

Florida Marlins - 2007

Batter	1	2	3	4	5	6	7	8	9	AB	R	H	RBI	BB	SO	LOB	TOP							
4 Alfredo Amezaga, S OBP: 0.333, SLG: 0.333 9 Joe Dillon, R OBP: 1.000, SLG: 1.000	F7		F8			1B FC6-4		1B		3	0	1	0	0	0	0	Florida Marlins @ St. Louis Cardinals Roger Dean Stadium, Jupiter, FL Wed Feb 28 2007, 1:05 PM EST Att: 4,164 - Sunny - 79 F							
11 Robert Andino, R (1,6) 3 Zach Sorensen, S (6,6)	G5-3			F9		FC6-4		G4-3		3	0	0	1	0	0	1								
8 Aaron Boone, R (1,5) 29 Scott Seabol, R OBP: 1.000, SLG: 1.000	F7			G4-3		F7			2B 1B	3	0	0	0	0	0	1								
17 Mike Jacobs, L (1,3) Jason Stokes, R OBP: 1.000, SLG: 2.000		G4-3		K		F7			2B 1B	3	0	0	0	0	1	1								
27 Jeremy Hermida, L (1,10) 66 Chris Ashby, R (9,PH)		FC4-6 BB			G3-1				K	2	0	0	0	1	0	0								
31 John Gall, R (1,7) 21 Joe Borchard, S OBP: 1.000, SLG: 1.000		K			F7				79 2B 1B	3	0	0	0	0	1	1								
7 Alejandro De Aza, L OBP: 0.333, SLG: 0.333 79 Brett Carroll, R OBP: 1.000, SLG: 2.000		FC4-6				1B			79 2B 1B	3	0	1	1	0	0	0								
20 Matt Treanor, R (1,2) 13 Paul Hoover, R (6,2)				P4		F8			F7 K	2	0	0	0	0	0	1								
1 Eric Reed, L OBP: 0.500, SLG: 0.500 Alex Sanchez, L (6,8)				B1-3					P4 G4-3	2	1	1	0	0	0	0								
						4 1B 11 FC6-4 1B				2	0	0	0	0	0	2								
Inning Stats	R: 0 E: 0 K: 0 S: 3	H: 0 LOB: 0 BB: 0 P: 3	R: 0 E: 0 K: 1 S: 5	H: 0 LOB: 1 BB: 1 P: 9	R: 0 E: 0 K: 1 S: 3	H: 0 LOB: 0 BB: 0 P: 3	R: 0 E: 0 K: 1 S: 5	H: 0 LOB: 0 BB: 0 P: 5	R: 0 E: 0 K: 0 S: 4	H: 1 LOB: 1 BB: 0 P: 4	R: 1 E: 0 K: 0 S: 5	H: 2 LOB: 1 BB: 0 P: 5	R: 0 E: 0 K: 0 S: 3	H: 0 LOB: 0 BB: 0 P: 3	R: 0 E: 0 K: 0 S: 4	H: 1 LOB: 1 BB: 0 P: 4	R: 2 E: 0 K: 2 S: 11	H: 4 LOB: 2 BB: 0 P: 11	1B: 6 2B: 2 3B: 0 HR: 0	SF: 0 SAC: 0 DP: 0 HBP: 0	WP: 0 PB: 0 SB: 0 CS: 0	PA: 36		
PITCHER	IP WLS BF H R ER SO BB IBB HBP BLK WP HR S P ERA WHIP	3.0 W 10 0 0 0 1 1 0 0 0 0 0 0 11 15 0.00 0.333	2.0 7 1 0 0 1 0 0 0 0 0 0 0 0 5 9 0.00 0.500	1.0 H 5 2 1 1 0 0 0 0 0 0 0 0 3 3 0.00 0.000	1.0 4 1 0 0 0 0 0 0 0 0 0 0 0 4 4 0.00 1.000	1.0 L 7 4 2 2 2 0 0 0 0 0 0 11 11 18.00 4.000																		

Batter	1	2	3	4	5	6	7	8	9	AB	R	H	RBI	BB	SO	LOB	BOTTOM					
22 David Eckstein, R OBP: 0.500, SLG: 0.500 19 Jolbert Cabrera, R OBP: 0.333, SLG: 0.333	16 1B 5 G4-6-3 1B	K			G5-3	FC5-2		1B		2	1	1	0	0	1	1	Florida Marlins @ St. Louis Cardinals Roger Dean Stadium, Jupiter, FL Wed Feb 28 2007, 1:05 PM EST Att: 4,164 - Sunny - 79 F					
16 Chris Duncan, L OBP: 0.667, SLG: 0.667 Miguel Negron, L (6,7)	5 G4-6-3 1B		K		26 BB 55 1B 1B	K		76 G4-6-3 BB		3	1	2	0	0	1	0						
5 Albert Pujols, R (1,3) 76 Travis Hanson, L (6,5)	G4-6-3		L7		P5			G4-6-3		3	0	0	0	0	0	2						
27 Scott Rolen, R (1,5) 26 Scott Spiezio, S (4,5) (6,3) 84 Colby Rasmus, L (8,PH) (9,8)	3 1B BB				55 1B BB			35 E 55 SH2-3 BB		0	0	0	0	1	0	0						
3 Preston Wilson, R OBP: 0.500, SLG: 0.500 55 Skip Schumaker, L OBP: 1.000, SLG: 1.000			F9					SH2-3		2	0	1	0	0	0	1						
70 Tagg Bozied, R (8,PH) (9,3)	1-3 1B				1-3 2-H 1B			G4-3		1	0	0	0	0	0	1						
53 John Rodriguez, L OBP: 0.500, SLG: 0.333	G3				G4-3			35 E 49 1B BB		3	1	1	0	1	0	4						
4 Yadier Molina, R OBP: 0.500, SLG: 0.500 35 Eli Marrero, R (6,PH) (7,2)					G5-3			P6	E4 49 1B 75 SF8	2	0	1	0	0	0	1						
So Taguchi, R (1,8) 49 Rick Ankiel, L OBP: 1.000, SLG: 1.000					G4-3			F7	2B 19 FC5-2 1B	2	0	0	0	0	0	2						
Aaron Miles, S OBP: 0.333, SLG: 0.667 75 Brendan Ryan, R (7,PH) (8,4)					K			F9	19 FC5-2 2B	3	0	1	0	0	1	2						
									SF8	0	0	0	1	0	0	0						
Inning Stats	R: 1 E: 0 K: 0 S: 5	H: 3 LOB: 2 BB: 1 P: 9	R: 0 E: 0 K: 2 S: 8	H: 1 LOB: 1 BB: 0 P: 8	R: 0 E: 0 K: 1 S: 5	H: 0 LOB: 1 BB: 0 P: 6	R: 0 E: 0 K: 0 S: 4	H: 1 LOB: 1 BB: 0 P: 4	R: 1 E: 0 K: 0 S: 5	H: 2 LOB: 2 BB: 1 P: 9	R: 0 E: 0 K: 1 S: 7	H: 2 LOB: 2 BB: 0 P: 7	R: 4 E: 1 K: 0 S: 5	H: 2 LOB: 2 BB: 3 P: 17	R: 0 E: 0 K: 0 S: 2	H: 0 LOB: 1 BB: 2 P: 10	1B: 10 2B: 1 3B: 0 HR: 0	SF: 1 SAC: 1 DP: 2 HBP: 1	WP: 0 PB: 0 SB: 0 CS: 0	PA: 41		
PITCHER	IP WLS BF H R ER SO BB IBB HBP BLK WP HR S P ERA WHIP	1.2 L 9 4 1 1 1 1 0 0 0 0 0 0 3 3 0.00 0.000	0.1 1 0 0 0 1 0 0 0 0 0 0 0 0 3 3 0.00 0.000	2.0 8 1 0 0 1 0 0 1 0 0 0 0 0 9 10 0.00 0.500	1.0 6 2 1 1 0 1 0 0 0 0 0 0 0 5 9 9.00 3.000	1.0 5 2 0 0 1 0 0 0 0 0 0 0 0 7 7 0.00 2.000	1.0 L 8 2 4 3 0 0 0 0 0 0 0 0 4 4 0.00 0.000	1.0 4 0 0 0 0 0 0 0 0 0 0 0 0 2 2 0.00 2.000														

AB 35
R 3
H 8
RBI 3
BB 1
SO 4
LOB 12



AB 31
R 6
H 11
RBI 5
BB 7
SO 4
LOB 21



Batter	1	2	3	4	5	6	7	8	9	AB	R	H	RBI	BB	SO	LOB	TOP					
1 Brian Roberts, S (1,4) OBP: 0.333, SLG: 0.333 3 Freddie Bynum, L (5,4)										3	0	1	0	0	1	3	 Baltimore Orioles @ Florida Marlins Roger Dean Stadium, Jupiter, FL Thu Mar 01 2007, 1:05 PM EST Att: 2,464 - Cloudy - 79 F					
6 Melvin Mora, R (1,5) OBP: 0.333, SLG: 0.667 38 Terry Tifee, S (5,5) Cory Keylor, L (9, PR) 60 J.R. House, R (9,5)										3	0	1	1	0	0	1						
21 Nick Markakis, L (1,9) OBP: 0.667, SLG: 0.667 63 Val Majewski, L (5,9)										3	0	2	0	0	0	0						
31 Jay Gibbons, L (1,3) 69 Brandon Sing, R (5,3)										3	0	0	0	0	0	1						
Kevin Millar, R (1,10) 68 Jon Knott, R (7, PH) (7,10)										2	0	0	0	0	0	1						
17 Corey Patterson, L (1,8) OBP: 1.000, SLG: 1.500 71 Ruddy Yan, S (5,8)										2	3	2	0	0	0	0						
Chris Gomez, R (1,6) OBP: 1.000, SLG: 3.000 66 Luis Hernandez, S (5, PR) (5,6)										2	2	2	3	1	0	0						
39 Jeff Fiorentino, L (1,7) OBP: 1.000, SLG: 1.000 67 Luis Montanez, R (5, PH) OBP: 0.500, SLG: 0.500 (5,7)										2	1	2	1	0	0	0						
77 Eli Whiteside, R (1,2) OBP: 0.333, SLG: 0.333 Adam Donachie, R (5,2) 64 Brian Bock, R (8,2)										3	0	1	0	0	1	3						
										0	0	0	0	1	0	0						
										0	0	0	0	0	0	0						
Inning Stats	R: 0 E: 0 K: 0 S: 3	H: 1 LOB: 0 BB: 0 P: 3	R: 2 E: 0 K: 1 S: 9	H: 4 LOB: 2 BB: 0 P: 11	R: 0 E: 0 K: 0 S: 4	H: 1 LOB: 1 BB: 0 P: 4	R: 3 E: 0 K: 1 S: 9	H: 5 LOB: 2 BB: 0 P: 9	R: 1 E: 1 K: 0 S: 4	H: 1 LOB: 2 BB: 1 P: 8	R: 0 E: 0 K: 0 S: 4	H: 0 LOB: 0 BB: 0 P: 4	R: 0 E: 0 K: 1 S: 5	H: 0 LOB: 0 BB: 0 P: 5	R: 0 E: 0 K: 1 S: 4	H: 0 LOB: 1 BB: 0 P: 8	R: 0 E: 0 K: 2 S: 6	H: 0 LOB: 1 BB: 0 P: 7	1B: 8 2B: 5 3B: 0 HR: 1	SF: 0 SAC: 0 DP: 3 HBP: 2	WP: 1 PB: 0 SB: 0 CS: 3	PA: 40
PITCHER	IP WLS BF H R ER SO BB IBB HBP BLK WP HR S P ERA WHIP	41 Wes Obermueller, R (1,1) ERA: 9.0	2.0 10 5 2 2 1 0 0 0 0 0 1 0 13 14 9.00 2.500	Yusmeiro Petit, L (3,1) ERA: 13.5	2.0 11 6 3 3 1 0 0 0 0 0 0 1 13 13 13.50 3.000	43 Chris George, L (5,1) ERA:	1.0 B 6 1 1 0 0 1 0 0 0 0 0 0 4 8 0.00 2.000	Randy Messenger, R (6,1) ERA:	1.0 4 0 0 0 0 0 0 0 0 0 0 0 0 4 4 0.00 0.000	53 Roy Corcoran, R (7,1) ERA:	1.0 3 0 0 0 1 0 0 0 0 0 0 0 0 5 5 0.00 0.000	48 Lee Gardner, R (8,1) ERA:	1.0 3 0 0 0 1 1 0 0 0 0 0 0 0 8 8 0.00 1.000	40 Nate Field, R (9,1) ERA:	1.0 W 3 0 0 0 2 0 0 0 1 0 0 0 0 6 7 0.00 0.000							

Batter	1	2	3	4	5	6	7	8	9	AB	R	H	RBI	BB	SO	LOB	BOTTOM					
2 Hanley Ramirez, R (1,6) OBP: 0.500, SLG: 0.333 3 Zach Sorensen, S (6, PR) (7,6)										3	1	1	0	1	0	1	 Baltimore Orioles @ Florida Marlins Roger Dean Stadium, Jupiter, FL Thu Mar 01 2007, 1:05 PM EST Att: 2,464 - Cloudy - 79 F					
6 Dan Uggla, R (1,4) 9 Joe Dillon, R (7,4) OBP: 0.500, SLG: 0.500										3	1	0	0	1	4							
Miguel Cabrera, R (1,5) OBP: 0.333, SLG: 0.333 29 Scott Seabol, R (5,5) OBP: 0.667, SLG: 0.500										3	1	1	1	0	0	1						
14 Josh Willingham, R (1,7) OBP: 1.000, SLG: 2.000 7 Alejandro De Azza, L (7, PR) OBP: 0.333, SLG: 0.333 (8,7)										1	0	1	1	2	0	0						
8 Aaron Boone, R (1,3) OBP: 0.167, SLG: 0.167 28 Jason Wood, R (6,3) OBP: 0.500, SLG: 2.000										3	0	1	1	0	2	2						
12 Cody Ross, R (1,9) 79 Brett Carroll, R (8,9) OBP: 1.000, SLG: 2.000										4	0	0	0	0	2	5						
Miguel Olivo, R (1,2) 66 Chris Ashby, R (6,2) OBP: 0.500, SLG: 0.500 1 Eric Reed, L (8, PR) OBP: 0.500, SLG: 0.500 70 Brad Davis, R (9,2)										3	1	1	0	0	0	3						
21 Joe Borchard, S (1,10) 31 John Gall, R (9,10)										3	1	2	1	0	0	0						
Alex Sanchez, L (1,8) OBP: 0.200, SLG: 0.200 61 Reggie Abercrombie, R (7,8) OBP: 1.000, SLG: 1.000										3	1	1	0	0	0	1						
										1	0	1	0	0	0	0						
										0	0	0	0	0	0	0						
Inning Stats	R: 3 E: 0 K: 1 S: 8	H: 4 LOB: 1 BB: 1 P: 13	R: 0 E: 0 K: 0 S: 3	H: 0 LOB: 0 BB: 0 P: 3	R: 0 E: 0 K: 1 S: 5	H: 0 LOB: 1 BB: 0 P: 6	R: 3 E: 1 K: 2 S: 12	H: 3 LOB: 1 BB: 0 P: 13	R: 0 E: 0 K: 1 S: 5	H: 0 LOB: 1 BB: 1 P: 10	R: 0 E: 0 K: 0 S: 3	H: 1 LOB: 2 BB: 1 P: 7	R: 0 E: 0 K: 1 S: 6	H: 0 LOB: 2 BB: 1 P: 10	R: 0 E: 0 K: 0 S: 5	H: 2 LOB: 2 BB: 0 P: 5	R: 2 E: 0 K: 0 S: 2	H: 1 LOB: 0 BB: 1 P: 6	1B: 7 2B: 3 3B: 0 HR: 1	SF: 0 SAC: 1 DP: 1 HBP: 1	WP: 1 PB: 1 SB: 5 CS: 1	PA: 41
PITCHER	IP WLS BF H R ER SO BB IBB HBP BLK WP HR S P ERA WHIP	41 Steve Trachsel, R (1,1) ERA: 27.0	1.0 7 0 0 0 1 0 0 0 1 0 0 0 8 9 27.00 5.000	46 Jeremy Guthrie, R (2,1) ERA: 9.0	2.0 7 0 0 0 1 0 0 0 0 0 0 0 8 9 9.00 0.000	56 Brian Burres, L (4,1) ERA: 9.0	1.0 B 7 3 3 1 2 0 0 0 0 0 0 0 12 13 9.00 3.000	53 Todd Williams, R (5,1) ERA:	1.0 4 0 0 0 1 1 0 0 0 1 0 0 5 10 0.00 1.000	28 Danyys Baez, R (6,1) ERA:	1.0 4 1 0 0 0 1 0 0 0 0 0 0 3 7 0.00 2.000	43 Sindy Rleal, R (7,1) ERA: 54.0	2.0 9 2 0 0 0 1 0 0 0 0 0 0 1 2 54.00 6.000	80 Fredy Deza, R (9,1) ERA:	0.1 L 3 1 2 2 0 1 0 0 0 0 0 0 1 2 6 0.00 0.000							

Batter	1	2	3	4	5	6	7	8	9	AB	R	H	RBI	BB	SO	LOB	TOP	
4 Alfredo Amezaga, S OBP: 0.222, SLG: 0.125 3 Zach Sorensen, S (5, 6)										2	0	0	0	0	1	0	Florida Marlins @ St. Louis Cardinals Roger Dean Stadium, Jupiter, FL Sat Mar 03 2007, 1:05 PM EST Att: 6,977 - Partly Cloudy - 83 F	
6 Dan Uggla, R OBP: 0.333, SLG: 0.200 29 Scott Seabol, R OBP: 0.333, SLG: 0.200 (1, 4)										2	0	1	0	0	0	0		
8 Aaron Boone, R OBP: 0.111, SLG: 0.111 Jason Stokes, R OBP: 0.333, SLG: 0.667 (1, 3)										3	0	0	0	0	1	0		
14 Josh Willingham, R OBP: 0.667, SLG: 0.667 31 John Gall, R (5, 7)										2	0	0	0	0	0	0		
21 Joe Borchard, S OBP: 0.667, SLG: 0.833 7 Alejandro De Aza, L OBP: 0.400, SLG: 0.400 (1, 9)										2	0	1	0	0	0	0		
Miguel Olivo, R OBP: 0.500, SLG: 0.600 Alex Sanchez, L OBP: 0.200, SLG: 0.200 (7, PR)										2	0	1	0	1	1	0		
28 Jason Wood, R OBP: 0.200, SLG: 1.000 9 Joe Dillon, R OBP: 0.500, SLG: 0.500 (7, 5)										2	0	0	1	0	1	1		
72 Brett Hayes, R (1, 2)										2	0	0	0	0	0	1		
70 Brad Davis, R (5, 2)										1	0	0	0	0	0	1		
1 Eric Reed, L OBP: 0.200, SLG: 0.200 (1, 8)										3	0	0	0	0	0	0		
Inning Stats	R: 0 E: 0 K: 1 S: 5	H: 1 LOB: 0 BB: 0 P: 5	R: 0 E: 0 K: 1 S: 5	H: 0 LOB: 1 BB: 1 P: 9	R: 0 E: 0 K: 0 S: 3	H: 0 LOB: 0 BB: 0 P: 3	R: 0 E: 1 K: 0 S: 4	H: 1 LOB: 1 BB: 0 P: 4	R: 1 E: 0 K: 0 S: 5	H: 2 LOB: 1 BB: 0 P: 5	R: 0 E: 0 K: 1 S: 5	H: 0 LOB: 0 BB: 0 P: 5	R: 0 E: 0 K: 1 S: 5	H: 0 LOB: 0 BB: 0 P: 5	1B: 4 2B: 0 3B: 0 HR: 0	SF: 1 SAC: 0 DP: 1 HBP: 0	WP: 0 PA: 32 PB: 0 SB: 0 CS: 0	
PITCHER	IP WLS BF H R ER SO BB IBB HBP BLK WP HR S P ERA WHIP																	
Kip Wells, R ERA: 9.00	2.0	7	1	0	0	2	1	0	0	0	0	0	0	0	0	0	0.00	1.000
71 Troy Cate, L ERA: 9.00	2.0	W 6	0	0	0	0	0	0	0	0	0	0	0	6	6	0.00	0.000	
54 Randy Keisler, L ERA: 9.00	2.0	8	1	0	0	0	0	0	0	0	0	0	0	8	8	0.00	0.500	
72 Dennis Dove, R ERA: 9.00	1.0	5	2	1	1	0	0	0	0	0	0	0	0	5	5	9.00	2.000	
34 Randy Flores, L ERA: 9.00	1.0	3	0	0	0	0	0	0	0	0	0	0	0	3	3	0.00	0.000	

Batter	1	2	3	4	5	6	7	8	9	AB	R	H	RBI	BB	SO	LOB	BOTTOM		
55 Skip Schumaker, L OBP: 0.556, SLG: 0.500 84 Colby Rasmus, L OBP: 1.000, SLG: 2.000 (7, PH)										3	2	2	1	1	0	2	Florida Marlins @ St. Louis Cardinals Roger Dean Stadium, Jupiter, FL Sat Mar 03 2007, 1:05 PM EST Att: 6,977 - Partly Cloudy - 83 F		
19 Jolbert Cabrera, R OBP: 0.200, SLG: 0.111 68 Edgar Gonzalez, R OBP: 0.667, SLG: 1.250 (1, 6)										3	1	0	0	1	1	4			
49 Rick Ankiel, L OBP: 0.300, SLG: 0.300 83 Danilo Sanchez, R (6, PH)										3	0	1	1	0	1	2			
63 Ryan Ludwick, R OBP: 0.250, SLG: 0.250 (7, PH)										1	0	0	0	0	1	1			
27 Scott Rolen, R (1, 5)										2	0	1	1	0	0	0			
76 Travis Hanson, L OBP: 0.400, SLG: 0.250 (6, 5)										4	1	2	0	0	2	3			
53 John Rodriguez, L OBP: 0.583, SLG: 0.444 (1, 9)										3	1	0	1	2	1	5			
Miguel Negron, L (1, 7)										3	1	0	1	2	1	5			
4 Yadier Molina, R OBP: 0.500, SLG: 0.625 85 Bryan Anderson, L (6, PH)										3	1	1	1	0	0	1			
Gary Bennett, R (7, 2)										1	0	0	0	0	0	0			
35 Eli Marrero, R OBP: 0.286, SLG: 0.333 70 Tagg Bozied, R OBP: 0.400, SLG: 0.400 (8, PH)										3	1	1	1	1	0	0			
75 Brendan Ryan, R OBP: 0.286, SLG: 0.333 (7, 6)										5	1	2	0	0	1	3			
Inning Stats	R: 0 E: 0 K: 2 S: 7	H: 0 LOB: 3 BB: 3 P: 19	R: 0 E: 0 K: 0 S: 4	H: 1 LOB: 2 BB: 1 P: 8	R: 0 E: 0 K: 1 S: 5	H: 0 LOB: 0 BB: 0 P: 5	R: 4 E: 0 K: 2 S: 11	H: 4 LOB: 1 BB: 1 P: 18	R: 0 E: 0 K: 1 S: 6	H: 1 LOB: 1 BB: 0 P: 6	R: 3 E: 1 K: 0 S: 7	H: 3 LOB: 3 BB: 1 P: 12	R: 0 E: 0 K: 1 S: 6	H: 1 LOB: 1 BB: 0 P: 6	R: 1 E: 0 K: 0 S: 5	H: 2 LOB: 2 BB: 1 P: 9	1B: 10 2B: 2 3B: 0 HR: 0	SF: 0 SAC: 0 DP: 0 HBP: 1	WP: 0 PA: 45 PB: 1 SB: 2 CS: 0
PITCHER	IP WLS BF H R ER SO BB IBB HBP BLK WP HR S P ERA WHIP																		
36 Anibal Sanchez, R ERA: 16.00	1.1	8	0	0	0	2	4	0	0	0	0	0	0	0	0	0.00	3.000		
Mike Koplove, R ERA: 16.00	0.2	3	1	0	0	0	0	0	0	0	0	0	0	3	3	0.00	1.500		
74 Gaby Hernandez, R ERA: 21.6	1.2	L 10	4	4	4	3	1	0	0	0	0	0	0	15	22	21.60	3.000		
Kevin Gregg, R ERA: 3.86	1.1	5	1	0	0	1	0	0	0	0	0	0	0	7	7	0.00	0.750		
37 Rencyl Pinto, L ERA: 54.0	0.1	7	3	3	2	0	1	0	1	0	0	0	0	5	10	54.00	12.000		

AB	30
R	1
H	4
RBI	1
BB	1
SO	3
LOB	5



AB	37
R	8
H	12
RBI	7
BB	7
SO	7
LOB	32



Batter	1	2	3	4	5	6	7	8	9	AB	R	H	RBI	BB	SO	LOB	TOP
So Taguchi, R (1, 8) OBP: 0.100, SLG: 0.100 Miguel Negron, L (6, FH) OBP: 0.308, SLG: 0.100	G6-3	F8		E5 16 1B 5 1B				E4 15 1B 14 2B		3	1	0	0	0	0	2	
16 Chris Duncan, L (1, 7) OBP: 0.385, SLG: 0.615 68 Edgar Gonzalez, R (8, 4) OBP: 0.714, SLG: 1.250	K		G4-3						K	5	2	2	2	0	2	1	
5 Albert Pujols, R (1, 3) OBP: 0.333, SLG: 0.273 35 Eli Marrero, R (5, 3)			E5 26 BB 27 1B							3	0	2	1	0	0	0	
27 Scott Rayon, R 48 Brad Thompson, R 63 John Thompson, L 64 Chris Lambert, R Tyler Johnson, R 79 Treg Brown, R John Hancock, R 80 Ryan Christiano, R 79 Andy Cavazos, R	FC4-6									2	0	1	0	1	1	2	
26 Scott Spiezo, S (1, 10) OBP: 0.615, SLG: 0.875 76 Travis Hanson, L (7, 5) OBP: 0.286, SLG: 0.167										3	0	2	1	0	0	0	
55 Skip Schumaker, L (1, 9) OBP: 0.482, SLG: 0.417 63 Ryan Ludwick, R (8, PH) OBP: 0.333, SLG: 0.333										2	0	1	0	1	1	2	
Aaron Miles, S (1, 4) E: 0 LOB: 1 K: 1 BB: 0 S: 6										2	1	0	0	2	0	3	
84 Colby Rasmus, L (8, PH) OBP: 0.667, SLG: 1.000										2	0	0	0	0	0	4	
Gary Bennett, R (1, 2) OBP: 0.444, SLG: 0.167 81 Brian Esposito, R (9, 2)										4	1	1	0	0	2	3	
75 Brendan Ryan, R (1, 6) OBP: 0.333, SLG: 0.364										2	1	1	1	0	0	2	
Inning Stats	R: 0 H: 1 E: 0 LOB: 1 K: 1 BB: 0 S: 6	R: 2 H: 1 E: 0 LOB: 1 K: 0 BB: 3 S: 3	R: 0 H: 1 E: 1 LOB: 3 K: 0 BB: 1 S: 5	R: 3 H: 4 E: 1 LOB: 3 K: 0 BB: 0 S: 7	R: 0 H: 0 E: 0 LOB: 0 K: 1 BB: 0 S: 5	R: 1 H: 2 E: 0 LOB: 2 K: 1 BB: 1 S: 7	R: 0 H: 0 E: 0 LOB: 0 K: 2 BB: 0 S: 7	R: 6 H: 4 E: 3 LOB: 2 K: 2 BB: 1 S: 14	R: 0 H: 1 E: 0 LOB: 2 K: 0 BB: 1 S: 4	1B: 13 SF: 1 2B: 1 SAC: 0 3B: 0 DP: 1 HR: 0 HBP: 0	WP: 3 PA: 51 PB: 0 SB: 0 CS: 0						
PITCHER	IP WLS BF H R ER SO BB IBB HBP BLK WP HR S P ERA WHIP	IP WLS BF H R ER SO BB IBB HBP BLK WP HR S P ERA WHIP	IP WLS BF H R ER SO BB IBB HBP BLK WP HR S P ERA WHIP	IP WLS BF H R ER SO BB IBB HBP BLK WP HR S P ERA WHIP	IP WLS BF H R ER SO BB IBB HBP BLK WP HR S P ERA WHIP	IP WLS BF H R ER SO BB IBB HBP BLK WP HR S P ERA WHIP	IP WLS BF H R ER SO BB IBB HBP BLK WP HR S P ERA WHIP	IP WLS BF H R ER SO BB IBB HBP BLK WP HR S P ERA WHIP	IP WLS BF H R ER SO BB IBB HBP BLK WP HR S P ERA WHIP	IP WLS BF H R ER SO BB IBB HBP BLK WP HR S P ERA WHIP	IP WLS BF H R ER SO BB IBB HBP BLK WP HR S P ERA WHIP						
Scott Olsen, L (1, 1) ERA: 6.75	2.1 L 13 3 2 2 1 3 0 0 0 0 1 0 12 24 7.71 2.571	64 Paul Milder, R (3, 1) ERA:	0.2 3 0 0 0 0 1 0 0 0 0 0 0 2 6 0.00 1.500	71 Chris Volstad, L (4, 1) ERA: 6.75	2.2 15 6 4 2 2 1 0 0 0 0 0 0 18 22 6.75 2.625	Randy Messenger, R (6, 1) ERA:	1.1 4 0 0 0 2 0 0 0 0 0 0 0 8 8 0.00 0.000	40 Nate Field, R (8, 1) ERA: 5.4	0.2 8 3 6 1 1 0 0 0 0 1 0 10 11 13.50 4.500	48 Lee Gardner, R (8, 1) ERA:	1.1 8 2 0 0 1 2 0 0 0 0 0 0 8 8 0.00 3.000						
Batter	1	2	3	4	5	6	7	8	9	AB	R	H	RBI	BB	SO	LOB	BOTTOM
2 Hanley Ramirez, R (1, 6) OBP: 0.300, SLG: 0.125 11 Robert Andino, R (7, 6) OBP: 0.286, SLG: 0.167	G1-3 6 S 6 S BB		G5-3							2	0	0	0	1	0	1	
6 Dan Uggla, R (1, 4) OBP: 0.222, SLG: 0.143 9 Joe Dillon, R (7, 4) OBP: 0.667, SLG: 0.667	G1-3		G5-3							2	0	1	0	0	1		
Miguel Cabrera, R (1, 5) OBP: 0.111, SLG: 0.111 29 Scott Seabol, R (7, 5) OBP: 0.429, SLG: 0.333	G6-3									3	0	0	0	0	1	1	
14 Josh Willingham, R (1, 7) OBP: 0.444, SLG: 0.333 21 Joe Borchard, S (8, 7) OBP: 0.571, SLG: 0.714	P4									1	0	0	0	0	1	3	
17 Mike Jacobs, L (1, 3) Jason Stokes, R (8, 3) OBP: 0.250, SLG: 0.667										3	0	0	0	0	2	0	
8 Aaron Boone, R (1, 10) OBP: 0.091, SLG: 0.091 79 Brett Carroll, R (7, FH) OBP: 0.667, SLG: 1.000										2	0	0	0	0	0	0	
27 Jeremy Hermida, L (1, 9)										2	0	1	1	0	0	0	
Miguel Olivo, R (1, 2) OBP: 0.375, SLG: 0.429 62 Nick Trzesniak, R (6, 2)										3	0	0	0	1	0	2	
Alex Sanchez, L (1, 8) OBP: 0.250, SLG: 0.375										3	1	1	0	0	0	0	
Inning Stats	R: 0 H: 0 E: 0 LOB: 1 K: 0 BB: 1 S: 3	R: 0 H: 0 E: 0 LOB: 1 K: 0 BB: 1 S: 3	R: 0 H: 0 E: 0 LOB: 0 K: 0 BB: 0 S: 3	R: 0 H: 0 E: 0 LOB: 0 K: 1 BB: 0 S: 5	R: 0 H: 0 E: 0 LOB: 0 K: 0 BB: 0 S: 3	R: 1 H: 1 E: 0 LOB: 0 K: 1 BB: 0 S: 6	R: 0 H: 0 E: 0 LOB: 0 K: 1 BB: 0 S: 5	R: 0 H: 0 E: 0 LOB: 0 K: 0 BB: 0 S: 3	R: 2 H: 4 E: 0 LOB: 2 K: 1 BB: 0 S: 9	1B: 4 SF: 2 2B: 1 SAC: 0 3B: 0 DP: 0 HR: 0 HBP: 0	WP: 0 PA: 34 PB: 0 SB: 1 CS: 0						
PITCHER	IP WLS BF H R ER SO BB IBB HBP BLK WP HR S P ERA WHIP	IP WLS BF H R ER SO BB IBB HBP BLK WP HR S P ERA WHIP	IP WLS BF H R ER SO BB IBB HBP BLK WP HR S P ERA WHIP	IP WLS BF H R ER SO BB IBB HBP BLK WP HR S P ERA WHIP	IP WLS BF H R ER SO BB IBB HBP BLK WP HR S P ERA WHIP	IP WLS BF H R ER SO BB IBB HBP BLK WP HR S P ERA WHIP	IP WLS BF H R ER SO BB IBB HBP BLK WP HR S P ERA WHIP	IP WLS BF H R ER SO BB IBB HBP BLK WP HR S P ERA WHIP	IP WLS BF H R ER SO BB IBB HBP BLK WP HR S P ERA WHIP	IP WLS BF H R ER SO BB IBB HBP BLK WP HR S P ERA WHIP	IP WLS BF H R ER SO BB IBB HBP BLK WP HR S P ERA WHIP						
23 Anthony Reyes, R (1, 1) ERA:	2.0 W 8 0 0 0 0 1 0 0 0 0 0 0 11 11 0.00 0.000	48 Brad Thompson, R (3, 1) ERA:	3.0 H 9 0 0 0 1 0 0 0 0 0 0 0 11 11 0.00 0.000	48 Brad Thompson, R (5, 1) ERA:	3.0 H 9 0 0 0 1 0 0 0 0 0 0 0 11 11 0.00 0.000	64 Chris Lambert, R (6, 1) ERA: 9.0	1.0 4 1 1 1 1 0 0 0 0 0 0 0 6 6 9.00 1.000	Tyler Johnson, L (7, 1) ERA: 4.5	1.0 3 0 0 0 1 0 0 0 0 0 0 0 5 5 0.00 0.000	Josh Hancock, R (8, 1) ERA: 4.5	1.0 3 0 0 0 0 0 0 0 0 0 0 0 3 3 0.00 0.000	79 Andy Cavazos, R (9, 1) ERA: 9.0	1.0 7 4 2 2 1 0 0 0 0 0 0 0 9 9 18.00 4.000				

St. Louis Cardinals @ Florida Marlins
Roger Dean Stadium, Jupiter, FL
Sun Mar 04 2007, 1:05 PM EST
Att: 6,307 - Cloudy - 70 F

AB 43
R 12
H 14
RBI 8
BB 7
SO 7
LOB 29



St. Louis Cardinals @ Florida Marlins
Roger Dean Stadium, Jupiter, FL
Sun Mar 04 2007, 1:05 PM EST
Att: 6,307 - Cloudy - 70 F

AB 30
R 3
H 5
RBI 3
BB 2
SO 4
LOB 10

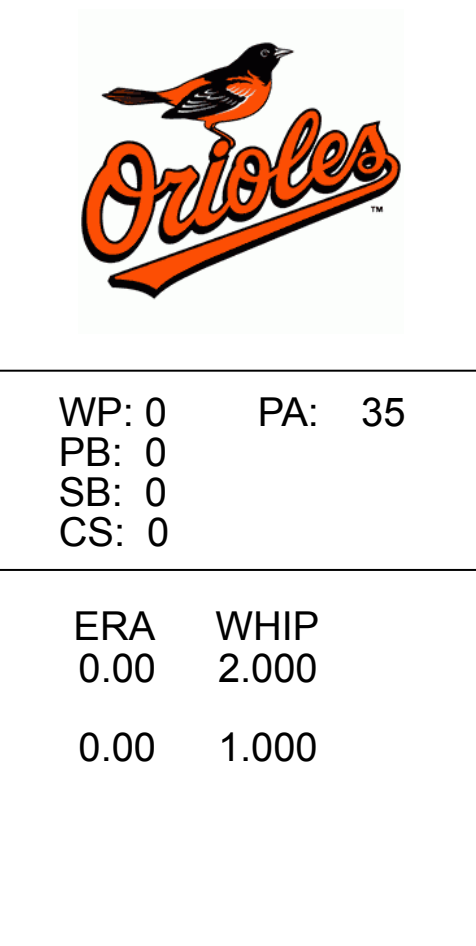


Batter	1	2	3	4	5	6	7	8	9	AB	R	H	RBI	BB	SO	LOB	TOP					
4 Alfredo Amezaga, S OBP: 0.250, SLG: 0.182 28 Jason Wood, R OBP: 0.429, SLG: 1.167										3	0	1	0	0	0	1	Florida Marlins @ Baltimore Orioles Fort Lauderdale Stadium, Ft. Lauderdale, FL Mon Mar 05 2007, 1:05 PM EST Att: 3,348 - Sunny - 67 F					
8 Aaron Boone, R OBP: 0.143, SLG: 0.077 29 Scott Seabol, R OBP: 0.333, SLG: 0.250										2	0	0	0	1	1	1						
Miguel Cabrera, R OBP: 0.231, SLG: 0.091 36 Anibal Sanchez, R (7, 10)										2	0	0	0	1	1	0						
14 Josh Willingham, R OBP: 0.417, SLG: 0.333 7 Alejandro De Azza, L OBP: 0.429, SLG: 0.429										3	0	1	0	0	1	3						
17 Mike Jacobs, L 9 Joe Dillon, R OBP: 0.400, SLG: 0.400										3	0	0	0	0	1	1						
12 Cody Ross, R OBP: 0.273, SLG: 0.300										3	1	1	0	1	1	1						
61 Reggie Abercrombie, R 21 Joe Borchard, S OBP: 0.500, SLG: 0.625										3	1	2	0	0	0	0						
20 Matt Treanor, R 13 Paul Hoover, R OBP: 0.250, SLG: 0.250										2	0	0	0	0	1	2						
3 Zach Sorensen, S OBP: 0.222, SLG: 0.222										4	0	2	0	0	0	1						
Inning Stats	R: 0 E: 0 K: 2 S: 7	H: 0 LOB: 0 BB: 0 P: 7	R: 0 E: 0 K: 3 S: 10	H: 1 LOB: 2 BB: 1 P: 14	R: 0 E: 0 K: 0 S: 3	H: 1 LOB: 2 BB: 1 P: 8	R: 0 E: 0 K: 1 S: 5	H: 0 LOB: 0 BB: 0 P: 5	R: 0 E: 0 K: 0 S: 4	H: 1 LOB: 1 BB: 0 P: 4	R: 0 E: 0 K: 0 S: 4	H: 1 LOB: 1 BB: 0 P: 4	R: 2 E: 0 K: 0 S: 8	H: 3 LOB: 3 BB: 1 P: 12	R: 1 E: 0 K: 1 S: 8	H: 4 LOB: 2 BB: 0 P: 8		R: 0 E: 0 K: 0 S: 3	H: 0 LOB: 0 BB: 0 P: 3	1B: 9 2B: 2 3B: 0 HR: 0	SF: 0 SAC: 0 DP: 2 HBP: 1	WP: 0 PB: 0 SB: 0 CS: 0
PITCHER	IP	WLS	BF	H	R	ER	SO	BB	IBB	HBP	BLK	WP	HR	S	P	ERA	WHIP					
29 Adam Loewen, L ERA: 13.5	2.0	W	8	1	0	0	5	1	0	0	0	0	0	17	23	0.00	1.000					
46 Jeremy Guthrie, R ERA: 13.5	2.0		8	1	0	0	1	1	0	1	0	0	0	8	13	0.00	1.000					
Jim Johnson, R ERA: 13.5	2.0		8	2	0	0	0	0	0	0	0	0	0	8	8	0.00	1.000					
47 Jim Hoey, R ERA: 13.5	0.2	H	6	2	2	1	0	1	0	0	1	0	0	6	10	13.50	4.500					
53 Todd Williams, R ERA: 3.69	1.1		8	5	1	1	1	0	0	0	0	0	0	10	10	6.75	3.750					

Batter	1	2	3	4	5	6	7	8	9	AB	R	H	RBI	BB	SO	LOB	BOTTOM				
16 Jay Payton, R OBP: 0.600, SLG: 0.778 71 Ruddy Yan, S OBP: 0.429, SLG: 0.333										3	0	1	1	0	0	0	Florida Marlins @ Baltimore Orioles Fort Lauderdale Stadium, Ft. Lauderdale, FL Mon Mar 05 2007, 1:05 PM EST Att: 3,348 - Sunny - 67 F				
Chris Gomez, R OBP: 0.444, SLG: 0.857 12 Brandon Fahey, L (5, FR)										2	0	0	0	0	0	1					
21 Nick Markakis, L OBP: 0.538, SLG: 0.583 70 Jason Dubois, R OBP: 0.600, SLG: 0.500										2	1	1	0	1	1	0					
10 Miguel Tejada, R OBP: 0.333, SLG: 0.250 66 Luis Hernandez, S										2	1	0	0	1	0	3					
17 Aubrey Huff, L OBP: 0.600, SLG: 0.667 39 Jeff Fiorentino, L OBP: 0.600, SLG: 0.500										3	1	2	0	0	0	2					
Kevin Miller, R OBP: 0.182, SLG: 0.200 69 Brandon Sing, R OBP: 0.500, SLG: 0.333										3	1	1	2	0	0	5					
55 Ramon Hernandez, R OBP: 0.500, SLG: 0.714 Roger Cedenno, S (8, PH)										3	1	2	2	0	0	0					
38 Terry Tifee, S OBP: 0.300, SLG: 0.222 73 Mike Cervenak, R OBP: 0.250, SLG: 0.250										3	0	0	0	0	0	1					
60 J.R. House, R OBP: 0.167, SLG: 0.167 Adam Donachie, R OBP: 0.500, SLG: 0.333										3	0	1	0	0	2	1					
Inning Stats	R: 0 E: 0 K: 1 S: 5	H: 4 LOB: 1 BB: 1 P: 13	R: 1 E: 0 K: 0 S: 5	H: 3 LOB: 2 BB: 0 P: 5	R: 0 E: 0 K: 0 S: 3	H: 1 LOB: 0 BB: 0 P: 3	R: 0 E: 0 K: 1 S: 5	H: 0 LOB: 0 BB: 0 P: 5	R: 0 E: 0 K: 0 S: 3	H: 1 LOB: 1 BB: 1 P: 7	R: 0 E: 0 K: 0 S: 3	H: 0 LOB: 1 BB: 1 P: 7	R: 0 E: 0 K: 0 S: 3	H: 0 LOB: 1 BB: 1 P: 7	R: 0 E: 0 K: 0 S: 3	H: 0 LOB: 1 BB: 1 P: 7		1B: 5 2B: 3 3B: 1 HR: 0	SF: 0 SAC: 0 DP: 1 HBP: 1	WP: 0 PB: 0 SB: 0 CS: 0	PA: 35
PITCHER	IP	WLS	BF	H	R	ER	SO	BB	IBB	HBP	BLK	WP	HR	S	P	ERA	WHIP				
43 Chris George, L ERA: 13.5	1.2	L	10	4	4	4	2	1	0	0	0	0	0	13	17	21.60	3.000				
46 Eddy Rodriguez, R ERA: 3.0	0.1		1	0	0	0	0	0	0	0	0	0	0	1	1	0.00	0.000				
58 Harvey Garcia, R ERA: 3.0	2.0		8	4	1	1	0	0	0	0	0	0	0	8	8	4.50	2.000				
73 Jacob Marceaux, R ERA: 3.0	1.0		5	0	0	0	0	1	0	1	0	0	0	3	8	0.00	1.000				
76 Ryan Tucker, R ERA: 3.0	1.0		3	0	0	0	1	0	0	0	0	0	0	5	5	0.00	0.000				
PITCHER	IP	WLS	BF	H	R	ER	SO	BB	IBB	HBP	BLK	WP	HR	S	P	ERA	WHIP				
77 Henry Owens, R ERA: 3.0	1.0		4	1	0	0	0	1	0	0	0	0	0	3	7	0.00	1.000				
59 Jesus Delgado, R ERA: 3.0	1.0		4	0	0	0	0	1	0	0	0	0	0	3	7	0.00	1.000				

AB	37
R	3
H	11
RBI	3
BB	3
SO	7
LOB	19

AB	30
R	5
H	9
RBI	5
BB	4
SO	3
LOB	17



Batter	1	2	3	4	5	6	7	8	9	10	AB	R	H	RBI	BB	SO	LOB																		
23 Julio Lugo, R OBP: 0.385, SLG: 0.333 77 Ed Rogers, R OBP: 0.455, SLG: 0.333											3 2	0 2	1 2	0 3	0 1	0 0	1 0																		
20 Kevin Youkilis, R OBP: 0.385, SLG: 0.455 71 Jeff Bailey, R OBP: 0.231, SLG: 0.182											3 3	0 0	0 1	0 2	0 1	0 1	0 4																		
Jason Varitek, S OBP: 0.444, SLG: 0.286 75 Brandon Moss, L OBP: 0.462, SLG: 0.727											2 3	1 2	0 2	0 1	0 1	2 2																			
Wily Mo Peña, R OBP: 0.357, SLG: 0.357 11 Joe McEwing, R OBP: 0.364, SLG: 0.222											3 2	0 2	0 1	0 1	0 1	0 0																			
12 Eric Hinske, L OBP: 0.333, SLG: 0.538 81 Chad Spann, R OBP: 0.375, SLG: 0.286											3 3	0 1	0 2	0 1	0 1	0 3																			
15 Dustin Pedroia, R OBP: 0.313, SLG: 0.286 80 Dusty Brown, R OBP: 0.600, SLG: 0.333											3 2	0 2	1 1	0 1	0 1	0 1																			
70 Luis Jimenez, L OBP: 0.364, SLG: 0.400 82 Jacoby Ellsbury, L OBP: 0.300, SLG: 0.500											2 3	0 2	0 1	0 1	1 0	1 2																			
3 Alex Ochoa, R OBP: 0.333, SLG: 0.375 76 Bobby Scales, S OBP: 0.444, SLG: 0.429											3 2	0 1	0 1	0 1	0 1	1 2																			
44 Kerry Robinson, L OBP: 0.385, SLG: 0.417 60 David Murphy, L OBP: 0.417, SLG: 0.364											3 1	1 0	2 1	0 1	0 1	0 0																			
Inning Stats	R: 0 E: 0 K: 2 S: 7	H: 0 LOB: 0 BB: 0 P: 7	R: 0 E: 0 K: 1 S: 5	H: 0 LOB: 0 BB: 0 P: 5	R: 0 E: 0 K: 2 S: 8	H: 1 LOB: 1 BB: 0 P: 8	R: 1 E: 0 K: 0 S: 5	H: 2 LOB: 2 BB: 1 P: 9	R: 0 E: 0 K: 1 S: 7	H: 2 LOB: 2 BB: 0 P: 7	R: 0 E: 0 K: 0 S: 3	H: 0 LOB: 0 BB: 0 P: 3	R: 2 E: 0 K: 0 S: 5	H: 3 LOB: 2 BB: 2 P: 13	R: 1 E: 0 K: 0 S: 3	H: 1 LOB: 3 BB: 3 P: 16	R: 2 E: 2 K: 2 S: 9	H: 2 LOB: 2 BB: 4 P: 14	R: 8 E: 0 K: 3 S: 17	H: 7 LOB: 3 BB: 4 P: 34	1B: 14 2B: 4 3B: 1 HR: 0	SF: 0 SAC: 0 DP: 2 HBP: 2	WP: 1 PB: 0 SB: 2 CS: 0	PA: 59											
PITCHER	IP 3.0	WLS 7	BF 10	H 1	R 0	ER 0	SO 5	BB 0	IBB 0	HBP 0	BLK 0	WP 0	HR 0	S 20	P 20	ERA 0.00	WHIP 0.333	PITCHER	IP 1.0	WLS 7	BF 7	H 2	R 2	ER 1	SO 2	BB 1	IBB 0	HBP 1	BLK 0	WP 0	HR 0	S 9	P 14	ERA 9.00	WHIP 3.000
Yusmeiro Petit, R ERA: 5.4	41 Wes Obermueller, R ERA: 6.75	22 Matt Lindstrom, R ERA: 4.5	Felix Rodriguez, R ERA: 4.91	37 Rencyl Pinto, L ERA: 20.25	Kevin Gregg, R ERA: 5.4	65 Scott Tyler, R ERA: 37.5	64 Paul Midren, L ERA: 9.0	Mike Koplove, R ERA: 13.5																											

Boston Red Sox @ Florida Marlins
Roger Dean Stadium, Jupiter, FL
Tue Mar 06 2007, 1:05 PM EST
Att: 8,044 - Sunny - 71 F

AB 46
R 14
H 18
RBI 13
BB 11
SO 11
LOB 28

Batter	1	2	3	4	5	6	7	8	9	10	AB	R	H	RBI	BB	SO	LOB																		
2 Hanley Ramirez, R OBP: 0.308, SLG: 0.455 11 Robert Andino, R OBP: 0.333, SLG: 0.375											3 2	1 1	2 2	0 0	0 1	0 0																			
6 Dan Uggla, R OBP: 0.250, SLG: 0.200 3 Zach Sorenson, S OBP: 0.182, SLG: 0.182											3 2	0 0	0 0	0 0	0 0	0 1																			
27 Jeremy Hermida, L 7 Alejandro De Aza, L OBP: 0.556, SLG: 0.775											3 2	0 1	0 2	0 0	0 0	0 0																			
Jason Stokes, R OBP: 0.143, SLG: 0.333 9 Joe Dillon, R OBP: 0.286, SLG: 0.286											3 2	0 0	0 0	0 0	3 0	1 0																			
21 Joe Borchard, S OBP: 0.545, SLG: 0.800 79 Brett Carroll, R OBP: 0.600, SLG: 0.800											2 2	0 0	1 1	0 0	0 0	0 0																			
Miguel Olivo, R OBP: 0.364, SLG: 0.333 66 Chris Ashby, R OBP: 0.250, SLG: 0.250											2 2	0 0	0 0	1 1	0 1	1 1																			
31 John Gall, R OBP: 0.091, SLG: 0.182											5 0	1 0	0 0	0 0	0 2	0 2																			
29 Scott Seabol, R OBP: 0.250, SLG: 0.182 28 Jason Wood, R OBP: 0.500, SLG: 1.143											3 1	0 1	0 1	0 0	0 0	0 0																			
1 Eric Reed, L OBP: 0.333, SLG: 0.333											4 2	2 2	0 0	0 0	0 0	0 2																			
Inning Stats	R: 0 E: 0 K: 1 S: 6	H: 1 LOB: 1 BB: 0 P: 6	R: 0 E: 0 K: 2 S: 8	H: 1 LOB: 2 BB: 1 P: 12	R: 0 E: 0 K: 0 S: 3	H: 0 LOB: 0 BB: 0 P: 3	R: 0 E: 0 K: 1 S: 5	H: 0 LOB: 1 BB: 1 P: 9	R: 2 E: 0 K: 1 S: 7	H: 2 LOB: 0 BB: 0 P: 7	R: 0 E: 0 K: 1 S: 6	H: 1 LOB: 1 BB: 0 P: 6	R: 0 E: 0 K: 0 S: 5	H: 0 LOB: 0 BB: 0 P: 5	R: 1 E: 0 K: 0 S: 5	H: 2 LOB: 1 BB: 0 P: 5	R: 3 E: 0 K: 0 S: 7	H: 4 LOB: 1 BB: 0 P: 7	R: 0 E: 0 K: 1 S: 5	H: 0 LOB: 0 BB: 0 P: 5	1B: 6 2B: 4 3B: 0 HR: 1	SF: 0 SAC: 0 DP: 0 HBP: 0	WP: 0 PB: 0 SB: 0 CS: 0	PA: 43											
PITCHER	IP 3.0	WLS 4	BF 12	H 2	R 0	ER 0	SO 3	BB 1	IBB 0	HBP 0	BLK 0	WP 0	HR 0	S 12	P 12	ERA 18.00	WHIP 3.000	PITCHER	IP 2.0	WLS 12	BF 12	H 6	R 4	ER 4	SO 0	BB 0	IBB 0	HBP 0	BLK 0	WP 0	HR 0	S 5	P 5	ERA 0.00	WHIP 0.000
18 Daisuke Matsuzaka, R ERA: 16.8	36 Joel Pinheiro, R ERA: 16.8	17 Manny Delcarmen, R ERA: 16.8	J.C. Romero, L ERA: 16.8	40 Roneivys Hernandez, R ERA: 16.8	59 Mike Pithers, R ERA: 9.0	90 Mike James, R ERA: 10.1																													

Boston Red Sox @ Florida Marlins
Roger Dean Stadium, Jupiter, FL
Tue Mar 06 2007, 1:05 PM EST
Att: 8,044 - Sunny - 71 F

AB 41
R 6
H 11
RBI 6
BB 2
SO 8
LOB 14

Batter	1	2	3	4	5	6	7	8	9	AB	R	H	RBI	BB	SO	LOB	TOP			
13 Wilson Valdez, R OBP: 0.381, SLG: 0.619	G4-3		G1-3	F9		G4-3		FC3-6 1B E		5	1	0	1	0	0	4	Los Angeles Dodgers @ Florida Marlins Roger Dean Stadium, Jupiter, FL Wed Mar 07 2007, 7:05 PM EST Att. 3,566 - Clear - 73 F			
17 Jason Renko, R OBP: 0.560, SLG: 0.688 81 Ivan De Jesus Jr., R OBP: 0.333, SLG: 0.333	F8					G6-3		F9		3	1	1	1	1	0	1				
27 Matt Kemp, R OBP: 0.294, SLG: 0.214 Xavier Paul, L OBP: 0.500, SLG: 0.500	G5-3							E7 1B		3	1	1	0	1	1	1				
Omedo Saenz, R OBP: 0.455, SLG: 0.545 Fernando Tatis, R OBP: 0.231, SLG: 0.385		K						F8 P2		3	1	1	0	0	2	1				
16 Andre Ethier, L OBP: 0.467, SLG: 0.467 84 Mitch Jones, R								G5-3		4	2	2	0	0	0	2				
Wilson Betemit, S OBP: 0.343, SLG: 0.077 Cory Dunlap, L								G3-1		4	1	1	1	0	1	4				
49 Delwyn Young, S OBP: 0.357, SLG: 0.615 83 Lucas May, R								K		3	2	2	2	1	1	2				
66 Sandy Martinez, L OBP: 0.200, SLG: 0.111 36 Ken Huckaby, R										2	0	1	0	1	0	0				
65 Tony Abreu, S OBP: 0.417, SLG: 0.833										4	1	3	3	0	0	2				
Inning Stats	R: 0 E: 0 K: 0 S: 3	H: 0 LOB: 0 BB: 0 P: 3	R: 0 E: 0 K: 1 S: 6	H: 1 LOB: 0 BB: 0 P: 6	R: 2 E: 0 K: 1 S: 7	H: 2 LOB: 1 BB: 1 P: 11	R: 2 E: 1 K: 1 S: 8	H: 2 LOB: 2 BB: 1 P: 12	R: 1 E: 0 K: 2 S: 10	H: 2 LOB: 1 BB: 1 P: 10	R: 3 E: 1 K: 1 S: 7	H: 3 LOB: 0 BB: 1 P: 12	R: 1 E: 1 K: 0 S: 5	H: 2 LOB: 1 BB: 0 P: 5	R: 0 E: 0 K: 1 S: 5	H: 0 LOB: 0 BB: 0 P: 5		1B: 9 2B: 1 3B: 0 HR: 3	SF: 0 SAC: 0 DP: 0 HBP: 0	WP: 2 PB: 0 SB: 1 CS: 1
PITCHER	IP	WLS	BF	H	R	ER	SO	BB	IBB	HBP	BLK	WP	HR	S	P	ERA	WHIP			
74 Gaby Hernandez, R ERA: 11.57	3.0	L	12	3	2	2	2	1	0	0	0	0	2	16	20	6.00	1.333			
75 Aaron Thompson, L ERA: 4.5	1.0		7	2	2	0	1	1	0	0	0	0	0	8	12	0.00	3.000			
95 Nic Ungs, R ERA: 9.0	1.0		5	2	1	1	2	0	0	0	0	0	1	10	10	9.00	2.000			
76 Ryan Tucker, R ERA: 4.5	1.0		5	1	1	1	0	1	0	0	0	1	0	4	9	9.00	2.000			
59 Jesus Delgado, R ERA: 9.0	1.0		6	3	3	3	1	1	0	0	0	1	0	7	12	27.00	4.000			
PITCHER	IP	WLS	BF	H	R	ER	SO	BB	IBB	HBP	BLK	WP	HR	S	P	ERA	WHIP			
48 Lee Gardner, R ERA:	2.0		8	2	1	0	1	0	0	0	0	0	0	10	10	0.00	1.000			

AB	39
R	10
H	13
RBI	8
BB	4
SO	7
LOB	20



Batter	1	2	3	4	5	6	7	8	9	AB	R	H	RBI	BB	SO	LOB	BOTTOM			
2 Hanley Ramirez, R OBP: 0.294, SLG: 0.400 3 Zach Sorensen, S OBP: 0.167, SLG: 0.167	P3									4	0	1	0	0	1	3	Los Angeles Dodgers @ Florida Marlins Roger Dean Stadium, Jupiter, FL Wed Mar 07 2007, 7:05 PM EST Att. 3,566 - Clear - 73 F			
6 Dan Uggla, R OBP: 0.250, SLG: 0.154 28 Jason Wood, R OBP: 0.444, SLG: 1.000	P3									3	0	0	0	1	1	2				
17 Mike Jacobs, L OBP: 0.188, SLG: 0.133										3	0	2	0	1	0	0				
27 Jeremy Hermida, L OBP: 0.188, SLG: 0.133										3	0	0	0	0	3	4				
12 Cody Ross, R OBP: 0.214, SLG: 0.231 79 Brett Carroll, R OBP: 0.667, SLG: 0.800	F8									3	0	0	0	0	1	2				
29 Scott Seabol, R OBP: 0.188, SLG: 0.133										4	0	0	0	0	1	1				
61 Reggie Abercrombie, R OBP: 0.273, SLG: 0.273										4	0	0	0	0	3	0				
1 Eric Reed, L OBP: 0.462, SLG: 0.417										3	0	2	0	1	0	0				
20 Matt Treanor, R OBP: 0.222, SLG: 0.125 70 Brad Davis, R	G4-3									2	0	1	0	1	0	1				
Inning Stats	R: 0 E: 0 K: 0 S: 4	H: 1 LOB: 2 BB: 0 P: 5	R: 0 E: 0 K: 1 S: 6	H: 1 LOB: 0 BB: 0 P: 6	R: 0 E: 0 K: 1 S: 5	H: 1 LOB: 1 BB: 1 P: 9	R: 0 E: 0 K: 2 S: 7	H: 0 LOB: 0 BB: 0 P: 7	R: 0 E: 0 K: 2 S: 7	H: 0 LOB: 0 BB: 0 P: 7	R: 0 E: 0 K: 2 S: 7	H: 0 LOB: 1 BB: 1 P: 11	R: 0 E: 0 K: 1 S: 5	H: 0 LOB: 1 BB: 1 P: 10	R: 0 E: 0 K: 0 S: 4	H: 0 LOB: 2 BB: 1 P: 9		1B: 6 2B: 1 3B: 0 HR: 0	SF: 0 SAC: 0 DP: 2 HBP: 1	WP: 2 PB: 0 SB: 0 CS: 0
PITCHER	IP	WLS	BF	H	R	ER	SO	BB	IBB	HBP	BLK	WP	HR	S	P	ERA	WHIP			
50 Eric Stults, L ERA: 1.8	3.0	W	13	3	0	0	2	1	0	1	0	0	0	15	20	0.00	1.333			
Elmer Dessens, R ERA:	2.0		9	3	0	0	3	1	0	0	0	0	0	14	18	0.00	2.000			
70 Michael Megrew, L ERA: 3.0	2.0		7	0	0	0	4	1	0	0	0	0	0	14	18	0.00	0.500			
47 Tim Hamulack, L ERA:	1.0		4	0	0	0	1	1	0	0	0	1	0	5	10	0.00	1.000			
68 Zach Hammes, R ERA:	1.0		5	0	0	0	0	1	0	0	0	1	0	4	9	0.00	1.000			
PITCHER	IP	WLS	BF	H	R	ER	SO	BB	IBB	HBP	BLK	WP	HR	S	P	ERA	WHIP			



Batter	1	2	3	4	5	6	7	8	9	AB	R	H	RBI	BB	SO	LOB	TOP								
1 Eric Reed, L OBP: 0.400, SLG: 0.357 7 Alejandro De Aza, L OBP: 0.500, SLG: 0.667	F9		K			28 1B		K2-3		2	0	0	0	0	1	0									
28 Jason Wood, R OBP: 0.385, SLG: 0.750	G6-3			F9		14 G1-6-3		K		4	0	1	0	0	1	0									
Miguel Cabrera, R OBP: 0.400, SLG: 0.500 9 Joe Dillon, R OBP: 0.222, SLG: 0.222				14 G1-6-3		14 G1-6-3			K	3	0	3	2	0	0	0									
14 Josh Willingham, R OBP: 0.421, SLG: 0.333 79 Brett Carroll, R OBP: 0.571, SLG: 0.667				G1-6-3		G1-6-3			G1-3	3	0	0	0	0	1	4									
17 Mike Jacobs, L OBP: 0.158, SLG: 0.111 31 John Gall, R OBP: 0.188, SLG: 0.250		F9			F9	G1-3			F9	3	0	0	0	0	0	2									
27 Jeremy Hermida, L OBP: 0.200, SLG: 0.059		K								3	0	1	0	0	1	0									
Jason Stokes, R OBP: 0.100, SLG: 0.222										3	0	0	0	0	2	1									
3 Zach Sorensen, S OBP: 0.133, SLG: 0.133				G4-3		F9				3	0	0	0	0	0	1									
13 Paul Hoover, R OBP: 0.286, SLG: 0.167 72 Brett Hayes, R				G3-1		28 1B	7 1B		K	2	1	0	0	1	1	0									
										0	0	0	0	0	0	0									
Inning Stats	R: 0 E: 0 K: 1 S: 6	H: 1 LOB: 1 BB: 0 P: 6	R: 0 E: 0 K: 2 S: 7	H: 0 LOB: 0 BB: 0 P: 7	R: 0 E: 0 K: 1 S: 5	H: 0 LOB: 0 BB: 0 P: 5	R: 0 E: 0 K: 0 S: 3	H: 1 LOB: 1 BB: 0 P: 3	R: 0 E: 0 K: 1 S: 6	H: 1 LOB: 1 BB: 0 P: 6	R: 2 E: 0 K: 0 S: 5	H: 3 LOB: 2 BB: 1 P: 9	R: 0 E: 0 K: 0 S: 3	H: 0 LOB: 0 BB: 0 P: 3	R: 0 E: 0 K: 3 S: 9	H: 0 LOB: 0 BB: 0 P: 9	R: 0 E: 0 K: 1 S: 5	H: 0 LOB: 0 BB: 0 P: 5	1B: 6 2B: 0 3B: 0 HR: 0	SF: 0 SAC: 0 DP: 2 HBP: 0	WP: 0 PB: 0 SB: 0 CS: 0	PA: 32			
PITCHER	IP	WLS	BF	H	R	ER	SO	BB	IBB	HBP	BLK	WP	HR	S	P	ERA	WHIP								
Derek Lowe, R ERA: 3.6	3.0		10	1	0	0	4	0	0	0	0	0	0	18	18	0.00	0.333								
Brett Tomko, R ERA:	2.0	H	7	2	0	0	1	0	0	0	0	0	0	9	9	0.00	1.000								
75 Joe Mays, R ERA: 4.5	2.0	L	9	3	2	2	0	1	0	0	0	0	0	8	12	9.00	2.000								
38 Rudy Seanez, R ERA:	1.0		3	0	0	0	3	0	0	0	0	0	0	9	9	0.00	0.000								
Joe Beimel, L ERA: 3.0	1.0		3	0	0	0	1	0	0	0	0	0	0	5	5	0.00	0.000								

Florida Marlins @ Los Angeles Dodgers
Holman Stadium, Vero Beach, FL
Thu Mar 08 2007, 7:05 PM EST
Att. 4,313 - Clear - 70 F

AB 31
R 2
H 6
RBI 2
BB 1
SO 9
LOB 8

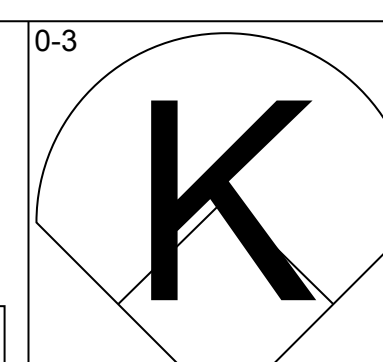
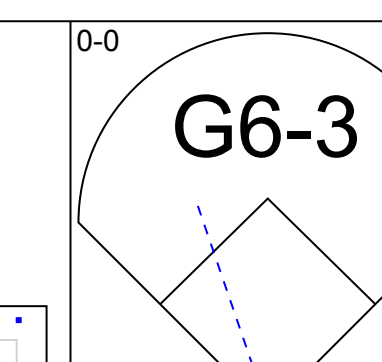
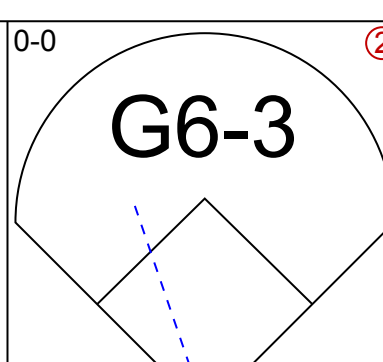
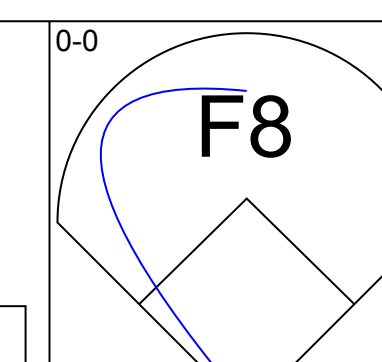
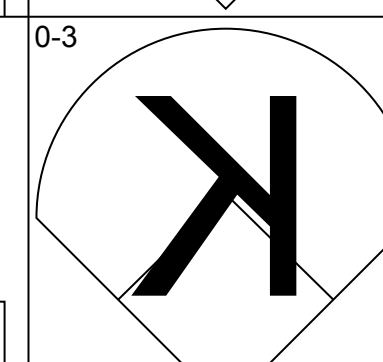
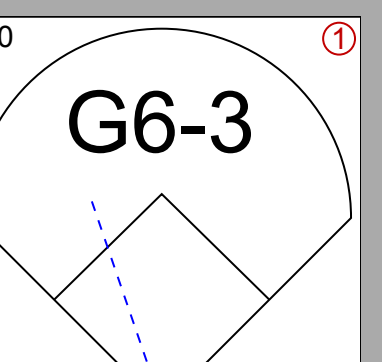
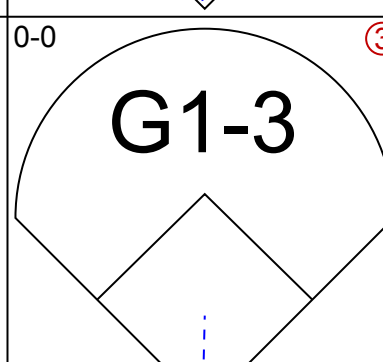
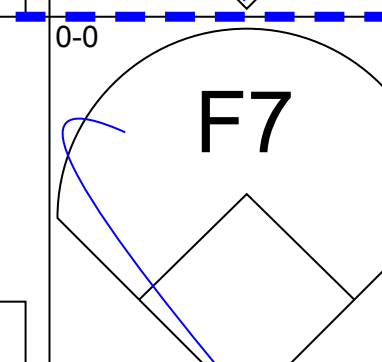
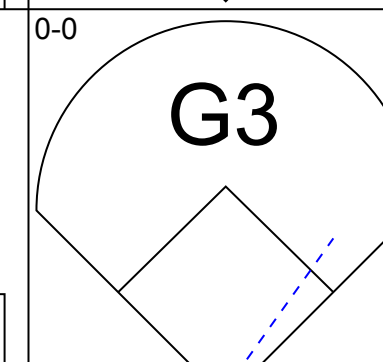
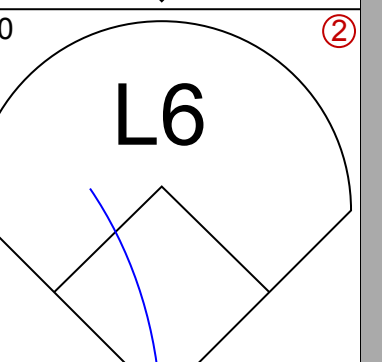
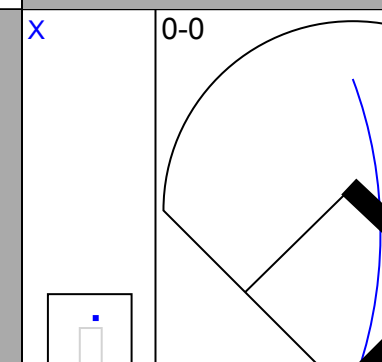
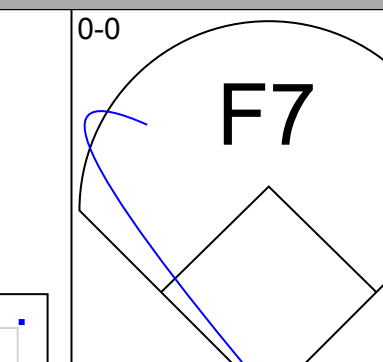
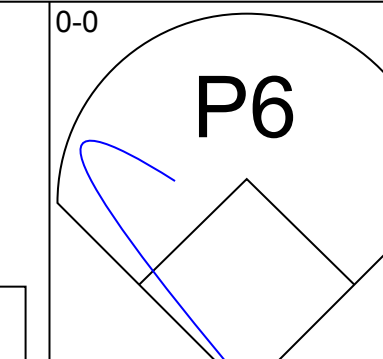
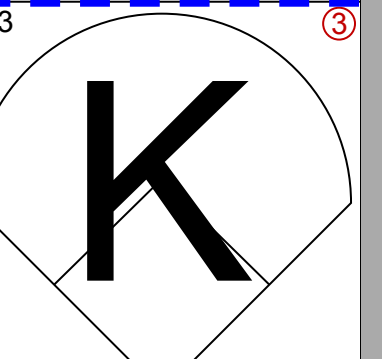
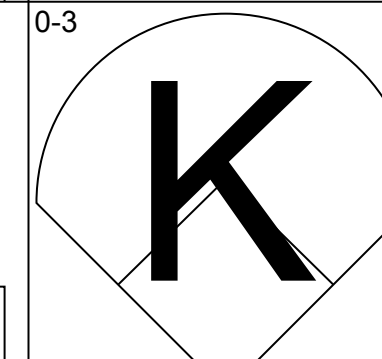
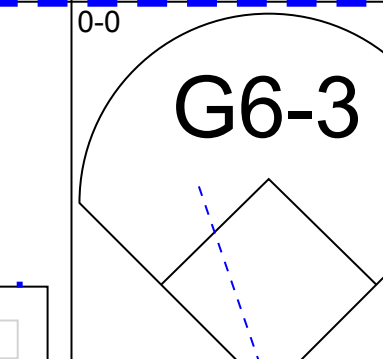
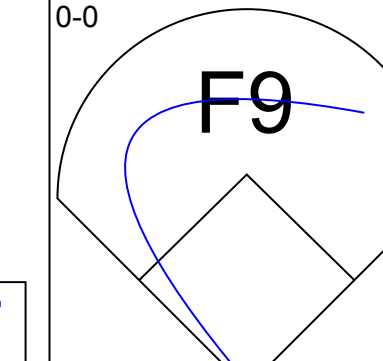
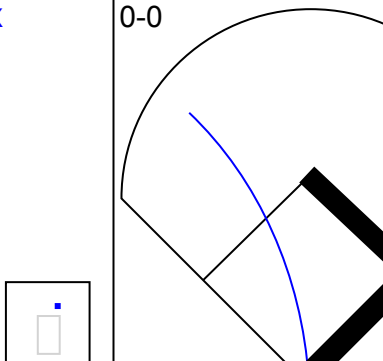
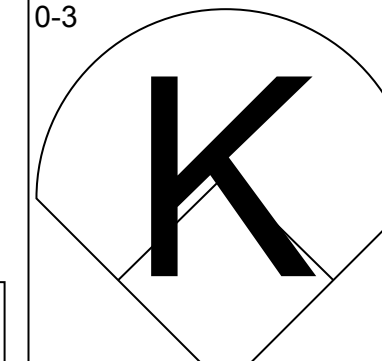
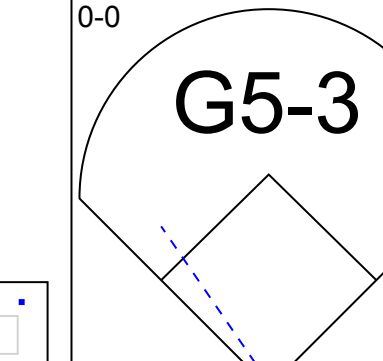
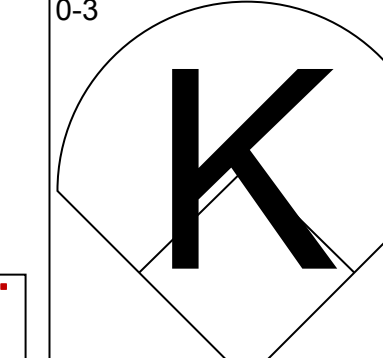
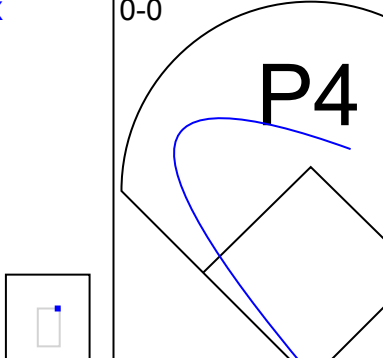
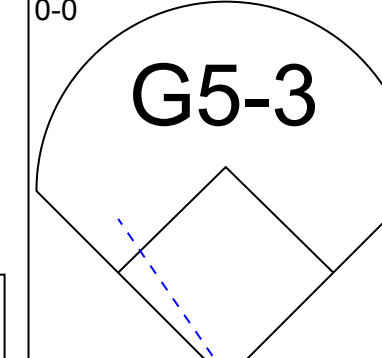
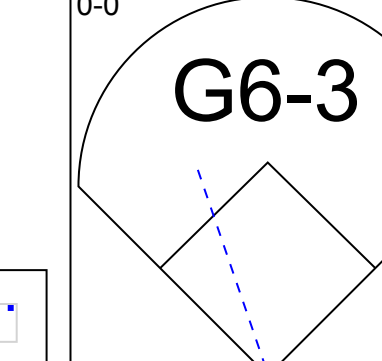
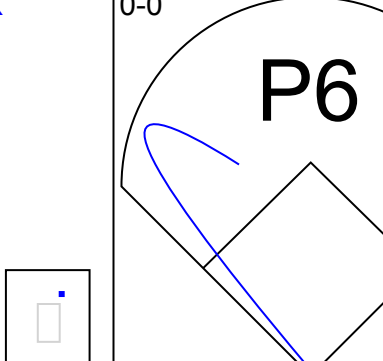
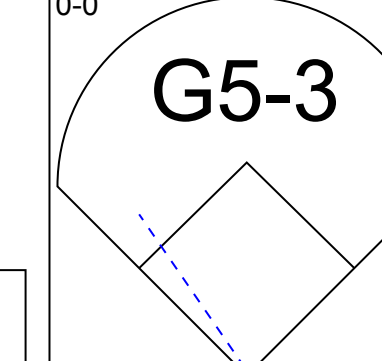
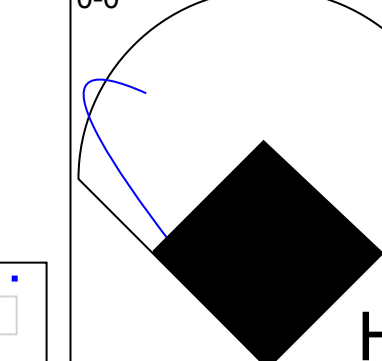
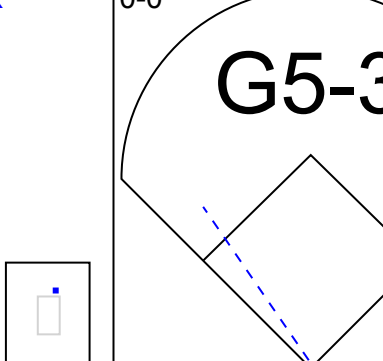
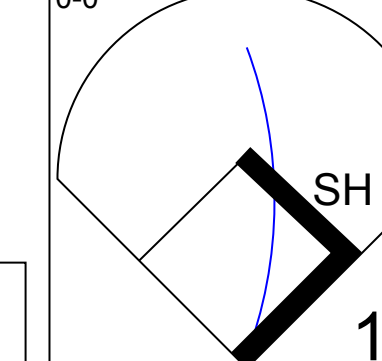
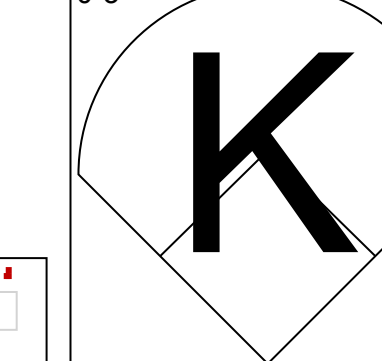
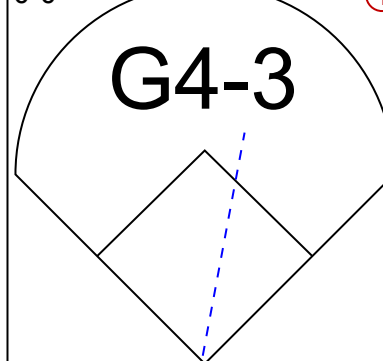
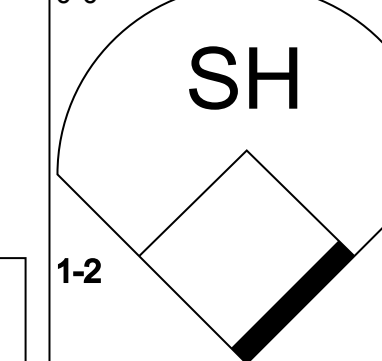


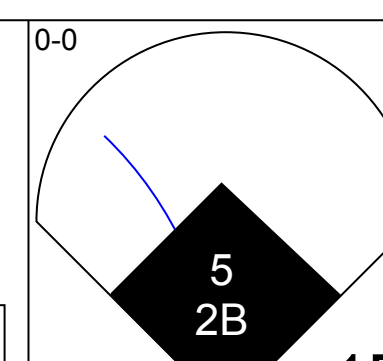
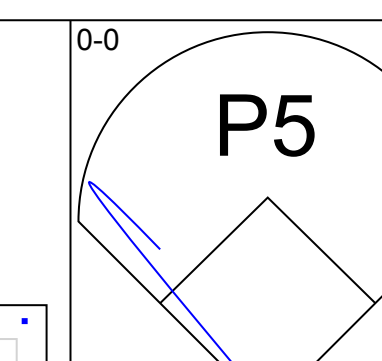
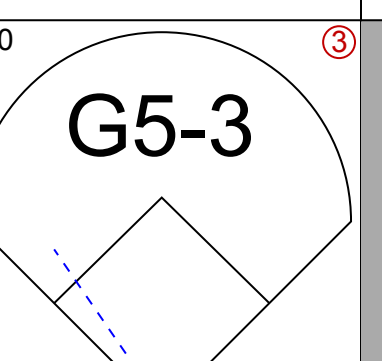
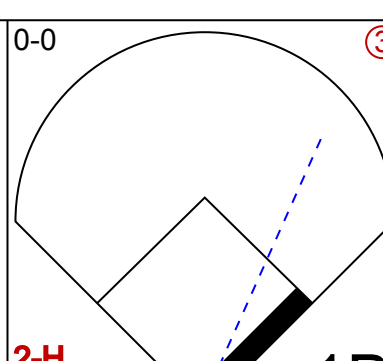
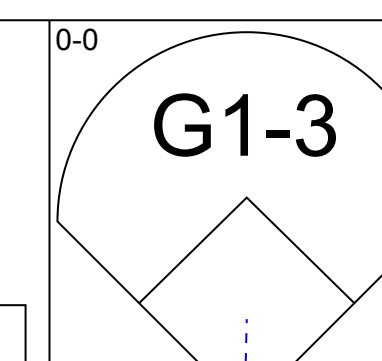
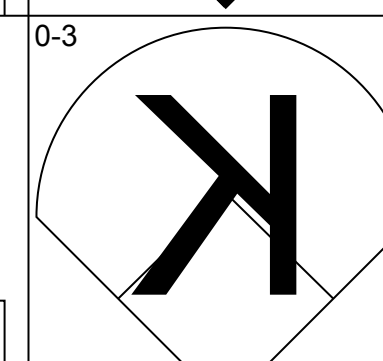
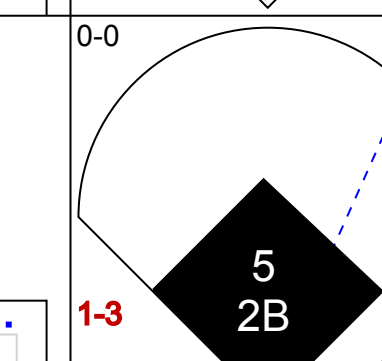



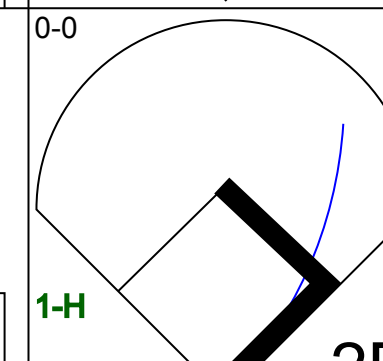
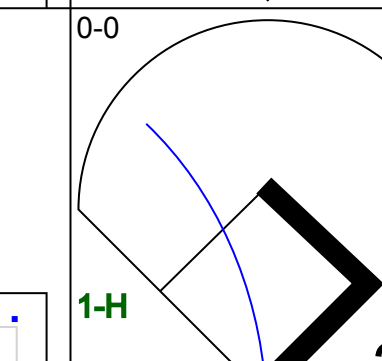

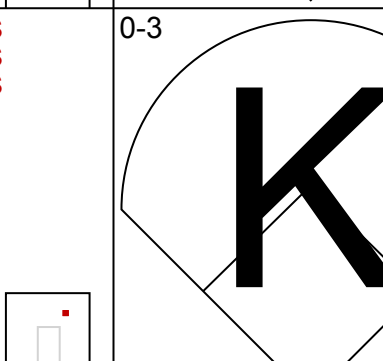
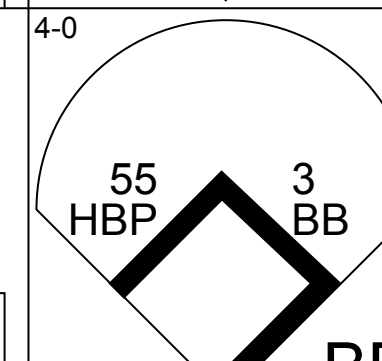
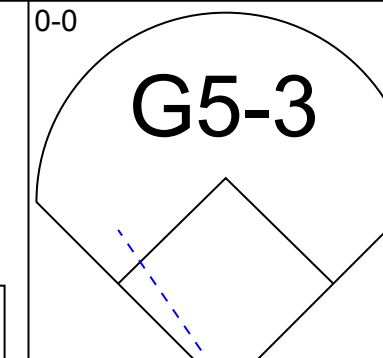
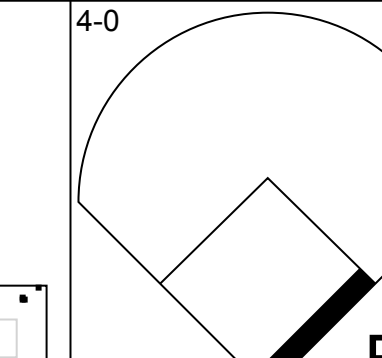

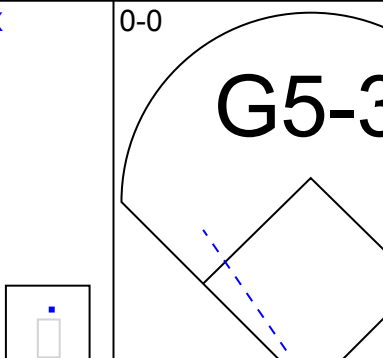
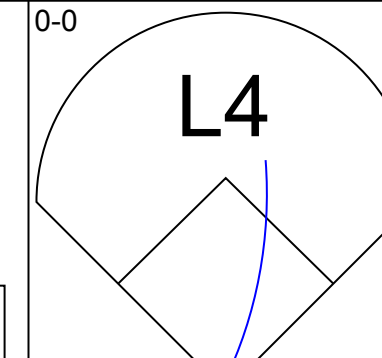
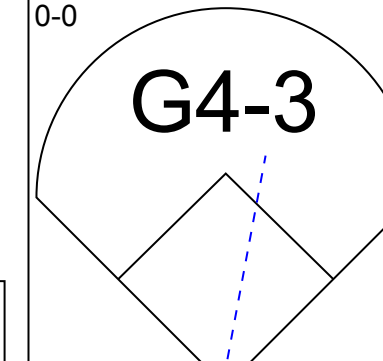
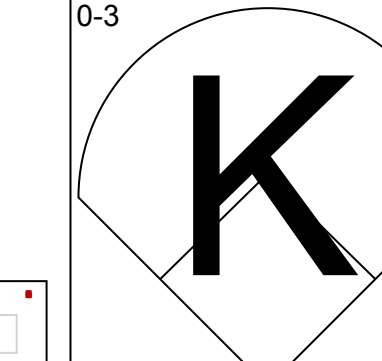
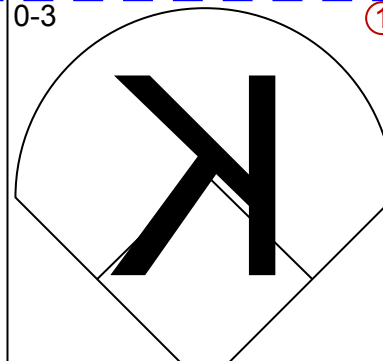
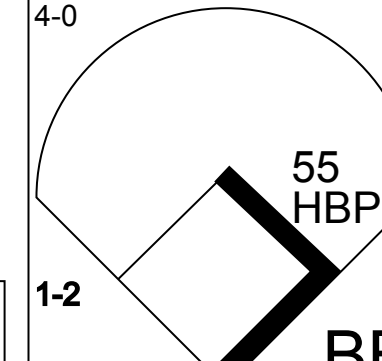
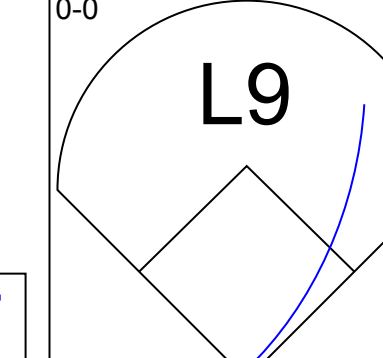
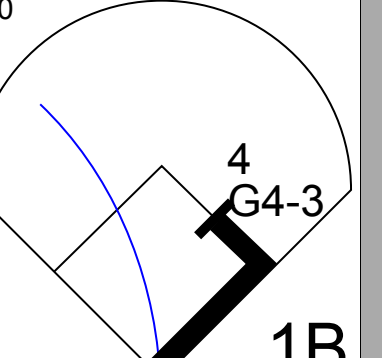
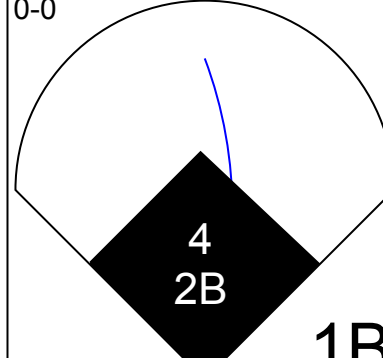
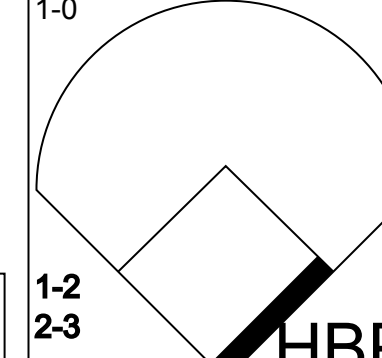
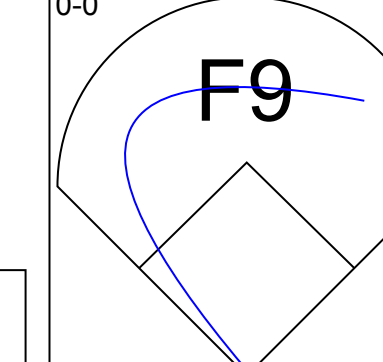
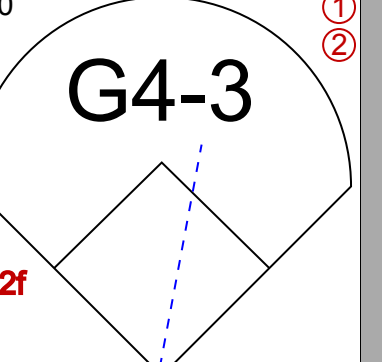
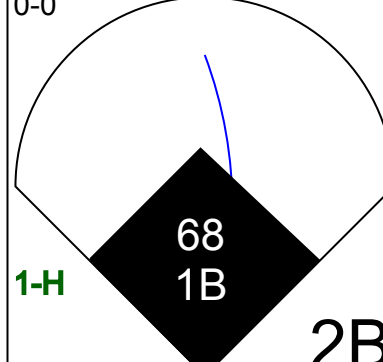
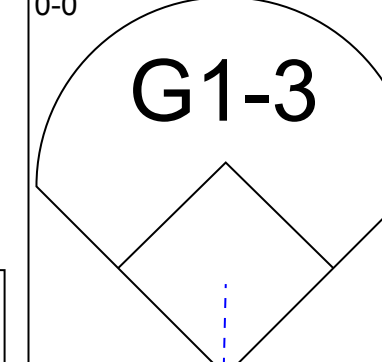
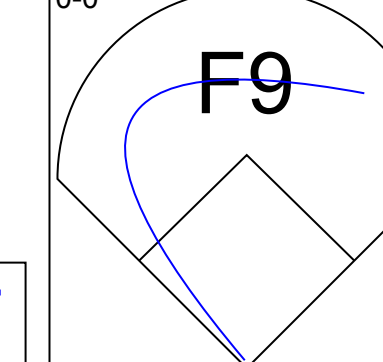
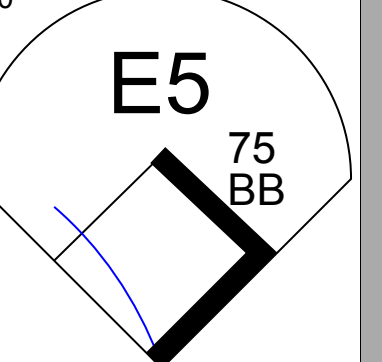
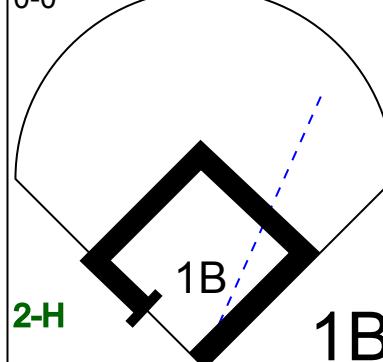
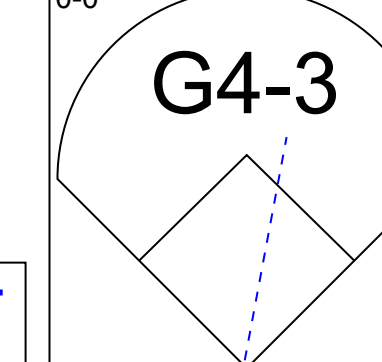
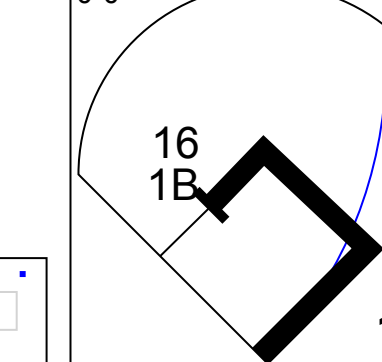
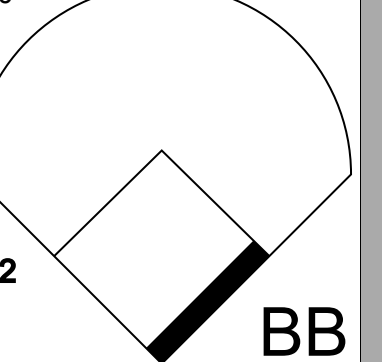
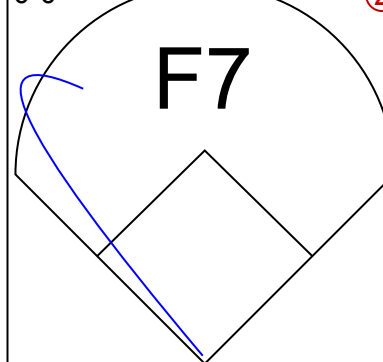
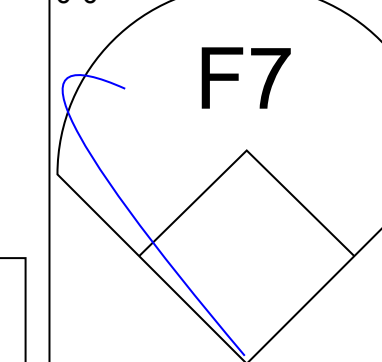
Batter	1	2	3	4	5	6	7	8	9	AB	R	H	RBI	BB	SO	LOB	BOTTOM								
17 Jason Repko, R OBP: 0.435, SLG: 0.579 57 Larry Bigbie, L OBP: 0.471, SLG: 0.875	K		F8			G5-3		K		3	0	0	0	0	1	1									
9 Juan Pierre, L OBP: 0.287, SLG: 0.267 13 Choo Freeman, R OBP: 0.333, SLG: 0.231					B3	P6		FC5-4		3	0	0	0	0	0	1									
5 Nomar Garciaparra, R OBP: 0.443, SLG: 0.557 72 Chin-Lung Hu, R OBP: 0.364, SLG: 0.455 48 Delwyn Young, S OBP: 0.333, SLG: 0.571					F8	K			K	3	1	1	1	0	1	1									
12 Jeff Kent, R OBP: 0.444, SLG: 0.375 65 Tony Abreu, S OBP: 0.357, SLG: 0.714					G6-3				K	2	0	0	0	0	1	0									
Luis Gonzalez, L OBP: 0.200, SLG: 0.125 28 Andy LaRoche, R OBP: 0.333, SLG: 0.222 27 Matt Kemp, R OBP: 0.278, SLG: 0.200		F7				F8			P3	2	0	0	0	0	0	0									
55 Russell Martin, R OBP: 0.231, SLG: 0.167 Wilson Betemit, S OBP: 0.133, SLG: 0.071										2	0	1	0	0	0	0									
Mike Lieberthal, R OBP: 0.182, SLG: 0.200 13 Wilson Valdez, R OBP: 0.364, SLG: 0.591										2	0	1	0	0	0	0									
Fernando Tatis, R OBP: 0.200, SLG: 0.333 77 Kelly Stinnett, R OBP: 0.400, SLG: 0.600										2	0	0	0	0	1	2									
18 Ramon Martinez, R OBP: 0.308, SLG: 0.308 7 James Loney, L OBP: 0.522, SLG: 0.526										2	0	1	0	0	0	0									
										0	0	0	0	1	0	0									
Inning Stats	R: 1 E: 0 K: 2 S: 8	H: 1 LOB: 0 BB: 0 P: 8	R: 0 E: 0 K: 0 S: 3	H: 0 LOB: 0 BB: 0 P: 3	R: 0 E: 0 K: 0 S: 3	H: 0 LOB: 0 BB: 0 P: 3	R: 0 E: 0 K: 0 S: 3	H: 0 LOB: 0 BB: 0 P: 3	R: 0 E: 0 K: 1 S: 6	H: 2 LOB: 2 BB: 0 P: 6	R: 0 E: 0 K: 1 S: 6	H: 1 LOB: 1 BB: 0 P: 6	R: 0 E: 0 K: 0 S: 3	H: 0 LOB: 1 BB: 0 P: 4	R: 0 E: 0 K: 1 S: 5	H: 0 LOB: 1 BB: 1 P: 9	R: 0 E: 0 K: 2 S: 7	H: 0 LOB: 0 BB: 0 P: 7	1B: 3 2B: 1 3B: 0 HR: 1	SF: 0 SAC: 0 DP: 1 HBP: 1	WP: 0 PB: 0 SB: 0 CS: 1	PA: 32			
PITCHER	IP	WLS	BF	H	R	ER	SO	BB	IBB	HBP	BLK	WP	HR	S	P	ERA	WHIP								
36 Anibal Sanchez, R ERA: 2.08	3.0		10	1	1	1	2	0	0	0	0	0	0	9	9	0.00	1.000								
77 Henry Owens, R ERA:	2.0	W	7	2	0	0	1	0	0	0	0	0	0	9	9	0.00	1.000								
Kevin Gregg, R ERA: 4.15	1.0	H	4	1	0	0	1	0	0	0	0	0	0	6	6	0.00	1.000								
58 Harvey Garcia, R ERA: 1.8	2.0	H	8	0	0	0	1	1	0	1	0	0	0	8	13	0.00	0.500								
Mike Kopecke, R ERA: 9.0	1.0	S	3	0	0	0	2	0	0	0	0	0	0	7	7	0.00	0.000								

Florida Marlins @ Los Angeles Dodgers
Holman Stadium, Vero Beach, FL
Thu Mar 08 2007, 7:05 PM EST
Att. 4,313 - Clear - 70 F

AB 30
R 1
H 4
RBI 1
BB 1
SO 7
LOB 9



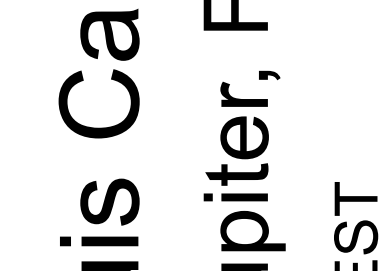
Batter	1	2	3	4	5	6	7	8	9	AB	R	H	RBI	BB	SO	LOB	TOP							
2 Hanley Ramirez, R OBP: 0.238, SLG: 0.316 11 Robert Andino, R OBP: 0.231, SLG: 0.250										4	0	0	0	0	1	2	Florida Marlins @ St. Louis Cardinals Roger Dean Stadium, Jupiter, FL Fri Mar 09 2007, 1:05 PM EST Att: 6,456 - Partly Cloudy - 71 F							
6 Dan Uggla, R OBP: 0.200, SLG: 0.118 4 Alfredo Amezaga, S OBP: 0.235, SLG: 0.188										4	0	0	0	0	1	2								
21 Joe Borchard, S OBP: 0.474, SLG: 0.529										4	0	1	0	0	0	0								
Miguel Olivo, R OBP: 0.235, SLG: 0.200 70 Brad Davis, R (7, 2)										3	0	0	0	0	2	1								
8 Aaron Boone, R OBP: 0.136, SLG: 0.143 29 Scott Seabol, R OBP: 0.176, SLG: 0.125										3	0	1	0	0	1	1								
12 Cody Ross, R OBP: 0.176, SLG: 0.188										3	0	0	0	0	1	2								
31 John Gall, R OBP: 0.158, SLG: 0.211										3	0	0	0	0	0	1								
28 Jason Wood, R OBP: 0.438, SLG: 0.933										3	1	2	1	0	0	1								
Alex Sanchez, L OBP: 0.133, SLG: 0.200										2	0	0	0	0	1	0								
Inning Stats	R: 0 E: 0 K: 2 S: 7	H: 0 LOB: 0 BB: 0 P: 7	R: 0 E: 0 K: 1 S: 5	H: 0 LOB: 0 BB: 0 P: 5	R: 1 E: 0 K: 1 S: 6	H: 1 LOB: 0 BB: 0 P: 6	R: 0 E: 0 K: 1 S: 5	H: 0 LOB: 0 BB: 0 P: 5	R: 0 E: 0 K: 0 S: 4	H: 1 LOB: 1 BB: 0 P: 4	R: 0 E: 0 K: 0 S: 3	H: 0 LOB: 0 BB: 0 P: 3	R: 0 E: 0 K: 2 S: 8	H: 1 LOB: 1 BB: 0 P: 8	R: 0 E: 1 K: 0 S: 5	H: 1 LOB: 2 BB: 0 P: 5		R: 0 E: 0 K: 0 S: 3	H: 0 LOB: 0 BB: 0 P: 3	1B: 1 2B: 2 3B: 0 HR: 1	SF: 0 SAC: 1 DP: 0 HBP: 0	WP: 0 PB: 0 SB: 0 CS: 0	PA: 32	
PITCHER	IP	WLS	BF	H	R	ER	SO	BB	IBB	HBP	BLK	WP	HR	S	P	ERA	WHIP							
23 Anthony Reyes, R ERA: 1.59	3.2	W	12	1	1	1	4	0	0	0	0	0	1	20	20	2.46	0.273							
48 Brad Thompson, R ERA:	3.1	H	12	2	0	0	3	0	0	0	0	0	0	18	18	0.00	0.600							
Tyler Johnson, L ERA: 2.45	0.2	H	4	1	0	0	0	0	0	0	0	0	0	4	4	0.00	1.500							
34 Randy Flores, L ERA: 4.91	0.2	H	2	0	0	0	0	0	0	0	0	0	0	2	2	0.00	0.000							
Josh Hancock, R ERA: 2.45	0.2		2	0	0	0	0	0	0	0	0	0	0	2	2	0.00	0.000							

Batter	1	2	3	4	5	6	7	8	9	AB	R	H	RBI	BB	SO	LOB	BOTTOM							
So Taguchi, R OBP: 0.143, SLG: 0.143 Miguel Negron, L OBP: 0.333, SLG: 0.111										4	1	2	0	0	0	3	Florida Marlins @ St. Louis Cardinals Roger Dean Stadium, Jupiter, FL Fri Mar 09 2007, 1:05 PM EST Att: 6,456 - Partly Cloudy - 71 F							
16 Chris Duncan, L OBP: 0.397, SLG: 0.519 35 Eli Marrero, R OBP: 0.357, SLG: 0.300 49 Rick Ankiel, L OBP: 0.294, SLG: 0.250										3	1	1	0	0	1	1								
5 Albert Pujols, R OBP: 0.375, SLG: 0.478 70 Tagg Bozied, R OBP: 0.467, SLG: 0.538										3	0	2	2	0	1	0								
27 Scott Rolen, R OBP: 0.391, SLG: 0.278 76 Travis Hanson, L OBP: 0.533, SLG: 0.111										2	0	0	0	1	0	1								
3 Preston Wilson, R OBP: 0.150, SLG: 0.105										3	0	0	0	1	2	3								
63 Ryan Ludwick, R OBP: 0.485, SLG: 0.545 55 Skip Schumaker, L (6, FR) OBP: 0.480, SLG: 0.739										3	0	2	0	0	0	0								
4 Yadier Molina, R OBP: 0.368, SLG: 0.444										4	1	1	1	0	0	4								
68 Edgar Gonzalez, R OBP: 0.538, SLG: 1.000										4	0	1	1	0	0	0								
75 Brendan Ryan, R OBP: 0.300, SLG: 0.278										3	0	1	0	1	0	2								
Inning Stats	R: 1 E: 0 K: 1 S: 7	H: 2 LOB: 1 BB: 0 P: 7	R: 0 E: 0 K: 0 S: 3	H: 0 LOB: 0 BB: 0 P: 3	R: 1 E: 0 K: 1 S: 7	H: 3 LOB: 2 BB: 1 P: 11	R: 0 E: 1 K: 0 S: 4	H: 1 LOB: 2 BB: 1 P: 8	R: 0 E: 0 K: 1 S: 5	H: 0 LOB: 0 BB: 0 P: 5	R: 2 E: 0 K: 1 S: 8	H: 4 LOB: 2 BB: 0 P: 8	R: 0 E: 0 K: 0 S: 3	H: 0 LOB: 3 BB: 2 P: 12	R: 0 E: 0 K: 0 S: 3	H: 0 LOB: 0 BB: 0 P: 3		1B: 7 2B: 3 3B: 0 HR: 0	SF: 0 SAC: 0 DP: 1 HBP: 1	WP: 0 PB: 0 SB: 0 CS: 0	PA: 37			
PITCHER	IP	WLS	BF	H	R	ER	SO	BB	IBB	HBP	BLK	WP	HR	S	P	ERA	WHIP							
Scott Olsen, L ERA: 5.87	3.2	L	17	6	2	2	2	1	0	0	0	0	0	6	10	0.00	0.750							
22 Matt Lindstrom, R ERA: 2.7	1.1		5	0	0	0	1	1	0	0	0	0	0	6	10	0.00	0.750							
37 Renyel Pinto, L ERA: 15.0	1.2		11	4	2	2	1	2	0	1	0	0	0	10	19	10.80	3.600							
65 Scott Tyler, R ERA: 31.5	0.1		1	0	0	0	0	0	0	0	0	0	0	1	1	0.00	0.000							
Felix Rodriguez, R ERA: 3.69	1.0		3	0	0	0	0	0	0	0	0	0	0	3	3	0.00	0.000							

AB 31
R 1
H 4
RBI 1
BB 0
SO 7
LOB 10



AB 32
R 4
H 10
RBI 4
BB 4
SO 4
LOB 15



Batter	1	2	3	4	5	6	7	8	9	AB	R	H	RBI	BB	SO	LOB	TOP					
17 Jason Repko, R OBP: 0.426, SLG: 0.625	K	P3			55 2B	28 S	K		G5-3	5	1	2	0	0	2	4	Los Angeles Dodgers @ Florida Marlins Roger Dean Stadium, Jupiter, FL Sat Mar 10 2007, 1:05 PM EST Att. 1 - Partly Cloudy - 80 F					
55 Russell Martin, R OBP: 0.300, SLG: 0.316	G6-3		L6		49 BB	81 1B				3	1	1	1	0	0							
36 Ken Huckaby, R OBP: 0.250, SLG: 0.143					28 1B					1	0	1	0	1	0							
7 James Loney, L OBP: 0.581, SLG: 0.615					K	P4				4	1	2	0	1	1	3						
28 Andy LaRoche, R OBP: 0.308, SLG: 0.217					K	G5-3				5	0	1	0	0	2	6						
27 Matt Kemp, R OBP: 0.318, SLG: 0.278	K				49 BB	81 1B				3	1	1	1	1	1	2						
Ryan Rogowski, L										0	0	0	0	1	0	0						
49 Delwyn Young, S OBP: 0.381, SLG: 0.500										3	1	1	0	2	0	4						
18 Ramon Martinez, R OBP: 0.353, SLG: 0.236										1	0	0	0	1	0	1						
81 Ivan De Jesus Jr., R OBP: 0.500, SLG: 0.400										2	0	1	2	1	0	3						
Fernando Tatis, R OBP: 0.158, SLG: 0.263										3	0	0	0	0	0	4						
84 Mitch Jones, R										1	0	0	0	1	1	0						
Damian Jackson, R OBP: 0.300, SLG: 0.125										3	0	1	0	0	1	1						
82 Blake DeWitt, L										1	0	0	1	0	0	0						
Inning Stats	R: 0 E: 0 K: 2 S: 9	H: 2 LOB: 2 BB: 0 P: 9	R: 0 E: 0 K: 0 S: 4	H: 1 LOB: 2 BB: 1 P: 9	R: 1 E: 0 K: 0 S: 4	H: 1 LOB: 1 BB: 1 P: 8	R: 0 E: 0 K: 1 S: 4	H: 0 LOB: 1 BB: 1 P: 8	R: 3 E: 0 K: 2 S: 10	H: 3 LOB: 2 BB: 2 P: 18	R: 0 E: 0 K: 0 S: 4	H: 1 LOB: 2 BB: 1 P: 9	R: 1 E: 0 K: 1 S: 6	H: 1 LOB: 2 BB: 2 P: 14	R: 0 E: 0 K: 1 S: 7	H: 2 LOB: 3 BB: 1 P: 11	R: 0 E: 0 K: 1 S: 5	H: 0 LOB: 0 BB: 0 P: 5	1B: 7 2B: 5 3B: 0 HR: 0	SF: 1 SAC: 0 DP: 1 HBP: 0	WP: 0 PB: 0 SB: 2 CS: 1	PA: 46
PITCHER	IP WLS BF H R ER SO BB IBB HBP BLK WP HR S P ERA WHIP																					
47 Ricky Nolasco, R ERA: 1.93	2.2	13	3	1	1	2	2	0	0	0	0	0	0	0	0	15	24	3.38	1.875			
53 Roy Corcoran, R ERA:	1.1	5	1	0	0	1	1	0	0	0	0	0	0	0	0	6	10	0.00	1.500			
43 Chris George, L ERA: 17.18	1.0	8	3	3	2	2	2	0	0	0	0	0	0	0	0	10	18	27.00	5.000			
46 Eddy Rodriguez, R ERA: 5.4	2.0	11	2	1	1	1	3	0	0	0	0	0	0	0	10	23	4.50	2.500				
Kevin Gregg, R ERA: 3.38	1.0	6	2	0	0	1	1	0	0	0	0	0	0	0	7	11	0.00	3.000				

Batter	1	2	3	4	5	6	7	8	9	AB	R	H	RBI	BB	SO	LOB	BOTTOM			
Alex Sanchez, L OBP: 0.158, SLG: 0.263	F8		FC4-6			14 FC5-2	G4-3			4	0	1	0	0	0	1	Los Angeles Dodgers @ Florida Marlins Roger Dean Stadium, Jupiter, FL Sat Mar 10 2007, 1:05 PM EST Att. 1 - Partly Cloudy - 80 F			
4 Alfredo Amezaga, S OBP: 0.250, SLG: 0.211	P2		K2-3			14 FC5-2		G5-3		3	1	1	0	0	1	1				
29 Scott Seabol, R OBP: 0.167, SLG: 0.118						27 BB				1	0	0	0	0	0	0				
Miguel Cabrera, R OBP: 0.417, SLG: 0.500			P5			27 BB	14 FC5-2			4	1	2	0	0	1	1				
14 Josh Willingham, R OBP: 0.348, SLG: 0.263	E5					1-2 2-3 3-H	FC5-2			4	0	0	0	0	0	3				
27 Jeremy Hermida, L OBP: 0.208, SLG: 0.050										3	0	0	1	1	2	1				
8 Aaron Boone, R OBP: 0.315, SLG: 0.120										4	0	0	0	0	1	3				
61 Reggie Abercrombie, R OBP: 0.200, SLG: 0.200										4	0	0	0	0	0	3				
11 Robert Andino, R OBP: 0.200, SLG: 0.214										2	0	0	0	0	1	0				
28 Jason Wood, R OBP: 0.412, SLG: 0.875										1	0	0	0	0	0	0				
20 Matt Treanor, R OBP: 0.273, SLG: 0.111										1	0	0	0	1	0	0				
13 Paul Hoover, R OBP: 0.250, SLG: 0.143										1	0	0	0	0	0	0				
Inning Stats	R: 1 E: 1 K: 1 S: 7	H: 1 LOB: 1 BB: 0 P: 7	R: 0 E: 0 K: 0 S: 3	H: 0 LOB: 0 BB: 0 P: 3	R: 0 E: 0 K: 1 S: 5	H: 0 LOB: 1 BB: 1 P: 9	R: 0 E: 0 K: 1 S: 5	H: 0 LOB: 0 BB: 0 P: 5	R: 0 E: 0 K: 0 S: 6	H: 3 LOB: 3 BB: 1 P: 10	R: 0 E: 0 K: 0 S: 3	H: 0 LOB: 0 BB: 0 P: 3	R: 0 E: 0 K: 1 S: 5	H: 0 LOB: 0 BB: 0 P: 5	R: 0 E: 0 K: 1 S: 5	H: 0 LOB: 0 BB: 0 P: 5	1B: 3 2B: 1 3B: 0 HR: 0	SF: 0 SAC: 0 DP: 0 HBP: 0	WP: 0 PB: 0 SB: 1 CS: 0	PA: 34
PITCHER	IP WLS BF H R ER SO BB IBB HBP BLK WP HR S P ERA WHIP																			
Mark Hendrickson, L ERA: 8.1	3.0	12	1	1	0	2	1	0	0	0	0	0	0	0	0	15	19	0.00	0.667	
54 D.J. Houlton, R ERA: 2.45	2.0	6	0	0	0	2	0	0	0	0	0	0	0	0	0	10	10	0.00	0.000	
68 Zach Hammes, R ERA: 3.0	1.0	7	3	1	1	0	1	0	0	0	0	0	0	0	6	10	9.00	4.000		
64 Dario Veras, R ERA: 6.0	1.0	3	0	0	0	0	0	0	0	0	0	0	0	0	3	3	0.00	0.000		
64 Dario Veras, R ERA: 6.0	1.0	3	0	0	0	0	0	0	0	0	0	0	0	3	3	0.00	0.000			

Batter	1	2	3	4	5	6	7	8	9	10	11	AB	R	H	RBI	BB	SO	LOB	TOP																								
2 Hanley Ramirez, R OBP: 0.267, SLG: 0.333 7 Alejandro De Azavedo, L OBP: 0.389, SLG: 0.471	(1,10) X 0-0 P6		(1,0) X 0-0 FC4 1B 8 HBP 14 SF9	(1,0) X 0-0 F8			(1,0) X 0-0 G4-3 2B	(1,0) X 0-0 FC4			(1,0) X 0-0 CS S BB	4	1	1	0	0	0	1																									
8 Aaron Boone, R OBP: 0.243, SLG: 0.107 Jason Stokes, R OBP: 0.083, SLG: 0.182	(1,3) X 0-0 F9		(1,0) H 1-0 SF9 14 SF9 1B 1-2 SF8 HBP		(1,0) X 0-0 F9		(1,0) X 0-0 G4-3 2-3	(1,0) X 0-0 L4			(1,0) X 0-0 K	3	1	0	0	0	0	1																									
Miguel Cabrera, R OBP: 0.464, SLG: 0.520 29 Scott Seabolt, R OBP: 0.150, SLG: 0.105	(1,5) X 0-0 G5-3		(1,0) X 0-0 SF8 27 E SF8 1B 1-2 SF8 2-3 3-H		(1,0) X 0-0 G6-4-3 1B		(1,0) X 0-0 BB		(1,0) X 0-3 K2-3		(1,0) X 0-0 G5-3	3	0	2	1	1	0	0																									
14 Josh Willingham, R OBP: 0.296, SLG: 0.227 31 John Gall, R OBP: 0.150, SLG: 0.200	(1,7) X 0-0 G3		(1,0) X 0-0 SF9 2-3 3-H		(1,0) X 0-0 G6-4-3 1-2		(1,0) X 0-0 K	(1,0) X 0-0 G4-3		(1,0) X 0-0 P3		3	0	0	1	0	1	3																									
Miguel Olivo, R OBP: 0.240, SLG: 0.409 62 Nick Trztesniak, R OBP: 0.375, SLG: 0.167	(1,2) X 0-0 G4-3		(1,0) X 0-0 SF8 1-2 SF8 3-H			(1,0) X 0-3 K	(1,0) X 0-0 G4-3		(1,0) X 0-3 K			3	0	0	1	0	1	2																									
27 Jeremy Hermida, L OBP: 0.241, SLG: 0.325	(1,9) X 0-0 2B 1B		(1,0) X 0-0 E5 2-3			(1,0) X 0-3 K		(1,0) X 0-0 G4-3		(1,0) X 0-0 G3 1 G3 92 SH2-4 BB		4	1	1	0	1	1	1																									
28 Jason Wood, R OBP: 0.476, SLG: 0.842 92 Josh Labandeira, R (8, PR)	(1,4) X 0-0 1B 2H		(1,0) X 0-0 G4-3			(1,0) X 0-0 1B BB		(1,0) X 0-0 FC5-4 1B		(1,0) X 0-0 SH2-4		3	0	2	1	1	0	2																									
1 Eric Reed, L OBP: 0.350, SLG: 0.316	(1,8) X 0-3 K			(1,0) X 0-0 P5		(1,0) X 0-0 1B		(1,0) X 0-0 FC5-4 7 FC4 3 S 7 E 1-2		(1,0) X 0-0 G3		5	1	1	0	0	1	3																									
3 Zach Sorensen, S OBP: 0.190, SLG: 0.150	(1,6) X 0-0 1B 8 HBP 2 E 1B		(1,0) X 0-0 G6-3 1B		(1,0) X 0-0 G4-3		(1,0) X 0-0 G4-3		(1,0) X 0-0 BB 7 E 1-2		(1,0) X 0-0 G1-3		4	1	1	0	1	0	3																								
Inning Stats	R: 0 E: 0 K: 0 S: 3	H: 0 LOB: 0 BB: 0 P: 3	R: 1 E: 0 K: 1 S: 7	H: 2 LOB: 1 BB: 0 P: 7	R: 3 E: 2 K: 1 S: 7	H: 2 LOB: 2 BB: 0 P: 8	R: 0 E: 0 K: 0 S: 3	H: 0 LOB: 0 BB: 0 P: 3	R: 0 E: 0 K: 0 S: 8	H: 1 LOB: 2 BB: 1 P: 12	R: 0 E: 1 K: 0 S: 5	H: 1 LOB: 2 BB: 1 P: 9	R: 0 E: 0 K: 2 S: 7	H: 0 LOB: 0 BB: 0 P: 7	R: 0 E: 0 K: 0 S: 3	H: 0 LOB: 1 BB: 1 P: 7	R: 0 E: 0 K: 1 S: 4	H: 0 LOB: 0 BB: 1 P: 8	1B: 6 2B: 3 3B: 0 HR: 0	SF: 2 SAC: 1 DP: 2 HBP: 1	WP: 0 PB: 0 SB: 2 CS: 1	PA: 48																					
PITCHER	Tom Glavine, L ERA: 2.0	IP: 4.0 WLS: 19 BF: 4	WLS: 3 BF: 1	H: 0 R: 4 ER: 0 SO: 2	H: 0 R: 2 ER: 0 SO: 2	H: 0 R: 0 ER: 0 SO: 0	H: 0 R: 0 ER: 0 SO: 0	H: 0 R: 0 ER: 0 SO: 0	H: 0 R: 0 ER: 0 SO: 0	H: 0 R: 0 ER: 0 SO: 0	H: 0 R: 0 ER: 0 SO: 0	H: 0 R: 0 ER: 0 SO: 0	H: 0 R: 0 ER: 0 SO: 0	H: 0 R: 0 ER: 0 SO: 0	H: 0 R: 0 ER: 0 SO: 0	H: 0 R: 0 ER: 0 SO: 0	H: 0 R: 0 ER: 0 SO: 0	H: 0 R: 0 ER: 0 SO: 0	ERA: 0.00 WHIP: 1.000	Robert Paulk, R ERA: 1.5	IP: 10.1 WLS: 4 BF: 0	WLS: 3 BF: 0	H: 0 R: 0 ER: 0 SO: 1	H: 0 R: 0 ER: 0 SO: 1	H: 0 R: 0 ER: 0 SO: 0	H: 0 R: 0 ER: 0 SO: 0	H: 0 R: 0 ER: 0 SO: 0	H: 0 R: 0 ER: 0 SO: 0	H: 0 R: 0 ER: 0 SO: 0	H: 0 R: 0 ER: 0 SO: 0	H: 0 R: 0 ER: 0 SO: 0	H: 0 R: 0 ER: 0 SO: 0	ERA: 0.00 WHIP: 1.000	Brandon Nall, R ERA: 1.5	IP: 11.1 WLS: 3 BF: 0	WLS: 0 BF: 0	H: 0 R: 0 ER: 0 SO: 1	H: 0 R: 0 ER: 0 SO: 1	H: 0 R: 0 ER: 0 SO: 0	H: 0 R: 0 ER: 0 SO: 0	H: 0 R: 0 ER: 0 SO: 0	H: 0 R: 0 ER: 0 SO: 0	ERA: 0.00 WHIP: 1.000

Florida Marlins @ New York Mets
Tradition Field, Port St. Lucie, FL
Sun Mar 11 2007, 1:10 PM EDT
Att: 6,477 - Partly Cloudy - 79 F

AB 39
R 5
H 8
RBI 4
BB 5
SO 7
LOB 20



Batter	1	2	3	4	5	6	7	8	9	10	11	AB	R	H	RBI	BB	SO	LOB	BOTTOM																						
7 José Reyes, S OBP: 0.429, SLG: 0.625 86 Jose Castro, S OBP: 1.000, SLG: 1.000	(1,6) X 0-3 K		(1,0) X 0-0 P4		(1,0) X 0-0 G3		(1,0) X 0-0 G6-3 15 G6-3 1B		(1,0) X 0-0 S 1B			4	1	1	0	0	1	1																							
5 David Wright, R OBP: 0.397, SLG: 0.435 Mark Kiger, R	(1,5) X 4-0 BB FC1-6		(1,0) X 0-0 F7		(1,0) X 0-0 HR		(1,0) X 0-0 BB 15 G6-3		(1,0) X 0-1 P5			2	1	1	1	2	0	1																							
15 Carlos Beltrán, S OBP: 0.308, SLG: 0.625 Luis Nieves, S	(1,8) X 0-3 K		(1,0) X 0-0 HR 2H		(1,0) X 0-0 G3-1		(1,0) X 0-0 G6-3 1-2 3-H			(1,0) X 0-0 G6-3		4	1	1	2	0	1	2																							
21 Carlos Delgado, L OBP: 0.429, SLG: 0.400 93 Andy Tracy, L	(1,3) X 0-0 FC1-6 1-2		(1,0) X 0-0 1B 18 1B		(1,0) X 0-0 G4-3		(1,0) X 0-0 K			(1,0) X 0-0 G6-3		3	0	1	0	0	0	1																							
18 Moises Alou, R OBP: 0.417, SLG: 0.273 17 David Newhan, L OBP: 0.310, SLG: 0.560	(1,7) X 0-0 F8		(1,0) X 0-0 1B 1-2		(1,0) X 0-0 F9		(1,0) X 0-3 K		(1,0) X 0-0 F9			3	0	1	0	0	0	0																							
20 Shawn Green, L OBP: 0.172, SLG: 0.214 63 Victor Mendez, S	(1,9) X 0-0 E3 22 1B		(1,0) X 0-0 K		(1,0) X 0-0 E7 22 WP 1B		(1,0) X 0-0 F7		(1,0) X 0-0 F7		(1,0) X 0-3 K	3	1	0	0	0	1	2																							
22 Jose Valentin, S OBP: 0.421, SLG: 0.688 10 Endy Chavez, L OBP: 0.360, SLG: 0.409	(1,4) X 0-0 1B 1-3		(1,0) X 0-0 G3		(1,0) X 0-0 K		(1,0) X 0-0 F7			(1,0) X 0-0 F7		3	0	1	0	0	1	1																							
Ruben Sierra, S OBP: 0.240, SLG: 0.227	(1,10) X 0-0 L4-3 1-1		(1,0) X 0-0 K		(1,0) X 0-0 1B 3-H		(1,0) X 0-0 G3		(1,0) X 0-0 G3		(1,0) X 0-1 F9	5	0	1	1	0	1	3																							
11 Ramon Castro, R OBP: 0.447, SLG: 0.545 30 Mike DiFelice, R	(1,2) X 0-0 1B 15 HR		(1,0) X 0-0 F7		(1,0) X 0-0 G1-3		(1,0) X 0-0 G4-3			(1,0) X 0-0 G4-3		3	1	1	0	0	0	1																							
Inning Stats	R: 0 E: 0 K: 2 S: 7	H: 0 LOB: 1 BB: 1 P: 11	R: 0 E: 1 K: 0 S: 4	H: 1 LOB: 1 BB: 0 P: 4	R: 2 E: 1 K: 1 S: 9	H: 4 LOB: 2 BB: 0 P: 9	R: 0 E: 0 K: 1 S: 5	H: 0 LOB: 0 BB: 0 P: 5	R: 1 E: 1 K: 1 S: 7	H: 1 LOB: 1 BB: 0 P: 7	R: 1 E: 0 K: 1 S: 5	H: 1 LOB: 0 BB: 1 P: 9	R: 0 E: 0 K: 1 S: 5	H: 0 LOB: 0 BB: 0 P: 5	R: 0 E: 0 K: 0 S: 3	H: 0 LOB: 0 BB: 0 P: 3	R: 0 E: 0 K: 2 S: 8	H: 0 LOB: 1 BB: 1 P: 12	1B: 6 2B: 2 3B: 0 HR: 2	SF: 0 SAC: 0 DP: 2 HBP: 0	WP: 1 PB: 0 SB: 2 CS: 0	PA: 45																			
PITCHER	52 Sergio Mitre, R ERA: 1.5	IP: 2.0 WLS: 8 BF: 8	WLS: 2.2 BF: 13	H: 5 R: 3 ER: 3 SO: 2	H: 0 R: 0 ER: 0 SO: 2	H: 0 R: 0 ER: 0 SO: 0	H: 0 R: 0 ER: 0 SO: 0	H: 0 R: 0 ER: 0 SO: 0	H: 0 R: 0 ER: 0 SO: 0	H: 0 R: 0 ER: 0 SO: 0	H: 0 R: 0 ER: 0 SO: 0	H: 0 R: 0 ER: 0 SO: 0	H: 0 R: 0 ER: 0 SO: 0	H: 0 R: 0 ER: 0 SO: 0	H: 0 R: 0 ER: 0 SO: 0	H: 0 R: 0 ER: 0 SO: 0	H: 0 R: 0 ER: 0 SO: 0	H: 0 R: 0 ER: 0 SO: 0	ERA: 0.00 WHIP: 0.000	58 Harvey Garcia, R ERA: 1.5	IP: 10.1 WLS: 4 BF: 0	WLS: 3 BF: 0	H: 0 R: 0 ER: 0 SO: 2	H: 0 R: 0 ER: 0 SO: 2	H: 0 R: 0 ER: 0 SO: 0	H: 0 R: 0 ER: 0 SO: 0	H: 0 R: 0 ER: 0 SO: 0	H: 0 R: 0 ER: 0 SO: 0	H: 0 R: 0 ER: 0 SO: 0	H: 0 R: 0 ER: 0 SO: 0	ERA: 0.00 WHIP: 1.875	65 Scott Tyler, R ERA: 21.0	IP: 11.1 WLS: 4 BF: 0	WLS: 0 BF: 0	H: 0 R: 0 ER: 0 SO: 1	H: 0 R: 0 ER: 0 SO: 1	H: 0 R: 0 ER: 0 SO: 0	H: 0 R: 0 ER: 0 SO: 0	H: 0 R: 0 ER: 0 SO: 0	H: 0 R: 0 ER: 0 SO: 0	ERA: 0.00 WHIP: 2.000

Florida Marlins @ New York Mets
Tradition Field, Port St. Lucie, FL
Sun Mar 11 2007, 1:10 PM EDT
Att: 6,477 - Partly Cloudy - 79 F

AB 42
R 5
H 9
RBI 4
BB 3
SO 9
LOB 14



Batter	1	2	3	4	5	6	7	8	9	AB	R	H	RBI	BB	SO	LOB	TOP										
2 Hanley Ramirez, R OBP: 0.242, SLG: 0.300 92 Josh Labandeira, R (6, 6)	0-0 G5-3			0-0 G5-3		0-0 F9		0-0 G4-3		3	0	0	0	0	0	1											
6 Dan Uggla, R OBP: 0.260, SLG: 0.280	0-3 K			0-0 F7		0-0 G6-3			0-0 1B	4	0	1	0	0	0	1											
21 Joe Borchard, S OBP: 0.444, SLG: 0.500	0-3 K			0-0 G6-3			4-0 61 G4-3 17 BB		0-3 K	3	0	0	0	1	2	1											
17 Mike Jacobs, L OBP: 0.231, SLG: 0.333 9 Joe Dillon, R (7, PR) (7, 3)		0-3 K			0-0 HR		4-0 61 G4-3 1-2 BB		0-3 K	2	1	1	1	1	1	0											
12 Cody Ross, R OBP: 0.120, SLG: 0.125		0-0 G6-3			0-0 G5-3				0-0 F8	4	0	0	0	0	0	3											
61 Reggie Abernombie, R (1, 10) OBP: 0.167, SLG: 0.167		0-0 E9 29 PC 29 S			0-3 K					3	0	0	0	0	1	2											
29 Scott Seabolt, R OBP: 0.130, SLG: 0.091		0-1 PO	0-0 F8		0-0 F7					3	0	0	0	0	0	3											
Alex Sanchez, L OBP: 0.182, SLG: 0.364					0-0 F9					3	0	1	0	0	0	0											
20 Matt Treanor, R OBP: 0.214, SLG: 0.083					0-0 F9		0-0 FC1-5-2 3H		0-0 F8	3	0	0	0	0	0	1											
Inning Stats	R: 0 E: 0 K: 2 S: 7	H: 0 LOB: 0 BB: 0 P: 7	R: 0 E: 1 K: 1 S: 6	H: 0 LOB: 0 BB: 0 P: 6	R: 0 E: 0 K: 0 S: 3	H: 0 LOB: 0 BB: 0 P: 3	R: 0 E: 0 K: 0 S: 3	H: 0 LOB: 0 BB: 0 P: 3	R: 1 E: 0 K: 1 S: 6	H: 1 LOB: 0 BB: 0 P: 6	R: 0 E: 0 K: 0 S: 4	H: 1 LOB: 1 BB: 0 P: 4	R: 0 E: 0 K: 0 S: 3	H: 0 LOB: 0 BB: 2 P: 11	R: 0 E: 0 K: 0 S: 3	H: 0 LOB: 0 BB: 0 P: 3	R: 0 E: 0 K: 2 S: 8	H: 1 LOB: 1 BB: 0 P: 8	1B: 1 2B: 0 3B: 1 HR: 1	SF: 0 SAC: 0 DP: 0 HBP: 0	WP: 0 PB: 0 SB: 1 CS: 0	PA: 33					
PITCHER	IP	WLS	BF	H	R	ER	SO	BB	IBB	HBP	BLK	WP	HR	S	P	ERA	WHIP										
26 Boof Bonser, R ERA: 3.38	4.0	W	12	0	0	0	3	0	0	0	0	0	0	19	19	0.00	0.000										
26 Jesse Crain, R ERA: 1.5	1.0		4	1	1	1	1	0	0	0	0	0	1	6	6	9.00	1.000										
21 Matt Garza, R ERA: 2.25	2.0		9	1	0	0	0	2	0	0	0	0	0	7	15	0.00	1.500										
36 Joe Nathan, R ERA:	1.0		3	0	0	0	0	0	0	0	0	0	0	3	3	0.00	0.000										
Juan Rincon, R ERA:	1.0		4	1	0	0	2	0	0	0	0	0	0	8	8	0.00	1.000										

Florida Marlins @ Minnesota Twins
Hammond Stadium, Fort Myers, FL
Mon Mar 12 2007, 1:05 PM EDT
Att. 7,101 - Partly Cloudy - 80 F

AB 30
R 1
H 3
RBI 1
BB 2
SO 6
LOB 13



Batter	1	2	3	4	5	6	7	8	9	AB	R	H	RBI	BB	SO	LOB	BOTTOM										
Luis Castillo, S OBP: 0.467, SLG: 0.385 38 Luis Antonio Rodriguez, S OBP: 0.276, SLG: 0.550	0-0 F9	0-0 G4-3		0-0 8 1B 5 1B	0-0 55 FC6-4 1B		0-0 F7			4	1	2	1	0	0	1											
8 Nick Punto, S OBP: 0.276, SLG: 0.222 58 Glenn Williams, S OBP: 0.286, SLG: 0.407	0-0 5 1B 33 1B	0-0 55 HBP G6-4-3 1B		0-0 5 1B 2B	0-3 K		0-0 G4-6-3			4	2	3	1	0	1	1											
55 Mike Redmond, R OBP: 0.267, SLG: 0.267 41 Chris Heintz, R OBP: 0.364, SLG: 0.364	1-0 33 1B HBP	0-0 G6-4-3		0-0 G5-3	0-0 FC6-4			0-0 G6-3		3	1	0	0	0	0	4											
5 Michael Cuddyer, R OBP: 0.407, SLG: 0.654 50 Garrett Jones, L OBP: 0.069, SLG: 0.103	0-0 33 1B 1B		0-3 K	0-0 2B		0-3 K		0-0 P6		3	1	2	1	0	1	0											
33 Justin Morneau, L OBP: 0.250, SLG: 0.182 16 Jason Kubel, L OBP: 0.417, SLG: 0.478	0-0 24 G5-3 1B		0-0 G4-3	0-3 K	0-3 K		0-0 G4-3		0-0 P6	4	0	1	2	0	1	2											
Torii Hunter, R OBP: 0.500, SLG: 0.778 2 Denard Span, L OBP: 0.276, SLG: 0.296	0-0 24 G5-3 1B		0-0 G4-3	0-0 24 1B 32 2B	0-0 E6		0-0 FC6-4		0-0 FC6-4	3	1	3	2	0	0	0											
24 Rondell White, R OBP: 0.292, SLG: 0.391 Jason Tyner, L OBP: 0.214, SLG: 0.192	0-0 G5-3		0-0 G4-3	0-0 G4-3	0-0 G3			0-0 G3		3	1	1	0	0	0	4											
32 Ken Harvey, R OBP: 0.500, SLG: 0.750 23 Matthew LeCroy, R OBP: 0.375, SLG: 0.381	0-0 G6-3		0-0 2B	0-0 2B	0-0 1B 2B			0-0 25 1B		2	0	1	2	0	0	0											
Jason Bartlett, R OBP: 0.333, SLG: 0.333 25 Alexi Casilla, S OBP: 0.333, SLG: 0.348		0-0 G4-3 8 1B	0-0 G5-3	0-0 G3	0-0 G3			0-0 58 G4-6-3 1B		3	1	1	0	0	0	2											
Inning Stats	R: 3 E: 0 K: 0 S: 7	H: 4 LOB: 2 BB: 0 P: 8	R: 1 E: 0 K: 0 S: 4	H: 2 LOB: 0 BB: 0 P: 4	R: 2 E: 0 K: 1 S: 8	H: 3 LOB: 1 BB: 0 P: 8	R: 2 E: 0 K: 1 S: 9	H: 4 LOB: 2 BB: 0 P: 9	R: 1 E: 0 K: 1 S: 7	H: 2 LOB: 1 BB: 0 P: 7	R: 0 E: 1 K: 1 S: 6	H: 0 LOB: 1 BB: 0 P: 6	R: 0 E: 0 K: 0 S: 4	H: 2 LOB: 1 BB: 0 P: 4	R: 0 E: 0 K: 0 S: 4	H: 1 LOB: 1 BB: 0 P: 4	R: 0 E: 0 K: 0 S: 4	H: 1 LOB: 1 BB: 0 P: 4	1B: 14 2B: 4 3B: 0 HR: 0	SF: 0 SAC: 0 DP: 2 HBP: 1	WP: 0 PB: 0 SB: 0 CS: 0	PA: 42					
PITCHER	IP	WLS	BF	H	R	ER	SO	BB	IBB	HBP	BLK	WP	HR	S	P	ERA	WHIP										
Dontrelle Willis, L ERA: 7.88	3.0	L	18	9	6	6	1	0	0	1	0	0	0	19	20	18.00	3.000										
74 Gaby Hernandez, R ERA: 12.15	2.0		12	6	3	3	2	0	0	0	0	0	0	16	16	13.50	3.000										
22 Matt Lindstrom, R ERA: 1.69	2.0		8	2	0	0	1	0	0	0	0	0	0	10	10	0.00	1.000										
48 Lee Gardner, R ERA:	1.0		4	1	0	0	0	0	0	0	0	0	0	4	4	0.00	1.000										

Florida Marlins @ Minnesota Twins
Hammond Stadium, Fort Myers, FL
Mon Mar 12 2007, 1:05 PM EDT
Att. 7,101 - Partly Cloudy - 80 F

AB 41
R 9
H 18
RBI 9
BB 0
SO 4
LOB 22



Batter	1	2	3	4	5	6	7	8	9	AB	R	H	RBI	BB	SO	LOB	TOP			
1 Brian Roberts, S (1.4) 66 Luis Hernandez, S (6.6) OBP: 0.395, SLG: 0.348 OBP: 0.222, SLG: 0.125										3	0	1	0	0	0	1	Baltimore Orioles @ Florida Marlins Roger Dean Stadium, Jupiter, FL Tue Mar 13 2007, 1:05 PM EDT Att: 3,648 - Partly Cloudy - 76 F			
40 Adam Stern, L (1.8) OBP: 0.333, SLG: 0.333										4	0	1	0	0	0	2				
6 Melvin Mora, R (1.5) 73 Mike Cervenak, R (6.5) OBP: 0.308, SLG: 0.364 OBP: 0.273, SLG: 0.636										3	0	0	0	0	0	3				
55 Ramon Hernandez, R (1.2) 38 Terry Tiffee, S (7.3) OBP: 0.211, SLG: 0.167										3	0	0	0	0	1	1				
70 Jason Dubois, R (1.3) 39 Jeff Fiorentino, L (7.7) OBP: 0.579, SLG: 0.706 OBP: 0.333, SLG: 0.273										3	0	1	0	0	1	0				
68 Jon Knott, R (1.7) Adam Donachie, R (7.2) OBP: 0.190, SLG: 0.300 OBP: 0.385, SLG: 0.583										3	0	0	0	0	1	1				
Chris Gomez, R (1.10) 60 J.R. House, R (9. PH) OBP: 0.214, SLG: 0.286										2	0	0	0	1	0	1				
Roger Cedeno, S (1.9) OBP: 0.111, SLG: 0.111										3	0	0	0	0	0	1				
3 Freddie Bynum, L (1.6) OBP: 0.300, SLG: 0.294										2	0	0	0	1	0	0				
Inning Stats	R: 0 E: 0 K: 0 S: 5	H: 1 LOB: 1 BB: 0 P: 5	R: 0 E: 0 K: 1 S: 5	H: 0 LOB: 1 BB: 1 P: 9	R: 0 E: 0 K: 0 S: 3	H: 0 LOB: 0 BB: 0 P: 3	R: 0 E: 0 K: 0 S: 3	H: 0 LOB: 0 BB: 0 P: 3	R: 0 E: 1 K: 0 S: 3	H: 0 LOB: 1 BB: 1 P: 7	R: 0 E: 0 K: 2 S: 8	H: 1 LOB: 1 BB: 0 P: 8	R: 0 E: 0 K: 1 S: 7	H: 2 LOB: 2 BB: 0 P: 7	R: 1 E: 0 K: 1 S: 6	H: 2 LOB: 0 BB: 0 P: 6		1B: 6 2B: 0 3B: 0 HR: 0	SF: 0 SAC: 0 DP: 2 HBP: 0	WP: 0 PB: 0 SB: 1 CS: 0
PITCHER	IP WLS BF H R ER SO BB IBB HBP BLK WP HR S P ERA WHIP																			
36 Anibal Sanchez, R (1.1) ERA: 1.08	4.0 W 14	1 0 0 0 1	1 0 0 0 0	1 0 0 0 0	0 0 0 0 0	0 0 0 0 0	0 0 0 0 0	0 0 0 0 0	0 0 0 0 0	0 0 0 0 0	0 0 0 0 0	0 0 0 0 0	0 0 0 0 0	0 0 0 0 0	0 0 0 0 0	0 0 0 0 0	0.00	0.500		
Kevin Gregg, R (5.1) ERA: 2.45	2.0	7 0 0 0 0	1 0 0 0 0	0 0 0 0 0	0 0 0 0 0	0 0 0 0 0	0 0 0 0 0	0 0 0 0 0	0 0 0 0 0	0 0 0 0 0	0 0 0 0 0	0 0 0 0 0	0 0 0 0 0	0 0 0 0 0	0 0 0 0 0	0 0 0 0 0	0.00	0.500		
Mike Koplove, R (7.1) ERA: 5.4	1.0	4 1 0 0 2	0 0 0 0 0	0 0 0 0 0	0 0 0 0 0	0 0 0 0 0	0 0 0 0 0	0 0 0 0 0	0 0 0 0 0	0 0 0 0 0	0 0 0 0 0	0 0 0 0 0	0 0 0 0 0	0 0 0 0 0	0 0 0 0 0	0 0 0 0 0	0.00	1.000		
40 Nate Field, R (8.1) ERA: 3.18	1.0	5 2 0 0 1	0 0 0 0 1	0 0 0 0 0	0 0 0 0 0	0 0 0 0 0	0 0 0 0 0	0 0 0 0 0	0 0 0 0 0	0 0 0 0 0	0 0 0 0 0	0 0 0 0 0	0 0 0 0 0	0 0 0 0 0	0 0 0 0 0	0 0 0 0 0	0.00	2.000		
Randy Messenger, R (9.1) ERA: 1.29	1.0	4 2 1 1 1	0 0 0 0 0	0 0 0 0 0	0 0 0 0 0	0 0 0 0 0	0 0 0 0 0	0 0 0 0 0	0 0 0 0 0	0 0 0 0 0	0 0 0 0 0	0 0 0 0 0	0 0 0 0 0	0 0 0 0 0	0 0 0 0 0	0 0 0 0 0	9.00	2.000		

Batter	1	2	3	4	5	6	7	8	9	AB	R	H	RBI	BB	SO	LOB	BOTTOM			
4 Alfredo Amezaga, S (1.6) OBP: 0.208, SLG: 0.174										4	0	0	1	0	0	3	Baltimore Orioles @ Florida Marlins Roger Dean Stadium, Jupiter, FL Tue Mar 13 2007, 1:05 PM EDT Att: 3,648 - Partly Cloudy - 76 F			
6 Dan Uggla, R (1.4) 3 Zach Sorensen, S (8.4) OBP: 0.250, SLG: 0.250 OBP: 0.190, SLG: 0.150										3	1	0	0	1	1	2				
Miguel Cabrera, R (1.5) 9 Joe Dillon, R (8.5) OBP: 0.438, SLG: 0.586 OBP: 0.286, SLG: 0.231										4	1	1	3	0	3	0				
14 Josh Willingham, R (1.7) OBP: 0.290, SLG: 0.200										3	0	0	0	1	2	0				
17 Mike Jacobs, L (1.10) OBP: 0.267, SLG: 0.333										3	0	1	0	1	0	0				
8 Aaron Boone, R (1.3) OBP: 0.147, SLG: 0.125										4	1	1	0	0	1	3				
27 Jeremy Hermida, L (1.9) 7 Alejandro De Az, L (7.9) OBP: 0.249, SLG: 0.111 OBP: 0.368, SLG: 0.444										3	0	0	0	0	0	3				
Miguel Olivo, R (1.2) 13 Paul Hoover, R (7.2) OBP: 0.250, SLG: 0.400 OBP: 0.250, SLG: 0.143										3	0	1	0	0	0	2				
1 Eric Reed, L (1.8) OBP: 0.391, SLG: 0.409										3	1	2	0	0	1	0				
Inning Stats	R: 0 E: 0 K: 2 S: 7	H: 0 LOB: 0 BB: 0 P: 7	R: 0 E: 0 K: 1 S: 7	H: 0 LOB: 2 BB: 2 P: 15	R: 3 E: 0 K: 0 S: 5	H: 2 LOB: 0 BB: 1 P: 9	R: 1 E: 0 K: 0 S: 6	H: 3 LOB: 2 BB: 0 P: 6	R: 0 E: 0 K: 2 S: 8	H: 1 LOB: 1 BB: 0 P: 8	R: 0 E: 0 K: 1 S: 5	H: 0 LOB: 0 BB: 0 P: 5	R: 0 E: 0 K: 1 S: 6	H: 0 LOB: 1 BB: 0 P: 6	R: 0 E: 1 K: 1 S: 6	H: 0 LOB: 1 BB: 0 P: 6		1B: 4 2B: 1 3B: 0 HR: 1	SF: 0 SAC: 0 DP: 0 HBP: 0	WP: 0 PB: 0 SB: 1 CS: 0
PITCHER	IP WLS BF H R ER SO BB IBB HBP BLK WP HR S P ERA WHIP																			
40 Daniel Cabrera, R (1.1) ERA: 4.0	4.0 L 20	5 4 4 3 0	4 4 3 0 2	0 0 0 0 0	0 0 0 0 0	0 0 0 0 0	0 0 0 0 0	0 0 0 0 0	0 0 0 0 0	0 0 0 0 0	0 0 0 0 0	0 0 0 0 0	0 0 0 0 0	0 0 0 0 0	0 0 0 0 0	0 0 0 0 0	9.00	2.000		
37 Chris Ray, R (5.1) ERA:	1.0	4 1 0 0 2	0 0 0 0 0	0 0 0 0 0	0 0 0 0 0	0 0 0 0 0	0 0 0 0 0	0 0 0 0 0	0 0 0 0 0	0 0 0 0 0	0 0 0 0 0	0 0 0 0 0	0 0 0 0 0	0 0 0 0 0	0 0 0 0 0	0 0 0 0 0	0.00	1.000		
46 Jeremy Guthrie, R (6.1) ERA:	2.0	6 0 0 0 2	0 0 0 0 0	0 0 0 0 0	0 0 0 0 0	0 0 0 0 0	0 0 0 0 0	0 0 0 0 0	0 0 0 0 0	0 0 0 0 0	0 0 0 0 0	0 0 0 0 0	0 0 0 0 0	0 0 0 0 0	0 0 0 0 0	0 0 0 0 0	0.00	0.000		
53 Todd Williams, R (8.1) ERA: 2.08	1.0	4 0 0 0 1	0 0 0 0 0	0 0 0 0 0	0 0 0 0 0	0 0 0 0 0	0 0 0 0 0	0 0 0 0 0	0 0 0 0 0	0 0 0 0 0	0 0 0 0 0	0 0 0 0 0	0 0 0 0 0	0 0 0 0 0	0 0 0 0 0	0 0 0 0 0	0.00	0.000		

AB	32
R	1
H	6
RBI	0
BB	2
SO	5
LOB	13



Batter	1	2	3	4	5	6	7	8	9	AB	R	H	RBI	BB	SO	LOB	TOP					
2 Hanley Ramirez, R OBP: 0.216, SLG: 0.273 3 Zach Sorensen, S OBP: 0.182, SLG: 0.143	G1-4-3	F8		SF7		K		K		3	0	0	1	0	1	1						
Alex Sanchez, L OBP: 0.222, SLG: 0.370	K		F9			G6-3				5	1	2	0	0	1	0						
Miguel Cabrera, R OBP: 0.444, SLG: 0.696 29 Scott Seabol, R OBP: 0.125, SLG: 0.087			F7					K		4	1	2	0	0	1	1						
17 Mike Jacobs, L OBP: 0.314, SLG: 0.367	F7							G4-3		3	0	1	1	2	0	1						
21 Joe Borchard, S OBP: 0.452, SLG: 0.481 31 John Gall, R OBP: 0.143, SLG: 0.190			FC6-5							3	1	1	0	1	1	3						
27 Jeremy Hermida, L OBP: 0.250, SLG: 0.103	F8							F8		2	0	0	0	2	0	2						
12 Cody Ross, R OBP: 0.172, SLG: 0.148			K					K		3	1	1	1	1	2	2						
28 Jason Wood, R OBP: 0.480, SLG: 0.870 4 Alfredo Amezaga, S OBP: 0.206, SLG: 0.174										4	1	2	0	0	0	5						
20 Matt Treanor, R OBP: 0.250, SLG: 0.214 62 Nick Trzesniak, R OBP: 0.333, SLG: 0.143										2	0	1	2	0	0	0						
Inning Stats	R: 0 E: 0 K: 1 S: 7	H: 1 LOB: 1 BB: 0 P: 7	R: 2 E: 0 K: 0 S: 5	H: 2 LOB: 1 BB: 1 P: 9	R: 1 E: 0 K: 1 S: 7	H: 2 LOB: 2 BB: 1 P: 12	R: 1 E: 0 K: 0 S: 4	H: 1 LOB: 0 BB: 0 P: 4	R: 1 E: 0 K: 1 S: 5	H: 1 LOB: 2 BB: 3 P: 17	R: 0 E: 0 K: 1 S: 5	H: 0 LOB: 0 BB: 0 P: 5	R: 0 E: 0 K: 1 S: 6	H: 1 LOB: 1 BB: 0 P: 6	R: 0 E: 0 K: 2 S: 8	H: 1 LOB: 2 BB: 1 P: 8	R: 0 E: 0 K: 1 S: 5	H: 1 LOB: 1 BB: 1 P: 10	1B: 5 2B: 5 3B: 0 HR: 0	SF: 1 SAC: 1 DP: 1 HBP: 0	WP: 0 PB: 1 SB: 1 CS: 1	PA: 41
PITCHER	IP	WLS	BF	H	R	ER	SO	BB	IBB	HBP	BLK	WP	HR	S	P	ERA	WHIP					
27 Jaret Wright, R ERA: 4.5	3.0	L	16	5	3	3	2	2	0	0	0	0	0	19	28	9.00	2.333					
32 Jamie Walker, L ERA: 1.8	1.0		4	1	1	1	0	0	0	0	0	0	0	4	4	9.00	1.000					
51 Scott Williamson, R ERA: 2.7	0.1		5	1	1	1	1	3	0	0	0	0	0	4	16	27.00	12.000					
John Parrish, L ERA: 3.18	1.2		4	0	0	0	1	0	0	0	0	0	0	6	6	0.00	0.000					
86 Jon Leicester, R ERA: 7.38	1.0		4	1	0	0	1	0	0	0	0	0	0	6	6	0.00	1.000					
82 Steve Green, R ERA:	1.0		4	1	0	0	2	0	0	0	0	0	0	8	8	0.00	1.000					
25 Kurt Birkins, L ERA:	1.0		4	1	0	0	1	1	0	0	0	0	0	5	10	0.00	2.000					

Florida Marlins @ Baltimore Orioles
Fort Lauderdale Stadium, Ft. Lauderdale, FL
Wed Mar 14 2007, 1:05 PM EDT
Att. 4,653 - Partly Cloudy - 75 F

AB	33
R	5
H	10
RBI	5
BB	6
SO	8
LOB	20



Batter	1	2	3	4	5	6	7	8	9	AB	R	H	RBI	BB	SO	LOB	BOTTOM					
1 Brian Roberts, S OBP: 0.379, SLG: 0.320 3 Freddie Bynum, L OBP: 0.286, SLG: 0.278	F8					K		L5-3		2	0	0	0	1	1	0						
6 Melvin Mora, R OBP: 0.310, SLG: 0.360 38 Terry Tifee, S OBP: 0.200, SLG: 0.158	L5							P6		3	0	1	0	0	0	1						
21 Nick Markakis, L OBP: 0.469, SLG: 0.533 70 Jason Dubois, R OBP: 0.550, SLG: 0.667										3	0	1	0	0	1	1						
10 Miguel Tejada, R OBP: 0.231, SLG: 0.240 12 Brandon Fahey, L OBP: 0.116, SLG: 0.063										3	0	0	0	0	0	2						
17 Aubrey Huff, L OBP: 0.407, SLG: 0.600 60 J.R. House, R OBP: 0.200, SLG: 0.267										3	1	1	1	0	0	0						
55 Ramon Hernandez, R OBP: 0.316, SLG: 0.381 73 Mike Cervenak, R OBP: 0.250, SLG: 0.583										2	0	0	0	0	1	0						
17 Corey Patterson, L OBP: 0.240, SLG: 0.227 71 Ruddy Yan, S OBP: 0.353, SLG: 0.313										3	0	0	0	0	2	0						
Paul Bako, L OBP: 0.200, SLG: 0.200 77 Eli Whiteside, R OBP: 0.250, SLG: 0.250										2	0	1	0	0	0	0						
16 Jay Payton, R OBP: 0.435, SLG: 0.591 68 Jon Knott, R OBP: 0.227, SLG: 0.300										2	0	0	0	0	0	1						
Inning Stats	R: 0 E: 0 K: 0 S: 4	H: 1 LOB: 1 BB: 0 P: 4	R: 0 E: 0 K: 2 S: 7	H: 0 LOB: 0 BB: 0 P: 7	R: 0 E: 0 K: 0 S: 3	H: 0 LOB: 1 BB: 1 P: 7	R: 0 E: 0 K: 0 S: 3	H: 0 LOB: 0 BB: 0 P: 3	R: 0 E: 0 K: 1 S: 6	H: 1 LOB: 1 BB: 0 P: 6	R: 0 E: 0 K: 2 S: 8	H: 1 LOB: 1 BB: 0 P: 8	R: 1 E: 0 K: 0 S: 4	H: 1 LOB: 0 BB: 0 P: 4	R: 0 E: 0 K: 0 S: 2	H: 0 LOB: 0 BB: 1 P: 6	R: 0 E: 0 K: 0 S: 3	H: 0 LOB: 0 BB: 0 P: 3	1B: 2 2B: 2 3B: 0 HR: 1	SF: 0 SAC: 0 DP: 1 HBP: 0	WP: 0 PB: 0 SB: 0 CS: 0	PA: 32
PITCHER	IP	WLS	BF	H	R	ER	SO	BB	IBB	HBP	BLK	WP	HR	S	P	ERA	WHIP					
Scott Olsen, L ERA: 3.55	5.0		18	2	0	0	3	1	0	0	0	0	0	23	27	0.00	0.600					
37 Rivaldo Pinto, L ERA: 6.44	1.0		4	1	0	0	2	0	0	0	0	0	0	8	8	0.00	1.000					
41 Wes Obermueller, R ERA: 6.0	1.0		4	1	1	1	0	0	0	0	0	0	1	4	4	9.00	1.000					
Felix Rodriguez, R ERA: 2.7	1.0		3	0	0	0	0	1	0	0	0	0	0	2	6	0.00	1.000					
77 Henry Owens, R ERA:	1.0		3	0	0	0	0	0	0	0	0	0	0	3	3	0.00	0.000					

Florida Marlins @ Baltimore Orioles
Fort Lauderdale Stadium, Ft. Lauderdale, FL
Wed Mar 14 2007, 1:05 PM EDT
Att. 4,653 - Partly Cloudy - 75 F

AB	30
R	1
H	4
RBI	1
BB	2
SO	5
LOB	6



Batter	1	2	3	4	5	6	7	8	9	AB	R	H	RBI	BB	SO	LOB	TOP								
2 Hanley Ramirez, R OBP: 0.268, SLG: 0.459 4 Alfredo Amezaga, S OBP: 0.192, SLG: 0.160										4	1	3	2	0	0	3									
6 Dan Uggla, R OBP: 0.243, SLG: 0.219 3 Zach Sorensen, S OBP: 0.217, SLG: 0.182										4	0	0	0	1	1	4									
8 Aaron Boone, R OBP: 0.209, SLG: 0.171 Alex Sanchez, L OBP: 0.214, SLG: 0.357										3	0	1	0	1	0	1									
14 Josh Willingham, R OBP: 0.306, SLG: 0.179 29 Scott Seabolt, R OBP: 0.160, SLG: 0.125										3	0	0	0	2	0	5									
Miguel Olivo, R OBP: 0.250, SLG: 0.379 1 Eric Reed, L OBP: 0.391, SLG: 0.409 13 Paul Hoover, R OBP: 0.300, SLG: 0.222										4	0	1	0	0	2	2									
28 Jason Wood, R OBP: 0.483, SLG: 0.852 9 Joe Dillon, R OBP: 0.333, SLG: 0.231										4	1	2	0	0	0	0									
31 John Gall, R OBP: 0.269, SLG: 0.385										5	0	4	3	0	0	2									
12 Cody Ross, R OBP: 0.235, SLG: 0.138										2	1	0	0	2	0	3									
7 Alejandro De Aza, L OBP: 0.375, SLG: 0.545										4	2	2	1	0	0	5									
Inning Stats	R: 0 E: 0 K: 0 S: 3	H: 1 LOB: 0 BB: 0 P: 3	R: 0 E: 0 K: 1 S: 6	H: 1 LOB: 3 BB: 2 P: 14	R: 1 E: 0 K: 0 S: 4	H: 1 LOB: 1 BB: 1 P: 8	R: 2 E: 1 K: 0 S: 5	H: 2 LOB: 3 BB: 2 P: 15	R: 0 E: 0 K: 1 S: 6	H: 1 LOB: 0 BB: 0 P: 6	R: 1 E: 0 K: 0 S: 5	H: 2 LOB: 1 BB: 0 P: 5	R: 2 E: 1 K: 2 S: 10	H: 3 LOB: 2 BB: 0 P: 12	R: 3 E: 0 K: 0 S: 5	H: 2 LOB: 2 BB: 2 P: 13	R: 0 E: 0 K: 0 S: 5	H: 3 LOB: 2 BB: 0 P: 5	1B: 9 2B: 4 3B: 2 HR: 1	SF: 1 SAC: 0 DP: 1 HBP: 2	WP: 0 PB: 0 SB: 1 CS: 0	PA: 50			
PITCHER	IP	WLS	BF	H	R	ER	SO	BB	IBB	HBP	BLK	WP	HR	S	P	ERA	WHIP								
51 Wandy Rodriguez, L ERA: 5.19	3.2		20	5	3	3	1	5	0	0	0	0	1	17	37	7.36	2.727								
68 Paul Estrada, R ERA:	0.1		2	0	0	0	0	0	0	1	0	0	0	1	3	0.00	0.000								
64 Fernando Nieve, R ERA: 4.5	3.0	L	16	6	3	3	3	0	0	1	0	0	0	21	23	9.00	2.000								
54 Brad Lidge, R ERA: 13.5	1.0		7	2	3	3	0	2	0	0	0	0	0	5	13	27.00	4.000								
84 Troy Patton, L ERA:	1.0		5	3	0	0	0	0	0	0	0	0	0	5	5	0.00	3.000								

Florida Marlins @ Houston Astros
Osceola County Stadium, Kissimmee, FL
Thu Mar 15 2007, 1:05 PM EDT
Att: 5,556 - Partly Cloudy - 82 F

AB 40
R 9
H 16
RBI 6
BB 7
SO 4
LOB 30



Batter	1	2	3	4	5	6	7	8	9	AB	R	H	RBI	BB	SO	LOB	BOTTOM								
Craig Biggio, R OBP: 0.385, SLG: 0.542 4 Eric Bruntlett, R OBP: 0.294, SLG: 0.148										3	1	1	0	0	0	1									
Mark Loretta, R OBP: 0.355, SLG: 0.370 67 Brooks Conrad, S OBP: 0.400, SLG: 0.600										3	1	1	1	0	1	1									
17 Lance Berkman, S OBP: 0.433, SLG: 0.615 Charlton Jimerson, R OBP: 0.368, SLG: 0.412										2	1	2	2	0	0	0									
45 Carlos Lee, R OBP: 0.400, SLG: 0.500 16 Jason Lane, R OBP: 0.371, SLG: 0.688										3	0	0	0	0	0	2									
Morgan Ensberg, R OBP: 0.190, SLG: 0.679 65 Hunter Pence, R OBP: 0.690, SLG: 1.125										3	0	0	0	0	0	0									
Luke Scott, L OBP: 0.400, SLG: 0.654 13 Eric Munson, L OBP: 0.407, SLG: 0.440										3	1	1	1	0	0	0									
2 Chris Burke, R OBP: 0.190, SLG: 0.237 Mike Lamb, L OBP: 0.382, SLG: 0.419										2	0	0	0	0	1	0									
Brad Ausmus, R OBP: 0.353, SLG: 0.438 55 Humberto Quintero, R OBP: 0.296, SLG: 0.217 72 Lou Santangelo, R OBP: 0.376, SLG: 0.167										2	0	0	0	0	0	0									
Orlando Palmeiro, L OBP: 0.588, SLG: 0.500										4	1	2	0	0	0	1									
Inning Stats	R: 2 E: 0 K: 0 S: 5	H: 2 LOB: 0 BB: 0 P: 6	R: 0 E: 0 K: 0 S: 3	H: 0 LOB: 0 BB: 0 P: 3	R: 1 E: 0 K: 0 S: 5	H: 2 LOB: 1 BB: 0 P: 5	R: 1 E: 0 K: 1 S: 6	H: 1 LOB: 0 BB: 0 P: 6	R: 0 E: 0 K: 1 S: 5	H: 1 LOB: 0 BB: 0 P: 5	R: 1 E: 0 K: 0 S: 4	H: 1 LOB: 1 BB: 0 P: 4	R: 1 E: 0 K: 0 S: 5	H: 2 LOB: 1 BB: 0 P: 6	R: 2 E: 1 K: 1 S: 8	H: 2 LOB: 2 BB: 1 P: 12	R: 0 E: 0 K: 0 S: 5	H: 2 LOB: 1 BB: 1 P: 5	1B: 8 2B: 1 3B: 0 HR: 3	SF: 0 SAC: 0 DP: 1 HBP: 0	WP: 0 PB: 0 SB: 2 CS: 0	PA: 40			
PITCHER	IP	WLS	BF	H	R	ER	SO	BB	IBB	HBP	BLK	WP	HR	S	P	ERA	WHIP								
47 Ricky Nolasco, R ERA: 4.66	5.0		20	6	4	4	2	0	0	0	0	0	0	8	25	7.20	1.200								
48 Lee Gardner, R ERA:	2.0	W	8	2	1	0	0	0	0	0	0	0	0	8	9	0.00	1.000								
40 Nate Field, R ERA: 4.05	1.0		5	2	1	1	0	0	0	0	0	0	0	5	6	9.00	2.000								
Mike Koplove, R ERA: 6.0	1.0	S	7	2	2	1	1	1	0	0	0	0	0	8	12	9.00	3.000								

Florida Marlins @ Houston Astros
Osceola County Stadium, Kissimmee, FL
Thu Mar 15 2007, 1:05 PM EDT
Att: 5,556 - Partly Cloudy - 82 F

AB 39
R 8
H 12
RBI 6
BB 1
SO 3
LOB 15



Batter	1	2	3	4	5	6	7	8	9	AB	R	H	RBI	BB	SO	LOB	TOP								
71 Ruddy Yan, S OBP: 0.375, SLG: 0.348 (1, 7)										5	1	2	0	0	1	1									
16 Jay Payton, R OBP: 0.414, SLG: 0.536 68 Jon Knott, R OBP: 0.240, SLG: 0.304 (1, 8)										3	1	1	0	0	1	1									
6 Melvin Mora, R OBP: 0.314, SLG: 0.387 Bryan Bass, S (8, PH)										3	1	0	1	0	0	3									
Kevin Millar, R OBP: 0.125, SLG: 0.133 Mark Fleisher, R (8, PH)										3	0	0	0	0	1	2									
70 Jason Dubois, R OBP: 0.448, SLG: 0.593 Roger Cedeno, S OBP: 0.182, SLG: 0.182 (1, 9)										3	0	1	2	0	0	0									
Chris Gomez, R OBP: 0.345, SLG: 0.375 Gera Alvarez, R (8, PH)										2	1	1	0	1	0	1									
Paul Bako, L OBP: 0.300, SLG: 0.390 72 Ryan Hubele, R OBP: 0.333, SLG: 0.333 (8, 2)										3	0	2	0	0	0	1									
Oscar Salazar, R OBP: 0.500, SLG: 0.750 (1, 4)										4	0	2	2	0	0	1									
73 Mike Cervenak, R OBP: 0.235, SLG: 0.471 (1, 10)										4	0	0	0	0	1	4									
Inning Stats	R: 2 E: 0 K: 0 S: 6	H: 3 LOB: 1 BB: 0 P: 6	R: 0 E: 0 K: 0 S: 3	H: 1 LOB: 0 BB: 0 P: 3	R: 1 E: 0 K: 2 S: 8	H: 1 LOB: 0 BB: 0 P: 9	R: 0 E: 0 K: 0 S: 2	H: 0 LOB: 0 BB: 1 P: 6	R: 0 E: 0 K: 0 S: 3	H: 0 LOB: 0 BB: 0 P: 3	R: 0 E: 1 K: 0 S: 3	H: 0 LOB: 0 BB: 0 P: 3	R: 1 E: 0 K: 0 S: 5	H: 3 LOB: 1 BB: 0 P: 5	R: 2 E: 1 K: 0 S: 5	H: 2 LOB: 1 BB: 0 P: 9	R: 1 E: 0 K: 2 S: 9	H: 2 LOB: 1 BB: 0 P: 9	1B: 10 2B: 2 3B: 0 HR: 0	SF: 0 SAC: 0 DP: 4 HBP: 0	WP: 1 PB: 0 SB: 1 CS: 0	PA: 38			
PITCHER	IP	WLS	BF	H	R	ER	SO	BB	IBB	HBP	BLK	WP	HR	S	P	ERA	WHIP								
Dontrelle Willis, L ERA: 6.92	5.0	L	19	5	3	3	2	1	0	0	0	1	0	22	27	5.40	1.200								
Randy Messenger, R ERA: 2.0	2.0	H	8	3	1	1	0	0	0	0	0	0	0	8	8	4.50	1.500								
41 Wes Obermueller, R ERA: 6.43	1.0		6	2	2	1	0	1	0	0	0	0	0	5	9	9.00	3.000								
40 Nate Field, R ERA: 4.7	1.0		5	2	1	1	2	0	0	0	0	0	0	9	9	9.00	2.000								

Baltimore Orioles @ Florida Marlins
Roger Dean Stadium, Jupiter, FL
Sat Mar 17 2007, 1:05 PM EDT
Att.: 4,997 - Sunny - 68 F

AB 36
R 7
H 12
RBI 6
BB 2
SO 4
LOB 17



Batter	1	2	3	4	5	6	7	8	9	AB	R	H	RBI	BB	SO	LOB	BOTTOM								
4 Alfredo Amezaga, S OBP: 0.161, SLG: 0.133 (1, 6)										5	0	0	0	0	1	3									
8 Aaron Boone, R OBP: 0.209, SLG: 0.158 (1, 3)										3	1	0	0	1	0	0									
Miguel Cabrera, R OBP: 0.495, SLG: 0.675 (1, 5)										4	1	2	2	0	1	0									
21 Joe Borchard, S OBP: 0.444, SLG: 0.433 (1, 8)										2	0	0	0	2	1	1									
27 Jeremy Hermida, L OBP: 0.233, SLG: 0.086 7 Alejandro De Aza, L OBP: 0.360, SLG: 0.522 (1, 9)										3	0	0	0	0	2	3									
Miguel Olivo, R OBP: 0.229, SLG: 0.344 62 Nick Trzesniak, R OBP: 0.400, SLG: 0.250 (8, 2)										3	0	0	0	0	2	2									
12 Cody Ross, R OBP: 0.237, SLG: 0.152 (1, 7)										4	0	1	0	0	1	1									
28 Jason Wood, R OBP: 0.485, SLG: 0.800 (1, 4)										3	0	1	0	1	1	1									
Alex Sanchez, L OBP: 0.194, SLG: 0.323 31 John Gall, R OBP: 0.296, SLG: 0.407 (1, 10)										2	0	0	0	0	0	1									
Inning Stats	R: 2 E: 0 K: 2 S: 8	H: 1 LOB: 1 BB: 1 P: 12	R: 0 E: 0 K: 2 S: 8	H: 1 LOB: 0 BB: 0 P: 8	R: 0 E: 0 K: 1 S: 5	H: 0 LOB: 0 BB: 0 P: 5	R: 0 E: 0 K: 1 S: 4	H: 0 LOB: 0 BB: 1 P: 8	R: 0 E: 0 K: 0 S: 4	H: 1 LOB: 1 BB: 0 P: 4	R: 0 E: 0 K: 1 S: 6	H: 1 LOB: 2 BB: 1 P: 10	R: 0 E: 1 K: 1 S: 6	H: 0 LOB: 1 BB: 0 P: 6	R: 1 E: 0 K: 0 S: 5	H: 2 LOB: 2 BB: 1 P: 9	1B: 4 2B: 1 3B: 0 HR: 1	SF: 0 SAC: 1 DP: 0 HBP: 0	WP: 0 PB: 0 SB: 0 CS: 1	PA: 37					
PITCHER	IP	WLS	BF	H	R	ER	SO	BB	IBB	HBP	BLK	WP	HR	S	P	ERA	WHIP								
46 Jeremy Guthrie, R ERA: 1.8	2.0	W	9	2	2	2	4	1	0	0	0	0	0	9	13	0.00	0.500								
86 Jon Leicester, R ERA: 4.75	3.0	H	12	2	0	0	2	1	0	0	0	0	0	15	19	0.00	1.000								
49 Hayden Penn, R ERA: 3.0	3.0	H	12	2	0	0	2	1	0	0	0	0	0	15	19	0.00	1.000								
78 Rob Bell, R ERA: 4.75	1.0		4	0	0	0	1	0	0	0	0	0	0	6	6	0.00	0.000								
25 Kurt Birkins, L ERA: 2.08	1.0		6	2	1	1	0	1	0	0	0	0	0	5	9	9.00	3.000								

Baltimore Orioles @ Florida Marlins
Roger Dean Stadium, Jupiter, FL
Sat Mar 17 2007, 1:05 PM EDT
Att.: 4,997 - Sunny - 68 F

AB 32
R 3
H 6
RBI 3
BB 4
SO 9
LOB 12



Batter	1	2	3	4	5	6	7	8	9	AB	R	H	RBI	BB	SO	LOB	TOP				
28 Adam Everett, R OBP: 0.242, SLG: 0.241 21 Rick White, R	P3		1B BB			K											2 0 0 0 1 1 1 0 0 0 0 0 0 0 1 0 1 0 0 0 0				
87 Tommy Manzella, R OBP: 0.556, SLG: 0.778																	2 0 1 1 0 0 0 0 2 0 0 0 0 0 1 2				
Orlando Palmeiro, L OBP: 0.571, SLG: 0.556 Charlton Jimerson, R OBP: 0.349, SLG: 0.350	L6		17 FC6-4 1B														2 0 0 0 1 1 2 1 1 0 0 0 0 0 2				
17 Lance Berkman, S OBP: 0.385, SLG: 0.485 67 Brooks Conrad, S OBP: 0.294, SLG: 0.471	K		FC6-4														3 1 1 0 0 2 0 1 0 0 0 0 0 0				
Morgan Ensbarg, R OBP: 0.415, SLG: 0.649 65 Hunter Pence, R OBP: 0.647, SLG: 1.071																	3 0 0 0 0 1 2 1 0 0 0 0 1 0				
Richard Hidalgo, R OBP: 0.179, SLG: 0.167 Luke Scott, L OBP: 0.359, SLG: 0.571	F8																3 2 2 4 0 0 0 1 0 0 0 0 1 0				
16 Jason Lane, R OBP: 0.333, SLG: 0.714 13 Eric Munson, L OBP: 0.424, SLG: 0.517																	3 0 1 0 0 1 1 1 0 0 0 0 0 0				
2 Chris Burke, R OBP: 0.240, SLG: 0.304 86 Edwin Maysonet, R	F9																3 0 0 0 0 0 1 0 0 0 0 0 0 0 1 0 0 0 0 0 0				
55 Humberto Quintero, R OBP: 0.250, SLG: 0.179 43 Chris Sampson, R Trever Miller, R 72 Lou Santangelo, R OBP: 0.300, SLG: 0.125																	1 0 0 0 0 1 0 3 0 1 0 0 1 1 0 0 0 0 0 0 0				
64 Fernando Nieve, R 4 Eric Bruntlett, R OBP: 0.279, SLG: 0.194 58 Dave Borkowski, R																	WP: 0 PA: 36 PB: 0 SB: 0 CS: 0				
Inning Stats	R: 0 E: 0 K: 1 S: 5	H: 0 LOB: 0 BB: 0 P: 6	R: 1 E: 0 K: 1 S: 6	H: 1 LOB: 0 BB: 0 P: 6	R: 0 E: 0 K: 1 S: 6	H: 1 LOB: 2 BB: 1 P: 10	R: 0 E: 0 K: 1 S: 5	H: 0 LOB: 0 BB: 0 P: 5	R: 0 E: 0 K: 1 S: 6	H: 1 LOB: 1 BB: 0 P: 6	R: 3 E: 0 K: 2 S: 9	H: 2 LOB: 1 BB: 1 P: 13	R: 0 E: 0 K: 1 S: 7	H: 2 LOB: 2 BB: 0 P: 7	R: 0 E: 0 K: 2 S: 7	H: 0 LOB: 0 BB: 0 P: 7	R: 0 E: 0 K: 1 S: 5	H: 0 LOB: 0 BB: 0 P: 5	1B: 4 2B: 1 3B: 0 HR: 2	SF: 0 SAC: 0 DP: 0 HBP: 0	WP: 0 PB: 0 SB: 0 CS: 0
PITCHER	IP WLS BF H R ER SO BB IBB HBP BLK WP HR S P ERA WHIP	PITCHER																			
Scott Olsen, L ERA: 4.0	5.1 L 22 4 3 3 5 2 0 0 0 0 0 1 30 39 5.06 1.125																				
Mike Koplove, R ERA: 6.75	0.2 3 1 1 1 2 0 0 0 0 0 0 1 7 7 13.50 1.500																				
37 Renyel Pinto, L ERA: 6.14	1.0 5 2 0 0 1 0 0 0 0 0 0 0 7 7 0.00 2.000																				
Kevin Gregg, R ERA: 2.16	1.0 3 0 0 0 2 0 0 0 0 0 0 0 7 7 0.00 0.000																				
48 Lee Gardner, R ERA:	1.0 3 0 0 0 1 0 0 0 0 0 0 0 5 5 0.00 0.000																				
Batter	1	2	3	4	5	6	7	8	9	AB	R	H	RBI	BB	SO	LOB	BOTTOM				
2 Hanley Ramirez, R OBP: 0.283, SLG: 0.521 3 Zach Sorensen, S OBP: 0.208, SLG: 0.174	6 S 14 1B	G5-3															3 1 1 1 0 0 2 1 0 0 0 0 0 2				
6 Dan Uggla, R OBP: 0.245, SLG: 0.227 Kevin Gregg, R	G6-3																4 0 1 0 0 0 2 0 0 0 0 0 0 0 0 0 0 0 0 0 0				
9 Joe Dillon, R OBP: 0.333, SLG: 0.231																	4 0 1 0 0 0 2 0 0 0 0 0 0 0				
Miguel Cabrera, R OBP: 0.438, SLG: 0.636 7 Alejandro De Aza, L OBP: 0.345, SLG: 0.481	P3																4 0 0 0 0 0 0 0 0 0 0 0 0 0				
14 Josh Willingham, R OBP: 0.292, SLG: 0.158 48 Lee Gardner, R																	4 0 1 1 0 0 1 0 0 0 0 0 0 0				
17 Mike Jacobs, L OBP: 0.277, SLG: 0.381	P5																4 0 0 0 0 1 2				
21 Joe Borchard, S OBP: 0.400, SLG: 0.382																	4 0 0 0 0 2 0				
Miguel Olivo, R OBP: 0.256, SLG: 0.343																	3 1 1 0 0 0 1				
Alex Sanchez, L OBP: 0.194, SLG: 0.286																	AB 33 R 2 H 6 RBI 2 BB 2 SO 5 LOB 16				
Scott Olsen, L OBP: 0.500, SLG: 0.500 Mike Koplove, R 37 Renyel Pinto, L 31 John Gall, R OBP: 0.375, SLG: 0.414 4 Alfredo Amezaga, S OBP: 0.156, SLG: 0.129																	2 0 1 0 0 1 0 0 0 0 0 0 0 0 0 0 0 0 0 0 0 0 0 0 0 1 0 0 1 0 0 0 0 0 2				
Inning Stats	R: 1 E: 0 K: 0 S: 5	H: 2 LOB: 1 BB: 0 P: 6	R: 0 E: 0 K: 2 S: 9	H: 2 LOB: 0 BB: 0 P: 9	R: 0 E: 0 K: 0 S: 4	H: 1 LOB: 1 BB: 0 P: 4	R: 0 E: 0 K: 0 S: 3	H: 0 LOB: 0 BB: 0 P: 3	R: 0 E: 0 K: 1 S: 6	H: 1 LOB: 1 BB: 0 P: 6	R: 0 E: 0 K: 1 S: 5	H: 0 LOB: 0 BB: 0 P: 5	R: 1 E: 0 K: 0 S: 4	H: 0 LOB: 1 BB: 1 P: 9	R: 0 E: 0 K: 1 S: 5	H: 0 LOB: 0 BB: 0 P: 5	R: 0 E: 1 K: 0 S: 4	H: 0 LOB: 2 BB: 1 P: 8	1B: 6 2B: 0 3B: 0 HR: 0	SF: 1 SAC: 0 DP: 0 HBP: 1	WP: 0 PB: 0 SB: 2 CS: 0
PITCHER	IP WLS BF H R ER SO BB IBB HBP BLK WP HR S P ERA WHIP	PITCHER																			
64 Fernando Nieve, R ERA: 3.75	4.0 W 7 1 0 0 2 0 0 0 0 0 0 0 11 11 0.00 0.500																				
21 Rick White, R ERA:	2.0 W 7 1 0 0 2 0 0 0 0 0 0 0 11 11 0.00 0.500																				
43 Chris Sampson, R ERA: 3.12	1.0 H 5 0 1 1 0 1 0 1 0 0 0 4 9 9.00 1.000																				
Trever Miller, L ERA:	1.0 H 3 0 0 0 1 0 0 0 0 0 0 0 5 5 0.00 0.000																				
58 Dave Borkowski, R ERA: 4.66	1.0 S 5 0 0 0 0 1 0 0 0 0 0 0 4 8 0.00 1.000																				

Houston Astros @ Florida Marlins
Roger Dean Stadium, Jupiter, FL
Mon Mar 19 2007, 1:05 PM EDT
Att. 4,527 - Partly Cloudy - 73 F

AB 34
R 4
H 7
RBI 4
BB 2
SO 11
LOB 12



Houston Astros @ Florida Marlins
Roger Dean Stadium, Jupiter, FL
Mon Mar 19 2007, 1:05 PM EDT
Att. 4,527 - Partly Cloudy - 73 F

AB 33
R 2
H 6
RBI 2
BB 2
SO 5
LOB 16



Batter	1	2	3	4	5	6	7	8	9	AB	R	H	RBI	BB	SO	LOB	TOP			
7 Nook Logan, S OBP: 0.349, SLG: 0.278 (1, 8)	G3		K		G4-3			CS 1B		4	0	1	0	0	1	2	Washington Nationals @ Florida Marlins Roger Dean Stadium, Jupiter, FL Tue Mar 20 2007, 1:05 PM EDT Att: 3,362 - Cloudy - 72 F			
4 D'Angelo Jimenez, S OBP: 0.353, SLG: 0.276 Josh Wilson, R OBP: 0.457, SLG: 0.429 (1, 6) (8, 6)	F8		F9					F7		3	0	0	0	1	0	3				
5 Kory Casto, L OBP: 0.452, SLG: 0.440 (1, 7)	F8			P6	G3			G6-3		4	0	0	0	0	0	1				
29 Michael Restovich, R OBP: 0.333, SLG: 0.222 77 Abraham Nunez, S OBP: 0.290, SLG: 0.407 (1, 9) (6, 9)		K		10 BB 1B		K		G3		3	1	1	0	0	2	0				
Travis Lee, L OBP: 0.444, SLG: 0.591 (1, 3)	G4-3			1B 10 BB	G4-3			F7		4	0	1	0	0	0	0				
10 Ronnie Belliard, R OBP: 0.297, SLG: 0.393 (1, 5)	P6			1B 1-2 2-3 BB		K				3	1	1	0	1	1	0				
Joe Thurston, L OBP: 0.333, SLG: 0.222 Bernie Castro, S OBP: 0.381, SLG: 0.278 (7, PH) (7, 4)			F8		1-2 2-3 3-H 1B		G1-3	E5 13 BB		2	0	1	1	0	0	0				
3 Jesus Flores, R OBP: 0.500, SLG: 0.667 13 Robert Fick, L OBP: 0.333, SLG: 0.375 (1, 2) (7, PH) (7, 2)				47 BB 2B	G5-3					2	0	1	0	0	0	2				
47 Matt Chico, L OBP: 1.000, SLG: 1.000 Ryan Church, L OBP: 0.261, SLG: 0.220 52 Saul Rivera, S OBP: 0.290, SLG: 0.375 21 Dmitri Young, S OBP: 0.407, SLG: 0.375 43 Jesus Colome, R OBP: 0.345, SLG: 0.481 32 Chad Cordero, R OBP: 0.457, SLG: 0.667 Chris Snelling, L OBP: 0.457, SLG: 0.667 59 Micah Bowie, L OBP: 0.457, SLG: 0.667 (1, 1) (5, PH) (5, 1) (7, PH) (7, 1) (8, 1) (9, PH) (9, 1)				2-3 1B		G3		G3		1	0	1	0	0	0	0				
Inning Stats	R: 0 E: 0 K: 0 S: 3	H: 0 LOB: 0 BB: 0 P: 3	R: 0 E: 0 K: 1 S: 5	H: 0 LOB: 0 BB: 0 P: 5	R: 0 E: 0 K: 1 S: 7	H: 2 LOB: 2 BB: 0 P: 7	R: 1 E: 0 K: 0 S: 5	H: 3 LOB: 2 BB: 1 P: 9	R: 0 E: 0 K: 2 S: 7	H: 0 LOB: 1 BB: 0 P: 7	R: 0 E: 0 K: 2 S: 7	H: 0 LOB: 0 BB: 0 P: 7	R: 0 E: 0 K: 0 S: 3	H: 1 LOB: 0 BB: 0 P: 4	R: 2 E: 1 K: 0 S: 6	H: 2 LOB: 1 BB: 0 P: 6		1B: 7 2B: 1 3B: 0 HR: 0	SF: 0 SAC: 0 DP: 0 HBP: 0	WP: 0 PB: 0 CS: 1
PITCHER	IP WLS BF H R ER SO BB IBB HBP BLK WP HR S P ERA WHIP																			
47 Ricky Nolasco, R ERA: 3.77 Felix Rodriguez, R ERA: 2.0 Randy Messenger, R ERA: 1.64 53 Roy Corcoran, R ERA: 1.08 22 Matt Lindstrom, R ERA: 1.08 (1, 1) (5, 1) (6, 1) (8, 1) (9, 1)	4.2 0.1 2.0 1.0 1.0	WLS L H H S	20 1 6 3 6	5 0 0 1 2	1 0 0 0 2	1 0 0 0 0	2 0 4 0 0	2 0 0 0 0	0 0 0 0 0	0 0 0 0 0	0 0 0 0 0	0 0 0 0 0	22 1 14 3 6	30 1 14 4 6	1.93 0.00 0.00 0.00 0.00	1.500 0.000 0.000 1.000 2.000				

AB	34
R	3
H	8
RBI	2
BB	2
SO	6
LOB	10



Batter	1	2	3	4	5	6	7	8	9	AB	R	H	RBI	BB	SO	LOB	BOTTOM			
2 Hanley Ramirez, R OBP: 0.278, SLG: 0.510 4 Alfredo Amezaga, S OBP: 0.171, SLG: 0.147 (1, 6) (2, 6)	F7		P4			G6-3		WP 6 BB 1B		1	0	0	0	0	0	0	Washington Nationals @ Florida Marlins Roger Dean Stadium, Jupiter, FL Tue Mar 20 2007, 1:05 PM EDT Att: 3,362 - Cloudy - 72 F			
6 Dan Uggla, R OBP: 0.284, SLG: 0.234 3 Zach Sorensen, S OBP: 0.208, SLG: 0.174 (1, 4) (8, FR) (9, 4)			F8			K		WP 1B		3	0	1	0	1	1	0				
Miguel Cabrera, R OBP: 0.423, SLG: 0.596 (1, 5)			G5-3			14 BB BB		K		3	0	0	0	1	2	3				
14 Josh Willingham, R OBP: 0.327, SLG: 0.175 7 Alejandro De Azza, L OBP: 0.345, SLG: 0.481 (1, 7) (8, PR) (9, 7)			G5-3		4-0 BB	12 BB G4-6-3 BB				2	0	1	0	2	0	1				
12 Cody Ross, R OBP: 0.214, SLG: 0.135 (1, 9)			F7		G4-6-3			P6		4	0	0	0	0	1	6				
8 Aaron Boone, R OBP: 0.216, SLG: 0.174 (1, 3)			K		G4-3					4	0	1	0	0	1	3				
1 Eric Reed, L OBP: 0.400, SLG: 0.448 (1, 8)						B3		SH1-4 1B		3	0	1	0	0	0	0				
20 Matt Treanor, R OBP: 0.333, SLG: 0.300 (1, 2)						G1-3				3	0	1	0	1	0	1				
47 Ricky Nolasco, R ERA: 2.7 Felix Rodriguez, R ERA: 2.0 21 Joe Borcherd, S ERA: 1.64 Randy Messenger, R ERA: 1.08 28 Jason Wood, R ERA: 1.08 53 Roy Corcoran, R ERA: 1.08 22 Matt Lindstrom, R ERA: 1.08 31 John Gall, R ERA: 3.18 (1, 1) (5, 1) (5, PH) (6, 1) (7, PH) (7, 1) (8, 1) (9, PH) (9, 1)			F9			G5-3		F9		1	0	0	0	0	0	2				
Inning Stats	R: 0 E: 0 K: 1 S: 5	H: 0 LOB: 1 BB: 1 P: 9	R: 0 E: 0 K: 1 S: 7	H: 2 LOB: 2 BB: 0 P: 7	R: 0 E: 0 K: 0 S: 3	H: 0 LOB: 0 BB: 0 P: 3	R: 0 E: 0 K: 0 S: 2	H: 0 LOB: 0 BB: 1 P: 6	R: 0 E: 0 K: 2 S: 8	H: 1 LOB: 2 BB: 1 P: 12	R: 0 E: 0 K: 0 S: 4	H: 1 LOB: 1 BB: 0 P: 4	R: 0 E: 0 K: 1 S: 7	H: 2 LOB: 3 BB: 1 P: 11	R: 0 E: 0 K: 0 S: 2	H: 0 LOB: 0 BB: 1 P: 6		1B: 6 2B: 0 3B: 0 HR: 0	SF: 0 SAC: 1 DP: 2 HBP: 0	WP: 1 PB: 0 CS: 0
PITCHER	IP WLS BF H R ER SO BB IBB HBP BLK WP HR S P ERA WHIP																			
47 Matt Chico, L ERA: 2.7 52 Saul Rivera, R ERA: 7.5 43 Jesus Colome, R ERA: 4.15 32 Chad Cordero, R ERA: 1.08 59 Micah Bowie, L ERA: 3.18 (1, 1) (5, 1) (7, 1) (8, 1) (9, 1)	4.0 2.0 1.0 1.0 1.0	WLS W H H S	15 8 4 6 3	2 1 1 2 0	0 0 0 0 0	0 0 0 0 0	0 0 0 0 0	0 0 0 0 0	0 0 0 0 0	0 0 0 0 0	0 0 0 0 0	0 0 0 0 0	17 11 4 7 2	25 15 4 11 6	0.00 0.00 0.00 0.00 0.00	1.000 1.000 2.000 1.000 1.000				




Batter	1	2	3	4	5	6	7	8	9	AB	R	H	RBI	BB	SO	LOB	TOP			
7 Alejandro De Aza, L OBP: 0.384, SLG: 0.581 (1, 8)										4	1	3	1	0	0	0	Florida Marlins @ St. Louis Cardinals Roger Dean Stadium, Jupiter, FL Thu Mar 22 2007, 1:05 PM EDT Att: 7,353 - Partly Cloudy - 78 F			
6 Dan Uggla, R OBP: 0.283, SLG: 0.235 (1, 4)										4	0	1	0	0	1	2				
Miguel Cabrera, R OBP: 0.393, SLG: 0.549 (1, 5)										4	0	0	0	0	1	3				
14 Josh Willingham, R OBP: 0.339, SLG: 0.186 (1, 7)										3	0	1	0	1	0	1				
17 Mike Jacobs, L OBP: 0.275, SLG: 0.370 Randy Messenger, R (9, 1)										4	0	1	1	0	1	1				
Miguel Olivo, R OBP: 0.233, SLG: 0.308 (1, 2)										4	0	0	0	0	2	3				
21 Joe Borchard, S OBP: 0.372, SLG: 0.351 12 Cody Ross, R OBP: 0.209, SLG: 0.132 (7, PH)										2	0	0	0	0	1	0				
11 Robert Andino, R OBP: 0.167, SLG: 0.176 (1, 6)										3	0	0	0	0	0	0				
Dontrelle Willis, L 37 Rencyel Pinto, L 31 John Gall, R Alex Sanchez, E 40 Nate Field, R 28 Jason Wood, R (1, 1) (7, 1) (6, PH) (6, PH) (8, 1) (9, 3)										2	0	0	0	0	1	0				
Inning Stats	R: 1 E: 0 K: 2 S: 9	H: 2 LOB: 2 BB: 1 P: 13	R: 0 E: 0 K: 1 S: 5	H: 0 LOB: 0 BB: 0 P: 5	R: 0 E: 0 K: 1 S: 5	H: 1 LOB: 0 BB: 0 P: 6	R: 0 E: 0 K: 1 S: 5	H: 0 LOB: 0 BB: 0 P: 5	R: 0 E: 0 K: 0 S: 4	H: 1 LOB: 1 BB: 0 P: 4	R: 0 E: 0 K: 0 S: 3	H: 0 LOB: 0 BB: 0 P: 3	R: 1 E: 1 K: 0 S: 6	H: 2 LOB: 1 BB: 0 P: 6	R: 0 E: 0 K: 1 S: 5	H: 0 LOB: 0 BB: 0 P: 5		1B: 4 2B: 2 3B: 0 HR: 0	SF: 0 SAC: 0 DP: 0 HBP: 0	WP: 0 PA: 34 PB: 0 SB: 0 CS: 2
PITCHER	IP WLS BF H R ER SO BB IBB HBP BLK WP HR S P ERA WHIP	6.0 L 22 4 1 1 6 1 0 0 0 0 0 0 34 38 1.50 0.833	7.1 1.0 3 0 0 0 0 0 0 0 0 0 0 3 3 0.00 0.000	8.1 1.0 5 2 1 0 0 0 0 0 0 0 0 6 6 0.00 2.000	9.1 1.0 3 0 0 0 1 0 0 0 0 0 0 5 5 0.00 0.000															

Batter	1	2	3	4	5	6	7	8	9	AB	R	H	RBI	BB	SO	LOB	BOTTOM			
22 David Eckstein, R OBP: 0.333, SLG: 0.333 Tyler Johnson, S (7, 1)										3	0	1	0	0	0	0	Florida Marlins @ St. Louis Cardinals Roger Dean Stadium, Jupiter, FL Thu Mar 22 2007, 1:05 PM EDT Att: 7,353 - Partly Cloudy - 78 F			
53 John Rodriguez, L OBP: 0.447, SLG: 0.452 (8, 9)										4	0	0	0	0	1	2				
5 Albert Pujols, R OBP: 0.304, SLG: 0.377 70 Tagg Bozied, R OBP: 0.306, SLG: 0.324 (1, 3) (8, 3)										3	0	1	0	0	0	0				
27 Scott Rolen, R OBP: 0.353, SLG: 0.409 19 Jolbert Cabrera, R OBP: 0.195, SLG: 0.154 (8, 5)										3	0	1	0	0	1	1				
3 Preston Wilson, R OBP: 0.311, SLG: 0.341 Ricardo Rincon, L (8, 1)										2	0	0	0	1	1	1				
26 Scott Spiezio, S OBP: 0.414, SLG: 0.468 (9, 4)										1	0	0	0	0	0	1				
So Taguchi, R OBP: 0.245, SLG: 0.200 55 Skip Schumaker, L OBP: 0.447, SLG: 0.606 (6, PH)										2	0	0	0	1	1	0				
35 Eli Marrero, R OBP: 0.400, SLG: 0.375 (1, 2)										3	0	0	0	0	0	2				
7 Adam Kennedy, L OBP: 0.200, SLG: 0.348 Josh Hancock, R (9, 1)										3	0	0	0	0	1	0				
29 Chris Carpenter, R OBP: 0.250, SLG: 0.250 Aaron Miles, S OBP: 0.326, SLG: 0.237 (6, PH)										1	0	0	0	0	1	0				
Inning Stats	R: 0 E: 0 K: 1 S: 6	H: 1 LOB: 1 BB: 0 P: 6	R: 0 E: 0 K: 2 S: 7	H: 0 LOB: 0 BB: 0 P: 7	R: 0 E: 0 K: 2 S: 8	H: 1 LOB: 1 BB: 0 P: 8	R: 0 E: 0 K: 0 S: 3	H: 1 LOB: 0 BB: 0 P: 3	R: 0 E: 0 K: 0 S: 3	H: 0 LOB: 0 BB: 0 P: 3	R: 0 E: 0 K: 0 S: 3	H: 0 LOB: 2 BB: 2 P: 11	R: 1 E: 1 K: 2 S: 8	H: 0 LOB: 1 BB: 1 P: 12	R: 0 E: 0 K: 0 S: 3	H: 1 LOB: 0 BB: 0 P: 3	1B: 4 2B: 1 3B: 0 HR: 0	SF: 0 SAC: 0 DP: 2 HBP: 0	WP: 1 PA: 33 PB: 0 SB: 0 CS: 0	
PITCHER	IP WLS BF H R ER SO BB IBB HBP BLK WP HR S P ERA WHIP	6.2 W 24 3 0 0 5 2 0 0 0 0 0 0 32 40 0.00 0.750	0.1 H 1 0 0 0 0 0 0 0 0 0 0 0 1 1 0.00 0.000	1.0 H 5 0 1 0 2 1 0 0 0 0 1 0 8 12 0.00 1.000	1.0 S 3 1 0 0 0 0 0 0 0 0 0 0 3 3 0.00 1.000															

Batter	1	2	3	4	5	6	7	8	9	AB	R	H	RBI	BB	SO	LOB	TOP							
13 Wilson Valdez, R OBP: 0.404, SLG: 0.618 72 Chin-Lung Hu, R OBP: 0.353, SLG: 0.375	4-0 FC4-6 5 S BB		0-0 SH2-3 1B		0-0 1B 1B	0-0 F9		4-0 BB		2 1 2 0 1 0 0 1 0 0 0 1 0 0														
9 Juan Pierre, L OBP: 0.375, SLG: 0.487 84 Sergio Garcia, R OBP: 0.500, SLG: 0.500	0-0 F9		0-0 SH2-3 1-2		0-0 SF8	0-0 2B		0-3 K		2 0 1 1 0 0 1 1 0 0 0 0 1 1														
5 Nomar Garciaparra, R OBP: 0.282, SLG: 0.526 Xavier Paul, L OBP: 0.167, SLG: 0.167	2-0 FC4-6 HBP		0-3 K		0-0 F9	0-0 F9		0-0 G4-3		3 0 0 0 0 1 3 1 0 0 0 0 0 1														
Luis Gonzalez, L OBP: 0.429, SLG: 0.500 27 Matt Kemp, R OBP: 0.286, SLG: 0.333	0-0 FC4-6 BB		0-0 F8		4-0 57 1B 2B			0-0 P4		2 1 0 0 1 0 3 2 1 1 1 0 0 0														
Wilson Betemit, S OBP: 0.292, SLG: 0.295 84 Mitch Jones, R OBP: 0.286, SLG: 0.167	4-0 BB		0-0 FC6-5 2B		0-0 57 1B 1B			0-0 P4		3 1 2 1 1 0 0 1 0 1 0 0 0 0														
57 Larry Bigbie, L OBP: 0.431, SLG: 0.617 66 Sandy Martinez, L OBP: 0.105, SLG: 0.056	0-3 K		0-3 K		0-0 18 1B 2B			0-3 K		4 1 2 1 0 2 4 1 0 0 0 0 1 1														
18 Ramon Martinez, R OBP: 0.320, SLG: 0.261 7 James Loney, L OBP: 0.500, SLG: 0.500	0-0 77 G5-4-3 1B		0-0 FC6-5 2-3		0-0 E6 1B			0-0 K		3 0 2 1 0 0 1 2 0 1 0 0 1 1														
77 Kelly Stinnett, R OBP: 0.296, SLG: 0.386 21 Marlon Anderson, L OBP: 0.179, SLG: 0.179 44 Takashi Saito, L OBP: 0.179, SLG: 0.179 51 Jonathan Broxton, R OBP: 0.322, SLG: 0.174 86 Marshall McDougall, R OBP: 0.322, SLG: 0.174 58 Chad Billingsley, R OBP: 0.322, SLG: 0.174	0-0 G5-4-3		0-0 G4-3		0-0 G5-3			0-0 G3-1		3 0 0 0 0 0 3 1 0 0 0 0 0 2 0 0 0 0 0 0 0 0 0 0 0 0 0 0 1 0 0 0 0 1 1 0 0 0 0 0 0 0														
Derek Lowe, R OBP: 0.333, SLG: 0.667 Joe Beimel, L OBP: 0.333, SLG: 0.667	0-0 F7		0-0 F7		0-0 13 1B 9 SF8 2B			0-0 G4-3		3 1 1 0 0 1 0 0 0 0 0 0 0 0 1 0 0 0 0 0 0														
28 Andy LaRoche, R OBP: 0.239, SLG: 0.233																								
Inning Stats	R: 0 E: 0 K: 1 S: 5	H: 0 LOB: 3 BB: 2 P: 15	R: 0 E: 0 K: 0 S: 3	H: 1 LOB: 0 BB: 0 P: 3	R: 0 E: 0 K: 1 S: 6	H: 1 LOB: 1 BB: 0 P: 6	R: 0 E: 0 K: 1 S: 6	H: 1 LOB: 1 BB: 0 P: 6	R: 5 E: 1 K: 0 S: 8	H: 5 LOB: 1 BB: 1 P: 12	R: 0 E: 0 K: 1 S: 6	H: 1 LOB: 1 BB: 0 P: 6	R: 0 E: 0 K: 0 S: 5	H: 2 LOB: 2 BB: 0 P: 5	R: 0 E: 0 K: 1 S: 5	H: 0 LOB: 1 BB: 1 P: 9	R: 1 E: 0 K: 3 S: 11	H: 2 LOB: 1 BB: 0 P: 11	1B: 8 2B: 4 3B: 0 HR: 1	SF: 1 SAC: 1 DP: 1 HBP: 1	WP: 0 PB: 0 SB: 2 CS: 0	PA: 44		
PITCHER	IP WLS BF H R ER SO BB IBB HBP BLK WP HR S P ERA WHIP	5.0 L 26 8 5 4 3 3 0 1 0 0 0 0 6 42 7.20 2.200	1.0 4 1 0 0 1 0 0 0 0 0 0 0 5 6 0.00 1.000	1.0 5 2 0 0 0 0 0 0 0 0 0 0 5 6 0.00 2.000	1.0 4 0 0 0 1 1 0 0 0 0 0 5 9 0.00 1.000	1.0 5 2 1 1 3 0 0 0 0 0 1 11 11 9.00 2.000																		

Los Angeles Dodgers @ Florida Marlins
Roger Dean Stadium, Jupiter, FL
Fri Mar 23 2007, 1:05 PM EDT
Att: 4,436 - Sunny - 79 F


AB 37
R 6
H 13
RBI 5
BB 4
SO 8
LOB 22



Batter	1	2	3	4	5	6	7	8	9	AB	R	H	RBI	BB	SO	LOB	BOTTOM						
2 Hanley Ramirez, R OBP: 0.281, SLG: 0.519 4 Alfredo Amezaga, S OBP: 0.167, SLG: 0.143	0-0 6 2B		0-0 L8			0-0 G5-3		0-0 G4-3		3 1 1 0 0 0 0 1 0 0 0 0 0 0													
6 Dan Uggla, R OBP: 0.282, SLG: 0.255	0-0 G3-4-1 2H 17 G4-3 2B		0-0 F8			0-0 G6-3			0-3 K	4 1 1 1 0 1 0													
Miguel Cabrera, R OBP: 0.367, SLG: 0.509	0-0 G3-4-1				0-3 K			0-0 E6		4 0 0 0 0 1 1													
17 Mike Jacobs, L OBP: 0.255, SLG: 0.340	0-0 G4-3				0-0 F8			0-0 G4-3		4 0 0 1 0 1 1													
14 Josh Willingham, R OBP: 0.322, SLG: 0.174	0-0 G6-3				0-3 K					3 0 0 0 0 2 0													
12 Cody Ross, R OBP: 0.196, SLG: 0.122			0-0 G4-3			0-0 G5-3			0-0 F8	3 0 0 0 0 0 0													
Alex Sanchez, L OBP: 0.179, SLG: 0.263 1 Eric Reed, L OBP: 0.387, SLG: 0.433			0-0 F7			0-0 G6-3			0-0 F9	3 0 0 0 0 0 0 1 0 0 0 0 0 1													
20 Matt Treanor, R OBP: 0.333, SLG: 0.273			0-0 F8			4-0 BB			0-0 P6	2 0 0 0 1 0 0													
36 Anibal Sanchez, R ERA: 2.7 Joe Beimel, L ERA: 3.68 44 Takashi Saito, R ERA: 1.5 51 Jonathan Broxton, R ERA: 11.57 58 Chad Billingsley, R ERA: 0.87					0-0 K			0-0 G3		1 0 0 0 0 1 0 1 0 0 0 0 0 0 0 0 0 0 0 0 0													
Inning Stats	R: 2 E: 0 K: 0 S: 5	H: 2 LOB: 0 BB: 0 P: 5	R: 0 E: 0 K: 0 S: 3	H: 0 LOB: 0 BB: 0 P: 3	R: 0 E: 0 K: 1 S: 5	H: 0 LOB: 0 BB: 0 P: 5	R: 0 E: 0 K: 2 S: 7	H: 0 LOB: 0 BB: 0 P: 7	R: 0 E: 0 K: 0 S: 3	H: 0 LOB: 1 BB: 1 P: 7	R: 0 E: 1 K: 0 S: 4	H: 0 LOB: 1 BB: 0 P: 4	R: 0 E: 0 K: 1 S: 5	H: 0 LOB: 0 BB: 0 P: 5	R: 0 E: 0 K: 0 S: 3	H: 0 LOB: 0 BB: 0 P: 3	R: 0 E: 0 K: 2 S: 7	H: 0 LOB: 0 BB: 0 P: 7	1B: 0 2B: 2 3B: 0 HR: 0	SF: 0 SAC: 0 DP: 0 HBP: 0	WP: 0 PB: 0 SB: 0 CS: 0	PA: 31	
PITCHER	IP WLS BF H R ER SO BB IBB HBP BLK WP HR S P ERA WHIP	5.2 W 20 2 2 2 3 1 0 0 0 0 0 0 2 29 3.18 0.529	0.1 H 2 0 0 0 0 0 0 0 0 0 0 0 2 2 0.00 0.000	1.0 H 3 0 0 0 1 0 0 0 0 0 0 0 5 5 0.00 0.000	1.0 H 3 0 0 0 0 0 0 0 0 0 0 0 3 3 0.00 0.000	1.0 3 0 0 0 2 0 0 0 0 0 0 0 7 7 0.00 0.000																	

Los Angeles Dodgers @ Florida Marlins
Roger Dean Stadium, Jupiter, FL
Fri Mar 23 2007, 1:05 PM EDT
Att: 4,436 - Sunny - 79 F

AB 30
R 2
H 2
RBI 2
BB 1
SO 6
LOB 3



Batter	1	2	3	4	5	6	7	8	9	AB	R	H	RBI	BB	SO	LOB	TOP										
44 Lastings Milledge, R OBP: 0.458, SLG: 0.549										4	1	2	1	0	0	4											
17 David Newhan, L OBP: 0.282, SLG: 0.452 68 Lino Urdaneta, R (7, 1)										4	0	0	0	0	1	3											
4 Ben Johnson, R OBP: 0.315, SLG: 0.388										4	1	1	1	0	1	1											
11 Ramon Castro, R OBP: 0.379, SLG: 0.520										4	0	2	1	0	0	1											
64 Mike Carp, L OBP: 0.310, SLG: 0.297										3	0	0	0	1	0	2											
89 Chip Ambres, R (1, 7)										2	2	0	0	2	1	1											
6 Ruben Gotay, S OBP: 0.342, SLG: 0.424										2	0	0	0	2	1	1											
1 Anderson Hernandez, S OBP: 0.255, SLG: 0.186										3	1	2	1	0	0	0											
33 John Maine, R Tim McNab, R 92 Daniel Murphy, L OBP: 0.167, SLG: 0.167										2	0	0	0	0	2	3											
Inning Stats	R: 0 E: 0 K: 1 S: 6	H: 1 LOB: 1 BB: 0 P: 6	R: 1 E: 1 K: 1 S: 6	H: 1 LOB: 2 BB: 2 P: 14	R: 0 E: 0 K: 0 S: 3	H: 0 LOB: 0 BB: 0 P: 3	R: 0 E: 0 K: 0 S: 2	H: 0 LOB: 0 BB: 1 P: 6	R: 3 E: 0 K: 2 S: 11	H: 4 LOB: 1 BB: 0 P: 13	R: 0 E: 0 K: 2 S: 7	H: 0 LOB: 0 BB: 0 P: 7	R: 0 E: 0 K: 0 S: 2	H: 0 LOB: 0 BB: 0 P: 3	R: 0 E: 0 K: 0 S: 3	H: 1 LOB: 0 BB: 0 P: 3	R: 1 E: 1 K: 0 S: 3	H: 0 LOB: 1 BB: 2 P: 11	1B: 6 2B: 1 3B: 0 HR: 0	SF: 0 SAC: 1 DP: 4 HBP: 1	WP: 0 PB: 0 CS: 0	PA: 37					
PITCHER	IP	WLS	BF	H	R	ER	SO	BB	IBB	HBP	BLK	WP	HR	S	P	ERA	WHIP										
Scott Olsen, L ERA: 4.63	5.1		24	6	4	4	5	3	0	0	0	0	0	31	45	6.75	1.688										
Mike Koplove, R ERA: 6.14	0.2		2	0	0	0	1	0	0	0	0	0	0	4	4	0.00	0.000										
Felix Rodriguez, R ERA: 1.8	1.0	W	3	0	0	0	0	0	0	1	0	0	0	2	3	0.00	0.000										
40 Nate Field, R ERA: 3.72	1.0	H	3	1	0	0	0	0	0	0	0	0	0	3	3	0.00	1.000										
22 Matt Lindstrom, R ERA: 0.87	1.0	S	5	0	1	0	0	2	0	0	0	0	0	3	11	0.00	2.000										

New York Mets @ Florida Marlins
Roger Dean Stadium, Jupiter, FL
Sat Mar 24 2007, 1:05 PM EDT
Att: 7,081 - Sunny - 79 F

AB 30
R 5
H 7
RBI 4
BB 5
SO 6
LOB 17



Batter	1	2	3	4	5	6	7	8	9	AB	R	H	RBI	BB	SO	LOB	BOTTOM										
2 Hanley Ramirez, R OBP: 0.311, SLG: 0.536 4 Alfredo Amezaga, S OBP: 0.162, SLG: 0.139										4	2	3	0	0	1	0											
28 Jason Wood, R OBP: 0.450, SLG: 0.703										5	1	2	0	0	2	2											
Miguel Cabrera, R OBP: 0.375, SLG: 0.525 3 Zach Sorensen, S OBP: 0.208, SLG: 0.174										4	0	2	0	0	2	2											
Miguel Olivo, R OBP: 0.255, SLG: 0.326 13 Paul Hoover, R OBP: 0.214, SLG: 0.154										4	1	2	1	0	0	4											
21 Joe Borchard, S OBP: 0.383, SLG: 0.385										2	2	1	1	1	0	0											
8 Aaron Boone, R OBP: 0.255, SLG: 0.240										4	0	3	3	0	0	0											
31 John Gall, R OBP: 0.342, SLG: 0.371										4	0	1	0	0	0	6											
1 Eric Reed, L OBP: 0.400, SLG: 0.441										4	0	2	1	0	0	0											
Scott Olsen, L OBP: 0.256, SLG: 0.250 Mike Koplove, R 12 Cody Ross, R OBP: 0.314, SLG: 0.474 Felix Rodriguez, R 40 Nate Field, R 7 Alejandro De Aza, L OBP: 0.240, SLG: 0.379 22 Matt Lindstrom, R										2	0	0	0	0	0	1											
Inning Stats	R: 0 E: 0 K: 3 S: 9	H: 0 LOB: 0 BB: 0 P: 9	R: 2 E: 0 K: 0 S: 5	H: 3 LOB: 0 BB: 0 P: 5	R: 1 E: 0 K: 1 S: 7	H: 3 LOB: 2 BB: 0 P: 7	R: 1 E: 0 K: 0 S: 4	H: 2 LOB: 1 BB: 1 P: 8	R: 0 E: 0 K: 1 S: 6	H: 2 LOB: 1 BB: 0 P: 6	R: 0 E: 0 K: 1 S: 7	H: 2 LOB: 2 BB: 0 P: 7	R: 2 E: 1 K: 0 S: 7	H: 4 LOB: 3 BB: 0 P: 7	R: 0 E: 0 K: 1 S: 6	H: 1 LOB: 1 BB: 0 P: 6	1B: 14 2B: 3 3B: 0 HR: 0	SF: 1 SAC: 0 DP: 1 HBP: 0	WP: 0 PB: 0 CS: 1	PA: 38							
PITCHER	IP	WLS	BF	H	R	ER	SO	BB	IBB	HBP	BLK	WP	HR	S	P	ERA	WHIP										
33 John Maine, R ERA: 3.07	5.2		26	12	4	4	5	1	0	0	0	0	0	35	39	6.35	2.294										
Tim McNab, R ERA: 3.6	0.1		1	0	0	0	1	0	0	0	0	0	0	3	3	0.00	0.000										
68 Lino Urdaneta, R ERA: 3.6	2.0	L	11	5	2	2	1	0	0	0	0	0	0	13	13	9.00	2.500										

New York Mets @ Florida Marlins
Roger Dean Stadium, Jupiter, FL
Sat Mar 24 2007, 1:05 PM EDT
Att: 7,081 - Sunny - 79 F

AB 36
R 6
H 17
RBI 6
BB 1
SO 7
LOB 18



Batter	1	2	3	4	5	6	7	8	9	AB	R	H	RBI	BB	SO	LOB	TOP			
2 Hanley Ramirez, R OBP: 0.313, SLG: 0.525 4 Alfredo Amezaga, S OBP: 0.179, SLG: 0.184										3	0	1	0	0	0	0	Florida Marlins @ Boston Red Sox City of Palms Park, Ft. Myers, FL Sun Mar 25 2007, 1:05 PM EDT Att: 8,048 - Sunny - 75 F			
6 Dan Uggla, R OBP: 0.282, SLG: 0.254 3 Zach Sorensen, S OBP: 0.240, SLG: 0.208										4	1	1	0	0	2	2				
17 Mike Jacobs, L OBP: 0.267, SLG: 0.389										4	1	1	2	1	1	2				
14 Josh Willingham, R OBP: 0.328, SLG: 0.180										4	0	1	0	1	2	1				
21 Joe Borchard, S OBP: 0.380, SLG: 0.366 Alex Sanchez, L OBP: 0.175, SLG: 0.256										2	0	0	0	1	1	3				
12 Cody Ross, R OBP: 0.180, SLG: 0.111 31 John Gall, R OBP: 0.333, SLG: 0.361										3	0	0	0	0	1	4				
28 Jason Wood, R OBP: 0.432, SLG: 0.650										3	1	0	0	1	1	2				
7 Alejandro De Aza, L OBP: 0.385, SLG: 0.528										3	0	0	0	0	0	1				
20 Matt Treanor, R OBP: 0.300, SLG: 0.240 13 Paul Hoover, R OBP: 0.267, SLG: 0.154										3	0	0	0	0	0	1				
Inning Stats	R: 1 E: 2 K: 1 S: 8	H: 1 LOB: 2 BB: 1 P: 12	R: 0 E: 0 K: 1 S: 5	H: 0 LOB: 0 BB: 0 P: 5	R: 0 E: 0 K: 1 S: 7	H: 2 LOB: 2 BB: 0 P: 7	R: 0 E: 0 K: 0 S: 3	H: 0 LOB: 0 BB: 0 P: 3	R: 0 E: 0 K: 1 S: 5	H: 0 LOB: 2 BB: 2 P: 15	R: 0 E: 0 K: 1 S: 5	H: 0 LOB: 1 BB: 0 P: 6	R: 0 E: 0 K: 0 S: 3	H: 0 LOB: 0 BB: 0 P: 3	R: 5 E: 0 K: 1 S: 8	H: 3 LOB: 0 BB: 2 P: 16		1B: 4 2B: 1 3B: 0 HR: 1	SF: 0 SAC: 0 DP: 0 HBP: 1	WP: 0 PB: 0 SB: 0 CS: 0
PITCHER	IP WLS BF H R ER SO BB IBB HBP BLK WP HR S P ERA WHIP																			
19 Josh Beckett, R ERA: 3.04 53 Brandon Donnelly, R ERA: 6.23 J.C. Romero, L ERA: 6.23	7.0 W 29 3 1 0 7 3 0 1 0 0 0 40 53 0.00 0.857																			

Batter	1	2	3	4	5	6	7	8	9	AB	R	H	RBI	BB	SO	LOB	BOTTOM
23 Julio Lugo, R OBP: 0.365, SLG: 0.340 Argenis Diaz, R										3	2	1	0	1	0	0	Florida Marlins @ Boston Red Sox City of Palms Park, Ft. Myers, FL Sun Mar 25 2007, 1:05 PM EDT Att: 8,048 - Sunny - 75 F
20 Kevin Youkilis, R OBP: 0.509, SLG: 0.578 Jeremy West, R										2	1	2	0	2	0	0	
34 David Ortiz, L OBP: 0.280, SLG: 0.302 95 Matt Van Der Bosch, L OBP: 1.000, SLG: 1.000										3	0	1	2	0	0	3	
Manny Ramirez, R OBP: 0.453, SLG: 0.306 Wily Mo Peña, R OBP: 0.298, SLG: 0.326 77 Luis Soto, S OBP: 1.000, SLG: 1.000										2	0	0	1	0	0	2	
7 J.D. Drew, L OBP: 0.472, SLG: 0.656 3 Alex Ochoa, R OBP: 0.297, SLG: 0.353										2	0	0	0	1	1	1	
25 Mike Lowell, R OBP: 0.259, SLG: 0.367 11 Joe Muehlebach, R OBP: 0.341, SLG: 0.359										3	0	0	0	0	0	3	
Jason Varitek, S OBP: 0.211, SLG: 0.206 78 Kevin Cash, R OBP: 0.375, SLG: 0.308										3	0	0	0	0	1	0	
Coco Crisp, S OBP: 0.243, SLG: 0.212 76 Bobby Scales, S OBP: 0.379, SLG: 0.462										3	0	0	0	0	0	0	
15 Dustin Pedroia, R OBP: 0.339, SLG: 0.244 David Bacani, R										3	0	0	0	0	0	0	
Inning Stats	R: 1 E: 0 K: 0 S: 4	H: 1 LOB: 2 BB: 2 P: 12	R: 0 E: 0 K: 1 S: 5	H: 0 LOB: 0 BB: 0 P: 5	R: 2 E: 0 K: 1 S: 6	H: 1 LOB: 1 BB: 2 P: 14	R: 0 E: 0 K: 0 S: 3	H: 0 LOB: 0 BB: 0 P: 3	R: 0 E: 0 K: 0 S: 3	H: 0 LOB: 0 BB: 0 P: 3	R: 0 E: 0 K: 1 S: 11	H: 6 LOB: 1 BB: 3 P: 24	1B: 7 2B: 2 3B: 0 HR: 0	SF: 2 SAC: 0 DP: 0 HBP: 1	WP: 0 PB: 0 SB: 1 CS: 0	PA: 41	
PITCHER	IP WLS BF H R ER SO BB IBB HBP BLK WP HR S P ERA WHIP																
Yusmeiro Petit, R ERA: 6.19 Randy Messenger, R ERA: 1.42 48 Lee Gardner, R ERA: 53 Roy Corcoran, R ERA: 8.53 Tim Wood, R ERA: 27.0	4.1 L 20 3 3 3 2 4 0 0 0 0 0 0 3 3 0.00 0.000																

Batter	1	2	3	4	5	6	7	8	9	AB	R	H	RBI	BB	SO	LOB	TOP			
2 Hanley Ramirez, R OBP: 0.338, SLG: 0.556 4 Alfredo Amezaga, S OBP: 0.205, SLG: 0.190	F9	1B							L5	4	1	3	0	0	0	0	Florida Marlins @ Baltimore Orioles Fort Lauderdale Stadium, Ft. Lauderdale, FL Tue Mar 27 2007, 1:05 PM EDT Att: 5,005 - Cloudy - 73 F			
6 Dan Uggla, R OBP: 0.274, SLG: 0.303 3 Zach Sorensen, S OBP: 0.231, SLG: 0.200	1B	P6			FC1-5-6		1B			3	2	1	2	1	0	2				
Miguel Cabrera, R OBP: 0.347, SLG: 0.478	1B		P4		K		K			4	1	1	0	0	2	1				
17 Mike Jacobs, L OBP: 0.288, SLG: 0.400 28 Jason Wood, R OBP: 0.437, SLG: 0.683	1B		G6-3				1B		SH	3	0	2	1	0	0	0				
14 Josh Willingham, R OBP: 0.343, SLG: 0.214 7 Alejandro De Aza, L OBP: 0.375, SLG: 0.514	1B								SH	3	0	2	0	0	0	1				
Miguel Olivo, R OBP: 0.241, SLG: 0.300 13 Paul Hoover, R OBP: 0.313, SLG: 0.214	1B		FC6-4				L7		G3-6-3	4	0	0	1	0	0	5				
21 Joe Borchard, S OBP: 0.386, SLG: 0.383 12 Cody Ross, R OBP: 0.170, SLG: 0.104	G4-3				K		F8		G5-3	3	0	0	0	0	1	3				
8 Aaron Boone, R OBP: 0.250, SLG: 0.236					P6		F7		L6	4	0	1	0	0	0	0				
Alex Sanchez, L OBP: 0.182, SLG: 0.256					B4-3		F7		G4-3	4	0	1	0	0	0	0				
Inning Stats	R: 2 E: 0 K: 0 S: 6	H: 3 LOB: 2 BB: 1 P: 11	R: 0 E: 0 K: 0 S: 5	H: 3 LOB: 1 BB: 0 P: 7	R: 0 E: 0 K: 0 S: 4	H: 1 LOB: 0 BB: 0 P: 4	R: 0 E: 0 K: 1 S: 5	H: 0 LOB: 0 BB: 0 P: 5	R: 0 E: 0 K: 1 S: 5	H: 1 LOB: 1 BB: 0 P: 6	R: 2 E: 0 K: 1 S: 7	H: 2 LOB: 0 BB: 0 P: 7	R: 1 E: 1 K: 0 S: 4	H: 1 LOB: 0 BB: 0 P: 4	R: 0 E: 0 K: 0 S: 3	H: 0 LOB: 0 BB: 0 P: 3		1B: 9 2B: 3 3B: 0 HR: 1	SF: 0 SAC: 1 DP: 2 HBP: 0	WP: 0 PB: 0 SB: 1 CS: 3
PITCHER	IP WLS BF H R ER SO BB IBB HBP BLK WP HR S P ERA WHIP																			
41 Steve Trachsel, R ERA: 4.7	6.0	25	9	2	2	3	1	0	0	0	0	0	0	0	0	31	38	3.00	1.667	
56 Brian Burres, L ERA: 4.35	1.0	L	5	2	2	1	0	0	0	0	0	0	1	7	7	18.00	2.000			
Chad Bradford, R ERA: 9.64	1.0		4	1	1	1	0	0	0	0	0	0	0	4	4	9.00	1.000			
32 Jamie Walker, L ERA: 0.9	1.0		3	0	0	0	0	0	0	0	0	0	0	3	3	0.00	0.000			

Batter	1	2	3	4	5	6	7	8	9	AB	R	H	RBI	BB	SO	LOB	BOTTOM					
1 Brian Roberts, S OBP: 0.311, SLG: 0.315 Cesar Crespo, S OBP: 0.375, SLG: 0.500	G4-6-3		F9					G4-3		3	0	1	0	0	0	3	Florida Marlins @ Baltimore Orioles Fort Lauderdale Stadium, Ft. Lauderdale, FL Tue Mar 27 2007, 1:05 PM EDT Att: 5,005 - Cloudy - 73 F					
17 Corey Patterson, L OBP: 0.286, SLG: 0.300 71 Ruddy Yan, S OBP: 0.323, SLG: 0.300	1B									3	1	2	1	0	0	1						
6 Melvin Mora, R OBP: 0.339, SLG: 0.377 38 Terry Tiffee, S OBP: 0.243, SLG: 0.250	F9		2B						1B	3	0	1	2	0	1	2						
10 Miguel Tejada, R OBP: 0.298, SLG: 0.345 3 Freddie Bynum, L OBP: 0.200, SLG: 0.214	G4-6-3									3	0	1	0	0	0	1						
17 Aubrey Huff, L OBP: 0.375, SLG: 0.491 60 J.R. House, R OBP: 0.190, SLG: 0.238	G6-3									3	0	0	0	0	0	1						
55 Ramon Hernandez, R OBP: 0.319, SLG: 0.378 77 Eli Whiteside, R OBP: 0.182, SLG: 0.182	G4-3									0	0	0	0	0	0	0						
31 Jay Gibbons, L OBP: 0.319, SLG: 0.366 68 Jon Knott, R OBP: 0.306, SLG: 0.529	F8									2	0	0	0	1	0	0						
Kevin Millar, R OBP: 0.200, SLG: 0.143										0	0	0	0	0	0	0						
70 Jason Dubois, R OBP: 0.371, SLG: 0.485										2	1	0	0	1	0	1						
Inning Stats	R: 0 E: 0 K: 0 S: 3	H: 1 LOB: 0 BB: 0 P: 3	R: 0 E: 0 K: 0 S: 3	H: 0 LOB: 0 BB: 0 P: 3	R: 3 E: 0 K: 1 S: 6	H: 2 LOB: 1 BB: 2 P: 14	R: 0 E: 0 K: 0 S: 3	H: 1 LOB: 0 BB: 0 P: 3	R: 0 E: 0 K: 0 S: 4	H: 1 LOB: 1 BB: 0 P: 4	R: 0 E: 0 K: 1 S: 5	H: 1 LOB: 0 BB: 0 P: 5	R: 0 E: 0 K: 0 S: 2	H: 0 LOB: 1 BB: 1 P: 6	R: 0 E: 0 K: 0 S: 3	H: 0 LOB: 0 BB: 0 P: 3		R: 0 E: 0 K: 0 S: 3	H: 1 LOB: 0 BB: 0 P: 3	1B: 5 2B: 3 3B: 0 HR: 0	SF: 0 SAC: 0 DP: 5 HBP: 0	WP: 0 PB: 0 SB: 0 CS: 0
PITCHER	IP WLS BF H R ER SO BB IBB HBP BLK WP HR S P ERA WHIP																					
Rick Van Den Hurk, R ERA: 0.75	4.0	15	4	3	3	1	2	0	0	0	0	0	0	0	0	15	23	6.75	1.500			
22 Matt Lindstrom, R ERA: 0.73	2.0	W	7	2	0	0	0	0	0	0	0	0	0	9	9	0.00	1.000					
40 Nate Field, R ERA: 0.09	2.0	H	6	0	0	0	1	0	0	0	0	0	0	5	9	0.00	0.500					
77 Henry Owens, R ERA: 0.75	1.0	S	3	1	0	0	0	0	0	0	0	0	0	3	3	0.00	1.000					



Batter	1	2	3	4	5	6	7	8	9	AB	R	H	RBI	BB	SO	LOB	TOP										
Josh Wilson, R (1,6) OBP: 0.436, SLG: 0.435 9 Bernie Castro, S (9, PR) OBP: 0.409, SLG: 0.316	F8		F8			G6-4-3			1B	4	0	1	0	0	0	1											
5 Kory Casto, L (1,7) OBP: 0.388, SLG: 0.357	K			F7			F8		BB	3	0	0	0	1	1	0											
10 Ronnie Belliard, R (1,4) OBP: 0.283, SLG: 0.381	K			F9			G4-3 WP		BB	3	0	0	0	1	1	1											
Chris Snelling, L (1,9) OBP: 0.345, SLG: 0.447 Chris Schroder, R (7,1)		F8		G3-1			G4-3			3	0	0	0	0	0	1											
Tony Batista, R (1,5) OBP: 0.200, SLG: 0.400		G4-3				G5-3		F8		3	0	1	0	0	0	1											
13 Robert Fick, L (1,2) OBP: 0.342, SLG: 0.382 Chris Booker, R (5,1) 59 Micah Bowie, L (6,1) 74 Frank Diaz, R (7,9) OBP: 0.667, SLG: 1.000		G4-3				K			BB	2	0	0	0	0	1	1											
77 Abraham Nunez, S (1,8) OBP: 0.271, SLG: 0.310		F9				F7		G4-3		3	0	0	0	0	2												
33 Larry Broadway, L (1,3) OBP: 0.385, SLG: 0.375			F8			G6-4-3		F7		3	0	1	0	0	1												
Joel Hanrahan, R (1,1) 10 Brandon Harper, R (5,2) OBP: 0.250, SLG: 0.100			F8			K		F9		1	0	0	0	0	0	0											
										2	0	0	0	0	1	2											
Inning Stats	R: 0 E: 0 K: 2 S: 7	H: 0 LOB: 0 BB: 0 P: 7	R: 0 E: 0 K: 0 S: 4	H: 1 LOB: 1 BB: 0 P: 4	R: 0 E: 0 K: 0 S: 3	H: 0 LOB: 0 BB: 0 P: 3	R: 0 E: 0 K: 0 S: 3	H: 0 LOB: 0 BB: 0 P: 3	R: 0 E: 0 K: 1 S: 5	H: 1 LOB: 0 BB: 0 P: 5	R: 0 E: 0 K: 0 S: 3	H: 0 LOB: 1 BB: 1 P: 8	R: 0 E: 0 K: 0 S: 4	H: 1 LOB: 1 BB: 1 P: 4	R: 0 E: 0 K: 0 S: 2	H: 1 LOB: 1 BB: 1 P: 6	1B: 2 2B: 3 3B: 0 HR: 0	SF: 0 SAC: 0 DP: 2 HBP: 0	WP: 1 PB: 0 CS: 1	PA: 30							
PITCHER	IP	WLS	BF	H	R	ER	SO	BB	IBB	HBP	BLK	WP	HR	S	P	ERA	WHIP										
75 Aaron Thompson, L (1,1) ERA: 1.5	4.0		13	1	0	0	2	0	0	0	0	0	0	17	17	0.00	0.250										
48 Lee Gardner, R (5,1) ERA:	2.0	W	6	1	0	0	2	0	0	0	0	0	0	10	10	0.00	0.500										
53 Roy Corcoran, R (7,1) ERA: 7.36	1.0	H	4	0	0	0	0	1	0	0	0	0	1	3	8	0.00	1.000										
37 Renyel Pinto, L (8,1) ERA: 4.66	1.0	H	4	1	0	0	0	0	0	0	0	0	0	4	4	0.00	1.000										
Kevin Gregg, R (9,1) ERA: 1.59	1.0	S	3	1	0	0	0	1	0	0	0	0	0	2	6	0.00	2.000										

Washington Nationals @ Florida Marlins
Roger Dean Stadium, Jupiter, FL
Wed Mar 28 2007, 1:05 PM EDT
Att: 3,370 - Sunny - 80 F

AB	28
R	0
H	4
RBI	0
BB	2
SO	4
LOB	10



Batter	1	2	3	4	5	6	7	8	9	AB	R	H	RBI	BB	SO	LOB	BOTTOM										
2 Hanley Ramirez, R (1,6) OBP: 0.324, SLG: 0.530 3 Zach Sorensen, S (7,4) OBP: 0.222, SLG: 0.192	P3		G4-3			P6		K		3	0	0	0	0	0	0											
6 Dan Uggla, R (1,4) OBP: 0.283, SLG: 0.290 53 Roy Corcoran, R (7,1) 72 Brett Hayes, R (8,2)	F9			K		P4		K		3	0	0	0	0	1	0											
Miguel Cabrera, R (1,5) OBP: 0.347, SLG: 0.486 4 Alfredo Amezaga, S (6, PR) OBP: 0.200, SLG: 0.186	F7			G5-3		2B		K		3	0	1	0	0	0	0											
17 Mike Jacobs, L (1,3) OBP: 0.275, SLG: 0.381		K		F9		G4-3				3	0	0	0	1	1												
12 Cody Ross, R (1,9) OBP: 0.161, SLG: 0.098		F7				G4-3		G5-3		3	0	0	0	0	0	0											
31 John Gall, R (1,7) OBP: 0.349, SLG: 0.342								F9		1	1	0	0	2	0	0											
13 Paul Hoover, R (1,2) OBP: 0.316, SLG: 0.353 37 Renyel Pinto, L (8,1) Kevin Gregg, R (9,1)		F8						F9		3	0	1	1	0	0	1											
7 Alejandro De Aza, L (1,8) OBP: 0.372, SLG: 0.550				G6-3		G4-3				3	0	1	0	0	1												
75 Aaron Thompson, L (1,1) 48 Lee Gardner, R (5,1) 28 Jason Wood, R (7,5) OBP: 0.468, SLG: 0.683				G1-3		K				1	0	0	0	0	0	0											
										0	0	0	0	0	0	0											
Inning Stats	R: 0 E: 0 K: 0 S: 3	H: 0 LOB: 0 BB: 0 P: 3	R: 0 E: 0 K: 1 S: 5	H: 0 LOB: 1 BB: 1 P: 9	R: 0 E: 0 K: 0 S: 3	H: 0 LOB: 0 BB: 0 P: 3	R: 0 E: 0 K: 1 S: 5	H: 0 LOB: 0 BB: 0 P: 5	R: 1 E: 0 K: 1 S: 7	H: 1 LOB: 1 BB: 1 P: 11	R: 0 E: 0 K: 0 S: 4	H: 1 LOB: 1 BB: 0 P: 4	R: 0 E: 0 K: 0 S: 3	H: 0 LOB: 0 BB: 0 P: 3	R: 0 E: 0 K: 3 S: 10	H: 1 LOB: 2 BB: 0 P: 12	1B: 0 2B: 1 3B: 2 HR: 0	SF: 0 SAC: 0 DP: 0 HBP: 1	WP: 0 PB: 0 CS: 0	PA: 30							
PITCHER	IP	WLS	BF	H	R	ER	SO	BB	IBB	HBP	BLK	WP	HR	S	P	ERA	WHIP										
Joel Hanrahan, R (1,1) ERA: 8.03	4.1	L	16	1	1	1	2	2	0	0	0	0	0	19	27	2.08	0.692										
Chris Booker, R (5,1) ERA:	1.1		5	1	0	0	1	0	0	0	0	0	0	7	7	0.00	0.750										
59 Micah Bowie, L (6,1) ERA: 2.08	0.1		1	0	0	0	0	0	0	0	0	0	0	1	1	0.00	0.000										
Chris Schroder, R (7,1) ERA: 10.13	2.0		8	1	0	0	3	0	0	1	0	0	0	13	15	0.00	0.500										

Washington Nationals @ Florida Marlins
Roger Dean Stadium, Jupiter, FL
Wed Mar 28 2007, 1:05 PM EDT
Att: 3,370 - Sunny - 80 F

AB	27
R	1
H	3
RBI	1
BB	2
SO	6
LOB	10



Batter	1	2	3	4	5	6	7	8	9	AB	R	H	RBI	BB	SO	LOB	TOP			
22 David Eckstein, R OBP: 0.311, SLG: 0.300 55 Skip Schumaker, L OBP: 0.463, SLG: 0.563	G6-3		1B		P4	K			16 G3 1B 1B	3	0	1	0	0	0	0				
16 Chris Duncan, L OBP: 0.348, SLG: 0.500	K		K		G6-3		G4-3		G3	5	0	0	0	0	2	2				
5 Albert Pujols, R OBP: 0.324, SLG: 0.426 Aaron Miles, S OBP: 0.302, SLG: 0.255	F8		K				G4-3		19 1B	3	0	1	0	0	1	1				
27 Scott Rolen, R OBP: 0.353, SLG: 0.407 19 Jolbert Cabrera, R OBP: 0.214, SLG: 0.192		15 G4-3 4 1B		15 2B	F8		K		1B	3	2	2	0	0	0	1				
26 Scott Spiezio, S OBP: 0.432, SLG: 0.492	G5-3			L9		1B	4 HBP		F7	5	0	1	0	0	1	4				
15 Jim Edmonds, L OBP: 0.182, SLG: 0.200 So Taguchi, R OBP: 0.250, SLG: 0.185	G4-3		2-3	4 1B 7 SF7		F7			F7	3	1	1	1	0	0	2				
4 Yadier Molina, R OBP: 0.500, SLG: 0.561 Gary Bennett, R OBP: 0.395, SLG: 0.371	7 FC4-6		3-H	7 SF7		1B	HBP		2B 7 FC3-2	2	0	2	1	0	0	0				
7 Adam Kennedy, L OBP: 0.208, SLG: 0.279	FC4-6		1-2	SF7		K			FC3-2	3	0	0	1	0	1	5				
Kip Wells, R OBP: 0.206, SLG: 0.400 Ricardo Rincon, L OBP: 0.215, SLG: 0.279 36 Russ Springer, R OBP: 0.250, SLG: 0.185 3 Preston Wilson, R OBP: 0.250, SLG: 0.185 34 Randy Flores, L OBP: 0.250, SLG: 0.185 48 Brad Thompson, R OBP: 0.250, SLG: 0.185				G2-3		1-2 2-3			G6-3	3	0	1	0	0	1	1				
Inning Stats	R: 0 E: 0 K: 1 S: 5	H: 0 LOB: 0 BB: 0 P: 5	R: 1 E: 0 K: 0 S: 5	H: 2 LOB: 1 BB: 0 P: 5	R: 0 E: 0 K: 2 S: 8	H: 1 LOB: 1 BB: 0 P: 8	R: 2 E: 0 K: 1 S: 8	H: 3 LOB: 1 BB: 0 P: 8	R: 0 E: 0 K: 2 S: 9	H: 1 LOB: 1 BB: 0 P: 4	R: 0 E: 0 K: 1 S: 5	H: 0 LOB: 0 BB: 0 P: 5	R: 0 E: 0 K: 1 S: 4	H: 1 LOB: 2 BB: 1 P: 8	R: 1 E: 0 K: 1 S: 8	H: 3 LOB: 2 BB: 0 P: 8	1B: 9 2B: 4 3B: 0 HR: 0	SF: 1 SAC: 0 DP: 0 HBP: 1	WP: 0 PB: 0 SB: 0 CS: 0	PA: 42
PITCHER	IP WLS BF H R ER SO BB IBB HBP BLK WP HR S P ERA WHIP																			
36 Anibal Sánchez, R ERA: 3.47	6.0	28	9	3	3	6	0	0	1	0	0	0	0	0	39	40	4.50	1.500		
Randy Messenger, R ERA: 1.29	1.0	3	0	0	0	1	0	0	0	0	0	0	0	5	5	0.00	0.000			
22 Matt Lindstrom, R ERA: 0.68	1.0	5	1	0	0	0	1	0	0	0	0	0	0	4	8	0.00	2.000			
50 Jorge Julio, R ERA: 6.1	1.0	6	3	1	1	1	0	0	0	0	0	0	0	8	8	9.00	3.000			

St. Louis Cardinals @ Florida Marlins
Roger Dean Stadium, Jupiter, FL
Thu Mar 29 2007, 1:05 PM EDT
Att: 5,790 - Sunny - 80 F

AB 39
R 4
H 13
RBI 4
BB 1
SO 8
LOB 23



Batter	1	2	3	4	5	6	7	8	9	AB	R	H	RBI	BB	SO	LOB	BOTTOM					
2 Hanley Ramirez, R OBP: 0.324, SLG: 0.536 3 Zach Sorensen, S OBP: 0.214, SLG: 0.185	G6-3		6 2B		K				G5-3	3	1	1	0	0	1	1						
6 Dan Uggla, R OBP: 0.278, SLG: 0.306 4 Alfredo Amezaga, S OBP: 0.196, SLG: 0.182	G6-3		E6			14 G5-4-3			L3	3	0	2	1	0	0	0						
Miguel Cabrera, R OBP: 0.342, SLG: 0.486	G4-3		2-H 3-H		L9				21 HR	4	1	1	0	0	1	2						
14 Josh Willingham, R OBP: 0.324, SLG: 0.200	G5-3			F7		G5-4-3			F7	4	0	0	0	0	2							
21 Joe Borchard, S OBP: 0.377, SLG: 0.431	K2-3			K		G4-3			HR	4	1	1	2	0	2	0						
8 Aaron Boone, R OBP: 0.234, SLG: 0.220	K			G5-3		E5 1B			L5	4	0	0	0	0	1	0						
7 Alejandro De Aza, L OBP: 0.383, SLG: 0.545			20 K2-3		K				G3	4	0	2	0	0	1	0						
20 Matt Treanor, R OBP: 0.273, SLG: 0.214			SAFE	K2-3		G6-3				3	0	0	0	0	2	2						
36 Anibal Sánchez, R OBP: 0.500, SLG: 0.333 Randy Messenger, R ERA: 1.29 22 Matt Lindstrom, R ERA: 0.68 31 John Gall, R OBP: 0.341, SLG: 0.333 50 Jorge Julio, R ERA: 2.03			2 2B 6 1B						G3	1	1	1	0	1	0	0						
Inning Stats	R: 0 E: 0 K: 0 S: 3	H: 0 LOB: 0 BB: 0 P: 4	R: 0 E: 0 K: 2 S: 7	H: 0 LOB: 0 BB: 0 P: 7	R: 2 E: 1 K: 2 S: 10	H: 4 LOB: 1 BB: 0 P: 10	R: 0 E: 0 K: 1 S: 5	H: 0 LOB: 0 BB: 0 P: 5	R: 0 E: 0 K: 2 S: 7	H: 0 LOB: 1 BB: 1 P: 11	R: 0 E: 0 K: 0 S: 3	H: 1 LOB: 1 BB: 0 P: 3	R: 0 E: 1 K: 1 S: 6	H: 1 LOB: 1 BB: 0 P: 6	R: 0 E: 0 K: 0 S: 3	H: 0 LOB: 0 BB: 0 P: 3	R: 2 E: 0 K: 0 S: 5	H: 2 LOB: 0 BB: 0 P: 5	1B: 5 2B: 2 3B: 0 HR: 1	SF: 0 SAC: 0 DP: 1 HBP: 0	WP: 0 PB: 0 SB: 0 CS: 0	PA: 34
PITCHER	IP WLS BF H R ER SO BB IBB HBP BLK WP HR S P ERA WHIP																					
Kip Wells, R ERA: 1.16	6.1	24	5	2	1	7	1	0	0	0	0	1	1	0.00	3.000							
Ricardo Rincon, L ERA: 2.15	0.1	H	1	1	0	0	0	0	0	0	0	1	1	0.00	0.000							
36 Russ Springer, R ERA: 6.75	0.1	H	1	0	0	0	0	0	0	0	0	3	3	0.00	0.000							
34 Randy Flores, L ERA: 1.69	1.0	H	3	0	0	0	0	0	0	0	0	3	3	0.00	0.000							
48 Brad Thompson, R ERA: 2.03	1.0	B	5	2	2	2	0	0	0	0	1	5	5	18.00	2.000							

St. Louis Cardinals @ Florida Marlins
Roger Dean Stadium, Jupiter, FL
Thu Mar 29 2007, 1:05 PM EDT
Att: 5,790 - Sunny - 80 F

AB 33
R 4
H 8
RBI 3
BB 1
SO 8
LOB 7



Batter	1	2	3	4	5	6	7	8	9	AB	R	H	RBI	BB	SO	LOB	TOP								
2 Hanley Ramirez, R OBP: 0.316, SLG: 0.541 4 Alfredo Amezaga, S OBP: 0.224, SLG: 0.196										2	1	1	0	0	0	0	Florida Marlins @ Cincinnati Reds Fifth Third Field, Dayton, OH Sat Mar 31 2007, 2:00 PM EDT Att: 8,888 - Drizzle - 57 F								
6 Dan Uggla, R OBP: 0.274, SLG: 0.342 3 Zach Sorensen, S OBP: 0.194, SLG: 0.167										1	0	0	1	0	0	0									
Miguel Cabrera, R OBP: 0.346, SLG: 0.526 13 Paul Hoover, R OBP: 0.304, SLG: 0.333										2	1	1	1	0	1	0									
14 Josh Willingham, R OBP: 0.316, SLG: 0.194 31 John Gall, R OBP: 0.327, SLG: 0.341										2	0	0	0	0	0	0									
17 Mike Jacobs, L OBP: 0.351, SLG: 0.358 Todd Sears, L										2	0	0	0	0	0	0									
Miguel Olivo, R OBP: 0.241, SLG: 0.315 20 Matt Treanor, R OBP: 0.286, SLG: 0.233										2	1	1	0	0	1	0									
21 Joe Borchard, S OBP: 0.177, SLG: 0.140 12 Cody Ross, R OBP: 0.177, SLG: 0.140										2	0	1	0	0	0	0									
8 Aaron Boone, R OBP: 0.242, SLG: 0.246 28 Jason Wood, R OBP: 0.431, SLG: 0.622										2	1	1	0	0	1	0									
7 Alejandro De Aza, L OBP: 0.373, SLG: 0.521 79 Brett Carroll, R OBP: 0.353, SLG: 0.727										2	0	1	2	0	0	0									
Inning Stats	R: 1 E: 0 K: 1 S: 6	H: 1 LOB: 0 BB: 0 P: 6	R: 0 E: 0 K: 1 S: 5	H: 0 LOB: 0 BB: 0 P: 5	R: 0 E: 0 K: 1 S: 5	H: 0 LOB: 0 BB: 0 P: 5	R: 1 E: 0 K: 0 S: 4	H: 1 LOB: 0 BB: 0 P: 4	R: 4 E: 0 K: 0 S: 7	H: 5 LOB: 1 BB: 1 P: 11	R: 0 E: 0 K: 0 S: 4	H: 2 LOB: 0 BB: 0 P: 4	R: 0 E: 0 K: 0 S: 3	H: 1 LOB: 0 BB: 0 P: 3	R: 0 E: 0 K: 1 S: 6	H: 1 LOB: 1 BB: 0 P: 6		R: 0 E: 0 K: 0 S: 3	H: 0 LOB: 0 BB: 0 P: 3	1B: 5 2B: 4 3B: 1 HR: 1	SF: 1 SAC: 0 DP: 3 HBP: 0	WP: 0 PB: 0 SB: 0 CS: 0	PA: 36		
PITCHER	IP WLS BF H R ER SO BB IBB HBP BLK WP HR S P ERA WHIP	4.0 L 14 2 2 2 3 0 0 0 0 0 1 20 10 4.50 0.500	0.1 R 7 5 4 4 0 1 0 0 0 0 0 6 10 108.00 18.000	0.2 L 1 0 0 0 0 0 0 0 0 0 0 1 1 0.00 0.000	1.0 L 4 2 0 0 0 0 0 0 0 0 0 4 4 0.00 2.000	2.0 L 7 2 0 0 1 0 0 0 0 0 0 9 9 0.00 1.000	87 Travis Webb, L ERA: 4.74	9.1 L 3 0 0 0 0 0 0 0 0 0 0 0 3 3 0.00 0.000	50 Dustin Hermanson, R ERA: 7.36	5.1 R 0.2 1 0 0 0 0 0 0 0 0 0 1 1 0.00 0.000	40 Jon Coutlangus, L ERA: 2.79	6.1 L 1.0 4 2 0 0 0 0 0 0 0 0 4 4 0.00 2.000	57 Victor Santos, R ERA: 0.84	7.1 L 2.0 7 2 0 0 1 0 0 0 0 0 0 9 9 0.00 1.000											

Batter	1	2	3	4	5	6	7	8	9	AB	R	H	RBI	BB	SO	LOB	BOTTOM							
6 Ryan Freel, R OBP: 0.455, SLG: 0.487 Javier Valentin, S OBP: 0.300, SLG: 0.239										2	0	0	0	0	1	0	Florida Marlins @ Cincinnati Reds Fifth Third Field, Dayton, OH Sat Mar 31 2007, 2:00 PM EDT Att: 8,888 - Drizzle - 57 F							
Adam Dunn, L OBP: 0.476, SLG: 0.679 Denis Phipps, R										1	0	0	0	1	0	0								
4 Brandon Phillips, R OBP: 0.357, SLG: 0.676 Juan Francisco, L										2	0	0	0	0	1	1								
Ken Griffey Jr., L OBP: 0.300, SLG: 0.316 Jeff Conine, R OBP: 0.382, SLG: 0.387										2	0	0	0	0	1	0								
12 Edwin Encarnación, R OBP: 0.355, SLG: 0.493 15 Dewayne Wise, L OBP: 0.300, SLG: 0.316										2	1	1	0	0	0	0								
Scott Hatteberg, L OBP: 0.358, SLG: 0.444 Justin Turner, R OBP: 0.500, SLG: 0.500										2	0	1	0	0	0	0								
2 Alex Gonzalez, R OBP: 0.322, SLG: 0.333 9 Juan Castro, R OBP: 0.222, SLG: 0.372 Chris Valaika, R										2	0	1	1	0	0	0								
33 Josh Hamilton, L OBP: 0.457, SLG: 0.556 Chris Heisey, R OBP: 1.000, SLG: 2.000										3	0	2	1	0	1	1								
26 David Ross, R OBP: 0.286, SLG: 0.255 23 Chad Moeller, R OBP: 0.361, SLG: 0.438 Logan Parker, L										1	0	0	0	0	1	0								
Inning Stats	R: 0 E: 0 K: 0 S: 3	H: 0 LOB: 0 BB: 0 P: 3	R: 1 E: 0 K: 2 S: 9	H: 2 LOB: 1 BB: 0 P: 9	R: 0 E: 0 K: 3 S: 9	H: 0 LOB: 1 BB: 1 P: 13	R: 0 E: 0 K: 1 S: 5	H: 0 LOB: 0 BB: 0 P: 5	R: 0 E: 0 K: 0 S: 5	H: 0 LOB: 0 BB: 0 P: 5	R: 1 E: 0 K: 0 S: 5	H: 3 LOB: 2 BB: 0 P: 5	R: 0 E: 0 K: 0 S: 5	H: 2 LOB: 2 BB: 0 P: 5	R: 0 E: 0 K: 1 S: 6	H: 1 LOB: 1 BB: 0 P: 6		1B: 6 2B: 3 3B: 0 HR: 0	SF: 0 SAC: 0 DP: 2 HBP: 1	WP: 0 PB: 0 SB: 0 CS: 0	PA: 36			
PITCHER	IP WLS BF H R ER SO BB IBB HBP BLK WP HR S P ERA WHIP	5.0 W 19 3 1 1 6 1 0 0 0 0 0 5 5 0.00 0.000	1.0 R 3 0 0 0 1 0 0 0 0 0 0 5 5 0.00 0.000	0.1 L 4 3 1 1 0 0 0 0 0 0 0 4 4 27.00 9.000	0.2 H 1 0 0 0 0 0 0 0 0 0 1 1 0.00 0.000	1.0 L 5 2 0 0 0 0 0 0 0 0 0 5 5 0.00 2.000	Kevin Gregg, R ERA: 1.46	9.1 L 1.0 3 1 0 0 1 0 0 0 0 0 6 6 0.00 1.000	52 Sergio Mitre, R ERA: 0.64	6.1 L 1.0 3 0 0 0 1 0 0 0 0 0 5 5 0.00 0.000	37 Rencyel Pinto, L ERA: 5.4	7.1 L 0.1 4 3 1 1 0 0 0 0 0 0 4 4 27.00 9.000	48 Lee Gardner, R ERA: 0.63	7.1 L 0.2 H 1 0 0 0 0 0 0 0 0 1 1 0.00 0.000	Randy Messenger, R ERA: 1.17	8.1 L 1.0 5 2 0 0 0 0 0 0 0 0 5 5 0.00 2.000								




Batter	1	2	3	4	5	6	7	8	9	AB R H RBI BB SO LOB	TOP									
11 Jimmy Rollins, S OBP: 0.480, SLG: 0.900	0-3 K		2-2 IHR		0-1 2B		0-3 K		4-2 2B 6 BLK BB	4 2 2 3 1 2 0	Philadelphia Phillies @ Florida Marlins Dolphin Stadium, Miami, FL Sat Apr 07 2007, 7:05 PM EDT Att: 32,419 - Clear - 75 F									
8 Shane Victorino, S OBP: 0.429, SLG: 0.471	1-1 G6-3		0-0 2B		4-2 BB		1-3 K		3-1 F7	4 0 1 0 1 1 2										
26 Chase Utley, L OBP: 0.360, SLG: 0.478	1-3 K		0-2 G4-3		2-3 K		1-0 2B		1-1 6 BLK 2B	5 0 2 1 0 2 3										
6 Ryan Howard, L OBP: 0.360, SLG: 0.158		1-3 K	1-3 K		0-0 G3		2-3 K		1-2 G4-3	5 0 0 0 0 3 5										
Pat Burrell, R OBP: 0.476, SLG: 0.667		3-3 K		4-1 BB		0-1 1B		2-1 F8		3 0 1 0 1 1 0										
Wes Helms, R OBP: 0.235, SLG: 0.250	1-2 F9			2-3 K		0-0 1B		0-0 G6-3		4 0 1 0 0 1 1										
Aaron Rowand, R OBP: 0.304, SLG: 0.238			0-1 1B	1-0 F7		2-0 F6		0-0 G1-3		4 0 1 0 0 0 3										
51 Carlos Ruiz, R OBP: 0.375, SLG: 0.625			1-0 1B	0-3 K		0-1 F9		1-2 G6-3		4 1 1 0 0 1 3										
39 Brett Myers, R 46 Joe Bisenius, R 28 Jayson Werth, R 63 Ryan Madson, L Clay Condrey, R 19 Greg Dobbs, L	1-0 FC1-5		1-2 1B		2-2 G4-3		2-3 K		3-2 2B	2 1 0 0 0 0 2 0 0 0 0 0 0 0 1 0 0 0 0 0 1 2 0 0 0 0 0 0 0 0 0 0 0 0 0 0 0 0 1 1 1 0 0 0 0 0										
Inning Stats	R: 0 E: 0 K: 2 S: 8	H: 0 LOB: 0 BB: 0 P: 10	R: 0 E: 0 K: 2 S: 11	H: 0 LOB: 0 BB: 0 P: 16	R: 3 E: 0 K: 1 S: 16	H: 4 LOB: 1 BB: 0 P: 21	R: 0 E: 0 K: 2 S: 10	H: 0 LOB: 1 BB: 1 P: 17	R: 0 E: 0 K: 1 S: 12	H: 1 LOB: 2 BB: 0 P: 20		R: 0 E: 0 K: 3 S: 10	H: 1 LOB: 1 BB: 0 P: 14	R: 0 E: 0 K: 0 S: 4	H: 0 LOB: 0 BB: 0 P: 6	R: 2 E: 0 K: 0 S: 18	H: 2 LOB: 1 BB: 1 P: 31	1B: 4 2B: 5 3B: 0 HR: 1	SF: 0 SAC: 0 DP: 0 HBP: 0	WP: 0 PB: 0 SB: 0 CS: 0
PITCHER	IP WLS BF H R ER SO BB IBB HBP BLK WP HR S P ERA WHIP											IP WLS BF H R ER SO BB IBB HBP BLK WP HR S P ERA WHIP								
Dontrelle Willis, L ERA: 3.0	6.0 W 27 7 3 3 9 2 0 0 0 0 0 0 66 97 4.50 1.500																			
37 Ranyel Pinto, L ERA:	1.0 H 4 1 0 0 3 0 0 0 0 0 0 0 10 14 0.00 1.000																			
77 Henry Owens, R ERA:	1.0 H 3 0 0 0 0 0 0 0 0 0 0 0 4 6 0.00 0.000																			
50 Jorge Julio, R ERA: 19.29	1.0 6 2 2 2 0 1 0 0 1 0 0 0 18 31 18.00 3.000																			

AB	37
R	5
H	10
RBI	4
BB	3
SO	12
LOB	21



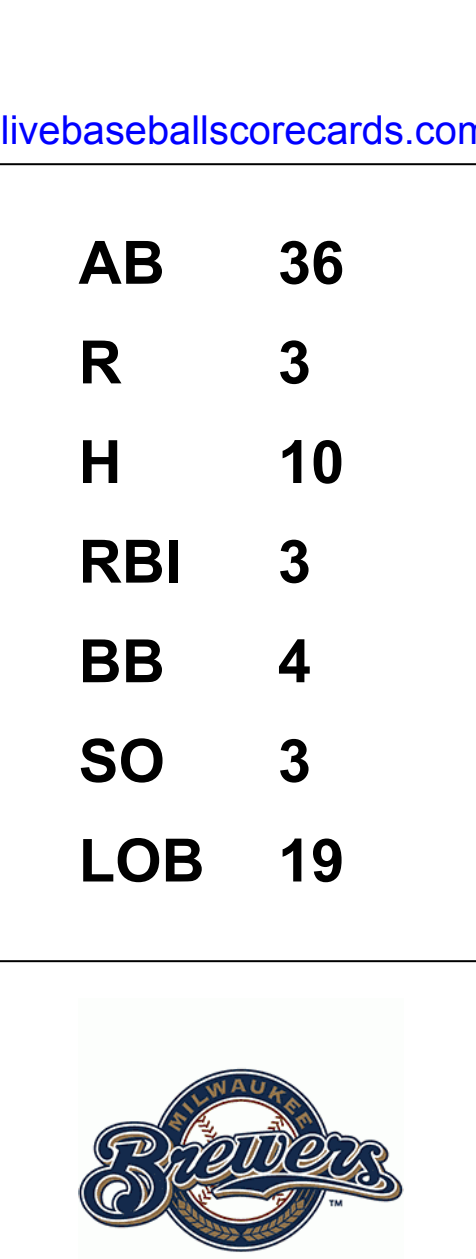
Batter	1	2	3	4	5	6	7	8	9	AB R H RBI BB SO LOB	BOTTOM									
2 Hanley Ramirez, R OBP: 0.360, SLG: 0.625	1-0 1B		3-3 K	2-3 K		3-1 G6-3		0-0 F9		5 0 1 0 0 2 4	Philadelphia Phillies @ Florida Marlins Dolphin Stadium, Miami, FL Sat Apr 07 2007, 7:05 PM EDT Att: 32,419 - Clear - 75 F									
6 Dan Uggla, R OBP: 0.200, SLG: 0.238	0-0 F7		0-3 K		0-0 P4	1-3 K		1-0 HBP		4 0 0 0 0 2 2										
Miguel Cabrera, R OBP: 0.625, SLG: 1.000	3-1 F7		1-2 2B		4-2 17 2B 14 2B BB		1-1 G1-3	0-2 F8		4 2 1 1 1 0 3										
17 Mike Jacobs, L OBP: 0.455, SLG: 0.762	1-3 K		1-2 2B		0-0 14 2B 2B		0-0 P6			4 2 2 1 0 1 1										
14 Josh Willingham, R OBP: 0.364, SLG: 0.714		1-0 HR	3-2 3B		1-1 2B		2-3 K			4 1 3 4 0 1 0										
Joe Borchard, S OBP: 0.333, SLG: 0.091		1-3 K	3-2 F7		4-0 BB			4-2 7 2B BB		2 1 0 0 2 1 1										
7 Alejandro De Aza, L OBP: 0.381, SLG: 0.500		0-1 G4-3		1-0 1B	1-3 K			3-2 20 SH1-3 2B		4 1 2 1 0 1 2										
20 Matt Treanor, R OBP: 0.400, SLG: 0.250	0-1 L4			2-3 K	0-0 F8			0-0 SH1-3		3 0 0 0 0 1 3										
Dontrelle Willis, L 4 Alfredo Amezaga, S 37 Ranyel Pinto, L 77 Henry Owens, R Jason Wood, R 50 Jorge Julio, R		4-0 2B BB		3-1 F7		4-2 2 CS BB		1-0 2B		1 1 0 0 1 0 1 0 0 0 0 0 1 0 0 0 0 0 0 0 0 0 0 0 0 0 0 0 0 0 0 1 0 1 1 0 0 0 0 0 0 0 0 0 0 0 0										
Inning Stats	R: 0 E: 0 K: 1 S: 7	H: 1 LOB: 1 BB: 0 P: 12	R: 1 E: 0 K: 1 S: 8	H: 1 LOB: 0 BB: 0 P: 10	R: 3 E: 0 K: 2 S: 23	H: 3 LOB: 1 BB: 1 P: 38	R: 0 E: 0 K: 2 S: 10	H: 1 LOB: 1 BB: 0 P: 17	R: 2 E: 0 K: 1 S: 15	H: 2 LOB: 2 BB: 2 P: 25		R: 0 E: 0 K: 1 S: 7	H: 0 LOB: 0 BB: 1 P: 15	R: 0 E: 0 K: 1 S: 11	H: 0 LOB: 0 BB: 0 P: 14	R: 2 E: 0 K: 0 S: 14	H: 2 LOB: 2 BB: 1 P: 23	1B: 2 2B: 6 3B: 1 HR: 1	SF: 0 SAC: 1 DP: 0 HBP: 1	WP: 0 PB: 1 SB: 2 CS: 1
PITCHER	IP WLS BF H R ER SO BB IBB HBP BLK WP HR S P ERA WHIP											IP WLS BF H R ER SO BB IBB HBP BLK WP HR S P ERA WHIP								
39 Brett Myers, R ERA: 6.75	4.1 L 23 6 0 0 1 2 0 0 0 0 0 0 8 13 12.46 2.308																			
46 Joe Bisenius, R ERA:	0.2 3 0 0 0 1 1 0 0 0 0 0 0 8 13 0.00 1.500																			
63 Ryan Madson, R ERA: 9.0	2.0 8 1 2 2 2 2 0 0 0 0 0 0 26 44 9.00 1.500																			
Clay Condrey, R ERA:	1.0 5 1 0 0 0 0 0 0 1 0 0 0 6 8 0.00 1.000																			

AB	32
R	8
H	10
RBI	8
BB	5
SO	9
LOB	17



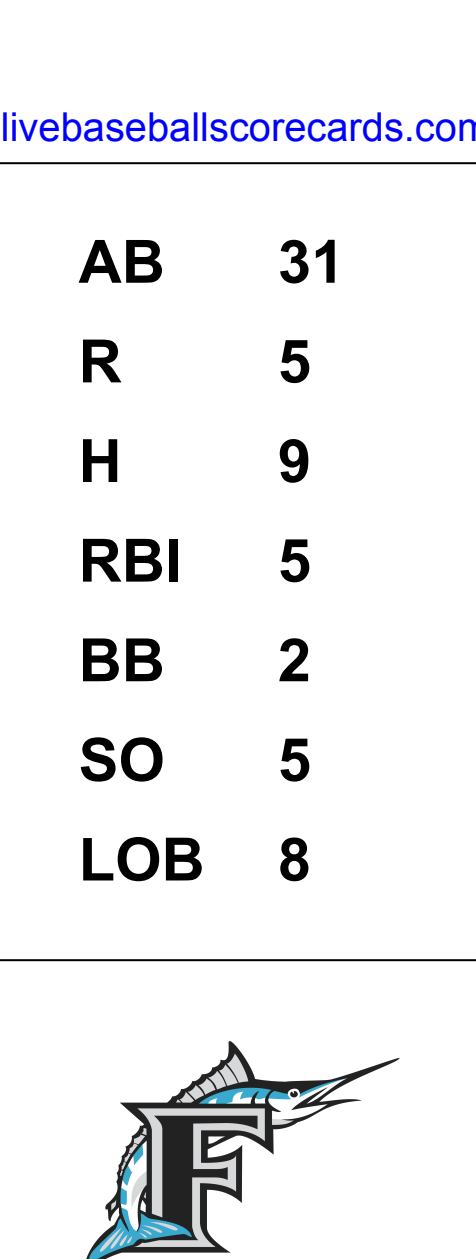
Batter	1	2	3	4	5	6	7	8	9	AB	R	H	RBI	BB	SO	LOB	TOP			
23 Rickie Weeks Jr. R OBP: 0.313, SLG: 0.464	2-1 G3 3B		0-2 2B 1B	0-2 G4-3		1-1 P5		2-2 G6-3	5 1 2 0 0 0 4											
Craig Counsell L OBP: 0.286, SLG: 0.550	1-1 G1-3		0-1 2B		1-2 28 G3 1B		2-2 G3	2-1 F8	5 0 2 0 0 0 1											
28 Prince Fielder L OBP: 0.281, SLG: 0.400	0-2 G3		0-2 G5-3		1-2 G3		0-0 F8	0-0 1B	5 0 1 1 0 0 3											
2 Bill Hall R OBP: 0.296, SLG: 0.417	0-0 L6			2-3 K	4-1 F9-3 BB		4-2 BB	3-2 F8	3 0 0 0 2 1 1											
Johnny Estrada S OBP: 0.400, SLG: 0.435		1-1 G6-3		1-1 HR 1B	0-0 F9-3		0-3 K		4 1 1 0 0 1 3											
Geoff Jenkins L OBP: 0.409, SLG: 0.900		2-2 G4-3		1-1 HR		4-1 37 G1-3 BB		1-0 G3	3 1 1 2 1 0 0											
Kevin Mench R OBP: 0.389, SLG: 0.588		2-2 P6		3-2 37 G3-1 9 BB 1B		0-0 37 G1-3 1B		0-0 F9	4 0 2 0 0 0 0								AB 36 R 3 H 10 RBI 3 BB 4 SO 3 LOB 19			
9 Tony Graffanino R OBP: 0.500, SLG: 0.375			1-1 G5-3	4-1 37 G3-1 BB		3-1 F6		1-2 1B	3 0 1 0 1 0 2											
37 Jeff Suppan R 41 Greg Aquino R 18 Gabe Gross L 1 Corey Hart R Brian Shouse L			1-0 G6-3	1-1 G3-1		0-0 G1-3		1-3 K	3 0 0 0 0 0 4 0 0 0 0 0 0 0 0 0 0 0 0 0 0 1 0 0 0 0 1 1 0 0 0 0 0 0 0											
Inning Stats	R: 1 E: 0 K: 0 S: 8	H: 1 LOB: 0 BB: 0 P: 11	R: 0 E: 0 K: 0 S: 9	H: 0 LOB: 0 BB: 0 P: 14	R: 0 E: 0 K: 0 S: 11	H: 2 LOB: 2 BB: 0 P: 13	R: 2 E: 0 K: 1 S: 18	H: 3 LOB: 2 BB: 1 P: 30	R: 0 E: 0 K: 0 S: 7	H: 1 LOB: 2 BB: 1 P: 15	R: 0 E: 0 K: 1 S: 12	H: 0 LOB: 1 BB: 1 P: 18	R: 0 E: 0 K: 1 S: 10	H: 1 LOB: 1 BB: 0 P: 13	R: 0 E: 0 K: 0 S: 12	H: 1 LOB: 1 BB: 0 P: 19	1B: 7 2B: 2 3B: 1 HR: 1	SF: 0 SAC: 0 DP: 1 HBP: 0	WP: 0 PB: 0 SB: 0 CS: 0	PA: 40
PITCHER	IP WLS BF H R ER SO BB IBB HBP BLK WP HR S P ERA WHIP																			
36 Anibal Sánchez R ERA: 5.4	6.0 W 28 8 3 3 1 3 0 0 0 0 0 1 61 97 4.50 1.833																			
22 Matt Lindstrom R ERA:	1.0 H 4 0 0 0 1 1 0 0 0 0 0 0 12 18 0.00 1.000																			
Randy Messenger R ERA:	0.2 H 3 1 0 0 0 0 0 0 0 0 0 0 5 7 0.00 1.500																			
37 Renyel Pinto L ERA: 3.0	0.1 H 1 0 0 0 1 0 0 0 0 0 0 0 5 6 0.00 0.000																			
77 Henry Owens R ERA:	1.0 S 4 1 0 0 0 0 0 0 0 0 0 0 12 19 0.00 1.000																			

Milwaukee Brewers @ Florida Marlins
Dolphin Stadium, Miami, FL
Mon Apr 09 2007, 7:05 PM EDT
Att: 11,157 - Partly Cloudy - 77 F



Batter	1	2	3	4	5	6	7	8	9	AB	R	H	RBI	BB	SO	LOB	BOTTOM	
4 Alfredo Amezaga S OBP: 0.455, SLG: 0.700	2-2 6 1B SF7 2B		2-2 F9		0-2 6 G6-4-3 1B		2-3 K		4 1 2 0 0 1 0									
6 Dan Uggla R OBP: 0.303, SLG: 0.357	2-1 17 BB 14 1B 1B		0-0 HR 2B		2-1 G6-4-3		1-2 G5-3		4 2 2 0 0 0 1									
Miguel Cabrera R OBP: 0.594, SLG: 1.042	1-1 SF7		2-1 HR		2-1 HBP		0-0 F9		2 1 1 3 0 0 0									
17 Mike Jacobs L OBP: 0.467, SLG: 0.769	3-H 14 1B BB		0-0 F7		0-3 K		0-1 F9		3 0 0 0 1 1 1									
14 Josh Willingham R OBP: 0.346, SLG: 0.640 77 Henry Owens R	0-0 1B		1-2 L9		3-2 G1-3		1-1 G6-3		4 0 1 1 0 0 0 0 0 0 0 0 0 0									
Joe Borchard S OBP: 0.391, SLG: 0.222	0-0 FC5-4 1B		0-0 G4-3		2-1 E8 7 2B		2-1 BB 1B		4 1 2 0 0 0 0									
Miguel Olivo R OBP: 0.350, SLG: 0.389	2-0 FC5-4			3-3 K		2-1 G1-4-3		1-2 BB	3 0 0 0 1 1 3								AB 31 R 5 H 9 RBI 5 BB 2 SO 5 LOB 8	
7 Alejandro De Azar L OBP: 0.345, SLG: 0.481		0-2 F7		0-2 L4		0-0 2B		1-1 F8	4 0 1 1 0 0 2									
36 Anibal Sánchez R 8 Aaron Boone R 22 Matt Lindstrom R Randy Messenger R 37 Renyel Pinto L 12 Cody Ross R		0-3 K		0-2 G4-3		3-H K			2 0 0 0 0 1 0 1 0 0 0 0 0 1 0									
Inning Stats	R: 2 E: 0 K: 0 S: 11	H: 4 LOB: 2 BB: 1 P: 22	R: 0 E: 0 K: 1 S: 11	H: 0 LOB: 0 BB: 0 P: 13	R: 2 E: 0 K: 1 S: 10	H: 2 LOB: 0 BB: 0 P: 12	R: 0 E: 0 K: 1 S: 9	H: 0 LOB: 0 BB: 0 P: 13	R: 1 E: 1 K: 1 S: 12	H: 1 LOB: 1 BB: 0 P: 20	R: 0 E: 0 K: 1 S: 7	H: 0 LOB: 0 BB: 0 P: 10	R: 0 E: 0 K: 0 S: 9	H: 1 LOB: 2 BB: 1 P: 17	1B: 5 2B: 3 3B: 0 HR: 1	SF: 1 SAC: 0 DP: 1 HBP: 1	WP: 0 PB: 0 SB: 0 CS: 0	PA: 35
PITCHER	IP WLS BF H R ER SO BB IBB HBP BLK WP HR S P ERA WHIP																	
37 Jeff Suppan R ERA: 4.15	6.0 L 27 8 5 4 4 1 0 1 0 0 0 0 7 10 6.00 1.500																	
41 Greg Aquino R ERA:	1.0 3 0 0 0 1 0 0 0 0 0 0 0 7 10 0.00 0.000																	
Brian Shouse L ERA:	1.0 5 1 0 0 0 1 0 0 0 0 0 0 9 17 0.00 2.000																	

Milwaukee Brewers @ Florida Marlins
Dolphin Stadium, Miami, FL
Mon Apr 09 2007, 7:05 PM EDT
Att: 11,157 - Partly Cloudy - 77 F



Batter	1	2	3	4	5	6	7	8	9	AB	R	H	RBI	BB	SO	LOB	TOP			
23 Rickie Weeks Jr. R OBP: 0.375, SLG: 0.606	3-2 7 1B 18 SF8 HBP		1-2 HR	0-1 FC6-4 7 BB		2-1 7 1B 3B		0-2 G1-3		4	3	2	2	0	0	1				
7 J.J. Hardy R OBP: 0.410, SLG: 0.471	1-0 FC5-4 1B		2-1 G5-3	4-2 BB		1-0 28 G5-3 1B		2-0 18 1B 2B		4	1	3	1	1	0	0				
28 Prince Fielder L OBP: 0.386, SLG: 0.462	0-3 K		0-1 G6-3 18 1B 1B	0-2 G6-3		G5-3		F7		5	0	1	0	0	1	6				
18 Gabe Gross L OBP: 0.400, SLG: 0.750 Francisco Cordero R	1-2 SF8		0-1 G6-3 1B		1-1 G4-3	1-1 G3-4-1		1-1 1B 2H 1B		4	0	2	2	0	0	1				
Kevin Mench R OBP: 0.333, SLG: 0.478	0-1 FC5-4		1-2 G6-3		0-1 G6-3		1-1 G4-6-3 1B		F8		5	0	1	0	0	4				
Geoff Jenkins L OBP: 0.455, SLG: 0.767		0-1 G6-3	4-0 IBB		2-0 1B		0-0 G4-6-3 1-2 1B		2-0 1B		4	0	2	0	1	0	1			
Damian Miller R OBP: 0.333, SLG: 0.375		4-0 G6-3 BB	1-2 G1-6-3		3-2 FC6 1B		3-2 G6-3		1-2 P3		4	0	1	0	1	0	5			
Craig Counsell L OBP: 0.290, SLG: 0.429		2-2 G6-3		3-2 FC1-5 31 1B		1-0 FC6		1-2 G4-3		4	0	1	0	0	0	3				
31 Dave Bush R OBP: 0.250, SLG: 0.250 Matt Wise R			1-2 23 HR 1B		0-2 FC1-5		1-3 K		3-3 K		3	1	1	0	0	1	1			
2 Bill Hall R OBP: 0.286, SLG: 0.387 Derrick Turnbow R											0	0	0	0	0	0				
22 Tony Gwynn Jr. L OBP: 0.250, SLG: 0.250											0	0	0	0	0	0				
Inning Stats	R: 1 E: 0 K: 1 S: 12	H: 1 LOB: 1 BB: 0 P: 17	R: 0 E: 0 K: 0 S: 5	H: 0 LOB: 0 BB: 1 P: 11	R: 2 E: 0 K: 0 S: 18	H: 4 LOB: 3 BB: 1 P: 28	R: 0 E: 0 K: 0 S: 13	H: 1 LOB: 2 BB: 1 P: 20	R: 0 E: 0 K: 1 S: 9	H: 2 LOB: 1 BB: 0 P: 14	R: 0 E: 0 K: 0 S: 6	H: 1 LOB: 0 BB: 0 P: 10	R: 0 E: 0 K: 1 S: 11	H: 0 LOB: 0 BB: 0 P: 15	R: 1 E: 0 K: 0 S: 9	H: 3 LOB: 2 BB: 0 P: 17	1B: 11 2B: 1 3B: 1 HR: 1	SF: 1 SAC: 0 DP: 2 HBP: 1	WP: 0 PB: 0 SB: 1 CS: 0	PA: 43
PITCHER	IP WLS BF H R ER SO BB IBB HBP BLK WP HR S P ERA WHIP																			
52 Sergio Mitre R ERA: 4.09	(1, 1) 6.0 L 31 10 4 4 2 2 2 1 1 0 0 1 66 106 6.00 2.000																			
Randy Messenger R ERA	(7, 1) 1.0 3 1 0 0 0 0 0 0 0 0 0 6 10 0.00 1.000																			
48 Lee Gardner R ERA: 1.5	(8, 1) 2.0 9 3 1 1 1 0 0 0 0 0 0 20 32 4.50 1.500																			

Milwaukee Brewers @ Florida Marlins
Dolphin Stadium, Miami, FL
Wed Apr 11 2007, 7:05 PM EDT
Att: 11,379 - Clear - 79 F

AB 38
R 5
H 14
RBI 5
BB 3
SO 3
LOB 22



Batter	1	2	3	4	5	6	7	8	9	AB	R	H	RBI	BB	SO	LOB	BOTTOM					
4 Alfredo Amezaga S OBP: 0.333, SLG: 0.450	K		0-1 FC3-6			2-2 6 G6-4-3 1B	3-1 G5-3			4	0	1	0	0	1	2						
6 Dan Uggla R OBP: 0.310, SLG: 0.417	1-0 G1-6-3 2B		3-2 P6			1-1 G6-4-3		1-3 K		4	0	1	0	0	1	2						
Miguel Cabrera R OBP: 0.512, SLG: 0.906	0-0 G1-6-3			0-2 P4		2-1 HR		4-0 BB		3	1	1	1	1	0	1						
17 Mike Jacobs L OBP: 0.410, SLG: 0.629	3-2 G4-3			0-0 F8		3-2 14 FC5-4 1B		0-3 K		4	0	1	0	0	1	2						
14 Josh Willingham R OBP: 0.314, SLG: 0.559		0-0 F8-3 1B		1-1 2B		1-2 FC5-4		0-3 K		4	0	2	0	0	1	2						
Joe Borchard S OBP: 0.333, SLG: 0.320		1-1 F8-3		3-3 K			2-0 HR		1-3 K		4	1	1	1	0	2						
Miguel Olivo R OBP: 0.276, SLG: 0.333		0-2 G4-3			0-3 K		1-1 G6-3		0-3 K		4	0	0	0	2	0						
12 Cody Ross R OBP: 0.263, SLG: 0.500			3-1 4 FC3-6 1B		2-3 K		1-2 P3		1-1 G4-3		4	0	1	0	0	1	0					
52 Sergio Mitre R OBP: 0.333, SLG: 0.333 Randy Messenger R	(1, 1) 6.0 W 23 8 1 1 5 0 0 0 0 0 0 1 9 17 9.00 2.000																					
8 Aaron Boone R OBP: 0.500, SLG: 0.600 48 Lee Gardner R	(7, PH) 1.0 H 4 0 0 0 3 1 0 0 0 0 0 9 14 0.00 1.000																					
(8, 1) 1.0 S 3 0 0 0 2 0 0 0 0 0 0 0 11 13 0.00 0.000																						
Inning Stats	R: 0 E: 0 K: 1 S: 8	H: 1 LOB: 1 BB: 0 P: 14	R: 0 E: 0 K: 0 S: 6	H: 1 LOB: 0 BB: 0 P: 7	R: 0 E: 0 K: 1 S: 10	H: 1 LOB: 1 BB: 0 P: 17	R: 0 E: 0 K: 1 S: 9	H: 1 LOB: 1 BB: 0 P: 13	R: 0 E: 0 K: 2 S: 10	H: 1 LOB: 1 BB: 0 P: 15	R: 1 E: 0 K: 0 S: 15	H: 3 LOB: 1 BB: 0 P: 24	R: 1 E: 0 K: 0 S: 9	H: 2 LOB: 1 BB: 0 P: 17	R: 0 E: 0 K: 3 S: 9	H: 0 LOB: 1 BB: 1 P: 14	R: 0 E: 0 K: 2 S: 11	H: 0 LOB: 0 BB: 0 P: 13	1B: 6 2B: 3 3B: 0 HR: 2	SF: 0 SAC: 0 DP: 2 HBP: 0	WP: 0 PB: 0 SB: 0 CS: 0	PA: 35
PITCHER	IP WLS BF H R ER SO BB IBB HBP BLK WP HR S P ERA WHIP																					
31 Dave Bush R ERA: 5.25	(1, 1) 6.0 W 23 8 1 1 5 0 0 0 0 0 0 1 9 17 9.00 2.000																					
Matt Wise R ERA: 2.7	(7, 1) 1.0 H 4 0 0 0 3 1 0 0 0 0 0 9 14 0.00 1.000																					
Derrick Turnbow R ERA	(8, 1) 1.0 S 3 0 0 0 2 0 0 0 0 0 0 0 11 13 0.00 0.000																					
Francisco Cordero R ERA	(9, 1) 1.0 S 3 0 0 0 2 0 0 0 0 0 0 0 11 13 0.00 0.000																					

Milwaukee Brewers @ Florida Marlins
Dolphin Stadium, Miami, FL
Wed Apr 11 2007, 7:05 PM EDT
Att: 11,379 - Clear - 79 F

AB 34
R 2
H 10
RBI 2
BB 1
SO 10
LOB 12



Batter	1	2	3	4	5	6	7	8	9	AB	R	H	RBI	BB	SO	LOB	TOP							
2 Hanley Ramirez, R OBP: 0.387, SLG: 0.586										4	3	2	0	1	1	0								
6 Dan Uggla, R OBP: 0.382, SLG: 0.487										3	1	2	2	1	0	0								
Miguel Cabrera, R OBP: 0.543, SLG: 0.886										3	1	2	1	2	0	0								
14 Josh Willingham, R OBP: 0.300, SLG: 0.513										5	1	1	1	0	1	8								
Miguel Olivo, R OBP: 0.265, SLG: 0.313										5	1	1	2	0	1	1								
12 Cody Ross, R OBP: 0.292, SLG: 0.522										5	2	2	2	0	2	0								
8 Aaron Boone, R OBP: 0.364, SLG: 0.375										3	0	0	1	1	2	0								
Joe Borchard, S OBP: 0.353, SLG: 0.345										4	2	2	2	0	1	0								
Dontrelle Willis, L Jason Wood, R Kevin Gregg, R 57 Taylor Tankersley, L										2	0	0	0	0	0	2								
Inning Stats	R: 5 E: 0 K: 2 S: 16	H: 3 LOB: 0 BB: 1 P: 30	R: 0 E: 0 K: 0 S: 9	H: 0 LOB: 0 BB: 0 P: 13	R: 2 E: 0 K: 0 S: 16	H: 3 LOB: 0 BB: 1 P: 27	R: 0 E: 0 K: 1 S: 7	H: 2 LOB: 1 BB: 0 P: 11	R: 0 E: 0 K: 3 S: 14	H: 0 LOB: 0 BB: 0 P: 20	R: 2 E: 0 K: 0 S: 10	H: 3 LOB: 1 BB: 1 P: 19	R: 0 E: 0 K: 1 S: 7	H: 0 LOB: 0 BB: 0 P: 11	R: 2 E: 1 K: 1 S: 15	H: 1 LOB: 1 BB: 2 P: 27	R: 0 E: 0 K: 1 S: 8	H: 0 LOB: 0 BB: 0 P: 11	1B: 9 2B: 4 3B: 0 HR: 0	SF: 1 DP: 2 HBP: 1	WP: 1 PB: 0 SB: 0 CS: 0	PA: 43		
PITCHER	IP WLS BF H R ER SO BB IBB HBP BLK WP HR S P ERA WHIP	IP WLS BF H R ER SO BB IBB HBP BLK WP HR S P ERA WHIP	IP WLS BF H R ER SO BB IBB HBP BLK WP HR S P ERA WHIP	IP WLS BF H R ER SO BB IBB HBP BLK WP HR S P ERA WHIP	IP WLS BF H R ER SO BB IBB HBP BLK WP HR S P ERA WHIP	IP WLS BF H R ER SO BB IBB HBP BLK WP HR S P ERA WHIP	IP WLS BF H R ER SO BB IBB HBP BLK WP HR S P ERA WHIP	IP WLS BF H R ER SO BB IBB HBP BLK WP HR S P ERA WHIP	IP WLS BF H R ER SO BB IBB HBP BLK WP HR S P ERA WHIP	IP WLS BF H R ER SO BB IBB HBP BLK WP HR S P ERA WHIP	IP WLS BF H R ER SO BB IBB HBP BLK WP HR S P ERA WHIP	IP WLS BF H R ER SO BB IBB HBP BLK WP HR S P ERA WHIP	IP WLS BF H R ER SO BB IBB HBP BLK WP HR S P ERA WHIP	IP WLS BF H R ER SO BB IBB HBP BLK WP HR S P ERA WHIP	IP WLS BF H R ER SO BB IBB HBP BLK WP HR S P ERA WHIP	IP WLS BF H R ER SO BB IBB HBP BLK WP HR S P ERA WHIP	IP WLS BF H R ER SO BB IBB HBP BLK WP HR S P ERA WHIP	IP WLS BF H R ER SO BB IBB HBP BLK WP HR S P ERA WHIP	IP WLS BF H R ER SO BB IBB HBP BLK WP HR S P ERA WHIP	IP WLS BF H R ER SO BB IBB HBP BLK WP HR S P ERA WHIP	IP WLS BF H R ER SO BB IBB HBP BLK WP HR S P ERA WHIP	IP WLS BF H R ER SO BB IBB HBP BLK WP HR S P ERA WHIP	IP WLS BF H R ER SO BB IBB HBP BLK WP HR S P ERA WHIP	IP WLS BF H R ER SO BB IBB HBP BLK WP HR S P ERA WHIP
19 Mark Redman, L ERA: 12.96	2.2 L 17 6 7 7 2 2 0 1 0 1 0 40 68 23.62 3.000	2.1 8 2 0 0 4 0 0 0 0 0 0 22 33 0.00 0.857	6.1 1.2 8 3 2 2 1 0 1 0 0 0 15 27 10.80 1.800	7.1 0.2 6 1 2 0 1 2 0 0 0 0 15 28 0.00 4.500	8.1 1.2 4 0 0 0 1 0 0 0 0 0 10 13 0.00 0.000																			

Florida Marlins @ Atlanta Braves
Turner Field, Atlanta, GA
Fri Apr 13 2007, 7:35 PM EDT
Att: 33,212 - Cloudy - 72 F

AB 35
R 11
H 12
RBI 11
BB 5
SO 9
LOB 12



Batter	1	2	3	4	5	6	7	8	9	AB	R	H	RBI	BB	SO	LOB	BOTTOM							
2 Kelly Johnson, L OBP: 0.302, SLG: 0.389										5	0	1	0	0	0	1								
11 Edgar Renteria, R OBP: 0.419, SLG: 0.553 54 Chad Paronto, R										2	1	1	0	1	1	0								
Scott Thorman, L Tyler Yates, R										1	0	0	0	0	0	1								
10 Chipper Jones, S 4 Pete Orr, L										4	1	1	2	0	1	2								
Andrew Jones, R OBP: 0.302, SLG: 0.432										4	1	1	0	0	1	0								
7 Jeff Francoeur, R OBP: 0.341, SLG: 0.526										3	0	1	0	0	0	0								
23 Matt Diaz, R OBP: 0.384, SLG: 0.550										4	0	1	0	0	2	3								
Craig Wilson, R 49 Macay McBride, L										3	0	1	0	0	1	0								
Ryan Langerhans, L										1	0	0	0	0	0	0								
8 Brayan Peña, S OBP: 0.167, SLG: 0.667										4	1	1	1	0	0	2								
19 Mark Redman, L Oscar Villarreal, L Chris Woodward, R										0	0	0	0	0	0	0								
Inning Stats	R: 0 E: 0 K: 2 S: 10	H: 0 LOB: 0 BB: 0 P: 13	R: 0 E: 0 K: 0 S: 10	H: 2 LOB: 2 BB: 0 P: 19	R: 2 E: 0 K: 1 S: 14	H: 2 LOB: 0 BB: 0 P: 23	R: 0 E: 0 K: 1 S: 7	H: 0 LOB: 0 BB: 0 P: 11	R: 0 E: 0 K: 0 S: 12	H: 1 LOB: 2 BB: 1 P: 21	R: 1 E: 0 K: 1 S: 8	H: 2 LOB: 0 BB: 0 P: 9	R: 0 E: 0 K: 0 S: 6	H: 1 LOB: 1 BB: 0 P: 11	R: 0 E: 0 K: 2 S: 9	H: 0 LOB: 1 BB: 0 P: 15	R: 1 E: 0 K: 0 S: 8	H: 1 LOB: 0 BB: 0 P: 13	1B: 6 2B: 1 3B: 0 HR: 2	SF: 0 SAC: 0 DP: 1 HBP: 1	WP: 0 PB: 0 SB: 0 CS: 0	PA: 37		
PITCHER	IP WLS BF H R ER SO BB IBB HBP BLK WP HR S P ERA WHIP	IP WLS BF H R ER SO BB IBB HBP BLK WP HR S P ERA WHIP	IP WLS BF H R ER SO BB IBB HBP BLK WP HR S P ERA WHIP	IP WLS BF H R ER SO BB IBB HBP BLK WP HR S P ERA WHIP	IP WLS BF H R ER SO BB IBB HBP BLK WP HR S P ERA WHIP	IP WLS BF H R ER SO BB IBB HBP BLK WP HR S P ERA WHIP	IP WLS BF H R ER SO BB IBB HBP BLK WP HR S P ERA WHIP	IP WLS BF H R ER SO BB IBB HBP BLK WP HR S P ERA WHIP	IP WLS BF H R ER SO BB IBB HBP BLK WP HR S P ERA WHIP	IP WLS BF H R ER SO BB IBB HBP BLK WP HR S P ERA WHIP	IP WLS BF H R ER SO BB IBB HBP BLK WP HR S P ERA WHIP	IP WLS BF H R ER SO BB IBB HBP BLK WP HR S P ERA WHIP	IP WLS BF H R ER SO BB IBB HBP BLK WP HR S P ERA WHIP	IP WLS BF H R ER SO BB IBB HBP BLK WP HR S P ERA WHIP	IP WLS BF H R ER SO BB IBB HBP BLK WP HR S P ERA WHIP	IP WLS BF H R ER SO BB IBB HBP BLK WP HR S P ERA WHIP	IP WLS BF H R ER SO BB IBB HBP BLK WP HR S P ERA WHIP	IP WLS BF H R ER SO BB IBB HBP BLK WP HR S P ERA WHIP	IP WLS BF H R ER SO BB IBB HBP BLK WP HR S P ERA WHIP	IP WLS BF H R ER SO BB IBB HBP BLK WP HR S P ERA WHIP	IP WLS BF H R ER SO BB IBB HBP BLK WP HR S P ERA WHIP	IP WLS BF H R ER SO BB IBB HBP BLK WP HR S P ERA WHIP	IP WLS BF H R ER SO BB IBB HBP BLK WP HR S P ERA WHIP	
Dontrelle Willis, L Kevin Gregg, R 57 Taylor Tankersley, L	7.0 W 29 4 0 0 0 2 0 0 0 0 0 9 15 0.00 0.000	8.1 1.0 4 0 0 0 2 0 0 0 0 0 15 28 0.00 0.000	9.1 1.0 4 1 1 1 0 0 0 0 0 0 1 8 13 9.00 1.000																					

Florida Marlins @ Atlanta Braves
Turner Field, Atlanta, GA
Fri Apr 13 2007, 7:35 PM EDT
Att: 33,212 - Cloudy - 72 F

AB 35
R 4
H 9
RBI 3
BB 1
SO 7
LOB 9



Batter	1	2	3	4	5	6	7	8	9	AB	R	H	RBI	BB	SO	LOB	TOP				
2 Hanley Ramirez, R OBP: 0.428, SLG: 0.581 12 Cody Ross, R OBP: 0.320, SLG: 0.522										2	1	1	0	2	0	1					
6 Dan Uggla, R OBP: 0.346, SLG: 0.455										5	0	1	0	0	3	4					
Miguel Cabrera, R OBP: 0.330, SLG: 0.621 Randy Messenger, R										4	0	1	0	0	2	3					
7 Alejandro De Aza, L OBP: 0.314, SLG: 0.455										4	0	0	0	0	0	0					
17 Mike Jacobs, L OBP: 0.419, SLG: 0.632										3	0	1	0	1	1	0					
14 Josh Willingham, R OBP: 0.295, SLG: 0.476										3	0	0	0	1	1	1					
Miguel Olivo, R OBP: 0.263, SLG: 0.306										4	1	1	0	0	0	3					
Joe Borchard, S OBP: 0.342, SLG: 0.333										4	1	1	0	0	0	4					
4 Alfredo Amezaga, S OBP: 0.320, SLG: 0.500										4	1	1	2	0	0	0					
Scott Olsen, L ERA: 6.92 56 Rick Van Den Hurk, R ERA: 3.86 50 Jorge Julio, R ERA: 13.5 8 Aaron Boone, R ERA: 13.5 22 Matt Lindstrom, R ERA: 13.5 Jason Wood, R ERA: 10.7										1	0	1	0	0	0	0					
Inning Stats	R: 1 E: 0 K: 0 S: 7	H: 2 LOB: 0 BB: 0 P: 11	R: 0 E: 1 K: 0 S: 6	H: 0 LOB: 0 BB: 0 P: 9	R: 0 E: 0 K: 2 S: 12	H: 1 LOB: 2 BB: 1 P: 22	R: 0 E: 0 K: 0 S: 6	H: 0 LOB: 0 BB: 0 P: 12	R: 0 E: 0 K: 1 S: 9	H: 2 LOB: 3 BB: 1 P: 15	R: 0 E: 0 K: 1 S: 8	H: 0 LOB: 1 BB: 1 P: 15	R: 0 E: 0 K: 3 S: 9	H: 0 LOB: 0 BB: 0 P: 15	R: 3 E: 0 K: 1 S: 14	H: 3 LOB: 1 BB: 1 P: 24	1B: 7 2B: 2 3B: 1 HR: 0	SF: 0 SAC: 0 DP: 3 HBP: 0	WP: 1 PB: 0 SB: 1 CS: 0	PA: 39	
PITCHER	IP WLS BF H R ER SO BB IBB HBP BLK WP HR S P ERA WHIP	7.0 W 29 6 1 1 4 4 0 0 0 0 0 0 56 97 1.29 1.429	1.0 3 0 0 0 3 0 0 0 0 0 0 9 15 0.00 0.000	0.1 5 3 3 3 0 1 0 0 0 0 1 0 8 14 81.00 12.000	0.2 2 0 0 0 1 0 0 0 0 0 0 0 6 10 0.00 0.000																

Florida Marlins @ Atlanta Braves
Turner Field, Atlanta, GA
Sun Apr 15 2007, 1:05 PM EDT
Att: 25,189 - Overcast - 45 F

AB 34
R 4
H 9
RBI 3
BB 5
SO 8
LOB 17



Batter	1	2	3	4	5	6	7	8	9	AB	R	H	RBI	BB	SO	LOB	BOTTOM			
2 Kelly Johnson, L OBP: 0.313, SLG: 0.359										3	2	0	0	2	0	1				
11 Edgar Renteria, R OBP: 0.417, SLG: 0.524										4	1	1	1	1	0	1				
10 Chipper Jones, S OBP: 0.357, SLG: 0.537										3	2	1	3	2	1	1				
Andrew Jones, R OBP: 0.319, SLG: 0.500										3	1	1	2	1	0	0				
7 Jeff Francoeur, R OBP: 0.333, SLG: 0.488										3	0	0	1	1	2	0				
16 Brian McCann, L OBP: 0.390, SLG: 0.568										4	0	2	0	0	0	3				
23 Matt Diaz, R OBP: 0.385, SLG: 0.542 Tyler Yates, R 58 Peter Moylan, R 28 Bob Wickman, R										4	0	2	0	0	1	1				
Craig Wilson, R OBP: 0.280, SLG: 0.143										4	1	1	0	0	2	3				
15 Tim Hudson, R OBP: 0.286, SLG: 0.167 Ryan Langerhans, L OBP: 0.217, SLG: 0.100										2	1	1	0	1	1	0				
Inning Stats	R: 0 E: 0 K: 1 S: 6	H: 0 LOB: 1 BB: 1 P: 14	R: 0 E: 0 K: 0 S: 10	H: 1 LOB: 0 BB: 0 P: 14	R: 5 E: 1 K: 1 S: 29	H: 5 LOB: 2 BB: 2 P: 46	R: 0 E: 0 K: 0 S: 9	H: 1 LOB: 0 BB: 0 P: 12	R: 2 E: 0 K: 2 S: 14	H: 2 LOB: 1 BB: 1 P: 25	R: 1 E: 0 K: 1 S: 17	H: 0 LOB: 3 BB: 4 P: 38	R: 0 E: 0 K: 3 S: 10	H: 0 LOB: 0 BB: 0 P: 15	R: 0 E: 0 K: 0 S: 7	H: 0 LOB: 0 BB: 0 P: 10	1B: 7 2B: 1 3B: 0 HR: 2	SF: 0 SAC: 0 DP: 2 HBP: 0	WP: 2 PB: 1 SB: 0 CS: 1	PA: 39
PITCHER	IP WLS BF H R ER SO BB IBB HBP BLK WP HR S P ERA WHIP	2.2 L 16 6 5 5 2 2 3 0 0 0 0 1 1 29 46 7.71 1.714	1.0 7 0 1 1 1 4 0 0 0 0 1 0 17 38 9.00 4.000	1.0 3 0 0 0 3 0 0 0 0 0 0 0 10 15 0.00 0.000	1.0 3 0 0 0 0 0 0 0 0 0 0 0 7 10 0.00 0.000															

Florida Marlins @ Atlanta Braves
Turner Field, Atlanta, GA
Sun Apr 15 2007, 1:05 PM EDT
Att: 25,189 - Overcast - 45 F

AB 31
R 8
H 9
RBI 7
BB 8
SO 8
LOB 10



Batter	1	2	3	4	5	6	7	8	9	AB	R	H	RBI	BB	SO	LOB	TOP				
2 Hanley Ramirez, R OBP: 0.450, SLG: 0.629	0-1 3B		3-3 K		1-2 1B		4-2 BB		3-2 G5-3	4	0	2	0	1	1	1					
6 Dan Uggla, R OBP: 0.357, SLG: 0.447	4-2 BB			1-1 G4-3	3-3 K		0-1 1B			3	0	1	1	1	1	2					
Miguel Cabrera, R OBP: 0.481, SLG: 0.744	1-0 G5-4-3			1-1 G3-1		2-2 G5-3	3-2 F9			4	0	0	0	0	0	3					
14 Josh Willingham, R OBP: 0.292, SLG: 0.444		3-1 F8		4-2 BB		0-1 G5-3		3-2 F8		3	0	0	0	1	0	0					
17 Mike Jacobs, L OBP: 0.426, SLG: 0.610	4-1 BB			1-2 F8		0-0 G3-1		0-1 1B		3	0	1	0	1	0	1					
12 Cody Ross, R OBP: 0.345, SLG: 0.556	2-2 G5-4-3				1-0 2B		1-2 1B	2-3 K		4	2	2	0	0	1	2					
Miguel Olivo, R OBP: 0.262, SLG: 0.325			2-3 K		0-0 2B		1-1 G1-6-3	0-3 K		4	0	1	1	0	2	2					
Joe Borchard, S OBP: 0.357, SLG: 0.351			1-0 1B		0-3 K		1-1 1B	2-1 G1-3		4	1	2	1	0	1	1					
36 Anibal Sánchez, R 22 Matt Lindstrom, R 8 Aaron Boone, R 37 Renyel Pinto, L Randy Messenger, R Jason Wood, R Kevin Gregg, R	0-2 SH2-4		0-2 SH2-4		1-3 K		2-2 G5-3	0-3 K		1	0	0	0	0	0	1					
Inning Stats	R: 0 E: 0 K: 0 S: 6	H: 1 LOB: 0 BB: 1 P: 11	R: 0 E: 0 K: 0 S: 6	H: 0 LOB: 0 BB: 1 P: 15	R: 0 E: 0 K: 2 S: 14	H: 1 LOB: 1 BB: 0 P: 20	R: 0 E: 0 K: 0 S: 9	H: 0 LOB: 1 BB: 1 P: 16	R: 1 E: 0 K: 3 S: 14	H: 3 LOB: 2 BB: 0 P: 20	R: 0 E: 0 K: 0 S: 9	H: 0 LOB: 0 BB: 0 P: 11	R: 2 E: 0 K: 0 S: 17	H: 3 LOB: 2 BB: 1 P: 29	R: 0 E: 0 K: 2 S: 12	H: 1 LOB: 1 BB: 0 P: 17	R: 0 E: 0 K: 1 S: 9	H: 0 LOB: 0 BB: 0 P: 14	1B: 6 2B: 2 3B: 1 HR: 0	SF: 0 SAC: 1 DP: 2 HBP: 0	WP: 0 PA: 37 PB: 0 SB: 0 CS: 0
PITCHER	IP ERA WLS BF H R ER SO BB IBB HBP BLK WP HR S P ERA WHIP	6.0 2.77 1.1 8 3 2 2 5 3 0 0 0 0 0 0 58 93 1.50 1.333	7.1 2.35 0.0 1 1 0 0 0 0 0 0 0 0 0 0 20 35 13.50 3.000	8.1 10.8 1.2 5 0 0 0 3 0 0 0 0 0 0 0 16 23 0.00 0.000	PITCHER																

Florida Marlins @ Houston Astros
Minute Maid Park, Houston, TX
Mon Apr 16 2007, 7:05 PM CDT
Att: 30,665 - Cloudy - 68 F

AB 32
R 3
H 9
RBI 3
BB 4
SO 8
LOB 14



Batter	1	2	3	4	5	6	7	8	9	AB	R	H	RBI	BB	SO	LOB	BOTTOM					
Craig Biggio, R OBP: 0.240, SLG: 0.380	1-2 1B		3-1 P4		0-1 1B	2-1 G3-1		2-3 K		5	0	2	0	0	1	2						
28 Adam Everett, R OBP: 0.353, SLG: 0.433	45 G5-3				45 F9		1-2 2-3			0	0	0	0	0	0	0						
Mark Loretta, R OBP: 0.308, SLG: 0.250	2-1 F8		1-1 P4		3-2 1B	1-0 1B		4-0 BB		4	1	2	2	1	0	1						
17 Lance Berkman, S OBP: 0.396, SLG: 0.294	2-2 1B		4-1 45 S		3-3 1B	2-H 3-H 4-0		4-2 BB		2	0	1	0	3	1	2						
45 Carlos Lee, R OBP: 0.333, SLG: 0.605	1-0 G5-3		1-2 L4		2-0 F9	0-2 G5-3		1-2 1B		5	0	1	0	0	0	7						
Morgan Ensberg, R OBP: 0.372, SLG: 0.421		4-2 BB		4-2 2 F9 BB		4-2 BB		0-0 F8		2	1	1	1	3	0	0						
Luke Scott, L OBP: 0.323, SLG: 0.464	2-0 F8		4-1 BB		1-2 BB	2-3 K		2-0 F8		3	0	0	0	1	1	4						
2 Chris Burke, R OBP: 0.318, SLG: 0.342	1-1 F9		1-1 F9		2-3 1B	0-2 G3-1	0-3 K			4	1	1	0	0	1	3						
Brad Ausmus, R OBP: 0.414, SLG: 0.364	4-1 BB		1-2 BB		2-0 SF8	2-3 K		2-1 P4		2	0	0	1	1	1	1						
51 Wandy Rodriguez, S Orlando Palmeiro, L 21 Rick White, R Trever Miller, R Chad Qualls, R 16 Jason Lane, R	1-3 K		1-3 K		3-H G3	4-1 G3-1		2-1 P3		2	0	0	0	0	1	3						
Inning Stats	R: 0 E: 0 K: 0 S: 12	H: 2 LOB: 1 BB: 0 P: 18	R: 0 E: 0 K: 1 S: 9	H: 0 LOB: 2 BB: 2 P: 21	R: 0 E: 0 K: 0 S: 8	H: 0 LOB: 1 BB: 1 P: 17	R: 1 E: 0 K: 0 S: 8	H: 0 LOB: 2 BB: 2 P: 19	R: 0 E: 0 K: 2 S: 15	H: 2 LOB: 3 BB: 1 P: 31	R: 2 E: 0 K: 1 S: 5	H: 2 LOB: 0 BB: 0 P: 7	R: 0 E: 0 K: 1 S: 7	H: 0 LOB: 0 BB: 0 P: 13	R: 1 E: 0 K: 0 S: 14	H: 2 LOB: 3 BB: 2 P: 26	1B: 8 2B: 0 3B: 0 HR: 0	SF: 1 SAC: 0 DP: 1 HBP: 0	WP: 0 PA: 41 PB: 0 SB: 2 CS: 0			
PITCHER	IP ERA WLS BF H R ER SO BB IBB HBP BLK WP HR S P ERA WHIP	5.0 4.32 1.0 7 2 2 2 1 1 1 0 0 0 0 15 28 18.00 3.000	6.1 3.6 0.2 2 0 0 0 0 0 0 0 0 0 0 4 16 0.00 0.000	7.1 3.86 1.1 4 0 0 0 2 0 0 0 0 0 0 10 16 0.00 0.000	8.1 2.94 0.0 L 4 2 1 1 0 2 0 0 0 0 14 26 ∞ ∞	PITCHER																

Florida Marlins @ Houston Astros
Minute Maid Park, Houston, TX
Mon Apr 16 2007, 7:05 PM CDT
Att: 30,665 - Cloudy - 68 F

AB 30
R 4
H 8
RBI 4
BB 10
SO 6
LOB 23



Batter	1	2	3	4	5	6	7	8	9	AB	R	H	RBI	BB	SO	LOB	TOP					
7 José Reyes, S OBP: 0.453, SLG: 0.582										6	2	4	1	0	0	4	New York Mets @ Florida Marlins Dolphin Stadium, Miami, FL Wed Apr 18 2007, 7:05 PM EDT Att: 17,219 - Clear - 80 F					
16 Paul Lo Duca, R OBP: 0.333, SLG: 0.318										5	2	0	0	0	0	3						
15 Carlos Beltrán, S OBP: 0.393, SLG: 0.549										5	2	2	3	1	1	1						
21 Carlos Delgado, L OBP: 0.283, SLG: 0.259										5	1	1	1	0	1	1						
5 David Wright, R OBP: 0.386, SLG: 0.423										5	0	2	1	0	1	1						
18 Moises Alou, R OBP: 0.420, SLG: 0.533										4	0	2	1	0	1	3						
17 David Newhan, L OBP: 0.286, SLG: 0.286 Aaron Sele, R Aaron Heilman, R										1	1	1	0	0	0	0						
20 Shawn Green, L OBP: 0.400, SLG: 0.458										5	0	2	0	0	2	3						
22 Jose Valentin, S OBP: 0.354, SLG: 0.395										5	1	3	1	0	0	4						
33 John Maine, R OBP: 0.250, SLG: 0.143										2	0	0	0	1	2	1						
10 Endy Chavez, L OBP: 0.333, SLG: 0.667										1	0	0	0	0	0	2						
Inning Stats	R: 4 E: 2 K: 1 S: 22	H: 4 LOB: 3 BB: 1 P: 34	R: 0 E: 0 K: 0 S: 16	H: 1 LOB: 2 BB: 1 P: 24	R: 0 E: 0 K: 0 S: 6	H: 1 LOB: 1 BB: 0 P: 8	R: 2 E: 0 K: 2 S: 14	H: 2 LOB: 1 BB: 0 P: 20	R: 2 E: 0 K: 1 S: 11	H: 2 LOB: 0 BB: 0 P: 16	R: 0 E: 0 K: 1 S: 13	H: 2 LOB: 2 BB: 0 P: 18	R: 0 E: 0 K: 2 S: 10	H: 1 LOB: 1 BB: 0 P: 15	R: 1 E: 0 K: 1 S: 11	H: 3 LOB: 2 BB: 0 P: 12	R: 0 E: 0 K: 0 S: 7	H: 1 LOB: 0 BB: 0 P: 13	1B: 13 2B: 3 3B: 0 HR: 1	SF: 0 SAC: 1 DP: 1 HBP: 1	WP: 0 PB: 1 SB: 0 CS: 0	PA: 48
PITCHER	IP WLS BF H R ER SO BB IBB HBP BLK WP HR S P ERA WHIP																					
Dontrelle Willis, L ERA: 4.88	(1, 1) 5.0 L 30 10 8 6 4 2 0 0 0 0 0 1 69 102 10.80 2.400																					
22 Matt Lindstrom, R ERA: 3.0	(6, 1) 1.0 5 2 0 0 1 0 0 0 0 0 0 0 13 18 0.00 2.000																					
48 Lee Gardner, R ERA: 2.25	(7, 1) 2.0 10 4 1 1 3 0 0 0 0 0 0 0 21 27 4.50 2.000																					
Randy Messenger, R ERA:	(9, 1) 1.0 3 1 0 0 0 0 0 0 0 0 0 0 7 13 0.00 1.000																					

Batter	1	2	3	4	5	6	7	8	9	AB	R	H	RBI	BB	SO	LOB	BOTTOM					
2 Hanley Ramirez, R OBP: 0.449, SLG: 0.674										4	0	1	0	0	1	2	New York Mets @ Florida Marlins Dolphin Stadium, Miami, FL Wed Apr 18 2007, 7:05 PM EDT Att: 17,219 - Clear - 80 F					
6 Dan Uggla, R OBP: 0.308, SLG: 0.375										4	0	0	0	0	2	2						
Miguel Cabrera, R OBP: 0.435, SLG: 0.647										3	0	1	0	0	0	0						
8 Aaron Boone, R OBP: 0.267, SLG: 0.250										1	0	0	0	0	0	0						
17 Mike Jacobs, L OBP: 0.400, SLG: 0.542										3	0	0	0	1	2	1						
14 Josh Willingham, R OBP: 0.321, SLG: 0.431										4	1	0	0	0	1	2						
Joe Borchard, S OBP: 0.387, SLG: 0.419										2	1	1	2	1	1	0						
4 Alfredo Amezaga, S OBP: 0.313, SLG: 0.433										3	0	0	0	0	0	1						
20 Matt Treanor, R OBP: 0.333, SLG: 0.400										2	0	0	0	1	0	1						
Dontrelle Willis, L 22 Matt Lindstrom, R 1 Eric Reed, L 48 Lee Gardner, R Jason Wood, R Randy Messenger, R	(1, 1) 7.0 W 25 2 2 2 7 4 0 0 0 0 0 0 66 107 2.57 0.857																					
Aaron Sele, R ERA: 2.64	(8, 1) 1.0 4 1 0 0 0 0 0 0 0 0 0 0 10 15 0.00 1.000																					
Aaron Heilman, R ERA: 4.91	(9, 1) 1.0 3 0 0 0 0 0 0 0 0 0 0 0 3 4 0.00 0.000																					
Inning Stats	R: 0 E: 0 K: 1 S: 9	H: 0 LOB: 0 BB: 0 P: 12	R: 0 E: 0 K: 3 S: 10	H: 0 LOB: 0 BB: 0 P: 16	R: 0 E: 0 K: 0 S: 6	H: 0 LOB: 1 BB: 1 P: 12	R: 0 E: 0 K: 1 S: 13	H: 0 LOB: 1 BB: 1 P: 20	R: 0 E: 0 K: 0 S: 9	H: 0 LOB: 0 BB: 1 P: 17	R: 0 E: 0 K: 1 S: 4	H: 0 LOB: 0 BB: 1 P: 8	R: 2 E: 0 K: 1 S: 15	H: 2 LOB: 0 BB: 0 P: 22	R: 0 E: 0 K: 0 S: 10	H: 1 LOB: 1 BB: 0 P: 15	R: 0 E: 0 K: 0 S: 3	H: 0 LOB: 0 BB: 0 P: 4	1B: 1 2B: 1 3B: 0 HR: 1	SF: 0 SAC: 1 DP: 2 HBP: 0	WP: 0 PB: 0 SB: 0 CS: 0	PA: 32
PITCHER	IP WLS BF H R ER SO BB IBB HBP BLK WP HR S P ERA WHIP																					
33 John Maine, R ERA: 1.93	(1, 1) 1.0 4 1 0 0 0 0 0 0 0 0 0 0 10 15 0.00 1.000																					

Batter	1	2	3	4	5	6	7	8	9	AB	R	H	RBI	BB	SO	LOB	TOP					
7 José Reyes, S OBP: 0.457, SLG: 0.593										4	2	1	0	2	2	3	New York Mets @ Florida Marlins Dolphin Stadium, Miami, FL Thu Apr 19 2007, 7:05 PM EDT Att: 18,115 - Clear - 79 F					
15 Carlos Beltrán, S OBP: 0.418, SLG: 0.649										6	2	4	2	0	1	3						
18 Moises Alou, R OBP: 0.436, SLG: 0.531 3 Damion Easley, R										4	1	2	1	1	1	2						
21 Carlos Delgado, L OBP: 0.277, SLG: 0.271										5	1	1	2	0	2	3						
5 David Wright, R OBP: 0.403, SLG: 0.418 40 Ambiorix Burgos, R 13 Billy Wagner, L										3	1	1	0	2	2	1						
20 Shawn Green, L OBP: 0.400, SLG: 0.491										5	2	2	2	0	0	3						
11 Ramon Castro, R OBP: 0.438, SLG: 0.788										5	1	2	3	0	1	1						
22 Jose Valentin, S OBP: 0.377, SLG: 0.468										4	1	2	1	1	1	0						
26 Orlando Hernandez, R OBP: 0.273, SLG: 0.364 10 Endy Chavez, L OBP: 0.300, SLG: 0.600										4	0	1	0	0	1	1						
Inning Stats	R: 1 E: 0 K: 3 S: 15	H: 2 LOB: 1 BB: 0 P: 21	R: 0 E: 0 K: 0 S: 8	H: 0 LOB: 0 BB: 0 P: 11	R: 6 E: 0 K: 2 S: 25	H: 4 LOB: 2 BB: 2 P: 44	R: 1 E: 0 K: 1 S: 11	H: 1 LOB: 0 BB: 0 P: 16	R: 0 E: 0 K: 2 S: 9	H: 1 LOB: 1 BB: 0 P: 16	R: 0 E: 0 K: 1 S: 11	H: 1 LOB: 2 BB: 1 P: 18	R: 1 E: 0 K: 1 S: 18	H: 3 LOB: 3 BB: 1 P: 27	R: 0 E: 0 K: 0 S: 8	H: 2 LOB: 2 BB: 1 P: 15		R: 2 E: 0 K: 2 S: 13	H: 2 LOB: 1 BB: 1 P: 25	1B: 7 2B: 6 3B: 1 HR: 3	SF: 0 SAC: 0 DP: 1 HBP: 0	WP: 0 PB: 0 SB: 0 CS: 0
PITCHER	IP WLS BF H R ER SO BB IBB HBP BLK WP HR S P ERA WHIP																					
56 Rick Van Den Hurk, R ERA: 9.0	4.0 L 21 7 8 8 6 2 0 0 0 0 0 2 59 92 18.00 2.250																					
37 Remyel Pinto, L ERA: 2.08	2.0 9 2 0 0 3 1 0 0 0 0 0 0 20 34 0.00 1.500																					
48 Lee Gardner, R ERA: 3.0	1.0 7 3 1 1 1 1 0 0 0 0 0 0 18 27 9.00 4.000																					
57 Taylor Tankersley, L ERA: 3.0	1.0 5 2 0 0 0 1 0 0 0 0 0 0 8 15 0.00 3.000																					
77 Henry Owens, R ERA: 2.0	1.0 6 2 2 2 2 1 0 0 0 0 0 1 13 25 18.00 3.000																					

Batter	1	2	3	4	5	6	7	8	9	AB	R	H	RBI	BB	SO	LOB	BOTTOM					
2 Hanley Ramirez, R OBP: 0.434, SLG: 0.638										4	1	1	0	0	3	0	New York Mets @ Florida Marlins Dolphin Stadium, Miami, FL Thu Apr 19 2007, 7:05 PM EDT Att: 18,115 - Clear - 79 F					
6 Dan Uggla, R OBP: 0.318, SLG: 0.373 77 Henry Owens, R										3	1	1	0	0	1	0						
Miguel Cabrera, R OBP: 0.435, SLG: 0.647 8 Aaron Boone, R OBP: 0.278, SLG: 0.333										0	0	0	0	0	0	0						
17 Mike Jacobs, L OBP: 0.397, SLG: 0.520 Jason Wood, R OBP: 0.111, SLG: 0.222										2	0	0	1	1	0	1						
14 Josh Willingham, R OBP: 0.333, SLG: 0.415										1	1	0	0	0	0	0						
Joe Borchard, S OBP: 0.340, SLG: 0.383										4	0	0	0	0	3	4						
Miguel Olivo, R OBP: 0.260, SLG: 0.313										4	0	1	1	0	1	1						
4 Alfredo Amezaga, S OBP: 0.278, SLG: 0.382										4	0	0	0	0	1	2						
56 Rick Van Den Hurk, R ERA: 9.0 37 Remyel Pinto, L ERA: 2.08 48 Lee Gardner, R ERA: 3.0 57 Taylor Tankersley, L ERA: 3.0 1 Eric Reed, L ERA: 9.0										1	0	0	0	0	1	0						
Inning Stats	R: 2 E: 1 K: 0 S: 9	H: 2 LOB: 1 BB: 1 P: 20	R: 0 E: 0 K: 1 S: 8	H: 0 LOB: 0 BB: 0 P: 11	R: 0 E: 0 K: 3 S: 9	H: 0 LOB: 0 BB: 0 P: 14	R: 0 E: 0 K: 2 S: 13	H: 0 LOB: 1 BB: 1 P: 21	R: 0 E: 0 K: 2 S: 9	H: 0 LOB: 0 BB: 0 P: 12	R: 0 E: 0 K: 1 S: 8	H: 1 LOB: 1 BB: 0 P: 14	R: 0 E: 0 K: 1 S: 7	H: 0 LOB: 0 BB: 0 P: 11	R: 0 E: 0 K: 2 S: 10	H: 0 LOB: 1 BB: 0 P: 18		R: 1 E: 1 K: 3 S: 17	H: 1 LOB: 2 BB: 1 P: 23	1B: 3 2B: 1 3B: 0 HR: 0	SF: 0 SAC: 1 DP: 0 HBP: 1	WP: 0 PB: 0 SB: 2 CS: 0
PITCHER	IP WLS BF H R ER SO BB IBB HBP BLK WP HR S P ERA WHIP																					
26 Orlando Hernandez, R ERA: 3.24	7.0 W 26 3 2 1 10 2 0 0 0 0 0 63 103 1.29 0.714																					
40 Ambiorix Burgos, R ERA: 3.68	1.0 4 0 0 0 2 0 0 1 0 0 0 0 10 18 0.00 0.000																					
13 Billy Wagner, L ERA: 3.68	1.0 6 1 1 0 3 1 0 0 0 0 0 0 17 23 0.00 2.000																					

Batter	1	2	3	4	5	6	7	8	9	10	11	12	13	14	AB	R	H	RBI	BB	SO	LOB	TOP								
Felipe Lopez, S OBP: 0.366, SLG: 0.342															5	1	2	0	3	0	2									
10 Ronnie Belliard, R OBP: 0.323, SLG: 0.381															6	1	3	3	0	0	4									
11 Ryan Zimmerman, R (1.5)															7	0	2	0	0	1	7									
21 Dmitri Young, S OBP: 0.403, SLG: 0.508															5	0	0	0	0	1	4									
13 Robert Fick, L OBP: 0.178, SLG: 0.133															2	0	1	0	0	0	1									
25 Austin Kearns, R OBP: 0.338, SLG: 0.388															6	2	2	1	1	0	3									
Ryan Church, L OBP: 0.366, SLG: 0.540															5	0	0	0	2	2	3									
Brian Schneider, L OBP: 0.288, SLG: 0.255															5	0	0	0	2	2	3									
Michael Reastovich, R Jon Rauch, R 32 Chad Cordero, R 59 Micah Bowie, L D'Angelo Jimenez, S 43 Jesus Colome, R Jose M. Rivera, R 52 Saul Rivera, S															4	0	2	1	0	0	1									
41 Shawn Hill, R OBP: 0.500, SLG: 0.400															2	1	2	0	0	0	0									
35 Ryan Wagner, R Chris Snelling, L OBP: 0.400, SLG: 0.417															3	0	1	1	1	0	1									
Inning Stats	R: 0 E: 0 K: 1 S: 9	H: 1 LOB: 1 BB: 0 P: 14	R: 2 E: 0 K: 0 S: 12	H: 3 LOB: 2 BB: 1 P: 21	R: 0 E: 0 K: 1 S: 7	H: 1 LOB: 1 BB: 0 P: 11	R: 3 E: 0 K: 0 S: 12	H: 3 LOB: 1 BB: 1 P: 20	R: 0 E: 0 K: 1 S: 16	H: 0 LOB: 1 BB: 1 P: 23	R: 0 E: 1 K: 1 S: 11	H: 2 LOB: 2 BB: 0 P: 19	R: 0 E: 0 K: 0 S: 8	H: 1 LOB: 0 BB: 0 P: 14	R: 0 E: 0 K: 0 S: 10	H: 1 LOB: 2 BB: 1 P: 18	R: 0 E: 0 K: 0 S: 13	H: 0 LOB: 0 BB: 0 P: 21	R: 0 E: 0 K: 0 S: 8	H: 1 LOB: 1 BB: 1 P: 12	R: 0 E: 0 K: 0 S: 5	H: 0 LOB: 0 BB: 1 P: 13	R: 0 E: 0 K: 1 S: 6	H: 1 LOB: 0 BB: 0 P: 9	R: 1 E: 0 K: 1 S: 16	H: 2 LOB: 1 BB: 0 P: 24	1B: 13 2B: 5 3B: 0 HR: 1	SF: 0 SAC: 2 DP: 2 HBP: 0	WP: 0 PB: 0 SB: 1 CS: 1	PA: 64
PITCHER	IP	WLS	BF	H	R	ER	SO	BB	IBB	HBP	BLK	WP	HR	S	P	ERA	WHIP													
Scott Olsen, L ERA: 7.5	5.0		20	10	5	3	3	3	0	0	0	0	1	64	102	9.00	2.600													
Kevin Gregg, R ERA: 1.4	2.0		5	0	0	0	1	0	0	0	0	0	0	11	20	0.00	0.000													
Randy Messenger, R ERA: 1.4	1.0		5	2	0	0	0	1	0	0	0	0	0	13	21	0.00	3.000													
22 Matt Lindstrom, R ERA: 2.94	0.1		2	1	0	0	0	0	0	0	0	0	0	3	3	0.00	3.000													
57 Taylor Tankersley, L ERA: 2.45	0.2		3	0	0	0	1	0	1	0	0	0	0	7	15	0.00	0.000													
77 Henry Owens, R (10.1) ERA: 1.64	2.0		9	2	0	0	3	0	0	0	0	0	0	11	20	0.00	1.000													
37 Rencyel Pinto, L (12.1) ERA: 1.02	2.0		6	1	0	0	1	1	0	0	0	0	0	11	22	0.00	1.000													
48 Lee Gardner, R (14.1) ERA: 3.6	1.0	L	5	2	1	1	1	0	0	0	0	0	0	16	24	9.00	2.000													

Washington Nationals @ Florida Marlins
Dolphin Stadium, Miami, FL
Fri Apr 20 2007, 7:05 PM EDT
Att: 16,469 - Partly Cloudy - 79 F

AB: 55
R: 18
H: 18
RBI: 6
BB: 7
SO: 7
LOB: 32

Batter	1	2	3	4	5	6	7	8	9	10	11	12	13	14	AB	R	H	RBI	BB	SO	LOB	BOTTOM								
2 Hanley Ramirez, R OBP: 0.467, SLG: 0.627															4	0	2	0	3	1	2									
6 Dan Uggla, R OBP: 0.293, SLG: 0.338															6	0	0	0	0	0	3	6								
37 Rencyel Pinto, L (12.1)															0	0	0	0	0	0	0									
20 Matt Treanor, R OBP: 0.308, SLG: 0.364															6	1	1	0	1	0	1									
48 Lee Gardner, R (14.1)															0	0	0	0	0	0	0									
17 Mike Jacobs, L OBP: 0.385, SLG: 0.482															5	1	1	0	0	1	3									
14 Josh Willingham, R OBP: 0.323, SLG: 0.397															0	0	0	0	0	0	0									
77 Henry Owens, R (10.1)															2	0	1	0	0	0	0									
Jason Wood, R OBP: 0.182, SLG: 0.364															7	1	1	2	0	3	2									
Joe Borchart, S OBP: 0.317, SLG: 0.407																7	1	1	2	0	3									
8 Aaron Boone, R OBP: 0.320, SLG: 0.545															7	1	3	2	0	2	1									
Miguel Olivo, R OBP: 0.250, SLG: 0.296															6	0	1	0	0	1	2									
4 Alfredo Amezaga, S OBP: 0.288, SLG: 0.359															5	0	1	0	1	1	2									
Scott Olsen, L ERA: 0.714															2	0	1	0	0	0	2									
41 Shawn Hill, R (11.1) ERA: 2.92	6.0		25	4	2	2	6	2	2	0	0	0	0	50	88	3.00	1.000													
35 Ryan Wagner, R (7.1) ERA: 4.35	1.0	H	4	0	0	0	1	1	0	0	0	0	0	9	18	0.00	1.000													
Jon Rauch, R (8.1) ERA: 6.1	0.2	H	5	4	2	2	0	0	0	0	0	0	1	12	17	27.00	6.000													
32 Chad Cordero, R (8.1) ERA: 5.4	1.1	B	6	2	1	1	2	1	0	0	0	0	1	11	18	6.75	2.250													
59 Micah Bowie, L (10.1) ERA: 3.0	1.0		3	0	0	0	2	0	0	0	0	0	0	9	14	0.00	0.000													
Inning Stats	R: 0 E: 0 K: 1 S: 7	H: 0 LOB: 1 BB: 1 P: 17	R: 0 E: 0 K: 0 S: 8	H: 0 LOB: 1 BB: 1 P: 18	R: 0 E: 0 K: 0 S: 6	H: 0 LOB: 0 BB: 0 P: 8	R: 0 E: 0 K: 2 S: 7	H: 0 LOB: 0 BB: 0 P: 10	R: 0 E: 0 K: 1 S: 8	H: 2 LOB: 2 BB: 0 P: 21	R: 2 E: 0 K: 1 S: 8	H: 2 LOB: 1 BB: 1 P: 14	R: 0 E: 0 K: 1 S: 9	H: 4 LOB: 1 BB: 1 P: 18	R: 1 E: 0 K: 1 S: 7	H: 2 LOB: 1 BB: 1 P: 12	R: 0 E: 0 K: 2 S: 9	H: 0 LOB: 0 BB: 0 P: 14	R: 0 E: 0 K: 0 S: 8	H: 1 LOB: 1 BB: 0 P: 14	R: 0 E: 0 K: 0 S: 6	H: 0 LOB: 0 BB: 0 P: 8	R: 0 E: 0 K: 1 S: 13	H: 1 LOB: 3 BB: 2 P: 27	R: 0 E: 0 K: 1 S: 6	H: 1 LOB: 1 BB: 0 P: 9	1B: 8 2B: 2 3B: 0 HR: 3	SF: 0 SAC: 0 DP: 0 HBP: 0	WP: 1 PB: 0 SB: 0 CS: 1	PA: 60
PITCHER	IP	WLS	BF	H	R	ER	SO	BB	IBB	HBP	BLK	WP	HR	S	P	ERA	WHIP													
43 Jesus Colome, R (11.1) ERA: 1.8	3.0	W	13	2	0	0	2	0	0	0	0	0	0	27	49	0.00	1.000													
52 Saul Rivera, R (14.1) ERA:	1.0	S	4	1	0	0	1	0	0	0	0	0	1	6	9	0.00	1.000													

Washington Nationals @ Florida Marlins
Dolphin Stadium, Miami, FL
Fri Apr 20 2007, 7:05 PM EDT
Att: 16,469 - Partly Cloudy - 79 F

AB: 54
R: 13
H: 13
RBI: 5
BB: 6
SO: 14
LOB: 24

Batter	1	2	3	4	5	6	7	8	9	AB	R	H	RBI	BB	SO	LOB	TOP					
Felipe Lopez, S (1,6) OBP: 0.368, SLG: 0.346										5	1	2	0	0	1	1						
10 Ronnie Belliard, R (1,4) OBP: 0.314, SLG: 0.358										4	0	0	0	0	0	1						
11 Ryan Zimmerman, R (1,5) OBP: 0.277, SLG: 0.308										4	1	2	1	1	0	0						
21 Dmitri Young, S (1,3) OBP: 0.408, SLG: 0.500										3	1	1	0	1	1	3						
25 Austin Kearns, R (1,9) OBP: 0.346, SLG: 0.377										2	0	0	0	1	1	4						
Ryan Church, L (1,8) 52 Saul Rivera, S (7,1)										4	0	2	1	0	1	4						
Brian Schneider, L (1,2) 3 Jesus Flores, R (8,2)										4	0	0	1	0	0	4						
Chris Snelling, L (1,7) OBP: 0.388, SLG: 0.385										3	0	0	0	1	1	2						
47 Matt Chico, L (1,1) Levale Speigner, R (5,1) D'Angelo Jimenez, S (6,PH) 35 Ryan Wagner, R (6,1) Michael Restovich, R (7,9) OBP: 0.460, SLG: 0.500										2	0	0	0	0	0	3						
Inning Stats	R: 0 E: 0 K: 1 S: 7	H: 0 LOB: 0 BB: 0 P: 11	R: 1 E: 0 K: 1 S: 12	H: 1 LOB: 2 BB: 1 P: 21	R: 1 E: 1 K: 2 S: 17	H: 2 LOB: 2 BB: 0 P: 23	R: 0 E: 0 K: 0 S: 11	H: 0 LOB: 1 BB: 1 P: 21	R: 1 E: 0 K: 0 S: 9	H: 2 LOB: 2 BB: 1 P: 18	R: 0 E: 0 K: 1 S: 8	H: 0 LOB: 0 BB: 0 P: 13	R: 0 E: 0 K: 1 S: 13	H: 1 LOB: 2 BB: 1 P: 23	R: 0 E: 0 K: 0 S: 9	H: 0 LOB: 0 BB: 0 P: 13	R: 0 E: 0 K: 0 S: 6	H: 1 LOB: 0 BB: 0 P: 12	1B: 6 2B: 1 3B: 0 HR: 0	SF: 0 SAC: 0 DP: 1 HBP: 2	WP: 1 PB: 0 CS: 0	PA: 39
PITCHER	IP	WLS	BF	H	R	ER	SO	BB	IBB	HBP	BLK	WP	HR	S	P	ERA	WHIP					
36 Anibal Sanchez, R (1,1) ERA: 4.15	5.0	W	25	5	3	2	4	3	0	2	0	1	0	56	94	3.60	1.600					
22 Matt Lindstrom, R (6,1) ERA: 2.19	2.0	H	8	1	0	0	2	1	0	0	0	0	0	21	36	0.00	1.000					
Randy Messenger, R (8,1) ERA:	2.0		6	1	0	0	0	0	0	0	0	0	0	15	25	0.00	0.500					

Washington Nationals @ Florida Marlins
Dolphin Stadium, Miami, FL
Sat Apr 21 2007, 7:05 PM EDT
Att: 24,107 - Partly Cloudy - 76 F

AB 33
R 3
H 7
RBI 3
BB 4
SO 6
LOB 22

Batter	1	2	3	4	5	6	7	8	9	AB	R	H	RBI	BB	SO	LOB	BOTTOM					
2 Hanley Ramirez, R (1,6) OBP: 0.462, SLG: 0.655										4	2	1	2	1	1	3						
6 Dan Uggla, R (1,4) OBP: 0.325, SLG: 0.368										3	3	2	0	2	0	0						
8 Aaron Boone, R (1,5) OBP: 0.310, SLG: 0.538										4	1	1	1	1	0	2						
14 Josh Willingham, R (1,7) OBP: 0.343, SLG: 0.413										5	0	3	1	0	1	2						
Joe Borchard, S (1,9) OBP: 0.308, SLG: 0.379										4	0	0	0	1	1	5						
12 Cody Ross, R (1,8) OBP: 0.368, SLG: 0.600										5	1	2	2	0	1	1						
Miguel Olivo, R (1,2) OBP: 0.262, SLG: 0.293										4	0	1	0	1	1	3						
Jason Wood, R (1,3) OBP: 0.313, SLG: 0.571										3	1	1	1	2	0	1						
36 Anibal Sanchez, R (1,1) 22 Matt Lindstrom, R (6,1) 1 Eric Reed, L (7,PH) Randy Messenger, R (8,1)										1	1	0	0	2	1	1						
Inning Stats	R: 2 E: 0 K: 2 S: 13	H: 1 LOB: 2 BB: 3 P: 32	R: 2 E: 0 K: 1 S: 13	H: 3 LOB: 1 BB: 1 P: 26	R: 0 E: 0 K: 2 S: 10	H: 0 LOB: 1 BB: 1 P: 20	R: 0 E: 0 K: 1 S: 5	H: 0 LOB: 0 BB: 0 P: 9	R: 2 E: 1 K: 0 S: 10	H: 2 LOB: 1 BB: 0 P: 17	R: 2 E: 0 K: 1 S: 14	H: 3 LOB: 2 BB: 1 P: 25	R: 0 E: 0 K: 2 S: 7	H: 0 LOB: 1 BB: 1 P: 15	1B: 7 2B: 2 3B: 0 HR: 2	SF: 0 SAC: 1 DP: 0 HBP: 0	WP: 2 PB: 0 CS: 0	PA: 45				
PITCHER	IP	WLS	BF	H	R	ER	SO	BB	IBB	HBP	BLK	WP	HR	S	P	ERA	WHIP					
47 Matt Chico, L (1,1) ERA: 6.38	4.2	L	27	7	5	5	6	7	0	0	0	0	0	53	112	9.64	2.786					
Levale Speigner, R (5,1) ERA: 3.99	0.1		1	0	0	0	0	0	0	0	0	0	0	3	4	0.00	0.000					
35 Ryan Wagner, R (6,1) ERA: 6.0	1.2		12	5	4	3	1	1	0	0	0	0	1	23	41	16.20	3.600					
52 Saul Rivera, R (7,1) ERA:	1.1		5	0	0	0	2	1	0	0	0	0	0	8	16	0.00	0.750					

Washington Nationals @ Florida Marlins
Dolphin Stadium, Miami, FL
Sat Apr 21 2007, 7:05 PM EDT
Att: 24,107 - Partly Cloudy - 76 F

AB 35
R 9
H 11
RBI 7
BB 9
SO 9
LOB 20

Batter	1	2	3	4	5	6	7	8	9	AB	R	H	RBI	BB	SO	LOB	TOP								
Felipe Lopez, S (1,6) OBP: 0.563, SLG: 0.333 Jon Rauch, R (7,1)	4-1 BB 11 F9 10 S		3-1 P6		1-3 K		2-3 K		1-3 K	3 0 0 0 1 2 1	0	0	0	0	0	0	Washington Nationals @ Florida Marlins Dolphin Stadium, Miami, FL Sun Apr 22 2007, 1:05 PM EDT Att: 18,443 - Sunny - 78 F								
32 Chad Cordero, R (8,1) Michael Restovich, R (8,PH) OBP: 0.364, SLG: 0.455			0-3 K		0-2 G4-3		0-0 P2		1-3 K	4 0 0 0 1 2 4	0	0	0	0	0	0									
10 Ronnie Belliard, R (1,4) OBP: 0.307, SLG: 0.338	4-1 BB 1-2		2-1 K						3-1 K	5 1 2 4 0 0 2	0	0	0	0	0	0									
11 Ryan Zimmerman, R (1,5) OBP: 0.284, SLG: 0.349	2-2 F9 2-3		2-1 BB 21 BB						2-1 P4	5 1 2 4 0 0 2	0	0	0	0	0	0									
21 Dmitri Young, S (1,3) OBP: 0.395, SLG: 0.470	1-2 F8		4-2 BB 1-2						3-3 K	4 0 0 0 1 2 2	0	0	0	0	0	0									
25 Austin Kearns, R (1,9) OBP: 0.341, SLG: 0.370	1-3 K		0-0 F8						1-2 K	4 0 1 0 0 1 4	0	0	0	0	0	0									
Ryan Church, L (1,8) OBP: 0.388, SLG: 0.544 Chris Snelling, L (2,7) OBP: 0.385, SLG: 0.381		0-0 G3-1		1-3 K					0-2 F9	1 0 0 0 0 0 0	0	0	0	0	0	0									
13 Robert Fick, L (1,7) OBP: 0.238, SLG: 0.167		1-2 F8		3-2 G3					4-1 K	3 2 1 0 1 0 0	0	0	0	0	0	0									
3 Jesus Flores, R (1,2) OBP: 0.462, SLG: 0.444		4-1 BB		1-1 F7					0-1 K	3 1 2 2 1 0 0	0	0	0	0	0	0									
26 Jerome Williams, R (1,1) D'Angelo Jimenez, S (7,PH) Josh Wilson, R (7,6) OBP: 0.462, SLG: 0.125		2-2 G1		1-3 K					4-1 K	2 0 0 0 0 1 1	0	0	0	0	0	0									
Inning Stats	R: 0 E: 0 K: 1 S: 14	H: 0 LOB: 2 BB: 2 P: 26	R: 0 E: 0 K: 0 S: 11	H: 0 LOB: 1 BB: 1 P: 18	R: 0 E: 0 K: 1 S: 11	H: 1 LOB: 2 BB: 1 P: 20	R: 0 E: 0 K: 1 S: 9	H: 0 LOB: 0 BB: 0 P: 14	R: 0 E: 0 K: 2 S: 11	H: 0 LOB: 0 BB: 0 P: 13	R: 0 E: 0 K: 0 S: 6	H: 0 LOB: 0 BB: 0 P: 9	R: 2 E: 0 K: 2 S: 15	H: 3 LOB: 1 BB: 0 P: 20	R: 0 E: 0 K: 1 S: 12	H: 1 LOB: 1 BB: 0 P: 18	R: 4 E: 0 K: 3 S: 15	H: 2 LOB: 0 BB: 2 P: 28	1B: 4 2B: 2 3B: 0 HR: 1	SF: 0 SAC: 0 DP: 0 HBP: 0	WP: 0 PB: 0 SB: 1 CS: 0	PA: 40			
PITCHER	IP	WLS	BF	H	R	ER	SO	BB	IBB	HBP	BLK	WP	HR	S	P	ERA	WHIP								
Wes Obermueller, R (1,1) ERA: 3.0	6.0	W	26	4	2	2	5	4	0	0	0	0	0	70	111	3.00	1.333								
Kevin Gregg, R (7,1) ERA: 3.66	3.0	S	14	3	4	4	6	2	0	0	0	0	1	34	55	12.00	1.667								

Batter	1	2	3	4	5	6	7	8	9	AB	R	H	RBI	BB	SO	LOB	BOTTOM								
2 Hanley Ramirez, R (1,6) OBP: 0.497, SLG: 0.644	2-2 P4	0-0 F7		4-1 HR 6 HR		2-0 HR 6 HR		2-1 HR 6 HR		4 3 1 0 1 0 1	0	0	0	0	0	0	Washington Nationals @ Florida Marlins Dolphin Stadium, Miami, FL Sun Apr 22 2007, 1:05 PM EDT Att: 18,443 - Sunny - 78 F								
6 Dan Uggla, R (1,4) OBP: 0.341, SLG: 0.466	0-1 F9		1-1 F8	2-0 HR 14 HR		1-2 HR 14 HR		1-0 HR		5 3 3 6 0 0 0	0	0	0	0	0	0									
Miguel Cabrera, R (1,5) Jason Wood, R (7,3) OBP: 0.294, SLG: 0.533	1-2 G6-3		0-2 HR	0-1 G6-3		2-1 G4-3		0-1 G5-3		4 1 1 1 0 0 1	0	0	0	0	0	0									
14 Josh Willingham, R (1,7) OBP: 0.347, SLG: 0.456		2-2 F8	1-1 HR 8 HR	1-2 G5-3		1-0 HR		1-0 HR 8 HR		5 1 2 2 0 0 0	0	0	0	0	0	0									
Joe Borchart, S (1,9) OBP: 0.329, SLG: 0.377		4-2 HR 8 HR	4-2 HR 8 HR	0-0 G3-1		3-1 P2		2-2 HR 8 HR		3 1 1 0 2 0 0	0	0	0	0	0	0									
8 Aaron Boone, R (1,3) OBP: 0.353, SLG: 0.533		1-0 HR 2 HR	2-0 HR							4 1 2 0 1 1 0	0	0	0	0	0	0									
Miguel Olivo, R (1,2) OBP: 0.258, SLG: 0.302		0-0 HR 4 HR	2-3 HR	1-2 HR						5 1 1 2 0 1 6	0	0	0	0	0	0									
4 Alfredo Amezaga, S (1,8) OBP: 0.255, SLG: 0.318		2-1 HR 5 HR	0-0 P5							5 0 0 0 0 1 6	0	0	0	0	0	0									
Wes Obermueller, R (1,1) Kevin Gregg, R (7,1) ERA: 3.33, SLG: 0.667		1-1 G5-3		0-2 HR 6 HR		1-1 G4-3		1-3 K		3 1 1 0 0 0 1	0	0	0	0	0	0									
Inning Stats	R: 0 E: 0 K: 0 S: 9	H: 0 LOB: 0 BB: 0 P: 12	R: 3 E: 1 K: 0 S: 12	H: 2 LOB: 1 BB: 1 P: 23	R: 1 E: 0 K: 1 S: 19	H: 2 LOB: 2 BB: 2 P: 31	R: 3 E: 0 K: 0 S: 11	H: 2 LOB: 0 BB: 1 P: 18	R: 0 E: 0 K: 1 S: 7	H: 0 LOB: 0 BB: 0 P: 10	R: 3 E: 0 K: 0 S: 11	H: 3 LOB: 0 BB: 0 P: 21	R: 0 E: 1 K: 1 S: 9	H: 0 LOB: 1 BB: 0 P: 12	R: 2 E: 2 K: 1 S: 17	H: 3 LOB: 3 BB: 0 P: 25		1B: 5 2B: 3 3B: 0 HR: 4	SF: 0 SAC: 0 DP: 0 HBP: 0	WP: 1 PB: 0 SB: 0 CS: 0	PA: 44				
PITCHER	IP	WLS	BF	H	R	ER	SO	BB	IBB	HBP	BLK	WP	HR	S	P	ERA	WHIP								
26 Jerome Williams, R (1,1) ERA: 7.77	1.0	L	32	9	10	9	2	4	0	0	0	0	0	9	12	0.00	0.000								
Jon Rauch, R (7,1) ERA: 5.56	1.0		4	0	0	0	1	0	0	0	0	0	0	9	12	0.00	0.000								
32 Chad Cordero, R (8,1) ERA: 5.79	1.0		8	3	2	1	1	0	0	0	0	0	1	17	25	9.00	3.000								

AB	34
R	6
H	7
RBI	6
BB	6
SO	11
LOB	19



Batter	1	2	3	4	5	6	7	8	9	AB R H RBI BB SO LOB	TOP									
2 Hanley Ramirez, R OBP: 0.493, SLG: 0.593	0-2 1B 17 G4-3 2B	1-1 F8		0-0 E5 1B		1-0 F8	1-1 L4		4-0 BB	5 1 2 0 1 0 2	Florida Marlins @ Philadelphia Phillies Citizens Bank Park, Philadelphia, PA Sat Apr 28 2007, 7:05 PM EDT Att: 36,914 - Drizzlie - 6'1 F									
6 Dan Uggla, R OBP: 0.309, SLG: 0.464	4-2 17 G4-3 1B BB	3-1 HR		1-3 K		2-3 K	2-1 FC5-4		2-3 K	5 2 1 2 1 3 4										
Miguel Cabrera, R OBP: 0.438, SLG: 0.688	1-0 1B 17 G4-3 FC6-4 1B	0-0 1B 17 G3-6-1		2-0 2H 1B		1-2 14 HR 1B		0-0 HR		5 3 5 1 0 0 0										
17 Mike Jacobs, L OBP: 0.413, SLG: 0.569	0-0 G4-3	0-0 G3-6-1			2-2 K	1-1 14 HR 1B		1-1 F7		5 1 1 1 0 1 3										
14 Josh Willingham, R OBP: 0.389, SLG: 0.488	4-2 FC6-4 1B BB		0-1 FC1-4 G4-3 1B		3-2 2B	3-0 HR		2-3 K		4 2 3 3 1 1 0										
Joe Borchard, S OBP: 0.394, SLG: 0.392	1-1 FC6-4 1B		1-1 G4-3		1-2 4 1B 2B	4-2 BB		3-3 K		4 1 2 2 1 1 1										
Miguel Olivo, R OBP: 0.261, SLG: 0.333	3-1 FC6-4 1B		1-2 FC1-4-5		2-0 F8	3-3 K		0-1 F8		5 0 0 1 0 1 5										
4 Alfredo Amezaga, S OBP: 0.299, SLG: 0.381	0-3 K		0-1 F9		0-2 2H 1B		0-2 F8		1-0 2B	5 0 2 1 0 1 3										
Dontrelle Willis, L OBP: 0.385, SLG: 0.455		4-2 6 HR BB		3-3 K	0-0 F7		2-1 6 FC5-4 1B		0-3 K	3 1 1 1 0 1 1 1 0 0 0 0 0 0 0 1 0 0 0 0 1 1 0 0 0 0 0 0 0 0										
22 Matt Lindstrom, R Jason Wood, R 77 Henry Owens, R										WP: 0 PA: 47 PB: 0 SB: 0 CS: 0										
Inning Stats	R: 3 E: 0 K: 1 S: 17	H: 3 LOB: 2 BB: 2 P: 30	R: 2 E: 0 K: 0 S: 8	H: 2 LOB: 0 BB: 1 P: 16	R: 0 E: 0 K: 0 S: 9	H: 1 LOB: 1 BB: 0 P: 11	R: 0 E: 1 K: 2 S: 8	H: 2 LOB: 2 BB: 0 P: 14	R: 2 E: 0 K: 1 S: 15	H: 3 LOB: 1 BB: 0 P: 23	R: 3 E: 0 K: 2 S: 15	H: 3 LOB: 1 BB: 1 P: 30	R: 0 E: 0 K: 0 S: 9	H: 1 LOB: 1 BB: 0 P: 14	R: 1 E: 0 K: 2 S: 10	H: 1 LOB: 0 BB: 0 P: 16	R: 0 E: 0 K: 2 S: 10	H: 1 LOB: 2 BB: 1 P: 17	1B: 10 SF: 0 2B: 4 SAC: 0 3B: 0 DP: 1 HR: 3 HBP: 0	
PITCHER	IP WLS BF H R ER SO BB IBB HBP BLK WP HR S P ERA WHIP											IP WLS BF H R ER SO BB IBB HBP BLK WP HR S P ERA WHIP								
23 Adam Eaton, R ERA: 7.71	4.1 L 24 10 7 7 4 3 0 0 0 0 0 1 51 86 14.54 3.000																			
54 Francisco Del Rosario, R ERA: 6.43	1.2 10 4 3 3 2 1 0 0 0 0 0 1 21 38 16.20 3.000																			
52 Fabio Castro, L ERA: 4.5	2.0 8 2 1 1 2 0 0 0 0 0 0 1 19 30 4.50 1.000																			
Geoff Geary, R ERA: 2.25	1.0 5 1 0 0 2 1 0 0 0 0 0 0 10 17 0.00 2.000																			

Batter	1	2	3	4	5	6	7	8	9	AB R H RBI BB SO LOB	BOTTOM									
Aaron Rowand, R OBP: 0.460, SLG: 0.640	1-1 8 G6-3 11 1B 2B		1-0 8 G5-3 1B HBP	2-3 K		1-0 E4			2-3 K	4 2 1 0 0 2 3	Florida Marlins @ Philadelphia Phillies Citizens Bank Park, Philadelphia, PA Sat Apr 28 2007, 7:05 PM EDT Att: 36,914 - Drizzlie - 6'1 F									
8 Shane Victorino, S OBP: 0.385, SLG: 0.337	2-1 G6-3		2-1 G5-3		3-2 11 G6-3 26 SF7 1B	1-3 K		4-1 11 BB BB	4 1 1 0 1 1 4											
11 Jimmy Rollins, S OBP: 0.368, SLG: 0.637	0-0 26 S 1B		1-1 G6-3		1 SAFE 2-2 G6-3		1-3 K	2-2 BB	5 0 2 1 0 1 2											
26 Chase Utley, L OBP: 0.405, SLG: 0.609	2-3 K		0-1 1B		0-0 SF7		4-1 BB BB	1-3 K	3 0 1 2 1 2 3											
Pat Burrell, R OBP: 0.456, SLG: 0.420	0-3 K		2-0 F9		2-1 G4-3		4-1 G6-4-3 BB	4-2 BB	3 0 0 0 2 1 2											
Wes Helms, R OBP: 0.326, SLG: 0.333		1-3 K2-3		0-0 G1-3		0-3 K	0-0 G6-4-3	2-3 K	5 0 0 0 0 3 5											
Abraham Nunez, S OBP: 0.214, SLG: 0.222		0-0 G4-3		2-1 2B 23 FC5-2 1B		2-1 28 1B 2B		3-2 G6-3	4 1 2 0 0 0 0											
2 Rod Barajas, R OBP: 0.371, SLG: 0.357		0-1 HR		2-0 2B FC5-2 1B		3-1 G5-3		0-0 G3-1	3 1 2 1 0 0 1 1 0 0 0 0 0 0 0 0 0 0 0 0 0 0											
19 Greg Dobbs, L Geoff Geary, R				1-3 2B		1-1 FC5-2 2B		3-2 F9	2 0 0 0 0 0 2 0 0 0 0 0 0 0 1 0 1 1 0 0 0 0 0 0 0 0 0 0 1 0 0 0 0 0 0											
23 Adam Eaton, R ERA: 5.35										WP: 0 PA: 42 PB: 0 SB: 1 CS: 0										
22 Matt Lindstrom, R ERA: 2.45																				
77 Henry Owens, R ERA: 2.63																				
Inning Stats	R: 1 E: 0 K: 2 S: 11	H: 2 LOB: 1 BB: 0 P: 16	R: 1 E: 0 K: 1 S: 10	H: 1 LOB: 0 BB: 0 P: 14	R: 1 E: 0 K: 0 S: 7	H: 1 LOB: 1 BB: 0 P: 13	R: 0 E: 0 K: 1 S: 10	H: 2 LOB: 2 BB: 0 P: 17	R: 1 E: 1 K: 0 S: 11	H: 1 LOB: 0 BB: 0 P: 18	R: 1 E: 1 K: 2 S: 14	H: 2 LOB: 2 BB: 0 P: 24	R: 0 E: 0 K: 1 S: 6	H: 0 LOB: 1 BB: 2 P: 15	R: 0 E: 0 K: 0 S: 8	H: 0 LOB: 0 BB: 0 P: 14	R: 0 E: 0 K: 3 S: 15	H: 1 LOB: 3 BB: 2 P: 30	1B: 6 SF: 1 2B: 3 SAC: 0 3B: 0 DP: 1 HR: 1 HBP: 1	
PITCHER	IP WLS BF H R ER SO BB IBB HBP BLK WP HR S P ERA WHIP											IP WLS BF H R ER SO BB IBB HBP BLK WP HR S P ERA WHIP								
Dontrelle Willis, L ERA: 5.35	6.1 W 31 9 5 4 7 1 0 1 0 0 0 0 0 10 20 0.00 1.579																			
22 Matt Lindstrom, R ERA: 2.45	1.2 5 0 0 0 0 1 0 0 0 0 0 0 10 20 0.00 0.600																			
77 Henry Owens, R ERA: 2.63	1.0 6 1 0 0 3 2 0 0 0 0 0 0 15 30 0.00 3.000																			

Batter	1	2	3	4	5	6	7	8	9	AB	R	H	RBI	BB	SO	LOB	TOP				
2 Hanley Ramirez, R OBP: 0.455, SLG: 0.595	F9			FC4-6 BB			G6-3		F9 2B	3	1	1	0	1	0	0	Florida Marlins @ Philadelphia Phillies Citizens Bank Park, Philadelphia, PA Sun Apr 29 2007, 1:35 PM EDT Att: 45,107 - Partly Cloudy - 67 F				
6 Dan Uggla, R OBP: 0.236, SLG: 0.446	K			FC4-6 F7-6-3 1-2			K		F9	4	0	0	0	0	2	2					
Miguel Cabrera, R OBP: 0.430, SLG: 0.679	F8			F7-6-3 1-1			2B		K	4	0	1	0	0	1	2					
14 Josh Willingham, R OBP: 0.384, SLG: 0.488		F8			F7		L6		2B	4	0	1	1	0	0	1					
8 Aaron Boone, R OBP: 0.373, SLG: 0.489		F9			K			1B BB	F8	3	0	0	0	1	1	1					
12 Cody Ross, R OBP: 0.352, SLG: 0.600		L7			K					3	0	0	0	0	2	1					
Joe Borchard, S OBP: 0.363, SLG: 0.390				F9		G6-3		2B		3	0	1	0	0	0	0					
20 Matt Treanor, R OBP: 0.267, SLG: 0.308				L5-3		F8		K		2	0	0	0	0	0	0					
Miguel Olivo, R OBP: 0.256, SLG: 0.329								K		1	0	0	0	0	1	2					
Wes Obermueller, R OBP: 0.200, SLG: 0.400				G4-3		G5-3		K		2	0	0	0	0	0	0					
Kevin Gregg, R ERA: 6.56										0	0	0	0	0	0	0					
57 Taylor Tankersley, L ERA: 4.5										0	0	0	0	0	0	0					
17 Mike Jacobs, L OBP: 0.408, SLG: 0.561										1	0	0	0	0	1	2					
Nate Field, R ERA: 1.38										0	0	0	0	0	0	0					
Inning Stats	R: 0 E: 0 K: 1 S: 8	H: 0 LOB: 0 BB: 0 P: 13	R: 0 E: 0 K: 0 S: 9	H: 0 LOB: 0 BB: 0 P: 13	R: 0 E: 0 K: 0 S: 6	H: 0 LOB: 0 BB: 0 P: 9	R: 0 E: 0 K: 0 S: 4	H: 0 LOB: 0 BB: 1 P: 11	R: 0 E: 0 K: 2 S: 7	H: 0 LOB: 0 BB: 0 P: 11	R: 0 E: 0 K: 1 S: 9	H: 1 LOB: 1 BB: 0 P: 17	R: 0 E: 0 K: 3 S: 12	H: 1 LOB: 2 BB: 1 P: 23	R: 1 E: 0 K: 1 S: 10	H: 2 LOB: 1 BB: 0 P: 16	1B: 1 2B: 4 3B: 0 HR: 0	SF: 0 SAC: 0 DP: 1 HBP: 0	WP: 0 PB: 0 SB: 0 CS: 0	PA: 32	
PITCHER	IP WLS BF H R ER SO BB IBB HBP BLK WP HR S P ERA WHIP	7.1 W 25 2 0 0 5 2 0 0 0 0 0 0 56 100 0.00 0.545	0.2 H 2 0 0 0 2 0 0 0 0 0 0 6 9 0.00 0.000	1.0 5 2 2 1 1 1 0 0 0 0 0 0 10 16 9.00 2.000																	

Batter	1	2	3	4	5	6	7	8	9	AB	R	H	RBI	BB	SO	LOB	BOTTOM				
11 Jimmy Rollins, S OBP: 0.370, SLG: 0.626	26 1B		G6-4-3 1-2			26 E 26 S 1B	F7	K		5	2	2	0	0	1	3	Florida Marlins @ Philadelphia Phillies Citizens Bank Park, Philadelphia, PA Sun Apr 29 2007, 1:35 PM EDT Att: 45,107 - Partly Cloudy - 67 F				
8 Shane Victorino, S OBP: 0.361, SLG: 0.326	F9		26 S HBP			P5	F7			3	0	0	0	0	0	3					
26 Chase Utley, L OBP: 0.409, SLG: 0.600	6 G4-3 1B		P5			28 S 1B BB	G4-3			3	1	1	1	1	0	2					
6 Ryan Howard, L OBP: 0.402, SLG: 0.397	G4-3				K	K		51 BB 19 2B 1B		4	1	1	0	0	2	3					
Aaron Rowand, R OBP: 0.452, SLG: 0.618	P3				F9	BB 28 1B HBP		F9		3	0	0	0	0	0	2					
28 Jayson Werth, R OBP: 0.345, SLG: 0.308			K					K		4	0	1	2	0	2	1					
9 Michael Bourn, L OBP: 0.313, SLG: 0.357					P3					0	0	0	0	0	0	0					
Abraham Nunez, S OBP: 0.250, SLG: 0.233		G5-3					F7			3	1	1	0	1	0	0					
51 Carlos Ruiz, R OBP: 0.333, SLG: 0.444			G6-3				G6-3	F8		3	1	0	0	1	0	3					
Jamie Moyer, L OBP: 0.231, SLG: 0.308										3	0	2	0	0	1	0					
39 Brett Myers, R ERA: 3.86										0	0	0	0	0	0	0					
19 Greg Dobbs, L OBP: 0.241, SLG: 0.308										1	0	1	3	0	0	0					
Antonio Alfonseca, R ERA: 27.0										0	0	0	0	0	0	0					
Inning Stats	R: 1 E: 0 K: 0 S: 9	H: 2 LOB: 1 BB: 0 P: 17	R: 0 E: 0 K: 1 S: 9	H: 0 LOB: 0 BB: 0 P: 13	R: 0 E: 0 K: 0 S: 11	H: 1 LOB: 1 BB: 0 P: 18	R: 0 E: 0 K: 1 S: 8	H: 0 LOB: 0 BB: 0 P: 13	R: 0 E: 0 K: 1 S: 7	H: 0 LOB: 0 BB: 0 P: 10	R: 2 E: 0 K: 1 S: 18	H: 2 LOB: 3 BB: 2 P: 37	R: 0 E: 0 K: 0 S: 6	H: 1 LOB: 1 BB: 0 P: 8	R: 3 E: 0 K: 2 S: 15	H: 3 LOB: 1 BB: 1 P: 29	1B: 7 2B: 2 3B: 0 HR: 0	SF: 0 SAC: 0 DP: 1 HBP: 2	WP: 1 PB: 0 SB: 4 CS: 0	PA: 37	
PITCHER	IP WLS BF H R ER SO BB IBB HBP BLK WP HR S P ERA WHIP	5.2 L 25 5 3 3 4 2 0 2 0 0 0 0 61 106 4.76 1.235	1.0 4 1 0 0 0 0 0 0 0 0 0 0 0 5 7 0.00 1.000	0.1 1 0 0 0 0 0 0 0 0 0 0 0 2 3 0.00 0.000	1.0 7 3 3 3 2 1 0 0 0 0 0 0 15 29 27.00 4.000																

AB	30
R	1
H	4
RBI	1
BB	2
SO	8
LOB	11

AB	32
R	6
H	9
RBI	6
BB	3
SO	6
LOB	17



Batter	1	2	3	4	5	6	7	8	9	AB	R	H	RBI	BB	SO	LOB	TOP				
2 Hanley Ramirez, R OBP: 0.440, SLG: 0.591	F9	G1-3			F7		K		K	5	0	0	0	0	2	2					
6 Dan Uggla, R OBP: 0.301, SLG: 0.426	17 BB 14 3B HBP		G4-3		G5-4-3 1B		G4-3			3	1	1	0	0	0	2					
Miguel Cabrera, R OBP: 0.431, SLG: 0.652	17 BB 14 3B BB				G5-4-3			G6-3		3	1	1	0	1	0	1					
17 Mike Jacobs, L OBP: 0.400, SLG: 0.541	14 3B BB				F7		G4-3		14 HR 1B	3	1	1	0	1	0	1					
8 Aaron Boone, R OBP: 0.373, SLG: 0.489	14 3B BB				F7		G4-3			0	1	0	0	0	0	0					
14 Josh Willingham, R OBP: 0.398, SLG: 0.553					F8		F8		1-H HR	4	1	2	5	0	0	1					
Joe Borcherd, S OBP: 0.340, SLG: 0.360	K						K		G3	4	0	1	0	0	2	2					
Miguel Olivo, R OBP: 0.245, SLG: 0.309	P4								G6-3	4	0	0	0	0	1	3					
4 Alfredo Amezaga, S OBP: 0.320, SLG: 0.429		G3			G5-3				1B BB	3	0	0	0	1	0	1					
47 Ricky Nolasco, R 48 Lee Gardner, R 1 Eric Reed, L Kevin Gregg, R 57 Taylor Tankersley, L Jason Wood, R 77 Henry Owens, R	G5-3				G6-3				K	2	0	0	0	0	0	1					
Inning Stats	R: 3 E: 0 K: 1 S: 16	H: 1 LOB: 1 BB: 2 P: 34	R: 0 E: 0 K: 0 S: 5	H: 0 LOB: 0 BB: 0 P: 8	R: 0 E: 0 K: 0 S: 5	H: 1 LOB: 1 BB: 0 P: 12	R: 0 E: 0 K: 1 S: 15	H: 1 LOB: 0 BB: 0 P: 24	R: 0 E: 0 K: 0 S: 4	H: 0 LOB: 0 BB: 0 P: 6	R: 0 E: 0 K: 1 S: 8	H: 1 LOB: 2 BB: 1 P: 16	R: 2 E: 0 K: 0 S: 10	H: 2 LOB: 1 BB: 0 P: 15	R: 0 E: 0 K: 2 S: 10	H: 0 LOB: 0 BB: 0 P: 13	1B: 5 2B: 0 3B: 1 HR: 1	SF: 0 SAC: 0 DP: 1 HBP: 1	WP: 0 PB: 0 SB: 1 CS: 0	PA: 37	
PITCHER	IP WLS BF H R ER SO BB IBB HBP BLK WP HR S P ERA WHIP	6.1 L 27 5 3 3 3 3 0 0 1 0 0 0 57 106 4.26 1.263	0.2 2 0 0 0 1 0 0 0 0 0 0 4 7 0.00 0.000	2.0 8 2 2 2 2 0 0 0 0 0 1 20 28 9.00 1.000																	

Florida Marlins @ New York Mets
Shea Stadium, Flushing, NY
Tue May 01 2007, 7:10 PM EDT
Att: 48,458 - Cloudy - 63 F

AB 33
R 5
H 7
RBI 5
BB 3
SO 6
LOB 14

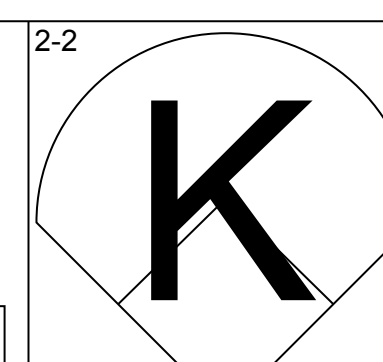
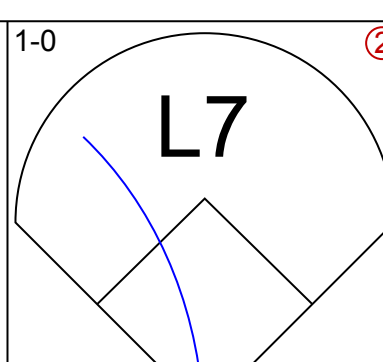
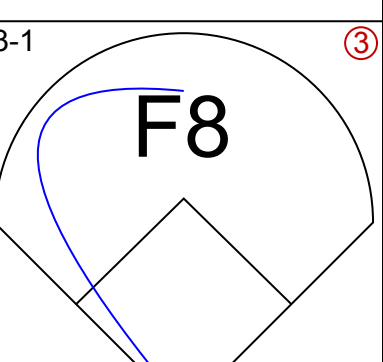
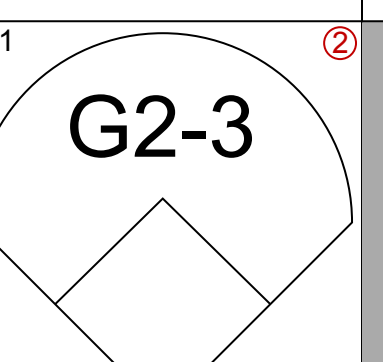
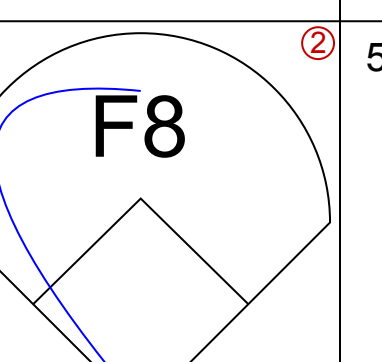
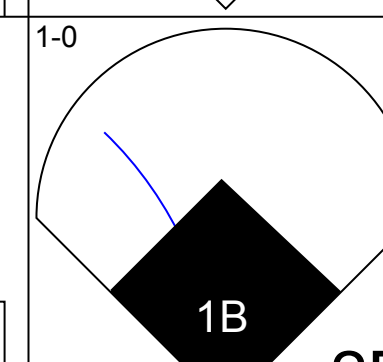
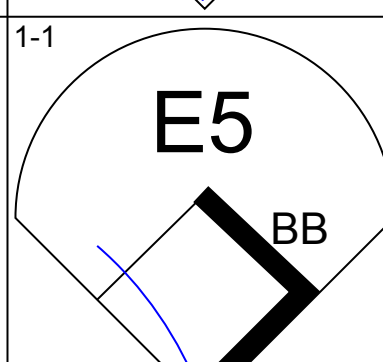

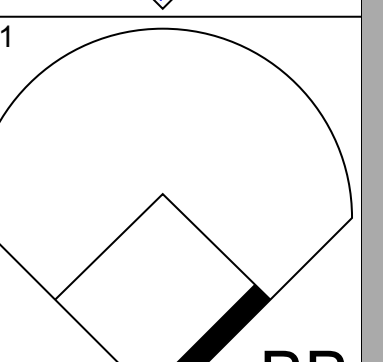
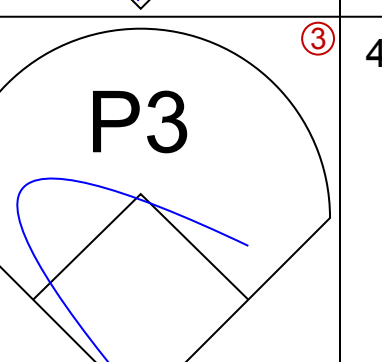
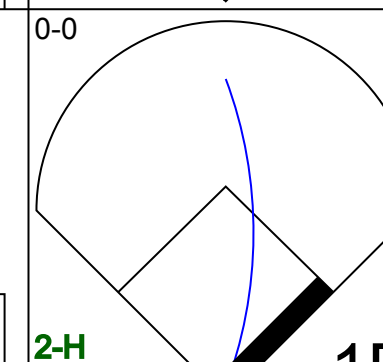
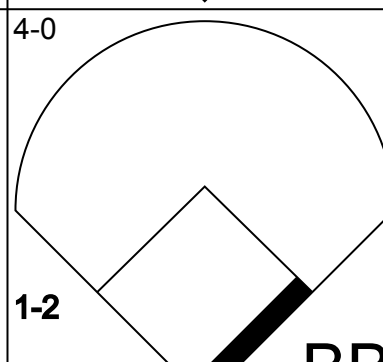

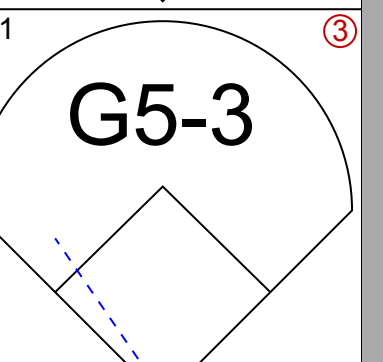
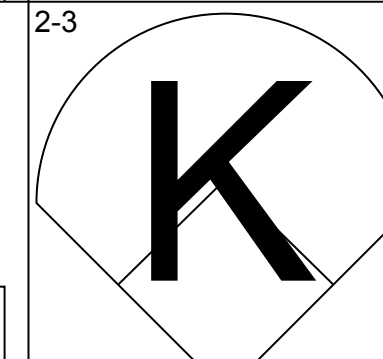
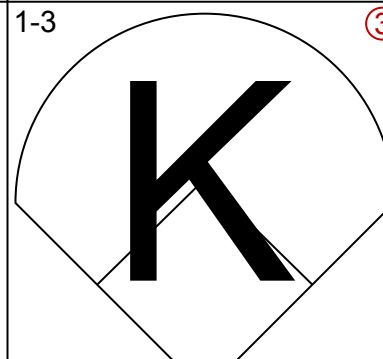


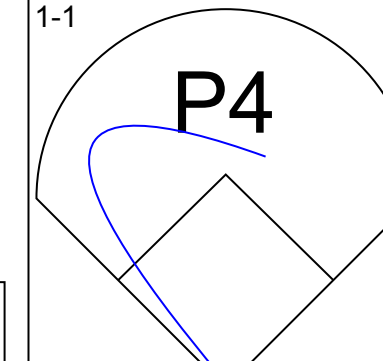
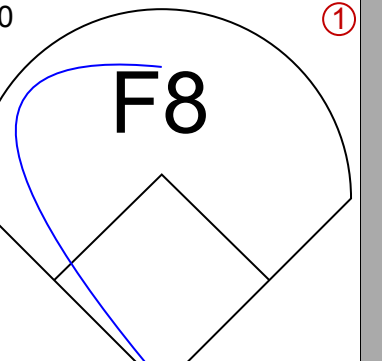


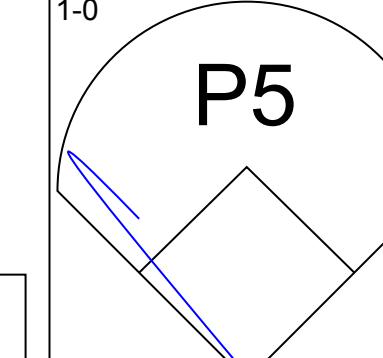
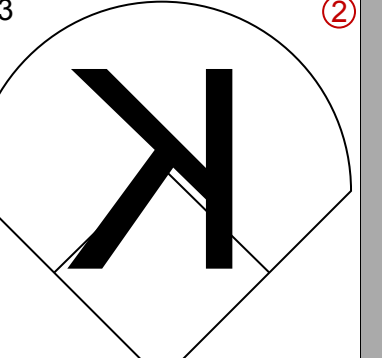


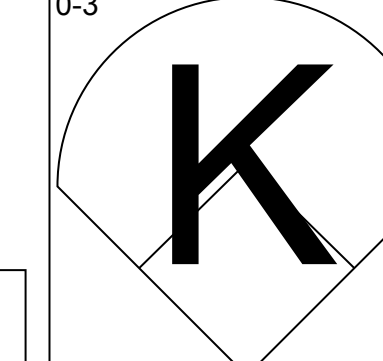



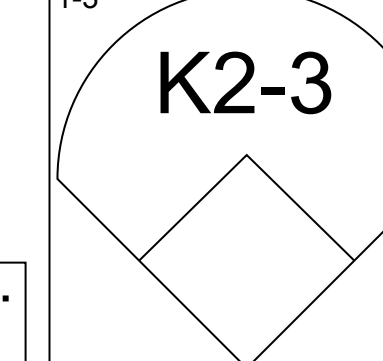
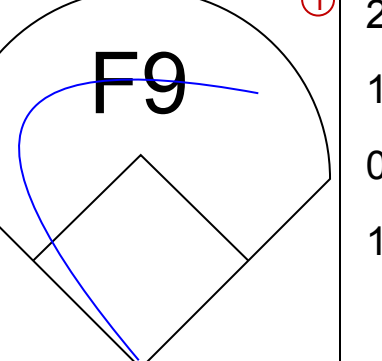

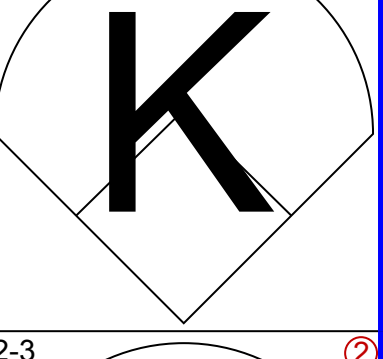
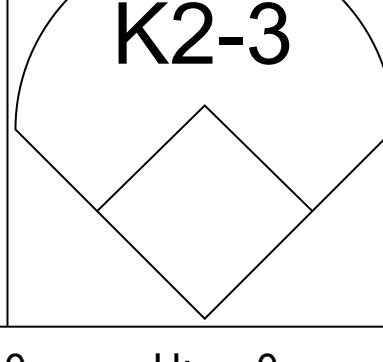
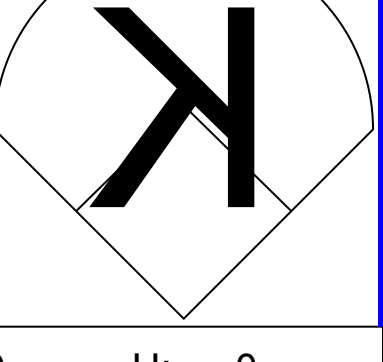
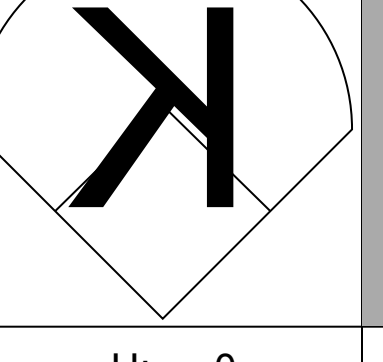
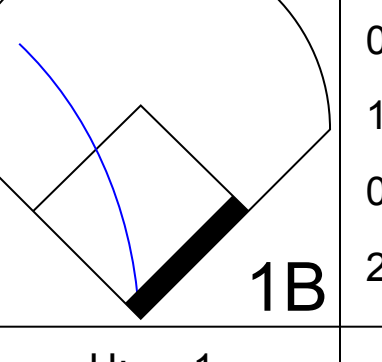
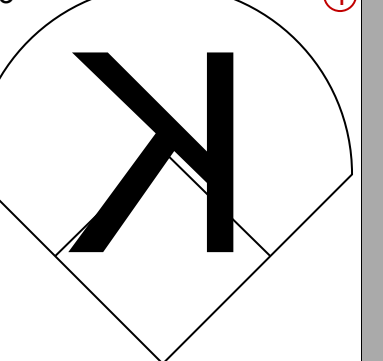
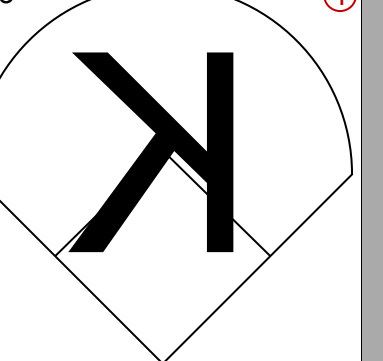
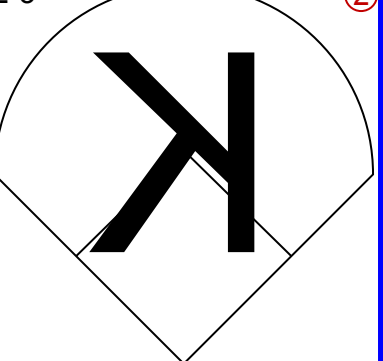
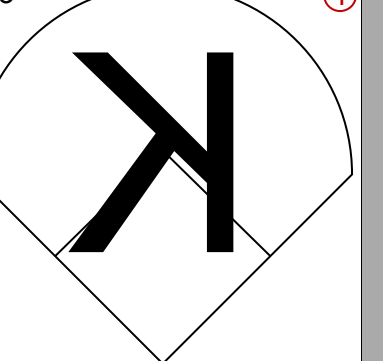
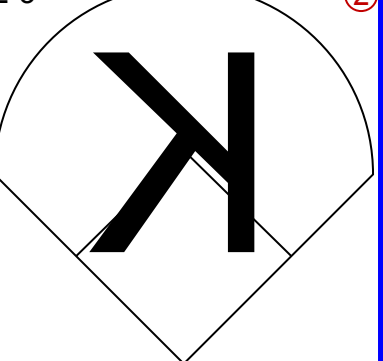
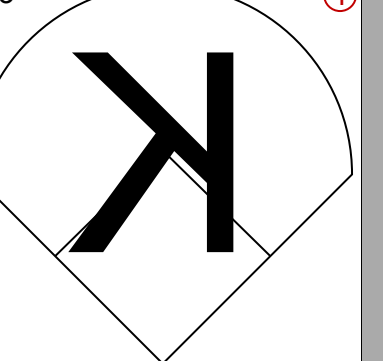
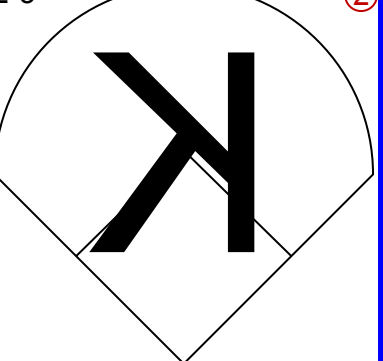
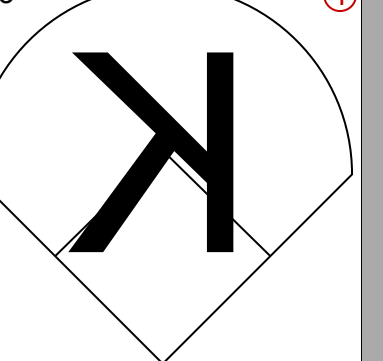
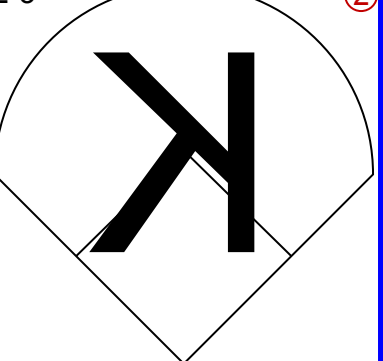
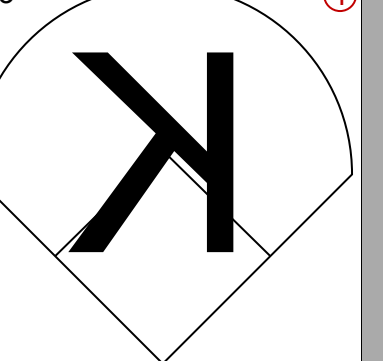
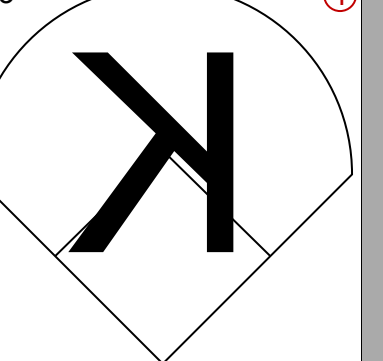


Batter	1	2	3	4	5	6	7	8	9	AB	R	H	RBI	BB	SO	LOB	BOTTOM						
7 José Reyes, S OBP: 0.432, SLG: 0.578	1B 5 21 CS		K		K		K		F8	5	0	1	0	0	3	3							
5 David Wright, R OBP: 0.384, SLG: 0.372	1B				HR			G6-3		4	2	3	1	0	0	0							
15 Carlos Beltrán, S OBP: 0.407, SLG: 0.648	1B		K		F8		G4-3			4	0	1	0	0	1	3							
21 Carlos Delgado, L OBP: 0.270, SLG: 0.270	K				20 1B 16 1B			F7		4	0	2	1	0	1	3							
18 Moises Alou, R OBP: 0.390, SLG: 0.467		F7			F8		FC5-4 20 FC4-6		G5-3	4	0	0	0	0	0	3							
20 Shawn Green, L OBP: 0.406, SLG: 0.526	F7				16 1B		FC4-6		G4-3	4	0	1	0	0	0	1							
16 Paul Lo Duca, R OBP: 0.303, SLG: 0.300	P2				1-2 2-H 1B			P6		4	0	2	0	0	0	0							
3 Damon Easley, R OBP: 0.345, SLG: 0.560			F8		F7			P6		3	0	0	0	0	0	1							
34 Mike Pelfrey, R 35 Joe Smith, R			G4-3		K2-3		G4-3			2	0	0	0	0	1	0							
17 David Newhan, L OBP: 0.294, SLG: 0.143										1	0	0	0	0	0	1							
Aaron Heilman, R 10 Endy Chavez, L OBP: 0.400, SLG: 0.600										0	0	0	0	0	0	0							
Inning Stats	R: 0 E: 0 K: 2 S: 9	H: 2 LOB: 2 BB: 0 P: 13	R: 0 E: 0 K: 0 S: 6	H: 0 LOB: 0 BB: 0 P: 9	R: 0 E: 0 K: 1 S: 9	H: 0 LOB: 0 BB: 0 P: 12	R: 1 E: 0 K: 0 S: 12	H: 4 LOB: 2 BB: 0 P: 22	R: 0 E: 0 K: 2 S: 10	H: 0 LOB: 0 BB: 0 P: 14	R: 1 E: 0 K: 0 S: 7	H: 2 LOB: 1 BB: 0 P: 8	R: 0 E: 0 K: 1 S: 8	H: 0 LOB: 1 BB: 0 P: 13	R: 0 E: 0 K: 0 S: 7	H: 1 LOB: 0 BB: 0 P: 9	R: 0 E: 0 K: 0 S: 12	H: 2 LOB: 2 BB: 0 P: 19	1B: 9 2B: 2 3B: 0 HR: 1	SF: 0 SAC: 0 DP: 1 HBP: 1	WP: 0 PB: 0 SB: 0 CS: 1	PA: 37	
PITCHER	IP WLS BF H R ER SO BB IBB HBP BLK WP HR S P ERA WHIP	5.0 W 19 6 1 1 5 0 0 0 0 0 0 0 46 70 1.80 1.200	1.0 H 5 2 1 1 0 0 0 0 0 0 0 0 7 8 9.00 2.000	1.1 H 6 1 0 0 1 0 0 0 1 0 0 0 11 16 0.00 0.750	0.2 H 2 0 0 0 0 0 0 0 0 0 0 4 6 0.00 0.000	1.0 S 5 2 0 0 0 0 0 0 0 0 0 0 12 19 0.00 2.000																	

Florida Marlins @ New York Mets
Shea Stadium, Flushing, NY
Tue May 01 2007, 7:10 PM EDT
Att: 48,458 - Cloudy - 63 F

AB 36
R 2
H 11
RBI 2
BB 0
SO 6
LOB 15

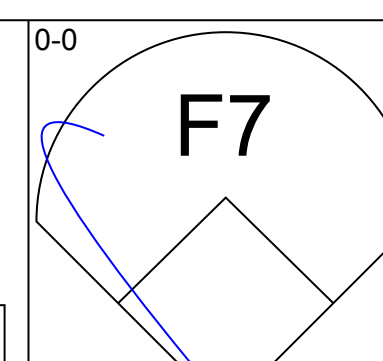
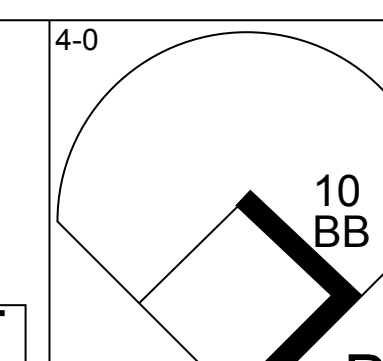
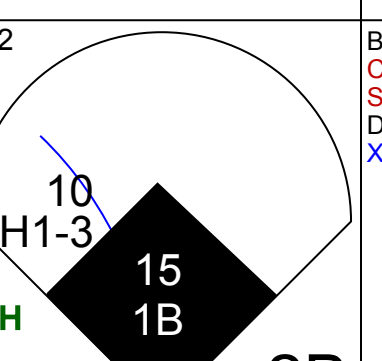
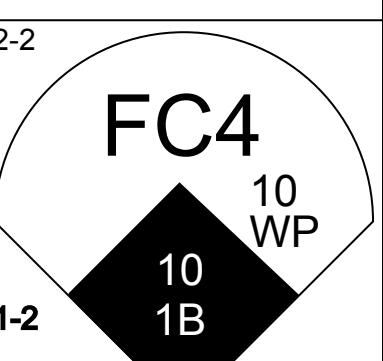
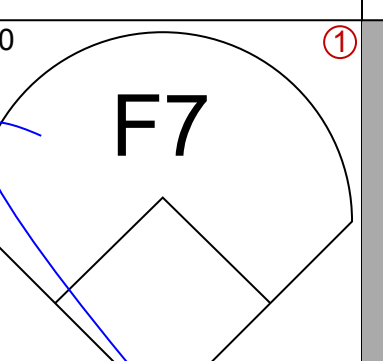
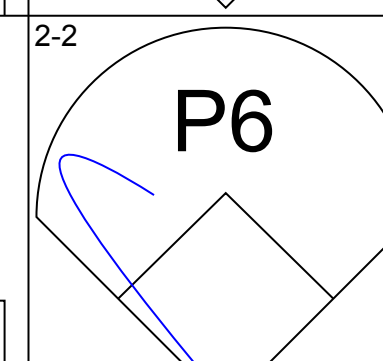
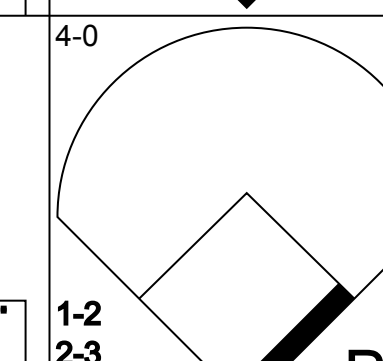
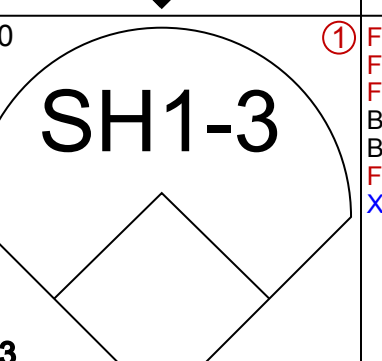
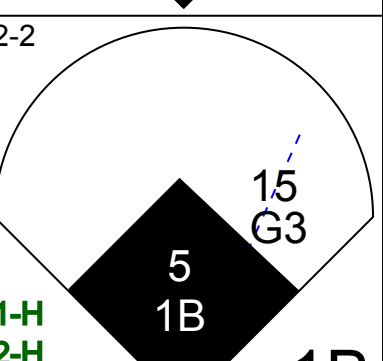
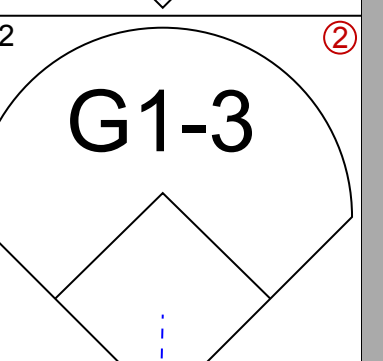
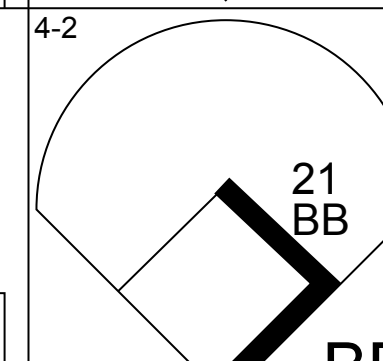
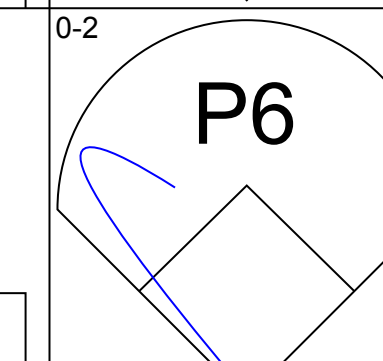
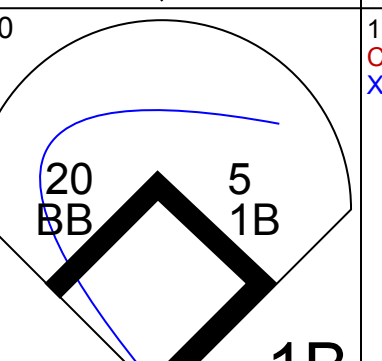
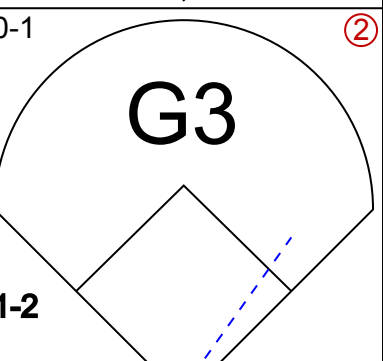
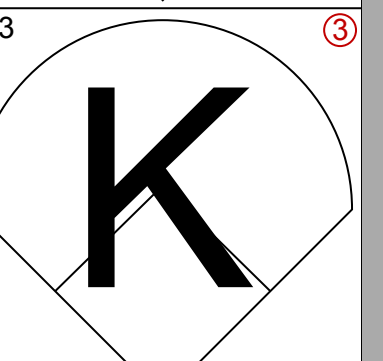
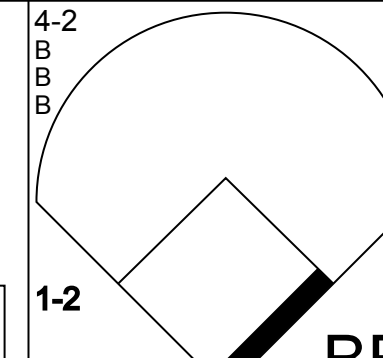
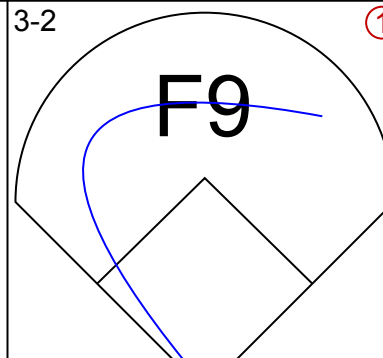
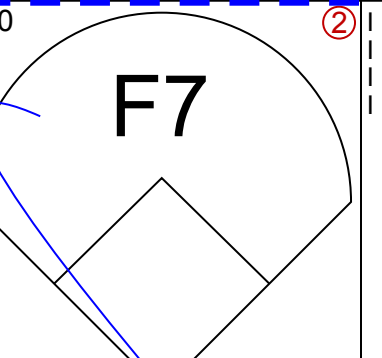
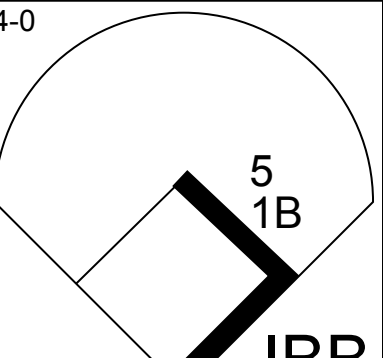

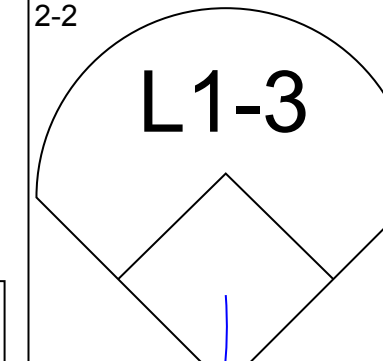
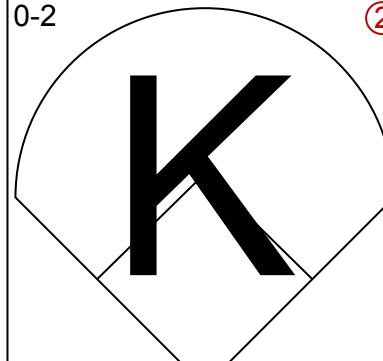
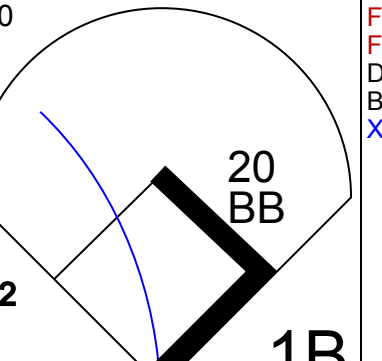
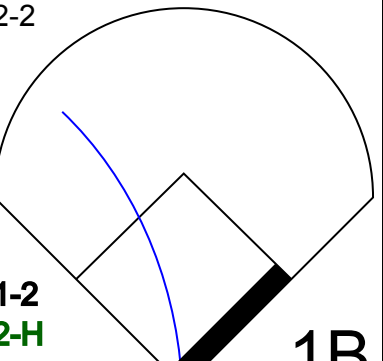

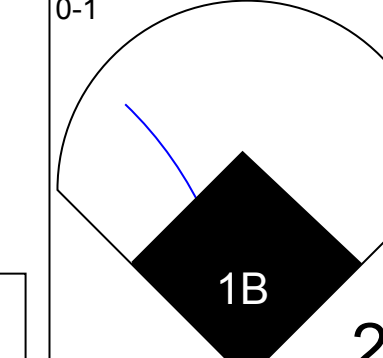
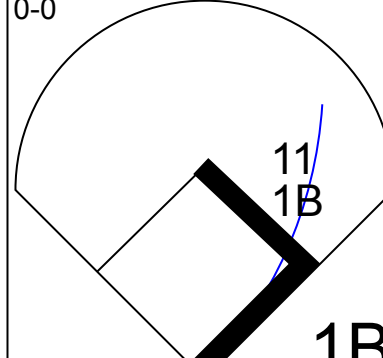
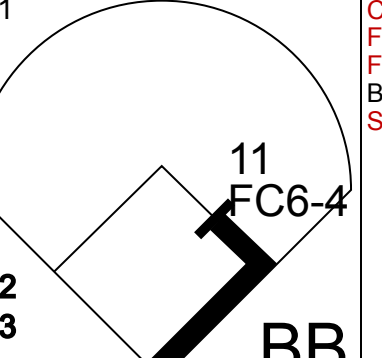
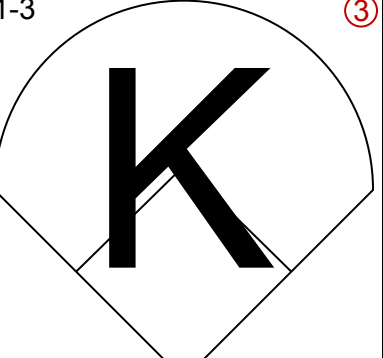

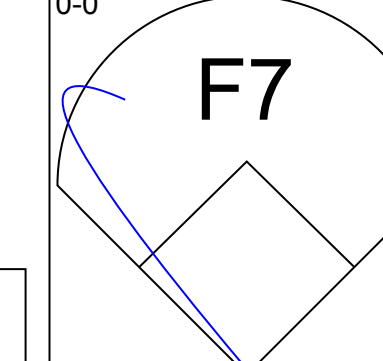
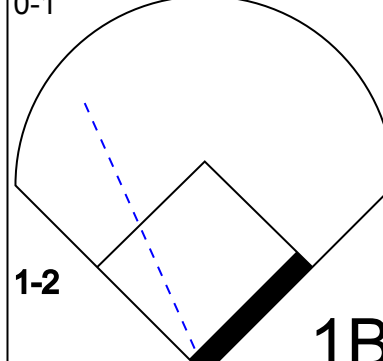
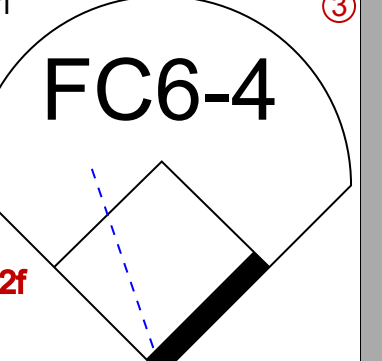


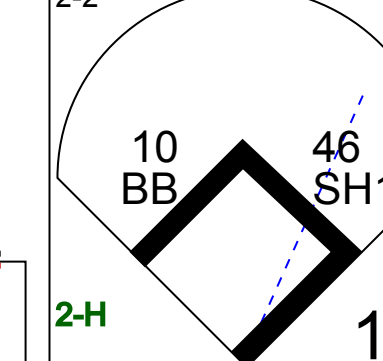
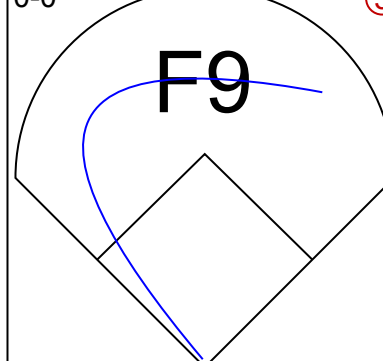
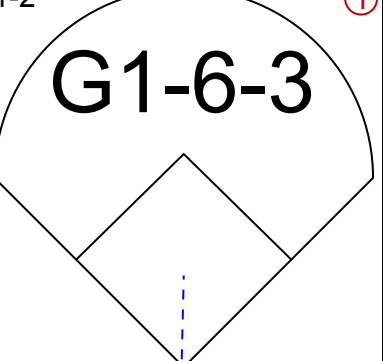
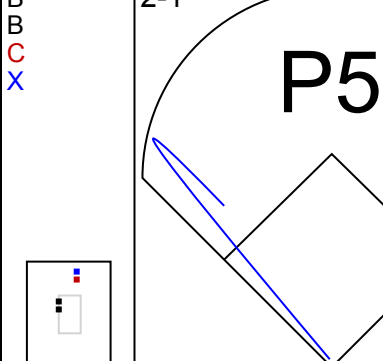
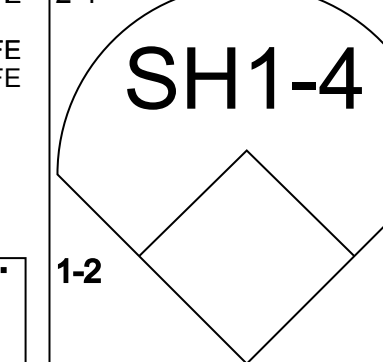
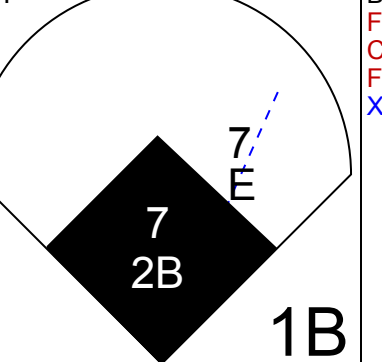
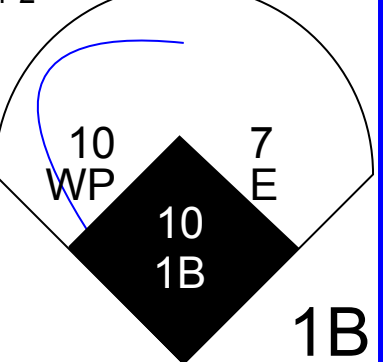
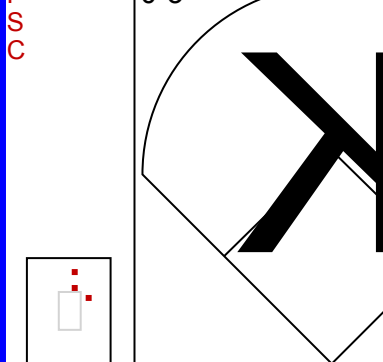


Batter	1	2	3	4	5	6	7	8	9	AB	R	H	RBI	BB	SO	LOB	TOP					
2 Hanley Ramirez, R OBP: 0.421, SLG: 0.561										5	0	0	0	0	1	1						
6 Dan Uggla, R OBP: 0.305, SLG: 0.429										4	1	1	0	1	0	1						
Miguel Cabrera, R OBP: 0.434, SLG: 0.641										3	0	1	1	1	0	1						
14 Josh Willingham, R OBP: 0.393, SLG: 0.536										3	1	0	0	1	2	3						
8 Aaron Boone, R OBP: 0.382, SLG: 0.479										3	1	1	0	0	0	1						
12 Cody Ross, R OBP: 0.362, SLG: 0.577										2	0	0	0	2	1	0						
Joe Borchard, S OBP: 0.327, SLG: 0.344										4	0	0	0	0	2	3						
20 Matt Treanor, R OBP: 0.235, SLG: 0.267										2	0	0	0	0	2	0						
17 Mike Jacobs, L OBP: 0.395, SLG: 0.533										1	0	0	0	0	1	2						
Wes Obermueller, R OBP: 0.200, SLG: 0.400										0	0	0	0	0	0	0						
4 Alfredo Amezaga, S OBP: 0.316, SLG: 0.423										1	0	0	0	0	0	0						
36 Anibal Sánchez, R OBP: 0.231, SLG: 0.091										1	0	0	0	0	1	0						
48 Lee Gardner, R										0	0	0	0	0	0	0						
1 Eric Reed, L OBP: 0.222, SLG: 0.125										1	0	0	0	0	1	0						
22 Matt Lindstrom, R										0	0	0	0	0	0	0						
Miguel Olivo, R OBP: 0.250, SLG: 0.313										2	0	1	0	1	1	0						
Inning Stats	R: 1 E: 0 K: 2 S: 11	H: 2 LOB: 1 BB: 0 P: 17	R: 0 E: 0 K: 2 S: 7	H: 0 LOB: 0 BB: 0 P: 9	R: 0 E: 1 K: 2 S: 9	H: 0 LOB: 2 BB: 1 P: 16	R: 0 E: 0 K: 2 S: 8	H: 0 LOB: 0 BB: 0 P: 13	R: 0 E: 0 K: 2 S: 9	H: 0 LOB: 0 BB: 0 P: 15	R: 2 E: 1 K: 1 S: 17	H: 1 LOB: 2 BB: 2 P: 33	R: 0 E: 0 K: 1 S: 8	H: 0 LOB: 1 BB: 1 P: 17	R: 0 E: 0 K: 0 S: 9	H: 0 LOB: 1 BB: 1 P: 17	R: 0 E: 0 K: 0 S: 9	H: 1 LOB: 1 BB: 0 P: 11	1B: 3 2B: 2 3B: 0 HR: 0	SF: 0 SAC: 0 DP: 1 HBP: 1	WP: 0 PB: 0 SB: 0 CS: 0	PA: 38
PITCHER	IP WLS BF H R ER SO BB IBB HBP BLK WP HR S P ERA WHIP																					
46 Oliver Pérez, L ERA: 3.41	(1, 1) 5.2 W 25 3 3 1 10 3 0 0 0 0 0 0 58 98 1.59 1.059																					
35 Joe Smith, R ERA:	(6, 1) 1.2 H 8 0 0 0 2 2 0 0 1 0 0 0 19 37 0.00 1.200																					
Scott Schoeneweis, L ERA: 1.74	(8, 1) 0.2 H 1 0 0 0 0 0 0 0 0 0 0 0 2 0.00 0.000																					
13 Billy Wagner, L ERA: 0.75	(9, 1) 1.0 S 4 1 0 0 0 0 0 0 0 0 0 0 9 11 0.00 1.000																					

Florida Marlins @ New York Mets
Shea Stadium, Flushing, NY
Wed May 02 2007, 1:10 PM EDT
Att: 25,236 - Cloudy - 56 F

AB 32
R 3
H 4
RBI 1
BB 5
SO 12
LOB 12



Batter	1	2	3	4	5	6	7	8	9	AB	R	H	RBI	BB	SO	LOB	BOTTOM			
7 José Reyes, S OBP: 0.431, SLG: 0.575										4	2	1	1	1	0	1				
10 Endy Chavez, L OBP: 0.417, SLG: 0.565										3	1	1	2	1	0	0				
15 Carlos Beltrán, S OBP: 0.407, SLG: 0.633										4	0	1	1	1	1	4				
21 Carlos Delgado, L OBP: 0.284, SLG: 0.265										2	0	0	0	3	0	1				
5 David Wright, R OBP: 0.385, SLG: 0.374										5	0	2	1	0	1	3				
20 Shawn Green, L OBP: 0.414, SLG: 0.535										4	1	2	0	1	2	3				
11 Ramon Castro, R OBP: 0.324, SLG: 0.533										5	0	1	0	0	0	5				
Ruben Gotay, S OBP: 0.200, SLG: 0.200										4	0	1	1	0	0	2				
46 Oliver Pérez, L OBP: 0.333, SLG: 0.333										2	2	2	0	0	0	0				
35 Joe Smith, R ERA: 2.87	(6, 1)																			
Scott Schoeneweis, L ERA: 3.0	(8, 1)																			
13 Billy Wagner, L ERA: 0.75	(9, 1)																			
Inning Stats	R: 0 E: 0 K: 0 S: 13	H: 0 LOB: 2 BB: 2 P: 25	R: 1 E: 0 K: 0 S: 13	H: 2 LOB: 3 BB: 2 P: 25	R: 0 E: 0 K: 1 S: 11	H: 2 LOB: 2 BB: 0 P: 14	R: 2 E: 1 K: 0 S: 12	H: 4 LOB: 3 BB: 1 P: 23	R: 3 E: 1 K: 1 S: 24	H: 3 LOB: 2 BB: 1 P: 37	R: 0 E: 0 K: 1 S: 6	H: 0 LOB: 0 BB: 0 P: 9	R: 0 E: 0 K: 1 S: 8	H: 0 LOB: 0 BB: 0 P: 12	R: 0 E: 0 K: 1 S: 10	H: 0 LOB: 1 BB: 1 P: 17	1B: 9 2B: 2 3B: 0 HR: 0	SF: 0 SAC: 2 DP: 0 HBP: 0	WP: 1 PB: 0 SB: 0 CS: 0	PA: 43
PITCHER	IP WLS BF H R ER SO BB IBB HBP BLK WP HR S P ERA WHIP																			
36 Anibal Sánchez, R ERA: 4.8	(1, 1) 3.1 L 21 7 3 3 1 0 4 0 0 0 0 0 0 5 12 0.00 3.000																			
48 Lee Gardner, R ERA: 2.87	(4, 1) 0.2 4 1 0 0 0 1 0 0 0 0 0 0 5 12 0.00 3.000																			
22 Matt Lindstrom, R ERA: 3.0	(5, 1) 1.0 8 3 3 1 1 0 1 0 0 0 1 0 24 37 9.00 3.000																			
Wes Obermueller, R ERA: 3.07	(6, 1) 3.0 10 0 0 0 0 3 1 0 0 0 0 0 24 38 0.00 0.333																			

Florida Marlins @ New York Mets
Shea Stadium, Flushing, NY
Wed May 02 2007, 1:10 PM EDT
Att: 25,236 - Cloudy - 56 F

AB 34
R 6
H 11
RBI 6
BB 7
SO 5
LOB 19



Batter	1	2	3	4	5	6	7	8	9	AB	R	H	RBI	BB	SO	LOB	TOP					
22 Marcus Giles, R OBP: 0.373, SLG: 0.458										4	1	1	0	0	2	1	San Diego Padres @ Florida Marlins Dolphin Stadium, Miami, FL Fri May 04 2007, 7:05 PM EDT Att: 24,691 - Partly Cloudy - 83 F					
José Cruz Jr., S OBP: 0.402, SLG: 0.622										4	1	1	0	0	2	1						
24 Brian Giles, L OBP: 0.341, SLG: 0.347										3	1	0	0	1	0	0						
23 Adrián González, L OBP: 0.368, SLG: 0.555										3	0	0	0	1	2	3						
3 Khalil Greene, R OBP: 0.298, SLG: 0.523										2	0	1	1	1	0	1						
28 Josh Bard, S OBP: 0.296, SLG: 0.360										3	1	0	0	1	2	3						
Mike Cameron, R OBP: 0.276, SLG: 0.265										4	0	1	3	0	1	2						
5 Kevin Kouzmanoff, R OBP: 0.176, SLG: 0.205										2	0	0	0	1	0	1						
13 Oscar Robles, L OBP: 0.200, SLG: 0.200										1	0	0	0	0	0	0						
Greg Maddux, R OBP: 0.400, SLG: 0.458										2	0	0	0	0	1	2						
8 Terrel Sledge, L OBP: 0.400, SLG: 0.458										0	0	0	0	1	0	0						
21 Heath Bell, R OBP: 0.200, SLG: 0.171										0	0	0	0	0	0	0						
Geoff Blum, S OBP: 0.200, SLG: 0.171										1	0	0	0	0	0	0						
Inning Stats	R: 0 E: 0 K: 1 S: 6	H: 0 LOB: 0 BB: 0 P: 11	R: 0 E: 0 K: 1 S: 12	H: 0 LOB: 1 BB: 1 P: 20	R: 0 E: 0 K: 0 S: 5	H: 0 LOB: 0 BB: 0 P: 9	R: 0 E: 0 K: 1 S: 8	H: 0 LOB: 0 BB: 0 P: 10	R: 0 E: 0 K: 1 S: 14	H: 1 LOB: 2 BB: 1 P: 25	R: 4 E: 0 K: 1 S: 15	H: 3 LOB: 1 BB: 2 P: 31	R: 0 E: 0 K: 2 S: 12	H: 0 LOB: 1 BB: 1 P: 18	R: 0 E: 0 K: 2 S: 10	H: 0 LOB: 1 BB: 1 P: 16	R: 0 E: 0 K: 1 S: 9	H: 0 LOB: 0 BB: 0 P: 13	1B: 3 2B: 0 3B: 1 HR: 0	SF: 1 SAC: 0 DP: 0 HBP: 0	WP: 0 PB: 0 SB: 0 CS: 1	PA: 37
PITCHER	IP WLS BF H R ER SO BB IBB HBP BLK WP HR S P ERA WHIP																					
Dontrelle Willis, L ERA: 5.44	(1, 1) 6.0 26 4 4 4 5 4 0 0 0 0 0 0 60 106 6.00 1.333																					
Kevin Gregg, R ERA: 3.0	(7, 1) 0.2 3 0 0 0 2 1 0 0 0 0 0 0 11 17 0.00 1.500																					
57 Taylor Tankersley, L ERA: 3.38	(7, 1) 1.1 W 4 0 0 0 2 1 0 0 0 0 0 0 11 17 0.00 0.750																					
77 Henry Owens, R ERA: 2.16	(9, 1) 1.0 S 3 0 0 0 1 0 0 0 0 0 0 0 9 13 0.00 0.000																					

Batter	1	2	3	4	5	6	7	8	9	AB	R	H	RBI	BB	SO	LOB	BOTTOM			
2 Hanley Ramirez, R OBP: 0.437, SLG: 0.573										5	2	4	0	0	0	1	San Diego Padres @ Florida Marlins Dolphin Stadium, Miami, FL Fri May 04 2007, 7:05 PM EDT Att: 24,691 - Partly Cloudy - 83 F			
6 Dan Uggla, R OBP: 0.311, SLG: 0.426										3	1	1	0	1	1	3				
Miguel Cabrera, R OBP: 0.445, SLG: 0.653										3	0	2	1	1	1	2				
17 Mike Jacobs, L OBP: 0.389, SLG: 0.519										4	0	1	1	0	0	5				
14 Josh Willingham, R OBP: 0.388, SLG: 0.554										4	1	1	2	0	0	4				
Joe Borchard, S OBP: 0.324, SLG: 0.372										4	1	1	1	0	1	4				
Miguel Olivo, R OBP: 0.260, SLG: 0.320										4	0	2	0	0	0	0				
4 Alfredo Amezaga, S OBP: 0.300, SLG: 0.400										4	0	0	0	0	1	2				
Dontrelle Willis, L OBP: 0.333, SLG: 0.385	(1, 1) 6.0 26 4 4 4 5 4 0 0 0 0 0 0 60 106 6.00 1.333																			
1 Eric Reed, R OBP: 0.200, SLG: 0.111	(5, PH) 0.0 0 0 0 0 0 0 0 0 0 0 0 0 0 0 0 0 0																			
Kevin Gregg, R ERA: 3.0	(7, 1) 0.2 3 0 0 0 2 1 0 0 0 0 0 0 11 17 0.00 1.500																			
57 Taylor Tankersley, L ERA: 3.38	(7, 1) 1.1 W 4 0 0 0 2 1 0 0 0 0 0 0 11 17 0.00 0.750																			
8 Aaron Boone, R OBP: 0.200, SLG: 0.171	(8, PH) 0.0 0 0 0 0 0 0 0 0 0 0 0 0 0 0 0 0 0																			
77 Henry Owens, R ERA: 2.16	(9, 1) 1.0 S 3 0 0 0 1 0 0 0 0 0 0 0 9 13 0.00 0.000																			
Inning Stats	R: 2 E: 0 K: 0 S: 11	H: 3 LOB: 1 BB: 0 P: 13	R: 0 E: 1 K: 2 S: 12	H: 2 LOB: 2 BB: 0 P: 16	R: 0 E: 0 K: 0 S: 9	H: 1 LOB: 1 BB: 0 P: 11	R: 0 E: 0 K: 1 S: 8	H: 0 LOB: 0 BB: 0 P: 8	R: 1 E: 0 K: 1 S: 14	H: 2 LOB: 2 BB: 1 P: 25	R: 0 E: 0 K: 1 S: 6	H: 0 LOB: 0 BB: 0 P: 7	R: 0 E: 0 K: 1 S: 10	H: 1 LOB: 1 BB: 1 P: 16	R: 2 E: 0 K: 1 S: 11	H: 3 LOB: 1 BB: 0 P: 17	1B: 9 2B: 1 3B: 0 HR: 2	SF: 0 SAC: 0 DP: 1 HBP: 0	WP: 0 PB: 0 SB: 1 CS: 0	PA: 37
PITCHER	IP WLS BF H R ER SO BB IBB HBP BLK WP HR S P ERA WHIP																			
Greg Maddux, R ERA: 3.96	(1, 1) 6.0 27 4 1 0 3 3 0 0 0 0 0 0 60 80 4.50 1.333																			
21 Heath Bell, R ERA: 0.45	(7, 1) 1.0 H 4 1 0 0 1 1 0 0 0 0 0 0 10 16 0.00 2.000																			
Scott Linebrink, R ERA: 3.68	(8, 1) 1.0 L 6 3 2 2 1 0 0 0 0 0 0 2 11 17 18.00 3.000																			

Batter	1	2	3	4	5	6	7	8	9	10	11	12	AB	R	H	RBI	BB	SO	LOB	TOP	
22 Marcus Giles, R OBP: 0.371, SLG: 0.446	4-2 WP 23 SF8 G5-3 BB		0-0 24 PB 1B		1-1 F8		1-1 CS	2-3 K	0-3 K			0-1 G5-3	5	2	1	0	1	2	2		
24 Brian Giles, L OBP: 0.348, SLG: 0.355	1-1 G5-3		3-2 1B			2-1 F7		2-2 28 DI 1B	0-2 G5-3			1-0 28 1B 1B	6	2	3	1	0	0	2		
23 Adrián González, L OBP: 0.360, SLG: 0.540	3-2 SF8		2-3 K			0-1 G3-1		1-3 K		1-1 G4-3		3-2 3 1B 28 1B 1B	5	0	1	1	0	2	2		
28 Josh Bard, S OBP: 0.300, SLG: 0.357	0-1 L8			2-0 G4-3		1-0 G1-3		3-2 1B	1-2 F8			1-1 3 1B 1B	6	0	2	2	0	0	0		
3 Khalil Greene, R OBP: 0.289, SLG: 0.509		1-0 G6-3		1-2 L4		0-1 E3 BB 5 SF8 1B		0-1 P6		3-2 FC6-4 HBP		3-2 1-2 2-3 1B	5	1	1	0	0	0	1		
Mike Cameron, R OBP: 0.276, SLG: 0.289		3-2 G6-3		1-3 K		0-1 22 CS BB 1B		2-3 E 13 1B 1B		2-2 FC6-4		3-1 L7	6	1	2	0	0	1	4		
Russell Branyan, L OBP: 0.441, SLG: 0.500 Geoff Blum, S OBP: 0.182, SLG: 0.154	1-1 F8				2-1 G4-3		0-0 B2	1-0 F7		3-2 F8		1-2 G4-3	2	0	0	0	0	0	0		
8 Terrel Sledge, L OBP: 0.387, SLG: 0.440 José Cruz Jr., S OBP: 0.412, SLG: 0.618			2-3 K		1-0 L9		4-2 BB	0-0 E9 13 1B E 1B		0-0 L1			2	0	0	0	0	1	0		
David Wells, L ERA: 3.12 Randy Messenger, R ERA: 3.38 77 Henry Owens, R ERA: 4.08 57 Taylor Tankersley, L ERA: 3.24			0-2 L1		1-1 SF8		1-1 SF8	2-2 E8		0-2 K			2	0	0	0	0	0	0		
Inning Stats	R: 1 E: 0 K: 0 S: 13	H: 0 LOB: 0 BB: 1 P: 21	R: 0 E: 0 K: 0 S: 6	H: 0 LOB: 0 BB: 0 P: 11	R: 1 E: 0 K: 2 S: 14	H: 2 LOB: 1 BB: 0 P: 21	R: 0 E: 0 K: 0 S: 6	H: 0 LOB: 0 BB: 0 P: 11	R: 0 E: 0 K: 2 S: 8	H: 1 LOB: 1 BB: 0 P: 17	R: 1 E: 1 K: 0 S: 11	H: 1 LOB: 1 BB: 1 P: 17	R: 1 E: 0 K: 2 S: 14	H: 0 LOB: 1 BB: 0 P: 22	R: 0 E: 0 K: 0 S: 14	H: 0 LOB: 1 BB: 0 P: 21	R: 0 E: 0 K: 1 S: 8	H: 4 LOB: 3 BB: 0 P: 31	1B: 13 2B: 0 3B: 0 HR: 0	SF: 2 SAC: 0 DP: 0 HBP: 1	WP: 1 PA: 53
PITCHER	IP WLS BF H R ER SO BB IBB HBP BLK WP HR S P ERA WHIP	52 Sergio Mitre, R ERA: 3.12	37 Rencyel Pinto, L ERA: 2.70	Randy Messenger, R ERA: 3.38	77 Henry Owens, R ERA: 4.08	57 Taylor Tankersley, L ERA: 3.24	Kevin Gregg, R ERA: 2.84	48 Lee Gardner, R ERA: 3.06													

San Diego Padres @ Florida Marlins
Dolphin Stadium, Miami, FL
Sat May 05 2007, 7:05 PM EDT
Alt. 21,381 - Cloudy - 79 F

AB 47
R 7
H 13
RBI 6
BB 2
SO 7
LOB 17



Batter	1	2	3	4	5	6	7	8	9	10	11	12	AB	R	H	RBI	BB	SO	LOB	BOTTOM					
2 Hanley Ramirez, R OBP: 0.440, SLG: 0.565	0-1 6 SH5-3 1B		0-1 6 G5-4-3 1B		0-0 L7		1-3 K	4-2 WP BB		1-3 K			5	0	2	0	1	2	1						
6 Dan Uggla, R OBP: 0.314, SLG: 0.415	0-0 SH5-3		2-1 SAFE G5-4-3		2-2 G4-3		4-0 14 1B BB	4-1 WP BB		0-0 G5-3			3	1	0	0	2	0	2						
Miguel Cabrera, R OBP: 0.457, SLG: 0.643	4-2 14 G4-6-3 BB		1-1 G5-3		4-0 IBB		1-0 14 1B 17 1B 1B	4-1 1-2 2-3 IBB		3-3 K			3	1	1	0	3	1	0						
14 Josh Willingham, R OBP: 0.377, SLG: 0.533	3-2 G4-6-3			3-2 G1-3	1-2 L8		2-2 17 1B 4 SH1-3 1B	2-3 K		2-1 G5-3			6	1	1	1	0	1	7						
17 Mike Jacobs, L OBP: 0.385, SLG: 0.506		0-2 F9		3-2 L4		1-2 2B 1B	0-0 4 SH1-3 1B		2-2 G5-3			0-0 F8	6	1	2	1	0	0	0						
12 Cody Ross, R OBP: 0.383, SLG: 0.642 4 Alfredo Amezaga, S OBP: 0.289, SLG: 0.385	1-1 HR		4-2 2B BB		1-0 F7		1-1 SH1-3		2-2 L3-1			0-3 K	1	2	1	1	1	0	0						
Miguel Olivo, R OBP: 0.273, SLG: 0.358	0-0 F8		3-1 2B BB		1-1 G3		1-1 3H K		3-2 G6-3			2-2 2B	6	0	3	2	0	1	1						
Joe Borchard, S OBP: 0.316, SLG: 0.370	1-0 2B		1-2 L8		2-1 G3		2-1 G1-3		2-3 K			1-3 K	6	0	1	0	0	2	3						
60 Sergio Mitre, R ERA: 3.12 Randy Messenger, R ERA: 3.38 77 Henry Owens, R ERA: 4.08 57 Taylor Tankersley, L ERA: 3.24			1-3 K		1-2 G4-3 2B		0-1 G5-3		2-2 G6-3			2-3 K	3	0	1	0	0	0	2						
Inning Stats	R: 0 E: 0 K: 0 S: 8	H: 1 LOB: 1 BB: 1 P: 15	R: 1 E: 0 K: 1 S: 10	H: 2 LOB: 1 BB: 0 P: 13	R: 0 E: 0 K: 0 S: 6	H: 1 LOB: 0 BB: 0 P: 9	R: 1 E: 0 K: 0 S: 18	H: 1 LOB: 1 BB: 1 P: 32	R: 0 E: 0 K: 0 S: 11	H: 1 LOB: 2 BB: 1 P: 19	R: 1 E: 0 K: 0 S: 11	H: 2 LOB: 1 BB: 1 P: 16	R: 3 E: 0 K: 2 S: 14	H: 3 LOB: 1 BB: 1 P: 23	R: 0 E: 0 K: 1 S: 12	H: 0 LOB: 3 BB: 0 P: 16	R: 0 E: 0 K: 3 S: 11	H: 0 LOB: 0 BB: 0 P: 16	R: 0 E: 0 K: 1 S: 6	H: 0 LOB: 0 BB: 0 P: 11	R: 0 E: 0 K: 2 S: 10	H: 1 LOB: 1 BB: 0 P: 13	1B: 6 2B: 5 3B: 0 HR: 1	SF: 0 SAC: 2 DP: 2 HBP: 0	WP: 1 PA: 53
PITCHER	IP WLS BF H R ER SO BB IBB HBP BLK WP HR S P ERA WHIP	21 Heath Bell, R ERA: 0.46	26 Doug Brocail, R ERA: 1.13	43 Cia Meredith, R ERA: 1.13	41 Kevin Cameron, R ERA: 3.45	Scott Linebrink, R ERA: 3.45	45 Justin Hampson, L ERA: 2.57	Trevor Hoffman, R ERA: 5.06																	

San Diego Padres @ Florida Marlins
Dolphin Stadium, Miami, FL
Sat May 05 2007, 7:05 PM EDT
Alt. 21,381 - Cloudy - 79 F

AB 44
R 6
H 12
RBI 6
BB 7
SO 10
LOB 17




Batter	1	2	3	4	5	6	7	8	9	AB	R	H	RBI	BB	SO	LOB	TOP					
22 Marcus Giles, R OBP: 0.390, SLG: 0.448										4	1	2	0	1	1	3	San Diego Padres @ Florida Marlins Dolphin Stadium, Miami, FL Sun May 06 2007, 1:05 PM EDT Att: 15,310 - Partly Cloudy - 86 F					
Mike Cameron, R OBP: 0.298, SLG: 0.258										5	0	0	0	0	1	5						
José Cruz Jr., S OBP: 0.404, SLG: 0.613										4	0	1	1	0	1	0						
23 Adrián González, L OBP: 0.350, SLG: 0.523										4	0	0	0	0	1	1						
3 Khalil Greene, R OBP: 0.298, SLG: 0.496										3	2	0	0	1	1	1						
5 Kevin Kouzmanoff, R OBP: 0.190, SLG: 0.200										2	0	0	0	1	1	0						
13 Oscar Robles, L OBP: 0.273, SLG: 0.273										0	0	0	0	0	0	0						
8 Terrel Sledge, L OBP: 0.394, SLG: 0.453										3	0	1	1	0	1	2						
Rob Bowen, S OBP: 0.339, SLG: 0.346										2	0	1	0	2	0	1						
44 Jake Peavy, R OBP: 0.250, SLG: 0.438										2	0	0	0	0	0	2						
43 Cla Meredith, R OBP: 0.457, SLG: 0.500										0	0	0	0	0	0	0						
Trevor Hoffman, R OBP: 0.457, SLG: 0.500										0	0	0	0	1	0	0						
Trevor Hoffman, R OBP: 0.457, SLG: 0.500										0	0	0	0	0	0	0						
Inning Stats	R: 1 E: 0 K: 2 S: 12	H: 2 LOB: 1 BB: 0 P: 16	R: 0 E: 0 K: 1 S: 8	H: 0 LOB: 2 BB: 1 P: 17	R: 0 E: 0 K: 0 S: 7	H: 0 LOB: 0 BB: 0 P: 9	R: 1 E: 0 K: 0 S: 18	H: 0 LOB: 1 BB: 2 P: 33	R: 0 E: 0 K: 0 S: 4	H: 0 LOB: 0 BB: 0 P: 6	R: 0 E: 0 K: 0 S: 5	H: 1 LOB: 1 BB: 0 P: 8	R: 0 E: 0 K: 2 S: 11	H: 0 LOB: 0 BB: 0 P: 16	R: 0 E: 0 K: 0 S: 8	H: 0 LOB: 0 BB: 0 P: 16	R: 1 E: 0 K: 0 S: 9	H: 1 LOB: 3 BB: 3 P: 23	1B: 2 2B: 3 3B: 0 HR: 0	SF: 0 SAC: 2 DP: 2 HBP: 1	WP: 1 PB: 0 SB: 0 CS: 0	PA: 38
PITCHER	IP WLS BF H R ER SO BB IBB HBP BLK WP HR S P ERA WHIP																					
Scott Olsen, L ERA: 4.89	(1, 1) 6.2 L 27 4 2 1 4 3 0 1 0 1 0 62 100 1.35 1.050																					
22 Matt Lindstrom, R ERA: 2.7	(7, 1) 1.1 4 0 0 0 3 0 0 0 0 0 0 11 21 0.00 0.000																					
Randy Messenger, R ERA: 3.77	(9, 1) 1.0 7 1 1 1 0 2 1 0 0 0 0 9 23 9.00 3.000																					

Batter	1	2	3	4	5	6	7	8	9	AB	R	H	RBI	BB	SO	LOB	BOTTOM	
2 Hanley Ramirez, R OBP: 0.426, SLG: 0.545										4	1	0	0	0	1	1	San Diego Padres @ Florida Marlins Dolphin Stadium, Miami, FL Sun May 06 2007, 1:05 PM EDT Att: 15,310 - Partly Cloudy - 86 F	
6 Dan Uggla, R OBP: 0.326, SLG: 0.438										3	0	2	1	1	0	0		
Miguel Cabrera, R OBP: 0.442, SLG: 0.618										4	0	0	0	0	3	3		
17 Mike Jacobs, L OBP: 0.370, SLG: 0.483										4	0	0	0	0	3	2		
14 Josh Willingham, R OBP: 0.373, SLG: 0.518										3	0	0	0	0	0	1		
Joe Borchard, S OBP: 0.305, SLG: 0.356										4	0	0	0	0	4	1		
4 Alfredo Amezaga, S OBP: 0.279, SLG: 0.370										3	0	0	0	0	0	1		
20 Matt Treanor, R OBP: 0.211, SLG: 0.235										2	0	0	0	0	0	0		
Miguel Olivo, R OBP: 0.270, SLG: 0.355										1	0	0	0	0	0	1		
Scott Olsen, L OBP: 0.538, SLG: 0.583										1	0	0	0	1	0	0		
22 Matt Lindstrom, R ERA: 2.6										0	0	0	0	0	0	0		
1 Eric Reed, L OBP: 0.182, SLG: 0.100										1	0	0	0	0	0	0		
Randy Messenger, R ERA: 4.63										0	0	0	0	0	0	0		
Inning Stats	R: 0 E: 0 K: 1 S: 8	H: 0 LOB: 0 BB: 0 P: 12	R: 0 E: 0 K: 2 S: 8	H: 0 LOB: 0 BB: 0 P: 13	R: 0 E: 0 K: 1 S: 11	H: 0 LOB: 1 BB: 1 P: 21	R: 0 E: 0 K: 2 S: 9	H: 0 LOB: 1 BB: 1 P: 16	R: 0 E: 0 K: 1 S: 8	H: 0 LOB: 1 BB: 0 P: 11	R: 0 E: 0 K: 0 S: 11	H: 1 LOB: 1 BB: 0 P: 17	R: 0 E: 0 K: 1 S: 8	H: 0 LOB: 0 BB: 0 P: 10	1B: 1 2B: 0 3B: 1 HR: 0	SF: 0 SAC: 0 DP: 0 HBP: 1	WP: 0 PB: 0 SB: 0 CS: 0	PA: 33
PITCHER	IP WLS BF H R ER SO BB IBB HBP BLK WP HR S P ERA WHIP																	
44 Jake Peavy, R ERA: 1.75	(1, 1) 7.0 W 26 1 1 0 10 2 0 1 0 0 66 106 0.00 0.429																	
43 Cla Meredith, R ERA: 2.6	(8, 1) 1.0 H 4 1 0 0 0 0 0 0 0 0 0 11 17 0.00 1.000																	
Trevor Hoffman, R ERA: 4.63	(9, 1) 1.0 S 3 0 0 0 0 1 0 0 0 0 0 8 10 0.00 0.000																	

Batter	1	2	3	4	5	6	7	8	9	AB	R	H	RBI	BB	SO	LOB	TOP							
15 Rafael Furcal, S OBP: 0.306, SLG: 0.276	P6		F7					G6-3		5	0	2	0	0	0	1								
9 Juan Pierre, L OBP: 0.305, SLG: 0.316	G3		K	FC6-4					F7	5	0	1	0	0	1	2								
5 Nomar Garciaparra, R OBP: 0.321, SLG: 0.366	G5-3		F9	K					G6-3	5	0	0	0	0	1	4								
12 Jeff Kent, R OBP: 0.380, SLG: 0.460		HR		G4-3	K				F8	5	2	2	1	0	1	0								
Luis Gonzalez, L OBP: 0.380, SLG: 0.433	F8			G4-3						3	0	0	0	1	0	1								
55 Russell Martin, R OBP: 0.395, SLG: 0.472	16 1B 28 SF9			28 1B	P2					4	2	2	1	0	0	1								
16 Andre Ethier, L OBP: 0.330, SLG: 0.444				28 1B 31 1B IBB	K					3	1	1	0	1	2	1								
28 Andy LaRoche, R OBP: 0.375, SLG: 0.500										2	1	1	2	0	0	0								
Rudy Seanez, R (8, 1)	SF9			31 1B 31 S						0	0	0	0	0	0	0								
31 Brad Penny, R OBP: 0.250, SLG: 0.250										3	0	1	2	0	0	1								
Wilson Betemit, S OBP: 0.312, SLG: 0.288	F8			9 FC6-4 15 1B						1	0	0	0	0	1	1								
Inning Stats	R: 0 E: 0 K: 0 S: 9	H: 0 LOB: 0 BB: 0 P: 13	R: 2 E: 0 K: 0 S: 16	H: 3 LOB: 1 BB: 0 P: 20	R: 0 E: 0 K: 1 S: 5	H: 0 LOB: 0 BB: 0 P: 9	R: 4 E: 0 K: 1 S: 14	H: 5 LOB: 2 BB: 1 P: 23	R: 0 E: 0 K: 2 S: 11	H: 0 LOB: 1 BB: 1 P: 19	R: 0 E: 0 K: 0 S: 14	H: 2 LOB: 0 BB: 0 P: 16	R: 0 E: 0 K: 2 S: 9	H: 0 LOB: 0 BB: 0 P: 12	R: 0 E: 0 K: 0 S: 9	H: 0 LOB: 1 BB: 0 P: 13	R: 0 E: 0 K: 0 S: 6	H: 0 LOB: 0 BB: 0 P: 13	1B: 7 2B: 1 3B: 1 HR: 1	SF: 1 SAC: 0 DP: 0 HBP: 1	WP: 0 PB: 0 SB: 1 CS: 0	PA: 40		
PITCHER	IP	WLS	BF	H	R	ER	SO	BB	IBB	HBP	BLK	WP	HR	S	P	ERA	WHIP							
47 Ricky Nolasco, R ERA: 7.3	6.0	L	30	10	6	6	4	1	1	0	0	0	1	69	100	9.00	1.833							
Jorge Julio, R ERA: 14.09	2.0		7	0	0	0	2	0	0	1	0	0	0	18	25	0.00	0.000							
48 Lee Gardner, R ERA: 2.89	1.0		3	0	0	0	0	0	0	0	0	0	0	6	13	0.00	0.000							

Los Angeles Dodgers @ Florida Marlins
Dolphin Stadium, Miami, FL
Mon May 07 2007, 7:05 PM EDT
Att: 12,252 - Partly Cloudy - 75 F


AB 36
R 6
H 10
RBI 6
BB 2
SO 6
LOB 12



Batter	1	2	3	4	5	6	7	8	9	AB	R	H	RBI	BB	SO	LOB	BOTTOM							
2 Hanley Ramirez, R OBP: 0.421, SLG: 0.534	K			K				F8		4	0	1	0	0	2	0								
6 Dan Uggla, R OBP: 0.324, SLG: 0.456	K			K						4	1	1	1	0	2	1								
Miguel Cabrera, R OBP: 0.435, SLG: 0.604	G5-3									4	0	1	0	0	0	1								
17 Mike Jacobs, L OBP: 0.359, SLG: 0.467										3	0	0	0	0	3	1								
8 Aaron Boone, R OBP: 0.362, SLG: 0.451		K		K					G4-3	1	0	0	0	0	0	0								
14 Josh Willingham, R OBP: 0.369, SLG: 0.509		K								4	0	1	0	0	1	0								
Joe Borcherd, S OBP: 0.303, SLG: 0.361										4	0	1	0	0	2	1								
Miguel Olivo, R OBP: 0.272, SLG: 0.355				K						3	0	1	0	0	2	1								
1 Eric Reed, L OBP: 0.143, SLG: 0.077										3	0	0	0	0	2	3								
47 Ricky Nolasco, R ERA: 1.39										1	0	0	0	0	1	0								
Jason Wood, R OBP: 0.261, SLG: 0.476										1	0	0	0	0	0	0								
Jorge Julio, R (7, 1)										0	0	0	0	0	0	0								
4 Alfredo Amezaga, S OBP: 0.276, SLG: 0.366										1	0	0	0	0	0	0								
48 Lee Gardner, R (9, 1)										0	0	0	0	0	0	0								
Inning Stats	R: 0 E: 0 K: 2 S: 10	H: 0 LOB: 0 BB: 0 P: 15	R: 0 E: 0 K: 3 S: 9	H: 0 LOB: 0 BB: 0 P: 14	R: 0 E: 0 K: 2 S: 8	H: 0 LOB: 0 BB: 0 P: 11	R: 0 E: 0 K: 3 S: 17	H: 1 LOB: 1 BB: 0 P: 24	R: 0 E: 0 K: 2 S: 10	H: 1 LOB: 1 BB: 0 P: 15	R: 0 E: 0 K: 0 S: 9	H: 1 LOB: 0 BB: 0 P: 12	R: 0 E: 0 K: 2 S: 13	H: 2 LOB: 2 BB: 0 P: 19	R: 1 E: 0 K: 0 S: 7	H: 1 LOB: 0 BB: 0 P: 12	R: 0 E: 0 K: 1 S: 8	H: 0 LOB: 0 BB: 0 P: 12	1B: 4 2B: 1 3B: 0 HR: 1	SF: 0 SAC: 0 DP: 0 HBP: 0	WP: 0 PB: 0 SB: 0 CS: 0	PA: 33		
PITCHER	IP	WLS	BF	H	R	ER	SO	BB	IBB	HBP	BLK	WP	HR	S	P	ERA	WHIP							
31 Brad Penny, R ERA: 3.5	7.0	W	26	5	0	0	14	0	0	0	0	0	1	76	110	0.00	0.714							
Rudy Seanez, R ERA: 3.5	2.0		7	1	1	1	1	0	0	0	0	0	1	15	24	4.50	0.500							


Los Angeles Dodgers @ Florida Marlins
Dolphin Stadium, Miami, FL
Mon May 07 2007, 7:05 PM EDT
Att: 12,252 - Partly Cloudy - 75 F

AB 33
R 1
H 6
RBI 1
BB 0
SO 15
LOB 8




Batter	1	2	3	4	5	6	7	8	9	AB	R	H	RBI	BB	SO	LOB	TOP										
15 Rafael Furcal, S OBP: 0.301, SLG: 0.265	G5-3		G6-3	G6-3		G6-3		K		4	1	0	0	1	1	2	Los Angeles Dodgers @ Florida Marlins Dolphin Stadium, Miami, FL Tue May 08 2007, 7:05 PM EDT Att: 11,124 - Partly Cloudy - 82 F										
9 Juan Pierre, L OBP: 0.304, SLG: 0.312	L6		G3-1	K		G4-3		P6		5	1	1	0	0	1	2											
5 Nomar Garciaparra, R OBP: 0.317, SLG: 0.354			L8			G6-3		K		4	0	0	0	1	1	2											
12 Jeff Kent, R OBP: 0.381, SLG: 0.458 51 Jonathan Broxton, R	F7		G3-1			G6-3		F9		5	1	2	1	0	0	1											
Luis Gonzalez, L OBP: 0.368, SLG: 0.417			G6-3	G3-1		L7		F9		4	0	0	1	0	0	2											
55 Russell Martin, R OBP: 0.398, SLG: 0.491			G4-3	L8				F7		4	1	2	1	0	0	1											
16 Andre Ethier, L OBP: 0.348, SLG: 0.468			G4-3			FC1-5		E3		4	1	3	1	0	0	1											
28 Andy LaRoche, R OBP: 0.500, SLG: 0.500						G6-3		G5-3		2	0	1	0	2	0	1											
Mark Hendrickson, L 41 Chin-hui Tsao, R 58 Chad Billingsley, R Orlando Saenz, R Joe Beimel, L Wilson Valdez, R	G2-3			FC1-5		FC1-5		K		3	0	0	0	0	1	6											
Inning Stats	R: 0 E: 0 K: 0 S: 14	H: 0 LOB: 1 BB: 1 P: 22	R: 0 E: 0 K: 0 S: 11	H: 1 LOB: 2 BB: 1 P: 23	R: 2 E: 0 K: 0 S: 6	H: 2 LOB: 1 BB: 1 P: 13	R: 0 E: 0 K: 1 S: 12	H: 2 LOB: 2 BB: 0 P: 14	R: 2 E: 0 K: 1 S: 11	H: 3 LOB: 2 BB: 1 P: 21	R: 0 E: 0 K: 1 S: 12	H: 0 LOB: 0 BB: 0 P: 16	R: 0 E: 0 K: 0 S: 4	H: 0 LOB: 0 BB: 0 P: 7	R: 1 E: 1 K: 2 S: 10	H: 1 LOB: 0 BB: 0 P: 16		R: 0 E: 0 K: 0 S: 7	H: 0 LOB: 0 BB: 0 P: 10	1B: 6 2B: 3 3B: 0 HR: 0	SF: 0 SAC: 0 DP: 0 HBP: 0	WP: 1 PB: 1 SB: 0 CS: 0	PA: 40				
PITCHER	IP	WLS	BF	H	R	ER	SO	BB	IBB	HBP	BLK	WP	HR	S	P	ERA	WHIP										
Wes Obermueller, R ERA: 3.66	5.0		27	8	4	3	2	2	2	0	0	0	0	54	93	5.40	2.000										
22 Matt Lindstrom, R ERA: 2.51	1.0	H	3	0	0	0	1	0	0	0	0	0	0	12	16	0.00	0.000										
Kevin Gregg, R ERA: 2.7	1.0	H	3	0	0	0	0	0	0	0	0	0	0	4	7	0.00	0.000										
37 Renyel Pinto, L ERA: 2.55	1.0	B	4	1	1	0	2	0	0	0	0	1	0	10	16	0.00	1.000										
77 Henry Owens, R ERA: 1.99	1.0	W	3	0	0	0	0	0	0	0	0	0	0	7	10	0.00	0.000										

AB	36
R	5
H	9
RBI	4
BB	4
SO	5
LOB	18



Batter	1	2	3	4	5	6	7	8	9	AB	R	H	RBI	BB	SO	LOB	BOTTOM										
2 Hanley Ramirez, R OBP: 0.413, SLG: 0.537	P4		G6-3			E4		L8		5	1	1	0	0	1	3	Los Angeles Dodgers @ Florida Marlins Dolphin Stadium, Miami, FL Tue May 08 2007, 7:05 PM EDT Att: 11,124 - Partly Cloudy - 82 F										
6 Dan Uggla, R OBP: 0.320, SLG: 0.442	K		G5-3			E6		G6-3		4	1	0	0	1	1	2											
Miguel Cabrera, R OBP: 0.434, SLG: 0.622	L4					L8		K		5	1	2	3	0	1	0											
14 Josh Willingham, R OBP: 0.366, SLG: 0.496			G6-3			G5-3		K		3	0	0	0	1	1	0											
8 Aaron Boone, R OBP: 0.371, SLG: 0.463			F9			FC5		K		3	1	1	0	1	1	0											
Miguel Olivo, R OBP: 0.280, SLG: 0.381						F8		F7		3	1	1	1	1	0	2											
Joe Borchart, S OBP: 0.310, SLG: 0.369			F7			FC5		G4-3		3	0	1	1	1	0	0											
4 Alfredo Amezaga, S OBP: 0.286, SLG: 0.372			G6-3			FC5		B1-3		4	0	2	0	0	0	3											
Wes Obermueller, R ERA: 1.95 22 Matt Lindstrom, R Dontrelle Willis, L Kevin Gregg, R 37 Renyel Pinto, L 77 Henry Owens, R 1 Eric Reed			SH2-4			K		FC1-6		1	0	0	0	0	1	0											
Inning Stats	R: 0 E: 0 K: 1 S: 8	H: 0 LOB: 0 BB: 0 P: 11	R: 1 E: 0 K: 0 S: 9	H: 1 LOB: 0 BB: 0 P: 15	R: 0 E: 0 K: 0 S: 8	H: 1 LOB: 1 BB: 0 P: 14	R: 0 E: 0 K: 0 S: 21	H: 0 LOB: 3 BB: 3 P: 36	R: 4 E: 2 K: 1 S: 15	H: 4 LOB: 2 BB: 1 P: 28	R: 0 E: 0 K: 0 S: 11	H: 1 LOB: 1 BB: 0 P: 17	R: 0 E: 0 K: 3 S: 9	H: 0 LOB: 0 BB: 0 P: 10	R: 0 E: 0 K: 0 S: 6	H: 0 LOB: 0 BB: 0 P: 9		R: 1 E: 0 K: 1 S: 11	H: 2 LOB: 2 BB: 1 P: 16	1B: 4 2B: 2 3B: 1 HR: 2	SF: 0 SAC: 1 DP: 0 HBP: 0	WP: 0 PB: 1 SB: 0 CS: 0	PA: 39				
PITCHER	IP	WLS	BF	H	R	ER	SO	BB	IBB	HBP	BLK	WP	HR	S	P	ERA	WHIP										
Mark Hendrickson, L ERA: 3.55	4.2		24	5	5	3	2	3	1	0	0	0	0	60	103	5.79	1.714										
41 Chin-hui Tsao, R	1.1		5	2	0	0	0	0	0	0	0	0	0	12	18	0.00	1.500										
58 Chad Billingsley, R ERA: 4.5	1.0		3	0	0	0	3	0	0	0	0	0	0	9	10	0.00	0.000										
Joe Beimel, L ERA: 3.31	1.0		3	0	0	0	0	0	0	0	0	0	0	6	9	0.00	0.000										
51 Jonathan Broxton, R ERA: 1.99	0.1	L	4	2	1	1	1	1	0	0	0	0	0	11	16	27.00	9.000										

AB	33
R	6
H	9
RBI	5
BB	5
SO	6
LOB	11



Batter	1	2	3	4	5	6	7	8	9	AB	R	H	RBI	BB	SO	LOB	TOP				
15 Rafael Furcal, S OBP: 0.305, SLG: 0.274	F9	FC3-6				G5-3				4	0	1	1	1	0	2	Los Angeles Dodgers @ Florida Marlins Dolphin Stadium, Miami, FL Wed May 09 2007, 7:05 PM EDT Att: 12,213 - Clear - 80 F				
9 Juan Pierre, L OBP: 0.294, SLG: 0.301	F7	F8		F8		F8		F7		5	0	0	0	0	0	6					
55 Russell Martin, R OBP: 0.398, SLG: 0.487	BB 28 BB 1B		G5-3		P2		K		2B 1B	5	2	2	0	0	1	0					
12 Jeff Kent, R OBP: 0.377, SLG: 0.446										3	0	0	0	1	0	0					
51 Jonathan Broxton, R Wilson Betemit, S OBP: 0.321, SLG: 0.317 44 Takashi Saito, L	BB		P4		G5-3		G5-3		1B 2B	0	0	0	0	0	0	0					
Olmedo Saenz, R OBP: 0.387, SLG: 0.560			F8				F8		L3	3	1	1	1	1	0	0					
18 Ramon Martinez, R OBP: 0.226, SLG: 0.224	BB				HR					1	0	0	0	0	0	2					
28 Andy LaRoche, R OBP: 0.588, SLG: 0.500										2	0	1	1	3	0	2					
Wilson Valdez, R OBP: 0.288, SLG: 0.340	P3		FC3-6	1B	FC5-4			SH1-4	1B	5	1	2	1	0	0	5					
Brady Clark, R OBP: 0.357, SLG: 0.378			F9							3	1	2	0	0	0	0					
Brett Tomko, R										0	0	0	1	1	0	0					
16 Andre Ethier, L OBP: 0.340, SLG: 0.458			SH1		SH2-4			G3	F8	2	0	0	0	0	0	5					
Inning Stats	R: 1 E: 0 K: 0 S: 15	H: 1 LOB: 3 BB: 3 P: 32	R: 0 E: 0 K: 0 S: 10	H: 0 LOB: 1 BB: 1 P: 17	R: 0 E: 0 K: 0 S: 8	H: 0 LOB: 0 BB: 0 P: 12	R: 2 E: 0 K: 0 S: 10	H: 3 LOB: 1 BB: 0 P: 14	R: 1 E: 0 K: 0 S: 11	H: 1 LOB: 1 BB: 1 P: 17	R: 0 E: 0 K: 1 S: 7	H: 0 LOB: 0 BB: 0 P: 11	R: 0 E: 0 K: 0 S: 7	H: 1 LOB: 3 BB: 2 P: 18	R: 1 E: 0 K: 0 S: 9	H: 3 LOB: 3 BB: 0 P: 15	1B: 7 2B: 2 3B: 0 HR: 1	SF: 0 SAC: 3 DP: 0 HBP: 1	WP: 0 PB: 0 SB: 0 CS: 0	PA: 45	
PITCHER	IP WLS BF H R ER SO BB IBB HBP BLK WP HR S P ERA WHIP	IP WLS BF H R ER SO BB IBB HBP BLK WP HR S P ERA WHIP	IP WLS BF H R ER SO BB IBB HBP BLK WP HR S P ERA WHIP	IP WLS BF H R ER SO BB IBB HBP BLK WP HR S P ERA WHIP	IP WLS BF H R ER SO BB IBB HBP BLK WP HR S P ERA WHIP	IP WLS BF H R ER SO BB IBB HBP BLK WP HR S P ERA WHIP	IP WLS BF H R ER SO BB IBB HBP BLK WP HR S P ERA WHIP	IP WLS BF H R ER SO BB IBB HBP BLK WP HR S P ERA WHIP	IP WLS BF H R ER SO BB IBB HBP BLK WP HR S P ERA WHIP	IP WLS BF H R ER SO BB IBB HBP BLK WP HR S P ERA WHIP	IP WLS BF H R ER SO BB IBB HBP BLK WP HR S P ERA WHIP	IP WLS BF H R ER SO BB IBB HBP BLK WP HR S P ERA WHIP	IP WLS BF H R ER SO BB IBB HBP BLK WP HR S P ERA WHIP	IP WLS BF H R ER SO BB IBB HBP BLK WP HR S P ERA WHIP	IP WLS BF H R ER SO BB IBB HBP BLK WP HR S P ERA WHIP	IP WLS BF H R ER SO BB IBB HBP BLK WP HR S P ERA WHIP	IP WLS BF H R ER SO BB IBB HBP BLK WP HR S P ERA WHIP	IP WLS BF H R ER SO BB IBB HBP BLK WP HR S P ERA WHIP	IP WLS BF H R ER SO BB IBB HBP BLK WP HR S P ERA WHIP	IP WLS BF H R ER SO BB IBB HBP BLK WP HR S P ERA WHIP	IP WLS BF H R ER SO BB IBB HBP BLK WP HR S P ERA WHIP
Dontrelle Willis, L ERA: 5.4	7.0	L	32	6	4	4	1	5	0	0	0	0	0	0	0	0	5.14	1.571			
Randy Messenger, R ERA: 3.68	0.1		3	1	0	0	0	1	0	0	0	0	0	0	0	0	0.00	6.000			
57 Taylor Tankersley, L ERA: 3.0	0.2		3	0	0	0	0	0	1	0	0	0	0	2	7	0.00	0.000				
Kevin Gregg, R ERA: 3.0	1.0		7	3	1	1	0	0	0	0	1	0	0	9	15	9.00	3.000				

Batter	1	2	3	4	5	6	7	8	9	AB	R	H	RBI	BB	SO	LOB	BOTTOM				
2 Hanley Ramirez, R OBP: 0.415, SLG: 0.536	K		FC6-4							4	1	2	0	0	1	1	Los Angeles Dodgers @ Florida Marlins Dolphin Stadium, Miami, FL Wed May 09 2007, 7:05 PM EDT Att: 12,213 - Clear - 80 F				
6 Dan Uggla, R OBP: 0.325, SLG: 0.439	F9									3	0	1	1	1	0	1					
Miguel Cabrera, R OBP: 0.429, SLG: 0.609	K									4	0	1	0	0	1	1					
14 Josh Willingham, R OBP: 0.355, SLG: 0.479										4	0	0	0	0	2	3					
8 Aaron Boone, R OBP: 0.348, SLG: 0.431										4	0	0	0	0	1	3					
Joe Borchard, S OBP: 0.300, SLG: 0.357										4	0	0	0	0	2	0					
Miguel Olivo, R OBP: 0.279, SLG: 0.376										4	0	1	0	0	1	0					
4 Alfredo Amezaga, S OBP: 0.284, SLG: 0.367										4	1	1	0	0	0	1					
Dontrelle Willis, L OBP: 0.333, SLG: 0.333 17 Mike Cuddyer, R OBP: 0.305, SLG: 0.399 Randy Messenger, R ERA: 3.33 57 Taylor Tankersley, L Kevin Gregg, R Jason Wood, R OBP: 0.250, SLG: 0.450										1	0	0	0	1	0	0					
										1	1	1	2	0	0	0					
										0	0	0	0	0	0	0					
										0	0	0	0	0	0	0					
										1	0	0	0	0	1	1					
Inning Stats	R: 0 E: 0 K: 2 S: 9	H: 0 LOB: 0 BB: 0 P: 15	R: 0 E: 0 K: 0 S: 6	H: 0 LOB: 0 BB: 0 P: 9	R: 0 E: 0 K: 0 S: 6	H: 0 LOB: 1 BB: 1 P: 14	R: 0 E: 0 K: 0 S: 7	H: 0 LOB: 1 BB: 1 P: 12	R: 0 E: 0 K: 2 S: 16	H: 3 LOB: 2 BB: 0 P: 22	R: 2 E: 0 K: 0 S: 12	H: 3 LOB: 1 BB: 0 P: 21	R: 0 E: 0 K: 1 S: 9	H: 0 LOB: 0 BB: 0 P: 16	R: 0 E: 0 K: 2 S: 11	H: 1 LOB: 1 BB: 0 P: 17	1B: 6 2B: 0 3B: 0 HR: 1	SF: 0 SAC: 0 DP: 0 HBP: 0	WP: 0 PB: 0 SB: 2 CS: 0	PA: 36	
PITCHER	IP WLS BF H R ER SO BB IBB HBP BLK WP HR S P ERA WHIP	IP WLS BF H R ER SO BB IBB HBP BLK WP HR S P ERA WHIP	IP WLS BF H R ER SO BB IBB HBP BLK WP HR S P ERA WHIP	IP WLS BF H R ER SO BB IBB HBP BLK WP HR S P ERA WHIP	IP WLS BF H R ER SO BB IBB HBP BLK WP HR S P ERA WHIP	IP WLS BF H R ER SO BB IBB HBP BLK WP HR S P ERA WHIP	IP WLS BF H R ER SO BB IBB HBP BLK WP HR S P ERA WHIP	IP WLS BF H R ER SO BB IBB HBP BLK WP HR S P ERA WHIP	IP WLS BF H R ER SO BB IBB HBP BLK WP HR S P ERA WHIP	IP WLS BF H R ER SO BB IBB HBP BLK WP HR S P ERA WHIP	IP WLS BF H R ER SO BB IBB HBP BLK WP HR S P ERA WHIP	IP WLS BF H R ER SO BB IBB HBP BLK WP HR S P ERA WHIP	IP WLS BF H R ER SO BB IBB HBP BLK WP HR S P ERA WHIP	IP WLS BF H R ER SO BB IBB HBP BLK WP HR S P ERA WHIP	IP WLS BF H R ER SO BB IBB HBP BLK WP HR S P ERA WHIP	IP WLS BF H R ER SO BB IBB HBP BLK WP HR S P ERA WHIP	IP WLS BF H R ER SO BB IBB HBP BLK WP HR S P ERA WHIP	IP WLS BF H R ER SO BB IBB HBP BLK WP HR S P ERA WHIP	IP WLS BF H R ER SO BB IBB HBP BLK WP HR S P ERA WHIP	IP WLS BF H R ER SO BB IBB HBP BLK WP HR S P ERA WHIP	IP WLS BF H R ER SO BB IBB HBP BLK WP HR S P ERA WHIP
Brett Tomko, R ERA: 4.33	6.2	W	27	5	3	3	6	2	0	0	0	0	0	0	0	0	4.05	1.050			
51 Jonathan Broxton, R ERA: 1.47	1.1	H	5	1	0	0	1	0	0	0	0	0	0	0	0	0	0.00	0.750			
44 Takashi Saito, R ERA: 1.68	1.0	S	4	1	0	0	2	0	0	0	0	0	0	0	0	0	0.00	1.000			

Batter	1	2	3	4	5	6	7	8	9	AB	R	H	RBI	BB	SO	LOB	TOP										
2 Hanley Ramirez, R OBP: 0.420, SLG: 0.534	G4-3			G6-3		G6-3				4	0	1	0	0	0	1	Florida Marlins @ Washington Nationals Robert F. Kennedy Memorial Stadium, Washington, DC Fri May 11 2007, 7:05 PM EDT Att: 23,006 - Clear - 82 F										
6 Dan Uggla, R OBP: 0.315, SLG: 0.421	K			F9		K		K		4	0	0	0	0	3	2											
Miguel Cabrera, R OBP: 0.411, SLG: 0.577	G6-3			G1-3		F7		L7		4	0	0	0	0	0	2											
14 Josh Willingham, R OBP: 0.356, SLG: 0.492		G6-3								3	0	1	0	1	1	0											
8 Aaron Boone, R OBP: 0.356, SLG: 0.438		K2-3								3	0	1	0	1	2	1											
Miguel Olivo, R OBP: 0.288, SLG: 0.361		K								4	0	0	0	0	1	4											
61 Reggie Abercrombie, R OBP: 0.250, SLG: 0.250				K						4	0	1	0	0	1	3											
4 Alfredo Amezaga, S OBP: 0.277, SLG: 0.347				F7						3	0	0	0	0	0	4											
Jorge Julio, R										0	0	0	0	0	0	0											
Scott Olsen, L OBP: 0.467, SLG: 0.500				K						2	0	0	0	0	1	0											
48 Lee Gardner, R										0	0	0	0	0	0	0											
Joe Borchard, S OBP: 0.291, SLG: 0.345						E3				1	0	0	0	0	0	0											
Inning Stats	R: 0 E: 0 K: 1 S: 8	H: 0 LOB: 0 BB: 0 P: 15	R: 0 E: 0 K: 2 S: 8	H: 0 LOB: 0 BB: 0 P: 11	R: 0 E: 0 K: 2 S: 8	H: 0 LOB: 0 BB: 0 P: 11	R: 0 E: 0 K: 0 S: 6	H: 0 LOB: 0 BB: 2 P: 14	R: 0 E: 0 K: 1 S: 12	H: 2 LOB: 1 BB: 0 P: 19	R: 0 E: 0 K: 1 S: 13	H: 1 LOB: 1 BB: 0 P: 20	R: 0 E: 0 K: 1 S: 9	H: 1 LOB: 1 BB: 0 P: 16	R: 0 E: 0 K: 1 S: 9	H: 1 LOB: 1 BB: 0 P: 11	1B: 4 2B: 0 3B: 0 HR: 0	SF: 0 SAC: 0 DP: 0 HBP: 0	WP: 0 PB: 0 CS: 0	PA: 34							
PITCHER	IP	WLS	BF	H	R	ER	SO	BB	IBB	HBP	BLK	WP	HR	S	P	ERA	WHIP										
41 Shawn Hill, R ERA: 2.7	5.0	W	17	0	0	0	5	2	0	0	0	0	0	36	65	0.00	0.400										
Winston Abreu, R ERA: 5.4	1.0	H	4	0	0	0	1	0	0	0	0	0	0	12	19	0.00	0.000										
52 Saul Rivera, R ERA: 2.3	1.0		5	2	0	0	1	0	0	0	0	0	0	13	20	0.00	2.000										
43 Jesus Colome, R ERA: 2.86	1.0		4	1	0	0	1	0	0	0	0	0	0	9	16	0.00	1.000										
Jon Rauch, R ERA: 4.42	1.0		4	1	0	0	1	0	0	0	0	0	0	9	11	0.00	1.000										

Batter	1	2	3	4	5	6	7	8	9	AB	R	H	RBI	BB	SO	LOB	BOTTOM										
Felipe Lopez, S OBP: 0.306, SLG: 0.354	F9			G1-3						5	1	1	0	0	2	2	Florida Marlins @ Washington Nationals Robert F. Kennedy Memorial Stadium, Washington, DC Fri May 11 2007, 7:05 PM EDT Att: 23,006 - Clear - 82 F										
15 Cristian Guzman, S OBP: 0.300, SLG: 0.263	G4-3			G6-3						5	3	3	0	0	0	1											
11 Ryan Zimmerman, R OBP: 0.312, SLG: 0.347	E5			G6-3						3	0	1	1	0	0	1											
Ryan Church, L OBP: 0.390, SLG: 0.462	G4-3									4	1	2	2	0	0	1											
Ryan Langerhans, L OBP: 0.197, SLG: 0.123	G4-3									0	0	0	0	0	0	0											
25 Austin Kearns, R OBP: 0.331, SLG: 0.425	G4-3									3	0	1	2	0	0	1											
10 Ronnie Belliard, R OBP: 0.321, SLG: 0.341										4	1	2	0	0	0	3											
43 Jesus Colome, R										0	0	0	0	0	0	0											
Jon Rauch, R										0	0	0	0	0	0	0											
Brian Schneider, L OBP: 0.336, SLG: 0.333										4	0	3	1	0	0	2											
Nook Logan, S OBP: 0.273, SLG: 0.273										4	0	2	0	0	0	3											
41 Shawn Hill, R OBP: 0.313, SLG: 0.154										1	0	0	0	1	1	1											
Winston Abreu, R										0	0	0	0	0	0	0											
Tony Batista, R										1	0	0	0	0	0	2											
52 Saul Rivera, S										0	0	0	0	0	0	0											
13 Robert Fick, L OBP: 0.333, SLG: 0.265										1	0	0	0	0	0	1											
Inning Stats	R: 1 E: 1 K: 0 S: 6	H: 2 LOB: 1 BB: 0 P: 11	R: 0 E: 0 K: 1 S: 10	H: 2 LOB: 1 BB: 0 P: 15	R: 0 E: 0 K: 0 S: 8	H: 0 LOB: 0 BB: 0 P: 14	R: 0 E: 1 K: 0 S: 6	H: 0 LOB: 0 BB: 0 P: 10	R: 0 E: 0 K: 1 S: 10	H: 1 LOB: 1 BB: 1 P: 18	R: 3 E: 1 K: 0 S: 14	H: 5 LOB: 2 BB: 0 P: 16	R: 2 E: 0 K: 0 S: 14	H: 4 LOB: 2 BB: 0 P: 24	R: 0 E: 0 K: 2 S: 11	H: 1 LOB: 1 BB: 0 P: 17	1B: 12 2B: 4 3B: 0 HR: 0	SF: 2 SAC: 0 DP: 3 HBP: 0	WP: 0 PB: 1 SB: 0 CS: 0	PA: 38							
PITCHER	IP	WLS	BF	H	R	ER	SO	BB	IBB	HBP	BLK	WP	HR	S	P	ERA	WHIP										
Scott Olsen, L ERA: 4.87	5.2	L	26	10	4	3	2	1	0	0	0	0	0	53	83	4.76	1.941										
48 Lee Gardner, R ERA: 3.72	0.2		5	3	2	2	0	0	0	0	0	0	0	11	18	27.00	4.500										
Jorge Julio, R ERA: 11.57	1.2		7	2	0	0	2	0	0	0	0	0	0	15	24	0.00	1.200										



Batter	1	2	3	4	5	6	7	8	9	AB	R	H	RBI	BB	SO	LOB	TOP							
2 Hanley Ramirez, R OBP: 0.419, SLG: 0.544										5	1	2	0	0	1	1								
6 Dan Uggla, R OBP: 0.323, SLG: 0.448										5	1	3	1	0	1	2								
Miguel Cabrera, R OBP: 0.411, SLG: 0.563										3	0	0	0	2	2	2								
14 Josh Willingham, R OBP: 0.371, SLG: 0.515										4	1	3	0	1	0	2								
8 Aaron Boone, R OBP: 0.359, SLG: 0.426										4	0	1	1	1	0	2								
John Gall, R Joe Borchard, S OBP: 0.287, SLG: 0.339										2	0	0	0	0	1	3								
Miguel Olivo, R OBP: 0.282, SLG: 0.373										4	0	3	1	0	1	3								
61 Reggie Abercrombie, R OBP: 0.125, SLG: 0.125										4	0	0	0	0	0	5								
47 Ricky Nolasco, R 22 Matt Lindstrom, R Jason Wood, R 37 Rencyel Pinto, L 4 Alfredo Amezaga, S Kevin Gregg, R 57 Taylor Tankersley, L Jorge Julio, R										2	0	0	0	0	0	1	0							
Inning Stats	R: 0 E: 0 K: 1 S: 12	H: 1 LOB: 1 BB: 1 P: 20	R: 0 E: 0 K: 0 S: 6	H: 1 LOB: 1 BB: 0 P: 8	R: 0 E: 0 K: 2 S: 10	H: 1 LOB: 1 BB: 0 P: 17	R: 1 E: 0 K: 0 S: 9	H: 2 LOB: 1 BB: 0 P: 11	R: 2 E: 0 K: 2 S: 20	H: 4 LOB: 3 BB: 1 P: 35	R: 0 E: 0 K: 1 S: 10	H: 1 LOB: 1 BB: 0 P: 17	R: 0 E: 0 K: 1 S: 12	H: 2 LOB: 3 BB: 1 P: 23	R: 0 E: 0 K: 1 S: 10	H: 1 LOB: 1 BB: 1 P: 15	R: 0 E: 0 K: 0 S: 5	H: 0 LOB: 0 BB: 1 P: 9	1B: 5 2B: 8 3B: 0 HR: 0	SF: 0 SAC: 0 DP: 1 HBP: 1	WP: 0 PB: 0 CS: 1	PA: 42		
PITCHER	IP WLS BF H R ER SO BB IBB HBP BLK WP HR S P ERA WHIP	4.1 18 5 1 1 3 1 0 1 0 0 0 0 40 62 2.08 1.385	1.2 11 5 2 2 3 0 1 0 0 0 0 0 27 46 10.80 3.000	1.0 6 2 0 0 1 1 0 0 0 0 0 0 12 23 0.00 3.000	1.0 4 1 0 0 1 0 0 0 0 0 0 0 10 15 0.00 1.000	1.0 W 3 0 0 0 0 1 0 0 0 0 0 0 5 9 0.00 1.000																		

Florida Marlins @ Washington Nationals
Robert F. Kennedy Memorial Stadium, Washington, DC
Sat May 12 2007, 7:05 PM EDT
Att: 19,278 - Partly Cloudy - 79 F

AB	37
R	3
H	13
RBI	3
BB	4
SO	8
LOB	23

WP	0	PA	42
PB	0		
CS	1		

Batter	1	2	3	4	5	6	7	8	9	AB	R	H	RBI	BB	SO	LOB	BOTTOM						
Felipe Lopez, S OBP: 0.305, SLG: 0.351										4	1	1	1	0	0	2							
15 Cristian Guzman, S OBP: 0.320, SLG: 0.261										4	0	1	0	1	1	3							
11 Ryan Zimmerman, R OBP: 0.309, SLG: 0.365										4	1	1	5	0	0	1							
Ryan Church, L OBP: 0.386, SLG: 0.451										3	0	0	0	1	1	0							
25 Austin Kearns, R OBP: 0.336, SLG: 0.445										3	1	1	1	1	0	3							
Brian Schneider, L Nook Logan, S OBP: 0.341, SLG: 0.333										3	0	1	0	1	0	1							
13 Robert Fick, L 10 Ronnie Belliard, R OBP: 0.318, SLG: 0.339										3	0	0	0	0	0	2							
Ryan Langerhans, L 21 Dmitri Young, S 57 Jason Bergmann, R OBP: 0.143, SLG: 0.143										3	1	2	0	0	1	0							
47 Matt Chico, L Leivie Speigner, R Winston Abreu, R Tony Batista, R 52 Saul Rivera, S Jon Rauch, R 3 Jesus Flores, R OBP: 0.160, SLG: 0.400										1	0	1	0	0	0	0							
Inning Stats	R: 0 E: 0 K: 0 S: 7	H: 0 LOB: 0 BB: 0 P: 12	R: 0 E: 0 K: 0 S: 7	H: 0 LOB: 1 BB: 1 P: 16	R: 1 E: 0 K: 0 S: 10	H: 1 LOB: 3 BB: 2 P: 23	R: 0 E: 0 K: 0 S: 8	H: 2 LOB: 2 BB: 0 P: 14	R: 0 E: 0 K: 1 S: 9	H: 1 LOB: 0 BB: 0 P: 10	R: 1 E: 0 K: 1 S: 9	H: 2 LOB: 0 BB: 0 P: 14	R: 0 E: 0 K: 0 S: 5	H: 0 LOB: 0 BB: 0 P: 7	R: 0 E: 0 K: 0 S: 6	H: 0 LOB: 0 BB: 0 P: 10	R: 5 E: 0 K: 1 S: 16	H: 3 LOB: 2 BB: 2 P: 28	1B: 7 2B: 1 3B: 0 HR: 2	SF: 1 SAC: 2 DP: 2 HBP: 0	WP: 0 PB: 0 CS: 0	PA: 39	
PITCHER	IP WLS BF H R ER SO BB IBB HBP BLK WP HR S P ERA WHIP	4.0 19 3 1 0 1 0 0 0 0 0 0 0 32 65 2.25 1.500	1.0 3 1 0 0 1 0 0 0 0 0 0 0 6 10 0.00 1.000	2.0 H 7 2 1 1 1 0 0 0 0 0 0 0 14 21 4.50 1.000	1.0 H 3 0 0 0 0 0 0 0 0 0 0 0 6 10 0.00 0.000	0.2 L 6 2 4 4 1 2 0 0 0 0 0 0 15 26 54.00 6.000																	

Florida Marlins @ Washington Nationals
Robert F. Kennedy Memorial Stadium, Washington, DC
Sat May 12 2007, 7:05 PM EDT
Att: 19,278 - Partly Cloudy - 79 F

AB	31
R	7
H	9
RBI	7
BB	5
SO	3
LOB	13

WP	0	PA	39
PB	0		
CS	0		

Batter	1	2	3	4	5	6	7	8	9	AB	R	H	RBI	BB	SO	LOB	TOP					
2 Hanley Ramirez, R OBP: 0.413, SLG: 0.529	F8		G3			P3	G6-3		BB	4	0	0	0	1	0	2	Florida Marlins @ Washington Nationals Robert F. Kennedy Memorial Stadium, Washington, DC Sun May 13 2007, 1:35 PM EDT Att. 20,486 - Sunny - 67 F					
6 Dan Uggla, R OBP: 0.226, SLG: 0.460	F8		17 PO 2B				1B 2B		BB	5	1	2	0	0	2	1						
Miguel Cabrera, R OBP: 0.296, SLG: 0.555			K				14 1B 1B		P3	2	1	0	0	2	1	1						
17 Mike Jacobs, L OBP: 0.355, SLG: 0.490 Jason Wood, R OBP: 0.296, SLG: 0.520	K		PO		K		1B 4 SF8 14 1B		L7	2	0	0	0	0	2	1						
14 Josh Willingham, R OBP: 0.387, SLG: 0.526										3	1	3	0	1	0	0						
Joe Borchard, S OBP: 0.286, SLG: 0.336	K				F7		8 1B 1B		K	4	0	1	1	0	2	3						
4 Alfredo Amezaga, S OBP: 0.264, SLG: 0.333		FC3-6 20 1B			F8		SF8		G6-3	3	0	0	1	0	0	3						
20 Matt Treanor, R OBP: 0.208, SLG: 0.227 John Gall, R (9, PH)					F8	F7			P5	3	0	1	0	0	0	2						
Wes Obermueller, R OBP: 0.125, SLG: 0.250 8 Aaron Boone, R OBP: 0.367, SLG: 0.435 Randy Messenger, R (6, PH) 4B Lee Gardner, R (8, 1) Miguel Olivo, R OBP: 0.280, SLG: 0.370		G5-4-3			F9				G4-3	2	0	0	0	0	0	2						
Inning Stats	R: 0 E: 0 K: 1 S: 9	H: 0 LOB: 1 BB: 1 P: 14	R: 0 E: 0 K: 1 S: 14	H: 2 LOB: 2 BB: 0 P: 16	R: 0 E: 0 K: 1 S: 8	H: 1 LOB: 0 BB: 0 P: 12	R: 0 E: 0 K: 1 S: 8	H: 1 LOB: 1 BB: 0 P: 10	R: 0 E: 0 K: 0 S: 7	H: 0 LOB: 0 BB: 0 P: 11	R: 4 E: 0 K: 0 S: 18	H: 5 LOB: 2 BB: 1 P: 28	R: 0 E: 0 K: 1 S: 6	H: 0 LOB: 0 BB: 0 P: 10	R: 0 E: 0 K: 1 S: 8	H: 0 LOB: 0 BB: 1 P: 14		R: 0 E: 0 K: 1 S: 10	H: 0 LOB: 1 BB: 1 P: 17	1B: 7 2B: 2 3B: 0 HR: 0	SF: 1 SAC: 0 DP: 1 HBP: 0	WP: 0 PB: 0 SB: 0 CS: 0
PITCHER	IP WLS BF H R ER SO BB IBB HBP BLK WP HR S P ERA WHIP																					
50 Jason Simontacchi, R ERA: 3.88	5.1 W 25 8 4 3 4 2 0 0 0 0 0 0 58 80 5.06 1.875																					
43 Jesus Colome, R ERA: 2.66	1.2 H 6 1 0 0 1 0 0 0 0 0 0 0 12 21 0.00 0.600																					
52 Saul Rivera, R ERA: 2.04	1.0 H 3 0 0 0 1 1 0 0 0 0 0 0 8 14 0.00 1.000																					
Jon Rauch, R ERA: 3.98	1.0 S 4 0 0 0 1 1 0 0 0 0 0 0 10 17 0.00 1.000																					

Batter	1	2	3	4	5	6	7	8	9	AB	R	H	RBI	BB	SO	LOB	BOTTOM			
Felipe Lopez, S OBP: 0.298, SLG: 0.342	G5-3	FC6-4 15 3B			F8		K			4	1	0	1	0	1	2	Florida Marlins @ Washington Nationals Robert F. Kennedy Memorial Stadium, Washington, DC Sun May 13 2007, 1:35 PM EDT Att. 20,486 - Sunny - 67 F			
15 Cristian Guzman, S OBP: 0.345, SLG: 0.370	F9				11 G3-6 1B		F8			4	0	2	2	0	0	0				
11 Ryan Zimmerman, R OBP: 0.301, SLG: 0.355	G1-6-3	F8			G3-6-1		K			4	0	0	0	0	1	2				
Ryan Church, L OBP: 0.383, SLG: 0.444 Jon Rauch, R (9, 1)		G1-3		P6		13 G1-3 3 G4-3 1B		F8		4	1	1	0	0	0	0				
25 Austin Kearns, R OBP: 0.333, SLG: 0.440		13 1B 3 1B		K		G4-3		K		4	1	1	0	0	2	1				
13 Robert Fick, L OBP: 0.313, SLG: 0.250		BB 50 E 1B		F7		G1-3		K		3	1	1	0	0	0	1				
3 Jesus Flores, R OBP: 0.424, SLG: 0.429		50 E FC6-4 1B			K		1B			3	1	2	2	0	1	0				
Ryan Langerhans, L OBP: 0.222, SLG: 0.145		FC6-4 15 3B BB		F8		3H 1-2 2-3		F9		2	1	0	0	1	0	1				
50 Jason Simontacchi, R (1, 1) 43 Jesus Colome, R (6, 1) 5 Kory Casto, L OBP: 0.158, SLG: 0.167 52 Saul Rivera, S (8, 1) Nook Logan, S OBP: 0.273, SLG: 0.273		E5		F8				K		2	0	0	0	0	0	2				
Inning Stats	R: 0 E: 0 K: 0 S: 8	H: 0 LOB: 0 BB: 0 P: 14	R: 5 E: 1 K: 0 S: 19	H: 4 LOB: 1 BB: 1 P: 33	R: 0 E: 0 K: 1 S: 9	H: 0 LOB: 0 BB: 0 P: 16	R: 0 E: 0 K: 1 S: 8	H: 0 LOB: 0 BB: 0 P: 13	R: 0 E: 0 K: 0 S: 7	H: 1 LOB: 0 BB: 0 P: 12	R: 1 E: 0 K: 0 S: 14	H: 2 LOB: 1 BB: 0 P: 20	R: 0 E: 0 K: 2 S: 8	H: 0 LOB: 0 BB: 0 P: 10	R: 0 E: 0 K: 2 S: 11	H: 0 LOB: 0 BB: 0 P: 16		1B: 6 2B: 0 3B: 1 HR: 0	SF: 0 SAC: 0 DP: 1 HBP: 0	WP: 0 PB: 0 SB: 0 CS: 0
PITCHER	IP WLS BF H R ER SO BB IBB HBP BLK WP HR S P ERA WHIP																			
Wes Obermueller, R ERA: 3.28	5.0 L 21 5 5 1 2 1 0 0 0 0 0 0 22 30 4.50 1.200																			
Randy Messenger, R ERA: 3.79	2.0 8 2 1 1 2 0 0 0 0 0 0 0 22 30 4.50 1.000																			
4B Lee Gardner, R ERA: 3.54	1.0 3 0 0 0 2 0 0 0 0 0 0 0 11 16 0.00 0.000																			



Batter	1	2	3	4	5	6	7	8	9	AB	R	H	RBI	BB	SO	LOB	TOP				
2 Hanley Ramirez, R (1,6) OBP: 0.415, SLG: 0.528	G4-3		1B			1B		F9		4	0	2	0	0	0	0	Florida Marlins @ Pittsburgh Pirates PNC Park, Pittsburgh, PA Mon May 14, 2007, 7:05 PM EDT Att: 12,958 - Cloudy - 72 F				
6 Dan Uggla, R (1,4) OBP: 0.324, SLG: 0.455	1B		F8			F9		F8		4	0	1	0	0	0	2					
Miguel Cabrera, R (1,5) OBP: 0.403, SLG: 0.538	K				K	G5-3		K		4	0	0	0	0	3	2					
14 Josh Willingham, R (1,7) OBP: 0.377, SLG: 0.511	F8				G5-3	K			K	4	0	0	0	0	2	2					
8 Aaron Boone, R (1,3) OBP: 0.361, SLG: 0.438		P6			K			G5-3		4	0	1	0	0	1	0					
27 Jeremy Hermida, L (1,9) OBP: 0.750, SLG: 0.500	G4-3					1B		61 1B HBP		2	0	1	0	1	0	0					
Miguel Olivo, R (1,2) OBP: 0.272, SLG: 0.359	F7				F9	K		G5-4-3 BB		4	0	0	0	0	1	4					
61 Reggie Abercrombie, R (1,8) OBP: 0.162, SLG: 0.162			P5		L5					3	0	1	0	0	0	1					
Dontrelle Willis, L (1,1) OBP: 0.300, SLG: 0.294			F8			P4		G1-6-3		2	0	0	0	0	0	1					
Jason Wood, R (7,PH) OBP: 0.256, SLG: 0.500										1	0	0	0	0	0	2					
22 Matt Lindstrom, R (7,1) OBP: 0.256, SLG: 0.500										0	0	0	0	0	0	0					
57 Taylor Tankersley, L (8,1) OBP: 0.256, SLG: 0.500										0	0	0	0	0	0	0					
48 Lee Gardner, R (8,1) OBP: 0.256, SLG: 0.500										0	0	0	0	0	0	0					
Inning Stats	R: 0 E: 0 K: 1 S: 12	H: 1 LOB: 1 BB: 0 P: 18	R: 0 E: 0 K: 0 S: 8	H: 0 LOB: 0 BB: 0 P: 12	R: 0 E: 0 K: 0 S: 10	H: 1 LOB: 1 BB: 0 P: 14	R: 0 E: 0 K: 2 S: 7	H: 0 LOB: 0 BB: 0 P: 9	R: 0 E: 0 K: 0 S: 8	H: 1 LOB: 1 BB: 0 P: 10	R: 0 E: 0 K: 1 S: 9	H: 1 LOB: 1 BB: 0 P: 18	R: 0 E: 0 K: 1 S: 10	H: 1 LOB: 2 BB: 0 P: 15	R: 0 E: 0 K: 1 S: 8	H: 1 LOB: 1 BB: 1 P: 14	1B: 5 2B: 1 3B: 0 HR: 0	SF: 0 SAC: 0 DP: 1 HBP: 1	WP: 0 PB: 0 SB: 2 CS: 0	PA: 34	
PITCHER	IP	WLS	BF	H	R	ER	SO	BB	IBB	HBP	BLK	WP	HR	S	P	ERA	WHIP				
24 Tom Gorzelanny, L (1,1) ERA: 2.36	7.0	W	27	5	0	0	5	0	0	1	0	0	0	64	96	0.00	0.714				
55 Matt Capps, R (8,1) ERA: 1.74	1.0	H	3	0	0	0	1	0	0	0	0	0	0	8	10	0.00	0.000				
16 Salomon Torres, R (9,1) ERA: 5.06	1.0		4	1	0	0	1	1	0	0	0	0	0	8	14	0.00	2.000				

AB 32
R 0
H 6
RBI 0
BB 1
SO 7
LOB 14



Batter	1	2	3	4	5	6	7	8	9	AB	R	H	RBI	BB	SO	LOB	BOTTOM				
6 Chris Duffy, L (1,8) OBP: 0.304, SLG: 0.336	K		F7		G6-3	K		12 2B 1B		5	1	1	1	0	2	1	Florida Marlins @ Pittsburgh Pirates PNC Park, Pittsburgh, PA Mon May 14, 2007, 7:05 PM EDT Att: 12,958 - Cloudy - 72 F				
2 Jack Wilson, R (1,6) OBP: 0.317, SLG: 0.374	12 2B FC6-5 BB		G3		G5-3		F8	K		4	1	0	0	1	1	2					
12 Freddy Sanchez, R (1,4) OBP: 0.316, SLG: 0.339	FC6-5 2B		2B		1B		F8	FC5-4 1B		5	0	4	2	0	0	0					
Jason Bay, R (1,7) OBP: 0.368, SLG: 0.469	FC6-5 FC6-4		1B		1B		F8	FC5-4 1B		4	0	1	1	1	0	2					
16 Salomon Torres, R (9,1) OBP: 0.316, SLG: 0.339	FC6-5 FC6-4		BB		1B		F9	FC5-4 1B		0	0	0	0	0	0	0					
Xavier Nady, R (1,9) OBP: 0.295, SLG: 0.412	FC6-4 1-2t		F7		F8			41 1B 2B 1B		4	1	1	0	0	0	5					
41 Ryan Doumit, S (1,3) OBP: 0.470, SLG: 0.661		G5-3		F8		K		26 WP 2B 1B		4	1	1	0	0	1	0					
26 Ronny Paulino, R (1,2) OBP: 0.277, SLG: 0.393		FC5-4 BB		BB		HR		2B 6 1B BB		1	2	1	1	3	0	0					
Jose Castillo, R (1,5) OBP: 0.225, SLG: 0.256		FC5-4 BB		F8		L4		6 1B 12 1B 2B		4	1	1	2	0	0	2					
24 Tom Gorzelanny, R (1,1) OBP: 0.158, SLG: 0.059		G4-3				1B		P6		3	0	1	0	0	1	2					
55 Matt Capps, R (8,1) OBP: 1.000, SLG: 1.000										0	0	0	0	0	0	0					
13 Nate McLouth, L (6,PH) OBP: 0.308, SLG: 0.314										1	0	0	0	0	0	2					
Inning Stats	R: 1 E: 0 K: 1 S: 8	H: 1 LOB: 1 BB: 1 P: 14	R: 0 E: 0 K: 0 S: 8	H: 0 LOB: 1 BB: 1 P: 15	R: 0 E: 0 K: 0 S: 7	H: 1 LOB: 2 BB: 1 P: 15	R: 0 E: 0 K: 1 S: 10	H: 0 LOB: 1 BB: 1 P: 16	R: 0 E: 0 K: 2 S: 13	H: 2 LOB: 2 BB: 0 P: 20	R: 1 E: 0 K: 2 S: 13	H: 2 LOB: 1 BB: 0 P: 15	R: 0 E: 0 K: 0 S: 6	H: 0 LOB: 0 BB: 0 P: 12	R: 5 E: 0 K: 1 S: 24	H: 5 LOB: 1 BB: 1 P: 40	1B: 8 2B: 2 3B: 0 HR: 1	SF: 0 SAC: 0 DP: 0 HBP: 0	WP: 1 PB: 0 SB: 1 CS: 0	PA: 40	
PITCHER	IP	WLS	BF	H	R	ER	SO	BB	IBB	HBP	BLK	WP	HR	S	P	ERA	WHIP				
Dontrelle Willis, L (1,1) ERA: 5.14	6.0	L	28	6	2	2	4	4	0	0	0	0	1	59	95	3.00	1.667				
22 Matt Lindstrom, R (7,1) ERA: 4.41	1.0		7	3	4	4	0	1	0	0	0	1	0	18	32	36.00	4.000				
57 Taylor Tankersley, L (8,1) ERA: 0.55	0.1		2	1	0	0	0	0	0	0	0	0	0	4	8	0.00	3.000				
48 Lee Gardner, R (8,1) ERA: 3.43	0.2		3	1	1	1	1	0	0	0	0	0	0	8	12	13.50	1.500				

AB 35
R 7
H 11
RBI 7
BB 5
SO 5
LOB 16



Batter	1	2	3	4	5	6	7	8	9	AB	R	H	RBI	BB	SO	LOB	TOP				
4 Alfredo Amezaga, S OBP: 0.279, SLG: 0.327	F7		G4-3			G1-3	F7		B2-3	5	0	0	0	0	0	3					
6 Dan Uggla, R OBP: 0.335, SLG: 0.483	2B				G5-3	1B		1B	1B	4	1	3	0	0	0	0					
2 Hanley Ramirez, R OBP: 0.411, SLG: 0.541	K				G5-4-3	1B		14 FC5	1B	4	0	1	0	0	1	3					
Miguel Cabrera, R OBP: 0.395, SLG: 0.535	K				G5-4-3			14 FC5	27 2B	5	2	2	1	0	2	3					
14 Josh Willingham, R OBP: 0.389, SLG: 0.497		P3								3	1	1	1	1	0	2					
27 Jeremy Hermida, L OBP: 0.500, SLG: 0.750	F9					BB			FC5	4	0	1	1	0	1	2					
8 Aaron Boone, R OBP: 0.370, SLG: 0.462	K								G6-3	2	0	0	0	2	1	1					
Miguel Olivo, R OBP: 0.250, SLG: 0.338			K			K2-3			G6-3	4	0	0	1	0	3	5					
Todd Linden, S OBP: 0.250, SLG: 0.190			K						G6-3	3	0	0	0	1	1	2					
Joe Borchard, S OBP: 0.281, SLG: 0.323			K						G6-3	0	0	0	0	0	0	0					
Inning Stats	R: 0 E: 0 K: 2 S: 9	H: 1 LOB: 1 BB: 0 P: 16	R: 0 E: 0 K: 1 S: 6	H: 0 LOB: 0 BB: 0 P: 8	R: 0 E: 0 K: 2 S: 9	H: 0 LOB: 0 BB: 0 P: 10	R: 0 E: 0 K: 0 S: 8	H: 1 LOB: 0 BB: 0 P: 11	R: 0 E: 0 K: 2 S: 9	H: 0 LOB: 1 BB: 0 P: 15	R: 1 E: 0 K: 1 S: 17	H: 2 LOB: 3 BB: 2 P: 29	R: 3 E: 0 K: 0 S: 14	H: 3 LOB: 2 BB: 1 P: 29	R: 0 E: 0 K: 1 S: 9	H: 0 LOB: 1 BB: 0 P: 16	1B: 4 2B: 4 3B: 0 HR: 0	SF: 0 SAC: 0 DP: 1 HBP: 2	WP: 0 PB: 0 SB: 0 CS: 0	PA: 40	
PITCHER	IP	WLS	BF	H	R	ER	SO	BB	IBB	HBP	BLK	WP	HR	S	P	ERA	WHIP				
33 James Shields, R ERA: 2.94	7.0		28	5	1	1	8	3	0	0	0	0	0	68	103	1.29	1.143				
Brian Stokes, R ERA: 6.98	0.0		2	1	2	2	0	0	0	1	0	0	0	4	10	∞	∞				
22 Shawn Camp, R ERA: 6.0	1.0	L	6	2	1	1	0	0	1	0	0	0	0	10	19	9.00	2.000				
28 Al Reyes, R ERA: 1.31	1.0		4	0	0	0	1	0	0	1	0	0	0	9	16	0.00	0.000				

Florida Marlins @ Tampa Bay Devil Rays
Tropicana Field, St. Petersburg, FL
Sun May 20 2007, 1:40 PM EDT
Att: 23,554 - Dome - 72 F

livebaseballscorecards.com

AB 34
R 4
H 8
RBI 4
BB 4
SO 9
LOB 21



Batter	1	2	3	4	5	6	7	8	9	AB	R	H	RBI	BB	SO	LOB	BOTTOM				
35 Elijah Dukes, R OBP: 0.338, SLG: 0.452	23 HR		K		G4-3			K		4	1	1	0	0	2	0					
Brendan Harris, R OBP: 0.372, SLG: 0.430	P3		F9		G5-3			F9		4	0	0	0	0	0	1					
23 Carlos Pena, L OBP: 0.374, SLG: 0.604	3H		E1		G6-3			G3-1		4	2	1	2	0	0	0					
Ty Wigginton, R OBP: 0.283, SLG: 0.430	G5-3		1B			G6-3			F9	4	0	1	0	0	0	0					
Greg Norton, S OBP: 0.625, SLG: 0.400	G4-3		1B			G5-3			BB	3	0	1	1	1	0	0					
Delmon Young, R OBP: 0.279, SLG: 0.377		G5-3	P3			K			F8	4	0	0	0	0	1	3					
30 Dioner Navarro, S OBP: 0.256, SLG: 0.269					G3-1			G3		4	0	1	0	0	1	1					
31 Jonny Gomes, R OBP: 0.294, SLG: 0.295										2	0	0	0	0	1	1					
2 B.J. Upton, R OBP: 0.395, SLG: 0.540	P4				K			G5-4-3		0	0	0	0	0	0	0					
Josh Wilson, R OBP: 0.289, SLG: 0.188	FC5-4				P6			G5-4-3		3	0	0	0	0	0	2					
Inning Stats	R: 2 E: 0 K: 0 S: 12	H: 2 LOB: 0 BB: 0 P: 21	R: 0 E: 0 K: 0 S: 9	H: 1 LOB: 0 BB: 0 P: 12	R: 1 E: 1 K: 1 S: 14	H: 2 LOB: 2 BB: 0 P: 19	R: 0 E: 0 K: 1 S: 9	H: 0 LOB: 0 BB: 0 P: 11	R: 0 E: 0 K: 1 S: 4	H: 0 LOB: 0 BB: 0 P: 6	R: 0 E: 0 K: 1 S: 9	H: 0 LOB: 1 BB: 0 P: 12	R: 0 E: 0 K: 1 S: 7	H: 0 LOB: 0 BB: 0 P: 12	R: 0 E: 0 K: 1 S: 13	H: 0 LOB: 1 BB: 1 P: 20	1B: 3 2B: 0 3B: 1 HR: 1	SF: 0 SAC: 0 DP: 1 HBP: 1	WP: 0 PB: 0 SB: 0 CS: 0	PA: 34	
PITCHER	IP	WLS	BF	H	R	ER	SO	BB	IBB	HBP	BLK	WP	HR	S	P	ERA	WHIP				
52 Sergio Mitre, R ERA: 2.25	7.0		27	3	3	2	3	0	0	0	0	0	0	7	12	0.00	0.714				
22 Matt Lindstrom, R ERA: 3.72	1.0	H	3	0	0	0	1	0	0	0	0	0	0	7	12	0.00	0.000				
Kevin Gregg, R ERA: 2.42	1.0	S	4	0	0	0	1	1	0	0	0	0	0	13	20	0.00	1.000				

Florida Marlins @ Tampa Bay Devil Rays
Tropicana Field, St. Petersburg, FL
Sun May 20 2007, 1:40 PM EDT
Att: 23,554 - Dome - 72 F

livebaseballscorecards.com

AB 32
R 3
H 5
RBI 3
BB 1
SO 5
LOB 8



Batter	1	2	3	4	5	6	7	8	9	AB	R	H	RBI	BB	SO	LOB	TOP					
Aaron Rowand, R (1, 8) OBP: 0.403, SLG: 0.518	1-1 P4		1-2 L6				3-3 K			4	0	1	0	0	1	1	Philadelphia Phillies @ Florida Marlins Dolphin Stadium, Miami, FL Tue May 22 2007, 7:05 PM EDT Att: 11,162 - Cloudy - 81 F					
28 Jayson Werth, R (1, 9) OBP: 0.354, SLG: 0.429	3-2 HR		1-2 HR			1-0 P2		2-3 K		4	2	2	3	0	1	1						
11 Jimmy Rollins, S (1, 6) OBP: 0.321, SLG: 0.495	2-1 P6		2-0 L7			0-2 G6-3		2-1 P4		4	0	0	0	0	0	0						
26 Chase Utley, L (1, 4) OBP: 0.380, SLG: 0.537	0-2 F8		0-3 K			4-1 G1-3 BB		2-2 1B		3	0	1	0	1	1	0						
Pat Burrell, R (1, 7) OBP: 0.408, SLG: 0.443		1-3 K		3-3 K		1-2 G1-3		0-0 P4		4	0	0	0	0	2	2						
Wes Helms, R (1, 3) OBP: 0.311, SLG: 0.323		1-3 K		1-2 F8		4-0 1B		1-1 F7		2	0	0	0	1	1	0						
8 Shane Victorino, S (9, PH) OBP: 0.353, SLG: 0.366									3-2 K	1	0	0	0	0	0	0						
Abraham Nunez, S (1, 5) OBP: 0.340, SLG: 0.382		4-2 BB		1-1 G4-3		0-3 K		3-2 K		3	0	0	0	1	2	2						
51 Carlos Ruiz, R (1, 2) OBP: 0.308, SLG: 0.418		1-1 P3			0-2 P4		3-1 F9		0-0 F8	4	0	0	0	0	0	1						
35 Cole Hamels, L (1, 1) OBP: 0.231, SLG: 0.280			0-2 2B			1-3 K		2-3 K		2	1	1	0	0	1	0						
27 Chris Coste, R (7, PH) 63 Ryan Madson, L (7, 1)										1	0	0	0	0	1	0						
										0	0	0	0	0	0	0						
Inning Stats	R: 1 E: 0 K: 0 S: 10	H: 1 LOB: 0 BB: 0 P: 16	R: 0 E: 0 K: 2 S: 11	H: 0 LOB: 1 BB: 1 P: 18	R: 2 E: 0 K: 1 S: 17	H: 2 LOB: 0 BB: 0 P: 21	R: 0 E: 0 K: 1 S: 12	H: 0 LOB: 0 BB: 0 P: 17	R: 0 E: 0 K: 1 S: 11	H: 1 LOB: 2 BB: 0 P: 14	R: 0 E: 0 K: 2 S: 10	H: 0 LOB: 2 BB: 2 P: 18	R: 0 E: 0 K: 1 S: 9	H: 0 LOB: 0 BB: 0 P: 17	R: 0 E: 0 K: 1 S: 9	H: 1 LOB: 1 BB: 0 P: 15	R: 0 E: 0 K: 1 S: 10	H: 0 LOB: 0 BB: 0 P: 14	1B: 2 2B: 1 3B: 0 HR: 2	SF: 0 SAC: 0 DP: 0 HBP: 0	WP: 0 PB: 0 SB: 0 CS: 0	PA: 35
PITCHER	IP WLS BF H R ER SO BB IBB HBP BLK WP HR S P ERA WHIP																					
Scott Olsen, L (1, 1) ERA: 4.76	6.0 W 25 4 3 3 6 2 1 0 0 0 2 71 104 4.50 1.000																					
37 Rencyl Pinto, L (7, 1) ERA: 2.96	1.0 H 3 0 0 0 2 0 0 0 0 0 0 9 17 0.00 0.000																					
22 Matt Lindstrom, R (8, 1) ERA: 3.54	1.0 H 4 1 0 0 1 0 0 0 0 0 0 9 15 0.00 1.000																					
Kevin Gregg, R (9, 1) ERA: 2.33	1.0 S 3 0 0 0 1 0 0 0 0 0 0 10 14 0.00 0.000																					

AB	32
R	3
H	5
RBI	3
BB	3
SO	10
LOB	7



Batter	1	2	3	4	5	6	7	8	9	AB	R	H	RBI	BB	SO	LOB	BOTTOM					
61 Reggie Abercrombie, R (1, 8) OBP: 0.241, SLG: 0.321	1-2 G4-3		0-0 F7			1-2 G4-3		1-2 G3		4	0	0	0	0	0	3	Philadelphia Phillies @ Florida Marlins Dolphin Stadium, Miami, FL Tue May 22 2007, 7:05 PM EDT Att: 11,162 - Cloudy - 81 F					
6 Dan Uggla, R (1, 4) OBP: 0.333, SLG: 0.484	2-1 F8		0-1 G6-3 2B			2-3 K		2-2 P5		4	1	1	0	0	1	0						
2 Hanley Ramirez, R (1, 6) OBP: 0.413, SLG: 0.543	4-1 BB		2-1 G6-3			3-2 E 2B		0-0 G5-3		3	1	1	0	1	0	1						
Miguel Cabrera, R (1, 5) OBP: 0.398, SLG: 0.547	1-0 BB		0-1 G4-3			1-2 E4 2B		2-1 G5-3		4	1	2	2	0	0	0						
14 Josh Willingham, R (1, 7) OBP: 0.386, SLG: 0.497	1-2 1B		3-H K			1-1 2B 2B		0-0 G6-3		4	1	1	0	0	2	2						
Kevin Gregg, R (9, 1)										0	0	0	0	0	0	0						
27 Jeremy Hermida, L (1, 9) OBP: 0.441, SLG: 0.643		0-1 E3 SH5-3 BB		1-3 K		2-3 K		3-3 K		4	0	0	0	0	3	1						
Miguel Olivo, R (1, 2) OBP: 0.244, SLG: 0.329		1-3 K		0-2 L8		1-3 K		1-3 K		4	0	0	0	0	3	2						
8 Aaron Boone, R (1, 3) OBP: 0.378, SLG: 0.457		4-0 SH5-3 BB		0-2 F8		4-0 2B IBB				1	1	0	0	2	0	0						
Scott Olsen, L (1, 1) OBP: 0.368, SLG: 0.389		1-2 SH5-3		1-2 K		3-3 K		1-0 2B		1	0	0	0	0	1	0						
Jason Wood, R (6, PH) OBP: 0.263, SLG: 0.444										1	0	1	2	0	0	0						
37 Rencyl Pinto, L (7, 1)										0	0	0	0	0	0	0						
22 Matt Lindstrom, R (8, 1)										0	0	0	0	0	0	0						
Joe Borchard, S (9, 7) OBP: 0.281, SLG: 0.323		1-2 2-3								0	0	0	0	0	0	0						
Inning Stats	R: 0 E: 0 K: 1 S: 11	H: 1 LOB: 2 BB: 1 P: 21	R: 0 E: 1 K: 1 S: 9	H: 0 LOB: 2 BB: 1 P: 15	R: 1 E: 0 K: 1 S: 10	H: 1 LOB: 0 BB: 0 P: 14	R: 0 E: 0 K: 1 S: 9	H: 0 LOB: 0 BB: 0 P: 10	R: 0 E: 0 K: 2 S: 10	H: 0 LOB: 0 BB: 0 P: 16	R: 4 E: 1 K: 2 S: 19	H: 4 LOB: 1 BB: 1 P: 33	R: 0 E: 0 K: 0 S: 8	H: 0 LOB: 0 BB: 0 P: 12	R: 0 E: 0 K: 2 S: 8	H: 0 LOB: 0 BB: 0 P: 12	R: 0 E: 0 K: 2 S: 8	H: 0 LOB: 0 BB: 0 P: 12	1B: 1 2B: 4 3B: 1 HR: 0	SF: 0 SAC: 1 DP: 0 HBP: 0	WP: 0 PB: 0 SB: 0 CS: 0	PA: 34
PITCHER	IP WLS BF H R ER SO BB IBB HBP BLK WP HR S P ERA WHIP																					
35 Cole Hamels, L (1, 1) ERA: 3.67	6.0 L 28 6 5 5 8 2 1 0 0 0 2 68 109 7.50 1.333																					
63 Ryan Madson, R (7, 1) ERA: 3.26	2.0 6 0 0 0 2 0 0 0 0 0 0 16 24 0.00 0.000																					

AB	30
R	5
H	6
RBI	4
BB	3
SO	10
LOB	9



Batter	1	2	3	4	5	6	7	8	9	10	AB	R	H	RBI	BB	SO	LOB	TOP							
9 Michael Bourn, L OBP: 0.407, SLG: 0.333 28 Jayson Werth, R OBP: 0.392, SLG: 0.442	4-0 11 E 26 HR BB	3-3 K		4-2 BB		4-0 1-2 2-3 BB		4-0 8 G1-3 BB	2-1 1-2 2-H 1B		1 1 0 0 2 1 2 1 0 1 1 2 0 0														
8 Shane Victorino, S OBP: 0.347, SLG: 0.355	3-3 K		1-1 G4-3	1-2 G3-1		4-2 1-2 2-3 3-H BB		0-1 G1-3	2-2 F8		5 0 0 1 1 1 6														
11 Jimmy Rollins, S OBP: 0.317, SLG: 0.485	1-3 K		1-1 P5		1-2 G3		3-3 K	0-2 F9		1-2 E 1B 1B	6 1 1 0 0 2 5														
26 Chase Utley, L OBP: 0.389, SLG: 0.567	1-1 HR		4-2 BB		1-1 1B		2-2 F7		1-0 SAFE SAFE SAFE 2B 3B	2-2 F8 1B	5 2 3 2 1 0 4														
Aaron Rowand, R OBP: 0.401, SLG: 0.517	3-H F8		1 SAFE G4-3		0-0 P2		1-3 K		1-0 19 G4-3 1B 2B	0-2 E8 1B 1B	6 1 2 1 0 1 2														
19 Greg Dobbs, L OBP: 0.333, SLG: 0.478		0-1 FC2-5 1B		0-3 K		1 SAFE 2-0 G3		4-2 BB	0-0 G4-3	0-3 K	5 0 1 0 1 2 4														
Abraham Nunez, S OBP: 0.370, SLG: 0.402		4-2 34 E 1-2 BB		0-0 2B		4-2 28 BB 8 2 G6-3 BB		2-2 P5	4-0 1B 1B IBB	1-1 1-2 1B	3 3 2 1 3 0 1														
2 Rod Barajas, R OBP: 0.364, SLG: 0.358 51 Carlos Ruiz, R OBP: 0.305, SLG: 0.414		1-2 F4		0-0 SH1-4 1B		3-2 SAFE SAFE SAFE G6-3		1-2 P2	2-3 K	0-0 F9	5 0 1 1 0 1 6 1 0 0 0 0 0 2														
34 Freddy Garcia, R ERA: 7.02 Geoff Geary, R ERA: 4.5 Antonio Alfonseca, R ERA: 4.79 39 Brett Myers, R ERA: 5.5 Clayton Kershaw, R ERA: 2.6	1-0 FC2-5		1-0 SH1-4		4-2 8 BB 28 BB		1-3 K		1-1 1-2 3-H 1B		1 0 0 0 1 0 2 0 0 0 0 0 0 0 1 0 0 0 0 0 1 0 0 0 0 0 0 0 1 0 1 1 0 0 0 0 0 0 0 0 0 0 0 0 0 0 0 0 0														
Inning Stats	R: 2 E: 1 K: 2 S: 12	H: 1 LOB: 0 BB: 1 P: 23	R: 0 E: 1 K: 1 S: 11	H: 1 LOB: 2 BB: 1 P: 20	R: 0 E: 0 K: 0 S: 10	H: 0 LOB: 1 BB: 1 P: 16	R: 1 E: 0 K: 1 S: 12	H: 2 LOB: 2 BB: 1 P: 17	R: 0 E: 0 K: 0 S: 7	H: 1 LOB: 1 BB: 0 P: 11	R: 1 E: 0 K: 1 S: 19	H: 0 LOB: 3 BB: 4 P: 43	R: 0 E: 0 K: 1 S: 15	H: 0 LOB: 1 BB: 1 P: 13	R: 0 E: 0 K: 1 S: 15	H: 4 LOB: 2 BB: 0 P: 26	R: 1 E: 1 K: 1 S: 17	H: 3 LOB: 2 BB: 0 P: 21	1B: 8 2B: 2 3B: 1 HR: 1	SF: 0 SAC: 1 DP: 0 HBP: 0	WP: 0 PB: 0 SB: 1 CS: 0	PA: 53			
PITCHER	IP 5.1	WLS 27	BF 5	H 4	R 4	ER 4	SO 4	BB 6	IBB 0	HBP 0	BLK 0	WP 0	HR 1	S 62	P 108	ERA 6.75	WHIP 2.062								
Byung-Hyun Kim, R ERA: 7.02 57 Taylor Tankersley, L ERA: 5.4 32 Justin Miller, R ERA: 4.24 48 Lee Gardner, R ERA: 4.24 Randy Messenger, R ERA: 3.5	IP 0.2	WLS 4	BF 0	H 0	R 0	ER 0	SO 1	BB 2	IBB 0	HBP 0	BLK 0	WP 0	HR 0	S 9	P 22	ERA 0.00	WHIP 3.000								
Kevin Gregg, R ERA: 2.25	IP 1.0	WLS L	BF 6	H 3	R 1	ER 0	SO 1	BB 0	IBB 0	HBP 0	BLK 0	WP 0	HR 0	S 17	P 21	ERA 0.00	WHIP 3.000								

Philadelphia Phillies @ Florida Marlins
Dolphin Stadium, Miami, FL
Wed May 23 2007, 7:05 PM EDT
Att: 11,575 - Partly Cloudy - 80 F

AB 41
R 8
H 12
RBI 8
BB 11
SO 9
LOB 34



Batter	1	2	3	4	5	6	7	8	9	10	AB	R	H	RBI	BB	SO	LOB	BOTTOM						
4 Alfredo Amezaga, S OBP: 0.276, SLG: 0.322	3-2 G3-1		1-2 P6		0-1 F9		1-0 SH5-4		0-0 6 3B 1B	1-1 G4-3	5 1 1 0 0 0 0													
6 Dan Uggla, R OBP: 0.338, SLG: 0.516	1-2 G6-3		2-2 2B		3-2 HR		2-3 K		0-1 1-H 2-H 3B	0-0 F8	6 3 3 3 0 1 1													
2 Hanley Ramirez, R OBP: 0.423, SLG: 0.565	3-2 HR		0-2 14 BB 1B		2-2 K		3-2 HBP		0-1 SH 14 HBP 8 1B	1-0 1B	4 2 3 3 0 1 0													
Miguel Cabrera, R OBP: 0.396, SLG: 0.537	0-0 14 FC4 1B		4-0 14 BB IBB		0-3 K		0-1 G3		3-3 K	0-2 L8	5 0 1 0 1 2 4													
14 Josh Willingham, R OBP: 0.392, SLG: 0.491 61 Reggie Abercrombie, R, PR OBP: 0.241, SLG: 0.321	1-2 FC4		4-2 BB		4-2 27 G6-4-3 BB		0-3 K		1 SAFE SAFE SAFE WP 8 1B HBP	2-1 SAFE SAFE SAFE HBP	2 0 0 0 2 1 1 0 0 0 0 0 0 0													
27 Jeremy Hermida, L OBP: 0.385, SLG: 0.545		0-2 L9	1-2 F8		1-1 G6-4-3		2-0 F9		3-3 K		5 0 0 0 0 1 6													
8 Aaron Boone, R OBP: 0.388, SLG: 0.459	3-0 F8				0-3 K		1-1 HBP		1-2 1B	1-2 WP 1B	4 0 2 1 0 1 0													
20 Matt Treanor, R OBP: 0.258, SLG: 0.222 Miguel Olivo, R OBP: 0.247, SLG: 0.327	2-2 G6-3		2-2 G6-3		2-2 G6-3		0-2 F9		2-0 P3	4-0 BB	3 0 0 0 0 0 1 1 0 0 0 1 0 1													
Byung-Hyun Kim, R ERA: 4.81 Geoff Geary, R ERA: 4.5 Antonio Alfonseca, R ERA: 4.79 39 Brett Myers, R ERA: 5.5 Clayton Kershaw, R ERA: 2.6	1-1 L9		2-2 L9		2-3 K		1-0 SH5-4 2B		1-0 4 1B L1		2 0 0 0 0 1 0 0 0 0 0 0 0 0 0 0 0 0 0 0 0 1 0 1 0													
Inning Stats	R: 1 E: 0 K: 0 S: 17	H: 2 LOB: 1 BB: 0 P: 25	R: 0 E: 0 K: 0 S: 7	H: 0 LOB: 0 BB: 0 P: 12	R: 1 E: 0 K: 0 S: 18	H: 2 LOB: 3 BB: 2 P: 32	R: 0 E: 0 K: 2 S: 9	H: 0 LOB: 0 BB: 0 P: 13	R: 1 E: 0 K: 2 S: 11	H: 1 LOB: 0 BB: 0 P: 16	R: 0 E: 0 K: 1 S: 9	H: 1 LOB: 2 BB: 0 P: 16	R: 0 E: 0 K: 1 S: 8	H: 1 LOB: 1 BB: 0 P: 13	R: 4 E: 0 K: 2 S: 18	H: 4 LOB: 3 BB: 1 P: 31	R: 0 E: 0 K: 0 S: 7	H: 1 LOB: 1 BB: 0 P: 9	1B: 7 2B: 2 3B: 1 HR: 2	SF: 0 SAC: 2 DP: 1 HBP: 3	WP: 1 PB: 0 SB: 0 CS: 0	PA: 49		
PITCHER	IP 6.0	WLS 26	BF 5	H 3	R 3	ER 3	SO 4	BB 2	IBB 1	HBP 1	BLK 0	WP 0	HR 2	S 70	P 112	ERA 4.50	WHIP 1.167							
Kevin Gregg, R ERA: 2.25	IP 1.0	WLS H	BF 5	H 1	R 0	ER 0	SO 1	BB 0	IBB 0	HBP 0	BLK 0	WP 0	HR 0	S 9	P 16	ERA 0.00	WHIP 1.000							

Philadelphia Phillies @ Florida Marlins
Dolphin Stadium, Miami, FL
Wed May 23 2007, 7:05 PM EDT
Att: 11,575 - Partly Cloudy - 80 F

AB 40
R 7
H 12
RBI 7
BB 4
SO 8
LOB 17




Batter	1	2	3	4	5	6	7	8	9	AB	R	H	RBI	BB	SO	LOB	TOP								
7 José Reyes, S OBP: 0.392, SLG: 0.480	G4-3		K			K		FC3-6 BB	1B	4	1	1	1	1	2	0	New York Mets @ Florida Marlins Dolphin Stadium, Miami, FL Fri May 25 2007, 7:05 PM EDT Att: 24,278 - Cloudy - 79 F								
10 Endy Chavez, L OBP: 0.378, SLG: 0.459	K			K		B5-3		FC3-6 15 E	1B	5	0	1	1	0	2	2									
15 Carlos Beltrán, S OBP: 0.381, SLG: 0.519	G5-3			K		K		E4	2B	5	0	1	2	0	2	1									
5 David Wright, R OBP: 0.354, SLG: 0.467		G5-3			1B		G3	K	BB	4	0	1	0	1	1	2									
21 Carlos Delgado, L OBP: 0.301, SLG: 0.322										3	0	2	0	1	0	1									
27 Carlos Gómez, R OBP: 0.318, SLG: 0.368		1B			G6-3					1	1	0	0	0	0	3									
16 Paul Lo Duca, R OBP: 0.373, SLG: 0.404										5	0	4	0	0	0	3									
20 Shawn Green, L OBP: 0.379, SLG: 0.485																									
13 Billy Wagner, L	G4-6-3						K		FC6	4	1	1	1	0	1	4									
3 Damon Easley, R OBP: 0.354, SLG: 0.548			F9			FC6-4			BB	3	1	1	0	1	0	1									
26 Orlando Hernandez, R OBP: 0.287, SLG: 0.400										2	0	0	0	0	1	1									
35 Jose Smith, R										0	0	0	0	0	0	0									
17 David Newhan, L OBP: 0.279, SLG: 0.258										1	1	0	0	0	0	1									
Aaron Heilman, R										0	0	0	0	0	0	0									
Julio Franco, R OBP: 0.276, SLG: 0.297										1	1	0	0	0	0	3									
Inning Stats	R: 0 E: 0 K: 1 S: 7	H: 0 LOB: 0 BB: 0 P: 11	R: 0 E: 0 K: 0 S: 8	H: 2 LOB: 1 BB: 0 P: 11	R: 0 E: 0 K: 2 S: 9	H: 0 LOB: 0 BB: 0 P: 13	R: 0 E: 0 K: 2 S: 9	H: 1 LOB: 1 BB: 0 P: 12	R: 0 E: 0 K: 0 S: 13	H: 2 LOB: 1 BB: 0 P: 23	R: 0 E: 0 K: 2 S: 8	H: 0 LOB: 0 BB: 0 P: 10	R: 0 E: 0 K: 1 S: 9	H: 2 LOB: 1 BB: 0 P: 16	R: 1 E: 1 K: 1 S: 18	H: 1 LOB: 2 BB: 3 P: 32	R: 5 E: 1 K: 0 S: 22	H: 4 LOB: 3 BB: 3 P: 44	1B: 11 2B: 1 3B: 0 HR: 0	SF: 0 2B: 1 3B: 0 DP: 1 HBP: 0	WP: 0 PB: 0 SB: 1 CS: 0	PA: 42			
PITCHER	IP	WLS	BF	H	R	ER	SO	BB	IBB	HBP	BLK	WP	HR	S	P	ERA	WHIP								
52 Sergio Mitre, R ERA: 1.89	7.2		29	8	1	0	8	1	0	0	0	0	0	75	118	0.00	1.174								
22 Matt Lindstrom, R ERA: 3.99	0.1		2	0	0	0	1	0	0	0	0	0	0	6	10	0.00	0.000								
37 Rencyel Pinto, L ERA: 4.37	0.0	L	4	1	4	4	0	2	0	0	0	0	0	9	22	∞	∞								
32 Justin Miller, R ERA: 3.0	0.1		5	3	1	1	0	1	0	0	0	0	0	8	15	27.00	12.000								
Randy Messenger, R ERA: 3.99	0.2		2	0	0	0	0	0	0	0	0	0	0	5	7	0.00	0.000								

AB	38
R	6
H	12
RBI	5
BB	4
SO	9
LOB	22



Batter	1	2	3	4	5	6	7	8	9	AB	R	H	RBI	BB	SO	LOB	BOTTOM								
4 Alfredo Amezaga, S OBP: 0.285, SLG: 0.325	G4-3		G4-3					SF7		3	0	2	1	0	0	0	New York Mets @ Florida Marlins Dolphin Stadium, Miami, FL Fri May 25 2007, 7:05 PM EDT Att: 24,278 - Cloudy - 79 F								
6 Dan Uggla, R OBP: 0.342, SLG: 0.508	G4-3			P6		F8				4	0	0	0	0	1	4									
2 Hanley Ramirez, R OBP: 0.412, SLG: 0.545	P4			G4-3						4	0	0	0	0	1	1									
Miguel Cabrera, R OBP: 0.396, SLG: 0.547	K			G1-3						4	1	1	1	0	2	1									
14 Josh Willingham, R OBP: 0.387, SLG: 0.479			G4-3			F8				3	0	0	0	1	0	0									
27 Jeremy Hermida, L OBP: 0.362, SLG: 0.500										3	0	0	0	0	2	0									
Jason Wood, R OBP: 0.256, SLG: 0.432			K			G4-3				1	0	0	0	0	1	1									
Miguel Olivo, R OBP: 0.257, SLG: 0.358			K			F9				4	1	2	0	0	1	0									
8 Aaron Boone, R OBP: 0.376, SLG: 0.429						G3				3	0	0	0	0	0	2									
52 Sergio Mitre, R ERA: 1.89										2	0	0	0	0	1	0									
22 Matt Lindstrom, R ERA: 3.99										0	0	0	0	0	0	0									
Todd Linden, S OBP: 0.279, SLG: 0.258										0	0	0	0	0	0	0									
37 Rencyel Pinto, L ERA: 4.37										0	0	0	0	0	0	0									
32 Justin Miller, R ERA: 3.0										0	0	0	0	0	0	0									
Randy Messenger, R ERA: 3.99										0	0	0	0	0	0	0									
Inning Stats	R: 0 E: 0 K: 1 S: 11	H: 1 LOB: 1 BB: 0 P: 16	R: 0 E: 0 K: 2 S: 12	H: 0 LOB: 0 BB: 0 P: 17	R: 0 E: 0 K: 1 S: 8	H: 0 LOB: 0 BB: 0 P: 11	R: 0 E: 0 K: 0 S: 8	H: 0 LOB: 0 BB: 0 P: 14	R: 0 E: 0 K: 0 S: 6	H: 0 LOB: 0 BB: 0 P: 11	R: 0 E: 0 K: 0 S: 12	H: 1 LOB: 1 BB: 0 P: 18	R: 0 E: 0 K: 1 S: 7	H: 0 LOB: 0 BB: 0 P: 12	R: 1 E: 0 K: 2 S: 13	H: 1 LOB: 2 BB: 1 P: 23	R: 1 E: 0 K: 2 S: 22	H: 2 LOB: 2 BB: 1 P: 32	1B: 3 2B: 0 3B: 1 HR: 1	SF: 1 2B: 0 3B: 0 DP: 0 HBP: 1	WP: 0 PB: 0 SB: 1 CS: 0	PA: 35			
PITCHER	IP	WLS	BF	H	R	ER	SO	BB	IBB	HBP	BLK	WP	HR	S	P	ERA	WHIP								
26 Orlando Hernandez, R ERA: 2.13	6.0		20	2	0	0	4	0	0	0	0	0	0	7	12	0.00	0.333								
35 Jose Smith, R ERA: 1.31	1.0		3	0	0	0	1	0	0	0	0	0	0	7	12	0.00	0.000								
Aaron Heilman, R ERA: 3.43	1.0	W	6	1	1	1	2	1	0	1	0	0	0	13	23	9.00	2.000								
13 Billy Wagner, L ERA: 1.29	1.0		6	2	1	1	2	1	0	0	0	0	1	22	32	9.00	3.000								



Batter	1	2	3	4	5	6	7	8	9	AB	R	H	RBI	BB	SO	LOB	TOP			
7 José Reyes, S OBP: 0.388, SLG: 0.473	F7	F9		G3	G5-3			5 BB, 10 S		5	0	1	0	0	0	5	New York Mets @ Florida Marlins Dolphin Stadium, Miami, FL Sat May 26 2007, 7:05 PM EDT Att: 34,505 - Partly Cloudy - 79 F			
10 Endy Chavez, L OBP: 0.391, SLG: 0.494	15 SF8		G6-3	15 CS	G4-3			1B		5	1	3	0	0	1	1				
15 Carlos Beltrán, S OBP: 0.381, SLG: 0.516	SF8		P6	CS	F9			5 BB		3	1	1	1	1	0	1				
5 David Wright, R OBP: 0.360, SLG: 0.462	P3		21 HR		21 HR			4-2		2	2	0	0	3	0	1				
21 Carlos Delgado, L OBP: 0.308, SLG: 0.363		3 BB, 16 1B	27 G6-3	1B	1-H			1-H		5	3	3	5	0	1	4				
16 Paul Lo Duca, R OBP: 0.376, SLG: 0.403		27 G6-3	3 BB	1B				L9		3	0	1	0	0	0	0				
40 Ambiorix Burgos, R Ruben Gotay, S Aaron Sele, R		1-2	27 G6-3	3 BB	1B			L6		3	0	0	0	0	0	0				
3 Damon Easley, R OBP: 0.356, SLG: 0.534		4-1	27 G6-3	BB				F9		4	0	1	0	1	0	1				
27 Carlos Gómez, R OBP: 0.304, SLG: 0.350		1-1	G6-3		G3-1			G3		1	0	0	1	0	0	2				
17 David Newhan, L OBP: 0.310, SLG: 0.257		1-2	G6-3		G3-1			G3		4	0	1	0	0	0	0				
33 John Maine, R OBP: 0.250, SLG: 0.167		3-3	K		10 1B, 7 G3			SH3-4		2	0	1	0	0	1	2				
11 Ramon Castro, R OBP: 0.319, SLG: 0.452			K		1-2			P2		1	0	0	0	0	0	0				
Inning Stats	R: 1 E: 0 K: 0 S: 8	H: 1 LOB: 0 BB: 0 P: 14	R: 1 E: 0 K: 1 S: 11	H: 2 LOB: 2 BB: 1 P: 21	R: 2 E: 0 K: 0 S: 10	H: 1 LOB: 1 BB: 1 P: 21	R: 0 E: 0 K: 0 S: 11	H: 2 LOB: 1 BB: 0 P: 21	R: 3 E: 0 K: 1 S: 16	H: 4 LOB: 2 BB: 1 P: 24	R: 0 E: 0 K: 0 S: 12	H: 0 LOB: 0 BB: 0 P: 10	R: 0 E: 0 K: 1 S: 12	H: 1 LOB: 3 BB: 2 P: 24	R: 0 E: 0 K: 0 S: 7	H: 0 LOB: 0 BB: 0 P: 11	1B: 9 2B: 0 3B: 1 HR: 2	SF: 1 SAC: 1 DP: 0 HBP: 1	WP: 0 PB: 0 SB: 3 CS: 1	PA: 45
PITCHER	IP WLS BF H R ER SO BB IBB HBP BLK WP HR S P ERA WHIP																			
Wes Obermueller, R ERA: 5.28	4.0 L 23 8 7 7 1 3 0 0 0 0 0 2 48 91 15.75 2.750																			
Randy Messenger, R ERA: 2.91	3.0 12 3 0 0 1 0 0 0 0 0 0 26 37 0.00 1.000																			
48 Lee Gardner, R ERA: 3.76	2.0 9 1 0 0 1 1 1 0 0 0 0 19 35 0.00 1.000																			

Batter	1	2	3	4	5	6	7	8	9	AB	R	H	RBI	BB	SO	LOB	BOTTOM					
4 Alfredo Amezaga, S OBP: 0.289, SLG: 0.328	G6-3		0-1		6 1B			F7		5	0	2	1	0	0	1	New York Mets @ Florida Marlins Dolphin Stadium, Miami, FL Sat May 26 2007, 7:05 PM EDT Att: 34,505 - Partly Cloudy - 79 F					
6 Dan Uggla, R OBP: 0.345, SLG: 0.505	P3		2-3	1B	2H			4-2		3	0	1	0	1	1	1						
2 Hanley Ramirez, R OBP: 0.405, SLG: 0.534	P3		2-3	K	2 FC6-4			BB		4	0	0	0	0	1	4						
Miguel Cabrera, R OBP: 0.388, SLG: 0.534		1-3	K		FC6-4			F9		4	0	0	0	0	2	0						
14 Josh Willingham, R OBP: 0.389, SLG: 0.474		4-1	27 G3	1B	K			G5-3		4	0	0	0	0	2	0						
27 Jeremy Hermida, L OBP: 0.353, SLG: 0.465		1-1	G3		K			FC5-4		2	1	0	0	2	1	0						
Miguel Olivo, R OBP: 0.283, SLG: 0.361		0-1	G3		K			G1-3		3	0	0	0	1	1	1						
8 Aaron Boone, R OBP: 0.372, SLG: 0.417		2H	P3		P3			FC5-4		4	0	2	1	0	0	2						
Wes Obermueller, R OBP: 0.111, SLG: 0.222		0-0	F9		4-2			4		3	1	0	0	1	2	4						
48 Lee Gardner, R Joe Borchard, S		1 SAFE			4 SH3-4			K		1	0	0	0	1	2	4						
Inning Stats	R: 0 E: 0 K: 0 S: 5	H: 0 LOB: 0 BB: 0 P: 7	R: 1 E: 0 K: 1 S: 9	H: 1 LOB: 1 BB: 1 P: 15	R: 0 E: 0 K: 3 S: 13	H: 1 LOB: 0 BB: 0 P: 18	R: 0 E: 0 K: 3 S: 13	H: 0 LOB: 0 BB: 0 P: 16	R: 1 E: 0 K: 0 S: 15	H: 2 LOB: 2 BB: 1 P: 23	R: 0 E: 0 K: 1 S: 14	H: 0 LOB: 1 BB: 2 P: 25	R: 0 E: 0 K: 1 S: 9	H: 0 LOB: 1 BB: 1 P: 17	R: 0 E: 0 K: 0 S: 7	H: 0 LOB: 0 BB: 0 P: 8	R: 0 E: 0 K: 2 S: 11	H: 1 LOB: 1 BB: 0 P: 16	1B: 5 2B: 0 3B: 0 HR: 0	SF: 0 SAC: 1 DP: 0 HBP: 0	WP: 0 PB: 0 SB: 0 CS: 0	PA: 37
PITCHER	IP WLS BF H R ER SO BB IBB HBP BLK WP HR S P ERA WHIP																					
33 John Maine, R ERA: 2.79	6.0 W 26 4 2 2 8 4 0 0 0 0 0 0 16 25 3.00 1.333																					
40 Ambiorix Burgos, R ERA: 3.42	2.0 7 0 0 0 1 1 0 0 0 0 0 0 16 25 0.00 0.500																					
Aaron Sele, R ERA: 5.03	1.0 4 1 0 0 2 0 0 0 0 0 0 0 11 16 0.00 1.000																					

Batter	1	2	3	4	5	6	7	8	9	AB	R	H	RBI	BB	SO	LOB	TOP					
61 Reggie Abercrombie, R (1, 8) OBP: 0.256, SLG: 0.378	0-0 E1 FC5-4	3-2 F8			1-2 P6		1-1 HR		4-1 6 SF7 BB	4	2	1	1	1	0	1						
6 Dan Uggla, R (1, 4) OBP: 0.340, SLG: 0.498	1-2 FC5-4 1B		3-3 K		0-1 2B		0-3 K		3-1 SF7 1-H	4	1	1	1	0	2	1						
2 Hanley Ramirez, R (1, 6) OBP: 0.396, SLG: 0.518	3-1 F8		1-0 P3		3-2 P6		0-1 F9		4-1 1B BB	4	0	0	0	1	0	2						
Miguel Cabrera, R (1, 5) OBP: 0.400, SLG: 0.549	2-0 14 1B		0-3 K		4-0 1BB			0-0 1B 2B	0-1 1B	4	1	3	0	1	1	0						
14 Josh Willingham, R (1, 7) OBP: 0.382, SLG: 0.461	0-2 1B			1-1 27 1B G5-3	1-0 F7			3-3 K	0-3 K	5	1	2	1	0	2	5						
27 Jeremy Hermida, L (1, 9) OBP: 0.328, SLG: 0.420	3-3 K			2-0 G5-3 1B				3-3 K	1-3 K	5	0	1	0	0	3	5						
Jason Wood, R (1, 3) OBP: 0.256, SLG: 0.415		0-1 G6-3		2-1 G5-3				1-2 20 1B		4	0	1	2	0	1	1						
20 Matt Treanor, R (1, 2) OBP: 0.286, SLG: 0.233		4-2 SH3-4 BB		1-2 3-H 1-2 K				3-2 G1-6-3		3	0	1	0	1	1	1						
Byung-Hyun Kim, R (1, 1) Todd Linden, S (7, PH) 37 Renyel Pinto, L (7, 1) 8 Aaron Boone, R (8, PH) 22 Matt Lindstrom, R (8, 1) 57 Taylor Tankersley, L (9, 1) Kevin Gregg, R (9, 1) 4 Alfredo Amezaga, S (9, 8)		0-1 SH3-4		0-1 L4				2-3 K	2-0 F8	1	0	0	0	0	0	1						
Inning Stats	R: 1 E: 1 K: 1 S: 16	H: 2 LOB: 2 BB: 0 P: 25	R: 0 E: 0 K: 0 S: 10	H: 0 LOB: 1 BB: 1 P: 17	R: 0 E: 0 K: 2 S: 8	H: 0 LOB: 0 BB: 0 P: 12	R: 1 E: 0 K: 1 S: 10	H: 2 LOB: 1 BB: 0 P: 16	R: 0 E: 0 K: 0 S: 9	H: 0 LOB: 0 BB: 1 P: 14	R: 1 E: 0 K: 2 S: 11	H: 1 LOB: 0 BB: 0 P: 14	R: 1 E: 0 K: 2 S: 16	H: 3 LOB: 2 BB: 0 P: 28	R: 1 E: 0 K: 2 S: 12	H: 1 LOB: 2 BB: 2 P: 24	1B: 7 2B: 2 3B: 0 HR: 1	SF: 1 SAC: 1 DP: 0 HBP: 0	WP: 0 PB: 0 SB: 2 CS: 0	PA: 42		
PITCHER	IP WLS BF H R ER SO BB IBB HBP BLK WP HR S P ERA WHIP	IP WLS BF H R ER SO BB IBB HBP BLK WP HR S P ERA WHIP	IP WLS BF H R ER SO BB IBB HBP BLK WP HR S P ERA WHIP	IP WLS BF H R ER SO BB IBB HBP BLK WP HR S P ERA WHIP	IP WLS BF H R ER SO BB IBB HBP BLK WP HR S P ERA WHIP	IP WLS BF H R ER SO BB IBB HBP BLK WP HR S P ERA WHIP	IP WLS BF H R ER SO BB IBB HBP BLK WP HR S P ERA WHIP	IP WLS BF H R ER SO BB IBB HBP BLK WP HR S P ERA WHIP	IP WLS BF H R ER SO BB IBB HBP BLK WP HR S P ERA WHIP	IP WLS BF H R ER SO BB IBB HBP BLK WP HR S P ERA WHIP	IP WLS BF H R ER SO BB IBB HBP BLK WP HR S P ERA WHIP	IP WLS BF H R ER SO BB IBB HBP BLK WP HR S P ERA WHIP	IP WLS BF H R ER SO BB IBB HBP BLK WP HR S P ERA WHIP	IP WLS BF H R ER SO BB IBB HBP BLK WP HR S P ERA WHIP	IP WLS BF H R ER SO BB IBB HBP BLK WP HR S P ERA WHIP	IP WLS BF H R ER SO BB IBB HBP BLK WP HR S P ERA WHIP	IP WLS BF H R ER SO BB IBB HBP BLK WP HR S P ERA WHIP	IP WLS BF H R ER SO BB IBB HBP BLK WP HR S P ERA WHIP	IP WLS BF H R ER SO BB IBB HBP BLK WP HR S P ERA WHIP	IP WLS BF H R ER SO BB IBB HBP BLK WP HR S P ERA WHIP	IP WLS BF H R ER SO BB IBB HBP BLK WP HR S P ERA WHIP	IP WLS BF H R ER SO BB IBB HBP BLK WP HR S P ERA WHIP

Florida Marlins @ Chicago Cubs
Wrigley Field, Chicago, IL
Mon May 28 2007, 1:20 PM CDT
Att: 41,630 - Cloudy - 65 F

AB 36
R 5
H 10
RBI 5
BB 4
SO 11
LOB 19



Batter	1	2	3	4	5	6	7	8	9	AB	R	H	RBI	BB	SO	LOB	BOTTOM					
12 Alfonso Soriano, R (1, 7) OBP: 0.347, SLG: 0.464	3-2 F8		2-1 E5 15 1B		0-2 G5-3		2-1 F9		2-3 K	5	0	0	0	0	1	3						
15 Cliff Floyd, L (1, 9) OBP: 0.356, SLG: 0.394	4-1 BB		0-0 1-3 1B		4-0 BB			0-1 G3-1	1-2 25 1B 1-H 3-H 0-2 1B	3	0	2	2	2	0	0						
25 Derrek Lee, R (1, 3) OBP: 0.423, SLG: 0.514	2-3 K		3-3 K		0-1 F9			3-2 P3	1-2 1B	5	0	1	0	0	2	4						
16 Aramis Ramirez, R (1, 5) OBP: 0.348, SLG: 0.555	2-1 G1-3			1-2 F8				2-2 L4-3 1B	2-3 K	5	0	2	0	0	1	3						
Michael Barrett, R (1, 2) OBP: 0.294, SLG: 0.415		2-2 F8		0-3 K				1-2 L4-3	0-2 F9	4	0	0	0	0	1	2						
Jacque Jones, L (1, 8) OBP: 0.303, SLG: 0.342		1-2 G4-3		2-2 BB 1B				2-1 G3		3	1	1	0	1	0	0						
Mark DeRosa, R (1, 4) OBP: 0.351, SLG: 0.459		2-3 K		1-2 BB 1B				2-2 F8	2-1 2 1B 15 1B 1B	3	1	1	0	1	1	0						
2 Ryan Theriot, R (1, 6) OBP: 0.343, SLG: 0.338			1-2 G4-3		1-3 K			1-1 G4-3	2-2 15 DI 15 1B 1B	4	1	1	1	0	1	2						
45 Sean Marshall, L (1, 1) 49 Carlos Marmol, R (7, 1) 19 Matt Murton, R (7, PH) 47 Scott Eyre, L (8, 1) 29 Angel Pagán, S (9, PH)			1-0 G6-3		1-2 F8			4-2 BB	2-3 K	2	0	0	0	0	0	0						
Inning Stats	R: 0 E: 0 K: 1 S: 9	H: 0 LOB: 1 BB: 1 P: 20	R: 0 E: 0 K: 1 S: 10	H: 0 LOB: 0 BB: 0 P: 15	R: 0 E: 1 K: 1 S: 10	H: 1 LOB: 2 BB: 0 P: 17	R: 0 E: 0 K: 2 S: 18	H: 1 LOB: 1 BB: 1 P: 26	R: 0 E: 0 K: 0 S: 9	H: 0 LOB: 0 BB: 1 P: 14	R: 0 E: 0 K: 0 S: 10	H: 1 LOB: 1 BB: 0 P: 13	R: 0 E: 0 K: 0 S: 17	H: 1 LOB: 0 BB: 0 P: 22	R: 3 E: 0 K: 3 S: 24	H: 4 LOB: 2 BB: 1 P: 39	1B: 8 2B: 1 3B: 0 HR: 0	SF: 0 SAC: 0 DP: 1 HBP: 0	WP: 0 PB: 0 SB: 0 CS: 0	PA: 40		
PITCHER	IP WLS BF H R ER SO BB IBB HBP BLK WP HR S P ERA WHIP	IP WLS BF H R ER SO BB IBB HBP BLK WP HR S P ERA WHIP	IP WLS BF H R ER SO BB IBB HBP BLK WP HR S P ERA WHIP	IP WLS BF H R ER SO BB IBB HBP BLK WP HR S P ERA WHIP	IP WLS BF H R ER SO BB IBB HBP BLK WP HR S P ERA WHIP	IP WLS BF H R ER SO BB IBB HBP BLK WP HR S P ERA WHIP	IP WLS BF H R ER SO BB IBB HBP BLK WP HR S P ERA WHIP	IP WLS BF H R ER SO BB IBB HBP BLK WP HR S P ERA WHIP	IP WLS BF H R ER SO BB IBB HBP BLK WP HR S P ERA WHIP	IP WLS BF H R ER SO BB IBB HBP BLK WP HR S P ERA WHIP	IP WLS BF H R ER SO BB IBB HBP BLK WP HR S P ERA WHIP	IP WLS BF H R ER SO BB IBB HBP BLK WP HR S P ERA WHIP	IP WLS BF H R ER SO BB IBB HBP BLK WP HR S P ERA WHIP	IP WLS BF H R ER SO BB IBB HBP BLK WP HR S P ERA WHIP	IP WLS BF H R ER SO BB IBB HBP BLK WP HR S P ERA WHIP	IP WLS BF H R ER SO BB IBB HBP BLK WP HR S P ERA WHIP	IP WLS BF H R ER SO BB IBB HBP BLK WP HR S P ERA WHIP	IP WLS BF H R ER SO BB IBB HBP BLK WP HR S P ERA WHIP	IP WLS BF H R ER SO BB IBB HBP BLK WP HR S P ERA WHIP	IP WLS BF H R ER SO BB IBB HBP BLK WP HR S P ERA WHIP	IP WLS BF H R ER SO BB IBB HBP BLK WP HR S P ERA WHIP	IP WLS BF H R ER SO BB IBB HBP BLK WP HR S P ERA WHIP

Florida Marlins @ Chicago Cubs
Wrigley Field, Chicago, IL
Mon May 28 2007, 1:20 PM CDT
Att: 41,630 - Cloudy - 65 F

AB 35
R 3
H 8
RBI 3
BB 5
SO 8
LOB 16



Batter	1	2	3	4	5	6	7	8	9	AB	R	H	RBI	BB	SO	LOB	TOP				
61 Reggie Abercrombie, R (1, 8) OBP: 0.273, SLG: 0.366	0-3 K	3-2 CS 1B			1-3 K		0-3 K	1-0 HBP		4	0	1	0	0	0	3					
6 Dan Uggla, R (1, 4) OBP: 0.347, SLG: 0.526	2-2 HR	1-0 CS	3-3 K		2-1 SF8		3-2 HR	0-3 K		4	2	2	4	0	2	2					
2 Hanley Ramirez, R (1, 6) OBP: 0.388, SLG: 0.502	1-2 G1-3		1-1 L9		3-H K		0-0 F9		0-1 14 BB 1B	5	0	1	0	0	1	1					
Miguel Cabrera, R (1, 5) OBP: 0.400, SLG: 0.557 48 Lee Gardner, R (9, 1)	0-1 HR		0-2 L9		0-1 G5-3		0-1 14 HR 1B	2-3 K		5	2	2	1	0	1	1					
14 Josh Willingham, R (1, 7) OBP: 0.392, SLG: 0.487	4-1 BB			0-3 K	1-2 G6-3		1-1 HR	4-1 BB		3	1	1	2	2	1	0					
27 Jeremy Hermida, L (1, 9) OBP: 0.338, SLG: 0.483	3-2 L9			1-0 G1-3	0-0 1B		1-1 WP 1B	0-3 K		5	1	2	0	0	1	3					
Miguel Olivo, R (1, 2) OBP: 0.254, SLG: 0.363		1-0 P4		0-3 K	1-3 K		1-2 G4-3	2-3 K		5	0	0	0	0	3	4					
8 Aaron Boone, R (1, 3) OBP: 0.385, SLG: 0.429		0-0 52 G4-3 61 WP 2B			1-0 52 SH 6 SF8 HBP		1-1 6 HR 1B	0-1 G5-3		3	3	2	0	0	0	1					
52 Sergio Mitre, R (1, 1) Wes Oberholser, R (5, PR) Randy Messenger, R (5, 1) Todd Linden, S (7, PH) 37 Renyel Pinto, L (7, 1) Joe Borchard, S (8, PH) 32 Justin Miller, R (8, 1) Jason Wood, R (9, 3)		0-2 G4-3		2-0 SH	1-3 1B		3-3 K	1-2 61 HBP 1B		1	0	0	0	0	0	1					
Inning Stats	R: 2 E: 0 K: 1 S: 16	H: 2 LOB: 1 BB: 1 P: 26	R: 1 E: 0 K: 0 S: 10	H: 2 LOB: 0 BB: 0 P: 15	R: 0 E: 0 K: 1 S: 8	H: 0 LOB: 0 BB: 0 P: 12	R: 0 E: 0 K: 2 S: 7	H: 0 LOB: 0 BB: 0 P: 8	R: 1 E: 1 K: 2 S: 11	H: 0 LOB: 1 BB: 0 P: 18	R: 0 E: 0 K: 1 S: 9	H: 1 LOB: 1 BB: 0 P: 11	R: 2 E: 0 K: 2 S: 12	H: 2 LOB: 0 BB: 0 P: 19	R: 3 E: 0 K: 1 S: 18	H: 4 LOB: 2 BB: 1 P: 23	R: 0 E: 0 K: 3 S: 16	H: 1 LOB: 2 BB: 1 P: 24	1B: 6 2B: 2 3B: 0 HR: 4	SF: 1 SAC: 1 DP: 0 HBP: 2	WP: 2 PA: 44 PB: 0 SB: 0 CS: 1
PITCHER	IP WLS BF H R ER SO BB IBB HBP BLK WP HR S P ERA WHIP	7.0 L 30 7 6 5 9 1 0 1 0 1 3 73 109 6.43 1.143	1.0 8 4 3 3 1 0 0 1 0 1 1 18 23 27.00 4.000	1.0 5 1 0 0 3 1 0 0 0 0 0 16 24 0.00 2.000	PITCHER										IP WLS BF H R ER SO BB IBB HBP BLK WP HR S P ERA WHIP						

Florida Marlins @ Chicago Cubs
Wrigley Field, Chicago, IL
Wed May 30 2007, 7:05 PM CDT
Att: 39,699 - Partly Cloudy - 80 F

AB 37
R 9
H 12
RBI 8
BB 2
SO 13
LOB 17



Batter	1	2	3	4	5	6	7	8	9	AB	R	H	RBI	BB	SO	LOB	BOTTOM				
12 Alfonso Soriano, R (1, 7) OBP: 0.341, SLG: 0.458	0-3 K		0-1 G5-3		2-3 K			0-2 G5-3		4	0	0	0	0	2	1					
2 Ryan Theriot, R (1, 6) OBP: 0.337, SLG: 0.350	0-0 G3		0-3 K		1-1 F9			2-2 G6-3		4	0	0	0	0	1	1					
25 Derrek Lee, R (1, 3) OBP: 0.419, SLG: 0.527	3-3 K			0-0 15 BB 1B		1-3 K		2-0 P6		4	0	1	0	0	2	0					
15 Cliff Floyd, L (1, 9) OBP: 0.360, SLG: 0.394		1-0 G3-1		3-1 1B	1-2 1B		1-1 1B		2-1 L8	4	0	2	0	0	0	0					
16 Aramis Ramirez, R (1, 5) OBP: 0.340, SLG: 0.537		0-1 24 WP BB 1B		2-3 K		0-0 P6		0-3 K		4	0	1	0	0	2	3					
Mark DeRosa, R (1, 4) OBP: 0.352, SLG: 0.457		0-3 K		0-3 K		1-2 L7		1-0 HBP		3	0	0	0	0	2	4					
Jacque Jones, L (1, 8) OBP: 0.302, SLG: 0.335		4-2 24 WP BB		3-1 G3-1		1-0 F8		1-1 G3		3	0	0	0	1	0	3					
24 Henry Blanco, R (1, 2) OBP: 0.231, SLG: 0.250		1-3 K			0-1 G5-3		1-0 F7			3	0	0	0	0	1	2					
30 Ted Lilly, L (1, 1) OBP: 0.125, SLG: 0.125 19 Matt Murton, R (7, PH) 37 Angel Guzman, R (8, 1) 46 Ryan Dempster, R (9, 1)		1-2 23 K		0-1 G4-3		0-2 K		2-2 P3		2	0	1	0	0	0	0					
Inning Stats	R: 0 E: 0 K: 2 S: 8	H: 0 LOB: 0 BB: 0 P: 11	R: 0 E: 0 K: 2 S: 13	H: 1 LOB: 2 BB: 1 P: 19	R: 0 E: 0 K: 1 S: 7	H: 0 LOB: 0 BB: 0 P: 7	R: 0 E: 0 K: 2 S: 11	H: 2 LOB: 2 BB: 0 P: 19	R: 0 E: 0 K: 1 S: 11	H: 1 LOB: 1 BB: 0 P: 14	R: 0 E: 0 K: 1 S: 10	H: 1 LOB: 1 BB: 0 P: 13	R: 0 E: 0 K: 0 S: 5	H: 0 LOB: 0 BB: 0 P: 9	R: 0 E: 0 K: 0 S: 7	H: 0 LOB: 0 BB: 0 P: 11	R: 0 E: 0 K: 1 S: 7	H: 0 LOB: 1 BB: 0 P: 11	1B: 5 2B: 0 3B: 0 HR: 0	SF: 0 SAC: 0 DP: 0 HBP: 1	WP: 1 PA: 34 PB: 0 SB: 0 CS: 0
PITCHER	IP WLS BF H R ER SO BB IBB HBP BLK WP HR S P ERA WHIP	4.0 W 8 2 0 0 2 0 0 0 0 0 0 21 27 0.00 1.000	1.0 3 0 0 0 0 0 0 0 0 0 0 0 5 9 0.00 0.000	1.0 3 0 0 0 0 0 0 0 0 0 0 0 7 11 0.00 0.000	1.0 4 0 0 0 1 0 0 1 0 0 0 0 7 11 0.00 0.000	PITCHER										IP WLS BF H R ER SO BB IBB HBP BLK WP HR S P ERA WHIP					


Florida Marlins @ Chicago Cubs
Wrigley Field, Chicago, IL
Wed May 30 2007, 7:05 PM CDT
Att: 39,699 - Partly Cloudy - 80 F


AB 32
R 0
H 5
RBI 0
BB 1
SO 10
LOB 14

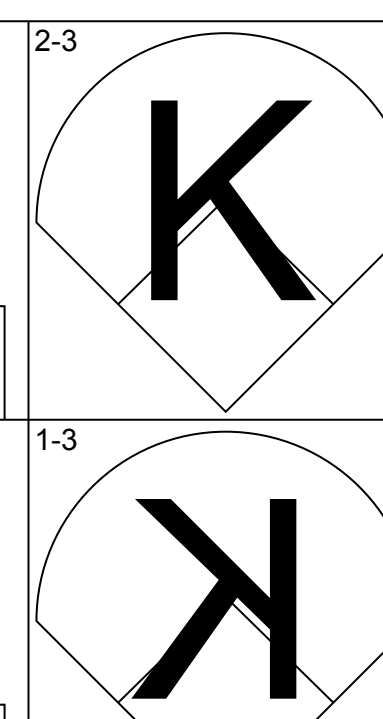
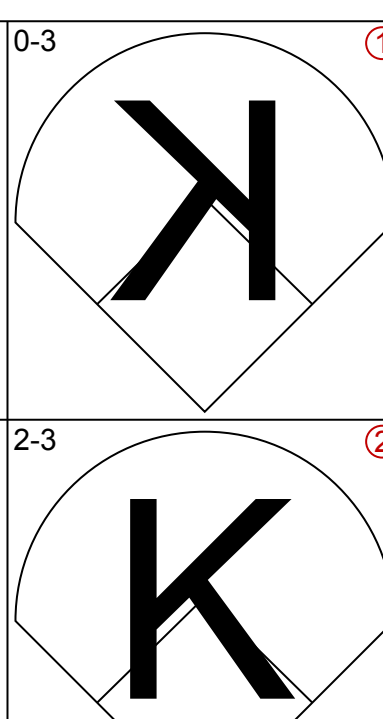
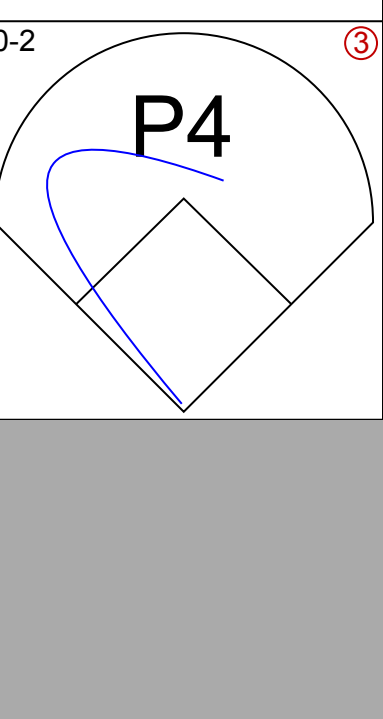
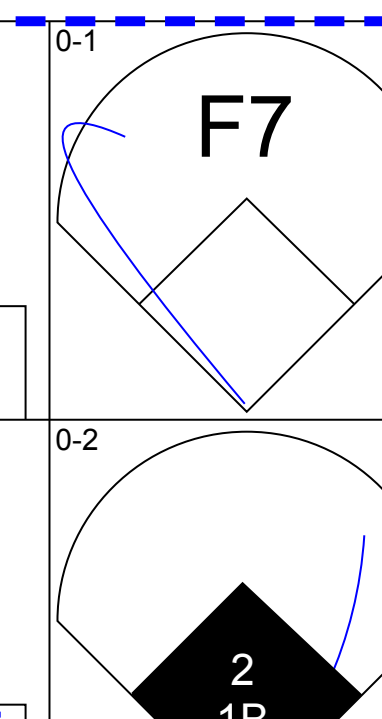
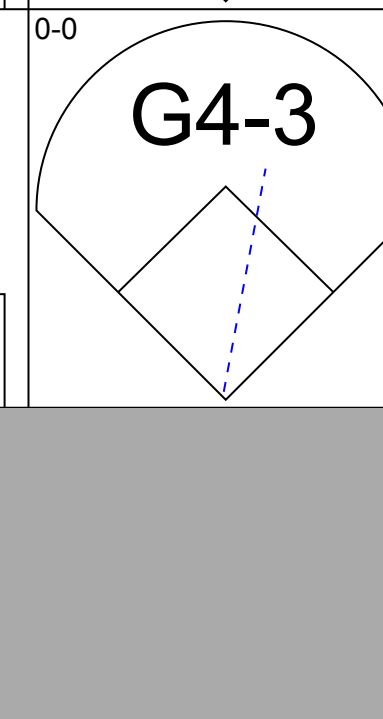

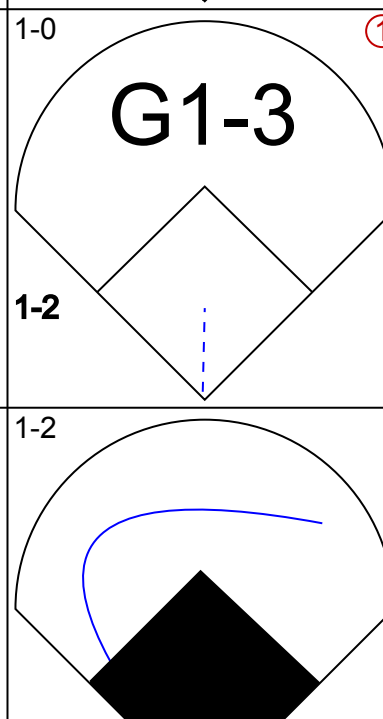
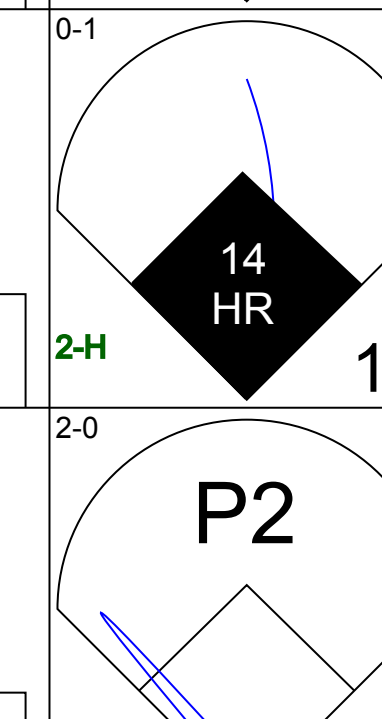


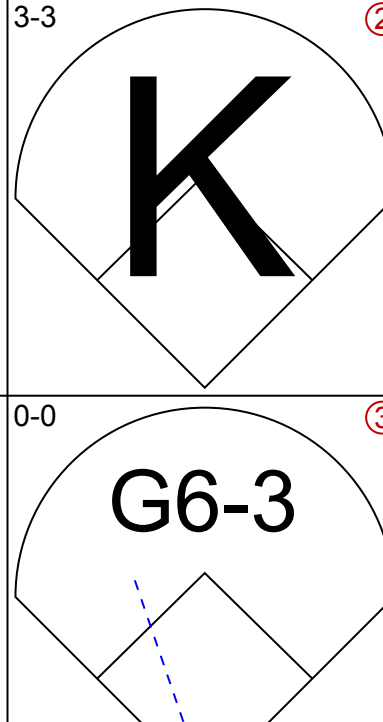
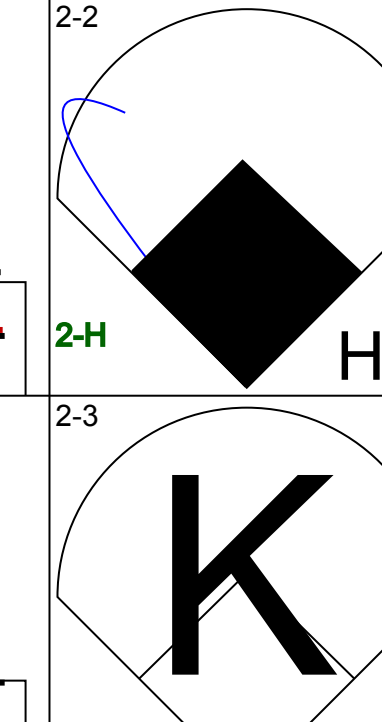
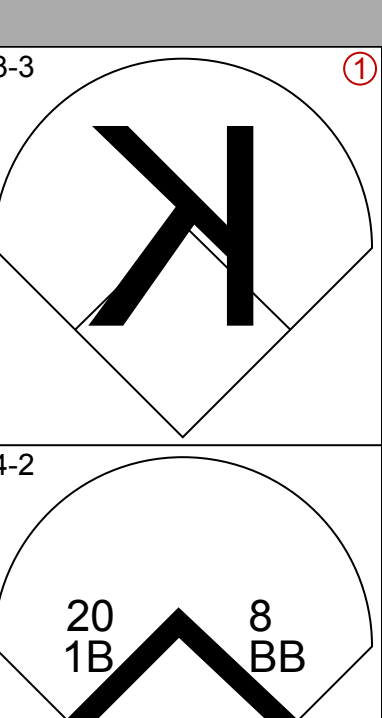
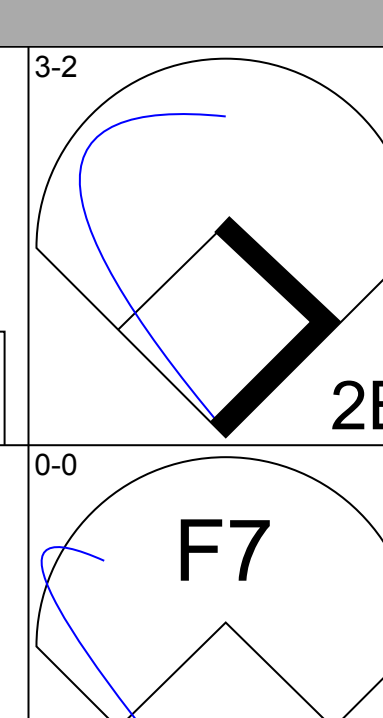
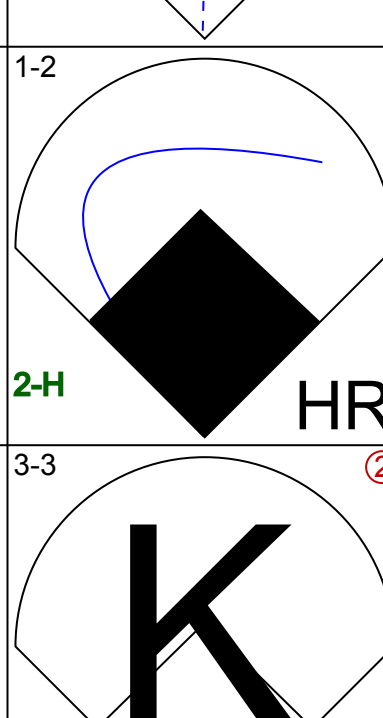
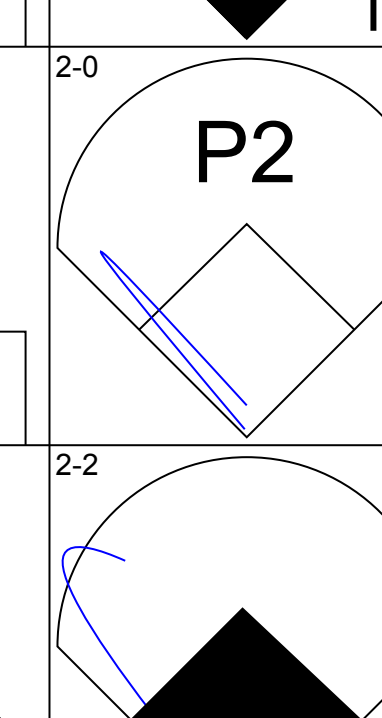
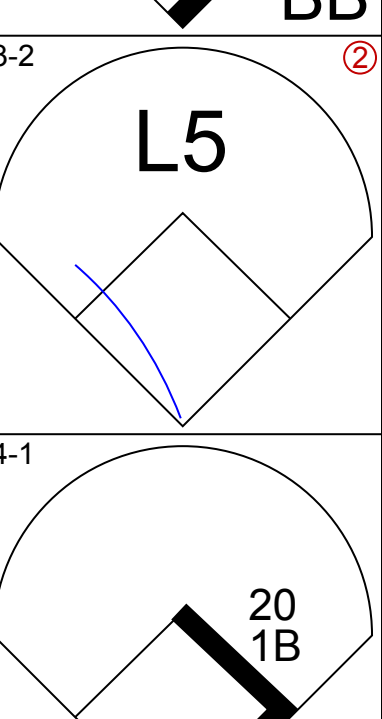
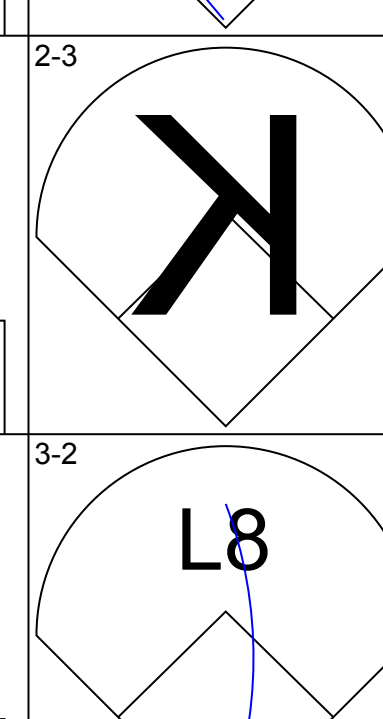
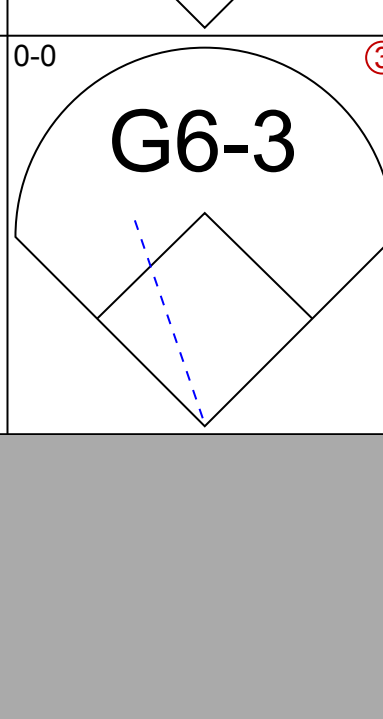
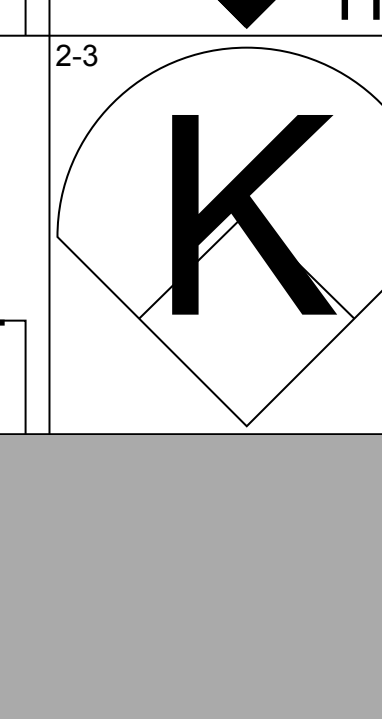
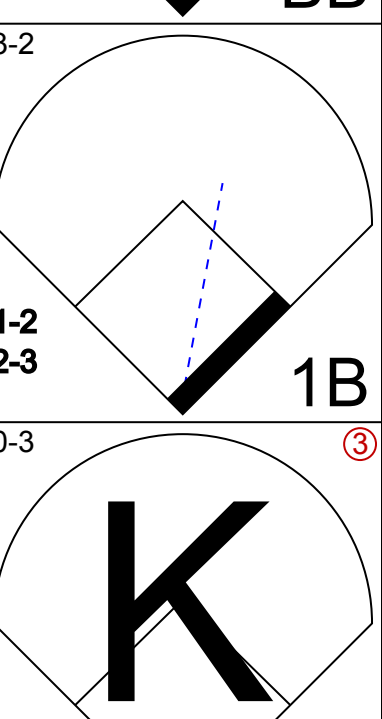



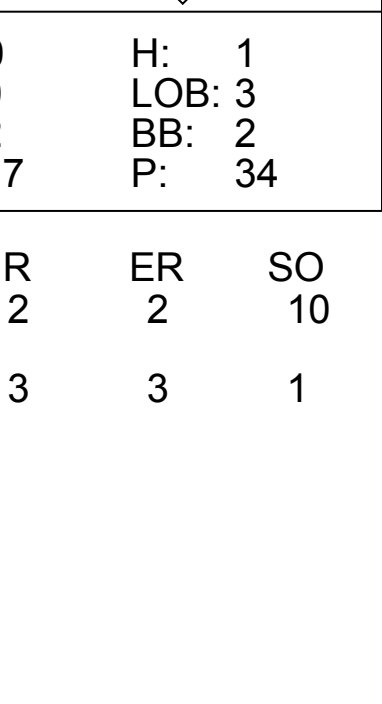

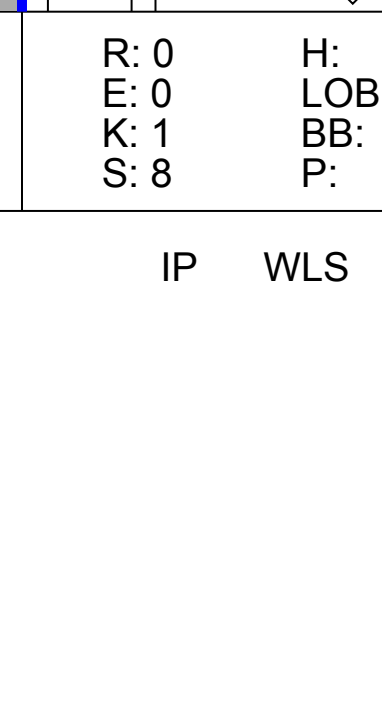
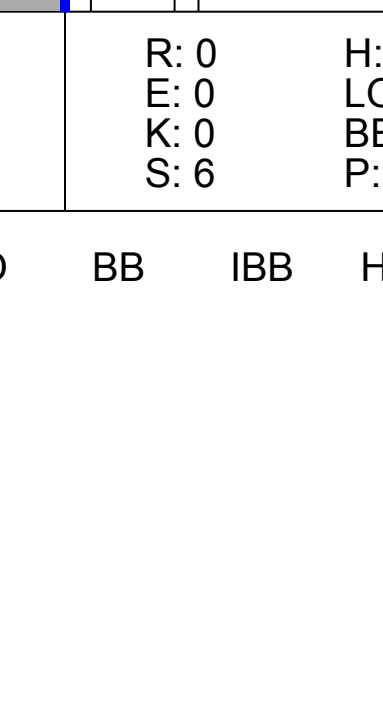

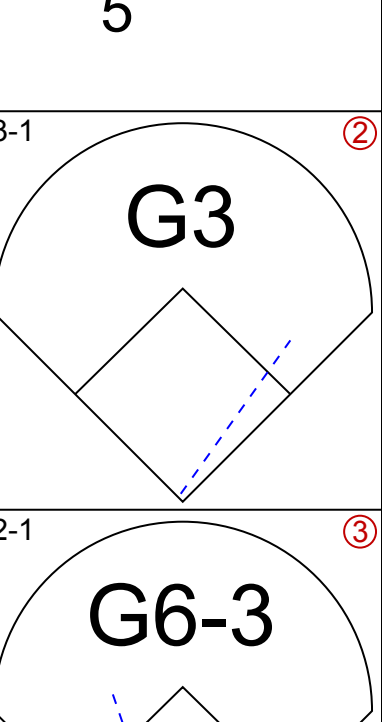
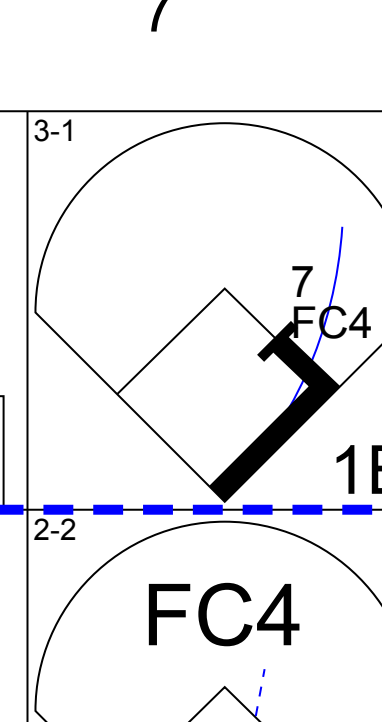
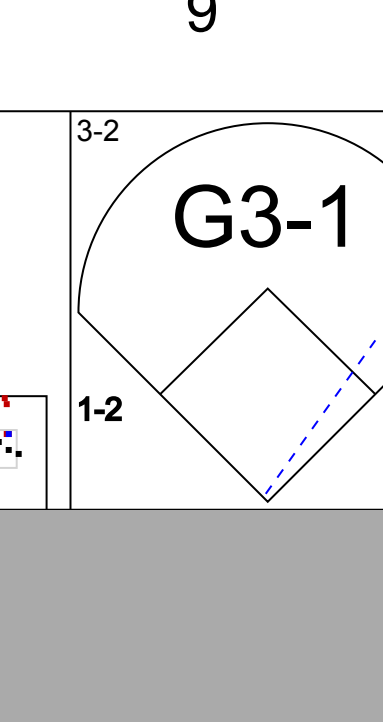






Batter	1	2	3	4	5	6	7	8	9	AB	R	H	RBI	BB	SO	LOB	TOP					
4 Alfredo Amezaga, S OBP: 0.301, SLG: 0.340										2	2	1	0	2	1	3	Florida Marlins @ Milwaukee Brewers Miller Park, Milwaukee, WI Thu May 31 2007, 7:05 PM CDT Att: 17,704 - Roof Closed - 77 F					
6 Dan Uggla, R OBP: 0.345, SLG: 0.525										4	0	1	0	0	0	5						
2 Hanley Ramirez, R OBP: 0.386, SLG: 0.500										3	1	1	1	0	1	1						
Miguel Cabrera, R OBP: 0.397, SLG: 0.556										4	0	1	2	0	1	1						
14 Josh Willingham, R OBP: 0.385, SLG: 0.476										4	0	0	0	0	3	2						
27 Jeremy Hermida, L OBP: 0.333, SLG: 0.460										3	0	0	0	1	1	0						
Miguel Olivo, R OBP: 0.254, SLG: 0.360										4	0	1	0	0	0	0						
8 Aaron Boone, R OBP: 0.381, SLG: 0.423										4	0	1	0	0	0	2						
Wes Obermueller, R OBP: 0.083, SLG: 0.167										3	0	0	0	0	1	3						
22 Matt Lindstrom, R Joe Borchard, S OBP: 0.293, SLG: 0.338										0	0	0	0	0	0	0						
Inning Stats	R: 1 E: 0 K: 1 S: 16	H: 2 LOB: 1 BB: 0 P: 29	R: 0 E: 0 K: 0 S: 5	H: 1 LOB: 1 BB: 0 P: 9	R: 1 E: 0 K: 2 S: 12	H: 1 LOB: 1 BB: 1 P: 22	R: 0 E: 0 K: 1 S: 14	H: 1 LOB: 3 BB: 1 P: 23	R: 1 E: 0 K: 1 S: 9	H: 1 LOB: 0 BB: 0 P: 13	R: 0 E: 0 K: 1 S: 8	H: 0 LOB: 0 BB: 0 P: 10	R: 0 E: 0 K: 0 S: 5	H: 0 LOB: 0 BB: 1 P: 11	R: 0 E: 0 K: 2 S: 9	H: 0 LOB: 0 BB: 0 P: 14	R: 0 E: 0 K: 1 S: 7	H: 0 LOB: 0 BB: 0 P: 10	1B: 3 2B: 3 3B: 0 HR: 0	SF: 1 SAC: 0 DP: 1 HBP: 0	WP: 0 PB: 0 CS: 1	PA: 36
PITCHER	IP WLS BF H R ER SO BB IBB HBP BLK WP HR S P ERA WHIP	6.0 2 27 6 3 2 6 2 0 0 0 0 0 64 106 3.00 1.333	2.0 0 6 0 0 0 2 1 0 0 0 0 0 14 25 0.00 0.500	1.0 0 3 0 0 0 1 0 0 0 0 0 0 7 10 0.00 0.000																		

Batter	1	2	3	4	5	6	7	8	9	AB	R	H	RBI	BB	SO	LOB	BOTTOM			
1 Corey Hart, R OBP: 0.357, SLG: 0.423										4	2	3	0	0	0	0	Florida Marlins @ Milwaukee Brewers Miller Park, Milwaukee, WI Thu May 31 2007, 7:05 PM CDT Att: 17,704 - Roof Closed - 77 F			
Francisco Cordero, R										0	0	0	0	0	0	0				
7 J.J. Hardy, R OBP: 0.350, SLG: 0.567										4	1	3	2	0	1	1				
8 Ryan Braun, R OBP: 0.214, SLG: 0.370										3	0	0	0	0	1	3				
12 Carlos Villanueva, R ERA: 3.06										0	0	0	0	0	0	0				
22 Tony Gwynn Jr., L OBP: 0.395, SLG: 0.391										0	0	0	0	0	0	0				
28 Prince Fielder, L OBP: 0.374, SLG: 0.641										3	1	2	2	0	0	0				
Johnny Estrada, S OBP: 0.292, SLG: 0.452										3	0	0	0	0	0	1				
Geoff Jenkins, L OBP: 0.350, SLG: 0.545										2	0	0	0	1	1	0				
2 Bill Hall, R OBP: 0.314, SLG: 0.422										3	0	0	0	0	0	2				
Craig Counsell, L OBP: 0.350, SLG: 0.300										3	0	0	0	0	1	0				
46 Claudio Vargas, R OBP: 0.125, SLG: 0.188										2	0	0	0	0	1	0				
9 Tony Graffanino, R OBP: 0.264, SLG: 0.239										1	0	0	0	0	0	0				
Inning Stats	R: 1 E: 0 K: 0 S: 8	H: 2 LOB: 0 BB: 0 P: 12	R: 0 E: 0 K: 0 S: 6	H: 0 LOB: 0 BB: 0 P: 10	R: 0 E: 0 K: 1 S: 8	H: 0 LOB: 0 BB: 0 P: 9	R: 2 E: 0 K: 2 S: 11	H: 2 LOB: 0 BB: 0 P: 16	R: 0 E: 0 K: 1 S: 6	H: 0 LOB: 0 BB: 0 P: 10	R: 0 E: 0 K: 1 S: 7	H: 1 LOB: 0 BB: 0 P: 9	R: 0 E: 0 K: 0 S: 8	H: 1 LOB: 1 BB: 1 P: 20	R: 1 E: 0 K: 0 S: 8	H: 2 LOB: 1 BB: 0 P: 9	1B: 4 2B: 3 3B: 0 HR: 1	SF: 0 SAC: 0 DP: 3 HBP: 0	WP: 0 PB: 0 CS: 0	PA: 29
PITCHER	IP WLS BF H R ER SO BB IBB HBP BLK WP HR S P ERA WHIP	7.0 0 25 6 3 3 5 0 0 0 0 0 0 8 86 3.86 0.857	1.0 0 4 2 1 1 0 0 0 0 0 0 0 8 9 9.00 2.000																	

Batter	1	2	3	4	5	6	7	8	9	AB	R	H	RBI	BB	SO	LOB	TOP			
4 Alfredo Amezaga, S OBP: 0.304, SLG: 0.338	F9	G3			G6-3		2 1B		2 1B	4	2	1	0	1	0	2	Florida Marlins @ Milwaukee Brewers Miller Park, Milwaukee, WI Fri Jun 01 2007, 7:05 PM CDT Att: 30,852 - Roof Closed - 73 F			
6 Dan Uggla, R OBP: 0.346, SLG: 0.536	HR		K		BB		SF9		K	3	1	1	2	1	2	1				
2 Hanley Ramirez, R OBP: 0.390, SLG: 0.516	G6-3		HR		F8		FC6-4		E5	5	1	3	2	0	0	1				
Miguel Cabrera, R OBP: 0.393, SLG: 0.545	BB		P4		G4-3		FC6-4		K	4	0	0	0	1	1	3				
14 Josh Willingham, R OBP: 0.378, SLG: 0.467	F9		F8						P6	4	0	0	0	0	0	1				
27 Jeremy Hermida, L OBP: 0.329, SLG: 0.439					L8		G4-3		K	3	0	0	0	1	1	0				
Miguel Olivo, R OBP: 0.254, SLG: 0.358		L8			F9		F7			4	0	1	0	0	0	1				
8 Aaron Boone, R OBP: 0.384, SLG: 0.421		L9			1B		4 1B 6 SF9 HBP		F7	3	1	1	0	0	0	2				
Scott Olsen, L OBP: 0.281, SLG: 0.420 77 Henry Owens, R OBP: 0.229, SLG: 0.338 Joe Borchard, S OBP: 0.229, SLG: 0.338 32 Justin Miller, R OBP: 0.229, SLG: 0.338 Armando Benitez, R OBP: 0.270, SLG: 0.197 Todd Linden, S OBP: 0.270, SLG: 0.197					G4-3		K		F8	2	0	1	0	0	0	1				
Inning Stats	R: 1 E: 0 K: 0 S: 6	H: 1 LOB: 1 BB: 1 P: 12	R: 0 E: 0 K: 0 S: 8	H: 1 LOB: 2 BB: 1 P: 14	R: 1 E: 0 K: 1 S: 9	H: 1 LOB: 0 BB: 0 P: 15	R: 0 E: 0 K: 0 S: 9	H: 0 LOB: 1 BB: 0 P: 15	R: 0 E: 0 K: 0 S: 3	H: 0 LOB: 0 BB: 0 P: 5	R: 2 E: 0 K: 1 S: 9	H: 2 LOB: 1 BB: 0 P: 14	R: 0 E: 0 K: 1 S: 14	H: 1 LOB: 1 BB: 0 P: 20	R: 1 E: 1 K: 2 S: 14	H: 1 LOB: 1 BB: 1 P: 22		1B: 6 2B: 0 3B: 0 HR: 2	SF: 1 SAC: 0 DP: 0 HBP: 1	WP: 0 PB: 0 SB: 0 CS: 0
PITCHER	IP WLS BF H R ER SO BB IBB HBP BLK WP HR S P ERA WHIP																			
37 Jeff Suppan, R ERA: 3.71	(1, 1)	7.0 W 31 6 4 4 2 3 0 1 0 0 2 53 90 5.14 1.286																		
Derrick Turnbow, R ERA: 4.56	(8, 1)	1.0 4 1 0 0 1 0 0 0 0 0 0 14 20 0.00 1.000																		
Matt Wise, R ERA: 3.22	(9, 1)	0.2 4 1 1 0 1 1 0 0 0 0 0 0 11 18 0.00 3.000																		
Francisco Cordero, R ERA: 0.4	(9, 1)	0.1 S 1 0 0 0 1 0 0 0 0 0 0 0 3 4 0.00 0.000																		

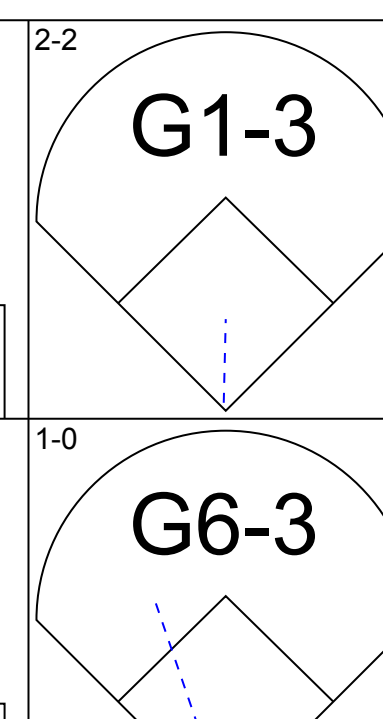
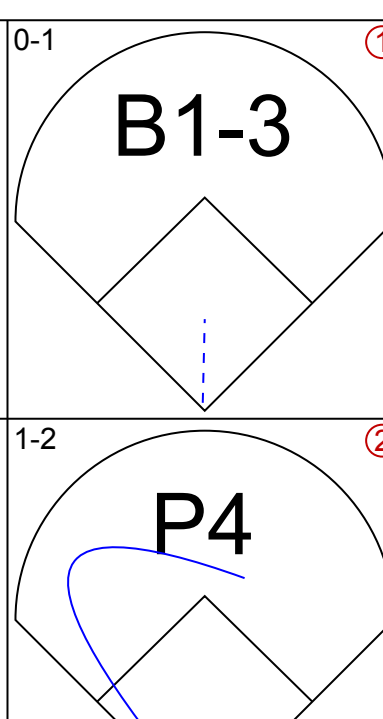
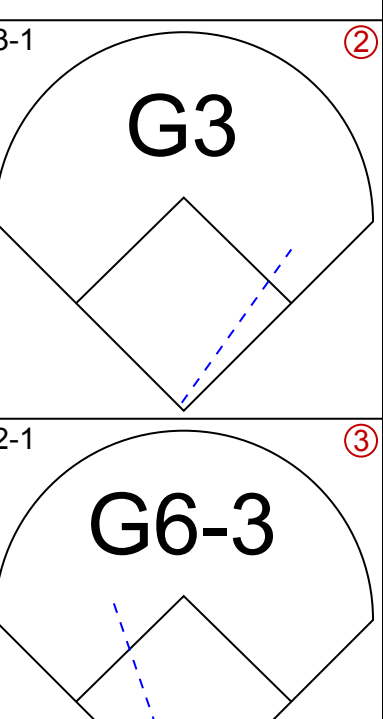
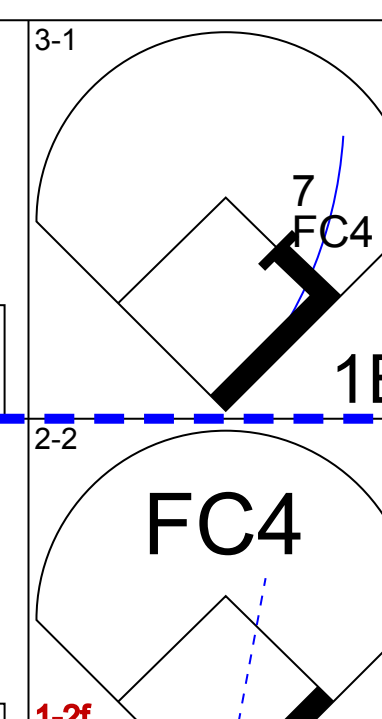
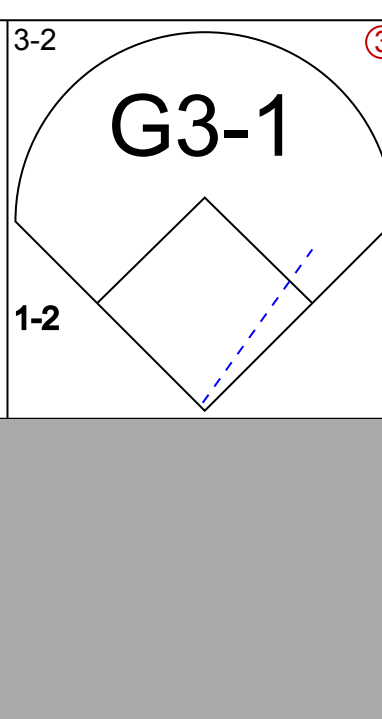
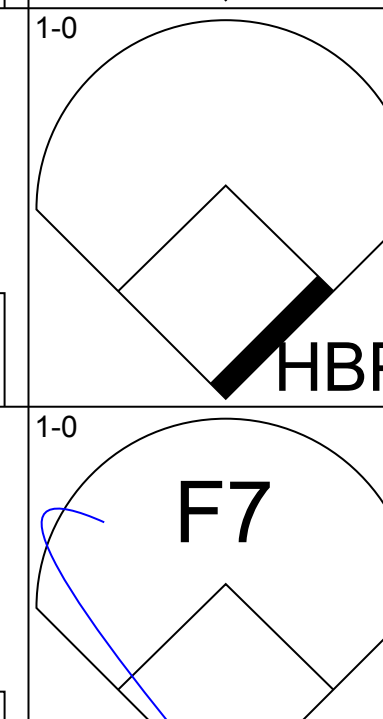





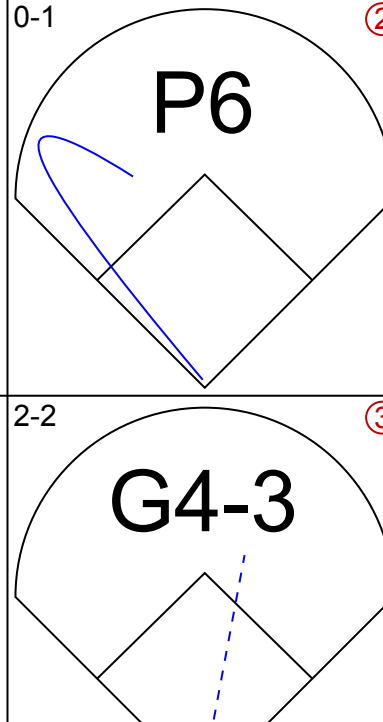
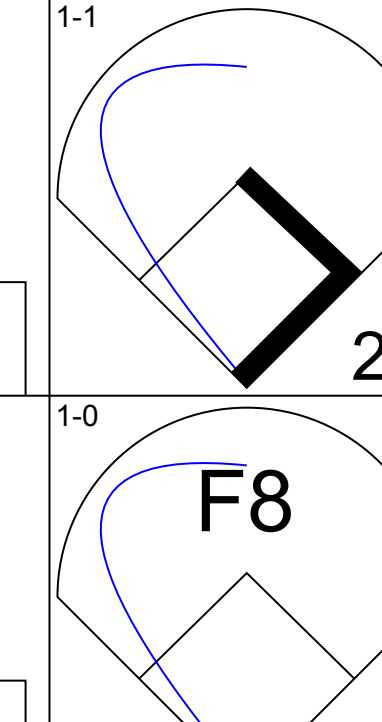

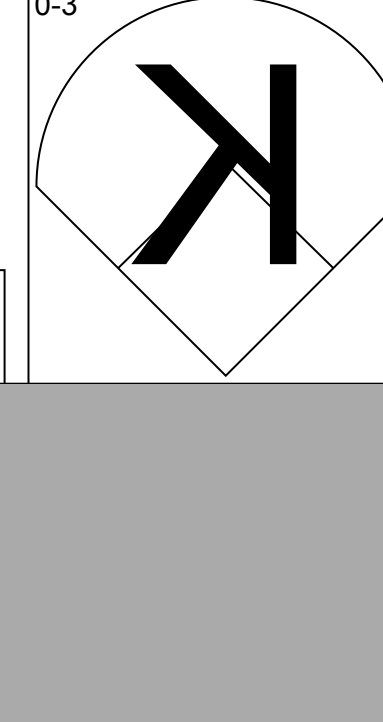


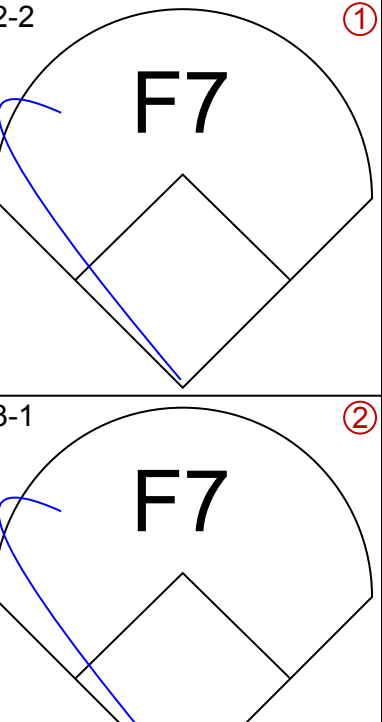
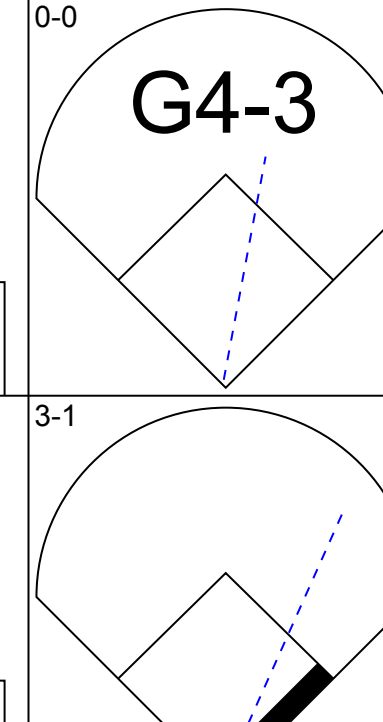
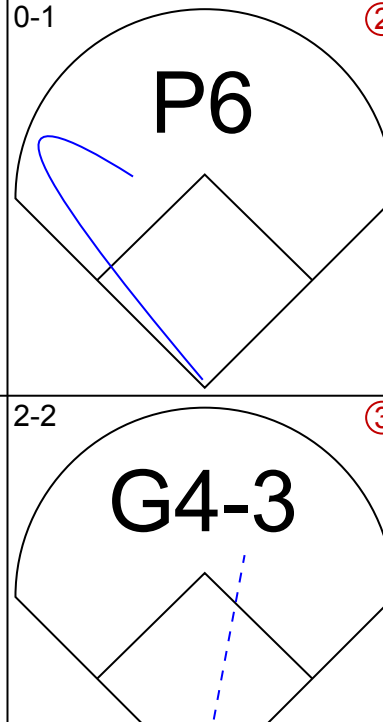
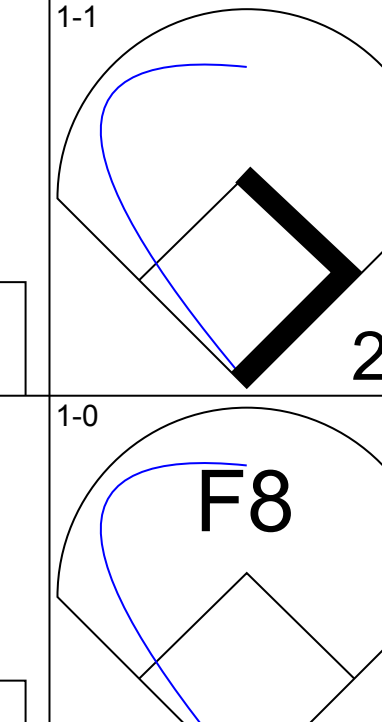
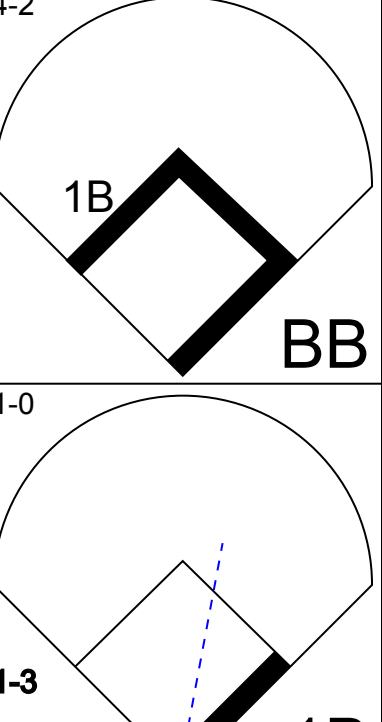
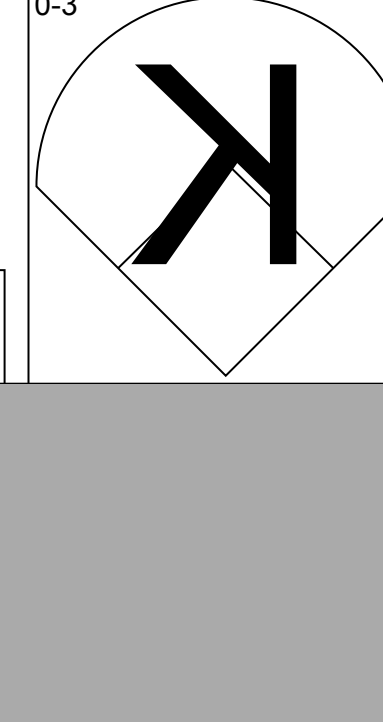


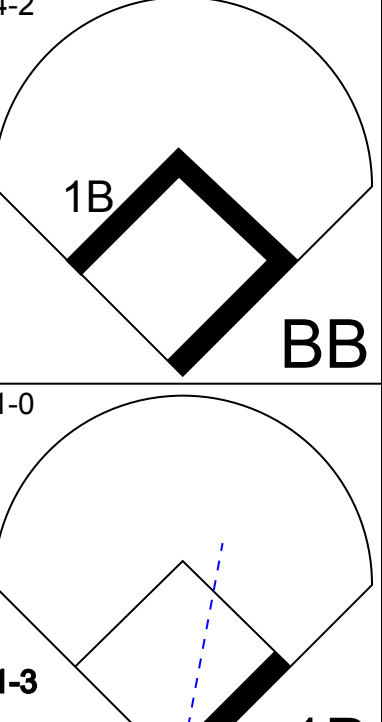
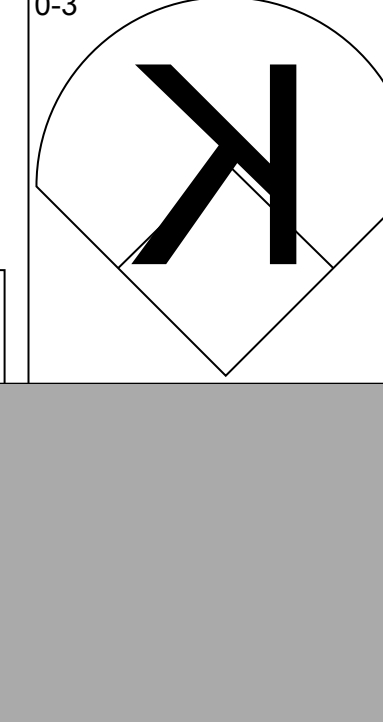
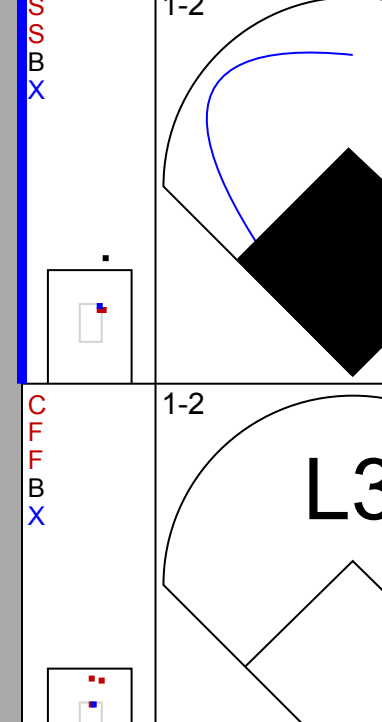
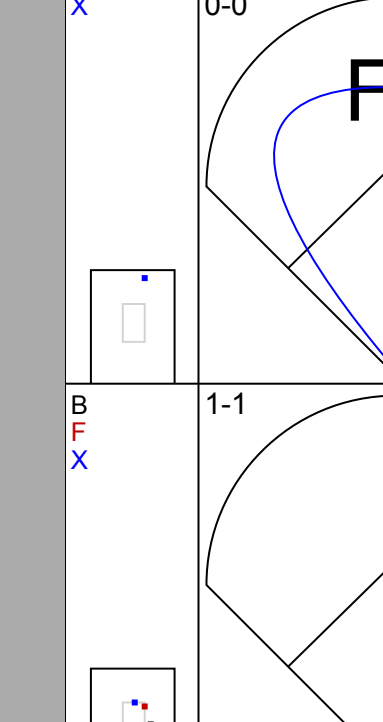
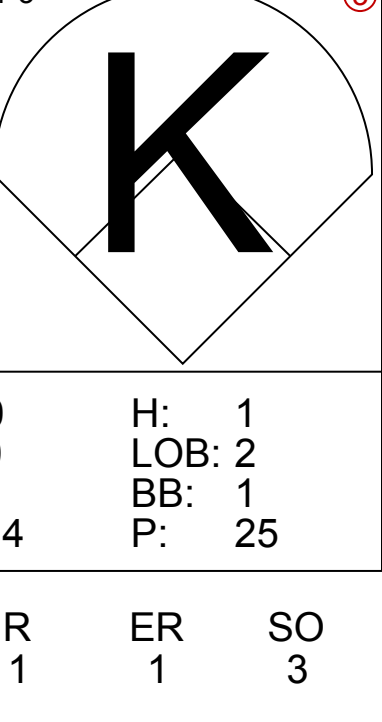
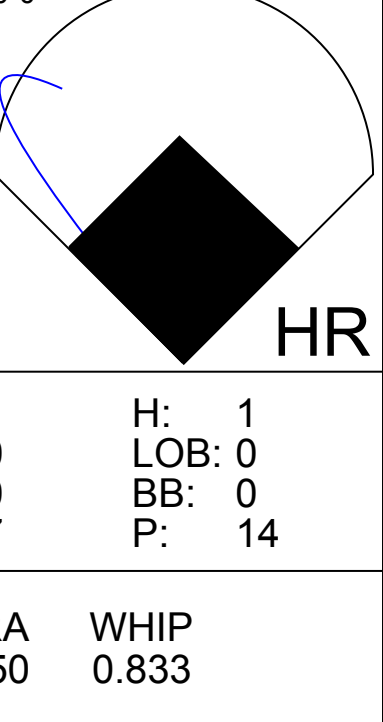
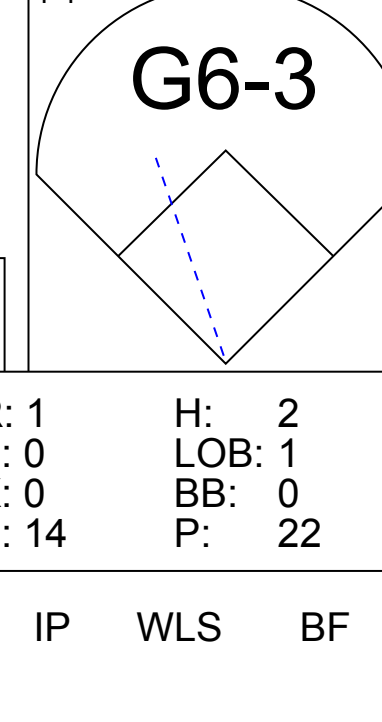
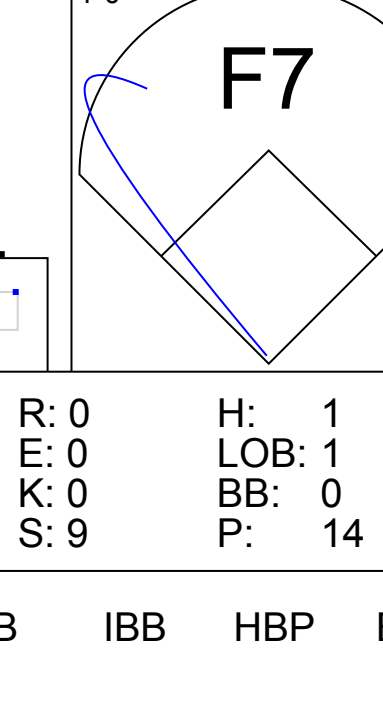




Batter	1	2	3	4	5	6	7	8	9	AB	R	H	RBI	BB	SO	LOB	BOTTOM			
1 Corey Hart, R OBP: 0.358, SLG: 0.417	F7		FC6-4		7 S 8 HR	L8		G6-4-3		4	1	1	0	1	0	3	Florida Marlins @ Milwaukee Brewers Miller Park, Milwaukee, WI Fri Jun 01 2007, 7:05 PM CDT Att: 30,852 - Roof Closed - 73 F			
7 J.J. Hardy, R OBP: 0.343, SLG: 0.554	F9		FC6-4		K		F8	K	5	0	0	0	0	2	2					
8 Ryan Braun, R OBP: 0.313, SLG: 0.567	1B				2 1B SF7	2H HR	G3	2B	3	3	3	2	1	0	0					
28 Prince Fielder, L OBP: 0.377, SLG: 0.635	FC6				F9		G3	IBB	2	1	0	0	2	0	2					
Johnny Estrada, S OBP: 0.291, SLG: 0.447		P3			2 1B 9 2B	F8	G3		4	1	1	0	0	0	3					
2 Bill Hall, R OBP: 0.317, SLG: 0.421		L9			9 2B	F7	2B	BB	3	2	1	0	1	0	0					
Kevin Mench, R OBP: 0.274, SLG: 0.413		G4-3			SF7	9 1B	2B	2B	3	0	2	4	0	0	0					
9 Tony Graffanino, R OBP: 0.272, SLG: 0.257					K	2B	F9		4	0	2	2	0	1	1					
37 Jeff Suppan, R OBP: 0.138, SLG: 0.074 Demck Turnbow, R ERA: 1.93 22 Tony Gwynn Jr., L OBP: 0.483, SLG: 0.391 Matt Wise, R ERA: 4.7 Francisco Cordero, R ERA: 4.42					F9		L9	SH1-4	2	0	0	0	0	0	0	0				
Inning Stats	R: 0 E: 0 K: 0 S: 8	H: 1 LOB: 0 BB: 0 P: 13	R: 0 E: 0 K: 0 S: 6	H: 0 LOB: 0 BB: 0 P: 7	R: 0 E: 0 K: 1 S: 6	H: 0 LOB: 1 BB: 1 P: 13	R: 3 E: 0 K: 0 S: 9	H: 3 LOB: 1 BB: 1 P: 15	R: 2 E: 0 K: 1 S: 11	H: 2 LOB: 2 BB: 0 P: 18	R: 0 E: 0 K: 0 S: 9	H: 2 LOB: 0 BB: 0 P: 13	R: 3 E: 0 K: 0 S: 10	H: 2 LOB: 1 BB: 2 P: 25	R: 0 E: 0 K: 1 S: 5	H: 0 LOB: 0 BB: 1 P: 9		1B: 5 2B: 4 3B: 0 HR: 1	SF: 1 SAC: 1 DP: 1 HBP: 0	WP: 0 PB: 0 SB: 1 CS: 0
PITCHER	IP WLS BF H R ER SO BB IBB HBP BLK WP HR S P ERA WHIP																			
Scott Olsen, L ERA: 5.35	(1, 1)	5.2 L 27 8 5 5 2 3 0 0 0 0 0 0 1 48 78 7.94 1.941																		
77 Henry Owens, R ERA: 1.93	(6, 1)	0.1 1 0 0 0 0 0 0 0 0 0 0 0 1 1 0.00 0.000																		
32 Justin Miller, R ERA: 4.7	(7, 1)	1.0 7 2 3 3 0 1 1 0 0 0 0 0 10 25 27.00 3.000																		
Armando Benitez, R ERA: 4.42	(8, 1)	1.0 3 0 0 0 0 1 1 0 0 0 0 0 5 9 0.00 1.000																		

Batter	1	2	3	4	5	6	7	8	9	AB	R	H	RBI	BB	SO	LOB	TOP				
61 Reggie Abercrombie, R (1, 8) OBP: 0.255, SLG: 0.341 4 Alfredo Amezaga, S (8, PH) OBP: 0.302, SLG: 0.336 (8, 8)										3	0	0	0	0	2	0					
6 Dan Uggla, R (1, 4) OBP: 0.349, SLG: 0.538										3	2	1	0	1	2	0					
2 Hanley Ramirez, R (1, 6) OBP: 0.388, SLG: 0.511										4	1	1	1	0	1	1					
Miguel Cabrera, R (1, 5) OBP: 0.395, SLG: 0.563										4	1	2	2	0	1	1					
14 Josh Willingham, R (1, 7) OBP: 0.380, SLG: 0.480										3	1	1	2	1	1	1					
27 Jeremy Hermida, L (1, 9) OBP: 0.313, SLG: 0.414										4	0	0	0	0	2	2					
8 Aaron Boone, R (1, 3) OBP: 0.381, SLG: 0.411										3	0	0	0	1	0	1					
20 Matt Treanor, R (1, 2) OBP: 0.282, SLG: 0.235										4	0	1	0	0	0	0					
Byung-Hyun Kim, R (1, 1) Jason Wood, R (7, PH) 37 Remyel Pinto, L (7, 1) 22 Matt Lindstrom, R (7, 1) Armando Benitez, R (8, 1) Todd Linden, S (8, PH) Kevin Gregg, R (8, 1)										2	0	0	0	0	1	3					
Inning Stats	R: 0 E: 0 K: 2 S: 7	H: 0 LOB: 0 BB: 0 P: 10	R: 0 E: 0 K: 2 S: 17	H: 1 LOB: 3 BB: 2 P: 34	R: 0 E: 0 K: 3 S: 10	H: 0 LOB: 0 BB: 0 P: 13	R: 0 E: 0 K: 1 S: 11	H: 1 LOB: 1 BB: 0 P: 19	R: 0 E: 0 K: 0 S: 7	H: 0 LOB: 0 BB: 0 P: 10	R: 2 E: 0 K: 1 S: 11	H: 1 LOB: 0 BB: 1 P: 20	R: 0 E: 0 K: 1 S: 8	H: 0 LOB: 0 BB: 0 P: 13	R: 3 E: 0 K: 1 S: 17	H: 3 LOB: 0 BB: 0 P: 23	R: 0 E: 0 K: 0 S: 6	H: 0 LOB: 0 BB: 0 P: 7	1B: 2 2B: 2 3B: 0 HR: 2	SF: 0 SAC: 0 DP: 0 HBP: 0	WP: 0 PA: 36 SB: 0 CS: 0
PITCHER	IP	WLS	BF	H	R	ER	SO	BB	IBB	HBP	BLK	WP	HR	S	P	ERA	WHIP				
39 Chris Capuano, L (1, 1) ERA: 3.8 Jose Capellan, R (8, 1) ERA: 13.5	7.0		27	3	2	2	10	3	0	0	0	0	1	71	119	2.57	0.857				

Florida Marlins @ Milwaukee Brewers
Miller Park, Milwaukee, WI
Sat Jun 02 2007, 6:05 PM CDT
Att: 42,250 - Partly Cloudy - 74 F

AB 33
R 5
H 6
RBI 5
BB 3
SO 11
LOB 9



Batter	1	2	3	4	5	6	7	8	9	AB	R	H	RBI	BB	SO	LOB	BOTTOM				
22 Tony Gwynn Jr., L (1, 8) OBP: 0.390, SLG: 0.378										5	0	1	0	0	0	1					
7 J.J. Hardy, R (1, 6) OBP: 0.337, SLG: 0.544										4	0	0	0	0	0	1					
8 Ryan Braun, R (1, 5) OBP: 0.306, SLG: 0.515										3	0	0	0	0	2	0					
28 Prince Fielder, L (1, 3) OBP: 0.374, SLG: 0.626										3	0	0	0	1	0	1					
Johnny Estrada, S (1, 2) OBP: 0.291, SLG: 0.448										4	0	1	0	0	0	1					
Geoff Jenkins, L (1, 7) OBP: 0.348, SLG: 0.537										4	0	1	0	0	0	2					
18 Gabe Gross, L (1, 9) OBP: 0.371, SLG: 0.455 1 Corey Hart, R (7, PH) OBP: 0.361, SLG: 0.445 (8, 9)										1	0	0	0	1	1	1					
Craig Counsell, L (1, 4) OBP: 0.355, SLG: 0.308										4	0	2	0	0	0	0					
39 Chris Capuano, L (1, 1) OBP: 0.286, SLG: 0.400 Kevin Mench, R (7, PH) OBP: 0.272, SLG: 0.410 Jose Capellan, R (8, 1) 9 Tony Graffanino, R (8, PH) OBP: 0.270, SLG: 0.254										2	1	1	1	0	1	2					
Inning Stats	R: 0 E: 0 K: 0 S: 5	H: 0 LOB: 1 BB: 0 P: 10	R: 0 E: 0 K: 1 S: 14	H: 1 LOB: 1 BB: 1 P: 25	R: 0 E: 0 K: 1 S: 9	H: 0 LOB: 0 BB: 0 P: 11	R: 0 E: 0 K: 1 S: 11	H: 1 LOB: 1 BB: 0 P: 14	R: 1 E: 0 K: 0 S: 7	H: 1 LOB: 0 BB: 0 P: 14	R: 0 E: 0 K: 0 S: 10	H: 0 LOB: 1 BB: 1 P: 17	R: 1 E: 0 K: 0 S: 14	H: 2 LOB: 1 BB: 0 P: 22	R: 0 E: 0 K: 1 S: 7	H: 1 LOB: 1 BB: 0 P: 13	R: 0 E: 0 K: 0 S: 9	H: 1 LOB: 1 BB: 0 P: 14	1B: 4 2B: 1 3B: 0 HR: 2	SF: 0 SAC: 0 DP: 0 HBP: 1	WP: 0 PA: 37 SB: 0 CS: 0
PITCHER	IP	WLS	BF	H	R	ER	SO	BB	IBB	HBP	BLK	WP	HR	S	P	ERA	WHIP				
Byung-Hyun Kim, R (1, 1) ERA: 4.4 37 Remyel Pinto, L (7, 1) ERA: 4.28 22 Matt Lindstrom, R (7, 1) ERA: 3.86 Armando Benitez, R (8, 1) ERA: 4.19 Kevin Gregg, R (9, 1) ERA: 1.93	6.0		24	3	1	1	3	2	0	1	0	0	1	56	91	1.50	0.833				
	0.2	B	4	2	1	1	0	0	0	0	0	0	1	11	17	13.50	3.000				
	0.1	W	1	0	0	0	0	0	0	0	0	0	0	3	5	0.00	0.000				
	1.0	H	4	1	0	0	1	0	0	0	0	0	0	7	13	0.00	1.000				
	1.0	S	4	1	0	0	0	0	0	0	0	0	0	9	14	0.00	1.000				

Florida Marlins @ Milwaukee Brewers
Miller Park, Milwaukee, WI
Sat Jun 02 2007, 6:05 PM CDT
Att: 42,250 - Partly Cloudy - 74 F

AB 34
R 2
H 7
RBI 2
BB 2
SO 4
LOB 10



Batter	1	2	3	4	5	6	7	8	9	AB	R	H	RBI	BB	SO	LOB	TOP										
4 Alfredo Amezaga, S OBP: 0.307, SLG: 0.329										3	0	1	0	1	1	1	Florida Marlins @ Atlanta Braves Turner Field, Atlanta, GA Tue Jun 05 2007, 2:35 PM EDT Att: 20,863 - Cloudy - 81 F										
6 Dan Uggla, R OBP: 0.348, SLG: 0.540										4	0	0	0	0	2	3											
2 Hanley Ramirez, R OBP: 0.361, SLG: 0.493										3	0	0	0	1	1	2											
Miguel Cabrera, R OBP: 0.385, SLG: 0.556										3	0	0	0	0	0	1											
14 Josh Willingham, R OBP: 0.373, SLG: 0.468 77 Henry Owens, R (7, 1)										3	0	0	0	0	1	1											
27 Jeremy Hermida, L OBP: 0.319, SLG: 0.405										2	0	0	0	1	1	0											
Miguel Olivo, R OBP: 0.245, SLG: 0.343										3	0	0	0	0	0	1											
8 Aaron Boone, R OBP: 0.380, SLG: 0.424										2	1	1	1	0	1	0											
52 Sergio Mitre, R OBP: 0.133, SLG: 0.200 32 Justin Miller, R (6, 1) 37 Renyel Pinto, L (7, 1) Joe Borchard, S OBP: 0.292, SLG: 0.331										1	0	0	0	0	1	0											
Inning Stats	R: 0 E: 0 K: 0 S: 4	H: 0 LOB: 0 BB: 1 P: 11	R: 0 E: 0 K: 2 S: 9	H: 0 LOB: 0 BB: 0 P: 13	R: 1 E: 0 K: 2 S: 10	H: 1 LOB: 0 BB: 0 P: 15	R: 0 E: 0 K: 0 S: 7	H: 0 LOB: 0 BB: 0 P: 8	R: 0 E: 0 K: 0 S: 11	H: 0 LOB: 0 BB: 1 P: 17	R: 0 E: 0 K: 1 S: 7	H: 0 LOB: 1 BB: 0 P: 15	R: 0 E: 0 K: 0 S: 6	H: 0 LOB: 0 BB: 1 P: 13	R: 0 E: 0 K: 1 S: 8	H: 0 LOB: 0 BB: 0 P: 10		R: 0 E: 0 K: 2 S: 10	H: 1 LOB: 1 BB: 0 P: 17	1B: 1 2B: 0 3B: 0 HR: 1	SF: 0 SAC: 1 DP: 1 HBP: 1	WP: 0 PB: 0 SB: 1 CS: 2	PA: 31				
PITCHER	IP	WLS	BF	H	R	ER	SO	BB	IBB	HBP	BLK	WP	HR	S	P	ERA	WHIP										
38 Buddy Carlyle, R ERA: 4.5	7.0	W	23	1	1	1	5	3	0	1	0	0	1	54	92	1.29	0.571										
39 Rafael Soriano, R ERA: 2.42	1.0	H	3	0	0	0	1	0	0	0	0	0	0	8	10	0.00	0.000										
Bob Wickman, R ERA: 2.79	1.0	S	4	1	0	0	2	0	0	0	0	0	0	10	17	0.00	1.000										

AB	25
R	1
H	2
RBI	1
BB	3
SO	8
LOB	9



Batter	1	2	3	4	5	6	7	8	9	AB	R	H	RBI	BB	SO	LOB	BOTTOM										
Willie Harris, L OBP: 0.433, SLG: 0.494										4	0	0	0	0	1	1	Florida Marlins @ Atlanta Braves Turner Field, Atlanta, GA Tue Jun 05 2007, 2:35 PM EDT Att: 20,863 - Cloudy - 81 F										
19 Yunel Escobar, R OBP: 0.438, SLG: 0.750										4	0	1	0	0	0	1											
11 Edgar Renteria, R OBP: 0.384, SLG: 0.516										4	0	0	0	0	1	1											
Andrew Jones, R OBP: 0.335, SLG: 0.435										4	0	0	0	0	1	0											
7 Jeff Francoeur, R OBP: 0.345, SLG: 0.461										4	1	3	0	0	0	0											
Scott Thorman, L OBP: 0.257, SLG: 0.399										3	0	1	0	0	0	1											
Jarrold Saltalamacchia, S OBP: 0.370, SLG: 0.488										3	1	2	2	0	0	2											
4 Pete Orr, L OBP: 0.227, SLG: 0.233 Chris Woodward, R OBP: 0.287, SLG: 0.338										2	0	0	0	0	0	3											
38 Buddy Carlyle, L (1, 1) 23 Matt Diaz, R OBP: 0.352, SLG: 0.475 39 Rafael Soriano, R (8, 1) Bob Wickman, R (9, 1)										1	0	0	0	0	0	0											
Inning Stats	R: 0 E: 0 K: 2 S: 8	H: 2 LOB: 2 BB: 0 P: 13	R: 0 E: 0 K: 1 S: 11	H: 2 LOB: 0 BB: 0 P: 17	R: 0 E: 0 K: 0 S: 7	H: 1 LOB: 1 BB: 0 P: 10	R: 0 E: 0 K: 0 S: 4	H: 0 LOB: 0 BB: 0 P: 6	R: 0 E: 0 K: 0 S: 8	H: 1 LOB: 1 BB: 0 P: 12	R: 0 E: 0 K: 0 S: 8	H: 0 LOB: 0 BB: 0 P: 12	R: 3 E: 1 K: 1 S: 17	H: 3 LOB: 1 BB: 0 P: 24	R: 0 E: 0 K: 0 S: 6	H: 1 LOB: 1 BB: 0 P: 12		R: 0 E: 0 K: 2 S: 10	H: 4 LOB: 2 BB: 0 HR: 2	SF: 0 SAC: 1 DP: 0 HBP: 0	WP: 0 PB: 0 SB: 0 CS: 0	PA: 32					
PITCHER	IP	WLS	BF	H	R	ER	SO	BB	IBB	HBP	BLK	WP	HR	S	P	ERA	WHIP										
52 Sergio Mitre, R ERA: 1.59	5.0		19	4	0	0	3	0	0	0	0	0	0	38	58	0.00	0.800										
32 Justin Miller, R ERA: 5.19	1.0	H	4	1	1	1	0	0	0	0	0	0	0	13	19	9.00	1.000										
37 Renyel Pinto, L ERA: 4.91	0.1	L	3	2	2	2	0	0	0	0	0	0	2	4	7	54.00	6.000										
77 Henry Owens, R ERA: 2.11	1.2		6	1	0	0	1	0	0	0	0	0	0	14	22	0.00	0.600										

AB	31
R	3
H	8
RBI	3
BB	0
SO	4
LOB	9



Batter	1	2	3	4	5	6	7	8	9	AB	R	H	RBI	BB	SO	LOB	TOP										
4 Alfredo Amezaga, S OBP: 0.304, SLG: 0.325	B3		G3-1			F7		FC3-6 1B	G3-1	5	1	1	0	0	0	2											
6 Dan Uggla, R OBP: 0.347, SLG: 0.533	F7		K			F8		FC3-6 BB		3	0	0	0	1	1												
2 Hanley Ramirez, R OBP: 0.379, SLG: 0.494	F9					P4		FC3-6 1B		4	2	1	0	0	0	2											
Miguel Cabrera, R OBP: 0.389, SLG: 0.571 Jason Wood, R OBP: 0.371, SLG: 0.419	HR		G6-3			G6-3		G1-6-3 1B		3	1	2	1	0	0	1											
14 Josh Willingham, R OBP: 0.371, SLG: 0.471	F9		SF8			SF8		F7		3	0	1	1	0	0	1											
8 Aaron Boone, R OBP: 0.371, SLG: 0.413	F8		G6-3			G1-6-3		F7		4	0	0	1	0	0	2											
Joe Borchard, S OBP: 0.291, SLG: 0.324	K		G3			G3		F7		3	0	0	0	1	1	0											
20 Matt Treanor, R OBP: 0.302, SLG: 0.289			F7			F7		F8		4	0	2	0	0	0	3											
56 Rick Van Den Hurk, R OBP: 0.187, SLG: 0.145 7 Taylor Tankersley, L ERA: 5.89 22 Matt Lindstrom, R ERA: 3.65 Armando Benitez, L ERA: 4.22 27 Jeremy Hermida, L OBP: 0.315, SLG: 0.430 Kevin Gregg, R ERA: 2.06	K		K			K		G6-3		3	0	0	0	0	2	4											
Inning Stats	R: 0 E: 0 K: 0 S: 5	H: 0 LOB: 0 BB: 0 P: 8	R: 1 E: 0 K: 1 S: 10	H: 1 LOB: 0 BB: 0 P: 14	R: 0 E: 0 K: 2 S: 11	H: 1 LOB: 1 BB: 0 P: 17	R: 1 E: 0 K: 0 S: 8	H: 1 LOB: 0 BB: 0 P: 12	R: 0 E: 0 K: 1 S: 7	H: 0 LOB: 0 BB: 0 P: 9	R: 0 E: 0 K: 0 S: 6	H: 0 LOB: 0 BB: 0 P: 13	R: 1 E: 0 K: 0 S: 9	H: 2 LOB: 3 BB: 1 P: 17	R: 2 E: 0 K: 0 S: 11	H: 2 LOB: 1 BB: 1 P: 15	R: 0 E: 0 K: 0 S: 11	H: 1 LOB: 1 BB: 0 P: 18	1B: 4 2B: 3 3B: 0 HR: 1	SF: 1 SAC: 0 DP: 0 HBP: 0	WP: 0 PB: 0 SB: 1 CS: 0	PA: 37					
PITCHER	IP	WLS	BF	H	R	ER	SO	BB	IBB	HBP	BLK	WP	HR	S	P	ERA	WHIP										
29 John Smoltz, R ERA: 2.93	6.0	L	21	3	2	2	4	0	0	0	0	0	1	47	73	3.00	0.500										
58 Peter Moylan, R ERA: 2.76	1.0		6	2	1	1	0	0	1	0	0	0	0	9	17	9.00	2.000										
Oscar Villarreal, R ERA: 4.08	1.0		6	2	2	2	0	1	0	0	0	0	0	11	15	18.00	3.000										
48 Blaine Boyer, R ERA:	1.0		4	1	0	0	0	0	0	0	0	0	0	11	18	0.00	1.000										

Florida Marlins @ Atlanta Braves
Turner Field, Atlanta, GA
Tue Jun 05 2007, 7:35 PM EDT
Att: 27,072 - Partly Cloudy - 79 F

AB 34
R 5
H 8
RBI 5
BB 2
SO 4
LOB 17



Batter	1	2	3	4	5	6	7	8	9	AB	R	H	RBI	BB	SO	LOB	BOTTOM										
2 Kelly Johnson, L OBP: 0.389, SLG: 0.488	G6-3		G4-3			F7		G5-3 1B		4	0	1	1	0	0	0											
19 Yunel Escobar, R OBP: 0.340, SLG: 0.700	F8		F9			F9		G5-3		4	0	1	0	0	0	2											
11 Edgar Renteria, R OBP: 0.386, SLG: 0.511	F9					BB		F8		2	0	0	0	2	0	2											
16 Brian McCann, L OBP: 0.333, SLG: 0.423	K2-3		G4-3			G3		F8		4	0	0	0	0	1	3											
Andruw Jones, R OBP: 0.329, SLG: 0.427	L6					P6		F8		4	0	0	0	0	0	2											
7 Jeff Francoeur, R OBP: 0.344, SLG: 0.455	K					K		BB		3	0	0	0	1	3	2											
Scott Thorman, L OBP: 0.251, SLG: 0.389	F8		F8			P3		F9		4	0	0	0	0	0	1											
23 Matt Diaz, R OBP: 0.351, SLG: 0.472	F9		F9			F8		BB		3	1	1	0	0	0	0											
29 John Smoltz, R OBP: 0.291, SLG: 0.136 4 Pedro Martinez, R OBP: 0.272, SLG: 0.227 58 Peter Moylan, R ERA: 3.65 Oscar Villarreal, L ERA: 4.22 Willie Harris, L OBP: 0.315, SLG: 0.430 48 Blaine Boyer, R ERA: 2.06	K		K			G4-3		G4-3		1	0	0	0	0	1	0											
Inning Stats	R: 0 E: 0 K: 0 S: 7	H: 0 LOB: 0 BB: 0 P: 10	R: 0 E: 0 K: 2 S: 10	H: 0 LOB: 0 BB: 0 P: 12	R: 0 E: 0 K: 1 S: 10	H: 0 LOB: 0 BB: 0 P: 14	R: 0 E: 0 K: 0 S: 8	H: 0 LOB: 1 BB: 1 P: 15	R: 0 E: 0 K: 1 S: 11	H: 0 LOB: 0 BB: 0 P: 11	R: 0 E: 0 K: 0 S: 11	H: 0 LOB: 2 BB: 1 P: 17	R: 1 E: 0 K: 0 S: 11	H: 2 LOB: 2 BB: 1 P: 18	R: 0 E: 0 K: 0 S: 5	H: 0 LOB: 1 BB: 1 P: 9	1B: 2 2B: 1 3B: 0 HR: 0	SF: 0 SAC: 0 DP: 0 HBP: 0	WP: 0 PB: 0 SB: 0 CS: 0	PA: 34							
PITCHER	IP	WLS	BF	H	R	ER	SO	BB	IBB	HBP	BLK	WP	HR	S	P	ERA	WHIP										
56 Rick Van Den Hurk, R ERA: 5.89	0.1	H	1	0	0	0	0	0	0	0	0	0	0	2	2	0.00	0.000										
22 Matt Lindstrom, R ERA: 3.65	0.2	H	2	0	0	0	1	0	0	0	0	0	0	5	6	0.00	0.000										
Armando Benitez, R ERA: 4.22	1.0		6	2	1	1	0	1	0	0	0	0	0	11	18	9.00	3.000										
Kevin Gregg, R ERA: 2.06	1.0		4	0	0	0	0	1	0	0	0	0	0	5	9	0.00	1.000										

Florida Marlins @ Atlanta Braves
Turner Field, Atlanta, GA
Tue Jun 05 2007, 7:35 PM EDT
Att: 27,072 - Partly Cloudy - 79 F

AB 30
R 1
H 3
RBI 1
BB 4
SO 5
LOB 12



Batter	1	2	3	4	5	6	7	8	9	AB	R	H	RBI	BB	SO	LOB	TOP							
4 Alfredo Amezaga, S OBP: 0.317, SLG: 0.341										4	1	3	1	1	0	0	Florida Marlins @ Atlanta Braves Turner Field, Atlanta, GA Wed Jun 06 2007, 1:05 PM EDT Att: 28,026 - Sunny - 87 F							
6 Dan Uggla, R OBP: 0.348, SLG: 0.535										5	2	2	0	0	2	3								
2 Hanley Ramirez, R OBP: 0.376, SLG: 0.487										5	0	1	0	0	0	4								
14 Josh Willingham, R OBP: 0.372, SLG: 0.472										4	1	1	2	1	1	2								
27 Jeremy Hermida, L OBP: 0.309, SLG: 0.386										3	0	0	1	1	2	1								
8 Aaron Boone, R OBP: 0.383, SLG: 0.438										3	1	2	2	2	1	3								
Miguel Olivo, R OBP: 0.239, SLG: 0.335										5	0	0	0	0	1	4								
61 Reggie Abercrombie, R OBP: 0.255, SLG: 0.327										4	1	1	0	0	2	1								
Scott Olsen, L OBP: 0.248, SLG: 0.364										2	0	0	0	0	1	0								
32 Justin Miller, R ERA: 5.31										2	0	0	0	0	1	0								
77 Henry Owens, R ERA: 4.35										0	0	0	0	0	0	0								
Joe Borcherd, S OBP: 0.265, SLG: 0.329										1	1	1	1	0	0	0								
22 Matt Lindstrom, R ERA: 4.26										0	0	0	0	0	0	0								
57 Taylor Tankersley, L ERA: 4.26										0	0	0	0	0	0	0								
Kevin Gregg, R ERA: 5.89										0	0	0	0	0	0	0								
Jason Wood, R OBP: 0.207, SLG: 0.419										0	0	0	0	0	0	0								
Inning Stats	R: 2 E: 0 K: 0 S: 13	H: 3 LOB: 2 BB: 1 P: 21	R: 0 E: 0 K: 0 S: 7	H: 0 LOB: 0 BB: 0 P: 13	R: 3 E: 0 K: 1 S: 13	H: 2 LOB: 0 BB: 1 P: 23	R: 0 E: 0 K: 3 S: 11	H: 1 LOB: 1 BB: 0 P: 17	R: 0 E: 0 K: 2 S: 8	H: 0 LOB: 0 BB: 0 P: 11	R: 0 E: 0 K: 1 S: 7	H: 1 LOB: 1 BB: 0 P: 10	R: 0 E: 0 K: 2 S: 11	H: 1 LOB: 3 BB: 2 P: 24	R: 2 E: 0 K: 0 S: 15	H: 3 LOB: 1 BB: 0 P: 20	R: 0 E: 0 K: 1 S: 7	H: 0 LOB: 1 BB: 1 P: 16	1B: 7 2B: 3 3B: 0 HR: 1	SF: 1 SAC: 0 DP: 0 HBP: 0	WP: 1 PB: 0 SB: 5 CS: 0	PA: 43		
PITCHER	IP WLS BF H R ER SO BB IBB HBP BLK WP HR S P ERA WHIP	IP WLS BF H R ER SO BB IBB HBP BLK WP HR S P ERA WHIP	IP WLS BF H R ER SO BB IBB HBP BLK WP HR S P ERA WHIP	IP WLS BF H R ER SO BB IBB HBP BLK WP HR S P ERA WHIP	IP WLS BF H R ER SO BB IBB HBP BLK WP HR S P ERA WHIP	IP WLS BF H R ER SO BB IBB HBP BLK WP HR S P ERA WHIP	IP WLS BF H R ER SO BB IBB HBP BLK WP HR S P ERA WHIP	IP WLS BF H R ER SO BB IBB HBP BLK WP HR S P ERA WHIP	IP WLS BF H R ER SO BB IBB HBP BLK WP HR S P ERA WHIP	IP WLS BF H R ER SO BB IBB HBP BLK WP HR S P ERA WHIP	IP WLS BF H R ER SO BB IBB HBP BLK WP HR S P ERA WHIP	IP WLS BF H R ER SO BB IBB HBP BLK WP HR S P ERA WHIP	IP WLS BF H R ER SO BB IBB HBP BLK WP HR S P ERA WHIP	IP WLS BF H R ER SO BB IBB HBP BLK WP HR S P ERA WHIP	IP WLS BF H R ER SO BB IBB HBP BLK WP HR S P ERA WHIP	IP WLS BF H R ER SO BB IBB HBP BLK WP HR S P ERA WHIP	IP WLS BF H R ER SO BB IBB HBP BLK WP HR S P ERA WHIP	IP WLS BF H R ER SO BB IBB HBP BLK WP HR S P ERA WHIP	IP WLS BF H R ER SO BB IBB HBP BLK WP HR S P ERA WHIP	IP WLS BF H R ER SO BB IBB HBP BLK WP HR S P ERA WHIP	IP WLS BF H R ER SO BB IBB HBP BLK WP HR S P ERA WHIP	IP WLS BF H R ER SO BB IBB HBP BLK WP HR S P ERA WHIP	IP WLS BF H R ER SO BB IBB HBP BLK WP HR S P ERA WHIP	IP WLS BF H R ER SO BB IBB HBP BLK WP HR S P ERA WHIP
26 Kyle Davies, R ERA: 5.31	5.0	L	23	6	5	5	6	2	0	0	0	0	0	0	0	0	0	0	7	11	0.00	1.000		
48 Blaine Boyer, R ERA: 3.71	1.0		4	1	0	0	1	0	0	0	0	0	0	0	0	0	0	0	7	11	0.00	2.000		
Tyler Yates, R ERA: 7.84	1.0		6	1	0	0	2	1	1	0	0	0	0	0	0	0	0	0	11	24	0.00	3.000		
54 Chad Paronto, R ERA: 4.09	1.0		4	0	0	0	1	1	0	0	0	0	0	0	0	0	0	0	7	16	0.00	1.000		

Batter	1	2	3	4	5	6	7	8	9	AB	R	H	RBI	BB	SO	LOB	BOTTOM							
2 Kelly Johnson, L OBP: 0.389, SLG: 0.484										4	1	1	2	1	0	4	Florida Marlins @ Atlanta Braves Turner Field, Atlanta, GA Wed Jun 06 2007, 1:05 PM EDT Att: 28,026 - Sunny - 87 F							
19 Yunel Escobar, R OBP: 0.400, SLG: 0.625										4	0	1	0	1	0	2								
7 Jeff Francoeur, R OBP: 0.345, SLG: 0.458										5	0	2	2	0	1	4								
Andrew Jones, R OBP: 0.327, SLG: 0.419										4	0	0	0	1	1	1								
23 Matt Diaz, R OBP: 0.353, SLG: 0.465										4	1	1	0	1	2	3								
Jarrod Saltalamacchia, S OBP: 0.373, SLG: 0.478										5	1	2	0	0	0	1								
Chris Woodward, R OBP: 0.250, SLG: 0.316										5	0	0	0	0	2	4								
Scott Thorman, L OBP: 0.263, SLG: 0.398										4	0	3	0	0	1	1								
26 Kyle Davies, R ERA: 5.27										0	0	0	0	0	0	0								
4 Petc O'Leary, R ERA: 4.35										0	1	0	0	0	0	0								
48 Blaine Boyer, R ERA: 4.35										0	0	0	0	0	0	0								
Willie Harris, L OBP: 0.244, SLG: 0.500										1	1	1	0	0	0	0								
Tyler Yates, R ERA: 4.26										0	0	0	0	0	0	0								
54 Chad Paronto, R ERA: 4.26										1	0	0	0	0	0	0								
11 Edgar Renteria, R ERA: 5.89										0	0	0	0	0	0	0								
Macay McBride, L ERA: 5.89										0	0	0	0	0	0	0								
Inning Stats	R: 0 E: 0 K: 1 S: 6	H: 0 LOB: 2 BB: 2 P: 16	R: 0 E: 0 K: 0 S: 14	H: 1 LOB: 2 BB: 1 P: 28	R: 0 E: 0 K: 1 S: 7	H: 1 LOB: 0 BB: 0 P: 12	R: 0 E: 0 K: 2 S: 12	H: 1 LOB: 1 BB: 0 P: 15	R: 2 E: 0 K: 0 S: 16	H: 1 LOB: 1 BB: 2 P: 29	R: 0 E: 0 K: 0 S: 8	H: 2 LOB: 2 BB: 0 P: 12	R: 0 E: 0 K: 1 S: 12	H: 0 LOB: 0 BB: 0 P: 19	R: 2 E: 0 K: 1 S: 19	H: 4 LOB: 3 BB: 1 P: 28	R: 0 E: 0 K: 1 S: 16	H: 1 LOB: 1 BB: 0 P: 22	1B: 10 2B: 1 3B: 0 HR: 0	SF: 0 SAC: 0 DP: 0 HBP: 0	WP: 0 PB: 0 SB: 0 CS: 0	PA: 43		
PITCHER	IP WLS BF H R ER SO BB IBB HBP BLK WP HR S P ERA WHIP	IP WLS BF H R ER SO BB IBB HBP BLK WP HR S P ERA WHIP	IP WLS BF H R ER SO BB IBB HBP BLK WP HR S P ERA WHIP	IP WLS BF H R ER SO BB IBB HBP BLK WP HR S P ERA WHIP	IP WLS BF H R ER SO BB IBB HBP BLK WP HR S P ERA WHIP	IP WLS BF H R ER SO BB IBB HBP BLK WP HR S P ERA WHIP	IP WLS BF H R ER SO BB IBB HBP BLK WP HR S P ERA WHIP	IP WLS BF H R ER SO BB IBB HBP BLK WP HR S P ERA WHIP	IP WLS BF H R ER SO BB IBB HBP BLK WP HR S P ERA WHIP	IP WLS BF H R ER SO BB IBB HBP BLK WP HR S P ERA WHIP	IP WLS BF H R ER SO BB IBB HBP BLK WP HR S P ERA WHIP	IP WLS BF H R ER SO BB IBB HBP BLK WP HR S P ERA WHIP	IP WLS BF H R ER SO BB IBB HBP BLK WP HR S P ERA WHIP	IP WLS BF H R ER SO BB IBB HBP BLK WP HR S P ERA WHIP	IP WLS BF H R ER SO BB IBB HBP BLK WP HR S P ERA WHIP	IP WLS BF H R ER SO BB IBB HBP BLK WP HR S P ERA WHIP	IP WLS BF H R ER SO BB IBB HBP BLK WP HR S P ERA WHIP	IP WLS BF H R ER SO BB IBB HBP BLK WP HR S P ERA WHIP	IP WLS BF H R ER SO BB IBB HBP BLK WP HR S P ERA WHIP	IP WLS BF H R ER SO BB IBB HBP BLK WP HR S P ERA WHIP	IP WLS BF H R ER SO BB IBB HBP BLK WP HR S P ERA WHIP	IP WLS BF H R ER SO BB IBB HBP BLK WP HR S P ERA WHIP	IP WLS BF H R ER SO BB IBB HBP BLK WP HR S P ERA WHIP	IP WLS BF H R ER SO BB IBB HBP BLK WP HR S P ERA WHIP
Scott Olsen, L ERA: 5.27	4.1	W	7	2	0	0	0	0	0	0	0	0	0	0	0	0	0	0	13	19	0.00	1.200		
77 Henry Owens, R ERA: 2.01	1.0	H	3	0	0	0	1	0	0	0	0	0	0	0	0	0	0	0	12	19	0.00	0.000		
22 Matt Lindstrom, R ERA: 4.26	0.2		5	2	2	2	1	1	0	0	0	0	0	0	0	0	0	0	14	22	27.00	4.000		
57 Taylor Tankersley, L ERA: 5.89	0.0		1	1	0	0	0	0	0	0	0	0	0	0	0	0	0	0	2	2	-	-		

AB	37
R	7
H	11
RBI	7
BB	5
SO	10
LOB	19



AB	37
R	4
H	11
RBI	4
BB	6
SO	7
LOB	23



Batter	1	2	3	4	5	6	7	8	9	AB	R	H	RBI	BB	SO	LOB	TOP			
1 Akinori Iwamura, L (1.5) OBP: 0.463, SLG: 0.474	3-3 K	4-1 BB	2-2 P6		3-3 K		1-2 G4-3		1-1 G3	5	0	0	0	1	2	1				
2 B.J. Upton, R (1.8) OBP: 0.396, SLG: 0.545	2-2 G6-3	3-2 F8	4-0 BB		2-1 F8		4-2 BB		1-2 P5	1	0	0	0	0	0	0				
35 Elijah Dukes, R (1.8) OBP: 0.314, SLG: 0.407		1-2 BB	1-2 FC4-6				13 1B			3	0	0	0	2	0	1				
13 Carl Crawford, L (1.7) OBP: 0.371, SLG: 0.515	4-0 BB	0-1 F7	1-1 FC4-6				2B			4	1	2	0	0	0	3				
Ty Wigginton, R (1.4) OBP: 0.297, SLG: 0.456	3-1 BB	1-2 F8			0-0 HR		FC5-2			4	2	3	2	1	0	1				
23 Carlos Pena, L (1.3) OBP: 0.396, SLG: 0.622	4-2 BB		1-0 BB		3-1 L3		FC5-2			3	2	1	0	2	0	3				
Deimon Young, R (1.9) OBP: 0.300, SLG: 0.405	0-2 BB		0-1 BB		2-2 BB		FC5-2			5	2	3	1	0	0	3				
Brendan Harris, R (1.6) OBP: 0.368, SLG: 0.458	0-0 BB		3-2 BB		1-2 BB		F8			5	1	2	3	0	2	4				
30 Dioner Navarro, S (1.2) OBP: 0.253, SLG: 0.264	4-0 BB		1-2 G4-3		0-0 G5-3		P5			3	0	0	0	1	0	5				
56 Tim Corcoran, R (6.1)			G4-3		G5-3					0	0	0	0	0	0	0				
54 Chad Orvella, R (7.1)										0	0	0	0	0	0	0				
Josh Wilson, R (6, PH) OBP: 0.296, SLG: 0.250										1	0	0	0	0	0	0				
39 J.P. Howell, L (1.1) OBP: 0.333, SLG: 0.333	1-3 BB		1-0 BB		2-2 P5					3	0	1	1	0	1	2				
Brian Stokes, R (6.1)										0	0	0	0	0	0	0				
Raul Casanova, S (6.2) OBP: 0.286, SLG: 0.286			35 BB							2	0	0	0	0	0	0				
Inning Stats	R: 4 H: 3 E: 1 K: 2 S: 17	H: 3 R: 0 ER: 0 LOB: 2 BB: 2 P: 38	R: 0 H: 0 E: 0 K: 0 S: 10	H: 0 R: 0 ER: 0 LOB: 1 BB: 1 P: 18	R: 3 H: 4 E: 0 K: 0 S: 16	H: 4 R: 0 ER: 0 LOB: 2 BB: 1 P: 29	R: 1 H: 2 E: 0 K: 1 S: 10	H: 2 R: 0 ER: 0 LOB: 1 BB: 0 P: 16	R: 0 H: 0 E: 0 K: 1 S: 11	H: 0 R: 0 ER: 0 LOB: 3 BB: 2 P: 21	R: 0 H: 1 E: 0 K: 0 S: 12	H: 3 R: 0 ER: 0 LOB: 0 BB: 0 P: 23	R: 0 H: 0 E: 0 K: 1 S: 9	H: 0 R: 0 ER: 0 LOB: 0 BB: 0 P: 10	R: 0 H: 0 E: 0 K: 0 S: 7	H: 0 R: 0 ER: 0 LOB: 0 BB: 0 P: 9	1B: 6 2B: 5 3B: 0 HR: 1	SF: 0 SAC: 0 DP: 0 HBP: 1	WP: 0 PB: 0 SB: 4 CS: 0	PA: 47
PITCHER	IP WLS BF H R ER SO BB IBB HBP BLK WP HR S P ERA WHIP																			
Byung-Hyun Kim, R (1.1) ERA: 5.74	2.2	20	7	7	6	2	3	1	1	0	0	0	41	82	20.25	3.750				
37 Renyel Pinto, L (3.1) ERA: 4.82	2.1	12	4	1	1	2	1	0	0	0	0	1	28	49	3.86	2.143				
32 Justin Miller, R (6.1) ERA: 3.97	1.0	W	3	0	0	0	0	0	0	0	0	0	6	9	0.00	0.000				
77 Henry Owens, R (7.1) ERA: 1.96	0.2	H	5	1	0	0	0	2	0	0	0	0	10	21	0.00	4.500				
57 Taylor Tankersley, L (7.1) ERA: 5.78	0.1	H	1	0	0	0	0	0	0	0	0	0	2	2	0.00	0.000				

Tampa Bay Devil Rays @ Florida Marlins
Dolphin Stadium, Miami, FL
Fri Jun 08 2007, 7:05 PM EDT
Att: 13,520 - Overcast - 73 F

AB 39
R 8
H 12
RBI 7
BB 7
SO 5
LOB 23



Batter	1	2	3	4	5	6	7	8	9	AB	R	H	RBI	BB	SO	LOB	BOTTOM				
61 Reggie Abercrombie, R (1.8) OBP: 0.254, SLG: 0.339	1-1 F9	0-3 K								4	1	1	0	0	2	3					
77 Henry Owens, R (7.1)										0	0	0	0	0	0	0					
57 Taylor Tankersley, L (7.1)										0	0	0	0	0	0	0					
Joe Borchard, S (7, PH) OBP: 0.298, SLG: 0.327										1	1	0	0	1	1	3					
Armando Benitez, R (8.1)										0	0	0	0	0	0	0					
6 Dan Uggla, R (1.4) OBP: 0.351, SLG: 0.532	3-2 BB	0-0 BB			4-2 BB		2-3 BB		2-1 L5	5	1	2	2	1	2	3					
2 Hanley Ramirez, R (1.6) OBP: 0.386, SLG: 0.494	3-1 BB	0-0 BB			1-0 BB		1-1 BB		4-2 G6-3	5	3	4	1	1	0	0					
Miguel Cabrera, R (1.5) OBP: 0.393, SLG: 0.574	4-1 BB	1-0 BB			1-0 L7		3-1 BB		4-1 BB	4	2	2	2	1	0	5					
Jason Wood, R (6, PH) OBP: 0.293, SLG: 0.419		G4-6-3					27 BB			0	0	0	0	1	0	0					
14 Josh Willingham, R (1.7) OBP: 0.379, SLG: 0.484	2-3 BB				3-2 BB		4-1 BB		2-1 BB	5	2	3	3	1	2	3					
27 Jeremy Hermida, L (1.9) OBP: 0.320, SLG: 0.414	2-3 BB				1-2 BB		1-2 BB		1-2 BB	4	1	1	4	2	2	5					
8 Aaron Boone, R (1.3) OBP: 0.389, SLG: 0.432		4-2 BB			1-2 F9					2	1	0	1	2	1	0					
20 Matt Treanor, R (1.2) OBP: 0.292, SLG: 0.279		0-1 BB			3-1 G5-3		0-2 BB		0-3 BB	5	1	1	0	0	2	6					
Byung-Hyun Kim, R (1.1)		1-1 SH								0	0	0	0	0	0	0					
37 Renyel Pinto, L (3.1)										1	0	0	0	0	1	0					
32 Justin Miller, R (6.1)										0	0	0	0	0	0	0					
4 Alfredo Amezaga, S (6, PH) OBP: 0.323, SLG: 0.343		1-2 BB								2	1	1	1	1	0	0					
Inning Stats	R: 0 H: 2 E: 0 K: 2 S: 14	H: 3 R: 2 ER: 0 LOB: 2 BB: 1 P: 19	R: 0 H: 0 E: 0 K: 2 S: 9	H: 0 R: 0 ER: 0 LOB: 0 BB: 0 P: 14	R: 0 H: 0 E: 0 K: 2 S: 8	H: 0 R: 4 ER: 0 LOB: 0 BB: 1 P: 12	R: 4 H: 3 E: 0 K: 1 S: 17	H: 3 R: 0 ER: 0 LOB: 3 BB: 3 P: 35	R: 5 H: 3 E: 0 K: 3 S: 19	H: 3 R: 0 ER: 0 LOB: 4 BB: 4 P: 44	R: 0 H: 1 E: 0 K: 0 S: 12	H: 1 R: 0 ER: 0 LOB: 2 BB: 1 P: 21	1B: 11 2B: 2 3B: 1 HR: 1	SF: 0 SAC: 1 DP: 1 HBP: 1	WP: 0 PB: 0 SB: 3 CS: 0	PA: 51					
PITCHER	IP WLS BF H R ER SO BB IBB HBP BLK WP HR S P ERA WHIP																				
39 J.P. Howell, L (1.1) ERA: 4.85	5.0	26	8	6	6	9	3	0	0	0	0	0	12	18	40.50	4.500					
Brian Stokes, R (6.1) ERA: 7.18	0.2	L	5	3	3	3	1	0	0	0	0	0	7	27	54.00	15.000					
56 Tim Corcoran, R (6.1) ERA: 6.75	0.1		6	2	2	0	5	0	0	0	0	0	0	17	34	27.00	5.000				
54 Chad Orvella, R (7.1) ERA: 14.63	1.0		9	3	3	3	2	0	1	0	0	0	0	12	21	0.00	2.000				
Josh Wilson, R (8.1) ERA:	1.0		5	1	0	0	1	0	0	0	0	0	0	12	21	0.00	2.000				

Tampa Bay Devil Rays @ Florida Marlins
Dolphin Stadium, Miami, FL
Fri Jun 08 2007, 7:05 PM EDT
Att: 13,520 - Overcast - 73 F

AB 38
R 14
H 15
RBI 14
BB 11
SO 13
LOB 28



Batter	1	2	3	4	5	6	7	8	9	AB	R	H	RBI	BB	SO	LOB	TOP				
1 Akinori Iwamura, L (1, 5) OBP: 0.450, SLG: 0.458	1-3 K		0-2 1B BB 1B	2-3 K		0-3 K		2-2 F9		5	1	1	0	0	3	1					
Brendan Harris, R (1, 6) OBP: 0.369, SLG: 0.451	4-1 FC3-6 BB		1-0 1B 35 1B BB	1-2 G5-3			2-3 K		0-0 P3	3	1	0	0	2	1	0					
13 Carl Crawford, L (1, 7) OBP: 0.367, SLG: 0.512	0-1 FC3-6		1-2 F7		2-1 G5-3		0-0 F8		3-1 1B 2B	5	1	1	0	0	0	3					
Ty Wigginton, R (1, 4) OBP: 0.307, SLG: 0.461	2-2 G5-3		2-2 35 1B 35 E 1B		1-2 1B		4-0 BB		1-2 35 1B 2B 1B	4	1	3	1	1	0	1					
Delmon Young, R (1, 9) OBP: 0.302, SLG: 0.409		1-0 G5-4-3 2B	0-0 35 E 1B		0-0 F9		2-2 F9		0-2 P2	5	1	2	1	0	0	3					
35 Elijah Dukes, R (1, 8) OBP: 0.321, SLG: 0.409	4-1 G5-4-3 BB		2-2 E6 3 1B		0-1 F9			3-2 F7	0-0 1B	4	0	2	1	1	0	1					
3 Jorge Cantu, R (1, 3) 23 Carlos Pena, L (7, 3) OBP: 0.333, SLG: 0.317 OBP: 0.400, SLG: 0.646	1-1 G5-4-3		1-2 2-3 3H 2-0 1B		3-2 33 SH1-4 1B		3-1 HR			3	0	2	1	0	0	2	AB R H RBI BB SO LOB				
Raul Casanova, S (1, 2) OBP: 0.273, SLG: 0.545	1-1 G4-3		0-3 K		2-1 F9		2-2 HR			4	1	1	1	0	1	4					
33 James Shields, R (1, 1) Greg Norton, S (8, PH) 47 Gary Glover, R (8, 1) OBP: 0.370, SLG: 0.306 OBP: 0.077, SLG: 0.154 OBP: 0.302, SLG: 0.327			2-1 G5-3	3-2 G6-3		0-1 SH1-4		1-1 G3-1		2	0	0	0	0	0	0	WP: 0 PA: 42 PB: 0 SB: 0 CS: 0				
Inning Stats	R: 0 E: 0 K: 1 S: 9	H: 0 LOB: 1 BB: 1 P: 16	R: 0 E: 0 K: 0 S: 6	H: 1 LOB: 1 BB: 1 P: 13	R: 4 E: 1 K: 1 S: 23	H: 5 LOB: 2 BB: 1 P: 36	R: 0 E: 0 K: 1 S: 9	H: 0 LOB: 0 BB: 0 P: 15	R: 0 E: 0 K: 0 S: 8	H: 1 LOB: 1 BB: 0 P: 11	R: 0 E: 0 K: 1 S: 11	H: 1 LOB: 1 BB: 0 P: 16	R: 0 E: 0 K: 1 S: 7	H: 0 LOB: 1 BB: 1 P: 15	R: 2 E: 0 K: 0 S: 17	H: 2 LOB: 0 BB: 0 P: 28	R: 1 E: 0 K: 0 S: 10	H: 3 LOB: 2 BB: 0 P: 14	1B: 9 2B: 2 3B: 0 HR: 2	SF: 0 SAC: 1 DP: 1 HBP: 0	WP: 0 PA: 42 PB: 0 SB: 0 CS: 0
PITCHER	IP WLS BF H R ER SO BB IBB HBP BLK WP HR S P ERA WHIP	IP WLS BF H R ER SO BB IBB HBP BLK WP HR S P ERA WHIP	IP WLS BF H R ER SO BB IBB HBP BLK WP HR S P ERA WHIP	IP WLS BF H R ER SO BB IBB HBP BLK WP HR S P ERA WHIP	IP WLS BF H R ER SO BB IBB HBP BLK WP HR S P ERA WHIP	IP WLS BF H R ER SO BB IBB HBP BLK WP HR S P ERA WHIP	IP WLS BF H R ER SO BB IBB HBP BLK WP HR S P ERA WHIP	IP WLS BF H R ER SO BB IBB HBP BLK WP HR S P ERA WHIP	IP WLS BF H R ER SO BB IBB HBP BLK WP HR S P ERA WHIP	IP WLS BF H R ER SO BB IBB HBP BLK WP HR S P ERA WHIP	IP WLS BF H R ER SO BB IBB HBP BLK WP HR S P ERA WHIP	IP WLS BF H R ER SO BB IBB HBP BLK WP HR S P ERA WHIP	IP WLS BF H R ER SO BB IBB HBP BLK WP HR S P ERA WHIP	IP WLS BF H R ER SO BB IBB HBP BLK WP HR S P ERA WHIP	IP WLS BF H R ER SO BB IBB HBP BLK WP HR S P ERA WHIP	IP WLS BF H R ER SO BB IBB HBP BLK WP HR S P ERA WHIP	IP WLS BF H R ER SO BB IBB HBP BLK WP HR S P ERA WHIP	IP WLS BF H R ER SO BB IBB HBP BLK WP HR S P ERA WHIP	IP WLS BF H R ER SO BB IBB HBP BLK WP HR S P ERA WHIP	IP WLS BF H R ER SO BB IBB HBP BLK WP HR S P ERA WHIP	

Tampa Bay Devil Rays @ Florida Marlins
Dolphin Stadium, Miami, FL
Sat Jun 09 2007, 7:05 PM EDT
Att: 20,189 - Clear - 80 F

AB	37
R	7
H	13
RBI	6
BB	4
SO	5
LOB	15



Batter	1	2	3	4	5	6	7	8	9	AB	R	H	RBI	BB	SO	LOB	BOTTOM				
4 Alfredo Amezaga, S (1, 8) OBP: 0.314, SLG: 0.333	0-2 G4-3		1-1 L1		1-0 G3		1-3 K		0-0 FC1-4	5	0	0	0	0	1	5					
6 Dan Uggla, R (1, 4) OBP: 0.345, SLG: 0.522	1-3 K			1-0 K		2-3 K2-3	0-2 F9		0-0 P3	5	0	0	0	0	3	3					
2 Hanley Ramirez, R (1, 6) OBP: 0.391, SLG: 0.496	1-2 E S 1B			1-0 L4		2-0 HR HBP		0-0 1B 1B		3	1	2	0	0	0	0					
Miguel Cabrera, R (1, 5) OBP: 0.398, SLG: 0.590	2-3 K			3-2 1B		1-1 SAFE SAFE SAFE 1B HR		1-1 1B 1B		4	1	3	2	0	1	1					
14 Josh Willingham, R (1, 7) OBP: 0.373, SLG: 0.475		3-2 P3		2-2 F8		1-2 F9		0-3 K		4	0	0	0	0	1	3					
27 Jeremy Hermida, L (1, 9) OBP: 0.308, SLG: 0.396		2-3 K			0-3 K	1-2 L5		1-0 F7		4	0	0	0	0	2	2					
Miguel Olivo, R (1, 2) OBP: 0.244, SLG: 0.338		1-2 G6-3			0-0 SH5-3 8 HBP 1B		0-2 1B 1B	0-0 P3		4	0	2	0	0	0	2	AB R H RBI BB SO LOB				
8 Aaron Boone, R (1, 3) OBP: 0.391, SLG: 0.430			1-0 G4-3		2-1 SH5-3 HBP		1-0 1B 1B	0-0 P3		3	0	1	0	0	0	0					
Dontrelle Willis, L (1, 1) Jason Wood, R (7, PH) Wes Obermueller, R (8, 1) Joe Borchard, S (9, PH) OBP: 0.286, SLG: 0.280 OBP: 0.277, SLG: 0.409 OBP: 0.077, SLG: 0.154 OBP: 0.302, SLG: 0.327			1-3 K		0-0 SH5-3		2-3 K		4-2 FC1-4 BB	1	0	0	0	0	1	0	WP: 0 PA: 38 PB: 0 SB: 1 CS: 0				
Inning Stats	R: 0 E: 0 K: 2 S: 13	H: 1 LOB: 0 BB: 0 P: 17	R: 0 E: 0 K: 1 S: 10	H: 0 LOB: 0 BB: 0 P: 16	R: 0 E: 0 K: 1 S: 6	H: 0 LOB: 0 BB: 0 P: 9	R: 0 E: 0 K: 1 S: 13	H: 1 LOB: 1 BB: 0 P: 20	R: 0 E: 0 K: 1 S: 7	H: 1 LOB: 2 BB: 0 P: 10	R: 2 E: 0 K: 1 S: 13	H: 1 LOB: 0 BB: 0 P: 22	R: 0 E: 0 K: 2 S: 13	H: 2 LOB: 2 BB: 0 P: 17	R: 0 E: 0 K: 1 S: 8	H: 2 LOB: 2 BB: 0 P: 10	R: 0 E: 0 K: 0 S: 6	H: 0 LOB: 1 BB: 1 P: 10	1B: 7 2B: 0 3B: 0 HR: 1	SF: 0 SAC: 1 DP: 0 HBP: 2	WP: 0 PA: 38 PB: 0 SB: 1 CS: 0
PITCHER	IP WLS BF H R ER SO BB IBB HBP BLK WP HR S P ERA WHIP	IP WLS BF H R ER SO BB IBB HBP BLK WP HR S P ERA WHIP	IP WLS BF H R ER SO BB IBB HBP BLK WP HR S P ERA WHIP	IP WLS BF H R ER SO BB IBB HBP BLK WP HR S P ERA WHIP	IP WLS BF H R ER SO BB IBB HBP BLK WP HR S P ERA WHIP	IP WLS BF H R ER SO BB IBB HBP BLK WP HR S P ERA WHIP	IP WLS BF H R ER SO BB IBB HBP BLK WP HR S P ERA WHIP	IP WLS BF H R ER SO BB IBB HBP BLK WP HR S P ERA WHIP	IP WLS BF H R ER SO BB IBB HBP BLK WP HR S P ERA WHIP	IP WLS BF H R ER SO BB IBB HBP BLK WP HR S P ERA WHIP	IP WLS BF H R ER SO BB IBB HBP BLK WP HR S P ERA WHIP	IP WLS BF H R ER SO BB IBB HBP BLK WP HR S P ERA WHIP	IP WLS BF H R ER SO BB IBB HBP BLK WP HR S P ERA WHIP	IP WLS BF H R ER SO BB IBB HBP BLK WP HR S P ERA WHIP	IP WLS BF H R ER SO BB IBB HBP BLK WP HR S P ERA WHIP	IP WLS BF H R ER SO BB IBB HBP BLK WP HR S P ERA WHIP	IP WLS BF H R ER SO BB IBB HBP BLK WP HR S P ERA WHIP	IP WLS BF H R ER SO BB IBB HBP BLK WP HR S P ERA WHIP	IP WLS BF H R ER SO BB IBB HBP BLK WP HR S P ERA WHIP	IP WLS BF H R ER SO BB IBB HBP BLK WP HR S P ERA WHIP	

Tampa Bay Devil Rays @ Florida Marlins
Dolphin Stadium, Miami, FL
Sat Jun 09 2007, 7:05 PM EDT
Att: 20,189 - Clear - 80 F

AB	34
R	2
H	8
RBI	2
BB	1
SO	10
LOB	18



Batter	1	2	3	4	5	6	7	8	9	AB	R	H	RBI	BB	SO	LOB	TOP																					
1 Akinori Iwamura, L OBP: 0.448, SLG: 0.477	P6		HR	K			G5-3		1B	5	2	2	1	0	1	3																						
Brendan Harris, R OBP: 0.369, SLG: 0.465	K		HR	F7			K		1B	5	1	2	5	0	2	3																						
13 Carl Crawford, L OBP: 0.361, SLG: 0.502	K		K2-3				K		F7	5	0	0	0	0	3	1																						
Ty Wigington, R OBP: 0.306, SLG: 0.458																																						
22 Shawn Camp, R																																						
Casey Fossum, L																																						
Greg Norton, S OBP: 0.362, SLG: 0.297																																						
28 Al Reyes, R																																						
23 Carlos Pena, L OBP: 0.397, SLG: 0.633																																						
Delmon Young, R OBP: 0.301, SLG: 0.411																																						
35 Elijah Dukes, R OBP: 0.319, SLG: 0.402																																						
Raul Casanova, S OBP: 0.400, SLG: 0.769																																						
21 Andy Sonnanstine, L OBP: 0.667, SLG: 0.667																																						
Josh Wilson, R OBP: 0.359, SLG: 0.250																																						
Inning Stats	R: 0 H: 0 E: 0 K: 2 S: 9	H: 0 LOB: 0 BB: 0 P: 12	R: 0 H: 0 E: 0 K: 2 S: 10	H: 0 LOB: 0 BB: 0 P: 13	R: 3 H: 3 E: 0 K: 1 S: 13	H: 3 LOB: 0 BB: 1 P: 22	R: 2 H: 3 E: 0 K: 1 S: 14	H: 3 LOB: 3 BB: 2 P: 29	R: 0 H: 0 E: 0 K: 0 S: 3	H: 0 LOB: 0 BB: 0 P: 5	R: 1 H: 1 E: 0 K: 2 S: 10	H: 1 LOB: 0 BB: 0 P: 15	R: 0 H: 0 E: 0 K: 1 S: 7	H: 0 LOB: 0 BB: 0 P: 12	R: 0 H: 0 E: 0 K: 1 S: 7	H: 0 LOB: 0 BB: 0 P: 10	R: 3 H: 2 E: 0 K: 0 S: 20	H: 2 LOB: 1 BB: 2 P: 38	1B: 4 2B: 3 3B: 0 HR: 2	SF: 0 SAC: 0 DP: 1 HBP: 0	WP: 1 PA: 40 CS: 0																	
PITCHER	IP	WLS	BF	H	R	ER	SO	BB	IBB	HBP	BLK	WP	HR	S	P	ERA	WHIP	PITCHER				IP	WLS	BF	H	R	ER	SO	BB	IBB	HBP	BLK	WP	HR	S	P	ERA	WHIP
56 Rick Van Den Hurk, R ERA: 3.81	5.0	L	23	6	5	5	6	2	1	0	0	0	1	49	81	9.00	1.600																					
32 Justin Miller, R ERA: 4.05	2.0		7	1	1	1	4	0	0	0	0	0	1	19	30	4.50	0.500																					
22 Matt Lindstrom, R ERA: 4.1	1.0		3	0	0	0	1	0	0	0	0	0	0	7	12	0.00	0.000																					
Kevin Gregg, R ERA: 2.66	1.0		7	2	3	3	0	2	0	0	0	1	0	20	38	27.00	4.000																					

Tampa Bay Devil Rays @ Florida Marlins
Dolphin Stadium, Miami, FL
Sun Jun 10 2007, 1:05 PM EDT
Att: 11,525 - Partly Cloudy - 87 F

AB 35
R 9
H 9
RBI 9
BB 5
SO 11
LOB 11



Batter	1	2	3	4	5	6	7	8	9	AB	R	H	RBI	BB	SO	LOB	BOTTOM																					
4 Alfredo Amezaga, S OBP: 0.313, SLG: 0.331	F7			K				G3-1		4	0	1	0	0	1	0																						
6 Dan Uggla, R OBP: 0.347, SLG: 0.521	F8			K				HR		4	1	2	0	0	1	0																						
2 Hanley Ramirez, R OBP: 0.389, SLG: 0.496	G5-3			2B				G4-3		4	0	1	0	0	0	3																						
Miguel Cabrera, R OBP: 0.400, SLG: 0.602				F9				HR		4	1	2	2	0	0	3																						
14 Josh Willingham, R OBP: 0.371, SLG: 0.471	K							1B		4	0	1	0	0	1	3																						
27 Jeremy Hermida, L OBP: 0.306, SLG: 0.421	K							G4-3	G1-3	4	1	1	1	0	1	2																						
Miguel Olivo, R OBP: 0.244, SLG: 0.350				K				HR		4	1	1	1	0	3	0																						
8 Aaron Boone, R OBP: 0.388, SLG: 0.426				K						4	0	1	0	0	2	0																						
56 Rick Van Den Hurk, R ERA: 3.81																																						
32 Justin Miller, R ERA: 4.05																																						
61 Reggie Abercrombie, R																																						
22 Matt Lindstrom, R																																						
Kevin Gregg, R																																						
Jason Wood, R ERA: 2.71, SLG: 0.400																																						
Inning Stats	R: 0 H: 0 E: 0 K: 0 S: 10	H: 1 LOB: 1 BB: 0 P: 17	R: 0 H: 0 E: 0 K: 3 S: 10	H: 0 LOB: 0 BB: 0 P: 15	R: 0 H: 1 E: 0 K: 2 S: 11	H: 1 LOB: 1 BB: 0 P: 16	R: 1 H: 2 E: 0 K: 0 S: 12	H: 2 LOB: 2 BB: 0 P: 9	R: 1 H: 1 E: 0 K: 1 S: 10	H: 1 LOB: 0 BB: 0 P: 12	R: 2 H: 3 E: 0 K: 0 S: 11	H: 3 LOB: 1 BB: 0 P: 19	R: 0 H: 0 E: 0 K: 1 S: 8	H: 0 LOB: 0 BB: 0 P: 13	1B: 6 2B: 2 3B: 0 HR: 3	SF: 0 SAC: 0 DP: 1 HBP: 0	WP: 0 PA: 36 CS: 1																					
PITCHER	IP	WLS	BF	H	R	ER	SO	BB	IBB	HBP	BLK	WP	HR	S	P	ERA	WHIP	PITCHER				IP	WLS	BF	H	R	ER	SO	BB	IBB	HBP	BLK	WP	HR	S	P	ERA	WHIP
21 Andy Sonnanstine, R ERA: 5.14	7.0	W	27	7	2	2	10	0	0	0	0	0	1	9	15	27.00	4.500																					
22 Shawn Camp, R ERA: 6.08	0.2		5	3	2	2	0	0	0	0	0	0	0	2	4	0.00	0.000																					
Casey Fossum, L ERA: 7.67	0.1	H	1	0	0	0	0	0	0	0	0	0	0	2	4	0.00	0.000																					
28 Al Reyes, R ERA: 1.95	1.0		3	0	0	0	1	0	0	0	0	0	0	8	13	0.00	0.000																					

Tampa Bay Devil Rays @ Florida Marlins
Dolphin Stadium, Miami, FL
Sun Jun 10 2007, 1:05 PM EDT
Att: 11,525 - Partly Cloudy - 87 F

AB 36
R 4
H 10
RBI 4
BB 0
SO 11
LOB 12



Batter	1	2	3	4	5	6	7	8	9	AB	R	H	RBI	BB	SO	LOB	TOP			
Franklin Gutierrez, R (1.8) 24 Grady Sizemore, L (9. PH) OBP: 0.192, SLG: 0.400 OBP: 0.404, SLG: 0.452	G5-3		E6			K			F8	3	0	0	0	0	1	1				
Casey Blake, R (1.5) OBP: 0.370, SLG: 0.491	1B		G4-6-3			K			F8	4	0	1	0	0	1	2				
41 Victor Martinez, S (1.2) OBP: 0.377, SLG: 0.537	G4-3					F8			P2	4	0	0	0	0	0	1				
48 Travis Hafner, L (1.3) OBP: 0.413, SLG: 0.455	G4-3					E6			F8	3	0	0	0	0	0	1				
2 Jhonny Peralta, R (1.6) OBP: 0.363, SLG: 0.498			F8			K				3	0	1	0	0	1	1				
Jason Michaels, R (1.9) OBP: 0.328, SLG: 0.441			K			F7				3	0	0	0	0	2	2				
29 Josh Barfield, R (1.4) OBP: 0.281, SLG: 0.344			F8							3	0	0	0	0	1	0				
20 David Dellucci, L (1.7) OBP: 0.294, SLG: 0.387						K				3	0	1	0	0	1	0				
55 Roberto Hernandez, R (1.1) Trot Nixon, L (8. PH) 59 Matt Miller, R (8.1) OBP: 0.335, SLG: 0.347 OBP: 0.328, SLG: 0.441			SH1-4			G6-3			K	1	0	0	0	0	0	0				
Inning Stats	R: 0 E: 0 K: 0 S: 10	H: 1 LOB: 1 BB: 0 P: 13	R: 0 E: 0 K: 1 S: 8	H: 0 LOB: 0 BB: 0 P: 11	R: 0 E: 1 K: 0 S: 6	H: 1 LOB: 1 BB: 0 P: 11	R: 0 E: 1 K: 1 S: 9	H: 0 LOB: 1 BB: 0 P: 17	R: 0 E: 0 K: 1 S: 9	H: 0 LOB: 0 BB: 0 P: 12	R: 0 E: 0 K: 2 S: 9	H: 1 LOB: 0 BB: 0 P: 12	R: 0 E: 0 K: 2 S: 9	H: 0 LOB: 0 BB: 0 P: 11	R: 0 E: 0 K: 0 S: 7	H: 0 LOB: 0 BB: 0 P: 9	1B: 3 2B: 0 3B: 0 HR: 0	SF: 0 SAC: 1 DP: 1 HBP: 0	WP: 1 PB: 0 SB: 1 CS: 1	PA: 30
PITCHER	IP	WLS	BF	H	R	ER	SO	BB	IBB	HBP	BLK	WP	HR	S	P	ERA	WHIP			
Scott Olsen, L (1.1) ERA: 4.81	7.0	W	24	3	0	0	6	0	0	0	0	1	0	58	92	0.00	0.429			
Armando Benitez, R (8.1) ERA: 3.7	1.0	H	3	0	0	0	2	0	0	0	0	0	0	9	11	0.00	0.000			
Kevin Gregg, R (9.1) ERA: 2.61	1.0	S	3	0	0	0	0	0	0	0	0	0	0	7	9	0.00	0.000			

Cleveland Indians @ Florida Marlins
Dolphin Stadium, Miami, FL
Tue Jun 12 2007, 7:05 PM EDT
Att: 15,144 - Cloudy - 75 F

AB	29
R	0
H	3
RBI	0
BB	0
SO	8
LOB	8



Batter	1	2	3	4	5	6	7	8	9	AB	R	H	RBI	BB	SO	LOB	BOTTOM			
4 Alfredo Amezaga, S (1.8) OBP: 0.312, SLG: 0.330	G1-3					G1-3			P5	4	0	1	0	0	0	0				
6 Dan Uggla, R (1.4) OBP: 0.349, SLG: 0.521	1B		FC5-4			P2				4	0	2	0	0	0	1				
2 Hanley Ramirez, R (1.6) OBP: 0.387, SLG: 0.492	FC6-4					F7			FC1-4	4	1	1	0	0	0	2				
Miguel Cabrera, R (1.5) OBP: 0.398, SLG: 0.596	K					K			F9	4	1	1	0	0	2	2				
14 Josh Willingham, R (1.7) OBP: 0.371, SLG: 0.467			G5-3			G1-3				2	1	0	0	0	0	0				
27 Jeremy Hermida, L (1.9) OBP: 0.298, SLG: 0.408			B2-3			G5-3			F7	3	0	0	0	0	0	3				
Miguel Olivo, R (1.2) OBP: 0.246, SLG: 0.355			K			P4			E6	3	0	1	3	0	1	0				
8 Aaron Boone, R (1.3) OBP: 0.382, SLG: 0.418						K			L4	3	0	0	0	0	2	1				
Scott Olsen, L (1.1) Joe Borchard, S (7. PH) Armando Benitez, R (8.1) Kevin Gregg, R (9.1) OBP: 0.320, SLG: 0.333 OBP: 0.298, SLG: 0.322 OBP: 0.328, SLG: 0.441 OBP: 0.328, SLG: 0.441						K			G4-3	2	0	0	0	0	1	0				
Inning Stats	R: 0 E: 0 K: 1 S: 9	H: 1 LOB: 1 BB: 0 P: 14	R: 0 E: 0 K: 1 S: 7	H: 0 LOB: 0 BB: 0 P: 7	R: 0 E: 0 K: 2 S: 10	H: 1 LOB: 1 BB: 0 P: 14	R: 0 E: 0 K: 1 S: 6	H: 0 LOB: 0 BB: 0 P: 8	R: 0 E: 0 K: 1 S: 10	H: 0 LOB: 0 BB: 0 P: 13	R: 3 E: 1 K: 0 S: 14	H: 3 LOB: 1 BB: 0 P: 26	R: 0 E: 0 K: 0 S: 8	H: 1 LOB: 1 BB: 0 P: 12	1B: 5 2B: 1 3B: 0 HR: 0	SF: 0 SAC: 0 DP: 0 HBP: 1	WP: 0 PB: 0 SB: 1 CS: 0	PA: 31		
PITCHER	IP	WLS	BF	H	R	ER	SO	BB	IBB	HBP	BLK	WP	HR	S	P	ERA	WHIP			
55 Roberto Hernandez, R (1.1) ERA: 3.17	7.0	L	27	5	3	3	6	0	0	1	0	0	0	68	99	3.86	0.714			
59 Matt Miller, R (8.1) ERA:	1.0		4	1	0	0	0	0	0	0	0	0	0	8	12	0.00	1.000			

Cleveland Indians @ Florida Marlins
Dolphin Stadium, Miami, FL
Tue Jun 12 2007, 7:05 PM EDT
Att: 15,144 - Cloudy - 75 F

AB	30
R	3
H	6
RBI	3
BB	0
SO	6
LOB	10



Batter	1	2	3	4	5	6	7	8	9	AB	R	H	RBI	BB	SO	LOB	TOP										
24 Grady Sizemore, L OBP: 0.405, SLG: 0.476	1-3 K		0-0 E3 1B		1-3 K		2-3 K			4	1	1	0	0	3	2	Cleveland Indians @ Florida Marlins Dolphin Stadium, Miami, FL Thu Jun 14 2007, 7:05 PM EDT Att: 23,811 - Partly Cloudy - 81 F										
Jason Michaels, R OBP: 0.331, SLG: 0.435	1-2 F8		2-2 FC4-6 1B		3-2 G5-3		1-0 G6-3			4	0	1	1	0	0	2											
Casey Blake, R OBP: 0.373, SLG: 0.485	2-3 K		2-1 FC4-6			0-3 K		3-2 G4-6-3 1B		4	0	1	0	0	2	1											
41 Victor Martinez, S OBP: 0.383, SLG: 0.558		0-2 HR		3-1 G5-3		2-2 25 F8 1B		0-0 P6		4	2	2	1	0	0	1											
2 Johnny Peralta, R OBP: 0.362, SLG: 0.491	1-1 L9		2-2 F8		2-1 1B HBP		3-2 G4-6-3			3	0	0	0	0	0	1											
25 Ryan Garko, R OBP: 0.394, SLG: 0.476	1-2 G4-3		0-0 G1-3		1-2 F8				2-3 K	4	0	0	0	0	1	2											
Franklin Gutierrez, R OBP: 0.219, SLG: 0.387	2-3 K			0-2 SH5-4 29 1B	0-2 SH5-4 29 1B	1-2 3-H 1B		3-3 K		4	0	2	1	0	2	0											
29 Josh Barfield, R OBP: 0.286, SLG: 0.348		1-2 G6-3		0-0 SH5-4 1B	1-2 2-H 1B			2-2 G6-3		4	0	2	0	0	0	0											
Jason Stanford, L Roberto Hernandez, R 63 Rafael Betancourt, R 47 Joe Borowski, R	1-3 K		0-0 SH5-4		1-3 K					2	0	0	0	0	2	0											
Inning Stats	R: 0 E: 0 K: 2 S: 10	H: 0 LOB: 0 BB: 0 P: 14	R: 1 E: 0 K: 1 S: 12	H: 1 LOB: 0 BB: 0 P: 16	R: 1 E: 1 K: 1 S: 16	H: 2 LOB: 1 BB: 0 P: 22	R: 0 E: 0 K: 0 S: 7	H: 0 LOB: 0 BB: 0 P: 12	R: 0 E: 0 K: 1 S: 12	H: 2 LOB: 2 BB: 0 P: 16	R: 1 E: 0 K: 1 S: 15	H: 3 LOB: 2 BB: 0 P: 20	R: 0 E: 0 K: 2 S: 9	H: 0 LOB: 0 BB: 0 P: 13	R: 0 E: 0 K: 0 S: 8	H: 1 LOB: 0 BB: 0 P: 14		R: 0 E: 0 K: 2 S: 11	H: 0 LOB: 0 BB: 0 P: 18	1B: 7 2B: 1 3B: 0 HR: 1	SF: 0 SAC: 1 DP: 1 HBP: 1	WP: 0 PB: 0 SB: 0 CS: 0	PA: 35				
PITCHER	IP Dontrelle Willis, L 22 Matt Lindstrom, R	WLS L	BF 29	H 8	R 3	ER 2	SO 8	BB 0	IBB 0	HBP 1	BLK 0	WP 0	HR 1	S 81	P 113	ERA 2.57	WHIP 1.143										

Batter	1	2	3	4	5	6	7	8	9	AB	R	H	RBI	BB	SO	LOB	BOTTOM										
61 Reggie Abercrombie, R OBP: 0.246, SLG: 0.333	2-2 P4		1-2 G4-3			0-0 B3		0-3 K		4	0	0	0	0	1	0	Cleveland Indians @ Florida Marlins Dolphin Stadium, Miami, FL Thu Jun 14 2007, 7:05 PM EDT Att: 23,811 - Partly Cloudy - 81 F										
6 Dan Uggla, R OBP: 0.342, SLG: 0.506	1-3 K		3-3 K			2-3 K		0-3 K		4	0	0	0	0	4	0											
2 Hanley Ramirez, R OBP: 0.389, SLG: 0.494	2-1 1B			1-0 P6		1-1 1B		1-2 G3		4	0	2	0	0	0	0											
Miguel Cabrera, R OBP: 0.404, SLG: 0.600	1-3 K		0-1 F9		1-1 F8				1-2 1B 2B	4	1	1	0	0	1	2											
14 Josh Willingham, R OBP: 0.371, SLG: 0.464	2-1 F7			0-3 K			0-0 27 1B G6-4-3 2B		4-2 1B HBP	3	1	1	0	0	1	0											
27 Jeremy Hermida, L OBP: 0.311, SLG: 0.419	0-1 1B				1-3 K		2-2 G6-4-3 1B		1-2 F7	4	0	2	0	0	1	2											
Miguel Olivo, R OBP: 0.246, SLG: 0.353	1-3 K		1-3 K		0-1 G1-3		1-0 G6-4-3		0-2 1B	4	0	1	1	0	1	2											
8 Aaron Boone, R OBP: 0.381, SLG: 0.415	1-0 G6-3				2-0 1B		1-1 1B		1-2 P3	4	0	2	0	0	0	3											
Dontrelle Willis, L Jason Wood, R 22 Matt Lindstrom, R 4 Alfredo Amezaga, S	0-1 G3-1		0-1 G3-1		2-2 G4-3		3-2 G5-3		1-3 K	2	0	0	0	0	0	1											
Inning Stats	R: 0 E: 0 K: 2 S: 13	H: 1 LOB: 1 BB: 0 P: 19	R: 0 E: 0 K: 1 S: 8	H: 1 LOB: 0 BB: 0 P: 12	R: 0 E: 0 K: 1 S: 10	H: 0 LOB: 0 BB: 0 P: 14	R: 0 E: 0 K: 1 S: 6	H: 0 LOB: 0 BB: 0 P: 7	R: 0 E: 0 K: 1 S: 12	H: 1 LOB: 1 BB: 0 P: 17	R: 1 E: 0 K: 0 S: 9	H: 3 LOB: 1 BB: 0 P: 13	R: 1 E: 0 K: 2 S: 12	H: 3 LOB: 1 BB: 0 P: 19	R: 0 E: 0 K: 0 S: 9	H: 0 LOB: 0 BB: 0 P: 10		R: 1 E: 0 K: 1 S: 23	H: 2 LOB: 2 BB: 0 P: 31	1B: 7 2B: 2 3B: 0 HR: 0	SF: 0 SAC: 0 DP: 1 HBP: 1	WP: 0 PB: 0 SB: 0 CS: 0	PA: 36				
PITCHER	IP Jason Stanford, L Roberto Hernandez, R 63 Rafael Betancourt, R 47 Joe Borowski, R	WLS H	BF 3	H 1	R 0	ER 0	SO 0	BB 0	IBB 0	HBP 0	BLK 0	WP 0	HR 0	S 63	P 89	ERA 1.50	WHIP 1.000										

Batter	1	2	3	4	5	6	7	8	9	AB	R	H	RBI	BB	SO	LOB	TOP					
4 Alfredo Amezaga, S OBP: 0.309, SLG: 0.327										3	1	1	0	1	0	1	Florida Marlins @ Kansas City Royals Kauffman Stadium, Kansas City, MO Sun Jun 17 2007, 1:10 PM CDT Att: 19,433 - Partly Cloudy - 84 F livebaseballscorecards.com					
6 Dan Uggla, R OBP: 0.339, SLG: 0.496										3	0	0	0	0	0	2						
2 Hanley Ramirez, R OBP: 0.386, SLG: 0.493										4	0	2	1	0	1	1						
Miguel Cabrera, R OBP: 0.400, SLG: 0.613										4	0	0	0	0	1	2						
14 Josh Willingham, R OBP: 0.372, SLG: 0.465										4	2	3	0	0	0	0						
27 Jeremy Hermida, L OBP: 0.319, SLG: 0.436										4	1	2	2	0	1	1						
Miguel Olivo, R OBP: 0.266, SLG: 0.389										4	0	0	0	0	0	3						
8 Aaron Boone, R OBP: 0.381, SLG: 0.417									3	0	2	1	0	0	1							
61 Reggie Abercrombie, R OBP: 0.246, SLG: 0.333										0	0	0	0	0	0	0						
25 Brett Carroll, R OBP: 0.279, SLG: 0.333										3	0	0	0	0	1	2						
Inning Stats	R: 0 E: 0 K: 0 S: 12	H: 1 LOB: 1 BB: 0 P: 16	R: 1 E: 0 K: 0 S: 11	H: 2 LOB: 1 BB: 0 P: 12	R: 1 E: 0 K: 0 S: 3	H: 1 LOB: 0 BB: 1 P: 9	R: 0 E: 0 K: 1 S: 9	H: 1 LOB: 1 BB: 0 P: 14	R: 0 E: 0 K: 0 S: 7	H: 0 LOB: 0 BB: 0 P: 8	R: 2 E: 0 K: 0 S: 10	H: 3 LOB: 0 BB: 0 P: 15	R: 0 E: 0 K: 0 S: 5	H: 1 LOB: 1 BB: 0 P: 9	R: 0 E: 0 K: 2 S: 10	H: 0 LOB: 0 BB: 0 P: 16	R: 0 E: 0 K: 1 S: 10	H: 1 LOB: 2 BB: 0 P: 14	1B: 5 2B: 4 3B: 0 HR: 1	SF: 1 SAC: 2 DP: 0 HBP: 0	WP: 0 PB: 0 SB: 2 CS: 1	PA: 36
PITCHER	IP WLS BF H R ER SO BB IBB HBP BLK WP HR S P ERA WHIP																					
19 Brian Bannister, R ERA: 3.21	6.0 W 26 9 4 4 1 1 0 0 0 0 1 53 77 6.00 1.667																					
23 Zack Greinke, R ERA: 5.09	2.0 H 6 0 0 0 2 0 0 0 0 0 0 14 22 0.00 0.000																					
Octavio Dotel, R ERA: 2.79	1.0 S 4 1 0 0 1 0 0 0 0 0 0 10 14 0.00 1.000																					

Batter	1	2	3	4	5	6	7	8	9	AB	R	H	RBI	BB	SO	LOB	BOTTOM			
9 David DeJesus, L OBP: 0.346, SLG: 0.391										4	1	1	0	0	0	2	Florida Marlins @ Kansas City Royals Kauffman Stadium, Kansas City, MO Sun Jun 17 2007, 1:10 PM CDT Att: 19,433 - Partly Cloudy - 84 F livebaseballscorecards.com			
Esteban German, R OBP: 0.369, SLG: 0.383										3	0	1	1	1	2	2				
24 Mark Teahen, L OBP: 0.369, SLG: 0.430										4	1	1	0	0	1	2				
29 Mike Sweeney, R OBP: 0.307, SLG: 0.407										3	0	0	0	1	0	3				
Emil Brown, R OBP: 0.300, SLG: 0.329										3	1	1	1	1	0	0				
2 Joey Gathright, L OBP: 0.412, SLG: 0.321										0	0	0	0	0	0	0				
4 Alex Gordon, L OBP: 0.311, SLG: 0.354										4	1	2	1	0	0	2				
43 Ryan Shealy, R OBP: 0.280, SLG: 0.296										4	0	1	0	0	1	3				
Jason LaRue, R OBP: 0.244, SLG: 0.333										4	0	1	1	0	2	0				
1 Tony Pena Jr., R OBP: 0.302, SLG: 0.372										4	1	2	0	0	0	2				
Inning Stats	R: 0 E: 0 K: 0 S: 4	H: 0 LOB: 1 BB: 1 P: 10	R: 1 E: 0 K: 0 S: 11	H: 3 LOB: 1 BB: 0 P: 16	R: 3 E: 1 K: 1 S: 17	H: 4 LOB: 1 BB: 0 P: 23	R: 0 E: 0 K: 2 S: 9	H: 1 LOB: 1 BB: 0 P: 12	R: 0 E: 0 K: 1 S: 11	H: 0 LOB: 2 BB: 2 P: 23	R: 1 E: 0 K: 1 S: 9	H: 2 LOB: 1 BB: 0 P: 15	R: 0 E: 0 K: 0 S: 9	H: 0 LOB: 0 BB: 0 P: 14	R: 0 E: 0 K: 1 S: 8	H: 0 LOB: 0 BB: 0 P: 13	1B: 9 2B: 1 3B: 0 HR: 0	SF: 0 SAC: 0 DP: 1 HBP: 0	WP: 0 PB: 0 SB: 1 CS: 0	PA: 36
PITCHER	IP WLS BF H R ER SO BB IBB HBP BLK WP HR S P ERA WHIP																			
Scott Olsen, L ERA: 4.89	6.0 L 30 10 5 4 5 3 0 0 0 0 0 61 99 6.00 2.167																			
32 Justin Miller, R ERA: 3.31	2.0 6 0 0 0 1 0 0 0 0 0 0 17 27 0.00 0.000																			

Batter	1	2	3	4	5	6	7	8	9	AB	R	H	RBI	BB	SO	LOB	TOP										
4 Alfredo Amezaga, S OBP: 0.311, SLG: 0.338										5	1	2	2	0	0	3											
6 Dan Uggla, R OBP: 0.333, SLG: 0.497										4	1	1	1	0	1	1											
2 Hanley Ramirez, R OBP: 0.329, SLG: 0.488										5	1	1	1	0	0	2											
Miguel Cabrera, R OBP: 0.403, SLG: 0.611										4	0	2	1	1	1	1											
14 Josh Willingham, R OBP: 0.372, SLG: 0.462										4	0	1	0	1	1	3											
27 Jeremy Hermida, L OBP: 0.329, SLG: 0.433										3	0	1	1	2	0	2											
Miguel Olivo, R OBP: 0.284, SLG: 0.385										5	1	1	0	0	2	6											
8 Aaron Boone, R OBP: 0.383, SLG: 0.416										3	0	1	0	0	0	3											
25 Brett Carroll, R OBP: 0.429, SLG: 0.333										3	2	2	0	1	0	2											
Inning Stats	R: 0 E: 0 K: 0 S: 5	H: 0 LOB: 0 BB: 7	R: 0 E: 0 K: 0 S: 4	H: 1 LOB: 0 BB: 8	R: 2 E: 0 K: 0 S: 13	H: 2 LOB: 1 BB: 17	R: 0 E: 0 K: 1 S: 10	H: 1 LOB: 0 BB: 15	R: 1 E: 0 K: 0 S: 9	H: 2 LOB: 1 BB: 14	R: 0 E: 0 K: 1 S: 9	H: 0 LOB: 3 BB: 20	R: 2 E: 0 K: 0 S: 13	H: 2 LOB: 1 BB: 23	R: 0 E: 0 K: 0 S: 11	H: 2 LOB: 2 BB: 16	R: 1 E: 0 K: 3 S: 14	H: 2 LOB: 2 BB: 21	1B: 10 2B: 2 3B: 1 HR: 0	SF: 1 SAC: 0 DP: 3 HBP: 1	WP: 0 PB: 0 SB: 1 CS: 0	PA: 43					
PITCHER	IP	WLS	BF	H	R	ER	SO	BB	IBB	HBP	BLK	WP	HR	S	P	ERA	WHIP										
52 Jose Contreras, R ERA: 4.81	6.2	W	31	8	5	5	2	3	0	1	0	0	0	62	103	6.75	1.650										
Ryan Bukvich, R ERA: 5.35	1.1		6	2	0	0	0	1	0	0	0	0	0	12	17	0.00	2.250										
46 Nick Masset, R ERA: 6.61	0.2	S	5	2	1	2	1	0	0	0	0	0	0	11	17	13.50	4.500										
45 Bobby Jenks, R ERA: 2.49	0.1	S	1	0	0	0	1	0	0	0	0	0	0	3	4	0.00	0.000										

Florida Marlins @ Chicago White Sox
U.S. Cellular Field, Chicago, IL
Mon Jun 18 2007, 8:11 PM EDT
Att: 36,132 - Clear - 75 F

AB 36
R 6
H 12
RBI 6
BB 5
SO 5
LOB 23



Batter	1	2	3	4	5	6	7	8	9	AB	R	H	RBI	BB	SO	LOB	BOTTOM										
7 Jerry Owens, L OBP: 0.216, SLG: 0.224										3	3	1	0	1	0	1											
Tadahito Iguchi, R OBP: 0.291, SLG: 0.362										4	2	1	0	1	0	3											
25 Jim Thome, L OBP: 0.470, SLG: 0.562										3	1	1	3	2	1	1											
14 Paul Konerko, R OBP: 0.333, SLG: 0.416										4	1	1	1	1	1	2											
12 A.J. Pierzynski, L OBP: 0.297, SLG: 0.413										4	0	3	2	0	0	1											
23 Jermaine Dye, R OBP: 0.291, SLG: 0.429										2	0	1	1	0	0	1											
30 Luis Terrero, R OBP: 0.391, SLG: 0.547										2	0	1	0	0	0	1											
Rob Mackowiak, L OBP: 0.318, SLG: 0.316										4	1	2	0	0	0	2											
22 Josh Fields, R OBP: 0.295, SLG: 0.381										4	1	1	0	0	1	3											
5 Juan Uribe, R OBP: 0.278, SLG: 0.335										4	1	1	1	0	1	1											
Inning Stats	R: 2 E: 0 K: 0 S: 9	H: 2 LOB: 1 BB: 2	R: 0 E: 0 K: 1 S: 8	H: 1 LOB: 0 BB: 0	R: 2 E: 0 K: 0 S: 14	H: 3 LOB: 2 BB: 26	R: 4 E: 2 K: 1 S: 14	H: 3 LOB: 1 BB: 0	R: 0 E: 0 K: 1 S: 7	H: 0 LOB: 0	R: 1 E: 0 K: 0 S: 12	H: 1 LOB: 1 BB: 19	R: 1 E: 0 K: 0 S: 11	H: 3 LOB: 1 BB: 24	R: 0 E: 0 K: 0 S: 8	H: 0 LOB: 0 BB: 14	R: 0 E: 0 K: 3 S: 14	H: 0 LOB: 0 BB: 2	1B: 12 2B: 0 3B: 0 HR: 1	SF: 0 SAC: 0 DP: 2 HBP: 1	WP: 1 PB: 0 SB: 1 CS: 0	PA: 41					
PITCHER	IP	WLS	BF	H	R	ER	SO	BB	IBB	HBP	BLK	WP	HR	S	P	ERA	WHIP										
55 Josh Johnson, R ERA: 9.82	3.2	L	23	9	8	4	2	3	1	0	0	0	1	42	80	9.82	3.273										
Byung-Hyun Kim, R ERA: 5.22	2.2		13	4	2	2	2	1	0	0	0	0	0	30	48	6.75	1.875										
37 Renyel Pinto, L ERA: 4.6	0.2		1	0	0	0	0	0	0	0	1	0	0	3	10	0.00	0.000										
Wes Obermueller, R ERA: 5.21	1.0		3	0	0	0	0	0	0	0	0	0	0	8	14	0.00	0.000										

Florida Marlins @ Chicago White Sox
U.S. Cellular Field, Chicago, IL
Mon Jun 18 2007, 8:11 PM EDT
Att: 36,132 - Clear - 75 F

AB 34
R 10
H 13
RBI 8
BB 5
SO 4
LOB 16



Batter	1	2	3	4	5	6	7	8	9	AB	R	H	RBI	BB	SO	LOB	TOP										
4 Alfredo Amezaga, S OBP: 0.313, SLG: 0.345										5	1	2	1	0	1	2											
6 Dan Uggla, R OBP: 0.337, SLG: 0.509										5	2	2	2	0	2	5											
2 Hanley Ramirez, R OBP: 0.386, SLG: 0.503										5	2	3	2	0	0	3											
Miguel Cabrera, R OBP: 0.403, SLG: 0.605										4	0	1	0	1	1	1											
14 Josh Willingham, R OBP: 0.369, SLG: 0.469										5	1	1	1	0	3	4											
8 Aaron Boone, R OBP: 0.334, SLG: 0.418										4	0	2	1	0	0	1											
Miguel Olivo, R OBP: 0.283, SLG: 0.381										5	1	1	0	0	0	2											
Jason Wood, R OBP: 0.283, SLG: 0.375										4	0	2	0	0	2	0											
25 Brett Carroll, R OBP: 0.364, SLG: 0.300										4	0	1	0	0	1	3											
Inning Stats	R: 3 E: 0 K: 2 S: 16	H: 4 LOB: 1 BB: 0 P: 24	R: 0 E: 0 K: 3 S: 14	H: 0 LOB: 0 BB: 0 P: 20	R: 0 E: 0 K: 1 S: 8	H: 0 LOB: 1 BB: 1 P: 17	R: 1 E: 0 K: 1 S: 15	H: 3 LOB: 2 BB: 0 P: 23	R: 0 E: 0 K: 1 S: 17	H: 3 LOB: 3 BB: 0 P: 27	R: 1 E: 0 K: 0 S: 8	H: 1 LOB: 0 BB: 0 P: 13	R: 0 E: 0 K: 1 S: 6	H: 0 LOB: 0 BB: 0 P: 7	R: 2 E: 0 K: 1 S: 14	H: 3 LOB: 1 BB: 0 P: 18	1B: 9 2B: 3 3B: 0 HR: 3	SF: 1 SAC: 0 DP: 0 HBP: 0	WP: 0 PB: 0 SB: 2 CS: 0	PA: 43							
PITCHER	IP	WLS	BF	H	R	ER	SO	BB	IBB	HBP	BLK	WP	HR	S	P	ERA	WHIP										
50 John Danks, L ERA: 4.61	4.0		21	8	4	4	7	1	0	0	0	0	1	55	89	9.00	2.250										
54 David Aardsma, R ERA: 5.75	2.0		9	3	0	0	1	0	0	0	0	0	0	22	35	0.00	1.500										
Ryan Bukvich, R ERA: 6.75	1.0	B	4	1	1	0	0	0	0	0	0	0	1	8	13	9.00	1.000										
37 Matt Thornton, L ERA: 6.53	1.0	L	6	3	2	2	1	0	0	0	0	0	1	10	13	18.00	3.000										
46 Nick Masset, R ERA: 6.4	1.0		3	0	0	0	1	0	0	0	0	0	0	10	12	0.00	0.000										
Batter	1	2	3	4	5	6	7	8	9	AB	R	H	RBI	BB	SO	LOB	BOTTOM										
26 Andy González, R OBP: 0.333, SLG: 0.308										3	1	1	0	1	0	0											
7 Jerry Owens, L OBP: 0.212, SLG: 0.220										1	0	0	0	0	0	0											
Tadahito Iguchi, R OBP: 0.331, SLG: 0.359										4	1	1	0	0	1	4											
14 Paul Konerko, R OBP: 0.336, SLG: 0.416										2	1	1	1	1	0	2											
23 Jermaine Dye, R OBP: 0.290, SLG: 0.426										4	1	1	1	0	0	4											
22 Josh Fields, R OBP: 0.292, SLG: 0.435										4	1	1	3	0	2	1											
30 Luis Terrero, R OBP: 0.388, SLG: 0.527										2	0	0	0	0	0	0											
Rob Mackowiak, L OBP: 0.316, SLG: 0.314										1	0	0	0	0	0	0											
5 Juan Uribe, R OBP: 0.277, SLG: 0.330										3	0	0	0	1	2	1											
8 Alex Cintron, S OBP: 0.267, SLG: 0.274										3	0	0	0	1	1	0											
Toby Hall, R OBP: 0.179, SLG: 0.214										2	0	0	0	0	0	2											
12 A.J. Pierzynski, L OBP: 0.299, SLG: 0.413										2	0	1	0	0	0	0											
Inning Stats	R: 4 E: 0 K: 0 S: 15	H: 3 LOB: 2 BB: 3 P: 34	R: 1 E: 1 K: 0 S: 7	H: 0 LOB: 0 BB: 0 P: 11	R: 0 E: 0 K: 1 S: 9	H: 0 LOB: 1 BB: 0 P: 14	R: 0 E: 0 K: 0 S: 7	H: 0 LOB: 0 BB: 0 P: 11	R: 0 E: 0 K: 1 S: 8	H: 1 LOB: 1 BB: 1 P: 16	R: 0 E: 0 K: 1 S: 8	H: 0 LOB: 0 BB: 0 P: 11	R: 0 E: 0 K: 1 S: 13	H: 2 LOB: 2 BB: 0 P: 19	R: 0 E: 0 K: 1 S: 7	H: 0 LOB: 0 BB: 0 P: 10	R: 0 E: 0 K: 1 S: 9	H: 0 LOB: 0 BB: 0 P: 14	1B: 5 2B: 1 3B: 0 HR: 1	SF: 1 SAC: 0 DP: 2 HBP: 1	WP: 0 PB: 0 SB: 0 CS: 1	PA: 37					
PITCHER	IP	WLS	BF	H	R	ER	SO	BB	IBB	HBP	BLK	WP	HR	S	P	ERA	WHIP										
Dontrelle Willis, L ERA: 4.9	1.0		9	3	4	4	0	3	0	0	0	0	0	15	34	36.00	6.000										
Wes Obermueller, R ERA: 4.83	3.2		13	1	1	0	1	1	0	1	0	0	0	27	46	0.00	0.545										
32 Justin Miller, R ERA: 3.06	1.1		4	0	0	0	2	0	0	0	0	0	0	11	17	0.00	0.000										
22 Matt Lindstrom, R ERA: 3.64	1.0		5	2	0	0	1	0	0	0	0	0	0	13	19	0.00	2.000										
Armando Benitez, R ERA: 3.76	1.0	W	3	0	0	0	1	0	0	0	0	0	0	7	10	0.00	0.000										
PITCHER	IP	WLS	BF	H	R	ER	SO	BB	IBB	HBP	BLK	WP	HR	S	P	ERA	WHIP										
Kevin Gregg, R ERA: 2.7	9.1		3	0	0	0	14	0	0	0	0	0	0	9	14	0.00	0.000										

Florida Marlins @ Chicago White Sox
U.S. Cellular Field, Chicago, IL
Tue Jun 19 2007, 8:11 PM EDT
Att: 35,327 - Clear - 77 F

livebaseballscorecards.com

AB 41
R 7
H 15
RBI 7
BB 1
SO 10
LOB 21



Florida Marlins @ Chicago White Sox
U.S. Cellular Field, Chicago, IL
Tue Jun 19 2007, 8:11 PM EDT
Att: 35,327 - Clear - 77 F

livebaseballscorecards.com

AB 31
R 5
H 6
RBI 5
BB 4
SO 6
LOB 14



Batter	1	2	3	4	5	6	7	8	9	AB	R	H	RBI	BB	SO	LOB	TOP										
4 Alfredo Amezaga, S OBP: 0.307, SLG: 0.338										4	0	0	0	0	0	0	Florida Marlins @ Chicago White Sox U.S. Cellular Field, Chicago, IL Wed Jun 20 2007, 2:05 PM EDT Att: 32,007 - Sunny - 79 F										
6 Dan Uggla, R OBP: 0.333, SLG: 0.502										4	0	0	0	0	3	0											
2 Hanley Ramirez, R OBP: 0.381, SLG: 0.497										4	0	0	0	0	0	0											
Miguel Cabrera, R OBP: 0.398, SLG: 0.596										4	0	0	0	0	1	0											
14 Josh Willingham, R OBP: 0.371, SLG: 0.469										4	1	2	0	0	1	0											
27 Jeremy Hermida, L OBP: 0.333, SLG: 0.439										3	1	1	1	1	1	1											
8 Aaron Boone, R OBP: 0.390, SLG: 0.427										3	1	2	1	1	0	0											
25 Brett Carroll, R OBP: 0.267, SLG: 0.214										4	1	0	0	0	2	4											
20 Matt Treanor, R OBP: 0.315, SLG: 0.292										2	0	0	0	0	0	0											
Jason Wood, R OBP: 0.295, SLG: 0.439										1	1	1	3	0	0	0											
Miguel Olivo, R OBP: 0.262, SLG: 0.380										1	0	0	0	0	1	2											
Inning Stats	R: 0 E: 0 K: 1 S: 9	H: 0 LOB: 0 BB: 0 P: 14	R: 1 E: 0 K: 1 S: 16	H: 1 LOB: 1 BB: 1 P: 29	R: 0 E: 0 K: 1 S: 7	H: 0 LOB: 0 BB: 0 P: 13	R: 0 E: 0 K: 2 S: 9	H: 0 LOB: 0 BB: 0 P: 13	R: 0 E: 0 K: 0 S: 8	H: 0 LOB: 0 BB: 0 P: 13	R: 0 E: 0 K: 0 S: 8	H: 1 LOB: 1 BB: 0 P: 14	R: 3 E: 1 K: 1 S: 10	H: 2 LOB: 0 BB: 0 P: 12	R: 1 E: 0 K: 2 S: 12	H: 2 LOB: 2 BB: 1 P: 19	1B: 3 2B: 2 3B: 0 HR: 1	SF: 0 SAC: 0 DP: 0 HBP: 0	WP: 0 PB: 0 SB: 0 CS: 0	PA: 36							
PITCHER	IP	WLS	BF	H	R	ER	SO	BB	IBB	HBP	BLK	WP	HR	S	P	ERA	WHIP										
Jon Garland, R ERA: 3.51	7.0	L	26	3	3	3	6	1	0	0	0	0	0	66	109	3.86	0.571										
45 Bobby Jenks, R ERA: 2.95	2.0	B	10	3	2	1	3	0	1	0	0	0	1	19	27	4.50	1.500										

Batter	1	2	3	4	5	6	7	8	9	AB	R	H	RBI	BB	SO	LOB	BOTTOM										
7 Jerry Owens, L OBP: 0.214, SLG: 0.208										3	0	0	0	1	1	1	Florida Marlins @ Chicago White Sox U.S. Cellular Field, Chicago, IL Wed Jun 20 2007, 2:05 PM EDT Att: 32,007 - Sunny - 79 F										
8 Alex Cintron, S OBP: 0.263, SLG: 0.270										5	0	1	0	0	1	2											
14 Paul Konerko, R OBP: 0.344, SLG: 0.432										3	2	2	1	2	0	0											
12 A.J. Pierzynski, L OBP: 0.297, SLG: 0.413										5	0	1	0	0	0	3											
23 Jermaine Dye, R OBP: 0.289, SLG: 0.427										4	1	1	0	0	1	2											
Rob Mackowiak, L OBP: 0.320, SLG: 0.325										4	1	2	1	0	0	2											
22 Josh Fields, R OBP: 0.308, SLG: 0.449										3	0	1	1	1	0	1											
30 Luis Terrero, R OBP: 0.380, SLG: 0.500										3	0	0	1	1	2	2											
5 Juan Uribe, R OBP: 0.286, SLG: 0.338										4	0	3	0	0	0	3											
Inning Stats	R: 0 E: 0 K: 0 S: 11	H: 1 LOB: 1 BB: 1 P: 18	R: 0 E: 0 K: 1 S: 10	H: 1 LOB: 0 BB: 0 P: 14	R: 0 E: 0 K: 0 S: 6	H: 1 LOB: 0 BB: 0 P: 9	R: 2 E: 0 K: 1 S: 21	H: 3 LOB: 1 BB: 0 P: 28	R: 0 E: 0 K: 1 S: 9	H: 1 LOB: 2 BB: 1 P: 15	R: 0 E: 0 K: 0 S: 8	H: 0 LOB: 0 BB: 0 P: 14	R: 0 E: 0 K: 0 S: 8	H: 1 LOB: 1 BB: 1 P: 13	R: 1 E: 0 K: 1 S: 20	H: 2 LOB: 3 BB: 2 P: 33		R: 1 E: 0 K: 1 S: 14	H: 1 LOB: 0 BB: 0 P: 22	1B: 6 2B: 4 3B: 0 HR: 1	SF: 0 SAC: 1 DP: 1 HBP: 0	WP: 0 PB: 0 SB: 0 CS: 2	PA: 40				
PITCHER	IP	WLS	BF	H	R	ER	SO	BB	IBB	HBP	BLK	WP	HR	S	P	ERA	WHIP										
52 Sergio Mitre, R ERA: 2.34	6.1		27	8	2	2	3	2	0	0	0	0	0	70	104	2.84	1.579										
57 Taylor Tankersley, L ERA: 5.85	0.2	W	2	0	0	0	0	1	0	0	0	0	0	3	7	0.00	1.500										
32 Justin Miller, R ERA: 3.5	0.1	H	3	2	1	1	1	0	0	0	0	0	0	8	10	27.00	6.000										
Kevin Gregg, R ERA: 2.81	1.2	S	8	1	1	1	1	2	0	0	0	0	1	26	45	5.40	1.800										

AB	34
R	5
H	6
RBI	5
BB	2
SO	9
LOB	7



Batter	1	2	3	4	5	6	7	8	9	AB	R	H	RBI	BB	SO	LOB	TOP				
Luis Castillo, S (1,4) OBP: 0.351, SLG: 0.335	F9	F8					G5-3			3	0	0	0	2	0	1					
7 Joe Mauer, L (1,2) OBP: 0.398, SLG: 0.434	33 2B	1B	G4-3			G6-3	F7		K	5	1	1	0	0	1	2					
5 Michael Cuddyer, R (1,9) OBP: 0.370, SLG: 0.459	L8		L9			G1-3			K	4	0	0	0	0	1	1					
33 Justin Moreau, L (1,3) OBP: 0.354, SLG: 0.560 38 Luis Antonio Rodriguez, S (3,3) OBP: 0.288, SLG: 0.257	1-H 1B	2B	G4-3			K			16 2B 16 E	3	2	1	1	1	1	0					
Tori Hunter, R (1,8) OBP: 0.350, SLG: 0.554	2-H 1B					20 1B	1B		P4	4	0	3	1	0	0	1					
Jeff Cirillo, R (1,5) OBP: 0.330, SLG: 0.351 16 Jason Kubel, L (8,PH) OBP: 0.287, SLG: 0.388 8 Nick Punto, S (8,5) OBP: 0.313, SLG: 0.288	G6-3					4-2 B	1B		E2	2	0	1	0	1	0	1					
20 Lew Ford, R (1,7) OBP: 0.312, SLG: 0.352			G4-3			1-2 BB	1B		1-H 2B	0	0	0	0	0	0	0					
Jason Bartlett, R (1,6) OBP: 0.329, SLG: 0.303						1-2 BB	1B		F7	4	0	1	0	0	1	1					
26 Boof Bonser, R (1,1) Jason Tyner, L (7,PH) OBP: 0.320, SLG: 0.322 Juan Rincon, R (7,1) 17 Pat Neshek, S (8,1) 55 Mike Redmond, R (9,PH) OBP: 0.344, SLG: 0.371	SH2-4					F8			F8	4	0	1	0	0	1	4					
									G4-3	1	0	0	0	0	1	0					
									P4	1	0	0	0	0	1	0					
Inning Stats	R: 2 E: 0 K: 0 S: 20	H: 3 LOB: 1 BB: 0 P: 28	R: 0 E: 0 K: 0 S: 7	H: 1 LOB: 1 BB: 0 P: 12	R: 0 E: 0 K: 0 S: 8	H: 0 LOB: 0 BB: 0 P: 12	R: 0 E: 0 K: 1 S: 10	H: 1 LOB: 1 BB: 1 P: 17	R: 0 E: 0 K: 1 S: 6	H: 3 LOB: 3 BB: 0 P: 17	R: 0 E: 0 K: 0 S: 7	H: 0 LOB: 0 BB: 0 P: 12	R: 2 E: 1 K: 1 S: 8	H: 1 LOB: 1 BB: 1 P: 15	R: 0 E: 0 K: 2 S: 11	H: 0 LOB: 1 BB: 1 P: 21	1B: 7 2B: 2 3B: 0 HR: 0	SF: 0 SAC: 1 DP: 1 HBP: 0	WP: 0 PB: 0 CS: 1	PA: 38	
PITCHER	IP	WLS	BF	H	R	ER	SO	BB	IBB	HBP	BLK	WP	HR	S	P	ERA	WHIP				
Scott Olsen, L (1,1) ERA: 4.76	6.0		26	8	2	2	3	2	0	0	0	0	0	65	99	3.00	1.667				
22 Matt Lindstrom, R (7,1) ERA: 3.52	1.0	H	3	0	0	0	0	0	0	0	0	0	0	7	12	0.00	0.000				
Armando Benitez, R (8,1) ERA: 3.62	1.0	W	5	1	2	0	1	1	0	0	0	0	0	8	15	0.00	2.000				
Kevin Gregg, R (9,1) ERA: 2.74	1.0	S	4	0	0	0	2	1	0	0	0	0	0	11	21	0.00	1.000				

Minnesota Twins @ Florida Marlins
Dolphin Stadium, Miami, FL
Fri Jun 22 2007, 7:05 PM EDT
Att: 15,271 - Cloudy - 90 F

AB 33
R 4
H 9
RBI 2
BB 4
SO 6
LOB 11

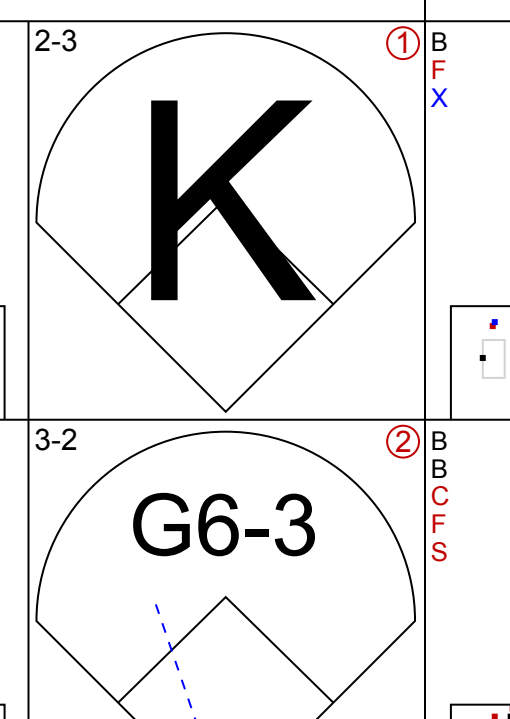
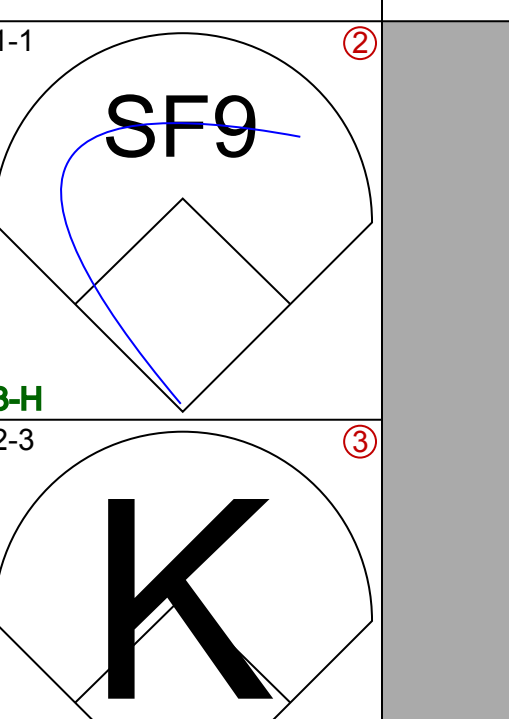
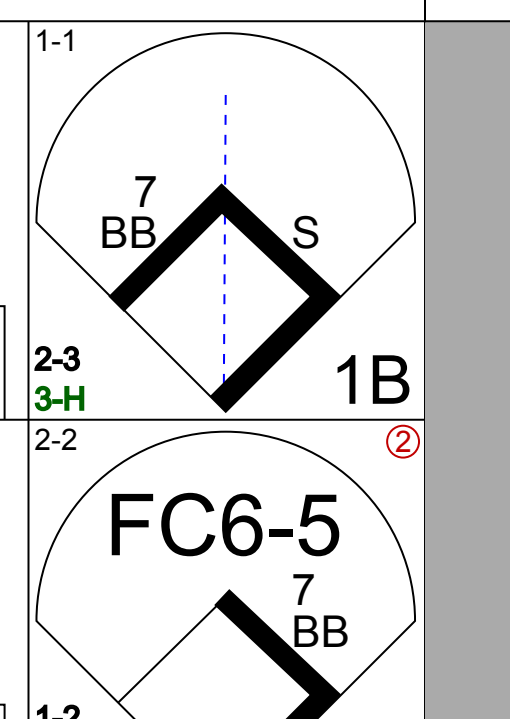
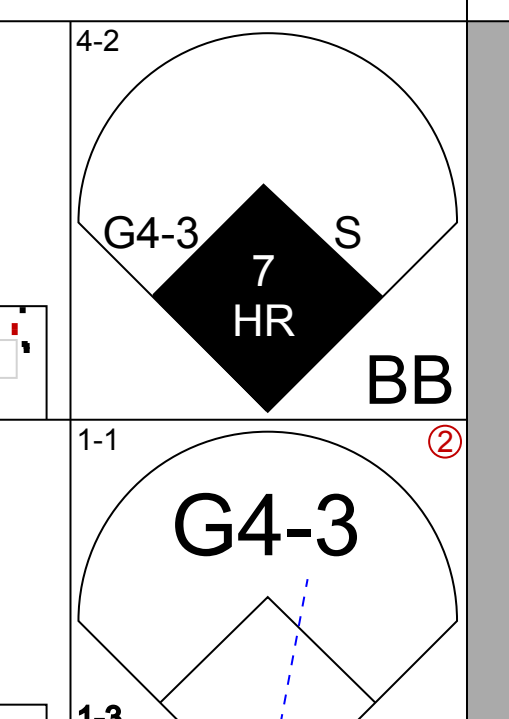
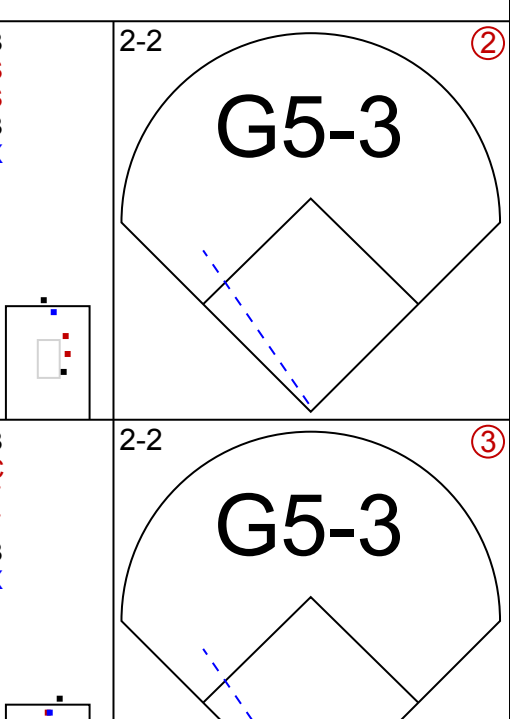
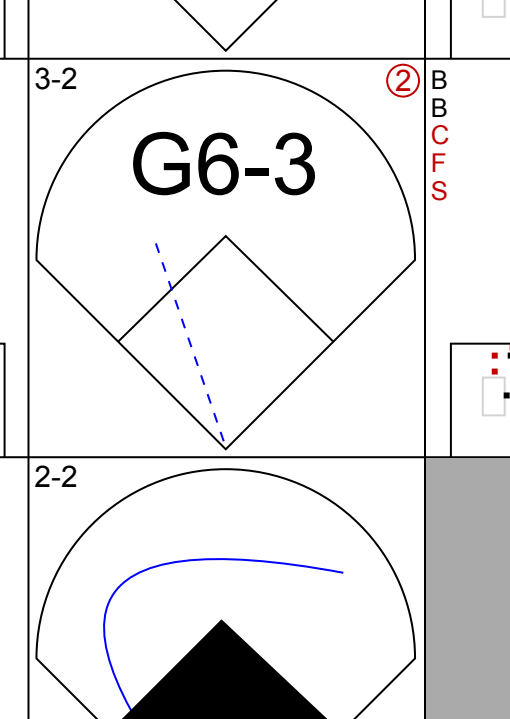
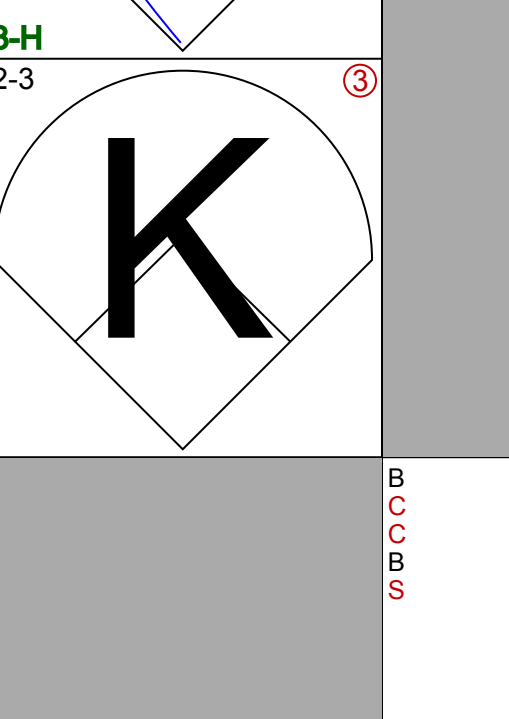
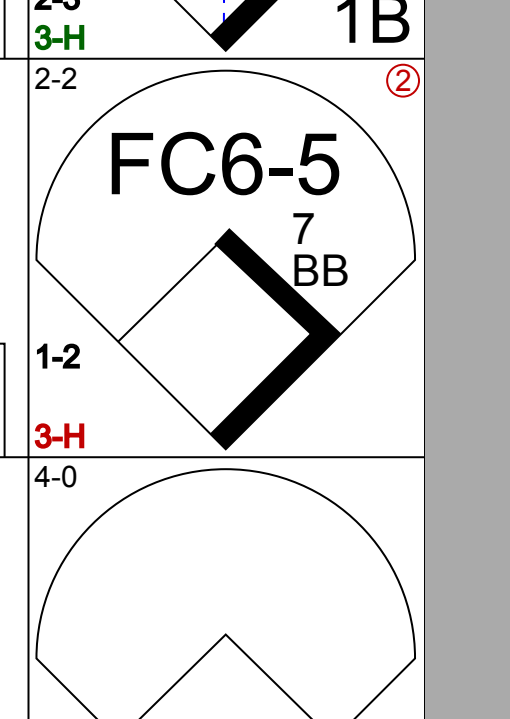
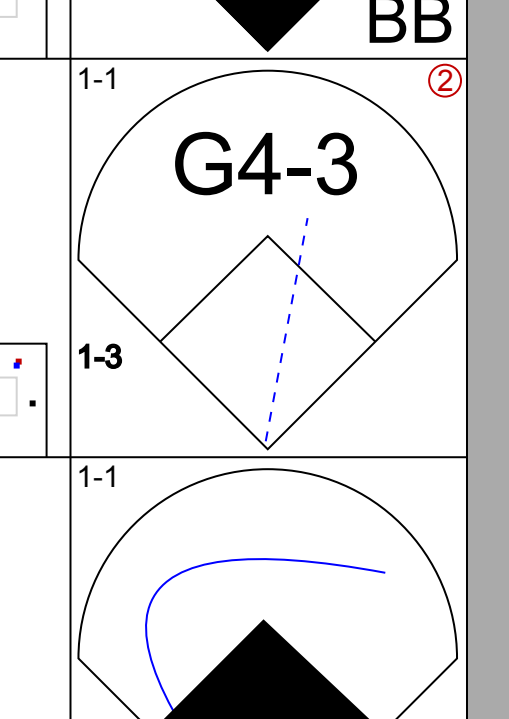
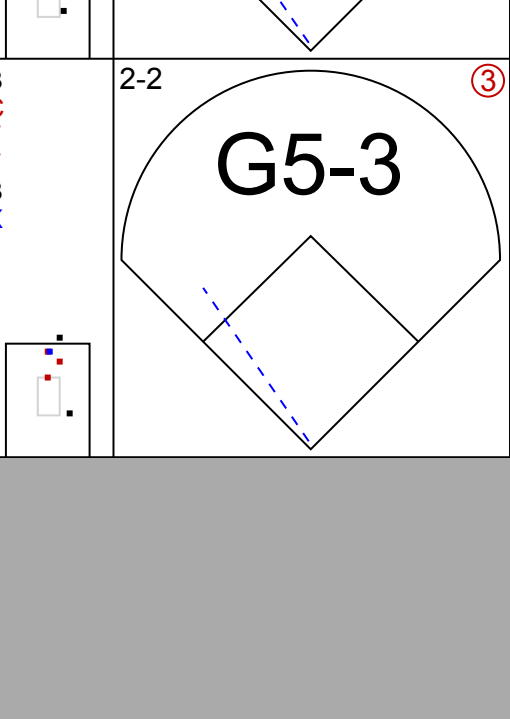
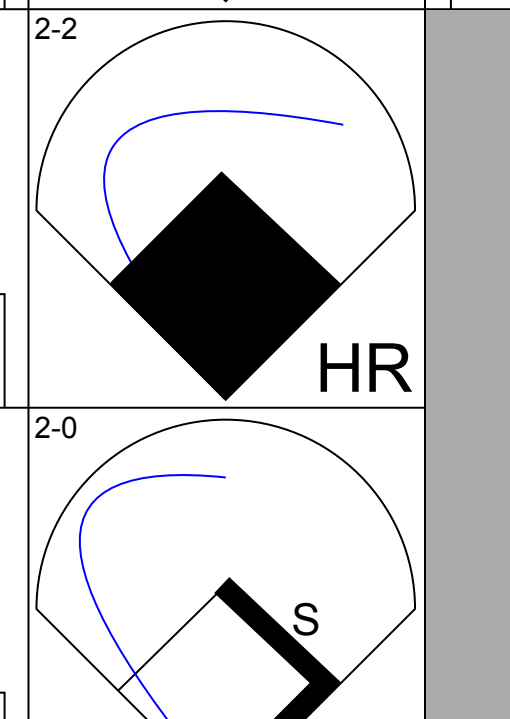
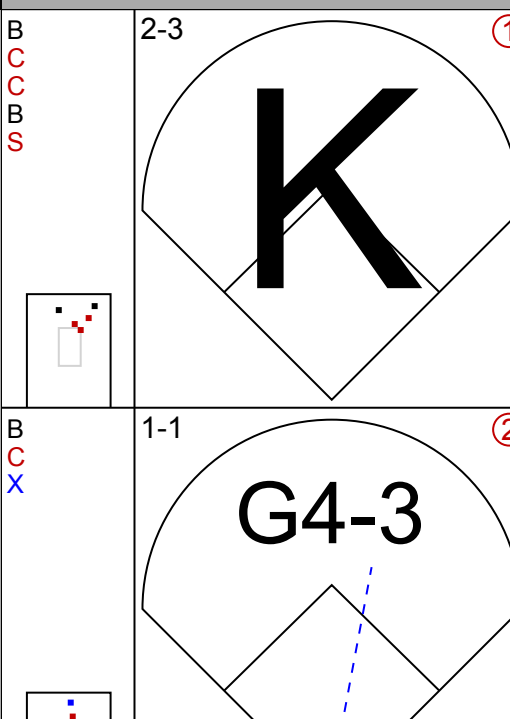
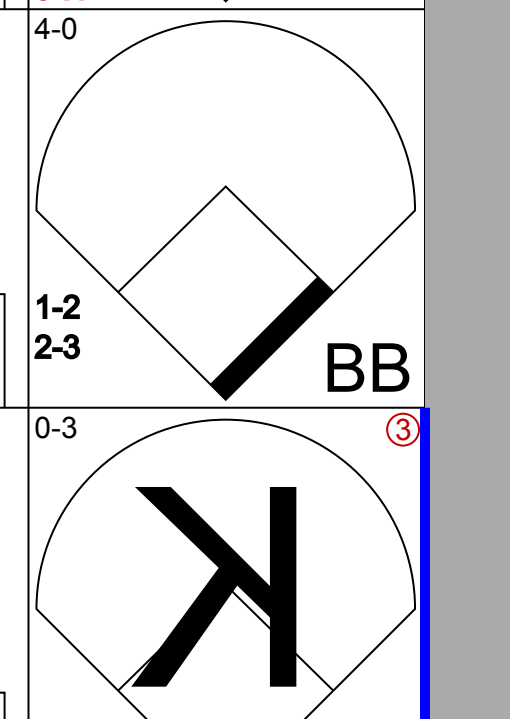
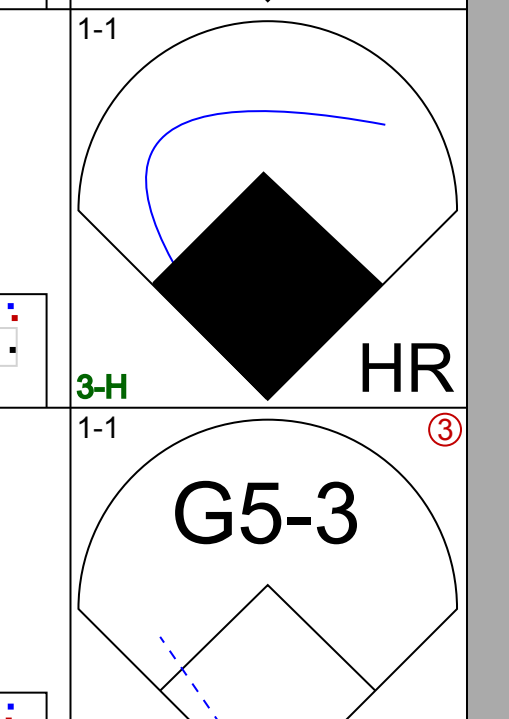
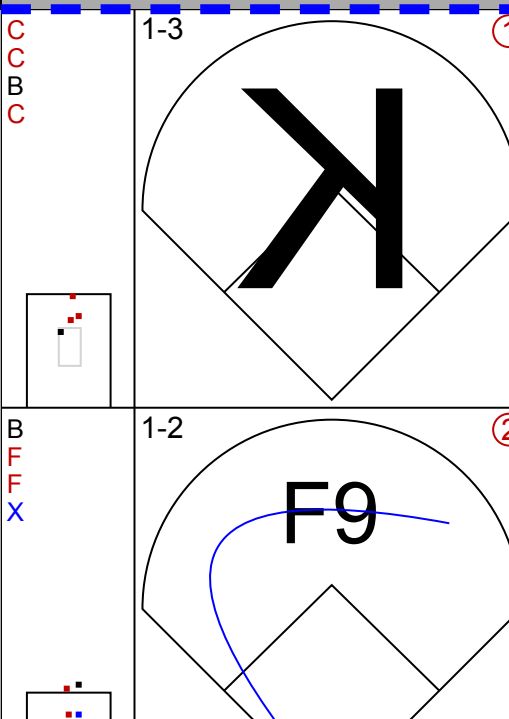
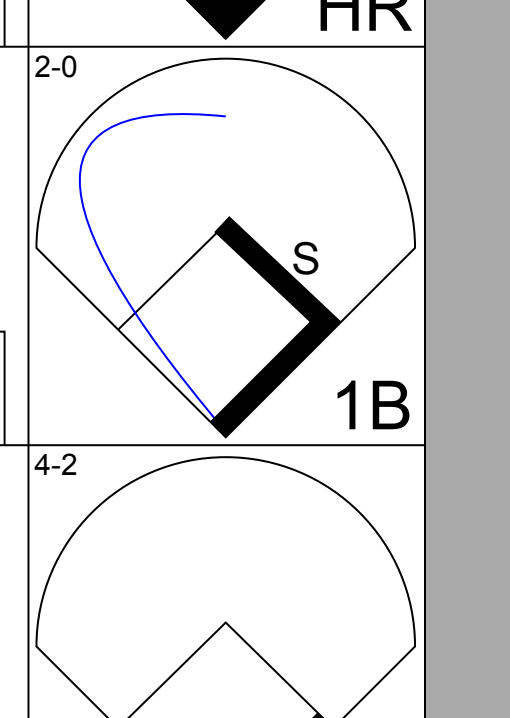
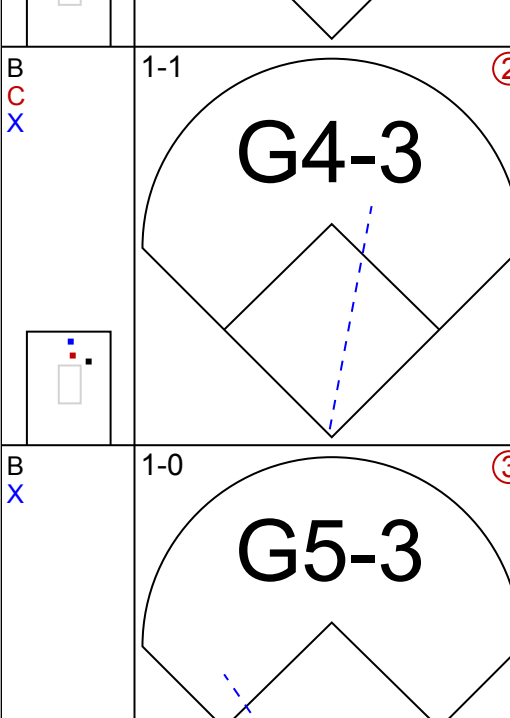
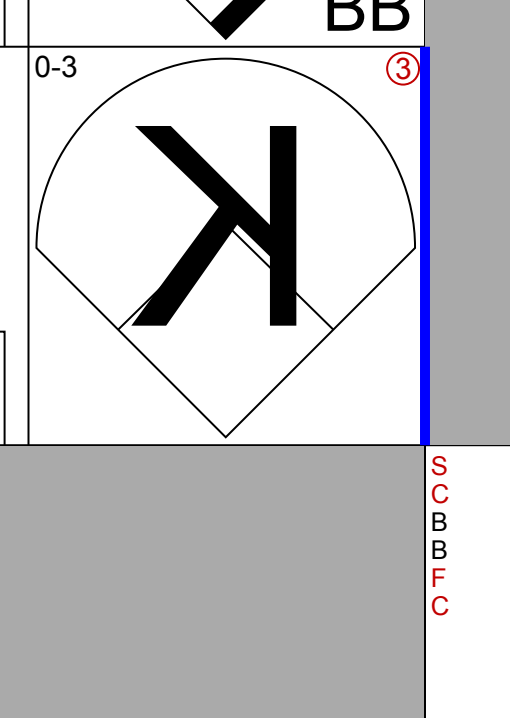
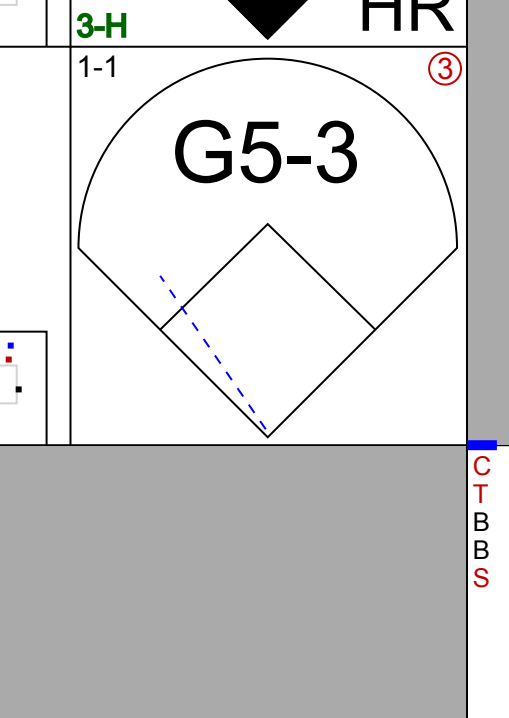
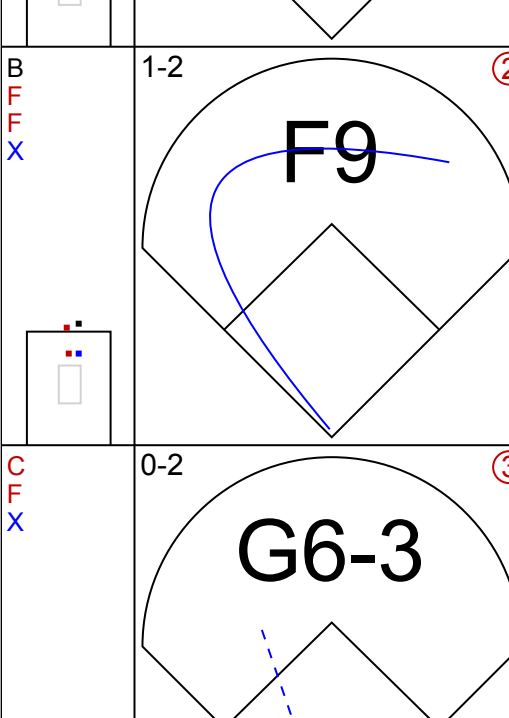
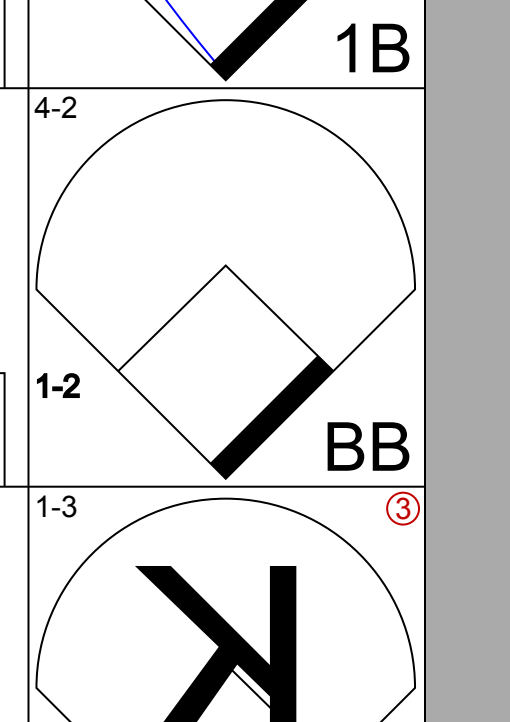
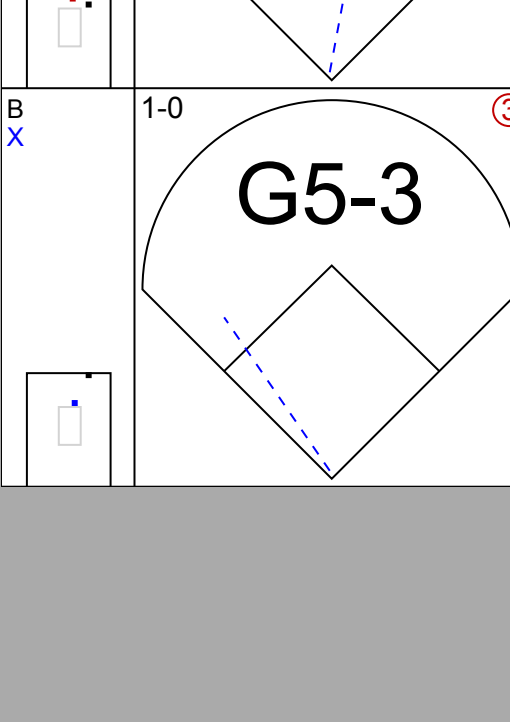
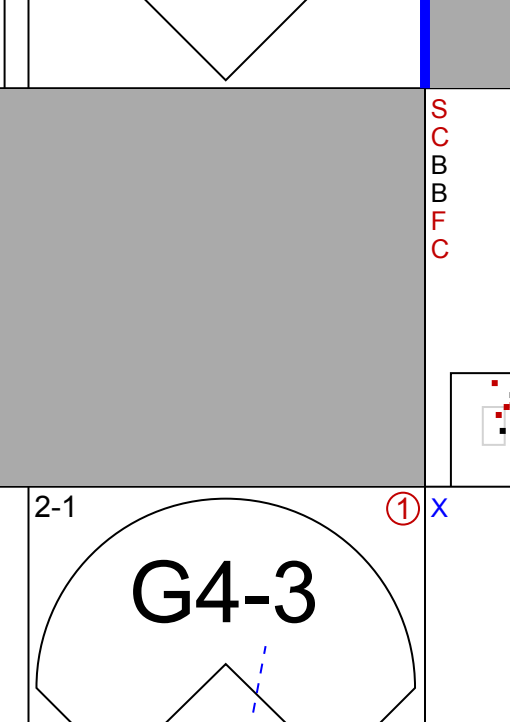

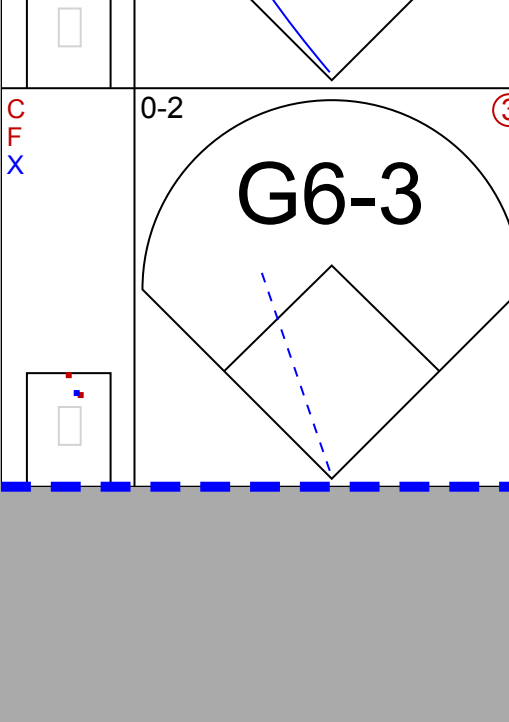
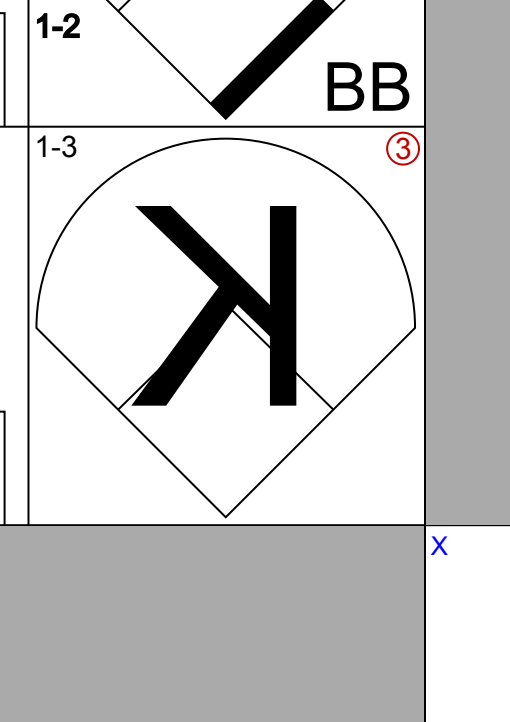

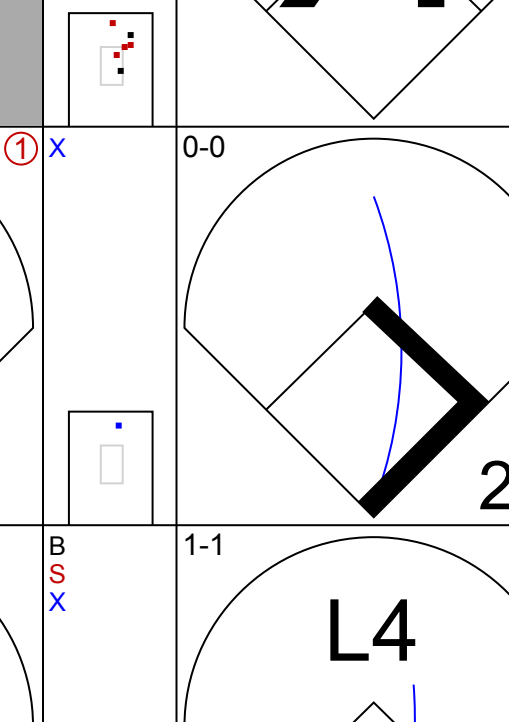
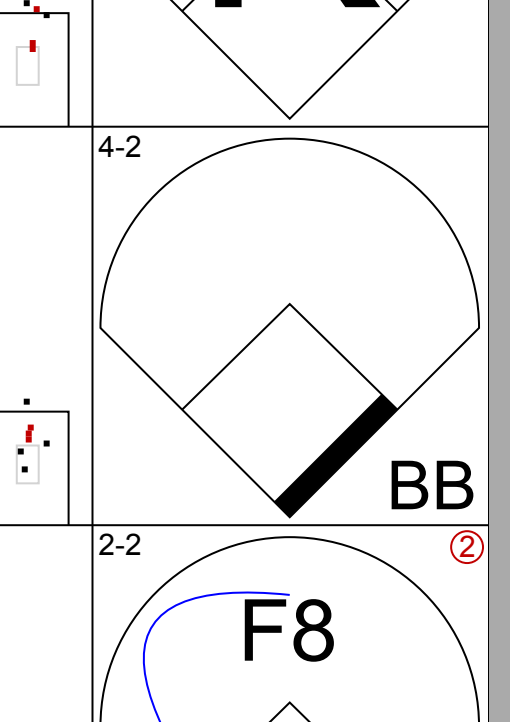

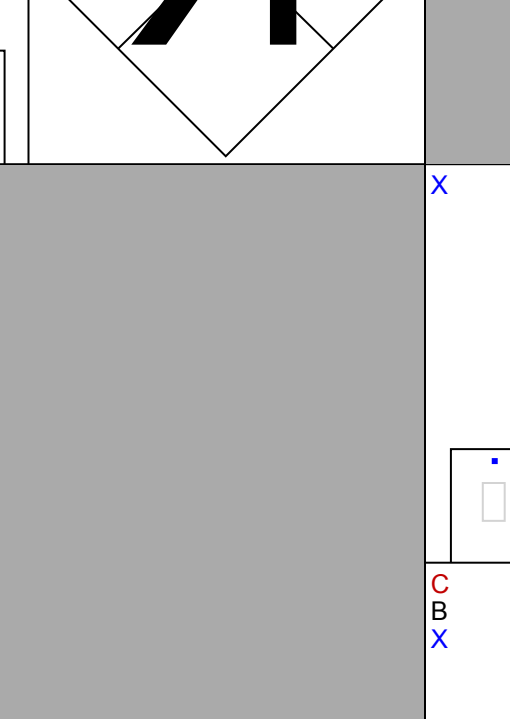
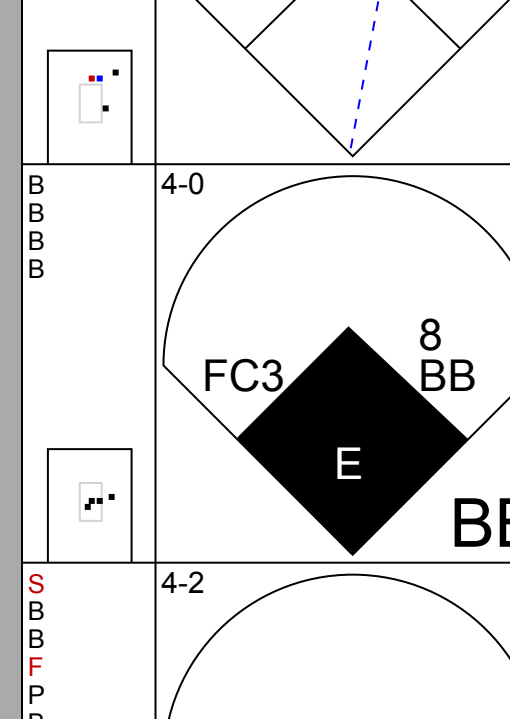
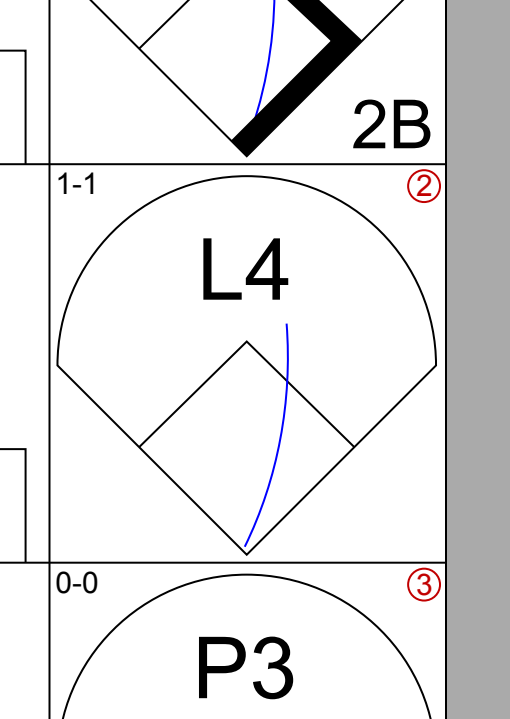
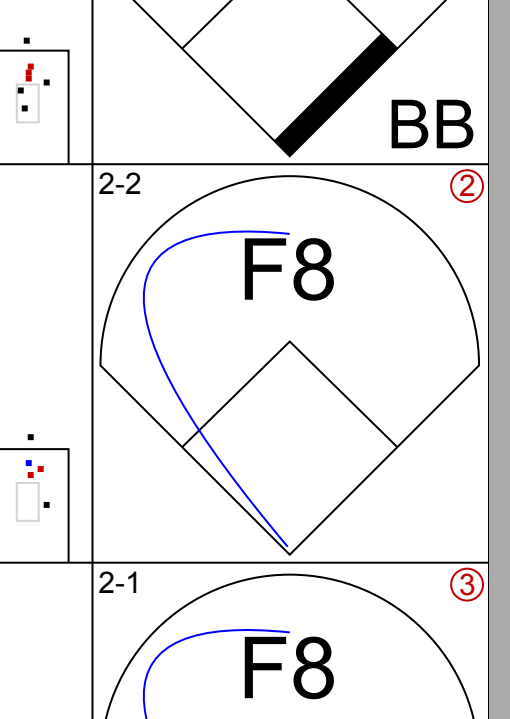
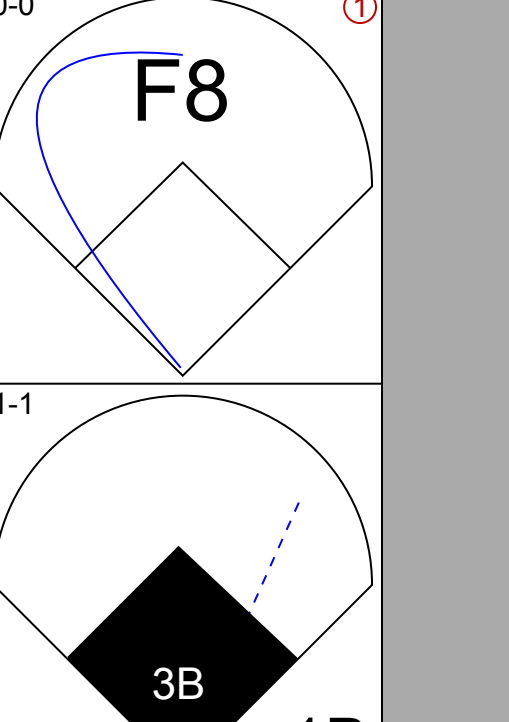
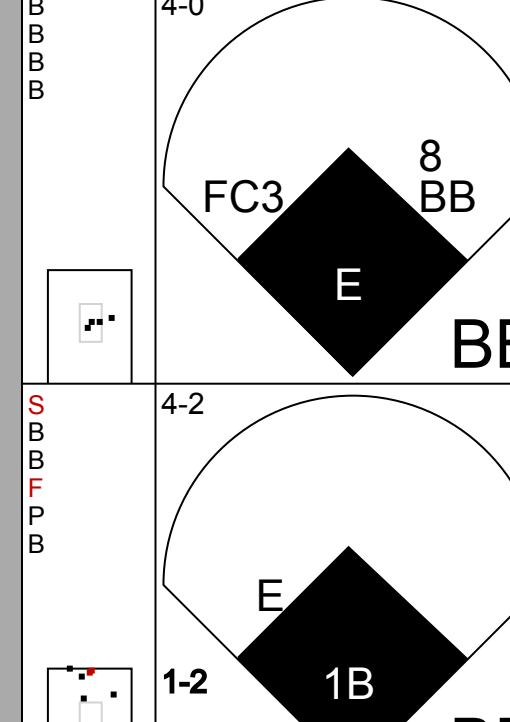
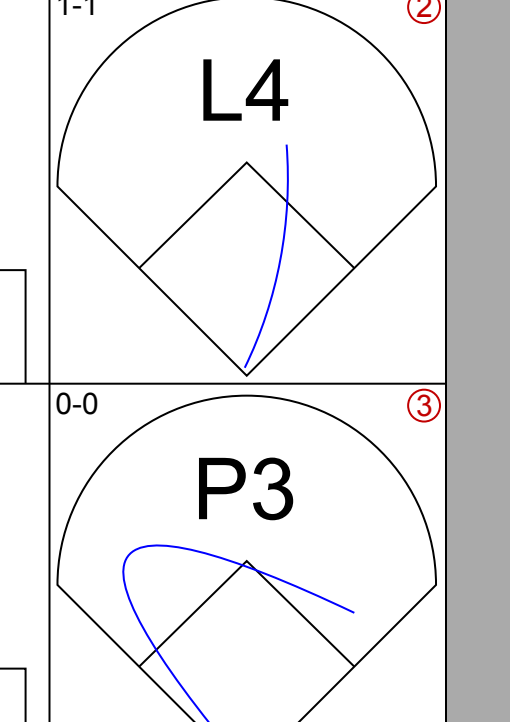
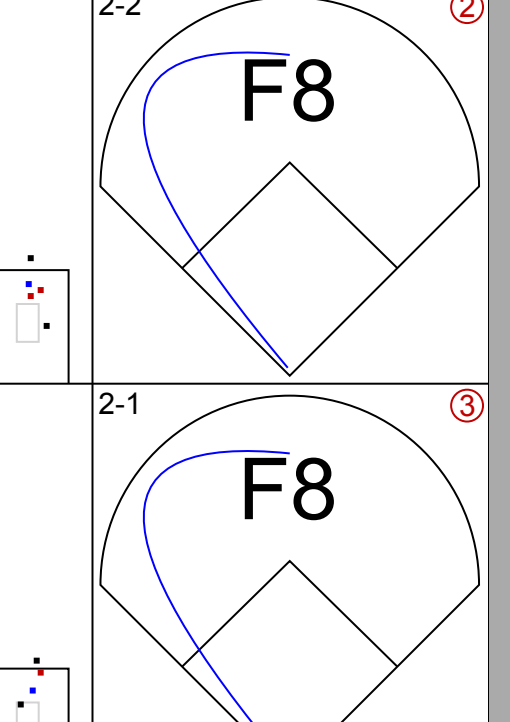
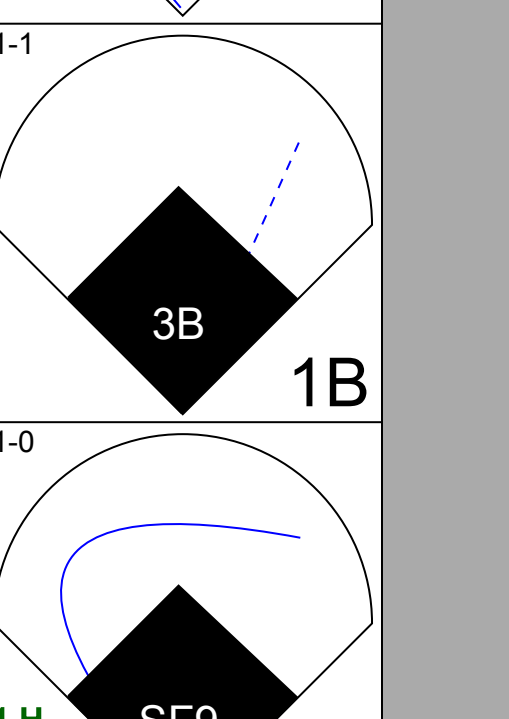
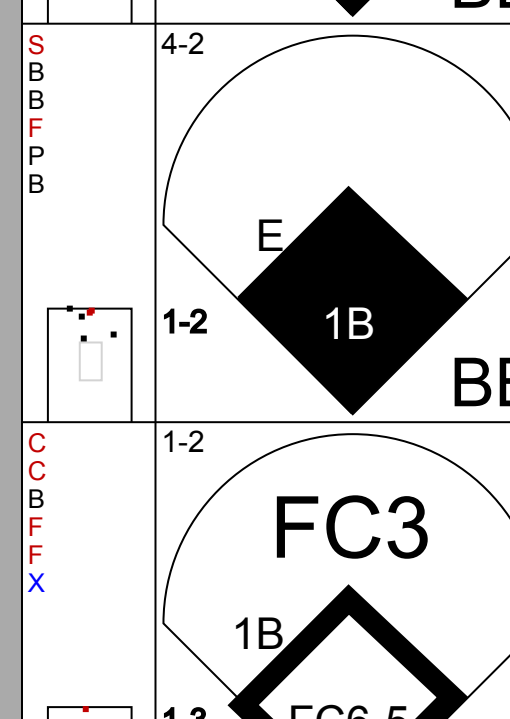
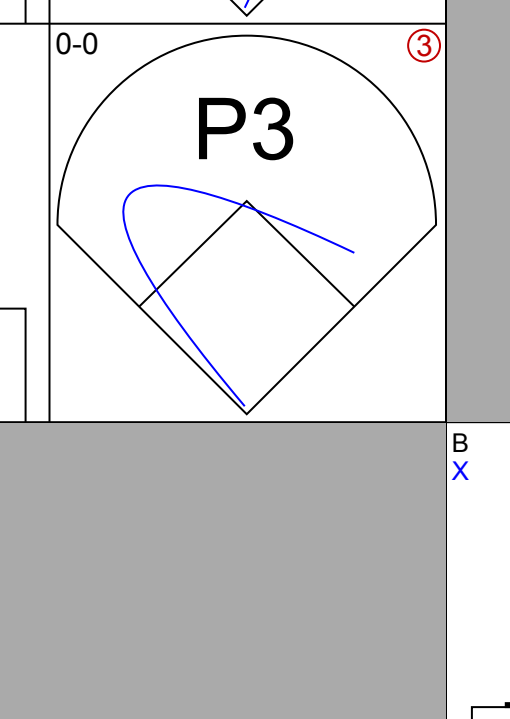
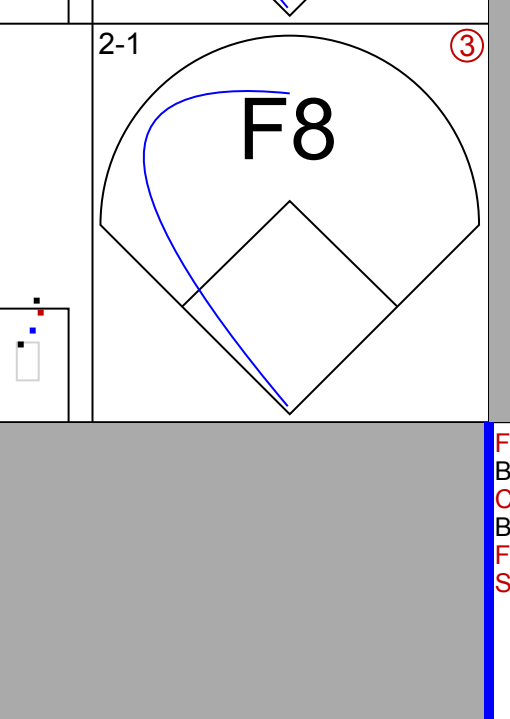
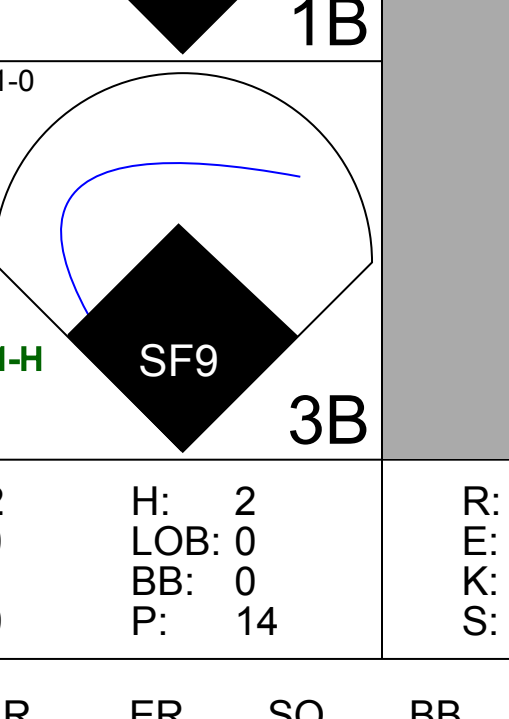
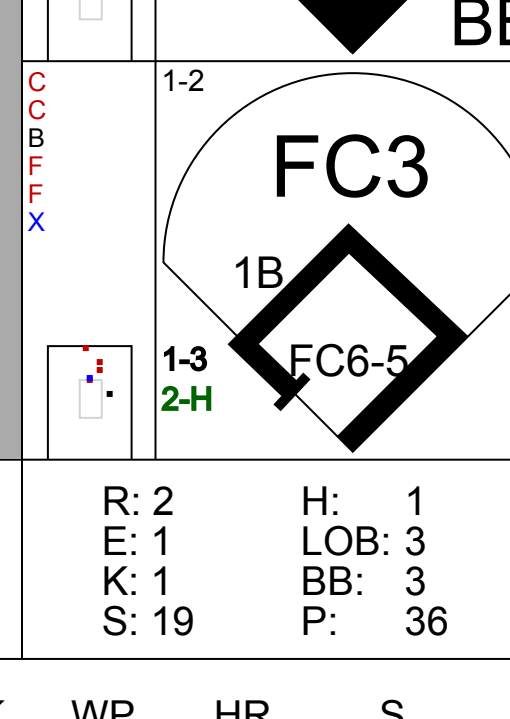
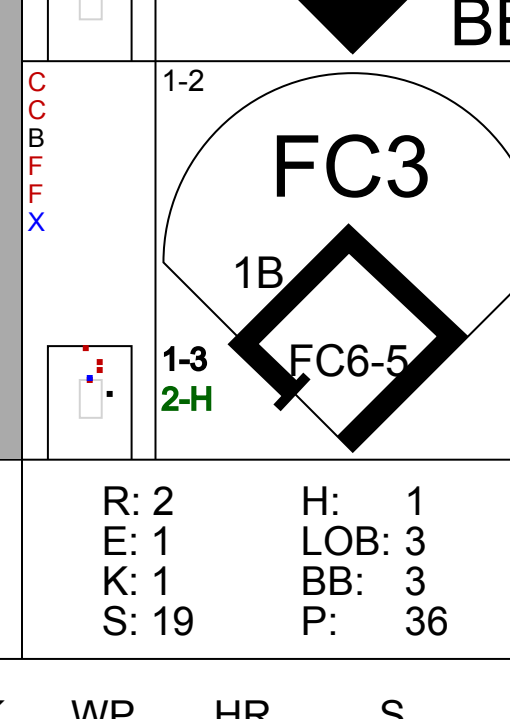
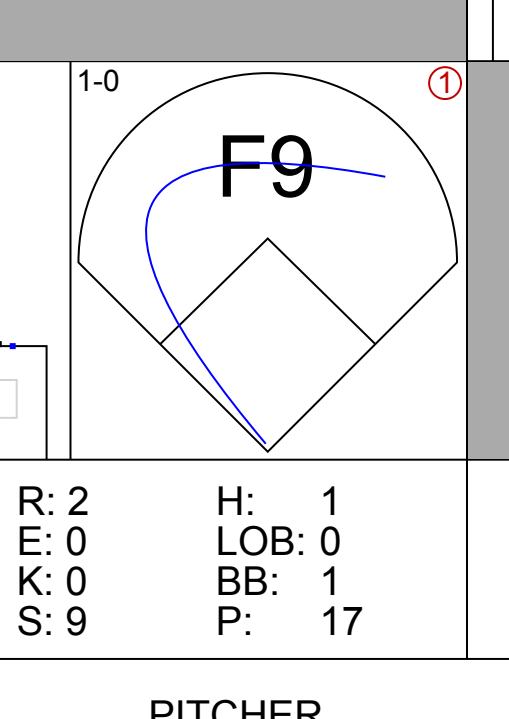
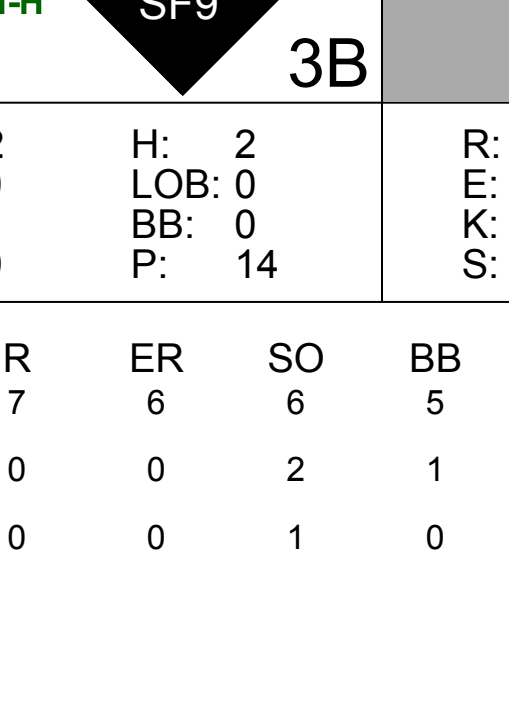
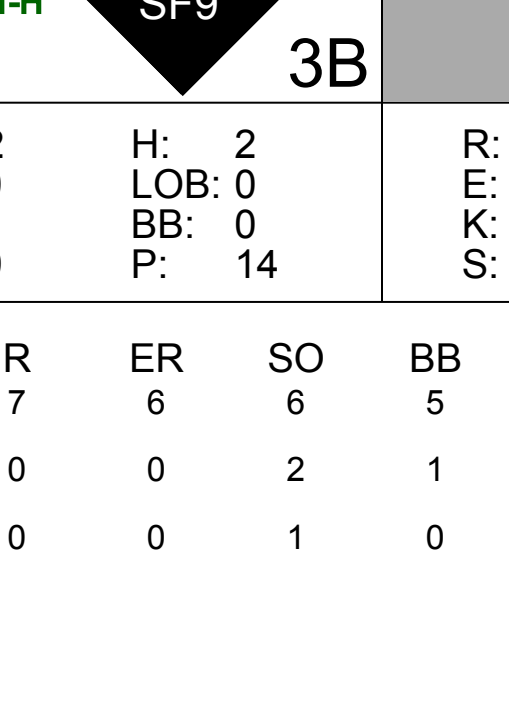
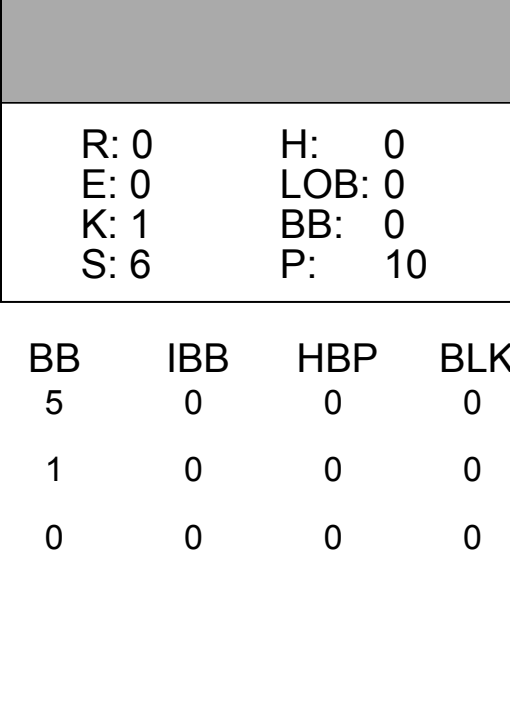
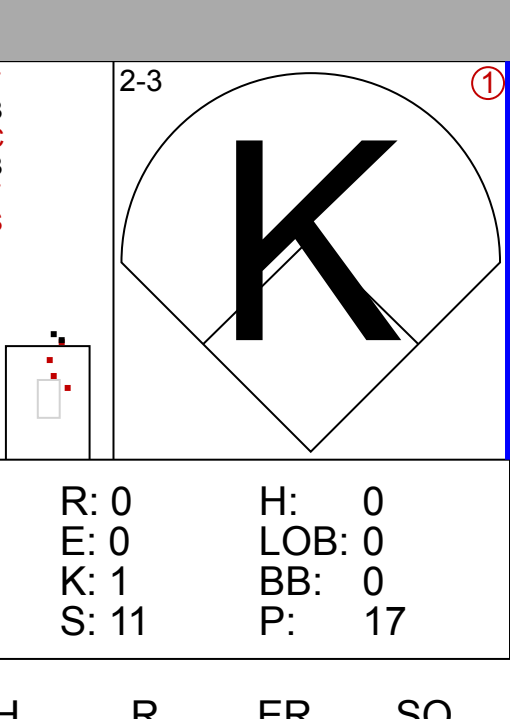


Batter	1	2	3	4	5	6	7	8	9	AB	R	H	RBI	BB	SO	LOB	BOTTOM				
4 Alfredo Amezaga, S (1,8) OBP: 0.312, SLG: 0.343	6 SH5-3 2B	1B	6 HR				SH1-3		F7	3	2	2	0	0	0	0					
6 Dan Uggla, R (1,4) OBP: 0.333, SLG: 0.512	SH5-3		1-H HR				SF8		G1-3	2	1	1	3	0	0	0					
2 Hanley Ramirez, R (1,6) OBP: 0.380, SLG: 0.503	G6-3		2-0 F9				G6-3		HR	4	1	1	1	0	0	1					
Miguel Cabrera, R (1,5) OBP: 0.399, SLG: 0.599	2-H 2B		K				L8		1B	4	0	2	1	0	1	0					
14 Josh Willingham, R (1,7) OBP: 0.366, SLG: 0.462	G6-3		F8				G3		G4-3	4	0	0	0	0	2						
27 Jeremy Hermida, L (1,9) OBP: 0.327, SLG: 0.429			K				G3-1		G3	3	0	0	0	0	1	0					
Miguel Olivo, R (1,2) OBP: 0.259, SLG: 0.375			G5-3				G3		G6-3	3	0	0	0	0	0	0					
8 Aaron Boone, R (1,3) OBP: 0.389, SLG: 0.426							P2		G5-3	3	0	1	0	0	0	0					
Scott Olsen, L (1,1) ERA: 4.45 22 Matt Lindstrom, R (7,1) Joe Borchard, S (7,PH) OBP: 0.294, SLG: 0.323 Armando Benitez, R (8,1) Kevin Gregg, R (9,1)			G1-3				4 SH1-3 6 SF8 2B		G6-3	2	1	1	0	0	0	1					
Inning Stats	R: 1 E: 0 K: 0 S: 11	H: 2 LOB: 1 BB: 0 P: 13	R: 0 E: 0 K: 1 S: 7	H: 1 LOB: 1 BB: 0 P: 7	R: 2 E: 0 K: 1 S: 10	H: 2 LOB: 0 BB: 0 P: 15	R: 0 E: 0 K: 0 S: 7	H: 0 LOB: 0 BB: 0 P: 11	R: 1 E: 0 K: 0 S: 7	H: 1 LOB: 0 BB: 0 P: 10	R: 0 E: 0 K: 0 S: 7	H: 0 LOB: 0 BB: 0 P: 10	R: 0 E: 0 K: 0 S: 5	H: 0 LOB: 0 BB: 0 P: 7	R: 1 E: 0 K: 0 S: 16	H: 2 LOB: 1 BB: 0 P: 27	1B: 4 2B: 2 3B: 0 HR: 2	SF: 1 SAC: 2 DP: 0 HBP: 0	WP: 0 PB: 0 CS: 0	PA: 32	
PITCHER	IP	WLS	BF	H	R	ER	SO	BB	IBB	HBP	BLK	WP	HR	S	P	ERA	WHIP				
26 Boof Bonser, R (1,1) ERA: 4.45	6.0		24	6	4	4	2	0	0	0	0	0	0	49	66	6.00	1.000				
Juan Rincon, R (7,1) ERA: 4.56	1.2	L	7	2	1	1	0	0	0	0	0	0	1	18	30	5.40	1.200				
17 Pat Neshek, R (8,1) ERA: 1.04	0.1		1	0	0	0	0	0	0	0	0	0	0	3	4	0.00	0.000				

Minnesota Twins @ Florida Marlins
Dolphin Stadium, Miami, FL
Fri Jun 22 2007, 7:05 PM EDT
Att: 15,271 - Cloudy - 90 F

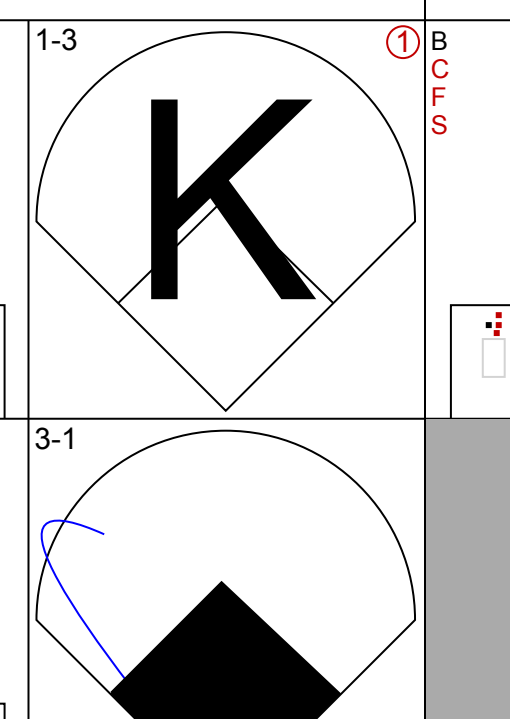

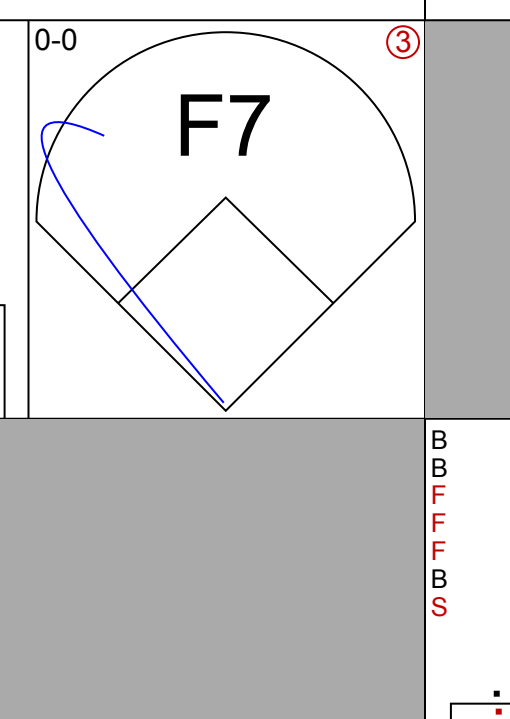
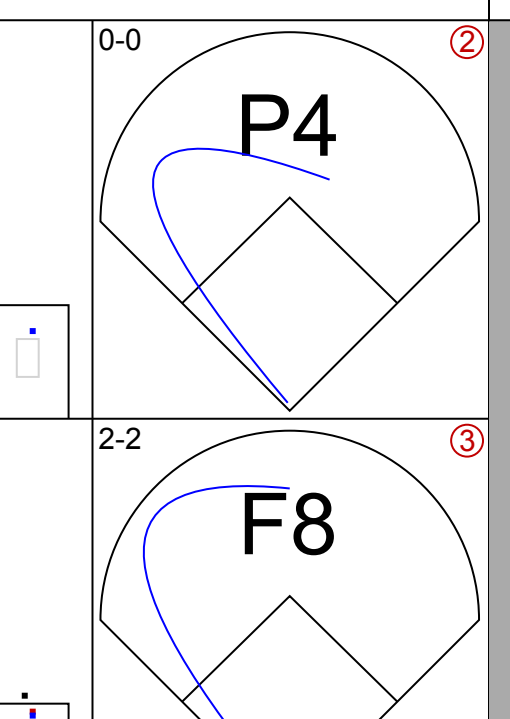
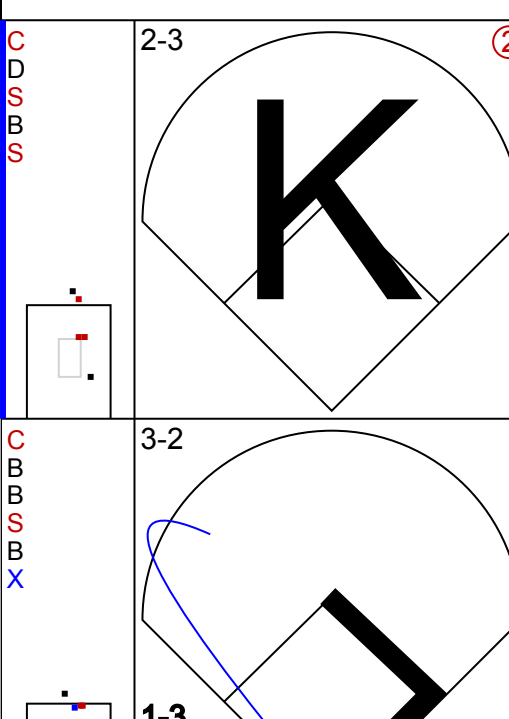
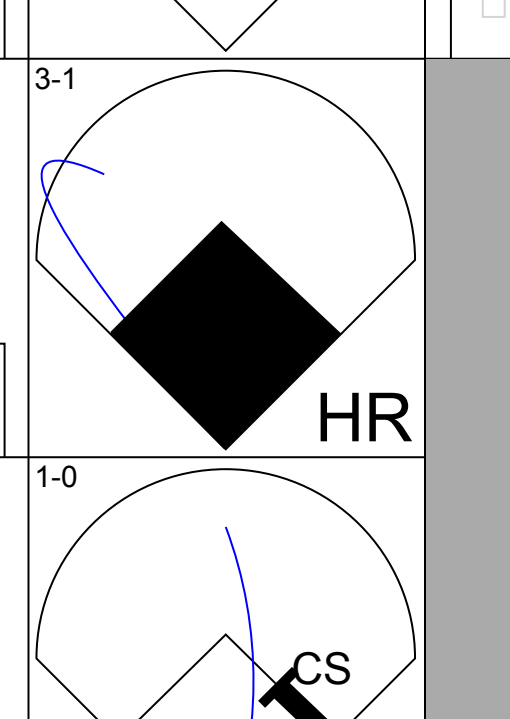
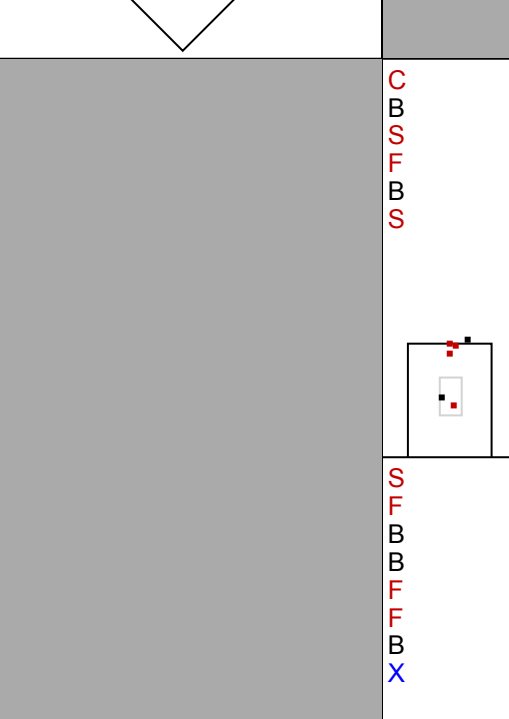
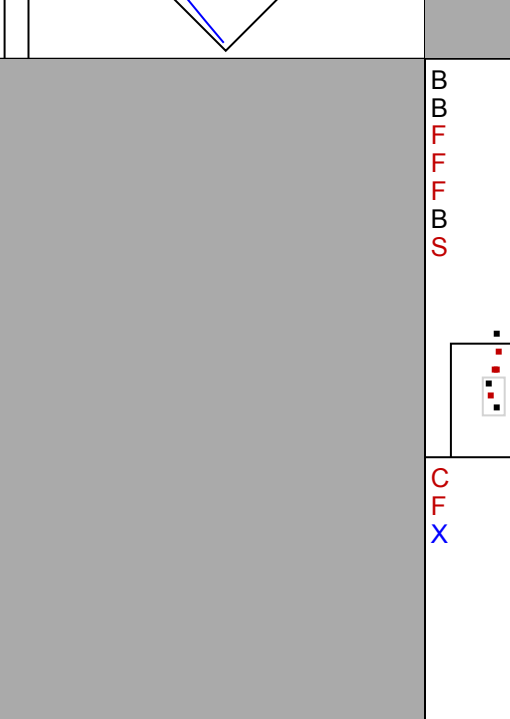
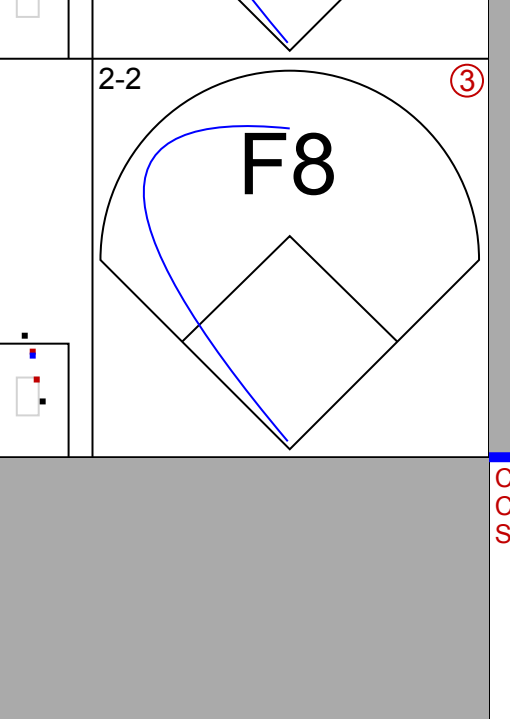
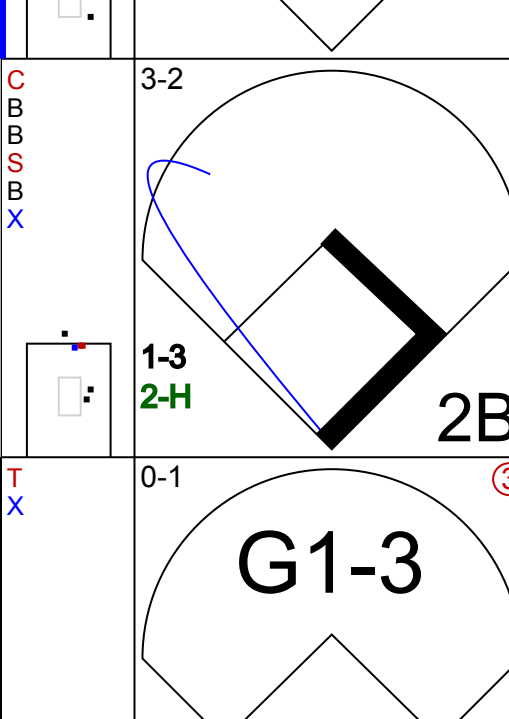
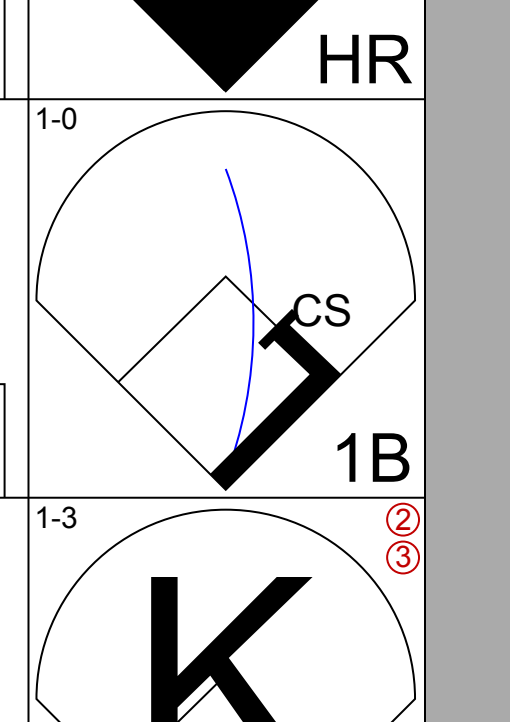
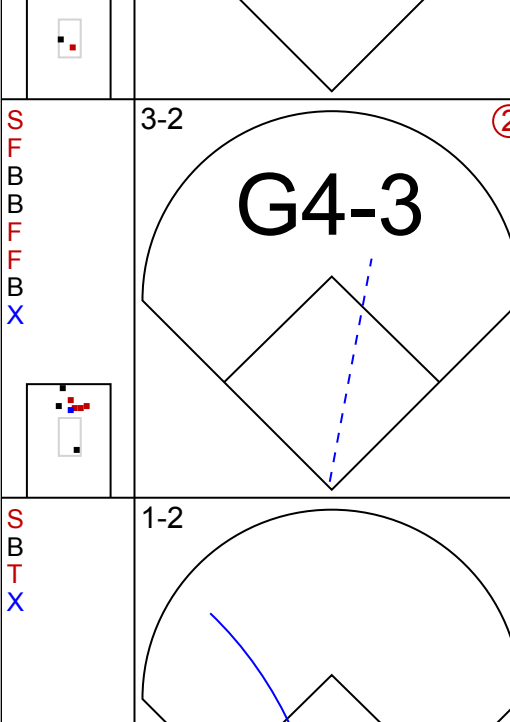
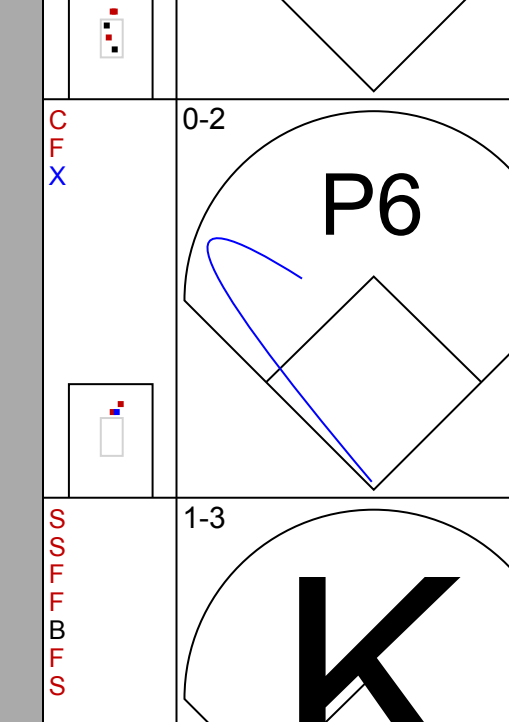

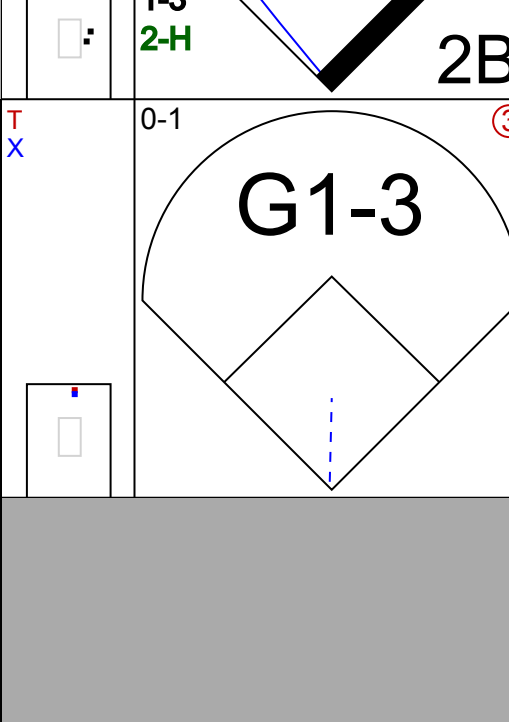
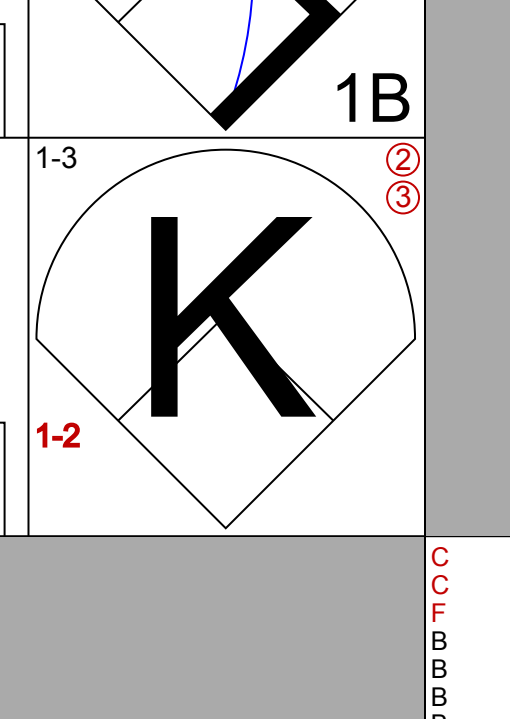
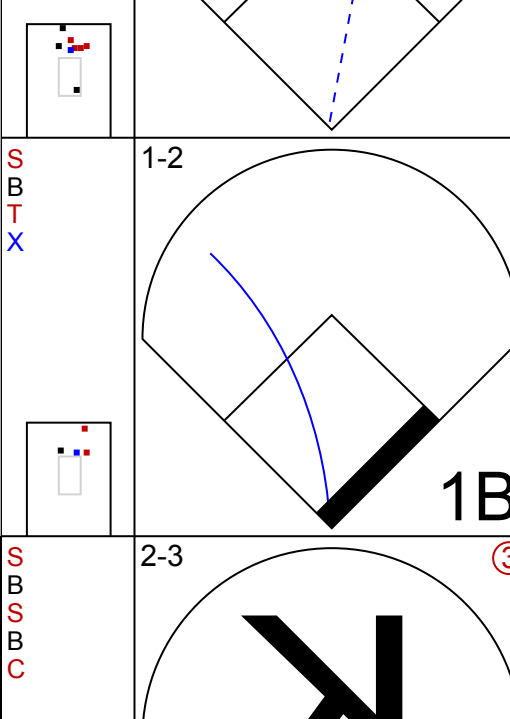
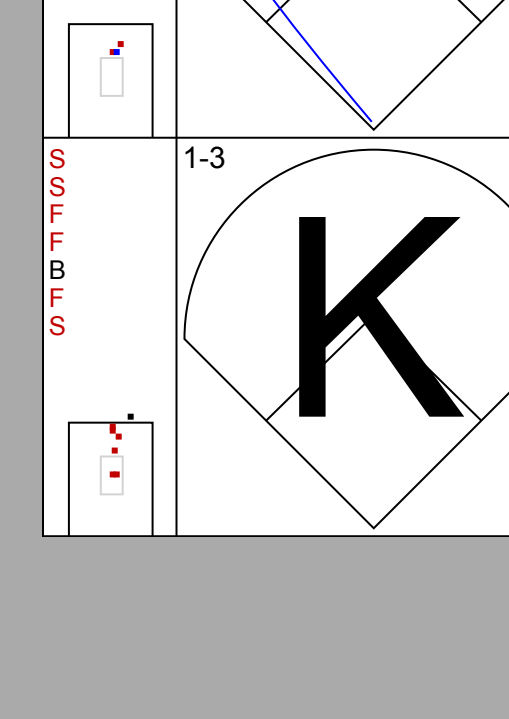

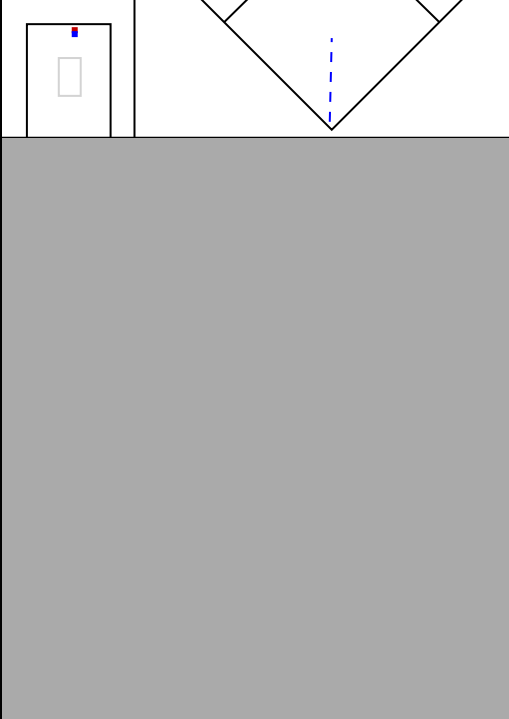
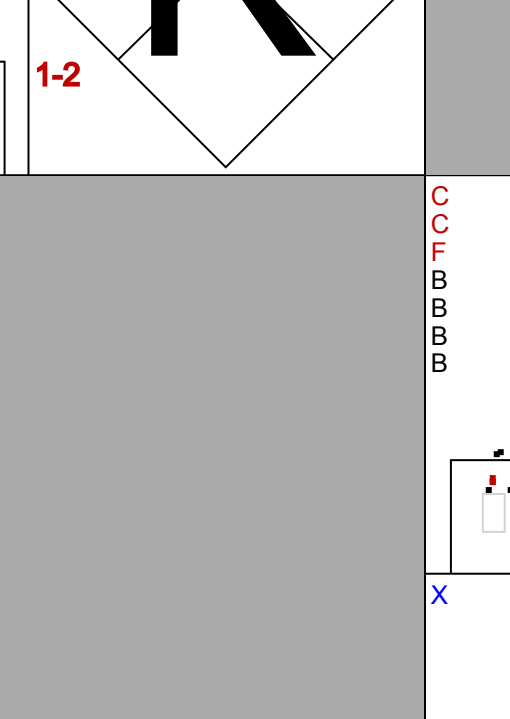
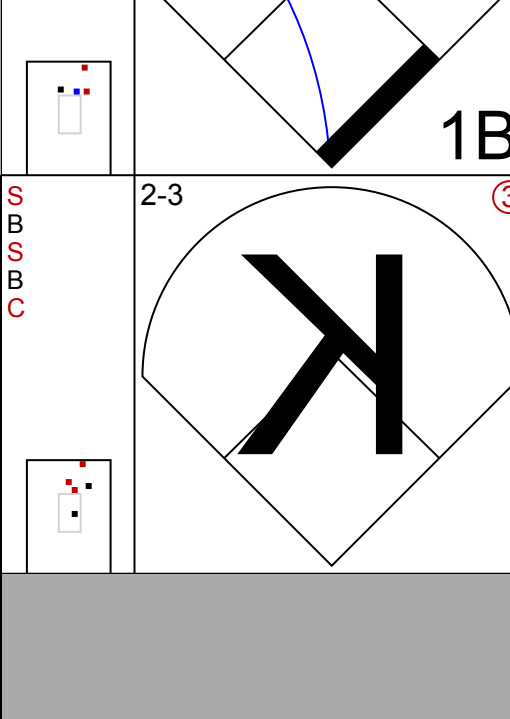
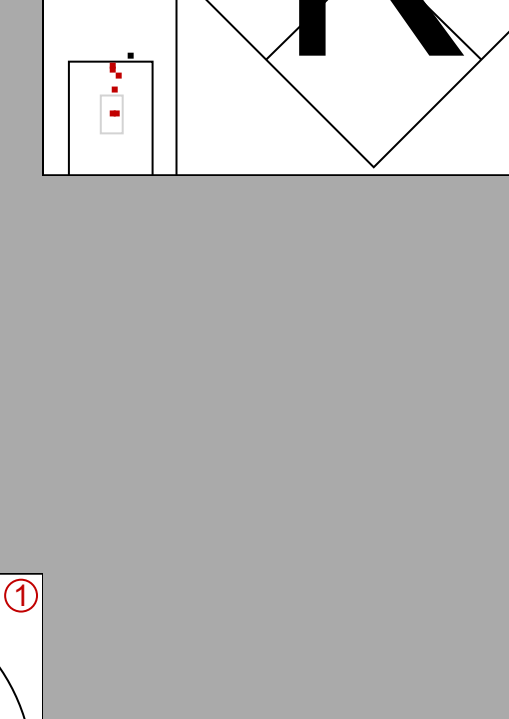


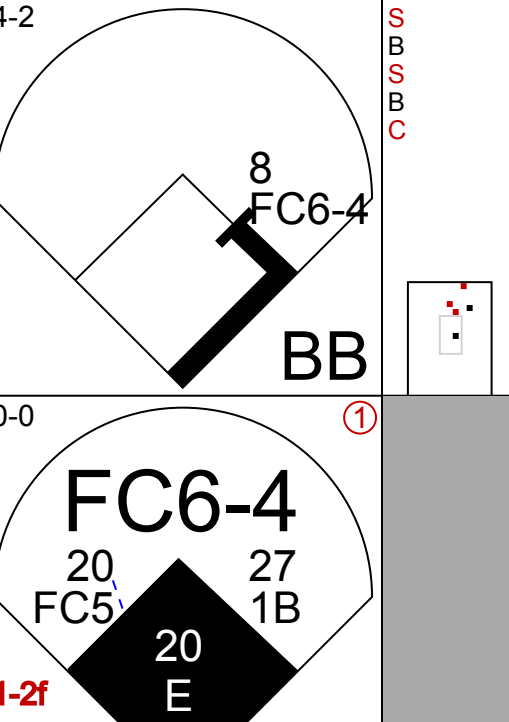
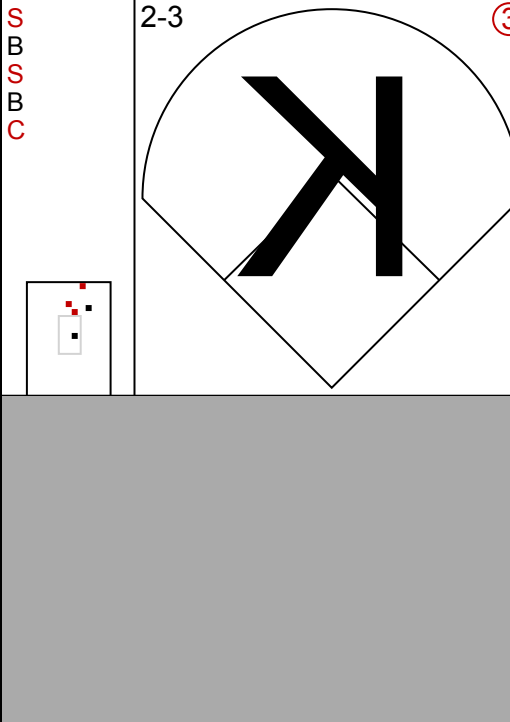
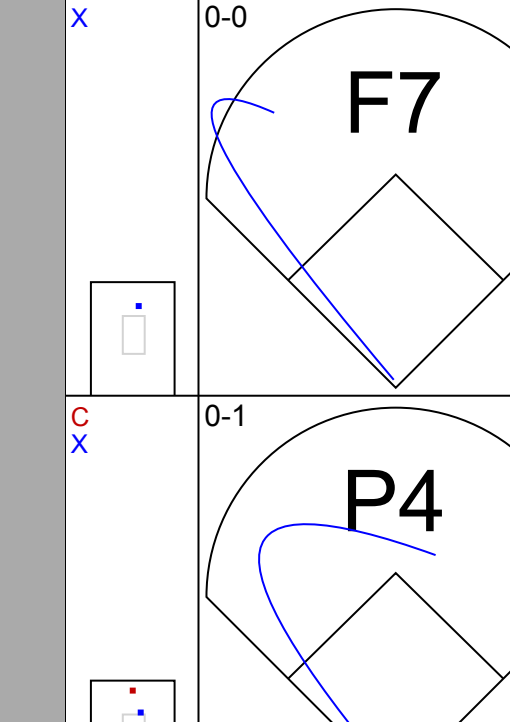
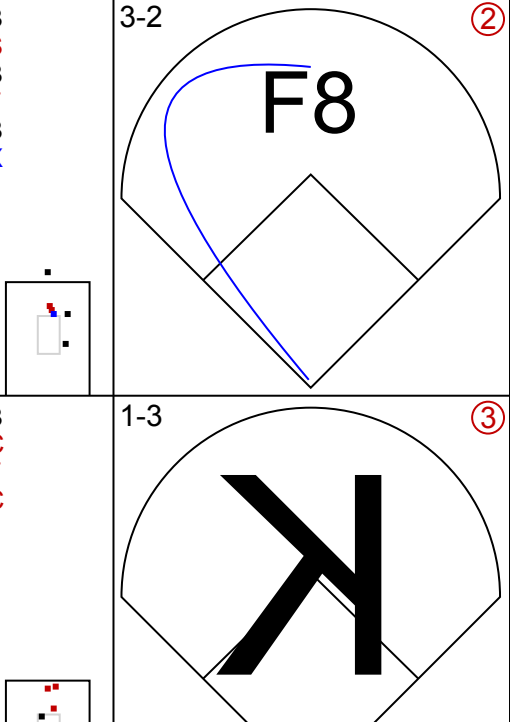
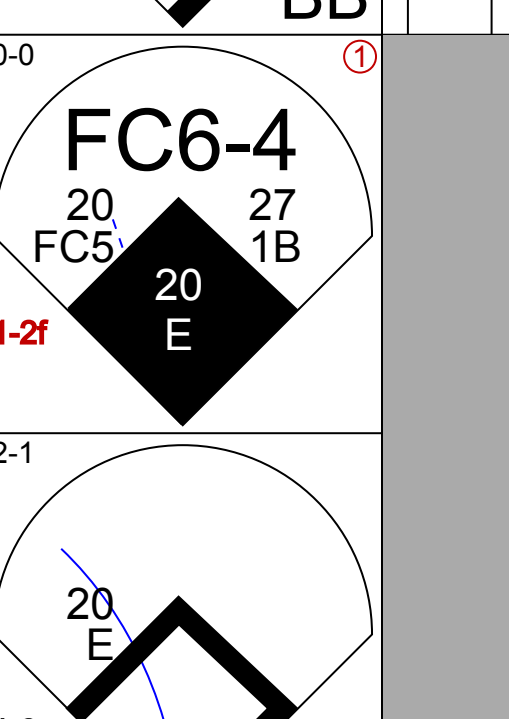
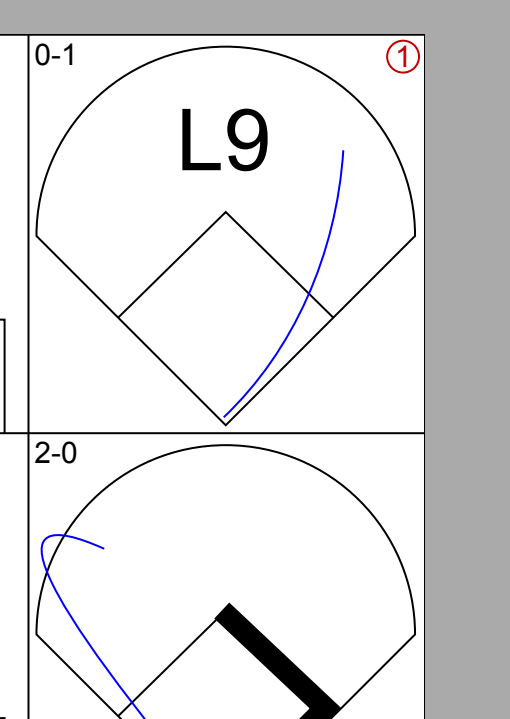
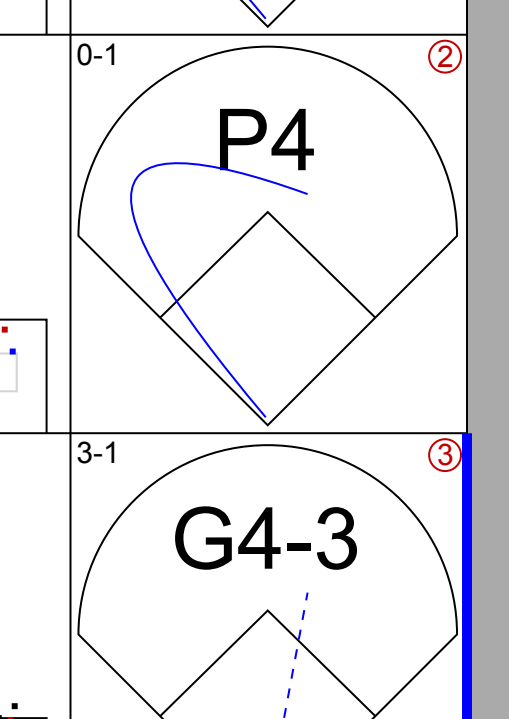
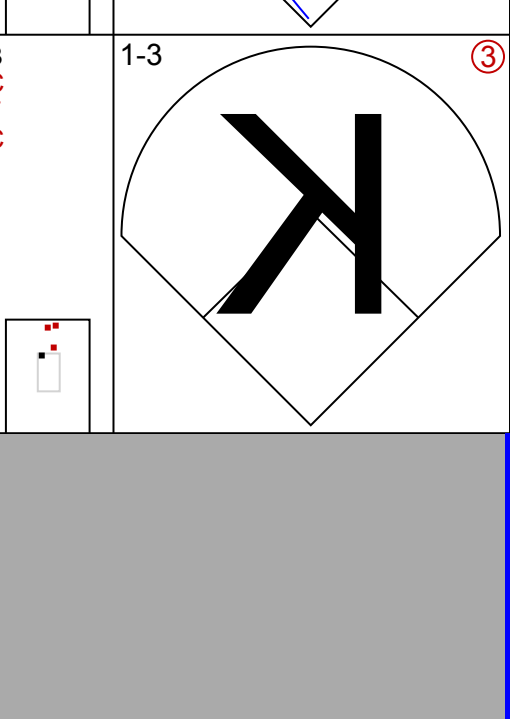
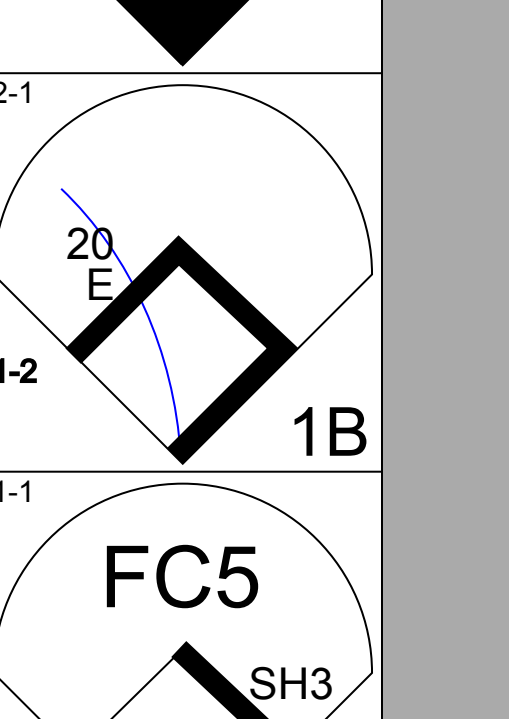
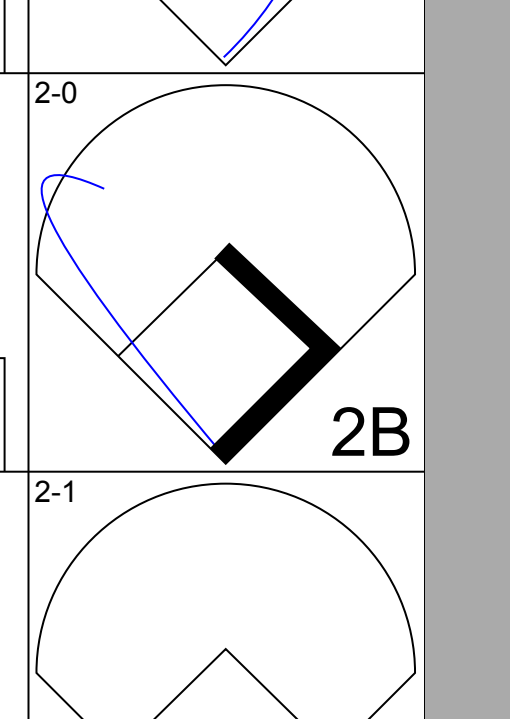
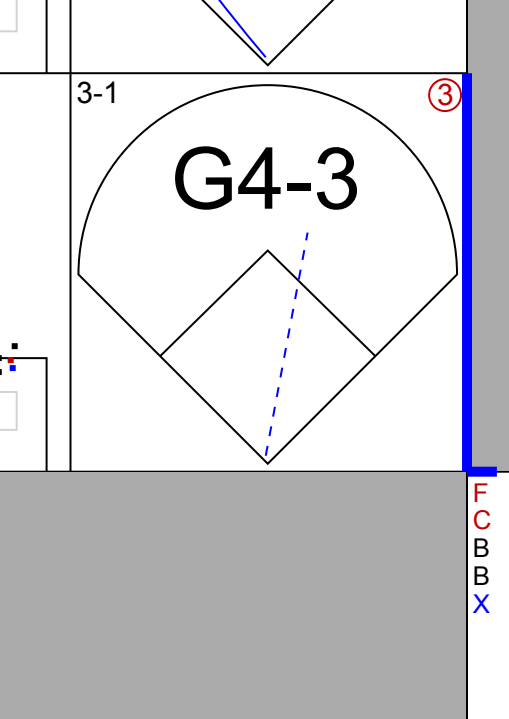

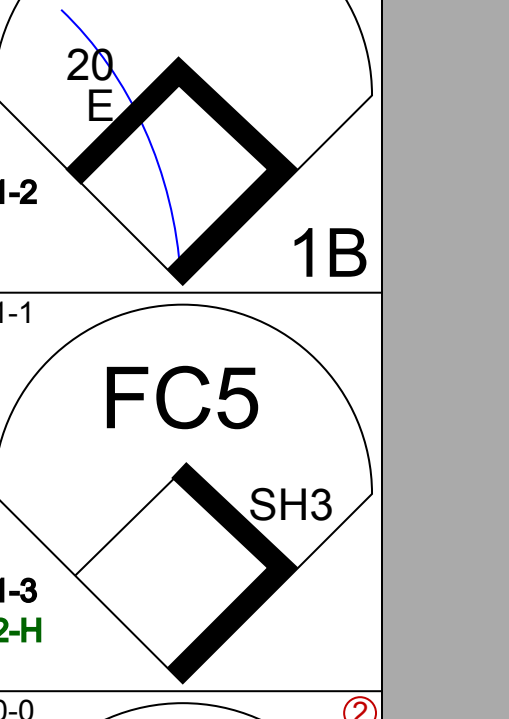
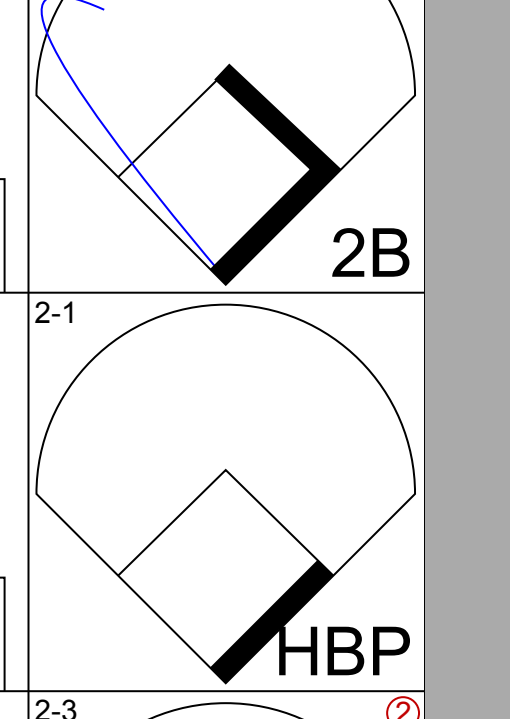
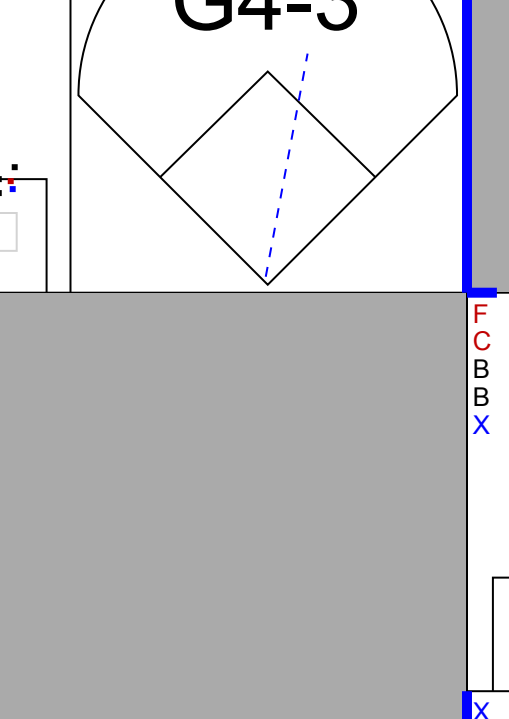

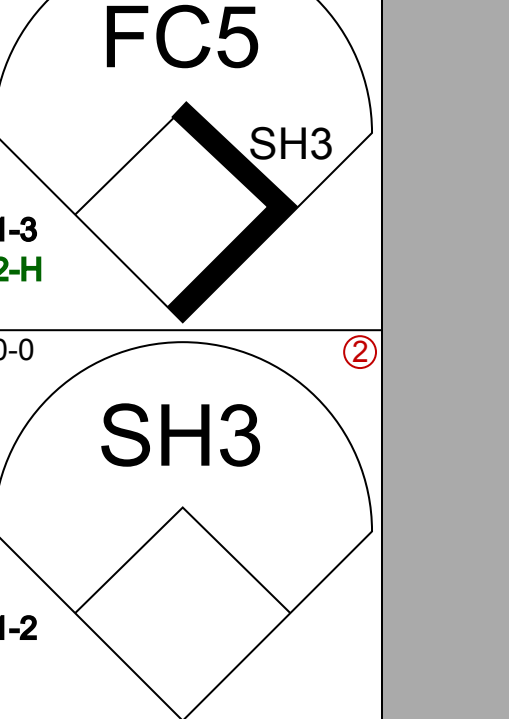
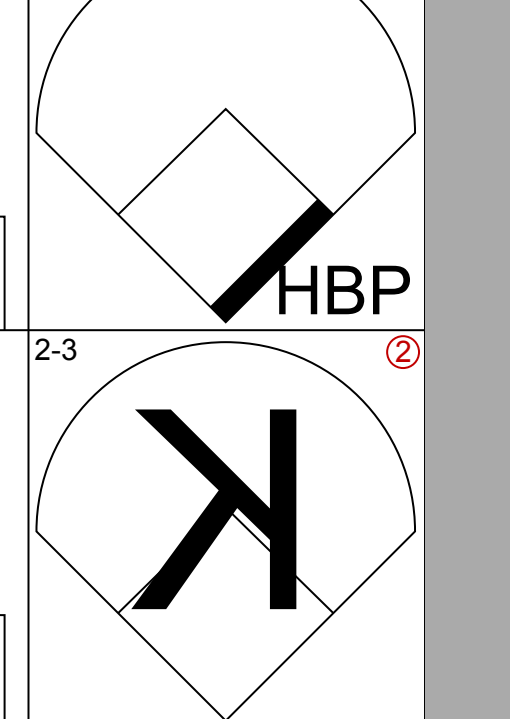
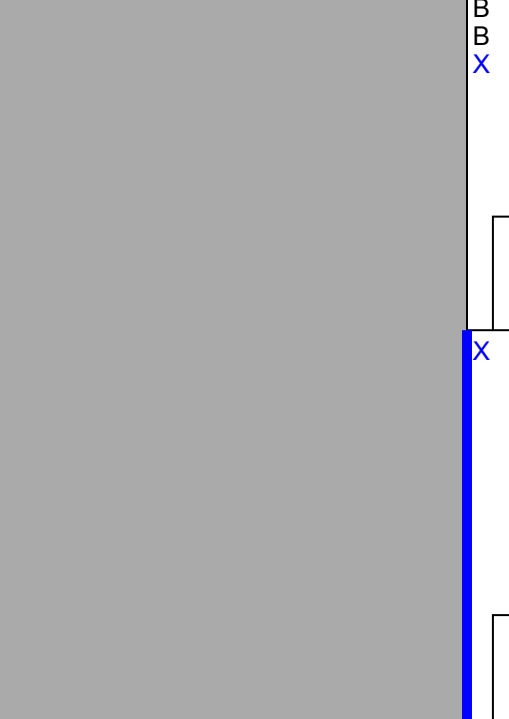

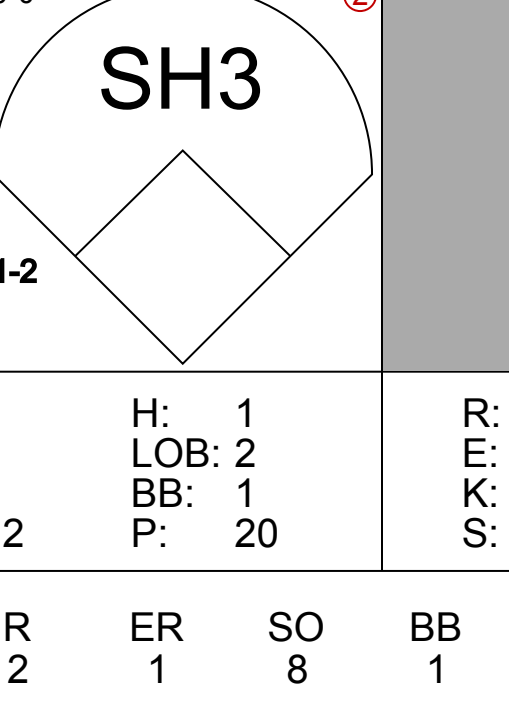
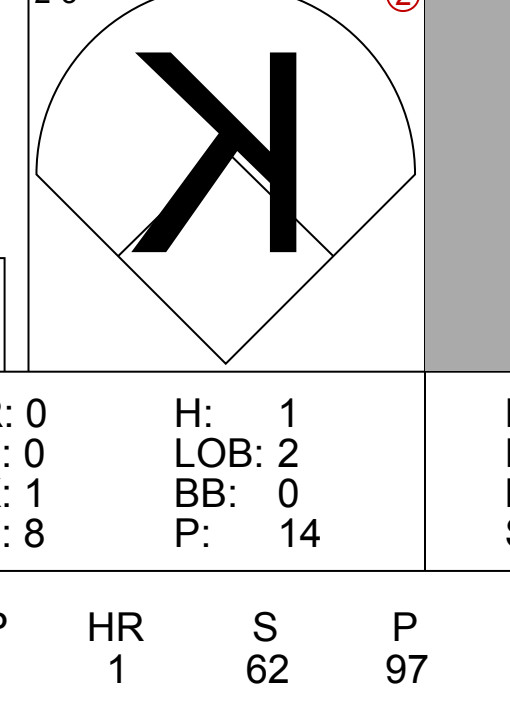
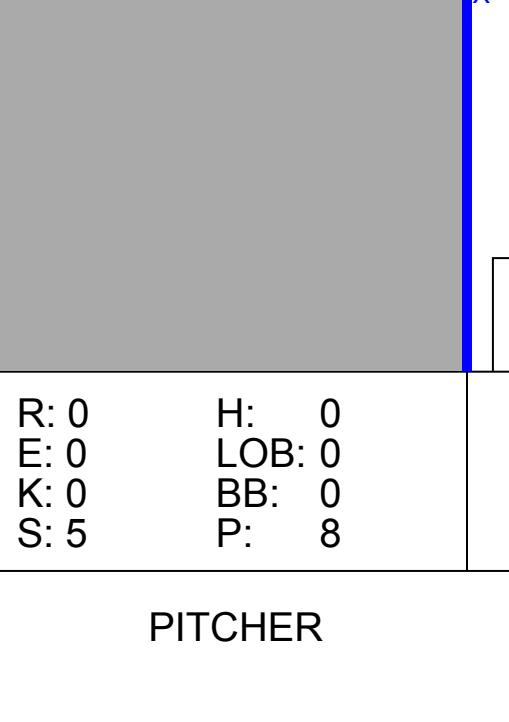
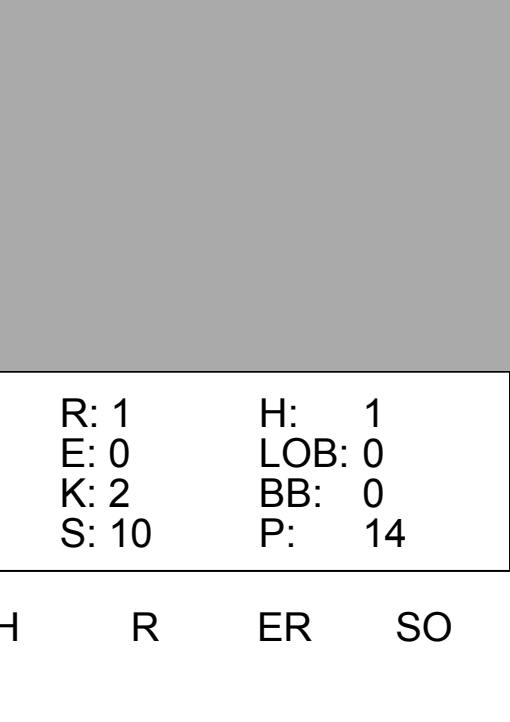
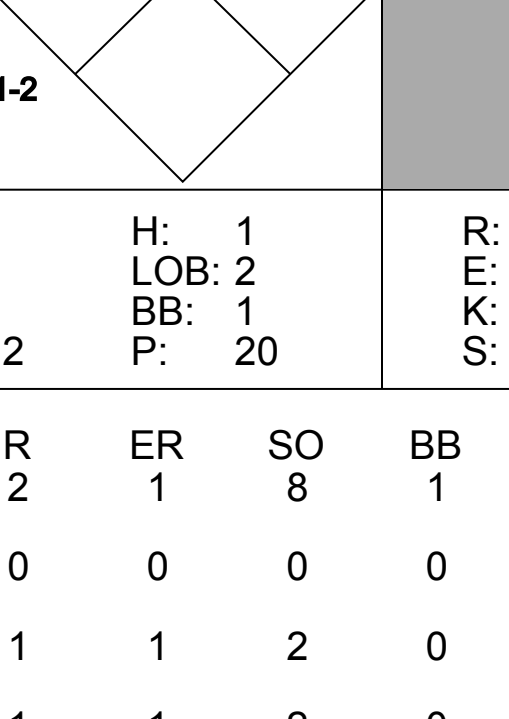
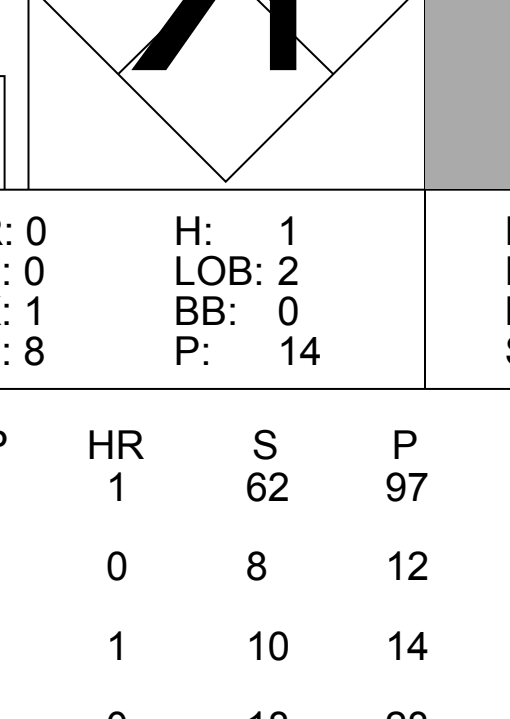
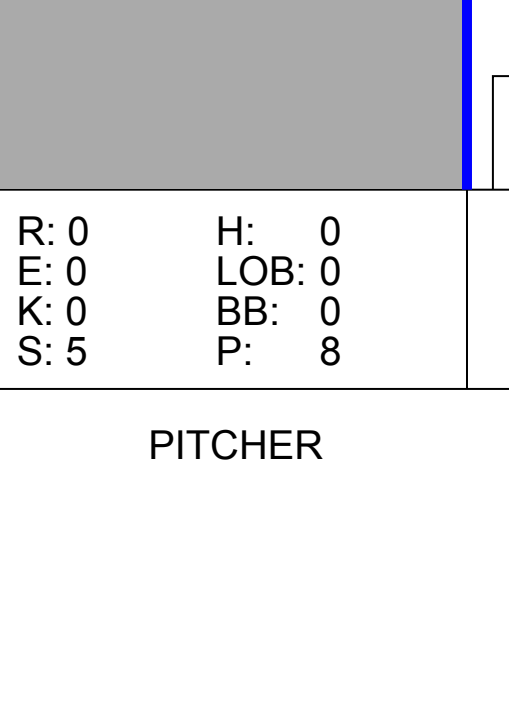
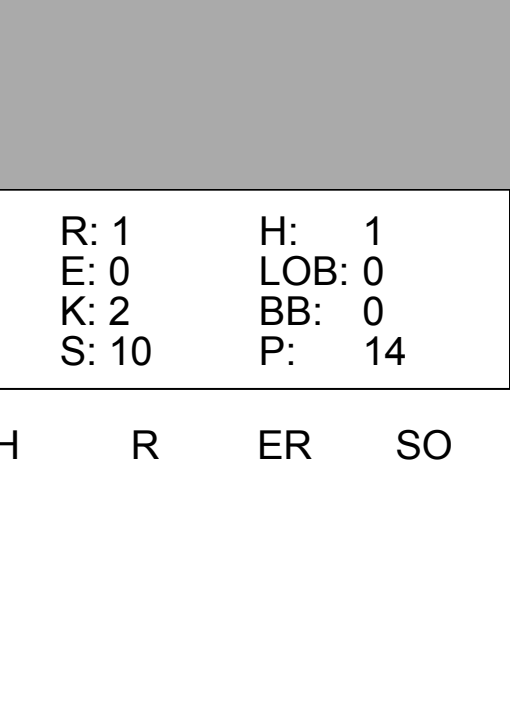
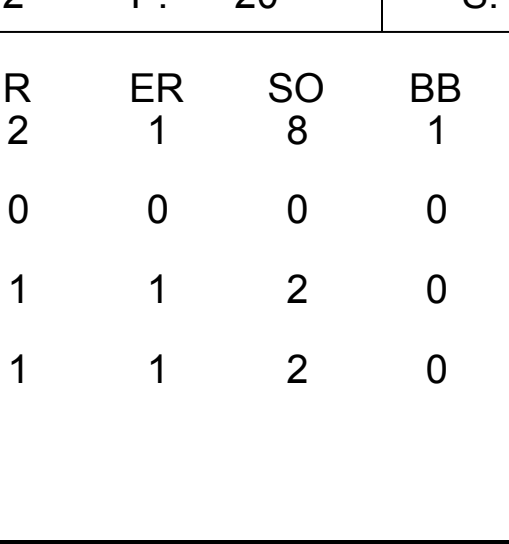
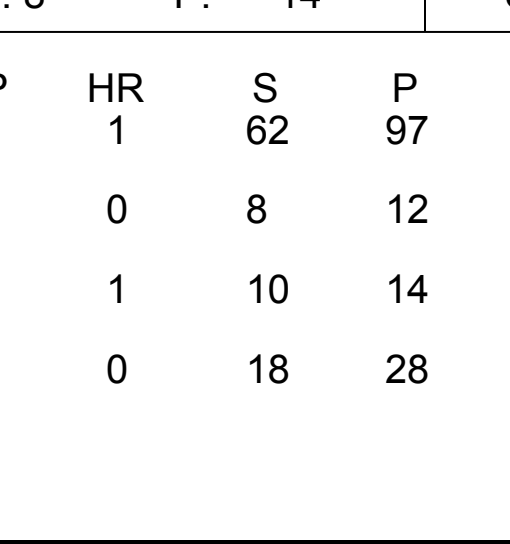
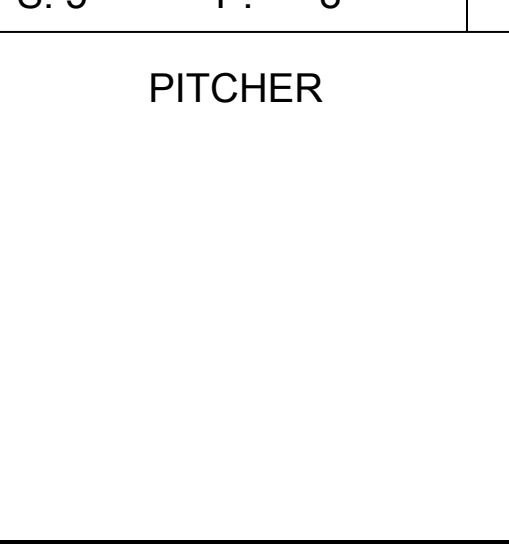





AB 29
R 5
H 8
RBI 5
BB 0
SO 2
LOB 4



Batter	1	2	3	4	5	6	7	8	9	AB	R	H	RBI	BB	SO	LOB	TOP						
Jason Bartlett, R (1, 6) OBP: 0.336, SLG: 0.304										3	1	2	1	1	0		Minnesota Twins @ Florida Marlins Dolphin Stadium, Miami, FL Sun Jun 24 2007, 1:05 PM EDT Att: 15,035 - Partly Cloudy - 90 F						
Jeff Cirillo, R (1, 3) OBP: 0.336, SLG: 0.374										5	0	0	0	0	1	3							
7 Joe Mauer, L (1, 2) OBP: 0.409, SLG: 0.488										4	2	3	1	2	0								
5 Michael Cuddyer, R (1, 9) OBP: 0.369, SLG: 0.452										3	0	1	0	0	1	3							
20 Lew Ford, R (4, 9) OBP: 0.304, SLG: 0.342										2	0	0	0	0	0	0							
Tori Hunter, R (1, 8) OBP: 0.351, SLG: 0.556										4	0	0	0	1	2	0							
16 Jason Kubel, L (1, 7) OBP: 0.303, SLG: 0.400										3	0	1	0	1	1	2							
38 Luis Antonio Rodriguez, B (5) OBP: 0.273, SLG: 0.244										3	1	0	0	1	0	2							
8 Nick Punto, S (1, 4) OBP: 0.316, SLG: 0.283										3	2	1	0	1	0	2							
Johan Santana, L (1, 1) OBP: 0.375, SLG: 0.714										3	1	1	1	0	0	1							
54 Matt Guerrier, R (7, 1) OBP: 0.343, SLG: 0.369										0	0	0	0	0	0	0							
55 Mike Redmond, R (6, PH) OBP: 0.343, SLG: 0.369										0	0	0	0	0	0	0							
17 Pat Neshek, S (8, 1) OBP: 0.316, SLG: 0.283										0	0	0	0	0	0	0							
36 Joe Nathan, R (9, 1) OBP: 0.316, SLG: 0.283										0	0	0	0	0	0	0							
Inning Stats	R: 1 E: 0 K: 2 S: 16	H: 2 LOB: 2 BB: 1 P: 30	R: 2 E: 0 K: 1 S: 9	H: 2 LOB: 0 BB: 0 P: 14	R: 0 E: 0 K: 1 S: 6	H: 0 LOB: 0 BB: 0 P: 10	R: 2 E: 1 K: 1 S: 19	H: 1 LOB: 3 BB: 3 P: 36	R: 0 E: 0 K: 1 S: 8	H: 1 LOB: 1 BB: 0 P: 11	R: 2 E: 0 K: 0 S: 9	H: 1 LOB: 0 BB: 1 P: 17	R: 0 E: 0 K: 1 S: 11	H: 0 LOB: 1 BB: 1 P: 21	R: 0 E: 0 K: 1 S: 11	H: 0 LOB: 0 BB: 0 P: 17	R: 0 E: 0 K: 1 S: 9	H: 0 LOB: 0 BB: 0 P: 11	1B: 3 2B: 1 3B: 1 HR: 2	SF: 1 SAC: 0 DP: 0 HBP: 0	WP: 0 PB: 0 CS: 0	PA: 41	
PITCHER	IP WLS BF H R ER SO BB IBB HBP BLK WP HR S P ERA WHIP	IP WLS BF H R ER SO BB IBB HBP BLK WP HR S P ERA WHIP	IP WLS BF H R ER SO BB IBB HBP BLK WP HR S P ERA WHIP	IP WLS BF H R ER SO BB IBB HBP BLK WP HR S P ERA WHIP	IP WLS BF H R ER SO BB IBB HBP BLK WP HR S P ERA WHIP	IP WLS BF H R ER SO BB IBB HBP BLK WP HR S P ERA WHIP	IP WLS BF H R ER SO BB IBB HBP BLK WP HR S P ERA WHIP	IP WLS BF H R ER SO BB IBB HBP BLK WP HR S P ERA WHIP	IP WLS BF H R ER SO BB IBB HBP BLK WP HR S P ERA WHIP	IP WLS BF H R ER SO BB IBB HBP BLK WP HR S P ERA WHIP	IP WLS BF H R ER SO BB IBB HBP BLK WP HR S P ERA WHIP	IP WLS BF H R ER SO BB IBB HBP BLK WP HR S P ERA WHIP	IP WLS BF H R ER SO BB IBB HBP BLK WP HR S P ERA WHIP	IP WLS BF H R ER SO BB IBB HBP BLK WP HR S P ERA WHIP	IP WLS BF H R ER SO BB IBB HBP BLK WP HR S P ERA WHIP	IP WLS BF H R ER SO BB IBB HBP BLK WP HR S P ERA WHIP	IP WLS BF H R ER SO BB IBB HBP BLK WP HR S P ERA WHIP	IP WLS BF H R ER SO BB IBB HBP BLK WP HR S P ERA WHIP	IP WLS BF H R ER SO BB IBB HBP BLK WP HR S P ERA WHIP	IP WLS BF H R ER SO BB IBB HBP BLK WP HR S P ERA WHIP	IP WLS BF H R ER SO BB IBB HBP BLK WP HR S P ERA WHIP	IP WLS BF H R ER SO BB IBB HBP BLK WP HR S P ERA WHIP	IP WLS BF H R ER SO BB IBB HBP BLK WP HR S P ERA WHIP

AB 34
R 7
H 7
RBI 6
BB 6
SO 9
LOB 13



Batter	1	2	3	4	5	6	7	8	9	AB	R	H	RBI	BB	SO	LOB	BOTTOM						
25 Brett Carroll, R (1, 8) OBP: 0.200, SLG: 0.158										4	0	0	0	0	2	5	Minnesota Twins @ Florida Marlins Dolphin Stadium, Miami, FL Sun Jun 24 2007, 1:05 PM EDT Att: 15,035 - Partly Cloudy - 90 F						
Jason Wood, R (9, PH) OBP: 0.286, SLG: 0.424										1	0	0	0	0	1	2							
6 Dan Uggla, R (1, 4) OBP: 0.330, SLG: 0.516										5	1	2	2	0	2	1							
2 Hanley Ramirez, R (1, 6) OBP: 0.378, SLG: 0.498										5	0	1	0	0	1	2							
Miguel Cabrera, R (1, 5) OBP: 0.397, SLG: 0.601										4	1	2	1	0	2	1							
14 Josh Willingham, R (1, 7) OBP: 0.364, SLG: 0.453										3	0	0	0	1	1	1							
8 Aaron Boone, R (1, 3) OBP: 0.388, SLG: 0.423										1	1	0	0	0	0	1							
Mike Jacobs, L (4, 3) OBP: 0.351, SLG: 0.476										3	0	0	0	0	1	0							
27 Jeremy Hermida, L (1, 9) OBP: 0.355, SLG: 0.429										3	0	2	0	0	0	0							
32 Justin Miller, R (7, 1) OBP: 0.355, SLG: 0.429										0	0	0	0	0	0	0							
57 Taylor Tankersley, L (9, 1) OBP: 0.296, SLG: 0.325										0	0	0	0	0	0	0							
20 Matt Treanor, R (1, 2) OBP: 0.345, SLG: 0.333										3	0	2	0	0	0	1							
Byung-Hyun Kim, R (1, 1) OBP: 0.308, SLG: 0.338										1	0	0	0	0	1	2							
4 Alfredo Amezaga, S (7, 8) OBP: 0.308, SLG: 0.338										2	0	0	0	0	1	3							
Inning Stats	R: 1 E: 0 K: 2 S: 9	H: 2 LOB: 0 BB: 0 P: 15	R: 1 E: 1 K: 1 S: 12	H: 1 LOB: 2 BB: 1 P: 20	R: 0 E: 0 K: 2 S: 15	H: 1 LOB: 1 BB: 0 P: 23	R: 0 E: 0 K: 1 S: 8	H: 1 LOB: 2 BB: 0 P: 14	R: 0 E: 0 K: 0 S: 13	H: 0 LOB: 0 BB: 0 P: 17	R: 0 E: 0 K: 0 S: 5	H: 0 LOB: 0 BB: 0 P: 8	R: 0 E: 0 K: 0 S: 8	H: 1 LOB: 1 BB: 0 P: 12	R: 1 E: 0 K: 2 S: 10	H: 1 LOB: 0 BB: 0 P: 14	R: 1 E: 0 K: 2 S: 18	H: 3 LOB: 2 BB: 0 P: 28	1B: 5 2B: 3 3B: 0 HR: 2	SF: 0 SAC: 1 DP: 0 HBP: 1	WP: 0 PB: 0 CS: 1	PA: 39	
PITCHER	IP WLS BF H R ER SO BB IBB HBP BLK WP HR S P ERA WHIP	IP WLS BF H R ER SO BB IBB HBP BLK WP HR S P ERA WHIP	IP WLS BF H R ER SO BB IBB HBP BLK WP HR S P ERA WHIP	IP WLS BF H R ER SO BB IBB HBP BLK WP HR S P ERA WHIP	IP WLS BF H R ER SO BB IBB HBP BLK WP HR S P ERA WHIP	IP WLS BF H R ER SO BB IBB HBP BLK WP HR S P ERA WHIP	IP WLS BF H R ER SO BB IBB HBP BLK WP HR S P ERA WHIP	IP WLS BF H R ER SO BB IBB HBP BLK WP HR S P ERA WHIP	IP WLS BF H R ER SO BB IBB HBP BLK WP HR S P ERA WHIP	IP WLS BF H R ER SO BB IBB HBP BLK WP HR S P ERA WHIP	IP WLS BF H R ER SO BB IBB HBP BLK WP HR S P ERA WHIP	IP WLS BF H R ER SO BB IBB HBP BLK WP HR S P ERA WHIP	IP WLS BF H R ER SO BB IBB HBP BLK WP HR S P ERA WHIP	IP WLS BF H R ER SO BB IBB HBP BLK WP HR S P ERA WHIP	IP WLS BF H R ER SO BB IBB HBP BLK WP HR S P ERA WHIP	IP WLS BF H R ER SO BB IBB HBP BLK WP HR S P ERA WHIP	IP WLS BF H R ER SO BB IBB HBP BLK WP HR S P ERA WHIP	IP WLS BF H R ER SO BB IBB HBP BLK WP HR S P ERA WHIP	IP WLS BF H R ER SO BB IBB HBP BLK WP HR S P ERA WHIP	IP WLS BF H R ER SO BB IBB HBP BLK WP HR S P ERA WHIP	IP WLS BF H R ER SO BB IBB HBP BLK WP HR S P ERA WHIP	IP WLS BF H R ER SO BB IBB HBP BLK WP HR S P ERA WHIP	IP WLS BF H R ER SO BB IBB HBP BLK WP HR S P ERA WHIP

AB 36
R 4
H 10
RBI 3
BB 1
SO 12
LOB 19



Batter	1	2	3	4	5	6	7	8	9	AB	R	H	RBI	BB	SO	LOB	TOP											
Rajai Davis, R OBP: 0.269, SLG: 0.273 6 Chris Duffy, L OBP: 0.312, SLG: 0.359	1-2 G4-3	0-0 SF7		0-0 F9		2-1 G3			0-1 G3	3	0	0	1	0	0	1												
José Bautista, R OBP: 0.351, SLG: 0.421	2-2 F8	0-3 K		3-2 G5-3			3-2 F8		3-2 1B	5	0	1	0	0	0	1												
12 Freddy Sanchez, R OBP: 0.325, SLG: 0.365	3-2 1B		0-0 G4-3		0-0 G4-3		1-2 P4		1-3 K	5	0	1	0	0	1	1												
Jason Bay, R OBP: 0.347, SLG: 0.464	0-3 K		4-2 HBP BB		1-1 2B		3-2 G5-3			3	0	1	0	1	1	1												
Xavier Nady, R OBP: 0.331, SLG: 0.465		1-0 2B 1B 1B	0-3 K		2-1 F8			0-2 P6		4	1	1	0	0	1	2												
Josh Phelps, R OBP: 0.351, SLG: 0.368 25 Adam LaRoche, L OBP: 0.306, SLG: 0.366	2-1 2B 26 1B SF7	1-1 1B	1-1 HBP		1-3 K			4-1 BB		2	1	1	0	1	1	1												
26 Ronny Paulino, R OBP: 0.270, SLG: 0.347	0-1 2B 1B	0-0 G1-3			2-2 G5-3			3-1 L9		4	0	1	0	0	0	3												
2 Jack Wilson, R OBP: 0.317, SLG: 0.373	0-2 1B		1-0 HR		1-1 G6-3			0-0 F8		4	1	2	2	0	0	1												
28 Paul Maholm, L OBP: 0.179, SLG: 0.148 Shawn Chacon, R OBP: 0.300, SLG: 0.300 13 Nate McLouth, L OBP: 0.287, SLG: 0.302 55 Matt Capps, R OBP: 1.000, SLG: 1.000	1-2 2-3 3-H K	1-2 K	1-3 K		4-1 BB			2-2 P6		2	0	0	0	1	2	3												
Inning Stats	R: 0 E: 0 K: 1 S: 13	H: 1 LOB: 1 BB: 0 P: 19	R: 2 E: 0 K: 2 S: 17	H: 4 LOB: 2 BB: 0 P: 21	R: 0 E: 0 K: 1 S: 10	H: 0 LOB: 0 BB: 1 P: 15	R: 1 E: 0 K: 1 S: 8	H: 1 LOB: 0 BB: 0 P: 13	R: 0 E: 0 K: 0 S: 9	H: 0 LOB: 1 BB: 1 P: 17	R: 0 E: 0 K: 0 S: 9	H: 0 LOB: 0 BB: 0 P: 16	R: 0 E: 0 K: 0 S: 8	H: 0 LOB: 1 BB: 1 P: 15	R: 0 E: 0 K: 1 S: 12	H: 1 LOB: 1 BB: 0 P: 18	1B: 6 2B: 1 3B: 0 HR: 1	SF: 1 SAC: 0 DP: 0 HBP: 1	WP: 0 PB: 0 SB: 0 CS: 0	PA: 39								
PITCHER	IP	WLS	BF	H	R	ER	SO	BB	IBB	HBP	BLK	WP	HR	S	P	ERA	WHIP											
Dontrelle Willis, L ERA: 4.83	(1, 1)	7.0	L	31	7	3	3	6	2	0	1	0	0	1	74	114	3.86	1.286										
22 Matt Lindstrom, R ERA: 3.41	(8, 1)	1.0		4	0	0	0	1	0	0	0	0	0	0	8	15	0.00	1.000										
Armando Benitez, R ERA: 3.49	(9, 1)	1.0		4	1	0	0	1	0	0	0	0	0	0	12	18	0.00	1.000										

Pittsburgh Pirates @ Florida Marlins
Dolphin Stadium, Miami, FL
Tue Jun 26 2007, 7:05 PM EDT
Att: 11,044 - Partly Cloudy - 85 F


AB	34
R	3
H	8
RBI	3
BB	3
SO	7
LOB	15



Batter	1	2	3	4	5	6	7	8	9	AB	R	H	RBI	BB	SO	LOB	BOTTOM											
25 Brett Carroll, R OBP: 0.217, SLG: 0.182 4 Alfredo Amezaga, S OBP: 0.307, SLG: 0.336	1-0 2 F9 6 BB SF8 1B		1-0 G4-3			1-1 G6-3		2-1 P5		3	1	1	0	0	0	0												
6 Dan Uggla, R OBP: 0.332, SLG: 0.524	4-2 SAFE 1B		2-2 HR			0-0 F8			2-2 G6-3	3	1	1	1	1	0	0												
2 Hanley Ramirez, R OBP: 0.374, SLG: 0.492	1-1 F9		1-2 F8			2-2 F8			2-3 K	4	0	0	0	0	1	2												
Miguel Cabrera, R OBP: 0.392, SLG: 0.595	0-2 SF8		1-2 F9			0-0 G6-3			1-2 F8	3	0	0	1	0	0	0												
14 Josh Willingham, R OBP: 0.361, SLG: 0.448	3-3 SAFE K		1-0 G5-3			1-0 G5-3		2-2 F8		3	0	0	0	0	1	1												
Mike Jacobs, L OBP: 0.342, SLG: 0.462		1-3 K		0-0 F9		0-3 K				3	0	0	0	0	2	0												
Miguel Olivo, R OBP: 0.261, SLG: 0.382		2-2 G5-3			0-0 F9			1-1 G6-3		3	0	0	0	0	0	0												
27 Jeremy Hermida, L OBP: 0.318, SLG: 0.419		1-0 G1-3			2-1 G4-3			3-2 K		3	0	0	0	0	1	0												
Dontrelle Willis, L OBP: 0.250, SLG: 0.241 22 Matt Lindstrom, R ERA: 4.01 Jason Wood, R OBP: 0.297, SLG: 0.433 Armando Benitez, R ERA: 2.7			0-3 K		0-2 G6-3			0-0 1B		2	0	0	0	0	1	0												
Inning Stats	R: 1 E: 0 K: 1 S: 12	H: 1 LOB: 1 BB: 1 P: 21	R: 0 E: 0 K: 1 S: 11	H: 0 LOB: 0 BB: 0 P: 15	R: 1 E: 0 K: 1 S: 10	H: 1 LOB: 0 BB: 0 P: 14	R: 0 E: 0 K: 0 S: 5	H: 0 LOB: 0 BB: 0 P: 7	R: 0 E: 0 K: 0 S: 6	H: 0 LOB: 0 BB: 0 P: 8	R: 0 E: 0 K: 0 S: 6	H: 0 LOB: 0 BB: 0 P: 9	R: 0 E: 0 K: 1 S: 9	H: 0 LOB: 0 BB: 0 P: 11	R: 0 E: 0 K: 1 S: 8	H: 1 LOB: 1 BB: 0 P: 14	R: 0 E: 0 K: 1 S: 9	H: 0 LOB: 0 BB: 0 P: 14	1B: 2 2B: 0 3B: 0 HR: 1	SF: 1 SAC: 0 DP: 0 HBP: 0	WP: 0 PB: 0 SB: 0 CS: 0	PA: 31						
PITCHER	IP	WLS	BF	H	R	ER	SO	BB	IBB	HBP	BLK	WP	HR	S	P	ERA	WHIP											
28 Paul Maholm, L ERA: 4.8	(1, 1)	7.2	W	27	3	2	2	5	1	0	0	0	0	1	65	95	2.35	0.522										
Shawn Chacon, R ERA: 4.01	(8, 1)	0.1	H	1	0	0	0	0	0	0	0	0	0	2	4	0.00	0.000											
55 Matt Capps, R ERA: 2.7	(9, 1)	1.0	S	3	0	0	0	1	0	0	0	0	0	9	14	0.00	0.000											

Pittsburgh Pirates @ Florida Marlins
Dolphin Stadium, Miami, FL
Tue Jun 26 2007, 7:05 PM EDT
Att: 11,044 - Partly Cloudy - 85 F

AB	29
R	2
H	3
RBI	2
BB	1
SO	6
LOB	4



Batter	1	2	3	4	5	6	7	8	9	AB	R	H	RBI	BB	SO	LOB	TOP								
Willie Harris, L OBP: 0.438, SLG: 0.489 23 Matt Diaz, R OBP: 0.360, SLG: 0.461	1-1 P6	4-1 BB		1-3 K	4-2 WP 10 1B BB	0-1 SF8		1-0 SF9		2	0	0	0	2	1	0									
11 Edgar Renteria, R OBP: 0.388, SLG: 0.498 19 Yunel Escobar, R OBP: 0.345, SLG: 0.415	1-1 10 BB 1B	2-1 L9		4-1 10 S BB	3-3 K	0-0 G4-3		4-1 10 3B BB		4	0	1	0	2	1	6									
10 Chipper Jones, S OBP: 0.420, SLG: 0.611 Chris Woodward, R OBP: 0.237, SLG: 0.301	4-1 BB		4-2 16 G3-1 7 SF8 1B BB	4-0 1-2 IBB	0-2 WP 1-2 2-H 1B		3-2 G5-3	1-2 3B		3	1	2	4	3	0	0									
Andruw Jones, R OBP: 0.300, SLG: 0.380	2-3 K		0-1 SF8 2 16 G3-1 1B 1B	2-3 K	4-2 1-2 2-3 BB		1-3 K	1-2 F7		5	1	1	0	1	3	6									
16 Brian McCann, L OBP: 0.310, SLG: 0.426	0-3 K		0-0 G3-1		K		1-3 K		0-2 F7	6	0	0	0	0	4	7									
7 Jeff Francoeur, R OBP: 0.331, SLG: 0.426		2-0 SH5-4 36 2 1B	0-0 SF8		1-1 2 1B			2-2 HBP 23 SF9 2B	1-0 F8	5	3	4	1	0	0	0									
2 Kelly Johnson, L OBP: 0.382, SLG: 0.455	3-2 SH5-4 36 1B		2-3 3-H 1B		3-2 2B		4-2 36 1B 23 SF8 BB	3-2 P5		4	3	3	1	2	0	0									
Scott Thorman, L OBP: 0.261, SLG: 0.416	2-3 K		1-1 SAFE K		0-1 36 2B		0-1 F8	3-2 11 BB 10 3B HBP		4	2	1	2	0	2	4									
36 Chuck James, L OBP: 0.250, SLG: 0.231 Tyler Yates, R Wilfredo Ledezma, L	1-1 SH5-4		1-2 2-3		2-2 G1-3		0-0 10 1B	1-3 K		3	1	2	1	0	0	0									
Inning Stats	R: 0 E: 0 K: 2 S: 11	H: 1 LOB: 2 BB: 1 P: 19	R: 0 E: 0 K: 1 S: 13	H: 2 LOB: 3 BB: 1 P: 27	R: 2 E: 0 K: 1 S: 17	H: 2 LOB: 1 BB: 1 P: 25	R: 0 E: 0 K: 2 S: 10	H: 0 LOB: 2 BB: 2 P: 23	R: 4 E: 0 K: 3 S: 28	H: 5 LOB: 3 BB: 2 P: 44	R: 2 E: 1 K: 0 S: 10	H: 2 LOB: 1 BB: 1 P: 17	R: 0 E: 0 K: 2 S: 10	H: 0 LOB: 0 BB: 0 P: 15	R: 4 E: 0 K: 1 S: 18	H: 2 LOB: 2 BB: 2 P: 35	R: 0 E: 0 K: 0 S: 8	H: 0 LOB: 0 BB: 0 P: 12	1B: 10 2B: 3 3B: 1 HR: 0	SF: 3 SAC: 1 DP: 0 HBP: 1	WP: 1 PB: 0 SB: 1 CS: 0	PA: 52			
PITCHER	IP	WLS	BF	H	R	ER	SO	BB	IBB	HBP	BLK	WP	HR	S	P	ERA	WHIP								
55 Josh Johnson, R ERA: 10.97 Wes Obermueller, R ERA: 5.93 37 Rencyel Pinto, L ERA: 4.25 Taylor Tankersley, L ERA: 6.65 Jason Wood, R ERA:	4.0	L	22	5	2	2	6	4	1	0	0	0	0	51	94	4.50	2.250								

Atlanta Braves @ Florida Marlins
Dolphin Stadium, Miami, FL
Fri Jun 29 2007, 7:05 PM EDT
Att: 17,181 - Cloudy - 82 F

AB 37
R 12
H 14
RBI 11
BB 10
SO 12
LOB 26



Batter	1	2	3	4	5	6	7	8	9	AB	R	H	RBI	BB	SO	LOB	BOTTOM								
2 Hanley Ramirez, R OBP: 0.384, SLG: 0.513	4-2 G6-3 6 6 S BB		4-0 BB		1-1 F8		0-0 FC6-4 6 1B		3-2 H 3-H 2B	3	0	2	2	2	0	0									
6 Dan Uggla, R OBP: 0.327, SLG: 0.506	1-1 G6-3		0-2 L5		0-1 F8		2-2 FC6-4 1-2		1-0 G6-3	5	0	0	0	0	0	6									
Miguel Cabrera, R OBP: 0.387, SLG: 0.586 Joe Borchard, S OBP: 0.294, SLG: 0.323	1-3 K		1-0 P3		3-1 L5		2-1 F9			4	0	0	0	0	1	3									
Mike Jacobs, L OBP: 0.354, SLG: 0.483	1-1 L4		4-2 14 1B BB		1-1 HR		1-0 G4-3			3	1	1	1	1	0	1									
14 Josh Willingham, R OBP: 0.361, SLG: 0.444 27 Jeremy Hermida, L OBP: 0.307, SLG: 0.400		0-1 G5-3		1-0 1B		1-2 P4		1-2 F8		4	0	1	0	0	0	0									
Miguel Olivo, R OBP: 0.259, SLG: 0.380	0-2 P3		0-3 K		3-2 F8			1-2 F9		4	0	0	0	0	1	2									
25 Brett Carroll, R OBP: 0.250, SLG: 0.200	0-3 K		1-3 K				2-3 K		0-1 1B 2B	4	1	1	0	0	3	2									
4 Alfredo Amezaga, S OBP: 0.316, SLG: 0.348			2-1 SH5-3 55 1B		3-2 G1-3		1-2 G6-3		2-2 F8	4	0	1	0	0	0	3									
55 Josh Johnson, L Wes Obermueller, R 37 Rencyel Pinto, L Todd Linden, S Taylor Tankersley, L Jason Wood, R	1-2 SH5-3		1-2 L3		0-1 L3		1-1 2B		1-1 2B	0	0	0	0	0	0	0									
Inning Stats	R: 0 E: 0 K: 1 S: 11	H: 0 LOB: 1 BB: 1 P: 18	R: 0 E: 0 K: 1 S: 8	H: 0 LOB: 0 BB: 0 P: 8	R: 0 E: 0 K: 0 S: 9	H: 1 LOB: 1 BB: 1 P: 17	R: 0 E: 0 K: 2 S: 14	H: 1 LOB: 2 BB: 1 P: 23	R: 0 E: 0 K: 0 S: 6	H: 0 LOB: 0 BB: 0 P: 7	R: 1 E: 0 K: 0 S: 11	H: 1 LOB: 0 BB: 0 P: 19	R: 0 E: 0 K: 1 S: 13	H: 2 LOB: 2 BB: 0 P: 19	R: 0 E: 0 K: 0 S: 6	H: 0 LOB: 0 BB: 0 P: 10	R: 2 E: 0 K: 0 S: 17	H: 3 LOB: 1 BB: 0 P: 26	1B: 6 2B: 1 3B: 0 HR: 1	SF: 0 SAC: 1 DP: 0 HBP: 0	WP: 0 PB: 0 SB: 1 CS: 0	PA: 38			
PITCHER	IP	WLS	BF	H	R	ER	SO	BB	IBB	HBP	BLK	WP	HR	S	P	ERA	WHIP								
36 Chuck James, L Tyler Yates, R 49 Wilfredo Ledezma, L	6.2	W	27	4	1	1	5	3	0	0	0	0	0	10	16	0.00	0.750								
49 Wilfredo Ledezma, L ERA: 4.98	1.0		6	3	2	2	0	0	0	0	0	0	0	17	26	18.00	3.000								

Atlanta Braves @ Florida Marlins
Dolphin Stadium, Miami, FL
Fri Jun 29 2007, 7:05 PM EDT
Att: 17,181 - Cloudy - 82 F

AB 34
R 3
H 8
RBI 3
BB 3
SO 5
LOB 17



Batter	1	2	3	4	5	6	7	8	9	AB	R	H	RBI	BB	SO	LOB	TOP																		
Willie Harris, L (1, 7) OBP: 0.444, SLG: 0.485	P6			HBP		1B		BB		3	2	1	0	1	0	3	<p>Atlanta Braves @ Florida Marlins Dolphin Stadium, Miami, FL Sat Jun 30 2007, 7:05 PM EDT Att: 24,229 - Cloudy - 79 F</p> <p>livebaseballscorecards.com</p>																		
11 Edoar Renteria, R (1, 6) OBP: 0.389, SLG: 0.498	G6-3			G5-3		BB		BB		4	1	1	1	1	0	4																			
10 Chipper Jones, S (1, 5) OBP: 0.416, SLG: 0.602	G3-1			K		1B		FC6	G4-3	5	1	1	1	0	1	2																			
Andruw Jones, R (1, 8) OBP: 0.299, SLG: 0.377		1B		F8		F8		L5	F8	5	0	1	0	0	0	5																			
16 Brian McCann, L (1, 2) OBP: 0.312, SLG: 0.427		G5-4-3				K		7	E9	4	1	1	0	1	1	3																			
7 Jeff Francoeur, R (1, 9) OBP: 0.332, SLG: 0.426		F9				F9		E6	G1-3	5	1	2	2	0	0	1																			
2 Kelly Johnson, L (1, 4) OBP: 0.383, SLG: 0.457				F7		BB		23		3	0	1	1	1	0	1																			
Scott Thorman, L (1, 3) OBP: 0.259, SLG: 0.412 Jarrod Saltalamacchia, S (7, PH) OBP: 0.374, SLG: 0.512				G4-3		K		P5		2	0	0	0	0	1	1																			
15 Tim Hudson, R (1, 1) OBP: 0.216, SLG: 0.229 23 Matt Diaz, R (8, PH) OBP: 0.363, SLG: 0.464 39 Rafael Soriano, R (8, 1) Bob Wickman, R (9, 1) Tyler Yates, R (9, 1)				G6-3		F9		L4		3	0	0	0	0	0	1																			
								11		0	0	0	0	0	0	0																			
Inning Stats	R: 0 E: 0 K: 0 S: 4	H: 0 LOB: 0 BB: 0 P: 10	R: 0 E: 0 K: 0 S: 8	H: 1 LOB: 0 BB: 0 P: 12	R: 0 E: 0 K: 0 S: 6	H: 0 LOB: 1 BB: 0 P: 10	R: 0 E: 0 K: 1 S: 10	H: 0 LOB: 1 BB: 0 P: 15	R: 0 E: 0 K: 1 S: 11	H: 2 LOB: 2 BB: 1 P: 18	R: 0 E: 0 K: 0 S: 5	H: 1 LOB: 1 BB: 0 P: 7	R: 5 E: 1 K: 0 S: 26	H: 4 LOB: 3 BB: 3 P: 53	R: 0 E: 1 K: 0 S: 11	H: 1 LOB: 1 BB: 0 P: 15	1B: 6 2B: 3 3B: 0 HR: 0	SF: 0 SAC: 0 DP: 1 HBP: 1	WP: 0 PB: 0 SB: 5 CS: 0	PA: 42															
PITCHER	IP WLS BF H R ER SO BB IBB HBP BLK WP HR S P ERA WHIP																																		
Byung-Hyun Kim, R (1, 1) ERA: 5.19	6.1	25	4	1	1	3	2	0	1	0	0	0	0	0	0	53	88	1.42	0.947																
37 Rencyel Pinto, L (7, 1) ERA: 4.17	0.2	2	0	0	0	0	0	0	0	0	0	0	0	0	3	3	0.00	0.000																	
Armando Benitez, R (8, 1) ERA: 4.55	0.1	L	6	2	5	4	0	1	1	0	0	0	0	0	16	31	108.00	9.000																	
48 Lee Gardner, R (8, 1) ERA: 3.77	0.2	5	2	0	0	0	0	0	1	0	0	0	0	0	10	22	0.00	3.000																	
32 Justin Miller, R (9, 1) ERA: 2.82	1.0	4	1	0	0	0	0	0	0	0	0	0	0	0	11	15	0.00	1.000																	

Batter	1	2	3	4	5	6	7	8	9	AB	R	H	RBI	BB	SO	LOB	BOTTOM																	
2 Hanley Ramirez, R (1, 6) OBP: 0.378, SLG: 0.505	G4-3			K		G4-3		G6-3		5	0	0	0	0	2	2	<p>Atlanta Braves @ Florida Marlins Dolphin Stadium, Miami, FL Sat Jun 30 2007, 7:05 PM EDT Att: 24,229 - Cloudy - 79 F</p> <p>livebaseballscorecards.com</p>																	
6 Dan Uggla, R (1, 4) OBP: 0.328, SLG: 0.517	1B			K		G3		HR	F7	5	2	2	1	0	1	1																		
Miguel Cabrera, R (1, 5) OBP: 0.392, SLG: 0.588	1B			1B		27		F9		4	0	3	1	0	0	0																		
Mike Jacobs, L (1, 3) OBP: 0.343, SLG: 0.467	L9-3			G4-3		K		G1-3		4	0	0	0	0	1	3																		
27 Jeremy Hermida, L (1, 9) OBP: 0.306, SLG: 0.392				E3		G4-3		G3		3	0	0	0	1	0	1																		
Joe Borchard, S (1, 7) OBP: 0.293, SLG: 0.327				G4-3		L6				4	1	1	0	0	0	3																		
20 Matt Treanor, R (1, 2) OBP: 0.354, SLG: 0.414 14 Josh Willingham, R (9, PH) OBP: 0.363, SLG: 0.450				K						3	0	1	0	0	2	1																		
4 Alfredo Amezaga, S (1, 8) OBP: 0.315, SLG: 0.346				K		G6-3		F9		4	0	1	0	0	0	3																		
Byung-Hyun Kim, R (1, 1) ERA: 3.18 37 Rencyel Pinto, L (7, PH) Todd Linden, S (7, PH) Armando Benitez, R (8, 1) 48 Lee Gardner, R (8, 1) 32 Justin Miller, R (9, PH) Miguel Olivo, R (9, PH) OBP: 0.260, SLG: 0.354				K		SH1-3		HR		1	0	0	0	0	1	2																		
										1	1	1	1	0	0	0																		
Inning Stats	R: 1 E: 0 K: 0 S: 7	H: 2 LOB: 0 BB: 0 P: 11	R: 0 E: 0 K: 1 S: 13	H: 1 LOB: 2 BB: 1 P: 23	R: 0 E: 0 K: 2 S: 13	H: 1 LOB: 1 BB: 0 P: 18	R: 0 E: 1 K: 1 S: 10	H: 0 LOB: 0 BB: 0 P: 15	R: 0 E: 0 K: 1 S: 9	H: 1 LOB: 1 BB: 0 P: 14	R: 0 E: 0 K: 0 S: 11	H: 1 LOB: 0 BB: 0 P: 16	R: 3 E: 0 K: 1 S: 19	H: 3 LOB: 3 BB: 0 P: 29	1B: 5 2B: 5 3B: 0 HR: 2	SF: 0 SAC: 1 DP: 1 HBP: 0	WP: 1 PB: 0 SB: 1 CS: 1	PA: 38																
PITCHER	IP WLS BF H R ER SO BB IBB HBP BLK WP HR S P ERA WHIP																																	
15 Tim Hudson, R (1, 1) ERA: 3.18	7.0	28	7	1	1	6	1	0	0	0	0	0	0	0	68	105	1.29	1.143																
39 Rafael Soriano, R (8, 1) ERA: 3.12	1.0	4	1	1	1	0	0	0	0	0	0	0	0	1	11	16	9.00	1.000																
Bob Wickman, R (9, 1) ERA: 4.15	0.1	4	3	3	3	0	0	0	0	0	0	0	0	0	12	19	81.00	9.000																
Tyler Yates, R (9, 1) ERA: 3.06	0.2	S	2	0	0	0	0	0	0	0	0	0	0	0	7	10	0.00	0.000																

Batter	1	2	3	4	5	6	7	8	9	AB	R	H	RBI	BB	SO	LOB	TOP					
2 Hanley Ramirez, R OBP: 0.376, SLG: 0.503 Todd Linden, S OBP: 0.287, SLG: 0.241										2	0	1	0	0	1	0	Florida Marlins @ San Diego Padres PETCO Park, San Diego, CA Mon Jul 02 2007, 10:05 PM EDT Att: 25,857 - Clear - 71 F					
6 Dan Uggla, R OBP: 0.319, SLG: 0.501										5	0	0	0	0	1	2						
Miguel Cabrera, R OBP: 0.396, SLG: 0.584										2	0	1	0	2	0	1						
Mike Jacobs, L OBP: 0.331, SLG: 0.454										4	0	0	0	0	1	4						
14 Josh Willingham, R OBP: 0.371, SLG: 0.467										4	1	1	1	0	0	2						
27 Jeremy Hermida, L OBP: 0.309, SLG: 0.406										3	0	0	0	1	1	0						
Miguel Olivo, R OBP: 0.269, SLG: 0.408										4	0	3	0	0	1	0						
4 Alfredo Amezaga, S OBP: 0.309, SLG: 0.339										4	0	0	0	0	0	4						
52 Sergio Mitre, R OBP: 0.147, SLG: 0.176 Joe Borland, S OBP: 0.280, SLG: 0.330 Wes Obermueller, R OBP: 0.287, SLG: 0.133 Erasmio Ramirez, L OBP: 0.287, SLG: 0.133 48 Lee Gardner, R OBP: 0.294, SLG: 0.422 Jason Wood, R OBP: 0.294, SLG: 0.422										2	0	0	0	0	2	2		AB 35 R 1 H 7 RBI 1 BB 3 SO 8 LOB 15				
Inning Stats	R: 0 E: 1 K: 2 S: 9	H: 1 LOB: 1 BB: 0 P: 12	R: 0 E: 0 K: 0 S: 8	H: 1 LOB: 1 BB: 0 P: 10	R: 0 E: 0 K: 2 S: 14	H: 1 LOB: 2 BB: 1 P: 24	R: 0 E: 0 K: 1 S: 14	H: 1 LOB: 2 BB: 1 P: 24	R: 0 E: 1 K: 0 S: 8	H: 0 LOB: 2 BB: 1 P: 13	R: 0 E: 0 K: 1 S: 8	H: 0 LOB: 0 BB: 0 P: 10	R: 0 E: 0 K: 0 S: 13	H: 1 LOB: 1 BB: 0 P: 20	R: 1 E: 0 K: 1 S: 17	H: 2 LOB: 1 BB: 0 P: 26			R: 0 E: 0 K: 1 S: 7	H: 0 LOB: 0 BB: 0 P: 11	1B: 5 2B: 1 3B: 0 HR: 1	SF: 0 SAC: 0 DP: 0 HBP: 0
PITCHER	IP WLS BF H R ER SO BB IBB HBP BLK WP HR S P ERA WHIP																					
David Wells, L ERA: 4.16	6.2 W 29 5 0 0 6 3 0 0 0 0 0 0 69 105 0.00 1.200																					
21 Heath Bell, R ERA: 1.45	0.1 H 1 0 0 0 0 0 0 0 0 0 0 0 5 8 0.00 0.000																					
Scott Linebrink, R ERA: 2.65	1.0 H 5 2 1 1 1 0 0 0 0 0 0 1 17 26 9.00 2.000																					
Trevor Hoffman, R ERA: 1.97	1.0 S 3 0 0 0 1 0 0 0 0 0 0 0 7 11 0.00 0.000																					

Batter	1	2	3	4	5	6	7	8	9	AB	R	H	RBI	BB	SO	LOB	BOTTOM			
24 Brian Giles, L OBP: 0.366, SLG: 0.361										2	2	1	0	2	0	0	Florida Marlins @ San Diego Padres PETCO Park, San Diego, CA Mon Jul 02 2007, 10:05 PM EDT Att: 25,857 - Clear - 71 F			
22 Marcus Giles, R OBP: 0.325, SLG: 0.346										3	1	1	0	0	1	1				
23 Adrián González, L OBP: 0.340, SLG: 0.481										4	0	0	1	0	0	3				
Mike Cameron, R OBP: 0.322, SLG: 0.442										4	0	0	1	0	2	3				
3 Khalil Greene, R OBP: 0.275, SLG: 0.469										2	0	1	1	0	0	1				
28 Josh Bard, S OBP: 0.338, SLG: 0.371										3	0	0	0	0	0	2				
5 Kevin Kouzmanoff, R OBP: 0.292, SLG: 0.350										2	0	0	0	1	0	0				
José Cruz Jr., S OBP: 0.336, SLG: 0.396										3	0	0	0	0	0	1				
David Wells, L OBP: 0.069, SLG: 0.069 21 Heath Bell, R ERA: 2.88 Wes Obermueller, R ERA: 5.62 Erasmio Ramirez, L ERA: 48 Lee Gardner, R ERA: 3.6										2	0	0	0	0	0	1		AB 26 R 3 H 3 RBI 3 BB 3 SO 3 LOB 12		
Inning Stats	R: 0 E: 0 K: 1 S: 10	H: 0 LOB: 0 BB: 0 P: 14	R: 0 E: 0 K: 1 S: 6	H: 1 LOB: 0 BB: 0 P: 7	R: 0 E: 0 K: 0 S: 5	H: 0 LOB: 0 BB: 0 P: 7	R: 1 E: 0 K: 1 S: 9	H: 1 LOB: 1 BB: 0 P: 12	R: 0 E: 0 K: 0 S: 4	H: 0 LOB: 1 BB: 1 P: 11	R: 2 E: 0 K: 0 S: 15	H: 1 LOB: 1 BB: 1 P: 22	R: 0 E: 0 K: 0 S: 4	H: 0 LOB: 0 BB: 0 P: 5	R: 0 E: 0 K: 0 S: 12	H: 0 LOB: 1 BB: 1 P: 21			1B: 2 2B: 1 3B: 0 HR: 0	SF: 1 SAC: 1 DP: 1 HBP: 0
PITCHER	IP WLS BF H R ER SO BB IBB HBP BLK WP HR S P ERA WHIP																			
52 Sergio Mitre, R ERA: 2.88	6.0 L 24 3 3 0 0 2 0 0 0 0 0 0 49 73 4.50 0.833																			
Wes Obermueller, R ERA: 5.62	1.0 3 0 0 0 0 0 0 0 0 0 0 0 4 5 0.00 0.000																			
Erasmio Ramirez, L ERA:	0.2 3 0 0 0 0 1 0 0 0 0 0 0 10 17 0.00 1.500																			
48 Lee Gardner, R ERA: 3.6	0.1 1 0 0 0 0 0 0 0 0 0 0 0 2 4 0.00 0.000																			

Batter	1	2	3	4	5	6	7	8	9	AB	R	H	RBI	BB	SO	LOB	TOP										
4 Alfredo Amezaga, S OBP: 0.317, SLG: 0.355										4	0	3	0	0	0	0											
6 Dan Uggla, R OBP: 0.320, SLG: 0.503										4	0	1	0	0	1	3											
Miguel Cabrera, R OBP: 0.391, SLG: 0.572										4	0	0	0	0	1	2											
Mike Jacobs, L OBP: 0.311, SLG: 0.424										4	0	0	0	0	2	2											
14 Josh Willingham, R OBP: 0.367, SLG: 0.458										4	0	0	0	0	1	0											
27 Jeremy Hermida, L OBP: 0.314, SLG: 0.404										3	0	1	0	0	1	0											
Miguel Olivo, R OBP: 0.289, SLG: 0.403										3	0	0	0	0	1	1											
Todd Linden, S OBP: 0.287, SLG: 0.244										3	0	1	0	0	1	0											
55 Josh Johnson, L 37 Rencyl Pinto, L 32 Justin Miller, R 2 Hanley Ramirez, R Armando Benitez, R 22 Matt Lindstrom, R										2	0	0	0	0	0	1	2										
Inning Stats	R: 0 E: 0 K: 2 S: 14	H: 1 LOB: 1 BB: 0 P: 17	R: 0 E: 0 K: 0 S: 7	H: 0 LOB: 0 BB: 0 P: 9	R: 0 E: 0 K: 0 S: 12	H: 1 LOB: 1 BB: 0 P: 20	R: 0 E: 0 K: 2 S: 6	H: 0 LOB: 0 BB: 0 P: 11	R: 0 E: 0 K: 0 S: 8	H: 2 LOB: 1 BB: 0 P: 11	R: 0 E: 0 K: 3 S: 13	H: 1 LOB: 0 BB: 0 P: 19	R: 0 E: 0 K: 3 S: 12	H: 0 LOB: 0 BB: 0 P: 17	R: 0 E: 0 K: 0 S: 8	H: 1 LOB: 1 BB: 0 P: 11	R: 0 E: 0 K: 0 S: 8	H: 0 LOB: 0 BB: 0 P: 11	1B: 5 2B: 1 3B: 1 HR: 0	SF: 0 SAC: 0 DP: 1 HBP: 0	WP: 0 PB: 0 SB: 2 CS: 0	PA: 32					
PITCHER	IP	WLS	BF	H	R	ER	SO	BB	IBB	HBP	BLK	WP	HR	S	P	ERA	WHIP										
32 Chris Young, R ERA: 2.0	(1, 1)	7.0	25	5	0	0	9	0	0	0	0	0	0	72	104	0.00	0.714										
Scott Linebrink, R ERA: 2.59	(8, 1)	1.0	4	1	0	0	0	0	0	0	0	0	0	8	11	0.00	1.000										
21 Heath Bell, R ERA: 1.45	(9, 1)	1.0	W	3	0	0	0	0	0	0	0	0	0	8	11	0.00	0.000										

Florida Marlins @ San Diego Padres
PETCO Park, San Diego, CA
Wed Jul 04 2007, 9:05 PM EDT
Att: 27,941 - Clear - 71 F

AB 32
R 0
H 6
RBI 0
BB 0
SO 9
LOB 10



Batter	1	2	3	4	5	6	7	8	9	AB	R	H	RBI	BB	SO	LOB	BOTTOM										
24 Brian Giles, L OBP: 0.364, SLG: 0.353										4	0	0	0	0	1	0											
22 Marcus Giles, R OBP: 0.322, SLG: 0.346										4	0	2	0	0	0	0											
23 Adrián González, L OBP: 0.338, SLG: 0.476										4	0	1	0	0	2	2											
Mike Cameron, R OBP: 0.320, SLG: 0.441										4	1	1	0	0	0	2											
3 Khalil Greene, R OBP: 0.283, SLG: 0.478										3	0	1	0	1	1	0											
28 Josh Bard, S OBP: 0.341, SLG: 0.383										3	0	2	0	0	0	0											
Hiram Bocachica, R OBP: 0.274, SLG: 0.342										1	0	1	0	0	0	0											
5 Kevin Kouzmanoff, R OBP: 0.285, SLG: 0.350											4	0	1	0	0	2	5										
José Cruz Jr., S OBP: 0.331, SLG: 0.390											3	0	0	0	0	1	4										
Scott Linebrink, R ERA: 2.59											0	0	0	0	0	0	0										
21 Heath Bell, R ERA: 1.45											0	0	0	0	0	0	0										
32 Chris Young, R OBP: 0.219, SLG: 0.074											2	0	0	0	0	0	2										
4 Michael Barrett, R OBP: 0.299, SLG: 0.406										1	0	0	0	0	0	0	0										
Inning Stats	R: 0 E: 0 K: 2 S: 10	H: 0 LOB: 0 BB: 0 P: 13	R: 0 E: 0 K: 0 S: 8	H: 0 LOB: 0 BB: 0 P: 13	R: 0 E: 0 K: 0 S: 7	H: 1 LOB: 0 BB: 0 P: 10	R: 0 E: 0 K: 0 S: 14	H: 1 LOB: 1 BB: 0 P: 22	R: 0 E: 0 K: 1 S: 14	H: 2 LOB: 2 BB: 0 P: 19	R: 0 E: 0 K: 0 S: 5	H: 1 LOB: 1 BB: 0 P: 10	R: 0 E: 0 K: 3 S: 12	H: 1 LOB: 0 BB: 0 P: 16	R: 0 E: 0 K: 1 S: 10	H: 1 LOB: 1 BB: 0 P: 13	R: 1 E: 1 K: 0 S: 6	H: 2 LOB: 3 BB: 1 P: 13	1B: 6 2B: 2 3B: 1 HR: 0	SF: 0 SAC: 0 DP: 1 HBP: 0	WP: 0 PB: 0 SB: 0 CS: 0	PA: 34					
PITCHER	IP	WLS	BF	H	R	ER	SO	BB	IBB	HBP	BLK	WP	HR	S	P	ERA	WHIP										
55 Josh Johnson, R ERA: 7.47	(1, 1)	5.0	18	4	0	0	3	0	0	0	0	0	0	53	77	0.00	0.800										
37 Rencyl Pinto, L ERA: 3.92	(6, 1)	1.0	4	1	0	0	0	0	0	0	0	0	0	5	10	0.00	1.000										
32 Justin Miller, R ERA: 2.59	(7, 1)	1.0	4	1	0	0	3	0	0	0	0	0	0	12	16	0.00	1.000										
Armando Benitez, R ERA: 4.99	(8, 1)	1.0	4	1	0	0	1	0	0	0	0	0	0	10	13	0.00	1.000										
22 Matt Lindstrom, R ERA: 3.82	(9, 1)	0.0	L	4	2	1	0	0	0	0	0	0	0	6	13	∞	∞										

Florida Marlins @ San Diego Padres
PETCO Park, San Diego, CA
Wed Jul 04 2007, 9:05 PM EDT
Att: 27,941 - Clear - 71 F

AB 33
R 1
H 9
RBI 0
BB 1
SO 7
LOB 15



Batter	1	2	3	4	5	6	7	8	9	AB	R	H	RBI	BB	SO	LOB	TOP						
2 Hanley Ramirez, R OBP: 0.375, SLG: 0.510										5	0	1	0	0	0	4	Florida Marlins @ San Diego Padres PETCO Park, San Diego, CA Thu Jul 05 2007, 3:35 PM EDT Att: 32,496 - Overcast - 69 F						
6 Dan Uggla, R OBP: 0.319, SLG: 0.499										3	0	0	0	0	2	2							
Miguel Cabrera, R OBP: 0.387, SLG: 0.565										4	0	0	0	0	1	1							
Mike Jacobs, L OBP: 0.310, SLG: 0.415 Jason Wood, R OBP: 0.294, SLG: 0.422										3	0	0	0	1	1	0							
14 Josh Willingham, R OBP: 0.366, SLG: 0.453										3	1	0	0	1	3	1							
27 Jeremy Hermida, L OBP: 0.317, SLG: 0.430										4	2	2	1	0	1	1							
20 Matt Treanor, R OBP: 0.362, SLG: 0.419																							
4 Alfredo Amezaga, S OBP: 0.320, SLG: 0.355										4	0	2	2	0	0	0							
Byung-Hyun Kim, R Erasmus Ramirez, L 32 Justin Miller, R Armando Benitez, R Todd Linden, S Kevin Gregg, R										3	0	0	0	0	0	4							
Inning Stats	R: 0 E: 0 K: 2 S: 10	H: 0 LOB: 0 BB: 0 P: 13	R: 2 E: 1 K: 0 S: 16	H: 2 LOB: 2 BB: 1 P: 25	R: 0 E: 0 K: 0 S: 5	H: 0 LOB: 0 BB: 0 P: 8	R: 1 E: 0 K: 1 S: 11	H: 1 LOB: 1 BB: 1 P: 17	R: 0 E: 0 K: 0 S: 7	H: 0 LOB: 0 BB: 0 P: 10	R: 0 E: 0 K: 1 S: 12	H: 2 LOB: 2 BB: 0 P: 18	R: 0 E: 0 K: 2 S: 13	H: 0 LOB: 0 BB: 0 P: 19	R: 0 E: 0 K: 2 S: 8	H: 1 LOB: 2 BB: 1 P: 13		R: 0 E: 0 K: 1 S: 12	H: 1 LOB: 2 BB: 1 P: 19	1B: 3 2B: 2 3B: 0 HR: 1	SF: 0 SAC: 0 DP: 2 HBP: 1	WP: 0 PA: 37 PB: 0 SB: 0 CS: 0	
PITCHER	IP WLS BF H R ER SO BB IBB HBP BLK WP HR S P ERA WHIP	IP WLS BF H R ER SO BB IBB HBP BLK WP HR S P ERA WHIP	IP WLS BF H R ER SO BB IBB HBP BLK WP HR S P ERA WHIP	IP WLS BF H R ER SO BB IBB HBP BLK WP HR S P ERA WHIP	IP WLS BF H R ER SO BB IBB HBP BLK WP HR S P ERA WHIP	IP WLS BF H R ER SO BB IBB HBP BLK WP HR S P ERA WHIP	IP WLS BF H R ER SO BB IBB HBP BLK WP HR S P ERA WHIP	IP WLS BF H R ER SO BB IBB HBP BLK WP HR S P ERA WHIP	IP WLS BF H R ER SO BB IBB HBP BLK WP HR S P ERA WHIP	IP WLS BF H R ER SO BB IBB HBP BLK WP HR S P ERA WHIP	IP WLS BF H R ER SO BB IBB HBP BLK WP HR S P ERA WHIP	IP WLS BF H R ER SO BB IBB HBP BLK WP HR S P ERA WHIP	IP WLS BF H R ER SO BB IBB HBP BLK WP HR S P ERA WHIP	IP WLS BF H R ER SO BB IBB HBP BLK WP HR S P ERA WHIP	IP WLS BF H R ER SO BB IBB HBP BLK WP HR S P ERA WHIP	IP WLS BF H R ER SO BB IBB HBP BLK WP HR S P ERA WHIP	IP WLS BF H R ER SO BB IBB HBP BLK WP HR S P ERA WHIP						
44 Jake Peavy, R ERA: 2.19	7.0	L	29	5	3	3	6	3	0	0	1	0	0	0	0	0	0	0	0	8	13	0.00	0.000
43 Cia Meredith, R ERA: 4.05	1.0		3	0	0	0	2	0	0	0	0	0	0	0	0	0	0	0	0	8	13	0.00	0.000
40 Royce Ring, L ERA: 1.04	0.2		4	1	0	0	1	1	0	0	0	0	0	0	0	0	0	0	0	11	18	0.00	3.000
41 Kevin Cameron, R ERA: 0.33	0.1		1	0	0	0	0	0	0	0	0	0	0	0	0	0	0	0	0	1	1	0.00	0.000

AB 32
R 3
H 6
RBI 3
BB 4
SO 9
LOB 15



Batter	1	2	3	4	5	6	7	8	9	AB	R	H	RBI	BB	SO	LOB	BOTTOM						
24 Brian Giles, L OBP: 0.372, SLG: 0.351										1	1	0	0	3	0	0	Florida Marlins @ San Diego Padres PETCO Park, San Diego, CA Thu Jul 05 2007, 3:35 PM EDT Att: 32,496 - Overcast - 69 F						
22 Marcus Giles, R OBP: 0.322, SLG: 0.352										3	0	1	1	0	0	1							
23 Adrián González, L OBP: 0.334, SLG: 0.470										4	0	0	0	0	3	2							
Mike Cameron, R OBP: 0.322, SLG: 0.438										2	1	0	0	1	2	1							
3 Khalil Greene, R OBP: 0.280, SLG: 0.472										4	0	0	0	0	2	4							
4 Michael Barrett, R OBP: 0.299, SLG: 0.407										4	0	1	1	0	0	0							
Russell Branyan, L OBP: 0.339, SLG: 0.422 5 Kevin Kouzmanoff, R OBP: 0.286, SLG: 0.378										2	0	0	0	0	1	0							
José Cruz Jr., S OBP: 0.330, SLG: 0.391										4	0	1	0	0	1	2							
44 Jake Peavy, R OBP: 0.189, SLG: 0.324 28 Josh Bard, S OBP: 0.339, SLG: 0.381 43 Cia Meredith, R 40 Royce Ring, L 41 Kevin Cameron, R										2	0	0	0	0	1	1							
Inning Stats	R: 1 E: 0 K: 2 S: 11	H: 1 LOB: 1 BB: 1 P: 21	R: 0 E: 0 K: 1 S: 8	H: 0 LOB: 0 BB: 0 P: 12	R: 0 E: 0 K: 1 S: 6	H: 0 LOB: 0 BB: 1 P: 13	R: 0 E: 0 K: 3 S: 9	H: 0 LOB: 0 BB: 0 P: 10	R: 0 E: 0 K: 0 S: 7	H: 1 LOB: 1 BB: 0 P: 9	R: 0 E: 0 K: 0 S: 5	H: 0 LOB: 0 BB: 0 P: 6	R: 1 E: 0 K: 1 S: 12	H: 1 LOB: 2 BB: 1 P: 18	R: 0 E: 0 K: 2 S: 14	H: 0 LOB: 2 BB: 2 P: 27		R: 0 E: 0 K: 1 S: 6	H: 0 LOB: 0 BB: 0 P: 9	1B: 0 2B: 2 3B: 1 HR: 0	SF: 0 SAC: 1 DP: 1 HBP: 1	WP: 0 PA: 35 PB: 0 SB: 0 CS: 0	
PITCHER	IP WLS BF H R ER SO BB IBB HBP BLK WP HR S P ERA WHIP	IP WLS BF H R ER SO BB IBB HBP BLK WP HR S P ERA WHIP	IP WLS BF H R ER SO BB IBB HBP BLK WP HR S P ERA WHIP	IP WLS BF H R ER SO BB IBB HBP BLK WP HR S P ERA WHIP	IP WLS BF H R ER SO BB IBB HBP BLK WP HR S P ERA WHIP	IP WLS BF H R ER SO BB IBB HBP BLK WP HR S P ERA WHIP	IP WLS BF H R ER SO BB IBB HBP BLK WP HR S P ERA WHIP	IP WLS BF H R ER SO BB IBB HBP BLK WP HR S P ERA WHIP	IP WLS BF H R ER SO BB IBB HBP BLK WP HR S P ERA WHIP	IP WLS BF H R ER SO BB IBB HBP BLK WP HR S P ERA WHIP	IP WLS BF H R ER SO BB IBB HBP BLK WP HR S P ERA WHIP	IP WLS BF H R ER SO BB IBB HBP BLK WP HR S P ERA WHIP	IP WLS BF H R ER SO BB IBB HBP BLK WP HR S P ERA WHIP	IP WLS BF H R ER SO BB IBB HBP BLK WP HR S P ERA WHIP	IP WLS BF H R ER SO BB IBB HBP BLK WP HR S P ERA WHIP	IP WLS BF H R ER SO BB IBB HBP BLK WP HR S P ERA WHIP							
Byung-Hyun Kim, R ERA: 4.94	6.1	W	24	3	2	2	7	2	0	0	1	0	0	0	0	0	0	0	0	3	7	∞	∞
Erasmus Ramirez, L ERA: 2.52	0.0		1	0	0	0	0	1	0	0	0	0	0	0	0	0	0	0	0	5	5	0.00	0.000
32 Justin Miller, R ERA: 4.83	0.2	H	2	0	0	0	1	0	0	0	0	0	0	0	0	0	0	0	0	14	27	0.00	2.000
Armando Benitez, R ERA: 4.83	1.0	H	5	0	0	0	2	2	0	0	0	0	0	0	0	0	0	0	0	6	9	0.00	0.000
Kevin Gregg, R ERA: 3.09	1.0	S	3	0	0	0	1	0	0	0	0	0	0	0	0	0	0	0	0	6	9	0.00	0.000

AB 28
R 2
H 3
RBI 2
BB 5
SO 11
LOB 13



Batter	1	2	3	4	5	6	7	8	9	10	AB	R	H	RBI	BB	SO	LOB	TOP		
2 Hanley Ramirez, R OBP: 0.377, SLG: 0.528	(1,6) B FA 92 X FA 94 1-0 HR	(0,3) C FA 94 S CU 82 K	(0,3) C FA 94 S CU 81 K	(0,3) C FA 94 S CU 81 K	(0,3) C FA 94 S CU 81 K	(0,2) F CU 76 T CH 91 HR	(0,2) F CU 76 T CH 91 HR	(0,2) F CU 76 T CH 91 HR	(1,3) F SL 81 C FA 94 B SL 85 S FA 95 K	(0,0) X FA 96 1B	6	2	3	3	0	3	2			
6 Dan Uggla, R OBP: 0.322, SLG: 0.496	(1,4) B FA 94 X FA 94 G6-3	(1,1) B FA 94 X FA 94 G6-3	(1,2) C CU 79 B SL 89 S CU 81 X CU 81 1B	(4,2) B FA 94 C FA 94 B CU 80 F FA 93 B SL 87 F FA 94 B CU 78 BB	(4,2) B FA 94 C FA 94 B CU 80 F FA 93 B SL 87 F FA 94 B CU 78 BB	(0,3) F FA 91 S CU 90 C FA 90 1B	(0,3) F FA 91 S CU 90 C FA 90 1B	(0,3) F FA 91 S CU 90 C FA 90 1B	(4,1) B FA 95 F FA 95 B SL 84 B SL 83 BB	(2,3) B SL 83 C SL 83 C FA 96 K	4	2	1	0	2	2	2			
Miguel Cabrera, R OBP: 0.500, SLG: 0.566	(1,5) C FA 94 C CU 81 B FA 90 X FA 91 F9	(1,2) C FA 94 C CU 81 B FA 90 X FA 91 F9	(4,1) B FA 93 B FA 94 S CU 80 D SL 88 1B	(1,2) B FA 93 S CU 80 X SL 87 F9	(1,2) B FA 93 S CU 80 X SL 87 F9	(4,1) B CU 76 F FA 91 B FA 99 B CU 76 B CH 82 1B	(4,1) B CU 76 F FA 91 B FA 99 B CU 76 B CH 82 1B	(4,1) B CU 76 F FA 91 B FA 99 B CU 76 B CH 82 1B	(2,1) S CU 79 B FA 95 B FA 96 X SL 84 2B	(2,1) S CU 79 B FA 95 B FA 96 X SL 84 2B	3	1	1	1	2	0	1			
Mike Jacobs, L OBP: 0.319, SLG: 0.429	(1,3) B FA 93 B FA 92 B FA 93 X FA 94 2B	(3,1) B FA 93 B FA 92 B FA 93 X FA 94 2B	(0,0) X FA 92 14 G5-3 1B	(3,0) B FC 88 B FC 88 X FA 94 F9	(3,0) B FC 88 B FC 88 X FA 94 F9	(1,1) B FA 90 F FA 92 X FA 99 1B	(1,1) B FA 90 F FA 92 X FA 99 1B	(1,1) B FA 90 F FA 92 X FA 99 1B	(1,0) B FA 92 X G6-3	(2,2) B FA 92 X G6-3	5	0	3	1	0	0	2			
14 Josh Willingham, R OBP: 0.447	(1,7) B FA 95 C FA 94 F FA 89 B FA 94 B FA 94 BB	(4,2) B FA 95 C FA 94 F FA 89 B FA 94 B FA 94 BB	(2,2) B CU 79 F FA 93 S CU 80 B FA 92 X FA 93 G5-3	(2,2) B CU 79 F FA 93 S CU 80 B FA 92 X FA 93 G5-3	(2,2) B CU 79 F FA 93 S CU 80 B FA 92 X FA 93 G5-3	(2,3) 1 SAFE B FA 93 T SAFE S FA 93 B FA 94 X SL 88 K	(2,3) 1 SAFE B FA 93 T SAFE S FA 93 B FA 94 X SL 88 K	(2,3) 1 SAFE B FA 93 T SAFE S FA 93 B FA 94 X SL 88 K	(2,3) C FA 93 C FA 94 B SL 84 F FA 93 F CU 78 S FA 94 K	(2,3) C FA 93 C FA 94 B SL 84 F FA 93 F CU 78 S FA 94 K	4	0	0	1	1	2	5			
27 Jeremy Hermida, L OBP: 0.320, SLG: 0.423	(1,9) C CU 80 X FC 89 F8	(1,1) C CU 80 X FC 89 F8	(2,3) F FC 90 B FA 93 C FA 93 S FA 94 K	(1,3) F FC 90 B FA 93 C FA 93 S FA 94 K	(1,3) F FC 90 B FA 93 C FA 93 S FA 94 K	(4,2) B CU 74 C FA 89 B FA 93 F FA 88 S CH 88 B CH 78 G4-6-3 BB	(4,2) B CU 74 C FA 89 B FA 93 F FA 88 S CH 88 B CH 78 G4-6-3 BB	(4,2) B CU 74 C FA 89 B FA 93 F FA 88 S CH 88 B CH 78 G4-6-3 BB	(3,3) B SL 86 C FA 96 S CH 88 B CH 88 F FA 96 S SL 87 K	(4,1) B CU 77 B FA 95 B FA 95 B FA 94 BB	3	0	0	0	2	2	3			
1 Eric Reed, L OBP: 0.200, SLG: 0.143	(10, PR) (10, 8)	(10, PR) (10, 8)	(1,3) C FA 89 B FA 92 C FA 90 S FA 94 K	(1,3) C FA 89 B FA 92 C FA 90 S FA 94 K	(1,3) C FA 89 B FA 92 C FA 90 S FA 94 K	(0,0) X CU 76 G4-6-3 BB	(0,0) X CU 76 G4-6-3 BB	(0,0) X CU 76 G4-6-3 BB	(0,0) X SL 87 K	(0,3) L SL 84 F SL 83 F FA 93 C FA 94 BB	5	0	1	0	0	3	3			
Miguel Olivo, R OBP: 0.268, SLG: 0.399	(1,2)	(1,2)	(2,3) C FA 89 S CU 80 B SL 87 F FA 90 S CU 81 K	(1,3) C FA 89 S CU 80 B SL 87 F FA 90 S CU 81 K	(1,3) C FA 89 S CU 80 B SL 87 F FA 90 S CU 81 K	(1,2) C FA 90 B FA 92 X FC 89 SH5-4 1B	(2,1) B FA 92 B FA 93 X FA 93 CS SH5-4 1B	(1,3) C FA 90 B FA 92 X FC 89 SH5-4 1B	(1,3) C FA 90 B FA 92 X FC 89 SH5-4 1B	(4,2) 1 SAFE S FA 94 B FA 94 CH 85 B FA 96 S SL 83 B FA 94 B FA 94 CH 84 FC6-4 BB	4	0	2	0	1	2	1			
4 Alfredo Amezaga, S OBP: 0.325, SLG: 0.357	(1,8)	(10, 9)	(1,2) C FA 90 B FA 92 X FC 89 SH5-4 1B	(1,2) C FA 90 B FA 92 X FC 89 SH5-4 1B	(1,2) C FA 90 B FA 92 X FC 89 SH5-4 1B	(0,0) X FA 92 SH5-4 1B	(0,0) X FA 92 SH5-4 1B	(0,0) X FA 92 SH5-4 1B	(1,1) B FA 95 X FA 96 FC6-4 2 1B BB	(2,0) B FA 95 X FA 96 FC6-4 2 1B BB	0	0	0	0	0	0	0			
Dontrelle Willis, L Joe Beilmeier, S 22 Matt Lindstrom, R Jason Wood, R 37 Renyel Pinto, L Todd Linden, S Kevin Gregg, R	(1,11) (7, PR) (7, 1) (8, PR) (8, 1) (10, PR) (10, 1)	(1,11) (7, PR) (7, 1) (8, PR) (8, 1) (10, PR) (10, 1)	(1,1) B FA 92 C FA 91 X FA 91 SH5-4 1B	(1,1) B FA 92 C FA 91 X FA 91 SH5-4 1B	(1,1) B FA 92 C FA 91 X FA 91 SH5-4 1B	(2,0) B CH 80 X CH 79 G3	(1,1) B FA 96 X FA 96 G6-3	(1,1) B FA 96 X FA 96 G6-3	(1,1) B FA 96 X FA 96 G6-3	(2,0) B FA 95 X FA 96 FC6-4 2 1B BB	(2,0) B FA 95 X FA 96 FC6-4 2 1B BB	0	0	0	0	0	0	0		
Inning Stats	R: 1 E: 0 K: 0 S: 13	H: 2 LOB: 2 BB: 1 P: 24	R: 0 E: 0 K: 2 S: 12	H: 1 LOB: 1 BB: 0 P: 16	R: 2 E: 0 K: 2 S: 14	H: 2 LOB: 1 BB: 1 P: 24	R: 0 E: 0 K: 1 S: 6	H: 0 LOB: 0 BB: 1 P: 11	R: 0 E: 0 K: 1 S: 6	H: 0 LOB: 0 BB: 1 P: 11	R: 1 E: 0 K: 2 S: 16	H: 2 LOB: 2 BB: 1 P: 25	R: 0 E: 0 K: 2 S: 9	H: 1 LOB: 1 BB: 0 P: 14	R: 1 E: 0 K: 2 S: 13	H: 1 LOB: 2 BB: 2 P: 25	1B: 7 2B: 2 3B: 0 HR: 2	SF: 0 SAC: 2 DP: 1 HBP: 0	WP: 0 PB: 1 SB: 1 CS: 1	PA: 47
PITCHER	IP 5.0	WLS 23	BF 6	H 3	R 3	ER 3	SO 5	BB 3	IBB 0	HBP 0	BLK 0	WP 0	HR 1	S 14	P 54	ERA 5.40	WHIP 1.800			
58 Chad Billingsley, R ERA: 3.62	(1,1)																			
54 D.J. Houlton, R ERA: 3.59	(8, 1)																			
Joe Beilmeier, L ERA: 4.15	(7, 1)																			
Rudy Seanez, R ERA: 3.12	(7, 1)																			
51 Jonathan Broxton, R ERA: 2.5	(8, 1)																			
PITCHER	IP 1.0	WLS 5	BF 1	H 1	R 1	ER 1	SO 2	BB 1	IBB 0	HBP 0	BLK 0	WP 0	HR 0	S 13	P 23	ERA 9.00	WHIP 2.000			
44 Takashi Saito, R ERA: 1.47	(9, 1)																			
Brett Tomko, R ERA: 6.18	(10, 1)																			

Florida Marlins @ Los Angeles Dodgers
Dodger Stadium, Los Angeles, CA

Fri Jul 06 2007, 7:40 PM PDT
Att: 51,050 - Clear - 75 F

AB	37
R	6
H	11
RBI	6
BB	8
SO	14
LOB	22

livebaseballscorecards.com

Batter	1	2	3	4	5	6	7	8	9	10	AB	R	H	RBI	BB	SO	LOB	BOTTOM				
15 Rafael Furcal, S OBP: 0.342, SLG: 0.358	(1,6) B FA 91 X FA 91 F9	(1,1) B FA 91 X FA 91 F9	(0,2) C FA 92 X FA 98 G6-3	(2,1) B FA 90 C FA 91 C FA 88 B1-3	(2,1) B FA 90 C FA 91 C FA 88 B1-3	(0,0) X FA 91 1B	(0,0) X FA 91 1B	(1,1) B FA 88 C FA 92 X CH 80 G4-6-3 1B	(1,1) B FA 88 C FA 92 X CH 80 G4-6-3 1B	(4,2) C FA 93 B FA 92 B FA 94 B FA 93 BB	5	0	2	0	1	0	1					
9 Juan Pierre, L OBP: 0.309, SLG: 0.336	(1,8) B FA 91 X FA 95 G4-3	(1,1) B FA 91 X FA 95 G4-3	(0,1) C FA 92 X FA 94 G6-3	(1,1) C FA 92 X FA 90 G6-3	(1,1) C FA 92 X FA 90 G6-3	1 SAFE B FA 90 B FA 94 F FA 89 C CH 80 X SL 81 1B	1 SAFE B FA 90 B FA 94 F FA 89 C CH 80 X SL 81 1B	1 SAFE B FA 90 B FA 94 F FA 89 C CH 80 X SL 81 1B	1 SAFE B FA 90 B FA 94 F FA 89 C CH 80 X SL 81 1B	(2,1) C FA 93 B FA 92 B FA 94 B FA 93 P6	6	1	1	1	0	0	6					
55 Russell Martin, R OBP: 0.368, SLG: 0.482	(1,2) B FA 93 B FA 93 X FA 91 1B	(2,0) B FA 93 B FA 93 X FA 91 1B	(4,0) B SL 82 B FA 90 B FA 91 X SL 87 5 BB 12 1B	(2,0) B FA 93 B FA 92 X SL 87 5 BB 12 1B	(2,0) B FA 93 B FA 92 X SL 87 5 BB 12 1B	(1,2) B FA 96 C FA 97 C CU 89 X FA 98 F8	(1,2) B FA 96 C FA 97 C CU 89 X FA 98 F8	(1,2) B FA 96 C FA 97 C CU 89 X FA 98 F8	(3,2) B CH 82 B FA 90 C FA 92 C FA 92 B CH 81 X CH 82 G6-3	(3,2) B CH 82 B FA 90 C FA 92 C FA 92 B CH 81 X CH 82 G6-3	4	1	2	2	1	0	0					
Brett Tomko, R ERA: 6.18	(10, 1)																					
12 Jeff Kent, R OBP: 0.358, SLG: 0.454	(1,4) C FA 91 D FA 94 F FA 89 X FA 98 G4-3	(2,2) C FA 91 D FA 94 F FA 89 X FA 98 G4-3	(1,1) B FA 94 F FA 89 X FA 88 5 BB 1B	(1,1) B FA 94 F FA 89 X FA 88 5 BB 1B	(2,2) F FA 94 B FA 84 B FA 94 X FA 94 2B 1B	(1,1) F FA 94 B FA 84 B FA 94 X FA 94 2B 1B	(1,1) F FA 94 B FA 84 B FA 94 X FA 94 2B 1B	(1,1) F FA 94 B FA 84 B FA 94 X FA 94 2B 1B	(4,1) C FA 92 B CH 90 B FA 92 B SL 81 B FA 92 16 G3-6-3 BB	(4,1) C FA 92 B CH 90 B FA 92 B SL 81 B FA 92 16 G3-6-3 BB	4	1	3	0	1	0	1					
Luis Gonzalez, L OBP: 0.385, SLG: 0.475	(1,7)																					
16 Andre Ethier, L OBP: 0.346, SLG: 0.426	(9, 7)																					
5 Nony Platero, R 54 D.J. Houlton, R Joe Beilmeier, L Rudy Seanez, R Wilson Betemit, S 51 Jonathan Broxton, R 44 Takashi Saito, L Mike Lieberthal, R	(1,3) (8, 1) (7, 1) (7, 1) (7, PR) (8, 1) (9, 1) (10, 2)	(1,3) (8, 1) (7, 1) (7, 1) (7, PR) (8, 1) (9, 1) (10, 2)	(0,1) C FA 94 X FA 94 G5-3	(4,0) B FA 94 D FA 94 B FA 91 4 BB 27 FC5-4 BB	(0,1) C FA 95 X FA 94 E9	(4,0) B FA 96 B FA 96 B FA 95 4 BB 27 FC5-4 BB	(1,2) F FA 99 X FA 98 1B	(1,2) F FA 99 X FA 98 1B	(1,2) F FA 99 X FA 98 1B	(4,1) C FA 92 B CH 90 B FA 92 B SL 81 B FA 92 16 G3-6-3 BB	(4,1) C FA 92 B CH 90 B FA 92 B SL 81 B FA 92 16 G3-6-3 BB	2	0	0	0	1	0	0				
27 Matt Kemp, R OBP: 0.393, SLG: 0.500	(1,9)																					
6 Tony Abreu, S OBP: 0.320, SLG: 0.402	(1,5)																					
58 Chad Billingsley, R OBP: 0.500, SLG: 0.750	(1,1)																					
Orlando Sanchez, R OBP: 0.337, SLG: 0.403	(5, PR)																					
7 James Loney, L OBP: 0.425, SLG: 0.609	(6, 3)																					
Inning Stats	R: 0 E: 0 K: 0 S: 8	H: 1 LOB: 1 BB: 0 P: 14	R: 0 E: 0 K: 0 S: 5	H: 0 LOB: 0 BB: 0 P: 8	R: 0 E: 0 K: 2 S: 10	H: 0 LOB: 0 BB: 0 P: 14	R: 0 E: 0 K: 1 S: 8	H: 1 LOB: 3 BB: 2 P: 20	R: 5 E: 1 K: 1 S: 16	H: 4 LOB: 1 BB: 1 P: 30	R: 0 E: 0 K: 2 S: 10	H: 1 LOB: 1 BB: 0 P: 13	R: 0 E: 0 K: 0 S: 8	H: 1 LOB: 2 BB: 1 P: 14	R: 0 E: 0 K: 1 S: 8	H: 1 LOB: 1 BB: 1 P: 16	R: 0 E: 0 K: 0 S: 6	H: 0 LOB: 0 BB: 1 P: 13	1B: 7 2B: 1 3B: 0 HR: 1	SF: 0 SAC: 0 DP: 2 HBP: 0	WP: 0 PB: 1 SB: 0 CS: 0	PA: 47
PITCHER	IP 6.0	WLS 29	BF 7	H 5	R 4	ER 6	SO 3	BB 3	IBB 0	HBP 0	BLK 0	WP 0	HR 0	S 29	P 57	ERA 6.00	WHIP 1.667					
Dontrelle Willis, L ERA: 4.72	(1,1)																					
22 Matt Lindstrom, R ERA: 3.72	(7, 1)																					
37 Renyel Pinto, L ERA: 3.73	(8, 1)																					
Kevin Gregg, R ERA: 3.02	(10, 1)																					

Florida Marlins @ Los Angeles Dodgers
Dodger Stadium, Los Angeles, CA

Fri Jul 06 2007, 7:40 PM PDT
Att: 51,050 - Clear - 75 F

AB	38
R	5
H	9
RBI	4
BB	

Batter	1	2	3	4	5	6	7	8	9	AB	R	H	RBI	BB	SO	LOB	TOP						
2 Hanley Ramirez, R OBP: 0.388, SLG: 0.538																							
6 Dan Uggla, R OBP: 0.318, SLG: 0.488																							
Miguel Cabrera, R OBP: 0.393, SLG: 0.576 Mike Jacobs, L OBP: 0.320, SLG: 0.423																							
14 Josh Willingham, R OBP: 0.367, SLG: 0.453																							
Todd Linden, S OBP: 0.297, SLG: 0.283																							
Jason Wood, R OBP: 0.288, SLG: 0.426																							
20 Matt Treanor, R OBP: 0.356, SLG: 0.409																							
4 Alfredo Amezaga, S OBP: 0.323, SLG: 0.355																							
Scott Olsen, L Wes Obermueller, R 1 Eric Reuter, R 48 Lee Gardner, R Joe Borchard, S Erasmio Ramirez, L 27 Jeremy Hermida, L																							
Inning Stats	R: 0 E: 0 K: 2 S: 8	H: 0 LOB: 0 BB: 0 P: 10	R: 0 E: 0 K: 1 S: 9	H: 0 LOB: 0 BB: 0 P: 14	R: 2 E: 0 K: 1 S: 14	H: 3 LOB: 1 BB: 0 P: 19	R: 0 E: 0 K: 1 S: 7	H: 1 LOB: 1 BB: 0 P: 10	R: 0 E: 0 K: 1 S: 11	H: 0 LOB: 1 BB: 0 P: 19	R: 1 E: 0 K: 1 S: 16	H: 2 LOB: 2 BB: 1 P: 25	R: 0 E: 0 K: 0 S: 6	H: 1 LOB: 0 BB: 0 P: 8	R: 0 E: 0 K: 0 S: 14	H: 0 LOB: 1 BB: 1 P: 23	R: 0 E: 0 K: 1 S: 8	H: 1 LOB: 1 BB: 0 P: 13	1B: 6 2B: 2 3B: 0 HR: 0	SF: 1 DP: 1 HBP: 0	WP: 0 PB: 0 SB: 0 CS: 0	PA: 37	
PITCHER	IP WLS BF H R ER SO BB IBB HBP BLK WP HR S P ERA WHIP	IP WLS BF H R ER SO BB IBB HBP BLK WP HR S P ERA WHIP	IP WLS BF H R ER SO BB IBB HBP BLK WP HR S P ERA WHIP	IP WLS BF H R ER SO BB IBB HBP BLK WP HR S P ERA WHIP	IP WLS BF H R ER SO BB IBB HBP BLK WP HR S P ERA WHIP	IP WLS BF H R ER SO BB IBB HBP BLK WP HR S P ERA WHIP	IP WLS BF H R ER SO BB IBB HBP BLK WP HR S P ERA WHIP	IP WLS BF H R ER SO BB IBB HBP BLK WP HR S P ERA WHIP	IP WLS BF H R ER SO BB IBB HBP BLK WP HR S P ERA WHIP	IP WLS BF H R ER SO BB IBB HBP BLK WP HR S P ERA WHIP	IP WLS BF H R ER SO BB IBB HBP BLK WP HR S P ERA WHIP	IP WLS BF H R ER SO BB IBB HBP BLK WP HR S P ERA WHIP	IP WLS BF H R ER SO BB IBB HBP BLK WP HR S P ERA WHIP	IP WLS BF H R ER SO BB IBB HBP BLK WP HR S P ERA WHIP	IP WLS BF H R ER SO BB IBB HBP BLK WP HR S P ERA WHIP	IP WLS BF H R ER SO BB IBB HBP BLK WP HR S P ERA WHIP	IP WLS BF H R ER SO BB IBB HBP BLK WP HR S P ERA WHIP	IP WLS BF H R ER SO BB IBB HBP BLK WP HR S P ERA WHIP	IP WLS BF H R ER SO BB IBB HBP BLK WP HR S P ERA WHIP	IP WLS BF H R ER SO BB IBB HBP BLK WP HR S P ERA WHIP	IP WLS BF H R ER SO BB IBB HBP BLK WP HR S P ERA WHIP	IP WLS BF H R ER SO BB IBB HBP BLK WP HR S P ERA WHIP	IP WLS BF H R ER SO BB IBB HBP BLK WP HR S P ERA WHIP

Florida Marlins @ Los Angeles Dodgers
Dodger Stadium, Los Angeles, CA
Sun Jul 08 2007, 1:10 PM PDT
Att: 44,021 - Sunny - 80 F

AB 33
R 3
H 8
RBI 3
BB 3
SO 8
LOB 14





Batter	1	2	3	4	5	6	7	8	9	AB	R	H	RBI	BB	SO	LOB	BOTTOM						
15 Rafael Furcal, S OBP: 0.341, SLG: 0.354																							
9 Juan Pierre, L OBP: 0.311, SLG: 0.338																							
55 Russell Martin, R OBP: 0.374, SLG: 0.492 Mike Lieberthal, R OBP: 0.271, SLG: 0.244																							
Luis Gonzalez, L OBP: 0.384, SLG: 0.471																							
5 Nomar Garciaparra, R OBP: 0.319, SLG: 0.334																							
7 James Loney, L OBP: 0.442, SLG: 0.603																							
27 Matt Kemp, R OBP: 0.502, SLG: 0.500 16 Andre Ethier, L OBP: 0.348, SLG: 0.435																							
Ramon Martinez, R OBP: 0.239, SLG: 0.190																							
Mark Hendrickson, L 50 Eric Stults, R Wes Obermueller, R 48 Lee Gardner, R Erasmio Ramirez, L 41 Chin-hui Tsao, R																							
Inning Stats	R: 3 E: 0 K: 1 S: 21	H: 5 LOB: 3 BB: 1 P: 31	R: 5 E: 0 K: 1 S: 16	H: 5 LOB: 0 BB: 0 P: 24	R: 0 E: 0 K: 0 S: 6	H: 0 LOB: 0 BB: 1 P: 10	R: 1 E: 0 K: 1 S: 12	H: 1 LOB: 3 BB: 3 P: 31	R: 0 E: 0 K: 0 S: 10	H: 1 LOB: 1 BB: 0 P: 12	R: 0 E: 0 K: 1 S: 11	H: 2 LOB: 2 BB: 0 P: 14	R: 0 E: 0 K: 0 S: 9	H: 2 LOB: 2 BB: 0 P: 10	R: 0 E: 1 K: 1 S: 11	H: 0 LOB: 1 BB: 0 P: 16	R: 0 E: 0 K: 1 S: 8	H: 0 LOB: 1 BB: 0 P: 13	1B: 14 2B: 0 3B: 0 HR: 2	SF: 0 DP: 1 HBP: 0	WP: 0 PB: 0 SB: 0 CS: 0	PA: 45	
PITCHER	IP WLS BF H R ER SO BB IBB HBP BLK WP HR S P ERA WHIP	IP WLS BF H R ER SO BB IBB HBP BLK WP HR S P ERA WHIP	IP WLS BF H R ER SO BB IBB HBP BLK WP HR S P ERA WHIP	IP WLS BF H R ER SO BB IBB HBP BLK WP HR S P ERA WHIP	IP WLS BF H R ER SO BB IBB HBP BLK WP HR S P ERA WHIP	IP WLS BF H R ER SO BB IBB HBP BLK WP HR S P ERA WHIP	IP WLS BF H R ER SO BB IBB HBP BLK WP HR S P ERA WHIP	IP WLS BF H R ER SO BB IBB HBP BLK WP HR S P ERA WHIP	IP WLS BF H R ER SO BB IBB HBP BLK WP HR S P ERA WHIP	IP WLS BF H R ER SO BB IBB HBP BLK WP HR S P ERA WHIP	IP WLS BF H R ER SO BB IBB HBP BLK WP HR S P ERA WHIP	IP WLS BF H R ER SO BB IBB HBP BLK WP HR S P ERA WHIP	IP WLS BF H R ER SO BB IBB HBP BLK WP HR S P ERA WHIP	IP WLS BF H R ER SO BB IBB HBP BLK WP HR S P ERA WHIP	IP WLS BF H R ER SO BB IBB HBP BLK WP HR S P ERA WHIP	IP WLS BF H R ER SO BB IBB HBP BLK WP HR S P ERA WHIP	IP WLS BF H R ER SO BB IBB HBP BLK WP HR S P ERA WHIP	IP WLS BF H R ER SO BB IBB HBP BLK WP HR S P ERA WHIP	IP WLS BF H R ER SO BB IBB HBP BLK WP HR S P ERA WHIP	IP WLS BF H R ER SO BB IBB HBP BLK WP HR S P ERA WHIP	IP WLS BF H R ER SO BB IBB HBP BLK WP HR S P ERA WHIP	IP WLS BF H R ER SO BB IBB HBP BLK WP HR S P ERA WHIP	IP WLS BF H R ER SO BB IBB HBP BLK WP HR S P ERA WHIP

Florida Marlins @ Los Angeles Dodgers
Dodger Stadium, Los Angeles, CA
Sun Jul 08 2007, 1:10 PM PDT
Att: 44,021 - Sunny - 80 F

AB 40
R 9
H 16
RBI 9
BB 5
SO 5
LOB 27



Batter	1	2	3	4	5	6	7	8	9	AB	R	H	RBI	BB	SO	LOB	TOP										
Nook Logan, S (1, 8) OBP: 0.299, SLG: 0.333 Tony Batista, R (8, PH) OBP: 0.280, SLG: 0.209 52 Saul Rivera, S (8, 1)	4-1 F8 S BB		0-1 P4		0-1 1B 2B		1-1 F8	0-0 F9		3	1	1	0	1	0	1	<p>Washington Nationals @ Florida Marlins Dolphin Stadium, Miami, FL Sun Jul 15 2007, 1:05 PM EDT Att: 12,119 - Partly Cloudy - 91 F</p> <p>livebaseballscorecards.com</p> <p>AB 32 R 3 H 9 RBI 3 BB 7 SO 8 LOB 22</p> 										
10 Ronnie Belliard, R (1, 4) OBP: 0.346, SLG: 0.426	4-1 G5-4-3 BB		4-0 1B BB		1-1 2B 1B		0-1 2B	1-2 P4		3	1	2	0	2	0	0											
11 Ryan Zimmerman, R (1, 5) OBP: 0.308, SLG: 0.431	1-2 F8		3-2 1B		0-3 K		2-3 K	1-3 K		5	0	1	0	0	3	5											
21 Dmitri Young, S (1, 3) OBP: 0.385, SLG: 0.508	2-2 G5-4-3		2-2 SF8		1-3 K		0-0 1B	3-3 K		4	0	1	2	0	2	4											
25 Austin Kearns, R (1, 9) OBP: 0.324, SLG: 0.366		0-0 F8	3-H F8		4-0 1B BB		0-3 K			3	0	0	0	1	1	3											
Felipe Lopez, S (1, 6) OBP: 0.296, SLG: 0.346		0-1 B1-3		0-1 F7	1-0 1B			4-0 S BB		3	0	1	1	1	0	0											
Ryan Church, L (1, 7) OBP: 0.347, SLG: 0.418	1-2 1B			1-0 F7			0-0 G6-4-3 1B	4-2 BB		3	0	2	0	1	0	0											
3 Jesus Flores, R (1, 2) OBP: 0.318, SLG: 0.321	1-1 G5-3			4-2 50 FC5-4 BB			1-1 G6-4-3	0-3 K		3	0	0	0	1	1	4											
50 Jason Simontacchi, R (1, 1) ERA: 5.15 34 Ray King, L (5, 1) D'Angelo Jimenez, S (6, PH) 49 Chris Schroder, R (6, 1) Luis Ayala, R (7, 1) Robert Fick, L (8, PH) Ryan Langerhans, L (8, 8)			0-2 1B 21 SF8 1B	3-1 FC5-4			3-3 K	0-0 P4		2	1	1	0	0	0	1											
Inning Stats	R: 0 E: 0 K: 0 S: 10	H: 0 LOB: 1 BB: 2 P: 21	R: 0 E: 0 K: 0 S: 8	H: 1 LOB: 1 BB: 0 P: 10	R: 1 E: 0 K: 0 S: 15	H: 2 LOB: 2 BB: 1 P: 25	R: 0 E: 0 K: 0 S: 7	H: 0 LOB: 1 BB: 1 P: 15	R: 1 E: 0 K: 2 S: 11	H: 3 LOB: 2 BB: 1 P: 18	R: 0 E: 0 K: 1 S: 6	H: 1 LOB: 0 BB: 0 P: 10	R: 1 E: 0 K: 2 S: 11	H: 2 LOB: 1 BB: 0 P: 14	R: 0 E: 0 K: 1 S: 8	H: 0 LOB: 2 BB: 2 P: 16		R: 0 E: 0 K: 2 S: 11	H: 0 LOB: 0 BB: 0 P: 16	1B: 7 2B: 2 3B: 0 HR: 0	SF: 1 SAC: 0 DP: 2 HBP: 0	WP: 0 PB: 0 CS: 0	PA: 40				
PITCHER	IP	WLS	BF	H	R	ER	SO	BB	IBB	HBP	BLK	WP	HR	S	P	ERA	WHIP										
Scott Olsen, L (1, 1) ERA: 5.15	5.0	W	24	6	2	2	2	5	0	0	0	0	0	51	89	3.60	2.200										
37 Remyel Pinto, L (6, 1) ERA: 3.95	1.0	H	3	1	0	0	1	0	0	0	0	0	0	6	10	0.00	1.000										
22 Matt Lindstrom, R (7, 1) ERA: 3.86	1.0	H	5	2	1	1	2	0	0	0	0	0	0	11	14	9.00	2.000										
Armando Benitez, R (8, 1) ERA: 4.5	1.0	H	5	0	0	0	1	2	0	0	0	0	0	8	16	0.00	2.000										
Kevin Gregg, R (9, 1) ERA: 3.02	1.0	S	3	0	0	0	2	0	0	0	0	0	0	11	16	0.00	0.000										

Batter	1	2	3	4	5	6	7	8	9	AB	R	H	RBI	BB	SO	LOB	BOTTOM										
2 Hanley Ramirez, R (1, 6) OBP: 0.387, SLG: 0.538	1-1 L8	4-0 IBB		1-0 2B		1-2 F9		2-3 K		4	0	1	1	1	1	0	<p>Washington Nationals @ Florida Marlins Dolphin Stadium, Miami, FL Sun Jul 15 2007, 1:05 PM EDT Att: 12,119 - Partly Cloudy - 91 F</p> <p>livebaseballscorecards.com</p> <p>AB 30 R 5 H 10 RBI 5 BB 6 SO 6 LOB 16</p> 										
6 Dan Uggla, R (1, 4) OBP: 0.319, SLG: 0.481	0-1 F8	2-3 K		3-3 K		0-0 2B		1-3 K		5	0	1	0	0	3	4											
Miguel Cabrera, R (1, 5) OBP: 0.398, SLG: 0.598	4-1 FC6 BB		0-0 HR		3-2 HR	4-0 IBB				2	2	2	2	2	0	0											
Mike Jacobs, L (1, 3) OBP: 0.331, SLG: 0.449	1-2 FC6		2-0 27 CS 2B		2-1 27 BB 1B	2-2 G3-1				4	1	2	0	0	0	3											
14 Josh Willingham, R (1, 7) OBP: 0.367, SLG: 0.475		0-0 HR	0-0 L7		3-2 P6		4-2 27 SH1-3 BB			3	1	1	1	1	0	2											
27 Jeremy Hermida, L (1, 9) OBP: 0.332, SLG: 0.443		4-2 SH1-4 4 1B BB	2 SAFE P6	1-0 P6		4-0 4 CS 1B BB		0-0 SH1-3		1	0	0	0	2	0	1											
Miguel Olivo, R (1, 2) OBP: 0.284, SLG: 0.391	1 SAFE K	3-3 K		0-1 F9	3-2 4 CS 1B		0-1 G5-3			4	0	1	1	0	1	2											
4 Alfredo Amezaga, S (1, 8) OBP: 0.330, SLG: 0.377		0-0 SH1-4 1B		0-0 2 2B 3B		0-2 G5-3		2-1 F8		4	1	2	0	0	0	3											
Scott Olsen, L (1, 1) ERA: 6.37 37 Remyel Pinto, L (6, 1) 1 Eric Reed, L (6, PH) 22 Matt Lindstrom, R (7, 1) Armando Benitez, R (8, 1) Todd Linden, S (8, PH) Kevin Gregg, R (9, 1)		0-0 SH1-4		2-3 K		2-2 P3		0-0 G6-3		1	0	0	0	0	0	1											
Inning Stats	R: 0 E: 0 K: 0 S: 8	H: 0 LOB: 1 BB: 1 P: 14	R: 1 E: 0 K: 2 S: 13	H: 2 LOB: 3 BB: 2 P: 26	R: 1 E: 0 K: 0 S: 4	H: 2 LOB: 0 BB: 0 P: 7	R: 1 E: 0 K: 2 S: 11	H: 2 LOB: 1 BB: 0 P: 17	R: 2 E: 0 K: 0 S: 17	H: 3 LOB: 1 BB: 1 P: 32	R: 0 E: 0 K: 0 S: 13	H: 1 LOB: 2 BB: 1 P: 22	R: 0 E: 0 K: 0 S: 7	H: 0 LOB: 1 BB: 1 P: 13	R: 0 E: 0 K: 2 S: 7	H: 0 LOB: 0 BB: 0 P: 10		R: 0 E: 0 K: 2 S: 7	H: 0 LOB: 0 BB: 0 P: 10	1B: 3 2B: 3 3B: 1 HR: 3	SF: 0 SAC: 2 DP: 0 HBP: 0	WP: 0 PB: 0 CS: 3	PA: 38				
PITCHER	IP	WLS	BF	H	R	ER	SO	BB	IBB	HBP	BLK	WP	HR	S	P	ERA	WHIP										
50 Jason Simontacchi, R (1, 1) ERA: 5.01	4.1	L	25	9	5	5	4	3	1	0	0	0	0	4	4	0.00	0.000										
49 Chris Schroder, R (6, 1) ERA: 1.46	1.0	5	1	0	0	0	0	0	1	0	0	0	0	13	22	0.00	1.000										
Luis Ayala, R (7, 1) ERA: 3.12	1.0	4	0	0	0	0	0	1	0	0	0	0	0	7	13	0.00	1.000										
52 Saul Rivera, R (8, 1) ERA: 3.61	1.0	3	0	0	0	2	0	0	0	0	0	0	0	7	10	0.00	0.000										

Batter	1	2	3	4	5	6	7	8	9	AB	R	H	RBI	BB	SO	LOB	TOP					
7 Adam Kennedy, L (1,4) OBP: 0.295, SLG: 0.300	G6-3		55 2B	G3			P4		G4-3	5	0	1	0	0	0	2						
55 Skip Schumaker, L (1,8) OBP: 0.352, SLG: 0.413	F8		2B				G1			4	0	1	0	0	0	0						
5 Albert Pujols, R (1,3) OBP: 0.415, SLG: 0.548			G6-3				F8			3	0	1	0	1	0	2						
16 Chris Duncan, L (1,7) OBP: 0.385, SLG: 0.562	K						G5-3		K	3	0	0	0	1	2	2						
27 Scott Rolen, R (1,5) OBP: 0.338, SLG: 0.371			K						K	4	0	1	0	0	3	4						
43 Juan Encarnacion, R (1,9) OBP: 0.307, SLG: 0.460			4 CS				G5-4-3		F8	3	0	0	0	1	0	5						
4 Yadier Molina, R (1,2) OBP: 0.325, SLG: 0.322									F8	3	0	1	0	1	1	0						
Aaron Miles, S (1,6) OBP: 0.322, SLG: 0.320			E9				F7		E3	4	0	1	0	0	1	1						
48 Brad Thompson, R (1,1) David Eckstein, R (7,PH) 36 Russ Springer, R (7,1) 61 Troy Cate, L (7,1) 33 Andy Cavazos, R (8,1) 47 Ryan Ludwick, R (8,PH)			K						K	2	0	1	0	0	1	2						
Inning Stats	R: 0 E: 0 K: 1 S: 10	H: 0 LOB: 1 BB: 1 P: 17	R: 0 E: 1 K: 2 S: 15	H: 2 LOB: 2 BB: 1 P: 23	R: 0 E: 0 K: 1 S: 15	H: 2 LOB: 3 BB: 1 P: 26	R: 0 E: 0 K: 2 S: 18	H: 1 LOB: 1 BB: 0 P: 24	R: 0 E: 0 K: 0 S: 6	H: 0 LOB: 0 BB: 0 P: 8	R: 0 E: 0 K: 1 S: 11	H: 1 LOB: 1 BB: 1 P: 18	R: 0 E: 0 K: 1 S: 5	H: 0 LOB: 0 BB: 0 P: 7	R: 0 E: 0 K: 2 S: 14	H: 1 LOB: 1 BB: 0 P: 19	R: 0 E: 1 K: 1 S: 14	H: 0 LOB: 1 BB: 0 P: 19	1B: 6 2B: 1 3B: 0 HR: 0	SF: 0 SAC: 0 DP: 1 HBP: 0	WP: 0 PB: 0 SB: 0 CS: 1	PA: 37
PITCHER	IP	WLS	BF	H	R	ER	SO	BB	IBB	HBP	BLK	WP	HR	S	P	ERA	WHIP					
56 Rick Van Den Hurk, R (1,1) ERA: 7.15	5.0	W 22	25	5	0	0	6	2	1	0	0	0	0	64	98	0.00	1.400					
32 Justin Miller, R (6,1) ERA: 2.12	1.0	H 4	1	0	0	0	1	0	0	0	0	0	0	11	18	0.00	2.000					
22 Matt Lindstrom, R (7,1) ERA: 3.76	1.0	H 3	0	0	0	1	0	0	0	0	0	0	5	7	0.00	0.000						
Armando Benitez, R (8,1) ERA: 4.37	1.0	H 4	1	0	0	2	0	0	0	0	0	0	14	19	0.00	1.000						
48 Lee Gardner, R (9,1) ERA: 3.21	0.2	H 3	0	0	0	1	0	0	0	0	0	0	9	14	0.00	0.000						
57 Taylor Tankersley, L (9,1) ERA: 6.48	0.1	W 1	0	0	0	0	0	0	0	0	0	0	0	5	5	0.00	0.000					

St. Louis Cardinals @ Florida Marlins
Dolphin Stadium, Miami, FL
Tue Jul 17 2007, 7:05 PM EDT
Att: 12,475 - Partly Cloudy - 87 F

AB 33
R 0
H 7
RBI 0
BB 4
SO 10
LOB 19



Batter	1	2	3	4	5	6	7	8	9	AB	R	H	RBI	BB	SO	LOB	BOTTOM				
2 Hanley Ramirez, R (1,6) OBP: 0.388, SLG: 0.545	G5-4-3		2B				G1-3			3	1	2	3	1	0	1					
6 Dan Uggla, R (1,4) OBP: 0.320, SLG: 0.476	G5-4-3		2B				G5-3			3	0	1	1	1	0	1					
Miguel Cabrera, R (1,5) OBP: 0.400, SLG: 0.602			G5-4-3				BB			2	0	1	0	1	0	2					
Mike Jacobs, L (1,3) OBP: 0.339, SLG: 0.454	K						L1			3	0	1	0	1	1	2					
14 Josh Willingham, R (1,7) OBP: 0.365, SLG: 0.466			HBP				K		K	3	0	0	0	0	3	3					
27 Jeremy Hermida, L (1,9) OBP: 0.333, SLG: 0.440			F8				F7		F8	4	0	1	0	0	0	1					
Miguel Olivo, R (1,2) OBP: 0.260, SLG: 0.385			G5-4-3				F8		K	4	0	0	0	0	1	2					
4 Alfredo Amezaga, S (1,8) OBP: 0.331, SLG: 0.377			56 SH3-4				F7		K	4	1	2	0	0	1	0					
56 Rick Van Den Hurk, R (1,1) Joe Borcherds, S (5,PH) 32 Justin Miller, R (6,1) 22 Matt Lindstrom, R (7,1) Todd Linden, S (7,PH) Armando Benitez, R (8,1) 48 Lee Gardner, R (9,1) 57 Taylor Tankersley, L (9,1)			2B				SH3-4		G1-3	0	0	0	0	0	0	0					
Inning Stats	R: 0 E: 0 K: 1 S: 11	H: 0 LOB: 0 BB: 0 P: 20	R: 0 E: 0 K: 0 S: 8	H: 0 LOB: 0 BB: 0 P: 12	R: 1 E: 0 K: 0 S: 6	H: 2 LOB: 1 BB: 1 P: 11	R: 0 E: 0 K: 1 S: 10	H: 2 LOB: 1 BB: 0 P: 13	R: 2 E: 0 K: 0 S: 12	H: 3 LOB: 1 BB: 0 P: 20	R: 0 E: 0 K: 1 S: 11	H: 0 LOB: 0 BB: 0 P: 17	R: 1 E: 0 K: 1 S: 17	H: 3 LOB: 3 BB: 2 P: 32	R: 0 E: 0 K: 2 S: 9	H: 0 LOB: 0 BB: 0 P: 13	1B: 7 2B: 2 3B: 0 HR: 1	SF: 0 SAC: 1 DP: 3 HBP: 2	WP: 0 PB: 0 SB: 0 CS: 1	PA: 35	
PITCHER	IP	WLS	BF	H	R	ER	SO	BB	IBB	HBP	BLK	WP	HR	S	P	ERA	WHIP				
48 Brad Thompson, R (1,1) ERA: 5.06	6.0	L 25	25	7	3	3	3	2	0	2	0	0	0	11	21	4.50	1.500				
36 Russ Springer, R (7,1) ERA: 3.03	0.2	H 3	1	1	0	1	0	1	0	0	0	0	0	6	11	0.00	3.000				
61 Troy Cate, L (7,1) ERA: 1.23	0.1	H 2	0	0	0	1	1	0	0	0	0	0	0	9	13	0.00	0.000				
33 Andy Cavazos, R (8,1) ERA: 6.28	1.0	H 3	0	0	0	2	0	0	0	0	0	0	0	9	13	0.00	0.000				

St. Louis Cardinals @ Florida Marlins
Dolphin Stadium, Miami, FL
Tue Jul 17 2007, 7:05 PM EDT
Att: 12,475 - Partly Cloudy - 87 F

AB 28
R 4
H 10
RBI 4
BB 4
SO 6
LOB 12



Batter	1	2	3	4	5	6	7	8	9	AB	R	H	RBI	BB	SO	LOB	TOP					
David Eckstein, R (1, 6) OBP: 0.351, SLG: 0.379	F9	2B 43 1B	HBP			G6-3		1B		4	1	2	0	0	0	0						
So Taguchi, R (1, 8) OBP: 0.352, SLG: 0.381	5 WP 2B	43 1B	G4-3			43 BB		F8		4	2	2	2	1	0	4						
5 Albert Pujols, R (1, 3) OBP: 0.418, SLG: 0.551	43 2B	43 1B 47 G1-3-2				4 43 G5-3 1B		P3		4	1	2	1	1	1	2						
43 Juan Encarnacion, R (1, 9) OBP: 0.319, SLG: 0.471	2H 2B							F7		4	0	3	3	1	0	1						
47 Ryan Ludwick, R (1, 7) OBP: 0.277, SLG: 0.485	K	G1-3-2				K		FC6-4		5	0	0	0	0	3	7						
4 Yadier Molina, R (1, 2) OBP: 0.316, SLG: 0.313	K					K				5	0	0	0	0	3	3						
Aaron Miles, S (1, 4) OBP: 0.328, SLG: 0.320										3	1	1	0	2	2	0						
13 Brendan Ryan, R (1, 5) OBP: 0.340, SLG: 0.413										4	1	2	0	0	2	1						
Kip Wells, R (1, 1) OBP: 0.273, SLG: 0.394										4	0	0	0	0	2	5						
Troy Percival, R (9, 1)										0	0	0	0	0	0	0						
Inning Stats	R: 2 E: 0 K: 2 S: 15	H: 3 LOB: 1 BB: 0 P: 24	R: 4 E: 0 K: 1 S: 14	H: 4 LOB: 1 BB: 2 P: 30	R: 0 E: 0 K: 1 S: 13	H: 2 LOB: 3 BB: 0 P: 20	R: 0 E: 0 K: 1 S: 9	H: 2 LOB: 1 BB: 0 P: 9	R: 0 E: 0 K: 2 S: 8	H: 0 LOB: 0 BB: 0 P: 11	R: 0 E: 0 K: 1 S: 13	H: 0 LOB: 1 BB: 1 P: 24	R: 0 E: 0 K: 2 S: 8	H: 0 LOB: 1 BB: 1 P: 14	R: 0 E: 0 K: 0 S: 11	H: 1 LOB: 1 BB: 0 P: 19	R: 0 E: 0 K: 3 S: 11	H: 0 LOB: 0 BB: 0 P: 14	1B: 9 2B: 4 3B: 0 HR: 0	SF: 0 SAC: 0 DP: 2 HBP: 1	WP: 1 PB: 0 SB: 0 CS: 0	PA: 43
PITCHER	IP WLS BF H R ER SO BB IBB HBP BLK WP HR S P ERA WHIP																					
Dontrelle Willis, L (1, 1) ERA: 5.13	3.0 L 22 11 6 6 4 1 1 1 0 1 0 0 26 40 18.00 4.000																					
37 Rencyel Pinto, L (4, 1) ERA: 3.61	3.0 0 10 0 0 0 4 2 0 0 0 0 0 26 40 0.00 0.667																					
48 Lee Gardner, R (7, 1) ERA: 3.03	2.0 8 1 0 0 2 1 0 0 0 0 0 0 19 33 0.00 1.000																					
Kevin Gregg, R (9, 1) ERA: 2.96	1.0 3 0 0 0 3 0 0 0 0 0 0 0 11 14 0.00 0.000																					

St. Louis Cardinals @ Florida Marlins
Dolphin Stadium, Miami, FL
Wed Jul 18 2007, 7:05 PM EDT
Att: 12,819 - Clear - 88 F

livebaseballscores.com

AB 37
R 6
H 12
RBI 6
BB 5
SO 13
LOB 23



Batter	1	2	3	4	5	6	7	8	9	AB	R	H	RBI	BB	SO	LOB	BOTTOM					
2 Hanley Ramirez, R (1, 6) OBP: 0.384, SLG: 0.540	F9		F7			K		G5-3		4	0	0	0	0	1	2						
4 Alfredo Amezaga, S (1, 4) OBP: 0.327, SLG: 0.372	L8		FC4			G4-3				4	0	0	0	0	1	1						
Miguel Cabrera, R (1, 5) OBP: 0.404, SLG: 0.606						G3 14 FC5				3	0	2	0	1	1	0						
Mike Jacobs, L (1, 3) OBP: 0.332, SLG: 0.444	G1-3					G3				4	0	0	0	0	1	3						
14 Josh Willingham, R (1, 7) OBP: 0.366, SLG: 0.465						FC5		L6		3	0	1	0	1	0	1						
27 Jeremy Hermida, L (1, 9) OBP: 0.332, SLG: 0.433			G6-4-3			G4-3		G6-3		3	0	0	0	1	0	2						
Miguel Olivo, R (1, 2) OBP: 0.256, SLG: 0.380			G5-3			G5-3				4	0	0	0	0	2	3						
1 Eric Reed, L (1, 8) OBP: 0.143, SLG: 0.100						L6		G4-3		3	0	0	0	0	0	0						
Dontrelle Willis, L (1, 1) OBP: 0.265, SLG: 0.233						G5-3				0	0	0	0	1	0	0						
37 Rencyel Pinto, L (4, 1) ERA: 3.61										1	0	0	0	0	0	0						
48 Lee Gardner, R (7, 1) ERA: 3.03										0	0	0	0	0	0	0						
Todd Linden, S (8, PH) OBP: 0.302, SLG: 0.292										0	0	0	0	0	0	0						
Kevin Gregg, R (9, 1) ERA: 2.96										0	0	0	0	0	0	0						
Inning Stats	R: 0 E: 0 K: 0 S: 9	H: 0 LOB: 1 BB: 1 P: 15	R: 0 E: 0 K: 0 S: 5	H: 1 LOB: 0 BB: 0 P: 7	R: 0 E: 0 K: 0 S: 11	H: 0 LOB: 1 BB: 1 P: 18	R: 0 E: 0 K: 0 S: 6	H: 1 LOB: 1 BB: 0 P: 10	R: 0 E: 0 K: 0 S: 9	H: 0 LOB: 0 BB: 0 P: 14	R: 0 E: 0 K: 2 S: 8	H: 0 LOB: 0 BB: 0 P: 14	R: 0 E: 0 K: 1 S: 7	H: 0 LOB: 0 BB: 0 P: 11	R: 0 E: 0 K: 1 S: 9	H: 0 LOB: 1 BB: 0 P: 14	R: 0 E: 0 K: 2 S: 13	H: 1 LOB: 3 BB: 2 P: 24	1B: 2 2B: 1 3B: 0 HR: 0	SF: 0 SAC: 0 DP: 1 HBP: 1	WP: 0 PB: 0 SB: 0 CS: 0	PA: 34
PITCHER	IP WLS BF H R ER SO BB IBB HBP BLK WP HR S P ERA WHIP																					
Kip Wells, R (1, 1) ERA: 5.75	8.0 W 28 2 0 0 4 2 0 0 0 0 0 0 13 24 0.00 0.500																					
Troy Percival, R (9, 1) ERA: 1.04	1.0 6 1 0 0 2 2 0 0 0 0 0 0 13 24 0.00 3.000																					

St. Louis Cardinals @ Florida Marlins
Dolphin Stadium, Miami, FL
Wed Jul 18 2007, 7:05 PM EDT
Att: 12,819 - Clear - 88 F

livebaseballscores.com

AB 29
R 0
H 3
RBI 0
BB 4
SO 6
LOB 12



Batter	1	2	3	4	5	6	7	8	9	AB	R	H	RBI	BB	SO	LOB	TOP					
6 Ryan Freel, R OBP: 0.304, SLG: 0.364	G1-3	1B															Cincinnati Reds @ Florida Marlins Dolphin Stadium, Miami, FL Thu Jul 19 2007, 7:05 PM EDT Att: 10,344 - Clear - 88 F					
Scott Hatteberg, L OBP: 0.406, SLG: 0.465	1B	G4-3			G3-1		1B	L7		3	1	0	0	2	0							
Ken Griffey Jr., L OBP: 0.391, SLG: 0.549	L7		G5-3		G3		K	G1-3		5	0	0	0	0	1	4						
4 Brandon Phillips, R OBP: 0.329, SLG: 0.488	1B	1B	L7		L7	58 S	K		K	5	1	2	0	0	2	3						
Adam Dunn, L OBP: 0.360, SLG: 0.544	E9		L6		L6		K			4	1	1	1	0	1	4						
56 Todd Coffey, R OBP: 0.319, SLG: 0.390	2B						F8		P6	0	0	0	0	0	0	0						
25 David Weathers, R	1B									1	0	0	0	0	0	0						
Javier Valentin, S	2B				G3		F8		K	5	1	2	1	0	1	1						
28 Edwin Encarnación, R	P3				K			2B		4	1	2	0	0	1	1						
58 Pedro Lopez, R			G6-3							3	0	1	0	0	0	2						
40 Jon Coutangus, L					1B					0	0	0	0	0	0	0						
30 Norris Hopper, R										1	1	1	1	0	0	0						
31 Matt Belisle, R										2	0	0	0	0	2	1						
51 Jared Burton, R										0	0	0	0	0	0	0						
27 Jeff Keppinger, R								SH5-4		1	0	1	0	0	0	0						
Inning Stats	R: 3 E: 1 K: 0 S: 11	H: 3 LOB: 1 BB: 1 P: 22	R: 0 E: 0 K: 1 S: 11	H: 1 LOB: 0 BB: 0 P: 16	R: 0 E: 0 K: 0 S: 6	H: 0 LOB: 0 BB: 0 P: 7	R: 0 E: 0 K: 2 S: 11	H: 1 LOB: 1 BB: 0 P: 15	R: 0 E: 0 K: 0 S: 4	H: 0 LOB: 0 BB: 0 P: 8	R: 0 E: 0 K: 1 S: 10	H: 2 LOB: 2 BB: 1 P: 17	R: 0 E: 0 K: 2 S: 14	H: 2 LOB: 3 BB: 1 P: 24	R: 4 E: 0 K: 0 S: 17	H: 4 LOB: 0 BB: 0 P: 24	R: 0 E: 0 K: 2 S: 7	H: 0 LOB: 0 BB: 0 P: 11	1B: 9 2B: 3 3B: 0 HR: 1	SF: 0 SAC: 1 DP: 0 HBP: 1	WP: 0 PB: 0 SB: 3 CS: 1	PA: 42
PITCHER	IP WLS BF H R ER SO BB IBB HBP BLK WP HR S P ERA WHIP																					
52 Sergio Mitre, R	(1, 1) 6.0 28 9 3 2 4 1 0 1 0 0 0 0 58 93 3.00 1.667																					
57 Taylor Tankersley, L	(7, 1) 0.1 H 2 0 0 0 1 1 0 0 0 0 0 0 4 8 0.00 3.000																					
32 Justin Miller, R	(7, 1) 0.2 H 2 0 0 0 1 0 0 0 0 0 0 0 5 8 0.00 0.000																					
Armando Benitez, R	(8, 1) 1.0 L 7 4 4 4 0 0 0 0 0 0 0 1 17 24 36.00 4.000																					
48 Lee Gardner, R	(9, 1) 1.0 3 0 0 0 2 0 0 0 0 0 0 0 7 11 0.00 0.000																					

AB	38
R	7
H	13
RBI	6
BB	2
SO	8
LOB	18



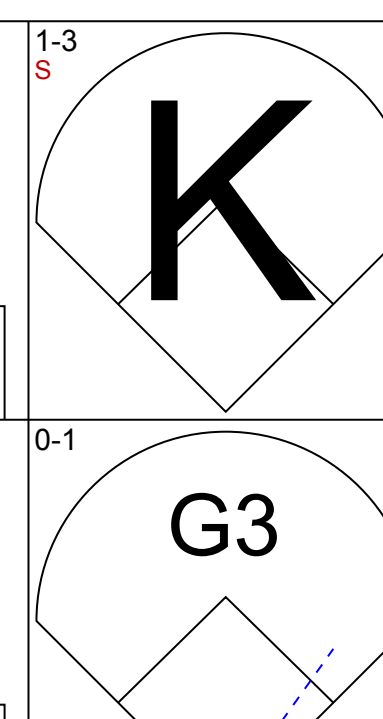
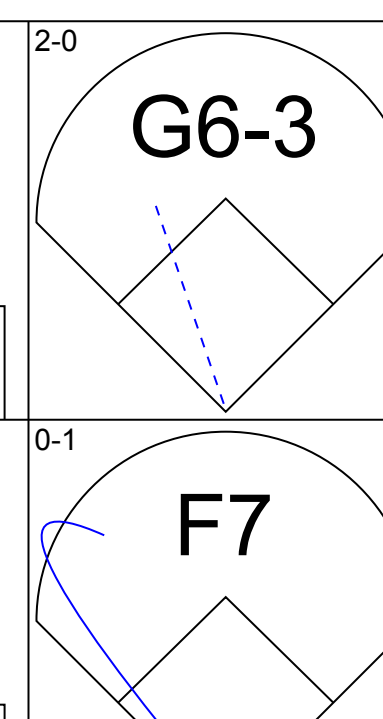
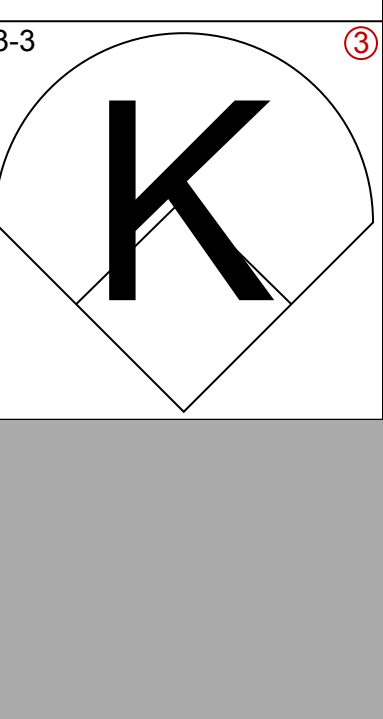
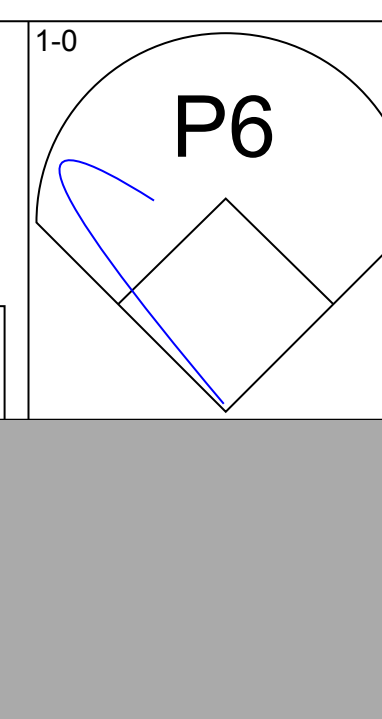
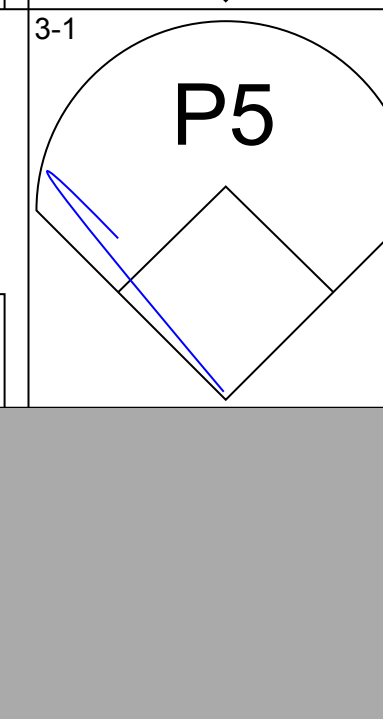
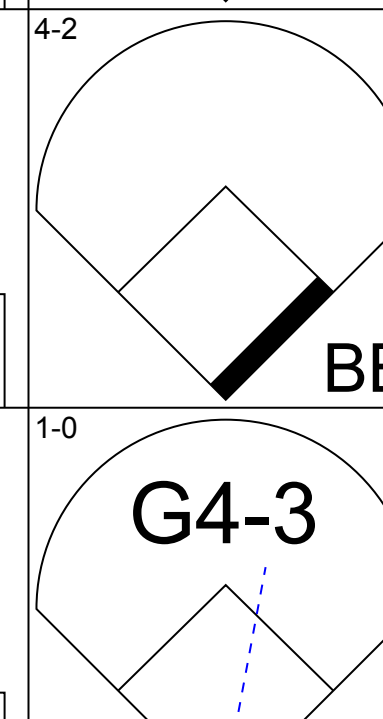
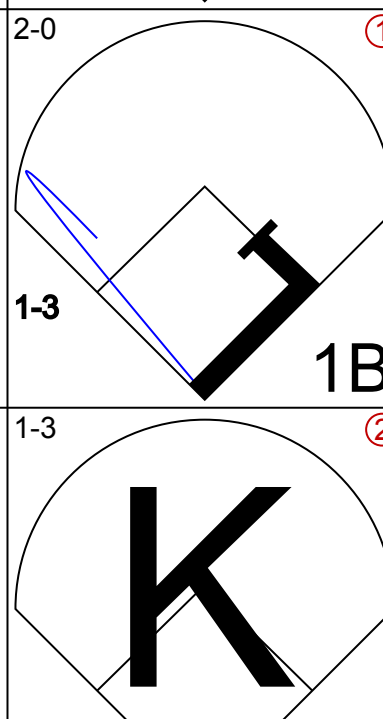
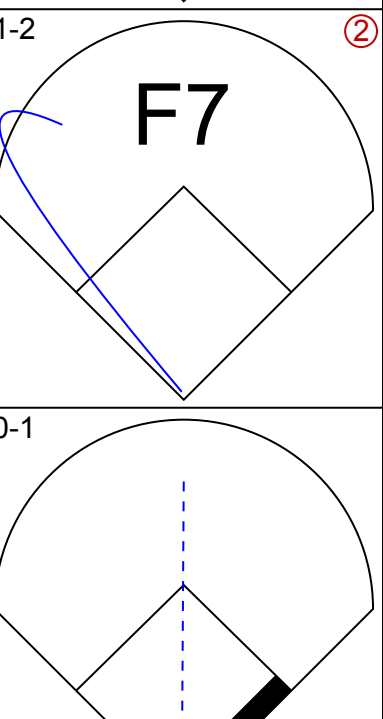


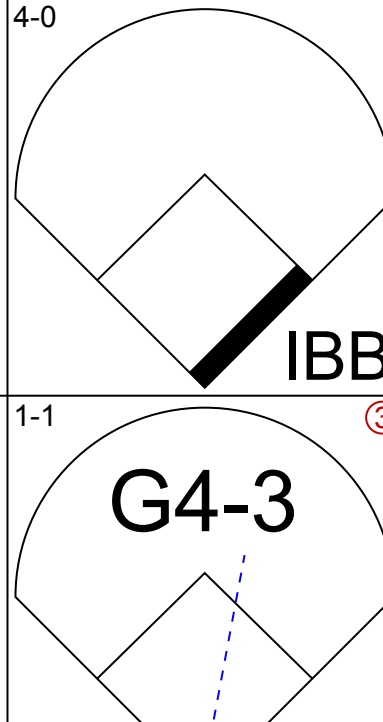

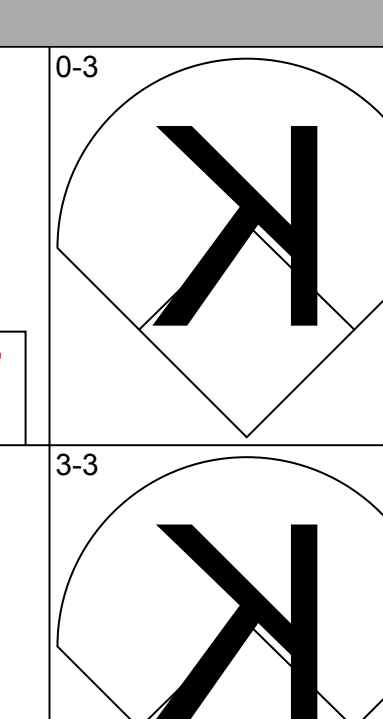
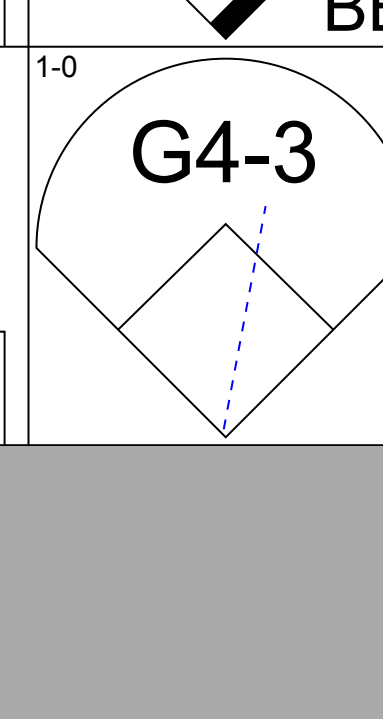
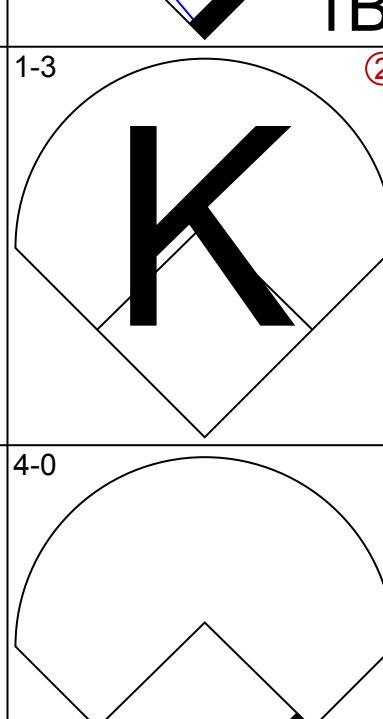
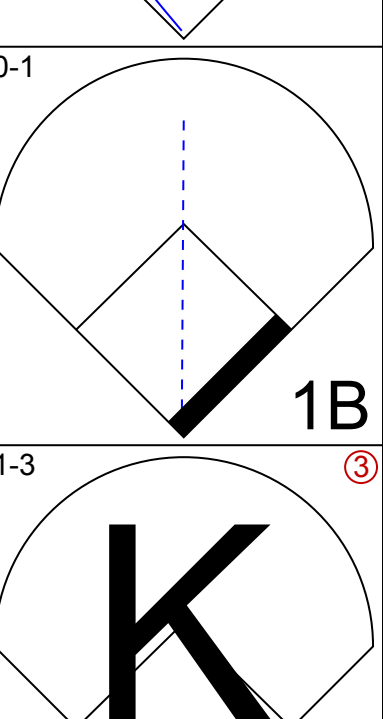
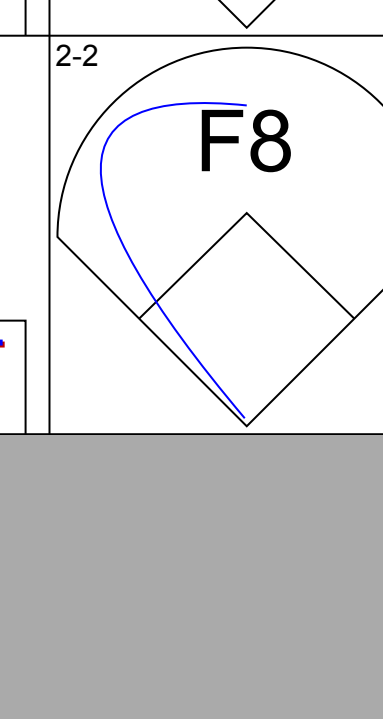
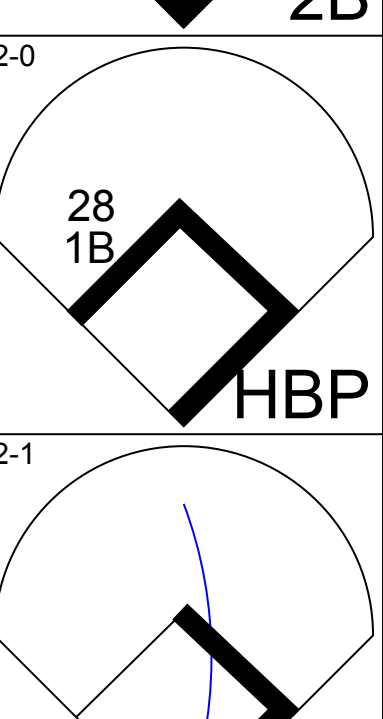
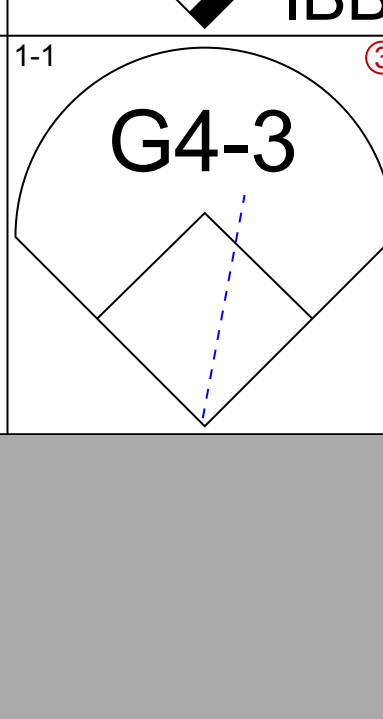


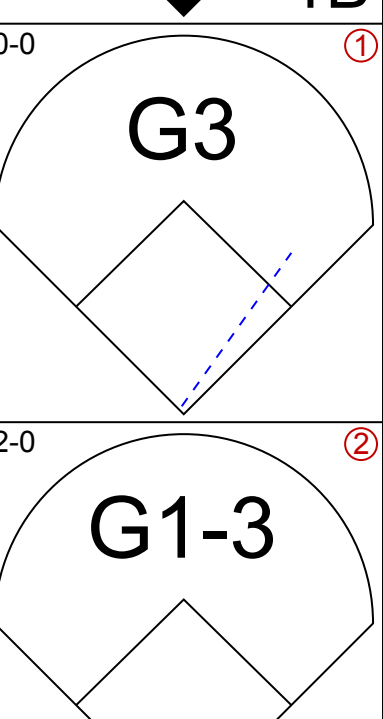

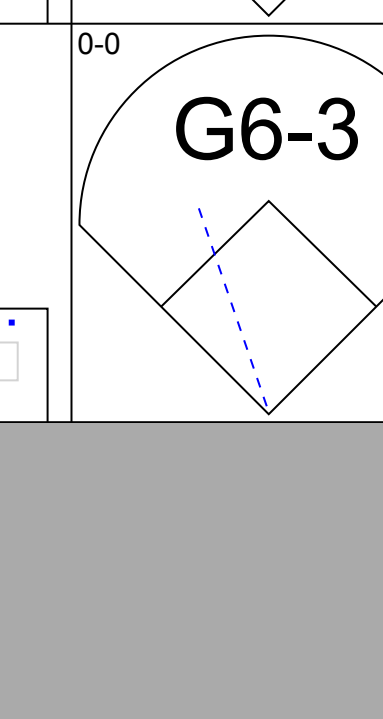
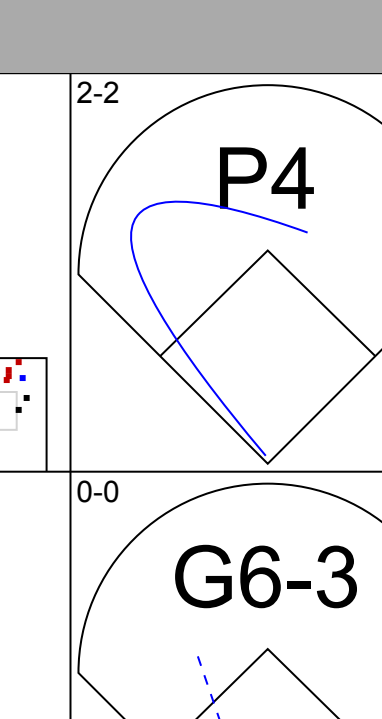
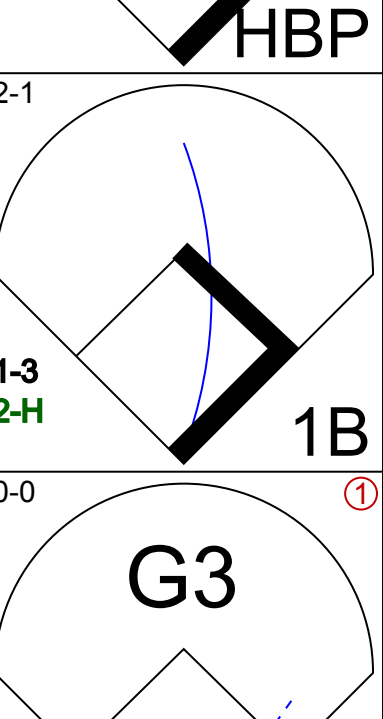
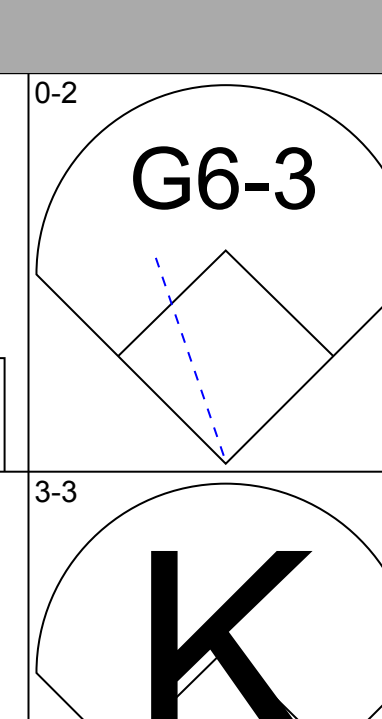
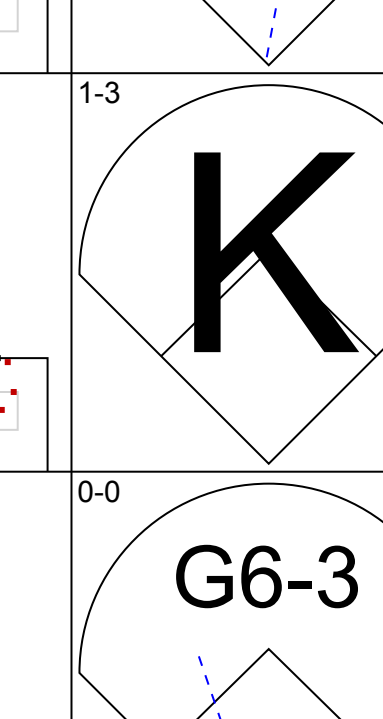
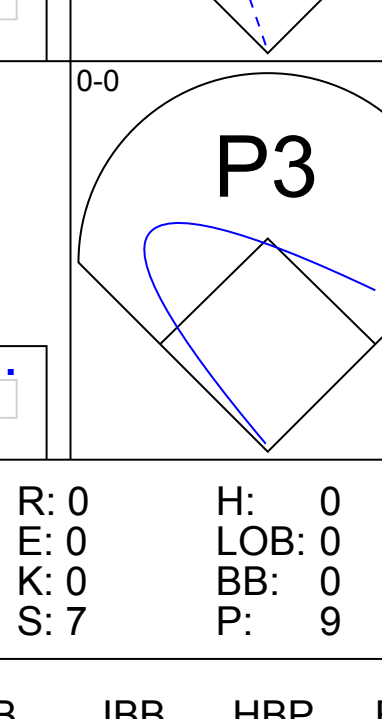
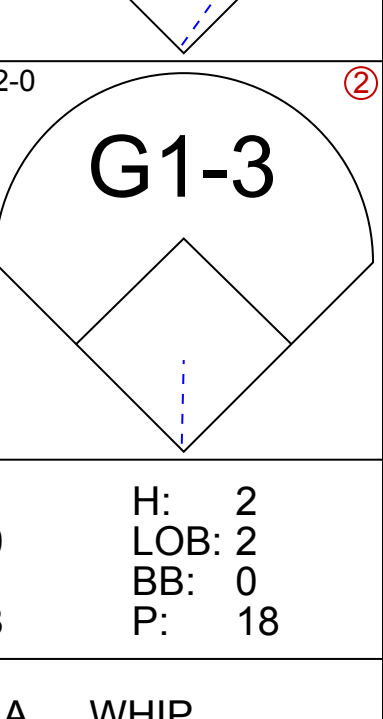
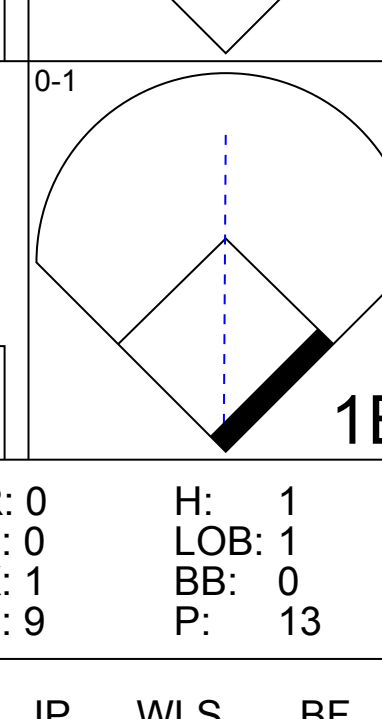
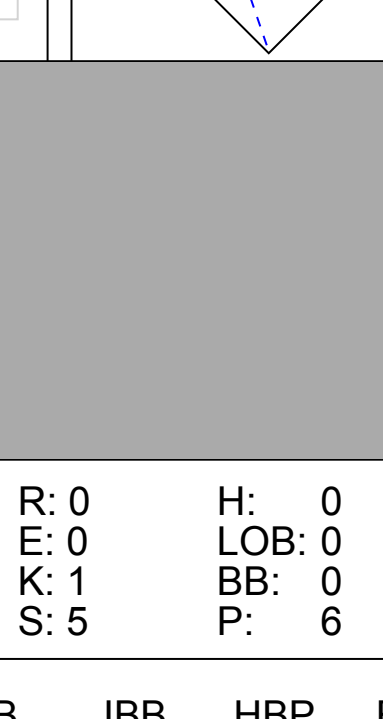

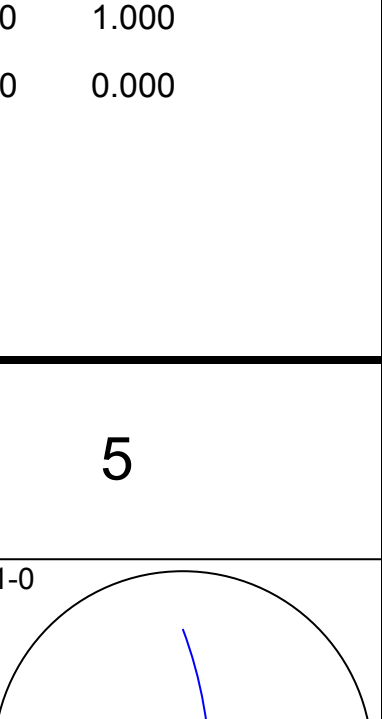
Batter	1	2	3	4	5	6	7	8	9	AB	R	H	RBI	BB	SO	LOB	BOTTOM					
2 Hanley Ramirez, R OBP: 0.384, SLG: 0.538	2B	E9															Cincinnati Reds @ Florida Marlins Dolphin Stadium, Miami, FL Thu Jul 19 2007, 7:05 PM EDT Att: 10,344 - Clear - 88 F					
6 Dan Uggla, R OBP: 0.321, SLG: 0.478	L6									5	0	2	1	0	2	2						
Miguel Cabrera, R OBP: 0.401, SLG: 0.603	2B		G4-3		G5-3					5	0	1	0	0	1	3						
Mike Jacobs, L	K		G4-3							4	0	1	0	0	1	2						
Jason Wood, R					F7					0	0	0	0	1	0	0						
14 Josh Willingham, R OBP: 0.369, SLG: 0.473										3	1	1	1	2	1	1						
27 Jeremy Hermida, L OBP: 0.336, SLG: 0.439										2	1	1	0	1	0	3						
12 Cody Ross, R OBP: 0.387, SLG: 0.630										1	0	0	0	1	1	1						
Miguel Olivo, R OBP: 0.259, SLG: 0.390										5	2	2	2	0	1	4						
4 Alfredo Amezaga, S										4	1	2	0	0	0	1						
52 Sergio Mitre, R										2	0	0	0	0	2	3						
57 Taylor Tankersley, L										0	0	0	0	0	0	0						
32 Justin Miller, R										0	0	0	0	0	0	0						
Armando Benitez, R										0	0	0	0	0	0	0						
Todd Linden, S										1	0	0	0	0	0	1						
48 Lee Gardner, R										0	0	0	0	0	0	0						
Inning Stats	R: 0 E: 0 K: 1 S: 15	H: 2 LOB: 3 BB: 1 P: 22	R: 1 E: 1 K: 1 S: 12	H: 2 LOB: 1 BB: 0 P: 17	R: 0 E: 0 K: 1 S: 6	H: 0 LOB: 0 BB: 0 P: 10	R: 3 E: 1 K: 2 S: 13	H: 3 LOB: 1 BB: 0 P: 18	R: 1 E: 0 K: 1 S: 12	H: 2 LOB: 2 BB: 1 P: 21	R: 0 E: 0 K: 2 S: 11	H: 0 LOB: 0 BB: 0 P: 15	R: 0 E: 0 K: 0 S: 9	H: 1 LOB: 1 BB: 2 P: 21	R: 0 E: 0 K: 1 S: 13	H: 2 LOB: 2 BB: 0 P: 20	R: 0 E: 0 K: 2 S: 11	H: 0 LOB: 1 BB: 1 P: 22	1B: 7 2B: 3 3B: 0 HR: 2	SF: 0 SAC: 1 DP: 1 HBP: 0	WP: 0 PB: 0 SB: 0 CS: 0	PA: 43
PITCHER	IP WLS BF H R ER SO BB IBB HBP BLK WP HR S P ERA WHIP																					
31 Matt Belisle, R	(1, 1) 4.2 26 9 5 4 5 2 0 0 0 0 0 0 14 18 0.00 0.000																					
51 Jared Burton, R	(5, 1) 1.1 4 0 0 0 3 0 0 0 0 0 0 0 14 18 0.00 0.000																					
40 Jon Coutangus, L	(7, 1) 0.1 3 1 0 0 0 2 0 0 0 0 0 0 5 15 0.00 9.000																					
56 Todd Coffey, R	(7, 1) 1.2 W 6 2 0 0 1 0 0 0 0 0 0 0 17 26 0.00 1.200																					
25 David Weathers, R	(9, 1) 1.0 S 4 0 0 0 2 1 0 0 0 0 0 0 11 22 0.00 1.000																					



Batter	1	2	3	4	5	6	7	8	9	AB	R	H	RBI	BB	SO	LOB	TOP					
6 Ryan Freel, R OBP: 0.307, SLG: 0.361	4-2 CS 30 SH1-3 BB			1-1 F7		3-1 G5-3		1-0 HBP		2	0	0	0	1	0	1	Cincinnati Reds @ Florida Marlins Dolphin Stadium, Miami, FL Fri Jul 20 2007, 7:05 PM EDT Att: 15,313 - Clear - 79 F					
30 Norris Hopper, R OBP: 0.316, SLG: 0.326	0-0 SH1-3			2-3 K		0-0 L4		0-0 G4-6-3		3	0	0	0	0	1	3						
Jeff Conine, R OBP: 0.323, SLG: 0.411	3-2 P4			1-2 HR			2-1 P4		0-1 G6-4-3 1B	4	1	2	1	0	0	1						
4 Brandon Phillips, R OBP: 0.328, SLG: 0.494		1-2 L7		0-3 K			0-0 HR		0-1 G6-4-3	4	1	1	1	0	1	1						
Adam Dunn, L OBP: 0.361, SLG: 0.542		2-2 G6-3			1-3 K		0-1 1B		4-2 28 FC5-4 BB	3	0	1	0	1	1	0						
28 Edwin Encarnación, R OBP: 0.350, SLG: 0.370		2-2 F7			0-0 P6		0-0 F7		1-2 FC5-4	4	0	0	0	0	0	2						
26 David Ross, R OBP: 0.241, SLG: 0.380			1-2 G5-3		2-2 F7		2-0 F9			3	0	0	0	0	0	1						
58 Pedro Lopez, R OBP: 0.240, SLG: 0.280			2-3 K			1-0 SH1-4 1B		2-2 F8		3	0	1	0	0	1	0						
Kyle Lohse, R OBP: 0.176, SLG: 0.156			1-2 K			0-2 SH1-4		3-1 6 HBP 1B		1	0	0	0	0	1	0						
51 Jared Burton, R OBP: 0.408, SLG: 0.467						1-2				0	0	0	0	0	0	0						
Ricky Stone, R										0	0	0	0	0	0	0						
Inning Stats	R: 0 E: 0 K: 0 S: 7	H: 0 LOB: 0 BB: 1 P: 14	R: 0 E: 0 K: 0 S: 11	H: 0 LOB: 0 BB: 0 P: 16	R: 0 E: 0 K: 2 S: 10	H: 0 LOB: 0 BB: 0 P: 14	R: 1 E: 0 K: 2 S: 12	H: 1 LOB: 0 BB: 0 P: 16	R: 0 E: 0 K: 1 S: 8	H: 0 LOB: 0 BB: 0 P: 11	R: 0 E: 0 K: 0 S: 7	H: 1 LOB: 1 BB: 0 P: 11	R: 1 E: 0 K: 0 S: 7	H: 2 LOB: 1 BB: 0 P: 11	R: 0 E: 0 K: 0 S: 7	H: 1 LOB: 1 BB: 1 P: 13	R: 0 E: 0 K: 0 S: 10	H: 1 LOB: 1 BB: 1 P: 15	1B: 4 2B: 0 3B: 0 HR: 2	SF: 0 SAC: 2 DP: 2 HBP: 1	WP: 0 PA: 33 PB: 0 SB: 0 CS: 1	
PITCHER	IP WLS BF H R ER SO BB IBB HBP BLK WP HR S P ERA WHIP	7.0 W 25 4 2 2 5 1 0 0 0 0 2 62 93 2.57 0.714	1.0 4 1 0 0 0 0 0 0 1 0 0 0 7 13 0.00 1.000	1.0 4 1 0 0 0 1 0 0 0 0 0 0 10 15 0.00 2.000																		

Batter	1	2	3	4	5	6	7	8	9	AB	R	H	RBI	BB	SO	LOB	BOTTOM				
2 Hanley Ramirez, R OBP: 0.387, SLG: 0.546	1-1 6 1B		0-1 HR		1 SAFE 3-3 K		1-0 F9	0-2 2B		5	1	3	2	0	1	3	Cincinnati Reds @ Florida Marlins Dolphin Stadium, Miami, FL Fri Jul 20 2007, 7:05 PM EDT Att: 15,313 - Clear - 79 F				
6 Dan Uggla, R OBP: 0.324, SLG: 0.490	0-2 G4-6-3 1B		0-0 L6			1-1 HR	1-0 1B	0-1 G5-3		5	2	3	3	0	0	2					
Miguel Cabrera, R OBP: 0.402, SLG: 0.610	1-2 K		0-0 HR			1-1 F	0-1 2B			4	1	2	3	0	1	2					
Mike Jacobs, L OBP: 0.323, SLG: 0.430	1-2 G4-6-3		1-1 F8			2-0 F8	2-0 F8			4	0	0	0	0	0	3					
Jason Wood, R OBP: 0.293, SLG: 0.420	1-2 G4-6-3									0	0	0	0	0	0	0					
14 Josh Willingham, R OBP: 0.371, SLG: 0.470		1-1 F8				0-1 G6-3		4-2 HR HBP		2	1	0	0	0	0	0					
32 Justin Miller, R										0	0	0	0	0	0	0					
27 Jeremy Hermida, L OBP: 0.330, SLG: 0.430		2-1 G4-3				2-1 G4-3		3-1 F7		4	0	0	0	0	1	2					
Miguel Olivo, R OBP: 0.262, SLG: 0.399		1-0 G6-3				1-2 G6-3				3	2	1	2	1	0	0					
4 Alfredo Amezaga, S OBP: 0.331, SLG: 0.375			0-1 SH1-4 2B		0-0 2 CS 1B		0-1 FC1 6 2B	1-3 K		4	2	2	0	0	1	1					
Scott Olsen, L OBP: 0.265, SLG: 0.303			0-0 SH1-4		1 SAFE 1-3 K		3-3 K	1-1 2B		1	0	0	0	0	1	1					
Joe Borcherd, S OBP: 0.295, SLG: 0.324										1	0	0	0	0	1	2					
Armando Benitez, R										0	0	0	0	0	0	0					
Todd Linden, S OBP: 0.306, SLG: 0.316			1-2							1	1	1	0	0	0	0					
Inning Stats	R: 0 E: 0 K: 1 S: 11	H: 2 LOB: 1 BB: 0 P: 14	R: 0 E: 0 K: 0 S: 5	H: 0 LOB: 0 BB: 0 P: 9	R: 3 E: 0 K: 0 S: 9	H: 3 LOB: 0 BB: 0 P: 10	R: 0 E: 0 K: 0 S: 7	H: 0 LOB: 0 BB: 0 P: 10	R: 0 E: 0 K: 2 S: 8	H: 1 LOB: 1 BB: 0 P: 11	R: 1 E: 0 K: 1 S: 8	H: 1 LOB: 1 BB: 0 P: 16	R: 3 E: 1 K: 1 S: 10	H: 2 LOB: 1 BB: 1 P: 21	R: 3 E: 0 K: 1 S: 16	H: 3 LOB: 1 BB: 0 P: 26	1B: 4 2B: 5 3B: 1 HR: 3	SF: 0 SAC: 1 DP: 2 HBP: 2	WP: 0 PA: 38 PB: 0 SB: 0 CS: 1		
PITCHER	IP WLS BF H R ER SO BB IBB HBP BLK WP HR S P ERA WHIP	6.2 L 29 8 7 4 5 1 0 0 0 0 3 5 0.00 3.000	0.1 2 1 0 0 0 0 0 0 0 0 0 0 3 5 0.00 3.000	1.0 7 3 3 3 1 0 0 0 1 0 0 1 16 26 27.00 3.000																	

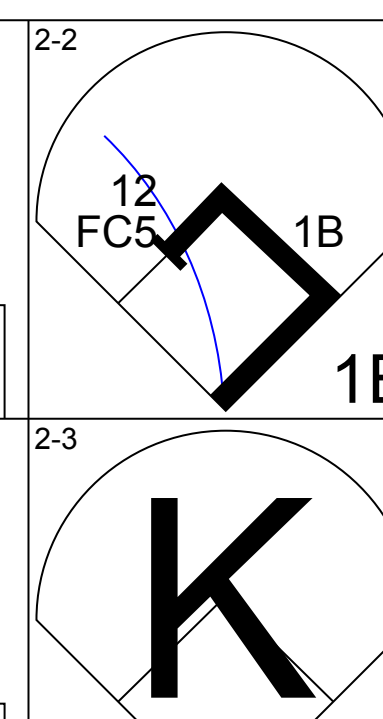
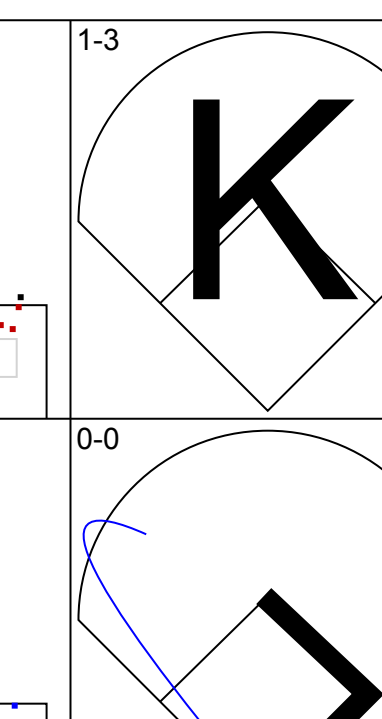
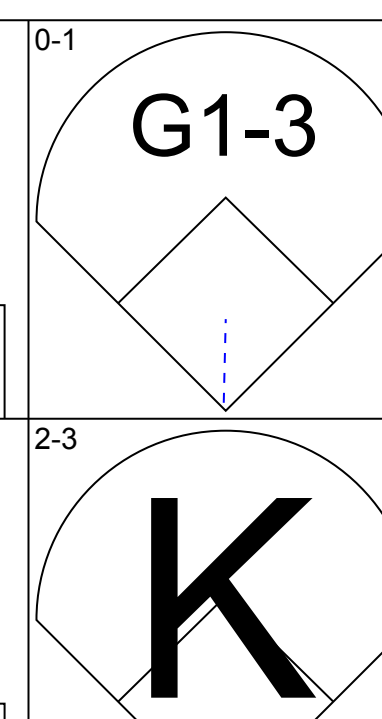
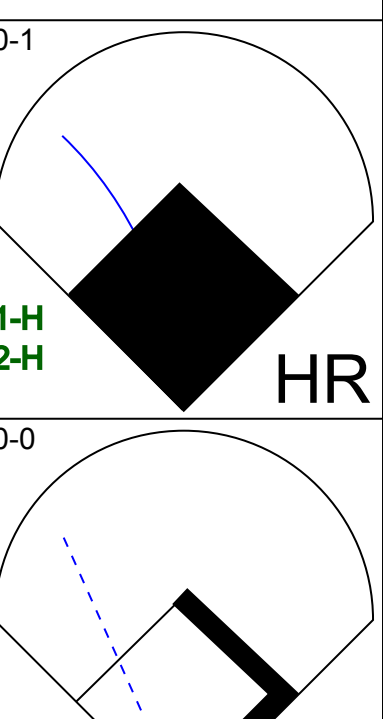
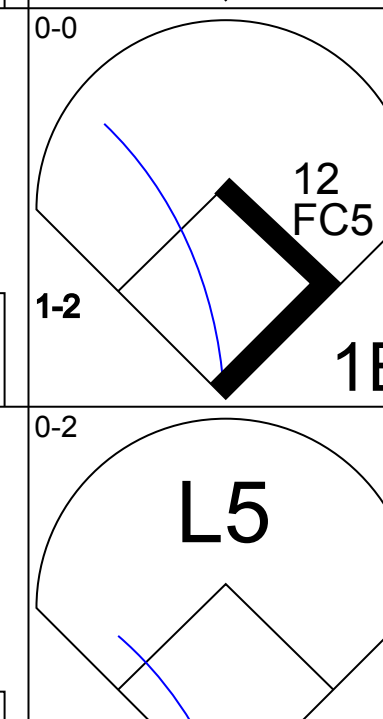
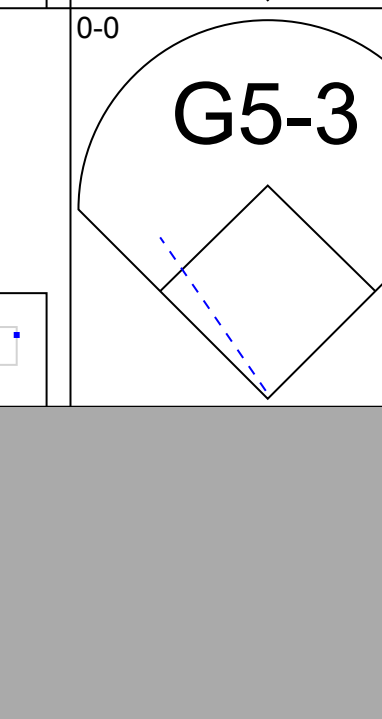
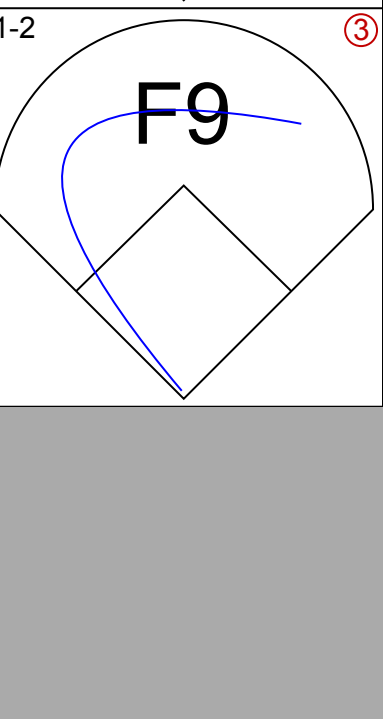

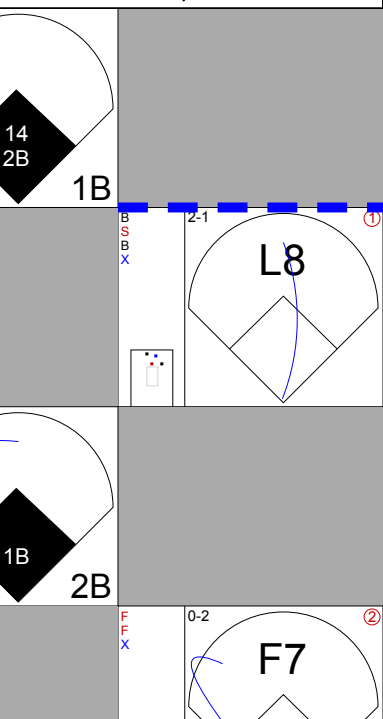
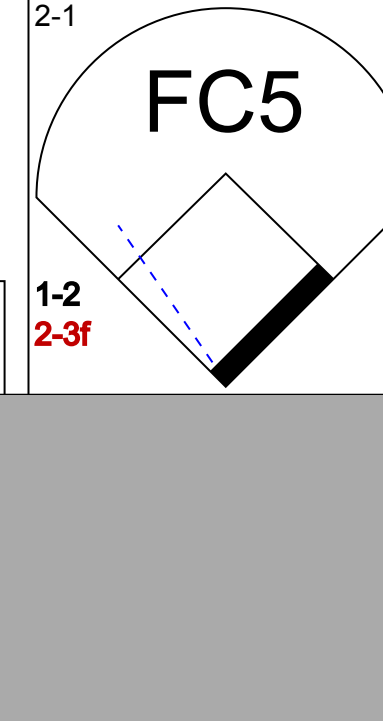


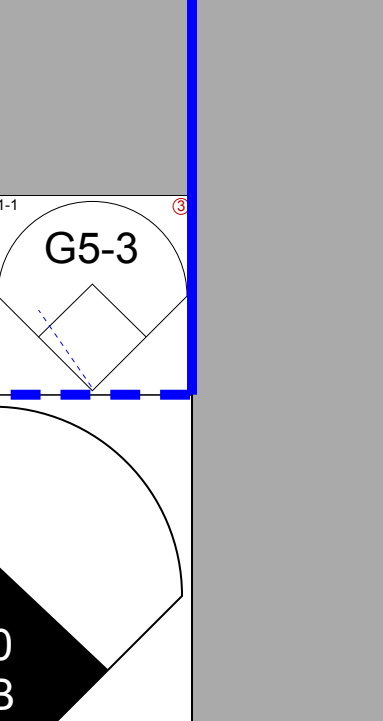

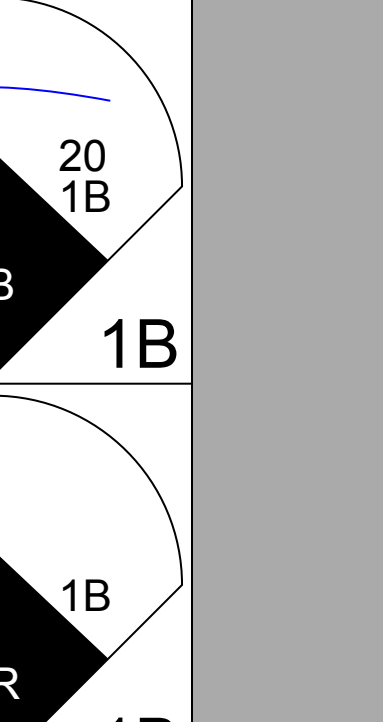
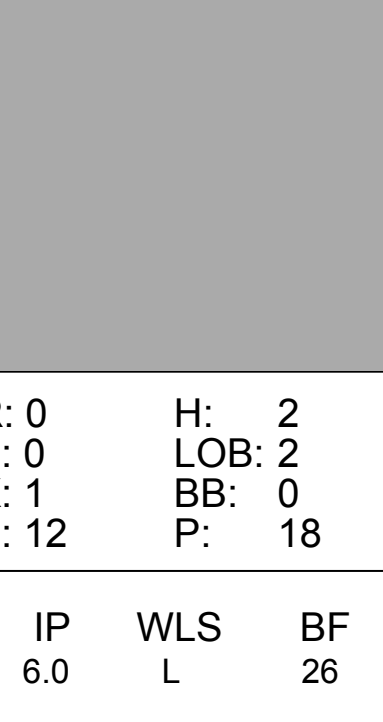


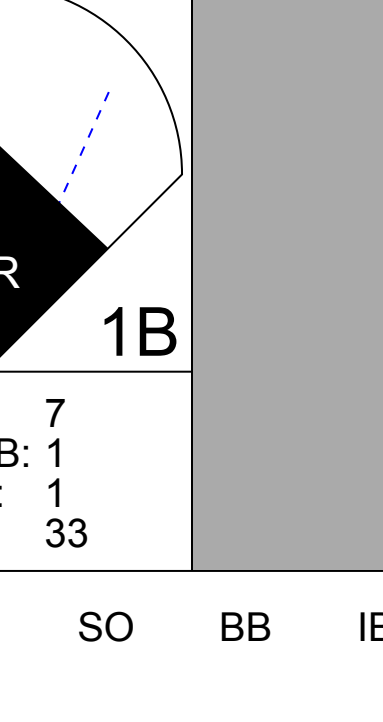





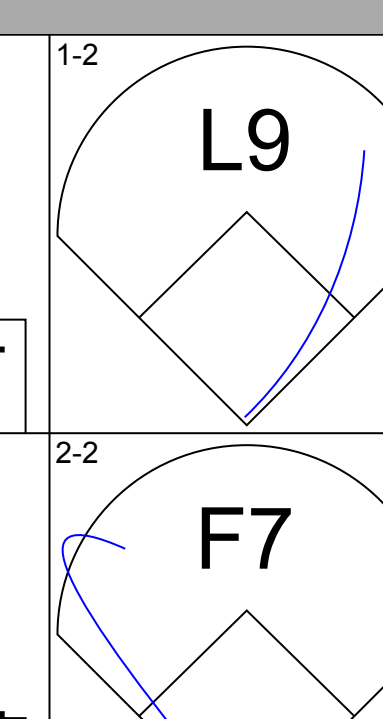
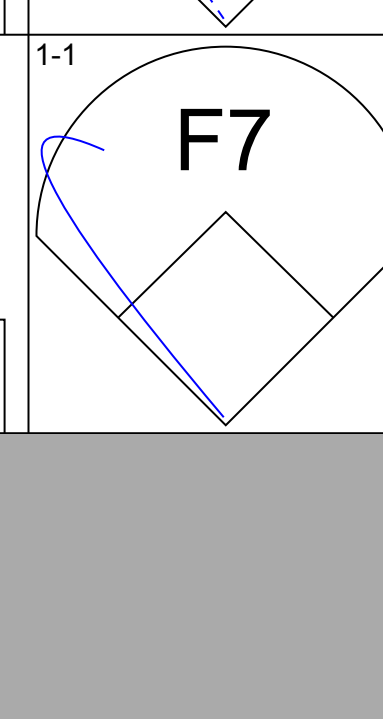
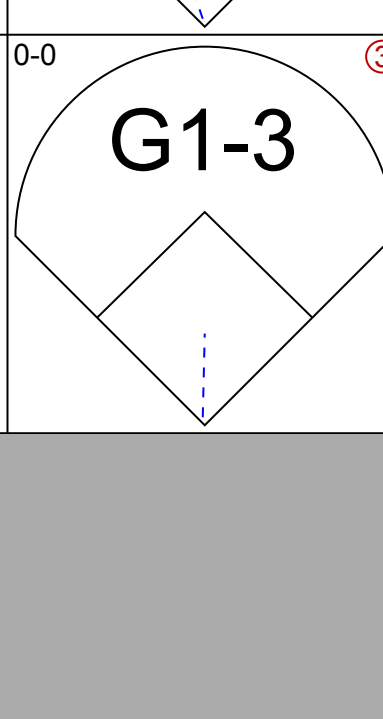
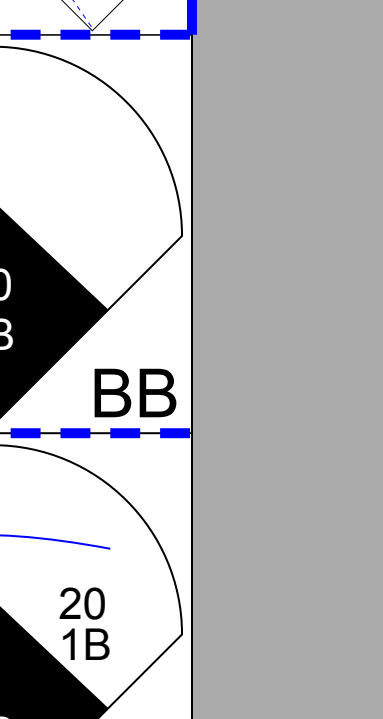
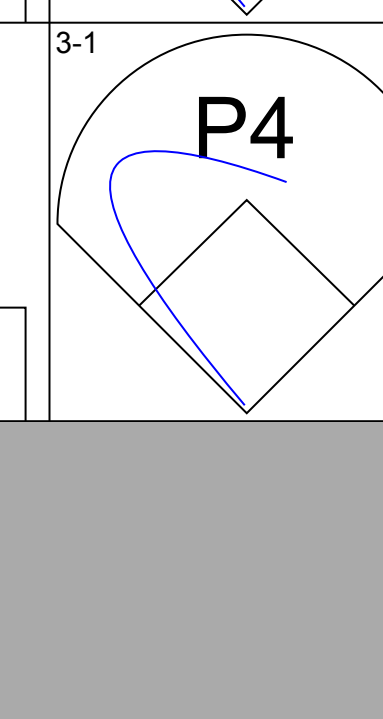
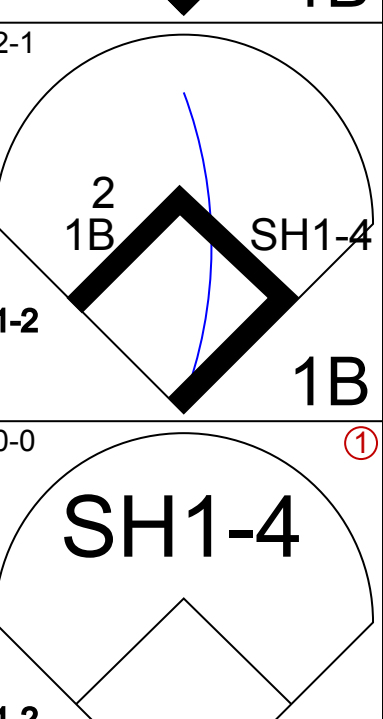
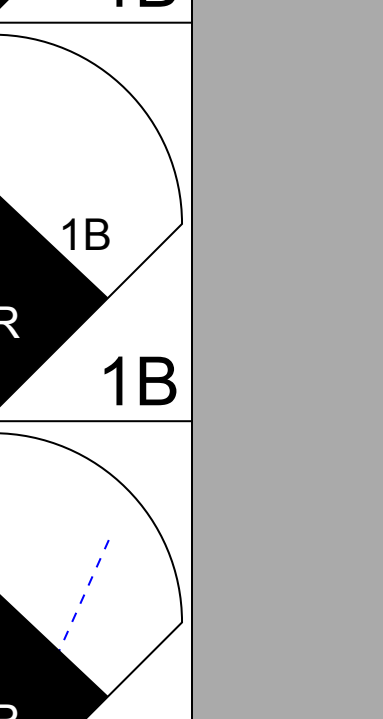
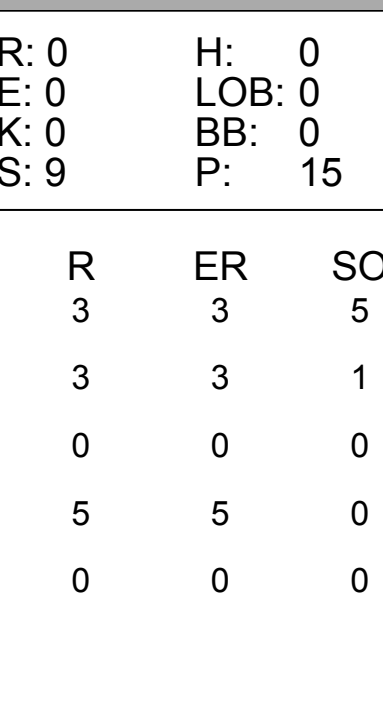
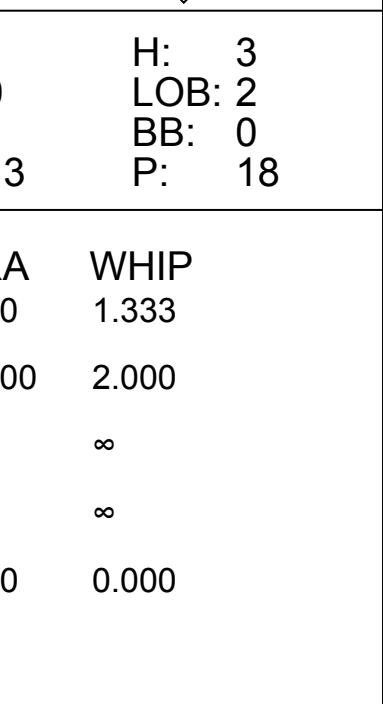
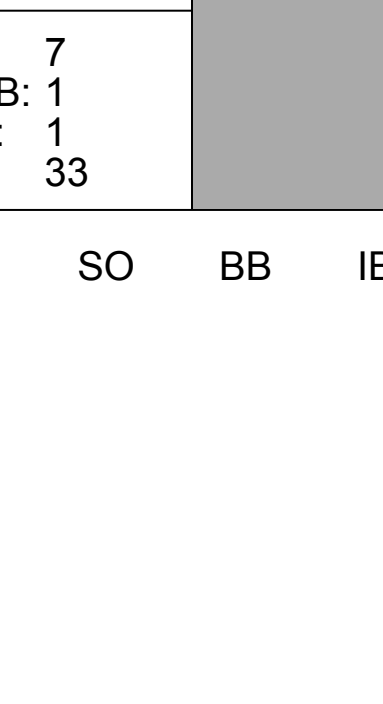


Batter	1	2	3	4	5	6	7	8	9	AB	R	H	RBI	BB	SO	LOB	TOP						
6 Ryan Freel, R OBP: 0.302, SLG: 0.354										4	0	0	0	0	2	3							
Scott Hatteberg, L OBP: 0.495, SLG: 0.464										4	0	1	0	0	1	0							
Ken Griffey Jr., L OBP: 0.392, SLG: 0.547										3	0	1	0	1	0	0							
4 Brandon Phillips, R OBP: 0.327, SLG: 0.491										4	0	1	0	0	2	2							
Adam Dunn, L OBP: 0.363, SLG: 0.543											3	1	1	0	1	2	1						
Javier Valentin, S OBP: 0.307, SLG: 0.369											3	0	0	0	0	2							
28 Edwin Encarnación, R OBP: 0.339, SLG: 0.366											4	0	1	1	0	1	0						
58 Pedro Lopez, R OBP: 0.207, SLG: 0.241										4	0	0	0	0	1	2							
37 Bobby Livingston, L OBP: 0.545, SLG: 0.545										3	0	1	0	0	0	2							
Kirk Saarloos, R ERA: 4.79										0	0	0	0	0	0	0							
40 Jon Coutlangus, L ERA: 6.12										0	0	0	0	0	0	0							
56 Todd Coffey, R ERA: 10.13										0	0	0	0	0	0	0							
Ricky Stone, R ERA: 10.13										0	0	0	0	0	0	0							
Inning Stats	R: 0 E: 0 K: 1 S: 13	H: 0 LOB: 0 BB: 0 P: 17	R: 0 E: 0 K: 2 S: 9	H: 0 LOB: 0 BB: 0 P: 14	R: 0 E: 0 K: 0 S: 7	H: 0 LOB: 1 BB: 1 P: 9	R: 0 E: 0 K: 0 S: 7	H: 0 LOB: 1 BB: 1 P: 14	R: 1 E: 0 K: 1 S: 8	H: 2 LOB: 2 BB: 0 P: 18	R: 0 E: 0 K: 1 S: 9	H: 2 LOB: 2 BB: 1 P: 20	R: 0 E: 0 K: 1 S: 9	H: 1 LOB: 1 BB: 0 P: 13	R: 0 E: 0 K: 2 S: 11	H: 1 LOB: 1 BB: 0 P: 15	R: 0 E: 0 K: 1 S: 5	H: 0 LOB: 0 BB: 0 P: 6	1B: 5 2B: 1 3B: 0 HR: 0	SF: 0 SAC: 0 DP: 0 HBP: 1	WP: 0 PB: 0 SB: 0 CS: 0	PA: 35	
PITCHER	IP WLS BF H R ER SO BB IBB HBP BLK WP HR S P ERA WHIP	IP WLS BF H R ER SO BB IBB HBP BLK WP HR S P ERA WHIP	IP WLS BF H R ER SO BB IBB HBP BLK WP HR S P ERA WHIP	IP WLS BF H R ER SO BB IBB HBP BLK WP HR S P ERA WHIP	IP WLS BF H R ER SO BB IBB HBP BLK WP HR S P ERA WHIP	IP WLS BF H R ER SO BB IBB HBP BLK WP HR S P ERA WHIP	IP WLS BF H R ER SO BB IBB HBP BLK WP HR S P ERA WHIP	IP WLS BF H R ER SO BB IBB HBP BLK WP HR S P ERA WHIP	IP WLS BF H R ER SO BB IBB HBP BLK WP HR S P ERA WHIP	IP WLS BF H R ER SO BB IBB HBP BLK WP HR S P ERA WHIP	IP WLS BF H R ER SO BB IBB HBP BLK WP HR S P ERA WHIP	IP WLS BF H R ER SO BB IBB HBP BLK WP HR S P ERA WHIP	IP WLS BF H R ER SO BB IBB HBP BLK WP HR S P ERA WHIP	IP WLS BF H R ER SO BB IBB HBP BLK WP HR S P ERA WHIP	IP WLS BF H R ER SO BB IBB HBP BLK WP HR S P ERA WHIP	IP WLS BF H R ER SO BB IBB HBP BLK WP HR S P ERA WHIP	IP WLS BF H R ER SO BB IBB HBP BLK WP HR S P ERA WHIP	IP WLS BF H R ER SO BB IBB HBP BLK WP HR S P ERA WHIP	IP WLS BF H R ER SO BB IBB HBP BLK WP HR S P ERA WHIP	IP WLS BF H R ER SO BB IBB HBP BLK WP HR S P ERA WHIP	IP WLS BF H R ER SO BB IBB HBP BLK WP HR S P ERA WHIP	IP WLS BF H R ER SO BB IBB HBP BLK WP HR S P ERA WHIP	IP WLS BF H R ER SO BB IBB HBP BLK WP HR S P ERA WHIP

Cincinnati Reds @ Florida Marlins
Dolphin Stadium, Miami, FL
Sat Jul 21 2007, 7:05 PM EDT
Att: 21,823 - Cloudy - 80 F

AB 32
R 1
H 6
RBI 1
BB 2
SO 9
LOB 12



Batter	1	2	3	4	5	6	7	8	9	AB	R	H	RBI	BB	SO	LOB	BOTTOM						
2 Hanley Ramirez, R OBP: 0.389, SLG: 0.555										5	1	3	4	0	1	0							
6 Dan Uggla, R OBP: 0.325, SLG: 0.494										5	0	2	0	0	3	3							
Miguel Cabrera, R OBP: 0.403, SLG: 0.699										4	1	2	0	0	0	3							
27 Jeremy Hermida, L OBP: 0.328, SLG: 0.428										1	0	0	0	0	0	1							
14 Josh Willingham, R OBP: 0.369, SLG: 0.470										4	0	1	1	0	1	2							
4 Alfredo Amezaga, S OBP: 0.330, SLG: 0.374										1	1	0	0	0	0	1							
12 Cody Ross, R OBP: 0.373, SLG: 0.586										4	1	0	0	0	0	3							
22 Matt Lindstrom, R ERA: 3.66										0	0	0	0	0	0	0							
Todd Linden, S OBP: 0.304, SLG: 0.307										3	1	0	0	1	0	0							
Jason Wood, R OBP: 0.316, SLG: 0.479										4	3	3	3	0	0	0							
20 Matt Treanor, R OBP: 0.363, SLG: 0.458										4	2	3	2	0	0	0							
Byung-Hyun Kim, R OBP: 0.063, SLG: 0.125										1	0	0	0	0	1	0							
Joe Borchard, S OBP: 0.294, SLG: 0.322										1	0	0	0	0	0	0							
57 Taylor Tankersley, L ERA: 4.22										0	0	0	0	0	0	0							
Mike Jacobs, L OBP: 0.327, SLG: 0.433										1	1	1	1	0	0	0							
Inning Stats	R: 0 E: 0 K: 1 S: 12	H: 2 LOB: 2 BB: 0 P: 18	R: 0 E: 0 K: 0 S: 9	H: 0 LOB: 0 BB: 0 P: 15	R: 0 E: 0 K: 2 S: 8	H: 1 LOB: 1 BB: 0 P: 12	R: 0 E: 0 K: 0 S: 7	H: 0 LOB: 0 BB: 0 P: 12	R: 1 E: 0 K: 1 S: 13	H: 3 LOB: 2 BB: 0 P: 18	R: 0 E: 0 K: 1 S: 7	H: 0 LOB: 0 BB: 0 P: 10	R: 2 E: 0 K: 1 S: 9	H: 2 LOB: 0 BB: 0 P: 14	R: 8 E: 0 K: 0 S: 22	H: 7 LOB: 1 BB: 1 P: 33	1B: 9 2B: 3 3B: 0 HR: 3	SF: 0 SAC: 1 DP: 0 HBP: 1	WP: 1 PB: 0 SB: 0 CS: 0	PA: 41			
PITCHER	IP WLS BF H R ER SO BB IBB HBP BLK WP HR S P ERA WHIP	IP WLS BF H R ER SO BB IBB HBP BLK WP HR S P ERA WHIP	IP WLS BF H R ER SO BB IBB HBP BLK WP HR S P ERA WHIP	IP WLS BF H R ER SO BB IBB HBP BLK WP HR S P ERA WHIP	IP WLS BF H R ER SO BB IBB HBP BLK WP HR S P ERA WHIP	IP WLS BF H R ER SO BB IBB HBP BLK WP HR S P ERA WHIP	IP WLS BF H R ER SO BB IBB HBP BLK WP HR S P ERA WHIP	IP WLS BF H R ER SO BB IBB HBP BLK WP HR S P ERA WHIP	IP WLS BF H R ER SO BB IBB HBP BLK WP HR S P ERA WHIP	IP WLS BF H R ER SO BB IBB HBP BLK WP HR S P ERA WHIP	IP WLS BF H R ER SO BB IBB HBP BLK WP HR S P ERA WHIP	IP WLS BF H R ER SO BB IBB HBP BLK WP HR S P ERA WHIP	IP WLS BF H R ER SO BB IBB HBP BLK WP HR S P ERA WHIP	IP WLS BF H R ER SO BB IBB HBP BLK WP HR S P ERA WHIP	IP WLS BF H R ER SO BB IBB HBP BLK WP HR S P ERA WHIP	IP WLS BF H R ER SO BB IBB HBP BLK WP HR S P ERA WHIP	IP WLS BF H R ER SO BB IBB HBP BLK WP HR S P ERA WHIP	IP WLS BF H R ER SO BB IBB HBP BLK WP HR S P ERA WHIP	IP WLS BF H R ER SO BB IBB HBP BLK WP HR S P ERA WHIP	IP WLS BF H R ER SO BB IBB HBP BLK WP HR S P ERA WHIP	IP WLS BF H R ER SO BB IBB HBP BLK WP HR S P ERA WHIP	IP WLS BF H R ER SO BB IBB HBP BLK WP HR S P ERA WHIP	IP WLS BF H R ER SO BB IBB HBP BLK WP HR S P ERA WHIP

Cincinnati Reds @ Florida Marlins
Dolphin Stadium, Miami, FL
Sat Jul 21 2007, 7:05 PM EDT
Att: 21,823 - Cloudy - 80 F

AB 38
R 11
H 15
RBI 11
BB 1
SO 6
LOB 13



Batter	1	2	3	4	5	6	7	8	9	AB	R	H	RBI	BB	SO	LOB	TOP			
6 Ryan Freel, R OBP: 0.308, SLG: 0.357	0-1 27 HR 1B	2-2 27 L5-3 HBP		0-1 1-2 2H 1B		2-2 L1		0-0 B1		4	1	2	0	0	0	1				
27 Jeff Keppinger, R OBP: 0.414, SLG: 0.577	2-0 1-H HR	2-2 L5-3			1-2 4 HBP 1B		1-1 BB G3-1 1B		2-2 G4-3 2B	5	2	4	2	0	0	2				
Ken Griffey Jr., L OBP: 0.390, SLG: 0.540	4-1 2B BB		0-0 G4-3		1-3 K		1-0 G3-1		2-1 G4-3	4	0	0	0	1	1	3				
4 Brandon Phillips, R OBP: 0.328, SLG: 0.487	2-1 L5		1-0 L5		1-1 HBP		4-0 BB IBB		1-3 K	3	0	0	0	1	1	2				
Adam Dunn, L OBP: 0.363, SLG: 0.547	0-0 1-3 2B		0-1 G4-3		3-3 K		1-3 K		0-1 E 2B	5	0	2	1	0	2	4				
Jeff Conine, R OBP: 0.320, SLG: 0.401	3-1 F9			2-0 F8	3-1 P6		4-0 58 FC6-4 BB		0-0 E6	4	0	0	0	1	0	5				
58 Pedro Lopez, R OBP: 0.206, SLG: 0.265	1-1 P3			1-0 61 FC3-5 2B		3-2 E5 61 PB	0-1 FC6-4		2-1 F8	5	0	1	0	0	0	7				
26 David Ross, R OBP: 0.245, SLG: 0.384		1-1 61 F8 2B		4-0 61 FC3-5 1B IBB		1-3 K		0-1 P3		3	0	1	0	1	1					
61 Bronson Arroyo, R Mike Stanton, L 51 Jared Burton, R Scott Hatteberg, L Kirk Saarloos, R Mike Gosing, L		1-1 F8		0-1 FC3-5 61 B		0-1 B2-4		1-1 F9		3	0	0	0	0	0	4				
Inning Stats	R: 2 E: 0 K: 0 S: 12	H: 3 LOB: 2 BB: 1 P: 23	R: 0 E: 0 K: 0 S: 9	H: 1 LOB: 1 BB: 0 P: 15	R: 0 E: 0 K: 0 S: 4	H: 0 LOB: 0 BB: 0 P: 5	R: 0 E: 0 K: 0 S: 6	H: 2 LOB: 2 BB: 1 P: 13	R: 0 E: 1 K: 1 S: 11	H: 0 LOB: 1 BB: 0 P: 17	R: 0 E: 0 K: 1 S: 10	H: 1 LOB: 2 BB: 2 P: 21	R: 0 E: 0 K: 0 S: 5	H: 0 LOB: 0 BB: 0 P: 6	R: 1 E: 1 K: 1 S: 14	H: 2 LOB: 2 BB: 0 P: 21	1B: 4 2B: 6 3B: 0 HR: 1	SF: 0 SAC: 0 DP: 1 HBP: 2	WP: 0 PB: 1 SB: 0 CS: 0	PA: 43
PITCHER	IP WLS BF H R ER SO	IP WLS BF H R ER SO	IP WLS BF H R ER SO	IP WLS BF H R ER SO	IP WLS BF H R ER SO	IP WLS BF H R ER SO	IP WLS BF H R ER SO	IP WLS BF H R ER SO	IP WLS BF H R ER SO	IP WLS BF H R ER SO	IP WLS BF H R ER SO	IP WLS BF H R ER SO	IP WLS BF H R ER SO	IP WLS BF H R ER SO	IP WLS BF H R ER SO	IP WLS BF H R ER SO	ERA WHIP	ERA WHIP		
56 Rick Van Den Hurk, R ERA: 6.53	6.0	28	7	2	2	3	1	1	2	0	0	1	55	95	3.00	1.333				
37 Remyel Pinto, L ERA: 3.54	1.0	6	1	0	0	1	1	1	0	0	0	0	10	21	0.00	2.000				
32 Justin Miller, R ERA: 1.95	1.0	3	0	0	0	0	0	0	0	0	0	5	6	0.00	0.000					
Kevin Gregg, R ERA: 3.07	1.0	6	2	1	1	1	0	0	0	0	0	14	21	9.00	2.000					

Cincinnati Reds @ Florida Marlins
Dolphin Stadium, Miami, FL
Sun Jul 22 2007, 1:05 PM EDT
Att: 14,123 - Partly Cloudy - 87 F


AB 37
R 3
H 10
RBI 3
BB 4
SO 5
LOB 29



Batter	1	2	3	4	5	6	7	8	9	AB	R	H	RBI	BB	SO	LOB	BOTTOM			
2 Hanley Ramirez, R OBP: 0.389, SLG: 0.555	3-2 G6-3 61 B HBP		2-2 G5-3		4-1 61 G1-3 HR BB		4-1 61 HR BB	1-1 61 B 1B		0	0	0	0	0	0	0				
12 Cody Ross, R OBP: 0.403, SLG: 0.583								1-3 61 B 1B		2	3	1	0	2	0	0				
6 Dan Uggla, R OBP: 0.330, SLG: 0.508	0-0 G6-3 1B		1-1 BB 1B		1-1 G1-3		0-1 HR	0-0 1-3 61 B 2B		5	2	4	3	0	0	1				
Miguel Cabrera, R OBP: 0.405, SLG: 0.611	0-1 G6-3		4-0 1-2 BB		0-3 K		1-0 G4-3 14 B 2B	0-2 14 B 1B		4	1	2	2	1	1	3				
Mike Jacobs, L OBP: 0.324, SLG: 0.443	1-1 F8		1-3 K		1-1 HR		2-1 G4-3	0-0 P4		5	1	1	2	0	1	5				
Kevin Gregg, R										0	0	0	0	0	0	0				
14 Josh Willingham, R OBP: 0.375, SLG: 0.478		0-1 FC4-6 2B	0-1 L7		3-1 HR 1B		0-0 HR	1-1 FC6-4 1B		5	0	4	1	0	0	2				
27 Jeremy Hermida, L OBP: 0.331, SLG: 0.424		4-2 4 FC4-6 BB		0-2 1B	2-2 F7		2-3 K	0-1 F7		4	0	1	0	1	1	4				
Miguel Olivo, R OBP: 0.258, SLG: 0.393		3-3 K		1-3 K		0-0 P3	0-2 P5	0-0 FC6-4		5	0	0	0	0	2	6				
4 Alfredo Amezaga, S OBP: 0.332, SLG: 0.383		1-1 FC4-6		2-2 P6		0-0 G4-6-3 1B		1-0 1B 3B		4	1	2	0	0	0	3				
56 Rick Van Den Hurk, R Todd Lintz, S 37 Remyel Pinto, L 32 Justin Miller, R Jason Wood, R		1-3 K		1-3 K		2-2 G4-6-3 1B		0-1 12 B 6 B 2B E		2	0	0	0	0	2	3				
Inning Stats	R: 0 E: 0 K: 0 S: 7	H: 1 LOB: 1 BB: 0 P: 11	R: 0 E: 0 K: 2 S: 13	H: 1 LOB: 2 BB: 1 P: 22	R: 0 E: 0 K: 1 S: 10	H: 1 LOB: 1 BB: 1 P: 18	R: 0 E: 0 K: 2 S: 14	H: 1 LOB: 1 BB: 0 P: 18	R: 2 E: 0 K: 1 S: 13	H: 2 LOB: 1 BB: 1 P: 24	R: 0 E: 0 K: 0 S: 5	H: 1 LOB: 0 BB: 0 P: 7	R: 3 E: 0 K: 1 S: 13	H: 3 LOB: 1 BB: 1 P: 22	R: 4 E: 1 K: 0 S: 16	H: 6 LOB: 2 BB: 0 P: 19	1B: 10 2B: 3 3B: 1 HR: 2	SF: 0 SAC: 0 DP: 2 HBP: 1	WP: 0 PB: 0 SB: 0 CS: 0	PA: 43
PITCHER	IP WLS BF H R ER SO	IP WLS BF H R ER SO	IP WLS BF H R ER SO	IP WLS BF H R ER SO	IP WLS BF H R ER SO	IP WLS BF H R ER SO	IP WLS BF H R ER SO	IP WLS BF H R ER SO	IP WLS BF H R ER SO	IP WLS BF H R ER SO	IP WLS BF H R ER SO	IP WLS BF H R ER SO	IP WLS BF H R ER SO	IP WLS BF H R ER SO	IP WLS BF H R ER SO	IP WLS BF H R ER SO	ERA WHIP	ERA WHIP		
61 Bronson Arroyo, R ERA: 4.58	6.0	29	8	4	4	6	4	0	1	0	0	0	0	0	0	0				
Mike Stanton, L ERA: 5.35	0.2	4	2	1	1	1	0	0	0	0	0	7	12	13.50	3.000					
51 Jared Burton, R ERA: 3.55	0.1	1	0	0	0	0	0	0	0	0	0	3	3	0.00	0.000					
Kirk Saarloos, R ERA: 7.89	0.0	5	5	4	4	0	0	0	0	0	0	10	12	∞	∞					
Mike Gosing, L ERA: 3.97	1.0	4	1	0	0	0	0	0	0	0	0	6	7	0.00	1.000					

Cincinnati Reds @ Florida Marlins
Dolphin Stadium, Miami, FL
Sun Jul 22 2007, 1:05 PM EDT
Att: 14,123 - Partly Cloudy - 87 F

AB 38
R 9
H 16
RBI 9
BB 4
SO 7
LOB 28



Batter	1	2	3	4	5	6	7	8	9	AB	R	H	RBI	BB	SO	LOB	TOP		
4 Alfredo Amezaga, S OBP: 0.326, SLG: 0.375	F7		K		L8			6 HR	G4-3	5	1	1	0	0	1	4			
6 Dan Uggla, R OBP: 0.331, SLG: 0.519	K			F7		HR		HR		4	2	2	3	0	1	0			
Miguel Cabrera, R OBP: 0.405, SLG: 0.605	F8			K		G5-4-3		G6-3		4	0	1	0	0	1	0			
Mike Jacobs, L OBP: 0.330, SLG: 0.457		G5-4-3			BB		G5-4-3	F8		3	0	1	0	1	0	1			
14 Josh Willingham, R OBP: 0.370, SLG: 0.470				F9				P4		4	0	1	0	0	0	1			
Miguel Olivo, R OBP: 0.254, SLG: 0.388		G5-4-3					G6-3	F9		4	0	0	0	0	1	2			
12 Cody Ross, R OBP: 0.400, SLG: 0.574		G5-3						P4		4	0	2	0	0	0	1			
27 Jeremy Hermida, L OBP: 0.336, SLG: 0.426			G3							3	0	2	0	1	0	0			
52 Sergio Mitre, R ERA: 4.59																			
37 Remyel Pinto, L ERA: 3.34																			
Joe Borchard, S ERA: 2.93																			
48 Lee Gardner, R ERA: 5.88																			
Todd Linden, S ERA: 2.93																			
57 Taylor Tankersley, L ERA: 5.88																			
22 Matt Lindstrom, R ERA: 3.78																			
Jason Wood, R ERA: 3.78																			
Inning Stats	R: 0 E: 0 K: 1 S: 7	H: 0 LOB: 0 BB: 0 P: 9	R: 0 E: 0 K: 0 S: 9	H: 2 LOB: 1 BB: 0 P: 16	R: 0 E: 0 K: 2 S: 10	H: 0 LOB: 0 BB: 0 P: 14	R: 0 E: 0 K: 1 S: 12	H: 2 LOB: 2 BB: 0 P: 14	R: 1 E: 0 K: 0 S: 12	H: 2 LOB: 0 BB: 0 P: 19	R: 0 E: 0 K: 0 S: 6	H: 1 LOB: 1 BB: 0 P: 7	R: 2 E: 0 K: 0 S: 9	H: 2 LOB: 0 BB: 0 P: 12	R: 0 E: 0 K: 1 S: 10	H: 1 LOB: 2 BB: 1 P: 20	1B: 7 2B: 1 3B: 0 HR: 2	SF: 0 SAC: 0 DP: 2 HBP: 0	WP: 0 PA: 37 PB: 0 SB: 0 CS: 0
PITCHER	IP WLS BF H R ER SO BB IBB HBP BLK WP HR S P ERA WHIP	IP WLS BF H R ER SO BB IBB HBP BLK WP HR S P ERA WHIP	IP WLS BF H R ER SO BB IBB HBP BLK WP HR S P ERA WHIP	IP WLS BF H R ER SO BB IBB HBP BLK WP HR S P ERA WHIP	IP WLS BF H R ER SO BB IBB HBP BLK WP HR S P ERA WHIP	IP WLS BF H R ER SO BB IBB HBP BLK WP HR S P ERA WHIP	IP WLS BF H R ER SO BB IBB HBP BLK WP HR S P ERA WHIP	IP WLS BF H R ER SO BB IBB HBP BLK WP HR S P ERA WHIP	IP WLS BF H R ER SO BB IBB HBP BLK WP HR S P ERA WHIP	IP WLS BF H R ER SO BB IBB HBP BLK WP HR S P ERA WHIP	IP WLS BF H R ER SO BB IBB HBP BLK WP HR S P ERA WHIP	IP WLS BF H R ER SO BB IBB HBP BLK WP HR S P ERA WHIP	IP WLS BF H R ER SO BB IBB HBP BLK WP HR S P ERA WHIP	IP WLS BF H R ER SO BB IBB HBP BLK WP HR S P ERA WHIP	IP WLS BF H R ER SO BB IBB HBP BLK WP HR S P ERA WHIP	IP WLS BF H R ER SO BB IBB HBP BLK WP HR S P ERA WHIP	IP WLS BF H R ER SO BB IBB HBP BLK WP HR S P ERA WHIP	IP WLS BF H R ER SO BB IBB HBP BLK WP HR S P ERA WHIP	

Florida Marlins @ Arizona Diamondbacks
Chase Field, Phoenix, AZ
Tue Jul 24 2007, 6:40 PM MST
Att: 21,029 - Roof Closed - 78 F

AB 35
R 3
H 10
RBI 3
BB 2
SO 6
LOB 14



Batter	1	2	3	4	5	6	7	8	9	AB	R	H	RBI	BB	SO	LOB	BOTTOM		
24 Chris Young, R OBP: 0.285, SLG: 0.428	G4-3		G6-3			F8		2B		5	2	3	0	0	0	1			
1 Orlando Hudson, S OBP: 0.377, SLG: 0.451	G4-3							FC3-2		5	1	3	2	0	0	4			
22 Eric Byrnes, R OBP: 0.370, SLG: 0.491	G5-3									4	1	1	2	1	0	2			
Tony Clark, S OBP: 0.285, SLG: 0.476	G3-1									5	1	1	1	0	0	3			
6 Stephen Drew, L OBP: 0.304, SLG: 0.368		G6-3				G4-3		G4-3		3	2	1	0	1	0	0			
27 Mark Reynolds, R OBP: 0.320, SLG: 0.489										3	0	1	0	0	2	0			
Scott Hairston, R OBP: 0.297, SLG: 0.343										3	0	0	1	1	1	2			
26 Miguel Montero, L OBP: 0.300, SLG: 0.387		SF7								2	1	2	2	0	0	0			
Livan Hernandez, R OBP: 0.200, SLG: 0.265																			
31 Edgar Gonzalez, R OBP: 0.231, SLG: 0.231																			
Jeff DaVanon, S OBP: 0.278, SLG: 0.250																			
57 Dustin Nippert, R ERA: 4.01																			
Inning Stats	R: 1 E: 0 K: 0 S: 7	H: 1 LOB: 0 BB: 0 P: 12	R: 1 E: 0 K: 1 S: 8	H: 1 LOB: 1 BB: 1 P: 18	R: 4 E: 0 K: 0 S: 16	H: 4 LOB: 2 BB: 1 P: 26	R: 1 E: 0 K: 0 S: 11	H: 2 LOB: 0 BB: 0 P: 18	R: 0 E: 0 K: 1 S: 7	H: 0 LOB: 0 BB: 0 P: 11	R: 1 E: 0 K: 0 S: 14	H: 2 LOB: 1 BB: 0 P: 21	R: 0 E: 0 K: 1 S: 9	H: 0 LOB: 0 BB: 0 P: 12	R: 1 E: 0 K: 0 S: 13	H: 3 LOB: 3 BB: 1 P: 26	1B: 11 2B: 0 3B: 1 HR: 1	SF: 2 SAC: 0 DP: 1 HBP: 1	WP: 0 PA: 40 PB: 0 SB: 1 CS: 0
PITCHER	IP WLS BF H R ER SO BB IBB HBP BLK WP HR S P ERA WHIP	IP WLS BF H R ER SO BB IBB HBP BLK WP HR S P ERA WHIP	IP WLS BF H R ER SO BB IBB HBP BLK WP HR S P ERA WHIP	IP WLS BF H R ER SO BB IBB HBP BLK WP HR S P ERA WHIP	IP WLS BF H R ER SO BB IBB HBP BLK WP HR S P ERA WHIP	IP WLS BF H R ER SO BB IBB HBP BLK WP HR S P ERA WHIP	IP WLS BF H R ER SO BB IBB HBP BLK WP HR S P ERA WHIP	IP WLS BF H R ER SO BB IBB HBP BLK WP HR S P ERA WHIP	IP WLS BF H R ER SO BB IBB HBP BLK WP HR S P ERA WHIP	IP WLS BF H R ER SO BB IBB HBP BLK WP HR S P ERA WHIP	IP WLS BF H R ER SO BB IBB HBP BLK WP HR S P ERA WHIP	IP WLS BF H R ER SO BB IBB HBP BLK WP HR S P ERA WHIP	IP WLS BF H R ER SO BB IBB HBP BLK WP HR S P ERA WHIP	IP WLS BF H R ER SO BB IBB HBP BLK WP HR S P ERA WHIP	IP WLS BF H R ER SO BB IBB HBP BLK WP HR S P ERA WHIP	IP WLS BF H R ER SO BB IBB HBP BLK WP HR S P ERA WHIP	IP WLS BF H R ER SO BB IBB HBP BLK WP HR S P ERA WHIP	IP WLS BF H R ER SO BB IBB HBP BLK WP HR S P ERA WHIP	

Florida Marlins @ Arizona Diamondbacks
Chase Field, Phoenix, AZ
Tue Jul 24 2007, 6:40 PM MST
Att: 21,029 - Roof Closed - 78 F

AB 34
R 9
H 13
RBI 8
BB 3
SO 4
LOB 16



Batter	1	2	3	4	5	6	7	8	9	AB	R	H	RBI	BB	SO	LOB	TOP										
4 Alfredo Amezaga, S OBP: 0.324, SLG: 0.375	G3				G4-3		K		G6-3	5	0	1	0	0	1	2	Florida Marlins @ Arizona Diamondbacks Chase Field, Phoenix, AZ Wed Jul 25 2007, 6:40 PM MST Att: 20,164 - Roof Closed - 77 F										
6 Dan Uggla, R OBP: 0.332, SLG: 0.516	14 BB BB	F9			2B		F7		F8	4	0	1	0	1	0	4											
Miguel Cabrera, R OBP: 0.406, SLG: 0.606	14 BB			E5	14 G6-4-3				FC5	3	0	1	0	1	0	2											
Mike Jacobs, L OBP: 0.329, SLG: 0.453	K			K			G4-3		WP	4	0	1	0	0	2	5											
14 Josh Willingham, R OBP: 0.369, SLG: 0.466				G6-4-3			K		F9	3	0	0	0	1	1	2											
Miguel Olivo, R OBP: 0.251, SLG: 0.383	G5-3			G6-3			K2-3		K	4	0	0	0	0	2	4											
12 Cody Ross, R OBP: 0.393, SLG: 0.549		G1-3		K			G6-3			3	0	0	0	1	1	0											
27 Jeremy Hermida, L OBP: 0.339, SLG: 0.432				G3			FC5		G3-1	4	0	2	0	0	0	2											
Kevin Gregg, R		4 2B								0	0	0	0	0	0	0											
Scott Olsen, L OBP: 0.250, SLG: 0.286							FC5		F9	2	0	0	0	0	2	1											
32 Justin Miller, R										0	0	0	0	0	0	0											
Joe Borchard, S OBP: 0.294, SLG: 0.322										1	0	1	0	0	0	0											
Armando Benitez, R										0	0	0	0	0	0	0											
Todd Linden, S OBP: 0.285, SLG: 0.287										1	0	0	0	0	0	0											
Inning Stats	R: 0 E: 0 K: 1 S: 12	H: 0 LOB: 3 BB: 3 P: 27	R: 0 E: 0 K: 1 S: 8	H: 2 LOB: 2 BB: 0 P: 11	R: 0 E: 0 K: 1 S: 10	H: 0 LOB: 0 BB: 0 P: 14	R: 0 E: 0 K: 1 S: 14	H: 0 LOB: 0 BB: 0 P: 21	R: 0 E: 0 K: 2 S: 9	H: 0 LOB: 2 BB: 0 P: 12	R: 0 E: 0 K: 1 S: 7	H: 2 LOB: 2 BB: 0 P: 8	R: 0 E: 0 K: 1 S: 12	H: 1 LOB: 2 BB: 1 P: 15	R: 0 E: 0 K: 1 S: 11	H: 0 LOB: 0 BB: 0 P: 11	1B: 4 2B: 3 3B: 0 HR: 0	SF: 0 SAC: 0 DP: 1 HBP: 0	WP: 1 PB: 0 SB: 0 CS: 0	PA: 38							
PITCHER	IP	WLS	BF	H	R	ER	SO	BB	IBB	HBP	BLK	WP	HR	S	P	ERA	WHIP										
17 Brandon Webb, R ERA: 3.23	7.0	W	30	6	0	0	8	3	0	0	0	0	0	72	108	0.00	1.286										
37 Juan Cruz, R	1.0		5	1	0	0	1	1	0	0	0	1	0	11	19	0.00	2.000										
45 Doug Slaten, L ERA: 2.39	1.0		3	0	0	0	0	0	0	0	0	0	0	8	11	0.00	0.000										

Batter	1	2	3	4	5	6	7	8	9	AB	R	H	RBI	BB	SO	LOB	BOTTOM										
24 Chris Young, R OBP: 0.285, SLG: 0.435	HR				K				F8	4	1	1	1	1	2	2	Florida Marlins @ Arizona Diamondbacks Chase Field, Phoenix, AZ Wed Jul 25 2007, 6:40 PM MST Att: 20,164 - Roof Closed - 77 F										
1 Orlando Hudson, S OBP: 0.372, SLG: 0.445	E5			F8					L8	5	0	0	0	0	1	1											
22 Eric Byrnes, R OBP: 0.371, SLG: 0.494	P2			34 2B	1B				G1-3	4	2	2	0	0	0	1											
34 Conor Jackson, R OBP: 0.364, SLG: 0.407	F9			27 WP	27 2B				K	4	1	2	2	0	1	1											
27 Mark Reynolds, R OBP: 0.324, SLG: 0.500	G6-3			19 1B	6 1B				FC5-4	4	1	2	1	0	0	2											
19 Chris Snyder, R OBP: 0.327, SLG: 0.400	G5-4-3			6 1B	2B				K2-3	2	1	1	0	2	1	1											
6 Stephen Drew, L OBP: 0.306, SLG: 0.369	G5-4-3			2B	1B				F9	4	1	2	1	0	0	2											
Scott Hairston, R OBP: 0.301, SLG: 0.358	G5-4-3			1-2 2-3	1B				P2	4	0	2	2	0	1	3											
17 Brandon Webb, R OBP: 0.047, SLG: 0.070	G6-3			F9					K	3	0	2	2	0	1	3											
37 Juan Cruz, R										0	0	0	0	0	0	0											
Jeff DaVanon, S OBP: 0.263, SLG: 0.235										1	0	0	0	0	1	0											
45 Doug Slaten, L										0	0	0	0	0	0	0											
Inning Stats	R: 1 E: 1 K: 0 S: 10	H: 1 LOB: 1 BB: 0 P: 20	R: 0 E: 0 K: 0 S: 7	H: 1 LOB: 1 BB: 1 P: 13	R: 5 E: 0 K: 1 S: 24	H: 6 LOB: 1 BB: 0 P: 35	R: 1 E: 0 K: 1 S: 11	H: 2 LOB: 1 BB: 1 P: 17	R: 0 E: 0 K: 2 S: 14	H: 1 LOB: 2 BB: 1 P: 21	R: 0 E: 0 K: 1 S: 6	H: 0 LOB: 0 BB: 0 P: 9	R: 0 E: 0 K: 2 S: 12	H: 1 LOB: 1 BB: 0 P: 21	R: 0 E: 0 K: 1 S: 6	H: 0 LOB: 0 BB: 0 P: 8	1B: 5 2B: 6 3B: 0 HR: 1	SF: 0 SAC: 0 DP: 1 HBP: 0	WP: 1 PB: 0 SB: 0 CS: 0	PA: 38							
PITCHER	IP	WLS	BF	H	R	ER	SO	BB	IBB	HBP	BLK	WP	HR	S	P	ERA	WHIP										
Scott Olsen, L ERA: 5.31	5.0	L	28	11	7	7	4	3	0	0	0	0	0	66	106	12.60	2.800										
32 Justin Miller, R ERA: 1.89	1.0		3	0	0	0	1	0	0	0	0	0	0	6	9	0.00	0.000										
Armando Benitez, R ERA: 4.97	1.0		4	1	0	0	2	0	0	0	0	0	0	12	21	0.00	1.000										
Kevin Gregg, R ERA: 3.02	1.0		3	0	0	0	1	0	0	0	0	0	0	6	8	0.00	0.000										

AB 34
R 0
H 7
RBI 0
BB 4
SO 9
LOB 22




AB 35
R 7
H 12
RBI 7
BB 3
SO 8
LOB 17



Batter	1	2	3	4	5	6	7	8	9	AB	R	H	RBI	BB	SO	LOB	TOP										
2 Hanley Ramirez, R OBP: 0.392, SLG: 0.567										4	1	2	0	0	0	0	Florida Marlins @ San Francisco Giants AT&T Park, San Francisco, CA Sat Jul 28 2007, 6:05 PM PDT Att: 43,001 - Clear - 64 F										
6 Dan Uggla, R OBP: 0.403, SLG: 0.507										3	0	0	0	1	0	2											
Miguel Cabrera, R OBP: 0.403, SLG: 0.601										4	1	1	2	0	2	1											
Mike Jacobs, L OBP: 0.326, SLG: 0.452										4	0	1	0	0	1	0											
Jason Wood, R OBP: 0.317, SLG: 0.474										0	0	0	0	0	0	0											
14 Josh Willingham, R OBP: 0.374, SLG: 0.467										4	1	1	0	0	0	2											
27 Jeremy Hermida, L OBP: 0.350, SLG: 0.441										3	0	1	1	0	2	0											
12 Cody Ross, R OBP: 0.393, SLG: 0.579										1	0	0	0	0	0	0											
20 Matt Treanor, R OBP: 0.374, SLG: 0.444										4	0	0	0	0	2	1											
4 Alfredo Amezaga, S OBP: 0.323, SLG: 0.371										3	0	0	0	1	2	0											
Kevin Gregg, R OBP: 0.323, SLG: 0.371										0	0	0	0	0	0	0											
Dontrelle Willis, L OBP: 0.225, SLG: 0.194										3	0	0	0	0	2	1											
Armando Benitez, R OBP: 0.293, SLG: 0.288										0	0	0	0	0	0	0											
Todd Linden, S OBP: 0.293, SLG: 0.288										0	0	0	0	0	0	0											
Inning Stats	R: 0 H: 1 E: 0 K: 1 S: 18	H: 1 LOB: 2 BB: 1 P: 30	R: 0 H: 0 E: 0 K: 3 S: 11	H: 0 LOB: 1 BB: 1 P: 20	R: 3 H: 4 E: 0 K: 0 S: 15	H: 4 LOB: 1 BB: 0 P: 21	R: 0 H: 0 E: 0 K: 1 S: 7	H: 0 LOB: 0 BB: 0 P: 12	R: 0 H: 0 E: 0 K: 1 S: 8	H: 0 LOB: 0 BB: 0 P: 11	R: 0 H: 0 E: 0 K: 1 S: 8	H: 0 LOB: 0 BB: 0 P: 11	R: 0 H: 1 E: 0 K: 1 S: 9	H: 1 LOB: 1 BB: 0 P: 16	R: 0 H: 0 E: 0 K: 2 S: 9	H: 0 LOB: 0 BB: 0 P: 13	R: 0 H: 0 E: 0 K: 2 S: 10	H: 0 LOB: 0 BB: 0 P: 16	1B: 3 2B: 2 3B: 0 HR: 1	SF: 0 SAC: 0 DP: 0 HBP: 0	WP: 1 PB: 0 SB: 1 CS: 0	PA: 35					
PITCHER	IP	WLS	BF	H	R	ER	SO	BB	IBB	HBP	BLK	WP	HR	S	P	ERA	WHIP										
18 Matt Cain, R ERA: 4.02	7.0		29	6	3	3	7	2	0	0	0	1	1	74	121	3.86	1.143										
31 Vinnie Chulk, R ERA: 3.27	1.0		3	0	0	0	2	0	0	0	0	0	0	9	13	0.00	0.000										
Jack Taschner, L ERA: 5.71	1.0	W	3	0	0	0	2	0	0	0	0	0	0	10	16	0.00	0.000										

Batter	1	2	3	4	5	6	7	8	9	AB	R	H	RBI	BB	SO	LOB	BOTTOM											
2 Randy Winn, S OBP: 0.352, SLG: 0.420										4	1	1	0	1	0	0	Florida Marlins @ San Francisco Giants AT&T Park, San Francisco, CA Sat Jul 28 2007, 6:05 PM PDT Att: 43,001 - Clear - 64 F											
13 Omar Vizquel, S OBP: 0.300, SLG: 0.302										3	0	2	0	1	0	0												
Ray Durham, S OBP: 0.308, SLG: 0.388										4	0	1	1	1	0	3												
Barry Bonds, L OBP: 0.496, SLG: 0.567										3	0	0	0	1	1	4												
Pedro Feliz, R OBP: 0.293, SLG: 0.441										4	1	0	0	0	1	2												
1 Bengie Molina, R OBP: 0.292, SLG: 0.413										3	0	2	0	1	0	0												
35 Rich Aurilia, R OBP: 0.293, SLG: 0.368										4	0	2	1	0	0	2												
19 Kevin Frandsen, R OBP: 0.310, SLG: 0.313										3	0	0	0	0	0	4												
10 Dave Roberts, L OBP: 0.330, SLG: 0.355										0	1	0	0	1	0	0												
18 Matt Cain, R ERA: 4.02	7.0		31	7	2	1	2	3	0	0	0	0	0	0	0	1												
39 Guillermo Rodriguez, R ERA: 5.45	1.0	H	3	0	0	0	0	1	0	0	0	0	0	0	0	0												
Jack Taschner, L ERA: 5.71	0.1	L	5	2	2	2	0	2	0	0	0	0	0	0	0	0												
Inning Stats	R: 1 H: 1 E: 1 K: 2 S: 12	H: 1 LOB: 1 BB: 1 P: 23	R: 0 H: 1 E: 0 K: 0 S: 7	H: 1 LOB: 1 BB: 0 P: 10	R: 0 H: 1 E: 0 K: 0 S: 9	H: 1 LOB: 1 BB: 0 P: 13	R: 0 H: 1 E: 0 K: 0 S: 10	H: 1 LOB: 1 BB: 0 P: 16	R: 0 H: 1 E: 0 K: 0 S: 7	H: 1 LOB: 1 BB: 0 P: 10	R: 1 H: 2 E: 0 K: 0 S: 7	H: 2 LOB: 1 BB: 1 P: 13	R: 0 H: 0 E: 0 K: 0 S: 12	H: 0 LOB: 0 BB: 1 P: 21	R: 0 H: 0 E: 0 K: 0 S: 11	H: 0 LOB: 0 BB: 1 P: 17	R: 2 H: 2 E: 0 K: 0 S: 13	H: 2 LOB: 3 BB: 2 P: 28	1B: 6 2B: 3 3B: 0 HR: 0	SF: 0 SAC: 1 DP: 2 HBP: 0	WP: 0 PB: 0 SB: 1 CS: 0	PA: 39						
PITCHER	IP	WLS	BF	H	R	ER	SO	BB	IBB	HBP	BLK	WP	HR	S	P	ERA	WHIP											
Dontrelle Willis, L ERA: 4.02	7.0		31	7	2	1	2	3	0	0	0	0	0	0	0	1	2.9	1.429										
Armando Benitez, R ERA: 5.45	1.0	H	3	0	0	0	0	1	0	0	0	0	0	11	17	0.00	1.000											
Kevin Gregg, R ERA: 5.32	0.1	L	5	2	2	2	0	2	0	0	0	0	0	13	28	54.00	12.000											




Batter	1	2	3	4	5	6	7	8	9	AB	R	H	RBI	BB	SO	LOB	TOP					
2 Hanley Ramirez, R OBP: 0.392, SLG: 0.568	G6-3		G5-3			G4-3		SF9		5	2	2	0	0	0	1	Florida Marlins @ San Francisco Giants AT&T Park, San Francisco, CA Sun Jul 29 2007, 1:05 PM PDT Att: 42,965 - Sunny - 69 F					
6 Dan Uggla, R OBP: 0.374, SLG: 0.474	K		K			K		SF9		4	1	1	1	0	3	0						
Miguel Cabrera, R OBP: 0.408, SLG: 0.614	14 3B		HR							5	2	4	3	0	1	0						
14 Josh Willingham, R OBP: 0.374, SLG: 0.474	2H		F9					G5-3		5	1	2	1	0	1	3						
27 Jeremy Hermida, L OBP: 0.352, SLG: 0.453	G6-3					SF8				3	1	2	2	0	0	1						
12 Cody Ross, R OBP: 0.400, SLG: 0.584										1	0	1	0	0	0	0						
Jason Wood, R OBP: 0.322, SLG: 0.469						P3				5	0	2	1	0	1	2						
Miguel Olivo, R OBP: 0.250, SLG: 0.378										5	0	1	0	0	1	4						
4 Alfredo Amezaga, S OBP: 0.321, SLG: 0.368										5	0	1	0	0	0	4						
52 Sergio Mitre, R OBP: 0.138, SLG: 0.142										2	0	0	0	0	0	2						
57 Taylor Tankersley, L ERA: 5.4										0	0	0	0	0	0	0						
Todd Linden, S ERA: 2.08										0	1	1	0	0	0	0						
37 Rencyel Pinto, L ERA: 4.16										0	0	0	0	0	0	0						
32 Justin Miller, R ERA: 2.08										0	0	0	0	0	0	0						
Kevin Gregg, R ERA: 3.26										0	0	0	0	0	0	0						
Inning Stats	R: 1 H: 2 E: 0 K: 1 S: 16	H: 2 R: 0 ER: 0 LOB: 1 BB: 0 P: 23	R: 0 H: 1 E: 0 K: 2 S: 8	H: 1 R: 0 ER: 0 LOB: 0 BB: 0 P: 11	R: 1 H: 1 E: 0 K: 1 S: 8	H: 1 R: 0 ER: 0 LOB: 0 BB: 0 P: 12	R: 0 H: 2 E: 0 K: 1 S: 9	H: 2 R: 0 ER: 0 LOB: 1 BB: 0 P: 11	R: 2 H: 3 E: 0 K: 0 S: 13	H: 3 R: 0 ER: 0 LOB: 1 BB: 0 P: 16	R: 0 H: 1 E: 0 K: 0 S: 7	H: 1 R: 0 ER: 0 LOB: 1 BB: 0 P: 12	R: 2 H: 3 E: 0 K: 0 S: 18	H: 3 R: 0 ER: 0 LOB: 1 BB: 0 P: 22	R: 0 H: 1 E: 0 K: 1 S: 8	H: 1 R: 0 ER: 0 LOB: 1 BB: 0 P: 13	1B: 9 2B: 6 3B: 1 HR: 1	SF: 2 SAC: 1 DP: 0 HBP: 0	WP: 0 PB: 0 SB: 0 CS: 0	PA: 44		
PITCHER	IP WLS BF H R ER SO BB IBB HBP BLK WP HR S P ERA WHIP																					
Matt Morris, R ERA: 4.35	7.0 L 34 13 6 6 8 0 0 0 0 0 0 1 75 106 7.71 1.857																					
23 Randy Messenger, R ERA: 2.45	1.0 6 3 2 2 0 0 0 0 0 0 0 0 18 22 18.00 3.000																					
Steve Kline, L ERA: 3.09	1.0 4 1 0 0 1 0 0 0 0 0 0 0 8 13 0.00 1.000																					
Batter	1	2	3	4	5	6	7	8	9	AB	R	H	RBI	BB	SO	LOB	BOTTOM					
10 Dave Roberts, L OBP: 0.329, SLG: 0.353	G4-3					G6-3				4	0	1	0	0	0	0	Florida Marlins @ San Francisco Giants AT&T Park, San Francisco, CA Sun Jul 29 2007, 1:05 PM PDT Att: 42,965 - Sunny - 69 F					
2 Randy Winn, S OBP: 0.351, SLG: 0.416	G6-3					G3-1				3	1	0	0	1	0	2						
Ray Durham, S OBP: 0.307, SLG: 0.386	G3					F7				4	1	1	0	0	0	0						
Barry Bonds, L OBP: 0.493, SLG: 0.562						F9				4	0	1	0	0	0	2						
Ryan Klesko, L OBP: 0.372, SLG: 0.438										3	1	1	2	1	1	1						
Pedro Feliz, R OBP: 0.292, SLG: 0.439										4	1	1	0	0	0	2						
13 Omar Vizquel, S OBP: 0.299, SLG: 0.302										4	1	1	1	0	0	0						
39 Guillermo Rodriguez, R OBP: 0.360, SLG: 0.324										3	0	1	2	0	0	0						
14 Fred Lewis, L OBP: 0.353, SLG: 0.397										1	0	0	0	0	1	0						
Matt Morris, R OBP: 0.205, SLG: 0.211										2	0	0	0	0	0	1						
19 Kevin Frandsen, R OBP: 0.315, SLG: 0.318										1	0	1	0	0	0	0						
23 Randy Messenger, R OBP: 0.351, SLG: 0.416										0	0	0	0	0	0	0						
Steve Kline, S OBP: 0.351, SLG: 0.416										0	0	0	0	0	0	0						
Mark Sweeney, L OBP: 0.340, SLG: 0.400										1	0	0	0	0	0	0						
Inning Stats	R: 0 H: 0 E: 0 K: 0 S: 9	H: 0 R: 0 ER: 0 LOB: 0 BB: 0 P: 12	R: 0 H: 0 E: 0 K: 0 S: 5	H: 0 R: 0 ER: 0 LOB: 0 BB: 0 P: 8	R: 0 H: 0 E: 0 K: 0 S: 8	H: 0 R: 0 ER: 0 LOB: 0 BB: 0 P: 11	R: 5 H: 5 E: 1 K: 0 S: 14	H: 5 R: 0 ER: 0 LOB: 1 BB: 1 P: 30	R: 0 H: 0 E: 0 K: 0 S: 5	H: 0 R: 0 ER: 0 LOB: 0 BB: 0 P: 8	R: 0 H: 0 E: 0 K: 0 S: 3	H: 0 R: 0 ER: 0 LOB: 0 BB: 1 P: 8	R: 0 H: 2 E: 0 K: 0 S: 13	H: 2 R: 0 ER: 0 LOB: 2 BB: 0 P: 18	R: 0 H: 1 E: 0 K: 1 S: 10	H: 1 R: 0 ER: 0 LOB: 1 BB: 0 P: 14	R: 0 H: 0 E: 0 K: 1 S: 7	H: 0 R: 0 ER: 0 LOB: 0 BB: 0 P: 8	1B: 6 2B: 2 3B: 0 HR: 0	SF: 0 SAC: 0 DP: 1 HBP: 0	WP: 0 PB: 0 SB: 0 CS: 0	PA: 36
PITCHER	IP WLS BF H R ER SO BB IBB HBP BLK WP HR S P ERA WHIP																					
52 Sergio Mitre, R ERA: 3.55	0.1 H 2 1 0 0 0 0 0 0 0 0 0 0 5 6 0.00 3.000																					
57 Taylor Tankersley, L ERA: 5.4	0.1 H 2 1 0 0 0 0 0 0 0 0 0 0 5 6 0.00 3.000																					
37 Rencyel Pinto, L ERA: 4.16	0.2 H 3 1 0 0 1 0 0 0 0 0 0 0 8 12 0.00 1.500																					
32 Justin Miller, R ERA: 2.08	0.1 H 1 0 0 0 0 0 0 0 0 0 0 0 2 2 0.00 0.000																					
Kevin Gregg, R ERA: 3.26	1.0 S 3 0 0 0 1 0 0 0 0 0 0 0 7 8 0.00 0.000																					
GIANTS																						

Batter	1	2	3	4	5	6	7	8	9	AB	R	H	RBI	BB	SO	LOB	TOP							
3 Willy Taveras, R OBP: 0.363, SLG: 0.380	0-2 SF8 3B		0-0 SH3-4 2B	4-2 BB		1-3 K		0-3 K		4	2	2	0	1	2	2								
Jamey Carroll, R OBP: 0.321, SLG: 0.293	0-1 SF8		0-0 SH3-4	2-3 K			1-2 G5-3		2-1 F9	3	0	0	1	0	1	1								
5 Matt Holliday, R OBP: 0.395, SLG: 0.583	3-3 K		4-0 2B		0-1 2B		1-1 2B		2-2 1B	4	2	3	0	1	1	0								
27 Garrett Atkins, R OBP: 0.330, SLG: 0.446	0-2 G6-3		3-2 2B		1-2 F8		4-0 BB		2-3 K	4	1	1	3	1	1	2								
19 Ryan Spilborghs, R OBP: 0.364, SLG: 0.552		0-1 1B	0-0 1B		3-2 SF8		1-3 K		0-1 CS	3	0	2	1	0	1	2								
2 Troy Tulowitzki, R OBP: 0.348, SLG: 0.427	0-1 F9		1-2 1B		0-0 F9		2-2 P4			4	0	1	1	0	0	3								
10 Jeff Baker, R OBP: 0.293, SLG: 0.324		4-2 BB	1-2 K			1-1 F8		1-3 K		3	0	0	0	1	2	2								
20 Chris Iannetta, R OBP: 0.307, SLG: 0.293		2-2 FC5-4		1-2 G6-3		2-1 HBP		3-1 1B		3	0	1	0	0	0	1								
28 Aaron Cook, R OBP: 0.326, SLG: 0.333			4-2 BB		0-2 F8		0-0 SH1		1-1 SH3	1	1	0	0	1	0	0								
50 Jorge Julio, R OBP: 0.297, SLG: 0.292			SH3-4 2B							0	0	0	0	0	0	0								
60 Manny Corpas, R OBP: 0.297, SLG: 0.292										0	0	0	0	0	0	0								
Inning Stats	R: 1 E: 0 K: 1 S: 11	H: 1 LOB: 0 BB: 0 P: 14	R: 0 E: 0 K: 0 S: 11	H: 1 LOB: 1 BB: 1 P: 17	R: 4 E: 0 K: 1 S: 17	H: 4 LOB: 1 BB: 2 P: 30	R: 0 E: 0 K: 1 S: 11	H: 0 LOB: 1 BB: 1 P: 18	R: 1 E: 0 K: 0 S: 10	H: 1 LOB: 0 BB: 0 P: 14	R: 0 E: 0 K: 1 S: 8	H: 0 LOB: 1 BB: 0 P: 12	R: 0 E: 0 K: 1 S: 12	H: 1 LOB: 2 BB: 1 P: 21	R: 0 E: 0 K: 2 S: 10	H: 1 LOB: 1 BB: 0 P: 15	R: 0 E: 0 K: 1 S: 9	H: 1 LOB: 0 BB: 0 P: 15	1B: 6 2B: 3 3B: 1 HR: 0	SF: 2 SAC: 3 DP: 0 HBP: 1	WP: 0 PB: 0 SB: 0 CS: 2	PA: 41		
PITCHER	IP WLS BF H R ER SO BB IBB HBP BLK WP HR S P ERA WHIP	5.0 L 24 7 6 6 3 3 1 0 0 0 0 60 93 10.80 2.000	2.0 9 1 0 0 2 1 0 1 0 0 0 20 33 0.00 1.000	1.0 4 1 0 0 2 0 0 0 0 0 0 10 15 0.00 1.000	1.0 3 1 0 0 1 0 0 0 0 0 0 9 15 0.00 1.000																			

Colorado Rockies @ Florida Marlins
Dolphin Stadium, Miami, FL
Tue Jul 31 2007, 7:05 PM EDT
Att: 11,534 - Cloudy - 82 F

livebaseballscorecards.com

AB 29
R 6
H 10
RBI 6
BB 5
SO 8
LOB 13




Batter	1	2	3	4	5	6	7	8	9	AB	R	H	RBI	BB	SO	LOB	BOTTOM							
2 Hanley Ramirez, R OBP: 0.393, SLG: 0.568	2-3 K		4-1 1B		1-3 K			3-2 2B		3	1	1	0	1	2	0								
6 Dan Uggla, R OBP: 0.328, SLG: 0.505	1-3 K		0-1 1B		3-2 G5-3			2-3 K		4	0	1	1	0	2	1								
Miguel Cabrera, R OBP: 0.406, SLG: 0.610	1-2 G5-3		1-2 1B		3-2 G6-3			2-1 G5-3		4	0	1	1	0	0	0								
Mike Jacobs, L OBP: 0.321, SLG: 0.443		0-1 G3	0-1 G5-3		2-0 G4-3			3-1 G4-3		4	0	0	0	0	0	2								
14 Josh Willingham, R OBP: 0.371, SLG: 0.469	3-3 K			1-0 G6-3		2-2 L9		0-3 K		4	0	0	0	0	2	0								
27 Jeremy Hermida, L OBP: 0.348, SLG: 0.447	3-2 G4-3			0-0 G3		0-1 G6-3				3	0	0	0	0	0	0								
Miguel Olivo, R OBP: 0.251, SLG: 0.386				1-3 K		1-0 L8				3	1	1	1	0	1	0								
4 Alfredo Amezaga, S OBP: 0.324, SLG: 0.369			0-1 HR		4-0 BB			0-1 1B		2	1	1	0	1	0	0								
Scott Olsen, L OBP: 0.226, SLG: 0.286			1-0 SH2-4		2-2 G6-4-3			2-1 G4-6-3		0	0	0	0	0	0	0								
Joe Borchardt, S OBP: 0.289, SLG: 0.319					1-2 G6-4-3					1	0	0	0	0	0	1								
48 Lee Gardner, R OBP: 0.289, SLG: 0.319										0	0	0	0	0	0	0								
22 Matt Lindstrom, R OBP: 0.289, SLG: 0.319										0	0	0	0	0	0	0								
Todd Linden, S OBP: 0.289, SLG: 0.319										1	0	0	0	0	0	1								
32 Justin Miller, R OBP: 0.289, SLG: 0.319										0	0	0	0	0	0	0								
Inning Stats	R: 0 E: 0 K: 2 S: 10	H: 0 LOB: 0 BB: 0 P: 14	R: 0 E: 0 K: 1 S: 8	H: 0 LOB: 0 BB: 0 P: 14	R: 3 E: 1 K: 0 S: 12	H: 3 LOB: 1 BB: 1 P: 18	R: 0 E: 0 K: 1 S: 5	H: 0 LOB: 0 BB: 0 P: 7	R: 0 E: 0 K: 1 S: 7	H: 0 LOB: 1 BB: 1 P: 14	R: 0 E: 0 K: 0 S: 8	H: 0 LOB: 0 BB: 0 P: 16	R: 0 E: 0 K: 0 S: 6	H: 0 LOB: 0 BB: 0 P: 9	R: 0 E: 0 K: 1 S: 12	H: 2 LOB: 1 BB: 0 P: 19	R: 0 E: 0 K: 1 S: 7	H: 0 LOB: 0 BB: 0 P: 12	1B: 3 2B: 1 3B: 0 HR: 1	SF: 0 SAC: 1 DP: 3 HBP: 0	WP: 0 PB: 0 SB: 2 CS: 0	PA: 32		
PITCHER	IP WLS BF H R ER SO BB IBB HBP BLK WP HR S P ERA WHIP	7.2 W 28 5 3 2 5 2 0 0 0 0 1 65 106 2.35 0.913	0.1 H 1 0 0 0 1 0 0 0 0 0 3 5 0.00 0.000	1.0 S 3 0 0 0 1 0 0 0 0 0 7 12 0.00 0.000																				

Colorado Rockies @ Florida Marlins
Dolphin Stadium, Miami, FL
Tue Jul 31 2007, 7:05 PM EDT
Att: 11,534 - Cloudy - 82 F

livebaseballscorecards.com

AB 29
R 3
H 5
RBI 3
BB 2
SO 7
LOB 5



Batter	1	2	3	4	5	6	7	8	9	AB	R	H	RBI	BB	SO	LOB	TOP											
Craig Biggio, R (1,4) OBP: 0.285, SLG: 0.386	1-1 SH1-3 1B		1-3 K			0-3 K		1-3 K	0-1 HR	4	0	1	0	0	3	0	Houston Astros @ Florida Marlins Dolphin Stadium, Miami, FL Fri Aug 03 2007, 7:05 PM EDT Att: 15,226 - Partly Cloudy - 88 F											
Luke Scott, L (8,9) OBP: 0.341, SLG: 0.494										1	1	1	0	0	0	0												
Chris Burke, R (1,9) OBP: 0.317, SLG: 0.374	0-0 SH1-3		2-1 1B			0-1 G5-3		3-2 2B 21 BB 16 BB	0-2 HR	4	2	3	2	2	0	0												
17 Lance Berkman, S (1,3) OBP: 0.371, SLG: 0.453	0-0 F9		0-2 G5-3			0-0 G6-3		2-3 K2-3	0-1 F7	5	0	0	0	0	1	3												
Mark Loretta, R (9,4) OBP: 0.359, SLG: 0.369										0	0	0	0	0	0	0												
45 Carlos Lee, R (1,7) OBP: 0.350, SLG: 0.521	3-1 F8							4-0 2B 16 BB 21 BB	0-0 G4-3	4	2	1	0	1	0	1												
Brian Moehler, R (9,1) OBP: 0.250, SLG: 0.250										0	0	0	0	0	0	0												
21 Ty Wigginton, R (1,5) OBP: 0.338, SLG: 0.460		4-1 PB BB				1-2 F8		2-2 2B	4-1 16 BB 2B	2	2	1	0	2	0	0												
16 Jason Lane, R (1,8) OBP: 0.231, SLG: 0.336		1-0 P4				1-0 F9		3-3 K	4-1 2B BB	3	0	0	1	1	1	3												
Eric Bruntlett, R (1,6) OBP: 0.402, SLG: 0.325		2-0 F9				1-0 G6-3 1B		0-0 2B	0-2 2B	4	1	3	4	0	0	1												
Brad Ausmus, R (1,2) OBP: 0.314, SLG: 0.308		2-2 F8				1-2 G6-3		1-3 K	0-3 K	4	0	0	0	0	2	5												
44 Roy Oswalt, R (1,1) OBP: 0.146, SLG: 0.150						1-3 K		0-0 2B	1-3 K	2	0	0	0	0	2	0												
Orlando Palmeiro, L (7,PH) OBP: 0.241, SLG: 0.290										1	0	1	1	0	0	0												
Dave Borrowski, R (7,1) OBP: 0.296, SLG: 0.326										0	0	0	0	0	0	0												
Trever Miller, R (8,1) OBP: 0.391, SLG: 0.489										0	0	0	0	0	0	0												
Mike Lamb, L (9,PH) OBP: 0.391, SLG: 0.489										1	0	0	0	0	1	0												
Inning Stats	R: 0 E: 0 K: 0 S: 6	H: 1 LOB: 1 BB: 0 P: 10	R: 0 E: 0 K: 0 S: 8	H: 0 LOB: 1 BB: 1 P: 17	R: 0 E: 0 K: 2 S: 11	H: 1 LOB: 1 BB: 0 P: 15	R: 0 E: 0 K: 0 S: 5	H: 0 LOB: 0 BB: 0 P: 7	R: 0 E: 0 K: 1 S: 8	H: 1 LOB: 0 BB: 0 P: 11	R: 0 E: 0 K: 1 S: 6	H: 0 LOB: 0 BB: 0 P: 6	R: 3 E: 0 K: 2 S: 20	H: 4 LOB: 1 BB: 0 P: 26	R: 3 E: 0 K: 3 S: 17	H: 2 LOB: 2 BB: 3 P: 35	R: 2 E: 0 K: 1 S: 11	H: 2 LOB: 0 BB: 0 P: 12	1B: 5 2B: 5 3B: 0 HR: 1	SF: 0 SAC: 1 DP: 1 HBP: 0	WP: 0 PB: 1 SB: 0 CS: 0	PA: 40						
PITCHER	IP	WLS	BF	H	R	ER	SO	BB	IBB	HBP	BLK	WP	HR	S	P	ERA	WHIP											
Dontrelle Willis, L (1,1) ERA: 4.91	6.1	L	25	6	3	3	5	1	0	0	0	0	0	0	59	86	4.26	1.105										
22 Matt Lindstrom, R (7,1) ERA: 3.71	0.2		2	1	0	0	1	0	0	0	0	0	0	5	6	0.00	1.500											
32 Justin Miller, R (8,1) ERA: 2.63	1.0		8	2	3	3	3	2	1	0	0	0	0	17	35	27.00	4.000											
60 Carlos Martinez, R (9,1) ERA: 18.0	1.0		5	2	2	2	1	0	0	0	0	0	1	11	12	18.00	2.000											

Batter	1	2	3	4	5	6	7	8	9	AB	R	H	RBI	BB	SO	LOB	BOTTOM										
2 Hanley Ramirez, R (1,6) OBP: 0.395, SLG: 0.565	0-0 14 HBP 1B		2-2 G1-3			0-0 2B		2-2 1B		4	0	3	0	0	0	0	Houston Astros @ Florida Marlins Dolphin Stadium, Miami, FL Fri Aug 03 2007, 7:05 PM EDT Att: 15,226 - Partly Cloudy - 88 F										
6 Dan Uggla, R (1,4) OBP: 0.325, SLG: 0.502	2-3 SAFE K		1-0 P5			0-1 F8		1-3 K		4	0	0	0	0	2	4											
Miguel Cabrera, R (1,5) OBP: 0.408, SLG: 0.614	1 SAFE 0-1 14 HBP 1B		1-2 G5-3			0-3 K2-3		1-3 K		4	0	1	0	0	2	2											
Mike Jacobs, L (1,3) OBP: 0.313, SLG: 0.428	2-2 F6					1-3 K		1-1 F9		4	0	0	0	0	2	2											
14 Josh Willingham, R (1,7) OBP: 0.376, SLG: 0.478	2-2 1-2 2-3 HBP		2-2 F8			2-2 HBP		1-1 P6		2	0	0	0	0	0	0											
27 Jeremy Hermida, L (1,9) OBP: 0.348, SLG: 0.452	0-1 F9		1-2 HR			1-3 K		1-2 G3		4	1	1	1	0	1	4											
20 Matt Treanor, R (1,2) OBP: 0.374, SLG: 0.425		1-1 G3				0-1 F8		1-2 G1-4-3		4	0	0	0	0	0	0											
4 Alfredo Amezaga, S (1,8) OBP: 0.324, SLG: 0.373		4-2 G1-6-3 BB				0-0 F7		2-2 1B 2B		3	1	1	0	1	0	0											
Dontrelle Willis, L (1,1) OBP: 0.214, SLG: 0.192						2-2 G1-3		2-0 2B		2	0	0	0	0	0	1											
Todd Linden, S (7,PH) OBP: 0.296, SLG: 0.326										0	0	0	0	0	0	0											
32 Justin Miller, R (8,1) ERA: 4.83										0	0	0	0	0	0	0											
60 Carlos Martinez, R (9,1) ERA: 18.0										1	0	0	0	0	0	0											
Inning Stats	R: 0 E: 0 K: 1 S: 14	H: 2 LOB: 3 BB: 0 P: 20	R: 0 E: 0 K: 0 S: 5	H: 0 LOB: 0 BB: 1 P: 10	R: 0 E: 0 K: 0 S: 7	H: 0 LOB: 0 BB: 0 P: 11	R: 1 E: 0 K: 1 S: 10	H: 1 LOB: 0 BB: 0 P: 15	R: 0 E: 0 K: 3 S: 14	H: 0 LOB: 1 BB: 0 P: 18	R: 1 E: 0 K: 2 S: 18	H: 3 LOB: 2 BB: 0 P: 27	R: 0 E: 0 K: 0 S: 9	H: 0 LOB: 0 BB: 0 P: 12	R: 0 E: 0 K: 0 S: 5	H: 0 LOB: 0 BB: 0 P: 8	1B: 4 2B: 2 3B: 0 HR: 1	SF: 0 SAC: 0 DP: 1 HBP: 2	WP: 0 PB: 0 SB: 0 CS: 0	PA: 36							
PITCHER	IP	WLS	BF	H	R	ER	SO	BB	IBB	HBP	BLK	WP	HR	S	P	ERA	WHIP										
44 Roy Oswalt, R (1,1) ERA: 3.55	6.0	W	24	4	1	1	5	1	0	2	0	0	0	18	27	9.00	3.000										
Dave Borrowski, R (7,1) ERA: 5.29	1.0	H	6	3	1	1	2	0	0	0	0	0	0	9	12	0.00	0.000										
Trever Miller, L (8,1) ERA: 4.83	1.0		3	0	0	0	0	0	0	0	0	0	0	5	8	0.00	0.000										
Brian Moehler, R (9,1) ERA: 5.35	1.0		3	0	0	0	0	0	0	0	0	0	0	5	8	0.00	0.000										

Batter	1	2	3	4	5	6	7	8	9	AB	R	H	RBI	BB	SO	LOB	TOP										
2 Hanley Ramirez, R OBP: 0.394, SLG: 0.578	0-0 HR	1-2 1B			3-2 L5		0-1 G4-3		0-2 F8	5	1	2	1	0	0	2	Florida Marlins @ Philadelphia Phillies Citizens Bank Park, Philadelphia, PA Tue Aug 07 2007, 7:05 PM EDT Att: 32,791 - Overcast - 89 F AB 34 R 1 H 8 RBI 1 BB 4 SO 7 LOB 22										
6 Dan Uggla, R OBP: 0.327, SLG: 0.501	4-2 1B, BB	1-0 L4			1-3 K		2-2 P4		1-3 K	4	0	0	0	1	2	5											
Miguel Cabrera, R OBP: 0.368, SLG: 0.613 22 Matt Lindstrom, R (8, 1)	4-0 FC6-4, 1B	2-3 K			1-1 F8				3-1 F8	3	0	0	0	1	1	3											
Miguel Olivo, R OBP: 0.253, SLG: 0.381	1-1 FC6-4, 1B				0-1 G6-3				3-1 K, 27 BB, 1B	4	0	2	0	0	1	0											
12 Cody Ross, R OBP: 0.390, SLG: 0.565	0-2 FC6-4				0-0 G6-3				2-1 F8	4	0	0	0	0	0	3											
27 Jeremy Hermida, L OBP: 0.355, SLG: 0.451	0-1 G4-3				2-2 G3				4-1 BB	2	0	0	0	2	0	2											
Jason Wood, R OBP: 0.326, SLG: 0.455 48 Lee Gardner, R 4 Alfredo Amezaga, S (8, PH) OBP: 0.325, SLG: 0.374		0-1 FC3-5, 1B			1-1 F8				0-1 F9	3	0	1	0	0	1	1											
Todd Linden, S OBP: 0.314, SLG: 0.320		1-1 2B, 56 FC3-5			1-2 F7				1-1 G4-3, 2B	4	0	3	0	0	0	0											
56 Rick Van Den Hurk, R OBP: 0.077, SLG: 0.077 60 Carlos Martinez, R 58 Mauro Zarate, R Mike Jacobs, L OBP: 0.298, SLG: 0.407		0-1 FC3-5, 2B			1-3 K				0-1 F9	1	0	0	0	0	0	2											
Inning Stats	R: 1 E: 1 K: 0 S: 11	H: 2 LOB: 2 BB: 2 P: 20	R: 0 E: 0 K: 1 S: 14	H: 3 LOB: 3 BB: 0 P: 19	R: 0 E: 0 K: 1 S: 6	H: 0 LOB: 0 BB: 0 P: 8	R: 0 E: 0 K: 1 S: 8	H: 0 LOB: 1 BB: 0 P: 11	R: 0 E: 0 K: 2 S: 10	H: 0 LOB: 1 BB: 0 P: 21	R: 0 E: 0 K: 1 S: 10	H: 1 LOB: 1 BB: 0 P: 14	R: 0 E: 0 K: 0 S: 11	H: 1 LOB: 2 BB: 1 P: 23	R: 0 E: 0 K: 2 S: 12	H: 1 LOB: 1 BB: 0 P: 14		1B: 6 2B: 1 3B: 0 HR: 1	SF: 0 SAC: 0 DP: 0 HBP: 0	WP: 0 PB: 0 SB: 0 CS: 0	PA: 38						
PITCHER	IP	WLS	BF	H	R	ER	SO	BB	IBB	HBP	BLK	WP	HR	S	P	ERA	WHIP										
Jamie Moyer, L ERA: 4.7	6.0	W	25	5	1	1	5	3	0	0	0	0	1	57	92	1.50	1.333										
58 J.D. Durbin, R ERA: 6.0	3.0	S	13	3	0	0	2	1	0	0	0	0	0	33	51	0.00	1.333										

Batter	1	2	3	4	5	6	7	8	9	AB	R	H	RBI	BB	SO	LOB	BOTTOM										
11 Jimmy Rollins, S OBP: 0.340, SLG: 0.521	4-2 1B, FC4-6, BB	1-2 F9	0-0 F9		2-1 P4	3-2 P6				4	1	0	0	1	0	3	Florida Marlins @ Philadelphia Phillies Citizens Bank Park, Philadelphia, PA Tue Aug 07 2007, 7:05 PM EDT Att: 32,791 - Overcast - 89 F AB 32 R 11 H 9 RBI 10 BB 7 SO 4 LOB 17										
Tadahito Iguchi, R OBP: 0.352, SLG: 0.399	0-1 FC4-6, 1B	3-1 P3	1-3 K		0-0 1B				0-1 G5-3	5	0	2	0	0	1	2											
Pat Burrell, R OBP: 0.418, SLG: 0.488	1-1 P6		3-3 K	1-0 P3	0-3 K				2-2 F9	5	0	0	0	0	2	3											
6 Ryan Howard, L OBP: 0.398, SLG: 0.602	2-0 FC4-6, 28 BB, BLK		4-1 HBP, 28 1B, BB	0-1 HR		2-1 HR			1-3 K	4	3	2	3	1	1	1											
Aaron Rowand, R OBP: 0.387, SLG: 0.520 29 Chris Roberson, S OBP: 0.294, SLG: 0.294	4-1 28 BB		2-2 28 1B, 51 1B, HBP	3-0 HR		2-1 51 F9, 28 WP, E, HBP			0-0 G4-3	1	3	1	1	1	0	0											
28 Jayson Werth, R OBP: 0.367, SLG: 0.406	1-2 BB		1-2 HBP, 51 1B	HR					4-2 E, SF9, BB	1	0	0	0	0	0	0											
51 Carlos Ruiz, R OBP: 0.325, SLG: 0.387	4-0 BB		0-2 51 1B	BB		4-2 E, SF9, BB			0-2 G3	2	2	1	1	3	0	0											
51 Carlos Ruiz, R OBP: 0.325, SLG: 0.387	0-1 F8		0-1 2B, BLK, 1B	BB		0-0 F9			1-0 F9	5	1	1	1	0	0	6											
Abraham Nunez, S OBP: 0.313, SLG: 0.306		4-2 SH3-4, BB	3-1 BLK, 2B	1-0 L6		1-2 E5			1-2 E5	3	1	1	2	1	0	2											
Jamie Moyer, L OBP: 0.148, SLG: 0.185 Wes Helms, R (6, PH) 58 J.D. Durbin, R OBP: 0.364, SLG: 0.455	1-1 SH3-4		2-2 2B		2-1 G6-3	3-H SF9			0-1 SF9	2	0	1	1	0	0	0											
Inning Stats	R: 1 E: 0 K: 0 S: 10	H: 1 LOB: 3 BB: 3 P: 25	R: 0 E: 0 K: 0 S: 10	H: 0 LOB: 1 BB: 1 P: 19	R: 5 E: 0 K: 2 S: 23	H: 4 LOB: 1 BB: 1 P: 38	R: 2 E: 0 K: 0 S: 10	H: 2 LOB: 1 BB: 1 P: 22	R: 0 E: 0 K: 1 S: 8	H: 1 LOB: 1 BB: 0 P: 12	R: 3 E: 1 K: 0 S: 16	H: 1 LOB: 1 BB: 1 P: 28	R: 0 E: 0 K: 1 S: 11	H: 0 LOB: 0 BB: 0 P: 14	R: 0 E: 0 K: 0 S: 5	H: 0 LOB: 0 BB: 0 P: 6	1B: 4 2B: 2 3B: 0 HR: 3	SF: 1 SAC: 1 DP: 0 HBP: 2	WP: 1 PB: 0 SB: 0 CS: 0	PA: 43							
PITCHER	IP	WLS	BF	H	R	ER	SO	BB	IBB	HBP	BLK	WP	HR	S	P	ERA	WHIP										
56 Rick Van Den Hurk, R ERA: 7.49	2.1	L	18	5	6	6	1	5	0	1	2	0	0	39	77	23.14	4.286										
60 Carlos Martinez, R ERA: 13.5	1.2		8	2	2	2	1	1	0	0	0	0	2	14	27	10.80	1.800										
58 Mauro Zarate, R ERA: 13.5	1.1		9	2	3	2	1	1	0	1	0	1	1	19	32	13.50	2.250										
48 Lee Gardner, R ERA: 2.51	1.2		5	0	0	0	1	0	0	0	0	0	0	16	22	0.00	0.000										
22 Matt Lindstrom, R ERA: 3.97	1.0		3	0	0	0	0	0	0	0	0	0	0	5	6	0.00	0.000										

Batter	1	2	3	4	5	6	7	8	9	AB	R	H	RBI	BB	SO	LOB	TOP					
2 Hanley Ramirez, R OBP: 0.395, SLG: 0.576	2-2 CS 1B		0-1 F8		4-2 BB		2-1 F7			3	0	1	0	1	0	1	Florida Marlins @ Philadelphia Phillies Citizens Bank Park, Philadelphia, PA Wed Aug 08 2007, 7:05 PM EDT Att: 34,139 - Overcast - 95 F					
6 Dan Uggla, R OBP: 0.324, SLG: 0.497	2-2 SAFE P3		2-3 K		3-2 G1-3			3-1 G5-3		4	0	0	0	0	1	2						
Miguel Cabrera, R OBP: 0.409, SLG: 0.618	0-1 P4			0-1 HR		4-2 G5-4-3 BB		0-0 G5-3		3	1	1	1	1	0	0						
Mike Jacobs, L OBP: 0.294, SLG: 0.400		2-3 K		0-0 L6		0-0 F9		1-3 K		4	0	0	0	0	2	1						
Todd Linden, S OBP: 0.312, SLG: 0.313		2-2 G5-3		4-2 27 S BB		0-1 G5-4-3		1-3 K		3	0	0	0	1	1	1						
27 Jeremy Hermida, L OBP: 0.354, SLG: 0.448		0-1 G6-3		2-3 K		1-2 G4-3		0-2 1B		4	0	1	0	0	1	1						
20 Matt Treanor, R OBP: 0.377, SLG: 0.424 Miguel Olivo, R OBP: 0.252, SLG: 0.380			3-2 F8	1-1 G5-3		1-0 7 1B FC6-4 2B		0-2 K		3	1	1	0	0	0	1						
7 Alejandro De Aza, L OBP: 0.333, SLG: 0.486			0-1 HR 2B		1-0 L2		0-0 FC6-4 1B	0-2 K		4	1	2	0	0	1	1						
Dontrelle Willis, L OBP: 0.227, SLG: 0.275 32 Justin Miller, R ERA: 4.66 Jason Wood, R OBP: 0.333, SLG: 0.449 57 Taylor Tankersley, L Armando Benitez, R			1-1 HR		1-2 G4-3		1-2 FC6-4			2	1	1	2	0	0	0						
Inning Stats	R: 0 E: 0 K: 0 S: 8	H: 1 LOB: 0 BB: 0 P: 12	R: 0 E: 0 K: 1 S: 9	H: 0 LOB: 0 BB: 0 P: 13	R: 2 E: 0 K: 1 S: 14	H: 2 LOB: 0 BB: 0 P: 20	R: 1 E: 0 K: 1 S: 11	H: 1 LOB: 1 BB: 1 P: 18	R: 0 E: 0 K: 0 S: 5	H: 0 LOB: 0 BB: 1 P: 9	R: 0 E: 0 K: 0 S: 10	H: 2 LOB: 1 BB: 0 P: 15	R: 0 E: 0 K: 1 S: 7	H: 0 LOB: 0 BB: 0 P: 11	R: 0 E: 0 K: 3 S: 13	H: 1 LOB: 1 BB: 0 P: 14		1B: 3 2B: 2 3B: 0 HR: 2	SF: 0 SAC: 0 DP: 1 HBP: 0	WP: 0 PB: 0 SB: 1 CS: 1	PA: 35	
PITCHER	IP WLS BF H R ER SO BB IBB HBP BLK WP HR S P ERA WHIP	IP WLS BF H R ER SO BB IBB HBP BLK WP HR S P ERA WHIP	IP WLS BF H R ER SO BB IBB HBP BLK WP HR S P ERA WHIP	IP WLS BF H R ER SO BB IBB HBP BLK WP HR S P ERA WHIP	IP WLS BF H R ER SO BB IBB HBP BLK WP HR S P ERA WHIP	IP WLS BF H R ER SO BB IBB HBP BLK WP HR S P ERA WHIP	IP WLS BF H R ER SO BB IBB HBP BLK WP HR S P ERA WHIP	IP WLS BF H R ER SO BB IBB HBP BLK WP HR S P ERA WHIP	IP WLS BF H R ER SO BB IBB HBP BLK WP HR S P ERA WHIP	IP WLS BF H R ER SO BB IBB HBP BLK WP HR S P ERA WHIP	IP WLS BF H R ER SO BB IBB HBP BLK WP HR S P ERA WHIP	IP WLS BF H R ER SO BB IBB HBP BLK WP HR S P ERA WHIP	IP WLS BF H R ER SO BB IBB HBP BLK WP HR S P ERA WHIP	IP WLS BF H R ER SO BB IBB HBP BLK WP HR S P ERA WHIP	IP WLS BF H R ER SO BB IBB HBP BLK WP HR S P ERA WHIP	IP WLS BF H R ER SO BB IBB HBP BLK WP HR S P ERA WHIP	IP WLS BF H R ER SO BB IBB HBP BLK WP HR S P ERA WHIP	IP WLS BF H R ER SO BB IBB HBP BLK WP HR S P ERA WHIP	IP WLS BF H R ER SO BB IBB HBP BLK WP HR S P ERA WHIP	IP WLS BF H R ER SO BB IBB HBP BLK WP HR S P ERA WHIP	IP WLS BF H R ER SO BB IBB HBP BLK WP HR S P ERA WHIP	IP WLS BF H R ER SO BB IBB HBP BLK WP HR S P ERA WHIP

AB	32
R	4
H	7
RBI	4
BB	3
SO	7
LOB	10



Batter	1	2	3	4	5	6	7	8	9	AB	R	H	RBI	BB	SO	LOB	BOTTOM					
11 Jimmy Rollins, S OBP: 0.340, SLG: 0.521	0-1 F8		2-2 SF8		0-0 G6-3		2-0 G6-3 1B			4	0	2	2	0	0	1	Florida Marlins @ Philadelphia Phillies Citizens Bank Park, Philadelphia, PA Wed Aug 08 2007, 7:05 PM EDT Att: 34,139 - Overcast - 95 F					
Tadahito Iguchi, R OBP: 0.353, SLG: 0.399	1-0 E1 6 BB 1B	2-1 FC6-4 1B	2-3 G1-6-3		2-1 L8		1-1 G6-3			5	0	2	0	0	0	4						
Pat Burrell, R OBP: 0.420, SLG: 0.487 29 Chris Roberson, S OBP: 0.294, SLG: 0.294	4-0 6 BB BB	2-0 FC6-4 1B		3-2 28 HBP 1B		2-3 K		4-0 BB		3	0	1	0	2	1	2						
6 Ryan Howard, L OBP: 0.398, SLG: 0.598	4-2 28 FC6-4 BB		3-2 P5		1-0 F7		3-2 K		0-3 K	4	1	1	0	1	1	3						
Aaron Rowand, R OBP: 0.387, SLG: 0.528	0-3 K		0-1 28 1B 51 G6-3 2B		1-3 K		0-1 HR		0-1 P3	5	2	2	2	0	2	6						
28 Jayson Werth, R OBP: 0.376, SLG: 0.429	2-1 FC6-4		0-0 WP 51 G5-3 1B		3-2 51 FC6-4 HBP		2-3 K		0-1 51 F9-2 3B	4	1	2	0	0	1	3						
51 Carlos Ruiz, R OBP: 0.323, SLG: 0.391		2-0 F8	0-1 G5-3		1-1 FC6-4		2-2 3B		0-0 F9-2	5	0	1	1	0	0	4						
Abraham Nunez, S OBP: 0.324, SLG: 0.308		2-1 SH 11 SF8 1B	4-0 11 1B IBB		1-2 SH3-4 HBP		4-0 IBB		0-0 L4	2	2	1	0	2	0	0						
Kyle Lohse, R OBP: 0.189, SLG: 0.171 Antonio Alfonseca, R ERA: 2.75 45 Tom Gordon, R 39 Brett Myers, R		1-1 SH 1B	0-1 11 1B		1-1 SH3-4		1-3 K			2	0	1	1	0	1	2						
Inning Stats	R: 0 E: 1 K: 1 S: 10	H: 1 LOB: 3 BB: 2 P: 21	R: 1 E: 1 K: 0 S: 10	H: 2 LOB: 2 BB: 0 P: 19	R: 3 E: 0 K: 0 S: 17	H: 4 LOB: 2 BB: 1 P: 29	R: 0 E: 0 K: 1 S: 12	H: 1 LOB: 2 BB: 0 P: 21	R: 0 E: 0 K: 3 S: 20	H: 3 LOB: 2 BB: 1 P: 34	R: 0 E: 0 K: 1 S: 8	H: 1 LOB: 2 BB: 1 P: 15	R: 0 E: 0 K: 0 S: 4	H: 1 LOB: 0 BB: 0 P: 4	R: 0 E: 0 K: 3 S: 13	H: 1 LOB: 1 BB: 0 P: 14		1B: 9 2B: 2 3B: 2 HR: 1	SF: 1 SAC: 2 DP: 1 HBP: 2	WP: 1 PB: 0 SB: 0 CS: 0	PA: 44	
PITCHER	IP WLS BF H R ER SO BB IBB HBP BLK WP HR S P ERA WHIP	IP WLS BF H R ER SO BB IBB HBP BLK WP HR S P ERA WHIP	IP WLS BF H R ER SO BB IBB HBP BLK WP HR S P ERA WHIP	IP WLS BF H R ER SO BB IBB HBP BLK WP HR S P ERA WHIP	IP WLS BF H R ER SO BB IBB HBP BLK WP HR S P ERA WHIP	IP WLS BF H R ER SO BB IBB HBP BLK WP HR S P ERA WHIP	IP WLS BF H R ER SO BB IBB HBP BLK WP HR S P ERA WHIP	IP WLS BF H R ER SO BB IBB HBP BLK WP HR S P ERA WHIP	IP WLS BF H R ER SO BB IBB HBP BLK WP HR S P ERA WHIP	IP WLS BF H R ER SO BB IBB HBP BLK WP HR S P ERA WHIP	IP WLS BF H R ER SO BB IBB HBP BLK WP HR S P ERA WHIP	IP WLS BF H R ER SO BB IBB HBP BLK WP HR S P ERA WHIP	IP WLS BF H R ER SO BB IBB HBP BLK WP HR S P ERA WHIP	IP WLS BF H R ER SO BB IBB HBP BLK WP HR S P ERA WHIP	IP WLS BF H R ER SO BB IBB HBP BLK WP HR S P ERA WHIP	IP WLS BF H R ER SO BB IBB HBP BLK WP HR S P ERA WHIP	IP WLS BF H R ER SO BB IBB HBP BLK WP HR S P ERA WHIP	IP WLS BF H R ER SO BB IBB HBP BLK WP HR S P ERA WHIP	IP WLS BF H R ER SO BB IBB HBP BLK WP HR S P ERA WHIP	IP WLS BF H R ER SO BB IBB HBP BLK WP HR S P ERA WHIP	IP WLS BF H R ER SO BB IBB HBP BLK WP HR S P ERA WHIP	IP WLS BF H R ER SO BB IBB HBP BLK WP HR S P ERA WHIP



Batter	1	2	3	4	5	6	7	8	9	AB R H RBI BB SO LOB	TOP									
2 Hanley Ramirez, R OBP: 0.393, SLG: 0.572	G6-3			FC6-4	G4-3			G1-4-3	FC1-4-6	5 1 1 1 0 0 2	Florida Marlins @ Philadelphia Phillies Citizens Bank Park, Philadelphia, PA Thu Aug 09 2007, 7:05 PM EDT Att: 37,009 - Cloudy - 77 F									
7 Alejandro De Aza, L OBP: 0.316, SLG: 0.416	G6-3			B2		L9		G6-3	F8	5 0 1 0 0 0 2										
Miguel Cabrera, R OBP: 0.410, SLG: 0.616	P6			FC6-4		K		G6-3		3 0 1 0 1 1 0										
14 Josh Willingham, R OBP: 0.376, SLG: 0.485		G5-3		FC6-4				K		4 1 1 2 0 1 3										
6 Dan Uggla, R OBP: 0.326, SLG: 0.497	G4-3					G6-3				4 0 2 0 0 0 0										
Mike Jacobs, L OBP: 0.297, SLG: 0.399										3 0 1 0 1 0 2										
12 Cody Ross, R OBP: 0.390, SLG: 0.565	G6-3			L9						0 1 0 0 0 0 0										
Jason Wood, R OBP: 0.323, SLG: 0.449										0 0 0 0 0 0 0										
Miguel Olivo, R OBP: 0.255, SLG: 0.382				G6-3		G5-4-3				4 1 2 0 0 0 1										
27 Jeremy Hermida, L OBP: 0.356, SLG: 0.447				G6-3		L7				3 0 1 0 1 0 1										
Kevin Gregg, R				G6-3		L7				0 0 0 0 0 0 0										
52 Sergio Mitre, R OBP: 0.126, SLG: 0.133				G1-3		SH3-4				1 0 0 0 0 0 0										
Todd Lintz, S OBP: 0.170, SLG: 0.310										1 0 0 0 0 0 1										
32 Justin Miller, R ERA: 3.95										0 0 0 0 0 0 0										
57 Taylor Tankersley, L ERA: 4.73										0 0 0 0 0 0 0										
4 Alfredo Amezaga, S OBP: 0.224, SLG: 0.373										1 0 0 1 0 0 2										
Inning Stats	R: 0 E: 0 K: 0 S: 7	H: 0 LOB: 0 BB: 0 P: 10	R: 0 E: 0 K: 0 S: 5	H: 0 LOB: 0 BB: 0 P: 5	R: 0 E: 0 K: 0 S: 8	H: 0 LOB: 0 BB: 0 P: 9	R: 1 E: 0 K: 0 S: 6	H: 3 LOB: 2 BB: 0 P: 9	R: 0 E: 0 K: 1 S: 13	H: 1 LOB: 1 BB: 0 P: 19	R: 0 E: 0 K: 0 S: 6	H: 1 LOB: 1 BB: 1 P: 10	R: 0 E: 0 K: 1 S: 11	H: 2 LOB: 2 BB: 1 P: 21	R: 2 E: 0 K: 0 S: 7	H: 2 LOB: 1 BB: 1 P: 15	1B: 8 2B: 1 3B: 0 HR: 1	SF: 0 SAC: 1 DP: 1 HBP: 0	WP: 0 PB: 0 SB: 1 CS: 0	PA: 38
PITCHER	IP WLS BF H R ER SO BB IBB HBP BLK WP HR S P ERA WHIP											IP WLS BF H R ER SO BB IBB HBP BLK WP HR S P ERA WHIP								
38 Kyle Kendrick, R ERA: 3.75	7.0 27 6 2 2 1 1 0 0 0 0 1 51 21 2.57 1.000																			
Antonio Alfonseca, R ERA: 3.95	1.0 5 2 0 0 1 0 1 0 0 0 0 11 21 0.00 2.000																			
39 Brett Myers, R ERA: 5.27	1.0 L 6 2 2 2 0 1 0 0 0 0 0 7 15 18.00 3.000																			

AB 34
R 4
H 10
RBI 4
BB 3
SO 2
LOB 14



Batter	1	2	3	4	5	6	7	8	9	AB R H RBI BB SO LOB	BOTTOM											
11 Jimmy Rollins, S OBP: 0.337, SLG: 0.516	F7		G3			G3	K		P6	5 0 0 0 0 1 2	Florida Marlins @ Philadelphia Phillies Citizens Bank Park, Philadelphia, PA Thu Aug 09 2007, 7:05 PM EDT Att: 37,009 - Cloudy - 77 F											
Tadahito Iguchi, R OBP: 0.356, SLG: 0.402	WP		K			G4-3				3 1 2 0 1 1 0												
Pat Burrell, R OBP: 0.419, SLG: 0.494	G5-3			F9		G4-3	K			4 1 1 0 0 1 3												
Antonio Alfonseca, R ERA: 3.95										0 0 0 0 0 0 0												
39 Brett Myers, R ERA: 5.27										0 0 0 0 0 0 0												
6 Ryan Howard, L OBP: 0.399, SLG: 0.595				FC5-4		G4-3		K		3 0 1 0 1 1 2												
Aaron Rowand, R OBP: 0.386, SLG: 0.524	L7			FC5-4		19 2B		P3		3 0 0 0 1 0 3												
19 Greg Dobbs, L OBP: 0.328, SLG: 0.491			G3					K		4 0 1 2 0 1 1												
28 Jayson Werth, R OBP: 0.372, SLG: 0.417					G6-3		P3			3 0 0 0 1 1 2												
51 Carlos Ruiz, R OBP: 0.322, SLG: 0.386										3 0 0 0 1 2 1												
38 Kyle Kendrick, R ERA: 3.75										2 0 0 0 0 1 0												
Wes Helms, R OBP: 0.308, SLG: 0.371										1 0 0 0 0 1 1												
29 Chris Roberson, S OBP: 0.294, SLG: 0.294										0 0 0 0 0 0 0												
27 Chris Coste, R OBP: 0.344, SLG: 0.435										1 0 0 0 0 0 1												
Inning Stats	R: 0 E: 0 K: 0 S: 8	H: 1 LOB: 2 BB: 1 P: 16	R: 0 E: 0 K: 2 S: 9	H: 0 LOB: 0 BB: 0 P: 13	R: 0 E: 0 K: 2 S: 7	H: 0 LOB: 0 BB: 0 P: 15	R: 0 E: 1 K: 0 S: 5	H: 1 LOB: 1 BB: 0 P: 7	R: 0 E: 0 K: 1 S: 11	H: 0 LOB: 0 BB: 0 P: 14	R: 2 E: 0 K: 0 S: 21	H: 3 LOB: 2 BB: 1 P: 35	R: 0 E: 0 K: 3 S: 11	H: 0 LOB: 2 BB: 2 P: 24	R: 0 E: 0 K: 2 S: 8	H: 0 LOB: 0 BB: 0 P: 11	R: 0 E: 0 K: 0 S: 14	H: 0 LOB: 1 BB: 1 P: 24	1B: 4 2B: 1 3B: 0 HR: 0	SF: 0 SAC: 0 DP: 0 HBP: 0	WP: 1 PB: 1 SB: 0 CS: 0	PA: 37
PITCHER	IP WLS BF H R ER SO BB IBB HBP BLK WP HR S P ERA WHIP											IP WLS BF H R ER SO BB IBB HBP BLK WP HR S P ERA WHIP										
52 Sergio Mitre, R ERA: 2.68	6.0 25 5 0 0 3 2 0 0 0 0 0 61 24 0.00 1.000																					
32 Justin Miller, R ERA: 2.68	1.0 5 0 0 0 3 2 0 0 0 0 0 11 24 0.00 2.000																					
57 Taylor Tankersley, L ERA: 4.73	1.0 W 3 0 0 0 2 0 0 0 0 0 0 8 11 0.00 0.000																					
Kevin Gregg, R ERA: 3.14	1.0 S 4 0 0 0 0 1 0 0 0 0 0 14 24 0.00 1.000																					

AB 32
R 2
H 5
RBI 2
BB 5
SO 10
LOB 16



Batter	1	2	3	4	5	6	7	8	9	AB	R	H	RBI	BB	SO	LOB	TOP					
2 Hanley Ramirez, R OBP: 0.395, SLG: 0.572										5	2	2	0	0	1	2						
7 Alejandro De Aza, L OBP: 0.356, SLG: 0.455										3	1	2	0	1	1	2						
Miguel Cabrera, R OBP: 0.412, SLG: 0.613										3	1	2	2	2	0	1						
14 Josh Willingham, R OBP: 0.378, SLG: 0.491										5	1	3	5	0	1	3						
6 Dan Uggla, R OBP: 0.322, SLG: 0.489										5	0	1	0	0	1	5						
Mike Jacobs, L OBP: 0.296, SLG: 0.392										4	0	0	0	0	1	6						
Jason Wood, R OBP: 0.327, SLG: 0.444										1	0	0	0	0	0	0						
Miguel Olivo, R OBP: 0.254, SLG: 0.378										5	0	0	0	0	1	5						
12 Cody Ross, R OBP: 0.390, SLG: 0.551										3	2	1	0	1	0	0						
Scott Olsen, L OBP: 0.228, SLG: 0.250										2	0	0	0	0	2	0						
Todd Lintner, S OBP: 0.209, SLG: 0.306										1	0	0	0	0	1	1						
32 Justin Miller, R OBP: 0.285, SLG: 0.344										0	0	0	0	0	0	0						
27 Jeremy Hermida, L OBP: 0.329, SLG: 0.444										0	0	0	0	0	0	0						
57 Taylor Tankersley, L OBP: 0.285, SLG: 0.344										0	0	0	0	0	0	0						
Kevin Gregg, R OBP: 0.285, SLG: 0.344										0	0	0	0	0	0	0						
Inning Stats	R: 0 E: 0 K: 1 S: 10	H: 1 LOB: 1 BB: 0 P: 16	R: 0 E: 0 K: 0 S: 7	H: 0 LOB: 0 BB: 0 P: 11	R: 0 E: 0 K: 1 S: 7	H: 0 LOB: 0 BB: 0 P: 10	R: 0 E: 0 K: 0 S: 11	H: 2 LOB: 3 BB: 1 P: 22	R: 0 E: 0 K: 2 S: 9	H: 0 LOB: 0 BB: 0 P: 13	R: 1 E: 0 K: 1 S: 13	H: 3 LOB: 2 BB: 0 P: 22	R: 4 E: 1 K: 1 S: 13	H: 4 LOB: 1 BB: 1 P: 27	R: 2 E: 0 K: 0 S: 24	H: 1 LOB: 2 BB: 2 P: 41	R: 0 E: 0 K: 2 S: 8	H: 0 LOB: 0 BB: 0 P: 11	1B: 9 2B: 1 3B: 0 HR: 1	SF: 0 SAC: 1 DP: 0 HBP: 1	WP: 0 PB: 0 SB: 2 CS: 0	PA: 43
PITCHER	IP	WLS	BF	H	R	ER	SO	BB	IBB	HBP	BLK	WP	HR	S	P	ERA	WHIP					
Tom Glavine, L ERA: 4.25	6.1		27	7	2	2	5	1	0	0	0	0	0	62	104	2.84	1.263					
59 Guillermo Mota, R ERA: 5.4	0.2	B	6	3	3	3	1	0	1	0	0	0	1	8	17	40.50	4.500					
Aaron Heilman, R ERA: 3.66	1.0	L	7	1	2	2	0	2	0	1	0	0	0	24	41	18.00	3.000					
Scott Schoeneweis, L ERA: 5.1	1.0		3	0	0	0	2	0	0	0	0	0	0	8	11	0.00	0.000					

Florida Marlins @ New York Mets
Shea Stadium, Flushing, NY
Sat Aug 11 2007, 7:10 PM EDT
Att: 50,773 - Partly Cloudy - 79 F

AB 37
R 7
H 11
RBI 7
BB 4
SO 8
LOB 25



Batter	1	2	3	4	5	6	7	8	9	AB	R	H	RBI	BB	SO	LOB	BOTTOM					
7 José Reyes, S OBP: 0.378, SLG: 0.455										4	0	2	0	1	0	1						
1 Luis Castillo, S OBP: 0.356, SLG: 0.353										3	1	0	1	1	0	3						
15 Carlos Beltrán, S OBP: 0.340, SLG: 0.487										1	0	0	0	0	1	1						
5 David Wright, R OBP: 0.394, SLG: 0.523										4	2	3	3	0	0	1						
21 Carlos Delgado, L OBP: 0.327, SLG: 0.429										4	0	1	0	0	0	1						
18 Moises Alou, R OBP: 0.365, SLG: 0.456										4	0	1	0	0	0	1						
3 Damon Easley, R OBP: 0.338, SLG: 0.441										4	0	1	0	0	2	2						
16 Paul Lo Duca, R OBP: 0.310, SLG: 0.355										3	0	0	0	0	0	2						
59 Guillermo Mota, R ERA: 5.39										0	0	0	0	0	0	0						
Aaron Heilman, R ERA: 3.66										0	0	0	0	0	0	0						
Ruben Gotay, S OBP: 0.379, SLG: 0.493										1	0	0	0	0	1	1						
Scott Schoeneweis, L ERA: 5.1										0	0	0	0	0	0	0						
Lastings Milledge, R OBP: 0.340, SLG: 0.469										4	1	2	0	0	1	0						
Tom Glavine, L OBP: 0.319, SLG: 0.262										1	0	0	0	0	0	0						
11 Ramon Castro, R OBP: 0.326, SLG: 0.538										2	1	1	0	0	0	0						
Inning Stats	R: 0 E: 0 K: 0 S: 10	H: 2 LOB: 1 BB: 0 P: 16	R: 0 E: 0 K: 1 S: 7	H: 0 LOB: 0 BB: 0 P: 10	R: 0 E: 0 K: 1 S: 8	H: 0 LOB: 0 BB: 0 P: 14	R: 2 E: 0 K: 0 S: 9	H: 2 LOB: 1 BB: 1 P: 18	R: 0 E: 0 K: 0 S: 5	H: 1 LOB: 1 BB: 0 P: 8	R: 1 E: 0 K: 0 S: 9	H: 2 LOB: 1 BB: 0 P: 14	R: 2 E: 1 K: 0 S: 10	H: 3 LOB: 0 BB: 0 P: 14	R: 0 E: 0 K: 2 S: 11	H: 1 LOB: 1 BB: 0 P: 15	R: 0 E: 0 K: 1 S: 11	H: 0 LOB: 1 BB: 1 P: 19	1B: 9 2B: 1 3B: 0 HR: 2	SF: 0 SAC: 1 DP: 2 HBP: 0	WP: 0 PB: 0 SB: 1 CS: 0	PA: 38
PITCHER	IP	WLS	BF	H	R	ER	SO	BB	IBB	HBP	BLK	WP	HR	S	P	ERA	WHIP					
Scott Olsen, L ERA: 5.39	6.0		25	7	3	3	2	1	0	0	0	0	0	10	14	9.00	3.000					
32 Justin Miller, R ERA: 2.83	1.0	W	5	3	2	1	0	0	0	0	0	0	0	11	15	0.00	1.000					
57 Taylor Tankersley, L ERA: 4.56	1.0	H	4	1	0	0	2	0	0	0	0	0	0	11	19	0.00	1.000					
Kevin Gregg, R ERA: 3.05	1.0	S	4	0	0	0	1	1	0	0	0	0	0	11	19	0.00	1.000					

Florida Marlins @ New York Mets
Shea Stadium, Flushing, NY
Sat Aug 11 2007, 7:10 PM EDT
Att: 50,773 - Partly Cloudy - 79 F

AB 35
R 5
H 11
RBI 4
BB 2
SO 5
LOB 13



Batter	1	2	3	4	5	6	7	8	9	AB	R	H	RBI	BB	SO	LOB	TOP			
24 Chris Young, R OBP: 0.287, SLG: 0.442										5	2	3	2	0	1	4	Arizona Diamondbacks @ Florida Marlins Dolphin Stadium, Miami, FL Tue Aug 14 2007, 7:05 PM EDT Att: 10,610 - Drizzle - 77 F			
1 Orlando Hudson, S OBP: 0.374, SLG: 0.434										3	0	0	0	0	1	0				
6 Stephen Drew, L OBP: 0.299, SLG: 0.362										3	0	0	0	0	0	0				
22 Eric Byrnes, R OBP: 0.363, SLG: 0.489										2	0	1	0	0	0	2				
26 Miguel Montero, L OBP: 0.306, SLG: 0.394										5	0	1	0	0	1	1				
34 Conor Jackson, R OBP: 0.360, SLG: 0.431										5	0	1	0	0	4	2				
10 Justin Upton, R OBP: 0.349, SLG: 0.590										5	2	3	0	0	1	1				
27 Mark Reynolds, R OBP: 0.333, SLG: 0.485										4	1	3	0	0	1	1				
19 Chris Snyder, R OBP: 0.340, SLG: 0.441										4	1	3	0	0	1	1				
11 Augie Ojeda, S OBP: 0.313, SLG: 0.356										4	0	1	2	0	0	3				
Byung-Hyun Kim, R OBP: 0.295, SLG: 0.190										0	0	0	0	0	0	0				
31 Edgar Gonzalez, R OBP: 0.289, SLG: 0.250										1	0	0	0	0	1	3				
Jeff Cirillo, R OBP: 0.289, SLG: 0.250										1	0	0	0	0	1	2				
Joe Kennedy, L OBP: 0.289, SLG: 0.250										0	0	0	0	0	0	0				
37 Juan Cruz, R OBP: 0.289, SLG: 0.250										1	0	0	0	0	1	1				
45 Doug Slaten, L OBP: 0.276, SLG: 0.479										1	0	0	1	0	0	0				
Inning Stats	R: 1 E: 0 K: 10 S: 10	H: 1 LOB: 0 BB: 15 P: 15	R: 0 E: 0 K: 3 S: 16	H: 3 LOB: 3 BB: 0 P: 24	R: 0 E: 0 K: 0 S: 5	H: 0 LOB: 0 BB: 0 P: 8	R: 0 E: 1 K: 3 S: 17	H: 1 LOB: 2 BB: 0 P: 23	R: 1 E: 0 K: 1 S: 12	H: 2 LOB: 1 BB: 0 P: 22	R: 0 E: 0 K: 2 S: 9	H: 1 LOB: 1 BB: 0 P: 15	R: 2 E: 0 K: 10 S: 13	H: 3 LOB: 2 BB: 25 P: 25	R: 0 E: 0 K: 1 S: 7	H: 0 LOB: 0 BB: 7 P: 7	1B: 9 2B: 2 3B: 0 HR: 2	SF: 0 SAC: 0 DP: 0 HBP: 0	WP: 0 PB: 0 SB: 0 CS: 0	PA: 42
PITCHER	IP WLS BF H R ER SO BB IBB HBP BLK WP HR S P ERA WHIP																			
Dontrelle Willis, L ERA: 4.92	(1, 1) 7.0 W 32 10 3 3 11 0 0 0 0 0 2 81 121 3.86 1.429																			
51 Ross Wolf, R ERA: 18.0	(8, 1) 1.0 7 3 2 2 0 1 0 0 0 0 0 0 13 25 18.00 4.000																			
Armando Benitez, R ERA: 5.24	(9, 1) 1.0 3 0 0 0 1 0 0 0 0 0 0 0 7 7 0.00 0.000																			

Batter	1	2	3	4	5	6	7	8	9	AB	R	H	RBI	BB	SO	LOB	BOTTOM	
2 Hanley Ramirez, R OBP: 0.395, SLG: 0.577										5	3	3	2	0	1	1	Arizona Diamondbacks @ Florida Marlins Dolphin Stadium, Miami, FL Tue Aug 14 2007, 7:05 PM EDT Att: 10,610 - Drizzle - 77 F	
Jason Wood, R OBP: 0.320, SLG: 0.432										1	0	0	0	0	0	0		
7 Alejandro De Aza, L OBP: 0.361, SLG: 0.614										3	2	1	1	0	2	1		
Miguel Cabrera, R OBP: 0.415, SLG: 0.619										4	2	2	3	1	1	1		
Todd Linden, S OBP: 0.303, SLG: 0.303										0	0	0	0	0	0	0		
14 Josh Willingham, R OBP: 0.377, SLG: 0.486										5	1	2	2	0	0	0		
51 Ross Wolf, R										0	0	0	0	0	0	0		
Armando Benitez, R										0	0	0	0	0	0	0		
Mike Jacobs, L OBP: 0.304, SLG: 0.410										5	2	3	1	0	1	4		
6 Dan Uggla, R OBP: 0.322, SLG: 0.485										3	1	0	0	1	1	4		
20 Matt Treanor, R OBP: 0.383, SLG: 0.420										4	1	2	1	1	0	1		
27 Jeremy Hermida, L OBP: 0.359, SLG: 0.442										4	1	0	1	0	1	3		
Dontrelle Willis, L OBP: 0.250, SLG: 0.279										3	1	1	1	1	2	2		
4 Alfredo Amezaga, S OBP: 0.322, SLG: 0.310										1	0	0	0	0	0	0		
Inning Stats	R: 4 E: 1 K: 2 S: 19	H: 4 LOB: 1 BB: 1 P: 29	R: 4 E: 0 K: 0 S: 16	H: 4 LOB: 1 BB: 1 P: 25	R: 0 E: 0 K: 1 S: 8	H: 1 LOB: 0 BB: 0 P: 14	R: 6 E: 0 K: 1 S: 24	H: 4 LOB: 3 BB: 2 P: 48	R: 0 E: 0 K: 1 S: 10	H: 0 LOB: 0 BB: 0 P: 17	R: 0 E: 0 K: 3 S: 12	H: 1 LOB: 1 BB: 0 P: 10	R: 0 E: 0 K: 0 S: 4	H: 0 LOB: 0 BB: 0 P: 8	1B: 9 2B: 3 3B: 0 HR: 2	SF: 0 SAC: 1 DP: 0 HBP: 3	WP: 3 PB: 0 SB: 2 CS: 0	PA: 46
PITCHER	IP WLS BF H R ER SO BB IBB HBP BLK WP HR S P ERA WHIP																	
Byung-Hyun Kim, R ERA: 5.23	(1, 1) 0.1 L 14 5 4 4 3 1 0 0 0 0 1 2 33 51 13.50 2.250																	
31 Edgar Gonzalez, R ERA: 5.45	(1, 1) 2.2 14 5 4 4 3 1 0 0 0 0 1 2 33 51 13.50 2.250																	
Joe Kennedy, L ERA: 4.77	(4, 1) 0.1 9 3 6 6 0 2 0 3 0 2 0 16 37 162.00 15.000																	
37 Juan Cruz, R ERA: 3.15	(4, 1) 2.2 9 1 0 0 5 0 0 0 0 0 0 30 44 0.00 0.375																	
45 Doug Slaten, L ERA: 2.37	(7, 1) 1.0 4 1 0 0 1 0 0 0 0 0 0 9 10 0.00 1.000																	

Batter	1	2	3	4	5	6	7	8	9	AB	R	H	RBI	BB	SO	LOB	TOP								
Rajai Davis, R OBP: 0.414, SLG: 0.485	1-3 K		1-3 K		1-0 G5-3		1-1 HR		1-2 G6-3	5	1	2	2	0	2	1	San Francisco Giants @ Florida Marlins Dolphin Stadium, Miami, FL Fri Aug 17 2007, 7:05 PM EDT Att: 25,079 - Clear - 86 F								
40 Daniel Ortmeier, S OBP: 0.298, SLG: 0.525 19 Kevin Frandsen, R OBP: 0.280, SLG: 0.291	4-2 BB		1-0 G5-3		1-2 G5-3		1-3 K			3	0	0	0	1	1	1									
2 Randy Winn, S OBP: 0.343, SLG: 0.413	2-0 F8			1-3 K		0-0 BB	1-1 1B			4	0	2	0	0	1	1									
Barry Bonds, L OBP: 0.495, SLG: 0.586 10 Dave Roberts, L OBP: 0.335, SLG: 0.371	1-2 G3			0-2 1B		4-2 BB	0-3 K			3	0	1	0	1	1	2									
1 Bengie Molina, R OBP: 0.294, SLG: 0.420		0-2 G6-3		0-1 2B		1-3 K		4-2 BB		3	1	1	0	1	1	2									
Pedro Feliz, R OBP: 0.293, SLG: 0.422		0-1 F7		0-0 2B		1-1 F4		0-3 K		4	0	1	1	0	1	3									
Rich Aurilia, R OBP: 0.298, SLG: 0.369		4-1 FC4		1-0 F9		0-0 F7		2-2 G6-4-3		3	0	0	0	1	0	4									
13 Omar Vizquel, S OBP: 0.299, SLG: 0.302		1-0 FC4			1-1 E6		0-1 G4-3		1-2 P2	4	0	0	0	0	0	1									
75 Barry Zito, L OBP: 0.128, SLG: 0.089 38 Brian Wilson, R OBP: 0.356, SLG: 0.428 41 Brad Hennessey, R OBP: 0.356, SLG: 0.428			1-2 G5-3		0-0 SH1-4		2-1 E4		2-3 K	2	1	0	0	0	0	0									
					1-2		HR			0	0	0	0	0	0	0									
Inning Stats	R: 0 E: 0 K: 1 S: 12	H: 0 LOB: 1 BB: 1 P: 20	R: 0 E: 0 K: 0 S: 7	H: 0 LOB: 1 BB: 1 P: 12	R: 0 E: 0 K: 1 S: 8	H: 3 LOB: 1 BB: 0 P: 11	R: 1 E: 0 K: 1 S: 10	H: 3 LOB: 1 BB: 0 P: 12	R: 0 E: 1 K: 0 S: 7	H: 0 LOB: 1 BB: 0 P: 10	R: 0 E: 0 K: 1 S: 9	H: 1 LOB: 2 BB: 1 P: 15	R: 2 E: 1 K: 2 S: 14	H: 2 LOB: 1 BB: 0 P: 19	R: 0 E: 0 K: 1 S: 9	H: 0 LOB: 0 BB: 1 P: 15	R: 0 E: 0 K: 1 S: 10	H: 0 LOB: 0 BB: 1 P: 14	1B: 4 2B: 1 3B: 0 HR: 1	SF: 0 SAC: 1 DP: 1 HBP: 0	WP: 0 PB: 0 SB: 0 CS: 0	PA: 37			
PITCHER	IP WLS BF H R ER SO BB IBB HBP BLK WP HR S P ERA WHIP	7.0 L 31 6 3 2 6 3 0 0 0 0 1 67 99 2.57 1.286	1.0 3 0 0 0 1 1 0 0 0 0 0 9 15 0.00 1.000	1.0 3 0 0 0 1 0 0 0 0 0 10 14 0.00 0.000																					

AB	32
R	3
H	6
RBI	3
BB	4
SO	8
LOB	15



Batter	1	2	3	4	5	6	7	8	9	AB	R	H	RBI	BB	SO	LOB	BOTTOM							
2 Hanley Ramirez, R OBP: 0.394, SLG: 0.575	4-2 BB		3-2 G3			0-1 L8		1-3 K		3	0	0	0	1	1	1	San Francisco Giants @ Florida Marlins Dolphin Stadium, Miami, FL Fri Aug 17 2007, 7:05 PM EDT Att: 25,079 - Clear - 86 F							
7 Alejandro De Azza, L OBP: 0.394, SLG: 0.406	2-2 L9		0-2 G3			3-3 K			1-2 DI	4	0	1	0	0	1	1								
Miguel Cabrera, R OBP: 0.411, SLG: 0.610	1-1 P3			3-3 K		2-1 F8			2-0 P4	4	0	0	0	0	1	2								
14 Josh Willingham, R OBP: 0.373, SLG: 0.479	SAFE K			2-1 G5-3		1-3 K			3-2 F8	4	0	0	0	0	2	2								
Mike Jacobs, L OBP: 0.311, SLG: 0.429		0-0 F8		3-3 K		0-1 P6			2-2 L9	4	0	0	0	0	1	1								
6 Dan Uggla, R OBP: 0.321, SLG: 0.478		2-1 G5-3			2-2 F8		3-2 F8			3	0	0	0	0	0	0								
12 Cody Ross, R OBP: 0.417, SLG: 0.604 4 Alfredo Amezaga, S OBP: 0.321, SLG: 0.369		4-2 BB			1-2 2B			1-0 B5-3		1	0	1	0	1	0	0								
20 Matt Treanor, R OBP: 0.377, SLG: 0.411		SAFE K			0-0 G5-3			2-1 F8		3	0	0	0	0	1	2								
Scott Olsen, L OBP: 0.209, SLG: 0.238 32 Justin Miller, R OBP: 0.361, SLG: 0.439 22 Matt Lindstrom, R OBP: 0.361, SLG: 0.439			2-3 K			3-3 K			4-1 BB	2	0	0	0	0	2	1								
										0	0	0	0	0	0	0								
Inning Stats	R: 0 E: 0 K: 1 S: 15	H: 0 LOB: 1 BB: 1 P: 24	R: 0 E: 0 K: 1 S: 8	H: 0 LOB: 1 BB: 1 P: 15	R: 0 E: 0 K: 2 S: 10	H: 0 LOB: 0 BB: 0 P: 18	R: 0 E: 0 K: 1 S: 11	H: 1 LOB: 1 BB: 0 P: 17	R: 0 E: 0 K: 1 S: 9	H: 0 LOB: 0 BB: 0 P: 14	R: 0 E: 0 K: 1 S: 9	H: 0 LOB: 0 BB: 0 P: 13	R: 0 E: 0 K: 1 S: 7	H: 0 LOB: 1 BB: 1 P: 15	R: 0 E: 0 K: 0 S: 14	H: 1 LOB: 1 BB: 0 P: 22	1B: 1 2B: 1 3B: 0 HR: 0	SF: 0 SAC: 0 DP: 0 HBP: 0	WP: 0 PB: 0 SB: 0 CS: 0	PA: 32				
PITCHER	IP WLS BF H R ER SO BB IBB HBP BLK WP HR S P ERA WHIP	7.0 W 24 1 0 0 8 2 0 0 0 0 7 15 0.00 1.000	1.0 H 4 0 0 0 1 1 0 0 0 0 0 7 15 0.00 1.000	1.0 S 4 1 0 0 0 0 0 0 0 0 0 14 22 0.00 1.000																				

AB	29
R	0
H	2
RBI	0
BB	3
SO	9
LOB	10



Batter	1	2	3	4	5	6	7	8	9	AB R H RBI BB SO LOB	TOP									
Rajai Davis, R OBP: 0.413, SLG: 0.476 (1,9)										4 0 1 0 1 1 0	San Francisco Giants @ Florida Marlins Dolphin Stadium, Miami, FL Sat Aug 18 2007, 7:05 PM EDT Att. 42,817 - Clear - 86 F									
10 Dave Roberts, L OBP: 0.331, SLG: 0.366 (1,8)										4 0 0 0 0 0 2										
Ryan Klesko, L OBP: 0.358, SLG: 0.432 (1,3)										4 2 2 0 0 1 0										
Barry Bonds, L OBP: 0.493, SLG: 0.592 41 Brad Hennessey, R (9,1)										4 1 1 2 0 3 1 0 0 0 0 0 0 0										
1 Bengie Molina, R OBP: 0.294, SLG: 0.421 (1,2)										4 1 1 1 0 0 0										
Pedro Feliz, R OBP: 0.291, SLG: 0.418 (1,5)										4 0 0 0 0 3 1										
Rich Aurilia, R OBP: 0.301, SLG: 0.375 (1,4)										4 0 2 1 0 0 0										
13 Omar Vizquel, S OBP: 0.301, SLG: 0.301 (1,6)										2 0 0 0 2 0 1										
18 Matt Cain, R OBP: 0.089, SLG: 0.136 38 Brian Wilson, R (8,1)										2 0 1 0 0 1 2 0 0 0 0 0 0 0 1 0 0 0 0 0 0										
2 Randy Winn, S OBP: 0.343, SLG: 0.413 (9,9)																				
Inning Stats	R: 0 E: 0 K: 0 S: 7	H: 0 LOB: 0 BB: 0 P: 14	R: 0 E: 0 K: 2 S: 10	H: 0 LOB: 0 BB: 0 P: 14	R: 0 E: 0 K: 0 S: 11	H: 1 LOB: 2 BB: 1 P: 17	R: 2 E: 0 K: 3 S: 17	H: 3 LOB: 2 BB: 1 P: 27	R: 2 E: 0 K: 0 S: 9	H: 2 LOB: 2 BB: 1 P: 19	R: 0 E: 0 K: 2 S: 8	H: 0 LOB: 0 BB: 0 P: 13	R: 0 E: 0 K: 1 S: 8	H: 0 LOB: 0 BB: 0 P: 16	R: 0 E: 0 K: 1 S: 10	H: 0 LOB: 0 BB: 0 P: 10	1B: 4 2B: 3 3B: 0 HR: 1	SF: 0 SAC: 1 DP: 0 HBP: 0	WP: 0 PB: 0 SB: 0 CS: 0	PA: 37
PITCHER	IP WLS BF H R ER SO BB IBB HBP BLK WP HR S P ERA WHIP											IP WLS BF H R ER SO BB IBB HBP BLK WP HR S P ERA WHIP								
56 Rick Van Den Hurk, R ERA: 7.36 (1,1)	5.2 L 27 7 4 4 5 2 1 0 0 0 0 1 60 101 6.35 1.588																			
48 Lee Gardner, R ERA: 2.41 (6,1)	0.1 1 1 0 0 0 0 0 0 0 0 0 0 1 3 0.00 3.000																			
57 Taylor Tankersley, L ERA: 4.25 (7,1)	1.0 3 0 0 0 2 0 0 0 0 0 0 0 8 13 0.00 0.000																			
32 Justin Miller, R ERA: 3.48 (8,1)	1.0 3 0 0 0 1 0 0 0 0 0 0 0 8 16 0.00 0.000																			
22 Matt Lindstrom, R ERA: 3.62 (9,1)	1.0 3 0 0 0 1 0 0 0 0 0 0 0 10 10 0.00 0.000																			

Batter	1	2	3	4	5	6	7	8	9	AB R H RBI BB SO LOB	BOTTOM									
2 Hanley Ramirez, R OBP: 0.393, SLG: 0.578 (1,6)										4 1 1 1 0 2 1	San Francisco Giants @ Florida Marlins Dolphin Stadium, Miami, FL Sat Aug 18 2007, 7:05 PM EDT Att. 42,817 - Clear - 86 F									
7 Alejandro De Aza, L OBP: 0.331, SLG: 0.438 (1,8)										4 1 2 0 0 0 0										
Miguel Cabrera, R OBP: 0.407, SLG: 0.604 (1,5)										4 0 0 0 0 1 2										
Mike Jacobs, L OBP: 0.316, SLG: 0.442 (1,3)										3 1 2 2 1 0 0 0 0 0 0 0 0 0										
6 Dan Uggla, R OBP: 0.321, SLG: 0.478 (9,4)										4 0 0 0 0 0 2										
14 Josh Willingham, R OBP: 0.370, SLG: 0.474 (1,7)										4 0 0 0 0 0 2										
27 Jeremy Hermida, L OBP: 0.363, SLG: 0.448 (1,9)										4 0 2 0 0 1 1										
20 Matt Treanor, R OBP: 0.376, SLG: 0.404 (1,2)										2 0 0 0 1 1 0										
4 Alfredo Amezaga, S OBP: 0.321, SLG: 0.366 (9,3)										3 0 0 0 0 1 3										
56 Rick Van Den Hurk, R ERA: 5.18, SLG: 0.623 (1,1)										2 0 0 0 0 0 2 0 0 0 0 0 0 0 0 0 0 0 0 0 0 1 0 0 0 0 1 1 0 0 0 0 0 0 0 0 0 0 0 0 0 0										
48 Lee Gardner, R ERA: 2.41 (6,1)																				
57 Taylor Tankersley, L ERA: 4.25 (7,1)																				
Todd Linden, S OBP: 0.292, SLG: 0.334 (7,PH)																				
32 Justin Miller, R ERA: 3.48 (8,1)																				
22 Matt Lindstrom, R ERA: 3.62 (9,1)																				
Inning Stats	R: 2 E: 0 K: 1 S: 13	H: 3 LOB: 1 BB: 0 P: 19	R: 0 E: 0 K: 1 S: 8	H: 0 LOB: 0 BB: 0 P: 14	R: 0 E: 0 K: 0 S: 7	H: 1 LOB: 0 BB: 0 P: 11	R: 1 E: 0 K: 1 S: 14	H: 2 LOB: 2 BB: 1 P: 24	R: 0 E: 0 K: 2 S: 10	H: 0 LOB: 0 BB: 0 P: 16	R: 0 E: 0 K: 0 S: 8	H: 0 LOB: 0 BB: 0 P: 12	R: 0 E: 0 K: 2 S: 7	H: 0 LOB: 1 BB: 1 P: 13	R: 0 E: 0 K: 0 S: 5	H: 1 LOB: 0 BB: 0 P: 7	1B: 2 2B: 3 3B: 1 HR: 2	SF: 0 SAC: 1 DP: 2 HBP: 1	WP: 0 PB: 0 SB: 0 CS: 0	PA: 35
PITCHER	IP WLS BF H R ER SO BB IBB HBP BLK WP HR S P ERA WHIP											IP WLS BF H R ER SO BB IBB HBP BLK WP HR S P ERA WHIP								
18 Matt Cain, R ERA: 3.78 (1,1)	7.0 W 28 6 3 3 7 1 0 1 0 0 0 2 67 108 3.86 1.000																			
38 Brian Wilson, R ERA: 3.02 (8,1)	1.0 H 4 0 0 0 0 1 0 0 0 0 0 0 7 13 0.00 1.000																			
41 Brad Hennessey, R ERA: 3.02 (9,1)	1.0 S 3 1 0 0 0 0 0 0 0 0 0 0 5 7 0.00 1.000																			

Batter	1	2	3	4	5	6	7	8	9	AB	R	H	RBI	BB	SO	LOB	TOP				
Rajai Davis, R OBP: 0.400, SLG: 0.458 (1, 8)	L5		G1-3		F7		SH 40 SF9		K	4	1	0	0	0	1	1					
40 Daniel Ortmeier, S OBP: 0.303, SLG: 0.548 (1, 7)	3B		HR		F9		SF9		K	4	1	2	1	0	1	1					
2 Randy Winn, S OBP: 0.342, SLG: 0.410 (1, 9)	K		1B			S 1B BB	G4-3			3	0	0	0	1	2	2					
Ray Durham, S OBP: 0.302, SLG: 0.360 (1, 4)	K		HR		P4		G4-3			4	1	1	2	0	1	2					
Pedro Feliz, R OBP: 0.290, SLG: 0.417 (1, 5)		G5-3	G4-3			S 1B		P6		4	0	1	0	0	0	0					
Rich Aurilia, R OBP: 0.289, SLG: 0.371 (1, 3)		G6-3			P6					3	0	0	0	0	0	2					
31 Vinny Chulk, R OBP: 0.285, SLG: 0.313 (1, 7)						G1-3		G4-3		0	0	0	0	0	0	0					
10 Dave Roberts, L OBP: 0.330, SLG: 0.365 (1, 1)						1-2 2-3				1	0	0	0	0	0	0					
32 Kevin Correia, R OBP: 0.333, SLG: 0.333 (1, 1)										0	0	0	0	0	0	0					
20 Pat Misch, L OBP: 0.333, SLG: 0.333 (1, 1)										0	0	0	0	0	0	0					
41 Brad Hennessey, R OBP: 0.333, SLG: 0.333 (1, 1)										0	0	0	0	0	0	0					
19 Kevin Frandsen, R OBP: 0.285, SLG: 0.313 (1, 6)										4	1	2	1	0	0	2					
13 Omar Vizquel, S OBP: 0.301, SLG: 0.301 (1, 6)		HR			39 G6-4-3 1B			F8		0	0	0	0	0	0	0					
39 Guillermo Rodriguez, R OBP: 0.343, SLG: 0.328 (1, 2)					G6-4-3			E6 1B SH		4	1	1	0	0	1	1					
51 Noah Lowry, R OBP: 0.074, SLG: 0.094 (1, 1)										2	0	0	0	0	0	1					
Ryan Klesko, L OBP: 0.362, SLG: 0.440 (1, 3)					F7			E 1B		2	1	2	0	0	0	0					
										2	1	2	0	0	0	0					
Inning Stats	R: 0 H: 1 E: 0 K: 2 S: 12	H: 1 R: 0 ER: 0 LOB: 0 BB: 0 P: 21	R: 1 H: 2 E: 0 K: 0 S: 10	H: 2 R: 0 ER: 0 LOB: 1 BB: 0 P: 19	R: 2 H: 2 E: 0 K: 1 S: 16	H: 2 R: 0 ER: 0 LOB: 0 BB: 0 P: 28	R: 0 H: 1 E: 0 K: 0 S: 7	H: 1 R: 0 ER: 0 LOB: 0 BB: 0 P: 11	R: 0 H: 0 E: 0 K: 0 S: 10	H: 0 R: 0 ER: 0 LOB: 2 BB: 1 P: 17	R: 0 H: 1 E: 0 K: 0 S: 8	H: 1 R: 3 ER: 2 LOB: 0 BB: 0 P: 20	R: 3 H: 1 E: 2 K: 0 S: 10	H: 1 R: 5 ER: 2 LOB: 0 BB: 0 P: 13	R: 0 H: 0 E: 0 K: 0 S: 12	H: 0 R: 0 ER: 0 LOB: 0 BB: 0 P: 17	R: 0 H: 1 E: 0 K: 3 S: 12	H: 1 R: 0 ER: 0 LOB: 1 BB: 0 P: 18	1B: 4 2B: 2 3B: 1 HR: 2	SF: 1 SH: 1 DP: 1 HBP: 0	WP: 0 PA: 38 ERA: 0.00 WHIP: 1.000
PITCHER	IP WLS BF H R ER SO BB IBB HBP BLK WP HR S P ERA WHIP	IP WLS BF H R ER SO BB IBB HBP BLK WP HR S P ERA WHIP	IP WLS BF H R ER SO BB IBB HBP BLK WP HR S P ERA WHIP	IP WLS BF H R ER SO BB IBB HBP BLK WP HR S P ERA WHIP	IP WLS BF H R ER SO BB IBB HBP BLK WP HR S P ERA WHIP	IP WLS BF H R ER SO BB IBB HBP BLK WP HR S P ERA WHIP	IP WLS BF H R ER SO BB IBB HBP BLK WP HR S P ERA WHIP	IP WLS BF H R ER SO BB IBB HBP BLK WP HR S P ERA WHIP	IP WLS BF H R ER SO BB IBB HBP BLK WP HR S P ERA WHIP	IP WLS BF H R ER SO BB IBB HBP BLK WP HR S P ERA WHIP	IP WLS BF H R ER SO BB IBB HBP BLK WP HR S P ERA WHIP	IP WLS BF H R ER SO BB IBB HBP BLK WP HR S P ERA WHIP	IP WLS BF H R ER SO BB IBB HBP BLK WP HR S P ERA WHIP	IP WLS BF H R ER SO BB IBB HBP BLK WP HR S P ERA WHIP	IP WLS BF H R ER SO BB IBB HBP BLK WP HR S P ERA WHIP	IP WLS BF H R ER SO BB IBB HBP BLK WP HR S P ERA WHIP	IP WLS BF H R ER SO BB IBB HBP BLK WP HR S P ERA WHIP	IP WLS BF H R ER SO BB IBB HBP BLK WP HR S P ERA WHIP	IP WLS BF H R ER SO BB IBB HBP BLK WP HR S P ERA WHIP	IP WLS BF H R ER SO BB IBB HBP BLK WP HR S P ERA WHIP	IP WLS BF H R ER SO BB IBB HBP BLK WP HR S P ERA WHIP

San Francisco Giants @ Florida Marlins
Dolphin Stadium, Miami, FL
Sun Aug 19 2007, 1:05 PM EDT
Att: 15,351 - Partly Cloudy - 91 F

AB 35
R 6
H 9
RBI 4
BB 1
SO 6
LOB 12

WP: 0 PA: 38
PB: 0
SB: 2
CS: 0

livebaseballscorecards.com



Batter	1	2	3	4	5	6	7	8	9	AB	R	H	RBI	BB	SO	LOB	BOTTOM				
2 Hanley Ramirez, R OBP: 0.392, SLG: 0.574 (1, 6)	G6-3	G5-3			7 G3 2B	F8			P5	5	1	1	1	1	0	5					
7 Alejandro De Azca, L OBP: 0.317, SLG: 0.416 (1, 8)	E4 14 1B		K		G3	K		SH2-4 1B		4	0	0	0	0	2	4					
Miguel Cabrera, R OBP: 0.409, SLG: 0.606 (1, 5)	14 1B		F8		2-2 2-3					4	1	2	2	1	0	0					
14 Josh Willingham, R OBP: 0.373, SLG: 0.485 (1, 7)	1B		G1-3		2-2 2-3 2H 3H	2B		IBB		5	1	3	2	0	0	3					
Mike Jacobs, L OBP: 0.315, SLG: 0.436 (1, 3)	F6				P5					4	0	0	0	1	1	6					
6 Dan Uggla, R OBP: 0.320, SLG: 0.478 (1, 4)	K				F9	F8			E5 20 G5-3 4 SH1-4	5	0	1	0	0	1	5					
12 Cody Ross, R OBP: 0.403, SLG: 0.580 (1, 9)			F8							4	0	0	0	0	1	1					
4 Alfredo Amezaga, S OBP: 0.321, SLG: 0.366 (1, 7)					K	G6-3	G6-3		SH1-4	0	0	0	0	0	0	0					
20 Matt Treanor, R OBP: 0.385, SLG: 0.402 (1, 2)						F9	F8		G5-3	3	1	1	0	2	0	1					
Dontrelle Willis, L OBP: 0.280, SLG: 0.280 (1, 1)										1	1	1	0	0	0	0					
Todd Lintz, R OBP: 0.309, SLG: 0.300 (1, 1)										0	0	0	0	0	0	0					
48 Lee Gardner, R OBP: 0.309, SLG: 0.300 (1, 1)										0	0	0	0	0	0	0					
51 Ross Wolf, R OBP: 0.309, SLG: 0.300 (1, 1)										1	0	1	0	0	0	0					
27 Jeremy Hermida, L OBP: 0.309, SLG: 0.300 (1, 1)										0	0	0	0	0	0	0					
Armando Benitez, R OBP: 0.309, SLG: 0.300 (1, 1)										0	0	0	0	0	0	0					
Jason Wood, R OBP: 0.309, SLG: 0.300 (1, 1)										0	0	0	0	0	0	0					
Inning Stats	R: 0 H: 2 E: 1 K: 1 S: 15	H: 0 R: 0 ER: 0 LOB: 3 BB: 0 P: 20	R: 0 H: 0 E: 0 K: 0 S: 4	H: 0 R: 0 ER: 0 LOB: 1 BB: 1 P: 8	R: 0 H: 0 E: 0 K: 1 S: 9	H: 0 R: 0 ER: 0 LOB: 0 BB: 0 P: 14	R: 0 H: 0 E: 0 K: 1 S: 6	H: 0 R: 0 ER: 0 LOB: 0 BB: 0 P: 9	R: 3 H: 3 E: 0 K: 0 S: 20	H: 3 R: 0 ER: 0 LOB: 2 BB: 2 P: 36	R: 0 H: 0 E: 0 K: 1 S: 12	H: 0 R: 0 ER: 0 LOB: 1 BB: 0 P: 26	R: 1 H: 2 E: 0 K: 0 S: 13	H: 2 R: 0 ER: 0 LOB: 3 BB: 1 P: 18	R: 1 H: 3 E: 0 K: 0 S: 14	H: 3 R: 0 ER: 1 LOB: 2 BB: 1 P: 24	R: 0 H: 0 E: 1 K: 0 S: 10	H: 0 R: 0 ER: 0 LOB: 2 BB: 1 P: 18	1B: 5 2B: 4 3B: 0 HR: 1	SF: 0 SH: 4 DP: 0 HBP: 0	WP: 0 PA: 46 PB: 0 SB: 0 CS: 0
PITCHER	IP WLS BF H R ER SO BB IBB HBP BLK WP HR S P ERA WHIP	IP WLS BF H R ER SO BB IBB HBP BLK WP HR S P ERA WHIP	IP WLS BF H R ER SO BB IBB HBP BLK WP HR S P ERA WHIP	IP WLS BF H R ER SO BB IBB HBP BLK WP HR S P ERA WHIP	IP WLS BF H R ER SO BB IBB HBP BLK WP HR S P ERA WHIP	IP WLS BF H R ER SO BB IBB HBP BLK WP HR S P ERA WHIP	IP WLS BF H R ER SO BB IBB HBP BLK WP HR S P ERA WHIP	IP WLS BF H R ER SO BB IBB HBP BLK WP HR S P ERA WHIP	IP WLS BF H R ER SO BB IBB HBP BLK WP HR S P ERA WHIP	IP WLS BF H R ER SO BB IBB HBP BLK WP HR S P ERA WHIP	IP WLS BF H R ER SO BB IBB HBP BLK WP HR S P ERA WHIP	IP WLS BF H R ER SO BB IBB HBP BLK WP HR S P ERA WHIP	IP WLS BF H R ER SO BB IBB HBP BLK WP HR S P ERA WHIP	IP WLS BF H R ER SO BB IBB HBP BLK WP HR S P ERA WHIP	IP WLS BF H R ER SO BB IBB HBP BLK WP HR S P ERA WHIP	IP WLS BF H R ER SO BB IBB HBP BLK WP HR S P ERA WHIP	IP WLS BF H R ER SO BB IBB HBP BLK WP HR S P ERA WHIP	IP WLS BF H R ER SO BB IBB HBP BLK WP HR S P ERA WHIP	IP WLS BF H R ER SO BB IBB HBP BLK WP HR S P ERA WHIP	IP WLS BF H R ER SO BB IBB HBP BLK WP HR S P ERA WHIP	IP WLS BF H R ER SO BB IBB HBP BLK WP HR S P ERA WHIP

San Francisco Giants @ Florida Marlins
Dolphin Stadium, Miami, FL
Sun Aug 19 2007, 1:05 PM EDT
Att: 15,351 - Partly Cloudy - 91 F

AB 36
R 5
H 10
RBI 5
SO 5
LOB 25

WP: 0 PA: 46
PB: 0
SB: 0
CS: 0



Batter	1	2	3	4	5	6	7	8	9	AB	R	H	RBI	BB	SO	LOB	TOP			
Rajai Davis, R OBP: 0.397, SLG: 0.446	G5-3		L8	G5-3	FC5-4					5	0	1	0	0	0	5	San Francisco Giants @ Florida Marlins Dolphin Stadium, Miami, FL Mon Aug 20 2007, 1:05 PM EDT Att: 10,907 - Partly Cloudy - 89 F			
10 Dave Roberts, L OBP: 0.330, SLG: 0.371	1B		L9	G3			K		F9	6	1	2	0	0	1	5				
2 Randy Winn, S OBP: 0.344, SLG: 0.411	G4-6-3				L6					4	1	1	0	1	0	3				
Ryan Klesko, L OBP: 0.364, SLG: 0.437										4	2	1	0	2	2	4				
1 Bengie Molina, R OBP: 0.300, SLG: 0.425										5	2	4	3	0	0	1				
Ray Durham, S OBP: 0.303, SLG: 0.359										4	2	1	0	1	2	5				
Rich Aurilia, R OBP: 0.303, SLG: 0.379										5	0	3	1	0	1	4				
32 Kevin Correia, R OBP: 0.333, SLG: 0.333										0	0	0	0	0	0	0				
38 Brian Wilson, R OBP: 0.333, SLG: 0.333										0	0	0	0	0	0	0				
13 Omar Vizquel, S OBP: 0.304, SLG: 0.303										3	0	2	2	1	0	0				
48 Russ Ortiz, R OBP: 0.176, SLG: 0.235										3	0	1	1	0	0	3				
Jack Taschner, L ERA: 5.11										0	0	0	0	0	0	0				
31 Vinnie Chulk, R ERA: 3.66										1	0	1	0	0	0	0				
Steve Kline, L ERA: 4.66										0	0	0	0	0	0	0				
Scott Atchison, R ERA: 6.17										0	0	0	0	0	0	0				
Pedro Feliz, R OBP: 0.290, SLG: 0.418										1	0	0	0	0	0	0				
Inning Stats	R: 0 E: 0 K: 0 S: 8	H: 1 LOB: 0 BB: 0 P: 11	R: 2 E: 0 K: 0 S: 14	H: 2 LOB: 1 BB: 1 P: 22	R: 1 E: 0 K: 1 S: 11	H: 2 LOB: 2 BB: 1 P: 21	R: 0 E: 0 K: 0 S: 13	H: 2 LOB: 2 BB: 0 P: 20	R: 2 E: 0 K: 1 S: 19	H: 4 LOB: 3 BB: 1 P: 31	R: 0 E: 0 K: 1 S: 10	H: 2 LOB: 2 BB: 0 P: 14	R: 2 E: 1 K: 2 S: 12	H: 2 LOB: 0 BB: 1 P: 21	R: 0 E: 0 K: 1 S: 9	H: 0 LOB: 2 BB: 1 P: 21	1B: 14 2B: 2 3B: 1 HR: 0	SF: 1 SAC: 0 DP: 1 HBP: 2	WP: 1 PA: 50	
PITCHER	IP WLS BF H R ER SO BB IBB HBP BLK WP HR S P ERA WHIP	IP WLS BF H R ER SO BB IBB HBP BLK WP HR S P ERA WHIP	IP WLS BF H R ER SO BB IBB HBP BLK WP HR S P ERA WHIP	IP WLS BF H R ER SO BB IBB HBP BLK WP HR S P ERA WHIP	IP WLS BF H R ER SO BB IBB HBP BLK WP HR S P ERA WHIP	IP WLS BF H R ER SO BB IBB HBP BLK WP HR S P ERA WHIP	IP WLS BF H R ER SO BB IBB HBP BLK WP HR S P ERA WHIP	IP WLS BF H R ER SO BB IBB HBP BLK WP HR S P ERA WHIP	IP WLS BF H R ER SO BB IBB HBP BLK WP HR S P ERA WHIP	IP WLS BF H R ER SO BB IBB HBP BLK WP HR S P ERA WHIP	IP WLS BF H R ER SO BB IBB HBP BLK WP HR S P ERA WHIP	IP WLS BF H R ER SO BB IBB HBP BLK WP HR S P ERA WHIP	IP WLS BF H R ER SO BB IBB HBP BLK WP HR S P ERA WHIP	IP WLS BF H R ER SO BB IBB HBP BLK WP HR S P ERA WHIP	IP WLS BF H R ER SO BB IBB HBP BLK WP HR S P ERA WHIP	IP WLS BF H R ER SO BB IBB HBP BLK WP HR S P ERA WHIP	IP WLS BF H R ER SO BB IBB HBP BLK WP HR S P ERA WHIP	IP WLS BF H R ER SO BB IBB HBP BLK WP HR S P ERA WHIP	IP WLS BF H R ER SO BB IBB HBP BLK WP HR S P ERA WHIP	IP WLS BF H R ER SO BB IBB HBP BLK WP HR S P ERA WHIP
52 Sergio Mitre, R ERA: 4.02	4.2	27	11	5	5	1	3	0	0	0	0	0	0	62	101	9.64	3.000			
51 Ross Wolf, R ERA: 9.64	0.2	L	5	2	1	1	0	0	0	1	0	0	0	0	12	18	13.50	3.000		
22 Matt Lindstrom, R ERA: 3.51	1.2	7	2	0	0	2	0	0	0	0	0	0	0	14	19	0.00	1.200			
57 Taylor Tankersley, L ERA: 5.06	1.0	5	2	2	1	2	1	0	0	0	1	0	0	12	21	9.00	3.000			
Kevin Gregg, R ERA: 2.86	1.0	5	0	0	0	1	1	0	1	0	0	0	0	9	21	0.00	1.000			

Batter	1	2	3	4	5	6	7	8	9	AB	R	H	RBI	BB	SO	LOB	BOTTOM			
2 Hanley Ramirez, R OBP: 0.391, SLG: 0.570	P2	G5-4-3				F7		F8		4	1	0	0	1	0	4	San Francisco Giants @ Florida Marlins Dolphin Stadium, Miami, FL Mon Aug 20 2007, 1:05 PM EDT Att: 10,907 - Partly Cloudy - 89 F			
7 Alejandro De Azza, L OBP: 0.302, SLG: 0.305	F7									4	0	0	0	0	1	3				
Kevin Gregg, R										0	0	0	0	0	0	0				
14 Josh Willingham, R OBP: 0.373, SLG: 0.483	1B									4	1	1	0	1	1	0				
Mike Jacobs, L OBP: 0.316, SLG: 0.433	1B									4	1	1	0	1	1	1				
6 Dan Uggla, R OBP: 0.322, SLG: 0.478	1B									4	1	2	1	1	0	1				
27 Jeremy Hermida, L OBP: 0.368, SLG: 0.467										3	1	2	3	0	1	2				
22 Matt Lindstrom, R ERA: 3.51										0	0	0	0	0	0	0				
57 Taylor Tankersley, L ERA: 5.06										0	0	0	0	0	0	0				
Jason Wood, R OBP: 0.321, SLG: 0.423										1	0	0	0	0	1	0				
12 Cody Ross, R OBP: 0.400, SLG: 0.574										1	0	0	0	0	1	1				
Miguel Olivo, R OBP: 0.256, SLG: 0.388										4	1	2	1	0	0	2				
4 Alfredo Amezaga, S OBP: 0.320, SLG: 0.368										4	1	1	0	0	1	3				
52 Sergio Mitre, R OBP: 0.143, SLG: 0.121										1	0	0	0	1	0	2				
51 Ross Wolf, R ERA: 9.64										0	0	0	0	0	0	0				
Todd Linden, S OBP: 0.313, SLG: 0.304										0	0	0	0	1	0	0				
Miguel Cabrera, R OBP: 0.410, SLG: 0.607										1	0	1	1	0	0	0				
Inning Stats	R: 4 E: 0 K: 0 S: 16	H: 4 LOB: 0 BB: 0 P: 23	R: 0 E: 0 K: 0 S: 6	H: 0 LOB: 0 BB: 1 P: 13	R: 0 E: 0 K: 0 S: 7	H: 0 LOB: 0 BB: 0 P: 11	R: 0 E: 0 K: 0 S: 6	H: 2 LOB: 2 BB: 0 P: 10	R: 1 E: 0 K: 2 S: 11	H: 0 LOB: 3 BB: 3 P: 24	R: 0 E: 0 K: 1 S: 11	H: 1 LOB: 1 BB: 1 P: 20	R: 0 E: 0 K: 2 S: 15	H: 3 LOB: 1 BB: 0 P: 19	R: 0 E: 0 K: 1 S: 12	H: 0 LOB: 1 BB: 1 P: 18	1B: 7 2B: 1 3B: 0 HR: 2	SF: 0 SAC: 1 DP: 1 HBP: 0	WP: 0 PA: 42	
PITCHER	IP WLS BF H R ER SO BB IBB HBP BLK WP HR S P ERA WHIP	IP WLS BF H R ER SO BB IBB HBP BLK WP HR S P ERA WHIP	IP WLS BF H R ER SO BB IBB HBP BLK WP HR S P ERA WHIP	IP WLS BF H R ER SO BB IBB HBP BLK WP HR S P ERA WHIP	IP WLS BF H R ER SO BB IBB HBP BLK WP HR S P ERA WHIP	IP WLS BF H R ER SO BB IBB HBP BLK WP HR S P ERA WHIP	IP WLS BF H R ER SO BB IBB HBP BLK WP HR S P ERA WHIP	IP WLS BF H R ER SO BB IBB HBP BLK WP HR S P ERA WHIP	IP WLS BF H R ER SO BB IBB HBP BLK WP HR S P ERA WHIP	IP WLS BF H R ER SO BB IBB HBP BLK WP HR S P ERA WHIP	IP WLS BF H R ER SO BB IBB HBP BLK WP HR S P ERA WHIP	IP WLS BF H R ER SO BB IBB HBP BLK WP HR S P ERA WHIP	IP WLS BF H R ER SO BB IBB HBP BLK WP HR S P ERA WHIP	IP WLS BF H R ER SO BB IBB HBP BLK WP HR S P ERA WHIP	IP WLS BF H R ER SO BB IBB HBP BLK WP HR S P ERA WHIP	IP WLS BF H R ER SO BB IBB HBP BLK WP HR S P ERA WHIP	IP WLS BF H R ER SO BB IBB HBP BLK WP HR S P ERA WHIP	IP WLS BF H R ER SO BB IBB HBP BLK WP HR S P ERA WHIP	IP WLS BF H R ER SO BB IBB HBP BLK WP HR S P ERA WHIP	IP WLS BF H R ER SO BB IBB HBP BLK WP HR S P ERA WHIP
48 Russ Ortiz, R ERA: 5.51	4.0	18	6	4	4	0	1	0	0	0	0	0	0	18	36	0.00	3.750			
Jack Taschner, L ERA: 5.11	1.1	W	9	1	1	0	3	4	0	0	0	0	0	7	14	0.00	0.000			
31 Vinnie Chulk, R ERA: 3.66	1.0	H	3	0	0	0	1	0	0	0	0	0	0	1	1	0.00	0.000			
Steve Kline, L ERA: 4.66	0.1	H	1	0	0	0	0	0	0	0	0	0	0	1	1	0.00	0.000			
Scott Atchison, R ERA: 6.17	0.2	H	5	3	2	1	0	0	0	0	1	14	19	27.00	4.500					
32 Kevin Correia, R ERA: 3.9	1.0	S	4	0	0	0	1	1	0	0	0	0	0	12	18	0.00	1.000			
38 Brian Wilson, R ERA: 3.66	1.0	S	4	0	0	0	1	1	0	0	0	0	0	12	18	0.00	1.000			

Batter	1	2	3	4	5	6	7	8	9	AB	R	H	RBI	BB	SO	LOB	TOP										
2 Hanley Ramirez, R OBP: 0.390, SLG: 0.561	F8		2B		G1-3		F8		K	5	0	1	0	0	1	3	Florida Marlins @ Cincinnati Reds Great American Ball Park, Cincinnati, OH Fri Aug 24 2007, 7:10 PM EDT Att: 25,773 - Clear - 96 F										
6 Dan Uggla, R OBP: 0.319, SLG: 0.469	G5-3		K		F9		K		F8	5	0	0	0	0	2	4											
Miguel Cabrera, R OBP: 0.402, SLG: 0.594	F9				G6-3		G6-3		G4-3	4	0	0	0	0	0	0											
Mike Jacobs, L OBP: 0.321, SLG: 0.443		L6			K		HR		G5-3	4	1	2	1	0	1	0											
4 Alfredo Amezaga, S OBP: 0.320, SLG: 0.387									2B	0	0	0	0	0	0	0											
14 Josh Willingham, R OBP: 0.372, SLG: 0.491		BB			1B		K		G5-3	3	0	1	0	1	1	1											
27 Jeremy Hermida, L OBP: 0.368, SLG: 0.476		FC3-6			2B				G6-3	4	1	2	0	0	0	3											
20 Matt Treanor, R OBP: 0.392, SLG: 0.435		L7			G4-3		HR			3	1	1	2	1	0	3											
7 Alejandro De Aza, L OBP: 0.300, SLG: 0.379					F8		K		BB	4	0	1	0	0	1	0											
Dontrelle Willis, L OBP: 0.293, SLG: 0.313					F8		K		1B	3	0	2	0	0	0	0											
32 Justin Miller, R ERA: 3.68					2B		G1-3		F7	0	0	0	0	0	0	0											
57 Taylor Tankersley, L ERA: 5.55					1B					1	0	0	0	0	0	2											
Jason Wood, R OBP: 0.318, SLG: 0.418										0	0	0	0	0	0	0											
Inning Stats	R: 0 E: 0 K: 0 S: 7	H: 0 LOB: 0 BB: 0 P: 11	R: 0 E: 0 K: 0 S: 11	H: 0 LOB: 1 BB: 1 P: 17	R: 0 E: 0 K: 1 S: 12	H: 2 LOB: 1 BB: 0 P: 14	R: 0 E: 0 K: 1 S: 13	H: 2 LOB: 2 BB: 0 P: 16	R: 0 E: 0 K: 0 S: 9	H: 1 LOB: 1 BB: 0 P: 12	R: 3 E: 0 K: 2 S: 14	H: 3 LOB: 0 BB: 0 P: 20	R: 0 E: 0 K: 1 S: 6	H: 0 LOB: 0 BB: 0 P: 10	R: 0 E: 0 K: 0 S: 6	H: 1 LOB: 2 BB: 0 P: 11	R: 0 E: 0 K: 1 S: 14	H: 1 LOB: 2 BB: 1 P: 22	1B: 5 2B: 3 3B: 0 HR: 2	SF: 0 SAC: 0 DP: 0 HBP: 0	WP: 0 PB: 0 SB: 0 CS: 0	PA: 38					
PITCHER	IP	WLS	BF	H	R	ER	SO	BB	IBB	HBP	BLK	WP	HR	S	P	ERA	WHIP										
39 Aaron Harang, R	7.0	W	29	8	3	3	5	1	0	0	0	0	2	72	100	3.86	1.286										
38 Gary Majewski, R	1.0	H	4	1	0	0	0	0	0	0	0	0	0	6	11	0.00	1.000										
25 David Weathers, R	1.0	S	5	1	0	0	1	1	0	0	0	0	0	14	22	0.00	2.000										

Batter	1	2	3	4	5	6	7	8	9	AB	R	H	RBI	BB	SO	LOB	BOTTOM										
30 Norris Hopper, R OBP: 0.351, SLG: 0.367	L7				G6-3		B1-3		G3	4	0	0	0	0	0	0	Florida Marlins @ Cincinnati Reds Great American Ball Park, Cincinnati, OH Fri Aug 24 2007, 7:10 PM EDT Att: 25,773 - Clear - 96 F										
27 Jeff Keppinger, R OBP: 0.441, SLG: 0.567	L4				L5		HR		BB	3	2	1	1	1	0	0											
Ken Griffey Jr., L OBP: 0.386, SLG: 0.509	P6				G4-3		P5		K	4	0	0	0	0	1	1											
4 Brandon Phillips, R OBP: 0.323, SLG: 0.477					G1-4-3		HR		3B	4	1	3	2	0	0	0											
Jorge Cantu, R OBP: 0.311, SLG: 0.273					G1-4-3		K		K	3	1	1	0	0	1	1											
Scott Hatteberg, L OBP: 0.385, SLG: 0.467							2B		K	1	0	0	0	0	1	1											
28 Edwin Encarnación, R OBP: 0.341, SLG: 0.380					F7		2B		1B	3	1	2	0	0	0	0											
Javier Valentin, S OBP: 0.346, SLG: 0.419					K		2B		1B	3	0	2	2	0	1	0											
Jason Ellison, R OBP: 0.254, SLG: 0.259					L1		K		FC1-5	3	0	0	0	0	1	3											
39 Aaron Harang, R ERA: 4.98					F8		F9		L5-4	2	0	0	0	0	0	1											
2 Alex Gonzalez, R OBP: 0.316, SLG: 0.474										1	0	0	0	0	0	2											
38 Gary Majewski, R										0	0	0	0	0	0	0											
25 David Weathers, R										0	0	0	0	0	0	0											
Inning Stats	R: 0 E: 0 K: 0 S: 8	H: 0 LOB: 0 BB: 0 P: 14	R: 0 E: 0 K: 0 S: 7	H: 1 LOB: 0 BB: 0 P: 9	R: 0 E: 0 K: 1 S: 6	H: 0 LOB: 0 BB: 0 P: 8	R: 0 E: 0 K: 0 S: 8	H: 0 LOB: 0 BB: 0 P: 9	R: 2 E: 0 K: 2 S: 20	H: 3 LOB: 1 BB: 0 P: 31	R: 1 E: 0 K: 0 S: 9	H: 1 LOB: 0 BB: 0 P: 9	R: 1 E: 0 K: 0 S: 12	H: 3 LOB: 1 BB: 0 P: 21	R: 1 E: 0 K: 2 S: 13	H: 1 LOB: 1 BB: 1 P: 22	1B: 4 2B: 3 3B: 1 HR: 2	SF: 0 SAC: 0 DP: 2 HBP: 0	WP: 0 PB: 0 SB: 0 CS: 0	PA: 32							
PITCHER	IP	WLS	BF	H	R	ER	SO	BB	IBB	HBP	BLK	WP	HR	S	P	ERA	WHIP										
Dontrelle Willis, L	7.2	L	30	8	5	5	4	1	0	0	0	0	2	75	111	5.87	1.174										
32 Justin Miller, R	0.0		1	1	0	0	0	0	0	0	0	0	0	3	5	-	-										
57 Taylor Tankersley, L	0.1		1	0	0	0	1	0	0	0	0	0	0	5	7	0.00	0.000										



Batter	1	2	3	4	5	6	7	8	9	AB	R	H	RBI	BB	SO	LOB	TOP				
2 Hanley Ramirez, R OBP: 0.389, SLG: 0.561	F8		6 HR		F9			K		4	1	1	0	0	1	0	Florida Marlins @ Cincinnati Reds Great American Ball Park, Cincinnati, OH Sun Aug 26 2007, 1:15 PM EDT Att: 23,122 - Partly Cloudy - 83 F				
6 Dan Uggla, R OBP: 0.319, SLG: 0.477	P6		HR		G5-3			G6-3		4	1	1	3	0	0	0					
27 Jeremy Hermida, L OBP: 0.371, SLG: 0.486	K		G6-3					K		4	0	1	0	0	2	0					
14 Josh Willingham, R OBP: 0.370, SLG: 0.488		G5-3	G5-3					K		4	0	0	0	0	0	1					
Mike Jacobs, L OBP: 0.318, SLG: 0.437	F9		F9					K		4	0	0	0	0	1	0					
12 Cody Ross, R OBP: 0.405, SLG: 0.594					P2			F7		3	0	1	0	1	0	0					
20 Matt Treanor, R OBP: 0.395, SLG: 0.429					L4					2	0	0	0	2	1	1					
4 Alfredo Amezaga, S OBP: 0.317, SLG: 0.363	F9				G4-3			F8		4	0	0	0	0	0	4					
38 Daniel Barone, R OBP: 0.167, SLG: 0.167					G6-3			P4		1	1	1	0	0	0	0					
48 Lee Gardner, R										1	0	0	0	0	0	0					
Todd Linden, S OBP: 0.353, SLG: 0.295										1	0	0	0	0	0	1					
57 Taylor Tankersley, L										0	0	0	0	0	0	0					
Byung-Hyun Kim, R OBP: 0.065, SLG: 0.100										0	0	0	0	0	0	0					
Inning Stats	R: 0 E: 0 K: 1 S: 9	H: 0 LOB: 0 BB: 0 P: 14	R: 0 E: 0 K: 0 S: 7	H: 1 LOB: 2 BB: 1 P: 15	R: 3 E: 0 K: 0 S: 12	H: 3 LOB: 0 BB: 0 P: 17	R: 0 E: 0 K: 0 S: 7	H: 0 LOB: 0 BB: 0 P: 9	R: 0 E: 0 K: 1 S: 8	H: 0 LOB: 0 BB: 0 P: 12	R: 0 E: 0 K: 0 S: 9	H: 0 LOB: 1 BB: 0 P: 18	R: 0 E: 0 K: 1 S: 10	H: 1 LOB: 1 BB: 0 P: 13	R: 0 E: 0 K: 2 S: 12	H: 0 LOB: 1 BB: 1 P: 19	1B: 4 2B: 0 3B: 0 HR: 1	SF: 0 SAC: 0 DP: 0 HBP: 0	WP: 0 PB: 0 SB: 0 CS: 0	PA: 35	
PITCHER	IP	WLS	BF	H	R	ER	SO	BB	IBB	HBP	BLK	WP	HR	S	P	ERA	WHIP				
Tom Shearn, R ERA: 3.86	7.0	W	27	4	3	3	2	2	0	0	0	0	1	62	101	3.86	0.857				
38 Gary Majewski, R ERA: 7.99	1.0		4	1	0	0	1	0	0	0	0	0	0	10	13	0.00	1.000				
45 Bill Bray, L ERA: 1.35	1.0		4	0	0	0	2	1	0	0	0	0	0	12	19	0.00	1.000				

Batter	1	2	3	4	5	6	7	8	9	AB	R	H	RBI	BB	SO	LOB	BOTTOM				
Josh Hamilton, L OBP: 0.373, SLG: 0.553	G4-3	G4-3	F7			L9		F7		5	0	0	0	0	0	0	Florida Marlins @ Cincinnati Reds Great American Ball Park, Cincinnati, OH Sun Aug 26 2007, 1:15 PM EDT Att: 23,122 - Partly Cloudy - 83 F				
27 Jeff Keppinger, R OBP: 0.434, SLG: 0.551	F7	P5			F7		L6			4	0	0	0	0	0	0					
Ken Griffey Jr., L OBP: 0.391, SLG: 0.522			4 HR				G4-3			2	2	1	0	2	0	0					
4 Brandon Phillips, R OBP: 0.327, SLG: 0.486	1B	HR			FC4-6		F8			4	2	2	2	0	0	1					
Adam Dunn, L OBP: 0.373, SLG: 0.562	2B	HR			K		G3			4	1	2	1	0	1	1					
Scott Hatteberg, L OBP: 0.392, SLG: 0.473	2B	F9								3	1	2	0	1	0	1					
28 Edwin Encarnación, R OBP: 0.344, SLG: 0.395			23 HR					K		4	2	2	2	0	2	2					
23 Ryan Jorgensen, R OBP: 0.200, SLG: 0.600										4	1	1	4	0	1	1					
Tom Shearn, R										3	0	0	0	0	2	1					
38 Gary Majewski, R										0	0	0	0	0	0	0					
Jorge Cantu, R OBP: 0.307, SLG: 0.269										1	0	0	0	0	0	0					
45 Bill Bray, L										0	0	0	0	0	0	0					
Inning Stats	R: 6 E: 0 K: 1 S: 18	H: 4 LOB: 0 BB: 2 P: 36	R: 2 E: 0 K: 0 S: 10	H: 3 LOB: 1 BB: 0 P: 18	R: 1 E: 0 K: 2 S: 13	H: 1 LOB: 0 BB: 0 P: 18	R: 0 E: 0 K: 1 S: 13	H: 0 LOB: 1 BB: 1 P: 19	R: 0 E: 0 K: 1 S: 12	H: 1 LOB: 1 BB: 0 P: 17	R: 0 E: 0 K: 0 S: 6	H: 0 LOB: 0 BB: 0 P: 11	R: 0 E: 0 K: 1 S: 10	H: 1 LOB: 0 BB: 0 P: 16	R: 0 E: 0 K: 0 S: 5	H: 0 LOB: 0 BB: 0 P: 8	1B: 5 2B: 2 3B: 0 HR: 3	SF: 0 SAC: 0 DP: 0 HBP: 0	WP: 0 PB: 0 SB: 0 CS: 0	PA: 37	
PITCHER	IP	WLS	BF	H	R	ER	SO	BB	IBB	HBP	BLK	WP	HR	S	P	ERA	WHIP				
38 Daniel Barone, R ERA: 9.31	3.0	L	19	8	9	9	3	2	0	0	0	0	0	41	72	27.00	3.333				
48 Lee Gardner, R ERA: 2.16	3.0		11	1	0	0	2	1	0	0	0	0	0	31	47	0.00	0.667				
57 Taylor Tankersley, L ERA: 4.89	0.2		3	1	0	0	0	0	0	0	0	0	0	7	12	0.00	1.500				
Byung-Hyun Kim, R ERA: 5.5	1.1		4	0	0	0	1	0	0	0	0	0	0	8	12	0.00	0.000				

AB 32
R 3
H 5
RBI 3
BB 3
SO 5
LOB 7



Batter	1	2	3	4	5	6	7	8	9	AB	R	H	RBI	BB	SO	LOB	TOP								
19 Yunel Escobar, R OBP: 0.366, SLG: 0.419	2-2 2B	0-2 G5-3		1-0 L7	2-1 23 1B WP		2-1 E5 23 E 1B	1-3 K		6	3	2	0	0	1	2									
23 Matt Diaz, R OBP: 0.379, SLG: 0.523	1-2 2B		1-1 10 1B	1-0 HR	1-2 WP 1B		0-1 E6 1B		3-3 K	6	3	4	2	0	1	1									
10 Chipper Jones, S OBP: 0.420, SLG: 0.592 Chris Woodward, R OBP: 0.235, SLG: 0.280	1-1 2B		1-1 1B	0-0 16 HR 7 E 1B	2-3 K		3-3 K		2-0 L9	4	3	3	2	0	1	2									
Mark Teixeira, S OBP: 0.400, SLG: 0.565 Ron Mahay, L	2-3 K		0-0 16 F9 1B	1-1 L5	1-3 K		1-1 K		0-3 K	5	0	2	1	0	2	3									
37 Jo-Jo Reyes, L OBP: 0.250, SLG: 0.250 Oscar Villarreal, L OBP: 0.250, SLG: 0.250			1-3 1B	1-2 3-H			2-1 2H 1B																		
7 Jeff Francoeur, R OBP: 0.339, SLG: 0.452	0-0 2B		2-2 K	2-1 E5 16 HR BB			0-0 F7		2-1 G6-3	5	1	1	1	0	1	5									
Andruw Jones, R OBP: 0.315, SLG: 0.429 Willie Harris, L OBP: 0.378, SLG: 0.425	3-2 F7		2-1 2 WP 1B	4-2 16 HR BB			3-3 K		4-1 2B BB	3	1	1	1	1	1	1									
16 Brian McCann, L OBP: 0.321, SLG: 0.468 Corky Miller, R OBP: 0.308, SLG: 0.333	3-2 L6		2-3 F9	2-0 1-H 2-H 3-H HR			3-1 F8		1-3 K	4	1	1	4	0	0	3									
2 Kelly Johnson, L OBP: 0.391, SLG: 0.494		2-3 K	4-0 1B	1-2 IBB	2-0 G4-3		2-0 HR		0-1 1B	4	1	2	1	1	1	0									
Lance Cormier, R OBP: 0.253, SLG: 0.390		1-3 K	0-1 P4				0-0 L9		2-3 K	4	0	0	0	0	1	3									
Scott Thorman, L OBP: 0.253, SLG: 0.390										1	0	0	0	0	1	2									
Inning Stats	R: 3 E: 0 K: 1 S: 21	H: 4 LOB: 1 BB: 0 P: 33	R: 0 E: 0 K: 2 S: 9	H: 0 LOB: 0 BB: 0 P: 12	R: 2 E: 0 K: 1 S: 13	H: 4 LOB: 3 BB: 1 P: 23	R: 5 E: 1 K: 0 S: 11	H: 3 LOB: 0 BB: 1 P: 24	R: 1 E: 0 K: 2 S: 12	H: 2 LOB: 1 BB: 0 P: 18	R: 0 E: 0 K: 1 S: 6	H: 0 LOB: 0 BB: 0 P: 12	R: 2 E: 2 K: 1 S: 15	H: 2 LOB: 2 BB: 0 P: 26	R: 0 E: 0 K: 3 S: 12	H: 1 LOB: 2 BB: 1 P: 20	R: 0 E: 0 K: 2 S: 8	H: 0 LOB: 0 BB: 0 P: 13	1B: 8 2B: 5 3B: 0 HR: 3	SF: 0 SAC: 0 DP: 0 HBP: 0	WP: 2 PB: 0 SB: 0 CS: 0	PA: 49			
PITCHER	IP WLS BF H R ER SO BB IBB HBP BLK WP HR S P ERA WHIP	IP WLS BF H R ER SO BB IBB HBP BLK WP HR S P ERA WHIP	IP WLS BF H R ER SO BB IBB HBP BLK WP HR S P ERA WHIP	IP WLS BF H R ER SO BB IBB HBP BLK WP HR S P ERA WHIP	IP WLS BF H R ER SO BB IBB HBP BLK WP HR S P ERA WHIP	IP WLS BF H R ER SO BB IBB HBP BLK WP HR S P ERA WHIP	IP WLS BF H R ER SO BB IBB HBP BLK WP HR S P ERA WHIP	IP WLS BF H R ER SO BB IBB HBP BLK WP HR S P ERA WHIP	IP WLS BF H R ER SO BB IBB HBP BLK WP HR S P ERA WHIP	IP WLS BF H R ER SO BB IBB HBP BLK WP HR S P ERA WHIP	IP WLS BF H R ER SO BB IBB HBP BLK WP HR S P ERA WHIP	IP WLS BF H R ER SO BB IBB HBP BLK WP HR S P ERA WHIP	IP WLS BF H R ER SO BB IBB HBP BLK WP HR S P ERA WHIP	IP WLS BF H R ER SO BB IBB HBP BLK WP HR S P ERA WHIP	IP WLS BF H R ER SO BB IBB HBP BLK WP HR S P ERA WHIP	IP WLS BF H R ER SO BB IBB HBP BLK WP HR S P ERA WHIP	IP WLS BF H R ER SO BB IBB HBP BLK WP HR S P ERA WHIP	IP WLS BF H R ER SO BB IBB HBP BLK WP HR S P ERA WHIP	IP WLS BF H R ER SO BB IBB HBP BLK WP HR S P ERA WHIP	IP WLS BF H R ER SO BB IBB HBP BLK WP HR S P ERA WHIP	IP WLS BF H R ER SO BB IBB HBP BLK WP HR S P ERA WHIP	IP WLS BF H R ER SO BB IBB HBP BLK WP HR S P ERA WHIP	IP WLS BF H R ER SO BB IBB HBP BLK WP HR S P ERA WHIP	IP WLS BF H R ER SO BB IBB HBP BLK WP HR S P ERA WHIP	IP WLS BF H R ER SO BB IBB HBP BLK WP HR S P ERA WHIP
Scott Olsen, L ERA: 5.6	4.0	2.2	0.1	1.0	1.0	4.0	2.0	1.0	1.0	4.0	2.0	1.0	1.0	1.0	1.0	1.0	13.50	3.000							
32 Justin Miller, R ERA: 3.55	14	4	0	0	0	0	0	0	0	0	0	0	0	0	0	0	6.75	1.500							
22 Matt Lindstrom, R ERA: 3.31	1	0	0	0	0	0	0	0	0	0	0	0	0	0	0	0	0.00	0.000							
Armando Benitez, R ERA: 4.74	5	1	0	0	0	3	1	0	0	0	0	0	0	0	0	0	0.00	2.000							
Kevin Gregg, R ERA: 3.13	3	0	0	0	0	2	0	0	0	0	0	0	0	0	0	0	0.00	0.000							

Atlanta Braves @ Florida Marlins
Dolphin Stadium, Miami, FL
Mon Aug 27 2007, 7:05 PM EDT
Att: 11,716 - Clear - 88 F

AB 46
R 13
H 16
RBI 12
BB 3
SO 13
LOB 25



Batter	1	2	3	4	5	6	7	8	9	AB	R	H	RBI	BB	SO	LOB	BOTTOM								
2 Hanley Ramirez, R OBP: 0.389, SLG: 0.558	0-1 F9		2-1 G6-3		1-0 6 BB 1B		4-2 6 1B BB		1-0 L7	4	0	1	0	1	0	1									
6 Dan Uggla, R OBP: 0.324, SLG: 0.488	0-1 1B 14 WP		1-0 HR		4-1 1B BB		0-2 1B			3	2	3	1	1	0	0									
Miguel Cabrera, R OBP: 0.397, SLG: 0.585	0-1 G5-3		3-2 F8		2-1 G6-3		0-0 G4-3			4	0	0	0	0	0	5									
Mike Jacobs, L OBP: 0.318, SLG: 0.435	0-0 14 WP 2-3 1B		1-0 G4-3				2-0 G4-3		0-0 G3-1	4	0	1	0	0	0	0									
14 Josh Willingham, R OBP: 0.371, SLG: 0.489 Kevin Gregg, R	4-2 27 FC4-6 1-2 3-H BB			1-2 K			0-1 2B		3-1 P6	3	0	1	0	1	1	0									
27 Jeremy Hermida, L OBP: 0.367, SLG: 0.480	1-0 FC4-6		0-1 G5-3		2-3 K		2-3 K		0-2 G1-3	4	0	0	0	0	1	3									
Miguel Olivo, R OBP: 0.256, SLG: 0.398		1-0 G6-3		2-1 P3			2-1 G6-3		0-1 G1	4	0	0	0	0	0	1									
7 Alejandro De Aza, L OBP: 0.278, SLG: 0.350		0-3 K		0-2 K			0-1 G4-3		0-0 F8	4	0	0	0	0	2	0									
Scott Olsen, L ERA: 7.95 32 Justin Miller, R ERA: 2.55 Todd Linden, S OBP: 0.250, SLG: 0.250 Armando Benitez, R OBP: 0.200, SLG: 0.250		2-2 K		3-2 G4-3			0-0 G6-3		2-1 1B	1	0	0	0	0	1	0									
Inning Stats	R: 1 E: 0 K: 0 S: 10	H: 2 LOB: 2 BB: 1 P: 15	R: 0 E: 0 K: 2 S: 7	H: 0 LOB: 0 BB: 0 P: 10	R: 1 E: 0 K: 0 S: 9	H: 1 LOB: 0 BB: 0 P: 16	R: 0 E: 0 K: 1 S: 7	H: 0 LOB: 0 BB: 0 P: 10	R: 0 E: 0 K: 1 S: 13	H: 1 LOB: 2 BB: 1 P: 23	R: 0 E: 0 K: 1 S: 8	H: 1 LOB: 1 BB: 0 P: 14	R: 0 E: 0 K: 0 S: 9	H: 1 LOB: 2 BB: 1 P: 13	R: 0 E: 0 K: 0 S: 7	H: 0 LOB: 0 BB: 0 P: 10	R: 0 E: 0 K: 0 S: 6	H: 1 LOB: 1 BB: 0 P: 9	1B: 4 2B: 2 3B: 0 HR: 1	SF: 0 SAC: 0 DP: 0 HBP: 0	WP: 1 PB: 0 SB: 0 CS: 0	PA: 37			
PITCHER	IP WLS BF H R ER SO BB IBB HBP BLK WP HR S P ERA WHIP	IP WLS BF H R ER SO BB IBB HBP BLK WP HR S P ERA WHIP	IP WLS BF H R ER SO BB IBB HBP BLK WP HR S P ERA WHIP	IP WLS BF H R ER SO BB IBB HBP BLK WP HR S P ERA WHIP	IP WLS BF H R ER SO BB IBB HBP BLK WP HR S P ERA WHIP	IP WLS BF H R ER SO BB IBB HBP BLK WP HR S P ERA WHIP	IP WLS BF H R ER SO BB IBB HBP BLK WP HR S P ERA WHIP	IP WLS BF H R ER SO BB IBB HBP BLK WP HR S P ERA WHIP	IP WLS BF H R ER SO BB IBB HBP BLK WP HR S P ERA WHIP	IP WLS BF H R ER SO BB IBB HBP BLK WP HR S P ERA WHIP	IP WLS BF H R ER SO BB IBB HBP BLK WP HR S P ERA WHIP	IP WLS BF H R ER SO BB IBB HBP BLK WP HR S P ERA WHIP	IP WLS BF H R ER SO BB IBB HBP BLK WP HR S P ERA WHIP	IP WLS BF H R ER SO BB IBB HBP BLK WP HR S P ERA WHIP	IP WLS BF H R ER SO BB IBB HBP BLK WP HR S P ERA WHIP	IP WLS BF H R ER SO BB IBB HBP BLK WP HR S P ERA WHIP	IP WLS BF H R ER SO BB IBB HBP BLK WP HR S P ERA WHIP	IP WLS BF H R ER SO BB IBB HBP BLK WP HR S P ERA WHIP	IP WLS BF H R ER SO BB IBB HBP BLK WP HR S P ERA WHIP	IP WLS BF H R ER SO BB IBB HBP BLK WP HR S P ERA WHIP	IP WLS BF H R ER SO BB IBB HBP BLK WP HR S P ERA WHIP	IP WLS BF H R ER SO BB IBB HBP BLK WP HR S P ERA WHIP	IP WLS BF H R ER SO BB IBB HBP BLK WP HR S P ERA WHIP	IP WLS BF H R ER SO BB IBB HBP BLK WP HR S P ERA WHIP	IP WLS BF H R ER SO BB IBB HBP BLK WP HR S P ERA WHIP
Lance Cormier, R ERA: 7.95	7.0	1.0	1.0	1.0	1.0	1.0	1.0	1.0	1.0	7.0	2	2	2	5	0	0	2.57	1.286							
Ron Mahay, L ERA: 2.55	3	0	0	0	0	0	0	0	0	7	0	0	0	0	0	0	0.00	0.000							
Oscar Villarreal, R ERA: 4.02	4	1	0	0	0	0	0	0	0	6	0	0	0	0	0	0	0.00	1.000							

Atlanta Braves @ Florida Marlins
Dolphin Stadium, Miami, FL
Mon Aug 27 2007, 7:05 PM EDT
Att: 11,716 - Clear - 88 F

AB 34
R 2
H 7
RBI 1
BB 3
SO 5
LOB 10



Batter	1	2	3	4	5	6	7	8	9	10	11	AB	R	H	RBI	BB	SO	LOB	TOP													
Willie Harris, L OBP: 0.374, SLG: 0.420 23 Matt Diaz, R OBP: 0.376, SLG: 0.519												3	0	0	0	0	1	3														
2 Kelly Johnson, L OBP: 0.389, SLG: 0.490												4	1	0	0	1	3	3														
10 Chipper Jones, S OBP: 0.420, SLG: 0.596												4	1	1	2	1	3	0														
Mark Teixeira, S OBP: 0.400, SLG: 0.563												5	0	2	0	0	1	0														
16 Brian McCann, L OBP: 0.322, SLG: 0.475												5	1	2	1	0	2	3														
7 Jeff Francoeur, R OBP: 0.295, SLG: 0.448 Oscar Villarreal, L OBP: 0.290, SLG: 0.250												5	0	0	0	0	5	3														
Andruw Jones, R OBP: 0.316, SLG: 0.429												5	0	2	0	0	3	2														
19 Yunel Escobar, R OBP: 0.371, SLG: 0.425												4	0	2	0	1	0	1														
29 John Smoltz, R ERA: 3.16 Chris Woodward, L ERA: 3.25 58 Peter Moylan, R ERA: 3.88 Ron Mahay, L ERA: 2.5 Tyler Yates, R ERA: 4.89 Pete Orr, L ERA: 5.07												1	0	0	0	0	0	2														
Inning Stats	R: 0 E: 0 K: 3 S: 9	H: 0 LOB: 0 BB: 0 P: 12	R: 1 E: 0 K: 2 S: 13	H: 1 LOB: 0 BB: 0 P: 18	R: 0 E: 0 K: 0 S: 6	H: 0 LOB: 1 BB: 1 P: 13	R: 0 E: 0 K: 2 S: 12	H: 1 LOB: 1 BB: 0 P: 18	R: 0 E: 0 K: 1 S: 11	H: 2 LOB: 2 BB: 0 P: 16	R: 0 E: 0 K: 2 S: 13	H: 1 LOB: 2 BB: 1 P: 17	R: 0 E: 0 K: 3 S: 16	H: 1 LOB: 0 BB: 0 P: 27	R: 0 E: 0 K: 2 S: 9	H: 1 LOB: 1 BB: 0 P: 14	R: 0 E: 0 K: 3 S: 11	H: 1 LOB: 0 BB: 0 P: 17	R: 0 E: 0 K: 1 S: 8	H: 1 LOB: 0 BB: 0 P: 14	1B: 6 2B: 1 3B: 0 HR: 2	SF: 0 SAC: 1 DP: 2 HBP: 0	WP: 0 PB: 0 SB: 0 CS: 0	PA: 44								
PITCHER	IP: 5.0 ERA: 6.59	WLS: 1.0 H: 3 ER: 3	BF: 22 H: 5 R: 1 ER: 1 SO: 8	H: 1 R: 0 ER: 0 SO: 2	BB: 0 IBB: 0 HBP: 0 BLK: 0	WP: 0 HR: 0 S: 8 P: 14	HR: 0 S: 8 P: 14	ERA: 1.80 WHIP: 1.400	PITCHER	IP: 1.0 ERA: 5.44	WLS: 1.0 H: 3	BF: 3 H: 1 R: 0 ER: 0 SO: 1	BB: 0 IBB: 0 HBP: 0 BLK: 0	WP: 0 HR: 0 S: 8 P: 14	HR: 0 S: 8 P: 14	ERA: 0.00 WHIP: 1.000	56 Rick Van Den Hurk, R ERA: 6.59 22 Matt Lindstrom, R ERA: 3.25 57 Taylor Tankersley, L ERA: 4.76 Armando Benitez, R ERA: 5.01 Kevin Gregg, R ERA: 3.04	IP: 2.0 WLS: 1.0 BF: 8 H: 2 R: 0 ER: 0 SO: 5	H: 0 LOB: 0 BB: 0 P: 12	H: 1 LOB: 0 BB: 0 P: 18	H: 0 LOB: 1 BB: 1 P: 13	H: 1 LOB: 2 BB: 0 P: 16	H: 0 LOB: 0 BB: 1 P: 17	H: 0 LOB: 0 BB: 1 P: 21	H: 1 LOB: 0 BB: 0 P: 27	H: 1 LOB: 1 BB: 0 P: 14	H: 1 LOB: 0 BB: 0 P: 17	H: 1 LOB: 0 BB: 0 P: 14	H: 1 LOB: 2 BB: 0 P: 15	SF: 0 SAC: 1 DP: 2 HBP: 0	WP: 0 PB: 0 SB: 0 CS: 0	PA: 44

Atlanta Braves @ Florida Marlins
Dolphin Stadium, Miami, FL
Tue Aug 28 2007, 7:05 PM EDT
Att. 11,539 - Partly Cloudy - 86 F

AB 39
R 3
H 9
RBI 3
BB 4
SO 19
LOB 20



Batter	1	2	3	4	5	6	7	8	9	10	11	AB	R	H	RBI	BB	SO	LOB	BOTTOM											
2 Hanley Ramirez, R OBP: 0.389, SLG: 0.557												5	0	2	0	0	0	0												
6 Dan Uggla, R OBP: 0.372, SLG: 0.485 Byung-Hyun Kim, R OBP: 0.095, SLG: 0.100												5	1	1	0	0	2	3												
Miguel Cabrera, R OBP: 0.396, SLG: 0.581												5	0	1	0	0	1	3												
Mike Jacobs, L OBP: 0.316, SLG: 0.431												5	0	1	1	0	1	0												
14 Josh Willingham, R OBP: 0.372, SLG: 0.488 4 Alfredo Amezaga, S OBP: 0.318, SLG: 0.363												3	1	1	0	1	1	2												
27 Jeremy Hermida, L OBP: 0.368, SLG: 0.492												5	1	2	2	0	0	1												
20 Matt Treanor, R OBP: 0.388, SLG: 0.415												4	0	0	0	1	1	1												
7 Alejandro De Aza, L OBP: 0.265, SLG: 0.336												4	0	0	1	0	3	0												
Inning Stats	R: 0 E: 0 K: 1 S: 7	H: 0 LOB: 0 BB: 0 P: 9	R: 2 E: 0 K: 2 S: 13	H: 2 LOB: 0 BB: 0 P: 17	R: 1 E: 0 K: 1 S: 13	H: 3 LOB: 2 BB: 1 P: 19	R: 0 E: 0 K: 0 S: 6	H: 0 LOB: 0 BB: 0 P: 10	R: 0 E: 0 K: 2 S: 10	H: 1 LOB: 1 BB: 0 P: 11	R: 0 E: 0 K: 1 S: 8	H: 0 LOB: 0 BB: 0 P: 13	R: 0 E: 0 K: 3 S: 8	H: 0 LOB: 0 BB: 0 P: 10	R: 0 E: 0 K: 1 S: 8	H: 1 LOB: 1 BB: 1 P: 14	R: 0 E: 0 K: 2 S: 16	H: 2 LOB: 0 BB: 0 P: 22	R: 1 E: 0 K: 0 S: 8	H: 1 LOB: 2 BB: 2 P: 15	1B: 7 2B: 1 3B: 0 HR: 1	SF: 1 SAC: 0 DP: 0 HBP: 0	WP: 0 PB: 0 SB: 1 CS: 0	PA: 44						
PITCHER	IP: 6.0 ERA: 3.06	WLS: 2.0 H: 6 ER: 2	BF: 24 H: 6 R: 3 ER: 3 SO: 7	H: 3 R: 0 ER: 0 SO: 2	BB: 0 IBB: 0 HBP: 0 BLK: 0	WP: 0 HR: 1 S: 57 P: 79	HR: 1 S: 57 P: 79	ERA: 4.50 WHIP: 1.000	PITCHER	IP: 1.0 ERA: 3.06	WLS: 1.0 H: 3	BF: 3 H: 1 R: 0 ER: 0 SO: 1	BB: 0 IBB: 0 HBP: 0 BLK: 0	WP: 0 HR: 0 S: 8 P: 14	HR: 0 S: 8 P: 14	ERA: 0.00 WHIP: 1.000	29 John Smoltz, R ERA: 3.06 58 Peter Moylan, R ERA: 3.95 Ron Mahay, L ERA: 2.5 Tyler Yates, R ERA: 4.89 Oscar Villarreal, R ERA: 4.11	IP: 0.2 WLS: 1.0 BF: 5 H: 1 R: 1 ER: 1 SO: 1	H: 0 LOB: 0 BB: 0 P: 9	H: 2 LOB: 0 BB: 0 P: 17	H: 3 LOB: 2 BB: 1 P: 19	H: 0 LOB: 0 BB: 0 P: 10	H: 0 LOB: 0 BB: 0 P: 11	H: 0 LOB: 0 BB: 0 P: 13	H: 0 LOB: 0 BB: 0 P: 10	H: 0 LOB: 1 BB: 1 P: 14	H: 1 LOB: 2 BB: 2 P: 15	SF: 1 SAC: 0 DP: 0 HBP: 0	WP: 0 PB: 0 SB: 1 CS: 0	PA: 44

Atlanta Braves @ Florida Marlins
Dolphin Stadium, Miami, FL
Tue Aug 28 2007, 7:05 PM EDT
Att. 11,539 - Partly Cloudy - 86 F

AB 40
R 4
H 9
RBI 4
BB 3
SO 12
LOB 10



Batter	1	2	3	4	5	6	7	8	9	AB	R	H	RBI	BB	SO	LOB	TOP			
11 Jimmy Rollins, S OBP: 0.347, SLG: 0.528	2-1 G6-3 2B	1-2 HBP 1B		0-0 CS 1B			4-1 26 1B BB	2-2 L4		4	2	3	1	1	0	2	Philadelphia Phillies @ Florida Marlins Dolphin Stadium, Miami, FL Fri Aug 31 2007, 7:05 PM EDT Att: 15,231 - Clear - 85 F			
26 Chase Utley, L OBP: 0.419, SLG: 0.585	2-0 G6-3	1-2 HBP		4-2 G6-4-3 BB		1-1 6 SS 1B	2-2 1-H 2-H 1B		3	0	2	3	1	0	1					
Pat Burrell, R ABraham Nunez, S OBP: 0.313, SLG: 0.289	3-2 G4-3	SF8		1-2 G6-4-3		3-2 L5	2-3 K		3	0	0	2	0	0	3					
6 Ryan Howard, L OBP: 0.387, SLG: 0.573	2-3 K	1-1 F9			2-3 K	3-3 K		1-0 G3	5	0	0	0	0	3	3					
Aaron Rowand, R OBP: 0.381, SLG: 0.516		1-0 28 1B 51 1B HBP	1-2 19 G6-3 28 1B 2B		2-3 K	1-3 3-H 4-0 IBB		2-2 G6-3	3	2	1	0	1	1	0					
19 Greg Dobbs, L OBP: 0.322, SLG: 0.460		2-1 P4	0-0 G6-3		1-1 G1-3	1-3 K		1-2 G4-3	3	0	0	0	0	0	2					
8 Shane Victorino, S OBP: 0.353, SLG: 0.431			2-3						2	0	0	0	0	1	2					
28 Jayson Werth, R OBP: 0.418, SLG: 0.483		3-2 51 1B 11 1B 1B	0-2			2-2 51 G5-4-3 1B		2-2 L7	4	1	3	1	0	0	0					
51 Carlos Ruiz, R OBP: 0.333, SLG: 0.401		3-2 11 1B 26 HBP 1B	0-0 F9		0-1 G5-4-3	1-2		4-1 26 WP 26 BB 1B BB	3	2	1	1	1	0	2					
38 Kyle Kendrick, R OBP: 0.243, SLG: 0.156		1-3 3-H 1B			2-1 P3			4-2 26 WP 1B BB	2	1	0	0	0	0	1					
Wes Helms, R OBP: 0.302, SLG: 0.372		2-0 26 HBP 11 1B SF8 HBP						1-2 26 1B BB	0	1	0	0	1	0	0					
48 Kane Davis, R		1-2 SF8 HBP							0	0	0	0	0	0	0					
Inning Stats	R: 1 E: 0 K: 1 S: 9	H: 1 LOB: 0 BB: 0 P: 18	R: 4 E: 0 K: 0 S: 17	H: 3 LOB: 2 BB: 0 P: 32	R: 1 E: 0 K: 0 S: 12	H: 2 LOB: 1 BB: 0 P: 13	R: 0 E: 0 K: 2 S: 8	H: 1 LOB: 0 BB: 0 P: 13	R: 0 E: 0 K: 0 S: 7	H: 1 LOB: 0 BB: 0 P: 11	R: 1 E: 1 K: 2 S: 15	H: 1 LOB: 2 BB: 2 P: 31	R: 2 E: 0 K: 1 S: 19	H: 1 LOB: 1 BB: 2 P: 35	R: 0 E: 0 K: 0 S: 8	H: 0 LOB: 0 BB: 0 P: 12	1B: 8 2B: 2 3B: 0 HR: 0	SF: 1 SAC: 0 DP: 2 HBP: 3	WP: 1 PB: 0 SB: 2 CS: 1	PA: 42
PITCHER	IP WLS BF H R ER SO BB IBB HBP BLK WP HR S P ERA WHIP																			
52 Sergio Mitre, R ERA: 4.37	3.1 L 20 7 6 6 1 1 0 0 0 0 0 0 43 72 16.20 2.400																			
38 Daniel Barone, R ERA: 6.45	3.0 10 2 1 0 2 1 0 0 0 0 0 0 25 43 0.00 1.000																			
57 Taylor Tankersley, L ERA: 4.89	0.2 3 0 0 0 2 0 1 0 0 0 0 0 8 16 0.00 0.000																			
32 Justin Miller, R ERA: 3.86	1.0 6 1 2 2 1 2 0 0 0 0 1 0 19 35 18.00 3.000																			
22 Matt Lindstrom, R ERA: 3.2	1.0 3 0 0 0 0 0 0 0 0 0 0 0 8 12 0.00 0.000																			

Batter	1	2	3	4	5	6	7	8	9	AB	R	H	RBI	BB	SO	LOB	BOTTOM					
2 Hanley Ramirez, R OBP: 0.387, SLG: 0.557	1-1 F8		3-2 G6-4-3			0-1 K2-3 2B		0-2 P4		4	1	1	0	0	0	2	Philadelphia Phillies @ Florida Marlins Dolphin Stadium, Miami, FL Fri Aug 31 2007, 7:05 PM EDT Att: 15,231 - Clear - 85 F					
6 Dan Uggla, R OBP: 0.325, SLG: 0.491	4-1 G6-3 BB			3-2 2B		0-2 F8		0-2 K		3	1	1	0	1	1							
Miguel Cabrera, R OBP: 0.394, SLG: 0.578	0-2 G6-3			2-0 G4-3 2B		1-3 K2-3			0-2 G4-3	4	0	1	1	0	1							
Mike Jacobs, L OBP: 0.312, SLG: 0.428		0-0 G6-3		2-2 G4-3		3-2 G4-3			2-1 E5 1B 12 1B	4	0	0	0	0	0							
14 Josh Willingham, R OBP: 0.374, SLG: 0.487		1-1 27 1B		0-3 K			0-0 F8		1-2 1B	1	0	1	0	0	0							
12 Cody Ross, R OBP: 0.408, SLG: 0.591									1-2 1B	3	0	1	0	0	1							
27 Jeremy Hermida, L OBP: 0.368, SLG: 0.492		2-2 G6-4-3 1B		3-1 P5			2-2 G6-3		1-1 F7	4	0	1	0	0	3							
Miguel Olivo, R OBP: 0.256, SLG: 0.396		1-0 G6-4-3			2-3 K		1-0 G5-3		2-2 1B	4	0	1	0	0	1							
4 Alfredo Amezaga, S OBP: 0.319, SLG: 0.364			2-2 52 FC5-4 1B		1-2 P5			1-1 FC4-8 1B	1-0 F7	4	0	2	0	0	3							
52 Sergio Mitre, R OBP: 0.392, SLG: 0.511			2-2 FC5-4		2-2 K			0-2 FC4-6		1	0	0	0	0	0							
38 Daniel Barone, R OBP: 0.443, SLG: 0.540										1	0	0	0	0	0							
57 Taylor Tankersley, L ERA: 4.89										0	0	0	0	0	0							
32 Justin Miller, R ERA: 3.86										0	0	0	0	0	0							
Todd Linden, S OBP: 0.207, SLG: 0.282										1	0	0	0	0	0							
22 Matt Lindstrom, R ERA: 3.2										0	0	0	0	0	0							
Inning Stats	R: 0 E: 0 K: 0 S: 6	H: 0 LOB: 1 BB: 1 P: 11	R: 0 E: 0 K: 0 S: 7	H: 2 LOB: 1 BB: 0 P: 11	R: 0 E: 0 K: 0 S: 10	H: 1 LOB: 0 BB: 0 P: 17	R: 1 E: 0 K: 1 S: 13	H: 2 LOB: 1 BB: 0 P: 23	R: 0 E: 0 K: 2 S: 11	H: 0 LOB: 0 BB: 0 P: 14	R: 1 E: 0 K: 1 S: 13	H: 1 LOB: 0 BB: 0 P: 17	R: 0 E: 0 K: 0 S: 5	H: 0 LOB: 0 BB: 0 P: 8	R: 0 E: 0 K: 1 S: 11	H: 1 LOB: 3 BB: 0 P: 12	R: 0 E: 1 K: 0 S: 15	H: 2 LOB: 3 BB: 0 P: 22	1B: 6 2B: 3 3B: 0 HR: 0	SF: 0 SAC: 0 DP: 3 HBP: 0	WP: 0 PB: 0 SB: 1 CS: 0	PA: 35
PITCHER	IP WLS BF H R ER SO BB IBB HBP BLK WP HR S P ERA WHIP																					
38 Kyle Kendrick, R ERA: 3.79	7.0 W 25 6 2 2 4 1 0 0 0 0 0 0 65 101 2.57 1.000																					
48 Kane Davis, R ERA:	2.0 10 3 0 0 1 0 0 0 0 0 0 0 26 34 0.00 1.500																					

Batter	1	2	3	4	5	6	7	8	9	AB	R	H	RBI	BB	SO	LOB	TOP			
11 Jimmy Rollins, S OBP: 0.350, SLG: 0.536										5	1	4	3	0	0	1	Philadelphia Phillies @ Florida Marlins Dolphin Stadium, Miami, FL Sat Sep 01 2007, 7:05 PM EDT Att: 24,651 - Partly Cloudy - 89 F			
26 Chase Utley, L OBP: 0.415, SLG: 0.578										5	0	0	0	0	1	5				
Pat Burrell, R OBP: 0.401, SLG: 0.508										5	0	0	0	0	1	2				
6 Ryan Howard, L OBP: 0.387, SLG: 0.573										4	0	1	0	1	3	0				
Aaron Rowand, R OBP: 0.378, SLG: 0.519										5	1	1	1	0	2	2				
19 Greg Dobbs, L OBP: 0.331, SLG: 0.466										3	2	3	0	1	0	0				
28 Jayson Werth, R OBP: 0.420, SLG: 0.486										3	2	1	0	1	1	4				
27 Chris Coste, R OBP: 0.336, SLG: 0.456										4	0	1	1	0	1	4				
58 J.D. Durbin, R 55 Clay Condrey, R Rod Barajas, R Jose Mesa, R Abraham Nunez, S 54 Francisco Del Rosario, R 8 Shane Victorino, S Antonio Alfonseca, R										0	0	0	0	0	0	0				
Inning Stats	R: 1 E: 0 K: 1 S: 13	H: 1 LOB: 0 BB: 0 P: 22	R: 3 E: 0 K: 2 S: 16	H: 5 LOB: 2 BB: 0 P: 27	R: 0 E: 0 K: 1 S: 15	H: 2 LOB: 2 BB: 0 P: 23	R: 0 E: 0 K: 0 S: 5	H: 1 LOB: 1 BB: 0 P: 5	R: 0 E: 0 K: 1 S: 13	H: 1 LOB: 2 BB: 1 P: 18	R: 0 E: 0 K: 3 S: 9	H: 0 LOB: 0 BB: 0 P: 14	R: 2 E: 0 K: 0 S: 20	H: 1 LOB: 1 BB: 2 P: 36	R: 0 E: 0 K: 2 S: 9	H: 0 LOB: 0 BB: 0 P: 12		1B: 8 2B: 2 3B: 0 HR: 2	SF: 0 SAC: 0 DP: 1 HBP: 0	WP: 1 PB: 0 SB: 2 CS: 0
PITCHER	IP WLS BF H R ER SO BB IBB HBP BLK WP HR S P ERA WHIP	Byung-Hyun Kim, R (1, 1) 5.0 W 25 10 4 4 4 4 1 0 0 0 0 1 2 62 95 7.20 2.200	48 Lee Gardner, R (6, 1) 1.1 5 1 0 0 2 0 0 0 0 0 0 0 0 6 12 0.00 0.750	57 Taylor Tankersley, L (7, 1) 0.2 2 0 0 0 2 0 0 0 0 0 0 0 6 10 0.00 0.000	Armando Benitez, R (8, 1) 0.0 1 0 1 1 0 1 0 0 0 0 0 0 3 7 = =	22 Matt Lindstrom, R (8, 1) 0.2 4 1 1 1 0 1 0 0 0 0 0 0 12 22 13.50 3.000	Kevin Gregg, R (8, 1) 1.1 S 4 0 0 0 2 0 0 0 0 0 0 0 0 0 0 0 0.00 0.000													

Batter	1	2	3	4	5	6	7	8	9	AB	R	H	RBI	BB	SO	LOB	BOTTOM			
2 Hanley Ramirez, R OBP: 0.388, SLG: 0.559										5	2	3	1	0	0	2	Philadelphia Phillies @ Florida Marlins Dolphin Stadium, Miami, FL Sat Sep 01 2007, 7:05 PM EDT Att: 24,651 - Partly Cloudy - 89 F			
6 Dan Uggla, R OBP: 0.324, SLG: 0.487										4	1	0	0	0	0	2				
27 Jeremy Hermida, L OBP: 0.368, SLG: 0.491										5	2	2	2	0	2	0				
Miguel Cabrera, R OBP: 0.394, SLG: 0.576										5	2	2	0	0	0	1				
Mike Jacobs, L Armando Benitez, R 22 Matt Lindstrom, R 12 Cody Ross, R										4	1	3	2	0	0	0				
Todd Linden, S OBP: 0.294, SLG: 0.279										4	2	0	1	1	1	2				
20 Matt Treanor, R OBP: 0.381, SLG: 0.406										4	1	2	1	0	1	1				
4 Alfredo Amezaga, S Kevin Gregg, R										0	0	0	1	2	0	0				
Byung-Hyun Kim, R 7 Alejandro Rodriguez, L 48 Lee Gardner, R 57 Taylor Tankersley, L Jason Wood, R										2	0	0	0	0	0	2				
Inning Stats	R: 7 E: 0 K: 0 S: 21	H: 6 LOB: 1 BB: 1 P: 30	R: 0 E: 0 K: 0 S: 5	H: 0 LOB: 0 BB: 0 P: 9	R: 0 E: 0 K: 1 S: 7	H: 0 LOB: 1 BB: 0 P: 10	R: 0 E: 0 K: 1 S: 7	H: 0 LOB: 0 BB: 0 P: 10	R: 2 E: 0 K: 0 S: 11	H: 3 LOB: 2 BB: 1 P: 17	R: 0 E: 0 K: 1 S: 8	H: 0 LOB: 0 BB: 0 P: 12	R: 0 E: 0 K: 3 S: 14	H: 1 LOB: 2 BB: 1 P: 27	R: 3 E: 0 K: 0 S: 14	H: 3 LOB: 0 BB: 0 P: 18		1B: 10 2B: 2 3B: 0 HR: 1	SF: 1 SAC: 0 DP: 0 HBP: 2	WP: 1 PB: 0 SB: 1 CS: 0
PITCHER	IP WLS BF H R ER SO BB IBB HBP BLK WP HR S P ERA WHIP	58 J.D. Durbin, R (1, 1) 0.0 L 7 5 7 7 0 0 0 0 0 0 0 0 1 0 19 30 0.00 0.333	55 Clay Condrey, R (1, 1) 3.0 11 1 0 0 0 0 0 0 1 0 0 1 0 18 27 9.00 2.000	Jose Mesa, R (4, 1) 2.0 10 3 2 2 1 1 0 0 0 0 0 0 18 27 9.00 2.000	54 Francisco Del Rosario, R (6, 1) 2.0 8 1 0 0 4 1 0 0 0 0 0 0 22 39 0.00 1.000	Antonio Alfonseca, R (8, 1) 1.0 6 3 3 3 0 0 0 0 0 0 0 1 14 18 27.00 3.000														

Batter	1	2	3	4	5	6	7	8	9	AB	R	H	RBI	BB	SO	LOB	TOP					
11 Jimmy Rollins, S OBP: 0.350, SLG: 0.536	1-3 K		3-1 6 1B	0-1 F8		1-0 F7		4-2 2B BB	3-2 F8	5	1	1	0	1	1	3	Philadelphia Phillies @ Florida Marlins Dolphin Stadium, Miami, FL Sun Sep 02 2007, 1:05 PM EDT Att: 12,334 - Partly Cloudy - 91 F					
Tadahito Iguchi, R OBP: 0.299, SLG: 0.404 54 Francisco Del Rosario, R 16 J.C. Romero, S	1-0 G4-3		1-0 P4	2-2 1B		1-0 F9		1-1 2B		5	0	2	0	0	0	1						
Pat Burrell, R OBP: 0.401, SLG: 0.504	0-2 L6		4-0 6 1B	3-2 P3		4-1 BB		0-2 P5		3	1	0	0	2	0	3						
6 Ryan Howard, L OBP: 0.387, SLG: 0.571		3-1 G1-3 28 BB	3-2 2B 28 BB	0-0 L9		2-3 K			2-3 K	5	1	2	1	0	2	2						
Aaron Rowand, R OBP: 0.381, SLG: 0.522		3-1 L9	3-2 2B 28 BB		1-0 F7		0-0 19 CS	2-2 28 WP		5	2	3	1	0	0	1						
28 Jayson Werth, R OBP: 0.424, SLG: 0.489		4-1 G1-3 BB	3-2 2B	4-0 51 E		3-2 K		3-3 K		3	0	1	2	2	2	2						
Wes Helms, R OBP: 0.299, SLG: 0.367 19 Greg Dobbs, L OBP: 0.332, SLG: 0.465	0-0 G1-3		3-3 K	2-2 F8		3-3 K		4-0 51 BB		3	0	0	0	0	1	4						
51 Carlos Ruiz, R OBP: 0.337, SLG: 0.401 29 Chris Roberson, S OBP: 0.290, SLG: 0.280	4-1 IBB		0-3 K	4-1 IBB				0-1 G5-3	3-2 26 BB	3	0	1	1	2	1	1						
23 Adam Eaton, R OBP: 0.263, SLG: 0.309 48 Kane Davis, R	3-2 L9			3-2 HR		3-3 K		1-3 K	4-2 BB	3	1	1	1	0	1	5						
26 Chase Utley, L OBP: 0.415, SLG: 0.577								1-2 BB		0	0	0	0	0	0	0						
Inning Stats	R: 0 E: 0 K: 1 S: 7	H: 0 LOB: 0 BB: 0 P: 9	R: 0 E: 0 K: 0 S: 12	H: 1 LOB: 3 BB: 2 P: 29	R: 4 E: 0 K: 2 S: 25	H: 4 LOB: 1 BB: 1 P: 45	R: 1 E: 0 K: 0 S: 13	H: 2 LOB: 1 BB: 0 P: 21	R: 0 E: 0 K: 1 S: 10	H: 0 LOB: 1 BB: 1 P: 23	R: 0 E: 0 K: 2 S: 6	H: 1 LOB: 1 BB: 1 P: 14	R: 0 E: 0 K: 1 S: 7	H: 1 LOB: 0 BB: 0 P: 13	R: 0 E: 0 K: 1 S: 13	H: 1 LOB: 3 BB: 2 P: 19	R: 1 E: 0 K: 2 S: 19	H: 2 LOB: 4 BB: 2 P: 40	1B: 6 2B: 4 3B: 1 HR: 1	SF: 0 SAC: 0 DP: 1 HBP: 0	WP: 1 PB: 0 SB: 0 CS: 1	PA: 46
PITCHER	IP WLS BF H R ER SO BB IBB HBP BLK WP HR S P ERA WHIP																					
Scott Olsen, L ERA: 5.78	(1, 1) 3.1 20 7 5 5 3 2 1 0 0 0 1 53 97 13.50 2.700																					
38 Daniel Barone, R ERA: 6.0	(4, 1) 1.2 7 0 0 0 1 1 1 0 0 0 0 14 30 0.00 0.600																					
19 Logan Kensing, R ERA: 6.0	(6, 1) 1.0 4 0 0 0 1 1 0 0 0 0 0 6 14 0.00 1.000																					
32 Justin Miller, R ERA: 3.75	(7, 1) 1.1 W 4 1 0 0 2 0 0 0 0 0 0 9 15 0.00 0.750																					
57 Taylor Tankersley, L ERA: 4.57	(8, 1) 0.1 H 3 1 0 0 1 1 0 0 0 0 0 8 14 0.00 6.000																					
PITCHER	IP WLS BF H R ER SO BB IBB HBP BLK WP HR S P ERA WHIP																					
Kevin Gregg, R ERA: 3.05	(8, 1) 1.1 S 8 2 1 1 2 2 0 0 0 0 1 11 22 6.75 3.000																					

AB	37
R	6
H	11
RBI	6
BB	9
SO	10
LOB	23



Batter	1	2	3	4	5	6	7	8	9	AB	R	H	RBI	BB	SO	LOB	BOTTOM			
2 Hanley Ramirez, R OBP: 0.388, SLG: 0.563	0-1 P2		0-1 G1-3		0-0 SH1-3		1-0 HR	1-0 SH1-3		3	1	1	1	0	0	0	Philadelphia Phillies @ Florida Marlins Dolphin Stadium, Miami, FL Sun Sep 02 2007, 1:05 PM EDT Att: 12,334 - Partly Cloudy - 91 F			
6 Dan Uggla, R OBP: 0.325, SLG: 0.491	2-3 K		3-2 G5-3		2-0 E3		2-1 HR	4-2 BB 27 FC5-2		4	1	1	2	1	1	0				
27 Jeremy Hermida, L OBP: 0.366, SLG: 0.484	1-1 1B			2-3 K	3-3 K		1-1 F7	0-1 FC5-2		4	0	0	0	0	2	3				
Miguel Cabrera, R OBP: 0.397, SLG: 0.583	0-0 1B			0-1 HR	4-2 BB		0-0 P3	4-2 BB		3	1	2	1	2	0	0				
Mike Jacobs, L OBP: 0.318, SLG: 0.435	0-0 F8			1-2 HR	0-0 F9		4-1 E 12 BB	3-1 G4-3		4	1	1	0	1	0	7				
12 Cody Ross, R OBP: 0.422, SLG: 0.678		3-3 K		1-0 HR		2-1 HR	2-2 1B			4	2	3	3	0	1	0				
Miguel Olivo, R ERA: 6.28 Kevin Gregg, R	1-1 F9		3-3 K		1-1 F8		1-2 FC6			4	0	0	0	0	1	2				
7 Alejandro De Aza, L OBP: 0.246, SLG: 0.310	0-0 G4-3		1-1 P4		0-1 F7		0-0 L8			4	0	0	0	0	0	3				
Scott Olsen, L ERA: 5.78 38 Daniel Barone, R ERA: 6.0 19 Logan Kensing, R ERA: 6.0 32 Justin Miller, R ERA: 3.75 57 Taylor Tankersley, L ERA: 4.57	2-1 G4-3			0-0 SH1-3		3-2 L5		0-0 SH1-3	27 FC5-2	1	0	0	0	0	0	0				
Inning Stats	R: 0 E: 0 K: 1 S: 9	H: 1 LOB: 2 BB: 0 P: 12	R: 0 E: 0 K: 1 S: 6	H: 0 LOB: 0 BB: 0 P: 10	R: 0 E: 0 K: 0 S: 7	H: 0 LOB: 0 BB: 0 P: 12	R: 3 E: 0 K: 2 S: 14	H: 3 LOB: 0 BB: 0 P: 22	R: 1 E: 1 K: 1 S: 9	H: 1 LOB: 2 BB: 1 P: 18	R: 1 E: 0 K: 0 S: 10	H: 1 LOB: 0 BB: 0 P: 16	R: 2 E: 1 K: 0 S: 14	H: 3 LOB: 3 BB: 1 P: 25	R: 0 E: 0 K: 0 S: 12	H: 1 LOB: 3 BB: 2 P: 24		1B: 2 2B: 3 3B: 0 HR: 5	SF: 0 SAC: 2 DP: 0 HBP: 1	WP: 0 PB: 0 SB: 0 CS: 0
PITCHER	IP WLS BF H R ER SO BB IBB HBP BLK WP HR S P ERA WHIP																			
23 Adam Eaton, R ERA: 6.28	(1, 1) 6.0 L 8 3 2 2 0 1 0 0 0 0 2 14 25 18.00 4.000																			
54 Francisco Del Rosario, R ERA: 5.98	(8, 1) 0.1 2 1 0 0 0 0 0 0 0 0 0 2 3 0.00 3.000																			
16 J.C. Romero, L ERA: 2.61	(8, 1) 0.2 4 0 0 0 0 2 0 0 0 0 0 10 21 0.00 3.000																			

AB	34
R	7
H	10
RBI	7
BB	4
SO	5
LOB	15



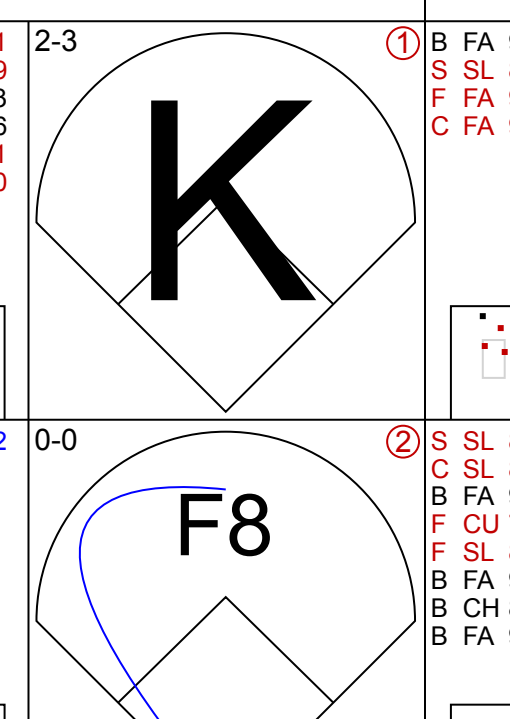
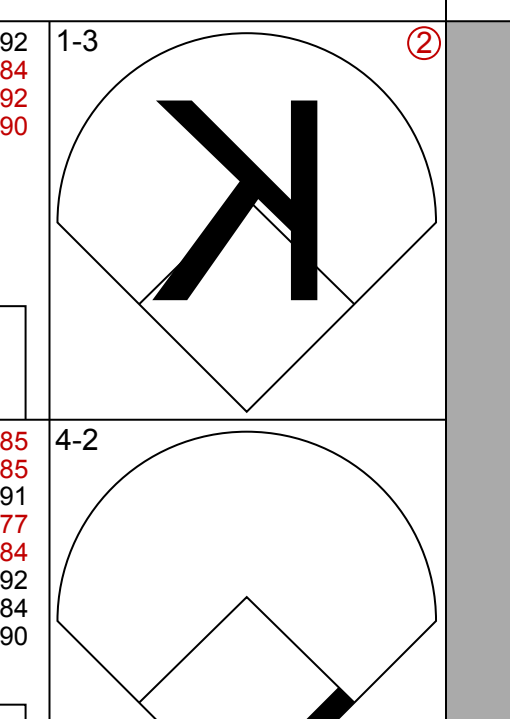
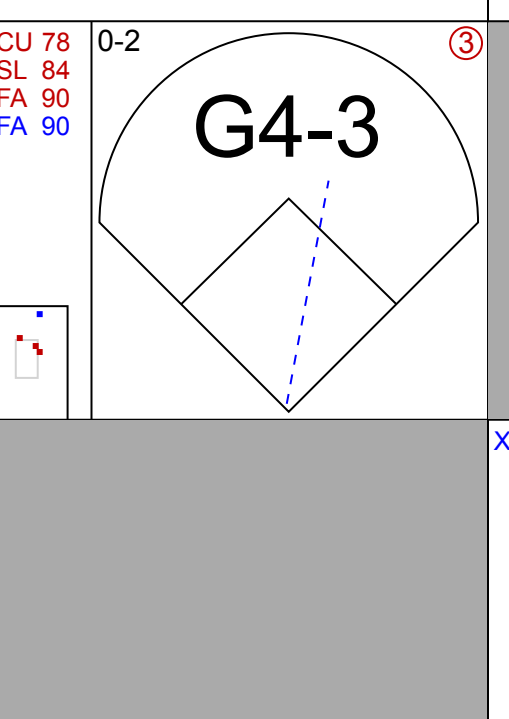
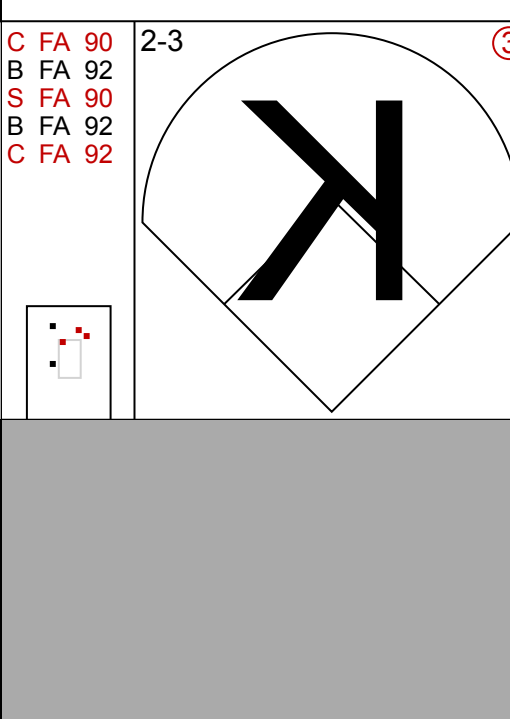
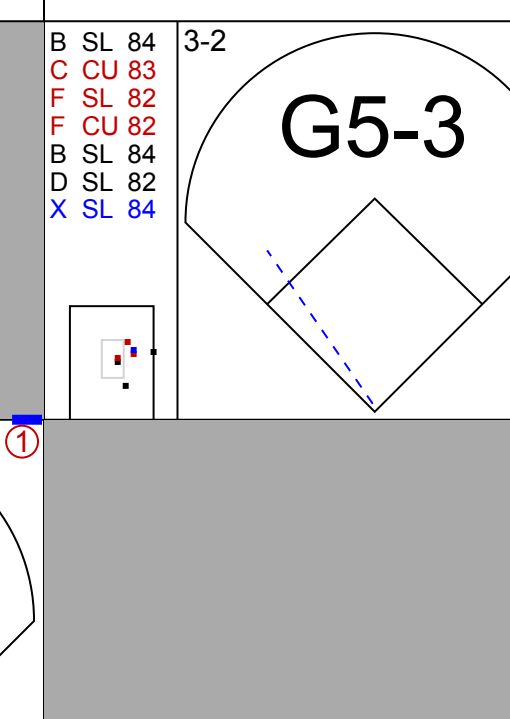
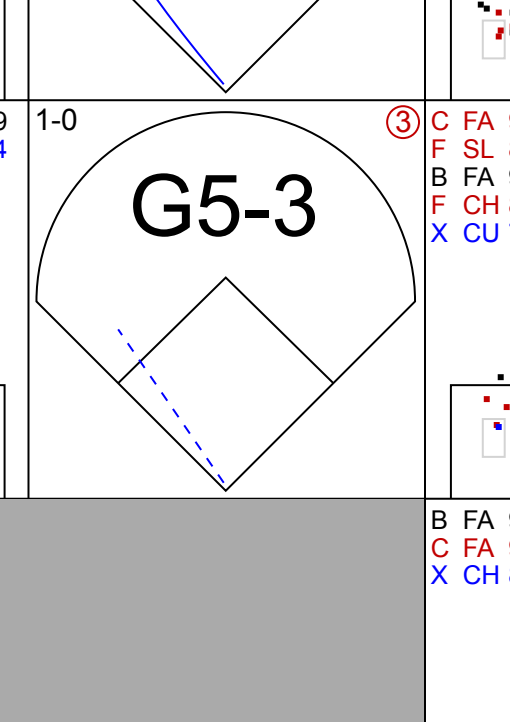
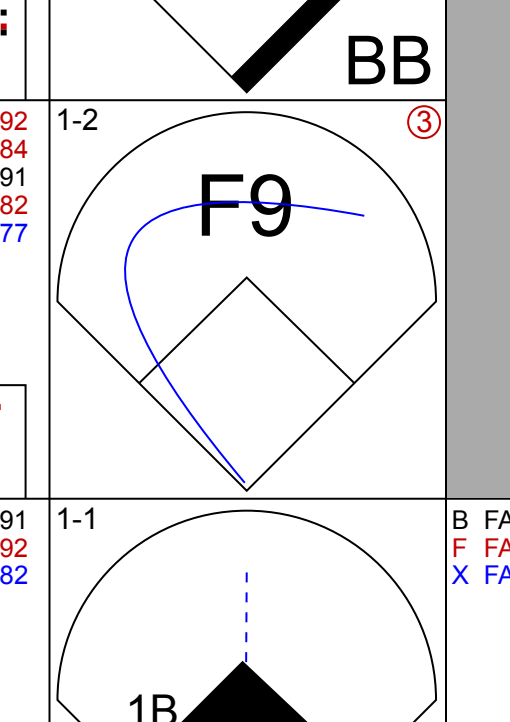
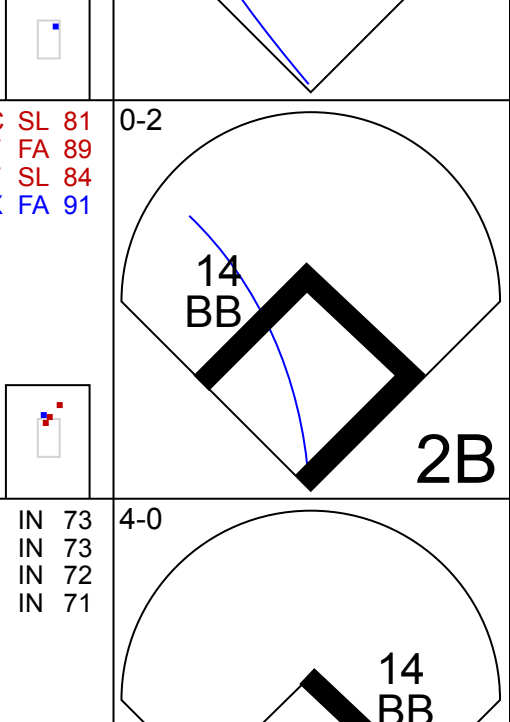
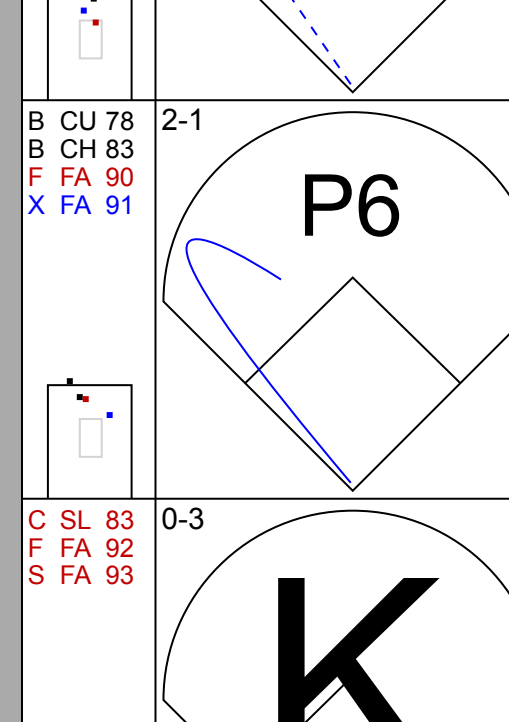
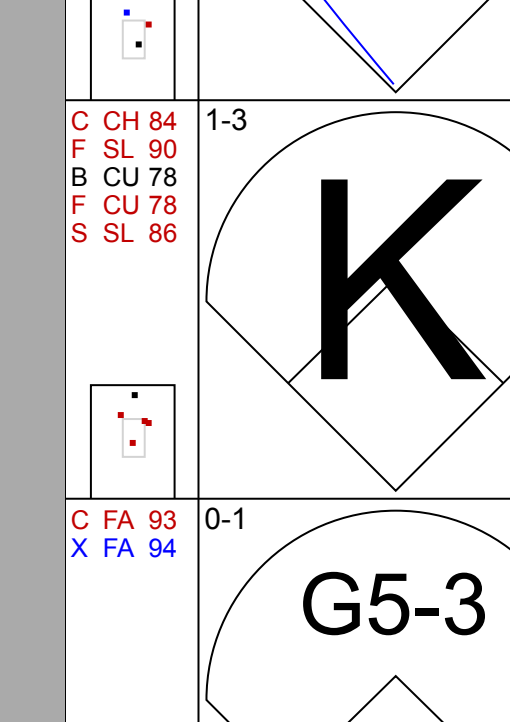
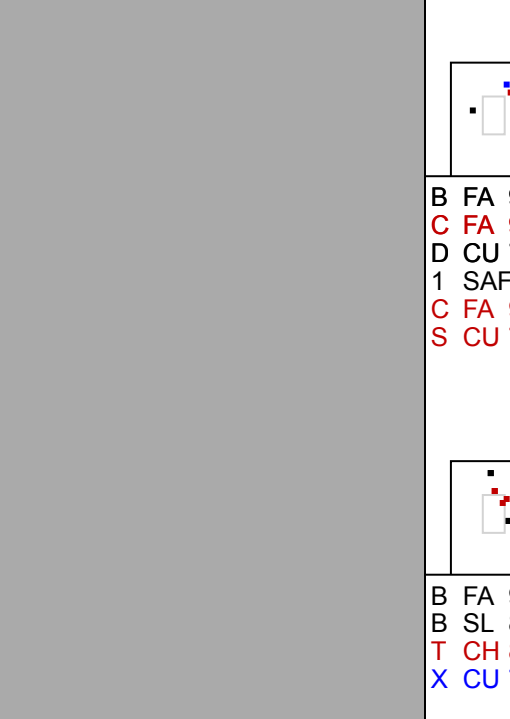
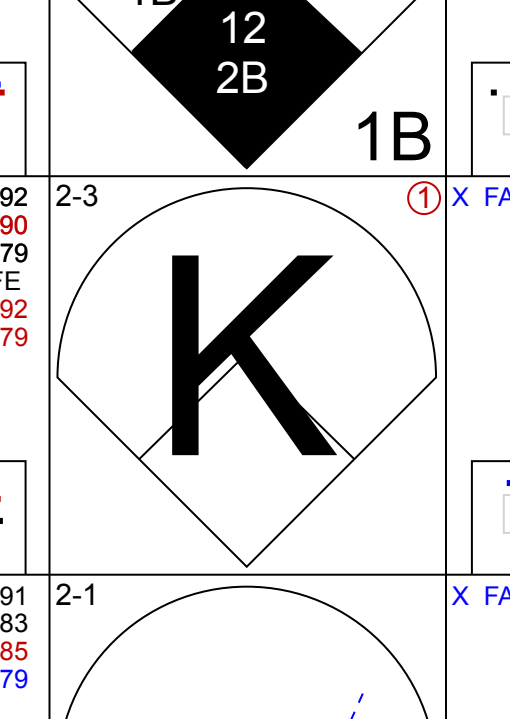
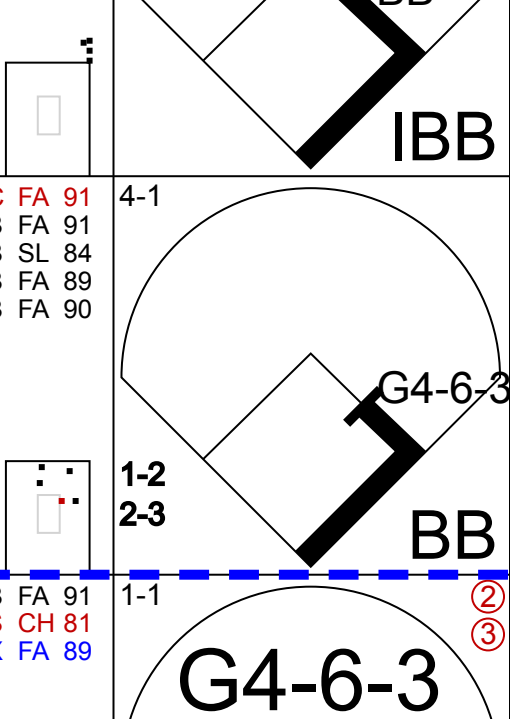
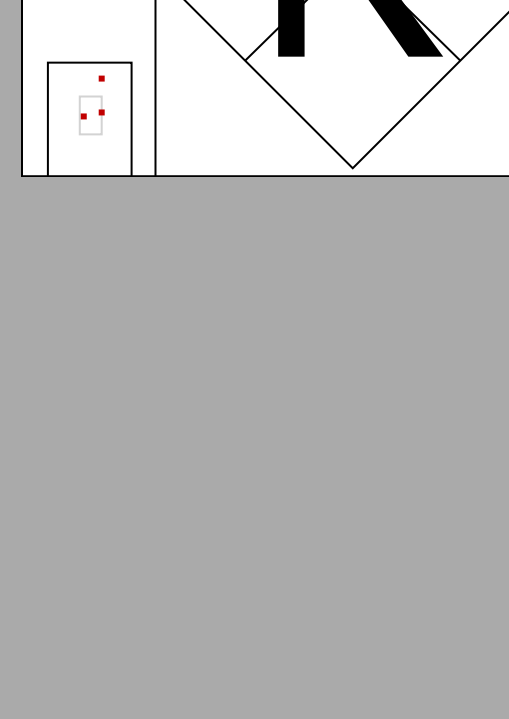
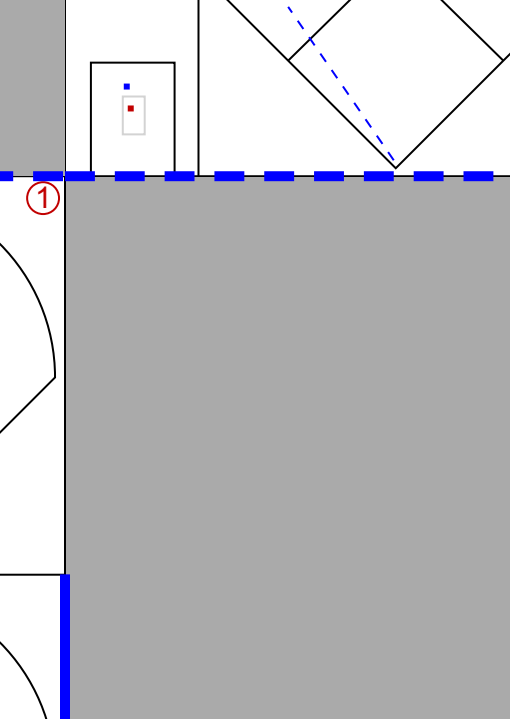
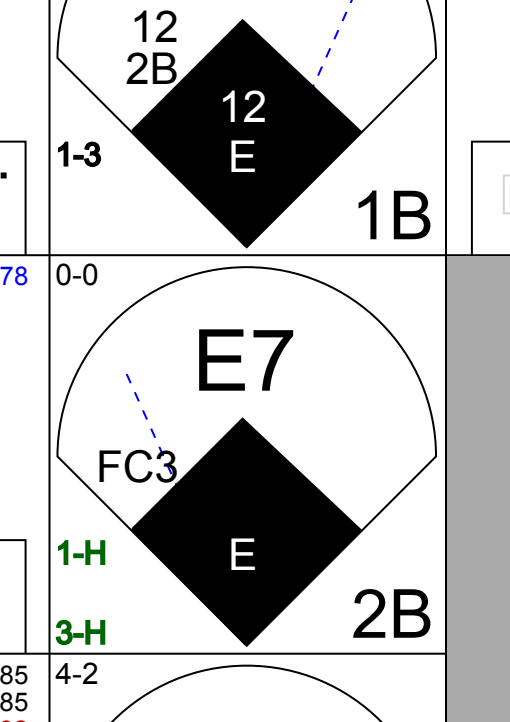
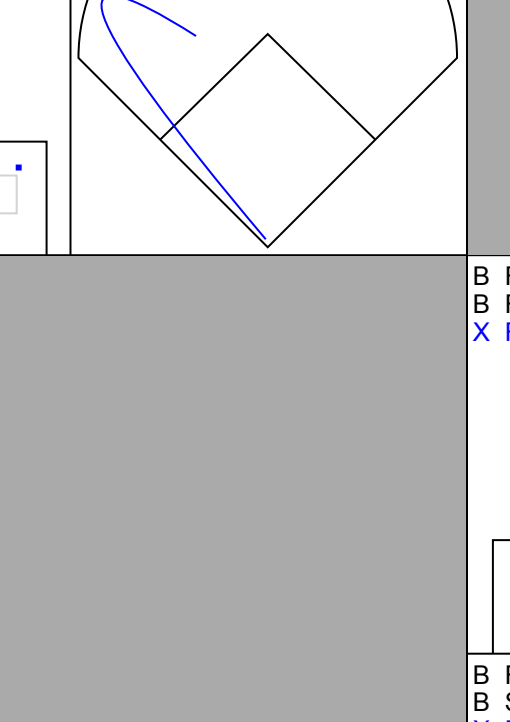
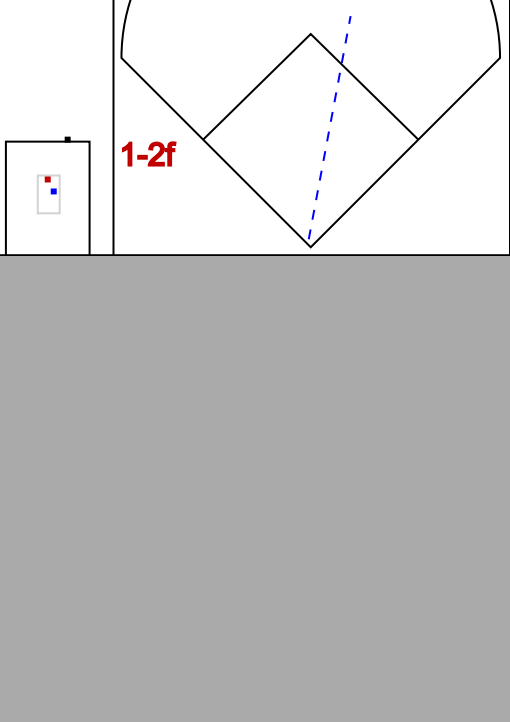

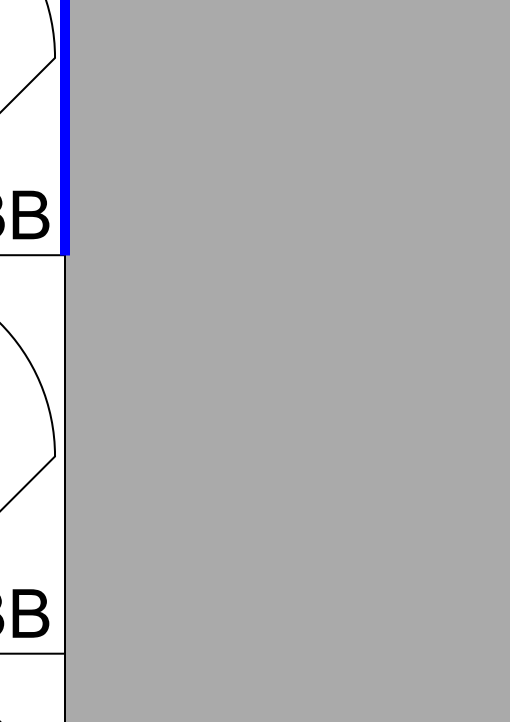
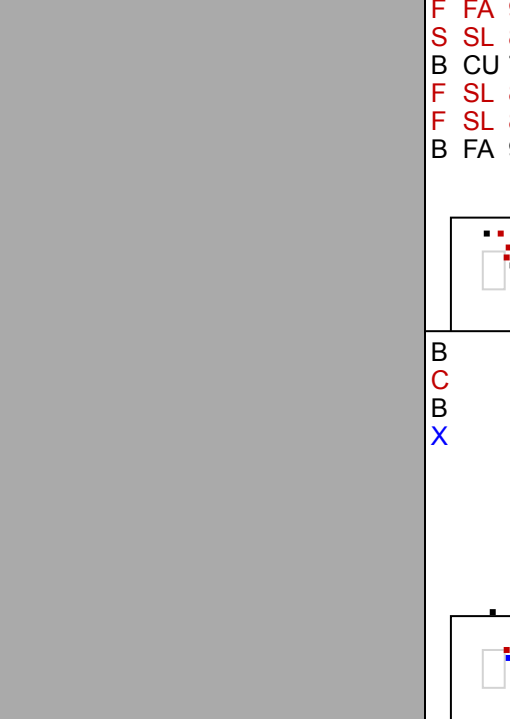
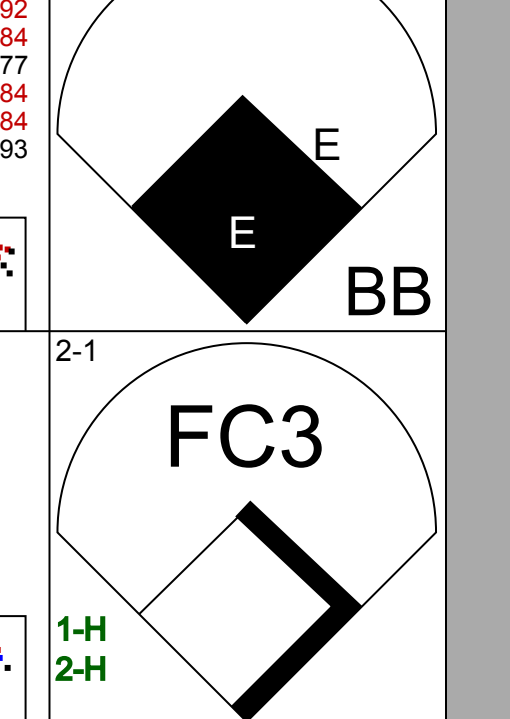
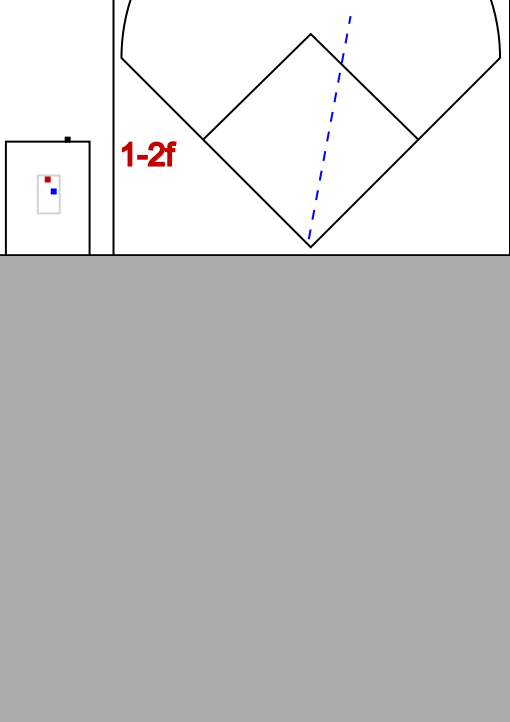

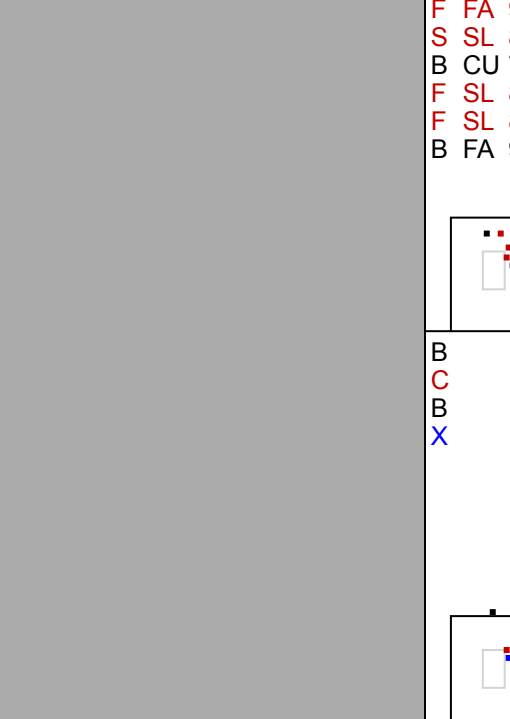
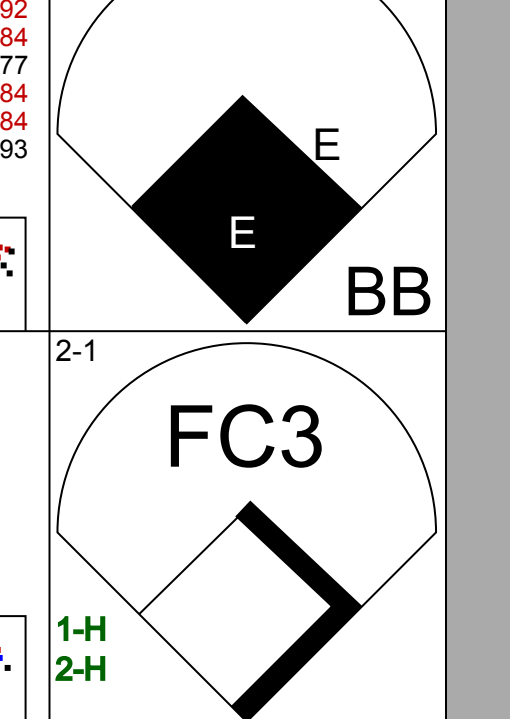


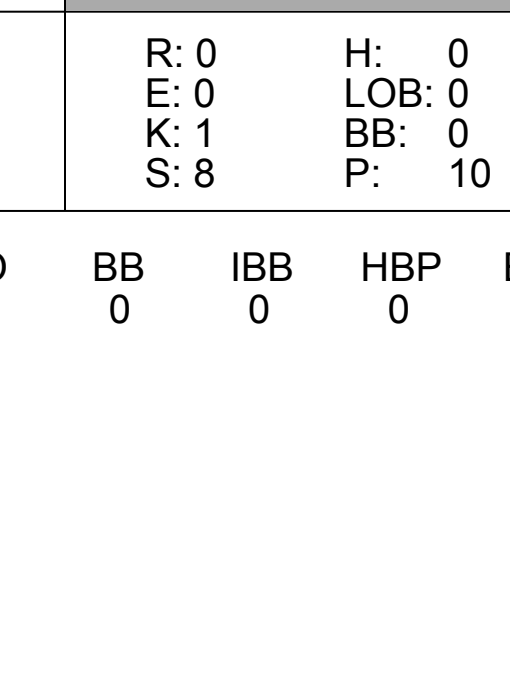
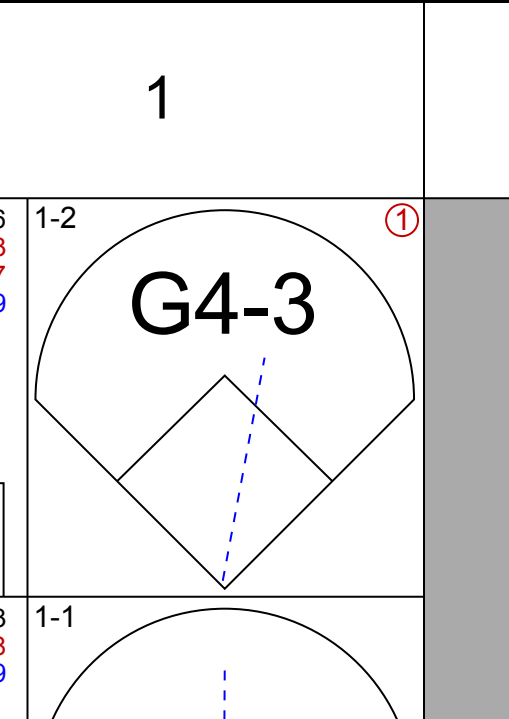
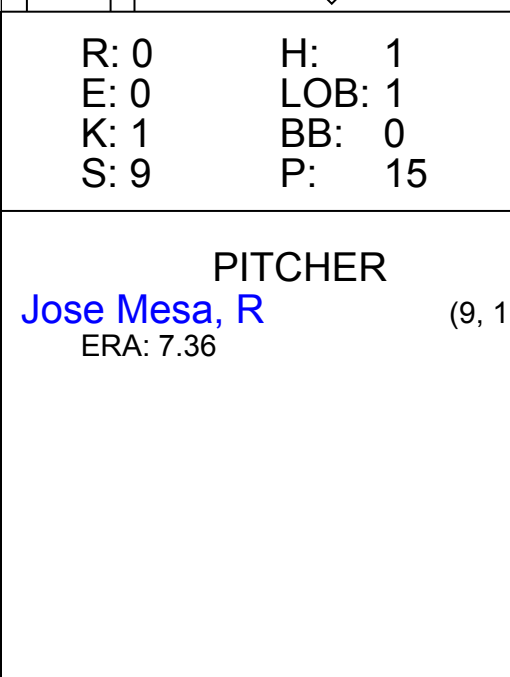

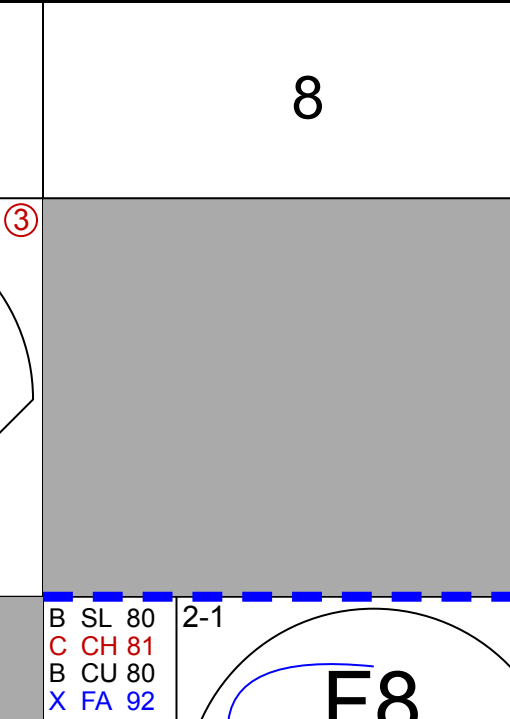
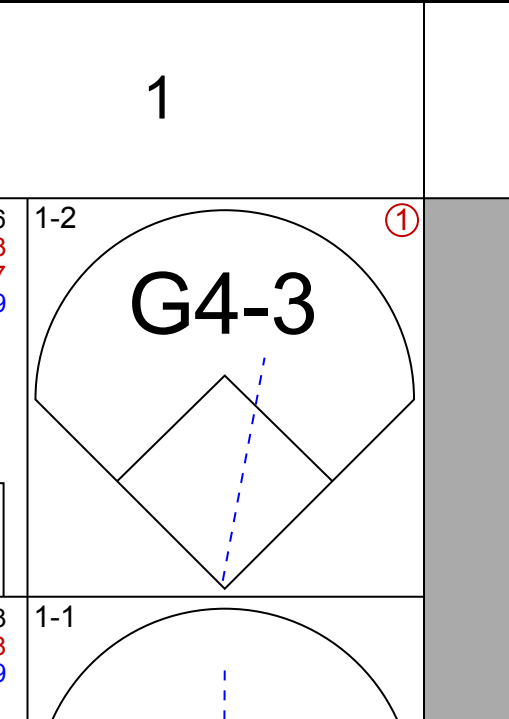
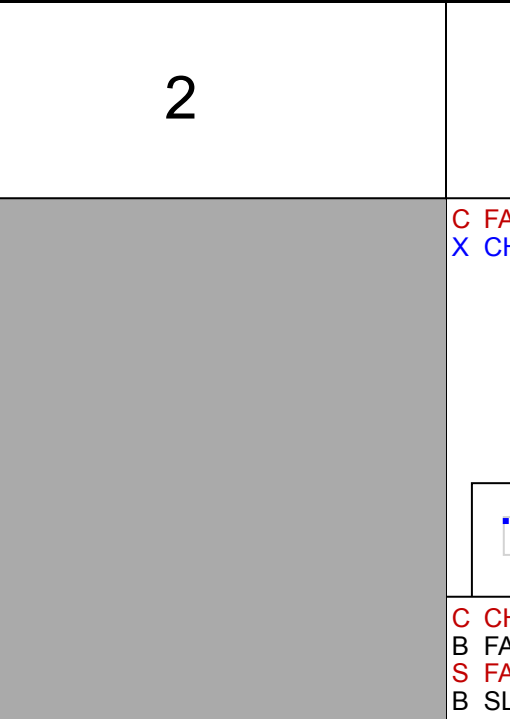


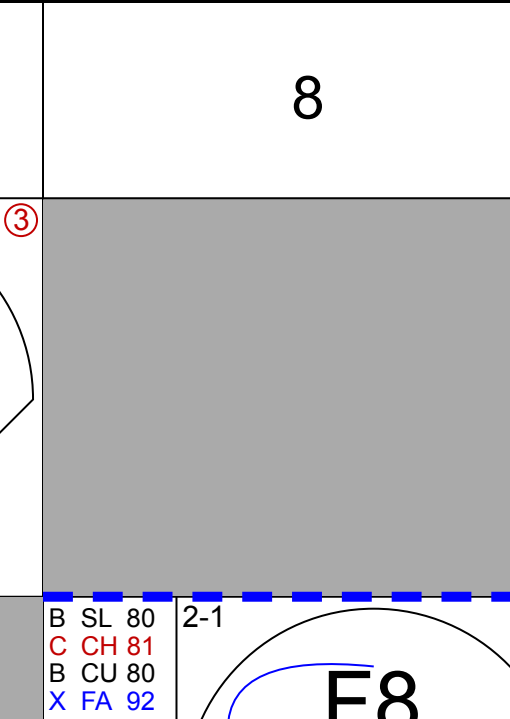
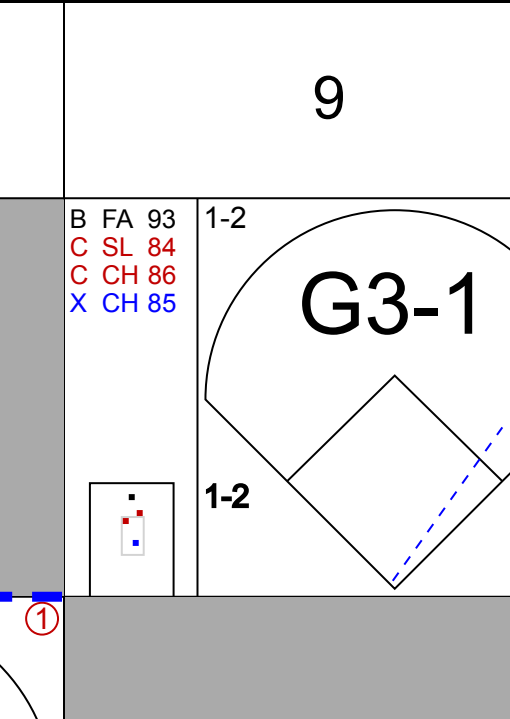
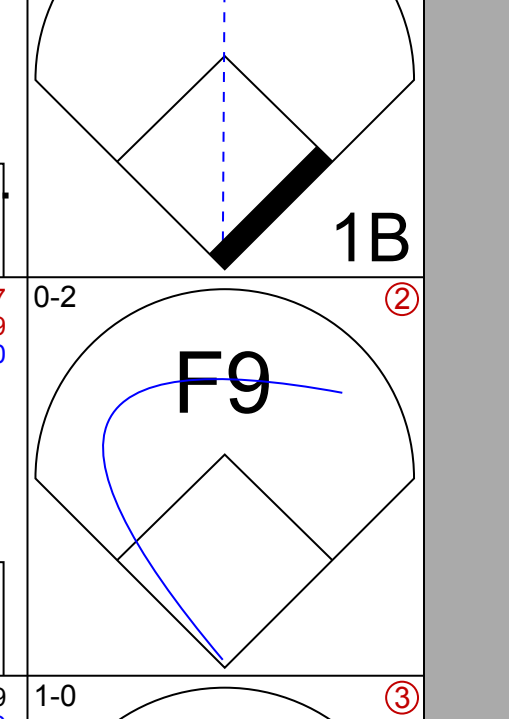
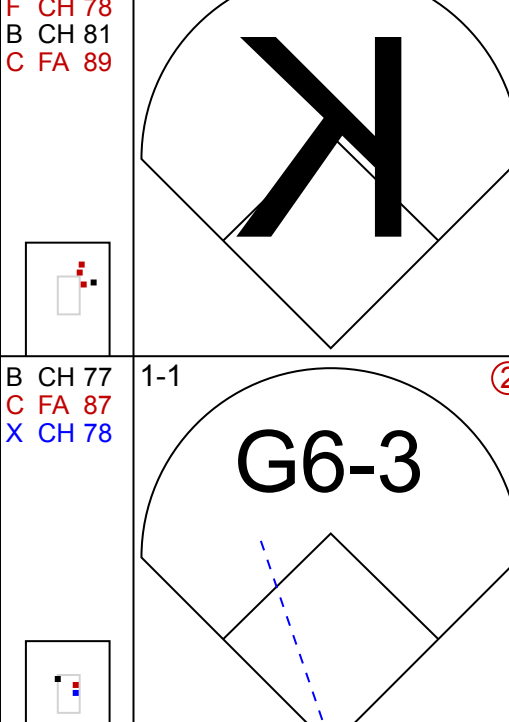
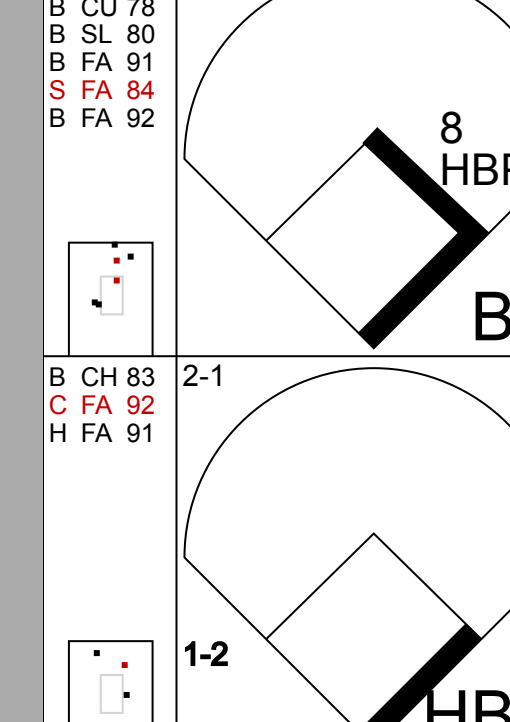

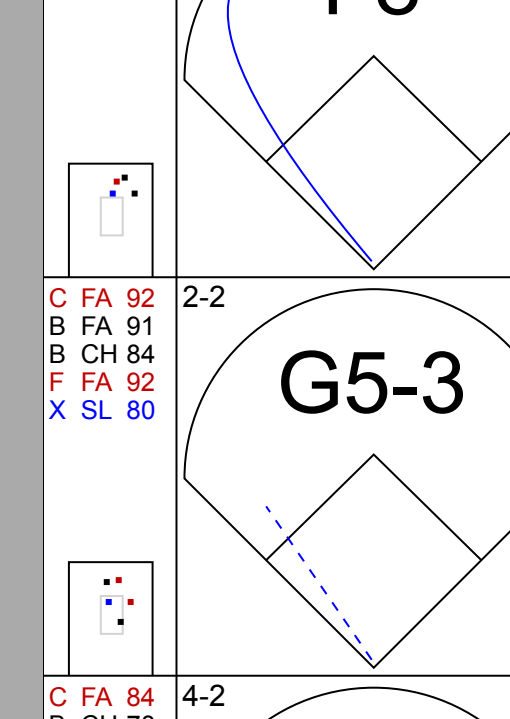
Batter	1	2	3	4	5	6	7	8	9	AB	R	H	RBI	BB	SO	LOB	TOP					
2 Hanley Ramirez, R OBP: 0.388, SLG: 0.565	1-2 G3 2B		2-2 F7		2-2 G2-3			0-1 F8	0-0 2B	5	0	2	0	0	0	2	Florida Marlins @ Washington Nationals Robert F. Kennedy Memorial Stadium, Washington, DC Mon Sep 03 2007, 1:05 PM EDT Att: 27,592 - Sunny - 80 F					
6 Dan Uggla, R OBP: 0.324, SLG: 0.487	2-0 G3		0-2 K			0-3 K		4-2 FC4 27 1B BB	1-2 F9	4	1	0	0	1	2	2						
27 Jeremy Hermida, L OBP: 0.365, SLG: 0.482	2-2 L9		2-2 K			3-2 P6		1-0 14 BB E 1B		4	0	1	0	0	1	1						
Miguel Cabrera, R OBP: 0.396, SLG: 0.579	4-2 BB			0-0 F8		2-0 G5-3		1-2 FC4 14 BB		3	0	0	1	1	0	1						
14 Josh Willingham, R OBP: 0.373, SLG: 0.484	3-3 K			2-3 K			1-1 F8	1-2 BB		3	0	0	0	1	2	2						
Mike Jacobs, L OBP: 0.318, SLG: 0.442		0-1 HR		2-3 K			1-0 F8	1-3 K		4	1	1	1	0	2	3						
12 Cody Ross, R OBP: 0.424, SLG: 0.689		1-3 K			0-0 56 G4-3 2B		2-1 2B	3-3 K		4	0	2	0	0	2	3						
Miguel Olivo, R OBP: 0.251, SLG: 0.388		3-2 P2			0-1 F9		1-3 K		2-2 F9	4	0	0	0	0	1	2						
56 Rick Van Den Hurk, R OBP: 0.087, SLG: 0.045		1-3 K			1-1 G4-3			0-1 27 1B 6' BB FC4 1B	2-3 K	2	0	0	0	0	1	1	AB 35 R 3 H 7 RBI 2 BB 3 SO 12 LOB 17					
68 Harvey Garcia, R										0	0	0	0	0	0	0						
Todd Linden, S OBP: 0.297, SLG: 0.282										1	1	1	0	0	0	0						
Chris Seddon, L										0	0	0	0	0	0	0						
4 Alfredo Amezaga, S OBP: 0.523, SLG: 0.363										1	0	0	0	0	1	0						
										0	0	0	0	0	0	0						
										0	0	0	0	0	0	0						
										0	0	0	0	0	0	0						
Inning Stats	R: 0 E: 0 K: 1 S: 15	H: 1 LOB: 2 BB: 1 P: 27	R: 1 E: 0 K: 2 S: 12	H: 1 LOB: 0 BB: 0 P: 17	R: 0 E: 0 K: 2 S: 10	H: 0 LOB: 0 BB: 0 P: 14	R: 0 E: 0 K: 2 S: 9	H: 0 LOB: 0 BB: 0 P: 13	R: 0 E: 0 K: 1 S: 8	H: 1 LOB: 1 BB: 0 P: 11	R: 0 E: 0 K: 1 S: 8	H: 0 LOB: 0 BB: 0 P: 13	R: 0 E: 0 K: 1 S: 8	H: 1 LOB: 1 BB: 0 P: 13	R: 2 E: 1 K: 2 S: 26	H: 2 LOB: 3 BB: 2 P: 40	R: 0 E: 0 K: 1 S: 12	H: 1 LOB: 1 BB: 0 P: 17	1B: 2 2B: 4 3B: 0 HR: 1	SF: 0 SAC: 0 DP: 0 HBP: 0	WP: 0 PB: 0 SB: 0 CS: 0	PA: 38
PITCHER	IP WLS BF H R ER SO BB IBB HBP BLK WP HR S P ERA WHIP																					
57 Jason Bergmann, R ERA: 4.3	7.0 W 26 4 1 1 9 1 0 0 0 0 1 70 108 1.29 0.714																					
Jesus Colome, R ERA: 2.55	0.1 5 2 2 1 0 1 0 0 0 0 0 10 16 27.00 9.000																					
Jon Rauch, R ERA: 3.87	0.2 H 3 0 0 0 2 1 0 0 0 0 0 16 24 0.00 1.500																					
32 Chad Cordero, R ERA: 3.14	1.0 S 4 1 0 0 1 0 0 0 0 0 0 12 17 0.00 1.000																					

Batter	1	2	3	4	5	6	7	8	9	AB	R	H	RBI	BB	SO	LOB	BOTTOM			
Nook Logan, S OBP: 0.312, SLG: 0.348	1-2 G5-3		1-1 G1-3		2-3 K	0-3 K				4	0	0	0	0	2	2	Florida Marlins @ Washington Nationals Robert F. Kennedy Memorial Stadium, Washington, DC Mon Sep 03 2007, 1:05 PM EDT Att: 27,592 - Sunny - 80 F			
Felipe Lopez, S OBP: 0.507, SLG: 0.358	4-0 11 CS BB		0-3 K			2-1 11 2B 3B	2-2 21 G4-6-3 1B			3	1	2	0	1	1	0				
11 Ryan Zimmerman, R OBP: 0.323, SLG: 0.468	2-3 K		2-2 F9			2-1 25 1B 2B	1-3 K			4	1	1	1	0	2	2				
21 Dmitri Young, S OBP: 0.385, SLG: 0.513		0-1 25 FC5-2 2B		2-2 P6		1-0 F7	2-1 G4-6-3			4	0	1	0	0	0	2				
Jesus Colome, R										0	0	0	0	0	0	0				
Jon Rauch, R										0	0	0	0	0	0	0				
32 Chad Cordero, R										0	0	0	0	0	0	0				
25 Austin Kearns, R OBP: 0.350, SLG: 0.402		1-2 E9 2B 1B		0-0 1B		1-1 26 HR 1B		0-3 K		4	2	3	1	0	1	0				
26 Willy Mo Peña, R OBP: 0.293, SLG: 0.429		1-0 FC5-2 2B		2-1 F7		2-2 1H HR		3-2 1B		4	2	2	2	0	0	3				
10 Ronnie Belliard, R OBP: 0.325, SLG: 0.405		0-3 K		0-1 F7		4-2 1B BB		1-0 F9		3	0	0	0	1	1	4				
Brian Schneider, L OBP: 0.316, SLG: 0.332		0-2 1H 2H 2B			1-3 K	1-0 57 SH1-4 1B		2-3 K		4	0	2	2	0	2	1				
57 Jason Bergmann, R OBP: 0.133, SLG: 0.103					1-1 P6	1-1 SH1-4				2	0	0	0	0	1	1				
Robert Fick, L OBP: 0.280, SLG: 0.272										0	0	0	0	0	0	0				
Inning Stats	R: 0 E: 0 K: 1 S: 7	H: 0 LOB: 0 BB: 1 P: 13	R: 2 E: 1 K: 2 S: 17	H: 3 LOB: 1 BB: 0 P: 21	R: 0 E: 0 K: 1 S: 9	H: 0 LOB: 0 BB: 0 P: 12	R: 0 E: 0 K: 0 S: 9	H: 1 LOB: 1 BB: 0 P: 13	R: 0 E: 0 K: 2 S: 11	H: 0 LOB: 0 BB: 0 P: 15	R: 4 E: 0 K: 1 S: 21	H: 5 LOB: 2 BB: 1 P: 35	R: 0 E: 0 K: 1 S: 8	H: 1 LOB: 0 BB: 0 P: 13	R: 0 E: 0 K: 2 S: 11	H: 1 LOB: 1 BB: 0 P: 17	1B: 6 2B: 3 3B: 1 HR: 1	SF: 0 SAC: 1 DP: 1 HBP: 0	WP: 0 PB: 0 SB: 0 CS: 1	PA: 35
PITCHER	IP WLS BF H R ER SO BB IBB HBP BLK WP HR S P ERA WHIP																			
56 Rick Van Den Hurk, R ERA: 6.84	5.1 L 24 8 0 0 6 6 1 0 0 0 0 65 94 10.12 1.688																			
68 Harvey Garcia, R	1.2 7 2 0 0 2 1 0 0 0 0 0 17 28 0.00 1.800																			
Chris Seddon, L ERA:	1.0 4 1 0 0 2 0 0 0 0 0 0 11 17 0.00 1.000																			



Batter	1	2	3	4	5	6	7	8	9	AB	R	H	RBI	BB	SO	LOB	TOP	
2 Hanley Ramirez, R OBP: 0.388, SLG: 0.564										5	1	2	0	0	1	1	<p>Florida Marlins @ Washington Nationals Robert F. Kennedy Memorial Stadium, Washington, DC</p> <p>Tue Sep 04 2007, 7:05 PM EDT Att: 15,611 - Clear - 89 F</p> <p>livebaseballscores.com</p> <p>AB 36 R 3 H 11 RBI 3 BB 1 SO 8 LOB 17</p>	
4 Alfredo Amezaga, S OBP: 0.325, SLG: 0.364										4	0	2	0	0	1	1		
27 Jeremy Hermida, L OBP: 0.363, SLG: 0.482										4	1	1	0	0	0	4		
Miguel Cabrera, R OBP: 0.395, SLG: 0.577										4	0	1	1	0	0	3		
14 Josh Willingham, R OBP: 0.372, SLG: 0.484										4	1	1	1	0	1	2		
Mike Jacobs, L OBP: 0.322, SLG: 0.449										4	0	3	1	0	0	0		
Jason Wood, R OBP: 0.318, SLG: 0.416										4	0	1	0	0	2	2		
12 Cody Ross, R OBP: 0.420, SLG: 0.675										4	0	1	0	0	2	2		
Miguel Olivo, R OBP: 0.249, SLG: 0.385										4	0	0	0	0	3	3		
Dontrelle Willis, L OBP: 0.288, SLG: 0.389										3	0	0	0	0	0	1		
48 Lee Gardner, R ERA: 2.98										1B: 8	SF: 0					WP: 1	PA: 37	
41 Shawn Hill, R ERA: 2.98	IP: 6.1	WLS: 29	BF: 11	H: 3	R: 3	ER: 3	SO: 6	BB: 0	IBB: 0	HBP: 0	BLK: 0	WP: 1	HR: 0	S: 72	P: 97	ERA: 4.26	WHIP: 1.737	PA: 37
Arnie Munoz, L ERA: 6.29	IP: 0.1	WLS: 1	BF: 0	H: 0	R: 0	ER: 0	SO: 0	BB: 0	IBB: 0	HBP: 0	BLK: 0	WP: 0	HR: 0	S: 2	P: 2	ERA: 0.00	WHIP: 0.000	PA: 0
Winston Abreu, R ERA: 6.29	IP: 0.1	WLS: 1	BF: 0	H: 0	R: 0	ER: 0	SO: 0	BB: 0	IBB: 0	HBP: 0	BLK: 0	WP: 0	HR: 0	S: 3	P: 4	ERA: 0.00	WHIP: 0.000	PA: 0
Luis Ayala, R ERA: 3.19	IP: 1.0	WLS: 3	BF: 0	H: 0	R: 0	ER: 0	SO: 1	BB: 0	IBB: 0	HBP: 0	BLK: 0	WP: 0	HR: 0	S: 10	P: 16	ERA: 0.00	WHIP: 0.000	PA: 0
49 Chris Schroder, R ERA: 2.29	IP: 1.0	WLS: W	BF: 3	H: 0	R: 0	ER: 0	SO: 1	BB: 1	IBB: 0	HBP: 0	BLK: 0	WP: 0	HR: 0	S: 10	P: 17	ERA: 0.00	WHIP: 1.000	PA: 0

Batter	1	2	3	4	5	6	7	8	9	AB	R	H	RBI	BB	SO	LOB	BOTTOM	
Nook Logan, S OBP: 0.315, SLG: 0.358										4	1	2	0	0	1	1	<p>Florida Marlins @ Washington Nationals Robert F. Kennedy Memorial Stadium, Washington, DC</p> <p>Tue Sep 04 2007, 7:05 PM EDT Att: 15,611 - Clear - 89 F</p> <p>livebaseballscores.com</p> <p>AB 30 R 4 H 10 RBI 4 BB 3 SO 6 LOB 13</p>	
Felipe Lopez, S OBP: 0.509, SLG: 0.360										3	1	2	0	0	1	1		
11 Ryan Zimmerman, R OBP: 0.326, SLG: 0.470										2	0	1	1	2	0	2		
21 Dmitri Young, S OBP: 0.383, SLG: 0.509										3	0	0	0	1	0	4		
Ryan Langerhans, L OBP: 0.260, SLG: 0.276										0	1	0	0	0	0	0		
25 Austin Kearns, R OBP: 0.350, SLG: 0.401										4	0	1	1	0	2	1		
26 Willy Mo Peña, R OBP: 0.293, SLG: 0.426										4	1	1	0	0	1	2		
10 Ronnie Belliard, R OBP: 0.324, SLG: 0.404										4	0	1	0	0	1	2		
3 Jesus Flores, R OBP: 0.318, SLG: 0.389										4	0	2	2	0	0	0		
41 Shawn Hill, R ERA: 2.28, SLG: 0.095	IP: 7.1	WLS: 29	BF: 29	H: 2	R: 2	ER: 2	SO: 5	BB: 2	IBB: 0	HBP: 0	BLK: 0	WP: 0	HR: 0	S: 65	P: 111	ERA: 2.46		WHIP: 1.364
Arnie Munoz, L ERA: 2.18	IP: 0.2	WLS: H	BF: 1	H: 0	R: 0	ER: 0	SO: 0	BB: 0	IBB: 0	HBP: 0	BLK: 0	WP: 0	HR: 0	S: 3	P: 3	ERA: 0.00	WHIP: 0.000	PA: 0
Kevin Gregg, R ERA: 3.27	IP: 0.2	WLS: L	BF: 5	H: 2	R: 2	ER: 2	SO: 1	BB: 1	IBB: 0	HBP: 0	BLK: 0	WP: 0	HR: 0	S: 12	P: 21	ERA: 27.00	WHIP: 4.500	PA: 0

Batter	1	2	3	4	5	6	7	8	9	AB	R	H	RBI	BB	SO	LOB	TOP				
2 Hanley Ramirez, R OBP: 0.387, SLG: 0.557										5	0	0	0	0	3	4					
6 Dan Uggla, R OBP: 0.322, SLG: 0.481										4	0	0	0	1	0	0					
27 Jeremy Hermida, L OBP: 0.363, SLG: 0.484 Kevin Gregg, R										5	0	1	0	0	1	2					
Miguel Cabrera, R OBP: 0.394, SLG: 0.572										4	1	1	0	1	1	0					
14 Josh Willingham, R OBP: 0.372, SLG: 0.481										3	0	0	0	1	2	1					
Mike Jacobs, L OBP: 0.321, SLG: 0.450 Reggie Abernethy, R 57 Taylor Tankersley, L 48 Lee Gardner, R 25 Brett Carroll, R OBP: 0.250, SLG: 0.200										4	1	2	0	0	0	3					
12 Cody Ross, R OBP: 0.424, SLG: 0.685										3	1	2	1	1	0	0					
Miguel Olivo, R OBP: 0.257, SLG: 0.404										3	2	2	2	1	0	1					
Byung-Hyun Kim, R OBP: 0.077, SLG: 0.080 32 Justin Miller, R Jason Wood, R OBP: 0.313, SLG: 0.408										3	0	0	0	0	0	1					
Inning Stats	R: 0 E: 0 K: 1 S: 6	H: 0 LOB: 0 BB: 0 P: 9	R: 4 E: 2 K: 2 S: 25	H: 3 LOB: 2 BB: 2 P: 42	R: 0 E: 0 K: 0 S: 4	H: 0 LOB: 0 BB: 0 P: 5	R: 1 E: 0 K: 0 S: 8	H: 1 LOB: 0 BB: 0 P: 13	R: 0 E: 0 K: 1 S: 9	H: 1 LOB: 1 BB: 0 P: 15	R: 0 E: 0 K: 1 S: 7	H: 0 LOB: 0 BB: 0 P: 10	R: 1 E: 0 K: 2 S: 14	H: 2 LOB: 2 BB: 1 P: 28	R: 0 E: 0 K: 1 S: 8	H: 0 LOB: 0 BB: 0 P: 10	1B: 2 2B: 4 3B: 1 HR: 1	SF: 0 SAC: 0 DP: 1 HBP: 0	WP: 0 PB: 0 SB: 0 CS: 0	PA: 40	
PITCHER	IP WLS BF H R ER SO BB IBB HBP BLK WP HR S P ERA WHIP	IP WLS BF H R ER SO BB IBB HBP BLK WP HR S P ERA WHIP	IP WLS BF H R ER SO BB IBB HBP BLK WP HR S P ERA WHIP	IP WLS BF H R ER SO BB IBB HBP BLK WP HR S P ERA WHIP	IP WLS BF H R ER SO BB IBB HBP BLK WP HR S P ERA WHIP	IP WLS BF H R ER SO BB IBB HBP BLK WP HR S P ERA WHIP	IP WLS BF H R ER SO BB IBB HBP BLK WP HR S P ERA WHIP	IP WLS BF H R ER SO BB IBB HBP BLK WP HR S P ERA WHIP	IP WLS BF H R ER SO BB IBB HBP BLK WP HR S P ERA WHIP	IP WLS BF H R ER SO BB IBB HBP BLK WP HR S P ERA WHIP	IP WLS BF H R ER SO BB IBB HBP BLK WP HR S P ERA WHIP	IP WLS BF H R ER SO BB IBB HBP BLK WP HR S P ERA WHIP	IP WLS BF H R ER SO BB IBB HBP BLK WP HR S P ERA WHIP	IP WLS BF H R ER SO BB IBB HBP BLK WP HR S P ERA WHIP	IP WLS BF H R ER SO BB IBB HBP BLK WP HR S P ERA WHIP	IP WLS BF H R ER SO BB IBB HBP BLK WP HR S P ERA WHIP	IP WLS BF H R ER SO BB IBB HBP BLK WP HR S P ERA WHIP	IP WLS BF H R ER SO BB IBB HBP BLK WP HR S P ERA WHIP	IP WLS BF H R ER SO BB IBB HBP BLK WP HR S P ERA WHIP	IP WLS BF H R ER SO BB IBB HBP BLK WP HR S P ERA WHIP	IP WLS BF H R ER SO BB IBB HBP BLK WP HR S P ERA WHIP

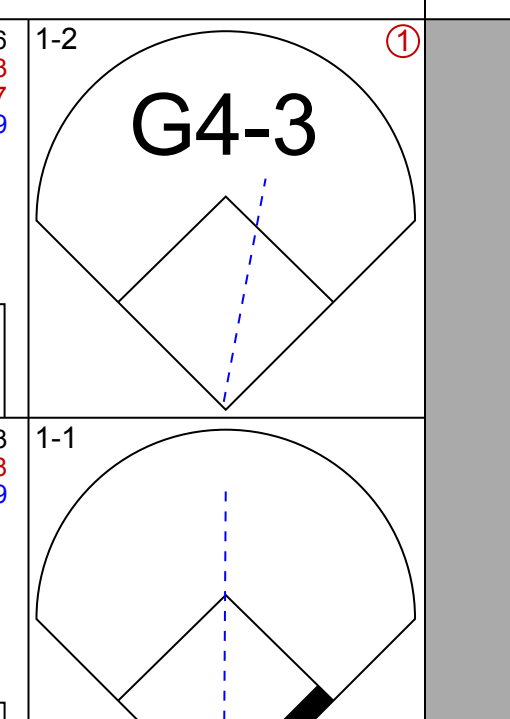
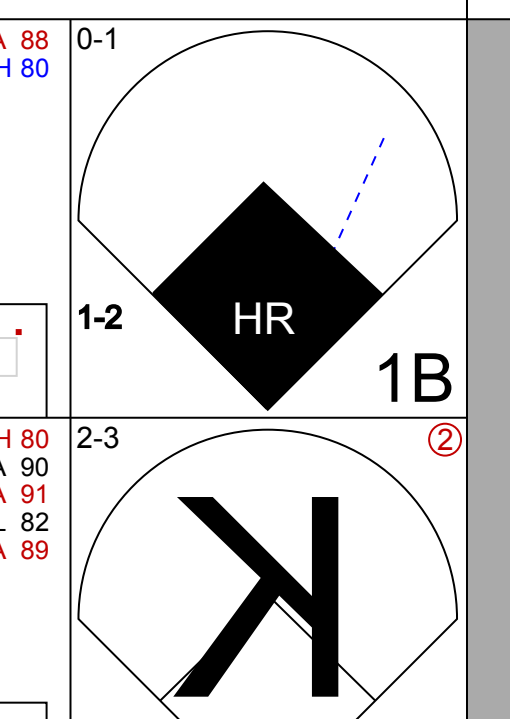
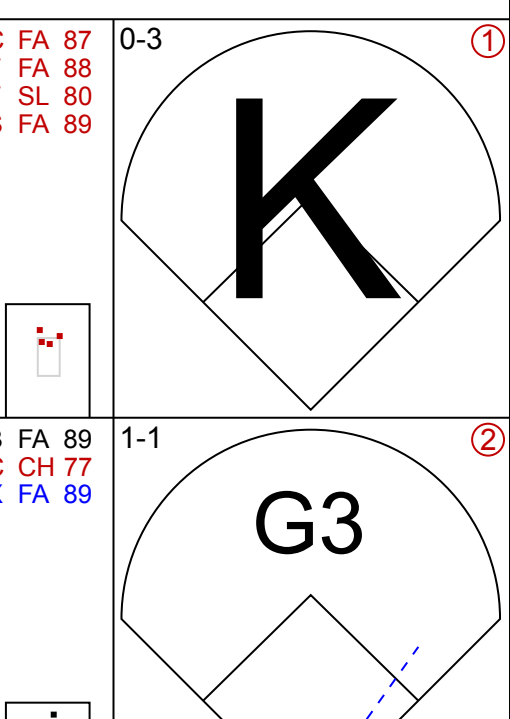
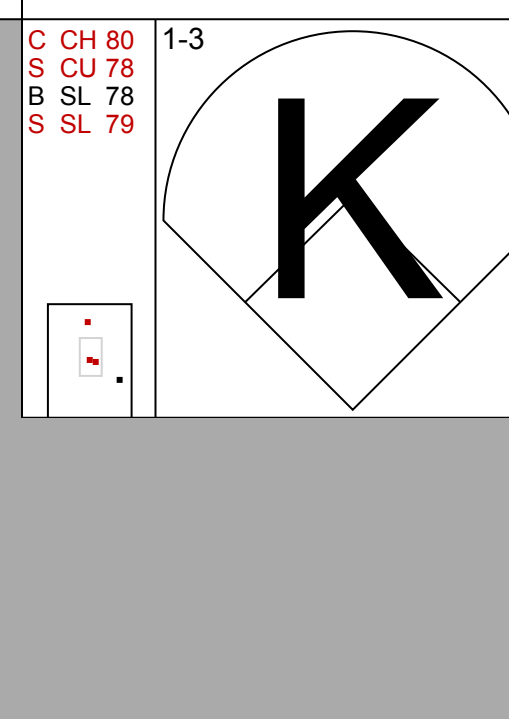
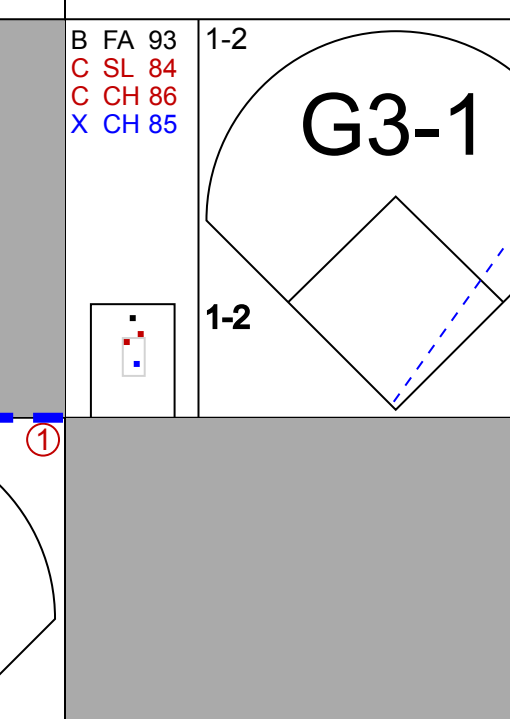
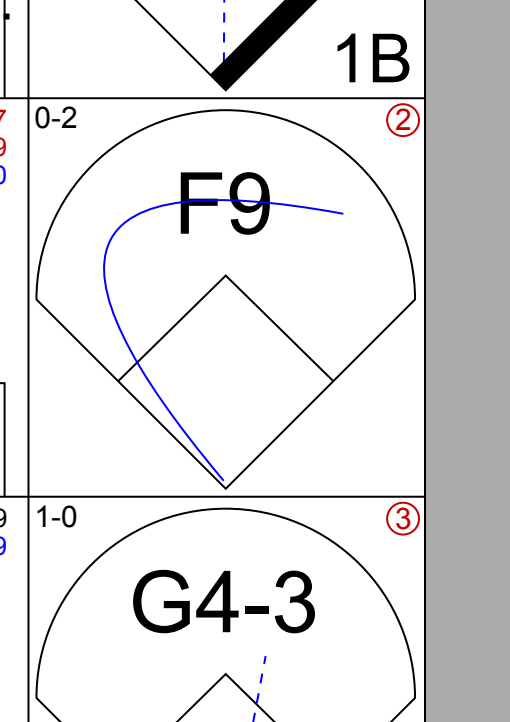
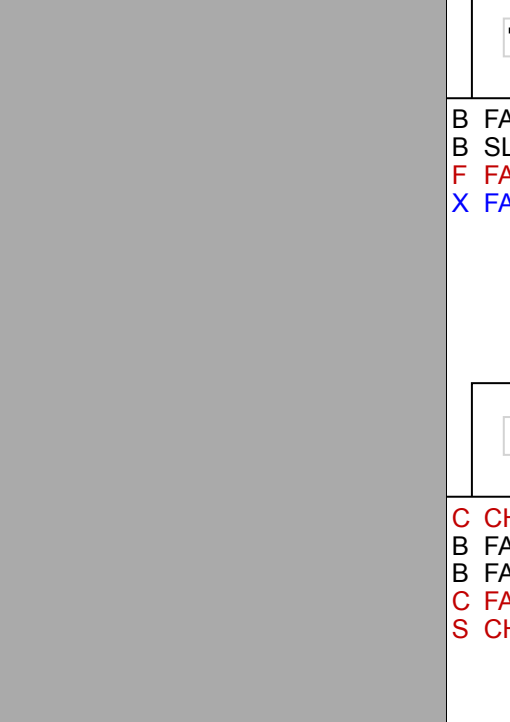
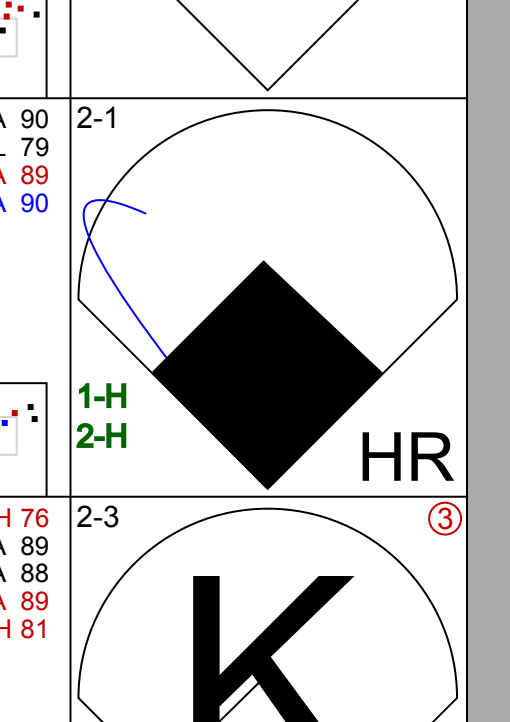
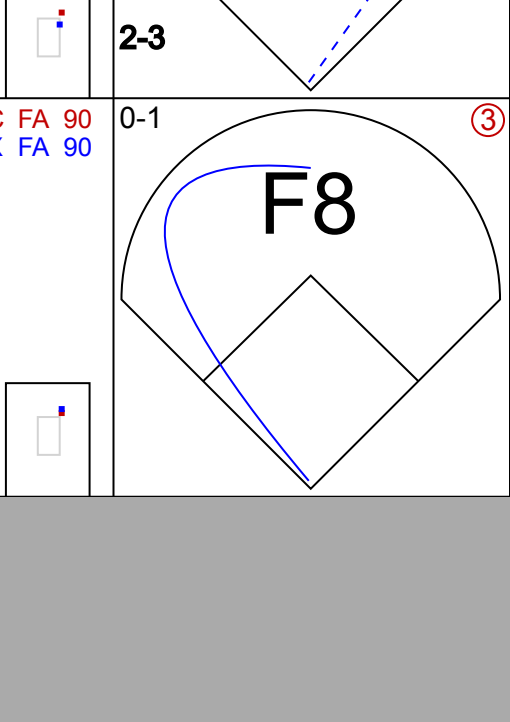

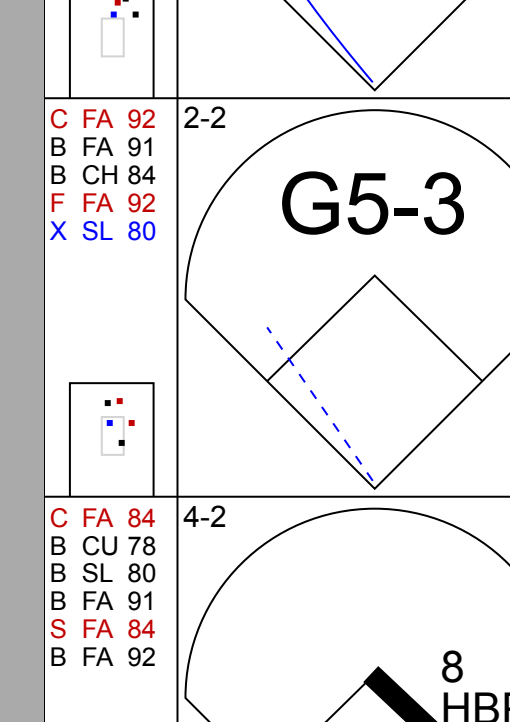
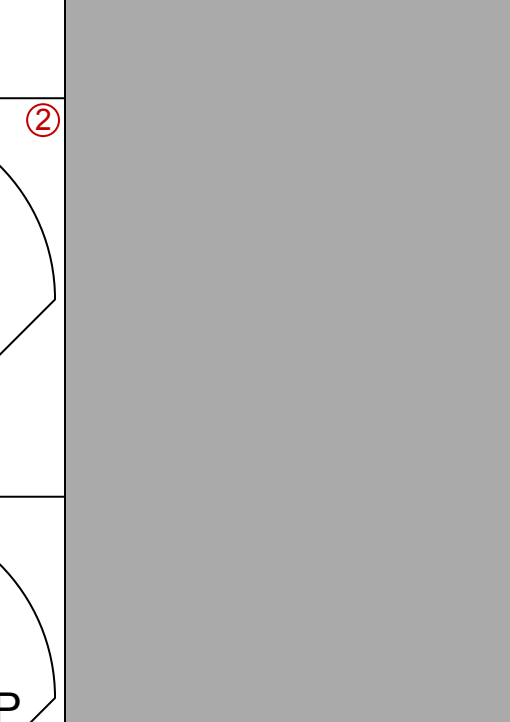
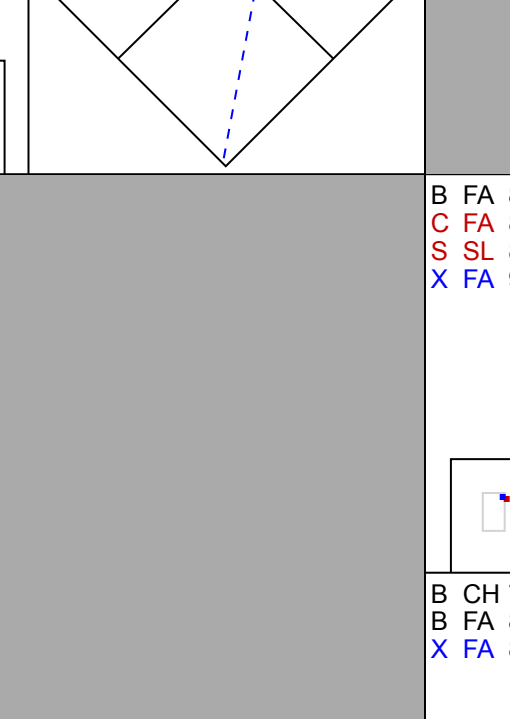
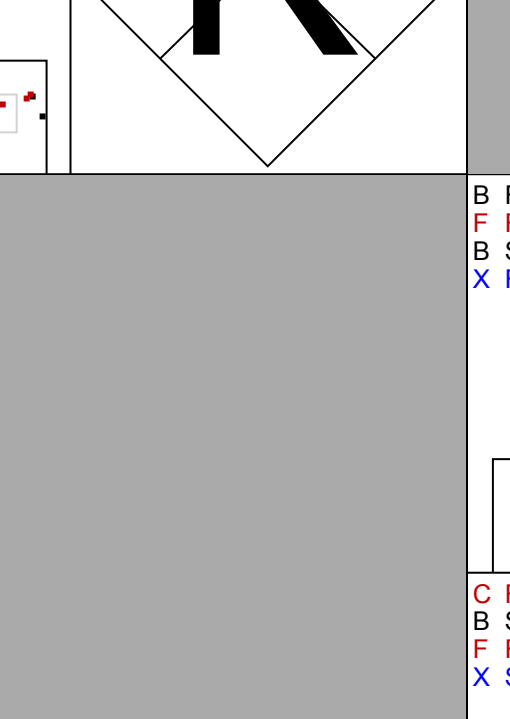


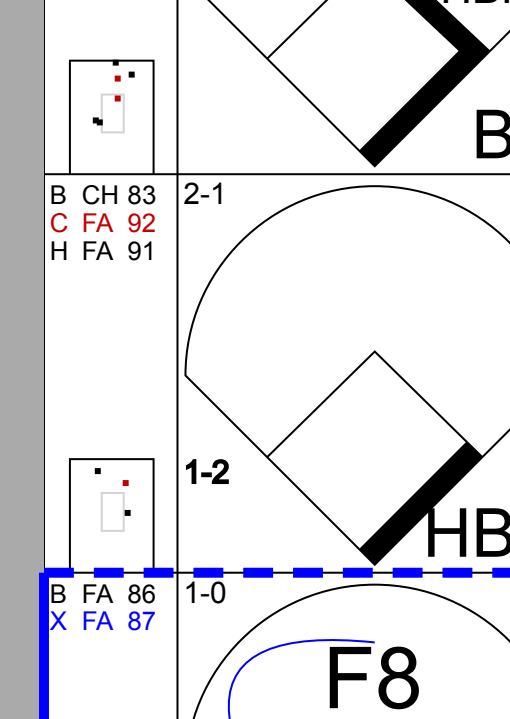
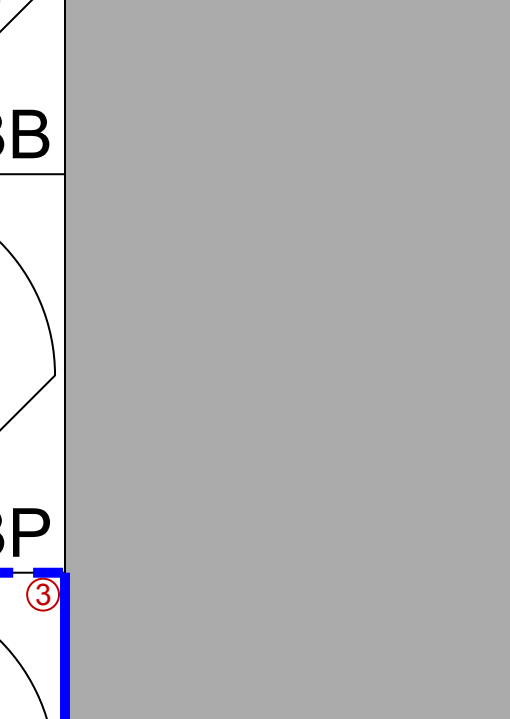
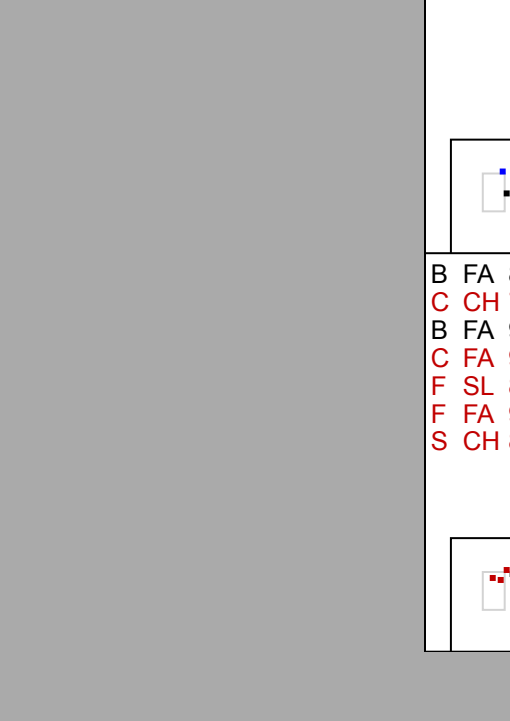



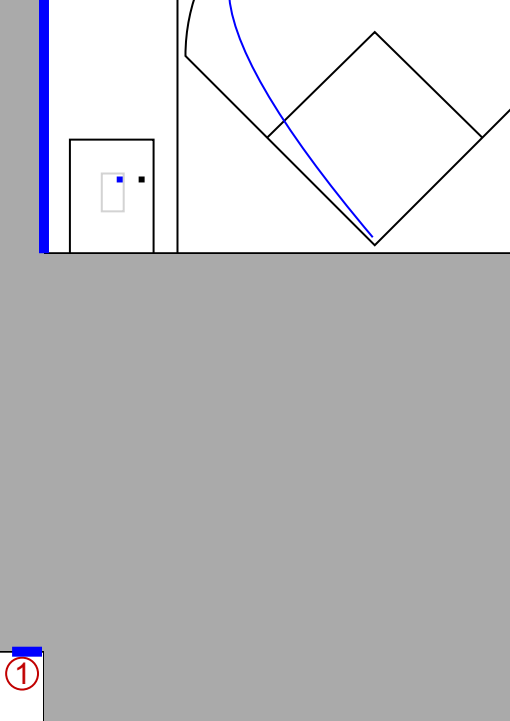
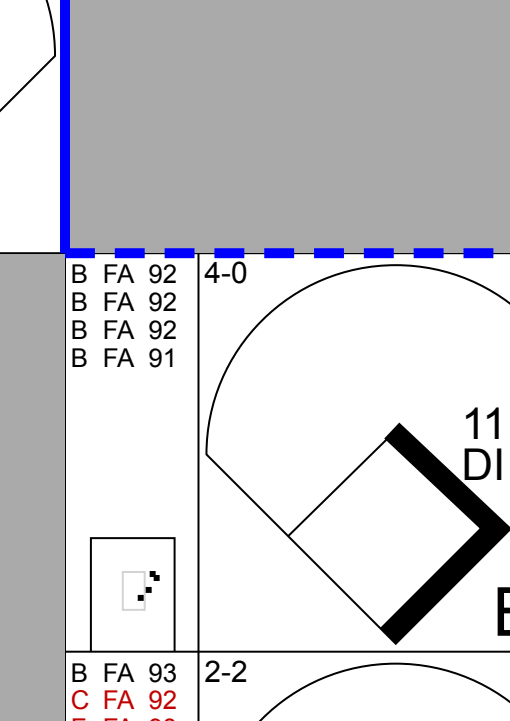

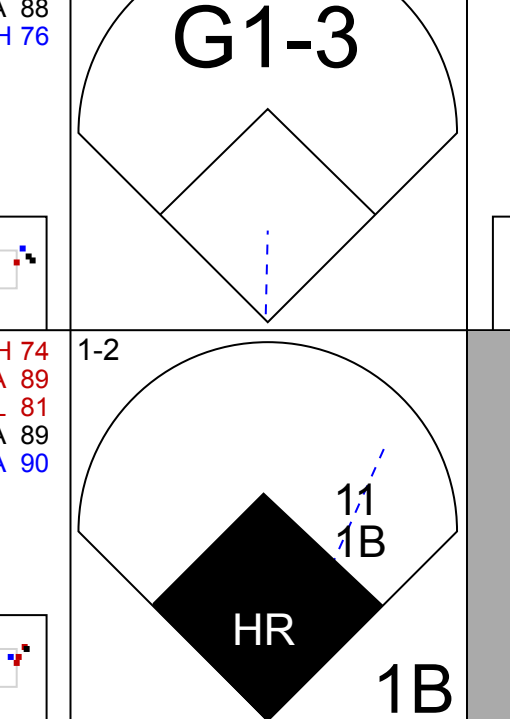
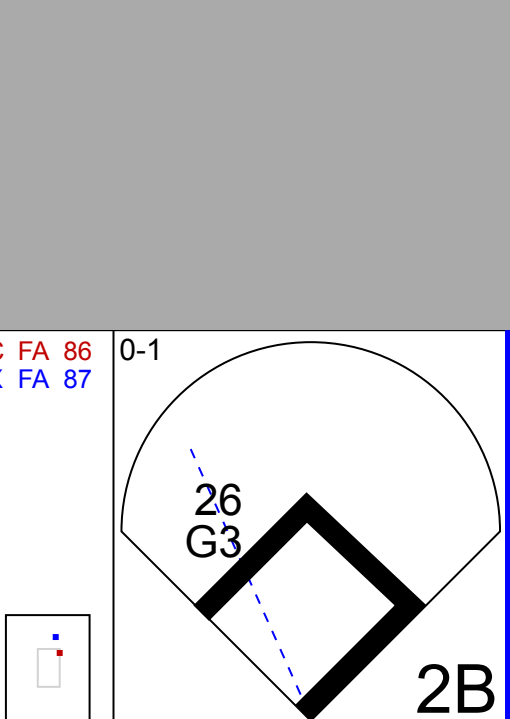
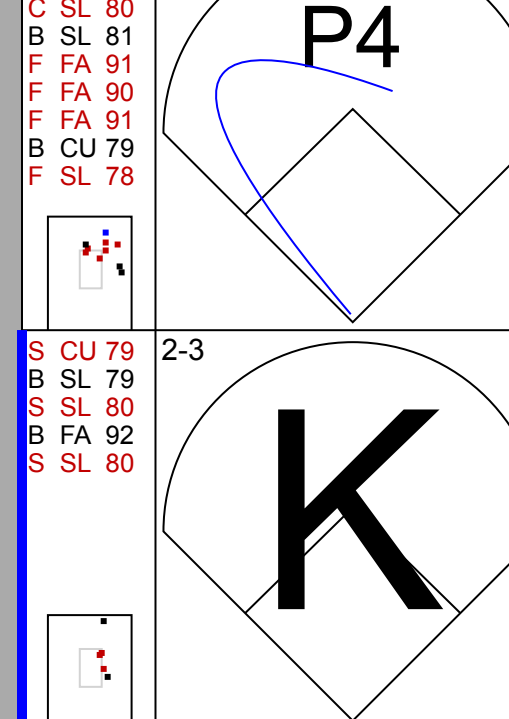
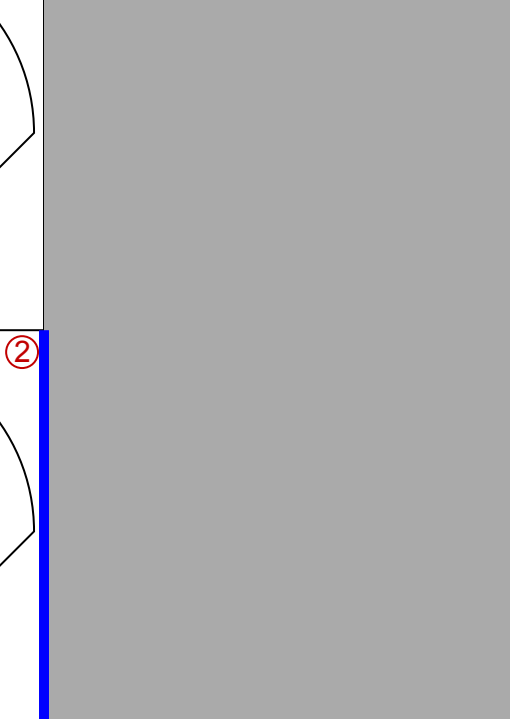
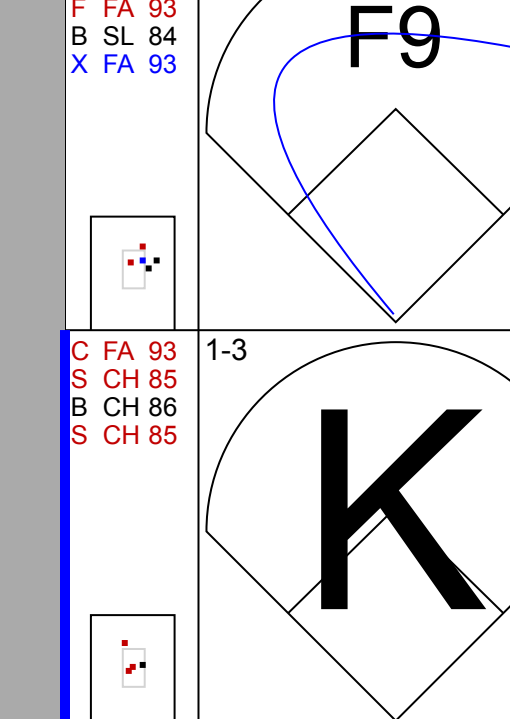
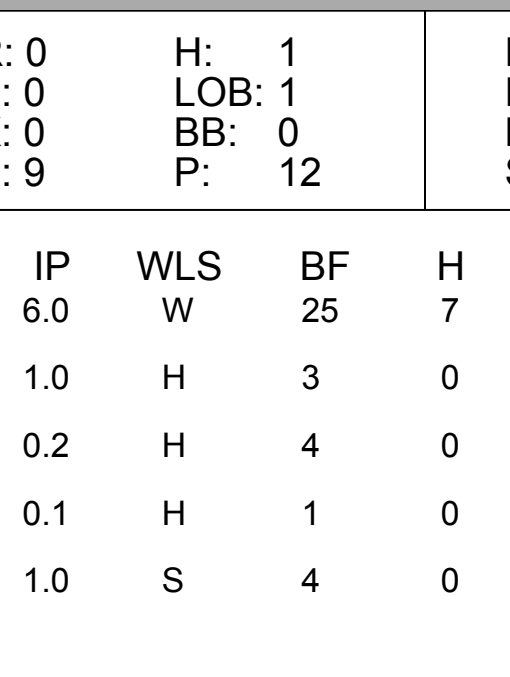
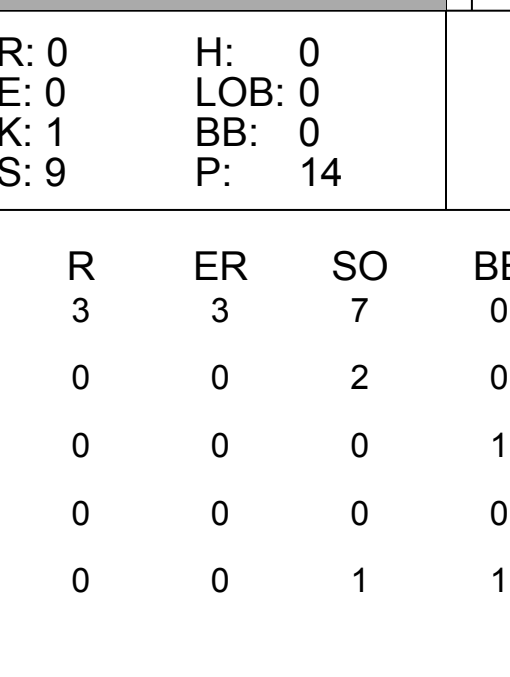
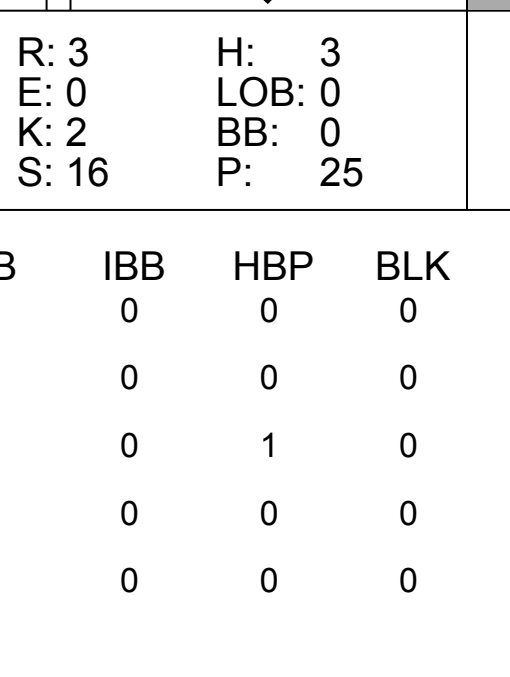
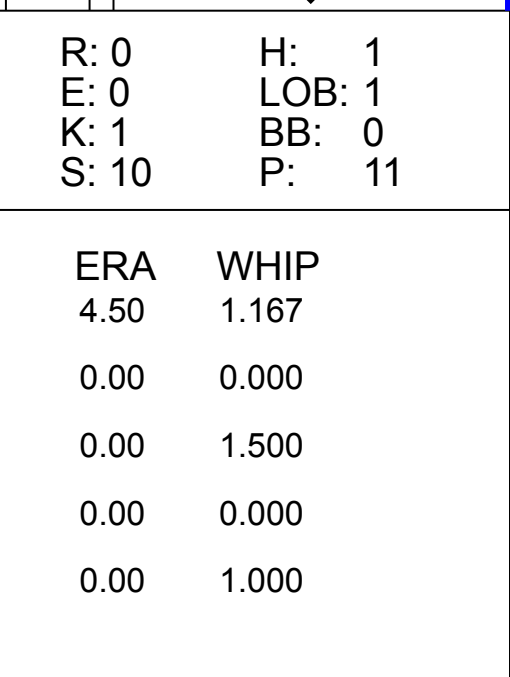
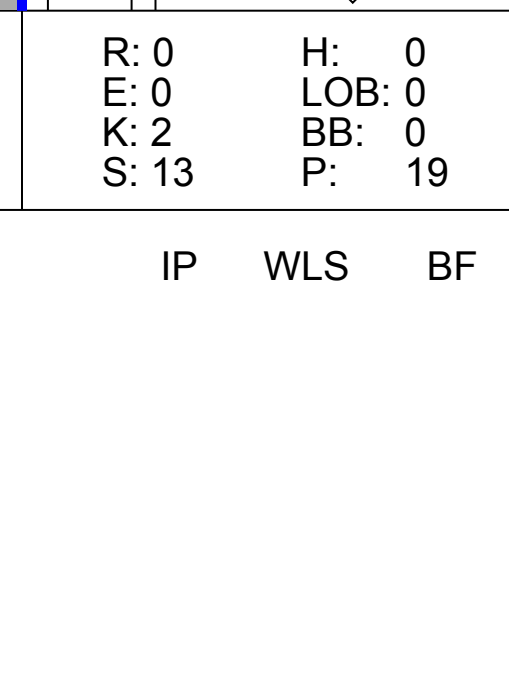
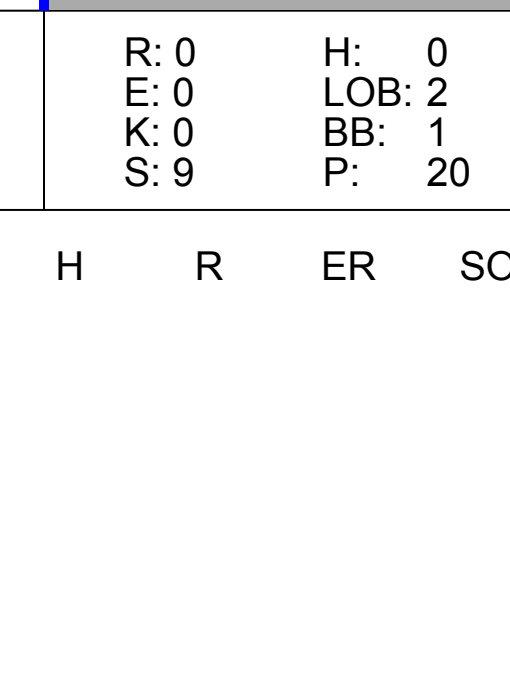
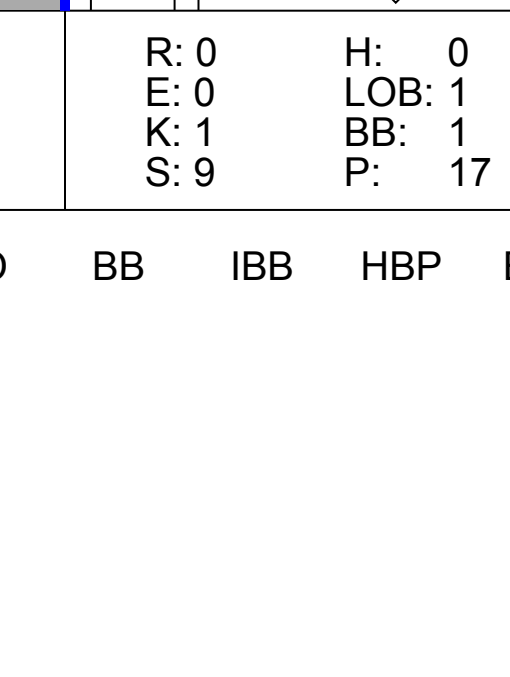
Florida Marlins @ Philadelphia Phillies
Citizens Bank Park, Philadelphia, PA

AB 35
R 6
H 8
RBI 3
BB 5
SO 8
LOB 14



WP: 0 PA: 40
PB: 0
SB: 0
CS: 0

Fri Sep 07 2007, 7:05 PM EDT
Att: 38,696 - Clear - 83 F

Batter	1	2	3	4	5	6	7	8	9	AB	R	H	RBI	BB	SO	LOB	BOTTOM				
11 Jimmy Rollins, S OBP: 0.347, SLG: 0.530										5	1	1	0	0	2	2					
26 Chase Utley, L OBP: 0.419, SLG: 0.575										4	0	1	0	0	1	3					
Pat Burrell, R OBP: 0.404, SLG: 0.512										4	1	1	3	0	0	2					
6 Ryan Howard, L OBP: 0.385, SLG: 0.563										3	0	0	0	1	2	1					
Aaron Rowand, R OBP: 0.381, SLG: 0.522 8 Shane Victorino, S OBP: 0.353, SLG: 0.429										2	0	1	0	0	0	0					
19 Greg Dobbs, L OBP: 0.338, SLG: 0.464 Tadahito Iguchi, R OBP: 0.346, SLG: 0.401 Abraham Nunez, S OBP: 0.307, SLG: 0.293										3	0	1	0	0	0	1					
28 Jayson Werth, R OBP: 0.419, SLG: 0.469										3	0	0	0	1	3	2					
51 Carlos Ruiz, R OBP: 0.331, SLG: 0.403										4	0	0	0	0	0	2					
Inning Stats	R: 0 E: 0 K: 0 S: 9	H: 1 LOB: 1 BB: 0 P: 12	R: 0 E: 0 K: 1 S: 9	H: 0 LOB: 0 BB: 0 P: 14	R: 3 E: 0 K: 2 S: 16	H: 3 LOB: 0 BB: 0 P: 25	R: 0 E: 0 K: 1 S: 11	H: 1 LOB: 1 BB: 0 P: 17	R: 0 E: 0 K: 2 S: 10	H: 1 LOB: 1 BB: 0 P: 16	R: 0 E: 0 K: 2 S: 13	H: 0 LOB: 0 BB: 0 P: 19	R: 0 E: 0 K: 0 S: 9	H: 0 LOB: 2 BB: 1 P: 20	R: 0 E: 0 K: 1 S: 9	H: 0 LOB: 1 BB: 1 P: 17	1B: 4 2B: 2 3B: 0 HR: 1	SF: 0 SAC: 0 DP: 0 HBP: 1	WP: 0 PB: 0 SB: 0 CS: 0	PA: 37	
PITCHER	IP WLS BF H R ER SO BB IBB HBP BLK WP HR S P ERA WHIP	IP WLS BF H R ER SO BB IBB HBP BLK WP HR S P ERA WHIP	IP WLS BF H R ER SO BB IBB HBP BLK WP HR S P ERA WHIP	IP WLS BF H R ER SO BB IBB HBP BLK WP HR S P ERA WHIP	IP WLS BF H R ER SO BB IBB HBP BLK WP HR S P ERA WHIP	IP WLS BF H R ER SO BB IBB HBP BLK WP HR S P ERA WHIP	IP WLS BF H R ER SO BB IBB HBP BLK WP HR S P ERA WHIP	IP WLS BF H R ER SO BB IBB HBP BLK WP HR S P ERA WHIP	IP WLS BF H R ER SO BB IBB HBP BLK WP HR S P ERA WHIP	IP WLS BF H R ER SO BB IBB HBP BLK WP HR S P ERA WHIP	IP WLS BF H R ER SO BB IBB HBP BLK WP HR S P ERA WHIP	IP WLS BF H R ER SO BB IBB HBP BLK WP HR S P ERA WHIP	IP WLS BF H R ER SO BB IBB HBP BLK WP HR S P ERA WHIP	IP WLS BF H R ER SO BB IBB HBP BLK WP HR S P ERA WHIP	IP WLS BF H R ER SO BB IBB HBP BLK WP HR S P ERA WHIP	IP WLS BF H R ER SO BB IBB HBP BLK WP HR S P ERA WHIP	IP WLS BF H R ER SO BB IBB HBP BLK WP HR S P ERA WHIP	IP WLS BF H R ER SO BB IBB HBP BLK WP HR S P ERA WHIP	IP WLS BF H R ER SO BB IBB HBP BLK WP HR S P ERA WHIP	IP WLS BF H R ER SO BB IBB HBP BLK WP HR S P ERA WHIP	IP WLS BF H R ER SO BB IBB HBP BLK WP HR S P ERA WHIP

Florida Marlins @ Philadelphia Phillies
Citizens Bank Park, Philadelphia, PA

AB 34
R 3
H 7
RBI 3
BB 2
SO 10
LOB 16



WP: 0 PA: 37
PB: 0
SB: 0
CS: 0

Fri Sep 07 2007, 7:05 PM EDT
Att: 38,696 - Clear - 83 F

Batter	1	2	3	4	5	6	7	8	9	AB	R	H	RBI	BB	SO	LOB	TOP					
2 Hanley Ramirez, R OBP: 0.385, SLG: 0.563										4	1	1	2	0	0	1	Florida Marlins @ Philadelphia Phillies Citizens Bank Park, Philadelphia, PA Sun Sep 09 2007, 1:35 PM EDT Att: 32,574 - Sunny - 86 F					
4 Alfredo Amezaga, S OBP: 0.323, SLG: 0.362										4	0	1	0	0	0	0						
27 Jeremy Hermida, L OBP: 0.365, SLG: 0.496										4	1	2	1	0	1	1						
Miguel Cabrera, R OBP: 0.394, SLG: 0.568										3	1	1	0	1	2	1						
Mike Jacobs, L OBP: 0.319, SLG: 0.452										3	1	1	2	1	0	3						
Miguel Olivo, R OBP: 0.259, SLG: 0.402										4	0	0	0	0	2	1						
12 Cody Ross, R OBP: 0.409, SLG: 0.652										4	0	0	0	0	2	1						
Todd Linden, S OBP: 0.304, SLG: 0.281											3	0	1	0	1	0						
Dontrelle Willis, L OBP: 0.281, SLG: 0.392										1	0	0	0	0	0	0						
Inning Stats	R: 0 E: 0 K: 1 S: 7	H: 0 LOB: 0 BB: 0 P: 11	R: 0 E: 0 K: 1 S: 15	H: 0 LOB: 1 BB: 1 P: 24	R: 0 E: 0 K: 2 S: 7	H: 0 LOB: 0 BB: 0 P: 10	R: 0 E: 0 K: 1 S: 11	H: 1 LOB: 1 BB: 0 P: 16	R: 0 E: 0 K: 1 S: 7	H: 0 LOB: 0 BB: 0 P: 10	R: 5 E: 0 K: 2 S: 21	H: 5 LOB: 0 BB: 0 P: 27	R: 0 E: 0 K: 1 S: 5	H: 0 LOB: 0 BB: 1 P: 11	R: 0 E: 0 K: 0 S: 8	H: 1 LOB: 1 BB: 1 P: 13		R: 0 E: 0 K: 1 S: 11	H: 1 LOB: 1 BB: 0 P: 15	1B: 4 2B: 1 3B: 0 HR: 3	SF: 0 SAC: 0 DP: 2 HBP: 0	WP: 0 PB: 0 SB: 0 CS: 0
PITCHER	IP WLS BF H R ER SO BB IBB HBP BLK WP HR S P ERA WHIP																					
Jamie Moyer, L ERA: 5.27	(1, 1) 5.1 W 23 6 5 5 6 1 0 0 0 0 3 61 88 8.44 1.312																					
Antonio Alfonseca, R ERA: 5.13	(6, 1) 0.2 H 2 0 0 0 2 0 0 0 0 0 0 7 10 0.00 0.000																					
48 Kane Davis, R ERA: 4.78	(7, 1) 1.0 H 3 0 0 0 1 1 0 0 0 0 0 5 11 0.00 1.000																					
16 J.C. Romero, L ERA: 2.47	(8, 1) 1.0 H 4 1 0 0 0 1 0 0 0 0 0 8 13 0.00 2.000																					
39 Brett Myers, R ERA: 5.0	(9, 1) 1.0 S 4 1 0 0 1 0 0 0 0 0 0 0 11 15 0.00 1.000																					

Batter	1	2	3	4	5	6	7	8	9	AB	R	H	RBI	BB	SO	LOB	BOTTOM			
11 Jimmy Rollins, S OBP: 0.348, SLG: 0.533										5	1	2	0	0	0	0	Florida Marlins @ Philadelphia Phillies Citizens Bank Park, Philadelphia, PA Sun Sep 09 2007, 1:35 PM EDT Att: 32,574 - Sunny - 86 F			
Tadahito Iguchi, R OBP: 0.348, SLG: 0.402										4	2	2	0	1	0	2				
8 Shane Victorino, S OBP: 0.352, SLG: 0.427										4	2	2	3	1	2	2				
Pat Burrell, R OBP: 0.406, SLG: 0.520										0	0	0	0	0	0	0				
39 Brett Myers, R ERA: 5.0										4	2	2	3	1	2	2				
26 Chase Utley, L OBP: 0.417, SLG: 0.568										5	0	1	0	0	2	4				
Aaron Rowand, R OBP: 0.382, SLG: 0.523										5	1	2	1	0	0	5				
28 Jayson Werth, R OBP: 0.418, SLG: 0.467										4	1	1	2	0	1	1				
51 Carlos Ruiz, R OBP: 0.336, SLG: 0.416										4	1	3	2	0	0	1				
Abraham Nunez, S OBP: 0.313, SLG: 0.291										3	0	1	0	1	1	1				
Jamie Moyer, L ERA: 5.27	(1, 1) 3.0 L 18 7 7 7 3 2 0 0 0 0 0 0 19 30 4.50 2.000																			
38 Daniel Barone, R ERA: 5.4	(4, 1) 2.0 9 3 1 1 0 1 0 0 0 0 0 8 13 0.00 1.000																			
48 Lee Gardner, R ERA: 2.13	(6, 1) 1.0 5 1 0 0 1 0 0 0 0 0 0 9 14 0.00 1.000																			
22 Matt Lindstrom, R ERA: 3.38	(7, 1) 1.0 4 1 0 0 1 0 0 0 0 0 0 8 13 0.00 2.000																			
32 Justin Miller, R ERA: 3.54	(8, 1) 1.0 5 2 0 0 1 0 0 0 0 0 0 11 18 0.00 2.000																			
Inning Stats	R: 5 E: 0 K: 1 S: 16	H: 4 LOB: 1 BB: 1 P: 33	R: 2 E: 0 K: 1 S: 11	H: 1 LOB: 1 BB: 1 P: 19	R: 0 E: 0 K: 1 S: 15	H: 2 LOB: 2 BB: 0 P: 23	R: 1 E: 0 K: 0 S: 14	H: 2 LOB: 1 BB: 0 P: 19	R: 0 E: 0 K: 0 S: 5	H: 1 LOB: 1 BB: 1 P: 11	R: 0 E: 0 K: 1 S: 8	H: 1 LOB: 2 BB: 0 P: 13	R: 0 E: 0 K: 1 S: 9	H: 1 LOB: 1 BB: 0 P: 14	R: 0 E: 0 K: 1 S: 11	H: 2 LOB: 2 BB: 0 P: 18	1B: 10 2B: 2 3B: 0 HR: 2	SF: 0 SAC: 0 DP: 1 HBP: 0	WP: 0 PB: 0 SB: 0 CS: 0	PA: 41
PITCHER	IP WLS BF H R ER SO BB IBB HBP BLK WP HR S P ERA WHIP																			

Batter	1	2	3	4	5	6	7	8	9	AB	R	H	RBI	BB	SO	LOB	TOP					
2 Hanley Ramirez, R OBP: 0.390, SLG: 0.570										5	0	2	1	0	0	1	Florida Marlins @ Atlanta Braves Turner Field, Atlanta, GA Mon Sep 17 2007, 7:05 PM EDT Att: 20,957 - Clear - 76 F					
6 Dan Uggla, R OBP: 0.320, SLG: 0.473										4	0	0	0	0	2	2						
27 Jeremy Hermida, L OBP: 0.368, SLG: 0.500										3	1	1	0	2	0	0						
Miguel Cabrera, R OBP: 0.398, SLG: 0.565										5	0	0	0	0	3	3						
Mike Jacobs, L OBP: 0.328, SLG: 0.476										4	2	2	1	0	0	0						
12 Cody Ross, R OBP: 0.413, SLG: 0.689										4	2	3	2	0	0	0						
Miguel Olivo, R OBP: 0.260, SLG: 0.409										4	0	1	1	0	0	2						
4 Alfredo Amezaga, S OBP: 0.324, SLG: 0.361										3	1	1	1	1	0	2						
Byung-Hyun Kim, R OBP: 0.297, SLG: 0.399										2	0	0	0	0	1	1						
38 Daniel Espinoza, R OBP: 0.225, SLG: 0.698										0	0	0	0	0	0	0						
37 Rencyel Pinto, L OBP: 0.307, SLG: 0.395										0	0	0	0	0	0	0						
Todd Linden, S OBP: 0.307, SLG: 0.395										0	0	0	0	0	0	0						
22 Matt Lindstrom, R OBP: 0.307, SLG: 0.395										0	0	0	0	0	0	0						
48 Lee Gardner, R OBP: 0.286, SLG: 0.328										0	0	0	0	0	0	0						
7 Alejandro De Azza, L OBP: 0.286, SLG: 0.328										1	0	0	0	0	1	0						
Inning Stats	R: 0 E: 0 K: 0 S: 5	H: 0 LOB: 0 BB: 0 P: 8	R: 1 E: 0 K: 1 S: 11	H: 2 LOB: 1 BB: 0 P: 14	R: 0 E: 0 K: 1 S: 13	H: 2 LOB: 2 BB: 0 P: 19	R: 0 E: 0 K: 1 S: 11	H: 0 LOB: 0 BB: 0 P: 14	R: 0 E: 0 K: 1 S: 11	H: 0 LOB: 0 BB: 0 P: 15	R: 0 E: 0 K: 0 S: 6	H: 0 LOB: 0 BB: 0 P: 6	R: 3 E: 0 K: 1 S: 17	H: 4 LOB: 1 BB: 0 P: 22	R: 2 E: 0 K: 0 S: 14	H: 2 LOB: 1 BB: 1 P: 24	R: 0 E: 0 K: 2 S: 12	H: 0 LOB: 2 BB: 1 P: 20	1B: 5 2B: 3 3B: 0 HR: 2	SF: 0 SAC: 0 DP: 0 HBP: 1	WP: 1 PB: 0 SB: 1 CS: 0	PA: 40
PITCHER	IP WLS BF H R ER SO BB IBB HBP BLK WP HR S P ERA WHIP	PITCHER																				
29 John Smoltz, R ERA: 2.97	6.0 W 22 4 1 1 4 1 0 0 0 0 0 1 57 76 1.50 0.833																					
Jose Ascanio, R ERA: 5.4	0.2 6 4 3 3 0 0 0 0 0 0 1 14 18 40.50 6.000																					
46 Manny Acosta, R ERA: 2.6	0.2 4 1 2 2 1 1 0 0 0 0 1 0 8 15 27.00 3.000																					
58 Peter Moylan, R ERA: 1.81	0.2 3 1 0 0 0 0 0 0 0 0 0 9 13 0.00 1.500																					
39 Rafael Soriano, R ERA: 3.14	1.0 5 0 0 0 2 1 0 1 0 0 0 12 20 0.00 1.000																					

Batter	1	2	3	4	5	6	7	8	9	AB	R	H	RBI	BB	SO	LOB	BOTTOM			
2 Kelly Johnson, L OBP: 0.382, SLG: 0.473										4	3	2	0	0	1	1	Florida Marlins @ Atlanta Braves Turner Field, Atlanta, GA Mon Sep 17 2007, 7:05 PM EDT Att: 20,957 - Clear - 76 F			
Edgar Renteria, R OBP: 0.390, SLG: 0.473										4	1	1	0	0	0	2				
19 Yunel Escobar, R OBP: 0.384, SLG: 0.444										1	0	1	0	0	0	0				
10 Chipper Jones, S OBP: 0.425, SLG: 0.698										4	2	3	2	0	0	0				
Chris Woodward, R OBP: 0.245, SLG: 0.265										1	0	0	0	0	0	2				
Mark Teixeira, S OBP: 0.352, SLG: 0.582										2	2	1	0	0	1	0				
Jose Ascanio, R ERA: 5.4										0	0	0	0	0	0	0				
46 Manny Acosta, R ERA: 2.6										0	0	0	0	0	0	0				
58 Peter Moylan, R ERA: 1.81										0	0	0	0	0	0	0				
Julio Franco, R OBP: 0.307, SLG: 0.395										1	0	1	0	0	0	0				
39 Rafael Soriano, R ERA: 3.14										0	0	0	0	0	0	0				
16 Brian McCann, L OBP: 0.322, SLG: 0.466										1	1	0	1	1	0	2				
5 Brayan Peña, S OBP: 0.207, SLG: 0.310										2	0	0	0	0	1	2				
7 Jeff Francoeur, R OBP: 0.340, SLG: 0.441										4	1	2	3	0	1	2				
Andruw Jones, R OBP: 0.316, SLG: 0.418										3	1	2	3	1	0	0				
28 Brandon Jones, L OBP: 0.316, SLG: 0.418										3	0	0	1	0	2	2				
29 John Smoltz, R OBP: 0.113, SLG: 0.115										3	0	1	0	0	2	1				
Scott Thorman, L OBP: 0.258, SLG: 0.389										1	0	0	0	0	0	1				
Inning Stats	R: 1 E: 0 K: 1 S: 13	H: 1 LOB: 2 BB: 0 P: 26	R: 0 E: 1 K: 1 S: 7	H: 0 LOB: 1 BB: 0 P: 11	R: 4 E: 0 K: 0 S: 15	H: 5 LOB: 1 BB: 0 P: 28	R: 0 E: 0 K: 1 S: 8	H: 0 LOB: 0 BB: 0 P: 8	R: 5 E: 0 K: 2 S: 16	H: 5 LOB: 1 BB: 1 P: 27	R: 0 E: 0 K: 2 S: 10	H: 0 LOB: 0 BB: 0 P: 18	R: 0 E: 0 K: 1 S: 9	H: 0 LOB: 1 BB: 1 P: 16	R: 1 E: 0 K: 0 S: 10	H: 3 LOB: 1 BB: 0 P: 10	1B: 10 2B: 5 3B: 0 HR: 1	SF: 2 SAC: 0 DP: 3 HBP: 3	WP: 1 PB: 0 SB: 0 CS: 1	PA: 41
PITCHER	IP WLS BF H R ER SO BB IBB HBP BLK WP HR S P ERA WHIP	PITCHER																		
Byung-Hyun Kim, R ERA: 6.06	4.0 L 24 5 2 1 1 2 0 0 0 0 0 1 11 15 9.00 2.000																			
38 Daniel Barone, R ERA: 5.01	1.0 5 2 1 1 2 0 0 0 0 0 0 1 11 15 9.00 2.000																			
37 Rencyel Pinto, L ERA: 4.0	1.0 3 0 0 0 2 0 0 0 0 0 0 10 18 0.00 0.000																			
22 Matt Lindstrom, R ERA: 3.36	1.0 4 0 0 0 1 1 0 0 0 0 0 9 16 0.00 1.000																			
48 Lee Gardner, R ERA: 2.13	1.0 5 3 1 1 0 0 0 0 0 0 0 10 10 9.00 3.000																			



Batter	1	2	3	4	5	6	7	8	9	AB	R	H	RBI	BB	SO	LOB	TOP										
2 Hanley Ramirez, R OBP: 0.389, SLG: 0.565	F8		FC5			G5-3			K	3	0	0	0	1	1	0											
6 Dan Uggla, R OBP: 0.319, SLG: 0.477	F9		FC5			F7			HR	4	1	1	1	0	0	2											
27 Jeremy Hermida, L OBP: 0.363, SLG: 0.491	K								K	4	0	0	0	0	3	0											
Miguel Cabrera, R OBP: 0.399, SLG: 0.562		P4				G6-3			P3	4	0	1	0	0	0	0											
14 Josh Willingham, R OBP: 0.363, SLG: 0.464		K				L5				3	0	0	0	0	1	1											
Mike Jacobs, L OBP: 0.328, SLG: 0.473		F8								3	0	0	0	0	1	1											
12 Cody Ross, R OBP: 0.413, SLG: 0.675						G4-3				3	0	1	0	0	0	0											
20 Matt Treanor, R OBP: 0.378, SLG: 0.409						F8			K	3	0	0	0	0	2	1											
38 Daniel Barone, R OBP: 0.125, SLG: 0.125										0	0	0	0	0	0	0											
37 Remyel Pinto, L OBP: 0.395, SLG: 0.462										1	0	0	0	0	1	0											
68 Harvey Garcia, R OBP: 0.355, SLG: 0.293										0	0	0	0	0	0	0											
Todd Linden, S OBP: 0.355, SLG: 0.293										1	0	0	0	0	1	0											
Kevin Gregg, R OBP: 0.355, SLG: 0.293										0	0	0	0	0	0	0											
Inning Stats	R: 0 E: 0 K: 1 S: 7	H: 0 LOB: 0 BB: 0 P: 13	R: 0 E: 0 K: 1 S: 7	H: 0 LOB: 0 BB: 0 P: 10	R: 0 E: 0 K: 0 S: 12	H: 1 LOB: 2 BB: 1 P: 17	R: 0 E: 0 K: 1 S: 9	H: 0 LOB: 0 BB: 0 P: 16	R: 0 E: 0 K: 1 S: 11	H: 0 LOB: 3 BB: 0 P: 17	R: 0 E: 0 K: 1 S: 8	H: 0 LOB: 0 BB: 0 P: 13	R: 0 E: 0 K: 2 S: 8	H: 0 LOB: 0 BB: 0 P: 11	R: 1 E: 0 K: 2 S: 10	H: 1 LOB: 0 BB: 0 P: 13	1B: 2 2B: 0 3B: 0 HR: 1	SF: 0 SAC: 1 DP: 0 HBP: 0	WP: 0 PB: 0 SB: 0 CS: 0	PA: 31							
PITCHER	IP	WLS	BF	H	R	ER	SO	BB	IBB	HBP	BLK	WP	HR	S	P	ERA	WHIP										
36 Chuck James, L ERA: 4.11	7.0	W	24	2	0	0	6	1	0	0	0	0	0	63	100	0.00	0.429										
58 Peter Moylan, R ERA: 1.77	1.0		3	0	0	0	2	0	0	0	0	0	0	8	11	0.00	0.000										
39 Rafael Soriano, R ERA: 3.18	1.0		4	1	1	1	2	0	0	0	0	0	1	10	13	9.00	1.000										

Florida Marlins @ Atlanta Braves
Turner Field, Atlanta, GA
Wed Sep 19 2007, 7:35 PM EDT
Att: 24,449 - Clear - 77 F

AB 29
R 1
H 3
RBI 1
BB 1
SO 10
LOB 5



Batter	1	2	3	4	5	6	7	8	9	AB	R	H	RBI	BB	SO	LOB	BOTTOM										
2 Kelly Johnson, L OBP: 0.381, SLG: 0.471	F7		G6-3			1B			K	4	1	1	0	0	1	0											
Edgar Renteria, R OBP: 0.394, SLG: 0.482	HR		1B			1B			K	4	1	3	1	0	1	0											
10 Chipper Jones, S OBP: 0.428, SLG: 0.605	HR		P5			1B			1B	3	1	2	1	1	0	1											
Mark Teixeira, S OBP: 0.406, SLG: 0.557	HR		F9			1B			G4-3	3	1	1	2	1	0	2											
16 Brian McCann, L OBP: 0.323, SLG: 0.465	G4-3					K			F7	4	0	1	0	0	1	3											
7 Jeff Francoeur, R OBP: 0.337, SLG: 0.437	G5-3					F8			F8	4	0	0	0	0	1	4											
Andruw Jones, R OBP: 0.314, SLG: 0.419		G5-3				F8			F8	4	1	1	1	0	0	1											
Willie Harris, L OBP: 0.357, SLG: 0.402		G4-3				K			F7	4	0	0	0	0	1	1											
36 Chuck James, L OBP: 0.151, SLG: 0.137										3	0	0	0	0	0	0											
58 Peter Moylan, R ERA: 1.77										0	0	0	0	0	0	0											
39 Rafael Soriano, R ERA: 3.18										0	0	0	0	0	0	0											
Inning Stats	R: 3 E: 0 K: 0 S: 14	H: 2 LOB: 0 BB: 1 P: 26	R: 0 E: 0 K: 0 S: 5	H: 0 LOB: 0 BB: 0 P: 8	R: 0 E: 0 K: 0 S: 7	H: 1 LOB: 0 BB: 0 P: 11	R: 0 E: 0 K: 1 S: 10	H: 1 LOB: 0 BB: 0 P: 14	R: 1 E: 0 K: 1 S: 16	H: 3 LOB: 3 BB: 1 P: 30	R: 0 E: 0 K: 0 S: 7	H: 0 LOB: 0 BB: 0 P: 8	R: 0 E: 0 K: 2 S: 10	H: 1 LOB: 1 BB: 0 P: 18	R: 1 E: 0 K: 1 S: 6	H: 1 LOB: 0 BB: 0 P: 9	1B: 6 2B: 0 3B: 0 HR: 3	SF: 0 SAC: 0 DP: 0 HBP: 0	WP: 0 PB: 0 SB: 0 CS: 0	PA: 35							
PITCHER	IP	WLS	BF	H	R	ER	SO	BB	IBB	HBP	BLK	WP	HR	S	P	ERA	WHIP										
38 Daniel Barone, R ERA: 5.4	4.1	L	21	7	4	4	4	1	0	0	0	0	0	9	17	0.00	1.500										
37 Remyel Pinto, L ERA: 3.95	0.2		3	0	0	0	1	1	0	0	0	0	0	9	17	0.00	1.500										
68 Harvey Garcia, R ERA: 2.16	2.0		7	1	0	0	2	0	0	0	0	0	0	17	26	0.00	0.500										
Kevin Gregg, R ERA: 3.25	1.0		4	1	1	1	1	0	0	0	0	0	1	6	9	9.00	1.000										

Florida Marlins @ Atlanta Braves
Turner Field, Atlanta, GA
Wed Sep 19 2007, 7:35 PM EDT
Att: 24,449 - Clear - 77 F

AB 33
R 5
H 9
RBI 5
BB 2
SO 5
LOB 12



Batter	1	2	3	4	5	6	7	8	9	AB	R	H	RBI	BB	SO	LOB	TOP										
7 José Reyes, S OBP: 0.364, SLG: 0.427	L6		FC3-6 1B	1B 15 1B	1B		F8		BB	4	1	2	2	2	0	1											
1 Luis Castillo, S OBP: 0.354, SLG: 0.348	G6-3		FC3-6 5 E	1B 15 1B		B2-3		F7		5	2	1	1	0	0	1											
5 David Wright, R OBP: 0.412, SLG: 0.551	F9		E3 15 E	BB 15 1B		G6-3		1B		4	1	1	0	1	0	1											
15 Carlos Beltrán, S OBP: 0.354, SLG: 0.526 Endy Chavez, L OBP: 0.323, SLG: 0.378		G5-3	E5 18 1B	1B 18 FC5-4		1B		1B		3	1	1	2	0	0	0											
18 Moises Alou, R OBP: 0.394, SLG: 0.531 25 Pedro Feliciano, L OBP: 0.328, SLG: 0.449 Joe Smith, R OBP: 0.298, SLG: 0.321 Scott Schoeneweis, L OBP: 0.298, SLG: 0.321			1B 21 FC4-6	1B 18 FC5-4		F9		F8		4	0	1	1	1	0	5											
21 Carlos Delgado, L OBP: 0.328, SLG: 0.449	FC4-6 1B	G3			P5		HR	F8		5	1	1	1	0	0	4											
Paul Lo Duca, R OBP: 0.313, SLG: 0.381	1B		F9	2B 7 1B				G4-6-3 1B		5	1	4	0	0	0	0											
Lastings Milledge, R OBP: 0.332, SLG: 0.412	F8		E5 45 SH1-4	E3 45 SH1-4			K	G4-6-3 1B		5	2	0	0	0	1	5											
45 Pedro Martínez, R OBP: 0.143, SLG: 0.286 59 Guillermo Mota, R OBP: 0.298, SLG: 0.321 Carlos Gómez, R OBP: 0.298, SLG: 0.321			K	SH1-4	SH1-4		L8	HBP 7 CS		1	0	0	0	0	1	0											
Inning Stats	R: 0 E: 0 K: 0 S: 6	H: 0 LOB: 0 BB: 0 P: 8	R: 0 E: 0 K: 0 S: 9	H: 1 LOB: 2 BB: 1 P: 16	R: 3 E: 2 K: 1 S: 16	H: 2 LOB: 1 BB: 0 P: 26	R: 3 E: 1 K: 0 S: 11	H: 2 LOB: 1 BB: 0 P: 26	R: 2 E: 1 K: 0 S: 10	H: 2 LOB: 1 BB: 0 P: 17	R: 0 E: 0 K: 0 S: 9	H: 1 LOB: 1 BB: 0 P: 13	R: 1 E: 1 K: 1 S: 16	H: 2 LOB: 1 BB: 0 P: 25	R: 0 E: 0 K: 0 S: 14	H: 2 LOB: 2 BB: 1 P: 21	R: 0 E: 0 K: 0 S: 3	H: 1 LOB: 1 BB: 1 P: 11	1B: 11 2B: 1 3B: 0 HR: 1	SF: 0 SAC: 2 DP: 1 HBP: 1	WP: 1 PB: 1 CS: 1	PA: 46					
PITCHER	IP	WLS	BF	H	R	ER	SO	BB	IBB	HBP	BLK	WP	HR	S	P	ERA	WHIP										
Scott Olsen, L ERA: 5.88	5.0	L	28	7	8	0	1	3	0	0	0	0	0	52	93	0.00	2.000										
29 Ross Wolf, R ERA: 10.45	0.1		1	0	0	0	0	0	0	0	0	0	0	1	1	0.00	0.000										
Harvey Garcia, R ERA: 2.7	1.2		8	3	1	1	1	0	0	0	0	1	1	24	37	5.40	1.800										
Mauro Zarate, R ERA: 13.5	1.0		5	2	0	0	0	0	0	0	0	0	0	14	21	0.00	2.000										
37 Rencyel Pinto, L ERA: 3.88	1.0		4	1	0	0	0	1	0	1	0	0	0	3	11	0.00	2.000										

New York Mets @ Florida Marlins
Dolphin Stadium, Miami, FL
Fri Sep 21 2007, 7:05 PM EDT
Att: 25,666 - Cloudy - 85 F

AB 39
R 9
H 13
RBI 7
BB 4
SO 2
LOB 18



Batter	1	2	3	4	5	6	7	8	9	AB	R	H	RBI	BB	SO	LOB	BOTTOM										
2 Hanley Ramirez, R OBP: 0.390, SLG: 0.567	P2	SF9		F9						4	0	2	3	0	0	0											
6 Dan Uggla, R OBP: 0.322, SLG: 0.479	2B BB	K		K						3	1	0	0	2	3	2											
27 Jeremy Hermida, L OBP: 0.364, SLG: 0.491	K		G6-3		2B 1B					5	1	1	0	0	3	3											
Miguel Cabrera, R OBP: 0.402, SLG: 0.574 Mauro Zarate, R OBP: 0.292, SLG: 0.378 37 Rencyel Pinto, L OBP: 0.292, SLG: 0.378 Jason Wood, R OBP: 0.292, SLG: 0.378	2B		1B	2B	1B					4	0	3	2	0	0	0											
14 Josh Willingham, R OBP: 0.364, SLG: 0.463 Harvey Garcia, R OBP: 0.246, SLG: 0.294 7 Alejandro De Aza, L OBP: 0.246, SLG: 0.294 Reggie Abercrombie, R OBP: 0.244, SLG: 0.354	K		1B	1B	G6-4-3					2	0	0	0	1	1	2											
Mike Jacobs, L OBP: 0.332, SLG: 0.484			BB		2B					5	1	3	0	0	1	0											
12 Cody Ross, R OBP: 0.409, SLG: 0.659 4 Alfredo Amezaga, S OBP: 0.326, SLG: 0.361		F9	K		K					2	0	0	0	0	1	4											
Miguel Olivo, R OBP: 0.262, SLG: 0.405		SH	K							3	2	1	1	1	1	3											
Scott Olsen, L OBP: 0.196, SLG: 0.240 29 Ross Wolf, R OBP: 0.306, SLG: 0.290	SH			P4						1	0	0	0	0	0	0											
Inning Stats	R: 1 E: 0 K: 2 S: 9	H: 1 LOB: 1 BB: 1 P: 19	R: 2 E: 1 K: 1 S: 10	H: 2 LOB: 0 BB: 0 P: 13	R: 0 E: 0 K: 2 S: 14	H: 2 LOB: 3 BB: 1 P: 24	R: 0 E: 0 K: 1 S: 8	H: 0 LOB: 0 BB: 0 P: 16	R: 1 E: 0 K: 0 S: 13	H: 3 LOB: 1 BB: 0 P: 18	R: 0 E: 0 K: 1 S: 9	H: 1 LOB: 1 BB: 0 P: 16	R: 0 E: 0 K: 1 S: 8	H: 0 LOB: 0 BB: 0 P: 14	R: 2 E: 0 K: 3 S: 14	H: 1 LOB: 2 BB: 3 P: 31	R: 0 E: 0 K: 2 S: 8	H: 0 LOB: 0 BB: 0 P: 9	1B: 4 2B: 6 3B: 0 HR: 0	SF: 1 SAC: 1 DP: 1 HBP: 0	WP: 0 PB: 0 CS: 0	PA: 42					
PITCHER	IP	WLS	BF	H	R	ER	SO	BB	IBB	HBP	BLK	WP	HR	S	P	ERA	WHIP										
45 Pedro Martínez, R ERA: 2.97	5.0	W	25	8	4	3	7	2	0	0	0	0	0	54	90	5.40	2.000										
59 Guillermo Mota, R ERA: 5.69	2.0		7	1	0	0	2	0	0	0	0	0	0	17	30	0.00	0.500										
25 Pedro Feliciano, L ERA: 3.28	0.2		1	2	2	2	2	2	0	0	0	0	0	10	21	27.00	4.500										
Joe Smith, R ERA: 3.24	0.0		1	0	0	0	0	1	0	0	0	0	0	1	5	=	=										
Scott Schoeneweis, L ERA: 5.14	1.1	S	4	0	0	0	3	0	0	0	0	0	0	11	14	0.00	0.000										

New York Mets @ Florida Marlins
Dolphin Stadium, Miami, FL
Fri Sep 21 2007, 7:05 PM EDT
Att: 25,666 - Cloudy - 85 F

AB 35
R 6
H 10
RBI 6
BB 5
SO 14
LOB 17



Batter	1	2	3	4	5	6	7	8	9	AB	R	H	RBI	BB	SO	LOB	TOP					
12 Alfonso Soriano, R (1, 7) OBP: 0.332, SLG: 0.546	F9		K			K		K		4	0	0	0	0	3	1						
Mark DeRosa, R (1, 4) OBP: 0.374, SLG: 0.419	F9			BB			L9		K	3	0	0	0	1	1	0						
25 Derrek Lee, R (1, 3) OBP: 0.402, SLG: 0.505	K			G5-4-3			F8		1B	4	0	1	0	0	1	1						
16 Aramis Ramirez, R (1, 5) OBP: 0.366, SLG: 0.554		F7		G6-3			E4		F8	4	0	0	0	0	0	1						
19 Matt Murton, R (1, 9) OBP: 0.356, SLG: 0.427 Cliff Floyd, L (9, PH) OBP: 0.360, SLG: 0.419		L9			BB		L9		F8	2	0	0	0	1	0	1						
18 Geovany Soto, R (1, 2) OBP: 0.431, SLG: 0.667		G1-3			BB				F8	2	1	0	0	1	0	1						
Craig Monroe, R (1, 8) OBP: 0.269, SLG: 0.375			K					HR		3	1	1	2	0	1	0						
2 Ryan Theriot, R (1, 6) OBP: 0.333, SLG: 0.356						L8		HR		3	0	1	0	0	0	0						
30 Ted Lilly, L (1, 1) OBP: 0.149, SLG: 0.151 Ronny Cedeno, R (6, PH) OBP: 0.229, SLG: 0.364 43 Michael Wuerztz, R (6, 1) Jason Kendall, R (8, PH) 22 Kevin Hart, R (8, 1)			K			K		G5-3		1	0	0	0	0	1	1						
Inning Stats	R: 0 E: 0 K: 1 S: 5	H: 0 LOB: 0 BB: 0 P: 11	R: 0 E: 0 K: 0 S: 12	H: 0 LOB: 0 BB: 0 P: 19	R: 0 E: 0 K: 3 S: 12	H: 1 LOB: 1 BB: 0 P: 16	R: 0 E: 0 K: 0 S: 10	H: 0 LOB: 0 BB: 1 P: 18	R: 0 E: 0 K: 2 S: 3	H: 0 LOB: 0 BB: 0 P: 7	R: 0 E: 0 K: 2 S: 8	H: 0 LOB: 0 BB: 0 P: 10	R: 0 E: 1 K: 0 S: 7	H: 0 LOB: 1 BB: 0 P: 10	R: 2 E: 0 K: 1 S: 14	H: 1 LOB: 0 BB: 1 P: 23	R: 0 E: 0 K: 1 S: 13	H: 1 LOB: 1 BB: 0 P: 21	1B: 2 2B: 0 3B: 0 HR: 1	SF: 0 SAC: 0 DP: 2 HBP: 0	WP: 0 PB: 0 SB: 0 CS: 0	PA: 32
PITCHER	IP WLS BF H R ER SO BB IBB HBP BLK WP HR S P ERA WHIP																					
Dontrelle Willis, L (1, 1) ERA: 5.2	8.0 W 28 2 2 2 7 3 0 0 0 0 0 1 71 114 2.25 0.625																					
48 Lee Gardner, R (9, 1) ERA: 2.02	0.2 H 3 1 0 0 1 0 0 0 0 0 0 0 10 16 0.00 1.500																					
57 Taylor Tankersley, L (9, 1) ERA: 4.08	0.1 S 1 0 0 0 0 0 0 0 0 0 0 0 3 5 0.00 0.000																					

Chicago Cubs @ Florida Marlins
Dolphin Stadium, Miami, FL
Tue Sep.25 2007, 7:05 PM EDT
Att: 16,044 - Cloudy - 77 F

AB	29
R	2
H	3
RBI	2
BB	3
SO	8
LOB	7



Batter	1	2	3	4	5	6	7	8	9	AB	R	H	RBI	BB	SO	LOB	BOTTOM			
2 Hanley Ramirez, R (1, 6) OBP: 0.388, SLG: 0.561	L7	6 SF9 27 2B		G1-3			F8			4	1	1	1	0	0	0				
6 Dan Uggla, R (1, 4) OBP: 0.323, SLG: 0.485	F8	SF9		F8			G6-3			3	0	0	1	0	0	0				
27 Jeremy Hermida, L (1, 9) OBP: 0.366, SLG: 0.494							K			4	0	3	2	0	1	0				
Miguel Cabrera, R (1, 5) OBP: 0.399, SLG: 0.565							1B			3	0	0	0	1	1	2				
Mike Jacobs, L (1, 3) OBP: 0.327, SLG: 0.474 48 Lee Gardner, R (9, 1) 57 Taylor Tankersley, L (9, 1)							F7			4	0	0	0	0	1	3				
Miguel Olivo, R (1, 2) OBP: 0.261, SLG: 0.406							F8			0	0	0	0	0	0	0				
Todd Linden, S (1, 7) OBP: 0.316, SLG: 0.305							F9			0	0	0	0	0	0	0				
25 Brett Carroll, R (1, 8) OBP: 0.267, SLG: 0.238							K			4	0	2	0	0	2	1				
Dontrelle Willis, L (1, 1) OBP: 0.328, SLG: 0.468 Jason Wood, R (9, 3) OBP: 0.258, SLG: 0.384							2B			4	1	1	0	0	3	2				
30 Ted Lilly, L (1, 1) ERA: 3.86	5.0 L 24 8 4 4 4 5 0 0 0 0 0 0 63 85 7.20 1.600																			
43 Michael Wuerztz, R (6, 1) ERA: 3.53	2.0 6 0 0 0 3 0 0 0 0 0 0 0 18 22 0.00 0.000																			
22 Kevin Hart, R (8, 1) ERA: 0.84	1.0 4 1 0 0 1 0 0 0 0 0 0 0 9 12 0.00 1.000																			
Inning Stats	R: 0 E: 0 K: 1 S: 14	H: 1 LOB: 2 BB: 1 P: 21	R: 4 E: 0 K: 1 S: 18	H: 5 LOB: 1 BB: 0 P: 24	R: 0 E: 0 K: 1 S: 8	H: 1 LOB: 1 BB: 0 P: 11	R: 0 E: 0 K: 0 S: 11	H: 0 LOB: 0 BB: 0 P: 15	R: 0 E: 0 K: 2 S: 12	H: 1 LOB: 1 BB: 0 P: 14	R: 0 E: 0 K: 2 S: 9	H: 0 LOB: 0 BB: 0 P: 11	R: 0 E: 0 K: 1 S: 9	H: 0 LOB: 0 BB: 0 P: 11	R: 0 E: 0 K: 1 S: 9	H: 1 LOB: 1 BB: 0 P: 12	1B: 5 2B: 4 3B: 0 HR: 0	SF: 1 SAC: 0 DP: 0 HBP: 0	WP: 0 PB: 0 SB: 0 CS: 0	PA: 34
PITCHER	IP WLS BF H R ER SO BB IBB HBP BLK WP HR S P ERA WHIP																			

Chicago Cubs @ Florida Marlins
Dolphin Stadium, Miami, FL
Tue Sep.25 2007, 7:05 PM EDT
Att: 16,044 - Cloudy - 77 F

AB	32
R	4
H	9
RBI	4
BB	1
SO	9
LOB	9



Batter	1	2	3	4	5	6	7	8	9	AB	R	H	RBI	BB	SO	LOB	TOP								
2 Hanley Ramirez, R OBP: 0.388, SLG: 0.567	F8		2-2 FC5-2 12 HBP	6 1B 1B		2-1 12 BB	1-3 K			5	2	3	0	0	1	1									
6 Dan Uggla, R OBP: 0.325, SLG: 0.481	27 HR BB		1-0 12 HBP 27 FC5-2	1-3 1B		1-0 P5	1-3 K			3	3	1	0	1	1	1									
27 Jeremy Hermida, L OBP: 0.368, SLG: 0.501	1-1 HR		0-2 FC5-2 12 HBP	4-2 1B		2-2 L6	2-3 K			4	1	1	2	1	1	4									
Miguel Cabrera, R OBP: 0.402, SLG: 0.569	F8		3-2 K	1-2 2-3 3-H 1B		4-0 12 BB IBB	0-0 G6-3			4	0	1	2	1	1	3									
12 Cody Ross, R OBP: 0.411, SLG: 0.655	F9		1-1 HBP	G5-3		4-2 BB	0-0 F8			3	0	0	1	1	0	2									
Mike Jacobs, L OBP: 0.320, SLG: 0.463		0-3 K	2-0 HBP			0-2 F9	0-1 G4-3		2-2 P5	3	0	0	1	0	1	3									
Jason Wood, R OBP: 0.290, SLG: 0.374		1-2 2-3 3-H HBP	1-3 K			2-2 HR	3-1 F8			1	0	0	0	0	0	0									
20 Matt Treanor, R OBP: 0.356, SLG: 0.399	P4		0-0 K			2-2 HR	1-2 G3			5	1	1	1	0	1	3									
25 Brett Carroll, R OBP: 0.240, SLG: 0.213	G4-3		0-2 G4-3			0-1 F9	2-1 G5-3			4	0	0	0	0	1	0									
Byung-Hyun Kim, R OBP: 0.114, SLG: 0.091			1-2 2B 27 FC5-2			3-3 K	1-0 K			3	0	1	0	0	2	0									
57 Taylor Tankersley, L ERA: 3.96										0	0	0	0	0	0	0									
7 Alejandro De Aza, L OBP: 0.349, SLG: 0.539										1	0	0	0	0	0	0									
22 Matt Lindstrom, R ERA: 3.74										0	0	0	0	0	0	0									
48 Lee Gardner, R ERA: 4.99										0	0	0	0	0	0	0									
Kevin Gregg, R ERA: 3.07										0	0	0	0	0	0	0									
Inning Stats	R: 2 E: 0 K: 0 S: 9	H: 1 LOB: 0 BB: 1 P: 17	R: 0 E: 0 K: 1 S: 8	H: 0 LOB: 0 BB: 0 P: 8	R: 2 E: 0 K: 2 S: 17	H: 2 LOB: 3 BB: 0 P: 26	R: 2 E: 0 K: 1 S: 15	H: 3 LOB: 2 BB: 1 P: 29	R: 1 E: 0 K: 2 S: 13	H: 1 LOB: 0 BB: 0 P: 17	R: 0 E: 0 K: 1 S: 11	H: 1 LOB: 3 BB: 2 P: 24	R: 0 E: 0 K: 1 S: 10	H: 1 LOB: 0 BB: 0 P: 15	R: 0 E: 0 K: 2 S: 8	H: 0 LOB: 0 BB: 0 P: 11	R: 0 E: 0 K: 0 S: 7	H: 0 LOB: 0 BB: 0 P: 12	1B: 5 2B: 2 3B: 0 HR: 2	SF: 0 SAC: 0 DP: 0 HBP: 3	WP: 0 PB: 0 SB: 1 CS: 0	PA: 43			
PITCHER	IP	WLS	BF	H	R	ER	SO	BB	IBB	HBP	BLK	WP	HR	S	P	ERA	WHIP								
Oliver Pérez, L ERA: 3.96	3.2	L	22	6	6	6	4	2	0	3	0	0	1	48	78	14.73	2.182								
Jorge Sosa, R ERA: 4.54	0.1		1	0	0	0	0	0	0	0	0	0	0	1	2	0.00	0.000								
26 Orlando Hernandez, R ERA: 3.74	1.2		9	2	1	1	2	1	1	0	0	0	1	22	39	5.40	1.800								
Scott Schoeneweis, L ERA: 4.99	0.1		1	0	0	0	0	0	0	0	0	0	0	2	2	0.00	0.000								
Aaron Heilman, R ERA: 3.07	2.0		7	1	0	0	3	0	0	0	0	0	0	18	26	0.00	0.500								

Florida Marlins @ New York Mets
Shea Stadium, Flushing, NY
Fri Sep 28 2007, 7:10 PM EDT
Att: 55,302 - Cloudy - 69 F

AB 36
R 7
H 9
RBI 7
BB 4
SO 9
LOB 17



Batter	1	2	3	4	5	6	7	8	9	AB	R	H	RBI	BB	SO	LOB	BOTTOM							
7 José Reyes, S OBP: 0.357, SLG: 0.425	K	F9		G6-3			K		1 FC6-4 1B	5	0	1	0	0	2	2								
1 Luis Castillo, S OBP: 0.358, SLG: 0.352	F7		1-1 5 S 15 HR 1B		3-2 5 G6-3 3B		3-2 5 1B		FC6-4 5 G1-3 1-2	5	2	3	0	0	0	1								
5 David Wright, R OBP: 0.415, SLG: 0.547	1B		3-3 K		0-0 G6-3		0-0 1B		2-2 G1-3	5	0	2	1	0	1	2								
15 Carlos Beltrán, S OBP: 0.354, SLG: 0.529	G6-3		0-0 K		3-H 2-2 F7		0-3 K		1-2 P4	5	1	1	2	0	1	4								
18 Moises Alou, R OBP: 0.389, SLG: 0.526		F9	F9		3-2 G5-3		2-3 K			4	0	0	0	0	1	2								
21 Carlos Delgado, L OBP: 0.331, SLG: 0.448		1B E HBP	0-2 1B		2-0 G6-3		1-2 1B			3	1	2	0	0	0	0								
Paul Lo Duca, R OBP: 0.312, SLG: 0.378		0-2 F9	1-2 L7		4-0 WP BB		2-2 F8			3	0	0	0	1	0	3								
11 Ramon Castro, R OBP: 0.338, SLG: 0.556		F9								0	0	0	0	0	0	0								
Shawn Green, L OBP: 0.352, SLG: 0.430		E 1B	0-1 G6-3 1B		3-2 G1-3		1-2 F7			4	0	2	0	0	0	2								
Oliver Pérez, L ERA: 3.96										1	0	0	0	0	0	0								
Jorge Sosa, R ERA: 4.54										0	0	0	0	0	0	0								
26 Orlando Hernandez, R ERA: 3.74										0	0	0	0	0	0	0								
Scott Schoeneweis, L ERA: 4.99										0	0	0	0	0	0	0								
Aaron Heilman, R ERA: 3.07										0	0	0	0	0	0	0								
Inning Stats	R: 0 E: 0 K: 1 S: 8	H: 1 LOB: 1 BB: 0 P: 13	R: 1 E: 1 K: 0 S: 11	H: 2 LOB: 2 BB: 0 P: 17	R: 2 E: 0 K: 1 S: 15	H: 3 LOB: 1 BB: 0 P: 22	R: 0 E: 0 K: 0 S: 6	H: 1 LOB: 0 BB: 0 P: 9	R: 1 E: 0 K: 0 S: 12	H: 1 LOB: 0 BB: 0 P: 20	R: 0 E: 0 K: 3 S: 16	H: 2 LOB: 2 BB: 0 P: 22	R: 0 E: 0 K: 0 S: 10	H: 1 LOB: 1 BB: 0 P: 16	R: 0 E: 0 K: 0 S: 12	H: 1 LOB: 1 BB: 0 P: 19	1B: 10 2B: 0 3B: 1 HR: 1	SF: 0 SAC: 0 DP: 1 HBP: 1	WP: 1 PB: 0 SB: 1 CS: 0	PA: 40				
PITCHER	IP	WLS	BF	H	R	ER	SO	BB	IBB	HBP	BLK	WP	HR	S	P	ERA	WHIP							
Byung-Hyun Kim, R ERA: 3.99	5.0	W	23	8	4	3	2	0	0	1	0	0	0	6	17	0.00	1.000							
22 Matt Lindstrom, R ERA: 3.14	1.0	H	5	2	0	0	3	0	0	0	0	0	0	16	22	0.00	2.000							
48 Lee Gardner, R ERA: 1.94	1.0	H	4	1	0	0	0	0	0	0	0	0	0	10	16	0.00	1.000							
Kevin Gregg, R ERA: 3.56	1.0	S	4	1	0	0	0	0	0	0	0	0	0	12	19	0.00	1.000							

Florida Marlins @ New York Mets
Shea Stadium, Flushing, NY
Fri Sep 28 2007, 7:10 PM EDT
Att: 55,302 - Cloudy - 69 F

AB 38
R 4
H 12
RBI 3
BB 1
SO 5
LOB 19



