

Florida Marlins - 2008

Batter	1	2	3	4	5	6	7	8	9	AB	R	H	RBI	BB	SO	LOB	TOP	
Blake Tekotte, L (1, 8) OBP: 0.333, SLG: 0.333			G4-3		SH1-4		F8			3	0	1	0	0	0	2	Miami Hurricanes @ Florida Marlins Roger Dean Stadium, Jupiter, FL Tue Feb 26 2008, 3:05 PM EST Atr. 2,468 - Partly Cloudy - 85 F	
Jemile Weeks, S (1, 4) 51 Ryan Perry, R (3, PH) (3, 4)			F9		K		G6-3			0	0	0	0	0	0	0		
19 Yonder Alonso, L (1, 3) 48 Chris Gawenda, R (6, 3)			G6-4-3		G5-3		G3-1		G4-3	3	0	0	0	0	0	3		
Mark Sobolewski, R (1, 5) OBP: 0.500, SLG: 0.500				K				P2		4	0	2	0	0	1	0		
10 Joey Terdoslavich, S (1, 10) 28 Iden Nazario, L (6, PH) (6, 10) 38 Ben Vazquez, R (8, PH) (8, 10)			FC5-4		K		K		K	2	0	0	0	0	1	1		
7 David Dinatale, R (1, 7) 34 Jonathan Weislow, R (6, PH) (6, 7)			F9		K		L7			1	0	0	0	0	1	1		
30 Adan Severino, L (1, 9) OBP: 0.500, SLG: 0.333								F9		3	1	1	0	1	0	2		
8 Ryan Jackson, R (1, 6) OBP: 0.750, SLG: 1.500			G6-3					F8		4	1	3	1	0	0	2		
22 Jason Hagerty, S (1, 2) 24 Yasmani Grandal, S (5, 2)							K		G4-3	2	0	2	1	0	0	0		
							K		G4-3	2	0	0	0	0	1	2		
Inning Stats	R: 0 E: 0 K: 0 S: 2	H: 1 LOB: 0 BB: 0 P: 4	R: 0 E: 1 K: 0 S: 4	H: 1 LOB: 2 BB: 1 P: 8	R: 0 E: 0 K: 0 S: 4	H: 0 LOB: 0 BB: 0 P: 9	R: 2 E: 0 K: 1 S: 8	H: 3 LOB: 1 BB: 0 P: 8	R: 0 E: 0 K: 1 S: 6	H: 1 LOB: 1 BB: 0 P: 6	R: 0 E: 0 K: 1 S: 5	H: 0 LOB: 0 BB: 0 P: 5	R: 0 E: 0 K: 0 S: 4	H: 2 LOB: 1 BB: 0 P: 4	1B: 7 2B: 3 3B: 0 HR: 0	SF: 0 SAC: 1 DP: 2 HBP: 1	WP: 0 PB: 0 SB: 2 CS: 1	PA: 36
PITCHER	IP WLS BF H R ER SO BB IBB HBP BLK WP HR S P ERA WHIP	49 Bob Keppel, R (1, 1) 45 Frankie De La Cruz, R (2, 1) 59 Chris Seddon, L (3, 1) 61 Jesus Delgado, R (5, 1) 46 Joe Nelson, R (6, 1)	1.0 W 3 1 0 0 0 0 0 0 0 0 0 2 4 0.00 1.000	1.0 5 1 0 0 0 3 0 0 0 0 0 4 8 0.00 2.000	2.0 7 1 0 0 3 0 0 0 0 0 0 13 14 0.00 0.500	1.0 6 3 2 2 1 0 0 0 0 0 0 8 8 18.00 3.000	1.0 4 1 0 0 1 0 0 0 0 0 0 6 6 0.00 1.000	PITCHER	IP WLS BF H R ER SO BB IBB HBP BLK WP HR S P ERA WHIP	64 Scott Nestor, R (7, 1) 57 Taylor Tankersley, L (8, 1) 48 Lee Gardner, R (9, 1)	1.0 4 1 0 0 1 0 0 0 0 0 0 6 6 0.00 1.000	1.0 3 0 0 0 1 0 0 0 0 0 0 5 5 0.00 0.000	1.0 4 2 0 0 0 0 0 0 0 0 0 4 4 0.00 2.000					

Batter	1	2	3	4	5	6	7	8	9	AB	R	H	RBI	BB	SO	LOB	BOTTOM
2 Hanley Ramirez, R (1, 6) 11 Robert Andino, R (4, 6) 39 Chris Barnwell, R (7, 6)						G6-3	L3		FC6-4	1	0	0	0	1	0	0	Miami Hurricanes @ Florida Marlins Roger Dean Stadium, Jupiter, FL Tue Feb 26 2008, 3:05 PM EST Atr. 2,468 - Partly Cloudy - 85 F
6 Dan Uggla, R (1, 4) 81 Chris Coghlan, L (4, 4) OBP: 0.500, SLG: 0.500			L9			K				1	1	0	0	1	0	1	
27 Jeremy Hermida, L (1, 9) 65 Jai Miller, R (4, 9) OBP: 0.500, SLG: 0.500			F8		E9		F7			2	1	1	0	0	0	0	
14 Josh Willingham, R (1, 7) 7 Alejandro De Azza, L (4, 7) OBP: 1.000, SLG: 1.000										1	0	1	1	0	0	0	
Mike Jacobs, L (1, 3) 83 Gaby Sanchez, R (4, 3) OBP: 0.500, SLG: 1.000			F7				F7			1	0	0	1	0	0	1	
Luis Gonzalez, L (1, 10) 1 Alexis Gomez, L (5, PH) (6, 10)			P4			K				2	0	0	0	0	2		
12 Cody Ross, R (1, 8) 24 Cameron Maybin, R (5, 8)				E5	K		K			1	1	0	0	1	0	0	
Jose Castillo, R (1, 5) 78 Lee Mitchell, R (5, 5) OBP: 1.000, SLG: 4.000			G6-4-3		G6-4-3					2	0	0	0	0	2		
58 Mike Rabelo, S (1, 2) 41 Paul Hoover, R (5, 2)			G3		G5-3		F7		K	2	0	0	0	0	1		
Inning Stats	R: 2 E: 0 K: 0 S: 5	H: 2 LOB: 1 BB: 1 P: 9	R: 1 E: 1 K: 0 S: 3	H: 0 LOB: 2 BB: 2 P: 13	R: 0 E: 0 K: 0 S: 3	H: 0 LOB: 0 BB: 0 P: 3	R: 3 E: 1 K: 1 S: 9	H: 4 LOB: 1 BB: 0 P: 9	R: 1 E: 0 K: 1 S: 6	H: 1 LOB: 0 BB: 0 P: 6	R: 0 E: 0 K: 2 S: 7	H: 0 LOB: 1 BB: 1 P: 11	1B: 6 2B: 1 3B: 0 HR: 1	SF: 2 SAC: 0 DP: 1 HBP: 1	WP: 1 PB: 0 SB: 1 CS: 0	PA: 37	
PITCHER	IP WLS BF H R ER SO BB IBB HBP BLK WP HR S P ERA WHIP	40 John Housey, R (1, 1) 39 Michael Rudman, R (2, 1) 45 Alex Koronis, R (3, 1) 49 P.J. Fisher, L (4, 1) 43 Anthony Nalepa, R (5, 1)	1.0 L 6 2 2 2 0 0 1 0 0 0 0 3 13 0.00 2.000	1.0 5 0 1 0 0 0 2 0 0 0 1 0 3 0.00 2.000	1.0 4 0 0 0 0 0 0 0 0 1 0 0 3 4 0.00 0.000	1.0 3 0 0 0 0 0 0 0 0 0 0 3 3 0.00 0.000	1.0 7 4 3 3 1 0 0 0 0 0 0 9 9 27.00 4.000	PITCHER	IP WLS BF H R ER SO BB IBB HBP BLK WP HR S P ERA WHIP	21 Rene Guerra, R (6, 1) Kyle Bellamy, R (7, 1) Carlos Gutierrez, R (8, 1)	1.0 4 1 1 1 1 0 0 0 0 0 0 6 6 9.00 1.000	1.0 4 1 0 0 1 0 0 0 0 0 0 6 6 0.00 1.000	1.0 4 0 0 0 2 1 0 0 0 0 0 7 11 0.00 1.000				

Batter	1	2	3	4	5	6	7	8	9	AB	R	H	RBI	BB	SO	LOB	TOP								
15 Cristian Guzman, S OBP: 0.333, SLG: 0.333 64 William Bergolla, R										3	0	1	0	0	1	0	Washington Nationals @ Florida Marlins Roger Dean Stadium, Jupiter, FL Wed Feb 27 2008, 7:05 PM EST Atr. 2:335 - Partly Cloudy - 56 F								
Felipe Lopez, S OBP: 0.500, SLG: 0.500 22 Willie Harris, L										2	0	1	0	0	0	0									
44 Lastings Milledge, R OBP: 0.667, SLG: 1.000 29 Ryan Langerhans, L										3	2	2	0	0	0	2									
24 Nick Johnson, L 74 Josh Whitesell, L OBP: 0.500, SLG: 0.500										1	0	0	0	0	0	1									
26 Willy Mo Peña, R OBP: 0.667, SLG: 1.000 62 Jorge Padilla, R										2	0	1	1	0	0	2									
6 Alex Escobar, R 60 Jason Dubois, R OBP: 1.000, SLG: 1.000										2	0	0	1	0	1	1									
34 Elijah Dukes, R OBP: 0.500, SLG: 1.000 30 Justin Maxwell, R										2	0	1	0	0	0	0									
5 Kory Casto, L OBP: 0.500, SLG: 0.500 4 Pete Orr, L OBP: 0.500, SLG: 0.500										2	0	1	0	0	0	0									
58 Chad Moeller, R 83 Wil Nieves, R										2	0	0	0	0	0	1									
										2	0	0	0	0	0	3									
Inning Stats	R: 0 E: 0 K: 0 S: 4	H: 2 LOB: 2 BB: 0 P: 6	R: 0 E: 0 K: 1 S: 5	H: 0 LOB: 0 BB: 0 P: 5	R: 0 E: 0 K: 0 S: 3	H: 0 LOB: 0 BB: 0 P: 3	R: 1 E: 0 K: 0 S: 6	H: 2 LOB: 2 BB: 0 P: 8	R: 0 E: 0 K: 1 S: 5	H: 1 LOB: 0 BB: 0 P: 5	R: 1 E: 0 K: 0 S: 5	H: 2 LOB: 1 BB: 0 P: 5	R: 0 E: 0 K: 0 S: 3	H: 0 LOB: 0 BB: 0 P: 3	R: 0 E: 0 K: 1 S: 5	H: 0 LOB: 0 BB: 0 P: 5	R: 1 E: 1 K: 2 S: 11	H: 3 LOB: 3 BB: 0 P: 11	1B: 7 2B: 3 3B: 0 HR: 0	SF: 1 SAC: 0 DP: 2 HBP: 2	WP: 0 PB: 0 SB: 2 CS: 0	PA: 37			
PITCHER	IP	WLS	BF	H	R	ER	SO	BB	IBB	HBP	BLK	WP	HR	S	P	ERA	WHIP								
Scott Olsen, L ERA: 9.0	2.0		8	2	0	0	1	0	0	0	0	0	0	9	11	0.00	1.000								
Kevin Gregg, R ERA: 9.0	1.0		3	0	0	0	0	0	0	0	0	0	0	3	3	0.00	0.000								
19 Logan Kensing, R ERA: 9.0	1.0		5	2	1	1	0	0	0	1	0	0	0	6	8	9.00	2.000								
74 Gaby Hernandez, R ERA: 4.5	2.0	H	8	3	1	1	1	0	0	0	0	0	0	10	10	4.50	1.500								
75 Aaron Thompson, L ERA:	2.0		6	0	0	0	1	0	0	0	0	0	0	8	8	0.00	0.000								
51 Marcus Gwyn, R ERA: 9.0	1.0	B	7	3	1	1	2	0	0	0	0	0	0	11	11	9.00	3.000								

Batter	1	2	3	4	5	6	7	8	9	AB	R	H	RBI	BB	SO	LOB	BOTTOM								
24 Cameron Maybin, R 31 John Gall, R										3	0	0	0	0	1	1	Washington Nationals @ Florida Marlins Roger Dean Stadium, Jupiter, FL Wed Feb 27 2008, 7:05 PM EST Atr. 2:335 - Partly Cloudy - 56 F								
4 Alfredo Amezaga, S OBP: 0.333, SLG: 0.333 81 Chris Coghlan, L										3	1	1	0	0	1	0									
Mike Jacobs, L OBP: 0.667, SLG: 1.667 21 Jason Wood, R										3	2	2	2	0	1	0									
14 Josh Willingham, R OBP: 1.000, SLG: 1.500 1 Alexis Gomez, L										2	0	2	0	0	0	0									
Luis Gonzalez, L 79 Chris Hatcher, R										3	0	0	1	0	1	2									
Jose Castillo, R 3 Jorge Cantu, R										3	0	0	0	0	1	2									
65 Jai Miller, R 40 Jorge Piedra, L										1	0	0	0	1	1	0									
11 Robert Andino, R OBP: 0.667, SLG: 0.500 80 Rex Rundgren, R										2	0	1	0	1	0	2									
20 Matt Treanor, R 72 Brett Hayes, R										2	0	0	0	0	1	1									
										1	0	0	0	0	1	1									
Inning Stats	R: 0 E: 0 K: 1 S: 5	H: 0 LOB: 0 BB: 0 P: 5	R: 0 E: 0 K: 1 S: 6	H: 1 LOB: 1 BB: 1 P: 10	R: 0 E: 0 K: 1 S: 5	H: 0 LOB: 0 BB: 0 P: 5	R: 1 E: 1 K: 1 S: 7	H: 2 LOB: 1 BB: 0 P: 7	R: 0 E: 0 K: 2 S: 8	H: 1 LOB: 1 BB: 0 P: 8	R: 2 E: 0 K: 0 S: 5	H: 2 LOB: 0 BB: 0 P: 5	R: 0 E: 0 K: 2 S: 7	H: 0 LOB: 1 BB: 1 P: 11	R: 0 E: 0 K: 3 S: 9	H: 0 LOB: 0 BB: 0 P: 9	R: 0 E: 0 K: 0 S: 3	H: 0 LOB: 1 BB: 0 P: 5	1B: 4 2B: 1 3B: 0 HR: 1	SF: 0 SAC: 0 DP: 0 HBP: 1	WP: 0 PB: 0 SB: 0 CS: 1	PA: 35			
PITCHER	IP	WLS	BF	H	R	ER	SO	BB	IBB	HBP	BLK	WP	HR	S	P	ERA	WHIP								
47 Matt Chico, L ERA:	2.0		8	1	0	0	2	1	0	0	0	0	0	12	12	0.00	1.000								
50 Garrett Mock, R ERA:	2.0		7	2	1	0	2	0	0	0	0	0	0	12	12	0.00	1.000								
78 Rob Bell, R ERA: 9.0	2.0		9	3	2	2	2	0	0	0	0	0	1	13	13	9.00	1.500								
38 Joel Hanrahan, R ERA:	1.0		4	0	0	0	2	1	0	0	0	0	0	7	11	0.00	1.000								
49 Chris Schroder, R ERA:	1.0		3	0	0	0	3	0	0	0	0	0	0	9	9	0.00	0.000								
61 Brian Sanchez, R ERA:	1.0		4	0	0	0	0	0	0	0	0	0	0	3	5	0.00	0.000								

Batter	1	2	3	4	5	6	7	8	9	AB	R	H	RBI	BB	SO	LOB	TOP											
7 Alejandro De Aza, L OBP: 0.600, SLG: 1.800 24 Cameron Maybin, R OBP: 0.222, SLG: 0.444 41 Paul Hoover, R										3	1	2	2	0	0	0	Florida Marlins @ Washington Nationals Space Coast Stadium, Viera, FL Fri Feb 29 2008, 1:05 PM EST Att: 2,233 - Partly Cloudy - 68 F											
11 Robert Andino, R OBP: 0.222, SLG: 0.125 80 Rex Rundgren, R										4	0	0	0	0	3	1												
27 Jeremy Hermida, L 25 Brett Carroll, R OBP: 0.800, SLG: 1.000										2	0	0	1	0	0	1												
Mike Jacobs, L OBP: 0.714, SLG: 1.200										2	0	1	0	2	0	1												
83 Gaby Sanchez, R OBP: 0.143, SLG: 0.143										4	0	0	0	0	2	4												
Jose Castillo, R 78 Lee Mitchell, R OBP: 0.333, SLG: 0.333										3	0	0	0	0	1	1												
81 Chris Coghlan, L										4	0	0	0	0	2	2												
20 Matt Treanor, R OBP: 0.500, SLG: 0.750 79 Chris Hatcher, R										2	1	2	0	0	0	0												
40 Jorge Piedra, L OBP: 0.333, SLG: 0.500										4	1	2	0	0	0	1												
Inning Stats	R: 1 E: 0 K: 0 S: 4	H: 1 LOB: 1 BB: 1 P: 8	R: 0 E: 0 K: 0 S: 4	H: 1 LOB: 1 BB: 0 P: 5	R: 0 E: 1 K: 0 S: 3	H: 0 LOB: 0 BB: 0 P: 3	R: 0 E: 0 K: 1 S: 6	H: 1 LOB: 1 BB: 0 P: 6	R: 2 E: 1 K: 0 S: 6	H: 3 LOB: 1 BB: 0 P: 6	R: 0 E: 0 K: 1 S: 5	H: 0 LOB: 0 BB: 0 P: 5	R: 0 E: 0 K: 0 S: 4	H: 1 LOB: 1 BB: 0 P: 4	R: 1 E: 0 K: 0 S: 4	H: 1 LOB: 1 BB: 0 P: 9		R: 0 E: 1 K: 0 S: 4	H: 0 LOB: 1 BB: 0 P: 4	1B: 4 2B: 3 3B: 0 HR: 1	SF: 1 SAC: 0 DP: 1 HBP: 0	WP: 2 PB: 0 SB: 2 CS: 0	PA: 38					
PITCHER	IP	WLS	BF	H	R	ER	SO	BB	IBB	HBP	BLK	WP	HR	S	P	ERA	WHIP											
19 Tyler Clippard, R ERA: 4.5	2.0	L	9	2	1	1	0	1	0	0	0	0	1	1	8	13	4.50	1.500										
81 Jason Stanford, L ERA: 18.0	2.0		7	1	0	0	1	0	0	0	0	0	0	0	9	9	0.00	0.500										
37 Mike Bacsik, L ERA: 18.0	1.0		6	3	2	2	0	0	0	0	0	0	0	0	6	6	18.00	3.000										
85 Jim Ed Warden, R ERA:	1.0		3	0	0	0	1	0	0	0	0	0	0	0	5	5	0.00	0.000										
84 Tristan Crawford, R ERA:	1.0		4	1	0	0	0	0	0	0	0	0	0	0	4	4	0.00	1.000										
79 Charlie Manning, L ERA: 9.0	1.0		5	1	1	1	0	1	0	0	0	0	0	0	4	4	9.00	2.000										
52 Saul Rivera, R ERA:	1.0		4	0	0	0	0	0	0	0	0	0	0	0	4	4	0.00	0.000										

Batter	1	2	3	4	5	6	7	8	9	AB	R	H	RBI	BB	SO	LOB	BOTTOM										
15 Cristian Guzman, S OBP: 0.167, SLG: 0.167 Felipe Lopez, S OBP: 0.250, SLG: 0.250										3	0	0	0	0	0	0	Florida Marlins @ Washington Nationals Space Coast Stadium, Viera, FL Fri Feb 29 2008, 1:05 PM EST Att: 2,233 - Partly Cloudy - 68 F										
44 Lastings Milledge, R OBP: 0.333, SLG: 0.500 29 Ryan Langerhans, L										3	0	0	0	0	1	1											
11 Ryan Zimmerman, R OBP: 1.000, SLG: 1.000 5 Kory Casto, L OBP: 0.200, SLG: 0.200										2	0	2	0	0	0	0											
24 Nick Johnson, L OBP: 0.500, SLG: 0.333 Matthew Whitney, R										2	0	1	0	0	0	1											
25 Austin Kearns, R 29 Bret Boone, R OBP: 0.500, SLG: 1.000										2	0	0	0	0	0	2											
26 Willy Mo Peña, R OBP: 0.600, SLG: 0.750 34 Elijah Dukes, R OBP: 0.500, SLG: 0.667										2	0	1	0	0	0	0											
6 Alex Escobar, R Rob Mackowiak, L 30 Justin Maxwell, R 76 Frank Diaz, R										2	0	0	0	0	0	1											
10 Ronnie Belliard, R OBP: 0.500, SLG: 0.500 22 Willie Harris, L										2	0	1	0	0	0	1											
83 Wil Nieves, R OBP: 0.250, SLG: 0.500 58 Chad Moeller, R										2	1	1	0	0	0	1											
Inning Stats	R: 0 E: 0 K: 0 S: 5	H: 2 LOB: 2 BB: 0 P: 5	R: 0 E: 0 K: 0 S: 4	H: 1 LOB: 1 BB: 0 P: 4	R: 0 E: 0 K: 0 S: 4	H: 1 LOB: 1 BB: 0 P: 4	R: 0 E: 0 K: 0 S: 4	H: 1 LOB: 1 BB: 0 P: 4	R: 1 E: 1 K: 1 S: 7	H: 1 LOB: 1 BB: 0 P: 7	R: 0 E: 0 K: 0 S: 4	H: 0 LOB: 0 BB: 1 P: 8	R: 0 E: 0 K: 1 S: 5	H: 0 LOB: 1 BB: 1 P: 9	R: 0 E: 0 K: 0 S: 4	H: 1 LOB: 2 BB: 1 P: 8		R: 0 E: 0 K: 0 S: 3	H: 0 LOB: 0 BB: 0 P: 3	1B: 5 2B: 2 3B: 0 HR: 0	SF: 0 SAC: 0 DP: 0 HBP: 0	WP: 0 PB: 0 SB: 0 CS: 0	PA: 39				
PITCHER	IP	WLS	BF	H	R	ER	SO	BB	IBB	HBP	BLK	WP	HR	S	P	ERA	WHIP										
47 Ricky Nolasco, R ERA:	2.0	W	9	3	0	0	0	0	0	0	0	0	0	8	8	0.00	1.000										
71 Chris Volstad, R ERA:	2.0	H	8	2	0	0	0	0	0	0	0	0	0	8	8	0.00	1.000										
48 Lee Gardner, R ERA:	1.0	H	5	1	1	0	1	0	0	0	0	0	0	7	7	0.00	1.000										
29 Ross Wolf, R ERA:	1.0	H	5	0	0	0	0	1	0	0	0	0	0	4	8	0.00	1.000										
35 Doug Waechter, R ERA:	1.0	H	4	0	0	0	1	1	0	0	0	0	0	5	9	0.00	1.000										
66 Burke Badenhop, R ERA:	2.0	S	8	1	0	0	0	1	0	0	0	0	0	7	11	0.00	1.000										

Batter	1	2	3	4	5	6	7	8	9	AB	R	H	RBI	BB	SO	LOB	TOP																			
84 Colby Rasmus, L OBP: 0.429, SLG: 0.400	F9	1B			P6		G4-3			3	0	0	0	1	0	1	St. Louis Cardinals @ Florida Marlins Roger Dean Stadium, Jupiter, FL Sat Mar 01 2008, 1:05 PM EST Att: 4,665 - Partly Cloudy - 75 F																			
Adam Kennedy, L OBP: 0.333, SLG: 0.333 70 Jarrett Hoffpauir, R	G6-3	1B			P5			K		3	0	1	1	0	0	0																				
88 Joe Mather, R OBP: 0.333, SLG: 0.200	1B	P4			K			24 S BB		3	0	1	0	1	1	3																				
16 Chris Duncan, L OBP: 0.300, SLG: 0.125 59 Josh Phelps, R	G6-3		F7		K			P4		3	0	0	0	0	1	1																				
24 Rick Ankiel, L OBP: 0.429, SLG: 0.333		21 CS 1B	21 G6-3 BB		21 G5-4-3 1B			G3-1		3	0	2	0	1	0	1																				
21 Jason LaRue, R OBP: 0.333, SLG: 0.200 83 Matt Pagnozzi, R			G6-3		G5-4-3			P4		2	1	0	0	1	0	2																				
91 Amaury Cazana, R OBP: 0.500, SLG: 0.500		55 BB 13 1B	1-2		1-2					0	0	0	0	0	0	0																				
55 Skip Schumaker, L OBP: 0.500, SLG: 0.429		13 1B 1B	1-2		K			G4-1		3	1	0	0	1	1	0																				
3 Cesar Izturis, S		F7			K			G6-3		3	0	0	0	0	1	2																				
62 Brian Barden, R OBP: 0.667, SLG: 0.500		F7			K					0	0	0	0	1	0	0																				
13 Brendan Ryan, R OBP: 0.571, SLG: 0.857 90 David Fresse, R OBP: 0.500, SLG: 1.500		84 BB 1B	1-3 2-H		L6				K	3	0	2	1	0	0	0																				
Inning Stats	R: 0 E: 0 K: 0 S: 4	H: 1 LOB: 1 BB: 0 P: 4	R: 2 E: 0 K: 0 S: 5	H: 3 LOB: 3 BB: 3 P: 17	R: 0 E: 0 K: 0 S: 2	H: 0 LOB: 0 BB: 1 P: 6	R: 0 E: 0 K: 2 S: 7	H: 0 LOB: 0 BB: 0 P: 7	R: 0 E: 0 K: 1 S: 5	H: 1 LOB: 0 BB: 0 P: 5	R: 0 E: 0 K: 0 S: 4	H: 1 LOB: 1 BB: 0 P: 4	R: 0 E: 0 K: 1 S: 5	H: 0 LOB: 1 BB: 1 P: 10	R: 0 E: 0 K: 1 S: 5	H: 0 LOB: 1 BB: 1 P: 9	1B: 6 2B: 0 3B: 0 HR: 0	SF: 0 SAC: 0 DP: 2 HBP: 0	WP: 0 PB: 0 SB: 1 CS: 1	PA: 36																
PITCHER	IP	WLS	BF	H	R	ER	SO	BB	IBB	HBP	BLK	WP	HR	S	P	ERA	WHIP	PITCHER		IP	WLS	BF	H	R	ER	SO	BB	IBB	HBP	BLK	WP	HR	S	P	ERA	WHIP
62 Dallas Trahern, R ERA: 10.8	1.2		11	4	2	2	0	3	0	0	0	0	0	8	20	10.80	4.200	49 Bob Keppel, R ERA:		7.1	1.0	4	1	0	0	0	0	0	0	0	4	4	0.00	1.000		
32 Justin Miller, R ERA:	2.1		4	0	0	0	0	1	0	0	0	0	0	3	7	0.00	0.750	43 Randy Williams, L ERA:		8.1	1.0	4	0	0	0	1	1	0	0	0	0	5	10	0.00	1.000	
Kevin Gregg, R ERA:	4.1		3	0	0	0	2	0	0	0	0	0	0	7	7	0.00	0.000	22 Matt Lindstrom, R ERA:		9.1	1.0	W	4	0	0	0	1	1	0	0	0	0	5	9	0.00	1.000
19 Logan Kensing, R ERA: 4.5	5.1		3	0	0	0	1	0	0	0	0	0	0	5	5	0.00	0.000																			
64 Scott Nestor, R ERA:	6.1		3	1	0	0	1	0	0	0	0	0	0	5	5	0.00	1.000																			
Batter	1	2	3	4	5	6	7	8	9	AB	R	H	RBI	BB	SO	LOB	BOTTOM																			
4 Alfredo Amezaga, S OBP: 0.333, SLG: 0.333 80 Rex Rundgren, R	G6-3		F9		1B		E5 81 G3			3	0	1	0	0	0	0	St. Louis Cardinals @ Florida Marlins Roger Dean Stadium, Jupiter, FL Sat Mar 01 2008, 1:05 PM EST Att: 4,665 - Partly Cloudy - 75 F																			
6 Dan Uggla, R OBP: 0.400, SLG: 0.375 81 Chris Coghlan, L	14 FC5-4 1B		27 G5-3 BB		F8		G3			2	0	1	0	1	0	1																				
27 Jeremy Hermida, L 65 Jai Miller, R	F8		G5-3		K		K			3	0	0	0	1	3																					
14 Josh Willingham, R OBP: 0.660, SLG: 0.750 7 Alejandro De Azza, L OBP: 0.500, SLG: 1.500	FC5-4		BB		G6-3		F7			2	0	0	0	1	0	1																				
Mike Jacobs, L OBP: 0.667, SLG: 1.000 21 Jason Wood, R		E G3-1 BB	G3		G5-3		G5-3			1	0	0	0	1	0	2																				
12 Cody Ross, R OBP: 0.222, SLG: 0.500 31 John Gall, R		K			G5-3		G5-3			3	0	0	0	1	1																					
Luis Gonzalez, L OBP: 0.286, SLG: 0.286 41 Paul Hoover, R		G3-1			K		P6			2	0	0	0	1	1																					
Jose Castillo, R		E6			G6-3		53 BB E			2	0	0	0	1	0	1																				
78 Lee Mitchell, R OBP: 0.333, SLG: 0.333		2-3			F9		80 E 81 G3			0	1	0	0	0	0	0																				
72 Brett Hayes, R		F9			K		BB			2	0	0	0	1	2																					
53 John Baker, L OBP: 0.600, SLG: 0.500							80 E 81 G3			1	1	1	1	1	0	0																				
Inning Stats	R: 0 E: 0 K: 0 S: 4	H: 1 LOB: 1 BB: 0 P: 4	R: 0 E: 1 K: 1 S: 6	H: 0 LOB: 2 BB: 1 P: 10	R: 0 E: 0 K: 1 S: 3	H: 0 LOB: 2 BB: 2 P: 11	R: 0 E: 0 K: 1 S: 5	H: 0 LOB: 0 BB: 0 P: 5	R: 0 E: 0 K: 2 S: 8	H: 1 LOB: 1 BB: 0 P: 8	R: 0 E: 0 K: 0 S: 3	H: 0 LOB: 0 BB: 0 P: 3	R: 2 E: 1 K: 1 S: 6	H: 0 LOB: 2 BB: 2 P: 14	R: 0 E: 0 K: 0 S: 3	H: 0 LOB: 0 BB: 0 P: 3	R: 1 E: 1 K: 0 S: 3	H: 1 LOB: 1 BB: 0 P: 3	1B: 3 2B: 0 3B: 0 HR: 0	SF: 0 SAC: 1 DP: 0 HBP: 0	WP: 0 PB: 0 SB: 0 CS: 0	PA: 36														
PITCHER	IP	WLS	BF	H	R	ER	SO	BB	IBB	HBP	BLK	WP	HR	S	P	ERA	WHIP	PITCHER		IP	WLS	BF	H	R	ER	SO	BB	IBB	HBP	BLK	WP	HR	S	P	ERA	WHIP
37 Todd Wellemeyer, R ERA:	2.2		13	1	0	0	3	3	0	0	0	0	0	14	14	0.00	1.500	48 Brad Thompson, R ERA:		3.1	2.1	H	8	1	0	0	3	0	0	0	0	14	14	0.00	0.429	
75 Adam Ottavino, R ERA:	6.1		9	0	2	0	1	2	0	0	0	0	0	9	17	0.00	1.000	Tyler Herron, R ERA:		8.1	1.1	L	6	1	1	0	0	0	0	6	6	0.00	0.750			

Batter	1	2	3	4	5	6	7	8	9	AB	R	H	RBI	BB	SO	LOB	TOP					
2 Hanley Ramirez, R OBP: 0.384, SLG: 0.300 11 Robert Andino, R OBP: 0.200, SLG: 0.111	1-1 6 2B 1B			F9			0-0 81 G4-6-3 1B		3-1 F8	4	0	2	0	0	1	2						
6 Dan Uggla, R OBP: 0.482, SLG: 0.636 81 Chris Coghlan, L	0-0 3 L5-4 1B 2B			3 1B 73 BB 2B	G5-3		0-0 G4-6-3			3	1	2	0	0	0	0						
3 Jorge Cantu, R OBP: 0.462, SLG: 0.545 21 Jason Wood, R	1-1 L5-4 2B			3-2 73 BB 25 1B 1B	0-1 14 G1-3 2B		2-0 F8			4	1	2	0	0	0	2						
14 Josh Willingham, R OBP: 0.500, SLG: 0.500 65 Jai Miller, R		3-3 K		4-2 25 1B 58 BB 1B	2-2 G1-3		0-0 F7			2	1	0	0	1	1							
73 Tagg Bozied, R OBP: 0.625, SLG: 0.667 83 Gaby Sanchez, R OBP: 0.125, SLG: 0.125		3-3 K		4-2 58 1B 20 2B BB	0-1 P3		1-2 G5-3			2	1	0	1	1	1							
25 Brett Carroll, R OBP: 0.625, SLG: 0.714 1 Alexis Gomez, L OBP: 0.333, SLG: 0.286		2-1 F7		1-2 58 1B 20 2B 1B		0-0 F9		0-2 F8		3	1	1	1	0	0							
58 Mike Rabelo, S OBP: 0.400, SLG: 0.250 70 Brad Davis, R OBP: 0.333, SLG: 0.333			0-1 F9	1-1 20 2B 1B		0-3 K		0-2 F7		3	0	1	1	0	1	0						
20 Matt Treanor, R OBP: 0.500, SLG: 0.714			0-3 K	1-1 20 2B 1B		4-2 7 FC3-6 BB		2-1 G6-3		3	0	1	2	1	1	0						
7 Alejandro De Aza, L OBP: 0.333, SLG: 1.000 40 Jorge Piedra, L OBP: 0.429, SLG: 0.500			0-2 G3-1	1-3 20 2B 1B		0-2 FC3-6		4-1 BB		3	0	0	0	0	1	3						
Inning Stats	R: 0 E: 0 K: 0 S: 5	H: 2 LOB: 0 BB: 0 P: 7	R: 0 E: 0 K: 2 S: 10	H: 0 LOB: 0 BB: 0 P: 18	R: 0 E: 0 K: 1 S: 8	H: 0 LOB: 0 BB: 0 P: 8	R: 5 E: 0 K: 2 S: 26	H: 5 LOB: 2 BB: 2 P: 45	R: 0 E: 0 K: 0 S: 9	H: 1 LOB: 1 BB: 0 P: 12	R: 0 E: 0 K: 1 S: 9	H: 0 LOB: 1 BB: 1 P: 13	R: 0 E: 0 K: 0 S: 3	H: 1 LOB: 1 BB: 0 P: 5	R: 0 E: 0 K: 0 S: 8	H: 0 LOB: 0 BB: 0 P: 9	R: 0 E: 0 K: 0 S: 8	H: 0 LOB: 1 BB: 1 P: 17	1B: 5 2B: 5 3B: 0 HR: 0	SF: 0 SAC: 0 DP: 2 HBP: 0	WP: 0 PA: 37 PB: 0 SB: 0 CS: 0	
PITCHER	IP WLS BF H R ER SO BB IBB HBP BLK WP HR S P ERA WHIP	IP WLS BF H R ER SO BB IBB HBP BLK WP HR S P ERA WHIP	IP WLS BF H R ER SO BB IBB HBP BLK WP HR S P ERA WHIP	IP WLS BF H R ER SO BB IBB HBP BLK WP HR S P ERA WHIP	IP WLS BF H R ER SO BB IBB HBP BLK WP HR S P ERA WHIP	IP WLS BF H R ER SO BB IBB HBP BLK WP HR S P ERA WHIP	IP WLS BF H R ER SO BB IBB HBP BLK WP HR S P ERA WHIP	IP WLS BF H R ER SO BB IBB HBP BLK WP HR S P ERA WHIP	IP WLS BF H R ER SO BB IBB HBP BLK WP HR S P ERA WHIP	IP WLS BF H R ER SO BB IBB HBP BLK WP HR S P ERA WHIP	IP WLS BF H R ER SO BB IBB HBP BLK WP HR S P ERA WHIP	IP WLS BF H R ER SO BB IBB HBP BLK WP HR S P ERA WHIP	IP WLS BF H R ER SO BB IBB HBP BLK WP HR S P ERA WHIP	IP WLS BF H R ER SO BB IBB HBP BLK WP HR S P ERA WHIP	IP WLS BF H R ER SO BB IBB HBP BLK WP HR S P ERA WHIP	IP WLS BF H R ER SO BB IBB HBP BLK WP HR S P ERA WHIP	IP WLS BF H R ER SO BB IBB HBP BLK WP HR S P ERA WHIP	IP WLS BF H R ER SO BB IBB HBP BLK WP HR S P ERA WHIP	IP WLS BF H R ER SO BB IBB HBP BLK WP HR S P ERA WHIP	IP WLS BF H R ER SO BB IBB HBP BLK WP HR S P ERA WHIP	IP WLS BF H R ER SO BB IBB HBP BLK WP HR S P ERA WHIP	IP WLS BF H R ER SO BB IBB HBP BLK WP HR S P ERA WHIP

Florida Marlins @ St. Louis Cardinals
Roger Dean Stadium, Jupiter, FL
Sun Mar 02 2008, 1:05 PM EST
Att: 5,914 - Partly Cloudy - 78 F

AB 33
R 5
H 9
RBI 5
BB 4
SO 6
LOB 11



Batter	1	2	3	4	5	6	7	8	9	AB	R	H	RBI	BB	SO	LOB	BOTTOM					
54 Brian Barton, R	1-1 G5-3		1-0 G5-3		3-3 K		1-2 G4-3			4	0	0	0	0	1	0						
88 Joe Mather, R OBP: 0.400, SLG: 0.375	0-3 K		1-1 5 1B 8 2B		4-2 8 BB 22 G5-4-3 BB		2-3 K			3	2	1	0	1	2	0						
5 Albert Pujols, R OBP: 0.667, SLG: 1.286 59 Josh Phelps, R	0-1 2B		1-1 8 2B 1B		4-2 22 G5-4-3 8 BB BB		1-0 P3			2	1	2	0	1	0	0						
8 Troy Glaus, R OBP: 0.444, SLG: 0.429 90 David Freese, R OBP: 0.333, SLG: 1.000	1-3 K		3-1 1H 2B 2B		4-2 22 G5-4-3 BB		1-0 P5			2	0	1	2	1	1	1						
22 Juan Gonzalez, R OBP: 0.333, SLG: 0.667 84 Colby Rasmus, L OBP: 0.375, SLG: 0.333		1-1 G6-3		1-1 G6-3		1-1 G5-4-3		0-2 P4		3	0	0	0	0	0	3						
47 Ryan Ludwick, R OBP: 0.111, SLG: 0.111		2-1 G6-3		0-3 K		3-3 K		1-2 F9		4	0	0	0	0	2	3						
4 Yadier Molina, R 53 Mark Johnson, L 86 Cody Haerther, L		0-0 G6-3		3-0 F7		3-3 K		0-0 G3-1		3	0	0	0	0	1	1						
3 Cesar Izturis, S 94 Rico Washington, L			2-2 L4		1-1 G6-3		1-0 G3-1 3B			3	1	1	0	0	0	0						
Aaron Miles, S 28 D'Angelo Jimenez, S			1-1 L7		1-1 G4-3		1-2 G3-1			3	0	0	1	0	0	0						
Inning Stats	R: 0 E: 0 K: 2 S: 10	H: 1 LOB: 1 BB: 0 P: 12	R: 0 E: 0 K: 0 S: 5	H: 0 LOB: 0 BB: 0 P: 8	R: 0 E: 0 K: 1 S: 6	H: 0 LOB: 0 BB: 0 P: 10	R: 2 E: 0 K: 1 S: 12	H: 3 LOB: 1 BB: 0 P: 21	R: 0 E: 0 K: 1 S: 8	H: 0 LOB: 0 BB: 0 P: 13	R: 1 E: 0 K: 1 S: 17	H: 0 LOB: 2 BB: 3 P: 33	R: 1 E: 0 K: 1 S: 10	H: 1 LOB: 0 BB: 0 P: 16	R: 0 E: 0 K: 1 S: 5	H: 0 LOB: 0 BB: 0 P: 9	R: 0 E: 0 K: 0 S: 7	H: 0 LOB: 0 BB: 0 P: 8	1B: 1 2B: 3 3B: 1 HR: 0	SF: 0 SAC: 0 DP: 1 HBP: 0	WP: 0 PA: 34 PB: 0 SB: 0 CS: 0	
PITCHER	IP WLS BF H R ER SO BB IBB HBP BLK WP HR S P ERA WHIP	IP WLS BF H R ER SO BB IBB HBP BLK WP HR S P ERA WHIP	IP WLS BF H R ER SO BB IBB HBP BLK WP HR S P ERA WHIP	IP WLS BF H R ER SO BB IBB HBP BLK WP HR S P ERA WHIP	IP WLS BF H R ER SO BB IBB HBP BLK WP HR S P ERA WHIP	IP WLS BF H R ER SO BB IBB HBP BLK WP HR S P ERA WHIP	IP WLS BF H R ER SO BB IBB HBP BLK WP HR S P ERA WHIP	IP WLS BF H R ER SO BB IBB HBP BLK WP HR S P ERA WHIP	IP WLS BF H R ER SO BB IBB HBP BLK WP HR S P ERA WHIP	IP WLS BF H R ER SO BB IBB HBP BLK WP HR S P ERA WHIP	IP WLS BF H R ER SO BB IBB HBP BLK WP HR S P ERA WHIP	IP WLS BF H R ER SO BB IBB HBP BLK WP HR S P ERA WHIP	IP WLS BF H R ER SO BB IBB HBP BLK WP HR S P ERA WHIP	IP WLS BF H R ER SO BB IBB HBP BLK WP HR S P ERA WHIP	IP WLS BF H R ER SO BB IBB HBP BLK WP HR S P ERA WHIP	IP WLS BF H R ER SO BB IBB HBP BLK WP HR S P ERA WHIP	IP WLS BF H R ER SO BB IBB HBP BLK WP HR S P ERA WHIP	IP WLS BF H R ER SO BB IBB HBP BLK WP HR S P ERA WHIP	IP WLS BF H R ER SO BB IBB HBP BLK WP HR S P ERA WHIP	IP WLS BF H R ER SO BB IBB HBP BLK WP HR S P ERA WHIP	IP WLS BF H R ER SO BB IBB HBP BLK WP HR S P ERA WHIP	IP WLS BF H R ER SO BB IBB HBP BLK WP HR S P ERA WHIP

Florida Marlins @ St. Louis Cardinals
Roger Dean Stadium, Jupiter, FL
Sun Mar 02 2008, 1:05 PM EST
Att: 5,914 - Partly Cloudy - 78 F

AB 31
R 4
H 5
RBI 3
BB 3
SO 7
LOB 8



Batter	1	2	3	4	5	6	7	8	9	AB	R	H	RBI	BB	SO	LOB	TOP				
2 Jacoby Ellsbury, L (1, 8) Rich Thompson, L (7, 9)	1-0 HBP	0-0 SF9			0-3 K		0-0 E3		0-3 K	2	0	0	1	0	1	2					
13 Alex Cora, L (1, 6) 70 Gil Velazquez, R (5, 6)	0-3 K	0-0 G6-3			0-0 G4-3		0-0 G6-4-3			3	0	0	0	0	1	3					
15 Dustin Pedroia, R (1, 4) 76 Jeff Natale, R (7, 4)	0-1 L9				0-0 F9					4	0	0	0	0	1	3					
20 Kevin Youkilis, R (1, 3) 77 Chris Carter, L (6, PR) (6, 7)	4-0 BB				0-0 L8					2	0	1	0	1	0	0					
44 Brandon Moss, L (1, 7) (6, 3)	0-3 K				4-0 F9					2	0	0	0	2	1	3					
32 Bobby Kielty, S (1, 9) 90 Bryan Pritz, R (6, 9) (7, 8)					0-0 FC6-4					3	0	0	0	0	2						
82 Jed Lowrie, S (1, 5)					4-0 G4-3					3	1	0	0	1	0	1					
71 Jeff Bailey, R (1, 10) Ryan Khoury, R (9, PR)					4-0 G5-3					2	1	1	0	1	0	0					
36 Kevin Cash, R (1, 2) 62 Scott White, R (7, PR)					4-0 G1-3					2	0	1	0	1	0	0					
80 Dusty Brown, R (7, 2)										0	0	0	0	0	0	0					
										1	0	0	0	0	1	1					
Inning Stats	R: 0 E: 0 K: 2 S: 8	H: 0 LOB: 2 BB: 1 P: 13	R: 1 E: 0 K: 0 S: 3	H: 0 LOB: 2 BB: 3 P: 15	R: 0 E: 0 K: 1 S: 5	H: 0 LOB: 1 BB: 1 P: 9	R: 0 E: 0 K: 0 S: 3	H: 0 LOB: 0 BB: 0 P: 3	R: 0 E: 0 K: 1 S: 5	H: 1 LOB: 1 BB: 0 P: 4	R: 1 E: 1 K: 0 S: 4	H: 1 LOB: 2 BB: 0 P: 5	R: 0 E: 0 K: 0 S: 2	H: 0 LOB: 0 BB: 1 P: 6	R: 0 E: 0 K: 2 S: 8	H: 1 LOB: 1 BB: 0 P: 8	1B: 3 2B: 1 3B: 0 HR: 0	SF: 1 SAC: 0 DP: 2 HBP: 2	WP: 0 PB: 0 SB: 1 CS: 0	PA: 37	
PITCHER	IP WLS BF H R ER SO BB IBB HBP BLK WP HR S P ERA WHIP	IP WLS BF H R ER SO BB IBB HBP BLK WP HR S P ERA WHIP	IP WLS BF H R ER SO BB IBB HBP BLK WP HR S P ERA WHIP	IP WLS BF H R ER SO BB IBB HBP BLK WP HR S P ERA WHIP	IP WLS BF H R ER SO BB IBB HBP BLK WP HR S P ERA WHIP	IP WLS BF H R ER SO BB IBB HBP BLK WP HR S P ERA WHIP	IP WLS BF H R ER SO BB IBB HBP BLK WP HR S P ERA WHIP	IP WLS BF H R ER SO BB IBB HBP BLK WP HR S P ERA WHIP	IP WLS BF H R ER SO BB IBB HBP BLK WP HR S P ERA WHIP	IP WLS BF H R ER SO BB IBB HBP BLK WP HR S P ERA WHIP	IP WLS BF H R ER SO BB IBB HBP BLK WP HR S P ERA WHIP	IP WLS BF H R ER SO BB IBB HBP BLK WP HR S P ERA WHIP	IP WLS BF H R ER SO BB IBB HBP BLK WP HR S P ERA WHIP	IP WLS BF H R ER SO BB IBB HBP BLK WP HR S P ERA WHIP	IP WLS BF H R ER SO BB IBB HBP BLK WP HR S P ERA WHIP	IP WLS BF H R ER SO BB IBB HBP BLK WP HR S P ERA WHIP	IP WLS BF H R ER SO BB IBB HBP BLK WP HR S P ERA WHIP	IP WLS BF H R ER SO BB IBB HBP BLK WP HR S P ERA WHIP	IP WLS BF H R ER SO BB IBB HBP BLK WP HR S P ERA WHIP	IP WLS BF H R ER SO BB IBB HBP BLK WP HR S P ERA WHIP	IP WLS BF H R ER SO BB IBB HBP BLK WP HR S P ERA WHIP

Boston Red Sox @ Florida Marlins
 Roger Dean Stadium, Jupiter, FL
 Mon Mar 03 2008, 1:05 PM EST
 Att: 8,151 - Cloudy - 73 F


AB 28
 R 2
 H 3
 RBI 1
 BB 6
 SO 6
 LOB 19



Batter	1	2	3	4	5	6	7	8	9	AB	R	H	RBI	BB	SO	LOB	BOTTOM				
11 Robert Andino, R (1, 6) 80 Rex Rundgren, R (7, 6)	0-0 G5-4-3				0-0 L5					3	0	1	0	0	0	0					
Jose Castillo, R (1, 5) 21 Jason Wood, R (6, 5) (7, 3)	0-0 G5-4-3				0-0 L5					3	0	0	0	0	1	0					
27 Jeremy Hermida, L (1, 9) 1 Alexis Gomez, L (7, 9)	0-0 P6				0-0 L5					3	1	1	0	0	0	0					
8 Dallas McPherson, L (1, 10) 79 Chris Hatcher, R (7, PH) (8, 10)					0-0 G3					2	0	0	0	1	1	0					
Mike Jacobs, L (1, 3) 78 Lee Mitchell, R (7, 5)					0-0 G4-3					2	0	1	0	1	0	0					
Luis Gonzalez, L (1, 7) 65 Jai Miller, R (6, PR) (7, 8)					0-0 G4-3					1	0	0	1	2	0	1					
12 Cody Ross, R (1, 8) 25 Brett Carroll, R (6, PR) (7, 7)					0-0 G5-3					2	0	0	0	1	1	4					
4 Alfredo Amezaga, S (1, 4) 39 Chris Barnwell, R (7, 4)					4-0 K					1	0	1	0	0	0	0					
20 Matt Treanor, R (1, 2) 41 Paul Hoover, R (7, 2)					0-0 G6-4-3					2	1	1	1	0	0	1					
										2	1	1	0	0	0	1					
Inning Stats	R: 0 E: 0 K: 0 S: 3	H: 1 LOB: 0 BB: 0 P: 3	R: 0 E: 0 K: 0 S: 4	H: 1 LOB: 1 BB: 0 P: 4	R: 0 E: 0 K: 0 S: 2	H: 0 LOB: 0 BB: 1 P: 6	R: 1 E: 0 K: 1 S: 6	H: 1 LOB: 3 BB: 3 P: 18	R: 1 E: 0 K: 0 S: 5	H: 1 LOB: 0 BB: 0 P: 5	R: 0 E: 0 K: 1 S: 5	H: 0 LOB: 2 BB: 2 P: 13	R: 1 E: 0 K: 2 S: 10	H: 3 LOB: 3 BB: 1 P: 14	R: 0 E: 0 K: 0 S: 3	H: 1 LOB: 0 BB: 0 P: 3	1B: 6 2B: 2 3B: 0 HR: 1	SF: 0 SAC: 0 DP: 3 HBP: 0	WP: 0 PB: 0 SB: 0 CS: 0	PA: 36	
PITCHER	IP WLS BF H R ER SO BB IBB HBP BLK WP HR S P ERA WHIP	IP WLS BF H R ER SO BB IBB HBP BLK WP HR S P ERA WHIP	IP WLS BF H R ER SO BB IBB HBP BLK WP HR S P ERA WHIP	IP WLS BF H R ER SO BB IBB HBP BLK WP HR S P ERA WHIP	IP WLS BF H R ER SO BB IBB HBP BLK WP HR S P ERA WHIP	IP WLS BF H R ER SO BB IBB HBP BLK WP HR S P ERA WHIP	IP WLS BF H R ER SO BB IBB HBP BLK WP HR S P ERA WHIP	IP WLS BF H R ER SO BB IBB HBP BLK WP HR S P ERA WHIP	IP WLS BF H R ER SO BB IBB HBP BLK WP HR S P ERA WHIP	IP WLS BF H R ER SO BB IBB HBP BLK WP HR S P ERA WHIP	IP WLS BF H R ER SO BB IBB HBP BLK WP HR S P ERA WHIP	IP WLS BF H R ER SO BB IBB HBP BLK WP HR S P ERA WHIP	IP WLS BF H R ER SO BB IBB HBP BLK WP HR S P ERA WHIP	IP WLS BF H R ER SO BB IBB HBP BLK WP HR S P ERA WHIP	IP WLS BF H R ER SO BB IBB HBP BLK WP HR S P ERA WHIP	IP WLS BF H R ER SO BB IBB HBP BLK WP HR S P ERA WHIP	IP WLS BF H R ER SO BB IBB HBP BLK WP HR S P ERA WHIP	IP WLS BF H R ER SO BB IBB HBP BLK WP HR S P ERA WHIP	IP WLS BF H R ER SO BB IBB HBP BLK WP HR S P ERA WHIP	IP WLS BF H R ER SO BB IBB HBP BLK WP HR S P ERA WHIP	IP WLS BF H R ER SO BB IBB HBP BLK WP HR S P ERA WHIP

Boston Red Sox @ Florida Marlins
 Roger Dean Stadium, Jupiter, FL
 Mon Mar 03 2008, 1:05 PM EST
 Att: 8,151 - Cloudy - 73 F

AB 29
 R 3
 H 8
 RBI 3
 BB 7
 SO 4
 LOB 23



Batter	1	2	3	4	5	6	7	8	9	AB	R	H	RBI	BB	SO	LOB	TOP																		
7 José Reyes, S OBP: 0.400, SLG: 0.357 85 Rubén Tejada, R OBP: 0.750, SLG: 1.000										3	0	1	0	0	0	4																			
4 Anderson Hernandez, S OBP: 0.261, SLG: 0.273										5	1	2	1	0	1	5																			
5 David Wright, R OBP: 0.230, SLG: 0.143 86 Ezequiel Carrera, L OBP: 0.429, SLG: 0.200										3	0	1	0	1	0	1																			
16 Ángel Pagán, S OBP: 0.423, SLG: 0.423										5	0	3	2	0	1	1																			
11 Ramon Castro, R OBP: 0.211, SLG: 0.250 30 Raul Casanova, S OBP: 0.500, SLG: 0.500										3	0	0	0	0	1	4																			
67 Fernando Martínez, L OBP: 0.316, SLG: 0.235										5	0	0	0	0	1	3																			
93 Brady Clark, R OBP: 0.333, SLG: 0.316										3	0	1	0	0	2	0																			
94 Daniel Murphy, L OBP: 0.250, SLG: 0.286										4	1	0	0	0	0	2																			
91 Richard Lucas, R OBP: 0.500, SLG: 0.667										3	1	1	0	1	1	2																			
Inning Stats	R: 0 E: 0 K: 1 S: 7	H: 3 LOB: 2 BB: 0 P: 7	R: 0 E: 1 K: 0 S: 5	H: 1 LOB: 2 BB: 0 P: 5	R: 1 E: 0 K: 0 S: 4	H: 2 LOB: 1 BB: 1 P: 8	R: 0 E: 0 K: 0 S: 3	H: 0 LOB: 2 BB: 1 P: 9	R: 0 E: 0 K: 1 S: 5	H: 0 LOB: 0 BB: 0 P: 5	R: 0 E: 0 K: 1 S: 5	H: 0 LOB: 2 BB: 0 P: 5	R: 1 E: 0 K: 1 S: 7	H: 2 LOB: 1 BB: 0 P: 9	R: 0 E: 0 K: 2 S: 7	H: 0 LOB: 0 BB: 0 P: 7	R: 4 E: 1 K: 1 S: 10	H: 5 LOB: 1 BB: 0 P: 10	1B: 12 2B: 2 3B: 0 HR: 0	SF: 0 SAC: 0 DP: 3 HBP: 1	WP: 0 PB: 0 SB: 3 CS: 0	PA: 42													
PITCHER	IP	WLS	BF	H	R	ER	SO	BB	IBB	HBP	BLK	WP	HR	S	P	ERA	WHIP	PITCHER	IP	WLS	BF	H	R	ER	SO	BB	IBB	HBP	BLK	WP	HR	S	P	ERA	WHIP
Mark Hendrickson, L ERA: 3.6	3.0	15	6	1	1	1	1	1	0	0	0	0	0	16	20	3.00	2.333	22 Matt Lindstrom, R ERA: 9.0	1.0	L	8	5	4	3	1	0	0	0	0	0	10	10	27.00	5.000	
71 Chris Volstad, R ERA: 4.5	2.0	8	0	0	0	1	1	1	0	1	0	0	0	8	14	0.00	0.500																		
51 Marcus Gwyn, R ERA: 4.5	1.0	3	0	0	0	1	0	0	0	0	0	0	0	5	5	0.00	0.000																		
32 Justin Miller, R ERA: 2.7	1.0	5	2	1	1	1	0	0	0	0	0	0	0	7	9	9.00	2.000																		
19 Logan Kensing, R ERA: 3.0	1.0	3	0	0	0	2	0	0	0	0	0	0	0	7	7	0.00	0.000																		

New York Mets @ Florida Marlins
Roger Dean Stadium, Jupiter, FL
Tue Mar 04 2008, 1:05 PM EST
Att: 3,381 - Partly Cloudy - 79 F

AB 39
R 6
H 13
RBI 6
BB 2
SO 7
LOB 22



Batter	1	2	3	4	5	6	7	8	9	AB	R	H	RBI	BB	SO	LOB	BOTTOM																		
2 Hanley Ramirez, R OBP: 0.397, SLG: 0.308 4 Alfredo Amezaga, S OBP: 0.273, SLG: 0.200										3	0	1	0	0	0	3																			
6 Dan Uggla, R OBP: 0.438, SLG: 0.571 81 Chris Coghlan, L OBP: 0.111, SLG: 0.111										3	0	1	0	0	0	0																			
27 Jeremy Hermida, L OBP: 0.294, SLG: 0.154 40 Jorge Piedra, L OBP: 0.500, SLG: 0.714										4	0	1	0	0	1	5																			
14 Josh Willingham, R OBP: 0.455, SLG: 0.444 31 John Gall, R OBP: 0.250, SLG: 0.143										3	0	1	0	0	1	3																			
8 Dallas McPherson, L 21 Jason Wood, R										3	0	0	0	0	2	2																			
3 Jorge Cantu, R OBP: 0.500, SLG: 0.538 73 Tagg Bozied, R OBP: 0.500, SLG: 0.500										2	0	1	0	1	0	0																			
Jose Castillo, R OBP: 0.200, SLG: 0.429 83 Gaby Sanchez, R OBP: 0.100, SLG: 0.100										3	1	2	1	0	0	3																			
58 Mike Rabelo, S OBP: 0.385, SLG: 0.273 53 John Baker, L OBP: 0.500, SLG: 0.400										3	0	1	0	0	2	2																			
7 Alejandro De Aza, L OBP: 0.385, SLG: 0.818										2	0	0	0	2	1	0																			
Inning Stats	R: 0 E: 0 K: 1 S: 6	H: 1 LOB: 1 BB: 0 P: 6	R: 1 E: 0 K: 1 S: 8	H: 1 LOB: 0 BB: 0 P: 10	R: 0 E: 0 K: 1 S: 7	H: 2 LOB: 2 BB: 0 P: 7	R: 0 E: 0 K: 2 S: 9	H: 2 LOB: 3 BB: 1 P: 13	R: 0 E: 0 K: 2 S: 9	H: 1 LOB: 3 BB: 1 P: 13	R: 0 E: 0 K: 0 S: 4	H: 2 LOB: 2 BB: 1 P: 8	R: 1 E: 1 K: 0 S: 4	H: 1 LOB: 1 BB: 1 P: 8	R: 0 E: 0 K: 0 S: 3	H: 0 LOB: 0 BB: 0 P: 3	R: 0 E: 0 K: 0 S: 4	H: 1 LOB: 2 BB: 0 P: 6	1B: 8 2B: 2 3B: 0 HR: 1	SF: 0 SAC: 0 DP: 1 HBP: 1	WP: 0 PB: 0 SB: 0 CS: 0	PA: 43													
PITCHER	IP	WLS	BF	H	R	ER	SO	BB	IBB	HBP	BLK	WP	HR	S	P	ERA	WHIP	PITCHER	IP	WLS	BF	H	R	ER	SO	BB	IBB	HBP	BLK	WP	HR	S	P	ERA	WHIP
33 John Maine, R ERA: 7.1	3.0	13	4	1	1	3	0	0	0	0	0	0	0	9	13	0.00	3.000	58 Andy Cavazos, R ERA: 9.0	1.0	L	5	1	1	0	0	0	0	0	0	4	6	0.00	1.000		
25 Pedro Feliciano, L ERA: 4.1	1.0	6	2	0	0	2	1	0	0	0	0	0	0	9	13	0.00	2.000																		
38 Matt Wise, R ERA: 4.1	1.0	6	1	0	0	2	1	0	0	0	0	0	0	9	13	0.00	2.000																		
Jorge Sosa, R ERA: 4.1	2.0	10	3	1	0	0	2	0	0	0	0	0	0	8	16	0.00	2.500																		
43 Brian Stokes, R ERA: 4.1	1.0	W	3	0	0	0	0	0	0	0	0	0	0	3	3	0.00	0.000																		

New York Mets @ Florida Marlins
Roger Dean Stadium, Jupiter, FL
Tue Mar 04 2008, 1:05 PM EST
Att: 3,381 - Partly Cloudy - 79 F

AB 38
R 2
H 11
RBI 1
BB 4
SO 7
LOB 29



Batter	1	2	3	4	5	6	7	8	9	AB	R	H	RBI	BB	SO	LOB	TOP						
11 Robert Andino, R (1, 6) OBP: 0.235, SLG: 0.250 80 Rex Rundgren, R (7, 6) OBP: 0.250, SLG: 0.250										4	1	1	0	0	0	1							
6 Dan Uggla, R (1, 4) OBP: 0.500, SLG: 0.563 81 Chris Coghlan, L (7, PR) OBP: 0.111, SLG: 0.111										2	0	1	0	2	0	1							
27 Jeremy Hermida, L (1, 9) OBP: 0.238, SLG: 0.115 41 Paul Hoover, R (7, 7) OBP: 0.250, SLG: 0.250										4	0	0	0	0	1	4							
25 Brett Carroll, R (1, 7) OBP: 0.538, SLG: 0.667										4	1	1	1	0	0	2							
Luis Gonzalez, L (1, 10) OBP: 0.462, SLG: 0.364 53 John Baker, L (8, PH) OBP: 0.429, SLG: 0.333										3	0	2	1	0	0	0							
12 Cody Ross, R (1, 8) OBP: 0.200, SLG: 0.308 40 Jorge Piedra, L (6, 7) OBP: 0.444, SLG: 0.625										3	0	0	0	0	0	3							
Jose Castillo, R (1, 5) OBP: 0.211, SLG: 0.444										4	0	1	0	0	1	0							
21 Jason Wood, R (1, 3) 83 Gaby Sanchez, R (6, 3) OBP: 0.091, SLG: 0.091										3	0	0	0	0	1	1							
58 Mike Rabelo, S (1, 2) 72 Brett Hayes, R (7, 2)										3	0	1	0	0	0	0							
Inning Stats	R: 2 E: 0 K: 0 S: 6	H: 3 LOB: 1 BB: 0 P: 6	R: 0 E: 0 K: 1 S: 6	H: 1 LOB: 1 BB: 0 P: 6	R: 0 E: 0 K: 0 S: 4	H: 1 LOB: 2 BB: 1 P: 8	R: 0 E: 0 K: 1 S: 5	H: 0 LOB: 0 BB: 0 P: 5	R: 0 E: 0 K: 0 S: 4	H: 1 LOB: 1 BB: 0 P: 4	R: 0 E: 0 K: 0 S: 3	H: 0 LOB: 1 BB: 1 P: 7	R: 0 E: 0 K: 1 S: 5	H: 0 LOB: 0 BB: 0 P: 5	R: 0 E: 0 K: 2 S: 7	H: 0 LOB: 0 BB: 0 P: 7	1B: 4 2B: 3 3B: 0 HR: 0	SF: 0 SAC: 0 DP: 0 HBP: 0	WP: 0 PB: 0 SB: 0 CS: 0	PA: 36			
PITCHER	IP WLS BF H R ER SO BB IBB HBP BLK WP HR S P ERA WHIP	41 Steve Trachsel, R (1, 1) ERA: 3.6	52 George Sherrill, L (4, 1) ERA: 4.5	Chad Bradford, R (5, 1) ERA: 3.0	54 Lance Cormier, R (6, 1) ERA: 31.5	72 Freddy Deza, R (7, 1) ERA:	71 Bob McCrory, R (8, 1) ERA: 4.5	35 Greg Aquino, R (9, 1) ERA:	IP WLS BF H R ER SO BB IBB HBP BLK WP HR S P ERA WHIP	71 Bob McCrory, R (8, 1) ERA: 4.5	35 Greg Aquino, R (9, 1) ERA:	IP WLS BF H R ER SO BB IBB HBP BLK WP HR S P ERA WHIP	71 Bob McCrory, R (8, 1) ERA: 4.5	35 Greg Aquino, R (9, 1) ERA:	IP WLS BF H R ER SO BB IBB HBP BLK WP HR S P ERA WHIP	71 Bob McCrory, R (8, 1) ERA: 4.5	35 Greg Aquino, R (9, 1) ERA:	IP WLS BF H R ER SO BB IBB HBP BLK WP HR S P ERA WHIP	71 Bob McCrory, R (8, 1) ERA: 4.5	35 Greg Aquino, R (9, 1) ERA:	IP WLS BF H R ER SO BB IBB HBP BLK WP HR S P ERA WHIP	71 Bob McCrory, R (8, 1) ERA: 4.5	35 Greg Aquino, R (9, 1) ERA:

Florida Marlins @ Baltimore Orioles
Fort Lauderdale Stadium, Ft. Lauderdale, FL
Wed Mar 05 2008, 1:05 PM EST
Att. 3,506 - Overcast - 81 F

AB 34
R 2
H 7
RBI 2
BB 2
SO 6
LOB 12



Batter	1	2	3	4	5	6	7	8	9	AB	R	H	RBI	BB	SO	LOB	BOTTOM						
13 Tike Redman, L (1, 8) OBP: 0.300, SLG: 0.700										4	1	1	1	0	0	0							
6 Melvin Mora, R (1, 5) OBP: 0.583, SLG: 0.857 69 Oscar Salazar, R (7, 9) OBP: 0.444, SLG: 0.889										2	0	0	0	1	0	0							
21 Nick Markakis, L (1, 9) OBP: 0.600, SLG: 0.846 73 Chris Heintz, R (7, 3)										3	0	1	0	0	0	0							
Kevin Millar, R (1, 3) OBP: 0.467, SLG: 0.385 66 Mike Costanzo, L (7, 5) OBP: 0.333, SLG: 0.667										3	0	1	0	0	1	2							
17 Aubrey Huff, L (1, 10) 24 Guillermo Quiroz, R (7, PH) OBP: 0.500, SLG: 0.500										2	0	0	0	0	0	3							
Ramon Hernandez, R (1, 2) OBP: 0.250, SLG: 0.200 19 Ben Davis, S (6, 2) OBP: 0.100, SLG: 0.200 58 Matt Wieters, S (9, 2) OBP: 0.143, SLG: 0.143										2	0	0	0	0	0	1							
Jay Gibbons, L (1, 7) OBP: 0.231, SLG: 0.308 25 Luis Terrero, R (6, PR) OBP: 0.313, SLG: 0.267										2	0	1	0	0	0	0							
2 Luis Hernandez, S (1, 6) OBP: 0.364, SLG: 0.222 12 Brandon Fahey, L (7, 6) OBP: 0.417, SLG: 0.455										1	0	0	0	1	0	1							
70 Eider Torres, S (1, 4) OBP: 0.235, SLG: 0.188										3	0	0	0	0	0	3							
Inning Stats	R: 0 E: 0 K: 0 S: 3	H: 0 LOB: 0 BB: 0 P: 3	R: 0 E: 0 K: 0 S: 3	H: 1 LOB: 0 BB: 0 P: 3	R: 0 E: 0 K: 0 S: 2	H: 0 LOB: 1 BB: 1 P: 6	R: 0 E: 0 K: 0 S: 4	H: 1 LOB: 2 BB: 1 P: 8	R: 0 E: 0 K: 0 S: 4	H: 1 LOB: 0 BB: 0 P: 4	R: 1 E: 0 K: 1 S: 6	H: 1 LOB: 0 BB: 0 P: 6	R: 0 E: 0 K: 0 S: 3	H: 0 LOB: 0 BB: 0 P: 3	R: 0 E: 0 K: 0 S: 3	H: 2 LOB: 1 BB: 0 P: 4	1B: 4 2B: 1 3B: 0 HR: 1	SF: 0 SAC: 0 DP: 1 HBP: 0	WP: 0 PB: 0 SB: 0 CS: 2	PA: 33			
PITCHER	IP WLS BF H R ER SO BB IBB HBP BLK WP HR S P ERA WHIP	56 Rick Van Den Hurk, R (1, 1) ERA: 1.8	76 Ryan Tucker, R (4, 1) ERA: 9.0	82 Brett Sinkbeil, R (5, 1) ERA: 0.85	50 Marcos Carvajal, R (6, 1) ERA: 5.4	64 Scott Nestor, R (7, 1) ERA:	29 Ross Wolf, R (8, 1) ERA:	46 Joe Nelson, R (9, 1) ERA:	IP WLS BF H R ER SO BB IBB HBP BLK WP HR S P ERA WHIP	29 Ross Wolf, R (8, 1) ERA:	46 Joe Nelson, R (9, 1) ERA:	IP WLS BF H R ER SO BB IBB HBP BLK WP HR S P ERA WHIP	29 Ross Wolf, R (8, 1) ERA:	46 Joe Nelson, R (9, 1) ERA:	IP WLS BF H R ER SO BB IBB HBP BLK WP HR S P ERA WHIP	29 Ross Wolf, R (8, 1) ERA:	46 Joe Nelson, R (9, 1) ERA:	IP WLS BF H R ER SO BB IBB HBP BLK WP HR S P ERA WHIP	29 Ross Wolf, R (8, 1) ERA:	46 Joe Nelson, R (9, 1) ERA:	IP WLS BF H R ER SO BB IBB HBP BLK WP HR S P ERA WHIP	29 Ross Wolf, R (8, 1) ERA:	46 Joe Nelson, R (9, 1) ERA:

Florida Marlins @ Baltimore Orioles
Fort Lauderdale Stadium, Ft. Lauderdale, FL
Wed Mar 05 2008, 1:05 PM EST
Att. 3,506 - Overcast - 81 F

AB 30
R 1
H 6
RBI 1
BB 2
SO 1
LOB 13



Batter	1	2	3	4	5	6	7	8	9	AB	R	H	RBI	BB	SO	LOB	TOP																					
55 Skip Schumaker, L OBP: 0.400, SLG: 0.500 89 Nick Stavinoha, R OBP: 0.667, SLG: 1.000 86 Joe Mather, R OBP: 0.357, SLG: 0.333	G4-3		G3		K		3B		2B	4	0	1	2	0	1	2	St. Louis Cardinals @ Florida Marlins Roger Dean Stadium, Jupiter, FL Wed Mar 05 2008, 7:05 PM EST Att. 3,258 - Overcast - 75 F																					
Adam Kennedy, L OBP: 0.308, SLG: 0.250 70 Jarrett Hoffpauir, R	G4-3			24 1B 91 1B BB	24 F8-3-4 1B		G3		BB	3	1	1	0	1	0	1																						
24 Rick Ankiel, L OBP: 0.333, SLG: 0.286	P6			16 BB 13 HBP 91 1B 1B	F8-3-4		G3		F8	5	1	1	0	0	0	5																						
91 Amaury Cazana, R OBP: 0.429, SLG: 0.429				13 HBP 84 FC3-6 1B			K		G3	4	1	2	1	0	1	0																						
16 Chris Duncan, L OBP: 0.353, SLG: 0.083 59 Josh Phelps, R	G4-6-3			84 FC3-6 13 HBP BB			G6-3		G6-3	2	0	0	0	2	0	1																						
13 Brendan Ryan, R OBP: 0.500, SLG: 0.545 28 D'Angelo Jimenez, S	F9			84 FC3-6 HBP			G5-4-3		BB	2	0	0	1	1	0	1																						
84 Colby Rasmus, L OBP: 0.438, SLG: 0.583				62 S BB	FC3-6 21 G6-3 1B		SH2-4 62 SH2-4 55 3B BB		L7	2	1	0	1	2	0	3																						
21 Jason LaRue, R OBP: 0.308, SLG: 0.182				F7	G6-3		62 SH2-4 55 3B BB		L7	3	1	0	0	1	0	3																						
62 Brian Barden, R OBP: 0.333, SLG: 0.250				K			SH2-4		K	3	0	1	0	0	2	1																						
Inning Stats	R: 0 E: 0 K: 0 S: 3	H: 0 LOB: 0 BB: 0 P: 3	R: 0 E: 0 K: 0 S: 3	H: 1 LOB: 1 BB: 0 P: 3	R: 0 E: 0 K: 1 S: 5	H: 0 LOB: 1 BB: 1 P: 9	R: 3 E: 0 K: 0 S: 4	H: 2 LOB: 1 BB: 2 P: 13	R: 0 E: 0 K: 1 S: 6	H: 2 LOB: 1 BB: 0 P: 6	R: 0 E: 0 K: 1 S: 4	H: 0 LOB: 0 BB: 1 P: 8	R: 2 E: 0 K: 0 S: 4	H: 1 LOB: 1 BB: 2 P: 12	R: 0 E: 0 K: 0 S: 3	H: 0 LOB: 1 BB: 1 P: 7	R: 0 E: 0 K: 1 S: 6	H: 1 LOB: 2 BB: 1 P: 10	1B: 5 2B: 2 3B: 1 HR: 0	SF: 0 SAC: 1 DP: 4 HBP: 1	WP: 0 PB: 0 SB: 1 CS: 0	PA: 39																
PITCHER	IP	WLS	BF	H	R	ER	SO	BB	IBB	HBP	BLK	WP	HR	S	P	ERA	WHIP	PITCHER				IP	WLS	BF	H	R	ER	SO	BB	IBB	HBP	BLK	WP	HR	S	P	ERA	WHIP
47 Ricky Nolasco, R ERA: 16.88	3.0		10	1	0	0	1	1	0	0	0	0	0	11	15	0.00	0.667	66 Burke Badenhop, R ERA: 16.88				1.0		4	0	0	0	1	0	0	0	0	0	3	7	0.00	1.000	
62 Dallas Trahern, R ERA: 16.88	1.0	B	7	2	3	3	0	2	0	1	0	0	0	4	13	27.00	4.000	37 Rencyl Pinto, L ERA: 16.88				1.0		5	1	0	0	1	1	0	0	0	0	6	10	0.00	2.000	
43 Randy Williams, L ERA: 3.0	1.0		4	2	0	0	1	0	0	0	0	0	0	6	6	0.00	2.000																					
57 Taylor Tankersley, L ERA: 3.0	1.0		3	0	0	0	1	1	0	0	0	0	0	4	8	0.00	1.000																					
45 Frankie De La Cruz, R ERA: 9.0	1.0	L	6	1	2	2	0	2	0	0	0	0	0	4	12	18.00	3.000																					

AB	29
R	5
H	7
RBI	5
BB	8
SO	4
LOB	17



Batter	1	2	3	4	5	6	7	8	9	AB	R	H	RBI	BB	SO	LOB	BOTTOM																					
2 Hanley Ramirez, R OBP: 0.444, SLG: 0.563 39 Chris Barnwell, R OBP: 0.167, SLG: 0.167	4 CS 1B	1H 2H HR		G4-6-3			4 CS BB		K	3	1	2	3	1	0	1	St. Louis Cardinals @ Florida Marlins Roger Dean Stadium, Jupiter, FL Wed Mar 05 2008, 7:05 PM EST Att. 3,258 - Overcast - 75 F																					
4 Alfredo Amezaga, S OBP: 0.400, SLG: 0.308	14 2B BB			CS 1B			K			3	0	2	0	1	1																							
Mike Jacobs, L OBP: 0.533, SLG: 0.727 73 Tagg Bozied, R OBP: 0.455, SLG: 0.444	P6	F7		CS	G4-3		G6-3			3	0	0	0	0	2																							
14 Josh Willingham, R OBP: 0.429, SLG: 0.500 65 Jai Miller, R				G5-3	G6-3		F9			3	0	1	0	0	0																							
8 Dallas McPherson, L OBP: 0.500, SLG: 0.588	L3			F8	K		F9			4	0	0	0	0	1																							
3 Jorge Cantu, R OBP: 0.500, SLG: 0.588		F7		1 BB 1B			L5		1 G4-3 31 1B 2B	4	1	2	0	0	0																							
1 Alexis Gomez, L OBP: 0.429, SLG: 0.300		7 E 2 HR BB			BB		K		G4-3	2	1	0	0	2	1																							
20 Matt Treanor, R OBP: 0.385, SLG: 0.750 70 Brad Davis, R OBP: 0.250, SLG: 0.250				K	G5-3		G5-3		K	3	0	0	0	0	1																							
7 Alejandro De Az, L OBP: 0.400, SLG: 0.750 31 John Gall, R OBP: 0.300, SLG: 0.222		E6 2 HR			2 G4-6-3 BB		K			1	1	0	0	1	0																							
Inning Stats	R: 0 E: 0 K: 0 S: 4	H: 2 LOB: 2 BB: 1 P: 8	R: 3 E: 1 K: 1 S: 8	H: 2 LOB: 1 BB: 1 P: 12	R: 0 E: 0 K: 0 S: 4	H: 1 LOB: 2 BB: 1 P: 8	R: 0 E: 0 K: 0 S: 3	H: 1 LOB: 0 BB: 1 P: 7	R: 0 E: 0 K: 1 S: 5	H: 0 LOB: 0 BB: 0 P: 5	R: 0 E: 0 K: 2 S: 6	H: 0 LOB: 1 BB: 1 P: 10	R: 0 E: 0 K: 0 S: 3	H: 0 LOB: 0 BB: 0 P: 3	R: 1 E: 0 K: 2 S: 9	H: 2 LOB: 1 BB: 0 P: 9	1B: 5 2B: 3 3B: 0 HR: 1	SF: 0 SAC: 0 DP: 2 HBP: 0	WP: 0 PB: 0 SB: 0 CS: 3	PA: 38																		
PITCHER	IP	WLS	BF	H	R	ER	SO	BB	IBB	HBP	BLK	WP	HR	S	P	ERA	WHIP	PITCHER				IP	WLS	BF	H	R	ER	SO	BB	IBB	HBP	BLK	WP	HR	S	P	ERA	WHIP
50 Adam Wainwright, R ERA: 3.0	3.0	W	9	1	0	0	2	1	0	0	0	0	0	13	17	0.00	0.667	56 Kelvin Jimenez, R ERA: 1.8				2.0	S	8	2	1	1	2	0	0	0	0	0	12	4.50	1.000		
73 Jaime Garcia, L ERA: 1.8	1.0	H	3	0	0	0	2	1	0	0	0	0	0	6	10	0.00	1.000																					

AB	32
R	4
H	8
RBI	4
BB	5
SO	7
LOB	13

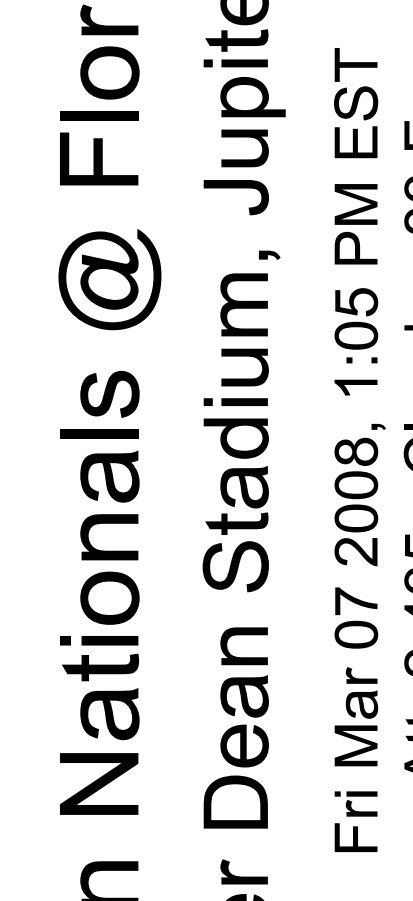


Batter	1	2	3	4	5	6	7	8	9	AB	R	H	RBI	BB	SO	LOB	TOP																			
15 Cristian Guzman, S OBP: 0.381, SLG: 0.429 96 Ian Desmond, R OBP: 1.000, SLG: 1.000	G5-3		G6-3		G4-3		G4-1		1B	4	0	0	2	0	0	3	Washington Nationals @ Florida Marlins Roger Dean Stadium, Jupiter, FL Fri Mar 07 2008, 1:05 PM EST Att: 2,435 - Cloudy - 83 F																			
29 Bret Boone, R OBP: 0.353, SLG: 0.467 5 Kory Casto, L OBP: 0.353, SLG: 0.083	F7		K		P5		K		K	4	0	0	0	0	2	3																				
44 Lastings Milledge, R OBP: 0.340, SLG: 0.417 30 Justin Maxwell, R OBP: 0.400, SLG: 0.444	G4-3		L6		F7		G4-3			4	0	0	0	0	0	3																				
24 Nick Johnson, L OBP: 0.412, SLG: 0.533 Matthew Whitney, R (7, 3)		1B							K	3	0	3	0	0	0	0																				
34 Elijah Dukes, R OBP: 0.400, SLG: 0.636	L5				G4-3		L7-4		K	4	0	0	0	0	1	3																				
6 Alex Escobar, R OBP: 0.188, SLG: 0.083 60 Jason Dubois, R OBP: 0.571, SLG: 0.667		BB			F9		1B		K	2	0	1	0	1	0	1																				
55 Garrett Guzman, L OBP: 0.429, SLG: 0.500 29 Ryan Langerhans, L OBP: 0.353, SLG: 0.231	P6				P5		G3-1		K	3	0	0	0	0	0	4																				
83 Wil Nieves, R OBP: 0.625, SLG: 0.667 53 Humberto Cota, R OBP: 0.750, SLG: 0.714		1B			BB		1B		1B	1	1	1	0	1	0	0																				
4 Pete Orr, L OBP: 0.375, SLG: 0.733					3B		2B		P4	3	1	2	0	1	0	1																				
Inning Stats	R: 0 E: 0 K: 0 S: 3	H: 0 LOB: 0 BB: 0 P: 3	R: 0 E: 0 K: 0 S: 4	H: 2 LOB: 2 BB: 1 P: 9	R: 1 E: 0 K: 1 S: 6	H: 1 LOB: 0 BB: 0 P: 6	R: 0 E: 0 K: 0 S: 4	H: 1 LOB: 1 BB: 0 P: 4	R: 1 E: 0 K: 0 S: 4	H: 1 LOB: 1 BB: 1 P: 8	R: 0 E: 0 K: 0 S: 4	H: 2 LOB: 1 BB: 0 P: 5	R: 0 E: 0 K: 1 S: 6	H: 1 LOB: 2 BB: 1 P: 10	R: 0 E: 0 K: 3 S: 9	H: 0 LOB: 0 BB: 0 P: 9		R: 0 E: 0 K: 2 S: 9	H: 2 LOB: 2 BB: 0 P: 9	1B: 6 2B: 4 3B: 1 HR: 0	SF: 0 SAC: 0 DP: 1 HBP: 0	WP: 2 PB: 0 CS: 0	PA: 38													
PITCHER	IP	WLS	BF	H	R	ER	SO	BB	IBB	HBP	BLK	WP	HR	S	P	ERA	WHIP	PITCHER		IP	WLS	BF	H	R	ER	SO	BB	IBB	HBP	BLK	WP	HR	S	P	ERA	WHIP
23 Andrew Miller, L ERA: 2.0	4.0		16	4	1	1	1	1	0	0	0	1	0	17	22	2.25	1.250	19 Logan Kensing, R ERA: 2.25		1.0	S	5	2	0	0	2	0	0	0	0	0	9	9	0.00	2.000	
22 Matt Lindstrom, R ERA: 9.0	1.0	B	5	1	1	1	0	1	0	0	0	0	0	4	8	9.00	2.000																			
61 Jesus Delgado, R ERA: 4.5	1.0	W	4	2	0	0	0	0	0	0	0	1	0	4	5	0.00	2.000																			
51 Marcus Gwyn, R ERA: 3.0	1.0	H	5	1	0	0	1	1	0	0	0	0	0	6	10	0.00	2.000																			
32 Justin Miller, R ERA: 2.09	1.0	H	3	0	0	0	3	0	0	0	0	0	0	9	9	0.00	0.000																			

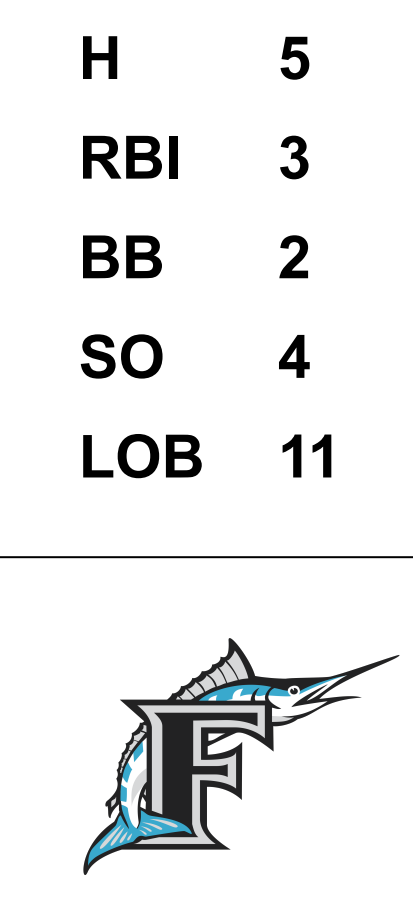
AB	35
R	2
H	10
RBI	2
BB	3
SO	7
LOB	20



AB	35
R	2
H	10
RBI	2
BB	3
SO	7
LOB	20



AB	30
R	3
H	5
RBI	3
BB	2
SO	4
LOB	11



AB	30
R	3
H	5
RBI	3
BB	2
SO	4
LOB	11

Batter	1	2	3	4	5	6	7	8	9	AB	R	H	RBI	BB	SO	LOB	TOP								
2 Hanley Ramirez, R OBP: 0.440, SLG: 0.609 80 Rex Rundgren, R OBP: 0.429, SLG: 0.714	F9						FC5-4			4	0	2	1	0	0	1	Florida Marlins @ Boston Red Sox City of Palms Park, Ft. Myers, FL Sat Mar 08 2008, 1:05 PM EST Att: 7,855 - Sunny - 67 F livebaseballscorecards.com								
4 Alfredo Amezaga, S OBP: 0.333, SLG: 0.250 81 Chris Coghlan, L OBP: 0.083, SLG: 0.083	P6							G3	F7	3	0	0	0	0	1	3									
27 Jeremy Hermida, L OBP: 0.214, SLG: 0.167	P5							K		4	0	0	0	0	2	1									
8 Dallas McPherson, L OBP: 0.125, SLG: 0.267 53 John Baker, L OBP: 0.333, SLG: 0.250		K						G5-3		3	0	0	0	0	2	1									
Jose Castillo, R OBP: 0.231, SLG: 0.375	F9								F9	3	1	1	0	1	0	0									
12 Cody Ross, R OBP: 0.238, SLG: 0.316 40 Jorge Piedra, L OBP: 0.455, SLG: 0.900	P6									3	0	0	0	0	2	2									
58 Mike Rabelo, S OBP: 0.368, SLG: 0.294 79 Chris Hatcher, R			P3							3	0	1	0	0	1	0									
73 Tagg Bozied, R OBP: 0.467, SLG: 0.417 83 Gaby Sanchez, R OBP: 0.154, SLG: 0.385	G6-3									2	1	0	1	1	0	1									
65 Jai Miller, R	P3									1	1	1	1	0	0	0									
										3	0	0	0	1	1	1									
										3	0	0	0	1	1	1									
										3	0	0	0	1	1	1									
Inning Stats	R: 0 E: 0 K: 0 S: 3	H: 0 LOB: 0 BB: 0 P: 3	R: 0 E: 0 K: 1 S: 5	H: 0 LOB: 0 BB: 0 P: 5	R: 0 E: 0 K: 0 S: 3	H: 0 LOB: 0 BB: 0 P: 3	R: 0 E: 0 K: 2 S: 8	H: 1 LOB: 1 BB: 0 P: 8	R: 2 E: 0 K: 1 S: 8	H: 3 LOB: 2 BB: 1 P: 13	R: 0 E: 0 K: 2 S: 7	H: 0 LOB: 1 BB: 1 P: 11	R: 0 E: 0 K: 2 S: 7	H: 0 LOB: 1 BB: 1 P: 11	R: 0 E: 0 K: 1 S: 5	H: 0 LOB: 0 BB: 0 P: 5	R: 3 E: 0 K: 0 S: 6	H: 3 LOB: 1 BB: 1 P: 10	1B: 3 2B: 2 3B: 0 HR: 2	SF: 0 SAC: 0 DP: 0 HBP: 0	WP: 0 PB: 0 SB: 1 CS: 0	PA: 38			
PITCHER	IP	WLS	BF	H	R	ER	SO	BB	IBB	HBP	BLK	WP	HR	S	P	ERA	WHIP								
17 Manny Delcarmen, R (1, 1) ERA: 2.25	2.0		6	0	0	0	1	0	0	0	0	0	0	8	8	0.00	0.000								
50 Mike Timlin, R (3, 1) ERA: 14.73	2.0	7	1	0	0	2	0	0	0	0	0	0	0	11	11	0.00	0.500								
56 Craig Hansen, R (6, 1) ERA: 2.7	1.2	L	10	3	2	2	2	0	0	0	0	0	0	12	21	10.80	3.000								
Craig Breslow, L (8, 1) ERA: 13.5	1.1		5	0	0	0	3	1	0	0	0	0	0	10	14	0.00	0.750								
68 Lee Gronkiewicz, R (1, 1) ERA: 13.5	1.0		3	0	0	0	1	0	0	0	0	0	0	5	5	0.00	0.000								

Batter	1	2	3	4	5	6	7	8	9	AB	R	H	RBI	BB	SO	LOB	BOTTOM								
2 Jacoby Ellsbury, L OBP: 0.250, SLG: 0.429	L6									5	1	3	2	0	0	0	Florida Marlins @ Boston Red Sox City of Palms Park, Ft. Myers, FL Sat Mar 08 2008, 1:05 PM EST Att: 7,855 - Sunny - 67 F livebaseballscorecards.com								
15 Dustin Pedroia, R OBP: 0.208, SLG: 0.217 44 Brandon Moss, L OBP: 0.391, SLG: 0.400	F8									4	0	0	0	0	1	4									
34 David Ortiz, L OBP: 0.500, SLG: 0.364 97 Lars Anderson, L (4, PR) (5, 10)	F8									2	0	1	0	0	0	0									
20 Kevin Youkilis, R OBP: 0.421, SLG: 0.500 78 Jonathan Van Every, L (8, PR) OBP: 0.278, SLG: 0.294	F8									3	0	1	0	1	0	1									
Jason Varitek, S OBP: 0.231, SLG: 0.538 36 Kevin Cash, R OBP: 0.417, SLG: 0.400	G3									2	0	0	0	0	1	2									
82 Jed Lowrie, S OBP: 0.280, SLG: 0.150	F7									2	0	0	0	0	0	3									
32 Bobby Kielty, S										3	0	0	0	1	0	5									
11 Keith Ginter, R OBP: 0.500, SLG: 0.500	F7									3	0	0	0	0	2	4									
77 Chris Carter, L OBP: 0.348, SLG: 0.409										1	0	0	0	0	0	0									
64 Joe Thurston, L OBP: 0.500, SLG: 0.400	F8									4	1	3	0	0	0	0									
										4	0	0	0	0	1	3									
										4	0	0	0	0	1	3									
Inning Stats	R: 0 E: 0 K: 0 S: 3	H: 0 LOB: 0 BB: 0 P: 3	R: 0 E: 0 K: 0 S: 3	H: 0 LOB: 0 BB: 0 P: 3	R: 0 E: 0 K: 2 S: 8	H: 2 LOB: 2 BB: 0 P: 5	R: 0 E: 0 K: 2 S: 8	H: 1 LOB: 1 BB: 1 P: 12	R: 0 E: 0 K: 1 S: 6	H: 2 LOB: 1 BB: 0 P: 6	R: 0 E: 0 K: 1 S: 5	H: 0 LOB: 2 BB: 2 P: 14	R: 0 E: 0 K: 0 S: 3	H: 0 LOB: 0 BB: 0 P: 3	R: 0 E: 0 K: 1 S: 6	H: 1 LOB: 3 BB: 1 P: 10	R: 2 E: 0 K: 0 S: 5	H: 2 LOB: 0 BB: 0 P: 5	1B: 6 2B: 1 3B: 0 HR: 1	SF: 0 SAC: 0 DP: 1 HBP: 0	WP: 1 PB: 0 SB: 0 CS: 0	PA: 38			
PITCHER	IP	WLS	BF	H	R	ER	SO	BB	IBB	HBP	BLK	WP	HR	S	P	ERA	WHIP								
74 Gaby Hernandez, R (1, 1) ERA: 1.29	3.0		11	2	0	0	3	1	0	0	0	0	0	14	18	0.00	2.000								
82 Brett Sinkbeil, R (4, 1) ERA: 2.09	2.0	W	9	3	0	0	3	1	0	0	0	0	0	14	18	0.00	2.000								
66 Burke Badenhop, R (6, 1) ERA: 12.27	1.0	H	5	0	0	0	1	2	0	0	0	1	0	5	14	0.00	2.000								
62 Dallas Trahern, R (7, 1) ERA: 12.27	1.0	H	3	0	0	0	0	0	0	0	0	0	0	3	3	0.00	0.000								
43 Randy Williams, L (8, 1) ERA: 12.27	1.0	H	5	1	0	0	1	1	0	0	0	0	0	6	10	0.00	2.000								


Batter	1	2	3	4	5	6	7	8	9	AB	R	H	RBI	BB	SO	LOB	TOP										
22 Carlos Gómez, R OBP: 0.185, SLG: 0.292 2 Denard Span, L OBP: 0.450, SLG: 0.333	G1-3		F8		G6-3			G1-3 85 G1-3 11 1B 85 S 1B		3	0	0	0	0	0	1	Minnesota Twins @ Florida Marlins Roger Dean Stadium, Jupiter, FL Mon Mar 10 2008, 1:05 PM EDT Att: 2,727 - Cloudy - 74 F										
7 Joe Mauer, L OBP: 0.500, SLG: 0.500 85 Drew Butera, R	1B		73 2B 5 1B BB		G3-1			G1-3		2	1	1	0	1	0	0											
5 Michael Cuddyer, R OBP: 0.316, SLG: 0.381 11 Jason Pridie, L OBP: 0.261, SLG: 0.273	F9		73 2B 1-2 2-3 1B		L7			18 G6-3 1B		3	1	1	0	0	0	1											
73 Randy Ruiz, R OBP: 0.500, SLG: 0.850 18 Matt Macri, R OBP: 0.296, SLG: 0.308	K		16 CS 1-2 2-3 2B		G5-3			G6-3		3	0	1	3	0	1	1											
16 Jason Kubel, L OBP: 0.300, SLG: 0.389 50 Garrett Jones, L OBP: 0.294, SLG: 0.438	23 G6-3 BB		L7 2-3		F8			G6-3		2	0	0	0	1	0	1											
23 Brendan Harris, R OBP: 0.273, SLG: 0.200 20 Matt Tolbert, S OBP: 0.286, SLG: 0.167	G6-3				K			F9		3	0	0	0	0	1	1											
71 Howie Clark, L OBP: 0.267, SLG: 0.357	K				G5-3			F9		4	0	1	0	0	2	1											
Tommy Watkins, R OBP: 0.133, SLG: 0.071 77 Chris Basak, R OBP: 0.429, SLG: 0.545	P5				G6-3			F7		3	0	0	0	0	2	0											
25 Alexi Casilla, S OBP: 0.391, SLG: 0.263			5 1B 73 2B 7 BB 1B		G4-3			F7		3	1	1	0	0	0	1											
Inning Stats	R: 0 E: 0 K: 1 S: 6	H: 1 LOB: 1 BB: 0 P: 6	R: 0 E: 0 K: 1 S: 5	H: 0 LOB: 1 BB: 1 P: 9	R: 3 E: 0 K: 0 S: 5	H: 3 LOB: 0 BB: 1 P: 10	R: 0 E: 0 K: 1 S: 6	H: 1 LOB: 1 BB: 0 P: 6	R: 0 E: 0 K: 0 S: 3	H: 0 LOB: 0 BB: 0 P: 3	R: 0 E: 0 K: 0 S: 3	H: 0 LOB: 0 BB: 0 P: 3	R: 0 E: 0 K: 1 S: 5	H: 0 LOB: 1 BB: 0 P: 6	R: 0 E: 0 K: 0 S: 3	H: 0 LOB: 0 BB: 0 P: 3		1B: 5 2B: 2 3B: 0 HR: 0	SF: 0 SAC: 0 DP: 0 HBP: 0	WP: 0 PB: 0 SB: 1 CS: 1	PA: 35						
PITCHER	IP	WLS	BF	H	R	ER	SO	BB	IBB	HBP	BLK	WP	HR	S	P	ERA	WHIP										
56 Rick Van Den Hurk, R ERA: 4.5	3.0	L	14	4	3	3	2	2	0	0	0	0	0	16	25	9.00	2.000										
19 Logan Kensing, R ERA: 1.5	2.0		7	1	0	0	1	0	0	0	0	0	0	9	9	0.00	0.500										
66 Burke Badenhop, R ERA:	2.0		6	0	0	0	1	0	0	0	0	0	0	8	8	0.00	0.000										
51 Marcus Gwyn, R ERA: 4.5	1.0		5	2	1	1	0	0	0	0	0	0	0	5	6	9.00	2.000										
32 Justin Miller, R ERA: 1.69	1.0		3	0	0	0	0	0	0	0	0	0	0	3	3	0.00	0.000										

Batter	1	2	3	4	5	6	7	8	9	AB	R	H	RBI	BB	SO	LOB	BOTTOM										
7 Alejandro De Aza, L OBP: 0.536, SLG: 0.957	K		14 L6-4 1-2 1B		11 CS BB			11 1B BB 2H		4	0	3	1	1	1	0	Minnesota Twins @ Florida Marlins Roger Dean Stadium, Jupiter, FL Mon Mar 10 2008, 1:05 PM EDT Att: 2,727 - Cloudy - 74 F										
11 Robert Andino, R OBP: 0.228, SLG: 0.219	P6-3 1B		K		K			BB		4	0	2	1	0	2	3											
Luis Gonzalez, L OBP: 0.520, SLG: 0.333 24 Cameron Maybin, R OBP: 0.278, SLG: 0.389	P6-3 1-1		1-2 2-3 1B		G4-3			E4 1 G1-3		3	0	1	0	1	0	1											
14 Josh Willingham, R OBP: 0.348, SLG: 0.350 1 Alexis Gomez, L OBP: 0.476, SLG: 0.375	K		L6-4 2-2		G4-3			G1-3		3	0	0	0	1	3	2											
3 Jorge Cantu, R OBP: 0.485, SLG: 0.621 21 Jason Wood, R OBP: 0.188, SLG: 0.071	25 1B 1B		F7		G4-3			P5		2	0	1	0	1	0	0											
25 Brett Carroll, R OBP: 0.498, SLG: 0.667 31 John Gall, R OBP: 0.286, SLG: 0.231	1-3 1B		1B		L5			1B		3	0	2	0	0	0	1											
Jose Castillo, R OBP: 0.212, SLG: 0.323	F8		L3		F9			K		4	0	0	0	0	1	4											
20 Matt Treanor, R OBP: 0.300, SLG: 0.500 53 John Baker, L OBP: 0.333, SLG: 0.200	F9		F8		G6-3			F7		2	0	0	0	0	3	0											
4 Alfredo Amezaga, S OBP: 0.381, SLG: 0.368 39 Chris Barnwell, R OBP: 0.200, SLG: 0.300	F9		7 1B 1B		F9			7 1B 11 SF8 2B		3	1	2	0	0	0	0											
Inning Stats	R: 0 E: 0 K: 1 S: 5	H: 1 LOB: 0 BB: 0 P: 5	R: 0 E: 0 K: 1 S: 7	H: 2 LOB: 0 BB: 0 P: 7	R: 0 E: 0 K: 0 S: 4	H: 1 LOB: 1 BB: 0 P: 4	R: 0 E: 0 K: 0 S: 3	H: 0 LOB: 1 BB: 1 P: 7	R: 1 E: 0 K: 1 S: 8	H: 3 LOB: 3 BB: 1 P: 12	R: 0 E: 0 K: 1 S: 6	H: 1 LOB: 1 BB: 0 P: 6	R: 1 E: 1 K: 0 S: 6	H: 2 LOB: 2 BB: 0 P: 6	R: 1 E: 1 K: 0 S: 6	H: 2 LOB: 2 BB: 0 P: 6		1B: 11 2B: 4 3B: 0 HR: 0	SF: 1 SAC: 0 DP: 2 HBP: 0	WP: 0 PB: 0 SB: 1 CS: 1	PA: 41						
PITCHER	IP	WLS	BF	H	R	ER	SO	BB	IBB	HBP	BLK	WP	HR	S	P	ERA	WHIP										
59 Kevin Slowey, R ERA: 8.1	3.0	W	13	6	0	0	3	0	0	0	0	0	0	19	19	0.00	2.000										
36 Philip Humber, R ERA:	2.0	H	7	1	0	0	1	1	0	0	0	0	0	8	12	0.00	1.000										
Dennys Reyes, L ERA: 2.25	1.0	H	4	0	0	0	0	1	0	0	0	0	0	3	7	0.00	1.000										
28 Jesse Crain, R ERA: 4.5	1.0	H	7	3	1	1	1	1	0	0	0	0	0	8	12	9.00	4.000										
17 Pat Neshek, R ERA:	1.0	H	4	1	0	0	1	0	0	0	0	0	0	6	6	0.00	1.000										

AB	33
R	4
H	7
RBI	4
BB	2
SO	4
LOB	12



AB	37
R	2
H	13
RBI	2
BB	3
SO	6
LOB	24



Batter	1	2	3	4	5	6	7	8	9	AB	R	H	RBI	BB	SO	LOB	TOP			
7 Alejandro De Aza, L OBP: 0.485, SLG: 0.893	F8		K			K		L9		4	0	0	0	0	2	1	Florida Marlins @ Washington Nationals Space Coast Stadium, Viera, FL Thu Mar 13 2008, 7:05 PM EDT Att: 3,250 - Partly Cloudy - 69 F			
4 Alfredo Amezaga, S OBP: 0.598, SLG: 0.292	G5-3			K2-3		B1-3			E5 25 G4-3 24 HR	4	1	0	0	0	1	0				
27 Jeremy Hermida, L OBP: 0.263, SLG: 0.281 1 Alexis Gomez, L OBP: 0.458, SLG: 0.333				P6			G5-3		F9	2	0	0	0	1	0	0				
14 Josh Willingham, R OBP: 0.333, SLG: 0.370 25 Brett Carroll, R OBP: 0.497, SLG: 0.640				G6-3			K		G4-3	3	0	0	0	0	2	1				
3 Jorge Cantu, R OBP: 0.500, SLG: 0.714 24 Cameron Maybin, R7, PR OBP: 0.333, SLG: 0.792		G5-3				G6-3 1B				3	0	2	0	0	0	0				
12 Cody Ross, R OBP: 0.298, SLG: 0.286 21 Jason Wood, R OBP: 0.316, SLG: 0.235		G6-3			K		G6-3		HR	3	0	0	0	0	1	2				
Jose Castillo, R OBP: 0.378, SLG: 0.378 73 Tagg Bozied, R OBP: 0.368, SLG: 0.313				G1-3						3	0	1	0	0	0	1				
58 Mike Rabelo, S OBP: 0.346, SLG: 0.261 53 John Baker, L OBP: 0.357, SLG: 0.182			F7		L8			G4-3		2	0	0	0	0	0	1				
11 Robert Andino, R OBP: 0.200, SLG: 0.189			F8			B1-3				3	0	0	0	0	1	1				
Inning Stats	R: 0 E: 0 K: 1 S: 5	H: 0 LOB: 1 BB: 1 P: 9	R: 0 E: 0 K: 0 S: 3	H: 0 LOB: 0 BB: 0 P: 3	R: 0 E: 0 K: 1 S: 5	H: 0 LOB: 0 BB: 0 P: 5	R: 0 E: 0 K: 1 S: 5	H: 0 LOB: 0 BB: 0 P: 5	R: 0 E: 0 K: 1 S: 6	H: 1 LOB: 1 BB: 0 P: 6	R: 0 E: 0 K: 1 S: 6	H: 1 LOB: 1 BB: 0 P: 6	R: 0 E: 0 K: 1 S: 6	H: 1 LOB: 1 BB: 0 P: 6	R: 2 E: 1 K: 1 S: 10	H: 2 LOB: 1 BB: 0 P: 11		1B: 2 2B: 2 3B: 0 HR: 1	SF: 0 SAC: 0 DP: 0 HBP: 0	WP: 0 PB: 0 SB: 0 CS: 0
PITCHER	IP WLS BF H R ER SO BB IBB HBP BLK WP HR S P ERA WHIP																			
Tim Redding, R ERA: 4.09	5.0	17	1	0	0	4	1	0	0	0	0	0	0	0	24	28	0.00	0.400		
82 Eude Brito, L ERA:	1.1	4	0	0	0	1	0	0	0	0	0	0	0	6	6	0.00	0.000			
49 Chris Schroder, R ERA: 2.45	1.2	7	2	0	0	2	0	0	0	0	0	0	0	11	11	0.00	1.200			
52 Saul Rivera, R ERA: 1.5	1.0	6	2	2	0	1	0	0	0	0	1	10	11	0.00	2.000					

Batter	1	2	3	4	5	6	7	8	9	AB	R	H	RBI	BB	SO	LOB	BOTTOM					
Felipe Lopez, S OBP: 0.216, SLG: 0.265	G6-3		G4-3			G1-3	F7			4	0	0	0	0	0	2	Florida Marlins @ Washington Nationals Space Coast Stadium, Viera, FL Thu Mar 13 2008, 7:05 PM EDT Att: 3,250 - Partly Cloudy - 69 F					
44 Lastings Milledge, R OBP: 0.444, SLG: 0.758 29 Ryan Langerhans, L OBP: 0.448, SLG: 0.318	L8			K		G4-3		K		3	0	0	0	0	1	0						
24 Nick Johnson, L OBP: 0.310, SLG: 0.333 Matthew Whitney, R OBP: 0.211, SLG: 0.529	F7			K				G5-3		3	0	0	0	1	1	0						
21 Dmitri Young, S OBP: 0.750, SLG: 0.667				G4-3						3	0	2	0	1	0	0						
25 Austin Kearns, R OBP: 0.267, SLG: 0.448 55 Garrett Guzman, L OBP: 0.364, SLG: 0.333		G4-3				G6-3		P3		3	1	1	0	0	0	3						
29 Bret Boone, R OBP: 0.290, SLG: 0.346 5 Kory Casto, L OBP: 0.348, SLG: 0.118			K				F7			3	0	0	0	0	2	2						
8 Aaron Boone, R OBP: 0.308, SLG: 0.250 4 Pete Orr, L OBP: 0.320, SLG: 0.583		G5-3								2	0	1	1	0	0	1						
6 Alex Escobar, R OBP: 0.231, SLG: 0.190 22 Willie Harris, L OBP: 0.407, SLG: 0.429			P3							2	0	2	0	0	0	0						
3 Jesus Flores, R OBP: 0.417, SLG: 0.476 83 Wil Nieves, R OBP: 0.500, SLG: 0.400			K			G6-3				2	0	0	0	1	1	1						
Inning Stats	R: 0 E: 0 K: 0 S: 3	H: 0 LOB: 0 BB: 0 P: 3	R: 0 E: 0 K: 1 S: 6	H: 1 LOB: 1 BB: 0 P: 6	R: 0 E: 0 K: 1 S: 5	H: 0 LOB: 0 BB: 0 P: 5	R: 0 E: 0 K: 2 S: 7	H: 0 LOB: 0 BB: 0 P: 7	R: 1 E: 0 K: 2 S: 9	H: 2 LOB: 1 BB: 0 P: 9	R: 0 E: 0 K: 0 S: 4	H: 1 LOB: 2 BB: 1 P: 8	R: 0 E: 0 K: 1 S: 6	H: 1 LOB: 2 BB: 1 P: 10	R: 0 E: 0 K: 1 S: 5	H: 0 LOB: 1 BB: 1 P: 9		R: 0 E: 0 K: 0 S: 4	H: 1 LOB: 1 BB: 0 P: 4	1B: 4 2B: 2 3B: 0 HR: 0	SF: 0 SAC: 0 DP: 0 HBP: 0	WP: 0 PB: 0 SB: 0 CS: 0
PITCHER	IP WLS BF H R ER SO BB IBB HBP BLK WP HR S P ERA WHIP																					
Mark Hendrickson, L ERA: 2.7	5.0	18	3	1	1	6	0	0	0	0	0	0	0	30	30	1.80	0.600					
Kevin Gregg, R ERA: 5.4	1.0	5	1	0	0	0	1	0	0	0	0	4	8	0.00	2.000							
35 Doug Waechter, R ERA: 1.04	3.0	13	2	0	0	2	2	0	0	0	0	15	23	0.00	1.333							

AB 33
R 2
H 5
RBI 2
BB 1
SO 8
LOB 11



AB 33
R 1
H 6
RBI 1
BB 3
SO 8
LOB 14



Batter	1	2	3	4	5	6	7	8	9	AB	R	H	RBI	BB	SO	LOB	TOP										
90 Argenis Reyes, S OBP: 0.545, SLG: 0.727										5	0	3	1	0	0	2											
Endy Chavez, L OBP: 0.250, SLG: 0.300										4	0	1	1	0	0	3											
Jésus Feliciano, L OBP: 0.500, SLG: 0.500										1	0	0	0	0	0	2											
16 Ángel Pagán, S OBP: 0.404, SLG: 0.540										5	0	1	0	0	1	4											
15 Carlos Beltrán, S OBP: 0.385, SLG: 0.364										3	2	2	0	0	0	0											
67 Fernando Martínez, L OBP: 0.366, SLG: 0.395										4	1	1	0	0	1	1											
21 Carlos Delgado, L OBP: 0.111, SLG: 0.111										0	2	0	0	2	0	0											
Olmedo Saenz, R OBP: 0.364, SLG: 0.500										3	1	1	1	2	1	0											
22 Jose Valentin, S John Hattig, S										4	1	3	2	0	1	1											
92 Nick Evans, R OBP: 0.250, SLG: 0.500										0	0	0	0	0	0	0											
93 Brady Clark, R OBP: 0.395, SLG: 0.306										4	1	3	2	0	1	1											
70 Robinson Cancel, R OBP: 0.400, SLG: 0.524										0	0	0	0	0	0	0											
71 Salomon Manriquez, R										0	0	0	0	0	0	0											
4 Anderson Hernandez, S OBP: 0.271, SLG: 0.279										1	0	0	2	0	0	1											
Matt Bouchard, R OBP: 1.000, SLG: 1.000										1	1	1	0	0	0	0											
Inning Stats	R: 0 E: 0 K: 0 S: 3	H: 1 LOB: 0 BB: 0 P: 4	R: 4 E: 1 K: 1 S: 9	H: 4 LOB: 2 BB: 2 P: 17	R: 3 E: 0 K: 0 S: 6	H: 3 LOB: 2 BB: 2 P: 14	R: 0 E: 0 K: 1 S: 5	H: 0 LOB: 0 BB: 0 P: 5	R: 0 E: 0 K: 2 S: 8	H: 1 LOB: 1 BB: 0 P: 8	R: 0 E: 0 K: 1 S: 6	H: 1 LOB: 1 BB: 0 P: 6	R: 1 E: 1 K: 0 S: 5	H: 2 LOB: 1 BB: 0 P: 5	R: 0 E: 0 K: 0 S: 3	H: 0 LOB: 0 BB: 0 P: 3	1B: 11 2B: 2 3B: 0 HR: 0	SF: 2 SAC: 0 DP: 1 HBP: 0	WP: 0 PB: 0 CS: 1	PA: 43							
PITCHER	IP	WLS	BF	H	R	ER	SO	BB	IBB	HBP	BLK	WP	HR	S	P	ERA	WHIP										
47 Ricky Nolasco, R ERA: 7.84	2.0	L	14	7	6	6	1	2	0	0	0	0	0	14	23	27.00	4.500										
43 Randy Williams, L ERA: 2.25	1.0		6	1	1	1	0	2	0	0	0	0	0	4	12	9.00	3.000										
66 Burke Badenhop, R ERA: 2.25	4.0		15	3	0	0	4	0	0	0	0	0	0	23	23	0.00	0.750										
48 Lee Gardner, R ERA: 3.6	1.0		5	2	1	0	0	0	0	0	0	0	0	5	5	0.00	2.000										
51 Marcus Gwyn, R ERA: 3.6	1.0		3	0	0	0	0	0	0	0	0	0	0	3	3	0.00	0.000										

New York Mets @ Florida Marlins
 Roger Dean Stadium, Jupiter, FL
 Fri Mar 14 2008, 1:05 PM EDT
 Att: 5,853 - Partly Cloudy - 74 F

AB 37
 R 8
 H 13
 RBI 7
 BB 4
 SO 5
 LOB 16

Batter	1	2	3	4	5	6	7	8	9	AB	R	H	RBI	BB	SO	LOB	BOTTOM										
2 Hanley Ramirez, R OBP: 0.462, SLG: 0.694										3	0	2	0	0	0	0											
39 Chris Barnwell, R OBP: 0.214, SLG: 0.357										2	1	1	0	0	0	0											
6 Dan Uggla, R OBP: 0.405, SLG: 0.500										3	0	0	0	0	0	2											
11 Robert Andino, R OBP: 0.220, SLG: 0.211										1	1	1	1	0	0	0											
Luis Gonzalez, L OBP: 0.485, SLG: 0.462										4	0	2	0	0	0	3											
14 Josh Willingham, R OBP: 0.294, SLG: 0.323										4	0	0	0	0	3	5											
Mike Jacobs, L OBP: 0.400, SLG: 0.393										3	0	0	0	0	3	3											
73 Tagg Bozied, R OBP: 0.350, SLG: 0.294										1	0	0	0	0	1	2											
3 Jorge Cantu, R OBP: 0.500, SLG: 0.692										4	0	2	1	0	0	1											
25 Brett Carroll, R OBP: 0.441, SLG: 0.571										3	0	0	0	1	2	2											
41 Paul Hoover, R OBP: 0.250, SLG: 0.333										2	0	0	0	0	1	2											
72 Brett Hayes, R OBP: 0.091, SLG: 0.091										2	0	0	0	0	0	0											
24 Cameron Maybin, R OBP: 0.286, SLG: 0.679										4	0	0	0	0	2	0											
Inning Stats	R: 0 E: 1 K: 1 S: 7	H: 1 LOB: 2 BB: 0 P: 7	R: 0 E: 0 K: 2 S: 7	H: 0 LOB: 0 BB: 0 P: 7	R: 0 E: 0 K: 0 S: 4	H: 1 LOB: 1 BB: 0 P: 4	R: 0 E: 0 K: 2 S: 8	H: 1 LOB: 2 BB: 1 P: 12	R: 0 E: 0 K: 1 S: 5	H: 0 LOB: 0 BB: 0 P: 5	R: 0 E: 0 K: 2 S: 8	H: 1 LOB: 1 BB: 0 P: 8	R: 0 E: 0 K: 1 S: 5	H: 0 LOB: 0 BB: 0 P: 5	R: 2 E: 0 K: 3 S: 13	H: 4 LOB: 2 BB: 0 P: 14	R: 0 E: 0 K: 0 S: 3	H: 0 LOB: 0 BB: 0 P: 3	1B: 6 2B: 2 3B: 0 HR: 0	SF: 0 SAC: 0 DP: 0 HBP: 0	WP: 1 PB: 0 CS: 0	PA: 37					
PITCHER	IP	WLS	BF	H	R	ER	SO	BB	IBB	HBP	BLK	WP	HR	S	P	ERA	WHIP										
33 John Maine, R ERA: 2.63	5.0	W	20	3	0	0	6	1	0	0	0	0	0	8	8	0.00	1.000										
Scott Schoeneweis, L ERA: 1.5	1.0		4	1	0	0	2	0	0	0	0	0	0	5	5	0.00	0.000										
Steven Register, R ERA: 3.69	1.0		3	0	0	0	1	0	0	0	0	0	0	5	5	0.00	0.000										
43 Brian Stokes, R ERA: 3.86	1.0		7	4	2	2	3	0	0	0	0	1	0	13	14	18.00	4.000										
49 Ruddy Lugo, R ERA: 4.15	1.0		3	0	0	0	0	0	0	0	0	0	0	3	3	0.00	0.000										

New York Mets @ Florida Marlins
 Roger Dean Stadium, Jupiter, FL
 Fri Mar 14 2008, 1:05 PM EDT
 Att: 5,853 - Partly Cloudy - 74 F

AB 36
 R 2
 H 8
 RBI 2
 BB 1
 SO 12
 LOB 20

Batter	1	2	3	4	5	6	7	8	9	AB	R	H	RBI	BB	SO	LOB	TOP										
1 Brian Roberts, S (1,4) OBP: 0.424, SLG: 0.370 12 Brandon Fahey, L (7,4) OBP: 0.333, SLG: 0.346	G3			2B E BB	K	FC5-4			F8	3	1	1	1	1	1	1											
Jay Payton, R (1,9) OBP: 0.462, SLG: 0.583 26 Chris Roberson, S (7,9) OBP: 0.280, SLG: 0.333	L8			E 2B	BB	FC5-4			K	3	1	1	1	1	0	1											
Jay Gibbons, L (1,10) OBP: 0.250, SLG: 0.269 65 Omar Santos, R (6,PH) OBP: 0.167, SLG: 0.091 (6,10)	K			L4	K	P6			G5-3	3	0	0	0	0	2	2											
Kevin Millar, R (1,3) OBP: 0.394, SLG: 0.464 66 Mike Costanzo, L (7,PH) OBP: 0.324, SLG: 0.576 (7,2) (8,3)		L5		HR	FC4-6				G3-1	2	1	1	1	1	0	0											
30 Luke Scott, L (1,7) OBP: 0.348, SLG: 0.571 13 Tike Redman, L (6,7) OBP: 0.333, SLG: 0.542		K		E6	FC4-6				F7	3	0	0	0	0	1	3											
Ramon Hernandez, R (1,2) OBP: 0.250, SLG: 0.200 73 Chris Heintz, R (7,PH) OBP: 0.273, SLG: 0.318 (7,3) (8,2)		K		G1-3					F7	3	1	1	0	0	1	1											
10 Adam Jones, R (1,8) OBP: 0.429, SLG: 0.560 Sebastien Boucher, L (8,PH) OBP: 0.462, SLG: 0.222 (8,8)				G1-3	HBP				K	2	0	0	0	0	1	1											
9 Scott Moore, L (1,5) OBP: 0.579, SLG: 0.882 69 Oscar Salazar, R (6,FR) OBP: 0.370, SLG: 0.560 (6,5)				K	F8				G5-3	3	0	1	0	0	1	2											
2 Luis Hernandez, S (1,6) OBP: 0.286, SLG: 0.208 Blake Davis, L (8,PH) OBP: 0.400, SLG: 0.444 (8,6)				F7					L7	2	1	1	1	1	0	0											
Inning Stats	R: 0 E: 0 K: 1 S: 5	H: 0 LOB: 0 BB: 0 P: 5	R: 0 E: 0 K: 2 S: 7	H: 0 LOB: 0 BB: 0 P: 7	R: 0 E: 0 K: 1 S: 5	H: 0 LOB: 0 BB: 0 P: 5	R: 3 E: 2 K: 0 S: 6	H: 2 LOB: 2 BB: 1 P: 12	R: 0 E: 0 K: 1 S: 7	H: 0 LOB: 3 BB: 3 P: 19	R: 3 E: 1 K: 1 S: 9	H: 4 LOB: 1 BB: 0 P: 10	R: 0 E: 0 K: 0 S: 3	H: 0 LOB: 0 BB: 0 P: 3	R: 0 E: 0 K: 1 S: 5	H: 0 LOB: 0 BB: 0 P: 5	R: 0 E: 0 K: 1 S: 5	H: 0 LOB: 0 BB: 0 P: 5	1B: 4 2B: 1 3B: 0 HR: 1	SF: 0 SAC: 0 DP: 0 HBP: 1	WP: 1 PB: 0 SB: 1 CS: 0	PA: 39					
PITCHER	IP	WLS	BF	H	R	ER	SO	BB	IBB	HBP	BLK	WP	HR	S	P	ERA	WHIP										
56 Rick Van Den Hurk, R (1,1) ERA: 5.25 Kevin Gregg, R (5,1) ERA: 4.5 22 Matt Lindstrom, R (6,1) ERA: 10.5 32 Justin Miller, R (7,1) ERA: 1.23 46 Joe Nelson, R (9,1) ERA: 3.6	4.0		17	2	3	3	4	1	0	1	0	0	1	23	29	6.75	0.750										

Baltimore Orioles @ Florida Marlins
Roger Dean Stadium, Jupiter, FL
Sat Mar 15 2008, 1:05 PM EDT
Att. 4,202 - Partly Cloudy - 85 F

AB 34
R 6
H 6
RBI 4
BB 4
SO 9
LOB 12



Batter	1	2	3	4	5	6	7	8	9	AB	R	H	RBI	BB	SO	LOB	BOTTOM										
2 Hanley Ramirez, R (1,6) OBP: 0.465, SLG: 0.744 4 Alfredo Amezaga, S (6,FR) OBP: 0.308, SLG: 0.292 (7,6)	HR	FC5-4		G5-3		11 1B BB				3	1	1	2	1	0	3											
6 Dan Uggla, R (1,4) OBP: 0.386, SLG: 0.474 11 Robert Andino, R (4,PH) OBP: 0.233, SLG: 0.225 (5,4)	K			G5-3		BB				2	0	0	0	0	1	0											
27 Jeremy Hermida, L (1,10) OBP: 0.262, SLG: 0.278	G4-3			L3 1B		G4-3			G5-3	4	0	1	0	0	0	0											
Mike Jacobs, L (1,3) OBP: 0.359, SLG: 0.344	K			L3		F7			K	4	0	0	0	0	2	1											
Luis Gonzalez, L (1,7) OBP: 0.472, SLG: 0.429 1 Alexis Gomez, L (6,7) OBP: 0.440, SLG: 0.316				G3-1		53 BB 12 HBP 1B BB			K	2	1	0	0	1	0	0											
12 Cody Ross, R (1,9) OBP: 0.314, SLG: 0.387		53 1B 2B				53 BB 1B HBP			G5-3	3	3	2	0	0	0	0											
53 John Baker, L (1,2) OBP: 0.412, SLG: 0.231 72 Brett Hayes, R (7,2) OBP: 0.083, SLG: 0.083						7 WP 2 G5-3 1B BB			G1-6-3	2	1	1	1	1	1	1											
Jose Castillo, R (1,5) OBP: 0.310, SLG: 0.425 21 Jason Wood, R (8,5) OBP: 0.300, SLG: 0.222						2 FC5-4 1B			G6-3	3	1	3	3	0	0	0											
7 Alejandro De Aza, L (1,8) OBP: 0.444, SLG: 0.806						2 H 3 H 1B			B3	3	0	0	0	0	0	5											
Inning Stats	R: 1 E: 0 K: 2 S: 8	H: 1 LOB: 0 BB: 0 P: 8	R: 1 E: 0 K: 0 S: 6	H: 3 LOB: 2 BB: 0 P: 6	R: 0 E: 0 K: 0 S: 3	H: 1 LOB: 0 BB: 0 P: 3	R: 3 E: 0 K: 1 S: 6	H: 1 LOB: 1 BB: 2 P: 16	R: 0 E: 0 K: 0 S: 3	H: 0 LOB: 0 BB: 0 P: 3	R: 2 E: 0 K: 1 S: 7	H: 3 LOB: 2 BB: 1 P: 11	R: 0 E: 0 K: 2 S: 7	H: 0 LOB: 0 BB: 0 P: 7	R: 0 E: 0 K: 0 S: 3	H: 0 LOB: 0 BB: 0 P: 3	1B: 6 2B: 3 3B: 0 HR: 1	SF: 0 SAC: 0 DP: 1 HBP: 1	WP: 1 PB: 0 SB: 0 CS: 0	PA: 35							
PITCHER	IP	WLS	BF	H	R	ER	SO	BB	IBB	HBP	BLK	WP	HR	S	P	ERA	WHIP										
41 Steve Trachsel, R (1,1) ERA: 6.92 Chad Bradford, R (5,1) ERA: 3.95 64 Jim Johnson, R (6,1) ERA: 2.84 35 Greg Aquino, R (8,1) ERA: 3.0	4.0		20	6	5	5	3	2	0	1	0	0	0	3	3	0.00	0.000										

Baltimore Orioles @ Florida Marlins
Roger Dean Stadium, Jupiter, FL
Sat Mar 15 2008, 1:05 PM EDT
Att. 4,202 - Partly Cloudy - 85 F

AB 31
R 7
H 9
RBI 7
BB 3
SO 6
LOB 11



Batter	1	2	3	4	5	6	7	8	9	AB	R	H	RBI	BB	SO	LOB	TOP										
2 Hanley Ramirez, R OBP: 0.468, SLG: 0.721 11 Robert Andino, R OBP: 0.227, SLG: 0.220	P5		6 HR 1B		K		FC6-5 1B	F9		4	1	2	0	0	1	0	Florida Marlins @ Los Angeles Dodgers Holman Stadium, Vero Beach, FL Sun Mar 16 2008, 1:05 PM EDT Att: 6,871 - Partly Cloudy - 85 F										
6 Dan Uggla, R OBP: 0.417, SLG: 0.585 39 Chris Barnwell, R OBP: 0.267, SLG: 0.357	G4-3 2B		1-H 2-H HR		G6-3		FC6-5 1B		35 SH2-3 BB	3	1	2	3	1	0	1											
Luis Gonzalez, L OBP: 0.436, SLG: 0.387 1 Alexis Gomez, L OBP: 0.407, SLG: 0.286	G4-3		K		K		FC6-5		K	3	0	0	0	0	2	1											
14 Josh Willingham, R OBP: 0.289, SLG: 0.294 35 Doug Waechter, R OBP: 0.267, SLG: 0.357	F8		G5-3				F9		SH2-3	3	1	0	0	1	0	3											
46 Joe Nelson, R							3 E 3 1B BB			0	0	0	0	0	0	0											
3 Jorge Cantu, R OBP: 0.511, SLG: 0.762 48 Lee Gardner, R		G5-3			HR		E8 1B		K	3	1	2	1	0	0	0											
25 Brett Carroll, R OBP: 0.417, SLG: 0.533										0	0	0	0	0	0	0											
Jose Castillo, R OBP: 0.304, SLG: 0.419		G6-3					SF8		G5-3	3	0	1	1	0	0	0											
72 Brett Hayes, R OBP: 0.133, SLG: 0.133 41 Paul Hoover, R OBP: 0.294, SLG: 0.438							F7		24 G6-3 73 1B 2B	3	0	1	0	0	1	1											
24 Cameron Maybin, R OBP: 0.250, SLG: 0.594							K		G6-3	4	0	0	0	0	3	4											
23 Andrew Miller, L 19 Logan Kensing, R 73 Tagg Bozied, R OBP: 0.409, SLG: 0.333							6 HR 2 1B BB			1	1	0	0	1	1	2											
Inning Stats	R: 0 E: 0 K: 0 S: 4	H: 1 LOB: 1 BB: 0 P: 4	R: 0 E: 0 K: 1 S: 5	H: 0 LOB: 0 BB: 0 P: 5	R: 3 E: 0 K: 2 S: 9	H: 2 LOB: 0 BB: 1 P: 13	R: 1 E: 0 K: 2 S: 10	H: 3 LOB: 1 BB: 0 P: 11	R: 0 E: 0 K: 1 S: 7	H: 0 LOB: 0 BB: 0 P: 8	R: 1 E: 1 K: 1 S: 6	H: 1 LOB: 1 BB: 1 P: 10	R: 1 E: 0 K: 0 S: 4	H: 1 LOB: 2 BB: 2 P: 12	R: 1 E: 0 K: 0 S: 5	H: 2 LOB: 1 BB: 0 P: 5	R: 0 E: 0 K: 2 S: 7	H: 0 LOB: 1 BB: 1 P: 11	1B: 6 2B: 2 3B: 0 HR: 2	SF: 1 SAC: 1 DP: 0 HBP: 0	WP: 1 PB: 0 CS: 1	PA: 41					
PITCHER	IP	WLS	BF	H	R	ER	SO	BB	IBB	HBP	BLK	WP	HR	S	P	ERA	WHIP										
Derek Lowe, R ERA: 3.31	5.0	L	21	6	4	4	7	1	0	0	0	1	2	35	41	7.20	1.400										
64 Jason Johnson, R ERA: 4.5	1.0		8	2	2	1	1	3	0	0	0	0	0	7	19	9.00	5.000										
30 Mike Myers, L ERA: 6.53	1.0		3	0	0	0	0	0	0	0	0	0	0	3	3	0.00	0.000										
51 Jonathan Broxton, R ERA: 3.6	1.0		5	2	1	1	0	0	0	0	0	0	0	5	5	9.00	2.000										
Joe Beimel, L ERA: 5.96	1.0		4	0	0	0	2	1	0	0	0	0	0	7	11	0.00	1.000										

Batter	1	2	3	4	5	6	7	8	9	AB	R	H	RBI	BB	SO	LOB	BOTTOM										
9 Juan Pierre, L OBP: 0.294, SLG: 0.261 Luis Maza, R OBP: 0.100, SLG: 0.100 21 Mark Sweeney, L OBP: 0.350, SLG: 0.278 Jovanny Rosario, S	G1-3						F8		26 SF8 91 BB 1B	3	0	2	2	0	0	0	Florida Marlins @ Los Angeles Dodgers Holman Stadium, Vero Beach, FL Sun Mar 16 2008, 1:05 PM EDT Att: 6,871 - Partly Cloudy - 85 F										
15 Rafael Furcal, S OBP: 0.333, SLG: 0.266 14 Jason Johnson, R ERA: 4.5 30 Mike Myers, L ERA: 6.53 63 René Rivera, R OBP: 0.200, SLG: 0.200 51 Jonathan Broxton, R ERA: 3.6 91 Josh Bell, S	G1-5-3	G4-3					F8			3	0	0	0	0	0	3											
7 James Loney, L OBP: 0.352, SLG: 0.429 Joe Beimel, L Kenley Jansen, S			G4-3				P4		G6-3	4	0	1	0	0	0	0											
55 Russell Martin, R OBP: 0.370, SLG: 0.343 26 Gary Bennett, R OBP: 0.276, SLG: 0.353							G6-3			3	0	0	0	0	1	1											
16 Andre Ethier, L OBP: 0.434, SLG: 0.581 Nook Logan, S			F7				F8			3	0	1	0	0	0	0											
13 Tony Abreu, S OBP: 0.400, SLG: 0.400 3 Delwyn Young, S OBP: 0.298, SLG: 0.231							G6-3			2	1	1	0	0	0	1											
Blake DeWitt, L OBP: 0.394, SLG: 0.679										4	2	2	0	0	0	0											
17 Jason Repko, R OBP: 0.439, SLG: 0.563										3	2	2	2	1	0	0											
Derek Lowe, R Iván De Jesús Jr., R OBP: 0.273, SLG: 0.236										1	0	0	1	0	0	1											
Inning Stats	R: 0 E: 0 K: 1 S: 6	H: 1 LOB: 1 BB: 0 P: 6	R: 3 E: 0 K: 0 S: 6	H: 3 LOB: 1 BB: 1 P: 10	R: 0 E: 0 K: 0 S: 3	H: 0 LOB: 1 BB: 0 P: 5	R: 0 E: 0 K: 0 S: 5	H: 2 LOB: 2 BB: 0 P: 5	R: 0 E: 0 K: 0 S: 3	H: 0 LOB: 0 BB: 0 P: 3	R: 0 E: 0 K: 0 S: 3	H: 0 LOB: 0 BB: 0 P: 3	R: 0 E: 0 K: 0 S: 4	H: 2 LOB: 1 BB: 0 P: 4	R: 3 E: 0 K: 1 S: 10	H: 4 LOB: 2 BB: 1 P: 15		1B: 8 2B: 4 3B: 0 HR: 1	SF: 2 SAC: 0 DP: 1 HBP: 1	WP: 0 PB: 1 SB: 0 CS: 0	PA: 41						
PITCHER	IP	WLS	BF	H	R	ER	SO	BB	IBB	HBP	BLK	WP	HR	S	P	ERA	WHIP										
23 Andrew Miller, L ERA: 4.24	4.0	W	20	6	3	3	1	0	0	0	0	0	0	3	3	6.75	1.750										
19 Logan Kensing, R ERA: 1.29	1.0	H	3	0	0	0	0	0	0	0	0	0	0	3	3	0.00	0.000										
48 Lee Gardner, R ERA: 3.38	1.0	H	3	0	0	0	0	0	0	0	0	0	0	3	3	0.00	0.000										
35 Doug Waechter, R ERA: 3.38	2.0	H	11	6	3	3	0	0	0	0	0	0	1	12	13	13.50	3.000										
46 Joe Nelson, R ERA: 3.0	1.0	S	4	0	0	0	1	1	0	0	0	0	0	5	9	0.00	1.000										



Batter	1	2	3	4	5	6	7	8	9	AB	R	H	RBI	BB	SO	LOB	TOP					
9 Juan Pierre, L (1, 7) OBP: 0.271, SLG: 0.241 96 Jamie Hoffmann, R (8, 7) OBP: 1.000, SLG: 4.000	G3		SH1-3			G3		G6-3		3	0	1	0	0	0	0	Los Angeles Dodgers @ Florida Marlins Roger Dean Stadium, Jupiter, FL Tue Mar 18 2008, 1:05 PM EDT Att: 4,747 - Cloudy - 78 F					
15 Rafael Furcal, S (1, 6) OBP: 0.333, SLG: 0.600 Ivan De Jesus Jr., R (6, 6)	K		G5-3			L4		G6-3		3	0	0	0	0	1	1						
7 James Loney, L (1, 3) OBP: 0.333, SLG: 0.389	G3-1					G4-3		G6-3		3	0	0	0	1	0	0						
55 Russell Martin, R (1, 2) OBP: 0.333, SLG: 0.300 26 Gary Bennett, R (8, 2) OBP: 0.236, SLG: 0.300	K					G6-3		FC5-4		4	0	0	0	0	1	2						
16 Andre Ethier, L (1, 8) OBP: 0.459, SLG: 0.680 Jovanny Rosario, S (7, PR)	G3					G3		B1-3		2	0	0	0	1	0	0						
21 Mark Sweeney, L (1, 10) OBP: 0.444, SLG: 0.455						FC6-4		L6		3	1	2	2	1	0	0						
13 Tony Abreu, S (1, 4) OBP: 0.375, SLG: 0.375 Luis Maza, R (7, 4) OBP: 0.091, SLG: 0.091	P4					FC6-4		F8		3	0	1	0	0	0	2						
Blake DeWitt, L (1, 5) OBP: 0.366, SLG: 0.571						FC6-4		G3		3	0	1	0	0	0	3						
3 Delwyn Young, S (1, 9) OBP: 0.309, SLG: 0.222	L5					G6-4-3		F8		3	0	0	0	0	0	3						
Inning Stats	R: 0 E: 0 K: 1 S: 5	H: 0 LOB: 0 BB: 0 P: 5	R: 0 E: 0 K: 1 S: 5	H: 0 LOB: 1 BB: 1 P: 9	R: 0 E: 0 K: 0 S: 4	H: 1 LOB: 1 BB: 0 P: 4	R: 0 E: 0 K: 0 S: 3	H: 0 LOB: 0 BB: 0 P: 3	R: 0 E: 1 K: 0 S: 4	H: 2 LOB: 1 BB: 0 P: 4	R: 0 E: 0 K: 0 S: 3	H: 0 LOB: 0 BB: 0 P: 3	R: 2 E: 0 K: 0 S: 5	H: 1 LOB: 1 BB: 1 P: 9	R: 0 E: 0 K: 1 S: 4	H: 1 LOB: 2 BB: 1 P: 8		R: 0 E: 0 K: 1 S: 5	H: 0 LOB: 0 BB: 0 P: 5	1B: 4 2B: 0 3B: 0 HR: 1	SF: 0 SAC: 1 DP: 1 HBP: 0	WP: 0 PB: 0 SB: 0 CS: 0
PITCHER	IP	WLS	BF	H	R	ER	SO	BB	IBB	HBP	BLK	WP	HR	S	P	ERA	WHIP					
Mark Hendrickson, L (1, 1) ERA: 1.89	6.0		21	3	0	0	2	1	0	0	0	0	0	24	28	0.00	0.667					
66 Burke Badenhop, R (7, 1) ERA: 1.5	2.0	L	10	2	2	2	0	2	0	0	0	0	1	9	17	9.00	2.000					
Kevin Gregg, R (9, 1) ERA: 3.86	1.0		3	0	0	0	1	0	0	0	0	0	0	5	5	0.00	0.000					

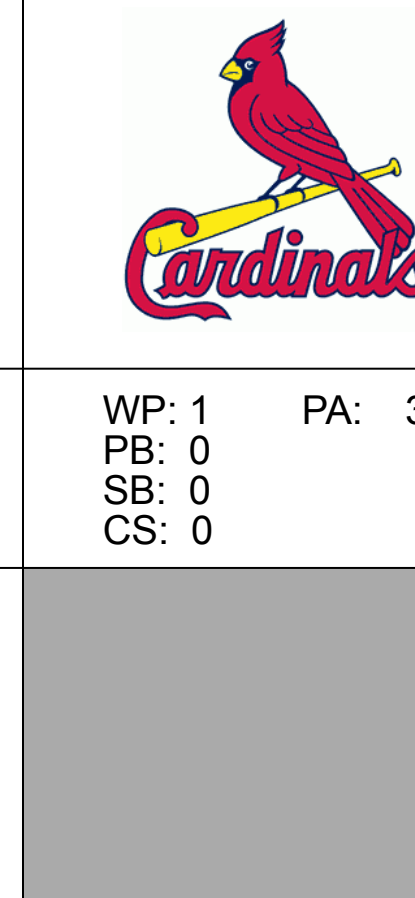
Batter	1	2	3	4	5	6	7	8	9	AB	R	H	RBI	BB	SO	LOB	BOTTOM					
2 Hanley Ramirez, R (1, 6) OBP: 0.451, SLG: 0.681	L8		P5			G6-3				4	0	1	0	0	0	0	Los Angeles Dodgers @ Florida Marlins Roger Dean Stadium, Jupiter, FL Tue Mar 18 2008, 1:05 PM EDT Att: 4,747 - Cloudy - 78 F					
6 Dan Uggla, R (1, 4) OBP: 0.404, SLG: 0.578	1B		F8			P4		G5-4-3		4	1	1	0	0	0	1						
Luis Gonzalez, L (1, 10) OBP: 0.419, SLG: 0.371	14 G5-3					F8		L7		4	0	1	0	0	1	0						
14 Josh Willingham, R (1, 7) OBP: 0.293, SLG: 0.297 1 Alexis Gomez, L (7, PR) OBP: 0.375, SLG: 0.261	G5-3					F9		BLK		3	0	1	1	0	0	1						
Mike Jacobs, L (1, 3) OBP: 0.304, SLG: 0.282 21 Jason Wood, R (8, 3) OBP: 0.333, SLG: 0.318	G4-3					F9		K		0	0	0	0	0	0	0						
Jose Castillo, R (1, 5) OBP: 0.306, SLG: 0.435	P4					53 F8-5		G4-3		3	0	1	0	0	0	1						
53 John Baker, L (1, 2) OBP: 0.350, SLG: 0.188	K					F8-5		F7		3	0	0	0	0	1	1						
25 Brett Carroll, R (1, 9) OBP: 0.375, SLG: 0.471	P6					K		G4-3		3	0	0	0	0	1	0						
7 Alejandro De Aza, L (1, 8) OBP: 0.419, SLG: 0.737	F9					L3		K		3	0	0	0	0	1	0						
Inning Stats	R: 1 E: 0 K: 0 S: 5	H: 2 LOB: 1 BB: 0 P: 5	R: 0 E: 0 K: 1 S: 5	H: 0 LOB: 0 BB: 0 P: 5	R: 0 E: 0 K: 0 S: 3	H: 0 LOB: 0 BB: 0 P: 3	R: 0 E: 0 K: 0 S: 3	H: 0 LOB: 0 BB: 0 P: 3	R: 0 E: 0 K: 0 S: 3	H: 0 LOB: 0 BB: 0 P: 3	R: 0 E: 0 K: 2 S: 8	H: 1 LOB: 2 BB: 0 P: 8	R: 0 E: 0 K: 1 S: 5	H: 0 LOB: 0 BB: 0 P: 5	R: 0 E: 0 K: 0 S: 3	H: 1 LOB: 0 BB: 0 P: 3		1B: 3 2B: 3 3B: 0 HR: 0	SF: 0 SAC: 0 DP: 2 HBP: 0	WP: 0 PB: 0 SB: 0 CS: 0	PA: 30	
PITCHER	IP	WLS	BF	H	R	ER	SO	BB	IBB	HBP	BLK	WP	HR	S	P	ERA	WHIP					
18 Hiroki Kuroda, R (1, 1) ERA: 5.14	5.0		17	3	1	1	2	0	0	0	0	0	0	21	21	1.80	0.600					
44 Takeshi Saito, R (6, 1) ERA:	1.0	W	3	0	0	0	0	0	0	0	0	0	0	3	3	0.00	0.000					
96 Clayton Kershaw, L (7, 1) ERA: 1.29	3.0	S	10	2	0	0	3	0	0	0	1	0	0	16	16	0.00	0.667					

Batter	1	2	3	4	5	6	7	8	9	10	AB	R	H	RBI	BB	SO	LOB	TOP				
2 Hanley Ramirez, R OBP: 0.436, SLG: 0.686 39 Chris Barnwell, R OBP: 0.294, SLG: 0.375 (7, PR)	G6-3		L7		G6-3		FC6 4 FC6 3B		G6-3 4 G6-3 1B		4	0	1	0	0	0	0	Florida Marlins @ St. Louis Cardinals Roger Dean Stadium, Jupiter, FL Thu Mar 20 2008, 1:05 PM EDT Att. 6,731 - Cloudy - 78 F				
4 Alfredo Amezaga, S OBP: 0.343, SLG: 0.333 (1, 4)	G5-4-3 1B		G6-3 1B		G6-3 3 2B 1B		FC6		G6-3 1-2f		5	1	3	1	0	0	1					
3 Jorge Cantu, R OBP: 0.462, SLG: 0.706 (1, 5)	G5-4-3 1-2f		G6-3 1-2		G6-3 1-H 2B		F8 3-H 0-0			F7	5	0	1	1	0	0	4					
14 Josh Willingham, R OBP: 0.289, SLG: 0.275 25 Brett Carroll, R OBP: 0.366, SLG: 0.457 (7, 7)		F8		G3-1		G6-3		G6-3		G5-3 3-2	3	0	0	0	1	0	3					
Mike Jacobs, L OBP: 0.263, SLG: 0.256 21 Jason Wood, R OBP: 0.320, SLG: 0.304 (8, 3)		F7		L8 BB				F7		G6-3	4	0	0	0	0	0	2					
41 Paul Hoover, R OBP: 0.280, SLG: 0.375 (1, 2)						G6-3		G5-3			4	0	1	0	0	0	0					
7 Alejandro De Aza, L OBP: 0.404, SLG: 0.714 (6, 8)						F7		E9 24 FC6-4			4	0	1	0	0	0	1					
24 Cameron Maybin, R OBP: 0.263, SLG: 0.528 Scott Olsen, L (6, 1)						K		FC6-4 1-2f			2	0	0	0	1	1	1					
46 Joe Nelson, R (9, 1)								K			0	0	0	0	0	0	0					
47 Ricky Nolasco, R (1, 1)											2	0	0	0	0	1	3					
1 Alexis Gomez, L OBP: 0.355, SLG: 0.240 (6, 9)						K		G5-3			2	0	0	0	0	1	0					
Inning Stats	R: 0 E: 0 K: 0 S: 4	H: 1 LOB: 0 BB: 0 P: 10	R: 0 E: 1 K: 0 S: 6	H: 1 LOB: 3 BB: 1 P: 10	R: 0 E: 0 K: 1 S: 5	H: 0 LOB: 0 BB: 0 P: 5	R: 1 E: 0 K: 1 S: 8	H: 2 LOB: 1 BB: 0 P: 10	R: 0 E: 1 K: 0 S: 4	H: 1 LOB: 2 BB: 0 P: 4	R: 0 E: 0 K: 1 S: 6	H: 1 LOB: 1 BB: 0 P: 6	R: 0 E: 0 K: 1 S: 5	H: 1 LOB: 0 BB: 0 P: 5	R: 0 E: 0 K: 0 S: 5	H: 0 LOB: 0 BB: 0 P: 8	1B: 5 2B: 2 3B: 1 HR: 0	SF: 0 SAC: 0 DP: 2 HBP: 0	WP: 0 PA: 41			
PITCHER	IP WLS BF H R ER SO BB IBB HBP BLK WP HR S P ERA WHIP	5.1 1.0 1.1 0.2 0.2	23 4 6 3 2	5 0 1 1 0	1 0 1 0 0	2 0 0 2 0	2 0 0 0 0	0 0 0 0 0	0 0 0 0 0	0 0 0 0 0	29 4 6 7 2	39 4 6 7 2	1.69 0.00 6.75 0.00 0.00	1.312 0.000 0.750 1.500 1.500	PITCHER	IP WLS BF H R ER SO BB IBB HBP BLK WP HR S P ERA WHIP	1.0 3.0 3 0 0 0 0 0 0 0 0 0 0 5 8	10 3 3 0 0 0 0 0 0 0 0 0 0 0 5 8	0 0 0 0 0 0 0 0 0 0 0 0 0 0 0 0	0 0 0 0 0 0 0 0 0 0 0 0 0 0 0 0	0 0 0 0 0 0 0 0 0 0 0 0 0 0 0 0	0.00 0.000 0.000 0.000 0.000

Batter	1	2	3	4	5	6	7	8	9	10	AB	R	H	RBI	BB	SO	LOB	BOTTOM										
54 Brian Barton, R OBP: 0.382, SLG: 0.612 (9, 7)	5 BLK 16 G3 5 1B 1B		L3		K			L3		F9 1-1	5	1	1	0	0	1	1	Florida Marlins @ St. Louis Cardinals Roger Dean Stadium, Jupiter, FL Thu Mar 20 2008, 1:05 PM EDT Att. 6,731 - Cloudy - 78 F										
16 Chris Duncan, L OBP: 0.275, SLG: 0.188 (9, 3)	G3 1-2		G4-3 BB		G4-3		K		K		4	0	0	0	1	2	2											
5 Albert Pujols, R OBP: 0.473, SLG: 0.804 89 Nick Stavinoha, R OBP: 0.500, SLG: 0.750 (9, 9)	SAFE 1B		P3		P4		G5-3				4	0	1	1	0	0	1											
24 Rick Ankiel, L OBP: 0.397, SLG: 0.556 (1, 8)	F9		G6-3		L7		L7		K 2-3		4	0	0	0	0	1	2											
8 Troy Glaus, R OBP: 0.451, SLG: 0.488 56 Kelvin Jimenez, R (7, 1)	F9				K		F7				3	0	0	0	0	1	1											
Aaron Miles, S OBP: 0.302, SLG: 0.243 (8, 4)					K				4 1B 47 WVP 1B		0	0	0	0	0	0	0											
4 Yadier Molina, R OBP: 0.213, SLG: 0.277 55 Skip Schumaker, L OBP: 0.404, SLG: 0.542 21 Jason LaRue, R OBP: 0.313, SLG: 0.250 (10, 2)			F9		F7		F8				4	0	1	0	0	0	0											
Adam Kennedy, L OBP: 0.378, SLG: 0.442 34 Randy Flores, L (8, 1)			E3 SH1-4		K						3	0	1	0	0	1	0											
47 Ryan Ludwick, R OBP: 0.340, SLG: 0.426 46 Kyle McClellan, R (10, 1)					K						0	0	0	0	0	0	0											
Braden Looper, R 36 Russ Springer, R 28 D'Angelo Jimenez, S OBP: 0.240, SLG: 0.318 (7, 5)			SH1-4		G5-3		L8				1	0	0	0	0	0	0											
3 Cesar Izturis, S OBP: 0.217, SLG: 0.256 (1, 6)			F7				G6-3				3	0	0	0	1	0	2											
Inning Stats	R: 1 E: 0 K: 0 S: 8	H: 2 LOB: 1 BB: 0 P: 13	R: 0 E: 1 K: 0 S: 4	H: 0 LOB: 1 BB: 0 P: 4	R: 0 E: 0 K: 0 S: 8	H: 0 LOB: 0 BB: 0 P: 7	R: 0 E: 0 K: 2 S: 7	H: 0 LOB: 0 BB: 0 P: 7	R: 0 E: 0 K: 1 S: 5	H: 1 LOB: 1 BB: 0 P: 9	R: 0 E: 0 K: 1 S: 5	H: 0 LOB: 0 BB: 0 P: 5	R: 1 E: 0 K: 2 S: 12	H: 2 LOB: 2 BB: 0 P: 19	R: 0 E: 0 K: 1 S: 6	H: 0 LOB: 0 BB: 0 P: 7	1B: 4 2B: 1 3B: 0 HR: 0	SF: 0 SAC: 1 DP: 0 HBP: 0	WP: 1 PA: 38									
PITCHER	IP WLS BF H R ER SO BB IBB HBP BLK WP HR S P ERA WHIP	5.0 3.0 2.0	20 10 8	1 0 1	1 0 1	3 1 3	0 0 0	0 0 0	0 0 0	0 0 0	32 13 18	48 17 26	1.80 0.00 4.50	0.800 0.333 1.000	PITCHER	IP WLS BF H R ER SO BB IBB HBP BLK WP HR S P ERA WHIP	1.0 3.0 2.0	10 3 8	0 0 2	0 0 1	0 0 0	0 0 0	0 0 0	0 0 0	0 0 0	0 0 0	0 0 0	0 0 0

AB	39
R	2
H	8
RBI	2
BB	2
SO	4
LOB	16


AB	35
R	2
H	5
RBI	1
BB	2
SO	7
LOB	13




Batter	1	2	3	4	5	6	7	8	9	AB	R	H	RBI	BB	SO	LOB	TOP								
2 Hanley Ramirez, R OBP: 0.466, SLG: 0.698 11 Robert Andino, R OBP: 0.280, SLG: 0.227										2	0	2	1	1	0	0	Florida Marlins @ Houston Astros Osceola County Stadium, Kissimmee, FL Fri Mar 21 2008, 1:05 PM EDT Att: 3,860 - Sunny - 72 F								
6 Dan Uggla, R OBP: 0.404, SLG: 0.640										5	1	2	4	0	0	2									
Luis Gonzalez, L OBP: 0.426, SLG: 0.410 1 Alexis Gomez, L OBP: 0.344, SLG: 0.231										4	0	2	0	0	0	2									
14 Josh Willingham, R OBP: 0.306, SLG: 0.295 24 Cameron Maybin, R OBP: 0.256, SLG: 0.514										4	0	2	0	0	1	2									
Mike Jacobs, L OBP: 0.309, SLG: 0.362 21 Jason Wood, R OBP: 0.320, SLG: 0.304										4	1	2	1	1	0	3									
12 Cody Ross, R OBP: 0.352, SLG: 0.400 7 Alejandro De Aza, L OBP: 0.409, SLG: 0.705										2	1	1	0	1	0	0									
Jose Castillo, R OBP: 0.296, SLG: 0.412										5	1	1	0	0	1	4									
53 John Baker, L OBP: 0.292, SLG: 0.158										3	0	0	1	0	2	0									
23 Andrew Miller, L OBP: 0.333, SLG: 0.200 66 Burke Badenhop, R OBP: 0.279, SLG: 0.425 35 Doug Waechter, R										2	1	1	0	0	0	0									
Inning Stats	R: 0 E: 0 K: 0 S: 5	H: 3 LOB: 2 BB: 0 P: 5	R: 0 E: 0 K: 1 S: 5	H: 0 LOB: 0 BB: 0 P: 5	R: 0 E: 0 K: 1 S: 6	H: 1 LOB: 2 BB: 1 P: 11	R: 4 E: 0 K: 0 S: 10	H: 4 LOB: 2 BB: 1 P: 16	R: 0 E: 0 K: 1 S: 6	H: 2 LOB: 0 BB: 0 P: 6	R: 0 E: 1 K: 0 S: 3	H: 0 LOB: 0 BB: 0 P: 3	R: 1 E: 0 K: 0 S: 5	H: 2 LOB: 2 BB: 1 P: 9	R: 2 E: 0 K: 1 S: 8	H: 1 LOB: 0 BB: 1 P: 14		R: 1 E: 0 K: 2 S: 11	H: 1 LOB: 0 BB: 0 P: 14	1B: 9 2B: 5 3B: 0 HR: 2	SF: 1 SAC: 1 DP: 3 HBP: 0	WP: 1 PB: 0 SB: 1 CS: 1	PA: 43		
PITCHER	IP	WLS	BF	H	R	ER	SO	BB	IBB	HBP	BLK	WP	HR	S	P	ERA	WHIP								
44 Roy Oswalt, R ERA: 3.6	5.0	L	25	10	4	4	3	2	0	0	0	1	0	32	43	7.20	2.400								
58 Dave Borkowski, R ERA: 3.0	2.0		9	2	1	1	0	1	0	0	0	0	0	8	12	4.50	1.500								
35 Ryan Houston, R ERA: 5.4	1.0		5	1	2	2	1	1	0	0	0	0	1	8	14	18.00	2.000								
29 Geoff Geary, R ERA: 4.76	1.0		4	1	1	1	2	0	0	0	0	0	1	11	14	9.00	1.000								

Batter	1	2	3	4	5	6	7	8	9	AB	R	H	RBI	BB	SO	LOB	BOTTOM								
9 Hunter Pence, R OBP: 0.406, SLG: 0.700 58 Dave Borkowski, R ERA: 3.0 2 Darin Erstad, L OBP: 0.310, SLG: 0.499 35 Ryan Houston, R ERA: 5.4 29 Geoff Geary, R ERA: 4.76 21 Michael Bourn, L OBP: 0.400, SLG: 0.642										3	0	3	0	0	0	0	Florida Marlins @ Houston Astros Osceola County Stadium, Kissimmee, FL Fri Mar 21 2008, 1:05 PM EDT Att: 3,860 - Sunny - 72 F								
Mark Loretta, R OBP: 0.348, SLG: 0.341										4	0	0	0	1	1	3									
17 Lance Berkman, S OBP: 0.370, SLG: 0.692 55 Humberto Quintero, R OBP: 0.457, SLG: 0.548										4	0	1	0	0	0	3									
45 Carlos Lee, R OBP: 0.368, SLG: 0.516 31 David Newhan, L OBP: 0.279, SLG: 0.425										3	0	0	0	0	0	2									
10 Miguel Tejada, R OBP: 0.367, SLG: 0.578 13 Tomas Perez, S OBP: 0.409, SLG: 0.475										1	0	0	0	2	0	0									
27 Geoff Blum, S OBP: 0.304, SLG: 0.405 93 Danny Klassen, R OBP: 0.182, SLG: 0.100										3	0	0	0	0	1	2									
60 Reggie Abercrombie, R OBP: 0.319, SLG: 0.286										4	1	2	1	0	0	4									
Brad Ausmus, R OBP: 0.355, SLG: 0.400										4	0	0	0	0	1	4									
44 Roy Oswalt, R ERA: 3.97 66 Burke Badenhop, R ERA: 1.98 35 Doug Waechter, R ERA: 3.09										1	0	0	0	0	0	0									
Inning Stats	R: 0 E: 0 K: 0 S: 3	H: 1 LOB: 1 BB: 1 P: 7	R: 0 E: 0 K: 1 S: 5	H: 1 LOB: 0 BB: 0 P: 6	R: 0 E: 0 K: 0 S: 4	H: 1 LOB: 1 BB: 0 P: 4	R: 0 E: 0 K: 0 S: 4	H: 0 LOB: 1 BB: 1 P: 9	R: 2 E: 0 K: 1 S: 9	H: 3 LOB: 1 BB: 0 P: 12	R: 0 E: 0 K: 0 S: 3	H: 0 LOB: 2 BB: 1 P: 7	R: 0 E: 0 K: 0 S: 5	H: 1 LOB: 1 BB: 0 P: 6	R: 1 E: 0 K: 0 S: 6	H: 2 LOB: 3 BB: 1 P: 13		R: 0 E: 0 K: 1 S: 5	H: 0 LOB: 0 BB: 0 P: 6	1B: 6 2B: 1 3B: 1 HR: 1	SF: 0 SAC: 0 DP: 1 HBP: 0	WP: 0 PB: 0 SB: 0 CS: 1	PA: 39		
PITCHER	IP	WLS	BF	H	R	ER	SO	BB	IBB	HBP	BLK	WP	HR	S	P	ERA	WHIP								
23 Andrew Miller, L ERA: 3.97	5.2	W	24	6	2	2	2	3	0	0	0	0	0	27	44	3.18	1.588								
66 Burke Badenhop, R ERA: 1.98	2.1	H	11	3	1	1	0	1	0	0	0	0	0	12	20	3.86	1.714								
35 Doug Waechter, R ERA: 3.09	1.0		3	0	0	0	1	0	0	0	0	0	0	5	6	0.00	0.000								



Batter	1	2	3	4	5	6	7	8	9	AB R H RBI BB SO LOB	TOP																								
											Florida Marlins @ Baltimore Orioles Fort Lauderdale Stadium, Ft. Lauderdale, FL Sat Mar 22 2008, 1:05 PM EDT livebaseballscorecards.com																								
										AB		0																							
										R		0																							
										H		0																							
										RBI		0																							
										BB		0																							
										SO		0																							
										LOB		0																							
																																			
Inning Stats										1B: 0		SF: 0	WP: 0	PA: 0																					
	2B: 0	SAC: 0	FB: 0																																
	3B: 0	DP: 0	SB: 0																																
	HR: 0	HBP: 0	CS: 0																																
PITCHER	IP	WLS	BF	H	R	ER	SO	BB	IBB	HBP	BLK	WP	HR	S	P	ERA	WHIP	PITCHER	IP	WLS	BF	H	R	ER	SO	BB	IBB	HBP	BLK	WP	HR	S	P	ERA	WHIP

Batter	1	2	3	4	5	6	7	8	9	AB R H RBI BB SO LOB	BOTTOM																								
											Florida Marlins @ Baltimore Orioles Fort Lauderdale Stadium, Ft. Lauderdale, FL Sat Mar 22 2008, 1:05 PM EDT livebaseballscorecards.com																								
										AB		0																							
										R		0																							
										H		0																							
										RBI		0																							
										BB		0																							
										SO		0																							
										LOB		0																							
																																			
Inning Stats										1B: 0		SF: 0	WP: 0	PA: 0																					
	2B: 0	SAC: 0	FB: 0																																
	3B: 0	DP: 0	SB: 0																																
	HR: 0	HBP: 0	CS: 0																																
PITCHER	IP	WLS	BF	H	R	ER	SO	BB	IBB	HBP	BLK	WP	HR	S	P	ERA	WHIP	PITCHER	IP	WLS	BF	H	R	ER	SO	BB	IBB	HBP	BLK	WP	HR	S	P	ERA	WHIP

Batter	1	2	3	4	5	6	7	8	9	AB	R	H	RBI	BB	SO	LOB	TOP								
2 Hanley Ramirez, R OBP: 0.435, SLG: 0.625 4 Alfredo Amezaga, S OBP: 0.316, SLG: 0.306	G5-3		1B		F7		FC5-4			3	0	1	0	0	0	1	Florida Marlins @ Baltimore Orioles Fort Lauderdale Stadium, Ft. Lauderdale, FL Tue Mar 25 2008, 1:05 PM EDT Att.: 5,605 - Cloudy - 69 F								
6 Dan Uggla, R OBP: 0.388, SLG: 0.574 Chase Lambin, S OBP: 1.000, SLG: 1.500	K		F7		FC5-4			2B		3	0	0	0	0	1	2									
Luis Gonzalez, L OBP: 0.418, SLG: 0.413 Mike Jacobs, L OBP: 0.355, SLG: 0.453	F8		1B			K		2B		3	0	1	0	0	1	0									
14 Josh Willingham, R OBP: 0.322, SLG: 0.321 Spike McDougall, R	K		F8			1B		P6		3	0	1	0	0	1	2									
3 Jorge Cantu, R OBP: 0.431, SLG: 0.617 92 Andrew Beattie, S	F7				G5-3		F7		K	3	0	0	0	0	1	1									
21 Jason Wood, R OBP: 0.290, SLG: 0.276	1B				K		G6-3		G5-3	4	0	1	0	0	1	2									
1 Alexis Gomez, L OBP: 0.325, SLG: 0.294	1B				G6-3		G6-3		K	4	0	1	0	0	1	0									
20 Matt Treanor, R OBP: 0.357, SLG: 0.520 41 Paul Hoover, R OBP: 0.256, SLG: 0.310	FC5					P3		L4		2	0	0	0	0	0	2									
7 Alejandro De Aza, L OBP: 0.390, SLG: 0.642			F7						K	4	0	2	0	0	1	0									
Inning Stats	R: 0 E: 0 K: 1 S: 5	H: 0 LOB: 0 BB: 0 P: 5	R: 0 E: 0 K: 1 S: 7	H: 2 LOB: 2 BB: 0 P: 7	R: 0 E: 0 K: 0 S: 5	H: 2 LOB: 2 BB: 0 P: 5	R: 0 E: 0 K: 1 S: 5	H: 0 LOB: 0 BB: 0 P: 5	R: 0 E: 0 K: 0 S: 4	H: 1 LOB: 1 BB: 0 P: 4	R: 0 E: 0 K: 1 S: 6	H: 1 LOB: 1 BB: 0 P: 6	R: 0 E: 0 K: 0 S: 4	H: 1 LOB: 1 BB: 0 P: 4	R: 1 E: 0 K: 1 S: 7	H: 2 LOB: 1 BB: 0 P: 7		R: 0 E: 0 K: 2 S: 7	H: 0 LOB: 0 BB: 0 P: 7	1B: 7 2B: 2 3B: 0 HR: 0	SF: 0 SAC: 0 DP: 0 HBP: 0	WP: 0 PB: 0 SB: 0 CS: 0	PA: 36		
PITCHER	IP	WLS	BF	H	R	ER	SO	BB	IBB	HBP	BLK	WP	HR	S	P	ERA	WHIP								
56 Brian Bures, L ERA: 2.77	5.1	W	22	6	0	0	4	0	0	0	0	0	0	30	30	0.00	1.125								
51 Randor Biedr, R ERA: 1.74	0.2		2	0	0	0	0	0	0	0	0	0	0	2	2	0.00	0.000								
45 Dennis Sarfate, R ERA: 2.45	1.0		4	1	0	0	0	0	0	0	0	0	0	4	4	0.00	1.000								
Chad Bradford, R ERA: 5.79	1.0		5	2	1	1	1	0	0	0	0	0	0	7	7	9.00	2.000								
52 George Sherrill, L ERA: 2.0	1.0		3	0	0	0	2	0	0	0	0	0	0	7	7	0.00	0.000								

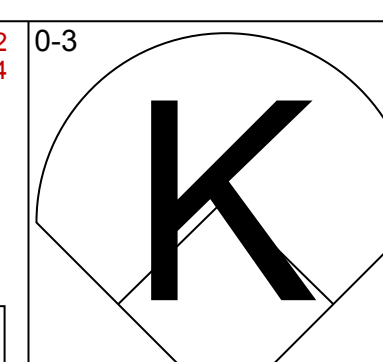
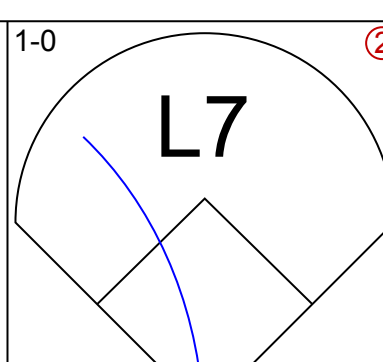
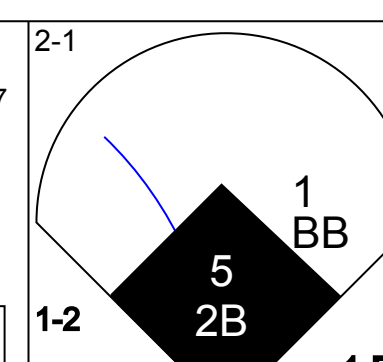
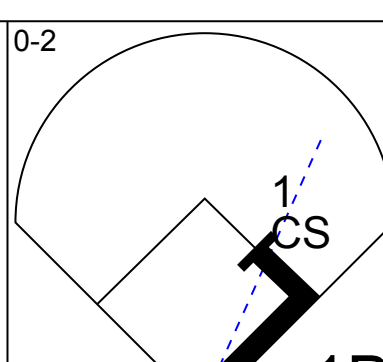
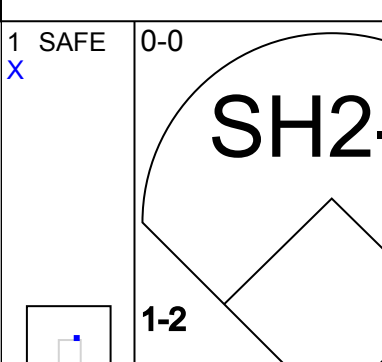
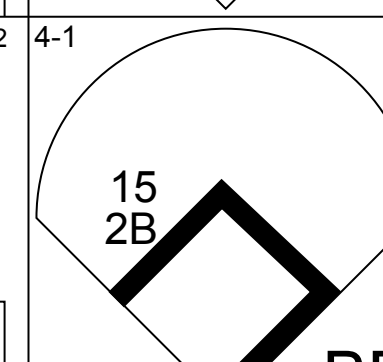
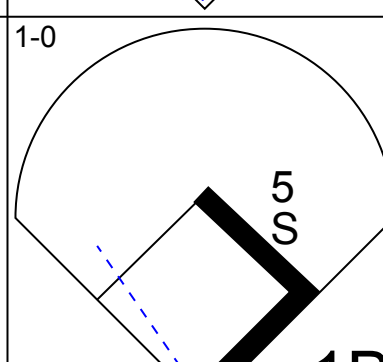
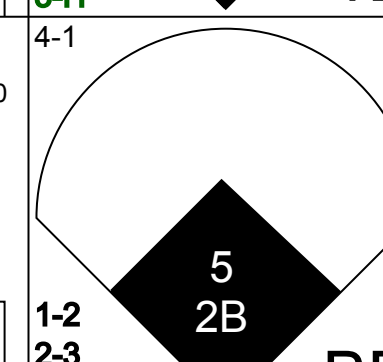
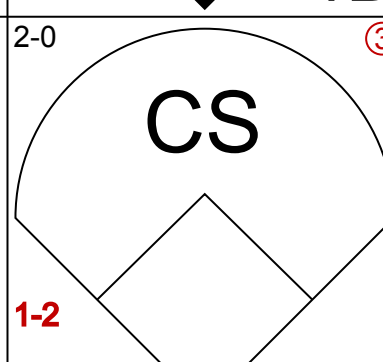
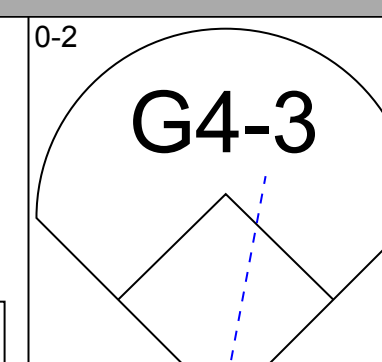
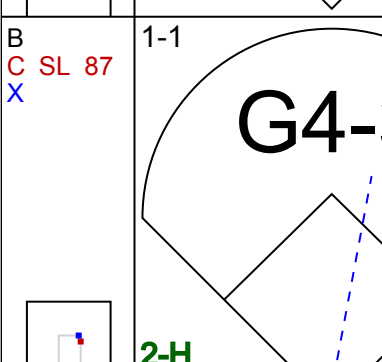
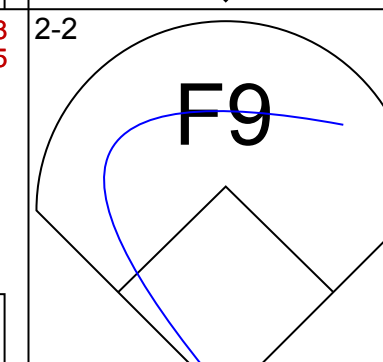
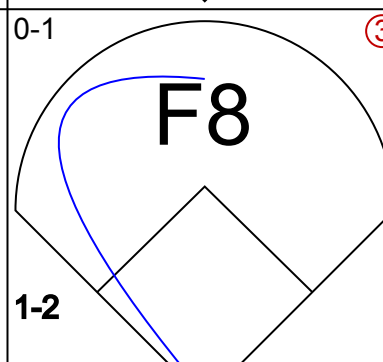
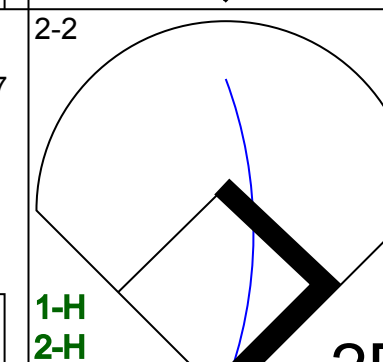
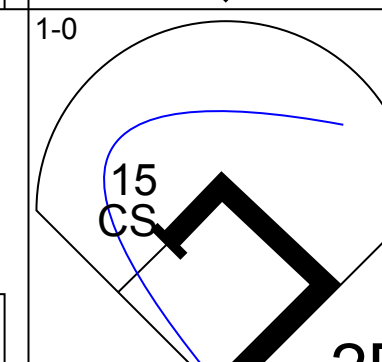
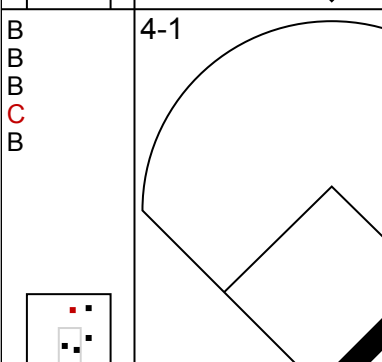
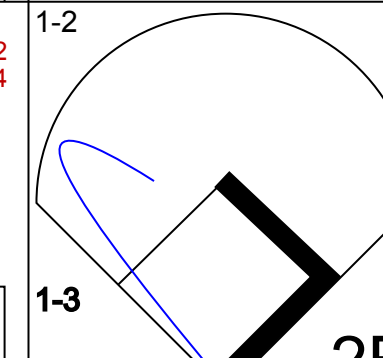

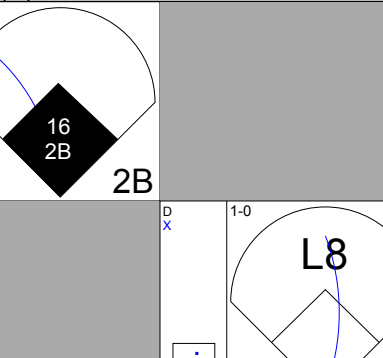
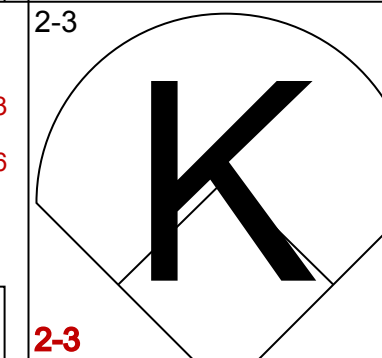
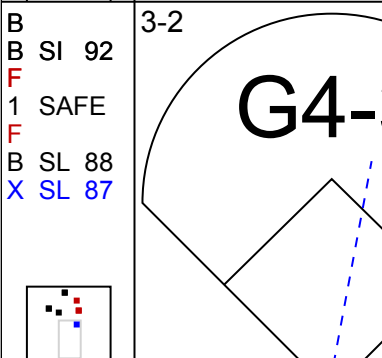
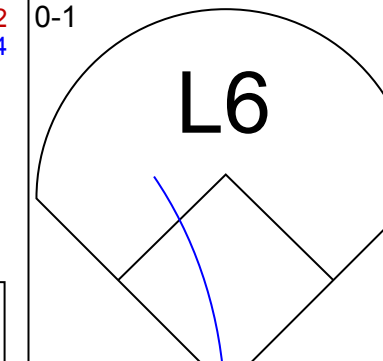
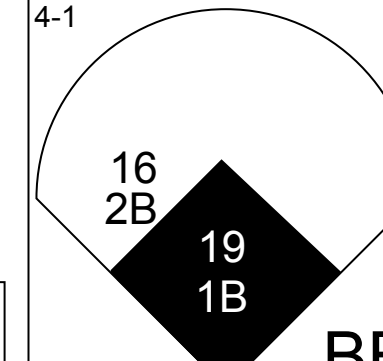
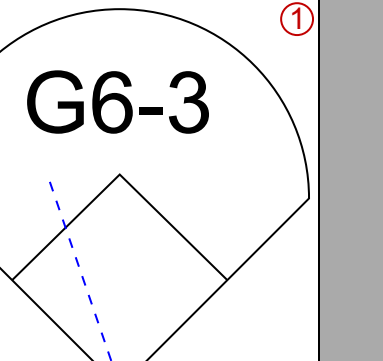
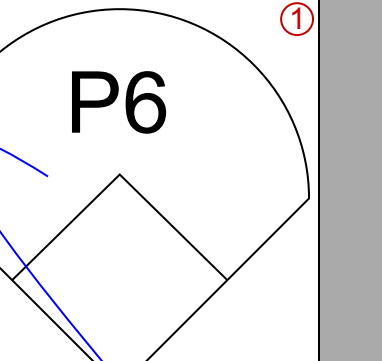
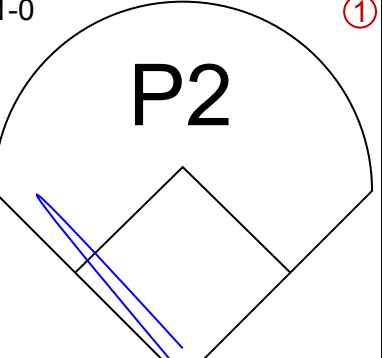
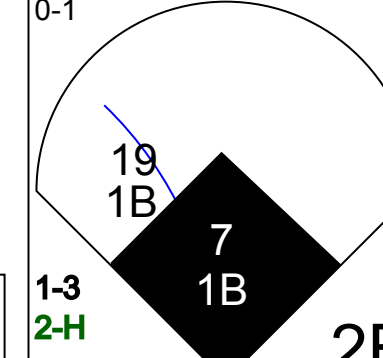
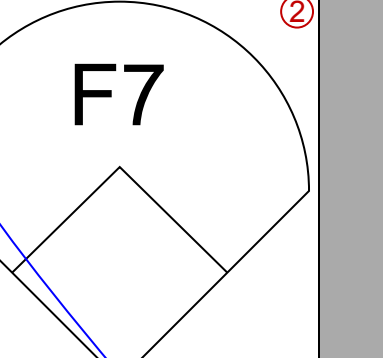
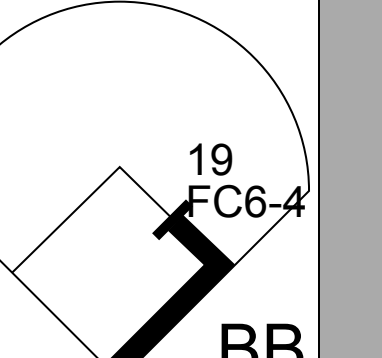
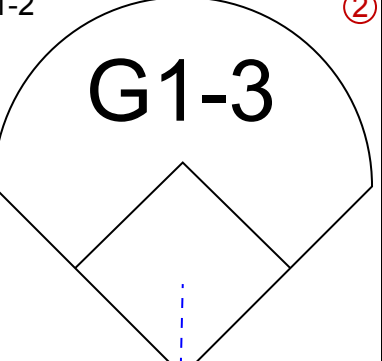
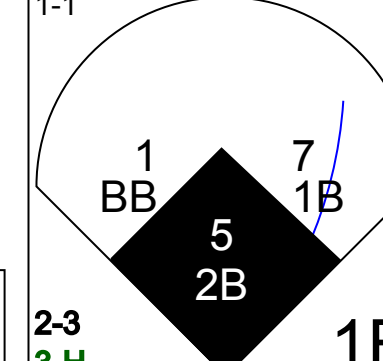
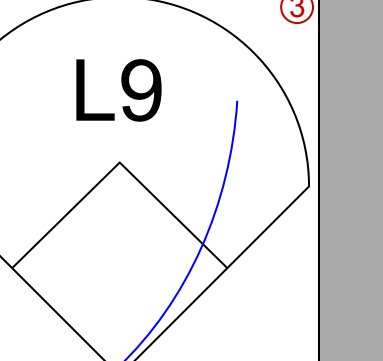
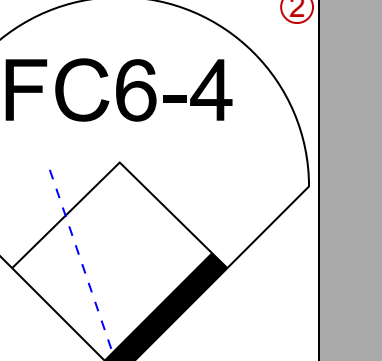
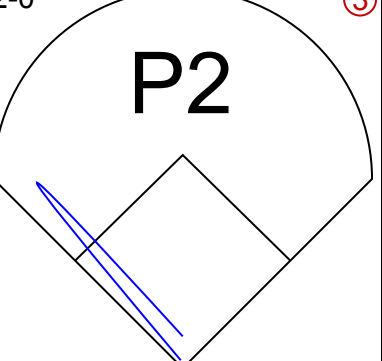
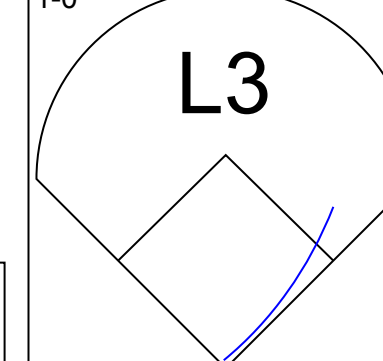
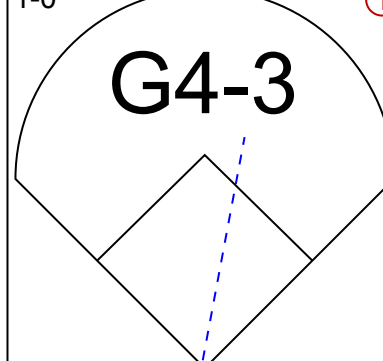
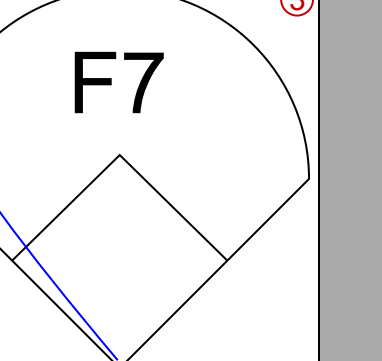
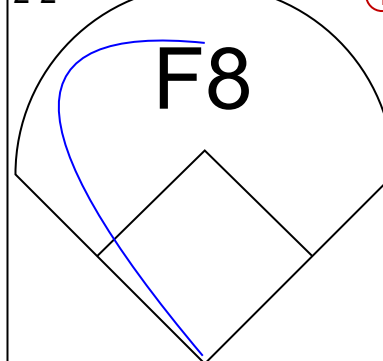
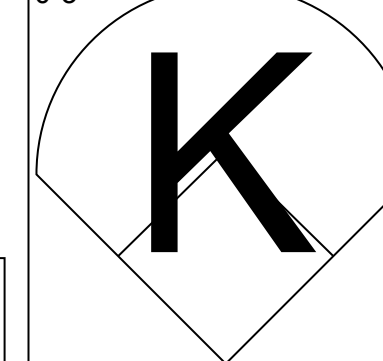
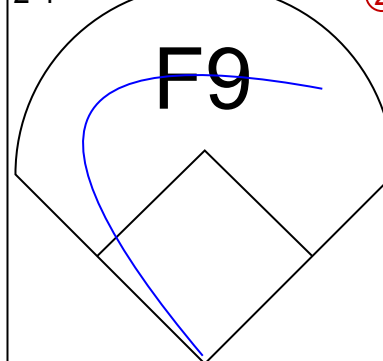
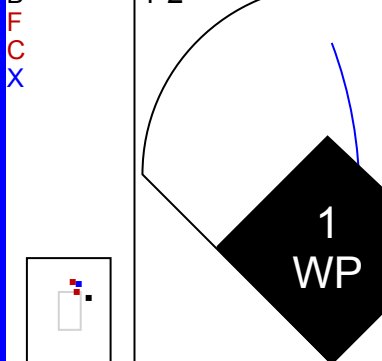
Batter	1	2	3	4	5	6	7	8	9	AB	R	H	RBI	BB	SO	LOB	BOTTOM								
9 Scott Moore, L OBP: 0.514, SLG: 0.633 70 Eider Torres, S OBP: 0.211, SLG: 0.167	K	G4-3		K		K		G3		4	0	0	1	0	3	4	Florida Marlins @ Baltimore Orioles Fort Lauderdale Stadium, Ft. Lauderdale, FL Tue Mar 25 2008, 1:05 PM EDT Att.: 5,605 - Cloudy - 69 F								
6 Melvin Mora, R OBP: 0.528, SLG: 0.783 Jay Gibbons, L OBP: 0.257, SLG: 0.258	SF8	2B		G1-6-3		SF7		1B		2	2	2	0	0	0	0									
Kevin Millar, R OBP: 0.438, SLG: 0.564 73 Chris Heintz, R OBP: 0.269, SLG: 0.346	SF8	2B			BB	BB		G6-4-3		1	0	1	2	2	0	0									
17 Aubrey Huff, L OBP: 0.273, SLG: 0.344 69 Oscar Salazar, R OBP: 0.353, SLG: 0.484	G3	G3			G6-4-3	BB		BB		3	0	0	1	1	0	2									
Jay Payton, R OBP: 0.333, SLG: 0.423 26 Chris Roberson, S OBP: 0.355, SLG: 0.414						FC6-4		BB		0	0	0	0	0	0	0									
Ramon Hernandez, R OBP: 0.528, SLG: 0.293 24 Guillermo Quiroz, R OBP: 0.394, SLG: 0.490		G4-3		F9		E7		FC6-4		4	1	2	0	0	0	3									
30 Luke Scott, L OBP: 0.293, SLG: 0.459 13 Tike Redman, L OBP: 0.308, SLG: 0.432		G4-3		F9		G5-3		G1-3		0	0	0	0	0	0	0									
10 Adam Jones, R OBP: 0.313, SLG: 0.318										2	2	1	0	1	1	1									
12 Brandon Fahey, L OBP: 0.313, SLG: 0.318										1	0	1	0	0	0	0									
Inning Stats	R: 1 E: 0 K: 1 S: 6	H: 1 LOB: 0 BB: 0 P: 6	R: 5 E: 0 K: 0 S: 8	H: 5 LOB: 1 BB: 1 P: 12	R: 0 E: 0 K: 1 S: 6	H: 1 LOB: 0 BB: 0 P: 7	R: 0 E: 0 K: 1 S: 5	H: 1 LOB: 0 BB: 0 P: 5	R: 0 E: 1 K: 0 S: 3	H: 0 LOB: 1 BB: 1 P: 7	R: 2 E: 0 K: 1 S: 7	H: 2 LOB: 3 BB: 3 P: 19	R: 0 E: 0 K: 0 S: 4	H: 1 LOB: 1 BB: 0 P: 4	R: 0 E: 0 K: 0 S: 3	H: 1 LOB: 0 BB: 0 P: 3		1B: 7 2B: 3 3B: 2 HR: 0	SF: 2 SAC: 0 DP: 3 HBP: 0	WP: 2 PB: 0 SB: 0 CS: 0	PA: 39				
PITCHER	IP	WLS	BF	H	R	ER	SO	BB	IBB	HBP	BLK	WP	HR	S	P	ERA	WHIP								
Scott Olsen, L ERA: 4.5	4.0	L	20	8	6	6	3	1	0	0	0	0	0	25	30	13.50	2.250								
19 Logan Kensing, R ERA: 1.0	1.0		4	0	0	0	0	1	0	0	0	0	0	3	7	0.00	1.000								
32 Justin Miller, R ERA: 2.89	1.0		8	2	2	2	1	3	0	0	0	0	0	7	19	18.00	5.000								
Kevin Gregg, R ERA: 4.0	1.0		4	1	0	0	0	0	0	0	0	0	0	4	4	0.00	1.000								
Chris Leroux, R ERA:	1.0		3	1	0	0	0	0	0	0	0	0	0	3	3	0.00	1.000								

Batter	1	2	3	4	5	6	7	8	9	AB	R	H	RBI	BB	SO	LOB	TOP					
2 Hanley Ramirez, R OBP: 0.438, SLG: 0.612 Manny Mayerson, R OBP: 1.000, SLG: 2.000 (7, PR) (7, 10)										3	0	1	0	1	1	1	Florida Marlins @ New York Mets Tradition Field, Port St. Lucie, FL Wed Mar 26 2008, 1:10 PM EDT Att: 5,658 - Partly Cloudy - 76 F					
6 Dan Uggla, R OBP: 0.347, SLG: 0.538 Daniel Garcia, R (7, 4)										4	0	0	0	0	1	4						
Luis Gonzalez, L OBP: 0.414, SLG: 0.408 1 Alexis Gomez, L OBP: 0.333, SLG: 0.333 (6, 9)										3	0	1	0	0	0	0						
14 Josh Willingham, R OBP: 0.323, SLG: 0.321 Scott Cousins, L (6, PR) (6, 7)										3	0	1	0	0	1	1						
Mike Jacobs, L OBP: 0.364, SLG: 0.500 53 John Baker, L OBP: 0.333, SLG: 0.190 (7, 2)										3	2	1	2	1	0	1						
3 Jorge Cantu, R OBP: 0.441, SLG: 0.683 21 Jason Wood, R OBP: 0.273, SLG: 0.258 (7, PH) (7, 5)										3	1	2	3	0	0	0						
41 Paul Hoover, R OBP: 0.257, SLG: 0.303 (7, 3)										4	1	1	0	0	1	3						
7 Alejandro De Aza, L OBP: 0.381, SLG: 0.614 Greg Burns, L (6, 8)										4	0	1	0	0	0	1						
4 Alfredo Amezaga, S OBP: 0.310, SLG: 0.282 (1, 6)										3	0	0	0	1	1	2						
Inning Stats	R: 0 E: 0 K: 1 S: 5	H: 0 LOB: 0 BB: 0 P: 5	R: 0 E: 0 K: 0 S: 3	H: 0 LOB: 0 BB: 0 P: 3	R: 0 E: 1 K: 1 S: 6	H: 0 LOB: 2 BB: 1 P: 10	R: 0 E: 0 K: 2 S: 9	H: 2 LOB: 2 BB: 0 P: 9	R: 0 E: 0 K: 1 S: 6	H: 1 LOB: 1 BB: 0 P: 7	R: 3 E: 0 K: 0 S: 7	H: 3 LOB: 1 BB: 1 P: 14	R: 3 E: 0 K: 1 S: 8	H: 2 LOB: 1 BB: 1 P: 13	R: 1 E: 0 K: 0 S: 5	H: 2 LOB: 1 BB: 0 P: 6		R: 0 E: 0 K: 0 S: 3	H: 0 LOB: 1 BB: 1 P: 7	1B: 5 2B: 3 3B: 0 HR: 2	SF: 0 SAC: 0 DP: 0 HBP: 0	WP: 1 PB: 0 SB: 2 CS: 0
PITCHER	IP WLS BF H R ER SO BB IBB HBP BLK WP HR S P ERA WHIP																					
75 Bobby Parnell, R ERA: 4.32	5.0 L 7 3 3 0 5 1 0 0 0 0 1 0 29 34 0.00 0.800																					
27 Nelson Figueroa, R ERA: 8.18	1.0 L 7 3 3 3 1 0 0 0 0 0 1 7 14 27.00 4.000																					
Joe Smith, R ERA: 6.0	1.0 6 2 3 3 1 0 0 0 0 0 1 8 13 27.00 3.000																					
50 Duaner Sanchez, R ERA: 6.0	1.0 5 2 1 1 0 0 0 0 0 0 0 5 6 9.00 2.000																					
Aaron Heilman, R ERA: 6.0	1.0 4 0 0 0 0 1 0 0 0 0 0 3 7 0.00 1.000																					

Batter	1	2	3	4	5	6	7	8	9	AB	R	H	RBI	BB	SO	LOB	BOTTOM					
7 José Reyes, S OBP: 0.357, SLG: 0.500 Luis Rivera, R (9, 6)										3	0	1	1	1	0	0	Florida Marlins @ New York Mets Tradition Field, Port St. Lucie, FL Wed Mar 26 2008, 1:10 PM EDT Att: 5,658 - Partly Cloudy - 76 F					
1 Luis Castillo, S OBP: 0.333, SLG: 0.233 4 Anderson Hernandez, S OBP: 0.299, SLG: 0.294 (9, 4)										2	1	0	0	3	0	1						
5 David Wright, R OBP: 0.373, SLG: 0.371 Ruben Gotay, S OBP: 0.435, SLG: 0.529 (9, 5)										4	1	1	2	1	0	2						
15 Carlos Beltrán, S OBP: 0.341, SLG: 0.410 Victor Mendez, S OBP: 0.500, SLG: 0.500 (9, 8)										4	0	1	0	1	0	5						
21 Carlos Delgado, L OBP: 0.244, SLG: 0.350 (1, 3)										5	0	2	2	0	2	2						
9 Marlon Anderson, L OBP: 0.324, SLG: 0.267 Damon Easley, R OBP: 0.200, SLG: 0.278 (7, 10)										2	0	0	0	0	1	1						
16 Ángel Pagán, S OBP: 0.373, SLG: 0.479 93 Brady Clark, R OBP: 0.422, SLG: 0.321 (8, 9)										3	0	1	0	0	0	1						
65 Gustavo Molina, R OBP: 0.450, SLG: 0.444 71 Salomon Manriquez, R (7, 2)										3	1	2	0	0	1	0						
Endy Chavez, L OBP: 0.295, SLG: 0.293 17 Fernando Tatis, R OBP: 0.269, SLG: 0.459 (8, 7)										3	1	1	0	0	0	2						
Inning Stats	R: 0 E: 0 K: 0 S: 3	H: 0 LOB: 0 BB: 0 P: 3	R: 0 E: 0 K: 0 S: 4	H: 1 LOB: 1 BB: 0 P: 4	R: 2 E: 0 K: 0 S: 5	H: 3 LOB: 1 BB: 1 P: 10	R: 0 E: 0 K: 1 S: 7	H: 2 LOB: 2 BB: 0 P: 7	R: 0 E: 0 K: 1 S: 6	H: 1 LOB: 2 BB: 1 P: 10	R: 0 E: 0 K: 1 S: 5	H: 0 LOB: 0 BB: 0 P: 5	R: 2 E: 1 K: 1 S: 7	H: 1 LOB: 2 BB: 2 P: 15	R: 1 E: 0 K: 0 S: 3	H: 1 LOB: 3 BB: 3 P: 16		R: 0 E: 0 K: 1 S: 5	H: 0 LOB: 0 BB: 0 P: 5	1B: 8 2B: 1 3B: 0 HR: 0	SF: 0 SAC: 1 DP: 1 HBP: 1	WP: 0 PB: 0 SB: 0 CS: 1
PITCHER	IP WLS BF H R ER SO BB IBB HBP BLK WP HR S P ERA WHIP																					
47 Ricky Nolasco, R ERA: 5.31	5.0 W 23 7 2 2 2 2 0 0 0 0 0 0 25 34 3.60 1.800																					
37 Renyel Pinto, L ERA: 1.29	1.0 H 3 0 0 0 1 0 0 0 0 0 0 5 5 0.00 0.000																					
22 Matt Lindstrom, R ERA: 7.88	1.0 7 1 2 0 1 2 0 0 0 0 0 7 15 0.00 3.000																					
19 Logan Kensing, R ERA: 1.86	0.2 H 5 1 1 1 0 2 0 1 0 0 0 2 11 13.50 4.500																					
48 Lee Gardner, R ERA: 1.86	0.1 H 2 0 0 0 0 1 0 0 0 0 0 1 5 0.00 3.000																					

Batter	1	2	3	4	5	6	7	8	9	AB	R	H	RBI	BB	SO	LOB	TOP					
18 Johnny Damon, L (1, 7) OBP: 0.288, SLG: 0.388 55 Hideki Matsui, L (5, 7) OBP: 0.442, SLG: 0.429										3	1	2	0	0	1	0	New York Yankees @ Florida Marlins Dolphin Stadium, Miami, FL Fri Mar 28 2008, 7:10 PM EDT Att: 30,227 - Clear - 74 F					
2 Derek Jeter, R (1, 6) OBP: 0.398, SLG: 0.440 14 Wilson Betemit, S (7, 3) OBP: 0.237, SLG: 0.365										4	1	2	1	0	0	2						
Bobby Abreu, L (1, 9) OBP: 0.500, SLG: 0.558 60 Cody Ransom, R (7, 6) OBP: 0.317, SLG: 0.436										4	0	0	0	0	3	2						
13 Alex Rodriguez, R (1, 5) OBP: 0.521, SLG: 0.857 12 Nick Green, R (7, PR) OBP: 0.233, SLG: 0.393										3	1	2	2	1	1	1						
Jason Giambi, L (1, 3) OBP: 0.422, SLG: 0.605 96 Gregory Porter, L (7, PR) OBP: 0.300, SLG: 0.500										4	0	2	0	0	1	1						
20 Jorge Posada, S (1, 2) OBP: 0.273, SLG: 0.390 26 José Molina, R (6, 2) OBP: 0.342, SLG: 0.447										3	0	1	0	0	1	2						
24 Robinson Canó, L (1, 4) OBP: 0.477, SLG: 0.661 66 Bernie Castro, S (7, 4) OBP: 0.286, SLG: 0.250										2	0	0	0	2	0	2						
17 Shelley Duncan, R (1, 10) OBP: 0.388, SLG: 0.660 Morgan Ensberg, R (8, PH) OBP: 0.308, SLG: 0.340										3	0	1	0	0	0	4						
28 Melky Cabrera, S (1, 8) OBP: 0.375, SLG: 0.411 19 Jason Lane, R (8, 8) OBP: 0.327, SLG: 0.444										4	0	0	0	0	1	4						
Inning Stats	R: 0 E: 0 K: 3 S: 11	H: 1 LOB: 1 BB: 0 P: 16	R: 0 E: 0 K: 0 S: 7	H: 1 LOB: 2 BB: 1 P: 16	R: 2 E: 0 K: 2 S: 13	H: 3 LOB: 1 BB: 0 P: 18	R: 0 E: 0 K: 0 S: 10	H: 2 LOB: 2 BB: 0 P: 16	R: 1 E: 0 K: 1 S: 14	H: 2 LOB: 0 BB: 1 P: 25	R: 0 E: 0 K: 1 S: 9	H: 0 LOB: 0 BB: 0 P: 12	R: 0 E: 0 K: 1 S: 10	H: 1 LOB: 2 BB: 1 P: 15	R: 0 E: 0 K: 1 S: 8	H: 0 LOB: 1 BB: 1 P: 14		R: 0 E: 0 K: 1 S: 9	H: 0 LOB: 0 BB: 0 P: 12	1B: 5 2B: 4 3B: 0 HR: 1	SF: 0 SAC: 0 DP: 0 HBP: 0	WP: 0 SB: 0 CS: 0
PITCHER	IP WLS BF H R ER SO BB IBB HBP BLK WP HR S P ERA WHIP																					
23 Andrew Miller, L (1, 1) ERA: 4.23	5.0 W 26 9 3 3 6 2 0 0 0 0 0 1 55 91 5.40 2.200																					
22 Matt Lindstrom, R (6, 1) ERA: 7.0	1.0 H 3 0 0 0 1 0 0 0 0 0 0 0 9 12 0.00 0.000																					
19 Logan Kensing, R (7, 1) ERA: 1.69	1.0 H 5 1 0 0 1 1 0 0 0 0 0 0 10 15 0.00 2.000																					
32 Justin Miller, R (8, 1) ERA: 2.61	1.0 H 4 0 0 0 1 1 0 0 0 0 0 0 8 14 0.00 1.000																					
46 Joe Nelson, R (9, 1) ERA: 2.45	1.0 S 3 0 0 0 1 0 0 0 0 0 0 0 9 12 0.00 0.000																					

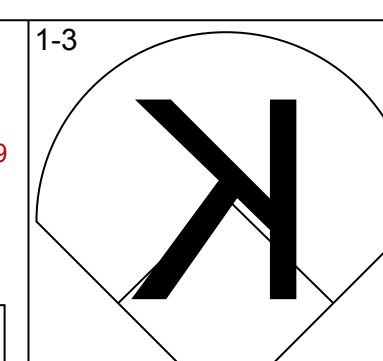
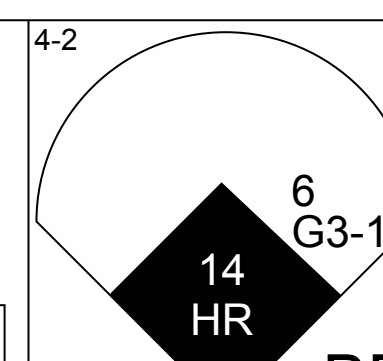
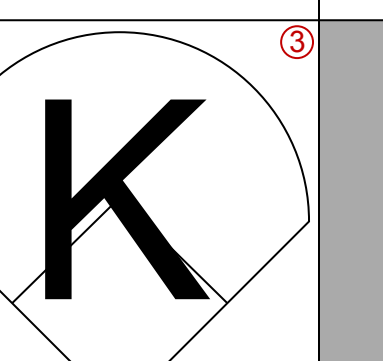
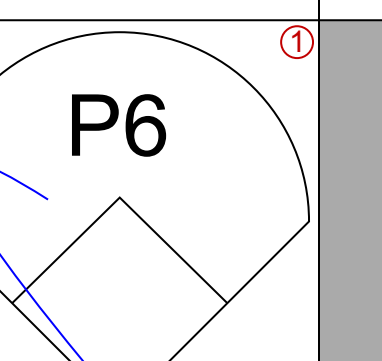
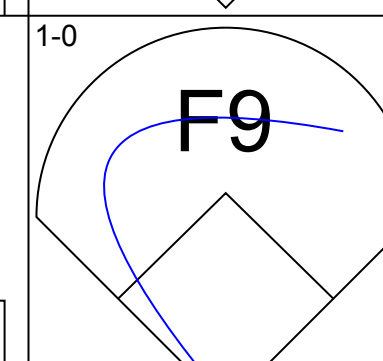
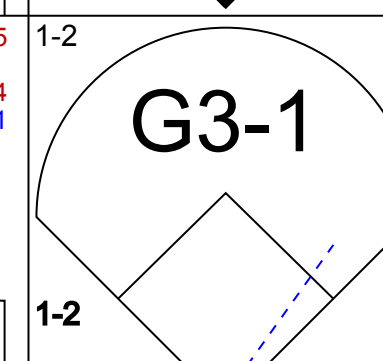
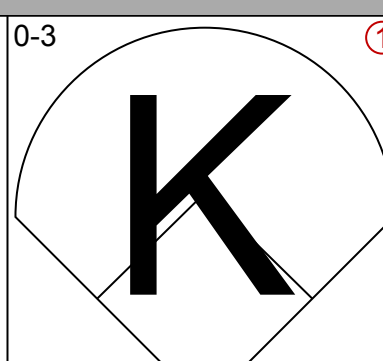
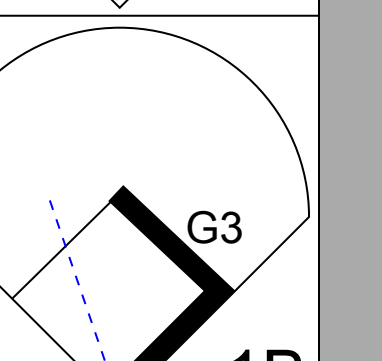
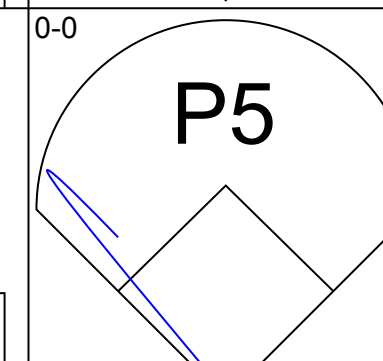
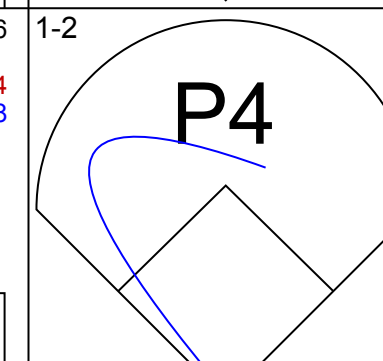
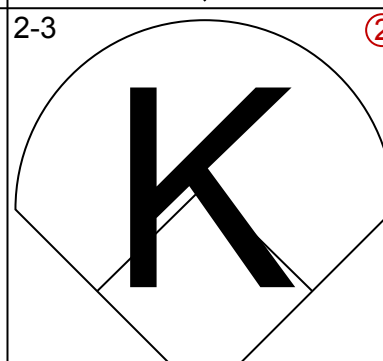
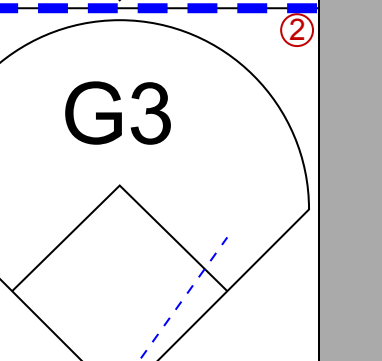
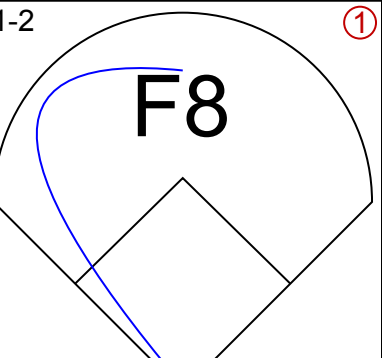
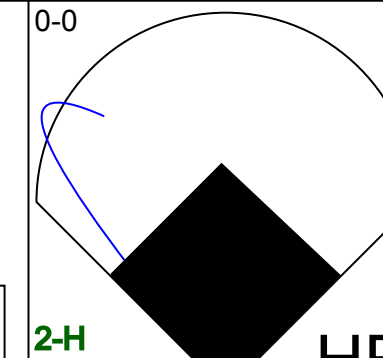
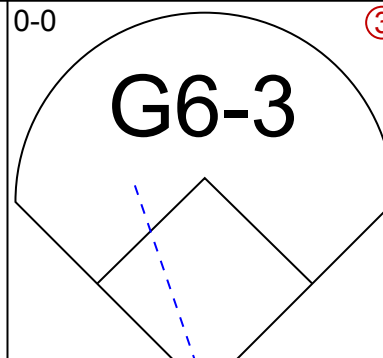
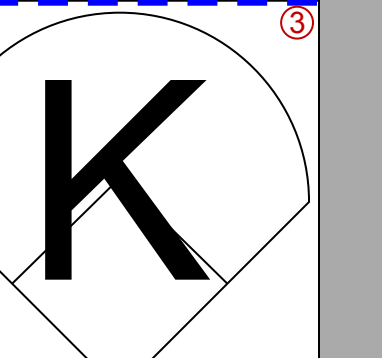
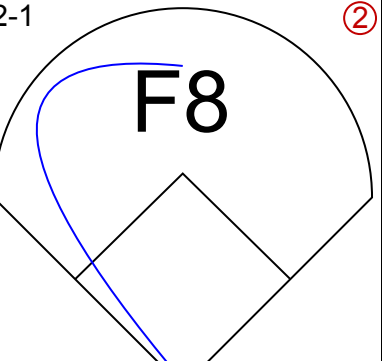
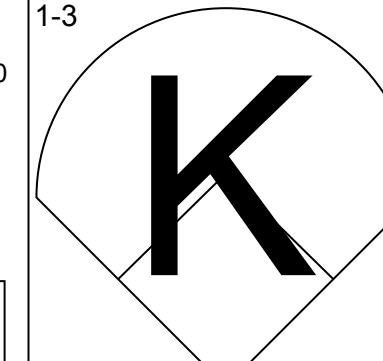
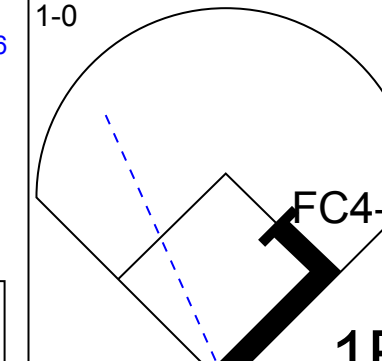
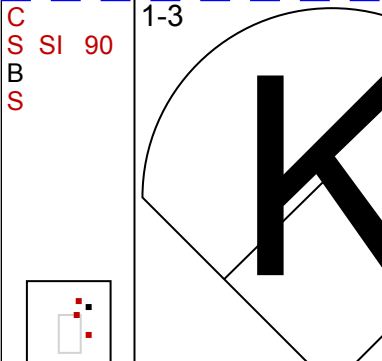
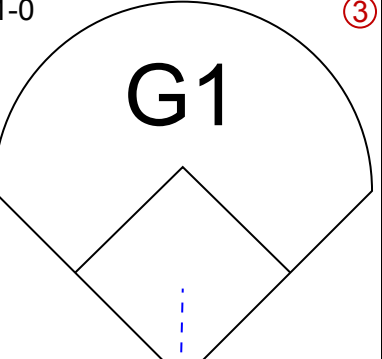
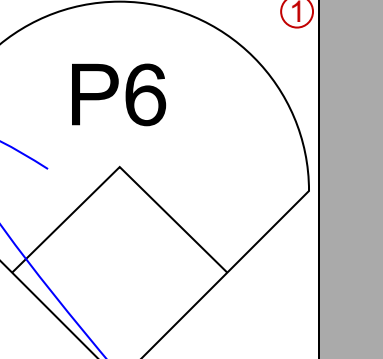
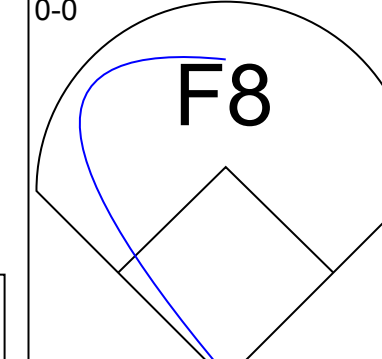
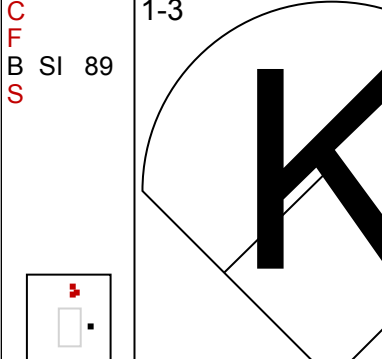
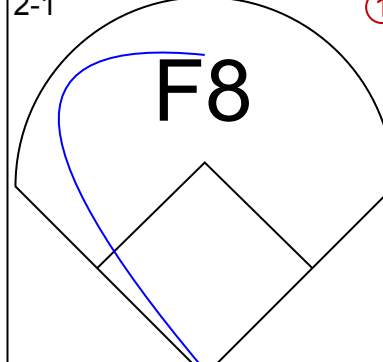
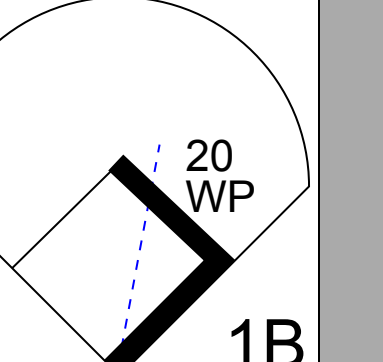
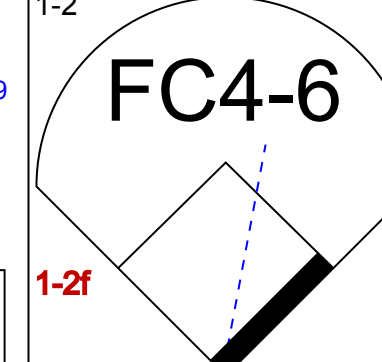
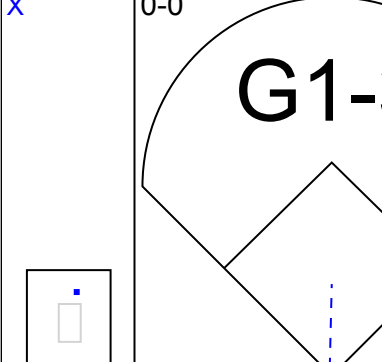
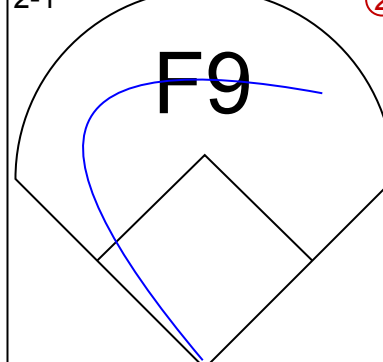
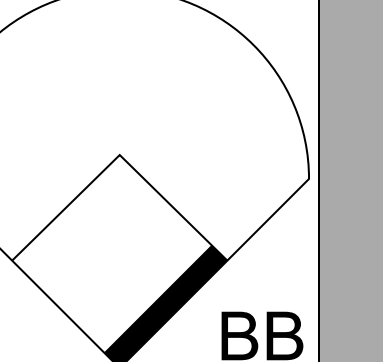
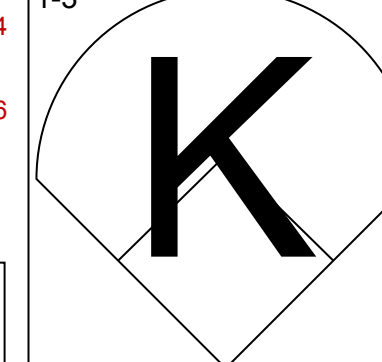
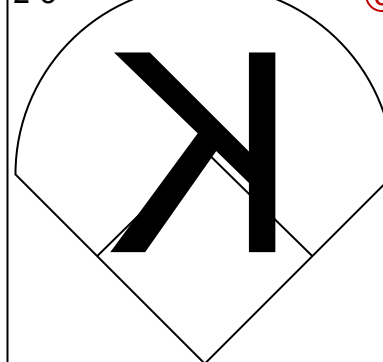
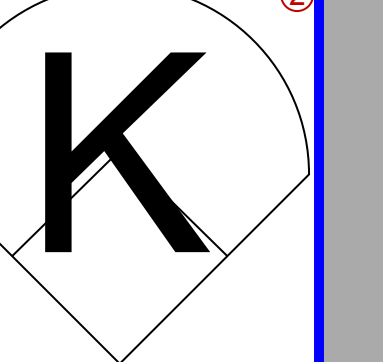
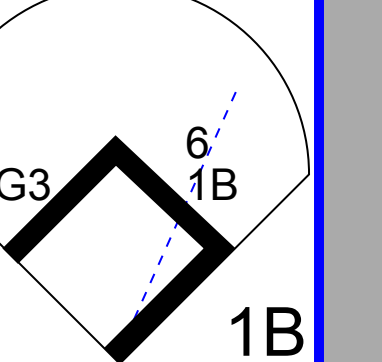
Batter	1	2	3	4	5	6	7	8	9	AB	R	H	RBI	BB	SO	LOB	BOTTOM			
2 Hanley Ramirez, R (1, 6) OBP: 0.429, SLG: 0.592 4 Alfredo Amezaga, S (7, PR) OBP: 0.283, SLG: 0.256										4	0	1	0	0	0	1	New York Yankees @ Florida Marlins Dolphin Stadium, Miami, FL Fri Mar 28 2008, 7:10 PM EDT Att: 30,227 - Clear - 74 F			
6 Dan Uggla, R (1, 4) OBP: 0.329, SLG: 0.500 Chase Lambin, S (8, 4) OBP: 0.750, SLG: 1.000										4	1	1	1	0	1	1				
Mike Jacobs, L (1, 3) OBP: 0.389, SLG: 0.623 41 Paul Hoover, R (7, 3) OBP: 0.250, SLG: 0.294										3	2	2	3	0	0	0				
14 Josh Willingham, R (1, 7) OBP: 0.324, SLG: 0.311 82 John Raynor, R (7, 7)										2	1	0	0	0	0	0				
Luis Gonzalez, L (1, 9) OBP: 0.419, SLG: 0.404 1 Alexis Gomez, L (7, 9) OBP: 0.326, SLG: 0.375										2	0	1	0	1	0	0				
3 Jorge Cantu, R (1, 5) OBP: 0.419, SLG: 0.662 39 Chris Barnwell, R (8, 5) OBP: 0.278, SLG: 0.353										2	0	1	1	0	0	0				
21 Jason Wood, R (1, 10) OBP: 0.270, SLG: 0.257										3	0	0	0	0	0	2				
20 Matt Treanor, R (1, 2) OBP: 0.364, SLG: 0.533										3	0	0	0	0	2	1				
7 Alejandro De Aza, L (1, 8) OBP: 0.362, SLG: 0.571										3	1	1	0	0	0	0				
Inning Stats	R: 0 E: 0 K: 1 S: 7	H: 0 LOB: 0 BB: 0 P: 11	R: 1 E: 0 K: 0 S: 11	H: 1 LOB: 1 BB: 0 P: 14	R: 3 E: 0 K: 0 S: 12	H: 3 LOB: 0 BB: 1 P: 20	R: 0 E: 0 K: 1 S: 8	H: 0 LOB: 0 BB: 0 P: 11	R: 0 E: 0 K: 0 S: 7	H: 0 LOB: 0 BB: 0 P: 11	R: 1 E: 0 K: 0 S: 9	H: 2 LOB: 1 BB: 0 P: 14	R: 0 E: 0 K: 1 S: 8	H: 1 LOB: 1 BB: 0 P: 11	R: 0 E: 0 K: 1 S: 8	H: 1 LOB: 1 BB: 0 P: 12		1B: 4 2B: 1 3B: 1 HR: 2	SF: 1 SAC: 0 DP: 0 HBP: 1	WP: 0 SB: 0 CS: 1
PITCHER	IP WLS BF H R ER SO BB IBB HBP BLK WP HR S P ERA WHIP																			
35 Mike Mussina, R (1, 1) ERA: 6.0	0.2 L 3 1 0 0 0 0 0 0 0 0 0 0 5 8 0.00 1.500																			
LaTroy Hawkins, R (7, 1) ERA: 3.98	1.0 4 1 0 0 1 0 0 0 0 0 0 0 8 11 0.00 1.000																			
36 Edwar Ramirez, R (8, 1) ERA: 4.32	1.0 4 1 0 0 1 0 0 0 0 0 0 0 8 12 0.00 1.000																			

Batter	1	2	3	4	5	6	7	8	9	AB	R	H	RBI	BB	SO	LOB	TOP					
7 José Reyes, S OBP: 0.500, SLG: 0.500										4	1	2	1	0	1	0						
1 Luis Castillo, S OBP: 0.600, SLG: 0.333										3	1	1	0	2	0	0						
5 David Wright, R OBP: 0.600, SLG: 1.000										4	0	2	3	1	0	2						
15 Carlos Beltrán, S OBP: 0.400, SLG: 0.800										5	1	2	0	0	1	3						
21 Carlos Delgado, L										3	1	0	0	1	0	2						
16 Angel Pagán, S OBP: 0.500, SLG: 0.667										3	1	1	1	1	0	0						
19 Ryan Church, L										4	1	1	1	0	0	1						
23 Brian Schneider, L										4	0	0	0	0	0	3						
57 Johan Santana, L 38 Matt Wise, R Scott Schoeneweis, L Jorge Sosa, R 9 Marlon Anderson, L Aaron Heilman, R										3	0	0	0	0	1	2						
Inning Stats	R: 0 E: 0 K: 1 S: 12	H: 1 LOB: 2 BB: 1 P: 19	R: 0 E: 0 K: 0 S: 7	H: 0 LOB: 0 BB: 0 P: 11	R: 0 E: 0 K: 0 S: 7	H: 1 LOB: 1 BB: 0 P: 11	R: 6 E: 0 K: 1 S: 18	H: 5 LOB: 2 BB: 2 P: 36	R: 0 E: 0 K: 0 S: 9	H: 0 LOB: 0 BB: 0 P: 12	R: 0 E: 0 K: 0 S: 6	H: 1 LOB: 0 BB: 0 P: 11	R: 0 E: 0 K: 1 S: 7	H: 1 LOB: 0 BB: 0 P: 10	R: 0 E: 0 K: 0 S: 9	H: 0 LOB: 1 BB: 1 P: 14	R: 1 E: 0 K: 0 S: 10	H: 1 LOB: 1 BB: 1 P: 19	1B: 5 2B: 5 3B: 0 HR: 0	SF: 0 SAC: 1 DP: 0 HBP: 0	WP: 1 PB: 0 SB: 1 CS: 2	PA: 41
PITCHER	IP WLS BF H R ER SO BB IBB HBP BLK WP HR S P ERA WHIP																					
Mark Hendrickson, L ERA: 10.8	(1, 1) 5.0 L 25 7 6 6 2 3 0 0 0 0 0 0 53 89 10.80 2.000																					
47 Ricky Nolasco, R ERA:	(6, 1) 3.0 10 2 0 0 1 1 0 0 0 0 0 0 22 35 0.00 1.000																					
22 Matt Lindstrom, R ERA:	(9, 1) 1.0 5 1 1 0 0 1 0 0 0 0 1 0 10 19 0.00 2.000																					

New York Mets @ Florida Marlins
Dolphin Stadium, Miami, FL
Mon Mar 31 2008, 4:10 PM EDT
Att: 38,308 - Partly Cloudy - 80 F

AB 34
R 7
H 10
RBI 6
BB 5
SO 3
LOB 13



Batter	1	2	3	4	5	6	7	8	9	AB	R	H	RBI	BB	SO	LOB	BOTTOM					
2 Hanley Ramirez, R										3	1	0	0	1	2	3						
6 Dan Uggla, R OBP: 0.250, SLG: 0.250										4	0	1	0	0	1	1						
Mike Jacobs, L										4	0	0	0	0	1	3						
14 Josh Willingham, R OBP: 0.250, SLG: 1.000										4	1	1	2	0	1	2						
3 Jorge Cantu, R OBP: 0.250, SLG: 0.250										4	0	1	0	0	2	0						
12 Cody Ross, R										4	0	0	0	0	1	1						
Luis Gonzalez, L OBP: 0.250, SLG: 0.250										4	0	1	0	0	0	1						
20 Matt Treanor, R										2	0	0	0	1	1	1						
Mark Hendrickson, L Jason Wood, R 47 Ricky Nolasco, R 4 Alfredo Amezaga, S 22 Matt Lindstrom, R										1	0	0	0	0	1	0						
Inning Stats	R: 0 E: 0 K: 1 S: 6	H: 0 LOB: 0 BB: 0 P: 8	R: 0 E: 0 K: 0 S: 6	H: 0 LOB: 0 BB: 0 P: 10	R: 0 E: 0 K: 1 S: 9	H: 0 LOB: 0 BB: 0 P: 15	R: 2 E: 0 K: 1 S: 13	H: 1 LOB: 0 BB: 1 P: 20	R: 0 E: 0 K: 2 S: 14	H: 1 LOB: 2 BB: 1 P: 23	R: 0 E: 0 K: 2 S: 10	H: 0 LOB: 0 BB: 0 P: 12	R: 0 E: 0 K: 1 S: 9	H: 1 LOB: 0 BB: 0 P: 12	R: 0 E: 0 K: 1 S: 11	H: 2 LOB: 2 BB: 0 P: 18	R: 0 E: 0 K: 2 S: 7	H: 0 LOB: 0 BB: 0 P: 9	1B: 4 2B: 0 3B: 0 HR: 1	SF: 0 SAC: 0 DP: 0 HBP: 0	WP: 1 PB: 0 SB: 0 CS: 0	PA: 34
PITCHER	IP WLS BF H R ER SO BB IBB HBP BLK WP HR S P ERA WHIP																					
57 Johan Santana, L ERA: 2.57	(1, 1) 7.0 W 26 3 2 2 2 2 0 0 0 0 0 0 67 100 2.57 0.714																					
38 Matt Wise, R ERA:	(8, 1) 0.1 3 2 0 0 0 0 0 0 0 0 0 0 2 2 0.00 0.000																					
Scott Schoeneweis, L ERA:	(8, 1) 0.1 H 1 0 0 0 0 0 0 0 0 0 0 0 2 2 0.00 0.000																					
Jorge Sosa, R ERA:	(8, 1) 0.1 H 1 0 0 0 1 0 0 0 0 0 0 0 3 6 0.00 0.000																					
Aaron Heilman, R ERA:	(9, 1) 1.0 3 0 0 0 2 0 0 0 0 0 0 0 7 9 0.00 0.000																					

New York Mets @ Florida Marlins
Dolphin Stadium, Miami, FL
Mon Mar 31 2008, 4:10 PM EDT
Att: 38,308 - Partly Cloudy - 80 F

AB 32
R 2
H 5
RBI 2
BB 2
SO 11
LOB 14



Batter	1	2	3	4	5	6	7	8	9	10	AB	R	H	RBI	BB	SO	LOB	TOP								
7 José Reyes, S OBP: 0.300, SLG: 0.333	(1,6) P6		1-2 SH5-3 1B	1-2 SF7		1-3 K		1-1 F9		1-0 F8	5	0	1	1	0	1	2									
1 Luis Castillo, S OBP: 0.444, SLG: 0.286	(1,4) 15 E 1B		2-1 SH5-3	1-0 G3-1		3-2 P4			3-2 G1-3		4	0	1	0	0	0	1									
5 David Wright, R OBP: 0.500, SLG: 0.625	(1,5) K		0-1 F8		0-0 18 BB 16 SF8 15 BB 1B		4-2 BB		3-1 F8		4	1	1	0	1	1	2									
15 Carlos Beltrán, S OBP: 0.400, SLG: 0.500	(1,8) L7		1-0 G4-3		4-1 19 BB 1B		1-3 K		4-0 21 S BB		3	0	0	0	2	1	3									
21 Carlos Delgado, L OBP: 0.333, SLG: 0.143		3-1 G6-3		0-1 19 BB 16 BB 1B		3-3 K		1-0 P5		4-0 1B BB	4	1	1	0	1	1	3									
19 Ryan Church, L OBP: 0.333, SLG: 0.250		3-3 K		0-0 23 BB 16 BB 1B		4-2 BB		0-3 K		1-2 1B BB	4	1	1	0	1	2	3									
16 Ángel Pagán, S OBP: 0.444, SLG: 0.500		4-0 23 BB 1B		3-1 45 SH3-4 7 SF7 23 BB 1B		0-0 SF8		1-0 L7		0-2 G6-3	3	1	1	2	1	0	0									
23 Brian Schneider, L OBP: 0.444, SLG: 0.375		2-0 1B		0-0 45 SH3-4 1B		3-3 G5-3		4-0 BB		1-2 1B	4	0	3	1	1	0	2									
45 Pedro Martínez, R Jorge Sosa, R Scott Schoeneweis, L Joe Smith, R 9 Marlon Anderson, L Aron Heilman, R Enry Chavez, L 38 Matt Wise, R	(1,1) K (4,1) (7,1) (7,1) (8,PH) (8,1) (10,PH) (10,1)	3-3 K		1-1 SH3-4		1-3 K		1-3 K		1-1 L9	1	0	0	0	0	1	2									
Inning Stats	R: 0 E: 1 K: 1 S: 15	H: 1 LOB: 1 BB: 0 P: 24	R: 0 E: 0 K: 2 S: 16	H: 1 LOB: 2 BB: 1 P: 31	R: 0 E: 0 K: 0 S: 8	H: 1 LOB: 1 BB: 0 P: 13	R: 3 E: 0 K: 2 S: 12	H: 4 LOB: 1 BB: 0 P: 18	R: 1 E: 0 K: 1 S: 10	H: 1 LOB: 2 BB: 2 P: 21	R: 0 E: 0 K: 2 S: 9	H: 0 LOB: 0 BB: 0 P: 14	R: 0 E: 0 K: 2 S: 11	H: 0 LOB: 1 BB: 1 P: 17	R: 0 E: 0 K: 1 S: 6	H: 0 LOB: 1 BB: 1 P: 13	R: 0 E: 0 K: 0 S: 8	H: 0 LOB: 2 BB: 2 P: 23	R: 0 E: 0 K: 0 S: 9	H: 1 LOB: 0 BB: 0 P: 12	1B: 9 2B: 0 3B: 0 HR: 0	SF: 2 SAC: 2 DP: 0 HBP: 0	WP: 0 PB: 0 SB: 1 CS: 0	PA: 46		
PITCHER	IP WLS BF H R ER SO BB IBB HBP BLK WP HR S P ERA WHIP	56 Rick Van Den Hurk, R ERA: 9.0	37 Renyel Pinto, L ERA: 4.5	48 Lee Gardner, R ERA: 1.0	19 Logan Kensing, R ERA: 1.1	57 Taylor Tankersley, L ERA: 0.2	PITCHER	IP WLS BF H R ER SO BB IBB HBP BLK WP HR S P ERA WHIP	Kevin Gregg, R ERA: 9.0	32 Justin Miller, R ERA: 10.1																

New York Mets @ Florida Marlins
Dolphin Stadium, Miami, FL
Tue Apr 01 2008, 7:10 PM EDT
Att: 15,117 - Cloudy - 76 F

AB	35
R	4
H	9
RBI	4
BB	7
SO	9
LOB	20



Batter	1	2	3	4	5	6	7	8	9	10	AB	R	H	RBI	BB	SO	LOB	BOTTOM							
2 Hanley Ramirez, R OBP: 0.556, SLG: 0.600	(1,6) 6 HR HBP		2-2 3B			4-0 IBB			1-2 P4		2	1	1	1	2	0	0								
6 Dan Uggla, R OBP: 0.444, SLG: 0.750	(1,4) 1H HR		4-2 BB			1-3 K			1-2 F8		4	1	2	2	1	1	4								
Mike Jacobs, L	(1,3) F9		0-0 F8			2-2 G6-3			3-2 F7		3	0	0	0	0	0	2								
12 Cody Ross, R	(7,PH) F9								1-0 P2		2	0	0	0	0	0	0								
32 Justin Miller, R	(10,1) F9								1-0 P2		0	0	0	0	0	0	0								
14 Josh Willingham, R OBP: 0.111, SLG: 0.444	(1,7) G5-3		1-3 K			1-0 F8			1-1 G5-3		5	0	0	0	0	2	0								
3 Jorge Cantu, R OBP: 0.222, SLG: 0.222	(1,5) F9		1-2 F9			0-2 1B			1-1 G5-3		5	0	1	0	0	1	0								
Luis Gonzalez, L OBP: 0.375, SLG: 0.714 Kevin Gregg, R	(1,9) S SL 80 X FF 86		0-1 F7			1-1 L6			4-2 20 SH1-4 BB		3	1	1	1	1	0	1								
11 Robert Andino, R OBP: 1.000, SLG: 4.000									2-1 HR		0	0	0	0	0	0	0								
20 Matt Treanor, R OBP: 0.333, SLG: 0.200	(1,2) L9		0-2 G5-3			2-1 4 SH1-4 1B			0-0 SH1-4		3	0	1	0	0	0	0								
4 Alfredo Amezaga, S OBP: 0.750, SLG: 1.000			0-1 56 SH3 2 BB 1B			3-1 37 SH5-4 2B			3-3 K2-3		3	1	2	0	0	1	1								
56 Rick Van Den Hurk, R 37 Renyel Pinto, L 48 Lee Gardner, R Jason Wood, R 19 Logan Kensing, R 57 Taylor Tankersley, L 25 Brent Carroll, R	(1,1) K (4,1) (8,1) (8,PH) (7,1) (8,1) (8,PH) (8,1)		0-0 SH3			0-0 SH5-4			1-3 K		0	0	0	0	0	0	0								
Inning Stats	R: 2 E: 0 K: 0 S: 14	H: 1 LOB: 0 BB: 0 P: 23	R: 2 E: 0 K: 0 S: 13	H: 3 LOB: 2 BB: 1 P: 19	R: 0 E: 0 K: 1 S: 8	H: 0 LOB: 0 BB: 0 P: 12	R: 0 E: 0 K: 1 S: 9	H: 1 LOB: 2 BB: 1 P: 17	R: 0 E: 0 K: 0 S: 10	H: 1 LOB: 1 BB: 1 P: 18	R: 0 E: 0 K: 0 S: 7	H: 0 LOB: 0 BB: 0 P: 12	R: 0 E: 0 K: 2 S: 10	H: 0 LOB: 1 BB: 1 P: 18	R: 0 E: 0 K: 0 S: 7	H: 1 LOB: 0 BB: 0 P: 10	R: 1 E: 0 K: 2 S: 10	H: 1 LOB: 0 BB: 0 P: 14	1B: 4 2B: 1 3B: 1 HR: 3	SF: 0 SAC: 4 DP: 0 HBP: 1	WP: 0 PB: 0 SB: 0 CS: 0	PA: 42			
PITCHER	IP WLS BF H R ER SO BB IBB HBP BLK WP HR S P ERA WHIP	45 Pedro Martínez, R ERA: 10.8	Jorge Sosa, R ERA: 0.1	Scott Schoeneweis, L ERA: 0.2	Joe Smith, R ERA: 0.2	Aaron Heilman, R ERA: 2.0	PITCHER	IP WLS BF H R ER SO BB IBB HBP BLK WP HR S P ERA WHIP	38 Matt Wise, R ERA: 9.0																

New York Mets @ Florida Marlins
Dolphin Stadium, Miami, FL
Tue Apr 01 2008, 7:10 PM EDT
Att: 15,117 - Cloudy - 76 F

AB	33
R	5
H	9
RBI	5
BB	4
SO	6
LOB	10



Batter	1	2	3	4	5	6	7	8	9	AB	R	H	RBI	BB	SO	LOB	TOP								
7 José Reyes, S OBP: 0.357, SLG: 0.417 Damion Easley, R (1, 6)	F8			G6-3				F9		3	1	1	2	1	0	0	New York Mets @ Florida Marlins Dolphin Stadium, Miami, FL Wed Apr 02 2008, 7:10 PM EDT Att: 13,720 - Partly Cloudy - 79 F								
1 Luis Castillo, S OBP: 0.429, SLG: 0.333 (1, 4)		K			F8			G4-3		5	1	2	0	0	1	2									
5 David Wright, R OBP: 0.533, SLG: 0.923 (1, 5)	G6-4-3							F8		5	2	3	3	0	0	1									
15 Carlos Beltrán, S OBP: 0.500, SLG: 0.833 Endy Chavez, L (1, 8)										4	2	3	1	0	0	0									
21 Carlos Delgado, L OBP: 0.357, SLG: 0.250 13 Billy Wagner, L (1, 3)										5	2	2	1	0	1	2									
16 Angel Pagán, S OBP: 0.500, SLG: 0.600 (1, 7)										4	2	2	1	1	1	2									
19 Ryan Church, L OBP: 0.429, SLG: 0.615 (1, 9)										5	2	3	3	0	0	2									
23 Brian Schneider, L OBP: 0.500, SLG: 0.400 (1, 2)										2	1	1	2	2	1	0									
Oliver Pérez, L 44 Brady Clark, R Nelson Figueroa, R 25 Pedro Feliciano, L 9 Marlon Anderson, L (1, 1)										2	0	0	0	0	2	1									
Inning Stats	R: 0 E: 0 K: 0 S: 7	H: 1 LOB: 0 BB: 0 P: 11	R: 3 E: 0 K: 3 S: 19	H: 3 LOB: 2 BB: 2 P: 37	R: 1 E: 0 K: 1 S: 10	H: 3 LOB: 1 BB: 0 P: 18	R: 0 E: 0 K: 2 S: 9	H: 0 LOB: 0 BB: 0 P: 15	R: 1 E: 0 K: 0 S: 11	H: 2 LOB: 1 BB: 0 P: 19	R: 5 E: 0 K: 0 S: 11	H: 4 LOB: 0 BB: 1 P: 22	R: 1 E: 0 K: 0 S: 13	H: 2 LOB: 0 BB: 0 P: 18	R: 0 E: 0 K: 0 S: 5	H: 0 LOB: 0 BB: 0 P: 8	R: 2 E: 0 K: 0 S: 14	H: 2 LOB: 1 BB: 1 P: 26	1B: 9 2B: 6 3B: 0 HR: 2	SF: 1 SAC: 1 DP: 2 HBP: 0	WP: 2 PB: 0 SB: 0 CS: 0	PA: 45			
PITCHER	IP WLS BF H R ER SO BB IBB HBP BLK WP HR S P ERA WHIP	IP WLS BF H R ER SO BB IBB HBP BLK WP HR S P ERA WHIP	IP WLS BF H R ER SO BB IBB HBP BLK WP HR S P ERA WHIP	IP WLS BF H R ER SO BB IBB HBP BLK WP HR S P ERA WHIP	IP WLS BF H R ER SO BB IBB HBP BLK WP HR S P ERA WHIP	IP WLS BF H R ER SO BB IBB HBP BLK WP HR S P ERA WHIP	IP WLS BF H R ER SO BB IBB HBP BLK WP HR S P ERA WHIP	IP WLS BF H R ER SO BB IBB HBP BLK WP HR S P ERA WHIP	IP WLS BF H R ER SO BB IBB HBP BLK WP HR S P ERA WHIP	IP WLS BF H R ER SO BB IBB HBP BLK WP HR S P ERA WHIP	IP WLS BF H R ER SO BB IBB HBP BLK WP HR S P ERA WHIP	IP WLS BF H R ER SO BB IBB HBP BLK WP HR S P ERA WHIP	IP WLS BF H R ER SO BB IBB HBP BLK WP HR S P ERA WHIP	IP WLS BF H R ER SO BB IBB HBP BLK WP HR S P ERA WHIP	IP WLS BF H R ER SO BB IBB HBP BLK WP HR S P ERA WHIP	IP WLS BF H R ER SO BB IBB HBP BLK WP HR S P ERA WHIP	IP WLS BF H R ER SO BB IBB HBP BLK WP HR S P ERA WHIP	IP WLS BF H R ER SO BB IBB HBP BLK WP HR S P ERA WHIP	IP WLS BF H R ER SO BB IBB HBP BLK WP HR S P ERA WHIP	IP WLS BF H R ER SO BB IBB HBP BLK WP HR S P ERA WHIP	IP WLS BF H R ER SO BB IBB HBP BLK WP HR S P ERA WHIP	IP WLS BF H R ER SO BB IBB HBP BLK WP HR S P ERA WHIP	IP WLS BF H R ER SO BB IBB HBP BLK WP HR S P ERA WHIP	IP WLS BF H R ER SO BB IBB HBP BLK WP HR S P ERA WHIP	IP WLS BF H R ER SO BB IBB HBP BLK WP HR S P ERA WHIP

New York Mets @ Florida Marlins
 Dolphin Stadium, Miami, FL
 Wed Apr 02 2008, 7:10 PM EDT
 Att: 13,720 - Partly Cloudy - 79 F

AB 39
 R 13
 H 17
 RBI 13
 BB 4
 SO 6
 LOB 12



Batter	1	2	3	4	5	6	7	8	9	AB	R	H	RBI	BB	SO	LOB	BOTTOM								
2 Hanley Ramirez, R OBP: 0.583, SLG: 0.625 32 Justin Miller, R (1, 6)								G4-6-3		3	0	2	0	0	1	2	New York Mets @ Florida Marlins Dolphin Stadium, Miami, FL Wed Apr 02 2008, 7:10 PM EDT Att: 13,720 - Partly Cloudy - 79 F								
4 Alfredo Amezaga, S OBP: 0.600, SLG: 0.800 Kevin Gregg, R (1, 9)										0	0	0	0	0	0	0									
6 Dan Uggla, R OBP: 0.308, SLG: 0.500 (1, 4)										4	0	0	0	0	2	1									
Mike Jacobs, L OBP: 0.091, SLG: 0.091 (1, 3)										4	0	1	0	0	3	0									
14 Josh Willingham, R OBP: 0.154, SLG: 0.385 (1, 7)										4	0	1	0	0	1	1									
3 Jorge Cantu, R OBP: 0.167, SLG: 0.167 (1, 5)										3	0	0	0	0	1	1									
12 Cody Ross, R OBP: 0.111, SLG: 0.111 (1, 8)										3	0	1	0	0	0	0									
25 Brett Carroll, R (1, 9)										3	0	0	0	0	0	1									
13 Paul Hoover, R OBP: 0.333, SLG: 0.333 (1, 2)										3	0	1	0	0	1	1									
23 Andrew Miller, L 22 Matt Lindstrom, R Jason Wood, R 48 Lee Gardner, R 57 Taylor Tankersley, L 11 Robert Andino, R (1, 1)										1	0	0	0	0	1	0									
Inning Stats	R: 0 E: 0 K: 2 S: 13	H: 2 LOB: 1 BB: 0 P: 19	R: 0 E: 0 K: 0 S: 7	H: 0 LOB: 0 BB: 0 P: 11	R: 0 E: 0 K: 3 S: 14	H: 1 LOB: 1 BB: 0 P: 23	R: 0 E: 0 K: 1 S: 5	H: 1 LOB: 0 BB: 0 P: 8	R: 0 E: 1 K: 1 S: 12	H: 1 LOB: 2 BB: 1 P: 21	R: 0 E: 0 K: 1 S: 8	H: 0 LOB: 0 BB: 0 P: 11	R: 0 E: 0 K: 1 S: 6	H: 0 LOB: 0 BB: 0 P: 11	R: 0 E: 0 K: 0 S: 5	H: 1 LOB: 0 BB: 0 P: 10	R: 0 E: 0 K: 1 S: 9	H: 0 LOB: 0 BB: 0 P: 12	1B: 6 2B: 0 3B: 0 HR: 0	SF: 0 SAC: 0 DP: 2 HBP: 0	WP: 0 PB: 0 SB: 0 CS: 0	PA: 31			
PITCHER	IP WLS BF H R ER SO BB IBB HBP BLK WP HR S P ERA WHIP	IP WLS BF H R ER SO BB IBB HBP BLK WP HR S P ERA WHIP	IP WLS BF H R ER SO BB IBB HBP BLK WP HR S P ERA WHIP	IP WLS BF H R ER SO BB IBB HBP BLK WP HR S P ERA WHIP	IP WLS BF H R ER SO BB IBB HBP BLK WP HR S P ERA WHIP	IP WLS BF H R ER SO BB IBB HBP BLK WP HR S P ERA WHIP	IP WLS BF H R ER SO BB IBB HBP BLK WP HR S P ERA WHIP	IP WLS BF H R ER SO BB IBB HBP BLK WP HR S P ERA WHIP	IP WLS BF H R ER SO BB IBB HBP BLK WP HR S P ERA WHIP	IP WLS BF H R ER SO BB IBB HBP BLK WP HR S P ERA WHIP	IP WLS BF H R ER SO BB IBB HBP BLK WP HR S P ERA WHIP	IP WLS BF H R ER SO BB IBB HBP BLK WP HR S P ERA WHIP	IP WLS BF H R ER SO BB IBB HBP BLK WP HR S P ERA WHIP	IP WLS BF H R ER SO BB IBB HBP BLK WP HR S P ERA WHIP	IP WLS BF H R ER SO BB IBB HBP BLK WP HR S P ERA WHIP	IP WLS BF H R ER SO BB IBB HBP BLK WP HR S P ERA WHIP	IP WLS BF H R ER SO BB IBB HBP BLK WP HR S P ERA WHIP	IP WLS BF H R ER SO BB IBB HBP BLK WP HR S P ERA WHIP	IP WLS BF H R ER SO BB IBB HBP BLK WP HR S P ERA WHIP	IP WLS BF H R ER SO BB IBB HBP BLK WP HR S P ERA WHIP	IP WLS BF H R ER SO BB IBB HBP BLK WP HR S P ERA WHIP	IP WLS BF H R ER SO BB IBB HBP BLK WP HR S P ERA WHIP	IP WLS BF H R ER SO BB IBB HBP BLK WP HR S P ERA WHIP	IP WLS BF H R ER SO BB IBB HBP BLK WP HR S P ERA WHIP	IP WLS BF H R ER SO BB IBB HBP BLK WP HR S P ERA WHIP

New York Mets @ Florida Marlins
 Dolphin Stadium, Miami, FL
 Wed Apr 02 2008, 7:10 PM EDT
 Att: 13,720 - Partly Cloudy - 79 F

AB 30
 R 0
 H 6
 RBI 0
 BB 1
 SO 10
 LOB 9



Batter	1	2	3	4	5	6	7	8	9	AB	R	H	RBI	BB	SO	LOB	TOP		
13 Nate McLouth, L OBP: 0.417, SLG: 0.652										5	0	2	0	0	1	4			
Luis Rivas, R OBP: 0.273, SLG: 0.200										5	0	1	0	0	1	2			
Jason Bay, R OBP: 0.375, SLG: 0.222										4	2	1	0	0	1	1			
25 Adam LaRoche, L OBP: 0.167, SLG: 0.136										3	1	0	0	1	2	2			
Xavier Nady, R OBP: 0.458, SLG: 0.714										3	0	0	0	1	0	2			
26 Ronny Paulino, R OBP: 0.250, SLG: 0.375										4	0	1	1	0	0	1			
19 José Bautista, R OBP: 0.227, SLG: 0.250										4	0	1	0	0	2	3			
Chris Gomez, R OBP: 0.273, SLG: 0.200										4	0	1	2	0	0	2			
28 Paul Maholm, L 12 Freddy Sanchez, R Evan Meek, R Damaso Marte, L 52 Franquelis Osoria, R 16 Doug Mientkiewicz, L										1	0	0	0	0	1	0			
Inning Stats	R: 0 E: 0 K: 1 S: 8	H: 2 LOB: 1 BB: 0 P: 9	R: 0 E: 0 K: 1 S: 8	H: 0 LOB: 0 BB: 0 P: 11	R: 0 E: 0 K: 0 S: 10	H: 1 LOB: 1 BB: 1 P: 19	R: 1 E: 0 K: 1 S: 13	H: 2 LOB: 2 BB: 1 P: 26	R: 0 E: 0 K: 1 S: 8	H: 0 LOB: 0 BB: 0 P: 12	R: 2 E: 1 K: 0 S: 21	H: 2 LOB: 3 BB: 2 P: 35	R: 0 E: 0 K: 1 S: 10	H: 0 LOB: 0 BB: 0 P: 16	R: 0 E: 0 K: 2 S: 14	H: 1 LOB: 1 BB: 0 P: 21	1B: 7 2B: 1 3B: 0 HR: 0	SF: 0 SAC: 0 DP: 0 HBP: 0	WP: 1 PA: 38 PB: 0 SB: 3 CS: 0
PITCHER	IP WLS BF H R ER SO BB IBB HBP BLK WP HR S P ERA WHIP																		
Mark Hendrickson, L ERA: 6.1	(1, 1) 5.1 W 23 5 3 1 4 3 0 0 0 0 0 0 53 89 1.69 1.500																		
19 Logan Kensing, R ERA: 2.45	(6, 1) 0.1 H 4 2 0 0 0 1 0 0 0 0 1 0 12 20 0.00 9.000																		
37 Renyel Pinto, L ERA: 2.45	(6, 1) 0.1 H 1 0 0 0 0 0 0 0 0 0 0 0 3 3 0.00 0.000																		
32 Justin Miller, R ERA:	(7, 1) 2.0 6 0 0 0 2 0 0 0 0 0 0 0 17 26 0.00 0.000																		
22 Matt Lindstrom, R ERA:	(9, 1) 1.0 4 1 0 0 2 0 0 0 0 0 0 0 14 21 0.00 1.000																		

Pittsburgh Pirates @ Florida Marlins
Dolphin Stadium, Miami, FL
Sat Apr 05 2008, 7:10 PM EDT
Att: 15,752 - Partly Cloudy - 81 F

AB 34
R 3
H 8
RBI 3
BB 4
SO 8
LOB 17



Batter	1	2	3	4	5	6	7	8	9	AB	R	H	RBI	BB	SO	LOB	BOTTOM		
2 Hanley Ramirez, R OBP: 0.571, SLG: 0.750										3	2	1	1	0	2	1			
6 Dan Uggla, R OBP: 0.227, SLG: 0.300										3	1	0	0	1	2	0			
Mike Jacobs, L OBP: 0.250, SLG: 0.550										4	1	1	4	0	2	0			
4 Alfredo Amezaga, S OBP: 0.556, SLG: 0.571										0	0	0	0	0	0	0			
14 Josh Willingham, R OBP: 0.238, SLG: 0.524										4	0	1	0	0	2	0			
12 Cody Ross, R OBP: 0.143, SLG: 0.214										4	0	1	0	0	0	1			
3 Jorge Cantu, R OBP: 0.200, SLG: 0.200										4	1	2	0	0	1	2			
25 Brett Carroll, R OBP: 0.125, SLG: 0.375										4	1	1	1	0	2	2			
20 Matt Treanor, R OBP: 0.231, SLG: 0.167										3	1	1	1	0	1	2			
Mark Hendrickson, L 19 Logan Kensing, R 37 Renyel Pinto, L Luis Gonzalez, L 32 Justin Miller, R 22 Matt Lindstrom, R										2	0	0	0	0	2	1			
Inning Stats	R: 1 E: 0 K: 3 S: 11	H: 1 LOB: 0 BB: 0 P: 17	R: 0 E: 0 K: 1 S: 15	H: 1 LOB: 0 BB: 0 P: 22	R: 0 E: 0 K: 2 S: 11	H: 0 LOB: 0 BB: 0 P: 14	R: 0 E: 0 K: 1 S: 10	H: 1 LOB: 1 BB: 0 P: 15	R: 4 E: 1 K: 2 S: 14	H: 2 LOB: 0 BB: 1 P: 24	R: 2 E: 1 K: 1 S: 13	H: 2 LOB: 1 BB: 0 P: 21	R: 0 E: 0 K: 3 S: 9	H: 0 LOB: 0 BB: 0 P: 12	R: 0 E: 0 K: 1 S: 9	H: 1 LOB: 1 BB: 0 P: 13	1B: 4 2B: 1 3B: 1 HR: 2	SF: 0 SAC: 1 DP: 0 HBP: 1	WP: 0 PA: 35 PB: 0 SB: 0 CS: 0
PITCHER	IP WLS BF H R ER SO BB IBB HBP BLK WP HR S P ERA WHIP																		
28 Paul Maholm, L ERA: 9.0	(1, 1) 5.0 L 22 5 5 5 0 1 0 1 0 0 0 0 9 13 9.00 6.000																		
Evan Meek, R ERA: 36.0	(6, 1) 0.1 4 2 2 2 0 0 0 0 0 0 0 0 9 13 54.00 6.000																		
Damaso Marte, L ERA: 23.14	(6, 1) 1.2 5 0 0 0 4 0 0 0 0 0 0 0 13 20 0.00 0.000																		
52 Franquelis Osoria, R ERA: 5.4	(8, 1) 1.0 4 1 0 0 1 0 0 0 0 0 0 0 9 13 0.00 1.000																		

Pittsburgh Pirates @ Florida Marlins
Dolphin Stadium, Miami, FL
Sat Apr 05 2008, 7:10 PM EDT
Att: 15,752 - Partly Cloudy - 81 F

AB 32
R 7
H 8
RBI 7
BB 1
SO 14
LOB 10



Batter	1	2	3	4	5	6	7	8	9	AB	R	H	RBI	BB	SO	LOB	TOP							
3 Niyer Morgan, L OBP: 0.500, SLG: 0.500										5	2	1	0	0	1	1								
Luis Rivas, R OBP: 0.353, SLG: 0.375										6	2	3	1	0	0	1								
13 Nate McLouth, L OBP: 0.448, SLG: 0.714										5	3	3	2	0	0	1								
41 Ryan Doumit, S OBP: 0.350, SLG: 0.600										5	1	1	1	0	1	3								
Xavier Nady, R OBP: 0.448, SLG: 0.769										5	1	2	2	0	1	2								
16 Doug Mientkiewicz, L OBP: 0.571, SLG: 0.400										3	0	1	0	2	0	0								
19 José Bautista, R OBP: 0.259, SLG: 0.250										4	0	1	1	1	1	3								
Chris Gomez, R OBP: 0.375, SLG: 0.429										4	0	3	1	0	0	1								
45 Ian Snell, R 12 Freddy Sanchez, R 30 Tyler Yates, R 34 John Grabow, L 10 Brian Bixler, R 32 Phil Dumatrait, R										3	0	0	0	0	1	5								
Inning Stats	R: 0 E: 0 K: 2 S: 11	H: 1 LOB: 1 BB: 0 P: 19	R: 0 E: 0 K: 1 S: 15	H: 2 LOB: 2 BB: 0 P: 20	R: 4 E: 0 K: 1 S: 23	H: 3 LOB: 2 BB: 2 P: 40	R: 0 E: 0 K: 0 S: 6	H: 0 LOB: 0 BB: 0 P: 10	R: 0 E: 0 K: 0 S: 10	H: 1 LOB: 1 BB: 0 P: 14	R: 0 E: 0 K: 0 S: 5	H: 1 LOB: 3 BB: 1 P: 6	R: 1 E: 0 K: 1 S: 25	H: 3 LOB: 3 BB: 1 P: 41	R: 4 E: 0 K: 0 S: 21	H: 4 LOB: 1 BB: 0 P: 33	R: 0 E: 0 K: 1 S: 8	H: 0 LOB: 0 BB: 0 P: 12	1B: 10 2B: 4 3B: 0 HR: 1	SF: 1 SAC: 0 DP: 0 HBP: 0	WP: 1 PB: 1 SB: 0 CS: 0	PA: 47		
PITCHER	IP WLS BF H R ER SO BB IBB HBP BLK WP HR S P ERA WHIP	IP WLS BF H R ER SO BB IBB HBP BLK WP HR S P ERA WHIP	IP WLS BF H R ER SO BB IBB HBP BLK WP HR S P ERA WHIP	IP WLS BF H R ER SO BB IBB HBP BLK WP HR S P ERA WHIP	IP WLS BF H R ER SO BB IBB HBP BLK WP HR S P ERA WHIP	IP WLS BF H R ER SO BB IBB HBP BLK WP HR S P ERA WHIP	IP WLS BF H R ER SO BB IBB HBP BLK WP HR S P ERA WHIP	IP WLS BF H R ER SO BB IBB HBP BLK WP HR S P ERA WHIP	IP WLS BF H R ER SO BB IBB HBP BLK WP HR S P ERA WHIP	IP WLS BF H R ER SO BB IBB HBP BLK WP HR S P ERA WHIP	IP WLS BF H R ER SO BB IBB HBP BLK WP HR S P ERA WHIP	IP WLS BF H R ER SO BB IBB HBP BLK WP HR S P ERA WHIP	IP WLS BF H R ER SO BB IBB HBP BLK WP HR S P ERA WHIP	IP WLS BF H R ER SO BB IBB HBP BLK WP HR S P ERA WHIP	IP WLS BF H R ER SO BB IBB HBP BLK WP HR S P ERA WHIP	IP WLS BF H R ER SO BB IBB HBP BLK WP HR S P ERA WHIP	IP WLS BF H R ER SO BB IBB HBP BLK WP HR S P ERA WHIP	IP WLS BF H R ER SO BB IBB HBP BLK WP HR S P ERA WHIP	IP WLS BF H R ER SO BB IBB HBP BLK WP HR S P ERA WHIP	IP WLS BF H R ER SO BB IBB HBP BLK WP HR S P ERA WHIP	IP WLS BF H R ER SO BB IBB HBP BLK WP HR S P ERA WHIP	IP WLS BF H R ER SO BB IBB HBP BLK WP HR S P ERA WHIP	IP WLS BF H R ER SO BB IBB HBP BLK WP HR S P ERA WHIP	IP WLS BF H R ER SO BB IBB HBP BLK WP HR S P ERA WHIP

Pittsburgh Pirates @ Florida Marlins
Dolphin Stadium, Miami, FL
Sun Apr 06 2008, 1:10 PM EDT
Att: 10,431 - Sunny - 83 F

AB	42
R	9
H	15
RBI	8
BB	3
SO	6
LOB	20



Batter	1	2	3	4	5	6	7	8	9	AB	R	H	RBI	BB	SO	LOB	BOTTOM							
2 Hanley Ramirez, R OBP: 0.520, SLG: 0.650										4	1	1	0	0	2	2								
6 Dan Uggla, R OBP: 0.782, SLG: 0.250										4	0	0	0	0	2	1								
Mike Jacobs, L OBP: 0.208, SLG: 0.458										4	0	0	0	0	2	1								
14 Josh Willingham, R OBP: 0.200, SLG: 0.440										4	0	0	0	0	1	0								
Luis Gonzalez, L OBP: 0.412, SLG: 0.667										4	0	1	0	0	1	1								
3 Jorge Cantu, R OBP: 0.250, SLG: 0.292										4	0	2	0	0	0	1								
13 Paul Hoover, R OBP: 0.429, SLG: 0.571										4	1	2	0	0	1	2								
4 Alfredo Amezaga, S OBP: 0.538, SLG: 0.500										3	0	1	1	1	0	2								
56 Rick Van Den Hurk, R ERA: 11.81 47 Ricky Nolasco, R ERA: 14.73 48 Lee Gardner, R ERA: 14.73 22 Matt Lindstrom, R ERA: 14.73 57 Taylor Tankersley, L ERA: 15.6										8	0	0	0	0	0	0								
Inning Stats	R: 0 E: 0 K: 2 S: 9	H: 0 LOB: 0 BB: 0 P: 14	R: 0 E: 0 K: 0 S: 7	H: 1 LOB: 1 BB: 0 P: 13	R: 0 E: 0 K: 2 S: 12	H: 0 LOB: 0 BB: 0 P: 17	R: 0 E: 0 K: 0 S: 10	H: 0 LOB: 0 BB: 0 P: 12	R: 1 E: 0 K: 1 S: 12	H: 2 LOB: 1 BB: 0 P: 18	R: 1 E: 0 K: 3 S: 16	H: 1 LOB: 1 BB: 0 P: 26	R: 0 E: 0 K: 2 S: 11	H: 1 LOB: 2 BB: 1 P: 22	R: 0 E: 0 K: 0 S: 5	H: 0 LOB: 0 BB: 0 P: 7	R: 0 E: 0 K: 0 S: 11	H: 2 LOB: 2 BB: 0 P: 17	1B: 5 2B: 2 3B: 0 HR: 0	SF: 0 SAC: 0 DP: 0 HBP: 0	WP: 0 PB: 0 SB: 2 CS: 0	PA: 36		
PITCHER	IP WLS BF H R ER SO BB IBB HBP BLK WP HR S P ERA WHIP	IP WLS BF H R ER SO BB IBB HBP BLK WP HR S P ERA WHIP	IP WLS BF H R ER SO BB IBB HBP BLK WP HR S P ERA WHIP	IP WLS BF H R ER SO BB IBB HBP BLK WP HR S P ERA WHIP	IP WLS BF H R ER SO BB IBB HBP BLK WP HR S P ERA WHIP	IP WLS BF H R ER SO BB IBB HBP BLK WP HR S P ERA WHIP	IP WLS BF H R ER SO BB IBB HBP BLK WP HR S P ERA WHIP	IP WLS BF H R ER SO BB IBB HBP BLK WP HR S P ERA WHIP	IP WLS BF H R ER SO BB IBB HBP BLK WP HR S P ERA WHIP	IP WLS BF H R ER SO BB IBB HBP BLK WP HR S P ERA WHIP	IP WLS BF H R ER SO BB IBB HBP BLK WP HR S P ERA WHIP	IP WLS BF H R ER SO BB IBB HBP BLK WP HR S P ERA WHIP	IP WLS BF H R ER SO BB IBB HBP BLK WP HR S P ERA WHIP	IP WLS BF H R ER SO BB IBB HBP BLK WP HR S P ERA WHIP	IP WLS BF H R ER SO BB IBB HBP BLK WP HR S P ERA WHIP	IP WLS BF H R ER SO BB IBB HBP BLK WP HR S P ERA WHIP	IP WLS BF H R ER SO BB IBB HBP BLK WP HR S P ERA WHIP	IP WLS BF H R ER SO BB IBB HBP BLK WP HR S P ERA WHIP	IP WLS BF H R ER SO BB IBB HBP BLK WP HR S P ERA WHIP	IP WLS BF H R ER SO BB IBB HBP BLK WP HR S P ERA WHIP	IP WLS BF H R ER SO BB IBB HBP BLK WP HR S P ERA WHIP	IP WLS BF H R ER SO BB IBB HBP BLK WP HR S P ERA WHIP	IP WLS BF H R ER SO BB IBB HBP BLK WP HR S P ERA WHIP	IP WLS BF H R ER SO BB IBB HBP BLK WP HR S P ERA WHIP

Pittsburgh Pirates @ Florida Marlins
Dolphin Stadium, Miami, FL
Sun Apr 06 2008, 1:10 PM EDT
Att: 10,431 - Sunny - 83 F

AB	35
R	2
H	7
RBI	1
BB	1
SO	12
LOB	15



Batter	1	2	3	4	5	6	7	8	9	AB	R	H	RBI	BB	SO	LOB	TOP					
2 Hanley Ramirez, R OBP: 0.500, SLG: 0.706										5	2	2	0	0	0	1						
6 Dan Uggla, R OBP: 0.288, SLG: 0.432										5	0	1	0	0	2	4						
27 Jeremy Hermida, L OBP: 0.300, SLG: 0.500 Kevin Gregg, R										5	1	1	1	0	2	3						
14 Josh Willingham, R OBP: 0.300, SLG: 0.432										5	1	2	1	0	1	2						
Mike Jacobs, L OBP: 0.263, SLG: 0.568 18 Wes Helms, R										4	0	2	0	0	0	0						
3 Jorge Cantu, R OBP: 0.316, SLG: 0.432										4	0	3	2	0	1	0						
12 Cody Ross, R OBP: 0.150, SLG: 0.158										3	0	0	0	1	0	3						
20 Matt Treanor, R OBP: 0.296, SLG: 0.308										4	0	1	0	0	1	6						
Mark Hendrickson, L OBP: 0.167, SLG: 0.167 Luis Gonzalez, L OBP: 0.319, SLG: 0.500 19 Logan Kensing, R 37 Renyel Pinto, L 4 Alfredo Amezaga, S OBP: 0.478, SLG: 0.444										3	0	1	0	0	2	1						
Inning Stats	R: 0 E: 0 K: 1 S: 12	H: 1 LOB: 1 BB: 0 P: 18	R: 0 E: 0 K: 1 S: 8	H: 0 LOB: 0 BB: 0 P: 11	R: 0 E: 1 K: 2 S: 11	H: 0 LOB: 1 BB: 0 P: 18	R: 0 E: 0 K: 0 S: 7	H: 0 LOB: 0 BB: 0 P: 11	R: 0 E: 0 K: 1 S: 10	H: 2 LOB: 1 BB: 0 P: 11	R: 2 E: 0 K: 1 S: 21	H: 4 LOB: 3 BB: 1 P: 36	R: 0 E: 0 K: 2 S: 11	H: 1 LOB: 1 BB: 0 P: 16	R: 1 E: 0 K: 1 S: 17	H: 3 LOB: 3 BB: 0 P: 24	R: 1 E: 0 K: 1 S: 11	H: 2 LOB: 1 BB: 0 P: 14	1B: 8 2B: 5 3B: 0 HR: 0	SF: 0 SAC: 0 DP: 1 HBP: 0	WP: 0 PB: 0 SB: 1 CS: 0	PA: 41
PITCHER	IP WLS BF H R ER SO BB IBB HBP BLK WP HR S P ERA WHIP																					
45 Odalis Perez, L ERA: 4.91	5.2 L 23 6 2 0 0 2 0 0 0 0 0 0 65 93 3.18 1.059																					
52 Saul Rivera, R ERA: 2.35	1.1 7 2 0 0 2 1 0 0 0 0 0 0 15 28 0.00 2.250																					
Luis Ayala, R ERA: 3.38	1.0 6 3 1 1 1 0 0 0 0 0 0 0 17 24 9.00 3.000																					
Jon Rauch, R ERA: 6.75	1.0 5 2 1 1 1 0 0 0 0 0 0 0 11 14 9.00 2.000																					

Florida Marlins @ Washington Nationals
Nationals Park, Washington, DC
Thu Apr 10 2008, 7:10 PM EDT
Att: 24,492 - Partly Cloudy - 70 F

livebaseballscorecards.com

AB 40
R 4
H 13
RBI 4
BB 1
SO 10
LOB 24

Batter	1	2	3	4	5	6	7	8	9	AB	R	H	RBI	BB	SO	LOB	BOTTOM					
15 Cristian Guzman, S OBP: 0.292, SLG: 0.553										4	0	0	0	0	0	2						
44 Lastings Milledge, R OBP: 0.333, SLG: 0.462										4	1	1	0	0	1	1						
11 Ryan Zimmerman, R OBP: 0.222, SLG: 0.395										4	0	0	0	0	0	1						
24 Nick Johnson, L OBP: 0.410, SLG: 0.545										3	0	2	1	0	0	0						
25 Austin Kearns, R OBP: 0.381, SLG: 0.273										3	0	0	0	0	0	2						
16 Paul Lo Duca, R OBP: 0.324, SLG: 0.333										4	1	1	0	0	0	2						
10 Ronnie Belliard, R OBP: 0.308, SLG: 0.400										3	1	1	1	0	1	1						
Felipe Lopez, S OBP: 0.250, SLG: 0.250 52 Saul Rivera, S Luis Ayala, R 23 Johnny Estrada, S Tim Redding, R Jon Rauch, R										2	0	1	0	0	0	0						
45 Odalis Perez, L 22 Willie Harris, L 8 Aaron Boone, R Rob Mackowiak, L										1	0	0	0	0	0	0						
Inning Stats	R: 0 E: 0 K: 0 S: 9	H: 0 LOB: 0 BB: 0 P: 14	R: 0 E: 0 K: 0 S: 3	H: 1 LOB: 0 BB: 0 P: 6	R: 1 E: 0 K: 1 S: 9	H: 2 LOB: 1 BB: 0 P: 10	R: 0 E: 0 K: 0 S: 8	H: 0 LOB: 0 BB: 0 P: 14	R: 0 E: 0 K: 0 S: 9	H: 0 LOB: 0 BB: 0 P: 14	R: 0 E: 0 K: 0 S: 8	H: 0 LOB: 0 BB: 0 P: 11	R: 0 E: 0 K: 0 S: 6	H: 0 LOB: 0 BB: 0 P: 11	R: 1 E: 0 K: 0 S: 10	H: 2 LOB: 1 BB: 0 P: 14	R: 1 E: 0 K: 0 S: 9	H: 2 LOB: 1 BB: 0 P: 19	1B: 3 2B: 3 3B: 0 HR: 1	SF: 0 SAC: 0 DP: 3 HBP: 2	WP: 0 PB: 0 SB: 0 CS: 0	PA: 33
PITCHER	IP WLS BF H R ER SO BB IBB HBP BLK WP HR S P ERA WHIP																					
Mark Hendrickson, L ERA: 4.15	7.0 W 23 3 1 1 2 0 0 0 0 0 0 62 80 1.29 0.429																					
19 Logan Kensing, R ERA: 3.0	0.1 H 2 1 1 1 0 0 0 0 0 0 0 3 5 27.00 3.000																					
37 Renyel Pinto, L ERA: 1.28	0.2 H 3 1 0 0 0 0 0 0 0 0 0 7 9 0.00 1.500																					
Kevin Gregg, R ERA: 5.06	1.0 S 5 2 1 1 0 0 0 0 1 0 0 0 9 19 9.00 2.000																					

Florida Marlins @ Washington Nationals
Nationals Park, Washington, DC
Thu Apr 10 2008, 7:10 PM EDT
Att: 24,492 - Partly Cloudy - 70 F

livebaseballscorecards.com

AB 31
R 3
H 7
RBI 3
BB 0
SO 2
LOB 11

Batter	1	2	3	4	5	6	7	8	9	AB	R	H	RBI	BB	SO	LOB	TOP			
2 Hanley Ramirez, R OBP: 0.480, SLG: 0.705	F8	FC5-4		G6-3													5 0 2 0 0 0 3			
6 Dan Uggla, R OBP: 0.277, SLG: 0.419	F8		G5-3			F7											5 0 2 0 0 0 2			
27 Jeremy Hermida, L OBP: 0.400, SLG: 0.778						G6-4-3											4 0 1 0 1 0 3			
14 Josh Willingham, R OBP: 0.326, SLG: 0.415																	3 0 1 0 2 0 2			
Mike Jacobs, L OBP: 0.313, SLG: 0.638																	5 0 2 0 0 1 6			
3 Jorge Cantu, R OBP: 0.298, SLG: 0.444																	4 0 0 0 0 0 5			
58 Mike Rabelo, S OBP: 0.333, SLG: 0.625																	3 0 0 0 1 1 0			
4 Alfredo Amezaga, S OBP: 0.500, SLG: 0.560																	2 0 1 0 2 0 0			
23 Andrew Miller, L Luis Gonzalez, L 46 Lee Gardner, R 19 Logan Kensing, R 11 Robert Andino, R 57 Taylor Tankersley, L																	2 0 0 0 0 1 3 1 0 0 0 0 0 1 0 0 0 0 0 0 0 0 0 0 0 0 0 0 1 0 0 0 0 1 0 0 0 0 0 0 0 0			
Inning Stats	R: 0 E: 0 K: 0 S: 9	H: 2 LOB: 2 BB: 0 P: 14	R: 0 E: 0 K: 1 S: 14	H: 0 LOB: 2 BB: 2 P: 27	R: 0 E: 0 K: 0 S: 9	H: 0 LOB: 2 BB: 2 P: 21	R: 0 E: 0 K: 1 S: 9	H: 1 LOB: 1 BB: 0 P: 14	R: 0 E: 0 K: 0 S: 17	H: 2 LOB: 2 BB: 1 P: 29	R: 0 E: 0 K: 0 S: 12	H: 1 LOB: 1 BB: 0 P: 16	R: 0 E: 0 K: 1 S: 6	H: 0 LOB: 2 BB: 0 P: 10	R: 0 E: 0 K: 1 S: 13	H: 2 LOB: 2 BB: 0 P: 19	1B: 7 2B: 2 3B: 0 HR: 0	SF: 0 SAC: 0 DP: 1 HBP: 0	WP: 0 PB: 0 SB: 0 CS: 0	PA: 41
PITCHER	IP WLS BF H R ER SO BB IBB HBP BLK WP HR S P ERA WHIP																			
41 Brandon Backe, R ERA: 2.25	5.0 W 24 5 0 0 2 5 0 0 0 0 0 0 0 58 105 0.00 2.000																			
29 Geoff Geary, R ERA: 3.39	2.0 9 2 0 0 0 1 0 0 0 0 0 0 0 21 33 0.00 1.500																			
26 Doug Brocail, R ERA: 1.59	1.0 3 0 0 0 1 0 0 0 0 0 0 0 0 6 10 0.00 0.000																			
47 Jose Valverde, R ERA: 9.0	1.0 5 2 0 0 1 0 0 0 0 0 0 0 0 13 19 0.00 2.000																			

Florida Marlins @ Houston Astros
Minute Maid Park, Houston, TX
Sat Apr 12 2008, 6:05 PM CDT
Att: 34,336 - Partly Cloudy - 73 F

AB 35
R 0
H 9
RBI 0
BB 6
SO 4
LOB 25



Batter	1	2	3	4	5	6	7	8	9	AB	R	H	RBI	BB	SO	LOB	BOTTOM			
9 Hunter Pence, R OBP: 0.212, SLG: 0.280	K	K2-3															4 0 0 0 1 2 3			
Mark Loretta, R OBP: 0.325, SLG: 0.314	G6-3																5 1 3 1 0 0 1			
17 Lance Berkman, S 47 Jose Valverde, R																	4 2 2 2 1 1 4 0 0 0 0 0 0 0			
45 Carlos Lee, R OBP: 0.286, SLG: 0.521																	4 0 2 0 0 0 2			
10 Miquel Tejada, R OBP: 0.333, SLG: 0.568																	3 0 1 1 1 0 2			
27 Geoff Blum, S OBP: 0.276, SLG: 0.517																	4 0 0 0 0 3 5			
22 José Cruz Jr., S 29 Geoff Geary, R David Newhan, L 26 Doug Brocail, L 2 Darin Erstad, L Brad Ausmus, R																	2 1 1 0 1 0 1 0 0 0 0 0 0 0 1 0			
41 Brandon Backe, R OBP: 0.200, SLG: 0.400																	4 1 2 1 0 1 4			
21 Michael Bourn, L OBP: 0.292, SLG: 0.262																	1 0 0 0 0 1 0 1 0 0 0 1 1 1			
Inning Stats	R: 1 E: 0 K: 2 S: 13	H: 3 LOB: 2 BB: 0 P: 18	R: 4 E: 0 K: 1 S: 16	H: 4 LOB: 0 BB: 0 P: 21	R: 0 E: 0 K: 2 S: 10	H: 0 LOB: 1 BB: 1 P: 20	R: 0 E: 0 K: 1 S: 7	H: 0 LOB: 0 BB: 1 P: 11	R: 0 E: 0 K: 0 S: 11	H: 1 LOB: 3 BB: 2 P: 25	R: 0 E: 0 K: 0 S: 16	H: 1 LOB: 2 BB: 1 P: 25	R: 0 E: 0 K: 1 S: 8	H: 0 LOB: 0 BB: 0 P: 9	R: 0 E: 0 K: 2 S: 20	H: 2 LOB: 2 BB: 0 P: 31	1B: 7 2B: 3 3B: 0 HR: 1	SF: 0 SAC: 1 DP: 0 HBP: 0	WP: 0 PB: 0 SB: 1 CS: 1	PA: 39
PITCHER	IP WLS BF H R ER SO BB IBB HBP BLK WP HR S P ERA WHIP																			
23 Andrew Miller, L ERA: 11.37	5.0 L 26 8 5 5 0 4 0 0 0 0 0 0 0 16 25 9.00 2.400																			
48 Lee Gardner, R ERA: 10.8	1.0 5 1 0 0 0 1 0 0 0 0 0 0 0 8 9 0.00 0.000																			
19 Logan Kensing, R ERA: 2.25	1.0 3 0 0 0 1 0 0 0 0 0 0 0 0 8 9 0.00 0.000																			
57 Taylor Tankersley, L ERA: 11.25	1.0 5 2 0 0 2 0 0 0 0 0 0 0 0 20 31 0.00 2.000																			

Florida Marlins @ Houston Astros
Minute Maid Park, Houston, TX
Sat Apr 12 2008, 6:05 PM CDT
Att: 34,336 - Partly Cloudy - 73 F

AB 33
R 5
H 11
RBI 5
BB 5
SO 9
LOB 23



Batter	1	2	3	4	5	6	7	8	9	AB	R	H	RBI	BB	SO	LOB	TOP			
2 Hanley Ramirez, R OBP: 0.463, SLG: 0.667										4	0	1	0	0	0	0	Florida Marlins @ Houston Astros Minute Maid Park, Houston, TX Sun Apr 13 2008, 1:05 PM CDT Att: 29,766 - Sunny - 72 F			
6 Dan Uggla, R OBP: 0.375, SLG: 0.383										4	0	0	0	0	1	1				
27 Jeremy Hermida, L OBP: 0.375, SLG: 0.682										4	0	1	0	0	2	1				
14 Josh Willingham, R OBP: 0.320, SLG: 0.467 Kevin Gregg, R										4	1	1	1	0	1	2				
3 Jorge Cantu, R OBP: 0.294, SLG: 0.429										4	0	1	0	0	1	0				
12 Cody Ross, R OBP: 0.250, SLG: 0.304										4	0	3	0	0	0	1				
18 Wes Helms, R										3	0	0	0	0	2	3				
Luis Gonzalez, L OBP: 0.310, SLG: 0.400										2	0	0	0	1	1	2				
20 Matt Treanor, R OBP: 0.300, SLG: 0.286 58 Mike Rabelo, S										1	0	0	0	0	1	2				
66 Burke Badenhop, R 57 Taylor Tankersley, L 48 Lee Gardner, R 11 Robert Andino, R 22 Matt Lindstrom, R 4 Alfredo Amezaga, S										2	0	0	0	0	0	2				
Inning Stats	R: 0 E: 0 K: 1 S: 6	H: 1 LOB: 1 BB: 0 P: 10	R: 0 E: 0 K: 1 S: 11	H: 1 LOB: 2 BB: 1 P: 19	R: 0 E: 0 K: 0 S: 8	H: 0 LOB: 0 BB: 0 P: 10	R: 1 E: 0 K: 2 S: 10	H: 2 LOB: 1 BB: 0 P: 17	R: 0 E: 0 K: 1 S: 9	H: 0 LOB: 0 BB: 0 P: 13	R: 0 E: 0 K: 1 S: 7	H: 1 LOB: 1 BB: 0 P: 13	R: 0 E: 0 K: 1 S: 14	H: 1 LOB: 1 BB: 0 P: 20	R: 0 E: 0 K: 2 S: 16	H: 1 LOB: 2 BB: 1 P: 27	1B: 5 2B: 1 3B: 0 HR: 1	SF: 0 SAC: 0 DP: 0 HBP: 0	WP: 0 PB: 0 SB: 1 CS: 0	PA: 36
PITCHER	IP WLS BF H R ER SO BB IBB HBP BLK WP HR S P ERA WHIP																			
51 Wandy Rodriguez, L ERA: 2.33	7.0 W 27 5 1 1 7 1 0 0 0 0 0 1 61 93 1.29 0.857																			
26 Doug Brocail, R ERA: 1.35	1.0 4 1 0 0 1 0 0 0 0 0 0 0 14 20 0.00 1.000																			
47 Jose Valverde, R ERA: 7.5	1.0 5 1 0 0 2 1 0 0 0 0 0 0 16 27 0.00 2.000																			

Batter	1	2	3	4	5	6	7	8	9	AB	R	H	RBI	BB	SO	LOB	BOTTOM			
21 Michael Bourn, L OBP: 0.302, SLG: 0.340										5	2	2	1	0	1	1	Florida Marlins @ Houston Astros Minute Maid Park, Houston, TX Sun Apr 13 2008, 1:05 PM CDT Att: 29,766 - Sunny - 72 F			
Mark Loretta, R OBP: 0.341, SLG: 0.316										3	0	1	0	0	1	0				
17 Lance Berkman, S OBP: 0.380, SLG: 0.733										3	1	1	1	1	0	1				
45 Carlos Lee, R OBP: 0.283, SLG: 0.500										4	0	1	0	0	1	3				
10 Miguel Tejada, R OBP: 0.365, SLG: 0.574										3	0	2	0	1	1	0				
27 Geoff Blum, S OBP: 0.273, SLG: 0.515										4	0	1	0	0	0	7				
2 Darin Erstad, L OBP: 0.286, SLG: 0.429										2	1	1	0	0	0	1				
22 José Cruz Jr., S OBP: 0.353, SLG: 0.231										2	0	0	0	0	0	0				
46 J.R. Towles, R OBP: 0.395, SLG: 0.552 Brad Ausmus, R OBP: 0.200, SLG: 0.300										2	1	1	3	1	0	2				
51 Wandy Rodriguez, S 26 Doug Brocail, L Tomas Perez, S 47 Jose Valverde, R										3	0	0	0	0	0	3				
Inning Stats	R: 0 E: 0 K: 1 S: 10	H: 0 LOB: 1 BB: 0 P: 15	R: 2 E: 0 K: 0 S: 14	H: 3 LOB: 0 BB: 0 P: 18	R: 1 E: 0 K: 1 S: 8	H: 1 LOB: 0 BB: 0 P: 15	R: 0 E: 0 K: 1 S: 10	H: 1 LOB: 1 BB: 0 P: 15	R: 0 E: 0 K: 0 S: 6	H: 0 LOB: 0 BB: 0 P: 10	R: 1 E: 0 K: 0 S: 14	H: 2 LOB: 3 BB: 2 P: 26	R: 1 E: 0 K: 1 S: 16	H: 3 LOB: 3 BB: 1 P: 24	R: 0 E: 0 K: 0 S: 7	H: 0 LOB: 1 BB: 0 P: 15	1B: 5 2B: 3 3B: 0 HR: 2	SF: 0 SAC: 0 DP: 1 HBP: 2	WP: 0 PB: 0 SB: 0 CS: 2	PA: 37
PITCHER	IP WLS BF H R ER SO BB IBB HBP BLK WP HR S P ERA WHIP																			
66 Burke Badenhop, R ERA: 9.64	5.0 L 23 7 4 4 4 3 1 0 0 0 0 0 0 4 5 0.00 0.000																			
48 Lee Gardner, R ERA: 10.13	0.1 2 0 0 0 0 1 0 0 0 0 0 0 4 10 0.00 3.000																			
22 Matt Lindstrom, R ERA: 1.8 Kevin Gregg, R ERA: 4.26	1.0 7 3 1 1 1 0 1 0 0 0 0 0 16 24 9.00 3.000																			
1.0 3 0 0 0 0 0 0 0 1 0 0 0 7 15 0.00 0.000																				

AB 34
R 1
H 7
RBI 1
BB 2
SO 10
LOB 17

AB 32
R 5
H 10
RBI 5
BB 3
SO 4
LOB 25



Batter	1	2	3	4	5	6	7	8	9	AB	R	H	RBI	BB	SO	LOB	TOP					
2 Kelly Johnson, L (1.4)										4	1	1	2	1	0	1	Atlanta Braves @ Florida Marlins Dolphin Stadium, Miami, FL Thu Apr 17 2008, 7:10 PM EDT Att: 11,237 - Partly Cloudy - 73 F					
19 Yunel Escobar, R (1.6)										5	1	1	0	0	0	2						
10 Chipper Jones, S (1.5)										4	3	4	3	1	0	0						
Mark Teixeira, S (1.3)										5	1	1	1	0	0	5						
16 Brian McCann, L (1.2)											5	1	2	2	0	1		0				
7 Jeff Francoeur, R (1.9)											5	0	2	0	0	1		1				
11 Mark Kotsay, L (1.8)											5	0	2	0	0	1		2				
38 Buddy Carlyle, L (0.1)											0	0	0	0	0	0		0				
23 Matt Diaz, R (1.7)											4	0	1	0	0	2		2				
29 John Smoltz, R (1.1)											2	0	0	0	0	1	2					
5 Brayan Peña, S (0.5)											1	1	1	0	0	0	0					
Will Ohman, L (0.1)											0	0	0	0	0	0	0					
8 Ruben Gotay, S (0.8)											1	0	0	0	0	1	1					
46 Manny Acosta, R (0.1)											0	0	0	0	0	0	0					
1 Gregor Blanco, L (0.8)											0	0	0	0	0	0	0					
Inning Stats	R: 2 E: 0 K: 0 S: 12	H: 3 LOB: 1 BB: 0 P: 22	R: 0 E: 0 K: 2 S: 8	H: 1 LOB: 1 BB: 0 P: 13	R: 1 E: 0 K: 0 S: 7	H: 1 LOB: 0 BB: 0 P: 14	R: 0 E: 0 K: 2 S: 12	H: 1 LOB: 1 BB: 0 P: 19	R: 3 E: 0 K: 1 S: 18	H: 4 LOB: 1 BB: 0 P: 26	R: 2 E: 0 K: 0 S: 11	H: 3 LOB: 1 BB: 0 P: 18	R: 0 E: 0 K: 1 S: 5	H: 1 LOB: 0 BB: 0 P: 5	R: 0 E: 0 K: 1 S: 15	H: 1 LOB: 3 BB: 2 P: 27	R: 0 E: 0 K: 0 S: 6	H: 0 LOB: 0 BB: 0 P: 6	1B: 4 2B: 5 3B: 1 HR: 5	SF: 0 SAC: 0 DP: 1 HBP: 0	WP: 1 PB: 0 SB: 0 CS: 0	PA: 43
PITCHER	IP WLS BF H R ER SO BB IBB HBP BLK WP HR S P ERA WHIP																					
47 Ricky Nolasco, R (1.1)	4.2 L 23 9 6 6 4 0 0 0 0 0 4 50 84 11.57 1.929																					
48 Lee Gardner, R (5.1)	1.1 8 4 2 2 1 0 0 0 0 0 1 18 28 13.50 3.000																					
19 Logan Kensing, R (7.1)	2.0 9 2 0 0 2 2 0 0 0 0 1 0 20 32 0.00 2.000																					
22 Matt Lindstrom, R (9.1)	1.0 3 0 0 0 0 0 0 0 0 0 0 6 6 0.00 0.000																					

AB	41
R	8
H	15
RBI	8
BB	2
SO	7
LOB	16



Batter	1	2	3	4	5	6	7	8	9	AB	R	H	RBI	BB	SO	LOB	BOTTOM					
2 Hanley Ramirez, R (1.6)										4	0	1	0	0	3	0	Atlanta Braves @ Florida Marlins Dolphin Stadium, Miami, FL Thu Apr 17 2008, 7:10 PM EDT Att: 11,237 - Partly Cloudy - 73 F					
11 Robert Andino, R (1.4)										3	0	0	0	1	3	1						
Luis Gonzalez, L (1.9)										4	0	0	0	0	3	2						
14 Josh Willingham, R (1.7)										4	0	1	0	0	1	2						
22 Matt Lindstrom, R (9.1)											3	0	1	0	0	1		0				
Mike Jacobs, L (1.3)											3	0	1	0	0	1		0				
19 Logan Kensing, R (7.1)											0	0	0	0	0	0		0				
12 Cody Ross, R (0.9)											1	0	0	0	0	1		0				
3 Jorge Cantu, R (1.5)										2	0	0	0	2	1	2						
20 Matt Treanor, R (1.2)										4	0	0	0	0	2	4						
4 Alfredo Amezaga, S (1.8)										2	0	0	0	1	0	2						
47 Ricky Nolasco, R (1.1)										1	0	0	0	0	0	3						
48 Lee Gardner, R (5.1)										1	0	0	0	0	0	0						
18 Wes Helms, R (7.3)										1	0	0	0	0	1	1						
Inning Stats	R: 0 E: 0 K: 3 S: 9	H: 0 LOB: 0 BB: 0 P: 12	R: 0 E: 0 K: 2 S: 14	H: 2 LOB: 3 BB: 1 P: 22	R: 0 E: 1 K: 2 S: 13	H: 1 LOB: 1 BB: 0 P: 17	R: 0 E: 0 K: 1 S: 8	H: 0 LOB: 1 BB: 1 P: 16	R: 0 E: 0 K: 2 S: 10	H: 0 LOB: 0 BB: 0 P: 14	R: 0 E: 0 K: 2 S: 10	H: 0 LOB: 0 BB: 0 P: 15	R: 0 E: 0 K: 2 S: 13	H: 0 LOB: 1 BB: 1 P: 22	R: 0 E: 0 K: 1 S: 8	H: 0 LOB: 0 BB: 1 P: 16	R: 0 E: 0 K: 1 S: 7	H: 0 LOB: 0 BB: 0 P: 9	1B: 2 2B: 1 3B: 0 HR: 0	SF: 0 SAC: 0 DP: 0 HBP: 0	WP: 0 PB: 0 SB: 0 CS: 0	PA: 34
PITCHER	IP WLS BF H R ER SO BB IBB HBP BLK WP HR S P ERA WHIP																					
29 John Smoltz, R (1.1)	5.0 W 20 3 0 0 0 10 1 1 0 0 0 0 0 0.00 0.800																					
Will Ohman, L (6.1)	1.0 3 0 0 0 2 0 0 0 0 0 0 0 10 15 0.00 0.000																					
Chris Resop, R (7.1)	1.0 4 0 0 0 2 1 0 0 0 0 0 0 13 22 0.00 1.000																					
46 Manny Acosta, R (8.1)	1.0 4 0 0 0 1 1 0 0 0 0 0 0 8 16 0.00 1.000																					
38 Buddy Carlyle, R (9.1)	1.0 3 0 0 0 1 0 0 0 0 0 0 0 7 9 0.00 0.000																					



Batter	1	2	3	4	5	6	7	8	9	AB	R	H	RBI	BB	SO	LOB	TOP			
Felipe Lopez, S OBP: 0.341, SLG: 0.300										4	1	2	0	1	0	0				
15 Cristian Guzman, S OBP: 0.341, SLG: 0.494										5	1	1	0	0	1	3				
11 Ryan Zimmerman, R OBP: 0.256, SLG: 0.360										5	0	1	0	0	1	4				
24 Nick Johnson, L OBP: 0.414, SLG: 0.500										3	1	0	1	2	0	4				
22 Willie Harris, L OBP: 0.214, SLG: 0.167										3	1	0	0	2	1	2				
44 Lastings Milledge, R OBP: 0.350, SLG: 0.394										4	0	1	2	0	0	4				
25 Austin Kearns, R OBP: 0.242, SLG: 0.286										4	0	1	2	0	0	4				
26 Willy Mo Peña, R OBP: 0.167, SLG: 0.130										5	0	1	1	0	1	2				
52 Saul Rivera, S										4	0	1	1	0	0	1				
23 Johnny Estrada, S OBP: 0.238, SLG: 0.158										4	0	1	1	0	0	1				
41 Shawn Hill, R										2	0	0	0	0	1	4				
Inning Stats	R: 1 H: 2 E: 0 K: 1 S: 18	H: 2 LOB: 1 P: 30	R: 0 H: 0 E: 0 K: 2 S: 11	H: 0 LOB: 2 P: 25	R: 2 H: 2 E: 0 K: 1 S: 12	H: 2 LOB: 2 P: 25	R: 0 H: 1 E: 1 K: 0 S: 15	H: 1 LOB: 1 P: 21	R: 0 H: 0 E: 0 K: 0 S: 9	H: 0 LOB: 0 P: 13	R: 0 H: 0 E: 0 K: 0 S: 5	H: 0 LOB: 0 P: 8	R: 2 H: 1 E: 1 K: 1 S: 17	H: 1 LOB: 1 P: 31	1B: 6 2B: 2 3B: 0 HR: 0	SF: 0 SAC: 0 DP: 1 HBP: 1	WP: 2 PB: 1 CS: 0	PA: 43		
PITCHER	IP: 3.0 WLS: 18 BF: 4 H: 3 R: 3 ER: 3 SO: 4 BB: 5 IBB: 0 HBP: 0 BLK: 0 WP: 1 HR: 0 S: 41 P: 80 ERA: 9.00 WHIP: 3.000	IP: 2.0 WLS: 9 BF: 1 H: 0 R: 0 ER: 0 SO: 0 BB: 0 IBB: 0 HBP: 1 BLK: 0 WP: 0 HR: 26 S: 42 P: 36 ERA: 0.00 WHIP: 0.500	IP: 3.0 WLS: 10 BF: 1 H: 0 R: 0 ER: 0 SO: 0 BB: 0 IBB: 0 HBP: 0 BLK: 0 WP: 0 HR: 23 S: 36 P: 46 ERA: 0.00 WHIP: 0.333	IP: 1.0 WLS: 6 BF: 1 H: 2 R: 0 ER: 0 SO: 1 BB: 0 IBB: 0 HBP: 0 BLK: 0 WP: 1 HR: 17 S: 31 P: 31 ERA: 0.00 WHIP: 2.000	IP: 3.0 WLS: 18 BF: 4 H: 3 R: 3 ER: 3 SO: 4 BB: 5 IBB: 0 HBP: 0 BLK: 0 WP: 1 HR: 0 S: 41 P: 80 ERA: 9.00 WHIP: 3.000	IP: 2.0 WLS: 9 BF: 1 H: 0 R: 0 ER: 0 SO: 0 BB: 0 IBB: 0 HBP: 1 BLK: 0 WP: 0 HR: 26 S: 42 P: 36 ERA: 0.00 WHIP: 0.500	IP: 3.0 WLS: 10 BF: 1 H: 0 R: 0 ER: 0 SO: 0 BB: 0 IBB: 0 HBP: 0 BLK: 0 WP: 0 HR: 23 S: 36 P: 46 ERA: 0.00 WHIP: 0.333	IP: 1.0 WLS: 6 BF: 1 H: 2 R: 0 ER: 0 SO: 1 BB: 0 IBB: 0 HBP: 0 BLK: 0 WP: 1 HR: 17 S: 31 P: 31 ERA: 0.00 WHIP: 2.000	IP: 3.0 WLS: 18 BF: 4 H: 3 R: 3 ER: 3 SO: 4 BB: 5 IBB: 0 HBP: 0 BLK: 0 WP: 1 HR: 0 S: 41 P: 80 ERA: 9.00 WHIP: 3.000	IP: 2.0 WLS: 9 BF: 1 H: 0 R: 0 ER: 0 SO: 0 BB: 0 IBB: 0 HBP: 1 BLK: 0 WP: 0 HR: 26 S: 42 P: 36 ERA: 0.00 WHIP: 0.500	IP: 3.0 WLS: 10 BF: 1 H: 0 R: 0 ER: 0 SO: 0 BB: 0 IBB: 0 HBP: 0 BLK: 0 WP: 0 HR: 23 S: 36 P: 46 ERA: 0.00 WHIP: 0.333	IP: 1.0 WLS: 6 BF: 1 H: 2 R: 0 ER: 0 SO: 1 BB: 0 IBB: 0 HBP: 0 BLK: 0 WP: 1 HR: 17 S: 31 P: 31 ERA: 0.00 WHIP: 2.000	IP: 3.0 WLS: 18 BF: 4 H: 3 R: 3 ER: 3 SO: 4 BB: 5 IBB: 0 HBP: 0 BLK: 0 WP: 1 HR: 0 S: 41 P: 80 ERA: 9.00 WHIP: 3.000	IP: 2.0 WLS: 9 BF: 1 H: 0 R: 0 ER: 0 SO: 0 BB: 0 IBB: 0 HBP: 1 BLK: 0 WP: 0 HR: 26 S: 42 P: 36 ERA: 0.00 WHIP: 0.500	IP: 3.0 WLS: 10 BF: 1 H: 0 R: 0 ER: 0 SO: 0 BB: 0 IBB: 0 HBP: 0 BLK: 0 WP: 0 HR: 23 S: 36 P: 46 ERA: 0.00 WHIP: 0.333	IP: 1.0 WLS: 6 BF: 1 H: 2 R: 0 ER: 0 SO: 1 BB: 0 IBB: 0 HBP: 0 BLK: 0 WP: 1 HR: 17 S: 31 P: 31 ERA: 0.00 WHIP: 2.000	IP: 3.0 WLS: 18 BF: 4 H: 3 R: 3 ER: 3 SO: 4 BB: 5 IBB: 0 HBP: 0 BLK: 0 WP: 1 HR: 0 S: 41 P: 80 ERA: 9.00 WHIP: 3.000	IP: 2.0 WLS: 9 BF: 1 H: 0 R: 0 ER: 0 SO: 0 BB: 0 IBB: 0 HBP: 1 BLK: 0 WP: 0 HR: 26 S: 42 P: 36 ERA: 0.00 WHIP: 0.500	IP: 3.0 WLS: 10 BF: 1 H: 0 R: 0 ER: 0 SO: 0 BB: 0 IBB: 0 HBP: 0 BLK: 0 WP: 0 HR: 23 S: 36 P: 46 ERA: 0.00 WHIP: 0.333	IP: 1.0 WLS: 6 BF: 1 H: 2 R: 0 ER: 0 SO: 1 BB: 0 IBB: 0 HBP: 0 BLK: 0 WP: 1 HR: 17 S: 31 P: 31 ERA: 0.00 WHIP: 2.000

Washington Nationals @ Florida Marlins
Dolphin Stadium, Miami, FL

Sat Apr 19 2008, 7:10 PM EDT
Att: 18,944 - Partly Cloudy - 76 F

AB	36
R	5
H	7
RBI	5
BB	6
SO	5
LOB	24

Batter	1	2	3	4	5	6	7	8	9	AB	R	H	RBI	BB	SO	LOB	BOTTOM					
2 Hanley Ramirez, R OBP: 0.447, SLG: 0.561										5	1	1	0	0	2	2						
6 Dan Uggla, R OBP: 0.246, SLG: 0.359										4	1	2	1	1	1	0						
27 Jeremy Hermida, L OBP: 0.275, SLG: 0.474										5	0	0	0	0	2	4						
14 Josh Willingham, R OBP: 0.366, SLG: 0.594										4	2	2	0	1	1	0						
Mike Jacobs, L OBP: 0.343, SLG: 0.692										4	1	3	2	0	1	0						
18 Wes Helms, R OBP: 0.250, SLG: 0.162										4	1	0	1	1	0	0						
3 Jorge Cantu, R OBP: 0.358, SLG: 0.443										4	1	3	0	0	1	1						
12 Cody Ross, R OBP: 0.188, SLG: 0.233										3	0	0	1	0	1	5						
58 Mike Rabelo, S OBP: 0.231, SLG: 0.360										4	0	1	1	0	1	0						
66 Burke Badenhop, R										1	0	0	0	0	1	0						
Inning Stats	R: 0 H: 0 E: 0 K: 1 S: 6	H: 1 LOB: 0 P: 10	R: 0 H: 1 E: 0 K: 2 S: 13	H: 1 LOB: 0 P: 18	R: 1 H: 2 E: 0 K: 1 S: 12	H: 2 LOB: 0 P: 18	R: 0 H: 1 E: 0 K: 2 S: 12	H: 1 LOB: 1 P: 16	R: 0 H: 1 E: 1 K: 0 S: 8	H: 1 LOB: 2 P: 12	R: 3 H: 4 E: 0 K: 1 S: 15	H: 4 LOB: 3 P: 27	R: 1 H: 3 E: 0 K: 2 S: 16	H: 3 LOB: 0 P: 26	R: 0 H: 0 E: 0 K: 3 S: 13	H: 0 LOB: 0 P: 18	R: 1 H: 1 E: 0 K: 0 S: 7	H: 1 LOB: 2 P: 18	1B: 7 2B: 5 3B: 1 HR: 0	SF: 1 SAC: 1 DP: 0 HBP: 0	WP: 0 PB: 1 CS: 0	PA: 41
PITCHER	IP: 5.0 WLS: 24 BF: 7 H: 4 R: 4 ER: 4 SO: 6 BB: 0 IBB: 0 HBP: 0 BLK: 0 WP: 0 HR: 17 S: 28 P: 85 ERA: 5.40 WHIP: 1.200	IP: 1.2 WLS: 7 BF: 2 H: 1 R: 1 ER: 1 SO: 3 BB: 0 IBB: 0 HBP: 0 BLK: 0 WP: 0 HR: 0 S: 17 P: 28 ERA: 5.40 WHIP: 1.200	IP: 0.0 WLS: 1 BF: 1 H: 0 R: 0 ER: 0 SO: 0 BB: 0 IBB: 0 HBP: 0 BLK: 0 WP: 0 HR: 1 S: 2 P: 2 ERA: 0.00 WHIP: 3.000	IP: 0.1 WLS: 2 BF: 1 H: 0 R: 0 ER: 0 SO: 0 BB: 0 IBB: 0 HBP: 0 BLK: 0 WP: 0 HR: 13 S: 18 P: 18 ERA: 0.00 WHIP: 0.000	IP: 3.0 WLS: 18 BF: 4 H: 3 R: 3 ER: 3 SO: 4 BB: 5 IBB: 0 HBP: 0 BLK: 0 WP: 1 HR: 0 S: 41 P: 80 ERA: 9.00 WHIP: 3.000	IP: 2.0 WLS: 9 BF: 1 H: 0 R: 0 ER: 0 SO: 0 BB: 0 IBB: 0 HBP:																

Batter	1	2	3	4	5	6	7	8	9	AB	R	H	RBI	BB	SO	LOB	TOP											
Felipe Lopez, S OBP: 0.333, SLG: 0.279										3	0	0	0	1	1	1												
10 Ronnie Belliard, R OBP: 0.302, SLG: 0.339										4	0	1	0	0	1	2												
11 Ryan Zimmerman, R OBP: 0.244, SLG: 0.342										4	0	0	0	0	0	3												
25 Austin Kearns, R OBP: 0.350, SLG: 0.333										3	1	1	1	1	2	1												
44 Lastings Milledge, R OBP: 0.345, SLG: 0.367										4	0	1	0	0	1	2												
26 Willy Mo Peña, R OBP: 0.148, SLG: 0.115										3	0	0	0	0	0	1												
8 Aaron Boone, R OBP: 0.263, SLG: 0.278										3	0	1	0	0	0	0												
23 Wil Nieves, R 23 Johnny Estrada, S										2	0	0	0	0	1	0												
45 Odalis Perez, L Luis Ayala, R										2	0	1	0	0	0	0												
24 Nick Johnson, L 52 Saul Rivera, S										0	0	0	0	0	0	0												
Inning Stats	R: 0 E: 0 K: 0 S: 9	H: 0 LOB: 0 BB: 0 P: 14	R: 0 E: 0 K: 0 S: 9	H: 0 LOB: 0 BB: 1 P: 15	R: 0 E: 0 K: 1 S: 9	H: 0 LOB: 0 BB: 0 P: 14	R: 0 E: 0 K: 0 S: 6	H: 0 LOB: 0 BB: 0 P: 8	R: 1 E: 0 K: 0 S: 9	H: 1 LOB: 0 BB: 0 P: 15	R: 0 E: 0 K: 1 S: 11	H: 1 LOB: 2 BB: 1 P: 16	R: 0 E: 0 K: 1 S: 11	H: 1 LOB: 0 BB: 0 P: 16	R: 0 E: 0 K: 2 S: 12	H: 1 LOB: 1 BB: 0 P: 16	R: 0 E: 0 K: 2 S: 13	H: 1 LOB: 1 BB: 0 P: 22	1B: 3 2B: 1 3B: 0 HR: 1	SF: 0 SAC: 0 DP: 1 HBP: 0	WP: 0 PB: 0 CS: 1	PA: 32						
PITCHER	IP	WLS	BF	H	R	ER	SO	BB	IBB	HBP	BLK	WP	HR	S	P	ERA	WHIP											
Scott Olsen, L ERA: 2.6	(1, 1)	7.0	W	24	3	1	1	3	2	0	0	0	0	1	64	98	1.29	0.714										
32 Justin Miller, R ERA: 3.18	(8, 1)	0.1	H	2	1	0	0	0	0	0	0	0	0	0	4	6	0.00	3.000										
57 Taylor Tankersley, L ERA: 7.5	(8, 1)	0.2	H	2	0	0	0	2	0	0	0	0	0	8	10	0.00	0.000											
Kevin Gregg, R ERA: 2.61	(9, 1)	1.0		4	1	0	0	2	0	0	0	0	0	13	22	0.00	1.000											

Washington Nationals @ Florida Marlins
Dolphin Stadium, Miami, FL
Sun Apr 20 2008, 1:10 PM EDT
Att: 11,635 - Partly Cloudy - 82 F

AB 30
R 1
H 5
RBI 1
BB 2
SO 7
LOB 12



Batter	1	2	3	4	5	6	7	8	9	AB	R	H	RBI	BB	SO	LOB	BOTTOM											
2 Hanley Ramirez, R OBP: 0.444, SLG: 0.634										5	2	2	3	0	0	0												
6 Dan Uggla, R OBP: 0.284, SLG: 0.388										3	1	2	0	2	0	0												
27 Jeremy Hermida, L OBP: 0.267, SLG: 0.442										5	0	1	1	0	2	4												
14 Josh Willingham, R OBP: 0.373, SLG: 0.582										3	0	1	0	1	1	1												
Mike Jacobs, L 18 Wes Helms, R										4	0	0	0	0	1	5												
3 Jorge Cantu, R OBP: 0.386, SLG: 0.477										4	1	2	0	0	2	0												
12 Cody Ross, R OBP: 0.194, SLG: 0.265										4	1	1	0	0	0	1												
20 Matt Treanor, R OBP: 0.289, SLG: 0.286										3	0	1	0	1	2	3												
Scott Olsen, L 32 Justin Miller, R										3	0	0	0	0	1	3												
57 Taylor Tankersley, L Luis Gonzalez, L Kevin Gregg, R										0	0	0	0	0	0	0												
Inning Stats	R: 1 E: 1 K: 1 S: 9	H: 1 LOB: 1 BB: 0 P: 15	R: 0 E: 0 K: 1 S: 12	H: 1 LOB: 1 BB: 0 P: 20	R: 0 E: 0 K: 1 S: 8	H: 1 LOB: 2 BB: 1 P: 17	R: 0 E: 0 K: 1 S: 15	H: 1 LOB: 1 BB: 0 P: 18	R: 0 E: 0 K: 2 S: 8	H: 0 LOB: 1 BB: 1 P: 13	R: 1 E: 0 K: 0 S: 6	H: 1 LOB: 0 BB: 1 P: 11	R: 4 E: 0 K: 2 S: 23	H: 4 LOB: 1 BB: 1 P: 34	1B: 3 2B: 5 3B: 0 HR: 2	SF: 0 SAC: 0 DP: 1 HBP: 0	WP: 3 PB: 0 CS: 0	PA: 39										
PITCHER	IP	WLS	BF	H	R	ER	SO	BB	IBB	HBP	BLK	WP	HR	S	P	ERA	WHIP											
45 Odalis Perez, L ERA: 3.38	(1, 1)	6.0	L	4	1	1	1	0	1	0	0	0	1	6	11	9.00	2.000											
52 Saul Rivera, R ERA: 4.73	(8, 1)	1.0		8	4	4	4	2	1	0	0	0	1	1	23	34	36.00	5.000										

Washington Nationals @ Florida Marlins
Dolphin Stadium, Miami, FL
Sun Apr 20 2008, 1:10 PM EDT
Att: 11,635 - Partly Cloudy - 82 F

AB 34
R 6
H 10
RBI 4
BB 5
SO 9
LOB 17




Batter	1	2	3	4	5	6	7	8	9	AB R H RBI BB SO LOB	TOP							
2 Hanley Ramirez, R OBP: 0.430, SLG: 0.645	G5-6-3	HR		G4-3	P4			G1-3		5 1 1 2 0 0 3	Florida Marlins @ Pittsburgh Pirates PNC Park, Pittsburgh, PA Mon Apr 21 2008, 7:05 PM EDT Att: 8,444 - Cloudy - 66 F							
6 Dan Uggla, R OBP: 0.304, SLG: 0.472	2B	HR		G6-3		HR	G1-3	2B	5 1 3 1 0 1 1									
27 Jeremy Hermida, L OBP: 0.280, SLG: 0.426	K		14 HR	HBP	1B	F8	G1-3		4 1 1 1 0 1 2									
14 Josh Willingham, R Luis Gonzalez, L OBP: 0.299, SLG: 0.424	G5-3		HR	F7		G4-3	K		4 1 2 2 0 0 2 1 0 0 0 0 1 1									
Mike Jacobs, L OBP: 0.329, SLG: 0.644		3B 58 SF7	G6-3		F9	G4-3		58 G4-3	4 1 1 0 1 0 1									
3 Jorge Cantu, R OBP: 0.388, SLG: 0.500	2B	2B	58 1B	K		G5-3		G6-3	5 2 2 0 0 1 2									
58 Mike Rabelo, S OBP: 0.258, SLG: 0.379	SF7	G6-3	4 1B	1B		F8		G4-3	4 1 2 2 0 0 1									
4 Alfredo Amezaga, S	G4-3	2 HR	G6-3	1B		K		G4-3	5 1 2 1 0 1 2									
Mark Hendrickson, L 22 Matt Lindstrom, R	G4-3		G4-3	27 1B	1-2 2H	K			4 1 2 1 0 1 1 0 0 0 0 0 0 0									
Inning Stats	R: 0 H: 1 E: 0 K: 1 S: 18	L: 1 LOB: 0 BB: 0 P: 26	R: 4 H: 3 E: 0 K: 1 S: 14	L: 3 LOB: 0 BB: 1 P: 26	R: 3 H: 3 E: 0 K: 0 S: 15	L: 3 LOB: 1 BB: 0 P: 25	R: 1 H: 2 E: 0 K: 0 S: 15	L: 3 LOB: 2 BB: 0 P: 20	R: 1 H: 2 E: 0 K: 0 S: 10	L: 0 LOB: 0 BB: 0 P: 19	R: 0 H: 1 E: 0 K: 1 S: 9	L: 1 LOB: 1 BB: 0 P: 12	R: 0 H: 1 E: 0 K: 0 S: 5	L: 1 LOB: 1 BB: 0 P: 8	1B: 5 2B: 8 3B: 0 HR: 3	SF: 1 SAC: 0 DP: 1 HBP: 1	WP: 0 PB: 0 SB: 0 CS: 0	PA: 44
PITCHER	IP WLS BF H R ER SO BB IBB HBP BLK WP HR S P ERA WHIP											IP WLS BF H R ER SO BB IBB HBP BLK WP HR S P ERA WHIP						
Matt Morris, R ERA: 9.15	4.0 L 22 9 8 8 2 1 0 0 1 0 0 2 62 99 18.00 2.500																	
52 Franquelis Osores, R ERA: 7.63	2.0 11 5 2 2 1 0 0 0 0 0 1 25 39 9.00 2.500																	
34 John Grabow, L ERA:	1.0 3 0 0 0 2 0 0 0 0 0 0 7 10 0.00 0.000																	
Evan Meek, R ERA: 10.0	2.0 8 2 0 0 1 0 0 0 0 0 0 14 20 0.00 1.000																	

Batter	1	2	3	4	5	6	7	8	9	AB R H RBI BB SO LOB	BOTTOM									
13 Nate McLouth, L OBP: 0.444, SLG: 0.638	K	K			F7			12 1B 10 E 1B		4 1 1 0 0 2 2	Florida Marlins @ Pittsburgh Pirates PNC Park, Pittsburgh, PA Mon Apr 21 2008, 7:05 PM EDT Att: 8,444 - Cloudy - 66 F									
10 Brian Bixler, R OBP: 0.172, SLG: 0.179	G5-3		L6		F8			E7 12 1B		4 1 0 0 0 0 1										
12 Freddy Sanchez, R OBP: 0.261, SLG: 0.254	G5-3		G4-3		G5-3			25 L4-6 1B		4 0 1 0 0 0 0										
Jason Bay, R OBP: 0.413, SLG: 0.413		K		BB		F8		F9		3 0 0 0 1 1 3										
Xavier Nady, R OBP: 0.390, SLG: 0.573		25 G4-3 26 1B	K2-3		G5-3			1-2 2H 1B		4 1 2 2 0 1 1										
25 Adam LaRoche, L OBP: 0.206, SLG: 0.193	G4-3		F8		G4-3			L4-6		4 0 0 0 0 0 3										
26 Ronny Paulino, R OBP: 0.382, SLG: 0.367		1B 1B		1B		G4-3		K		4 1 2 1 0 1 0										
Chris Gomez, R OBP: 0.313, SLG: 0.367		1B 1B		F9		P4		K		4 0 1 0 0 1 1										
Matt Morris, R 19 Jose Bautista, R 52 Franquelis Osores, R 34 John Grabow, L Luis Rivas, R Evan Meek, R 16 Doug Mientkiewicz, L		1-2 2H 1B		F9		F9		G3-1		1 0 1 1 0 0 0 1 0 0 0 0 0 1 0 0 0 0 0 0 0 0 0 0 0 0 0 0 1 0 0 0 0 0 0 1 0 0 0 0 0 0 1 0 0 0 0 0 0										
Inning Stats	R: 0 H: 0 E: 0 K: 1 S: 8	L: 0 LOB: 0 BB: 0 P: 13	R: 2 H: 4 E: 0 K: 2 S: 15	L: 4 LOB: 2 BB: 0 P: 20	R: 0 H: 0 E: 0 K: 1 S: 8	L: 0 LOB: 1 BB: 1 P: 12	R: 0 H: 1 E: 0 K: 1 S: 8	L: 1 LOB: 0 BB: 0 P: 13	R: 0 H: 0 E: 0 K: 0 S: 11	L: 0 LOB: 0 BB: 0 P: 17	R: 0 H: 0 E: 0 K: 0 S: 5	L: 0 LOB: 0 BB: 0 P: 6	R: 0 H: 0 E: 1 K: 0 S: 10	L: 3 LOB: 1 BB: 0 P: 14	R: 0 H: 0 E: 0 K: 2 S: 8	L: 0 LOB: 0 BB: 0 P: 11	1B: 7 2B: 2 3B: 0 HR: 0	SF: 0 SAC: 0 DP: 1 HBP: 0	WP: 0 PB: 0 SB: 0 CS: 0	PA: 36
PITCHER	IP WLS BF H R ER SO BB IBB HBP BLK WP HR S P ERA WHIP											IP WLS BF H R ER SO BB IBB HBP BLK WP HR S P ERA WHIP								
Mark Hendrickson, L ERA: 3.82	8.0 W 33 8 4 3 5 1 0 0 0 0 0 8 102 3.38 1.125																			
22 Matt Lindstrom, R ERA: 3.86	1.0 3 0 0 0 2 0 0 0 0 0 0 8 11 0.00 0.000																			

Batter	1	2	3	4	5	6	7	8	9	AB	R	H	RBI	BB	SO	LOB	TOP					
2 Hanley Ramirez, R OBP: 0.428, SLG: 0.642			G6-3			G5-3	G5-3	F9		5	1	2	0	0	0	3	Florida Marlins @ Pittsburgh Pirates PNC Park, Pittsburgh, PA Tue Apr 22 2008, 7:05 PM EDT Att: 10,185 - Partly Cloudy - 71 F					
6 Dan Uggla, R OBP: 0.301, SLG: 0.461	K		K			F9		14 1B		4	0	1	0	0	2	2						
Mike Jacobs, L OBP: 0.313, SLG: 0.610	K		K			F7		F8		4	0	0	0	0	2	3						
14 Josh Willingham, R OBP: 0.386, SLG: 0.622					G5-3	K				3	0	1	0	1	1	1						
3 Jorge Cantu, R OBP: 0.388, SLG: 0.554								K		4	1	3	2	0	1	2						
12 Cody Ross, R OBP: 0.175, SLG: 0.237	FC6-4				G6-4-3		G5-3	F7		4	0	0	0	0	0	5						
20 Matt Treanor, R OBP: 0.268, SLG: 0.263		G3			G6-3		K			3	0	0	0	0	1	0						
27 Jeremy Hermida, L OBP: 0.294, SLG: 0.438										1	0	1	0	0	0	0						
4 Alfredo Amezaga, S OBP: 0.426, SLG: 0.432		F9			F7			SH1-4		3	0	1	0	0	0	0						
47 Ricky Nolasco, R OBP: 0.167, SLG: 0.167			K		G4-3			K		2	0	0	0	0	1	0						
Luis Gonzalez, L OBP: 0.308, SLG: 0.441										1	0	1	0	0	0	0						
37 Renyel Pinto, L OBP: 0.250, SLG: 0.367										0	0	0	0	0	0	0						
58 Mike Rabelo, S OBP: 0.250, SLG: 0.367										1	0	0	0	0	1	1						
Inning Stats	R: 1 E: 0 K: 2 S: 13	H: 2 LOB: 2 BB: 1 P: 25	R: 0 E: 0 K: 1 S: 9	H: 0 LOB: 0 BB: 0 P: 17	R: 0 E: 0 K: 2 S: 11	H: 0 LOB: 0 BB: 0 P: 17	R: 0 E: 0 K: 0 S: 7	H: 1 LOB: 0 BB: 0 P: 11	R: 0 E: 0 K: 1 S: 7	H: 0 LOB: 0 BB: 0 P: 10	R: 0 E: 0 K: 1 S: 7	H: 1 LOB: 1 BB: 0 P: 13	R: 1 E: 0 K: 1 S: 11	H: 3 LOB: 2 BB: 0 P: 18	R: 0 E: 0 K: 1 S: 12	H: 2 LOB: 2 BB: 0 P: 17	R: 0 E: 0 K: 1 S: 11	H: 1 LOB: 1 BB: 0 P: 14	1B: 8 2B: 1 3B: 0 HR: 1	SF: 0 SAC: 1 DP: 1 HBP: 0	WP: 0 PB: 0 SB: 0 CS: 0	PA: 37
PITCHER	IP WLS BF H R ER SO BB IBB HBP BLK WP HR S P ERA WHIP																					
28 Paul Maholm, L ERA: 4.22	6.0 W 22 4 1 1 6 1 0 0 0 0 0 0 54 93 1.50 0.833																					
30 Tyler Yates, R ERA: 5.09	1.0 H 6 3 1 1 1 0 0 0 0 0 1 11 18 9.00 3.000																					
Damaso Marte, L ERA: 10.57	0.1 H 3 2 0 0 0 0 0 0 0 0 0 8 10 0.00 6.000																					
34 John Grabow, L ERA: 2.79	0.2 H 2 0 0 0 1 0 0 0 0 0 0 4 7 0.00 0.000																					
55 Matt Capps, R ERA: 2.79	1.0 S 4 1 0 0 1 0 0 0 0 0 0 0 11 14 0.00 1.000																					

AB 35
R 2
H 10
RBI 2
BB 1
SO 9
LOB 17



Batter	1	2	3	4	5	6	7	8	9	AB	R	H	RBI	BB	SO	LOB	BOTTOM			
13 Nate McLouth, L OBP: 0.447, SLG: 0.622	F7							L9		2	0	0	0	2	0	0	Florida Marlins @ Pittsburgh Pirates PNC Park, Pittsburgh, PA Tue Apr 22 2008, 7:05 PM EDT Att: 10,185 - Partly Cloudy - 71 F			
12 Freddy Sanchez, R OBP: 0.260, SLG: 0.254	G6-3		L9					E6		4	1	1	0	0	0	2				
Jason Bay, R OBP: 0.405, SLG: 0.403	F9				F9			F9		4	1	1	0	0	0	1				
41 Ryan Doumit, S OBP: 0.351, SLG: 0.593		F9		P4						4	1	2	1	0	0	0				
Xavier Nady, R OBP: 0.384, SLG: 0.557		K		G6-3				K		4	0	1	2	0	2	2				
25 Adam LaRoche, L OBP: 0.197, SLG: 0.183			F8		F9			K		3	0	0	0	0	1	1				
16 Doug Mientkiewicz, L OBP: 0.324, SLG: 0.256			G4-3		G3-1			P5		3	0	0	0	0	0	0				
10 Brian Bixler, R OBP: 0.156, SLG: 0.161			K		K			G6-3		3	0	0	0	0	2	0				
28 Paul Maholm, L ERA: 4.22								G4-3		2	0	1	0	0	0	0				
30 Tyler Yates, R ERA: 5.09								G5-3		0	0	0	0	0	0	0				
26 Ronny Paulino, R OBP: 0.286, SLG: 0.167										0	0	0	0	0	0	0				
Damaso Marte, L ERA: 10.57										0	0	0	0	0	0	0				
34 John Grabow, L ERA: 2.79										0	0	0	0	0	0	0				
55 Matt Capps, R ERA: 2.79										0	0	0	0	0	0	0				
Inning Stats	R: 0 E: 0 K: 0 S: 5	H: 0 LOB: 0 BB: 0 P: 7	R: 0 E: 0 K: 1 S: 5	H: 0 LOB: 0 BB: 0 P: 7	R: 0 E: 0 K: 1 S: 10	H: 1 LOB: 2 BB: 1 P: 16	R: 0 E: 0 K: 0 S: 7	H: 0 LOB: 0 BB: 0 P: 10	R: 0 E: 0 K: 1 S: 10	H: 0 LOB: 0 BB: 0 P: 15	R: 3 E: 0 K: 1 S: 23	H: 4 LOB: 1 BB: 1 P: 35	R: 0 E: 0 K: 0 S: 10	H: 0 LOB: 0 BB: 0 P: 18	R: 0 E: 1 K: 1 S: 11	H: 1 LOB: 2 BB: 0 P: 19	1B: 5 2B: 1 3B: 0 HR: 0	SF: 0 SAC: 0 DP: 0 HBP: 0	WP: 0 PB: 0 SB: 0 CS: 1	PA: 32
PITCHER	IP WLS BF H R ER SO BB IBB HBP BLK WP HR S P ERA WHIP																			
47 Ricky Nolasco, R ERA: 5.91	6.0 L 24 5 3 3 4 2 0 0 0 0 0 0 60 90 4.50 1.167																			
37 Renyel Pinto, L ERA: 0.6	2.0 8 1 0 0 1 0 0 0 0 0 0 0 21 37 0.00 0.500																			

AB 30
R 3
H 6
RBI 3
BB 2
SO 5
LOB 6



Batter	1	2	3	4	5	6	7	8	9	AB	R	H	RBI	BB	SO	LOB	TOP							
2 Hanley Ramirez, R OBP: 0.406, SLG: 0.622										4	1	0	0	1	1	1	Florida Marlins @ Atlanta Braves Turner Field, Atlanta, GA Thu Apr 24 2008, 7:00 PM EDT Att: 19,903 - Partly Cloudy - 77 F							
6 Dan Uggla, R OBP: 0.333, SLG: 0.488										3	1	1	0	2	0	1								
27 Jeremy Hermida, L OBP: 0.295, SLG: 0.421										4	1	1	0	1	0	3								
14 Josh Willingham, R OBP: 0.396, SLG: 0.659										4	1	3	4	0	0	1								
Mike Jacobs, L OBP: 0.307, SLG: 0.614										3	0	0	0	1	1	1								
12 Cody Ross, R OBP: 0.183, SLG: 0.220										3	0	0	0	0	0	2								
4 Alfredo Amezaga, S OBP: 0.424, SLG: 0.429										1	0	0	0	0	0	0								
18 Wes Helms, R OBP: 0.294, SLG: 0.200										3	0	1	0	1	0	0								
58 Mike Rabelo, S OBP: 0.250, SLG: 0.324										3	0	0	0	1	1	2								
66 Burke Badenhop, R OBP: 0.278, SLG: 0.588										1	0	0	0	0	1	1								
11 Robert Andino, R OBP: 0.278, SLG: 0.588										1	0	0	0	0	1	0								
19 Logan Kensing, R OBP: 0.293, SLG: 0.417										0	0	0	0	0	0	0								
35 Doug Waechter, R OBP: 0.293, SLG: 0.417										1	0	0	0	0	0	0								
Luis Gonzalez, L OBP: 0.293, SLG: 0.417										1	0	0	0	0	0	0								
Inning Stats	R: 1 E: 0 K: 1 S: 11	H: 1 LOB: 1 BB: 1 P: 19	R: 0 E: 0 K: 1 S: 10	H: 0 LOB: 1 BB: 1 P: 14	R: 1 E: 0 K: 0 S: 12	H: 2 LOB: 2 BB: 2 P: 20	R: 0 E: 0 K: 1 S: 10	H: 1 LOB: 1 BB: 0 P: 14	R: 2 E: 0 K: 0 S: 9	H: 1 LOB: 0 BB: 1 P: 16	R: 0 E: 0 K: 1 S: 9	H: 0 LOB: 0 BB: 0 P: 15	R: 0 E: 0 K: 0 S: 9	H: 1 LOB: 1 BB: 0 P: 12	R: 0 E: 0 K: 1 S: 9	H: 0 LOB: 1 BB: 1 P: 17	R: 0 E: 0 K: 0 S: 10	H: 0 LOB: 1 BB: 1 P: 20	1B: 4 2B: 1 3B: 0 HR: 1	SF: 0 SAC: 1 DP: 0 HBP: 0	WP: 0 PB: 0 SB: 2 CS: 0	PA: 39		
PITCHER	IP WLS BF H R ER SO BB IBB HBP BLK WP HR S P ERA WHIP	5.0 W 24 5 4 4 3 5 0 0 0 0 1 52 83 7.20 2.000	2.0 H 7 1 0 0 1 0 0 0 0 0 0 18 27 0.00 0.500	2.0 S 8 0 0 0 1 2 0 0 0 0 0 19 37 0.00 1.000																				

Batter	1	2	3	4	5	6	7	8	9	AB	R	H	RBI	BB	SO	LOB	BOTTOM						
2 Kelly Johnson, L OBP: 0.325, SLG: 0.403										4	0	1	0	0	0	0	Florida Marlins @ Atlanta Braves Turner Field, Atlanta, GA Thu Apr 24 2008, 7:00 PM EDT Att: 19,903 - Partly Cloudy - 77 F						
19 Yunel Escobar, R OBP: 0.400, SLG: 0.471										3	1	1	0	1	0	1							
10 Chipper Jones, S OBP: 0.485, SLG: 0.733										3	2	3	1	1	0	0							
Mark Teixeira, S OBP: 0.306, SLG: 0.411										4	1	1	1	0	0	3							
16 Brian McCann, L OBP: 0.349, SLG: 0.584										3	2	1	0	1	0	1							
7 Jeff Francoeur, R OBP: 0.323, SLG: 0.494										3	1	1	3	0	0	0							
23 Matt Diaz, R OBP: 0.308, SLG: 0.410										4	0	1	2	0	0	0							
1 Grégor Blanco, L OBP: 0.500, SLG: 0.455										4	0	1	0	0	0	1							
Chuck James, L OBP: 0.313, SLG: 0.286										2	0	0	0	0	0	1							
57 Jorge Campillo, R OBP: 0.313, SLG: 0.286										0	0	0	0	0	0	0							
8 Ruben Gotay, S OBP: 0.313, SLG: 0.286										1	0	0	0	0	0	0							
46 Manny Acosta, R OBP: 0.313, SLG: 0.286										1	0	0	0	0	1	1							
Inning Stats	R: 5 E: 0 K: 0 S: 19	H: 5 LOB: 1 BB: 1 P: 31	R: 1 E: 0 K: 0 S: 11	H: 1 LOB: 0 BB: 0 P: 15	R: 0 E: 0 K: 0 S: 7	H: 0 LOB: 0 BB: 0 P: 12	R: 0 E: 0 K: 0 S: 8	H: 1 LOB: 1 BB: 0 P: 12	R: 0 E: 0 K: 0 S: 5	H: 1 LOB: 0 BB: 0 P: 9	R: 0 E: 0 K: 0 S: 14	H: 0 LOB: 0 BB: 0 P: 19	R: 0 E: 1 K: 0 S: 9	H: 0 LOB: 2 BB: 2 P: 18	R: 1 E: 0 K: 1 S: 12	H: 2 LOB: 1 BB: 0 P: 14	1B: 7 2B: 1 3B: 1 HR: 1	SF: 1 SAC: 0 DP: 1 HBP: 0	WP: 0 PB: 0 SB: 0 CS: 0	PA: 36			
PITCHER	IP WLS BF H R ER SO BB IBB HBP BLK WP HR S P ERA WHIP	5.0 L 23 8 0 0 0 0 1 1 0 0 0 0 23 37 0.00 0.500	2.0 8 0 0 0 0 1 1 0 0 0 0 0 23 37 0.00 0.500	1.0 5 2 1 1 1 0 0 0 0 0 0 12 14 9.00 2.000																			

AB 31
R 4
H 6
RBI 4
BB 7
SO 5
LOB 12

AB 32
R 7
H 10
RBI 7
BB 3
SO 1
LOB 8



WP: 0
PB: 0
SB: 0
CS: 0

Batter	1	2	3	4	5	6	7	8	9	AB	R	H	RBI	BB	SO	LOB	TOP										
2 Hanley Ramirez, R OBP: 0.409, SLG: 0.633										4	1	2	1	0	0	1											
6 Dan Uggla, R OBP: 0.324, SLG: 0.467										3	1	2	1	0	1	0											
27 Jeremy Hermida, L OBP: 0.314, SLG: 0.439										4	0	1	0	0	3	2											
14 Josh Willingham, R OBP: 0.396, SLG: 0.644										4	0	2	0	0	0	3											
Mike Jacobs, L OBP: 0.290, SLG: 0.580										2	0	0	0	0	0	1											
18 Wes Helms, R OBP: 0.238, SLG: 0.158										2	0	0	0	0	0	1											
37 Renyel Pinto, L										0	0	0	0	0	0	0											
3 Jorge Cantu, R OBP: 0.355, SLG: 0.482										4	0	0	0	0	2	1											
58 Mike Rabelo, S										4	0	1	0	0	0	1											
4 Alfredo Amezaga, S										4	0	0	0	0	2	2											
Mark Hendrickson, L OBP: 0.296, SLG: 0.500										2	1	1	0	0	0	0											
Luis Gonzalez, L OBP: 0.304, SLG: 0.400										1	0	0	0	0	1	0											
32 Justin Miller, R										0	0	0	0	0	0	0											
12 Cody Ross, R OBP: 0.156, SLG: 0.214										1	0	0	0	0	1	1											
Inning Stats	R: 1 E: 0 K: 2 S: 14	H: 2 LOB: 1 BB: 0 P: 20	R: 0 E: 0 K: 1 S: 9	H: 0 LOB: 0 BB: 0 P: 13	R: 0 E: 0 K: 1 S: 16	H: 2 LOB: 2 BB: 0 P: 21	R: 0 E: 1 K: 0 S: 9	H: 0 LOB: 1 BB: 0 P: 17	R: 1 E: 0 K: 1 S: 13	H: 1 LOB: 0 BB: 0 P: 19	R: 0 E: 0 K: 0 S: 11	H: 1 LOB: 1 BB: 0 P: 15	R: 0 E: 0 K: 2 S: 9	H: 0 LOB: 0 BB: 0 P: 12	R: 1 E: 0 K: 0 S: 14	H: 2 LOB: 0 BB: 0 P: 21	R: 0 E: 0 K: 3 S: 13	H: 1 LOB: 1 BB: 0 P: 20	1B: 7 2B: 0 3B: 1 HR: 1	SF: 1 SAC: 0 DP: 1 HBP: 0	WP: 0 PB: 0 CS: 0	PA: 36					
PITCHER	IP	WLS	BF	H	R	ER	SO	BB	IBB	HBP	BLK	WP	HR	S	P	ERA	WHIP	PITCHER									
12 Carlos Villanueva, R ERA: 4.68	6.0		25	6	2	2	5	0	0	0	0	0	1	72	105	3.00	1.000										
Salomon Torres, R ERA: 2.08	2.0	W	7	2	1	1	2	0	0	0	0	0	0	23	33	4.50	1.000										
38 Eric Gagne, R ERA: 6.75	1.0	S	4	1	0	0	3	0	0	0	0	0	0	13	20	0.00	1.000										

Florida Marlins @ Milwaukee Brewers
Miller Park, Milwaukee, WI
Sat Apr 26 2008, 6:05 PM CDT
Att: 44,169 - Roof Closed - 64 F

AB 35
R 3
H 9
RBI 2
BB 0
SO 10
LOB 13



Batter	1	2	3	4	5	6	7	8	9	AB	R	H	RBI	BB	SO	LOB	BOTTOM										
23 Rickie Weeks Jr., R OBP: 0.321, SLG: 0.341										4	0	0	0	0	0	3											
33 Gabe Kapler, R OBP: 0.315, SLG: 0.588										4	1	1	0	0	0	0											
8 Ryan Braun, R OBP: 0.284, SLG: 0.423										4	0	0	0	0	0	1											
28 Prince Fielder, L OBP: 0.375, SLG: 0.458										4	3	2	2	0	0	0											
1 Corey Hart, R OBP: 0.340, SLG: 0.393										4	0	2	0	0	1	1											
2 Bill Hall, R OBP: 0.263, SLG: 0.462										2	0	2	0	2	0	0											
7 J.J. Hardy, R OBP: 0.290, SLG: 0.298										3	0	0	1	0	0	5											
12 Carlos Villanueva, R										1	0	0	1	0	0	2											
Craig Counsell, L OBP: 0.353, SLG: 0.424										1	0	0	0	0	1	1											
Salomon Torres, R										0	0	0	0	0	0	0											
11 Mike Rivera, R OBP: 0.400, SLG: 0.500										1	0	0	0	0	0	2											
38 Eric Gagne, R										0	0	0	0	0	0	0											
1B Jason Kendall, R OBP: 0.372, SLG: 0.416										3	0	0	0	0	1	3											
Inning Stats	R: 0 E: 0 K: 0 S: 5	H: 0 LOB: 0 BB: 0 P: 8	R: 1 E: 2 K: 0 S: 15	H: 1 LOB: 3 BB: 0 P: 23	R: 2 E: 0 K: 0 S: 15	H: 3 LOB: 1 BB: 1 P: 24	R: 0 E: 0 K: 1 S: 9	H: 0 LOB: 0 BB: 0 P: 14	R: 0 E: 0 K: 1 S: 10	H: 1 LOB: 1 BB: 0 P: 15	R: 0 E: 0 K: 0 S: 8	H: 0 LOB: 0 BB: 0 P: 10	R: 1 E: 0 K: 0 S: 12	H: 2 LOB: 2 BB: 1 P: 23	1B: 4 2B: 2 3B: 0 HR: 1	SF: 1 SAC: 1 DP: 0 HBP: 1	WP: 1 PB: 0 CS: 0	PA: 36									
PITCHER	IP	WLS	BF	H	R	ER	SO	BB	IBB	HBP	BLK	WP	HR	S	P	ERA	WHIP	PITCHER									
Mark Hendrickson, L ERA: 3.68	6.0		27	5	3	2	3	1	0	1	0	0	0	63	99	3.00	1.000										
32 Justin Miller, R ERA: 2.63	1.0		3	0	0	0	0	0	0	0	0	0	0	8	10	0.00	0.000										
37 Renyel Pinto, L ERA: 1.1	1.0	L	6	2	1	1	0	1	0	0	0	1	1	12	23	9.00	3.000										

Florida Marlins @ Milwaukee Brewers
Miller Park, Milwaukee, WI
Sat Apr 26 2008, 6:05 PM CDT
Att: 44,169 - Roof Closed - 64 F

AB 31
R 4
H 7
RBI 4
BB 2
SO 3
LOB 18



Batter	1	2	3	4	5	6	7	8	9	10	AB	R	H	RBI	BB	SO	LOB	TOP		
2 Hanley Ramirez, R OBP: 0.405, SLG: 0.625	G6-3		G4-3		27 CS 2B		6 BB 1B	K		L5	6	0	2	0	0	1	3			
6 Dan Uggla, R OBP: 0.336, SLG: 0.463	F8								L3		3	0	1	0	2	0	0			
27 Jeremy Hermida, L OBP: 0.307, SLG: 0.414	14 BB		F9		CS	P4	K		P5		4	0	0	0	1	1	4			
14 Josh Willingham, R OBP: 0.406, SLG: 0.637							K				4	1	2	0	1	1	4			
3 Jorge Cantu, R OBP: 0.347, SLG: 0.476	G6-3						P3			F7	5	1	1	1	0	0	6			
18 Wes Helms, R OBP: 0.308, SLG: 0.375											5	1	3	2	0	1	0			
12 Cody Ross, R OBP: 0.160, SLG: 0.213 Kevin Gregg, R (10, 1)	F7									HR	5	0	1	0	0	1	1			
20 Matt Treanor, R OBP: 0.283, SLG: 0.262											0	0	0	0	0	0	0			
47 Ricky Nolasco, R 35 Doug Waechter, R 11 Nelson Cruz, R 47 Taylor Tankersley, L 19 Logan Kensing, R 14 Logan Kensing, R 37 Reynel Pinto, L 32 Justin Miller, R 22 Matt Lindstrom, R 4 Alberto Alvarez, S	G4-3										2	0	0	0	0	1	1			
Inning Stats	R: 0 E: 0 K: 0 S: 11	H: 1 LOB: 2 BB: 1 P: 19	R: 0 E: 0 K: 1 S: 11	H: 1 LOB: 1 BB: 0 P: 17	R: 0 E: 0 K: 0 S: 12	H: 0 LOB: 0 BB: 0 P: 12	R: 0 E: 0 K: 2 S: 11	H: 1 LOB: 1 BB: 1 P: 19	R: 2 E: 0 K: 0 S: 11	H: 2 LOB: 3 BB: 2 P: 22	R: 0 E: 0 K: 2 S: 12	H: 1 LOB: 3 BB: 2 P: 21	R: 0 E: 0 K: 0 S: 8	H: 1 LOB: 1 BB: 0 P: 12	R: 1 E: 0 K: 2 S: 17	H: 1 LOB: 1 BB: 1 P: 26	1B: 8 2B: 2 3B: 0 HR: 1	SF: 0 SAC: 0 DP: 0 HBP: 0	WP: 0 PA: 47	
PITCHER	IP WLS BF H R ER SO	IP WLS BF H R ER SO	IP WLS BF H R ER SO	IP WLS BF H R ER SO	IP WLS BF H R ER SO	IP WLS BF H R ER SO	IP WLS BF H R ER SO	IP WLS BF H R ER SO	IP WLS BF H R ER SO	IP WLS BF H R ER SO	IP WLS BF H R ER SO	IP WLS BF H R ER SO	IP WLS BF H R ER SO	IP WLS BF H R ER SO	IP WLS BF H R ER SO	IP WLS BF H R ER SO	IP WLS BF H R ER SO	IP WLS BF H R ER SO	IP WLS BF H R ER SO	
26 Manny Parra, L ERA: 4.94	5.1	24	6	2	2	3	3	0	0	0	0	0	0	0	0	0	0	0	0	0
54 David Riske, R ERA: 6.94	0.2	2	0	0	0	0	0	0	0	0	0	0	0	0	0	0	0	0	0	0
Derrick Turnbow, R ERA: 7.94	0.0	3	1	0	0	0	2	0	0	0	0	0	0	0	0	0	0	0	0	0
57 Mitch Stetter, L ERA:	1.0	3	0	0	0	2	0	0	0	0	0	0	0	0	0	0	0	0	0	0
Guillermo Mota, R ERA: 3.0	1.0	5	2	0	0	3	0	0	0	0	0	0	0	0	0	0	0	0	0	0

Florida Marlins @ Milwaukee Brewers
Miller Park, Milwaukee, WI
Sun Apr 27 2008, 1:05 PM CDT
Att: 41,656 - Roof Closed - 64 F

AB	40
R	3
H	11
RBI	3
BB	6
SO	10
LOB	25



Batter	1	2	3	4	5	6	7	8	9	10	AB	R	H	RBI	BB	SO	LOB	BOTTOM			
23 Ricky Weeks Jr., R OBP: 0.333, SLG: 0.340	28 BB 1 SF7 22 HBP BB										3	1	1	0	2	1	0				
22 Tony Gwynn Jr., L OBP: 0.467, SLG: 0.500	28 BB HBP										4	0	1	0	0	0	3				
8 Ryan Braun, R OBP: 0.280, SLG: 0.412	F4										5	0	1	0	0	2	6				
28 Prince Fielder, L OBP: 0.376, SLG: 0.442	7 FC6-4 BB										3	0	0	0	2	2	1				
1 Corey Hart, R OBP: 0.343, SLG: 0.391	SF7										3	0	1	1	1	0	2				
7 J.J. Hardy, R OBP: 0.307, SLG: 0.287 Guillermo Mota, R ERA: 3.0 33 Gabe Kanler, R OBP: 0.208, SLG: 0.257 38 Eric Caserio, R ERA: 1.0 73 Seth McClung, L OBP: 0.358, SLG: 0.410	FC6-4										3	0	0	0	0	0	2				
11 Mike Rivera, R OBP: 0.333, SLG: 0.357											4	0	0	0	1	2	1				
Craig Counsell, L OBP: 0.359, SLG: 0.389 (7, 6)	G6-3										3	0	0	0	2	1	2				
26 Manny Parra, L OBP: 0.125, SLG: 0.250	G3-1										2	0	0	0	0	0	1				
54 David Riske, R											0	0	0	0	0	0	0				
Derrick Turnbow, R											0	0	0	0	0	0	0				
57 Mitch Stetter, L											0	0	0	0	0	0	0				
2 Bill Hall, R OBP: 0.270, SLG: 0.500											1	1	1	1	0	0	0				
Inning Stats	R: 1 E: 0 K: 10 S: 10	H: 0 LOB: 2 BB: 2 P: 26	R: 0 E: 0 K: 1 S: 8	H: 0 LOB: 0 BB: 0 P: 12	R: 0 E: 0 K: 1 S: 15	H: 1 LOB: 2 BB: 1 P: 24	R: 0 E: 0 K: 0 S: 11	H: 0 LOB: 1 BB: 1 P: 17	R: 0 E: 0 K: 0 S: 4	H: 1 LOB: 1 BB: 1 P: 6	R: 0 E: 0 K: 0 S: 7	H: 2 LOB: 1 BB: 0 P: 16	R: 0 E: 0 K: 2 S: 11	H: 0 LOB: 1 BB: 1 P: 22	R: 0 E: 0 K: 1 S: 9	H: 2 LOB: 2 BB: 2 P: 18	R: 0 E: 0 K: 2 S: 17	H: 1 LOB: 2 BB: 1 P: 29	1B: 4 2B: 0 3B: 0 HR: 1	SF: 1 SAC: 0 DP: 0 HBP: 1	WP: 0 PA: 44
PITCHER	IP WLS BF H R ER SO	IP WLS BF H R ER SO	IP WLS BF H R ER SO	IP WLS BF H R ER SO	IP WLS BF H R ER SO	IP WLS BF H R ER SO	IP WLS BF H R ER SO	IP WLS BF H R ER SO	IP WLS BF H R ER SO	IP WLS BF H R ER SO	IP WLS BF H R ER SO	IP WLS BF H R ER SO	IP WLS BF H R ER SO	IP WLS BF H R ER SO	IP WLS BF H R ER SO	IP WLS BF H R ER SO	IP WLS BF H R ER SO	IP WLS BF H R ER SO	IP WLS BF H R ER SO		
47 Ricky Nolasco, R ERA: 5.13	5.0	22	2	1	1	2	4	0	0	0	0	0	0	0	0	0	0	0	0	0	
35 Doug Waechter, R ERA: 1.8	1.0	3	0	0	0	0	0	0	0	0	0	0	0	0	0	0	0	0	0	0	
57 Taylor Tankersley, L ERA: 1.04	0.2	4	2	1	1	0	0	0	0	0	0	0	0	0	0	0	0	0	0	0	
19 Logan Kensing, R ERA: 0.87	0.1	1	0	0	0	1	0	0	0	0	0	0	0	0	0	0	0	0	0	0	
37 Reynel Pinto, L ERA: 1.08	0.1	1	0	0	0	1	0	0	0	0	0	0	0	0	0	0	0	0	0	0	

Florida Marlins @ Milwaukee Brewers
Miller Park, Milwaukee, WI
Sun Apr 27 2008, 1:05 PM CDT
Att: 41,656 - Roof Closed - 64 F

AB	33
R	2
H	5
RBI	2
BB	8
SO	8
LOB	20



Batter	1	2	3	4	5	6	7	8	9	AB	R	H	RBI	BB	SO	LOB	TOP							
15 Rafael Furcal, S OBP: 0.444, SLG: 0.579	G6-3	27 1B	G3-1			P4			B1-3	5	1	1	0	0	0	2								
16 Andre Ethier, L OBP: 0.406, SLG: 0.471	27 1B	12 1B	27 1B			F8			27 1B	3	3	2	0	2	0	1								
27 Matt Kemp, R OBP: 0.322, SLG: 0.470	55 1B	12 1B	12 1B			G5-4-3			G1-3	5	1	2	2	0	1	2								
12 Jeff Kent, R OBP: 0.333, SLG: 0.476	L5					G6-3				5	0	2	3	0	0	2								
14 Chin-Lung Hu, R OBP: 0.393, SLG: 0.261									55 WP	0	0	0	0	0	0	0								
55 Russell Martin, R OBP: 0.413, SLG: 0.402		F7							P3	5	0	1	1	0	1	2								
7 James Loney, L OBP: 0.282, SLG: 0.396	F8									4	0	0	0	0	1	2								
25 Andrew Jones, R OBP: 0.276, SLG: 0.259										3	1	1	0	1	0	0								
33 Blake DeWitt, L OBP: 0.361, SLG: 0.365										4	0	2	0	0	0	1								
Derek Lowe, R OBP: 0.333, SLG: 0.330										1	1	1	0	0	0	0								
3 Delwyn Young, S OBP: 0.385, SLG: 0.386										1	0	1	0	0	0	0								
45 Scott Proctor, R OBP: 0.271, SLG: 0.176										0	0	0	0	0	0	0								
21 Mark Sweeney, L OBP: 0.271, SLG: 0.176										1	0	1	0	0	0	0								
Joe Beimel, L OBP: 0.271, SLG: 0.176										0	0	0	0	0	0	0								
44 Takashi Saito, L OBP: 0.271, SLG: 0.176										0	0	0	0	0	0	0								
Inning Stats	R: 1 H: 3 E: 0 K: 0 S: 10	H: 3 R: 0 BB: 0 P: 17	R: 4 H: 5 E: 0 K: 0 S: 13	H: 5 R: 0 BB: 1 P: 24	R: 1 H: 1 E: 0 K: 0 S: 10	H: 1 R: 0 BB: 1 P: 21	R: 0 H: 1 E: 0 K: 0 S: 5	H: 1 R: 0 BB: 0 P: 9	R: 0 H: 0 E: 0 K: 1 S: 6	H: 0 R: 0 BB: 0 P: 8	R: 0 H: 1 E: 0 K: 0 S: 8	H: 1 R: 0 BB: 0 P: 11	R: 0 H: 0 E: 0 K: 1 S: 8	H: 0 R: 0 BB: 0 P: 13	R: 0 H: 2 E: 0 K: 1 S: 11	H: 2 R: 0 BB: 0 P: 17	R: 1 H: 1 E: 0 K: 0 S: 11	H: 1 R: 0 BB: 1 P: 20	1B: 12 2B: 2 HR: 0	SF: 0 SAC: 1 DP: 2 HBP: 0	WP: 2 PB: 0 SB: 2 CS: 0	PA: 41		
PITCHER	IP WLS BF H R ER SO BB IBB HBP BLK WP HR S P ERA WHIP	IP WLS BF H R ER SO BB IBB HBP BLK WP HR S P ERA WHIP	IP WLS BF H R ER SO BB IBB HBP BLK WP HR S P ERA WHIP	IP WLS BF H R ER SO BB IBB HBP BLK WP HR S P ERA WHIP	IP WLS BF H R ER SO BB IBB HBP BLK WP HR S P ERA WHIP	IP WLS BF H R ER SO BB IBB HBP BLK WP HR S P ERA WHIP	IP WLS BF H R ER SO BB IBB HBP BLK WP HR S P ERA WHIP	IP WLS BF H R ER SO BB IBB HBP BLK WP HR S P ERA WHIP	IP WLS BF H R ER SO BB IBB HBP BLK WP HR S P ERA WHIP	IP WLS BF H R ER SO BB IBB HBP BLK WP HR S P ERA WHIP	IP WLS BF H R ER SO BB IBB HBP BLK WP HR S P ERA WHIP	IP WLS BF H R ER SO BB IBB HBP BLK WP HR S P ERA WHIP	IP WLS BF H R ER SO BB IBB HBP BLK WP HR S P ERA WHIP	IP WLS BF H R ER SO BB IBB HBP BLK WP HR S P ERA WHIP	IP WLS BF H R ER SO BB IBB HBP BLK WP HR S P ERA WHIP	IP WLS BF H R ER SO BB IBB HBP BLK WP HR S P ERA WHIP	IP WLS BF H R ER SO BB IBB HBP BLK WP HR S P ERA WHIP	IP WLS BF H R ER SO BB IBB HBP BLK WP HR S P ERA WHIP	IP WLS BF H R ER SO BB IBB HBP BLK WP HR S P ERA WHIP	IP WLS BF H R ER SO BB IBB HBP BLK WP HR S P ERA WHIP	IP WLS BF H R ER SO BB IBB HBP BLK WP HR S P ERA WHIP	IP WLS BF H R ER SO BB IBB HBP BLK WP HR S P ERA WHIP	IP WLS BF H R ER SO BB IBB HBP BLK WP HR S P ERA WHIP	IP WLS BF H R ER SO BB IBB HBP BLK WP HR S P ERA WHIP
23 Andrew Miller, L ERA: 9.12	3.0	19	9	6	6	0	2	0	0	0	0	0	0	0	0	0	1	0	33	62	18.00	3.667		
35 Doug Waechter, R ERA: 1.0	4.0	13	2	0	0	2	0	0	0	0	0	0	0	0	0	0	0	0	27	41	0.00	0.500		
37 Rencyel Pinto, L ERA: 1.02	1.0	4	2	0	0	1	0	0	0	0	0	0	0	0	0	0	0	0	11	17	0.00	2.000		
Kevin Gregg, R ERA: 2.51	1.0	L 5	1	1	1	0	1	0	0	0	0	0	0	0	0	0	1	0	11	20	9.00	2.000		
Batter	1	2	3	4	5	6	7	8	9	AB	R	H	RBI	BB	SO	LOB	BOTTOM							
2 Hanley Ramirez, R OBP: 0.408, SLG: 0.617	6 CS		G4-3			E3				3	1	1	0	1	0	0								
6 Dan Uggla, R OBP: 0.342, SLG: 0.490	G6-3									3	2	1	1	1	0	2								
27 Jeremy Hermida, L OBP: 0.316, SLG: 0.432	G4-3		G6-3			E9				4	1	2	2	0	0	0								
3 Jorge Cantu, R OBP: 0.363, SLG: 0.511		1B								4	2	3	1	0	1	1								
Luis Gonzalez, L OBP: 0.314, SLG: 0.400										4	0	2	1	0	1	2								
58 Mike Rabelo, S OBP: 0.288, SLG: 0.340	FC3-6									3	0	0	1	0	0	2								
18 Wes Helms, R OBP: 0.267, SLG: 0.321										4	0	0	0	0	2	2								
4 Alfredo Amezaga, S OBP: 0.370, SLG: 0.344	G3-1									4	0	0	0	0	2	1								
23 Andrew Miller, L ERA: 9.12	5.0	23	8	6	3	2	1	0	0	0	0	0	0	0	0	0	1	0	54	90	5.40	1.800		
45 Scott Proctor, R ERA: 5.14	2.0	6	0	0	0	2	1	0	0	0	0	0	0	0	0	0	0	0	18	32	0.00	0.500		
Joe Beimel, L ERA: 0.93	1.0	W 4	1	0	0	2	0	0	0	0	0	0	0	0	0	0	0	0	15	23	0.00	1.000		
44 Takashi Saito, R ERA: 2.38	1.0	S 3	0	0	0	2	0	0	0	0	0	0	0	0	0	0	0	0	10	12	0.00	0.000		
Inning Stats	R: 0 H: 1 E: 0 K: 0 S: 8	H: 1 R: 0 BB: 0 P: 13	R: 1 H: 2 E: 0 K: 0 S: 15	H: 2 R: 0 BB: 0 P: 26	R: 1 H: 1 E: 0 K: 1 S: 10	H: 1 R: 0 BB: 0 P: 17	R: 1 H: 2 E: 0 K: 0 S: 6	H: 2 R: 0 BB: 0 P: 9	R: 3 H: 2 E: 2 K: 0 S: 15	H: 2 R: 0 BB: 1 P: 25	R: 0 H: 0 E: 0 K: 2 S: 10	H: 0 R: 0 BB: 0 P: 17	R: 0 H: 0 E: 0 K: 0 S: 8	H: 0 R: 0 BB: 1 P: 15	R: 0 H: 1 E: 0 K: 2 S: 15	H: 1 R: 0 BB: 0 P: 23	R: 0 H: 0 E: 0 K: 2 S: 10	H: 0 R: 0 BB: 0 P: 12	1B: 5 2B: 3 HR: 1	SF: 1 SAC: 0 DP: 1 HBP: 0	WP: 0 PB: 0 SB: 0 CS: 2	PA: 36		
PITCHER	IP WLS BF H R ER SO BB IBB HBP BLK WP HR S P ERA WHIP	IP WLS BF H R ER SO BB IBB HBP BLK WP HR S P ERA WHIP	IP WLS BF H R ER SO BB IBB HBP BLK WP HR S P ERA WHIP	IP WLS BF H R ER SO BB IBB HBP BLK WP HR S P ERA WHIP	IP WLS BF H R ER SO BB IBB HBP BLK WP HR S P ERA WHIP	IP WLS BF H R ER SO BB IBB HBP BLK WP HR S P ERA WHIP	IP WLS BF H R ER SO BB IBB HBP BLK WP HR S P ERA WHIP	IP WLS BF H R ER SO BB IBB HBP BLK WP HR S P ERA WHIP	IP WLS BF H R ER SO BB IBB HBP BLK WP HR S P ERA WHIP	IP WLS BF H R ER SO BB IBB HBP BLK WP HR S P ERA WHIP	IP WLS BF H R ER SO BB IBB HBP BLK WP HR S P ERA WHIP	IP WLS BF H R ER SO BB IBB HBP BLK WP HR S P ERA WHIP	IP WLS BF H R ER SO BB IBB HBP BLK WP HR S P ERA WHIP	IP WLS BF H R ER SO BB IBB HBP BLK WP HR S P ERA WHIP	IP WLS BF H R ER SO BB IBB HBP BLK WP HR S P ERA WHIP	IP WLS BF H R ER SO BB IBB HBP BLK WP HR S P ERA WHIP	IP WLS BF H R ER SO BB IBB HBP BLK WP HR S P ERA WHIP	IP WLS BF H R ER SO BB IBB HBP BLK WP HR S P ERA WHIP	IP WLS BF H R ER SO BB IBB HBP BLK WP HR S P ERA WHIP	IP WLS BF H R ER SO BB IBB HBP BLK WP HR S P ERA WHIP	IP WLS BF H R ER SO BB IBB HBP BLK WP HR S P ERA WHIP	IP WLS BF H R ER SO BB IBB HBP BLK WP HR S P ERA WHIP	IP WLS BF H R ER SO BB IBB HBP BLK WP HR S P ERA WHIP	

Los Angeles Dodgers @ Florida Marlins
Dolphin Stadium, Miami, FL
Tue Apr 29 2008, 7:10 PM EDT
Att: 11,334 - Partly Cloudy - 79 F

AB 37
R 7
H 14
RBI 6
BB 3
SO 3
LOB 12



Los Angeles Dodgers @ Florida Marlins
Dolphin Stadium, Miami, FL
Tue Apr 29 2008, 7:10 PM EDT
Att: 11,334 - Partly Cloudy - 79 F

AB 33
R 6
H 9
RBI 6
BB 2
SO 8
LOB 10



Batter	1	2	3	4	5	6	7	8	9	AB	R	H	RBI	BB	SO	LOB	TOP																
15 Rafael Furcal, S OBP: 0.462, SLG: 0.602	1B		16 SH1-4 27 1B		K		55 S 7 3B	27 1B	27 L4-6 3 BB	6	3	5	0	0	1	0																	
16 Andre Ethier, L OBP: 0.400, SLG: 0.461	F7		SH1-4		F8		F7	27 1B		4	1	1	0	0	0	2																	
3 Delwyn Young, S OBP: 0.429, SLG: 0.385	F7									0	0	0	0	1	0	0																	
27 Matt Kemp, R OBP: 0.344, SLG: 0.489	F7		12 S 12 S		12 1B		7 S 3B		L4-6	5	2	3	3	1	0	3																	
12 Jeff Kent, R OBP: 0.330, SLG: 0.465	F8									4	0	1	1	0	0	4																	
14 Chin-Lung Hu, R OBP: 0.367, SLG: 0.240	F8		G4-3					E4	G4-3	2	1	0	0	0	0	1																	
55 Russell Martin, R OBP: 0.439, SLG: 0.449										2	3	2	1	3	0	0																	
7 James Loney, L OBP: 0.336, SLG: 0.406	G4-3		G4-3							5	1	1	3	0	0	6																	
25 Andrew Jones, R OBP: 0.282, SLG: 0.250	F8				F8					3	1	0	0	2	0	0																	
33 Blake DeWitt, L OBP: 0.364, SLG: 0.397	P4				G4-3					5	0	2	4	0	0	0																	
56 Hung-Chih Kuo, L OBP: 0.667, SLG: 1.000										0	0	0	0	0	0	0																	
58 Chad Billingsley, R OBP: 0.222, SLG: 0.125										3	1	0	0	1	2	2																	
26 Gary Bennett, R OBP: 0.125, SLG: 0.125			16 SH1-4 27 1B		K					1	0	0	0	0	0	1																	
Inning Stats	R: 0 E: 0 K: 0 S: 11	H: 1 LOB: 1 BB: 0 P: 17	R: 1 E: 0 K: 0 S: 11	H: 1 LOB: 0 BB: 21	R: 2 E: 1 K: 0 S: 14	H: 2 LOB: 2 BB: 2 P: 27	R: 0 E: 0 K: 1 S: 9	H: 0 LOB: 0 BB: 0 P: 14	R: 1 E: 0 K: 1 S: 14	H: 3 LOB: 2 BB: 0 P: 25	R: 0 E: 0 K: 0 S: 5	H: 0 LOB: 0 BB: 0 P: 8	R: 4 E: 0 K: 1 S: 14	H: 3 LOB: 2 BB: 3 P: 27	R: 5 E: 1 K: 0 S: 18	H: 4 LOB: 1 BB: 35	R: 0 E: 0 K: 0 S: 8	H: 1 LOB: 1 BB: 18	1B: 10 2B: 3 3B: 2 HR: 1	SF: 0 SAC: 1 DP: 1 HBP: 0	WP: 0 PB: 0 SB: 3 CS: 0	PA: 49											
PITCHER	IP: 5.0 WLS: L BF: 24	H: 7 R: 4 ER: 4 SO: 2	BB: 1 IBB: 1 HBP: 0 BLK: 0	WP: 0 HR: 1 S: 59 P: 104	ERA: 7.20 WHIP: 1.600											IP: 1.0 WLS: L BF: 4	H: 1 R: 0 ER: 0 SO: 0	BB: 1 IBB: 0 HBP: 0 BLK: 0	WP: 0 HR: 0 S: 8 P: 18	ERA: 0.00 WHIP: 2.000													
Scott Olsen, L ERA: 2.7																	37 Renyel Pinto, L ERA: 0.96																
19 Logan Kensing, R ERA: 3.0																																	
57 Taylor Tankersley, L ERA: 7.88																																	
22 Matt Lindstrom, R ERA: 4.82																																	
32 Justin Miller, R ERA: 2.4																																	

Los Angeles Dodgers @ Florida Marlins
Dolphin Stadium, Miami, FL
Wed Apr 30 2008, 7:10 PM EDT
Att: 10,792 - Clear - 78 F

AB 40
R 13
H 15
RBI 12
BB 8
SO 3
LOB 19



Batter	1	2	3	4	5	6	7	8	9	AB	R	H	RBI	BB	SO	LOB	BOTTOM															
2 Hanley Ramirez, R OBP: 0.400, SLG: 0.595	K		F9		27 1B		G6-3		F9	4	0	0	0	1	1	3																
6 Dan Uggla, R OBP: 0.330, SLG: 0.471	P3		K		P3					4	0	0	0	0	2	3																
27 Jeremy Hermida, L OBP: 0.337, SLG: 0.468	FC6-4 BB		K							3	0	2	1	1	1	0																
3 Jorge Cantu, R OBP: 0.349, SLG: 0.490	FC6-4				K					4	0	0	0	0	1	5																
Luis Gonzalez, L OBP: 0.309, SLG: 0.388					F7		G3-1			4	0	1	0	0	1	1																
58 Mike Rabelo, S OBP: 0.286, SLG: 0.333					G4-3		K			4	0	1	0	0	2	1																
18 Wes Helms, R OBP: 0.294, SLG: 0.323							K			3	0	1	0	1	1	1																
4 Alfredo Amezaga, S OBP: 0.364, SLG: 0.328										3	1	0	0	0	1	3																
Scott Olsen, L ERA: 2.7																																
19 Logan Kensing, R ERA: 3.0																																
57 Taylor Tankersley, L ERA: 7.88																																
12 Cody Ross, R ERA: 175.000																																
22 Matt Lindstrom, R ERA: 4.82																																
32 Justin Miller, R ERA: 2.4																																
37 Renyel Pinto, L ERA: 0.96																																
11 Robert Andino, R ERA: 0.000																																
Inning Stats	R: 0 E: 0 K: 1 S: 6	H: 0 LOB: 1 BB: 1 P: 14	R: 0 E: 0 K: 2 S: 9	H: 1 LOB: 2 BB: 0 P: 17	R: 0 E: 0 K: 2 S: 11	H: 0 LOB: 0 BB: 0 P: 15	R: 0 E: 0 K: 0 S: 5	H: 0 LOB: 0 BB: 0 P: 7	R: 1 E: 0 K: 1 S: 18	H: 2 LOB: 3 BB: 2 P: 33	R: 0 E: 0 K: 2 S: 8	H: 0 LOB: 0 BB: 0 P: 9	R: 0 E: 0 K: 0 S: 7	H: 0 LOB: 0 BB: 1 P: 12	R: 0 E: 0 K: 2 S: 11	H: 1 LOB: 1 BB: 0 P: 17	R: 0 E: 0 K: 2 S: 12	H: 1 LOB: 2 BB: 1 P: 21	1B: 4 2B: 0 3B: 1 HR: 0	SF: 0 SAC: 0 DP: 1 HBP: 1	WP: 2 PB: 0 SB: 1 CS: 0	PA: 37										
PITCHER	IP: 7.0 WLS: W BF: 28	H: 4 R: 1 ER: 1 SO: 8	BB: 4 IBB: 0 HBP: 0 BLK: 0	WP: 2 HR: 0 S: 64 P: 107	ERA: 1.29 WHIP: 1.000											IP: 1.0 WLS: L BF: 4	H: 1 R: 0 ER: 0 SO: 0	BB: 1 IBB: 0 HBP: 0 BLK: 0	WP: 0 HR: 0 S: 8 P: 18	ERA: 0.00 WHIP: 2.000												
58 Chad Billingsley, R ERA: 5.2																																
56 Hung-Chih Kuo, L ERA: 3.18																																

Los Angeles Dodgers @ Florida Marlins
Dolphin Stadium, Miami, FL
Wed Apr 30 2008, 7:10 PM EDT
Att: 10,792 - Clear - 78 F

AB 31
R 1
H 5
RBI 1
BB 5
SO 12
LOB 21



Batter	1	2	3	4	5	6	7	8	9	AB	R	H	RBI	BB	SO	LOB	TOP					
15 Rafael Furcal, S OBP: 0.459, SLG: 0.586	G4-3		F8				G6-3		SH2-4	3	2	0	0	2	0	1	Los Angeles Dodgers @ Florida Marlins Dolphin Stadium, Miami, FL Thu May 01 2008, 12:10 PM EDT Att: 15,563 - Partly Cloudy - 80 F					
9 Juan Pierre, L OBP: 0.355, SLG: 0.327	K			HBP					SH2-4	3	1	2	2	0	1	0						
27 Matt Kemp, R OBP: 0.337, SLG: 0.473	K		F8				F8		SH2-4	5	1	1	1	0	2	3						
21 Mark Sweeney, L OBP: 0.250, SLG: 0.150	K								SH2-4	3	0	0	0	2	2	1						
55 Russell Martin, R OBP: 0.437, SLG: 0.441	K								SH2-4	4	0	1	0	1	2	3						
16 Andre Ethier, L OBP: 0.391, SLG: 0.447									SH2-4	5	0	1	1	0	0	3						
44 Takashi Saito, L	G3-1								SH2-4	0	0	0	0	0	0	0						
33 Blake DeWitt, L OBP: 0.358, SLG: 0.380			G4-3				F8		SH2-4	3	0	0	0	1	0	3						
14 Chin-Lung Hu, R OBP: 0.364, SLG: 0.250			G1-6-3				FC5-4		SH2-4	3	1	1	0	0	0	1						
12 Jeff Kent, R OBP: 0.337, SLG: 0.465									SH2-4	0	0	0	0	1	0	0						
18 Hiroki Kuroda, R OBP: 0.214, SLG: 0.231									SH2-4	2	0	1	0	0	0	0						
7 James Loney, L OBP: 0.333, SLG: 0.402									SH2-4	1	0	0	0	0	0	3						
45 Scott Proctor, R Joe Beimel, L									SH2-4	0	0	0	0	0	0	0						
25 Andruw Jones, R OBP: 0.282, SLG: 0.250									SH2-4	0	0	0	0	0	0	0						
Inning Stats	R: 0 E: 0 K: 2 S: 9	H: 0 LOB: 0 BB: 0 P: 13	R: 0 E: 0 K: 2 S: 10	H: 0 LOB: 0 BB: 0 P: 12	R: 0 E: 0 K: 0 S: 10	H: 1 LOB: 1 BB: 0 P: 15	R: 1 E: 0 K: 1 S: 12	H: 1 LOB: 2 BB: 1 P: 22	R: 2 E: 0 K: 1 S: 17	H: 2 LOB: 1 BB: 1 P: 26	R: 0 E: 0 K: 0 S: 7	H: 1 LOB: 1 BB: 0 P: 11	R: 0 E: 0 K: 0 S: 9	H: 1 LOB: 1 BB: 0 P: 12	R: 0 E: 1 K: 1 S: 12	H: 0 LOB: 3 BB: 2 P: 30	R: 2 E: 1 K: 0 S: 12	H: 1 LOB: 1 BB: 2 P: 27	1B: 6 2B: 1 3B: 0 HR: 0	SF: 0 SAC: 2 DP: 0 HBP: 1	WP: 0 PB: 0 SB: 2 CS: 0	PA: 42
PITCHER	IP WLS BF H R ER SO BB IBB HBP BLK WP HR S P ERA WHIP	IP WLS BF H R ER SO BB IBB HBP BLK WP HR S P ERA WHIP	IP WLS BF H R ER SO BB IBB HBP BLK WP HR S P ERA WHIP	IP WLS BF H R ER SO BB IBB HBP BLK WP HR S P ERA WHIP	IP WLS BF H R ER SO BB IBB HBP BLK WP HR S P ERA WHIP	IP WLS BF H R ER SO BB IBB HBP BLK WP HR S P ERA WHIP	IP WLS BF H R ER SO BB IBB HBP BLK WP HR S P ERA WHIP	IP WLS BF H R ER SO BB IBB HBP BLK WP HR S P ERA WHIP	IP WLS BF H R ER SO BB IBB HBP BLK WP HR S P ERA WHIP	IP WLS BF H R ER SO BB IBB HBP BLK WP HR S P ERA WHIP	IP WLS BF H R ER SO BB IBB HBP BLK WP HR S P ERA WHIP	IP WLS BF H R ER SO BB IBB HBP BLK WP HR S P ERA WHIP	IP WLS BF H R ER SO BB IBB HBP BLK WP HR S P ERA WHIP	IP WLS BF H R ER SO BB IBB HBP BLK WP HR S P ERA WHIP	IP WLS BF H R ER SO BB IBB HBP BLK WP HR S P ERA WHIP	IP WLS BF H R ER SO BB IBB HBP BLK WP HR S P ERA WHIP	IP WLS BF H R ER SO BB IBB HBP BLK WP HR S P ERA WHIP					
66 Burke Badenhop, R ERA: 7.2	6.0	26	5	3	3	6	2	0	1	0	0	0	65	99	4.50	1.167						
57 Taylor Tankersley, L ERA: 7.0	1.0	4	1	0	0	0	0	0	0	0	0	0	9	12	0.00	1.000						
37 Renyel Pinto, L ERA: 0.92	1.0	6	0	0	0	1	3	0	0	0	0	0	12	30	0.00	3.000						
Kevin Gregg, R ERA: 2.93	1.0	L 6	1	2	1	0	2	0	0	0	0	0	12	27	9.00	3.000						

Batter	1	2	3	4	5	6	7	8	9	AB	R	H	RBI	BB	SO	LOB	BOTTOM					
2 Hanley Ramirez, R OBP: 0.395, SLG: 0.591	G6-3								G4-3	4	0	1	1	0	1	0	Los Angeles Dodgers @ Florida Marlins Dolphin Stadium, Miami, FL Thu May 01 2008, 12:10 PM EDT Att: 15,563 - Partly Cloudy - 80 F					
6 Dan Uggla, R OBP: 0.319, SLG: 0.453	F7								G4-3	4	0	0	0	0	2	1						
Kevin Gregg, R									G4-3	0	0	0	0	0	0	0						
27 Jeremy Hermida, L OBP: 0.322, SLG: 0.444	G6-3								G4-3	4	0	0	0	0	0	0						
3 Jorge Cantu, R OBP: 0.336, SLG: 0.471	L9								F8	4	0	0	0	0	1	0						
Luis Gonzalez, L OBP: 0.288, SLG: 0.358	L3								G4-3	4	0	0	0	0	0	0						
18 Wes Helms, R OBP: 0.289, SLG: 0.314	G6-3								G4-3	4	1	1	0	0	1	0						
12 Cody Ross, R OBP: 0.182, SLG: 0.275	G5-3								G5-3	3	1	1	2	0	0	0						
20 Matt Treanor, R OBP: 0.306, SLG: 0.289									E5	3	1	2	0	0	1	0						
66 Burke Badenhop, R									G3-1	2	0	0	0	0	1	1						
57 Taylor Tankersley, L									G3-1	0	0	0	0	0	0	0						
4 Alfredo Amezaga, S OBP: 0.359, SLG: 0.323									G3-1	1	0	0	0	0	2	0						
37 Renyel Pinto, L									G3-1	0	0	0	0	0	0	0						
11 Robert Andino, R OBP: 0.300, SLG: 0.556									G3-1	0	0	0	0	0	0	0						
Inning Stats	R: 0 E: 0 K: 0 S: 4	H: 0 LOB: 0 BB: 0 P: 7	R: 0 E: 0 K: 0 S: 8	H: 0 LOB: 0 BB: 0 P: 11	R: 1 E: 0 K: 1 S: 8	H: 2 LOB: 1 BB: 0 P: 13	R: 0 E: 0 K: 0 S: 4	H: 0 LOB: 0 BB: 0 P: 5	R: 2 E: 0 K: 2 S: 12	H: 2 LOB: 0 BB: 0 P: 15	R: 0 E: 0 K: 1 S: 9	H: 0 LOB: 0 BB: 0 P: 14	R: 0 E: 1 K: 0 S: 13	H: 1 LOB: 2 BB: 0 P: 20	R: 0 E: 0 K: 1 S: 8	H: 0 LOB: 0 BB: 0 P: 13	R: 0 E: 0 K: 2 S: 8	H: 0 LOB: 0 BB: 0 P: 10	1B: 3 2B: 1 3B: 0 HR: 1	SF: 0 SAC: 0 DP: 0 HBP: 0	WP: 0 PB: 0 SB: 0 CS: 0	PA: 33
PITCHER	IP WLS BF H R ER SO BB IBB HBP BLK WP HR S P ERA WHIP	IP WLS BF H R ER SO BB IBB HBP BLK WP HR S P ERA WHIP	IP WLS BF H R ER SO BB IBB HBP BLK WP HR S P ERA WHIP	IP WLS BF H R ER SO BB IBB HBP BLK WP HR S P ERA WHIP	IP WLS BF H R ER SO BB IBB HBP BLK WP HR S P ERA WHIP	IP WLS BF H R ER SO BB IBB HBP BLK WP HR S P ERA WHIP	IP WLS BF H R ER SO BB IBB HBP BLK WP HR S P ERA WHIP	IP WLS BF H R ER SO BB IBB HBP BLK WP HR S P ERA WHIP	IP WLS BF H R ER SO BB IBB HBP BLK WP HR S P ERA WHIP	IP WLS BF H R ER SO BB IBB HBP BLK WP HR S P ERA WHIP	IP WLS BF H R ER SO BB IBB HBP BLK WP HR S P ERA WHIP	IP WLS BF H R ER SO BB IBB HBP BLK WP HR S P ERA WHIP	IP WLS BF H R ER SO BB IBB HBP BLK WP HR S P ERA WHIP	IP WLS BF H R ER SO BB IBB HBP BLK WP HR S P ERA WHIP	IP WLS BF H R ER SO BB IBB HBP BLK WP HR S P ERA WHIP	IP WLS BF H R ER SO BB IBB HBP BLK WP HR S P ERA WHIP	IP WLS BF H R ER SO BB IBB HBP BLK WP HR S P ERA WHIP					
18 Hiroki Kuroda, R ERA: 3.82	7.0	27	5	3	3	4	1	1	58	85	3.86	0.714										
45 Scott Proctor, R Joe Beimel, L	0.2	2	0	0	0	1	0	0	7	12	0.00	0.000										
Joe Beimel, L ERA: 0.9	0.1	W 1	0	0	0	0	0	0	1	1	0.00	0.000										
44 Takashi Saito, R ERA: 2.19	1.0	S 3	0	0	0	2	0	0	8	10	0.00	0.000										

Batter	1	2	3	4	5	6	7	8	9	AB	R	H	RBI	BB	SO	LOB	TOP										
24 Brian Giles, L OBP: 0.354, SLG: 0.426	G4-3			F7		F7		P4		4	1	1	0	0	0	0	San Diego Padres @ Florida Marlins Dolphin Stadium, Miami, FL Fri May 02 2008, 7:10 PM EDT Att: 14,562 - Clear - 78 F										
10 Tadahito Iguchi, R OBP: 0.333, SLG: 0.298	G6-3			G5-3				G6-3		3	0	0	0	1	0												
23 Adrián González, L OBP: 0.341, SLG: 0.504	F7			G2		G3		G4-6-3		4	1	1	0	0	2												
5 Kevin Kouzmanoff, R OBP: 0.309, SLG: 0.372	G5-4-3			FC4-6				G4-6-3		4	1	4	1	0	0												
3 Khalil Greene, R OBP: 0.271, SLG: 0.304	G5-4-3			FC4-6				G4-6-3		4	1	1	2	0	3												
12 Scott Hairston, R OBP: 0.250, SLG: 0.396 Tony Clark, S OBP: 0.321, SLG: 0.208	P4							G4-3		3	0	0	0	0	0												
Justin Huber, R OBP: 0.286, SLG: 0.360	F7			L8				L6		3	0	0	0	0	0												
14 Colt Morton, R (1, 2)				K				L8		3	0	0	0	0	1												
Justin Germano, R OBP: 0.286, SLG: 0.286 41 Kevin Cameron, R Callix Crabbe, S OBP: 0.222, SLG: 0.200 Wilfredo Ledezma, L (8, 1)				K				F8		2	0	0	0	0	1												
Inning Stats	R: 0 E: 0 K: 0 S: 4	H: 0 LOB: 0 BB: 0 P: 7	R: 0 E: 0 K: 0 S: 7	H: 1 LOB: 0 BB: 0 P: 9	R: 0 E: 0 K: 2 S: 9	H: 0 LOB: 0 BB: 0 P: 13	R: 1 E: 0 K: 0 S: 12	H: 2 LOB: 1 BB: 0 P: 16	R: 0 E: 0 K: 0 S: 5	H: 0 LOB: 0 BB: 0 P: 9	R: 0 E: 0 K: 0 S: 9	H: 0 LOB: 0 BB: 1 P: 18	R: 2 E: 0 K: 0 S: 8	H: 2 LOB: 0 BB: 0 P: 9	R: 0 E: 0 K: 0 S: 8	H: 0 LOB: 0 BB: 0 P: 15		R: 1 E: 0 K: 0 S: 4	H: 2 LOB: 0 BB: 0 P: 9	1B: 4 2B: 2 3B: 0 HR: 1	SF: 0 SAC: 0 DP: 2 HBP: 0	WP: 0 PB: 0 SB: 0 CS: 0	PA: 33				
PITCHER	IP	WLS	BF	H	R	ER	SO	BB	IBB	HBP	BLK	WP	HR	S	P	ERA	WHIP										
Mark Hendrickson, L ERA: 3.71	7.0	W	26	5	3	3	2	1	0	0	0	0	1	54	81	3.86	0.857										
57 Taylor Tankersley, L ERA: 6.3	1.0	H	3	0	0	0	0	0	0	0	0	0	0	8	15	0.00	0.000										
Kevin Gregg, R ERA: 3.31	1.0	S	4	2	1	1	0	0	0	0	0	0	0	4	9	9.00	2.000										

Batter	1	2	3	4	5	6	7	8	9	AB	R	H	RBI	BB	SO	LOB	BOTTOM										
4 Alfredo Amezaga, S OBP: 0.354, SLG: 0.333	F7			G3				G3-1		4	1	1	0	0	0	0	San Diego Padres @ Florida Marlins Dolphin Stadium, Miami, FL Fri May 02 2008, 7:10 PM EDT Att: 14,562 - Clear - 78 F										
27 Jeremy Hermida, L OBP: 0.341, SLG: 0.459	E9			G5-3				G1		4	1	3	0	0	0												
2 Hanley Ramirez, R OBP: 0.391, SLG: 0.580	FC5-4			G5-3				G5-3		4	0	1	0	0	3												
Mike Jacobs, L OBP: 0.276, SLG: 0.548 Kevin Gregg, R (9, 1)	G3-6-3			P5				K		4	0	0	0	0	1												
3 Jorge Cantu, R OBP: 0.333, SLG: 0.462	G1			G5-3				K		4	1	1	0	0	1												
6 Dan Uggla, R OBP: 0.328, SLG: 0.514	HR			P4				CS		3	2	2	4	0	0												
Luis Gonzalez, L OBP: 0.290, SLG: 0.411	G4-3			P5				HR		3	1	1	1	0	0												
58 Mike Rabelo, S OBP: 0.288, SLG: 0.333				K				G4-3		3	0	1	0	0	1												
Mark Hendrickson, L ERA: 6.35 11 Robert Andino, R OBP: 0.256, SLG: 0.326 57 Taylor Tankersley, L (8, 1) 18 Wes Helms, R OBP: 0.289, SLG: 0.314 (9, 3)				K				K		2	0	0	0	0	0												
Inning Stats	R: 1 E: 1 K: 0 S: 9	H: 2 LOB: 0 BB: 0 P: 13	R: 1 E: 0 K: 1 S: 16	H: 2 LOB: 0 BB: 0 P: 23	R: 0 E: 0 K: 0 S: 10	H: 1 LOB: 1 BB: 0 P: 16	R: 0 E: 0 K: 0 S: 8	H: 0 LOB: 0 BB: 0 P: 13	R: 0 E: 0 K: 2 S: 8	H: 0 LOB: 0 BB: 0 P: 10	R: 4 E: 0 K: 0 S: 17	H: 4 LOB: 0 BB: 0 P: 25	R: 0 E: 0 K: 1 S: 8	H: 0 LOB: 0 BB: 0 P: 10	R: 0 E: 0 K: 2 S: 12	H: 1 LOB: 0 BB: 0 P: 16		1B: 6 2B: 1 3B: 0 HR: 3	SF: 0 SAC: 0 DP: 1 HBP: 0	WP: 1 PB: 0 SB: 1 CS: 1	PA: 33						
PITCHER	IP	WLS	BF	H	R	ER	SO	BB	IBB	HBP	BLK	WP	HR	S	P	ERA	WHIP										
Justin Germano, R ERA: 3.72	1.1	L	25	1	3	6	9	1	0	0	0	0	3	66	98	7.94	1.588										
41 Kevin Cameron, R ERA: 3.72	1.1		4	0	0	0	1	0	0	0	0	0	0	10	12	0.00	0.000										
Wilfredo Ledezma, L ERA: 1.08	1.0		3	1	0	0	2	0	0	0	0	0	0	12	16	0.00	1.000										

Batter	1	2	3	4	5	6	7	8	9	AB	R	H	RBI	BB	SO	LOB	TOP					
24 Brian Giles, L OBP: 0.368, SLG: 0.421										2	0	1	0	2	1	0	San Diego Padres @ Florida Marlins Dolphin Stadium, Miami, FL Sun May 04 2008, 1:10 PM EDT Att: 11,422 - Partly Cloudy - 85 F					
10 Tadahito Iguchi, R OBP: 0.326, SLG: 0.301										4	0	0	0	0	1	3						
23 Adrián González, L OBP: 0.355, SLG: 0.556										4	1	2	1	0	1	1						
5 Kevin Kouzmanoff, R OBP: 0.310, SLG: 0.365										4	0	0	0	0	0	2						
12 Scott Hairston, R OBP: 0.250, SLG: 0.400										4	1	1	0	0	1	0						
Jim Edmonds, L OBP: 0.286, SLG: 0.241										4	1	1	0	0	1	1						
28 Josh Bard, S OBP: 0.297, SLG: 0.273										4	0	1	2	0	2	0						
Callix Crabbe, S OBP: 0.303, SLG: 0.241										2	0	1	0	2	0	0						
Greg Maddux, R OBP: 0.54, SLG: 0.265										2	0	0	0	0	0	1						
41 Kevin Cameron, R ERA: 3.6										0	0	0	0	0	0	1						
Justin Huber, R ERA: 7.96										1	0	0	0	0	0	1						
Glendon Rusch, L ERA: 7.96										0	0	0	0	0	0	1						
Wilfredo Ledezma, L ERA: 7.96										0	0	0	0	0	0	2						
Tony Clark, S ERA: 2.81										1	0	0	0	0	0	2						
Inning Stats	R: 0 E: 0 K: 1 S: 13	H: 1 LOB: 1 BB: 0 P: 19	R: 1 E: 1 K: 0 S: 8	H: 2 LOB: 1 BB: 0 P: 16	R: 1 E: 0 K: 0 S: 12	H: 1 LOB: 0 BB: 1 P: 20	R: 0 E: 0 K: 2 S: 8	H: 0 LOB: 0 BB: 0 P: 11	R: 0 E: 0 K: 0 S: 5	H: 0 LOB: 0 BB: 1 P: 10	R: 0 E: 0 K: 1 S: 9	H: 0 LOB: 0 BB: 0 P: 12	R: 0 E: 0 K: 2 S: 10	H: 0 LOB: 1 BB: 1 P: 18	R: 0 E: 0 K: 1 S: 14	H: 1 LOB: 1 BB: 0 P: 19	R: 1 E: 0 K: 0 S: 12	H: 2 LOB: 1 BB: 1 P: 24	1B: 4 2B: 2 3B: 0 HR: 1	SF: 0 SAC: 0 DP: 1 HBP: 0	WP: 1 PB: 0 SB: 0 CS: 0	PA: 36
PITCHER	IP: 6.0 WLS: W BF: 23 ERA: 7.96	H: 4 R: 2 ER: 2 SO: 4	BB: 2 IBB: 0 HBP: 0 BLK: 0	WP: 0 HR: 1 S: 55 P: 88	ERA: 3.00 WHIP: 1.000	IP: 2.0 WLS: H BF: 8 ERA: 0.83	H: 1 R: 0 ER: 0 SO: 3	BB: 1 IBB: 0 HBP: 0 BLK: 0	WP: 1 HR: 0 S: 24 P: 37	ERA: 0.00 WHIP: 1.000	IP: 1.0 WLS: 5 BF: 2 ERA: 2.81	H: 2 R: 1 ER: 1 SO: 0	BB: 1 IBB: 0 HBP: 0 BLK: 0	WP: 0 HR: 0 S: 12 P: 24	ERA: 9.00 WHIP: 3.000							

Batter	1	2	3	4	5	6	7	8	9	AB	R	H	RBI	BB	SO	LOB	BOTTOM			
12 Cody Ross, R OBP: 0.186, SLG: 0.273										4	0	1	1	0	2	2	San Diego Padres @ Florida Marlins Dolphin Stadium, Miami, FL Sun May 04 2008, 1:10 PM EDT Att: 11,422 - Partly Cloudy - 85 F			
37 Rencyl Pinto, L ERA: 0.83										0	0	0	0	1	0	0				
25 Brett Carroll, R OBP: 0.111, SLG: 0.333										1	0	0	0	0	0	3				
27 Jeremy Hermida, L OBP: 0.350, SLG: 0.457										5	0	1	0	0	1	4				
2 Hanley Ramirez, R OBP: 0.394, SLG: 0.563										3	2	2	0	2	0	0				
Mike Jacobs, L OBP: 0.292, SLG: 0.584										4	1	3	1	0	0	2				
18 Wes Helms, R OBP: 0.275, SLG: 0.297										1	1	0	0	0	1	1				
3 Jorge Cantu, R OBP: 0.325, SLG: 0.439										5	1	1	0	0	2	6				
6 Dan Uggla, R OBP: 0.344, SLG: 0.552										4	3	3	3	1	0	0				
Luis Gonzalez, L ERA: 4.09										3	1	2	0	2	0	0				
32 Justin Miller, R ERA: 7.96										0	0	0	0	0	0	0				
20 Matt Treanor, R OBP: 0.333, SLG: 0.306										4	1	2	2	1	2	2				
23 Andrew Miller, L OBP: 0.182, SLG: 0.182										2	0	0	1	0	0	2				
4 Alfredo Amezaga, S OBP: 0.344, SLG: 0.325										3	0	1	1	0	0	4				
Inning Stats	R: 0 E: 0 K: 1 S: 15	H: 2 LOB: 2 BB: 0 P: 18	R: 1 E: 0 K: 1 S: 10	H: 1 LOB: 0 BB: 0 P: 13	R: 0 E: 0 K: 0 S: 7	H: 0 LOB: 0 BB: 0 P: 11	R: 2 E: 0 K: 2 S: 12	H: 3 LOB: 2 BB: 1 P: 24	R: 0 E: 0 K: 0 S: 9	H: 2 LOB: 1 BB: 0 P: 14	R: 2 E: 1 K: 0 S: 13	H: 3 LOB: 1 BB: 0 P: 16	R: 3 E: 0 K: 2 S: 26	H: 2 LOB: 3 BB: 4 P: 47	R: 2 E: 0 K: 2 S: 17	H: 3 LOB: 3 BB: 2 P: 33	1B: 12 2B: 3 3B: 0 HR: 1	SF: 0 SAC: 0 DP: 1 HBP: 0	WP: 1 PB: 1 SB: 0 CS: 0	PA: 46
PITCHER	IP: 5.2 WLS: L BF: 28 ERA: 4.09	H: 11 R: 5 ER: 4 SO: 4	BB: 0 IBB: 0 HBP: 0 BLK: 0	WP: 0 HR: 1 S: 64 P: 94	ERA: 6.35 WHIP: 1.941	IP: 0.1 WLS: 1 BF: 1 ERA: 3.6	H: 0 R: 0 ER: 0 SO: 0	BB: 0 IBB: 0 HBP: 0 BLK: 0	WP: 0 HR: 2 S: 2 P: 2	ERA: 0.00 WHIP: 0.000	IP: 0.1 WLS: 6 BF: 2 ERA: 7.96	H: 3 R: 2 ER: 3 SO: 1	BB: 2 IBB: 1 HBP: 0 BLK: 0	WP: 0 HR: 15 S: 31 P: 81.00	ERA: 12.000 WHIP: 12.000					

Batter	1	2	3	4	5	6	7	8	9	AB	R	H	RBI	BB	SO	LOB	TOP										
23 Rickie Weeks Jr, R OBP: 0.322, SLG: 0.344										3	0	0	0	1	1	2	Milwaukee Brewers @ Florida Marlins Dolphin Stadium, Miami, FL Tue May 06 2008, 7:10 PM EDT Att: 10,113 - Clear - 84 F										
25 Mike Cameron, R OBP: 0.324, SLG: 0.567										4	0	0	0	0	1	2											
8 Ryan Braun, R OBP: 0.302, SLG: 0.466										4	0	1	0	0	1	2											
28 Prince Fielder, L OBP: 0.369, SLG: 0.425										4	0	1	0	0	1	1											
1 Corey Hart, R OBP: 0.364, SLG: 0.412										3	0	0	0	0	1	1											
57 Mitch Stetter, L										0	0	0	0	0	0	0											
Salomon Torres, R										0	0	0	0	0	0	0											
Brian Shouse, L										0	0	0	0	0	0	0											
27 Joe Dillon, R OBP: 0.385, SLG: 0.300										0	0	0	0	1	0	0											
2 Bill Hall, R OBP: 0.288, SLG: 0.442										4	0	0	0	0	1	3											
7 J.J. Hardy, R OBP: 0.303, SLG: 0.283										3	0	0	0	0	1	0	AB 29 R 0 H 2 RBI 0 BB 4 SO 8 LOB 11										
37 Jeff Suppan, R										2	0	0	0	0	1	0											
54 David Riske, R										0	0	0	0	0	0	0											
33 Gabe Kapler, R OBP: 0.305, SLG: 0.571										1	0	0	0	0	0	0											
18 Jason Kendall, R OBP: 0.362, SLG: 0.382										1	0	0	0	2	0	0											
Inning Stats	R: 0 E: 0 K: 1 S: 9	H: 0 LOB: 0 BB: 0 P: 13	R: 0 E: 0 K: 2 S: 10	H: 0 LOB: 0 BB: 0 P: 14	R: 0 E: 0 K: 2 S: 8	H: 0 LOB: 1 BB: 1 P: 15	R: 0 E: 0 K: 1 S: 7	H: 1 LOB: 1 BB: 0 P: 9	R: 0 E: 0 K: 0 S: 10	H: 0 LOB: 0 BB: 0 P: 15	R: 0 E: 0 K: 0 S: 7	H: 0 LOB: 1 BB: 1 P: 13	R: 0 E: 0 K: 1 S: 6	H: 0 LOB: 0 BB: 0 P: 8	R: 0 E: 0 K: 0 S: 8	H: 0 LOB: 0 BB: 0 P: 13	R: 0 E: 0 K: 0 S: 13	H: 1 LOB: 3 BB: 2 P: 22	1B: 1 2B: 1 3B: 0 HR: 0	SF: 0 SAC: 0 DP: 0 HBP: 0	WP: 0 PB: 0 SB: 0 CS: 0	PA: 33					
PITCHER	IP	WLS	BF	H	R	ER	SO	BB	IBB	HBP	BLK	WP	HR	S	P	ERA	WHIP										
Scott Olsen, L ERA: 2.22	8.2	W	32	2	0	0	8	4	0	0	0	0	0	77	121	0.00	0.692										
Kevin Gregg, R ERA: 3.24	0.1	S	1	0	0	0	0	0	0	0	0	0	0	1	1	0.00	0.000										

Batter	1	2	3	4	5	6	7	8	9	AB	R	H	RBI	BB	SO	LOB	BOTTOM										
4 Alfredo Amezaga, S OBP: 0.340, SLG: 0.321										4	0	1	0	0	0	3	Milwaukee Brewers @ Florida Marlins Dolphin Stadium, Miami, FL Tue May 06 2008, 7:10 PM EDT Att: 10,113 - Clear - 84 F										
27 Jeremy Hermida, L OBP: 0.346, SLG: 0.443										3	0	0	0	1	0	0											
2 Hanley Ramirez, R OBP: 0.397, SLG: 0.558										3	1	1	0	1	2	2											
Mike Jacobs, L OBP: 0.291, SLG: 0.600										4	1	1	2	0	2	3											
18 Wes Helms, R OBP: 0.275, SLG: 0.297										0	0	0	0	0	0	0											
3 Jorge Cantu, R OBP: 0.323, SLG: 0.432										4	0	1	0	0	1	0											
6 Dan Uggla, R OBP: 0.348, SLG: 0.555										3	1	1	0	1	1	0											
Luis Gonzalez, L OBP: 0.360, SLG: 0.455										4	0	4	1	0	0	0											
58 Mike Rabelo, S OBP: 0.284, SLG: 0.311										4	0	0	0	0	2	6											
Scott Olsen, L OBP: 0.125, SLG: 0.067										3	0	0	0	0	1	5											
12 Cody Ross, R OBP: 0.186, SLG: 0.273										0	0	0	0	0	0	0											
Inning Stats	R: 0 E: 0 K: 1 S: 12	H: 1 LOB: 1 BB: 1 P: 19	R: 1 E: 0 K: 0 S: 10	H: 2 LOB: 1 BB: 0 P: 15	R: 2 E: 0 K: 1 S: 11	H: 1 LOB: 0 BB: 1 P: 20	R: 0 E: 0 K: 2 S: 11	H: 1 LOB: 0 BB: 0 P: 18	R: 0 E: 0 K: 1 S: 15	H: 1 LOB: 1 BB: 0 P: 22	R: 0 E: 0 K: 2 S: 15	H: 2 LOB: 3 BB: 1 P: 23	R: 0 E: 0 K: 2 S: 9	H: 0 LOB: 0 BB: 0 P: 12	R: 0 E: 0 K: 0 S: 7	H: 1 LOB: 1 BB: 0 P: 9	1B: 6 2B: 2 3B: 0 HR: 1	SF: 0 SAC: 0 DP: 1 HBP: 0	WP: 0 PB: 0 SB: 1 CS: 0	PA: 35							
PITCHER	IP	WLS	BF	H	R	ER	SO	BB	IBB	HBP	BLK	WP	HR	S	P	ERA	WHIP										
37 Jeff Suppan, R ERA: 5.22	5.0	L	25	8	3	3	5	3	0	0	0	0	0	66	108	5.40	2.200										
54 David Riske, R ERA: 5.19	1.0		3	0	0	0	2	0	0	0	0	0	0	8	9	0.00	0.000										
57 Mitch Stetter, L ERA: 1.86	1.0		3	0	0	0	2	0	0	0	0	0	0	9	12	0.00	0.000										
Salomon Torres, R ERA: 2.86	0.2		2	0	0	0	0	0	0	0	0	0	0	4	5	0.00	0.000										
Brian Shouse, L ERA: 3.38	0.1		2	1	0	0	0	0	0	0	0	0	0	3	4	0.00	3.000										

Batter	1	2	3	4	5	6	7	8	9	AB	R	H	RBI	BB	SO	LOB	TOP							
23 Rickie Weeks Jr. R (1.4) OBP: 0.320, SLG: 0.364	G5-3			G6-3		HR	F8			4	1	1	2	0	0	1	Milwaukee Brewers @ Florida Marlins Dolphin Stadium, Miami, FL Wed May 07 2008, 7:10 PM EDT Att: 10,405 - Clear - 82 F							
25 Mike Cameron R (1.8) OBP: 0.316, SLG: 0.529	K			K		1B		K		4	0	1	0	0	3	0								
8 Ryan Braun R (1.7) OBP: 0.301, SLG: 0.459	K			1B		K		F9		4	0	1	0	0	2	1								
28 Prince Fielder L (1.3) OBP: 0.359, SLG: 0.410		G4-3		K		L7		G3-1		4	0	0	0	0	1	2								
1 Corey Hart R (1.9) OBP: 0.360, SLG: 0.402		L8			G5-3				P2	3	0	0	0	1	0	0								
2 Bill Hall R (1.5) OBP: 0.279, SLG: 0.427	G5-3				K				K	4	0	0	0	0	3	2								
7 J.J. Hardy R (1.6) OBP: 0.317, SLG: 0.287			G6-3			1B				2	0	1	0	2	0	0								
31 Dave Bush R (1.1) OBP: 0.091, SLG: 0.091			K			FC6-4				2	0	0	0	0	1	1								
33 Gabe Kapler R (7. PH) OBP: 0.300, SLG: 0.561										1	0	0	0	0	0	1								
73 Seth McClung L (7.1) OBP: 0.357, SLG: 0.273										1	0	0	0	0	0	1								
27 Joe Dillon R (9. PH) OBP: 0.357, SLG: 0.273										1	0	0	0	0	0	1								
18 Jason Kendall R (1.2) OBP: 0.361, SLG: 0.381			L6			23 HR				3	1	1	0	0	1	1								
Inning Stats	R: 0 H: 0 E: 0 K: 2 S: 10	H: 0 LOB: 0 BB: 0 P: 16	R: 0 H: 0 E: 0 K: 0 S: 5	H: 0 LOB: 0 BB: 0 P: 9	R: 0 H: 0 E: 0 K: 1 S: 8	H: 0 LOB: 0 BB: 0 P: 12	R: 0 H: 1 E: 0 K: 2 S: 14	H: 1 LOB: 1 BB: 0 P: 20	R: 0 H: 1 E: 0 K: 1 S: 8	H: 1 LOB: 1 BB: 0 P: 11	R: 2 H: 3 E: 0 K: 2 S: 23	H: 3 LOB: 2 BB: 1 P: 34	R: 0 H: 0 E: 0 K: 1 S: 15	H: 0 LOB: 0 BB: 1 P: 20	R: 0 H: 0 E: 0 K: 1 S: 11	H: 0 LOB: 1 BB: 1 P: 21	1B: 4 2B: 0 3B: 0 HR: 1	SF: 0 SAC: 0 DP: 0 HBP: 0	WP: 0 PB: 0 SB: 1 CS: 0	PA: 35				
PITCHER	IP WLS BF H R ER SO BB IBB HBP BLK WP HR S P ERA WHIP	IP WLS BF H R ER SO BB IBB HBP BLK WP HR S P ERA WHIP	IP WLS BF H R ER SO BB IBB HBP BLK WP HR S P ERA WHIP	IP WLS BF H R ER SO BB IBB HBP BLK WP HR S P ERA WHIP	IP WLS BF H R ER SO BB IBB HBP BLK WP HR S P ERA WHIP	IP WLS BF H R ER SO BB IBB HBP BLK WP HR S P ERA WHIP	IP WLS BF H R ER SO BB IBB HBP BLK WP HR S P ERA WHIP	IP WLS BF H R ER SO BB IBB HBP BLK WP HR S P ERA WHIP	IP WLS BF H R ER SO BB IBB HBP BLK WP HR S P ERA WHIP	IP WLS BF H R ER SO BB IBB HBP BLK WP HR S P ERA WHIP	IP WLS BF H R ER SO BB IBB HBP BLK WP HR S P ERA WHIP	IP WLS BF H R ER SO BB IBB HBP BLK WP HR S P ERA WHIP	IP WLS BF H R ER SO BB IBB HBP BLK WP HR S P ERA WHIP	IP WLS BF H R ER SO BB IBB HBP BLK WP HR S P ERA WHIP	IP WLS BF H R ER SO BB IBB HBP BLK WP HR S P ERA WHIP	IP WLS BF H R ER SO BB IBB HBP BLK WP HR S P ERA WHIP	IP WLS BF H R ER SO BB IBB HBP BLK WP HR S P ERA WHIP	IP WLS BF H R ER SO BB IBB HBP BLK WP HR S P ERA WHIP	IP WLS BF H R ER SO BB IBB HBP BLK WP HR S P ERA WHIP	IP WLS BF H R ER SO BB IBB HBP BLK WP HR S P ERA WHIP	IP WLS BF H R ER SO BB IBB HBP BLK WP HR S P ERA WHIP	IP WLS BF H R ER SO BB IBB HBP BLK WP HR S P ERA WHIP		
66 Burke Badenhop R (1.1) ERA: 6.31	5.2 W 23 5 2 2 7 1 0 0 0 0 0 1 61 92 3.18 1.059																							
35 Doug Waechter R (6.1) ERA: 0.71	1.1 H 5 0 0 0 2 1 0 0 0 0 0 0 22 30 0.00 0.750																							
37 Renyel Pinto L (8.1) ERA: 0.76	2.0 7 0 0 0 2 1 0 0 0 0 0 0 19 33 0.00 0.500																							

Batter	1	2	3	4	5	6	7	8	9	AB	R	H	RBI	BB	SO	LOB	BOTTOM							
4 Alfredo Amezaga S (1.8) OBP: 0.337, SLG: 0.318	F8		K		P4					4	0	1	0	0	1	1	Milwaukee Brewers @ Florida Marlins Dolphin Stadium, Miami, FL Wed May 07 2008, 7:10 PM EDT Att: 10,405 - Clear - 82 F							
27 Jeremy Hermida L (1.9) OBP: 0.343, SLG: 0.446	F7		2B		G6-3					4	1	1	1	0	1	1								
2 Hanley Ramirez R (1.6) OBP: 0.413, SLG: 0.565	1B		BB			3 HR				2	2	2	0	2	0	0								
Mike Jacobs L (1.3) OBP: 0.295, SLG: 0.607										2	0	1	2	0	0	1								
18 Wes Helms R (3. PR) OBP: 0.292, SLG: 0.282	P5		2B			L8				2	0	0	0	0	0	2								
3 Jorge Cantu R (1.5) OBP: 0.328, SLG: 0.455		P3		L7						3	1	1	2	1	0	1								
6 Dan Uggla R (1.4) OBP: 0.345, SLG: 0.569	K			P3						4	1	1	1	0	2	2								
Luis Gonzalez L (1.7) OBP: 0.342, SLG: 0.429		P6			F9					4	0	0	0	0	0	2								
58 Mike Rabelo S (1.2) OBP: 0.286, SLG: 0.302					F7					2	1	0	0	0	0	0								
66 Burke Badenhop R (1.1) ERA: 6.31			SH3-4							1	0	0	0	0	1	0								
35 Doug Waechter R (6.1) ERA: 0.71										0	0	0	0	0	0	0								
25 Brett Carroll R (7. PH) OBP: 0.100, SLG: 0.300										1	0	0	0	0	0	0								
37 Renyel Pinto L (8.1) ERA: 0.76										0	0	0	0	0	0	0								
Inning Stats	R: 0 H: 1 E: 0 K: 0 S: 5	H: 1 LOB: 1 BB: 0 P: 8	R: 0 H: 0 E: 0 K: 1 S: 6	H: 0 LOB: 0 BB: 0 P: 8	R: 3 H: 2 E: 0 K: 1 S: 15	H: 2 LOB: 1 BB: 1 P: 27	R: 0 H: 0 E: 0 K: 0 S: 4	H: 0 LOB: 0 BB: 0 P: 6	R: 0 H: 0 E: 0 K: 1 S: 6	H: 0 LOB: 0 BB: 0 P: 11	R: 3 H: 2 E: 0 K: 0 S: 10	H: 2 LOB: 0 BB: 1 P: 21	R: 0 H: 1 E: 0 K: 1 S: 12	H: 1 LOB: 0 BB: 0 P: 20	R: 0 H: 1 E: 0 K: 1 S: 9	H: 1 LOB: 2 BB: 1 P: 18	1B: 3 2B: 2 3B: 0 HR: 2	SF: 0 SAC: 1 DP: 0 HBP: 1	WP: 0 PB: 0 SB: 1 CS: 1	PA: 34				
PITCHER	IP WLS BF H R ER SO BB IBB HBP BLK WP HR S P ERA WHIP	IP WLS BF H R ER SO BB IBB HBP BLK WP HR S P ERA WHIP	IP WLS BF H R ER SO BB IBB HBP BLK WP HR S P ERA WHIP	IP WLS BF H R ER SO BB IBB HBP BLK WP HR S P ERA WHIP	IP WLS BF H R ER SO BB IBB HBP BLK WP HR S P ERA WHIP	IP WLS BF H R ER SO BB IBB HBP BLK WP HR S P ERA WHIP	IP WLS BF H R ER SO BB IBB HBP BLK WP HR S P ERA WHIP	IP WLS BF H R ER SO BB IBB HBP BLK WP HR S P ERA WHIP	IP WLS BF H R ER SO BB IBB HBP BLK WP HR S P ERA WHIP	IP WLS BF H R ER SO BB IBB HBP BLK WP HR S P ERA WHIP	IP WLS BF H R ER SO BB IBB HBP BLK WP HR S P ERA WHIP	IP WLS BF H R ER SO BB IBB HBP BLK WP HR S P ERA WHIP	IP WLS BF H R ER SO BB IBB HBP BLK WP HR S P ERA WHIP	IP WLS BF H R ER SO BB IBB HBP BLK WP HR S P ERA WHIP	IP WLS BF H R ER SO BB IBB HBP BLK WP HR S P ERA WHIP	IP WLS BF H R ER SO BB IBB HBP BLK WP HR S P ERA WHIP	IP WLS BF H R ER SO BB IBB HBP BLK WP HR S P ERA WHIP	IP WLS BF H R ER SO BB IBB HBP BLK WP HR S P ERA WHIP	IP WLS BF H R ER SO BB IBB HBP BLK WP HR S P ERA WHIP	IP WLS BF H R ER SO BB IBB HBP BLK WP HR S P ERA WHIP	IP WLS BF H R ER SO BB IBB HBP BLK WP HR S P ERA WHIP	IP WLS BF H R ER SO BB IBB HBP BLK WP HR S P ERA WHIP		
31 Dave Bush R (1.1) ERA: 6.98	6.0 L 26 5 6 6 3 2 0 0 1 0 0 0 2 46 81 9.00 1.167																							
73 Seth McClung R (7.1) ERA: 4.61	2.0 8 2 0 0 2 1 0 0 0 0 0 0 21 38 0.00 1.500																							

Milwaukee Brewers @ Florida Marlins
 Dolphin Stadium, Miami, FL
 Wed May 07 2008, 7:10 PM EDT
 Att: 10,405 - Clear - 82 F

AB 32
 R 2
 H 5
 RBI 2
 BB 3
 SO 11
 LOB 10



Milwaukee Brewers @ Florida Marlins
 Dolphin Stadium, Miami, FL
 Wed May 07 2008, 7:10 PM EDT
 Att: 10,405 - Clear - 82 F

AB 29
 R 6
 H 7
 RBI 6
 BB 3
 SO 5
 LOB 10



Batter	1	2	3	4	5	6	7	8	9	AB	R	H	RBI	BB	SO	LOB	TOP			
23 Ricke Weeks Jr. R OBP: 0.316, SLG: 0.353	G5-3		P6	HBP		F8		F9		4	0	0	0	0	0	3				
25 Mike Cameron R OBP: 0.302, SLG: 0.474	K		7 FC5-2 27 1B	G6-3		L7		L6		4	0	0	0	1	1	2				
27 Joe Dillon R OBP: 0.421, SLG: 0.333			7 FC5-2 1B			K		K		4	0	2	0	1	2	0				
8 Ryan Braun R OBP: 0.291, SLG: 0.443	F8		F3			FC5-4 7 1B		F9		5	0	0	0	0	0	5				
7 J.J. Hardy R OBP: 0.323, SLG: 0.295			2 G3 1B	FC5-2		1B		K		4	0	2	0	0	1	3				
2 Bill Hall R OBP: 0.286, SLG: 0.425	G3					K				3	1	1	0	1	1	3				
33 Gabe Kapler R OBP: 0.297, SLG: 0.541	F9		11 FC5-4 1B	FC5-4 11 FC5-4		P3		22 E 11 1B		4	0	1	0	0	0	4				
11 Mike Rivera R OBP: 0.350, SLG: 0.526	G5-3			FC5-4 12 1B		K				4	1	1	1	0	1	2				
12 Carlos Villanueva R OBP: 0.154, SLG: 0.154						K				2	0	2	1	0	0	0				
Craig Counsell L OBP: 0.314, SLG: 0.340						K				1	0	0	0	0	1	0				
73 Seth McClung L										0	0	0	0	0	0	0				
22 Tony Gwynn Jr. L										1	0	0	0	0	0	2				
57 Mitch Stetter L										0	0	0	0	0	0	0				
Inning Stats	R: 0 E: 0 K: 1 S: 11	H: 0 LOB: 1 BB: 1 P: 20	R: 0 E: 0 K: 0 S: 11	H: 1 LOB: 1 BB: 0 P: 16	R: 0 E: 0 K: 0 S: 17	H: 2 LOB: 3 BB: 1 P: 27	R: 1 E: 0 K: 0 S: 21	H: 2 LOB: 2 BB: 0 P: 35	R: 0 E: 0 K: 2 S: 10	H: 0 LOB: 0 BB: 0 P: 14	R: 0 E: 0 K: 1 S: 7	H: 0 LOB: 0 BB: 0 P: 9	R: 1 E: 0 K: 1 S: 16	H: 2 LOB: 2 BB: 1 P: 24	R: 0 E: 0 K: 1 S: 8	H: 0 LOB: 0 BB: 0 P: 9	1B: 9 2B: 0 3B: 0 HR: 0	SF: 0 SAC: 0 DP: 0 HBP: 1	WP: 0 PB: 0 SB: 1 CS: 0	PA: 40
PITCHER	IP WLS BF H R ER SO BB IBB HBP BLK WP HR S P ERA WHIP																			
Mark Hendrickson L ERA: 3.56	4.1 2.1 23 7 1 1 1 1 2 0 1 0 0 0 0 67 109 2.08 2.077																			
19 Logan Kensing R ERA: 2.7	(5.1) 2.2 W 8 0 0 0 4 0 0 0 0 0 0 0 24 31 0.00 0.000																			
22 Matt Lindstrom R ERA: 5.23	(8.1) 1.0 6 2 1 1 1 1 1 0 0 0 0 0 16 24 9.00 3.000																			
32 Justin Miller R ERA: 2.65	(9.1) 1.0 3 0 0 0 0 1 0 0 0 0 0 0 8 9 0.00 0.000																			

Milwaukee Brewers @ Florida Marlins
Dolphin Stadium, Miami, FL
Thu May 08 2008, 7:10 PM EDT
Att: 12,321 - Partly Cloudy - 80 F

AB 36
R 2
H 9
RBI 2
BB 3
SO 7
LOB 24



Batter	1	2	3	4	5	6	7	8	9	AB	R	H	RBI	BB	SO	LOB	BOTTOM			
4 Alfredo Amezaga S OBP: 0.320, SLG: 0.300	K	G3		G4-3		G6-3		K		5	0	0	0	0	2	3				
27 Jeremy Hermida L OBP: 0.338, SLG: 0.448	G3-1		2 1B			K		G5-3		4	1	1	0	0	2	1				
25 Brett Carroll R OBP: 0.091, SLG: 0.273						K				1	0	0	0	0	0	0				
2 Hanley Ramirez R OBP: 0.422, SLG: 0.567	3 HR 1B		1B 3 1B			F8				3	1	2	1	1	0	0				
3 Jorge Cantu R OBP: 0.333, SLG: 0.480	1H HR		2H 1B			K		F7		4	1	2	2	0	1	1				
6 Dan Uggla R OBP: 0.343, SLG: 0.556	K					18 1B 1B		K		3	1	0	0	1	3	2				
Luis Gonzalez L OBP: 0.373, SLG: 0.452						20 1B 1B				3	1	3	0	1	0	0				
18 Wes Helms R OBP: 0.261, SLG: 0.279	F8		G5-4-3			20 HR 1B		F8		4	1	1	1	0	0	5				
20 Matt Treanor R OBP: 0.362, SLG: 0.385						4 G4-3 SH5-4 HBP		P5		3	1	2	3	0	0	1				
Mark Hendrickson L OBP: 0.235, SLG: 0.412						SH5-4				1	0	0	0	0	1	2				
19 Logan Kensing R										1	0	0	0	0	0	0				
22 Matt Lindstrom R										0	0	0	0	0	0	0				
12 Cody Ross R OBP: 0.163, SLG: 0.268										1	0	0	0	0	1	0				
32 Justin Miller R										0	0	0	0	0	0	0				
Inning Stats	R: 2 E: 0 K: 2 S: 13	H: 2 LOB: 0 BB: 0 P: 20	R: 0 E: 0 K: 1 S: 9	H: 1 LOB: 2 BB: 1 P: 17	R: 1 E: 0 K: 1 S: 18	H: 4 LOB: 2 BB: 0 P: 26	R: 0 E: 0 K: 1 S: 7	H: 0 LOB: 1 BB: 0 P: 9	R: 4 E: 0 K: 1 S: 18	H: 3 LOB: 0 BB: 1 P: 27	R: 0 E: 0 K: 1 S: 16	H: 0 LOB: 1 BB: 1 P: 26	R: 0 E: 0 K: 1 S: 12	H: 1 LOB: 0 BB: 0 P: 19	R: 0 E: 0 K: 2 S: 9	H: 0 LOB: 0 BB: 0 P: 14	1B: 8 2B: 1 3B: 0 HR: 2	SF: 0 SAC: 1 DP: 1 HBP: 1	WP: 0 PB: 0 SB: 1 CS: 0	PA: 38
PITCHER	IP WLS BF H R ER SO BB IBB HBP BLK WP HR S P ERA WHIP																			
12 Carlos Villanueva R ERA: 6.48	(1.1) 5.0 L 27 10 7 7 6 2 0 1 0 0 0 0 2 65 99 12.60 2.400																			
73 Seth McClung R ERA: 4.02	(6.1) 2.0 8 1 0 0 2 1 0 0 0 0 0 0 28 45 0.00 1.000																			
57 Mitch Stetter L ERA: 1.69	(8.1) 1.0 3 0 0 0 2 0 0 0 0 0 0 0 9 14 0.00 0.000																			

Milwaukee Brewers @ Florida Marlins
Dolphin Stadium, Miami, FL
Thu May 08 2008, 7:10 PM EDT
Att: 12,321 - Partly Cloudy - 80 F

AB 33
R 7
H 11
RBI 7
BB 3
SO 10
LOB 15



Batter	1	2	3	4	5	6	7	8	9	AB	R	H	RBI	BB	SO	LOB	TOP						
12 Cody Ross, R OBP: 0.200, SLG: 0.267										4	1	1	0	1	1	3	Florida Marlins @ Washington Nationals Nationals Park, Washington, DC Fri May 09 2008, 7:35 PM EDT Att: 23,379 - Cloudy - 60 F livebaseballscorecards.com						
27 Jeremy Hermida, L OBP: 0.342, SLG: 0.440										4	2	1	0	1	1	2							
2 Hanley Ramirez, R OBP: 0.421, SLG: 0.569										3	2	1	1	1	1	1							
3 Jorge Cantu, R OBP: 0.338, SLG: 0.481										4	0	2	2	0	0	2							
6 Dan Uggla, R OBP: 0.347, SLG: 0.550										3	1	1	0	1	2	1							
Luis Gonzalez, L OBP: 0.388, SLG: 0.455										4	1	1	3	0	0	3							
18 Wes Helms, R OBP: 0.260, SLG: 0.277										4	0	1	0	0	0	0							
20 Matt Treanor, R OBP: 0.355, SLG: 0.375										4	0	1	1	0	0	0							
47 Ricky Nolasco, R OBP: 0.182, SLG: 0.190										1	0	0	0	1	0	0							
35 Doug Waechter, R ERA: 3.83										0	0	0	0	0	0	0							
32 Justin Miller, R ERA: 2.6										0	0	0	0	0	0	0							
25 Brett Carroll, R ERA: 0.73										0	0	0	0	0	0	0							
37 Renyel Pinto, L ERA: 3.09										0	0	0	0	0	0	0							
Kevin Gregg, R ERA: 3.09										0	0	0	0	0	0	0							
Inning Stats	R: 1 E: 0 K: 1 S: 14	H: 1 LOB: 0 BB: 0 P: 22	R: 0 E: 0 K: 1 S: 10	H: 0 LOB: 0 BB: 0 P: 18	R: 0 E: 0 K: 0 S: 7	H: 0 LOB: 0 BB: 0 P: 8	R: 2 E: 0 K: 1 S: 15	H: 2 LOB: 1 BB: 1 P: 22	R: 0 E: 0 K: 0 S: 9	H: 0 LOB: 1 BB: 1 P: 16	R: 4 E: 0 K: 1 S: 17	H: 4 LOB: 2 BB: 2 P: 34	R: 0 E: 0 K: 0 S: 15	H: 0 LOB: 0 BB: 0 P: 23	R: 0 E: 0 K: 0 S: 7	H: 0 LOB: 0 BB: 0 P: 12	R: 0 E: 0 K: 1 S: 6	H: 0 LOB: 1 BB: 1 P: 13	1B: 7 2B: 2 3B: 0 HR: 0	SF: 1 SAC: 1 DP: 1 HBP: 0	WP: 0 PB: 0 SB: 1 CS: 0	PA: 39	
PITCHER	IP WLS BF H R ER SO BB IBB HBP BLK WP HR S P ERA WHIP	IP WLS BF H R ER SO BB IBB HBP BLK WP HR S P ERA WHIP	IP WLS BF H R ER SO BB IBB HBP BLK WP HR S P ERA WHIP	IP WLS BF H R ER SO BB IBB HBP BLK WP HR S P ERA WHIP	IP WLS BF H R ER SO BB IBB HBP BLK WP HR S P ERA WHIP	IP WLS BF H R ER SO BB IBB HBP BLK WP HR S P ERA WHIP	IP WLS BF H R ER SO BB IBB HBP BLK WP HR S P ERA WHIP	IP WLS BF H R ER SO BB IBB HBP BLK WP HR S P ERA WHIP	IP WLS BF H R ER SO BB IBB HBP BLK WP HR S P ERA WHIP	IP WLS BF H R ER SO BB IBB HBP BLK WP HR S P ERA WHIP	IP WLS BF H R ER SO BB IBB HBP BLK WP HR S P ERA WHIP	IP WLS BF H R ER SO BB IBB HBP BLK WP HR S P ERA WHIP	IP WLS BF H R ER SO BB IBB HBP BLK WP HR S P ERA WHIP	IP WLS BF H R ER SO BB IBB HBP BLK WP HR S P ERA WHIP	IP WLS BF H R ER SO BB IBB HBP BLK WP HR S P ERA WHIP	IP WLS BF H R ER SO BB IBB HBP BLK WP HR S P ERA WHIP	IP WLS BF H R ER SO BB IBB HBP BLK WP HR S P ERA WHIP	IP WLS BF H R ER SO BB IBB HBP BLK WP HR S P ERA WHIP	IP WLS BF H R ER SO BB IBB HBP BLK WP HR S P ERA WHIP	IP WLS BF H R ER SO BB IBB HBP BLK WP HR S P ERA WHIP	IP WLS BF H R ER SO BB IBB HBP BLK WP HR S P ERA WHIP	IP WLS BF H R ER SO BB IBB HBP BLK WP HR S P ERA WHIP	IP WLS BF H R ER SO BB IBB HBP BLK WP HR S P ERA WHIP


Batter	1	2	3	4	5	6	7	8	9	AB	R	H	RBI	BB	SO	LOB	BOTTOM						
Felipe Lopez, S OBP: 0.325, SLG: 0.327										5	0	0	0	0	0	2	Florida Marlins @ Washington Nationals Nationals Park, Washington, DC Fri May 09 2008, 7:35 PM EDT Att: 23,379 - Cloudy - 60 F livebaseballscorecards.com						
15 Cristian Guzman, S OBP: 0.329, SLG: 0.455										5	1	2	1	0	0	0							
11 Ryan Zimmerman, R OBP: 0.278, SLG: 0.395										4	0	0	0	1	1	1							
24 Nick Johnson, L OBP: 0.415, SLG: 0.455										4	1	2	1	0	1	0							
44 Lastings Milledge, R OBP: 0.333, SLG: 0.359										3	0	2	0	1	0	0							
25 Austin Kearns, R OBP: 0.327, SLG: 0.305										3	0	0	0	1	2	4							
26 Willy Mo Peña, R OBP: 0.286, SLG: 0.257										2	0	0	1	1	1	1							
47 Matt Chico, L OBP: 0.167, SLG: 0.167										0	0	0	0	0	0	0							
8 Aaron Boone, R OBP: 0.356, SLG: 0.475										1	0	0	0	0	1	0							
36 Joel Hanrahan, R ERA: 3.09										0	0	0	0	0	0	0							
23 Wil Nieves, R OBP: 0.405, SLG: 0.447										4	1	1	0	0	0	4							
Tim Redding, R OBP: 0.167, SLG: 0.250										1	0	0	0	0	1	0							
Jesus Colome, R ERA: 2.03										0	0	0	0	0	0	0							
34 Elijah Dukes, R ERA: 3.09										2	0	0	0	0	2	1							
Inning Stats	R: 0 E: 0 K: 1 S: 7	H: 0 LOB: 0 BB: 0 P: 9	R: 0 E: 0 K: 2 S: 11	H: 0 LOB: 0 BB: 0 P: 17	R: 0 E: 1 K: 0 S: 7	H: 0 LOB: 1 BB: 0 P: 13	R: 1 E: 0 K: 0 S: 15	H: 2 LOB: 2 BB: 2 P: 28	R: 0 E: 0 K: 1 S: 8	H: 1 LOB: 1 BB: 0 P: 10	R: 0 E: 0 K: 2 S: 11	H: 1 LOB: 1 BB: 0 P: 16	R: 2 E: 0 K: 1 S: 16	H: 3 LOB: 3 BB: 2 P: 32	R: 0 E: 0 K: 2 S: 9	H: 0 LOB: 0 BB: 0 P: 15	R: 0 E: 0 K: 0 S: 9	H: 0 LOB: 0 BB: 0 P: 17	1B: 6 2B: 1 3B: 0 HR: 0	SF: 0 SAC: 1 DP: 0 HBP: 0	WP: 0 PB: 0 SB: 0 CS: 0	PA: 39	
PITCHER	IP WLS BF H R ER SO BB IBB HBP BLK WP HR S P ERA WHIP	IP WLS BF H R ER SO BB IBB HBP BLK WP HR S P ERA WHIP	IP WLS BF H R ER SO BB IBB HBP BLK WP HR S P ERA WHIP	IP WLS BF H R ER SO BB IBB HBP BLK WP HR S P ERA WHIP	IP WLS BF H R ER SO BB IBB HBP BLK WP HR S P ERA WHIP	IP WLS BF H R ER SO BB IBB HBP BLK WP HR S P ERA WHIP	IP WLS BF H R ER SO BB IBB HBP BLK WP HR S P ERA WHIP	IP WLS BF H R ER SO BB IBB HBP BLK WP HR S P ERA WHIP	IP WLS BF H R ER SO BB IBB HBP BLK WP HR S P ERA WHIP	IP WLS BF H R ER SO BB IBB HBP BLK WP HR S P ERA WHIP	IP WLS BF H R ER SO BB IBB HBP BLK WP HR S P ERA WHIP	IP WLS BF H R ER SO BB IBB HBP BLK WP HR S P ERA WHIP	IP WLS BF H R ER SO BB IBB HBP BLK WP HR S P ERA WHIP	IP WLS BF H R ER SO BB IBB HBP BLK WP HR S P ERA WHIP	IP WLS BF H R ER SO BB IBB HBP BLK WP HR S P ERA WHIP	IP WLS BF H R ER SO BB IBB HBP BLK WP HR S P ERA WHIP	IP WLS BF H R ER SO BB IBB HBP BLK WP HR S P ERA WHIP	IP WLS BF H R ER SO BB IBB HBP BLK WP HR S P ERA WHIP	IP WLS BF H R ER SO BB IBB HBP BLK WP HR S P ERA WHIP	IP WLS BF H R ER SO BB IBB HBP BLK WP HR S P ERA WHIP	IP WLS BF H R ER SO BB IBB HBP BLK WP HR S P ERA WHIP	IP WLS BF H R ER SO BB IBB HBP BLK WP HR S P ERA WHIP	IP WLS BF H R ER SO BB IBB HBP BLK WP HR S P ERA WHIP



Batter	1	2	3	4	5	6	7	8	9	AB	R	H	RBI	BB	SO	LOB	TOP				
12 Cody Ross, R OBP: 0.229, SLG: 0.317										3	3	1	1	2	0	1	Florida Marlins @ Washington Nationals Nationals Park, Washington, DC Sat May 10 2008, 7:10 PM EDT Att: 28,663 - Partly Cloudy - 66 F				
27 Jeremy Hermida, L OBP: 0.344, SLG: 0.439										5	1	2	2	0	1	1					
2 Hanley Ramirez, R OBP: 0.349, SLG: 0.571										2	2	1	0	2	0	0					
4 Alfredo Amezaga, S OBP: 0.327, SLG: 0.308										1	0	1	0	0	0	0					
3 Jorge Cantu, R OBP: 0.340, SLG: 0.470										3	1	0	0	2	1	3					
6 Dan Uggla, R OBP: 0.349, SLG: 0.571										4	1	2	5	0	0	2					
57 Taylor Tankersley, L										0	0	0	0	0	0	0					
22 Matt Lindstrom, R										0	0	0	0	0	0	0					
Luis Gonzalez, L OBP: 0.383, SLG: 0.457										4	0	1	0	0	0	3					
25 Brett Carroll, R OBP: 0.077, SLG: 0.231										1	0	0	0	0	1	0					
18 Wes Helms, R OBP: 0.295, SLG: 0.327										5	1	1	1	0	2	1					
20 Matt Treanor, R OBP: 0.343, SLG: 0.377										5	1	1	0	0	1	1					
23 Andrew Miller, L OBP: 0.154, SLG: 0.154										2	0	0	0	0	1	0					
11 Robert Andino, R OBP: 0.304, SLG: 0.500										0	1	0	0	1	0	0					
										2	0	0	0	0	1	0					
										0	1	0	0	1	0	0					
Inning Stats	R: 1 E: 0 K: 0 S: 10	H: 2 LOB: 2 BB: 1 P: 19	R: 0 E: 0 K: 1 S: 8	H: 0 LOB: 0 BB: 0 P: 9	R: 2 E: 0 K: 0 S: 12	H: 1 LOB: 1 BB: 2 P: 28	R: 7 E: 0 K: 0 S: 13	H: 4 LOB: 0 BB: 3 P: 31	R: 0 E: 0 K: 2 S: 6	H: 0 LOB: 0 BB: 0 P: 7	R: 0 E: 0 K: 1 S: 12	H: 1 LOB: 1 BB: 0 P: 19	R: 1 E: 0 K: 0 S: 16	H: 2 LOB: 2 BB: 1 P: 31	R: 0 E: 0 K: 2 S: 9	H: 0 LOB: 0 BB: 0 P: 12	1B: 5 2B: 2 3B: 0 HR: 3	SF: 1 SAC: 1 DP: 0 HBP: 0	WP: 3 PB: 0 SB: 0 CS: 0	PA: 44	
PITCHER	IP WLS BF H R ER SO BB IBB HBP BLK WP HR S P ERA WHIP	3.1 L 21 6 8 8 1 5 0 0 0 0 1 2 38 76 21.60 3.300	4.1 2 21 10 2 2 3 1 0 0 0 0 1 1 19 30 6.75 0.750	7.1 2 20 10 3 1 1 1 1 0 0 0 0 1 0 28 50 4.50 2.000	9.1 3 10 3 0 0 0 2 0 0 0 0 0 0 9 12 0.00 0.000																


Batter	1	2	3	4	5	6	7	8	9	AB	R	H	RBI	BB	SO	LOB	BOTTOM					
Felipe Lopez, S OBP: 0.331, SLG: 0.333										4	0	2	0	0	1	0	Florida Marlins @ Washington Nationals Nationals Park, Washington, DC Sat May 10 2008, 7:10 PM EDT Att: 28,663 - Partly Cloudy - 66 F					
15 Cristian Guzman, S OBP: 0.327, SLG: 0.453										4	0	1	0	0	3							
11 Ryan Zimmerman, R OBP: 0.273, SLG: 0.387										3	0	0	0	0	2							
47 Matt Chico, L OBP: 0.167, SLG: 0.167										0	0	0	0	0	0							
Jon Rauch, R										0	0	0	0	0	0							
22 Willie Harris, L OBP: 0.333, SLG: 0.378										1	0	0	0	0	0							
24 Nick Johnson, L OBP: 0.416, SLG: 0.451										1	0	0	0	1	0							
8 Aaron Boone, R OBP: 0.340, SLG: 0.452										2	0	0	0	0	1							
44 Lastings Milledge, R OBP: 0.324, SLG: 0.348										4	0	0	0	0	3							
25 Austin Kearns, R OBP: 0.322, SLG: 0.300										2	0	0	0	0	0							
26 Willy Mo Peña, R OBP: 0.282, SLG: 0.254										1	0	0	0	1	0							
34 Elijah Dukes, R										3	0	0	0	0	1							
3 Jesus Flores, R OBP: 0.400, SLG: 0.692										2	0	0	0	1	0							
54 Michael O'Connor, L										1	0	0	0	0	0							
38 Joel Hanrahan, R										0	0	0	0	0	0							
10 Ronnie Belliard, R OBP: 0.301, SLG: 0.302										2	0	0	0	1	1							
										1	0	0	0	0	0							
										0	0	0	0	0	0							
										2	0	0	0	1	1							
Inning Stats	R: 0 E: 0 K: 2 S: 15	H: 1 LOB: 2 BB: 1 P: 28	R: 0 E: 0 K: 1 S: 9	H: 0 LOB: 0 BB: 0 P: 13	R: 0 E: 0 K: 0 S: 5	H: 0 LOB: 0 BB: 0 P: 10	R: 0 E: 0 K: 0 S: 6	H: 0 LOB: 0 BB: 0 P: 9	R: 0 E: 0 K: 0 S: 8	H: 0 LOB: 0 BB: 0 P: 16	R: 0 E: 0 K: 2 S: 10	H: 1 LOB: 1 BB: 0 P: 15	R: 0 E: 0 K: 0 S: 8	H: 0 LOB: 0 BB: 0 P: 12	R: 0 E: 0 K: 0 S: 12	H: 1 LOB: 2 BB: 1 P: 20	R: 0 E: 1 K: 0 S: 10	H: 0 LOB: 0 BB: 0 P: 16	1B: 3 2B: 0 3B: 0 HR: 0	SF: 0 SAC: 0 DP: 1 HBP: 0	WP: 0 PB: 0 SB: 1 CS: 0	PA: 32
PITCHER	IP WLS BF H R ER SO BB IBB HBP BLK WP HR S P ERA WHIP	7.0 W 24 2 1 0 0 0 1 0 0 0 0 0 103 0.00 0.429	1.0 5 1 0 0 0 0 1 0 0 0 0 0 12 20 0.00 2.000	1.0 3 0 0 0 0 0 0 0 0 0 0 0 10 16 0.00 0.000																		




Batter	1	2	3	4	5	6	7	8	9	AB	R	H	RBI	BB	SO	LOB	TOP					
4 Alfredo Amezaga, S OBP: 0.310, SLG: 0.290	F7		P2		L7		FC5-4	F9		5	0	0	0	0	0	5	Florida Marlins @ Cincinnati Reds Great American Ball Park, Cincinnati, OH Mon May 12 2008, 7:10 PM EDT Att: 15,233 - Partly Cloudy - 64 F					
27 Jeremy Hermida, L OBP: 0.351, SLG: 0.488	HR		K		L7			1B	K	5	2	2	1	0	2	0						
2 Hanley Ramirez, R OBP: 0.419, SLG: 0.588	HR		F8		G5-3			L8	G6-3	5	1	1	1	0	0	1						
3 Jorge Cantu, R OBP: 0.333, SLG: 0.454	1B		P6		P6			K	P6	5	0	2	0	0	1	1						
6 Dan Uggla, R OBP: 0.375, SLG: 0.652	G4-6-3		HR		CS		18 SF8	18 HBP	1B	2	3	2	1	2	0	0						
Luis Gonzalez, L OBP: 0.354, SLG: 0.438	G4-6-3		F7		F7		F7	18 HBP	1B	4	1	1	1	0	0	3						
18 Wes Helms, R OBP: 0.254, SLG: 0.310	G5-3		L7		L7		58 SF8	58 E	HBP	3	0	1	0	0	0	0						
58 Mike Rabelo, S OBP: 0.269, SLG: 0.286	K		P6		P6		SF8	E9	12 BB	3	0	0	1	0	1	1						
66 Burke Badenhop, R Mike Jacobs, L Scott Olsen, L 57 Taylor Tankersley, L 12 Cody Ross, R 22 Matt Lindstrom, R	K		K		K		4 FC5-4	1B	BB	2	0	0	0	0	0	0						
Inning Stats	R: 2 E: 0 K: 0 S: 12	H: 3 LOB: 1 BB: 1 P: 22	R: 0 E: 0 K: 2 S: 9	H: 0 LOB: 0 BB: 0 P: 12	R: 0 E: 0 K: 1 S: 9	H: 0 LOB: 0 BB: 0 P: 15	R: 1 E: 0 K: 0 S: 9	H: 1 LOB: 0 BB: 0 P: 13	R: 0 E: 0 K: 1 S: 5	H: 1 LOB: 0 BB: 0 P: 9	R: 0 E: 0 K: 0 S: 11	H: 1 LOB: 2 BB: 1 P: 19	R: 1 E: 1 K: 1 S: 11	H: 2 LOB: 2 BB: 1 P: 19	R: 3 E: 1 K: 1 S: 11	H: 2 LOB: 3 BB: 2 P: 24			R: 0 E: 0 K: 1 S: 7	H: 0 LOB: 0 BB: 0 P: 10	1B: 5 2B: 1 3B: 0 HR: 3	SF: 1 SAC: 0 DP: 1 HBP: 1
PITCHER	IP WLS BF H R ER SO BB IBB HBP BLK WP HR S P ERA WHIP																					
39 Aaron Harang, R ERA: 3.32	7.0 W 28 7 4 4 4 1 1 0 0 0 3 66 108 5.14 1.143																					
David Weathers, R ERA: 4.09	0.2 4 1 2 1 1 1 0 0 0 0 0 7 11 13.50 3.000																					
Jeremy Affeldt, L ERA: 2.7	0.0 1 1 0 0 0 0 0 0 0 0 0 1 3 ∞ ∞																					
48 Francisco Cordero, R ERA: 1.76	1.1 S 7 0 1 0 1 1 0 1 0 0 0 0 10 20 0.00 0.750																					

Batter	1	2	3	4	5	6	7	8	9	AB	R	H	RBI	BB	SO	LOB	BOTTOM			
23 Corey Patterson, L OBP: 0.276, SLG: 0.430	G6-3		27 FC6-4		27 E		27 HR	1B		5	2	4	1	0	0	0	Florida Marlins @ Cincinnati Reds Great American Ball Park, Cincinnati, OH Mon May 12 2008, 7:10 PM EDT Att: 15,233 - Partly Cloudy - 64 F			
27 Jeff Keppinger, R OBP: 0.365, SLG: 0.442	L8		FC6-4		E5		HR	L9		5	1	1	2	0	0	3				
Ken Griffey Jr., L OBP: 0.342, SLG: 0.379	G3		G3		4 FC5-4		4 HR	BB		2	1	0	0	2	0	0				
4 Brandon Phillips, R OBP: 0.333, SLG: 0.531	G5-3		19 FC6-4		FC5-4		19 FC6-4	1B		4	1	2	2	0	0	2				
19 Joey Votto, L OBP: 0.345, SLG: 0.537	G4-3		28 FC6-4		28 SF7		28 2B	BB		3	1	0	0	1	0	1				
28 Edwin Encarnación, R OBP: 0.350, SLG: 0.500	K		FC6-4		FC6-4		SF7	39 WP	2B	4	1	1	0	0	1	1				
Adam Dunn, L OBP: 0.302, SLG: 0.400	G3		G3		K		SF7	L4		3	0	0	1	0	1	0				
David Weathers, R ERA: 5.97	G3		G3		K		SF7	L4		0	0	0	0	0	0	0				
Jeremy Affeldt, L ERA: 8.25	G4-3		G4-3		23 SH1-3		P6	G1-3		4	1	1	0	0	0	1				
48 Francisco Cordero, R ERA: 1.76	G4-3		G4-3		23 2B		P6	G1-3		2	0	1	0	0	0	0				
39 Aaron Harang, R OBP: 0.263, SLG: 0.316	1B		SH1-3		SH1-3		G1-3	P3		2	0	1	0	0	0	0				
15 Jerry Hairston, R OBP: 0.306, SLG: 0.429	1B		SH1-3		SH1-3		G1-3	P3		1	0	0	0	0	0	0				
Inning Stats	R: 0 E: 0 K: 0 S: 7	H: 0 LOB: 0 BB: 0 P: 11	R: 0 E: 0 K: 1 S: 8	H: 0 LOB: 0 BB: 0 P: 14	R: 0 E: 0 K: 0 S: 8	H: 2 LOB: 2 BB: 0 P: 11	R: 0 E: 0 K: 0 S: 7	H: 1 LOB: 1 BB: 0 P: 10	R: 2 E: 1 K: 1 S: 14	H: 2 LOB: 2 BB: 1 P: 22	R: 2 E: 0 K: 0 S: 12	H: 1 LOB: 0 BB: 1 P: 22	R: 4 E: 0 K: 0 S: 12	H: 3 LOB: 0 BB: 1 P: 24	R: 0 E: 0 K: 0 S: 7	H: 1 LOB: 1 BB: 0 P: 9	1B: 6 2B: 2 3B: 0 HR: 2	SF: 1 SAC: 1 DP: 0 HBP: 0	WP: 1 PB: 0 SB: 0 CS: 0	PA: 38
PITCHER	IP WLS BF H R ER SO BB IBB HBP BLK WP HR S P ERA WHIP																			
66 Burke Badenhop, R ERA: 5.97	6.0 27 6 4 3 2 1 1 0 0 0 1 56 90 4.50 1.167																			
57 Taylor Tankersley, L ERA: 8.25	1.0 L 7 3 4 4 0 1 0 0 0 0 0 2 12 24 36.00 4.000																			
22 Matt Lindstrom, R ERA: 4.38	1.0 4 1 0 0 0 0 0 0 0 0 0 7 9 0.00 1.000																			



Batter	1	2	3	4	5	6	7	8	9	AB	R	H	RBI	BB	SO	LOB	TOP										
4 Alfredo Amezaga, S (1.8) OBP: 0.314, SLG: 0.295	G3-1		K					G4-3		5	1	2	0	0	1	1	Florida Marlins @ Cincinnati Reds Great American Ball Park, Cincinnati, OH Tue May 13 2008, 7:10 PM EDT Att: 14,015 - Partly Cloudy - 66 F livebaseballscorecards.com AB 36 R 3 H 10 RBI 3 BB 4 SO 9 LOB 22 										
27 Jeremy Hermida, L (1.9) OBP: 0.360, SLG: 0.484	BB		G3				F9			3	0	1	0	2	0	2											
2 Hanley Ramirez, R (1.6) OBP: 0.412, SLG: 0.556	F8									3	0	0	1	1	0	2											
3 Jorge Cantu, R (1.5) OBP: 0.335, SLG: 0.448	F8									4	0	1	0	1	1	4											
6 Dan Uggla, R (1.4) OBP: 0.376, SLG: 0.643	K									5	0	2	1	0	3	4											
Luis Gonzalez, L (1.7) OBP: 0.350, SLG: 0.430	L8									4	0	1	0	0	0	4											
18 Wes Helms, R (1.3) OBP: 0.239, SLG: 0.290	K									4	0	0	0	0	2	3											
20 Matt Treanor, R (1.2) OBP: 0.324, SLG: 0.354			K							4	0	0	0	0	2	1											
Mark Hendrickson, L (1.1) OBP: 0.316, SLG: 0.474										2	1	2	0	0	0	0											
Mike Jacobs, L (6. PH) ERA: 3.91										1	0	0	0	0	0	1											
35 Doug Waechter, R (6.1) ERA: 5.06										0	0	0	0	0	0	0											
12 Cody Ross, R (8. PH) OBP: 0.250, SLG: 0.375										1	1	1	1	0	0	0											
22 Matt Lindstrom, R (8.1) ERA: 4.08										0	0	0	0	0	0	0											
Inning Stats	R: 0 E: 0 K: 0 S: 9	H: 0 LOB: 1 BB: 1 P: 15	R: 0 E: 0 K: 2 S: 10	H: 0 LOB: 0 BB: 0 P: 15	R: 0 E: 0 K: 2 S: 15	H: 1 LOB: 1 BB: 0 P: 22	R: 0 E: 0 K: 0 S: 14	H: 2 LOB: 2 BB: 0 P: 18	R: 1 E: 0 K: 1 S: 15	H: 3 LOB: 3 BB: 1 P: 25	R: 0 E: 0 K: 0 S: 11	H: 1 LOB: 1 BB: 0 P: 15	R: 1 E: 0 K: 1 S: 18	H: 2 LOB: 2 BB: 1 P: 30	R: 1 E: 0 K: 2 S: 8	H: 1 LOB: 0 BB: 0 P: 11	R: 0 E: 0 K: 1 S: 8	H: 0 LOB: 1 BB: 1 P: 14	1B: 9 2B: 0 3B: 0 HR: 1	SF: 1 SAC: 0 DP: 0 HBP: 0	WP: 1 PB: 1 SB: 0 CS: 0	PA: 41					
PITCHER	IP	WLS	BF	H	R	ER	SO	BB	IBB	HBP	BLK	WP	HR	S	P	ERA	WHIP										
36 Edinson Volquez, R (1.1) ERA: 1.12	6.0	W	27	7	1	1	5	2	0	0	0	0	0	74	110	1.50	1.500										
51 Jared Burton, R (7.1) ERA: 4.86	0.2	H	5	2	1	1	1	1	0	0	0	0	0	14	24	13.50	4.500										
45 Bill Bray, L (7.1) ERA: 5.06	0.1	H	1	0	0	0	0	0	0	0	0	0	0	4	6	0.00	0.000										
David Weathers, R (8.1) ERA: 4.5	1.0	H	4	1	1	1	2	0	0	0	0	0	1	8	11	9.00	1.000										
48 Francisco Cordero, R (9.1) ERA: 1.68	1.0	S	4	0	0	0	1	1	0	0	0	1	0	8	14	0.00	1.000										

Batter	1	2	3	4	5	6	7	8	9	AB	R	H	RBI	BB	SO	LOB	BOTTOM										
6 Ryan Freel, R (1.8) OBP: 0.347, SLG: 0.375	P3									5	0	1	1	0	0	0	Florida Marlins @ Cincinnati Reds Great American Ball Park, Cincinnati, OH Tue May 13 2008, 7:10 PM EDT Att: 14,015 - Partly Cloudy - 66 F livebaseballscorecards.com AB 32 R 5 H 10 RBI 5 BB 5 SO 6 LOB 18 										
27 Jeff Keppinger, R (1.6) OBP: 0.375, SLG: 0.446	BB									1	0	1	1	1	0	0											
23 Corey Patterson, L (4. PH) OBP: 0.286, SLG: 0.436	BB									3	0	2	0	0	0	0											
4 Brandon Phillips, R (1.4) OBP: 0.325, SLG: 0.517	K									4	0	0	0	0	1	6											
28 Edwin Encarnación, R (1.5) OBP: 0.348, SLG: 0.493	P4									4	1	1	0	0	1	2											
19 Joey Votto, L (1.3) OBP: 0.358, SLG: 0.568										3	1	2	1	1	1	0											
15 Jery Hairston, R (1.9) OBP: 0.333, SLG: 0.474										3	2	2	0	0	1	0											
Adam Dunn, L (1.7) OBP: 0.349, SLG: 0.390										3	0	0	1	1	0	3											
David Ross, R (1.2) OBP: 0.348, SLG: 0.300										2	1	1	1	2	0	0											
David Weathers, R (8.1) ERA: 4.5										0	0	0	0	0	0	0											
48 Francisco Cordero, R (9.1) ERA: 1.68										0	0	0	0	0	0	0											
36 Edinson Volquez, R (1.1) OBP: 0.111, SLG: 0.111										3	0	0	0	0	2	7											
51 Jared Burton, R (7.1) ERA: 4.86										0	0	0	0	0	0	0											
45 Bill Bray, L (7.1) ERA: 5.06										0	0	0	0	0	0	0											
Paul Bako, L (8.2) OBP: 0.367, SLG: 0.515										1	0	0	0	0	0	0											
Inning Stats	R: 0 E: 0 K: 1 S: 9	H: 1 LOB: 1 BB: 0 P: 13	R: 2 E: 0 K: 0 S: 15	H: 2 LOB: 3 BB: 3 P: 34	R: 1 E: 0 K: 1 S: 12	H: 2 LOB: 2 BB: 1 P: 21	R: 0 E: 0 K: 0 S: 4	H: 1 LOB: 0 BB: 0 P: 6	R: 1 E: 0 K: 2 S: 10	H: 2 LOB: 2 BB: 1 P: 20	R: 0 E: 0 K: 1 S: 9	H: 1 LOB: 1 BB: 0 P: 15	R: 1 E: 0 K: 1 S: 15	H: 1 LOB: 0 BB: 0 P: 23	R: 0 E: 0 K: 0 S: 6	H: 0 LOB: 0 BB: 0 P: 7	1B: 8 2B: 1 3B: 0 HR: 1	SF: 0 SAC: 1 DP: 1 HBP: 0	WP: 0 PB: 0 SB: 2 CS: 0	PA: 38							
PITCHER	IP	WLS	BF	H	R	ER	SO	BB	IBB	HBP	BLK	WP	HR	S	P	ERA	WHIP										
Mark Hendrickson, L (1.1) ERA: 3.91	5.0	L	27	4	4	4	4	4	1	0	0	0	0	94	140	7.20	2.400										
35 Doug Waechter, R (6.1) ERA: 2.35	2.0		8	2	1	1	2	0	0	0	0	0	1	24	38	4.50	1.000										
22 Matt Lindstrom, R (8.1) ERA: 4.08	1.0		3	0	0	0	0	0	0	0	0	0	0	6	7	0.00	0.000										

Batter	1	2	3	4	5	6	7	8	9	AB	R	H	RBI	BB	SO	LOB	TOP										
2 Jov Gathright, L OBP: 0.284, SLG: 0.275	B3		K				F8		FC3-6 15 BB 4 1B	4	1	0	1	1	1	1											
15 Mark Grudzielanek, R OBP: 0.368, SLG: 0.385	4 2B 11 1B BB		G1-3		K		G5-3		4 1B F8-2 BB	3	1	0	0	2	1	3											
4 Alex Gordon, L OBP: 0.349, SLG: 0.438	11 1B 2B		K				F8		1-3 2H 1B	5	1	2	1	0	1	0											
11 Jose Guillen, R OBP: 0.272, SLG: 0.241 Ramon E Ramirez, R 41 Jimmy Gobble, L 32 Ron Mahay, L Esteban German, R 48 Joakim Soria, R	21 FC5-4 1B								F8 F8-2	4	1	3	2	0	0	0											
16 Billy Butler, R OBP: 0.345, SLG: 0.365 Ross Gload, L OBP: 0.308, SLG: 0.306	F9		G4-3		P3				21 HR 2B	4	0	1	0	0	0	3											
21 Miguel Olivo, R OBP: 0.303, SLG: 0.581	FC5-4						F8		2H HR	4	2	2	2	0	0	2											
24 Mark Teahen, L OBP: 0.339, SLG: 0.356			K				G5-3			4	0	0	0	0	2	3											
1 Tony Pena Jr., R OBP: 0.203, SLG: 0.230			G3				K			3	0	0	0	1	2	1											
Brett Tomko, R 46 Juan Carlos Oviedo, R 9 David DeJesus, L			K				K		2 FC3-6 BB	3	0	0	0	0	2	2											
Inning Stats	R: 2 H: 2 E: 0 K: 0 S: 10	H: 2 LOB: 1 BB: 1 P: 17	R: 0 H: 0 E: 0 K: 2 S: 12	H: 0 LOB: 0 BB: 0 P: 17	R: 0 H: 0 E: 0 K: 2 S: 10	H: 0 LOB: 0 BB: 0 P: 13	R: 2 H: 2 E: 1 K: 2 S: 20	H: 2 LOB: 3 BB: 2 P: 36	R: 0 H: 1 E: 0 K: 0 S: 13	H: 0 LOB: 1 BB: 0 P: 19	R: 0 H: 0 E: 0 K: 2 S: 9	H: 0 LOB: 0 BB: 0 P: 12	R: 0 H: 0 E: 0 K: 0 S: 12	H: 0 LOB: 1 BB: 0 P: 17	R: 2 H: 2 E: 0 K: 1 S: 14	H: 2 LOB: 1 BB: 2 P: 24	R: 1 H: 1 E: 0 K: 0 S: 8	H: 1 LOB: 1 BB: 2 P: 18	1B: 4 2B: 4 3B: 0 HR: 1	SF: 0 SAC: 0 DP: 1 HBP: 0	WP: 0 PB: 0 SB: 1 CS: 0	PA: 40					
PITCHER	IP	WLS	BF	H	R	ER	SO	BB	IBB	HBP	BLK	WP	HR	S	P	ERA	WHIP										
23 Andrew Miller, L ERA: 6.18	5.0	L	24	5	4	2	6	2	1	0	0	0	0	65	102	3.60	1.400										
35 Doug Waechter, R ERA: 2.09	2.0		6	0	0	0	2	0	0	0	0	0	0	21	29	0.00	0.000										
32 Justin Miller, R ERA: 3.98	1.0		5	2	2	2	1	0	0	0	0	0	1	14	24	18.00	2.000										
37 Renyel Pinto, L ERA: 1.3	0.1		4	1	1	1	0	2	0	0	0	0	0	6	15	27.00	9.000										
22 Matt Lindstrom, R ERA: 3.86	0.2		1	0	0	0	0	0	0	0	0	0	0	2	3	0.00	0.000										

Kansas City Royals @ Florida Marlins
Dolphin Stadium, Miami, FL
Fri May 16 2008, 7:10 PM EDT
Att: 14,825 - Clear - 83 F

AB 35
R 7
H 8
RBI 6
BB 5
SO 9
LOB 17



Batter	1	2	3	4	5	6	7	8	9	AB	R	H	RBI	BB	SO	LOB	BOTTOM										
12 Cody Ross, R OBP: 0.256, SLG: 0.389	G1-3		E6 27 G1-3				P4		27 HR BB	4	1	0	0	1	0	1											
27 Jeremy Hermida, L OBP: 0.342, SLG: 0.476	G4-3		G1-3				P5		1H HR	5	1	1	2	0	0	2											
2 Hanley Ramirez, R OBP: 0.401, SLG: 0.540	F8		K				F9		K	5	0	0	0	0	2	1											
3 Jorge Cantu, R OBP: 0.327, SLG: 0.429	F9		G5-3				F7		K2-3	4	1	0	0	1	1	1											
6 Dan Uggla, R OBP: 0.397, SLG: 0.680	HR						1B		18 WP 18 BB	3	3	3	1	1	0	0											
Luis Gonzalez, L OBP: 0.339, SLG: 0.416	18 2B BB		K				F7		F7	3	0	0	0	1	1	4											
18 Wes Helms, R OBP: 0.287, SLG: 0.333 22 Matt Lindstrom, R			F9				F9			4	0	2	2	0	0	2											
20 Matt Treanor, R OBP: 0.354, SLG: 0.380	P3								1H 2H 2B	0	0	0	0	0	0	0											
23 Andrew Miller, L ERA: 5.32 35 Doug Waechter, R Mike Jacobs, L 32 Justin Miller, R 37 Renyel Pinto, L 4 Alfredo Amezaga, S			K				P2		G5-3	2	0	0	0	0	2	3											
Inning Stats	R: 0 H: 0 E: 0 K: 0 S: 7	H: 2 LOB: 2 BB: 1 P: 9	R: 1 H: 2 E: 0 K: 1 S: 12	H: 2 LOB: 1 BB: 1 P: 19	R: 0 H: 0 E: 0 K: 1 S: 9	H: 0 LOB: 1 BB: 0 P: 16	R: 1 H: 2 E: 0 K: 2 S: 11	H: 2 LOB: 1 BB: 0 P: 15	R: 0 H: 0 E: 0 K: 0 S: 8	H: 1 LOB: 1 BB: 0 P: 14	R: 0 H: 0 E: 0 K: 0 S: 4	H: 1 LOB: 1 BB: 0 P: 5	R: 0 H: 0 E: 0 K: 0 S: 11	H: 0 LOB: 1 BB: 0 P: 18	R: 2 H: 1 E: 0 K: 0 S: 12	H: 1 LOB: 1 BB: 2 P: 22	R: 2 H: 1 E: 0 K: 2 S: 13	H: 1 LOB: 0 BB: 1 P: 18	1B: 1 2B: 4 3B: 0 HR: 2	SF: 0 SAC: 0 DP: 0 HBP: 1	WP: 1 PB: 0 SB: 0 CS: 0	PA: 40					
PITCHER	IP	WLS	BF	H	R	ER	SO	BB	IBB	HBP	BLK	WP	HR	S	P	ERA	WHIP										
Brett Tomko, R ERA: 1.53	1.0	H	4	0	0	0	0	0	0	1	0	0	0	11	18	0.00	0.000										
Ramon E Ramirez, R ERA: 1.06	0.1		3	0	2	2	0	2	0	0	0	0	0	5	14	54.00	6.000										
41 Jimmy Gobble, L ERA: 4.91	0.1	H	2	1	0	0	0	0	0	0	0	0	1	6	7	0.00	3.000										
32 Ron Mahay, L ERA: 2.45	0.1	H	1	0	0	0	0	0	0	0	0	0	0	1	1	0.00	0.000										
PITCHER	IP	WLS	BF	H	R	ER	SO	BB	IBB	HBP	BLK	WP	HR	S	P	ERA	WHIP										
48 Joakim Soria, R ERA: 1.04	1.0	S	5	1	2	2	2	1	0	0	0	0	0	13	18	18.00	2.000										

Kansas City Royals @ Florida Marlins
Dolphin Stadium, Miami, FL
Fri May 16 2008, 7:10 PM EDT
Att: 14,825 - Clear - 83 F

AB 35
R 6
H 7
RBI 6
BB 4
SO 6
LOB 18



Batter	1	2	3	4	5	6	7	8	9	AB	R	H	RBI	BB	SO	LOB	TOP								
9 David DeJesus, L (1,9) OBP: 0.351, SLG: 0.404	F8		K	L4-6		FC3-6			F8	5	0	0	0	0	1	2									
15 Mark Grudzielanek, R (1,4) OBP: 0.384, SLG: 0.465	BB		BB			CS	F8		BB	4	2	3	0	1	0	0									
4 Alex Gordon, L (1,5) OBP: 0.356, SLG: 0.446	BB		BB			K			F9	4	1	2	0	1	1	2									
11 Jose Guillen, R (1,7) OBP: 0.272, SLG: 0.413	F8		BB			L7	G5-3			4	0	1	2	0	0	4									
16 Billy Butler, R (1,3) OBP: 0.349, SLG: 0.371 Ross Gload, L (7,3) OBP: 0.308, SLG: 0.306	BB		G5-3				K			3	0	1	1	1	1	2									
21 Miguel Olivo, R (1,2) OBP: 0.313, SLG: 0.566	P3		IBB						F8	2	0	0	0	2	0	3									
2 Joey Gathright, L (1,8) OBP: 0.274, SLG: 0.264		G1-3	F8			F7			G5-3	4	0	0	0	0	0	4									
1 Tony Pena Jr., R (1,6) OBP: 0.205, SLG: 0.231 27 Yasuhiro Yabuta, R (8,1)						P4			G4-3	4	0	1	0	0	1	0									
19 Brian Bannister, R (1,1) OBP: 0.500, SLG: 0.500 32 Ron Mahay, L (7,1) 13 Alberto Callaspo, S (8,6) OBP: 0.365, SLG: 0.339		L8				SH1-4			G4-3	2	0	1	0	0	0	0									
Inning Stats	R: 0 E: 0 K: 0 S: 10	H: 1 LOB: 3 BB: 2 P: 20	R: 0 E: 0 K: 1 S: 8	H: 0 LOB: 0 BB: 0 P: 8	R: 2 E: 0 K: 1 S: 14	H: 2 LOB: 2 BB: 2 P: 27	R: 0 E: 0 K: 0 S: 3	H: 1 LOB: 0 BB: 0 P: 5	R: 1 E: 0 K: 1 S: 10	H: 2 LOB: 2 BB: 1 P: 16	R: 0 E: 0 K: 0 S: 8	H: 1 LOB: 1 BB: 0 P: 11	R: 0 E: 0 K: 1 S: 14	H: 1 LOB: 0 BB: 0 P: 22	R: 0 E: 0 K: 0 S: 6	H: 0 LOB: 0 BB: 0 P: 10	R: 0 E: 0 K: 0 S: 12	H: 1 LOB: 1 BB: 0 P: 17	1B: 5 2B: 5 3B: 0 HR: 0	SF: 0 SAC: 1 DP: 1 HBP: 0	WP: 0 PB: 0 SB: 0 CS: 1	PA: 40			
PITCHER	IP	WLS	BF	H	R	ER	SO	BB	IBB	HBP	BLK	WP	HR	S	P	ERA	WHIP								
Scott Olsen, L (1,1) ERA: 2.82	6.0		28	7	3	3	3	3	2	0	0	0	0	53	87	4.50	1.667								
19 Logan Kensing, R (7,1) ERA: 2.7	1.0	W	4	1	0	0	1	0	0	0	0	0	0	14	22	0.00	1.000								
22 Matt Lindstrom, R (8,1) ERA: 3.6	1.0		3	0	0	0	0	0	0	0	0	0	0	6	10	0.00	0.000								
Kevin Gregg, R (9,1) ERA: 2.75	1.0		4	1	0	0	0	0	0	0	0	0	0	12	17	0.00	1.000								

Kansas City Royals @ Florida Marlins
 Dolphin Stadium, Miami, FL
 Sat May 17 2008, 7:10 PM EDT
 Att: 16,214 - Clear - 89 F


AB	33
R	3
H	9
RBI	3
BB	5
SO	4
LOB	17



Batter	1	2	3	4	5	6	7	8	9	AB	R	H	RBI	BB	SO	LOB	BOTTOM								
4 Alfredo Amezaga, S (1,8) OBP: 0.301, SLG: 0.282	F7		K			B1			L7	4	0	0	0	1	0										
27 Jeremy Hermida, L (1,9) OBP: 0.340, SLG: 0.471	P6		G4-3			E6	HR			4	1	1	0	0	0										
2 Hanley Ramirez, R (1,6) OBP: 0.398, SLG: 0.530	K		BB			K	K			3	1	0	0	1	3	2									
Mike Jacobs, L (1,3) OBP: 0.300, SLG: 0.632 22 Matt Lindstrom, R (8,1) Kevin Gregg, R (9,1)	F8		3B			F8	HR			4	0	2	3	0	0	1									
6 Dan Uggla, R (1,4) OBP: 0.393, SLG: 0.669	G6-3		P2				K			4	0	1	0	0	1	1									
3 Jorge Cantu, R (1,5) OBP: 0.331, SLG: 0.430	1B		WP			F9			K	4	0	2	1	0	1	2									
Luis Gonzalez, L (1,7) OBP: 0.345, SLG: 0.419 25 Brett Carroll, R (8, PR) OBP: 0.071, SLG: 0.214	G3		G6-3							4	1	2	0	0	0	2									
58 Mike Rabelo, S (1,2) OBP: 0.268, SLG: 0.274	L5					K			P6	3	1	0	0	1	1										
Scott Olsen, L (1,1) OBP: 0.100, SLG: 0.053 19 Logan Kensing, R (7,1) 18 Wes Helms, R (7, PH) OBP: 0.273, SLG: 0.380	F8		F8			K			G2-3	2	0	0	0	0	1	0									
Inning Stats	R: 0 E: 0 K: 1 S: 9	H: 0 LOB: 0 BB: 0 P: 16	R: 0 E: 0 K: 0 S: 8	H: 1 LOB: 1 BB: 0 P: 12	R: 0 E: 0 K: 1 S: 8	H: 0 LOB: 0 BB: 0 P: 12	R: 2 E: 0 K: 0 S: 15	H: 2 LOB: 1 BB: 1 P: 29	R: 0 E: 0 K: 2 S: 7	H: 0 LOB: 0 BB: 0 P: 9	R: 0 E: 0 K: 1 S: 12	H: 1 LOB: 2 BB: 0 P: 15	R: 5 E: 0 K: 2 S: 19	H: 4 LOB: 0 BB: 1 P: 28	R: 0 E: 0 K: 1 S: 10	H: 1 LOB: 1 BB: 0 P: 15	1B: 6 2B: 0 3B: 1 HR: 2	SF: 0 SAC: 0 DP: 0 HBP: 0	WP: 1 PB: 0 SB: 0 CS: 0	PA: 36					
PITCHER	IP	WLS	BF	H	R	ER	SO	BB	IBB	HBP	BLK	WP	HR	S	P	ERA	WHIP								
19 Brian Bannister, R (1,1) ERA: 4.29	6.1		29	7	6	6	5	2	0	0	0	0	1	10	17	8.53	1.421								
32 Ron Mahay, L (7,1) ERA: 2.84	0.2		3	1	1	1	2	0	0	0	0	0	1	10	14	13.50	1.500								
27 Yasuhiro Yabuta, R (8,1) ERA: 6.88	1.0		4	1	0	0	1	0	0	0	0	0	0	10	15	0.00	1.000								

Kansas City Royals @ Florida Marlins
 Dolphin Stadium, Miami, FL
 Sat May 17 2008, 7:10 PM EDT
 Att: 16,214 - Clear - 89 F

AB	34
R	5
H	9
RBI	7
BB	2
SO	8
LOB	10



Batter	1	2	3	4	5	6	7	8	9	AB	R	H	RBI	BB	SO	LOB	TOP										
24 Chris Young, R OBP: 0.340, SLG: 0.459	L6							P3		3	0	0	0	1	0	1	Arizona Diamondbacks @ Florida Marlins Dolphin Stadium, Miami, FL Thu May 22 2008, 7:10 PM EDT Att: 13,233 - Partly Cloudy - 82 F										
6 Stephen Drew, L OBP: 0.335, SLG: 0.532	K2-3							F7		4	0	0	0	0	3	3											
1 Orlando Hudson, S OBP: 0.374, SLG: 0.469										4	0	2	0	0	2	2											
34 Conor Jackson, R OBP: 0.381, SLG: 0.490	K							1B		3	0	0	0	1	1	1											
10 Justin Upton, R OBP: 0.381, SLG: 0.488										4	0	0	0	0	3	2											
19 Chris Snyder, R OBP: 0.365, SLG: 0.486	G5-3									4	0	1	0	0	1	0											
Chris Burke, R OBP: 0.303, SLG: 0.238	G5-3									4	0	1	0	0	0	1											
11 Augie Ojeda, S OBP: 0.429, SLG: 0.444										4	0	2	0	0	0	1											
15 Dan Haren, R OBP: 0.174, SLG: 0.238										2	0	1	0	0	0	1											
50 Chad Qualls, R OBP: 0.125, SLG: 0.250										0	0	0	0	0	0	0											
31 Edgar Gonzalez, R OBP: 0.346, SLG: 0.478										1	0	0	0	0	1	1											
Inning Stats	R: 0 E: 0 K: 2 S: 8	H: 1 LOB: 1 BB: 0 P: 12	R: 0 E: 0 K: 1 S: 8	H: 0 LOB: 0 BB: 0 P: 15	R: 0 E: 0 K: 2 S: 10	H: 1 LOB: 2 BB: 1 P: 21	R: 0 E: 0 K: 1 S: 9	H: 1 LOB: 1 BB: 0 P: 16	R: 0 E: 0 K: 1 S: 10	H: 1 LOB: 1 BB: 0 P: 14	R: 0 E: 0 K: 2 S: 7	H: 0 LOB: 0 BB: 0 P: 8	R: 0 E: 0 K: 0 S: 12	H: 1 LOB: 1 BB: 0 P: 21	R: 0 E: 0 K: 0 S: 10	H: 1 LOB: 2 BB: 1 P: 22	R: 0 E: 0 K: 2 S: 10	H: 1 LOB: 1 BB: 0 P: 14	1B: 6 2B: 1 3B: 0 HR: 0	SF: 0 DP: 0 HBP: 0	WP: 0 PB: 0 CS: 0	PA: 36					
PITCHER	IP	WLS	BF	H	R	ER	SO	BB	IBB	HBP	BLK	WP	HR	S	P	ERA	WHIP										
23 Andrew Miller, L ERA: 5.33	7.0	W	27	5	0	0	9	1	0	0	0	0	0	64	107	0.00	0.857										
19 Logan Kensing, R ERA: 3.5	1.0		5	1	0	0	0	1	0	0	0	0	0	10	22	0.00	2.000										
32 Justin Miller, R ERA: 3.75	1.0		4	1	0	0	2	0	0	0	0	0	0	10	14	0.00	1.000										

Batter	1	2	3	4	5	6	7	8	9	AB	R	H	RBI	BB	SO	LOB	BOTTOM										
2 Hanley Ramirez, R OBP: 0.389, SLG: 0.520	G4-3									4	1	1	0	0	1	3	Arizona Diamondbacks @ Florida Marlins Dolphin Stadium, Miami, FL Thu May 22 2008, 7:10 PM EDT Att: 13,233 - Partly Cloudy - 82 F										
27 Jeremy Hermida, L OBP: 0.319, SLG: 0.439	F7									3	0	0	0	0	2	2											
3 Jorge Cantu, R OBP: 0.319, SLG: 0.414	G4-3									4	0	1	2	0	0	0											
Mike Jacobs, L OBP: 0.289, SLG: 0.605	K2-3									4	0	2	0	0	1	2											
19 Logan Kensing, R OBP: 0.125, SLG: 0.200										0	0	0	0	0	0	0											
32 Justin Miller, R										0	0	0	0	0	0	0											
6 Dan Uggla, R OBP: 0.394, SLG: 0.679										4	0	0	0	0	2	2											
Luis Gonzalez, L OBP: 0.354, SLG: 0.441	F8									3	0	0	0	1	1	1											
25 Brett Carroll, R OBP: 0.125, SLG: 0.200										0	0	0	0	0	0	0											
20 Matt Treanor, R OBP: 0.348, SLG: 0.369	L7									4	1	1	0	0	1	1											
4 Alfredo Amezaga, S OBP: 0.326, SLG: 0.336										3	1	3	0	0	0	0											
23 Andrew Miller, L OBP: 0.118, SLG: 0.118										2	0	0	0	0	2	2											
18 Wes Helms, R OBP: 0.278, SLG: 0.397										1	1	1	2	0	0	0											
Inning Stats	R: 1 E: 0 K: 1 S: 7	H: 1 LOB: 0 BB: 0 P: 12	R: 0 E: 0 K: 1 S: 8	H: 0 LOB: 0 BB: 0 P: 8	R: 0 E: 0 K: 2 S: 10	H: 1 LOB: 1 BB: 0 P: 15	R: 0 E: 0 K: 1 S: 9	H: 1 LOB: 1 BB: 0 P: 12	R: 0 E: 0 K: 2 S: 14	H: 1 LOB: 1 BB: 0 P: 20	R: 0 E: 0 K: 1 S: 10	H: 1 LOB: 1 BB: 0 P: 15	R: 3 E: 0 K: 0 S: 19	H: 4 LOB: 2 BB: 0 P: 29	R: 0 E: 0 K: 0 S: 4	H: 0 LOB: 1 BB: 1 P: 11	R: 0 E: 0 K: 0 S: 4	H: 0 LOB: 1 BB: 1 P: 11	1B: 6 2B: 1 3B: 2 HR: 0	SF: 0 DP: 1 HBP: 1	WP: 0 PB: 0 CS: 0	PA: 34					
PITCHER	IP	WLS	BF	H	R	ER	SO	BB	IBB	HBP	BLK	WP	HR	S	P	ERA	WHIP										
15 Dan Haren, R ERA: 3.39	6.1	L	27	8	4	4	8	0	0	0	0	0	0	67	94	5.68	1.263										
50 Chad Qualls, R ERA: 2.66	0.2		4	1	0	0	0	0	0	1	0	0	0	10	17	0.00	1.500										
31 Edgar Gonzalez, R ERA: 6.39	1.0		3	0	0	0	0	1	0	0	0	0	0	4	11	0.00	1.000										

Batter	1	2	3	4	5	6	7	8	9	AB	R	H	RBI	BB	SO	LOB	TOP				
14 Fred Lewis, L OBP: 0.346, SLG: 0.472										4	0	0	0	1	1	3					
Jose Castillo, R OBP: 0.324, SLG: 0.449										5	2	1	1	0	0	4					
2 Randy Winn, S OBP: 0.342, SLG: 0.426										4	2	2	0	1	0	0					
1 Bengie Molina, R OBP: 0.337, SLG: 0.468										5	2	3	2	0	1	1					
33 Aaron Rowand, R OBP: 0.393, SLG: 0.529										3	2	2	3	1	0	0					
Ray Durham, S OBP: 0.367, SLG: 0.386										3	0	0	0	1	2	2					
Rich Aurilia, R OBP: 0.324, SLG: 0.417										5	0	2	2	0	0	4					
Omar Vizquel, S OBP: 0.362, SLG: 0.350										4	0	0	0	1	0	1					
75 Barry Zito, L OBP: 0.077, SLG: 0.077										4	0	0	0	0	0	2					
22 Keiichi Yabu, R										0	0	0	0	0	0	0					
Jack Taschner, L										0	0	0	0	0	0	0					
Vinnie Chulk, R										0	0	0	0	0	0	0					
Inning Stats	R: 2 H: 2 E: 1 K: 1 S: 21	H: 2 LOB: 2 BB: 1 P: 31	R: 0 H: 0 E: 0 K: 0 S: 10	H: 0 LOB: 1 BB: 1 P: 15	R: 3 H: 4 E: 1 K: 1 S: 18	H: 4 LOB: 3 BB: 1 P: 27	R: 2 H: 3 E: 0 K: 0 S: 9	H: 3 LOB: 1 BB: 0 P: 17	R: 0 H: 0 E: 0 K: 0 S: 7	H: 0 LOB: 2 BB: 1 P: 10	R: 0 H: 0 E: 0 K: 0 S: 9	H: 0 LOB: 0 BB: 0 P: 10	R: 1 H: 1 E: 0 K: 0 S: 7	H: 1 LOB: 0 BB: 1 P: 13	R: 0 H: 0 E: 0 K: 1 S: 8	H: 0 LOB: 0 BB: 0 P: 13	1B: 4 2B: 3 3B: 0 HR: 3	SF: 1 SAC: 0 DP: 1 HBP: 1	WP: 0 PB: 0 SB: 0 CS: 0	PA: 44	
PITCHER	IP WLS BF H R ER SO BB IBB HBP BLK WP HR S P ERA WHIP	IP WLS BF H R ER SO BB IBB HBP BLK WP HR S P ERA WHIP	IP WLS BF H R ER SO BB IBB HBP BLK WP HR S P ERA WHIP	IP WLS BF H R ER SO BB IBB HBP BLK WP HR S P ERA WHIP	IP WLS BF H R ER SO BB IBB HBP BLK WP HR S P ERA WHIP	IP WLS BF H R ER SO BB IBB HBP BLK WP HR S P ERA WHIP	IP WLS BF H R ER SO BB IBB HBP BLK WP HR S P ERA WHIP	IP WLS BF H R ER SO BB IBB HBP BLK WP HR S P ERA WHIP	IP WLS BF H R ER SO BB IBB HBP BLK WP HR S P ERA WHIP	IP WLS BF H R ER SO BB IBB HBP BLK WP HR S P ERA WHIP	IP WLS BF H R ER SO BB IBB HBP BLK WP HR S P ERA WHIP	IP WLS BF H R ER SO BB IBB HBP BLK WP HR S P ERA WHIP	IP WLS BF H R ER SO BB IBB HBP BLK WP HR S P ERA WHIP	IP WLS BF H R ER SO BB IBB HBP BLK WP HR S P ERA WHIP	IP WLS BF H R ER SO BB IBB HBP BLK WP HR S P ERA WHIP	IP WLS BF H R ER SO BB IBB HBP BLK WP HR S P ERA WHIP	IP WLS BF H R ER SO BB IBB HBP BLK WP HR S P ERA WHIP	IP WLS BF H R ER SO BB IBB HBP BLK WP HR S P ERA WHIP	IP WLS BF H R ER SO BB IBB HBP BLK WP HR S P ERA WHIP	IP WLS BF H R ER SO BB IBB HBP BLK WP HR S P ERA WHIP	IP WLS BF H R ER SO BB IBB HBP BLK WP HR S P ERA WHIP

San Francisco Giants @ Florida Marlins
Dolphin Stadium, Miami, FL
Fri May 23 2008, 7:10 PM EDT
Att: 15,003 - Overcast - 77 F

AB 37
R 8
H 10
RBI 8
BB 5
SO 4
LOB 17



Batter	1	2	3	4	5	6	7	8	9	AB	R	H	RBI	BB	SO	LOB	BOTTOM				
2 Hanley Ramirez, R OBP: 0.386, SLG: 0.511										3	1	0	0	1	1	3					
12 Cody Ross, R OBP: 0.244, SLG: 0.400										4	0	0	0	0	2	1					
3 Jorge Cantu, R OBP: 0.323, SLG: 0.412										3	0	1	0	1	0	0					
Mike Jacobs, L OBP: 0.281, SLG: 0.586										4	0	0	0	0	2	3					
6 Dan Uggla, R OBP: 0.396, SLG: 0.698										4	1	2	2	0	0	1					
Luis Gonzalez, L OBP: 0.343, SLG: 0.426										4	0	0	0	0	0	3					
20 Matt Treanor, R OBP: 0.344, SLG: 0.364										4	0	1	0	0	0	0					
25 Brett Carroll, R OBP: 0.118, SLG: 0.188										1	0	0	0	0	1	0					
Jacque Jones, L OBP: 0.247, SLG: 0.247										2	0	0	0	1	0	1					
Scott Olsen, L OBP: 0.143, SLG: 0.053										0	0	0	0	1	0	0					
35 Doug Waechter, R ERA: 1.91										1	0	0	0	0	0	0					
18 Wes Helms, R OBP: 0.298, SLG: 0.405										1	0	1	0	0	0	0					
37 Renyel Pinto, L ERA: 3.78										0	0	0	0	0	0	0					
57 Taylor Tankersley, L ERA: 7.43										0	0	0	0	0	0	0					
Inning Stats	R: 1 H: 2 E: 0 K: 2 S: 13	H: 2 LOB: 2 BB: 1 P: 24	R: 0 H: 0 E: 0 K: 1 S: 8	H: 0 LOB: 1 BB: 1 P: 19	R: 0 H: 0 E: 0 K: 1 S: 7	H: 1 LOB: 1 BB: 0 P: 17	R: 0 H: 0 E: 0 K: 1 S: 7	H: 0 LOB: 0 BB: 0 P: 12	R: 0 H: 0 E: 0 K: 0 S: 8	H: 0 LOB: 1 BB: 1 P: 15	R: 0 H: 1 E: 0 K: 0 S: 13	H: 1 LOB: 1 BB: 1 P: 23	R: 0 H: 0 E: 0 K: 1 S: 7	H: 0 LOB: 0 BB: 0 P: 9	R: 1 H: 1 E: 0 K: 0 S: 7	H: 1 LOB: 0 BB: 0 P: 11	1B: 3 2B: 1 3B: 0 HR: 1	SF: 0 SAC: 0 DP: 1 HBP: 0	WP: 0 PB: 0 SB: 0 CS: 0	PA: 35	
PITCHER	IP WLS BF H R ER SO BB IBB HBP BLK WP HR S P ERA WHIP	IP WLS BF H R ER SO BB IBB HBP BLK WP HR S P ERA WHIP	IP WLS BF H R ER SO BB IBB HBP BLK WP HR S P ERA WHIP	IP WLS BF H R ER SO BB IBB HBP BLK WP HR S P ERA WHIP	IP WLS BF H R ER SO BB IBB HBP BLK WP HR S P ERA WHIP	IP WLS BF H R ER SO BB IBB HBP BLK WP HR S P ERA WHIP	IP WLS BF H R ER SO BB IBB HBP BLK WP HR S P ERA WHIP	IP WLS BF H R ER SO BB IBB HBP BLK WP HR S P ERA WHIP	IP WLS BF H R ER SO BB IBB HBP BLK WP HR S P ERA WHIP	IP WLS BF H R ER SO BB IBB HBP BLK WP HR S P ERA WHIP	IP WLS BF H R ER SO BB IBB HBP BLK WP HR S P ERA WHIP	IP WLS BF H R ER SO BB IBB HBP BLK WP HR S P ERA WHIP	IP WLS BF H R ER SO BB IBB HBP BLK WP HR S P ERA WHIP	IP WLS BF H R ER SO BB IBB HBP BLK WP HR S P ERA WHIP	IP WLS BF H R ER SO BB IBB HBP BLK WP HR S P ERA WHIP	IP WLS BF H R ER SO BB IBB HBP BLK WP HR S P ERA WHIP	IP WLS BF H R ER SO BB IBB HBP BLK WP HR S P ERA WHIP	IP WLS BF H R ER SO BB IBB HBP BLK WP HR S P ERA WHIP	IP WLS BF H R ER SO BB IBB HBP BLK WP HR S P ERA WHIP	IP WLS BF H R ER SO BB IBB HBP BLK WP HR S P ERA WHIP	IP WLS BF H R ER SO BB IBB HBP BLK WP HR S P ERA WHIP

San Francisco Giants @ Florida Marlins
Dolphin Stadium, Miami, FL
Fri May 23 2008, 7:10 PM EDT
Att: 15,003 - Overcast - 77 F

AB 31
R 2
H 5
RBI 2
BB 4
SO 6
LOB 12




Batter	1	2	3	4	5	6	7	8	9	AB	R	H	RBI	BB	SO	LOB	TOP			
Omar Vizquel, S OBP: 0.346, SLG: 0.318	G4-3		K	G5-4-3 BB		G6-3			F9	4	0	0	0	1	1	0	San Francisco Giants @ Florida Marlins Dolphin Stadium, Miami, FL Sun May 25 2008, 1:10 PM EDT Partly Cloudy - 89 F			
Jose Castillo, R OBP: 0.326, SLG: 0.448	K		2B	G5-4-3		G6-3			1B	5	1	2	0	0	1	3				
2 Randy Winn, S OBP: 0.344, SLG: 0.431	P3		1B			G5-3			K	5	2	2	0	0	1	1				
1 Bengie Molina, R OBP: 0.353, SLG: 0.500		33 HR	2B						FC6-4	4	2	4	3	0	0	0				
20 Steve Holm, R OBP: 0.354, SLG: 0.465			1B							1	0	0	0	0	0	1				
33 Aaron Rowand, R OBP: 0.401, SLG: 0.550			1B							3	1	2	3	1	0	1				
Rich Aurilia, R OBP: 0.315, SLG: 0.405	F7		1B							4	0	0	0	0	2	4				
28 Travis Denker, R OBP: 0.250, SLG: 0.500	F9		2B							3	0	1	0	0	1	2				
Vinnie Chulk, R										0	0	0	0	0	0	0				
34 Billy Sadler, R										0	0	0	0	0	0	0				
21 John Bowker, L OBP: 0.294, SLG: 0.426										1	0	0	0	0	0	0				
40 Daniel Ortmeier, S OBP: 0.338, SLG: 0.339										2	0	0	0	0	1	1				
14 Fred Lewis, L OBP: 0.343, SLG: 0.466										2	0	0	0	0	1	0				
16 Pat Misch, R OBP: 0.222, SLG: 0.125										2	0	1	0	0	0	0				
Ray Durham, S OBP: 0.362, SLG: 0.379										2	0	0	0	0	0	0				
43 Alex Hinshaw, L										0	0	0	0	0	0	0				
Inning Stats	R: 0 E: 0 K: 1 S: 9	H: 0 LOB: 0 BB: 0 P: 14	R: 2 E: 0 K: 0 S: 10	H: 2 LOB: 0 BB: 0 P: 14	R: 3 E: 0 K: 1 S: 20	H: 4 LOB: 1 BB: 0 P: 32	R: 0 E: 0 K: 1 S: 8	H: 2 LOB: 2 BB: 1 P: 17	R: 0 E: 0 K: 2 S: 9	H: 1 LOB: 2 BB: 1 P: 20	R: 1 E: 0 K: 1 S: 14	H: 2 LOB: 1 BB: 0 P: 19	R: 0 E: 0 K: 0 S: 9	H: 0 LOB: 0 BB: 0 P: 13	R: 0 E: 0 K: 1 S: 13	H: 1 LOB: 1 BB: 0 P: 19	1B: 6 2B: 5 3B: 0 HR: 1	SF: 0 SAC: 0 DP: 1 HBP: 0	WP: 0 PB: 0 SB: 0 CS: 0	PA: 40
PITCHER	IP WLS BF H R ER SO BB IBB HBP BLK WP HR S P ERA WHIP																			
Mark Hendrickson, L ERA: 4.14	(1, 1) 5.0 W 25 9 5 5 5 1 1 0 0 0 0 1 56 97 9.00 2.000																			
19 Logan Kensing, R ERA: 3.86	(6, 1) 2.0 H 8 2 1 1 2 0 0 0 0 0 0 0 21 26 4.50 1.000																			
22 Matt Lindstrom, R ERA: 3.0	(8, 1) 1.0 H 3 0 0 0 0 0 0 0 0 0 0 0 9 13 0.00 0.000																			
Kevin Gregg, R ERA: 2.22	(9, 1) 1.0 S 4 1 0 0 1 0 0 0 0 0 0 0 13 19 0.00 1.000																			

Batter	1	2	3	4	5	6	7	8	9	AB	R	H	RBI	BB	SO	LOB	BOTTOM			
2 Hanley Ramirez, R OBP: 0.392, SLG: 0.511	27 HR		18 G4-3 BB	P3		FC6-4				4	2	2	0	1	1	1	San Francisco Giants @ Florida Marlins Dolphin Stadium, Miami, FL Sun May 25 2008, 1:10 PM EDT Partly Cloudy - 89 F			
27 Jeremy Hermida, L OBP: 0.316, SLG: 0.450	HR		1B	K		K				5	1	1	2	0	4	4				
3 Jorge Cantu, R OBP: 0.330, SLG: 0.431	HR		1B	K		K				4	3	2	1	1	1	2				
Kevin Gregg, R	HR		1B							0	0	0	0	0	0	0				
18 Wes Helms, R OBP: 0.274, SLG: 0.385	G5-3		G4-3							4	0	0	0	0	1	5				
6 Dan Uggla, R OBP: 0.398, SLG: 0.709	K		12 BLK IBB							3	1	1	2	1	2	0				
Luis Gonzalez, L OBP: 0.348, SLG: 0.424										3	0	1	1	1	0	0				
22 Matt Lindstrom, R										0	0	0	0	0	0	0				
4 Alfredo Amezaga, S OBP: 0.326, SLG: 0.336										0	0	0	0	0	0	0				
12 Cody Ross, R OBP: 0.245, SLG: 0.429	L6		L5							4	1	1	1	0	1	3				
58 Mike Rabelo, S OBP: 0.267, SLG: 0.273	G5-3									4	0	1	0	0	0	1				
Mark Hendrickson, L OBP: 0.348, SLG: 0.522	(1, 1) 4.1 L 24 7 7 4 4 3 1 0 0 1 1 0 57 98 14.54 2.308																			
19 Logan Kensing, R ERA: 2.95	(5, 1) 1.2 7 1 0 0 3 0 0 0 0 0 0 0 21 36 0.00 0.600																			
34 Billy Sadler, R ERA: 3.38	(7, 1) 1.0 5 2 1 1 2 0 0 0 0 0 0 1 13 16 9.00 2.000																			
43 Alex Hinshaw, L ERA:	(8, 1) 1.0 3 0 0 0 3 0 0 0 0 0 0 0 10 14 0.00 0.000																			
Inning Stats	R: 3 E: 0 K: 1 S: 17	H: 2 LOB: 0 BB: 1 P: 30	R: 0 E: 0 K: 1 S: 7	H: 0 LOB: 0 BB: 0 P: 8	R: 2 E: 0 K: 1 S: 14	H: 2 LOB: 2 BB: 2 P: 29	R: 0 E: 0 K: 1 S: 9	H: 1 LOB: 1 BB: 0 P: 12	R: 2 E: 0 K: 2 S: 15	H: 2 LOB: 2 BB: 1 P: 27	R: 0 E: 1 K: 2 S: 16	H: 1 LOB: 2 BB: 0 P: 28	R: 1 E: 0 K: 2 S: 13	H: 2 LOB: 1 BB: 0 P: 16	R: 0 E: 0 K: 3 S: 10	H: 0 LOB: 0 BB: 0 P: 14	1B: 5 2B: 1 3B: 0 HR: 4	SF: 0 SAC: 0 DP: 0 HBP: 0	WP: 1 PB: 0 SB: 0 CS: 0	PA: 39
PITCHER	IP WLS BF H R ER SO BB IBB HBP BLK WP HR S P ERA WHIP																			
16 Pat Misch, L ERA: 6.54	(1, 1) 4.1 L 24 7 7 4 4 3 1 0 0 1 1 0 57 98 14.54 2.308																			
Vinnie Chulk, R ERA: 2.95	(5, 1) 1.2 7 1 0 0 3 0 0 0 0 0 0 0 21 36 0.00 0.600																			
34 Billy Sadler, R ERA: 3.38	(7, 1) 1.0 5 2 1 1 2 0 0 0 0 0 0 1 13 16 9.00 2.000																			
43 Alex Hinshaw, L ERA:	(8, 1) 1.0 3 0 0 0 3 0 0 0 0 0 0 0 10 14 0.00 0.000																			

Batter	1	2	3	4	5	6	7	8	9	AB	R	H	RBI	BB	SO	LOB	TOP										
2 Hanley Ramirez, R OBP: 0.388, SLG: 0.492										5	0	1	0	0	3	0	Florida Marlins @ New York Mets Shea Stadium, Flushing, NY Tue May 27 2008, 7:10 PM EDT Att. 47,093 - Rain - 74 F										
27 Jeremy Hermida, L OBP: 0.315, SLG: 0.442										4	1	1	0	1	0	1											
3 Jorge Cantu, R OBP: 0.340, SLG: 0.440										5	0	1	1	0	1	1											
Mike Jacobs, L OBP: 0.296, SLG: 0.573										3	1	1	0	1	1	3											
6 Dan Uggla, R OBP: 0.391, SLG: 0.679										4	0	0	0	0	2	6											
Luis Gonzalez, L OBP: 0.358, SLG: 0.434										4	0	2	0	0	0	0											
20 Matt Treanor, R OBP: 0.339, SLG: 0.356										4	0	1	0	0	1	1											
12 Cody Ross, R OBP: 0.260, SLG: 0.461										4	1	2	2	0	0	3											
23 Andrew Miller, L 19 Logan Kensing, R Jacque Jones, L Joe Nelson, R 18 Wes Helms, R 22 Matt Lindstrom, R										2	0	0	0	0	0	1	3										
Inning Stats	R: 0 E: 0 K: 1 S: 9	H: 0 LOB: 0 BB: 0 P: 12	R: 1 E: 0 K: 1 S: 12	H: 3 LOB: 2 BB: 0 P: 20	R: 0 E: 0 K: 1 S: 10	H: 1 LOB: 2 BB: 1 P: 18	R: 0 E: 0 K: 0 S: 7	H: 1 LOB: 1 BB: 0 P: 12	R: 0 E: 0 K: 2 S: 11	H: 1 LOB: 2 BB: 1 P: 15	R: 1 E: 0 K: 1 S: 8	H: 1 LOB: 0 BB: 0 P: 10	R: 1 E: 1 K: 1 S: 14	H: 1 LOB: 1 BB: 0 P: 19	R: 0 E: 0 K: 1 S: 11	H: 1 LOB: 1 BB: 0 P: 14	R: 0 E: 0 K: 2 S: 10	H: 0 LOB: 0 BB: 0 P: 14	1B: 6 2B: 2 3B: 0 HR: 1	SF: 0 SAC: 0 DP: 0 HBP: 0	WP: 2 PB: 0 SB: 0 CS: 0	PA: 39					
PITCHER	IP	WLS	BF	H	R	ER	SO	BB	IBB	HBP	BLK	WP	HR	S	P	ERA	WHIP										
57 Johan Santana, L ERA: 3.41	7.0	W	32	8	3	3	7	2	0	0	0	1	1	71	106	3.86	1.429										
Duaner Sanchez, R ERA: 4.32	1.0	H	4	1	0	0	1	0	0	0	0	0	0	11	14	0.00	1.000										
13 Billy Wagner, L ERA: 0.43	1.0	S	3	0	0	0	2	0	0	0	0	0	0	10	14	0.00	0.000										

Batter	1	2	3	4	5	6	7	8	9	AB	R	H	RBI	BB	SO	LOB	BOTTOM										
7 José Reyes, S OBP: 0.336, SLG: 0.471										5	1	2	0	0	1	1	Florida Marlins @ New York Mets Shea Stadium, Flushing, NY Tue May 27 2008, 7:10 PM EDT Att. 47,093 - Rain - 74 F										
1 Luis Castillo, S OBP: 0.359, SLG: 0.315										3	1	0	0	1	0	2											
5 David Wright, R OBP: 0.380, SLG: 0.505										4	2	1	0	1	1	3											
15 Carlos Beltrán, S OBP: 0.363, SLG: 0.432										3	0	0	0	1	1	3											
Damon Easley, R OBP: 0.250, SLG: 0.284										3	1	1	1	0	0	2											
17 Fernando Tatis, R OBP: 0.500, SLG: 0.643										3	0	2	2	0	0	0											
11 Ramon Castro, R OBP: 0.500, SLG: 0.533										3	0	2	2	1	1	0											
6 Nick Evans, R Duaner Sanchez, R 13 Billy Wagner, L										4	0	0	0	0	2	7											
57 Johan Santana, L Endy Chavez, L										3	0	1	0	0	0	0											
Inning Stats	R: 3 E: 0 K: 0 S: 14	H: 3 LOB: 2 BB: 1 P: 24	R: 0 E: 0 K: 1 S: 12	H: 0 LOB: 1 BB: 1 P: 20	R: 0 E: 0 K: 0 S: 5	H: 0 LOB: 0 BB: 0 P: 11	R: 0 E: 0 K: 1 S: 9	H: 1 LOB: 0 BB: 0 P: 13	R: 1 E: 0 K: 1 S: 19	H: 2 LOB: 3 BB: 2 P: 36	R: 0 E: 0 K: 1 S: 8	H: 0 LOB: 0 BB: 0 P: 13	R: 1 E: 0 K: 2 S: 12	H: 2 LOB: 2 BB: 0 P: 20	R: 0 E: 0 K: 0 S: 14	H: 2 LOB: 1 BB: 0 P: 19	1B: 7 2B: 4 3B: 0 HR: 0	SF: 1 SAC: 1 DP: 1 HBP: 1	WP: 1 PB: 0 SB: 2 CS: 0	PA: 39							
PITCHER	IP	WLS	BF	H	R	ER	SO	BB	IBB	HBP	BLK	WP	HR	S	P	ERA	WHIP										
23 Andrew Miller, L ERA: 5.53	4.2	L	24	6	4	4	2	2	1	0	0	0	0	7	91	7.71	1.714										
19 Logan Kensing, R ERA: 3.5	0.1		2	0	0	0	1	1	0	0	0	0	0	7	13	0.00	3.000										
Joe Nelson, R ERA: 3.0	2.0		9	2	1	1	3	0	0	1	0	0	0	20	33	4.50	1.000										
22 Matt Lindstrom, R ERA: 2.84	1.0		4	2	0	0	0	0	0	0	0	1	0	14	19	0.00	2.000										

AB	37
R	3
H	9
RBI	3
BB	2
SO	10
LOB	19



Batter	1	2	3	4	5	6	7	8	9	AB	R	H	RBI	BB	SO	LOB	TOP					
2 Hanley Ramirez, R (1,6) OBP: 0.383, SLG: 0.483										5	1	2	0	0	1	1	Florida Marlins @ Philadelphia Phillies Citizens Bank Park, Philadelphia, PA Sat May 31 2008, 7:05 PM EDT Att: 45,261 - Cloudy - 71 F					
27 Jeremy Hermida, L (1,9) OBP: 0.316, SLG: 0.433										4	1	2	0	0	1							
3 Jorge Cantu, R (1,5) OBP: 0.329, SLG: 0.437										4	1	1	1	0	0	4						
18 Wes Helms, R (1,3) OBP: 0.286, SLG: 0.400										4	1	1	2	0	1	0						
6 Dan Uggla, R (1,4) OBP: 0.377, SLG: 0.645										4	0	0	0	0	1	1						
Luis Gonzalez, L (1,7) OBP: 0.369, SLG: 0.458										4	2	2	2	0	1	0						
12 Cody Ross, R (1,8) OBP: 0.282, SLG: 0.551										3	1	2	2	1	1	0						
20 Matt Treanor, R (1,2) OBP: 0.325, SLG: 0.339										4	0	1	0	0	0	1						
47 Ricky Nolasco, R (1,1) OBP: 0.105, SLG: 0.056										3	0	0	0	0	0	3		AB 36 R 7 H 11 RBI 7 BB 1 SO 9 LOB 10				
37 Rencyl Pinto, L (7,1)										0	0	0	0	0	0							
22 Matt Lindstrom, R (8,1) Jacque Jones, L (9,PH) Kevin Gregg, R (9,1)										0	0	0	0	0	0	2						
Inning Stats	R: 0 E: 0 K: 0 S: 8	H: 1 LOB: 0 BB: 0 P: 12	R: 0 E: 0 K: 1 S: 11	H: 0 LOB: 0 BB: 0 P: 16	R: 0 E: 0 K: 2 S: 8	H: 0 LOB: 0 BB: 0 P: 9	R: 4 E: 0 K: 0 S: 21	H: 4 LOB: 1 BB: 1 P: 40	R: 0 E: 0 K: 1 S: 8	H: 0 LOB: 0 BB: 0 P: 12	R: 3 E: 0 K: 0 S: 16	H: 3 LOB: 0 BB: 0 P: 17	R: 0 E: 0 K: 2 S: 14	H: 1 LOB: 1 BB: 0 P: 20	R: 0 E: 0 K: 2 S: 9	H: 0 LOB: 0 BB: 0 P: 14	R: 0 E: 0 K: 1 S: 9	H: 2 LOB: 1 BB: 0 P: 12	1B: 6 2B: 2 3B: 0 HR: 3	SF: 0 SAC: 0 DP: 2 HBP: 0	WP: 0 PB: 0 SB: 1 CS: 0	PA: 37
PITCHER	IP WLS BF H R ER SO BB IBB HBP BLK WP HR S P ERA WHIP																					
35 Cole Hamels, L (1,1) ERA: 3.73	5.2 L 25 8 7 7 4 1 0 0 0 0 0 3 65 98 11.12 1.588																					
57 Rudy Seanez, R (6,1) ERA: 2.57	1.1 5 1 0 0 2 0 0 0 0 0 0 0 21 28 0.00 0.750																					
46 Ryan Madson, R (8,1) ERA: 3.6	2.0 7 2 0 0 3 0 0 0 0 0 0 0 18 26 0.00 1.000																					

Batter	1	2	3	4	5	6	7	8	9	AB	R	H	RBI	BB	SO	LOB	BOTTOM					
11 Jimmy Rollins, S (1,6) OBP: 0.350, SLG: 0.474										4	0	0	0	0	1	2	Florida Marlins @ Philadelphia Phillies Citizens Bank Park, Philadelphia, PA Sat May 31 2008, 7:05 PM EDT Att: 45,261 - Cloudy - 71 F					
8 Shane Victorino, S (1,8) OBP: 0.359, SLG: 0.407										4	2	2	0	0	2	0						
26 Chase Utley, L (1,4) OBP: 0.392, SLG: 0.653										4	1	1	1	0	1	2						
6 Ryan Howard, L (1,3) OBP: 0.321, SLG: 0.471										3	0	0	1	1	1	0						
Pat Burrell, R (1,7) OBP: 0.416, SLG: 0.578										3	0	2	1	1	0	0						
10 Geoff Jenkins, L (1,9) OBP: 0.319, SLG: 0.409										4	0	0	0	0	2	4						
7 Pedro Feliz, R (1,5) OBP: 0.303, SLG: 0.431										4	0	0	0	0	0	0						
51 Carlos Ruiz, R (1,2) OBP: 0.300, SLG: 0.291										2	0	0	0	0	0	0						
46 Ryan Madson, L (8,1) 19 Greg Dobbs, L (9,PH) 35 Cole Hamels, L (1,1) 57 Rudy Seanez, R (6,1) 27 Chris Coste, R (7,PH) Kevin Gregg, R (9,1)										2	0	0	0	0	0	0		AB 33 R 3 H 6 RBI 3 BB 2 SO 7 LOB 9				
										0	0	0	0	0	0							
										2	0	0	0	0	1							
Inning Stats	R: 1 E: 0 K: 2 S: 14	H: 2 LOB: 2 BB: 1 P: 22	R: 0 E: 0 K: 0 S: 7	H: 1 LOB: 0 BB: 0 P: 10	R: 1 E: 0 K: 0 S: 12	H: 1 LOB: 0 BB: 0 P: 18	R: 0 E: 0 K: 0 S: 6	H: 0 LOB: 0 BB: 0 P: 10	R: 0 E: 0 K: 1 S: 6	H: 0 LOB: 0 BB: 0 P: 8	R: 0 E: 0 K: 2 S: 10	H: 0 LOB: 1 BB: 1 P: 16	R: 0 E: 0 K: 0 S: 9	H: 0 LOB: 1 BB: 0 P: 17	R: 1 E: 0 K: 2 S: 14	H: 2 LOB: 1 BB: 0 P: 23	R: 0 E: 0 K: 0 S: 8	H: 0 LOB: 0 BB: 0 P: 15	1B: 3 2B: 2 3B: 0 HR: 1	SF: 0 SAC: 0 DP: 0 HBP: 1	WP: 0 PB: 0 SB: 0 CS: 0	PA: 36
PITCHER	IP WLS BF H R ER SO BB IBB HBP BLK WP HR S P ERA WHIP																					
47 Ricky Nolasco, R (1,1) ERA: 4.48	6.2 W 27 4 2 2 5 1 1 1 2 0 0 1 62 96 2.70 0.750																					
37 Rencyl Pinto, L (7,1) ERA: 1.57	1.0 4 1 1 1 2 0 0 0 0 0 0 1 11 21 9.00 1.000																					
22 Matt Lindstrom, R (8,1) ERA: 2.7	0.1 2 1 0 0 0 0 0 0 0 0 0 0 5 7 0.00 3.000																					
Kevin Gregg, R (9,1) ERA: 2.3	1.0 3 0 0 0 0 0 0 0 0 0 0 0 8 15 0.00 0.000																					

Batter	1	2	3	4	5	6	7	8	9	AB	R	H	RBI	BB	SO	LOB	TOP										
2 Hanley Ramirez, R OBP: 0.385, SLG: 0.483										4	1	2	0	0	1	1	Florida Marlins @ Philadelphia Phillies Citizens Bank Park, Philadelphia, PA Sun Jun 01 2008, 1:35 PM EDT Att: 45,312 - Partly Cloudy - 81 F livebaseballscorecards.com										
27 Jeremy Hermida, L OBP: 0.315, SLG: 0.426										3	1	0	0	0	0	2											
3 Jorge Cantu, R OBP: 0.332, SLG: 0.438										4	1	2	1	0	0	2											
Mike Jacobs, L OBP: 0.298, SLG: 0.596										4	2	2	4	0	1	1											
6 Dan Uggla, R OBP: 0.371, SLG: 0.632										4	0	0	0	0	2	0											
12 Cody Ross, R OBP: 0.281, SLG: 0.539										4	0	1	0	0	1	0											
Jacque Jones, L 19 Logan Kensing, R										3	0	0	0	0	0	1											
58 Mike Rabelo, S OBP: 0.266, SLG: 0.298										3	0	0	0	0	0	1											
23 Andrew Miller, L 35 Doug Waechter, R 57 Taylor Tankersley, L Luis Gonzalez, L										2	0	0	0	0	1	0											
Inning Stats	R: 0 E: 0 K: 0 S: 9	H: 1 LOB: 0 BB: 0 P: 15	R: 1 E: 0 K: 0 S: 6	H: 1 LOB: 0 BB: 0 P: 9	R: 4 E: 0 K: 1 S: 14	H: 3 LOB: 0 BB: 0 P: 22	R: 0 E: 0 K: 0 S: 6	H: 0 LOB: 0 BB: 0 P: 10	R: 0 E: 0 K: 1 S: 10	H: 1 LOB: 0 BB: 0 P: 9	R: 0 E: 0 K: 0 S: 6	H: 1 LOB: 1 BB: 1 P: 17	R: 0 E: 0 K: 2 S: 9	H: 0 LOB: 0 BB: 0 P: 14	1B: 5 2B: 1 3B: 0 HR: 2	SF: 0 SAC: 0 DP: 3 HBP: 1		WP: 0 PB: 0 SB: 0 CS: 0	PA: 33								
PITCHER	IP	WLS	BF	H	R	ER	SO	BB	IBB	HBP	BLK	WP	HR	S	P	ERA	WHIP										
Jamie Moyer, L ERA: 4.65	7.0	W	26	7	5	5	3	0	0	1	0	0	2	56	90	6.43	1.000										
45 Tom Gordon, R ERA: 4.15	1.0	H	4	0	0	0	1	1	0	0	0	0	0	10	17	0.00	1.000										
54 Brad Lidge, R ERA: 0.78	1.0	S	3	0	0	0	2	0	0	0	0	0	0	9	14	0.00	0.000										

Batter	1	2	3	4	5	6	7	8	9	AB	R	H	RBI	BB	SO	LOB	BOTTOM										
11 Jimmy Rollins, S OBP: 0.340, SLG: 0.460										4	1	0	0	0	0	1	Florida Marlins @ Philadelphia Phillies Citizens Bank Park, Philadelphia, PA Sun Jun 01 2008, 1:35 PM EDT Att: 45,312 - Partly Cloudy - 81 F livebaseballscorecards.com										
8 Shane Victorino, S OBP: 0.356, SLG: 0.404										4	1	1	0	0	0	0											
26 Chase Utley, L OBP: 0.398, SLG: 0.665										2	2	1	1	2	0	1											
6 Ryan Howard, L OBP: 0.324, SLG: 0.469										3	1	1	1	0	0	1											
Pat Burrell, R 12 T.J. Bohn, R										2	1	1	2	2	0	1											
7 Pedro Feliz, R OBP: 0.297, SLG: 0.423										4	0	0	0	0	1	3											
27 Chris Coste, R OBP: 0.393, SLG: 0.567										4	0	1	0	0	1	1											
So Taguchi, R 10 Geoff Jenkins, L										1	0	0	0	1	0	1											
Jamie Moyer, L 45 Tom Gordon, R										2	0	0	0	0	2	1											
19 Greg Dobbs, L 54 Brad Lidge, R										1	0	0	0	0	1	0											
Inning Stats	R: 1 E: 0 K: 0 S: 12	H: 1 LOB: 1 BB: 1 P: 21	R: 0 E: 0 K: 1 S: 7	H: 0 LOB: 1 BB: 1 P: 16	R: 2 E: 2 K: 0 S: 16	H: 1 LOB: 1 BB: 1 P: 24	R: 0 E: 0 K: 0 S: 12	H: 1 LOB: 0 BB: 0 P: 17	R: 0 E: 0 K: 2 S: 3	H: 1 LOB: 1 BB: 1 P: 22	R: 2 E: 0 K: 1 S: 15	H: 2 LOB: 1 BB: 0 P: 23	R: 0 E: 0 K: 1 S: 7	H: 0 LOB: 0 BB: 0 P: 10	1B: 3 2B: 1 3B: 0 HR: 2	SF: 0 SAC: 1 DP: 1 HBP: 1	WP: 1 PB: 0 SB: 1 CS: 0	PA: 36									
PITCHER	IP	WLS	BF	H	R	ER	SO	BB	IBB	HBP	BLK	WP	HR	S	P	ERA	WHIP										
23 Andrew Miller, L ERA: 5.37	5.0			3	3	2	1	4	0	0	0	0	1	50	88	3.60	1.400										
35 Doug Waechter, R ERA: 2.25	1.1	L	7	2	3	3	2	1	0	0	0	0	1	19	27	20.25	2.250										
57 Taylor Tankersley, L ERA: 7.31	0.1		2	0	0	0	0	0	0	1	0	0	0	4	8	0.00	0.000										
19 Logan Kensing, R ERA: 3.33	1.1		5	1	1	2	2	0	0	0	0	1	0	13	20	6.75	0.750										

AB 31
R 5
H 7
RBI 5
BB 1
SO 6
LOB 8



AB 29
R 7
H 6
RBI 6
BB 5
SO 5
LOB 10



Batter	1	2	3	4	5	6	7	8	9	10	AB	R	H	RBI	BB	SO	LOB	TOP						
2 Hanley Ramirez, R (1.6) OBP: 0.378, SLG: 0.472	F8		F9	K			K		F9		5	0	0	0	0	2	6	Florida Marlins @ Atlanta Braves Turner Field, Atlanta, GA Mon Jun 02 2008, 7:00 PM EDT Att: 20,896 - Partly Cloudy - 86 F						
27 Jeremy Hermida, L (1.9) OBP: 0.322, SLG: 0.439	G6-3					K			E7		4	1	2	2	1	1	0							
19 Logan Kensing, R (10.1)				3B					1B		0	0	0	0	0	0	0							
3 Jorge Cantu, R (1.5) OBP: 0.325, SLG: 0.430	F8		SF9			G4-3		F7	P3		4	0	0	1	0	0	2							
Mike Jacobs, L (1.3) OBP: 0.295, SLG: 0.581	F7		K			G4-3				G6-3	4	0	0	0	1	1	0							
6 Dan Uggla, R (1.4) OBP: 0.371, SLG: 0.636	G5-3			1B				F7		K	5	2	2	0	0	1	2							
Luis Gonzalez, L (1.7) OBP: 0.373, SLG: 0.456	G4-3			2B				K		F7	5	0	2	1	0	1	2							
12 Cody Ross, R (1.8) OBP: 0.280, SLG: 0.524						F7		FC6-4			3	0	0	1	1	0	2							
20 Matt Treanor, R (1.2) OBP: 0.322, SLG: 0.345			FC4-6			G5-3					4	0	1	0	0	0	2							
4 Alfredo Amezaga, S (9. PR) OBP: 0.324, SLG: 0.351			SH5-4					P3			0	1	0	0	0	0	0							
Scott Olsen, L (1.1) OBP: 0.126, SLG: 0.045			SH5-4			K					1	0	0	0	0	0	1							
Jacques Johnson, L (7. PH) OBP: 0.285, SLG: 0.248											0	0	0	0	0	0	0							
37 Renyel Pinto, L (7.1)											0	0	0	0	0	0	0							
22 Matt Lindstrom, R (8.1)											0	0	0	0	0	0	0							
Joe Nelson, R (8.1)											0	0	0	0	0	0	0							
18 Wes Helms, R (9. PH) OBP: 0.260, SLG: 0.407											0	0	0	0	0	0	0							
58 Mike Kattus, S (9.2) OBP: 0.266, SLG: 0.288											0	1	1	0	0	0	0							
Inning Stats	R: 0 E: 0 K: 0 S: 5	H: 0 LOB: 0 BB: 0 P: 5	R: 0 E: 0 K: 0 S: 6	H: 0 LOB: 0 BB: 0 P: 8	R: 0 E: 0 K: 0 S: 6	H: 0 LOB: 1 BB: 1 P: 14	R: 2 E: 0 K: 2 S: 13	H: 3 LOB: 1 BB: 0 P: 18	R: 0 E: 0 K: 1 S: 9	H: 0 LOB: 0 BB: 0 P: 13	R: 1 E: 0 K: 1 S: 14	H: 2 LOB: 2 BB: 1 P: 22	R: 0 E: 0 K: 1 S: 8	H: 0 LOB: 2 BB: 2 P: 18	R: 2 E: 1 K: 0 S: 9	H: 3 LOB: 1 BB: 0 P: 12	R: 0 E: 0 K: 1 S: 7	H: 0 LOB: 0 BB: 0 P: 9	1B: 4 2B: 3 3B: 1 HR: 0	SF: 1 SAC: 1 DP: 0 HBP: 0	WP: 0 PB: 0 SB: 0 CS: 0	PA: 42		
PITCHER	IP 6.0	WLS B	BF 4	H 0	R 0	ER 0	SO 4	BB 1	IBB 0	HBP 0	BLK 0	WP 0	HR 0	S 50	P 74	ERA 4.50	WHIP 1.000							
37 Jo-Jo Reyes, L ERA: 4.78																								
46 Manny Acosta, R ERA: 2.73																								
39 Rafael Soriano, R ERA: 2.57																								
29 John Smoltz, R ERA: 2.57																								
Will Ohman, L ERA: 2.7																								

Batter	1	2	3	4	5	6	7	8	9	10	AB	R	H	RBI	BB	SO	LOB	BOTTOM						
19 Yunel Escobar, R (1.6) OBP: 0.369, SLG: 0.407	G6-3		1B								5	2	3	3	1	0	0	Florida Marlins @ Atlanta Braves Turner Field, Atlanta, GA Mon Jun 02 2008, 7:00 PM EDT Att: 20,896 - Partly Cloudy - 86 F						
4 Omar Infante, R (1.4) OBP: 0.339, SLG: 0.327	F9		F9			K					4	0	0	0	1	1	2							
10 Chipper Jones, S (1.5) OBP: 0.452, SLG: 0.637	1B		1B			G6-3					4	0	2	0	1	0	3							
Mark Teixeira, S (1.3) OBP: 0.363, SLG: 0.467	G5-3		1B			HR					4	1	2	2	1	0	1							
7 Jeff Francoeur, R (1.9) OBP: 0.310, SLG: 0.432			FC5-2-6			G6-3					4	2	1	1	1	1	5							
16 Brian McCann, L (1.2) OBP: 0.384, SLG: 0.574	G6-3					G3					3	0	0	0	1	0	0							
49 Jair Jurrjens, R (9. PR) OBP: 0.200, SLG: 0.217											0	0	0	0	0	0	0							
Corky Miller, R (10.2) OBP: 0.200, SLG: 0.077			HBP								0	0	0	0	0	0	0							
Greg Norton, S (1.7) OBP: 0.377, SLG: 0.351	F7		F7			F7					4	0	0	0	0	1	3							
29 John Smoltz, R (9.1)											0	0	0	0	0	0	0							
22 Josh Anderson, L (9. PH) OBP: 0.200, SLG: 0.200											1	0	0	0	0	0	2							
Will Ohman, L (10.1)											0	0	0	0	0	0	0							
1 Grégor Blanco, L (1.8) OBP: 0.388, SLG: 0.355	E1					K					5	1	1	0	0	2	1							
37 Jo-Jo Reyes, L (1.1)											2	0	0	0	0	0	1							
46 Manny Acosta, R (7. PH) OBP: 0.343, SLG: 0.387	G4-3										0	0	0	0	0	0	0							
8 Ruben Gotay, S (8.1)											1	0	0	0	0	0	1							
39 Rafael Soriano, R (8.1)											0	0	0	0	0	0	0							
2 Kelly Johnson, L (8. PH) OBP: 0.266, SLG: 0.445											0	1	0	0	2	0	0							
Inning Stats	R: 0 E: 0 K: 0 S: 9	H: 1 LOB: 1 BB: 0 P: 16	R: 1 E: 1 K: 0 S: 11	H: 1 LOB: 1 BB: 0 P: 13	R: 1 E: 0 K: 0 S: 13	H: 1 LOB: 3 BB: 2 P: 28	R: 0 E: 0 K: 2 S: 9	H: 0 LOB: 0 BB: 0 P: 11	R: 1 E: 0 K: 1 S: 7	H: 1 LOB: 0 BB: 0 P: 12	R: 0 E: 0 K: 2 S: 13	H: 2 LOB: 3 BB: 1 P: 23	R: 1 E: 0 K: 0 S: 11	H: 2 LOB: 3 BB: 2 P: 22	R: 0 E: 0 K: 0 S: 11	H: 0 LOB: 2 BB: 0 P: 23	R: 2 E: 0 K: 0 S: 3	H: 1 LOB: 1 BB: 1 P: 10	1B: 5 2B: 1 3B: 0 HR: 3	SF: 0 SAC: 0 DP: 0 HBP: 1	WP: 2 PB: 0 SB: 1 CS: 0	PA: 46		
PITCHER	IP 6.0	WLS B	BF 26	H 4	R 3	ER 3	SO 4	BB 2	IBB 0	HBP 1	BLK 0	WP 0	HR 2	S 58	P 92	ERA 4.50	WHIP 1.000							
Scott Olsen, L ERA: 3.72																								
37 Renyel Pinto, L ERA: 2.73																								
22 Matt Lindstrom, R ERA: 3.05																								
Joe Nelson, R ERA: 2.08																								
Kevin Gregg, R ERA: 2.54																								



Batter	1	2	3	4	5	6	7	8	9	AB	R	H	RBI	BB	SO	LOB	TOP					
2 Hanley Ramirez, R OBP: 0.378, SLG: 0.475										3	1	1	0	1	0	2						
27 Jeremy Hermida, L OBP: 0.324, SLG: 0.435										4	0	1	0	0	1	3						
3 Jorge Cantu, R OBP: 0.324, SLG: 0.433										3	0	1	1	0	0	3						
Mike Jacobs, L OBP: 0.294, SLG: 0.572										4	1	1	0	0	2	1						
6 Dan Uggla, R OBP: 0.378, SLG: 0.665										3	2	2	3	1	0	0						
Luis Gonzalez, L OBP: 0.385, SLG: 0.444										4	0	0	0	0	0	2						
Joe Nelson, R (8, 1)										0	0	0	0	0	0	0						
12 Cody Ross, R OBP: 0.270, SLG: 0.505										4	0	0	0	0	1	0						
20 Matt Treanor, R OBP: 0.320, SLG: 0.342										4	0	1	0	0	2	0						
66 Burke Badenhop, R OBP: 0.291, SLG: 0.295										2	0	1	0	0	1	2						
35 Doug Viscocher, R OBP: 0.291, SLG: 0.295										1	0	0	0	0	1	0						
37 Rencyel Pinto, L OBP: 0.291, SLG: 0.295										0	0	0	0	0	0	0						
22 Matt Lindstrom, R OBP: 0.291, SLG: 0.295										0	0	0	0	0	0	0						
Taylor Tankersley, L OBP: 0.291, SLG: 0.295										0	0	0	0	0	0	0						
Jacque Jones, L OBP: 0.294, SLG: 0.218										1	0	0	0	0	0	0						
Inning Stats	R: 1 E: 0 K: 1 S: 10	H: 1 LOB: 0 BB: 0 P: 13	R: 1 E: 0 K: 0 S: 14	H: 1 LOB: 0 BB: 0 P: 23	R: 0 E: 0 K: 1 S: 11	H: 1 LOB: 1 BB: 1 P: 20	R: 2 E: 1 K: 1 S: 16	H: 3 LOB: 2 BB: 0 P: 24	R: 0 E: 0 K: 1 S: 6	H: 0 LOB: 0 BB: 0 P: 10	R: 0 E: 0 K: 1 S: 8	H: 0 LOB: 0 BB: 0 P: 13	R: 0 E: 0 K: 2 S: 11	H: 0 LOB: 0 BB: 0 P: 16	R: 0 E: 0 K: 0 S: 12	H: 1 LOB: 2 BB: 1 P: 20	R: 0 E: 0 K: 1 S: 8	H: 0 LOB: 0 BB: 0 P: 9	1B: 4 2B: 2 3B: 0 HR: 2	SF: 1 SAC: 0 DP: 2 HBP: 0	WP: 0 PB: 0 SB: 0 CS: 0	PA: 36
PITCHER	IP WLS BF H R ER SO BB IBB HBP BLK WP HR S P ERA WHIP																					
57 Jorge Campillo, R ERA: 1.79	4.0	19	6	4	4	3	1	0	0	0	0	0	0	2	51	80	9.00	1.750				
30 Jeff Bennett, R ERA: 3.23	3.0	9	1	0	0	4	0	0	0	0	0	0	0	25	39	0.00	0.333					
Will Ohman, L ERA: 2.59	1.0	W	5	1	0	0	0	1	0	0	0	0	0	12	20	0.00	1.000					
39 Rafael Soriano, R ERA: 2.25	1.0	S	3	0	0	1	0	0	0	0	0	0	0	8	9	0.00	0.000					

Florida Marlins @ Atlanta Braves
Turner Field, Atlanta, GA
Tue Jun 03 2008, 7:00 PM EDT
Att: 25,476 - Partly Cloudy - 87 F

AB 33
R 4
H 8
RBI 4
BB 2
SO 8
LOB 13



Batter	1	2	3	4	5	6	7	8	9	AB	R	H	RBI	BB	SO	LOB	BOTTOM					
19 Yunel Escobar, R OBP: 0.370, SLG: 0.405										4	1	1	0	1	1	7						
2 Kelly Johnson, L OBP: 0.387, SLG: 0.487										3	1	0	0	1	0	1						
10 Chipper Jones, S OBP: 0.492, SLG: 0.649										4	2	2	3	0	1	0						
Mark Teixeira, S OBP: 0.365, SLG: 0.470										3	1	1	0	1	0	0						
Greg Norton, S OBP: 0.384, SLG: 0.367										3	0	1	2	1	0	1						
39 Rafael Soriano, R ERA: 2.25										0	0	0	0	0	0	0						
7 Jeff Francoeur, R OBP: 0.306, SLG: 0.424										4	0	0	0	0	2	3						
Corky Miller, R OBP: 0.306, SLG: 0.424										3	0	0	0	0	1	2						
4 Omar Infante, R OBP: 0.350, SLG: 0.327										0	0	0	0	1	0	0						
1 Gregor Blanco, L OBP: 0.391, SLG: 0.355										3	0	1	0	1	2	2						
57 Jorge Campillo, R ERA: 1.79										1	0	0	0	0	0	0						
8 Ruben Gotro, S OBP: 0.372, SLG: 0.257										0	0	0	0	0	0	0						
30 Jeff Bennett, R ERA: 3.23										0	0	0	0	0	0	0						
22 Josh Anderson, L OBP: 0.291, SLG: 0.295										0	0	0	0	0	0	0						
16 Brian McCann, L OBP: 0.306, SLG: 0.374										0	0	0	0	1	0	0						
Inning Stats	R: 3 E: 0 K: 1 S: 12	H: 2 LOB: 1 BB: 2 P: 29	R: 0 E: 0 K: 1 S: 12	H: 0 LOB: 0 BB: 1 P: 21	R: 0 E: 0 K: 0 S: 5	H: 0 LOB: 0 BB: 0 P: 9	R: 0 E: 0 K: 0 S: 6	H: 1 LOB: 3 BB: 2 P: 16	R: 0 E: 0 K: 1 S: 8	H: 0 LOB: 0 BB: 0 P: 14	R: 0 E: 0 K: 1 S: 10	H: 0 LOB: 1 BB: 1 P: 14	R: 0 E: 0 K: 0 S: 10	H: 0 LOB: 1 BB: 1 P: 17	R: 2 E: 0 K: 3 S: 16	H: 3 LOB: 3 BB: 2 P: 31	1B: 3 2B: 2 3B: 0 HR: 1	SF: 0 SAC: 0 DP: 0 HBP: 0	WP: 1 PB: 0 SB: 0 CS: 1	PA: 38		
PITCHER	IP WLS BF H R ER SO BB IBB HBP BLK WP HR S P ERA WHIP																					
66 Burke Badenhop, R ERA: 1.51	5.0	22	3	3	3	3	5	0	0	0	0	0	0	0	17	26	0.00	0.600				
35 Doug Viscocher, R ERA: 2.12	1.2	H	6	0	0	0	1	0	0	0	0	0	0	0	3	5	0.00	0.000				
37 Rencyel Pinto, L ERA: 1.51	0.1	H	1	0	0	0	0	0	0	0	0	0	0	0	8	16	54.00	12.000				
22 Matt Lindstrom, R ERA: 3.86	0.1	L	5	3	2	2	1	0	0	0	0	0	0	0	5	10	0.00	3.000				
Taylor Tankersley, L ERA: 7.16	0.1		2	0	0	0	1	0	0	0	0	0	0	0	5	10	0.00	3.000				

Florida Marlins @ Atlanta Braves
Turner Field, Atlanta, GA
Tue Jun 03 2008, 7:00 PM EDT
Att: 25,476 - Partly Cloudy - 87 F

AB 29
R 5
H 6
RBI 5
BB 8
SO 7
LOB 17



Batter	1	2	3	4	5	6	7	8	9	AB	R	H	RBI	BB	SO	LOB	TOP					
2 Hanley Ramirez, R OBP: 0.388, SLG: 0.505										3	3	2	3	2	1	0						
27 Jeremy Hermida, L OBP: 0.318, SLG: 0.429										5	0	1	0	0	0	2						
18 Wes Helms, R OBP: 0.298, SLG: 0.411										4	0	1	0	1	0	1						
Mike Jacobs, L OBP: 0.276, SLG: 0.564										4	0	1	1	0	1	2						
Luis Gonzalez, L OBP: 0.356, SLG: 0.433										4	0	0	0	0	0	3						
12 Cody Ross, R OBP: 0.276, SLG: 0.500										3	1	1	0	0	1	0						
58 Mike Rabelo, S OBP: 0.276, SLG: 0.341										4	1	2	2	0	0	1						
4 Alfredo Amezaga, S OBP: 0.322, SLG: 0.356										4	0	1	0	0	0	1						
Mark Hendrickson, L OBP: 0.296, SLG: 0.429										2	0	0	0	0	2	2						
Jacque Jones, L OBP: 0.242, SLG: 0.214										1	0	0	0	0	1	0						
32 Justin Miller, R										0	0	0	0	0	0	0						
3 Jorge Cantu, R OBP: 0.326, SLG: 0.440										1	1	1	0	0	0	0						
Kevin Gregg, R										0	0	0	0	0	0	0						
Inning Stats	R: 1 E: 0 K: 1 S: 14	H: 1 LOB: 1 BB: 2 P: 25	R: 0 E: 0 K: 1 S: 9	H: 2 LOB: 1 BB: 0 P: 15	R: 1 E: 0 K: 0 S: 10	H: 2 LOB: 1 BB: 0 P: 18	R: 0 E: 0 K: 1 S: 10	H: 0 LOB: 1 BB: 0 P: 17	R: 0 E: 0 K: 2 S: 12	H: 0 LOB: 1 BB: 0 P: 22	R: 0 E: 0 K: 1 S: 9	H: 0 LOB: 0 BB: 1 P: 13	R: 0 E: 0 K: 1 S: 11	H: 0 LOB: 1 BB: 1 P: 19	R: 0 E: 0 K: 0 S: 11	H: 0 LOB: 0 BB: 0 P: 13	R: 4 E: 0 K: 1 S: 19	H: 4 LOB: 0 BB: 0 P: 24	1B: 4 2B: 3 HR: 3	SF: 0 SAC: 0 DP: 1 HBP: 1	WP: 0 PB: 0 SB: 1 CS: 0	PA: 39
PITCHER	IP WLS BF H R ER SO BB IBB HBP BLK WP HR S P ERA WHIP																					
47 Tom Glavine, L ERA: 4.47	5.0	22	6	2	2	5	2	0	1	0	0	0	0	0	23	36	0.00	0.429				
56 Blaine Boyer, R ERA: 3.41	2.1	8	0	0	0	2	1	0	0	0	0	0	0	8	9	0.00	0.000					
Will Ohman, L ERA: 2.52	0.2	2	0	0	0	0	0	0	0	0	0	0	0	2	14	17	108.00	12.000				
46 Manny Acosta, R ERA: 3.9	0.1	5	4	4	4	0	0	0	0	0	0	0	0	5	7	0.00	0.000					
Royce Ring, L ERA: 5.06	0.2	2	0	0	0	1	0	0	0	0	0	0	0	0	0	0	0.00	0.000				

Florida Marlins @ Atlanta Braves
Turner Field, Atlanta, GA
Wed Jun 04 2008, 1:00 PM EDT
Att: 26,917 - Sunny - 88 F

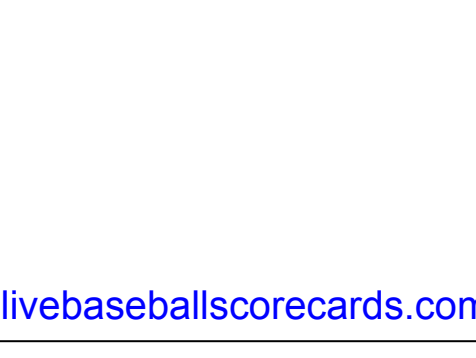
AB 35
R 6
H 10
RBI 6
BB 3
SO 8
LOB 12



WP: 0 PA: 39
PB: 0
SB: 1
CS: 0

Florida Marlins @ Atlanta Braves
Turner Field, Atlanta, GA
Wed Jun 04 2008, 1:00 PM EDT
Att: 26,917 - Sunny - 88 F

AB 34
R 4
H 9
RBI 4
BB 3
SO 4
LOB 12



WP: 0 PA: 39
PB: 0
SB: 0
CS: 0

Batter	1	2	3	4	5	6	7	8	9	AB	R	H	RBI	BB	SO	LOB	TOP																	
15 Jerry Hairston, R OBP: 0.374, SLG: 0.471	P6		P3			1B	SH1-4	32 1B		4	1	2	1	0	0	0	Cincinnati Reds @ Florida Marlins Dolphin Stadium, Miami, FL Sat Jun 07 2008, 7:10 PM EDT Att: 25,289 - Partly Cloudy - 84 F																	
32 Jay Bruce, L OBP: 0.554, SLG: 0.739	F8		G3-1			K	K	4 FC5		5	0	2	1	0	2	3																		
Ken Griffey Jr., L OBP: 0.404, SLG: 0.407 David Weathers, R	F8							4 FC5		3	1	1	0	2	1	1																		
48 Francisco Cordero, R	F8							4 FC5		0	0	0	0	0	0	0																		
4 Brandon Phillips, R OBP: 0.323, SLG: 0.496	F8							4 FC5		0	0	0	0	0	0	0																		
Adam Dunn, L OBP: 0.409, SLG: 0.541								4 FC5		5	1	0	0	0	0	8																		
Andy Phillips, R OBP: 0.286, SLG: 0.308	P3							HR		4	2	1	1	1	0	2																		
19 Joey Votto, L OBP: 0.355, SLG: 0.497	F7									5	0	1	3	0	2	1																		
David Ross, R OBP: 0.368, SLG: 0.333 51 Jared Burton, R	F7									5	0	1	0	0	1	2																		
Javier Valentín, S OBP: 0.271, SLG: 0.295 28 Edwin Encarnación, R OBP: 0.318, SLG: 0.439 7 Paul Janish, R OBP: 0.344, SLG: 0.333	F7									3	0	1	0	0	1	1																		
61 Bronson Arroyo, R OBP: 0.222, SLG: 0.125 Mike Lincoln, R										1	0	0	0	0	1	0																		
Paul Bako, L OBP: 0.319, SLG: 0.389										1	0	0	0	0	0	0																		
										1	1	1	0	0	0	0																		
Inning Stats	R: 0 E: 0 K: 0 S: 6	H: 1 LOB: 1 BB: 0 P: 12	R: 0 E: 0 K: 0 S: 8	H: 0 LOB: 1 BB: 1 P: 13	R: 0 E: 0 K: 1 S: 11	H: 0 LOB: 0 BB: 0 P: 17	R: 0 E: 0 K: 1 S: 5	H: 0 LOB: 0 BB: 0 P: 8	R: 0 E: 0 K: 2 S: 9	H: 0 LOB: 0 BB: 0 P: 12	R: 4 E: 2 K: 1 S: 18	H: 3 LOB: 1 BB: 0 P: 23	R: 0 E: 1 K: 1 S: 10	H: 1 LOB: 3 BB: 1 P: 21	R: 3 E: 0 K: 2 S: 20	H: 4 LOB: 3 BB: 1 P: 33	R: 0 E: 0 K: 1 S: 8	H: 1 LOB: 1 BB: 0 P: 15	1B: 7 2B: 2 3B: 0 HR: 1	SF: 0 SAC: 2 DP: 0 HBP: 0	WP: 1 PB: 0 SB: 0 CS: 0	PA: 43												
PITCHER	IP WLS BF H R ER SO BB IBB HBP BLK WP HR S P ERA WHIP																																	
Scott Olsen, L ERA: 3.44	6.0	25	4	4	0	5	1	0	0	0	0	0	0	0	57	85	0.00	0.833																
37 Renyel Pinto, L ERA: 1.43	1.0	6	1	0	0	1	1	0	0	0	0	0	0	10	21	0.00	2.000																	
19 Logan Kensing, R ERA: 4.66	0.2	B	8	4	3	2	1	0	0	0	1	1	19	30	40.50	7.500																		
66 Burke Badenhop, R ERA: 6.38	1.1	W	4	1	0	1	0	0	0	0	0	0	9	18	0.00	0.750																		

Batter	1	2	3	4	5	6	7	8	9	AB	R	H	RBI	BB	SO	LOB	BOTTOM																
2 Hanley Ramirez, R OBP: 0.385, SLG: 0.502	K	K								5	0	1	0	0	2	2	Cincinnati Reds @ Florida Marlins Dolphin Stadium, Miami, FL Sat Jun 07 2008, 7:10 PM EDT Att: 25,289 - Partly Cloudy - 84 F																
Jacque Jones, L OBP: 0.242, SLG: 0.209 Mike Jacobs, L OBP: 0.286, SLG: 0.546 37 Renyel Pinto, L	P2		P6							3	0	0	0	0	0	0																	
19 Logan Kensing, R										1	0	0	0	0	1	3																	
58 Mike Rabelo, S OBP: 0.270, SLG: 0.333										0	0	0	0	0	0	0																	
3 Jorge Cantu, R OBP: 0.335, SLG: 0.489	K									5	2	3	1	0	1	3																	
18 Wes Helms, R OBP: 0.306, SLG: 0.416										4	1	1	0	1	1	2																	
6 Dan Uggla, R OBP: 0.387, SLG: 0.650										2	3	1	0	3	1	1																	
Luis Gonzalez, L OBP: 0.356, SLG: 0.456										4	1	2	3	0	0	3																	
12 Cody Ross, R OBP: 0.304, SLG: 0.538										4	1	2	3	1	0	2																	
20 Matt Treanor, R OBP: 0.316, SLG: 0.331 66 Burke Badenhop, R OBP: 0.091, SLG: 0.091										4	0	0	0	0	3	4																	
Scott Olsen, L OBP: 0.154, SLG: 0.083 27 Jeremy Hermida, L OBP: 0.314, SLG: 0.415										2	0	1	1	0	1	0																	
										1	0	0	0	1	0	0																	
Inning Stats	R: 0 E: 0 K: 2 S: 9	H: 0 LOB: 0 BB: 0 P: 14	R: 2 E: 0 K: 2 S: 16	H: 2 LOB: 2 BB: 2 P: 36	R: 0 E: 0 K: 1 S: 10	H: 1 LOB: 1 BB: 0 P: 13	R: 1 E: 0 K: 0 S: 8	H: 1 LOB: 0 BB: 0 P: 14	R: 1 E: 0 K: 0 S: 16	H: 3 LOB: 2 BB: 0 P: 30	R: 0 E: 0 K: 2 S: 18	H: 1 LOB: 3 BB: 2 P: 33	R: 1 E: 1 K: 2 S: 15	H: 1 LOB: 1 BB: 1 P: 26	R: 0 E: 0 K: 0 S: 8	H: 0 LOB: 0 BB: 0 P: 11	R: 3 E: 0 K: 0 S: 7	H: 2 LOB: 0 BB: 1 P: 12	1B: 6 2B: 2 3B: 0 HR: 3	SF: 1 SAC: 0 DP: 0 HBP: 0	WP: 0 PB: 1 SB: 1 CS: 0	PA: 43											
PITCHER	IP WLS BF H R ER SO BB IBB HBP BLK WP HR S P ERA WHIP																																
61 Bronson Arroyo, R ERA: 5.74	4.2	23	7	4	4	0	2	0	0	0	0	0	0	19	37	0.00	2.250																
Mike Lincoln, R ERA: 5.08	1.1	7	1	0	0	2	2	0	0	0	0	0	8	16	0.00	2.000																	
51 Jared Burton, R ERA: 2.94	1.0	5	1	1	0	2	1	0	0	0	0	0	15	26	0.00	2.000																	
David Weathers, R ERA: 4.15	1.0	H	3	0	0	0	0	0	0	0	0	0	5	11	0.00	2.000																	
48 Francisco Cordero, R ERA: 2.93	0.2	L	5	2	3	3	0	1	0	0	0	1	7	12	40.50	4.500																	



Batter	1	2	3	4	5	6	7	8	9	AB	R	H	RBI	BB	SO	LOB	TOP									
15 Jerry Hairston, R OBP: 0.378, SLG: 0.476										3	0	1	0	1	1	2	Cincinnati Reds @ Florida Marlins Dolphin Stadium, Miami, FL Sun Jun 08 2008, 1:10 PM EDT Att: 12,444 - Partly Cloudy - 86 F									
32 Jay Bruce, L OBP: 0.533, SLG: 0.694										3	0	0	0	1	2	1										
Ken Griffey Jr., L OBP: 0.367, SLG: 0.405 Corey Patterson, L OBP: 0.236, SLG: 0.362										1	0	0	0	2	0	2										
4 Brandon Phillips, R OBP: 0.319, SLG: 0.488 Jeremy Affeldt, L										4	0	0	0	0	0	5										
Adam Dunn, L OBP: 0.411, SLG: 0.535										2	1	0	0	2	2	1										
19 Joey Votto, L OBP: 0.348, SLG: 0.487										4	0	0	0	0	4	2										
28 Edwin Encarnación, R OBP: 0.377, SLG: 0.433										3	0	0	0	0	2	1										
David Ross, R OBP: 0.352, SLG: 0.317 38 Gary Majewski, R 45 Bill Bray, L 7 Paul Janish, R OBP: 0.333, SLG: 0.323										3	0	0	0	0	1	3										
39 Aaron Harang, R OBP: 0.207, SLG: 0.241 Javier Valentin, S OBP: 0.260, SLG: 0.283										2	0	1	1	0	1	0										
Inning Stats	R: 0 E: 0 K: 1 S: 8	H: 1 LOB: 1 BB: 1 P: 15	R: 1 E: 0 K: 2 S: 13	H: 1 LOB: 2 BB: 1 P: 26	R: 0 E: 0 K: 1 S: 8	H: 0 LOB: 0 BB: 1 P: 18	R: 0 E: 0 K: 1 S: 8	H: 0 LOB: 0 BB: 0 P: 14	R: 0 E: 0 K: 2 S: 10	H: 0 LOB: 2 BB: 2 P: 19	R: 0 E: 0 K: 2 S: 10	H: 0 LOB: 0 BB: 0 P: 16	R: 1 E: 0 K: 2 S: 9	H: 1 LOB: 0 BB: 0 P: 13	R: 0 E: 0 K: 2 S: 13	H: 0 LOB: 0 BB: 0 P: 20		1B: 1 2B: 1 3B: 0 HR: 1	SF: 0 SAC: 0 DP: 1 HBP: 1	WP: 0 PB: 0 SB: 0 CS: 0	PA: 36					
PITCHER	IP: 5.0 WLS: W BF: 22 H: 2 R: 0 ER: 0 SO: 6 BB: 4 IBB: 1 HBP: 1 BLK: 0 WP: 0 HR: 0 S: 45 P: 89 ERA: 1.80 WHIP: 1.200	IP: 2.0 WLS: 7 BF: 7 H: 0 R: 0 ER: 0 SO: 4 BB: 1 IBB: 0 HBP: 0 BLK: 0 WP: 0 HR: 20 S: 35 P: 13 ERA: 0.00 WHIP: 0.500	IP: 1.0 WLS: 4 BF: 1 H: 1 R: 1 ER: 2 SO: 2 BB: 0 IBB: 0 HBP: 0 BLK: 0 WP: 1 HR: 9 S: 13 P: 20 ERA: 9.00 WHIP: 1.000	IP: 1.0 WLS: 3 BF: 0 H: 0 R: 0 ER: 0 SO: 2 BB: 0 IBB: 0 HBP: 0 BLK: 0 WP: 0 HR: 13 S: 20 P: 20 ERA: 0.00 WHIP: 0.000	PITCHER					IP: 5.0 WLS: W BF: 22 H: 2 R: 0 ER: 0 SO: 6 BB: 4 IBB: 1 HBP: 1 BLK: 0 WP: 0 HR: 0 S: 45 P: 89 ERA: 1.80 WHIP: 1.200	IP: 2.0 WLS: 7 BF: 7 H: 0 R: 0 ER: 0 SO: 4 BB: 1 IBB: 0 HBP: 0 BLK: 0 WP: 0 HR: 20 S: 35 P: 13 ERA: 0.00 WHIP: 0.500	IP: 1.0 WLS: 4 BF: 1 H: 1 R: 1 ER: 2 SO: 2 BB: 0 IBB: 0 HBP: 0 BLK: 0 WP: 1 HR: 9 S: 13 P: 20 ERA: 9.00 WHIP: 1.000	IP: 1.0 WLS: 3 BF: 0 H: 0 R: 0 ER: 0 SO: 2 BB: 0 IBB: 0 HBP: 0 BLK: 0 WP: 0 HR: 13 S: 20 P: 20 ERA: 0.00 WHIP: 0.000	PITCHER					IP: 5.0 WLS: W BF: 22 H: 2 R: 0 ER: 0 SO: 6 BB: 4 IBB: 1 HBP: 1 BLK: 0 WP: 0 HR: 0 S: 45 P: 89 ERA: 1.80 WHIP: 1.200	IP: 2.0 WLS: 7 BF: 7 H: 0 R: 0 ER: 0 SO: 4 BB: 1 IBB: 0 HBP: 0 BLK: 0 WP: 0 HR: 20 S: 35 P: 13 ERA: 0.00 WHIP: 0.500	IP: 1.0 WLS: 4 BF: 1 H: 1 R: 1 ER: 2 SO: 2 BB: 0 IBB: 0 HBP: 0 BLK: 0 WP: 1 HR: 9 S: 13 P: 20 ERA: 9.00 WHIP: 1.000	IP: 1.0 WLS: 3 BF: 0 H: 0 R: 0 ER: 0 SO: 2 BB: 0 IBB: 0 HBP: 0 BLK: 0 WP: 0 HR: 13 S: 20 P: 20 ERA: 0.00 WHIP: 0.000	1B: 1 2B: 1 3B: 0 HR: 1	SF: 0 SAC: 0 DP: 1 HBP: 1	WP: 0 PB: 0 SB: 0 CS: 0	PA: 36

Batter	1	2	3	4	5	6	7	8	9	AB	R	H	RBI	BB	SO	LOB	BOTTOM			
2 Hanley Ramirez, R OBP: 0.388, SLG: 0.529										5	2	3	4	0	2	1	Cincinnati Reds @ Florida Marlins Dolphin Stadium, Miami, FL Sun Jun 08 2008, 1:10 PM EDT Att: 12,444 - Partly Cloudy - 86 F			
27 Jeremy Hermida, L OBP: 0.316, SLG: 0.415										5	2	2	0	0	0	2				
3 Jorge Cantu, R OBP: 0.340, SLG: 0.494										4	0	2	1	0	0	1				
18 Wes Helms, R OBP: 0.310, SLG: 0.410										4	1	1	0	1	1	3				
6 Dan Uggla, R OBP: 0.388, SLG: 0.659										3	1	2	3	0	0	0				
Luis Gonzalez, L OBP: 0.349, SLG: 0.445										4	0	0	0	0	1	4				
12 Cody Ross, R OBP: 0.302, SLG: 0.541										3	0	1	1	0	0	1				
58 Mike Rabelo, S OBP: 0.269, SLG: 0.330										4	1	1	0	0	3	1				
39 Ryan Tucker, R OBP: 0.348, SLG: 0.541 Jacque Jones, L OBP: 0.216, SLG: 0.216 Joe Nelson, L OBP: 0.216, SLG: 0.216 Mike Jacobs, L OBP: 0.216, SLG: 0.216 32 Justin Miller, R Kevin Gregg, R										1	0	0	0	0	1	1				
Inning Stats	R: 0 E: 0 K: 1 S: 12	H: 1 LOB: 1 BB: 0 P: 17	R: 0 E: 0 K: 0 S: 8	H: 0 LOB: 0 BB: 0 P: 11	R: 1 E: 0 K: 2 S: 12	H: 2 LOB: 0 BB: 0 P: 18	R: 1 E: 0 K: 1 S: 7	H: 1 LOB: 0 BB: 0 P: 10	R: 4 E: 0 K: 0 S: 16	H: 5 LOB: 1 BB: 0 P: 28	R: 3 E: 0 K: 1 S: 17	H: 3 LOB: 2 BB: 1 P: 29	R: 0 E: 0 K: 3 S: 17	H: 1 LOB: 1 BB: 0 P: 22	R: 0 E: 0 K: 1 S: 8	H: 0 LOB: 0 BB: 0 P: 13		1B: 7 2B: 4 3B: 0 HR: 2	SF: 2 SAC: 0 DP: 0 HBP: 1	WP: 1 PB: 1 SB: 1 CS: 0
PITCHER	IP: 5.1 WLS: L BF: 28 H: 11 R: 8 ER: 7 SO: 4 BB: 0 IBB: 0 HBP: 0 BLK: 0 WP: 0 HR: 2 S: 60 P: 91 ERA: 13.50 WHIP: 3.000	IP: 0.2 WLS: 5 BF: 1 H: 1 R: 1 ER: 1 SO: 1 BB: 0 IBB: 0 HBP: 0 BLK: 0 WP: 0 HR: 12 S: 22 P: 22 ERA: 13.50 WHIP: 3.000	IP: 1.0 WLS: 4 BF: 1 H: 0 R: 0 ER: 0 SO: 3 BB: 0 IBB: 0 HBP: 0 BLK: 0 WP: 1 HR: 17 S: 22 P: 22 ERA: 0.00 WHIP: 1.000	IP: 1.0 WLS: 3 BF: 0 H: 0 R: 0 ER: 0 SO: 2 BB: 0 IBB: 0 HBP: 0 BLK: 0 WP: 0 HR:																

Batter	1	2	3	4	5	6	7	8	9	AB	R	H	RBI	BB	SO	LOB	TOP	
15 Jerry Hairston, R OBP: 0.382, SLG: 0.480 7 Paul Janish, R OBP: 0.316, SLG: 0.286										1	1	1	0	0	0	0		
32 Jay Bruce, L OBP: 0.500, SLG: 0.636										6	0	1	0	0	3	6		
Ken Griffey Jr., L OBP: 0.368, SLG: 0.416 45 Bill Bray, L OBP: 0.316, SLG: 0.286 David Weathers, R OBP: 0.316, SLG: 0.286 48 Francisco Cordero, R OBP: 0.316, SLG: 0.286										4	1	1	2	1	1	1		
4 Brandon Phillips, R OBP: 0.320, SLG: 0.498										5	1	2	1	0	1	2		
Adam Dunn, L OBP: 0.406, SLG: 0.531										5	1	1	0	0	3	1		
28 Edwin Encarnación, R OBP: 0.353, SLG: 0.451										3	2	1	0	2	1	0		
19 Joey Votto, L OBP: 0.354, SLG: 0.488										2	1	1	1	1	0	0		
Paul Bako, L OBP: 0.327, SLG: 0.432										4	2	2	5	1	1	2		
36 Edinson Volquez, R OBP: 0.069, SLG: 0.069 51 Jared Burton, R OBP: 0.267, SLG: 0.286 Andy Phillips, R OBP: 0.267, SLG: 0.286 Corey Patterson, L OBP: 0.241, SLG: 0.366										3	0	0	0	0	3	5		
Inning Stats	R: 2 H: 2 E: 0 K: 1 S: 14	WLS: 2 BF: 0 LOB: 23	R: 3 H: 2 E: 1 K: 2 S: 23	H: 2 LOB: 1 BB: 0 P: 37	R: 1 H: 1 E: 0 K: 2 S: 16	H: 1 LOB: 3 BB: 3 P: 35	R: 0 H: 1 E: 0 K: 1 S: 11	H: 1 LOB: 1 BB: 0 P: 14	R: 0 H: 2 E: 0 K: 2 S: 15	H: 2 LOB: 3 BB: 0 P: 19	R: 0 H: 0 E: 0 K: 2 S: 8	H: 0 LOB: 0 BB: 0 P: 13	R: 0 H: 0 E: 1 K: 0 S: 7	H: 0 LOB: 2 BB: 1 P: 13	R: 3 H: 3 E: 0 K: 1 S: 19	H: 3 LOB: 1 BB: 1 P: 31	1B: 6 SF: 1 2B: 1 3B: 0 HR: 4	WP: 1 PA: 47 PB: 0 SB: 2 CS: 1
PITCHER	IP WLS BF H R ER SO BB IBB HBP BLK WP HR S P ERA WHIP	IP WLS BF H R ER SO BB IBB HBP BLK WP HR S P ERA WHIP	IP WLS BF H R ER SO BB IBB HBP BLK WP HR S P ERA WHIP	IP WLS BF H R ER SO BB IBB HBP BLK WP HR S P ERA WHIP	IP WLS BF H R ER SO BB IBB HBP BLK WP HR S P ERA WHIP	IP WLS BF H R ER SO BB IBB HBP BLK WP HR S P ERA WHIP	IP WLS BF H R ER SO BB IBB HBP BLK WP HR S P ERA WHIP	IP WLS BF H R ER SO BB IBB HBP BLK WP HR S P ERA WHIP	IP WLS BF H R ER SO BB IBB HBP BLK WP HR S P ERA WHIP	IP WLS BF H R ER SO BB IBB HBP BLK WP HR S P ERA WHIP	IP WLS BF H R ER SO BB IBB HBP BLK WP HR S P ERA WHIP	IP WLS BF H R ER SO BB IBB HBP BLK WP HR S P ERA WHIP	IP WLS BF H R ER SO BB IBB HBP BLK WP HR S P ERA WHIP	IP WLS BF H R ER SO BB IBB HBP BLK WP HR S P ERA WHIP	IP WLS BF H R ER SO BB IBB HBP BLK WP HR S P ERA WHIP	IP WLS BF H R ER SO BB IBB HBP BLK WP HR S P ERA WHIP	IP WLS BF H R ER SO BB IBB HBP BLK WP HR S P ERA WHIP	IP WLS BF H R ER SO BB IBB HBP BLK WP HR S P ERA WHIP

Cincinnati Reds @ Florida Marlins
Dolphin Stadium, Miami, FL
Mon Jun 09 2008, 7:10 PM EDT
Att: 16,003 - Partly Cloudy - 80 F

AB 39
R 9
H 11
RBI 9
BB 5
SO 13
LOB 21



Batter	1	2	3	4	5	6	7	8	9	AB	R	H	RBI	BB	SO	LOB	BOTTOM			
2 Hanley Ramirez, R OBP: 0.389, SLG: 0.525										4	1	1	0	1	0	1				
27 Jeremy Hermida, L OBP: 0.318, SLG: 0.412										4	0	1	2	1	3	1				
3 Jorge Cantu, R OBP: 0.337, SLG: 0.488										5	0	1	1	0	2	2				
Mike Jacobs, L OBP: 0.284, SLG: 0.553										4	1	1	1	0	1	3				
6 Dan Uggla, R OBP: 0.383, SLG: 0.648										4	0	0	0	0	1	1				
Luis Gonzalez, L OBP: 0.357, SLG: 0.446										2	1	1	0	2	0	0				
12 Cody Ross, R OBP: 0.294, SLG: 0.524 37 Rencyl Pinto, L										4	0	0	0	0	1	4				
20 Matt Treanor, R OBP: 0.321, SLG: 0.326										2	0	0	0	2	0	3				
Mark Hendrickson, L OBP: 0.286, SLG: 0.425 66 Burke Badenhop, R OBP: 0.286, SLG: 0.425 Jacque Jones, L OBP: 0.286, SLG: 0.425 22 Matt Lindstrom, R OBP: 0.286, SLG: 0.425 18 Wes Helms, R OBP: 0.286, SLG: 0.425 19 Logan Kensing, R OBP: 0.286, SLG: 0.425 4 Alfredo Amezaga, S OBP: 0.286, SLG: 0.425										0	0	0	0	0	0	0				
Inning Stats	R: 0 H: 0 E: 0 K: 2 S: 8	H: 0 LOB: 0 BB: 0 P: 12	R: 0 H: 0 E: 0 K: 1 S: 7	H: 0 LOB: 0 BB: 0 P: 10	R: 0 H: 0 E: 0 K: 0 S: 6	H: 0 LOB: 1 BB: 1 P: 11	R: 0 H: 0 E: 0 K: 2 S: 9	H: 0 LOB: 1 BB: 1 P: 18	R: 3 H: 3 E: 0 K: 0 S: 18	H: 3 LOB: 2 BB: 2 P: 33	R: 0 H: 0 E: 1 K: 0 S: 9	H: 0 LOB: 0 BB: 1 P: 17	R: 0 H: 0 E: 0 K: 1 S: 5	H: 0 LOB: 0 BB: 0 P: 7	R: 1 H: 1 E: 0 K: 1 S: 12	H: 1 LOB: 1 BB: 1 P: 20	R: 0 H: 1 E: 0 K: 1 S: 9	H: 1 LOB: 1 BB: 0 P: 14	1B: 4 SF: 0 2B: 0 3B: 0 HR: 1	WP: 0 PA: 39 PB: 0 SB: 0 CS: 0
PITCHER	IP WLS BF H R ER SO BB IBB HBP BLK WP HR S P ERA WHIP	IP WLS BF H R ER SO BB IBB HBP BLK WP HR S P ERA WHIP	IP WLS BF H R ER SO BB IBB HBP BLK WP HR S P ERA WHIP	IP WLS BF H R ER SO BB IBB HBP BLK WP HR S P ERA WHIP	IP WLS BF H R ER SO BB IBB HBP BLK WP HR S P ERA WHIP	IP WLS BF H R ER SO BB IBB HBP BLK WP HR S P ERA WHIP	IP WLS BF H R ER SO BB IBB HBP BLK WP HR S P ERA WHIP	IP WLS BF H R ER SO BB IBB HBP BLK WP HR S P ERA WHIP	IP WLS BF H R ER SO BB IBB HBP BLK WP HR S P ERA WHIP	IP WLS BF H R ER SO BB IBB HBP BLK WP HR S P ERA WHIP	IP WLS BF H R ER SO BB IBB HBP BLK WP HR S P ERA WHIP	IP WLS BF H R ER SO BB IBB HBP BLK WP HR S P ERA WHIP	IP WLS BF H R ER SO BB IBB HBP BLK WP HR S P ERA WHIP	IP WLS BF H R ER SO BB IBB HBP BLK WP HR S P ERA WHIP	IP WLS BF H R ER SO BB IBB HBP BLK WP HR S P ERA WHIP	IP WLS BF H R ER SO BB IBB HBP BLK WP HR S P ERA WHIP	IP WLS BF H R ER SO BB IBB HBP BLK WP HR S P ERA WHIP	IP WLS BF H R ER SO BB IBB HBP BLK WP HR S P ERA WHIP		

Cincinnati Reds @ Florida Marlins
Dolphin Stadium, Miami, FL
Mon Jun 09 2008, 7:10 PM EDT
Att: 16,003 - Partly Cloudy - 80 F

AB 33
R 4
H 5
RBI 4
BB 6
SO 8
LOB 20



Batter	1	2	3	4	5	6	7	8	9	AB	R	H	RBI	BB	SO	LOB	TOP					
11 Jimmy Rollins, S OBP: 0.331, SLG: 0.458	L8		BB		HR		F7		F7	4	1	2	1	0	2		Philadelphia Phillies @ Florida Marlins Dolphin Stadium, Miami, FL Tue Jun 10 2008, 7:10 PM EDT Att. 12,411 - Overcast - 78 F					
8 Shane Victorino, S OBP: 0.357, SLG: 0.398	G6-3		F3		P4		L3		G3	5	0	0	0	0	4							
26 Chase Utley, L OBP: 0.398, SLG: 0.649	F7		F8			G4-3		K		4	0	0	0	0	1	2						
6 Ryan Howard, L OBP: 0.312, SLG: 0.450		G5-3		G4-3		K		K		4	0	0	0	0	2	0						
Pat Burrell, R OBP: 0.420, SLG: 0.595		G3		F9		E7		HR		4	2	2	1	0	0	0						
10 Geoff Jenkins, L OBP: 0.328, SLG: 0.439		G3		G4-3		HBP				2	0	0	0	1	0	1						
4 Eric Bruntlett, R OBP: 0.316, SLG: 0.333										0	0	0	0	0	0	0						
19 Greg Dobbs, L OBP: 0.385, SLG: 0.596										4	0	1	1	0	3	2						
27 Chris Coste, R OBP: 0.373, SLG: 0.548										3	0	1	0	0	0	2						
55 Clay Condrey, R										0	0	0	0	0	0	0						
16 J.C. Romero, S										0	0	0	0	0	0	0						
28 Jayson Werth, R OBP: 0.342, SLG: 0.514										1	0	1	0	0	0	0						
39 Brett Myers, R OBP: 0.148, SLG: 0.042										2	1	0	0	0	0	1						
51 Carlos Ruiz, R OBP: 0.307, SLG: 0.307										0	0	0	0	1	0	0						
Inning Stats	R: 0 E: 0 K: 0 S: 9	H: 0 LOB: 0 BB: 0 P: 12	R: 0 E: 0 K: 1 S: 13	H: 1 LOB: 1 BB: 1 P: 15	R: 0 E: 0 K: 0 S: 10	H: 1 LOB: 2 BB: 1 P: 16	R: 0 E: 0 K: 0 S: 12	H: 0 LOB: 0 BB: 0 P: 16	R: 2 E: 1 K: 1 S: 11	H: 1 LOB: 0 BB: 0 P: 18	R: 1 E: 0 K: 1 S: 14	H: 1 LOB: 2 BB: 0 P: 18	R: 0 E: 0 K: 0 S: 7	H: 0 LOB: 0 BB: 1 P: 12	R: 1 E: 0 K: 3 S: 14	H: 1 LOB: 1 BB: 1 P: 21	R: 0 E: 0 K: 0 S: 6	H: 1 LOB: 1 BB: 0 P: 10	1B: 2 2B: 3 3B: 0 HR: 2	SF: 0 SAC: 1 DP: 1 HBP: 1	WP: 0 PB: 0 SB: 0 CS: 0	PA: 38
PITCHER	IP WLS BF H R ER SO BB IBB HBP BLK WP HR S P ERA WHIP																					
47 Ricky Nolasco, R ERA: 4.63	6.0 W 26 4 3 0 3 1 0 1 0 0 1 69 95 0.00 0.833																					
35 Doug Waechter, R ERA: 3.05	1.0 H 3 0 0 0 0 1 0 0 0 0 0 7 12 0.00 1.000																					
Joe Nelson, R ERA: 1.86	0.2 H 4 1 1 2 1 0 0 0 0 0 1 10 17 13.50 3.000																					
Kevin Gregg, R ERA: 2.27	1.1 S 5 1 0 0 1 0 0 0 0 0 0 10 14 0.00 0.750																					

Batter	1	2	3	4	5	6	7	8	9	AB	R	H	RBI	BB	SO	LOB	BOTTOM			
2 Hanley Ramirez, R OBP: 0.394, SLG: 0.538	HR		BB		S	G5-3				3	1	2	1	1	0	1	Philadelphia Phillies @ Florida Marlins Dolphin Stadium, Miami, FL Tue Jun 10 2008, 7:10 PM EDT Att. 12,411 - Overcast - 78 F			
27 Jeremy Hermida, L OBP: 0.316, SLG: 0.405	HR		F8		K	F8				3	1	0	0	1	1	4				
3 Jorge Cantu, R OBP: 0.340, SLG: 0.504	HR		F9			P4				4	2	2	2	0	0	2				
Mike Jacobs, L OBP: 0.284, SLG: 0.563	F8		G4-3		HR	P6				4	1	1	2	0	0	0				
Joe Nelson, R										0	0	0	0	0	0	0				
Kevin Gregg, R										0	0	0	0	0	0	0				
6 Dan Uggla, R OBP: 0.377, SLG: 0.637	K		G6-3		L7	F7				4	0	0	0	0	1	0				
Luis Gonzalez, L OBP: 0.380, SLG: 0.441						G4-3				2	0	0	0	2	0	0				
58 Mike Rabelo, S OBP: 0.259, SLG: 0.316	HR		G4-1		G3-1					4	0	0	0	0	2	2				
Jacque Jones, L OBP: 0.239, SLG: 0.207			K		F7	G4-3				4	0	0	0	0	1	0				
47 Ricky Nolasco, R OBP: 0.174, SLG: 0.136										2	0	1	0	0	1	0				
12 Cody Ross, R OBP: 0.299, SLG: 0.535										1	0	1	0	0	0	0				
35 Doug Waechter, R OBP: 0.200, SLG: 0.200										0	0	0	0	0	0	0				
18 Wes Helms, R OBP: 0.308, SLG: 0.406										0	0	0	0	0	0	0				
Inning Stats	R: 3 E: 0 K: 2 S: 14	H: 2 LOB: 1 BB: 2 P: 27	R: 0 E: 0 K: 1 S: 12	H: 1 LOB: 2 BB: 1 P: 20	R: 0 E: 0 K: 0 S: 11	H: 0 LOB: 1 BB: 1 P: 18	R: 0 E: 0 K: 2 S: 10	H: 1 LOB: 1 BB: 0 P: 16	R: 2 E: 0 K: 0 S: 8	H: 2 LOB: 0 BB: 0 P: 9	R: 0 E: 0 K: 0 S: 10	H: 1 LOB: 1 BB: 0 P: 17	R: 0 E: 0 K: 0 S: 6	H: 0 LOB: 0 BB: 0 P: 9	R: 0 E: 0 K: 1 S: 7	H: 0 LOB: 0 BB: 0 P: 14	1B: 2 2B: 2 3B: 0 HR: 3	SF: 0 SAC: 0 DP: 0 HBP: 0	WP: 0 PB: 0 SB: 1 CS: 0	PA: 35
PITCHER	IP WLS BF H R ER SO BB IBB HBP BLK WP HR S P ERA WHIP																			
39 Brett Myers, R ERA: 5.34	5.1 L 27 7 5 5 5 4 0 0 0 0 0 61 99 8.44 2.062																			
55 Clay Condrey, R ERA: 4.23	1.2 5 0 0 0 0 0 0 0 0 0 0 10 17 0.00 0.000																			
16 J.C. Romero, L ERA: 1.52	1.0 3 0 0 0 1 0 0 0 0 0 0 7 14 0.00 0.000																			

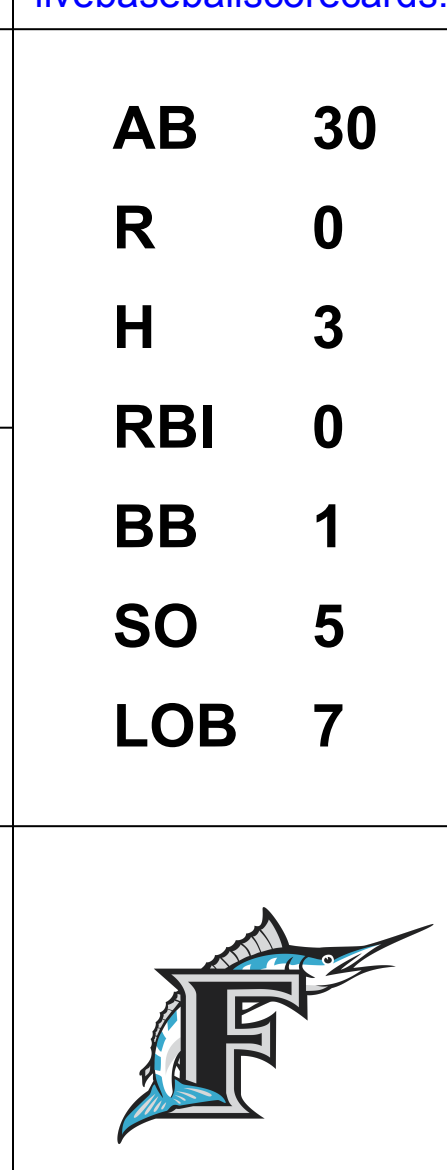
Batter	1	2	3	4	5	6	7	8	9	AB R H RBI BB SO LOB	TOP																	
11 Jimmy Rollins, S (1,6) OBP: 0.335, SLG: 0.456	1-1 L4-6 1B			F9			G4-3		FC4-6 BB	3 0 1 0 1 0 0	Philadelphia Phillies @ Florida Marlins Dolphin Stadium, Miami, FL Wed Jun 11 2008, 7:10 PM EDT Att: 14,122 - Cloudy - 80 F																	
8 Shane Victorino, S (1,8) OBP: 0.355, SLG: 0.400	3-2 L4-6 1-2			G4-3			26 1B		FC4-6 BB	4 1 1 0 0 1 3																		
26 Chase Utley, L (1,4) OBP: 0.396, SLG: 0.643	2-3 K			K			FC6-5 1B		FC4-6 HBP WP	4 0 1 2 0 2 1																		
6 Ryan Howard, L (1,3) OBP: 0.311, SLG: 0.445		2-3 K			G4-3		FC6-5 1-2		HBP IBB	3 0 0 0 1 1 1																		
Pat Burrell, R (1,7) OBP: 0.418, SLG: 0.587 45 Tom Gordon, R (9,1)		0-2 G3			G5-3		K		HBP	3 0 0 0 0 1 1 0 0 0 0 0 0 0																		
28 Jayson Werth, R (1,9) OBP: 0.340, SLG: 0.504		2-3 K			K				HBP	3 0 0 0 1 2 3																		
7 Pedro Feliz, R (1,5) OBP: 0.296, SLG: 0.409			2-1 P6			51 G6-4-3 1B			P6	3 0 1 0 0 0 1																		
51 Carlos Ruiz, R (1,2) OBP: 0.301, SLG: 0.300			3-2 G5-3			G6-4-3 1-2			G3-6-3	3 0 0 0 0 0 2																		
35 Cole Hamels, L (1,1) OBP: 0.314, SLG: 0.343 19 Greg Dobbs, L (9,PH) OBP: 0.391, SLG: 0.512 4 Eric Bruntlett, R (9,PR) OBP: 0.316, SLG: 0.333			0-3 K			G5-3			FC4-6 BB 1B	2 0 0 0 0 1 0 1 0 1 0 0 0 0 0 1 0 0 0 0 0																		
Inning Stats	R: 0 E: 0 K: 1 S: 8	H: 1 LOB: 0 BB: 0 P: 14	R: 0 E: 0 K: 2 S: 9	H: 0 LOB: 0 BB: 0 P: 13	R: 0 E: 0 K: 1 S: 9	H: 0 LOB: 0 BB: 0 P: 14	R: 0 E: 0 K: 1 S: 7	H: 0 LOB: 0 BB: 0 P: 10	R: 0 E: 0 K: 1 S: 10	H: 1 LOB: 0 BB: 0 P: 15		R: 1 E: 0 K: 1 S: 11	H: 2 LOB: 1 BB: 0 P: 17	R: 0 E: 0 K: 0 S: 4	H: 0 LOB: 0 BB: 1 P: 8	R: 1 E: 0 K: 1 S: 12	H: 1 LOB: 3 BB: 2 P: 26	1B: 4 2B: 2 3B: 0 HR: 0	SF: 0 SAC: 0 DP: 3 HBP: 1	WP: 1 PB: 0 SB: 2 CS: 0	PA: 33							
PITCHER	IP WLS BF H R ER SO BB IBB HBP BLK WP HR S P ERA WHIP											IP WLS BF H R ER SO BB IBB HBP BLK WP HR S P ERA WHIP																
23 Andrew Miller, L (1,1) ERA: 5.22	7.0		24	4	1	1	7	1	0	0	0	0	0	0	63	98	1.29	0.714										
32 Justin Miller, R (8,1) ERA: 4.22	1.0	H	2	0	0	0	0	0	0	0	0	0	3	3	0.00	0.000												
Kevin Gregg, R (9,1) ERA: 2.48	1.0	W	7	1	1	1	1	1	1	1	0	1	0	12	26	9.00	2.000											

Batter	1	2	3	4	5	6	7	8	9	AB R H RBI BB SO LOB	BOTTOM																
2 Hanley Ramirez, R (1,6) OBP: 0.395, SLG: 0.536	0-2 G3-6-1 1B			K			K		18 BB 3 1B 6 HR	3 1 1 0 1 2 0	Philadelphia Phillies @ Florida Marlins Dolphin Stadium, Miami, FL Wed Jun 11 2008, 7:10 PM EDT Att: 14,122 - Cloudy - 80 F																
27 Jeremy Hermida, L (1,9) OBP: 0.311, SLG: 0.359	2-1 G3-6-1 1-2			F7			G4-3		B5	4 0 0 0 0 0 2																	
3 Jorge Cantu, R (1,3) OBP: 0.346, SLG: 0.532	0-1 HR			F7			HR		18 BB 6 HR 1B	4 3 3 2 0 0 0																	
18 Wes Helms, R (1,5) OBP: 0.306, SLG: 0.394	3-2 K			K			K		6 HR BB	3 1 0 0 1 3 0																	
6 Dan Uggla, R (1,4) OBP: 0.375, SLG: 0.643		3-3 K			K		K		6 HR BB	4 1 1 4 0 3 0																	
Luis Gonzalez, L (1,7) OBP: 0.380, SLG: 0.436 4 Alfredo Amezaga, S (8,PR) OBP: 0.320, SLG: 0.353		1-2 L8			F7				20 S BB	2 0 0 0 1 0 0 0 0 0 0 0 0 0																	
12 Cody Ross, R (1,8) OBP: 0.293, SLG: 0.523		0-1 P4			P4				L6	3 0 0 0 0 0 1																	
20 Matt Treanor, R (1,2) OBP: 0.315, SLG: 0.318			2-3 K				K		K	3 0 0 0 0 3 1																	
23 Andrew Miller, L (1,1) OBP: 0.083, SLG: 0.083 32 Justin Miller, R (8,1) Mike Jacobs, L (8,PH) OBP: 0.282, SLG: 0.560 Kevin Gregg, R (9,1)			3-3 K				K		G4-3	2 0 0 0 0 2 0 0 0 0 0 0 0 0 1 0 0 0 0 0 2 0 0 0 0 0 0 0																	
Inning Stats	R: 1 E: 0 K: 1 S: 11	H: 2 LOB: 0 BB: 0 P: 16	R: 0 E: 0 K: 1 S: 10	H: 0 LOB: 0 BB: 0 P: 14	R: 0 E: 0 K: 3 S: 10	H: 0 LOB: 0 BB: 0 P: 16	R: 0 E: 0 K: 1 S: 9	H: 0 LOB: 0 BB: 0 P: 14	R: 0 E: 0 K: 1 S: 7	H: 0 LOB: 0 BB: 0 P: 10		R: 0 E: 0 K: 3 S: 10	H: 0 LOB: 0 BB: 0 P: 15	R: 1 E: 0 K: 2 S: 14	H: 1 LOB: 0 BB: 0 P: 17	R: 0 E: 0 K: 1 S: 7	H: 0 LOB: 2 BB: 1 P: 13	R: 4 E: 0 K: 0 S: 7	H: 2 LOB: 0 BB: 2 P: 20	1B: 2 2B: 0 3B: 0 HR: 3	SF: 0 SAC: 0 DP: 1 HBP: 0	WP: 0 PB: 0 SB: 1 CS: 0	PA: 32				
PITCHER	IP WLS BF H R ER SO BB IBB HBP BLK WP HR S P ERA WHIP											IP WLS BF H R ER SO BB IBB HBP BLK WP HR S P ERA WHIP															
35 Cole Hamels, L (1,1) ERA: 3.27	8.0		27	3	2	2	13	1	0	0	0	0	1	7	115	2.25	0.500										
45 Tom Gordon, R (9,1) ERA: 5.19	0.1	L	5	2	4	4	0	2	0	0	0	0	1	7	20	108.00	12.000										

Batter	1	2	3	4	5	6	7	8	9	AB	R	H	RBI	BB	SO	LOB	TOP								
11 Jimmy Rollins, S (1,6) OBP: 0.337, SLG: 0.455	F7		L8			G4-3	F7			5	1	2	0	0	0	3	Philadelphia Phillies @ Florida Marlins Dolphin Stadium, Miami, FL Thu Jun 12 2008, 7:10 PM EDT Att: 15,202 - Overcast - 77 F								
8 Shane Victorino, S (1,8) OBP: 0.348, SLG: 0.390	F8			F9		FC1-6-5		P3		5	1	0	0	0	0	4									
26 Chase Utley, L (1,4) OBP: 0.399, SLG: 0.641				K		G4-3				4	1	2	0	1	1	2									
6 Ryan Howard, L (1,3) OBP: 0.306, SLG: 0.436				G5-3						5	0	0	0	0	1	5									
Pat Burrell, R (1,7) OBP: 0.419, SLG: 0.585 So Taguchi, R (8, PR) OBP: 0.288, SLG: 0.271		L7				F8				4	0	2	0	0	0	0									
28 Jayson Werth, R (1,9) OBP: 0.337, SLG: 0.497		G5-3				K				4	0	1	1	0	2	1									
7 Pedro Feliz, R (1,5) OBP: 0.303, SLG: 0.417										3	0	2	0	1	1	0									
51 Carlos Ruiz, R (1,2) OBP: 0.300, SLG: 0.294						F7				3	0	0	0	1	1	4									
Jamie Moyer, L (1,1) OBP: 0.250, SLG: 0.200 19 Greg Dobbs, L (9, PH) OBP: 0.398, SLG: 0.517 54 Brad Lidge, R (9, 1)						K				3	0	1	0	0	2	3									
Inning Stats	R: 0 E: 0 K: 0 S: 11	H: 1 LOB: 1 BB: 0 P: 14	R: 0 E: 0 K: 1 S: 9	H: 0 LOB: 0 BB: 0 P: 10	R: 0 E: 0 K: 1 S: 10	H: 0 LOB: 0 BB: 0 P: 14	R: 0 E: 0 K: 1 S: 6	H: 0 LOB: 0 BB: 0 P: 10	R: 0 E: 0 K: 1 S: 11	H: 1 LOB: 1 BB: 0 P: 15	R: 2 E: 0 K: 1 S: 10	H: 2 LOB: 0 BB: 0 P: 15	R: 0 E: 0 K: 2 S: 16	H: 2 LOB: 3 BB: 1 P: 26	R: 1 E: 0 K: 1 S: 12	H: 3 LOB: 3 BB: 1 P: 21		R: 0 E: 0 K: 0 S: 7	H: 2 LOB: 2 BB: 1 P: 15	1B: 10 2B: 1 HR: 0	SF: 0 SAC: 0 DP: 1 HBP: 0	WP: 1 PB: 0 SB: 1 CS: 0	PA: 40		
PITCHER	IP	WLS	BF	H	R	ER	SO	BB	IBB	HBP	BLK	WP	HR	S	P	ERA	WHIP								
Scott Olsen, L (1,1) ERA: 3.27	7.0	L	28	6	2	1	7	0	1	0	0	1	0	73	104	1.29	0.857								
37 Renyel Pinto, L (8, 1) ERA: 2.29	0.2	3	1	1	1	0	0	0	0	0	0	0	0	3	5	13.50	1.500								
22 Matt Lindstrom, R (8, 1) ERA: 4.7	0.1	4	2	0	0	1	1	0	0	0	0	0	0	9	16	0.00	9.000								
19 Logan Kensing, R (9, 1) ERA: 4.22	1.0	5	2	0	0	0	0	1	0	0	0	0	0	7	15	0.00	2.000								

Batter	1	2	3	4	5	6	7	8	9	AB	R	H	RBI	BB	SO	LOB	BOTTOM								
2 Hanley Ramirez, R (1,6) OBP: 0.390, SLG: 0.528	G6-3			G4-3		P4				4	0	0	0	0	1	1	Philadelphia Phillies @ Florida Marlins Dolphin Stadium, Miami, FL Thu Jun 12 2008, 7:10 PM EDT Att: 15,202 - Overcast - 77 F								
27 Jeremy Hermida, L (1,9) OBP: 0.314, SLG: 0.398	G4-3			BB		P6				3	0	1	0	1	0	1									
3 Jorge Cantu, R (1,5) OBP: 0.341, SLG: 0.524	G4-3			F8		F8				4	0	0	0	0	2										
Mike Jacobs, L (1,3) OBP: 0.276, SLG: 0.548				G6-3						4	0	0	0	0	2	2									
12 Cody Ross, R (1,8) OBP: 0.293, SLG: 0.519				F9						3	0	1	0	0	1	0									
Luis Gonzalez, L (1,7) OBP: 0.354, SLG: 0.429				G4-3						3	0	0	0	0	1										
20 Matt Treanor, R (1,2) OBP: 0.308, SLG: 0.311				G5-3						3	0	0	0	0	0	0									
4 Alfredo Amezaga, S (1,4) OBP: 0.314, SLG: 0.345				G5-3						3	0	0	0	0	0	0									
Scott Olsen, L (1,1) OBP: 0.179, SLG: 0.115 37 Renyel Pinto, L (8, 1) 22 Matt Lindstrom, R (8, 1) 11 Robert Andino, R (8, PH) OBP: 0.296, SLG: 0.435 19 Logan Kensing, R (9, 1)				F9						2	0	1	0	0	0	0									
Inning Stats	R: 0 E: 0 K: 0 S: 9	H: 0 LOB: 0 BB: 0 P: 13	R: 0 E: 0 K: 1 S: 9	H: 0 LOB: 0 BB: 0 P: 12	R: 0 E: 0 K: 0 S: 6	H: 0 LOB: 0 BB: 0 P: 10	R: 0 E: 0 K: 0 S: 7	H: 0 LOB: 1 BB: 1 P: 15	R: 0 E: 0 K: 0 S: 10	H: 0 LOB: 0 BB: 0 P: 17	R: 0 E: 0 K: 0 S: 10	H: 1 LOB: 1 BB: 0 P: 13	R: 0 E: 0 K: 1 S: 10	H: 1 LOB: 0 BB: 0 P: 12	R: 0 E: 0 K: 1 S: 6	H: 0 LOB: 0 BB: 0 P: 10		R: 0 E: 0 K: 2 S: 12	H: 1 LOB: 1 BB: 0 P: 20	1B: 3 2B: 0 HR: 0	SF: 0 SAC: 0 DP: 0 HBP: 0	WP: 0 PB: 0 SB: 1 CS: 0	PA: 31		
PITCHER	IP	WLS	BF	H	R	ER	SO	BB	IBB	HBP	BLK	WP	HR	S	P	ERA	WHIP								
Jamie Moyer, L (1,1) ERA: 4.12 54 Brad Lidge, R (9, 1) ERA: 0.95	8.0	W	27	2	0	0	3	1	0	0	0	0	0	12	102	0.00	0.375								
1.0	S	4	1	0	0	2	0	0	0	0	0	0	0	12	20	0.00	1.000								

AB	37
R	3
H	11
RBI	1
BB	3
SO	8
LOB	22



Batter	1	2	3	4	5	6	7	8	9	AB	R	H	RBI	BB	SO	LOB	TOP
2 Hanley Ramirez, R OBP: 0.388, SLG: 0.531										4	1	1	0	0	1	2	
27 Jeremy Hermida, L OBP: 0.317, SLG: 0.409										4	1	2	1	0	1	0	
3 Jorge Cantu, R OBP: 0.339, SLG: 0.519										4	0	1	0	0	1	1	
Mike Jacobs, L OBP: 0.276, SLG: 0.545										3	0	1	1	0	0	0	
6 Dan Uggla, R OBP: 0.370, SLG: 0.632										4	0	0	0	0	3	3	
Luis Gonzalez, L OBP: 0.348, SLG: 0.419										4	0	0	0	0	1	2	
12 Cody Ross, R OBP: 0.292, SLG: 0.518										4	1	1	0	0	1	0	
4 Alfredo Amezaga, S OBP: 0.314, SLG: 0.345										3	0	1	1	0	1	0	
20 Matt Treanor, R OBP: 0.302, SLG: 0.304										3	0	0	0	0	0	2	
Inning Stats	R: 2 H: 3 E: 0 K: 1 S: 10	WLS: 1 BF: 18 LOB: 1	H: 0 R: 0 ER: 0 SO: 11	H: 0 R: 0 ER: 0 SO: 11	H: 0 R: 0 ER: 0 SO: 11	H: 2 R: 1 ER: 0 SO: 15	H: 2 R: 0 ER: 0 SO: 12	H: 0 R: 0 ER: 0 SO: 9	H: 0 R: 0 ER: 0 SO: 10	1B: 3 2B: 4 3B: 1 HR: 0	SF: 1 SAC: 0 DP: 1 HBP: 0	WP: 1 PB: 0 SB: 0 CS: 1	PA: 34				
PITCHER	IP: 5.1 WLS: 1 BF: 21 ERA: 4.89	WLS: 2.0 BF: 8 ERA: 3.38	H: 6 R: 3 ER: 3 SO: 5	H: 6 R: 3 ER: 3 SO: 5	H: 6 R: 3 ER: 3 SO: 5	IP: 1.0 WLS: 0 BF: 5 ERA: 0.00	IP: 1.0 WLS: 0 BF: 5 ERA: 0.00	IP: 1.0 WLS: 0 BF: 5 ERA: 0.00	IP: 1.0 WLS: 0 BF: 5 ERA: 0.00								

Florida Marlins @ Tampa Bay Rays
Tropicana Field, St. Petersburg, FL
Fri Jun 13 2008, 7:10 PM EDT
Att: 19,312 - Dome - 72 F

AB 33
R 3
H 7
RBI 3
BB 0
SO 9
LOB 10



Batter	1	2	3	4	5	6	7	8	9	AB	R	H	RBI	BB	SO	LOB	BOTTOM
1 Akinori Iwamura, L OBP: 0.341, SLG: 0.375										4	1	2	1	1	0	2	
30 Dioner Navarro, S OBP: 0.368, SLG: 0.453										4	0	1	2	1	0	3	
2 B.J. Upton, R OBP: 0.407, SLG: 0.447										4	1	2	0	1	1	3	
32 Eric Hinske, L OBP: 0.332, SLG: 0.511										3	0	2	2	1	0	0	
10 Justin Ruggiano, R OBP: 0.320, SLG: 0.394										5	0	0	0	0	1	6	
3 Evan Longoria, R OBP: 0.338, SLG: 0.490																	
16 Willy Aybar, S OBP: 0.344, SLG: 0.483										4	1	1	0	0	0	1	
15 Cliff Floyd, L OBP: 0.346, SLG: 0.474										2	1	1	0	2	0	0	
26 Gabe Gross, L OBP: 0.331, SLG: 0.414										4	1	1	1	0	1	4	
8 Jason Bartlett, R OBP: 0.288, SLG: 0.274										3	2	3	1	0	0	0	
Inning Stats	R: 2 H: 2 E: 0 K: 1 S: 11	WLS: 2 BF: 23 LOB: 1	H: 2 R: 2 ER: 2 SO: 14	H: 2 R: 2 ER: 2 SO: 14	H: 2 R: 2 ER: 2 SO: 14	H: 3 R: 1 ER: 0 SO: 13	H: 2 R: 1 ER: 0 SO: 7	H: 1 R: 0 ER: 0 SO: 7	H: 3 R: 1 ER: 0 SO: 14	1B: 10 2B: 3 3B: 0 HR: 0	SF: 1 SAC: 0 DP: 0 HBP: 0	WP: 0 PB: 0 SB: 3 CS: 1	PA: 41				
PITCHER	IP: 5.0 WLS: 1 BF: 23 ERA: 5.4	IP: 2.1 WLS: 15 BF: 5 ERA: 6.09	H: 5 R: 2 ER: 2 SO: 1	H: 5 R: 2 ER: 2 SO: 1	H: 5 R: 2 ER: 2 SO: 1	IP: 0.2 WLS: 3 BF: 1 ERA: 1.74	IP: 0.2 WLS: 3 BF: 1 ERA: 1.74	IP: 0.2 WLS: 3 BF: 1 ERA: 1.74	IP: 0.2 WLS: 3 BF: 1 ERA: 1.74								

Florida Marlins @ Tampa Bay Rays
Tropicana Field, St. Petersburg, FL
Fri Jun 13 2008, 7:10 PM EDT
Att: 19,312 - Dome - 72 F

AB 34
R 7
H 13
RBI 7
BB 6
SO 4
LOB 21



Batter	1	2	3	4	5	6	7	8	9	AB R H RBI BB SO LOB	TOP									
2 Hanley Ramirez, R OBP: 0.377, SLG: 0.513										5 1 0 0 0 1 0	Florida Marlins @ Tampa Bay Rays Tropicana Field, St. Petersburg, FL Sun Jun 15 2008, 1:40 PM EDT Att: 28,886 - Dome - 72 F livebaseballscores.com AB 36 R 9 H 10 RBI 9 BB 5 SO 6 LOB 13									
27 Jeremy Hermida, L OBP: 0.326, SLG: 0.414										3 1 2 0 2 0 0										
3 Jorge Cantu, R OBP: 0.336, SLG: 0.509										5 1 2 1 0 0 2										
Mike Jacobs, L OBP: 0.274, SLG: 0.548										5 1 2 3 0 0 2										
6 Dan Uggla, R OBP: 0.365, SLG: 0.614										4 1 0 0 1 0 3										
Luis Gonzalez, L OBP: 0.395, SLG: 0.421										2 1 1 0 2 1 0										
4 Alfredo Amezaga, S OBP: 0.306, SLG: 0.336										1 1 0 0 0 0 2										
18 Wes Helms, R OBP: 0.320, SLG: 0.429										3 2 2 3 0 1 0										
12 Cody Ross, R OBP: 0.286, SLG: 0.514										4 0 1 2 0 1 2										
58 Mike Rabelo, S OBP: 0.250, SLG: 0.304										4 0 0 0 0 2 2										
Inning Stats	R: 0 E: 0 K: 0 S: 7	H: 0 LOB: 1 P: 16	R: 3 E: 0 K: 1 S: 17	H: 1 LOB: 0 BB: 2 P: 30	R: 0 E: 0 K: 0 S: 10	H: 0 LOB: 2 BB: 0 P: 14	R: 3 E: 0 K: 0 S: 11	H: 3 LOB: 0 BB: 0 P: 17	R: 0 E: 0 K: 2 S: 10	H: 0 LOB: 1 BB: 1 P: 13	R: 0 E: 0 K: 2 S: 8	H: 0 LOB: 1 BB: 1 P: 16	R: 2 E: 0 K: 1 S: 14	H: 3 LOB: 2 BB: 1 P: 22	R: 1 E: 0 K: 0 S: 12	H: 2 LOB: 2 BB: 0 P: 20	1B: 7 2B: 0 3B: 1 HR: 2	SF: 0 SAC: 0 DP: 1 HBP: 1	WP: 2 PB: 0 SB: 1 CS: 0	PA: 42
PITCHER	IP WLS BF H R ER SO BB IBB HBP BLK WP HR S P ERA WHIP											IP WLS BF H R ER SO BB IBB HBP BLK WP HR S P ERA WHIP								
36 Edwin Jackson, R ERA: 4.46	5.0 L 23 5 6 6 1 3 0 0 1 0 1 2 61 101 10.80 1.600																			
50 Grant Balfour, R ERA: 2.45	2.0 7 0 0 0 4 1 0 0 0 0 0 0 18 29 0.00 0.500																			
Trever Miller, L ERA: 4.26	0.2 3 1 1 1 0 0 0 0 0 0 0 0 7 13 13.50 3.000																			
47 Gary Glover, R ERA: 4.09	0.1 3 2 1 1 1 0 0 0 0 0 0 0 7 9 27.00 6.000																			
49 Jason Hammel, R ERA: 4.87	1.0 6 2 1 0 0 0 0 0 0 0 1 0 12 20 0.00 2.000																			

Batter	1	2	3	4	5	6	7	8	9	AB R H RBI BB SO LOB	BOTTOM									
1 Akinori Iwamura, L OBP: 0.339, SLG: 0.369										4 0 1 0 0 0 1	Florida Marlins @ Tampa Bay Rays Tropicana Field, St. Petersburg, FL Sun Jun 15 2008, 1:40 PM EDT Att: 28,886 - Dome - 72 F livebaseballscores.com AB 35 R 3 H 7 RBI 3 BB 1 SO 12 LOB 12									
16 Willy Aybar, S OBP: 0.333, SLG: 0.446										4 0 0 0 0 0 1										
2 B.J. Upton, R OBP: 0.403, SLG: 0.438										4 0 0 0 0 3 1										
32 Eric Hinske, L OBP: 0.330, SLG: 0.522										4 1 1 1 0 2 1										
3 Evan Longoria, R OBP: 0.331, SLG: 0.474										3 1 0 0 1 2 0										
15 Cliff Floyd, L OBP: 0.335, SLG: 0.488										4 0 2 0 0 1 0										
30 Dioner Navarro, S OBP: 0.363, SLG: 0.446										4 1 1 0 0 1 3										
26 Gabe Gross, L OBP: 0.333, SLG: 0.404										4 0 1 1 0 2 2										
8 Jason Bartlett, R OBP: 0.291, SLG: 0.275										4 0 1 1 0 1 3										
Inning Stats	R: 0 E: 0 K: 2 S: 9	H: 1 LOB: 0 BB: 0 P: 14	R: 0 E: 0 K: 1 S: 10	H: 1 LOB: 0 BB: 0 P: 17	R: 0 E: 0 K: 1 S: 9	H: 0 LOB: 0 BB: 0 P: 9	R: 1 E: 0 K: 1 S: 14	H: 2 LOB: 1 BB: 0 P: 18	R: 1 E: 0 K: 2 S: 9	H: 1 LOB: 0 BB: 0 P: 11		R: 0 E: 0 K: 3 S: 11	H: 0 LOB: 0 BB: 0 P: 15	R: 0 E: 0 K: 0 S: 7	H: 0 LOB: 0 BB: 0 P: 11	R: 1 E: 1 K: 1 S: 16	H: 2 LOB: 3 BB: 1 P: 29	1B: 4 2B: 2 3B: 0 HR: 1	SF: 0 SAC: 0 DP: 0 HBP: 0	WP: 0 PB: 0 SB: 1 CS: 0
PITCHER	IP WLS BF H R ER SO BB IBB HBP BLK WP HR S P ERA WHIP											IP WLS BF H R ER SO BB IBB HBP BLK WP HR S P ERA WHIP								
47 Ricky Nolasco, R ERA: 4.35	8.2 W 33 6 3 3 2 1 0 0 0 0 0 0 86 132 2.08 0.808																			
Joe Nelson, R ERA: 1.69	0.1 3 1 0 0 0 0 0 0 0 0 0 0 5 8 0.00 3.000																			

Batter	1	2	3	4	5	6	7	8	9	AB	R	H	RBI	BB	SO	LOB	TOP					
2 Hanley Ramirez, R OBP: 0.377, SLG: 0.511	G6-3	K			FC4-6 1B		G6-3	G6-3		5	1	2	0	0	1	0	Florida Marlins @ Seattle Mariners Safeco Field, Seattle, WA Mon Jun 16 2008, 7:10 PM PDT Att: 21,650 - Clear - 68 F					
27 Jeremy Hermida, L OBP: 0.327, SLG: 0.413	1B		K		FC4-6 3 BB		E1 1B	K		5	2	2	1	0	2	1						
3 Jorge Cantu, R OBP: 0.337, SLG: 0.506	1B		G6-3				G6-3			4	1	1	0	1	1	2						
Mike Jacobs, L OBP: 0.276, SLG: 0.542	SF9 6 BB		G4-3				1B			4	0	1	1	1	2	2						
6 Dan Uggla, R OBP: 0.369, SLG: 0.613	BB		K				1B			4	1	2	1	1	2	0						
Luis Gonzalez, L OBP: 0.357, SLG: 0.420	SF9		G4-3				1B			3	0	1	2	0	0	1						
4 Alfredo Amezaga, S OBP: 0.306, SLG: 0.336			G6-3				1B			0	0	0	0	0	0	0						
18 Wes Helms, R OBP: 0.318, SLG: 0.422	G5-3		G6-3				K			4	0	1	0	0	1	5						
12 Cody Ross, R OBP: 0.279, SLG: 0.503		K			P4		SF7			3	0	0	1	0	2	3						
20 Matt Treanor, R OBP: 0.301, SLG: 0.310	G6-3				FC4-6 2B		K			4	1	1	0	0	2	1						
Inning Stats	R: 2 E: 0 K: 0 S: 13	H: 3 LOB: 2 BB: 1 P: 21	R: 0 E: 0 K: 2 S: 7	H: 0 LOB: 0 BB: 0 P: 12	R: 0 E: 0 K: 1 S: 8	H: 0 LOB: 0 BB: 0 P: 11	R: 0 E: 0 K: 1 S: 7	H: 0 LOB: 0 BB: 0 P: 13	R: 1 E: 0 K: 1 S: 14	H: 2 LOB: 2 BB: 1 P: 24	R: 1 E: 0 K: 1 S: 10	H: 2 LOB: 1 BB: 0 P: 16	R: 2 E: 1 K: 2 S: 16	H: 4 LOB: 3 BB: 1 P: 26	R: 0 E: 0 K: 3 S: 10	H: 0 LOB: 0 BB: 0 P: 14	R: 0 E: 0 K: 3 S: 9	H: 0 LOB: 0 BB: 0 P: 13	1B: 10 2B: 1 3B: 0 HR: 0	SF: 2 SAC: 0 DP: 0 HBP: 0	WP: 0 PB: 0 SB: 0 CS: 0	PA: 41
PITCHER	IP WLS BF H R ER SO BB IBB HBP BLK WP HR S P ERA WHIP	IP WLS BF H R ER SO BB IBB HBP BLK WP HR S P ERA WHIP	IP WLS BF H R ER SO BB IBB HBP BLK WP HR S P ERA WHIP	IP WLS BF H R ER SO BB IBB HBP BLK WP HR S P ERA WHIP	IP WLS BF H R ER SO BB IBB HBP BLK WP HR S P ERA WHIP	IP WLS BF H R ER SO BB IBB HBP BLK WP HR S P ERA WHIP	IP WLS BF H R ER SO BB IBB HBP BLK WP HR S P ERA WHIP	IP WLS BF H R ER SO BB IBB HBP BLK WP HR S P ERA WHIP	IP WLS BF H R ER SO BB IBB HBP BLK WP HR S P ERA WHIP	52 Carlos Silva, R ERA: 5.79	18 Ryan Rowland-Smith, L ERA: 2.27	48 Roy Corcoran, R ERA: 3.0	Sean Green, R ERA: 3.26	43 Miguel Batista, R ERA: 6.08	35 Brandon Morrow, R ERA: 0.95							

Batter	1	2	3	4	5	6	7	8	9	AB	R	H	RBI	BB	SO	LOB	BOTTOM					
51 Ichiro Suzuki, L OBP: 0.355, SLG: 0.383	K		FC4-6 4 1B		S 4 G4-3 1B		G6-3		K	5	0	1	0	0	2	3	Florida Marlins @ Seattle Mariners Safeco Field, Seattle, WA Mon Jun 16 2008, 7:10 PM PDT Att: 21,650 - Clear - 68 F					
4 Jose Lopez, R OBP: 0.308, SLG: 0.411	G4-3		FC6-4 1B		G4-3		P4			4	0	1	0	0	0	2						
Jose Vidro, S OBP: 0.262, SLG: 0.327	G5-3		FC6-4		L3		G5-3			4	0	0	0	0	0	3						
29 Adrián Beltré, R OBP: 0.304, SLG: 0.426	G6-3		G6-3		G6-3		K			3	1	0	0	1	1	1						
Raul Ibanez, L OBP: 0.330, SLG: 0.429	P2		SF7 2 BB		F8		1B			3	0	1	0	1	0	0						
Richie Sexson, R OBP: 0.295, SLG: 0.386	FC5-4 1B		FC5-4 1B		G6-3		K			4	0	2	0	0	1	1						
2 Kenji Johjima, R OBP: 0.265, SLG: 0.303	FC5-4		SF7		K		L5			3	0	0	1	0	1	1						
16 Willie Bloomquist, R OBP: 0.306, SLG: 0.189	L9		L9		L9		G5-3 7 BB			3	0	2	0	0	0	2						
Jeremy Reed, L OBP: 0.351, SLG: 0.392	L6		L9		L9		G5-3			0	0	0	0	1	0	0						
7 Yuniesky Betancourt, R OBP: 0.289, SLG: 0.408	L6		L9		L9		F8			4	0	0	0	0	5	5						
Inning Stats	R: 0 E: 0 K: 1 S: 8	H: 0 LOB: 0 BB: 0 P: 13	R: 0 E: 0 K: 0 S: 6	H: 1 LOB: 1 BB: 0 P: 10	R: 0 E: 0 K: 0 S: 12	H: 2 LOB: 2 BB: 0 P: 19	R: 1 E: 0 K: 0 S: 9	H: 1 LOB: 2 BB: 2 P: 17	R: 0 E: 0 K: 0 S: 7	H: 1 LOB: 1 BB: 0 P: 13	R: 0 E: 0 K: 1 S: 8	H: 0 LOB: 0 BB: 0 P: 12	R: 0 E: 0 K: 0 S: 11	H: 1 LOB: 1 BB: 0 P: 17	R: 0 E: 0 K: 2 S: 12	H: 1 LOB: 1 BB: 0 P: 19	R: 0 E: 0 K: 1 S: 10	H: 0 LOB: 1 BB: 1 P: 18	1B: 7 2B: 0 3B: 0 HR: 0	SF: 1 SAC: 0 DP: 0 HBP: 0	WP: 1 PB: 0 SB: 1 CS: 0	PA: 37
PITCHER	IP WLS BF H R ER SO BB IBB HBP BLK WP HR S P ERA WHIP	IP WLS BF H R ER SO BB IBB HBP BLK WP HR S P ERA WHIP	IP WLS BF H R ER SO BB IBB HBP BLK WP HR S P ERA WHIP	IP WLS BF H R ER SO BB IBB HBP BLK WP HR S P ERA WHIP	IP WLS BF H R ER SO BB IBB HBP BLK WP HR S P ERA WHIP	IP WLS BF H R ER SO BB IBB HBP BLK WP HR S P ERA WHIP	IP WLS BF H R ER SO BB IBB HBP BLK WP HR S P ERA WHIP	IP WLS BF H R ER SO BB IBB HBP BLK WP HR S P ERA WHIP	IP WLS BF H R ER SO BB IBB HBP BLK WP HR S P ERA WHIP	23 Andrew Miller, L ERA: 4.87	37 Rencyl Pinto, L ERA: 2.23	32 Justin Miller, R ERA: 4.05	Kevin Gregg, R ERA: 2.41									



Batter	1	2	3	4	5	6	7	8	9	AB	R	H	RBI	BB	SO	LOB	TOP										
2 Hanley Ramirez, R OBP: 0.375, SLG: 0.507	G6-3		K			27 1B		G4-3		4	0	1	0	0	1	0	Florida Mariners @ Seattle Mariners Safeco Field, Seattle, WA Tue Jun 17 2008, 7:10 PM PDT Att: 20,230 - Partly Cloudy - 63 F										
27 Jeremy Hermida, L OBP: 0.330, SLG: 0.412	G4-3			K		1B				3	0	1	1	1	1	0											
3 Jorge Cantu, R OBP: 0.332, SLG: 0.500	P6			K		SF7		K		3	0	0	1	0	2	1											
Mike Jacobs, L OBP: 0.273, SLG: 0.534 12 Cody Ross, R OBP: 0.277, SLG: 0.500	G3			K		K		K		3	0	0	0	0	2	2											
6 Dan Uggla, R OBP: 0.367, SLG: 0.619	HR			K		K				4	1	1	1	0	3	2											
Luis Gonzalez, L OBP: 0.356, SLG: 0.421	P5			G3-1				E8 20 SF7 2B		4	1	1	0	0	0	0											
18 Wes Helms, R OBP: 0.308, SLG: 0.408	F7			K				G5-3		4	0	0	0	0	2	1											
20 Matt Treanor, R OBP: 0.302, SLG: 0.313	G4-3					2 1B 27 1B		SF7		2	1	1	1	0	0	0											
4 Alfredo Amezaga, S OBP: 0.307, SLG: 0.336	K					27 1B 3 SF7 1B		F8		3	1	1	0	0	1	0											
Inning Stats	R: 0 H: 0 E: 0 K: 0 S: 10	H: 0 LOB: 0 BB: 0 P: 16	R: 1 H: 1 E: 0 K: 0 S: 10	LOB: 0 BB: 0 P: 10	R: 0 H: 0 E: 0 K: 2 S: 7	LOB: 0 BB: 0 P: 8	R: 0 H: 0 E: 0 K: 3 S: 9	LOB: 0 BB: 0 P: 9	R: 0 H: 0 E: 0 K: 2 S: 8	LOB: 0 BB: 0 P: 11	R: 2 H: 4 E: 0 K: 2 S: 21	H: 4 LOB: 2 BB: 0 P: 34	R: 1 H: 1 E: 1 K: 0 S: 6	LOB: 0 BB: 0 P: 8	R: 0 H: 0 E: 0 K: 2 S: 11	LOB: 1 BB: 1 P: 18		R: 0 H: 0 E: 0 K: 2 S: 7	LOB: 0 BB: 0 P: 10	1B: 4 2B: 1 3B: 0 HR: 1	SF: 2 SAC: 0 DP: 0 HBP: 0	WP: 0 PA: 34 PB: 0 SB: 0 CS: 0					
PITCHER	IP	WLS	BF	H	R	ER	SO	BB	IBB	HBP	BLK	WP	HR	S	P	ERA	WHIP										
34 Félix Hernández, R ERA: 2.87	7.1	W	29	6	4	3	9	1	0	0	0	0	1	76	107	3.68	0.955										
Sean Green, R ERA: 3.23	0.1	H	1	0	0	0	1	0	0	0	0	0	0	3	4	0.00	0.000										
Arthur Rhodes, L ERA: 4.63	0.1	H	1	0	0	0	1	0	0	0	0	0	0	3	3	0.00	0.000										
35 Brandon Morrow, R ERA: 0.9	1.0	S	3	0	0	0	2	0	0	0	0	0	0	7	10	0.00	0.000										

Batter	1	2	3	4	5	6	7	8	9	AB	R	H	RBI	BB	SO	LOB	BOTTOM										
51 Ichiro Suzuki, L OBP: 0.353, SLG: 0.381	G5-3			SF9		E4		P5		4	1	1	1	0	0	1	Florida Mariners @ Seattle Mariners Safeco Field, Seattle, WA Tue Jun 17 2008, 7:10 PM PDT Att: 20,230 - Partly Cloudy - 63 F										
4 Jose Lopez, R OBP: 0.209, SLG: 0.418	2B		K			F9		F9		5	1	2	2	0	1	2											
Jose Vidro, S OBP: 0.257, SLG: 0.319	K		F9		F7			F8		5	0	0	0	0	1	4											
29 Adrián Beltré, R OBP: 0.311, SLG: 0.431	1B		1B			P2				4	0	3	0	0	0	1											
Raul Ibanez, L OBP: 0.336, SLG: 0.437	1B		FC4-6			G6-3		G6-3		4	1	3	1	0	0	1											
Richie Sexson, R OBP: 0.295, SLG: 0.383 Miguel Cairo, R OBP: 0.288, SLG: 0.241	P3		G4-3			1B		G6-3		4	0	1	0	0	0	5											
2 Kenji Johjima, R OBP: 0.265, SLG: 0.299	FC5-4					FC1		FC3-2		3	1	0	0	1	0	4											
16 Willie Bloomquist, R OBP: 0.318, SLG: 0.211	G6-4-3					K		K		4	1	2	0	0	2	3											
7 Yuniesky Betancourt, R OBP: 0.289, SLG: 0.407	G6-4-3					L4				3	0	1	0	0	0	3											
Inning Stats	R: 2 H: 4 E: 0 K: 1 S: 14	H: 4 LOB: 2 BB: 0 P: 21	R: 0 H: 1 E: 0 K: 0 S: 9	H: 1 LOB: 0 BB: 0 P: 13	R: 0 H: 2 E: 0 K: 1 S: 14	H: 2 LOB: 2 BB: 0 P: 20	R: 2 H: 2 E: 0 K: 0 S: 16	H: 2 LOB: 1 BB: 1 P: 26	R: 1 H: 2 E: 1 K: 1 S: 13	H: 2 LOB: 2 BB: 0 P: 19	R: 0 H: 0 E: 0 K: 0 S: 11	H: 0 LOB: 1 BB: 0 P: 15	R: 0 H: 1 E: 0 K: 1 S: 9	LOB: 1 BB: 0 P: 13	R: 0 H: 1 E: 0 K: 0 S: 10	H: 1 LOB: 1 BB: 0 P: 12		1B: 10 2B: 3 3B: 0 HR: 0	SF: 1 SAC: 1 DP: 1 HBP: 0	WP: 0 PA: 39 PB: 0 SB: 0 CS: 0							
PITCHER	IP	WLS	BF	H	R	ER	SO	BB	IBB	HBP	BLK	WP	HR	S	P	ERA	WHIP										
Scott Olsen, L ERA: 3.51	4.1	L	24	11	5	4	2	1	0	0	0	0	0	60	89	8.31	2.769										
19 Logan Kensing, R ERA: 4.01	1.2		7	0	0	0	1	0	0	0	0	0	0	17	25	0.00	0.000										
35 Doug Waechter, R ERA: 3.0	2.0		8	2	0	0	1	0	0	0	0	0	0	19	25	0.00	1.000										

AB	31
R	4
H	6
RBI	4
BB	1
SO	13
LOB	7



Batter	1	2	3	4	5	6	7	8	9	AB	R	H	RBI	BB	SO	LOB	TOP					
1 Akinori Iwamura, L (1.4) OBP: 0.345, SLG: 0.374										5	2	1	1	1	2	4	Tampa Bay Rays @ Florida Marlins Dolphin Stadium, Miami, FL Wed Jun 25 2008, 7:10 PM EDT Att: 13,165 - Cloudy - 81 F					
13 Carl Crawford, L (1.7) OBP: 0.329, SLG: 0.416										5	2	2	5	0	1	1						
16 Willy Aybar, S (7.3) OBP: 0.340, SLG: 0.396										0	0	0	0	1	0	0						
2 B.J. Upton, R (1.8) OBP: 0.398, SLG: 0.420										4	2	1	1	2	1	2						
32 Eric Hinske, L (1.3) OBP: 0.346, SLG: 0.517										5	1	2	1	1	0	1						
3 Evan Longoria, R (1.5) OBP: 0.332, SLG: 0.496										6	2	3	3	0	1	3						
30 Dioner Navarro, S (1.2) OBP: 0.379, SLG: 0.456										4	1	2	0	2	2	3						
26 Gabe Gross, L (1.9) OBP: 0.330, SLG: 0.390										5	1	1	1	1	1	3						
18 Ben Zobrist, S (1.6) OBP: 0.348, SLG: 0.524										6	2	2	1	0	2	4						
33 James Shields, R (1.1) OBP: 0.500, SLG: 0.333										3	2	1	1	1	0	3						
15 Cliff Floyd, L (8,PH) OBP: 0.348, SLG: 0.475										0	0	0	0	0	0	0						
49 Jason Hammel, R (8.1)										0	0	0	0	0	0	0						
47 Gary Glover, R (9.1)										0	0	0	0	0	0	0						
Inning Stats	R: 0 E: 0 K: 2 S: 10	H: 0 LOB: 0 BB: 0 P: 14	R: 0 E: 0 K: 0 S: 6	H: 1 LOB: 1 BB: 0 P: 11	R: 3 E: 0 K: 0 S: 13	H: 2 LOB: 0 BB: 1 P: 25	R: 1 E: 0 K: 1 S: 12	H: 3 LOB: 2 BB: 0 P: 20	R: 10 E: 1 K: 1 S: 30	H: 7 LOB: 1 BB: 3 P: 59	R: 0 E: 0 K: 1 S: 7	H: 0 LOB: 1 BB: 1 P: 17	R: 0 E: 0 K: 3 S: 14	H: 0 LOB: 2 BB: 2 P: 28	R: 1 E: 0 K: 0 S: 9	H: 1 LOB: 2 BB: 1 P: 20	R: 0 E: 0 K: 2 S: 10	H: 1 LOB: 1 BB: 1 P: 20	1B: 7 2B: 4 3B: 0 HR: 4	SF: 0 SAC: 0 DP: 0 HBP: 1	WP: 1 PB: 0 SB: 0 CS: 0	PA: 53
PITCHER	IP: 4.0 WLS: L BF: 22	H: 8 R: 7 ER: 7 SO: 3	BB: 2 IBB: 0 HBP: 0 BLK: 0	WP: 0 HR: 2 S: 46 P: 83	ERA: 15.75 WHIP: 2.500	IP: 1.0 WLS: 5 BF: 5	H: 1 R: 0 ER: 0 SO: 2	BB: 1 IBB: 0 HBP: 0 BLK: 0	WP: 0 HR: 0 S: 10 P: 20	ERA: 0.00 WHIP: 2.000												
39 Ryan Tucker, R (1.1) ERA: 6.75											Kevin Gregg, R (9.1) ERA: 2.45											
45 Frankie De La Cruz, R (5.1) ERA: 21.0																						
19 Logan Kensing, R (5.1) ERA: 3.98																						
37 Renyel Pinto, L (7.1) ERA: 3.09																						
32 Justin Miller, R (8.1) ERA: 4.42																						

Batter	1	2	3	4	5	6	7	8	9	AB	R	H	RBI	BB	SO	LOB	BOTTOM					
2 Hanley Ramirez, R (1.6) OBP: 0.386, SLG: 0.518										3	0	1	0	0	0	0	Tampa Bay Rays @ Florida Marlins Dolphin Stadium, Miami, FL Wed Jun 25 2008, 7:10 PM EDT Att: 13,165 - Cloudy - 81 F					
11 Robert Andino, R (7.6) OBP: 0.258, SLG: 0.370										2	0	0	0	0	1							
27 Jeremy Hermida, L (1.9) OBP: 0.339, SLG: 0.434										5	0	2	0	0	2	0						
3 Jorge Cantu, R (1.5) OBP: 0.334, SLG: 0.485										5	1	1	0	0	0	4						
Josh Willingham, R (1.7) OBP: 0.382, SLG: 0.590										4	0	0	0	0	2	4						
6 Dan Uggla, R (1.4) OBP: 0.378, SLG: 0.632										4	0	2	1	0	0	2						
Mike Jacobs, L (1.3) OBP: 0.270, SLG: 0.535										4	1	1	1	0	0	2						
12 Cody Ross, R (1.8) OBP: 0.281, SLG: 0.483										3	0	1	0	0	0	0						
20 Matt Treanor, R (1.2) OBP: 0.302, SLG: 0.304										4	1	0	0	0	0	2						
39 Ryan Tucker, R (1.1) ERA: 3.76																						
45 Frankie De La Cruz, R (5.1) ERA: 21.0																						
19 Logan Kensing, R (5.1) ERA: 3.98																						
37 Renyel Pinto, L (7.1) ERA: 3.09																						
18 Wes Helms, R (7,PH) OBP: 0.301, SLG: 0.393																						
32 Justin Miller, R (8.1) ERA: 4.42																						
Kevin Gregg, R (9.1) ERA: 2.45																						
Luis Gonzalez, L (9,PH) OBP: 0.368, SLG: 0.416																						
Inning Stats	R: 0 E: 1 K: 1 S: 13	H: 0 LOB: 1 BB: 0 P: 20	R: 0 E: 1 K: 1 S: 12	H: 1 LOB: 2 BB: 0 P: 19	R: 0 E: 0 K: 1 S: 11	H: 2 LOB: 0 BB: 0 P: 15	R: 0 E: 1 K: 0 S: 9	H: 0 LOB: 1 BB: 0 P: 13	R: 0 E: 0 K: 1 S: 8	H: 0 LOB: 0 BB: 0 P: 13	R: 1 E: 0 K: 0 S: 9	H: 1 LOB: 0 BB: 0 P: 12	R: 0 E: 0 K: 1 S: 8	H: 0 LOB: 0 BB: 0 P: 9	R: 1 E: 0 K: 1 S: 12	H: 2 LOB: 1 BB: 0 P: 19	R: 1 E: 1 K: 0 S: 16	H: 3 LOB: 2 BB: 0 P: 24	1B: 8 2B: 0 3B: 0 HR: 1	SF: 0 SAC: 0 DP: 1 HBP: 1	WP: 1 PB: 0 SB: 0 CS: 0	PA: 39
PITCHER	IP: 7.0 WLS: W BF: 28	H: 4 R: 1 ER: 1 SO: 5	BB: 0 IBB: 0 HBP: 0 BLK: 0	WP: 0 HR: 1 S: 70 P: 101	ERA: 1.29 WHIP: 0.571	IP: 1.0 WLS: 5 BF: 5	H: 1 R: 0 ER: 0 SO: 2	BB: 1 IBB: 0 HBP: 0 BLK: 0	WP: 0 HR: 0 S: 10 P: 20	ERA: 0.00 WHIP: 2.000												
33 James Shields, R (1.1) ERA: 3.76																						
49 Jason Hammel, R (8.1) ERA: 4.96																						
47 Gary Glover, R (9.1) ERA: 3.71																						

Batter	1	2	3	4	5	6	7	8	9	AB	R	H	RBI	BB	SO	LOB	TOP					
1 Akinori Iwamura, L (1.4) OBP: 0.346, SLG: 0.374										5	0	2	1	0	0	0						
16 Willy Aybar, S (1.3) OBP: 0.333, SLG: 0.385										5	0	1	0	0	1	3						
13 Carl Crawford, L (1.7) OBP: 0.324, SLG: 0.409										5	0	0	0	0	0	2						
2 B.J. Upton, R (1.8) OBP: 0.401, SLG: 0.419										3	2	1	0	2	0	2						
3 Evan Longoria, R (1.5) OBP: 0.337, SLG: 0.518										5	2	3	1	0	2	1						
31 Jonny Gomes, R (1.9) OBP: 0.311, SLG: 0.402										3	0	0	0	0	0	2						
26 Gabe Gross, L (7.9) OBP: 0.333, SLG: 0.390										0	0	0	0	1	0	0						
9 Shawn Riggans, R (1.2) OBP: 0.289, SLG: 0.420										3	1	1	3	1	0	2						
18 Ben Zobrist, S (1.6) OBP: 0.370, SLG: 0.625										3	1	1	1	1	1	3						
22 Matt Garza, R (1.1)										3	0	0	0	1	2	2						
Inning Stats	R: 0 E: 0 K: 1 S: 9	H: 0 LOB: 0 BB: 0 P: 15	R: 1 E: 0 K: 2 S: 15	H: 1 LOB: 2 BB: 1 P: 25	R: 0 E: 0 K: 0 S: 5	H: 0 LOB: 0 BB: 0 P: 9	R: 2 E: 0 K: 0 S: 19	H: 2 LOB: 3 BB: 3 P: 38	R: 2 E: 0 K: 0 S: 10	H: 2 LOB: 1 BB: 1 P: 19	R: 0 E: 0 K: 1 S: 12	H: 2 LOB: 2 BB: 0 P: 16	R: 0 E: 0 K: 1 S: 7	H: 0 LOB: 0 BB: 0 P: 8	R: 1 E: 0 K: 0 S: 11	H: 1 LOB: 0 BB: 0 P: 17	R: 0 E: 0 K: 1 S: 9	H: 1 LOB: 2 BB: 1 P: 18	1B: 4 2B: 3 3B: 0 HR: 2	SF: 1 SAC: 0 DP: 0 HBP: 1	WP: 2 PB: 0 SB: 0 CS: 0	PA: 43
PITCHER	IP WLS BF H R ER SO BB IBB HBP BLK WP HR S P ERA WHIP																					
Mark Hendrickson, L (1.1) ERA: 5.95	4.2 L 25 5 5 5 3 4 1 1 0 2 1 56 102 9.64 1.929																					
35 Doug Waechter, R (5.1) ERA: 2.76	4.1 18 4 1 1 3 1 0 0 0 0 0 1 41 63 2.08 1.154																					

Tampa Bay Rays @ Florida Marlins
Dolphin Stadium, Miami, FL
Thu Jun 26 2008, 12:10 PM EDT
Att: 17,107 - Cloudy - 89 F

AB 35
R 6
H 9
RBI 6
BB 6
SO 6
LOB 17



Batter	1	2	3	4	5	6	7	8	9	AB	R	H	RBI	BB	SO	LOB	BOTTOM					
2 Hanley Ramirez, R (1.6) OBP: 0.385, SLG: 0.525										4	1	1	1	0	0	0						
27 Jeremy Hermida, L (1.9) OBP: 0.339, SLG: 0.431										2	0	0	0	1	1	0						
3 Jorge Cantu, R (1.5) OBP: 0.331, SLG: 0.480										3	0	0	0	0	0	1						
Mike Jacobs, L (1.3) OBP: 0.267, SLG: 0.528										3	0	0	0	0	2	0						
6 Dan Uggla, R (1.4) OBP: 0.374, SLG: 0.625										3	0	0	0	0	1	0						
Luis Gonzalez, L (1.7) OBP: 0.353, SLG: 0.410										3	0	0	0	0	1	0						
12 Cody Ross, R (1.8) OBP: 0.277, SLG: 0.474										3	0	0	0	0	2	0						
13 Paul Hoover, R (1.2) OBP: 0.286, SLG: 0.308										3	0	0	0	0	2	0						
Mark Hendrickson, L (1.1) OBP: 0.276, SLG: 0.414										1	0	0	0	0	0	0						
35 Doug Waechter, R (5.1) OBP: 0.197, SLG: 0.167										1	0	0	0	0	0	0						
18 Wes Helms, R (9. PH) OBP: 0.310, SLG: 0.390										1	0	0	0	0	1	0						
Inning Stats	R: 0 E: 0 K: 0 S: 7	H: 0 LOB: 0 BB: 0 P: 9	R: 0 E: 0 K: 2 S: 9	H: 0 LOB: 0 BB: 0 P: 12	R: 0 E: 0 K: 1 S: 6	H: 0 LOB: 0 BB: 0 P: 7	R: 0 E: 0 K: 0 S: 5	H: 0 LOB: 0 BB: 1 P: 11	R: 0 E: 0 K: 2 S: 11	H: 0 LOB: 0 BB: 0 P: 16	R: 0 E: 0 K: 1 S: 14	H: 0 LOB: 0 BB: 0 P: 19	R: 1 E: 0 K: 1 S: 9	H: 1 LOB: 0 BB: 0 P: 13	R: 0 E: 0 K: 1 S: 5	H: 0 LOB: 0 BB: 0 P: 8	R: 0 E: 0 K: 2 S: 10	H: 0 LOB: 0 BB: 0 P: 13	1B: 0 2B: 0 3B: 0 HR: 1	SF: 0 SAC: 0 DP: 1 HBP: 0	WP: 0 PB: 0 SB: 0 CS: 0	PA: 28
PITCHER	IP WLS BF H R ER SO BB IBB HBP BLK WP HR S P ERA WHIP																					
22 Matt Garza, R (1.1) ERA: 3.76	9.0 W 28 1 1 1 10 1 0 0 0 0 1 76 108 1.00 0.222																					

Tampa Bay Rays @ Florida Marlins
Dolphin Stadium, Miami, FL
Thu Jun 26 2008, 12:10 PM EDT
Att: 17,107 - Cloudy - 89 F

AB 27
R 1
H 1
RBI 1
BB 1
SO 10
LOB 1



Batter	1	2	3	4	5	6	7	8	9	10	11	AB	R	H	RBI	BB	SO	LOB	TOP			
2 Hanley Ramirez, R OBP: 0.383, SLG: 0.542	G5-3	F7			G1-6-3 1B			K		F8 1B		5	0	2	0	0	1	1				
27 Jeremy Hermida, L OBP: 0.336, SLG: 0.410	BB		G4-3		G1-6-3			3 HR 1B		F8		4	1	1	0	1	0	2				
3 Jorge Cantu, R OBP: 0.324, SLG: 0.470	G5-4-3 1B		F9		G5-3			1 HR 1B			FC6-4 HBP	4	1	2	2	0	0	0				
Josh Willingham, R OBP: 0.364, SLG: 0.552	G5-4-3		P4		K			G6-3			FC6-4 12 2B	5	1	0	0	0	1	3				
18 Wes Helms, R OBP: 0.298, SLG: 0.375	G3		G3		E4 G5-3 13 12 16			G5-3		K		5	0	0	0	0	1	1				
12 Cody Ross, R OBP: 0.255, SLG: 0.488	11 1B 13 1B 1B		11 1B 13 1B 1B		1-2 1B			G5-3		F8		5	1	3	1	0	0	0				
11 Robert Andino, R OBP: 0.269, SLG: 0.354			13 1B 23 SH1-3 1B		K			G6-3		G4-3		4	1	1	0	0	1	2				
32 Justin Miller, R Joe Nelson, R												0	0	0	0	0	0	0				
Mike Jacobs, L Kevin Gregg, R												0	0	0	0	1	0	0				
13 Paul Hoover, R OBP: 0.273, SLG: 0.286			23 SH1-3 1B		G5-3			K		K		5	0	1	1	0	3	4				
23 Andrew Miller, L 35 Doug Waechter, R 28 Aaron Cook, R 19 Logan Kensing, R 37 Renyel Pinto, L 4 Alfredo Amezaga, S					G5-3			G3		G5-3		1	0	0	1	0	0	0				
Inning Stats	R: 0 E: 0 K: 0 S: 9	H: 1 LOB: 1 BB: 1 P: 17	R: 2 E: 0 K: 0 S: 12	H: 3 LOB: 0 BB: 0 P: 15	R: 0 E: 0 K: 0 S: 7	H: 0 LOB: 0 BB: 0 P: 10	R: 0 E: 1 K: 1 S: 12	H: 1 LOB: 1 BB: 0 P: 18	R: 0 E: 0 K: 1 S: 10	H: 0 LOB: 0 BB: 0 P: 15	R: 0 E: 0 K: 1 S: 9	H: 0 LOB: 0 BB: 0 P: 12	R: 2 E: 0 K: 1 S: 12	H: 2 LOB: 0 BB: 0 P: 18	R: 0 E: 0 K: 1 S: 9	H: 1 LOB: 1 BB: 0 P: 11	R: 1 E: 0 K: 1 S: 12	H: 1 LOB: 2 BB: 1 P: 21	1B: 8 2B: 1 3B: 0 HR: 1	SF: 0 SAC: 1 DP: 3 HBP: 1	WP: 0 PB: 0 SB: 1 CS: 0	PA: 44
PITCHER	IP ERA WLS BF H R ER SO BB IBB HBP BLK WP HR S P ERA WHIP	6.0 7.05 1 3 0 0 2 1 0 0 0 0 0 9 12 18 3 1.167	7.1 5.49 1 5 2 0 1 0 0 0 0 0 1 12 18 3 2.000	8.1 1.77 1 3 2 0 1 0 0 0 0 0 9 13 0 0 0.000	10.1 3.82 2 10 2 1 1 2 0 1 1 0 0 0 21 32 4.50 1.000																	

Florida Marlins @ Colorado Rockies
Coors Field, Denver, CO
Thu Jul 03 2008, 6:05 PM MDT
Att. 48,084 - Party Cloudy - 79 F

livebaseballscores.com
AB 40
R 5
H 10
RBI 5
BB 2
SO 7
LOB 13



Batter	1	2	3	4	5	6	7	8	9	10	11	AB	R	H	RBI	BB	SO	LOB	BOTTOM							
19 Ryan Spilborghs, R OBP: 0.397, SLG: 0.438	G4-3		G5-3		K			K		12 S BB		5	0	1	2	1	2	2								
12 Clint Barmes, R OBP: 0.360, SLG: 0.535	F9		2B		10 G6-3 BB			10 SF9 1B		K		4	2	2	0	1	1	1								
Matt Holliday, R OBP: 0.423, SLG: 0.539	G5-3		F8		K			10 SF9 10 WP 1B		10 FC5-4 IBB		4	0	1	0	1	1	2								
27 Garrett Atkins, R OBP: 0.337, SLG: 0.471		10 HR 1B		G6-3		8 WP 10 G6-3 1B		K		P5		5	1	2	0	0	1	4								
10 Jeff Baker, R OBP: 0.305, SLG: 0.493		1 HR		K		G6-3		SF9		FC5-4		4	1	1	4	0	1	3								
8 Yorvit Torrealba, R OBP: 0.263, SLG: 0.404		G5-3		G4-3		G3		G6-3				4	0	0	0	1	0	2								
11 Brad Hawpe, L OBP: 0.387, SLG: 0.456		2 G1-3 BB				2 G1-3 BB		F8		2 FC1-6 BB		1	0	0	0	3	0	0								
22 Scott Podsednik, L OBP: 0.305, SLG: 0.298		2 G6-4-3 BB				G1-3		G6-3		FC1-6 20 CS		4	1	0	0	1	0	3								
2 Troy Tulowitzki, R OBP: 0.245, SLG: 0.293		G6-4-3				G1-3		G6-3		FC1-6 20 CS		4	1	0	0	1	0	3								
Mark Redman, L 60 Manny Corpas, R 35 Doug Waechter, R 19 Logan Kensing, R 37 Renyel Pinto, L 20 Chris Iannetta, R 34 Matt Herges, L 6 Omar Quintanilla, L					K			K		K		2	0	0	0	0	2	1								
Inning Stats	R: 0 E: 0 K: 0 S: 5	H: 0 LOB: 0 BB: 0 P: 9	R: 2 E: 0 K: 0 S: 12	H: 2 LOB: 0 BB: 1 P: 20	R: 0 E: 0 K: 1 S: 10	H: 1 LOB: 1 BB: 1 P: 16	R: 0 E: 0 K: 1 S: 7	H: 0 LOB: 0 BB: 0 P: 11	R: 0 E: 0 K: 2 S: 9	H: 0 LOB: 1 BB: 1 P: 18	R: 1 E: 0 K: 1 S: 13	H: 1 LOB: 1 BB: 1 P: 22	R: 0 E: 0 K: 1 S: 13	H: 1 LOB: 1 BB: 0 P: 14	R: 1 E: 0 K: 1 S: 16	H: 2 LOB: 1 BB: 0 P: 23	R: 0 E: 0 K: 1 S: 6	H: 0 LOB: 1 BB: 1 P: 11	R: 0 E: 0 K: 1 S: 8	H: 0 LOB: 2 BB: 2 P: 22	R: 2 E: 1 K: 0 S: 17	H: 1 LOB: 2 BB: 2 P: 30	1B: 6 2B: 1 3B: 0 HR: 1	SF: 1 SAC: 1 DP: 1 HBP: 0	WP: 2 PB: 0 SB: 1 CS: 1	PA: 46
PITCHER	IP ERA WLS BF H R ER SO BB IBB HBP BLK WP HR S P ERA WHIP	6.2 4.96 0 27 5 0 3 1 3 0 0 0 1 0 5 6 4.05 1.200	7.1 2.8 1 5 2 1 1 1 0 0 0 0 1 0 16 23 9.00 2.000	8.1 3.76 1 5 2 1 1 1 0 0 0 0 1 0 3 8 0.00 3.000	9.1 2.87 1 2 0 0 0 0 1 0 0 0 0 0 3 8 0.00 3.000	10.1 4.12 1 4 0 0 0 2 1 1 0 0 0 0 0 6 17 0.00 1.000																				

Florida Marlins @ Colorado Rockies
Coors Field, Denver, CO
Thu Jul 03 2008, 6:05 PM MDT
Att. 48,084 - Party Cloudy - 79 F

livebaseballscores.com
AB 36
R 6
H 8
RBI 6
BB 8
SO 9
LOB 22



Batter	1	2	3	4	5	6	7	8	9	AB	R	H	RBI	BB	SO	LOB	TOP					
2 Hanley Ramirez, R OBP: 0.386, SLG: 0.552	L7		2B		BB	F7		G5-3		4	0	1	0	1	0	2	Florida Marlins @ Colorado Rockies Coors Field, Denver, CO Sat Jul 05 2008, 6:05 PM MDT Att: 35,137 - Cloudy - 83 F					
27 Jeremy Hermida, L OBP: 0.333, SLG: 0.414	F9		P5		L5	P5		2B		5	0	1	0	0	0	4						
18 Wes Helms, R OBP: 0.293, SLG: 0.373	2B				G5-3		E6 12 HR			5	1	1	0	0	2	2						
Josh Willingham, R OBP: 0.371, SLG: 0.549	K				BB		P6			3	1	0	0	2	2	3						
Mike Jacobs, L OBP: 0.283, SLG: 0.515	K2-3				F8		BB			5	2	2	0	0	2	1						
12 Cody Ross, R OBP: 0.311, SLG: 0.516	G6-3				1B		HR			5	2	3	4	0	1	0						
20 Matt Treanor, R OBP: 0.315, SLG: 0.318	F8				1B		BB			4	0	2	1	1	1	0						
11 Robert Andino, R OBP: 0.268, SLG: 0.346					G5-3					4	0	1	1	0	1	4						
39 Ryan Tucker, R 22 Matt Lindstrom, R Luis Gonzalez, L Joe Nelson, R 4 Alfredo Amezaga, S 35 Doug Waechter, R	G6-3				K		F7			2	0	0	0	0	0	1						
	G6-3						G4-3			0	0	0	0	0	0	0						
Inning Stats	R: 0 E: 0 K: 1 S: 12	H: 1 LOB: 1 BB: 0 P: 19	R: 0 E: 0 K: 1 S: 10	H: 0 LOB: 0 BB: 0 P: 11	R: 0 E: 0 K: 0 S: 10	H: 1 LOB: 1 BB: 0 P: 15	R: 0 E: 0 K: 1 S: 14	H: 2 LOB: 3 BB: 1 P: 26	R: 0 E: 0 K: 1 S: 8	H: 0 LOB: 1 BB: 1 P: 13	R: 3 E: 0 K: 0 S: 20	H: 4 LOB: 2 BB: 1 P: 33	R: 3 E: 1 K: 1 S: 19	H: 2 LOB: 1 BB: 1 P: 32	R: 0 E: 0 K: 2 S: 11	H: 1 LOB: 1 BB: 0 P: 17	R: 0 E: 0 K: 3 S: 10	H: 0 LOB: 0 BB: 0 P: 14	1B: 6 2B: 4 3B: 0 HR: 1	SF: 0 SAC: 0 DP: 0 HBP: 0	WP: 0 PB: 1 SB: 0 CS: 0	PA: 43
PITCHER	IP WLS BF H R ER SO BB IBB HBP BLK WP HR S P ERA WHIP	IP WLS BF H R ER SO BB IBB HBP BLK WP HR S P ERA WHIP	IP WLS BF H R ER SO BB IBB HBP BLK WP HR S P ERA WHIP	IP WLS BF H R ER SO BB IBB HBP BLK WP HR S P ERA WHIP	IP WLS BF H R ER SO BB IBB HBP BLK WP HR S P ERA WHIP	IP WLS BF H R ER SO BB IBB HBP BLK WP HR S P ERA WHIP	IP WLS BF H R ER SO BB IBB HBP BLK WP HR S P ERA WHIP	IP WLS BF H R ER SO BB IBB HBP BLK WP HR S P ERA WHIP	IP WLS BF H R ER SO BB IBB HBP BLK WP HR S P ERA WHIP	IP WLS BF H R ER SO BB IBB HBP BLK WP HR S P ERA WHIP	IP WLS BF H R ER SO BB IBB HBP BLK WP HR S P ERA WHIP	IP WLS BF H R ER SO BB IBB HBP BLK WP HR S P ERA WHIP	IP WLS BF H R ER SO BB IBB HBP BLK WP HR S P ERA WHIP	IP WLS BF H R ER SO BB IBB HBP BLK WP HR S P ERA WHIP	IP WLS BF H R ER SO BB IBB HBP BLK WP HR S P ERA WHIP	IP WLS BF H R ER SO BB IBB HBP BLK WP HR S P ERA WHIP	IP WLS BF H R ER SO BB IBB HBP BLK WP HR S P ERA WHIP					


Batter	1	2	3	4	5	6	7	8	9	AB	R	H	RBI	BB	SO	LOB	BOTTOM			
19 Ryan Spilborghs, R OBP: 0.414, SLG: 0.500	SF9 10 P4		G4-3		HR 10 BB		F8			4	3	2	0	1	0	0	Florida Marlins @ Colorado Rockies Coors Field, Denver, CO Sat Jul 05 2008, 6:05 PM MDT Att: 35,137 - Cloudy - 83 F			
10 Jeff Baker, R OBP: 0.305, SLG: 0.484	P4		K		HR BB		G6-3			4	1	1	1	1	1	1				
Matt Holliday, R OBP: 0.424, SLG: 0.569	SF9		1B		HR		E4 11 HR 27 HBP			4	2	2	4	0	0	1				
27 Garrett Atkins, R OBP: 0.343, SLG: 0.484	F9		K		F8		HR			4	1	0	0	0	1	1				
11 Brad Hawpe, L OBP: 0.364, SLG: 0.458	G4-3				HR 20 BB		G3			3	2	1	3	1	1	0				
20 Chris Iannetta, R OBP: 0.370, SLG: 0.532	P3				HR		E3			5	1	1	2	0	1	1				
47 Joe Koshansky, L OBP: 0.250, SLG: 1.000	HR				K		K			4	1	1	1	0	3	2				
6 Omar Quintanilla, L OBP: 0.301, SLG: 0.390	1B				K		IBB			3	0	1	0	1	1	0				
29 Jorge De La Rosa, L Glendon Rusch, L 34 Matt Herges, L 25 Seth Smith, L 60 Manny Corpas, R 40 Brian Fuentes, L	G1-5-3				HR 10 BB 19 BB		K			3	1	1	0	0	1	3				
					1B		P4			0	0	0	0	0	0	0				
Inning Stats	R: 1 E: 0 K: 0 S: 13	H: 1 LOB: 0 BB: 0 P: 17	R: 1 E: 0 K: 0 S: 11	H: 2 LOB: 1 BB: 0 P: 17	R: 0 E: 0 K: 2 S: 11	H: 1 LOB: 0 BB: 0 P: 19	R: 6 E: 0 K: 2 S: 22	H: 3 LOB: 3 BB: 3 P: 39	R: 0 E: 0 K: 2 S: 10	H: 0 LOB: 2 BB: 1 P: 17	R: 3 E: 2 K: 1 S: 15	H: 1 LOB: 1 BB: 0 P: 23	R: 1 E: 0 K: 0 S: 16	H: 2 LOB: 1 BB: 0 P: 22	R: 0 E: 0 K: 2 S: 9	H: 0 LOB: 0 BB: 0 P: 13	1B: 4 2B: 2 3B: 0 HR: 4	SF: 1 SAC: 0 DP: 0 HBP: 2	WP: 0 PB: 2 SB: 0 CS: 0	PA: 42
PITCHER	IP WLS BF H R ER SO BB IBB HBP BLK WP HR S P ERA WHIP	IP WLS BF H R ER SO BB IBB HBP BLK WP HR S P ERA WHIP	IP WLS BF H R ER SO BB IBB HBP BLK WP HR S P ERA WHIP	IP WLS BF H R ER SO BB IBB HBP BLK WP HR S P ERA WHIP	IP WLS BF H R ER SO BB IBB HBP BLK WP HR S P ERA WHIP	IP WLS BF H R ER SO BB IBB HBP BLK WP HR S P ERA WHIP	IP WLS BF H R ER SO BB IBB HBP BLK WP HR S P ERA WHIP	IP WLS BF H R ER SO BB IBB HBP BLK WP HR S P ERA WHIP	IP WLS BF H R ER SO BB IBB HBP BLK WP HR S P ERA WHIP	IP WLS BF H R ER SO BB IBB HBP BLK WP HR S P ERA WHIP	IP WLS BF H R ER SO BB IBB HBP BLK WP HR S P ERA WHIP	IP WLS BF H R ER SO BB IBB HBP BLK WP HR S P ERA WHIP	IP WLS BF H R ER SO BB IBB HBP BLK WP HR S P ERA WHIP	IP WLS BF H R ER SO BB IBB HBP BLK WP HR S P ERA WHIP	IP WLS BF H R ER SO BB IBB HBP BLK WP HR S P ERA WHIP	IP WLS BF H R ER SO BB IBB HBP BLK WP HR S P ERA WHIP				



Batter	1	2	3	4	5	6	7	8	9	AB	R	H	RBI	BB	SO	LOB	TOP								
2 Hanley Ramirez, R OBP: 0.387, SLG: 0.553										5	1	2	0	0	1	2									
27 Jeremy Hermida, L OBP: 0.337, SLG: 0.413										3	1	1	0	1	0	0									
18 Wes Helms, R OBP: 0.296, SLG: 0.379										3	1	2	2	0	0	1									
Mike Jacobs, L OBP: 0.289, SLG: 0.519 Kevin Gregg, R										4	3	2	2	1	0	2									
12 Cody Ross, R OBP: 0.317, SLG: 0.537										5	1	3	5	0	1	2									
Luis Gonzalez, L OBP: 0.350, SLG: 0.407 37 Renyel Pinto, L										4	0	1	0	0	1	1									
3 Jorge Cantu, R OBP: 0.332, SLG: 0.478										0	0	0	0	0	0	0									
13 Paul Hoover, R OBP: 0.269, SLG: 0.280										4	0	1	1	0	0	1									
4 Alfredo Amezaga, S OBP: 0.313, SLG: 0.365										4	1	1	0	0	2	2									
Mark Hendrickson, L OBP: 0.303, SLG: 0.406 41 Chris Volstad, R										2	1	1	0	0	1	0									
11 Robert Andino, R OBP: 0.253, SLG: 0.340 22 Matt Lindstrom, R										0	0	0	0	0	0	0									
Josh Willingham, R OBP: 0.376, SLG: 0.549										0	1	0	0	1	0	0									
Inning Stats	R: 0 E: 0 K: 0 S: 4	H: 2 LOB: 0 BB: 0 P: 5	R: 1 E: 0 K: 2 S: 9	H: 1 LOB: 1 BB: 1 P: 18	R: 2 E: 0 K: 0 S: 14	H: 2 LOB: 1 BB: 1 P: 22	R: 0 E: 0 K: 2 S: 11	H: 0 LOB: 0 BB: 0 P: 15	R: 0 E: 0 K: 1 S: 9	H: 0 LOB: 0 BB: 0 P: 14	R: 2 E: 0 K: 0 S: 14	H: 4 LOB: 1 BB: 0 P: 20	R: 0 E: 0 K: 0 S: 3	H: 0 LOB: 0 BB: 0 P: 4	R: 2 E: 0 K: 0 S: 15	H: 2 LOB: 0 BB: 0 P: 22	R: 3 E: 0 K: 1 S: 17	H: 3 LOB: 2 BB: 1 P: 34	1B: 8 2B: 5 3B: 0 HR: 1	SF: 2 SAC: 0 DP: 1 HBP: 1	WP: 0 PB: 0 SB: 0 CS: 1	PA: 41			
PITCHER	IP	WLS	BF	H	R	ER	SO	BB	IBB	HBP	BLK	WP	HR	S	P	ERA	WHIP								
28 Aaron Cook, R ERA: 3.66	7.1	L	32	11	7	7	5	2	0	0	0	0	1	73	110	8.59	1.773								
49 Jason Grilli, R ERA: 3.57	0.2		2	0	0	0	0	0	0	0	0	0	0	6	10	0.00	0.000								
Luis Vizcaino, R ERA: 9.24	0.1		3	1	2	2	1	1	0	0	0	0	0	8	17	54.00	6.000								
31 Cedrick Bowers, L ERA: 14.73	0.2		4	2	1	1	0	0	0	1	0	0	0	9	17	13.50	3.000								

Florida Marlins @ Colorado Rockies
Coors Field, Denver, CO
Sun Jul 06 2008, 1:05 PM MDT
Att: 27,168 - Cloudy - 77 F

AB 35
R 10
H 14
RBI 10
BB 3
SO 6
LOB 11



Batter	1	2	3	4	5	6	7	8	9	AB	R	H	RBI	BB	SO	LOB	BOTTOM								
19 Ryan Spilborghs, R OBP: 0.418, SLG: 0.500										4	0	2	2	1	1	1									
12 Clint Barmes, R OBP: 0.386, SLG: 0.533										5	0	0	0	0	1	5									
Matt Holliday, R OBP: 0.424, SLG: 0.566										5	0	2	0	0	1	2									
27 Garrett Atkins, R OBP: 0.341, SLG: 0.480										5	0	1	0	0	0	3									
10 Jeff Baker, R OBP: 0.311, SLG: 0.479										4	1	1	0	1	1	2									
11 Brad Hawpe, L OBP: 0.388, SLG: 0.471										4	2	2	1	1	0	0									
8 Yorvit Torrealba, R OBP: 0.293, SLG: 0.406										4	0	1	0	0	0	4									
6 Omar Quintanilla, L OBP: 0.306, SLG: 0.385										2	1	0	0	2	0	2									
28 Aaron Cook, R OBP: 0.325, SLG: 0.316 49 Jason Grilli, R										2	1	1	1	0	0	1									
Willy Taveras, R OBP: 0.301, SLG: 0.308 Luis Vizcaino, R										1	0	1	0	0	0	0									
31 Cedrick Bowers, R										0	0	0	0	0	0	0									
Inning Stats	R: 0 E: 0 K: 0 S: 9	H: 1 LOB: 1 BB: 0 P: 11	R: 1 E: 1 K: 1 S: 20	H: 1 LOB: 1 BB: 0 P: 29	R: 0 E: 0 K: 1 S: 10	H: 1 LOB: 1 BB: 0 P: 13	R: 3 E: 0 K: 0 S: 17	H: 3 LOB: 1 BB: 1 P: 28	R: 0 E: 0 K: 0 S: 6	H: 1 LOB: 3 BB: 2 P: 15	R: 0 E: 0 K: 1 S: 9	H: 1 LOB: 2 BB: 1 P: 18	R: 1 E: 0 K: 1 S: 13	H: 1 LOB: 1 BB: 1 P: 24	R: 0 E: 0 K: 0 S: 9	H: 1 LOB: 0 BB: 0 P: 13	1B: 8 2B: 2 3B: 0 HR: 1	SF: 0 SAC: 1 DP: 1 HBP: 0	WP: 1 PB: 0 SB: 1 CS: 0	PA: 42					
PITCHER	IP	WLS	BF	H	R	ER	SO	BB	IBB	HBP	BLK	WP	HR	S	P	ERA	WHIP								
Mark Hendrickson, L ERA: 6.24	4.0		19	6	4	4	2	1	0	0	0	0	0	56	81	9.00	1.750								
41 Chris Volstad, R ERA: 2.94	2.0	W	10	2	0	0	0	2	0	0	0	0	0	13	28	0.00	2.000								
22 Matt Lindstrom, R ERA: 4.78	1.0	H	5	1	0	0	1	1	0	0	0	0	0	9	18	0.00	2.000								
37 Renyel Pinto, L ERA: 2.94	1.0	H	5	1	1	1	1	1	0	0	0	1	0	13	24	9.00	2.000								
Kevin Gregg, R ERA: 2.86	1.0		3	1	0	0	0	0	0	0	0	0	0	9	13	0.00	1.000								

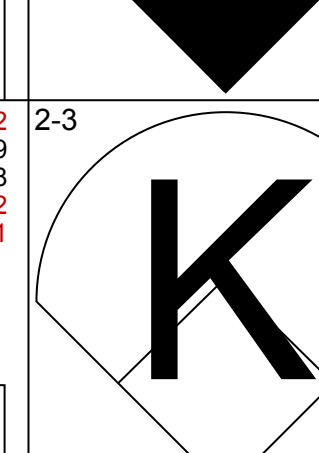
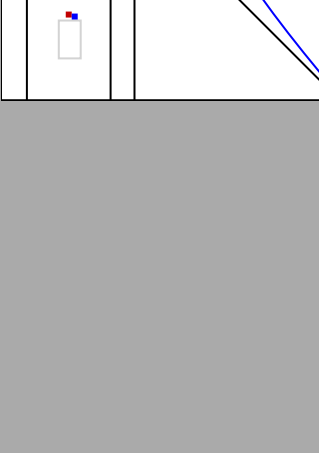
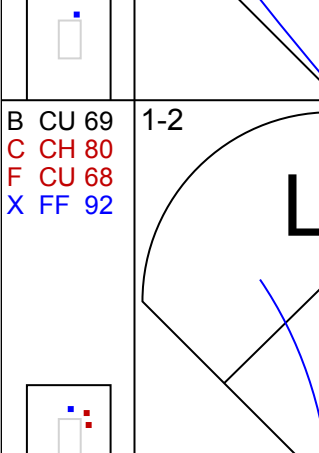
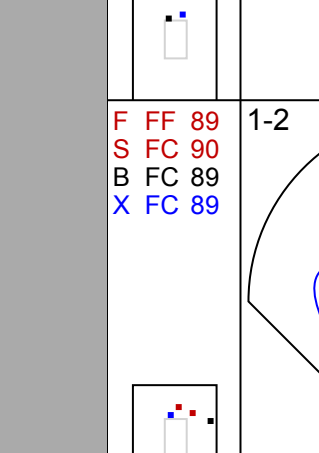
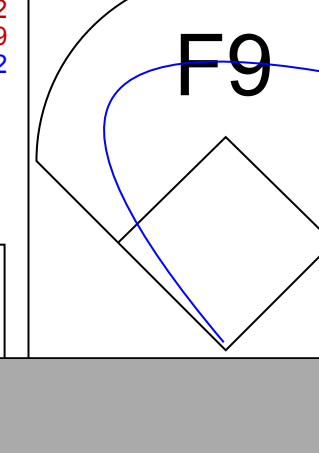


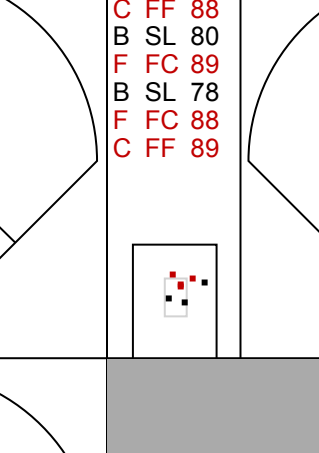

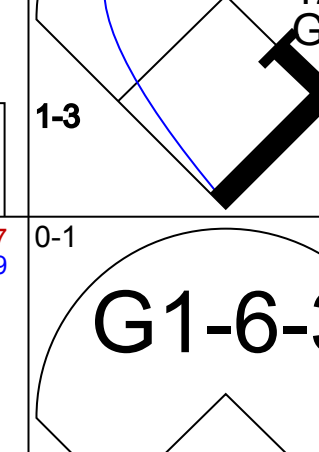

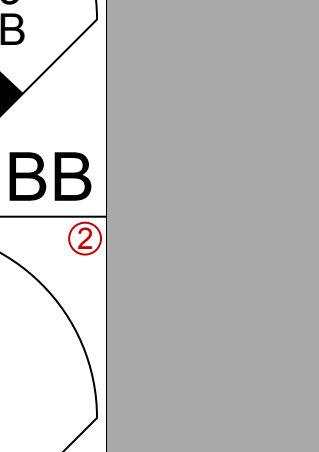



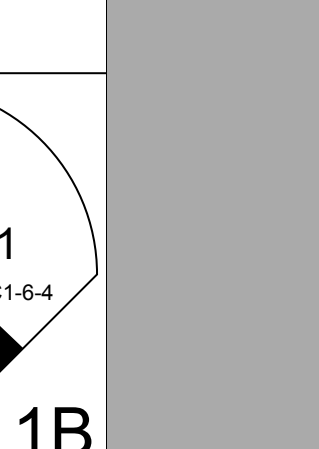
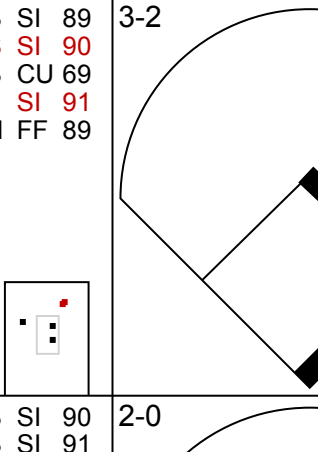
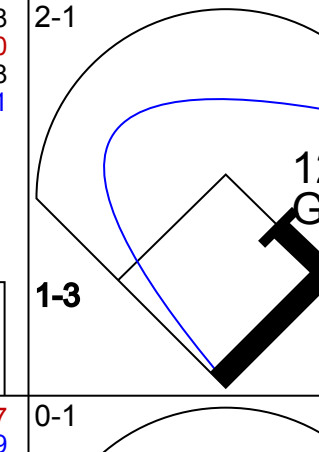

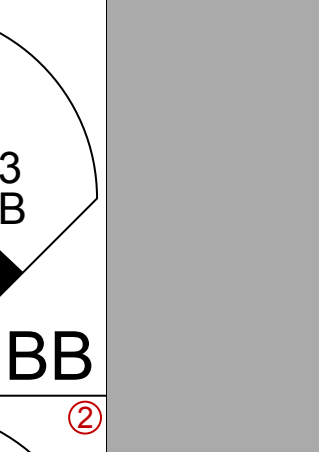
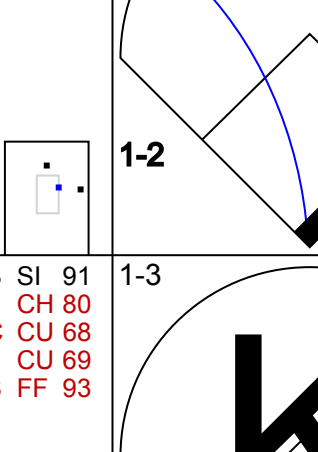
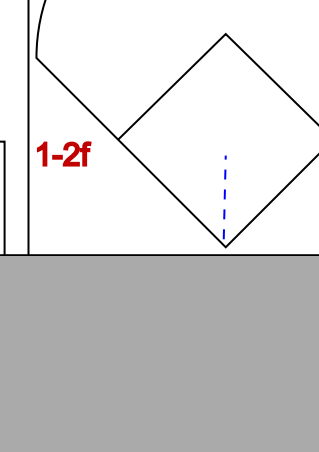

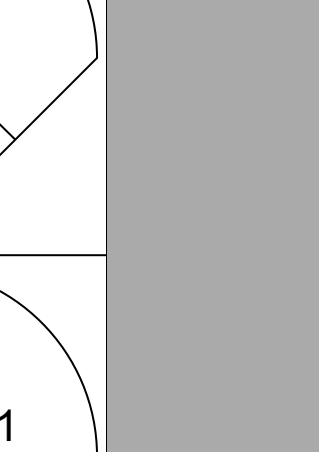
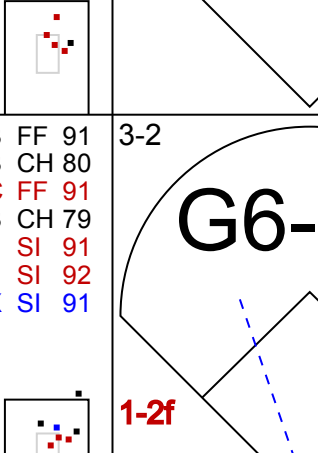

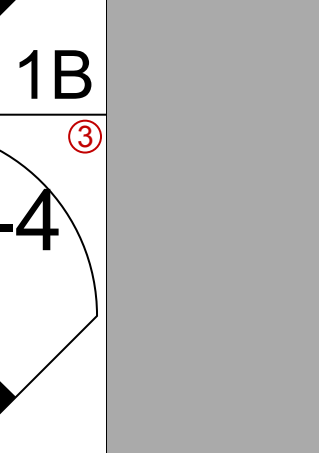



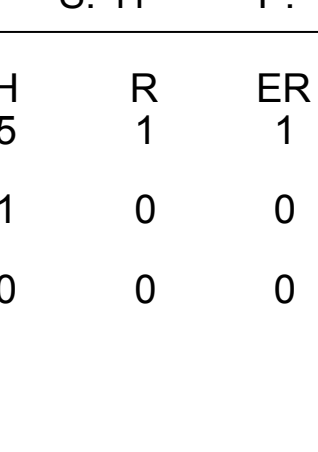
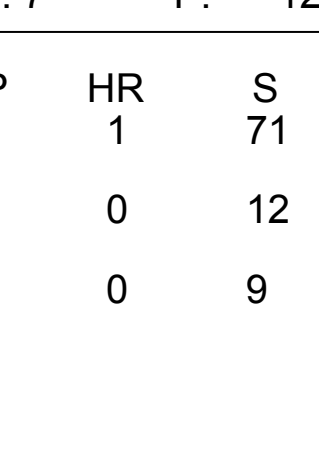
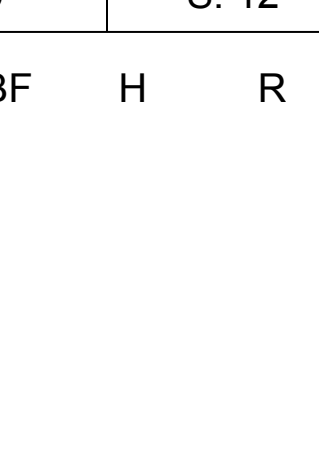
Florida Marlins @ Colorado Rockies
Coors Field, Denver, CO
Sun Jul 06 2008, 1:05 PM MDT
Att: 27,168 - Cloudy - 77 F

AB 36
R 5
H 11
RBI 4
BB 5
SO 4
LOB 20



Batter	1	2	3	4	5	6	7	8	9	AB	R	H	RBI	BB	SO	LOB	TOP										
2 Hanley Ramirez, R OBP: 0.384, SLG: 0.551	G5-3			E6		G5-3			K	5	0	1	0	0	1	3	Florida Marlins @ San Diego Padres PETCO Park, San Diego, CA Mon Jul 07 2008, 10:05 PM EDT Att: 23,840 - Partly Cloudy - 69 F AB 33 R 3 H 7 RBI 3 BB 3 SO 6 LOB 18										
Luis Gonzalez, L OBP: 0.348, SLG: 0.409 11 Robert Andino, R OBP: 0.263, SLG: 0.340	B1-3			FC4-6		F7			G6-3	4	1	1	0	0	0	2											
3 Jorge Cantu, R OBP: 0.332, SLG: 0.484	F9			HR		P3			G6-3	4	1	1	2	0	0	2											
Josh Willingham, R OBP: 0.372, SLG: 0.537	K			L7		BB			G1-4-3	3	0	0	1	0	1	1											
Mike Jacobs, L OBP: 0.288, SLG: 0.513 13 Paul Hoover, R OBP: 0.269, SLG: 0.280	K			G3-1		HBP			K	3	0	0	0	1	2	1											
12 Cody Ross, R OBP: 0.320, SLG: 0.534	G4-3					BB			K	3	0	1	0	1	0	3											
20 Matt Treanor, R OBP: 0.309, SLG: 0.311 Kevin Gregg, R	K			L7		F8			FC3-6	4	0	0	0	0	1	2											
4 Alfredo Amezaga, S OBP: 0.323, SLG: 0.374				FC4-6					BB	4	0	3	0	0	0	1											
47 Ricky Nolasco, R OBP: 0.161, SLG: 0.103 27 Jeremy Hermida, L OBP: 0.339, SLG: 0.413	F9			G5-3		K			BB	3	0	0	0	0	1	3											
										0	0	0	0	1	0	0											
Inning Stats	R: 0 E: 0 K: 0 S: 4	H: 0 LOB: 0 BB: 0 P: 5	R: 0 E: 0 K: 2 S: 9	H: 0 LOB: 0 BB: 0 P: 14	R: 0 E: 0 K: 1 S: 6	H: 1 LOB: 0 BB: 0 P: 9	R: 2 E: 1 K: 0 S: 8	H: 1 LOB: 0 BB: 0 P: 9	R: 0 E: 0 K: 0 S: 8	H: 1 LOB: 1 BB: 0 P: 10	R: 0 E: 0 K: 0 S: 8	H: 1 LOB: 1 BB: 0 P: 17	R: 0 E: 0 K: 1 S: 11	H: 1 LOB: 1 BB: 0 P: 16	R: 1 E: 0 K: 1 S: 9	H: 1 LOB: 1 BB: 0 P: 14	R: 0 E: 0 K: 1 S: 9	H: 1 LOB: 2 BB: 2 P: 19	1B: 4 2B: 2 3B: 0 HR: 1	SF: 0 SAC: 0 DP: 0 HBP: 1	WP: 0 PB: 0 SB: 1 CS: 1	PA: 37					
PITCHER	IP	WLS	BF	H	R	ER	SO	BB	IBB	HBP	BLK	WP	HR	S	P	ERA	WHIP										
Greg Maddux, R ERA: 3.9	6.0	L	24	4	2	1	3	1	0	1	0	0	1	43	64	1.50	0.833										
40 Bryan Corey, R ERA: 4.54	2.0		8	2	1	1	2	0	0	0	0	0	0	20	30	4.50	1.000										
43 Cia Meredith, R ERA: 3.95	1.0		5	1	0	0	1	2	0	0	0	0	0	9	19	0.00	3.000										

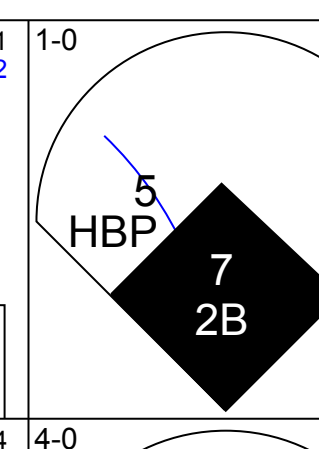
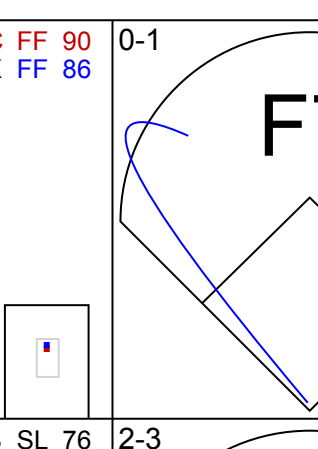
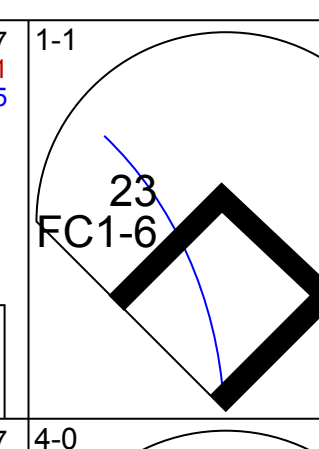
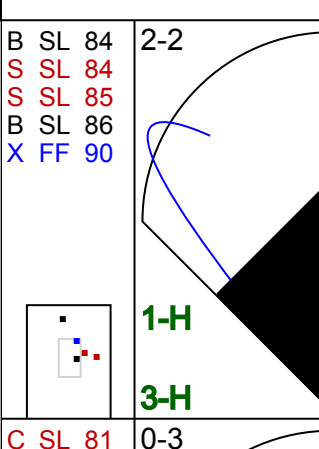
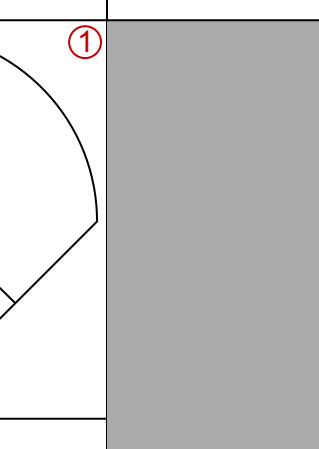
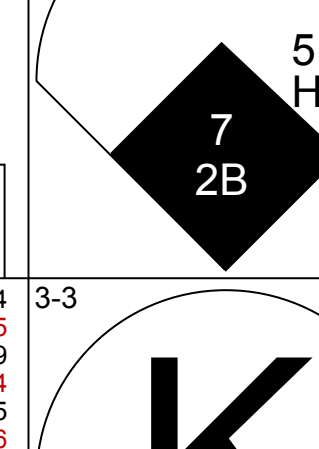
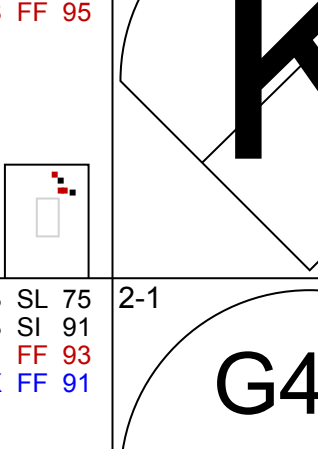
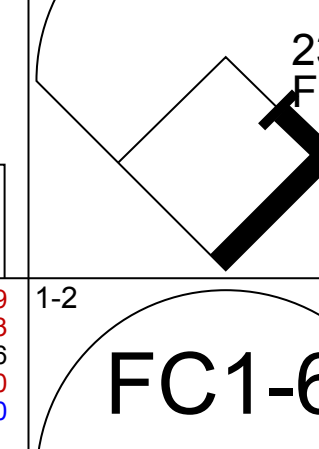
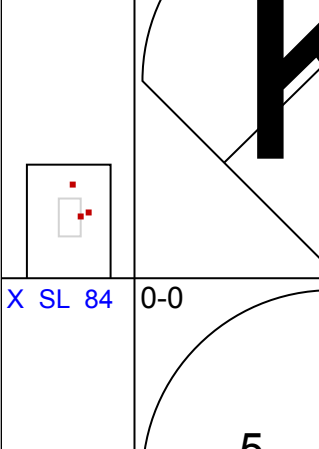
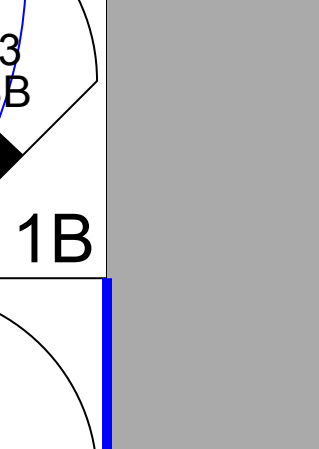

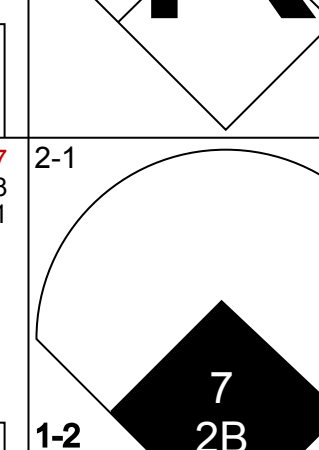
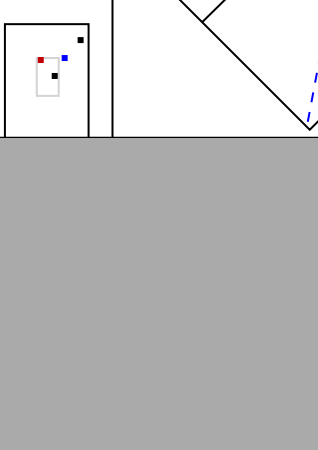
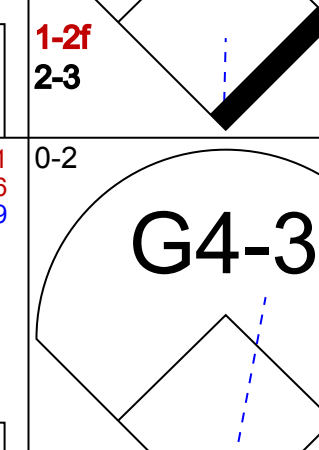
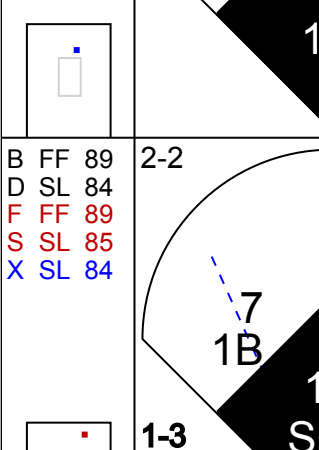
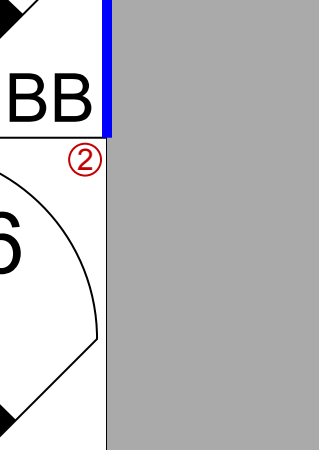

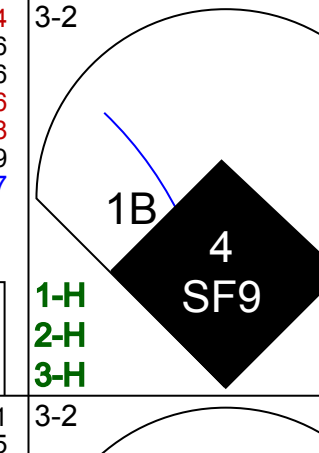
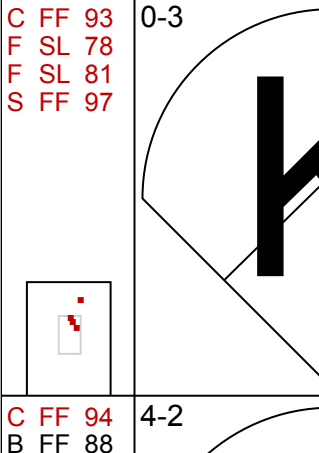

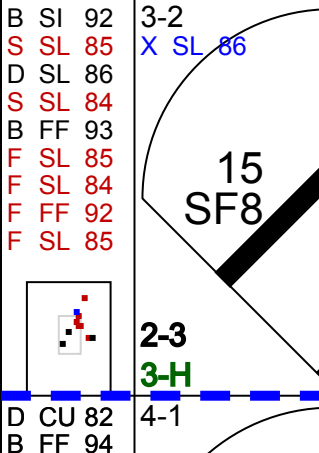
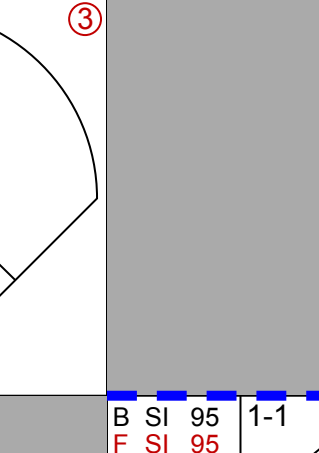

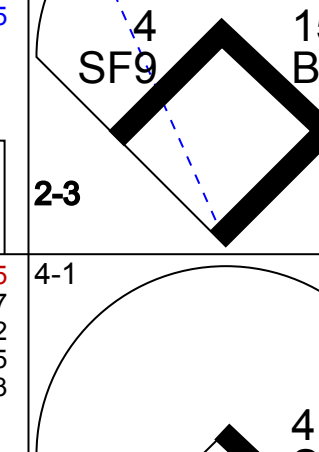
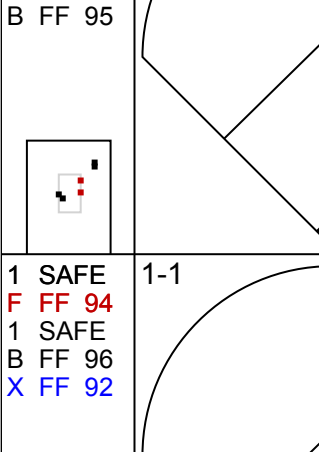

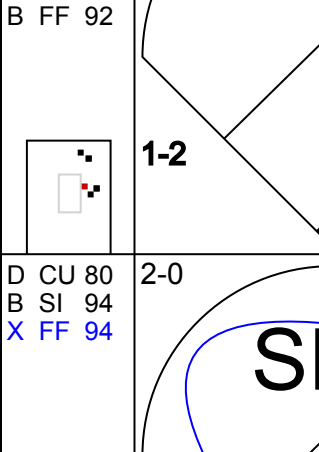
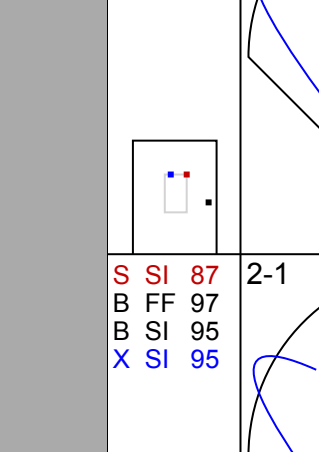

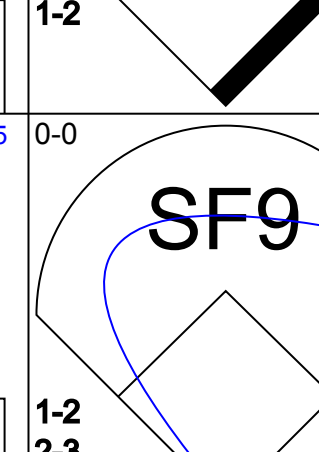
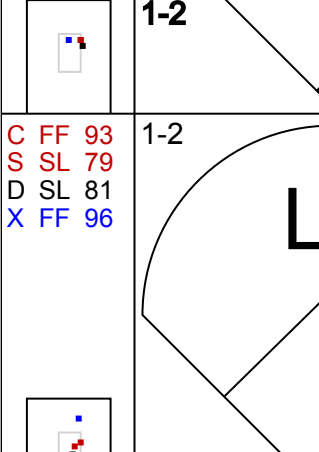

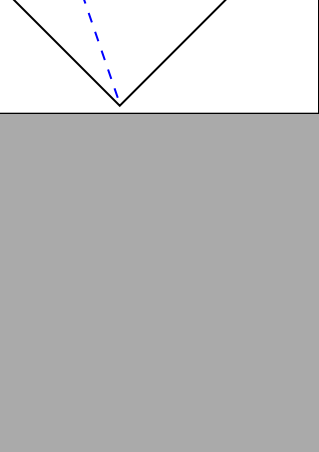
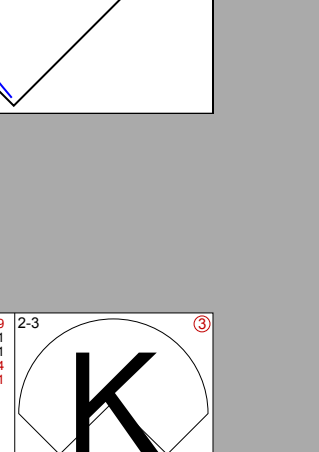
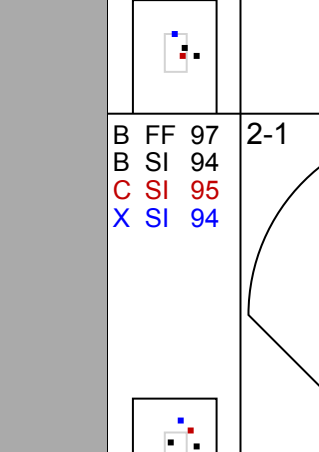
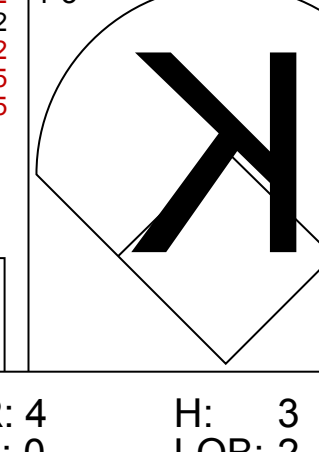

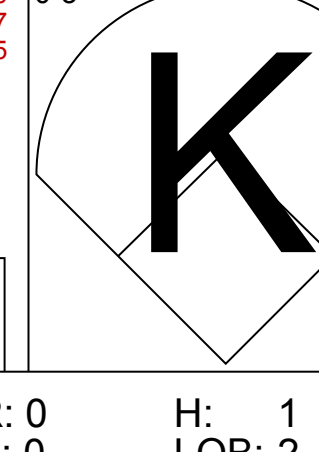

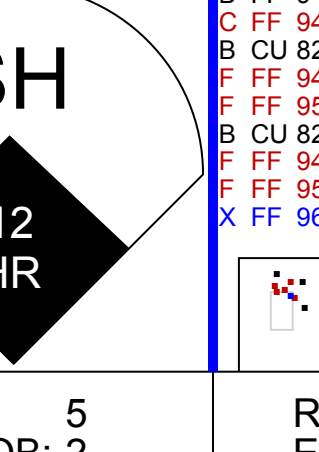


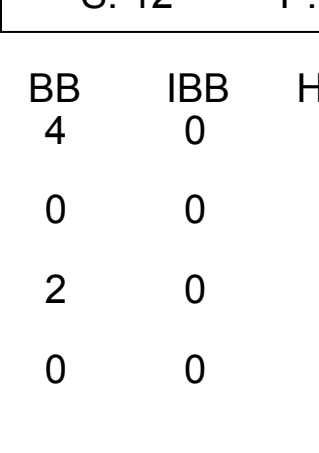
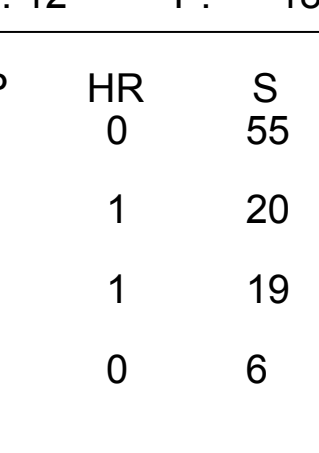

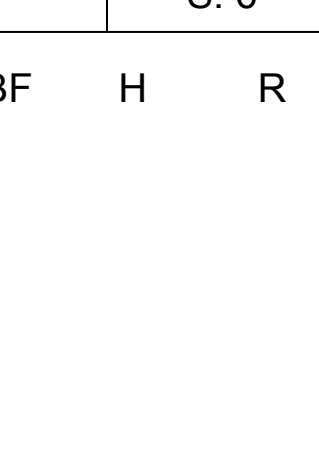

Batter	1	2	3	4	5	6	7	8	9	AB	R	H	RBI	BB	SO	LOB	BOTTOM										
33 Jody Gerut, L OBP: 0.346, SLG: 0.393	G3			F8		G4-3			K	4	0	0	0	0	1	0	Florida Marlins @ San Diego Padres PETCO Park, San Diego, CA Mon Jul 07 2008, 10:05 PM EDT Att: 23,840 - Partly Cloudy - 69 F AB 31 R 1 H 5 RBI 1 BB 0 SO 7 LOB 7										
2 Edgar Gonzalez, R OBP: 0.348, SLG: 0.435	K			G3-6-3		F7			G5-3	4	0	1	0	0	1	0											
23 Adrián González, L OBP: 0.349, SLG: 0.517	K			G3-6-3		G4-3			G6-3	4	0	0	0	0	1	1											
5 Kevin Kouzmanoff, R OBP: 0.317, SLG: 0.433				P4		BB			P4	4	0	2	0	0	0	0											
7 Chase Headley, S OBP: 0.253, SLG: 0.473				HR		L4				3	1	1	1	0	1	2											
12 Scott Hairston, R OBP: 0.295, SLG: 0.468				F8		F8			BB	3	0	1	0	0	0	1											
3 Khalil Greene, R OBP: 0.269, SLG: 0.341				F9		L5			F7	3	0	0	0	0	0	3											
1 Luke Carlin, S OBP: 0.238, SLG: 0.222 15 Luis Antonio Rodríguez, S OBP: 0.341, SLG: 0.341 43 Cia Meredith, R				F8		F7			G6-3	2	0	0	0	0	0	0											
Greg Maddux, R OBP: 0.069, SLG: 0.036 Paul McNulty, L OBP: 0.341, SLG: 0.341 40 Bryan Corey, R Tony Clark, S OBP: 0.385, SLG: 0.318 4 Nick Hundley, R OBP: 0.333, SLG: 0.200				K		K			K	1	0	0	0	0	0	0											
										0	0	0	0	0	0	0											
										0	0	0	0	0	0	0											
										0	0	0	0	0	0	0											
										0	0	0	0	0	0	0											
										0	0	0	0	0	0	0											
Inning Stats	R: 0 E: 0 K: 2 S: 11	H: 0 LOB: 0 BB: 0 P: 18	R: 0 E: 0 K: 1 S: 11	H: 1 LOB: 0 BB: 0 P: 17	R: 0 E: 0 K: 1 S: 7	H: 0 LOB: 0 BB: 0 P: 9	R: 0 E: 0 K: 0 S: 5	H: 1 LOB: 0 BB: 0 P: 6	R: 1 E: 0 K: 0 S: 9	H: 1 LOB: 0 BB: 0 P: 11	R: 0 E: 0 K: 1 S: 12	H: 0 LOB: 0 BB: 0 P: 17	R: 0 E: 0 K: 0 S: 10	H: 2 LOB: 0 BB: 0 P: 14	R: 0 E: 0 K: 2 S: 10	H: 0 LOB: 0 BB: 0 P: 14	R: 0 E: 0 K: 0 S: 9	H: 0 LOB: 0 BB: 0 P: 15	1B: 3 2B: 1 3B: 0 HR: 1	SF: 0 SAC: 0 DP: 1 HBP: 0	WP: 0 PB: 0 SB: 0 CS: 0	PA: 31					
PITCHER	IP	WLS	BF	H	R	ER	SO	BB	IBB	HBP	BLK	WP	HR	S	P	ERA	WHIP										
47 Ricky Nolasco, R ERA: 3.74	8.0		28	5	1	1	7	0	0	0	0	0	0	75	106	1.12	0.625										
Kevin Gregg, R ERA: 2.79	1.0	S	3	0	0	0	0	0	0	0	0	0	0	9	15	0.00	0.000										

Batter	1	2	3	4	5	6	7	8	9	AB	R	H	RBI	BB	SO	LOB	TOP
2 Hanley Ramirez, R OBP: 0.380, SLG: 0.545 39 Ryan Tucker, R										4	0	0	0	0	2	1	
27 Jeremy Hermida, L OBP: 0.338, SLG: 0.420										4	1	1	1	0	0	2	
3 Jorge Cantu, R OBP: 0.328, SLG: 0.478										4	0	0	0	0	1	2	
Josh Willingham, R OBP: 0.369, SLG: 0.529										4	0	1	0	0	1	2	
18 Wes Helms, R OBP: 0.306, SLG: 0.380										2	0	1	0	1	0	0	
12 Cody Ross, R OBP: 0.319, SLG: 0.529										4	0	1	0	0	1	3	
13 Paul Hoover, R OBP: 0.287, SLG: 0.276										4	0	1	0	0	2	3	
11 Robert Andino, R OBP: 0.250, SLG: 0.321										3	0	0	0	0	0	4	
23 Andrew Miller, L OBP: 0.069, SLG: 0.069 35 Doug Waechter, R OBP: 0.167, SLG: 0.167 19 Logan Kensing, R 4 Alfredo Amezaga, S OBP: 0.326, SLG: 0.378										2	0	0	0	0	1	0	
Inning Stats	R: 1 E: 0 K: 2 S: 15	H: 1 LOB: 0 BB: 0 P: 19	R: 0 E: 0 K: 1 S: 11	H: 1 LOB: 1 BB: 0 P: 20	R: 0 E: 0 K: 1 S: 12	H: 2 LOB: 1 BB: 0 P: 12	R: 0 E: 0 K: 2 S: 10	H: 0 LOB: 0 BB: 0 P: 10	R: 0 E: 1 K: 1 S: 12	H: 1 LOB: 2 BB: 1 P: 19	R: 0 E: 1 K: 0 S: 9	H: 0 LOB: 0 BB: 0 P: 16	1B: 5 2B: 0 3B: 0 HR: 1	SF: 0 SAC: 0 DP: 3 HBP: 1	WP: 0 PB: 0 SB: 0 CS: 0	PA: 34	
PITCHER	IP WLS BF H R ER SO BB IBB HBP BLK WP HR S P ERA WHIP																
Randy Wolf, L ERA: 4.38	(1, 1) 7.0 W 26 5 1 1 7 1 0 1 0 0 0 1 71 109 1.29 0.857																
50 Joe Thatcher, L ERA: 7.05	(8, 1) 1.0 5 1 0 0 1 0 0 0 0 0 0 0 12 19 0.00 1.000																
43 Cia Meredith, R ERA: 3.86	(9, 1) 1.0 3 0 0 0 0 0 0 0 0 0 0 0 9 16 0.00 0.000																

Florida Marlins @ San Diego Padres
PETCO Park, San Diego, CA
Tue Jul 08 2008, 10:05 PM EDT
Att: 24,762 - Partly Cloudy - 69 F

AB 32
R 1
H 6
RBI 1
BB 1
SO 8
LOB 17



Batter	1	2	3	4	5	6	7	8	9	AB	R	H	RBI	BB	SO	LOB	BOTTOM	
12 Scott Hairston, R OBP: 0.301, SLG: 0.492										5	2	3	3	0	0	0		
2 Edgar Gonzalez, R OBP: 0.356, SLG: 0.433										3	1	1	0	2	2	0		
23 Adrián González, L OBP: 0.349, SLG: 0.514 50 Joe Thatcher, L 43 Cia Meredith, R										4	1	1	0	1	1	4		
5 Kevin Kouzmanoff, R OBP: 0.318, SLG: 0.434										4	2	1	0	0	0	4		
7 Chase Headley, S OBP: 0.275, SLG: 0.494										5	1	3	4	0	2	2		
Chip Ambres, R OBP: 0.600, SLG: 0.333										3	0	1	0	2	0	1		
15 Luis Antonio Rodriguez, S OBP: 0.200, SLG: 0.125										3	0	1	1	1	0	1		
4 Nick Hundley, R OBP: 0.273, SLG: 0.333										4	1	1	1	0	1	4		
Randy Wolf, L OBP: 0.206, SLG: 0.188 9 Brian Myrow, L OBP: 1.000, SLG: 4.000										2	1	0	0	0	2	2		
Inning Stats	R: 4 E: 0 K: 2 S: 18	H: 3 LOB: 2 BB: 2 P: 39	R: 0 E: 0 K: 1 S: 7	H: 0 LOB: 0 BB: 0 P: 11	R: 0 E: 0 K: 1 S: 12	H: 1 LOB: 2 BB: 1 P: 18	R: 0 E: 0 K: 1 S: 12	H: 1 LOB: 2 BB: 1 P: 18	R: 5 E: 1 K: 2 S: 25	H: 5 LOB: 2 BB: 1 P: 41	R: 1 E: 0 K: 1 S: 14	H: 2 LOB: 2 BB: 1 P: 27	R: 0 E: 0 K: 0 S: 6	H: 0 LOB: 0 BB: 0 P: 11	1B: 6 2B: 5 3B: 0 HR: 2	SF: 2 SAC: 1 DP: 1 HBP: 1	WP: 0 PB: 0 SB: 0 CS: 0	PA: 44
PITCHER	IP WLS BF H R ER SO BB IBB HBP BLK WP HR S P ERA WHIP																	
23 Andrew Miller, L ERA: 5.09	(1, 1) 5.0 L 25 6 4 4 4 4 0 0 0 0 0 0 1 20 28 81.00 15.000																	
35 Doug Waechter, R ERA: 3.4	(6, 1) 0.1 7 5 5 3 1 0 0 0 0 0 0 1 20 28 81.00 15.000																	
19 Logan Kensing, R ERA: 4.19	(6, 1) 1.2 9 2 1 1 2 2 0 0 0 0 0 1 19 40 5.40 2.400																	
39 Ryan Tucker, R ERA: 8.1	(8, 1) 1.0 3 0 0 0 0 0 0 0 0 0 0 0 6 11 0.00 0.000																	

Florida Marlins @ San Diego Padres
PETCO Park, San Diego, CA
Tue Jul 08 2008, 10:05 PM EDT
Att: 24,762 - Partly Cloudy - 69 F

AB 34
R 10
H 13
RBI 10
BB 6
SO 8
LOB 18



Batter	1	2	3	4	5	6	7	8	9	AB	R	H	RBI	BB	SO	LOB	TOP																			
2 Hanley Ramirez, R OBP: 0.383, SLG: 0.554										5	1	3	1	0	0	3																				
27 Jeremy Hermida, L OBP: 0.334, SLG: 0.415										4	0	0	0	0	2	2																				
3 Jorge Cantu, R OBP: 0.327, SLG: 0.476										4	1	1	0	0	1	1																				
Josh Willingham, R OBP: 0.372, SLG: 0.524										3	2	1	0	1	1	0																				
Mike Jacobs, L OBP: 0.291, SLG: 0.524										4	1	2	2	0	1	2																				
Joe Nelson, R										0	0	0	0	0	0	0																				
Kevin Gregg, R										0	0	0	0	0	0	0																				
12 Cody Ross, R OBP: 0.321, SLG: 0.526										3	0	1	0	1	1	0																				
21 John Baker, L										3	0	0	1	0	0	2																				
4 Alfredo Amezaga, S OBP: 0.325, SLG: 0.371										3	0	0	0	1	0	2																				
Scott Olsen, L OBP: 0.184, SLG: 0.139										3	0	0	0	0	2	0																				
18 Wes Helms, R OBP: 0.310, SLG: 0.380										0	0	0	1	1	0	0																				
Inning Stats	R: 0 E: 0 K: 1 S: 6	H: 1 LOB: 0 BB: 0 P: 10	R: 0 E: 0 K: 0 S: 16	H: 1 LOB: 2 BB: 1 P: 29	R: 1 E: 0 K: 2 S: 14	H: 1 LOB: 0 BB: 0 P: 20	R: 2 E: 0 K: 0 S: 8	H: 2 LOB: 0 BB: 0 P: 13	R: 0 E: 0 K: 2 S: 15	H: 0 LOB: 0 BB: 0 P: 19	R: 0 E: 0 K: 1 S: 11	H: 0 LOB: 0 BB: 0 P: 15	R: 0 E: 0 K: 2 S: 9	H: 0 LOB: 0 BB: 0 P: 13	R: 2 E: 0 K: 0 S: 13	H: 2 LOB: 3 BB: 3 P: 32	1B: 6 SF: 1 2B: 0 3B: 0 HR: 2	WP: 0 PA: 37 PB: 0 SB: 0 CS: 1																		
PITCHER	IP	WLS	BF	H	R	ER	SO	BB	IBB	HBP	BLK	WP	HR	S	P	ERA	WHIP	PITCHER		IP	WLS	BF	H	R	ER	SO	BB	IBB	HBP	BLK	WP	HR	S	P	ERA	WHIP
53 Cha Seung Baek, R ERA: 4.97	5.0	L	20	6	3	3	3	1	0	0	0	0	2	51	81	5.40	1.400																			
37 Mike Adams, R ERA: 2.48	2.0		6	0	0	0	3	0	0	0	0	0	0	26	34	0.00	0.000																			
21 Heath Bell, R ERA: 2.19	1.0		3	0	0	0	2	0	0	0	0	0	0	9	13	0.00	0.000																			
40 Bryan Corey, R ERA: 5.3	0.1		4	2	2	2	0	1	0	0	0	0	0	5	14	54.00	9.000																			
50 Joe Thatcher, L ERA: 6.85	0.2		4	0	0	0	0	2	0	0	0	0	0	8	18	0.00	3.000																			

Florida Marlins @ San Diego Padres
PETCO Park, San Diego, CA
Wed Jul 09 2008, 3:35 PM EDT
Att: 31,186 - Cloudy - 71 F

livebaseballscorecards.com



AB 32
R 5
H 8
RBI 5
BB 4
SO 8
LOB 12

Batter	1	2	3	4	5	6	7	8	9	AB	R	H	RBI	BB	SO	LOB	BOTTOM																			
12 Scott Hairston, R OBP: 0.308, SLG: 0.506										3	1	2	1	1	0	0																				
2 Edgar Gonzalez, R OBP: 0.347, SLG: 0.422										4	0	0	0	0	0	3																				
23 Adrián González, L OBP: 0.348, SLG: 0.510										3	0	0	0	1	0	1																				
5 Kevin Kouzmanoff, R OBP: 0.317, SLG: 0.434										4	1	1	0	0	0	1																				
7 Chase Headley, S OBP: 0.274, SLG: 0.482										4	0	1	1	0	2	1																				
Chip Ambres, R OBP: 0.444, SLG: 0.286										4	0	1	0	0	0	1																				
3 Khalil Greene, R OBP: 0.266, SLG: 0.338										3	0	0	0	0	1	1																				
33 Jody Gerut, L OBP: 0.344, SLG: 0.391										1	0	0	0	0	0	1																				
4 Nick Hundley, R OBP: 0.286, SLG: 0.333										3	0	1	0	0	0	1																				
9 Brian Myrow, L OBP: 0.500, SLG: 2.000										1	0	0	0	0	0	2																				
53 Cha Seung Baek, R ERA: 4.97	5.0	W	29	4	1	1	3	2	0	0	0	0	0	0	0	0																				
Tony Clark, S ERA: 3.77	0.1		3	2	1	1	0	0	0	0	0	0	0	0	0	0																				
37 Mike Adams, R ERA: 2.48	0.1	S	3	0	0	0	0	0	0	0	0	0	0	0	0	0																				
21 Heath Bell, R ERA: 2.19	0.2	S	3	0	0	0	0	0	0	0	0	0	0	0	0	0																				
15 Luis Antonio Rodriguez, S ERA: 1.89	0.2		3	0	0	0	0	0	0	0	0	0	0	0	0	0																				
40 Bryan Corey, R ERA: 5.3	0.1		4	0	0	0	0	2	0	0	0	0	0	0	0	0																				
50 Joe Thatcher, L ERA: 6.85	0.2		4	0	0	0	0	2	0	0	0	0	0	0	0	0																				
Inning Stats	R: 0 E: 0 K: 0 S: 6	H: 1 LOB: 0 BB: 0 P: 9	R: 0 E: 0 K: 1 S: 6	H: 0 LOB: 0 BB: 0 P: 7	R: 0 E: 0 K: 1 S: 10	H: 0 LOB: 2 BB: 1 P: 15	R: 0 E: 0 K: 1 S: 10	H: 0 LOB: 0 BB: 0 P: 16	R: 0 E: 0 K: 1 S: 14	H: 1 LOB: 1 BB: 0 P: 18	R: 1 E: 0 K: 0 S: 5	H: 1 LOB: 1 BB: 1 P: 9	R: 0 E: 0 K: 0 S: 8	H: 0 LOB: 0 BB: 0 P: 11	R: 0 E: 0 K: 0 S: 8	H: 0 LOB: 0 BB: 0 P: 12	R: 1 E: 1 K: 0 S: 12	H: 2 LOB: 2 BB: 0 P: 20	1B: 4 SF: 0 2B: 1 3B: 0 HR: 1	WP: 0 PA: 35 PB: 0 SB: 0 CS: 0																
PITCHER	IP	WLS	BF	H	R	ER	SO	BB	IBB	HBP	BLK	WP	HR	S	P	ERA	WHIP	PITCHER		IP	WLS	BF	H	R	ER	SO	BB	IBB	HBP	BLK	WP	HR	S	P	ERA	WHIP
Scott Olsen, L ERA: 3.77	8.0		29	4	1	1	3	2	0	0	0	0	1	67	97	1.12	0.750																			
Joe Nelson, R ERA: 1.89	0.1		3	2	1	1	0	0	0	0	0	0	0	8	13	27.00	6.000																			
Kevin Gregg, R ERA: 2.74	0.2	S	3	0	0	0	0	0	0	0	0	0	0	4	7	0.00	0.000																			

Florida Marlins @ San Diego Padres
PETCO Park, San Diego, CA
Wed Jul 09 2008, 3:35 PM EDT
Att: 31,186 - Cloudy - 71 F

livebaseballscorecards.com




AB 32
R 2
H 6
RBI 2
BB 2
SO 3
LOB 13

Batter	1	2	3	4	5	6	7	8	9	10	11	AB	R	H	RBI	BB	SO	LOB	TOP					
2 Hanley Ramirez, R OBP: 0.390, SLG: 0.569												6	2	5	1	0	0	0						
27 Jeremy Hermida, L OBP: 0.329, SLG: 0.407												6	0	0	0	0	1	4						
3 Jorge Cantu, R OBP: 0.331, SLG: 0.480												5	1	3	1	0	0	1						
Josh Willingham, R OBP: 0.379, SLG: 0.527												3	0	1	1	1	1	2						
6 Dan Uggla, R OBP: 0.375, SLG: 0.614												3	0	0	0	2	0	3						
Mike Jacobs, L OBP: 0.296, SLG: 0.514												5	0	0	0	0	2	7						
Kevin Gregg, R (11, 1)												0	0	0	0	0	0	0						
12 Cody Ross, R OBP: 0.319, SLG: 0.519												5	0	1	0	0	1	1						
21 John Baker, L OBP: 0.222, SLG: 0.750												5	2	2	1	0	1	1						
55 Josh Johnson, L OBP: 0.303, SLG: 0.333												3	0	1	1	0	2	0						
39 Ryan Tucker, R ERA: 1.99												0	0	0	0	0	0	0						
22 Matt Lindstrom, R ERA: 4.61												0	0	0	0	0	0	0						
Luis Gonzalez, L OBP: 0.245, SLG: 1.407												0	0	0	0	0	0	0						
37 Renyel Pinto, L ERA: 2.88												0	0	0	0	0	0	0						
Joe Nelson, R OBP: 0.268, SLG: 0.378												0	0	0	0	0	0	0						
18 Wes Helms, R OBP: 0.268, SLG: 0.378												0	0	0	0	0	0	0						
Inning Stats	R: 2 E: 0 K: 0 S: 11	H: 3 LOB: 1 BB: 1 P: 20	R: 1 E: 0 K: 1 S: 11	H: 2 LOB: 1 BB: 0 P: 18	R: 0 E: 0 K: 1 S: 11	H: 1 LOB: 2 BB: 0 P: 19	R: 0 E: 0 K: 2 S: 19	H: 1 LOB: 2 BB: 0 P: 31	R: 0 E: 0 K: 1 S: 10	H: 0 LOB: 0 BB: 0 P: 14	R: 0 E: 0 K: 1 S: 12	H: 1 LOB: 3 BB: 1 P: 23	R: 0 E: 0 K: 0 S: 7	H: 1 LOB: 0 BB: 0 P: 9	R: 0 E: 0 K: 0 S: 5	H: 0 LOB: 1 BB: 0 P: 8	R: 0 E: 0 K: 1 S: 9	H: 0 LOB: 1 BB: 1 P: 16	R: 1 E: 0 K: 0 S: 13	H: 1 LOB: 0 BB: 0 P: 20	1B: 7 2B: 4 3B: 0 HR: 2	SF: 0 SAC: 0 DP: 2 HBP: 1	WP: 1 PB: 0 SB: 0 CS: 0	PA: 47
PITCHER	IP WLS BF H R ER SO BB IBB HBP BLK WP HR S P ERA WHIP	Chan Ho Park, R ERA: 2.63	56 Hung-Chih Kuo, L ERA: 1.99	51 Jonathan Broxton, R ERA: 3.49	44 Takashi Saito, R ERA: 2.21	Brian Falkenberg, R ERA: 7.94	PITCHER	IP WLS BF H R ER SO BB IBB HBP BLK WP HR S P ERA WHIP	Kevin Gregg, R ERA: 2.68	55 Josh Johnson, L ERA: 5.4	39 Ryan Tucker, R ERA: 8.13	22 Matt Lindstrom, R ERA: 4.61	37 Renyel Pinto, L ERA: 2.88	Joe Nelson, R ERA: 1.71										

Florida Marlins @ Los Angeles Dodgers
Dodger Stadium, Los Angeles, CA
Thu Jul 10 2008, 7:10 PM PDT
Att: 40,417 - Clear - 73 F

AB 43
R 5
H 13
RBI 5
BB 3
SO 8
LOB 19



Batter	1	2	3	4	5	6	7	8	9	10	11	AB	R	H	RBI	BB	SO	LOB	BOTTOM							
27 Matt Kemp, R OBP: 0.333, SLG: 0.434												5	1	1	1	0	2	2								
16 Andre Ethier, L OBP: 0.350, SLG: 0.456												4	1	2	1	1	2	1								
55 Russell Martin, R OBP: 0.398, SLG: 0.448												4	1	2	2	1	0	1								
12 Jeff Kent, R OBP: 0.307, SLG: 0.415												4	0	0	0	0	1	2								
44 Takashi Saito, L ERA: 2.21												1	0	0	0	0	1	2								
28 Andy LaRoche, R OBP: 0.289, SLG: 0.389												0	0	0	0	0	0	0								
Brian Falkenberg, R ERA: 7.94												0	0	0	0	0	0	0								
7 James Loney, L OBP: 0.357, SLG: 0.456												4	0	0	0	1	2	2								
3 Delwyn Young, S OBP: 0.327, SLG: 0.343												3	0	0	0	0	1	0								
25 Andruw Jones, R OBP: 0.267, SLG: 0.260												2	0	0	0	0	1	2								
33 Blake DeWitt, L OBP: 0.329, SLG: 0.375												5	0	1	0	0	1	0								
Angel Berroa, R OBP: 0.247, SLG: 0.222													4	1	1	0	0	1	0							
Chan Ho Park, R ERA: 2.63												0	0	0	0	0	0	0								
56 Hung-Chih Kuo, L ERA: 1.99												1	0	1	0	0	0	1								
5 Nomar Garciaparra, R OBP: 0.339, SLG: 0.408												0	0	0	0	0	0	0								
51 Jonathan Broxton, R ERA: 3.49												0	0	0	0	0	0	0								
Luis Maza, R OBP: 0.285, SLG: 0.283												1	0	0	0	1	0	0								
Inning Stats	R: 0 E: 0 K: 1 S: 5	H: 1 LOB: 0 BB: 0 P: 6	R: 0 E: 0 K: 3 S: 10	H: 0 LOB: 0 BB: 0 P: 16	R: 3 E: 0 K: 1 S: 15	H: 4 LOB: 1 BB: 0 P: 23	R: 0 E: 0 K: 8 S: 8	H: 0 LOB: 0 BB: 0 P: 14	R: 0 E: 0 K: 1 S: 18	H: 1 LOB: 1 BB: 0 P: 28	R: 1 E: 0 K: 1 S: 12	H: 1 LOB: 1 BB: 0 P: 20	R: 0 E: 0 K: 1 S: 9	H: 1 LOB: 1 BB: 0 P: 14	R: 0 E: 1 K: 2 S: 16	H: 0 LOB: 2 BB: 1 P: 28	R: 0 E: 0 K: 2 S: 10	H: 0 LOB: 0 BB: 0 P: 14	R: 0 E: 0 K: 1 S: 15	H: 0 LOB: 2 BB: 1 P: 24	R: 0 E: 0 K: 0 S: 9	H: 0 LOB: 0 BB: 0 P: 13	1B: 7 2B: 0 3B: 0 HR: 1	SF: 0 SAC: 2 DP: 1 HBP: 0	WP: 0 PB: 0 SB: 3 CS: 0	PA: 44
PITCHER	IP WLS BF H R ER SO BB IBB HBP BLK WP HR S P ERA WHIP	55 Josh Johnson, R ERA: 5.4	39 Ryan Tucker, R ERA: 8.13	22 Matt Lindstrom, R ERA: 4.61	37 Renyel Pinto, L ERA: 2.88	Joe Nelson, R ERA: 1.71	PITCHER	IP WLS BF H R ER SO BB IBB HBP BLK WP HR S P ERA WHIP	Kevin Gregg, R ERA: 2.68	55 Josh Johnson, L ERA: 5.4	39 Ryan Tucker, R ERA: 8.13	22 Matt Lindstrom, R ERA: 4.61	37 Renyel Pinto, L ERA: 2.88	Joe Nelson, R ERA: 1.71												

Florida Marlins @ Los Angeles Dodgers
Dodger Stadium, Los Angeles, CA
Thu Jul 10 2008, 7:10 PM PDT
Att: 40,417 - Clear - 73 F

AB 39
R 4
H 8
RBI 4
BB 3
SO 13
LOB 13



Batter	1	2	3	4	5	6	7	8	9	AB	R	H	RBI	BB	SO	LOB	TOP										
2 Hanley Ramirez, R OBP: 0.393, SLG: 0.569	1-2 27 S HR HBP	3-3 K		2-2 1-2 1B			4-2 3 G5-4-3 BB			2	1	1	0	1	1	0											
27 Jeremy Hermida, L OBP: 0.328, SLG: 0.415	2-0 1-H HR		0-2 G4-3	0-2 K			0-3 K			4	1	1	2	0	2	3											
3 Jorge Cantu, R OBP: 0.332, SLG: 0.487	1-2 HR		1-0 F8		4-0 BB		0-0 G5-4-3			3	1	1	1	1	0	1											
Josh Willingham, R OBP: 0.376, SLG: 0.517	0-0 F8		4-2 18 FC5 6 1B BB		2-2 F8		0-0 F7			3	0	0	0	1	0	1											
6 Dan Uggla, R OBP: 0.374, SLG: 0.609	2-3 K		2-1 18 FC5 1B		2-1 P6		3-2 G5-3			4	0	1	0	0	1	1											
18 Wes Helms, R OBP: 0.307, SLG: 0.371	4-1 BB		0-1 FC5		0-0 L4		2-2 G6-3			3	0	0	0	1	0	3											
12 Cody Ross, R OBP: 0.318, SLG: 0.515	1-3 K		2-0 13 CS 1B		2-3 K		1-1 G4-3			4	0	1	0	0	2	1											
13 Paul Hoover, R OBP: 0.235, SLG: 0.242		1-1 F9	1-2 G6-3		0-0 F7		0-0 G4-3			4	0	0	0	0	0	1											
41 Chris Volstad, R OBP: 0.250, SLG: 0.250 Kevin Gregg, R	1-3 K		0-2 2 1B		2-2 G6-3		0-0 G5-3			4	0	1	0	0	1	0											
Inning Stats	R: 3 E: 0 K: 2 S: 16	H: 2 LOB: 1 BB: 1 P: 27	R: 0 E: 0 K: 2 S: 8	H: 0 LOB: 0 BB: 0 P: 13	R: 0 E: 0 K: 0 S: 11	H: 1 LOB: 2 BB: 1 P: 18	R: 0 E: 0 K: 1 S: 14	H: 3 LOB: 2 BB: 0 P: 19	R: 0 E: 0 K: 0 S: 6	H: 0 LOB: 1 BB: 1 P: 14	R: 0 E: 0 K: 1 S: 7	H: 0 LOB: 0 BB: 0 P: 11	R: 0 E: 0 K: 1 S: 8	H: 0 LOB: 0 BB: 1 P: 12	R: 0 E: 0 K: 0 S: 10	H: 0 LOB: 0 BB: 0 P: 15	R: 0 E: 0 K: 0 S: 4	H: 0 LOB: 0 BB: 0 P: 5	1B: 4 2B: 0 3B: 0 HR: 2	SF: 0 SAC: 0 DP: 1 HBP: 1	WP: 0 PB: 0 SB: 1 CS: 1	PA: 36					
PITCHER	IP 6.0	WLS L	BF 27	H 6	R 3	ER 3	SO 6	BB 3	IBB 0	HBP 1	BLK 0	WP 0	HR 2	S 62	P 102	ERA 4.50	WHIP 1.500										
50 Eric Stults, L ERA: 2.97	(1, 1)																										
47 Cory Wade, R ERA: 2.63	(7, 1)																										
Brian Falkenberg, R ERA: 6.75	(9, 1)																										

Florida Marlins @ Los Angeles Dodgers
Dodger Stadium, Los Angeles, CA
Fri Jul 11 2008, 7:40 PM PDT
Att: 49,548 - Partly Cloudy - 72 F

AB	31
R	3
H	6
RBI	3
BB	4
SO	7
LOB	11



Batter	1	2	3	4	5	6	7	8	9	AB	R	H	RBI	BB	SO	LOB	BOTTOM										
27 Matt Kemp, R OBP: 0.332, SLG: 0.432	0-3 K		0-0 1B			0-2 G5-3			0-3 K	4	0	1	0	0	2	1											
16 Andre Ethier, L OBP: 0.349, SLG: 0.455	1-2 1B		0-3 K			1-0 F9			0-0 G4-3	4	0	1	0	0	1	2											
55 Russell Martin, R OBP: 0.396, SLG: 0.446	1-3 K		2-1 G6-3			2-0 F8			2-1 2-H 1B	4	0	1	1	0	1	1											
12 Jeff Kent, R OBP: 0.306, SLG: 0.411	2-2 G6-3		1-0 F7			4-1 25 G5-4-3 BB			0-2 F9	3	0	0	0	1	0	2											
25 Andrew Jones, R OBP: 0.268, SLG: 0.261		1-3 K	1-0 7 CS 1B		1-0 G5-4-3		2-2 G5-4-3			3	0	1	0	0	1	1											
7 James Loney, L OBP: 0.354, SLG: 0.452	1-0 G6-3		1-0 CS		1-2 G3		0-1 F8			3	0	0	0	0	0	0											
5 Nomar Garciaparra, R OBP: 0.322, SLG: 0.385	1-0 P3		2-1 G6-3			0-2 F8			0-2 F8	3	0	0	0	0	0	0											
33 Blake DeWitt, L OBP: 0.325, SLG: 0.370			1-0 G3-1			1-1 G6-3			1-3 K	3	0	0	0	0	1	0											
50 Eric Stults, L OBP: 0.231, SLG: 0.182	(1, 1)																										
28 Andy LaRoche, R OBP: 0.253, SLG: 0.350	(6, PH)																										
47 Cory Wade, R	(7, 1)																										
Brian Falkenberg, R	(9, 1)																										
3 Delwyn Young, S OBP: 0.333, SLG: 0.350	(9, PH)																										
Inning Stats	R: 0 E: 0 K: 2 S: 15	H: 1 LOB: 0 BB: 0 P: 19	R: 0 E: 0 K: 1 S: 5	H: 0 LOB: 0 BB: 0 P: 8	R: 0 E: 0 K: 1 S: 8	H: 1 LOB: 0 BB: 0 P: 10	R: 0 E: 0 K: 0 S: 4	H: 1 LOB: 0 BB: 0 P: 9	R: 0 E: 0 K: 0 S: 8	H: 0 LOB: 0 BB: 0 P: 12	R: 0 E: 0 K: 0 S: 5	H: 0 LOB: 0 BB: 0 P: 7	R: 0 E: 0 K: 0 S: 5	H: 0 LOB: 0 BB: 1 P: 13	R: 0 E: 0 K: 1 S: 8	H: 0 LOB: 0 BB: 0 P: 9	R: 1 E: 0 K: 1 S: 12	H: 2 LOB: 1 BB: 0 P: 16	1B: 5 2B: 0 3B: 0 HR: 0	SF: 0 SAC: 0 DP: 1 HBP: 0	WP: 0 PB: 0 SB: 0 CS: 1	PA: 32					
PITCHER	IP 8.2	WLS W	BF 30	H 5	R 1	ER 1	SO 6	BB 1	IBB 0	HBP 0	BLK 0	WP 0	HR 0	S 67	P 100	ERA 1.04	WHIP 0.692										
41 Chris Volstad, R ERA: 0.84	(1, 1)																										
Kevin Gregg, R ERA: 2.66	(9, 1)																										

Florida Marlins @ Los Angeles Dodgers
Dodger Stadium, Los Angeles, CA
Fri Jul 11 2008, 7:40 PM PDT
Att: 49,548 - Partly Cloudy - 72 F


AB	30
R	1
H	5
RBI	1
BB	1
SO	6
LOB	7



Batter	1	2	3	4	5	6	7	8	9	10	11	AB	R	H	RBI	BB	SO	LOB	TOP						
2 Hanley Ramirez, R OBP: 0.391, SLG: 0.596	(1,6) K	(1,6) G6-3			(1,6) G6-3		(1,6) 27 1B			(1,6) G4-3		2	0	0	0	0	1	1							
4 Alfredo Amezaga, S OBP: 0.325, SLG: 0.371	(2,6) K											3	0	1	1	0	0	0							
27 Jeremy Hermida, L OBP: 0.167, SLG: 0.167	(1,9) G4-3											5	0	1	0	0	1	0							
35 Doug Waechter, R Kevin Gregg, R	(10,1) G4-3											0	0	0	0	0	0	0							
3 Jorge Cantu, R OBP: 0.333, SLG: 0.495	(8,3) 1B											5	2	2	1	0	1	2							
Josh Willingham, R OBP: 0.376, SLG: 0.519	(1,7) 1B											5	1	2	1	0	1	0							
6 Dan Uggla, R OBP: 0.377, SLG: 0.611	(1,4) FC6-4											4	1	2	1	1	1	0							
Mike Jacobs, L OBP: 0.282, SLG: 0.507	(1,3) FC6-4											4	0	0	0	0	1	3							
37 Renyel Pinto, L Joe Nelson, R	(8,1) FC6-4											0	0	0	0	0	0	0							
11 Robert Andino, R OBP: 0.250, SLG: 0.321	(10,6) 1-2											0	0	0	0	0	0	0							
12 Cody Ross, R OBP: 0.316, SLG: 0.515	(1,8) G6-3											4	1	1	1	0	1	0							
21 John Baker, L OBP: 0.214, SLG: 0.538	(1,2) 1B											5	0	1	0	0	2	1							
47 Ricky Nolasco, R OBP: 0.169, SLG: 0.100	(1,1) SH3-4											1	0	0	0	0	1	0							
Luis Gonzalez, L OBP: 0.346, SLG: 0.405	(7, PH) SH3-4											0	0	0	0	0	0	0							
22 Matt Lindstrom, R OBP: 0.305, SLG: 0.369	(7,1) SH3-4											1	0	0	0	0	0	0							
18 Wes Helms, R OBP: 0.305, SLG: 0.369	(8,5) 1-2											1	0	0	0	0	0	0							
Inning Stats	R: 1 E: 0 K: 1 S: 17	H: 2 LOB: 2 BB: 1 P: 27	R: 0 E: 0 K: 0 S: 9	H: 1 LOB: 1 BB: 0 P: 14	R: 0 E: 0 K: 1 S: 6	H: 0 LOB: 0 BB: 0 P: 7	R: 0 E: 0 K: 1 S: 7	H: 0 LOB: 0 BB: 0 P: 9	R: 0 E: 0 K: 1 S: 9	H: 0 LOB: 0 BB: 0 P: 14	R: 1 E: 0 K: 2 S: 10	H: 2 LOB: 1 BB: 0 P: 14	R: 0 E: 0 K: 1 S: 6	H: 0 LOB: 0 BB: 0 P: 8	R: 0 E: 0 K: 2 S: 9	H: 0 LOB: 0 BB: 0 P: 15	R: 0 E: 0 K: 1 S: 10	H: 0 LOB: 0 BB: 0 P: 13	R: 2 E: 0 K: 1 S: 8	H: 2 LOB: 0 BB: 0 P: 15	1B: 6 2B: 3 3B: 0 HR: 1	SF: 1 SAC: 2 DP: 0 HBP: 0	WP: 0 PB: 0 SB: 1 CS: 0	PA: 44	
PITCHER	18 Hiroki Kuroda, R ERA: 3.43	Joe Beimel, L ERA: 1.97	51 Jonathan Broxton, R ERA: 3.4	44 Takashi Saito, R ERA: 2.18	Brian Falkenberg, R ERA: 4.43	PITCHER	38 Ramon Troncoso, R ERA: 4.91																		

Florida Marlins @ Los Angeles Dodgers
Dodger Stadium, Los Angeles, CA
Sat Jul 12 2008, 7:10 PM PDT
Att. 55,220 - Clear - 74 F

livebaseballscores.com
AB 40
R 5
H 10
RBI 5
BB 1
SO 10
LOB 8



Batter	1	2	3	4	5	6	7	8	9	10	11	AB	R	H	RBI	BB	SO	LOB	BOTTOM					
5 Nomar Garciaparra, R OBP: 0.313, SLG: 0.368	(1,6) 1B											5	1	1	0	0	0	3						
16 Andre Ethier, L OBP: 0.350, SLG: 0.464	(1,7) 1B											5	1	2	1	0	1	0						
55 Russell Martin, R OBP: 0.394, SLG: 0.440	(1,2) BB											4	0	0	0	1	1	0						
12 Jeff Kent, R OBP: 0.304, SLG: 0.407	(1,4) G6-3											5	0	1	1	0	0	2						
25 Andruw Jones, R OBP: 0.261, SLG: 0.253	(1,8) K											5	0	0	0	0	5	3						
7 James Loney, L OBP: 0.350, SLG: 0.445	(1,3) G4-3											5	0	0	0	0	1	3						
27 Matt Kemp, R OBP: 0.331, SLG: 0.437	(1,9) HR											5	1	1	1	0	2	1						
33 Blake DeWitt, L OBP: 0.330, SLG: 0.372	(1,5) P6											4	0	2	0	1	1	1						
18 Hiroki Kuroda, R ERA: 3.43	(1,1) L9											2	0	0	0	0	0	1						
3 Delwyn Young, S OBP: 0.288, SLG: 0.337	(7, PH) L9											1	0	0	0	0	0	1						
51 Jonathan Broxton, R ERA: 3.4	(8,1) L9											0	0	0	0	0	0	0						
44 Takashi Saito, L ERA: 2.18	(9,1) L9											0	0	0	0	0	0	0						
Brian Falkenberg, R ERA: 4.43	(9,1) L9											0	0	0	0	0	0	0						
28 Andy LaRoche, R OBP: 0.285, SLG: 0.366	(9, PH) L9											1	0	1	0	0	0	0						
38 Ramon Troncoso, R ERA: 4.91	(10,1) L9											1	0	0	0	0	0	0						
Inning Stats	R: 1 E: 0 K: 1 S: 17	H: 2 LOB: 2 BB: 1 P: 23	R: 1 E: 0 K: 0 S: 12	H: 1 LOB: 1 BB: 0 P: 17	R: 0 E: 0 K: 1 S: 11	H: 1 LOB: 1 BB: 0 P: 15	R: 0 E: 0 K: 0 S: 11	H: 1 LOB: 1 BB: 0 P: 14	R: 0 E: 0 K: 2 S: 11	H: 0 LOB: 0 BB: 0 P: 15	R: 0 E: 0 K: 1 S: 13	H: 1 LOB: 1 BB: 0 P: 18	R: 1 E: 0 K: 1 S: 8	H: 1 LOB: 0 BB: 0 P: 11	R: 0 E: 0 K: 0 S: 8	H: 1 LOB: 2 BB: 1 P: 13	R: 0 E: 0 K: 0 S: 8	H: 0 LOB: 0 BB: 0 P: 12	R: 0 E: 1 K: 3 S: 13	H: 0 LOB: 1 BB: 0 P: 20	1B: 6 2B: 0 3B: 0 HR: 2	SF: 0 SAC: 0 DP: 0 HBP: 0	WP: 0 PB: 0 SB: 0 CS: 0	PA: 44
PITCHER	47 Ricky Nolasco, R ERA: 3.7	22 Matt Lindstrom, R ERA: 4.45	37 Renyel Pinto, L ERA: 2.95	Joe Nelson, R ERA: 1.69	35 Doug Waechter, R ERA: 3.35	PITCHER	Kevin Gregg, R ERA: 2.6																	

Florida Marlins @ Los Angeles Dodgers
Dodger Stadium, Los Angeles, CA
Sat Jul 12 2008, 7:10 PM PDT
Att. 55,220 - Clear - 74 F

livebaseballscores.com
AB 42
R 3
H 8
RBI 3
BB 2
SO 11
LOB 15



Batter	1	2	3	4	5	6	7	8	9	AB	R	H	RBI	BB	SO	LOB	TOP			
4 Alfredo Amezaga, S OBP: 0.328, SLG: 0.379										4	1	2	0	0	1	0	Florida Marlins @ Los Angeles Dodgers Dodger Stadium, Los Angeles, CA Sun Jul 13 2008, 1:10 PM PDT Att: 42,213 - Partly Cloudy - 84 F			
Luis Gonzalez, L OBP: 0.344, SLG: 0.407										4	0	1	1	0	1	1				
3 Jorge Cantu, R OBP: 0.330, SLG: 0.489										4	0	0	0	0	1	2				
Josh Willingham, R OBP: 0.368, SLG: 0.506										4	0	0	0	0	3	2				
6 Dan Uggla, R OBP: 0.374, SLG: 0.605										3	0	0	0	0	3	1				
11 Robert Andino, R OBP: 0.246, SLG: 0.316										1	0	0	0	0	1	0				
Mike Jacobs, L OBP: 0.280, SLG: 0.502										3	0	0	0	0	0	0				
12 Cody Ross, R OBP: 0.316, SLG: 0.512										3	0	1	0	0	1	0				
13 Paul Hoover, R OBP: 0.243, SLG: 0.250										3	0	1	0	0	2	1				
23 Andrew Miller, L OBP: 0.067, SLG: 0.067										1	0	0	0	0	1	1				
Mark Hendrickson, L OBP: 0.234, SLG: 0.354										1	0	0	0	0	1	0				
18 Wes Helms, R OBP: 0.334, SLG: 0.367										1	0	0	0	0	0	0				
39 Ryan Tucker, R										0	0	0	0	0	0	0				
Inning Stats	R: 1 H: 2 E: 0 K: 1 S: 17	H: 2 BB: 0 P: 23	R: 0 H: 1 E: 0 K: 2 S: 14	H: 1 BB: 0 P: 18	R: 0 H: 0 E: 0 K: 3 S: 9	H: 0 BB: 0 P: 13	R: 0 H: 0 E: 0 K: 2 S: 7	H: 0 LOB: 0 BB: 0 P: 9	R: 0 H: 1 E: 0 K: 1 S: 10	H: 1 LOB: 1 BB: 0 P: 13	R: 0 H: 1 E: 0 K: 2 S: 11	H: 1 LOB: 1 BB: 0 P: 17	R: 0 H: 0 E: 0 K: 0 S: 6	H: 0 LOB: 0 BB: 0 P: 8	R: 0 H: 0 E: 0 K: 2 S: 8	H: 0 LOB: 0 BB: 0 P: 11	1B: 3 2B: 2 3B: 0 HR: 0	SF: 0 SAC: 0 DP: 0 HBP: 0	WP: 0 PB: 0 SB: 0 CS: 0	PA: 32
PITCHER	IP WLS BF H R ER SO BB IBB HBP BLK WP HR S P ERA WHIP																			
58 Chad Billingsley, R ERA: 3.25	(1, 1) 7.0 W 26 5 1 1 13 0 0 0 0 0 0 0 77 106 1.29 0.714																			
Joe Beimel, L ERA: 1.61	(8, 1) 1.0 3 0 0 0 0 0 0 0 0 0 0 6 8 0.00 0.000																			
47 Cory Wade, R ERA: 2.56	(9, 1) 1.0 3 0 0 0 2 0 0 0 0 0 0 8 11 0.00 0.000																			

Batter	1	2	3	4	5	6	7	8	9	AB	R	H	RBI	BB	SO	LOB	BOTTOM			
27 Matt Kemp, R OBP: 0.337, SLG: 0.444										4	2	3	2	1	1	1	Florida Marlins @ Los Angeles Dodgers Dodger Stadium, Los Angeles, CA Sun Jul 13 2008, 1:10 PM PDT Att: 42,213 - Partly Cloudy - 84 F			
16 Andre Ethier, L OBP: 0.351, SLG: 0.459										3	1	0	0	2	1	3				
55 Russell Martin, R OBP: 0.394, SLG: 0.436										3	1	0	0	2	0	3				
5 Nomar Garciaparra, R OBP: 0.328, SLG: 0.400										3	1	2	2	0	0	0				
Angel Berroa, R OBP: 0.253, SLG: 0.219										1	0	0	0	1	0	0				
25 Andruw Jones, R OBP: 0.265, SLG: 0.248										3	1	0	1	2	1	2				
7 James Loney, L OBP: 0.351, SLG: 0.446										4	1	1	2	1	0	3				
28 Andy LaRoche, R OBP: 0.294, SLG: 0.341										3	1	0	1	1	1	4				
Luis Maza, R OBP: 0.282, SLG: 0.278										3	1	2	1	0	0	0				
58 Chad Billingsley, R ERA: 3.25	(1, 1) 1.2 L 15 5 0 0 0 0 0 0 0 0 0 32 59 37.80 6.000																			
3 Delwyn Young, S OBP: 0.327, SLG: 0.343	(7, Ph) 1.0 6 0 0 0 0 0 0 0 0 0 8 23 0.00 3.000																			
Joe Beimel, L ERA: 1.61	(8, 1) 1.0 3 0 0 0 0 0 0 0 0 0 0 8 11 0.00 0.000																			
47 Cory Wade, R ERA: 2.56	(9, 1) 1.0 3 0 0 0 2 0 0 0 0 0 0 8 11 0.00 0.000																			
Inning Stats	R: 6 H: 3 E: 0 K: 1 S: 19	H: 3 LOB: 0 BB: 3 P: 37	R: 1 H: 2 E: 0 K: 3 S: 16	H: 2 LOB: 3 BB: 2 P: 27	R: 0 H: 1 E: 0 K: 1 S: 8	H: 1 LOB: 1 BB: 0 P: 15	R: 0 H: 0 E: 0 K: 0 S: 5	H: 0 LOB: 0 BB: 0 P: 8	R: 2 H: 2 E: 0 K: 0 S: 14	H: 2 LOB: 2 BB: 2 P: 29	R: 0 H: 0 E: 0 K: 0 S: 8	H: 0 LOB: 0 BB: 0 P: 14	R: 0 H: 0 E: 0 K: 1 S: 6	H: 0 LOB: 0 BB: 0 P: 9	R: 0 H: 0 E: 0 K: 0 S: 8	H: 0 LOB: 3 BB: 3 P: 23	1B: 5 2B: 3 3B: 0 HR: 0	SF: 0 SAC: 2 DP: 0 HBP: 0	WP: 0 PB: 0 SB: 2 CS: 0	PA: 42
PITCHER	IP WLS BF H R ER SO BB IBB HBP BLK WP HR S P ERA WHIP																			
23 Andrew Miller, L ERA: 5.63	(1, 1) 1.2 L 15 5 0 0 0 0 0 0 0 0 0 44 80 3.38 0.938																			
Mark Hendrickson, L ERA: 6.09	(2, 1) 5.1 21 3 2 2 3 2 0 0 0 0 0 0 44 80 3.38 0.938																			
39 Ryan Tucker, R ERA: 7.88	(8, 1) 1.0 6 0 0 0 0 0 0 0 0 0 8 23 0.00 3.000																			

Batter	1	2	3	4	5	6	7	8	9	AB	R	H	RBI	BB	SO	LOB	TOP			
11 Jimmy Rollins, S OBP: 0.337, SLG: 0.438	G4-3		26 1B 2B		L8		F8		K	5	1	1	0	0	1	1	Philadelphia Phillies @ Florida Marlins Dolphin Stadium, Miami, FL Fri Jul 18 2008, 7:10 PM EDT Att: 23,124 - Partly Cloudy - 83 F			
8 Shane Victorino, S OBP: 0.346, SLG: 0.402	G4-3		F9		F8		P6			4	0	0	0	0	0	1				
26 Chase Utley, L OBP: 0.376, SLG: 0.586	L9									3	0	2	1	0	0	0				
6 Ryan Howard, L OBP: 0.325, SLG: 0.515		HR	F7							3	1	1	1	1	1	2				
Pat Burrell, R OBP: 0.403, SLG: 0.574										4	1	1	0	0	1	4				
4 Eric Bruntlett, R OBP: 0.314, SLG: 0.317			10 1B 2B		K					0	0	0	0	0	0	0				
10 Geoff Jenkins, L OBP: 0.293, SLG: 0.396										3	1	2	2	0	0	0				
28 Jayson Werth, R OBP: 0.355, SLG: 0.474										1	0	0	0	0	1	1				
7 Pedro Feliz, R OBP: 0.312, SLG: 0.437			K							4	0	0	0	0	4	1				
51 Carlos Ruiz, R OBP: 0.302, SLG: 0.269			P3		F9					4	0	1	0	0	1	1				
Jamie Moyer, L OBP: 0.228, SLG: 0.161			F7							2	0	0	0	0	0	1				
So Taguchi, R OBP: 0.264, SLG: 0.366										1	0	0	0	0	0	0				
37 Chad Durbin, R OBP: 0.187, SLG: 0.167										0	0	0	0	0	0	0				
16 J.C. Romero, L OBP: 0.299, SLG: 0.437										1	0	0	0	0	1	1				
19 Greg Dobbs, L OBP: 0.299, SLG: 0.437										0	0	0	0	0	0	0				
54 Brad Lidge, R										0	0	0	0	0	0	0				
Inning Stats	R: 0 E: 0 K: 0 S: 7	H: 0 LOB: 0 P: 9	R: 2 E: 0 K: 1 S: 13	H: 3 LOB: 1 BB: 0 P: 18	R: 1 E: 0 K: 1 S: 17	H: 2 LOB: 1 BB: 0 P: 22	R: 1 E: 0 K: 1 S: 7	H: 1 LOB: 0 BB: 1 P: 11	R: 0 E: 0 K: 2 S: 8	H: 0 LOB: 0 BB: 0 P: 12	R: 0 E: 0 K: 0 S: 8	H: 0 LOB: 0 BB: 0 P: 9	R: 0 E: 0 K: 2 S: 9	H: 0 LOB: 1 BB: 0 P: 15	R: 0 E: 0 K: 3 S: 11	H: 1 LOB: 1 BB: 0 P: 17	1B: 3 2B: 3 3B: 0 HR: 2	SF: 0 SAC: 0 DP: 0 HBP: 1	WP: 1 PB: 0 SB: 1 CS: 0	PA: 37
PITCHER	IP WLS BF H R ER SO BB IBB HBP BLK WP HR S P ERA WHIP																			
47 Ricky Nolasco, R ERA: 3.78	7.0 L 29 7 4 4 5 0 1 0 0 0 0 2 73 100 5.14 1.000																			
37 Renyel Pinto, L ERA: 2.92	0.2 3 0 0 0 1 0 0 0 1 0 1 0 5 10 0.00 0.000																			
35 Doug Waechter, R ERA: 3.31	0.1 1 0 0 0 1 0 0 0 0 0 0 0 4 5 0.00 0.000																			
Joe Nelson, R ERA: 1.61	1.0 4 1 0 0 3 0 0 0 0 0 0 0 11 17 0.00 1.000																			

Batter	1	2	3	4	5	6	7	8	9	AB	R	H	RBI	BB	SO	LOB	BOTTOM					
2 Hanley Ramirez, R OBP: 0.392, SLG: 0.564	K			27 1B 3 1B BB		P4				3	1	1	0	1	1	0	Philadelphia Phillies @ Florida Marlins Dolphin Stadium, Miami, FL Fri Jul 18 2008, 7:10 PM EDT Att: 23,124 - Partly Cloudy - 83 F					
27 Jeremy Hermida, L OBP: 0.326, SLG: 0.411	G3			1B 3 1B 6 G6-4-3 1B		G3				3	1	1	0	0	0	0						
18 Wes Helms, R OBP: 0.302, SLG: 0.365										1	0	0	0	0	0	1						
Joe Nelson, R										0	0	0	0	0	0	0						
3 Jorge Cantu, R OBP: 0.332, SLG: 0.489	F7			6 1B 6 G6-4-3 1B 3-H						4	0	2	1	0	0	0						
Mike Jacobs, L OBP: 0.279, SLG: 0.498		F9								4	0	1	0	0	1	1						
6 Dan Uggla, R OBP: 0.369, SLG: 0.597		F9		6 G6-4-3 1B						4	0	0	0	0	1	2						
Josh Willingham, R OBP: 0.362, SLG: 0.497				1-2 2-3 3-H						3	0	0	0	0	2	1						
12 Cody Ross, R OBP: 0.313, SLG: 0.506										3	0	0	0	0	1	0						
21 John Baker, L OBP: 0.176, SLG: 0.438										3	0	0	0	0	0	0						
47 Ricky Nolasco, R OBP: 0.147, SLG: 0.094										2	0	0	0	0	0	0						
37 Renyel Pinto, L										0	0	0	0	0	0	0						
35 Doug Waechter, R OBP: 0.167, SLG: 0.167										0	0	0	0	0	0	0						
Luis Gonzalez, L OBP: 0.343, SLG: 0.405										1	0	0	0	0	0	0						
Inning Stats	R: 0 E: 0 K: 1 S: 11	H: 0 LOB: 0 P: 15	R: 0 E: 0 K: 1 S: 10	H: 0 LOB: 0 BB: 0 P: 15	R: 0 E: 0 K: 1 S: 8	H: 0 LOB: 0 BB: 0 P: 11	R: 2 E: 0 K: 0 S: 20	H: 3 LOB: 1 BB: 1 P: 32	R: 0 E: 0 K: 0 S: 7	H: 0 LOB: 0 BB: 0 P: 9	R: 0 E: 0 K: 0 S: 13	H: 1 LOB: 1 BB: 0 P: 18	R: 0 E: 0 K: 2 S: 11	H: 0 LOB: 0 BB: 0 P: 17	R: 0 E: 0 K: 0 S: 7	H: 1 LOB: 1 BB: 0 P: 12	R: 0 E: 0 K: 1 S: 8	H: 0 LOB: 0 BB: 0 P: 11	1B: 5 2B: 0 3B: 0 HR: 0	SF: 0 SAC: 0 DP: 1 HBP: 0	WP: 0 PB: 0 SB: 0 CS: 0	PA: 32
PITCHER	IP WLS BF H R ER SO BB IBB HBP BLK WP HR S P ERA WHIP																					
Jamie Moyer, L ERA: 3.9	6.0 W 22 4 2 2 2 1 0 0 0 0 0 0 16 24 0.00 0.600																					
37 Chad Durbin, R ERA: 1.63	1.2 H 6 1 0 0 2 0 0 0 0 0 0 0 16 24 0.00 0.600																					
16 J.C. Romero, L ERA: 2.15	0.1 H 1 0 0 0 0 0 0 0 0 0 0 0 2 5 0.00 0.000																					
54 Brad Lidge, R ERA: 1.1	1.0 S 3 0 0 0 1 0 0 0 0 0 0 0 8 11 0.00 0.000																					

Batter	1	2	3	4	5	6	7	8	9	AB	R	H	RBI	BB	SO	LOB	TOP					
11 Jimmy Rollins, S OBP: 0.338, SLG: 0.435										4	0	1	1	1	2	4	Philadelphia Phillies @ Florida Marlins Dolphin Stadium, Miami, FL Sat Jul 19 2008, 3:55 PM EDT Att: 26,520 - Partly Cloudy - 90 F					
8 Shane Victorino, S OBP: 0.344, SLG: 0.399										5	0	1	0	0	0	2						
26 Chase Utley, L OBP: 0.376, SLG: 0.586										5	0	2	0	0	0	0						
6 Ryan Howard, L OBP: 0.234, SLG: 0.511										5	0	1	0	0	1	4						
Pat Burrell, R OBP: 0.405, SLG: 0.596										5	3	3	2	0	0	4						
28 Jayson Werth, R OBP: 0.355, SLG: 0.472										3	0	1	0	0	0	2						
55 Clay Condrey, R										0	0	0	0	0	0	0						
57 Rudy Seanez, R										0	0	0	0	0	0	0						
19 Greg Dobbs, L OBP: 0.357, SLG: 0.433										1	0	0	0	0	0	0						
46 Ryan Madson, L										0	0	0	0	0	0	0						
7 Pedro Feliz, R OBP: 0.315, SLG: 0.440										4	1	1	1	0	0	2						
27 Chris Coste, R OBP: 0.332, SLG: 0.479										4	1	1	1	0	0	2						
38 Kyle Kendrick, R OBP: 0.205, SLG: 0.167										1	0	0	0	1	0	1						
10 Geoff Jenkins, L OBP: 0.295, SLG: 0.394										1	0	0	0	1	0	0						
Inning Stats	R: 0 E: 0 K: 0 S: 8	H: 0 LOB: 1 P: 14	R: 1 E: 0 K: 0 S: 18	H: 2 LOB: 3 P: 27	R: 0 E: 0 K: 0 S: 12	H: 1 LOB: 1 P: 17	R: 2 E: 0 K: 0 S: 14	H: 3 LOB: 1 P: 21	R: 1 E: 0 K: 0 S: 10	H: 2 LOB: 0 P: 14	R: 0 E: 0 K: 1 S: 7	H: 0 LOB: 0 P: 11	R: 0 E: 0 K: 0 S: 8	H: 0 LOB: 0 P: 12	R: 1 E: 0 K: 0 S: 13	H: 1 LOB: 0 P: 17	R: 0 E: 0 K: 2 S: 15	H: 2 LOB: 3 P: 25	1B: 5 2B: 3 3B: 1 HR: 2	SF: 0 SAC: 0 DP: 1 HBP: 0	WP: 0 PB: 0 SB: 1 CS: 0	PA: 41
PITCHER	IP WLS BF H R ER SO BB IBB HBP BLK WP HR S P ERA WHIP																	PITCHER	IP WLS BF H R ER SO BB IBB HBP BLK WP HR S P ERA WHIP			
Scott Olsen, L ERA: 3.84	5.0 W 25 8 4 3 0 2 0 0 0 0 0 1 62 93 5.40 2.000																					
22 Matt Lindstrom, R ERA: 4.3	1.0 H 3 0 0 0 1 0 0 0 0 0 0 0 7 11 0.00 0.000																					
37 Renyel Pinto, L ERA: 2.87	1.0 H 3 0 0 0 0 0 0 0 0 0 0 0 8 12 0.00 0.000																					
35 Doug Waechter, R ERA: 3.42	1.0 4 1 1 1 0 0 0 0 0 0 0 1 13 17 9.00 1.000																					
Kevin Gregg, R ERA: 2.94	1.0 6 2 0 0 2 1 0 0 0 0 0 0 15 25 0.00 3.000																					

AB	38
R	5
H	11
RBI	5
BB	3
SO	3
LOB	21



Batter	1	2	3	4	5	6	7	8	9	AB	R	H	RBI	BB	SO	LOB	BOTTOM			
2 Hanley Ramirez, R OBP: 0.390, SLG: 0.558										4	1	0	0	1	0	1	Philadelphia Phillies @ Florida Marlins Dolphin Stadium, Miami, FL Sat Jul 19 2008, 3:55 PM EDT Att: 26,520 - Partly Cloudy - 90 F			
27 Jeremy Hermida, L OBP: 0.330, SLG: 0.419										3	1	1	1	2	0	1				
3 Jorge Cantu, R OBP: 0.337, SLG: 0.496										5	0	4	2	0	0	0				
Josh Willingham, R OBP: 0.368, SLG: 0.494										3	1	1	0	1	0	2				
6 Dan Uggla, R OBP: 0.367, SLG: 0.600										5	1	1	2	0	2	5				
Mike Jacobs, L OBP: 0.282, SLG: 0.495										2	1	0	0	1	0	3				
37 Renyel Pinto, L										0	0	0	0	0	0	0				
35 Doug Waechter, R OBP: 0.167, SLG: 0.167										0	0	0	0	0	0	0				
4 Alfredo Amezaga, S OBP: 0.332, SLG: 0.388										1	0	1	0	0	0	0				
Kevin Gregg, R										0	0	0	0	0	0	0				
12 Cody Ross, R OBP: 0.318, SLG: 0.520										5	2	3	0	0	1	1				
21 John Baker, L OBP: 0.318, SLG: 0.632										3	2	2	4	2	0	1				
Scott Olsen, L OBP: 0.200, SLG: 0.158										2	0	1	0	0	1	0				
Luis Gonzalez, L OBP: 0.342, SLG: 0.403										1	0	0	0	0	0	3				
22 Matt Lindstrom, R										0	0	0	0	0	0	0				
18 Wes Helms, R OBP: 0.301, SLG: 0.363										1	0	0	0	0	0	1				
Inning Stats	R: 0 E: 0 K: 1 S: 12	H: 1 LOB: 2 P: 17	R: 3 E: 0 K: 0 S: 17	H: 4 LOB: 0 P: 23	R: 0 E: 0 K: 0 S: 4	H: 0 LOB: 0 P: 5	R: 1 E: 0 K: 1 S: 9	H: 2 LOB: 0 P: 15	R: 3 E: 0 K: 0 S: 18	H: 4 LOB: 2 P: 35	R: 0 E: 0 K: 1 S: 8	H: 1 LOB: 3 P: 16	R: 2 E: 0 K: 1 S: 15	H: 1 LOB: 3 P: 34	R: 0 E: 0 K: 0 S: 11	H: 1 LOB: 1 P: 13	1B: 7 2B: 3 3B: 1 HR: 3	SF: 0 SAC: 0 DP: 1 HBP: 2	WP: 1 PB: 0 SB: 1 CS: 0	PA: 44
PITCHER	IP WLS BF H R ER SO BB IBB HBP BLK WP HR S P ERA WHIP																	PITCHER	IP WLS BF H R ER SO BB IBB HBP BLK WP HR S P ERA WHIP	
38 Kyle Kendrick, R ERA: 4.87	4.1 L 24 10 2 0 1 2 1 0 0 0 0 0 15 31 0.00 2.400																			
55 Clay Condrey, R ERA: 3.51	1.2 9 2 0 0 1 2 1 0 0 0 0 0 15 31 0.00 2.400																			
57 Rudy Seanez, R ERA: 2.9	1.0 7 1 2 2 1 3 0 0 0 0 1 0 15 34 18.00 4.000																			
46 Ryan Madson, R ERA: 2.72	1.0 4 1 0 0 0 0 0 0 0 0 0 0 11 13 0.00 1.000																			

AB	35
R	9
H	14
RBI	9
BB	7
SO	4
LOB	18



Batter	1	2	3	4	5	6	7	8	9	AB	R	H	RBI	BB	SO	LOB	TOP										
1 Grégor Blanco, L OBP: 0.360, SLG: 0.314	G4-3	FC4-6			BB		1B		K	4	1	1	0	1	1	4											
2 Kelly Johnson, L OBP: 0.339, SLG: 0.420	G4-3		F9		L8		P6		K	5	0	0	0	0	1	3											
10 Chipper Jones, S OBP: 0.466, SLG: 0.603	K		F8		1B		K			4	1	1	1	0	2	1											
Mark Teixeira, S OBP: 0.384, SLG: 0.508		1B	L7		2B		P4			4	1	2	1	0	0	0											
16 Brian McCann, L OBP: 0.378, SLG: 0.558		1B			G4-3		P3			3	0	1	0	1	0	0											
7 Jeff Francoeur, R OBP: 0.290, SLG: 0.372		1B			FC6-4		G5-3			3	0	1	0	1	0	2											
Mark Kotsay, L OBP: 0.332, SLG: 0.394		1B			F8		G3			4	1	2	1	0	0	1											
1 Brent Lillibridge, R OBP: 0.236, SLG: 0.358		1B			FC6-4		K			3	0	0	0	0	1	4											
57 Jorge Campillo, R OBP: 0.208, SLG: 0.208		1B			K		G5-3			3	0	0	0	0	1	3											
Will Ohman, L OBP: 0.351, SLG: 0.446		1B			K		G5-3			0	0	0	0	0	0	0											
14 Martin Prado, R OBP: 0.354, SLG: 0.446		1B			K		G5-3			1	0	1	1	0	0	0											
51 Michael Gonzalez, R OBP: 0.337, SLG: 0.392		1B			K		G5-3			0	0	0	0	0	0	0											
Inning Stats	R: 0 E: 0 K: 1 S: 10	H: 0 LOB: 0 BB: 0 P: 14	R: 1 E: 0 K: 0 S: 13	H: 3 LOB: 3 BB: 1 P: 21	R: 0 E: 0 K: 0 S: 5	H: 0 LOB: 0 BB: 0 P: 11	R: 0 E: 0 K: 0 S: 6	H: 1 LOB: 1 BB: 0 P: 8	R: 2 E: 0 K: 1 S: 15	H: 2 LOB: 2 BB: 2 P: 25	R: 0 E: 0 K: 1 S: 6	H: 0 LOB: 0 BB: 0 P: 8	R: 0 E: 0 K: 1 S: 9	H: 1 LOB: 0 BB: 0 P: 14	R: 0 E: 0 K: 0 S: 4	H: 0 LOB: 0 BB: 0 P: 5	R: 1 E: 0 K: 2 S: 15	H: 2 LOB: 1 BB: 0 P: 25	1B: 7 2B: 2 3B: 0 HR: 0	SF: 0 SAC: 1 DP: 0 HBP: 0	WP: 1 PB: 0 SB: 1 CS: 1	PA: 38					
PITCHER	IP	WLS	BF	H	R	ER	SO	BB	IBB	HBP	BLK	WP	HR	S	P	ERA	WHIP										
41 Chris Volstad, R ERA: 2.16	(1, 1)	6.0	L	27	6	3	3	3	0	0	0	0	0	55	87	4.50	1.500										
Mark Hendrickson, L ERA: 6.01	(7, 1)	3.0		11	3	1	1	3	0	0	0	1	0	28	44	3.00	1.000										

Atlanta Braves @ Florida Marlins
Dolphin Stadium, Miami, FL
Mon Jul 21 2008, 7:10 PM EDT
Att: 14,155 - Partly Cloudy - 87 F

AB 34
R 4
H 9
RBI 4
BB 3
SO 6
LOB 18



Batter	1	2	3	4	5	6	7	8	9	AB	R	H	RBI	BB	SO	LOB	BOTTOM										
2 Hanley Ramirez, R OBP: 0.384, SLG: 0.546	G5-3			G5-3			F9		P3	4	0	0	0	0	0	0											
27 Jeremy Hermida, L OBP: 0.330, SLG: 0.425	K			K			1B		G4-3	4	0	1	0	0	2	0											
3 Jorge Cantu, R OBP: 0.336, SLG: 0.490	G5-3			F9			P6			3	0	0	0	0	0	1											
Josh Willingham, R OBP: 0.368, SLG: 0.488		L8		BB			K			2	0	0	0	1	1	1											
6 Dan Uggla, R OBP: 0.363, SLG: 0.589		F9		F9			K			3	0	0	0	0	1	2											
Mike Jacobs, L OBP: 0.282, SLG: 0.492		P5		G4-6-3			G3			3	0	1	0	0	0	0											
12 Cody Ross, R OBP: 0.313, SLG: 0.521		F8		G4-6-3			G6-3			3	0	0	0	0	2	0											
21 John Baker, L OBP: 0.241, SLG: 0.462		G6-3		K			K			3	0	0	0	0	2	0											
41 Chris Volstad, R ERA: 2.83	(1, 1)	7.0	W	23	2	0	0	0	0	0	0	0	0	0	0	0											
11 Robert Andino, R OBP: 0.242, SLG: 0.310	(6, PH)	1.0	H	3	0	0	0	1	0	0	0	0	0	0	0	0											
Mark Hendrickson, L ERA: 2.68	(7, 1)	1.0		3	0	0	0	0	0	0	0	0	0	0	0	0											
4 Alfredo Amezaga, S OBP: 0.337, SLG: 0.392	(9, PH)	1.0		3	0	0	0	0	0	0	0	0	0	0	0	0											
Inning Stats	R: 0 E: 0 K: 1 S: 9	H: 0 LOB: 0 BB: 0 P: 11	R: 0 E: 0 K: 0 S: 8	H: 0 LOB: 0 BB: 0 P: 15	R: 0 E: 0 K: 1 S: 9	H: 0 LOB: 0 BB: 0 P: 9	R: 0 E: 0 K: 1 S: 9	H: 0 LOB: 0 BB: 0 P: 15	R: 0 E: 0 K: 1 S: 7	H: 0 LOB: 0 BB: 0 P: 9	R: 0 E: 0 K: 2 S: 9	H: 1 LOB: 1 BB: 0 P: 17	R: 0 E: 0 K: 1 S: 7	H: 0 LOB: 0 BB: 0 P: 10	R: 0 E: 0 K: 0 S: 11	H: 0 LOB: 0 BB: 0 P: 18	1B: 2 2B: 0 3B: 0 HR: 0	SF: 0 SAC: 0 DP: 1 HBP: 0	WP: 0 PB: 0 SB: 0 CS: 0	PA: 29							
PITCHER	IP	WLS	BF	H	R	ER	SO	BB	IBB	HBP	BLK	WP	HR	S	P	ERA	WHIP										
57 Jorge Campillo, R ERA: 2.83	(1, 1)	7.0	W	23	2	0	0	0	0	0	0	0	0	7	10	0.00	0.000										
Will Ohman, L ERA: 2.68	(8, 1)	1.0	H	3	0	0	0	1	0	0	0	0	0	7	10	0.00	0.000										
51 Michael Gonzalez, L ERA: 2.84	(9, 1)	1.0		3	0	0	0	0	0	0	0	0	0	11	18	0.00	0.000										

Atlanta Braves @ Florida Marlins
Dolphin Stadium, Miami, FL
Mon Jul 21 2008, 7:10 PM EDT
Att: 14,155 - Partly Cloudy - 87 F

AB 28
R 0
H 2
RBI 0
BB 1
SO 7
LOB 6



Batter	1	2	3	4	5	6	7	8	9	AB	R	H	RBI	BB	SO	LOB	TOP										
1 Grégor Blanco, L OBP: 0.359, SLG: 0.311										3	0	0	0	1	2	0	Atlanta Braves @ Florida Marlins Dolphin Stadium, Miami, FL Tue Jul 22 2008, 7:10 PM EDT Att: 14,721 - Partly Cloudy - 87 F										
19 Yonel Escobar, R OBP: 0.351, SLG: 0.378										4	0	0	0	0	2	1											
10 Chipper Jones, S OBP: 0.467, SLG: 0.600										3	0	1	0	1	0	0											
Mark Teixeira, S OBP: 0.383, SLG: 0.504										3	0	0	0	1	0	1											
16 Brian McCann, L OBP: 0.380, SLG: 0.555										2	0	0	0	2	0	1											
7 Jeff Francoeur, R OBP: 0.287, SLG: 0.368										4	0	0	0	0	2	5											
2 Kelly Johnson, L OBP: 0.336, SLG: 0.416										3	0	0	0	0	2	4											
Mark Kotsay, L OBP: 0.328, SLG: 0.388										3	0	0	0	0	1	3											
50 Charlie Morton, R Royce Ring, L 56 Blaine Boyer, R 14 Martin Prado, R 39 Rafael Soriano, R Julian Tavaréz, L										2	0	0	0	0	0	0											
Inning Stats	R: 0 E: 0 K: 1 S: 6	H: 0 LOB: 0 BB: 0 P: 10	R: 0 E: 0 K: 2 S: 10	H: 0 LOB: 1 BB: 1 P: 20	R: 0 E: 0 K: 0 S: 8	H: 0 LOB: 1 BB: 1 P: 15	R: 0 E: 0 K: 2 S: 16	H: 0 LOB: 3 BB: 3 P: 32	R: 0 E: 0 K: 2 S: 12	H: 1 LOB: 1 BB: 0 P: 17	R: 0 E: 0 K: 0 S: 11	H: 0 LOB: 0 BB: 0 P: 13	R: 0 E: 0 K: 2 S: 8	H: 0 LOB: 0 BB: 0 P: 14	R: 0 E: 0 K: 0 S: 5	H: 0 LOB: 0 BB: 0 P: 7		1B: 1 2B: 0 3B: 0 HR: 0	SF: 0 SAC: 0 DP: 0 HBP: 0	WP: 0 PB: 0 SB: 0 CS: 0	PA: 33						
PITCHER	IP	WLS	BF	H	R	ER	SO	BB	IBB	HBP	BLK	WP	HR	S	P	ERA	WHIP										
56 Rick Van Den Hurk, R ERA: 6.1	5.0	W	20	0	0	0	7	5	0	0	0	0	0	52	94	0.00	1.000										
Joe Nelson, R ERA: 1.48	1.0	H	4	1	0	0	0	0	0	0	0	0	0	11	18	0.00	1.000										
37 Renyel Pinto, L ERA: 2.75	2.0		6	0	0	0	3	0	0	0	0	0	0	15	27	0.00	0.000										
22 Matt Lindstrom, R ERA: 4.02	1.0		3	0	0	0	0	0	0	0	0	0	0	5	7	0.00	0.000										

Batter	1	2	3	4	5	6	7	8	9	AB	R	H	RBI	BB	SO	LOB	BOTTOM										
2 Hantley Ramirez, R OBP: 0.383, SLG: 0.543										4	0	1	0	0	1	1	Atlanta Braves @ Florida Marlins Dolphin Stadium, Miami, FL Tue Jul 22 2008, 7:10 PM EDT Att: 14,721 - Partly Cloudy - 87 F										
27 Jeremy Hermida, L OBP: 0.329, SLG: 0.422										3	0	0	0	1	2	2											
3 Jorge Cantu, R OBP: 0.335, SLG: 0.486										3	1	0	0	1	1	2											
Josh Willingham, R OBP: 0.365, SLG: 0.479										3	1	0	0	1	1	2											
6 Dan Uggla, R OBP: 0.361, SLG: 0.583										3	1	0	0	1	2	1											
Mike Jacobs, L OBP: 0.285, SLG: 0.503										3	1	2	3	0	1	0											
37 Renyel Pinto, L										0	0	0	0	0	0	0											
Luis Gonzalez, L OBP: 0.337, SLG: 0.397										1	0	0	0	0	0	0											
22 Matt Lindstrom, R										0	0	0	0	0	0	0											
12 Cody Ross, R OBP: 0.314, SLG: 0.517										2	0	0	0	1	0	0											
21 John Baker, L OBP: 0.281, SLG: 0.464										2	0	1	1	1	0	0											
56 Rick Van Den Hurk, R Joe Nelson, R										1	0	0	0	0	0	0											
18 Wes Helms, R OBP: 0.298, SLG: 0.358										1	0	0	0	0	1	3											
Inning Stats	R: 0 E: 0 K: 1 S: 11	H: 0 LOB: 1 BB: 1 P: 22	R: 0 E: 0 K: 2 S: 10	H: 0 LOB: 0 BB: 0 P: 16	R: 0 E: 0 K: 0 S: 6	H: 0 LOB: 0 BB: 0 P: 11	R: 3 E: 0 K: 0 S: 16	H: 1 LOB: 0 BB: 2 P: 27	R: 0 E: 0 K: 2 S: 10	H: 1 LOB: 1 BB: 0 P: 16	R: 1 E: 0 K: 1 S: 14	H: 1 LOB: 3 BB: 3 P: 27	R: 0 E: 0 K: 2 S: 11	H: 1 LOB: 0 BB: 0 P: 15	R: 0 E: 0 K: 1 S: 7	H: 0 LOB: 0 BB: 0 P: 10	1B: 3 2B: 0 3B: 0 HR: 1	SF: 0 SAC: 1 DP: 0 HBP: 0	WP: 1 PB: 1 SB: 1 CS: 1	PA: 33							
PITCHER	IP	WLS	BF	H	R	ER	SO	BB	IBB	HBP	BLK	WP	HR	S	P	ERA	WHIP										
50 Charlie Morton, R ERA: 6.0	5.2	L	23	2	4	4	5	4	1	0	0	0	0	5	14	6.35	1.059										
Royce Ring, L ERA: 4.58	0.0		3	1	0	0	0	1	1	0	0	0	0	3	3	0.00	0.000										
56 Blaine Boyer, R ERA: 3.83	0.1		1	0	0	0	1	0	0	0	0	0	0	3	3	0.00	0.000										
39 Rafael Soriano, R ERA: 1.8	1.0		3	1	0	0	2	0	0	0	0	0	0	11	15	0.00	1.000										
Julian Tavaréz, R ERA: 6.58	1.0		3	0	0	0	1	0	0	0	0	0	0	7	10	0.00	0.000										

Batter	1	2	3	4	5	6	7	8	9	AB	R	H	RBI	BB	SO	LOB	TOP		
2 Hanley Ramirez, R OBP: 0.378, SLG: 0.545	G4-3		HR		G6-3		F8		K	5	1	1	2	0	1	3			
4 Alfredo Amezaga, S OBP: 0.335, SLG: 0.389	K		G1-3		G4-3			SF9 2B	FC1-6 3 BB	5	1	1	0	0	1	2			
3 Jorge Cantu, R OBP: 0.344, SLG: 0.492		1B						SF9 2B		3	0	3	0	1	0	0			
Mike Jacobs, L OBP: 0.285, SLG: 0.500	F9									3	0	0	0	0	1	3			
18 Wes Helms, R OBP: 0.350, SLG: 0.356										1	0	0	0	1	1	3			
12 Cody Ross, R OBP: 0.308, SLG: 0.509		K			F9			F9		4	0	0	0	0	1	4			
Luis Gonzalez, L OBP: 0.331, SLG: 0.402		G4-3			P4			SF9		3	0	0	1	0	0	1			
Josh Willingham, R OBP: 0.368, SLG: 0.480										4	0	2	0	0	1	2			
21 John Baker, L OBP: 0.300, SLG: 0.394					G3					3	0	0	0	1	1	2			
Scott Olsen, L OBP: 0.214, SLG: 0.175										2	1	1	0	0	1	0			
27 Jeremy Hermida, L (7, PH) OBP: 0.325, SLG: 0.416										0	0	0	0	0	0	0			
22 Matt Lindstrom, R OBP: 0.300, SLG: 0.394										0	0	0	0	0	0	0			
Joe Nelson, R OBP: 0.300, SLG: 0.394										0	0	0	0	0	0	0			
6 Dan Uggla, R OBP: 0.359, SLG: 0.576										0	0	0	0	1	0	0			
Inning Stats	R: 0 E: 0 K: 1 S: 12	H: 1 LOB: 1 BB: 0 P: 19	R: 0 E: 0 K: 1 S: 10	H: 0 LOB: 0 BB: 0 P: 16	R: 2 E: 0 K: 2 S: 14	H: 3 LOB: 1 BB: 0 P: 25	R: 0 E: 0 K: 0 S: 13	H: 1 LOB: 1 BB: 0 P: 16	R: 0 E: 0 K: 1 S: 8	H: 0 LOB: 1 BB: 0 P: 11	R: 0 E: 0 K: 0 S: 12	H: 1 LOB: 1 BB: 0 P: 18	R: 1 E: 0 K: 1 S: 16	H: 2 LOB: 2 BB: 3 P: 26	R: 0 E: 0 K: 2 S: 17	H: 0 LOB: 3 BB: 3 P: 34	1B: 6 2B: 1 3B: 0 HR: 1	SF: 1 SAC: 0 DP: 0 HBP: 0	WP: 0 PA: 40 PB: 0 SB: 0 CS: 0
PITCHER	IP WLS BF H R ER SO BB IBB HBP BLK WP HR S P ERA WHIP																		
38 Carlos Zambrano, R ERA: 2.96	7.0 W 28 6 2 2 6 0 0 1 0 0 0 1 81 125 2.57 0.857																		
57 Chad Gaudin, R ERA: 3.39	0.0 2 2 1 0 0 0 0 0 0 0 0 0 6 9 ∞ ∞																		
48 Neal Cotts, L ERA: 2.5	0.0 1 0 0 0 0 1 0 0 0 0 0 0 4 4 ∞ ∞																		
Bob Howry, R ERA: 5.14	0.2 H 2 0 0 0 0 0 0 0 0 0 0 0 7 9 0.00 0.000																		
49 Carlos Marmol, R ERA: 3.4	1.1 S 7 0 0 0 3 3 0 0 0 0 0 0 20 38 0.00 2.250																		

Florida Marlins @ Chicago Cubs
Wrigley Field, Chicago, IL
Thu Jul 24 2008, 7:05 PM CDT
Att: 41,482 - Partly Cloudy - 76 F

AB 34
R 3
H 8
RBI 3
BB 4
SO 9
LOB 21



Batter	1	2	3	4	5	6	7	8	9	AB	R	H	RBI	BB	SO	LOB	BOTTOM		
12 Alfonso Soriano, R OBP: 0.332, SLG: 0.545	F9		L6-4 2B							3	1	1	0	1	0	0			
2 Ryan Theriot, R OBP: 0.396, SLG: 0.374	G6-3		L6-4 2B		FC1-2 16 BB		F9			4	1	0	0	0	0	4			
25 Derrek Lee, R OBP: 0.361, SLG: 0.494	K				F9					3	0	0	1	1	2	0			
16 Aramis Ramirez, R OBP: 0.368, SLG: 0.485		F7			G6-3					4	0	2	2	0	0	0			
9 Reed Johnson, R OBP: 0.346, SLG: 0.404					F9					4	0	1	0	0	1	1			
Mark DeRosa, R OBP: 0.375, SLG: 0.442		F7								2	1	0	0	2	0	1			
Henry Blanco, R OBP: 0.338, SLG: 0.388		G5-3								4	1	2	1	0	1	3			
Ronny Cedeno, R OBP: 0.333, SLG: 0.367										3	1	1	1	0	1	2			
38 Carlos Zambrano, S ERA: 2.96										2	1	1	1	0	1	0			
Darvish Wright, L ERA: 3.39										0	0	0	0	0	0	0			
57 Chad Gaudin, R ERA: 3.39										0	0	0	0	0	0	0			
48 Neal Cotts, L ERA: 2.5										0	0	0	0	0	0	0			
Bob Howry, L ERA: 5.14										0	0	0	0	0	0	0			
49 Carlos Marmol, R ERA: 3.4										0	0	0	0	0	0	0			
Inning Stats	R: 0 E: 0 K: 1 S: 7	H: 0 LOB: 0 BB: 0 P: 9	R: 0 E: 0 K: 0 S: 9	H: 1 LOB: 1 BB: 0 P: 13	R: 1 E: 0 K: 1 S: 13	H: 2 LOB: 0 BB: 0 P: 17	R: 0 E: 0 K: 0 S: 9	H: 0 LOB: 0 BB: 0 P: 11	R: 4 E: 0 K: 1 S: 13	H: 3 LOB: 2 BB: 3 P: 27	R: 1 E: 0 K: 0 S: 7	H: 1 LOB: 0 BB: 0 P: 8	R: 0 E: 0 K: 3 S: 11	H: 1 LOB: 2 BB: 1 P: 19	R: 0 E: 0 K: 2 S: 17	H: 0 LOB: 3 BB: 3 P: 34	1B: 2 2B: 5 3B: 0 HR: 2	SF: 0 SAC: 0 DP: 1 HBP: 0	WP: 0 PA: 34 PB: 0 SB: 1 CS: 0
PITCHER	IP WLS BF H R ER SO BB IBB HBP BLK WP HR S P ERA WHIP																		
Scott Olsen, L ERA: 4.07	6.0 L 26 7 6 6 3 2 1 0 0 0 0 0 2 58 9.00 1.500																		
22 Matt Lindstrom, R ERA: 3.5	1.0 3 0 0 0 0 0 0 0 0 0 0 0 7 11 0.00 0.000																		
Joe Nelson, R ERA: 1.38	1.0 5 1 0 0 3 1 0 0 0 0 0 0 11 19 0.00 2.000																		

Florida Marlins @ Chicago Cubs
Wrigley Field, Chicago, IL
Thu Jul 24 2008, 7:05 PM CDT
Att: 41,482 - Partly Cloudy - 76 F

AB 30
R 6
H 8
RBI 6
BB 4
SO 6
LOB 11



Batter	1	2	3	4	5	6	7	8	9	AB	R	H	RBI	BB	SO	LOB	TOP		
2 Hanley Ramirez, R OBP: 0.378, SLG: 0.545	L7		F9		G6-3		F8 3 2B		F8 2B	5	1	2	0	0	0	0	Florida Marlins @ Chicago Cubs Wrigley Field, Chicago, IL Fri Jul 25 2008, 1:20 PM CDT Att: 41,570 - Partly Cloudy - 80 F		
Luis Gonzalez, L OBP: 0.406, SLG: 0.515 37 Ronyel Pinto, L OBP: 0.167, SLG: 0.167 Justin Miller, R OBP: 0.293, SLG: 0.382	2B		BB		BB		F8		L9	2	0	1	0	2	0	1			
3 Jorge Cantu, R OBP: 0.345, SLG: 0.492	F9		K		BB		F8		F8	4	0	1	1	1	1	3			
Mike Jacobs, L OBP: 0.285, SLG: 0.495 Kevin Gregg, R	G5-3		K		BB		P6			3	0	0	0	1	1	3			
6 Dan Uggla, R OBP: 0.358, SLG: 0.571		2B HBP			G4-3		K		G1-3	3	1	0	0	0	1	3			
Josh Willingham, R OBP: 0.371, SLG: 0.483	2B		BB		BB		F8		F9	3	0	1	1	1	0	0			
12 Cody Ross, R OBP: 0.308, SLG: 0.504	G1-3		BB		BB		G5-3		K	3	0	0	0	1	1	1			
13 Paul Hoover, R OBP: 0.225, SLG: 0.231 27 Jeremy Hermida, L OBP: 0.327, SLG: 0.425	K		K		K		K		HR	3	0	0	0	0	3	2			
55 Josh Johnson, L OBP: 0.143, SLG: 0.143 Joe Nelson, R	G1-3				G4-3		K		L9	2	0	0	0	0	0	1			
4 Alfredo Amezaga, S OBP: 0.332, SLG: 0.385										2	0	0	0	0	1	0			
Inning Stats	R: 0 E: 0 K: 0 S: 12	H: 1 LOB: 1 BB: 0 P: 15	R: 1 E: 0 K: 1 S: 12	H: 1 LOB: 1 BB: 0 P: 18	R: 0 E: 0 K: 2 S: 13	H: 0 LOB: 1 BB: 1 P: 19	R: 0 E: 0 K: 1 S: 7	H: 0 LOB: 3 BB: 3 P: 17	R: 0 E: 0 K: 1 S: 13	H: 0 LOB: 0 BB: 0 P: 14	R: 1 E: 0 K: 1 S: 16	H: 2 LOB: 1 BB: 0 P: 22	R: 0 E: 0 K: 1 S: 8	H: 0 LOB: 0 BB: 0 P: 9	R: 1 E: 0 K: 0 S: 18	H: 2 LOB: 1 BB: 0 P: 26	1B: 1 2B: 4 3B: 0 HR: 1	SF: 0 SAC: 0 DP: 0 HBP: 1	WP: 0 PA: 39 PB: 0 SB: 1 CS: 1
PITCHER	IP WLS BF H R ER SO BB IBB HBP BLK WP HR S P ERA WHIP																		
46 Ryan Dempster, R ERA: 2.99	6.0	26	2	1	1	6	6	0	1	0	0	0	0	68	110	1.50	1.333		
29 Jeff Samardzija, R ERA: 4.5	2.0	8	2	1	1	2	0	0	0	0	0	0	24	31	4.50	1.000			
Bob Howry, R ERA: 5.22	1.0	5	2	1	1	0	0	0	0	0	1	18	26	9.00	2.000				

Batter	1	2	3	4	5	6	7	8	9	AB	R	H	RBI	BB	SO	LOB	BOTTOM				
12 Alfonso Soriano, R OBP: 0.329, SLG: 0.538	K		P6		2B		G6-3		P4	5	0	1	0	0	1	2	Florida Marlins @ Chicago Cubs Wrigley Field, Chicago, IL Fri Jul 25 2008, 1:20 PM CDT Att: 41,570 - Partly Cloudy - 80 F				
2 Ryan Theriot, R OBP: 0.396, SLG: 0.376	25 CS		K		25 1B		FC5-4		G5-3	4	0	2	0	1	1	0					
25 Derrek Lee, R OBP: 0.359, SLG: 0.490	1B		G4-3		1B		FC5-4		F9	5	0	1	0	0	1	2					
16 Aramis Ramirez, R OBP: 0.366, SLG: 0.479	K		K		K		P4		G5-3	4	0	0	0	1	2	0					
1 Kosuke Fukudome, L OBP: 0.381, SLG: 0.401	K		F9		17 G1-3		18 BB		K	3	0	0	0	1	2	2					
18 Geovany Soto, R OBP: 0.353, SLG: 0.499	HR		K		K		17 G1-3		F7	3	1	1	1	1	1	0					
17 Mike Fontenot, L OBP: 0.186, SLG: 0.195 Ronny Cedeno, R OBP: 0.338, SLG: 0.371	9 1B		1B		K		G1-3		2B	3	0	1	0	0	1	2					
9 Reed Johnson, R OBP: 0.352, SLG: 0.421	1B		1B		HR		BB		K	3	1	2	1	1	1	1					
46 Ryan Dempster, R ERA: 2.99 Darvin Wier, L OBP: 0.302, SLG: 0.447 29 Jeff Samardzija, R ERA: 4.5 Jim Edmonds, L OBP: 0.439, SLG: 0.639 Jason Marquis, L OBP: 0.295, SLG: 0.295 Bob Howry, L	G6-3		G1-4-3		K		K		2B	2	0	0	0	0	2	2					
Inning Stats	R: 0 E: 0 K: 2 S: 7	H: 3 LOB: 2 BB: 0 P: 24	R: 1 E: 0 K: 2 S: 17	H: 3 LOB: 0 BB: 0 P: 24	R: 0 E: 0 K: 1 S: 7	H: 0 LOB: 0 BB: 0 P: 11	R: 0 E: 0 K: 2 S: 10	H: 0 LOB: 2 BB: 1 P: 15	R: 1 E: 0 K: 1 S: 10	H: 3 LOB: 2 BB: 1 P: 19	R: 0 E: 0 K: 1 S: 14	H: 0 LOB: 3 BB: 3 P: 27	R: 0 E: 0 K: 1 S: 12	H: 1 LOB: 2 BB: 1 P: 21	R: 0 E: 0 K: 1 S: 12	H: 2 LOB: 2 BB: 0 P: 16		R: 0 E: 0 K: 0 S: 7	H: 0 LOB: 0 BB: 0 P: 9	1B: 7 2B: 1 3B: 0 HR: 2	SF: 0 SAC: 0 DP: 0 HBP: 0
PITCHER	IP WLS BF H R ER SO BB IBB HBP BLK WP HR S P ERA WHIP																				
55 Josh Johnson, R ERA: 3.71	5.1	24	7	2	2	8	3	0	0	0	0	0	55	90	3.38	1.875					
Joe Nelson, R ERA: 1.35	0.2	3	0	0	0	1	1	0	0	0	0	0	10	15	0.00	1.500					
35 Doug Waechter, R ERA: 3.25	0.2	4	1	0	0	0	1	0	0	0	0	0	8	14	0.00	3.000					
37 Ronyel Pinto, L ERA: 2.72	0.2	3	1	0	0	1	0	0	0	0	0	0	8	14	0.00	1.500					
Justin Miller, R ERA: 4.5	0.2	W 3	1	0	0	1	0	0	0	0	0	0	8	9	0.00	1.500					



Batter	1	2	3	4	5	6	7	8	9	10	11	12	AB	R	H	RBI	BB	SO	LOB	TOP							
2 Hanley Ramirez, R OBP: 0.379, SLG: 0.540													4	0	0	0	2	1	3								
27 Jeremy Hermida, L OBP: 0.332, SLG: 0.448													5	3	3	2	0	2	1								
3 Jorge Cantu, R OBP: 0.342, SLG: 0.490													6	0	1	1	0	3	3								
Mike Jacobs, L OBP: 0.282, SLG: 0.490													3	0	0	0	0	2	1								
12 Cody Ross, R OBP: 0.308, SLG: 0.502													3	0	1	0	0	2	1								
6 Dan Uggla, R OBP: 0.356, SLG: 0.568													5	0	1	0	0	2	1								
Josh Willingham, R OBP: 0.371, SLG: 0.478													4	0	1	0	1	3	1								
21 John Baker, L OBP: 0.267, SLG: 0.342													4	0	0	0	0	1	2								
4 Alfredo Amezaga, S OBP: 0.324, SLG: 0.375													5	0	0	0	0	3	2								
41 Chris Volstad, R ERA: 3.28													2	0	0	0	0	1	0								
Inning Stats	R: 0 E: 0 K: 3 S: 9	H: 0 LOB: 1 BB: 1 P: 16	R: 0 E: 0 K: 2 S: 12	H: 0 LOB: 1 BB: 1 P: 19	R: 1 E: 0 K: 1 S: 10	H: 1 LOB: 0 BB: 0 P: 16	R: 0 E: 0 K: 2 S: 9	H: 1 LOB: 1 BB: 0 P: 13	R: 0 E: 0 K: 1 S: 7	H: 0 LOB: 0 BB: 0 P: 12	R: 0 E: 1 K: 1 S: 10	H: 0 LOB: 0 BB: 0 P: 15	R: 1 E: 0 K: 3 S: 16	H: 1 LOB: 0 BB: 0 P: 22	R: 0 E: 0 K: 1 S: 11	H: 1 LOB: 1 BB: 0 P: 18	R: 0 E: 0 K: 1 S: 7	H: 0 LOB: 0 BB: 0 P: 9	R: 1 E: 0 K: 2 S: 12	H: 3 LOB: 1 BB: 0 P: 19	1B: 3 2B: 3 3B: 0 HR: 2	SF: 0 SAC: 1 DP: 0 HBP: 1	WP: 0 PB: 0 SB: 0 CS: 0	PA: 49			
PITCHER	IP	WLS	BF	H	R	ER	SO	BB	IBB	HBP	BLK	WP	HR	S	P	ERA	WHIP										
40 Rich Harden, R ERA: 4.21	5.0		21	2	1	1	5	0	0	0	0	0	1	33	49	3.00	0.333										
45 Sean Marshall, L ERA: 4.22	3.0	B	11	1	1	1	5	0	0	0	0	0	0	5	9	0.00	3.000										
48 Neal Cotts, L ERA: 2.45	0.1		2	1	0	0	0	0	0	0	0	0	0	5	9	0.00	3.000										
49 Carlos Marmol, R ERA: 3.3	1.2		7	1	0	0	2	1	0	0	0	0	0	20	35	0.00	1.200										
57 Chad Gaudin, R ERA: 3.41	2.0	L	8	3	1	1	3	0	0	0	0	0	0	19	28	4.50	1.500										

Florida Marlins @ Chicago Cubs
Wrigley Field, Chicago, IL

Sat Jul 26 2008, 12:05 PM CDT
Att. 41,471 - Sunny - 78 F

AB 43
R 3
H 8
RBI 3
BB 4
SO 20
LOB 15



Batter	1	2	3	4	5	6	7	8	9	10	11	12	AB	R	H	RBI	BB	SO	LOB	BOTTOM							
12 Alfonso Soriano, R OBP: 0.323, SLG: 0.526													5	0	0	0	0	2	5								
2 Ryan Theriot, R OBP: 0.394, SLG: 0.371													5	0	0	0	0	0	1								
25 Derrek Lee, R OBP: 0.358, SLG: 0.489													5	1	1	0	0	1	0								
16 Aramis Ramirez, R OBP: 0.366, SLG: 0.486													5	1	2	2	0	0	0								
17 Mike Fontenot, L OBP: 0.373, SLG: 0.528													2	0	1	0	1	0	1								
9 Reed Johnson, R OBP: 0.349, SLG: 0.417													2	0	0	0	0	1	0								
Mark DeRosa, R OBP: 0.370, SLG: 0.435													5	0	0	0	0	1	2								
18 Geovany Soto, R OBP: 0.351, SLG: 0.497													5	0	1	0	0	1	1								
1 Kosuke Fukudome, L OBP: 0.384, SLG: 0.402													4	0	2	0	1	2	0								
40 Rich Harden, L ERA: 3.28													2	0	0	0	0	2	3								
Inning Stats	R: 1 E: 0 K: 1 S: 9	H: 2 LOB: 1 BB: 0 P: 17	R: 0 E: 0 K: 1 S: 15	H: 2 LOB: 0 BB: 0 P: 23	R: 1 E: 0 K: 0 S: 11	H: 1 LOB: 1 BB: 1 P: 15	R: 0 E: 0 K: 2 S: 8	H: 0 LOB: 0 BB: 0 P: 18	R: 0 E: 0 K: 1 S: 7	H: 1 LOB: 0 BB: 0 P: 13	R: 0 E: 0 K: 1 S: 8	H: 0 LOB: 0 BB: 0 P: 11	R: 0 E: 0 K: 0 S: 7	H: 0 LOB: 0 BB: 0 P: 9	R: 0 E: 0 K: 0 S: 6	H: 1 LOB: 1 BB: 0 P: 10	R: 0 E: 0 K: 0 S: 7	H: 0 LOB: 0 BB: 0 P: 9	R: 0 E: 0 K: 1 S: 8	H: 0 LOB: 0 BB: 0 P: 14	1B: 5 2B: 2 3B: 0 HR: 1	SF: 0 SAC: 1 DP: 2 HBP: 0	WP: 0 PB: 1 SB: 0 CS: 0	PA: 44			
PITCHER	IP	WLS	BF	H	R	ER	SO	BB	IBB	HBP	BLK	WP	HR	S	P	ERA	WHIP										
41 Chris Volstad, R ERA: 3.78	6.0		25	6	2	2	6	2	0	0	0	0	1	58	99	3.00	1.333										
22 Matt Lindstrom, R ERA: 3.78	1.0		3	1	0	0	1	0	0	0	0	0	0	9	12	0.00	1.000										
35 Doug Waechter, R ERA: 2.65	1.0		3	0	0	0	0	0	0	0	0	0	0	7	11	0.00	0.000										
37 Renyel Pinto, L ERA: 2.65	1.1		5	1	0	0	2	0	0	0	0	0	0	14	23	0.00	0.750										
Justin Miller, R ERA: 4.32	1.2	W	5	0	0	0	0	0	0	0	0	0	0	10	14	0.00	0.000										

Florida Marlins @ Chicago Cubs
Wrigley Field, Chicago, IL

Sat Jul 26 2008, 12:05 PM CDT
Att. 41,471 - Sunny - 78 F


AB 41
R 2
H 8
RBI 2
BB 2
SO 10
LOB 13



Batter	1	2	3	4	5	6	7	8	9	AB	R	H	RBI	BB	SO	LOB	TOP										
2 Hanley Ramirez, R OBP: 0.381, SLG: 0.540										4	0	2	0	1	1	0	Florida Marlins @ Chicago Cubs Wrigley Field, Chicago, IL Sun Jul 27 2008, 1:20 PM CDT Att: 41,017 - Partly Cloudy - 82 F										
27 Jeremy Hermida, L OBP: 0.328, SLG: 0.441										5	0	0	0	0	3	4											
3 Jorge Cantu, R OBP: 0.341, SLG: 0.487										5	0	1	0	0	0	1											
Josh Willingham, R OBP: 0.369, SLG: 0.470										3	1	0	0	1	1	1											
6 Dan Uggla, R OBP: 0.360, SLG: 0.578										3	3	2	1	0	0	0											
Mike Jacobs, L OBP: 0.288, SLG: 0.513										4	2	3	5	0	1	0											
12 Cody Ross, R OBP: 0.307, SLG: 0.496										3	0	0	0	1	1	1											
21 John Baker, L OBP: 0.265, SLG: 0.333										4	0	1	0	0	1	1											
56 Rick Van Den Hurk, R OBP: 0.296, SLG: 0.382										2	0	0	0	0	2	3											
Mark Hendrickson, L ERA: 6.09										1	0	0	0	0	1	1											
Joe Nelson, R ERA: 1.67										0	0	0	0	0	0	0											
Luis Gonzalez, L OBP: 0.338, SLG: 0.405										1	0	0	0	0	0	0											
22 Matt Lindstrom, R ERA: 3.67										0	0	0	0	0	0	0											
Inning Stats	R: 0 E: 0 K: 1 S: 6	H: 0 LOB: 0 BB: 1 P: 12	R: 3 E: 0 K: 2 S: 21	H: 2 LOB: 2 BB: 1 P: 33	R: 2 E: 0 K: 1 S: 12	H: 3 LOB: 2 BB: 1 P: 20	R: 0 E: 0 K: 1 S: 8	H: 1 LOB: 1 BB: 0 P: 16	R: 1 E: 0 K: 1 S: 11	H: 2 LOB: 1 BB: 0 P: 16	R: 0 E: 0 K: 0 S: 6	H: 1 LOB: 0 BB: 0 P: 10	R: 0 E: 0 K: 2 S: 10	H: 0 LOB: 0 BB: 0 P: 17	R: 0 E: 0 K: 1 S: 8	H: 0 LOB: 0 BB: 0 P: 14	R: 0 E: 0 K: 2 S: 8	H: 0 LOB: 0 BB: 0 P: 11	1B: 6 2B: 0 3B: 0 HR: 3	SF: 0 SAC: 0 DP: 1 HBP: 1	WP: 1 PB: 0 SB: 0 CS: 1	PA: 39					
PITCHER	IP	WLS	BF	H	R	ER	SO	BB	IBB	HBP	BLK	WP	HR	S	P	ERA	WHIP										
Jason Marquis, R ERA: 4.69	6.0		30	9	6	6	6	3	0	1	0	1	3	64	103	9.00	2.000										
57 Chad Gaudin, R ERA: 3.95	1.0	W	3	0	0	0	2	0	0	0	0	0	0	10	17	0.00	0.000										
29 Jeff Samardzija, R ERA: 2.25	2.0	S	6	0	0	0	3	0	0	0	0	0	0	16	25	0.00	0.000										

Batter	1	2	3	4	5	6	7	8	9	AB	R	H	RBI	BB	SO	LOB	BOTTOM										
12 Alfonso Soriano, R OBP: 0.328, SLG: 0.540										5	2	3	3	0	0	2	Florida Marlins @ Chicago Cubs Wrigley Field, Chicago, IL Sun Jul 27 2008, 1:20 PM CDT Att: 41,017 - Partly Cloudy - 82 F										
2 Ryan Theriot, R OBP: 0.392, SLG: 0.372										4	1	1	0	0	2	3											
25 Derrek Lee, R OBP: 0.358, SLG: 0.495										5	1	2	2	0	1	2											
16 Aramis Ramirez, R OBP: 0.371, SLG: 0.490										3	0	2	1	1	0	0											
Jim Edmonds, L OBP: 0.327, SLG: 0.430										5	1	0	0	0	2	6											
Mark DeRosa, R OBP: 0.369, SLG: 0.432										3	1	0	0	1	0	1											
1 Kosuke Fukudome, L OBP: 0.382, SLG: 0.491										4	0	1	0	0	1	2											
Henry Blanco, R OBP: 0.338, SLG: 0.386										3	1	1	0	0	1	1											
Danley Ward, L OBP: 0.342, SLG: 0.376										0	1	0	0	1	0	0											
18 Geovany Soto, R OBP: 0.351, SLG: 0.497										0	0	0	0	0	0	0											
Jason Marquis, L OBP: 0.220, SLG: 0.211										1	1	0	0	1	1	1											
Ronny Cedeno, R OBP: 0.342, SLG: 0.376										1	0	1	0	0	0	0											
57 Chad Gaudin, R ERA: 3.95										0	0	0	0	0	0	0											
17 Mike Fontenot, L OBP: 0.376, SLG: 0.537										1	0	1	3	0	0	0											
29 Jeff Samardzija, R ERA: 2.25										0	0	0	0	0	0	0											
Inning Stats	R: 0 E: 0 K: 1 S: 9	H: 1 LOB: 2 BB: 1 P: 13	R: 0 E: 0 K: 2 S: 12	H: 1 LOB: 1 BB: 0 P: 19	R: 2 E: 0 K: 1 S: 15	H: 3 LOB: 1 BB: 0 P: 23	R: 3 E: 0 K: 2 S: 20	H: 3 LOB: 2 BB: 1 P: 34	R: 0 E: 0 K: 0 S: 11	H: 0 LOB: 0 BB: 0 P: 19	R: 0 E: 0 K: 0 S: 6	H: 1 LOB: 0 BB: 0 P: 10	R: 4 E: 0 K: 1 S: 13	H: 3 LOB: 2 BB: 2 P: 30	R: 0 E: 0 K: 1 S: 7	H: 0 LOB: 0 BB: 0 P: 9	1B: 7 2B: 3 3B: 0 HR: 2	SF: 0 SAC: 1 DP: 1 HBP: 1	WP: 2 PB: 0 SB: 0 CS: 0	PA: 41							
PITCHER	IP	WLS	BF	H	R	ER	SO	BB	IBB	HBP	BLK	WP	HR	S	P	ERA	WHIP										
56 Rick Van Den Hurk, R ERA: 7.71	3.2		22	8	5	5	6	2	0	1	0	0	1	25	44	9.00	1.333										
Mark Hendrickson, L ERA: 6.09	3.0	L	12	3	3	3	0	1	0	0	0	0	1	25	44	9.00	1.333										
Joe Nelson, R ERA: 1.67	0.1		4	1	1	1	1	0	1	0	0	2	0	8	18	27.00	3.000										
22 Matt Lindstrom, R ERA: 3.67	1.0		3	0	0	0	1	0	0	0	0	0	0	7	9	0.00	0.000										

AB	35
R	6
H	9
RBI	6
BB	3
SO	11
LOB	12



Batter	1	2	3	4	5	6	7	8	9	AB	R	H	RBI	BB	SO	LOB	TOP					
7 José Reyes, S OBP: 0.362, SLG: 0.493	G5-3	F8			K		G6-3		F7	5	0	0	0	0	1	2						
Endy Chavez, L OBP: 0.315, SLG: 0.329	1B		G4-3		E4		F7			4	0	1	0	0	0	1						
5 David Wright, R OBP: 0.392, SLG: 0.516	P4		F9		K				21 G3-1 17 FC6-4	4	1	1	0	0	1	2						
21 Carlos Delgado, L OBP: 0.345, SLG: 0.491	P4				F9				G3-1	4	0	1	0	0	0	2						
15 Carlos Beltrán, S OBP: 0.364, SLG: 0.460		17 3B	CS		K		G4-3		17 FC6-4	3	1	1	0	1	1	0						
17 Fernando Tatis, R OBP: 0.373, SLG: 0.533	1B				K				FC6-4	4	1	2	2	0	1	1						
Damion Easley, R OBP: 0.326, SLG: 0.360							F8		F7	4	0	2	1	0	0	2						
23 Brian Schneider, L OBP: 0.335, SLG: 0.298																						
6 Nick Evans, R OBP: 0.273, SLG: 0.300																						
11 Ramon Castro, R OBP: 0.362, SLG: 0.532																						
33 John Maine, R OBP: 0.174, SLG: 0.196																						
32 Carlos Muñoz, R																						
25 Pedro Feliciano, L																						
4 Argenis Reyes, S																						
Duaner Sánchez, R																						
Joe Smith, R																						
Scott Schoeneweis, L																						
9 Marlon Anderson, L																						
Inning Stats	R: 0 E: 0 K: 0 S: 9	H: 1 LOB: 1 BB: 0 P: 15	R: 2 E: 0 K: 2 S: 14	H: 3 LOB: 1 BB: 0 P: 18	R: 0 E: 0 K: 3 S: 9	H: 1 LOB: 1 BB: 0 P: 14	R: 0 E: 0 K: 3 S: 14	H: 1 LOB: 1 BB: 0 P: 19	R: 0 E: 0 K: 3 S: 15	H: 0 LOB: 1 BB: 0 P: 21	R: 0 E: 0 K: 0 S: 8	H: 1 LOB: 1 BB: 0 P: 11	R: 0 E: 0 K: 0 S: 6	H: 1 LOB: 1 BB: 1 P: 12	R: 1 E: 0 K: 0 S: 6	H: 1 LOB: 1 BB: 1 P: 12	R: 0 E: 0 K: 1 S: 8	H: 0 LOB: 0 BB: 0 P: 11	1B: 7 2B: 0 3B: 1 HR: 0	SF: 0 SAC: 1 DP: 0 HBP: 0	WP: 0 PB: 0 SB: 0 CS: 1	PA: 38
PITCHER	IP WLS BF H R ER SO BB IBB HBP BLK WP HR S P ERA WHIP																					
47 Ricky Nolasco, R ERA: 3.94	(1, 1) 6.0 25 7 2 2 8 0 0 0 0 0 0 0 69 98 3.00 1.167																					
37 Renyel Pinto, L ERA: 2.51	(7, 1) 1.0 4 0 0 0 0 1 0 0 0 0 0 0 11 17 0.00 1.000																					
35 Doug Waechter, R ERA: 3.29	(8, 1) 1.0 W 5 1 1 1 0 0 0 1 0 0 0 0 6 12 9.00 1.000																					
Kevin Gregg, R ERA: 2.34	(9, 1) 1.0 3 0 0 0 1 0 0 0 0 0 0 0 8 11 0.00 0.000																					

New York Mets @ Florida Marlins
Dolphin Stadium, Miami, FL
Mon Jul 28 2008, 7:10 PM EDT
Att: 23,165 - Partly Cloudy - 85 F

AB 34
R 3
H 8
RBI 3
BB 2
SO 9
LOB 13



Batter	1	2	3	4	5	6	7	8	9	AB	R	H	RBI	BB	SO	LOB	BOTTOM			
2 Hanley Ramirez, R OBP: 0.381, SLG: 0.540	F8		G3-1							5	0	2	0	0	1	3				
27 Jeremy Hermida, L OBP: 0.329, SLG: 0.443										3	0	1	0	1	1	2				
35 Doug Waechter, R OBP: 0.167, SLG: 0.167										0	0	0	0	0	0	0				
11 Robert Andino, R OBP: 0.167, SLG: 0.344										1	0	1	2	0	0	0				
Kevin Gregg, R										0	0	0	0	0	0	0				
3 Jorge Cantu, R OBP: 0.339, SLG: 0.483										5	0	1	0	0	0	4				
Josh Willingham, R OBP: 0.372, SLG: 0.476										4	1	2	0	0	0	3				
6 Dan Uggla, R OBP: 0.359, SLG: 0.574										4	1	1	1	1	0	2				
Mike Jacobs, L OBP: 0.291, SLG: 0.513										2	1	1	0	1	1	0				
18 Wes Helms, R OBP: 0.302, SLG: 0.358										1	1	1	0	0	0	0				
12 Cody Ross, R OBP: 0.310, SLG: 0.496										4	1	2	2	0	2	1				
21 John Baker, L OBP: 0.283, SLG: 0.413										4	2	2	1	0	1	2				
47 Ricky Nolasco, R OBP: 0.135, SLG: 0.086										2	0	0	0	0	1	1				
37 Renyel Pinto, L										0	0	0	0	0	0	0				
4 Alfredo Amezaga, S OBP: 0.321, SLG: 0.371										2	0	0	0	0	1	3				
Inning Stats	R: 0 E: 0 K: 1 S: 15	H: 1 LOB: 2 BB: 1 P: 24	R: 0 E: 0 K: 2 S: 9	H: 1 LOB: 1 BB: 0 P: 13	R: 0 E: 0 K: 3 S: 10	H: 1 LOB: 1 BB: 0 P: 17	R: 0 E: 0 K: 3 S: 9	H: 0 LOB: 0 BB: 0 P: 14	R: 1 E: 0 K: 0 S: 9	H: 2 LOB: 1 BB: 0 P: 18	R: 1 E: 0 K: 1 S: 13	H: 2 LOB: 1 BB: 1 P: 26	R: 0 E: 0 K: 2 S: 16	H: 1 LOB: 1 BB: 0 P: 25	R: 5 E: 0 K: 1 S: 23	H: 6 LOB: 1 BB: 0 P: 36	1B: 9 2B: 4 3B: 0 HR: 1	SF: 0 SAC: 0 DP: 1 HBP: 0	WP: 3 PB: 0 SB: 1 CS: 0	PA: 39
PITCHER	IP WLS BF H R ER SO BB IBB HBP BLK WP HR S P ERA WHIP																			
33 John Maine, R ERA: 4.13	(1, 1) 4.1 18 4 1 1 6 1 0 0 0 0 0 0 15 32 6.75 3.000																			
32 Carlos Muñoz, R ERA: 5.69	(5, 1) 1.1 7 3 1 1 0 1 0 0 0 0 0 0 3 5 0.00 0.000																			
25 Pedro Feliciano, L ERA: 4.1	(6, 1) 0.1 1 0 0 0 1 0 0 0 0 0 0 0 3 5 0.00 0.000																			
Duaner Sánchez, R ERA: 3.97	(7, 1) 1.0 4 1 0 0 2 0 0 0 0 0 0 0 16 25 0.00 1.000																			
Joe Smith, R ERA: 3.56	(8, 1) 0.0 L 2 2 2 2 0 0 0 0 0 0 0 0 4 8 ∞ ∞																			

New York Mets @ Florida Marlins
Dolphin Stadium, Miami, FL
Mon Jul 28 2008, 7:10 PM EDT
Att: 23,165 - Partly Cloudy - 85 F

AB 37
R 7
H 14
RBI 6
BB 2
SO 10
LOB 22



Batter	1	2	3	4	5	6	7	8	9	AB	R	H	RBI	BB	SO	LOB	TOP									
7 José Reyes, S OBP: 0.364, SLG: 0.499										5	0	3	0	0	1	0	New York Mets @ Florida Marlins Dolphin Stadium, Miami, FL Tue Jul 29 2008, 7:10 PM EDT Att: 25,032 - Partly Cloudy - 81 F									
6 Nick Evans, R Aron Heilman, R										4	2	2	0	0	0	1										
40 Robinson Cancel, R 13 Billy Wagner, L										1	0	0	0	0	0	1										
5 David Wright, R										3	1	1	1	1	1	1										
21 Carlos Delgado, L										3	1	1	2	1	1	1										
15 Carlos Beltrán, S										3	0	1	1	1	0	1										
17 Fernando Tatis, R										4	0	1	0	0	1	1										
Damion Easley, R										4	0	0	0	0	0	3										
11 Ramon Castro, R										4	0	0	0	0	2	0										
Oliver Pérez, L 4 Argenis Reyes, S Andy Chavez, L										2	0	0	0	0	1	0										
Inning Stats	R: 1 E: 0 K: 1 S: 11	H: 3 LOB: 1 BB: 0 P: 19	R: 0 E: 0 K: 1 S: 8	H: 0 LOB: 0 BB: 0 P: 8	R: 0 E: 0 K: 2 S: 8	H: 0 LOB: 0 BB: 0 P: 13	R: 0 E: 0 K: 0 S: 8	H: 0 LOB: 1 BB: 0 P: 14	R: 0 E: 0 K: 0 S: 7	H: 0 LOB: 3 BB: 0 P: 12	R: 1 E: 0 K: 1 S: 21	H: 3 LOB: 3 BB: 1 P: 30	R: 0 E: 0 K: 2 S: 11	H: 1 LOB: 1 BB: 0 P: 15	R: 2 E: 0 K: 1 S: 10	H: 1 LOB: 0 BB: 1 P: 20	R: 0 E: 0 K: 0 S: 13	H: 1 LOB: 1 BB: 0 P: 15	1B: 4 2B: 4 3B: 0 HR: 1	SF: 0 SAC: 0 DP: 0 HBP: 0	WP: 0 PB: 0 SB: 1 CS: 0	PA: 38				
PITCHER	IP	WLS	BF	H	R	ER	SO	BB	IBB	HBP	BLK	WP	HR	S	P	ERA	WHIP									
Scott Olsen, L	(1, 1)	5.2	L	24	6	2	2	5	2	0	0	0	0	0	60	90	3.18	1.412								
22 Matt Lindstrom, R	(6, 1)	1.1		5	1	0	0	2	0	0	0	0	0	1	6	21	0.00	0.750								
37 Rencyel Pinto, L	(8, 1)	0.1		3	1	2	2	0	1	0	0	0	0	1	6	13	54.00	6.000								
35 Doug Waechter, R	(8, 1)	0.2		2	0	0	0	1	0	0	0	0	0	4	7	0.00	0.000									
57 Taylor Tankersley, L	(9, 1)	1.0		4	1	0	0	0	0	0	0	0	0	13	15	0.00	1.000									
Batter	1	2	3	4	5	6	7	8	9	AB	R	H	RBI	BB	SO	LOB	BOTTOM									
2 Hanley Ramirez, R										4	0	1	0	1	3	0	New York Mets @ Florida Marlins Dolphin Stadium, Miami, FL Tue Jul 29 2008, 7:10 PM EDT Att: 25,032 - Partly Cloudy - 81 F									
27 Jeremy Hermida, L 37 Rencyel Pinto, L										4	0	0	0	0	2	4										
35 Doug Waechter, R 57 Taylor Tankersley, L										0	0	0	0	0	0	0										
3 Jorge Cantu, R										4	1	1	0	0	0	2										
Josh Willingham, R										2	0	1	1	2	1	0										
6 Dan Uggla, R										4	0	0	0	0	1	3										
18 Wes Helms, R										4	0	2	0	0	0	1										
12 Cody Ross, R										4	0	0	0	0	2	4										
13 Paul Hoover, R 4 Alfredo Amezaga, S										1	0	0	0	1	1	0										
Scott Olsen, L 22 Matt Lindstrom, R										1	0	0	0	0	0	0										
Mike Jacobs, L 21 John Baker, L										1	0	0	0	0	0	1										
Inning Stats	R: 1 E: 0 K: 1 S: 10	H: 2 LOB: 1 BB: 0 P: 14	R: 0 E: 0 K: 0 S: 12	H: 0 LOB: 1 BB: 1 P: 22	R: 0 E: 0 K: 2 S: 10	H: 0 LOB: 0 BB: 0 P: 14	R: 0 E: 0 K: 1 S: 8	H: 0 LOB: 1 BB: 1 P: 16	R: 0 E: 0 K: 0 S: 12	H: 2 LOB: 1 BB: 0 P: 16	R: 0 E: 0 K: 0 S: 11	H: 1 LOB: 2 BB: 1 P: 18	R: 0 E: 0 K: 1 S: 8	H: 0 LOB: 2 BB: 2 P: 19	R: 0 E: 0 K: 3 S: 13	H: 1 LOB: 1 BB: 0 P: 18	R: 0 E: 0 K: 2 S: 14	H: 0 LOB: 0 BB: 0 P: 19	1B: 4 2B: 2 3B: 0 HR: 0	SF: 0 SAC: 0 DP: 1 HBP: 0	WP: 0 PB: 0 SB: 0 CS: 0	PA: 37				
PITCHER	IP	WLS	BF	H	R	ER	SO	BB	IBB	HBP	BLK	WP	HR	S	P	ERA	WHIP									
Oliver Pérez, L	(1, 1)	6.0	W	25	5	1	1	5	3	0	0	0	0	0	63	100	1.50	1.333								
Aaron Heilman, R	(7, 1)	2.0	H	9	1	0	0	4	2	0	0	0	0	21	37	0.00	1.500									
13 Billy Wagner, L	(9, 1)	1.0	S	3	0	0	0	2	0	0	0	0	0	14	19	0.00	0.000									

Batter	1	2	3	4	5	6	7	8	9	AB	R	H	RBI	BB	SO	LOB	TOP				
7 José Reyes, S OBP: 0.366, SLG: 0.499										4	1	2	0	1	0	2					
4 Argenis Reyes, S OBP: 0.318, SLG: 0.357										4	0	1	0	0	1	2					
5 David Wright, R OBP: 0.390, SLG: 0.512										4	0	0	0	0	1	2					
21 Carlos Delgado, L OBP: 0.344, SLG: 0.492										4	0	0	0	0	0	1					
15 Carlos Beltrán, S OBP: 0.364, SLG: 0.455										3	0	0	0	1	2	0					
17 Fernando Tatis, R OBP: 0.366, SLG: 0.519										4	1	1	0	0	1	1					
9 Marlon Anderson, L OBP: 0.261, SLG: 0.296										4	2	3	0	0	0	0					
23 Brian Schneider, L OBP: 0.337, SLG: 0.301										4	0	2	0	0	1	4					
34 Mike Pelfrey, R 4 Nick Evans, R 32 Carlos Muniz, R Duaner Sanchez, R Joe Smith, R 25 Pedro Feliciano, L 11 Ramon Castro, R Kevin Gregg, R										1	0	0	0	0	0	0	1				
Inning Stats	R: 1 E: 0 K: 0 S: 9	H: 2 LOB: 0 BB: 0 P: 12	R: 0 E: 0 K: 0 S: 6	H: 1 LOB: 1 BB: 0 P: 12	R: 0 E: 0 K: 0 S: 8	H: 1 LOB: 0 BB: 0 P: 12	R: 0 E: 0 K: 0 S: 6	H: 0 LOB: 1 BB: 0 P: 9	R: 0 E: 0 K: 0 S: 10	H: 0 LOB: 1 BB: 1 P: 16	R: 3 E: 0 K: 2 S: 19	H: 3 LOB: 0 BB: 0 P: 32	R: 0 E: 0 K: 2 S: 10	H: 0 LOB: 0 BB: 0 P: 14	R: 1 E: 0 K: 2 S: 18	H: 3 LOB: 2 BB: 0 P: 23	1B: 10 2B: 1 3B: 0 HR: 1	SF: 0 DP: 3 HBP: 0	WP: 1 PA: 37		
PITCHER	IP WLS BF H R ER SO BB IBB HBP BLK WP HR S P ERA WHIP	6.2 W 27 8 4 4 2 2 0 0 0 0 1 1 64 104 5.40 1.500	7.1 0.1 H 1 0 0 0 0 0 0 0 0 0 0 0 3 5 0.00 0.000	8.1 1.0 H 3 0 0 0 2 0 0 0 0 0 0 0 10 14 0.00 0.000	9.1 1.0 S 6 3 1 1 2 0 0 0 0 0 0 0 18 23 9.00 3.000																

New York Mets @ Florida Marlins
Dolphin Stadium, Miami, FL
Wed Jul 30 2008, 7:10 PM EDT
Att: 25,902 - Partly Cloudy - 80 F

AB	35
R	5
H	11
RBI	4
BB	2
SO	6
LOB	13




Batter	1	2	3	4	5	6	7	8	9	AB	R	H	RBI	BB	SO	LOB	BOTTOM			
2 Hanley Ramirez, R OBP: 0.378, SLG: 0.533										4	0	0	0	0	0	1				
27 Jeremy Hermida, L OBP: 0.328, SLG: 0.444										4	1	2	0	0	0	0				
3 Jorge Cantu, R OBP: 0.338, SLG: 0.481										4	1	1	1	0	2	1				
Josh Willingham, R OBP: 0.385, SLG: 0.490										3	2	2	0	1	1	0				
6 Dan Uggla, R OBP: 0.357, SLG: 0.575										4	1	2	2	0	2	3				
Mike Jacobs, L OBP: 0.291, SLG: 0.513										3	0	1	0	0	1	2				
4 Alfredo Amezaga, S OBP: 0.321, SLG: 0.368										1	0	0	0	0	0	0				
12 Cody Ross, R OBP: 0.308, SLG: 0.495										3	1	1	2	1	0	1				
21 John Baker, L OBP: 0.276, SLG: 0.412										4	1	1	1	0	2	1				
55 Josh Johnson, L 37 Remyel Pinto, L Luis Gonzalez, L Joe Nelson, R 18 Wes Helms, R Kevin Gregg, R										2	0	1	1	0	0	0				
Inning Stats	R: 0 E: 0 K: 1 S: 8	H: 2 LOB: 1 BB: 0 P: 11	R: 0 E: 0 K: 1 S: 9	H: 2 LOB: 0 BB: 0 P: 14	R: 0 E: 0 K: 0 S: 6	H: 0 LOB: 0 BB: 0 P: 11	R: 5 E: 0 K: 1 S: 24	H: 6 LOB: 1 BB: 0 P: 42	R: 0 E: 0 K: 2 S: 13	H: 1 LOB: 1 BB: 0 P: 21	R: 0 E: 0 K: 2 S: 8	H: 0 LOB: 0 BB: 0 P: 10	R: 0 E: 0 K: 0 S: 7	H: 1 LOB: 0 BB: 0 P: 9	R: 2 E: 0 K: 1 S: 9	H: 1 LOB: 1 BB: 2 P: 21	1B: 4 2B: 4 3B: 2 HR: 1	SF: 0 DP: 0 HBP: 0	WP: 0 PA: 36	
PITCHER	IP WLS BF H R ER SO BB IBB HBP BLK WP HR S P ERA WHIP	4.0 L 19 7 1 0 0 4 0 0 0 0 0 0 21 31 0.00 0.500	5.1 2.0 7 1 0 0 4 0 0 0 0 0 0 7 9 0.00 1.000	7.1 1.0 4 1 0 0 0 0 0 0 0 0 1 4 13 54.00 9.000	8.1 0.1 4 1 2 2 0 2 0 0 0 0 1 4 13 54.00 9.000	8.1 0.2 2 0 0 0 1 0 0 0 0 0 0 5 8 0.00 0.000														

New York Mets @ Florida Marlins
Dolphin Stadium, Miami, FL
Wed Jul 30 2008, 7:10 PM EDT
Att: 25,902 - Partly Cloudy - 80 F

AB	34
R	7
H	11
RBI	7
BB	2
SO	8
LOB	10



Batter	1	2	3	4	5	6	7	8	9	AB	R	H	RBI	BB	SO	LOB	TOP			
Willy Taveras, R OBP: 0.309, SLG: 0.312	1-1 1B SF9		3-3 K			0-3 K		0-3 K		4	1	1	0	0	3	0	Colorado Rockies @ Florida Marlins Dolphin Stadium, Miami, FL Sat Aug 02 2008, 7:10 PM EDT Att: 22,324 - Clear - 89 F livebaseballscores.com AB 31 R 3 H 5 RBI 3 BB 0 SO 15 LOB 5 			
6 Omar Quintanilla, L OBP: 0.297, SLG: 0.370 Luis Vizcaino, R 34 Matt Herges, L 7 Seth Smith, L OBP: 0.333, SLG: 0.448	2-3 K		1-3 K			0-0 P3		3-2 2B WP	3	0	0	0	0	2	1					
Matt Holliday, R OBP: 0.432, SLG: 0.590	3-2 1B			1-0 HR		0-0 HR		2-3 K	4	2	3	2	0	1	1					
11 Brad Hawpe, L OBP: 0.384, SLG: 0.498	0-0 SF9			0-2 G6-3		0-1 G3-1		0-3 K	3	0	0	1	0	1	1					
27 Garrett Atkins, R OBP: 0.333, SLG: 0.472	2-3 K			1-0 G6-3		1-0 F9		3-2 F7	4	0	0	0	0	1	2					
9 Ian Stewart, L OBP: 0.393, SLG: 0.524		1-1 F9		1-3 K		2-3 K		2-3 K	3	0	0	0	0	2	0					
10 Jeff Baker, R OBP: 0.327, SLG: 0.494		1-2 F8		1-3 K		3-3 K		0-0 F9	3	0	0	0	0	2	0					
8 Yorvit Torrealba, R OBP: 0.293, SLG: 0.388		1-3 K		1-3 K		0-0 F9		0-1 G6-3	2	0	0	0	0	1	0					
Valerio De Los Santos, L 49 Jason Grilli, R 2 Troy Tulowitzki, R OBP: 0.299, SLG: 0.354		0-1 B1		1-3 K					2	0	0	0	0	1	0					
Inning Stats	R: 1 E: 0 K: 2 S: 14	H: 2 LOB: 1 BB: 0 P: 22	R: 0 E: 0 K: 1 S: 8	H: 0 LOB: 0 BB: 0 P: 11	R: 0 E: 0 K: 2 S: 8	H: 0 LOB: 0 BB: 0 P: 12	R: 1 E: 0 K: 1 S: 8	H: 1 LOB: 0 BB: 0 P: 11	R: 0 E: 0 K: 2 S: 9	H: 0 LOB: 0 BB: 0 P: 12	R: 1 E: 0 K: 1 S: 7	H: 1 LOB: 0 BB: 0 P: 7	R: 0 E: 0 K: 2 S: 6	H: 0 LOB: 0 BB: 0 P: 6	R: 0 E: 0 K: 2 S: 13	H: 1 LOB: 1 BB: 0 P: 21		1B: 2 2B: 1 3B: 0 HR: 2	SF: 1 SAC: 0 DP: 0 HBP: 0	WP: 1 PB: 0 SB: 0 CS: 0
PITCHER	IP WLS BF H R ER SO BB IBB HBP BLK WP HR S P ERA WHIP	8.0 W 28 4 3 3 13 0 0 0 0 0 2 67 93 3.38 0.500	1.0 S 4 1 0 0 2 0 0 0 0 1 0 13 21 0.00 1.000	PITCHER										IP WLS BF H R ER SO BB IBB HBP BLK WP HR S P ERA WHIP						

Batter	1	2	3	4	5	6	7	8	9	AB	R	H	RBI	BB	SO	LOB	BOTTOM			
2 Hanley Ramirez, R OBP: 0.376, SLG: 0.530	2-3 K	4-1 2B BB		3-2 F9		2-1 G5-3		0-0 G5-3	4	0	0	0	1	1	0					
27 Jeremy Hermida, L OBP: 0.329, SLG: 0.444	0-1 2B	1-2 1B		1-3 K2-3		2-3 K 3B		2-2 F7	5	1	2	0	0	2	0					
3 Jorge Cantu, R OBP: 0.338, SLG: 0.487	1-0 2B	3-3 K		0-1 P6		3-3 K		2-2 F8	5	0	1	0	0	2	3					
Josh Willingham, R OBP: 0.391, SLG: 0.500	0-3 K		4-1 BB 2B G3		1-2 3B	0-0 2B			3	2	2	1	1	1	2					
6 Dan Uggla, R OBP: 0.360, SLG: 0.570	2-3 K		4-0 BB 2B G3		3-2 G5-3	4-1 BB			2	0	0	0	2	1	3					
Mike Jacobs, L OBP: 0.290, SLG: 0.512 18 Wes Helms, R OBP: 0.311, SLG: 0.362		2-2 P2		4-0 BB 2B		2-0 3B		0-1 P5	3	0	1	1	1	0	2					
12 Cody Ross, R OBP: 0.308, SLG: 0.480		4-0 BB HR		2-3 K				1-2 F7	3	1	0	0	1	2	4					
21 John Baker, L OBP: 0.329, SLG: 0.458		0-1 HR		0-2 G3		4-0 IBB		3-3 K	3	1	1	3	1	1	2					
47 Ricky Nolasco, R OBP: 0.122, SLG: 0.077 Kevin Gregg, R		3-3 K		3-3 K		1-3 K		0-3 K	4	0	0	0	0	4	4					
Inning Stats	R: 0 E: 0 K: 3 S: 13	H: 2 LOB: 2 BB: 0 P: 18	R: 2 E: 0 K: 2 S: 20	H: 2 LOB: 2 BB: 2 P: 37	R: 1 E: 0 K: 2 S: 12	H: 0 LOB: 2 BB: 3 P: 28	R: 0 E: 0 K: 1 S: 9	H: 0 LOB: 0 BB: 0 P: 13	R: 1 E: 0 K: 2 S: 14	H: 2 LOB: 2 BB: 1 P: 27	R: 1 E: 0 K: 2 S: 13	H: 1 LOB: 2 BB: 1 P: 24	R: 0 E: 0 K: 2 S: 13	H: 0 LOB: 0 BB: 0 P: 17	R: 0 E: 0 K: 0 S: 7	H: 0 LOB: 0 BB: 0 P: 11	1B: 2 2B: 2 3B: 2 HR: 1	SF: 0 SAC: 0 DP: 0 HBP: 0	WP: 0 PB: 1 SB: 1 CS: 0	PA: 39
PITCHER	IP WLS BF H R ER SO BB IBB HBP BLK WP HR S P ERA WHIP	4.0 L 21 3 3 3 8 5 0 0 0 0 0 54 96 6.75 2.250	1.2 3 10 3 2 1 4 0 1 0 0 0 0 24 44 5.40 1.800	1.1 5 0 0 0 2 1 0 0 0 0 0 0 16 24 0.00 0.750	1.0 3 0 0 0 0 0 0 0 0 0 0 0 7 11 0.00 0.000	PITCHER										IP WLS BF H R ER SO BB IBB HBP BLK WP HR S P ERA WHIP				

Batter	1	2	3	4	5	6	7	8	9	AB	R	H	RBI	BB	SO	LOB	TOP							
Willy Taveras, R OBP: 0.309, SLG: 0.311										4	0	1	0	0	1	2	Colorado Rockies @ Florida Marlins Dolphin Stadium, Miami, FL Sun Aug 03 2008, 1:10 PM EDT Att: 14,310 - Partly Cloudy - 90 F							
2 Troy Tulowitzki, R OBP: 0.302, SLG: 0.353										3	0	1	1	1	1	1								
Matt Holliday, R OBP: 0.431, SLG: 0.595										4	1	1	1	0	0	3								
27 Garrett Atkins, R OBP: 0.331, SLG: 0.468										4	0	0	0	0	2	3								
20 Chris Iannetta, R OBP: 0.381, SLG: 0.526										1	0	0	0	3	1	1								
18 Cory Sullivan, L OBP: 0.214, SLG: 0.154										0	1	0	0	0	0	0								
8 Yorvit Torrealba, R OBP: 0.293, SLG: 0.388										0	0	0	0	0	0	0								
10 Jeff Baker, R OBP: 0.322, SLG: 0.485										4	0	0	0	0	1	3								
11 Brad Hawpe, L OBP: 0.382, SLG: 0.494										3	0	0	0	1	2	2								
12 Clint Barmes, R OBP: 0.328, SLG: 0.482										3	0	0	0	0	1	0								
35 Taylor Buchholz, R OBP: 0.344, SLG: 0.458										0	0	0	0	0	0	0								
7 Seth Smith, L OBP: 0.344, SLG: 0.458										1	0	1	1	0	0	0								
40 Brian Fuentes, L OBP: 0.395, SLG: 0.519										2	0	0	0	0	0	0								
9 Ian Stewart, L OBP: 0.395, SLG: 0.519										0	0	0	0	0	0	0								
9 Ian Stewart, L OBP: 0.395, SLG: 0.519										1	1	0	0	0	1	2								
Inning Stats	R: 0 E: 0 K: 1 S: 7	H: 0 LOB: 0 BB: 0 P: 12	R: 0 E: 0 K: 1 S: 9	H: 0 LOB: 1 BB: 1 P: 17	R: 0 E: 0 K: 0 S: 8	H: 0 LOB: 0 BB: 0 P: 10	R: 0 E: 0 K: 1 S: 17	H: 0 LOB: 1 BB: 0 P: 22	R: 0 E: 0 K: 2 S: 12	H: 0 LOB: 0 BB: 0 P: 17	R: 0 E: 0 K: 1 S: 12	H: 1 LOB: 0 BB: 0 P: 16	R: 1 E: 0 K: 1 S: 10	H: 1 LOB: 1 BB: 1 P: 16	R: 1 E: 1 K: 1 S: 10	H: 1 LOB: 2 BB: 0 P: 14	R: 1 E: 0 K: 2 S: 12	H: 1 LOB: 2 BB: 2 P: 24	1B: 3 2B: 0 3B: 0 HR: 1	SF: 0 SAC: 1 DP: 0 HBP: 1	WP: 0 PB: 0 SB: 1 CS: 1	PA: 38		
PITCHER	IP WLS BF H R ER SO BB IBB HBP BLK WP HR S P ERA WHIP	IP WLS BF H R ER SO BB IBB HBP BLK WP HR S P ERA WHIP	IP WLS BF H R ER SO BB IBB HBP BLK WP HR S P ERA WHIP	IP WLS BF H R ER SO BB IBB HBP BLK WP HR S P ERA WHIP	IP WLS BF H R ER SO BB IBB HBP BLK WP HR S P ERA WHIP	IP WLS BF H R ER SO BB IBB HBP BLK WP HR S P ERA WHIP	IP WLS BF H R ER SO BB IBB HBP BLK WP HR S P ERA WHIP	IP WLS BF H R ER SO BB IBB HBP BLK WP HR S P ERA WHIP	IP WLS BF H R ER SO BB IBB HBP BLK WP HR S P ERA WHIP	IP WLS BF H R ER SO BB IBB HBP BLK WP HR S P ERA WHIP	IP WLS BF H R ER SO BB IBB HBP BLK WP HR S P ERA WHIP	IP WLS BF H R ER SO BB IBB HBP BLK WP HR S P ERA WHIP	IP WLS BF H R ER SO BB IBB HBP BLK WP HR S P ERA WHIP	IP WLS BF H R ER SO BB IBB HBP BLK WP HR S P ERA WHIP	IP WLS BF H R ER SO BB IBB HBP BLK WP HR S P ERA WHIP	IP WLS BF H R ER SO BB IBB HBP BLK WP HR S P ERA WHIP	IP WLS BF H R ER SO BB IBB HBP BLK WP HR S P ERA WHIP	IP WLS BF H R ER SO BB IBB HBP BLK WP HR S P ERA WHIP	IP WLS BF H R ER SO BB IBB HBP BLK WP HR S P ERA WHIP	IP WLS BF H R ER SO BB IBB HBP BLK WP HR S P ERA WHIP	IP WLS BF H R ER SO BB IBB HBP BLK WP HR S P ERA WHIP	IP WLS BF H R ER SO BB IBB HBP BLK WP HR S P ERA WHIP	IP WLS BF H R ER SO BB IBB HBP BLK WP HR S P ERA WHIP	IP WLS BF H R ER SO BB IBB HBP BLK WP HR S P ERA WHIP
Scott Olsen, L ERA: 3.87	6.0	20	1	0	0	6	2	0	0	0	0	0	0	0	0	0	0.00	0.500						
35 Doug Waechter, R ERA: 3.39	0.2	4	1	1	1	0	1	0	0	0	0	1	7	11	13.50	3.000								
Arthur Rhodes, L ERA: 2.82	0.1	1	0	0	0	1	0	0	0	0	0	0	3	5	27.00	0.000								
37 Renyel Pinto, L ERA: 3.02	0.1	3	0	1	1	0	0	0	1	0	0	0	3	5	27.00	0.000								
Joe Nelson, R ERA: 1.79	1.2	9	2	1	1	3	1	1	0	0	0	0	19	33	5.40	1.800								
Batter	1	2	3	4	5	6	7	8	9	AB	R	H	RBI	BB	SO	LOB	BOTTOM							
4 Alfredo Amezaga, S OBP: 0.325, SLG: 0.367										4	1	2	0	1	1	1	Colorado Rockies @ Florida Marlins Dolphin Stadium, Miami, FL Sun Aug 03 2008, 1:10 PM EDT Att: 14,310 - Partly Cloudy - 90 F							
27 Jeremy Hermida, L OBP: 0.326, SLG: 0.439										4	0	0	0	0	4	2								
2 Hanley Ramirez, R OBP: 0.378, SLG: 0.530										0	0	0	0	1	0	0								
3 Jorge Cantu, R OBP: 0.339, SLG: 0.486										5	0	2	0	0	0	4								
Josh Willingham, R OBP: 0.387, SLG: 0.495										4	0	1	1	0	0	4								
6 Dan Uggla, R OBP: 0.359, SLG: 0.565										3	0	0	0	1	1	3								
Mike Jacobs, L OBP: 0.289, SLG: 0.518										4	1	1	1	0	2	4								
12 Cody Ross, R OBP: 0.304, SLG: 0.474										4	0	0	0	0	2	2								
21 John Baker, L OBP: 0.338, SLG: 0.460										4	0	2	0	0	1	0								
Scott Olsen, L ERA: 3.87	5.1	24	2	2	0	8	1	0	0	0	0	0	0	0	0	0		0.00	1.500					
Luis Vizcaino, R ERA: 5.84	0.2	3	1	0	0	1	0	0	0	0	0	0	0	0	0	0	0.00	1.000						
60 Manny Corpas, R ERA: 4.73	1.0	4	1	0	0	1	0	0	0	0	0	0	0	0	0	0	0.00	0.000						
35 Taylor Buchholz, R ERA: 1.61	1.0	3	0	0	0	1	0	0	0	0	0	0	0	0	0	0	0.00	0.000						
40 Brian Fuentes, L ERA: 2.86	1.0	6	1	0	0	1	2	0	0	0	0	0	0	0	0	0	0.00	3.000						
Inning Stats	R: 1 E: 0 K: 1 S: 18	H: 2 LOB: 1 BB: 0 P: 25	R: 1 E: 0 K: 2 S: 10	H: 2 LOB: 0 BB: 0 P: 14	R: 0 E: 0 K: 3 S: 18	H: 2 LOB: 0 BB: 0 P: 28	R: 0 E: 0 K: 0 S: 9	H: 0 LOB: 0 BB: 0 P: 12	R: 0 E: 0 K: 1 S: 10	H: 0 LOB: 0 BB: 0 P: 15	R: 0 E: 1 K: 2 S: 18	H: 1 LOB: 3 BB: 1 P: 29	R: 0 E: 0 K: 1 S: 15	H: 1 LOB: 1 BB: 0 P: 20	R: 0 E: 0 K: 1 S: 7	H: 0 LOB: 0 BB: 0 P: 10	R: 0 E: 0 K: 1 S: 16	H: 1 LOB: 3 BB: 2 P: 31	1B: 8 2B: 0 3B: 0 HR: 1	SF: 1 SAC: 1 DP: 0 HBP: 0	WP: 1 PB: 0 SB: 0 CS: 0	PA: 40		
PITCHER	IP WLS BF H R ER SO BB IBB HBP BLK WP HR S P ERA WHIP	IP WLS BF H R ER SO BB IBB HBP BLK WP HR S P ERA WHIP	IP WLS BF H R ER SO BB IBB HBP BLK WP HR S P ERA WHIP	IP WLS BF H R ER SO BB IBB HBP BLK WP HR S P ERA WHIP	IP WLS BF H R ER SO BB IBB HBP BLK WP HR S P ERA WHIP	IP WLS BF H R ER SO BB IBB HBP BLK WP HR S P ERA WHIP	IP WLS BF H R ER SO BB IBB HBP BLK WP HR S P ERA WHIP	IP WLS BF H R ER SO BB IBB HBP BLK WP HR S P ERA WHIP	IP WLS BF H R ER SO BB IBB HBP BLK WP HR S P ERA WHIP	IP WLS BF H R ER SO BB IBB HBP BLK WP HR S P ERA WHIP	IP WLS BF H R ER SO BB IBB HBP BLK WP HR S P ERA WHIP	IP WLS BF H R ER SO BB IBB HBP BLK WP HR S P ERA WHIP	IP WLS BF H R ER SO BB IBB HBP BLK WP HR S P ERA WHIP	IP WLS BF H R ER SO BB IBB HBP BLK WP HR S P ERA WHIP	IP WLS BF H R ER SO BB IBB HBP BLK WP HR S P ERA WHIP	IP WLS BF H R ER SO BB IBB HBP BLK WP HR S P ERA WHIP	IP WLS BF H R ER SO BB IBB HBP BLK WP HR S P ERA WHIP	IP WLS BF H R ER SO BB IBB HBP BLK WP HR S P ERA WHIP	IP WLS BF H R ER SO BB IBB HBP BLK WP HR S P ERA WHIP	IP WLS BF H R ER SO BB IBB HBP BLK WP HR S P ERA WHIP	IP WLS BF H R ER SO BB IBB HBP BLK WP HR S P ERA WHIP	IP WLS BF H R ER SO BB IBB HBP BLK WP HR S P ERA WHIP	IP WLS BF H R ER SO BB IBB HBP BLK WP HR S P ERA WHIP	IP WLS BF H R ER SO BB IBB HBP BLK WP HR S P ERA WHIP
Glendon Rusch, L ERA: 5.47	5.1	24	2	2	0	8	1	0	0	0	0	0	0	0	0	0	0.00	1.500						
Luis Vizcaino, R ERA: 5.84	0.2	3	1	0	0	1	0	0	0	0	0	0	0	0	0	0	0.00	1.000						
60 Manny Corpas, R ERA: 4.73	1.0	4	1	0	0	1	0	0	0	0	0	0	0	0	0	0	0.00	0.000						
35 Taylor Buchholz, R ERA: 1.61	1.0	3	0	0	0	1	0	0	0	0	0	0	0	0	0	0	0.00	0.000						
40 Brian Fuentes, L ERA: 2.86	1.0	6	1	0	0	1	2	0	0	0	0	0	0	0	0	0	0.00	3.000						

Batter	1	2	3	4	5	6	7	8	9	AB	R	H	RBI	BB	SO	LOB	TOP				
2 Hanley Ramirez, R OBP: 0.381, SLG: 0.531										3	2	1	2	0	1						
27 Jeremy Hermida, L OBP: 0.330, SLG: 0.440										4	0	2	4	1	0	2					
3 Jorge Cantu, R OBP: 0.339, SLG: 0.484										6	1	2	0	0	2	7					
Josh Willingham, R OBP: 0.379, SLG: 0.483										5	0	0	1	0	0	5					
Mike Jacobs, L OBP: 0.288, SLG: 0.512										4	0	0	0	1	1	5					
Joe Nelson, R										0	0	0	0	0	0	0					
Arthur Rhodes, L										0	0	0	0	0	0	0					
22 Matt Lindstrom, R										0	0	0	0	0	0	0					
6 Dan Uggla, R OBP: 0.382, SLG: 0.567										4	2	2	0	1	0	0					
21 John Baker, L OBP: 0.367, SLG: 0.462										2	1	1	0	2	0	0					
4 Alfredo Amezaga, S OBP: 0.326, SLG: 0.367										5	1	2	2	0	2	5					
55 Josh Johnson, L OBP: 0.273, SLG: 0.455										2	0	1	0	0	1	3					
18 Wes Helms, R OBP: 0.313, SLG: 0.363										1	0	0	0	0	0	2					
Justin Miller, R										0	0	0	0	0	0	0					
37 Renyel Pinto, L										0	0	0	0	0	0	0					
12 Cody Ross, R OBP: 0.307, SLG: 0.475										1	1	1	0	0	0	0					
Inning Stats	R: 0 E: 0 K: 0 S: 13	H: 2 LOB: 2 BB: 0 P: 20	R: 1 E: 0 K: 0 S: 9	H: 1 LOB: 3 BB: 2 P: 19	R: 0 E: 0 K: 2 S: 15	H: 2 LOB: 3 BB: 1 P: 28	R: 1 E: 1 K: 1 S: 12	H: 1 LOB: 2 BB: 0 P: 21	R: 0 E: 0 K: 1 S: 6	H: 0 LOB: 0 BB: 0 P: 8	R: 0 E: 0 K: 0 S: 11	H: 1 LOB: 0 BB: 0 P: 18	R: 2 E: 0 K: 1 S: 15	H: 2 LOB: 2 BB: 1 P: 27	R: 1 E: 0 K: 0 S: 11	H: 1 LOB: 1 BB: 1 P: 18	R: 3 E: 0 K: 1 S: 16	H: 3 LOB: 1 BB: 1 P: 26	1B: 11 2B: 2 3B: 0 HR: 0	SF: 1 SAC: 1 DP: 0 HBP: 2	WP: 2 PA: 49
PITCHER	IP WLS BF H R ER SO BB IBB HBP BLK WP HR S P ERA WHIP	IP WLS BF H R ER SO BB IBB HBP BLK WP HR S P ERA WHIP	IP WLS BF H R ER SO BB IBB HBP BLK WP HR S P ERA WHIP	IP WLS BF H R ER SO BB IBB HBP BLK WP HR S P ERA WHIP	IP WLS BF H R ER SO BB IBB HBP BLK WP HR S P ERA WHIP	IP WLS BF H R ER SO BB IBB HBP BLK WP HR S P ERA WHIP	IP WLS BF H R ER SO BB IBB HBP BLK WP HR S P ERA WHIP	IP WLS BF H R ER SO BB IBB HBP BLK WP HR S P ERA WHIP	IP WLS BF H R ER SO BB IBB HBP BLK WP HR S P ERA WHIP	IP WLS BF H R ER SO BB IBB HBP BLK WP HR S P ERA WHIP	IP WLS BF H R ER SO BB IBB HBP BLK WP HR S P ERA WHIP	IP WLS BF H R ER SO BB IBB HBP BLK WP HR S P ERA WHIP	IP WLS BF H R ER SO BB IBB HBP BLK WP HR S P ERA WHIP	IP WLS BF H R ER SO BB IBB HBP BLK WP HR S P ERA WHIP	IP WLS BF H R ER SO BB IBB HBP BLK WP HR S P ERA WHIP	IP WLS BF H R ER SO BB IBB HBP BLK WP HR S P ERA WHIP	IP WLS BF H R ER SO BB IBB HBP BLK WP HR S P ERA WHIP	IP WLS BF H R ER SO BB IBB HBP BLK WP HR S P ERA WHIP	IP WLS BF H R ER SO BB IBB HBP BLK WP HR S P ERA WHIP	IP WLS BF H R ER SO BB IBB HBP BLK WP HR S P ERA WHIP	IP WLS BF H R ER SO BB IBB HBP BLK WP HR S P ERA WHIP
Jamie Moyer, L ERA: 3.78	5.0	26	6	2	2	4	2	1	2	0	0	0	55	96	3.60	1.600					
55 Clay Condrey, R ERA: 3.7	1.1	5	2	1	1	0	0	0	0	0	0	0	15	24	6.75	1.500					
Les Walrond, L ERA: 27.0	0.1	4	1	1	1	1	2	0	0	0	0	1	0	19	27.00	9.000					
46 Ryan Madson, R ERA: 3.45	0.1	1	0	0	0	0	0	0	0	0	0	2	2	0.00	0.000						
43 J.A. Happ, L ERA: 5.54	2.0	12	4	4	4	1	2	0	0	0	1	0	27	44	18.00	3.000					

Florida Marlins @ Philadelphia Phillies
Citizens Bank Park, Philadelphia, PA
Tue Aug 05 2008, 7:05 PM EDT
Att: 44,896 - Overcast - 84 F

AB 37
R 8
H 13
RBI 8
BB 7
SO 6
LOB 30



Batter	1	2	3	4	5	6	7	8	9	AB	R	H	RBI	BB	SO	LOB	BOTTOM
11 Jimmy Rollins, S OBP: 0.333, SLG: 0.431										4	1	2	0	1	0	1	
8 Shane Victorino, S OBP: 0.351, SLG: 0.451										5	1	2	2	0	0	3	
26 Chase Utley, L OBP: 0.373, SLG: 0.573										3	0	1	0	0	0	2	
6 Ryan Howard, L OBP: 0.329, SLG: 0.500										4	0	1	0	0	1	3	
Pat Burrell, R OBP: 0.401, SLG: 0.577										3	0	1	0	1	2	1	
10 Geoff Jenkins, L OBP: 0.303, SLG: 0.403										1	0	0	0	2	1	1	
28 Jayson Werth, R OBP: 0.350, SLG: 0.478										1	0	0	0	0	1	0	
4 Eric Bruntlett, R OBP: 0.309, SLG: 0.306										2	0	0	0	0	0	3	
19 Greg Dobbs, L OBP: 0.340, SLG: 0.448										2	0	0	0	0	1	2	
51 Carlos Ruiz, R OBP: 0.310, SLG: 0.278																	

Batter	1	2	3	4	5	6	7	8	9	AB	R	H	RBI	BB	SO	LOB	TOP										
2 Hanley Ramirez, R OBP: 0.382, SLG: 0.528										3	0	1	1	2	1	2	Florida Marlins @ Philadelphia Phillies Citizens Bank Park, Philadelphia, PA Thu Aug 07 2008, 1:05 PM EDT Att: 45,521 - Partly Cloudy - 85 F										
27 Jeremy Hermida, L OBP: 0.335, SLG: 0.440										4	1	2	0	1	1	2											
3 Jorge Cantu, R OBP: 0.335, SLG: 0.477										4	0	0	0	0	1	5											
Josh Willingham, R OBP: 0.371, SLG: 0.475										4	0	1	1	0	1	1											
6 Dan Uggla, R OBP: 0.355, SLG: 0.555										4	0	0	0	0	0	1											
18 Wes Helms, R OBP: 0.312, SLG: 0.361										4	0	1	0	0	0	0											
12 Cody Ross, R OBP: 0.308, SLG: 0.476										4	2	2	0	0	0	0											
Matt Treanor, R OBP: 0.308, SLG: 0.310										4	0	1	1	0	1	2											
41 Chris Volstad, R Mike Jarames, L Joe Nelson, L Arthur Rhodes, L 22 Matt Lindstrom, R Luis Gonzalez, L Kevin Gregg, R										2	0	0	0	0	2	1											
Inning Stats	R: 0 E: 0 K: 1 S: 8	H: 1 LOB: 1 BB: 0 P: 14	R: 1 E: 0 K: 1 S: 12	H: 2 LOB: 1 BB: 0 P: 17	R: 0 E: 0 K: 1 S: 9	H: 0 LOB: 0 BB: 1 P: 13	R: 0 E: 0 K: 1 S: 11	H: 0 LOB: 0 BB: 0 P: 20	R: 0 E: 0 K: 2 S: 10	H: 0 LOB: 0 BB: 0 P: 11	R: 1 E: 0 K: 1 S: 16	H: 2 LOB: 1 BB: 0 P: 21	R: 1 E: 1 K: 0 S: 15	H: 2 LOB: 3 BB: 1 P: 23	R: 0 E: 0 K: 0 S: 8	H: 0 LOB: 0 BB: 0 P: 11		R: 0 E: 0 K: 0 S: 15	H: 2 LOB: 2 BB: 1 P: 28	1B: 6 2B: 3 3B: 0 HR: 0	SF: 0 SAC: 0 DP: 1 HBP: 0	WP: 0 PB: 0 SB: 2 CS: 0	PA: 38				
PITCHER	IP	WLS	BF	H	R	ER	SO	BB	IBB	HBP	BLK	WP	HR	S	P	ERA	WHIP										
35 Cole Hamels, L ERA: 3.35	6.1	L	27	7	3	2	7	1	0	0	0	0	0	75	108	2.84	1.263										
46 Ryan Madson, R ERA: 3.35	0.2		3	0	0	0	0	0	1	0	0	0	0	6	11	0.00	0.000										
55 Clay Condrey, R ERA: 3.62	1.0		3	0	0	0	0	0	0	0	0	0	0	8	11	0.00	0.000										
54 Brad Lidge, R ERA: 2.2	1.0		5	2	0	0	0	1	0	0	0	0	0	15	28	0.00	3.000										

Batter	1	2	3	4	5	6	7	8	9	AB	R	H	RBI	BB	SO	LOB	BOTTOM										
11 Jimmy Rollins, S OBP: 0.337, SLG: 0.431										3	0	0	0	2	0	2	Florida Marlins @ Philadelphia Phillies Citizens Bank Park, Philadelphia, PA Thu Aug 07 2008, 1:05 PM EDT Att: 45,521 - Partly Cloudy - 85 F										
8 Shane Victorino, S OBP: 0.349, SLG: 0.447										4	0	1	0	0	0	3											
26 Chase Utley, L OBP: 0.374, SLG: 0.571										3	0	1	0	1	0	2											
6 Ryan Howard, L OBP: 0.327, SLG: 0.503										4	0	0	0	0	1	3											
Pat Burrell, R OBP: 0.398, SLG: 0.568										2	0	0	0	2	0	1											
10 Geoff Jenkins, L OBP: 0.301, SLG: 0.396										4	0	1	0	0	0	3											
4 Eric Bruntlett, R OBP: 0.313, SLG: 0.313										3	0	0	0	0	1	3											
55 Clay Condrey, R ERA: 3.35										0	0	0	0	0	0	0											
54 Brad Lidge, R ERA: 2.66										0	0	0	0	0	0	0											
27 Chris Coste, R OBP: 0.326, SLG: 0.472										1	0	0	0	0	0	0											
51 Carlos Ruiz, R OBP: 0.310, SLG: 0.275										2	0	0	0	1	0	1											
28 Jayson Werth, R OBP: 0.349, SLG: 0.476										1	0	0	0	0	0	0											
35 Cole Hamels, L OBP: 0.278, SLG: 0.315										2	0	1	0	0	1	0											
46 Ryan Madson, L ERA: 1.99										0	0	0	0	0	0	0											
19 Greg Dobbs, L OBP: 0.335, SLG: 0.441										2	0	0	0	0	1	2											
Inning Stats	R: 0 E: 0 K: 0 S: 6	H: 0 LOB: 1 BB: 1 P: 13	R: 0 E: 0 K: 0 S: 8	H: 0 LOB: 1 BB: 1 P: 17	R: 0 E: 0 K: 1 S: 9	H: 0 LOB: 1 BB: 1 P: 14	R: 0 E: 0 K: 1 S: 10	H: 0 LOB: 0 BB: 0 P: 14	R: 0 E: 0 K: 1 S: 15	H: 1 LOB: 2 BB: 0 P: 25	R: 0 E: 0 K: 0 S: 15	H: 2 LOB: 0 BB: 0 P: 20	R: 0 E: 0 K: 1 S: 10	H: 0 LOB: 0 BB: 1 P: 16	R: 0 E: 0 K: 0 S: 19	H: 1 LOB: 2 BB: 1 P: 28	R: 0 E: 1 K: 0 S: 9	H: 0 LOB: 1 BB: 0 P: 12	1B: 3 2B: 1 3B: 0 HR: 0	SF: 0 SAC: 0 DP: 1 HBP: 0	WP: 0 PB: 0 SB: 0 CS: 0	PA: 37					
PITCHER	IP	WLS	BF	H	R	ER	SO	BB	IBB	HBP	BLK	WP	HR	S	P	ERA	WHIP										
41 Chris Volstad, R ERA: 2.67	6.0		25	3	0	0	3	4	0	0	0	0	0	63	103	0.00	1.167										
Joe Nelson, R ERA: 1.99	1.0	H	3	0	0	0	1	1	0	0	0	0	0	10	16	0.00	1.000										
Arthur Rhodes, L ERA: 2.66	0.2	H	3	1	0	0	0	0	0	0	0	0	0	12	17	0.00	1.500										
22 Matt Lindstrom, R ERA: 3.32	0.1	H	2	0	0	0	0	1	0	0	0	0	0	7	11	0.00	3.000										
Kevin Gregg, R ERA: 2.39	1.0	S	4	0	0	0	0	0	0	0	0	0	0	9	12	0.00	0.000										

AB 35
R 3
H 9
RBI 3
BB 3
SO 7
LOB 16

AB 31
R 0
H 4
RBI 0
BB 6
SO 4
LOB 20



Batter	1	2	3	4	5	6	7	8	9	AB	R	H	RBI	BB	SO	LOB	TOP					
2 Hanley Ramirez, R OBP: 0.383, SLG: 0.529	F FF 94 B FF 96 C CU 78 X FF 95		C CU 80 B CU 79 S CU 92 X SI 95		X CH 78		C FC 87 X FF 91		C SI 85 B SI 86 F SI 94 S SI 95 X SI 96	4	1	2	0	1	0	0						
Luis Gonzalez, L OBP: 0.342, SLG: 0.406	C SI 96 X FF 96		B SI 94 B FF 93 X SI 93			B FF 93 F CH 79 C SI 92 S CH 78 B SI 93 X SI 92		C FC 88 F CH 82 X CH 82	F SI 96 B SI 95 C SI 94 S SI 93 X CH 83	5	1	2	0	0	0	3						
3 Jorge Cantu, R OBP: 0.331, SLG: 0.476	X CU 79		B FF 94 B SI 94 X SI 94			C SI 92 B CU 79 S CH 78 B SI 91 X CH 79		C SI 90 S SI 91 X SI 91	X SI 96	5	1	1	2	0	2	3						
Josh Willingham, R OBP: 0.367, SLG: 0.465	C FF 96 B CU 81 D CU 80 B CU 79 X FF 95		C CU 79 B CU 79 X FF 94			1 SAFE F SI 94 B SI 93 D CH 80 B SI 93 X FF 94		B SI 91 B SI 80 C SI 80 D CH 79 X SI 91		4	1	1	0	0	0	2						
Mike Jacobs, L OBP: 0.295, SLG: 0.526	C FF 94 B FF 96 X FF 96		F CH 79 C SI 94 B FF 95 B CH 80 B FF 95			B FF 95 F FF 95 S FF 95 F FF 96 F FF 95 C CU 80 D CH 79 X CH 79		X SI 89		3	2	3	3	1	0	0						
6 Dan Uggla, R OBP: 0.323, SLG: 0.549	C CU 79 B CU 80 F FF 96 B CU 79 S FF 94		C SI 92 B CU 79 B FF 95 S CU 80			X FF 93		C SI 80 D CH 80 B SI 80 X SI 91		4	0	2	0	0	2	2						
21 John Baker, L OBP: 0.360, SLG: 0.438	B CH 81 C FF 95 X FF 95		B FF 95 B CH 80 X FF 94			1 SAFE C SI 88 B SI 88 B SI 90 X SI 88		B CH 73 X SI 86		3	0	0	0	0	0	3						
18 Wes Helms, R OBP: 0.315, SLG: 0.369										1	0	1	1	0	0	0						
Joe Nelson, R										0	0	0	0	0	0	0						
4 Alfredo Amezaga, S OBP: 0.318, SLG: 0.357	C FF 95 B FF 96 S CH 79		C FF 94 B CU 79 S CH 78			B FF 88 B SI 90 X SI 90		X SI 87		4	0	0	0	0	2	3						
Scott Olsen, L OBP: 0.243, SLG: 0.178																						
Justin Miller, R																						
37 Renyel Pinto, L ERA: 3.75																						
27 Jeremy Hermida, L OBP: 0.300, SLG: 0.329																						
22 Matt Lindstrom, R																						
Matt Treanor, R																						
Inning Stats	R: 0 E: 0 K: 0 S: 10	H: 1 LOB: 1 BB: 0 P: 15	R: 0 E: 0 K: 2 S: 11	H: 1 LOB: 1 BB: 0 P: 18	R: 2 E: 0 K: 0 S: 9	H: 2 LOB: 0 BB: 0 P: 16	R: 0 E: 0 K: 1 S: 6	H: 0 LOB: 0 BB: 0 P: 14	R: 0 E: 0 K: 2 S: 8	H: 0 LOB: 0 BB: 1 P: 11	R: 2 E: 0 K: 1 S: 20	H: 3 LOB: 1 BB: 0 P: 31	R: 0 E: 0 K: 1 S: 12	H: 1 LOB: 1 BB: 0 P: 14	R: 2 E: 0 K: 1 S: 12	H: 4 LOB: 1 BB: 0 P: 18	R: 0 E: 0 K: 0 S: 9	H: 0 LOB: 1 BB: 1 P: 18	1B: 5 2B: 5 3B: 0 HR: 2	SF: 0 SAC: 0 DP: 2 HBP: 0	WP: 0 PB: 0 SB: 0 CS: 0	PA: 39
PITCHER	IP WLS BF H R ER SO BB IBB HBP BLK WP HR S P ERA WHIP																					
43 Brian Stokes, R ERA: 6.35	(1, 1) 5.2 24 7 4 4 6 1 0 0 0 0 2 61 100 6.35 1.412																					
Scott Schoeneweis, L ERA: 3.2	(6, 1) 0.1 W 1 0 0 0 0 0 0 0 0 0 0 0 3 5 0.00 0.000																					
Duaner Sanchez, R ERA: 3.75	(7, 1) 1.0 H 4 1 0 0 1 0 0 0 0 0 0 12 14 0.00 1.000																					
Joe Smith, R ERA: 4.11	(8, 1) 0.1 4 3 2 2 1 0 0 0 0 0 0 10 15 54.00 9.000																					
25 Pedro Feliciano, L ERA: 3.61	(8, 1) 0.2 H 2 1 0 0 0 0 0 0 0 0 0 2 3 0.00 1.500																					

Florida Marlins @ New York Mets
Shea Stadium, Flushing, NY
Sat Aug 09 2008, 7:10 PM EDT
Att: 52,484 - Cloudy - 76 F

AB 37
R 6
H 12
RBI 6
BB 2
SO 8
LOB 16



Batter	1	2	3	4	5	6	7	8	9	AB	R	H	RBI	BB	SO	LOB	BOTTOM			
7 José Reyes, S OBP: 0.362, SLG: 0.487	C FF 87 B SI 90 X FF 90	B CH 86 X SI 88			B CH 82 B FF 89 S CH 84 X CH 85		B FF 89 X SI 89			4	0	0	0	0	0	1				
6 Nick Evans, R OBP: 0.290, SLG: 0.351	B SI 88 C SI 89 X SI 89	C SI 89 B CH 83 X SI 88			T FF 89 C SI 89 S SL 82		F SI 89 X CH 80			4	1	2	0	0	1	0				
Duaner Sanchez, R										0	0	0	0	0	0	0				
Joe Smith, R										0	0	0	0	0	0	0				
25 Pedro Feliciano, L										0	0	0	0	0	0	0				
Endy Chavez, L OBP: 0.312, SLG: 0.325										0	0	0	0	0	0	0				
5 David Wright, R OBP: 0.387, SLG: 0.517	B CH 88 B SI 89 B CH 82 X FF 88	F SI 92 F FF 88 X CH 84			B CH 83 F FF 90 B SI 79 X CH 84		S FF 89 B SI 84 B FF 88 X SI 83			4	1	3	0	0	0	2				
15 Carlos Beltrán, S OBP: 0.369, SLG: 0.464	X CH 82				I IN 75 I IN 78 I IN 77		1 SAFE F SI 88 B FF 88 X FF 98			3	2	3	3	1	0	0				
21 Carlos Delgado, L OBP: 0.346, SLG: 0.501	F CH 88 C CH 83 X FF 89				B SI 90 S CH 82 B FF 89 X SI 89		S SL 80 X SI 82		B FF 88 S FF 97 S FF 96 F SI 97 X FF 97	4	1	1	2	0	0	3				
17 Fernando Tatis, R OBP: 0.346, SLG: 0.500	F SI 89 B SI 89 X CH 84				1 SAFE C FF 88 B FF 88 X FF 88		C FF 88 X CH 82		F FF 97 C SI 84 C SI 84 S FF 94	4	1	1	0	0	1	1				
Damon Easley, R OBP: 0.318, SLG: 0.364	X SI 88				1 SAFE F CH 87 1 SAFE		C CU 78 1 SAFE X CU 78		B CH 78 C FF 90 F SI 89 B SI 79 X CH 80	4	1	1	0	0	0	0				
40 Robinson Cancel, R OBP: 0.200, SLG: 0.240					F CH 87 X SL 79		B CH 81 B FF 89 F SI 81 X SL 84		C CU 78 B FF 89 F SI 81 X CU 79	4	0	0	1	0	0	1				
43 Brian Stokes, R OBP: 0.500, SLG: 0.500					C SI 88 C CH 87 C SI 88 S FF 88		B CH 88 C CH 87 B FF 88 S FF 88		C FF 91 F FF 90 B CH 78 B SI 79 S CH 79	2	0	1	0	0	1	0				
Scott Schoeneweis, L ERA: 4.17										0	0	0	0	0	0	0				
28 Daniel Murphy, L OBP: 0.583, SLG: 0.800										2	1	1	2	0	1	0				
Joe Nelson, R										0	0	0	0	0	0	0				
Aaron Heilman, R										0	0	0	0	0	0	0				
Inning Stats	R: 4 E: 0 K: 0 S: 15	H: 4 LOB: 0 BB: 0 P: 20	R: 0 E: 0 K: 0 S: 12	H: 2 LOB: 0 BB: 0 P: 14	R: 0 E: 0 K: 0 S: 8	H: 1 LOB: 0 BB: 0 P: 15	R: 0 E: 0 K: 1 S: 9	H: 0 LOB: 0 BB: 0 P: 16	R: 0 E: 0 K: 1 S: 11	H: 1 LOB: 2 BB: 1 P: 21	R: 3 E: 0 K: 1 S: 13	H: 3 LOB: 0 BB: 0 P: 16	R: 1 E: 0 K: 1 S: 12	H: 2 LOB: 0 BB: 0 P: 21	R: 0 E: 0 K: 1 S: 10	H: 0 LOB: 0 BB: 0 P: 15	1B: 7 2B: 3 3B: 0 HR: 3	SF: 0 SAC: 0 DP: 0 HBP: 0	WP: 0 PB: 0 SB: 0 CS: 1	PA: 37
PITCHER	IP WLS BF H R ER SO BB IBB HBP BLK WP HR S P ERA WHIP																			
Scott Olsen, L ERA: 4.04	(1, 1) 5.0 L 24 7 4 4 6 1 0 0 0 0 2 61 100 4.04 1.800																			
Justin Miller, R	(6, 1) 0.1 2 1 0 0 0 0 0 0 0 0 0 5 6 0.00 3.000																			
37 Renyel Pinto, L ERA: 3.36	(6, 1) 0.2 3 1 2 2 0 0 0 0 0 0 1 6 8 27.00 1.500																			
22 Matt Lindstrom, R ERA: 3.46	(7, 1) 1.0 4 2 1 1 1 0 0 0 0 0 1 12 21 9.00 2.000																			
Joe Nelson, R ERA: 1.64	(8, 1) 1.0 3 0 0 0 1 0 0 0 0 0 0 10 15 0.00 0.000																			

Florida Marlins @ New York Mets
Shea Stadium, Flushing, NY
Sat Aug 09 2008, 7:10 PM EDT
Att: 52,484 - Cloudy - 76 F

AB 35
R 8
H 13
RBI 8
BB 1
SO 4
LOB 8



Batter	1	2	3	4	5	6	7	8	9	AB	R	H	RBI	BB	SO	LOB	TOP			
2 Hanley Ramirez, R OBP: 0.378, SLG: 0.523	G6-3		K		L9	F7		G5-3		5	0	0	0	0	1	0	Florida Marlins @ New York Mets Shea Stadium, Flushing, NY Sun Aug 10 2008, 1:10 PM EDT Att: 54,242 - Cloudy - 81 F			
Luis Gonzalez, L OBP: 0.350, SLG: 0.422	G1-3									4	2	3	1	1	0	0				
Joe Nelson, R										0	0	0	0	0	0	0				
Arthur Rhodes, L										0	0	0	0	0	0	0				
18 Wes Helms, R OBP: 0.315, SLG: 0.369			1B							0	0	0	0	0	0	0				
3 Jorge Cantu, R OBP: 0.328, SLG: 0.471	G5-3		FC6-4		G6-3	K		G5-4-3		5	0	0	0	0	1	3				
Mike Jacobs, L OBP: 0.299, SLG: 0.538										4	3	2	1	1	1	0				
Kevin Gregg, R										0	0	0	0	0	0	0				
6 Dan Uggla, R OBP: 0.354, SLG: 0.552										5	2	2	3	0	0	0				
12 Cody Ross, R OBP: 0.313, SLG: 0.476	G6-3									4	1	1	0	0	1	1				
27 Jeremy Hermida, L OBP: 0.335, SLG: 0.437	SF7									2	0	2	1	1	0	0				
Matt Treanor, R OBP: 0.310, SLG: 0.309	K2-3									3	0	1	1	1	1	1				
55 Josh Johnson, L OBP: 0.200, SLG: 0.333										4	0	0	0	0	3	6				
4 Alfredo Amezaga, S OBP: 0.318, SLG: 0.357										0	0	0	0	0	0	0				
Inning Stats	R: 0 E: 0 K: 0 S: 7	H: 0 LOB: 0 BB: 0 P: 10	R: 2 E: 0 K: 1 S: 12	H: 2 LOB: 0 BB: 0 P: 17	R: 0 E: 0 K: 2 S: 13	H: 1 LOB: 1 BB: 0 P: 18	R: 1 E: 0 K: 0 S: 17	H: 3 LOB: 2 BB: 0 P: 27	R: 3 E: 0 K: 1 S: 12	H: 1 LOB: 3 BB: 4 P: 36	R: 2 E: 0 K: 1 S: 10	H: 2 LOB: 1 BB: 0 P: 17	R: 0 E: 0 K: 0 S: 9	H: 1 LOB: 0 BB: 0 P: 13	R: 0 E: 0 K: 2 S: 7	H: 0 LOB: 0 BB: 0 P: 11	1B: 6 2B: 3 3B: 0 HR: 2	SF: 1 SAC: 0 DP: 1 HBP: 1	WP: 1 PB: 0 SB: 0 CS: 0	PA: 42
PITCHER	IP WLS BF H R ER SO	IP WLS BF H R ER SO	IP WLS BF H R ER SO	IP WLS BF H R ER SO	IP WLS BF H R ER SO	IP WLS BF H R ER SO	IP WLS BF H R ER SO	IP WLS BF H R ER SO	IP WLS BF H R ER SO	IP WLS BF H R ER SO	IP WLS BF H R ER SO	IP WLS BF H R ER SO	IP WLS BF H R ER SO	IP WLS BF H R ER SO	IP WLS BF H R ER SO	IP WLS BF H R ER SO	ERA WHIP	ERA WHIP	ERA WHIP	
34 Mike Pelfrey, R ERA: 4.11	4.2	L	25	7	6	6	3	3	0	1	0	0	0	0	0	57	11.57	2.143		
44 Eddie Kunz, R ERA: 3.86	0.1		2	0	0	0	1	1	0	0	0	1	0	0	4	10	0.00	3.000		
32 Carlos Muniz, R ERA: 5.4	2.0		9	3	2	2	2	0	0	0	0	0	0	0	2	20	9.00	1.500		
Joe Smith, R ERA: 4.02	1.0		3	1	0	0	0	0	0	0	0	0	0	0	9	13	0.00	1.000		
Scott Schoeneweis, L ERA: 3.15	1.0		3	0	0	0	2	0	0	0	0	0	0	0	7	11	0.00	0.000		

Batter	1	2	3	4	5	6	7	8	9	AB	R	H	RBI	BB	SO	LOB	BOTTOM					
7 José Reyes, S OBP: 0.363, SLG: 0.489	K		G3-4-3							4	1	2	1	0	1	0	Florida Marlins @ New York Mets Shea Stadium, Flushing, NY Sun Aug 10 2008, 1:10 PM EDT Att: 54,242 - Cloudy - 81 F					
4 Argenis Reyes, S OBP: 0.271, SLG: 0.286	L5		G6-3							4	0	0	0	0	0	2						
5 David Wright, R OBP: 0.386, SLG: 0.514	F8									4	0	1	1	0	2	1						
21 Carlos Delgado, L OBP: 0.343, SLG: 0.496										4	0	0	0	0	2	2						
15 Carlos Beltrán, S OBP: 0.368, SLG: 0.461	G3									3	0	0	0	1	0	0						
28 Daniel Murphy, L OBP: 0.571, SLG: 0.783										3	0	1	0	1	0	1						
23 Brian Schneider, L OBP: 0.346, SLG: 0.506	L7									4	0	1	0	0	1	1						
Endy Chavez, L OBP: 0.312, SLG: 0.333										3	1	1	0	0	0	2						
34 Mike Pelfrey, R OBP: 0.229, SLG: 0.100										1	0	0	0	0	0	1						
6 Nick Evans, R OBP: 0.226, SLG: 0.348										0	0	0	0	0	0	0						
32 Carlos Muniz, R OBP: 0.226, SLG: 0.348										0	0	0	0	0	0	0						
Damon Easley, R OBP: 0.197, SLG: 0.232										0	0	0	0	0	0	2						
Joe Smith, R OBP: 0.226, SLG: 0.348										0	0	0	0	0	0	0						
Scott Schoeneweis, L ERA: 2.33										0	0	0	0	0	0	0						
Inning Stats	R: 0 E: 0 K: 1 S: 6	H: 0 LOB: 0 BB: 0 P: 8	R: 0 E: 0 K: 1 S: 7	H: 1 LOB: 1 BB: 0 P: 14	R: 1 E: 0 K: 0 S: 8	H: 1 LOB: 0 BB: 0 P: 15	R: 0 E: 0 K: 2 S: 8	H: 0 LOB: 1 BB: 1 P: 14	R: 0 E: 0 K: 1 S: 10	H: 0 LOB: 0 BB: 0 P: 14	R: 1 E: 0 K: 0 S: 10	H: 2 LOB: 0 BB: 0 P: 18	R: 0 E: 0 K: 0 S: 9	H: 1 LOB: 1 BB: 0 P: 21	R: 0 E: 0 K: 1 S: 10	H: 1 LOB: 1 BB: 0 P: 17	R: 0 E: 0 K: 0 S: 8	H: 0 LOB: 0 BB: 0 P: 14	1B: 3 2B: 2 3B: 1 HR: 0	SF: 0 SAC: 0 DP: 1 HBP: 0	WP: 1 PB: 0 SB: 0 CS: 0	PA: 34
PITCHER	IP WLS BF H R ER SO	IP WLS BF H R ER SO	IP WLS BF H R ER SO	IP WLS BF H R ER SO	IP WLS BF H R ER SO	IP WLS BF H R ER SO	IP WLS BF H R ER SO	IP WLS BF H R ER SO	IP WLS BF H R ER SO	IP WLS BF H R ER SO	IP WLS BF H R ER SO	IP WLS BF H R ER SO	IP WLS BF H R ER SO	IP WLS BF H R ER SO	IP WLS BF H R ER SO	IP WLS BF H R ER SO	ERA WHIP	ERA WHIP	ERA WHIP			
55 Josh Johnson, R ERA: 3.19	7.0	W	27	5	2	2	5	2	0	0	0	0	0	0	0	58	2.57	1.000				
Joe Nelson, R ERA: 1.6	0.2		3	1	0	0	1	0	0	0	8	14	0.00	1.500								
Arthur Rhodes, L ERA: 2.63	0.1		1	0	0	0	0	0	0	0	2	3	0.00	0.000								
Kevin Gregg, R ERA: 2.33	1.0		3	0	0	0	0	0	0	0	8	14	0.00	0.000								



Batter	1	2	3	4	5	6	7	8	9	AB	R	H	RBI	BB	SO	LOB	TOP				
55 Skip Schumaker, L OBP: 0.360, SLG: 0.416	G3	G3			G4-3					3	0	0	0	1	0	1	St. Louis Cardinals @ Florida Marlins Dolphin Stadium, Miami, FL Mon Aug 11 2008, 7:10 PM EDT Att: 13,419 - Cloudy - 81 F				
Felipe Lopez, S OBP: 0.304, SLG: 0.311	1B		K		L1					4	1	1	0	0	2	2					
5 Albert Pujols, R OBP: 0.460, SLG: 0.613	1B		K		K					3	0	0	0	1	3	0					
47 Ryan Ludwick, R OBP: 0.383, SLG: 0.607	F8		K		K					4	0	1	0	0	1	2					
24 Rick Ankiel, L OBP: 0.354, SLG: 0.541 34 Chris Perez, R OBP: 0.319, SLG: 0.500	1B				HBP					3	1	2	1	0	0	1					
4 Yadier Molina, R OBP: 0.348, SLG: 0.386	P4				HR					0	0	0	0	0	0	0					
Aaron Miles, S OBP: 0.350, SLG: 0.386					G5-3					4	1	1	2	0	0	3					
35 Joel Pineiro, R OBP: 0.163, SLG: 0.150 46 Kyle McClellan, R OBP: 0.319, SLG: 0.500 62 Joe Mather, R OBP: 0.319, SLG: 0.500			K		K					4	0	0	0	0	0	0					
Cesar Izturis, S OBP: 0.320, SLG: 0.311					G4-3					4	0	2	0	0	0	0					
Inning Stats	R: 1 E: 0 K: 0 S: 13	H: 2 LOB: 2 BB: 1 P: 21	R: 0 E: 0 K: 1 S: 9	H: 1 LOB: 0 BB: 0 P: 12	R: 0 E: 0 K: 3 S: 9	H: 0 LOB: 0 BB: 0 P: 12	R: 2 E: 0 K: 1 S: 9	H: 1 LOB: 0 BB: 0 P: 15	R: 0 E: 0 K: 0 S: 6	H: 1 LOB: 0 BB: 0 P: 8	R: 0 E: 0 K: 2 S: 15	H: 1 LOB: 2 BB: 1 P: 25	R: 0 E: 0 K: 1 S: 11	H: 1 LOB: 0 BB: 0 P: 14	R: 1 E: 0 K: 0 S: 11	H: 1 LOB: 0 BB: 0 P: 16		1B: 5 2B: 2 3B: 0 HR: 2	SF: 0 SAC: 0 DP: 2 HBP: 1	WP: 0 PB: 0 CS: 0	PA: 36
PITCHER	IP	WLS	BF	H	R	ER	SO	BB	IBB	HBP	BLK	WP	HR	S	P	ERA	WHIP				
19 Anibal Sánchez, R ERA: 4.08	7.0	L	29	6	3	3	8	2	0	1	0	0	1	69	103	3.86	1.143				
22 Matt Lindstrom, R ERA: 3.43	0.1		2	1	0	0	1	0	0	0	0	0	0	7	8	0.00	3.000				
Arthur Rhodes, L ERA: 2.55	0.2		1	0	0	0	0	0	0	0	0	0	0	4	6	0.00	0.000				
Joe Nelson, R ERA: 1.82	1.0		4	1	1	1	0	0	0	0	0	0	1	11	16	9.00	1.000				

Batter	1	2	3	4	5	6	7	8	9	AB	R	H	RBI	BB	SO	LOB	BOTTOM				
2 Hanley Ramirez, R OBP: 0.384, SLG: 0.526	1B				G6-4-3					3	1	3	0	1	0	0	St. Louis Cardinals @ Florida Marlins Dolphin Stadium, Miami, FL Mon Aug 11 2008, 7:10 PM EDT Att: 13,419 - Cloudy - 81 F				
27 Jeremy Hermida, L OBP: 0.332, SLG: 0.433	K	G3-1			G6-4-3					4	0	0	0	0	1	5					
Josh Willingham, R OBP: 0.369, SLG: 0.463	G6-3				K					3	0	1	0	1	2	1					
Mike Jacobs, L OBP: 0.296, SLG: 0.531	G6-3				G3-6-3					4	0	0	0	0	1	3					
6 Dan Uggla, R OBP: 0.355, SLG: 0.550	F8				F8					3	0	1	0	1	0	1					
18 Wes Helms, R OBP: 0.310, SLG: 0.361	G5-3				G6-3					4	0	0	0	0	1	2					
12 Cody Ross, R OBP: 0.312, SLG: 0.483	HR				G4-3					4	1	1	1	0	1	0					
21 John Baker, L OBP: 0.370, SLG: 0.461					1B					3	0	2	0	0	0	0					
19 Anibal Sánchez, R ERA: 4.82 Luis Gonzalez, L OBP: 0.348, SLG: 0.421 22 Matt Lindstrom, R ERA: 2.69 Arthur Rhodes, L ERA: 2.55 Joe Nelson, R ERA: 3.62					K2-3					2	0	0	0	0	1	2					
Inning Stats	R: 1 E: 0 K: 1 S: 10	H: 1 LOB: 1 BB: 1 P: 21	R: 1 E: 0 K: 0 S: 12	H: 2 LOB: 2 BB: 1 P: 20	R: 0 E: 0 K: 0 S: 6	H: 1 LOB: 0 BB: 0 P: 7	R: 0 E: 0 K: 0 S: 8	H: 1 LOB: 1 BB: 0 P: 11	R: 0 E: 0 K: 1 S: 7	H: 1 LOB: 0 BB: 0 P: 12	R: 0 E: 0 K: 0 S: 7	H: 0 LOB: 0 BB: 0 P: 11	R: 0 E: 1 K: 1 S: 10	H: 1 LOB: 1 BB: 0 P: 15	R: 0 E: 0 K: 2 S: 10	H: 0 LOB: 0 BB: 1 P: 18		1B: 6 2B: 1 3B: 0 HR: 1	SF: 0 SAC: 0 DP: 2 HBP: 0	WP: 1 PB: 0 CS: 2	PA: 34
PITCHER	IP	WLS	BF	H	R	ER	SO	BB	IBB	HBP	BLK	WP	HR	S	P	ERA	WHIP				
35 Joel Pineiro, R ERA: 4.82	7.0	W	27	7	2	1	4	2	0	0	0	0	0	58	95	1.29	1.286				
46 Kyle McClellan, R ERA: 2.69	1.0	H	4	1	0	0	1	0	0	0	0	0	0	10	15	0.00	1.000				
34 Chris Perez, R ERA: 3.62	1.0	S	3	0	0	0	2	1	0	0	0	0	0	10	18	0.00	1.000				

Batter	1	2	3	4	5	6	7	8	9	AB	R	H	RBI	BB	SO	LOB	TOP					
55 Skip Schumaker, L OBP: 0.361, SLG: 0.417										4	1	2	0	0	1	1	St. Louis Cardinals @ Florida Marlins Dolphin Stadium, Miami, FL Tue Aug 12 2008, 7:10 PM EDT Att: 14,211 - Cloudy - 81 F					
Felipe Lopez, S OBP: 0.504, SLG: 0.310										4	1	1	0	0	0	1						
5 Albert Pujols, R OBP: 0.459, SLG: 0.608										3	1	0	0	1	0	1						
47 Ryan Ludwick, R OBP: 0.384, SLG: 0.607										3	0	1	3	1	1	0						
24 Rick Ankiel, L OBP: 0.353, SLG: 0.536										3	0	0	0	1	0	1						
8 Troy Claus, R OBP: 0.397, SLG: 0.486										4	0	1	0	0	1	2						
4 Yadier Molina, R OBP: 0.348, SLG: 0.385										4	0	1	0	0	1	3						
26 Kyle Lohse, R OBP: 0.363, SLG: 0.061 Russ Springer, R Aaron Miles, S 44 Jason Istringhausen, R 31 Ryan Franklin, R 62 Joe Mather, R										0	0	0	0	0	0	2						
Cesar Izturis, S OBP: 0.317, SLG: 0.307										3	0	0	0	0	0	1						
Inning Stats	R: 3 E: 0 K: 1 S: 14	H: 3 LOB: 2 BB: 2 P: 27	R: 0 E: 0 K: 0 S: 10	H: 1 LOB: 1 BB: 0 P: 12	R: 0 E: 0 K: 0 S: 4	H: 0 LOB: 0 BB: 1 P: 11	R: 0 E: 0 K: 1 S: 9	H: 1 LOB: 1 BB: 0 P: 12	R: 0 E: 0 K: 0 S: 7	H: 0 LOB: 0 BB: 0 P: 10	R: 0 E: 0 K: 2 S: 10	H: 1 LOB: 1 BB: 0 P: 14	R: 0 E: 0 K: 0 S: 9	H: 0 LOB: 0 BB: 0 P: 13	R: 0 E: 0 K: 1 S: 9	H: 0 LOB: 0 BB: 0 P: 15		R: 0 E: 0 K: 1 S: 8	H: 0 LOB: 0 BB: 0 P: 11	1B: 5 2B: 1 3B: 0 HR: 0	SF: 0 SAC: 1 DP: 1 HBP: 0	WP: 0 PB: 0 SB: 1 CS: 0
PITCHER	IP WLS BF H R ER SO BB IBB HBP BLK WP HR S P ERA WHIP																					
41 Chris Volstad, R ERA: 3.03	(1, 1) 5.0 W 22 5 3 3 2 3 0 0 0 0 0 0 44 72 5.40 1.600																					
Mark Hendrickson, L ERA: 5.7	(6, 1) 2.0 H 7 1 0 0 2 0 0 0 0 0 0 0 19 27 0.00 0.500																					
22 Matt Lindstrom, R ERA: 3.38	(8, 1) 0.2 H 2 0 0 0 1 0 0 0 0 0 0 0 6 11 0.00 0.000																					
Arthur Rhodes, L ERA: 2.52	(8, 1) 0.1 H 1 0 0 0 0 0 0 0 0 0 0 0 3 4 0.00 0.000																					
Kevin Gregg, R ERA: 2.25	(9, 1) 1.0 S 3 0 0 0 1 0 0 0 0 0 0 0 8 11 0.00 0.000																					

Batter	1	2	3	4	5	6	7	8	9	AB	R	H	RBI	BB	SO	LOB	BOTTOM			
2 Hanley Ramirez, R OBP: 0.383, SLG: 0.530										4	1	1	3	0	1	0	St. Louis Cardinals @ Florida Marlins Dolphin Stadium, Miami, FL Tue Aug 12 2008, 7:10 PM EDT Att: 14,211 - Cloudy - 81 F			
27 Jeremy Hermida, L OBP: 0.329, SLG: 0.429 22 Matt Lindstrom, R										4	0	0	0	0	3	0				
Arthur Rhodes, L										0	0	0	0	0	0	0				
18 Wes Helms, R OBP: 0.310, SLG: 0.361										0	0	0	0	0	0	0				
3 Jorge Cantu, R OBP: 0.329, SLG: 0.471										4	1	2	0	0	1	0				
Mike Jacobs, L OBP: 0.295, SLG: 0.531 Kevin Gregg, R										4	0	1	1	0	0	1				
6 Dan Uggla, R OBP: 0.354, SLG: 0.547										0	0	0	0	0	0	0				
Josh Willingham, R OBP: 0.365, SLG: 0.461									3	0	1	0	0	1	0	0				
12 Cody Ross, R OBP: 0.318, SLG: 0.489									2	1	2	0	0	0	0	0				
21 John Baker, L OBP: 0.368, SLG: 0.456									3	1	1	0	0	1	4	0				
41 Chris Volstad, R ERA: 3.03 Mark Hendrickson, L 4 Alfredo Amezaga, S 31 Ryan Franklin, R	(1, 1) 4.1 L 18 6 4 4 5 0 0 0 0 0 0 0 7 9 0.00 0.000	(5, 1) 0.2 2 0 0 0 1 0 0 0 0 0 0 0 17 24 0.00 2.000	(6, 1) 1.0 6 2 0 0 2 0 0 0 1 0 0 0 21 26 0.00 0.500	(7, PH) 0.5 1 0 0 0 1 0 0 0 0 0 0 0 21 26 0.00 0.500	(8, 8) 2.0 6 1 0 0 1 0 0 0 0 0 0 0 21 26 0.00 0.500															
Inning Stats	R: 1 E: 1 K: 3 S: 15	H: 2 LOB: 1 BB: 0 P: 22	R: 3 E: 0 K: 1 S: 14	H: 3 LOB: 0 BB: 0 P: 24	R: 0 E: 0 K: 0 S: 10	H: 0 LOB: 0 BB: 0 P: 15	R: 0 E: 0 K: 0 S: 9	H: 1 LOB: 0 BB: 0 P: 15	R: 0 E: 0 K: 2 S: 10	H: 0 LOB: 0 BB: 0 P: 13	R: 0 E: 0 K: 2 S: 17	H: 2 LOB: 3 BB: 0 P: 24	R: 0 E: 0 K: 1 S: 12	H: 0 LOB: 0 BB: 0 P: 14	R: 0 E: 0 K: 0 S: 9	H: 1 LOB: 0 BB: 0 P: 12	1B: 6 2B: 2 3B: 0 HR: 1	SF: 0 SAC: 1 DP: 2 HBP: 1	WP: 0 PB: 0 SB: 0 CS: 0	PA: 32
PITCHER	IP WLS BF H R ER SO BB IBB HBP BLK WP HR S P ERA WHIP																			
26 Kyle Lohse, R ERA: 3.92	(1, 1) 4.1 L 18 6 4 4 5 0 0 0 0 0 0 0 7 9 0.00 0.000																			
Russ Springer, R ERA: 2.13	(5, 1) 0.2 2 0 0 0 1 0 0 0 0 0 0 0 17 24 0.00 2.000																			
44 Jason Istringhausen, R ERA: 5.63	(6, 1) 1.0 6 2 0 0 2 0 0 0 1 0 0 0 21 26 0.00 0.500																			
31 Ryan Franklin, R ERA: 3.53	(7, 1) 2.0 6 1 0 0 1 0 0 0 0 0 0 0 21 26 0.00 0.500																			

Batter	1	2	3	4	5	6	7	8	9	AB	R	H	RBI	BB	SO	LOB	TOP					
12 Alfonso Soriano, R Kerry Wood, R										5	0	0	0	0	3	2						
2 Ryan Theriot, R										5	0	1	0	0	1	0						
25 Derrek Lee, R										4	0	0	0	0	1	1						
Jim Edmonds, L										3	0	0	0	1	1	1						
18 Geovany Soto, R										4	1	1	0	0	1	1						
Mark DeRosa, R										1	3	1	2	3	0	0						
17 Mike Fontenot, L										4	0	1	0	0	1	3						
9 Reed Johnson, R										4	1	1	0	0	2	4						
38 Carlos Zambrano, S 57 Chad Gaudin, R										3	0	1	1	0	0	0						
Darvle Ward, L 1 Kosuke Fukudome, L										1	1	1	3	0	0	0						
Inning Stats	R: 0 E: 0 K: 2 S: 13	H: 1 LOB: 0 P: 19	R: 1 E: 0 K: 2 S: 15	H: 2 LOB: 2 BB: 1 P: 25	R: 0 E: 0 K: 1 S: 9	H: 0 LOB: 0 BB: 0 P: 16	R: 2 E: 0 K: 0 S: 9	H: 2 LOB: 0 BB: 0 P: 11	R: 0 E: 0 K: 0 S: 8	H: 0 LOB: 0 BB: 0 P: 13	R: 0 E: 0 K: 3 S: 16	H: 0 LOB: 0 BB: 2 P: 28	R: 0 E: 0 K: 1 S: 13	H: 0 LOB: 0 BB: 0 P: 18	R: 0 E: 0 K: 0 S: 6	H: 0 LOB: 0 BB: 0 P: 9	R: 3 E: 0 K: 1 S: 15	H: 2 LOB: 0 BB: 1 P: 27	1B: 5 2B: 0 3B: 0 HR: 2	SF: 0 SAC: 0 DP: 0 HBP: 0	WP: 0 PA: 38 PB: 0 SB: 0 CS: 0	
PITCHER	IP WLS BF H R ER SO BB IBB HBP BLK WP HR S P ERA WHIP	6.0 3 26 5 3 3 8 3 0 0 0 0 1 70 112 4.50 1.333	7.1 1.0 H 3 0 0 0 1 0 0 0 0 0 0 13 18 0.00 0.000	8.1 1.0 H 3 0 0 0 0 0 0 0 0 0 0 6 9 0.00 0.000	9.1 1.0 L 6 2 3 3 1 1 0 0 0 0 0 1 15 27 27.00 3.000																	

Chicago Cubs @ Florida Marlins
Dolphin Stadium, Miami, FL
Fri Aug 15 2008, 7:10 PM EDT
Att: 28,163 - Clear - 87 F

AB 34
R 6
H 7
RBI 6
BB 4
SO 10
LOB 12



Batter	1	2	3	4	5	6	7	8	9	AB	R	H	RBI	BB	SO	LOB	BOTTOM				
2 Hanley Ramirez, R										2	1	1	0	3	1	0					
27 Jeremy Hermida, L										5	0	0	0	0	2	5					
3 Jorge Cantu, R										4	1	1	3	0	0	0					
Mike Jacobs, L 22 Matt Lindstrom, R Kevin Gregg, R										4	0	0	0	0	0	1					
4 Alfredo Amezaga, S 6 Dan Uggla, R										2	2	0	0	2	1	1					
Josh Willingham, R										3	0	1	1	0	1	1					
12 Cody Ross, R										4	0	1	1	0	1	3					
21 John Baker, L										4	0	0	0	0	1	1					
55 Josh Johnson, L Luis Gonzalez, L Joe Nelson, R										1	1	0	0	1	1	0					
18 Wes Helms, R										1	0	0	0	0	0	0					
Inning Stats	R: 0 E: 0 K: 2 S: 9	H: 0 LOB: 0 P: 14	R: 1 E: 0 K: 0 S: 9	H: 1 LOB: 1 BB: 1 P: 21	R: 4 E: 0 K: 1 S: 15	H: 2 LOB: 1 BB: 3 P: 34	R: 0 E: 0 K: 2 S: 11	H: 1 LOB: 0 BB: 0 P: 15	R: 0 E: 0 K: 1 S: 13	H: 0 LOB: 2 BB: 0 P: 20	R: 0 E: 0 K: 0 S: 6	H: 0 LOB: 0 BB: 1 P: 15	R: 0 E: 0 K: 0 S: 5	H: 0 LOB: 0 BB: 0 P: 7	R: 0 E: 0 K: 1 S: 9	H: 0 LOB: 0 BB: 0 P: 13	R: 0 E: 0 K: 2 S: 20	H: 0 LOB: 2 BB: 1 P: 30	1B: 1 2B: 1 3B: 1 HR: 1	SF: 0 SAC: 0 DP: 0 HBP: 2	WP: 1 PA: 40 PB: 0 SB: 0 CS: 0
PITCHER	IP WLS BF H R ER SO BB IBB HBP BLK WP HR S P ERA WHIP	6.0 3 29 4 5 5 6 5 0 0 0 0 0 63 119 7.50 1.500	7.1 2.0 W 6 0 0 0 1 0 0 0 0 0 0 14 20 0.00 0.000	8.1 1.0 S 5 0 0 0 2 1 0 0 0 0 1 0 20 30 0.00 1.000																	

Chicago Cubs @ Florida Marlins
Dolphin Stadium, Miami, FL
Fri Aug 15 2008, 7:10 PM EDT
Att: 28,163 - Clear - 87 F

AB 32
R 5
H 4
RBI 5
BB 6
SO 9
LOB 14



Batter	1	2	3	4	5	6	7	8	9	AB	R	H	RBI	BB	SO	LOB	TOP		
12 Alfonso Soriano, R (1.7) OBP: 0.340, SLG: 0.561	G5-3	K			F9		16 2B	K	F8	6	1	1	2	0	2	3			
2 Ryan Theriot, R (1.6) OBP: 0.396, SLG: 0.371	G6-3		16 CS	25 1B	HBP		G1-3	F7		4	0	1	0	0	0	2			
25 Derrek Lee, R (1.3) OBP: 0.357, SLG: 0.468	16 BB				G5-4-3					2	1	1	0	3	0	1			
16 Aramis Ramirez, R (1.5) OBP: 0.387, SLG: 0.508					G5-3					4	1	2	2	1	0	2			
1 Kosuke Fukudome, L (1.9) OBP: 0.366, SLG: 0.391	K				K2-3					4	0	0	1	0	3	5			
18 Geovany Soto, R (1.2) OBP: 0.367, SLG: 0.499					G4-3					3	1	0	0	2	0	0			
17 Mike Fontenot, L (7.4) OBP: 0.326, SLG: 0.271					F7					3	1	2	0	0	0	0			
48 Neal Cotts, L (7.1) OBP: 0.341, SLG: 0.477					46 SH1-4					0	0	0	0	0	0	0			
29 Jeff Samardzija, R (8.1) OBP: 0.337, SLG: 0.442					1B					0	0	0	0	0	0	0			
49 Carlos Marmol, R (8.1) OBP: 0.337, SLG: 0.451										0	0	0	0	0	0	0			
9 Reed Johnson, R (1.8) OBP: 0.372, SLG: 0.460					F9					5	1	4	3	0	0	2			
46 Ryan Dempster, R (1.1) OBP: 0.196, SLG: 0.204					SH1-4					1	0	0	0	0	0	0			
Jim Edmonds, L (7.7, PH) OBP: 0.341, SLG: 0.477					G4-3					0	0	0	0	0	0	0			
Mark DeRosa, R (7.4, PH) OBP: 0.377, SLG: 0.451										1	1	0	1	1	0	1			
Inning Stats	R: 0 H: 0 E: 0 K: 1 S: 17	H: 0 LOB: 2 BB: 2 P: 29	R: 0 H: 1 E: 0 K: 1 S: 14	H: 1 LOB: 2 BB: 1 P: 22	R: 0 H: 2 E: 0 K: 1 S: 8	H: 2 LOB: 1 BB: 0 P: 12	R: 0 H: 1 E: 0 K: 0 S: 7	H: 1 LOB: 1 BB: 0 P: 11	R: 0 H: 0 E: 0 K: 0 S: 5	H: 0 LOB: 0 BB: 0 P: 13	R: 8 H: 5 E: 0 K: 0 S: 27	H: 5 LOB: 1 BB: 4 P: 55	R: 0 H: 1 E: 0 K: 2 S: 12	H: 1 LOB: 2 BB: 2 P: 18	R: 1 H: 2 E: 0 K: 0 S: 9	H: 2 LOB: 1 BB: 0 P: 13	1B: 6 2B: 6 3B: 0 HR: 0	SF: 2 SAC: 1 DP: 1 HBP: 1	WP: 0 PA: 46 PB: 0 SB: 0 CS: 2
PITCHER	IP WLS BF H R ER SO BB IBB HBP BLK WP HR S P ERA WHIP	IP WLS BF H R ER SO BB IBB HBP BLK WP HR S P ERA WHIP	IP WLS BF H R ER SO BB IBB HBP BLK WP HR S P ERA WHIP	IP WLS BF H R ER SO BB IBB HBP BLK WP HR S P ERA WHIP	IP WLS BF H R ER SO BB IBB HBP BLK WP HR S P ERA WHIP	IP WLS BF H R ER SO BB IBB HBP BLK WP HR S P ERA WHIP	IP WLS BF H R ER SO BB IBB HBP BLK WP HR S P ERA WHIP	IP WLS BF H R ER SO BB IBB HBP BLK WP HR S P ERA WHIP	IP WLS BF H R ER SO BB IBB HBP BLK WP HR S P ERA WHIP	IP WLS BF H R ER SO BB IBB HBP BLK WP HR S P ERA WHIP	IP WLS BF H R ER SO BB IBB HBP BLK WP HR S P ERA WHIP	IP WLS BF H R ER SO BB IBB HBP BLK WP HR S P ERA WHIP	IP WLS BF H R ER SO BB IBB HBP BLK WP HR S P ERA WHIP	IP WLS BF H R ER SO BB IBB HBP BLK WP HR S P ERA WHIP	IP WLS BF H R ER SO BB IBB HBP BLK WP HR S P ERA WHIP	IP WLS BF H R ER SO BB IBB HBP BLK WP HR S P ERA WHIP	IP WLS BF H R ER SO BB IBB HBP BLK WP HR S P ERA WHIP		

Chicago Cubs @ Florida Marlins
Dolphin Stadium, Miami, FL
Sun Aug 17 2008, 1:10 PM EDT
Att: 19,085 - Partly Cloudy - 92 F


AB 34
R 9
H 12
RBI 9
BB 8
SO 5
LOB 17



Batter	1	2	3	4	5	6	7	8	9	AB	R	H	RBI	BB	SO	LOB	BOTTOM				
2 Hanley Ramirez, R (1.6) OBP: 0.393, SLG: 0.536	F9					2B				3	1	1	0	1	0	0					
Luis Gonzalez, L (1.7) OBP: 0.340, SLG: 0.411	G6-3				K					4	0	1	1	0	1	1					
3 Jorge Cantu, R (1.5) OBP: 0.331, SLG: 0.472	G6-3				F8					4	0	2	0	0	0	0					
Mike Jacobs, L (1.3) OBP: 0.285, SLG: 0.511					K					4	0	0	0	0	4	3					
6 Dan Uggla, R (1.4) OBP: 0.352, SLG: 0.533					K					4	0	0	0	0	4	3					
27 Jeremy Hermida, L (1.9) OBP: 0.530, SLG: 0.421					F7					2	0	1	0	1	0	0					
20 Logan Kensing, R (7.1) OBP: 0.286, SLG: 0.382										0	0	0	0	0	0	0					
Paul Lo Duca, R (9.7, PH) OBP: 0.299, SLG: 0.279										1	0	0	0	0	0	0					
12 Cody Ross, R (1.8) OBP: 0.317, SLG: 0.490					K					4	1	1	0	0	1	4					
21 John Baker, L (1.2) OBP: 0.342, SLG: 0.398					G4-3					3	0	0	1	1	2	1					
41 Chris Volstad, R (1.1) OBP: 0.077, SLG: 0.077					L9					2	0	0	0	0	1	1					
4 Alfredo Amezaga, S (7.8) OBP: 0.311, SLG: 0.345										2	0	0	0	0	0	1					
Inning Stats	R: 0 H: 0 E: 0 K: 0 S: 5	H: 0 LOB: 0 BB: 0 P: 8	R: 0 H: 0 E: 0 K: 2 S: 8	H: 0 LOB: 0 BB: 0 P: 10	R: 1 H: 2 E: 0 K: 1 S: 15	H: 2 LOB: 1 BB: 0 P: 20	R: 0 H: 0 E: 0 K: 2 S: 7	H: 0 LOB: 0 BB: 0 P: 9	R: 0 H: 1 E: 0 K: 3 S: 13	H: 1 LOB: 1 BB: 0 P: 22	R: 1 H: 2 E: 0 K: 0 S: 12	H: 2 LOB: 3 BB: 2 P: 27	R: 0 H: 0 E: 0 K: 1 S: 9	H: 0 LOB: 0 BB: 0 P: 15	R: 0 H: 1 E: 0 K: 2 S: 12	H: 1 LOB: 1 BB: 0 P: 20	R: 0 H: 0 E: 0 K: 0 S: 8	H: 0 LOB: 1 BB: 1 P: 17	1B: 2 2B: 3 3B: 1 HR: 0	SF: 0 SAC: 0 DP: 0 HBP: 0	WP: 0 PA: 36 PB: 0 SB: 1 CS: 0
PITCHER	IP WLS BF H R ER SO BB IBB HBP BLK WP HR S P ERA WHIP	IP WLS BF H R ER SO BB IBB HBP BLK WP HR S P ERA WHIP	IP WLS BF H R ER SO BB IBB HBP BLK WP HR S P ERA WHIP	IP WLS BF H R ER SO BB IBB HBP BLK WP HR S P ERA WHIP	IP WLS BF H R ER SO BB IBB HBP BLK WP HR S P ERA WHIP	IP WLS BF H R ER SO BB IBB HBP BLK WP HR S P ERA WHIP	IP WLS BF H R ER SO BB IBB HBP BLK WP HR S P ERA WHIP	IP WLS BF H R ER SO BB IBB HBP BLK WP HR S P ERA WHIP	IP WLS BF H R ER SO BB IBB HBP BLK WP HR S P ERA WHIP	IP WLS BF H R ER SO BB IBB HBP BLK WP HR S P ERA WHIP	IP WLS BF H R ER SO BB IBB HBP BLK WP HR S P ERA WHIP	IP WLS BF H R ER SO BB IBB HBP BLK WP HR S P ERA WHIP	IP WLS BF H R ER SO BB IBB HBP BLK WP HR S P ERA WHIP	IP WLS BF H R ER SO BB IBB HBP BLK WP HR S P ERA WHIP	IP WLS BF H R ER SO BB IBB HBP BLK WP HR S P ERA WHIP	IP WLS BF H R ER SO BB IBB HBP BLK WP HR S P ERA WHIP	IP WLS BF H R ER SO BB IBB HBP BLK WP HR S P ERA WHIP				

Chicago Cubs @ Florida Marlins
Dolphin Stadium, Miami, FL
Sun Aug 17 2008, 1:10 PM EDT
Att: 19,085 - Partly Cloudy - 92 F

AB 33
R 2
H 6
RBI 2
BB 3
SO 13
LOB 14



Batter	1	2	3	4	5	6	7	8	9	AB	R	H	RBI	BB	SO	LOB	TOP			
2 Hanley Ramirez, R OBP: 0.391, SLG: 0.533 4 Alfredo Amezaga, S OBP: 0.311, SLG: 0.345											2	0	1	0	0	0	0	Florida Marlins @ San Francisco Giants AT&T Park, San Francisco, CA Wed Aug 20 2008, 7:15 PM PDT Att: 30,399 - Partly Cloudy - 65 F		
Paul Lo Duca, R OBP: 0.310, SLG: 0.287 21 John Baker, L OBP: 0.368, SLG: 0.459											3	0	2	0	1	0	1			
3 Jorge Cantu, R OBP: 0.331, SLG: 0.476											5	0	0	0	0	1	4			
Mike Jacobs, L OBP: 0.282, SLG: 0.500											4	0	0	0	0	0	4			
6 Dan Uggla, R OBP: 0.351, SLG: 0.529											3	0	1	0	1	2	0			
Josh Willingham, R OBP: 0.363, SLG: 0.446											3	0	0	0	1	0	2			
12 Cody Ross, R OBP: 0.315, SLG: 0.485											4	2	1	0	0	0	2			
27 Jeremy Hermida, L OBP: 0.328, SLG: 0.423											3	1	1	2	1	1	2			
Scott Olsen, L OBP: 0.266, SLG: 0.167 Luis Gonzalez, L OBP: 0.338, SLG: 0.406 Joe Nelson, R OBP: 0.311, SLG: 0.393 20 Logan Kensing, R OBP: 0.319, SLG: 0.393 18 Wes Helms, R OBP: 0.319, SLG: 0.393 22 Matt Lindstrom, R OBP: 0.319, SLG: 0.393											2	0	0	0	0	2	0			
Inning Stats	R: 0 H: 1 E: 0 K: 0 S: 10	H: 1 LOB: 1 BB: 0 P: 13	R: 0 H: 1 E: 0 K: 0 S: 8	H: 1 LOB: 1 BB: 0 P: 11	R: 0 H: 1 E: 0 K: 1 S: 15	H: 1 LOB: 2 BB: 1 P: 22	R: 2 H: 1 E: 0 K: 2 S: 16	H: 1 LOB: 0 BB: 1 P: 26	R: 0 H: 1 E: 0 K: 0 S: 8	H: 0 LOB: 0 BB: 0 P: 10	R: 0 H: 0 E: 0 K: 1 S: 8	H: 0 LOB: 1 BB: 1 P: 17	R: 0 H: 0 E: 0 K: 0 S: 9	H: 0 LOB: 1 BB: 1 P: 16	R: 3 H: 3 E: 0 K: 3 S: 25	H: 3 LOB: 0 BB: 0 P: 33	1B: 5 2B: 1 3B: 0 HR: 2		SF: 0 SAC: 0 DP: 0 HBP: 0	WP: 1 PA: 39 PB: 0 SB: 1 CS: 0
PITCHER	IP WLS BF H R ER SO BB IBB HBP BLK WP HR S P ERA WHIP	IP WLS BF H R ER SO BB IBB HBP BLK WP HR S P ERA WHIP	IP WLS BF H R ER SO BB IBB HBP BLK WP HR S P ERA WHIP	IP WLS BF H R ER SO BB IBB HBP BLK WP HR S P ERA WHIP	IP WLS BF H R ER SO BB IBB HBP BLK WP HR S P ERA WHIP	IP WLS BF H R ER SO BB IBB HBP BLK WP HR S P ERA WHIP	IP WLS BF H R ER SO BB IBB HBP BLK WP HR S P ERA WHIP	IP WLS BF H R ER SO BB IBB HBP BLK WP HR S P ERA WHIP	IP WLS BF H R ER SO BB IBB HBP BLK WP HR S P ERA WHIP	IP WLS BF H R ER SO BB IBB HBP BLK WP HR S P ERA WHIP	IP WLS BF H R ER SO BB IBB HBP BLK WP HR S P ERA WHIP	IP WLS BF H R ER SO BB IBB HBP BLK WP HR S P ERA WHIP	IP WLS BF H R ER SO BB IBB HBP BLK WP HR S P ERA WHIP	IP WLS BF H R ER SO BB IBB HBP BLK WP HR S P ERA WHIP	IP WLS BF H R ER SO BB IBB HBP BLK WP HR S P ERA WHIP	IP WLS BF H R ER SO BB IBB HBP BLK WP HR S P ERA WHIP	IP WLS BF H R ER SO BB IBB HBP BLK WP HR S P ERA WHIP	IP WLS BF H R ER SO BB IBB HBP BLK WP HR S P ERA WHIP	IP WLS BF H R ER SO BB IBB HBP BLK WP HR S P ERA WHIP	IP WLS BF H R ER SO BB IBB HBP BLK WP HR S P ERA WHIP
18 Matt Cain, R ERA: 3.52	7.2	32	5	2	2	4	4	0	0	0	0	1	1	82	125	2.35	1.174			
Tyler Walker, R ERA: 4.5	0.1	H	1	0	0	0	0	0	0	0	0	0	0	2	3	0.00	0.000			
38 Brian Wilson, R ERA: 4.35	1.0	W	6	3	3	3	3	0	0	0	0	0	1	25	33	27.00	3.000			

Batter	1	2	3	4	5	6	7	8	9	AB	R	H	RBI	BB	SO	LOB	BOTTOM				
2 Randy Winn, S OBP: 0.364, SLG: 0.431											5	2	3	1	0	1	0	Florida Marlins @ San Francisco Giants AT&T Park, San Francisco, CA Wed Aug 20 2008, 7:15 PM PDT Att: 30,399 - Partly Cloudy - 65 F			
Ivan Ochoa, R OBP: 0.295, SLG: 0.342											3	0	1	0	0	0	0				
33 Aaron Rowand, R OBP: 0.353, SLG: 0.442											4	1	2	0	1	0	3				
1 Bengie Molina, R OBP: 0.312, SLG: 0.410											4	0	1	2	0	0	3				
Rich Aurilia, R OBP: 0.322, SLG: 0.402											4	1	1	1	0	0	3				
14 Fred Lewis, L OBP: 0.356, SLG: 0.453											3	1	1	1	1	1	0				
48 Pablo Sandoval, S OBP: 0.500, SLG: 0.625											3	0	2	0	1	1	0				
7 Emmanuel Burriss, S OBP: 0.320, SLG: 0.294											4	0	1	1	0	0	3				
18 Matt Cain, R OBP: 0.185, SLG: 0.275 Tyler Walker, R ERA: 4.5 38 Brian Wilson, R ERA: 4.35 Dave Roberts, L OBP: 0.319, SLG: 0.311											3	0	0	0	0	1	2				
Inning Stats	R: 1 H: 2 E: 1 K: 0 S: 9	H: 2 LOB: 1 BB: 0 P: 14	R: 0 H: 1 E: 0 K: 1 S: 10	H: 1 LOB: 0 BB: 0 P: 13	R: 0 H: 1 E: 0 K: 1 S: 7	H: 1 LOB: 1 BB: 0 P: 9	R: 0 H: 1 E: 0 K: 0 S: 6	H: 1 LOB: 1 BB: 1 P: 13	R: 0 H: 0 E: 0 K: 0 S: 8	H: 0 LOB: 0 BB: 0 P: 12	R: 3 H: 4 E: 1 K: 0 S: 11	H: 4 LOB: 1 BB: 1 P: 16	R: 1 H: 2 E: 1 K: 0 S: 13	H: 2 LOB: 1 BB: 0 P: 21	R: 0 H: 0 E: 0 K: 2 S: 10	H: 0 LOB: 0 BB: 0 P: 14	R: 1 H: 1 E: 0 K: 0 S: 6		H: 1 LOB: 2 BB: 2 P: 16	1B: 8 2B: 3 3B: 0 HR: 1	SF: 1 SAC: 1 DP: 3 HBP: 0
PITCHER	IP WLS BF H R ER SO BB IBB HBP BLK WP HR S P ERA WHIP	IP WLS BF H R ER SO BB IBB HBP BLK WP HR S P ERA WHIP	IP WLS BF H R ER SO BB IBB HBP BLK WP HR S P ERA WHIP	IP WLS BF H R ER SO BB IBB HBP BLK WP HR S P ERA WHIP	IP WLS BF H R ER SO BB IBB HBP BLK WP HR S P ERA WHIP	IP WLS BF H R ER SO BB IBB HBP BLK WP HR S P ERA WHIP	IP WLS BF H R ER SO BB IBB HBP BLK WP HR S P ERA WHIP	IP WLS BF H R ER SO BB IBB HBP BLK WP HR S P ERA WHIP	IP WLS BF H R ER SO BB IBB HBP BLK WP HR S P ERA WHIP	IP WLS BF H R ER SO BB IBB HBP BLK WP HR S P ERA WHIP	IP WLS BF H R ER SO BB IBB HBP BLK WP HR S P ERA WHIP	IP WLS BF H R ER SO BB IBB HBP BLK WP HR S P ERA WHIP	IP WLS BF H R ER SO BB IBB HBP BLK WP HR S P ERA WHIP	IP WLS BF H R ER SO BB IBB HBP BLK WP HR S P ERA WHIP	IP WLS BF H R ER SO BB IBB HBP BLK WP HR S P ERA WHIP	IP WLS BF H R ER SO BB IBB HBP BLK WP HR S P ERA WHIP	IP WLS BF H R ER SO BB IBB HBP BLK WP HR S P ERA WHIP	IP WLS BF H R ER SO BB IBB HBP BLK WP HR S P ERA WHIP	IP WLS BF H R ER SO BB IBB HBP BLK WP HR S P ERA WHIP	IP WLS BF H R ER SO BB IBB HBP BLK WP HR S P ERA WHIP	
Scott Olsen, L ERA: 4.11	6.0	27	9	4	4	2	1	1	0	0	0	0	0	51	77	6.00	1.667				
Joe Nelson, R ERA: 1.91	1.0	5	2	1	0	0	0	0	0	0	0	0	0	13	21	0.00	2.000				
20 Logan Kensing, R ERA: 3.94	1.0	3	0	0	0	2	0	0	0	0	0	0	0	10	14	0.00	0.000				
22 Matt Lindstrom, R ERA: 3.35	0.2	L	5	1	1	1	0	1	1	0	0	0	0	6	16	13.50	3.000				



Batter	1	2	3	4	5	6	7	8	9	AB	R	H	RBI	BB	SO	LOB	TOP					
2 Hanley Ramirez, R OBP: 0.390, SLG: 0.537	F9			HR		P3			P4	4	1	1	1	0	0	1						
Luis Gonzalez, L OBP: 0.332, SLG: 0.402	P4			F9		F9			G3	4	0	0	0	0	0	1						
3 Jorge Cantu, R OBP: 0.325, SLG: 0.467	G1-3			G5-3					G5-3	4	0	0	0	0	1	0						
Mike Jacobs, L OBP: 0.282, SLG: 0.496		P6								3	0	1	0	0	1	0						
Josh Willingham, R OBP: 0.363, SLG: 0.452										3	0	0	0	0	1	1						
6 Dan Uggla, R OBP: 0.352, SLG: 0.527										3	0	0	0	0	3	1						
12 Cody Ross, R OBP: 0.319, SLG: 0.497										3	0	0	0	0	1	0						
21 John Baker, L OBP: 0.363, SLG: 0.448										3	0	1	0	0	2	0						
41 Chris Volstad, R OBP: 0.071, SLG: 0.071										1	0	0	0	0	1	0						
Mark Hendrickson, L ERA: 3.25										0	0	0	0	0	0	0						
4 Alfredo Amezaga, S OBP: 0.399, SLG: 0.541										1	0	0	0	0	0	0						
37 Renyel Pinto, L ERA: 4.5										0	0	0	0	0	0	0						
Inning Stats	R: 0 E: 0 K: 0 S: 7	H: 0 LOB: 0 BB: 0 P: 10	R: 0 E: 0 K: 2 S: 8	H: 0 LOB: 0 BB: 0 P: 10	R: 0 E: 0 K: 2 S: 8	H: 0 LOB: 0 BB: 0 P: 11	R: 1 E: 0 K: 1 S: 12	H: 1 LOB: 0 BB: 0 P: 19	R: 0 E: 0 K: 1 S: 10	H: 0 LOB: 0 BB: 0 P: 16	R: 0 E: 0 K: 0 S: 7	H: 1 LOB: 1 BB: 0 P: 11	R: 0 E: 0 K: 2 S: 12	H: 1 LOB: 1 BB: 0 P: 17	R: 0 E: 0 K: 2 S: 11	H: 0 LOB: 0 BB: 0 P: 14	R: 0 E: 0 K: 0 S: 7	H: 0 LOB: 0 BB: 0 P: 10	1B: 2 2B: 0 3B: 0 HR: 1	SF: 0 SAC: 1 DP: 0 HBP: 0	WP: 0 PB: 0 SB: 0 CS: 0	PA: 30
PITCHER	IP WLS BF H R ER SO BB IBB HBP BLK WP HR S P ERA WHIP																					
48 Yusmeiro Petit, R ERA: 2.83	6.0 W 20 2 1 1 6 0 0 0 0 0 0 1 52 77 1.50 0.333																					
50 Chad Qualls, R ERA: 3.25	1.0 H 4 1 0 0 2 0 0 0 0 0 0 0 12 17 0.00 1.000																					
56 Ramon Pena, R ERA: 4.1	1.0 H 3 0 0 0 2 0 0 0 0 0 0 0 11 14 0.00 0.000																					
47 Leo Rosales, R ERA: 3.42	1.0 3 0 0 0 0 0 0 0 0 0 0 0 7 10 0.00 0.000																					

Florida Marlins @ Arizona Diamondbacks
 Chase Field, Phoenix, AZ
 Sat Aug 23 2008, 5:10 PM MST
 Att. 44,311 - Roof Closed - 79 F

AB	29
R	1
H	3
RBI	1
BB	0
SO	10
LOB	4

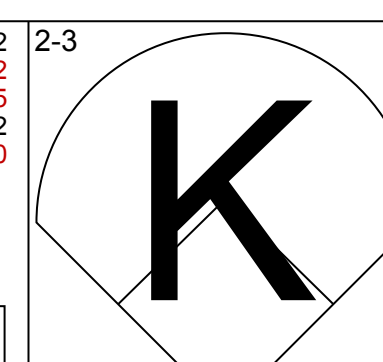
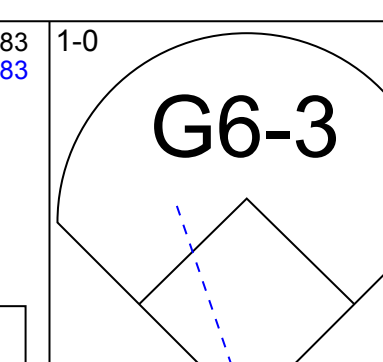
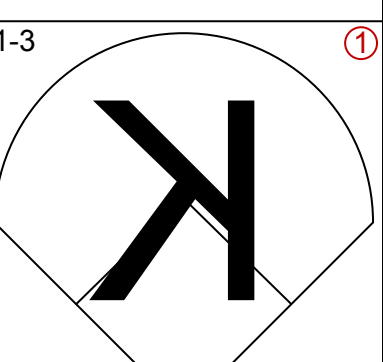
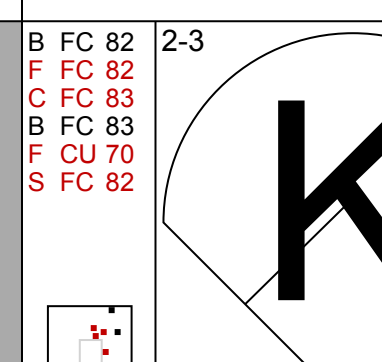
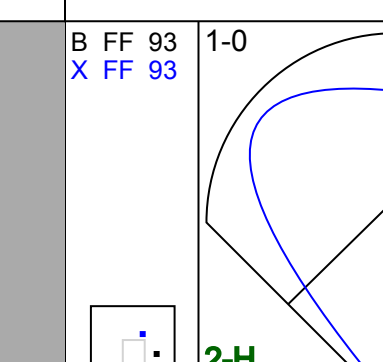
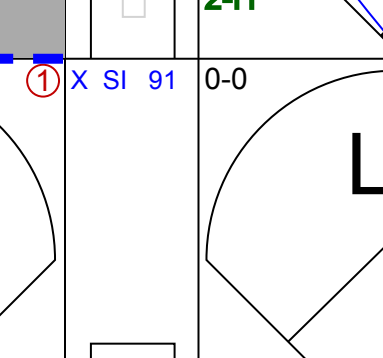
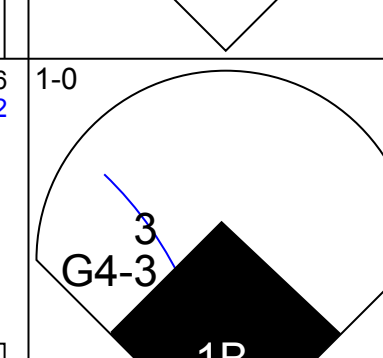
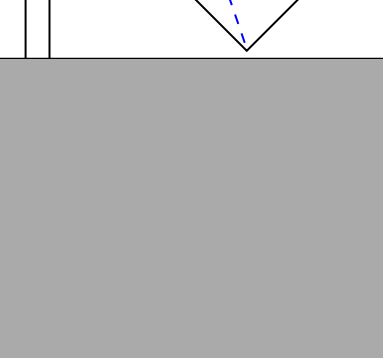
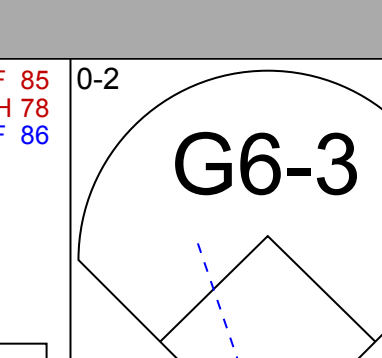
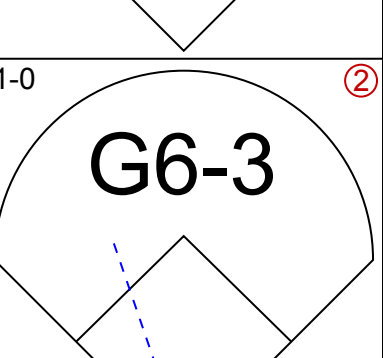
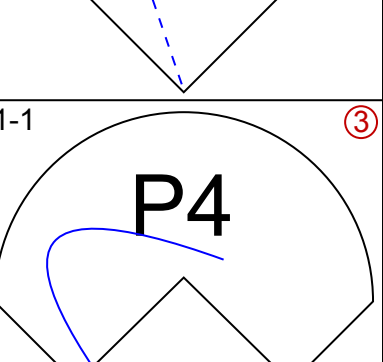
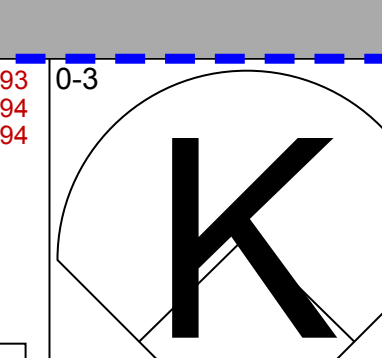
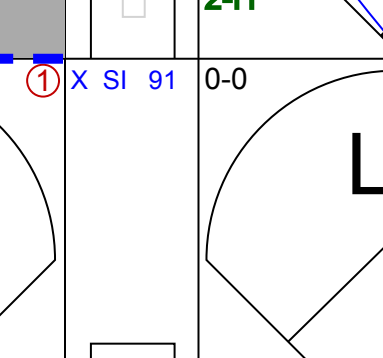
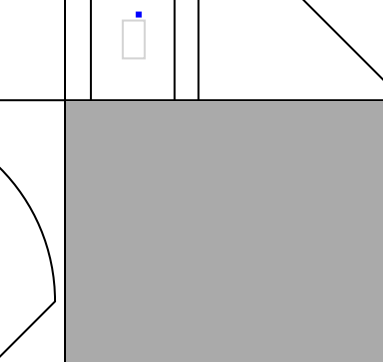
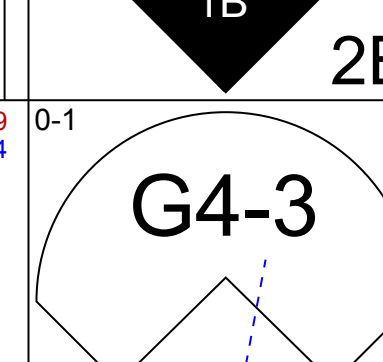

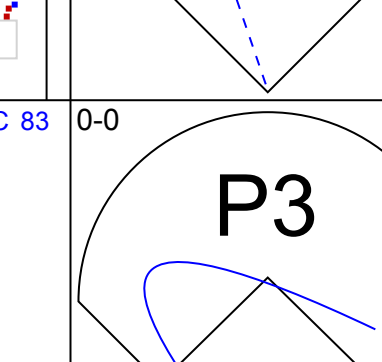
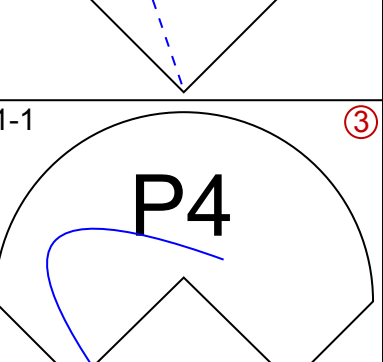
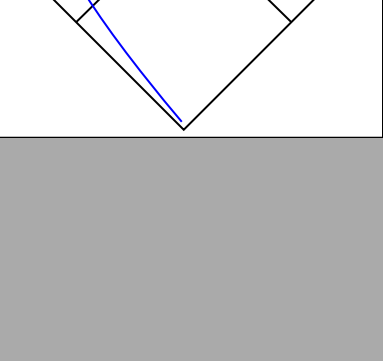
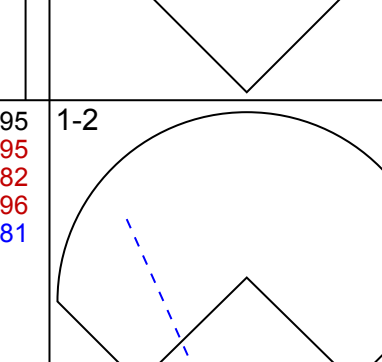
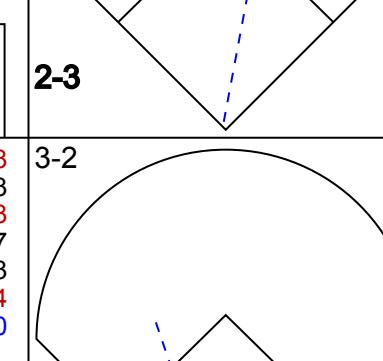

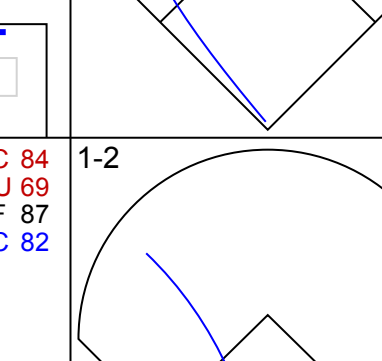
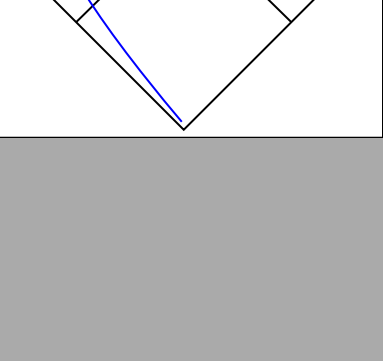
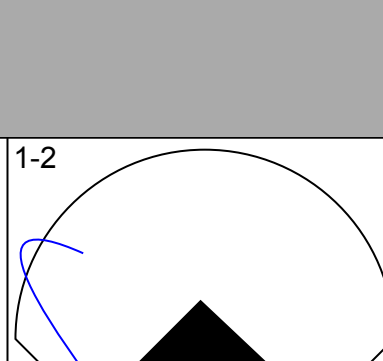
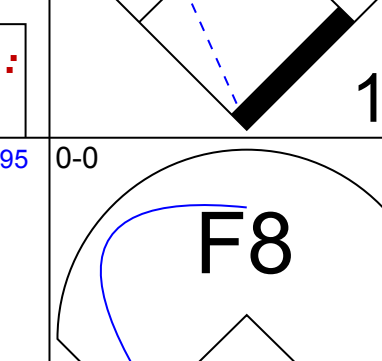
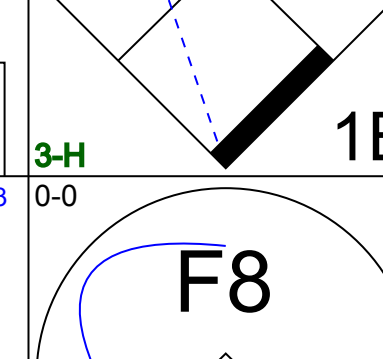

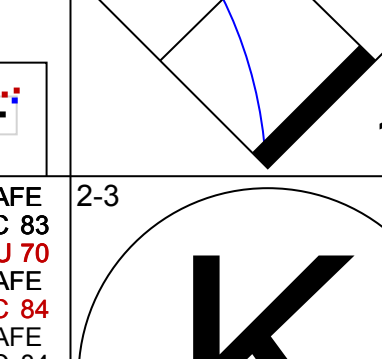

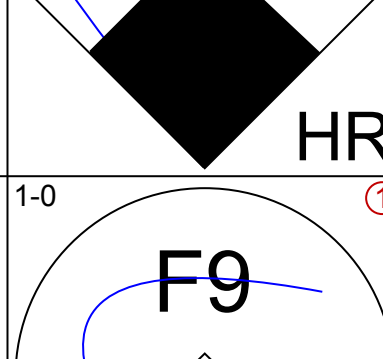
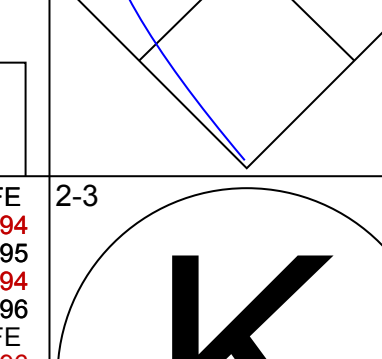
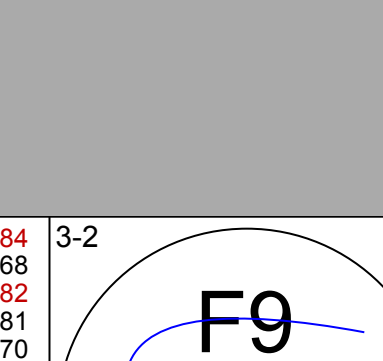
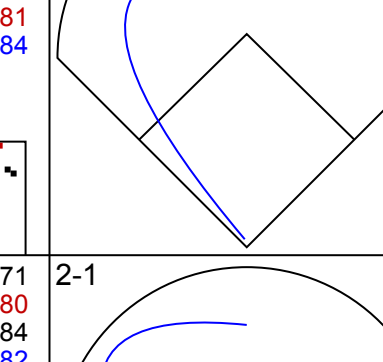
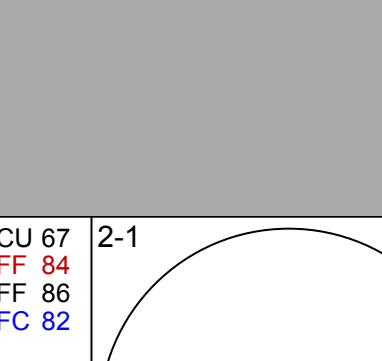
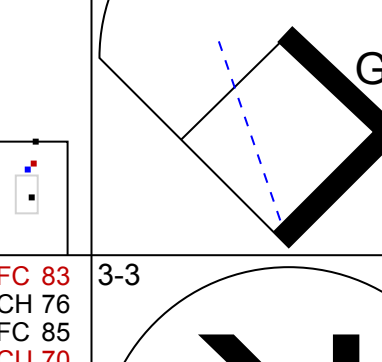
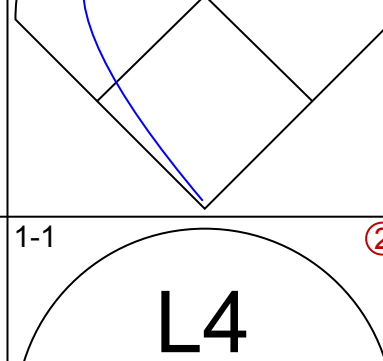
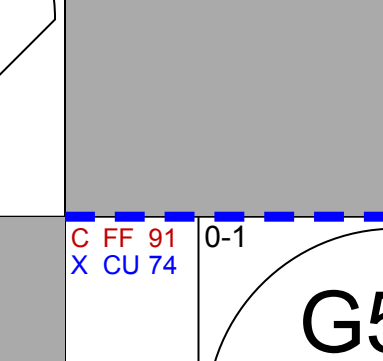
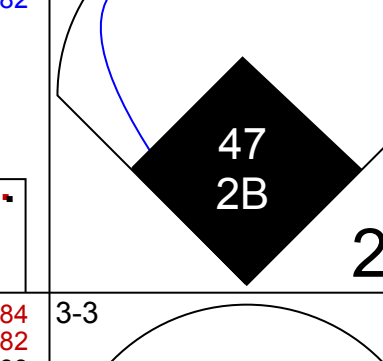
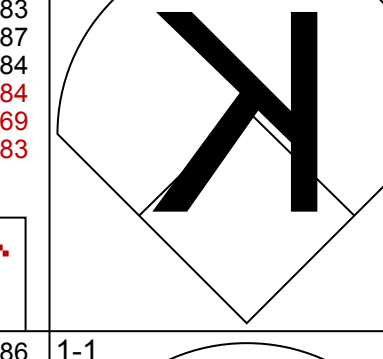
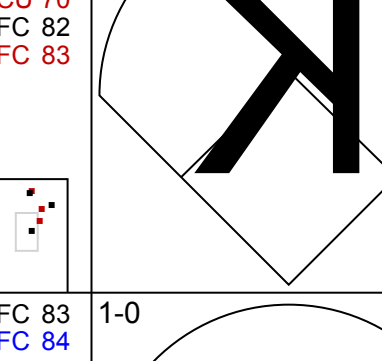
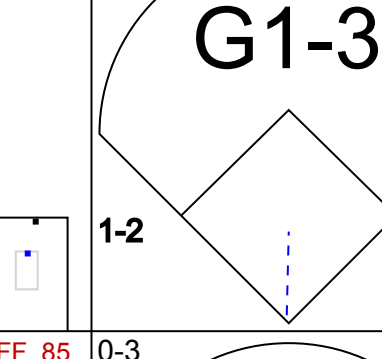
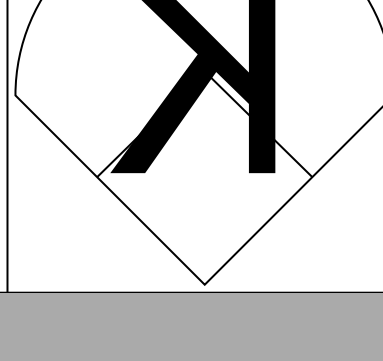
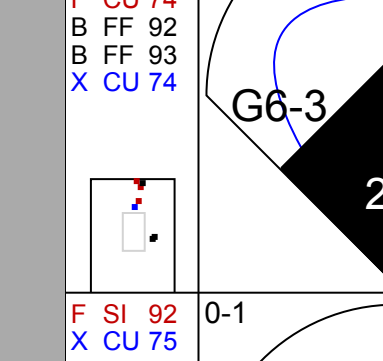
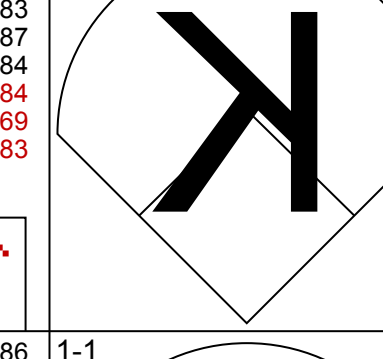
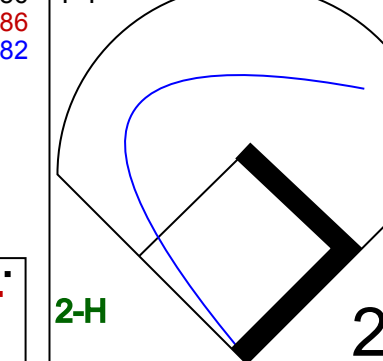
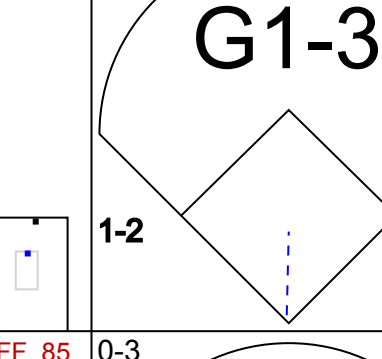
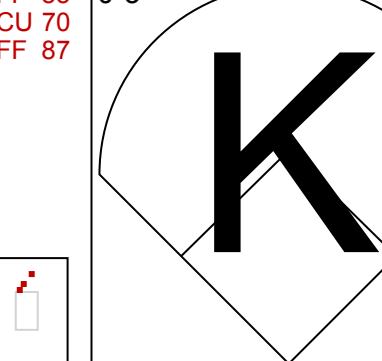

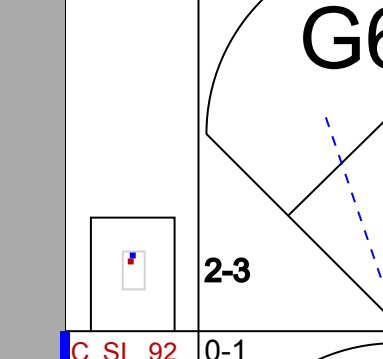
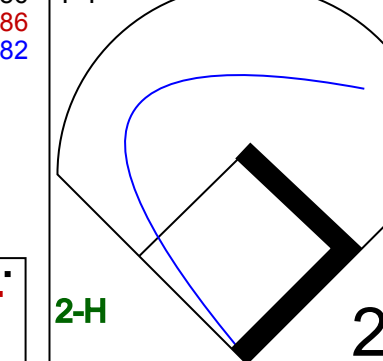
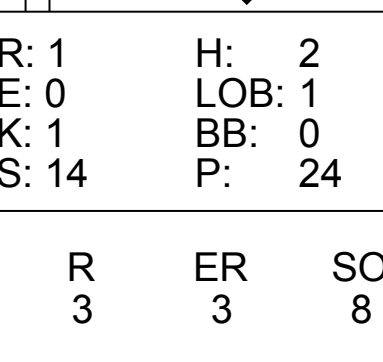
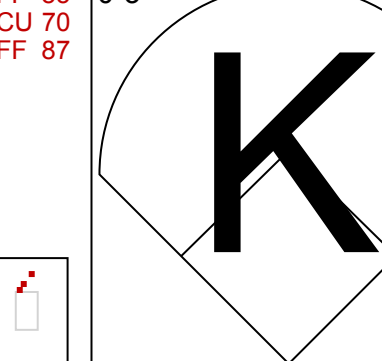
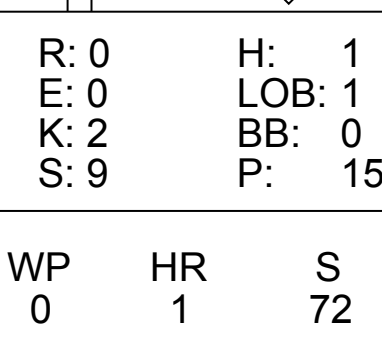
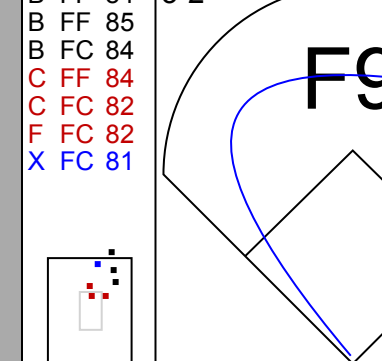
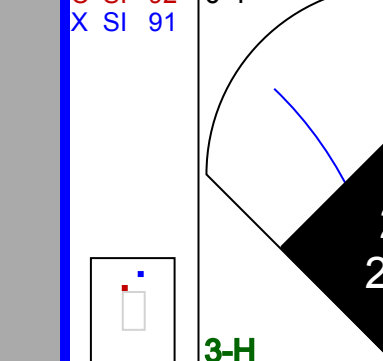
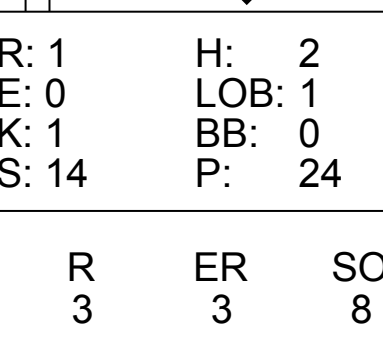

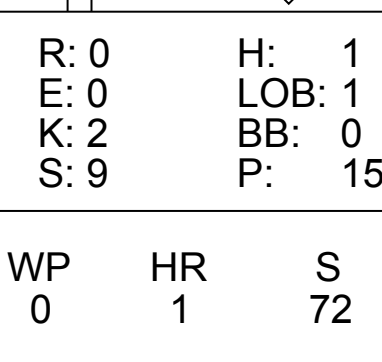

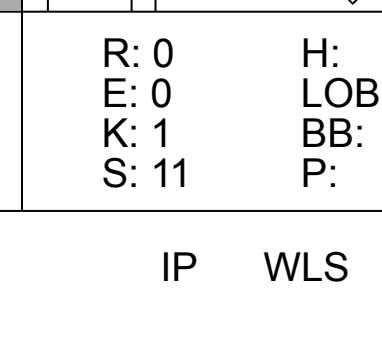
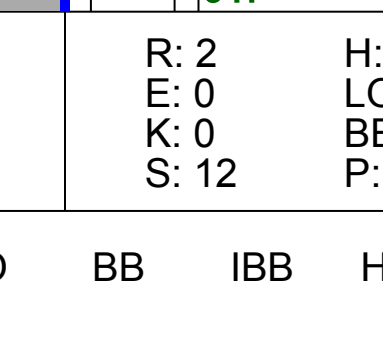










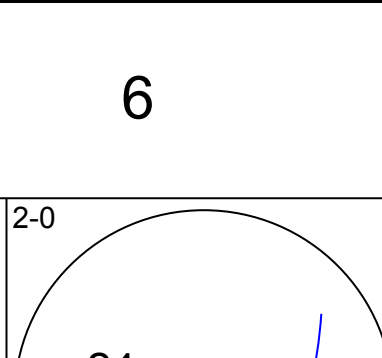
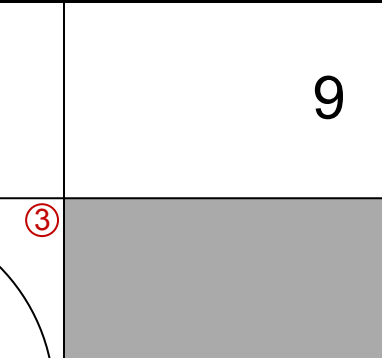


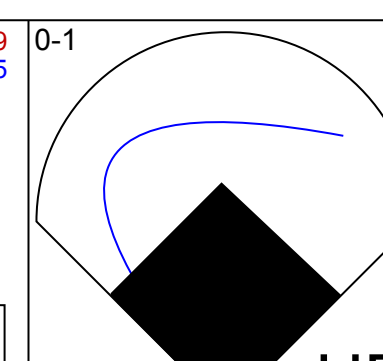
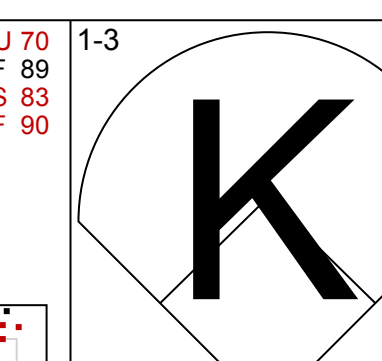
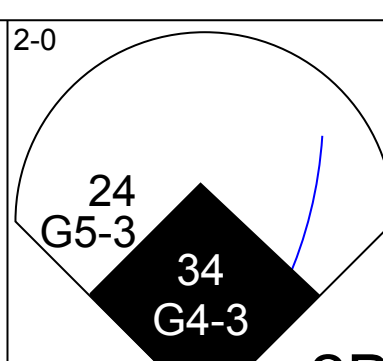
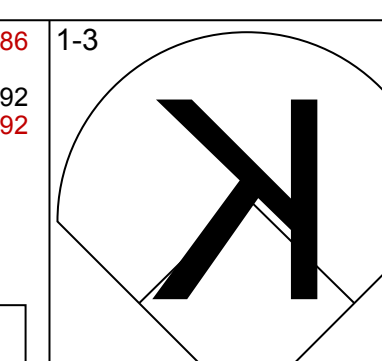
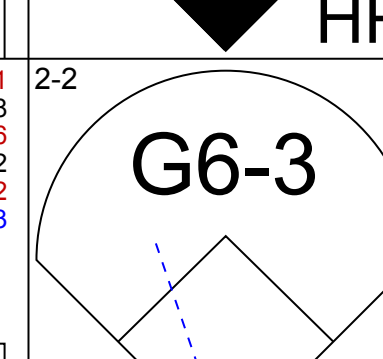

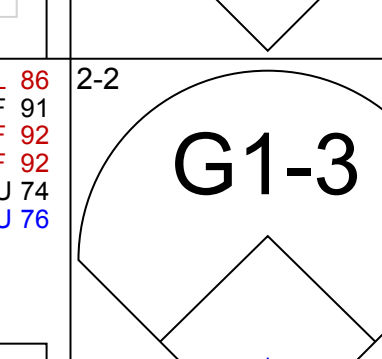

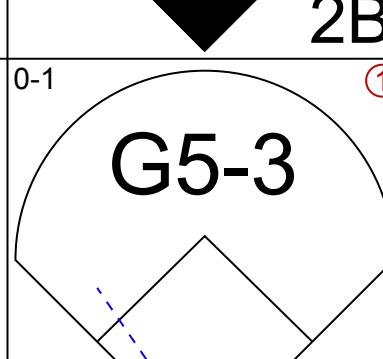
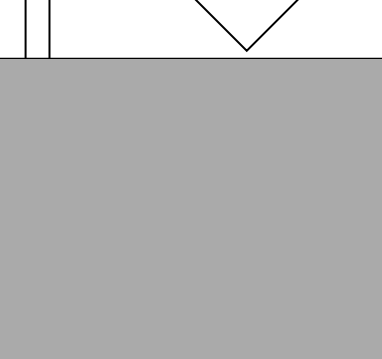
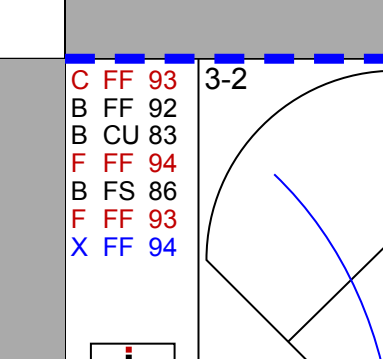
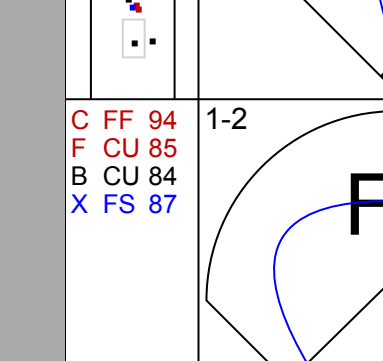
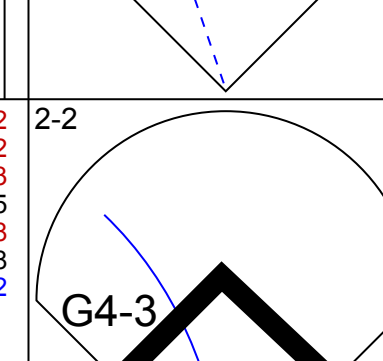

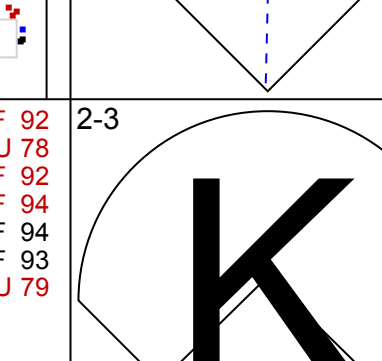

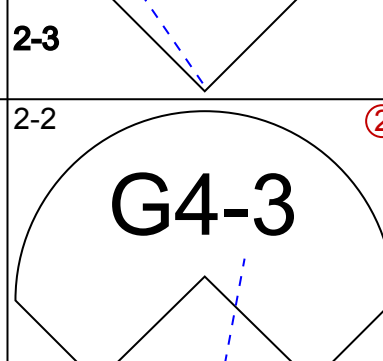

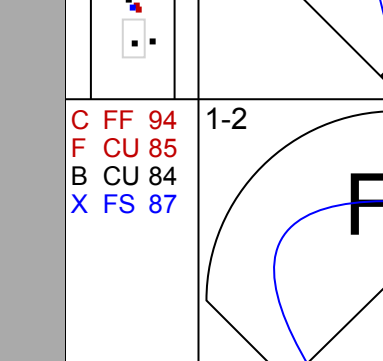
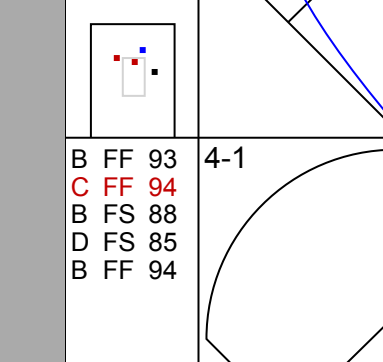
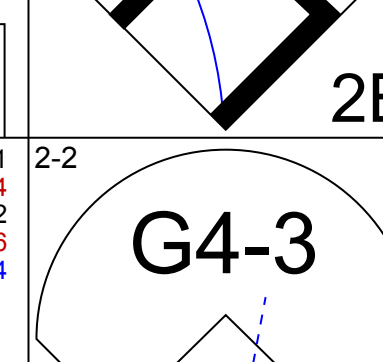

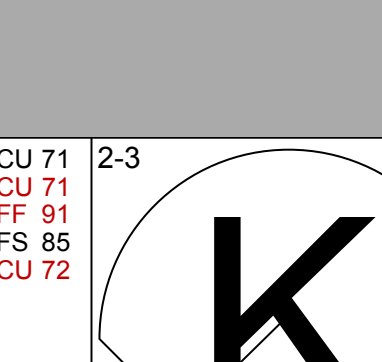
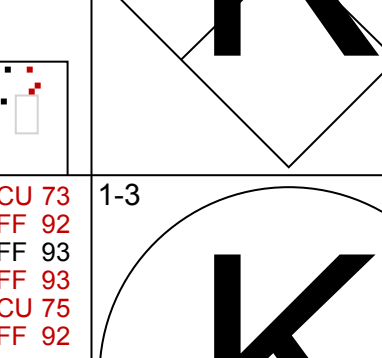
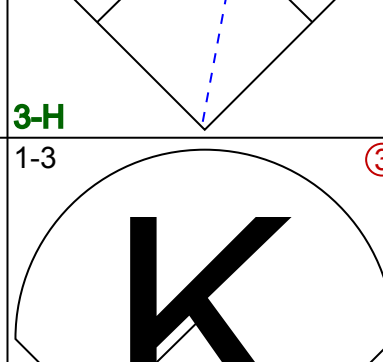

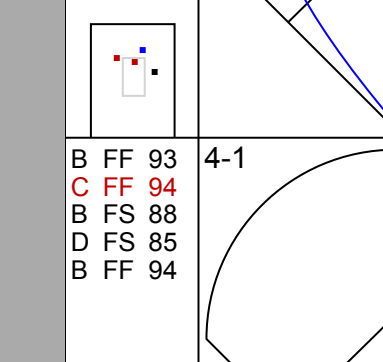
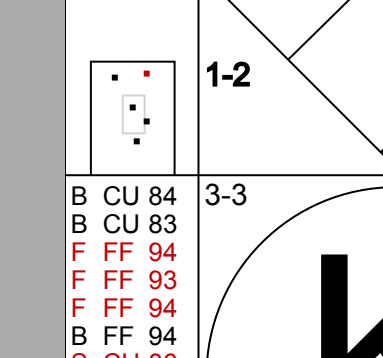
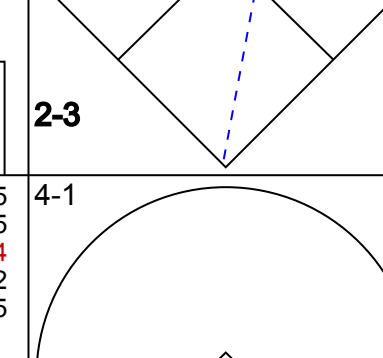


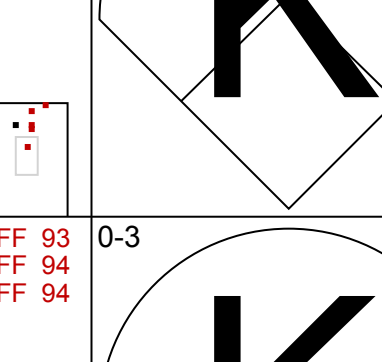


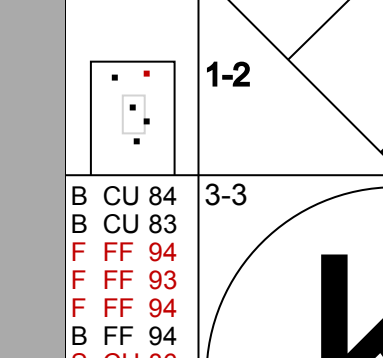
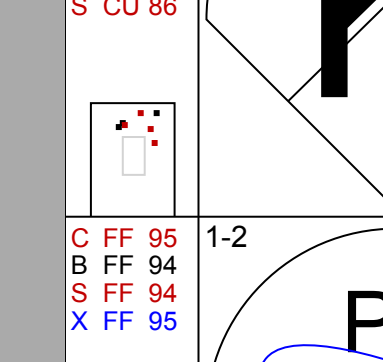
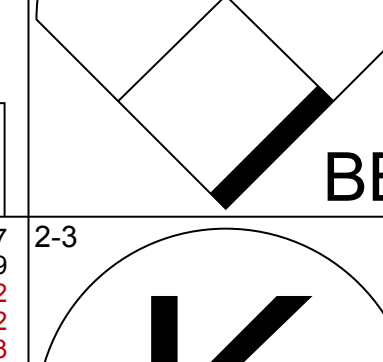


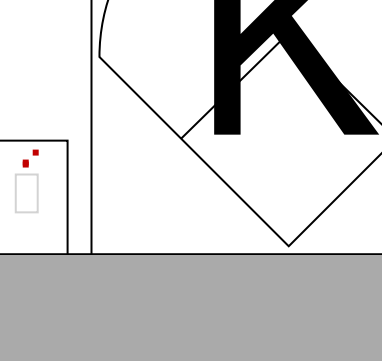


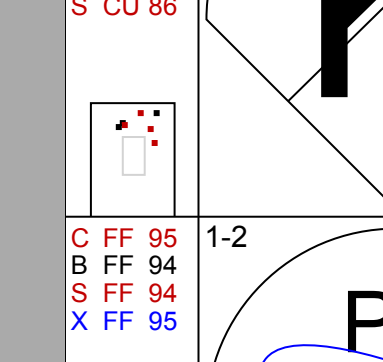
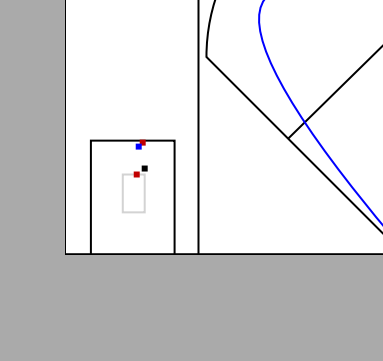
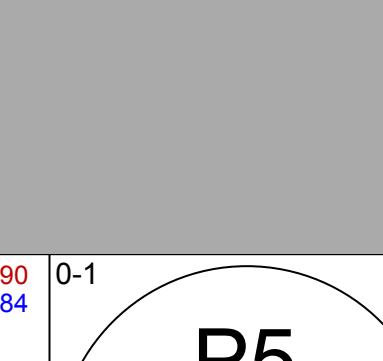
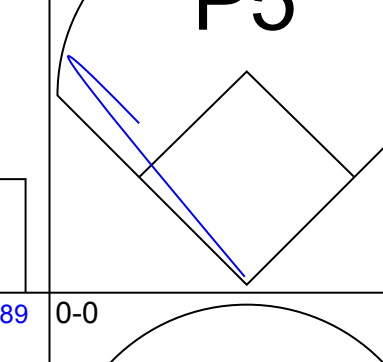

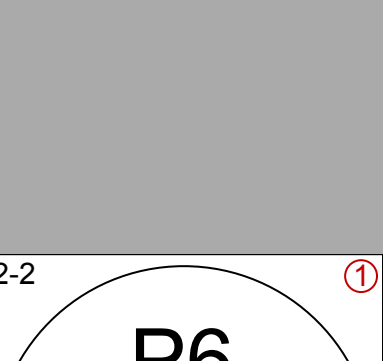
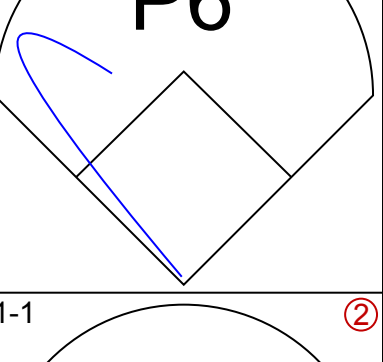

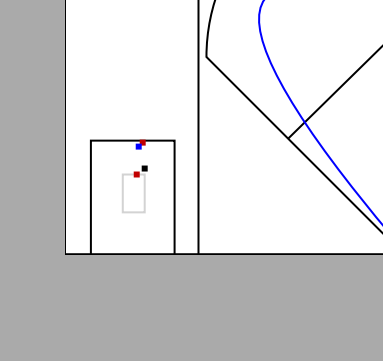

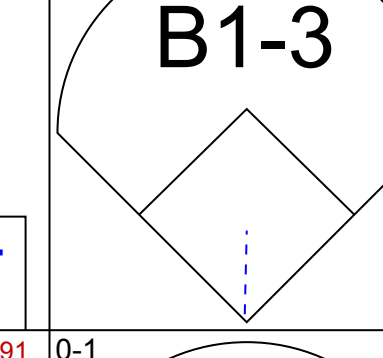
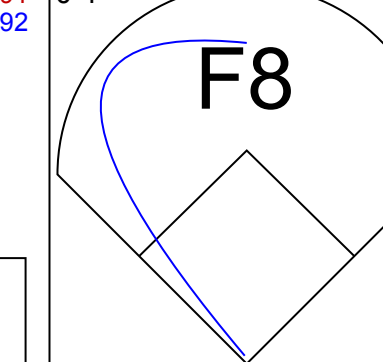

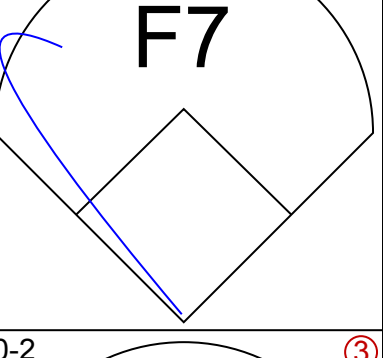
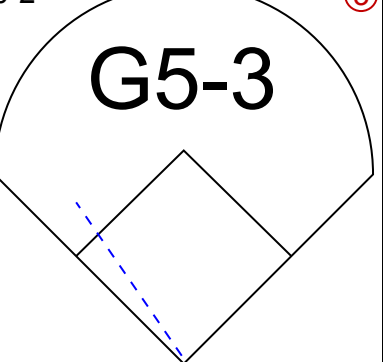
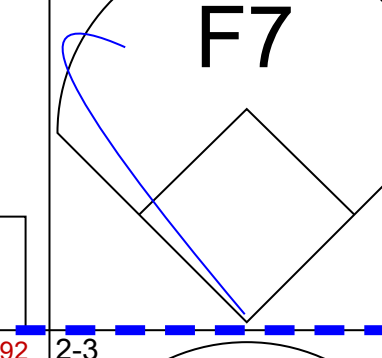
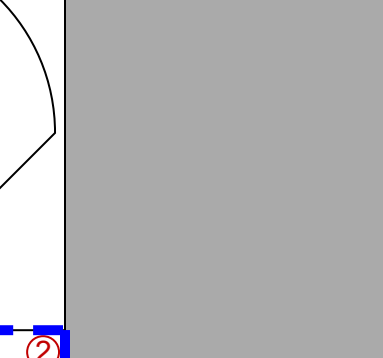
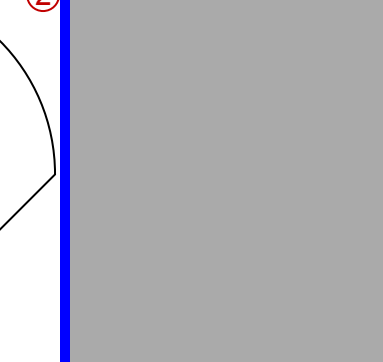
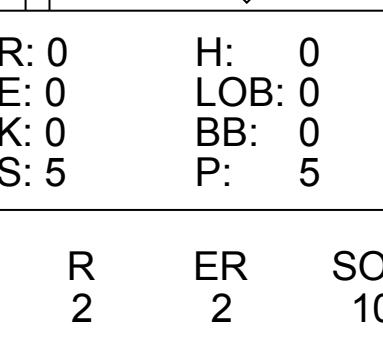

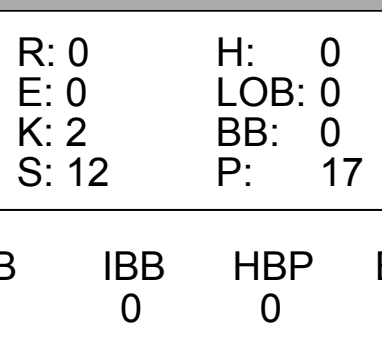
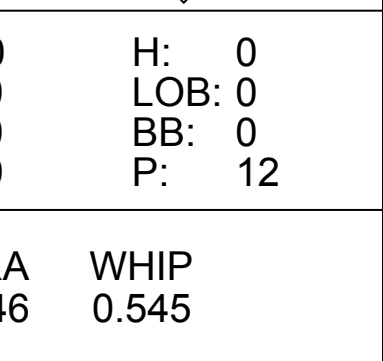

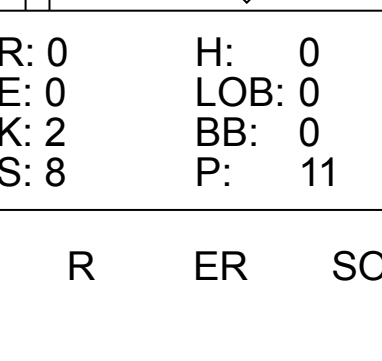
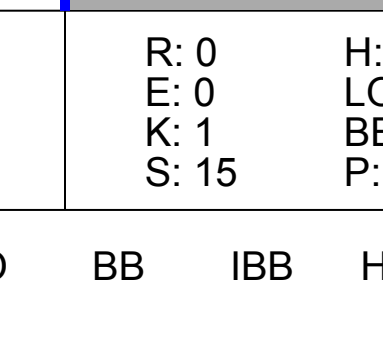







Batter	1	2	3	4	5	6	7	8	9	AB	R	H	RBI	BB	SO	LOB	BOTTOM					
6 Stephen Drew, L OBP: 0.324, SLG: 0.474	G3					G3			E4	5	1	2	1	0	0	1						
24 Chris Young, R OBP: 0.306, SLG: 0.435						G6-3			SF9	4	1	2	2	0	0	2						
34 Conor Jackson, R OBP: 0.384, SLG: 0.466						F8			F7	5	0	0	0	0	1	3						
Adam Dunn, L OBP: 0.383, SLG: 0.528						G5-3			F9	5	0	2	1	0	1	1						
18 Chad Tracy, L OBP: 0.313, SLG: 0.435						F8				4	0	2	0	0	0	3						
27 Mark Reynolds, R OBP: 0.323, SLG: 0.478										3	1	0	0	1	1	4						
26 Miguel Montero, L OBP: 0.358, SLG: 0.462						F5				4	2	2	1	0	0	2						
11 Augie Ojeda, S OBP: 0.379, SLG: 0.338										2	1	1	0	1	0	0						
48 Yusmeiro Petit, R ERA: 3.42										2	0	0	0	0	1	3						
50 Chad Qualls, R ERA: 3.25										1	0	0	1	0	0	2						
56 Ramon Pena, R ERA: 4.1										0	0	0	0	0	0	0						
Jeff Salazar, L OBP: 0.355, SLG: 0.327										1	1	1	1	0	0	0						
47 Leo Rosales, R ERA: 3.42										0	0	0	0	0	0	0						
Inning Stats	R: 1 E: 0 K: 2 S: 14	H: 3 LOB: 2 BB: 0 P: 21	R: 0 E: 0 K: 1 S: 6	H: 0 LOB: 0 BB: 0 P: 9	R: 0 E: 0 K: 0 S: 7	H: 0 LOB: 0 BB: 0 P: 10	R: 0 E: 0 K: 0 S: 9	H: 1 LOB: 3 BB: 1 P: 20	R: 1 E: 0 K: 0 S: 9	H: 1 LOB: 0 BB: 0 P: 15	R: 2 E: 0 K: 0 S: 9	H: 3 LOB: 2 BB: 1 P: 21	R: 0 E: 0 K: 1 S: 9	H: 1 LOB: 1 BB: 0 P: 12	R: 3 E: 1 K: 0 S: 15	H: 3 LOB: 1 BB: 0 P: 21	R: 0 E: 0 K: 0 S: 7	H: 0 LOB: 0 BB: 0 P: 10	1B: 7 2B: 3 3B: 0 HR: 2	SF: 1 SAC: 0 DP: 0 HBP: 1	WP: 1 PB: 0 SB: 0 CS: 0	PA: 40
PITCHER	IP WLS BF H R ER SO BB IBB HBP BLK WP HR S P ERA WHIP																					
41 Chris Volstad, R ERA: 3.42	5.1 L 26 7 4 4 3 1 1 1 0 0 0 1 49 87 6.75 1.500																					
Mark Hendrickson, L ERA: 5.62	1.2 7 2 0 0 1 0 0 0 0 0 1 0 14 21 0.00 1.200																					
37 Renyel Pinto, L ERA: 4.5	1.0 7 3 3 2 0 0 0 0 0 0 0 1 15 21 18.00 3.000																					

Florida Marlins @ Arizona Diamondbacks
 Chase Field, Phoenix, AZ
 Sat Aug 23 2008, 5:10 PM MST
 Att. 44,311 - Roof Closed - 79 F

AB	36
R	7
H	12
RBI	7
BB	2
SO	4
LOB	21



Batter	1	2	3	4	5	6	7	8	9	AB	R	H	RBI	BB	SO	LOB	TOP				
2 Hanley Ramirez, R OBP: 0.389, SLG: 0.535										5	0	1	1	0	3	1	Florida Marlins @ Arizona Diamondbacks Chase Field, Phoenix, AZ Sun Aug 24 2008, 1:10 PM MST Att: 31,553 - Roof Closed - 76 F				
4 Alfredo Amezaga, S OBP: 0.307, SLG: 0.343										5	1	1	0	0	1	1					
3 Jorge Cantu, R OBP: 0.324, SLG: 0.465										4	0	1	0	0	0	1					
Josh Willingham, R OBP: 0.368, SLG: 0.468										4	1	3	2	0	0	1					
12 Cody Ross, R OBP: 0.316, SLG: 0.492										4	0	0	0	0	2	3					
18 Wes Helms, R OBP: 0.308, SLG: 0.355										4	0	1	0	0	0	0					
Luis Gonzalez, L OBP: 0.332, SLG: 0.495										3	1	1	0	0	2	1					
27 Jeremy Hermida, L OBP: 0.327, SLG: 0.421										1	1	1	0	0	0	0					
Matt Treanor, R OBP: 0.300, SLG: 0.298										4	0	0	0	0	1	3					
47 Ricky Nolasco, R OBP: 0.157, SLG: 0.163										3	0	1	1	0	1	1					
Arthur Rhodes, L OBP: 0.321, SLG: 0.302										0	0	0	0	0	0	0					
Kevin Gregg, R										1	1	1	1	0	0	0					
Inning Stats	R: 1 H: 2 E: 0 K: 1 S: 11	H: 2 LOB: 1 BB: 0 P: 17	R: 1 H: 2 E: 0 K: 1 S: 14	H: 2 LOB: 1 BB: 0 P: 24	R: 0 H: 1 E: 0 K: 1 S: 10	H: 1 LOB: 1 BB: 0 P: 13	R: 0 H: 1 E: 0 K: 2 S: 9	H: 1 LOB: 1 BB: 0 P: 15	R: 0 H: 0 E: 0 K: 1 S: 7	H: 0 LOB: 0 BB: 0 P: 10	R: 0 H: 1 E: 0 K: 1 S: 10	H: 1 LOB: 0 BB: 0 P: 15	R: 0 H: 0 E: 0 K: 1 S: 11	H: 0 LOB: 0 BB: 0 P: 16	R: 0 H: 1 E: 0 K: 2 S: 11	H: 1 LOB: 1 BB: 0 P: 14	R: 2 H: 3 E: 0 K: 0 S: 12	H: 3 LOB: 1 BB: 0 P: 16	1B: 4 2B: 6 3B: 0 HR: 1	SF: 0 SAC: 0 DP: 0 HBP: 0	WP: 0 PA: 38 PB: 0 SB: 0 CS: 0
PITCHER	IP WLS BF H R ER SO BB IBB HBP BLK WP HR S P ERA WHIP	7.0 L 28 7 3 3 8 0 0 0 0 0 1 72 110 3.86 1.000	1.0 4 1 0 0 2 0 0 0 0 0 0 0 11 14 0.00 1.000	1.0 6 3 2 2 0 0 0 0 0 0 0 0 12 16 18.00 3.000	PITCHER										IP WLS BF H R ER SO BB IBB HBP BLK WP HR S P ERA WHIP	IP WLS BF H R ER SO BB IBB HBP BLK WP HR S P ERA WHIP					

Batter	1	2	3	4	5	6	7	8	9	AB	R	H	RBI	BB	SO	LOB	BOTTOM		
6 Stephen Drew, L OBP: 0.325, SLG: 0.483										4	2	2	1	0	2	0	Florida Marlins @ Arizona Diamondbacks Chase Field, Phoenix, AZ Sun Aug 24 2008, 1:10 PM MST Att: 31,553 - Roof Closed - 76 F		
24 Chris Young, R OBP: 0.305, SLG: 0.434										4	0	1	0	0	0	1			
34 Conor Jackson, R OBP: 0.383, SLG: 0.466										4	0	1	1	0	1	1			
Adam Dunn, L OBP: 0.382, SLG: 0.524										3	0	0	0	1	2	1			
Tony Clark, S OBP: 0.370, SLG: 0.346										3	0	0	0	1	3	2			
27 Mark Reynolds, R OBP: 0.321, SLG: 0.474										4	0	0	0	0	3	4			
19 Chris Snyder, R OBP: 0.361, SLG: 0.470										3	0	0	0	0	1	0			
11 Augie Ojeda, S OBP: 0.373, SLG: 0.331										3	0	0	0	0	0	0			
49 Doug Davis, R OBP: 0.094, SLG: 0.094										2	0	0	0	0	0	0			
28 Alex Romero, L OBP: 0.260, SLG: 0.362										0	0	0	0	0	0	0			
Chris Burke, R OBP: 0.303, SLG: 0.274										0	0	0	0	0	1	0			
Brandon Lyon, R										0	0	0	0	0	0	0			
Inning Stats	R: 1 H: 2 E: 0 K: 1 S: 18	H: 2 LOB: 2 BB: 1 P: 30	R: 0 H: 0 E: 0 K: 0 S: 5	H: 0 LOB: 0 BB: 0 P: 5	R: 0 H: 0 E: 0 K: 2 S: 12	H: 0 LOB: 0 BB: 0 P: 17	R: 0 H: 0 E: 0 K: 3 S: 11	H: 0 LOB: 0 BB: 0 P: 14	R: 0 H: 1 E: 0 K: 1 S: 9	H: 1 LOB: 0 BB: 0 P: 14	R: 0 H: 0 E: 0 K: 3 S: 10	H: 0 LOB: 0 BB: 0 P: 14	R: 0 H: 0 E: 0 K: 2 S: 8	H: 0 LOB: 0 BB: 0 P: 11	R: 0 H: 1 E: 0 K: 1 S: 15	H: 1 LOB: 2 BB: 1 P: 27	1B: 1 2B: 2 3B: 0 HR: 1	SF: 0 SAC: 0 DP: 0 HBP: 0	WP: 0 PA: 33 PB: 0 SB: 0 CS: 0
PITCHER	IP WLS BF H R ER SO BB IBB HBP BLK WP HR S P ERA WHIP	7.1 W 26 3 2 0 2 1 0 0 0 0 0 76 108 2.46 0.545	0.2 H 2 0 0 0 2 0 0 0 0 0 0 6 9 0.00 0.000	1.0 S 5 1 0 0 1 1 0 0 0 0 0 15 27 0.00 2.000	PITCHER										IP WLS BF H R ER SO BB IBB HBP BLK WP HR S P ERA WHIP	IP WLS BF H R ER SO BB IBB HBP BLK WP HR S P ERA WHIP			

Batter	1	2	3	4	5	6	7	8	9	AB	R	H	RBI	BB	SO	LOB	TOP										
2 Hanley Ramirez, R OBP: 0.389, SLG: 0.537										4	0	2	2	0	2	1	Florida Marlins @ Atlanta Braves Turner Field, Atlanta, GA Wed Aug 27 2008, 7:00 PM EDT Att: 19,755 - Cloudy - 76 F										
Paul Lo Duca, R OBP: 0.314, SLG: 0.294										4	0	0	0	0	0	2											
Luis Gonzalez, L OBP: 0.334, SLG: 0.410										2	0	1	0	1	0	0											
27 Jeremy Hermida, L OBP: 0.329, SLG: 0.423										1	0	1	0	0	0	0											
3 Jorge Cantu, R OBP: 0.325, SLG: 0.465										4	0	1	0	0	0	3											
Josh Willingham, R OBP: 0.364, SLG: 0.456										4	0	0	0	0	2	3											
12 Cody Ross, R OBP: 0.319, SLG: 0.504										4	0	1	0	0	0	3											
6 Dan Uggla, R OBP: 0.359, SLG: 0.535										3	3	2	1	1	0	0											
18 Wes Helms, R OBP: 0.305, SLG: 0.350										4	1	1	1	0	0	2											
55 Josh Johnson, L OBP: 0.238, SLG: 0.300										2	0	0	0	0	2	1											
Inning Stats	R: 0 E: 0 K: 1 S: 7	H: 0 LOB: 0 BB: 0 P: 10	R: 0 E: 0 K: 0 S: 3	H: 1 LOB: 0 BB: 0 P: 5	R: 1 E: 0 K: 2 S: 14	H: 2 LOB: 1 BB: 0 P: 18	R: 0 E: 0 K: 1 S: 7	H: 0 LOB: 0 BB: 1 P: 13	R: 2 E: 0 K: 0 S: 9	H: 2 LOB: 1 BB: 0 P: 21	R: 0 E: 0 K: 0 S: 9	H: 1 LOB: 0 BB: 0 P: 12	R: 0 E: 0 K: 1 S: 8	H: 0 LOB: 0 BB: 0 P: 10	R: 0 E: 0 K: 0 S: 7	H: 2 LOB: 1 BB: 0 P: 8	R: 1 E: 0 K: 1 S: 18	H: 1 LOB: 0 BB: 0 P: 25	1B: 4 2B: 5 3B: 0 HR: 1	SF: 0 SAC: 1 DP: 2 HBP: 0	WP: 0 PB: 0 CS: 0	PA: 35					
PITCHER	IP 8.0	WLS L	BF 31	H 8	R 3	ER 3	SO 5	BB 2	IBB 0	HBP 0	BLK 0	WP 0	HR 0	S 64	P 97	ERA 3.38	WHIP 1.250										
56 Blaine Boyer, R ERA: 5.21	(9, 1)	1.0	4	1	1	1	1	0	0	0	0	0	1	18	25	9.00	1.000										

Batter	1	2	3	4	5	6	7	8	9	AB	R	H	RBI	BB	SO	LOB	BOTTOM										
1 Grégor Blanco, L OBP: 0.371, SLG: 0.314										2	0	0	0	2	2	2	Florida Marlins @ Atlanta Braves Turner Field, Atlanta, GA Wed Aug 27 2008, 7:00 PM EDT Att: 19,755 - Cloudy - 76 F										
19 Yunel Escobar, R OBP: 0.360, SLG: 0.385										4	0	0	0	0	1	2											
10 Chipper Jones, S OBP: 0.455, SLG: 0.562										4	0	1	0	0	0	0											
16 Brian McCann, L OBP: 0.366, SLG: 0.521										4	0	0	0	0	0	1											
2 Kelly Johnson, L OBP: 0.335, SLG: 0.409										3	1	1	0	1	1	0											
14 Martín Prado, R OBP: 0.387, SLG: 0.504										4	0	0	1	0	1	2											
7 Jeff Francoeur, R OBP: 0.290, SLG: 0.350										3	0	2	0	0	0	0											
28 Brandon Jones, L OBP: 0.303, SLG: 0.444										2	0	0	0	0	0	1											
Mike Hampton, R OBP: 0.267, SLG: 0.357										2	0	0	0	0	2	0											
Greg Norton, S OBP: 0.354, SLG: 0.413	(8, PH)									1	0	0	0	0	1	2											
56 Blaine Boyer, R ERA: 3.12	(9, 1)	9.0	W	33	4	1	1	1	8	3	0	0	0	0	0	0											
Inning Stats	R: 0 E: 0 K: 0 S: 10	H: 0 LOB: 0 BB: 1 P: 17	R: 0 E: 0 K: 1 S: 9	H: 0 LOB: 0 BB: 0 P: 11	R: 0 E: 0 K: 1 S: 7	H: 0 LOB: 0 BB: 0 P: 7	R: 0 E: 0 K: 1 S: 8	H: 0 LOB: 0 BB: 0 P: 11	R: 1 E: 0 K: 2 S: 11	H: 1 LOB: 2 BB: 0 P: 15	R: 0 E: 0 K: 1 S: 8	H: 1 LOB: 2 BB: 1 P: 14	1B: 3 2B: 0 3B: 1 HR: 0	SF: 0 SAC: 1 DP: 2 HBP: 0	WP: 0 PB: 0 CS: 0	PA: 33											
PITCHER	IP 9.0	WLS W	BF 33	H 4	R 1	ER 1	SO 8	BB 3	IBB 0	HBP 0	BLK 0	WP 0	HR 0	S 80	P 113	ERA 1.00	WHIP 0.778										



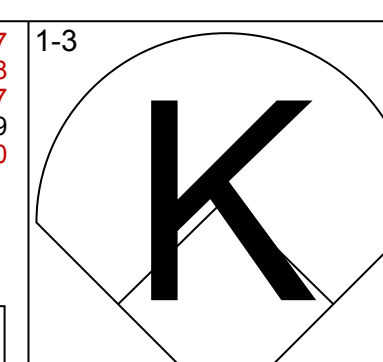
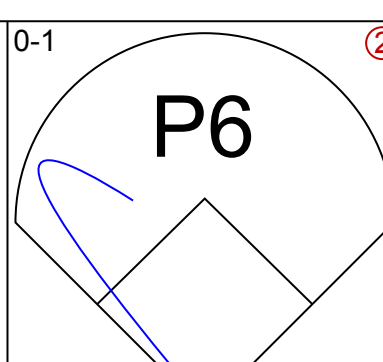
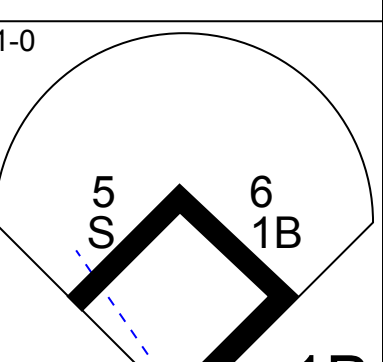
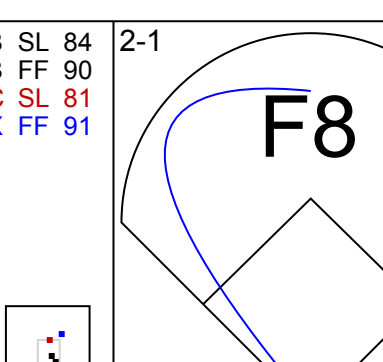
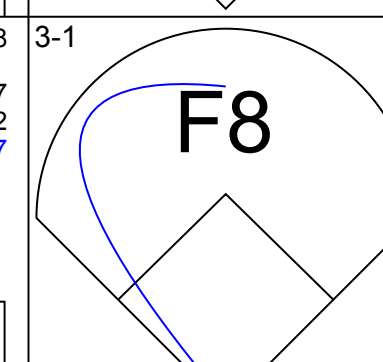
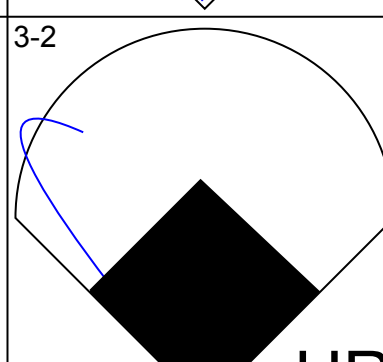
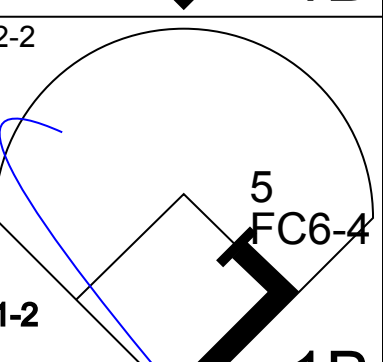
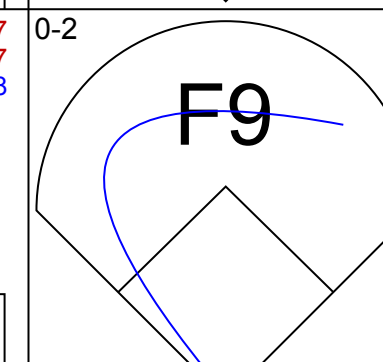
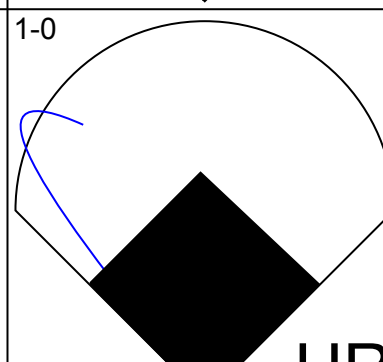
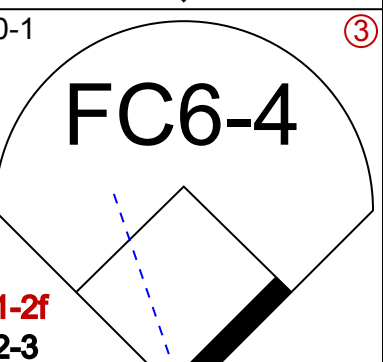

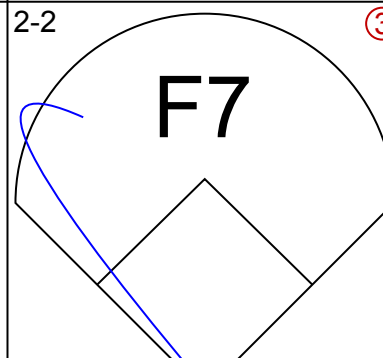

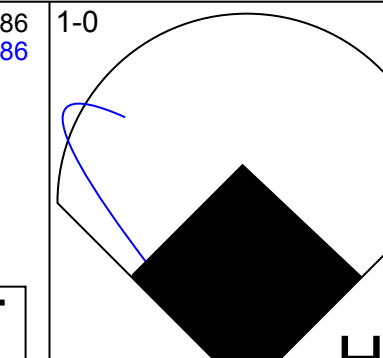
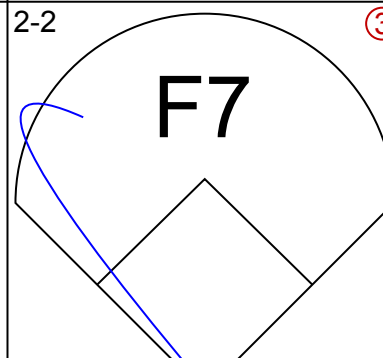
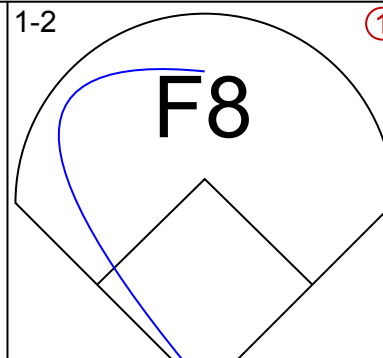

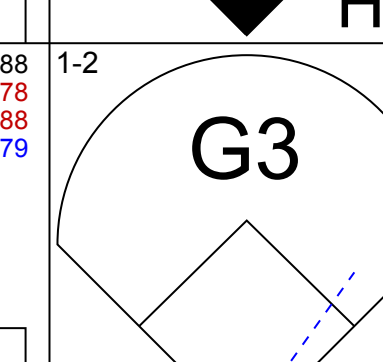
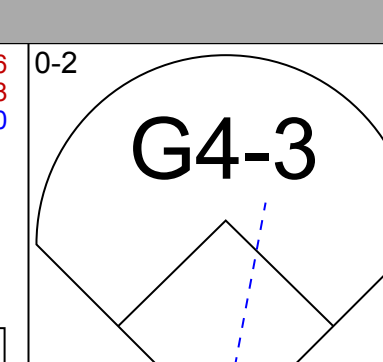
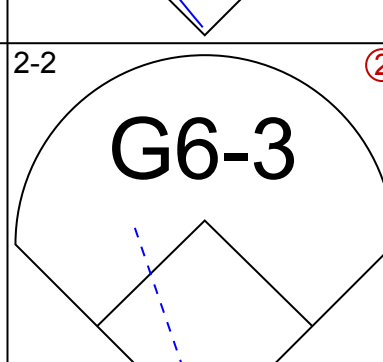

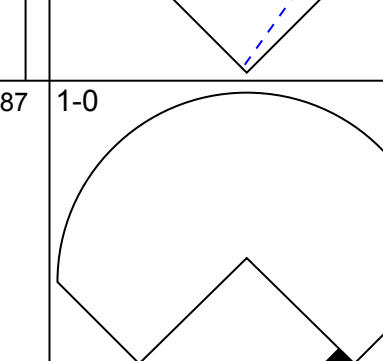
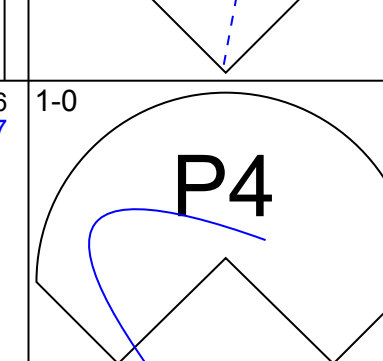
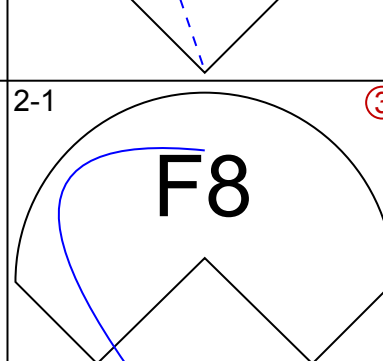
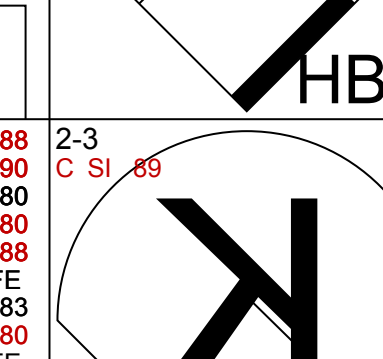
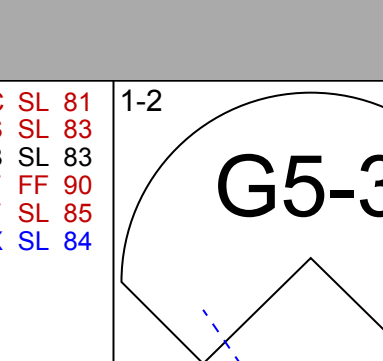
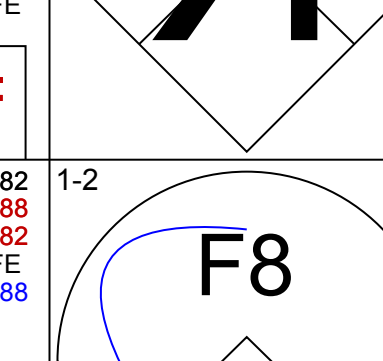
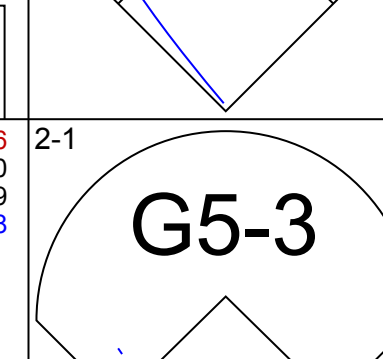
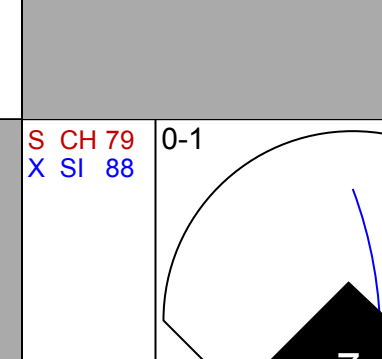
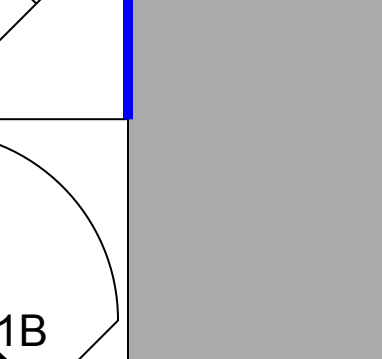
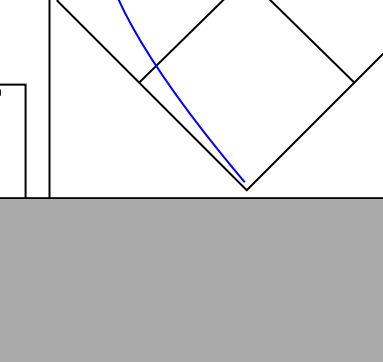
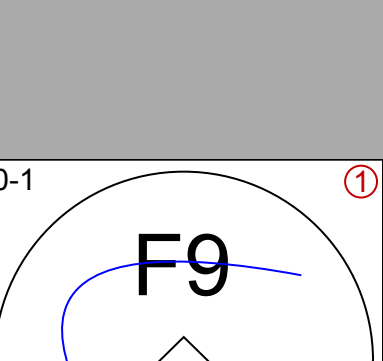
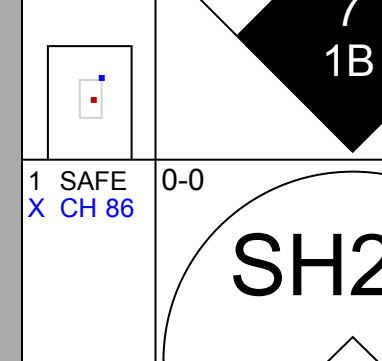
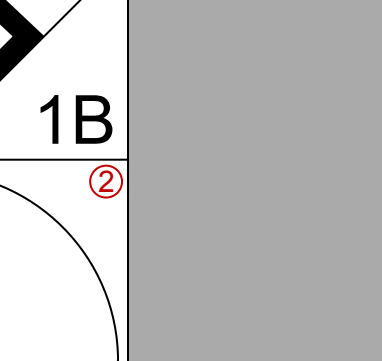
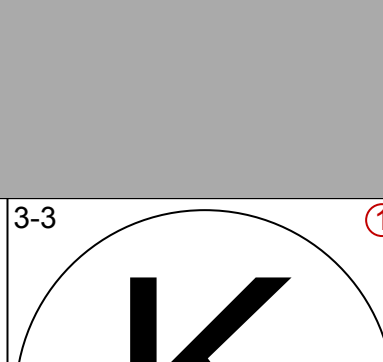
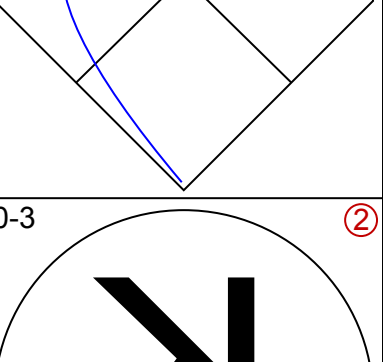
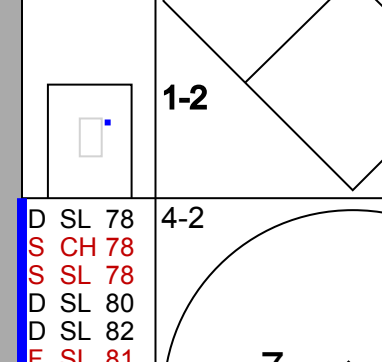
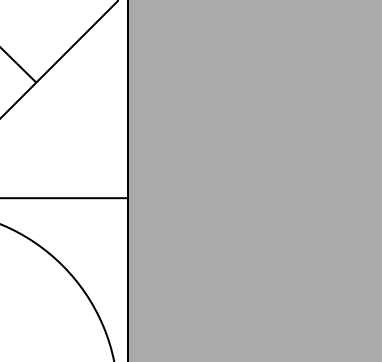
Batter	1	2	3	4	5	6	7	8	9	AB	R	H	RBI	BB	SO	LOB	TOP										
2 Hanley Ramirez, R OBP: 0.389, SLG: 0.533	G3			G6-3		F7		G6-4-3 BB		3	0	0	0	1	0	2	Florida Marlins @ Atlanta Braves Turner Field, Atlanta, GA Thu Aug 28 2008, 7:00 PM EDT Att: 20,155 - Clear - 83 F										
Luis Gonzalez, L OBP: 0.336, SLG: 0.414 Doug Waechter, R OBP: 0.167, SLG: 0.167	G6-3			G5-4-3 1B		2B		G6-4-3 1-2		4	0	2	1	0	0	1											
3 Jorge Cantu, R OBP: 0.324, SLG: 0.462	P4			G5-4-3 1-2		BB		K		3	0	0	0	1	1												
Mike Jacobs, L OBP: 0.282, SLG: 0.503 Josh Willingham, R OBP: 0.363, SLG: 0.454	K			G3		G3		K		3	0	0	0	0	1	2											
12 Cody Ross, R OBP: 0.315, SLG: 0.499	K			G4-3				K		4	0	0	0	0	3	0											
27 Jeremy Hermida, L OBP: 0.329, SLG: 0.421	K			G5-3				21 WP BB		2	0	0	0	1	1	0											
6 Dan Uggla, R OBP: 0.356, SLG: 0.536				F8		21 2B 2B		K		3	1	1	0	0	1	1											
21 John Baker, L OBP: 0.364, SLG: 0.441				G3		2B F7 2B		K		3	1	1	1	0	1	1											
19 Anibal Sánchez, R Paul Lo Duca, R 20 Logan Kensing, R Mark Hendrickson, L 4 Alfredo Amézaga, S	G4-3			G4-3		2B BB		G4-3		1	0	0	0	0	0	0											
										1	0	0	0	0	0	0											
										0	0	0	0	0	0	0											
										0	0	0	0	0	0	0											
										0	0	0	0	0	0	0											
										1	0	0	0	0	0	0											
Inning Stats	R: 0 E: 0 K: 0 S: 7	H: 0 LOB: 0 BB: 0 P: 8	R: 0 E: 0 K: 3 S: 10	H: 0 LOB: 0 BB: 0 P: 14	R: 0 E: 0 K: 0 S: 7	H: 0 LOB: 0 BB: 0 P: 13	R: 0 E: 0 K: 0 S: 8	H: 1 LOB: 0 BB: 0 P: 8	R: 0 E: 0 K: 0 S: 9	H: 0 LOB: 0 BB: 0 P: 12	R: 2 E: 0 K: 0 S: 9	H: 3 LOB: 2 BB: 2 P: 20	R: 0 E: 0 K: 3 S: 11	H: 0 LOB: 1 BB: 1 P: 21	R: 0 E: 0 K: 0 S: 4	H: 0 LOB: 0 BB: 1 P: 8	R: 0 E: 0 K: 3 S: 10	H: 0 LOB: 0 BB: 0 P: 15	1B: 1 2B: 3 3B: 0 HR: 0	SF: 0 SAC: 0 DP: 2 HBP: 0	WP: 1 PB: 0 SB: 0 CS: 0	PA: 32					
PITCHER	IP	WLS	BF	H	R	ER	SO	BB	IBB	HBP	BLK	WP	HR	S	P	ERA	WHIP										
50 Charlie Morton, R ERA: 6.1	6.0	W	22	4	2	2	3	2	0	0	0	0	0	50	75	3.00	1.000										
Julian Tavarez, R ERA: 5.58	1.0	H	4	0	0	0	3	1	0	0	0	1	0	11	21	0.00	1.000										
30 Jeff Bennett, R ERA: 4.14	1.0	H	3	0	0	0	3	1	0	0	0	0	0	4	8	0.00	1.000										
51 Michael Gonzalez, L ERA: 3.38	1.0	S	3	0	0	0	3	0	0	0	0	0	0	10	15	0.00	0.000										
Batter	1	2	3	4	5	6	7	8	9	AB	R	H	RBI	BB	SO	LOB	BOTTOM										
Josh Anderson, L OBP: 0.428, SLG: 0.417	G6-4-3 BB	14 1B 1B		14 16 HR BB		14 16 HR BB		K		2	1	1	0	2	1	0	Florida Marlins @ Atlanta Braves Turner Field, Atlanta, GA Thu Aug 28 2008, 7:00 PM EDT Att: 20,155 - Clear - 83 F										
14 Martín Prado, R OBP: 0.390, SLG: 0.504	G6-4-3 1-2	G6-4-3 1B		G4-3		G4-3		10 1B		4	0	2	1	0	0	2											
10 Chipper Jones, S OBP: 0.458, SLG: 0.563	19 BB 16 E	K		16 HR IBB		16 HR IBB		16 G3-6-3 1B		3	1	2	0	1	1	2											
16 Brian McCann, L OBP: 0.367, SLG: 0.527	19 BB BB			G4-3		1H HR		G3-6-3		3	1	1	3	1	0	2											
19 Yunel Escobar, R OBP: 0.359, SLG: 0.382	F9			F9		K		G6-3		3	0	0	0	1	1	0											
2 Kelly Johnson, L OBP: 0.333, SLG: 0.405	F9			P6		G4-3		L7		4	0	0	0	0	3												
7 Jeff Francoeur, R OBP: 0.290, SLG: 0.350	F8			P2		K		1B		4	0	1	0	0	1	0											
28 Brandon Jones, L OBP: 0.304, SLG: 0.439 Julian Tavarez, L	1B 14 1B			F8		K		K		3	1	1	0	0	1	0											
30 Jeff Bennett, R OBP: 0.364, SLG: 0.333 Greg Norton, S OBP: 0.352, SLG: 0.411 51 Michael Gonzalez, R	1B 14 1B			1B 1B		K		K		0	0	0	0	0	0	0											
50 Charlie Morton, R OBP: 0.071, SLG: 0.143 1 Grégor Blanco, L OBP: 0.370, SLG: 0.313	F8			P4		K		K		2	0	0	0	0	1	0											
										1	0	0	0	0	1	0											
Inning Stats	R: 0 E: 1 K: 0 S: 14	H: 1 LOB: 3 BB: 3 P: 29	R: 1 E: 0 K: 1 S: 12	H: 3 LOB: 2 BB: 0 P: 19	R: 0 E: 0 K: 0 S: 6	H: 0 LOB: 0 BB: 0 P: 11	R: 0 E: 0 K: 0 S: 4	H: 0 LOB: 0 BB: 0 P: 6	R: 3 E: 0 K: 1 S: 13	H: 1 LOB: 0 BB: 2 P: 27	R: 0 E: 0 K: 3 S: 10	H: 0 LOB: 0 BB: 0 P: 16	R: 0 E: 0 K: 1 S: 10	H: 2 LOB: 1 BB: 0 P: 17	R: 0 E: 0 K: 1 S: 8	H: 1 LOB: 1 BB: 0 P: 11	1B: 7 2B: 0 3B: 0 HR: 1	SF: 0 SAC: 0 DP: 2 HBP: 0	WP: 0 PB: 0 SB: 1 CS: 0	PA: 35							
PITCHER	IP	WLS	BF	H	R	ER	SO	BB	IBB	HBP	BLK	WP	HR	S	P	ERA	WHIP										
19 Anibal Sánchez, R ERA: 4.48	5.0	L	24	5	4	4	2	4	1	0	0	0	0	18	30	0.00	1.500										
20 Logan Kensing, R ERA: 3.83	1.1		6	2	0	0	4	0	0	0	0	0	0	2	3	0.00	0.000										
Mark Hendrickson, L ERA: 5.56	0.2		1	0	0	0	0	0	0	0	0	0	0	2	3	0.00	0.000										
Doug Waechter, R ERA: 3.45	1.0		4	1	0	0	1	0	0	0	0	0	0	8	11	0.00	1.000										

Batter	1	2	3	4	5	6	7	8	9	AB	R	H	RBI	BB	SO	LOB	TOP			
7 José Reyes, S OBP: 0.365, SLG: 0.488										4	1	1	0	1	1	1	New York Mets @ Florida Marlins Dolphin Stadium, Miami, FL Fri Aug 29 2008, 7:10 PM EDT Att: 20,043 - Partly Cloudy - 87 F			
1 Luis Castillo, S OBP: 0.361, SLG: 0.326										5	1	2	0	0	0	3				
5 David Wright, R OBP: 0.385, SLG: 0.515										5	1	2	0	0	2	5				
21 Carlos Delgado, L OBP: 0.349, SLG: 0.501										3	1	0	0	1	1	1				
15 Carlos Beltrán, S OBP: 0.366, SLG: 0.472										4	1	2	5	0	0	0				
19 Ryan Church, L OBP: 0.365, SLG: 0.496										3	0	0	0	0	1	4				
17 Fernando Tatis, R OBP: 0.362, SLG: 0.490										2	0	0	0	0	0	1				
28 Daniel Murphy, L OBP: 0.408, SLG: 0.492										4	0	1	0	0	1	0				
23 Brian Schneider, L OBP: 0.343, SLG: 0.344										3	0	1	0	0	1	0				
6 Nick Evans, R OBP: 0.321, SLG: 0.364										0	0	0	0	0	0	0				
Endy Chavez, L OBP: 0.310, SLG: 0.333										0	0	0	0	0	0	2				
Joe Smith, R										0	0	0	0	0	0	0				
Luis Ayala, R										0	0	0	0	0	0	0				
Oliver Pérez, L OBP: 0.184, SLG: 0.133										1	0	0	0	1	0	0				
Damon Easley, R OBP: 0.321, SLG: 0.369										0	0	0	0	1	0	0				
43 Brian Stokes, P OBP: 0.667, SLG: 0.667										0	0	0	0	0	0	0				
4 Robinson Cancel, R OBP: 0.250, SLG: 0.355										1	0	0	0	0	0	0				
Inning Stats	R: 1 E: 0 K: 1 S: 14	H: 2 LOB: 2 BB: 1 P: 26	R: 0 E: 0 K: 1 S: 11	H: 0 LOB: 1 BB: 1 P: 20	R: 0 E: 0 K: 1 S: 12	H: 2 LOB: 2 BB: 0 P: 18	R: 0 E: 0 K: 1 S: 7	H: 0 LOB: 0 BB: 0 P: 8	R: 0 E: 0 K: 0 S: 8	H: 0 LOB: 0 BB: 0 P: 11	R: 0 E: 0 K: 0 S: 6	H: 1 LOB: 3 BB: 2 P: 25	R: 0 E: 1 K: 1 S: 12	H: 1 LOB: 2 BB: 0 P: 17	R: 4 E: 0 K: 0 S: 11	H: 3 LOB: 0 BB: 0 P: 16	1B: 8 2B: 0 3B: 0 HR: 1	SF: 1 DP: 0 HBP: 1	WP: 0 PB: 0 SB: 2 CS: 0	PA: 42
PITCHER	IP WLS BF H R ER SO BB IBB HBP BLK WP HR S P ERA WHIP																			
41 Chris Volstad, R ERA: 3.2	6.1 0.2 H 3 5 1 1 5 3 0 0 0 0 0 0 65 104 1.42 1.263																			
Joe Nelson, R ERA: 1.95	7.1 0.2 H 4 1 0 0 1 0 0 0 0 0 0 7 14 0.00 1.500																			
Arthur Rhodes, L ERA: 2.22	8.1 0.1 H 1 0 0 0 0 0 0 0 0 0 0 4 5 0.00 0.000																			
22 Matt Lindstrom, R ERA: 3.5	9.1 1.0 L 7 3 4 4 0 0 0 1 0 0 1 11 16 36.00 3.000																			
Kevin Gregg, R ERA: 3.79																				

Batter	1	2	3	4	5	6	7	8	9	AB	R	H	RBI	BB	SO	LOB	BOTTOM					
2 Hanley Ramirez, R OBP: 0.392, SLG: 0.534										3	1	2	0	2	0	0	New York Mets @ Florida Marlins Dolphin Stadium, Miami, FL Fri Aug 29 2008, 7:10 PM EDT Att: 20,043 - Partly Cloudy - 87 F					
Paul Lo Duca, R OBP: 0.305, SLG: 0.287										4	0	0	0	0	0	4						
22 Matt Lindstrom, R Kevin Gregg, R Mike Jacobs, L 4 Alfredo Arzobizaga, S OBP: 0.284, SLG: 0.504										4	0	2	2	0	0	2						
3 Jorge Cantu, R OBP: 0.325, SLG: 0.464										4	0	2	2	0	0	2						
18 Wes Helms, R OBP: 0.299, SLG: 0.342										5	0	0	0	0	1	6						
Josh Willingham, R OBP: 0.368, SLG: 0.465										2	1	1	1	2	0	0						
12 Cody Ross, R OBP: 0.315, SLG: 0.501										4	0	1	0	0	2	2						
6 Dan Uggla, R OBP: 0.356, SLG: 0.533										2	0	0	0	2	0	0						
27 Jeremy Hermida, L OBP: 0.329, SLG: 0.420										4	1	1	0	0	1	3						
41 Chris Volstad, R OBP: 0.063, SLG: 0.063										2	1	0	0	0	1	0						
Joe Nelson, R										0	0	0	0	0	0	0						
Luis Gonzalez, L OBP: 0.335, SLG: 0.413										1	0	0	0	0	0	0						
Matt Treanor, R OBP: 0.300, SLG: 0.298										0	0	0	0	0	0	0						
21 John Baker, L OBP: 0.361, SLG: 0.438										1	0	0	0	0	1	1						
Inning Stats	R: 0 E: 0 K: 0 S: 11	H: 1 LOB: 1 BB: 0 P: 18	R: 1 E: 0 K: 2 S: 11	H: 1 LOB: 0 BB: 0 P: 16	R: 1 E: 0 K: 0 S: 14	H: 0 LOB: 1 BB: 1 P: 23	R: 0 E: 0 K: 0 S: 9	H: 0 LOB: 1 BB: 2 P: 21	R: 0 E: 0 K: 1 S: 9	H: 0 LOB: 0 BB: 1 P: 16	R: 0 E: 0 K: 1 S: 10	H: 1 LOB: 2 BB: 1 P: 19	R: 0 E: 0 K: 0 S: 9	H: 0 LOB: 0 BB: 0 P: 13	R: 0 E: 0 K: 1 S: 8	H: 1 LOB: 1 BB: 1 P: 16	R: 2 E: 0 K: 1 S: 21	H: 4 LOB: 3 BB: 0 P: 32	1B: 5 2B: 2 3B: 1 HR: 1	SF: 1 DP: 2 HBP: 0	WP: 1 PB: 0 SB: 0 CS: 0	PA: 40
PITCHER	IP WLS BF H R ER SO BB IBB HBP BLK WP HR S P ERA WHIP																					
Oliver Pérez, L ERA: 3.9	6.0 1.0 3 0 0 0 0 4 1 0 0 0 0 9 13 0.00 0.000																					
43 Brian Stokes, R ERA: 3.0	7.1 1.0 W 4 1 0 0 1 1 0 0 0 0 0 8 16 0.00 2.000																					
Joe Smith, R ERA: 3.93	9.1 1.0 S 7 4 2 2 1 0 0 0 0 0 0 21 32 18.00 4.000																					
Luis Ayala, R ERA: 5.57																						


Batter	1	2	3	4	5	6	7	8	9	AB	R	H	RBI	BB	SO	LOB	TOP			
7 José Reyes, S OBP: 0.365, SLG: 0.490	G6-3		1B			G1-3			P6	4	1	1	0	1	0	1	New York Mets @ Florida Marlins Dolphin Stadium, Miami, FL Sat Aug 30 2008, 7:10 PM EDT Att: 28,830 - Cloudy - 82 F			
1 Luis Castillo, S OBP: 0.363, SLG: 0.328	1B		1B							4	1	2	1	0	2	1				
5 David Wright, R OBP: 0.384, SLG: 0.519	HR		L7							4	1	1	2	0	1	1				
21 Carlos Delgado, L OBP: 0.346, SLG: 0.497	L9		E4							4	0	0	0	0	1	1				
15 Carlos Beltrán, S OBP: 0.365, SLG: 0.470	G4-3		G4-3							3	0	0	0	1	1	2				
19 Ryan Church, L OBP: 0.363, SLG: 0.489										3	0	0	0	1	3	1				
28 Daniel Murphy, L Endy Chavez, L OBP: 0.310, SLG: 0.333	F8		1B							4	0	2	0	0	1	1				
23 Brian Schneider, L OBP: 0.343, SLG: 0.347	G4-3		2B							3	0	1	0	0	0	0				
34 Mike Pelfrey, R 25 Pedro Feliciano, L Duane Sanchez, R 43 Brian Stokes, R Damon Easley, R Aaron Heilman, R										3	0	0	0	0	2	1				
Inning Stats	R: 2 H: 2 E: 0 K: 0 S: 14	H: 2 LOB: 0 BB: 0 P: 22	R: 0 H: 0 E: 0 K: 1 S: 6	H: 0 LOB: 0 BB: 0 P: 9	R: 1 H: 2 E: 1 K: 1 S: 16	H: 2 LOB: 2 BB: 0 P: 22	R: 0 H: 2 E: 0 K: 2 S: 13	H: 2 LOB: 1 BB: 0 P: 17	R: 0 H: 0 E: 0 K: 1 S: 9	H: 0 LOB: 0 BB: 0 P: 13	R: 0 H: 0 E: 0 K: 3 S: 14	H: 0 LOB: 1 BB: 1 P: 15	R: 0 H: 0 E: 0 K: 2 S: 11	H: 0 LOB: 1 BB: 1 P: 18	R: 0 H: 1 E: 0 K: 0 S: 11	H: 1 LOB: 1 BB: 0 P: 14		1B: 4 2B: 1 3B: 1 HR: 1	SF: 0 SAC: 1 DP: 0 HBP: 0	WP: 0 PB: 0 SB: 1 CS: 1
PITCHER	IP WLS BF H R ER SO BB IBB HBP BLK WP HR S P ERA WHIP																			
17 Ricky Nolasco, R ERA: 3.65	6.0	25	6	3	3	8	1	0	0	0	0	0	1	72	106	4.50	1.167			
20 Logan Kensing, R ERA: 3.75	7.1	4	0	0	0	1	1	0	0	0	0	0	0	7	15	0.00	1.000			
Mark Hendrickson, L ERA: 5.5	1.1	6	1	0	0	2	1	0	0	0	0	0	0	16	23	0.00	1.500			
22 Matt Lindstrom, R ERA: 3.45	0.2	W	2	0	0	0	0	0	0	0	0	0	0	6	9	0.00	0.000			

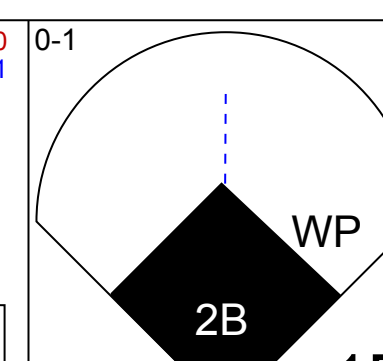
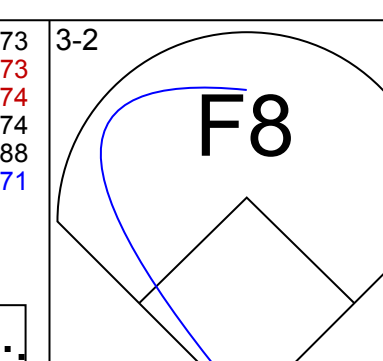
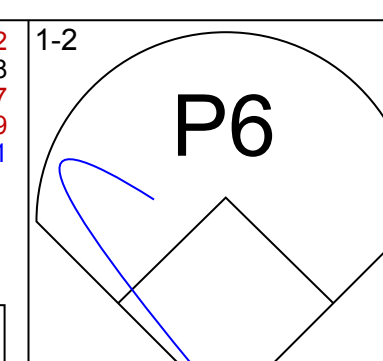
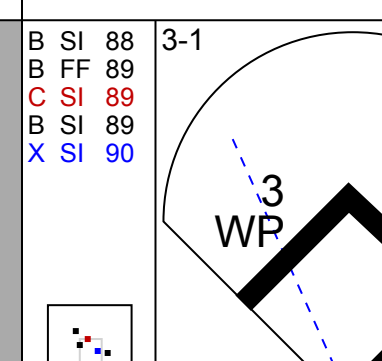
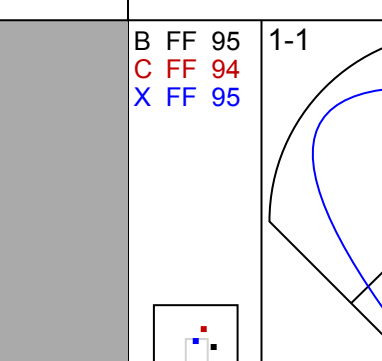
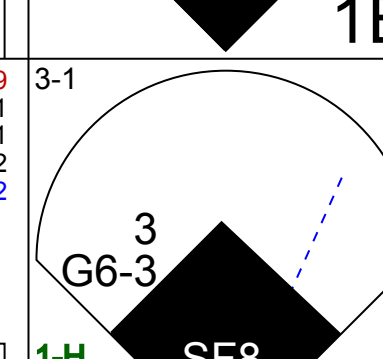
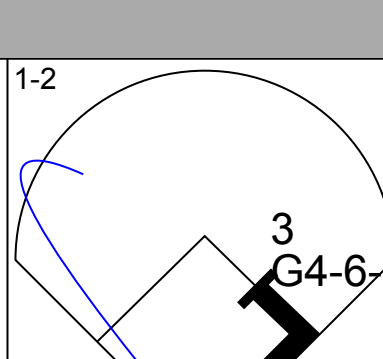
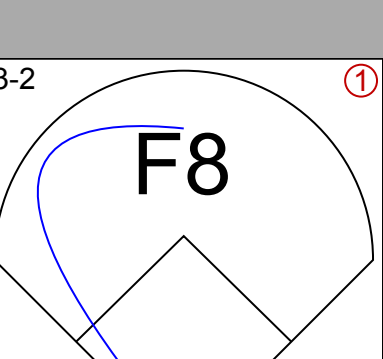
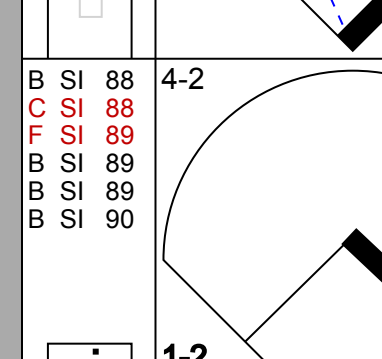
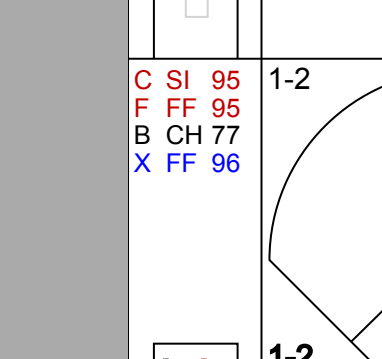
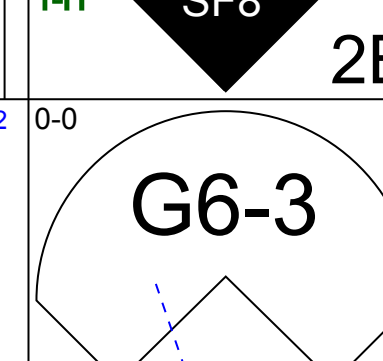
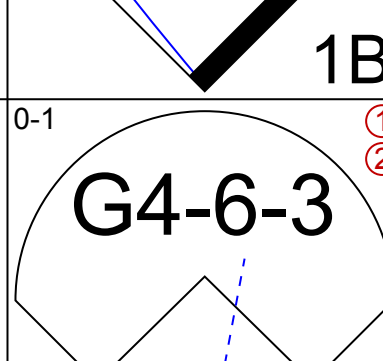
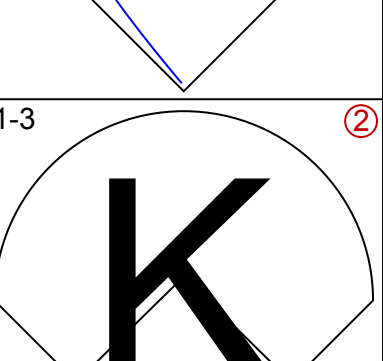
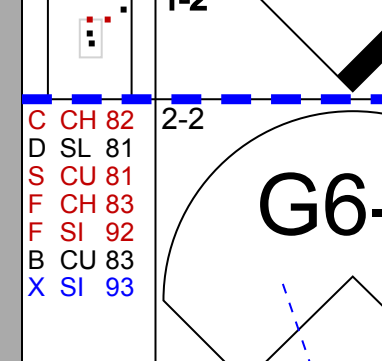
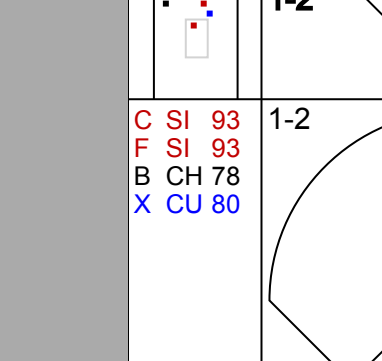
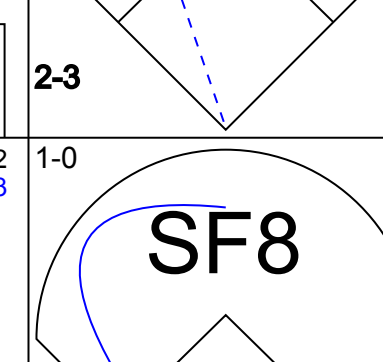
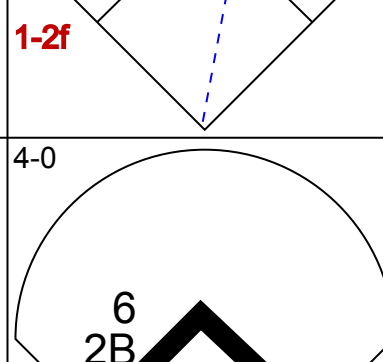
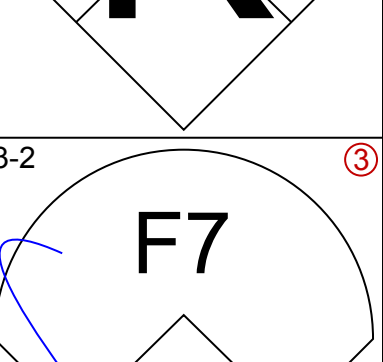
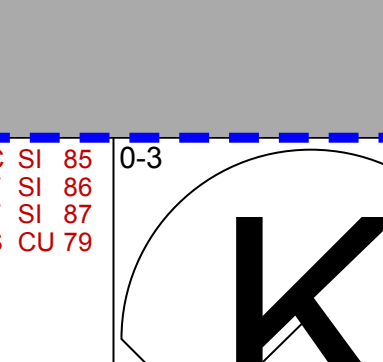
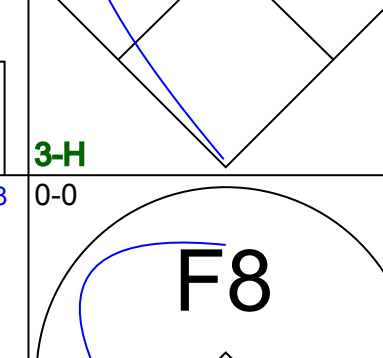
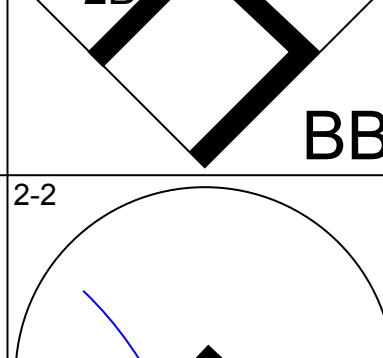
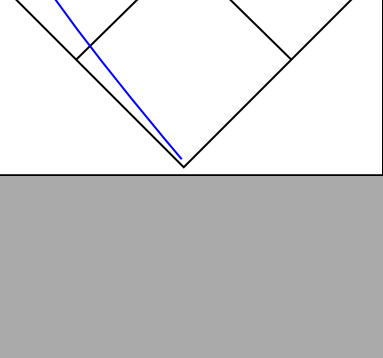
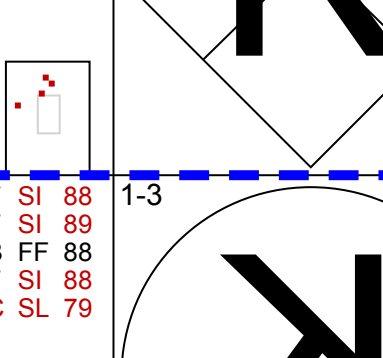
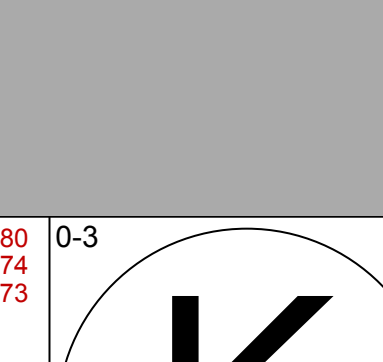
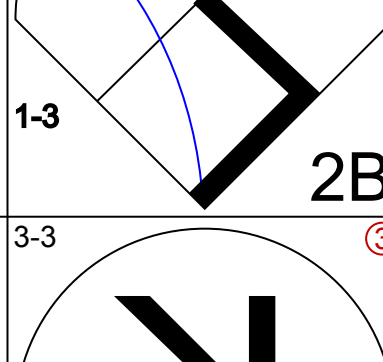

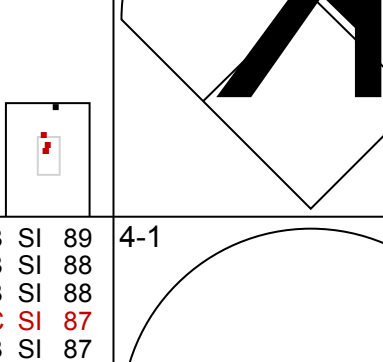
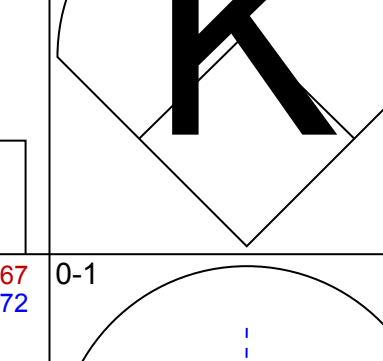
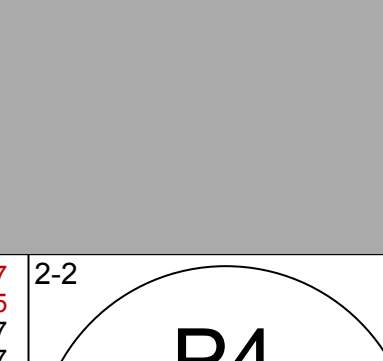
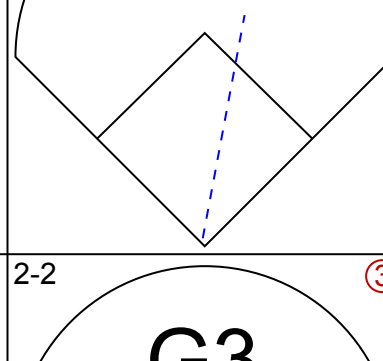
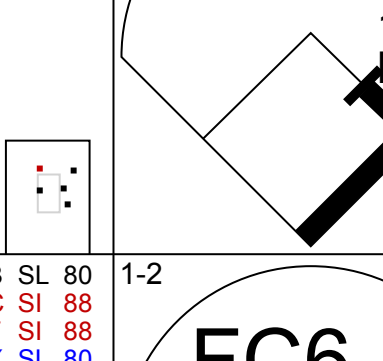
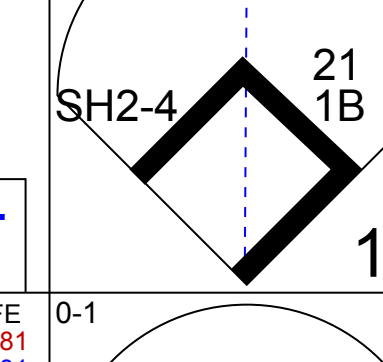
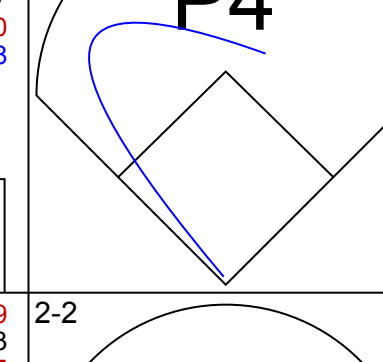
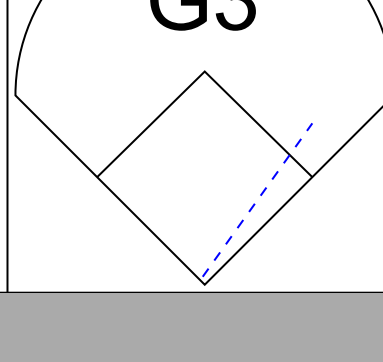
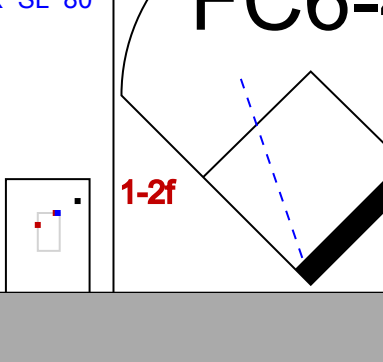
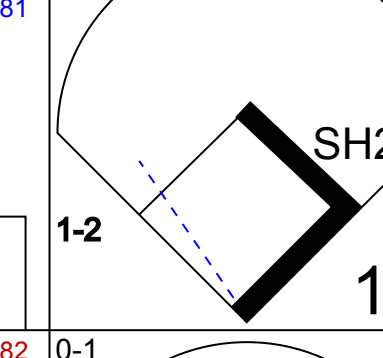
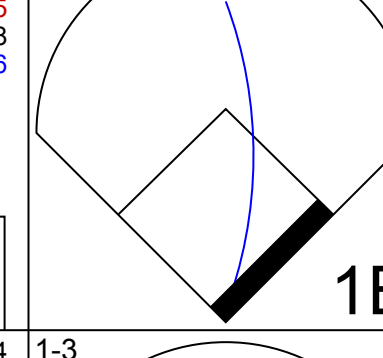


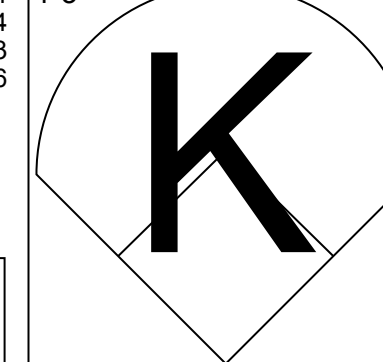

Batter	1	2	3	4	5	6	7	8	9	AB	R	H	RBI	BB	SO	LOB	BOTTOM					
2 Hanley Ramirez, R OBP: 0.392, SLG: 0.531			G3			G6-3			SH1-4	3	1	0	0	2	1	0	New York Mets @ Florida Marlins Dolphin Stadium, Miami, FL Sat Aug 30 2008, 7:10 PM EDT Att: 28,830 - Cloudy - 82 F					
27 Jeremy Hermida, L 18 Wes Helms, R Mark Hendrickson, L 4 Alfredo Amezaga, S	G6-3									3	0	0	0	0	0	0						
3 Jorge Cantu, R OBP: 0.329, SLG: 0.467	2B									3	1	2	0	1	1	2						
Mike Jacobs, L OBP: 0.290, SLG: 0.514	G6-3									4	2	3	1	1	0	1						
Josh Willingham, R OBP: 0.368, SLG: 0.460	G6-3									3	0	0	1	2	1	2						
6 Dan Uggla, R OBP: 0.358, SLG: 0.532	K									3	0	1	2	1	1	2						
12 Cody Ross, R OBP: 0.317, SLG: 0.500	HBP									3	0	1	0	0	1	2						
21 John Baker, L OBP: 0.358, SLG: 0.431	PO		G3							4	0	1	0	0	1	2						
47 Ricky Nolasco, R 20 Logan Kensing, R Luis Gonzalez, L 22 Matt Lindstrom, R										2	0	0	0	0	2	0						
Inning Stats	R: 0 H: 1 E: 0 K: 1 S: 10	H: 0 LOB: 0 BB: 0 P: 16	R: 0 H: 0 E: 0 K: 1 S: 9	H: 0 LOB: 0 BB: 0 P: 16	R: 0 H: 0 E: 0 K: 1 S: 8	H: 0 LOB: 0 BB: 0 P: 12	R: 0 H: 1 E: 0 K: 0 S: 10	H: 1 LOB: 2 BB: 0 P: 18	R: 0 H: 0 E: 0 K: 2 S: 8	H: 0 LOB: 0 BB: 0 P: 13	R: 2 H: 3 E: 0 K: 0 S: 13	H: 3 LOB: 2 BB: 1 P: 24	R: 0 H: 2 E: 0 K: 1 S: 15	H: 2 LOB: 1 BB: 1 P: 25	R: 1 H: 2 E: 0 K: 3 S: 17	H: 2 LOB: 1 BB: 1 P: 28		R: 1 H: 0 E: 0 K: 0 S: 6	H: 0 LOB: 3 BB: 4 P: 23	1B: 7 2B: 1 3B: 0 HR: 1	SF: 0 SAC: 1 DP: 1 HBP: 2	WP: 1 PB: 0 SB: 0 CS: 0
PITCHER	IP WLS BF H R ER SO BB IBB HBP BLK WP HR S P ERA WHIP																					
34 Mike Pelfrey, R ERA: 3.66	6.2	28	6	2	2	5	2	0	0	0	0	0	0	3	3	6.25	1.200					
25 Pedro Feliciano, L ERA: 3.54	0.0	1	1	0	0	0	0	0	0	0	0	0	0	3	3	0.00	0.000					
Duane Sanchez, R ERA: 4.33	0.2	B	4	1	1	2	1	0	0	0	0	1	12	22	13.50	3.000						
43 Brian Stokes, R ERA: 2.89	0.2	L	3	1	0	0	0	0	0	0	0	0	8	11	0.00	1.500						
Aaron Heilman, R ERA: 5.25	0.1	L	5	0	1	0	2	2	0	0	1	0	6	23	27.00	6.000						

Batter	1	2	3	4	5	6	7	8	9	AB	R	H	RBI	BB	SO	LOB	TOP						
7 José Reyes, S OBP: 0.366, SLG: 0.489											5	1	2	1	0	1	2						
6 Nick Evans, R OBP: 0.305, SLG: 0.407											3	1	2	1	0	0	0						
19 Ryan Church, L OBP: 0.364, SLG: 0.489											2	0	1	1	0	1	0						
5 David Wright, R OBP: 0.386, SLG: 0.526											5	1	3	1	0	0	2						
15 Carlos Beltrán, S OBP: 0.364, SLG: 0.474											4	1	1	2	0	0	1						
21 Carlos Delgado, L OBP: 0.344, SLG: 0.493											4	0	0	0	0	1	2						
17 Fernando Tatis, R OBP: 0.361, SLG: 0.483											3	0	0	0	0	0	0						
25 Pedro Feliciano, L Joe Smith, R											0	0	0	0	0	0	0						
43 Brian Stokes, R Damon Easley, R											4	1	2	0	0	1	1						
4 Robinson Cancel, R											3	0	0	0	0	0	2						
Pedro Martínez, R 28 Daniel Murphy, L Scott Schoeneweis, L Aaron Heilman, R Andy Chavez, L											2	0	0	0	0	2	0						
Inning Stats	R: 0 E: 0 K: 1 S: 9	H: 0 LOB: 0 BB: 0 P: 13	R: 1 E: 0 K: 1 S: 13	H: 1 LOB: 1 BB: 0 P: 19	R: 2 E: 0 K: 1 S: 12	H: 2 LOB: 0 BB: 0 P: 21	R: 0 E: 0 K: 0 S: 6	H: 0 LOB: 0 BB: 0 P: 9	R: 0 E: 0 K: 1 S: 11	H: 2 LOB: 2 BB: 0 P: 14	R: 0 E: 0 K: 0 S: 8	H: 0 LOB: 0 BB: 0 P: 13	R: 3 E: 0 K: 1 S: 16	H: 4 LOB: 2 BB: 1 P: 24	R: 0 E: 0 K: 0 S: 14	H: 2 LOB: 2 BB: 0 P: 18	R: 0 E: 0 K: 1 S: 7	H: 1 LOB: 0 BB: 0 P: 11	1B: 9 2B: 0 3B: 0 HR: 3	SF: 1 SAC: 1 DP: 1 HBP: 1	WP: 0 PB: 0 SB: 1 CS: 0	PA: 40	
PITCHER	IP WLS BF H R ER SO BB IBB HBP BLK WP HR S P ERA WHIP	IP WLS BF H R ER SO BB IBB HBP BLK WP HR S P ERA WHIP	IP WLS BF H R ER SO BB IBB HBP BLK WP HR S P ERA WHIP	IP WLS BF H R ER SO BB IBB HBP BLK WP HR S P ERA WHIP	IP WLS BF H R ER SO BB IBB HBP BLK WP HR S P ERA WHIP	IP WLS BF H R ER SO BB IBB HBP BLK WP HR S P ERA WHIP	IP WLS BF H R ER SO BB IBB HBP BLK WP HR S P ERA WHIP	IP WLS BF H R ER SO BB IBB HBP BLK WP HR S P ERA WHIP	IP WLS BF H R ER SO BB IBB HBP BLK WP HR S P ERA WHIP	IP WLS BF H R ER SO BB IBB HBP BLK WP HR S P ERA WHIP	IP WLS BF H R ER SO BB IBB HBP BLK WP HR S P ERA WHIP	IP WLS BF H R ER SO BB IBB HBP BLK WP HR S P ERA WHIP	IP WLS BF H R ER SO BB IBB HBP BLK WP HR S P ERA WHIP	IP WLS BF H R ER SO BB IBB HBP BLK WP HR S P ERA WHIP	IP WLS BF H R ER SO BB IBB HBP BLK WP HR S P ERA WHIP	IP WLS BF H R ER SO BB IBB HBP BLK WP HR S P ERA WHIP	IP WLS BF H R ER SO BB IBB HBP BLK WP HR S P ERA WHIP	IP WLS BF H R ER SO BB IBB HBP BLK WP HR S P ERA WHIP	IP WLS BF H R ER SO BB IBB HBP BLK WP HR S P ERA WHIP	IP WLS BF H R ER SO BB IBB HBP BLK WP HR S P ERA WHIP	IP WLS BF H R ER SO BB IBB HBP BLK WP HR S P ERA WHIP	IP WLS BF H R ER SO BB IBB HBP BLK WP HR S P ERA WHIP	IP WLS BF H R ER SO BB IBB HBP BLK WP HR S P ERA WHIP

New York Mets @ Florida Marlins
Dolphin Stadium, Miami, FL
Sun Aug 31 2008, 1:10 PM EDT
Att: 16,123 - Overcast - 80 F


AB 36
R 6
H 12
RBI 6
BB 1
SO 6
LOB 10



Batter	1	2	3	4	5	6	7	8	9	AB	R	H	RBI	BB	SO	LOB	BOTTOM						
2 Hanley Ramirez, R OBP: 0.392, SLG: 0.530											5	1	2	0	0	4							
Luis Gonzalez, L OBP: 0.340, SLG: 0.418											4	1	3	1	1	0	0						
3 Jorge Cantu, R OBP: 0.326, SLG: 0.463											5	0	0	0	0	1	6						
Mike Jacobs, L OBP: 0.290, SLG: 0.511											2	0	0	1	1	1	0						
6 Dan Uggla, R OBP: 0.357, SLG: 0.532											4	0	1	0	0	1	0						
27 Jeremy Hermida, L OBP: 0.325, SLG: 0.414											3	0	0	0	0	2	2						
Doug Waechter, R OBP: 0.167, SLG: 0.167											0	0	0	0	0	0	0						
Paul Lo Duca, R OBP: 0.314, SLG: 0.287											0	0	0	0	1	0	0						
Joe Nelson, R											0	0	0	0	0	0	0						
12 Cody Ross, R OBP: 0.316, SLG: 0.497											4	0	1	0	0	0	1						
21 John Baker, L OBP: 0.369, SLG: 0.442											4	0	3	0	0	0	0						
Scott Olsen, L OBP: 0.204, SLG: 0.157											1	0	0	0	0	1	1						
4 Alfredo Amezaga, S OBP: 0.307, SLG: 0.341											2	0	0	0	0	1	1						
Inning Stats	R: 2 E: 0 K: 0 S: 7	H: 2 LOB: 0 BB: 0 P: 11	R: 0 E: 0 K: 1 S: 12	H: 2 LOB: 2 BB: 0 P: 15	R: 0 E: 0 K: 1 S: 13	H: 2 LOB: 1 BB: 1 P: 23	R: 0 E: 0 K: 1 S: 14	H: 1 LOB: 0 BB: 0 P: 20	R: 0 E: 0 K: 0 S: 9	H: 0 LOB: 0 BB: 0 P: 16	R: 0 E: 0 K: 0 S: 9	H: 0 LOB: 0 BB: 0 P: 16	R: 0 E: 0 K: 0 S: 18	H: 1 LOB: 2 BB: 1 P: 30	R: 0 E: 0 K: 2 S: 12	H: 0 LOB: 1 BB: 1 P: 18	R: 0 E: 0 K: 1 S: 18	H: 2 LOB: 2 BB: 0 P: 26	1B: 8 2B: 2 3B: 0 HR: 0	SF: 1 SAC: 1 DP: 1 HBP: 0	WP: 2 PB: 0 SB: 0 CS: 0	PA: 39	
PITCHER	IP WLS BF H R ER SO BB IBB HBP BLK WP HR S P ERA WHIP	IP WLS BF H R ER SO BB IBB HBP BLK WP HR S P ERA WHIP	IP WLS BF H R ER SO BB IBB HBP BLK WP HR S P ERA WHIP	IP WLS BF H R ER SO BB IBB HBP BLK WP HR S P ERA WHIP	IP WLS BF H R ER SO BB IBB HBP BLK WP HR S P ERA WHIP	IP WLS BF H R ER SO BB IBB HBP BLK WP HR S P ERA WHIP	IP WLS BF H R ER SO BB IBB HBP BLK WP HR S P ERA WHIP	IP WLS BF H R ER SO BB IBB HBP BLK WP HR S P ERA WHIP	IP WLS BF H R ER SO BB IBB HBP BLK WP HR S P ERA WHIP	IP WLS BF H R ER SO BB IBB HBP BLK WP HR S P ERA WHIP	IP WLS BF H R ER SO BB IBB HBP BLK WP HR S P ERA WHIP	IP WLS BF H R ER SO BB IBB HBP BLK WP HR S P ERA WHIP	IP WLS BF H R ER SO BB IBB HBP BLK WP HR S P ERA WHIP	IP WLS BF H R ER SO BB IBB HBP BLK WP HR S P ERA WHIP	IP WLS BF H R ER SO BB IBB HBP BLK WP HR S P ERA WHIP	IP WLS BF H R ER SO BB IBB HBP BLK WP HR S P ERA WHIP	IP WLS BF H R ER SO BB IBB HBP BLK WP HR S P ERA WHIP	IP WLS BF H R ER SO BB IBB HBP BLK WP HR S P ERA WHIP	IP WLS BF H R ER SO BB IBB HBP BLK WP HR S P ERA WHIP	IP WLS BF H R ER SO BB IBB HBP BLK WP HR S P ERA WHIP	IP WLS BF H R ER SO BB IBB HBP BLK WP HR S P ERA WHIP	IP WLS BF H R ER SO BB IBB HBP BLK WP HR S P ERA WHIP	IP WLS BF H R ER SO BB IBB HBP BLK WP HR S P ERA WHIP

New York Mets @ Florida Marlins
Dolphin Stadium, Miami, FL
Sun Aug 31 2008, 1:10 PM EDT
Att: 16,123 - Overcast - 80 F

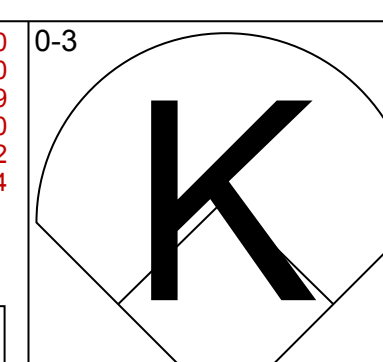
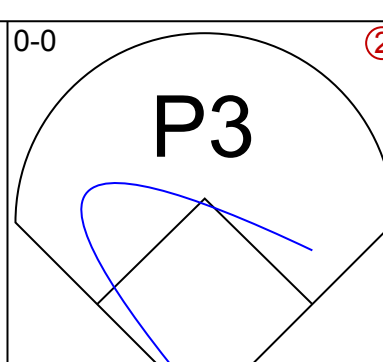
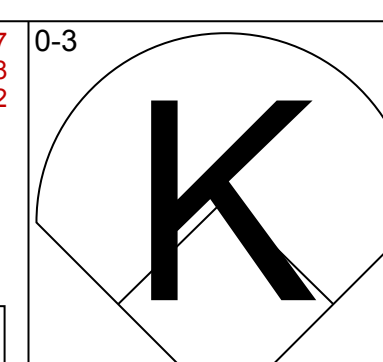
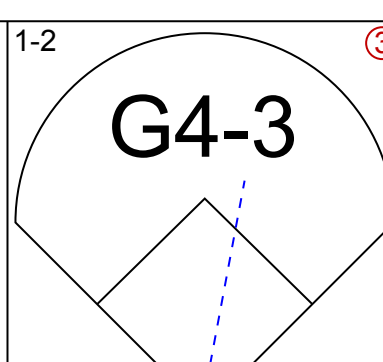
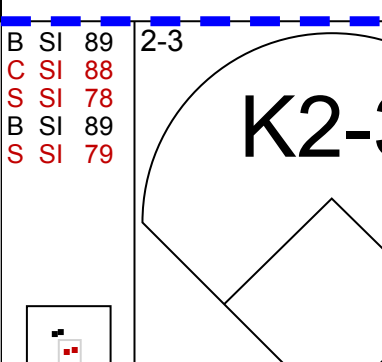
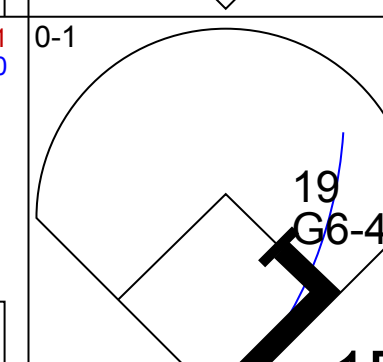
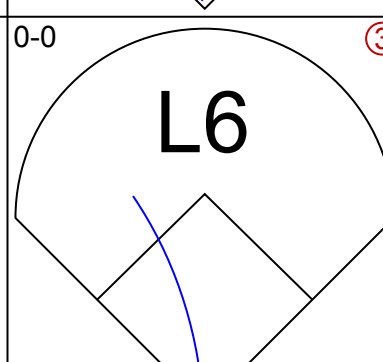
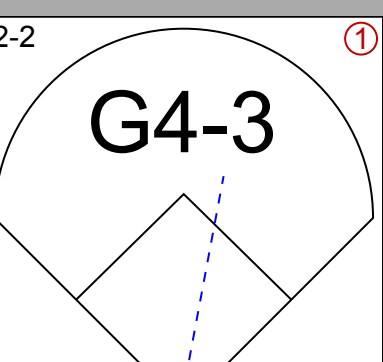
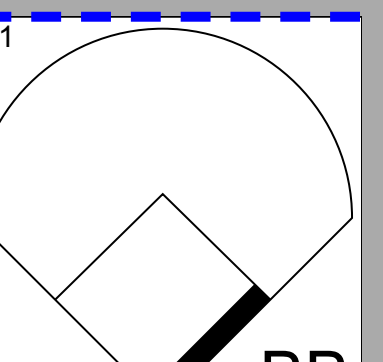
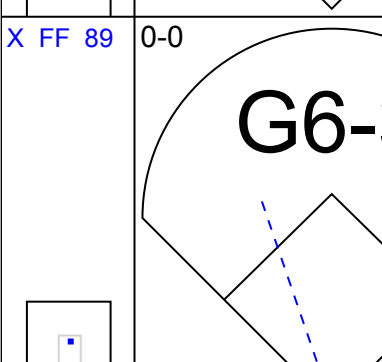
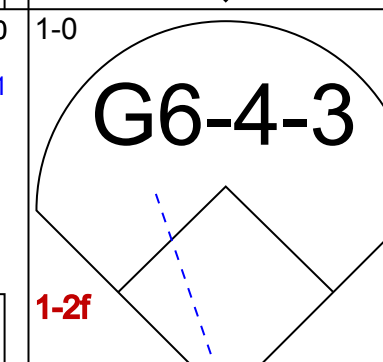
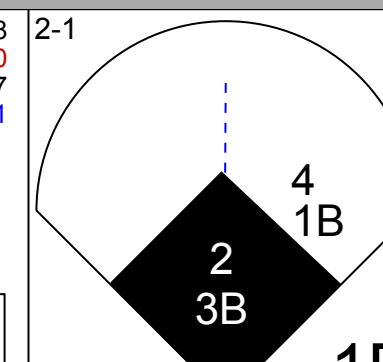
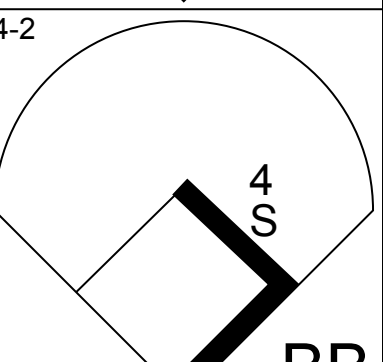
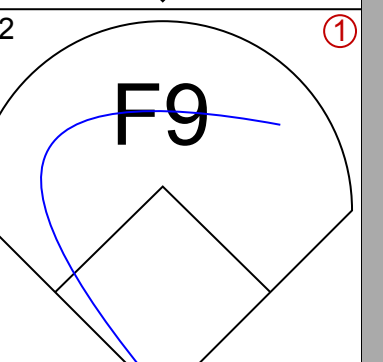
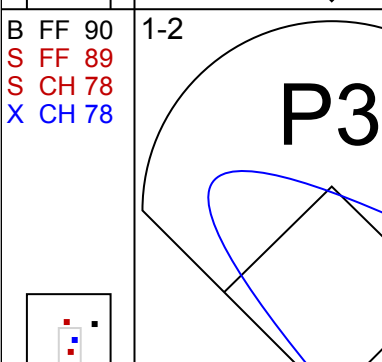
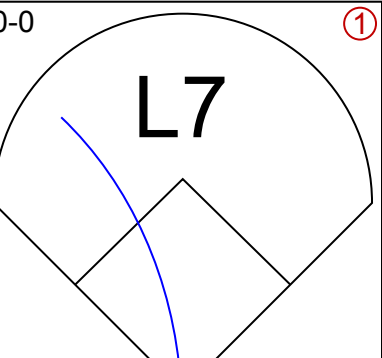
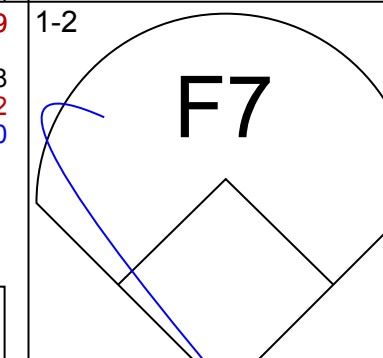
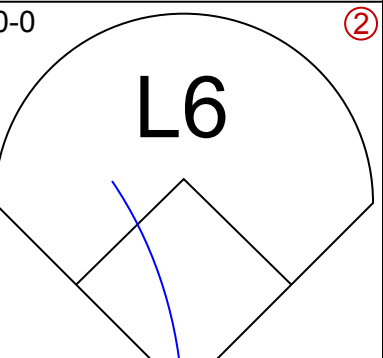
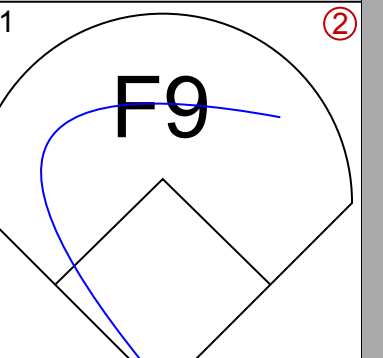
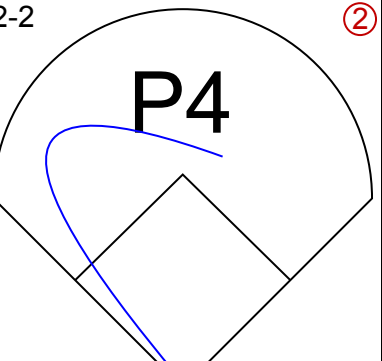
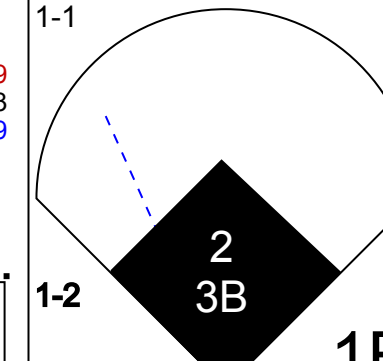
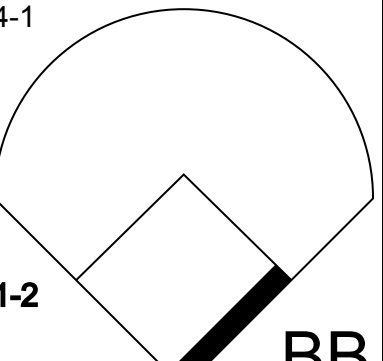
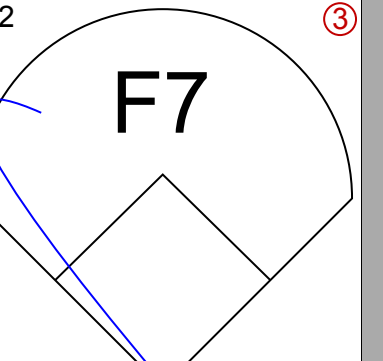
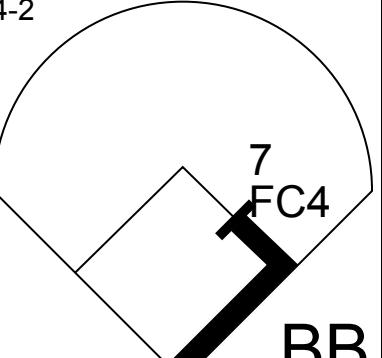
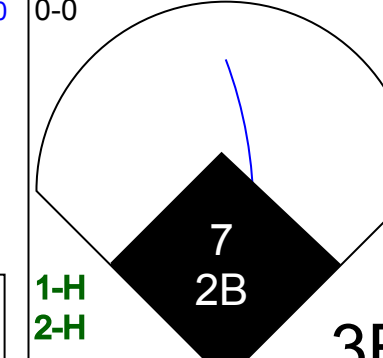
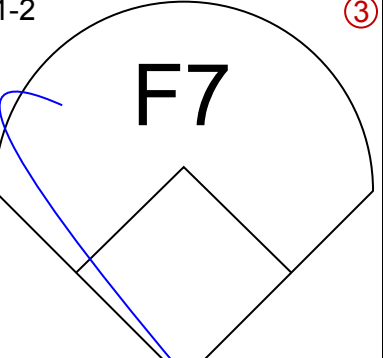
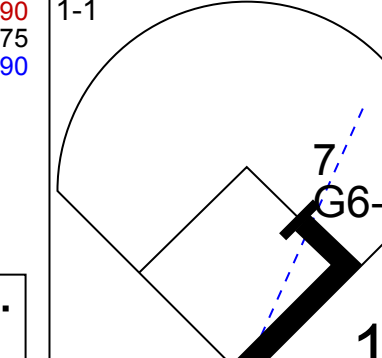
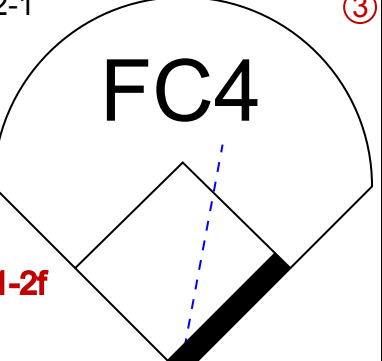
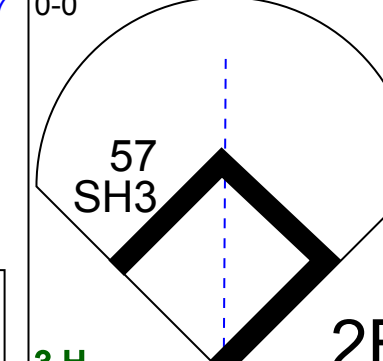
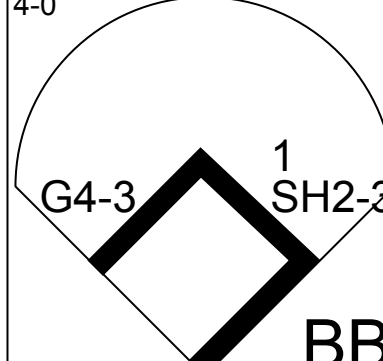
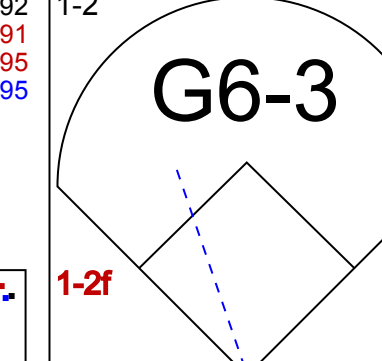
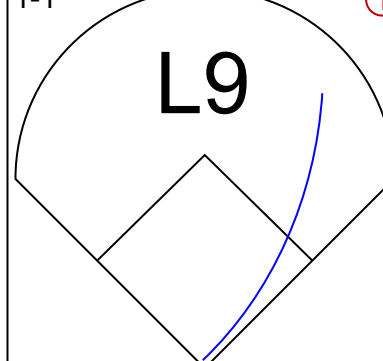
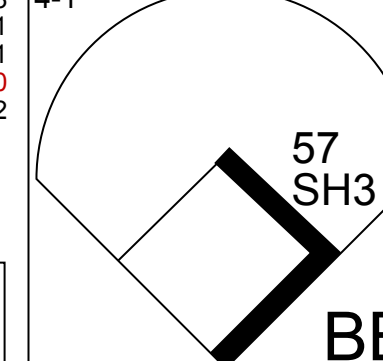
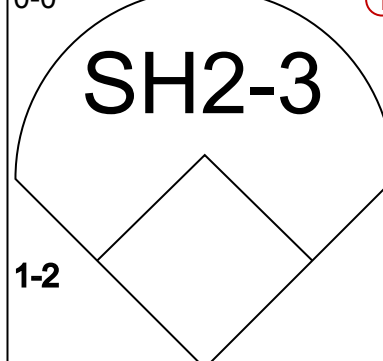

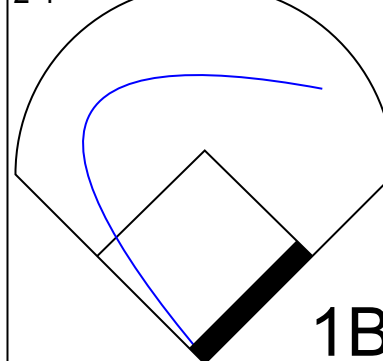
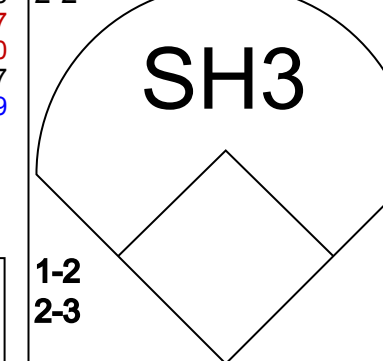
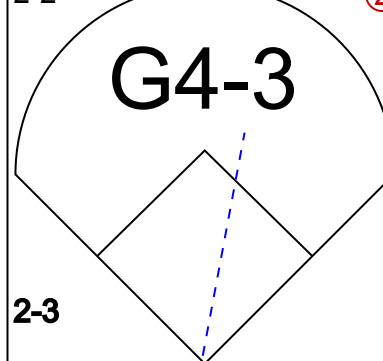
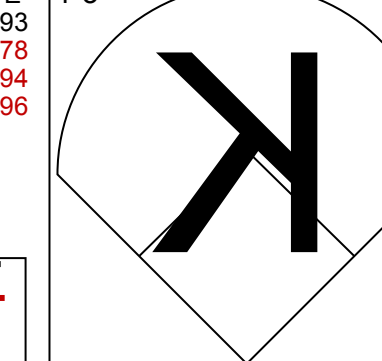
AB 34
R 2
H 10
RBI 2
BB 3
SO 7
LOB 15



Batter	1	2	3	4	5	6	7	8	9	AB	R	H	RBI	BB	SO	LOB	TOP																					
Josh Anderson, L (1, 8) OBP: 0.408, SLG: 0.395										5	0	3	1	0	2	2	Atlanta Braves @ Florida Marlins Dolphin Stadium, Miami, FL Mon Sep 01 2008, 1:10 PM EDT Att: 12,209 - Partly Cloudy - 90 F																					
14 Martin Prado, R (1, 3) OBP: 0.388, SLG: 0.523										5	0	0	0	0	2	5																						
10 Chipper Jones, S (1, 5) OBP: 0.456, SLG: 0.566										4	0	1	1	0	1	1																						
16 Brian McCann, L (1, 2) OBP: 0.371, SLG: 0.535										4	0	0	0	0	2	3																						
19 Yunel Escobar, R (1, 6) OBP: 0.356, SLG: 0.387										4	1	1	0	0	0	2																						
2 Kelly Johnson, L (1, 4) OBP: 0.331, SLG: 0.402										4	0	1	0	0	1	0																						
7 Jeff Francoeur, R (1, 9) OBP: 0.289, SLG: 0.349										4	0	2	0	0	2	2																						
28 Brandon Jones, L (1, 7) OBP: 0.316, SLG: 0.432										3	1	2	1	0	1	1																						
Mike Hampton, R (1, 1) OBP: 0.284, SLG: 0.375										2	1	1	0	0	0	1																						
30 Jeff Bennett, R (7, 1) OBP: 0.354, SLG: 0.333										0	0	0	0	0	0	0																						
Greg Norton, S (9, PH) OBP: 0.355, SLG: 0.430										1	0	0	0	0	0	1																						
51 Michael Gonzalez, R (9, 1) OBP: 0.316, SLG: 0.432										0	0	0	0	0	0	0																						
Inning Stats	R: 0 E: 0 K: 1 S: 12	H: 1 LOB: 1 BB: 0 P: 15	R: 1 E: 0 K: 2 S: 17	H: 3 LOB: 2 BB: 0 P: 27	R: 0 E: 0 K: 1 S: 9	H: 0 LOB: 0 BB: 0 P: 12	R: 0 E: 0 K: 2 S: 7	H: 0 LOB: 0 BB: 0 P: 11	R: 2 E: 0 K: 1 S: 19	H: 4 LOB: 2 BB: 0 P: 27	R: 0 E: 0 K: 1 S: 10	H: 1 LOB: 1 BB: 0 P: 17	R: 0 E: 0 K: 3 S: 10	H: 0 LOB: 0 BB: 0 P: 13	R: 0 E: 0 K: 0 S: 5	H: 0 LOB: 0 BB: 0 P: 10	R: 0 E: 0 K: 0 S: 12	H: 2 LOB: 2 BB: 0 P: 17	1B: 10 2B: 1 3B: 0 HR: 0	SF: 0 DP: 0 HBP: 0	WP: 0 PB: 0 CS: 0	PA: 38																
PITCHER	IP	WLS	BF	H	R	ER	SO	BB	IBB	HBP	BLK	WP	HR	S	P	ERA	WHIP	PITCHER				IP	WLS	BF	H	R	ER	SO	BB	IBB	HBP	BLK	WP	HR	S	P	ERA	WHIP
55 Josh Johnson, R (1, 1) ERA: 3.25	6.0		27	9	3	3	8	0	0	0	0	0	0	74	109	4.50	1.500																					
23 Andrew Miller, L (7, 1) ERA: 5.59	1.0		3	0	0	0	3	0	0	0	0	0	0	10	13	0.00	0.000																					
Arthur Rhodes, L (8, 1) ERA: 2.15	1.0		3	0	0	0	0	0	0	0	0	0	0	5	10	0.00	0.000																					
22 Matt Lindstrom, R (9, 1) ERA: 3.38	1.0	W	5	2	0	0	0	0	0	0	0	0	0	12	17	0.00	2.000																					

Batter	1	2	3	4	5	6	7	8	9	AB	R	H	RBI	BB	SO	LOB	BOTTOM																					
2 Hanley Ramirez, R (1, 6) OBP: 0.391, SLG: 0.527										3	1	0	0	1	0	2	Atlanta Braves @ Florida Marlins Dolphin Stadium, Miami, FL Mon Sep 01 2008, 1:10 PM EDT Att: 12,209 - Partly Cloudy - 90 F																					
Paul Lo Duca, R (1, 2) OBP: 0.318, SLG: 0.298										4	1	2	0	0	1	1																						
4 Alfredo Amezaga, S (9, 8) OBP: 0.307, SLG: 0.341										0	0	0	0	0	0	0																						
Luis Gonzalez, L (1, 9) OBP: 0.339, SLG: 0.419										4	0	1	1	0	0	2																						
22 Matt Lindstrom, R (9, 1) OBP: 0.307, SLG: 0.341										0	0	0	0	0	0	0																						
3 Jorge Cantu, R (1, 3) OBP: 0.325, SLG: 0.467										4	1	1	2	0	0	1																						
6 Dan Uggla, R (1, 4) OBP: 0.358, SLG: 0.529										4	1	1	2	0	0	1																						
12 Cody Ross, R (1, 8) OBP: 0.318, SLG: 0.496										2	1	0	0	2	1	1																						
18 Wes Helms, R (1, 5) OBP: 0.305, SLG: 0.345										2	1	0	0	2	1	1																						
Josh Willingham, R (1, 7) OBP: 0.388, SLG: 0.457										2	0	0	0	1	0	1																						
12 Cody Ross, R (9, 9) OBP: 0.318, SLG: 0.496										2	0	0	0	1	0	1																						
18 Wes Helms, R (1, 5) OBP: 0.305, SLG: 0.345										2	0	0	0	1	0	1																						
55 Josh Johnson, L (1, 1) OBP: 0.217, SLG: 0.273	R: 2 E: 0 K: 0 S: 12	H: 1 LOB: 0 BB: 2 P: 24	R: 0 E: 0 K: 1 S: 14	H: 2 LOB: 2 BB: 0 P: 20	R: 1 E: 0 K: 0 S: 11	H: 2 LOB: 1 BB: 0 P: 16	R: 0 E: 0 K: 0 S: 8	H: 0 LOB: 0 BB: 0 P: 14	R: 0 E: 0 K: 0 S: 7	H: 1 LOB: 0 BB: 0 P: 11	R: 0 E: 0 K: 1 S: 10	H: 0 LOB: 1 BB: 1 P: 21	R: 0 E: 0 K: 0 S: 5	H: 0 LOB: 0 BB: 0 P: 8	R: 0 E: 0 K: 1 S: 8	H: 0 LOB: 0 BB: 0 P: 14	R: 1 E: 0 K: 0 S: 5	H: 0 LOB: 2 BB: 3 P: 17	1B: 3 2B: 2 3B: 0 HR: 1	SF: 1 DP: 1 HBP: 0	WP: 0 PB: 0 CS: 1	PA: 37																
PITCHER	IP	WLS	BF	H	R	ER	SO	BB	IBB	HBP	BLK	WP	HR	S	P	ERA	WHIP	PITCHER				IP	WLS	BF	H	R	ER	SO	BB	IBB	HBP	BLK	WP	HR	S	P	ERA	WHIP
Mike Hampton, L (1, 1) ERA: 5.67	6.0		25	6	3	3	2	3	0	0	0	0	0	106	106	4.50	1.500																					
30 Jeff Bennett, R (7, 1) ERA: 4.04	2.0		6	0	0	0	1	0	0	0	0	0	0	13	22	0.00																						

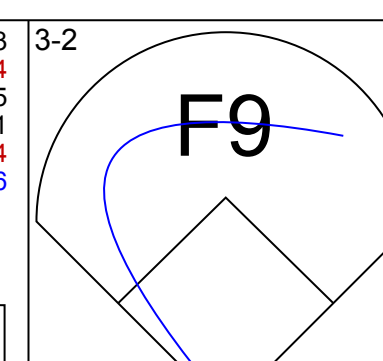
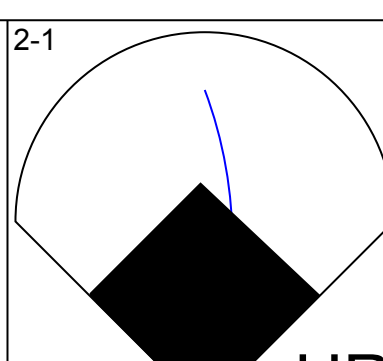
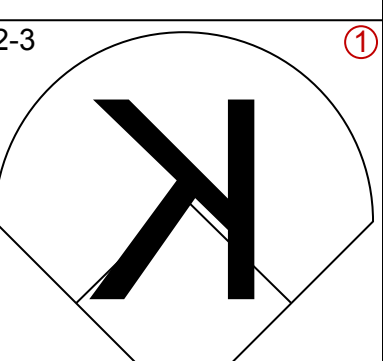
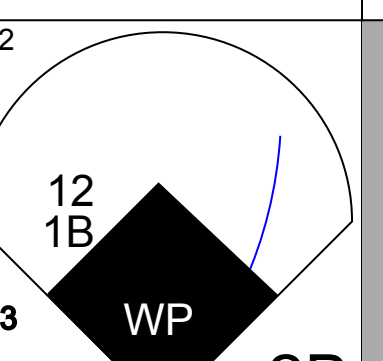
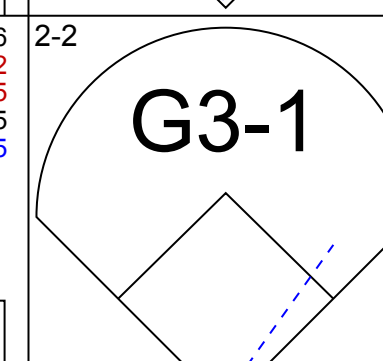
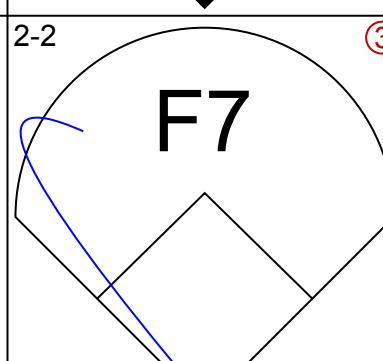
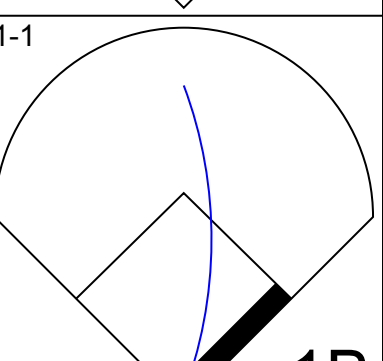
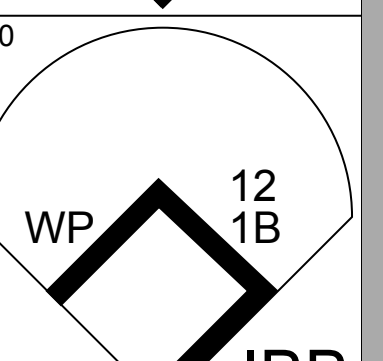

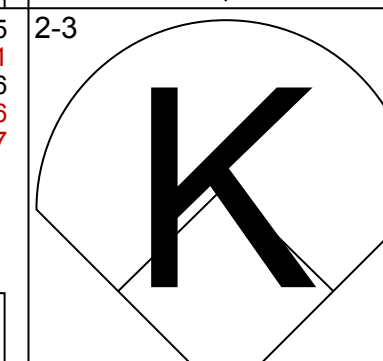
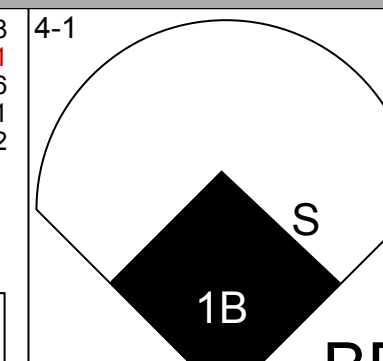
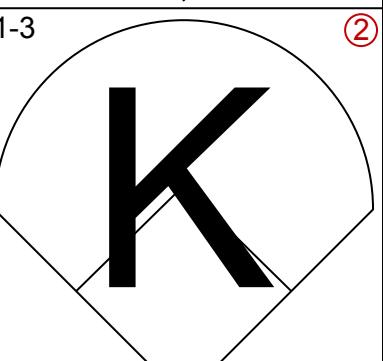
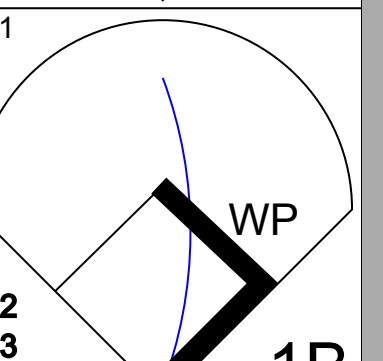

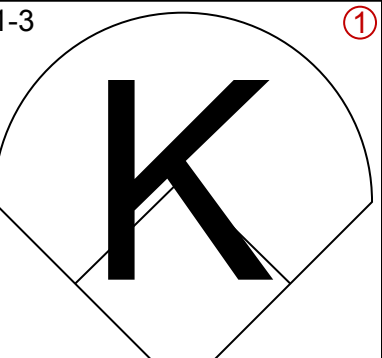
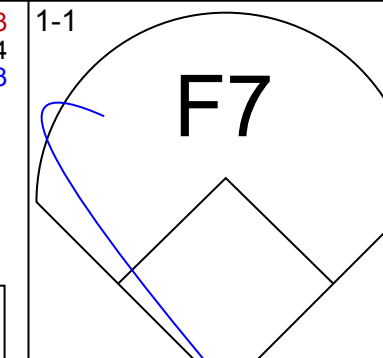
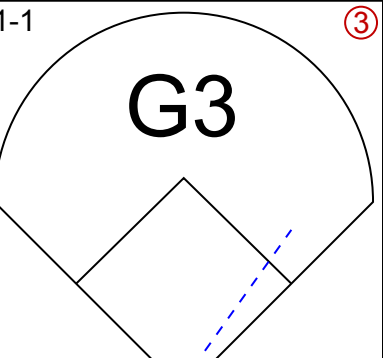
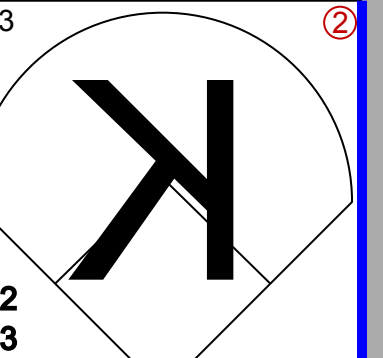

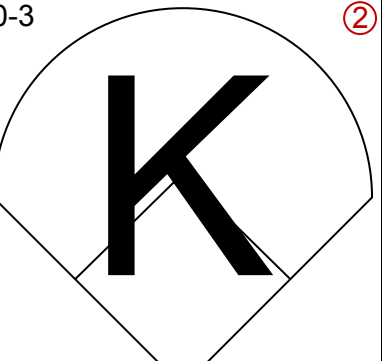
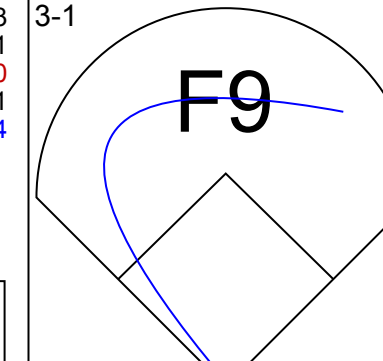
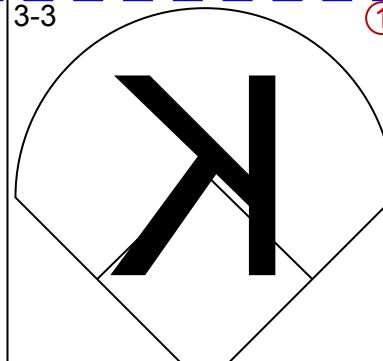
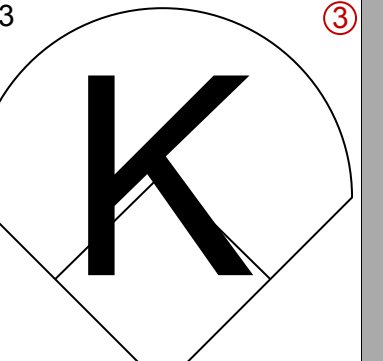
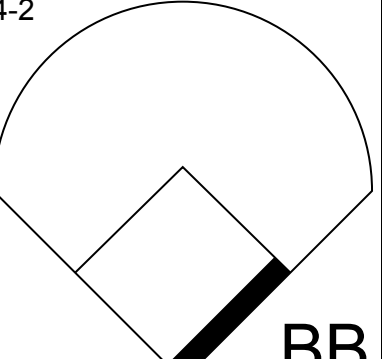
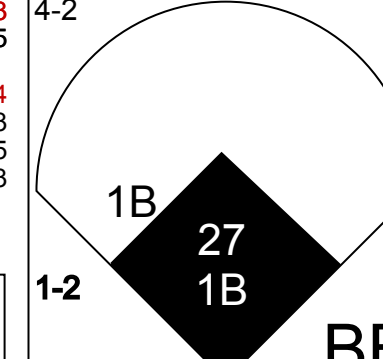

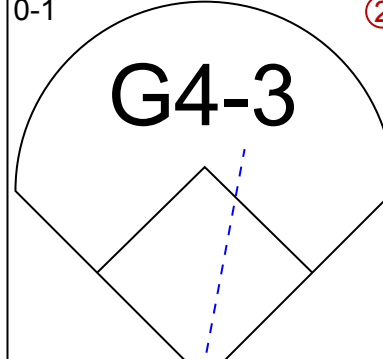
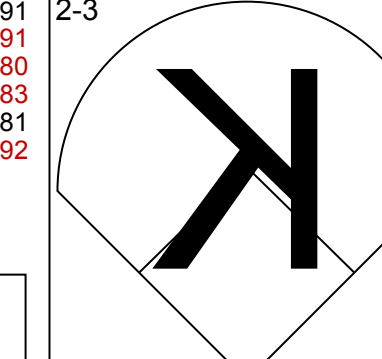
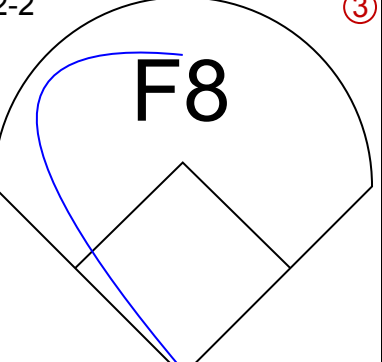
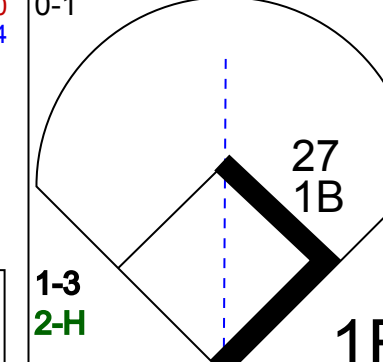

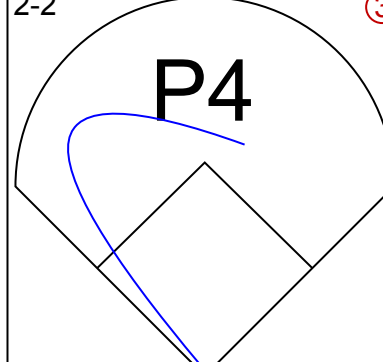
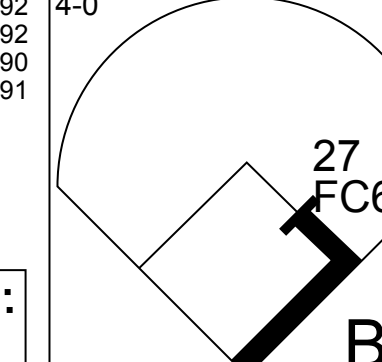
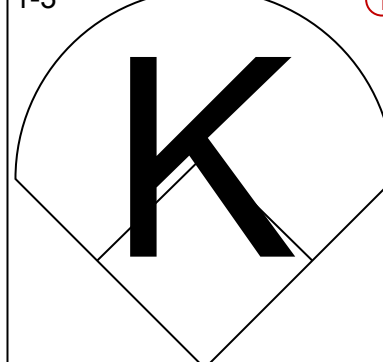
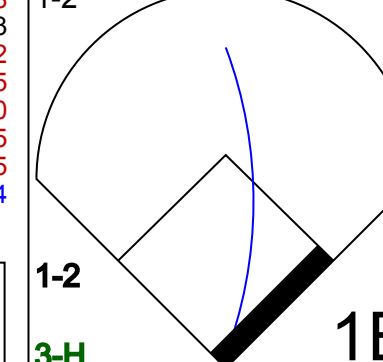
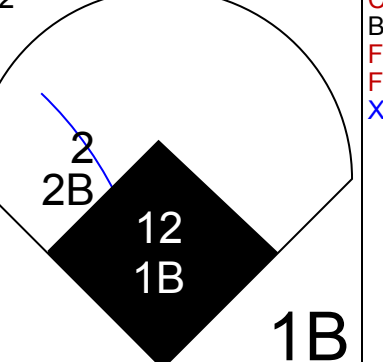
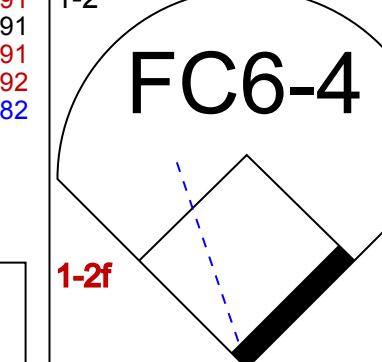

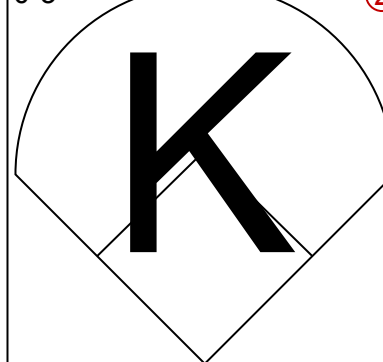
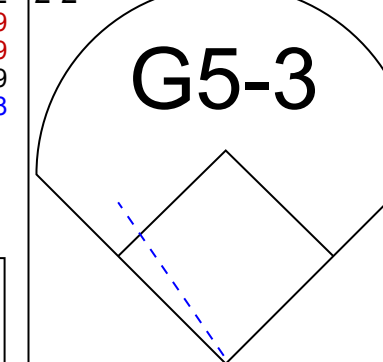

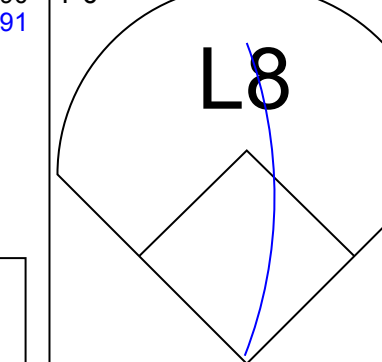
Batter	1	2	3	4	5	6	7	8	9	AB	R	H	RBI	BB	SO	LOB	TOP
Josh Anderson, L (1,8) OBP: 0.400, SLG: 0.469										6	2	2	1	0	1	1	
14 Martín Prado, R (1,3) OBP: 0.398, SLG: 0.526										5	2	3	1	1	1	1	
19 Yunel Escobar, R (1,6) OBP: 0.358, SLG: 0.388										4	1	2	0	1	0	2	
16 Brian McCann, L (1,2) OBP: 0.372, SLG: 0.536										3	2	2	0	0	0	2	
5 Clint Sammons, R (4,2) OBP: 0.298, SLG: 0.256										2	0	0	0	0	0	3	
Ruben Gotay, S (9,PH) OBP: 0.317, SLG: 0.356										1	1	1	1	0	0	0	
Corky Miller, R (9,2) OBP: 0.169, SLG: 0.148										0	0	0	0	0	0	0	
4 Omar Infante, R (1,5) OBP: 0.365, SLG: 0.462										6	3	4	2	0	1	2	
2 Kelly Johnson, L (1,4) OBP: 0.337, SLG: 0.410										5	2	4	4	1	0	0	
7 Jeff Francoeur, R (1,9) OBP: 0.289, SLG: 0.353										5	2	1	3	0	1	6	
28 Brandon Jones, L (1,7) OBP: 0.321, SLG: 0.423										4	1	1	2	1	0	0	
Jorge Julio, R (8,1) OBP: 0.315, SLG: 0.410										0	0	0	0	0	0	0	
22 Casey Kotchman, L (9,PH) OBP: 0.215, SLG: 0.215										1	0	0	0	0	1	2	
51 Michael Gonzalez, R (9,1) OBP: 0.215, SLG: 0.215										0	0	0	0	0	0	0	
40 Charlie Morton, R (1,1) OBP: 0.372, SLG: 0.536										3	0	0	0	0	0	2	
38 Buddy Carlyle, L (4,1) OBP: 0.337, SLG: 0.410										0	0	0	0	0	0	0	
36 Blaine Boyer, R (5,1) OBP: 0.317, SLG: 0.356										0	0	0	0	0	0	0	
27 Jeremy Hellickson, L (1,1) OBP: 0.317, SLG: 0.356										0	0	0	0	0	0	0	
18 Wes Helms, R (1,1) OBP: 0.317, SLG: 0.356										0	0	0	0	0	0	0	
27 Jeremy Hellickson, L (1,1) OBP: 0.317, SLG: 0.356										0	0	0	0	0	0	0	
18 Wes Helms, R (1,1) OBP: 0.317, SLG: 0.356										0	0	0	0	0	0	0	
27 Jeremy Hellickson, L (1,1) OBP: 0.317, SLG: 0.356										0	0	0	0	0	0	0	
18 Wes Helms, R (1,1) OBP: 0.317, SLG: 0.356										0	0	0	0	0	0	0	
27 Jeremy Hellickson, L (1,1) OBP: 0.317, SLG: 0.356										0	0	0	0	0	0	0	
18 Wes Helms, R (1,1) OBP: 0.317, SLG: 0.356										0	0	0	0	0	0	0	
27 Jeremy Hellickson, L (1,1) OBP: 0.317, SLG: 0.356										0	0	0	0	0	0	0	
18 Wes Helms, R (1,1) OBP: 0.317, SLG: 0.356										0	0	0	0	0	0	0	
27 Jeremy Hellickson, L (1,1) OBP: 0.317, SLG: 0.356										0	0	0	0	0	0	0	
18 Wes Helms, R (1,1) OBP: 0.317, SLG: 0.356										0	0	0	0	0	0	0	
27 Jeremy Hellickson, L (1,1) OBP: 0.317, SLG: 0.356										0	0	0	0	0	0	0	
18 Wes Helms, R (1,1) OBP: 0.317, SLG: 0.356										0	0	0	0	0	0	0	
27 Jeremy Hellickson, L (1,1) OBP: 0.317, SLG: 0.356										0	0	0	0	0	0	0	
18 Wes Helms, R (1,1) OBP: 0.317, SLG: 0.356										0	0	0	0	0	0	0	
27 Jeremy Hellickson, L (1,1) OBP: 0.317, SLG: 0.356										0	0	0	0	0	0	0	
18 Wes Helms, R (1,1) OBP: 0.317, SLG: 0.356										0	0	0	0	0	0	0	
27 Jeremy Hellickson, L (1,1) OBP: 0.317, SLG: 0.356										0	0	0	0	0	0	0	
18 Wes Helms, R (1,1) OBP: 0.317, SLG: 0.356										0	0	0	0	0	0	0	
27 Jeremy Hellickson, L (1,1) OBP: 0.317, SLG: 0.356										0	0	0	0	0	0	0	
18 Wes Helms, R (1,1) OBP: 0.317, SLG: 0.356										0	0	0	0	0	0	0	
27 Jeremy Hellickson, L (1,1) OBP: 0.317, SLG: 0.356										0	0	0	0	0	0	0	
18 Wes Helms, R (1,1) OBP: 0.317, SLG: 0.356										0	0	0	0	0	0	0	
27 Jeremy Hellickson, L (1,1) OBP: 0.317, SLG: 0.356										0	0	0	0	0	0	0	
18 Wes Helms, R (1,1) OBP: 0.317, SLG: 0.356										0	0	0	0	0	0	0	
27 Jeremy Hellickson, L (1,1) OBP: 0.317, SLG: 0.356																	

Batter	1	2	3	4	5	6	7	8	9	AB	R	H	RBI	BB	SO	LOB	TOP					
Josh Anderson, L OBP: 0.367, SLG: 0.426										5	0	0	0	0	3	5						
14 Martín Prado, R OBP: 0.398, SLG: 0.519										4	0	1	0	1	0	1						
19 Yunel Escobar, R OBP: 0.359, SLG: 0.388 Brent Lillibridge, R OBP: 0.241, SLG: 0.345										2	0	1	0	0	0	1						
16 Brian McCann, L OBP: 0.369, SLG: 0.532										4	0	0	0	0	0	3						
4 Omar Infante, R OBP: 0.367, SLG: 0.460										3	1	1	0	1	0	1						
2 Kelly Johnson, L OBP: 0.340, SLG: 0.416										3	1	2	2	1	0	2						
7 Jeff Francoeur, R OBP: 0.327, SLG: 0.355										3	0	1	1	1	0	2						
1 Grégor Blanco, L OBP: 0.372, SLG: 0.311										1	0	0	0	2	0	0						
57 Jorge Campillo, R OBP: 0.231, SLG: 0.237 Rubén Cordero, S OBP: 0.314, SLG: 0.352 Vladimir Nunez, R OBP: 0.287, SLG: 0.437 Greg Norton, S OBP: 0.287, SLG: 0.437 Jeff Ridgway, R OBP: 0.287, SLG: 0.437										1	0	0	0	0	0	0						
Inning Stats	R: 0 E: 0 K: 1 S: 9	H: 1 LOB: 0 BB: 0 P: 10	R: 0 E: 0 K: 0 S: 10	H: 0 LOB: 1 BB: 1 P: 18	R: 0 E: 0 K: 0 S: 6	H: 1 LOB: 1 BB: 0 P: 9	R: 3 E: 0 K: 1 S: 17	H: 4 LOB: 3 BB: 1 P: 26	R: 0 E: 0 K: 0 S: 10	H: 0 LOB: 1 BB: 2 P: 21	R: 0 E: 0 K: 0 S: 7	H: 0 LOB: 1 BB: 1 P: 14	R: 0 E: 0 K: 0 S: 9	H: 0 LOB: 1 BB: 1 P: 15	R: 0 E: 0 K: 1 S: 9	H: 1 LOB: 1 BB: 1 P: 16	R: 0 E: 0 K: 1 S: 7	H: 0 LOB: 0 BB: 0 P: 10	1B: 5 2B: 1 3B: 1 HR: 0	SF: 0 SAC: 2 DP: 2 HBP: 0	WP: 0 PB: 0 SB: 1 CS: 0	PA: 39
PITCHER	IP	WLS	BF	H	R	ER	SO	BB	IBB	HBP	BLK	WP	HR	S	P	ERA	WHIP					
41 Chris Volstad, R ERA: 3.32	6.0		28	6	3	3	2	5	0	0	0	0	0	59	98	4.50	1.833					
Doug Waechter, R ERA: 3.25	1.0	W	4	0	0	0	0	1	0	0	0	0	0	9	15	0.00	1.000					
23 Andrew Miller, L ERA: 5.52	1.0	H	4	1	0	0	1	0	0	0	0	0	0	9	16	0.00	2.000					
Joe Nelson, R ERA: 1.69	1.0	S	3	0	0	0	1	0	0	0	0	0	0	7	10	0.00	0.000					

Atlanta Braves @ Florida Marlins
Dolphin Stadium, Miami, FL
Wed Sep 03 2008, 1:10 PM EDT
Att: 11,211 - Partly Cloudy - 90 F

AB 30
R 3
H 7
RBI 3
BB 7
SO 4
LOB 18



Batter	1	2	3	4	5	6	7	8	9	AB	R	H	RBI	BB	SO	LOB	BOTTOM				
2 Hanley Ramirez, R OBP: 0.395, SLG: 0.532										4	2	2	1	0	1	0					
21 John Baker, L OBP: 0.384, SLG: 0.461										3	0	1	0	1	0	0					
12 Cody Ross, R OBP: 0.323, SLG: 0.501										3	1	1	1	1	2	1					
Mike Jacobs, L OBP: 0.288, SLG: 0.512 23 Andrew Miller, L OBP: 0.167, SLG: 0.167 Joe Nelson, R										4	0	0	0	0	2	4					
6 Dan Uggla, R OBP: 0.353, SLG: 0.526										4	0	0	0	0	3	3					
Dallas McPherson, L 4 Alfredo Amezaga, S OBP: 0.307, SLG: 0.349										2	1	0	0	2	1	0					
Josh Willingham, R OBP: 0.369, SLG: 0.456										3	0	1	1	1	0	1					
27 Jeremy Hermida, L OBP: 0.326, SLG: 0.414										4	1	2	1	0	1	1					
41 Chris Volstad, R OBP: 0.056, SLG: 0.056 Doug Waechter, R OBP: 0.167, SLG: 0.167 Robert Andino, R OBP: 0.254, SLG: 0.333 18 Wes Helms, R OBP: 0.305, SLG: 0.345										2	0	0	0	0	1	2					
Inning Stats	R: 0 E: 0 K: 1 S: 9	H: 0 LOB: 0 BB: 0 P: 16	R: 0 E: 0 K: 2 S: 14	H: 0 LOB: 1 BB: 1 P: 21	R: 1 E: 0 K: 2 S: 11	H: 1 LOB: 0 BB: 0 P: 16	R: 2 E: 0 K: 0 S: 19	H: 2 LOB: 2 BB: 2 P: 34	R: 0 E: 0 K: 2 S: 10	H: 1 LOB: 1 BB: 0 P: 15	R: 0 E: 0 K: 1 S: 9	H: 0 LOB: 0 BB: 0 P: 14	R: 2 E: 0 K: 2 S: 19	H: 3 LOB: 2 BB: 1 P: 29	R: 0 E: 0 K: 1 S: 9	H: 0 LOB: 1 BB: 1 P: 17	1B: 5 2B: 1 3B: 0 HR: 1	SF: 0 SAC: 0 DP: 0 HBP: 0	WP: 1 PB: 0 SB: 1 CS: 0	PA: 36	
PITCHER	IP	WLS	BF	H	R	ER	SO	BB	IBB	HBP	BLK	WP	HR	S	P	ERA	WHIP				
57 Jorge Campillo, R ERA: 3.67	5.0		22	4	3	3	7	3	0	0	0	0	0	63	102	5.40	1.400				
Will Ohman, L ERA: 3.49	1.0	L	4	1	1	1	1	0	0	0	0	0	0	12	18	9.00	1.000				
Vladimir Nunez, R ERA: 5.4	1.0		6	2	1	1	2	0	1	0	0	1	0	16	25	9.00	2.000				
Jeff Ridgway, L ERA: 5.06	1.0		4	0	0	0	1	1	0	0	0	0	0	9	17	0.00	1.000				

Atlanta Braves @ Florida Marlins
Dolphin Stadium, Miami, FL
Wed Sep 03 2008, 1:10 PM EDT
Att: 11,211 - Partly Cloudy - 90 F

AB 31
R 5
H 7
RBI 4
BB 5
SO 11
LOB 14



Batter	1	2	3	4	5	6	7	8	9	10	11	AB	R	H	RBI	BB	SO	LOB	TOP					
2 Hanley Ramirez, R OBP: 0.395, SLG: 0.531												5	1	2	0	0	1	2						
21 John Baker, L OBP: 0.378, SLG: 0.451												5	0	1	0	0	0	4						
3 Jorge Cantu, R OBP: 0.321, SLG: 0.460												5	1	1	0	0	0	2						
Mike Jacobs, L OBP: 0.288, SLG: 0.517												4	1	1	1	0	1	1						
Paul Lo Duca, R OBP: 0.320, SLG: 0.301												1	0	0	0	0	0	2						
6 Dan Uggia, R OBP: 0.353, SLG: 0.527												5	1	2	1	0	1	0						
12 Cody Ross, R OBP: 0.375, SLG: 0.497												5	0	1	1	0	3	1						
Josh Willingham, R OBP: 0.369, SLG: 0.452												2	0	0	0	0	0	0						
4 Alfredo Amezaga, S OBP: 0.305, SLG: 0.346												2	0	0	0	0	1	1						
27 Jeremy Hermida, L OBP: 0.323, SLG: 0.411												4	0	0	0	0	2	1						
47 Ricky Nolasco, R ERA: 3.56												2	0	1	0	0	0	0						
Inning Stats	R: 0 E: 0 K: 2 S: 10	H: 1 LOB: 1 BB: 0 P: 17	R: 0 E: 0 K: 0 S: 7	H: 0 LOB: 0 BB: 0 P: 13	R: 0 E: 0 K: 1 S: 10	H: 2 LOB: 1 BB: 0 P: 17	R: 0 E: 0 K: 1 S: 8	H: 1 LOB: 1 BB: 0 P: 11	R: 0 E: 0 K: 1 S: 8	H: 0 LOB: 0 BB: 0 P: 7	R: 0 E: 0 K: 0 S: 5	H: 0 LOB: 2 BB: 1 P: 20	R: 1 E: 0 K: 2 S: 13	H: 1 LOB: 0 BB: 0 P: 20	R: 0 E: 0 K: 0 S: 10	H: 0 LOB: 0 BB: 0 P: 15	R: 3 E: 1 K: 1 S: 19	H: 4 LOB: 1 BB: 0 P: 26	1B: 7 2B: 1 3B: 0 HR: 1	SF: 0 SAC: 0 DP: 1 HBP: 1	WP: 0 PB: 0 SB: 0 CS: 0	PA: 43		
PITCHER Braden Loper, R ERA: 4.09	IP: 7.1	WLS: 1	BF: 26	H: 4	R: 0	ER: 0	SO: 6	BB: 0	IBB: 0	HBP: 1	BLK: 0	WP: 0	HR: 0	S: 62	P: 101	ERA: 0.00	WHIP: 1.500							
Russ Springer, R ERA: 2.42	0.2	H: 3	0	0	0	0	0	1	0	0	0	0	0	6	12	0.00	1.500							
34 Chris Perez, R ERA: 3.57	1.0	B: 4	1	1	1	2	0	0	0	0	0	0	1	13	20	9.00	1.000							
31 Ryan Franklin, R ERA: 3.9	1.1	L: 6	2	2	2	0	0	0	0	0	0	0	0	17	23	13.50	1.500							
Ron Villone, L ERA: 5.11	0.1	1	0	0	0	0	0	0	0	0	0	0	0	5	8	0.00	0.000							

Florida Marlins @ St. Louis Cardinals
 Busch Stadium, St. Louis, MO
 Fri Sep 05 2008, 7:15 PM CDT
 Att: 42,633 - Cloudy - 63 F

AB	41
R	4
H	9
RBI	3
BB	1
SO	9
LOB	14



Batter	1	2	3	4	5	6	7	8	9	10	11	AB	R	H	RBI	BB	SO	LOB	BOTTOM					
55 Skip Schumaker, L OBP: 0.363, SLG: 0.417												5	0	1	0	0	0	1						
8 Troy Glaus, R OBP: 0.372, SLG: 0.476												5	0	1	0	0	1	2						
5 Albert Pujols, R OBP: 0.468, SLG: 0.642												5	1	2	0	0	0	1						
24 Rick Ankiel, L OBP: 0.336, SLG: 0.510												4	0	0	0	0	0	3						
47 Ryan Ludwick, R OBP: 0.374, SLG: 0.589												4	0	0	0	0	1	1						
31 Ryan Franklin, R Ron Villone, L 30 Jason Motte, R												4	0	0	0	0	0	0						
Adam Kennedy, L Josh Phelps, R 13 Brendan Ryan, R 4 Yadier Molina, R												3	0	1	1	0	0	0						
Braden Loper, R Russ Springer, R												3	0	1	0	0	0	0						
Aaron Miles, S 34 Chris Perez, R Felipe Lopez, S Cesar Izturis, S												4	0	1	0	0	1	2						
Inning Stats	R: 0 E: 0 K: 1 S: 9	H: 1 LOB: 1 BB: 0 P: 13	R: 0 E: 0 K: 0 S: 14	H: 0 LOB: 0 BB: 0 P: 22	R: 0 E: 0 K: 0 S: 6	H: 0 LOB: 0 BB: 0 P: 7	R: 0 E: 0 K: 0 S: 7	H: 1 LOB: 0 BB: 0 P: 12	R: 0 E: 0 K: 2 S: 9	H: 3 LOB: 2 BB: 0 P: 19	R: 0 E: 0 K: 0 S: 7	H: 1 LOB: 1 BB: 1 P: 9	R: 0 E: 0 K: 0 S: 4	H: 0 LOB: 0 BB: 0 P: 5	R: 0 E: 0 K: 1 S: 9	H: 1 LOB: 2 BB: 0 P: 10	R: 0 E: 0 K: 0 S: 5	H: 0 LOB: 0 BB: 0 P: 8	1B: 6 2B: 2 3B: 0 HR: 0	SF: 0 SAC: 1 DP: 1 HBP: 0	WP: 0 PB: 0 SB: 0 CS: 0	PA: 39		
PITCHER 47 Ricky Nolasco, R ERA: 3.56	IP: 7.0	WLS: 1	BF: 25	H: 6	R: 1	ER: 1	SO: 4	BB: 0	IBB: 0	HBP: 0	BLK: 0	WP: 0	HR: 0	S: 68	P: 97	ERA: 1.29	WHIP: 0.857							
Doug Waechter, R ERA: 3.19	1.0	4	1	0	0	0	0	0	0	0	0	0	0	7	9	0.00	1.000							
Joe Nelson, R ERA: 1.65	1.0	3	0	0	0	0	0	0	0	0	0	0	0	4	5	0.00	0.000							
Arthur Rhodes, L ERA: 2.01	1.0	W: 4	1	0	0	1	0	0	0	0	0	0	0	9	10	0.00	1.000							
22 Matt Lindstrom, R ERA: 3.6	1.0	S: 3	0	0	0	0	0	0	0	0	0	0	0	5	8	0.00	0.000							

Florida Marlins @ St. Louis Cardinals
 Busch Stadium, St. Louis, MO
 Fri Sep 05 2008, 7:15 PM CDT
 Att: 42,633 - Cloudy - 63 F

AB	38
R	1
H	8
RBI	1
BB	0
SO	5
LOB	12



Batter	1	2	3	4	5	6	7	8	9	AB	R	H	RBI	BB	SO	LOB	TOP										
2 Hanley Ramirez, R OBP: 0.394, SLG: 0.529	G5-3		P5					G6-3		4	0	1	0	0	0	0	Florida Marlins @ St. Louis Cardinals Busch Stadium, St. Louis, MO Sat Sep 06 2008, 6:15 PM CDT Att: 42,814 - Cloudy - 73 F										
Luis Gonzalez, L OBP: 0.341, SLG: 0.416 25 Brett Carroll, R OBP: 0.111, SLG: 0.176	P2			P6		F8		K		4	0	0	0	0	1	0											
3 Jorge Cantu, R OBP: 0.321, SLG: 0.460	K			6 HR		L5		K		4	1	1	0	0	2	1											
Mike Jacobs, L OBP: 0.285, SLG: 0.512	F7			G6-3		L9		G6-3		4	0	0	0	0	2												
6 Dan Uggla, R OBP: 0.356, SLG: 0.534	G4-3			HR		FC6-4		HBP		2	1	1	2	1	0	0											
12 Cody Ross, R OBP: 0.318, SLG: 0.493	K			G4-3		K		K		4	0	0	0	0	3	2											
Josh Willingham, R OBP: 0.368, SLG: 0.460				HR		K		G5-3		4	1	1	1	0	1	2											
21 John Baker, L OBP: 0.377, SLG: 0.456			G3-1			K				3	0	1	0	0	1	0											
Scott Olsen, L OBP: 0.196, SLG: 0.151 Paul Lo Duca, R OBP: 0.319, SLG: 0.299 20 Logan Kensing, R OBP: 0.111, SLG: 0.176 23 Andrew Miller, L OBP: 0.067, SLG: 0.067	F8			G4-3		G4-3		G5-3		2	0	0	0	0	0	0		AB 32 R 3 H 5 RBI 3 BB 1 SO 8 LOB 10									
Inning Stats	R: 0 E: 0 K: 1 S: 5	H: 0 LOB: 0 BB: 0 P: 7	R: 0 E: 0 K: 1 S: 7	H: 0 LOB: 0 BB: 0 P: 12	R: 1 E: 0 K: 0 S: 8	H: 1 LOB: 0 BB: 0 P: 13	R: 2 E: 0 K: 0 S: 11	H: 2 LOB: 0 BB: 0 P: 14	R: 0 E: 0 K: 2 S: 10	H: 1 LOB: 1 BB: 0 P: 17	R: 0 E: 0 K: 1 S: 9	H: 1 LOB: 2 BB: 1 P: 22	R: 0 E: 0 K: 2 S: 12	H: 0 LOB: 0 BB: 0 P: 21	R: 0 E: 0 K: 1 S: 10	H: 0 LOB: 1 BB: 0 P: 16			1B: 1 2B: 2 3B: 0 HR: 2	SF: 0 SAC: 0 DP: 0 HBP: 1	WP: 0 PB: 0 SB: 0 CS: 0	PA: 34					
PITCHER	IP	WLS	BF	H	R	ER	SO	BB	IBB	HBP	BLK	WP	HR	S	P	ERA	WHIP										
37 Todd Wellemeyer, R ERA: 3.74	8.0	W	30	5	3	3	7	1	0	0	0	0	2	71	119	3.38	0.750										
Randy Flores, L ERA: 4.5	0.1	H	1	0	0	0	0	0	0	0	0	0	0	1	1	0.00	0.000										
31 Ryan Franklin, R ERA: 3.86	0.2	S	3	0	0	0	1	0	0	1	0	0	0	9	15	0.00	0.000										

Batter	1	2	3	4	5	6	7	8	9	AB	R	H	RBI	BB	SO	LOB	BOTTOM										
Cesar Izturis, S OBP: 0.311, SLG: 0.296	L8		F8		P3		F8			4	0	0	0	0	0	1	Florida Marlins @ St. Louis Cardinals Busch Stadium, St. Louis, MO Sat Sep 06 2008, 6:15 PM CDT Att: 42,814 - Cloudy - 73 F										
8 Troy Claus, R OBP: 0.373, SLG: 0.474	5 HR		F7		F9		FC4-6			2	1	0	0	2	0	1											
5 Albert Pujols, R OBP: 0.468, SLG: 0.646	1-H		F8		47 F9		FC4-6			3	2	1	2	1	0	1											
47 Ryan Ludwick, R OBP: 0.375, SLG: 0.590	K		G5-4-3		4 1B		F9			4	2	2	0	0	1	1											
4 Yadier Molina, R OBP: 0.350, SLG: 0.397	F8		G5-4-3		1B		SH2-4			3	0	1	1	0	0	1											
Felipe Lopez, S OBP: 0.326, SLG: 0.354	G4-3		1B		F8		SF9			3	0	1	2	0	0	1											
61 Nick Stavinoha, R OBP: 0.231, SLG: 0.222 55 Skip Schumaker, L OBP: 0.365, SLG: 0.417	G6-3		F9		IBB		SH2-4			2	0	0	0	1	0	1											
37 Todd Wellemeyer, R OBP: 0.170, SLG: 0.157 Josh Phelps, R OBP: 0.250, SLG: 0.250 Randy Flores, L	F9				G3		K			3	0	1	0	0	0	2											
31 Ryan Franklin, R					F7					1	0	0	0	0	0	0											
Aaron Miles, S OBP: 0.353, SLG: 0.388	P3				F7		K			3	0	0	0	0	1	1											
Inning Stats	R: 2 E: 0 K: 1 S: 13	H: 1 LOB: 0 BB: 1 P: 25	R: 0 E: 0 K: 0 S: 7	H: 0 LOB: 0 BB: 0 P: 10	R: 0 E: 0 K: 0 S: 8	H: 0 LOB: 0 BB: 0 P: 10	R: 1 E: 0 K: 0 S: 11	H: 2 LOB: 1 BB: 0 P: 19	R: 0 E: 0 K: 0 S: 8	H: 1 LOB: 1 BB: 0 P: 12	R: 1 E: 0 K: 0 S: 8	H: 1 LOB: 2 BB: 2 P: 18	R: 0 E: 0 K: 1 S: 7	H: 0 LOB: 1 BB: 1 P: 12	R: 1 E: 0 K: 1 S: 10	H: 1 LOB: 1 BB: 1 P: 17	1B: 4 2B: 1 3B: 0 HR: 1	SF: 1 SAC: 1 DP: 0 HBP: 0	WP: 0 PB: 0 SB: 0 CS: 0	PA: 35							
PITCHER	IP	WLS	BF	H	R	ER	SO	BB	IBB	HBP	BLK	WP	HR	S	P	ERA	WHIP										
Scott Olsen, L ERA: 4.41	6.0	L	26	5	4	4	1	2	1	0	0	0	0	55	94	6.00	1.167										
20 Logan Kensing, R ERA: 4.39	1.0		4	0	0	0	1	1	0	0	0	0	0	7	12	0.00	1.000										
23 Andrew Miller, L ERA: 5.56	1.0		5	1	1	1	1	1	0	0	0	0	0	10	17	9.00	2.000										



Batter	1	2	3	4	5	6	7	8	9	AB	R	H	RBI	BB	SO	LOB	TOP										
2 Hanley Ramirez, R OBP: 0.393, SLG: 0.526	G5-3		P3					G5-3		3	0	0	0	1	0	0	Florida Marlins @ St. Louis Cardinals Busch Stadium, St. Louis, MO Sun Sep 07 2008, 1:15 PM CDT Att: 46,045 - Cloudy - 71 F										
27 Jeremy Hermida, L OBP: 0.353, SLG: 0.459 45 Frankie De La Cruz, R (8, 1)	L7		G4-3				F9			4	0	1	0	0	0	1											
3 Jorge Cantu, R OBP: 0.319, SLG: 0.457	P4			G3-1			F9			4	0	0	0	0	2												
Mike Jacobs, L OBP: 0.288, SLG: 0.520 18 Wes Helms, R OBP: 0.304, SLG: 0.343		HR		G3-1			1B			3	1	2	1	0	0	0											
6 Dan Uggla, R OBP: 0.356, SLG: 0.531		F8					1B			4	0	1	0	0	2												
12 Cody Ross, R OBP: 0.318, SLG: 0.490										4	0	1	0	0	2												
Josh Willingham, R OBP: 0.366, SLG: 0.457										4	0	1	0	0	1												
Matt Treanor, R OBP: 0.299, SLG: 0.296 21 John Baker, L OBP: 0.379, SLG: 0.464										1	0	0	0	0	1												
55 Josh Johnson, L OBP: 0.200, SLG: 0.250 Arthur Rhodes, L Doug Waechter, R OBP: 0.167, SLG: 0.167 4 Alfredo Amezaga, S OBP: 0.304, SLG: 0.345										2	0	0	0	0	1												
Inning Stats	R: 0 E: 0 K: 0 S: 5	H: 0 LOB: 0 BB: 0 P: 6	R: 1 E: 0 K: 1 S: 16	H: 2 LOB: 1 BB: 0 P: 24	R: 0 E: 0 K: 0 S: 7	H: 0 LOB: 0 BB: 0 P: 12	R: 0 E: 0 K: 1 S: 7	H: 1 LOB: 0 BB: 0 P: 11	R: 0 E: 0 K: 2 S: 8	H: 1 LOB: 1 BB: 0 P: 15	R: 0 E: 0 K: 1 S: 12	H: 1 LOB: 2 BB: 1 P: 21	R: 0 E: 0 K: 0 S: 7	H: 1 LOB: 0 BB: 0 P: 9	R: 0 E: 0 K: 1 S: 10	H: 1 LOB: 1 BB: 0 P: 13		R: 0 E: 0 K: 1 S: 11	H: 1 LOB: 1 BB: 0 P: 16	1B: 5 2B: 1 3B: 0 HR: 1	SF: 0 SAC: 0 DP: 1 HBP: 0	WP: 1 PB: 0 SB: 0 CS: 0	PA: 34				
PITCHER	IP	WLS	BF	H	R	ER	SO	BB	IBB	HBP	BLK	WP	HR	S	P	ERA	WHIP										
50 Adam Wainwright, R ERA: 2.85	8.0	W	30	6	1	1	6	1	0	0	0	1	1	72	111	1.12	0.875										
Randy Flores, L ERA: 4.44	0.1	H	1	0	0	0	0	0	0	0	0	0	0	3	6	0.00	0.000										
34 Chris Perez, R ERA: 3.5	0.2	S	3	1	0	0	1	0	0	0	0	0	0	8	10	0.00	1.500										

Batter	1	2	3	4	5	6	7	8	9	AB	R	H	RBI	BB	SO	LOB	BOTTOM										
55 Skip Schumaker, L OBP: 0.365, SLG: 0.416 Josh Phelps, R OBP: 0.308, SLG: 0.308 Cesar Izturis, S OBP: 0.311, SLG: 0.296	G6-3									3	0	1	0	0	0	0	Florida Marlins @ St. Louis Cardinals Busch Stadium, St. Louis, MO Sun Sep 07 2008, 1:15 PM CDT Att: 46,045 - Cloudy - 71 F										
Felipe Lopez, S OBP: 0.330, SLG: 0.357		5 HR								3	1	2	0	1	0												
5 Albert Pujols, R OBP: 0.466, SLG: 0.649										4	1	1	2	0	1												
47 Ryan Ludwick, R OBP: 0.372, SLG: 0.585										4	0	0	0	0	3												
24 Rick Ankiel, L OBP: 0.338, SLG: 0.509										3	0	1	0	1	0												
4 Yadier Molina, R OBP: 0.348, SLG: 0.396										4	0	1	0	0	1												
Adam Kennedy, L ERA: 3.33 61 Nick Stavinoha, R OBP: 0.231, SLG: 0.222										3	0	0	0	0	1												
50 Adam Wainwright, R OBP: 0.273, SLG: 0.358 Randy Flores, L 34 Chris Perez, R										3	0	1	0	0	2												
Aaron Miles, S OBP: 0.353, SLG: 0.393										3	1	1	0	0	1												
Inning Stats	R: 2 E: 0 K: 1 S: 11	H: 1 LOB: 0 BB: 1 P: 19	R: 0 E: 0 K: 2 S: 10	H: 1 LOB: 1 BB: 0 P: 15	R: 0 E: 0 K: 1 S: 10	H: 1 LOB: 1 BB: 0 P: 15	R: 0 E: 0 K: 0 S: 13	H: 1 LOB: 2 BB: 1 P: 18	R: 0 E: 0 K: 0 S: 7	H: 1 LOB: 0 BB: 0 P: 10	R: 0 E: 0 K: 1 S: 8	H: 1 LOB: 0 BB: 0 P: 14	R: 1 E: 0 K: 0 S: 14	H: 3 LOB: 2 BB: 0 P: 23	R: 0 E: 0 K: 1 S: 8	H: 0 LOB: 0 BB: 0 P: 10		1B: 7 2B: 0 3B: 1 HR: 1	SF: 0 SAC: 0 DP: 2 HBP: 0	WP: 0 PB: 0 SB: 0 CS: 0	PA: 33						
PITCHER	IP	WLS	BF	H	R	ER	SO	BB	IBB	HBP	BLK	WP	HR	S	P	ERA	WHIP										
55 Josh Johnson, R ERA: 3.33 Arthur Rhodes, L ERA: 2.01 Doug Waechter, R ERA: 3.18 45 Frankie De La Cruz, R ERA: 13.5	6.2	L	27	7	3	3	5	2	0	0	0	0	0	65	103	4.05	1.350										
	0.0		2	2	0	0	0	0	0	0	0	0	0	6	8	-	-										
	0.1		1	0	0	0	0	0	0	0	0	0	0	2	3	0.00	0.000										
	1.0		3	0	0	0	1	0	0	0	0	0	0	8	10	0.00	0.000										

Batter	1	2	3	4	5	6	7	8	9	AB	R	H	RBI	BB	SO	LOB	TOP				
2 Hanley Ramirez, R OBP: 0.394, SLG: 0.525										3	2	1	0	2	0	1					
Luis Gonzalez, L OBP: 0.341, SLG: 0.425										4	1	2	2	0	0	1					
27 Jeremy Hermida, L OBP: 0.322, SLG: 0.406										0	1	0	0	0	0	0					
12 Cody Ross, R OBP: 0.318, SLG: 0.502										0	0	0	0	0	0	0					
6 Dan Uggla, R OBP: 0.357, SLG: 0.531										5	1	2	2	0	3	1					
Mike Jacobs, L OBP: 0.293, SLG: 0.532										4	0	2	0	0	1	2					
Robert Andino, R OBP: 0.254, SLG: 0.333										0	0	0	0	0	0	0					
18 Wes Helms, R OBP: 0.304, SLG: 0.343										1	0	1	1	0	0	0					
Josh Willingham, R OBP: 0.363, SLG: 0.455										5	0	1	1	0	1	4					
Dallas McPherson, L OBP: 0.245, SLG: 0.571										3	1	1	0	1	2	0					
Paul Lo Duca, R OBP: 0.310, SLG: 0.290										4	0	0	0	0	0	4					
Arthur Rhodes, L OBP: 0.290, SLG: 0.290										0	0	0	0	0	0	0					
22 Matt Lindstrom, R OBP: 0.299, SLG: 0.296										0	0	0	0	0	0	0					
4 Alfredo Amezaga, S OBP: 0.302, SLG: 0.342										4	1	1	0	0	1	1					
47 Ricky Nolasco, R OBP: 0.172, SLG: 0.179										3	0	1	1	0	1	0					
Matt Treanor, R OBP: 0.299, SLG: 0.296										0	0	0	0	0	0	0					
Inning Stats	R: 0 E: 0 K: 2 S: 13	H: 2 LOB: 2 BB: 0 P: 19	R: 0 E: 0 K: 2 S: 10	H: 0 LOB: 0 BB: 0 P: 14	R: 2 E: 0 K: 1 S: 16	H: 2 LOB: 1 BB: 1 P: 25	R: 1 E: 0 K: 0 S: 7	H: 2 LOB: 1 BB: 0 P: 14	R: 0 E: 0 K: 1 S: 8	H: 0 LOB: 0 BB: 0 P: 11	R: 0 E: 0 K: 1 S: 6	H: 0 LOB: 0 BB: 0 P: 7	R: 1 E: 0 K: 1 S: 12	H: 3 LOB: 3 BB: 1 P: 23	R: 3 E: 0 K: 0 S: 7	H: 3 LOB: 1 BB: 1 P: 15	1B: 6 2B: 5 3B: 0 HR: 1	SF: 0 SAC: 1 DP: 1 HBP: 0	WP: 0 PB: 0 SB: 0 CS: 0	PA: 41	
PITCHER	IP WLS BF H R ER SO BB IBB HBP BLK WP HR S P ERA WHIP	IP WLS BF H R ER SO BB IBB HBP BLK WP HR S P ERA WHIP	IP WLS BF H R ER SO BB IBB HBP BLK WP HR S P ERA WHIP	IP WLS BF H R ER SO BB IBB HBP BLK WP HR S P ERA WHIP	IP WLS BF H R ER SO BB IBB HBP BLK WP HR S P ERA WHIP	IP WLS BF H R ER SO BB IBB HBP BLK WP HR S P ERA WHIP	IP WLS BF H R ER SO BB IBB HBP BLK WP HR S P ERA WHIP	IP WLS BF H R ER SO BB IBB HBP BLK WP HR S P ERA WHIP	IP WLS BF H R ER SO BB IBB HBP BLK WP HR S P ERA WHIP	IP WLS BF H R ER SO BB IBB HBP BLK WP HR S P ERA WHIP	IP WLS BF H R ER SO BB IBB HBP BLK WP HR S P ERA WHIP	IP WLS BF H R ER SO BB IBB HBP BLK WP HR S P ERA WHIP	IP WLS BF H R ER SO BB IBB HBP BLK WP HR S P ERA WHIP	IP WLS BF H R ER SO BB IBB HBP BLK WP HR S P ERA WHIP	IP WLS BF H R ER SO BB IBB HBP BLK WP HR S P ERA WHIP	IP WLS BF H R ER SO BB IBB HBP BLK WP HR S P ERA WHIP	IP WLS BF H R ER SO BB IBB HBP BLK WP HR S P ERA WHIP	IP WLS BF H R ER SO BB IBB HBP BLK WP HR S P ERA WHIP	IP WLS BF H R ER SO BB IBB HBP BLK WP HR S P ERA WHIP	IP WLS BF H R ER SO BB IBB HBP BLK WP HR S P ERA WHIP	IP WLS BF H R ER SO BB IBB HBP BLK WP HR S P ERA WHIP

Florida Marlins @ Philadelphia Phillies
Citizens Bank Park, Philadelphia, PA

AB 37
R 7
H 12
RBI 7
BB 3
SO 9
LOB 16



WP: 0 PA: 41
PB: 0
SB: 0
CS: 0

Batter	1	2	3	4	5	6	7	8	9	AB	R	H	RBI	BB	SO	LOB	BOTTOM					
11 Jimmy Rollins, S OBP: 0.337, SLG: 0.431										4	0	0	0	0	0	2						
28 Jayson Werth, R OBP: 0.371, SLG: 0.511										4	0	1	1	0	2	1						
26 Chase Utley, L OBP: 0.378, SLG: 0.535										4	0	1	0	0	1	2						
6 Ryan Howard, L OBP: 0.328, SLG: 0.517										4	1	1	1	0	1	0						
Pat Burrell, R OBP: 0.372, SLG: 0.513										3	0	1	0	1	1	0						
8 Shane Victorino, S OBP: 0.338, SLG: 0.417										4	0	0	0	0	1	2						
19 Greg Dobbs, L OBP: 0.327, SLG: 0.473										3	1	1	0	0	1	1						
27 Chris Coste, R OBP: 0.322, SLG: 0.435										3	1	1	1	0	1	1						
39 Brett Myers, R OBP: 0.123, SLG: 0.075										2	0	1	0	0	1	0						
37 Chad Durbin, R OBP: 0.111, SLG: 0.111										0	0	0	0	0	0	0						
16 J.C. Romero, S OBP: 0.111, SLG: 0.111										0	0	0	0	0	0	0						
55 Clay Condrey, R OBP: 0.333, SLG: 0.667										0	0	0	0	0	0	0						
Inning Stats	R: 0 E: 0 K: 1 S: 6	H: 1 LOB: 1 BB: 0 P: 9	R: 1 E: 0 K: 2 S: 12	H: 2 LOB: 1 BB: 0 P: 19	R: 0 E: 0 K: 1 S: 13	H: 1 LOB: 1 BB: 0 P: 19	R: 0 E: 0 K: 3 S: 11	H: 0 LOB: 0 BB: 0 P: 17	R: 2 E: 0 K: 0 S: 12	H: 3 LOB: 1 BB: 0 P: 19	R: 0 E: 0 K: 0 S: 8	H: 0 LOB: 0 BB: 1 P: 14	R: 0 E: 0 K: 1 S: 9	H: 0 LOB: 0 BB: 0 P: 10	R: 0 E: 0 K: 1 S: 7	H: 0 LOB: 0 BB: 0 P: 9	R: 0 E: 0 K: 0 S: 8	H: 0 LOB: 0 BB: 0 P: 10	1B: 4 2B: 2 3B: 0 HR: 1	SF: 0 SAC: 1 DP: 1 HBP: 0	WP: 1 PB: 0 SB: 1 CS: 0	PA: 33
PITCHER	IP WLS BF H R ER SO BB IBB HBP BLK WP HR S P ERA WHIP	IP WLS BF H R ER SO BB IBB HBP BLK WP HR S P ERA WHIP	IP WLS BF H R ER SO BB IBB HBP BLK WP HR S P ERA WHIP	IP WLS BF H R ER SO BB IBB HBP BLK WP HR S P ERA WHIP	IP WLS BF H R ER SO BB IBB HBP BLK WP HR S P ERA WHIP	IP WLS BF H R ER SO BB IBB HBP BLK WP HR S P ERA WHIP	IP WLS BF H R ER SO BB IBB HBP BLK WP HR S P ERA WHIP	IP WLS BF H R ER SO BB IBB HBP BLK WP HR S P ERA WHIP	IP WLS BF H R ER SO BB IBB HBP BLK WP HR S P ERA WHIP	IP WLS BF H R ER SO BB IBB HBP BLK WP HR S P ERA WHIP	IP WLS BF H R ER SO BB IBB HBP BLK WP HR S P ERA WHIP	IP WLS BF H R ER SO BB IBB HBP BLK WP HR S P ERA WHIP	IP WLS BF H R ER SO BB IBB HBP BLK WP HR S P ERA WHIP	IP WLS BF H R ER SO BB IBB HBP BLK WP HR S P ERA WHIP	IP WLS BF H R ER SO BB IBB HBP BLK WP HR S P ERA WHIP	IP WLS BF H R ER SO BB IBB HBP BLK WP HR S P ERA WHIP	IP WLS BF H R ER SO BB IBB HBP BLK WP HR S P ERA WHIP	IP WLS BF H R ER SO BB IBB HBP BLK WP HR S P ERA WHIP	IP WLS BF H R ER SO BB IBB HBP BLK WP HR S P ERA WHIP	IP WLS BF H R ER SO BB IBB HBP BLK WP HR S P ERA WHIP	IP WLS BF H R ER SO BB IBB HBP BLK WP HR S P ERA WHIP	

Florida Marlins @ Philadelphia Phillies
Citizens Bank Park, Philadelphia, PA

AB 31
R 3
H 7
RBI 3
BB 1
SO 9
LOB 9



WP: 1 PA: 33
PB: 0
SB: 1
CS: 0

Batter	1	2	3	4	5	6	7	8	9	AB	R	H	RBI	BB	SO	LOB	TOP
22 Willie Harris, L (1.7) OBP: 0.339, SLG: 0.428	L8		K			G4-3		G4-3		4	0	0	0	0	1	0	Washington Nationals @ Florida Marlins Dolphin Stadium, Miami, FL Sat Sep 13 2008, 7:10 PM EDT Att: 16,307 - Partly Cloudy - 85 F
15 Cristian Guzman, S (1.6) OBP: 0.342, SLG: 0.440	34 2-5 1B			G3		K		F9		4	0	1	0	0	1	0	
11 Ryan Zimmerman, R (1.5) OBP: 0.337, SLG: 0.446	1-2 1B			85 G6-3 BB		85 1B 2B		F8		3	1	2	0	1	0	0	
85 Lastings Milledge, R (1.8) OBP: 0.325, SLG: 0.399	K			G6-3		34 2B 1B		34 G6-4-3 BB		3	1	1	0	1	1	3	
34 Elijah Dukes, R (1.9) OBP: 0.377, SLG: 0.494	2-5 2-3	K		K		1B		G6-4-3		4	0	1	2	0	2	2	
Kory Casto, L (1.3) OBP: 0.302, SLG: 0.288	F7			K		2B		F7		4	0	0	0	0	2	1	
Emilio Bonifacio, S (1.4) OBP: 0.284, SLG: 0.333	K					K				3	0	0	0	0	1	0	
23 Wil Nieves, R (1.2) OBP: 0.304, SLG: 0.331			G6-3					L8		3	0	1	0	0	0	0	
Tim Redding, R (1.1) OBP: 0.250, SLG: 0.191			K			F8		F7		2	0	0	0	0	1	1	
6 Anderson Hernandez, S (7, PH) OBP: 0.418, SLG: 0.367										1	0	0	0	0	0	0	
50 Garrett Mock, S (7.1)										0	0	0	0	0	0	0	
Inning Stats	R: 0 H: 2 E: 0 K: 1 S: 19	H: 2 BB: 0 P: 26	R: 0 H: 0 E: 0 K: 2 S: 7	H: 0 LOB: 0 BB: 0 P: 12	R: 0 H: 0 E: 0 K: 2 S: 8	H: 0 LOB: 0 BB: 0 P: 11	R: 0 H: 0 E: 0 K: 1 S: 8	H: 1 LOB: 1 BB: 0 P: 16	R: 2 H: 3 E: 0 K: 2 S: 21	H: 3 LOB: 1 BB: 0 P: 28	R: 0 H: 0 E: 0 K: 0 S: 6	H: 0 LOB: 0 BB: 0 P: 9	R: 0 H: 0 E: 0 K: 0 S: 5	H: 0 LOB: 0 BB: 1 P: 10	1B: 4 2B: 2 3B: 0 HR: 0	SF: 0 SAC: 0 DP: 1 HBP: 0	WP: 0 PA: 33 CS: 0
PITCHER	IP WLS BF H R ER SO BB IBB HBP BLK WP HR S P ERA WHIP																
55 Josh Johnson, R (1.1) ERA: 3.3	6.0 W 25 6 2 2 9 1 0 0 0 0 0 0 72 104 3.00 1.167																
20 Logan Kensing, R (7.1) ERA: 4.22	1.0 H 3 0 0 0 0 0 0 0 0 0 0 0 6 9 0.00 0.000																
Arthur Rhodes, L (8.1) ERA: 1.91	0.2 H 2 0 0 0 0 0 0 0 0 0 0 0 6 9 0.00 0.000																
Kevin Gregg, R (8.1) ERA: 3.86	0.1 H 1 0 0 0 0 0 0 0 0 0 0 0 2 2 0.00 0.000																
22 Matt Lindstrom, R (9.1) ERA: 3.38	1.0 S 3 0 0 0 0 1 0 0 0 0 0 0 5 10 0.00 1.000																

Batter	1	2	3	4	5	6	7	8	9	AB	R	H	RBI	BB	SO	LOB	BOTTOM		
2 Hanley Ramirez, R (1.6) OBP: 0.396, SLG: 0.528	K	2H HR		21 1B BB			P5			3	1	1	2	1	1	0	Washington Nationals @ Florida Marlins Dolphin Stadium, Miami, FL Sat Sep 13 2008, 7:10 PM EDT Att: 16,307 - Partly Cloudy - 85 F		
21 John Baker, L (1.2) OBP: 0.376, SLG: 0.447	3 HR BB	F9		1-3 1B		G3-1		G3-1		3	1	1	0	1	0	0			
3 Jorge Cantu, R (1.5) OBP: 0.322, SLG: 0.470	1-2 HR	F7		P3			K			4	1	1	2	0	1	2			
Mike Jacobs, L (1.3) OBP: 0.289, SLG: 0.524	G4-3		F7		F8			G4-3		4	0	0	0	0	0	0			
22 Matt Lindstrom, R (9.1)										0	0	0	0	0	0	0			
6 Dan Uggla, R (1.4) OBP: 0.357, SLG: 0.527	E BB		K		F8			K		3	0	0	0	1	2	0			
Josh Willingham, R (1.7) OBP: 0.355, SLG: 0.448	E4 1-3			1B		G5-3		F9		4	0	1	0	0	0	1			
27 Jeremy Hermida, L (1.9) OBP: 0.319, SLG: 0.491	K		G6-3				F7			3	0	0	0	0	1	3			
4 Alfredo Amezaga, S (1.8) OBP: 0.303, SLG: 0.342		55 SH1-4 2 HR 1B		K		G6-3				3	1	1	0	0	1	0			
55 Josh Johnson, L (1.1) OBP: 0.392, SLG: 0.540										1	0	0	0	0	1	0			
Dallas McPherson, L (6, PH) OBP: 0.305, SLG: 0.393										1	0	0	0	0	0	0			
20 Logan Kensing, L (7.1)										0	0	0	0	0	0	0			
Arthur Rhodes, L (8.1)										0	0	0	0	0	0	0			
Kevin Gregg, R (8.1)										0	0	0	0	0	0	0			
18 Wes Helms, R (9.9) OBP: 0.303, SLG: 0.342										0	0	0	0	0	0	0			
Inning Stats	R: 2 H: 1 E: 1 K: 2 S: 17	H: 2 LOB: 2 BB: 2 P: 32	R: 2 H: 2 E: 0 K: 0 S: 8	H: 2 LOB: 0 BB: 0 P: 11	R: 0 H: 1 E: 0 K: 1 S: 10	H: 1 LOB: 1 BB: 0 P: 14	R: 0 H: 1 E: 0 K: 2 S: 14	H: 1 LOB: 2 BB: 1 P: 22	R: 0 H: 0 E: 0 K: 0 S: 6	H: 0 LOB: 0 BB: 0 P: 8	R: 0 H: 0 E: 0 K: 0 S: 10	H: 0 LOB: 0 BB: 0 P: 13	R: 0 H: 0 E: 0 K: 1 S: 6	H: 0 LOB: 0 BB: 0 P: 9	R: 0 H: 0 E: 0 K: 1 S: 10	H: 0 LOB: 0 BB: 0 P: 14	1B: 3 2B: 0 3B: 0 HR: 2	SF: 0 SAC: 1 DP: 0 HBP: 0	WP: 0 PA: 33 CS: 0
PITCHER	IP WLS BF H R ER SO BB IBB HBP BLK WP HR S P ERA WHIP																		
Tim Redding, R (1.1) ERA: 4.54	6.0 L 27 5 4 4 2 3 0 0 0 0 0 0 65 100 6.00 1.333																		
50 Garrett Mock, R (7.1) ERA: 4.11	2.0 6 0 0 0 2 0 0 0 0 0 0 0 16 23 0.00 0.000																		

Batter	1	2	3	4	5	6	7	8	9	AB	R	H	RBI	BB	SO	LOB	TOP										
2 Darin Erstad, L (1,7) OBP: 0.312, SLG: 0.359	G4-3		FC3-6			K											4 0 1 0 0 1 1										
10 Miguel Tejada, R (1,6) OBP: 0.315, SLG: 0.418	E5		G4-3			G6-3		L8									4 0 0 0 0 0 2										
17 Lance Berkman, S (1,3) OBP: 0.426, SLG: 0.586	G3					G4-3											4 0 0 0 0 1 1										
27 Geoff Blum, S (1,5) OBP: 0.274, SLG: 0.418	P5					G3-1											4 0 1 0 0 0 1										
9 Hunter Pence, R (1,9) OBP: 0.310, SLG: 0.458						G3-1											4 0 0 0 0 1 1										
David Newhan, L (1,4) OBP: 0.294, SLG: 0.411																	4 0 0 0 0 1 1										
Mark Loretta, R (9,PH) OBP: 0.343, SLG: 0.381																	4 0 0 0 0 1 1										
21 Michael Bourn, L (1,8) OBP: 0.286, SLG: 0.296																	4 0 0 0 0 1 1										
Brad Ausmus, R (1,2) OBP: 0.297, SLG: 0.284																	4 0 1 0 0 0 1										
44 Roy Oswalt, R (1,1) OBP: 0.200, SLG: 0.200																	4 0 0 0 0 1 1										
29 Geoff Geary, R (7,1) OBP: 0.347, SLG: 0.414																	3 0 1 0 0 0 0										
3 Kazuo Matsui, S (8,PH) OBP: 0.347, SLG: 0.414																	1 0 0 0 0 0 1										
47 Jose Valverde, R (8,1) OBP: 0.347, SLG: 0.414																	3 1 1 0 0 2 1										
Inning Stats	R: 0 H: 0 E: 1 K: 0 S: 6	H: 0 LOB: 1 BB: 0 P: 11	R: 0 H: 0 E: 0 K: 1 S: 8	H: 0 LOB: 0 BB: 0 P: 12	R: 0 H: 1 E: 0 K: 0 S: 10	H: 1 LOB: 1 BB: 0 P: 14	R: 0 H: 0 E: 0 K: 0 S: 7	H: 0 LOB: 0 BB: 0 P: 13	R: 0 H: 1 E: 0 K: 2 S: 9	H: 1 LOB: 1 BB: 0 P: 13	R: 0 H: 0 E: 0 K: 1 S: 5	H: 0 LOB: 0 BB: 0 P: 7	R: 0 H: 0 E: 0 K: 0 S: 6	H: 0 LOB: 0 BB: 0 P: 11	R: 0 H: 2 E: 0 K: 0 S: 12	H: 1 LOB: 1 BB: 0 P: 17	R: 0 H: 1 E: 0 K: 2 S: 13	H: 1 LOB: 0 BB: 0 P: 19	1B: 4 2B: 1 3B: 0 HR: 0	SF: 0 SAC: 0 DP: 0 HBP: 0	WP: 0 PB: 0 SB: 0 CS: 0	PA: 33					
PITCHER	IP	WLS	BF	H	R	ER	SO	BB	IBB	HBP	BLK	WP	HR	S	P	ERA	WHIP										
41 Chris Volstad, R (1,1) ERA: 3.07	8.0	W	29	4	1	1	4	0	0	0	0	0	0	63	98	1.12	0.500										
Joe Nelson, R (9,1) ERA: 1.95	0.2		3	1	0	0	2	0	0	0	0	0	0	9	12	0.00	1.500										
Arthur Rhodes, L (9,1) ERA: 1.87	0.1		1	0	0	0	0	0	0	0	0	0	0	4	7	0.00	0.000										

Houston Astros @ Florida Marlins
Dolphin Stadium, Miami, FL
Tue Sep 16 2008, 7:10 PM EDT
Att: 12,232 - Partly Cloudy - 83 F

AB	33
R	1
H	5
RBI	1
BB	0
SO	6
LOB	11



Batter	1	2	3	4	5	6	7	8	9	AB	R	H	RBI	BB	SO	LOB	BOTTOM										
2 Hanley Ramirez, R (1,6) OBP: 0.398, SLG: 0.528						F8											4 2 3 0 0 0 0										
21 John Baker, L (1,2) OBP: 0.365, SLG: 0.431																	4 1 1 0 0 1 2										
3 Jorge Cantu, R (1,5) OBP: 0.322, SLG: 0.474																	4 1 1 3 0 3 2										
Mike Jacobs, L (1,3) OBP: 0.291, SLG: 0.523																	3 0 1 1 1 1 0										
18 Wes Helms, R (7,PR) OBP: 0.302, SLG: 0.340																	0 0 0 0 0 0 0										
6 Dan Uggla, R (1,4) OBP: 0.360, SLG: 0.526																	3 1 0 0 1 2 3										
Josh Willingham, R (1,7) OBP: 0.355, SLG: 0.448																	4 0 1 0 0 1 1										
12 Cody Ross, R (1,9) OBP: 0.315, SLG: 0.499																	4 0 1 1 0 2 1										
4 Alfredo Amezaga, S (1,8) OBP: 0.308, SLG: 0.358																	3 0 1 0 0 0 1										
41 Chris Volstad, R (1,1) ERA: 3.66																	3 0 0 0 0 2 3										
Luis Gonzalez, L (8,PH) OBP: 0.340, SLG: 0.422																	1 0 0 0 0 1 1										
Joe Nelson, R (9,1) ERA: 2.4																	0 0 0 0 0 0 0										
Arthur Rhodes, L (9,1) ERA: 3.44																	0 0 0 0 0 0 0										
Inning Stats	R: 4 H: 4 E: 0 K: 2 S: 18	H: 4 LOB: 2 BB: 1 P: 29	R: 1 H: 2 E: 0 K: 2 S: 12	H: 2 LOB: 1 BB: 0 P: 21	R: 0 H: 1 E: 0 K: 1 S: 8	H: 1 LOB: 1 BB: 0 P: 10	R: 0 H: 0 E: 0 K: 2 S: 10	H: 0 LOB: 0 BB: 0 P: 14	R: 0 H: 0 E: 0 K: 2 S: 10	H: 0 LOB: 0 BB: 0 P: 16	R: 0 H: 0 E: 0 K: 1 S: 7	H: 0 LOB: 0 BB: 0 P: 11	R: 0 H: 1 E: 0 K: 1 S: 14	H: 1 LOB: 2 BB: 1 P: 22	R: 0 H: 1 E: 0 K: 2 S: 11	H: 1 LOB: 1 BB: 0 P: 19	1B: 4 2B: 3 3B: 1 HR: 1	SF: 0 SAC: 0 DP: 0 HBP: 1	WP: 0 PB: 0 SB: 0 CS: 0	PA: 36							
PITCHER	IP	WLS	BF	H	R	ER	SO	BB	IBB	HBP	BLK	WP	HR	S	P	ERA	WHIP										
44 Roy Oswalt, R (1,1) ERA: 3.66	6.0	L	27	7	5	5	10	1	0	1	0	0	0	65	101	7.50	1.333										
29 Geoff Geary, R (7,1) ERA: 2.4	1.0		5	1	0	0	1	0	1	0	0	0	0	14	22	0.00	1.000										
47 Jose Valverde, R (8,1) ERA: 3.44	1.0		4	1	0	0	2	0	0	0	0	0	0	11	19	0.00	1.000										

Houston Astros @ Florida Marlins
Dolphin Stadium, Miami, FL
Tue Sep 16 2008, 7:10 PM EDT
Att: 12,232 - Partly Cloudy - 83 F


AB	33
R	5
H	9
RBI	5
BB	2
SO	13
LOB	14



Batter	1	2	3	4	5	6	7	8	9	AB	R	H	RBI	BB	SO	LOB	TOP										
3 Kazuo Matsui, S OBP: 0.344, SLG: 0.411 13 Jose Castillo, R OBP: 0.290, SLG: 0.372 Dave Borkowski, R (7, 1)	L3		E6 10 1B		G3		K			3	0	0	0	0	0	0											
10 Miguel Tejada, R OBP: 0.315, SLG: 0.419 David Newhan, L OBP: 0.291, SLG: 0.406	P4		1B			17 BB 1B		K		3	0	2	0	0	0	0											
17 Lance Berkman, S OBP: 0.426, SLG: 0.583	G6-3		P6			BB		27 PB BB		2	0	0	0	2	0	2											
Ty Wigginton, R OBP: 0.359, SLG: 0.546	K				P3			K		4	0	0	0	0	2	3											
27 Geoff Blum, S OBP: 0.271, SLG: 0.412	F9		G1-3			F4		K		4	0	0	0	0	1	3											
9 Hunter Pence, R OBP: 0.313, SLG: 0.470	HR					F8		K		3	2	2	2	1	0	2											
21 Michael Bourn, L OBP: 0.283, SLG: 0.293	K		L9			F8		FC3-6 55 WP		4	0	0	0	0	1	1											
55 Humberto Quintero, R OBP: 0.252, SLG: 0.289			G5-3		G1-3		G6-3		F8	4	0	0	0	0	0	1											
41 Brandon Backe, R OBP: 0.333, SLG: 0.447 Jack Cassel, R OBP: 0.295, SLG: 0.290 48 Tim Lincecum, R OBP: 0.167, SLG: 0.167 Mark Sweeney, R OBP: 0.295, SLG: 0.290 Fernando Nieve, R OBP: 0.295, SLG: 0.290 23 Edwin Maysonet, R OBP: 0.295, SLG: 0.290			K		L6		1B		G6-3	0	0	0	0	0	0	0											
Inning Stats	R: 0 E: 0 K: 0 S: 5	H: 0 LOB: 0 BB: 0 P: 5	R: 1 E: 0 K: 2 S: 11	H: 1 LOB: 0 BB: 0 P: 13	R: 0 E: 1 K: 1 S: 16	H: 1 LOB: 2 BB: 0 P: 21	R: 0 E: 0 K: 0 S: 13	H: 1 LOB: 0 BB: 0 P: 18	R: 0 E: 0 K: 0 S: 6	H: 1 LOB: 2 BB: 1 P: 17	R: 0 E: 0 K: 1 S: 11	H: 1 LOB: 1 BB: 0 P: 14	R: 0 E: 0 K: 3 S: 14	H: 0 LOB: 1 BB: 1 P: 19	R: 0 E: 0 K: 0 S: 11	H: 0 LOB: 1 BB: 1 P: 21	1B: 3 2B: 0 3B: 0 HR: 2	SF: 0 SAC: 0 DP: 0 HBP: 0	WP: 1 PB: 1 SB: 0 CS: 0	PA: 36							
PITCHER	IP	WLS	BF	H	R	ER	SO	BB	IBB	HBP	BLK	WP	HR	S	P	ERA	WHIP										
47 Ricky Nolasco, R ERA: 3.52	7.0	W	28	5	2	2	4	1	0	0	0	0	2	73	95	2.57	0.857										
20 Logan Kensing, R ERA: 4.14	1.0		4	0	0	0	3	1	0	0	0	0	0	14	19	0.00	1.000										
Jesus Delgado, R ERA:	1.0		4	0	0	0	0	1	0	0	0	1	0	11	21	0.00	1.000										

Houston Astros @ Florida Marlins
Dolphin Stadium, Miami, FL
Wed Sep 17 2008, 7:10 PM EDT
Att: 14,124 - Partly Cloudy - 81 F


AB 33
R 2
H 5
RBI 2
BB 3
SO 7
LOB 14



Batter	1	2	3	4	5	6	7	8	9	AB	R	H	RBI	BB	SO	LOB	BOTTOM										
2 Hanley Ramirez, R OBP: 0.399, SLG: 0.540 24 Cameron Maybin, R OBP: 0.667, SLG: 0.500	HR	HR		K			K			3	2	2	2	0	1	0											
21 John Baker, L OBP: 0.373, SLG: 0.427	2B	K		BB	3B	L6		P4		4	1	1	0	2	1	5											
3 Jorge Cantu, R OBP: 0.326, SLG: 0.482	BB			BB						5	2	3	4	1	0	1											
Jesus Delgado, R	BB	FC4-6		BB			F8	F9		0	0	0	0	0	0	0											
Mike Jacobs, L OBP: 0.294, SLG: 0.523 25 Brett Carroll, R OBP: 0.111, SLG: 0.176 20 Logan Kensing, R 14 Gaby Sanchez, R	BB	FC4-6		K			BB	G6-3		5	2	3	2	0	1	3											
6 Dan Uggla, R OBP: 0.362, SLG: 0.524	F7		F8					P4		3	2	1	0	2	0	3											
Josh Willingham, R OBP: 0.360, SLG: 0.445	L5		F8		F8					4	2	1	0	0	0	5											
12 Cody Ross, R OBP: 0.318, SLG: 0.499	BB									4	1	2	1	1	0	3											
4 Alfredo Amezaga, S OBP: 0.313, SLG: 0.366	BB		P6					P5		5	0	3	4	0	0	3											
47 Ricky Nolasco, R OBP: 0.161, SLG: 0.167 18 Wes Helms, R OBP: 0.305, SLG: 0.343	K		FC6-4		K		K			4	0	0	0	0	3	3											
Inning Stats	R: 4 E: 0 K: 0 S: 16	H: 4 LOB: 2 BB: 2 P: 31	R: 1 E: 0 K: 2 S: 12	H: 2 LOB: 0 BB: 0 P: 18	R: 1 E: 0 K: 0 S: 10	H: 1 LOB: 1 BB: 1 P: 19	R: 0 E: 0 K: 2 S: 14	H: 1 LOB: 3 BB: 2 P: 27	R: 0 E: 0 K: 1 S: 14	H: 2 LOB: 0 BB: 0 P: 20	R: 3 E: 1 K: 1 S: 16	H: 4 LOB: 1 BB: 0 P: 27	R: 0 E: 0 K: 1 S: 16	H: 1 LOB: 2 BB: 1 P: 26	R: 5 E: 0 K: 0 S: 17	H: 3 LOB: 0 BB: 1 P: 27	1B: 13 2B: 2 3B: 0 HR: 3	SF: 0 SAC: 0 DP: 0 HBP: 1	WP: 0 PB: 0 SB: 0 CS: 0	PA: 49							
PITCHER	IP	WLS	BF	H	R	ER	SO	BB	IBB	HBP	BLK	WP	HR	S	P	ERA	WHIP										
41 Brandon Backe, R ERA: 5.66 Jack Cassel, R ERA: 5.66 48 Tim Byrdak, L ERA: 4.13 Fernando Nieve, R ERA: 8.88 Dave Borkowski, R ERA: 8.16	1.2	L	12	6	5	5	2	2	0	0	1	0	0	18	37	5.40	2.400										
48 Tim Byrdak, L ERA: 4.13	0.2		3	0	0	0	1	1	0	0	0	0	0	8	13	0.00	1.500										
Fernando Nieve, R ERA: 8.88	2.0		12	6	3	3	2	0	0	0	0	0	0	30	47	13.50	3.000										
Dave Borkowski, R ERA: 8.16	2.0		13	4	5	5	1	2	0	1	0	0	1	33	53	22.50	3.000										

Houston Astros @ Florida Marlins
Dolphin Stadium, Miami, FL
Wed Sep 17 2008, 7:10 PM EDT
Att: 14,124 - Partly Cloudy - 81 F

AB 41
R 14
H 18
RBI 14
BB 7
SO 7
LOB 26



Batter	1	2	3	4	5	6	7	8	9	AB	R	H	RBI	BB	SO	LOB	TOP		
3 Kazuo Matsui, S OBP: 0.343, SLG: 0.412 22 LaTroy Hawkins, R										4	1	1	0	0	1	0			
10 Miguel Tejada, R OBP: 0.314, SLG: 0.419										4	0	1	0	0	1	1			
17 Lance Berkman, S OBP: 0.424, SLG: 0.579										4	0	0	1	0	1	1			
9 Hunter Pence, R OBP: 0.311, SLG: 0.466										4	0	0	0	0	1	1			
Mark Loretta, R OBP: 0.345, SLG: 0.380										3	0	1	0	1	0	1			
Ty Wiginton, R OBP: 0.356, SLG: 0.541										3	0	0	0	0	2	2			
Reggie Abercrombie, R										3	0	1	0	0	1	2			
46 J.R. Towles, R OBP: 0.253, SLG: 0.257 2 Darn Erstad, L OBP: 0.311, SLG: 0.358 55 Humberto Quintero, R OBP: 0.252, SLG: 0.289										2	0	0	0	0	2	0			
50 Alberto Arias, R 43 Chris Sampson, R Mark Salas, R 53 Wesley Wright, L 26 Doug Brocail, L 29 Geoff Geary, R David Newhan, L										1	0	0	0	0	1	0			
Inning Stats	R: 1 E: 0 K: 0 S: 9	H: 1 LOB: 0 BB: 0 P: 14	R: 0 E: 0 K: 2 S: 12	H: 1 LOB: 1 BB: 0 P: 13	R: 0 E: 0 K: 1 S: 10	H: 0 LOB: 0 BB: 0 P: 11	R: 0 E: 0 K: 1 S: 13	H: 1 LOB: 1 BB: 0 P: 19	R: 0 E: 0 K: 1 S: 11	H: 0 LOB: 1 BB: 1 P: 17	R: 0 E: 0 K: 2 S: 10	H: 0 LOB: 0 BB: 0 P: 13	R: 0 E: 0 K: 2 S: 11	H: 1 LOB: 1 BB: 0 P: 13	1B: 2 2B: 2 3B: 0 HR: 0	SF: 0 SAC: 0 DP: 0 HBP: 0	WP: 0 PA: 32 PB: 0 SB: 0 CS: 0		
PITCHER	IP WLS BF H R ER SO BB IBB HBP BLK WP HR S P ERA WHIP	7.0 W 25 3 1 1 7 1 0 0 0 0 0 73 101 1.29 0.571	1.0 3 0 0 0 2 0 0 0 0 0 0 10 13 0.00 0.000	1.0 4 1 0 0 2 0 0 0 0 0 0 11 13 0.00 1.000															

Houston Astros @ Florida Marlins
Dolphin Stadium, Miami, FL
Thu Sep 18 2008, 7:10 PM EDT
Att: 14,219 - Overcast - 84 F

AB	31
R	1
H	4
RBI	1
BB	1
SO	11
LOB	11



Batter	1	2	3	4	5	6	7	8	9	AB	R	H	RBI	BB	SO	LOB	BOTTOM		
24 Cameron Maybin, R OBP: 0.875, SLG: 0.833										4	2	4	0	1	0	0			
21 John Baker, L OBP: 0.378, SLG: 0.444										5	2	3	4	0	0	2			
3 Jorge Cantu, R OBP: 0.326, SLG: 0.482 14 Gaby Sanchez, R										4	1	1	1	0	0	3			
Mike Jacobs, L OBP: 0.298, SLG: 0.524 18 Wes Helms, R OBP: 0.303, SLG: 0.342										3	0	2	1	1	0	0			
6 Dan Uggla, R OBP: 0.363, SLG: 0.523										5	1	2	0	0	3	5			
Josh Willingham, R OBP: 0.358, SLG: 0.440										4	0	0	0	1	1	5			
12 Cody Ross, R OBP: 0.321, SLG: 0.501										4	1	2	2	1	1	2			
4 Alfredo Amezaga, S OBP: 0.311, SLG: 0.361										4	1	0	0	1	2	3			
Scott Olsen, L OBP: 0.180, SLG: 0.138 Luis Gonzalez, L OBP: 0.339, SLG: 0.420 Kevin Gregg, R 22 Matt Lindstrom, R										3	0	0	0	0	2	2			
Inning Stats	R: 0 E: 0 K: 1 S: 11	H: 2 LOB: 2 BB: 0 P: 18	R: 2 E: 0 K: 1 S: 20	H: 1 LOB: 3 BB: 3 P: 38	R: 0 E: 0 K: 0 S: 8	H: 2 LOB: 2 BB: 0 P: 18	R: 2 E: 0 K: 2 S: 15	H: 3 LOB: 1 BB: 1 P: 25	R: 0 E: 0 K: 2 S: 10	H: 0 LOB: 0 BB: 0 P: 13	R: 2 E: 0 K: 1 S: 21	H: 3 LOB: 2 BB: 1 P: 32	R: 0 E: 0 K: 0 S: 7	H: 1 LOB: 1 BB: 0 P: 9	R: 2 E: 1 K: 2 S: 16	H: 2 LOB: 1 BB: 0 P: 27	1B: 10 2B: 4 3B: 0 HR: 0	SF: 0 SAC: 0 DP: 1 HBP: 1	WP: 0 PA: 44 PB: 1 SB: 0 CS: 0
PITCHER	IP WLS BF H R ER SO BB IBB HBP BLK WP HR S P ERA WHIP	2.2 L 16 5 2 2 2 2 3 0 0 0 0 0 37 6.75 3.000	1.1 8 3 2 2 2 0 1 0 0 0 0 17 30 13.50 2.250	1.1 7 3 2 2 2 0 0 0 0 0 0 20 29 13.50 2.250															

Houston Astros @ Florida Marlins
Dolphin Stadium, Miami, FL
Thu Sep 18 2008, 7:10 PM EDT
Att: 14,219 - Overcast - 84 F

AB	38
R	8
H	14
RBI	8
BB	5
SO	9
LOB	23



Batter	1	2	3	4	5	6	7	8	9	AB	R	H	RBI	BB	SO	LOB	TOP				
11 Jimmy Rollins, S OBP: 0.346, SLG: 0.436										5	0	0	0	0	3	4					
26 Chase Utley, L OBP: 0.376, SLG: 0.526										4	0	1	1	0	1	0					
28 Jayson Werth, R OBP: 0.374, SLG: 0.512										4	0	0	0	0	2	2					
6 Ryan Howard, L OBP: 0.335, SLG: 0.535										3	1	0	0	1	2	2					
Pat Burrell, R OBP: 0.365, SLG: 0.503										3	0	0	0	1	1	0					
4 Eric Bruntlett, R OBP: 0.296, SLG: 0.291										0	0	0	0	0	0	0					
8 Shane Victorino, S OBP: 0.351, SLG: 0.443										4	1	2	1	0	1	2					
19 Greg Dobbs, L OBP: 0.336, SLG: 0.495										4	0	2	1	0	0	1	AB 32				
40 Greg Colson, R OBP: 0.300, SLG: 0.398										0	0	0	0	0	0	0	R 3				
7 Pedro Feliz, R OBP: 0.300, SLG: 0.398										0	0	0	0	0	0	0	H 5				
51 Carlos Ruiz, R OBP: 0.326, SLG: 0.314										2	1	0	0	1	0	0	RBI 3				
56 Joe Blanton, R OBP: 0.263, SLG: 0.067										1	0	0	0	0	1	0	BB 3				
9 Geoff Jenkins, L OBP: 0.301, SLG: 0.390										0	0	0	0	0	0	0	SO 12				
37 Chad Durbin, R OBP: 0.246, SLG: 0.326										0	0	0	0	0	0	0	LOB 16				
16 J.C. Romero, S OBP: 0.243, SLG: 0.404										0	0	0	0	0	0	0					
46 Ryan Madson, L OBP: 0.243, SLG: 0.404										0	0	0	0	0	0	0					
12 Matt Stairs, L OBP: 0.243, SLG: 0.404										0	0	0	0	0	0	0					
54 Brad Lidge, R OBP: 0.243, SLG: 0.404										0	0	0	0	0	0	0					
Inning Stats	R: 0 E: 0 K: 2 S: 10	H: 0 LOB: 0 BB: 0 P: 13	R: 0 E: 0 K: 0 S: 8	H: 1 LOB: 1 BB: 0 P: 10	R: 1 E: 2 K: 2 S: 13	H: 1 LOB: 2 BB: 0 P: 17	R: 1 E: 0 K: 0 S: 9	H: 1 LOB: 0 BB: 0 P: 14	R: 0 E: 0 K: 2 S: 10	H: 0 LOB: 0 BB: 0 P: 16	R: 1 E: 0 K: 2 S: 12	H: 1 LOB: 3 BB: 3 P: 28	R: 0 E: 0 K: 1 S: 12	H: 0 LOB: 0 BB: 0 P: 19	R: 0 E: 0 K: 2 S: 8	H: 0 LOB: 0 BB: 0 P: 11	R: 0 E: 0 K: 1 S: 8	H: 1 LOB: 2 BB: 0 P: 10	1B: 3 2B: 1 3B: 0 HR: 1	SF: 0 SAC: 2 DP: 0 HBP: 0	WP: 0 PA: 37 PB: 0 SB: 0 CS: 0
PITCHER	IP WLS BF H R ER SO BB IBB HBP BLK WP HR S P ERA WHIP	IP WLS BF H R ER SO BB IBB HBP BLK WP HR S P ERA WHIP	IP WLS BF H R ER SO BB IBB HBP BLK WP HR S P ERA WHIP	IP WLS BF H R ER SO BB IBB HBP BLK WP HR S P ERA WHIP	IP WLS BF H R ER SO BB IBB HBP BLK WP HR S P ERA WHIP	IP WLS BF H R ER SO BB IBB HBP BLK WP HR S P ERA WHIP	IP WLS BF H R ER SO BB IBB HBP BLK WP HR S P ERA WHIP	IP WLS BF H R ER SO BB IBB HBP BLK WP HR S P ERA WHIP	IP WLS BF H R ER SO BB IBB HBP BLK WP HR S P ERA WHIP	IP WLS BF H R ER SO BB IBB HBP BLK WP HR S P ERA WHIP	IP WLS BF H R ER SO BB IBB HBP BLK WP HR S P ERA WHIP	IP WLS BF H R ER SO BB IBB HBP BLK WP HR S P ERA WHIP	IP WLS BF H R ER SO BB IBB HBP BLK WP HR S P ERA WHIP	IP WLS BF H R ER SO BB IBB HBP BLK WP HR S P ERA WHIP	IP WLS BF H R ER SO BB IBB HBP BLK WP HR S P ERA WHIP	IP WLS BF H R ER SO BB IBB HBP BLK WP HR S P ERA WHIP	IP WLS BF H R ER SO BB IBB HBP BLK WP HR S P ERA WHIP	IP WLS BF H R ER SO BB IBB HBP BLK WP HR S P ERA WHIP	IP WLS BF H R ER SO BB IBB HBP BLK WP HR S P ERA WHIP	IP WLS BF H R ER SO BB IBB HBP BLK WP HR S P ERA WHIP	IP WLS BF H R ER SO BB IBB HBP BLK WP HR S P ERA WHIP

Philadelphia Phillies @ Florida Marlins
Dolphin Stadium, Miami, FL
Sat Sep 20 2008, 7:10 PM EDT
Att: 28,757 - Clear - 85 F

AB 32
R 3
H 5
RBI 3
BB 3
SO 12
LOB 16



Batter	1	2	3	4	5	6	7	8	9	AB	R	H	RBI	BB	SO	LOB	BOTTOM				
24 Cameron Maybin, R OBP: 0.667, SLG: 0.625										5	1	1	0	0	4	4					
21 John Baker, L OBP: 0.385, SLG: 0.443										4	0	1	2	1	3	3					
3 Jorge Cantu, R OBP: 0.328, SLG: 0.488										4	0	1	0	0	1	3					
Mike Jacobs, L OBP: 0.303, SLG: 0.528										3	0	1	0	1	2	1					
Robert Andino, R OBP: 0.254, SLG: 0.333										0	0	0	0	0	0	0					
6 Dan Uggla, R OBP: 0.361, SLG: 0.525										4	0	0	0	0	1	3					
Josh Willingham, R OBP: 0.357, SLG: 0.436										3	0	0	0	1	0	3					
12 Cody Ross, R OBP: 0.317, SLG: 0.494										4	0	0	0	0	2	4					
4 Alfredo Amezaga, S OBP: 0.319, SLG: 0.376										3	1	3	0	1	0	0					
19 Anibal Sanchez, R ERA: 5.57										2	0	0	0	0	2	2					
20 Logan Kensing, R ERA: 4.09										0	0	0	0	0	0	0					
Mark Hendrickson, L ERA: 5.49										0	0	0	0	0	0	0					
Kevin Gregg, R ERA: 3.55										0	0	0	0	0	0	0					
Joe Nelson, R ERA: 1.78										0	0	0	0	0	0	0					
Inning Stats	R: 0 E: 0 K: 3 S: 13	H: 0 LOB: 0 BB: 0 P: 20	R: 0 E: 0 K: 1 S: 9	H: 0 LOB: 1 BB: 1 P: 17	R: 2 E: 0 K: 2 S: 17	H: 3 LOB: 0 BB: 0 P: 26	R: 0 E: 1 K: 1 S: 6	H: 0 LOB: 0 BB: 0 P: 10	R: 0 E: 0 K: 2 S: 12	H: 1 LOB: 2 BB: 1 P: 23	R: 0 E: 0 K: 1 S: 10	H: 0 LOB: 0 BB: 1 P: 20	R: 0 E: 0 K: 2 S: 15	H: 1 LOB: 2 BB: 1 P: 24	R: 0 E: 0 K: 1 S: 17	H: 2 LOB: 2 BB: 0 P: 25	R: 0 E: 0 K: 3 S: 16	H: 0 LOB: 1 BB: 1 P: 26	1B: 5 2B: 2 3B: 0 HR: 0	SF: 0 SAC: 0 DP: 1 HBP: 0	WP: 0 PA: 39 PB: 0 SB: 2 CS: 0
PITCHER	IP WLS BF H R ER SO BB IBB HBP BLK WP HR S P ERA WHIP	IP WLS BF H R ER SO BB IBB HBP BLK WP HR S P ERA WHIP	IP WLS BF H R ER SO BB IBB HBP BLK WP HR S P ERA WHIP	IP WLS BF H R ER SO BB IBB HBP BLK WP HR S P ERA WHIP	IP WLS BF H R ER SO BB IBB HBP BLK WP HR S P ERA WHIP	IP WLS BF H R ER SO BB IBB HBP BLK WP HR S P ERA WHIP	IP WLS BF H R ER SO BB IBB HBP BLK WP HR S P ERA WHIP	IP WLS BF H R ER SO BB IBB HBP BLK WP HR S P ERA WHIP	IP WLS BF H R ER SO BB IBB HBP BLK WP HR S P ERA WHIP	IP WLS BF H R ER SO BB IBB HBP BLK WP HR S P ERA WHIP	IP WLS BF H R ER SO BB IBB HBP BLK WP HR S P ERA WHIP	IP WLS BF H R ER SO BB IBB HBP BLK WP HR S P ERA WHIP	IP WLS BF H R ER SO BB IBB HBP BLK WP HR S P ERA WHIP	IP WLS BF H R ER SO BB IBB HBP BLK WP HR S P ERA WHIP	IP WLS BF H R ER SO BB IBB HBP BLK WP HR S P ERA WHIP	IP WLS BF H R ER SO BB IBB HBP BLK WP HR S P ERA WHIP	IP WLS BF H R ER SO BB IBB HBP BLK WP HR S P ERA WHIP	IP WLS BF H R ER SO BB IBB HBP BLK WP HR S P ERA WHIP	IP WLS BF H R ER SO BB IBB HBP BLK WP HR S P ERA WHIP	IP WLS BF H R ER SO BB IBB HBP BLK WP HR S P ERA WHIP	IP WLS BF H R ER SO BB IBB HBP BLK WP HR S P ERA WHIP

Philadelphia Phillies @ Florida Marlins
Dolphin Stadium, Miami, FL
Sat Sep 20 2008, 7:10 PM EDT
Att: 28,757 - Clear - 85 F

AB 33
R 2
H 7
RBI 2
SO 16
LOB 24



Batter	1	2	3	4	5	6	7	8	9	AB	R	H	RBI	BB	SO	LOB	TOP							
11 Jimmy Rollins, S OBP: 0.348, SLG: 0.440										5	1	3	1	0	0	1								
26 Chase Utley, L OBP: 0.377, SLG: 0.529										4	1	1	2	0	1	2								
28 Jayson Werth, R OBP: 0.370, SLG: 0.505										5	0	0	0	0	2	4								
6 Ryan Howard, L OBP: 0.336, SLG: 0.533										4	0	1	0	1	0	0								
Pat Burrell, R OBP: 0.363, SLG: 0.499										4	0	0	0	0	2	3								
4 Eric Bruntlett, R OBP: 0.296, SLG: 0.291										0	0	0	0	0	0	0								
8 Shane Victorino, S OBP: 0.350, SLG: 0.442										4	1	1	0	0	1									
19 Greg Dobbs, L OBP: 0.332, SLG: 0.489										3	0	0	0	0	1									
7 Pedro Feliz, R OBP: 0.302, SLG: 0.406										2	1	1	0	2	0									
51 Carlos Ruiz, R OBP: 0.330, SLG: 0.315										2	0	0	0	0	2									
Jamie Moyer, L OBP: 0.176, SLG: 0.000										0	0	0	0	0	0	0								
37 Chad Durbin, R OBP: 0.111, SLG: 0.000										0	0	0	0	0	0	0								
16 J.C. Romero, S OBP: 0.111, SLG: 0.000										0	0	0	0	0	0	0								
55 Clay Condrey, R OBP: 0.111, SLG: 0.000										0	0	0	0	0	0	0								
12 Matt Stairs, L OBP: 0.111, SLG: 0.000										0	0	0	0	0	0	0								
46 Ryan Madison, L OBP: 0.111, SLG: 0.000										0	0	0	0	0	0	0								
54 Brad Lidge, R OBP: 0.111, SLG: 0.000										0	0	0	0	0	0	0								
Inning Stats	R: 0 H: 1 E: 0 K: 1 S: 10	H: 1 R: 3 ER: 2 LOB: 1 P: 19	R: 0 H: 0 E: 0 K: 0 S: 10	H: 0 R: 0 ER: 0 LOB: 1 P: 16	R: 2 H: 2 E: 0 K: 1 S: 15	H: 2 R: 2 ER: 0 LOB: 0 P: 22	R: 1 H: 2 E: 2 K: 0 S: 14	H: 2 R: 0 ER: 0 LOB: 3 P: 25	R: 0 H: 0 E: 0 K: 1 S: 11	H: 0 R: 0 ER: 0 LOB: 1 P: 15	R: 0 H: 0 E: 0 K: 1 S: 8	H: 0 R: 0 ER: 0 LOB: 0 P: 16	R: 0 H: 0 E: 0 K: 1 S: 7	H: 0 R: 0 ER: 0 LOB: 0 P: 13	R: 2 H: 2 E: 0 K: 0 S: 11	H: 2 R: 0 ER: 0 LOB: 0 P: 15	R: 0 H: 0 E: 0 K: 0 S: 9	H: 0 R: 0 ER: 0 LOB: 0 P: 13	1B: 5 2B: 1 3B: 0 HR: 2	SF: 0 SAC: 1 DP: 0 HBP: 1	WP: 0 PB: 0 SB: 1 CS: 0	PA: 40		
PITCHER	IP: 5.0 WLS: L BF: 25	H: 6 R: 3 ER: 2 SO: 3	BB: 1 IBB: 1 HBP: 1 BLK: 0	WP: 0 HR: 1 S: 60 P: 97	ERA: 3.60 WHIP: 1.400	IP: 1.0 WLS: S BF: 3	H: 0 R: 0 ER: 0 SO: 0	BB: 0 IBB: 0 HBP: 0 BLK: 0	WP: 0 HR: 0 S: 9 P: 13	ERA: 0.00 WHIP: 0.000	IP: 1.0 WLS: S BF: 3	H: 0 R: 0 ER: 0 SO: 0	BB: 0 IBB: 0 HBP: 0 BLK: 0	WP: 0 HR: 0 S: 9 P: 13	ERA: 0.00 WHIP: 0.000									
41 Chris Volstad, R ERA: 3.1																								
Doug Waechter, R ERA: 3.59																								
23 Andrew Miller, L ERA: 5.7																								
Kevin Gregg, R ERA: 3.49																								
Joe Nelson, R ERA: 2.1																								
Batter	1	2	3	4	5	6	7	8	9	AB	R	H	RBI	BB	SO	LOB	BOTTOM							
24 Cameron Maybin, R OBP: 0.522, SLG: 0.476										5	0	0	0	0	1									
21 John Baker, L OBP: 0.394, SLG: 0.464										5	1	4	0	0	1									
3 Jorge Cantu, R OBP: 0.328, SLG: 0.487										4	0	1	0	1	3									
Mike Jacobs, L OBP: 0.300, SLG: 0.523										5	0	0	0	1	8									
6 Dan Uggla, R OBP: 0.363, SLG: 0.524										3	0	1	0	2	2	0								
Josh Willingham, R OBP: 0.361, SLG: 0.441										3	1	2	1	0	1	1								
Dallas McPherson, L OBP: 0.429, SLG: 0.400										1	0	0	0	1	2									
12 Cody Ross, R OBP: 0.317, SLG: 0.491										3	0	0	0	0	5									
4 Alfredo Amezaga, S OBP: 0.318, SLG: 0.374										4	0	1	1	0	3									
41 Chris Volstad, R ERA: 3.1																								
14 Gaby Sanchez, R ERA: 2.95																								
Doug Waechter, R ERA: 3.59																								
23 Andrew Miller, L ERA: 5.7																								
16 J.C. Romero, S ERA: 2.67																								
55 Clay Condrey, R ERA: 3.36																								
46 Ryan Madison, R ERA: 3.04																								
Inning Stats	R: 0 H: 1 E: 0 K: 0 S: 9	H: 1 R: 1 ER: 1 LOB: 1 P: 11	R: 0 H: 1 E: 0 K: 1 S: 10	H: 1 R: 1 ER: 1 LOB: 1 P: 14	R: 0 H: 1 E: 0 K: 0 S: 11	H: 1 R: 2 ER: 0 LOB: 2 P: 18	R: 0 H: 0 E: 0 K: 1 S: 5	H: 0 R: 0 ER: 0 LOB: 1 P: 8	R: 0 H: 1 E: 1 K: 1 S: 12	H: 1 R: 2 ER: 0 LOB: 2 P: 19	R: 1 H: 2 E: 0 K: 1 S: 17	H: 2 R: 0 ER: 0 LOB: 0 P: 24	R: 1 H: 3 E: 0 K: 0 S: 14	H: 3 R: 0 ER: 0 LOB: 1 P: 25	R: 0 H: 0 E: 0 K: 0 S: 6	H: 0 R: 0 ER: 0 LOB: 0 P: 9	R: 0 H: 1 E: 0 K: 2 S: 16	H: 1 R: 0 ER: 0 LOB: 1 P: 29	1B: 6 2B: 4 3B: 0 HR: 0	SF: 0 SAC: 0 DP: 1 HBP: 2	WP: 0 PB: 0 SB: 0 CS: 0	PA: 42		
PITCHER	IP: 6.0 WLS: W BF: 27	H: 6 R: 1 ER: 1 SO: 4	BB: 1 IBB: 0 HBP: 0 BLK: 0	WP: 0 HR: 0 S: 64 P: 94	ERA: 1.50 WHIP: 1.167	IP: 1.0 WLS: S BF: 5	H: 1 R: 0 ER: 0 SO: 2	BB: 1 IBB: 0 HBP: 0 BLK: 0	WP: 0 HR: 0 S: 16 P: 29	ERA: 0.00 WHIP: 2.000	IP: 1.0 WLS: S BF: 5	H: 1 R: 0 ER: 0 SO: 2	BB: 1 IBB: 0 HBP: 0 BLK: 0	WP: 0 HR: 0 S: 16 P: 29	ERA: 0.00 WHIP: 2.000									
Jamie Moyer, L ERA: 3.78																								
37 Chad Durbin, R ERA: 2.95																								
16 J.C. Romero, L ERA: 2.67																								
55 Clay Condrey, R ERA: 3.36																								
46 Ryan Madison, R ERA: 3.04																								

Philadelphia Phillies @ Florida Marlins
Dolphin Stadium, Miami, FL
Sun Sep 21 2008, 4:10 PM EDT
Att: 28,173 - Partly Cloudy - 90 F

AB 35
R 5
H 8
RBI 5
BB 3
SO 5
LOB 14



Philadelphia Phillies @ Florida Marlins
Dolphin Stadium, Miami, FL
Sun Sep 21 2008, 4:10 PM EDT
Att: 28,173 - Partly Cloudy - 90 F

AB 37
R 2
H 10
RBI 2
BB 3
SO 6
LOB 25



Batter	1	2	3	4	5	6	7	8	9	AB R H RBI BB SO LOB	TOP																									
											Florida Marlins @ Washington Nationals Nationals Park, Washington, DC Thu Sep 25 2008, 7:10 PM EDT livebaseballscorecards.com																									
Inning Stats											AB 0 R 0 H 0 RBI 0 BB 0 SO 0 LOB 0																									
PITCHER	IP	WLS	BF	H	R	ER	SO	BB	IBB	HBP	BLK	WP	HR	S	P	ERA	WHIP	PITCHER	IP	WLS	BF	H	R	ER	SO	BB	IBB	HBP	BLK	WP	HR	S	P	ERA	WHIP	1B: 0 SF: 0 2B: 0 SAC: 0 3B: 0 DP: 0 HR: 0 HBP: 0 WP: 0 PA: 0 FB: 0 SB: 0 CS: 0

Batter	1	2	3	4	5	6	7	8	9	AB R H RBI BB SO LOB	BOTTOM																									
											Florida Marlins @ Washington Nationals Nationals Park, Washington, DC Thu Sep 25 2008, 7:10 PM EDT livebaseballscorecards.com																									
Inning Stats											AB 0 R 0 H 0 RBI 0 BB 0 SO 0 LOB 0																									
PITCHER	IP	WLS	BF	H	R	ER	SO	BB	IBB	HBP	BLK	WP	HR	S	P	ERA	WHIP	PITCHER	IP	WLS	BF	H	R	ER	SO	BB	IBB	HBP	BLK	WP	HR	S	P	ERA	WHIP	1B: 0 SF: 0 2B: 0 SAC: 0 3B: 0 DP: 0 HR: 0 HBP: 0 WP: 0 PA: 0 FB: 0 SB: 0 CS: 0

Batter	1	2	3	4	5	6	7	8	9	AB	R	H	RBI	BB	SO	LOB	TOP								
2 Hanley Ramirez, R OBP: 0.401, SLG: 0.543										5	3	4	0	0	0	0	Florida Marlins @ New York Mets Shea Stadium, Flushing, NY Fri Sep 26 2008, 7:10 PM EDT Att: 49,545 - Cloudy - 66 F								
21 John Baker, L OBP: 0.404, SLG: 0.463										3	1	2	1	1	0	1									
3 Jorge Cantu, R OBP: 0.328, SLG: 0.485										5	0	2	1	0	0	4									
Mike Jacobs, L OBP: 0.200, SLG: 0.017 Joe Nelson, R OBP: 0.250, SLG: 0.493 Arthur Rhodes, L OBP: 0.250, SLG: 0.297 Paul Lo Duca, R OBP: 0.333, SLG: 0.297 Kevin Gregg, R OBP: 0.250, SLG: 0.297 22 Matt Lindstrom, R OBP: 0.250, SLG: 0.297										3	0	0	0	1	1	3									
6 Dan Uggla, R OBP: 0.360, SLG: 0.511										5	0	0	1	0	1	4									
Josh Willingham, R OBP: 0.354, SLG: 0.472										4	1	1	2	1	1	1									
12 Cody Ross, R OBP: 0.317, SLG: 0.493										5	0	2	0	0	1	3									
4 Alfredo Amezaga, S OBP: 0.316, SLG: 0.371										4	0	0	0	0	0	2									
41 Chris Volstad, R OBP: 0.115, SLG: 0.192 Luis Gonzalez, L OBP: 0.337, SLG: 0.415 25 Brett Carroll, R OBP: 0.111, SLG: 0.176 18 Wes Helms, R OBP: 0.299, SLG: 0.336										2	0	0	0	0	0	0									
Inning Stats	R: 2 H: 3 E: 0 K: 1 S: 11	H: 3 LOB: 1 BB: 0 P: 21	R: 0 H: 0 E: 0 K: 1 S: 6	H: 0 LOB: 0 BB: 0 P: 9	R: 0 H: 1 E: 0 K: 0 S: 11	H: 1 LOB: 1 BB: 0 P: 21	R: 0 H: 1 E: 0 K: 1 S: 8	H: 1 LOB: 1 BB: 0 P: 12	R: 0 H: 1 E: 0 K: 0 S: 14	H: 1 LOB: 1 BB: 0 P: 22	R: 1 H: 2 E: 0 K: 0 S: 15	H: 2 LOB: 1 BB: 0 P: 27	R: 2 H: 1 E: 0 K: 0 S: 21	H: 1 LOB: 3 BB: 3 P: 39	R: 1 H: 2 E: 0 K: 2 S: 26	H: 2 LOB: 2 BB: 1 P: 38		R: 0 H: 0 E: 0 K: 1 S: 11	H: 0 LOB: 0 BB: 0 P: 15	1B: 9 2B: 1 3B: 0 HR: 1	SF: 0 SAC: 0 DP: 0 HBP: 1	WP: 1 PB: 0 SB: 2 CS: 0	PA: 43		
PITCHER	IP: 6.0 WLS: L BF: 26 ERA: 3.72	H: 8 R: 3 ER: 3 SO: 3	BB: 0 IBB: 0 HBP: 0 BLK: 0	WP: 0 HR: 1 S: 65 P: 112	ERA: 4.50 WHIP: 1.333	IP: 0.2 WLS: L BF: 5 ERA: 3.62	H: 2 R: 1 ER: 1 SO: 1	BB: 1 IBB: 0 HBP: 0 BLK: 0	WP: 0 HR: 0 S: 8 P: 15	ERA: 3.62 WHIP: 1.333	IP: 0.1 WLS: L BF: 1 ERA: 3.18	H: 0 R: 0 ER: 0 SO: 1	BB: 0 IBB: 0 HBP: 0 BLK: 0	WP: 0 HR: 0 S: 8 P: 15	ERA: 0.00 WHIP: 3.000	IP: 1.0 WLS: L BF: 3 ERA: 4.51	H: 0 R: 0 ER: 0 SO: 1	BB: 0 IBB: 0 HBP: 0 BLK: 0	WP: 0 HR: 0 S: 11 P: 15	ERA: 0.00 WHIP: 0.000	IP: 0.2 WLS: L BF: 5 ERA: 3.62	H: 2 R: 1 ER: 1 SO: 1	BB: 1 IBB: 0 HBP: 0 BLK: 0	WP: 0 HR: 0 S: 8 P: 15	ERA: 0.00 WHIP: 0.000
Batter	1	2	3	4	5	6	7	8	9	AB	R	H	RBI	BB	SO	LOB	BOTTOM								
7 José Reyes, S OBP: 0.359, SLG: 0.476										5	0	0	0	0	0	3	Florida Marlins @ New York Mets Shea Stadium, Flushing, NY Fri Sep 26 2008, 7:10 PM EDT Att: 49,545 - Cloudy - 66 F								
28 Daniel Murphy, L OBP: 0.494, SLG: 0.488										4	0	1	0	0	1	2									
5 David Wright, R OBP: 0.391, SLG: 0.536										3	0	2	0	0	0	0									
21 Carlos Delgado, L OBP: 0.355, SLG: 0.523										4	0	1	0	0	1	4									
15 Carlos Beltrán, S OBP: 0.374, SLG: 0.496										3	0	1	0	1	0	0									
19 Ryan Church, L OBP: 0.353, SLG: 0.449										2	1	0	0	2	0	5									
Ramon Martinez, R OBP: 0.417, SLG: 0.500										3	0	1	0	1	0	1									
23 Brian Schneider, L OBP: 0.339, SLG: 0.367										4	0	1	1	0	0	2									
34 Mike Pelfrey, R ERA: 2.88 39 Bobby Parnell, R ERA: 2.03 29 Pedro Feliciano, L ERA: 4.08 Aron Heilman, R ERA: 5.21 Joe Smith, R ERA: 3.59										1	0	0	0	0	1	0									
Inning Stats	R: 0 H: 2 E: 0 K: 1 S: 12	H: 2 LOB: 3 BB: 1 P: 21	R: 0 H: 0 E: 0 K: 0 S: 7	H: 0 LOB: 2 BB: 1 P: 20	R: 0 H: 2 E: 0 K: 0 S: 7	H: 2 LOB: 1 BB: 0 P: 11	R: 0 H: 0 E: 0 K: 1 S: 10	H: 0 LOB: 0 BB: 0 P: 15	R: 0 H: 0 E: 0 K: 1 S: 8	H: 0 LOB: 1 BB: 0 P: 10	R: 1 H: 1 E: 0 K: 0 S: 16	H: 1 LOB: 1 BB: 1 P: 25	R: 0 H: 1 E: 0 K: 0 S: 9	H: 1 LOB: 0 BB: 0 P: 15	R: 0 H: 0 E: 0 K: 0 S: 9	H: 0 LOB: 1 BB: 1 P: 16		R: 0 H: 1 E: 0 K: 1 S: 10	H: 1 LOB: 0 BB: 0 P: 12	1B: 6 2B: 1 3B: 0 HR: 0	SF: 0 SAC: 0 DP: 3 HBP: 2	WP: 0 PB: 0 SB: 0 CS: 0	PA: 37		
PITCHER	IP: 6.0 WLS: W BF: 27 ERA: 2.88	H: 5 R: 1 ER: 0 SO: 4	BB: 3 IBB: 0 HBP: 0 BLK: 0	WP: 0 HR: 0 S: 60 P: 102	ERA: 0.00 WHIP: 1.333	IP: 0.2 WLS: L BF: 3 ERA: 2.03	H: 1 R: 0 ER: 0 SO: 0	BB: 0 IBB: 0 HBP: 0 BLK: 0	WP: 0 HR: 0 S: 8 P: 13	ERA: 0.00 WHIP: 1.500	IP: 0.1 WLS: L BF: 1 ERA: 2.06	H: 0 R: 0 ER: 0 SO: 0	BB: 0 IBB: 0 HBP: 0 BLK: 0	WP: 0 HR: 0 S: 9 P: 16	ERA: 0.00 WHIP: 1.000	IP: 1.0 WLS: L BF: 3 ERA: 3.44	H: 0 R: 0 ER: 0 SO: 1	BB: 0 IBB: 0 HBP: 0 BLK: 0	WP: 0 HR: 0 S: 11 P: 15	ERA: 0.00 WHIP: 1.000	IP: 0.2 WLS: L BF: 5 ERA: 3.62	H: 2 R: 1 ER: 1 SO: 1	BB: 1 IBB: 0 HBP: 0 BLK: 0	WP: 0 HR: 0 S: 8 P: 15	ERA: 0.00 WHIP: 0.000

Batter	1	2	3	4	5	6	7	8	9	AB	R	H	RBI	BB	SO	LOB	TOP	
2 Hanley Ramirez, R OBP: 0.400, SLG: 0.540										3	0	0	0	1	0	0	Florida Marlins @ New York Mets Shea Stadium, Flushing, NY Sat Sep 27 2008, 1:10 PM EDT Att: 54,920 - Cloudy - 67 F	
21 John Baker, L OBP: 0.395, SLG: 0.453										4	0	0	0	0	2	3		
3 Jorge Cantu, R OBP: 0.328, SLG: 0.483										4	0	1	0	0	1	0		
Josh Willingham, R OBP: 0.365, SLG: 0.474										3	0	1	0	1	0	1		
6 Dan Uggla, R OBP: 0.358, SLG: 0.508										4	0	0	0	0	3	2		
12 Cody Ross, R OBP: 0.317, SLG: 0.491										4	0	1	0	0	0	1		
18 Wes Helms, R OBP: 0.296, SLG: 0.332										3	0	0	0	0	1	1		
27 Jeremy Hermida, L OBP: 0.321, SLG: 0.405										2	0	0	0	1	1	0		
47 Ricky Nolasco, R OBP: 0.199, SLG: 0.175										1	0	0	0	0	1	0		
Paul Lo Duca, R OBP: 0.351, SLG: 0.295										1	0	0	0	0	0	0		
Mark Hendrickson, L OBP: 0.279, SLG: 0.371										0	0	0	0	0	0	0		
Inning Stats	R: 0 E: 0 K: 1 S: 13	H: 1 LOB: 1 BB: 0 P: 20	R: 0 E: 0 K: 2 S: 7	H: 0 LOB: 0 BB: 0 P: 10	R: 0 E: 0 K: 2 S: 9	H: 0 LOB: 0 BB: 0 P: 11	R: 0 E: 0 K: 0 S: 5	H: 1 LOB: 1 BB: 0 P: 11	R: 0 E: 0 K: 1 S: 7	H: 0 LOB: 0 BB: 0 P: 9	R: 0 E: 0 K: 1 S: 6	H: 0 LOB: 0 BB: 0 P: 7	R: 0 E: 0 K: 2 S: 11	H: 1 LOB: 1 BB: 0 P: 13	1B: 2 2B: 1 3B: 0 HR: 0	SF: 0 SAC: 1 DP: 0 HBP: 0	WP: 0 PB: 0 SB: 0 CS: 0	PA: 33
PITCHER 57 Johan Santana, L ERA: 2.53	IP: 9.0 WLS: W BF: 33 H: 3 R: 0 ER: 0 SO: 9 BB: 2 IBB: 1 HBP: 0 BLK: 0 WP: 0 HR: 0 S: 74 P: 117 ERA: 0.00 WHIP: 0.556																	

Batter	1	2	3	4	5	6	7	8	9	AB	R	H	RBI	BB	SO	LOB	BOTTOM			
7 José Reyes, S OBP: 0.358, SLG: 0.475										4	1	1	0	0	1	0	Florida Marlins @ New York Mets Shea Stadium, Flushing, NY Sat Sep 27 2008, 1:10 PM EDT Att: 54,920 - Cloudy - 67 F			
15 Carlos Beltrán, S OBP: 0.375, SLG: 0.496										4	0	2	0	0	1	0				
21 Carlos Delgado, L OBP: 0.353, SLG: 0.520										3	0	0	1	0	1	1				
5 David Wright, R OBP: 0.393, SLG: 0.537										3	0	2	0	1	1	0				
28 Daniel Murphy, L OBP: 0.400, SLG: 0.477										3	1	0	0	0	1	4				
Endy Chavez, L OBP: 0.310, SLG: 0.332										0	0	0	0	0	0	0				
Ramon Martinez, R OBP: 0.400, SLG: 0.538										3	0	1	1	0	1	3				
19 Ryan Church, L OBP: 0.350, SLG: 0.444										3	0	0	0	0	3	2				
11 Ramon Castro, R OBP: 0.310, SLG: 0.440										2	0	0	0	1	0	0				
57 Johan Santana, L OBP: 0.173, SLG: 0.205										3	0	0	0	0	1	2				
Inning Stats	R: 1 E: 0 K: 0 S: 11	H: 3 LOB: 2 BB: 0 P: 17	R: 0 E: 0 K: 2 S: 8	H: 0 LOB: 0 BB: 0 P: 12	R: 0 E: 0 K: 2 S: 11	H: 0 LOB: 0 BB: 0 P: 14	R: 1 E: 0 K: 2 S: 16	H: 1 LOB: 2 BB: 1 P: 27	R: 0 E: 0 K: 1 S: 13	H: 1 LOB: 1 BB: 0 P: 16	R: 0 E: 0 K: 3 S: 11	H: 0 LOB: 0 BB: 0 P: 14	R: 0 E: 0 K: 0 S: 6	H: 0 LOB: 0 BB: 0 P: 11	R: 0 E: 0 K: 0 S: 6	H: 1 LOB: 1 BB: 1 P: 14	1B: 5 2B: 1 3B: 0 HR: 0	SF: 1 SAC: 0 DP: 1 HBP: 1	WP: 0 PB: 0 SB: 1 CS: 0	PA: 32
PITCHER 47 Ricky Nolasco, R ERA: 3.52	IP: 7.0 WLS: L BF: 28 H: 5 R: 2 ER: 2 SO: 10 BB: 0 IBB: 1 HBP: 0 BLK: 0 WP: 0 HR: 0 S: 76 P: 111 ERA: 2.57 WHIP: 0.714																			
Mark Hendrickson, L ERA: 5.45	IP: 1.0 WLS: L BF: 4 H: 1 R: 0 ER: 0 SO: 0 BB: 1 IBB: 0 HBP: 0 BLK: 0 WP: 0 HR: 0 S: 6 P: 14 ERA: 0.00 WHIP: 2.000																			

livebaseballscorecards.com

