

Florida Marlins - 2009

Batter	1	2	3	4	5	6	7	8	9	10	AB	R	H	RBI	BB	SO	LOB	TOP																							
24 Cameron Maybin, R OBP: 0.250, SLG: 0.250 7 Alejandro De Azca, L (7, 8)											4	0	1	0	0	2	1	Florida Marlins @ St. Louis Cardinals Roger Dean Stadium, Jupiter, FL Wed Feb 25 2009, 1:05 PM EST Att. 3,844 - Cloudy - 71 F																							
21 John Baker, L OBP: 0.667, SLG: 0.500 59 Brett Hayes, R OBP: 0.500, SLG: 0.500 (6, 2)											2	1	1	0	1	0	1																								
2 Hanley Ramirez, R OBP: 0.667, SLG: 2.000 Robert Andino, R OBP: 1.000, SLG: 1.500 (6, 6)											2	1	1	2	1	0	1																								
3 Jorge Cantu, R OBP: 0.333, SLG: 0.333 1 Emilio Bonifacio, S (6, 5)											3	0	1	0	0	1	0																								
6 Dan Uggla, R 83 Manny Mayerson, R OBP: 0.500, SLG: 0.500 (6, 4)											3	0	0	0	0	1	2																								
27 Jeremy Hermida, L 25 Brett Carroll, R OBP: 1.000, SLG: 1.000 (6, 9)											2	0	0	0	1	1	0																								
12 Cody Ross, R 31 Jay Gibbons, L OBP: 0.500, SLG: 0.500 (6, 7)											2	0	0	0	1	0	1																								
Dallas McPherson, L 72 Chris Coghlan, L (10, 10)											3	0	0	0	1	1	3																								
14 Gaby Sanchez, R 81 Logan Morrison, L (7, 3)											3	0	0	0	0	1	2																								
Inning Stats	R: 0 E: 0 K: 1 S: 6	H: 2 LOB: 2 BB: 1 P: 10	R: 0 E: 0 K: 0 S: 3	H: 0 LOB: 0 BB: 0 P: 3	R: 0 E: 0 K: 1 S: 6	H: 1 LOB: 1 BB: 0 P: 6	R: 0 E: 0 K: 2 S: 7	H: 0 LOB: 0 BB: 0 P: 7	R: 0 E: 0 K: 1 S: 5	H: 0 LOB: 1 BB: 1 P: 9	R: 2 E: 0 K: 0 S: 5	H: 1 LOB: 1 BB: 2 P: 15	R: 0 E: 0 K: 1 S: 4	H: 0 LOB: 0 BB: 1 P: 8	R: 3 E: 0 K: 3 S: 14	H: 5 LOB: 2 BB: 0 P: 14	R: 0 E: 1 K: 1 S: 6		H: 1 LOB: 2 BB: 0 P: 6	R: 0 E: 0 K: 0 S: 3	H: 0 LOB: 1 BB: 1 P: 8	1B: 8 2B: 2 3B: 0 HR: 1	SF: 0 SAC: 0 DP: 2 HBP: 0	WP: 1 PB: 0 SB: 1 CS: 0	PA: 44																
PITCHER	IP 2.2	WLS 11	BF 11	H 3	R 0	ER 0	SO 2	BB 1	IBB 0	HBP 0	BLK 0	WP 0	HR 0	S 14	P 18	ERA 0.00	WHIP 1.500																								
77 Blake Hawksworth, R ERA: 9.0																		91 Kat Maekawa, L ERA: 9.0	IP 1.0	WLS 4	BF 4	H 0	R 0	ER 0	SO 0	BB 1	IBB 0	HBP 0	BLK 0	WP 1	HR 0	S 3	P 8	ERA 0.00	WHIP 1.000						
40 Royce Ring, L ERA: 10.8																		73 Francisco Samuel, R ERA: 10.8	IP 1.1	WLS 4	BF 4	H 0	R 0	ER 0	SO 2	BB 0	IBB 0	HBP 0	BLK 0	WP 0	HR 0	S 8	P 8	ERA 0.00	WHIP 0.000						
90 Shaun Garceau, R ERA: 13.5																		72 Fernando Salas, R ERA: 4.5	IP 2.0	WLS 10	BF 10	H 4	R 1	ER 1	SO 4	BB 0	IBB 0	HBP 0	BLK 0	WP 0	HR 0	S 18	P 18	ERA 4.50	WHIP 2.000						

Florida Marlins @ St. Louis Cardinals
 Roger Dean Stadium, Jupiter, FL
 Wed Feb 25 2009, 1:05 PM EST
 Att. 3,844 - Cloudy - 71 F

AB	38
R	5
H	10
RBI	5
BB	6
SO	10
LOB	18



Batter	1	2	3	4	5	6	7	8	9	10	AB	R	H	RBI	BB	SO	LOB	BOTTOM																							
55 Skip Schumaker, L OBP: 0.500, SLG: 0.500 70 Jarrett Hoffpauir, R OBP: 0.500, SLG: 0.500 (7, 4)											4	2	2	0	0	0	2	Florida Marlins @ St. Louis Cardinals Roger Dean Stadium, Jupiter, FL Wed Feb 25 2009, 1:05 PM EST Att. 3,844 - Cloudy - 71 F																							
28 Colby Rasmus, L OBP: 0.500, SLG: 0.600 (7, 8)											5	1	2	0	1	1	5																								
5 Albert Pujols, R OBP: 1.000, SLG: 1.000 67 Tyler Greene, R OBP: 0.333, SLG: 0.333 (6, 5)											1	0	1	0	2	0	0																								
24 Rick Ankiel, L OBP: 1.000, SLG: 1.000 87 Bryan Anderson, L (7, 2)											3	0	2	2	1	0	1																								
80 Tony Cruz, R (10, PH)											1	0	0	0	0	0	2																								
47 Ryan Ludwick, R 54 Brian Barton, R (6, 9)											2	0	0	1	0	1	4																								
16 Chris Duncan, L OBP: 0.333, SLG: 0.333 82 Steven Hill, R OBP: 1.000, SLG: 2.000 (8, 10)											3	0	1	1	0	0	5																								
84 Brett Wallace, L (10, 10)											1	0	0	0	0	0	0																								
3 Khalil Greene, R OBP: 0.333, SLG: 0.333 23 Brian Barden, R (6, 6)											3	0	1	0	0	1	4																								
21 Jason LaRue, R 61 Nick Stavinoha, R OBP: 0.500, SLG: 0.500 (7, 7)											3	0	0	0	0	1	5																								
62 Joe Mather, R 86 Allen Craig, R OBP: 0.500, SLG: 0.500 (6, 3)											2	0	0	0	1	0	5																								
Inning Stats	R: 1 E: 1 K: 1 S: 6	H: 1 LOB: 2 BB: 2 P: 14	R: 0 E: 0 K: 0 S: 4	H: 2 LOB: 2 BB: 1 P: 8	R: 0 E: 0 K: 0 S: 3	H: 1 LOB: 1 BB: 0 P: 3	R: 0 E: 1 K: 0 S: 5	H: 1 LOB: 2 BB: 0 P: 5	R: 2 E: 1 K: 2 S: 9	H: 1 LOB: 3 BB: 2 P: 18	R: 1 E: 1 K: 0 S: 6	H: 3 LOB: 2 BB: 0 P: 6	R: 0 E: 0 K: 1 S: 5	H: 0 LOB: 0 BB: 0 P: 5	R: 0 E: 0 K: 0 S: 4	H: 1 LOB: 1 BB: 0 P: 4	R: 0 E: 0 K: 0 S: 4	H: 2 LOB: 1 BB: 0 P: 4	1B: 11 2B: 3 3B: 0 HR: 0	SF: 0 SAC: 1 DP: 3 HBP: 1	WP: 0 PB: 0 SB: 0 CS: 0	PA: 49																			
PITCHER	IP 2.0	WLS 3	BF 1	H 0	R 0	ER 0	SO 0	BB 0	IBB 0	HBP 0	BLK 0	WP 0	HR 0	S 10	P 10	ERA 0.00	WHIP 1.000																								
19 Anibal Sanchez, L ERA: 9.0																		64 Tim Wood, R ERA: 9.0	IP 1.0	WLS 3	BF 3	H 0	R 0	ER 0	SO 1	BB 0	IBB 0	HBP 0	BLK 0	WP 0	HR 0	S 5	P 5	ERA 0.00	WHIP 0.000						
75 Aaron Thompson, L ERA: 9.0																		44 Brian Sanches, R ERA: 9.0	IP 1.0	WLS 4	BF 1	H 0	R 0	ER 0	SO 0	BB 0	IBB 0	HBP 0	BLK 0	WP 0	HR 0	S 4	P 4	ERA 0.00	WHIP 1.000						
71 Brett Sinkbell, R ERA: 18.0																		30 John Koronka, L ERA: 9.0	IP 1.0	WLS 4	BF 2	H 2	R 0	ER 0	SO 0	BB 0	IBB 0	HBP 0	BLK 0	WP 0	HR 0	S 4	P 4	ERA 0.00	WHIP 2.000						

Florida Marlins @ St. Louis Cardinals
 Roger Dean Stadium, Jupiter, FL
 Wed Feb 25 2009, 1:05 PM EST
 Att. 3,844 - Cloudy - 71 F

AB	42
R	5
H	14
RBI	5
BB	5
SO	7
LOB	37



Batter	1	2	3	4	5	6	7	8	9	AB	R	H	RBI	BB	SO	LOB	TOP			
1 Emilio Bonifácio, S (1.5) C.C.C.	0-3 K ①		0-3 K ③			0-0 G6-3 ③			0-0 F8 ①	4	0	0	0	0	2	0	Florida Marlins @ New York Mets Tradition Field, Port St. Lucie, FL Thu Feb 26 2009, 1:10 PM EST Att: 4,233 - Cloudy - 72 F			
24 Cameron Maybin, R (1.8) OBP: 0.429, SLG: 0.333 65 Jai Miller, R (7.8)	0-3 K ②			0-0 1B		4-0 FC6-4 BB			0-0 G2-3 ②	2	0	1	0	1	1	0				
2 Hanley Ramirez, R (1.6) OBP: 0.333, SLG: 0.600 83 Manny Mayerson, R (7.6) OBP: 0.667, SLG: 1.000	0-0 P6 ③			0-0 P5 ②		0-0 FC6-4 ①			0-0 2B	3	0	0	0	0	0	2				
18 Wes Helms, R (1.3) 60 Carlos Martinez, R (7.1) 50 Andy González, R (8.4)		0-3 K ①		0-0 G5-3 ③		0-0 F9 ②			0-0 P3 ③	3	0	0	0	0	1	1				
27 Jeremy Hermida, L (1.7) 48 Willie Collazo, L (6.1) 81 Logan Morrison, L (7.3) PH		4-0 BB				0-0 F7 ①			0-0 G4-3 ③	1	0	0	0	1	0	0				
80 Giancarlo Stanton, R (1.9) OBP: 0.333, SLG: 0.333		0-0 F8 ②				0-3 K ②			0-0 1B	3	0	1	0	0	1	1				
Robert Andino, R (1.4) OBP: 0.333, SLG: 0.600 Jesus Delgado, R (8.1)		0-0 G5-3 ③				0-0 L7 ③			0-3 K ①	3	0	0	0	0	1	2				
58 Mike Rabelo, S (1.2) 70 Brad Davis, R (7.2)				0-0 P5 ①					0-0 F7 ②	2	0	0	0	0	0	0				
41 Chris Volstad, R (1.1) 74 Kyle Skipworth, L (3.3) PH 56 Rick Van Den Hurk, R (3.1) 77 Henry Owens, R (4.1) 22 Matt Lindstrom, R (5.1) 31 Jay Gibbons, L (6.3) OBP: 0.250, SLG: 0.250				0-3 K ②					0-0 L6 ③	0	0	0	0	0	0	0				
Inning Stats	R: 0 E: 0 K: 2 S: 7	H: 0 LOB: 0 BB: 0 P: 7	R: 0 E: 0 K: 1 S: 5	H: 0 LOB: 1 BB: 1 P: 9	R: 0 E: 0 K: 2 S: 7	H: 0 LOB: 0 BB: 0 P: 7	R: 0 E: 0 K: 0 S: 3	H: 1 LOB: 0 BB: 0 P: 3	R: 0 E: 0 K: 1 S: 5	H: 0 LOB: 0 BB: 0 P: 5	R: 0 E: 0 K: 0 S: 3	H: 0 LOB: 1 BB: 1 P: 7	R: 0 E: 0 K: 1 S: 6	H: 1 LOB: 1 BB: 0 P: 6	R: 0 E: 0 K: 0 S: 4	H: 1 LOB: 1 BB: 0 P: 4		1B: 2 2B: 1 3B: 0 HR: 0	SF: 0 SAC: 0 DP: 0 HBP: 0	WP: 0 PB: 0 SB: 0 CS: 0
PITCHER	IP WLS BF H R ER SO BB IBB HBP BLK WP HR S P ERA WHIP	2.0 W 7 0 0 0 3 1 0 0 0 0 0 0 12 16 0.00 0.500	2.0 H 6 1 0 0 2 0 0 0 0 0 0 0 10 10 0.00 0.000	1.0 3 0 0 0 1 0 0 0 0 0 0 0 5 5 0.00 0.000	2.0 7 0 0 0 1 1 0 0 0 0 0 0 8 12 0.00 0.500	1.0 4 1 0 0 1 0 0 0 0 0 0 0 6 6 0.00 1.000											65 Kyle Snyder, R (9.1) ERA:	1.0 1.0 4 1 0 0 0 0 0 0 0 0 4 4 0.00 1.000		

AB	29
R	0
H	3
RBI	0
BB	2
SO	8
LOB	10



Batter	1	2	3	4	5	6	7	8	9	AB	R	H	RBI	BB	SO	LOB	BOTTOM			
1 Luis Castillo, S (1.4) OBP: 0.833, SLG: 1.000 10 Andy Green, R (5.4)	0-0 SH5-3 ① 46 S 7 G3-1 1B			0-0 7 HR 1-2 2-3 BB		0-3 K ③			0-3 K ②	1	2	1	0	2	0	0	Florida Marlins @ New York Mets Tradition Field, Port St. Lucie, FL Thu Feb 26 2009, 1:10 PM EST Att: 4,233 - Cloudy - 72 F			
46 Oliver Pérez, L (1.1) ERA: 73 Dillon Gee, R (3.1) ERA: 70 Jon Switzer, L (5.1) ERA: 27 Nelson Figueroa, R (6.1) ERA: 68 Heriberto Ruelas, L (8.1) ERA:	0-1 SH5-3 ①	0-0 F8 ③		0-0 F7 ①		0-3 K ②			0-3 K ②	0	0	0	0	0	0	0				
7 José Reyes, S (1.6) OBP: 0.500, SLG: 2.000 6 Nick Evans, R (7.3) OBP: 0.600, SLG: 0.600	0-0 G3-1 ②		0-0 G4-3 ①	1-0 HR 1-H 2-H 3-H		3-2 HR			0-0 F9 ③	4	2	2	6	0	0	0				
21 Carlos Delgado, L (1.3) OBP: 0.750, SLG: 1.000 12 Cory Sullivan, L (7.8)	0-0 FC5-4 ③ 3-H 1B		4-0 5 1B 5 WP 15 FC6-4 BB	0-0 G5-3 ②		0-0 HR 15 HR 2B			0-0 F8 ①	3	2	2	0	1	0	0				
5 David Wright, R (1.5) OBP: 0.500, SLG: 0.500 90 Ramon Martínez, R (7.5)	0-0 FC5-4 ③ 1-2 1B		1-0 15 FC6-4 1B	0-0 G3 ③		0-3 K ②			0-0 G1-3 ②	4	0	2	0	0	1	2				
15 Carlos Beltrán, S (1.8) OBP: 0.250, SLG: 1.000 79 Jose Coronado, S (7.6)		0-0 F7 ①	0-0 FC6-4 ② 1-2 19 E	0-0 G3 ③		1-2 HR 2-H			0-3 K2-3 ③	4	1	1	3	0	0	2				
19 Ryan Church, L (1.9) OBP: 0.500, SLG: 0.833 4 Robinson Cancel, R (6.2)		0-0 1 BB 23 1B 1B	0-0 F7 ③ 1-3		0-0 L4 ①				0-0 G4-3 ③	3	0	1	0	0	0	1				
28 Daniel Murphy, L (1.7) OBP: 0.714, SLG: 0.600 26 Rob Mackowiak, L (6.7)		0-3 K ②		4-0 1 S 7 HR 23 E BB		0-0 23 G3-1 1B			1-0 78 1B HBP	2	1	1	0	1	1	1				
23 Brian Schneider, L (1.2) OBP: 0.333, SLG: 0.333 27 Nelson Figueroa, R (6.1) 78 Josh Thole, L (7.3) PH 68 Heriberto Ruelas, L (8.1) 65 Kyle Snyder, S (9.1)		0-0 1 BB 1B		0-0 FC5 ① 1 BB 7 HR		0-0 G3-1 ②			0-0 1B	3	1	1	0	0	0	2				
Inning Stats	R: 1 E: 0 K: 0 S: 6	H: 2 LOB: 1 BB: 0 P: 6	R: 0 E: 0 K: 1 S: 7	H: 2 LOB: 3 BB: 1 P: 11	R: 1 E: 0 K: 0 S: 5	H: 1 LOB: 1 BB: 1 P: 10	R: 4 E: 1 K: 0 S: 6	H: 2 LOB: 1 BB: 2 P: 15	R: 0 E: 0 K: 1 S: 6	H: 1 LOB: 1 BB: 0 P: 6	R: 3 E: 0 K: 2 S: 14	H: 3 LOB: 0 BB: 0 P: 18	R: 0 E: 0 K: 2 S: 8	H: 1 LOB: 2 BB: 0 P: 9	R: 0 E: 0 K: 1 S: 5	H: 0 LOB: 0 BB: 0 P: 5		1B: 8 2B: 1 3B: 0 HR: 3	SF: 0 SAC: 1 DP: 0 HBP: 1	WP: 1 PB: 0 SB: 2 CS: 0
PITCHER	IP WLS BF H R ER SO BB IBB HBP BLK WP HR S P ERA WHIP	2.0 L 11 4 1 1 1 1 1 0 0 0 0 1 1 9 23 4.50 2.500	1.2 11 2 5 4 0 3 0 0 0 0 1 1 9 23 21.60 3.000	0.1 2 1 0 0 0 0 0 0 0 0 0 0 2 2 0.00 3.000	1.0 4 1 0 0 1 0 0 0 0 0 0 0 6 6 0.00 1.000	1.0 6 3 3 3 2 0 0 0 0 0 0 2 14 18 27.00 3.000											60 Carlos Martínez, R (7.1) ERA: Jesus Delgado, R (8.1) ERA:	1.0 1.0 3 0 0 0 1 0 0 0 0 0 0 5 5 0.00 0.000		

AB	36
R	9
H	12
RBI	9
BB	4
SO	7
LOB	21



Batter	1	2	3	4	5	6	7	8	9	AB	R	H	RBI	BB	SO	LOB	TOP						
2 Ryan Freel, R OBP: 0.500, SLG: 0.600 60 Nolan Reimold, R OBP: 0.500, SLG: 1.000	4-0 BB		0-3 K		0-0 F9		0-0 F9		0-3 K	2	0	0	0	1	1	0	Baltimore Orioles @ Florida Marlins Roger Dean Stadium, Jupiter, FL Fri Feb 27 2009, 1:05 PM EST Att: 2,643 - Partly Cloudy - 76 F						
18 Felix Pie, L OBP: 0.667, SLG: 0.500 12 Luis Montanez, R OBP: 0.429, SLG: 0.500	0-3 K		4-0 BB		0-0 F9		0-0 F7		0-3 K	2	0	1	0	1	1	1							
30 Luke Scott, L OBP: 0.333, SLG: 0.200 16 Oscar Salazar, R OBP: 0.333, SLG: 0.333	0-1 P2		0-1 BB		0-0 F7		0-0 F7			3	0	1	0	0	0	2							
6 Melvin Mora, R 26 Scott Moore, L OBP: 0.750, SLG: 1.500	4-0 BB		0-0 F7		0-0 E5				81 G3-6-3 1B	2	0	0	0	1	0	2							
23 Ty Wigginton, R OBP: 0.167, SLG: 0.167 81 Craig Brazell, L	0-3 K				0-0 E6				15 G3-6-3	3	0	0	0	0	1	4							
15 Matt Wieters, S OBP: 0.400, SLG: 0.500 13 Donnie Murphy, R OBP: 0.250, SLG: 0.250			0-0 F8		4-0 BB				14 G4-3 2B	2	1	1	0	1	0	0							
14 Chris Gomez, R 83 Justin Turner, R OBP: 0.200, SLG: 0.400			0-0 L4		0-0 L4				G4-3	3	0	0	1	0	0	2							
9 Gregg Zaun, S OBP: 0.500, SLG: 0.500 55 Robby Hammock, R OBP: 0.400, SLG: 0.800 66 Adam Donachie, R OBP: 0.667, SLG: 1.000			0-0 1B		0-0 P6				G4-3	2	0	1	0	0	0	2							
82 Jolbert Cabrera, R 35 Blake Davis, L OBP: 0.750, SLG: 1.000			0-0 L9		0-0 G1-3				35 2B	2	0	1	1	0	0	0							
			0-0 L9		0-0 K				2H 2B	3	0	0	0	0	1	3							
Inning Stats	R: 0 E: 0 K: 2 S: 8	H: 0 LOB: 2 BB: 2 P: 16	R: 0 E: 0 K: 0 S: 4	H: 1 LOB: 1 BB: 0 P: 4	R: 0 E: 0 K: 1 S: 6	H: 1 LOB: 1 BB: 1 P: 10	R: 0 E: 1 K: 0 S: 4	H: 0 LOB: 2 BB: 0 P: 8	R: 0 E: 0 K: 1 S: 5	H: 1 LOB: 2 BB: 0 P: 5	R: 1 E: 0 K: 1 S: 6	H: 1 LOB: 0 BB: 0 P: 7	R: 0 E: 0 K: 0 S: 3	H: 0 LOB: 0 BB: 0 P: 3	R: 0 E: 0 K: 0 S: 3	H: 1 LOB: 0 BB: 0 P: 3		R: 1 E: 0 K: 2 S: 9	H: 2 LOB: 1 BB: 0 P: 9	1B: 4 2B: 3 3B: 0 HR: 0	SF: 0 SAC: 0 DP: 1 HBP: 0	WP: 3 PB: 0 SB: 1 CS: 1	PA: 38
PITCHER	IP WLS BF H R ER SO BB IBB HBP BLK WP HR S P ERA WHIP																						
26 Ryan Tucker, R ERA: 4.5	(1, 1) 2.0 0 9 1 0 0 2 2 0 0 0 0 0 0 0 12 20 0.00 1.500																						
43 Scott Proctor, R ERA: 4.5	(3, 1) 1.0 W 4 1 0 0 1 1 0 0 0 0 0 0 0 6 10 0.00 2.000																						
46 Juan Carlos Oviedo, R ERA: 4.5	(4, 1) 1.0 H 5 0 0 0 0 1 0 0 0 0 1 0 4 8 0.00 1.000																						
Zach Kroenke, L ERA: 9.0	(5, 1) 1.0 H 5 1 0 0 0 0 0 0 0 0 0 0 5 5 0.00 1.000																						
20 Logan Kensing, R ERA: 9.0	(6, 1) 1.0 H 4 1 1 1 1 1 0 0 0 0 0 1 0 6 7 9.00 1.000																						
53 Dan Meyer, L ERA: 4.5	(7, 1) 1.0 H 3 0 0 0 0 0 0 0 0 0 0 0 0 3 3 0.00 0.000																						
38 Jason Standridge, R ERA: 4.5	(8, 1) 1.0 H 3 1 0 0 0 0 0 0 0 0 0 0 0 3 3 0.00 1.000																						
44 Brian Sanches, R ERA: 4.5	(9, 1) 1.0 S 5 2 1 1 2 2 0 0 0 0 0 0 0 9 9 9.00 2.000																						

AB 34
R 2
H 7
RBI 2
BB 4
SO 6
LOB 19



Batter	1	2	3	4	5	6	7	8	9	AB	R	H	RBI	BB	SO	LOB	BOTTOM						
73 John Raynor, R OBP: 0.333, SLG: 0.333 65 Jai Miller, R	0-0 P4		0-0 1B		0-0 E6				0-0 G5-3	3	1	1	0	0	0	0	Baltimore Orioles @ Florida Marlins Roger Dean Stadium, Jupiter, FL Fri Feb 27 2009, 1:05 PM EST Att: 2,643 - Partly Cloudy - 76 F						
21 John Baker, L OBP: 0.667, SLG: 0.600 59 Brett Hayes, R OBP: 0.333, SLG: 0.333	0-0 L9		0-0 1B		0-0 1B				0-3 K	3	1	2	0	0	0	0							
Dallas McPherson, L OBP: 0.286, SLG: 0.167 72 Chris Coghlan, L	0-3 K		0-1 1B		0-3 K				0-0 G1-3	3	1	1	1	0	2	0							
3 Jorge Cantu, R OBP: 0.500, SLG: 0.400 49 Michael Ryan, L			4-0 BB		0-0 1B				0-0 G4-3	2	0	1	1	1	1	0							
12 Cody Ross, R OBP: 0.500, SLG: 0.400 25 Brett Carroll, R OBP: 0.667, SLG: 0.500			0-0 1B		0-0 E5				0-0 G5-3	3	0	2	0	0	0	1							
14 Gaby Sanchez, R 66 John Lindsey, R			0-3 K		0-0 F8				0-0 G6-3	3	0	0	0	0	1	5							
Robert Andino, R OBP: 0.375, SLG: 0.625 50 Andy González, R			0-0 F9		0-3 K				83 L9-6 2B	3	0	1	0	0	1	4							
7 Alejandro De Aza, L 76 Scott Cousins, L			0-3 K						0-3 K	3	0	0	0	0	2	3							
4 Alfredo Amezaga, S 83 Manny Mayerson, R OBP: 0.500, SLG: 0.750			0-0 G4-3		0-0 F9				0-0 L9-6	2	0	0	0	0	0	1							
			0-0 K						2-2	3	0	0	0	0	0	0							
Inning Stats	R: 0 E: 1 K: 1 S: 5	H: 0 LOB: 0 BB: 0 P: 5	R: 0 E: 0 K: 2 S: 8	H: 1 LOB: 2 BB: 1 P: 12	R: 3 E: 2 K: 1 S: 11	H: 4 LOB: 2 BB: 0 P: 11	R: 0 E: 1 K: 0 S: 4	H: 1 LOB: 2 BB: 0 P: 4	R: 0 E: 0 K: 2 S: 8	H: 1 LOB: 1 BB: 0 P: 8	R: 0 E: 0 K: 1 S: 5	H: 1 LOB: 0 BB: 0 P: 5	R: 0 E: 0 K: 1 S: 5	H: 0 LOB: 0 BB: 0 P: 5	R: 0 E: 0 K: 0 S: 3	H: 0 LOB: 0 BB: 0 P: 3		R: 0 E: 0 K: 0 S: 3	H: 0 LOB: 0 BB: 0 P: 3	1B: 7 2B: 2 3B: 0 HR: 0	SF: 0 SAC: 0 DP: 1 HBP: 0	WP: 0 PB: 0 SB: 1 CS: 0	PA: 33
PITCHER	IP WLS BF H R ER SO BB IBB HBP BLK WP HR S P ERA WHIP																						
19 Koji Uehara, R ERA: 4.5	(1, 1) 2.0 0 9 1 0 0 3 1 0 0 0 0 0 0 0 15 15 4.50 2.500																						
27 Mark Hendrickson, L ERA: 4.5	(3, 1) 2.0 L 12 5 3 1 1 0 0 0 0 0 0 0 0 13 13 0.00 1.000																						
Hayden Penn, R ERA: 4.5	(5, 1) 2.0 7 2 0 0 0 3 0 0 0 0 0 0 0 13 13 0.00 1.000																						
80 Jake Arrieta, R ERA: 4.5	(7, 1) 1.0 3 0 0 0 0 1 0 0 0 0 0 0 0 5 5 0.00 1.000																						
85 Wilfredo Perez, L ERA: 4.5	(8, 1) 1.0 3 0 0 0 0 0 0 0 0 0 0 0 0 3 3 0.00 0.000																						

AB 32
R 3
H 8
RBI 2
BB 1
SO 8
LOB 14

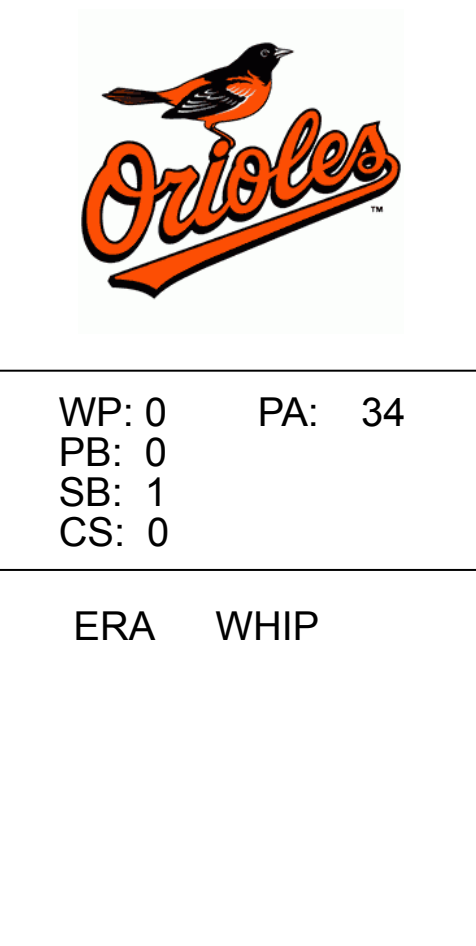


Batter	1	2	3	4	5	6	7	8	9	AB	R	H	RBI	BB	SO	LOB	TOP								
24 Cameron Maybin, R (1, 8) OBP: 0.364, SLG: 0.300 76 Scott Cousins, L (7, 8)										4	0	1	0	0	0	2	Florida Marlins @ Baltimore Orioles Fort Lauderdale Stadium, Ft. Lauderdale, FL Sat Feb 28 2009, 1:05 PM EST Att: 5,002 - Sunny - 77 F								
4 Alfredo Amezaga, S (1, 4) OBP: 0.167, SLG: 0.167 72 Chris Coghlan, L (7, 4)										4	0	1	0	0	1	2									
2 Hanley Ramirez, R (1, 6) OBP: 0.300, SLG: 0.500 50 Andy Gonzalez, R (8, 6)										3	0	0	0	1	1	0									
3 Jorge Cantu, R (1, 5) OBP: 0.444, SLG: 0.286 1 Emilio Bonifacio, S (4, 5)										2	0	0	0	0	0	2									
6 Dan Uggla, R (1, 10) 49 Michael Ryan, L (8, PH) OBP: 0.500, SLG: 0.500 (8, 10)										3	0	0	0	0	1	3									
27 Jeremy Hermida, L (1, 7) OBP: 0.375, SLG: 0.667 25 Brett Carroll, R (6, 7) OBP: 0.500, SLG: 0.333										3	1	1	1	0	1	1									
12 Cody Ross, R (1, 9) OBP: 0.375, SLG: 0.375 80 Giancarlo Stanton, R (6, 9) OBP: 0.250, SLG: 0.250										3	0	1	0	0	1	1									
18 Wes Helms, R (1, 3) OBP: 0.500, SLG: 0.667 81 Logan Morrison, L (7, PR) (7, 3)										3	0	3	0	0	0	0									
59 Brett Hayes, R (1, 2) OBP: 0.167, SLG: 0.167 70 Brad Davis, R (7, 2) OBP: 0.500, SLG: 1.000										3	0	0	0	0	1	4									
Inning Stats	R: 0 E: 0 K: 0 S: 4	H: 1 LOB: 2 BB: 1 P: 8	R: 0 E: 0 K: 0 S: 4	H: 1 LOB: 1 BB: 0 P: 4	R: 0 E: 0 K: 0 S: 3	H: 1 LOB: 0 BB: 0 P: 3	R: 1 E: 0 K: 1 S: 10	H: 3 LOB: 2 BB: 0 P: 13	R: 0 E: 0 K: 1 S: 5	H: 0 LOB: 0 BB: 0 P: 5	R: 0 E: 0 K: 2 S: 7	H: 0 LOB: 1 BB: 1 P: 11	R: 0 E: 0 K: 2 S: 8	H: 1 LOB: 2 BB: 0 P: 8	R: 0 E: 0 K: 0 S: 4	H: 1 LOB: 2 BB: 1 P: 8		R: 1 E: 0 K: 0 S: 3	H: 1 LOB: 0 BB: 1 P: 8	1B: 6 2B: 2 3B: 0 HR: 1	SF: 0 SAC: 0 DP: 0 HBP: 0	WP: 2 PB: 1 SB: 0 CS: 1	PA: 39		
PITCHER	IP	WLS	BF	H	R	ER	SO	BB	IBB	HBP	BLK	WP	HR	S	P	ERA	WHIP								
46 Jeremy Guthrie, R (1, 1) ERA: 9.0	3.0	W	12	3	0	0	0	1	0	0	0	0	0	11	15	0.00	1.333								
62 Radhames Liz, R (4, 1) ERA: 4.5	2.0		9	3	1	1	2	0	0	0	0	0	1	15	18	4.50	1.500								
86 Brian Matusz, L (6, 1) ERA: 4.5	1.2	H	7	1	0	0	3	1	0	0	0	1	0	12	16	0.00	1.200								
74 Scott Chiasson, R (7, 1) ERA: 3.0	0.1	H	1	0	0	0	1	0	0	0	0	0	0	3	3	0.00	0.000								
25 Brian Bass, R (8, 1) ERA: 3.0	1.0	H	5	1	0	0	0	1	0	0	0	0	0	4	8	0.00	2.000								

Batter	1	2	3	4	5	6	7	8	9	AB	R	H	RBI	BB	SO	LOB	BOTTOM								
1 Brian Roberts, S (1, 4) OBP: 0.286, SLG: 0.167 13 Donnie Murphy, R (6, 4) OBP: 0.200, SLG: 0.200										3	0	0	0	0	0	1	Florida Marlins @ Baltimore Orioles Fort Lauderdale Stadium, Ft. Lauderdale, FL Sat Feb 28 2009, 1:05 PM EST Att: 5,002 - Sunny - 77 F								
3 Cesar Izturis, S (1, 6) OBP: 0.800, SLG: 1.000										3	1	0	0	0	1	0									
21 Nick Markakis, L (1, 9) OBP: 0.600, SLG: 1.200 12 Luis Montanez, R (6, 9) OBP: 0.375, SLG: 0.429										3	2	2	0	0	0	0									
17 Aubrey Huff, L (1, 3) OBP: 0.833, SLG: 1.000 81 Craig Brazell, L (5, PR) (6, 3)										3	1	3	3	0	0	0									
72 Brandon Snyder, R (9, 3) OBP: 1.000, SLG: 1.000										0	0	0	0	0	0	0									
6 Melvin Mora, R (1, 10) OBP: 0.222, SLG: 0.250 55 Robby Hammock, R (8, PH) OBP: 0.333, SLG: 0.667 (9, 10)										3	0	1	1	0	1	2									
26 Scott Moore, L (1, 5) OBP: 0.500, SLG: 1.000 83 Justin Turner, R (6, 5) OBP: 0.143, SLG: 0.286										2	0	0	0	0	0	2									
18 Felix Pie, L (1, 7) OBP: 0.500, SLG: 0.333 60 Nolan Reimold, R (4, 7) OBP: 0.444, SLG: 0.750 (7, 8)										3	0	1	0	0	1	0									
77 Justin Christian, R (1, 8) OBP: 0.375, SLG: 0.714 82 Jobert Cabrera, R (6, PH) OBP: 0.167, SLG: 0.167 (7, 7)										2	0	0	0	0	2	1									
54 Chad Moeller, R (1, 2) 78 Guillermo Rodriguez, R (5, 2) 24 Guillermo Quiroz, R (8, 2)										2	0	0	0	0	0	1									
Inning Stats	R: 2 E: 0 K: 1 S: 8	H: 3 LOB: 1 BB: 0 P: 8	R: 0 E: 0 K: 1 S: 5	H: 0 LOB: 0 BB: 0 P: 5	R: 2 E: 1 K: 1 S: 8	H: 2 LOB: 1 BB: 0 P: 8	R: 0 E: 0 K: 1 S: 6	H: 1 LOB: 1 BB: 0 P: 6	R: 0 E: 0 K: 0 S: 4	H: 1 LOB: 1 BB: 0 P: 4	R: 0 E: 0 K: 1 S: 6	H: 1 LOB: 1 BB: 0 P: 6	R: 0 E: 0 K: 3 S: 9	H: 0 LOB: 0 BB: 0 P: 9	R: 0 E: 0 K: 0 S: 4	H: 0 LOB: 0 BB: 0 P: 9	1B: 5 2B: 4 3B: 0 HR: 0	SF: 0 SAC: 0 DP: 1 HBP: 0	WP: 0 PB: 0 SB: 1 CS: 0	PA: 34					
PITCHER	IP	WLS	BF	H	R	ER	SO	BB	IBB	HBP	BLK	WP	HR	S	P	ERA	WHIP								
47 Ricky Nolasco, R (1, 1) ERA: 9.0	3.0	L	15	5	4	3	3	0	0	0	0	0	0	14	14	0.00	1.667								
55 Josh Johnson, R (4, 1) ERA: 9.0	3.0		12	3	0	0	1	0	0	0	0	0	0	6	6	0.00	1.000								
40 Kiko Calero, R (7, 1) ERA: 4.5	1.0		4	1	0	0	1	0	0	0	0	0	0	9	9	0.00	0.000								

AB	34
R	2
H	9
RBI	1
BB	4
SO	6
LOB	20

AB	34
R	4
H	9
RBI	4
BB	0
SO	8
LOB	11



Batter	1	2	3	4	5	6	7	8	9	AB	R	H	RBI	BB	SO	LOB	TOP									
56 Skjo Schumaker, L OBP: 0.500, SLG: 0.455 70 Jarrett Hoffpauir, R OBP: 0.444, SLG: 0.500	P6		G4-3	G6-3	G3				G6-3	2	1	0	0	1	0	0	St. Louis Cardinals @ Florida Marlins Roger Dean Stadium, Jupiter, FL Sun Mar 01 2009, 1:05 PM EST Att: 4,203 - Cloudy - 83 F									
61 Nick Stavinocha, R OBP: 0.444, SLG: 0.500 65 Joe Thurston, L OBP: 0.250, SLG: 0.571	G5-3		G6-3	G5-3			F8		G6-3	4	0	1	0	1	0	1										
47 Ryan Ludwick, R OBP: 0.357, SLG: 0.333 88 Jon Jay, L OBP: 0.462, SLG: 0.667	G5-3		G5-3	K			F8		G6-3	5	0	2	1	0	1	3										
16 Chris Duncan, L OBP: 0.250, SLG: 0.154 23 Brian Barden, R OBP: 0.556, SLG: 0.750	G4-3		G4-3	K					G6-3	3	0	1	0	0	1	2										
4 Yadier Molina, R OBP: 0.429, SLG: 0.500 21 Jason LaRue, R OBP: 0.143, SLG: 0.143			FC1				P3		K	4	2	2	0	0	0	3										
3 Khalil Greene, R OBP: 0.385, SLG: 0.417 67 Tyler Greene, R OBP: 0.500, SLG: 0.583			FC1-2						G5-3	4	1	3	1	0	0	3										
28 Colby Rasmus, L OBP: 0.318, SLG: 0.263	K								K	6	1	2	0	0	3	4										
62 Joe Mather, R OBP: 0.188, SLG: 0.417	SF8								FC6	3	2	1	3	0	0	1										
54 Brian Barton, R OBP: 0.273, SLG: 0.909 86 Allen Craig, R OBP: 0.667, SLG: 0.600	FC6-4								G6-4-3	5	2	3	6	0	0	3										
Inning Stats	R: 0 E: 0 K: 0 S: 4	H: 1 LOB: 1 BB: 0 P: 4	R: 1 E: 0 K: 1 S: 7	H: 2 LOB: 1 BB: 0 P: 7	R: 0 E: 1 K: 0 S: 6	H: 2 LOB: 3 BB: 0 P: 6	R: 3 E: 1 K: 1 S: 8	H: 2 LOB: 1 BB: 1 P: 13	R: 3 E: 0 K: 1 S: 9	H: 4 LOB: 2 BB: 1 P: 13	R: 4 E: 0 K: 1 S: 10	H: 4 LOB: 1 BB: 0 P: 10	R: 0 E: 0 K: 0 S: 4	H: 1 LOB: 1 BB: 0 P: 4	R: 0 E: 0 K: 0 S: 4	H: 1 LOB: 1 BB: 0 P: 4		R: 3 E: 0 K: 3 S: 11	H: 2 LOB: 1 BB: 2 P: 20	1B: 10 2B: 7 3B: 0 HR: 2	SF: 2 SAC: 0 DP: 1 HBP: 0	WP: 0 PB: 0 SB: 2 CS: 0	PA: 52			
PITCHER	IP	WLS	BF	H	R	ER	SO	BB	IBB	HBP	BLK	WP	HR	S	P	ERA	WHIP									
19 Anibal Sánchez, R ERA: 1.8	3.0		15	5	1	1	1	0	0	0	0	0	0	1	17	17	3.00	1.667								
23 Andrew Miller, L ERA: 27.0	1.1	L	12	6	6	4	1	1	0	0	0	0	1	13	18	27.00	5.250									
48 Willie Collazo, L ERA: 16.2	0.2		3	0	0	0	1	1	0	0	0	0	0	4	8	0.00	1.500									
75 Aaron Thompson, L ERA: 12.0	2.0		11	5	4	4	1	0	0	0	0	0	1	14	14	18.00	2.500									
35 Burke Badenhop, R ERA:	1.0		4	1	0	0	0	0	0	0	0	0	0	4	4	0.00	1.000									
54 Tim Wood, R ERA: 13.5	1.0		7	2	3	3	3	2	0	0	0	0	0	11	20	27.00	4.000									

Batter	1	2	3	4	5	6	7	8	9	AB	R	H	RBI	BB	SO	LOB	BOTTOM									
1 Emilio Bonifacio, S OBP: 0.333, SLG: 0.111 78 Matt Dominguez, R OBP: 0.333, SLG: 0.667	G3								G3	3	1	1	0	1	0	0	St. Louis Cardinals @ Florida Marlins Roger Dean Stadium, Jupiter, FL Sun Mar 01 2009, 1:05 PM EST Att: 4,203 - Cloudy - 83 F									
24 Cameron Maybin, R OBP: 0.459, SLG: 0.333 7 Alejandro De Aza, L OBP: 0.333, SLG: 0.667	P3								G3	2	2	1	0	1	0	1										
27 Jeremy Hermida, L OBP: 0.273, SLG: 1.111 31 Jay Gibbons, L OBP: 0.333, SLG: 0.500	G5-3								G3	3	2	2	3	0	0	1										
Dallas McPherson, L OBP: 0.364, SLG: 0.400 49 Michael Ryan, L OBP: 0.333, SLG: 0.333	F8								G3	4	1	2	1	0	1	2										
6 Dan Uggla, R OBP: 0.100, SLG: 0.100 72 Chris Coghlan, L OBP: 0.200, SLG: 0.200									G3	4	1	1	0	0	3	3										
12 Cody Ross, R OBP: 0.394, SLG: 0.300 65 Jai Miller, R OBP: 0.200, SLG: 0.200	K								G3	2	0	0	0	0	1	2										
Robert Andino, R OBP: 0.273, SLG: 0.455 50 Andy González, R OBP: 0.500, SLG: 1.000	E4								G3	3	0	0	0	0	0	1										
14 Gaby Sanchez, R OBP: 0.500, SLG: 1.000	K								G3	1	1	1	0	0	0	0										
58 Mike Rabelo, S OBP: 0.200, SLG: 0.200 82 Miguel Fermin, R OBP: 0.200, SLG: 0.200									G3	3	0	1	1	0	0	0										
Inning Stats	R: 0 E: 0 K: 0 S: 3	H: 0 LOB: 1 BB: 1 P: 8	R: 1 E: 1 K: 2 S: 9	H: 2 LOB: 2 BB: 0 P: 9	R: 2 E: 0 K: 1 S: 10	H: 3 LOB: 1 BB: 0 P: 11	R: 0 E: 0 K: 0 S: 3	H: 0 LOB: 0 BB: 0 P: 3	R: 3 E: 0 K: 1 S: 7	H: 3 LOB: 0 BB: 1 P: 12	R: 0 E: 0 K: 0 S: 3	H: 0 LOB: 1 BB: 0 P: 3	R: 2 E: 0 K: 2 S: 10	H: 3 LOB: 1 BB: 0 P: 10	R: 2 E: 0 K: 1 S: 7	H: 2 LOB: 1 BB: 1 P: 11		R: 0 E: 0 K: 1 S: 5	H: 0 LOB: 0 BB: 0 P: 5	1B: 7 2B: 4 3B: 1 HR: 1	SF: 0 SAC: 0 DP: 0 HBP: 0	WP: 0 PB: 0 SB: 1 CS: 1	PA: 43			
PITCHER	IP	WLS	BF	H	R	ER	SO	BB	IBB	HBP	BLK	WP	HR	S	P	ERA	WHIP									
35 Joel Pineda, R ERA:	2.0		11	3	3	3	1	1	0	0	0	0	0	1	14	19	11.57	1.714								
46 Kyle McClellan, R ERA: 11.7	0.0		2	2	1	1	0	0	0	0	0	0	0	2	2	∞	∞									
63 Ian Ostlund, L ERA: 45.0	2.2	H	12	5	4	4	3	0	0	0	0	0	0	18	19	13.50	1.875									
48 Brad Thompson, R ERA: 10.13 34 Chris Perez, R ERA: 4.5	1.0	H	5	1	1	1	1	1	0	0	0	0	0	6	10	9.00	2.000									
92 Justin Fiske, L ERA:	1.0		3	2	3	3	1	0	0	0	0	0	0	5	5	0.00	0.000									

Batter	1	2	3	4	5	6	7	8	9	AB	R	H	RBI	BB	SO	LOB	TOP																	
7 José Reyes, S OBP: 0.500, SLG: 0.800	G6-3	G4-3				2 SF8 1B	23 WP 3B		F9	5	2	2	0	1	0	2	Dominican Republic @ Florida Marlins Roger Dean Stadium, Jupiter, FL Tue Mar 03 2009, 1:05 PM EST Att: 3,611 - Sunny - 68 F																	
23 José Bautista, R OBP: 0.697, SLG: 0.833	2 1B		L8		G6-3	10 F9-4-6 2 1B		82 F 2B	6	0	4	2	0	0	1																			
2 Hanley Ramirez, R OBP: 0.409, SLG: 0.500 Miguel Fermin, R	1B		L4		SF8			P6	0	0	0	0	0	0	0																			
Alex Rodriguez, R OBP: 0.333, SLG: 0.667 10 Miguel Tejada, R	K		F8			34 1B 2B		F8	F7	3	1	1	0	0	1	2																		
24 Robinson Canó, L OBP: 0.600, SLG: 0.500	G4-3				11 FC6-4 1B	34 1B 15 1B BB		G4-3		4	1	2	0	1	0	2																		
11 José Guillén, R OBP: 0.500, SLG: 0.500 34 David Ortiz, L OBP: 0.333, SLG: 0.333					21 WP 1B	21 3B 1B		G5-3		2	0	1	0	0	0	1																		
15 Nelson Cruz, R OBP: 0.800, SLG: 0.667						21 3B 1B				3	2	2	1	2	0	1																		
21 Miguel Olivo, R OBP: 0.667, SLG: 1.500 33 Alberto Castillo, R					L3-6	21 3B 1B		G4-6-3		2	0	1	2	1	0	2																		
3 Willy Taveras, R OBP: 0.333, SLG: 0.333 Alejandro De Aza, L OBP: 1.000, SLG: 3.000	K					7 3B 1B				3	1	1	0	0	1	3																		
										0	2	0	0	0	0	0																		
Inning Stats	R: 0 E: 0 K: 1 S: 7	H: 2 LOB: 2 BB: 7	R: 0 E: 0 K: 1 S: 6	H: 1 LOB: 2 BB: 1 P: 10	R: 0 E: 0 K: 0 S: 3	H: 0 LOB: 0 BB: 0 P: 3	R: 0 E: 0 K: 0 S: 3	H: 1 LOB: 1 BB: 1 P: 7	R: 6 E: 0 K: 0 S: 9	H: 6 LOB: 1 BB: 1 P: 14	R: 1 E: 0 K: 0 S: 6	H: 4 LOB: 2 BB: 1 P: 7	R: 1 E: 0 K: 0 S: 5	H: 3 LOB: 2 BB: 1 P: 9	R: 0 E: 0 K: 0 S: 3	H: 0 LOB: 0 BB: 0 P: 3	R: 2 E: 1 K: 1 S: 8	H: 2 LOB: 2 BB: 1 P: 13	1B: 13 2B: 5 3B: 2 HR: 1	SF: 1 SAC: 0 DP: 3 HBP: 0	WP: 2 PB: 0 SB: 1 CS: 0	PA: 49												
PITCHER	IP WLS BF H R ER SO BB IBB HBP BLK WP HR S P ERA WHIP																																	
45 Frankie De La Cruz, R ERA: 10.13	2.0	10	3	0	0	2	1	0	0	0	0	1	0	13	17	0.00	2.000																	
28 Ryan Tucker, R ERA: 10.13	2.2	L	12	4	3	3	0	1	0	0	0	0	0	11	16	10.12	1.875																	
Taylor Tankersley, L ERA: 91.0	0.1		5	3	3	3	0	1	0	0	0	0	0	4	8	81.00	12.000																	
38 Jason Standridge, R ERA: 9.0	1.0		6	4	1	1	0	0	0	0	0	1	0	6	7	9.00	4.000																	
Zach Kroenke, L ERA: 9.0	1.0		6	3	1	1	0	1	0	0	0	0	0	5	9	9.00	4.000																	
PITCHER	IP WLS BF H R ER SO BB IBB HBP BLK WP HR S P ERA WHIP																																	
29 Mike Wood, R ERA: 16.0	1.0		3	0	0	0	0	0	0	0	0	0	0	3	3	0.00	0.000																	
30 John Koronka, L ERA: 16.0	1.0		7	2	2	2	1	1	0	0	0	0	0	1	8	13	18.00	3.000																

Batter	1	2	3	4	5	6	7	8	9	AB	R	H	RBI	BB	SO	LOB	BOTTOM																
1 Emilio Bonifácio, S OBP: 0.333, SLG: 0.333 31 Jay Gibbons, L	G3		G3			21 HBP 1B		70 G6-4-3 BB		3	0	1	0	0	0	0	Dominican Republic @ Florida Marlins Roger Dean Stadium, Jupiter, FL Tue Mar 03 2009, 1:05 PM EST Att: 3,611 - Sunny - 68 F																
21 John Baker, L 70 Brad Davis, R	K				G3-1			G6-4-3	2	0	0	0	0	1	0																		
12 Cody Ross, R 25 Brett Carroll, R	P6				K				K	3	0	0	0	0	1	2																	
Dallas McPherson, L 18 Wes Helms, R					K				K	1	0	0	0	0	1	0																	
6 Dan Uggla, R OBP: 0.333, SLG: 0.667 72 Chris Coghlan, L	G6-3				G6-3				K	3	0	1	0	0	0	0																	
27 Jeremy Hermida, L OBP: 0.697, SLG: 1.667						24 G6-4-3 1B			L7	3	1	2	1	0	0	1																	
24 Cameron Maybin, R					G6-4-3					2	0	0	0	1	1	1																	
14 Gaby Sanchez, R										3	0	0	0	0	1	2																	
Robert Andino, R										3	0	0	0	0	0	0																	
Inning Stats	R: 0 E: 0 K: 1 S: 5	H: 0 LOB: 0 BB: 0 P: 5	R: 1 E: 0 K: 1 S: 7	H: 1 LOB: 0 BB: 0 P: 7	R: 0 E: 0 K: 1 S: 5	H: 0 LOB: 0 BB: 0 P: 5	R: 0 E: 0 K: 2 S: 7	H: 0 LOB: 0 BB: 0 P: 7	R: 0 E: 0 K: 0 S: 3	H: 1 LOB: 0 BB: 0 P: 3	R: 0 E: 0 K: 0 S: 4	H: 1 LOB: 2 BB: 0 P: 5	R: 0 E: 0 K: 1 S: 6	H: 1 LOB: 2 BB: 1 P: 10	R: 0 E: 0 K: 0 S: 2	H: 0 LOB: 0 BB: 1 P: 6	R: 0 E: 0 K: 3 S: 9	H: 0 LOB: 0 BB: 0 P: 9	1B: 2 2B: 1 3B: 0 HR: 1	SF: 0 SAC: 0 DP: 2 HBP: 1	WP: 0 PB: 0 SB: 0 CS: 0	PA: 32											
PITCHER	IP WLS BF H R ER SO BB IBB HBP BLK WP HR S P ERA WHIP																																
36 Edinson Volquez, R ERA: 4.5	2.0	W	6	0	0	0	3	0	0	0	0	0	0	12	12	0.00	0.000																
53 Rafael Perez, L ERA: 4.5	1.0		3	1	0	0	0	0	0	0	0	0	0	3	3	0.00	1.000																
58 Ramon Pena, R ERA: 4.5	2.0		10	2	0	0	1	1	0	1	0	0	0	10	15	0.00	1.500																
44 Pedro Viola, L ERA: 4.5	2.0		6	0	0	0	3	1	0	0	0	0	0	11	15	0.00	0.500																

Batter	1	2	3	4	5	6	7	8	9	AB	R	H	RBI	BB	SO	LOB	TOP										
8 Nick Punto, S OBP: 0.250, SLG: 0.250	G3-1		FC9-6 1B		K		F7 1B		F7	5	1	2	1	0	1	1	Italy @ Florida Marlins Roger Dean Stadium, Jupiter, FL Wed Mar 04 2009, 1:05 PM EST Att. 1,912 - Overcast - 68 F										
20 Peter Cifrone, L OBP: 0.143, SLG: 0.143	K		FC9-6 1-2			F8	F4			5	0	1	0	0	1	3											
27 Frank Catalanotto, L OBP: 0.429, SLG: 0.500 14 Alex Liddi, R OBP: 0.333, SLG: 0.333	G5-3		F7				FC5 2B		P3	4	1	1	0	0	0	3											
37 Valentino Pascucci, R OBP: 0.500, SLG: 1.000 47 Giuseppe Mazzanti, R OBP: 0.333, SLG: 0.333	G5-3				K		K			4	0	1	1	0	2	1											
19 Chris Denorfa, R OBP: 0.667, SLG: 1.167 9 Andrea De Santis, R OBP: 0.500, SLG: 0.500					G6-3					3	0	2	1	0	0	0											
4 Mike Costanzo, L OBP: 0.333, SLG: 1.000	K				G3-1					4	1	1	2	0	1	1											
2 Leonardo Zileri, R OBP: 0.333, SLG: 0.333 45 Mario Chiarini, R OBP: 0.500, SLG: 0.500	K				G3					2	0	0	0	0	1	1											
64 Francisco Cervelli, R OBP: 0.750, SLG: 0.750 10 Vinny Rottino, R OBP: 0.500, SLG: 0.500										2	1	2	0	0	0	0											
3 Jack Santora, S OBP: 0.500, SLG: 0.500										2	0	0	0	1	1	1											
Inning Stats	R: 0 E: 0 K: 1 S: 5	H: 0 LOB: 0 BB: 0 P: 5	R: 0 E: 0 K: 2 S: 8	H: 1 LOB: 1 BB: 0 P: 8	R: 1 E: 0 K: 0 S: 5	H: 2 LOB: 1 BB: 0 P: 6	R: 0 E: 0 K: 1 S: 5	H: 0 LOB: 0 BB: 0 P: 5	R: 0 E: 0 K: 1 S: 6	H: 1 LOB: 1 BB: 0 P: 6	R: 3 E: 0 K: 2 S: 12	H: 3 LOB: 2 BB: 1 P: 19	R: 1 E: 0 K: 1 S: 7	H: 2 LOB: 2 BB: 1 P: 11	R: 0 E: 0 K: 0 S: 3	H: 0 LOB: 0 BB: 0 P: 3		R: 0 E: 0 K: 1 S: 6	H: 1 LOB: 1 BB: 0 P: 6	1B: 7 2B: 1 3B: 1 HR: 1	SF: 0 SAC: 1 DP: 0 HBP: 0	WP: 0 PB: 0 SB: 1 CS: 0	PA: 39				
PITCHER	IP	WLS	BF	H	R	ER	SO	BB	IBB	HBP	BLK	WP	HR	S	P	ERA	WHIP										
55 Josh Johnson, R ERA: 2.25	4.0		15	3	1	1	4	0	0	0	0	0	0	23	24	2.25	0.750										
47 Ricky Nolasco, R ERA: 13.5	2.0	L	11	4	3	3	3	1	0	0	0	0	1	18	25	13.50	2.500										
Jesus Delgado, R ERA: 9.0	1.0		6	2	1	1	1	1	0	0	0	0	0	7	11	9.00	3.000										
64 Tim Wood, R ERA: 0.0	1.0		3	0	0	0	0	0	0	0	0	0	0	3	3	0.00	0.000										
44 Brian Sanches, R ERA: 0.0	1.0		4	1	0	0	1	0	0	0	0	0	0	6	6	0.00	1.000										

Batter	1	2	3	4	5	6	7	8	9	AB	R	H	RBI	BB	SO	LOB	BOTTOM										
1 Emilio Bonifacio, S OBP: 0.333, SLG: 0.200 78 Matt Dominguez, R OBP: 0.500, SLG: 0.500	K		K							2	0	0	0	1	2	0	Italy @ Florida Marlins Roger Dean Stadium, Jupiter, FL Wed Mar 04 2009, 1:05 PM EST Att. 1,912 - Overcast - 68 F										
Robert Andino, R OBP: 0.167, SLG: 0.333 83 Manny Mayerson, R OBP: 0.500, SLG: 0.500	G6-3									3	1	1	0	0	1	1											
81 Logan Morrison, L OBP: 1.000, SLG: 1.500 66 John Lindsey, R OBP: 1.000, SLG: 1.000										2	0	2	1	1	0	0											
18 Wes Helms, R OBP: 0.500, SLG: 0.500 49 Michael Ryan, L OBP: 0.500, SLG: 0.500	G6-3									3	0	0	0	0	0	4											
6 Dan Uggla, R OBP: 0.167, SLG: 0.333 72 Chris Coghlan, L OBP: 0.500, SLG: 0.500	F9									3	0	0	0	0	1	0											
31 Jay Gibbons, L OBP: 0.500, SLG: 0.333 73 John Raynor, R OBP: 0.500, SLG: 0.333	K									3	0	1	0	0	1	0											
25 Brett Carroll, R OBP: 0.500, SLG: 0.500 80 Giancarlo Stanton, R OBP: 0.500, SLG: 0.500	G6-3									3	0	0	0	0	1	1											
65 Jai Miller, R OBP: 0.500, SLG: 0.500										3	0	0	0	0	1	1											
58 Mike Rabelo, S OBP: 0.500, SLG: 0.500 70 Brad Davis, R OBP: 0.500, SLG: 0.500	G6-3									2	0	0	0	0	0	0											
Inning Stats	R: 0 E: 0 K: 1 S: 6	H: 1 LOB: 1 BB: 0 P: 6	R: 0 E: 0 K: 1 S: 5	H: 0 LOB: 0 BB: 0 P: 5	R: 0 E: 0 K: 2 S: 7	H: 0 LOB: 0 BB: 0 P: 7	R: 1 E: 0 K: 1 S: 6	H: 2 LOB: 0 BB: 0 P: 6	R: 0 E: 0 K: 0 S: 3	H: 1 LOB: 0 BB: 0 P: 3	R: 0 E: 0 K: 1 S: 5	H: 0 LOB: 2 BB: 2 P: 13	R: 0 E: 0 K: 1 S: 5	H: 0 LOB: 0 BB: 0 P: 5	R: 0 E: 0 K: 0 S: 3	H: 0 LOB: 1 BB: 1 P: 7		R: 0 E: 0 K: 1 S: 6	H: 1 LOB: 1 BB: 0 P: 7	1B: 3 2B: 3 3B: 0 HR: 0	SF: 0 SAC: 0 DP: 2 HBP: 0	WP: 0 PB: 0 SB: 1 CS: 0	PA: 33				
PITCHER	IP	WLS	BF	H	R	ER	SO	BB	IBB	HBP	BLK	WP	HR	S	P	ERA	WHIP										
29 Dan Serafini, L ERA: 2.25	4.0		15	4	1	1	5	0	0	0	0	0	0	25	25	2.25	1.000										
17 Alex Maestri, R ERA: 0.0	2.0	W	7	0	0	0	1	2	0	0	0	0	0	7	15	0.00	1.000										
54 Adam Ottavino, R ERA: 0.0	2.0		8	1	0	0	1	1	0	0	0	0	0	9	13	0.00	1.000										
35 Chris Cooper, L ERA: 0.0	0.2		2	0	0	0	0	0	0	0	0	0	0	2	2	0.00	0.000										
30 Kasey Olenberger, R ERA: 0.0	0.1		1	0	0	0	1	0	0	0	0	0	0	3	4	0.00	0.000										


Batter	1	2	3	4	5	6	7	8	9	AB	R	H	RBI	BB	SO	LOB	TOP																			
24 Cameron Maybin, R OBP: 0.471, SLG: 0.429 7 Alejandro De Aza, L OBP: 0.286, SLG: 0.311	G3-1 27 SF9 2B		G5-4-3 1-2 BB		G5-3			G4-3		2	1	1	0	1	0	1	Florida Marlins @ Baltimore Orioles Fort Lauderdale Stadium, Ft. Lauderdale, FL Thu Mar 05 2009, 1:05 PM EST Att: 4,007 - Partly Cloudy - 70 F																			
Robert Andino, R OBP: 0.214, SLG: 0.357 66 John Lindsey, R	G3-1 2-3		G5-4-3 1-2 2-3		F9			G5-3		3	0	0	0	0	0	4																				
27 Jeremy Hermida, L OBP: 0.357, SLG: 0.909 49 Michael Ryan, L OBP: 0.250, SLG: 0.250	SF9 3-H		G4-3					G5-3		2	0	0	1	0	1	1																				
Dallas McPherson, L OBP: 0.333, SLG: 0.357	F7							K		4	0	1	0	0	2	0																				
6 Dan Uggla, R OBP: 0.164, SLG: 0.385 72 Chris Coghlan, L			K					F7		3	1	1	1	0	1	1																				
12 Cody Ross, R OBP: 0.357, SLG: 0.250			K					CS		2	0	0	0	1	1	0																				
76 Scott Cousins, L			FC4-6 14 S 1-2					F9		3	0	0	0	0	1	1																				
14 Gaby Sanchez, R OBP: 0.091, SLG: 0.182 83 Manny Mayerson, R OBP: 0.400, SLG: 0.600	F7 1-2							G5-3		2	0	1	0	0	0	1																				
70 Brad Davis, R OBP: 0.400, SLG: 0.600								P3		3	0	1	0	0	0	1																				
Inning Stats	R: 1 E: 0 K: 0 S: 4	H: 1 LOB: 0 BB: 0 P: 4	R: 0 E: 0 K: 1 S: 6	H: 0 LOB: 1 BB: 1 P: 10	R: 0 E: 0 K: 0 S: 3	H: 1 LOB: 1 BB: 1 P: 7	R: 1 E: 0 K: 2 S: 8	H: 1 LOB: 0 BB: 0 P: 8	R: 0 E: 0 K: 1 S: 5	H: 1 LOB: 0 BB: 0 P: 6	R: 0 E: 0 K: 1 S: 5	H: 0 LOB: 0 BB: 0 P: 5	R: 0 E: 0 K: 0 S: 3	H: 0 LOB: 0 BB: 0 P: 3	R: 0 E: 0 K: 1 S: 5	H: 0 LOB: 0 BB: 0 P: 5		1B: 2 2B: 2 3B: 0 HR: 1	SF: 1 SAC: 0 DP: 1 HBP: 0	WP: 0 PB: 0 SB: 1 CS: 1	PA: 33															
PITCHER	IP	WLS	BF	H	R	ER	SO	BB	IBB	HBP	BLK	WP	HR	S	P	ERA	WHIP	PITCHER		IP	WLS	BF	H	R	ER	SO	BB	IBB	HBP	BLK	WP	HR	S	P	ERA	WHIP
62 Radhames Liz, R ERA: 4.5	2.0		10	2	1	1	1	2	0	0	0	0	0	11	19	4.50	2.000	85 Wilfrido Perez, L ERA:		1.0		3	0	0	0	1	0	0	0	0	0	5	5	0.00	0.000	
70 Ryan Keefer, R ERA:	1.0	W	2	0	0	0	0	0	0	0	0	0	0	2	2	0.00	0.000																			
43 Jim Johnson, R ERA: 9.0	1.0	H	4	1	1	1	2	0	0	0	0	0	1	8	8	9.00	1.000																			
37 Chris Ray, R ERA:	1.0	H	4	1	0	0	0	0	0	0	0	0	0	4	4	0.00	1.000																			
86 Brian Matusz, L ERA:	3.0	H	9	1	0	0	2	0	0	0	0	0	0	13	14	0.00	0.333																			

Batter	1	2	3	4	5	6	7	8	9	AB	R	H	RBI	BB	SO	LOB	BOTTOM																			
2 Ryan Freel, R OBP: 0.313, SLG: 0.286 60 Nolan Reimold, R OBP: 0.357, SLG: 0.538	G4-3 30 S 83 G4-3 30 E BB				G5-4-3					3	2	1	0	1	1	4	Florida Marlins @ Baltimore Orioles Fort Lauderdale Stadium, Ft. Lauderdale, FL Thu Mar 05 2009, 1:05 PM EST Att: 4,007 - Partly Cloudy - 70 F																			
83 Justin Turner, R OBP: 0.214, SLG: 0.500 13 Donnie Murphy, R OBP: 0.222, SLG: 0.556	G4-3 1-2				L3			F7		4	1	1	0	0	0	5																				
30 Luke Scott, L OBP: 0.467, SLG: 0.538 82 Jolbert Cabrera, R OBP: 0.333, SLG: 0.333	E4 15 1B 12 F9-2 2-H									3	1	1	2	0	0	0																				
15 Matt Wieters, S OBP: 0.462, SLG: 0.833 78 Guillermo Rodriguez, R OBP: 0.500, SLG: 1.000										2	0	2	0	0	0	0																				
26 Scott Moore, L OBP: 0.467, SLG: 0.769 16 Oscar Salazar, R OBP: 0.250, SLG: 0.250										3	0	1	0	0	0	3																				
12 Luis Montanez, R OBP: 0.412, SLG: 0.400 24 Guillermo Quiroz, R OBP: 0.385, SLG: 0.667	F9-2 3-H									4	0	2	2	0	0	5																				
55 Robby Hammock, R OBP: 0.222, SLG: 0.444 72 Brandon Snyder, R OBP: 0.800, SLG: 1.000										1	0	0	0	0	0	0																				
9 Gregg Zaun, S OBP: 0.778, SLG: 0.833 65 Jose Reyes, S OBP: 1.000, SLG: 1.000										1	0	1	0	2	0	0																				
14 Chris Gomez, R OBP: 0.400, SLG: 0.286 35 Blake Davis, L OBP: 0.571, SLG: 0.667										2	0	0	0	1	0	3																				
Inning Stats	R: 1 E: 1 K: 0 S: 4	H: 1 LOB: 2 BB: 1 P: 10	R: 0 E: 1 K: 1 S: 7	H: 1 LOB: 2 BB: 0 P: 7	R: 2 E: 1 K: 0 S: 6	H: 2 LOB: 2 BB: 1 P: 10	R: 2 E: 0 K: 0 S: 7	H: 4 LOB: 2 BB: 0 P: 7	R: 0 E: 0 K: 0 S: 2	H: 0 LOB: 2 BB: 2 P: 10	R: 0 E: 0 K: 0 S: 4	H: 2 LOB: 1 BB: 0 P: 4	R: 0 E: 0 K: 0 S: 4	H: 1 LOB: 2 BB: 1 P: 8	R: 0 E: 0 K: 0 S: 4	H: 2 LOB: 1 BB: 0 P: 4		1B: 12 2B: 2 3B: 0 HR: 0	SF: 0 SAC: 0 DP: 4 HBP: 1	WP: 1 PB: 0 SB: 1 CS: 0	PA: 42															
PITCHER	IP	WLS	BF	H	R	ER	SO	BB	IBB	HBP	BLK	WP	HR	S	P	ERA	WHIP	PITCHER		IP	WLS	BF	H	R	ER	SO	BB	IBB	HBP	BLK	WP	HR	S	P	ERA	WHIP
23 Andrew Miller, L ERA: 14.73	(1, 1)		15	4	3	2	1	1	0	1	0	0	0	15	21	7.71	2.143	85 Wilfrido Perez, L ERA:		1.0		3	0	0	0	1	0	0	0	0	0	5	5	0.00	0.000	
38 Jason Strandridge, R ERA: 3.38	(3, 1)		3	0	0	0	0	1	0	0	0	1	0	2	6	0.00	1.500																			
19 Anibal Sanchez, R ERA: 3.0	(4, 1)		20	7	2	2	0	3	0	0	0	0	0	17	29	4.50	2.500																			
60 Carlos Martinez, R ERA:	(8, 1)		4	2	0	0	0	0	0	0	0	0	0	4	4	0.00	2.000																			

AB 29
R 2
H 5
RBI 2
BB 2
SO 6
LOB 10



AB 36
R 5
H 13
RBI 5
BB 5
SO 1
LOB 32



Batter	1	2	3	4	5	6	7	8	9	AB	R	H	RBI	BB	SO	LOB	TOP										
1 Emilio Bonifacio, S OBP: 0.294, SLG: 0.143	G4-3		G5-3		K		G6-4-3		F8	5	1	1	0	0	1	2	Florida Marlins @ Boston Red Sox City of Palms Park, Ft. Myers, FL Fri Mar 06 2009, 1:05 PM EST Att: 7,527 - Partly Cloudy - 78 F										
21 John Baker, L OBP: 0.700, SLG: 0.778 59 Brett Hayes, R OBP: 0.167, SLG: 0.167	G4-3		G4-3				G6-4-3			4	0	3	1	0	0	0											
27 Jeremy Hermida, L OBP: 0.389, SLG: 0.857 73 John Raynor, R OBP: 0.333, SLG: 0.333	G4-3				F7		G6-4-3			3	0	1	0	1	0	2											
18 Wes Helms, R OBP: 0.400, SLG: 0.500 81 Logan Morrison, L OBP: 0.400, SLG: 0.500	P3				F8		L4			4	0	1	0	0	0	3											
80 Giancarlo Stanton, R OBP: 0.296, SLG: 0.296 25 Brett Carroll, R OBP: 0.400, SLG: 0.250	K				K					3	0	1	0	0	2	3											
12 Cody Ross, R OBP: 0.353, SLG: 0.267 65 Jai Miller, R OBP: 0.167, SLG: 0.167	K				K					3	0	1	0	0	2	1											
24 Cameron Maybin, R OBP: 0.353, SLG: 0.267 78 Matt Dominguez, R OBP: 0.167, SLG: 0.167	P4				HR					3	1	1	1	0	1	3											
72 Chris Coghlan, L OBP: 0.167, SLG: 0.167	F9				2B					3	1	0	0	1	1	3											
Robert Andino, R OBP: 0.235, SLG: 0.353 83 Manny Mayerson, R OBP: 0.333, SLG: 0.500					L7					3	0	1	0	0	1	4											
Inning Stats	R: 0 E: 0 K: 1 S: 7	H: 2 LOB: 2 BB: 0 P: 7	R: 0 E: 0 K: 1 S: 5	H: 0 LOB: 0 BB: 0 P: 5	R: 0 E: 0 K: 0 S: 3	H: 1 LOB: 0 BB: 0 P: 4	R: 0 E: 0 K: 2 S: 7	H: 0 LOB: 1 BB: 1 P: 11	R: 2 E: 0 K: 1 S: 9	H: 2 LOB: 1 BB: 1 P: 14	R: 0 E: 0 K: 3 S: 12	H: 3 LOB: 3 BB: 0 P: 12	R: 1 E: 0 K: 0 S: 4	H: 2 LOB: 0 BB: 0 P: 4	R: 0 E: 0 K: 2 S: 7	H: 0 LOB: 0 BB: 0 P: 7		R: 0 E: 0 K: 0 S: 3	H: 0 LOB: 0 BB: 0 P: 3	1B: 7 2B: 2 3B: 0 HR: 1	SF: 0 SAC: 0 DP: 1 HBP: 0	WP: 0 PB: 0 SB: 0 CS: 1	PA: 37				
PITCHER	IP	WLS	BF	H	R	ER	SO	BB	IBB	HBP	BLK	WP	HR	S	P	ERA	WHIP										
19 Josh Beckett, R ERA: 3.6	3.0		11	3	0	0	2	0	0	0	0	0	0	15	16	0.00	1.000										
24 Takashi Saito, R ERA: 4.5	1.0	H	4	0	0	0	2	1	0	0	0	0	0	7	11	0.00	1.000										
37 Hideki Okajima, L ERA: 4.5	1.0	W	6	2	2	2	1	1	0	0	0	0	1	9	14	18.00	3.000										
17 Manny Delcarmen, R ERA: 9.0	1.0	H	6	3	0	0	3	0	0	0	0	0	0	12	12	9.00	3.000										
56 Ramon E Ramirez, R ERA: 9.0	1.0	H	4	2	1	1	0	0	0	0	0	0	0	4	4	9.00	2.000										

Batter	1	2	3	4	5	6	7	8	9	AB	R	H	RBI	BB	SO	LOB	BOTTOM										
82 Josh Reddick, L OBP: 0.455, SLG: 0.455	K								F8	5	0	3	0	0	1	0	Florida Marlins @ Boston Red Sox City of Palms Park, Ft. Myers, FL Fri Mar 06 2009, 1:05 PM EST Att: 7,527 - Partly Cloudy - 78 F										
23 Julio Lugo, R OBP: 0.385, SLG: 0.417 76 Argenis Diaz, R OBP: 0.600, SLG: 1.500	L6									3	1	2	0	0	0	0											
33 Jason Varitek, S OBP: 0.167, SLG: 0.200 81 Mark Wagner, R OBP: 0.600, SLG: 1.500	E6									4	0	0	0	0	0	4											
7 J.D. Drew, L OBP: 0.556, SLG: 0.571 54 Chris Carter, L OBP: 0.497, SLG: 0.692	G4-3									2	0	1	0	1	0	0											
55 Jeff Bailey, R OBP: 0.563, SLG: 0.538 78 Lars Anderson, L OBP: 0.167, SLG: 0.091	FC5									3	0	1	2	0	0	2											
12 Jed Lowrie, S OBP: 0.400, SLG: 0.692 70 Gil Velazquez, R OBP: 0.333, SLG: 0.300	G3-1									3	1	2	1	0	0	1											
87 Zach Daeges, L OBP: 0.571, SLG: 1.000	HR									2	1	1	2	2	1	1											
13 Chip Ambres, R OBP: 0.188, SLG: 0.200	F8									4	0	0	0	0	0	3											
85 Ivan Ochoa, R OBP: 0.167, SLG: 0.333	L9									4	0	0	0	0	0	2											
Inning Stats	R: 0 E: 1 K: 1 S: 7	H: 1 LOB: 2 BB: 0 P: 7	R: 2 E: 0 K: 0 S: 8	H: 4 LOB: 2 BB: 0 P: 9	R: 0 E: 1 K: 1 S: 6	H: 0 LOB: 1 BB: 0 P: 6	R: 0 E: 0 K: 0 S: 3	H: 1 LOB: 0 BB: 0 P: 4	R: 3 E: 0 K: 0 S: 6	H: 3 LOB: 2 BB: 2 P: 14	R: 0 E: 0 K: 1 S: 6	H: 1 LOB: 1 BB: 0 P: 8	R: 0 E: 0 K: 0 S: 3	H: 0 LOB: 1 BB: 1 P: 7	R: 0 E: 0 K: 1 S: 5	H: 0 LOB: 0 BB: 0 P: 5		1B: 7 2B: 2 3B: 0 HR: 1	SF: 0 SAC: 0 DP: 0 HBP: 0	WP: 2 PB: 0 SB: 0 CS: 1	PA: 39						
PITCHER	IP	WLS	BF	H	R	ER	SO	BB	IBB	HBP	BLK	WP	HR	S	P	ERA	WHIP										
41 Chris Volstad, R ERA: 5.4	3.0		16	5	2	2	2	0	0	0	0	0	0	21	22	6.00	1.667										
53 Dan Meyer, L ERA: 13.5	1.0		3	1	0	0	0	0	0	0	0	0	0	3	4	0.00	1.000										
Taylor Tankersley, L ERA: 13.5	0.2	L	7	3	3	3	0	2	0	0	0	0	0	5	13	40.50	7.500										
48 Willie Collazo, L ERA: 13.5	0.1		1	0	0	0	0	0	0	0	0	0	0	1	1	0.00	0.000										
37 Rencyel Pinto, L ERA: 13.5	1.0		4	1	0	0	1	0	0	0	0	1	0	6	8	0.00	1.000										
PITCHER	IP	WLS	BF	H	R	ER	SO	BB	IBB	HBP	BLK	WP	HR	S	P	ERA	WHIP										
62 Dallas Trahern, R ERA: 13.5	1.0		4	0	0	0	0	1	0	0	0	0	0	3	7	0.00	1.000										
30 John Koronka, L ERA: 13.5	1.0		3	0	0	0	1	0	0	0	0	0	0	5	5	0.00	0.000										




Batter	1	2	3	4	5	6	7	8	9	10	AB	R	H	RBI	BB	SO	LOB	TOP	
2 Ryan Freel, R OBP: 0.273, SLG: 0.250 13 Donnie Murphy, R OBP: 0.157, SLG: 0.417	(1,4) X 0-0 G5-4-3 1B	(0,3) K			(0,0) G5-3		(0,0) F8			(0,0) L9	3	0	1	0	0	1	1		
Adam Jones, R OBP: 0.500, SLG: 0.333 77 Justin Christian, R OBP: 0.313, SLG: 0.533	(1,8) X 0-0 G5-4-3 1-2				(0,0) G6-3					(0,0) F8	2	0	0	0	1	0	1		
26 Scott Moore, L OBP: 0.500, SLG: 0.875 83 Justin Turner, R OBP: 0.294, SLG: 0.529	(1,5) X 0-0 12 E 2B				(0,0) G4-6-3 1-2					(0,0) 24 FC6-4 1B	3	1	2	0	0	0	1		
23 Ty Wigginton, R OBP: 0.333, SLG: 0.333 24 Guillermo Quiroz, R OBP: 0.157, SLG: 0.417	(1,10) B 4-0 12 E BB				(0,0) E5 12 FC6-4 BB					(0,0) FC6-4 1-2	1	0	0	0	2	0	0		
12 Luis Montanez, R OBP: 0.333, SLG: 0.316	(1,9) X 0-0 1-3 2-H E8				(0,0) FC6-4 1-2					(0,0) L8	4	0	0	0	0	0	4		
18 Fely Pie, L OBP: 0.385, SLG: 0.273 60 Nolan Reimold, R OBP: 0.375, SLG: 0.533	(1,7) C 0-3 K				(0,0) G1-3					(0,0) 81 S 15 1B	3	0	0	0	0	2	4		
14 Chris Gomez, R OBP: 0.333, SLG: 0.222 81 Craig Brazzell, L OBP: 0.157, SLG: 0.417	(1,3) X 0-0 F8				(0,0) P4					(0,3) K	2	0	0	0	0	0	0		
9 Gregg Zaun, S OBP: 0.636, SLG: 0.625 78 Guillermo Rodriguez, R OBP: 0.500, SLG: 0.867	(1,2) X 0-0 F8				(0,0) L9					(0,0) G5-3	2	0	0	0	0	0	0		
15 Matt Wieters, S OBP: 0.500, SLG: 0.867	(8,2) X 0-0 2-H 1B									(0,0) 1B	1	0	0	0	0	0	0		
35 Blake Davis, L OBP: 0.545, SLG: 0.556	(1,6) X 0-0 2 S 1B				(0,0) G6-3					(0,0) G6-3	3	0	1	0	1	0	1		
Inning Stats	R: 1 E: 1 K: 1 S: 7	H: 2 LOB: 2 BB: 1 P: 11	R: 0 E: 0 K: 1 S: 6	H: 1 LOB: 1 BB: 0 P: 10	R: 0 E: 1 K: 0 S: 3	H: 0 LOB: 1 BB: 1 P: 7	R: 0 E: 0 K: 0 S: 3	H: 1 LOB: 2 BB: 1 P: 9	R: 0 E: 0 K: 1 S: 5	H: 0 LOB: 0 BB: 0 P: 5	R: 1 E: 0 K: 1 S: 4	H: 2 LOB: 1 BB: 0 P: 7	R: 0 E: 0 K: 0 S: 4	H: 1 LOB: 1 BB: 0 P: 4	1B: 5 2B: 3 3B: 0 HR: 0	SF: 0 SAC: 0 DP: 3 HBP: 0	WP: 0 PB: 0 SB: 3 CS: 0	PA: 40	
PITCHER	IP WLS BF H R ER SO BB IBB HBP BLK WP HR S P ERA WHIP	79 Sean West, L ERA: 9.0	35 Burke Badenhop, R ERA: 4.5	40 Kiko Calero, R ERA: 4.5	71 Brett Sinkbeil, R ERA: 4.5	20 Logan Kensing, R ERA: 4.5	64 Tim Wood, R ERA: 9.0	46 Juan Carlos Oviedo, R ERA: 4.5	60 Carlos Martinez, R ERA: 10.1	IP WLS BF H R ER SO BB IBB HBP BLK WP HR S P ERA WHIP	1.0 0 3 0 0 0 1 0 0 0 0 0 0 5 5 0.00 0.000	1.0 0 5 2 1 1 1 0 0 0 0 0 0 7 7 9.00 2.000	1.0 0 4 1 0 0 0 0 0 0 0 0 0 4 4 0.00 1.000	1.0 0 3 0 0 0 0 0 0 0 0 0 0 0 0 0.00 0.000	1.0 0 5 2 1 1 1 0 0 0 0 0 0 0 0 7 7 9.00 2.000	1.0 0 4 1 0 0 0 0 0 0 0 0 0 0 0 4 4 0.00 1.000	1.0 0 3 0 0 0 0 0 0 0 0 0 0 0 0 0 0.00 0.000	1.0 0 4 1 0 0 0 0 0 0 0 0 0 0 0 0 0.00 0.000	1.0 0 3 0 0 0 0 0 0 0 0 0 0 0 0 0 0.00 0.000

Baltimore Orioles @ Florida Marlins
Roger Dean Stadium, Jupiter, FL
Sat Mar 07 2009, 1:05 PM EST
Att: 3,607 - Partly Cloudy - 75 F

livebaseballscores.com

AB 36
R 2
H 7
RBI 1
BB 4
SO 6
LOB 15




Batter	1	2	3	4	5	6	7	8	9	10	AB	R	H	RBI	BB	SO	LOB	BOTTOM				
1 Emilio Bonifacio, S OBP: 0.238, SLG: 0.111	(1,5) X 0-0 G4-3				(0,0) K					(0,0) G4-3	4	0	0	0	0	1	0					
Robert Andino, R OBP: 0.273, SLG: 0.500	(1,6) X 0-0 G5-3				(0,0) K					(0,0) G6-3	5	2	2	2	0	1	0					
31 Jay Gibbons, L OBP: 0.400, SLG: 0.556 7 Alejandro De Aza, L OBP: 0.286, SLG: 0.571	(1,7) X 0-0 G3				(0,0) G3					(0,0) G3	3	0	1	1	1	0	0					
Dallas McPherson, L OBP: 0.263, SLG: 0.276	(1,3) X 0-0 P5				(0,0) G1-3					(0,0) G4-3	4	0	0	0	0	2						
6 Dan Uggla, R OBP: 0.158, SLG: 0.375 14 Gaby Sanchez, R OBP: 0.083, SLG: 0.167	(1,4) X 0-0 24 BB 1B				(0,0) K					(0,0) G5-3	3	0	1	0	0	2	1					
25 Brett Carroll, R OBP: 0.222, SLG: 0.125	(1,9) X 0-0 F8				(0,0) K					(0,0) K	4	0	0	0	0	3	1					
24 Cameron Maybin, R OBP: 0.478, SLG: 0.579 80 Giancarlo Stanton, R OBP: 0.375, SLG: 0.375	(1,8) X 4-0 1-2 BB				(0,0) 1B					(0,0) G6-3	2	0	1	0	1	0	0					
49 Michael Ryan, L OBP: 0.125, SLG: 0.125	(1,10) X 0-3 K				(0,0) F9					(0,0) P5	4	0	0	0	0	1	4					
58 Mike Rabelo, S OBP: 0.222, SLG: 0.333	(1,2) X 0-0 1 SH1-3 1B				(0,0) K					(0,0) F9	4	1	1	0	0	2	1					
Inning Stats	R: 0 E: 0 K: 0 S: 3	H: 0 LOB: 0 BB: 0 P: 3	R: 0 E: 0 K: 1 S: 6	H: 1 LOB: 2 BB: 1 P: 10	R: 2 E: 0 K: 1 S: 8	H: 3 LOB: 1 BB: 0 P: 8	R: 0 E: 0 K: 2 S: 8	H: 1 LOB: 1 BB: 0 P: 8	R: 0 E: 0 K: 2 S: 7	H: 0 LOB: 0 BB: 0 P: 7	R: 0 E: 0 K: 0 S: 3	H: 0 LOB: 0 BB: 0 P: 3	R: 0 E: 0 K: 0 S: 3	H: 0 LOB: 1 BB: 1 P: 7	R: 0 E: 0 K: 1 S: 6	H: 1 LOB: 1 BB: 0 P: 6	R: 1 E: 0 K: 1 S: 6	H: 1 LOB: 0 BB: 0 P: 8	1B: 4 2B: 2 3B: 0 HR: 1	SF: 0 SAC: 1 DP: 0 HBP: 0	WP: 0 PB: 0 SB: 0 CS: 0	PA: 38
PITCHER	IP WLS BF H R ER SO BB IBB HBP BLK WP HR S P ERA WHIP	64 Brad Bergesen, R ERA: 2.57	25 Brian Bass, R ERA: 2.29	85 Wilfrido Perez, L ERA: 2.29	31 Kam Mickolio, R ERA: 2.29	41 Bob McCrory, R ERA: 2.29	73 Alberto Castillo, L ERA: 10.13	75 Ross Wolf, R ERA: 10.13	IP WLS BF H R ER SO BB IBB HBP BLK WP HR S P ERA WHIP	4.0 0 18 5 2 2 4 1 0 0 0 0 0 0 25 4.50 1.500	1.0 0 3 0 0 0 2 0 0 0 0 0 0 0 7 0.00 0.000	1.0 0 3 0 0 0 2 0 0 0 0 0 0 0 7 0.00 0.000	1.0 0 3 0 0 0 0 0 0 0 0 0 0 0 3 0.00 0.000	1.0 0 4 0 0 0 0 1 0 0 0 0 0 0 3 0.00 1.000	0.2 0 L 3 1 1 1 1 0 0 0 0 0 0 1 6 8 13.50 1.500	1.0 0 4 1 0 0 1 0 0 0 0 0 0 0 1 6 8 13.50 1.500	1.0 0 3 0 0 0 0 0 0 0 0 0 0 0 0 0 0.00 0.000	1.0 0 3 0 0 0 0 0 0 0 0 0 0 0 0 0 0.00 0.000	1.0 0 3 0 0 0 0 0 0 0 0 0 0 0 0 0 0.00 0.000			

Baltimore Orioles @ Florida Marlins
Roger Dean Stadium, Jupiter, FL
Sat Mar 07 2009, 1:05 PM EST
Att: 3,607 - Partly Cloudy - 75 F

livebaseballscores.com

AB 35
R 3
H 7
RBI 3
BB 2
SO 10
LOB 9



Batter	1	2	3	4	5	6	7	8	9	AB	R	H	RBI	BB	SO	LOB	TOP					
7 Alejandro De Azavedo, L (1.8) OBP: 0.273, SLG: 0.455 65 Jai Miller, R (6.8) OBP: 0.125, SLG: 0.125	G4-3		K	K	E3		P4		K	4	1	1	1	0	1	2						
21 John Baker, L (1.2) OBP: 0.643, SLG: 0.692 70 Brad Davis, R (5.2) OBP: 0.286, SLG: 0.429	K		L8				K		F9	4	2	2	1	0	0	3						
27 Jeremy Hermida, L (1.7) OBP: 0.455, SLG: 0.813 73 John Raynor, R (6.7) OBP: 0.250, SLG: 0.250	K		E9						K	2	2	1	0	2	0	3						
18 Wes Helms, R (1.5) OBP: 0.286, SLG: 0.357 78 Matt Dominguez, R (5.5) OBP: 0.697, SLG: 0.590	FC5-4		F9						K	4	0	0	0	0	2	7						
6 Dan Uggla, R (1.4) OBP: 0.211, SLG: 0.333 72 Chris Coghlan, L (5.4) OBP: 0.250, SLG: 0.250	K		E6						F8	2	0	0	0	1	1	1						
12 Cody Ross, R (1.9) OBP: 0.400, SLG: 0.294 76 Scott Cousins, L (5.9) OBP: 0.168, SLG: 0.250			F8							2	0	1	2	1	0	0						
14 Gaby Sanchez, R (1.3) OBP: 0.333, SLG: 0.333 66 John Lindsey, R (6.3) OBP: 0.333, SLG: 0.333			G1							4	1	2	0	0	0	2						
81 Logan Morrison, L (1.10) OBP: 0.333, SLG: 0.333 80 Giancarlo Stanton, R (8.10) OBP: 0.333, SLG: 0.333			K							0	0	0	0	1	0	0						
83 Manny Mayerson, R (1.6) OBP: 0.364, SLG: 0.400			G5-3							4	0	1	0	1	0	3						
Inning Stats	R: 1 E: 1 K: 1 S: 6	H: 1 LOB: 1 BB: 1 P: 10	R: 0 E: 0 K: 1 S: 6	H: 1 LOB: 1 BB: 0 P: 6	R: 2 E: 2 K: 0 S: 6	H: 2 LOB: 2 BB: 1 P: 10	R: 0 E: 0 K: 1 S: 5	H: 0 LOB: 0 BB: 0 P: 5	R: 6 E: 3 K: 2 S: 13	H: 3 LOB: 3 BB: 3 P: 25	R: 0 E: 0 K: 1 S: 5	H: 0 LOB: 0 BB: 0 P: 5	R: 0 E: 0 K: 1 S: 5	H: 0 LOB: 1 BB: 1 P: 9	R: 0 E: 0 K: 1 S: 6	H: 1 LOB: 3 BB: 2 P: 14	R: 0 E: 0 K: 1 S: 5	H: 1 LOB: 0 BB: 0 P: 5	1B: 9 2B: 0 3B: 0 HR: 0	SF: 0 SAC: 0 DP: 0 HBP: 0	WP: 0 PB: 0 SB: 0 CS: 0	PA: 47
PITCHER	IP WLS BF H R ER SO BB IBB HBP BLK WP HR S P ERA WHIP	50 Adam Wainwright, R (1.1) ERA: 5.79	72 Fernando Salas, R (3.1) ERA: 6.23	40 Royce Ring, L (4.1) ERA: 6.75	79 P.J. Walters, R (5.1) ERA: 3.0	52 Josh Kinney, R (6.1) ERA:	PITCHER	IP WLS BF H R ER SO BB IBB HBP BLK WP HR S P ERA WHIP	34 Chris Perez, R (7.1) ERA: 3.0	56 Charlie Manning, L (8.1) ERA: 2.08	30 Jason Motte, R (9.1) ERA:	1.0 4 0 0 0 1 1 0 0 0 0 0 0 5 9 0.00 1.000	1.0 6 1 0 0 1 2 0 0 0 0 0 0 6 14 0.00 3.000	1.0 3 1 0 0 1 0 0 0 0 0 0 5 5 0.00 0.000								

Florida Marlins @ St. Louis Cardinals
Roger Dean Stadium, Jupiter, FL
Sun Mar 08 2009, 1:05 PM EDT
Att: 5,522 - Cloudy - 76 F

AB 39
R 9
H 9
RBI 5
BB 8
SO 9
LOB 29



Batter	1	2	3	4	5	6	7	8	9	AB	R	H	RBI	BB	SO	LOB	BOTTOM			
55 Skip Schumaker, L (1.4) OBP: 0.370, SLG: 0.500 70 Jarrett Hoffpauir, R (6.4) OBP: 0.500, SLG: 0.462	G3		G3							2	0	0	0	0	0	0				
13 Brendan Ryan, R (1.5) OBP: 0.167, SLG: 0.167	P3									4	1	1	1	0	0	0				
5 Albert Pujols, R (1.3) OBP: 0.593, SLG: 0.375 86 Allen Craig, R (5.6) OBP: 0.550, SLG: 0.706	F8									2	0	1	1	1	0	0				
24 Rick Ankiel, L (1.10) OBP: 0.462, SLG: 0.429 61 Nick Stavinoha, R (7.10) OBP: 0.429, SLG: 0.462			P6							3	0	0	1	0	0	3				
16 Chris Duncan, L (1.7) OBP: 0.393, SLG: 0.542 88 Jon Jay, L (6.8) OBP: 0.421, SLG: 0.529 62 Joe Mather, R (9.8) OBP: 0.259, SLG: 0.435	K									2	1	0	0	1	1	1				
3 Khris Greene, R (1.6) OBP: 0.417, SLG: 0.524 67 Tyler Greene, R (5.6) OBP: 0.333, SLG: 0.348										1	0	1	0	1	0	0				
65 Joe Thurston, L (1.9) OBP: 0.273, SLG: 0.500										3	1	1	2	1	0	2				
21 Jason LaRue, R (1.2) OBP: 0.211, SLG: 0.278 87 Bryan Anderson, L (4.2) OBP: 0.200, SLG: 0.200 59 Justin Knoedler, R (9.2) OBP: 0.259, SLG: 0.435										1	0	0	0	0	0	0				
82 Steven Hill, R (9.10) OBP: 0.500, SLG: 0.750										2	1	1	0	0	0	0				
28 Colby Rasmus, L (1.8) OBP: 0.342, SLG: 0.364 54 Brian Barton, R (5.7) OBP: 0.304, SLG: 0.650										1	0	0	0	0	1	0				
Inning Stats	R: 0 E: 0 K: 0 S: 3	H: 0 LOB: 0 BB: 0 P: 3	R: 0 E: 0 K: 1 S: 6	H: 1 LOB: 1 BB: 0 P: 6	R: 0 E: 0 K: 1 S: 5	H: 0 LOB: 0 BB: 0 P: 5	R: 0 E: 0 K: 0 S: 4	H: 1 LOB: 1 BB: 0 P: 4	R: 8 E: 0 K: 1 S: 8	H: 4 LOB: 1 BB: 5 P: 29	R: 0 E: 0 K: 0 S: 3	H: 0 LOB: 0 BB: 0 P: 3	R: 0 E: 0 K: 1 S: 4	H: 0 LOB: 0 BB: 1 P: 8	R: 0 E: 0 K: 1 S: 5	H: 1 LOB: 1 BB: 0 P: 5	1B: 7 2B: 2 3B: 0 HR: 0	SF: 0 SAC: 0 DP: 2 HBP: 0	WP: 1 PB: 0 SB: 0 CS: 0	PA: 37
PITCHER	IP WLS BF H R ER SO BB IBB HBP BLK WP HR S P ERA WHIP	47 Ricky Nolasco, R (3.8) Zach Kroenke, L (5.1) ERA: 6.0	45 Frankie De La Cruz, R (7.1) ERA: 4.5	Jesus Delgado, R (7.1) ERA:	30 John Koronka, L (8.1) ERA:	PITCHER	IP WLS BF H R ER SO BB IBB HBP BLK WP HR S P ERA WHIP	44 Brian Sanchez, R (9.1) ERA: 3.0	1.0 7 3 0 0 0 1 0 0 0 0 0 0 0 8 13 4.50 1.000	1.0 3 1 0 0 0 0 0 0 0 0 0 0 4 8 0.00 1.000	1.0 3 1 0 0 1 0 0 0 0 0 0 4 8 0.00 1.000	1.0 3 1 0 0 1 0 0 0 0 0 0 5 5 0.00 0.500								

Florida Marlins @ St. Louis Cardinals
Roger Dean Stadium, Jupiter, FL
Sun Mar 08 2009, 1:05 PM EDT
Att: 5,522 - Cloudy - 76 F


AB 31
R 8
H 8
RBI 7
BB 6
SO 5
LOB 9



Batter	1	2	3	4	5	6	7	8	9	AB	R	H	RBI	BB	SO	LOB	TOP					
4 Adam Everett, R (1,6) OBP: 0.200, SLG: 0.211 39 Ramon Santiago, S (6,6) OBP: 0.533, SLG: 0.615										3	0	2	0	0	0	0						
14 Placido Polanco, R (1,4) OBP: 0.360, SLG: 0.333 72 Scott Sizemore, R (8,4) OBP: 0.167, SLG: 0.667										4	0	0	0	0	0	4						
34 Clete Thomas, L (1,10) OBP: 0.273, SLG: 0.500										4	0	0	0	0	3	1						
26 Mike Hessman, R (1,5) OBP: 0.308, SLG: 0.417										4	0	0	0	0	2	0						
25 Ryan Raburn, R (1,9) OBP: 0.280, SLG: 0.143										3	0	0	0	0	2	0						
19 Jeff Larish, L (1,3) OBP: 0.409, SLG: 0.684										4	0	1	0	0	3	1						
27 Brent Clevlen, R (1,8) OBP: 0.368, SLG: 0.333										3	0	1	0	0	0	1						
77 Timo Perez, L (1,7) OBP: 0.200, SLG: 0.200 60 Wilkin Ramirez, R (6,7)										2	0	1	0	0	0	1						
55 Dusty Ryan, R (1,2) 73 Alex Avila, L (6,2) OBP: 0.571, SLG: 0.714 68 Cale Long, R (6, PR) OBP: 0.290, SLG: 0.143 63 Max St. Pierre, R (8,2) OBP: 0.333, SLG: 0.333										1	0	0	0	1	0	1						
										1	0	1	0	0	0	0						
										0	0	0	0	0	0	0						
										0	0	0	0	0	0	0						
Inning Stats	R: 0 E: 0 K: 1 S: 5	H: 0 LOB: 0 BB: 0 P: 5	R: 0 E: 0 K: 0 S: 4	H: 1 LOB: 1 BB: 0 P: 4	R: 0 E: 0 K: 0 S: 4	H: 2 LOB: 1 BB: 0 P: 4	R: 0 E: 0 K: 2 S: 7	H: 0 LOB: 1 BB: 0 P: 9	R: 0 E: 0 K: 0 S: 4	H: 2 LOB: 2 BB: 1 P: 8	R: 0 E: 0 K: 3 S: 9	H: 0 LOB: 0 BB: 0 P: 9	R: 0 E: 0 K: 2 S: 7	H: 0 LOB: 0 BB: 0 P: 7	R: 0 E: 0 K: 1 S: 6	H: 1 LOB: 0 BB: 0 P: 6	R: 0 E: 0 K: 2 S: 7	H: 0 LOB: 0 BB: 0 P: 7	1B: 5 2B: 1 3B: 0 HR: 0	SF: 0 SAC: 0 DP: 2 HBP: 1	WP: 1 PB: 0 SB: 0 CS: 0	PA: 33
PITCHER	IP	WLS	BF	H	R	ER	SO	BB	IBB	HBP	BLK	WP	HR	S	P	ERA	WHIP					
55 Josh Johnson, R (1,1) ERA: 0.00	5.0		20	5	0	0	3	1	0	1	0	1	0	24	30	0.00	1.200					
37 Renyel Pinto, L (6,1) ERA: 0.00	1.0	W	3	0	0	0	3	0	0	0	0	0	0	9	9	0.00	0.000					
Taylor Tankersley, L (7,1) ERA: 0.00	1.0	H	3	0	0	0	2	0	0	0	0	0	0	7	7	0.00	0.000					
53 Dan Meyer, L (8,1) ERA: 1.000	1.0	H	4	1	0	0	1	0	0	0	0	0	0	6	6	0.00	1.000					
40 Kiko Calero, R (9,1) ERA: 0.000	1.0	S	3	0	0	0	2	0	0	0	0	0	0	7	7	0.00	0.000					

Detroit Tigers @ Florida Marlins
Roger Dean Stadium, Jupiter, FL
Mon Mar 09 2009, 7:05 PM EDT
Att. 4,323 - Clear - 80 F


AB 31
R 0
H 6
RBI 0
BB 1
SO 11
LOB 10



Batter	1	2	3	4	5	6	7	8	9	AB	R	H	RBI	BB	SO	LOB	BOTTOM					
1 Emilio Bonifacio, S (1,5) OBP: 0.240, SLG: 0.136										4	0	1	0	0	1	1						
24 Cameron Maybin, R (1,8) OBP: 0.423, SLG: 0.500 65 Jai Miller, R (7,8) OBP: 0.111, SLG: 0.111										3	0	0	0	0	2	2						
27 Jeremy Hermida, L (1,7) OBP: 0.440, SLG: 0.737 7 Alejandro De Aza, L (6, PR) OBP: 0.333, SLG: 0.500										3	0	1	0	0	0	1						
Dallas McPherson, L (1,3) OBP: 0.273, SLG: 0.333 66 John Lindsey, R (7,3)										3	0	1	1	0	0	4						
6 Dan Uggla, R (1,4) OBP: 0.318, SLG: 0.429 72 Chris Coghlan, L (6, PR) OBP: 0.222, SLG: 0.125										3	0	3	0	0	0	0						
12 Cody Ross, R (1,9) OBP: 0.391, SLG: 0.300 25 Brett Carroll, R (7,9) OBP: 0.222, SLG: 0.125										3	0	1	0	0	2	4						
31 Jay Gibbons, L (1,10) OBP: 0.308, SLG: 0.417										3	0	0	0	0	0	5						
Robert Andino, R (1,6) OBP: 0.240, SLG: 0.440										3	0	0	0	0	1	1						
59 Brett Hayes, R (1,2) OBP: 0.250, SLG: 0.250 58 Mike Rabelo, S (7,2) OBP: 0.200, SLG: 0.300										2	0	1	0	0	0	0						
										1	0	0	0	0	1	0						
Inning Stats	R: 0 E: 2 K: 0 S: 4	H: 1 LOB: 1 BB: 0 P: 4	R: 0 E: 0 K: 0 S: 4	H: 2 LOB: 1 BB: 0 P: 4	R: 0 E: 0 K: 1 S: 7	H: 2 LOB: 2 BB: 0 P: 8	R: 0 E: 0 K: 1 S: 5	H: 1 LOB: 0 BB: 0 P: 5	R: 0 E: 0 K: 1 S: 10	H: 2 LOB: 3 BB: 0 P: 10	R: 0 E: 0 K: 2 S: 7	H: 0 LOB: 0 BB: 0 P: 7	R: 0 E: 0 K: 1 S: 5	H: 1 LOB: 0 BB: 0 P: 5	R: 0 E: 0 K: 1 S: 5	H: 0 LOB: 0 BB: 0 P: 5	1B: 8 2B: 1 3B: 0 HR: 0	SF: 0 SAC: 0 DP: 2 HBP: 0	WP: 1 PB: 0 SB: 1 CS: 0	PA: 31		
PITCHER	IP	WLS	BF	H	R	ER	SO	BB	IBB	HBP	BLK	WP	HR	S	P	ERA	WHIP					
48 Rick Porcello, R (1,1) ERA: 2.25	3.0		13	5	0	0	1	0	0	0	0	0	0	15	16	0.00	1.667					
44 Bobby Seay, L (4,1) ERA: 1.93	2.0		6	1	0	0	2	0	0	0	0	0	0	10	10	0.00	0.500					
37 Brandon Lyon, R (6,1) ERA: 1.93	1.0	L	6	2	1	0	2	0	0	0	0	0	0	10	10	0.00	2.000					
32 Freddy Dolsi, R (7,1) ERA: 1.000	1.0		3	0	0	0	2	0	0	0	0	0	0	7	7	0.00	0.000					
50 Clay Rapada, L (8,1) ERA: 1.000	1.0		3	1	0	0	1	0	0	0	0	0	0	5	5	0.00	1.000					

Detroit Tigers @ Florida Marlins
Roger Dean Stadium, Jupiter, FL
Mon Mar 09 2009, 7:05 PM EDT
Att. 4,323 - Clear - 80 F

AB 31
R 1
H 9
RBI 1
BB 0
SO 8
LOB 19



Batter	1	2	3	4	5	6	7	8	9	AB	R	H	RBI	BB	SO	LOB	TOP
55 Skjo Schumaker, L (1.4) OBP: 0.394, SLG: 0.533 65 Joe Thurston, L (5.4) OBP: 0.250, SLG: 0.455 70 Jarrett Hoffpauir, R (8.4) OBP: 0.474, SLG: 0.467	G3		G3			F8		F9	F9	3	0	1	0	0	0	0	
54 Brian Barton, R (1.10) OBP: 0.321, SLG: 0.583	BB		1B			K		F9		4	0	1	0	1	1	4	
5 Albert Pujols, R (1.3) OBP: 0.543, SLG: 0.435 86 Allen Craig, R (7.3) OBP: 0.571, SLG: 0.778	E6		P3			SF7		1B	2B	3	0	2	1	0	0	1	
24 Rick Ankiel, L (1.8) OBP: 0.441, SLG: 0.448 61 Nick Stavinoha, R (7.9) OBP: 0.467, SLG: 0.462	G1-6-3				K	K		F7	BB	4	0	0	0	0	2	5	
47 Ryan Ludwick, R (1.9) OBP: 0.259, SLG: 0.174 13 Brendan Ryan, R (6.6) OBP: 0.333, SLG: 0.250	G6-3				P4			BB	BB	2	0	0	0	1	0	0	
3 Khalil Greene, R (1.6) OBP: 0.367, SLG: 0.444 67 Tyler Greene, R (6.5) OBP: 0.367, SLG: 0.308	F9				L8			1B	BB	3	0	1	0	0	0	0	
88 Jon Jay, L (1.7) OBP: 0.409, SLG: 0.500	E6					G4-3		1B	1B	3	1	1	0	0	0	2	
23 Brian Barden, R (8.6) OBP: 0.500, SLG: 0.571								1B	1B	2	2	2	1	0	0	0	
21 Jason LaRue, R (1.2) OBP: 0.273, SLG: 0.300 83 Matt Pagnozzi, R (7.2) OBP: 0.419, SLG: 0.667 59 Justin Knoedler, R (9.2) OBP: 0.419, SLG: 0.667	F8							1B	BB	2	1	1	0	1	0	1	
62 Joe Mather, R (1.5) OBP: 0.306, SLG: 0.467			F7			SF8		1B	2B	4	0	2	4	0	0	1	
Inning Stats	R: 0 E: 1 K: 0 S: 3	H: 1 LOB: 1 BB: 1 P: 7	R: 0 E: 1 K: 0 S: 4	H: 0 LOB: 1 BB: 0 P: 4	R: 0 E: 0 K: 1 S: 5	H: 1 LOB: 1 BB: 0 P: 4	R: 0 E: 0 K: 1 S: 5	H: 0 LOB: 0 BB: 0 P: 5	R: 2 E: 0 K: 0 S: 11	H: 4 LOB: 2 BB: 2 P: 11	R: 1 E: 0 K: 0 S: 5	H: 2 LOB: 1 BB: 0 P: 5	R: 4 E: 0 K: 1 S: 8	H: 4 LOB: 1 BB: 2 P: 16	1B: 12 2B: 2 3B: 0 HR: 0	SF: 2 SAC: 1 DP: 1 HBP: 0	WP: 0 PA: 46 CS: 0
PITCHER	IP WLS BF H R ER SO BB IBB HBP BLK WP HR S P ERA WHIP	IP WLS BF H R ER SO BB IBB HBP BLK WP HR S P ERA WHIP	IP WLS BF H R ER SO BB IBB HBP BLK WP HR S P ERA WHIP	IP WLS BF H R ER SO BB IBB HBP BLK WP HR S P ERA WHIP	IP WLS BF H R ER SO BB IBB HBP BLK WP HR S P ERA WHIP	IP WLS BF H R ER SO BB IBB HBP BLK WP HR S P ERA WHIP	IP WLS BF H R ER SO BB IBB HBP BLK WP HR S P ERA WHIP	IP WLS BF H R ER SO BB IBB HBP BLK WP HR S P ERA WHIP	IP WLS BF H R ER SO BB IBB HBP BLK WP HR S P ERA WHIP	IP WLS BF H R ER SO BB IBB HBP BLK WP HR S P ERA WHIP	IP WLS BF H R ER SO BB IBB HBP BLK WP HR S P ERA WHIP	IP WLS BF H R ER SO BB IBB HBP BLK WP HR S P ERA WHIP	IP WLS BF H R ER SO BB IBB HBP BLK WP HR S P ERA WHIP	IP WLS BF H R ER SO BB IBB HBP BLK WP HR S P ERA WHIP	IP WLS BF H R ER SO BB IBB HBP BLK WP HR S P ERA WHIP	IP WLS BF H R ER SO BB IBB HBP BLK WP HR S P ERA WHIP	IP WLS BF H R ER SO BB IBB HBP BLK WP HR S P ERA WHIP

St. Louis Cardinals @ Florida Marlins
Roger Dean Stadium, Jupiter, FL
Wed Mar 11 2009, 1:05 PM EDT
Att: 3,828 - Partly Cloudy - 77 F

AB 37
R 8
H 14
RBI 8
BB 6
SO 4
LOB 21



Batter	1	2	3	4	5	6	7	8	9	AB	R	H	RBI	BB	SO	LOB	BOTTOM		
7 Alejandro De Aza, L (1.8) OBP: 0.250, SLG: 0.375	F7		FC1-6		G4-3		G4-3			4	0	0	0	0	0	1			
21 John Baker, L (1.2) OBP: 0.588, SLG: 0.600 70 Brad Davis, R (7.2) OBP: 0.250, SLG: 0.375	L9		FC3-6					P6		2	1	0	0	1	0	1			
18 Wes Helms, R (1.5) OBP: 0.394, SLG: 0.353 72 Chris Coghlan, L (7.4) OBP: 0.394, SLG: 0.353	E5		2B		F8			F7		3	1	1	0	0	0	1			
Dallas McPherson, L (1.10) OBP: 0.269, SLG: 0.360	F7		2B					F7		4	0	1	2	0	1	1			
6 Dan Uggla, R (1.4) OBP: 0.280, SLG: 0.375 78 Matt Dominguez, R (7.5) OBP: 0.500, SLG: 0.333			K		K				L7	3	0	0	0	0	3	1			
49 Michael Ryan, L (1.7) OBP: 0.182, SLG: 0.455 65 Jai Miller, R (7.7) OBP: 0.100, SLG: 0.100	G4-1				P6				F8	3	1	1	1	0	0	0			
14 Gaby Sanchez, R (1.3) OBP: 0.158, SLG: 0.211 66 John Lindsey, R (7.3) OBP: 0.158, SLG: 0.211	G6-3				G5-3				K	3	0	0	0	0	0	0			
25 Brett Carroll, R (1.9) OBP: 0.250, SLG: 0.455					G5-3			F7		3	1	1	1	0	0	0			
83 Manny Mayerson, R (1.6) OBP: 0.286, SLG: 0.308			E4					G6-3		3	0	0	0	0	0	0			
Inning Stats	R: 0 E: 1 K: 0 S: 4	H: 0 LOB: 0 BB: 0 P: 4	R: 3 E: 1 K: 1 S: 9	H: 3 LOB: 1 BB: 0 P: 10	R: 0 E: 0 K: 0 S: 3	H: 0 LOB: 0 BB: 0 P: 3	R: 0 E: 0 K: 0 S: 3	H: 0 LOB: 1 BB: 1 P: 7	R: 1 E: 0 K: 2 S: 9	H: 1 LOB: 0 BB: 0 P: 9	R: 0 E: 0 K: 0 S: 3	H: 0 LOB: 0 BB: 0 P: 3	R: 0 E: 0 K: 0 S: 3	H: 0 LOB: 0 BB: 0 P: 3	R: 0 E: 0 K: 1 S: 5	H: 0 LOB: 0 BB: 0 P: 5	1B: 1 2B: 1 3B: 0 HR: 2	SF: 0 SAC: 0 DP: 0 HBP: 0	WP: 0 PA: 34 CS: 0
PITCHER	IP WLS BF H R ER SO BB IBB HBP BLK WP HR S P ERA WHIP	IP WLS BF H R ER SO BB IBB HBP BLK WP HR S P ERA WHIP	IP WLS BF H R ER SO BB IBB HBP BLK WP HR S P ERA WHIP	IP WLS BF H R ER SO BB IBB HBP BLK WP HR S P ERA WHIP	IP WLS BF H R ER SO BB IBB HBP BLK WP HR S P ERA WHIP	IP WLS BF H R ER SO BB IBB HBP BLK WP HR S P ERA WHIP	IP WLS BF H R ER SO BB IBB HBP BLK WP HR S P ERA WHIP	IP WLS BF H R ER SO BB IBB HBP BLK WP HR S P ERA WHIP	IP WLS BF H R ER SO BB IBB HBP BLK WP HR S P ERA WHIP	IP WLS BF H R ER SO BB IBB HBP BLK WP HR S P ERA WHIP	IP WLS BF H R ER SO BB IBB HBP BLK WP HR S P ERA WHIP	IP WLS BF H R ER SO BB IBB HBP BLK WP HR S P ERA WHIP	IP WLS BF H R ER SO BB IBB HBP BLK WP HR S P ERA WHIP	IP WLS BF H R ER SO BB IBB HBP BLK WP HR S P ERA WHIP	IP WLS BF H R ER SO BB IBB HBP BLK WP HR S P ERA WHIP	IP WLS BF H R ER SO BB IBB HBP BLK WP HR S P ERA WHIP	IP WLS BF H R ER SO BB IBB HBP BLK WP HR S P ERA WHIP		

St. Louis Cardinals @ Florida Marlins
Roger Dean Stadium, Jupiter, FL
Wed Mar 11 2009, 1:05 PM EDT
Att: 3,828 - Partly Cloudy - 77 F

AB 33
R 4
H 4
RBI 4
BB 1
SO 5
LOB 5



Batter	1	2	3	4	5	6	7	8	9	AB	R	H	RBI	BB	SO	LOB	TOP																	
64 Jordan Schafer, L OBP: 0.391, SLG: 0.682	0-3 K		0-3 K			0-0 2 1B		0-0 2B		5	1	2	0	0	2	0	Atlanta Braves @ Florida Marlins Roger Dean Stadium, Jupiter, FL Fri Mar 13 2009, 1:05 PM EDT Att: 3,457 - Partly Cloudy - 78 F																	
59 Francisley Bueno, L OBP: 0.333, SLG: 0.467										0	0	0	0	0	0																			
19 Yunel Escobar, R OBP: 0.452, SLG: 0.375	0-0 G6-3		0-0 G5-3		4-1 2 1B		0-0 77 1B		0-2 HR	3	1	1	0	1	0																			
75 Brandon Hicks, R OBP: 0.385, SLG: 0.435										1	1	1	1	0	0																			
2 Kelly Johnson, L OBP: 0.419, SLG: 0.482	0-0 F7		4-0 BB		0-0 76 E		0-0 7 1B		0-0 F7	2	1	1	1	1	0																			
77 Jason Heyward, L OBP: 0.385, SLG: 0.435										2	0	1	0	0	0																			
22 Casey Kotchman, L OBP: 0.381, SLG: 0.550		0-0 L3	0-0 G3		0-0 E7		0-0 L7		0-0 63 FC5-4	2	0	0	0	0	0	1																		
76 Freddie Freeman, L OBP: 0.304, SLG: 0.435										3	1	2	1	0	0																			
7 Jeff Francoeur, R OBP: 0.355, SLG: 0.280	0-0 4 1B			0-0 G6-3	0-0 4 HR		0-0 G4-3		0-0 P3	3	2	2	2	0	0																			
68 Brooks Conrad, S OBP: 0.182, SLG: 0.238										2	0	0	0	0	0	1																		
4 Omar Infante, R OBP: 0.393, SLG: 0.654	0-0 23 1B			0-0 G6-3	0-0 2-H 3-H		0-0 G6-3		0-0 FC5-4	3	1	2	2	0	0																			
63 Diory Hernandez, R OBP: 0.320, SLG: 0.348										2	0	0	0	0	0	1																		
23 Matt Diaz, R OBP: 0.400, SLG: 0.667	0-0 1-2 2-H			0-0 G6-3	0-3 K		0-0 G4-3			2	0	1	1	0	0																			
20 Greg Norton, S OBP: 0.381, SLG: 0.588										2	0	0	0	0	1																			
5 Clint Sammons, R OBP: 0.474, SLG: 0.824	0-0 F8				1-0 F7		0-0 G5-3			4	1	1	0	0	0	2																		
69 Alvin Colina, R OBP: 0.167, SLG: 0.333										0	0	0	0	0	0																			
73 Tommy Hanson, R OBP: 0.556, SLG: 0.875	0-3 K				0-3 K		0-0 SH2		0-0 G1-3	2	0	0	0	0	2																			
61 James Parr, R OBP: 0.182, SLG: 0.190										0	0	0	0	0	0																			
Wes Timmons, R OBP: 0.182, SLG: 0.190										0	0	0	0	0	0																			
87 Reid Gorecki, R OBP: 0.182, SLG: 0.190										1	0	0	0	0	0																			
										0	0	0	0	0	0																			
Inning Stats	R: 0 E: 0 K: 1 S: 5	H: 0 LOB: 0 BB: 0 P: 5	R: 1 E: 0 K: 1 S: 8	H: 3 LOB: 2 BB: 0 P: 8	R: 0 E: 0 K: 1 S: 5	H: 0 LOB: 1 BB: 1 P: 9	R: 0 E: 0 K: 0 S: 3	H: 0 LOB: 0 BB: 0 P: 3	R: 6 E: 1 K: 2 S: 13	H: 5 LOB: 0 BB: 1 P: 20	R: 1 E: 1 K: 0 S: 6	H: 3 LOB: 2 BB: 0 P: 6	R: 0 E: 0 K: 0 S: 3	H: 0 LOB: 0 BB: 0 P: 3	R: 0 E: 0 K: 0 S: 3	H: 1 LOB: 1 BB: 0 P: 3	R: 1 E: 0 K: 0 S: 7	H: 2 LOB: 1 BB: 0 P: 7	1B: 9 2B: 3 3B: 0 HR: 2	SF: 0 SAC: 1 DP: 0 HBP: 0	WP: 0 PB: 0 SB: 0 CS: 0	PA: 42												
PITCHER	IP WLS BF H R ER SO BB IBB HBP BLK WP HR S P ERA WHIP																																	
55 Josh Johnson, R ERA: 0.82	3.0	13	3	1	1	3	1	0	0	0	0	0	0	0	18	22	3.00	1.333																
79 Sean West, L ERA: 14.73	1.2	L 11	5	6	6	1	1	0	0	0	0	0	0	1	13	20	32.40	3.600																
60 Carlos Martinez, R ERA: 1.69	1.1	7	3	1	1	1	0	0	0	0	0	0	0	9	9	6.75	2.250																	
35 Burke Badenhop, R ERA: 13.5	2.0	6	1	0	0	0	0	0	0	0	0	0	0	6	6	0.00	0.500																	
63 Chris Leroux, R ERA: 13.5	1.0	5	2	1	1	0	0	0	0	0	0	0	0	1	7	9.00	2.000																	

Batter	1	2	3	4	5	6	7	8	9	AB	R	H	RBI	BB	SO	LOB	BOTTOM																
24 Cameron Maybin, R OBP: 0.485, SLG: 0.552	0-0 21 E		0-0 21 G4-6-3		0-0 21 BB			4-0 70 G5-4-3		3	1	3	0	0	0		Atlanta Braves @ Florida Marlins Roger Dean Stadium, Jupiter, FL Fri Mar 13 2009, 1:05 PM EDT Att: 3,457 - Partly Cloudy - 78 F																
25 Brett Carroll, R OBP: 0.308, SLG: 0.455										0	0	0	0	1	0																		
21 John Baker, L OBP: 0.550, SLG: 0.529	1-0 G6-3		0-0 G4-6-3		4-0 1-2 BB		0-0 G5-4-3		0-0 G5-6-3	2	0	0	1	1	0	1																	
70 Brad Davis, R OBP: 0.222, SLG: 0.333										1	0	0	0	0	0	1																	
2 Hanley Ramirez, R OBP: 0.385, SLG: 0.600	2-0 F8		0-0 2B		0-3 K					2	1	1	0	0	1	2																	
Robert Andino, R OBP: 0.200, SLG: 0.367										1	0	0	0	0	0																		
Dallas McPherson, L OBP: 0.241, SLG: 0.321	1-0 F8		0-0 G6-3				0-0 F8		0-0 F9	3	0	0	0	0	0	2																	
72 Chris Coghlan, L OBP: 0.182, SLG: 0.190										1	0	0	0	0	0																		
18 Wes Helms, R OBP: 0.286, SLG: 0.333	0-0 1B			0-0 G4-3			0-3 K		0-0 L3	4	0	1	1	0	1	0																	
12 Cody Ross, R OBP: 0.333, SLG: 0.250	0-0 P5			0-3 K			0-0 G5-3		0-0 G5-3	4	0	0	0	0	1	1																	
14 Gaby Sanchez, R OBP: 0.182, SLG: 0.190		4-0 73 G1-6-3			0-0 P4					2	0	0	0	1	0																		
73 John Raynor, R OBP: 0.125, SLG: 0.125			0-0 G1-6-3		2-3 K		0-3 K			3	0	0	0	0	2	1																	
83 Manny Mayerson, R OBP: 0.222, SLG: 0.235			0-0 F7		0-0 G6-3		0-3 K			3	0	0	0	0	1	0																	
Inning Stats	R: 2 E: 0 K: 0 S: 5	H: 2 LOB: 1 BB: 0 P: 9	R: 0 E: 0 K: 0 S: 2	H: 0 LOB: 0 BB: 1 P: 6	R: 0 E: 0 K: 1 S: 4	H: 2 LOB: 1 BB: 0 P: 4	R: 0 E: 0 K: 1 S: 5	H: 0 LOB: 0 BB: 0 P: 5	R: 0 E: 0 K: 2 S: 8	H: 1 LOB: 2 BB: 1 P: 14	R: 0 E: 0 K: 1 S: 5	H: 0 LOB: 0 BB: 0 P: 5	R: 0 E: 0 K: 0 S: 2	H: 0 LOB: 0 BB: 1 P: 6	R: 0 E: 0 K: 0 S: 3	H: 0 LOB: 0 BB: 0 P: 3	1B: 4 2B: 1 3B: 0 HR: 0	SF: 0 SAC: 0 DP: 3 HBP: 1	WP: 0 PB: 0 SB: 1 CS: 0	PA: 33													
PITCHER	IP WLS BF H R ER SO BB IBB HBP BLK WP HR S P ERA WHIP																																
73 Tommy Hanson, R ERA: 3.38	4.2	W 20	5	2	1	2	2	0	1	0	0	0	0	21	35	1.93	1.500																
61 James Parr, R ERA: 14.73	2.1	7	0	0	0	4	0	0	0	0	0	0	0	15	15	0.00	0.000																
59 Francisley Bueno, L ERA: 14.73	1.0	3	0	0	0	0	1	0	0	0	0	0	0	2	6	0.00	1.000																
71 Mariano Gomez, L ERA: 13.5	1.0	3	0	0	0	0	0	0	0	0	0	0	0	3	3	0.00	0.000																

Batter	1	2	3	4	5	6	7	8	9	AB	R	H	RBI	BB	SO	LOB	TOP					
1 Emilio Bonifacio, S OBP: 0.324, SLG: 0.324	SH5-3 2B		K					FC5 1B	FC6-4	6	1	4	3	0	1	1	Florida Marlins @ Minnesota Twins Hammond Stadium, Fort Myers, FL Sat Mar 14 2009, 1:05 PM EDT Att: 7,019 - Partly Cloudy - 80 F					
Robert Andino, R OBP: 0.235, SLG: 0.394	SH5-3				G4-3		FC4-6 2B	FC5		3	0	1	2	1	0	4						
2 Hanley Ramirez, R OBP: 0.313, SLG: 0.462	P3						FC4-6 2B			3	0	0	0	0	2	2						
49 Michael Ryan, L OBP: 0.286, SLG: 0.417			K				FC4-6 BB			1	0	0	0	1	1	2						
Dallas McPherson, L OBP: 0.219, SLG: 0.290	K									3	0	0	0	0	1	1						
81 Logan Morrison, L OBP: 0.308, SLG: 0.455										2	0	0	0	0	0	2						
6 Dan Uggla, R OBP: 0.281, SLG: 0.548		L7								3	0	0	0	0	1	0						
72 Chris Coghlan, L										1	1	0	0	1	1	2						
27 Jeremy Hermida, L OBP: 0.469, SLG: 0.808										3	0	1	0	0	2	0						
83 Manny Mayerson, R OBP: 0.250, SLG: 0.263										2	2	1	0	0	0	1						
25 Brett Carroll, R OBP: 0.389, SLG: 0.467		P4								4	2	2	0	1	1	3						
7 Alejandro De Aza, L OBP: 0.263, SLG: 0.333										2	0	0	0	0	1	2						
76 Scott Cousins, L OBP: 0.455, SLG: 0.375										1	2	1	1	1	0	0						
59 Brett Hayes, R OBP: 0.429, SLG: 0.429										5	1	3	2	0	0	1						
Inning Stats	R: 0 E: 0 K: 1 S: 6	H: 1 LOB: 1 BB: 0 P: 6	R: 0 E: 0 K: 0 S: 4	H: 1 LOB: 1 BB: 0 P: 4	R: 0 E: 0 K: 2 S: 7	H: 0 LOB: 1 BB: 1 P: 11	R: 0 E: 0 K: 2 S: 7	H: 0 LOB: 0 BB: 0 P: 7	R: 0 E: 0 K: 1 S: 5	H: 2 LOB: 2 BB: 0 P: 7	R: 0 E: 0 K: 1 S: 5	H: 0 LOB: 0 BB: 0 P: 5	R: 4 E: 0 K: 2 S: 10	H: 3 LOB: 2 BB: 2 P: 19	R: 2 E: 1 K: 1 S: 8	H: 4 LOB: 2 BB: 1 P: 12	R: 3 E: 1 K: 1 S: 8	H: 2 LOB: 1 BB: 1 P: 12	1B: 10 2B: 3 3B: 0 HR: 0	SF: 0 SAC: 1 DP: 0 HBP: 1	WP: 0 PB: 0 SB: 0 CS: 0	PA: 46
PITCHER	IP WLS BF H R ER SO BB IBB HBP BLK WP HR S P ERA WHIP																					
59 Kevin Slowey, R ERA: 1.93	4.0 15 2 0 0 5 1 0 0 0 0 0 0 24 28 0.00 0.750																					
54 Matt Guerrier, R ERA: 4.05	1.0 5 2 0 0 1 0 0 0 0 0 0 0 7 7 0.00 2.000																					
36 Joe Nathan, R ERA: 4.5	1.0 3 0 0 0 1 0 0 0 0 0 0 0 5 5 0.00 0.000																					
50 Jose Mijares, L ERA: 10.38	0.1 7 3 4 4 1 2 0 1 0 0 0 0 6 15 108.00 15.000																					
39 R.A. Dickey, R ERA: 4.7	1.2 L 9 4 2 2 2 1 0 0 0 0 0 0 12 16 10.80 3.000																					

Batter	1	2	3	4	5	6	7	8	9	AB	R	H	RBI	BB	SO	LOB	BOTTOM					
22 Carlos Gómez, R OBP: 0.407, SLG: 0.875	25 G5-3 BB									2	2	1	1	1	0	2	Florida Marlins @ Minnesota Twins Hammond Stadium, Fort Myers, FL Sat Mar 14 2009, 1:05 PM EDT Att: 7,019 - Partly Cloudy - 80 F					
82 Dustin Martin, L OBP: 0.444, SLG: 0.588		G4-3								2	0	0	0	0	2	2						
25 Alexi Casilla, S OBP: 0.433, SLG: 0.500										3	0	1	1	0	0	2						
85 Toby Gardenhire, R OBP: 0.500, SLG: 0.333	G5-3	L4								0	0	0	0	1	0	0						
24 Joe Crede, R OBP: 0.154, SLG: 0.083										4	0	0	0	0	1	4						
33 Justin Morneau, L OBP: 0.385, SLG: 0.500										3	0	0	0	0	0	1						
72 Brock Peterson, R OBP: 0.353, SLG: 0.690	P3									1	0	1	0	0	0	0						
5 Michael Cuddyer, R OBP: 0.308, SLG: 0.560										3	1	1	1	0	0	1						
73 David Winfree, R OBP: 0.333, SLG: 0.471										1	0	0	0	0	0	1						
21 Delmon Young, R OBP: 0.484, SLG: 0.615										3	1	1	0	0	1	0						
31 Luis Matos, R OBP: 0.176, SLG: 0.235										1	0	0	0	0	0	0						
23 Brendan Harris, R OBP: 0.364, SLG: 0.350										2	1	0	0	1	0	0						
79 Danny Valencia, R OBP: 0.385, SLG: 0.385										1	0	0	0	0	0	0						
71 Drew Butera, R OBP: 0.375, SLG: 0.286										2	0	0	0	1	0	0						
76 Wilson Ramos, R OBP: 0.400, SLG: 0.385										1	0	1	0	0	0	0						
20 Matt Tolbert, S OBP: 0.219, SLG: 0.138										2	0	1	1	0	1	0						
27 Matt Macri, R OBP: 0.250, SLG: 0.263										2	0	1	0	0	0	1						
Inning Stats	R: 1 E: 1 K: 1 S: 5	H: 0 LOB: 0 BB: 1 P: 9	R: 3 E: 0 K: 0 S: 6	H: 3 LOB: 2 BB: 2 P: 14	R: 0 E: 0 K: 0 S: 3	H: 0 LOB: 0 BB: 0 P: 3	R: 0 E: 0 K: 1 S: 5	H: 0 LOB: 0 BB: 0 P: 5	R: 1 E: 0 K: 0 S: 5	H: 2 LOB: 1 BB: 0 P: 5	R: 0 E: 0 K: 1 S: 5	H: 0 LOB: 0 BB: 0 P: 5	R: 0 E: 0 K: 1 S: 5	H: 1 LOB: 1 BB: 1 P: 9	R: 0 E: 0 K: 0 S: 3	H: 1 LOB: 0 BB: 0 P: 3	R: 0 E: 0 K: 1 S: 6	H: 1 LOB: 1 BB: 0 P: 6	1B: 4 2B: 4 3B: 1 HR: 1	SF: 0 SAC: 0 DP: 2 HBP: 0	WP: 0 PB: 0 SB: 0 CS: 1	PA: 37
PITCHER	IP WLS BF H R ER SO BB IBB HBP BLK WP HR S P ERA WHIP																					
23 Andrew Miller, L ERA: 10.37	4.0 18 3 4 3 2 3 0 0 0 0 0 0 5 5 9.00 2.000																					
46 Juan Carlos Oviedo, R ERA: 4.5	1.0 5 2 1 1 0 0 0 0 0 0 0 0 5 5 9.00 2.000																					
20 Logan Kensing, R ERA: 4.5	1.0 3 0 0 0 1 0 0 0 0 0 0 0 5 5 0.00 0.000																					
71 Brett Sinkbell, R ERA:	1.0 W 4 1 0 0 1 1 0 0 0 0 0 0 5 9 0.00 2.000																					
62 Dallas Trahern, R ERA:	1.0 H 3 1 0 0 0 0 0 0 0 0 0 0 3 3 0.00 1.000																					



Batter	1	2	3	4	5	6	7	8	9	AB	R	H	RBI	BB	SO	LOB	TOP									
12 Cory Sullivan, L OBP: 0.381, SLG: 0.361	F8		K			HBP	P4	SH2-3	F7	4	1	0	0	0	1	4	New York Mets @ Florida Marlins Roger Dean Stadium, Jupiter, FL Sun Mar 15 2009, 1:05 PM EDT Att: 6,970 - Partly Cloudy - 80 F									
1 Luis Castillo, S OBP: 0.500, SLG: 0.520 18 Jeremy Reed, L OBP: 0.425, SLG: 0.543	G6-3		G4-3			BB	BB	BB	1B	3	1	1	2	1	0	0										
19 Ryan Church, L OBP: 0.375, SLG: 0.429 90 Ramon Martinez, R OBP: 0.154, SLG: 0.250	FC6-4 1B			G3-1		F8	SF7	BB	1B	3	0	1	1	0	0	2										
17 Fernando Tatis, R OBP: 0.462, SLG: 0.750 70 Jon Switzer, L OBP: 0.273, SLG: 0.337 99 Jose Valentin, S OBP: 0.386, SLG: 0.351 29 Connor Robertson, R OBP: 0.417, SLG: 0.397 50 Sean Green, R OBP: 0.417, SLG: 0.397	FC6-4			F9		BB	BB	G3		3	1	1	0	1	0	1										
62 Bobby Kielty, S OBP: 0.364, SLG: 0.536		K				BB	BB		G1	4	1	2	1	1	1	0										
9 Marlon Anderson, L OBP: 0.384, SLG: 0.455 6 Nick Evans, R OBP: 0.400, SLG: 0.600	G4-3			CS	G3-1	K			K	2	0	0	0	0	0	0										
23 Brian Schneider, L OBP: 0.286, SLG: 0.615 10 Andy Green, R OBP: 0.386, SLG: 0.351					G4-3					3	0	1	2	0	2	3										
86 Rubén Tejada, R OBP: 0.364, SLG: 0.455	G5-3				G5-3					2	0	1	0	0	0	0										
33 John Maine, R OBP: 0.383, SLG: 0.333 47 Casey Fossum, L OBP: 0.386, SLG: 0.351 4 Robinson Cancel, R OBP: 0.386, SLG: 0.351 32 Carlos Muniz, R OBP: 0.417, SLG: 0.397 77 René Rivera, R OBP: 0.417, SLG: 0.397			K			K				2	0	1	0	0	0	0										
										3	2	2	0	0	1	1										
										5	2	2	1	0	0	1										
										1	0	0	0	0	1	0										
										0	0	0	0	0	0	0										
										0	0	0	0	0	0	0										
										3	2	2	1	0	0	1										
										1	0	0	0	0	1	0										
										0	0	0	0	0	0	0										
										0	0	0	0	0	0	0										
										3	2	2	1	0	0	1										
										1	0	0	0	0	0	0										
										0	0	0	0	0	0	0										
										3	2	2	1	0	0	1										
										0	0	0	0	0	0	0										
										0	0	0	0	0	0	0										
										3	2	2	1	0	0	1										
										1	0	0	0	0	0	0										
										0	0	0	0	0	0	0										
										3	2	2	1	0	0	1										
										1	0	0	0	0	0	0										
										0	0	0	0	0	0	0										
										3	2	2	1	0	0	1										
										1	0	0	0	0	0	0										
										0	0	0	0	0	0	0										
										3	2	2	1	0	0	1										
										1	0	0	0	0	0	0										
										0	0	0	0	0	0	0										
										3	2	2	1	0	0	1										
										1	0	1	1	0	0	0										
										0	0	0	0	0	0	0										
										3	1	1	2	0	1	1										
										1	0	1	1	0	0	0										
										3	0	1	0	1	0	2										
										4	1	1	2	0	2	3										
										3	1	1	2	0	1	1										
										1	0	1	1	0	0	0										
										3	0	1	0	1	0	2										
										4	0	1	0	0	3	3										
										4	0	1	0	0	3	2										
										4	0	1	0	0	3	2										
										1B: 5	SF: 0	WP: 0	PA: 39													
										2B: 2	SAC: 0	FB: 0														
										3B: 0	DP: 0	SB: 1														
										HR: 1	HBP: 1	CS: 0														
										IP: 4.0	WLS: 18	BF: 5	H: 4	R: 4	ER: 4	SO: 4	BB: 4	IBB: 4	HBP: 4	BLK: 4	WP: 1	HR: 27	S: 29	P: 29	ERA: 9.00	WHIP: 1.250
										IP: 1.0	WLS: 3	BF: 0	H: 0	R: 0	ER: 0	SO: 1	BB: 0	IBB: 0	HBP: 0	BLK: 0	WP: 0	HR: 0	S: 5	P: 5	ERA: 0.00	WHIP: 0.000
										IP: 1.0	WLS: 3	BF: 1	H: 0	R: 0	ER: 0	SO: 1	BB: 0	IBB: 0	HBP: 0	BLK: 0	WP: 0	HR: 6	S: 6	P: 6	ERA: 0.00	WHIP: 1.000
										IP: 1.0	WLS: 5	BF: 1	H: 0	R: 0	ER: 0	SO: 1	BB: 0	IBB: 0	HBP: 0	BLK: 0	WP: 0	HR: 6	S: 6	P: 6	ERA: 0.00	WHIP: 2.000
										IP: 1.0	WLS: 6	BF: 1	H: 1	R: 1	ER: 1	SO: 1	BB: 2	IBB: 0	HBP: 0	BLK: 0	WP: 0	HR: 6	S: 14	P: 14	ERA: 9.00	WHIP: 3.000

Batter	1	2	3	4	5	6	7	8	9	AB	R	H	RBI	BB	SO	LOB	TOP			
55 Jeff Bailey, R OBP: 0.489, SLG: 0.649 (1, 9)										4	0	0	0	0	1	3	Boston Red Sox @ Florida Marlins Roger Dean Stadium, Jupiter, FL Sat Mar 21 2009, 1:05 PM EDT Att. 8,131 - Overcast - 75 F			
44 Jason Bay, R OBP: 0.423, SLG: 0.450 75 Ryan Kalish, L OBP: 1.000, SLG: 3.000 (1, 7) (6, 7)										3	0	0	0	0	0	0				
32 Brad Wilkerson, L OBP: 0.309, SLG: 0.308 13 Chip Ambres, L OBP: 0.286, SLG: 0.304 (1, 8) (6, PR) (6, 8)										3	0	1	0	0	1	0				
54 Chris Carter, L OBP: 0.333, SLG: 0.565 16 Paul McNulty, L OBP: 0.293, SLG: 0.359 (1, 3) (6, 3)										3	1	1	0	0	0	0				
16 George Kottaras, L OBP: 0.381, SLG: 0.526 53 Fernando Cabrera, R OBP: 0.250, SLG: 0.289 (1, 2) (7, 1) (8, PH) (8, 6)										3	0	0	1	0	0	2				
22 Nick Green, R OBP: 0.431, SLG: 0.556 (1, 4)										3	1	2	1	1	0	0				
71 Angel Chavez, R OBP: 0.364, SLG: 0.286 43 Devern Hansack, R (1, 5) (8, 1)										3	0	0	0	1	0	3				
70 Gil Velazquez, R OBP: 0.353, SLG: 0.345 (1, 6) (8, 5)										2	0	1	0	1	0	0				
64 Michael Bowden, R 59 Marcus McBeth, R Michael Jones, L 63 Junichi Tazawa, R Tim Federwicz, R (1, 1) (4, 1) (5, PH) (5, 1) (7, PH) (7, 2)										1	0	0	0	0	0	0				
Inning Stats	R: 0 E: 0 K: 1 S: 5	H: 0 LOB: 0 BB: 0 P: 5	R: 0 E: 0 K: 0 S: 3	H: 0 LOB: 0 BB: 0 P: 3	R: 0 E: 0 K: 0 S: 3	H: 0 LOB: 0 BB: 0 P: 3	R: 0 E: 0 K: 1 S: 5	H: 0 LOB: 0 BB: 0 P: 5	R: 1 E: 1 K: 0 S: 6	H: 2 LOB: 1 BB: 1 P: 10	R: 2 E: 0 K: 0 S: 6	H: 3 LOB: 1 BB: 0 P: 6	R: 0 E: 0 K: 0 S: 2	H: 0 LOB: 0 BB: 1 P: 6	R: 1 E: 0 K: 1 S: 5	H: 0 LOB: 2 BB: 3 P: 17		1B: 4 2B: 2 3B: 0 HR: 0	SF: 0 SAC: 0 DP: 1 HBP: 0	WP: 1 PB: 0 SB: 1 CS: 0
PITCHER	IP WLS BF H R ER SO BB IBB HBP BLK WP HR S P ERA WHIP																			
19 Anibal Sánchez, R ERA: 3.38 (1, 1)	5.2	24	5	3	2	2	2	1	0	0	0	0	0	0	0	27	31	3.18	1.059	
37 Renyel Pinto, L ERA: 1.42 (6, 1)	1.1	4	0	0	0	0	0	1	0	0	0	0	0	0	0	3	7	0.00	0.750	
26 Ryan Tucker, R ERA: 6.23 (8, 1)	1.0	L	6	0	1	0	1	3	0	0	0	1	0	5	17	0.00	3.000			

Batter	1	2	3	4	5	6	7	8	9	AB	R	H	RBI	BB	SO	LOB	BOTTOM			
24 Cameron Maybin, R OBP: 0.370, SLG: 0.390 7 Alejandro De Aza, L OBP: 0.255, SLG: 0.333 (1, 8) (6, 8)										2	1	0	0	1	0	1	Boston Red Sox @ Florida Marlins Roger Dean Stadium, Jupiter, FL Sat Mar 21 2009, 1:05 PM EDT Att. 8,131 - Overcast - 75 F			
18 Wes Helms, R OBP: 0.389, SLG: 0.382 72 Chris Coghlan, L OBP: 0.273, SLG: 0.276 (1, 5) (6, 4)										3	0	2	0	0	1	1				
2 Hanley Ramirez, R OBP: 0.263, SLG: 0.400 50 Andy González, R OBP: 0.444, SLG: 0.571 (1, 6) (7, 6)										2	0	0	1	0	0	1				
3 Jorge Cantu, R OBP: 0.313, SLG: 0.214 81 Logan Morrison, L OBP: 0.296, SLG: 0.417 (1, 3) (4, 3)										2	0	0	0	0	2	2				
6 Dan Uggla, R OBP: 0.234, SLG: 0.422 Robert Andino, R OBP: 0.255, SLG: 0.378 (1, 4) (5, 4) (6, 5)										2	0	0	0	0	1	0				
27 Jeremy Hermida, L OBP: 0.457, SLG: 0.684 73 John Raynor, R OBP: 0.188, SLG: 0.267 (1, 7) (7, PR) (8, 7)										3	0	2	0	0	0	0				
12 Cody Ross, R OBP: 0.351, SLG: 0.394 25 Brett Carroll, R OBP: 0.500, SLG: 0.591 (1, 9) (5, 9)										2	0	0	0	0	0	1				
58 Mike Rabelo, S OBP: 0.350, SLG: 0.333 (1, 2)										1	0	1	0	0	0	0				
19 Anibal Sánchez, R OBP: 0.500, SLG: 0.500 37 Renyel Pinto, L (1, 1) (6, 1)										2	0	1	0	0	0	2				
49 Michael Ryan, L OBP: 0.300, SLG: 0.444 26 Ryan Tucker, R (7, PH) (8, 1)										0	0	0	0	0	0	0				
Inning Stats	R: 0 E: 0 K: 1 S: 6	H: 1 LOB: 1 BB: 0 P: 6	R: 0 E: 0 K: 0 S: 4	H: 1 LOB: 2 BB: 0 P: 5	R: 1 E: 0 K: 1 S: 5	H: 1 LOB: 1 BB: 1 P: 10	R: 0 E: 0 K: 1 S: 5	H: 0 LOB: 0 BB: 0 P: 5	R: 0 E: 0 K: 1 S: 5	H: 2 LOB: 1 BB: 0 P: 6	R: 0 E: 0 K: 1 S: 5	H: 0 LOB: 0 BB: 0 P: 5	R: 2 E: 0 K: 1 S: 7	H: 2 LOB: 1 BB: 0 P: 7	R: 0 E: 0 K: 0 S: 3	H: 1 LOB: 2 BB: 1 P: 9	1B: 6 2B: 3 3B: 0 HR: 0	SF: 1 SAC: 1 DP: 1 HBP: 1	WP: 1 PB: 0 SB: 2 CS: 1	PA: 31
PITCHER	IP WLS BF H R ER SO BB IBB HBP BLK WP HR S P ERA WHIP																			
64 Michael Bowden, R ERA: 7.56 (1, 1)	3.0	13	3	1	1	2	1	0	0	0	0	0	0	0	15	21	3.00	1.333		
59 Marcus McBeth, R ERA: 9.0 (4, 1)	1.0	3	0	0	0	0	0	0	0	0	0	0	0	0	5	5	0.00	0.000		
63 Junichi Tazawa, R ERA: 1.0 (5, 1)	2.0	7	2	0	0	2	0	0	0	0	0	0	0	11	11	0.00	1.000			
53 Fernando Cabrera, R ERA: 12.0 (7, 1)	1.0	W	5	2	2	2	1	0	0	0	0	0	0	7	7	18.00	2.000			
43 Devern Hansack, R ERA: 4.05 (8, 1)	0.0	3	1	0	0	0	0	1	0	0	0	0	0	3	9	"	"			

Batter	1	2	3	4	5	6	7	8	9	AB	R	H	RBI	BB	SO	LOB	TOP				
73 John Raynor, R OBP: 0.318, SLG: 0.571 (1, 8)										5	1	3	0	0	2	0	Florida Marlins @ Houston Astros Osceola County Stadium, Kissimmee, FL Mon Mar 23 2009, 1:05 PM EDT Att. 2,391 - Overcast - 74 F				
21 John Baker, L OBP: 0.400, SLG: 0.355 (1, 2)										4	0	0	1	1	0	2					
2 Hanley Ramirez, R OBP: 0.277, SLG: 0.316 Taylor Tankersley, L (7, 1)										4	0	0	0	0	0	2					
44 Brian Sanches, R (7, 1)										0	0	0	0	0	0	0					
1 Emilio Bonifacio, S OBP: 0.317, SLG: 0.353 (8, 8)										1	0	0	0	0	0	1					
18 Wes Helms, R OBP: 0.400, SLG: 0.395 (1, 3)										4	2	2	0	0	0	2					
27 Jeremy Hermida, L OBP: 0.420, SLG: 0.619 20 Logan Kensing, R (8, 1)										4	0	0	0	0	1	2					
12 Cody Ross, R OBP: 0.350, SLG: 0.541 7 Alejandro De Aza, L OBP: 0.279, SLG: 0.323 (1, 9)										4	2	3	1	0	0	1					
72 Chris Coghlan, L OBP: 0.324, SLG: 0.424 (1, 4)										0	0	0	0	0	0	0					
50 Andy González, R OBP: 0.462, SLG: 0.636 (1, 5)										4	1	2	2	0	1	2					
55 Josh Johnson, L OBP: 0.500, SLG: 0.667 25 Brett Carroll, R OBP: 0.516, SLG: 0.630 40 Kiko Calero, R (6, PH) Robert Andino, R OBP: 0.231, SLG: 0.340 (7, 6)										2	0	0	0	0	2	1					
Inning Stats	R: 0 E: 1 K: 0 S: 4	H: 1 LOB: 1 BB: 0 P: 4	R: 0 E: 0 K: 1 S: 6	H: 1 LOB: 1 BB: 0 P: 6	R: 1 E: 0 K: 1 S: 6	H: 1 LOB: 0 BB: 0 P: 7	R: 2 E: 0 K: 2 S: 10	H: 3 LOB: 1 BB: 0 P: 10	R: 0 E: 0 K: 0 S: 3	H: 1 LOB: 0 BB: 0 P: 3	R: 4 E: 0 K: 1 S: 10	H: 5 LOB: 0 BB: 0 P: 11	R: 0 E: 0 K: 0 S: 3	H: 0 LOB: 0 BB: 0 P: 3	R: 1 E: 0 K: 0 S: 6	H: 2 LOB: 0 BB: 0 P: 6		R: 0 E: 0 K: 1 S: 5	H: 0 LOB: 1 BB: 1 P: 9	1B: 8 2B: 5 3B: 0 HR: 2	SF: 0 SAC: 0 DP: 3 HBP: 0
PITCHER	IP WLS BF H R ER SO BB IBB HBP BLK WP HR S P ERA WHIP	5.0 0 21 7 3 3 4 0 0 0 0 0 0 29 30 5.40 1.400	0.1 H 3 2 2 2 0 0 0 0 0 0 0 0 7 8 27.00 4.500	0.2 B 4 3 2 2 1 0 0 0 0 0 0 0 7 8 27.00 4.500	1.0 W 3 0 0 0 0 0 0 0 0 0 0 0 3 3 0.00 0.000	2.0 S 8 2 1 1 1 1 0 0 0 0 0 1 11 15 4.50 1.500															

Batter	1	2	3	4	5	6	7	8	9	AB	R	H	RBI	BB	SO	LOB	BOTTOM			
3 Kazuo Matsui, S OBP: 0.132, SLG: 0.137 (1, 4)										4	1	1	0	0	0	1	Florida Marlins @ Houston Astros Osceola County Stadium, Kissimmee, FL Mon Mar 23 2009, 1:05 PM EDT Att. 2,391 - Overcast - 74 F			
21 Michael Bourn, L OBP: 0.299, SLG: 0.293 (1, 8)										4	2	3	3	0	1	0				
17 Lance Berkman, S OBP: 0.386, SLG: 0.622 69 Bud Norris, R (8, 1)										4	2	2	3	0	0	2				
46 Carlos Lee, R OBP: 0.341, SLG: 0.212 Reggie Abercrombie, R OBP: 0.432, SLG: 0.529 (7, PR) (8, 7)										3	0	2	1	1	0	1				
10 Miguel Tejada, R OBP: 0.303, SLG: 0.469 23 Edwin Maysonet, R OBP: 0.316, SLG: 0.778 (7, PR) (8, 6)										0	1	0	0	0	0	0				
9 Hunter Pence, R OBP: 0.321, SLG: 0.426 89 Jason Smith, L OBP: 0.442, SLG: 0.600 (1, 9) (7, 5)										3	0	1	0	0	1	2				
27 Geoff Blum, S OBP: 0.170, SLG: 0.146 43 Chris Sampson, R (7, 1) 4 Jason Michaels, R OBP: 0.194, SLG: 0.276 (7, PH) (8, 9)										3	0	0	0	0	1	2				
55 Humberto Quintero, R 54 Chad Paronto, R Gilbert De La Vara, L 2 Danin Erstad, L OBP: 0.271, SLG: 0.273 (5, PH) (7, 9) (8, 3)										2	0	0	1	0	0	1				
11 Mike Hampton, R (1, 1) 46 J.R. Towles, R OBP: 0.227, SLG: 0.381 (5, PH) (6, 2)										1	0	0	0	0	0	1				
Inning Stats	R: 0 E: 0 K: 0 S: 4	H: 1 LOB: 1 BB: 0 P: 4	R: 1 E: 0 K: 1 S: 7	H: 2 LOB: 1 BB: 0 P: 7	R: 1 E: 0 K: 2 S: 10	H: 1 LOB: 1 BB: 1 P: 15	R: 0 E: 0 K: 1 S: 5	H: 0 LOB: 0 BB: 0 P: 5	R: 3 E: 1 K: 0 S: 7	H: 4 LOB: 1 BB: 0 P: 8	R: 0 E: 0 K: 0 S: 3	H: 0 LOB: 0 BB: 0 P: 3	R: 4 E: 0 K: 0 S: 7	H: 4 LOB: 2 BB: 1 P: 13	R: 1 E: 0 K: 0 S: 4	H: 1 LOB: 0 BB: 0 P: 4		1B: 7 2B: 4 3B: 0 HR: 2	SF: 1 SAC: 1 DP: 1 HBP: 0	WP: 1 PA: 39 PB: 0 SB: 2 CS: 0
PITCHER	IP WLS BF H R ER SO BB IBB HBP BLK WP HR S P ERA WHIP	1.0 H 3 0 0 0 0 0 0 0 0 0 0 3 3 0.00 0.000	0.1 L 6 4 4 4 0 1 0 0 0 0 1 0 5 11 108.00 15.000	0.2 L 2 0 0 0 0 0 0 0 0 0 0 0 2 2 0.00 0.000	1.0 4 1 1 1 0 0 0 0 0 0 0 4 4 9.00 1.000															

AB	38
R	8
H	14
RBI	8
BB	1
SO	6
LOB	14



Batter	1	2	3	4	5	6	7	8	9	AB	R	H	RBI	BB	SO	LOB	TOP					
1 Emilio Bonifacio, S OBP: 0.309, SLG: 0.406 18 Wes Helms, R OBP: 0.381, SLG: 0.375	0-3 K	0-0 21 WP 3B	0-0 21 1B		0-0 F9		0-3 K		0-0 F8	4	1	2	5	0	1	0	Florida Marlins @ Baltimore Orioles Fort Lauderdale Stadium, Ft. Lauderdale, FL Thu Mar 26 2009, 1:05 PM EDT Att: 4,853 - Partly Cloudy - 78 F					
21 John Baker, L OBP: 0.436, SLG: 0.457 49 Michael Ryan, L OBP: 0.269, SLG: 0.348 59 Brett Hayes, R OBP: 0.409, SLG: 0.429	0-0 2B	1-0 G4-3	0-0 1B		0-0 2B		0-0 G3-4-1		1-0 F8	4	0	3	1	0	0	0						
2 Hanley Ramirez, R OBP: 0.404, SLG: 0.231 Robert Andino, R OBP: 0.241, SLG: 0.346	0-0 F8	0-0 G6-3	0-0 F8		0-0 P5				0-0 1B	4	0	0	0	0	0	4						
3 Jorge Cantu, R OBP: 0.261, SLG: 0.238 14 Gaby Sanchez, R OBP: 0.219, SLG: 0.258	0-3 K		0-3 K		0-0 F9 27 SF8 2B		0-0 F7		0-0 L9	4	1	1	0	0	2	1						
6 Dan Uggla, R OBP: 0.281, SLG: 0.462 50 Andy Gonzalez, R OBP: 0.375, SLG: 0.500		4-0 27 G4-3 12 1B BB	0-3 K		0-0 F9		4-0 BB		0-0 F7	2	1	0	0	2	1	1						
27 Jeremy Hermida, L OBP: 0.368, SLG: 0.583 7 Alejandro De Aza, L OBP: 0.270, SLG: 0.313	0-0 G4-3	0-0 G4-3	0-0 2B		0-0 SF8		0-3 K		0-0 G3-1	3	1	1	1	0	1	2						
12 Cody Ross, R OBP: 0.404, SLG: 0.535 25 Brett Carroll, R OBP: 0.485, SLG: 0.586	0-0 2B	0-0 24 BB 1 3B 1B	0-0 24 BB 1 1B 1B		0-0 1B		0-3 K		0-3 K	3	2	3	2	0	0	0						
Dallas McPherson, L OBP: 0.279, SLG: 0.282	4-0 24 BB 1 3B BB	4-0 24 BB 1 1B BB	4-0 24 1B 1B		0-0 G3-1		0-3 K		4-0 18 FB 73 BB BB	2	2	0	0	3	1	1						
24 Cameron Maybin, R OBP: 0.414, SLG: 0.471 73 John Raynor, R OBP: 0.346, SLG: 0.571	4-0 2B	0-0 1 1B 21 1B 1B			0-0 G5-3		0-0 18 S 18 WP 2B		4-0 59 DI BB	3	2	2	0	1	0	0						
Inning Stats	R: 0 E: 0 K: 2 S: 8	H: 1 LOB: 1 BB: 0 P: 8	R: 5 E: 0 K: 0 S: 5	H: 2 LOB: 0 BB: 3 P: 18	R: 4 E: 0 K: 2 S: 12	H: 5 LOB: 2 BB: 1 P: 16	R: 1 E: 0 K: 0 S: 5	H: 2 LOB: 1 BB: 0 P: 5	R: 0 E: 0 K: 2 S: 4	H: 0 LOB: 1 BB: 1 P: 11	R: 1 E: 0 K: 2 S: 8	H: 1 LOB: 1 BB: 0 P: 8	R: 0 E: 0 K: 0 S: 4	H: 1 LOB: 1 BB: 0 P: 4	R: 0 E: 0 K: 1 S: 5	H: 0 LOB: 2 BB: 2 P: 14		1B: 7 2B: 5 3B: 1 HR: 0	SF: 1 SAC: 0 DP: 0 HBP: 0	WP: 2 PB: 0 SB: 1 CS: 0	PA: 47	
PITCHER	IP	WLS	BF	H	R	ER	SO	BB	IBB	HBP	BLK	WP	HR	S	P	ERA	WHIP			ERA	WHIP	
Hayden Penn, R ERA: 8.78	2.2	L	16	5	7	7	4	3	0	0	0	1	0	21	34	23.62	3.000			0.00	1.000	
52 George Sherrill, L ERA: 6.75	0.1		5	3	2	2	0	1	0	0	0	0	0	4	8	54.00	12.000			0.00	2.000	
45 Dennis Sarfate, R ERA: 3.38	1.0		5	2	1	1	0	0	0	0	0	0	0	5	5	9.00	2.000			0.00	2.000	
32 Jamie Walker, L ERA: 2.45	1.0		4	1	0	0	0	0	0	0	0	0	0	4	4	0.00	1.000			0.00	1.000	
28 Danys Baez, R ERA: 5.4	2.0		8	1	1	1	4	1	0	0	0	1	0	15	19	4.50	1.000			0.00	1.000	
34 Matt Albers, R ERA: 1.93	1.0		4	1	0	0	0	0	0	0	0	0	0	0	1	2	0.00	0.000			0.00	0.000
37 Chris Ray, R ERA: 1.93	1.0		5	0	0	0	1	2	0	0	0	0	0	5	14	0.00	2.000			0.00	2.000	

Batter	1	2	3	4	5	6	7	8	9	AB	R	H	RBI	BB	SO	LOB	BOTTOM					
3 Cesar Izturis, S OBP: 0.182, SLG: 0.182 14 Chris Gomez, R OBP: 0.231, SLG: 0.182	0-3 K		0-0 G4-6-3		0-0 HR 1B		0-0 1B		0-0 P4	4	1	2	0	0	1	1	Florida Marlins @ Baltimore Orioles Fort Lauderdale Stadium, Ft. Lauderdale, FL Thu Mar 26 2009, 1:05 PM EDT Att: 4,853 - Partly Cloudy - 78 F					
Adam Jones, R OBP: 0.429, SLG: 0.511 15 Matt Wieters, S OBP: 0.410, SLG: 0.543	0-0 21 1B		0-0 1B		0-0 21 2B		0-0 F4		0-0 F7	4	2	3	2	0	0	2						
21 Nick Markakis, L OBP: 0.357, SLG: 0.585 12 Luis Montanez, R OBP: 0.375, SLG: 0.409	0-0 17 G4-6-3		0-0 1B		0-0 17 FB 6 G6-3 2B		0-0 F7		0-0 F7	4	1	2	1	0	0	2						
17 Aubrey Huff, L OBP: 0.318, SLG: 0.375 16 Oscar Salazar, R OBP: 0.250, SLG: 0.291	0-0 G4-6-3		0-0 1B		0-0 F9		0-0 F8		0-0 F8	4	0	1	0	0	0	5						
6 Melvin Mora, R OBP: 0.167, SLG: 0.182 26 Scott Moore, L OBP: 0.378, SLG: 0.667		0-0 G1-3		0-0 G6-3		0-0 G5-4-3		0-0 30 G4-6-3		3	0	0	1	0	0	1						
30 Luke Scott, L OBP: 0.327, SLG: 0.458	0-0 F8		0-0 1B		0-0 18 1B 54 1B 1B		0-3 K		0-0 G4-6-3	4	1	1	0	0	1	1						
2 Ryan Freel, R OBP: 0.328, SLG: 0.286	0-3 K		0-0 1B		0-0 18 1B 54 1B 1B		0-0 P3		0-0 P4	4	1	1	0	0	1	0						
18 Felix Pie, L OBP: 0.244, SLG: 0.268		0-0 G3		0-0 54 1B		0-0 F9		4-0 55 G6-4-3		3	0	1	0	1	0	0						
54 Chad Moeller, R OBP: 0.250, SLG: 0.167 55 Robby Hammock, R OBP: 0.346, SLG: 0.417	0-0 1B		0-0 1B		0-0 3 G4-6-3		4-0 3 1B		0-0 G6-4-3	2	0	2	2	0	0	0						
Inning Stats	R: 0 E: 0 K: 1 S: 6	H: 2 LOB: 1 BB: 0 P: 6	R: 0 E: 0 K: 1 S: 5	H: 0 LOB: 0 BB: 0 P: 5	R: 0 E: 0 K: 0 S: 3	H: 1 LOB: 0 BB: 0 P: 3	R: 4 E: 0 K: 0 S: 8	H: 6 LOB: 2 BB: 0 P: 8	R: 2 E: 0 K: 0 S: 7	H: 3 LOB: 0 BB: 0 P: 8	R: 0 E: 0 K: 1 S: 5	H: 0 LOB: 0 BB: 1 P: 5	R: 0 E: 0 K: 0 S: 4	H: 1 LOB: 2 BB: 1 P: 8	R: 0 E: 0 K: 0 S: 3	H: 1 LOB: 0 BB: 0 P: 3		R: 0 E: 0 K: 0 S: 2	H: 0 LOB: 0 BB: 1 P: 6	1B: 11 2B: 2 3B: 0 HR: 1	SF: 0 SAC: 0 DP: 5 HBP: 0	WP: 0 PB: 0 SB: 0 CS: 0
PITCHER	IP	WLS	BF	H	R	ER	SO	BB	IBB	HBP	BLK	WP	HR	S	P	ERA	WHIP			ERA	WHIP	
19 Anibal Sanchez, R ERA: 4.94	5.0	W	23	12	6	6	2	0	0	0	0	0	1	29	30	10.80	2.400			0.00	0.000	
40 Kiko Calero, R ERA: 4.5	1.0		3	0	0	0	1	0	0	0	0	0	0	5	5	0.00	0.000			0.00	0.000	
46 Juan Carlos Oviedo, R ERA: 4.5	2.0		8	2	0	0	0	1	0	0	0	0	0	7	11	0.00	1.500			0.00	1.500	
20 Logan Kensing, R ERA: 3.38	1.0		3	0	0	0	0	1	0	0	0	0	0	2	6	0.00	1.000			0.00	1.000	

Batter	1	2	3	4	5	6	7	8	9	AB	R	H	RBI	BB	SO	LOB	TOP										
1 Emilio Bonifacio, S OBP: 0.313, SLG: 0.408	(1,5) X 0-0 G5-3		X 0-0 1B		X 0-0 B3			F 0-3 K		4	0	1	0	0	1	1	Florida Marlins @ St. Louis Cardinals Roger Dean Stadium, Jupiter, FL Mon Mar 30 2009, 1:05 PM EDT Att. 4,392 - Partly Cloudy - 82 F										
21 John Baker, L OBP: 0.426, SLG: 0.415	(1,2) B 4-0 27 CS BB		X 0-0 G5-3		X 0-0 F9			X 0-0 G4-3		3	0	0	0	1	0	1											
27 Jeremy Hermida, L OBP: 0.302, SLG: 0.000 37 Remyel Pinto, L OBP: 0.277, SLG: 0.350 40 Kiko Calero, R OBP: 0.314, SLG: 0.375 Dallis Mendenhall, L OBP: 0.277, SLG: 0.375 7 Alejandro Diaz, L OBP: 0.288, SLG: 0.300	(1,7) S 0-3 K			X 0-0 L8		X 0-0 1B		B 4-0 3 G5-4-3 BB		3	0	1	0	0	1	1											
3 Jorge Cantu, R OBP: 0.278, SLG: 0.333 60 Carlos Martinez, R	(1,3) 0-0 K		X 0-0 G5-3		X 0-0 K		SAFE 0-3 1-2 K	X 0-0 3 G5-4-3 BB		4	0	0	0	0	2	2											
6 Dan Uggla, R OBP: 0.299, SLG: 0.475	(1,4) 0-0 K		X 0-0 K		X 0-0 F8			X 0-0 G5-4-3		3	0	0	0	0	2	0											
12 Cody Ross, R OBP: 0.379, SLG: 0.500	(1,9) 0-0 24 FC5-4 1B			X 0-0 F9		X 0-0 F8		X 0-0 F8		3	0	1	0	0	0	0											
24 Cameron Maybin, R OBP: 0.412, SLG: 0.450	(1,8) 0-0 1B		X 0-0 FC5-4		X 0-0 K			X 0-0 50 BLK 91 2B 1B		3	1	1	0	0	1	1											
50 Andy González, R OBP: 0.348, SLG: 0.429	(1,6) 0-0 G5-3		X 0-0 G6-3		X 0-0 K		X 0-0 1-2 K	X 0-0 2B		3	0	0	0	0	1	1											
23 Andrew Miller, L 91 Matt Craig, S OBP: 1.000, SLG: 2.000	(1,1) 0-0 G4-3		X 0-0 F7		X 0-0 2B					2	0	0	0	0	0	0											
										1	0	1	1	0	0	0											
Inning Stats	R: 0 E: 0 K: 1 S: 4	H: 0 LOB: 1 BB: 1 P: 8	R: 0 E: 0 K: 2 S: 8	H: 1 LOB: 1 BB: 0 P: 8	R: 0 E: 0 K: 0 S: 4	H: 1 LOB: 1 BB: 0 P: 4	R: 0 E: 0 K: 1 S: 5	H: 0 LOB: 0 BB: 0 P: 5	R: 0 E: 0 K: 1 S: 3	H: 0 LOB: 0 BB: 0 P: 3	R: 0 E: 0 K: 1 S: 5	H: 1 LOB: 0 BB: 0 P: 5	R: 1 E: 0 K: 2 S: 9	H: 2 LOB: 1 BB: 0 P: 9	R: 0 E: 0 K: 0 S: 2	H: 0 LOB: 1 BB: 1 P: 6	1B: 4 2B: 2 3B: 0 HR: 0	SF: 0 SAC: 0 DP: 2 HBP: 0	WP: 0 PB: 0 SB: 0 CS: 1	PA: 31							
PITCHER	IP	WLS	BF	H	R	ER	SO	BB	IBB	HBP	BLK	WP	HR	S	P	ERA	WHIP										
35 Joel Pineiro, R ERA: 1.44	(1,1) 6.0	21	3	0	0	5	1	0	0	0	0	0	0	30	34	0.00	0.667										
52 Josh Kinney, R ERA: 0.87	(7,1) 1.0	2	0	0	0	1	0	0	0	0	0	0	0	4	4	0.00	0.000										
31 Ryan Franklin, R ERA: 5.23	(8,1) 0.1	2	1	1	1	0	0	0	0	0	0	0	0	2	2	27.00	3.000										
36 Denny Reyes, L ERA: 3.38	(8,1) 0.2	3	1	0	0	2	0	0	0	1	0	0	0	7	7	0.00	1.500										
46 Kyle McClellan, R ERA: 8.44	(9,1) 1.0	3	0	0	0	0	1	0	0	0	0	0	0	2	6	0.00	1.000										

Batter	1	2	3	4	5	6	7	8	9	AB	R	H	RBI	BB	SO	LOB	BOTTOM										
28 Colby Rasmus, L OBP: 0.379, SLG: 0.421	(1,8) F 0-3 K		X 0-0 SAFE SH1-3		X 0-0 G3			X 0-0 G4-3		3	1	1	0	0	1	0	Florida Marlins @ St. Louis Cardinals Roger Dean Stadium, Jupiter, FL Mon Mar 30 2009, 1:05 PM EDT Att. 4,392 - Partly Cloudy - 82 F										
62 Joe Mather, R OBP: 0.218, SLG: 0.352	(1,7) X 0-0 G3		X 0-0 SF9		X 0-0 G4-3			X 0-0 SH1-3		2	0	0	1	0	0	0											
5 Albert Pujols, R OBP: 0.400, SLG: 0.420	(1,3) X 0-0 F9		X 0-0 3H F8		X 0-0 G6-3			X 4-0 IBB		3	0	0	0	1	0	0											
3 Khalil Greene, R OBP: 0.438, SLG: 0.552	(1,6) 0-0 47 CS 1B		X 0-0 G4-3		X 0-0 F9			X 0-0 E8		4	0	2	0	0	0	0											
47 Ryan Ludwick, R OBP: 0.280, SLG: 0.373	(1,9) 0-1 21 1B 1-2 1B		X 0-0 F7		X 0-0 P3			X 0-0 1-2 2H 1B		3	0	1	0	0	0	0											
66 David Freese, R OBP: 0.342, SLG: 0.472 31 Ryan Franklin, R 36 Denny Reyes, R 46 Kyle McClellan, R	(1,5) 0-3 K		X 0-0 G6-3		X 0-3 K					3	0	0	0	0	2	1											
21 Jason LaRue, R OBP: 0.302, SLG: 0.316 4 Yadier Molina, R OBP: 0.333, SLG: 0.341	(1,2) 0-0 1-2 1B		X 0-0 G6-3		X 0-0 G6-3			X 0-0 65 1B 1-2 1B		2	0	1	0	0	0	0											
35 Joel Pineiro, R 52 Josh Kinney, R 65 Joe Thurston, L OBP: 0.292, SLG: 0.419	(1,1) 0-3 K		X 0-0 F9		X 0-0 F9			X 0-0 L9-3		2	0	0	0	0	1	2											
23 Brian Barden, R OBP: 0.432, SLG: 0.525	(1,4) 0-0 SH1-3 28 E 62 SF9 1B		X 0-0 L9		X 0-0 L9			X 0-0 F8		3	1	1	0	0	0	0											
										1	0	1	0	0	0	0											
Inning Stats	R: 0 E: 0 K: 1 S: 5	H: 3 LOB: 2 BB: 0 P: 10	R: 1 E: 1 K: 0 S: 4	H: 1 LOB: 0 BB: 0 P: 4	R: 0 E: 0 K: 0 S: 3	H: 0 LOB: 0 BB: 0 P: 3	R: 0 E: 0 K: 0 S: 3	H: 0 LOB: 0 BB: 0 P: 3	R: 0 E: 0 K: 0 S: 3	H: 1 LOB: 2 BB: 0 P: 3	R: 1 E: 1 K: 0 S: 3	H: 2 LOB: 1 BB: 1 P: 7	1B: 7 2B: 1 3B: 0 HR: 0	SF: 1 SAC: 2 DP: 1 HBP: 0	WP: 0 PB: 0 SB: 0 CS: 1	PA: 31											
PITCHER	IP	WLS	BF	H	R	ER	SO	BB	IBB	HBP	BLK	WP	HR	S	P	ERA	WHIP										
23 Andrew Miller, L ERA: 5.3 37 Remyel Pinto, L ERA: 2.7 40 Kiko Calero, R ERA: 60 Carlos Martinez, R ERA: 3.6	(1,1) 6.0	21	3	0	0	1	0	0	0	0	0	0	0	5	5	0.00	0.000										
	(8,1) 1.0	3	1	0	0	0	0	0	0	0	0	0	0	3	3	0.00	1.000										
	(9,1) 0.1	4	2	1	0	0	0	1	0	0	0	0	0	3	7	0.00	6.000										

AB	29
R	1
H	5
RBI	1
BB	2
SO	8
LOB	7



AB	27
R	2
H	7
RBI	1
BB	1
SO	4
LOB	4



Batter	1	2	3	4	5	6	7	8	9	AB	R	H	RBI	BB	SO	LOB	TOP					
1 Emilio Bonifacio, S OBP: 0.322, SLG: 0.402 50 Andy González, R OBP: 0.370, SLG: 0.460	(1,5) X 0-0 21 S 2 1B 1B		X 0-0 B6-3	X 0-3 K	X 0-0 G4-3		X 0-0 2B		X 0-0 1B	3 1 1 0 0 1 2 3 0 2 0 0 0 1							Florida Marlins @ Baltimore Orioles Fort Lauderdale Stadium, Ft. Lauderdale, FL Wed Apr 01 2009, 1:05 PM EDT Att: 4,007 - Partly Cloudy - 83 F					
21 John Baker, L OBP: 0.442, SLG: 0.478 Carlos Paulino, R	(1,2) S 0-3 K 1-2		X 0-0 2B	X 0-0 2B	X 0-0 2B		X 0-0 L1		X 0-0 G1-3	5 2 3 3 0 1 2 1 0 0 0 0 0 1												
2 Hanley Ramirez, R OBP: 0.245, SLG: 0.465	(1,6) X 0-0 2H 1B		X 0-0 3 HR 2B	X 0-0 F8	X 0-0 1B		X 0-0 F7			4 1 2 2 1 0 2												
3 Jorge Cantu, R OBP: 0.295, SLG: 0.463	(1,10) S 0-3 K 1-2		X 1-1 HR 2B	X 0-0 2B	X 0-0 P5			X 0-0 6 WP SF7 2B		5 2 3 3 0 1 3												
6 Dan Uggla, R OBP: 0.293, SLG: 0.448 92 Nate Field, R 44 Brian Sanchez, R	(1,4) X 0-0 F8		X 0-3 K	X 0-0 F8		X 0-0 G6-3		X 0-3 K		5 0 0 0 0 2 3 0 0 0 0 0 0 0 0 0 0 0 0 0 0												
27 Jeremy Hermida, L OBP: 0.355, SLG: 0.537 Bryan Petersen, L	(1,7) X 0-0 G4-3		X 0-0 F7		X 0-0 L3		X 0-3 K		X 0-0 SF7	4 0 0 0 0 1 0 0 0 0 1 0 0 0												
18 Wes Helms, R Andy Jenkins, R	(1,3) X 0-0 FC6-4 1B			X 4-0 25 1B 24 1B BB	X 0-0 25 BB 24 2B 1B		X 2-2 HR		X 0-3 K	3 3 3 1 1 0 0 1 0 0 0 0 1 0								AB 43 R 13 H 17 RBI 13 BB 3 SO 9 LOB 16				
25 Brett Carroll, R OBP: 0.477, SLG: 0.526	(1,9) S 0-3 K		X 0-0 21 2B 1B	X 0-0 24 1B 24 2B BB	X 0-0 F8			X 0-0 F7		4 2 1 0 1 1 1												
24 Cameron Maybin, R OBP: 0.400, SLG: 0.448	(1,8) X 0-0 FC6-4		X 0-0 21 2B 1B	X 0-0 50 G4-3 21 1B 2B	X 0-0 G5-3			X 0-3 K		5 2 2 3 0 1 1												
Inning Stats	R: 1 E: 0 K: 2 S: 9	H: 2 LOB: 1 BB: 0 P: 9	R: 0 E: 0 K: 1 S: 6	H: 1 LOB: 1 BB: 0 P: 6	R: 3 E: 0 K: 1 S: 9	H: 3 LOB: 0 BB: 0 P: 10	R: 4 E: 0 K: 1 S: 9	H: 4 LOB: 1 BB: 1 P: 13	R: 3 E: 0 K: 0 S: 6	H: 3 LOB: 2 BB: 2 P: 14	R: 1 E: 0 K: 1 S: 8	H: 1 LOB: 0 BB: 0 P: 10	R: 0 E: 0 K: 0 S: 4	H: 1 LOB: 1 BB: 0 P: 4	R: 1 E: 0 K: 2 S: 8	H: 1 LOB: 0 BB: 0 P: 8		R: 0 E: 0 K: 1 S: 6	H: 1 LOB: 1 BB: 0 P: 6	1B: 8 2B: 7 3B: 0 HR: 2	SF: 1 SAC: 0 DP: 0 HBP: 0	WP: 1 PB: 0 SB: 2 CS: 0
PITCHER	IP WLS BF H R ER SO BB IBB HBP BLK WP HR S P ERA WHIP																					
46 Jeremy Guthrie, R ERA: 10.57	(1,1) 4.0 L 23 10 8 8 5 1 0 0 0 0 0 1 33 38 18.00 2.750																					
28 Danyls Baez, R ERA: 6.35	(5,1) 1.0 8 3 3 3 0 2 0 0 0 0 0 6 14 27.00 5.000																					
43 Jim Johnson, R ERA: 5.68	(6,1) 1.0 4 1 1 1 1 0 0 0 0 0 0 1 8 10 9.00 1.000																					
79 David Pauley, R ERA: 7.2	(7,1) 2.0 8 2 1 1 2 0 0 0 0 0 1 0 12 12 4.50 1.000																					
73 Alberto Castillo, L ERA: 2.25	(9,1) 1.0 4 1 0 0 1 0 0 0 0 0 0 0 6 6 0.00 1.000																					

Batter	1	2	3	4	5	6	7	8	9	AB	R	H	RBI	BB	SO	LOB	BOTTOM					
2 Ryan Freel, R OBP: 0.329, SLG: 0.333	(1,4) X 0-0 F8 21 1B 2B		X 0-0 P5		X 0-0 G5-3		X 0-3 K		X 0-0 G5-3	5 1 1 0 0 2 4							Florida Marlins @ Baltimore Orioles Fort Lauderdale Stadium, Ft. Lauderdale, FL Wed Apr 01 2009, 1:05 PM EDT Att: 4,007 - Partly Cloudy - 83 F					
Adam Jones, R OBP: 0.410, SLG: 0.579 77 Justin Christian, R OBP: 0.270, SLG: 0.361	(1,8) X 0-0 F8 2-3		X 0-3 K		X 0-0 G5-3		X 0-0 L1		X 0-0 1B	2 0 0 0 0 1 1 3 0 1 0 0 0 0												
21 Nick Markakis, L OBP: 0.393, SLG: 0.648 82 Jolbert Cabrera, R OBP: 0.432, SLG: 0.561	(1,9) X 0-0 6 LF 3H 1B		X 4-0 17 CS BB	X 0-2 HR		X 0-0 1B		X 0-3 1B		2 1 2 2 1 0 0 2 0 1 0 0 1 1												
17 Aubrey Huff, L OBP: 0.276, SLG: 0.340 16 Oscar Salazar, R OBP: 0.294, SLG: 0.376	(1,3) X 0-0 F7		X 1-0 6 1B 1B	X 0-3 K		X 0-0 1B		X 0-0 1B		2 0 1 0 0 0 1 3 0 1 0 0 2 1												
6 Melvin Mora, R OBP: 0.320, SLG: 0.409 30 Luke Scott, L OBP: 0.314, SLG: 0.561	(1,10) X 0-0 E6 1-2		X 0-0 1B	X 4-0 BB		X 0-0 F7		X 0-0 F8		2 0 1 0 1 0 1 2 0 0 0 0 0 3												
23 Ty Wigington, R OBP: 0.385, SLG: 0.444 26 Scott Moore, L OBP: 0.362, SLG: 0.582	(1,5) X 0-0 F9		X 0-3 K		X 0-3 K			X 0-0 55 G4-3 54 BB 1B		3 0 0 0 0 2 5 1 0 1 0 0 0 0												
18 Felix Pie, L OBP: 0.292, SLG: 0.339 54 Chad Moeller, R OBP: 0.233, SLG: 0.148	(1,7) X 0-0 F7		X 0-3 K		X 0-0 F8		X 4-0 55 G4-3 BB		X 0-0 G4-3	2 0 0 0 0 1 0 1 0 0 0 1 0 0								AB 37 R 2 H 11 RBI 2 BB 4 SO 9 LOB 19				
55 Robby Hammock, R OBP: 0.324, SLG: 0.424	(1,2) X 0-0 F9		X 0-0 F9	X 0-0 F9		X 0-0 G6-3		X 0-0 G4-3		4 0 0 0 0 0 2												
3 Cesar Izturis, S OBP: 0.280, SLG: 0.320 83 Justin Turner, R OBP: 0.390, SLG: 0.658	(1,6) X 0-0 2B		X 0-0 1B	X 0-0 1B		X 0-0 F7		X 4-0 BB		3 0 2 0 0 0 0 0 0 0 0 1 0 0												
Inning Stats	R: 1 E: 0 K: 0 S: 6	H: 2 LOB: 2 BB: 0 P: 6	R: 0 E: 0 K: 1 S: 6	H: 1 LOB: 1 BB: 0 P: 6	R: 0 E: 0 K: 2 S: 8	H: 2 LOB: 2 BB: 1 P: 13	R: 0 E: 0 K: 1 S: 6	H: 1 LOB: 1 BB: 0 P: 6	R: 1 E: 0 K: 2 S: 10	H: 1 LOB: 1 BB: 1 P: 14	R: 0 E: 0 K: 0 S: 3	H: 0 LOB: 0 BB: 0 P: 3	R: 0 E: 0 K: 1 S: 7	H: 2 LOB: 2 BB: 0 P: 7	R: 0 E: 0 K: 0 S: 3	H: 1 LOB: 2 BB: 2 P: 11		R: 0 E: 0 K: 2 S: 8	H: 1 LOB: 1 BB: 0 P: 8	1B: 8 2B: 2 3B: 0 HR: 1	SF: 0 SAC: 0 DP: 1 HBP: 0	WP: 0 PB: 0 SB: 0 CS: 1
PITCHER	IP WLS BF H R ER SO BB IBB HBP BLK WP HR S P ERA WHIP																					
Willie Glen, R ERA: 2.25	(1,1) 4.0 W 19 6 1 1 1 4 1 0 0 0 0 0 1 10 14 9.00 2.000																					
20 Logan Kensing, R ERA: 4.66	(5,1) 1.0 5 1 1 1 2 1 0 0 0 0 0 0 3 3 0.00 0.000																					
46 Juan Carlos Oviedo, R ERA: 7.6	(6,1) 1.0 3 0 0 0 0 0 0 0 0 0 0 0 7 7 0.00 2.000																					
93 Jarrett Santos, R ERA: 4.5	(7,1) 1.0 5 2 0 0 1 0 0 0 0 0 0 0 3 11 0.00 3.000																					

Batter	1	2	3	4	5	6	7	8	9	AB	R	H	RBI	BB	SO	LOB	TOP					
19 Marco Scutaro, R OBP: 0.281, SLG: 0.387	G4-3		K		K		SH5-4 19 2B 1B	F8		5	1	1	0	0	2	1						
2 Aaron Hill, R OBP: 0.365, SLG: 0.554	HR		E4 15 G1-6-3		F9		SH5-4		G6-3	3	1	1	1	0	0	0						
6 John McDonald, R OBP: 0.208, SLG: 0.224										1	0	0	0	0	0	0						
15 Alex Rios, R OBP: 0.364, SLG: 0.556	G4-3		G1-6-3		HR		G5-3		K	5	1	1	2	0	1	2						
10 Vernon Wells, R OBP: 0.379, SLG: 0.407										3	1	2	0	0	0	0						
19 Jose Bautista, R OBP: 0.439, SLG: 0.459										2	1	2	1	0	0	0						
26 Adam Lind, L OBP: 0.351, SLG: 0.424	1B									4	1	1	0	1	1	2						
33 Scott Rolen, R OBP: 0.533, SLG: 0.889										4	3	3	4	1	0	2						
35 Lyle Overbay, L OBP: 0.222, SLG: 0.310										3	0	0	0	0	1	2						
30 Kevin Millar, R OBP: 0.265, SLG: 0.395										2	0	0	0	0	0	1						
20 Rod Barajas, R OBP: 0.160, SLG: 0.130										3	0	1	1	0	1	1						
68 Matt Luzzo, R OBP: 1.000, SLG: 2.000										1	0	1	1	0	0	0						
45 Travis Snider, L OBP: 0.419, SLG: 0.733										3	1	0	0	0	0	2						
Inning Stats	R: 1 E: 0 K: 0 S: 7	H: 2 LOB: 2 BB: 1 P: 12	R: 0 E: 0 K: 0 S: 3	H: 0 LOB: 0 BB: 0 P: 3	R: 0 E: 1 K: 1 S: 5	H: 0 LOB: 0 BB: 0 P: 5	R: 2 E: 1 K: 1 S: 8	H: 3 LOB: 1 BB: 0 P: 8	R: 1 E: 0 K: 1 S: 7	H: 1 LOB: 0 BB: 0 P: 8	R: 0 E: 0 K: 2 S: 8	H: 1 LOB: 1 BB: 0 P: 9	R: 2 E: 0 K: 0 S: 5	H: 2 LOB: 1 BB: 0 P: 7	R: 1 E: 0 K: 0 S: 4	H: 1 LOB: 1 BB: 1 P: 8	R: 3 E: 0 K: 1 S: 10	H: 3 LOB: 0 BB: 0 P: 11	1B: 7 2B: 3 3B: 0 HR: 3	SF: 0 SAC: 1 DP: 1 HBP: 1	WP: 2 PB: 0 SB: 0 CS: 0	PA: 43
PITCHER	IP	WLS	BF	H	R	ER	SO	BB	IBB	HBP	BLK	WP	HR	S	P	ERA	WHIP					
41 Chris Volstad, R ERA: 4.0	5.0	L	22	6	4	4	3	1	0	0	0	0	2	30	36	7.20	1.400					
37 Rencyl Pinto, L ERA: 5.4	1.1		7	2	2	2	2	0	0	1	0	1	0	10	12	13.50	1.500					
48 Hayden Penn, R ERA: 9.64	1.2		8	2	1	1	0	1	0	0	0	1	0	7	12	5.40	1.800					
93 Brad Stone, R ERA: 27.0	1.0		6	3	3	3	1	0	0	0	0	0	1	10	11	27.00	3.000					

Toronto Blue Jays @ Florida Marlins
Roger Dean Stadium, Jupiter, FL
Fri Apr 03 2009, 7:05 PM EDT
Att: 3,422 - Cloudy - 78 F

AB 39
R 10
H 13
RBI 10
BB 2
SO 6
LOB 13



Batter	1	2	3	4	5	6	7	8	9	AB	R	H	RBI	BB	SO	LOB	BOTTOM					
1 Emilio Bonifacio, S OBP: 0.330, SLG: 0.400	G4-3									3	0	1	1	1	1	0						
94 Paul Gran, R OBP: 1.000, SLG: 1.000										1	1	1	0	0	0	0						
21 John Baker, L OBP: 0.411, SLG: 0.440	G1-3									4	0	0	0	0	2	5						
92 Konrad Thiemie, R										1	0	0	0	0	1	1						
2 Hanley Ramirez, R OBP: 0.241, SLG: 0.438	1B									3	0	1	0	0	1	0						
Smelin Perez, S										2	1	0	0	0	1	1						
3 Jorge Cantu, R OBP: 0.300, SLG: 0.435										2	0	1	0	1	0	0						
29 Ronny Paulino, R OBP: 0.291, SLG: 0.372										2	0	1	1	0	0	0						
7 Ross Gload, L OBP: 0.322, SLG: 0.455	G4-3									5	0	1	1	0	0	3						
27 Jeremy Hermida, L OBP: 0.349, SLG: 0.548										2	2	1	1	1	0	2						
25 Brett Carroll, R OBP: 0.438, SLG: 0.476										2	0	0	0	0	1	2						
12 Cody Ross, R OBP: 0.403, SLG: 0.597										2	0	0	0	1	0	1						
18 Wes Helms, R OBP: 0.382, SLG: 0.451										1	0	0	0	0	0	0						
50 Andy González, R OBP: 0.441, SLG: 0.548										3	0	2	0	1	0	2						
24 Cameron Maybin, R OBP: 0.383, SLG: 0.431										3	0	0	0	0	2	3						
91 Spike McDougall, R										1	0	0	0	0	0	1						
Inning Stats	R: 0 E: 0 K: 0 S: 4	H: 1 LOB: 2 BB: 1 P: 8	R: 1 E: 0 K: 1 S: 8	H: 2 LOB: 1 BB: 1 P: 12	R: 0 E: 0 K: 1 S: 5	H: 0 LOB: 0 BB: 0 P: 5	R: 1 E: 0 K: 2 S: 9	H: 2 LOB: 2 BB: 1 P: 13	R: 1 E: 1 K: 0 S: 5	H: 1 LOB: 2 BB: 1 P: 10	R: 0 E: 0 K: 2 S: 7	H: 0 LOB: 0 BB: 0 P: 7	R: 0 E: 0 K: 1 S: 5	H: 0 LOB: 0 BB: 0 P: 5	R: 0 E: 0 K: 1 S: 5	H: 0 LOB: 1 BB: 1 P: 9	R: 1 E: 0 K: 1 S: 8	H: 3 LOB: 2 BB: 0 P: 8	1B: 7 2B: 1 3B: 0 HR: 1	SF: 0 SAC: 0 DP: 1 HBP: 0	WP: 2 PB: 0 SB: 0 CS: 0	PA: 42
PITCHER	IP	WLS	BF	H	R	ER	SO	BB	IBB	HBP	BLK	WP	HR	S	P	ERA	WHIP					
51 Jesse Litsch, R ERA: 3.14	4.2	W	25	6	3	2	4	4	0	0	0	1	0	8	8	0.00	0.000					
22 Brandon League, R ERA: 5.14	1.1	H	4	0	0	0	2	0	0	0	0	0	0	5	5	0.00	0.000					
37 Scott Downs, L ERA: 4.5	1.0	H	3	0	0	0	1	0	0	0	0	0	0	5	9	0.00	1.000					
52 B.J. Ryan, L ERA: 7.0	1.0		4	0	0	0	1	1	0	0	0	0	0	5	9	0.00	1.000					
59 Adrian Martin, R ERA: 2.7	1.0		6	3	1	1	1	0	0	0	0	0	0	8	8	9.00	3.000					

Toronto Blue Jays @ Florida Marlins
Roger Dean Stadium, Jupiter, FL
Fri Apr 03 2009, 7:05 PM EDT
Att: 3,422 - Cloudy - 78 F

AB 37
R 4
H 9
RBI 4
BB 5
SO 9
LOB 21




Batter	1	2	3	4	5	6	7	8	9	AB	R	H	RBI	BB	SO	LOB	TOP																			
Justin Jackson, R (1, 6) OBP: 0.250, SLG: 0.267	E5 G4-6-3		G4-3			K		2 1B 26 1B		4	1	1	0	0	1	0	Toronto Blue Jays @ Florida Marlins Roger Dean Stadium, Jupiter, FL Sat Apr 04 2009, 12:05 PM EDT Att: 2,779 - Partly Cloudy - 72 F																			
2 Aaron Hill, R (1, 4) OBP: 0.356, SLG: 0.533	G4-6-3		P5			G5-3		26 1B		4	0	1	0	0	0	1																				
15 Alex Rios, R (1, 9) OBP: 0.348, SLG: 0.526	G6-3									2	0	0	0	0	0	0																				
26 Adam Lind, L (4, 7) OBP: 0.368, SLG: 0.441	G6-3									2	0	2	1	0	0	0																				
10 Vernon Wells, R (1, 8) OBP: 0.364, SLG: 0.367		19 L6-4 30 1B				K		F9		3	0	0	0	1	1	3																				
30 Kevin Millar, R (1, 10) OBP: 0.283, SLG: 0.404		5 WP 35 1B				F9				4	0	2	0	0	0	2																				
19 José Bautista, R (1, 5) OBP: 0.422, SLG: 0.439		L6-4				5 G4-3 35 G4-3				4	0	1	0	0	1	3																				
35 Lyle Overbay, L (1, 3) OBP: 0.224, SLG: 0.304						G4-3				4	0	1	0	0	1	2																				
5 Michael Barrett, R (1, 2) OBP: 0.262, SLG: 0.325						G4-3				4	0	0	0	0	0	4																				
45 Travis Snider, L (1, 7) OBP: 0.400, SLG: 0.698						K				3	0	0	0	0	2	1																				
Inning Stats	R: 0 E: 1 K: 0 S: 3	H: 0 LOB: 0 BB: 0 P: 3	R: 0 E: 0 K: 0 S: 4	H: 2 LOB: 2 BB: 1 P: 9	R: 0 E: 0 K: 1 S: 5	H: 0 LOB: 0 BB: 0 P: 5	R: 0 E: 0 K: 0 S: 3	H: 0 LOB: 0 BB: 0 P: 3	R: 0 E: 0 K: 1 S: 6	H: 1 LOB: 1 BB: 0 P: 6	R: 0 E: 0 K: 2 S: 8	H: 1 LOB: 1 BB: 0 P: 8	R: 0 E: 0 K: 2 S: 8	H: 1 LOB: 1 BB: 0 P: 8	R: 1 E: 0 K: 0 S: 6	H: 3 LOB: 2 BB: 0 P: 6	R: 0 E: 0 K: 0 S: 3	H: 0 LOB: 0 BB: 0 P: 3	1B: 8 2B: 1 3B: 0 HR: 0	SF: 0 SAC: 0 DP: 2 HBP: 0	WP: 1 PB: 0 SB: 1 CS: 0	PA: 35														
PITCHER	IP	WLS	BF	H	R	ER	SO	BB	IBB	HBP	BLK	WP	HR	S	P	ERA	WHIP	PITCHER		IP	WLS	BF	H	R	ER	SO	BB	IBB	HBP	BLK	WP	HR	S	P	ERA	WHIP
19 Anibal Sánchez, R (1, 1) ERA: 3.88	3.0		11	2	0	0	1	1	0	0	0	1	0	12	17	0.00	1.000	77 Henry Owens, R (9, 1) ERA:		1.0		3	0	0	0	0	0	0	0	0	0	3	3	0.00	0.000	
23 Andrew Miller, L (4, 1) ERA: 5.03	1.0	H	3	0	0	0	0	0	0	0	0	0	0	3	3	0.00	0.000																			
46 Juan Carlos Oviedo, R (5, 1) ERA: 3.27	1.0	H	4	1	0	0	1	0	0	0	0	0	0	6	6	0.00	1.000																			
20 Logan Kensing, R (6, 1) ERA: 4.22	1.0	H	4	1	0	0	2	0	0	0	0	0	0	8	8	0.00	1.000																			
Jared Yecker, R (7, 1) ERA: 4.5	2.0	B	10	4	1	1	2	0	0	0	0	0	0	14	14	4.50	2.000																			

Batter	1	2	3	4	5	6	7	8	9	AB	R	H	RBI	BB	SO	LOB	BOTTOM																			
1 Emilio Bonifácio, S (1, 5) OBP: 0.326, SLG: 0.395	B1-3		G6-4-3					K		1	0	0	0	0	0	0	Toronto Blue Jays @ Florida Marlins Roger Dean Stadium, Jupiter, FL Sat Apr 04 2009, 12:05 PM EDT Att: 2,779 - Partly Cloudy - 72 F																			
6 Dan Uggla, R (3, PH) OBP: 0.289, SLG: 0.441			1-2							1	0	0	0	0	1																					
78 Matt Dominguez, R (4, 5) OBP: 0.375, SLG: 0.167										2	0	0	0	0	1	1																				
24 Cameron Maybin, R (1, 8) OBP: 0.378, SLG: 0.425	P4		G3-1							1	0	0	0	0	0	0																				
7 Ross Gload, L (3, 9) OBP: 0.317, SLG: 0.446										1	0	0	0	0	0	0																				
Isaac Galloway, R (4, 9) OBP: 0.375, SLG: 0.167										2	0	0	0	0	1	0																				
2 Hanley Ramirez, R (1, 6) OBP: 0.226, SLG: 0.429										1	0	0	0	0	1	0																				
18 Wes Helms, R (3, 3) OBP: 0.375, SLG: 0.442	K									1	0	0	0	0	0	0																				
Hunter Mense, L (5, 3)										2	0	0	0	0	1	0																				
3 Jorge Cantu, R (1, 3) OBP: 0.294, SLG: 0.426										1	0	0	0	0	0	0																				
25 Brett Carroll, R (3, 8) OBP: 0.440, SLG: 0.465										1	0	0	0	1	0	0																				
Ronald Hill, R (7, 8)										1	0	0	0	0	0	0																				
27 Jeremy Hermida, L (1, 7) OBP: 0.357, SLG: 0.554										1	1	1	0	0	0	0																				
21 John Baker, L (4, PH) OBP: 0.421, SLG: 0.440										0	0	0	0	0	0	0																				
Thomas Hickman, L (4, PR) ERA: 4.57										1	0	0	0	0	0	0																				
12 Cody Ross, R (1, 9) OBP: 0.412, SLG: 0.603										1	0	1	0	0	0	0																				
Oswaldo Martinez, R (3, 6) OBP: 0.250, SLG: 0.250										2	0	1	0	0	0	0																				
29 Ronny Paulino, R (1, 2) OBP: 0.250, SLG: 0.356										2	0	0	0	0	1	3																				
82 Miguel Fermin, R (7, 2)										1	0	0	0	0	0	0																				
13 Andy González, R (1, 4) OBP: 0.417, SLG: 0.515										2	0	0	0	0	0	1																				
Daniel Pertusati, R (6, 4)										1	0	0	0	0	0	0																				
80 Giancarlo Stanton, R (1, 10) OBP: 0.467, SLG: 0.385										2	0	1	0	1	0	0																				
Inning Stats	R: 0 E: 0 K: 1 S: 5	H: 0 LOB: 0 BB: 0 P: 5	R: 1 E: 0 K: 1 S: 7	H: 2 LOB: 1 BB: 0 P: 9	R: 0 E: 0 K: 0 S: 2	H: 0 LOB: 0 BB: 1 P: 6	R: 0 E: 0 K: 0 S: 3	H: 1 LOB: 2 BB: 1 P: 9	R: 0 E: 0 K: 0 S: 3	H: 1 LOB: 0 BB: 0 P: 3	R: 0 E: 0 K: 2 S: 7	H: 0 LOB: 0 BB: 0 P: 7	R: 0 E: 0 K: 0 S: 3	R: 0 E: 0 K: 1 S: 5	H: 0 LOB: 0 BB: 0 P: 5	R: 0 E: 0 K: 0 S: 3	H: 0 LOB: 0 BB: 0 P: 3	1B: 4 2B: 0 3B: 0 HR: 0	SF: 0 SAC: 0 DP: 2 HBP: 1	WP: 2 PB: 0 SB: 0 CS: 1	PA: 31															
PITCHER	IP	WLS	BF	H	R	ER	SO	BB	IBB	HBP	BLK	WP	HR	S	P	ERA	WHIP	PITCHER		IP	WLS	BF	H	R	ER	SO	BB	IBB	HBP	BLK	WP	HR	S	P	ERA	WHIP
24 Ricky Romero, L (1, 1) ERA: 3.91	5.0		19	4	1	1	2	2	0	0	0	1	0	20	32	1.80	1.200																			
57 Shawn Camp, R (6, 1) ERA: 3.6	1.0		3	0	0	0	2	0	0	0	0	0	0	7	7	0.00	0.000																			
56 Brian Tallet, L (7, 1) ERA: 3.6	1.0		3	0	0	0	0	0	0	0	0	0	0	3	3	0.00	0.000																			
39 Jesse Carlson, L (8, 1) ERA: 3.0	1.0		3	0	0	0	1	0	0	0	0	0	0	5	5	0.00	0.000																			
78 Nathan Stamer, L (9, 1) ERA:	1.0		3	0	0	0	0	0	0	0	0	0	0	3	3	0.00	0.000																			

AB	34
R	1
H	8
RBI	1
BB	1
SO	6
LOB	16



AB	28
R	1
H	4
RBI	0
BB	2
SO	5
LOB	6



livebaseballscores.com

livebaseballscores.com

Batter	1	2	3	4	5	6	7	8	9	AB	R	H	RBI	BB	SO	LOB	TOP					
85 Lastings Milledge, R (1,8)										4	0	0	0	0	2	1	<p>Washington Nationals @ Florida Marlins Land Shark Stadium, Miami, FL Mon Apr 06 2009, 4:10 PM EDT Att: 34,323 - Partly Cloudy - 90 F</p> <p>livebaseballscores.com</p>					
15 Cristian Guzman, S (1,6) OBP: 0.500, SLG: 0.500										4	2	2	0	0	1	0						
11 Ryan Zimmerman, R (1,5) OBP: 0.250, SLG: 0.500										4	1	1	0	0	2	1						
44 Adam Dunn, L (1,7) OBP: 0.500, SLG: 1.500										4	2	2	4	0	1	0						
24 Nick Johnson, L (1,3) OBP: 0.250, SLG: 0.250										4	1	1	0	0	0	1						
25 Austin Kearns, R (1,9) OBP: 0.250, SLG: 0.500										4	0	1	1	0	1	1						
10 Ronnie Belliard, R (1,4)										3	0	0	0	0	1	1						
58 Mike Hinckley, R (8,1)										0	0	0	0	0	0	0						
34 Elijah Dukes, R (9,PH)										1	0	0	0	0	1	1						
3 Jesus Flores, R (1,2) OBP: 0.500, SLG: 0.500										4	0	2	1	0	0	0						
31 John Lannan, L (1,1)										1	0	0	0	0	0	0						
50 Julian Tavaraz, L (4,1)										0	0	0	0	0	0	0						
7 Josh Bard, S (5,PH)										0	0	0	0	0	0	0						
41 Wilfredo Ledezma, L (5,1)										0	0	0	0	0	0	0						
59 Steven Shell, R (8,1)										0	0	0	0	0	0	0						
22 Willie Harris, L (8,4)										2	0	0	0	0	0	1						
Inning Stats	R: 0 E: 0 K: 2 S: 7	H: 0 LOB: 0 BB: 0 P: 10	R: 0 E: 0 K: 2 S: 10	H: 0 LOB: 0 BB: 0 P: 14	R: 0 E: 0 K: 0 S: 12	H: 1 LOB: 1 BB: 0 P: 17	R: 2 E: 0 K: 0 S: 13	H: 3 LOB: 1 BB: 0 P: 21	R: 0 E: 0 K: 1 S: 12	H: 0 LOB: 0 BB: 0 P: 15	R: 3 E: 0 K: 1 S: 12	H: 3 LOB: 0 BB: 0 P: 15	R: 0 E: 0 K: 1 S: 8	H: 0 LOB: 0 BB: 0 P: 14	R: 0 E: 0 K: 1 S: 9	H: 0 LOB: 0 BB: 0 P: 18	R: 1 E: 0 K: 1 S: 12	H: 2 LOB: 1 BB: 0 P: 18	1B: 5 2B: 3 3B: 0 HR: 1	SF: 0 SAC: 0 DP: 0 HBP: 0	WP: 1 PB: 0 CS: 0	PA: 36
PITCHER	IP WLS BF H R ER SO BB IBB HBP BLK WP HR S P ERA WHIP																					
47 Ricky Nolasco, R (1,1) ERA: 7.5	6.0 W 25 7 5 5 6 0 0 0 0 0 0 1 66 92 7.50 1.167																					
40 Kiko Calero, R (7,1) ERA: 18.0	1.0 3 0 0 0 1 0 0 0 0 0 0 0 8 14 0.00 0.000																					
53 Dan Meyer, L (8,1) ERA: 9.0	1.0 3 0 0 0 1 0 0 0 0 0 0 0 9 18 0.00 0.000																					
20 Logan Kensing, R (9,1) ERA: 9.0	1.0 5 2 1 1 1 0 0 0 0 0 1 0 12 18 9.00 2.000																					

Batter	1	2	3	4	5	6	7	8	9	AB	R	H	RBI	BB	SO	LOB	BOTTOM			
1 Emilio Bonifacio, S (1,5) OBP: 0.800, SLG: 1.400										5	4	4	2	0	0	1	<p>Washington Nationals @ Florida Marlins Land Shark Stadium, Miami, FL Mon Apr 06 2009, 4:10 PM EDT Att: 34,323 - Partly Cloudy - 90 F</p> <p>livebaseballscores.com</p>			
21 John Baker, L (1,2) OBP: 0.400, SLG: 0.500										4	2	1	1	1	0	1				
2 Hanley Ramirez, R (1,6) OBP: 0.750, SLG: 2.000										3	2	2	5	1	0	0				
3 Jorge Cantu, R (1,3) OBP: 0.600, SLG: 1.500										4	1	2	3	1	0	0				
6 Dan Uggla, R (1,4)										4	0	0	0	1	1	2				
27 Jeremy Hermida, L (1,7) ERA: 18.0										4	1	1	1	0	1	2				
40 Kiko Calero, R (7,1) ERA: 18.0										0	0	0	0	0	0	0				
53 Dan Meyer, R (8,1) ERA: 18.0										0	0	0	0	0	0	0				
18 Wes Helms, R (8,PH)										1	0	0	0	0	0	2				
20 Logan Kensing, R (9,1) ERA: 9.0										0	0	0	0	0	0	0				
12 Cody Ross, R (1,9) ERA: 18.0										4	0	0	0	0	1	2				
24 Cameron Maybin, R (1,8) OBP: 0.250, SLG: 0.500										4	1	1	0	0	2	2				
47 Ricky Nolasco, R (1,1) ERA: 7.5										1	0	0	0	0	1	1				
25 Brett Carroll, R (6,PH) OBP: 0.500, SLG: 0.500										2	1	1	0	0	0	0				
Inning Stats	R: 2 E: 0 K: 0 S: 7	H: 2 LOB: 0 BB: 0 P: 17	R: 0 E: 1 K: 1 S: 13	H: 0 LOB: 1 BB: 0 P: 20	R: 4 E: 0 K: 0 S: 10	H: 4 LOB: 0 BB: 0 P: 21	R: 2 E: 0 K: 0 S: 8	H: 2 LOB: 0 BB: 0 P: 15	R: 0 E: 0 K: 2 S: 12	H: 1 LOB: 2 BB: 1 P: 21	R: 4 E: 0 K: 1 S: 19	H: 2 LOB: 1 BB: 1 P: 32	R: 0 E: 0 K: 2 S: 13	H: 1 LOB: 0 BB: 0 P: 18	R: 0 E: 0 K: 0 S: 11	H: 0 LOB: 2 BB: 2 P: 26	1B: 4 2B: 4 3B: 0 HR: 4	SF: 0 SAC: 2 DP: 0 HBP: 0	WP: 0 PB: 0 CS: 0	PA: 42
PITCHER	IP WLS BF H R ER SO BB IBB HBP BLK WP HR S P ERA WHIP																			
31 John Lannan, L (1,1) ERA: 18.0	3.0 L 16 6 6 6 1 0 0 0 0 0 0 0 8 15 18.00 2.000																			
50 Julian Tavaraz, R (4,1) ERA: 18.0	1.0 5 2 2 2 0 0 0 0 0 0 0 0 8 15 18.00 2.000																			
41 Wilfredo Ledezma, L (5,1) ERA: 18.0	1.0 8 2 3 3 2 2 0 0 0 0 0 0 19 34 27.00 4.000																			
59 Steven Shell, R (6,1) ERA: 4.5	2.0 8 2 1 0 3 0 0 0 0 0 0 1 25 37 0.00 1.000																			
56 Mike Hinckley, L (8,1) ERA: 4.5	1.0 5 0 0 0 0 2 0 0 0 0 0 0 11 26 0.00 2.000																			

Batter	1	2	3	4	5	6	7	8	9	AB	R	H	RBI	BB	SO	LOB	TOP			
85 Lastings Milledge, R (1.8)										4	0	0	0	1	2	1	<p>Washington Nationals @ Florida Marlins Land Shark Stadium, Miami, FL Tue Apr 07 2009, 7:10 PM EDT Att: 11,124 - Partly Cloudy - 69 F</p> <p>livebaseballscorecards.com</p>			
15 Cristian Guzman, S (1.6) OBP: 0.556, SLG: 0.667										5	0	3	1	0	0	3				
11 Ryan Zimmerman, R (1.5) OBP: 0.111, SLG: 0.222										5	0	0	0	0	1	3				
44 Adam Dunn, L (1.7) OBP: 0.375, SLG: 0.875										4	0	1	0	0	0	1				
24 Nick Johnson, L (1.3) OBP: 0.500, SLG: 0.500										4	1	3	0	0	1	0				
25 Austin Kearns, R (1.9) OBP: 0.250, SLG: 0.750										4	1	1	2	0	1	3				
10 Ronnie Belliard, R (1.4) OBP: 0.143, SLG: 0.143										4	0	1	0	0	1	3				
3 Jesus Flores, R (1.2) OBP: 0.500, SLG: 0.625										4	1	2	0	0	2	3				
19 Scott Olsen, L (1.1) 60 Julian Tavaréz, L (4.1) 7 Josh Bard, S (7. PH) 97 Joe Beimel, L (7.1) 38 Joel Hanrahan, R (8.1) 34 Elijah Dukes, R (8. PH)										1	0	0	0	0	0	0				
Inning Stats	R: 0 H: 1 E: 0 K: 1 S: 12	WLS: 1 BF: 27 LOB: 1 P: 20	R: 0 H: 1 E: 0 K: 2 S: 9	WLS: 1 BF: 27 LOB: 1 P: 20	R: 0 H: 1 E: 0 K: 1 S: 10	WLS: 1 BF: 27 LOB: 1 P: 20	R: 0 H: 2 E: 0 K: 2 S: 16	WLS: 1 BF: 27 LOB: 2 P: 23	R: 0 H: 0 E: 0 K: 0 S: 8	WLS: 0 BF: 9 LOB: 0 P: 9	R: 0 H: 2 E: 0 K: 1 S: 18	WLS: 2 BF: 28 LOB: 3 P: 28	R: 2 H: 2 E: 0 K: 0 S: 16	WLS: 2 BF: 25 LOB: 0 P: 25	R: 1 H: 2 E: 0 K: 2 S: 15	WLS: 2 BF: 25 LOB: 1 P: 25			1B: 8 2B: 2 3B: 0 HR: 1	SF: 0 SAC: 0 DP: 0 HBP: 0
PITCHER	IP WLS BF LOB	ER SO BB IBB HBP BLK	WP HR S P ERA WHIP	IP WLS BF LOB	ER SO BB IBB HBP BLK	WP HR S P ERA WHIP	IP WLS BF LOB	ER SO BB IBB HBP BLK	WP HR S P ERA WHIP	IP WLS BF LOB	ER SO BB IBB HBP BLK	WP HR S P ERA WHIP	IP WLS BF LOB	ER SO BB IBB HBP BLK	WP HR S P ERA WHIP	IP WLS BF LOB	ER SO BB IBB HBP BLK	WP HR S P ERA WHIP		
55 Josh Johnson, R (1.1) ERA: 24.0	6.2	W	27	7	0	8	0	0	0	0	0	75	106	0.00	1.050					
46 Juan Carlos Oviedo, R (7.1) ERA: 13.5	1.1		7	2	2	2	0	1	0	0	0	1	21	34	13.50	2.250				
37 Rencyel Pinto, L (9.1) ERA: 9.0	1.0		5	2	1	2	0	0	0	0	0	0	15	25	9.00	2.000				

Batter	1	2	3	4	5	6	7	8	9	AB	R	H	RBI	BB	SO	LOB	BOTTOM			
1 Emilio Bonifacio, S (1.5) OBP: 0.600, SLG: 1.100										5	0	2	2	0	1	1	<p>Washington Nationals @ Florida Marlins Land Shark Stadium, Miami, FL Tue Apr 07 2009, 7:10 PM EDT Att: 11,124 - Partly Cloudy - 69 F</p> <p>livebaseballscorecards.com</p>			
24 Cameron Maybin, R (1.8) OBP: 0.222, SLG: 0.333										5	1	1	0	0	1	4				
2 Hanley Ramirez, R (1.6) OBP: 0.500, SLG: 1.000										3	0	0	0	1	1	1				
3 Jorge Cantu, R (1.3) OBP: 0.667, SLG: 1.571										3	2	2	2	1	0	1				
6 Dan Uggla, R (1.4) OBP: 0.222, SLG: 0.500										4	1	1	2	0	2	2				
27 Jeremy Hermida, L (1.7) OBP: 0.250, SLG: 0.571										3	0	0	0	1	1	2				
25 Brett Carroll, R (8.7) OBP: 0.500, SLG: 0.500										0	0	0	0	0	0	0				
12 Cody Ross, R (1.9)										4	1	0	0	0	1	3				
29 Ronny Paulino, R (1.2) OBP: 0.750, SLG: 1.667										3	2	2	1	1	0	0				
55 Josh Johnson, L (1.1) OBP: 0.667, SLG: 0.500										2	1	1	1	1	1	0				
Inning Stats	R: 2 H: 2 E: 0 K: 2 S: 11	WLS: 2 BF: 17 LOB: 0 P: 17	R: 1 H: 2 E: 0 K: 0 S: 12	WLS: 2 BF: 17 LOB: 1 P: 24	R: 5 H: 4 E: 0 K: 0 S: 18	WLS: 4 BF: 28 LOB: 1 P: 28	R: 0 H: 0 E: 1 K: 1 S: 7	WLS: 0 BF: 10 LOB: 0 P: 10	R: 0 H: 0 E: 0 K: 2 S: 8	WLS: 0 BF: 9 LOB: 0 P: 9	R: 0 H: 1 E: 0 K: 0 S: 6	WLS: 1 BF: 12 LOB: 2 P: 12	R: 0 H: 0 E: 0 K: 2 S: 9	WLS: 0 BF: 15 LOB: 1 P: 15	R: 0 H: 0 E: 0 K: 2 S: 9	WLS: 0 BF: 15 LOB: 1 P: 15	1B: 4 2B: 1 3B: 2 HR: 2		SF: 0 SAC: 0 DP: 1 HBP: 0	WP: 1 PB: 0 CS: 0
PITCHER	IP WLS BF LOB	ER SO BB IBB HBP BLK	WP HR S P ERA WHIP	IP WLS BF LOB	ER SO BB IBB HBP BLK	WP HR S P ERA WHIP	IP WLS BF LOB	ER SO BB IBB HBP BLK	WP HR S P ERA WHIP	IP WLS BF LOB	ER SO BB IBB HBP BLK	WP HR S P ERA WHIP	IP WLS BF LOB	ER SO BB IBB HBP BLK	WP HR S P ERA WHIP	IP WLS BF LOB	ER SO BB IBB HBP BLK	WP HR S P ERA WHIP		
19 Scott Olsen, L (1.1) ERA: 24.0	3.0	L	20	8	8	2	0	0	0	0	0	22	32	0.00	0.000					
50 Julian Tavaréz, R (4.1) ERA: 4.5	3.0		9	0	0	4	0	0	0	0	0	6	12	0.00	2.000					
97 Joe Beimel, L (7.1) ERA: 4.5	1.0		5	1	0	0	1	0	0	0	0	0	9	15	0.00	1.000				
38 Joel Hanrahan, R (8.1) ERA: 4.5	1.0		4	0	0	2	1	0	0	0	0	0	9	15	0.00	1.000				

Batter	1	2	3	4	5	6	7	8	9	AB	R	H	RBI	BB	SO	LOB	TOP			
7 José Reyes, S (1,6) OBP: 0.345, SLG: 0.400	E3 5 CS			G3-1		G3-1		G1-3		4	0	0	0	0	0	3				
28 Daniel Murphy, L (1,7) OBP: 0.345, SLG: 0.444	K			G3		P3		G3-1		4	0	0	0	0	1	1				
5 David Wright, R (1,5) OBP: 0.429, SLG: 0.348	K			K		1B 21 FC		G6-3		4	0	1	0	0	2	1				
21 Carlos Delgado, L (1,3) OBP: 0.464, SLG: 0.609		F8 2-2			G5-3		E5 15 G1-6-3		2B 15 1B	4	1	1	0	0	0	1				
15 Carlos Beltrán, S (1,8) OBP: 0.429, SLG: 0.520	K			K		G1-6-3				4	0	1	1	0	2	2				
19 Ryan Church, L (1,9) OBP: 0.538, SLG: 0.739	G1-3			L3				L7		4	0	1	0	0	0	1				
11 Ramon Castro, R (1,2)			G6-3			F8		K		3	0	0	0	0	1	1				
1 Luis Castillo, S (1,4) OBP: 0.444, SLG: 0.438			K			SH5-3 57 SH3 1B		SH5-3		2	0	1	0	0	1	0				
57 Johan Santana, L (1,1)			G4-3			SH3		BB		1	0	0	0	0	0	0				
18 Jeremy Reed, L (8,PH) OBP: 0.500, SLG: 0.333										0	0	0	0	1	0	0				
39 Bobby Parnell, R (8,1)										0	0	0	0	0	0	0				
Inning Stats	R: 0 E: 1 K: 2 S: 10	H: 0 LOB: 0 BB: 0 P: 15	R: 0 E: 0 K: 1 S: 9	H: 0 LOB: 0 BB: 0 P: 13	R: 0 E: 0 K: 1 S: 8	H: 0 LOB: 0 BB: 0 P: 9	R: 0 E: 0 K: 1 S: 8	H: 0 LOB: 0 BB: 0 P: 10	R: 0 E: 0 K: 0 S: 6	H: 1 LOB: 1 BB: 0 P: 12	R: 0 E: 1 K: 0 S: 8	H: 1 LOB: 1 BB: 0 P: 11	R: 0 E: 0 K: 1 S: 9	H: 1 LOB: 2 BB: 1 P: 14	R: 1 E: 0 K: 0 S: 11	H: 2 LOB: 1 BB: 0 P: 19	1B: 3 2B: 2 3B: 0 HR: 0	SF: 0 SAC: 2 DP: 1 HBP: 0	WP: 0 PB: 0 CS: 1	PA: 33
PITCHER 55 Josh Johnson, R (1,1) ERA: 0.57	IP: 9.0 WLS: W BF: 33	H: 5 R: 1 ER: 1 SO: 7	BB: 1 IBB: 0 HBP: 0 BLK: 0	WP: 0 HR: 0 S: 77 P: 113	ERA: 1.00 WHIP: 0.667	PITCHER IP: WLS: BF: H: R: ER: SO: BB: IBB: HBP: BLK: WP: HR: S: P: ERA: WHIP														

New York Mets @ Florida Marlins
Land Shark Stadium, Miami, FL

AB 30
R 1
H 5
RBI 1
BB 1
SO 7
LOB 10



livebaseballscores.com

Sun Apr 12 2009, 1:10 PM EDT
Att: 18,109 - Sunny - 82 F

Batter	1	2	3	4	5	6	7	8	9	AB	R	H	RBI	BB	SO	LOB	BOTTOM			
1 Emilio Bonifacio, S (1,5) OBP: 0.517, SLG: 0.714	G5-3		F8		P3			K		4	0	0	0	0	1	0				
24 Cameron Maybin, R (1,8) OBP: 0.238, SLG: 0.285	K		K			FC5-4 6 FC5-4 1B		G6-3		4	0	1	0	0	2	0				
2 Hanley Ramirez, R (1,6) OBP: 0.423, SLG: 0.652	F8		K		K			F7		4	0	0	0	0	2	1				
18 Wes Helms, R (1,3) OBP: 0.167, SLG: 0.167		K		K		F9				3	0	0	0	0	2	1				
6 Dan Uggla, R (1,4) OBP: 0.333, SLG: 0.550		K		K		FC5-4 1-2				3	0	0	0	0	2	1				
27 Jeremy Hermida, L (1,7) OBP: 0.409, SLG: 0.500								E4		2	1	1	0	1	0	0				
25 Brett Carroll, R (8,7) OBP: 0.143, SLG: 0.143		BB 12 E								0	0	0	0	0	0	0				
12 Cody Ross, R (1,9) OBP: 0.091, SLG: 0.091	E7 29 1B		P4					K		3	1	0	0	0	1	2				
29 Ronny Paulino, R (1,2) OBP: 0.444, SLG: 0.750								P4		3	0	1	1	0	1	1				
55 Josh Johnson, L (1,1) OBP: 0.333, SLG: 0.200	K		K					K		3	0	0	0	0	3	2				
Inning Stats	R: 0 E: 0 K: 1 S: 6	H: 1 LOB: 0 BB: 1 P: 9	R: 2 E: 1 K: 3 S: 17	H: 1 LOB: 1 BB: 1 P: 29	R: 0 E: 0 K: 2 S: 9	H: 0 LOB: 0 BB: 0 P: 13	R: 0 E: 0 K: 2 S: 8	H: 1 LOB: 1 BB: 0 P: 11	R: 0 E: 0 K: 2 S: 9	H: 0 LOB: 0 BB: 0 P: 12	R: 0 E: 0 K: 1 S: 8	H: 1 LOB: 1 BB: 0 P: 10	R: 0 E: 1 K: 2 S: 12	H: 0 LOB: 1 BB: 0 P: 14	R: 0 E: 0 K: 1 S: 10	H: 0 LOB: 0 BB: 0 P: 13	1B: 2 2B: 1 3B: 0 HR: 0	SF: 0 SAC: 0 DP: 0 HBP: 0	WP: 0 PB: 0 CS: 0	PA: 30
PITCHER 57 Johan Santana, L (1,1) ERA: 0.71	IP: 7.0 WLS: L BF: 27	H: 3 R: 2 ER: 0 SO: 13	BB: 1 IBB: 0 HBP: 0 BLK: 0	WP: 0 HR: 0 S: 69 P: 98	ERA: 0.00 WHIP: 0.571	PITCHER IP: WLS: BF: H: R: ER: SO: BB: IBB: HBP: BLK: WP: HR: S: P: ERA: WHIP														
39 Bobby Parnell, R (8,1) ERA: 2.7	IP: 1.0 WLS: L BF: 3	H: 0 R: 0 ER: 0 SO: 1	BB: 0 IBB: 0 HBP: 0 BLK: 0	WP: 0 HR: 0 S: 10 P: 13	ERA: 0.00 WHIP: 0.000															

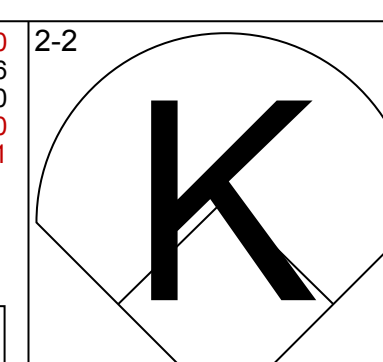
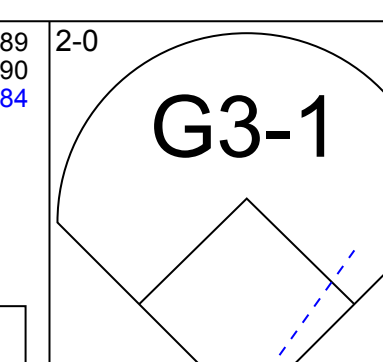
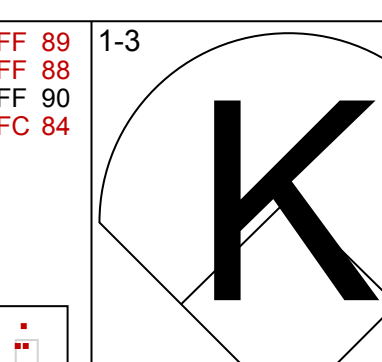
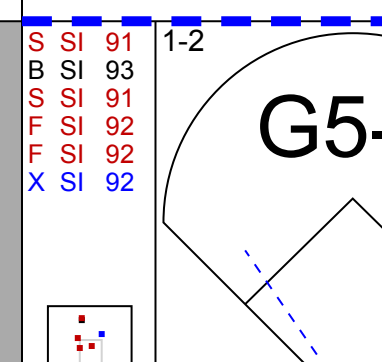
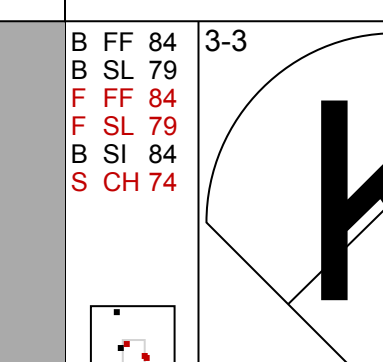
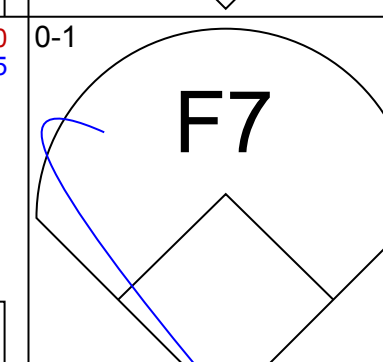
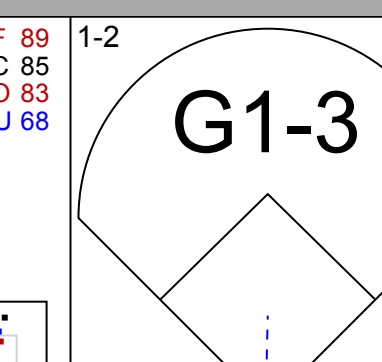
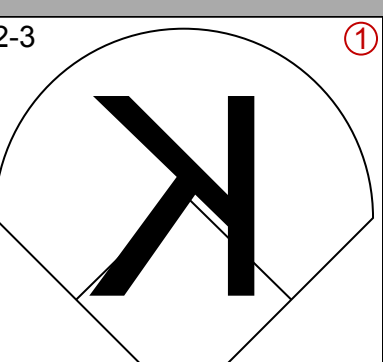
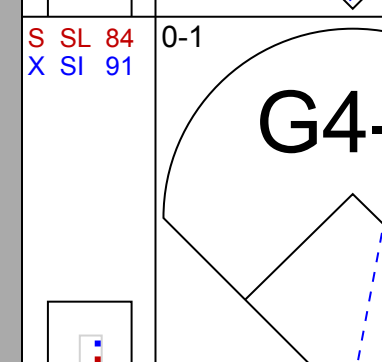
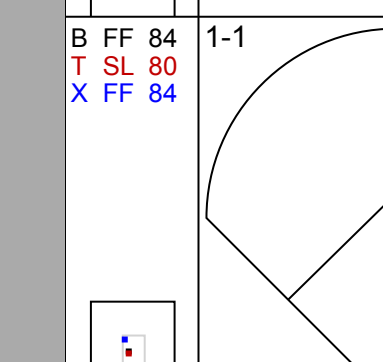
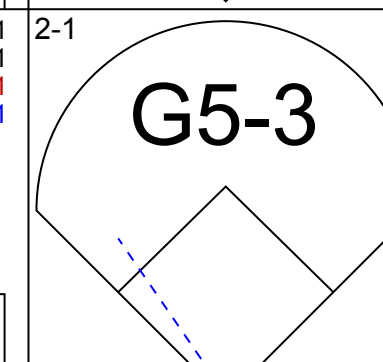
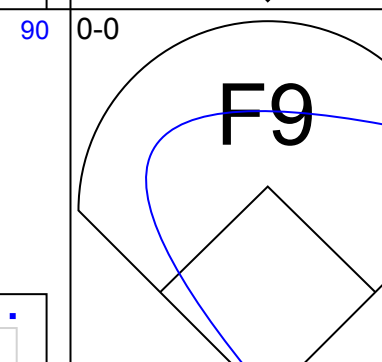
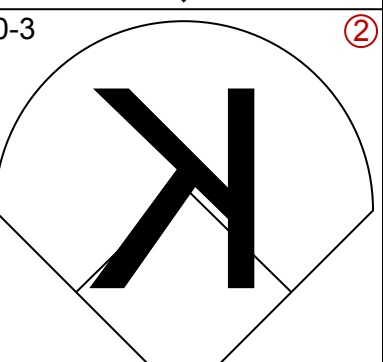
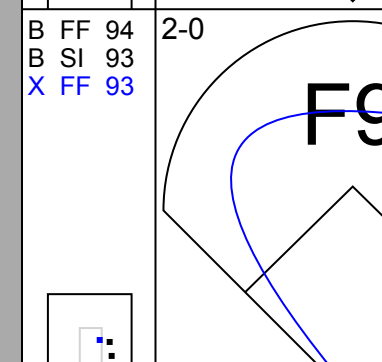
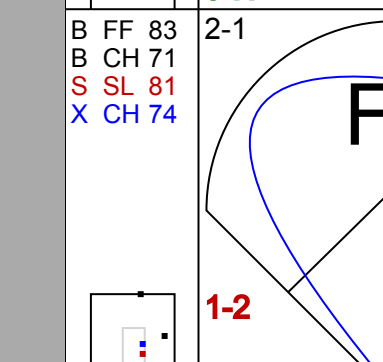
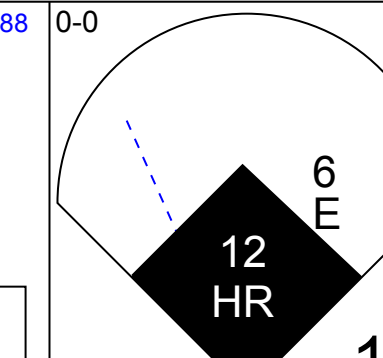
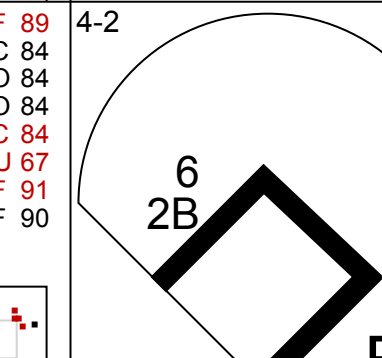
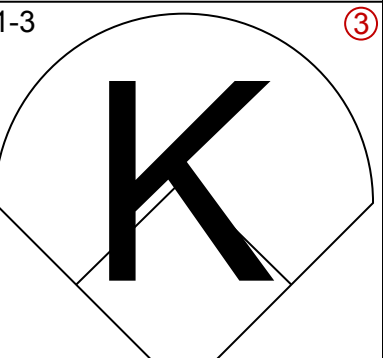
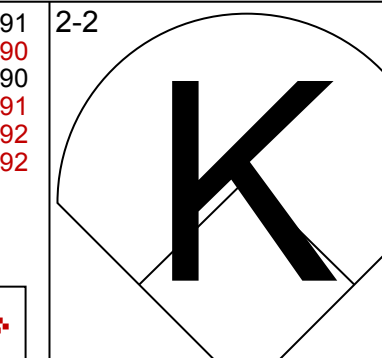
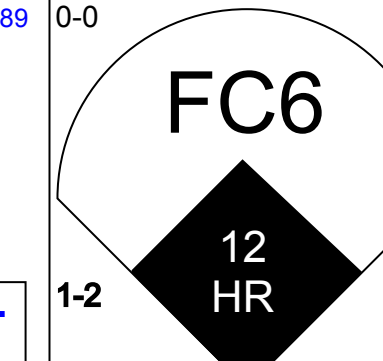
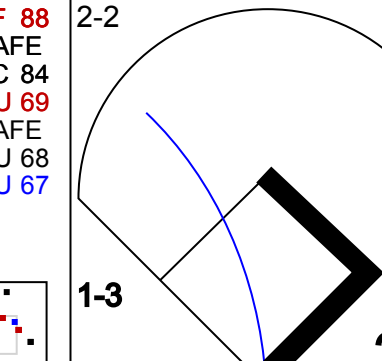
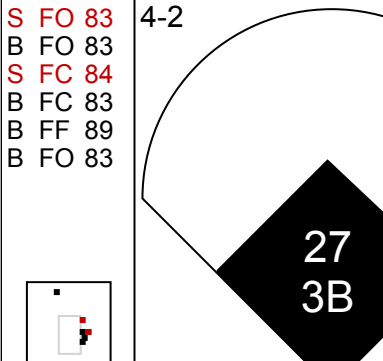

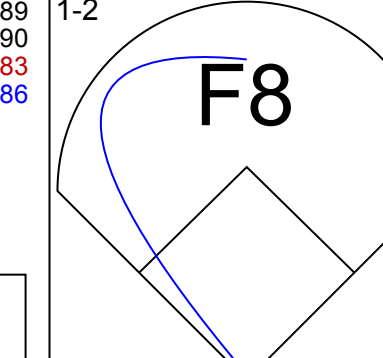
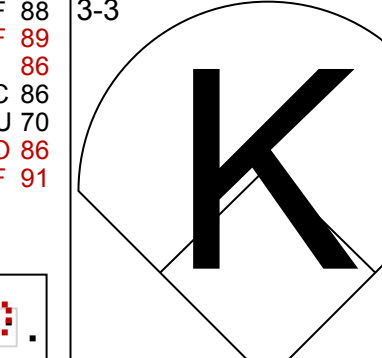
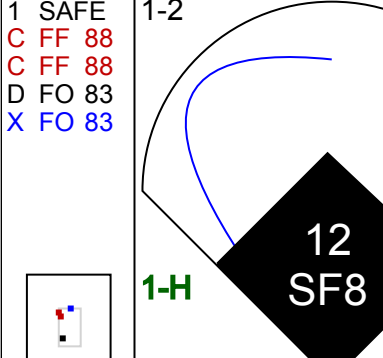
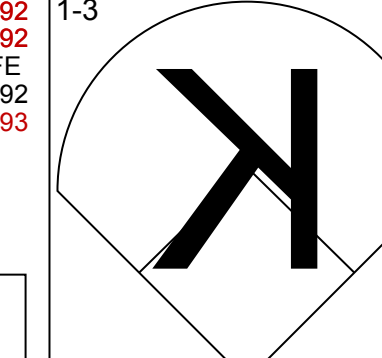
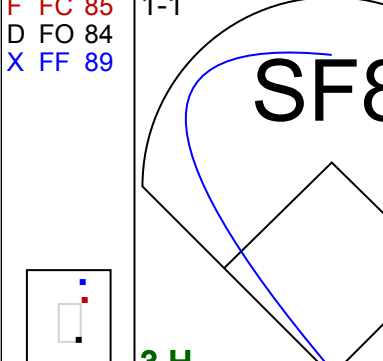
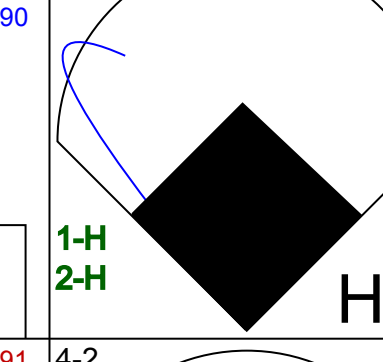
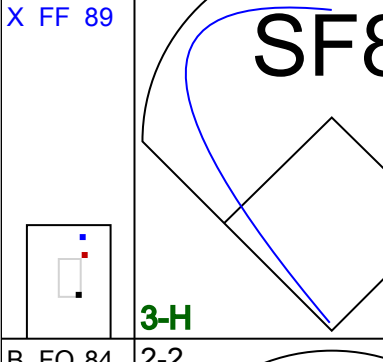

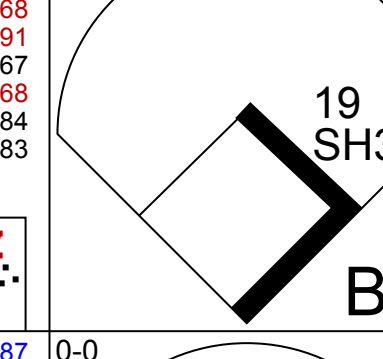
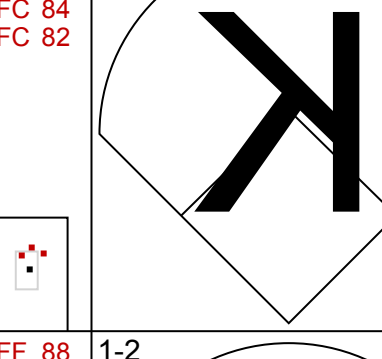
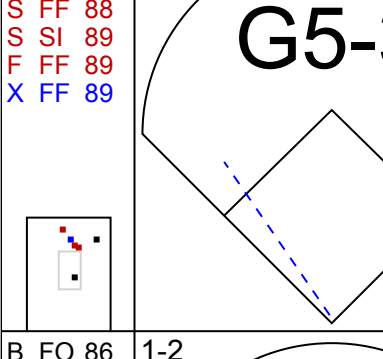
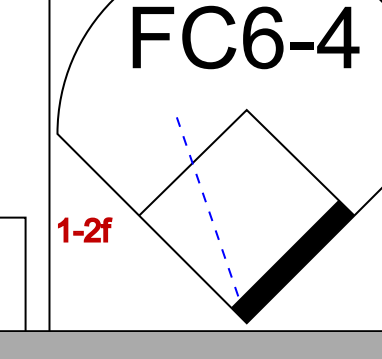
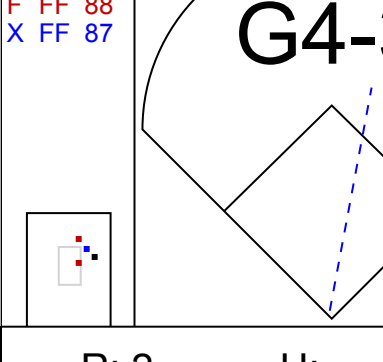
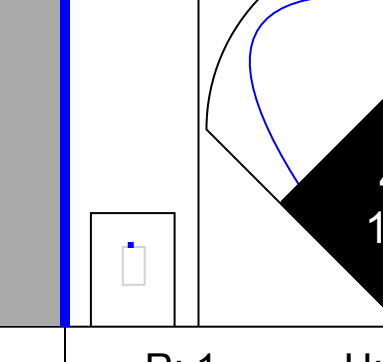
New York Mets @ Florida Marlins
Land Shark Stadium, Miami, FL

AB 29
R 2
H 3
RBI 1
BB 1
SO 14
LOB 8



livebaseballscores.com

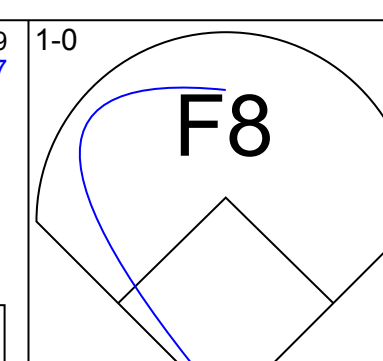
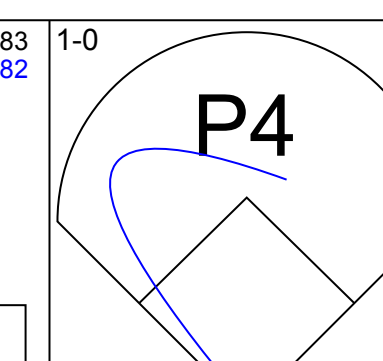
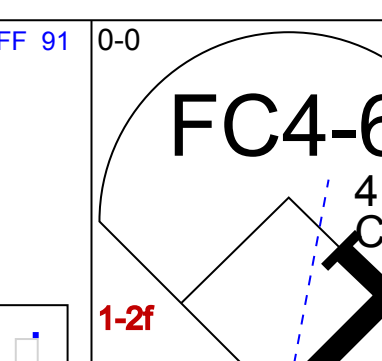
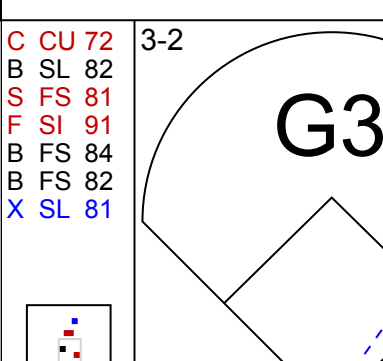
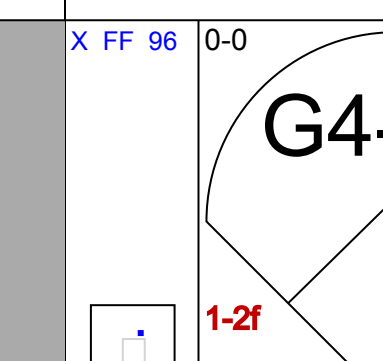
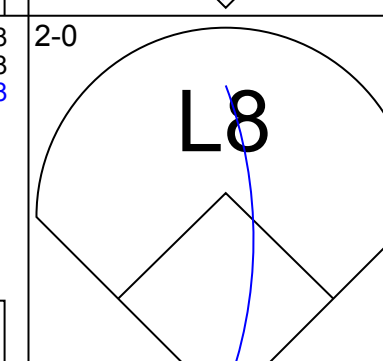
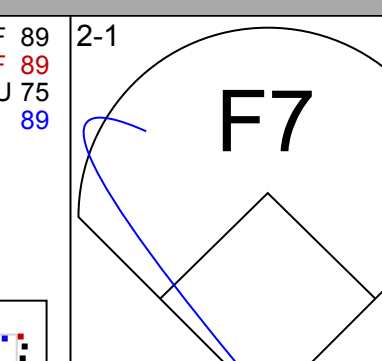
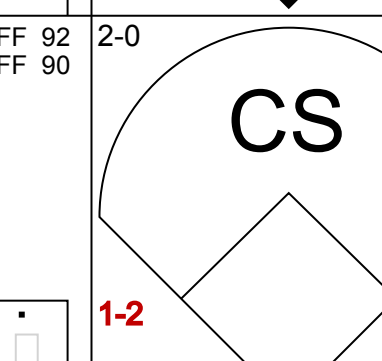
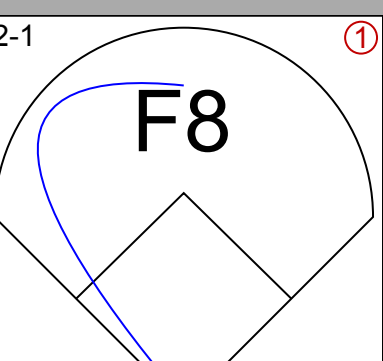
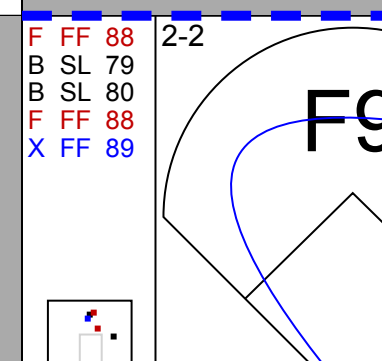
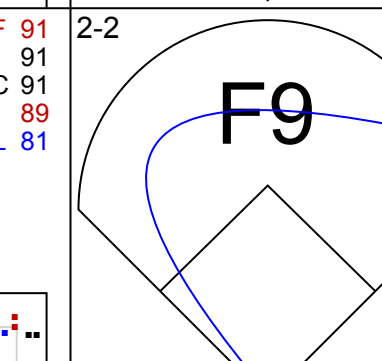
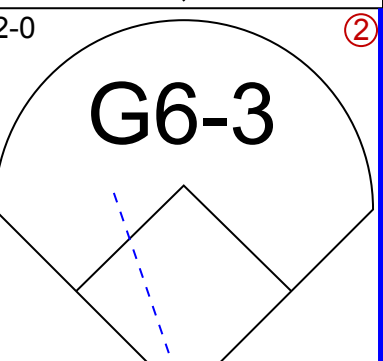
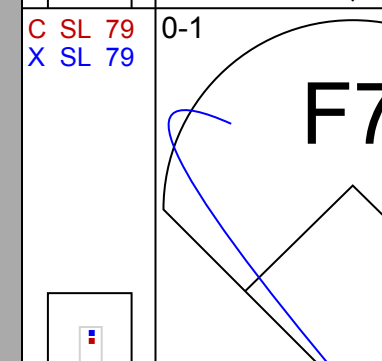

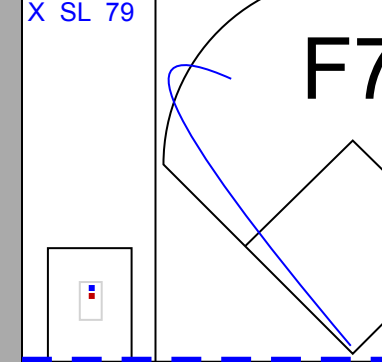

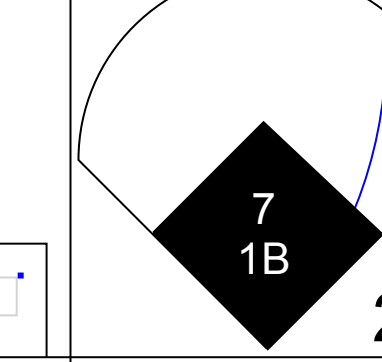

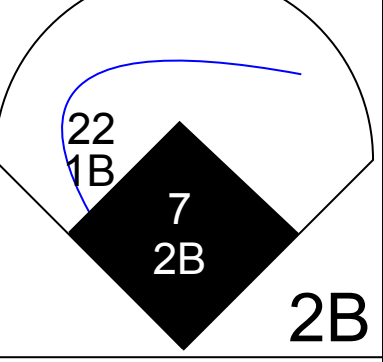

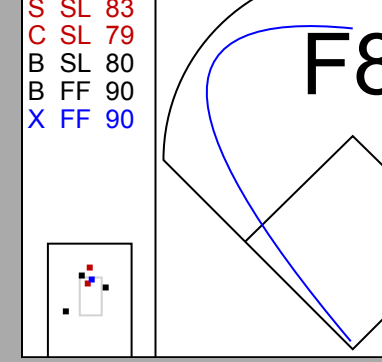
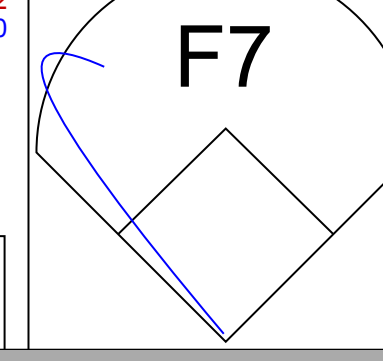
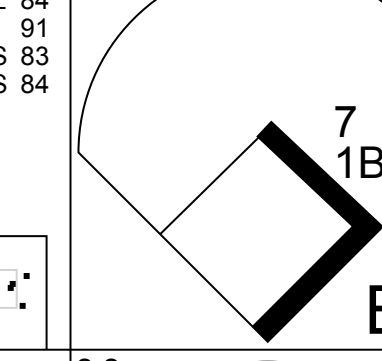

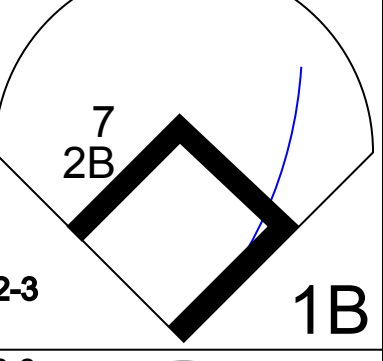

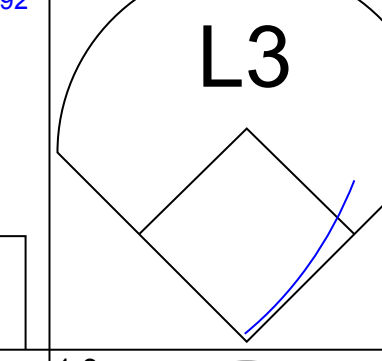
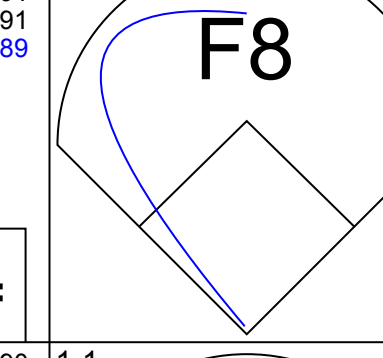
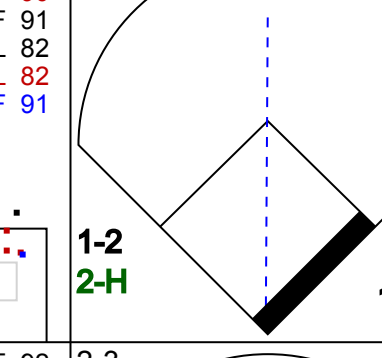
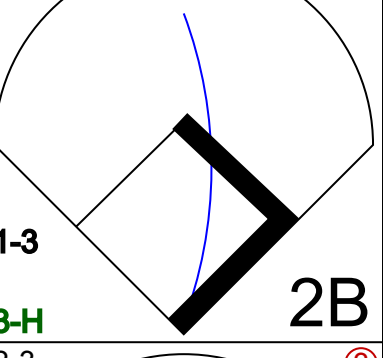

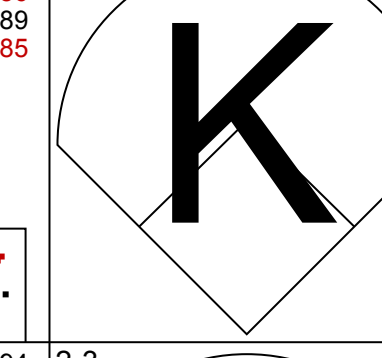
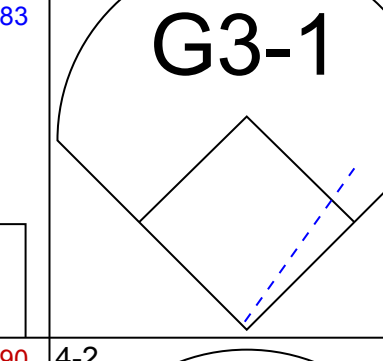
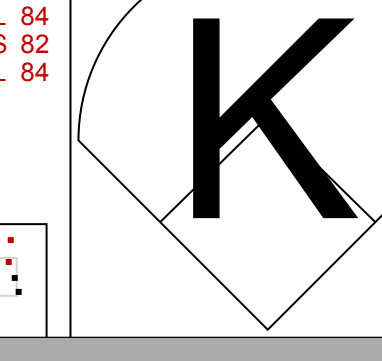
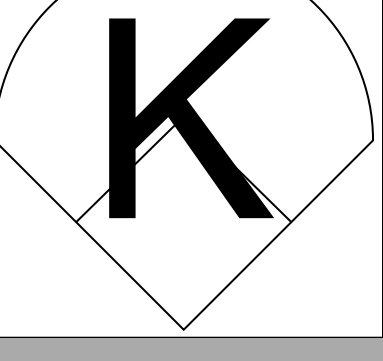
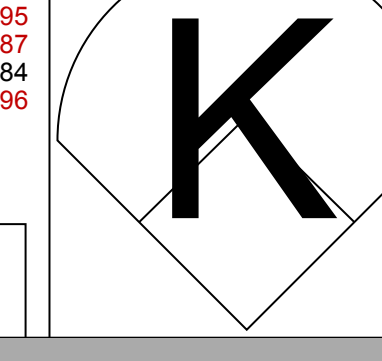
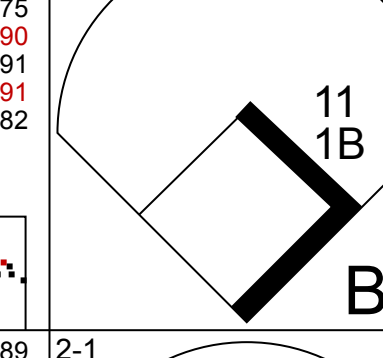
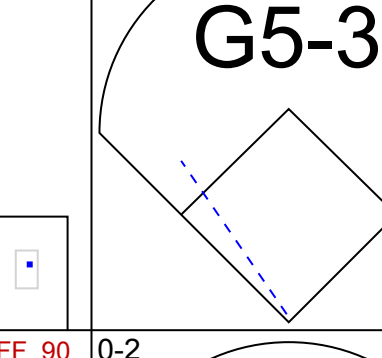
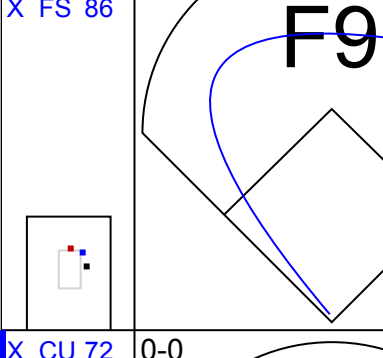
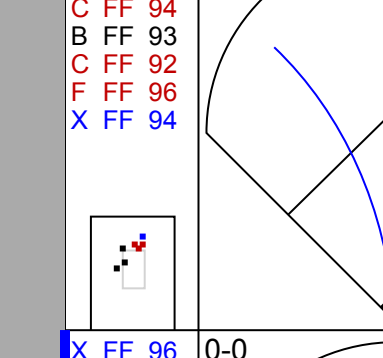
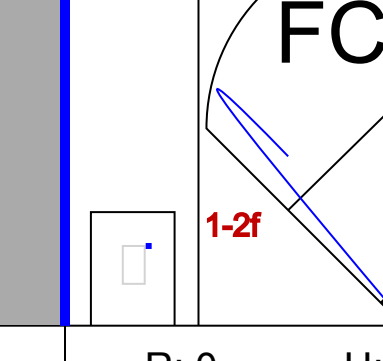
Sun Apr 12 2009, 1:10 PM EDT
Att: 18,109 - Sunny - 82 F

Batter	1	2	3	4	5	6	7	8	9	AB	R	H	RBI	BB	SO	LOB	TOP						
1 Emilio Bonifacio, S (1.5) OBP: 0.400, SLG: 0.523										5	0	0	0	0	3	3							
4 Alfredo Amezaga, S (1.8) OBP: 0.222, SLG: 0.222										5	0	1	1	0	1	0							
2 Hanley Ramirez, R (1.6) OBP: 0.341, SLG: 0.500										5	0	0	0	0	1	1							
3 Jorge Cantu, R (1.3) OBP: 0.469, SLG: 0.630										3	1	1	0	1	2	0							
6 Dan Uggla, R (1.4) OBP: 0.432, SLG: 0.613										3	2	2	0	1	0	1							
27 Jeremy Hermida, L (1.7) OBP: 0.428, SLG: 0.500										4	1	1	1	0	2	5							
25 Brett Carroll, R (8.7) OBP: 0.143, SLG: 0.143										0	0	0	0	0	0	0							
12 Cody Ross, R (1.9) OBP: 0.250, SLG: 0.310										3	1	3	4	0	0	0							
29 Ronny Paulino, R (1.2) OBP: 0.432, SLG: 0.545										3	0	0	0	1	1	3							
19 Anibal Sánchez, R (7.1) OBP: 0.395, SLG: 0.514										2	0	0	0	0	0	1							
40 Kiko Calero, R (7.1) OBP: 0.395, SLG: 0.514										0	0	0	0	0	0	0							
53 Dan Meyer, R (7.1) OBP: 0.395, SLG: 0.514										0	0	0	0	0	0	0							
46 Juan Carlos Oviedo, R (8.1) OBP: 0.395, SLG: 0.514										0	0	0	0	0	0	0							
7 Ross Gload, L (9. PH) OBP: 0.395, SLG: 0.514										0	0	0	0	0	0	0							
22 Matt Lindstrom, R (9.1) OBP: 0.395, SLG: 0.514										0	0	0	0	0	0	0							
Inning Stats	R: 0 E: 0 K: 1 S: 7	H: 0 LOB: 0 BB: 0 P: 11	R: 3 E: 1 K: 0 S: 12	H: 2 LOB: 1 BB: 1 P: 21	R: 0 E: 0 K: 1 S: 15	H: 1 LOB: 2 BB: 1 P: 25	R: 0 E: 0 K: 2 S: 12	H: 1 LOB: 1 BB: 0 P: 17	R: 0 E: 0 K: 3 S: 9	H: 0 LOB: 0 BB: 0 P: 12	R: 2 E: 0 K: 0 S: 14	H: 1 LOB: 0 BB: 1 P: 23	R: 0 E: 0 K: 0 S: 8	H: 0 LOB: 0 BB: 0 P: 11	R: 0 E: 0 K: 2 S: 16	H: 2 LOB: 2 BB: 0 P: 22	R: 1 E: 0 K: 1 S: 8	H: 2 LOB: 0 BB: 0 P: 14	1B: 5 2B: 1 3B: 2 HR: 1	SF: 1 SAC: 1 DP: 0 HBP: 0	WP: 0 PB: 0 SB: 0 CS: 1	PA: 39	
PITCHER	IP WLS BF H R ER SO BB IBB HBP BLK WP HR S P ERA WHIP	IP WLS BF H R ER SO BB IBB HBP BLK WP HR S P ERA WHIP	IP WLS BF H R ER SO BB IBB HBP BLK WP HR S P ERA WHIP	IP WLS BF H R ER SO BB IBB HBP BLK WP HR S P ERA WHIP	IP WLS BF H R ER SO BB IBB HBP BLK WP HR S P ERA WHIP	IP WLS BF H R ER SO BB IBB HBP BLK WP HR S P ERA WHIP	IP WLS BF H R ER SO BB IBB HBP BLK WP HR S P ERA WHIP	IP WLS BF H R ER SO BB IBB HBP BLK WP HR S P ERA WHIP	IP WLS BF H R ER SO BB IBB HBP BLK WP HR S P ERA WHIP	IP WLS BF H R ER SO BB IBB HBP BLK WP HR S P ERA WHIP	IP WLS BF H R ER SO BB IBB HBP BLK WP HR S P ERA WHIP	IP WLS BF H R ER SO BB IBB HBP BLK WP HR S P ERA WHIP	IP WLS BF H R ER SO BB IBB HBP BLK WP HR S P ERA WHIP	IP WLS BF H R ER SO BB IBB HBP BLK WP HR S P ERA WHIP	IP WLS BF H R ER SO BB IBB HBP BLK WP HR S P ERA WHIP	IP WLS BF H R ER SO BB IBB HBP BLK WP HR S P ERA WHIP	IP WLS BF H R ER SO BB IBB HBP BLK WP HR S P ERA WHIP	IP WLS BF H R ER SO BB IBB HBP BLK WP HR S P ERA WHIP	IP WLS BF H R ER SO BB IBB HBP BLK WP HR S P ERA WHIP	IP WLS BF H R ER SO BB IBB HBP BLK WP HR S P ERA WHIP	IP WLS BF H R ER SO BB IBB HBP BLK WP HR S P ERA WHIP	IP WLS BF H R ER SO BB IBB HBP BLK WP HR S P ERA WHIP	IP WLS BF H R ER SO BB IBB HBP BLK WP HR S P ERA WHIP

Florida Marlins @ Atlanta Braves
Turner Field, Atlanta, GA
Thu Apr 16 2009, 12:00 PM EDT
Att: 21,072 - Sunny - 61 F

AB 34
R 6
H 9
RBI 6
BB 3
SO 10
LOB 14



Batter	1	2	3	4	5	6	7	8	9	AB	R	H	RBI	BB	SO	LOB	BOTTOM						
2 Kelly Johnson, L (1.4) OBP: 0.359, SLG: 0.657										5	0	0	0	0	0	4							
4 Omar Infante, R (1.5) OBP: 0.389, SLG: 0.467										4	0	0	0	0	0	0							
19 Yunel Escobar, R (1.6) OBP: 0.395, SLG: 0.514										3	0	1	0	0	0	0							
14 Martín Prado, R (6.5) OBP: 0.286, SLG: 0.429										1	0	0	0	0	0	0							
18 Garret Anderson, L (1.7) OBP: 0.263, SLG: 0.333										3	2	2	0	1	0	0							
22 Casey Kotchman, L (1.3) OBP: 0.353, SLG: 0.333										3	0	1	0	1	0	2							
7 Jeff Francoeur, R (1.9) OBP: 0.324, SLG: 0.528										4	0	2	2	0	1	0							
24 Jordan Schafer, L (1.8) OBP: 0.324, SLG: 0.500										4	0	0	0	0	3	4							
8 David Ross, R (1.2) OBP: 0.500, SLG: 0.333										3	0	1	0	1	0	0							
11 Kenshin Kawakami, R (1.1) OBP: 0.500, SLG: 0.500										2	0	2	0	0	0	0							
20 Greg Norton, S (6. PH) OBP: 0.500, SLG: 0.500										1	0	0	0	0	0	0							
30 Jeff Bennett, R (7.1) OBP: 0.500, SLG: 0.500										0	0	0	0	0	0	0							
57 Jorge Campillo, R (9.1) OBP: 0.500, SLG: 0.500										0	0	0	0	0	0	0							
16 Brian McCann, L (9. PH) OBP: 0.314, SLG: 0.533										1	0	0	0	0	0	1							
Inning Stats	R: 0 E: 0 K: 0 S: 7	H: 1 LOB: 2 BB: 1 P: 15	R: 0 E: 0 K: 0 S: 10	H: 1 LOB: 2 BB: 1 P: 20	R: 1 E: 0 K: 1 S: 14	H: 2 LOB: 1 BB: 1 P: 26	R: 0 E: 0 K: 0 S: 5	H: 1 LOB: 0 BB: 0 P: 7	R: 1 E: 0 K: 1 S: 12	H: 3 LOB: 0 BB: 0 P: 21	R: 0 E: 0 K: 0 S: 7	H: 0 LOB: 0 BB: 0 P: 11	R: 0 E: 0 K: 0 S: 8	H: 0 LOB: 0 BB: 0 P: 13	R: 0 E: 0 K: 2 S: 8	H: 0 LOB: 0 BB: 0 P: 12	R: 0 E: 0 K: 0 S: 6	H: 1 LOB: 0 BB: 0 P: 9	1B: 6 2B: 3 3B: 0 HR: 0	SF: 0 SAC: 0 DP: 1 HBP: 0	WP: 0 PB: 0 SB: 1 CS: 1	PA: 38	
PITCHER	IP WLS BF H R ER SO BB IBB HBP BLK WP HR S P ERA WHIP	IP WLS BF H R ER SO BB IBB HBP BLK WP HR S P ERA WHIP	IP WLS BF H R ER SO BB IBB HBP BLK WP HR S P ERA WHIP	IP WLS BF H R ER SO BB IBB HBP BLK WP HR S P ERA WHIP	IP WLS BF H R ER SO BB IBB HBP BLK WP HR S P ERA WHIP	IP WLS BF H R ER SO BB IBB HBP BLK WP HR S P ERA WHIP	IP WLS BF H R ER SO BB IBB HBP BLK WP HR S P ERA WHIP	IP WLS BF H R ER SO BB IBB HBP BLK WP HR S P ERA WHIP	IP WLS BF H R ER SO BB IBB HBP BLK WP HR S P ERA WHIP	IP WLS BF H R ER SO BB IBB HBP BLK WP HR S P ERA WHIP	IP WLS BF H R ER SO BB IBB HBP BLK WP HR S P ERA WHIP	IP WLS BF H R ER SO BB IBB HBP BLK WP HR S P ERA WHIP	IP WLS BF H R ER SO BB IBB HBP BLK WP HR S P ERA WHIP	IP WLS BF H R ER SO BB IBB HBP BLK WP HR S P ERA WHIP	IP WLS BF H R ER SO BB IBB HBP BLK WP HR S P ERA WHIP	IP WLS BF H R ER SO BB IBB HBP BLK WP HR S P ERA WHIP	IP WLS BF H R ER SO BB IBB HBP BLK WP HR S P ERA WHIP	IP WLS BF H R ER SO BB IBB HBP BLK WP HR S P ERA WHIP	IP WLS BF H R ER SO BB IBB HBP BLK WP HR S P ERA WHIP	IP WLS BF H R ER SO BB IBB HBP BLK WP HR S P ERA WHIP	IP WLS BF H R ER SO BB IBB HBP BLK WP HR S P ERA WHIP	IP WLS BF H R ER SO BB IBB HBP BLK WP HR S P ERA WHIP	IP WLS BF H R ER SO BB IBB HBP BLK WP HR S P ERA WHIP

Florida Marlins @ Atlanta Braves
Turner Field, Atlanta, GA
Thu Apr 16 2009, 12:00 PM EDT
Att: 21,072 - Sunny - 61 F

AB 34
R 2
H 9
RBI 2
BB 3
SO 4
LOB 11



Batter	1	2	3	4	5	6	7	8	9	AB	R	H	RBI	BB	SO	LOB	TOP					
1 Emilio Bonifacio, S OBP: 0.345, SLG: 0.434	F8		F7		G4-3		F9		21 2B	4	1	0	0	1	0	1						
21 John Baker, L OBP: 0.421, SLG: 0.545	L3		E6		F8		G3		27 BB	5	0	2	2	0	0	0						
24 Cameron Maybin, R OBP: 0.289, SLG: 0.235									12 2B	0	1	0	0	0	0	0						
2 Hanley Ramirez, R OBP: 0.298, SLG: 0.415	E6		G6-3						K	4	1	1	0	1	1	2						
7 Ross Gload, L OBP: 0.524, SLG: 0.462	F8								12 2B	2	1	0	0	3	0	2						
6 Dan Uggla, R OBP: 0.358, SLG: 0.444	G5-3		F7						27 BB	4	0	0	0	1	1	5						
27 Jeremy Hermida, L OBP: 0.451, SLG: 0.600									12 2B	2	1	0	0	3	0	2						
22 Matt Lindstrom, R										0	0	0	0	0	0	0						
12 Cody Ross, R OBP: 0.298, SLG: 0.512	G5-4-3									4	1	3	5	1	0	1						
4 Alfredo Amezaga, S OBP: 0.294, SLG: 0.353			L4		G6-3		P3		F8	5	0	1	0	0	0	6						
41 Chris Volstad, R OBP: 0.167, SLG: 0.087										2	1	1	0	0	0	0						
48 Hayden Penn, R										0	0	0	0	0	0	0						
3 Jorge Cantu, R OBP: 0.242, SLG: 0.165										1	0	0	0	0	0	1						
37 Ronyel Pinto, L										0	0	0	0	0	0	0						
40 Kiko Calero, R										0	0	0	0	0	0	0						
18 Wes Helms, R										1	0	1	0	0	0	0						
46 Juan Carlos Oviedo, R										0	0	0	0	0	0	0						
29 Ronny Paulino, R OBP: 0.444, SLG: 0.733										0	0	0	0	0	0	0						
Inning Stats	R: 0 E: 1 K: 0 S: 6	H: 0 LOB: 1 BB: 0 P: 10	R: 0 E: 0 K: 0 S: 6	H: 0 LOB: 0 BB: 0 P: 11	R: 1 E: 1 K: 0 S: 15	H: 2 LOB: 1 BB: 0 P: 26	R: 0 E: 0 K: 0 S: 10	H: 0 LOB: 2 BB: 2 P: 22	R: 0 E: 0 K: 1 S: 10	H: 0 LOB: 0 BB: 0 P: 16	R: 1 E: 0 K: 1 S: 12	H: 2 LOB: 3 BB: 2 P: 29	R: 0 E: 0 K: 0 S: 13	H: 0 LOB: 1 BB: 1 P: 21	R: 1 E: 0 K: 0 S: 9	H: 3 LOB: 2 BB: 1 P: 18	R: 4 E: 0 K: 2 S: 22	H: 2 LOB: 1 BB: 3 P: 44	1B: 3 2B: 5 3B: 0 HR: 1	SF: 0 SAC: 0 DP: 2 HBP: 0	WP: 1 PB: 0 SB: 0 CS: 0	PA: 44
PITCHER	IP WLS BF H R ER SO BB IBB HBP BLK WP HR S P ERA WHIP																					
45 Daniel Cabrera, R ERA: 4.5	5.0	22	3	2	2	0	4	0	0	0	0	1	0	49	92	3.60	1.400					
59 Steven Shell, R ERA: 5.4	1.0	5	1	0	0	1	1	0	0	0	0	0	10	22	0.00	2.000						
58 Mike Hincckley, L ERA: 3.38	2.0	8	3	1	1	0	2	0	0	0	0	1	22	39	4.50	2.500						
52 Saul Rivera, R ERA: 12.27	1.0	8	2	4	4	2	2	1	0	0	0	0	22	44	36.00	4.000						

Florida Marlins @ Washington Nationals
Nationals Park, Washington, DC
Sun Apr 19 2009, 1:35 PM EDT
Att: 16,974 - Cloudy - 67 F

AB 34
R 7
H 9
RBI 7
BB 10
SO 3
LOB 22



Batter	1	2	3	4	5	6	7	8	9	AB	R	H	RBI	BB	SO	LOB	BOTTOM					
6 Anderson Hernandez, S OBP: 0.333, SLG: 0.238	F8		G4-3		G4-3		G5-3		24 1B	4	1	0	0	1	0	3						
24 Nick Johnson, L OBP: 0.455, SLG: 0.436	11 1B		G3						11 FC5-4	4	1	2	0	1	0	0						
11 Ryan Zimmerman, R OBP: 0.315, SLG: 0.471	34 1B								11 FC5-4	4	1	1	1	1	1	2						
44 Adam Dunn, L OBP: 0.549, SLG: 0.647	25 1B								11 FC5-4	2	1	2	0	3	0	0						
34 Elijah Dukes, R OBP: 0.395, SLG: 0.588	25 1B									3	0	1	1	1	2	3						
58 Mike Hincckley, R										0	0	0	0	0	0	0						
13 Alex Cintron, S										1	0	0	0	0	0	2						
52 Saul Rivera, S										0	0	0	0	0	0	0						
25 Austin Kearns, R OBP: 0.356, SLG: 0.469										4	0	2	1	1	1	0						
3 Jesus Flores, R OBP: 0.306, SLG: 0.273	K									5	0	1	1	0	2	6						
12 Alberto Gonzalez, R OBP: 0.333, SLG: 0.500	G1-3		FC5							5	0	0	0	0	0	8						
45 Daniel Cabrera, R										2	0	0	0	1	1	0						
59 Steven Shell, R										0	0	0	0	0	0	0						
30 Justin Maxwell, R										1	0	0	0	0	0	0						
Inning Stats	R: 2 E: 0 K: 1 S: 20	H: 4 LOB: 3 BB: 1 P: 32	R: 0 E: 0 K: 1 S: 5	H: 0 LOB: 0 BB: 0 P: 8	R: 0 E: 0 K: 2 S: 15	H: 1 LOB: 3 BB: 2 P: 28	R: 0 E: 0 K: 0 S: 10	H: 0 LOB: 1 BB: 1 P: 17	R: 1 E: 0 K: 1 S: 15	H: 2 LOB: 3 BB: 2 P: 31	R: 0 E: 0 K: 1 S: 10	H: 1 LOB: 2 BB: 1 P: 18	R: 0 E: 0 K: 0 S: 5	H: 0 LOB: 0 BB: 0 P: 7	R: 1 E: 1 K: 0 S: 9	H: 1 LOB: 2 BB: 2 P: 18	R: 0 E: 0 K: 1 S: 8	H: 0 LOB: 0 BB: 0 P: 13	1B: 9 2B: 1 3B: 0 HR: 0	SF: 0 SAC: 0 DP: 1 HBP: 0	WP: 2 PB: 0 SB: 0 CS: 1	PA: 44
PITCHER	IP WLS BF H R ER SO BB IBB HBP BLK WP HR S P ERA WHIP																					
41 Chris Volstad, R ERA: 2.76	4.1	24	6	3	3	5	0	0	0	0	0	9	18	0.00	3.000							
48 Hayden Penn, R ERA:	0.2	4	1	0	0	1	0	0	0	0	0	10	18	0.00	2.000							
37 Ronyel Pinto, L ERA: 1.8	1.0	4	1	0	0	1	0	0	0	0	0	5	7	0.00	0.000							
40 Kiko Calero, R ERA: 1.35	1.0	3	0	0	0	0	0	0	0	0	0	9	18	9.00	2.000							
46 Juan Carlos Oviedo, R ERA: 3.88	1.0	6	1	1	1	0	1	1	0	0	0	9	18	9.00	2.000							

Florida Marlins @ Washington Nationals
Nationals Park, Washington, DC
Sun Apr 19 2009, 1:35 PM EDT
Att: 16,974 - Cloudy - 67 F

AB 35
R 4
H 9
RBI 4
BB 9
SO 7
LOB 24



Batter	1	2	3	4	5	6	7	8	9	AB	R	H	RBI	BB	SO	LOB	TOP						
1 Emilio Bonifacio, S OBP: 0.381, SLG: 0.421	1-1 FC5 E 21 1B		0-0 B5-3			1-1 F9			0-2 L6	4	0	1	0	0	0	0							
21 John Baker, L OBP: 0.381, SLG: 0.486	2-1 E6 G1-3 FC5 1-2		2-2 G6-3			2-2 G5-3			1-2 F7	4	0	0	0	0	0	1							
2 Hanley Ramirez, R OBP: 0.317, SLG: 0.418	1-1 FC5 G1-3 1-2 2-3			2-0 1B				4-0 BB		2	0	1	0	1	0	2							
3 Jorge Cantu, R OBP: 0.413, SLG: 0.561	2-0 G1-3 1-2 2-3			1-1 F9				3-2 G5-4-3		3	0	0	0	0	0	4							
6 Dan Uggla, R OBP: 0.339, SLG: 0.417	1-1 L7			3-3 K				2-2 G5-3		3	0	0	0	0	1	3							
27 Jeremy Hermida, L OBP: 0.282, SLG: 0.558		0-3 K			3-2 F8			3-2 G1-3		3	0	0	0	0	1	0							
12 Cody Ross, R OBP: 0.275, SLG: 0.478		1-3 K			1-1 G5-3			0-2 L4		3	0	0	0	0	1	0							
53 Dan Meyer, R OBP: 0.275, SLG: 0.478										0	0	0	0	0	0	0							
24 Cameron Maybin, R OBP: 0.275, SLG: 0.222		0-0 F7			3-3 K			1-3 K		2	0	0	0	0	1	0							
20 Logan Kensing, R OBP: 0.111, SLG: 0.111										0	0	0	0	0	0	0							
25 Brett Carroll, R OBP: 0.111, SLG: 0.111										1	0	0	0	0	1	0							
23 Andrew Miller, L OBP: 0.263, SLG: 0.316					1-1 G6-3			2-3 K		1	0	0	0	0	0	0							
4 Alfredo Amezaga, S OBP: 0.263, SLG: 0.316									0-0 F8	2	0	0	0	0	1	0							
Inning Stats	R: 0 E: 1 K: 0 S: 9	H: 1 LOB: 2 BB: 0 P: 16	R: 0 E: 0 K: 2 S: 7	H: 0 LOB: 0 BB: 0 P: 8	R: 0 E: 0 K: 0 S: 6	H: 0 LOB: 0 BB: 0 P: 9	R: 0 E: 0 K: 1 S: 7	H: 1 LOB: 0 BB: 0 P: 13	R: 0 E: 0 K: 1 S: 9	H: 0 LOB: 0 BB: 0 P: 16	R: 0 E: 0 K: 1 S: 8	H: 0 LOB: 0 BB: 0 P: 13	R: 0 E: 0 K: 0 S: 7	H: 0 LOB: 0 BB: 1 P: 16	R: 0 E: 0 K: 1 S: 9	H: 0 LOB: 0 BB: 0 P: 13	R: 0 E: 0 K: 0 S: 7	H: 0 LOB: 0 BB: 0 P: 8	1B: 2 2B: 0 3B: 0 HR: 0	SF: 0 SAC: 0 DP: 1 HBP: 0	WP: 0 PB: 0 SB: 0 CS: 1	PA: 29	
PITCHER	IP WLS BF H R ER SO BB IBB HBP BLK WP HR S P ERA WHIP	7.0 W 23 2 0 0 5 1 0 0 0 0 0 53 91 0.00 0.429	1.0 3 0 0 0 1 0 0 0 0 0 0 9 13 0.00 0.000	1.0 3 0 0 0 0 0 0 0 0 0 0 7 8 0.00 0.000																			

Florida Marlins @ Pittsburgh Pirates
PNC Park, Pittsburgh, PA
Mon Apr 20 2009, 7:05 PM EDT
Att: 8,790 - Cloudy - 53 F

AB 28
R 0
H 2
RBI 0
BB 1
SO 6
LOB 10



Batter	1	2	3	4	5	6	7	8	9	AB	R	H	RBI	BB	SO	LOB	BOTTOM					
3 Nyjer Morgan, L OBP: 0.377, SLG: 0.439	4-0 12 S 13 1B BB		2-2 G5-3		0-1 B1-3	0-1 12 WP 12 BLK 13 HR 1B	0-0 F7			4	2	1	0	1	0	1						
12 Freddy Sanchez, R OBP: 0.404, SLG: 0.589	1-0 B1		2-1 13 FC6-4 1B		0-0 G6-3	4-1 13 HR BB		1-3 K		4	1	1	0	1	1	1						
13 Nate McLouth, L OBP: 0.404, SLG: 0.532	3-2 18 S 18 WP 1B		2-1 FC6-4 1B		4-0 25 1B BB	0-0 1H 3H HR		1-1 G4-3		4	2	2	4	1	0	1						
18 Craig Monroe, R OBP: 0.333, SLG: 0.625	3-1 G4-3		1-0 G6-3		4-2 25 1B BB	0-2 25 BB 1B		1-0 F9		4	1	1	0	1	0	2						
25 Adam LaRoche, L OBP: 0.314, SLG: 0.532	2-1 G4-3			2-0 15 F9 35 WP 2B	3-2 15 1B	4-2 15 G5-4-3 BB			3	1	2	2	1	0	1							
15 Andy LaRoche, R OBP: 0.250, SLG: 0.265		3-3 K		0-0 F9	0-2 G5-4-3				4	0	1	0	0	1	3							
2 Jack Wilson, R OBP: 0.385, SLG: 0.490		3-2 G4-3		4-1 35 S 35 WP BB	2-0 P3		2-1 16 G4-3 2B		3	0	1	0	1	0	2							
35 Jason Jaramillo, S OBP: 0.375, SLG: 0.375		3-2 49 FC6 1B		3-1 G5-3		1-0 3 1B 12 BLK 49 SH1-3 1B	0-0 F8		4	1	2	0	0	0	2							
49 Ross Ohlendorf, R OBP: 0.313, SLG: 0.467		2-2 FC6		3-3 G6-3		0-0 SH1-3	2-0 G4-3		2	0	0	0	0	0	2							
16 Eric Hinske, L OBP: 0.313, SLG: 0.467									1	0	0	0	0	0	0	1						
30 Tyler Yates, R OBP: 0.313, SLG: 0.467									0	0	0	0	0	0	0	0						
43 Jesse Chavez, R OBP: 0.284		1-2 FC6							0	0	0	0	0	0	0	0						
Inning Stats	R: 1 E: 0 K: 0 S: 8	H: 1 LOB: 1 BB: 1 P: 21	R: 0 E: 0 K: 1 S: 15	H: 1 LOB: 1 BB: 0 P: 26	R: 0 E: 0 K: 0 S: 9	H: 1 LOB: 1 BB: 0 P: 16	R: 1 E: 0 K: 0 S: 9	H: 1 LOB: 1 BB: 1 P: 18	R: 2 E: 0 K: 0 S: 12	H: 2 LOB: 2 BB: 2 P: 25	R: 4 E: 0 K: 0 S: 12	H: 4 LOB: 1 BB: 2 P: 21	R: 0 E: 0 K: 1 S: 8	H: 1 LOB: 0 BB: 0 P: 9	R: 0 E: 0 K: 1 S: 8	H: 0 LOB: 0 BB: 0 P: 11	1B: 8 2B: 2 3B: 0 HR: 1	SF: 0 SAC: 1 DP: 1 HBP: 0	WP: 3 PB: 0 SB: 3 CS: 0	PA: 40		
PITCHER	IP WLS BF H R ER SO BB IBB HBP BLK WP HR S P ERA WHIP	4.2 L 23 6 4 4 0 4 0 0 0 1 1 1 21 36 15.43 3.429	2.1 14 6 4 4 0 2 0 0 0 1 1 1 21 36 15.43 3.429	1.0 3 0 0 0 1 0 0 0 0 0 0 8 11 0.00 0.000																		

Florida Marlins @ Pittsburgh Pirates
PNC Park, Pittsburgh, PA
Mon Apr 20 2009, 7:05 PM EDT
Att: 8,790 - Cloudy - 53 F

AB 33
R 8
H 11
RBI 6
BB 6
SO 2
LOB 16



Batter	1	2	3	4	5	6	7	8	9	AB	R	H	RBI	BB	SO	LOB	TOP										
11 Jimmy Rollins, S OBP: 0.206, SLG: 0.238	G3-1		G5-3		G3-1			K		4	1	0	1	1	1	2	Philadelphia Phillies @ Florida Marlins Land Shark Stadium, Miami, FL Fri Apr 24 2009, 7:10 PM EDT Att: 29,032 - Partly Cloudy - 79 F										
8 Shane Victorino, S OBP: 0.314, SLG: 0.393	L9		L5		G4-3			G4-3		5	1	1	4	0	0	1											
26 Chase Utley, L OBP: 0.424, SLG: 0.607	K		G4-3		F8			K		5	1	1	1	0	2	1											
6 Ryan Howard, L OBP: 0.348, SLG: 0.492		G6-3		K				G5-3		5	0	1	0	0	1	0											
28 Jayson Werth, R OBP: 0.387, SLG: 0.537				K						2	1	1	0	3	1	0											
29 Raul Ibanez, L OBP: 0.409, SLG: 0.695				P5						4	1	1	0	1	1	3											
7 Pedro Feliz, R OBP: 0.362, SLG: 0.408										3	0	0	0	0	2	3											
12 Matt Stairs, L OBP: 0.417, SLG: 0.909	K							L7		1	0	1	1	0	0	0											
9 Miguel Cairo, R										0	1	0	0	0	0	0											
46 Ryan Madson, L										0	0	0	0	0	0	0											
3 Lou Marson, R OBP: 0.385, SLG: 0.417										3	1	1	0	1	2	3											
39 Brett Myers, R OBP: 0.286, SLG: 0.429										2	0	1	0	0	0	1											
19 Greg Dobbs, L OBP: 0.167, SLG: 0.091										1	0	0	0	0	1	2											
55 Clay Condrey, R										0	0	0	0	0	0	0											
4 Eric Bruntlett, R OBP: 0.167, SLG: 0.364										1	0	0	0	0	1	3											
Inning Stats	R: 0 E: 0 K: 1 S: 9	H: 0 LOB: 0 BB: 9	R: 0 E: 0 K: 2 S: 13	H: 1 LOB: 2 BB: 1 P: 21	R: 0 E: 0 K: 0 S: 11	H: 1 LOB: 1 BB: 0 P: 15	R: 0 E: 0 K: 2 S: 9	H: 0 LOB: 0 BB: 0 P: 11	R: 0 E: 0 K: 2 S: 10	H: 0 LOB: 1 BB: 0 P: 17	R: 0 E: 0 K: 0 S: 5	H: 0 LOB: 0 BB: 0 P: 8	R: 0 E: 0 K: 1 S: 11	H: 1 LOB: 2 BB: 1 P: 21	R: 0 E: 0 K: 2 S: 8	H: 0 LOB: 0 BB: 0 P: 9	R: 7 E: 0 K: 2 S: 24	H: 5 LOB: 2 BB: 4 P: 51	1B: 4 2B: 2 3B: 0 HR: 2	SF: 0 SAC: 0 DP: 0 HBP: 0	WP: 1 PB: 1 SB: 0 CS: 0	PA: 42					
PITCHER	IP	WLS	BF	H	R	ER	SO	BB	IBB	HBP	BLK	WP	HR	S	P	ERA	WHIP										
55 Josh Johnson, R ERA: 2.2	7.0		27	3	0	0	8	2	0	0	0	1	0	68	102	0.00	0.714										
46 Juan Carlos Oviedo, R ERA: 3.38	1.0	H	3	0	0	0	2	0	0	0	0	0	0	8	9	0.00	0.000										
22 Matt Lindstrom, R ERA: 10.8	0.2	L	9	4	7	7	1	3	0	0	0	0	2	18	38	94.50	10.500										
37 Renyel Pinto, L ERA: 1.5	0.1		3	1	0	0	1	1	0	0	0	0	0	6	13	0.00	6.000										

Batter	1	2	3	4	5	6	7	8	9	AB	R	H	RBI	BB	SO	LOB	BOTTOM										
1 Emilio Bonifacio, S OBP: 0.329, SLG: 0.377								K		3	0	0	0	2	3	2	Philadelphia Phillies @ Florida Marlins Land Shark Stadium, Miami, FL Fri Apr 24 2009, 7:10 PM EDT Att: 29,032 - Partly Cloudy - 79 F										
21 John Baker, L OBP: 0.380, SLG: 0.455										5	1	1	0	0	2	4											
2 Hanley Ramirez, R OBP: 0.329, SLG: 0.456										5	0	2	0	0	1	1											
7 Ross Gload, L OBP: 0.419, SLG: 0.348										5	1	1	0	0	1	3											
6 Dan Uggla, R OBP: 0.324, SLG: 0.414										2	1	1	3	2	0	0											
27 Jeremy Hermida, L OBP: 0.455, SLG: 0.538										3	0	2	0	1	0	1											
25 Brett Carroll, R OBP: 0.111, SLG: 0.111										0	0	0	0	0	0	0											
12 Cody Ross, R OBP: 0.290, SLG: 0.456										3	0	1	0	1	0	1											
24 Cameron Maybin, R OBP: 0.294, SLG: 0.348										4	0	1	0	0	1	5											
55 Josh Johnson, L OBP: 0.300, SLG: 0.125										1	0	0	0	1	0	0											
46 Juan Carlos Oviedo, R										0	0	0	0	0	0	0											
22 Matt Lindstrom, R										0	0	0	0	0	0	0											
37 Renyel Pinto, L										0	0	0	0	0	0	0											
4 Alfredo Amezaga, S OBP: 0.273, SLG: 0.298										0	0	0	0	1	0	0											
Inning Stats	R: 3 E: 0 K: 2 S: 22	H: 5 LOB: 2 BB: 1 P: 40	R: 0 E: 0 K: 1 S: 9	H: 0 LOB: 0 BB: 0 P: 10	R: 0 E: 0 K: 0 S: 7	H: 0 LOB: 1 BB: 1 P: 16	R: 0 E: 0 K: 1 S: 8	H: 1 LOB: 2 BB: 1 P: 14	R: 0 E: 0 K: 0 S: 8	H: 2 LOB: 3 BB: 2 P: 21	R: 0 E: 0 K: 1 S: 8	H: 0 LOB: 0 BB: 1 P: 18	R: 0 E: 0 K: 0 S: 9	H: 0 LOB: 0 BB: 0 P: 15	R: 0 E: 0 K: 0 S: 3	H: 0 LOB: 0 BB: 1 P: 9	R: 0 E: 0 K: 3 S: 16	H: 1 LOB: 2 BB: 1 P: 27	1B: 5 2B: 3 3B: 0 HR: 1	SF: 0 SAC: 1 DP: 2 HBP: 0	WP: 0 PB: 0 SB: 0 CS: 1	PA: 40					
PITCHER	IP	WLS	BF	H	R	ER	SO	BB	IBB	HBP	BLK	WP	HR	S	P	ERA	WHIP										
39 Brett Myers, R ERA: 4.91	6.0		29	8	3	3	5	6	0	0	0	0	0	119	119	4.50	2.333										
55 Clay Condrey, R ERA: 1.86	2.0	W	6	0	0	0	0	1	0	0	0	0	0	12	24	0.00	0.500										
46 Ryan Madson, R ERA: 4.5	1.0		5	1	0	0	3	1	0	0	0	0	0	16	27	0.00	2.000										

Batter	1	2	3	4	5	6	7	8	9	AB	R	H	RBI	BB	SO	LOB	TOP						
8 Shane Victorino, S OBP: 0.333, SLG: 0.437										5	1	2	4	1	0	3	Philadelphia Phillies @ Florida Marlins Land Shark Stadium, Miami, FL Sun Apr 26 2009, 12:10 PM EDT Att: 17,177 - Partly Cloudy - 80 F						
4 Eric Bruntlett, R OBP: 0.211, SLG: 0.375										4	2	1	1	1	1	4							
26 Chase Utley, L OBP: 0.344, SLG: 0.571										4	0	1	2	1	1	5							
9 Miguel Cairo, R OBP: 0.211, SLG: 0.375										1	0	0	0	0	0	1							
6 Ryan Howard, L OBP: 0.364, SLG: 0.522										5	1	2	1	1	1	2							
28 Jayson Werth, R OBP: 0.397, SLG: 0.500										4	2	1	0	2	2	2							
29 Raul Ibanez, L OBP: 0.390, SLG: 0.632										4	2	1	1	1	0	1							
7 Pedro Feliz, R OBP: 0.373, SLG: 0.404										5	2	3	2	1	0	1							
27 Chris Coste, R OBP: 0.270, SLG: 0.303										4	1	0	0	0	2	7							
50 Jamie Moyer, L OBP: 0.455, SLG: 0.167										1	1	1	0	1	0	0							
19 Greg Dobbs, L OBP: 0.214, SLG: 0.083										0	0	0	1	1	0	0							
37 Chad Durbin, R OBP: 1.000, SLG: 1.000										0	0	0	0	0	0	0							
12 Matt Stairs, L OBP: 0.462, SLG: 0.909										0	1	0	1	1	0	0							
43 J.A. Happ, L OBP: 0.270, SLG: 0.303										0	0	0	0	0	0	0							
Inning Stats	R: 2 E: 0 K: 1 S: 16	H: 1 LOB: 3 BB: 4 P: 38	R: 0 E: 0 K: 0 S: 12	H: 0 LOB: 2 BB: 1 P: 22	R: 0 E: 0 K: 1 S: 8	H: 0 LOB: 0 BB: 0 P: 13	R: 2 E: 0 K: 1 S: 16	H: 3 LOB: 2 BB: 1 P: 31	R: 0 E: 0 K: 0 S: 7	H: 1 LOB: 0 BB: 0 P: 11	R: 0 E: 0 K: 1 S: 11	H: 0 LOB: 1 BB: 1 P: 19	R: 4 E: 1 K: 2 S: 23	H: 2 LOB: 2 BB: 2 P: 39	R: 5 E: 0 K: 1 S: 22	H: 4 LOB: 1 BB: 2 P: 38	R: 0 E: 0 K: 0 S: 12	H: 1 LOB: 1 BB: 0 P: 19	1B: 10 2B: 2 3B: 0 HR: 0	SF: 2 SAC: 0 DP: 1 HBP: 2	WP: 1 PB: 0 SB: 2 CS: 0	PA: 52	
PITCHER	IP WLS BF H R ER SO BB IBB HBP BLK WP HR S P ERA WHIP	IP WLS BF H R ER SO BB IBB HBP BLK WP HR S P ERA WHIP	IP WLS BF H R ER SO BB IBB HBP BLK WP HR S P ERA WHIP	IP WLS BF H R ER SO BB IBB HBP BLK WP HR S P ERA WHIP	IP WLS BF H R ER SO BB IBB HBP BLK WP HR S P ERA WHIP	IP WLS BF H R ER SO BB IBB HBP BLK WP HR S P ERA WHIP	IP WLS BF H R ER SO BB IBB HBP BLK WP HR S P ERA WHIP	IP WLS BF H R ER SO BB IBB HBP BLK WP HR S P ERA WHIP	IP WLS BF H R ER SO BB IBB HBP BLK WP HR S P ERA WHIP	IP WLS BF H R ER SO BB IBB HBP BLK WP HR S P ERA WHIP	IP WLS BF H R ER SO BB IBB HBP BLK WP HR S P ERA WHIP	IP WLS BF H R ER SO BB IBB HBP BLK WP HR S P ERA WHIP	IP WLS BF H R ER SO BB IBB HBP BLK WP HR S P ERA WHIP	IP WLS BF H R ER SO BB IBB HBP BLK WP HR S P ERA WHIP	IP WLS BF H R ER SO BB IBB HBP BLK WP HR S P ERA WHIP	IP WLS BF H R ER SO BB IBB HBP BLK WP HR S P ERA WHIP	IP WLS BF H R ER SO BB IBB HBP BLK WP HR S P ERA WHIP	IP WLS BF H R ER SO BB IBB HBP BLK WP HR S P ERA WHIP	IP WLS BF H R ER SO BB IBB HBP BLK WP HR S P ERA WHIP	IP WLS BF H R ER SO BB IBB HBP BLK WP HR S P ERA WHIP	IP WLS BF H R ER SO BB IBB HBP BLK WP HR S P ERA WHIP	IP WLS BF H R ER SO BB IBB HBP BLK WP HR S P ERA WHIP	IP WLS BF H R ER SO BB IBB HBP BLK WP HR S P ERA WHIP
50 Graham Taylor, L ERA: 9.82	3.2	22	4	4	4	2	6	0	0	0	0	0	0	0	0	0	9.82	2.727					
35 Burke Badenhop, R ERA: 6.75	2.1	8	1	0	0	2	1	0	0	0	0	0	0	0	0	0	6.75	0.857					
48 Hayden Penn, R ERA: 6.75	1.0	12	4	7	6	2	2	1	1	0	0	1	0	0	0	0	6.75	6.000					
40 Kiko Calero, R ERA: 3.0	1.0	6	2	2	2	1	1	0	0	0	0	0	0	0	0	0	3.0	3.000					
12 Cody Ross, L ERA: 3.0	1.0	4	1	0	0	0	0	0	0	0	0	0	0	0	0	0	3.0	1.000					
Batter	1	2	3	4	5	6	7	8	9	AB	R	H	RBI	BB	SO	LOB	BOTTOM						
24 Cameron Maybin, R OBP: 0.271, SLG: 0.302										5	0	0	0	0	3	4	Philadelphia Phillies @ Florida Marlins Land Shark Stadium, Miami, FL Sun Apr 26 2009, 12:10 PM EDT Att: 17,177 - Partly Cloudy - 80 F						
27 Jeremy Hermida, L OBP: 0.411, SLG: 0.475										4	0	0	0	0	2	4							
2 Hanley Ramirez, R OBP: 0.341, SLG: 0.461										4	0	1	1	0	0	0							
3 Jorge Cantu, R OBP: 0.400, SLG: 0.592										3	0	0	0	1	0	2							
6 Dan Uggla, R OBP: 0.351, SLG: 0.462										4	0	2	0	0	0	0							
18 Wes Helms, R OBP: 0.227, SLG: 0.318										4	0	0	0	0	1	3							
29 Ronny Paulino, R OBP: 0.444, SLG: 0.652										4	1	2	0	0	0	3							
12 Cody Ross, R OBP: 0.296, SLG: 0.439										4	1	3	0	0	1	1							
50 Graham Taylor, L ERA: 9.82										1	0	0	0	0	1	2							
35 Burke Badenhop, R ERA: 6.75										0	0	0	0	0	0	0							
25 Brett Carroll, R ERA: 6.0										0	0	0	0	0	0	0							
48 Hayden Penn, R ERA: 6.75										0	0	0	0	0	0	0							
40 Kiko Calero, R ERA: 3.0										0	0	0	0	0	0	0							
4 Alfredo Amezaga, S OBP: 0.226, SLG: 0.334										0	0	0	1	0	0	0							
Inning Stats	R: 0 E: 0 K: 2 S: 10	H: 0 LOB: 0 BB: 0 P: 18	R: 0 E: 0 K: 0 S: 5	H: 0 LOB: 0 BB: 0 P: 8	R: 0 E: 0 K: 1 S: 14	H: 2 LOB: 2 BB: 0 P: 21	R: 0 E: 0 K: 0 S: 8	H: 1 LOB: 2 BB: 1 P: 16	R: 1 E: 0 K: 2 S: 16	H: 2 LOB: 2 BB: 0 P: 23	R: 0 E: 0 K: 1 S: 13	H: 2 LOB: 2 BB: 0 P: 19	R: 0 E: 0 K: 0 S: 7	H: 0 LOB: 0 BB: 0 P: 14	R: 0 E: 0 K: 1 S: 5	H: 0 LOB: 0 BB: 0 P: 9	R: 0 E: 0 K: 2 S: 10	H: 1 LOB: 0 BB: 0 P: 13	1B: 7 2B: 1 3B: 0 HR: 0	SF: 1 SAC: 1 DP: 0 HBP: 0	WP: 1 PB: 0 SB: 0 CS: 0	PA: 37	
PITCHER	IP WLS BF H R ER SO BB IBB HBP BLK WP HR S P ERA WHIP	IP WLS BF H R ER SO BB IBB HBP BLK WP HR S P ERA WHIP	IP WLS BF H R ER SO BB IBB HBP BLK WP HR S P ERA WHIP	IP WLS BF H R ER SO BB IBB HBP BLK WP HR S P ERA WHIP	IP WLS BF H R ER SO BB IBB HBP BLK WP HR S P ERA WHIP	IP WLS BF H R ER SO BB IBB HBP BLK WP HR S P ERA WHIP	IP WLS BF H R ER SO BB IBB HBP BLK WP HR S P ERA WHIP	IP WLS BF H R ER SO BB IBB HBP BLK WP HR S P ERA WHIP	IP WLS BF H R ER SO BB IBB HBP BLK WP HR S P ERA WHIP	IP WLS BF H R ER SO BB IBB HBP BLK WP HR S P ERA WHIP	IP WLS BF H R ER SO BB IBB HBP BLK WP HR S P ERA WHIP	IP WLS BF H R ER SO BB IBB HBP BLK WP HR S P ERA WHIP	IP WLS BF H R ER SO BB IBB HBP BLK WP HR S P ERA WHIP	IP WLS BF H R ER SO BB IBB HBP BLK WP HR S P ERA WHIP	IP WLS BF H R ER SO BB IBB HBP BLK WP HR S P ERA WHIP	IP WLS BF H R ER SO BB IBB HBP BLK WP HR S P ERA WHIP	IP WLS BF H R ER SO BB IBB HBP BLK WP HR S P ERA WHIP	IP WLS BF H R ER SO BB IBB HBP BLK WP HR S P ERA WHIP	IP WLS BF H R ER SO BB IBB HBP BLK WP HR S P ERA WHIP	IP WLS BF H R ER SO BB IBB HBP BLK WP HR S P ERA WHIP	IP WLS BF H R ER SO BB IBB HBP BLK WP HR S P ERA WHIP	IP WLS BF H R ER SO BB IBB HBP BLK WP HR S P ERA WHIP	IP WLS BF H R ER SO BB IBB HBP BLK WP HR S P ERA WHIP
50 Jamie Moyer, L ERA: 5.09	6.0	27	7	1	1	6	1	0	0	0	0	0	0	0	0	0	5.09	1.333					
37 Chad Durbin, R ERA: 6.0	1.0	3	0	0	0	0	0	0	0	0	0	0	0	0	0	0	6.0	0.000					
43 J.A. Happ, L ERA: 4.76	2.0	7	1	1	1	3	0	0	0	0	0	1	0	0	0	0	4.76	0.500					

Batter	1	2	3	4	5	6	7	8	9	AB	R	H	RBI	BB	SO	LOB	TOP	
1 Emilio Bonifacio, S OBP: 0.301, SLG: 0.342										5	1	1	0	0	1	3		
21 John Baker, L OBP: 0.390, SLG: 0.431										2	0	0	0	2	0	2		
2 Hanley Ramirez, R OBP: 0.349, SLG: 0.481										0	0	0	0	0	0	0		
7 Ross Gload, L OBP: 0.400, SLG: 0.308										2	0	0	0	1	0	3		
3 Jorge Cantu, R OBP: 0.390, SLG: 0.566										4	0	1	1	0	1	3		
6 Dan Uggla, R OBP: 0.333, SLG: 0.435										4	0	0	0	0	2	4		
27 Jeremy Hermida, L OBP: 0.403, SLG: 0.452										3	0	0	0	1	1	2		
12 Cody Ross, R OBP: 0.280, SLG: 0.414										4	0	0	0	0	0	1		
4 Alfredo Amezaga, S OBP: 0.276, SLG: 0.269										3	0	0	0	1	1	1		
19 Anibal Sánchez, R OBP: 0.167, SLG: 0.091										1	0	0	0	0	0	0		
25 Brett Carroll, R OBP: 0.167, SLG: 0.091										1	0	0	0	0	0	0		
53 Dan Meyer, R OBP: 0.167, SLG: 0.091										0	0	0	0	0	0	0		
37 Renyel Pinto, L OBP: 0.167, SLG: 0.091										0	0	0	0	0	0	0		
18 Wes Helms, R OBP: 0.281, SLG: 0.318										0	0	0	0	1	0	0		
Inning Stats	R: 1 E: 1 K: 2 S: 17	H: 1 LOB: 2 BB: 0 P: 27	R: 0 E: 0 K: 0 S: 9	H: 0 LOB: 0 BB: 0 P: 13	R: 0 E: 0 K: 1 S: 9	H: 0 LOB: 1 BB: 1 P: 17	R: 0 E: 0 K: 1 S: 7	H: 0 LOB: 2 BB: 0 P: 11	R: 0 E: 0 K: 0 S: 4	H: 0 LOB: 0 BB: 0 P: 9	R: 0 E: 0 K: 0 S: 14	H: 1 LOB: 2 BB: 1 P: 21	R: 0 E: 0 K: 2 S: 14	H: 0 LOB: 2 BB: 2 P: 24	1B: 2 2B: 0 3B: 0 HR: 0	SF: 0 SAC: 1 DP: 0 HBP: 1	WP: 0 PB: 0 SB: 0 CS: 0	PA: 37
PITCHER	IP WLS BF H R ER SO BB IBB HBP BLK WP HR S P ERA WHIP																	
33 John Maine, R ERA: 5.4	(1, 1) 6.0 W 24 1 1 0 4 3 0 1 0 0 0 0 54 94 0.00 0.667																	
50 Sean Green, R ERA: 5.91	(7, 1) 1.0 3 0 0 0 0 0 0 0 0 0 0 7 11 0.00 0.000																	
22 J.J. Putz, R ERA: 2.7	(8, 1) 1.0 5 1 0 0 0 1 0 0 0 0 0 14 21 0.00 2.000																	
75 Francisco Rodríguez, R ERA: 2.35	(9, 1) 1.0 5 0 0 0 2 2 0 0 0 0 0 0 14 24 0.00 2.000																	

Florida Marlins @ New York Mets
Citi Field, Flushing, NY
Mon Apr 27 2009, 7:10 PM EDT
Att: 38,573 - Partly Cloudy - 65 F

AB 29
R 1
H 2
RBI 1
BB 6
SO 6
LOB 19



Batter	1	2	3	4	5	6	7	8	9	AB	R	H	RBI	BB	SO	LOB	BOTTOM			
7 José Reyes, S OBP: 0.371, SLG: 0.388										4	0	0	0	0	1					
1 Luis Castillo, S OBP: 0.433, SLG: 0.444										2	1	1	0	1	0	0				
3 Alex Cora, L OBP: 0.294, SLG: 0.231										1	0	0	0	0	0	0				
15 Carlos Beltrán, S OBP: 0.476, SLG: 0.562										4	1	1	0	0	1	1				
10 Gary Sheffield, R OBP: 0.313, SLG: 0.308										4	1	1	1	0	1	0				
22 J.J. Putz, R ERA: 2.7										0	0	0	0	0	0	0				
75 Francisco Rodríguez, R ERA: 2.35										4	2	2	1	0	0	0				
5 David Wright, R OBP: 0.376, SLG: 0.405										3	0	1	1	0	2	2				
19 Ryan Church, L OBP: 0.435, SLG: 0.508										3	0	1	1	0	2	2				
17 Fernando Tatis, R OBP: 0.333, SLG: 0.487										3	1	1	0	1	0	0				
9 Omar Santos, R OBP: 0.286, SLG: 0.571										4	1	1	4	0	1	2				
33 John Maine, R ERA: 5.4										2	0	0	0	0	0	0				
28 Daniel Murphy, L OBP: 0.366, SLG: 0.422										1	0	1	0	0	0	0				
50 Sean Green, R ERA: 3.12										0	0	0	0	0	0	0				
18 Jeremy Reed, L OBP: 0.300, SLG: 0.222										0	0	0	0	0	0	0				
Inning Stats	R: 6 E: 0 K: 1 S: 24	H: 4 LOB: 0 BB: 2 P: 40	R: 0 E: 0 K: 0 S: 6	H: 0 LOB: 0 BB: 0 P: 9	R: 0 E: 0 K: 0 S: 14	H: 2 LOB: 2 BB: 0 P: 18	R: 0 E: 0 K: 1 S: 9	H: 1 LOB: 1 BB: 0 P: 11	R: 0 E: 0 K: 1 S: 10	H: 0 LOB: 0 BB: 0 P: 13	R: 0 E: 0 K: 1 S: 11	H: 1 LOB: 0 BB: 0 P: 17	R: 0 E: 0 K: 0 S: 6	H: 0 LOB: 0 BB: 0 P: 11	R: 1 E: 0 K: 0 S: 9	H: 1 LOB: 0 BB: 0 P: 17	1B: 6 2B: 0 3B: 2 HR: 1	SF: 1 SAC: 0 DP: 0 HBP: 0	WP: 0 PB: 0 SB: 0 CS: 0	PA: 35
PITCHER	IP WLS BF H R ER SO BB IBB HBP BLK WP HR S P ERA WHIP																			
19 Anibal Sánchez, R ERA: 4.13	(1, 1) 6.0 L 28 8 8 6 4 2 0 0 0 0 0 0 74 108 9.00 1.667																			
53 Dan Meyer, L ERA: 3.12	(7, 1) 1.0 3 0 0 0 1 0 0 0 0 0 0 6 11 0.00 0.000																			
37 Renyel Pinto, L ERA: 2.45	(8, 1) 1.0 4 1 1 1 0 0 0 0 0 0 0 9 17 9.00 1.000																			

Florida Marlins @ New York Mets
Citi Field, Flushing, NY
Mon Apr 27 2009, 7:10 PM EDT
Att: 38,573 - Partly Cloudy - 65 F

AB 32
R 7
H 9
RBI 7
BB 2
SO 5
LOB 6



Batter	1	2	3	4	5	6	7	8	9	AB	R	H	RBI	BB	SO	LOB	TOP			
1 Emilio Bonifacio, S OBP: 0.312, SLG: 0.360										5	0	2	0	0	1	0				
24 Cameron Maybin, R OBP: 0.291, SLG: 0.317										5	1	1	0	0	1	2				
18 Wes Helms, R OBP: 0.250, SLG: 0.308										4	0	1	1	0	0	2				
3 Jorge Cantu, R OBP: 0.448, SLG: 0.741										2	2	1	1	2	0	1				
27 Jeremy Hermida, L OBP: 0.400, SLG: 0.449										3	1	1	0	1	0	1				
46 Juan Carlos Oviedo, R OBP: 0.291, SLG: 0.317										0	0	0	0	0	0	0				
22 Matt Lindstrom, R OBP: 0.448, SLG: 0.741										0	0	0	0	0	0	0				
29 Ronny Paulino, R OBP: 0.400, SLG: 0.577										3	0	0	0	0	1	2				
12 Cody Ross, R OBP: 0.265, SLG: 0.385										4	0	1	2	0	2	3				
4 Alfredo Amezaga, S OBP: 0.324, SLG: 0.258										2	0	0	0	2	0	1				
55 Josh Johnson, L OBP: 0.231, SLG: 0.091										3	0	0	0	0	2	5				
37 Renyel Pinto, L ERA: 4.09										0	0	0	0	0	0	0				
25 Brett Carroll, R OBP: 0.143, SLG: 0.077										1	0	0	0	0	0	0				
Inning Stats	R: 2 H: 2 E: 0 K: 1 S: 12	H: 2 LOB: 0 BB: 0 P: 16	R: 0 H: 0 E: 0 K: 1 S: 10	H: 0 LOB: 0 BB: 0 P: 16	R: 0 H: 1 E: 0 K: 2 S: 13	H: 1 LOB: 1 BB: 0 P: 17	R: 0 H: 0 E: 0 K: 1 S: 13	H: 0 LOB: 2 BB: 0 P: 24	R: 0 H: 1 E: 0 K: 2 S: 9	H: 1 LOB: 1 BB: 1 P: 18	R: 0 H: 0 E: 0 K: 0 S: 6	H: 0 LOB: 0 BB: 0 P: 8	R: 2 H: 1 E: 0 K: 0 S: 14	H: 1 LOB: 1 BB: 2 P: 24	R: 0 H: 1 E: 0 K: 0 S: 9	H: 1 LOB: 1 BB: 0 P: 15	1B: 3 2B: 2 3B: 1 HR: 1	SF: 1 SAC: 1 DP: 0 HBP: 0	WP: 0 PB: 0 SB: 0 CS: 1	PA: 39
PITCHER	IP WLS BF H R ER SO BB IBB HBP BLK WP HR S P ERA WHIP																			
57 Johan Santana, L ERA: 1.1	(1, 1) 7.0 30 5 2 2 7 1 2 0 0 0 0 1 71 109 2.57 0.857																			
22 J.J. Putz, R ERA: 4.09	(8, 1) 1.0 L 5 1 2 2 0 2 0 0 0 0 0 0 14 24 18.00 3.000																			
75 Francisco Rodriguez, R ERA: 2.08	(9, 1) 1.0 4 1 0 0 0 0 0 0 0 0 0 0 9 15 0.00 1.000																			

Florida Marlins @ New York Mets
Citi Field, Flushing, NY
Wed Apr 29 2009, 1:10 PM EDT
Att: 39,337 - Partly Cloudy - 62 F

AB 32
R 4
H 7
RBI 4
BB 5
SO 7
LOB 17



Batter	1	2	3	4	5	6	7	8	9	AB	R	H	RBI	BB	SO	LOB	BOTTOM					
7 José Reyes, S OBP: 0.364, SLG: 0.386										3	1	1	0	2	0	2						
3 Alex Cora, L OBP: 0.346, SLG: 0.333										4	0	1	1	0	1	4						
28 Daniel Murphy, L OBP: 0.373, SLG: 0.426										3	0	1	0	0	0	1						
22 J.J. Putz, R ERA: 4.09										0	0	0	0	0	0	0						
10 Gary Sheffield, R OBP: 0.324, SLG: 0.367										0	0	0	0	1	0	0						
15 Carlos Beltrán, S OBP: 0.473, SLG: 0.538										4	0	1	0	1	0	2						
5 David Wright, R OBP: 0.372, SLG: 0.390										4	0	1	0	1	2	5						
19 Ryan Church, L OBP: 0.397, SLG: 0.448										5	0	0	0	0	0	5						
17 Fernando Tatis, R OBP: 0.407, SLG: 0.609										4	2	3	1	0	0	0						
11 Ramon Castro, R OBP: 0.303, SLG: 0.333										4	0	2	1	0	1	0						
9 Omar Santos, R OBP: 0.269, SLG: 0.500										1	0	0	0	0	0	3						
57 Johan Santana, L ERA: 1.1										1	0	0	0	0	0	0						
18 Jeremy Reed, L OBP: 0.333, SLG: 0.455										1	0	1	0	0	0	0						
Inning Stats	R: 1 H: 2 E: 0 K: 1 S: 10	H: 2 LOB: 1 BB: 0 P: 18	R: 0 H: 2 E: 0 K: 0 S: 14	H: 2 LOB: 2 BB: 0 P: 21	R: 0 H: 1 E: 1 K: 0 S: 9	H: 1 LOB: 1 BB: 0 P: 11	R: 1 H: 2 E: 0 K: 1 S: 11	H: 2 LOB: 1 BB: 1 P: 19	R: 0 H: 1 E: 0 K: 0 S: 11	H: 1 LOB: 1 BB: 0 P: 17	R: 1 H: 1 E: 0 K: 1 S: 11	H: 1 LOB: 2 BB: 0 P: 16	R: 0 H: 1 E: 0 K: 0 S: 10	H: 1 LOB: 2 BB: 1 P: 22	R: 0 H: 1 E: 0 K: 0 S: 7	H: 1 LOB: 1 BB: 1 P: 16	R: 0 H: 0 E: 0 K: 1 S: 10	H: 0 LOB: 3 BB: 2 P: 21	1B: 8 2B: 0 3B: 2 HR: 1	SF: 0 SAC: 4 DP: 1 HBP: 1	WP: 0 PB: 0 SB: 3 CS: 0	PA: 44
PITCHER	IP WLS BF H R ER SO BB IBB HBP BLK WP HR S P ERA WHIP																					
55 Josh Johnson, R ERA: 2.16	(1, 1) 6.0 28 9 3 3 3 1 0 0 0 0 0 0 10 22 0.00 1.667																					
37 Renyel Pinto, L ERA: 2.16	(7, 1) 1.0 W 5 1 0 0 0 0 1 0 0 0 0 0 7 16 0.00 2.000																					
46 Juan Carlos Oviedo, R ERA: 1.45	(8, 1) 1.0 H 5 1 0 0 0 1 0 0 0 0 0 0 7 16 0.00 2.000																					
22 Matt Lindstrom, R ERA: 8.31	(9, 1) 1.0 S 6 0 0 0 1 2 0 0 1 0 0 0 0 10 21 0.00 2.000																					

Florida Marlins @ New York Mets
Citi Field, Flushing, NY
Wed Apr 29 2009, 1:10 PM EDT
Att: 39,337 - Partly Cloudy - 62 F

AB 34
R 3
H 11
RBI 3
BB 5
SO 4
LOB 22



Batter	1	2	3	4	5	6	7	8	9	10	AB	R	H	RBI	BB	SO	LOB	TOP						
1 Emilio Bonifacio, S OBP: 0.306, SLG: 0.344											4	1	0	0	1	1	1							
24 Cameron Maybin, R OBP: 0.274, SLG: 0.328											4	1	2	1	0	1	0							
27 Jeremy Hermida, L OBP: 0.411, SLG: 0.437											2	1	0	0	3	1	2							
3 Jorge Cantu, R OBP: 0.444, SLG: 0.778											5	2	2	4	0	1	5							
6 Dan Uggla, R OBP: 0.322, SLG: 0.423											5	0	2	1	0	1	2							
29 Ronny Paulino, R OBP: 0.400, SLG: 0.548											5	0	2	0	0	0	3							
12 Cody Ross, R OBP: 0.250, SLG: 0.361											5	0	0	0	0	3	3							
4 Alfredo Amezaga, S OBP: 0.333, SLG: 0.306											5	1	2	0	0	1	2							
41 Chris Volstad, R OBP: 0.100, SLG: 0.100											2	0	0	0	0	0	0							
25 Brett Carroll, R OBP: 0.143, SLG: 0.077											0	0	0	0	0	0	0							
7 Ross Gload, L OBP: 0.215, SLG: 0.296											0	0	0	0	0	0	0							
53 Dan Meyer, R OBP: 0.150, SLG: 0.150											0	0	0	0	0	0	0							
40 Kiko Calero, R OBP: 0.125, SLG: 0.125											0	0	0	0	0	0	0							
37 Reynel Pinto, L OBP: 0.276, SLG: 0.308											0	0	0	0	0	0	0							
46 Juan Carlos Oviedo, R OBP: 0.100, SLG: 0.100											0	0	0	0	0	0	0							
Inning Stats	R: 0 E: 1 K: 3 S: 14	H: 0 LOB: 2 BB: 1 P: 22	R: 0 E: 0 K: 1 S: 9	H: 1 LOB: 0 BB: 0 P: 12	R: 0 E: 0 K: 0 S: 9	H: 1 LOB: 0 BB: 0 P: 12	R: 0 E: 0 K: 0 S: 7	H: 1 LOB: 1 BB: 1 P: 15	R: 0 E: 0 K: 1 S: 7	H: 1 LOB: 0 BB: 0 P: 10	R: 0 E: 0 K: 1 S: 9	H: 0 LOB: 0 BB: 0 P: 14	R: 1 E: 0 K: 0 S: 13	H: 2 LOB: 1 BB: 0 P: 17	R: 1 E: 1 K: 1 S: 11	H: 0 LOB: 1 BB: 2 P: 20	R: 0 E: 0 K: 1 S: 9	H: 0 LOB: 0 BB: 0 P: 15	R: 6 E: 1 K: 1 S: 30	H: 4 LOB: 1 BB: 2 P: 45	1B: 6 2B: 3 3B: 0 HR: 1	SF: 0 SAC: 1 DP: 3 HBP: 0	WP: 0 PB: 0 SB: 0 CS: 1	PA: 45
PITCHER	IP 7.0	WLS 0	BF 26	H 6	R 1	ER 1	SO 6	BB 2	IBB 0	HBP 0	BLK 0	WP 0	HR 1	S 68	P 102	ERA 1.29	WHIP 1.143							
45 Sean Marshall, L ERA: 3.32	1.0	B	5	0	1	0	1	2	0	0	0	0	0	11	20	0.00	2.000							
49 Carlos Marmol, R ERA: 6.0	1.0	3	0	0	0	1	0	0	0	0	0	0	0	9	15	0.00	0.000							
63 Kevin Gregg, R ERA: 5.59	0.0	L	6	3	6	5	0	2	0	0	0	0	0	17	29	∞	∞							
47 Aaron Heilman, R ERA: 4.91	1.0	4	1	0	0	1	0	0	0	0	0	0	0	13	16	0.00	1.000							
37 Angel Guzman, R ERA: 3.97																								

Florida Marlins @ Chicago Cubs
Wrigley Field, Chicago, IL
Thu Apr 30 2009, 7:05 PM CDT
Att: 37,956 - Partly Cloudy - 61 F

AB 37
R 8
H 10
RBI 6
BB 6
SO 9
LOB 18



Batter	1	2	3	4	5	6	7	8	9	10	AB	R	H	RBI	BB	SO	LOB	BOTTOM						
12 Alfonso Soriano, R OBP: 0.364, SLG: 0.591											4	0	0	0	0	1	1							
2 Ryan Theriot, R OBP: 0.374, SLG: 0.378											4	0	2	0	0	1	1							
1 Kosuke Fukudome, L OBP: 0.461, SLG: 0.592											4	0	0	0	0	1	3							
25 Derrek Lee, R OBP: 0.253, SLG: 0.284											4	0	0	0	0	2	2							
21 Milton Bradley, S OBP: 0.333, SLG: 0.294											3	1	1	1	1	1	0							
17 Mike Fontenot, L OBP: 0.338, SLG: 0.449											3	1	1	1	0	0	0							
9 Reed Johnson, R OBP: 0.310, SLG: 0.216											1	0	0	0	0	0	2							
47 Aaron Heilman, R OBP: 0.150, SLG: 0.150											0	0	0	0	0	0	0							
37 Angel Guzman, R OBP: 0.100, SLG: 0.100											0	0	0	0	0	0	0							
55 Koyie Hill, S OBP: 0.400, SLG: 0.452											4	0	0	0	0	0	0							
7 Aaron Miles, S OBP: 0.213, SLG: 0.200											4	0	0	0	0	0	0							
45 Sean Marshall, L ERA: 3.32											2	0	0	0	0	1	0							
49 Carlos Marmol, R ERA: 6.0											0	0	0	0	0	0	0							
38 Carlos Zambrano, S OBP: 0.333, SLG: 0.571											1	0	1	0	0	0	0							
63 Kevin Gregg, R ERA: 5.59											0	0	0	0	0	0	0							
18 Geovany Soto, R OBP: 0.268, SLG: 0.130											1	0	0	0	0	0	0							
Inning Stats	R: 0 E: 0 K: 0 S: 7	H: 0 LOB: 0 BB: 0 P: 11	R: 0 E: 0 K: 0 S: 10	H: 0 LOB: 0 BB: 0 P: 12	R: 0 E: 0 K: 0 S: 5	H: 0 LOB: 0 BB: 0 P: 6	R: 0 E: 0 K: 1 S: 9	H: 1 LOB: 1 BB: 0 P: 12	R: 2 E: 0 K: 1 S: 12	H: 2 LOB: 0 BB: 0 P: 18	R: 0 E: 0 K: 2 S: 8	H: 0 LOB: 0 BB: 0 P: 14	R: 0 E: 0 K: 1 S: 7	H: 0 LOB: 0 BB: 0 P: 10	R: 0 E: 0 K: 0 S: 10	H: 1 LOB: 1 BB: 0 P: 17	R: 0 E: 0 K: 2 S: 12	H: 1 LOB: 2 BB: 0 P: 20	R: 0 E: 0 K: 0 S: 7	H: 0 LOB: 0 BB: 0 P: 12	1B: 3 2B: 1 3B: 0 HR: 2	SF: 0 SAC: 0 DP: 1 HBP: 0	WP: 1 PB: 0 SB: 3 CS: 0	PA: 36
PITCHER	IP 7.0	WLS 3	BF 24	H 3	R 2	ER 2	SO 5	BB 0	IBB 0	HBP 0	BLK 0	WP 0	HR 1	S 58	P 83	ERA 2.57	WHIP 0.429							
41 Chris Volstad, R ERA: 2.67	0.2	3	1	0	0	0	0	0	0	0	0	0	0	7	11	0.00	1.500							
53 Dan Meyer, L ERA: 2.7	1.0	5	1	0	0	2	0	1	0	0	0	0	0	12	22	0.00	1.000							
40 Kiko Calero, R ERA: 2.61	0.1	W	1	0	0	0	0	0	0	0	0	0	0	3	4	0.00	0.000							
37 Reynel Pinto, L ERA: 2.68	1.0	3	0	0	0	0	0	0	0	0	0	0	0	7	12	0.00	0.000							
46 Juan Carlos Oviedo, R ERA: 3.18																								

Florida Marlins @ Chicago Cubs
Wrigley Field, Chicago, IL
Thu Apr 30 2009, 7:05 PM CDT
Att: 37,956 - Partly Cloudy - 61 F

AB 35
R 2
H 5
RBI 2
BB 1
SO 7
LOB 9



Batter	1	2	3	4	5	6	7	8	9	AB	R	H	RBI	BB	SO	LOB	TOP					
1 Emilio Bonifacio, S (1.4)										4	0	1	0	0	1	1	Florida Marlins @ Chicago Cubs Wrigley Field, Chicago, IL Sat May 02 2009, 12:05 PM CDT Att: 40,083 - Sunny - 59 F					
27 Jeremy Hermida, L (1.7)										4	0	0	0	0	4	1						
2 Hanley Ramirez, R (1.6)										4	0	0	0	0	2	1						
3 Jorge Cantu, R (1.3)										4	0	1	0	0	1	1						
29 Ronny Paulino, R (1.2)										4	0	1	0	0	2	1						
18 Wes Helms, R (1.5)										3	0	0	0	0	1	1						
12 Cody Ross, R (1.9)										3	1	1	1	0	1	1						
24 Cameron Maybin, R (1.8)										3	0	1	0	0	0	1						
19 Anibal Sanchez, R (1.1)										1	0	0	0	0	1	1						
25 Brett Carroll, R (5,PH)										1	0	0	0	0	0	0						
48 Hayden Penn, R (5.1)										0	0	0	0	0	0	0						
4 Alfredo Amezaga, S (8,PH)										1	0	0	0	0	0	0						
40 Kiko Calero, R (8.1)										0	0	0	0	0	0	0						
Inning Stats	R: 0 E: 0 K: 1 S: 12	H: 0 LOB: 0 BB: 0 P: 15	R: 0 E: 0 K: 1 S: 6	H: 0 LOB: 0 BB: 0 P: 7	R: 0 E: 0 K: 2 S: 10	H: 1 LOB: 1 BB: 0 P: 12	R: 0 E: 0 K: 2 S: 11	H: 1 LOB: 1 BB: 0 P: 16	R: 1 E: 0 K: 0 S: 10	H: 1 LOB: 0 BB: 0 P: 13	R: 0 E: 0 K: 2 S: 11	H: 1 LOB: 1 BB: 0 P: 19	R: 0 E: 0 K: 1 S: 7	H: 0 LOB: 0 BB: 0 P: 9	R: 0 E: 0 K: 3 S: 9	H: 0 LOB: 0 BB: 0 P: 13	R: 0 E: 0 K: 3 S: 9	H: 0 LOB: 0 BB: 0 P: 12	1B: 4 2B: 0 3B: 0 HR: 1	SF: 0 SAC: 0 DP: 0 HBP: 0	WP: 0 PB: 0 SB: 0 CS: 0	PA: 32
PITCHER	IP WLS BF H R ER SO BB IBB HBP BLK WP HR S P ERA WHIP	8.0 W 29 5 1 1 10 0 0 0 0 0 1 76 104 1.12 0.625	1.0 3 0 0 0 3 0 0 0 0 0 0 9 12 0.00 0.000																			
30 Ted Lilly, L (1.1)																						
47 Aaron Heilman, R (9.1)																						

AB	32
R	1
H	5
RBI	1
BB	0
SO	13
LOB	9



Batter	1	2	3	4	5	6	7	8	9	AB	R	H	RBI	BB	SO	LOB	BOTTOM					
12 Alfonso Soriano, R (1.7)										5	1	2	0	0	1	2	Florida Marlins @ Chicago Cubs Wrigley Field, Chicago, IL Sat May 02 2009, 12:05 PM CDT Att: 40,083 - Sunny - 59 F					
2 Ryan Theriot, R (1.6)										5	1	2	2	0	2	1						
1 Kosuke Fukudome, L (1.8)										2	1	0	0	2	0	0						
25 Derrek Lee, R (1.3)										4	1	1	1	0	3	3						
6 Micah Hoffpauir, L (1.9)										3	1	2	0	1	0	1						
4 Joey Gathright, L (7,PR)										0	0	0	0	0	0	0						
17 Mike Fontenot, L (1.5)										3	0	1	1	1	1	2						
18 Geovany Soto, R (1.2)										4	0	1	0	0	1	3						
7 Aaron Miles, S (1.4)										3	1	1	0	1	0	2						
30 Ted Lilly, L (1.1)										3	0	1	2	0	2	1						
38 Carlos Zambrano, S (8,PH)										1	0	0	0	0	1	0						
47 Aaron Heilman, R (9.1)										0	0	0	0	0	0	0						
Inning Stats	R: 3 E: 0 K: 1 S: 16	H: 4 LOB: 2 BB: 1 P: 28	R: 0 E: 0 K: 2 S: 12	H: 1 LOB: 2 BB: 1 P: 24	R: 2 E: 0 K: 1 S: 12	H: 2 LOB: 1 BB: 2 P: 24	R: 1 E: 0 K: 1 S: 12	H: 2 LOB: 1 BB: 0 P: 15	R: 0 E: 0 K: 2 S: 11	H: 1 LOB: 1 BB: 0 P: 18	R: 0 E: 0 K: 1 S: 10	H: 0 LOB: 0 BB: 0 P: 14	R: 0 E: 0 K: 1 S: 5	H: 0 LOB: 1 BB: 1 P: 12	R: 0 E: 0 K: 2 S: 9	H: 1 LOB: 1 BB: 0 P: 16	R: 0 E: 0 K: 2 S: 9	H: 1 LOB: 1 BB: 0 P: 16	1B: 7 2B: 1 3B: 1 HR: 2	SF: 0 SAC: 0 DP: 1 HBP: 0	WP: 0 PB: 0 SB: 3 CS: 1	PA: 38
PITCHER	IP WLS BF H R ER SO BB IBB HBP BLK WP HR S P ERA WHIP	4.0 L 24 1 0 0 4 1 0 0 0 0 0 26 44 0.00 0.667	3.0 10 1 0 0 4 1 0 0 0 0 0 26 44 0.00 0.667																			
19 Anibal Sanchez, R (1.1)																						
48 Hayden Penn, R (5.1)																						
40 Kiko Calero, R (8.1)																						



Batter	1	2	3	4	5	6	7	8	9	AB	R	H	RBI	BB	SO	LOB	TOP			
1 Emilio Bonifacio, S OBP: 0.304, SLG: 0.324	G1-3		K		K		F7		F9	5	0	0	0	0	2	2				
21 John Baker, L OBP: 0.397, SLG: 0.492	1B		F9			2B		HR		4	3	3	1	0	0	0				
2 Hanley Ramirez, R OBP: 0.366, SLG: 0.451	2B				BB			BB		1	0	1	0	3	0	0				
3 Jorge Cantu, R OBP: 0.412, SLG: 0.680	G3		F7		E1			K		4	0	0	1	0	1	5				
6 Dan Uggla, R OBP: 0.313, SLG: 0.400	F8		P4		SF8			P5		3	0	0	1	0	0	2				
27 Jeremy Hermida, L OBP: 0.398, SLG: 0.395	G3-1				P6			K		4	1	1	0	0	1	3				
22 Matt Lindstrom, R (8, 1)					1B					0	0	0	0	0	0	0				
12 Cody Ross, R OBP: 0.253, SLG: 0.389	F8		G3-1		G3-1			G4-3		4	0	1	0	0	0	2				
7 Ross Gload, L OBP: 0.378, SLG: 0.265	P1				FC1-6-4			F7		4	0	0	0	0	0	2				
47 Ricky Nolasco, R OBP: 0.111, SLG: 0.111			K		G2-3			G4-3		2	0	0	1	0	1	1				
4 Alfredo Amezaga, S OBP: 0.306, SLG: 0.279										1	0	0	0	0	0	0				
40 Kiko Calero, R (7, 1)										0	0	0	0	0	0	0				
18 Wes Helms, R OBP: 0.294, SLG: 0.323								1B		1	0	1	0	0	0	0				
Inning Stats	R: 1 H: 2 E: 0 K: 0 S: 17	H: 2 LOB: 1 BB: 0 P: 27	R: 0 H: 0 E: 0 K: 0 S: 8	H: 0 LOB: 0 BB: 0 P: 14	R: 0 H: 0 E: 0 K: 2 S: 8	H: 0 LOB: 0 BB: 0 P: 11	R: 0 H: 0 E: 0 K: 0 S: 7	H: 2 LOB: 1 BB: 0 P: 15	R: 1 H: 1 E: 2 K: 0 S: 13	H: 1 LOB: 2 BB: 1 P: 20	R: 0 H: 0 E: 0 K: 0 S: 9	H: 0 LOB: 0 BB: 0 P: 11	R: 1 H: 1 E: 0 K: 2 S: 16	H: 1 LOB: 1 BB: 1 P: 26	R: 0 H: 1 E: 0 K: 0 S: 14	H: 1 LOB: 1 BB: 0 P: 23	1B: 4 2B: 2 3B: 0 HR: 1	SF: 1 SAC: 0 DP: 0 HBP: 0	WP: 0 PB: 0 SB: 0 CS: 1	PA: 37
PITCHER	IP WLS BF H R ER SO BB IBB HBP BLK WP HR S P ERA WHIP																			
38 Carlos Zambrano, R ERA: 4.5	5.0 W 19 4 2 2 3 1 0 0 0 0 0 51 78 3.60 1.000																			
37 Angel Guzman, R ERA: 4.05	2.0 9 1 1 1 0 1 0 0 0 0 0 22 31 4.50 1.000																			
49 Carlos Marmol, R ERA: 5.73	1.0 H 5 1 1 2 1 0 0 0 0 1 16 26 9.00 2.000																			
63 Kevin Gregg, R ERA: 5.4	1.0 S 4 1 0 0 0 0 0 0 0 0 0 14 23 0.00 1.000																			

Florida Marlins @ Chicago Cubs
Wrigley Field, Chicago, IL
Sun May 03 2009, 1:20 PM CDT
Att: 40,457 - Partly Cloudy - 65 F

AB 33
R 4
H 7
RBI 4
BB 3
SO 5
LOB 17



Batter	1	2	3	4	5	6	7	8	9	AB	R	H	RBI	BB	SO	LOB	BOTTOM			
12 Alfonso Soriano, R OBP: 0.354, SLG: 0.545	1B		K		F7		K			4	0	1	0	0	2	1				
2 Ryan Theriot, R OBP: 0.371, SLG: 0.458	K		1B		25 HR		K			4	1	2	0	0	2	1				
1 Kosuke Fukudome, L OBP: 0.443, SLG: 0.545	F7		F8		E9		G4-3			4	1	0	0	0	0	4				
25 Derrek Lee, R OBP: 0.263, SLG: 0.360	F9		F9		25 HR					4	1	1	4	0	1	2				
21 Milton Bradley, S OBP: 0.296, SLG: 0.256	P4				G3		G3			4	0	0	0	0	1	1				
4 Joey Gathright, L OBP: 0.200, SLG: 0.111										0	0	0	0	0	0	0				
17 Mike Fontenot, L OBP: 0.359, SLG: 0.494	K				HR		F8			4	1	2	1	0	1	1				
18 Geovany Soto, R OBP: 0.294, SLG: 0.193	2B				F8		K			4	1	1	0	0	1	1				
7 Aaron Miles, S OBP: 0.241, SLG: 0.222	2B				G6-3		F9			3	0	1	1	0	0	0				
38 Carlos Zambrano, S OBP: 0.316, SLG: 0.500	K									2	0	1	0	0	1	1				
40 Kiko Calero, L OBP: 0.333, SLG: 0.250										0	1	0	0	0	0	0				
37 Angel Guzman, R (6, 1)										1	0	0	0	0	0	0				
49 Carlos Marmol, R (8, 1)										0	0	0	0	0	0	0				
63 Kevin Gregg, R (9, 1)										0	0	0	0	0	0	0				
Inning Stats	R: 0 H: 1 E: 0 K: 1 S: 10	H: 2 LOB: 1 BB: 0 P: 15	R: 1 H: 2 E: 0 K: 2 S: 16	H: 2 LOB: 0 BB: 0 P: 27	R: 0 H: 1 E: 0 K: 1 S: 12	H: 1 LOB: 1 BB: 0 P: 17	R: 1 H: 1 E: 0 K: 0 S: 9	H: 1 LOB: 1 BB: 0 P: 16	R: 4 H: 3 E: 1 K: 0 S: 13	H: 3 LOB: 1 BB: 0 P: 19	R: 0 H: 0 E: 0 K: 1 S: 11	H: 0 LOB: 0 BB: 0 P: 18	R: 0 H: 0 E: 0 K: 2 S: 9	H: 0 LOB: 0 BB: 0 P: 15	R: 0 H: 1 E: 0 K: 2 S: 10	H: 1 LOB: 1 BB: 0 P: 18	1B: 5 2B: 2 3B: 0 HR: 2	SF: 0 SAC: 0 DP: 0 HBP: 0	WP: 0 PB: 0 SB: 1 CS: 0	PA: 34
PITCHER	IP WLS BF H R ER SO BB IBB HBP BLK WP HR S P ERA WHIP																			
47 Ricky Nolasco, R ERA: 7.03	6.0 L 27 8 6 5 5 0 0 0 0 0 0 2 71 112 7.50 1.333																			
40 Kiko Calero, R ERA: 2.09	1.2 5 0 0 0 4 0 0 0 0 0 0 15 26 0.00 0.000																			
22 Matt Lindstrom, R ERA: 8.0	0.1 2 1 0 0 0 0 0 0 0 0 0 4 7 0.00 3.000																			

Florida Marlins @ Chicago Cubs
Wrigley Field, Chicago, IL
Sun May 03 2009, 1:20 PM CDT
Att: 40,457 - Partly Cloudy - 65 F

AB 34
R 6
H 9
RBI 6
BB 0
SO 9
LOB 12



Batter	1	2	3	4	5	6	7	8	9	AB	R	H	RBI	BB	SO	LOB	TOP					
3 Willy Taveras, R OBP: 0.330, SLG: 0.330 16 Darnell McDonald, R OBP: 0.299, SLG: 0.300	F7	FC6-4			1B		F8	G6-3		4	1	1	0	0	0	2	Cincinnati Reds @ Florida Marlins Land Shark Stadium, Miami, FL Tue May 05 2009, 7:10 PM EDT Att: 11,087 - Clear - 80 F					
15 Jerry Hairston, R OBP: 0.270, SLG: 0.286	BB		G5-3		1B			K		4	3	2	0	1	1	2						
19 Joey Volto, L OBP: 0.470, SLG: 0.571	1B		BB		BB					2	2	2	1	3	0	0	livebaseballscores.com					
4 Brandon Phillips, R OBP: 0.299, SLG: 0.387	F8		BB		BB		HR			5	1	3	6	0	1	2						
32 Jay Bruce, L OBP: 0.337, SLG: 0.494 17 Laynce Nix, L OBP: 0.400, SLG: 0.656	K		BB		BB		HR			4	0	1	0	0	2	4	livebaseballscores.com					
23 Adam Rosales, R OBP: 0.357, SLG: 0.261		G5-3								5	0	0	0	0	1	3						
21 Chris Dickerson, L OBP: 0.324, SLG: 0.317										5	0	1	0	0	2	2	AB 38 R 7 H 14 RBI 7 BB 4 SO 8 LOB 17					
55 Ramon Hernandez, R OBP: 0.321, SLG: 0.359										4	0	2	0	0	0	0						
36 Edinson Volquez, R OBP: 0.083, SLG: 0.083 40 Nick Masset, R (9, 1)										3	0	1	0	0	1	0	REDS					
										0	0	0	0	0	0	0						
Inning Stats	R: 1 E: 1 K: 1 S: 13	H: 1 LOB: 1 BB: 1 P: 23	R: 0 E: 0 K: 1 S: 11	H: 2 LOB: 2 BB: 0 P: 17	R: 1 E: 0 K: 1 S: 10	H: 1 LOB: 0 BB: 1 P: 19	R: 0 E: 0 K: 2 S: 7	H: 0 LOB: 0 BB: 0 P: 8	R: 2 E: 0 K: 0 S: 13	H: 3 LOB: 1 BB: 1 P: 21	R: 0 E: 0 K: 0 S: 6	H: 0 LOB: 0 BB: 0 P: 9	R: 3 E: 0 K: 1 S: 11	H: 3 LOB: 1 BB: 1 P: 20	R: 0 E: 0 K: 1 S: 9	H: 2 LOB: 2 BB: 0 P: 15	R: 0 E: 0 K: 1 S: 11	H: 2 LOB: 2 BB: 0 P: 17	1B: 11 2B: 2 3B: 0 HR: 1	SF: 0 SAC: 1 DP: 1 HBP: 0	WP: 0 PB: 0 SB: 2 CS: 1	PA: 43
PITCHER	IP WLS BF H R ER SO BB IBB HBP BLK WP HR S P ERA WHIP	6.0 L 26 7 4 3 5 3 0 0 0 0 0 60 97 4.50 1.667	2.0 12 5 3 3 2 0 1 0 0 0 1 20 35 13.50 2.500	1.0 5 2 0 0 1 0 0 0 0 0 0 11 17 0.00 2.000											IP WLS BF H R ER SO BB IBB HBP BLK WP HR S P ERA WHIP							

Batter	1	2	3	4	5	6	7	8	9	AB	R	H	RBI	BB	SO	LOB	BOTTOM					
1 Emilio Bonifacio, S OBP: 0.309, SLG: 0.322	K			G2-3				F9		3	0	0	0	1	1	1	Cincinnati Reds @ Florida Marlins Land Shark Stadium, Miami, FL Tue May 05 2009, 7:10 PM EDT Att: 11,087 - Clear - 80 F					
21 John Baker, L OBP: 0.183, SLG: 0.457				BB				G4-6-3		3	0	0	0	1	2	2						
2 Hanley Ramirez, R OBP: 0.385, SLG: 0.495	F8			BB						4	0	1	0	0	2	1	livebaseballscores.com					
3 Jorge Cantu, R OBP: 0.385, SLG: 0.624		F8		P2				G6-3		3	0	0	0	1	0	1						
6 Dan Uggla, R OBP: 0.312, SLG: 0.370		L7								3	0	0	0	1	1	0	livebaseballscores.com					
27 Jeremy Hermida, L OBP: 0.391, SLG: 0.398										3	0	1	0	0	2	2						
12 Cody Ross, R OBP: 0.260, SLG: 0.388										2	0	0	0	0	1	3	AB 27 R 0 H 3 RBI 0 BB 4 SO 9 LOB 15					
4 Alfredo Amezaga, S OBP: 0.296, SLG: 0.271										3	0	0	0	0	0	4						
41 Chris Volstad, R OBP: 0.091, SLG: 0.091 25 Brett Carroll, R OBP: 0.167, SLG: 0.116 48 Hayden Penn, R (7, 1) 7 Ross Gload, L OBP: 0.383, SLG: 0.278 40 Kiko Calero, R (9, 1)										1	0	0	0	0	0	1	REDS					
										1	0	0	0	0	0	0						
Inning Stats	R: 0 E: 0 K: 2 S: 9	H: 0 LOB: 0 BB: 0 P: 13	R: 0 E: 0 K: 1 S: 7	H: 0 LOB: 0 BB: 0 P: 12	R: 0 E: 0 K: 0 S: 4	H: 0 LOB: 0 BB: 0 P: 8	R: 0 E: 0 K: 0 S: 7	H: 1 LOB: 1 BB: 1 P: 14	R: 0 E: 0 K: 0 S: 10	H: 1 LOB: 1 BB: 0 P: 15	R: 0 E: 0 K: 2 S: 10	H: 0 LOB: 0 BB: 1 P: 17	R: 0 E: 0 K: 2 S: 11	H: 0 LOB: 2 BB: 2 P: 25	R: 0 E: 0 K: 0 S: 4	H: 1 LOB: 0 BB: 0 P: 6	R: 0 E: 0 K: 2 S: 7	H: 0 LOB: 0 BB: 0 P: 9	1B: 1 2B: 2 3B: 0 HR: 0	SF: 0 SAC: 0 DP: 1 HBP: 1	WP: 1 PB: 0 SB: 0 CS: 0	PA: 32
PITCHER	IP WLS BF H R ER SO BB IBB HBP BLK WP HR S P ERA WHIP	8.0 W 29 3 0 0 2 4 0 1 0 0 0 7 9 0.00 0.875	1.0 3 0 0 0 2 0 0 0 0 0 0 7 9 0.00 0.000											IP WLS BF H R ER SO BB IBB HBP BLK WP HR S P ERA WHIP								

Batter	1	2	3	4	5	6	7	8	9	AB	R	H	RBI	BB	SO	LOB	TOP			
4 Omar Infante, R OBP: 0.386, SLG: 0.397	F9	F8			G6-3		1B		F8-2	5	0	1	0	0	0	1				
19 Yunel Escobar, R OBP: 0.358, SLG: 0.420	F9		K			1B	K			4	1	1	0	0	2	1				
18 Garret Anderson, L OBP: 0.231, SLG: 0.250	22 1B		G6-3		F9		K			3	0	0	0	1	1	2				
22 Casey Kotchman, L OBP: 0.377, SLG: 0.458	1B							K		4	1	3	2	0	1	0				
7 Jeff Francoeur, R OBP: 0.305, SLG: 0.429	F9		F7		K			2 CS		4	0	1	0	0	1	3				
2 Kelly Johnson, L OBP: 0.323, SLG: 0.402		8 HR			G3		G6-3			4	1	2	0	0	0	0				
8 David Ross, R OBP: 0.411, SLG: 0.574		1H			P6		24 G1-6-3		K	4	1	2	2	0	1	1				
24 Jordan Schafer, L OBP: 0.375, SLG: 0.370	F9						G1-6-3		E2	4	0	2	0	0	0	1				
49 Jair Jurrjens, R OBP: 0.154, SLG: 0.083									G3	3	0	0	0	0	3	1				
Rafael Soriano, R OBP: 0.232, SLG: 0.158										0	0	0	0	0	0	0				
20 Greg Norton, S OBP: 0.232, SLG: 0.158										1	0	0	0	0	0	1				
51 Michael Gonzalez, R OBP: 0.375, SLG: 0.370										0	0	0	0	0	0	0				
Inning Stats	R: 0 E: 0 K: 0 S: 9	H: 1 LOB: 2 BB: 1 P: 16	R: 2 E: 0 K: 1 S: 12	H: 2 LOB: 0 BB: 0 P: 18	R: 1 E: 0 K: 1 S: 10	H: 1 LOB: 1 BB: 0 P: 11	R: 0 E: 0 K: 1 S: 9	H: 1 LOB: 1 BB: 0 P: 12	R: 1 E: 0 K: 1 S: 13	H: 2 LOB: 1 BB: 0 P: 16	R: 0 E: 0 K: 3 S: 14	H: 1 LOB: 1 BB: 0 P: 21	R: 0 E: 0 K: 2 S: 11	H: 2 LOB: 1 BB: 0 P: 16	R: 0 E: 1 K: 0 S: 4	H: 1 LOB: 0 BB: 0 P: 6	1B: 9 2B: 2 3B: 0 HR: 2	SF: 0 SAC: 0 DP: 2 HBP: 0	WP: 0 PB: 0 SB: 1 CS: 1	PA: 37
PITCHER	IP WLS BF H R ER SO BB IBB HBP BLK WP HR S P ERA WHIP																			
19 Anibal Sánchez, R ERA: 5.79	4.2 L 22 7 4 4 3 1 0 0 0 0 0 2 50 70 7.71 1.714																			
35 Burke Badenhop, R ERA: 4.0	2.0 7 2 0 0 3 0 0 0 0 0 0 0 19 27 0.00 1.000																			
37 Renyel Pinto, L ERA: 1.32	1.0 4 2 0 0 2 0 0 0 0 0 0 0 11 18 0.00 2.000																			
40 Kiko Calero, R ERA: 1.76	1.1 4 1 0 0 1 0 0 0 0 0 0 0 7 10 0.00 0.750																			

Atlanta Braves @ Florida Marlins
Land Shark Stadium, Miami, FL
Thu May 07 2009, 12:10 PM EDT
Att: 17,759 - Partly Cloudy - 85 F

AB 36
R 4
H 12
RBI 4
BB 1
SO 9
LOB 11



Batter	1	2	3	4	5	6	7	8	9	AB	R	H	RBI	BB	SO	LOB	BOTTOM			
1 Emilio Bonifacio, S OBP: 0.295, SLG: 0.306	2 CS		G4-3			L9		FC6-4		4	0	1	0	0	0	2				
24 Cameron Maybin, R OBP: 0.280, SLG: 0.310	F9					G4-3				3	0	0	0	0	1	2				
18 Wes Helms, R OBP: 0.324, SLG: 0.333										0	0	0	0	1	0	0				
25 Brett Carroll, R OBP: 0.167, SLG: 0.118										0	0	0	0	0	0	0				
2 Hanley Ramirez, R OBP: 0.389, SLG: 0.545	1-2				F9					4	2	2	2	0	1	2				
3 Jorge Cantu, R OBP: 0.385, SLG: 0.656	F8				K					4	0	0	0	0	1	0				
27 Jeremy Hermida, L OBP: 0.390, SLG: 0.389		G6-3								3	0	0	0	1	0	0				
6 Dan Uggla, R OBP: 0.329, SLG: 0.350	F8				F8					4	0	0	0	0	1	1				
12 Cody Ross, R OBP: 0.261, SLG: 0.375	F8									3	0	0	0	0	0	0				
40 Kiko Calero, R										0	0	0	0	0	0	0				
29 Ronny Paulino, R OBP: 0.386, SLG: 0.474										1	0	0	0	1	0	0				
21 John Baker, L OBP: 0.372, SLG: 0.453			1 G4-3							1	0	0	0	0	0	0				
19 Anibal Sánchez, R										0	0	0	0	0	0	0				
35 Burke Badenhop, R										1	0	0	0	0	1	0				
37 Renyel Pinto, L										0	0	0	0	0	0	0				
7 Ross Gload, L OBP: 0.388, SLG: 0.289										1	0	1	0	0	0	0				
Inning Stats	R: 1 E: 0 K: 0 S: 12	H: 2 LOB: 0 BB: 0 P: 17	R: 0 E: 0 K: 0 S: 7	H: 0 LOB: 0 BB: 0 P: 10	R: 0 E: 0 K: 1 S: 8	H: 0 LOB: 1 BB: 1 P: 12	R: 0 E: 0 K: 1 S: 10	H: 0 LOB: 1 BB: 1 P: 19	R: 1 E: 0 K: 0 S: 13	H: 1 LOB: 0 BB: 0 P: 13	R: 0 E: 0 K: 1 S: 7	H: 0 LOB: 0 BB: 0 P: 12	R: 0 E: 0 K: 1 S: 19	H: 1 LOB: 2 BB: 1 P: 29	R: 0 E: 0 K: 0 S: 9	H: 0 LOB: 0 BB: 0 P: 13	1B: 2 2B: 0 3B: 0 HR: 2	SF: 0 SAC: 1 DP: 0 HBP: 0	WP: 0 PB: 0 SB: 0 CS: 1	PA: 33
PITCHER	IP WLS BF H R ER SO BB IBB HBP BLK WP HR S P ERA WHIP																			
49 Jair Jurrjens, R ERA: 2.01	7.0 W 25 3 2 2 4 2 0 0 0 0 0 2 67 102 2.57 0.714																			
Rafael Soriano, R ERA: 1.29	1.0 H 5 1 0 0 1 1 0 0 0 0 0 0 19 29 0.00 2.000																			
51 Michael Gonzalez, L ERA: 3.86	1.0 S 3 0 0 0 0 0 0 0 0 0 0 0 9 13 0.00 0.000																			

Atlanta Braves @ Florida Marlins
Land Shark Stadium, Miami, FL
Thu May 07 2009, 12:10 PM EDT
Att: 17,759 - Partly Cloudy - 85 F

AB 29
R 2
H 4
RBI 2
BB 3
SO 5
LOB 7



Batter	1	2	3	4	5	6	7	8	9	AB	R	H	RBI	BB	SO	LOB	TOP								
4 Alfredo Amezaga, S OBP: 0.270, SLG: 0.246										4	0	0	0	0	3	1	Florida Marlins @ Colorado Rockies Coors Field, Denver, CO Sat May 09 2009, 6:10 PM MDT Att: 28,227 - Cloudy - 64 F								
6 Dan Uggla, R OBP: 0.306, SLG: 0.369										3	1	1	0	0	1	0									
2 Hanley Ramirez, R OBP: 0.418, SLG: 0.602										4	2	3	1	0	0	1									
3 Jorge Cantu, R OBP: 0.363, SLG: 0.614										4	0	1	1	0	3	3									
18 Wes Helms, R OBP: 0.279, SLG: 0.282										4	0	0	0	0	1	3									
12 Cody Ross, R OBP: 0.258, SLG: 0.363										4	0	0	0	0	1	3									
27 Jeremy Hermida, L OBP: 0.392, SLG: 0.386										4	0	1	1	0	2	1									
25 Brett Carroll, R OBP: 0.200, SLG: 0.158										3	0	0	0	0	1	0									
29 Ronny Paulino, R OBP: 0.383, SLG: 0.450										1	0	0	0	0	0	1									
55 Josh Johnson, L OBP: 0.167, SLG: 0.063										2	0	0	0	1	0	0									
22 Matt Lindstrom, R ERA: 1.69										0	0	0	0	0	0	0									
										2	0	0	0	0	2	0									
										0	0	0	0	0	0	0									
Inning Stats	R: 1 H: 2 E: 0 K: 1 S: 10	H: 2 LOB: 1 BB: 0 P: 14	R: 0 H: 0 E: 0 K: 1 S: 10	H: 0 LOB: 0 BB: 0 P: 14	R: 0 H: 0 E: 0 K: 2 S: 7	H: 0 LOB: 0 BB: 0 P: 8	R: 1 H: 2 E: 0 K: 2 S: 10	H: 2 LOB: 1 BB: 0 P: 18	R: 0 H: 0 E: 0 K: 1 S: 10	H: 0 LOB: 1 BB: 1 P: 15	R: 0 H: 0 E: 0 K: 2 S: 8	H: 0 LOB: 0 BB: 0 P: 13	R: 0 H: 0 E: 0 K: 2 S: 8	H: 0 LOB: 0 BB: 0 P: 13	R: 0 H: 0 E: 0 K: 2 S: 7	H: 0 LOB: 1 BB: 0 P: 11	R: 1 H: 2 E: 0 K: 1 S: 12	H: 2 LOB: 1 BB: 0 P: 19	1B: 4 2B: 1 3B: 1 HR: 0	SF: 0 SAC: 1 DP: 0 HBP: 1	WP: 0 PB: 0 SB: 3 CS: 0	PA: 34			
PITCHER	IP	WLS	BF	H	R	ER	SO	BB	IBB	HBP	BLK	WP	HR	S	P	ERA	WHIP								
29 Jorge De La Rosa, L ERA: 3.53	8.0	L	29	4	2	2	12	1	0	1	0	0	0	70	106	2.25	0.625								
49 Jason Grilli, R ERA: 1.69	1.0	S	5	2	1	1	1	0	0	0	0	0	0	12	19	9.00	2.000								

Batter	1	2	3	4	5	6	7	8	9	AB	R	H	RBI	BB	SO	LOB	BOTTOM								
7 Seth Smith, L OBP: 0.443, SLG: 0.509										4	0	2	0	0	0	0	Florida Marlins @ Colorado Rockies Coors Field, Denver, CO Sat May 09 2009, 6:10 PM MDT Att: 28,227 - Cloudy - 64 F								
49 Jason Grilli, R ERA: 1.69										0	0	0	0	0	0	0									
2 Troy Tulowitzki, R OBP: 0.327, SLG: 0.436										4	0	2	1	0	1	2									
17 Todd Helton, L OBP: 0.386, SLG: 0.475										4	0	2	1	0	1	2									
11 Brad Hawpe, L OBP: 0.424, SLG: 0.605										4	0	0	0	0	0	3									
19 Ryan Spilborghs, R OBP: 0.336, SLG: 0.433										4	0	0	0	0	0	3									
27 Garrett Atkins, R OBP: 0.286, SLG: 0.356										4	0	2	0	0	1	1									
12 Clint Barmes, R OBP: 0.265, SLG: 0.405										4	0	2	0	0	1	1									
9 Ian Stewart, L OBP: 0.308, SLG: 0.424										4	0	1	0	0	1	2									
8 Yorvit Torrealba, R OBP: 0.353, SLG: 0.483										3	0	0	0	1	1	1									
20 Chris Iannetta, R OBP: 0.354, SLG: 0.507										0	0	0	0	0	0	0									
29 Jorge De La Rosa, L OBP: 0.083, SLG: 0.083										4	0	0	0	0	3	4									
24 Dexter Fowler, S OBP: 0.343, SLG: 0.395										4	0	0	0	0	3	4									
										3	0	0	0	0	0	1									
										1	0	0	0	0	0	2									
										2	0	0	0	0	0	1									
										1	1	1	0	0	0	0									
										2	0	0	0	0	0	1									
										1	1	1	0	0	0	0									
Inning Stats	R: 0 H: 1 E: 0 K: 0 S: 10	H: 1 LOB: 1 BB: 0 P: 16	R: 0 H: 0 E: 0 K: 1 S: 8	H: 0 LOB: 0 BB: 0 P: 13	R: 0 H: 1 E: 0 K: 1 S: 9	H: 1 LOB: 0 BB: 0 P: 13	R: 0 H: 1 E: 0 K: 0 S: 7	H: 1 LOB: 0 BB: 0 P: 8	R: 0 H: 0 E: 0 K: 1 S: 9	H: 0 LOB: 1 BB: 1 P: 12	R: 0 H: 1 E: 0 K: 0 S: 8	H: 1 LOB: 0 BB: 0 P: 10	R: 0 H: 1 E: 0 K: 2 S: 11	H: 1 LOB: 1 BB: 0 P: 14	R: 1 H: 2 E: 0 K: 0 S: 17	H: 2 LOB: 1 BB: 0 P: 23	R: 0 H: 1 E: 0 K: 2 S: 13	H: 1 LOB: 2 BB: 1 P: 24	1B: 8 2B: 0 3B: 0 HR: 0	SF: 0 SAC: 0 DP: 1 HBP: 0	WP: 0 PB: 0 SB: 1 CS: 1	PA: 36			
PITCHER	IP	WLS	BF	H	R	ER	SO	BB	IBB	HBP	BLK	WP	HR	S	P	ERA	WHIP								
55 Josh Johnson, R ERA: 2.34	8.0	W	30	7	1	1	5	0	0	0	0	0	0	79	109	1.12	0.875								
22 Matt Lindstrom, R ERA: 5.54	1.0	S	5	1	0	0	2	1	0	0	0	0	0	13	24	0.00	2.000								

Batter	1	2	3	4	5	6	7	8	9	AB	R	H	RBI	BB	SO	LOB	TOP		
1 Emilio Bonifacio, S (1,5) OBP: 0.298, SLG: 0.311			G3			G6-3	G4-3			3	1	1	0	1	0	0	Florida Marlins @ Colorado Rockies Coors Field, Denver, CO Sun May 10 2009, 1:10 PM MDT Att: 30,197 - Overcast - 50 F		
8 Chris Cochran, L (1,7) OBP: 0.375, SLG: 0.286	K			G6-3		G6-3		F7		3	0	0	0	0	1	2			
18 Wes Helms, R (8,5) OBP: 0.273, SLG: 0.275					G5-3			K		4	1	2	1	0	1	0			
2 Hanley Ramirez, R (1,6) OBP: 0.421, SLG: 0.598								K											
7 Ross Gload, L (1,3) OBP: 0.385, SLG: 0.293	G4-3							F8		3	0	1	0	0	0	2			
3 Jorge Cantu, R (8,3) OBP: 0.350, SLG: 0.608								F8		1	0	0	0	0	0	0			
6 Dan Uggla, R (1,4) OBP: 0.304, SLG: 0.358								G1-3		3	0	0	1	1	0	1			
21 John Baker, L (1,2) OBP: 0.375, SLG: 0.494								G1-3		3	0	1	0	1	0	0			
24 Cameron Maybin, R (8, PR) OBP: 0.280, SLG: 0.310								G1-3		0	0	0	0	0	0	0			
12 Cody Ross, R (1,8) OBP: 0.250, SLG: 0.350								G1-3		4	0	0	0	0	1	3			
27 Jeremy Hermida, L (1,9) OBP: 0.388, SLG: 0.375								G1-3		3	0	0	0	1	2	2			
41 Chris Volstad, R (1,1) OBP: 0.277, SLG: 0.287										2	0	0	0	0	1	1			
4 Alfredo Arreola, S (7, PH) OBP: 0.286, SLG: 0.321										1	0	0	0	0	0	0			
35 Burke Badenhop, R (7,1) OBP: 0.286, SLG: 0.321										0	0	0	0	0	0	0			
37 Renyel Pinto, L (8,1) OBP: 0.280, SLG: 0.310										0	0	0	0	0	0	0			
40 Kiko Calero, R (8,1) OBP: 0.280, SLG: 0.310										0	0	0	0	0	0	0			
53 Dan Meyer, R (8,1) OBP: 0.280, SLG: 0.310										0	0	0	0	0	0	0			
Inning Stats	R: 0 H: 1 E: 0 K: 1 S: 10	H: 1 LOB: 1 BB: 1 P: 15	R: 0 H: 0 E: 0 K: 1 S: 7	H: 0 LOB: 0 BB: 0 P: 11	R: 0 H: 0 E: 0 K: 0 S: 10	H: 0 LOB: 0 BB: 0 P: 13	R: 0 H: 1 E: 0 K: 0 S: 10	H: 1 LOB: 1 BB: 1 P: 19	R: 0 H: 0 E: 0 K: 1 S: 11	H: 0 LOB: 1 BB: 1 P: 19	R: 2 H: 2 E: 1 K: 0 S: 11	H: 2 LOB: 2 BB: 1 P: 20	R: 0 H: 0 E: 0 K: 1 S: 8	H: 0 LOB: 0 BB: 0 P: 12	R: 0 H: 1 E: 0 K: 1 S: 9	H: 1 LOB: 2 BB: 0 P: 16	1B: 3 2B: 2 3B: 0 HR: 0	SF: 0 SAC: 0 DP: 0 HBP: 0	WP: 0 PA: 36 PB: 0 SB: 0 CS: 1
PITCHER	IP WLS BF H R ER SO BB IBB HBP BLK WP HR S P ERA WHIP																		
28 Aaron Cook, R (1,1) ERA: 5.03	6.0 W 25 4 2 1 3 4 0 0 0 0 0 0 59 97 1.50 1.333																		
31 Matt Daley, L (7,1) ERA: 1.23	1.0 H 3 0 0 0 1 0 0 0 0 0 0 8 12 0.00 0.000																		
41 Alan Embree, L (8,1) ERA: 4.0	1.0 H 3 0 0 0 1 0 0 0 0 0 0 8 10 0.00 0.000																		
16 Huston Street, R (9,1) ERA: 4.73	1.0 S 4 1 0 0 1 0 0 0 0 0 0 9 16 0.00 1.000																		

Batter	1	2	3	4	5	6	7	8	9	AB	R	H	RBI	BB	SO	LOB	BOTTOM		
24 Dexter Fowler, S (1,8) OBP: 0.333, SLG: 0.382	B1-3		G3			SH1-3		F9		3	0	0	0	0	0	0	Florida Marlins @ Colorado Rockies Coors Field, Denver, CO Sun May 10 2009, 1:10 PM MDT Att: 30,197 - Overcast - 50 F		
2 Troy Tulowitzki, R (1,6) OBP: 0.342, SLG: 0.474										3	1	2	1	1	0	1			
12 Clint Barmes, R (9,6) OBP: 0.265, SLG: 0.405										0	0	0	0	0	0	0			
17 Todd Helton, L (1,3) OBP: 0.390, SLG: 0.505										4	1	2	1	0	1	2			
11 Brad Hawpe, L (1,9) OBP: 0.417, SLG: 0.591										2	0	0	1	1	1	2			
27 Garrett Atkins, R (1,5) OBP: 0.276, SLG: 0.343										4	0	0	0	0	1	2			
16 Huston Street, R (9,1) ERA: 4.73										0	0	0	0	0	0	0			
7 Seth Smith, L (1,7) OBP: 0.459, SLG: 0.534										3	0	2	0	1	0	0			
20 Chris Iannetta, R (1,2) OBP: 0.349, SLG: 0.493										4	0	1	0	0	0	3			
6 Omar Quintanilla, L (1,4) OBP: 0.214, SLG: 0.231										3	0	0	0	1	1	3			
28 Aaron Cook, R (1,1) ERA: 5.03										2	1	0	0	0	0	1			
19 Ryan Socolof, R (7,1) ERA: 3.86										1	0	0	0	0	0	1			
31 Matt Daley, L (7,1) ERA: 1.23										0	0	0	0	0	0	0			
40 Kiko Calero, R (8,1) ERA: 1.62										0	0	0	0	0	0	0			
53 Dan Meyer, L (8,1) ERA: 2.03										1	0	0	0	0	1	2			
Inning Stats	R: 2 H: 2 E: 0 K: 0 S: 10	H: 1 LOB: 0 BB: 0 P: 18	R: 0 H: 1 E: 0 K: 1 S: 9	H: 1 LOB: 1 BB: 0 P: 16	R: 0 H: 1 E: 0 K: 0 S: 11	H: 1 LOB: 1 BB: 0 P: 14	R: 0 H: 1 E: 0 K: 0 S: 9	H: 1 LOB: 1 BB: 0 P: 15	R: 1 H: 1 E: 1 K: 0 S: 13	H: 1 LOB: 2 BB: 1 P: 27	R: 0 H: 1 E: 0 K: 0 S: 7	H: 1 LOB: 1 BB: 0 P: 11	R: 0 H: 0 E: 0 K: 2 S: 8	H: 0 LOB: 1 BB: 1 P: 17	R: 0 H: 0 E: 0 K: 2 S: 16	H: 0 LOB: 2 BB: 2 P: 30	1B: 3 2B: 2 3B: 1 HR: 1	SF: 1 SAC: 1 DP: 0 HBP: 0	WP: 0 PA: 36 PB: 0 SB: 1 CS: 0
PITCHER	IP WLS BF H R ER SO BB IBB HBP BLK WP HR S P ERA WHIP																		
41 Chris Volstad, R (1,1) ERA: 2.98	6.0 L 27 7 3 2 1 3 0 0 0 0 0 0 59 101 3.00 1.167																		
35 Burke Badenhop, R (7,1) ERA: 3.86	0.1 2 0 0 0 0 1 0 0 0 0 0 2 8 0.00 3.000																		
37 Renyel Pinto, L (7,1) ERA: 1.23	0.2 2 0 0 0 0 2 0 0 0 0 0 6 9 0.00 0.000																		
40 Kiko Calero, R (8,1) ERA: 1.62	0.2 4 0 0 0 0 2 0 0 0 0 0 13 25 0.00 3.000																		
53 Dan Meyer, L (8,1) ERA: 2.03	0.1 1 0 0 0 0 1 0 0 0 0 0 3 5 0.00 0.000																		

Batter	1	2	3	4	5	6	7	8	9	AB	R	H	RBI	BB	SO	LOB	TOP																													
9 Juan Pierre, L OBP: 0.451, SLG: 0.484	F8		L8			15 CS 1B	15 G6-3 1B		13 1B 16 BB	4	1	2	2	1	0	1	Los Angeles Dodgers @ Florida Marlins Land Shark Stadium, Miami, FL Fri May 15 2009, 7:10 PM EDT Att: 20,039 - Clear - 81 F																													
15 Rafael Furcal, S OBP: 0.299, SLG: 0.303	P5		P4			13 1B 16 SF7 1B	G6-3		L8	5	1	1	0	0	0	3																														
13 Orlando Hudson, S OBP: 0.422, SLG: 0.523	K		K			16 SF7 1B	F8		16 1B	5	0	2	0	0	2	2																														
16 Andre Ethier, L OBP: 0.377, SLG: 0.457	F8		L8			SF7			K	4	0	1	2	0	1	0																														
55 Russell Martin, R OBP: 0.394, SLG: 0.328	L4					G4-3			P3	5	0	0	0	0	1	3																														
7 James Loney, L OBP: 0.359, SLG: 0.377	G1-3					G1-3				4	1	2	0	0	0	0																														
27 Matt Kemp, R OBP: 0.362, SLG: 0.500			G6-3			K				3	1	1	0	1	1	0																														
23 Casey Blake, R OBP: 0.353, SLG: 0.558										4	1	2	1	0	1	4																														
40 Eric Stults, L ERA: 3.82			L6							1	1	1	1	0	0	1																														
41 Chris Volstad, R ERA: 3.35										1	1	1	1	0	0	1																														
40 Kiko Calero, R ERA: 2.0										0	0	0	0	0	0	0																														
37 Rencyel Pinto, L ERA: 1.06										0	0	0	0	0	0	0																														
46 Juan Carlos Oviedo, R ERA: 2.12										0	0	0	0	0	0	0																														
22 Matt Lindstrom, R ERA: 5.78										0	0	0	0	0	0	0																														
Inning Stats	R: 0 E: 0 K: 1 S: 11	H: 0 LOB: 0 BB: 0 P: 17	R: 0 E: 0 K: 0 S: 9	H: 0 LOB: 0 BB: 0 P: 15	R: 0 E: 0 K: 0 S: 5	H: 1 LOB: 1 BB: 0 P: 10	R: 0 E: 0 K: 1 S: 7	H: 0 LOB: 0 BB: 0 P: 12	R: 0 E: 0 K: 1 S: 8	H: 0 LOB: 0 BB: 0 P: 9	R: 3 E: 0 K: 0 S: 16	H: 5 LOB: 1 BB: 0 P: 26	R: 2 E: 0 K: 1 S: 16	H: 2 LOB: 2 BB: 2 P: 31	R: 0 E: 0 K: 1 S: 12	H: 2 LOB: 2 BB: 0 P: 16	R: 1 E: 0 K: 2 S: 17	H: 2 LOB: 2 BB: 1 P: 23	1B: 9 2B: 1 3B: 0 HR: 2	SF: 1 SAC: 0 DP: 0 HBP: 0	WP: 0 PB: 0 SB: 0 CS: 1	PA: 41																								
PITCHER	IP WLS BF H R ER SO	IP WLS BF H R ER SO	IP WLS BF H R ER SO	IP WLS BF H R ER SO	IP WLS BF H R ER SO	IP WLS BF H R ER SO	IP WLS BF H R ER SO	IP WLS BF H R ER SO	IP WLS BF H R ER SO	IP WLS BF H R ER SO	IP WLS BF H R ER SO	IP WLS BF H R ER SO	IP WLS BF H R ER SO	IP WLS BF H R ER SO	IP WLS BF H R ER SO	IP WLS BF H R ER SO	IP WLS BF H R ER SO	IP WLS BF H R ER SO	BB IBB HBP BLK	BB IBB HBP BLK	BB IBB HBP BLK	BB IBB HBP BLK	BB IBB HBP BLK	BB IBB HBP BLK	BB IBB HBP BLK	BB IBB HBP BLK	BB IBB HBP BLK	BB IBB HBP BLK	BB IBB HBP BLK	WP HR S P	WP HR S P	WP HR S P	WP HR S P	WP HR S P	WP HR S P	WP HR S P	WP HR S P	WP HR S P	ERA WHIP	ERA WHIP	ERA WHIP	ERA WHIP	ERA WHIP	ERA WHIP	ERA WHIP	ERA WHIP
41 Chris Volstad, R ERA: 3.35	6.0	L	24	7	4	4	3	0	0	0	0	0	0	0	0	0	0	0	2	58	92	6.00	1.167																							
40 Kiko Calero, R ERA: 2.0	0.1		3	0	0	0	1	2	0	0	0	0	0	0	0	0	0	0	0	6	15	0.00	6.000																							
37 Rencyel Pinto, L ERA: 1.06	1.1		6	2	1	1	1	0	0	0	0	0	0	0	0	0	0	0	15	22	6.75	1.500																								
46 Juan Carlos Oviedo, R ERA: 2.12	0.1		2	1	0	0	0	0	0	0	0	0	0	0	0	0	0	0	5	7	0.00	3.000																								
22 Matt Lindstrom, R ERA: 5.78	1.0		6	2	1	1	2	1	0	0	0	0	0	0	0	0	0	0	17	23	9.00	3.000																								
Batter	1	2	3	4	5	6	7	8	9	AB	R	H	RBI	BB	SO	LOB	BOTTOM																													
1 Emilio Bonifacio, S OBP: 0.308, SLG: 0.333	G1-3 1B		G4-3		B1-3		8 G3 3B		G3-1	5	1	2	0	0	0	0	Los Angeles Dodgers @ Florida Marlins Land Shark Stadium, Miami, FL Fri May 15 2009, 7:10 PM EDT Att: 20,039 - Clear - 81 F																													
8 Chris Coghlan, L OBP: 0.348, SLG: 0.389	G1-3		K		2 BB		G3		G1-3 2 BB	3	1	0	1	2	1	1																														
2 Hanley Ramirez, R OBP: 0.431, SLG: 0.606	K		K		1H 2B		F9		G1-3 BB	4	0	1	1	1	2	1																														
3 Jorge Cantu, R OBP: 0.341, SLG: 0.542	P6				P6		G6-3		G1-3	4	0	0	0	1	0	4																														
6 Dan Uggla, R OBP: 0.291, SLG: 0.339	F8				G6-3		F7		F9	4	0	0	0	0	1	1																														
22 Matt Lindstrom, R ERA: 5.78										0	0	0	0	0	0	0																														
7 Ross Gload, L OBP: 0.362, SLG: 0.340										1	0	0	0	0	0	2																														
27 Jeremy Hermida, L OBP: 0.387, SLG: 0.379										3	1	3	0	1	0	0																														
12 Cody Ross, R OBP: 0.244, SLG: 0.363										3	1	1	2	0	1	2																														
37 Rencyel Pinto, L ERA: 1.06										0	0	0	0	0	0	0																														
46 Juan Carlos Oviedo, R ERA: 2.12										0	0	0	0	0	0	0																														
18 Wes Helms, R OBP: 0.283, SLG: 0.286										1	0	0	0	0	0	2																														
29 Ronny Paulino, R OBP: 0.352, SLG: 0.391										2	0	0	0	1	0	1																														
21 John Baker, L OBP: 0.365, SLG: 0.495										0	0	0	0	1	0	0																														
41 Chris Volstad, R ERA: 3.35										2	0	0	0	0	2	2																														
40 Kiko Calero, R ERA: 2.0										0	0	0	0	0	0	0																														
4 Alfredo Amezaga, S OBP: 0.274, SLG: 0.269										2	0	0	0	0	1	3																														
Inning Stats	R: 0 E: 0 K: 1 S: 13	H: 1 LOB: 1 BB: 0 P: 20	R: 0 E: 0 K: 1 S: 9	H: 1 LOB: 2 BB: 1 P: 19	R: 0 E: 0 K: 2 S: 10	H: 0 LOB: 0 BB: 0 P: 15	R: 2 E: 0 K: 0 S: 14	H: 2 LOB: 0 BB: 0 P: 22	R: 1 E: 0 K: 1 S: 11	H: 1 LOB: 1 BB: 1 P: 20	R: 0 E: 0 K: 1 S: 13	H: 0 LOB: 1 BB: 1 P: 22	R: 1 E: 0 K: 1 S: 13	H: 1 LOB: 0 BB: 0 P: 20	R: 0 E: 0 K: 1 S: 11	H: 1 LOB: 3 BB: 2 P: 26	R: 0 E: 0 K: 0 S: 16	H: 0 LOB: 2 BB: 2 P: 28	1B: 3 2B: 2 3B: 1 HR: 1	SF: 0 SAC: 0 DP: 0 HBP: 0	WP: 0 PB: 0 SB: 0 CS: 0	PA: 41																								
PITCHER	IP WLS BF H R ER SO	IP WLS BF H R ER SO	IP WLS BF H R ER SO	IP WLS BF H R ER SO	IP WLS BF H R ER SO	IP WLS BF H R ER SO	IP WLS BF H R ER SO	IP WLS BF H R ER SO	IP WLS BF H R ER SO	IP WLS BF H R ER SO	IP WLS BF H R ER SO	IP WLS BF H R ER SO	IP WLS BF H R ER SO	IP WLS BF H R ER SO	IP WLS BF H R ER SO	IP WLS BF H R ER SO	IP WLS BF H R ER SO	IP WLS BF H R ER SO	BB IBB HBP BLK	BB IBB HBP BLK	BB IBB HBP BLK	BB IBB HBP BLK	BB IBB HBP BLK	BB IBB HBP BLK	BB IBB HBP BLK	BB IBB HBP BLK	BB IBB HBP BLK	WP HR S P	WP HR S P	WP HR S P	WP HR S P	WP HR S P	WP HR S P	WP HR S P	WP HR S P	ERA WHIP	ERA WHIP	ERA WHIP	ERA WHIP	ERA WHIP	ERA WHIP	ERA WHIP				
50 Eric Stults, L ERA: 3.82	5.0		22	5	3	3	5	1	1	0	0	0	0	0	0	0	0	0	13	22	0.00	1.000																								
36 Jeff Weaver, R ERA: 2.4	1.0	W	4	0	0	0	1	1	0	0	0	0	0	0	0	0	0	0	11	17	13.50	1.500																								
45 Brent Leach, L ERA: 11.27	0.2	H	3	1	1	1	1	0	0	0	0	0	0	0	0	0	0	0	2	7	0.00	3.000																								
54 Ronald Belisario, R ERA: 3.0	0.1	H	2	0	0	0	0	1	0	0	0	0	0	0	0	0	0	0	11	22	0.00	2.000																								
47 Cory Wade, R ERA: 4.63	1.0	H	5	1	0	0	1	1	0	0	0	0	0	0	0	0	0	0	11	22	0.00	2.000																								

Batter	1	2	3	4	5	6	7	8	9	AB	R	H	RBI	BB	SO	LOB	TOP					
9 Juan Pierre, L OBP: 0.461, SLG: 0.522										5	3	3	0	0	0	1	Los Angeles Dodgers @ Florida Marlins Land Shark Stadium, Miami, FL Sat May 16 2009, 6:10 PM EDT Att: 25,132 - Partly Cloudy - 83 F AB 30 R 3 H 7 RBI 3 BB 5 SO 9 LOB 15 					
15 Rafael Furcal, S OBP: 0.290, SLG: 0.293										5	0	0	1	0	0	2						
13 Orlando Hudson, S OBP: 0.418, SLG: 0.523										2	0	1	2	0	1	0						
16 Andre Ethier, L OBP: 0.380, SLG: 0.455										3	0	1	0	1	1	1						
55 Russell Martin, R OBP: 0.404, SLG: 0.331										2	0	1	0	2	1	1						
7 James Loney, L OBP: 0.350, SLG: 0.366										4	0	0	0	0	2	5						
27 Matt Kemp, R OBP: 0.365, SLG: 0.496											3	0	1	0	1	1						
23 Casey Blake, R OBP: 0.350, SLG: 0.545											3	0	0	0	1	2						
28 Eric Milton, L 36 Jeff Weaver, R 3 Xavier Paul, R 45 Brent Leach, R 54 Ronald Belisario, R 43 Will Ohman, L 5 Mark Loretta, R										1	0	0	0	0	0	0						
Inning Stats	R: 1 E: 0 K: 0 S: 13	H: 1 LOB: 2 BB: 2 P: 30	R: 0 E: 0 K: 1 S: 9	H: 0 LOB: 0 BB: 1 P: 17	R: 1 E: 0 K: 1 S: 11	H: 2 LOB: 2 BB: 1 P: 21	R: 0 E: 0 K: 1 S: 11	H: 1 LOB: 1 BB: 0 P: 14	R: 0 E: 0 K: 2 S: 15	H: 0 LOB: 0 BB: 1 P: 16	R: 0 E: 0 K: 1 S: 11	H: 1 LOB: 2 BB: 1 P: 26	R: 1 E: 0 K: 1 S: 13	H: 2 LOB: 1 BB: 0 P: 21	R: 0 E: 0 K: 2 S: 9	H: 0 LOB: 0 BB: 0 P: 13		R: 0 E: 0 K: 0 S: 10	H: 0 LOB: 0 BB: 0 P: 15	1B: 6 2B: 0 3B: 1 HR: 0	SF: 2 SAC: 1 DP: 0 HBP: 0	WP: 0 PB: 1 SB: 4 CS: 1
PITCHER	IP WLS BF H R ER SO BB IBB HBP BLK WP HR S P ERA WHIP																					
23 Andrew Miller, L ERA: 5.94	(1, 1)	5.0 W 22 4 2 2 4 4 0 0 0 0 0 0 55 98 3.60 1.600																				
60 Carlos Martinez, R ERA: 3.86	(6, 1)	0.2 H 4 1 0 0 1 1 0 0 0 0 0 0 11 20 0.00 3.000																				
53 Dan Meyer, L ERA: 1.62	(6, 1)	1.1 H 6 2 1 0 2 0 0 0 0 0 0 0 17 27 0.00 1.500																				
46 Juan Carlos Oviedo, R ERA: 2.0	(8, 1)	1.0 H 3 0 0 0 2 0 0 0 0 0 0 0 9 13 0.00 0.000																				
22 Matt Lindstrom, R ERA: 5.4	(9, 1)	1.0 S 3 0 0 0 0 0 0 0 0 0 0 0 10 15 0.00 0.000																				

Batter	1	2	3	4	5	6	7	8	9	AB	R	H	RBI	BB	SO	LOB	BOTTOM			
1 Emilio Bonifacio, S OBP: 0.305, SLG: 0.329										5	0	1	1	0	2	0	Los Angeles Dodgers @ Florida Marlins Land Shark Stadium, Miami, FL Sat May 16 2009, 6:10 PM EDT Att: 25,132 - Partly Cloudy - 83 F AB 33 R 6 H 8 RBI 6 BB 4 SO 5 LOB 11 			
8 Chris Coghlan, L OBP: 0.286, SLG: 0.304										5	0	0	0	0	0	1				
2 Hanley Ramirez, R OBP: 0.432, SLG: 0.600										3	1	1	0	1	0	0				
3 Jorge Cantu, R OBP: 0.346, SLG: 0.537										3	1	1	0	0	0	1				
21 John Baker, L OBP: 0.370, SLG: 0.521										3	1	1	2	1	2	0				
6 Dan Uggla, R OBP: 0.293, SLG: 0.341										2	1	1	1	2	0	0				
27 Jeremy Hermida, L OBP: 0.390, SLG: 0.383										4	1	2	0	0	0	4				
12 Cody Ross, R OBP: 0.246, SLG: 0.370										3	0	1	1	0	0	2				
53 Dan Meyer, R										0	0	0	0	0	0	0				
46 Juan Carlos Oviedo, R										0	0	0	0	0	0	0				
7 Ross Gload, L OBP: 0.356, SLG: 0.333										1	0	0	0	0	0	1				
18 Wes Helms, R OBP: 0.283, SLG: 0.286										0	0	0	0	0	0	0				
23 Andrew Miller, L										2	0	0	0	0	1	1				
60 Carlos Martinez, R										0	0	0	0	0	0	0				
4 Alfredo Amezaga, S OBP: 0.267, SLG: 0.261										2	1	0	1	0	0	1				
22 Matt Lindstrom, R										0	0	0	0	0	0	0				
Inning Stats	R: 0 E: 0 K: 1 S: 9	H: 1 LOB: 1 BB: 0 P: 17	R: 1 E: 0 K: 2 S: 14	H: 1 LOB: 1 BB: 1 P: 24	R: 1 E: 0 K: 0 S: 14	H: 0 LOB: 3 BB: 3 P: 32	R: 0 E: 0 K: 0 S: 6	H: 0 LOB: 0 BB: 0 P: 11	R: 2 E: 0 K: 0 S: 18	H: 4 LOB: 2 BB: 0 P: 26	R: 0 E: 0 K: 1 S: 9	H: 0 LOB: 0 BB: 0 P: 16	R: 0 E: 0 K: 1 S: 9	H: 0 LOB: 0 BB: 0 P: 15	R: 2 E: 1 K: 0 S: 12	H: 2 LOB: 1 BB: 0 P: 15	1B: 6 2B: 1 3B: 0 HR: 1	SF: 0 SAC: 0 DP: 0 HBP: 1	WP: 0 PB: 1 SB: 1 CS: 0	PA: 38
PITCHER	IP WLS BF H R ER SO BB IBB HBP BLK WP HR S P ERA WHIP																			
28 Eric Milton, L ERA: 4.5	(1, 1)	4.0 L 7 4 2 2 0 0 0 0 0 0 1 18 26 18.00 4.000																		
36 Jeff Weaver, R ERA: 3.38	(5, 1)	1.0 L 7 4 2 2 0 0 0 0 0 0 0 9 16 0.00 0.000																		
45 Brent Leach, L ERA: 5.1	(6, 1)	1.0 3 0 0 0 1 0 0 0 0 0 0 9 16 0.00 0.000																		
54 Ronald Belisario, R ERA: 2.78	(7, 1)	1.2 8 2 2 0 1 0 0 0 0 0 0 20 29 0.00 1.200																		
43 Will Ohman, L ERA: 5.56	(8, 1)	0.1 1 0 0 0 0 0 0 0 0 0 0 1 1 0.00 0.000																		

Batter	1	2	3	4	5	6	7	8	9	AB	R	H	RBI	BB	SO	LOB	TOP											
2 Felipe Lopez, S OBP: 0.370, SLG: 0.473			G4-3		G6-3				G3	5	1	1	1	0	1	0												
18 Gerardo Parra, L OBP: 0.474, SLG: 0.824										4	0	2	1	1	2	0												
10 Justin Upton, R OBP: 0.380, SLG: 0.575			F8							4	0	0	1	0	2	2												
6 Stephen Drew, L OBP: 0.294, SLG: 0.390			G1-3							3	0	0	0	1	0	2												
27 Mark Reynolds, R OBP: 0.336, SLG: 0.504										4	1	1	1	0	2	2												
22 Eric Byrnes, R OBP: 0.285, SLG: 0.408			G5-3							3	1	1	0	1	0	0												
19 Chris Snyder, R OBP: 0.366, SLG: 0.351			G5-3							4	1	1	0	0	0	2												
11 Augie Ojeda, S OBP: 0.381, SLG: 0.397										2	0	0	0	1	0	1												
52 Jon Garland, R 28 Miguel Montero, L 58 Juan Gutierrez, R 18 Chad Tracy, L 56 Ramon Pena, R 50 Chad Qualls, R			G6-3							2	0	0	0	0	1	2												
Inning Stats	R: 0 H: 1 E: 0 K: 2 S: 10	H: 1 LOB: 1 BB: 0 P: 15	R: 0 H: 0 E: 0 K: 2 S: 14	H: 1 LOB: 2 BB: 1 P: 24	R: 0 H: 0 E: 0 K: 1 S: 11	H: 0 LOB: 0 BB: 1 P: 18	R: 0 H: 0 E: 0 K: 1 S: 6	H: 0 LOB: 0 BB: 0 P: 7	R: 0 H: 0 E: 0 K: 1 S: 9	H: 0 LOB: 0 BB: 0 P: 12	R: 5 H: 4 E: 2 K: 0 S: 16	H: 4 LOB: 2 BB: 1 P: 28	R: 0 H: 0 E: 1 K: 0 S: 8	H: 0 LOB: 1 BB: 1 P: 15	R: 0 H: 0 E: 0 K: 2 S: 9	H: 0 LOB: 0 BB: 0 P: 12	1B: 5 2B: 0 3B: 0 HR: 1	SF: 1 SH: 1 DP: 0 HBP: 1	WP: 0 PB: 0 SB: 1 CS: 0	PA: 39								
PITCHER	IP	WLS	BF	H	R	ER	SO	BB	IBB	HBP	BLK	WP	HR	S	P	ERA	WHIP											
55 Josh Johnson, R ERA: 2.94	(1.1)	6.1	L	26	4	3	3	6	2	0	0	0	0	1	64	97	4.26	0.947										
37 Reynel Pinto, L ERA: 1.53	(7.1)	0.0	B	3	2	1	0	0	0	0	1	0	0	0	5	7	∞	∞										
40 Kiko Calero, R ERA: 2.75	(7.1)	0.2		3	0	1	0	0	0	1	0	0	0	0	3	9	0.00	0.000										
46 Juan Carlos Oviedo, R ERA: 1.89	(8.1)	1.0		4	0	0	0	0	1	0	0	0	0	0	8	15	0.00	1.000										
44 Brian Sanchez, R ERA:	(9.1)	1.0		3	0	0	0	2	0	0	0	0	0	0	9	12	0.00	0.000										

Arizona Diamondbacks @ Florida Marlins
Land Shark Stadium, Miami, FL
Tue May 19 2009, 7:10 PM EDT
Att: 10,131 - Cloudy - 76 F

AB 32
R 5
H 6
RBI 4
BB 4
SO 8
LOB 12



Batter	1	2	3	4	5	6	7	8	9	AB	R	H	RBI	BB	SO	LOB	BOTTOM											
1 Emilio Bonifacio, S OBP: 0.301, SLG: 0.317					L3-6		G4-6-3		F9	4	0	0	0	1	1	3												
8 Chris Coghlan, L OBP: 0.265, SLG: 0.276										5	0	1	0	0	1	2												
2 Hanley Ramirez, R OBP: 0.423, SLG: 0.601										4	1	2	1	0	1	2												
3 Jorge Cantu, R OBP: 0.347, SLG: 0.527										4	1	3	0	0	0	1												
21 John Baker, L OBP: 0.366, SLG: 0.510										4	0	1	0	0	1	4												
6 Dan Uggla, R OBP: 0.377, SLG: 0.346										4	0	1	1	0	1	4												
27 Jeremy Hermida, L OBP: 0.377, SLG: 0.387										4	0	0	0	0	0	5												
12 Cody Ross, R OBP: 0.282, SLG: 0.429										4	1	3	0	0	0	1												
55 Josh Johnson, L OBP: 0.149, SLG: 0.053 37 Reynel Pinto, L 40 Kiko Calero, R 7 Ross Glendon, L 46 Juan Carlos Oviedo, R 44 Brian Sanchez, R 18 Wes Helms, R OBP: 0.263, SLG: 0.225										1	0	0	0	0	0	0												
Inning Stats	R: 0 H: 0 E: 0 K: 0 S: 6	H: 1 LOB: 1 BB: 0 P: 11	R: 0 H: 1 E: 0 K: 2 S: 11	H: 1 LOB: 0 BB: 0 P: 12	R: 0 H: 1 E: 0 K: 0 S: 9	H: 1 LOB: 1 BB: 0 P: 13	R: 0 H: 1 E: 0 K: 1 S: 6	H: 3 LOB: 1 BB: 0 P: 26	R: 1 H: 2 E: 0 K: 0 S: 9	H: 2 LOB: 0 BB: 0 P: 14	R: 0 H: 2 E: 0 K: 1 S: 10	H: 2 LOB: 2 BB: 0 P: 14	R: 0 H: 1 E: 0 K: 2 S: 11	H: 1 LOB: 1 BB: 0 P: 15	1B: 10 2B: 2 3B: 0 HR: 1	SF: 0 SH: 1 DP: 2 HBP: 0	WP: 0 PB: 0 SB: 0 CS: 0	PA: 38										
PITCHER	IP	WLS	BF	H	R	ER	SO	BB	IBB	HBP	BLK	WP	HR	S	P	ERA	WHIP											
52 Jon Garland, R ERA: 4.72	(1.1)	6.0	W	25	7	2	1	3	1	0	0	0	0	9	14	9.00	2.000											
58 Juan Gutierrez, R ERA: 3.92	(7.1)	1.0	H	4	2	1	1	0	0	0	0	0	0	0	9	14	0.00	2.000										
56 Ramon Pena, R ERA: 1.47	(8.1)	1.0	H	5	2	0	0	1	0	0	0	0	0	10	14	0.00	2.000											
50 Chad Qualls, R ERA: 2.4	(9.1)	1.0	S	4	1	0	0	2	0	0	0	0	0	11	15	0.00	1.000											

Arizona Diamondbacks @ Florida Marlins
Land Shark Stadium, Miami, FL
Tue May 19 2009, 7:10 PM EDT
Att: 10,131 - Cloudy - 76 F

AB 36
R 3
H 12
RBI 3
BB 1
SO 6
LOB 23



Batter	1	2	3	4	5	6	7	8	9	AB	R	H	RBI	BB	SO	LOB	TOP					
2 Felipe Lopez, S OBP: 0.365, SLG: 0.465	G4-3		G5-3		G3		F8 10 F8 18 1B	G3		5	0	1	0	0	0	0	Arizona Diamondbacks @ Florida Marlins Land Shark Stadium, Miami, FL Wed May 20 2009, 5:10 PM EDT Cloudy - 83 F					
18 Gerardo Parra, L OBP: 0.498, SLG: 0.727	10 WP 1B			K	K	K	1B	G4-3		5	0	2	1	0	2	0						
10 Justin Upton, R OBP: 0.376, SLG: 0.581	K			B1-3	G4-3	F8	F8			4	1	1	0	0	1	3						
6 Stephen Drew, L OBP: 0.278, SLG: 0.365	G3			K	G4-3	F8	F8			4	0	0	1	0	1	3						
27 Mark Reynolds, R OBP: 0.346, SLG: 0.507	K			K	18 S 18 1B 24 S	1B	19 S 1B			3	1	2	0	1	1	0						
24 Chris Young, R OBP: 0.221, SLG: 0.305	K			K	K	K	K			4	0	0	0	0	4	3						
18 Chad Tracy, L OBP: 0.255, SLG: 0.376	G6-3				19 HR 1B	HR	HR			4	2	2	2	0	0	1						
19 Chris Snyder, R OBP: 0.371, SLG: 0.390				K	1 HR 1B	HR	2 1B 18 1B 22 G4-3	G6-3		3	2	1	2	1	1	1						
49 Doug Davis, R OBP: 0.188, SLG: 0.188				G3-1		F9	G4-3			2	0	0	0	0	0	0						
57 Jon Rauch, R										2	0	0	0	0	0	0						
22 Eric Byrnes, R OBP: 0.263, SLG: 0.400										1	0	0	0	0	0	1						
32 Esmerling Vasquez, R										0	0	0	0	0	0	0						
45 Doug Slaten, L										0	0	0	0	0	0	0						
47 Leo Rosales, R										0	0	0	0	0	0	0						
26 Miguel Montero, L OBP: 0.326, SLG: 0.421										1	0	0	0	0	1	0						
Inning Stats	R: 0 E: 0 K: 1 S: 13	H: 1 LOB: 1 BB: 0 P: 16	R: 0 E: 0 K: 2 S: 9	H: 0 LOB: 0 BB: 0 P: 13	R: 0 E: 0 K: 1 S: 8	H: 0 LOB: 0 BB: 0 P: 11	R: 0 E: 0 K: 2 S: 10	H: 0 LOB: 0 BB: 0 P: 14	R: 3 E: 0 K: 1 S: 12	H: 2 LOB: 1 BB: 1 P: 21	R: 1 E: 0 K: 2 S: 13	H: 2 LOB: 1 BB: 0 P: 20	R: 2 E: 0 K: 0 S: 20	H: 3 LOB: 2 BB: 1 P: 32	R: 0 E: 0 K: 1 S: 11	H: 1 LOB: 1 BB: 0 P: 16	R: 0 E: 0 K: 1 S: 8	H: 0 LOB: 0 BB: 0 P: 10	1B: 6 2B: 0 3B: 1 HR: 2	SF: 0 SAC: 0 DP: 0 HBP: 0	WP: 1 PB: 0 SB: 4 CS: 0	PA: 38
PITCHER	IP WLS BF H R ER SO BB IBB HBP BLK WP HR S P ERA WHIP																					
41 Chris Volstad, R ERA: 3.64	6.0 W 24 5 4 4 9 1 0 0 0 1 1 65 98 6.00 1.000																					
53 Dan Meyer, L ERA: 2.65	0.1 H 5 3 2 2 0 0 1 0 0 0 0 1 16 25 54.00 12.000																					
40 Kiko Calero, R ERA: 2.65	0.2 H 2 0 0 0 0 0 0 0 0 0 0 0 4 7 0.00 0.000																					
46 Juan Carlos Oviedo, R ERA: 1.8	1.0 H 4 1 0 0 1 0 0 0 0 0 0 0 11 16 0.00 1.000																					
22 Matt Lindstrom, R ERA: 5.98	1.0 S 3 0 0 0 1 0 0 0 0 0 0 0 8 10 0.00 0.000																					


Batter	1	2	3	4	5	6	7	8	9	AB	R	H	RBI	BB	SO	LOB	BOTTOM					
1 Emilio Bonifacio, S OBP: 0.303, SLG: 0.319	3 S 27 1B G6-3			K		L9		F7		5	1	2	0	0	1	2	Arizona Diamondbacks @ Florida Marlins Land Shark Stadium, Miami, FL Wed May 20 2009, 5:10 PM EDT Cloudy - 83 F					
27 Jeremy Hermida, L OBP: 0.380, SLG: 0.365	1B				P5	G5-3				3	2	1	0	1	0	0						
18 Wes Helms, R OBP: 0.269, SLG: 0.271	3 S 12 2B 1B			12 BB 6 BB 3 1B	BB			1B		1	0	1	1	0	0	0						
2 Hanley Ramirez, R OBP: 0.416, SLG: 0.585	F7			K	6 WP 3 1B	BB		L9		4	1	0	0	1	1	5						
3 Jorge Cantu, R OBP: 0.351, SLG: 0.526	G6-3			6 BB 12 BB	1B					4	1	2	1	0	1	1						
12 Cody Ross, R OBP: 0.301, SLG: 0.452	2B			6 BB	BB					2	1	2	1	2	0	0						
6 Dan Uggla, R OBP: 0.312, SLG: 0.368	G6-3			BB	HR					3	1	1	4	1	1	2						
29 Ronny Paulino, R OBP: 0.339, SLG: 0.346	P3			G5-3	K					3	0	0	0	1	1	3						
8 Chris Coghlan, L OBP: 0.243, SLG: 0.250				G3		G4-3				3	0	0	0	0	1	0						
53 Dan Meyer, R										0	0	0	0	0	0	0						
40 Kiko Calero, R										0	0	0	0	0	0	0						
46 Juan Carlos Oviedo, R										0	0	0	0	0	0	0						
7 Ross Gload, L OBP: 0.353, SLG: 0.333										1	1	0	0	0	0	1						
22 Matt Lindstrom, R										0	0	0	0	0	0	0						
41 Chris Volstad, R OBP: 0.059, SLG: 0.059										2	0	0	0	0	1	0						
11 Alejandro De Aza, L OBP: 0.059, SLG: 0.059										2	0	0	0	0	0	2						
Inning Stats	R: 2 E: 0 K: 0 S: 16	H: 3 LOB: 1 BB: 0 P: 24	R: 0 E: 0 K: 1 S: 7	H: 0 LOB: 0 BB: 0 P: 11	R: 1 E: 0 K: 1 S: 12	H: 2 LOB: 3 BB: 3 P: 31	R: 0 E: 0 K: 2 S: 8	H: 0 LOB: 0 BB: 0 P: 12	R: 4 E: 1 K: 1 S: 16	H: 2 LOB: 2 BB: 2 P: 33	R: 0 E: 0 K: 0 S: 8	H: 0 LOB: 0 BB: 0 P: 12	R: 0 E: 0 K: 2 S: 8	H: 1 LOB: 1 BB: 0 P: 17	R: 1 E: 1 K: 0 S: 11	H: 1 LOB: 2 BB: 1 P: 19	R: 0 E: 0 K: 1 S: 8	H: 0 LOB: 0 BB: 0 P: 10	1B: 6 2B: 2 3B: 0 HR: 1	SF: 0 SAC: 0 DP: 0 HBP: 0	WP: 1 PB: 1 SB: 2 CS: 1	PA: 39
PITCHER	IP WLS BF H R ER SO BB IBB HBP BLK WP HR S P ERA WHIP																					
49 Doug Davis, L ERA: 3.95	4.1 L 23 6 6 6 4 5 0 0 0 0 1 1 14 22 12.46 2.538																					
57 Jon Rauch, R ERA: 6.45	1.2 6 1 1 1 1 0 0 0 0 0 1 1 14 22 5.40 0.600																					
32 Esmerling Vasquez, R ERA: 4.73	1.2 8 1 1 0 2 1 0 0 0 0 0 0 14 30 1.200 1.200																					
45 Doug Slaten, L ERA: 6.75	0.0 1 1 0 0 0 0 0 0 0 0 0 0 4 4 = =																					
47 Leo Rosales, R ERA: 3.18	0.1 1 0 0 0 0 0 0 0 0 0 0 0 1 2 0.00 0.000																					

Batter	1	2	3	4	5	6	7	8	9	10	11	12	13	AB	R	H	RBI	BB	SO	LOB	TOP			
2 Felipe Lopez, S OBP: 0.378, SLG: 0.484														6	2	4	0	1	1	2				
18 Gerardo Parra, L OBP: 0.387, SLG: 0.571														6	2	0	0	1	1	7				
10 Justin Upton, R OBP: 0.385, SLG: 0.626														7	3	4	6	0	2	1				
6 Stephen Drew, L OBP: 0.266, SLG: 0.362														6	1	1	1	0	1	2				
27 Mark Reynolds, R OBP: 0.350, SLG: 0.543														6	2	2	3	1	1	1				
26 Miguel Montero, L OBP: 0.323, SLG: 0.393														5	0	0	0	2	1	1				
22 Eric Byrnes, R OBP: 0.264, SLG: 0.405														7	0	2	0	0	1	3				
18 Chad Tracy, L OBP: 0.259, SLG: 0.361														4	0	0	0	2	0	4				
44 Bryan Augenstein, R ERA: 6.3														1	1	0	0	1	0	1				
Inning Stats	R: 0 E: 0 K: 1 S: 13	H: 1 LOB: 1 BB: 0 P: 19	R: 0 E: 0 K: 1 S: 9	H: 0 LOB: 0 BB: 0 P: 12	R: 4 E: 1 K: 0 S: 22	H: 4 LOB: 3 BB: 2 P: 43	R: 0 E: 0 K: 2 S: 9	H: 1 LOB: 1 BB: 0 P: 15	R: 3 E: 1 K: 0 S: 9	H: 2 LOB: 0 BB: 1 P: 18	R: 0 E: 0 K: 1 S: 11	H: 1 LOB: 2 BB: 1 P: 25	R: 0 E: 0 K: 0 S: 6	H: 0 LOB: 0 BB: 0 P: 12	R: 1 E: 0 K: 1 S: 10	H: 1 LOB: 1 BB: 1 P: 18	R: 3 E: 0 K: 0 S: 21	H: 2 LOB: 1 BB: 2 P: 35	1B: 6 2B: 4 3B: 0 HR: 4	SF: 1 SAC: 0 DP: 1 HBP: 0	WP: 0 PB: 0 SB: 3 CS: 0	PA: 61		
PITCHER	IP: 2.2 WLS: 0 BF: 16 H: 5 R: 4 ER: 3 SO: 2	IP: 3.2 WLS: 14 BF: 3 H: 2 R: 2 ER: 2 SO: 2	IP: 1.2 WLS: 3 BF: 2 H: 1 R: 1 ER: 1 SO: 2	IP: 2.0 WLS: 8 BF: 1 H: 0 R: 0 ER: 0 SO: 1	IP: 1.0 WLS: 3 BF: 0 H: 0 R: 0 ER: 0 SO: 0	IP: 5.0 WLS: 32 BF: 54 H: 10 R: 6 ER: 7 SO: 53	IP: 4.91 WLS: 14 BF: 28 H: 5 R: 4 ER: 5 SO: 49	IP: 1.0 WLS: 1 BF: 0 H: 0 R: 0 ER: 0 SO: 0	IP: 1.0 WLS: 1 BF: 0 H: 0 R: 0 ER: 0 SO: 0	IP: 1.0 WLS: 1 BF: 0 H: 0 R: 0 ER: 0 SO: 0	IP: 1.0 WLS: 1 BF: 0 H: 0 R: 0 ER: 0 SO: 0	IP: 1.0 WLS: 1 BF: 0 H: 0 R: 0 ER: 0 SO: 0	IP: 1.0 WLS: 1 BF: 0 H: 0 R: 0 ER: 0 SO: 0	IP: 1.0 WLS: 1 BF: 0 H: 0 R: 0 ER: 0 SO: 0	IP: 1.0 WLS: 1 BF: 0 H: 0 R: 0 ER: 0 SO: 0	IP: 1.0 WLS: 1 BF: 0 H: 0 R: 0 ER: 0 SO: 0	IP: 1.0 WLS: 1 BF: 0 H: 0 R: 0 ER: 0 SO: 0	IP: 1.0 WLS: 1 BF: 0 H: 0 R: 0 ER: 0 SO: 0	IP: 1.0 WLS: 1 BF: 0 H: 0 R: 0 ER: 0 SO: 0	IP: 1.0 WLS: 1 BF: 0 H: 0 R: 0 ER: 0 SO: 0	IP: 1.0 WLS: 1 BF: 0 H: 0 R: 0 ER: 0 SO: 0	IP: 1.0 WLS: 1 BF: 0 H: 0 R: 0 ER: 0 SO: 0	IP: 1.0 WLS: 1 BF: 0 H: 0 R: 0 ER: 0 SO: 0	IP: 1.0 WLS: 1 BF: 0 H: 0 R: 0 ER: 0 SO: 0

Arizona Diamondbacks @ Florida Marlins
Land Shark Stadium, Miami, FL
Wed May 20 2009, 5:15 PM EDT
Att. 14,426 - Clear - 78 F

livebaseballscores.com

AB 52
R 11
H 14
RBI 10
BB 8
SO 10
LOB 23




Batter	1	2	3	4	5	6	7	8	9	10	11	12	13	AB	R	H	RBI	BB	SO	LOB	BOTTOM			
1 Emilio Bonifacio, S OBP: 0.296, SLG: 0.316														5	0	1	1	0	1	3				
27 Jeremy Hermida, L OBP: 0.348, SLG: 0.514														6	1	3	2	0	1	2				
2 Hanley Ramirez, R OBP: 0.411, SLG: 0.565														5	0	0	0	1	1	3				
3 Jorge Cantu, R OBP: 0.348, SLG: 0.514														7	0	2	0	0	0	3				
21 John Baker, L OBP: 0.361, SLG: 0.490														6	1	1	0	1	1	3				
6 Dan Uggla, R OBP: 0.329, SLG: 0.394														4	2	2	1	3	1	0				
12 Cody Ross, R OBP: 0.301, SLG: 0.447														6	2	1	1	1	1	8				
11 Alejandro De Aza, L OBP: 0.400, SLG: 0.444														6	3	3	2	1	1	1				
48 Hayden Penn, R ERA: 7.94														0	0	0	0	1	0	0				
Inning Stats	R: 0 E: 0 K: 1 S: 5	H: 0 LOB: 0 BB: 0 P: 7	R: 4 E: 1 K: 0 S: 15	H: 3 LOB: 1 BB: 2 P: 25	R: 0 E: 0 K: 0 S: 17	H: 2 LOB: 2 BB: 0 P: 26	R: 2 E: 0 K: 0 S: 13	H: 2 LOB: 0 BB: 0 P: 19	R: 0 E: 0 K: 1 S: 7	H: 0 LOB: 0 BB: 0 P: 11	R: 0 E: 0 K: 1 S: 10	H: 1 LOB: 2 BB: 1 P: 18	R: 0 E: 0 K: 1 S: 8	H: 0 LOB: 1 BB: 1 P: 18	R: 1 E: 1 K: 0 S: 10	H: 1 LOB: 2 BB: 1 P: 20	R: 1 E: 0 K: 2 S: 11	H: 1 LOB: 0 BB: 0 P: 18	1B: 11 2B: 2 3B: 0 HR: 2	SF: 1 SAC: 3 DP: 1 HBP: 1	WP: 1 PB: 0 SB: 1 CS: 0	PA: 62		
PITCHER	IP: 5.0 WLS: 2 BF: 24 H: 9 R: 7 ER: 1 SO: 5	IP: 2.0 WLS: 9 BF: 7 H: 2 R: 1 ER: 1 SO: 1	IP: 1.0 WLS: 2 BF: 0 H: 0 R: 0 ER: 0 SO: 2	IP: 1.0 WLS: 2 BF: 0 H: 0 R: 0 ER: 0 SO: 1	IP: 1.0 WLS: 2 BF: 0 H: 0 R: 0 ER: 0 SO: 0	IP: 1.0 WLS: 2 BF: 0 H: 0 R: 0 ER: 0 SO: 0	IP: 1.0 WLS: 2 BF: 0 H: 0 R: 0 ER: 0 SO: 0	IP: 1.0 WLS: 2 BF: 0 H: 0 R: 0 ER: 0 SO: 0	IP: 1.0 WLS: 2 BF: 0 H: 0 R: 0 ER: 0 SO: 0	IP: 1.0 WLS: 2 BF: 0 H: 0 R: 0 ER: 0 SO: 0	IP: 1.0 WLS: 2 BF: 0 H: 0 R: 0 ER: 0 SO: 0	IP: 1.0 WLS: 2 BF: 0 H: 0 R: 0 ER: 0 SO: 0	IP: 1.0 WLS: 2 BF: 0 H: 0 R: 0 ER: 0 SO: 0	IP: 1.0 WLS: 2 BF: 0 H: 0 R: 0 ER: 0 SO: 0	IP: 1.0 WLS: 2 BF: 0 H: 0 R: 0 ER: 0 SO: 0	IP: 1.0 WLS: 2 BF: 0 H: 0 R: 0 ER: 0 SO: 0	IP: 1.0 WLS: 2 BF: 0 H: 0 R: 0 ER: 0 SO: 0	IP: 1.0 WLS: 2 BF: 0 H: 0 R: 0 ER: 0 SO: 0	IP: 1.0 WLS: 2 BF: 0 H: 0 R: 0 ER: 0 SO: 0	IP: 1.0 WLS: 2 BF: 0 H: 0 R: 0 ER: 0 SO: 0	IP: 1.0 WLS: 2 BF: 0 H: 0 R: 0 ER: 0 SO: 0	IP: 1.0 WLS: 2 BF: 0 H: 0 R: 0 ER: 0 SO: 0	IP: 1.0 WLS: 2 BF: 0 H: 0 R: 0 ER: 0 SO: 0	IP: 1.0 WLS: 2 BF: 0 H: 0 R: 0 ER: 0 SO: 0

Arizona Diamondbacks @ Florida Marlins
Land Shark Stadium, Miami, FL
Wed May 20 2009, 5:15 PM EDT
Att. 14,426 - Clear - 78 F

livebaseballscores.com

AB 49
R 9
H 15
RBI 9
BB 8
SO 7
LOB 25




Batter	1	2	3	4	5	6	7	8	9	10	11	AB	R	H	RBI	BB	SO	LOB	TOP			
2 B.J. Upton, R OBP: 0.295, SLG: 0.296	G1-4-3		G6-3		13 G4-3		K		F7		F8	6	1	1	0	0	1	0				
13 Carl Crawford, L OBP: 0.316, SLG: 0.425		3 BB		3 1B		G4-3		F8		23 BB		L6	4	1	1	1	2	0	0			
3 Evan Longoria, R OBP: 0.396, SLG: 0.638												P3	5	0	2	1	1	2	1			
23 Carlos Pena, L OBP: 0.378, SLG: 0.588																						
18 Ben Zobrist, S OBP: 0.376, SLG: 0.614																						
8 Jason Bartlett, R OBP: 0.418, SLG: 0.596																						
1 Akinori Iwamura, L OBP: 0.377, SLG: 0.406																						
39 J.P. Howell, L OBP: 0.379, SLG: 0.431																						
16 Willy Aybar, S OBP: 0.379, SLG: 0.431																						
30 Dioner Navarro, S OBP: 0.239, SLG: 0.295																						
33 James Shields, R ERA: 3.63																						
50 Grant Balfour, R ERA: 4.95																						
46 Jose Nelson, R ERA: 5.5																						
35 Dan Wheeler, R ERA: 4.86																						
31 Lance Cormier, R ERA: 2.86																						
52 Brian Shouse, L ERA: 3.77																						
Inning Stats	R: 0 E: 0 K: 2 S: 9	H: 0 LOB: 1 BB: 1 P: 18	R: 0 E: 0 K: 1 S: 11	H: 0 LOB: 2 BB: 2 P: 20	R: 1 E: 0 K: 0 S: 9	H: 2 LOB: 0 BB: 0 P: 15	R: 0 E: 0 K: 1 S: 7	H: 1 LOB: 1 BB: 0 P: 11	R: 1 E: 0 K: 1 S: 13	H: 2 LOB: 1 BB: 0 P: 20	R: 1 E: 0 K: 1 S: 12	H: 2 LOB: 1 BB: 0 P: 17	R: 0 E: 0 K: 0 S: 14	H: 0 LOB: 3 BB: 3 P: 18	R: 0 E: 0 K: 1 S: 9	H: 1 LOB: 1 BB: 0 P: 16	R: 0 E: 0 K: 0 S: 6	H: 0 LOB: 0 BB: 0 P: 11	1B: 4 2B: 3 3B: 1 HR: 1	SF: 0 SAC: 0 DP: 0 HBP: 0	WP: 2 PB: 0 SB: 3 CS: 0	PA: 48
PITCHER	55 Josh Johnson, R ERA: 2.97	IP: 7.0 WLS: 3 BF: 30 H: 6 R: 3 ER: 3 SO: 7	BB: 6 IBB: 0 HBP: 0 BLK: 0	WP: 2 HR: 0 S: 68 P: 114	ERA: 3.86 WHIP: 1.286	44 Brian Sanches, R ERA: 3.77	IP: 1.0 WLS: 0 BF: 3 H: 2 R: 1 ER: 1 SO: 1	BB: 0 IBB: 0 HBP: 0 BLK: 0	WP: 0 HR: 0 S: 13 P: 23	ERA: 0.00 WHIP: 0.000												

Tampa Bay Rays @ Florida Marlins
Land Shark Stadium, Miami, FL
Sun May 24 2009, 1:10 PM EDT
Att: 12,839 - Cloudy - 78 F

livebaseballscores.com

AB 42
R 4
H 9
RBI 3
BB 6
SO 9
LOB 17




Batter	1	2	3	4	5	6	7	8	9	10	11	AB	R	H	RBI	BB	SO	LOB	BOTTOM					
1 Emilio Bonifacio, S OBP: 0.296, SLG: 0.311	P6		G4-6-3		K2-3				B5-3		K	6	0	1	0	0	2	3						
27 Jeremy Hermida, L OBP: 0.363, SLG: 0.397																								
2 Hanley Ramirez, R OBP: 0.400, SLG: 0.558																								
7 Ross Gload, L OBP: 0.375, SLG: 0.377																								
6 Dan Uggla, R OBP: 0.328, SLG: 0.424																								
21 John Baker, L OBP: 0.371, SLG: 0.509																								
12 Cody Ross, R OBP: 0.292, SLG: 0.426																								
8 Chris Coghlan, L OBP: 0.291, SLG: 0.255																								
33 James Shields, R ERA: 3.63																								
50 Grant Balfour, R ERA: 4.95																								
46 Jose Nelson, R ERA: 5.5																								
35 Dan Wheeler, R ERA: 4.86																								
39 J.P. Howell, L ERA: 2.86																								
31 Lance Cormier, R ERA: 2.86																								
52 Brian Shouse, L ERA: 3.77																								
Inning Stats	R: 0 E: 0 K: 1 S: 7	H: 0 LOB: 0 BB: 0 P: 8	R: 3 E: 1 K: 0 S: 9	H: 5 LOB: 1 BB: 0 P: 13	R: 0 E: 0 K: 1 S: 10	H: 2 LOB: 2 BB: 1 P: 17	R: 0 E: 0 K: 1 S: 7	H: 0 LOB: 0 BB: 0 P: 13	R: 0 E: 0 K: 2 S: 9	H: 1 LOB: 1 BB: 0 P: 10	R: 1 E: 0 K: 1 S: 16	H: 2 LOB: 1 BB: 0 P: 23	R: 0 E: 0 K: 1 S: 11	H: 2 LOB: 2 BB: 0 P: 21	R: 0 E: 0 K: 1 S: 6	H: 0 LOB: 0 BB: 0 P: 9	R: 0 E: 0 K: 0 S: 7	H: 0 LOB: 2 BB: 2 P: 17	R: 1 E: 0 K: 1 S: 13	H: 3 LOB: 3 BB: 1 P: 24	1B: 14 2B: 3 3B: 0 HR: 1	SF: 0 SAC: 1 DP: 3 HBP: 0	WP: 0 PB: 0 SB: 1 CS: 0	PA: 49
PITCHER	33 James Shields, R ERA: 3.63	IP: 6.2 WLS: 1 BF: 31 H: 12 R: 4 ER: 4 SO: 7	BB: 2 IBB: 0 HBP: 0 BLK: 0	WP: 0 HR: 1 S: 68 P: 102	ERA: 5.40 WHIP: 2.100	31 Lance Cormier, R ERA: 2.3	IP: 1.1 WLS: 0 BF: 7 H: 1 R: 1 ER: 1 SO: 1	BB: 2 IBB: 0 HBP: 0 BLK: 0	WP: 0 HR: 0 S: 12 P: 24	ERA: 6.75 WHIP: 2.250														

Tampa Bay Rays @ Florida Marlins
Land Shark Stadium, Miami, FL
Sun May 24 2009, 1:10 PM EDT
Att: 12,839 - Cloudy - 78 F

livebaseballscores.com

AB 43
R 5
H 17
RBI 5
BB 5
SO 10
LOB 21



Batter	1	2	3	4	5	6	7	8	9	AB	R	H	RBI	BB	SO	LOB	TOP								
1 Emilio Bonifacio, S OBP: 0.291, SLG: 0.304	(1,5) P4		(1,1) F9		(0,3) K		(2,3) K		(4,0) BB	4	0	0	0	1	2	0	Florida Marlins @ Philadelphia Phillies Citizens Bank Park, Philadelphia, PA Tue May 26 2009, 7:05 PM EDT Att. 42,249 - Drizzlie - 52 F livebaseballscorecards.com								
27 Jeremy Hermida, L OBP: 0.373, SLG: 0.382	(1,9) P5		(1,3) K		(3,1) G4-3		(2,3) K	(1,2) G3-1	(1,2) G3-1	5	0	0	1	0	2	2									
2 Hanley Ramirez, R OBP: 0.401, SLG: 0.550	(1,6) G1-3		(0,0) 1B		(3,1) F9		(0,1) G4-3	(2,3) K	(2,3) K	2	0	1	0	0	0	0									
18 Wes Helms, R OBP: 0.288, SLG: 0.317										3	0	0	0	0	1	2									
3 Jorge Cantu, R OBP: 0.324, SLG: 0.478		(1,2) F7	(1,3) K		(2,2) 1B		(0,1) G5-3			4	0	1	0	0	1	1									
21 John Baker, L OBP: 0.360, SLG: 0.492		(1,3) K		(1,2) F7		(1,3) K			(0,0) G6-3	4	0	0	0	0	2	1									
6 Dan Uggla, R OBP: 0.324, SLG: 0.411		(0,2) 12B		(2,3) K		(2,3) K			(4,2) BB	3	1	1	0	1	2	1									
12 Cody Ross, R OBP: 0.301, SLG: 0.436		(0,0) 1B		(2,1) 8BB		(3,3) K			(1,2) FC3	4	1	3	0	0	1	1									
8 Chris Coghlan, L OBP: 0.328, SLG: 0.264		(4,0) 23FC6-4		(4,1) 1B					(4,1) 7E	1	1	0	0	3	0	0									
23 Andrew Miller, L OBP: 0.370, SLG: 0.371		(0,0) FC6-4		(2,3) BB					(2,3) 27G3-1	2	0	0	0	0	1	5									
59 Brett Hayes, R OBP: 0.333, SLG: 0.333									(3,2) FC3	1	0	0	0	0	1	0									
63 Chris Leroux, L									(1,3) 27G3-1	0	0	0	0	0	0	0									
7 Ross Gload, L									(1,3) 27G3-1	1	0	0	1	0	0	1									
Inning Stats	R: 0 H: 0 E: 0 K: 0 S: 10	H: 0 LOB: 0 BB: 0 P: 15	R: 0 H: 2 E: 0 K: 1 S: 12	H: 2 LOB: 3 BB: 1 P: 18	R: 0 H: 1 E: 0 K: 2 S: 11	H: 1 LOB: 1 BB: 0 P: 14	R: 0 H: 1 E: 0 K: 2 S: 13	H: 1 LOB: 2 BB: 0 P: 21	R: 0 H: 0 E: 0 K: 1 S: 7	H: 0 LOB: 0 BB: 0 P: 13	R: 0 H: 1 E: 0 K: 3 S: 12	H: 1 LOB: 1 BB: 0 P: 20	R: 0 H: 0 E: 0 K: 2 S: 7	H: 0 LOB: 0 BB: 0 P: 10	R: 0 H: 0 E: 0 K: 1 S: 7	H: 0 LOB: 0 BB: 0 P: 9	R: 3 H: 1 E: 1 K: 1 S: 22	H: 1 LOB: 2 BB: 3 P: 41	1B: 5 2B: 1 3B: 0 HR: 0	SF: 0 SAC: 0 DP: 0 HBP: 0	WP: 0 PB: 0 SB: 0 CS: 0	PA: 39			
PITCHER	IP	WLS	BF	H	R	ER	SO	BB	IBB	HBP	BLK	WP	HR	S	P	ERA	WHIP								
56 Joe Blanton, R	(1,1)	7.0	W	28	5	0	0	11	1	1	0	0	0	72	114	0.00	0.857								
46 Ryan Madson, R	(8,1)	1.0		3	0	0	1	0	0	0	0	0	0	7	9	0.00	0.000								
37 Chad Durbin, R	(9,1)	0.1		4	1	3	1	0	2	0	0	0	0	10	19	27.00	9.000								
47 Scott Eyre, L	(9,1)	0.0		1	0	0	0	0	0	0	0	0	0	3	6	∞	∞								
54 Brad Lidge, R	(9,1)	0.2	S	3	0	0	0	1	1	0	0	0	0	9	16	0.00	1.500								

Batter	1	2	3	4	5	6	7	8	9	AB	R	H	RBI	BB	SO	LOB	BOTTOM								
11 Jimmy Rollins, S OBP: 0.272, SLG: 0.339	(1,6) E6	(1,1) G6-3		(2,2) FC4-2		(2,2) FC5-4		(0,1) P5		5	2	0	0	0	0	2	Florida Marlins @ Philadelphia Phillies Citizens Bank Park, Philadelphia, PA Tue May 26 2009, 7:05 PM EDT Att. 42,249 - Drizzlie - 52 F livebaseballscorecards.com								
8 Shane Victorino, S OBP: 0.329, SLG: 0.447	(1,8) BB	(0,1) 29SF8		(1,3) K		(0,1) 2B		(2,0) 1B		5	1	4	1	0	1	1									
26 Chase Utley, L OBP: 0.429, SLG: 0.559	(1,4) BB	(1,2) F7		(2,0) 28FC5-4		(1,1) P3		(1,2) G4-3		4	1	1	0	1	0	3									
6 Ryan Howard, L OBP: 0.335, SLG: 0.537	(1,3) 71B		(1,1) L4		(1,3) K		(1,1) G4-3			3	0	0	1	1	1	1									
29 Raul Ibanez, L OBP: 0.410, SLG: 0.724	(1,7) SF8		(0,0) 1B		(4,2) 28FC5-4		(1,0) G6-3			2	0	1	1	1	0	0									
28 Jayson Werth, R OBP: 0.348, SLG: 0.478	(1,9) K		(1,1) F9		(1,1) FC5-4		(1,0) 72B			4	1	1	0	0	1	5									
7 Pedro Feliz, R OBP: 0.376, SLG: 0.432	(1,5) 1B		(0,0) F7		(0,1) F8		(0,1) 2B			4	0	2	2	0	0	3									
51 Carlos Ruiz, R OBP: 0.393, SLG: 0.423				(3,2) 11WP		(2,2) L5		(2,1) F7		4	0	1	0	0	0	3									
56 Joe Blanton, R	(1,1)			(1,3) 11FC4-2		(4,0) BB				2	0	0	0	1	1	1									
46 Ryan Madson, L	(8,1)									1	0	0	0	0	0	0									
19 Greg Dobbs, L	(8,1)									1	0	0	0	0	0	0									
37 Chad Durbin, R	(9,1)									0	0	0	0	0	0	0									
47 Scott Eyre, L	(9,1)									0	0	0	0	0	0	0									
54 Brad Lidge, R	(9,1)									0	0	0	0	0	0	0									
Inning Stats	R: 3 H: 2 E: 1 K: 1 S: 17	H: 2 LOB: 2 BB: 2 P: 30	R: 0 H: 1 E: 0 K: 0 S: 10	H: 1 LOB: 1 BB: 0 P: 12	R: 0 H: 1 E: 0 K: 0 S: 6	H: 1 LOB: 1 BB: 0 P: 8	R: 0 H: 1 E: 0 K: 2 S: 13	H: 1 LOB: 1 BB: 0 P: 20	R: 0 H: 1 E: 0 K: 1 S: 11	H: 1 LOB: 2 BB: 1 P: 19	R: 1 H: 1 E: 0 K: 0 S: 11	H: 1 LOB: 1 BB: 1 P: 20	R: 1 H: 2 E: 0 K: 0 S: 8	H: 2 LOB: 1 BB: 0 P: 13	R: 0 H: 1 E: 0 K: 0 S: 7	H: 1 LOB: 1 BB: 0 P: 12	1B: 5 2B: 5 3B: 0 HR: 0	SF: 1 SAC: 0 DP: 0 HBP: 0	WP: 2 PB: 0 SB: 0 CS: 0	PA: 39					
PITCHER	IP	WLS	BF	H	R	ER	SO	BB	IBB	HBP	BLK	WP	HR	S	P	ERA	WHIP								
23 Andrew Miller, L	(1,1)	6.0	L	30	7	4	2	4	4	0	0	0	0	68	109	3.00	1.833								
63 Chris Leroux, R	(7,1)	2.0		9	3	1	1	0	0	0	0	0	0	15	25	4.50	1.500								

AB	34
R	3
H	6
RBI	2
BB	5
SO	13
LOB	14

AB	34
R	5
H	10
RBI	5
BB	4
SO	4
LOB	19



Batter	1	2	3	4	5	6	7	8	9	AB	R	H	RBI	BB	SO	LOB	TOP				
1 Emilio Bonifacio, S (1,6) OBP: 0.296, SLG: 0.296	F9		G3		F7		K		F8	5	0	0	0	0	1	4	Florida Marlins @ Philadelphia Phillies Citizens Bank Park, Philadelphia, PA Wed May 27 2009, 7:05 PM EDT Att: 45,256 - Partly Cloudy - 77 F livebaseballscorecards.com				
8 Chris Coghlan, L (1,7) OBP: 0.324, SLG: 0.281	G4-3			G4-3		6 2B	G4-3			4	1	1	0	0	0	0					
6 Dan Uggla, R (1,4) OBP: 0.333, SLG: 0.444	K			HR		27 G1-3 2H			3 G5-4-3 1B	4	2	3	2	0	1	0					
3 Jorge Cantu, R (1,3) OBP: 0.333, SLG: 0.466		F8		G5-3		G5-3			G5-4-3	4	0	0	0	0	0	2					
27 Jeremy Hermida, L (1,9) OBP: 0.365, SLG: 0.373		G4-3				G1-3			G4-3	4	0	0	0	0	0	1					
25 Brett Carroll, R (8,9) OBP: 0.217, SLG: 0.143				F8						0	0	0	0	0	0	0					
12 Cody Ross, R (1,8) OBP: 0.311, SLG: 0.467		F9								4	3	3	2	0	0	0					
21 John Baker, L (1,2) OBP: 0.304, SLG: 0.488			L1			21 1B 18 SF8			29 1B	3	0	1	0	1	1	1					
18 Wes Helms, R (1,5) OBP: 0.300, SLG: 0.323				SF8		FC6-4			29 1B 1 CS	2	0	1	1	1	0	1					
35 Burke Badenhop, R (1,1) OBP: 0.289, SLG: 0.296									1 CS	2	0	0	0	0	2	2					
53 Dan Meyer, R (6,1) OBP: 0.289, SLG: 0.296									1 CS	1	0	0	0	0	1	0					
40 Kiko Calero, R (7,1) OBP: 0.289, SLG: 0.296										0	0	0	0	0	0	0					
46 Juan Carlos Oviedo, R (8,1) OBP: 0.289, SLG: 0.296										0	0	0	0	0	0	0					
29 Ronny Paulino, R (9,PH) OBP: 0.289, SLG: 0.296										1	0	1	1	0	0	0					
22 Matt Lindstrom, R (9,1) OBP: 0.289, SLG: 0.296										0	0	0	0	0	0	0					
Inning Stats	R: 0 H: 0 E: 0 K: 1 S: 9	H: 0 LOB: 0 BB: 0 P: 13	R: 0 H: 0 E: 0 K: 0 S: 7	H: 0 LOB: 0 BB: 0 P: 13	R: 0 H: 1 E: 0 K: 1 S: 11	H: 1 LOB: 1 BB: 0 P: 19	R: 1 H: 1 E: 0 K: 0 S: 8	H: 1 LOB: 0 BB: 0 P: 13	R: 1 H: 2 E: 0 K: 1 S: 9	H: 2 LOB: 1 BB: 0 P: 12	R: 3 H: 3 E: 0 K: 0 S: 14	H: 3 LOB: 1 BB: 1 P: 27	R: 0 H: 0 E: 0 K: 2 S: 8	H: 0 LOB: 0 BB: 0 P: 10	R: 0 H: 1 E: 0 K: 0 S: 6	H: 1 LOB: 1 BB: 1 P: 9	R: 1 H: 2 E: 0 K: 1 S: 10	H: 2 LOB: 1 BB: 1 P: 18	1B: 5 2B: 3 3B: 0 HR: 2	SF: 1 SAC: 0 DP: 1 HBP: 0	WP: 0 PA: 37 PB: 0 SB: 1 CS: 2
PITCHER	IP WLS BF H R ER SO BB IBB HBP BLK WP HR S P ERA WHIP																				
39 Brett Myers, R (1,1) ERA: 4.66	5.2 L 25 7 5 5 3 1 0 0 0 0 0 2 57 94 7.94 1.412																				
55 Clay Condrey, R (6,1) ERA: 2.0	2.1 7 1 0 0 2 0 0 0 0 0 0 0 15 22 0.00 0.429																				
57 Jack Taschner, L (9,1) ERA: 3.92	1.0 5 2 1 1 1 1 0 0 0 0 0 0 10 18 9.00 3.000																				

Batter	1	2	3	4	5	6	7	8	9	AB	R	H	RBI	BB	SO	LOB	BOTTOM				
11 Jimmy Rollins, S (1,6) OBP: 0.271, SLG: 0.332	F9		G4-3		G4-6-3				L8	4	0	0	0	1	0	4	Florida Marlins @ Philadelphia Phillies Citizens Bank Park, Philadelphia, PA Wed May 27 2009, 7:05 PM EDT Att: 45,256 - Partly Cloudy - 77 F livebaseballscorecards.com				
8 Shane Victorino, S (1,8) OBP: 0.327, SLG: 0.440			G1-3			G4-3				3	0	0	0	1	0	1					
57 Jack Taschner, L (9,1) ERA: 3.92	6 1B 26 1B									0	0	0	0	0	0	0					
26 Chase Utley, L (1,4) OBP: 0.425, SLG: 0.550	6 1B									4	0	1	0	0	0	2					
6 Ryan Howard, L (1,3) OBP: 0.338, SLG: 0.542	29 G4-6-3 1B									4	0	2	0	0	1	2					
29 Raul Ibanez, L (1,7) OBP: 0.402, SLG: 0.707	G4-6-3									4	0	0	0	0	2	4					
28 Jayson Werth, R (1,9) OBP: 0.346, SLG: 0.472		P6								4	0	1	0	0	2	1					
7 Pedro Feliz, R (1,5) OBP: 0.373, SLG: 0.433		G4-3								4	0	1	0	0	1	0					
51 Carlos Ruiz, R (1,2) OBP: 0.386, SLG: 0.453		G4-3								4	1	1	1	0	0	2					
39 Brett Myers, R (1,1) ERA: 4.66										2	0	1	0	0	1	0					
55 Clay Condrey, R (6,1) ERA: 2.0										0	0	0	0	0	0	0					
12 Matt Stairs, L (9,PH) OBP: 0.488, SLG: 0.633										1	1	1	1	1	0	0					
4 Eric Bruntlett, R (9,PR) OBP: 0.178, SLG: 0.235										0	0	0	0	0	0	0					
Inning Stats	R: 0 H: 2 E: 0 K: 0 S: 14	H: 2 LOB: 2 BB: 1 P: 22	R: 0 H: 0 E: 0 K: 0 S: 12	H: 0 LOB: 0 BB: 0 P: 17	R: 0 H: 0 E: 0 K: 1 S: 6	H: 0 LOB: 0 BB: 0 P: 8	R: 0 H: 1 E: 0 K: 2 S: 12	H: 1 LOB: 1 BB: 0 P: 19	R: 1 H: 2 E: 0 K: 0 S: 9	H: 2 LOB: 0 BB: 0 P: 15	R: 0 H: 0 E: 0 K: 0 S: 6	H: 0 LOB: 0 BB: 0 P: 9	R: 0 H: 0 E: 0 K: 3 S: 10	H: 0 LOB: 0 BB: 0 P: 12	R: 1 H: 1 E: 1 K: 1 S: 20	H: 1 LOB: 2 BB: 1 P: 33	R: 0 H: 2 E: 0 K: 0 S: 13	H: 2 LOB: 3 BB: 1 P: 20	1B: 4 2B: 2 3B: 0 HR: 2	SF: 0 SAC: 0 DP: 2 HBP: 0	WP: 0 PA: 37 PB: 0 SB: 2 CS: 0
PITCHER	IP WLS BF H R ER SO BB IBB HBP BLK WP HR S P ERA WHIP																				
35 Burke Badenhop, R (1,1) ERA: 4.97	5.0 W 19 5 1 0 0 0 1 0 0 0 0 0 0 10 14 0.00 0.000																				
53 Dan Meyer, L (6,1) ERA: 2.57	1.1 4 0 0 0 1 0 0 0 0 0 0 0 6 7 0.00 0.000																				
40 Kiko Calero, R (7,1) ERA: 2.35	0.2 2 0 0 0 2 0 0 0 0 0 0 0 0 6 7 0.00 0.000																				
46 Juan Carlos Oviedo, R (8,1) ERA: 3.7	1.0 6 1 1 1 1 1 0 0 0 0 0 0 1 20 33 9.00 2.000																				
22 Matt Lindstrom, R (9,1) ERA: 5.88	1.0 6 2 0 0 0 1 0 0 0 0 0 0 0 13 20 0.00 3.000																				

Batter	1	2	3	4	5	6	7	8	9	AB	R	H	RBI	BB	SO	LOB	TOP			
8 Chris Cochran, L OBP: 0.359, SLG: 0.306	4-2 B FF 88 B CH 81 B FF 88	0-1 F SI 90 X FF 89		4-1 C SI 88 B SL 82 B CH 81 B FF 87		4-2 B FF 89 B SL 76 B CH 91 B FF 91 B FF 90 B CH 83 B FF 90 B FF 91		3-2 B SL 80 B CH 79 B FF 90 B CH 73 X SL 80		2 1 0 0 3 0 1 0										
53 Dan Meyer, R OBP: 0.332, SLG: 0.468	1 2B 3 E					3 WP BB		G4-3 2-3		5 2 2 0 0 2 3										
1 Emilio Bonifacio, S OBP: 0.287, SLG: 0.306	1 SAFE B FF 89 D CH 82 C FF 87 1 SAFE C SI 88 X FF 88	2-1 1 SAFE B FF 89 D CH 82 C FF 87 1 SAFE C SI 88 X FF 88	1-1 B FF 87 F FF 89 X SL 83	1-2 C FF 86 B CH 79 S CH 80	2-3 L FF 89 B FF 87 D CH 81 S CH 81 S CH 82			3-3 S CH 84 S CH 85 B CH 84 B CH 84 B CH 84		5 1 2 0 0 0 4										
2 Hanley Ramirez, R OBP: 0.399, SLG: 0.543	B SL 82 X FF 88					3-1 B FF 89 B CH 78 B FF 89 X FF 89		0-1 C FF 89 X FF 89		B FF 84 X FF 84										
3 Jorge Cantu, R OBP: 0.332, SLG: 0.468	X SL 82					1-0 B SI 85 X FF 88		1-1 C SL 79 X CH 85		S SI 83 S CH 83 F FF 85 S CH 79										
27 Jeremy Hermida, L OBP: 0.369, SLG: 0.399	B SI 88 B FF 87 X FF 88	2-1 1 SAFE B FF 89 D CH 82 C FF 87 1 SAFE C SI 88 X FF 88	0-1 C SL 83 X SL 88	2-1 B SI 81 F FF 88 X CH 79	2-1 B SI 81 F FF 88 X CH 79			3-2 C FF 90 F FF 89 B SL 80 B CH 84 X FF 89		C SI 84 X FF 85										
6 Dan Uggla, R OBP: 0.318, SLG: 0.426	C SL 81 B SL 82 X CU 75	1-1 1-2 2-H	1-0 B SL 83 X CU 73	1-0 B SL 83 X CU 73	1-0 B SL 83 X CU 73	3-1 B SI 88 X FF 87		1-1 B SL 79 C CH 84 X FF 89												
12 Cody Ross, R OBP: 0.309, SLG: 0.454	C FF 90 X SL 81					2-3 B SI 89 B FF 85 X FF 88		2-2 B SI 90 F FF 89 X SL 90												
29 Ronny Paulino, R OBP: 0.342, SLG: 0.364						0-0 X FF 86		2-2 B SI 90 F FF 89 X SL 90												
55 Josh Johnson, L OBP: 0.148, SLG: 0.080						1-1 B FF 87 X FF 87		1-3 S SI 87 F FF 89 S SI 90												
25 Brett Carroll, R OBP: 0.250, SLG: 0.227								0-1 C FF 89 X FF 89												
Inning Stats	R: 2 E: 1 K: 0 S: 16	H: 2 LOB: 2 BB: 1 P: 26	R: 0 E: 0 K: 2 S: 9	H: 0 LOB: 0 BB: 0 P: 11	R: 2 E: 0 K: 0 S: 10	H: 3 LOB: 1 BB: 0 P: 19	R: 0 E: 0 K: 0 S: 7	H: 0 LOB: 1 BB: 1 P: 13	R: 3 E: 0 K: 2 S: 17	H: 4 LOB: 1 BB: 0 P: 29	R: 0 E: 0 K: 1 S: 12	H: 0 LOB: 0 BB: 1 P: 19	R: 0 E: 0 K: 1 S: 10	H: 1 LOB: 1 BB: 0 P: 16	R: 0 E: 0 K: 1 S: 8	H: 1 LOB: 0 BB: 0 P: 9	1B: 4 2B: 6 3B: 0 HR: 1	SF: 1 SAC: 0 DP: 1 HBP: 0	WP: 1 PB: 0 SB: 0 CS: 0	PA: 41
PITCHER	IP WLS BF H R ER SO BB IBB HBP BLK WP HR S P ERA WHIP	IP WLS BF H R ER SO BB IBB HBP BLK WP HR S P ERA WHIP	IP WLS BF H R ER SO BB IBB HBP BLK WP HR S P ERA WHIP	IP WLS BF H R ER SO BB IBB HBP BLK WP HR S P ERA WHIP	IP WLS BF H R ER SO BB IBB HBP BLK WP HR S P ERA WHIP	IP WLS BF H R ER SO BB IBB HBP BLK WP HR S P ERA WHIP	IP WLS BF H R ER SO BB IBB HBP BLK WP HR S P ERA WHIP	IP WLS BF H R ER SO BB IBB HBP BLK WP HR S P ERA WHIP	IP WLS BF H R ER SO BB IBB HBP BLK WP HR S P ERA WHIP	IP WLS BF H R ER SO BB IBB HBP BLK WP HR S P ERA WHIP	IP WLS BF H R ER SO BB IBB HBP BLK WP HR S P ERA WHIP	IP WLS BF H R ER SO BB IBB HBP BLK WP HR S P ERA WHIP	IP WLS BF H R ER SO BB IBB HBP BLK WP HR S P ERA WHIP	IP WLS BF H R ER SO BB IBB HBP BLK WP HR S P ERA WHIP	IP WLS BF H R ER SO BB IBB HBP BLK WP HR S P ERA WHIP	IP WLS BF H R ER SO BB IBB HBP BLK WP HR S P ERA WHIP	IP WLS BF H R ER SO BB IBB HBP BLK WP HR S P ERA WHIP	IP WLS BF H R ER SO BB IBB HBP BLK WP HR S P ERA WHIP	IP WLS BF H R ER SO BB IBB HBP BLK WP HR S P ERA WHIP	

Florida Marlins @ New York Mets
Citi Field, Flushing, NY
Sat May 30 2009, 1:10 PM EDT
Att: 40,727 - Sunny - 72 F

AB 37
R 7
H 11
RBI 7
BB 3
SO 7
LOB 18



Batter	1	2	3	4	5	6	7	8	9	AB	R	H	RBI	BB	SO	LOB	BOTTOM					
16 Angel Pagán, S OBP: 0.426, SLG: 0.375	B FF 93 B FF 93 C FF 93 B FF 93									4 1 2 1 1 0 0												
26 Fernando Martinez, L OBP: 0.214, SLG: 0.231	B FF 94 C FF 95 S SL 87 X SL 87									5 0 2 1 0 1 3												
15 Carlos Beltrán, S OBP: 0.447, SLG: 0.551	X FF 95									3 0 0 0 0 1 4 0 0 0 0 0 0 0 1 0 0 0 0 0 0 0 0 0 0 0 0 0												
9 Omir Santos, R OBP: 0.302, SLG: 0.468										4 0 1 1 0 0 1												
43 Brian Stokes, R OBP: 0.323, SLG: 0.398	B SL 86 X FF 86									3 0 0 0 1 0 2												
28 Daniel Murphy, L OBP: 0.329, SLG: 0.396	1 SAFE B FF 95 1 SAFE X FF 95									4 0 0 0 0 2 1												
6 Ramon Martinez, R OBP: 0.167, SLG: 0.200										3 1 1 0 1 0 1												
23 Brian Schneider, L OBP: 0.286, SLG: 0.209	B FF 94 B FF 94 C FF 95 X SL 88									4 0 1 0 0 0 1												
4 Wilson Valdez, R OBP: 0.200, SLG: 0.200	C FF 97 F SL 90 X FF 96									1 0 0 0 0 1 0 0 0 0 0 0 0 0 1 1 0 0 0 0 1 2 0 0 0 0 2 2												
44 Tim Redding, R OBP: 0.333, SLG: 0.333										1 0 0 0 0 1 0												
50 Sean Green, R OBP: 0.192, SLG: 0.346										0 0 0 0 0 0 0												
1 Luis Castillo, S OBP: 0.392, SLG: 0.346										1 1 0 0 0 0 1												
18 Jeremy Reed, L OBP: 0.327, SLG: 0.347										2 0 0 0 0 2 2												
Inning Stats	R: 1 E: 0 K: 0 S: 8	H: 1 LOB: 1 BB: 1 P: 15	R: 0 E: 0 K: 0 S: 11	H: 0 LOB: 0 BB: 0 P: 15	R: 0 E: 0 K: 2 S: 10	H: 1 LOB: 1 BB: 0 P: 16	R: 0 E: 0 K: 1 S: 6	H: 0 LOB: 0 BB: 0 P: 9	R: 1 E: 0 K: 0 S: 16	H: 3 LOB: 2 BB: 0 P: 23	R: 0 E: 0 K: 1 S: 12	H: 0 LOB: 1 BB: 1 P: 20	R: 0 E: 0 K: 1 S: 8	H: 0 LOB: 0 BB: 0 P: 13	R: 0 E: 1 K: 0 S: 10	H: 0 LOB: 1 BB: 0 P: 14	R: 1 E: 0 K: 2 S: 20	H: 2 LOB: 2 BB: 1 P: 29	1B: 5 2B: 2 3B: 0 HR: 0	SF: 0 SAC: 0 DP: 0 HBP: 0	WP: 1 PB: 0 SB: 0 CS: 0	PA: 38
PITCHER	IP WLS BF H R ER SO BB IBB HBP BLK WP HR S P ERA WHIP	IP WLS BF H R ER SO BB IBB HBP BLK WP HR S P ERA WHIP	IP WLS BF H R ER SO BB IBB HBP BLK WP HR S P ERA WHIP	IP WLS BF H R ER SO BB IBB HBP BLK WP HR S P ERA WHIP	IP WLS BF H R ER SO BB IBB HBP BLK WP HR S P ERA WHIP	IP WLS BF H R ER SO BB IBB HBP BLK WP HR S P ERA WHIP	IP WLS BF H R ER SO BB IBB HBP BLK WP HR S P ERA WHIP	IP WLS BF H R ER SO BB IBB HBP BLK WP HR S P ERA WHIP	IP WLS BF H R ER SO BB IBB HBP BLK WP HR S P ERA WHIP	IP WLS BF H R ER SO BB IBB HBP BLK WP HR S P ERA WHIP	IP WLS BF H R ER SO BB IBB HBP BLK WP HR S P ERA WHIP	IP WLS BF H R ER SO BB IBB HBP BLK WP HR S P ERA WHIP	IP WLS BF H R ER SO BB IBB HBP BLK WP HR S P ERA WHIP	IP WLS BF H R ER SO BB IBB HBP BLK WP HR S P ERA WHIP	IP WLS BF H R ER SO BB IBB HBP BLK WP HR S P ERA WHIP	IP WLS BF H R ER SO BB IBB HBP BLK WP HR S P ERA WHIP	IP WLS BF H R ER SO BB IBB HBP BLK WP HR S P ERA WHIP	IP WLS BF H R ER SO BB IBB HBP BLK WP HR S P ERA WHIP	IP WLS BF H R ER SO BB IBB HBP BLK WP HR S P ERA WHIP			

Florida Marlins @ New York Mets
Citi Field, Flushing, NY
Sat May 30 2009, 1:10 PM EDT
Att: 40,727 - Sunny - 72 F

AB 35
R 3
H 7
RBI 3
BB 3
SO 7
LOB 16



Batter	1	2	3	4	5	6	7	8	9	AB	R	H	RBI	BB	SO	LOB	TOP																		
8 Chris Coghlan, L (1,7) OBP: 0.354, SLG: 0.303										4	1	1	0	0	2	0	Florida Marlins @ New York Mets Citi Field, Flushing, NY Sun May 31 2009, 1:10 PM EDT Att: 40,482 - Partly Cloudy - 75 F																		
1 Emilio Bonifacio, S (1,5) OBP: 0.291, SLG: 0.307										3	0	1	1	1	0	0																			
2 Hanley Ramirez, R (1,6) OBP: 0.406, SLG: 0.553										4	0	3	1	0	0	0																			
3 Jorge Cantu, R (1,3)										4	0	0	0	0	1	5																			
27 Jeremy Hermida, L (1,9) OBP: 0.362, SLG: 0.390										4	0	0	0	0	2	3																			
6 Dan Uggla, R (1,4) OBP: 0.317, SLG: 0.428										4	0	1	0	0	1	0																			
21 John Baker, L (1,2) OBP: 0.351, SLG: 0.462										3	0	0	0	1	1	1																			
12 Cody Ross, R (1,8) OBP: 0.307, SLG: 0.446										3	0	0	0	1	0	1																			
41 Chris Volstad, R (1,1) OBP: 0.045, SLG: 0.045																																			
7 Ross Gload, L (8,PH) OBP: 0.373, SLG: 0.365										2	0	0	0	0	2	1																			
40 Kiko Calero, R (8,1)										0	1	0	0	1	0	0																			
29 Ronny Paulino, R (8,PH) OBP: 0.338, SLG: 0.358										0	0	0	0	0	0	1																			
Inning Stats	R: 0 H: 0 E: 0 K: 1 S: 10	H: 0 LOB: 0 BB: 0 P: 12	R: 0 H: 1 E: 0 K: 1 S: 9	H: 1 LOB: 1 BB: 0 P: 12	R: 0 H: 0 E: 0 K: 1 S: 9	H: 0 LOB: 0 BB: 0 P: 12	R: 0 H: 1 E: 0 K: 0 S: 10	H: 1 LOB: 1 BB: 0 P: 16	R: 0 H: 0 E: 0 K: 1 S: 8	H: 0 LOB: 1 BB: 1 P: 17	R: 0 H: 1 E: 0 K: 1 S: 7	H: 1 LOB: 1 BB: 1 P: 13	R: 0 H: 0 E: 0 K: 1 S: 10	H: 0 LOB: 0 BB: 0 P: 13	R: 2 H: 3 E: 0 K: 1 S: 12	H: 3 LOB: 2 BB: 1 P: 24	R: 0 H: 0 E: 0 K: 3 S: 11	H: 0 LOB: 1 BB: 1 P: 17	1B: 4 2B: 3 3B: 0 HR: 0	SF: 0 SAC: 0 DP: 1 HBP: 0	WP: 0 PB: 0 SB: 0 CS: 0	PA: 36													
PITCHER	IP WLS BF H R ER SO BB IBB HBP BLK WP HR S P ERA WHIP																																		
33 John Maine, R (1,1) ERA: 3.75	6.0	W	22	3	0	0	5	2	0	0	0	0	0	0	53	82	0.00	0.833																	
25 Pedro Feliciano, L (7,1) ERA: 2.25	1.0	H	3	0	0	0	1	0	0	0	0	0	0	0	0	10	13	0.00	0.000																
22 J.J. Putz, R (8,1) ERA: 3.81	0.1	H	4	2	2	2	0	1	0	0	0	0	0	0	7	17	54.00	9.000																	
39 Bobby Parnell, R (8,1) ERA: 2.11	0.2	H	3	1	0	0	1	0	0	0	0	0	0	0	5	7	0.00	1.500																	
75 Francisco Rodriguez, R (9,1) ERA: 0.75	1.0	S	4	0	0	0	3	1	0	0	0	0	0	0	11	17	0.00	1.000																	

Batter	1	2	3	4	5	6	7	8	9	AB	R	H	RBI	BB	SO	LOB	BOTTOM																	
16 Angel Pagán, S (1,8) OBP: 0.428, SLG: 0.405										2	0	1	1	0	0	0	Florida Marlins @ New York Mets Citi Field, Flushing, NY Sun May 31 2009, 1:10 PM EDT Att: 40,482 - Partly Cloudy - 75 F																	
18 Jeremy Reed, L (4,8) OBP: 0.315, SLG: 0.333										3	0	1	0	1	0	1																		
1 Luis Castillo, S (1,4) OBP: 0.395, SLG: 0.353										4	0	1	0	0	1	2																		
5 David Wright, R (1,5) OBP: 0.432, SLG: 0.483										4	1	1	0	0	2	1																		
10 Gary Sheffield, R (1,7) OBP: 0.433, SLG: 0.521										4	1	1	0	0	2	1																		
28 Daniel Murphy, L (1,3) OBP: 0.325, SLG: 0.390										2	0	0	0	0	0	0																		
26 Fernando Martinez, L (1,9) OBP: 0.295, SLG: 0.313										3	1	1	1	0	0	0																		
9 Omir Santos, R (1,2) OBP: 0.303, SLG: 0.475										3	0	1	1	0	0	0																		
4 Wilson Valdez, R (1,6) OBP: 0.375, SLG: 0.286										2	1	1	0	1	0	0																		
33 John Maine, R (1,1) OBP: 0.211, SLG: 0.211										1	0	0	0	0	1	0																		
25 Pedro Feliciano, L (7,1) ERA: 2.25										0	0	0	0	0	0	0																		
17 Fernando Tatis, R (7,PH) OBP: 0.385, SLG: 0.393										0	0	0	0	0	0	2																		
22 J.J. Putz, R (8,1) ERA: 3.81										0	0	0	0	0	0	0																		
39 Bobby Parnell, R (8,1) ERA: 2.11										0	0	0	0	0	0	0																		
75 Francisco Rodriguez, R (9,1) ERA: 0.75										0	0	0	0	0	0	0																		
Inning Stats	R: 0 H: 0 E: 0 K: 0 S: 4	H: 0 LOB: 0 BB: 1 P: 11	R: 0 H: 0 E: 0 K: 1 S: 11	H: 0 LOB: 0 BB: 0 P: 16	R: 1 H: 1 E: 0 K: 0 S: 10	H: 1 LOB: 1 BB: 1 P: 16	R: 0 H: 0 E: 0 K: 1 S: 6	H: 0 LOB: 0 BB: 0 P: 10	R: 0 H: 0 E: 0 K: 0 S: 4	H: 0 LOB: 0 BB: 0 P: 7	R: 0 H: 1 E: 0 K: 1 S: 15	H: 1 LOB: 1 BB: 0 P: 21	R: 2 H: 4 E: 0 K: 0 S: 9	H: 4 LOB: 1 BB: 0 P: 13	R: 0 H: 1 E: 0 K: 1 S: 12	H: 1 LOB: 1 BB: 0 P: 19	1B: 3 2B: 4 3B: 0 HR: 0	SF: 0 SAC: 2 DP: 2 HBP: 0	WP: 0 PB: 0 SB: 1 CS: 0	PA: 31														
PITCHER	IP WLS BF H R ER SO BB IBB HBP BLK WP HR S P ERA WHIP																																	
41 Chris Volstad, R (1,1) ERA: 3.71	7.0	L	27	6	3	3	3	2	0	0	0	0	0	0	59	94	3.86	1.143																
40 Kiko Calero, R (8,1) ERA: 2.16	1.0		4	1	0	0	1	0	0	0	0	0	0	0	12	19	0.00	1.000																



Batter	1	2	3	4	5	6	7	8	9	AB	R	H	RBI	BB	SO	LOB	TOP			
1 Corey Hart, R OBP: 0.325, SLG: 0.405										5	0	1	1	0	1	1	Milwaukee Brewers @ Florida Marlins Land Shark Stadium, Miami, FL Mon Jun 01 2009, 7:10 PM EDT Att: 10,509 - Overcast - 75 F			
2 Bill Hall, R OBP: 0.288, SLG: 0.371										5	0	1	0	0	2	4				
8 Ryan Braun, R OBP: 0.420, SLG: 0.528										4	0	0	0	0	1	4				
73 Seth McClung, L										0	0	0	0	0	0	0				
24 Mat Gamel, L OBP: 0.324, SLG: 0.379										1	0	0	0	0	0	0				
12 Carlos Villanueva, R OBP: 0.333, SLG: 0.333										0	0	0	0	0	0	0				
28 Prince Fielder, L OBP: 0.411, SLG: 0.525										5	1	1	0	0	1	3				
25 Mike Cameron, R OBP: 0.388, SLG: 0.553										1	1	1	0	2	0	0				
50 Jorge Julio, R										0	0	0	0	0	0	0				
60 Todd Coffey, R										0	0	0	0	0	0	0				
27 Frank Catalanotto, L OBP: 0.300, SLG: 0.500										2	0	1	0	0	1	0				
7 J.J. Hardy, R OBP: 0.319, SLG: 0.389										5	1	2	0	0	1	5				
14 Casey McGehee, R OBP: 0.320, SLG: 0.302										5	1	2	1	0	1	3				
18 Jason Kendall, R OBP: 0.310, SLG: 0.273										3	0	2	1	1	0	2				
37 Jeff Suppan, R OBP: 0.263, SLG: 0.188										0	0	0	1	1	0	0				
22 Jody Gerut, L OBP: 0.241, SLG: 0.355										2	0	0	0	0	0	2				
Inning Stats	R: 0 E: 0 K: 1 S: 10	H: 0 LOB: 0 BB: 0 P: 14	R: 3 E: 0 K: 1 S: 17	H: 4 LOB: 3 BB: 3 P: 24	R: 0 E: 0 K: 1 S: 14	H: 1 LOB: 1 BB: 1 P: 22	R: 0 E: 0 K: 1 S: 12	H: 1 LOB: 2 BB: 0 P: 19	R: 1 E: 1 K: 1 S: 11	H: 1 LOB: 2 BB: 1 P: 17	R: 0 E: 0 K: 1 S: 10	H: 2 LOB: 2 BB: 0 P: 20	R: 0 E: 0 K: 0 S: 8	H: 0 LOB: 0 BB: 0 P: 12	R: 0 E: 0 K: 2 S: 11	H: 1 LOB: 1 BB: 0 P: 12	1B: 11 2B: 0 3B: 0 HR: 0	SF: 0 SAC: 1 DP: 0 HBP: 0	WP: 0 PB: 0 SB: 0 CS: 2	PA: 43
PITCHER	IP WLS BF H R ER SO	IP WLS BF H R ER SO	IP WLS BF H R ER SO	IP WLS BF H R ER SO	IP WLS BF H R ER SO	IP WLS BF H R ER SO	IP WLS BF H R ER SO	IP WLS BF H R ER SO	IP WLS BF H R ER SO	IP WLS BF H R ER SO	IP WLS BF H R ER SO	IP WLS BF H R ER SO	IP WLS BF H R ER SO	IP WLS BF H R ER SO	IP WLS BF H R ER SO	IP WLS BF H R ER SO	ERA WHIP	ERA WHIP	ERA WHIP	
23 Andrew Miller, L ERA: 4.76	4.1	23	6	4	3	4	4	0	0	0	0	0	0	0	0	0	6.23	2.308		
51 Cristian Martinez, R ERA: 4.91	1.2	W	8	2	0	2	0	0	0	0	0	0	0	0	0	0	18	26	0.00	1.200
44 Brian Sanches, R ERA:	1.0	H	5	2	0	0	0	0	0	0	0	0	0	0	0	0	12	20	0.00	2.000
46 Juan Carlos Oviedo, R ERA: 3.38	1.0	H	3	0	0	0	0	0	0	0	0	0	0	0	0	0	8	12	0.00	0.000
22 Matt Lindstrom, R ERA: 5.92	1.0	S	4	1	0	2	0	0	0	0	0	0	0	0	0	0	11	12	0.00	1.000

Batter	1	2	3	4	5	6	7	8	9	AB	R	H	RBI	BB	SO	LOB	BOTTOM			
8 Chris Coghlan, L OBP: 0.356, SLG: 0.300										4	1	1	1	1	0	0	Milwaukee Brewers @ Florida Marlins Land Shark Stadium, Miami, FL Mon Jun 01 2009, 7:10 PM EDT Att: 10,509 - Overcast - 75 F			
25 Brett Carroll, R OBP: 0.250, SLG: 0.227										0	0	0	0	0	0	0				
1 Emilio Bonifacio, S OBP: 0.289, SLG: 0.301										4	1	0	0	1	1	2				
2 Hanley Ramirez, R OBP: 0.411, SLG: 0.560										5	2	3	1	0	0	3				
3 Jorge Cantu, R OBP: 0.332, SLG: 0.459										4	0	2	2	0	0	1				
27 Jeremy Hermida, L OBP: 0.363, SLG: 0.390										5	0	2	1	0	1	2				
6 Dan Uggla, R OBP: 0.324, SLG: 0.423										2	1	0	1	3	0	1				
21 John Baker, L OBP: 0.346, SLG: 0.452										5	0	1	0	0	3	6				
12 Cody Ross, R OBP: 0.306, SLG: 0.442										4	1	1	0	0	2	6				
23 Andrew Miller, L ERA: 5.08	5.0	25	7	2	2	5	3	0	0	0	0	0	0	0	0	0		3.60	2.000	
50 Jorge Julio, R ERA: 7.79	0.0	L	6	2	5	4	1	0	2	0	0	0	0	0	0	0	12	20	∞	∞
60 Todd Coffey, R ERA: 2.45	1.0	5	1	0	0	3	1	0	0	0	0	0	0	0	0	0	8	26	0.00	2.000
73 Seth McClung, R ERA: 2.63	1.0	4	1	0	0	0	0	0	0	0	0	0	0	0	0	0	8	10	0.00	1.000
12 Carlos Villanueva, R ERA: 3.6	1.0	3	0	0	0	1	0	0	0	0	0	0	0	0	0	0	11	18	0.00	0.000
Inning Stats	R: 1 E: 0 K: 0 S: 15	H: 2 LOB: 1 BB: 0 P: 25	R: 1 E: 0 K: 2 S: 14	H: 2 LOB: 3 BB: 2 P: 26	R: 0 E: 0 K: 0 S: 9	H: 2 LOB: 2 BB: 0 P: 17	R: 0 E: 0 K: 2 S: 8	H: 0 LOB: 0 BB: 0 P: 11	R: 0 E: 0 K: 1 S: 13	H: 1 LOB: 2 BB: 1 P: 21	R: 5 E: 1 K: 3 S: 30	H: 3 LOB: 3 BB: 2 P: 46	R: 0 E: 0 K: 0 S: 8	H: 1 LOB: 1 BB: 0 P: 10	R: 0 E: 0 K: 1 S: 11	H: 0 LOB: 0 BB: 0 P: 18	1B: 10 2B: 1 3B: 0 HR: 0	SF: 0 SAC: 0 DP: 0 HBP: 2	WP: 0 PB: 0 SB: 0 CS: 0	PA: 43
PITCHER	IP WLS BF H R ER SO	IP WLS BF H R ER SO	IP WLS BF H R ER SO	IP WLS BF H R ER SO	IP WLS BF H R ER SO	IP WLS BF H R ER SO	IP WLS BF H R ER SO	IP WLS BF H R ER SO	IP WLS BF H R ER SO	IP WLS BF H R ER SO	IP WLS BF H R ER SO	IP WLS BF H R ER SO	IP WLS BF H R ER SO	IP WLS BF H R ER SO	IP WLS BF H R ER SO	IP WLS BF H R ER SO	ERA WHIP	ERA WHIP	ERA WHIP	
37 Jeff Suppan, R ERA: 5.08	5.0	25	7	2	2	5	3	0	0	0	0	0	0	0	0	0	3.60	2.000		
50 Jorge Julio, R ERA: 7.79	0.0	L	6	2	5	4	1	0	2	0	0	0	0	0	0	0	12	20	∞	∞
60 Todd Coffey, R ERA: 2.45	1.0	5	1	0	0	3	1	0	0	0	0	0	0	0	0	0	8	26	0.00	2.000
73 Seth McClung, R ERA: 2.63	1.0	4	1	0	0	0	0	0	0	0	0	0	0	0	0	0	8	10	0.00	1.000
12 Carlos Villanueva, R ERA: 3.6	1.0	3	0	0	0	1	0	0	0	0	0	0	0	0	0	0	11	18	0.00	0.000

Batter	1	2	3	4	5	6	7	8	9	AB	R	H	RBI	BB	SO	LOB	TOP							
1 Corey Hart, R OBP: 0.324, SLG: 0.414										5	1	0	0	1	2	4								
14 Casey McGehee, R OBP: 0.321, SLG: 0.327										5	1	2	2	0	1	1								
8 Ryan Braun, R OBP: 0.421, SLG: 0.538										5	1	2	2	0	1	3								
28 Prince Fielder, L OBP: 0.412, SLG: 0.530										4	1	2	1	1	0	0								
25 Mike Cameron, R OBP: 0.393, SLG: 0.549										3	1	1	0	1	1	0								
7 J.J. Hardy, R OBP: 0.321, SLG: 0.381										4	1	1	0	1	0	7								
2 Bill Hall, R OBP: 0.285, SLG: 0.361										4	1	0	1	1	3	4								
18 Jason Kendall, R OBP: 0.305, SLG: 0.260										3	1	0	1	2	1	1								
41 Braden Looper, R OBP: 0.167, SLG: 0.063										1	1	0	1	2	0	0								
73 Seth McClung, L										1	0	0	0	0	0	3								
24 Mat Gamel, L OBP: 0.333, SLG: 0.382										1	0	0	0	0	0	0								
51 Trevor Hoffman, R										0	0	0	0	0	0	0								
Inning Stats	R: 1 H: 2 E: 0 K: 0 S: 12	H: 2 LOB: 0 BB: 0 P: 22	R: 0 H: 0 E: 0 K: 0 S: 5	H: 0 LOB: 0 BB: 0 P: 6	R: 2 H: 1 E: 0 K: 0 S: 12	H: 1 LOB: 0 BB: 1 P: 23	R: 0 H: 0 E: 0 K: 2 S: 16	H: 0 LOB: 2 BB: 2 P: 28	R: 6 H: 2 E: 2 K: 1 S: 25	H: 2 LOB: 2 BB: 4 P: 46	R: 0 H: 1 E: 0 K: 1 S: 8	H: 1 LOB: 3 BB: 2 P: 18	R: 0 H: 1 E: 0 K: 1 S: 11	H: 1 LOB: 1 BB: 0 P: 16	R: 0 H: 1 E: 0 K: 2 S: 9	H: 1 LOB: 1 BB: 0 P: 13	R: 0 H: 0 E: 0 K: 2 S: 8	H: 0 LOB: 0 BB: 0 P: 9	1B: 5 2B: 2 3B: 0 HR: 1	SF: 0 SAC: 0 DP: 0 HBP: 1	WP: 2 PB: 0 SB: 0 CS: 0	PA: 47		
PITCHER	IP WLS BF H R ER SO BB IBB HBP BLK WP HR S P ERA WHIP	IP WLS BF H R ER SO BB IBB HBP BLK WP HR S P ERA WHIP	IP WLS BF H R ER SO BB IBB HBP BLK WP HR S P ERA WHIP	IP WLS BF H R ER SO BB IBB HBP BLK WP HR S P ERA WHIP	IP WLS BF H R ER SO BB IBB HBP BLK WP HR S P ERA WHIP	IP WLS BF H R ER SO BB IBB HBP BLK WP HR S P ERA WHIP	IP WLS BF H R ER SO BB IBB HBP BLK WP HR S P ERA WHIP	IP WLS BF H R ER SO BB IBB HBP BLK WP HR S P ERA WHIP	IP WLS BF H R ER SO BB IBB HBP BLK WP HR S P ERA WHIP	IP WLS BF H R ER SO BB IBB HBP BLK WP HR S P ERA WHIP	IP WLS BF H R ER SO BB IBB HBP BLK WP HR S P ERA WHIP	IP WLS BF H R ER SO BB IBB HBP BLK WP HR S P ERA WHIP	IP WLS BF H R ER SO BB IBB HBP BLK WP HR S P ERA WHIP	IP WLS BF H R ER SO BB IBB HBP BLK WP HR S P ERA WHIP	IP WLS BF H R ER SO BB IBB HBP BLK WP HR S P ERA WHIP	IP WLS BF H R ER SO BB IBB HBP BLK WP HR S P ERA WHIP	IP WLS BF H R ER SO BB IBB HBP BLK WP HR S P ERA WHIP	IP WLS BF H R ER SO BB IBB HBP BLK WP HR S P ERA WHIP	IP WLS BF H R ER SO BB IBB HBP BLK WP HR S P ERA WHIP	IP WLS BF H R ER SO BB IBB HBP BLK WP HR S P ERA WHIP	IP WLS BF H R ER SO BB IBB HBP BLK WP HR S P ERA WHIP	IP WLS BF H R ER SO BB IBB HBP BLK WP HR S P ERA WHIP	IP WLS BF H R ER SO BB IBB HBP BLK WP HR S P ERA WHIP	IP WLS BF H R ER SO BB IBB HBP BLK WP HR S P ERA WHIP

Milwaukee Brewers @ Florida Marlins
Land Shark Stadium, Miami, FL
Wed Jun 03 2009, 7:10 PM EDT
Att: 13,012 - Cloudy - 82 F

AB 36
R 9
H 8
RBI 8
BB 9
SO 9
LOB 23



Batter	1	2	3	4	5	6	7	8	9	AB	R	H	RBI	BB	SO	LOB	BOTTOM								
8 Chris Coghlan, L OBP: 0.337, SLG: 0.280										5	0	0	0	0	1	3									
1 Emilio Bonifacio, S ERA: 7.77										4	1	2	1	1	0	1									
2 Hanley Ramirez, R OBP: 0.414, SLG: 0.557										4	0	1	0	0	0	2									
3 Jorge Cantu, R OBP: 0.338, SLG: 0.476										4	1	2	2	0	1	1									
27 Jeremy Hermida, L OBP: 0.362, SLG: 0.381										3	0	0	0	1	1	0									
53 Dan Meyer, R										0	0	0	0	0	0	0									
6 Dan Uggla, R OBP: 0.333, SLG: 0.459										4	2	2	1	0	1	3									
21 John Baker, L OBP: 0.344, SLG: 0.446										4	1	1	0	0	1	0									
11 Alejandro De Aza, L OBP: 0.357, SLG: 0.385										4	1	1	0	0	1	0									
45 Sean West, R										1	0	0	0	0	1	0									
48 Hayden Penn, R										0	0	0	0	0	0	0									
44 Brian Sanches, R										1	0	0	0	0	0	0									
25 Brett Carroll, R										0	0	0	0	0	0	0									
40 Kiko Calero, R										0	0	0	0	0	0	0									
7 Ross Glowak, L OBP: 0.371, SLG: 0.369										1	0	0	0	0	0	1									
Inning Stats	R: 0 H: 0 E: 0 K: 0 S: 10	H: 0 LOB: 1 BB: 1 P: 18	R: 0 H: 0 E: 0 K: 1 S: 9	H: 0 LOB: 0 BB: 0 P: 13	R: 0 H: 0 E: 0 K: 2 S: 10	H: 0 LOB: 0 BB: 0 P: 14	R: 1 H: 1 E: 0 K: 0 S: 7	H: 1 LOB: 0 BB: 0 P: 11	R: 4 H: 6 E: 1 K: 1 S: 31	H: 3 LOB: 3 BB: 1 P: 48	R: 0 H: 0 E: 0 K: 1 S: 8	H: 0 LOB: 0 BB: 0 P: 14	R: 0 H: 1 E: 0 K: 0 S: 9	H: 1 LOB: 0 BB: 0 P: 11	R: 1 H: 1 E: 0 K: 1 S: 11	H: 1 LOB: 0 BB: 0 P: 20	R: 0 H: 0 E: 1 K: 1 S: 12	H: 0 LOB: 1 BB: 0 P: 17	1B: 7 2B: 0 3B: 0 HR: 2	SF: 0 SAC: 0 DP: 2 HBP: 0	WP: 1 PB: 0 SB: 0 CS: 0	PA: 38			
PITCHER	IP WLS BF H R ER SO BB IBB HBP BLK WP HR S P ERA WHIP	IP WLS BF H R ER SO BB IBB HBP BLK WP HR S P ERA WHIP	IP WLS BF H R ER SO BB IBB HBP BLK WP HR S P ERA WHIP	IP WLS BF H R ER SO BB IBB HBP BLK WP HR S P ERA WHIP	IP WLS BF H R ER SO BB IBB HBP BLK WP HR S P ERA WHIP	IP WLS BF H R ER SO BB IBB HBP BLK WP HR S P ERA WHIP	IP WLS BF H R ER SO BB IBB HBP BLK WP HR S P ERA WHIP	IP WLS BF H R ER SO BB IBB HBP BLK WP HR S P ERA WHIP	IP WLS BF H R ER SO BB IBB HBP BLK WP HR S P ERA WHIP	IP WLS BF H R ER SO BB IBB HBP BLK WP HR S P ERA WHIP	IP WLS BF H R ER SO BB IBB HBP BLK WP HR S P ERA WHIP	IP WLS BF H R ER SO BB IBB HBP BLK WP HR S P ERA WHIP	IP WLS BF H R ER SO BB IBB HBP BLK WP HR S P ERA WHIP	IP WLS BF H R ER SO BB IBB HBP BLK WP HR S P ERA WHIP	IP WLS BF H R ER SO BB IBB HBP BLK WP HR S P ERA WHIP	IP WLS BF H R ER SO BB IBB HBP BLK WP HR S P ERA WHIP	IP WLS BF H R ER SO BB IBB HBP BLK WP HR S P ERA WHIP	IP WLS BF H R ER SO BB IBB HBP BLK WP HR S P ERA WHIP	IP WLS BF H R ER SO BB IBB HBP BLK WP HR S P ERA WHIP	IP WLS BF H R ER SO BB IBB HBP BLK WP HR S P ERA WHIP	IP WLS BF H R ER SO BB IBB HBP BLK WP HR S P ERA WHIP	IP WLS BF H R ER SO BB IBB HBP BLK WP HR S P ERA WHIP	IP WLS BF H R ER SO BB IBB HBP BLK WP HR S P ERA WHIP	IP WLS BF H R ER SO BB IBB HBP BLK WP HR S P ERA WHIP	IP WLS BF H R ER SO BB IBB HBP BLK WP HR S P ERA WHIP

Milwaukee Brewers @ Florida Marlins
Land Shark Stadium, Miami, FL
Wed Jun 03 2009, 7:10 PM EDT
Att: 13,012 - Cloudy - 82 F

AB 36
R 6
H 9
RBI 5
BB 2
SO 7
LOB 13



Batter	1	2	3	4	5	6	7	8	9	AB	R	H	RBI	BB	SO	LOB	TOP			
33 Aaron Rowand, R OBP: 0.364, SLG: 0.492	G5-3			P4		FC1-6 16 1B		F8		5	0	2	2	0	0	0				
16 Edgar Renteria, R OBP: 0.326, SLG: 0.327	G6-3			L7		FC1-6 1B		G6-3	K	5	0	1	0	0	1	2				
2 Randy Winn, S OBP: 0.339, SLG: 0.419	B2			K		FC1-6 4B BB			BB	3	0	0	0	1	1	2				
1 Bengie Molina, R OBP: 0.262, SLG: 0.429		F8				K		F8		4	1	1	0	0	1	3				
48 Pablo Sandoval, S OBP: 0.342, SLG: 0.470	G6-3			E5 59 2B		BB			L3	3	1	0	0	1	0	1				
5 Juan Uribe, R OBP: 0.313, SLG: 0.389	G5-3			K		G3			BB 35 1B	4	1	1	0	0	1	5				
59 Andres Torres, S OBP: 0.375, SLG: 0.450		G6-3				G4-3			BB 35 1B	3	1	1	2	1	0	0				
7 Emmanuel Burriss, S OBP: 0.318, SLG: 0.295				P4		F7			K	3	0	0	0	0	0	1				
12 Nate Schierholz, L OBP: 0.265, SLG: 0.338				G6-3					K	1	0	0	0	0	1	2				
57 Jonathan Sánchez, L OBP: 0.313, SLG: 0.389				K		L6			BB 33 1B	2	0	0	0	0	2	1				
45 Justin Miller, R OBP: 0.336, SLG: 0.470										0	0	0	0	0	0	0				
10 Travis Ishikawa, L OBP: 0.336, SLG: 0.342										0	0	0	0	0	0	0				
46 Bob Howry, L OBP: 0.269, SLG: 0.338										0	0	0	0	0	0	0				
35 Rich Aurilio, R OBP: 0.269, SLG: 0.286										0	0	0	0	1	0	0				
Inning Stats	R: 0 E: 0 K: 0 S: 5	H: 0 LOB: 0 BB: 0 P: 6	R: 0 E: 0 K: 0 S: 5	H: 0 LOB: 0 BB: 0 P: 8	R: 0 E: 0 K: 1 S: 7	H: 0 LOB: 0 BB: 0 P: 9	R: 0 E: 0 K: 1 S: 6	H: 0 LOB: 0 BB: 0 P: 10	R: 2 E: 1 K: 2 S: 19	H: 2 LOB: 1 BB: 0 P: 22	R: 0 E: 0 K: 1 S: 14	H: 2 LOB: 3 BB: 1 P: 22	R: 0 E: 0 K: 0 S: 9	H: 0 LOB: 1 BB: 1 P: 16	R: 2 E: 0 K: 2 S: 22	H: 2 LOB: 2 BB: 2 P: 37	1B: 3 2B: 3 3B: 0 HR: 0	SF: 0 SAC: 0 DP: 0 HBP: 0	WP: 0 PB: 0 SB: 0 CS: 0	PA: 38
PITCHER	IP WLS BF H R ER SO BB IBB HBP BLK WP HR S P ERA WHIP																			
23 Andrew Miller, L ERA: 4.31	5.2 W 23 4 2 1 5 1 0 0 0 0 0 0 53 73 1.59 0.882																			
35 Burke Badenhop, R ERA: 3.86	2.1 H 8 0 0 0 0 1 0 0 0 0 0 0 18 28 0.00 0.429																			
22 Matt Lindstrom, R ERA: 6.17	0.2 H 5 1 2 2 1 2 0 0 0 0 0 0 13 24 27.00 4.500																			
46 Juan Carlos Oviedo, R ERA: 3.21	0.1 S 2 1 0 0 1 0 0 0 0 0 0 0 9 13 0.00 3.000																			

San Francisco Giants @ Florida Marlins
Land Shark Stadium, Miami, FL
Sat Jun 06 2009, 6:10 PM EDT
Att: 16,294 - Partly Cloudy - 80 F

AB 34
R 4
H 6
RBI 4
BB 4
SO 7
LOB 17



Batter	1	2	3	4	5	6	7	8	9	AB	R	H	RBI	BB	SO	LOB	BOTTOM			
8 Chris Coghlan, L OBP: 0.343, SLG: 0.293	F9 1B			F8		G3-1				4	1	2	0	0	0	1				
11 Alejandro De Aza, L OBP: 0.375, SLG: 0.385										0	0	0	0	0	0	0				
1 Emilio Bonifacio, S OBP: 0.291, SLG: 0.297				K		F8				4	0	1	0	0	2	1				
2 Hanley Ramirez, R OBP: 0.408, SLG: 0.549	F9 1B			K		F8				4	2	2	1	0	0	2				
3 Jorge Cantu, R OBP: 0.336, SLG: 0.470	P3			G3		F7				4	1	1	1	0	0	3				
6 Dan Uggla, R OBP: 0.343, SLG: 0.461						F9				3	0	1	1	1	1	1				
12 Cody Ross, R OBP: 0.307, SLG: 0.446	P4			K		K				3	1	0	0	1	2	4				
29 Ronny Paulino, R OBP: 0.333, SLG: 0.363		K		G6-3		F9				4	0	1	2	0	1	0				
25 Brett Carroll, R OBP: 0.278, SLG: 0.242		K		K		F9				3	0	1	0	1	1	0				
23 Andrew Miller, L OBP: 0.071, SLG: 0.071				K		G3				3	0	0	0	0	1	3				
35 Burke Badenhop, R ERA: 5.19										0	0	0	0	0	0	0				
7 Ross Gload, L OBP: 0.387, SLG: 0.358										1	0	0	0	0	0	0				
22 Matt Lindstrom, R ERA: 6.17										0	0	0	0	0	0	0				
46 Juan Carlos Oviedo, R ERA: 4.64										0	0	0	0	0	0	0				
Inning Stats	R: 0 E: 0 K: 0 S: 17	H: 2 LOB: 3 BB: 1 P: 28	R: 0 E: 0 K: 3 S: 10	H: 0 LOB: 0 BB: 0 P: 11	R: 2 E: 0 K: 2 S: 15	H: 3 LOB: 1 BB: 0 P: 20	R: 0 E: 0 K: 0 S: 8	H: 1 LOB: 1 BB: 0 P: 14	R: 3 E: 0 K: 2 S: 20	H: 3 LOB: 2 BB: 2 P: 37	R: 0 E: 0 K: 1 S: 10	H: 0 LOB: 0 BB: 0 P: 12	R: 0 E: 0 K: 0 S: 10	H: 0 LOB: 0 BB: 0 P: 16	R: 0 E: 0 K: 0 S: 9	H: 0 LOB: 0 BB: 0 P: 14	1B: 4 2B: 5 3B: 0 HR: 0	SF: 0 SAC: 0 DP: 0 HBP: 0	WP: 1 PB: 0 SB: 3 CS: 0	PA: 36
PITCHER	IP WLS BF H R ER SO BB IBB HBP BLK WP HR S P ERA WHIP																			
57 Jonathan Sánchez, L ERA: 5.19	4.2 L 24 8 5 5 7 2 0 0 0 0 0 0 67 101 9.64 2.143																			
45 Justin Miller, R ERA: 2.22	1.1 6 1 0 0 0 0 0 1 0 0 0 0 13 21 0.00 0.750																			
46 Bob Howry, R ERA: 4.64	2.0 6 0 0 0 1 0 0 0 0 0 0 0 19 30 0.00 0.000																			

San Francisco Giants @ Florida Marlins
Land Shark Stadium, Miami, FL
Sat Jun 06 2009, 6:10 PM EDT
Att: 16,294 - Partly Cloudy - 80 F

AB 33
R 5
H 9
RBI 5
BB 3
SO 8
LOB 15



Batter	1	2	3	4	5	6	7	8	9	AB	R	H	RBI	BB	SO	LOB	TOP				
33 Aaron Rowand, R (1,8) OBP: 0.363, SLG: 0.487	F FF 93 F FF 94 X FF 92 0-2 F9		1 SAFE 1 SAFE C SL 82 C SL 83 X SL 84 0-2 L7			S SL 82 C SL 83 X SL 84 0-3 K		F FF 93 F FF 94 X FF 92 1-2 G3-1	4 0 0 0 0 1 1												
16 Edgar Renteria, R (1,6) OBP: 0.322, SLG: 0.322	S FF 93 B FF 94 X FF 92 2-2 L9			C SL 82 X FF 91 0-1 F7		X SL 80 0-0 1B		F FF 96 F FF 95 X SL 84 1-1 1B	4 0 2 0 0 0 0												
2 Randy Winn, S (1,9) OBP: 0.335, SLG: 0.413	C FF 92 F FF 93 X FF 92 0-3 K			C SL 80 B FF 91 X FF 90 3-1 G5-3		C SL 80 D CH 86 F FF 90 B FF 91 D SL 83 R FF 91 X FF 91 3-2 FC6-4 4B 1B		F FF 96 F FF 95 X SL 84 3-3 K	4 0 0 0 0 2 2												
1 Bengie Molina, R (1,2) OBP: 0.260, SLG: 0.422		F FF 92 X FF 92 0-1 P6		X FF 92 0-0 L6		F CH 84 B FF 90 X FF 91 1-2 F9		S FF 96 F FF 95 X SL 84 0-2 P6	4 0 0 0 0 0 2												
48 Pablo Sandoval, S (1,3) OBP: 0.345, SLG: 0.474		B FF 93 B CH 84 C FF 92 X FF 92 2-1 P4		F SL 80 X SL 82 0-1 P4		B FF 90 F FF 90 C FF 90 C SL 82 X CH 83 1-2 1B		B FF 90 F FF 90 C FF 90 X FF 91 2-1 P3	3 0 1 0 0 0 0												
5 Juan Uribe, R (1,5) (8,4)		B FF 92 C FF 93 T SL 84 F FF 93 X FF 92 1-2 G6-3		F FF 91 B FF 90 C FF 90 F SL 81 X FF 92 3-2 G6-3		F FF 91 B FF 90 C FF 90 T FF 92 X FF 92 1-2 P3			3 0 0 0 0 0 2												
59 Andres Torres, S (1,7) OBP: 0.370, SLG: 0.409			B FF 91 B FF 90 C FF 90 C SL 82 X FF 92 4-2 BB 33 G		X FF 92 0-0 F7		B FF 90 C FF 90 F FF 90 S SL 82 2-3 K2-3		2 0 0 0 1 1 0												
7 Emmanuel Burriss, S (1,4) OBP: 0.309, SLG: 0.286			B CH 81 B FF 90 C FF 90 C FF 90 S SL 82 2-3 K		X SL 70 0-0 B1-3		B FF 91 F FF 90 X FF 91 2-1 P3		2 0 0 0 0 1 1												
35 Rich Aurilia, R (8,PH) OBP: 0.266, SLG: 0.282									1 0 0 0 0 0 0												
51 Randy Johnson, R (1,1) OBP: 0.106, SLG: 0.056									1 0 0 0 0 1 1												
12 Nate Schierholz, L (8,PH) OBP: 0.251, SLG: 0.333									1 0 0 0 0 0 0												
45 Justin Miller, R (6,1)									0 0 0 0 0 0 0												
22 Eli Whiteside, R (8,PH) OBP: 0.273, SLG: 0.273									1 0 0 0 0 1 0												
47 Merkin Valdez, R (8,1)									0 0 0 0 0 0 0												
Inning Stats	R: 0 E: 0 K: 1 S: 10	H: 0 LOB: 0 BB: 0 P: 12	R: 0 E: 0 K: 0 S: 8	H: 0 LOB: 0 BB: 0 P: 11	R: 0 E: 0 K: 2 S: 12	H: 0 LOB: 1 BB: 1 P: 19	R: 0 E: 0 K: 0 S: 5	H: 0 LOB: 0 BB: 0 P: 8	R: 0 E: 0 K: 0 S: 8	H: 0 LOB: 0 BB: 0 P: 11	R: 0 E: 0 K: 1 S: 8	H: 0 LOB: 0 BB: 0 P: 8	R: 0 E: 0 K: 0 S: 14	H: 2 LOB: 2 BB: 0 P: 21	R: 0 E: 0 K: 2 S: 9	H: 0 LOB: 1 BB: 0 P: 14	R: 0 E: 0 K: 1 S: 15	H: 1 LOB: 1 BB: 0 P: 20	1B: 3 2B: 0 3B: 0 HR: 0	SF: 0 SAC: 0 DP: 0 HBP: 0	WP: 0 PA: 31 PB: 0 SB: 1 CS: 0
PITCHER	IP WLS BF H R ER SO BB IBB HBP BLK WP HR S P ERA WHIP	IP WLS BF H R ER SO BB IBB HBP BLK WP HR S P ERA WHIP	IP WLS BF H R ER SO BB IBB HBP BLK WP HR S P ERA WHIP	IP WLS BF H R ER SO BB IBB HBP BLK WP HR S P ERA WHIP	IP WLS BF H R ER SO BB IBB HBP BLK WP HR S P ERA WHIP	IP WLS BF H R ER SO BB IBB HBP BLK WP HR S P ERA WHIP	IP WLS BF H R ER SO BB IBB HBP BLK WP HR S P ERA WHIP	IP WLS BF H R ER SO BB IBB HBP BLK WP HR S P ERA WHIP	IP WLS BF H R ER SO BB IBB HBP BLK WP HR S P ERA WHIP	IP WLS BF H R ER SO BB IBB HBP BLK WP HR S P ERA WHIP	IP WLS BF H R ER SO BB IBB HBP BLK WP HR S P ERA WHIP	IP WLS BF H R ER SO BB IBB HBP BLK WP HR S P ERA WHIP	IP WLS BF H R ER SO BB IBB HBP BLK WP HR S P ERA WHIP	IP WLS BF H R ER SO BB IBB HBP BLK WP HR S P ERA WHIP	IP WLS BF H R ER SO BB IBB HBP BLK WP HR S P ERA WHIP	IP WLS BF H R ER SO BB IBB HBP BLK WP HR S P ERA WHIP	IP WLS BF H R ER SO BB IBB HBP BLK WP HR S P ERA WHIP	IP WLS BF H R ER SO BB IBB HBP BLK WP HR S P ERA WHIP	IP WLS BF H R ER SO BB IBB HBP BLK WP HR S P ERA WHIP	IP WLS BF H R ER SO BB IBB HBP BLK WP HR S P ERA WHIP	IP WLS BF H R ER SO BB IBB HBP BLK WP HR S P ERA WHIP

San Francisco Giants @ Florida Marlins
Land Shark Stadium, Miami, FL
Mon Jun 08 2009, 7:10 PM EDT
Att: 12,068 - Overcast - 77 F

AB	30
R	0
H	3
RBI	0
BB	1
SO	7
LOB	9



Batter	1	2	3	4	5	6	7	8	9	AB	R	H	RBI	BB	SO	LOB	BOTTOM				
8 Chris Coghlan, L (1,7) OBP: 0.352, SLG: 0.326	C FF 89 F FF 90 X FF 91 1-1 2 S		B SL 82 B FF 89 S SL 84 2-3 K		B SL 87 B FF 89 C FF 90 X SL 84 2-2 L1-3		C FF 86 B CH 71 B CH 78 B FF 80 B CH 79 4-2 2 SF9 18 BB		X FF 94 0-0 F9	4 0 1 0 1 1 2											
18 Wes Helms, R (1,5) OBP: 0.284, SLG: 0.292	S FF 87 B FF 90 B SL 84 F FF 91 S SL 83 2-3 K		C SL 80 F SL 82 F FF 89 X FF 79 1-2 G5-3		X FS 86 0-0 G6-3		B SL 88 C CU 79 B SL 89 B SL 88 1-2 2-3 BB		C FF 96 F FF 94 D SL 83 F FF 95 S SL 85 2-3 K	4 0 0 0 1 2 2											
2 Hanley Ramirez, R (1,6) OBP: 0.397, SLG: 0.533	B FF 88 X FF 90 1-0 P3		X FS 80 0-0 P4		C FS 86 B FS 80 X SL 82 1-1 6 F9 3 1B		X FF 88 0-0 SF9		B FF 96 F FF 96 X FF 96 1-2 G6-3	4 0 1 1 0 0 2											
3 Jorge Cantu, R (1,3) OBP: 0.339, SLG: 0.471	C SL 82 X SL 86 0-2 G5-3		B FS 86 X FS 81 1-0 6 WP 1B		1 SAFE X FS 86 0-0 12 BB 1B		B SL 80 B CU 80 B CU 80 X FF 89 3-2 G4-3			4 0 2 0 0 0 3											
6 Dan Uggla, R (1,4) OBP: 0.349, SLG: 0.454		X FF 87 0-0 29 HR 1B	F FF 89 B FS 83 B SL 85 4-2 1-2 BB		X FF 89 1-0 F8		C CU 80 H FF 88 2-1 12 G5-4-3 HBP			2 1 1 0 1 0 2											
12 Cody Ross, R (1,8) OBP: 0.305, SLG: 0.436	C SL 82 F FF 91 1 SAFE B SL 84 D FS 83 B SL 84 S SL 84 3-3 K		C FS 83 X SL 88 0-2 G2-3		F SL 84 B SL 85 F SL 83 B SL 85 4-2 1-2 BB		C SL 86 X CU 80 0-1 G5-4-3		1-2 1-2 BB	3 0 0 0 1 1 4											
29 Ronny Paulino, R (1,2) OBP: 0.340, SLG: 0.361	B FF 88 B FS 82 B SL 83 B SL 83 4-1 25 HR 1B		C FS 87 F FF 89 X FS 84 1-3 K		C FS 87 B FS 82 X FS 84 1-2 G6-3		C CU 79 F CU 80 B SL 89 B SL 89 X FF 89 3-2 25 FC6-4 1B			3 1 1 0 1 1 3											
25 Brett Carroll, R (1,9) OBP: 0.325, SLG: 0.432	C SL 84 X SL 90 1-1 1-1 2H HR		B FF 88 X FS 87 1-0 3B		B FF 88 X FS 87 1-0 18 BB 2 SF9 1B		C CU 79 X CU 80 1-2 FC6-4			4 2 3 3 0 0 1											
45 Sean West, R (1,1)																					
11 Alejandro De Aza, L (8,PH) OBP: 0.369, SLG: 0.397	S SL 87 S SL 82 0-3 K		C SL 84 X SL 84 0-2 G4-3																		
Inning Stats	R: 0 E: 0 K: 1 S: 10	H: 1 LOB: 1 BB: 0 P: 14	R: 3 E: 0 K: 3 S: 15	H: 2 LOB: 0 BB: 1 P: 25	R: 0 E: 0 K: 0 S: 12	H: 1 LOB: 2 BB: 1 P: 18	R: 0 E: 0 K: 1 S: 11	H: 1 LOB: 0 BB: 0 P: 15	R: 0 E: 0 K: 0 S: 11	H: 2 LOB: 3 BB: 1 P: 18	R: 1 E: 0 K: 1 S: 11	H: 1 LOB: 2 BB: 2 P: 23	R: 0 E: 0 K: 0 S: 9	H: 1 LOB: 1 BB: 0 P: 15	R: 0 E: 0 K: 1 S: 9	H: 0 LOB: 1 BB: 1 P: 16	R: 0 E: 0 K: 1 S: 9	H: 0 LOB: 1 BB: 1 P: 16	1B: 7 2B: 0 3B: 1 HR: 1	SF: 1 SAC: 0 DP: 1 HBP: 1	WP: 1 PA: 39 PB: 0 SB: 1 CS: 0
PITCHER	IP WLS BF H R ER SO BB IBB HBP BLK WP HR S P ERA WHIP	IP WLS BF H R ER SO BB IBB HBP BLK WP HR S P ERA WHIP	IP WLS BF H R ER SO BB IBB HBP BLK WP HR S P ERA WHIP	IP WLS BF H R ER SO BB IBB HBP BLK WP HR S P ERA WHIP	IP WLS BF H R ER SO BB IBB HBP BLK WP HR S P ERA WHIP	IP WLS BF H R ER SO BB IBB HBP BLK WP HR S P ERA WHIP	IP WLS BF H R ER SO BB IBB HBP BLK WP HR S P ERA WHIP	IP WLS BF H R ER SO BB IBB HBP BLK WP HR S P ERA WHIP	IP WLS BF H R ER SO BB IBB HBP BLK WP HR S P ERA WHIP	IP WLS BF H R ER SO BB IBB HBP BLK WP HR S P ERA WHIP	IP WLS BF H R ER SO BB IBB HBP BLK WP HR S P ERA WHIP	IP WLS BF H R ER SO BB IBB HBP BLK WP HR S P ERA WHIP	IP WLS BF H R ER SO BB IBB HBP BLK WP HR S P ERA WHIP	IP WLS BF H R ER SO BB IBB HBP BLK WP HR S P ERA WHIP	IP WLS BF H R ER SO BB IBB HBP BLK WP HR S P ERA WHIP	IP WLS BF H R ER SO BB IBB HBP BLK WP HR S P ERA WHIP	IP WLS BF H R ER SO BB IBB HBP BLK WP HR S P ERA WHIP	IP WLS BF H R ER SO BB IBB HBP BLK WP HR S P ERA WHIP	IP WLS BF H R ER SO BB IBB HBP BLK WP HR S P ERA WHIP	IP WLS BF H R ER SO BB IBB HBP BLK WP HR S P ERA WHIP	IP WLS BF H R ER SO BB IBB HBP BLK WP HR S P ERA WHIP

San Francisco Giants @ Florida Marlins
Land Shark Stadium, Miami, FL
Mon Jun 08 2009, 7:10 PM EDT
Att: 12,068 - Overcast - 77 F

AB	31
R	4
H	9
RBI	4
BB	6
SO	7
LOB	21



Batter	1	2	3	4	5	6	7	8	9	AB	R	H	RBI	BB	SO	LOB	TOP							
55 Skip Schumaker, L (1,4) OBP: 0.338, SLG: 0.397	F8		E7 28 G3 16 1B		K		K			4	1	1	0	0	2	0	St. Louis Cardinals @ Florida Marlins Land Shark Stadium, Miami, FL Tue Jun 09 2009, 7:10 PM EDT Att: 13,103 - Overcast - 76 F							
16 Chris Duncan, L (1,7) OBP: 0.333, SLG: 0.409	G4-3				G5-3			G3		4	1	1	1	0	0	0								
5 Albert Pujols, R (1,3) OBP: 0.440, SLG: 0.655	G6-3		F8				K	P3		4	0	0	0	0	1	2								
28 Colby Rasmus, L (1,8) OBP: 0.323, SLG: 0.453			G3					G4-3		4	0	2	0	0	0	2								
24 Rick Ankiel, L (1,9) OBP: 0.304, SLG: 0.397								L8		3	0	2	2	1	0	0								
4 Yadier Molina, R (1,2) OBP: 0.338, SLG: 0.365	L7				G6-3		F9	G5-3		4	0	0	0	0	0	4								
27 Tyler Greene, R (1,5) OBP: 0.315, SLG: 0.440	FC3				P6		P6			4	0	1	0	0	0	4								
29 Chris Carpenter, R (1,1) OBP: 0.071, SLG: 0.071					G6-3					2	0	0	0	0	0	2								
47 Ryan Ludwick, R (7,PH) OBP: 0.293, SLG: 0.451							K			1	0	0	0	0	0	0								
46 Kyle McClellan, R (7,1) OBP: 0.369, SLG: 0.361										0	0	0	0	0	0	0								
19 Nick Stavinoha, R (9,PH) OBP: 0.337, SLG: 0.432										1	0	1	0	0	0	0								
30 Jason Motte, R (9,1) OBP: 0.337, SLG: 0.357										0	0	0	0	0	0	0								
13 Brendan Ryan, R (1,6) OBP: 0.342, SLG: 0.400								F7		4	1	1	0	0	1	2								
Inning Stats	R: 0 E: 0 K: 0 S: 5	H: 0 LOB: 0 BB: 0 P: 8	R: 0 E: 0 K: 0 S: 10	H: 2 LOB: 2 BB: 0 P: 17	R: 3 E: 1 K: 0 S: 17	H: 4 LOB: 1 BB: 0 P: 25	R: 0 E: 0 K: 0 S: 8	H: 0 LOB: 0 BB: 0 P: 10	R: 0 E: 0 K: 2 S: 10	H: 0 LOB: 0 BB: 0 P: 13	R: 0 E: 0 K: 1 S: 8	H: 1 LOB: 2 BB: 1 P: 13	R: 0 E: 0 K: 2 S: 9	H: 0 LOB: 0 BB: 0 P: 12	R: 0 E: 0 K: 0 S: 4	H: 0 LOB: 0 BB: 0 P: 5	R: 0 E: 0 K: 0 S: 10	H: 2 LOB: 2 BB: 0 P: 12	1B: 7 2B: 2 3B: 0 HR: 0	SF: 0 SAC: 0 DP: 0 HBP: 0	WP: 0 PB: 0 SB: 0 CS: 0	PA: 36		
PITCHER	IP WLS BF H R ER SO BB IBB HBP BLK WP HR S P ERA WHIP																							
55 Josh Johnson, R (1,1) ERA: 2.73	7.0	28	7	3	3	5	0	1	0	0	0	0	0	0	67	98	3.86	1.000						
53 Dan Meyer, L (8,1) ERA: 2.45	1.0	3	0	0	0	0	0	0	0	0	0	0	0	4	5	0.00	0.000							
22 Matt Lindstrom, R (9,1) ERA: 5.92	1.0	W	5	2	0	0	0	0	0	0	0	0	0	10	12	0.00	2.000							

AB 35
R 3
H 9
RBI 3
BB 1
SO 5
LOB 16



Batter	1	2	3	4	5	6	7	8	9	AB	R	H	RBI	BB	SO	LOB	BOTTOM							
8 Chris Coghlan, L (1,7) OBP: 0.348, SLG: 0.333	G3-1				G4-3		G4-3			4	1	1	0	0	0	1	St. Louis Cardinals @ Florida Marlins Land Shark Stadium, Miami, FL Tue Jun 09 2009, 7:10 PM EDT Att: 13,103 - Overcast - 76 F							
1 Emilio Bonifacio, S (1,5) OBP: 0.294, SLG: 0.300	G4-3									3	0	2	3	1	0	0								
2 Hanley Ramirez, R (1,6) OBP: 0.394, SLG: 0.526	F9									3	0	0	0	1	1	2								
3 Jorge Cantu, R (1,3) OBP: 0.333, SLG: 0.462										4	0	0	0	0	1	4								
27 Jeremy Hermida, L (1,9) OBP: 0.363, SLG: 0.386										4	1	2	1	0	0	0								
6 Dan Uggla, R (1,4) OBP: 0.344, SLG: 0.447										3	0	0	0	0	0	1								
21 John Baker, L (1,2) OBP: 0.337, SLG: 0.432										2	0	0	0	0	2	1								
29 Ronny Paulino, R (6,2) OBP: 0.337, SLG: 0.357										1	0	0	0	0	0	0								
12 Cody Ross, R (1,8) OBP: 0.309, SLG: 0.439										3	1	2	0	0	0	0								
55 Josh Johnson, L (1,1) ERA: 1.23	6.0	25	6	3	3	3	1	0	0	0	0	0	0	0	0	0								
7 Ross Gload, L (7,PH) ERA: 2.79	2.0	6	0	0	0	1	1	0	0	0	0	0	0	0	0	0								
53 Dan Meyer, R (8,1) ERA: 2.79	0.0	L	1	1	1	0	0	0	0	0	0	0	0	0	0	0								
22 Matt Lindstrom, R (9,1) ERA: 4.56	0.0	L	1	1	1	0	0	0	0	0	0	0	0	0	0	0								
Inning Stats	R: 0 E: 0 K: 0 S: 7	H: 0 LOB: 0 BB: 0 P: 12	R: 0 E: 0 K: 1 S: 9	H: 1 LOB: 1 BB: 0 P: 11	R: 2 E: 0 K: 1 S: 15	H: 3 LOB: 1 BB: 0 P: 21	R: 0 E: 0 K: 1 S: 7	H: 0 LOB: 0 BB: 0 P: 12	R: 1 E: 0 K: 0 S: 11	H: 2 LOB: 2 BB: 1 P: 20	R: 0 E: 0 K: 0 S: 11	H: 0 LOB: 0 BB: 0 P: 13	R: 0 E: 0 K: 0 S: 6	H: 0 LOB: 0 BB: 0 P: 11	R: 0 E: 0 K: 1 S: 6	H: 0 LOB: 0 BB: 1 P: 11	R: 1 E: 0 K: 0 S: 2	H: 1 LOB: 0 BB: 0 P: 3	1B: 4 2B: 2 3B: 0 HR: 1	SF: 0 SAC: 1 DP: 1 HBP: 0	WP: 0 PB: 0 SB: 0 CS: 0	PA: 32		
PITCHER	IP WLS BF H R ER SO BB IBB HBP BLK WP HR S P ERA WHIP																							
29 Chris Carpenter, R (1,1) ERA: 1.23	6.0	25	6	3	3	3	1	0	0	0	0	0	0	0	0	0	4.50	1.167						
46 Kyle McClellan, R (7,1) ERA: 2.79	2.0	6	0	0	0	1	1	0	0	0	0	0	0	12	22	0.00	0.500							
30 Jason Motte, R (9,1) ERA: 4.56	0.0	L	1	1	1	0	0	0	0	0	1	2	3	∞	∞	∞								

AB 29
R 4
H 7
RBI 4
BB 2
SO 4
LOB 10



Batter	1	2	3	4	5	6	7	8	9	AB	R	H	RBI	BB	SO	LOB	TOP							
13 Brendan Ryan, R OBP: 0.347, SLG: 0.400										5	0	0	0	0	2	1	St. Louis Cardinals @ Florida Marlins Land Shark Stadium, Miami, FL Thu Jun 11 2009, 12:10 PM EDT Att: 14,624 - Partly Cloudy - 90 F							
24 Rick Ankiel, L OBP: 0.324, SLG: 0.458										5	3	3	0	0	2	0								
5 Albert Pujols, R OBP: 0.339, SLG: 0.654										4	2	1	2	1	1	1								
47 Ryan Ludwick, R OBP: 0.296, SLG: 0.449										4	1	2	1	0	2	0								
19 Nick Stavinoha, R OBP: 0.281, SLG: 0.418										3	0	2	1	0	0	0								
28 Cotby Rasmus, L OBP: 0.328, SLG: 0.472										1	0	1	1	0	0	0								
22 Joe Thurston, L OBP: 0.349, SLG: 0.399										4	0	0	0	0	1	4								
27 Tyler Greene, R OBP: 0.317, SLG: 0.441										4	0	2	0	0	0	0								
21 Jason LaRue, R OBP: 0.317, SLG: 0.410										2	0	0	0	0	1	0								
37 Todd Wellemeyer, R OBP: 0.160, SLG: 0.160										2	0	0	0	0	1	3								
56 Skip Schumaker, L OBP: 0.330, SLG: 0.391										2	0	0	0	0	0	3								
23 Brian Barden, R OBP: 0.291, SLG: 0.386										2	0	0	0	0	1	0								
16 Chris Duncan, L OBP: 0.329, SLG: 0.406										2	0	0	0	0	0	3								
36 Denny Reyes, R OBP: 0.317, SLG: 0.441										0	0	0	0	0	0	0								
31 Ryan Franklin, R OBP: 0.317, SLG: 0.441										0	0	0	0	0	0	0								
Inning Stats	R: 1 E: 0 K: 2 S: 14	H: 3 LOB: 2 BB: 0 P: 21	R: 0 E: 0 K: 1 S: 8	H: 0 LOB: 0 BB: 0 P: 12	R: 0 E: 0 K: 1 S: 7	H: 0 LOB: 0 BB: 0 P: 14	R: 0 E: 0 K: 1 S: 6	H: 0 LOB: 0 BB: 0 P: 8	R: 0 E: 0 K: 1 S: 7	H: 0 LOB: 0 BB: 0 P: 9	R: 2 E: 0 K: 1 S: 17	H: 3 LOB: 1 BB: 0 P: 25	R: 0 E: 0 K: 2 S: 13	H: 1 LOB: 1 BB: 0 P: 19	R: 3 E: 1 K: 0 S: 20	H: 4 LOB: 2 BB: 1 P: 29	R: 0 E: 0 K: 2 S: 7	H: 0 LOB: 0 BB: 0 P: 11	1B: 9 2B: 1 3B: 0 HR: 1	SF: 0 SAC: 0 DP: 0 HBP: 0	WP: 0 PB: 0 SB: 0 CS: 0	PA: 39		
PITCHER	IP WLS BF H R ER SO BB IBB HBP BLK WP HR S P ERA WHIP	IP WLS BF H R ER SO BB IBB HBP BLK WP HR S P ERA WHIP	IP WLS BF H R ER SO BB IBB HBP BLK WP HR S P ERA WHIP	IP WLS BF H R ER SO BB IBB HBP BLK WP HR S P ERA WHIP	IP WLS BF H R ER SO BB IBB HBP BLK WP HR S P ERA WHIP	IP WLS BF H R ER SO BB IBB HBP BLK WP HR S P ERA WHIP	IP WLS BF H R ER SO BB IBB HBP BLK WP HR S P ERA WHIP	IP WLS BF H R ER SO BB IBB HBP BLK WP HR S P ERA WHIP	IP WLS BF H R ER SO BB IBB HBP BLK WP HR S P ERA WHIP	IP WLS BF H R ER SO BB IBB HBP BLK WP HR S P ERA WHIP	IP WLS BF H R ER SO BB IBB HBP BLK WP HR S P ERA WHIP	IP WLS BF H R ER SO BB IBB HBP BLK WP HR S P ERA WHIP	IP WLS BF H R ER SO BB IBB HBP BLK WP HR S P ERA WHIP	IP WLS BF H R ER SO BB IBB HBP BLK WP HR S P ERA WHIP	IP WLS BF H R ER SO BB IBB HBP BLK WP HR S P ERA WHIP	IP WLS BF H R ER SO BB IBB HBP BLK WP HR S P ERA WHIP	IP WLS BF H R ER SO BB IBB HBP BLK WP HR S P ERA WHIP	IP WLS BF H R ER SO BB IBB HBP BLK WP HR S P ERA WHIP	IP WLS BF H R ER SO BB IBB HBP BLK WP HR S P ERA WHIP	IP WLS BF H R ER SO BB IBB HBP BLK WP HR S P ERA WHIP	IP WLS BF H R ER SO BB IBB HBP BLK WP HR S P ERA WHIP	IP WLS BF H R ER SO BB IBB HBP BLK WP HR S P ERA WHIP	IP WLS BF H R ER SO BB IBB HBP BLK WP HR S P ERA WHIP	IP WLS BF H R ER SO BB IBB HBP BLK WP HR S P ERA WHIP

AB 38
R 6
H 11
RBI 5
BB 1
SO 11
LOB 12



Batter	1	2	3	4	5	6	7	8	9	AB	R	H	RBI	BB	SO	LOB	BOTTOM							
8 Chris Coghlan, L OBP: 0.350, SLG: 0.330										3	0	0	0	0	0	1	St. Louis Cardinals @ Florida Marlins Land Shark Stadium, Miami, FL Thu Jun 11 2009, 12:10 PM EDT Att: 14,624 - Partly Cloudy - 90 F							
25 Brett Carroll, R OBP: 0.333, SLG: 0.421										5	1	1	0	0	2	2								
3 Jorge Cantu, R OBP: 0.341, SLG: 0.472										5	0	1	0	0	0	2								
11 Alejandro De Aza, L OBP: 0.368, SLG: 0.333										4	1	2	1	0	1	0								
1 Emilio Bonifacio, S OBP: 0.294, SLG: 0.298										4	1	2	1	0	1	0								
18 Wes Helms, R OBP: 0.279, SLG: 0.286										4	1	2	0	0	0	2								
27 Jeremy Hermida, L OBP: 0.369, SLG: 0.407										4	1	2	3	0	0	2								
6 Dan Uggla, R OBP: 0.341, SLG: 0.440										4	1	2	0	0	0	2								
7 Ross Gload, L OBP: 0.378, SLG: 0.449										4	2	3	3	0	0	2								
12 Cody Ross, R OBP: 0.312, SLG: 0.441										4	0	2	0	0	1	2								
29 Ronny Paulino, R OBP: 0.340, SLG: 0.352										4	0	1	1	0	0	3								
23 Andrew Miller, L OBP: 0.118, SLG: 0.118										3	0	1	0	0	0	2								
40 Kiko Calero, R ERA: 3.09										0	0	0	0	0	0	0								
46 Juan Carlos Oviedo, R ERA: 4.86										0	0	0	0	0	0	0								
53 Dan Meyer, R ERA: 4.86										0	0	0	0	0	0	0								
44 Brian Sanchez, R ERA: 4.86										0	0	0	0	0	0	0								
2 Hanley Ramirez, R OBP: 0.338, SLG: 0.538										1	0	0	0	0	1	0								
Inning Stats	R: 0 E: 0 K: 0 S: 13	H: 0 LOB: 0 BB: 0 P: 21	R: 2 E: 0 K: 0 S: 13	H: 3 LOB: 0 BB: 0 P: 18	R: 0 E: 0 K: 0 S: 10	H: 1 LOB: 1 BB: 0 P: 11	R: 1 E: 0 K: 0 S: 10	H: 3 LOB: 2 BB: 0 P: 15	R: 1 E: 0 K: 1 S: 11	H: 1 LOB: 0 BB: 0 P: 20	R: 0 E: 0 K: 1 S: 9	H: 0 LOB: 0 BB: 0 P: 11	R: 0 E: 0 K: 1 S: 15	H: 2 LOB: 2 BB: 0 P: 19	R: 0 E: 0 K: 1 S: 9	H: 1 LOB: 1 BB: 0 P: 15	1B: 11 2B: 1 3B: 0 HR: 2	SF: 0 SAC: 0 DP: 2 HBP: 0	WP: 0 PB: 0 SB: 0 CS: 0	PA: 39				
PITCHER	IP WLS BF H R ER SO BB IBB HBP BLK WP HR S P ERA WHIP	IP WLS BF H R ER SO BB IBB HBP BLK WP HR S P ERA WHIP	IP WLS BF H R ER SO BB IBB HBP BLK WP HR S P ERA WHIP	IP WLS BF H R ER SO BB IBB HBP BLK WP HR S P ERA WHIP	IP WLS BF H R ER SO BB IBB HBP BLK WP HR S P ERA WHIP	IP WLS BF H R ER SO BB IBB HBP BLK WP HR S P ERA WHIP	IP WLS BF H R ER SO BB IBB HBP BLK WP HR S P ERA WHIP	IP WLS BF H R ER SO BB IBB HBP BLK WP HR S P ERA WHIP	IP WLS BF H R ER SO BB IBB HBP BLK WP HR S P ERA WHIP	IP WLS BF H R ER SO BB IBB HBP BLK WP HR S P ERA WHIP	IP WLS BF H R ER SO BB IBB HBP BLK WP HR S P ERA WHIP	IP WLS BF H R ER SO BB IBB HBP BLK WP HR S P ERA WHIP	IP WLS BF H R ER SO BB IBB HBP BLK WP HR S P ERA WHIP	IP WLS BF H R ER SO BB IBB HBP BLK WP HR S P ERA WHIP	IP WLS BF H R ER SO BB IBB HBP BLK WP HR S P ERA WHIP	IP WLS BF H R ER SO BB IBB HBP BLK WP HR S P ERA WHIP	IP WLS BF H R ER SO BB IBB HBP BLK WP HR S P ERA WHIP	IP WLS BF H R ER SO BB IBB HBP BLK WP HR S P ERA WHIP	IP WLS BF H R ER SO BB IBB HBP BLK WP HR S P ERA WHIP	IP WLS BF H R ER SO BB IBB HBP BLK WP HR S P ERA WHIP	IP WLS BF H R ER SO BB IBB HBP BLK WP HR S P ERA WHIP	IP WLS BF H R ER SO BB IBB HBP BLK WP HR S P ERA WHIP	IP WLS BF H R ER SO BB IBB HBP BLK WP HR S P ERA WHIP	IP WLS BF H R ER SO BB IBB HBP BLK WP HR S P ERA WHIP

AB 39
R 5
H 14
RBI 5
BB 0
SO 4
LOB 16



Batter	1	2	3	4	5	6	7	8	9	AB	R	H	RBI	BB	SO	LOB	TOP					
8 Chris Coghlan, L (1,7) OBP: 0.362, SLG: 0.364 25 Brett Carroll, R (9,9) OBP: 0.333, SLG: 0.421										5	1	1	0	0	1	3						
7 Ross Gload, L (1,3) OBP: 0.390, SLG: 0.477										5	0	2	0	0	0	2						
2 Hanley Ramirez, R (1,6) OBP: 0.393, SLG: 0.520										4	1	1	1	1	1	2						
3 Jorge Cantu, R (1,10) OBP: 0.328, SLG: 0.452										4	0	0	0	0	1	4						
27 Jeremy Hermida, L (1,9) OBP: 0.376, SLG: 0.429										4	1	2	2	0	0	0						
6 Dan Uggla, R (1,4) OBP: 0.333, SLG: 0.423										4	0	0	0	0	1	2						
21 John Baker, L (1,2) OBP: 0.337, SLG: 0.416										3	1	0	0	1	1	0						
12 Cody Ross, R (1,8) OBP: 0.318, SLG: 0.480										4	2	3	2	0	1	0						
18 Wes Helms, R (1,5) OBP: 0.289, SLG: 0.296										4	0	2	0	0	0	1						
Inning Stats	R: 1 H: 3 E: 0 K: 1 S: 12	H: 3 R: 2 ER: 0 LOB: 2 P: 22	R: 0 H: 1 E: 0 K: 0 S: 15	H: 1 R: 0 ER: 0 LOB: 1 P: 24	R: 2 H: 2 E: 0 K: 0 S: 9	H: 2 R: 0 ER: 0 LOB: 2 P: 13	R: 2 H: 2 E: 0 K: 0 S: 16	H: 2 R: 0 ER: 0 LOB: 0 P: 30	R: 0 H: 0 E: 0 K: 1 S: 9	H: 0 R: 0 ER: 0 LOB: 0 P: 12	R: 1 H: 2 E: 0 K: 0 S: 6	H: 2 R: 0 ER: 0 LOB: 0 P: 8	R: 0 H: 0 E: 0 K: 1 S: 6	H: 0 R: 0 ER: 0 LOB: 0 P: 7	R: 0 H: 0 E: 0 K: 1 S: 7	H: 0 R: 0 ER: 0 LOB: 0 P: 14	R: 0 H: 1 E: 0 K: 2 S: 11	H: 1 R: 0 ER: 0 LOB: 1 P: 11	1B: 4 2B: 5 3B: 0 HR: 2	SF: 0 SAC: 0 DP: 1 HBP: 0	WP: 0 PB: 0 SB: 0 CS: 0	PA: 39
PITCHER	IP WLS BF H R ER SO BB IBB HBP BLK WP HR S P ERA WHIP																					
44 Casey Janssen, R (1,1) ERA: 6.23	3.2 L 20 8 5 5 1 1 0 0 0 0 2 47 79 12.27 2.455																					
57 Shawn Camp, R (4,1) ERA: 3.91	3.0 11 2 1 1 2 1 0 0 0 0 0 24 35 3.00 1.000																					
52 B.J. Ryan, L (7,1) ERA: 6.46	1.0 3 0 0 0 0 0 0 0 0 0 0 6 10 0.00 0.000																					
54 Jason Frasor, R (8,1) ERA: 1.93	0.1 2 1 0 0 1 0 0 0 0 0 0 5 8 0.00 3.000																					
37 Scott Downs, L (9,1) ERA: 2.65	1.0 3 0 0 0 2 0 0 0 0 0 0 9 9 0.00 0.000																					

Florida Marlins @ Toronto Blue Jays
Rogers Centre, Toronto, ON
Sat Jun 13 2009, 1:07 PM EDT
Att: 20,634 - Cloudy - 66 F

AB 37
R 6
H 11
RBI 5
BB 2
SO 6
LOB 14



Batter	1	2	3	4	5	6	7	8	9	AB	R	H	RBI	BB	SO	LOB	BOTTOM					
19 Marco Scutaro, R (1,6) OBP: 0.403, SLG: 0.446										2	1	0	0	2	0	0						
2 Aaron Hill, R (1,4) OBP: 0.341, SLG: 0.494										3	0	0	0	2	0	2						
10 Vernon Wells, R (1,8) OBP: 0.297, SLG: 0.374										5	0	0	0	0	1	4						
26 Adam Lind, L (1,7) OBP: 0.369, SLG: 0.543										4	0	0	0	0	0	3						
15 Kevin Millar, R (1,10) OBP: 0.308, SLG: 0.364										3	1	0	0	1	0	2						
15 Alex Rios, R (1,9) OBP: 0.331, SLG: 0.448										4	2	4	2	0	0	0						
35 Lyle Overbay, L (1,3) OBP: 0.390, SLG: 0.554										3	1	1	2	1	1	1						
19 José Bautista, R (1,5) OBP: 0.388, SLG: 0.355										4	0	0	0	0	1	3						
13 Raul Chavez, R (1,2) OBP: 0.255, SLG: 0.319 20 Rod Barajas, R (9,PH) OBP: 0.306, SLG: 0.408										3	0	0	0	0	1	2						
Inning Stats	R: 0 H: 0 E: 0 K: 0 S: 5	H: 0 R: 0 ER: 0 LOB: 1 P: 14	R: 0 H: 1 E: 0 K: 0 S: 12	H: 1 R: 0 ER: 0 LOB: 1 P: 24	R: 0 H: 0 E: 0 K: 0 S: 9	H: 0 R: 0 ER: 0 LOB: 0 P: 14	R: 2 H: 1 E: 0 K: 0 S: 8	H: 1 R: 0 ER: 0 LOB: 1 P: 16	R: 0 H: 0 E: 0 K: 0 S: 7	H: 0 R: 0 ER: 0 LOB: 0 P: 15	R: 2 H: 2 E: 0 K: 0 S: 11	H: 2 R: 0 ER: 0 LOB: 0 P: 16	R: 1 H: 0 E: 1 K: 1 S: 16	H: 0 R: 0 ER: 0 LOB: 2 P: 26	R: 0 H: 1 E: 0 K: 2 S: 11	H: 1 R: 0 ER: 0 LOB: 0 P: 17	R: 0 H: 1 E: 0 K: 1 S: 9	H: 1 R: 0 ER: 0 LOB: 1 P: 12	1B: 4 2B: 0 3B: 0 HR: 2	SF: 0 SAC: 1 DP: 0 HBP: 0	WP: 0 PB: 0 SB: 1 CS: 1	PA: 39
PITCHER	IP WLS BF H R ER SO BB IBB HBP BLK WP HR S P ERA WHIP																					
45 Sean West, L (1,1) ERA: 3.0	5.2 W 25 4 4 0 4 0 0 0 0 0 2 51 98 6.35 1.412																					
44 Brian Sanches, R (6,1) ERA: 2.28	0.2 H 5 0 1 0 1 2 0 0 0 0 0 11 19 0.00 3.000																					
53 Dan Meyer, L (7,1) ERA: 2.28	0.1 H 1 0 0 0 0 0 0 0 0 0 0 3 5 0.00 0.000																					
46 Juan Carlos Oviedo, R (7,1) ERA: 3.82	1.1 H 4 1 0 0 2 0 0 0 0 0 0 14 20 0.00 0.750																					
22 Matt Lindstrom, R (9,1) ERA: 5.68	1.0 S 4 1 0 0 1 0 0 0 0 0 0 9 12 0.00 1.000																					

Florida Marlins @ Toronto Blue Jays
Rogers Centre, Toronto, ON
Sat Jun 13 2009, 1:07 PM EDT
Att: 20,634 - Cloudy - 66 F

AB 32
R 5
H 6
RBI 4
BB 6
SO 4
LOB 17



Batter	1	2	3	4	5	6	7	8	9	AB	R	H	RBI	BB	SO	LOB	TOP										
8 Chris Coghlan, L (1, 7)	B1		1B	G4-3		G3			1B	4	1	2	1	2	0	2	Florida Marlins @ Toronto Blue Jays Rogers Centre, Toronto, ON Sun Jun 14 2009, 1:07 PM EDT Att: 20,985 - Sunny - 64 F										
1 Emilio Bonifacio, S (1, 5)	K		1B	1B		G3			1B	6	0	2	1	0	2	6											
2 Hanley Ramirez, R (1, 6)	F9		1B	SF9		HBP			1B	4	0	2	2	0	0	1											
27 Jeremy Hermida, L (1, 10)	L7		K			P5			F7	4	0	0	0	0	1	5											
6 Dan Uggla, R (1, 4)	12B		L5-4	F7					F9	5	1	2	0	0	0	5											
12 Cody Ross, R (1, 8)	18 SF9		29 HR	25 1B		G5-3			P3	5	2	2	0	0	1	2											
18 Wes Helms, R (1, 3)	SF9		25 1B	F8		F8			K	4	2	2	1	0	1	0											
29 Ronny Paulino, R (1, 2)	HR		25 1B	G5-3		G5-3			HR	5	3	4	3	0	0	0											
25 Brett Carroll, R (1, 9)	F8		1B	1B		G6-3			FC5-2	5	2	2	2	0	0	3											
Inning Stats	R: 0 E: 0 K: 1 S: 6	H: 0 LOB: 0 BB: 0 P: 9	R: 3 E: 0 K: 0 S: 9	H: 3 LOB: 0 BB: 0 P: 16	R: 1 E: 0 K: 1 S: 10	H: 2 LOB: 1 BB: 1 P: 21	R: 4 E: 0 K: 0 S: 18	H: 5 LOB: 2 BB: 0 P: 27	R: 0 E: 0 K: 0 S: 7	H: 0 LOB: 0 BB: 0 P: 13	R: 0 E: 0 K: 0 S: 8	H: 1 LOB: 2 BB: 1 P: 11	R: 1 E: 0 K: 2 S: 17	H: 3 LOB: 3 BB: 1 P: 31	R: 0 E: 0 K: 0 S: 7	H: 1 LOB: 1 BB: 0 P: 10		R: 2 E: 0 K: 1 S: 12	H: 3 LOB: 1 BB: 0 P: 16	1B: 14 2B: 3 3B: 0 HR: 2	SF: 2 SAC: 0 DP: 1 HBP: 2	WP: 1 PB: 0 SB: 1 CS: 0	PA: 48				
PITCHER	IP	WLS	BF	H	R	ER	SO	BB	IBB	HBP	BLK	WP	HR	S	P	ERA	WHIP										
56 Brian Tallet, L (1, 1)	3.1	L	20	10	8	8	2	1	0	0	0	0	1	38	67	21.60	3.300										
58 Dirk Hayhurst, R (4, 1)	2.1		10	1	0	0	0	0	0	2	0	0	0	17	26	0.00	0.429										
39 Jesse Carlson, L (6, 1)	1.1		8	3	1	1	2	1	0	0	0	0	0	20	35	6.75	3.000										
52 B.J. Ryan, L (8, 1)	1.0		4	1	0	0	0	0	0	0	0	0	0	7	10	0.00	1.000										
22 Brandon League, R (9, 1)	1.0		6	3	2	2	1	0	0	0	0	1	1	12	16	18.00	3.000										

Batter	1	2	3	4	5	6	7	8	9	AB	R	H	RBI	BB	SO	LOB	BOTTOM										
19 Marco Scutaro, R (1, 6)	K		G6-3		G1-4-3			P4		4	0	0	0	0	1	0	Florida Marlins @ Toronto Blue Jays Rogers Centre, Toronto, ON Sun Jun 14 2009, 1:07 PM EDT Att: 20,985 - Sunny - 64 F										
2 Aaron Hill, R (1, 4)	10 FC6-4		P1		F8			10 BB		4	0	2	0	0	0	0											
10 Vernon Wells, R (1, 8)	FC6-4		G4-3		F8			26 C4-6-3		3	0	0	0	1	0	1											
26 Adam Lind, L (1, 7)	G6-3		K		G3			G4-6-3		4	0	0	0	0	1	3											
33 Scott Rolen, R (1, 5)		35 BB		15 HR		F7		35 BB		4	1	3	0	0	0	0											
15 Alex Rios, R (1, 9)	P2		HR		G5-3			P3		4	1	1	2	0	0	2											
35 Lyle Overbay, L (1, 3)			G4-3		K					2	0	0	0	2	1	0											
15 Kevin Millar, R (1, 10)	F7		HR		K			K		4	1	1	1	0	2	4											
20 Rod Barajas, R (1, 2)	K		G3					F8		4	0	0	0	0	1	4											
Inning Stats	R: 0 E: 0 K: 1 S: 9	H: 1 LOB: 1 BB: 0 P: 14	R: 0 E: 0 K: 1 S: 13	H: 1 LOB: 2 BB: 1 P: 20	R: 0 E: 0 K: 0 S: 5	H: 0 LOB: 0 BB: 0 P: 9	R: 3 E: 0 K: 1 S: 11	H: 3 LOB: 0 BB: 0 P: 18	R: 0 E: 0 K: 0 S: 5	H: 0 LOB: 0 BB: 0 P: 7	R: 0 E: 0 K: 0 S: 7	H: 0 LOB: 0 BB: 0 P: 11	R: 0 E: 0 K: 2 S: 7	H: 0 LOB: 0 BB: 0 P: 9	R: 0 E: 0 K: 0 S: 7	H: 1 LOB: 1 BB: 1 P: 13		R: 0 E: 0 K: 1 S: 10	H: 1 LOB: 2 BB: 1 P: 18	1B: 5 2B: 0 3B: 0 HR: 2	SF: 0 SAC: 0 DP: 1 HBP: 0	WP: 0 PB: 0 SB: 0 CS: 0	PA: 36				
PITCHER	IP	WLS	BF	H	R	ER	SO	BB	IBB	HBP	BLK	WP	HR	S	P	ERA	WHIP										
55 Josh Johnson, R (1, 1)	9.0	W	36	7	3	3	6	3	0	0	0	0	2	74	119	3.00	1.111										

AB	42
R	11
H	18
RBI	10
BB	2
SO	5
LOB	24

AB	33
R	3
H	7
RBI	3
BB	3
SO	6
LOB	14



Batter	1	2	3	4	5	6	7	8	9	AB	R	H	RBI	BB	SO	LOB	TOP					
8 Chris Coghlan, L (1, 7) OBP: 0.386, SLG: 0.388	 C FF 94 B FF 95 S FF 96	 B FS 87 F FS 88 X CU 79		 F FS 85 B FS 86 S FS 87			 C FF 88 B FF 89 X CU 78		 B FF 95 S FF 96 C FF 97	3	0	1	0	2	1	2						
7 Ross Gload, L (1, 3) OBP: 0.387, SLG: 0.454	 C FF 96 B CU 80 S FF 97		 C FF 94 X CU 79	 F FS 96 X FS 87			 X FF 89		 C FF 96 X FS 91	5	0	1	0	0	1	6						
2 Hanley Ramirez, R (1, 6) OBP: 0.393, SLG: 0.508	 F FF 96 B FF 97 S FF 98		 F FF 96 X FF 93		 B FF 94 S FF 95 X FF 96			 T FF 95 B CH 90 S FF 91	 B FF 97 X FF 96	3	1	0	0	2	0	3						
3 Jorge Cantu, R (1, 10) OBP: 0.329, SLG: 0.454	 SAFE E: 1 C FF 96 B CU 79 S FF 97		 C FF 96 X FS 97		 C FS 86 X FS 84			 B FA 91 S FF 94 X FF 95		4	0	1	0	0	0	1						
27 Jeremy Hermida, L (1, 9) OBP: 0.365, SLG: 0.409	 C FF 95 B FF 96 S FF 97		 B FF 96 S FF 97 X FS 88		 C FF 94 X FS 95			 B FF 96 S CH 90 X FF 95		4	0	0	0	0	1	4						
6 Dan Uggla, R (1, 4) OBP: 0.322, SLG: 0.414		 F FF 95 B CU 77 S FF 98		 X FF 94		 B FF 93 S SL 85 X SL 86		 C FF 92 B FA 90 S FF 91		3	0	1	0	1	2	2						
12 Cody Ross, R (1, 8) OBP: 0.315, SLG: 0.472		 F FF 95 B FF 96 X FS 97		 C FF 94 X FS 95		 B FF 96 S SL 85 X SL 86		 B SL 86 S SL 84 S FF 91		4	0	1	0	0	1	3						
21 John Baker, L (1, 2) OBP: 0.335, SLG: 0.413		 B FF 95 S FF 96 X FS 97		 C FF 94 X FS 95		 C FF 96 S FF 97 X FS 98			 C FF 94 X FS 95	3	0	1	0	1	1	2						
1 Emilio Bonifacio, S (1, 5) OBP: 0.291, SLG: 0.297		 C FF 96 B FF 97 X CU 78		 C FF 96 X FS 96			 X FF 89		 C FF 96 X FS 96	4	0	0	0	0	1	5						
Inning Stats	R: 1 E: 0 K: 2 S: 17	H: 0 LOB: 1 BB: 1 P: 28	R: 0 E: 0 K: 0 S: 20	H: 0 LOB: 2 BB: 2 P: 31	R: 0 E: 0 K: 1 S: 10	H: 1 LOB: 1 BB: 0 P: 13	R: 0 E: 0 K: 0 S: 11	H: 2 LOB: 3 BB: 1 P: 16	R: 0 E: 0 K: 0 S: 8	H: 0 LOB: 0 BB: 0 P: 12	R: 0 E: 0 K: 2 S: 9	H: 0 LOB: 0 BB: 0 P: 13	R: 0 E: 0 K: 0 S: 5	H: 1 LOB: 0 BB: 0 P: 6	R: 0 E: 0 K: 2 S: 19	H: 1 LOB: 2 BB: 1 P: 32	R: 0 E: 0 K: 1 S: 11	H: 1 LOB: 2 BB: 1 P: 17	1B: 4 2B: 2 HR: 0	SF: 0 SAC: 0 HBP: 0	WP: 0 PB: 0 SB: 0 CS: 0	PA: 39
PITCHER	IP WLS BF H R ER SO BB IBB HBP BLK WP HR S P ERA WHIP																					
36 Brad Penny, R (1, 1) ERA: 4.84	5.0 W 23 3 1 0 3 4 0 0 0 0 0 0 66 100 0.00 1.400																					
63 Justin Masterson, R (6, 1) ERA: 3.81	1.0 H 3 0 0 0 2 0 0 0 0 0 0 0 9 13 0.00 0.000																					
37 Hideki Okajima, L (7, 1) ERA: 2.4	1.0 H 3 1 0 0 0 0 0 0 0 0 0 0 5 6 0.00 1.000																					
56 Ramon E Ramirez, R (8, 1) ERA: 1.97	1.0 5 1 0 0 2 1 0 0 0 0 0 0 19 32 0.00 2.000																					
58 Jonathan Papelbon, R (9, 1) ERA: 1.88	1.0 5 1 0 0 1 1 0 0 0 0 0 0 11 17 0.00 2.000																					

Florida Marlins @ Boston Red Sox
Fenway Park, Boston, MA
Wed Jun 17 2009, 7:10 PM EDT
Att: 38,196 - Clear - 70 F

AB 33
R 1
H 6
RBI 0
BB 6
SO 8
LOB 28



Batter	1	2	3	4	5	6	7	8	9	AB	R	H	RBI	BB	SO	LOB	BOTTOM			
15 Dustin Pedroia, R (1, 4) OBP: 0.387, SLG: 0.385	 B FF 91 X FF 92		 B CH 83 F CH 84 X FF 86	 C CH 84 D SL 82 X FF 86			 B SI 90 X SI 90		 C SL 80 B SL 81 S FF 88	5	0	3	3	0	0	1				
2 Jacoby Ellsbury, L (1, 8) OBP: 0.357, SLG: 0.396	 C FF 93 B SL 80 S FF 94		 SAFE E: 1 C FF 94 B FF 94 X FS 93	 B FF 94 B FF 95 X FS 93			 L SI 89 B FF 84 S SI 90	 C SI 96 B CH 87 S SL 81	3	1	1	1	2	1	3					
20 Kevin Youkilis, R (1, 3) OBP: 0.453, SLG: 0.594	 C FF 92 B FF 97 S FF 97		 B FF 95 S FF 96 X FS 97	 S FF 96 B FF 96 S FF 97			 S FF 95 B FF 95 X FS 94			4	0	0	0	0	3	5				
44 Jason Bay, R (1, 7) OBP: 0.398, SLG: 0.579	 B FF 96 C FF 95 X FF 87		 B CH 84 B FF 84 X FS 94		 C SL 76 B SL 78 S CH 84 X FF 96			 S FF 85 B FF 82 S SI 83		4	0	0	0	0	2	2				
25 Mike Lowell, R (1, 5) OBP: 0.330, SLG: 0.492		 F FF 90 B CH 84 X FF 91		 C FF 92 X FS 91		 X FF 94		 C SI 90 X FF 85		4	1	1	0	0	0	0				
34 David Ortiz, L (1, 10) OBP: 0.315, SLG: 0.361		 C FF 92 B FF 91 X FF 93		 C FF 92 B SL 77 S SL 78 X FF 95		 X SL 77		 B SL 81 B FF 89		2	3	1	0	2	0	0				
5 Rocco Baldelli, R (1, 9) ERA: 4.56		 X FF 92		 X FF 94			 B FF 93 X CH 82		 B FF 90 X FF 89	3	1	2	1	0	0	0				
11 Mark Kotsay, L (6, PH) (9, 9) OBP: 0.300, SLG: 0.421		 2-3 3-H		 2-3 3-H				 B SL 81 B FF 89		1	0	0	0	0	0	1				
33 Jason Varitek, S (1, 2) OBP: 0.328, SLG: 0.477		 B FF 92 C CH 85 S FF 94		 C FF 94 S CH 82 X FS 91			 B SL 74 B FF 92 S SL 80 B CH 84	 1 SAFE E: 0 B CH 84 B SL 80 S FF 90		2	0	0	0	2	1	3				
22 Nick Green, R (1, 6) OBP: 0.344, SLG: 0.442		 C CH 82 B SL 79 S CH 84		 B FF 87 S CH 82 X FS 95			 T FF 90 B SL 84 S CH 82 X FS 90	 B SL 81 B FF 89		3	0	1	0	1	2	1				
Inning Stats	R: 0 E: 0 K: 1 S: 9	H: 0 LOB: 1 BB: 1 P: 18	R: 2 E: 0 K: 1 S: 12	H: 3 LOB: 0 BB: 0 P: 21	R: 0 E: 0 K: 1 S: 10	H: 1 LOB: 1 BB: 0 P: 16	R: 2 E: 0 K: 2 S: 16	H: 3 LOB: 3 BB: 2 P: 31	R: 0 E: 0 K: 1 S: 5	H: 0 LOB: 0 BB: 0 P: 7	R: 0 E: 0 K: 1 S: 8	H: 0 LOB: 1 BB: 1 P: 15	R: 1 E: 0 K: 1 S: 9	H: 1 LOB: 0 BB: 0 P: 15	R: 1 E: 0 K: 1 S: 11	H: 1 LOB: 2 BB: 3 P: 28	1B: 7 2B: 1 3B: 0 HR: 1	SF: 0 SAC: 0 DP: 1 HBP: 0	WP: 0 PB: 0 SB: 3 CS: 0	PA: 38
PITCHER	IP WLS BF H R ER SO BB IBB HBP BLK WP HR S P ERA WHIP																			
23 Andrew Miller, L (1, 1) ERA: 4.56	5.1 L 26 7 4 4 6 4 0 0 0 0 0 0 1 15 23 6.75 2.062																			
44 Brian Sanches, R (6, 1) ERA: 0.69	1.2 6 1 1 1 2 0 0 0 0 0 0 1 15 23 5.40 0.600																			
40 Kiko Calero, R (8, 1) ERA: 2.01	0.2 5 1 1 1 0 3 0 0 0 0 0 0 6 22 13.50 6.000																			
46 Juan Carlos Oviedo, R (8, 1) ERA: 3.77	0.1 1 0 0 0 1 0 0 0 0 0 0 0 5 6 0.00 0.000																			

Florida Marlins @ Boston Red Sox
Fenway Park, Boston, MA
Wed Jun 17 2009, 7:10 PM EDT
Att: 38,196 - Clear - 70 F

AB 31
R 6
H 9
RBI 5
BB 7
SO 9
LOB 16



Batter	1	2	3	4	5	6	7	8	9	AB	R	H	RBI	BB	SO	LOB	TOP			
8 Chris Coghlan, L (1, 7) OBP: 0.385, SLG: 0.387										3	0	1	0	0	0	0	Florida Marlins @ Boston Red Sox Fenway Park, Boston, MA Thu Jun 18 2009, 7:10 PM EDT Att: 37,577 - Drizzzie - 63 F			
18 Wes Helms, R (1, 3) OBP: 0.295, SLG: 0.307										3	0	1	0	0	2	1				
2 Hanley Ramirez, R (1, 6) OBP: 0.393, SLG: 0.506										3	0	1	0	0	1	1				
3 Jorge Cantu, R (1, 10) OBP: 0.329, SLG: 0.453										3	0	1	0	0	3	3				
6 Dan Uggla, R (1, 4) OBP: 0.329, SLG: 0.428										3	1	1	1	0	0	3				
12 Cody Ross, R (1, 8) OBP: 0.312, SLG: 0.468										2	0	0	0	0	0	0				
29 Ronny Paulino, R (1, 2) OBP: 0.373, SLG: 0.480										2	1	2	1	0	0	0				
25 Brett Carroll, R (1, 9) OBP: 0.347, SLG: 0.422										2	0	1	0	0	0	1				
1 Emilio Bonifacio, S (1, 5) OBP: 0.289, SLG: 0.295										2	0	0	0	0	1	2				
Inning Stats	R: 0 E: 0 K: 2 S: 13	H: 1 LOB: 1 BB: 0 P: 21	R: 2 E: 0 K: 1 S: 23	H: 3 LOB: 1 BB: 0 P: 33	R: 0 E: 0 K: 0 S: 11	H: 2 LOB: 2 BB: 0 P: 16	R: 0 E: 0 K: 0 S: 10	H: 1 LOB: 1 BB: 0 P: 17	R: 0 E: 0 K: 1 S: 13	H: 0 LOB: 0 BB: 0 P: 18	R: 0 E: 0 K: 0 S: 5	H: 1 LOB: 1 BB: 0 P: 9						1B: 6 2B: 0 3B: 0 HR: 2	SF: 0 SAC: 0 DP: 0 HBP: 0	WP: 1 PB: 0 SB: 0 CS: 0
PITCHER 31 Jon Lester, L (1, 1) ERA: 4.69	IP: 5.0 WLS: L BF: 24 H: 8 R: 2 ER: 2 SO: 4 BB: 0 IBB: 0 HBP: 0 BLK: 0	IP: 5.0 WLS: W BF: 17 H: 1 R: 1 ER: 1 SO: 5 BB: 0 IBB: 0 HBP: 0 BLK: 0	IP: 5.0 WLS: W BF: 17 H: 1 R: 1 ER: 1 SO: 5 BB: 0 IBB: 0 HBP: 0 BLK: 0	IP: 5.0 WLS: W BF: 17 H: 1 R: 1 ER: 1 SO: 5 BB: 0 IBB: 0 HBP: 0 BLK: 0	IP: 5.0 WLS: W BF: 17 H: 1 R: 1 ER: 1 SO: 5 BB: 0 IBB: 0 HBP: 0 BLK: 0	IP: 5.0 WLS: W BF: 17 H: 1 R: 1 ER: 1 SO: 5 BB: 0 IBB: 0 HBP: 0 BLK: 0	IP: 5.0 WLS: W BF: 17 H: 1 R: 1 ER: 1 SO: 5 BB: 0 IBB: 0 HBP: 0 BLK: 0	IP: 5.0 WLS: W BF: 17 H: 1 R: 1 ER: 1 SO: 5 BB: 0 IBB: 0 HBP: 0 BLK: 0	IP: 5.0 WLS: W BF: 17 H: 1 R: 1 ER: 1 SO: 5 BB: 0 IBB: 0 HBP: 0 BLK: 0	IP: 5.0 WLS: W BF: 17 H: 1 R: 1 ER: 1 SO: 5 BB: 0 IBB: 0 HBP: 0 BLK: 0	IP: 5.0 WLS: W BF: 17 H: 1 R: 1 ER: 1 SO: 5 BB: 0 IBB: 0 HBP: 0 BLK: 0	IP: 5.0 WLS: W BF: 17 H: 1 R: 1 ER: 1 SO: 5 BB: 0 IBB: 0 HBP: 0 BLK: 0	IP: 5.0 WLS: W BF: 17 H: 1 R: 1 ER: 1 SO: 5 BB: 0 IBB: 0 HBP: 0 BLK: 0	IP: 5.0 WLS: W BF: 17 H: 1 R: 1 ER: 1 SO: 5 BB: 0 IBB: 0 HBP: 0 BLK: 0	IP: 5.0 WLS: W BF: 17 H: 1 R: 1 ER: 1 SO: 5 BB: 0 IBB: 0 HBP: 0 BLK: 0	IP: 5.0 WLS: W BF: 17 H: 1 R: 1 ER: 1 SO: 5 BB: 0 IBB: 0 HBP: 0 BLK: 0	IP: 5.0 WLS: W BF: 17 H: 1 R: 1 ER: 1 SO: 5 BB: 0 IBB: 0 HBP: 0 BLK: 0	ERA: 3.60 WHIP: 1.600	ERA: 1.80 WHIP: 0.200	

AB	23
R	2
H	8
RBI	2
BB	0
SO	4
LOB	11



Batter	1	2	3	4	5	6	7	8	9	AB	R	H	RBI	BB	SO	LOB	BOTTOM			
15 Dustin Pedroia, R (1, 4) OBP: 0.384, SLG: 0.382										2	0	0	0	0	0	0	Florida Marlins @ Boston Red Sox Fenway Park, Boston, MA Thu Jun 18 2009, 7:10 PM EDT Att: 37,577 - Drizzzie - 63 F			
7 J.D. Drew, L (1, 9) OBP: 0.385, SLG: 0.495										2	0	0	0	0	2	0				
20 Kevin Youkilis, R (1, 3) OBP: 0.454, SLG: 0.610										2	1	1	1	0	1	0				
44 Jason Bay, R (1, 7) OBP: 0.395, SLG: 0.574										2	0	0	0	0	0	0				
34 David Ortiz, L (1, 10) OBP: 0.313, SLG: 0.358										2	0	0	0	0	0	0				
25 Mike Lowell, R (1, 5) OBP: 0.327, SLG: 0.488										2	0	0	0	0	0	1				
2 Jacoby Ellsbury, L (1, 8) OBP: 0.355, SLG: 0.393										2	0	0	0	0	0	1				
33 Jason Varitek, S (1, 2) OBP: 0.325, SLG: 0.471										2	0	0	0	0	1	1				
22 Nick Green, R (1, 6) OBP: 0.342, SLG: 0.439										1	0	0	0	0	1	0				
Inning Stats	R: 1 E: 0 K: 1 S: 13	H: 1 LOB: 0 BB: 0 P: 18	R: 0 E: 0 K: 0 S: 8	H: 0 LOB: 0 BB: 0 P: 11	R: 0 E: 0 K: 1 S: 5	H: 0 LOB: 0 BB: 0 P: 8	R: 0 E: 0 K: 2 S: 12	H: 0 LOB: 0 BB: 0 P: 17	R: 0 E: 0 K: 1 S: 10	H: 0 LOB: 1 BB: 0 P: 20	R: 0 E: 0 K: 0 S: 1	H: 0 LOB: 0 BB: 0 P: 1						1B: 0 2B: 0 3B: 0 HR: 1	SF: 0 SAC: 0 DP: 0 HBP: 0	WP: 0 PB: 0 SB: 1 CS: 0
PITCHER 47 Ricky Nolasco, R (1, 1) ERA: 7.15	IP: 5.0 WLS: W BF: 17 H: 1 R: 1 ER: 1 SO: 5 BB: 0 IBB: 0 HBP: 0 BLK: 0	IP: 5.0 WLS: W BF: 17 H: 1 R: 1 ER: 1 SO: 5 BB: 0 IBB: 0 HBP: 0 BLK: 0	IP: 5.0 WLS: W BF: 17 H: 1 R: 1 ER: 1 SO: 5 BB: 0 IBB: 0 HBP: 0 BLK: 0	IP: 5.0 WLS: W BF: 17 H: 1 R: 1 ER: 1 SO: 5 BB: 0 IBB: 0 HBP: 0 BLK: 0	IP: 5.0 WLS: W BF: 17 H: 1 R: 1 ER: 1 SO: 5 BB: 0 IBB: 0 HBP: 0 BLK: 0	IP: 5.0 WLS: W BF: 17 H: 1 R: 1 ER: 1 SO: 5 BB: 0 IBB: 0 HBP: 0 BLK: 0	IP: 5.0 WLS: W BF: 17 H: 1 R: 1 ER: 1 SO: 5 BB: 0 IBB: 0 HBP: 0 BLK: 0	IP: 5.0 WLS: W BF: 17 H: 1 R: 1 ER: 1 SO: 5 BB: 0 IBB: 0 HBP: 0 BLK: 0	IP: 5.0 WLS: W BF: 17 H: 1 R: 1 ER: 1 SO: 5 BB: 0 IBB: 0 HBP: 0 BLK: 0	IP: 5.0 WLS: W BF: 17 H: 1 R: 1 ER: 1 SO: 5 BB: 0 IBB: 0 HBP: 0 BLK: 0	IP: 5.0 WLS: W BF: 17 H: 1 R: 1 ER: 1 SO: 5 BB: 0 IBB: 0 HBP: 0 BLK: 0	IP: 5.0 WLS: W BF: 17 H: 1 R: 1 ER: 1 SO: 5 BB: 0 IBB: 0 HBP: 0 BLK: 0	IP: 5.0 WLS: W BF: 17 H: 1 R: 1 ER: 1 SO: 5 BB: 0 IBB: 0 HBP: 0 BLK: 0	IP: 5.0 WLS: W BF: 17 H: 1 R: 1 ER: 1 SO: 5 BB: 0 IBB: 0 HBP: 0 BLK: 0	IP: 5.0 WLS: W BF: 17 H: 1 R: 1 ER: 1 SO: 5 BB: 0 IBB: 0 HBP: 0 BLK: 0	IP: 5.0 WLS: W BF: 17 H: 1 R: 1 ER: 1 SO: 5 BB: 0 IBB: 0 HBP: 0 BLK: 0	IP: 5.0 WLS: W BF: 17 H: 1 R: 1 ER: 1 SO: 5 BB: 0 IBB: 0 HBP: 0 BLK: 0	ERA: 1.80 WHIP: 0.200	ERA: 7.15	



Batter	1	2	3	4	5	6	7	8	9	AB	R	H	RBI	BB	SO	LOB	TOP					
2 Derek Jeter, R OBP: 0.379, SLG: 0.460										4	1	2	0	1	0	1						
18 Johnny Damon, L OBP: 0.353, SLG: 0.528										5	0	2	1	0	2	2						
25 Mark Teixeira, S OBP: 0.388, SLG: 0.604										5	0	2	0	0	1	3						
20 Jorge Posada, S OBP: 0.380, SLG: 0.548										4	0	2	1	1	1	4						
33 Nick Swisher, S OBP: 0.381, SLG: 0.555										5	0	1	0	0	1	3						
24 Robinson Cano, L OBP: 0.341, SLG: 0.507										4	1	1	0	1	1	2						
53 Melky Cabrera, S OBP: 0.346, SLG: 0.447										3	1	1	1	2	0	1						
14 Angel Berroa, R OBP: 0.190, SLG: 0.200										4	1	1	1	0	2	5						
46 Andy Pettitte, L OBP: 0.333, SLG: 0.667										3	1	1	1	0	1	3						
55 Hideki Matsui, L OBP: 0.346, SLG: 0.472										0	0	0	0	1	0	0						
Brian Bruney, R										0	0	0	0	0	0	0						
28 Brett Tomko, R										0	0	0	0	0	0	0						
Inning Stats	R: 1 E: 0 K: 1 S: 10	H: 3 LOB: 1 BB: 0 P: 15	R: 3 E: 0 K: 1 S: 13	H: 5 LOB: 2 BB: 0 P: 20	R: 1 E: 0 K: 2 S: 10	H: 1 LOB: 0 BB: 0 P: 15	R: 0 E: 0 K: 3 S: 11	H: 0 LOB: 1 BB: 1 P: 22	R: 0 E: 0 K: 1 S: 14	H: 1 LOB: 3 BB: 2 P: 26	R: 0 E: 0 K: 0 S: 9	H: 0 LOB: 0 BB: 0 P: 12	R: 0 E: 0 K: 1 S: 11	H: 1 LOB: 2 BB: 2 P: 20	R: 0 E: 0 K: 0 S: 11	H: 2 LOB: 2 BB: 1 P: 20	R: 0 E: 0 K: 0 S: 8	H: 0 LOB: 0 BB: 0 P: 11	1B: 8 2B: 4 3B: 0 HR: 1	SF: 0 SAC: 0 DP: 3 HBP: 0	WP: 1 PB: 0 CS: 0	PA: 43
PITCHER	IP WLS BF H R ER SO BB IBB HBP BLK WP HR S P ERA WHIP	4.0 L 23 10 5 5 7 2 0 0 0 0 1 47 82 11.25 3.000	1.0 0 0 0 1 0 1 0 0 0 0 0 20 32 0.00 0.000	2.0 8 1 0 0 1 2 0 0 0 0 0 11 16 0.00 1.500	1.0 5 2 0 0 0 1 0 0 0 0 1 0 11 20 0.00 3.000	1.0 3 0 0 0 0 0 0 0 0 0 0 8 11 0.00 0.000																
45 Sean West, L ERA: 3.97																						
37 Renyel Pinto, L ERA: 2.42																						
44 Brian Sanches, R ERA: 0.6																						
53 Dan Meyer, L ERA: 2.2																						
22 Matt Lindstrom, R ERA: 5.47																						

New York Yankees @ Florida Marlins
Land Shark Stadium, Miami, FL
Fri Jun 19 2009, 7:10 PM EDT
Att: 35,027 - Partly Cloudy - 86 F

AB	37
R	5
H	13
RBI	5
BB	6
SO	9
LOB	24



Batter	1	2	3	4	5	6	7	8	9	AB	R	H	RBI	BB	SO	LOB	BOTTOM
8 Chris Coghlan, L OBP: 0.375, SLG: 0.375										4	0	0	0	0	1	0	
18 Wes Helms, R OBP: 0.284, SLG: 0.293										4	0	0	0	0	2	0	
2 Hanley Ramirez, R OBP: 0.391, SLG: 0.506										4	0	1	0	0	0	0	
3 Jorge Cantu, R OBP: 0.328, SLG: 0.453										4	0	1	0	0	0	2	
6 Dan Uggla, R OBP: 0.330, SLG: 0.422										3	0	0	0	0	2	2	
29 Ronny Paulino, R OBP: 0.363, SLG: 0.465																	

Batter	1	2	3	4	5	6	7	8	9	AB	R	H	RBI	BB	SO	LOB	TOP		
1 Brian Roberts, S (1,4) OBP: 0.361, SLG: 0.458			G4-3														2 0 0 0 2 1 0		
9 Gregg Zaun, S (9,PH) OBP: 0.340, SLG: 0.343																	1 1 1 2 0 0 0		
21 Nick Markakis, L (1,9) OBP: 0.391, SLG: 0.465																	4 0 4 1 1 0 0		
Adam Jones, R (1,8) OBP: 0.355, SLG: 0.508																	5 0 0 0 0 0 7		
23 Ty Wigginton, R (1,3) OBP: 0.304, SLG: 0.389																	4 0 1 0 1 0 2		
6 Melvin Mora, R (1,5) OBP: 0.333, SLG: 0.328		G4-3															3 0 0 0 0 0 1		
14 Nolan Reimold, R (1,7) OBP: 0.354, SLG: 0.517																	4 0 1 0 0 1 3		
32 Matt Wieters, S (1,2) OBP: 0.289, SLG: 0.417																	3 1 0 0 1 0 4		
12 Robert Andino, R (1,6) OBP: 0.273, SLG: 0.308																	4 0 0 0 0 0 2		
51 Rich Hill, L (1,1) ERA: 6.03																	2 0 0 0 0 0 0		
27 Mark Hendrickson, L (5,1) ERA: 5.21																	0 0 0 0 0 0 0		
26 Oscar Salazar, R (7,PH) ERA: 10.13																	0 0 0 0 0 0 0		
37 Chris Ray, R (7,1) ERA: 10.13																	0 0 0 0 0 0 0		
25 Brian Bass, R (8,1) ERA: 4.0																	1 1 1 0 0 0 0		
18 Felix Pie, L (9,PH) ERA: 12.0																	0 0 0 0 0 0 0		
Inning Stats	R: 0 E: 0 K: 1 S: 9	H: 1 LOB: 1 BB: 0 P: 15	R: 0 E: 0 K: 0 S: 7	H: 1 LOB: 1 BB: 0 P: 11	R: 0 E: 0 K: 0 S: 12	H: 0 LOB: 1 BB: 1 P: 23	R: 0 E: 0 K: 0 S: 9	H: 1 LOB: 1 BB: 0 P: 14	R: 0 E: 0 K: 1 S: 8	H: 0 LOB: 1 BB: 1 P: 14	R: 0 E: 0 K: 0 S: 5	H: 1 LOB: 2 BB: 1 P: 10	R: 0 E: 0 K: 0 S: 5	H: 0 LOB: 0 BB: 0 P: 7	R: 3 E: 0 K: 0 S: 13	H: 3 LOB: 1 BB: 1 P: 21	1B: 5 2B: 3 3B: 0 HR: 0	SF: 0 SAC: 0 DP: 1 HBP: 1	WP: 0 PA: 40 PB: 0 SB: 0 CS: 0
PITCHER	IP WLS BF H R ER SO BB IBB HBP BLK WP HR S P ERA WHIP																		
45 Sean West, L (1,1) ERA: 3.38	6.0 W 25 4 0 0 2 3 0 1 0 0 0 0 52 90 0.00 1.167																		
64 Tim Wood, R (7,1) ERA: 12.0	2.0 8 1 0 0 0 1 0 0 0 0 0 0 10 17 0.00 1.000																		
63 Chris Leroux, R (9,1) ERA: 12.0	1.0 7 3 3 3 0 1 0 0 0 0 0 0 13 21 27.00 4.000																		

Baltimore Orioles @ Florida Marlins
Land Shark Stadium, Miami, FL
Thu Jun 25 2009, 7:10 PM EDT
Att: 12,822 - Partly Cloudy - 86 F

AB 34
R 3
H 8
RBI 3
BB 5
SO 2
LOB 19

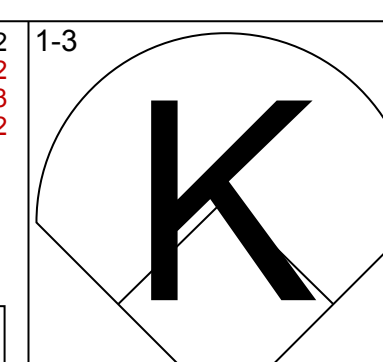
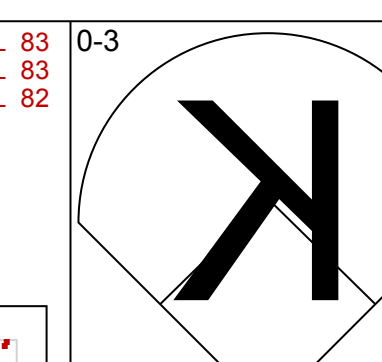
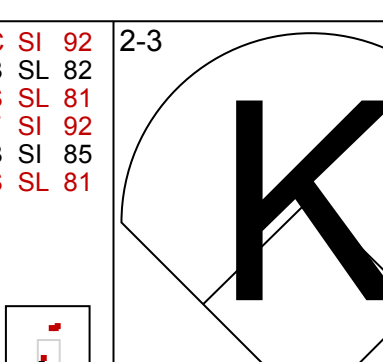
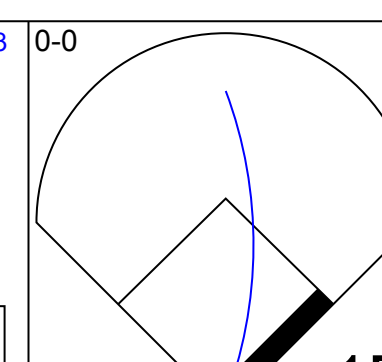
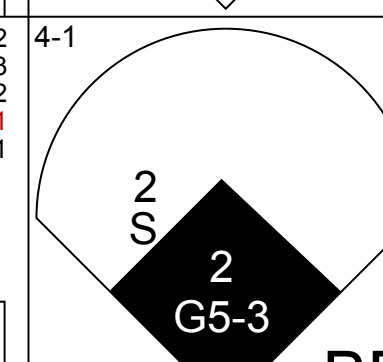
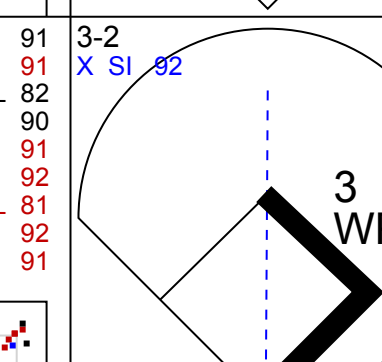
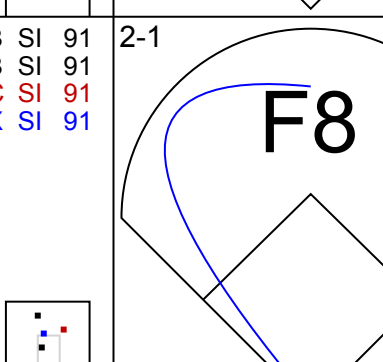
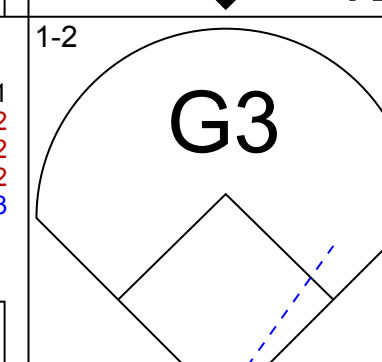
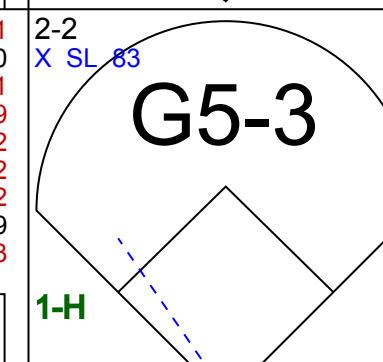
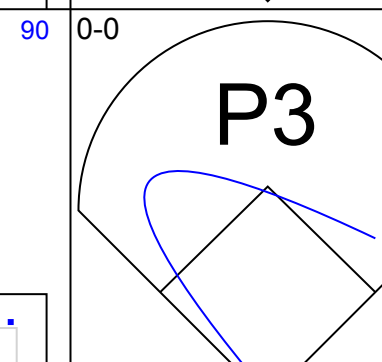


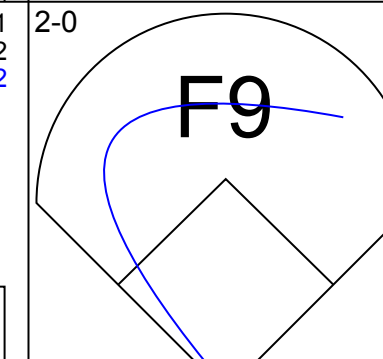
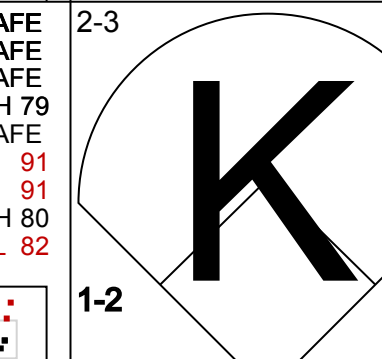

















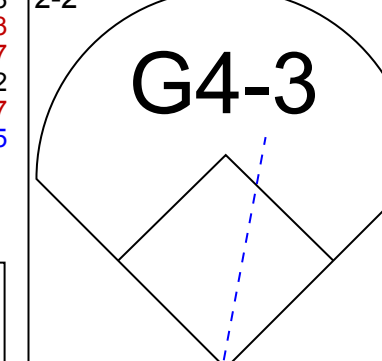

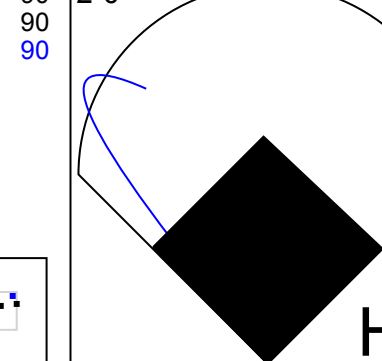
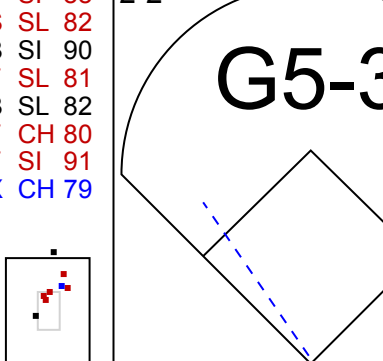
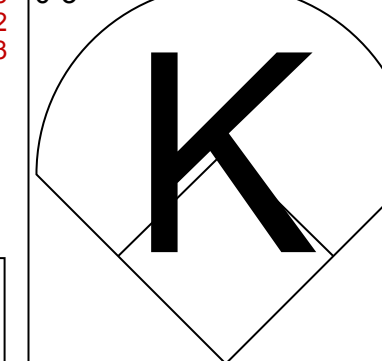


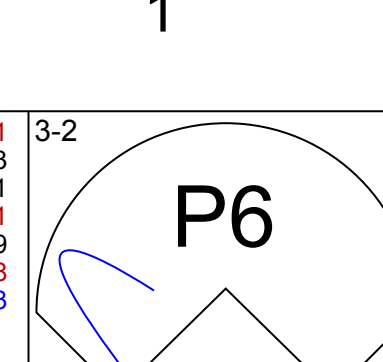
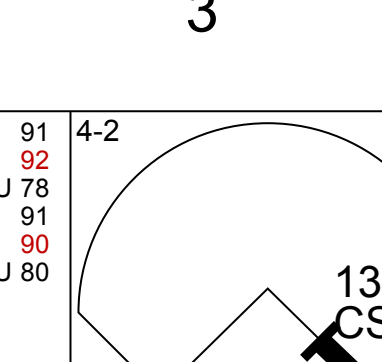
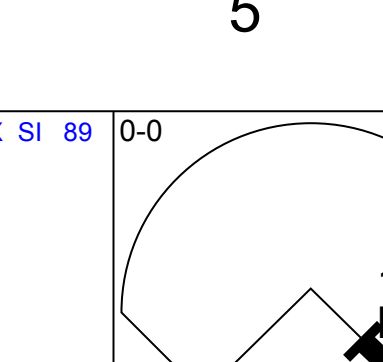
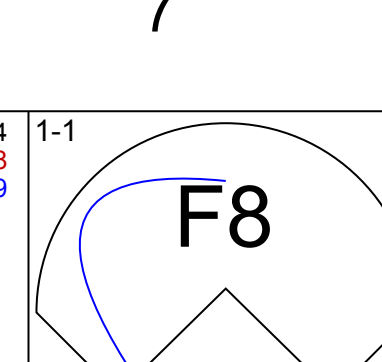
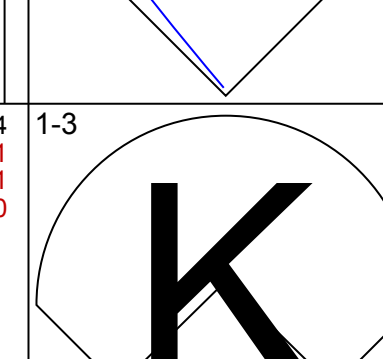
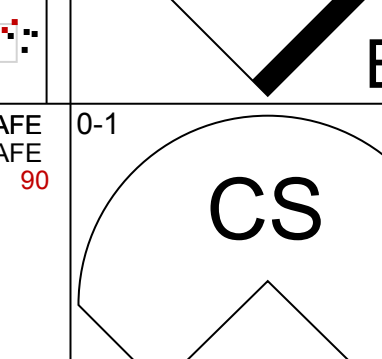
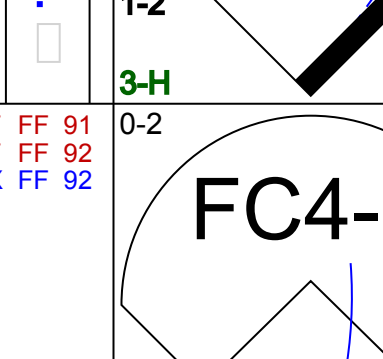
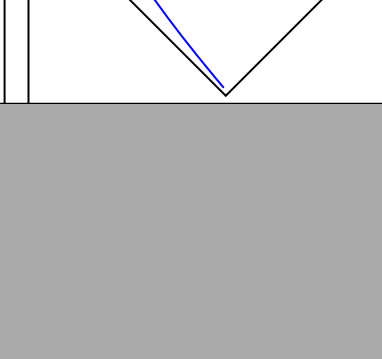
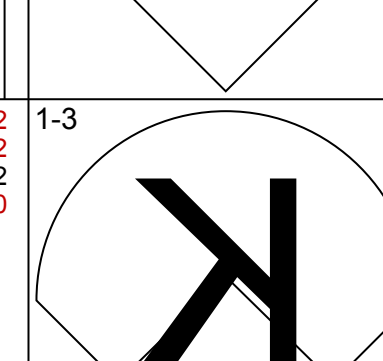
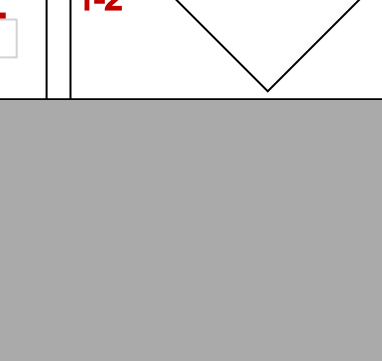
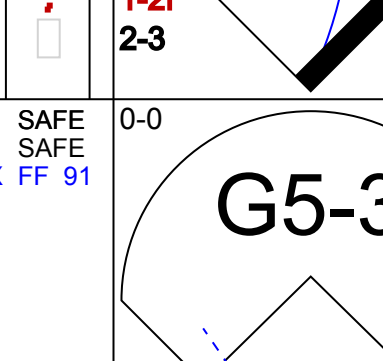

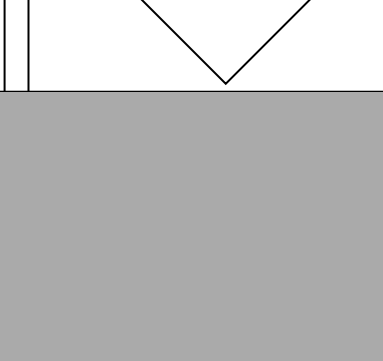

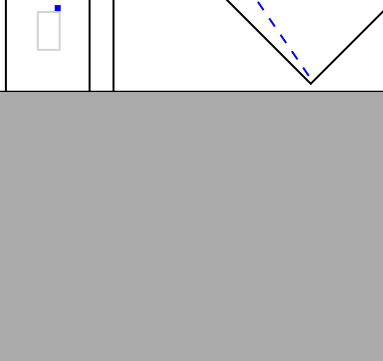











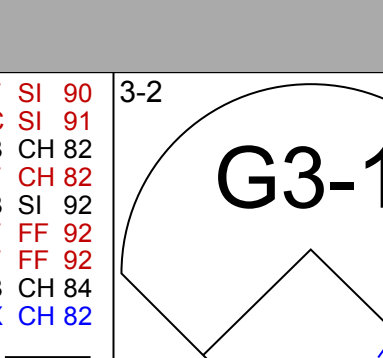


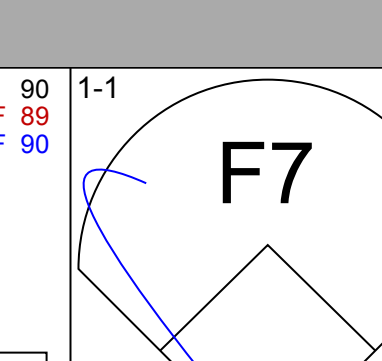
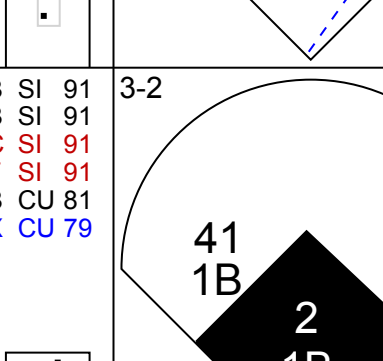
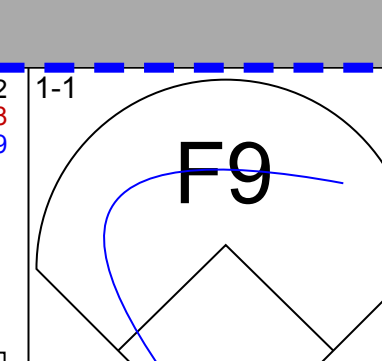

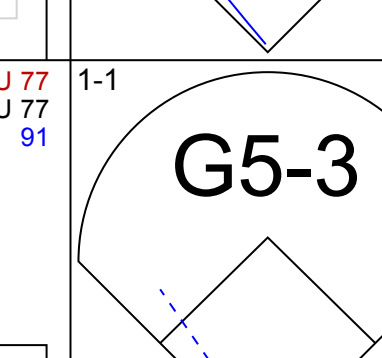
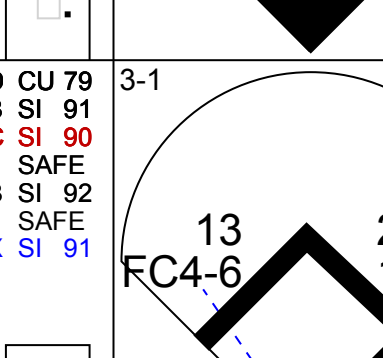
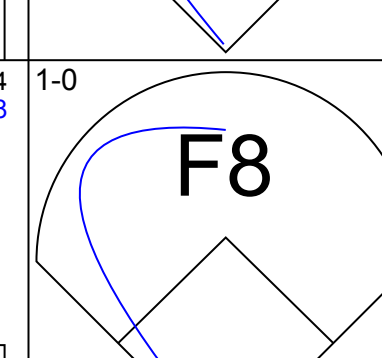
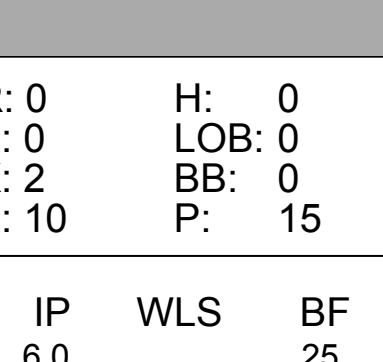
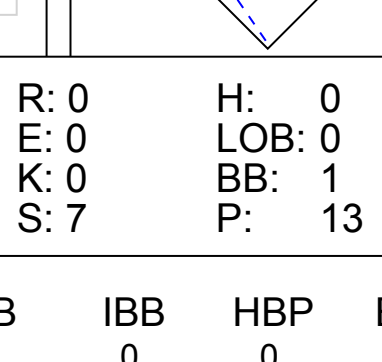
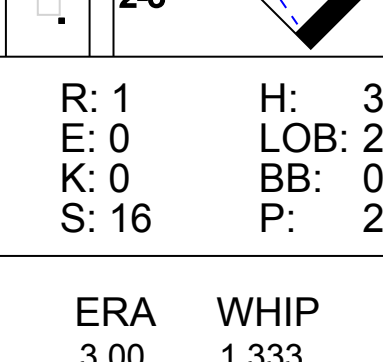
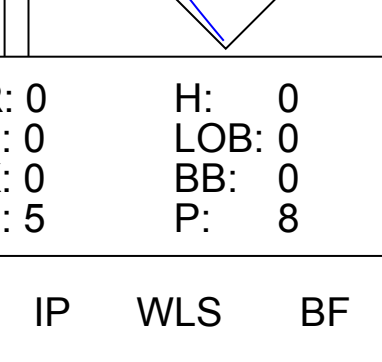
Batter	1	2	3	4	5	6	7	8	9	AB	R	H	RBI	BB	SO	LOB	BOTTOM		
8 Chris Coghlan, L (1,7) OBP: 0.364, SLG: 0.371																	5 2 1 0 0 3 4		
1 Emilio Bonifacio, S (1,5) OBP: 0.291, SLG: 0.293																	4 1 2 1 0 1 0		
2 Hanley Ramirez, R (1,6) OBP: 0.404, SLG: 0.545																	5 3 3 5 0 2 1		
3 Jorge Cantu, R (1,3) OBP: 0.330, SLG: 0.452																	5 0 3 1 0 0 1		
63 Chris Leroux, L (9,1) ERA: 12.0																	0 0 0 0 0 0 0		
6 Dan Uggla, R (1,4) OBP: 0.336, SLG: 0.456																	5 2 2 2 0 0 4		
29 Ronny Paulino, R (1,2) OBP: 0.355, SLG: 0.450																	4 0 2 0 0 0 2		
12 Cody Ross, R (1,8) OBP: 0.326, SLG: 0.512																	4 2 2 2 0 0 1		
25 Brett Carroll, R (1,9) OBP: 0.362, SLG: 0.434																	3 1 2 0 1 0 0		
45 Sean West, R (1,1) ERA: 6.03																	2 0 0 0 0 2 1		
27 Jeremy Hermida, L (6,PH) ERA: 5.21																	1 0 0 0 0 0 1		
64 Tim Wood, R (7,1) ERA: 10.13																	0 0 0 0 0 0 0		
7 Ross Gload, L (8,PH) OBP: 0.363, SLG: 0.446																	1 0 0 0 0 1 3		
Inning Stats	R: 0 E: 0 K: 3 S: 9	H: 0 LOB: 0 BB: 0 P: 10	R: 2 E: 0 K: 1 S: 14	H: 2 LOB: 1 BB: 1 P: 26	R: 3 E: 0 K: 0 S: 18	H: 4 LOB: 1 BB: 0 P: 26	R: 0 E: 0 K: 2 S: 9	H: 0 LOB: 0 BB: 0 P: 13	R: 1 E: 0 K: 0 S: 15	H: 2 LOB: 1 BB: 0 P: 22	R: 0 E: 0 K: 1 S: 6	H: 1 LOB: 1 BB: 0 P: 8	R: 0 E: 0 K: 1 S: 12	H: 2 LOB: 1 BB: 0 P: 19	R: 5 E: 0 K: 1 S: 24	H: 6 LOB: 1 BB: 0 P: 32	1B: 11 2B: 3 3B: 0 HR: 3	SF: 0 SAC: 1 DP: 1 HBP: 0	WP: 0 PA: 41 PB: 0 SB: 1 CS: 0
PITCHER	IP WLS BF H R ER SO BB IBB HBP BLK WP HR S P ERA WHIP																		
51 Rich Hill, L (1,1) ERA: 6.03	4.1 L 22 6 1 0 0 1 0 0 0 0 0 0 11 16 0.00 0.600																		
27 Mark Hendrickson, L (5,1) ERA: 5.21	1.2 6 1 0 0 0 1 0 0 0 0 0 0 1 30 27.00 4.200																		
37 Chris Ray, R (7,1) ERA: 10.13	1.2 11 7 5 5 2 0 0 0 0 0 0 0 6 9 0.00 3.000																		
25 Brian Bass, R (8,1) ERA: 4.0	0.1 2 1 0 0 0 0 0 0 0 0 0 0 0 6 9 0.00 3.000																		

Baltimore Orioles @ Florida Marlins
Land Shark Stadium, Miami, FL
Thu Jun 25 2009, 7:10 PM EDT
Att: 12,822 - Partly Cloudy - 86 F

AB 39
R 11
H 17
RBI 11
BB 1
SO 9
LOB 18



Batter	1	2	3	4	5	6	7	8	9	AB	R	H	RBI	BB	SO	LOB	TOP					
8 Chris Coghlan, L (1,7) OBP: 0.362, SLG: 0.371										4	0	1	0	0	3	0	Florida Marlins @ Tampa Bay Rays Tropicana Field, St. Petersburg, FL Sat Jun 27 2009, 7:08 PM EDT Att: 35,790 - Dome - 72 F livebaseballscorecards.com					
1 Emilio Bonifacio, S (1,5) OBP: 0.297, SLG: 0.296										3	1	1	0	1	0	1						
2 Hanley Ramirez, R (1,6) OBP: 0.402, SLG: 0.553										4	0	0	1	0	0	1						
3 Jorge Cantu, R (1,10) OBP: 0.330, SLG: 0.451										4	0	0	0	0	1	1						
7 Ross Gload, L (1,3) OBP: 0.361, SLG: 0.440										4	0	1	0	0	1	0						
6 Dan Uggla, R (1,4) OBP: 0.333, SLG: 0.452										3	0	1	0	1	1	2						
12 Cody Ross, R (1,8) OBP: 0.320, SLG: 0.500										4	0	1	0	0	0	4						
29 Ronny Paulino, R (1,2) OBP: 0.344, SLG: 0.434										4	0	0	0	0	0	3						
25 Brett Carroll, R (1,9) OBP: 0.355, SLG: 0.474										4	1	1	1	0	2	1						
Inning Stats	R: 1 E: 0 K: 1 S: 13	H: 0 LOB: 0 BB: 1 P: 22	R: 0 E: 0 K: 0 S: 7	H: 1 LOB: 1 BB: 0 P: 11	R: 1 E: 0 K: 2 S: 15	H: 2 LOB: 1 BB: 0 P: 22	R: 0 E: 0 K: 1 S: 14	H: 1 LOB: 1 BB: 0 P: 19	R: 0 E: 0 K: 1 S: 12	H: 0 LOB: 0 BB: 0 P: 18	R: 0 E: 1 K: 1 S: 14	H: 1 LOB: 2 BB: 0 P: 19	R: 0 E: 0 K: 1 S: 12	H: 1 LOB: 1 BB: 0 P: 15	R: 0 E: 0 K: 0 S: 7	H: 0 LOB: 0 BB: 0 P: 11		R: 0 E: 0 K: 1 S: 8	H: 0 LOB: 1 BB: 1 P: 16	1B: 4 2B: 1 3B: 0 HR: 1	SF: 0 SAC: 0 DP: 0 HBP: 0	WP: 1 PB: 0 SB: 2 CS: 0
PITCHER	IP WLS BF H R ER SO BB IBB HBP BLK WP HR S P ERA WHIP																					
19 Scott Kazmir, L (1,1) ERA: 7.28	5.0	20	4	2	2	5	1	0	0	0	0	0	0	0	0	14	19	0.00	1.000			
53 Chad Bradford, R (6,1) ERA:	1.0	5	1	0	0	1	0	0	0	0	0	0	0	0	0	12	15	0.00	1.000			
50 Grant Balfour, R (7,1) ERA: 4.58	1.0	4	1	0	0	1	0	0	0	0	0	0	0	0	7	11	0.00	0.000				
35 Dan Wheeler, R (8,1) ERA: 3.81	1.0	3	0	0	0	0	0	0	0	0	0	0	0	0	8	16	0.00	1.000				
39 J.P. Howell, L (9,1) ERA: 1.7	1.0	W	4	0	0	1	1	0	0	0	0	0	0	0	0	0	0	0.00	1.000			

Batter	1	2	3	4	5	6	7	8	9	AB	R	H	RBI	BB	SO	LOB	BOTTOM					
2 B.J. Upton, R (1,8) OBP: 0.330, SLG: 0.370										3	0	1	1	1	0	0	Florida Marlins @ Tampa Bay Rays Tropicana Field, St. Petersburg, FL Sat Jun 27 2009, 7:08 PM EDT Att: 35,790 - Dome - 72 F livebaseballscorecards.com					
13 Carl Crawford, L (1,7) OBP: 0.372, SLG: 0.442										4	0	1	0	0	1	2						
3 Evan Longoria, R (1,5) OBP: 0.386, SLG: 0.580										4	0	0	0	0	1	3						
23 Carlos Pena, L (1,3) OBP: 0.372, SLG: 0.566										4	1	1	1	0	3	1						
18 Ben Zobrist, S (1,4) OBP: 0.402, SLG: 0.626										2	0	0	0	2	0	0						
5 Pat Burrell, R (1,10) OBP: 0.349, SLG: 0.315										3	0	1	0	1	1	3						
26 Gabe Gross, L (1,9) OBP: 0.388, SLG: 0.441										4	0	0	0	0	1	2						
8 Jason Bartlett, R (1,6) OBP: 0.404, SLG: 0.566										4	2	2	0	0	0	0						
41 Michel Hernandez, R (1,2) OBP: 0.294, SLG: 0.348										3	0	1	0	0	0	0						
16 Willy Aybar, S (9,PH) OBP: 0.355, SLG: 0.470										0	0	0	1	0	0	0						
Inning Stats	R: 0 E: 0 K: 2 S: 10	H: 0 LOB: 0 BB: 0 P: 15	R: 0 E: 0 K: 2 S: 14	H: 1 LOB: 1 BB: 0 P: 22	R: 0 E: 0 K: 0 S: 7	H: 0 LOB: 0 BB: 1 P: 13	R: 1 E: 0 K: 0 S: 12	H: 1 LOB: 1 BB: 1 P: 22	R: 1 E: 0 K: 0 S: 16	H: 3 LOB: 2 BB: 0 P: 25	R: 0 E: 0 K: 1 S: 12	H: 0 LOB: 1 BB: 1 P: 19	R: 0 E: 0 K: 0 S: 5	H: 0 LOB: 0 BB: 0 P: 8	R: 0 E: 0 K: 2 S: 8	H: 1 LOB: 2 BB: 1 P: 17	R: 1 E: 0 K: 0 S: 9	H: 1 LOB: 0 BB: 0 P: 15	1B: 5 2B: 1 3B: 0 HR: 1	SF: 1 SAC: 0 DP: 0 HBP: 0	WP: 1 PB: 0 SB: 2 CS: 1	PA: 37
PITCHER	IP WLS BF H R ER SO BB IBB HBP BLK WP HR S P ERA WHIP																					
41 Chris Volstad, R (1,1) ERA: 4.63	6.0	25	5	2	2	5	3	0	0	0	0	0	0	0	0	1	71	116	3.00	1.333		
44 Brian Sanches, R (7,1) ERA: 1.62	1.0	3	0	0	0	0	0	0	0	0	0	0	0	0	0	5	8	0.00	0.000			
46 Juan Carlos Oviedo, R (8,1) ERA: 4.01	1.0	5	1	0	0	2	0	1	0	0	0	0	0	0	8	17	0.00	1.000				
35 Burke Badenhop, R (9,1) ERA: 3.7	0.2	L	3	1	1	0	0	0	0	0	0	0	0	0	9	15	13.50	1.500				

Batter	1	2	3	4	5	6	7	8	9	AB	R	H	RBI	BB	SO	LOB	TOP		
15 Cristian Guzman, S (1, 6) OBP: 0.337, SLG: 0.434	G5-3	G6-3		G5-4-3		K				4	0	0	0	0	1	4	Washington Nationals @ Florida Marlins Land Shark Stadium, Miami, FL Tue Jun 30 2009, 7:10 PM EDT Att: 11,821 - Overcast - 79 F		
24 Nick Johnson, L (1, 3) OBP: 0.403, SLG: 0.414	G6-3		G3		K		K			4	0	0	0	0	2	0			
11 Ryan Zimmerman, R (1, 5) OBP: 0.371, SLG: 0.500	44 2B		K		44 HR		K			4	2	2	0	0	2	0			
44 Adam Dunn, L (1, 7) OBP: 0.396, SLG: 0.528	1-H		G4-3				K			4	1	2	3	0	1	0			
16 Josh Willingham, R (1, 9) OBP: 0.409, SLG: 0.547	F9			23 1B	34 1B					1	1	0	0	2	0	1			
34 Elijah Dukes, R (1, 8) OBP: 0.308, SLG: 0.415		23 G5-3		23 1B	35 1B		P4			3	1	2	0	0	0	1			
12 Alberto Gonzalez, R (1, 4) OBP: 0.373, SLG: 0.413		F9		L8		G5-3				3	0	0	0	0	0	4			
23 Wil Nieves, R (1, 2) OBP: 0.284, SLG: 0.270		G5-3		35 1B			G4-3			3	0	1	0	0	0	1			
35 Craig Stammen, R (1, 1) OBP: 0.364, SLG: 0.300							G6-3			2	0	1	2	1	0	0			
36 Tyler Clippard, R (6, 1)										0	0	0	0	0	0	0			
97 Joe Beimel, L (7, 1)										0	0	0	0	0	0	0			
43 Jesus Colome, R (7, 1)										0	0	0	0	0	0	0			
Inning Stats	R: 1 E: 0 K: 0 S: 10	H: 2 LOB: 1 BB: 0 P: 14	R: 0 E: 0 K: 0 S: 14	H: 1 LOB: 2 BB: 1 P: 21	R: 0 E: 0 K: 1 S: 8	H: 0 LOB: 0 BB: 0 P: 8	R: 2 E: 0 K: 0 S: 11	H: 3 LOB: 1 BB: 1 P: 19	R: 2 E: 0 K: 1 S: 16	H: 2 LOB: 1 BB: 1 P: 29	R: 0 E: 0 K: 1 S: 9	H: 0 LOB: 0 BB: 0 P: 16	R: 0 E: 0 K: 3 S: 9	H: 0 LOB: 0 BB: 0 P: 15					
PITCHER	IP WLS BF H R ER SO BB IBB HBP BLK WP HR S P ERA WHIP																		
45 Sean West, L (1, 1) ERA: 4.06	4.1	23	8	5	5	2	3	0	0	0	0	0	0	0	1	53	81	10.38	2.538
63 Chris Leroux, R (5, 1) ERA: 7.71	1.2	5	0	0	0	1	0	0	0	0	0	0	0	0	15	26	0.00	0.000	
37 Renyel Pinto, L (7, 1) ERA: 2.63	1.0	W 3	0	0	0	3	0	0	0	0	0	0	0	0	9	15	0.00	0.000	

AB 28
R 5
H 8
RBI 5
BB 3
SO 6
LOB 11



WP: 0 PA: 31
SB: 0
CS: 0

Batter	1	2	3	4	5	6	7	8	9	AB	R	H	RBI	BB	SO	LOB	BOTTOM
8 Chris Coghlan, L (1, 7) OBP: 0.362, SLG: 0.363	G4-3		L8			2 WP	2 HR			3	2	1	0	1	0	0	Washington Nationals @ Florida Marlins Land Shark Stadium, Miami, FL Tue Jun 30 2009, 7:10 PM EDT Att: 11,821 - Overcast - 79 F
1 Emilio Bonifacio, S (1, 5) OBP: 0.298, SLG: 0.303	2 5B		F7			F8				4	1	1	0	0	1	5	
2 Hanley Ramirez, R (1, 6) OBP: 0.409, SLG: 0.568	E5		F9			HR				4	1	3	4	0	0	0	
3 Jorge Cantu, R (1, 3) OBP: 0.333, SLG: 0.455	P3		2B			27 WP				4	0	3	1	0	0	1	
27 Jeremy Hermida, L (1, 9) OBP: 0.351, SLG: 0.385		G4-3		G4-3						3	0	0	0	0	1	2	
25 Brett Carroll, R (7, PH) OBP: 0.343, SLG: 0.468										1	0	0	0	0	0	2	
6 Dan Uggla, R (1, 4) OBP: 0.334, SLG: 0.444						G4-3				3	0	1	0	0	0	1	
12 Cody Ross, R (1, 8) OBP: 0.322, SLG: 0.487		G6-3				K				2	1	0	0	1	1	0	
21 John Baker, L (1, 2) OBP: 0.323, SLG: 0.391			G5-3			G1-4-3				2	0	0	0	0	0	0	
45 Sean West, R (1, 1) ERA: 5.44	5.1	21	7	4	3	2	1	0	0	0	0	0	0	0	0	0	
63 Chris Leroux, L (5, 1) ERA: 6.0	1.0	H 5	1	1	0	1	1	0	11	22	0.00	2.000					
97 Joe Beimel, L (7, 1) ERA: 3.52	0.1	L 5	2	2	0	1	1	0	10	19	0.00	9.000					
43 Jesus Colome, R (7, 1) ERA: 7.07	0.0	1	0	0	0	0	0	0	3	5	∞	∞					
Inning Stats	R: 1 E: 1 K: 0 S: 7	H: 2 LOB: 0 BB: 0 P: 14	R: 0 E: 0 K: 0 S: 11	H: 1 LOB: 0 BB: 0 P: 16	R: 0 E: 0 K: 1 S: 6	H: 0 LOB: 0 BB: 0 P: 10	R: 0 E: 0 K: 0 S: 10	H: 1 LOB: 1 BB: 0 P: 15	R: 0 E: 0 K: 1 S: 6	H: 0 LOB: 0 BB: 0 P: 8	R: 3 E: 0 K: 1 S: 16	H: 4 LOB: 1 BB: 0 P: 25	R: 3 E: 1 K: 1 S: 15	H: 2 LOB: 2 BB: 2 P: 31			
PITCHER	IP WLS BF H R ER SO BB IBB HBP BLK WP HR S P ERA WHIP																
35 Craig Stammen, R (1, 1) ERA: 5.44	1.0	H 5	1	1	0	1	1	0	11	22	0.00	2.000					
97 Joe Beimel, L (7, 1) ERA: 3.52	0.1	L 5	2	2	0	1	1	0	10	19	0.00	9.000					
43 Jesus Colome, R (7, 1) ERA: 7.07	0.0	1	0	0	0	0	0	0	3	5	∞	∞					

AB 29
R 7
H 10
RBI 5
BB 2
SO 4
LOB 12



WP: 2 PA: 33
SB: 0
CS: 1

Batter	1	2	3	4	5	6	7	8	9	AB	R	H	RBI	BB	SO	LOB	TOP				
22 Willie Harris, L (1, 8) OBP: 0.364, SLG: 0.429										2	0	1	0	3	0	0	Washington Nationals @ Florida Marlins Land Shark Stadium, Miami, FL Wed Jul 01 2009, 12:10 PM EDT Att: 27,032 - Cloudy - 84 F				
15 Cristian Guzman, S (1, 6) OBP: 0.335, SLG: 0.430										5	1	1	0	0	2	7					
24 Nick Johnson, L (1, 3) OBP: 0.406, SLG: 0.413										3	1	1	0	2	0	3					
11 Ryan Zimmerman, R (1, 5) OBP: 0.366, SLG: 0.492										5	0	0	0	0	1	6					
44 Adam Dunn, L (1, 7) OBP: 0.396, SLG: 0.528										4	0	1	0	1	2	0					
16 Josh Willingham, R (1, 9) OBP: 0.414, SLG: 0.552										4	1	2	2	1	0	2					
6 Anderson Hernandez, S (1, 4) 17 Sean Burnett, L (7, 1) 50 Julian Tavarez, L (8, 1) 54 Mike MacDougal, S (8, 1) 12 Alberto Gonzalez, R (8, 6) OBP: 0.369, SLG: 0.409										4	0	0	0	0	1	6					
23 Wil Nieves, R (1, 2) OBP: 0.283, SLG: 0.262										3	0	0	0	1	1	2					
27 Jordan Zimmermann, R (1, 1) OBP: 0.130, SLG: 0.091 10 Ronnie Belliard, R (7, 4) OBP: 0.292, SLG: 0.261										3	0	2	1	0	1	0					
Inning Stats	R: 0 E: 0 K: 1 S: 9	H: 1 LOB: 1 BB: 0 P: 13	R: 1 E: 0 K: 2 S: 20	H: 1 LOB: 3 BB: 3 P: 41	R: 0 E: 0 K: 0 S: 13	H: 2 LOB: 2 BB: 0 P: 18	R: 0 E: 0 K: 0 S: 11	H: 1 LOB: 2 BB: 1 P: 21	R: 0 E: 0 K: 0 S: 11	H: 0 LOB: 0 BB: 0 P: 18	R: 2 E: 0 K: 1 S: 12	H: 2 LOB: 2 BB: 2 P: 25	R: 0 E: 0 K: 1 S: 13	H: 0 LOB: 0 BB: 2 P: 24	R: 0 E: 0 K: 2 S: 9	H: 0 LOB: 0 BB: 0 P: 12		1B: 6 2B: 2 3B: 0 HR: 0	SF: 0 SAC: 0 DP: 0 HBP: 0	WP: 0 PB: 0 CS: 2	PA: 43
PITCHER	IP WLS BF H R ER SO BB IBB HBP BLK WP HR S P ERA WHIP	IP WLS BF H R ER SO BB IBB HBP BLK WP HR S P ERA WHIP	IP WLS BF H R ER SO BB IBB HBP BLK WP HR S P ERA WHIP	IP WLS BF H R ER SO BB IBB HBP BLK WP HR S P ERA WHIP	IP WLS BF H R ER SO BB IBB HBP BLK WP HR S P ERA WHIP	IP WLS BF H R ER SO BB IBB HBP BLK WP HR S P ERA WHIP	IP WLS BF H R ER SO BB IBB HBP BLK WP HR S P ERA WHIP	IP WLS BF H R ER SO BB IBB HBP BLK WP HR S P ERA WHIP	IP WLS BF H R ER SO BB IBB HBP BLK WP HR S P ERA WHIP	IP WLS BF H R ER SO BB IBB HBP BLK WP HR S P ERA WHIP	IP WLS BF H R ER SO BB IBB HBP BLK WP HR S P ERA WHIP	IP WLS BF H R ER SO BB IBB HBP BLK WP HR S P ERA WHIP	IP WLS BF H R ER SO BB IBB HBP BLK WP HR S P ERA WHIP	IP WLS BF H R ER SO BB IBB HBP BLK WP HR S P ERA WHIP	IP WLS BF H R ER SO BB IBB HBP BLK WP HR S P ERA WHIP	IP WLS BF H R ER SO BB IBB HBP BLK WP HR S P ERA WHIP	IP WLS BF H R ER SO BB IBB HBP BLK WP HR S P ERA WHIP	IP WLS BF H R ER SO BB IBB HBP BLK WP HR S P ERA WHIP	IP WLS BF H R ER SO BB IBB HBP BLK WP HR S P ERA WHIP	IP WLS BF H R ER SO BB IBB HBP BLK WP HR S P ERA WHIP	IP WLS BF H R ER SO BB IBB HBP BLK WP HR S P ERA WHIP
55 Josh Johnson, R (1, 1) ERA: 2.76	3.1	19	5	1	1	3	3	1	0	0	0	0	0	0	50	89	2.70	2.400			
35 Burke Badenhop, R (4, 1) ERA: 3.48	2.2	9	1	0	0	2	0	0	0	0	0	0	0	25	40	0.00	0.375				
37 Renyel Pinto, L (7, 1) ERA: 3.25	0.1	B	5	2	2	2	0	0	0	0	0	0	0	7	18	54.00	12.000				
44 Brian Sanches, R (7, 1) ERA: 1.53	1.0	3	0	0	0	1	0	0	0	0	0	0	0	7	10	0.00	0.000				
53 Dan Meyer, L (8, 1) ERA: 1.95	0.2	W	4	0	0	0	2	0	0	0	0	0	0	11	21	0.00	3.000				
46 Juan Carlos Oviedo, R (9, 1) ERA: 3.88	1.0	S	3	0	0	0	0	0	0	0	0	0	0	9	12	0.00	0.000				


Batter	1	2	3	4	5	6	7	8	9	AB	R	H	RBI	BB	SO	LOB	BOTTOM				
8 Chris Coghlan, L (1, 7) OBP: 0.360, SLG: 0.360										4	1	1	0	0	2	1	Washington Nationals @ Florida Marlins Land Shark Stadium, Miami, FL Wed Jul 01 2009, 12:10 PM EDT Att: 27,032 - Cloudy - 84 F				
1 Emilio Bonifacio, S (1, 5) OBP: 0.297, SLG: 0.302										4	1	1	0	0	0	1					
2 Hanley Ramirez, R (1, 6) OBP: 0.413, SLG: 0.572										3	1	2	2	1	0	1					
7 Ross Gload, L (1, 3) OBP: 0.349, SLG: 0.422										4	1	1	0	0	1	2					
6 Dan Uggla, R (1, 4) OBP: 0.336, SLG: 0.443										3	0	1	0	1	1	0					
27 Jeremy Hermida, L (1, 9) ERA: 4.52 44 Brian Sanches, R (7, 1) 53 Dan Meyer, R (8, 1) 18 Wes Helms, R (8, PH) 46 Juan Carlos Oviedo, R (9, 1) OBP: 0.288, SLG: 0.300										3	0	1	0	0	0	1					
12 Cody Ross, R (1, 8) OBP: 0.324, SLG: 0.498										4	1	2	2	0	0	1					
21 John Baker, L (1, 2) OBP: 0.322, SLG: 0.393										4	0	1	0	0	1	2					
55 Josh Johnson, L (1, 1) OBP: 0.147, SLG: 0.188 35 Burke Badenhop, R (4, 1) 37 Renyel Pinto, L (7, 1) 25 Brett Carroll, R (7, 9) OBP: 0.338, SLG: 0.460										1	0	0	0	0	1	0					
Inning Stats	R: 0 E: 1 K: 1 S: 9	H: 0 LOB: 0 BB: 0 P: 12	R: 0 E: 0 K: 1 S: 11	H: 1 LOB: 1 BB: 0 P: 13	R: 2 E: 0 K: 3 S: 23	H: 3 LOB: 1 BB: 0 P: 32	R: 0 E: 0 K: 0 S: 8	H: 0 LOB: 0 BB: 0 P: 9	R: 0 E: 0 K: 1 S: 13	H: 1 LOB: 1 BB: 0 P: 18	R: 0 E: 0 K: 0 S: 10	H: 1 LOB: 1 BB: 1 P: 16	R: 1 E: 0 K: 0 S: 13	H: 1 LOB: 0 BB: 0 P: 20	R: 2 E: 0 K: 0 S: 18	H: 3 LOB: 2 BB: 1 P: 28		1B: 7 2B: 3 3B: 0 HR: 1	SF: 0 SAC: 0 DP: 1 HBP: 0	WP: 0 PB: 0 CS: 1	PA: 35
PITCHER	IP WLS BF H R ER SO BB IBB HBP BLK WP HR S P ERA WHIP	IP WLS BF H R ER SO BB IBB HBP BLK WP HR S P ERA WHIP	IP WLS BF H R ER SO BB IBB HBP BLK WP HR S P ERA WHIP	IP WLS BF H R ER SO BB IBB HBP BLK WP HR S P ERA WHIP	IP WLS BF H R ER SO BB IBB HBP BLK WP HR S P ERA WHIP	IP WLS BF H R ER SO BB IBB HBP BLK WP HR S P ERA WHIP	IP WLS BF H R ER SO BB IBB HBP BLK WP HR S P ERA WHIP	IP WLS BF H R ER SO BB IBB HBP BLK WP HR S P ERA WHIP	IP WLS BF H R ER SO BB IBB HBP BLK WP HR S P ERA WHIP	IP WLS BF H R ER SO BB IBB HBP BLK WP HR S P ERA WHIP	IP WLS BF H R ER SO BB IBB HBP BLK WP HR S P ERA WHIP	IP WLS BF H R ER SO BB IBB HBP BLK WP HR S P ERA WHIP	IP WLS BF H R ER SO BB IBB HBP BLK WP HR S P ERA WHIP	IP WLS BF H R ER SO BB IBB HBP BLK WP HR S P ERA WHIP	IP WLS BF H R ER SO BB IBB HBP BLK WP HR S P ERA WHIP	IP WLS BF H R ER SO BB IBB HBP BLK WP HR S P ERA WHIP	IP WLS BF H R ER SO BB IBB HBP BLK WP HR S P ERA WHIP	IP WLS BF H R ER SO BB IBB HBP BLK WP HR S P ERA WHIP	IP WLS BF H R ER SO BB IBB HBP BLK WP HR S P ERA WHIP	IP WLS BF H R ER SO BB IBB HBP BLK WP HR S P ERA WHIP	IP WLS BF H R ER SO BB IBB HBP BLK WP HR S P ERA WHIP
27 Jordan Zimmermann, R (1, 1) ERA: 4.52	6.0	24	6	2	2	6	1	0	0	0	0	0	0	74	100	3.00	1.167				
17 Sean Burnett, L (7, 1) ERA: 3.21	1.1	B	5	1	1	1	0	0	0	0	0	0	0	16	25	6.75	0.750				
50 Julian Tavarez, R (8, 1) ERA: 4.31	0.0	L	2	2	0	0	0	0	0	0	0	0	0	7	10	∞	∞				
54 Mike MacDougal, R (8, 1) ERA: 3.86	0.2	4	1	2	2	0	1	0	0	0	0	0	0	8	13	27.00	3.000				



Batter	1	2	3	4	5	6	7	8	9	AB	R	H	RBI	BB	SO	LOB	TOP			
22 Andrew McCutchen, R OBP: 0.350, SLG: 0.454										4	0	2	0	0	1	1				
2 Jack Wilson, R OBP: 0.302, SLG: 0.396										3	0	0	0	1	2	1				
44 Brandon Moss, L OBP: 0.311, SLG: 0.377										3	0	0	0	1	1	3				
25 Adam LaRoche, L OBP: 0.350, SLG: 0.472										4	0	0	0	0	2	3				
46 Garrett Jones, L OBP: 0.286, SLG: 0.700										4	0	1	0	0	2	3				
15 Andy LaRoche, R OBP: 0.352, SLG: 0.398										3	0	0	0	0	0	1				
5 Ramon Vazquez, L OBP: 0.355, SLG: 0.291										3	0	0	0	0	3	1				
35 Jason Jaramillo, S OBP: 0.335, SLG: 0.400										2	0	0	0	1	0	0				
49 Ross Ohlendorf, R OBP: 0.059, SLG: 0.030										2	0	0	0	0	1	0				
58 Steven Jackson, R OBP: 0.300, SLG: 0.250										0	0	0	0	0	0	0				
27 Jeff Karstens, R OBP: 0.167, SLG: 0.063										0	0	0	0	0	1	1				
										0	0	0	0	0	0	0				
Inning Stats	R: 0 E: 0 K: 1 S: 9	H: 1 LOB: 2 BB: 1 P: 15	R: 0 E: 0 K: 1 S: 14	H: 0 LOB: 0 BB: 0 P: 19	R: 0 E: 0 K: 2 S: 12	H: 1 LOB: 1 BB: 0 P: 17	R: 0 E: 0 K: 2 S: 14	H: 1 LOB: 1 BB: 0 P: 19	R: 0 E: 0 K: 1 S: 5	H: 0 LOB: 0 BB: 0 P: 6	R: 0 E: 0 K: 2 S: 7	H: 0 LOB: 0 BB: 0 P: 10	R: 0 E: 0 K: 1 S: 7	H: 0 LOB: 0 BB: 1 P: 14	R: 0 E: 0 K: 1 S: 8	H: 0 LOB: 1 BB: 1 P: 14	1B: 3 2B: 0 3B: 0 HR: 0	SF: 0 SAC: 0 DP: 1 HBP: 0	WP: 1 PB: 0 SB: 1 CS: 0	PA: 32
PITCHER	IP: 8.0 WLS: 0 BF: 28 ERA: 5.42	WLS: 2 BF: 1 SLG: 0.352	H: 3 R: 0 ER: 0 SO: 12	BB: 2 IBB: 0 HBP: 0 BLK: 0	WP: 0 HR: 0 S: 76 P: 112	ERA: 0.00 WHIP: 0.625	IP: 1.0 WLS: 0 BF: 4 ERA: 3.75	WLS: 0 BF: 0 SLG: 0.352	H: 0 R: 0 ER: 0 SO: 1	BB: 1 IBB: 0 HBP: 0 BLK: 0	WP: 1 HR: 0 S: 8 P: 14	ERA: 0.00 WHIP: 1.000								

Pittsburgh Pirates @ Florida Marlins
Land Shark Stadium, Miami, FL
Sun Jul 05 2009, 1:10 PM EDT
Att: 13,287 - Partly Cloudy - 91 F


AB 29
R 0
H 3
RBI 0
BB 3
SO 13
LOB 14



Batter	1	2	3	4	5	6	7	8	9	AB	R	H	RBI	BB	SO	LOB	BOTTOM	
8 Chris Coghlan, L OBP: 0.355, SLG: 0.352										4	0	1	1	0	0	2		
1 Emilio Bonifacio, S OBP: 0.299, SLG: 0.309										4	0	0	0	0	2	3		
6 Dan Uggla, R OBP: 0.333, SLG: 0.433										3	0	1	1	1	1	1		
3 Jorge Cantu, R OBP: 0.330, SLG: 0.452										4	1	1	0	0	0	3		
27 Jeremy Hermida, L OBP: 0.354, SLG: 0.389										4	1	2	1	0	0	0		
25 Brett Carroll, R OBP: 0.333, SLG: 0.439										0	0	0	0	0	0	0		
12 Cody Ross, R OBP: 0.334, SLG: 0.502										3	1	0	0	0	0	1		
21 John Baker, L OBP: 0.329, SLG: 0.424										4	1	2	1	0	0	1		
18 Wes Helms, R OBP: 0.293, SLG: 0.305										4	1	2	0	0	0	1		
47 Ricky Nolasco, R OBP: 0.283, SLG: 0.222										2	0	1	0	0	0	2		
7 Ross Gload, L OBP: 0.351, SLG: 0.424										1	0	0	0	0	0	0		
46 Juan Carlos Oviedo, R OBP: 0.351, SLG: 0.424										0	0	0	0	0	0	0		
										1B: 7 2B: 2 3B: 1 HR: 0	SF: 0 SAC: 1 DP: 1 HBP: 1	WP: 0 PB: 0 SB: 1 CS: 0	PA: 36					
Inning Stats	R: 0 E: 0 K: 1 S: 10	H: 0 LOB: 1 BB: 1 P: 16	R: 2 E: 0 K: 0 S: 14	H: 2 LOB: 1 BB: 0 P: 23	R: 1 E: 0 K: 1 S: 12	H: 2 LOB: 1 BB: 0 P: 16	R: 2 E: 0 K: 1 S: 16	H: 4 LOB: 2 BB: 0 P: 21	R: 0 E: 0 K: 0 S: 9	H: 1 LOB: 1 BB: 0 P: 13	R: 0 E: 0 K: 0 S: 5	H: 0 LOB: 0 BB: 0 P: 9	R: 0 E: 0 K: 0 S: 7	H: 0 LOB: 0 BB: 0 P: 10	1B: 7 2B: 2 3B: 1 HR: 0	SF: 0 SAC: 1 DP: 1 HBP: 1	WP: 0 PB: 0 SB: 1 CS: 0	PA: 36
PITCHER	IP: 5.0 WLS: 0 BF: 26 ERA: 4.63	WLS: 7 BF: 1 SLG: 0.305	H: 1 R: 0 ER: 0 SO: 5	BB: 1 IBB: 0 HBP: 0 BLK: 0	WP: 0 HR: 0 S: 59 P: 87	ERA: 0.00 WHIP: 0.500	IP: 2.0 WLS: 0 BF: 7 ERA: 3.86	WLS: 0 BF: 0 SLG: 0.424	H: 0 R: 0 ER: 0 SO: 0	BB: 0 IBB: 0 HBP: 0 BLK: 0	WP: 0 HR: 0 S: 7 P: 10	ERA: 0.00 WHIP: 0.000						

Pittsburgh Pirates @ Florida Marlins
Land Shark Stadium, Miami, FL
Sun Jul 05 2009, 1:10 PM EDT
Att: 13,287 - Partly Cloudy - 91 F

AB 33
R 5
H 10
RBI 4
BB 1
SO 3
LOB 14



Batter	1	2	3	4	5	6	7	8	9	AB	R	H	RBI	BB	SO	LOB	TOP					
8 Chris Coghlan, L (1.7) OBP: 0.350, SLG: 0.342	F9		K			E6	G6-3		FC1-6	5	1	0	1	0	1	3						
1 Emilio Bonifacio, S (1.6) OBP: 0.303, SLG: 0.317	K								G1-3	5	1	3	0	0	0	1						
6 Dan Uggla, R (1.4) OBP: 0.332, SLG: 0.428										3	0	0	0	0	0	3						
3 Jorge Cantu, R (1.3) OBP: 0.329, SLG: 0.449	P5									4	0	1	1	0	1	1						
27 Jeremy Hermida, L (1.9) OBP: 0.349, SLG: 0.383		G3-1								4	0	0	0	0	0	1						
12 Cody Ross, R (1.8) OBP: 0.340, SLG: 0.512										4	1	3	0	0	0	1						
21 John Baker, L (1.2) OBP: 0.327, SLG: 0.421										4	1	1	0	0	1	1						
18 Wes Helms, R (1.5) OBP: 0.300, SLG: 0.306										3	0	1	1	1	0	0						
45 Sean West, R (1.1) OBP: 0.400, SLG: 0.316										2	0	0	0	0	2	2						
11 Alejandro De Azar, L (7. PH)										0	0	0	0	1	0	0						
48 Brendan Donnelly, R (7. 1)										0	0	0	0	0	0	0						
64 Tim Wood, L (8. 1)										0	0	0	0	0	0	0						
7 Ross Gload, L (9. PH)										0	0	0	0	1	0	0						
Inning Stats	R: 0 E: 0 K: 1 S: 12	H: 0 LOB: 1 BB: 0 P: 16	R: 0 E: 0 K: 2 S: 10	H: 1 LOB: 2 BB: 1 P: 18	R: 0 E: 0 K: 1 S: 6	H: 1 LOB: 0 BB: 0 P: 9	R: 0 E: 0 K: 0 S: 7	H: 1 LOB: 1 BB: 0 P: 14	R: 0 E: 0 K: 1 S: 6	H: 0 LOB: 0 BB: 0 P: 10	R: 2 E: 1 K: 0 S: 17	H: 2 LOB: 1 BB: 0 P: 24	R: 0 E: 0 K: 0 S: 8	H: 0 LOB: 1 BB: 1 P: 16	R: 0 E: 0 K: 1 S: 7	H: 1 LOB: 0 BB: 0 P: 13	R: 2 E: 0 K: 0 S: 21	H: 3 LOB: 2 BB: 1 P: 37	1B: 6 2B: 4 3B: 0 HR: 0	SF: 0 SAC: 0 DP: 2 HBP: 1	WP: 1 PB: 0 SB: 0 CS: 0	PA: 38
PITCHER	IP WLS BF H R ER SO BB IBB HBP BLK WP HR S P ERA WHIP																					
18 Matt Cain, R (1.1) ERA: 2.42	6.2 W 27 5 2 1 5 1 1 1 0 1 0 64 105 1.35 0.900																					
41 Jeremy Affeldt, L (7.1) ERA: 1.39	1.1 H 4 1 0 0 1 0 0 0 0 0 0 9 15 0.00 0.750																					
38 Brian Wilson, R (9.1) ERA: 3.79	1.0 S 7 3 2 2 0 1 0 0 0 0 0 21 37 18.00 4.000																					

Florida Marlins @ San Francisco Giants
 AT&T Park, San Francisco, CA
 Mon Jul 06 2009, 7:15 PM PDT
 Att: 26,995 - Clear - 63 F

AB	34
R	4
H	9
RBI	3
BB	3
SO	6
LOB	14



Batter	1	2	3	4	5	6	7	8	9	AB	R	H	RBI	BB	SO	LOB	BOTTOM			
33 Aaron Rowand, R (1.8) OBP: 0.360, SLG: 0.475	K		G6-3							3	1	0	0	1	1	1				
59 Andres Torres, S (1.7) OBP: 0.356, SLG: 0.531	K									4	0	1	0	0	2	4				
48 Pablo Sandoval, S (1.5) OBP: 0.386, SLG: 0.572	F8									4	1	1	4	0	1	1				
1 Bengie Molina, R (1.2) OBP: 0.272, SLG: 0.434										4	1	2	0	0	0	0				
16 Edgar Renteria, R (1.6) OBP: 0.319, SLG: 0.335										3	0	0	0	0	0	1				
12 Nate Schierholtz, L (1.9) OBP: 0.336, SLG: 0.440										3	0	0	1	0	1	1				
5 Juan Uribe, R (1.4) OBP: 0.305, SLG: 0.419										2	1	1	0	1	0	0				
41 Jeremy Affeldt, L (7.1) ERA: 1.39										0	0	0	0	0	0	0				
38 Brian Wilson, R (9.1) ERA: 3.79										0	0	0	0	0	0	0				
35 Travis Ishikawa, L (1.3) OBP: 0.321, SLG: 0.410										3	0	1	0	0	0	2				
18 Matt Cain, R (1.1) OBP: 0.278, SLG: 0.219										1	1	0	0	1	0	0				
19 Kevin Frandsen, R (7.4) OBP: 0.156, SLG: 0.069										1	0	0	0	0	0	1				
Inning Stats	R: 0 E: 0 K: 2 S: 8	H: 0 LOB: 0 BB: 0 P: 8	R: 1 E: 0 K: 0 S: 9	H: 1 LOB: 1 BB: 1 P: 17	R: 0 E: 0 K: 0 S: 5	H: 1 LOB: 1 BB: 0 P: 7	R: 0 E: 0 K: 0 S: 4	H: 0 LOB: 0 BB: 0 P: 9	R: 4 E: 0 K: 0 S: 11	H: 2 LOB: 0 BB: 2 P: 24	R: 0 E: 0 K: 0 S: 4	H: 0 LOB: 0 BB: 0 P: 7	R: 0 E: 0 K: 1 S: 10	H: 1 LOB: 1 BB: 0 P: 13	R: 0 E: 0 K: 2 S: 10	H: 1 LOB: 1 BB: 0 P: 11	1B: 2 2B: 2 3B: 1 HR: 1	SF: 1 SAC: 1 DP: 0 HBP: 0	WP: 0 PB: 0 SB: 1 CS: 0	PA: 33
PITCHER	IP WLS BF H R ER SO BB IBB HBP BLK WP HR S P ERA WHIP																			
45 Sean West, L (1.1) ERA: 4.47	6.0 L 25 4 5 5 2 3 0 0 0 0 0 41 72 7.50 1.167																			
48 Brendan Donnelly, R (7.1) ERA: 1.39	1.0 4 1 0 0 1 0 0 0 0 0 0 10 13 0.00 1.000																			
64 Tim Wood, R (8.1) ERA: 3.79	1.0 4 1 0 0 2 0 0 0 0 0 0 10 11 0.00 1.000																			

Florida Marlins @ San Francisco Giants
 AT&T Park, San Francisco, CA
 Mon Jul 06 2009, 7:15 PM PDT
 Att: 26,995 - Clear - 63 F

AB	28
R	5
H	6
RBI	5
BB	3
SO	5
LOB	11



Batter	1	2	3	4	5	6	7	8	9	AB	R	H	RBI	BB	SO	LOB	TOP			
8 Chris Coghlan, L (1.7) OBP: 0.352, SLG: 0.340										4	0	1	0	1	2	1	Florida Marlins @ San Francisco Giants AT&T Park, San Francisco, CA Wed Jul 08 2009, 12:45 PM PDT Att: 34,157 - Sunny - 72 F			
1 Emilio Bonifacio, S (1.6) OBP: 0.304, SLG: 0.322										4	2	2	1	0	1	1				
6 Dan Uggla, R (1.4) OBP: 0.335, SLG: 0.435										3	1	1	3	2	1	1				
3 Jorge Cantu, R (1.3) OBP: 0.326, SLG: 0.442										5	1	2	1	0	0	3				
27 Jeremy Hermida, L (1.9) OBP: 0.345, SLG: 0.381 25 Brett Carroll, R (7.9) OBP: 0.316, SLG: 0.414											4	1	1	0	0	1		1		
12 Cody Ross, R (1.8) OBP: 0.339, SLG: 0.505											3	0	0	0	0	1		2		
21 John Baker, L (1.2) OBP: 0.335, SLG: 0.427											4	0	3	1	0	0		0		
18 Wes Helms, R (1.5) OBP: 0.289, SLG: 0.293										4	0	0	0	0	1	3				
41 Chris Volstad, R (1.1) OBP: 0.121, SLG: 0.094										3	2	1	0	1	1	1				
Inning Stats	R: 0 E: 0 K: 0 S: 9	H: 0 LOB: 1 BB: 2 P: 19	R: 0 E: 0 K: 0 S: 10	H: 1 LOB: 1 BB: 0 P: 20	R: 0 E: 0 K: 3 S: 9	H: 0 LOB: 0 BB: 0 P: 14	R: 1 E: 0 K: 1 S: 9	H: 3 LOB: 2 BB: 0 P: 9	R: 1 E: 0 K: 0 S: 9	H: 1 LOB: 2 BB: 2 P: 23	R: 1 E: 0 K: 2 S: 11	H: 2 LOB: 1 BB: 0 P: 17	R: 0 E: 0 K: 1 S: 10	H: 0 LOB: 0 BB: 0 P: 13	R: 3 E: 0 K: 2 S: 17	H: 3 LOB: 0 BB: 0 P: 23		1B: 7 2B: 4 3B: 0 HR: 1	SF: 1 SAC: 0 DP: 2 HBP: 1	WP: 0 PB: 0 SB: 0 CS: 0
PITCHER	IP WLS BF H R ER SO BB IBB HBP BLK WP HR S P ERA WHIP																			
56 Ryan Sadowski, R (1.1) ERA: 1.0	5.0 L 24 5 3 2 4 4 0 1 0 0 0 0 49 91 3.60 1.800																			
45 Justin Miller, R (6.1) ERA: 2.15	2.0 8 3 1 1 2 0 0 0 0 0 0 0 19 27 4.50 1.500																			
46 Bob Howry, R (8.1) ERA: 3.6	1.0 3 0 0 0 1 0 0 0 0 0 0 0 10 13 0.00 0.000																			
47 Merkin Valdez, R (9.1) ERA: 5.0	1.0 6 3 3 3 2 0 0 0 0 0 0 1 17 23 27.00 3.000																			

Batter	1	2	3	4	5	6	7	8	9	AB	R	H	RBI	BB	SO	LOB	BOTTOM					
33 Aaron Rowand, R (1.8) OBP: 0.391, SLG: 0.462 47 Merkin Valdez, R (9.1)										4	0	0	0	0	1	1	Florida Marlins @ San Francisco Giants AT&T Park, San Francisco, CA Wed Jul 08 2009, 12:45 PM PDT Att: 34,157 - Sunny - 72 F					
2 Randy Winn, S (1.7) OBP: 0.322, SLG: 0.395										4	0	1	0	0	0	1						
48 Pablo Sandoval, S (1.5) OBP: 0.379, SLG: 0.560										4	0	1	0	0	1	1						
12 Nate Schierholtz, L (1.9) OBP: 0.321, SLG: 0.419										4	0	0	0	0	0	2						
16 Edgar Renteria, R (1.6) OBP: 0.322, SLG: 0.338										3	0	1	0	0	1	0						
35 Travis Ishikawa, L (1.3) OBP: 0.321, SLG: 0.408										3	0	1	0	0	1	2						
19 Kevin Frandsen, R (1.4) OBP: 0.143, SLG: 0.063										3	0	0	0	0	0	1						
22 Eli Whiteside, R (1.2) OBP: 0.282, SLG: 0.316										3	0	1	0	0	1	0						
56 Ryan Sadowski, R (1.1) OBP: 0.143, SLG: 0.143 45 Justin Miller, R (6.1) 46 Bob Howry, L (8.1) 14 Fred Lewis, L (8,PH) (9.7) OBP: 0.329, SLG: 0.380										1	0	0	0	0	1	0						
Inning Stats	R: 0 E: 0 K: 1 S: 10	H: 0 LOB: 0 BB: 0 P: 15	R: 0 E: 0 K: 1 S: 11	H: 1 LOB: 0 BB: 0 P: 12	R: 0 E: 0 K: 0 S: 5	H: 1 LOB: 1 BB: 0 P: 5	R: 0 E: 0 K: 0 S: 8	H: 2 LOB: 1 BB: 0 P: 12	R: 0 E: 0 K: 1 S: 8	H: 0 LOB: 0 BB: 0 P: 15	R: 0 E: 0 K: 1 S: 9	H: 1 LOB: 1 BB: 0 P: 11	R: 0 E: 0 K: 1 S: 8	H: 0 LOB: 0 BB: 0 P: 15	R: 0 E: 0 K: 1 S: 7	H: 0 LOB: 0 BB: 0 P: 8		R: 0 E: 0 K: 0 S: 8	H: 0 LOB: 0 BB: 0 P: 12	1B: 5 2B: 0 3B: 0 HR: 0	SF: 0 SAC: 1 DP: 1 HBP: 0	WP: 1 PB: 0 SB: 0 CS: 0
PITCHER	IP WLS BF H R ER SO BB IBB HBP BLK WP HR S P ERA WHIP																					
41 Chris Volstad, R (1.1) ERA: 4.44	9.0 W 31 5 0 0 6 0 0 0 0 0 0 1 74 105 0.00 0.556																					

AB	35
R	7
H	11
RBI	6
BB	4
SO	9
LOB	13



Batter	1	2	3	4	5	6	7	8	9	AB	R	H	RBI	BB	SO	LOB	TOP						
8 Chris Coghlan, L (1,7) OBP: 0.348, SLG: 0.342										4	0	1	0	0	1	0							
1 Emilio Bonifacio, S (1,5) OBP: 0.304, SLG: 0.306										4	0	0	0	0	0	1							
2 Hanley Ramirez, R (1,6) OBP: 0.411, SLG: 0.571										4	0	1	0	0	1	1							
7 Ross Gload, L (1,3) OBP: 0.348, SLG: 0.419										4	0	1	0	0	1	2							
6 Dan Uggla, R (1,4) OBP: 0.340, SLG: 0.435										3	0	0	0	1	3	1							
27 Jeremy Hermida, L (1,9) OBP: 0.345, SLG: 0.391										3	0	0	0	0	1	1							
12 Cody Ross, R (1,8) OBP: 0.336, SLG: 0.497										3	0	0	0	0	2	1							
21 John Baker, L (1,2) OBP: 0.336, SLG: 0.427										3	0	1	0	0	1	1							
47 Ricky Nolasco, R (1,1) OBP: 0.238, SLG: 0.200										2	0	0	0	0	0	1							
37 Renyel Pinto, L (7,1)										0	0	0	0	0	0	0							
13 Andy González, R (8,PH) OBP: 0.500, SLG: 1.500										1	0	0	0	0	0	0							
46 Juan Carlos Oviedo, R (8,1)										0	0	0	0	0	0	0							
Inning Stats	R: 0 E: 0 K: 1 S: 10	H: 1 LOB: 1 BB: 0 P: 14	R: 0 E: 0 K: 2 S: 9	H: 0 LOB: 0 BB: 0 P: 13	R: 0 E: 0 K: 0 S: 5	H: 0 LOB: 0 BB: 0 P: 6	R: 0 E: 0 K: 2 S: 10	H: 1 LOB: 1 BB: 0 P: 19	R: 0 E: 0 K: 1 S: 11	H: 1 LOB: 1 BB: 0 P: 16	R: 0 E: 0 K: 0 S: 8	H: 1 LOB: 1 BB: 0 P: 12	R: 0 E: 0 K: 2 S: 9	H: 0 LOB: 1 BB: 1 P: 15	R: 0 E: 0 K: 1 S: 7	H: 0 LOB: 0 BB: 0 P: 11	R: 0 E: 0 K: 1 S: 8	H: 0 LOB: 0 BB: 0 P: 11	1B: 3 2B: 1 3B: 0 HR: 0	SF: 0 SAC: 0 DP: 0 HBP: 0	WP: 1 PB: 0 SB: 0 CS: 0	PA: 32	
PITCHER 15 Dan Haren, R (1,1) ERA: 2.01	IP: 9.0 WLS: W BF: 32 H: 4 R: 0 ER: 0 SO: 10 BB: 1 IBB: 0 HBP: 0 BLK: 0 WP: 1 HR: 0 S: 77 P: 117 ERA: 0.00 WHIP: 0.556																						

Florida Marlins @ Arizona Diamondbacks
Chase Field, Phoenix, AZ
Fri Jul 10, 2009, 6:40 PM MST
Att: 21,325 - Roof Closed - 80 F

AB	31
R	0
H	4
RBI	0
BB	1
SO	10
LOB	9



Batter	1	2	3	4	5	6	7	8	9	AB	R	H	RBI	BB	SO	LOB	BOTTOM					
2 Felipe Lopez, S (1,4) OBP: 0.359, SLG: 0.417										4	2	2	3	0	1	1						
6 Stephen Drew, L (1,6) OBP: 0.331, SLG: 0.440										4	0	2	1	0	0	0						
10 Justin Upton, R (1,9) OBP: 0.368, SLG: 0.536										4	0	0	0	0	3	2						
27 Mark Reynolds, R (1,5) OBP: 0.349, SLG: 0.542										3	0	1	0	1	2	0						
26 Miguel Montero, L (1,2) OBP: 0.345, SLG: 0.410										4	1	1	1	0	1	2						
18 Gerardo Parra, L (1,8) OBP: 0.333, SLG: 0.436										4	2	1	0	0	0	1						
28 Alex Romero, L (1,7) OBP: 0.406, SLG: 0.407										4	1	1	1	0	2	1						
18 Chad Tracy, L (1,3) OBP: 0.283, SLG: 0.379										2	1	1	1	1	0	0						
15 Dan Haren, R (1,1) OBP: 0.268, SLG: 0.439										4	1	1	1	0	2	1						
Inning Stats	R: 0 E: 0 K: 1 S: 5	H: 0 LOB: 0 BB: 0 P: 6	R: 1 E: 0 K: 2 S: 17	H: 1 LOB: 0 BB: 0 P: 23	R: 1 E: 0 K: 0 S: 13	H: 2 LOB: 1 BB: 0 P: 18	R: 5 E: 0 K: 2 S: 19	H: 5 LOB: 1 BB: 1 P: 29	R: 0 E: 0 K: 1 S: 9	H: 0 LOB: 0 BB: 0 P: 10	R: 0 E: 0 K: 2 S: 13	H: 1 LOB: 1 BB: 0 P: 20	R: 0 E: 0 K: 1 S: 11	H: 0 LOB: 1 BB: 1 P: 22	R: 1 E: 0 K: 2 S: 10	H: 1 LOB: 0 BB: 0 P: 13	1B: 4 2B: 1 3B: 3 HR: 2	SF: 1 SAC: 0 DP: 0 HBP: 0	WP: 0 PB: 0 SB: 0 CS: 0	PA: 36		
PITCHER 47 Ricky Nolasco, R (1,1) ERA: 5.76	IP: 6.0 WLS: L BF: 28 H: 7 R: 7 ER: 7 SO: 8 BB: 0 IBB: 0 HBP: 0 BLK: 0 WP: 0 HR: 2 S: 76 P: 106 ERA: 10.50 WHIP: 1.500																					
37 Renyel Pinto, L (7,1) ERA: 2.9	IP: 1.0 WLS: W BF: 4 H: 0 R: 0 ER: 0 SO: 1 BB: 1 IBB: 0 HBP: 0 BLK: 0 WP: 0 HR: 0 S: 11 P: 22 ERA: 0.00 WHIP: 1.000																					
46 Juan Carlos Oviedo, R (8,1) ERA: 0.88	IP: 1.0 WLS: W BF: 4 H: 1 R: 1 ER: 1 SO: 2 BB: 0 IBB: 0 HBP: 0 BLK: 0 WP: 0 HR: 0 S: 10 P: 13 ERA: 9.00 WHIP: 1.000																					

Florida Marlins @ Arizona Diamondbacks
Chase Field, Phoenix, AZ
Fri Jul 10, 2009, 6:40 PM MST
Att: 21,325 - Roof Closed - 80 F

AB	33
R	8
H	10
RBI	8
BB	2
SO	11
LOB	8



Batter	1	2	3	4	5	6	7	8	9	AB	R	H	RBI	BB	SO	LOB	TOP			
8 Chris Coghlan, L (1,7) OBP: 0.342, SLG: 0.335	F9		F7		G4-3			G6-3		4	0	0	0	0	0	1	Florida Marlins @ Arizona Diamondbacks Chase Field, Phoenix, AZ Sat Jul 11 2009, 5:10 PM MST Att: 29,512 - Roof Closed - 80 F			
1 Emilio Bonifacio, S (1,5) OBP: 0.303, SLG: 0.305	G3				G5-3			B1-3		4	0	1	0	0	0	0				
2 Hanley Ramirez, R (1,6) OBP: 0.409, SLG: 0.567			FC5-4					G6-3		4	0	1	0	0	0	2				
3 Jorge Cantu, R (1,3) OBP: 0.331, SLG: 0.455			1B							4	0	3	1	0	1	1				
27 Jeremy Hermida, L (1,9) OBP: 0.344, SLG: 0.389										4	0	1	0	0	1	4				
6 Dan Uggla, R (1,4) OBP: 0.342, SLG: 0.434										3	0	1	0	1	1	1				
12 Cody Ross, R (1,8) OBP: 0.333, SLG: 0.492										3	0	0	0	0	3	3				
21 John Baker, L (1,2) OBP: 0.332, SLG: 0.421										3	0	0	0	0	0	3				
45 Sean West, R (1,1) OBP: 0.067, SLG: 0.067										2	1	1	0	0	0	0				
35 Burke Badenhop, R (5,1) 37 Renyel Pinto, L (7,1) 13 Andy González, R (8,PH) 48 Brendan Donnelly, R (8,1)										0	0	0	0	0	0	0				
Inning Stats	R: 0 E: 0 K: 1 S: 9	H: 1 LOB: 1 BB: 0 P: 18	R: 0 E: 0 K: 1 S: 10	H: 2 LOB: 1 BB: 0 P: 15	R: 1 E: 0 K: 1 S: 12	H: 3 LOB: 2 BB: 0 P: 18	R: 0 E: 0 K: 1 S: 10	H: 0 LOB: 0 BB: 0 P: 15	R: 0 E: 0 K: 0 S: 13	H: 1 LOB: 0 BB: 1 P: 18	R: 0 E: 0 K: 1 S: 9	H: 0 LOB: 0 BB: 1 P: 14	R: 0 E: 0 K: 0 S: 6	H: 0 LOB: 0 BB: 0 P: 9	R: 0 E: 0 K: 1 S: 9	H: 1 LOB: 1 BB: 0 P: 15	1B: 7 2B: 2 3B: 0 HR: 0	SF: 0 SAC: 0 DP: 3 HBP: 0	WP: 0 PB: 0 SB: 0 CS: 0	PA: 33
PITCHER	IP WLS BF H R ER SO BB IBB HBP BLK WP HR S P ERA WHIP	8.0 W 29 7 1 1 5 1 0 0 0 0 0 75 117 1.12 1.000	1.0 4 1 0 0 1 0 0 0 0 0 0 9 15 0.00 1.000																	

Batter	1	2	3	4	5	6	7	8	9	AB	R	H	RBI	BB	SO	LOB	BOTTOM			
2 Felipe Lopez, S (1,4) OBP: 0.357, SLG: 0.414	F8		F8					G3		5	0	1	0	0	1	2	Florida Marlins @ Arizona Diamondbacks Chase Field, Phoenix, AZ Sat Jul 11 2009, 5:10 PM MST Att: 29,512 - Roof Closed - 80 F			
6 Stephen Drew, L (1,6) OBP: 0.330, SLG: 0.435	FC4-6									3	1	0	0	1	0	2				
10 Justin Upton, R (1,9) OBP: 0.375, SLG: 0.548										4	2	4	1	0	0	0				
27 Mark Reynolds, R (1,5) OBP: 0.353, SLG: 0.545										2	1	1	0	2	1	2				
26 Miguel Montero, L (1,2) OBP: 0.348, SLG: 0.417										4	0	2	2	0	0	4				
18 Gerardo Parra, L (1,7) OBP: 0.332, SLG: 0.433										4	0	1	2	0	1	4				
31 Tony Clark, S (1,3) OBP: 0.299, SLG: 0.431										4	0	1	0	0	0	4				
24 Chris Young, R (1,8) OBP: 0.293, SLG: 0.375										3	1	1	0	1	0	2				
52 Jon Garland, R (1,1) ERA: 4.91										2	0	0	0	0	1	1				
28 Alex Romero, L (8,PH) ERA: 2.81										1	0	0	0	0	0	0				
50 Chad Qualls, R (9,1) ERA: 3.62										0	0	0	0	0	0	0				
Inning Stats	R: 3 E: 0 K: 0 S: 15	H: 3 LOB: 1 BB: 1 P: 24	R: 1 E: 0 K: 1 S: 14	H: 2 LOB: 2 BB: 1 P: 21	R: 0 E: 0 K: 0 S: 6	H: 2 LOB: 0 BB: 0 P: 10	R: 0 E: 0 K: 0 S: 8	H: 0 LOB: 1 BB: 1 P: 13	R: 1 E: 0 K: 0 S: 15	H: 2 LOB: 2 BB: 1 P: 27	R: 0 E: 0 K: 2 S: 9	H: 0 LOB: 0 BB: 0 P: 14	R: 0 E: 0 K: 1 S: 13	H: 2 LOB: 2 BB: 0 P: 18	R: 0 E: 0 K: 0 S: 5	H: 0 LOB: 0 BB: 0 P: 7	1B: 7 2B: 3 3B: 1 HR: 0	SF: 0 SAC: 1 DP: 1 HBP: 0	WP: 0 PB: 0 SB: 0 CS: 0	PA: 37
PITCHER	IP WLS BF H R ER SO BB IBB HBP BLK WP HR S P ERA WHIP	4.2 L 25 6 2 0 0 2 0 0 0 0 0 0 16 27 0.00 1.500	1.1 6 2 0 0 2 0 0 0 0 0 0 9 11 0.00 0.000	1.0 3 0 0 0 1 0 0 0 0 0 0 5 7 0.00 0.000																

Batter	1	2	3	4	5	6	7	8	9	AB	R	H	RBI	BB	SO	LOB	TOP					
11 Jimmy Rollins, S OBP: 0.286, SLG: 0.353										5	0	1	0	0	0	3	Philadelphia Phillies @ Florida Marlins Land Shark Stadium, Miami, FL Thu Jul 16 2009, 7:10 PM EDT Att: 15,171 - Partly Cloudy - 87 F					
8 Shane Victorino, S OBP: 0.376, SLG: 0.463										3	0	1	0	1	0	1						
26 Chase Utley, L OBP: 0.429, SLG: 0.572										4	0	1	0	0	1	2						
6 Ryan Howard, L OBP: 0.346, SLG: 0.539										3	2	2	1	1	0	0						
29 Raul Ibanez, L OBP: 0.369, SLG: 0.669										4	2	2	3	0	1	2						
46 Ryan Madson, L										0	0	0	0	0	0	0						
16 J.C. Romero, S										0	0	0	0	0	0	0						
28 Jayson Werth, R OBP: 0.337, SLG: 0.506										4	0	0	0	0	4	2						
7 Pedro Feliz, R OBP: 0.337, SLG: 0.416										4	0	1	0	0	1	0						
Carlos Ruiz, R OBP: 0.333, SLG: 0.371										4	0	1	0	0	1	1						
50 Jamie Moyer, L OBP: 0.290, SLG: 0.087										2	0	1	0	0	1	0						
40 John Mayberry Jr., R OBP: 0.226, SLG: 0.460										1	0	0	0	0	1	1						
Inning Stats	R: 0 E: 0 K: 1 S: 11	H: 1 LOB: 0 BB: 0 P: 13	R: 2 E: 0 K: 1 S: 14	H: 2 LOB: 0 BB: 0 P: 24	R: 0 E: 0 K: 1 S: 6	H: 1 LOB: 1 BB: 1 P: 10	R: 1 E: 0 K: 1 S: 12	H: 1 LOB: 0 BB: 0 P: 18	R: 0 E: 0 K: 0 S: 6	H: 1 LOB: 1 BB: 0 P: 9	R: 1 E: 0 K: 1 S: 8	H: 1 LOB: 0 BB: 0 P: 15	R: 0 E: 0 K: 1 S: 8	H: 1 LOB: 1 BB: 0 P: 13	R: 0 E: 0 K: 2 S: 14	H: 1 LOB: 2 BB: 1 P: 27	R: 0 E: 0 K: 2 S: 10	H: 1 LOB: 1 BB: 0 P: 18	1B: 5 2B: 2 3B: 0 HR: 3	SF: 0 SAC: 1 DP: 0 HBP: 0	WP: 0 PB: 0 SB: 0 CS: 2	PA: 37
PITCHER	IP: 6.0 WLS: L BF: 24	H: 7 R: 4 ER: 4 SO: 5	BB: 1 IBB: 0 HBP: 0 BLK: 0	WP: 0 HR: 3 S: 57 P: 89	ERA: 6.00 WHIP: 1.333	IP: 7.0 WLS: L BF: 24	H: 1 R: 0 ER: 0 SO: 1	BB: 0 IBB: 0 HBP: 0 BLK: 0	WP: 0 HR: 8 S: 13 P: 100	ERA: 0.00 WHIP: 1.000	IP: 8.1 WLS: L BF: 24	H: 1 R: 0 ER: 0 SO: 2	BB: 0 IBB: 0 HBP: 0 BLK: 0	WP: 0 HR: 14 S: 27 P: 100	ERA: 0.00 WHIP: 1.000	IP: 9.1 WLS: L BF: 4	H: 1 R: 0 ER: 0 SO: 2	BB: 0 IBB: 0 HBP: 0 BLK: 0	WP: 0 HR: 10 S: 18 P: 100	ERA: 1.89		

Batter	1	2	3	4	5	6	7	8	9	AB	R	H	RBI	BB	SO	LOB	BOTTOM					
1 Emilio Bonifacio, S OBP: 0.301, SLG: 0.320										4	0	0	0	0	0	0	Philadelphia Phillies @ Florida Marlins Land Shark Stadium, Miami, FL Thu Jul 16 2009, 7:10 PM EDT Att: 15,171 - Partly Cloudy - 87 F					
27 Jeremy Hermida, L OBP: 0.341, SLG: 0.394										4	0	0	0	0	1	0						
2 Hanley Ramirez, R OBP: 0.408, SLG: 0.562										3	0	0	0	0	1	0						
3 Jorge Cantu, R OBP: 0.332, SLG: 0.453										3	0	1	0	0	0	0						
6 Dan Uggla, R OBP: 0.337, SLG: 0.424										3	0	0	0	0	1	1						
29 Ronny Paulino, R OBP: 0.306, SLG: 0.373										1	0	0	0	1	0	0						
8 Chris Coghlan, L OBP: 0.341, SLG: 0.333										1	0	0	0	0	0	0						
12 Cody Ross, R OBP: 0.334, SLG: 0.494										3	0	0	0	0	2	0						
25 Brett Carroll, R OBP: 0.321, SLG: 0.455										2	0	0	0	0	1	2						
7 Ross Gload, L OBP: 0.348, SLG: 0.416										1	0	0	0	0	0	0						
40 Kiko Calero, R										1	0	0	0	0	0	0						
41 Chris Volstad, R OBP: 0.116, SLG: 0.091										1	0	0	0	0	0	0						
13 Andy Gonzalez, R OBP: 0.230, SLG: 0.060										0	0	0	0	0	0	0						
52 Luis Ayala, R										0	0	0	0	0	0	0						
48 Brendan Donnelly, R										0	0	0	0	0	0	0						
21 John Baker, L OBP: 0.330, SLG: 0.419										1	0	0	0	0	0	0						
Inning Stats	R: 0 E: 0 K: 1 S: 12	H: 0 LOB: 0 BB: 0 P: 13	R: 0 E: 0 K: 0 S: 6	H: 0 LOB: 0 BB: 0 P: 9	R: 0 E: 0 K: 2 S: 12	H: 0 LOB: 0 BB: 0 P: 14	R: 0 E: 0 K: 0 S: 5	H: 0 LOB: 0 BB: 0 P: 8	R: 0 E: 0 K: 1 S: 12	H: 1 LOB: 2 BB: 1 P: 22	R: 0 E: 0 K: 0 S: 13	H: 0 LOB: 0 BB: 0 P: 19	R: 0 E: 0 K: 0 S: 7	H: 0 LOB: 0 BB: 0 P: 9	R: 0 E: 0 K: 0 S: 7	H: 0 LOB: 0 BB: 0 P: 12	R: 0 E: 0 K: 1 S: 7	H: 0 LOB: 0 BB: 0 P: 11	1B: 1 2B: 0 3B: 0 HR: 0	SF: 0 SAC: 0 DP: 0 HBP: 0	WP: 0 PB: 0 SB: 0 CS: 0	PA: 29
PITCHER	IP: 7.0 WLS: W BF: 23	H: 7 R: 0 ER: 0 SO: 4	BB: 1 IBB: 0 HBP: 0 BLK: 0	WP: 0 HR: 6 S: 67 P: 94	ERA: 0.00 WHIP: 0.286	IP: 8.1 WLS: L BF: 24	H: 1 R: 0 ER: 0 SO: 1	BB: 0 IBB: 0 HBP: 0 BLK: 0	WP: 0 HR: 7 S: 12 P: 100	ERA: 0.00 WHIP: 0.000	IP: 9.1 WLS: L BF: 4	H: 1 R: 0 ER: 0 SO: 1	BB: 0 IBB: 0 HBP: 0 BLK: 0	WP: 0 HR: 7 S: 11 P: 100	ERA: 0.00 WHIP: 0.000	IP: 2.93 WLS: L BF: 3	H: 0 R: 0 ER: 0 SO: 1	BB: 0 IBB: 0 HBP: 0 BLK: 0	WP: 0 HR: 7 S: 11 P: 100	ERA: 2.93		

Batter	1	2	3	4	5	6	7	8	9	10	11	12	AB	R	H	RBI	BB	SO	LOB	TOP							
11 Jimmy Rollins, S OBP: 0.286, SLG: 0.356													6	2	2	0	0	0	5								
8 Shane Victorino, S OBP: 0.372, SLG: 0.457													5	0	0	0	0	2	3								
26 Chase Utley, L OBP: 0.427, SLG: 0.577													6	2	2	3	0	2	0								
6 Ryan Howard, L OBP: 0.345, SLG: 0.535													6	1	2	0	0	1	1								
29 Ryan Howard, L OBP: 0.345, SLG: 0.535													3	0	0	0	0	0	0								
28 Jayson Werth, R OBP: 0.367, SLG: 0.503													6	0	2	2	0	2	3								
7 Pedro Feliz, R OBP: 0.337, SLG: 0.415													5	0	1	1	1	0	2								
Carlos Ruiz, R OBP: 0.336, SLG: 0.364													3	0	0	0	1	0	1								
55 Clay Condrey, R OBP: 0.336, SLG: 0.364													0	0	0	0	0	0	0								
54 Brad Lidge, R OBP: 0.336, SLG: 0.364													0	0	0	0	0	0	0								
35 Cole Hamels, L OBP: 0.179, SLG: 0.222													2	0	0	0	0	1	3								
40 John Mayberry Jr., R OBP: 0.222, SLG: 0.451													1	0	0	0	0	1	0								
19 Greg Dobbs, L OBP: 0.314, SLG: 0.464													2	0	1	0	0	0	0								
Inning Stats	R: 2 E: 0 K: 10	H: 2 LOB: 0 BB: 19	R: 0 E: 0 K: 7	H: 0 LOB: 0 BB: 12	R: 0 E: 0 K: 5	H: 0 LOB: 0 BB: 5	R: 2 E: 0 K: 16	H: 4 LOB: 3 BB: 29	R: 0 E: 0 K: 3	H: 0 LOB: 0 BB: 15	R: 0 E: 0 K: 6	H: 1 LOB: 1 BB: 13	R: 0 E: 0 K: 12	H: 0 LOB: 0 BB: 17	R: 0 E: 0 K: 12	H: 1 LOB: 2 BB: 18	R: 0 E: 0 K: 13	H: 0 LOB: 0 BB: 19	R: 0 E: 0 K: 8	H: 0 LOB: 0 BB: 11	R: 2 E: 0 K: 12	H: 3 LOB: 2 BB: 25	1B: 9 2B: 2 3B: 0 HR: 1	SF: 0 SAC: 1 DP: 1 HBP: 2	WP: 0 PB: 0 SB: 1 CS: 0	PA: 52	
PITCHER	IP: 6.0 WLS: 7 BF: 26 H: 4 R: 4 ER: 4 SO: 5 BB: 1 IBB: 0 HBP: 0 BLK: 0 WP: 0 HR: 1 S: 54 P: 93 ERA: 6.00 WHIP: 1.333													PITCHER	IP: 2.0 WLS: 0 BF: 10 H: 3 R: 2 ER: 2 SO: 0 BB: 0 IBB: 1 HBP: 0 BLK: 0 WP: 0 HR: 0 S: 20 P: 36 ERA: 9.00 WHIP: 1.500												
47 Ricky Nolasco, R ERA: 5.77													35 Burke Badenhop, R ERA: 3.67														
37 Renyel Pinto, L ERA: 2.73																											
53 Dan Meyer, L ERA: 1.75																											
40 Kiko Calero, R ERA: 1.97																											
46 Juan Carlos Oviedo, R ERA: 3.6																											

Philadelphia Phillies @ Florida Marlins
Land Shark Stadium, Miami, FL
Fri Jul 17 2009, 7:10 PM EDT
Att. 22,891 - Clear - 90 F

AB 46
R 6
H 12
RBI 6
BB 3
SO 10
LOB 19



Batter	1	2	3	4	5	6	7	8	9	10	11	12	AB	R	H	RBI	BB	SO	LOB	BOTTOM							
8 Chris Coghlan, L OBP: 0.345, SLG: 0.350													5	1	2	1	1	2	4								
1 Emilio Bonifacio, S OBP: 0.299, SLG: 0.318													6	0	1	0	0	0	3								
2 Hanley Ramirez, R OBP: 0.409, SLG: 0.559													5	1	2	0	1	2	1								
3 Jorge Cantu, R OBP: 0.330, SLG: 0.448													6	0	1	0	0	1	5								
12 Cody Ross, R OBP: 0.331, SLG: 0.487													6	0	1	0	0	1	4								
29 Ronny Paulino, R OBP: 0.320, SLG: 0.388													5	3	3	1	1	0	3								
25 Brett Carroll, R OBP: 0.314, SLG: 0.443													2	0	0	0	0	1	2								
27 Jeremy Hermida, L OBP: 0.343, SLG: 0.391													2	0	0	0	2	1	1								
13 Andy Dirks, R ERA: 4.72, SLG: 0.182													1	0	0	0	0	1	2								
47 Ricky Nolasco, R OBP: 0.217, SLG: 0.182													2	0	0	0	0	2	1								
37 Renyel Pinto, L ERA: 2.93													2	0	0	0	0	0	0								
6 Dan Uggla, R OBP: 0.339, SLG: 0.422													2	0	0	0	2	0	2								
Inning Stats	R: 1 E: 0 K: 16	H: 2 LOB: 0 BB: 21	R: 0 E: 0 K: 10	H: 1 LOB: 1 BB: 11	R: 0 E: 0 K: 9	H: 0 LOB: 1 BB: 16	R: 0 E: 0 K: 6	H: 1 LOB: 0 BB: 10	R: 0 E: 0 K: 8	H: 0 LOB: 0 BB: 10	R: 0 E: 0 K: 13	H: 3 LOB: 3 BB: 12	R: 2 E: 0 K: 17	H: 3 LOB: 2 BB: 11	R: 0 E: 0 K: 12	H: 1 LOB: 1 BB: 25	R: 0 E: 0 K: 9	H: 0 LOB: 0 BB: 19	R: 0 E: 0 K: 12	H: 1 LOB: 0 BB: 9	R: 0 E: 0 K: 12	H: 0 LOB: 2 BB: 28	1B: 10 2B: 1 3B: 0 HR: 1	SF: 0 SAC: 1 DP: 1 HBP: 0	WP: 1 PB: 0 SB: 0 CS: 0	PA: 54	
PITCHER	IP: 5.0 WLS: 2 BF: 20 H: 4 R: 1 ER: 1 SO: 5 BB: 1 IBB: 0 HBP: 0 BLK: 0 WP: 0 HR: 1 S: 19 P: 68 ERA: 1.80 WHIP: 1.000													PITCHER	IP: 10.1 WLS: 4 BF: 40 H: 0 R: 0 ER: 0 SO: 2 BB: 1 IBB: 0 HBP: 0 BLK: 0 WP: 0 HR: 0 S: 19 P: 68 ERA: 2.04 WHIP: 1.000												
61 Chan Ho Park, R ERA: 5.46													47 Scott Eyre, L ERA: 2.04														
46 Ryan Madson, R ERA: 5.46													55 Clay Condrey, R ERA: 3.6														
16 J.C. Romero, L ERA: 2.93													54 Brad Lidge, R ERA: 7.09														
37 Chad Durbin, R ERA: 4.34																											

Philadelphia Phillies @ Florida Marlins
Land Shark Stadium, Miami, FL
Fri Jul 17 2009, 7:10 PM EDT
Att. 22,891 - Clear - 90 F

AB 46
R 5
H 12
RBI 4
BB 7
SO 12
LOB 28



Batter	1	2	3	4	5	6	7	8	9	AB	R	H	RBI	BB	SO	LOB	TOP					
11 Jimmy Rollins, S OBP: 0.290, SLG: 0.367										5	1	3	1	0	1	1						
8 Shane Victorino, S OBP: 0.374, SLG: 0.456										3	1	1	0	1	0	1						
26 Chase Utley, L OBP: 0.427, SLG: 0.573										4	1	1	1	1	0	1						
29 Raul Ibanez, L OBP: 0.375, SLG: 0.669										3	0	1	2	2	0	1						
40 John Mayberry Jr., R OBP: 0.222, SLG: 0.451										0	0	0	0	0	0	0						
28 Jayson Werth, R OBP: 0.370, SLG: 0.502										3	0	1	0	2	1	2						
7 Pedro Feliz, R OBP: 0.335, SLG: 0.410										4	0	0	0	1	1	7						
4 Eric Bruntlett, R OBP: 0.302, SLG: 0.367										4	0	0	0	0	1	1						
46 Ryan Madson, L OBP: 0.340, SLG: 0.500										0	0	0	0	0	0	0						
16 J.C. Romero, S OBP: 0.240, SLG: 0.500										0	0	0	0	0	0	0						
47 Scott Eyre, L OBP: 0.222, SLG: 0.451										0	0	0	0	0	0	0						
54 Brad Lidge, R OBP: 0.332, SLG: 0.356										4	1	0	0	1	1	3						
Carlos Ruiz, R OBP: 0.347, SLG: 0.535										2	1	1	0	0	1	0						
43 J.A. Happ, L OBP: 0.091, SLG: 0.091										0	0	0	0	1	0	0						
6 Ryan Howard, L OBP: 0.347, SLG: 0.535										0	0	0	0	1	0	0						
Inning Stats	R: 0 H: 1 E: 1 K: 0 S: 11	WLS: 3 BF: 2 P: 24	H: 4 R: 2 ER: 0 K: 0 S: 13	R: 4 ER: 0 LOB: 3 K: 0 S: 13	H: 4 R: 3 ER: 0 LOB: 3 K: 1 S: 8	R: 4 ER: 0 LOB: 3 K: 1 S: 8	H: 1 R: 0 ER: 0 LOB: 1 K: 1 S: 14	R: 0 H: 0 E: 0 K: 2 S: 14	H: 0 R: 0 ER: 0 LOB: 0 K: 1 S: 6	R: 0 H: 0 E: 0 K: 0 S: 3	H: 0 R: 0 ER: 0 LOB: 0 K: 1 S: 6	R: 0 H: 0 E: 0 K: 0 S: 6	H: 0 R: 0 ER: 0 LOB: 0 K: 0 S: 6	R: 0 H: 0 E: 0 K: 0 S: 6	H: 0 R: 0 ER: 0 LOB: 0 K: 0 S: 6	R: 0 H: 0 E: 0 K: 0 S: 6	R: 1 H: 1 E: 0 K: 0 S: 14	H: 3 R: 2 ER: 0 LOB: 3 K: 0 S: 14	1B: 5 2B: 2 3B: 1 HR: 0	SF: 0 SAC: 1 DP: 2 HBP: 2	WP: 1 PB: 0 SB: 0 CS: 0	PA: 44
PITCHER	IP: 2.2 WLS: L BF: 19 H: 6 R: 4 ER: 4 SO: 0 BB: 4 IBB: 0 HBP: 1 BLK: 0 WP: 0 HR: 0 S: 29 P: 65 ERA: 13.50 WHIP: 3.750	IP: 1.1 WLS: L BF: 6 H: 1 R: 0 ER: 0 SO: 3 BB: 0 IBB: 0 HBP: 0 BLK: 0 WP: 0 HR: 17 S: 27 P: 20 ERA: 0.00 WHIP: 0.750	IP: 2.0 WLS: L BF: 6 H: 0 R: 0 ER: 0 SO: 3 BB: 1 IBB: 0 HBP: 0 BLK: 0 WP: 0 HR: 12 S: 20 P: 27 ERA: 0.00 WHIP: 0.500	IP: 7.1 WLS: L BF: 4 H: 0 R: 0 ER: 0 SO: 1 BB: 0 IBB: 0 HBP: 0 BLK: 0 WP: 0 HR: 7 S: 8 P: 8 ERA: 0.00 WHIP: 0.000	IP: 0.2 WLS: L BF: 2 H: 0 R: 0 ER: 0 SO: 0 BB: 1 IBB: 0 HBP: 0 BLK: 0 WP: 0 HR: 5 S: 10 P: 10 ERA: 0.00 WHIP: 1.500	IP: 0.1 WLS: L BF: 3 H: 1 R: 1 ER: 1 SO: 0 BB: 1 IBB: 0 HBP: 0 BLK: 0 WP: 0 HR: 0 S: 1 P: 1 ERA: 27.00 WHIP: 6.000	IP: 0.2 WLS: L BF: 4 H: 0 R: 0 ER: 0 SO: 0 BB: 0 IBB: 0 HBP: 0 BLK: 0 WP: 1 HR: 0 S: 9 P: 17 ERA: 0.00 WHIP: 3.000															

Philadelphia Phillies @ Florida Marlins
Land Shark Stadium, Miami, FL
Sun Jul 19 2009, 1:10 PM EDT
Att: 15,033 - Partly Cloudy - 92 F

AB 32
R 5
H 8
RBI 4
BB 9
SO 7
LOB 20



Batter	1	2	3	4	5	6	7	8	9	AB	R	H	RBI	BB	SO	LOB	BOTTOM					
1 Emilio Bonifacio, S OBP: 0.300, SLG: 0.321										5	0	2	0	0	1	0						
27 Jeremy Hermida, L OBP: 0.341, SLG: 0.385										4	0	0	0	0	0	1						
2 Hanley Ramirez, R OBP: 0.407, SLG: 0.554										5	0	1	0	0	0	3						
3 Jorge Cantu, R OBP: 0.334, SLG: 0.450										3	0	2	0	1	0	2						
6 Dan Uggla, R OBP: 0.338, SLG: 0.420										4	0	1	0	0	1	5						
12 Cody Ross, R OBP: 0.330, SLG: 0.484										4	0	1	0	0	0	2						
29 Ronny Paulino, R OBP: 0.312, SLG: 0.378										4	0	0	0	0	0	5						
25 Brett Carroll, R OBP: 0.315, SLG: 0.463										3	0	1	0	0	2	4						
7 Ross Clouth, L OBP: 0.348, SLG: 0.417										1	0	0	0	0	0	2						
53 Dan Meyer, R OBP: 0.348, SLG: 0.417										0	0	0	0	0	0	0						
48 Brendan Donnelly, R OBP: 0.348, SLG: 0.417										0	0	0	0	0	0	0						
23 Andrew Miller, L OBP: 0.288, SLG: 0.392										1	0	0	0	0	0	1						
44 Brian Sanche, R OBP: 0.288, SLG: 0.392										0	0	0	0	0	0	1						
13 Andy Gonzalez, R OBP: 0.288, SLG: 0.392										1	0	0	0	0	0	1						
35 Burke Badenhop, R OBP: 0.288, SLG: 0.392										0	0	0	0	0	0	0						
18 Wes Helms, R OBP: 0.288, SLG: 0.392										1	0	0	0	0	0	1						
52 Luis Ayala, R OBP: 0.288, SLG: 0.392										0	0	0	0	0	0	0						
37 Renyel Pinto, L OBP: 0.288, SLG: 0.392										0	0	0	0	0	0	0						
8 Chng Coghlan, R OBP: 0.288, SLG: 0.392										1	0	0	0	0	0	0						
Inning Stats	R: 0 H: 1 E: 0 K: 0 S: 14	WLS: 2 BF: 0 P: 20	H: 1 R: 0 ER: 0 LOB: 0 K: 0 S: 9	H: 1 R: 0 ER: 0 LOB: 1 K: 0 S: 11	H: 1 R: 0 ER: 0 LOB: 2 K: 1 S: 13	H: 0 R: 0 ER: 0 LOB: 0 K: 1 S: 13	H: 0 R: 0 ER: 0 LOB: 0 K: 1 S: 6	H: 2 R: 0 ER: 0 LOB: 3 K: 2 S: 12	H: 0 R: 0 ER: 0 LOB: 0 K: 0 S: 6	H: 0 R: 0 ER: 0 LOB: 0 K: 0 S: 6	H: 0 R: 0 ER: 0 LOB: 0 K: 0 S: 6	H: 0 R: 0 ER: 0 LOB: 0 K: 0 S: 6	H: 0 R: 0 ER: 0 LOB: 0 K: 0 S: 6	H: 0 R: 0 ER: 0 LOB: 0 K: 0 S: 6	H: 0 R: 0 ER: 0 LOB: 0 K: 0 S: 6	H: 0 R: 0 ER: 0 LOB: 0 K: 0 S: 6	R: 0 H: 1 E: 0 K: 0 S: 15	H: 1 R: 2 ER: 0 LOB: 1 K: 0 S: 15	1B: 6 2B: 1 3B: 1 HR: 0	SF: 0 SAC: 0 DP: 0 HBP: 1	WP: 0 PB: 0 SB: 0 CS: 0	PA: 39
PITCHER	IP: 7.0 WLS: W BF: 30 H: 5 R: 0 ER: 0 SO: 4 BB: 1 IBB: 0 HBP: 0 BLK: 0 WP: 0 HR: 0 S: 71 P: 107 ERA: 0.00 WHIP: 0.857	IP: 0.2 WLS: L BF: 4 H: 2 R: 0 ER: 0 SO: 1 BB: 0 IBB: 0 HBP: 0 BLK: 0 WP: 0 HR: 15 S: 20 P: 20 ERA: 0.00 WHIP: 3.000	IP: 0.1 WLS: H BF: 1 H: 0 R: 0 ER: 0 SO: 0 BB: 0 IBB: 0 HBP: 0 BLK: 0 WP: 0 HR: 2 S: 3 P: 3 ERA: 0.00 WHIP: 0.000	IP: 0.2 WLS: L BF: 3 H: 1 R: 0 ER: 0 SO: 0 BB: 0 IBB: 0 HBP: 0 BLK: 0 WP: 0 HR: 13 S: 21 P: 21 ERA: 0.00 WHIP: 1.500	IP: 0.1 WLS: L BF: 1 H: 0 R: 0 ER: 0 SO: 0 BB: 0 IBB: 0 HBP: 0 BLK: 0 WP: 0 HR: 2 S: 3 P: 3 ERA: 0.00 WHIP: 0.000	IP: 0.1 WLS: L BF: 3 H: 1 R: 1 ER: 1 SO: 0 BB: 1 IBB: 0 HBP: 0 BLK: 0 WP: 0 HR: 0 S: 1 P: 1 ERA: 27.00 WHIP: 6.000	IP: 0.2 WLS: L BF: 4 H: 0 R: 0 ER: 0 SO: 0 BB: 0 IBB: 0 HBP: 0 BLK: 0 WP: 1 HR: 0 S: 9 P: 17 ERA: 0.00 WHIP: 3.000															

Philadelphia Phillies @ Florida Marlins
Land Shark Stadium, Miami, FL
Sun Jul 19 2009, 1:10 PM EDT
Att: 15,033 - Partly Cloudy - 92 F

AB 37
R 0
H 8
RBI 0
BB 1
SO 5
LOB 29



Batter	1	2	3	4	5	6	7	8	9	AB	R	H	RBI	BB	SO	LOB	TOP								
8 Chris Coghlan, L (1,7) OBP: 0.336, SLG: 0.340	F9		P6			G4-3	K		P6	5	0	0	0	0	1	5									
1 Emilio Bonifacio, S (1,5) OBP: 0.299, SLG: 0.318	F8			K		K			K	4	0	0	1	1	3	2									
2 Hanley Ramirez, R (1,6) OBP: 0.408, SLG: 0.561	HR			L3						3	1	1	1	1	1	3									
3 Jorge Cantu, R (1,3) OBP: 0.331, SLG: 0.444	G6-3			K						4	0	0	0	0	1	1									
27 Jeremy Hermida, L (1,9) OBP: 0.343, SLG: 0.388						G3-1				4	1	2	0	0	1	0									
12 Cody Ross, R (1,8) OBP: 0.332, SLG: 0.483	G6-4-3								P6	3	1	1	0	1	0	1									
6 Dan Uggla, R (1,4) OBP: 0.339, SLG: 0.421	G5-3									4	0	2	0	0	1	0									
21 John Baker, L (1,2) OBP: 0.328, SLG: 0.414			F7			FC3-2			G6-3	4	0	1	1	0	0	4									
56 Rick Van Den Hurk, R (7,PH) OBP: 0.392, SLG: 0.417			G6-3							2	0	0	0	0	1	2									
40 Kiko Calero, R (7,1) ERA: 4.05										0	0	0	0	0	0	0									
53 Dan Meyer, R (8,1) ERA: 1.95										0	0	0	0	0	0	0									
48 Brendan Donnelly, R (8,1) ERA: 1.95										0	0	0	0	0	0	0									
18 Wes Helms, R (9,PH) ERA: 3.51										1	0	1	0	0	0	0									
46 Juan Carlos Oviedo, R (9,1) ERA: 3.51										0	0	0	0	0	0	0									
Inning Stats	R: 1 E: 0 K: 0 S: 13	H: 1 LOB: 0 BB: 0 P: 18	R: 0 E: 0 K: 0 S: 9	H: 1 LOB: 0 BB: 0 P: 14	R: 0 E: 0 K: 0 S: 8	H: 0 LOB: 0 BB: 0 P: 11	R: 0 E: 0 K: 2 S: 11	H: 0 LOB: 0 BB: 0 P: 14	R: 0 E: 0 K: 1 S: 11	H: 1 LOB: 2 BB: 1 P: 21	R: 0 E: 0 K: 1 S: 9	H: 0 LOB: 1 BB: 1 P: 16	R: 2 E: 0 K: 2 S: 16	H: 3 LOB: 3 BB: 2 P: 32	R: 0 E: 0 K: 1 S: 8	H: 0 LOB: 0 BB: 0 P: 9	R: 0 E: 0 K: 2 S: 18	H: 2 LOB: 2 BB: 0 P: 24	1B: 7 2B: 0 3B: 0 HR: 1	SF: 0 SAC: 0 DP: 1 HBP: 0	WP: 1 PB: 0 SB: 0 CS: 0	PA: 38			
PITCHER	IP	WLS	BF	H	R	ER	SO	BB	IBB	HBP	BLK	WP	HR	S	P	ERA	WHIP								
46 Tim Stauffer, R (1,1) ERA: 2.08	6.0		22	3	1	1	4	2	0	0	0	0	1	61	94	1.50	0.833								
40 Greg Burke, R (7,1) ERA: 4.05	0.1	L	5	3	2	2	0	0	1	0	0	0	0	8	16	54.00	9.000								
57 Luke Gregerson, R (7,1) ERA: 3.05	1.2		6	0	0	0	3	1	0	0	0	0	0	16	25	0.00	0.600								
37 Mike Adams, R (9,1) ERA: 1.29	1.0	S	5	2	0	0	2	0	0	0	0	1	0	18	24	0.00	2.000								

Florida Marlins @ San Diego Padres
PETCO Park, San Diego, CA
Mon Jul 20 2009, 10:05 PM EDT
Att: 17,184 - Clear - 73 F

AB 34
R 3
H 8
RBI 3
BB 4
SO 9
LOB 18



Batter	1	2	3	4	5	6	7	8	9	AB	R	H	RBI	BB	SO	LOB	BOTTOM								
1 Everth Cabrera, S (1,6) OBP: 0.320, SLG: 0.333						P5				3	0	1	0	1	1	0									
18 Tony Gwynn Jr., L (1,8) OBP: 0.361, SLG: 0.376	L8			F8		L1			SH5-3	3	0	0	0	0	0	1									
23 Adrián González, L (1,3) OBP: 0.390, SLG: 0.526	K								G4-3	4	1	2	1	0	1	2									
5 Kevin Kouzmanoff, R (1,5) OBP: 0.280, SLG: 0.412	L5								G5-3	4	1	2	1	0	0	2									
7 Chase Headley, S (1,7) OBP: 0.312, SLG: 0.377	F8			F7					K	3	0	0	0	1	1	2									
25 Will Venable, L (1,9) OBP: 0.295, SLG: 0.321										3	0	0	0	0	1	3									
57 Luke Gregerson, L (7,1) ERA: 3.05	K			F8					E5	0	0	0	0	0	0	0									
37 Mike Adams, R (9,1) ERA: 1.29										0	0	0	0	0	0	0									
14 Oscar Salazar, R (9,PH) OBP: 0.441, SLG: 0.594										1	0	0	0	0	0	0									
15 Luis Antonio Rodríguez, S (4) OBP: 0.327, SLG: 0.267	P6								L9	3	0	0	0	1	0	1									
26 Jose Lobaton, S (1,2) OBP: 0.083, SLG: 0.083										3	0	0	0	0	2	1									
8 Kyle Blanks, R (9,PH) OBP: 0.238, SLG: 0.240									P2	1	0	0	0	0	0	1									
46 Tim Stauffer, R (1,1) ERA: 2.08										2	0	0	0	0	0	0									
40 Greg Burke, R (7,1) ERA: 4.05										0	0	0	0	0	0	0									
11 Drew Macias, L (7,9) OBP: 0.393, SLG: 0.545										1	0	0	0	0	0	0									
Inning Stats	R: 0 E: 0 K: 1 S: 14	H: 1 LOB: 1 BB: 0 P: 22	R: 0 E: 0 K: 1 S: 7	H: 0 LOB: 0 BB: 0 P: 11	R: 0 E: 0 K: 2 S: 8	H: 0 LOB: 0 BB: 0 P: 11	R: 0 E: 0 K: 0 S: 10	H: 2 LOB: 2 BB: 0 P: 11	R: 0 E: 0 K: 0 S: 3	H: 0 LOB: 0 BB: 1 P: 8	R: 2 E: 0 K: 0 S: 15	H: 2 LOB: 1 BB: 1 P: 25	R: 0 E: 0 K: 1 S: 9	H: 0 LOB: 0 BB: 0 P: 16	R: 0 E: 0 K: 0 S: 4	H: 0 LOB: 1 BB: 1 P: 8	R: 0 E: 1 K: 1 S: 14	H: 0 LOB: 1 BB: 0 P: 18	1B: 1 2B: 3 3B: 0 HR: 2	SF: 0 SAC: 1 DP: 1 HBP: 0	WP: 0 PB: 0 SB: 0 CS: 0	PA: 35			
PITCHER	IP	WLS	BF	H	R	ER	SO	BB	IBB	HBP	BLK	WP	HR	S	P	ERA	WHIP								
56 Rick Van Den Hurk, R (1,1) ERA: 3.0	6.0		24	5	2	2	4	2	0	0	0	0	2	57	88	3.00	1.167								
40 Kiko Calero, R (7,1) ERA: 1.82	1.0	H	3	0	0	0	1	0	0	0	0	0	0	9	16	0.00	0.000								
53 Dan Meyer, L (8,1) ERA: 1.95	0.2	H	3	0	0	0	0	1	0	0	0	0	0	3	7	0.00	1.500								
48 Brendan Donnelly, R (8,1) ERA: 1.95	0.1	H	1	0	0	0	0	0	0	0	0	0	0	1	1	0.00	0.000								
46 Juan Carlos Oviedo, R (9,1) ERA: 3.51	1.0	S	4	0	0	0	1	0	0	0	0	0	0	14	18	0.00	0.000								

Florida Marlins @ San Diego Padres
PETCO Park, San Diego, CA
Mon Jul 20 2009, 10:05 PM EDT
Att: 17,184 - Clear - 73 F

AB 31
R 2
H 5
RBI 2
BB 3
SO 6
LOB 13



Batter	1	2	3	4	5	6	7	8	9	AB	R	H	RBI	BB	SO	LOB	TOP				
8 Chris Coghlan, L (1,7) OBP: 0.339, SLG: 0.343 25 Brett Carroll, R (9,PH) OBP: 0.311, SLG: 0.458	F7		F8	F8		F8			F7	4	1	2	0	0	0	2					
1 Emilio Bonifacio, S (1,5) OBP: 0.300, SLG: 0.919	G6-3		G6-3			F8			F8	5	1	2	0	0	0	3					
2 Hanley Ramirez, R (1,6) OBP: 0.410, SLG: 0.562	1B		P3			F8			G5-4-3	5	0	3	0	0	0	2					
3 Jorge Cantu, R (1,3) OBP: 0.331, SLG: 0.444	G4-3		1B			G5-4-3			F7	5	0	2	1	0	0	4					
27 Jeremy Hermida, L (1,9) OBP: 0.339, SLG: 0.384	G3		F9			SF7			F9	3	0	0	1	0	0	1					
12 Cody Ross, R (1,8) OBP: 0.329, SLG: 0.477	G6-3		K			FC6-4			G6-3	4	0	0	0	0	1	1					
6 Dan Uggla, R (1,4) OBP: 0.341, SLG: 0.423	2B		SH1-4			K			F7	3	1	1	0	1	1	0					
21 John Baker, L (1,2) OBP: 0.335, SLG: 0.422	2B		2B			1B			K	3	0	2	1	1	1	0					
41 Chris Volstad, R (1,1) OBP: 0.114, SLG: 0.088 53 Dan Meyer, R (8,1) ERA: 2.64 52 Luis Ayala, R (8,1) ERA: 3.96 7 Ross Gload, L (9,PH) OBP: 0.350, SLG: 0.414 46 Juan Carlos Oviedo, R (9,1) ERA: 3.95	K		SH1-4			SH1			K	1	0	0	0	0	1	1					
Inning Stats	R: 0 E: 0 K: 0 S: 8	H: 1 LOB: 1 BB: 0 P: 8	R: 1 E: 0 K: 1 S: 12	H: 1 LOB: 1 BB: 1 P: 20	R: 1 E: 0 K: 0 S: 16	H: 2 LOB: 2 BB: 0 P: 20	R: 0 E: 0 K: 1 S: 13	H: 1 LOB: 2 BB: 0 P: 21	R: 1 E: 0 K: 0 S: 15	H: 2 LOB: 1 BB: 0 P: 18	R: 0 E: 0 K: 1 S: 12	H: 1 LOB: 0 BB: 0 P: 12	R: 0 E: 0 K: 1 S: 7	H: 0 LOB: 0 BB: 0 P: 13	R: 0 E: 0 K: 2 S: 10	H: 2 LOB: 2 BB: 0 P: 15	1B: 10 2B: 2 3B: 0 HR: 0	SF: 1 SAC: 2 DP: 1 HBP: 0	WP: 0 PB: 0 SB: 1 CS: 0	PA: 40	
PITCHER	IP	WLS	BF	H	R	ER	SO	BB	IBB	HBP	BLK	WP	HR	S	P	ERA	WHIP				
49 Chad Gaudin, R (1,1) ERA: 4.82	6.0	L	29	9	3	3	3	2	0	0	0	0	0	76	103	4.50	1.833				
45 Edward Mujica, R (7,1) ERA: 2.64	1.0		3	1	0	0	0	0	0	0	0	0	0	7	12	0.00	1.000				
56 Mike Ekstrom, R (8,1) ERA: 4.5	1.0		3	0	0	0	1	0	0	0	0	0	0	7	13	0.00	0.000				
54 Joe Thatcher, L (9,1) ERA: 4.5	0.1		1	0	0	0	1	0	0	0	0	0	0	3	4	0.00	0.000				
40 Greg Burke, R (9,1) ERA: 3.95	0.2		4	2	0	0	1	0	0	0	0	0	0	7	11	0.00	3.000				

Florida Marlins @ San Diego Padres
PETCO Park, San Diego, CA
Tue Jul 21 2009, 10:05 PM EDT
Att: 20,311 - Clear - 74 F

AB 35
R 3
H 12
RBI 3
BB 2
SO 6
LOB 14



Batter	1	2	3	4	5	6	7	8	9	AB	R	H	RBI	BB	SO	LOB	BOTTOM				
1 Everth Cabrera, S (1,6) OBP: 0.316, SLG: 0.322	G3		G3			L9			G1-3	4	1	0	0	1	0	1					
18 Tony Gwynn Jr., L (1,8) OBP: 0.363, SLG: 0.376	G3		L1-6-3			BB			F7	3	0	1	0	1	0	1					
23 Adrián González, L (1,3) OBP: 0.389, SLG: 0.523	G4-6-3		L1-6-3			G4-3			K	4	0	1	1	0	1	2					
5 Kevin Kouzmanoff, R (1,5) OBP: 0.283, SLG: 0.411	G4-6-3		BB			G5-3			1B	3	0	1	0	1	0	1					
7 Chase Headley, S (1,7) OBP: 0.315, SLG: 0.376	1B		G4-3			1B			K	3	0	1	0	1	1	3					
8 Kyle Blanks, R (1,9) OBP: 0.286, SLG: 0.296	K		K			F7			HR	4	1	1	1	0	2	2					
30 Eleazer Alfonso, R (1,2) ERA: 4.38 14 Oscar Salazar, R (9,PH) OBP: 0.429, SLG: 0.576	P6		F9			G5-3			F7	3	0	0	0	0	0	2					
15 Luis Antonio Rodríguez, S (4) OBP: 0.325, SLG: 0.266	1B		F8			G3			G4-3	4	0	1	0	0	0	0					
49 Chad Gaudin, R (1,1) ERA: 4.82 45 Edward Mujica, R (7,1) ERA: 2.64 11 Drew Moseley, R (8,1) ERA: 3.96 56 Mike Ekstrom, R (8,1) ERA: 4.5 54 Joe Thatcher, L (9,1) ERA: 4.5 40 Greg Burke, R (9,1) ERA: 3.95	G4-3		G6-3			G4-3			1B	2	0	0	0	0	0	2					
Inning Stats	R: 1 E: 0 K: 0 S: 4	H: 1 LOB: 0 BB: 1 P: 12	R: 0 E: 0 K: 1 S: 13	H: 1 LOB: 1 BB: 1 P: 22	R: 0 E: 0 K: 0 S: 7	H: 1 LOB: 2 BB: 1 P: 18	R: 0 E: 0 K: 1 S: 10	H: 0 LOB: 0 BB: 0 P: 13	R: 0 E: 0 K: 0 S: 7	H: 0 LOB: 1 BB: 1 P: 12	R: 0 E: 0 K: 0 S: 6	H: 1 LOB: 1 BB: 0 P: 11	R: 0 E: 0 K: 2 S: 14	H: 0 LOB: 0 BB: 0 P: 20	R: 0 E: 0 K: 2 S: 10	H: 2 LOB: 1 BB: 0 P: 12	1B: 6 2B: 0 3B: 0 HR: 1	SF: 0 SAC: 0 DP: 1 HBP: 0	WP: 0 PB: 0 SB: 1 CS: 0	PA: 37	
PITCHER	IP	WLS	BF	H	R	ER	SO	BB	IBB	HBP	BLK	WP	HR	S	P	ERA	WHIP				
41 Chris Volstad, R (1,1) ERA: 4.38	7.0	W	28	4	1	1	2	4	0	0	0	0	0	53	98	1.29	1.143				
53 Dan Meyer, L (8,1) ERA: 1.91	0.2	H	2	0	0	0	1	0	0	0	0	0	0	6	10	0.00	0.000				
52 Luis Ayala, R (8,1) ERA: 3.96	0.1	H	2	1	0	0	1	0	0	0	0	0	0	8	10	0.00	3.000				
46 Juan Carlos Oviedo, R (9,1) ERA: 3.64	1.0	S	5	2	1	1	0	0	0	0	0	0	1	10	12	9.00	2.000				

Florida Marlins @ San Diego Padres
PETCO Park, San Diego, CA
Tue Jul 21 2009, 10:05 PM EDT
Att: 20,311 - Clear - 74 F

AB 33
R 2
H 7
RBI 2
BB 4
SO 4
LOB 14



Batter	1	2	3	4	5	6	7	8	9	AB	R	H	RBI	BB	SO	LOB	TOP						
1 Emilio Bonifacio, S OBP: 0.298, SLG: 0.316	G1-3	G4-3			18 2B	18 WP		K	F7	6	2	2	0	0	1	3							
18 Wes Helms, R OBP: 0.395, SLG: 0.326	FC5-4		P4		6 FC6-5	E4		K2-3	K	6	0	3	1	0	2	1							
2 Hanley Ramirez, R OBP: 0.411, SLG: 0.559	FC5-4		BB		P4	P6				4	1	1	0	1	0	3							
3 Jorge Cantu, R OBP: 0.335, SLG: 0.443	BB		FC5-4		BB			P3	HBP	3	0	1	1	2	0	1							
6 Dan Uggla, R OBP: 0.341, SLG: 0.419	K		F9		FC6-5			F8	HBP	4	0	0	0	0	1	5							
12 Cody Ross, R OBP: 0.326, SLG: 0.469	K		F9		F9			29 BB		4	1	1	0	0	1	2							
29 Ronny Paulino, R OBP: 0.321, SLG: 0.381	25 1B							K	F7	4	0	2	0	1	1	3							
25 Brett Carroll, R OBP: 0.312, SLG: 0.453								F9		3	0	1	0	0	1	1							
27 Jeremy Hermida, L (7, PH)										2	0	1	1	0	1	0							
55 Josh Johnson, L OBP: 0.196, SLG: 0.211										3	1	1	0	0	2	3							
8 Chris Coghlan, L OBP: 0.340, SLG: 0.374										0	0	0	0	0	0	0							
48 Brendan Donnelly, R ERA: 5.17										0	0	0	0	0	0	0							
53 Dan Meyer, R ERA: 1.91										0	0	0	0	0	0	0							
40 Kiko Calero, R ERA: 1.75										0	0	0	0	0	0	0							
7 Ross Gload, L ERA: 3.60										0	0	0	0	0	1	0							
46 Juan Carlos Oviedo, R ERA: 3.56										0	0	0	0	0	0	0							
Inning Stats	R: 0 E: 0 K: 1 S: 10	H: 1 LOB: 2 BB: 1 P: 15	R: 0 E: 0 K: 2 S: 11	H: 2 LOB: 2 BB: 0 P: 16	R: 0 E: 0 K: 0 S: 10	H: 0 LOB: 1 BB: 1 P: 19	R: 0 E: 0 K: 2 S: 10	H: 1 LOB: 1 BB: 0 P: 12	R: 1 E: 0 K: 0 S: 13	H: 2 LOB: 2 BB: 1 P: 23	R: 2 E: 1 K: 1 S: 16	H: 3 LOB: 1 BB: 0 P: 21	R: 1 E: 0 K: 0 S: 10	H: 2 LOB: 2 BB: 1 P: 22	R: 2 E: 0 K: 2 S: 20	H: 3 LOB: 3 BB: 0 P: 28	R: 0 E: 0 K: 2 S: 9	H: 0 LOB: 1 BB: 1 P: 15	1B: 12 2B: 1 HR: 1	SF: 0 SAC: 0 DP: 0 HBP: 2	WP: 1 PB: 0 SB: 1 CS: 0	PA: 47	
PITCHER	IP WLS BF H R ER SO BB IBB HBP BLK WP HR S P ERA WHIP	IP WLS BF H R ER SO BB IBB HBP BLK WP HR S P ERA WHIP	IP WLS BF H R ER SO BB IBB HBP BLK WP HR S P ERA WHIP	IP WLS BF H R ER SO BB IBB HBP BLK WP HR S P ERA WHIP	IP WLS BF H R ER SO BB IBB HBP BLK WP HR S P ERA WHIP	IP WLS BF H R ER SO BB IBB HBP BLK WP HR S P ERA WHIP	IP WLS BF H R ER SO BB IBB HBP BLK WP HR S P ERA WHIP	IP WLS BF H R ER SO BB IBB HBP BLK WP HR S P ERA WHIP	IP WLS BF H R ER SO BB IBB HBP BLK WP HR S P ERA WHIP	IP WLS BF H R ER SO BB IBB HBP BLK WP HR S P ERA WHIP	IP WLS BF H R ER SO BB IBB HBP BLK WP HR S P ERA WHIP	IP WLS BF H R ER SO BB IBB HBP BLK WP HR S P ERA WHIP	IP WLS BF H R ER SO BB IBB HBP BLK WP HR S P ERA WHIP	IP WLS BF H R ER SO BB IBB HBP BLK WP HR S P ERA WHIP	IP WLS BF H R ER SO BB IBB HBP BLK WP HR S P ERA WHIP	IP WLS BF H R ER SO BB IBB HBP BLK WP HR S P ERA WHIP	IP WLS BF H R ER SO BB IBB HBP BLK WP HR S P ERA WHIP	IP WLS BF H R ER SO BB IBB HBP BLK WP HR S P ERA WHIP	IP WLS BF H R ER SO BB IBB HBP BLK WP HR S P ERA WHIP	IP WLS BF H R ER SO BB IBB HBP BLK WP HR S P ERA WHIP	IP WLS BF H R ER SO BB IBB HBP BLK WP HR S P ERA WHIP	IP WLS BF H R ER SO BB IBB HBP BLK WP HR S P ERA WHIP	IP WLS BF H R ER SO BB IBB HBP BLK WP HR S P ERA WHIP

Florida Marlins @ Los Angeles Dodgers
Dodger Stadium, Los Angeles, CA
Fri Jul 24, 2009, 7:10 PM PDT
Att: 51,565 - Partly Cloudy - 73 F

AB 40
R 6
H 14
RBI 4
BB 5
SO 10
LOB 22



Batter	1	2	3	4	5	6	7	8	9	AB	R	H	RBI	BB	SO	LOB	BOTTOM							
15 Rafael Furcal, S OBP: 0.329, SLG: 0.353	K		K			99 G1-3		16 2B		3	1	1	0	1	2	0								
13 Orlando Hudson, S OBP: 0.354, SLG: 0.435	G3		G6-3			99 G1-3		F7		4	1	1	0	0	0	1								
99 Manny Ramirez, R OBP: 0.470, SLG: 0.667	HBP				P4	G1-3		P3		3	0	0	0	0	0	3								
16 Andre Ethier, L OBP: 0.347, SLG: 0.500	G4-3		23 G4-6-3							4	0	3	2	0	0	1								
23 Casey Blake, R OBP: 0.355, SLG: 0.468	55 WP		G4-6-3					F8		4	1	1	0	0	1	4								
7 James Loney, L OBP: 0.352, SLG: 0.398	G1-3				L9	G6-3				4	0	0	0	0	0	2								
55 Russell Martin, R OBP: 0.374, SLG: 0.311	G3				27 FC5-4	HBP		F7		3	0	0	0	0	0	0								
27 Matt Kemp, R OBP: 0.385, SLG: 0.497	F9				FC5-4			L7		4	0	0	0	0	0	1								
22 Clayton Kershaw, L OBP: 0.298, SLG: 0.316										2	0	0	0	0	0	1								
31 James McDonald, L ERA: 2.96										0	0	0	0	0	0	0								
45 Brent Leach, R ERA: 5.17										0	0	0	0	0	0	0								
33 Blake DeWitt, L ERA: 1.91										1	0	0	0	0	0	0								
38 Ramon Troncoso, R ERA: 1.95										0	0	0	0	0	0	0								
49 Claudio Vargas, R ERA: 1.29										0	0	0	0	0	0	0								
Inning Stats	R: 0 E: 0 K: 1 S: 11	H: 0 LOB: 1 BB: 0 P: 17	R: 1 E: 0 K: 0 S: 10	H: 1 LOB: 0 BB: 0 P: 14	R: 0 E: 0 K: 0 S: 8	H: 1 LOB: 0 BB: 0 P: 14	R: 0 E: 0 K: 0 S: 8	H: 0 LOB: 0 BB: 0 P: 13	R: 2 E: 0 K: 1 S: 15	H: 3 LOB: 1 BB: 0 P: 22	R: 0 E: 0 K: 0 S: 5	H: 0 LOB: 0 BB: 0 P: 8	R: 0 E: 0 K: 0 S: 11	H: 1 LOB: 2 BB: 1 P: 21	R: 0 E: 0 K: 0 S: 6	H: 0 LOB: 0 BB: 0 P: 10	1B: 3 2B: 2 HR: 0	SF: 0 SAC: 0 DP: 1 HBP: 2	WP: 1 PB: 0 SB: 0 CS: 0	PA: 35				
PITCHER	IP WLS BF H R ER SO BB IBB HBP BLK WP HR S P ERA WHIP	IP WLS BF H R ER SO BB IBB HBP BLK WP HR S P ERA WHIP	IP WLS BF H R ER SO BB IBB HBP BLK WP HR S P ERA WHIP	IP WLS BF H R ER SO BB IBB HBP BLK WP HR S P ERA WHIP	IP WLS BF H R ER SO BB IBB HBP BLK WP HR S P ERA WHIP	IP WLS BF H R ER SO BB IBB HBP BLK WP HR S P ERA WHIP	IP WLS BF H R ER SO BB IBB HBP BLK WP HR S P ERA WHIP	IP WLS BF H R ER SO BB IBB HBP BLK WP HR S P ERA WHIP	IP WLS BF H R ER SO BB IBB HBP BLK WP HR S P ERA WHIP	IP WLS BF H R ER SO BB IBB HBP BLK WP HR S P ERA WHIP	IP WLS BF H R ER SO BB IBB HBP BLK WP HR S P ERA WHIP	IP WLS BF H R ER SO BB IBB HBP BLK WP HR S P ERA WHIP	IP WLS BF H R ER SO BB IBB HBP BLK WP HR S P ERA WHIP	IP WLS BF H R ER SO BB IBB HBP BLK WP HR S P ERA WHIP	IP WLS BF H R ER SO BB IBB HBP BLK WP HR S P ERA WHIP	IP WLS BF H R ER SO BB IBB HBP BLK WP HR S P ERA WHIP	IP WLS BF H R ER SO BB IBB HBP BLK WP HR S P ERA WHIP	IP WLS BF H R ER SO BB IBB HBP BLK WP HR S P ERA WHIP	IP WLS BF H R ER SO BB IBB HBP BLK WP HR S P ERA WHIP	IP WLS BF H R ER SO BB IBB HBP BLK WP HR S P ERA WHIP	IP WLS BF H R ER SO BB IBB HBP BLK WP HR S P ERA WHIP	IP WLS BF H R ER SO BB IBB HBP BLK WP HR S P ERA WHIP	IP WLS BF H R ER SO BB IBB HBP BLK WP HR S P ERA WHIP	IP WLS BF H R ER SO BB IBB HBP BLK WP HR S P ERA WHIP

Florida Marlins @ Los Angeles Dodgers
Dodger Stadium, Los Angeles, CA
Fri Jul 24, 2009, 7:10 PM PDT
Att: 51,565 - Partly Cloudy - 73 F

AB 32
R 3
H 6
RBI 2
BB 1
SO 4
LOB 13



Batter	1	2	3	4	5	6	7	8	9	AB	R	H	RBI	BB	SO	LOB	TOP					
8 Chris Coghlan, L OBP: 0.337, SLG: 0.367										4	0	0	0	0	1	0	Florida Marlins @ Los Angeles Dodgers Dodger Stadium, Los Angeles, CA Sat Jul 25 2009, 7:10 PM PDT Att: 50,248 - Clear - 75 F					
1 Emilio Bonifacio, S OBP: 0.297, SLG: 0.315										4	1	1	0	0	0	0						
2 Hanley Ramirez, R OBP: 0.409, SLG: 0.555										4	1	1	0	0	3	1						
3 Jorge Cantu, R OBP: 0.340, SLG: 0.446										2	1	1	1	2	0	1						
27 Jeremy Hermida, L OBP: 0.338, SLG: 0.391										4	0	1	1	0	1	3						
6 Dan Uggla, R OBP: 0.338, SLG: 0.414										4	0	0	0	0	2	2						
12 Cody Ross, R OBP: 0.325, SLG: 0.466										4	0	1	1	0	1	1						
21 John Baker, L OBP: 0.336, SLG: 0.420										4	0	1	0	0	1	1						
52 Luis Ayala, R										0	0	0	0	0	0	0						
56 Rick Van Den Hurk, R 37 Rencyel Pinto, L 40 Kiko Calero, R 7 Ross Cloud, L 44 Brian Sanches, R 53 Dan Meyer, R 29 Ronny Paulino, R										2	0	0	0	0	2	1						
Inning Stats	R: 1 E: 0 K: 2 S: 10	H: 2 LOB: 1 BB: 0 P: 15	R: 0 E: 0 K: 3 S: 12	H: 1 LOB: 1 BB: 0 P: 18	R: 0 E: 0 K: 1 S: 9	H: 0 LOB: 0 BB: 0 P: 13	R: 1 E: 1 K: 2 S: 13	H: 1 LOB: 1 BB: 1 P: 25	R: 0 E: 0 K: 1 S: 6	H: 0 LOB: 0 BB: 0 P: 8	R: 1 E: 0 K: 0 S: 11	H: 2 LOB: 1 BB: 0 P: 16	R: 0 E: 0 K: 0 S: 10	H: 0 LOB: 1 BB: 0 P: 17	R: 0 E: 0 K: 1 S: 9	H: 0 LOB: 1 BB: 0 P: 19	R: 0 E: 0 K: 1 S: 10	H: 0 LOB: 3 BB: 1 P: 13	1B: 5 2B: 1 3B: 0 HR: 0	SF: 0 SAC: 0 DP: 0 HBP: 0	WP: 0 PB: 0 SB: 2 CS: 0	PA: 35
PITCHER	IP WLS BF H R ER SO BB IBB HBP BLK WP HR S P ERA WHIP																					
18 Hiroki Kuroda, R ERA: 4.97	(1, 1)	6.0	25	6	3	2	9	1	0	0	0	0	0	0	61	95	3.00	1.167				
59 Guillermo Mota, R ERA: 3.0	(7, 1)	2.0	7	0	0	0	1	1	0	0	0	0	0	0	19	36	0.00	0.500				
51 Jonathan Broxton, R ERA: 2.76	(9, 1)	1.0	W	3	0	0	0	1	0	0	0	0	0	0	10	13	0.00	0.000				

Batter	1	2	3	4	5	6	7	8	9	AB	R	H	RBI	BB	SO	LOB	BOTTOM					
15 Rafael Furcal, S OBP: 0.330, SLG: 0.360										5	2	2	0	0	0	2	Florida Marlins @ Los Angeles Dodgers Dodger Stadium, Los Angeles, CA Sat Jul 25 2009, 7:10 PM PDT Att: 50,248 - Clear - 75 F					
13 Orlando Hudson, S OBP: 0.356, SLG: 0.437										5	0	3	1	0	0	0						
99 Manny Ramirez, R OBP: 0.462, SLG: 0.651										5	0	1	0	0	2	4						
16 Andre Ethier, L OBP: 0.355, SLG: 0.507										3	1	3	0	2	0	0						
23 Casey Blake, R OBP: 0.356, SLG: 0.466										4	1	1	1	1	2	5						
7 James Loney, L OBP: 0.353, SLG: 0.398										3	0	1	1	1	0	2						
55 Russell Martin, R OBP: 0.373, SLG: 0.311										4	0	1	1	0	0	1						
27 Matt Kemp, R OBP: 0.381, SLG: 0.491										4	0	0	0	0	1	1						
18 Hiroki Kuroda, R ERA: 4.97	(1, 1)	5.0	21	5	1	1	3	3	0	0	0	0	0	0	0	0						
33 Blake DeWitt, L ERA: 1.72	(6, PH)	0.1	H	3	2	2	2	0	0	0	0	0	0	0	0	0						
59 Guillermo Mota, R ERA: 3.0	(7, 1)	2.0	8	2	0	0	1	0	0	0	0	0	0	0	0	0						
51 Jonathan Broxton, R ERA: 2.76	(9, 1)	0.1	L	3	2	1	1	0	0	0	0	0	0	0	0	0						
9 Juan Pierre, L OBP: 0.371, SLG: 0.398	(9, PH)	0.1	L	3	2	1	1	0	0	0	0	0	0	0	0	0						
Inning Stats	R: 1 E: 0 K: 1 S: 20	H: 2 LOB: 2 BB: 1 P: 30	R: 0 E: 0 K: 0 S: 9	H: 0 LOB: 1 BB: 1 P: 19	R: 0 E: 0 K: 2 S: 9	H: 1 LOB: 1 BB: 0 P: 13	R: 0 E: 0 K: 0 S: 7	H: 0 LOB: 0 BB: 1 P: 15	R: 0 E: 0 K: 0 S: 10	H: 2 LOB: 1 BB: 0 P: 15	R: 2 E: 0 K: 0 S: 12	H: 3 LOB: 1 BB: 1 P: 24	R: 0 E: 0 K: 0 S: 11	H: 2 LOB: 2 BB: 0 P: 18	R: 0 E: 0 K: 1 S: 9	H: 0 LOB: 0 BB: 0 P: 16	R: 1 E: 0 K: 1 S: 15	H: 3 LOB: 3 BB: 1 P: 28	1B: 11 2B: 1 3B: 1 HR: 0	SF: 0 SAC: 0 DP: 1 HBP: 0	WP: 1 PB: 0 SB: 0 CS: 1	PA: 41
PITCHER	IP WLS BF H R ER SO BB IBB HBP BLK WP HR S P ERA WHIP																					
52 Luis Ayala, R ERA: 3.82	(9, 1)	0.1		3	1	0	0	0	0	0	0	0	0	0	0	0	0.00	6.000				

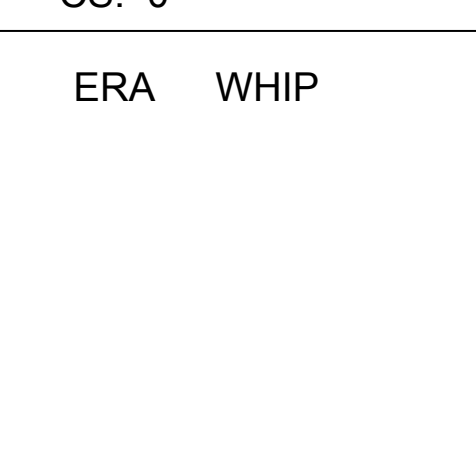
Batter	1	2	3	4	5	6	7	8	9	AB	R	H	RBI	BB	SO	LOB	TOP										
13 Nate McLouth, L OBP: 0.348, SLG: 0.457	F7		F9			G4-3			K	5	0	1	0	0	1	1											
14 Martin Prado, R OBP: 0.375, SLG: 0.473	1B		G6-3		G4-6-3		F9			4	0	1	0	0	0	2											
10 Chipper Jones, S OBP: 0.406, SLG: 0.487	F8		G6-3			1B				3	0	1	0	1	0	1											
16 Brian McCann, L 8 David Ross, R OBP: 0.333, SLG: 0.533	L3			G3-1		FC6-5		G4-6-3		4	1	0	0	0	0	3											
18 Garret Anderson, L OBP: 0.333, SLG: 0.465		G4-3		F7		HR		G4-6-3		0	0	0	0	0	0	0											
19 Yunel Escobar, R OBP: 0.347, SLG: 0.471	G4-3		L9			F9		FC6-5		4	1	3	2	0	0	0											
22 Casey Kotchman, L OBP: 0.347, SLG: 0.403	L5				HR				G4-3	4	1	2	1	0	0	1											
25 Ryan Church, L OBP: 0.339, SLG: 0.366						G4-3			G4-3	3	0	1	0	1	0	1											
11 Kenshin Kawakami, R 54 Kris Medlen, S 23 Matt Diaz, R 46 Manny Acosta, R 36 Boone Logan, R 2 Kelly Johnson, L OBP: 0.301, SLG: 0.460	K					SH1-3		G6-3		1	0	0	0	0	1	2											
Inning Stats	R: 0 E: 0 K: 0 S: 9	H: 1 LOB: 1 BB: 0 P: 14	R: 0 E: 0 K: 1 S: 10	H: 1 LOB: 2 BB: 1 P: 19	R: 0 E: 0 K: 0 S: 8	H: 0 LOB: 0 BB: 0 P: 15	R: 0 E: 0 K: 0 S: 7	H: 0 LOB: 0 BB: 0 P: 12	R: 1 E: 0 K: 0 S: 12	H: 3 LOB: 1 BB: 0 P: 18	R: 2 E: 0 K: 0 S: 14	H: 3 LOB: 1 BB: 0 P: 26	R: 0 E: 0 K: 0 S: 8	H: 0 LOB: 0 BB: 0 P: 11	R: 0 E: 0 K: 0 S: 7	H: 1 LOB: 1 BB: 1 P: 16	R: 0 E: 0 K: 1 S: 11	H: 1 LOB: 1 BB: 0 P: 12	1B: 5 2B: 2 3B: 1 HR: 2	SF: 0 SAC: 1 DP: 2 HBP: 0	WP: 0 PB: 0 SB: 0 CS: 0	PA: 37					
PITCHER	IP	WLS	BF	H	R	ER	SO	BB	IBB	HBP	BLK	WP	HR	S	P	ERA	WHIP										
55 Josh Johnson, R ERA: 2.87	6.0	W	26	8	3	3	1	0	1	0	0	0	2	60	104	4.50	1.333										
37 Ranyel Pinto, L ERA: 2.95	1.0	H	3	0	0	0	0	0	0	0	0	0	0	8	11	0.00	0.000										
53 Dan Meyer, L ERA: 2.09	0.2	H	3	1	0	0	0	1	0	0	0	0	0	6	15	0.00	3.000										
48 Brendan Donnelly, R ERA:	0.1	H	1	0	0	0	0	0	0	0	0	0	0	1	1	0.00	0.000										
46 Juan Carlos Oviedo, R ERA: 3.81	1.0	S	4	1	0	0	1	0	0	0	0	0	0	11	12	0.00	1.000										
Batter	1	2	3	4	5	6	7	8	9	AB	R	H	RBI	BB	SO	LOB	BOTTOM										
8 Chris Coghlan, L OBP: 0.346, SLG: 0.381	F8		FC6-4					G3		4	0	2	0	1	0	1											
1 Emilio Bonifacio, S OBP: 0.290, SLG: 0.312	G1-3		FC6-4		G4-3		L4			4	1	0	0	0	0	3											
2 Hanley Ramirez, R OBP: 0.414, SLG: 0.572	G6-3					HR				4	1	2	2	0	0	0											
3 Jorge Cantu, R OBP: 0.339, SLG: 0.444		F8	F9		L5					2	0	0	0	2	0	1											
27 Jeremy Hermida, L OBP: 0.337, SLG: 0.386				F8		F8				3	0	1	0	1	0	0											
25 Brett Carroll, R OBP: 0.309, SLG: 0.448										0	0	0	0	0	0	0											
6 Dan Uggla, R OBP: 0.338, SLG: 0.434	K									3	2	1	1	1	1	3											
12 Cody Ross, R OBP: 0.325, SLG: 0.459	F8									3	1	0	0	1	1	2											
21 John Baker, L OBP: 0.349, SLG: 0.425	K									4	0	1	0	0	2	4											
55 Josh Johnson, L 14 Gaby Sanchez, R 37 Ranyel Pinto, L 53 Dan Meyer, R 48 Brendan Donnelly, R 18 Wes Helms, R 46 Juan Carlos Oviedo, R OBP: 0.290, SLG: 0.320	K									2	1	1	3	0	1	0											
Inning Stats	R: 0 E: 0 K: 0 S: 7	H: 0 LOB: 0 BB: 0 P: 11	R: 0 E: 0 K: 2 S: 11	H: 1 LOB: 2 BB: 1 P: 21	R: 1 E: 0 K: 1 S: 12	H: 2 LOB: 1 BB: 0 P: 22	R: 3 E: 0 K: 1 S: 14	H: 2 LOB: 1 BB: 2 P: 27	R: 2 E: 0 K: 0 S: 8	H: 2 LOB: 0 BB: 0 P: 12	R: 0 E: 0 K: 0 S: 5	H: 0 LOB: 1 BB: 1 P: 10	R: 0 E: 0 K: 0 S: 11	H: 0 LOB: 1 BB: 2 P: 23	R: 0 E: 0 K: 1 S: 7	H: 1 LOB: 1 BB: 0 P: 10	1B: 4 2B: 0 3B: 1 HR: 3	SF: 0 SAC: 0 DP: 0 HBP: 0	WP: 0 PB: 0 SB: 0 CS: 0	PA: 37							
PITCHER	IP	WLS	BF	H	R	ER	SO	BB	IBB	HBP	BLK	WP	HR	S	P	ERA	WHIP										
11 Kenshin Kawakami, R ERA: 4.37	4.2	L	24	7	6	6	4	3	0	0	0	0	0	8	14	0.00	0.750										
54 Kris Medlen, R ERA: 4.93	1.1		5	0	0	0	1	1	0	0	0	0	0	8	14	0.00	0.750										
46 Manny Acosta, R ERA: 4.69	1.1		5	0	0	0	0	2	0	0	0	0	0	12	25	0.00	1.500										
36 Boone Logan, L ERA: 2.0	0.2		3	1	0	0	1	0	0	0	0	0	0	6	8	0.00	1.500										

Atlanta Braves @ Florida Marlins
Land Shark Stadium, Miami, FL
Wed Jul 29 2009, 7:10 PM EDT
Att: 13,518 - Cloudy - 74 F

AB 34
R 3
H 10
RBI 3
BB 2
SO 2
LOB 13

Atlanta Braves @ Florida Marlins
Land Shark Stadium, Miami, FL
Wed Jul 29 2009, 7:10 PM EDT
Att: 13,518 - Cloudy - 74 F

AB 31
R 6
H 8
RBI 6
BB 6
SO 6
LOB 15



Batter	1	2	3	4	5	6	7	8	9	AB	R	H	RBI	BB	SO	LOB	TOP
1 Kosuke Fukudome, L (1, 8) OBP: 0.381, SLG: 0.443	F8			G6-3		G4-3		K		4	0	0	0	0	1	1	
2 Ryan Theriot, R (1, 6) OBP: 0.345, SLG: 0.407	G4-3			G6-3		G6-3		F8		4	0	0	0	0	0	1	
25 Derrek Lee, R (1, 3) OBP: 0.364, SLG: 0.525	K			G6-3						4	0	1	0	0	2	0	
16 Aramis Ramirez, R (1, 5) OBP: 0.410, SLG: 0.596		F8								4	1	2	0	0	1	1	
21 Milton Bradley, S (1, 9) OBP: 0.386, SLG: 0.390		G3								3	0	1	0	1	1	1	
5 Jake Fox, R (1, 7) OBP: 0.345, SLG: 0.592	F9									4	1	1	2	0	0	3	
17 Mike Fontenot, L (1, 4) OBP: 0.299, SLG: 0.375				F8		K				4	0	0	0	0	1	2	
55 Koyie Hill, S (1, 2) OBP: 0.307, SLG: 0.308				L5						4	0	2	0	0	1	1	
40 Rich Harden, L (1, 1) ERA: 4.35				K						1	0	0	0	0	1	0	
27 Sam Fuld, L (6, PH) OBP: 0.235, SLG: 0.900										0	0	0	0	0	0	0	
43 John Grabow, L (8, 1) ERA: 2.01										0	0	0	0	0	0	0	
6 Mitch Hoffbauer, L (7, PH) OBP: 0.246, SLG: 0.474										0	0	0	0	0	0	0	
28 Jeff Baker, R (7, PH) OBP: 0.241, SLG: 0.352										0	0	0	0	0	0	0	
47 Aaron Heilman, R (7, 1) OBP: 0.241, SLG: 0.352										0	0	0	0	0	0	0	
49 Carlos Marmol, R (8, 1) OBP: 0.231, SLG: 0.231										0	0	0	0	0	0	0	
45 Sean Marshall, L (8, 1)										0	0	0	0	0	0	0	
Inning Stats	R: 0 H: 0 E: 0 K: 1 S: 11	H: 0 LOB: 0 BB: 0 P: 15	R: 0 H: 0 E: 0 K: 0 S: 9	H: 0 LOB: 0 BB: 0 P: 13	R: 0 H: 0 E: 0 K: 1 S: 6	H: 0 LOB: 0 BB: 0 P: 8	R: 0 H: 0 E: 0 K: 0 S: 13	H: 2 LOB: 1 BB: 0 P: 16	R: 0 H: 1 E: 0 K: 0 S: 10	H: 1 LOB: 1 BB: 0 P: 15	R: 2 H: 3 E: 1 K: 3 S: 17	H: 1 LOB: 2 BB: 0 P: 22	R: 0 H: 1 E: 0 K: 2 S: 9	H: 0 LOB: 1 BB: 1 P: 17	1B: 6 2B: 0 3B: 0 HR: 1	SF: 0 SAC: 0 DP: 1 HBP: 0	WP: 1 PA: 35 PB: 0 SB: 0 CS: 0
PITCHER	IP WLS BF H R ER SO BB IBB HBP BLK WP HR S P ERA WHIP																
41 Chris Volstad, R (1, 1) ERA: 4.35	6.2	26	6	2	2	5	0	0	0	0	1	1	73	99	2.70	0.900	
53 Dan Meyer, L (7, 1) ERA: 2.01	0.2	2	0	0	0	2	0	0	0	0	0	0	6	12	0.00	0.000	
48 Brendan Donnelly, R (8, 1) ERA: 3.83	0.2	W 3	1	0	0	1	0	0	0	0	0	6	11	0.00	1.500		
46 Juan Carlos Oviedo, R (9, 1) ERA: 3.83	1.0	S 4	0	0	0	1	1	0	0	0	0	0	11	17	0.00	1.000	

Chicago Cubs @ Florida Marlins
Land Shark Stadium, Miami, FL
Fri Jul 31 2009, 7:10 PM EDT
Att: 25,024 - Clear - 87 F

AB	34
R	2
H	7
RBI	2
BB	1
SO	9
LOB	13



Batter	1	2	3	4	5	6	7	8	9	AB	R	H	RBI	BB	SO	LOB	BOTTOM		
8 Chris Coghlan, L (1, 7) OBP: 0.337, SLG: 0.370	L5									4	0	0	0	0	2	1			
18 Wes Helms, R (8, PH) OBP: 0.313, SLG: 0.341		K								1	0	1	2	0	0	0			
1 Emilio Bonifacio, S (1, 5) OBP: 0.292, SLG: 0.305	G5-3			K						4	0	0	0	1	1	2			
2 Hanley Ramirez, R (1, 6) OBP: 0.409, SLG: 0.562				K						4	0	1	0	0	3	1			
3 Jorge Cantu, R (1, 3) OBP: 0.346, SLG: 0.456										1	1	1	1	3	0	0			
6 Dan Uggla, R (1, 4) OBP: 0.337, SLG: 0.428	K			P4						3	1	0	0	1	1	4			
27 Jeremy Hermida, L (1, 9) OBP: 0.340, SLG: 0.390										3	2	2	0	1	0	2			
25 Brett Carroll, R (9, 9) OBP: 0.313, SLG: 0.443										0	0	0	0	0	0	0			
12 Cody Ross, R (1, 8) OBP: 0.321, SLG: 0.460		K		K						4	0	0	0	0	2	5			
21 John Baker, L (1, 2) OBP: 0.347, SLG: 0.422		K		K						4	1	1	1	0	2	3			
41 Chris Volstad, R (1, 1) ERA: 4.35										3	0	1	1	0	2	2			
53 Dan Meyer, L (7, 1) ERA: 2.01										0	0	0	0	0	0	0			
48 Brendan Donnelly, R (8, 1) ERA: 3.83										0	0	0	0	0	0	0			
7 Ross Glod, L (8, PH) OBP: 0.359, SLG: 0.430										0	0	0	0	0	0	0			
46 Juan Carlos Oviedo, R (9, 1) ERA: 3.83										0	0	0	0	0	0	0			
Inning Stats	R: 0 H: 1 E: 0 K: 1 S: 14	H: 2 LOB: 1 BB: 0 P: 23	R: 1 H: 2 E: 0 K: 3 S: 12	H: 2 LOB: 1 BB: 0 P: 18	R: 1 H: 1 E: 0 K: 2 S: 11	H: 1 LOB: 0 BB: 0 P: 18	R: 0 H: 1 E: 0 K: 3 S: 11	H: 1 LOB: 1 BB: 0 P: 19	R: 0 H: 0 E: 0 K: 2 S: 12	H: 0 LOB: 2 BB: 2 P: 21	R: 0 H: 0 E: 0 K: 1 S: 9	H: 0 LOB: 1 BB: 1 P: 15	R: 0 H: 0 E: 0 K: 1 S: 10	H: 0 LOB: 0 BB: 0 P: 16	R: 3 H: 2 E: 0 K: 0 S: 15	H: 2 LOB: 2 BB: 2 P: 29	1B: 4 2B: 2 3B: 0 HR: 1	SF: 0 SAC: 0 DP: 0 HBP: 1	WP: 0 PA: 38 PB: 0 SB: 1 CS: 0
PITCHER	IP WLS BF H R ER SO BB IBB HBP BLK WP HR S P ERA WHIP																		
40 Rich Harden, R (1, 1) ERA: 4.5	5.0	23	5	2	2	11	3	0	0	0	0	0	9	15	0.00	1.000			
43 John Grabow, L (6, 1) ERA: 3.35	1.0	4	0	0	0	1	1	0	0	0	0	0	9	15	0.00	1.000			
47 Aaron Heilman, R (7, 1) ERA: 4.47	1.0	3	0	0	0	1	0	0	0	0	0	0	10	16	0.00	0.000			
49 Carlos Marmol, R (8, 1) ERA: 3.8	0.2	L 6	1	3	3	0	2	0	1	0	0	0	10	22	40.50	4.500			
45 Sean Marshall, L (8, 1) ERA: 3.66	0.1	2	1	0	0	0	0	0	0	0	0	5	7	0.00	3.000				

Chicago Cubs @ Florida Marlins
Land Shark Stadium, Miami, FL
Fri Jul 31 2009, 7:10 PM EDT
Att: 25,024 - Clear - 87 F

AB	31
R	5
H	7
RBI	5
BB	6
SO	13
LOB	20



Batter	1	2	3	4	5	6	7	8	9	10	AB	R	H	RBI	BB	SO	LOB	TOP
1 Kosuke Fukudome, L (1, 8) OBP: 0.386, SLG: 0.442											3	1	1	0	3	2	2	
13 Andrés Blanco, S (1, 4) OBP: 0.297, SLG: 0.323											3	2	1	0	1	0	1	
37 Angel Guzman, R (5, 1) OBP: 0.284, SLG: 0.429											0	0	0	0	0	0	0	
25 Derrek Lee, R (1, 3) OBP: 0.369, SLG: 0.540											6	2	4	3	0	1	4	
16 Aramis Ramirez, R (1, 5) OBP: 0.435, SLG: 0.500											5	1	2	3	0	3	5	
21 Milton Bradley, S (1, 9) OBP: 0.367, SLG: 0.388											4	1	1	0	1	3	1	
12 Alfonso Soriano, R (1, 7) OBP: 0.318, SLG: 0.452											5	0	0	0	1	0	4	
17 Miles Fontenot, L (1, 4) OBP: 0.299, SLG: 0.378											3	1	1	0	0	2	0	
28 Jeff Baker, R (10, 5) OBP: 0.224, SLG: 0.333											3	1	0	0	0	0	3	
55 Kevie Hill, S (1, 2) OBP: 0.296, SLG: 0.295											6	0	0	0	0	2	6	
38 Carlos Zambrano, S (1, 1) OBP: 0.245, SLG: 0.462											2	0	1	0	0	0	1	
29 Jeff Samardzija, R (4, 1) OBP: 0.347, SLG: 0.414											3	0	2	2	0	1	0	
Inning Stats	R: 3 E: 0 K: 1 S: 18	H: 2 LOB: 0 BB: 1 P: 29	R: 3 E: 0 K: 0 S: 12	H: 3 LOB: 3 BB: 3 P: 20	R: 0 E: 0 K: 3 S: 12	H: 1 LOB: 1 BB: 0 P: 19	R: 0 E: 0 K: 1 S: 13	H: 0 LOB: 0 BB: 0 P: 9	R: 0 E: 0 K: 1 S: 10	H: 1 LOB: 2 BB: 1 P: 19	R: 2 E: 1 K: 1 S: 13	H: 2 LOB: 2 BB: 1 P: 25	R: 1 E: 0 K: 0 S: 14	H: 1 LOB: 0 BB: 1 P: 22	1B: 8 2B: 3 3B: 1 HR: 1	SF: 0 SAC: 0 DP: 0 HBP: 1	WP: 0 PB: 0 SB: 0 CS: 0	PA: 53
PITCHER	IP 1.2	WLS 14	BF 5	H 6	R 5	ER 1	SO 1	BB 4	IBB 0	HBP 0	BLK 0	WP 0	HR 0	S 28	P 55	ERA 27.00	WHIP 5.400	
35 Burke Badenhop, R (1, 1) ERA: 4.19	IP 3.1	WLS 12	BF 2	H 0	R 0	ER 0	SO 6	BB 0	IBB 0	HBP 0	BLK 0	WP 0	HR 0	S 33	P 48	ERA 0.00	WHIP 0.600	
44 Brian Sanches, R (2, 1) ERA: 0.95	IP 1.0	WLS 5	BF 2	H 0	R 0	ER 0	SO 3	BB 0	IBB 0	HBP 0	BLK 0	WP 0	HR 0	S 13	P 17	ERA 0.00	WHIP 2.000	
40 Kiko Calero, R (6, 1) ERA: 1.86	IP 1.0	WLS 4	BF 0	H 0	R 0	ER 0	SO 0	BB 0	IBB 0	HBP 0	BLK 0	WP 0	HR 0	S 12	P 17	ERA 0.000	WHIP 0.000	
52 Luis Ayala, R (7, 1) ERA: 4.3	IP 2.0	WLS 12	BF 3	H 2	R 0	ER 3	SO 2	BB 0	IBB 0	HBP 0	BLK 0	WP 0	HR 0	S 23	P 44	ERA 0.00	WHIP 2.500	
37 Remyel Pinto, L (8, 1) ERA: 2.79																		

Chicago Cubs @ Florida Marlins
Land Shark Stadium, Miami, FL
Sat Aug 01 2009, 7:10 PM EDT
Att: 35,811 - Clear - 89 F

AB 44
R 9
H 13
RBI 8
BB 7
SO 14
LOB 29



Batter	1	2	3	4	5	6	7	8	9	10	AB	R	H	RBI	BB	SO	LOB	BOTTOM						
8 Chris Coghlan, L (1, 7) OBP: 0.340, SLG: 0.371											5	1	2	1	1	1	1							
20 Nick Johnson, L (1, 3) OBP: 0.414, SLG: 0.407											3	1	2	1	2	0	1							
2 Hanley Ramirez, R (1, 8) OBP: 0.410, SLG: 0.560											1	1	0	0	0	0	1							
1 Emilio Bonifacio, S (4, 6) OBP: 0.296, SLG: 0.313											2	1	2	2	1	0	0							
3 Jorge Cantu, R (1, 5) OBP: 0.346, SLG: 0.451											4	0	0	0	2	0	4							
6 Dan Uggla, R (1, 4) OBP: 0.337, SLG: 0.423											4	1	0	0	2	3	4							
27 Jeremy Hermida, L (1, 9) OBP: 0.343, SLG: 0.391											6	0	3	2	0	2	6							
12 Cody Ross, R (1, 8) OBP: 0.318, SLG: 0.455											6	0	1	1	0	2	2							
21 John Baker, L (1, 2) OBP: 0.352, SLG: 0.432											4	1	2	0	1	2	2							
35 Burke Badenhop, R (1, 1) ERA: 3.35	IP 3.0	WLS 10	BF 3	H 3	R 3	ER 1	SO 2	BB 2	IBB 1	HBP 0	BLK 0	WP 1	HR 0	S 35	P 62	ERA 3.00	WHIP 2.000							
29 Jeff Samardzija, R (4, 1) ERA: 0.92	IP 1.2	WLS 16	BF 3	H 3	R 3	ER 1	SO 1	BB 0	IBB 0	HBP 0	BLK 0	WP 0	HR 0	S 18	P 41	ERA 16.20	WHIP 3.000							
43 John Grabow, L (5, 1) ERA: 3.31	IP 0.2	WLS 3	BF 0	H 0	R 0	ER 0	SO 0	BB 0	IBB 0	HBP 0	BLK 0	WP 0	HR 0	S 6	P 13	ERA 0.00	WHIP 1.500							
37 Angel Guzman, R (6, 1) ERA: 2.42	IP 1.2	WLS 7	BF 3	H 0	R 0	ER 0	SO 2	BB 0	IBB 0	HBP 0	BLK 0	WP 0	HR 0	S 15	P 27	ERA 0.00	WHIP 1.800							
49 Carlos Marmol, R (8, 1) ERA: 3.53	IP 1.0	WLS 6	BF 0	H 0	R 0	ER 0	SO 2	BB 1	IBB 1	HBP 1	BLK 0	WP 0	HR 0	S 9	P 23	ERA 0.00	WHIP 1.000							
Inning Stats	R: 0 E: 0 K: 0 S: 11	H: 0 LOB: 3 BB: 3 P: 27	R: 1 E: 0 K: 0 S: 11	H: 2 LOB: 1 BB: 0 P: 15	R: 1 E: 0 K: 2 S: 13	H: 1 LOB: 1 BB: 0 P: 20	R: 1 E: 0 K: 1 S: 7	H: 2 LOB: 1 BB: 0 P: 14	R: 2 E: 0 K: 0 S: 12	H: 1 LOB: 2 BB: 2 P: 28	R: 0 E: 0 K: 0 S: 9	H: 1 LOB: 1 BB: 1 P: 20	R: 0 E: 0 K: 2 S: 11	H: 2 LOB: 2 BB: 0 P: 19	R: 0 E: 0 K: 2 S: 9	H: 0 LOB: 3 BB: 2 P: 23	R: 3 E: 0 K: 2 S: 25	H: 4 LOB: 1 BB: 3 P: 38	R: 0 E: 0 K: 1 S: 11	H: 0 LOB: 0 BB: 0 P: 19	1B: 8 2B: 3 3B: 1 HR: 1	SF: 0 SAC: 2 DP: 0 HBP: 2	WP: 2 PB: 1 SB: 0 CS: 1	PA: 52
PITCHER	IP 1.0	WLS 7	BF 3	H 0	R 0	ER 0	SO 3	BB 0	IBB 0	HBP 0	BLK 0	WP 0	HR 0	S 25	P 38	ERA 27.00	WHIP 4.000							
63 Kevin Gregg, R (9, 1) ERA: 3.83	IP 1.0	WLS 5	BF 3	H 0	R 0	ER 0	SO 1	BB 0	IBB 0	HBP 0	BLK 0	WP 0	HR 0	S 11	P 19	ERA 0.00	WHIP 0.000							
47 Aaron Heilman, R (10, 1) ERA: 4.38	IP 1.0	WLS 3	BF 0	H 0	R 0	ER 0	SO 0	BB 0	IBB 0	HBP 0	BLK 0	WP 0	HR 0	S 3	P 9	ERA 0.00	WHIP 0.000							

Chicago Cubs @ Florida Marlins
Land Shark Stadium, Miami, FL
Sat Aug 01 2009, 7:10 PM EDT
Att: 35,811 - Clear - 89 F

AB 39
R 8
H 13
RBI 8
BB 9
SO 10
LOB 26



Batter	1	2	3	4	5	6	7	8	9	AB	R	H	RBI	BB	SO	LOB	TOP					
27 Sam Fuld, L OBP: 0.407, SLG: 0.435										3	1	0	0	1	0	0	Chicago Cubs @ Florida Marlins Land Shark Stadium, Miami, FL Sun Aug 02 2009, 5:05 PM EDT Att: 25,969 - Clear - 90 F					
2 Ryan Theriot, R OBP: 0.351, SLG: 0.422										4	0	3	0	0	1	0						
25 Derrek Lee, R OBP: 0.367, SLG: 0.536										4	0	1	1	1	0	2						
5 Jake Fox, R OBP: 0.347, SLG: 0.607 63 Kevin Gregg, R										4	1	1	1	1	0	2						
6 Micah Hoffpauir, L OBP: 0.280, SLG: 0.422 37 Angel Guzman, R										3	0	0	0	0	1	2						
21 Milton Bradley, S OBP: 0.385, SLG: 0.387 2B Jeff Baker, R										0	0	0	0	0	0	0						
12 Alfonso Soriano, R OBP: 0.315, SLG: 0.447										3	0	1	0	1	0	0						
17 Mike Fontenot, L OBP: 0.302, SLG: 0.381										4	0	0	0	0	2	2						
55 Koyie Hill, S OBP: 0.289, SLG: 0.288										2	0	0	0	0	2	0						
46 Ryan Dempster, R OBP: 0.125, SLG: 0.105 47 Aaron Heilman, R										0	0	0	0	0	0	0						
1 Kosuke Fukudome, L OBP: 0.385, SLG: 0.441										1	0	0	0	0	0	0						
Inning Stats	R: 0 E: 0 K: 1 S: 11	H: 1 LOB: 1 BB: 0 P: 15	R: 0 E: 0 K: 0 S: 7	H: 1 LOB: 1 BB: 0 P: 10	R: 1 E: 0 K: 2 S: 15	H: 2 LOB: 2 BB: 1 P: 27	R: 0 E: 0 K: 2 S: 10	H: 0 LOB: 0 BB: 0 P: 13	R: 0 E: 0 K: 1 S: 8	H: 0 LOB: 0 BB: 0 P: 10	R: 0 E: 0 K: 1 S: 10	H: 0 LOB: 0 BB: 0 P: 16	R: 0 E: 0 K: 0 S: 5	H: 0 LOB: 0 BB: 0 P: 6	R: 0 E: 0 K: 0 S: 10	H: 1 LOB: 1 BB: 0 P: 13	R: 1 E: 0 K: 2 S: 15	H: 1 LOB: 1 BB: 1 P: 25	1B: 3 2B: 1 3B: 1 HR: 1	SF: 0 SAC: 0 DP: 0 HBP: 0	WP: 0 PB: 0 SB: 0 CS: 0	PA: 35
PITCHER	IP WLS BF H R ER SO BB IBB HBP BLK WP HR S P ERA WHIP																					
47 Ricky Nolasco, R ERA: 5.0	7.0 26 4 1 1 8 1 0 0 0 0 0 0 66 97 1.29 0.714																					
22 Matt Lindstrom, R ERA: 6.3	1.0 4 1 0 0 0 0 0 0 0 0 0 0 10 13 0.00 1.000																					
48 Brendan Donnelly, R ERA: 0.82	1.0 W 5 1 1 1 2 1 0 0 0 0 0 1 15 25 9.00 2.000																					

AB	33
R	2
H	6
RBI	2
BB	2
SO	10
LOB	9



Batter	1	2	3	4	5	6	7	8	9	AB	R	H	RBI	BB	SO	LOB	BOTTOM			
8 Chris Coghlan, L OBP: 0.343, SLG: 0.376										4	0	2	0	0	0	1	Chicago Cubs @ Florida Marlins Land Shark Stadium, Miami, FL Sun Aug 02 2009, 5:05 PM EDT Att: 25,969 - Clear - 90 F			
1 Emilio Bonifacio, S OBP: 0.290, SLG: 0.311										3	0	0	0	1	0	2				
20 Nick Johnson, L OBP: 0.412, SLG: 0.404										3	0	0	0	1	0	2				
3 Jorge Cantu, R OBP: 0.345, SLG: 0.447										3	0	0	0	1	1	1				
27 Jeremy Hermida, L OBP: 0.340, SLG: 0.388 2 Hanley Ramirez, R										3	0	0	0	0	1	2				
6 Dan Uggla, R OBP: 0.338, SLG: 0.431										3	1	1	1	1	1	0				
12 Cody Ross, R OBP: 0.320, SLG: 0.472										4	2	2	2	0	0	1				
21 John Baker, L OBP: 0.352, SLG: 0.430										3	0	1	0	0	1	0				
47 Ricky Nolasco, R ERA: 4.09 7 Ross Gload, L OBP: 0.351, SLG: 0.431 22 Matt Lindstrom, R 48 Brendan Donnelly, R										2	0	0	0	0	1	1				
Inning Stats	R: 0 E: 0 K: 0 S: 8	H: 0 LOB: 0 BB: 1 P: 13	R: 0 E: 0 K: 1 S: 10	H: 0 LOB: 1 BB: 1 P: 20	R: 0 E: 0 K: 1 S: 10	H: 1 LOB: 0 BB: 0 P: 18	R: 0 E: 0 K: 1 S: 10	H: 0 LOB: 0 BB: 1 P: 17	R: 0 E: 0 K: 0 S: 8	H: 1 LOB: 2 BB: 1 P: 17	R: 1 E: 0 K: 1 S: 8	H: 2 LOB: 1 BB: 0 P: 14	R: 0 E: 0 K: 0 S: 8	H: 0 LOB: 0 BB: 0 P: 15	R: 2 E: 0 K: 0 S: 5	H: 2 LOB: 0 BB: 0 P: 9		1B: 3 2B: 2 3B: 0 HR: 3	SF: 0 SAC: 0 DP: 2 HBP: 0	WP: 0 PB: 0 SB: 0 CS: 1
PITCHER	IP WLS BF H R ER SO BB IBB HBP BLK WP HR S P ERA WHIP																			
46 Ryan Dempster, R	6.0 23 4 0 0 4 4 0 0 0 0 0 0 8 14 9.00 2.000																			
47 Aaron Heilman, R ERA: 4.47	1.0 B 5 2 1 1 1 0 0 0 0 0 0 1 8 14 9.00 2.000																			
37 Angel Guzman, R ERA: 2.36	1.0 3 0 0 0 0 0 0 0 0 0 0 0 8 15 0.00 0.000																			
63 Kevin Gregg, R ERA: 4.17	0.1 L 3 2 2 2 0 0 0 0 0 0 0 2 5 9 54.00 6.000																			

AB	30
R	3
H	7
RBI	3
BB	4
SO	5
LOB	10



Batter	1	2	3	4	5	6	7	8	9	AB	R	H	RBI	BB	SO	LOB	TOP					
8 Chris Coghlan, L (1,7) OBP: 0.347, SLG: 0.388										5	1	3	0	0	0	0						
20 Nick Johnson, L (1,3) OBP: 0.415, SLG: 0.405										4	1	2	1	1	0	1						
2 Hanley Ramirez, R (1,6) OBP: 0.409, SLG: 0.554										3	0	0	0	1	1	1						
3 Jorge Cantu, R (1,5) OBP: 0.346, SLG: 0.449										5	0	2	0	0	0	4						
6 Dan Uggla, R (1,4) OBP: 0.346, SLG: 0.433										1	0	1	0	4	0	0						
27 Jeremy Hermida, L (1,9) OBP: 0.338, SLG: 0.385										5	0	1	1	0	2	9						
12 Cody Ross, R (1,8) OBP: 0.319, SLG: 0.477										4	1	1	1	0	1	7						
21 John Baker, L (1,2)										4	0	0	0	0	0	0						
55 Josh Johnson, L (1,1) OBP: 0.213, SLG: 0.364										4	1	1	1	0	3	0						
37 Renyel Pinto, L (8,1)										0	0	0	0	0	0	0						
40 Kiko Calero, R (8,1)										0	0	0	0	0	0	0						
53 Dan Meyer, R (8,1)										0	0	0	0	0	0	0						
Inning Stats	R: 1 H: 2 E: 0 K: 1 S: 19	LOB: 3 BB: 1 P: 31	R: 0 H: 0 E: 0 K: 1 S: 7	LOB: 0 BB: 0 P: 10	R: 0 H: 0 E: 0 K: 0 S: 13	LOB: 2 BB: 2 P: 28	R: 2 H: 3 E: 0 K: 0 S: 12	LOB: 0 BB: 0 P: 16	R: 0 H: 1 E: 0 K: 2 S: 13	LOB: 2 BB: 1 P: 22	R: 0 H: 0 E: 0 K: 1 S: 6	LOB: 0 BB: 0 P: 12	R: 1 H: 2 E: 0 K: 0 S: 11	LOB: 2 BB: 1 P: 24	R: 0 H: 2 E: 0 K: 1 S: 7	LOB: 0 BB: 0 P: 10	R: 0 H: 1 E: 0 K: 1 S: 8	LOB: 1 BB: 1 P: 16	1B: 7 2B: 2 3B: 1 HR: 2	SF: 0 SAC: 0 DP: 2 HBP: 1	WP: 0 PB: 0 SB: 0 CS: 0	PA: 42
PITCHER	IP WLS BF H R ER SO BB IBB HBP BLK WP HR S P ERA WHIP																					
51 J.D. Martin, R (1,1) ERA: 7.16	4.1	23	6	3	3	2	4	0	1	0	0	0	2	58	99	6.23	2.308					
42 Jason Bergmann, R (5,1) ERA: 5.0	2.1	9	1	1	1	3	1	0	0	0	0	0	18	35	3.86	0.857						
41 Ron Villone, L (7,1) ERA: 3.82	1.1	W	6	3	0	0	1	0	0	0	0	0	12	19	0.00	2.250						
54 Mike MacDougal, R (9,1) ERA: 4.2	1.0	S	4	1	0	0	1	0	0	0	0	0	8	16	0.00	2.000						

Florida Marlins @ Washington Nationals
Nationals Park, Washington, DC
Tue Aug 04 2009, 7:05 PM EDT
Att: 19,828 - Partly Cloudy - 86 F

AB 35
R 4
H 11
RBI 4
BB 6
SO 7
LOB 22



Batter	1	2	3	4	5	6	7	8	9	AB	R	H	RBI	BB	SO	LOB	BOTTOM					
1 Nyjer Morgan, L (1,8) OBP: 0.366, SLG: 0.387										4	0	0	1	0	2	1						
15 Cristian Guzman, S (1,6) OBP: 0.326, SLG: 0.427										4	1	2	1	0	0	0						
16 Josh Willingham, R (1,7) OBP: 0.418, SLG: 0.593										4	0	1	0	0	0	1						
6 Anderson Hernandez, S (9,4) OBP: 0.310, SLG: 0.320										4	1	1	2	0	3	2						
44 Adam Dunn, L (1,3) OBP: 0.405, SLG: 0.568										0	0	0	0	0	0	0						
54 Mike MacDougal, S (9,1)										4	0	0	0	0	1	2						
34 Elijah Dukes, R (1,9) OBP: 0.306, SLG: 0.399										4	0	0	0	0	1	2						
22 Willie Harris, L (1,5) OBP: 0.366, SLG: 0.384										3	1	1	0	0	1	0						
12 Alberto Gonzalez, R (1,4) OBP: 0.312, SLG: 0.363										3	1	1	0	0	2	0						
23 Wil Nieves, R (1,2) OBP: 0.302, SLG: 0.301										3	1	1	0	0	0	0						
51 J.D. Martin, R (1,1)										1	0	0	0	0	0	0						
42 Jason Bergmann, R (5,1)										1	0	0	0	0	0	0						
41 Ron Villone, L (7,1)										0	0	0	0	0	0	0						
10 Ronnie Belliard, R (8,PH) OBP: 0.257, SLG: 0.295										1	1	1	2	0	0	0						
Inning Stats	R: 0 H: 2 E: 0 K: 2 S: 13	LOB: 0 BB: 0 P: 21	R: 0 H: 0 E: 0 K: 1 S: 7	LOB: 0 BB: 0 P: 10	R: 0 H: 0 E: 0 K: 1 S: 11	LOB: 0 BB: 0 P: 14	R: 0 H: 0 E: 0 K: 2 S: 9	LOB: 0 BB: 0 P: 13	R: 0 H: 0 E: 0 K: 0 S: 8	LOB: 0 BB: 0 P: 10	R: 0 H: 0 E: 0 K: 0 S: 5	LOB: 0 BB: 0 P: 7	R: 0 H: 0 E: 0 K: 1 S: 5	LOB: 0 BB: 0 P: 7	R: 6 H: 6 E: 0 K: 0 S: 23	LOB: 0 BB: 0 P: 37	R: 0 H: 1 E: 0 K: 0 S: 3	LOB: 0 BB: 0 P: 10	1B: 6 2B: 1 3B: 0 HR: 1	SF: 0 SAC: 0 DP: 0 HBP: 0	WP: 0 PB: 0 SB: 0 CS: 0	PA: 32
PITCHER	IP WLS BF H R ER SO BB IBB HBP BLK WP HR S P ERA WHIP																					
55 Josh Johnson, R (1,1) ERA: 2.98	7.0	27	6	4	4	9	0	0	0	0	0	0	0	67	95	5.14	0.857					
37 Renyel Pinto, L (8,1) ERA: 2.77	0.1	H	1	0	0	0	0	0	0	0	0	2	2	0.00	0.000							
40 Kiko Calero, R (8,1) ERA: 2.08	0.1	L	2	1	0	0	0	0	0	0	0	6	11	0.00	3.000							
53 Dan Meyer, L (8,1) ERA: 2.21	0.1	2	1	2	2	0	0	0	0	0	1	6	11	54.00	3.000							

Florida Marlins @ Washington Nationals
Nationals Park, Washington, DC
Tue Aug 04 2009, 7:05 PM EDT
Att: 19,828 - Partly Cloudy - 86 F

AB 32
R 6
H 8
RBI 6
BB 0
SO 9
LOB 6



Batter	1	2	3	4	5	6	7	8	9	AB	R	H	RBI	BB	SO	LOB	TOP					
8 Chris Coghlan, L (1, 7) OBP: 0.348, SLG: 0.389	L8		G4-3		G4-6-3		FC5		G4-3	5	1	2	0	0	0	0	Florida Marlins @ Washington Nationals Nationals Park, Washington, DC Wed Aug 05 2009, 7:05 PM EDT Att: 18,312 - Clear - 85 F livebaseballscorecards.com					
20 Nick Johnson, L (1, 3) OBP: 0.414, SLG: 0.403	G3		G6-3		G4-6-3		F8		G4-3	4	1	1	0	1	0	0						
2 Hanley Ramirez, R (1, 6) OBP: 0.409, SLG: 0.552	1B		1B		G4-6-3		FC5		K	5	1	2	0	0	1	3						
3 Jorge Cantu, R (1, 5) OBP: 0.345, SLG: 0.449	K		2B		G6-3		F8			4	0	1	0	0	1	3						
6 Dan Uggla, R (1, 4) OBP: 0.350, SLG: 0.443		HR					F9			3	1	2	3	1	0	0						
12 Cody Ross, R (1, 9) OBP: 0.319, SLG: 0.477	G6-3		G5-3				2B		K	4	0	1	0	0	1	4						
29 Ronny Paulino, R (1, 2) OBP: 0.307, SLG: 0.395	G4-3						1B		G6-3	4	0	1	0	0	1	0						
1 Emilio Bonifacio, S (1, 8) OBP: 0.292, SLG: 0.308			L3				K		G5-3	3	0	0	0	1	1	2						
56 Rick Van Den Hurk, R (1, 1) 44 Brian Sanches, R (5, 1) 7 Ross Gload, L (6, PH) 52 Luis Ayala, R (6, 1) 37 Renyel Pinto, L (7, 1) 48 Brendan Donnelly, R (7, 1) 27 Jeremy Hermida, L (8, PH) 22 Matt Lindstrom, R (8, 1)			BB				K		K	2	0	0	0	0	0	0						
	K2-3									2	0	0	0	0	0	2						
Inning Stats	R: 0 E: 0 K: 1 S: 7	H: 1 LOB: 1 BB: 0 P: 10	R: 1 E: 0 K: 1 S: 11	H: 1 LOB: 1 BB: 1 P: 19	R: 0 E: 0 K: 0 S: 13	H: 2 LOB: 3 BB: 1 P: 27	R: 0 E: 0 K: 2 S: 11	H: 0 LOB: 0 BB: 0 P: 16	R: 1 E: 0 K: 0 S: 10	H: 2 LOB: 0 BB: 0 P: 11	R: 0 E: 0 K: 2 S: 13	H: 2 LOB: 2 BB: 0 P: 19	R: 2 E: 0 K: 1 S: 16	H: 2 LOB: 1 BB: 1 P: 27	R: 0 E: 0 K: 1 S: 7	H: 0 LOB: 0 BB: 0 P: 9	R: 0 E: 0 K: 1 S: 12	H: 0 LOB: 0 BB: 0 P: 21	1B: 7 2B: 2 3B: 0 HR: 1	SF: 0 SAC: 0 DP: 1 HBP: 0	WP: 0 PB: 0 SB: 0 CS: 0	PA: 39
PITCHER	IP WLS BF H R ER SO BB IBB HBP BLK WP HR S P ERA WHIP																					
31 John Lannan, L (1, 1) ERA: 3.39	6.0 W 27 8 2 2 6 2 0 0 0 0 1 65 102 3.00 1.667																					
17 Sean Burnett, L (7, 1) ERA: 2.5	0.0 2 1 2 2 0 1 0 0 0 0 0 3 7 ∞ ∞																					
29 Jorge Sosa, R (7, 1) ERA: 2.45	2.0 H 7 1 0 0 2 0 0 0 0 0 0 20 29 0.00 0.500																					
54 Mike MacDougal, R (9, 1) ERA: 4.06	1.0 S 3 0 0 0 1 0 0 0 0 0 0 12 21 0.00 0.000																					

Batter	1	2	3	4	5	6	7	8	9	AB	R	H	RBI	BB	SO	LOB	BOTTOM			
1 Neyer Morgan, L (1, 8) OBP: 0.370, SLG: 0.388	G4-3		15 S 2B		15 S 3B		15 S BB			2	2	1	0	1	0	0	Florida Marlins @ Washington Nationals Nationals Park, Washington, DC Wed Aug 05 2009, 7:05 PM EDT Att: 18,312 - Clear - 85 F livebaseballscorecards.com			
15 Cristian Guzman, S (1, 6) OBP: 0.331, SLG: 0.435	F7		16 1B 2B		16 1B 3B		11 FC5-4 1B			4	0	3	2	0	0	0				
11 Ryan Zimmerman, R (1, 5) OBP: 0.361, SLG: 0.510	HR		G5-3		F8		FC5-4			4	1	1	1	0	0	4				
44 Adam Dunn, L (1, 3) Anderson Hernandez, S (9, 4) OBP: 0.406, SLG: 0.574 OBP: 0.310, SLG: 0.320	HR		16 1B IBB		P6		K			3	1	1	1	1	1	2				
16 Josh Willingham, R (1, 7) 54 Mike MacDougal, S (9, 1)	HR		L1		L1		K			0	0	0	0	0	0	0				
34 Elijah Dukes, R (1, 9) OBP: 0.305, SLG: 0.393			L8		L4		10 CS BB		L8	3	0	0	0	1	0	3				
10 Ronnie Belliard, R (1, 4) OBP: 0.257, SLG: 0.316			K		HR		CS		F8	4	1	1	1	0	1	0				
23 Wil Nieves, R (1, 2) OBP: 0.294, SLG: 0.293			G3		K		G4-3		G6-3	4	0	0	0	0	1	0				
31 John Lannan, L (1, 1) OBP: 0.195, SLG: 0.200			G4-3		K		L9			2	0	0	0	0	1	0				
8 Jorge Padilla, R (6, PH) 17 Sean Burnett, L (7, 1) 29 Jorge Sosa, R (7, 1) 22 Willie Harris, L (9, 7) OBP: 0.386, SLG: 0.384										1	0	0	0	0	0	0				
Inning Stats	R: 2 E: 0 K: 1 S: 11	H: 2 LOB: 0 BB: 0 P: 14	R: 0 E: 0 K: 1 S: 11	H: 0 LOB: 0 BB: 0 P: 17	R: 1 E: 0 K: 0 S: 16	H: 2 LOB: 3 BB: 1 P: 30	R: 2 E: 0 K: 2 S: 10	H: 3 LOB: 1 BB: 0 P: 16	R: 0 E: 0 K: 0 S: 10	H: 0 LOB: 0 BB: 0 P: 21	R: 0 E: 0 K: 0 S: 7	H: 0 LOB: 0 BB: 0 P: 8	R: 0 E: 0 K: 2 S: 10	H: 1 LOB: 2 BB: 1 P: 20	R: 0 E: 0 K: 0 S: 8	H: 0 LOB: 0 BB: 0 P: 12	1B: 3 2B: 1 3B: 1 HR: 3	SF: 0 SAC: 0 DP: 0 HBP: 1	WP: 0 PB: 0 SB: 2 CS: 1	PA: 36
PITCHER	IP WLS BF H R ER SO BB IBB HBP BLK WP HR S P ERA WHIP																			
56 Rick Van Den Hurk, R (1, 1) ERA: 4.25	4.0 L 21 7 5 5 4 0 1 0 0 0 0 3 48 77 0.00 1.000																			
44 Brian Sanches, R (5, 1) ERA: 0.92	1.0 3 0 0 0 0 1 0 0 0 0 0 10 21 0.00 1.000																			
52 Luis Ayala, R (6, 1) ERA: 4.19	1.0 3 0 0 0 0 0 0 0 0 0 0 7 8 0.00 0.000																			
37 Renyel Pinto, L (7, 1) ERA: 2.72	0.2 4 1 0 0 1 1 0 0 0 0 0 7 15 0.00 3.000																			
48 Brendan Donnelly, R (7, 1) ERA: 0.78	0.1 1 0 0 0 1 0 0 0 0 0 0 3 5 0.00 0.000																			
22 Matt Lindstrom, R (8, 1) ERA: 6.1	1.0 3 0 0 0 0 0 0 0 0 0 0 8 12 0.00 0.000																			



Batter	1	2	3	4	5	6	7	8	9	AB	R	H	RBI	BB	SO	LOB	TOP				
8 Chris Coghlan, L (1.7) OBP: 0.346, SLG: 0.393										5	2	2	1	0	0	2	Florida Marlins @ Washington Nationals Nationals Park, Washington, DC Thu Aug 06 2009, 12:35 PM EDT Att: 23,691 - Cloudy - 69 F				
20 Nick Johnson, L (1.3) OBP: 0.414, SLG: 0.403										3	0	1	1	1	1	1					
2 Hanley Ramirez, R (1.6) OBP: 0.411, SLG: 0.556										5	2	3	1	0	0	5					
3 Jorge Cantu, R (1.5) OBP: 0.341, SLG: 0.445										4	0	0	1	0	0	7					
6 Dan Uggla, R (1.4) OBP: 0.353, SLG: 0.449										4	0	2	0	1	1	1					
21 John Baker, L (1.2) OBP: 0.344, SLG: 0.431										5	1	1	2	0	0	3					
12 Cody Ross, R (1.8) (7.9)										4	1	0	0	1	0	3					
27 Jeremy Hermida, L (1.9) OBP: 0.337, SLG: 0.383										4	1	1	0	0	1	2					
52 Luis Ayala, R (8.1) OBP: 0.357, SLG: 0.424										0	0	0	0	0	0	0					
7 Ross Gload, L (9. PH) OBP: 0.357, SLG: 0.424										1	0	0	0	0	0	1					
41 Chris Volstad, R (1.1) OBP: 0.146, SLG: 0.150										2	1	1	0	0	1	0					
64 Tim Wood, R (5.1) OBP: 0.229, SLG: 0.354										0	0	0	0	0	0	0					
55 Josh Johnson, L (6. PH) OBP: 0.229, SLG: 0.354										0	0	0	0	0	0	0					
44 Brian Sanches, R (6.1) OBP: 0.297, SLG: 0.308										0	0	0	0	0	0	0					
1 Emilio Bonifacio, S (7.8) OBP: 0.297, SLG: 0.308										0	0	0	0	0	0	0					
Inning Stats	R: 2 E: 0 K: 2 S: 12	H: 2 LOB: 0 BB: 0 P: 20	R: 4 E: 0 K: 0 S: 16	H: 4 LOB: 1 BB: 1 P: 28	R: 0 E: 0 K: 0 S: 6	H: 1 LOB: 0 BB: 0 P: 7	R: 0 E: 0 K: 1 S: 10	H: 0 LOB: 0 BB: 0 P: 13	R: 2 E: 0 K: 0 S: 6	H: 2 LOB: 0 BB: 0 P: 9	R: 0 E: 0 K: 1 S: 13	H: 0 LOB: 1 BB: 2 P: 26	R: 0 E: 0 K: 0 S: 12	H: 1 LOB: 1 BB: 2 P: 22	R: 0 E: 0 K: 0 S: 13	H: 1 LOB: 1 BB: 0 P: 21	1B: 6 2B: 4 3B: 0 HR: 1	SF: 2 SAC: 0 DP: 0 HBP: 0	WP: 1 PB: 0 SB: 3 CS: 0	PA: 44	
PITCHER	IP: 1.2 WLS: 1 BF: 12 ERA: 5.4	IP: 3.1 WLS: 3 BF: 13 ERA: 9.55	IP: 0.1 WLS: 0 BF: 4 ERA: 3.78	IP: 0.2 WLS: 0 BF: 2 ERA: 4.88	IP: 1.0 WLS: 5 BF: 5 ERA: 2.42	IP: 0.1 WLS: 1 BF: 2 ERA: 2.78	IP: 1.2 WLS: 6 BF: 6 ERA: 1.69	IP: 0.1 WLS: 2 BF: 1 ERA: 2.78	IP: 0.1 WLS: 2 BF: 1 ERA: 2.78	IP: 0.1 WLS: 2 BF: 1 ERA: 2.78	IP: 0.1 WLS: 2 BF: 1 ERA: 2.78	IP: 0.1 WLS: 2 BF: 1 ERA: 2.78	IP: 0.1 WLS: 2 BF: 1 ERA: 2.78	IP: 0.1 WLS: 2 BF: 1 ERA: 2.78	IP: 0.1 WLS: 2 BF: 1 ERA: 2.78	IP: 0.1 WLS: 2 BF: 1 ERA: 2.78	IP: 0.1 WLS: 2 BF: 1 ERA: 2.78	0.00 2.00 0.00 0.00 0.00 0.00	WHIP: 4.200 0.900 6.000 0.000 2.000	ERA: 27.00 5.40 0.00 0.00 0.00	WHIP: 4.200 0.900 6.000 0.000 2.000

Batter	1	2	3	4	5	6	7	8	9	AB	R	H	RBI	BB	SO	LOB	BOTTOM
1 Nnyer Morgan, L (1.8) OBP: 0.365, SLG: 0.386										4	0	1	0	0	1	0	
10 Ronnie Belliard, R (1.4) OBP: 0.268, SLG: 0.321										4	2	2	1	1	0	1	
11 Ryan Zimmerman, R (1.5) OBP: 0.368, SLG: 0.526										4	3	4	3	1	0	0	
44 Adam Dunn, L (1.3) OBP: 0.408, SLG: 0.572										3	1	1	0	2	1	3	
22 Willie Harris, L (6. PR) OBP: 0.366, SLG: 0.384										0	1	0	0	0	0	0	
16 Josh Willingham, R (1.7) OBP: 0.415, SLG: 0.586																	

Batter	1	2	3	4	5	6	7	8	9	AB	R	H	RBI	BB	SO	LOB	TOP					
8 Chris Coghlan, L (1,7) OBP: 0.357, SLG: 0.406										3	1	2	2	2	0	0						
20 Nick Johnson, L (1,3) OBP: 0.420, SLG: 0.411										2	0	0	0	2	1	1						
2 Hanley Ramirez, R (1,6) OBP: 0.408, SLG: 0.552										5	0	1	1	0	1	4						
3 Jorge Cantu, R (1,5) OBP: 0.336, SLG: 0.436										4	1	0	0	1	0	4						
46 Juan Carlos Oviedo, R (9,1)										0	0	0	0	0	0	0						
6 Dan Uggla, R (1,4) OBP: 0.349, SLG: 0.444										4	0	0	0	0	1	1						
12 Cody Ross, R (1,9) OBP: 0.318, SLG: 0.486										4	1	2	2	0	1	0						
29 Ronny Paulino, R (1,2) OBP: 0.307, SLG: 0.396										4	1	2	0	0	0	1						
1 Emilio Bonifacio, S (1,8) OBP: 0.299, SLG: 0.310										4	2	2	0	0	1	2						
45 Sean West, R (1,1) OBP: 0.263, SLG: 0.392										1	0	0	0	0	0	0						
44 Brian Sanchez, R (5,1)										0	0	0	0	0	0	0						
7 Ross Gload, L (6,PH)										0	0	0	0	0	0	1						
48 Brendan Donnelly, R (6,1)										0	0	0	0	0	0	0						
53 Dan Meyer, R (7,1)										0	0	0	0	0	0	0						
27 Jeremy Hermida, L (8,PH)										1	0	1	1	0	0	0						
22 Matt Lindstrom, R (8,1)										0	0	0	0	0	0	0						
18 Wes Helms, R (9,5) OBP: 0.316, SLG: 0.338										0	0	0	0	0	0	0						
Inning Stats	R: 1 E: 0 K: 2 S: 14	H: 1 LOB: 0 BB: 0 P: 21	R: 0 E: 0 K: 0 S: 7	H: 0 LOB: 0 BB: 0 P: 12	R: 1 E: 0 K: 0 S: 16	H: 1 LOB: 2 BB: 2 P: 32	R: 0 E: 0 K: 1 S: 9	H: 1 LOB: 1 BB: 0 P: 14	R: 0 E: 0 K: 0 S: 10	H: 0 LOB: 1 BB: 1 P: 18	R: 2 E: 0 K: 1 S: 14	H: 2 LOB: 1 BB: 0 P: 22	R: 0 E: 0 K: 0 S: 7	H: 1 LOB: 1 BB: 0 P: 11	R: 2 E: 0 K: 1 S: 16	H: 4 LOB: 2 BB: 0 P: 25	R: 0 E: 0 K: 0 S: 3	H: 0 LOB: 0 BB: 1 P: 7	1B: 8 2B: 0 3B: 0 HR: 2	SF: 0 SAC: 1 DP: 2 HBP: 1	WP: 0 PB: 0 SB: 1 CS: 0	PA: 40
PITCHER	IP WLS BF H R ER SO BB IBB HBP BLK WP HR S P ERA WHIP																					
35 Cole Hamels, L (1,1) ERA: 4.77	5.1 L 25 5 4 4 4 4 0 0 0 0 0 2 67 115 6.75 1.688																					
52 Tyler Walker, R (6,1) ERA: 2.65	0.2 2 0 0 0 0 0 0 0 0 0 0 3 4 0.00 0.000																					
61 Chan Ho Park, R (7,1) ERA: 4.92	2.0 10 5 2 2 1 0 0 0 1 0 0 0 23 36 9.00 2.500																					
38 Kyle Kendrick, R (9,1) ERA: 5.4	1.0 3 0 0 0 0 1 0 0 0 0 0 0 3 7 0.00 1.000																					

Florida Marlins @ Philadelphia Phillies
Citizens Bank Park, Philadelphia, PA

AB 33
R 6
H 10
RBI 6
BB 5
SO 5
LOB 14



WP: 0 PA: 40
PB: 0
SB: 1
CS: 0

Sat Aug 08 2009, 7:05 PM EDT
Att: 45,086 - Cloudy - 78 F

Batter	1	2	3	4	5	6	7	8	9	AB	R	H	RBI	BB	SO	LOB	BOTTOM					
11 Jimmy Rollins, S (1,6) OBP: 0.291, SLG: 0.404										5	0	1	1	0	0	3						
8 Shane Victorino, S (1,8) OBP: 0.378, SLG: 0.469										5	1	2	1	0	0	1						
26 Chase Utley, L (1,4) OBP: 0.414, SLG: 0.531										4	0	0	1	1	2	2						
6 Ryan Howard, L (1,3) OBP: 0.347, SLG: 0.525										4	1	4	0	1	0	0						
28 Jayson Werth, R (1,9) OBP: 0.371, SLG: 0.491										5	0	0	0	0	1	6						
29 Raul Ibanez, L (1,7) OBP: 0.371, SLG: 0.620										4	1	1	0	1	1	3						
7 Pedro Feliz, R (1,5) OBP: 0.333, SLG: 0.398										4	0	1	0	0	0	5						
Carlos Ruiz, R (1,2) OBP: 0.328, SLG: 0.376										3	1	1	0	0	0	3						
10 Ben Francisco, R (8,PH) OBP: 0.537, SLG: 0.431										1	0	0	0	0	1	1						
23 Paul Bako, L (9,2) OBP: 0.255, SLG: 0.294										0	0	0	0	0	0	0						
35 Cole Hamels, L (1,1) ERA: 4.88										2	0	1	0	0	1	2						
52 Tyler Walker, R (6,1) ERA: 1.14										0	0	0	0	0	0	0						
19 Greg Dobbs, L (6,PH)										1	0	0	0	0	0	0						
61 Chan Ho Park, R (7,1) OBP: 0.364, SLG: 0.388										1	0	0	0	0	0	0						
12 Matt Stairs, L (8,PH) OBP: 0.362, SLG: 0.493										0	0	0	0	0	0	1						
38 Kyle Kendrick, R (9,1) ERA: 5.1										0	0	0	0	0	0	0						
Inning Stats	R: 0 E: 0 K: 1 S: 12	H: 2 LOB: 2 BB: 1 P: 19	R: 2 E: 0 K: 1 S: 18	H: 4 LOB: 2 BB: 0 P: 27	R: 1 E: 2 K: 1 S: 16	H: 0 LOB: 2 BB: 1 P: 30	R: 0 E: 0 K: 0 S: 10	H: 0 LOB: 0 BB: 0 P: 16	R: 0 E: 0 K: 0 S: 10	H: 1 LOB: 0 BB: 1 P: 19	R: 0 E: 0 K: 0 S: 7	H: 0 LOB: 0 BB: 0 P: 12	R: 0 E: 0 K: 1 S: 11	H: 1 LOB: 1 BB: 0 P: 16	R: 0 E: 0 K: 1 S: 9	H: 1 LOB: 1 BB: 0 P: 13	R: 1 E: 0 K: 0 S: 9	H: 2 LOB: 1 BB: 0 P: 17	1B: 7 2B: 3 3B: 1 HR: 0	SF: 0 SAC: 0 DP: 1 HBP: 0	WP: 0 PB: 0 SB: 0 CS: 0	PA: 42
PITCHER	IP WLS BF H R ER SO BB IBB HBP BLK WP HR S P ERA WHIP																					
45 Sean West, L (1,1) ERA: 4.88	4.0 2 3 2 4 4 2 0 0 0 0 0 0 9 18 0.00 0.000																					
44 Brian Sanchez, R (5,1) ERA: 1.14	1.0 W 4 0 0 0 0 0 0 0 0 0 0 9 18 0.00 0.000																					
48 Brendan Donnelly, R (6,1) ERA: 0.69	1.0 H 3 0 0 0 0 0 0 0 0 0 0 7 12 0.00 0.000																					
53 Dan Meyer, L (7,1) ERA: 2.16	1.0 H 4 1 0 0 1 0 0 0 0 0 0 11 16 0.00 1.000																					
22 Matt Lindstrom, R (8,1) ERA: 5.1	1.0 H 4 1 0 0 1 0 0 0 0 0 0 9 13 0.00 1.000																					
PITCHER	IP WLS BF H R ER SO BB IBB HBP BLK WP HR S P ERA WHIP																					
46 Juan Carlos Oviedo, R (9,1) ERA: 3.96	1.0 S 5 2 1 1 0 0 0 0 0 0 0 9 17 9.00 2.000																					

Florida Marlins @ Philadelphia Phillies
Citizens Bank Park, Philadelphia, PA

AB 39
R 4
H 11
RBI 3
BB 3
SO 6
LOB 27



WP: 0 PA: 42
PB: 0
SB: 0
CS: 0

Sat Aug 08 2009, 7:05 PM EDT
Att: 45,086 - Cloudy - 78 F

Batter	1	2	3	4	5	6	7	8	9	AB	R	H	RBI	BB	SO	LOB	TOP			
21 Michael Bourn, L (1.8)										5	3	3	0	1	0	2	Houston Astros @ Florida Marlins Land Shark Stadium, Miami, FL Wed Aug 12, 2009, 7:10 PM EDT Att: 21,122 - Cloudy - 86 F			
10 Miguel Tejada, R (1.6) 8 Jeff Keppinger, R (8.6)										4	0	0	1	1	0	4				
17 Lance Berkman, S (1.3) 41 Chris Coyle, R (7.3)										3	2	2	2	2	0	1				
45 Carlos Lee, R (1.7)										6	2	3	3	0	0	3				
27 Geoff Blum, S (1.5)										4	2	1	1	1	1	3				
9 Hunter Pence, R (1.9)										5	2	2	6	0	1	0				
77 Ivan Rodriguez, R (1.2) 50 Alberto Arias, R (8.1) 22 LaTroy Hawkins, R (9.1)										5	1	1	0	0	0	0				
3 Kazuo Matsui, S (1.4)										4	1	3	0	1	1	0				
20 Bud Norris, R (1.1) 4 Jason Michaels, R (8. PH) 48 Tim Byrdak, L (6.1) 55 Humberto Quintero, R (8. PH)										2	1	1	0	0	0	0				
Inning Stats	R: 5 H: 4 E: 0 K: 1 S: 21	H: 4 R: 1 ER: 0 LOB: 0 BB: 1 P: 32	R: 1 H: 2 E: 0 K: 0 S: 16	H: 2 R: 1 ER: 0 LOB: 0 BB: 0 P: 21	R: 0 H: 0 E: 0 K: 0 S: 10	H: 0 R: 0 ER: 0 LOB: 0 BB: 0 P: 17	R: 7 H: 6 E: 1 K: 1 S: 23	H: 6 R: 2 ER: 2 LOB: 2 BB: 2 P: 41	R: 0 H: 1 E: 0 K: 0 S: 11	H: 1 R: 0 ER: 0 LOB: 1 BB: 1 P: 17	R: 0 H: 0 E: 0 K: 0 S: 7	H: 0 R: 0 ER: 0 LOB: 1 BB: 1 P: 17	R: 1 H: 2 E: 0 K: 1 S: 15	H: 2 R: 1 ER: 1 LOB: 1 BB: 0 P: 19	R: 0 H: 0 E: 0 K: 1 S: 13	H: 0 R: 0 ER: 0 LOB: 1 BB: 1 P: 22		1B: 9 2B: 4 3B: 0 HR: 3	SF: 0 SAC: 0 DP: 1 HBP: 1	WP: 1 PB: 0 SB: 2 CS: 0
PITCHER	IP: 3.1 WLS: L BF: 21 ERA: 5.44	H: 8 R: 10 ER: 10 SO: 1	BB: 1 IBB: 1 HBP: 1 BLK: 0	WP: 0 HR: 1 S: 53 P: 85	ERA: 27.00 WHIP: 2.700	IP: 1.0 WLS: 4 BF: 4 ERA: 1.13	H: 0 R: 0 ER: 0 SO: 1	BB: 1 IBB: 0 HBP: 0 BLK: 0	WP: 0 HR: 0 S: 13 P: 22	ERA: 0.00 WHIP: 1.000										

Batter	1	2	3	4	5	6	7	8	9	AB	R	H	RBI	BB	SO	LOB	BOTTOM					
8 Chris Coghlan, L (1.7)										4	0	1	1	1	2	1	Houston Astros @ Florida Marlins Land Shark Stadium, Miami, FL Wed Aug 12, 2009, 7:10 PM EDT Att: 21,122 - Cloudy - 86 F					
20 Nick Johnson, L (1.3)										5	1	0	0	0	3	5						
2 Hanley Ramirez, R (1.6)										5	2	2	2	0	0	0						
3 Jorge Cantu, R (1.5)										5	1	1	0	0	0	1						
21 John Baker, L (1.2)										5	0	2	0	0	0	1						
6 Dan Uggla, R (1.4)										4	1	1	0	0	1	4						
12 Cody Ross, R (1.8)										4	1	3	1	0	0	2						
27 Jeremy Hermida, L (1.9)										3	0	1	1	0	2	4						
47 Ricky Nolasco, R (1.1) 64 Tim Wood, R (4.1) 7 Ross Chasten, R (8. PH) 40 Kiko Calero, R (8.1) 37 Renyel Pinto, L (7.1) 22 Matt Lindstrom, R (8.1) 18 Wes Helms, R (8. PH) 48 Brendan Donnelly, R (9.1)										1	0	1	1	0	0	0						
Inning Stats	R: 0 H: 0 E: 0 K: 2 S: 9	H: 0 R: 0 ER: 0 LOB: 0 BB: 0 P: 13	R: 2 H: 4 E: 0 K: 1 S: 11	H: 4 R: 3 ER: 3 LOB: 3 BB: 1 P: 24	R: 1 H: 2 E: 1 K: 2 S: 13	H: 2 R: 1 ER: 2 LOB: 2 BB: 0 P: 21	R: 2 H: 2 E: 0 K: 0 S: 10	H: 2 R: 1 ER: 1 LOB: 2 BB: 0 P: 17	R: 0 H: 0 E: 0 K: 1 S: 18	H: 0 R: 0 ER: 0 LOB: 2 BB: 0 P: 23	R: 0 H: 0 E: 0 K: 2 S: 9	H: 0 R: 0 ER: 0 LOB: 0 BB: 0 P: 12	R: 0 H: 0 E: 0 K: 0 S: 10	H: 0 R: 0 ER: 0 LOB: 0 BB: 0 P: 14	R: 1 H: 3 E: 0 K: 0 S: 10	H: 3 R: 1 ER: 1 LOB: 1 BB: 0 P: 17		R: 0 H: 0 E: 0 K: 0 S: 7	H: 0 R: 0 ER: 0 LOB: 0 BB: 0 P: 12	1B: 11 2B: 1 3B: 0 HR: 1	SF: 0 SAC: 0 DP: 1 HBP: 0	WP: 0 PB: 0 SB: 0 CS: 0
PITCHER	IP: 5.0 WLS: W BF: 27 ERA: 3.0	H: 10 R: 5 ER: 4 SO: 6	BB: 1 IBB: 0 HBP: 0 BLK: 0	WP: 0 HR: 1 S: 61 P: 98	ERA: 7.20 WHIP: 2.200	IP: 3.0 WLS: 0 BF: 6 ERA: 2.89	H: 0 R: 0 ER: 0 SO: 2	BB: 0 IBB: 0 HBP: 0 BLK: 0	WP: 0 HR: 0 S: 19 P: 26	ERA: 0.00 WHIP: 0.000	IP: 1.0 WLS: 3 BF: 5 ERA: 2.89	H: 3 R: 1 ER: 1 LOB: 1 BB: 0 P: 17	BB: 0 IBB: 0 HBP: 0 BLK: 0	WP: 0 HR: 1 S: 10 P: 12	ERA: 9.00 WHIP: 3.000	IP: 1.0 WLS: 0 BF: 3 ERA: 2.27	H: 0 R: 0 ER: 0 SO: 0	BB: 0 IBB: 0 HBP: 0 BLK: 0	WP: 0 HR: 0 S: 7 P: 12	ERA: 0.00 WHIP: 0.000		



Batter	1	2	3	4	5	6	7	8	9	AB	R	H	RBI	BB	SO	LOB	TOP								
21 Michael Bourn, L (1.8) OBP: 0.364, SLG: 0.404	G6-3		G4-3					K		4	0	1	0	0	1	1	Houston Astros @ Florida Marlins Land Shark Stadium, Miami, FL Thu Aug 13 2009, 7:10 PM EDT Att: 14,047 - Partly Cloudy - 87 F								
10 Miguel Tejada, R (1.6) OBP: 0.346, SLG: 0.455	F9			G1-3	L9			G4-3		4	0	0	0	0	2										
17 Lance Berkman, S (1.3) OBP: 0.411, SLG: 0.533	K			G5-3				F8		4	1	1	0	0	1										
45 Carlos Lee, R (1.7) OBP: 0.363, SLG: 0.514		G4-3				G6-3			F8	4	0	1	0	0	1										
9 Hunter Pence, R (1.9) OBP: 0.353, SLG: 0.467 58 Yorman Bazardo, R (6.1)	F8					G4-3				3	0	0	0	0	1										
2 Darin Erstad, L (9, PH) OBP: 0.288, SLG: 0.362				F8				G1-3	BB	0	0	0	0	0	0										
8 Jeff Keppinger, R (1.5) OBP: 0.341, SLG: 0.387	G5-3					G4-3				1	0	1	1	0	0										
3 Kazuo Matsui, S (1.4) OBP: 0.300, SLG: 0.337			K			K		G3-1		3	0	0	0	2	2										
55 Humberto Quintero, R (1.2) OBP: 0.294, SLG: 0.327			F9					K		3	1	1	0	1	1										
11 Mike Hampton, R (1.1) OBP: 0.350, SLG: 0.432 43 Chris Sampson, R (6.1) 4 Jason Michaels, R (6.9) OBP: 0.278, SLG: 0.415								P3	FC5-4	2	0	2	1	0	0										
Inning Stats	R: 0 E: 0 K: 1 S: 6	H: 0 LOB: 0 BB: 0 P: 8	R: 0 E: 0 K: 0 S: 5	H: 0 LOB: 0 BB: 0 P: 8	R: 0 E: 0 K: 1 S: 13	H: 1 LOB: 1 BB: 0 P: 19	R: 0 E: 0 K: 0 S: 13	H: 1 LOB: 1 BB: 0 P: 19	R: 1 E: 0 K: 1 S: 17	H: 3 LOB: 2 BB: 0 P: 25	R: 0 E: 0 K: 0 S: 8	H: 0 LOB: 0 BB: 0 P: 13	R: 0 E: 0 K: 1 S: 6	H: 0 LOB: 0 BB: 0 P: 8	R: 0 E: 0 K: 1 S: 7	H: 0 LOB: 0 BB: 0 P: 9	R: 1 E: 0 K: 0 S: 14	H: 2 LOB: 3 BB: 2 P: 25	1B: 3 2B: 4 3B: 0 HR: 0	SF: 0 SAC: 0 DP: 0 HBP: 0	WP: 0 PB: 0 SB: 0 CS: 0	PA: 36			
PITCHER	IP	WLS	BF	H	R	ER	SO	BB	IBB	HBP	BLK	WP	HR	S	P	ERA	WHIP								
45 Sean West, L (1.1) ERA: 4.57	6.0	W	23	5	1	1	3	0	0	0	0	0	0	62	92	1.50	0.833								
44 Brian Sanches, R (7.1) ERA: 10.1	2.0		6	0	0	0	2	0	0	0	0	0	0	13	17	0.00	0.000								
63 Chris Leroux, R (9.1) ERA: 10.8	1.0		7	2	1	1	0	2	0	0	0	0	0	14	25	9.00	4.000								

Batter	1	2	3	4	5	6	7	8	9	AB	R	H	RBI	BB	SO	LOB	BOTTOM								
8 Chris Coghlan, L (1.7) OBP: 0.367, SLG: 0.412	B1-3		G6-3					G3-1		5	0	1	1	0	1	0	Houston Astros @ Florida Marlins Land Shark Stadium, Miami, FL Thu Aug 13 2009, 7:10 PM EDT Att: 14,047 - Partly Cloudy - 87 F								
1 Emilio Bonifacio, S (1.8) OBP: 0.303, SLG: 0.312			G5-3			FC4-6				4	1	2	1	0	0	2									
2 Hanley Ramirez, R (1.6) OBP: 0.413, SLG: 0.563	FC6-4									4	1	2	2	0	0	2									
3 Jorge Cantu, R (1.3) OBP: 0.337, SLG: 0.436	HR		L8							4	2	2	2	0	0	2									
6 Dan Uggla, R (1.4) OBP: 0.353, SLG: 0.446				G5-3		G4-3		K		4	0	1	0	0	1	1									
12 Cody Ross, R (1.9) OBP: 0.321, SLG: 0.480 27 Jeremy Hermida, L (7.9) OBP: 0.343, SLG: 0.382	P4							F7		2	1	0	0	1	1	1									
18 Wes Helms, R (1.5) OBP: 0.304, SLG: 0.356			G6-3		G5-3			K		4	1	1	1	0	1	0									
29 Ronny Paulino, R (1.2) OBP: 0.332, SLG: 0.417			G6-3					G3-1		3	2	1	1	1	0	0									
45 Sean West, R (1.1) OBP: 0.056, SLG: 0.056 7 Ross Gload, L (6, PH) OBP: 0.353, SLG: 0.408 44 Brian Sanches, R (7.1) 63 Chris Leroux, L (9.1)			K					G6-3		2	0	0	0	0	1	0									
Inning Stats	R: 2 E: 0 K: 0 S: 16	H: 3 LOB: 1 BB: 0 P: 22	R: 0 E: 0 K: 1 S: 7	H: 0 LOB: 0 BB: 0 P: 13	R: 0 E: 0 K: 0 S: 11	H: 1 LOB: 1 BB: 0 P: 18	R: 0 E: 0 K: 1 S: 7	H: 0 LOB: 0 BB: 0 P: 10	R: 1 E: 0 K: 0 S: 11	H: 2 LOB: 1 BB: 0 P: 18	R: 6 E: 0 K: 0 S: 30	H: 5 LOB: 1 BB: 2 P: 49	R: 0 E: 0 K: 2 S: 7	H: 0 LOB: 0 BB: 0 P: 10	R: 0 E: 0 K: 0 S: 8	H: 0 LOB: 0 BB: 0 P: 10		1B: 8 2B: 1 3B: 0 HR: 2	SF: 0 SAC: 0 DP: 0 HBP: 0	WP: 1 PB: 0 SB: 1 CS: 0	PA: 37				
PITCHER	IP	WLS	BF	H	R	ER	SO	BB	IBB	HBP	BLK	WP	HR	S	P	ERA	WHIP								
11 Mike Hampton, L (1.1) ERA: 5.3	5.0	L	21	6	3	3	3	0	0	0	0	0	0	52	81	5.40	1.200								
43 Chris Sampson, R (6.1) ERA: 5.04	0.2		9	5	6	6	0	1	1	0	0	1	0	27	46	81.00	9.000								
58 Yorman Bazardo, R (6.1) ERA: 8.1	2.1		7	0	0	0	2	0	0	0	0	0	0	18	23	0.00	0.000								

Batter	1	2	3	4	5	6	7	8	9	AB	R	H	RBI	BB	SO	LOB	TOP			
7 Seth Smith, L (1, 7) OBP: 0.383, SLG: 0.476										3	0	0	0	1	0	1	Colorado Rockies @ Florida Marlins Land Shark Stadium, Miami, FL Fri Aug 14 2009, 7:10 PM EDT Att: 15,965 - Overcast - 86 F			
5 Carlos González, L (1, 8) OBP: 0.335, SLG: 0.476										4	0	0	0	0	3	3				
2 Troy Tulowitzki, R (1, 6) OBP: 0.359, SLG: 0.547										4	1	1	0	0	2	0				
11 Brad Hawpe, L (1, 9) OBP: 0.390, SLG: 0.528										3	0	0	0	1	1	1				
27 Garrett Atkins, R (1, 3) OBP: 0.307, SLG: 0.346										4	2	1	2	0	1	1				
9 Ian Stewart, L (1, 5) OBP: 0.327, SLG: 0.477										4	1	1	0	0	3	1				
12 Clint Barmes, R (1, 4) OBP: 0.302, SLG: 0.458										2	0	0	0	0	1	1				
49 Adam Eaton, R (5, 1) OBP: 0.316, SLG: 0.410										0	0	0	0	0	0	0				
19 Ryan Spilborghs, R (8, PH) OBP: 0.316, SLG: 0.410										1	0	0	0	0	0	0				
97 Joe Beimel, L (8, 1) OBP: 0.367, SLG: 0.416										0	0	0	0	0	0	0				
24 Dexter Fowler, S (9, PH) OBP: 0.367, SLG: 0.416										1	0	0	0	0	1	2				
20 Chris Iannetta, R (1, 2) OBP: 0.338, SLG: 0.459										2	1	1	3	2	1	0				
46 Jason Hammel, R (1, 1) OBP: 0.171, SLG: 0.152										1	0	0	0	0	1	0				
6 Omar Quintanilla, L (5, 4) OBP: 0.253, SLG: 0.250										2	0	0	0	0	1	2				
17 Todd Helton, L (9, PH) OBP: 0.399, SLG: 0.503										1	0	0	0	0	0	0				
Inning Stats	R: 0 E: 0 K: 2 S: 8	H: 0 LOB: 0 BB: 0 P: 12	R: 0 E: 0 K: 2 S: 8	H: 0 LOB: 0 BB: 0 P: 10	R: 0 E: 0 K: 3 S: 9	H: 0 LOB: 0 BB: 0 P: 16	R: 0 E: 0 K: 1 S: 6	H: 0 LOB: 0 BB: 0 P: 10	R: 0 E: 0 K: 1 S: 9	H: 0 LOB: 1 BB: 1 P: 17	R: 1 E: 0 K: 2 S: 16	H: 1 LOB: 0 BB: 0 P: 24	R: 0 E: 0 K: 2 S: 12	H: 0 LOB: 2 BB: 2 P: 22	R: 4 E: 1 K: 2 S: 17	H: 3 LOB: 0 BB: 0 P: 28	1B: 1 2B: 0 3B: 1 HR: 2	SF: 0 SAC: 0 DP: 0 HBP: 0	WP: 0 PB: 0 SB: 0 CS: 0	PA: 36
PITCHER	IP WLS BF H R ER SO BB IBB HBP BLK WP HR S P ERA WHIP																			
55 Josh Johnson, R (1, 1) ERA: 2.85	7.1 W 26	1 1 1 11	3 0 0 0	0 0 0 0	0 0 0 0	0 1 69	114	1.23	0.545											
37 Renyel Pinto, L (8, 1) ERA: 2.47	0.2	3 0 0 2	1 0 0 0	0 0 0 0	0 0 9	16	0.00	1.500												
48 Brendan Donnelly, R (9, 1) ERA: 1.65	0.1	4 2 3 2	1 0 0 0	0 0 10	17	54.00	6.000													
46 Juan Carlos Oviedo, R (9, 1) ERA: 4.13	0.2 S 3	1 1 0 1	0 0 0 0	0 0 1	7	11	0.00	1.500												

Batter	1	2	3	4	5	6	7	8	9	AB	R	H	RBI	BB	SO	LOB	BOTTOM		
8 Chris Coghlan, L (1, 7) OBP: 0.362, SLG: 0.407										4	0	0	1	0	1	4	Colorado Rockies @ Florida Marlins Land Shark Stadium, Miami, FL Fri Aug 14 2009, 7:10 PM EDT Att: 15,965 - Overcast - 86 F		
20 Nick Johnson, L (1, 3) OBP: 0.420, SLG: 0.409										2	0	1	2	2	0	2			
46 Juan Carlos Oviedo, R (9, 1) ERA: 4.13										0	0	0	0	0	0	0			
2 Hanley Ramirez, R (1, 6) OBP: 0.415, SLG: 0.565										4	1	2	0	1	1	2			
3 Jorge Cantu, R (1, 5) OBP: 0.338, SLG: 0.436										4	1	2	0	0	0	4			
21 John Baker, L (1, 2) OBP: 0.348, SLG: 0.438										3	0	0	1	0	2	3			
6 Dan Uggla, R (1, 4) OBP: 0.352, SLG: 0.451										4	1	1	2	0	2	1			
12 Cody Ross, R (1, 8) OBP: 0.320, SLG: 0.478										4	1	1	0	0	2	1			
27 Jeremy Hermida, L (1, 9) OBP: 0.347, SLG: 0.387										3	1	2	0	1	0	0			
55 Josh Johnson, L (1, 1) OBP: 0.250, SLG: 0.362										0	0	0	0	1	0	0			
37 Renyel Pinto, L (8, 1) ERA: 2.47										0	0	0	0	0	0	0			
18 Wes Helms, R (8, PH) OBP: 0.308, SLG: 0.361										1	1	1	0	0	0	0			
Inning Stats	R: 0 E: 0 K: 1 S: 10	H: 1 LOB: 2 BB: 1 P: 22	R: 1 E: 0 K: 0 S: 13	H: 2 LOB: 2 BB: 1 P: 24	R: 1 E: 0 K: 2 S: 16	H: 2 LOB: 1 BB: 0 P: 22	R: 1 E: 0 K: 0 S: 13	H: 1 LOB: 2 BB: 2 P: 27	R: 0 E: 0 K: 2 S: 7	H: 0 LOB: 0 BB: 0 P: 12	R: 2 E: 0 K: 1 S: 11	H: 2 LOB: 0 BB: 0 P: 15	R: 1 E: 0 K: 1 S: 9	H: 1 LOB: 0 BB: 0 P: 14	1B: 6 2B: 3 3B: 0 HR: 1	SF: 2 SAC: 3 DP: 0 HBP: 0		WP: 1 PB: 0 SB: 0 CS: 0	PA: 39
PITCHER	IP WLS BF H R ER SO BB IBB HBP BLK WP HR S P ERA WHIP																		
46 Jason Hammel, R (1, 1) ERA: 4.73	4.0 L 22	6 3 3 3	3 3 3 4	1 0 0 0	0 0 1	31	48	6.00	1.333										
49 Adam Eaton, R (5, 1) ERA: 8.2	3.0	13 3 2 2	4 1 0 0	0 0 0	0 1	31	48	6.00	1.333										
97 Joe Beimel, L (8, 1) ERA: 3.6	1.0	4 1 1 1	1 1 1 1	0 0 0 0	1 0	9	14	9.00	1.000										

Batter	1	2	3	4	5	6	7	8	9	AB	R	H	RBI	BB	SO	LOB	TOP			
7 Seth Smith, L OBP: 0.384, SLG: 0.474 24 Dexter Fowler, S OBP: 0.365, SLG: 0.413										3	1	1	0	1	1	0	Colorado Rockies @ Florida Marlins Land Shark Stadium, Miami, FL Sun Aug. 16 2009, 1:40 PM EDT Att: 20,089 - Partly Cloudy - 91 F			
5 Carlos González, L OBP: 0.341, SLG: 0.517 63 Rafael Betancourt, R 16 Huston Street, R										4	1	2	1	0	1	1				
17 Todd Helton, L OBP: 0.397, SLG: 0.495										4	0	0	0	0	3	2				
2 Troy Tulowitzki, R OBP: 0.360, SLG: 0.541										3	1	0	1	1	1	1				
11 Brad Hawpe, L OBP: 0.387, SLG: 0.533											4	1	1	2	0	3		0		
27 Garrett Atkins, R OBP: 0.313, SLG: 0.347 56 Franklin Morales, L OBP: 0.400, SLG: 0.440 19 Ryan Spilborghs, R OBP: 0.321, SLG: 0.416										2	1	1	0	1	0	0				
12 Clint Barmes, R OBP: 0.299, SLG: 0.459										4	1	1	2	0	2	2				
8 Yorvit Torrealba, R OBP: 0.325, SLG: 0.359											4	0	1	1	0	1		0		
29 Jorge De La Rosa, L OBP: 0.186, SLG: 0.214 9 Ian Stewart, L OBP: 0.324, SLG: 0.475										2	0	0	0	0	2	0				
										2	0	0	0	0	1	0				
Inning Stats	R: 1 E: 0 K: 1 S: 10	H: 1 LOB: 0 BB: 1 P: 19	R: 2 E: 0 K: 3 S: 15	H: 2 LOB: 0 BB: 0 P: 19	R: 1 E: 0 K: 0 S: 11	H: 1 LOB: 0 BB: 0 P: 17	R: 0 E: 0 K: 2 S: 10	H: 0 LOB: 0 BB: 0 P: 14	R: 0 E: 0 K: 2 S: 10	H: 0 LOB: 0 BB: 0 P: 13	R: 2 E: 0 K: 1 S: 12	H: 1 LOB: 1 BB: 2 P: 24	R: 0 E: 0 K: 3 S: 13	H: 0 LOB: 0 BB: 0 P: 18	R: 1 E: 0 K: 2 S: 9	H: 1 LOB: 0 BB: 1 P: 16	1B: 4 2B: 1 3B: 0 HR: 3	SF: 0 SAC: 0 DP: 1 HBP: 0	WP: 1 PB: 0 SB: 1 CS: 0	PA: 36
PITCHER	IP 5.2	WLS L	BF 24	H 5	R 6	ER 6	SO 9	BB 3	IBB 0	HBP 0	BLK 0	WP 1	HR 3	S 65	P 103	ERA 9.53	WHIP 1.412			
56 Rick Van Den Hurk, R ERA: 5.12 22 Matt Lindstrom, R ERA: 6.15 51 Cristhian Martinez, R ERA: 6.52 48 Brendan Donnelly, R ERA: 2.08	IP 0.1	WLS 1	BF 7	H 1	R 0	ER 0	SO 4	BB 0	IBB 0	HBP 0	BLK 0	WP 0	HR 0	S 24	P 32	ERA 0.00	WHIP 0.500			

Batter	1	2	3	4	5	6	7	8	9	AB	R	H	RBI	BB	SO	LOB	BOTTOM					
8 Chris Coghlan, L OBP: 0.366, SLG: 0.419										5	1	2	0	0	1	2	Colorado Rockies @ Florida Marlins Land Shark Stadium, Miami, FL Sun Aug. 16 2009, 1:40 PM EDT Att: 20,089 - Partly Cloudy - 91 F					
1 Emilio Bonifacio, S OBP: 0.305, SLG: 0.315										5	0	3	1	0	1	1						
2 Hanley Ramirez, R OBP: 0.417, SLG: 0.571										4	1	1	0	1	2	6						
3 Jorge Cantu, R OBP: 0.338, SLG: 0.433 48 Brendan Donnelly, R										5	0	2	1	0	1	5						
										0	0	0	0	0	0	0						
6 Dan Uggla, R OBP: 0.355, SLG: 0.447											4	0	0	0	1	3		4				
12 Cody Ross, R OBP: 0.328, SLG: 0.482										4	0	2	1	1	0	1						
18 Wes Helms, R OBP: 0.309, SLG: 0.359										5	0	1	0	0	3	5						
29 Ronny Paulino, R OBP: 0.335, SLG: 0.419										4	1	2	0	0	1	4						
56 Rick Van Den Hurk, R 22 Matt Lindstrom, R 27 Jeremy Hermida, L 51 Cristhian Martinez, R 7 Ross Gload, L										2	0	0	0	0	1	1						
										0	0	0	0	0	0	0						
										0	0	0	0	0	0	0						
										0	0	0	0	0	0	0						
										0	0	0	0	0	0	0						
Inning Stats	R: 0 E: 0 K: 1 S: 11	H: 2 LOB: 1 BB: 0 P: 19	R: 0 E: 0 K: 1 S: 12	H: 1 LOB: 0 BB: 0 P: 15	R: 0 E: 0 K: 2 S: 9	H: 0 LOB: 0 BB: 0 P: 14	R: 0 E: 0 K: 2 S: 12	H: 1 LOB: 2 BB: 2 P: 29	R: 1 E: 1 K: 2 S: 11	H: 2 LOB: 0 BB: 0 P: 21	R: 0 E: 0 K: 1 S: 10	H: 1 LOB: 2 BB: 1 P: 18	R: 2 E: 0 K: 1 S: 22	H: 5 LOB: 3 BB: 0 P: 30	R: 0 E: 1 K: 2 S: 14	H: 1 LOB: 2 BB: 0 P: 20	R: 0 E: 0 K: 2 S: 9	H: 0 LOB: 0 BB: 0 P: 12	1B: 13 2B: 0 3B: 0 HR: 0	SF: 0 SAC: 0 DP: 0 HBP: 0	WP: 0 PB: 0 SB: 0 CS: 1	PA: 43
PITCHER	IP 5.2	WLS W	BF 27	H 7	R 1	ER 0	SO 9	BB 3	IBB 0	HBP 0	BLK 0	WP 0	HR 0	S 63	P 112	ERA 0.00	WHIP 1.765					
29 Jorge De La Rosa, L ERA: 4.58 56 Franklin Morales, L ERA: 2.74 63 Rafael Betancourt, R ERA: 2.75 16 Huston Street, R ERA: 3.0	IP 1.1	WLS S	BF 4	H 0	R 0	ER 0	SO 2	BB 0	IBB 0	HBP 0	BLK 0	WP 0	HR 0	S 11	P 15	ERA 0.00	WHIP 0.000					

Batter	1	2	3	4	5	6	7	8	9	AB	R	H	RBI	BB	SO	LOB	TOP										
8 Chris Coghlan, L (1,7) OBP: 0.368, SLG: 0.421	G6-3		G3-1			G1-3			1B	4	0	1	0	0	0	0											
1 Emilio Bonifacio, S (1,8) OBP: 0.368, SLG: 0.937	BB		B1-3			K			1B	3	1	1	0	1	1	0											
2 Hanley Ramirez, R (1,6) OBP: 0.418, SLG: 0.566	FC6		1B			L9			K	4	0	1	0	0	1	3											
29 Ronny Paulino, R (1,2) OBP: 0.335, SLG: 0.414 21 John Baker, L (9,PH) OBP: 0.347, SLG: 0.441	BB		CS		F9				F9	2	0	0	0	1	0	0											
6 Dan Uggla, R (1,4) OBP: 0.354, SLG: 0.450	FC5		F9		F9				G5-3	4	0	0	1	0	1	4											
12 Cody Ross, R (1,9) OBP: 0.331, SLG: 0.478	K		F9		F9				K	3	0	0	0	0	2	2											
18 Wes Helms, R (1,5) OBP: 0.314, SLG: 0.359			F9		F9				K	3	0	1	0	0	1	0											
14 Gaby Sanchez, R (1,3)			G5-4-3		G4-3				F9	3	0	0	0	0	0	1											
55 Josh Johnson, L (1,1) OBP: 0.241, SLG: 0.347 51 Cristian Martinez, R (5,1) 27 Jeremy Hermida, L (8,PH) 22 Matt Lindstrom, R (8,1)			K		K				K	2	0	0	0	0	2	0											
Inning Stats	R: 1 E: 1 K: 1 S: 16	H: 0 LOB: 2 BB: 2 P: 29	R: 0 E: 0 K: 1 S: 7	H: 1 LOB: 0 BB: 0 P: 10	R: 0 E: 0 K: 0 S: 7	H: 1 LOB: 0 BB: 0 P: 10	R: 0 E: 0 K: 0 S: 5	H: 0 LOB: 0 BB: 0 P: 5	R: 0 E: 0 K: 1 S: 7	H: 0 LOB: 2 BB: 0 P: 9	R: 0 E: 0 K: 1 S: 8	H: 0 LOB: 0 BB: 0 P: 11	R: 0 E: 0 K: 1 S: 7	H: 0 LOB: 0 BB: 0 P: 12	R: 0 E: 0 K: 2 S: 7	H: 0 LOB: 0 BB: 0 P: 7	R: 0 E: 0 K: 2 S: 16	H: 2 LOB: 2 BB: 0 P: 27	1B: 4 2B: 0 3B: 0 HR: 0	SF: 0 SAC: 0 DP: 1 HBP: 0	WP: 0 PB: 0 SB: 0 CS: 1	PA: 33					
PITCHER	IP	WLS	BF	H	R	ER	SO	BB	IBB	HBP	BLK	WP	HR	S	P	ERA	WHIP										
51 Wandy Rodriguez, L (1,1) ERA: 2.89 47 Jose Valverde, R (9,1) ERA: 2.37	8.0	W	29	4	1	0	7	2	0	0	0	0	0	70	103	0.00	0.750										
1.0	S	3	0	0	0	2	0	0	0	0	0	0	0	10	17	0.00	0.000										

Florida Marlins @ Houston Astros
Minute Maid Park, Houston, TX
Thu Aug 20 2009, 7:05 PM CDT
Att: 30,039 - Roof Closed - 73 F

AB 30
R 1
H 4
RBI 1
BB 2
SO 9
LOB 12



Batter	1	2	3	4	5	6	7	8	9	AB	R	H	RBI	BB	SO	LOB	BOTTOM										
21 Michael Bourn, L (1,8) OBP: 0.365, SLG: 0.408	G4-3		P6						K	3	0	0	0	1	1	0											
10 Miguel Tejada, R (1,6) OBP: 0.336, SLG: 0.443	F9		1B		F8				F9	4	1	1	0	0	0	2											
17 Lance Berkman, S (1,3) OBP: 0.412, SLG: 0.528	2B		G4-3		1B				K	4	0	2	0	0	1	1											
45 Carlos Lee, R (1,7) OBP: 0.359, SLG: 0.514	K		HR		G5-3				F8	4	1	1	2	0	1	4											
27 Geoff Blum, S (1,5) OBP: 0.329, SLG: 0.397	G3		L1-4-3		P6				P6	3	0	0	0	0	0	0											
9 Hunter Pence, R (1,9) OBP: 0.348, SLG: 0.477	K		HR		G6-3				G6-3	3	1	1	1	0	1	0											
3 Kazuo Matsui, S (1,4) OBP: 0.288, SLG: 0.320	G5-3		G6-3		G6-3				G6-3	3	0	0	0	0	0	0											
55 Humberto Quintero, R (1,2) OBP: 0.292, SLG: 0.357	G4-3		2B		2B				K	3	1	1	0	0	1	0											
51 Wandy Rodriguez, S (1,1) ERA: 2.96 47 Jose Valverde, R (9,1) ERA: 5.97	G1-3		2B		2B				G5-3	3	0	1	1	0	0	0											
Inning Stats	R: 0 E: 0 K: 1 S: 11	H: 1 LOB: 1 BB: 0 P: 22	R: 0 E: 0 K: 1 S: 11	H: 0 LOB: 0 BB: 0 P: 16	R: 0 E: 0 K: 0 S: 8	H: 0 LOB: 0 BB: 0 P: 12	R: 3 E: 0 K: 0 S: 11	H: 3 LOB: 0 BB: 0 P: 16	R: 1 E: 0 K: 0 S: 14	H: 3 LOB: 2 BB: 1 P: 26	R: 0 E: 0 K: 0 S: 8	H: 0 LOB: 0 BB: 0 P: 14	R: 0 E: 0 K: 2 S: 7	H: 0 LOB: 0 BB: 0 P: 12	R: 0 E: 0 K: 1 S: 7	H: 0 LOB: 0 BB: 0 P: 14	R: 0 E: 0 K: 1 S: 7	H: 0 LOB: 0 BB: 0 P: 14	1B: 2 2B: 3 3B: 0 HR: 2	SF: 0 SAC: 0 DP: 1 HBP: 0	WP: 0 PB: 0 SB: 0 CS: 0	PA: 31					
PITCHER	IP	WLS	BF	H	R	ER	SO	BB	IBB	HBP	BLK	WP	HR	S	P	ERA	WHIP										
55 Josh Johnson, R (1,1) ERA: 2.96 51 Cristian Martinez, R (5,1) ERA: 5.11 22 Matt Lindstrom, R (8,1) ERA: 5.97	4.1	L	21	7	4	4	2	1	0	0	0	0	0	7	29	0.00	1.846										
2.2		7	0	0	0	2	0	0	0	0	0	0	0	7	14	0.00	0.000										
1.0		3	0	0	0	1	0	0	0	0	0	0	0	7	14	0.00	0.000										

Florida Marlins @ Houston Astros
Minute Maid Park, Houston, TX
Thu Aug 20 2009, 7:05 PM CDT
Att: 30,039 - Roof Closed - 73 F

AB 30
R 4
H 7
RBI 4
BB 1
SO 5
LOB 7



Batter	1	2	3	4	5	6	7	8	9	AB	R	H	RBI	BB	SO	LOB	TOP										
8 Chris Coghlan, L (1,7) OBP: 0.365, SLG: 0.417	F7		G4-3 1B			K	K		G3	5	0	1	0	0	2	2	Florida Marlins @ Atlanta Braves Turner Field, Atlanta, GA Fri Aug 21 2009, 7:30 PM EDT Att: 22,608 - Partly Cloudy - 84 F										
7 Ross Gload, L (1,3) OBP: 0.348, SLG: 0.394	F9		G4-3			2 WP 1B	2 HR 1B		G5-3	5	2	2	1	0	0	2											
2 Hanley Ramirez, R (1,6) OBP: 0.420, SLG: 0.574	1B		K			1B	1B			4	1	3	3	0	1	1											
6 Dan Uggla, R (1,4) OBP: 0.351, SLG: 0.445	K				F9	K	G6-3			4	0	0	0	0	2	2											
21 John Baker, L (1,2) OBP: 0.346, SLG: 0.436	P6		K			IBB			G4-3	3	0	0	0	1	1	0											
12 Cody Ross, R (1,8) (8,9)	G5-3 18 27 1B		G5-3			F8			K	4	0	1	0	0	1	2											
27 Jeremy Hermida, L (1,9) 37 Renyel Pinto, L (8,1)	1B		K			HR			F8	4	1	2	1	0	1	0											
46 Juan Carlos Oviedo, R (9,1)	1B									0	0	0	0	0	0	0											
18 Wes Helms, R (1,5) OBP: 0.318, SLG: 0.365	G5-3		F7			19 SH5-4 7 1B 2B			8 G3 BB	3	1	1	0	1	0	2											
19 Anibal Sánchez, R (1,1) 53 Dan Meyer, R (7,1) 40 Kiko Calero, R (7,1) 1 Emilio Bonifacio, S (8,8) OBP: 0.308, SLG: 0.316	K		G6-3			SH5-4 2-3			K	2	0	0	0	0	1	0											
Inning Stats	R: 0 E: 0 K: 1 S: 9	H: 1 LOB: 1 BB: 0 P: 15	R: 0 E: 0 K: 0 S: 10	H: 2 LOB: 1 BB: 0 P: 13	R: 0 E: 0 K: 2 S: 12	H: 1 LOB: 1 BB: 0 P: 16	R: 0 E: 0 K: 1 S: 8	H: 0 LOB: 0 BB: 0 P: 12	R: 0 E: 0 K: 1 S: 9	H: 0 LOB: 0 BB: 0 P: 12	R: 1 E: 0 K: 2 S: 9	H: 2 LOB: 2 BB: 1 P: 18	R: 4 E: 0 K: 1 S: 13	H: 4 LOB: 0 BB: 0 P: 20	R: 0 E: 0 K: 1 S: 8	H: 0 LOB: 0 BB: 0 P: 9	R: 0 E: 0 K: 1 S: 10	H: 0 LOB: 1 BB: 1 P: 18	1B: 7 2B: 1 3B: 0 HR: 2	SF: 0 SAC: 1 DP: 1 HBP: 0	WP: 1 PB: 0 CS: 0	PA: 38					
PITCHER	IP	WLS	BF	H	R	ER	SO	BB	IBB	HBP	BLK	WP	HR	S	P	ERA	WHIP										
33 Javier Vazquez, R (1,1) ERA: 3.14	6.2	L	30	10	5	5	8	0	1	0	0	1	2	69	105	6.75	1.500										
58 Peter Moylan, R (7,1) ERA: 3.23	0.1		1	0	0	0	0	0	0	0	0	0	0	1	1	0.00	0.000										
34 Eric O'Flaherty, L (8,1) ERA: 3.21	1.0		3	0	0	0	1	0	0	0	0	0	0	8	9	0.00	0.000										
54 Kris Medlen, R (9,1) ERA: 4.17	0.1		2	0	0	0	1	1	0	0	0	0	0	4	8	0.00	3.000										
36 Boone Logan, L (9,1) ERA: 4.3	0.2		2	0	0	0	0	0	0	0	0	0	0	6	10	0.00	0.000										
Batter	1	2	3	4	5	6	7	8	9	AB	R	H	RBI	BB	SO	LOB	BOTTOM										
4 Omar Infante, R (1,4) OBP: 0.376, SLG: 0.396	10 BB BB		F9			G5-4-3 1-2			L1	3	0	0	0	1	0	1	Florida Marlins @ Atlanta Braves Turner Field, Atlanta, GA Fri Aug 21 2009, 7:30 PM EDT Att: 22,608 - Partly Cloudy - 84 F										
25 Ryan Church, L (1,8) OBP: 0.343, SLG: 0.395	P6		G6-3			10 1B 22 HR 2B			K	4	1	1	0	0	1	1											
10 Chipper Jones, S (1,5) OBP: 0.401, SLG: 0.472	16 BB G1-6-3		K			22 HR 1B			G4-3	3	1	1	0	1	1	0											
16 Brian McCann, L (1,2) OBP: 0.354, SLG: 0.497	G1-6-3 1-2		K			L4			K2-3	4	0	0	0	0	2	4											
22 Adam LaRoche, L (1,3) OBP: 0.355, SLG: 0.498	K		F8			1-H 3-H HR			1B	4	1	2	3	0	1	0											
19 Yunel Escobar, R (1,6) OBP: 0.370, SLG: 0.447	L9		K			1B				3	0	1	0	0	1	0											
23 Matt Diaz, R (1,9) OBP: 0.361, SLG: 0.470	K		G5-3			K			K	3	0	0	0	0	2	1											
30 Reid Gorecki, R (1,7) OBP: 0.250, SLG: 0.250			K2-3			K			F8	3	0	0	0	0	2	1											
33 Javier Vazquez, R (1,1) ERA: 4.97 58 Peter Moylan, R (7,1) 34 Eric O'Flaherty, L (8,1) 20 Greg Norton, S (8,9) 54 Kris Medlen, S (9,1) 36 Boone Logan, R (9,1)	G6-3		G6-3			G5-4-3 1B			G4-3	2	0	1	0	0	0	0											
Inning Stats	R: 0 E: 0 K: 0 S: 6	H: 0 LOB: 1 BB: 2 P: 14	R: 0 E: 0 K: 2 S: 9	H: 0 LOB: 0 BB: 0 P: 13	R: 0 E: 0 K: 1 S: 7	H: 0 LOB: 0 BB: 0 P: 9	R: 0 E: 0 K: 2 S: 11	H: 0 LOB: 0 BB: 0 P: 17	R: 0 E: 0 K: 1 S: 10	H: 0 LOB: 0 BB: 0 P: 16	R: 0 E: 0 K: 1 S: 8	H: 1 LOB: 0 BB: 0 P: 11	R: 3 E: 0 K: 1 S: 13	H: 4 LOB: 1 BB: 0 P: 23	R: 0 E: 0 K: 1 S: 9	H: 0 LOB: 0 BB: 0 P: 13		R: 0 E: 0 K: 1 S: 6	H: 1 LOB: 1 BB: 0 P: 8	1B: 4 2B: 1 3B: 0 HR: 1	SF: 0 SAC: 0 DP: 2 HBP: 0	WP: 0 PB: 0 CS: 0	PA: 32				
PITCHER	IP	WLS	BF	H	R	ER	SO	BB	IBB	HBP	BLK	WP	HR	S	P	ERA	WHIP										
19 Anibal Sánchez, R (1,1) ERA: 4.97	6.0	W	20	2	1	1	7	2	0	0	0	0	0	52	82	1.50	0.667										
53 Dan Meyer, L (7,1) ERA: 3.13	0.1		3	2	2	2	0	0	0	0	0	0	1	6	13	54.00	6.000										
40 Kiko Calero, R (7,1) ERA: 1.8	1.1	H	5	1	0	0	1	0	0	0	0	0	0	12	17	0.00	0.750										
37 Renyel Pinto, L (8,1) ERA: 2.74	0.1	H	1	0	0	0	1	0	0	0	0	0	0	3	4	0.00	0.000										
46 Juan Carlos Oviedo, R (9,1) ERA: 4.05	1.0	S	3	1	0	0	1	0	0	0	0	0	0	6	8	0.00	1.000										

Batter	1	2	3	4	5	6	7	8	9	AB	R	H	RBI	BB	SO	LOB	TOP																					
8 Chris Coghlan, L (1,7) OBP: 0.368, SLG: 0.416										3	0	2	0	1	0	0	Florida Marlins @ Atlanta Braves Turner Field, Atlanta, GA Sun Aug 23 2009, 1:30 PM EDT Att: 30,478 - Sunny - 76 F																					
7 Ross Gload, L (1,3) OBP: 0.332, SLG: 0.376										4	0	0	0	0	1	3																						
2 Hanley Ramirez, R (1,6) OBP: 0.421, SLG: 0.574										4	0	3	0	0	1	1																						
3 Jorge Cantu, R (1,5) OBP: 0.338, SLG: 0.434										4	0	0	0	0	0	3																						
6 Dan Uggla, R (1,4) OBP: 0.349, SLG: 0.442											4	2	2	0	0	1																						
12 Cody Ross, R (1,8) OBP: 0.329, SLG: 0.475											4	2	2	1	0	1																						
27 Jeremy Hermida, L (1,9) OBP: 0.356, SLG: 0.404											3	1	1	0	1	2																						
29 Ronny Paulino, R (1,2) OBP: 0.333, SLG: 0.416											4	0	1	3	0	1																						
47 Ricky Nolasco, R (1,1) OBP: 0.184, SLG: 0.192										2	0	0	0	0	0	0																						
51 Cristian Martinez, R (5,1)										1	0	0	0	0	0	0																						
14 Gaby Sanchez, R (7,PH)										0	0	0	0	0	0	0																						
40 Kiko Calero, R (7,1)										0	0	0	0	0	0	0																						
37 Renyel Pinto, L (8,1)										0	0	0	0	0	0	0																						
22 Matt Lindstrom, R (8,1)										0	0	0	0	0	0	0																						
21 John Baker, L (9,PH) OBP: 0.243, SLG: 0.430										1	0	0	0	0	0	1																						
Inning Stats	R: 0 E: 0 K: 0 S: 9	H: 2 LOB: 1 BB: 0 P: 14	R: 2 E: 1 K: 0 S: 9	H: 2 LOB: 0 BB: 1 P: 17	R: 0 E: 0 K: 1 S: 6	H: 1 LOB: 1 BB: 0 P: 9	R: 3 E: 1 K: 1 S: 13	H: 3 LOB: 0 BB: 0 P: 17	R: 0 E: 0 K: 1 S: 8	H: 0 LOB: 1 BB: 0 P: 10	R: 0 E: 0 K: 1 S: 9	H: 0 LOB: 0 BB: 0 P: 14	R: 0 E: 0 K: 1 S: 8	H: 0 LOB: 1 BB: 1 P: 18	R: 0 E: 0 K: 1 S: 8	H: 1 LOB: 0 BB: 0 P: 12	R: 0 E: 0 K: 1 S: 13	H: 1 LOB: 1 BB: 0 P: 17	1B: 8 2B: 4 3B: 0 HR: 0	SF: 0 SAC: 0 DP: 3 HBP: 0	WP: 0 PB: 0 SB: 0 CS: 0	PA: 36																
PITCHER	IP	WLS	BF	H	R	ER	SO	BB	IBB	HBP	BLK	WP	HR	S	P	ERA	WHIP	PITCHER				IP	WLS	BF	H	R	ER	SO	BB	IBB	HBP	BLK	WP	HR	S	P	ERA	WHIP
32 Derek Lowe, R (1,1) ERA: 4.48	5.0		22	9	5	3	3	1	0	0	0	0	0	45	67	5.40	2.000																					
54 Kris Medlen, R (6,1) ERA: 4.01	2.0		7	0	0	0	2	1	0	0	0	0	0	17	32	0.00	0.500																					
58 Peter Moylan, R (8,1) ERA: 3.17	1.0	W	3	1	0	0	1	0	0	0	0	0	0	8	12	0.00	1.000																					
Rafael Soriano, R (9,1) ERA: 2.37	1.0	S	4	1	0	0	1	0	0	0	0	0	0	13	17	0.00	1.000																					

Batter	1	2	3	4	5	6	7	8	9	AB	R	H	RBI	BB	SO	LOB	BOTTOM																					
4 Omar Infante, R (1,7) OBP: 0.388, SLG: 0.419										4	1	1	1	1	1	1	Florida Marlins @ Atlanta Braves Turner Field, Atlanta, GA Sun Aug 23 2009, 1:30 PM EDT Att: 30,478 - Sunny - 76 F																					
2 Kelly Johnson, L (1,4) OBP: 0.295, SLG: 0.388										3	2	0	0	2	2	2																						
10 Chipper Jones, S (1,5) OBP: 0.404, SLG: 0.466										2	1	0	0	3	0	4																						
16 Brian McCann, L (1,2) OBP: 0.359, SLG: 0.508										4	1	3	5	1	0	1																						
22 Adam LaRoche, L (1,3) OBP: 0.357, SLG: 0.495										4	0	1	0	1	1	3																						
19 Yunel Escobar, R (1,6) OBP: 0.370, SLG: 0.452										5	0	1	0	0	0	4																						
23 Matt Diaz, R (1,9) OBP: 0.377, SLG: 0.498										4	2	4	0	0	0	0																						
30 Reid Gorecki, R (1,8) OBP: 0.188, SLG: 0.200										3	0	0	1	0	2	5																						
32 Derek Lowe, R (1,1) ERA: 5.31	4.1		25	9	4	4	4	3	0	0	0	0	0	62	95	8.31		2.769																				
20 Greg Norton, S (5,PH)										0	0	0	0	0	0	0																						
54 Kris Medlen, S (6,1)										0	0	0	0	0	0	0																						
33 Javier Vazquez, R (7,PH)										0	0	0	0	0	0	0																						
58 Peter Moylan, R (8,1)										0	0	0	0	0	0	0																						
Rafael Soriano, R (9,1) ERA: 2.87										0	0	0	0	0	0	0																						
22 Matt Lindstrom, R (9,1) ERA: 5.76										0	0	0	0	0	0	0																						
Inning Stats	R: 3 E: 0 K: 2 S: 17	H: 1 LOB: 0 BB: 2 P: 29	R: 0 E: 0 K: 1 S: 13	H: 1 LOB: 1 BB: 0 P: 15	R: 0 E: 0 K: 0 S: 12	H: 1 LOB: 2 BB: 1 P: 20	R: 1 E: 0 K: 1 S: 15	H: 3 LOB: 0 BB: 0 P: 21	R: 0 E: 0 K: 1 S: 11	H: 3 LOB: 3 BB: 0 P: 18	R: 0 E: 0 K: 1 S: 10	H: 0 LOB: 2 BB: 2 P: 20	R: 1 E: 0 K: 1 S: 8	H: 1 LOB: 0 BB: 0 P: 12	R: 2 E: 0 K: 0 S: 12	H: 1 LOB: 1 BB: 3 P: 27	1B: 8 2B: 1 3B: 1 HR: 1	SF: 1 SAC: 1 DP: 1 HBP: 0	WP: 0 PB: 0 SB: 0 CS: 0	PA: 42																		
PITCHER	IP	WLS	BF	H	R	ER	SO	BB	IBB	HBP	BLK	WP	HR	S	P	ERA	WHIP	PITCHER				IP	WLS	BF	H	R	ER	SO	BB	IBB	HBP	BLK	WP	HR	S	P	ERA	WHIP
47 Ricky Nolasco, R (1,1) ERA: 5.31	4.1		25	9	4	4	4	3	0	0	0	0	0	62	95	8.31	2.769																					
51 Cristian Martinez, R (5,1) ERA: 4.5	1.2		7	0	0	0	2	2	0	0	0	0	0	16	28	0.00	1.200																					
40 Kiko Calero, R (7,1) ERA: 2.15	1.0	L	5	1	2	2	1	1	0	0	0	0	0	11	19	18.00	2.000																					
37 Renyel Pinto, L (8,1) ERA: 2.87	0.1		4	1	1	1	0	2	0	0	0	0	0	7	18	27.00	9.000																					
22 Matt Lindstrom, R (8,1) ERA: 5.76	0.2		1	0	0	0	0	0	0	0	0	0	0	2	2	0.00	0.000																					

AB 34
R 5
H 11
RBI 4
BB 2
SO 7
LOB 12



AB 32
R 7
H 11
RBI 7
BB 8
SO 7
LOB 23



Batter	1	2	3	4	5	6	7	8	9	AB	R	H	RBI	BB	SO	LOB	TOP						
16 Angel Pagán, S (1,8) OBP: 0.332, SLG: 0.485	F8		P4		FC6-4 10 BB 1 S		1B		G3	5	0	1	0	0	0	1							
1 Luis Castillo, S (1,4) OBP: 0.408, SLG: 0.371	12 BB		G1-3		10 BB		L4			2	0	0	0	2	0	1							
10 Gary Sheffield, R (1,7) OBP: 0.373, SLG: 0.458	F8			P4						2	0	0	0	2	0	1							
18 Jeremy Reed, L (7,PR) OBP: 0.297, SLG: 0.328							12 WP			0	0	0	0	0	0	0							
12 Jeff Francoeur, R (1,9) OBP: 0.301, SLG: 0.407										4	1	2	0	0	0	4							
17 Fernando Tatis, R (1,5) OBP: 0.310, SLG: 0.398	K									4	0	1	1	0	3	5							
28 Daniel Murphy, L (1,3) OBP: 0.314, SLG: 0.387		G4-3								4	0	0	0	0	0	1							
75 Francisco Rodríguez, R (8,1)				L8						0	0	0	0	0	0	0							
9 Omir Santos, R (1,2) OBP: 0.302, SLG: 0.391			P3							4	0	1	0	0	0	0							
11 Anderson Hernandez, S (1,6) OBP: 0.307, SLG: 0.312			L8		G6-3					4	0	1	0	0	0	2							
27 Nelson Figueroa, R (1,1) OBP: 0.429, SLG: 0.667										2	0	1	0	0	0	0							
6 Nick Evans, R (6,PH) OBP: 0.292, SLG: 0.400										1	0	0	0	0	0	1							
50 Sean Green, R (6,1) OBP: 0.257, SLG: 0.303										0	0	0	0	0	0	0							
4 Wilson Valdez, R (9,PH) OBP: 0.341, SLG: 0.397										1	0	0	0	0	1	0							
Inning Stats	R: 0 E: 0 K: 1 S: 8	H: 1 LOB: 2 BB: 1 P: 15	R: 0 E: 0 K: 0 S: 6	H: 0 LOB: 0 BB: 0 P: 7	R: 0 E: 0 K: 0 S: 5	H: 0 LOB: 0 BB: 0 P: 7	R: 1 E: 0 K: 0 S: 10	H: 3 LOB: 2 BB: 0 P: 15	R: 0 E: 0 K: 1 S: 12	H: 1 LOB: 1 BB: 0 P: 23	R: 0 E: 0 K: 0 S: 14	H: 1 LOB: 2 BB: 1 P: 26	R: 0 E: 0 K: 1 S: 7	H: 0 LOB: 0 BB: 0 P: 14	R: 0 E: 0 K: 1 S: 9	H: 0 LOB: 0 BB: 0 P: 10	1B: 5 2B: 2 3B: 0 HR: 0	SF: 0 SAC: 0 DP: 0 HBP: 0	WP: 1 PB: 0 SB: 1 CS: 1	PA: 37			
PITCHER	IP WLS BF H R ER SO BB IBB HBP BLK WP HR S P ERA WHIP	6.0 W 27 6 1 1 2 3 0 0 0 0 0 0 14 26 1.50 1.500	1.0 H 4 1 0 0 0 1 0 0 0 0 0 0 7 14 0.00 0.000	1.0 S 3 0 0 0 1 0 0 0 0 0 0 0 9 10 0.00 0.000	1.0 H 4 1 0 0 0 1 0 0 0 0 0 0 14 26 0.00 2.000	1.0 S 3 0 0 0 1 0 0 0 0 0 0 0 9 10 0.00 0.000	1.0 H 4 1 0 0 0 1 0 0 0 0 0 0 14 26 0.00 2.000	1.0 S 3 0 0 0 1 0 0 0 0 0 0 9 10 0.00 0.000	1.0 S 3 0 0 0 1 0 0 0 0 0 0 9 10 0.00 0.000	1.0 S 3 0 0 0 1 0 0 0 0 0 0 9 10 0.00 0.000	1.0 S 3 0 0 0 1 0 0 0 0 0 0 9 10 0.00 0.000	1.0 S 3 0 0 0 1 0 0 0 0 0 0 9 10 0.00 0.000	1.0 S 3 0 0 0 1 0 0 0 0 0 0 9 10 0.00 0.000	1.0 S 3 0 0 0 1 0 0 0 0 0 0 9 10 0.00 0.000	1.0 S 3 0 0 0 1 0 0 0 0 0 0 9 10 0.00 0.000	1.0 S 3 0 0 0 1 0 0 0 0 0 0 9 10 0.00 0.000	1.0 S 3 0 0 0 1 0 0 0 0 0 0 9 10 0.00 0.000	1.0 S 3 0 0 0 1 0 0 0 0 0 0 9 10 0.00 0.000	1.0 S 3 0 0 0 1 0 0 0 0 0 0 9 10 0.00 0.000	1.0 S 3 0 0 0 1 0 0 0 0 0 0 9 10 0.00 0.000	1.0 S 3 0 0 0 1 0 0 0 0 0 0 9 10 0.00 0.000	1.0 S 3 0 0 0 1 0 0 0 0 0 0 9 10 0.00 0.000	1.0 S 3 0 0 0 1 0 0 0 0 0 0 9 10 0.00 0.000

New York Mets @ Florida Marlins
Land Shark Stadium, Miami, FL
Tue Aug 25 2009, 7:10 PM EDT
Att: 14,278 - Partly Cloudy - 85 F

AB 33
R 1
H 7
RBI 1
BB 4
SO 4
LOB 16





Batter	1	2	3	4	5	6	7	8	9	AB	R	H	RBI	BB	SO	LOB	BOTTOM						
8 Chris Coghlan, L (1,7) OBP: 0.367, SLG: 0.417	G1-3		2B		L5		G5-3			4	0	1	0	0	0	1							
7 Ross Gload, L (1,3) OBP: 0.330, SLG: 0.379	G4-3		F9							4	0	2	1	0	0	1							
22 Matt Lindstrom, R (8,1) OBP: 0.292, SLG: 0.400										0	0	0	0	0	0	0							
46 Juan Carlos Oviedo, R (9,1) OBP: 0.257, SLG: 0.303										0	0	0	0	0	0	0							
2 Hanley Ramirez, R (1,6) OBP: 0.422, SLG: 0.573	1B				F9					3	1	1	0	0	0	2							
3 Jorge Cantu, R (1,5) OBP: 0.339, SLG: 0.433	F8									3	0	1	0	1	0	2							
21 John Baker, L (1,2) OBP: 0.343, SLG: 0.427		G1-3								2	0	0	0	1	0	1							
44 Brian Sanches, R (7,1) OBP: 0.316, SLG: 0.368										0	0	0	0	0	0	0							
18 Wes Helms, R (7,PH) OBP: 0.316, SLG: 0.368										1	0	0	0	0	0	2							
6 Dan Uggla, R (1,4) OBP: 0.348, SLG: 0.439		F9								3	0	0	1	1	0	3							
12 Cody Ross, R (1,8) OBP: 0.329, SLG: 0.473										4	0	1	0	0	2	2							
27 Jeremy Hermida, L (1,9) OBP: 0.355, SLG: 0.402										4	1	1	0	0	2	4							
45 Sean West, R (1,1) OBP: 0.048, SLG: 0.048										1	0	0	0	0	1	0							
29 Ronny Paulino, R (6,PH) OBP: 0.332, SLG: 0.413										1	0	0	0	0	0	3							
Inning Stats	R: 0 E: 0 K: 0 S: 12	H: 1 LOB: 1 BB: 0 P: 19	R: 0 E: 0 K: 1 S: 8	H: 0 LOB: 0 BB: 0 P: 12	R: 0 E: 0 K: 1 S: 13	H: 1 LOB: 1 BB: 0 P: 18	R: 1 E: 1 K: 0 S: 8	H: 0 LOB: 1 BB: 0 P: 15	R: 1 E: 0 K: 0 S: 9	H: 2 LOB: 1 BB: 0 P: 14	R: 0 E: 0 K: 1 S: 17	H: 2 LOB: 3 BB: 1 P: 28	R: 0 E: 0 K: 2 S: 13	H: 1 LOB: 2 BB: 1 P: 22	R: 0 E: 0 K: 2 S: 10	H: 0 LOB: 0 BB: 1 P: 18	1B: 6 2B: 1 3B: 0 HR: 0	SF: 0 SAC: 1 DP: 0 HBP: 1	WP: 0 PB: 0 SB: 0 CS: 1	PA: 36			
PITCHER	IP WLS BF H R ER SO BB IBB HBP BLK WP HR S P ERA WHIP	5.0 L 21 4 2 1 2 2 0 0 1 0 0 0 30 50 1.80 0.800	2.0 L 11 3 0 0 1 1 1 0 0 0 0 0 30 50 0.00 2.000	1.0 S 3 0 0 0 2 1 0 0 0 0 0 0 10 18 0.00 1.000	1.0 S 3 0 0 0 1 0 0 0 0 0 0 0 10 18 0.00 1.000	1.0 S 3 0 0 0 1 0 0 0 0 0 0 0 10 18 0.00 1.000	1.0 S 3 0 0 0 1 0 0 0 0 0 0 0 10 18 0.00 1.000	1.0 S 3 0 0 0 1 0 0 0 0 0 0 0 10 18 0.00 1.000	1.0 S 3 0 0 0 1 0 0 0 0 0 0 0 10 18 0.00 1.000	1.0 S 3 0 0 0 1 0 0 0 0 0 0 0 10 18 0.00 1.000	1.0 S 3 0 0 0 1 0 0 0 0 0 0 0 10 18 0.00 1.000	1.0 S 3 0 0 0 1 0 0 0 0 0 0 0 10 18 0.00 1.000	1.0 S 3 0 0 0 1 0 0 0 0 0 0 0 10 18 0.00 1.000	1.0 S 3 0 0 0 1 0 0 0 0 0 0 0 10 18 0.00 1.000	1.0 S 3 0 0 0 1 0 0 0 0 0 0 0 10 18 0.00 1.000	1.0 S 3 0 0 0 1 0 0 0 0 0 0 0 10 18 0.00 1.000	1.0 S 3 0 0 0 1 0 0 0 0 0 0 0 10 18 0.00 1.000	1.0 S 3 0 0 0 1 0 0 0 0 0 0 0 10 18 0.00 1.000	1.0 S 3 0 0 0 1 0 0 0 0 0 0 0 10 18 0.00 1.000	1.0 S 3 0 0 0 1 0 0 0 0 0 0 0 10 18 0.00 1.000	1.0 S 3 0 0 0 1 0 0 0 0 0 0 0 10 18 0.00 1.000	1.0 S 3 0 0 0 1 0 0 0 0 0 0 0 10 18 0.00 1.000	1.0 S 3 0 0 0 1 0 0 0 0 0 0 0 10 18 0.00 1.000

New York Mets @ Florida Marlins
Land Shark Stadium, Miami, FL
Tue Aug 25 2009, 7:10 PM EDT
Att: 14,278 - Partly Cloudy - 85 F

AB 30
R 2
H 7
RBI 2
BB 3
SO 5
LOB 21



Batter	1	2	3	4	5	6	7	8	9	AB	R	H	RBI	BB	SO	LOB	TOP			
16 Angel Pagán, S OBP: 0.330, SLG: 0.478	F7		G4-3		K					3	0	0	0	1	1	0	<p>New York Mets @ Florida Marlins Land Shark Stadium, Miami, FL</p> <p>Wed Aug 26 2009, 7:10 PM EDT Att: 16,123 - Partly Cloudy - 86 F</p> <p>livebaseballscorecards.com</p> <p>AB 34 R 3 H 10 RBI 3 BB 1 SO 12 LOB 10</p> 			
1 Luis Castillo, S OBP: 0.406, SLG: 0.369	G4-3				K					4	0	1	0	0	2	1				
28 Daniel Murphy, L OBP: 0.316, SLG: 0.390										4	1	2	0	0	1	1				
12 Jeff Francoeur, R OBP: 0.298, SLG: 0.404	P4									4	0	0	0	0	2	2				
19 Cory Sullivan, L OBP: 0.337, SLG: 0.395										3	1	1	1	0	1	0				
17 Fernando Tatis, R OBP: 0.316, SLG: 0.408										4	1	3	1	0	0	0				
23 Brian Schneider, L OBP: 0.267, SLG: 0.307										4	0	1	0	0	2	2				
11 Anderson Hernandez, S OBP: 0.310, SLG: 0.314										4	0	2	1	0	1	2				
34 Mike Pelfrey, R OBP: 0.331, SLG: 0.119										2	0	0	0	0	0	1				
64 Elmer Dessens, R										0	0	0	0	0	0	0				
6 Nick Evans, R										1	0	0	0	0	0	0				
43 Brian Stokes, R										0	0	0	0	0	0	0				
36 Ken Takahashi, L										0	0	0	0	0	0	0				
18 Jeremy Reed, L OBP: 0.266, SLG: 0.326										1	0	0	0	0	1	1				
Inning Stats	R: 0 E: 0 K: 0 S: 8	H: 1 LOB: 1 BB: 0 P: 12	R: 2 E: 0 K: 0 S: 12	H: 3 LOB: 0 BB: 0 P: 18	R: 0 E: 0 K: 1 S: 8	H: 1 LOB: 0 BB: 0 P: 12	R: 0 E: 0 K: 2 S: 12	H: 2 LOB: 2 BB: 0 P: 16	R: 0 E: 0 K: 2 S: 9	H: 0 LOB: 0 BB: 0 P: 11	R: 1 E: 0 K: 2 S: 14	H: 2 LOB: 1 BB: 0 P: 23	R: 0 E: 0 K: 1 S: 8	H: 0 LOB: 1 BB: 0 P: 11	R: 0 E: 0 K: 2 S: 10	H: 1 LOB: 1 BB: 0 P: 15	1B: 8 2B: 2 3B: 0 HR: 0	SF: 1 SAC: 0 DP: 1 HBP: 0	WP: 1 PB: 0 SB: 0 CS: 1	PA: 36
PITCHER	IP WLS BF H R ER SO BB IBB HBP BLK WP HR S P ERA WHIP																			
55 Josh Johnson, R ERA: 3.04	6.0 W 25 9 3 3 7 0 0 0 0 0 1 0 63 92 4.50 1.500																			
53 Dan Meyer, L ERA: 3.06	7.1 1.0 H 4 0 0 0 2 1 0 0 0 0 0 0 11 19 0.00 1.000																			
22 Matt Lindstrom, R ERA: 5.45	8.1 1.0 H 3 0 0 0 1 0 0 0 0 0 0 0 8 11 0.00 0.000																			
46 Juan Carlos Oviedo, R ERA: 3.9	9.1 1.0 S 4 1 0 0 2 0 0 0 0 0 0 0 10 15 0.00 1.000																			

Batter	1	2	3	4	5	6	7	8	9	AB	R	H	RBI	BB	SO	LOB	BOTTOM			
8 Chris Coghlan, L OBP: 0.365, SLG: 0.420	G3	FC3-6		G4-3				F8		5	1	1	0	0	0	1	<p>New York Mets @ Florida Marlins Land Shark Stadium, Miami, FL</p> <p>Wed Aug 26 2009, 7:10 PM EDT Att: 16,123 - Partly Cloudy - 86 F</p> <p>livebaseballscorecards.com</p> <p>AB 34 R 5 H 11 RBI 5 BB 6 SO 4 LOB 15</p> 			
7 Ross Gload, L OBP: 0.328, SLG: 0.370	G3-1			L9				G6-3		4	0	0	0	0	0	1				
18 Wes Helms, R OBP: 0.315, SLG: 0.366										1	0	0	0	0	0	0				
2 Hanley Ramirez, R OBP: 0.428, SLG: 0.575										3	1	3	0	2	0	0				
3 Jorge Cantu, R OBP: 0.337, SLG: 0.430										5	0	1	1	0	2	4				
6 Dan Uggla, R OBP: 0.353, SLG: 0.441										2	1	2	0	2	0	0				
12 Cody Ross, R OBP: 0.328, SLG: 0.476										4	0	1	2	0	0	5				
27 Jeremy Hermida, L OBP: 0.356, SLG: 0.402										3	1	1	0	1	0	0				
22 Matt Lindstrom, R ERA: 2.52										0	0	0	0	0	0	0				
46 Juan Carlos Oviedo, R ERA: 3.9										0	0	0	0	0	0	0				
29 Ronny Paulino, R OBP: 0.340, SLG: 0.434										3	1	2	2	1	0	0				
55 Josh Johnson, L OBP: 0.228, SLG: 0.327										3	0	0	0	0	1	4				
53 Dan Meyer, R ERA: 2.77										0	0	0	0	0	0	0				
25 Brett Carroll, R OBP: 0.309, SLG: 0.438										1	0	0	0	0	1	0				
Inning Stats	R: 0 E: 0 K: 0 S: 16	H: 2 LOB: 3 BB: 1 P: 27	R: 0 E: 0 K: 0 S: 7	H: 1 LOB: 1 BB: 0 P: 11	R: 2 E: 0 K: 0 S: 15	H: 2 LOB: 3 BB: 3 P: 33	R: 0 E: 0 K: 1 S: 9	H: 1 LOB: 1 BB: 0 P: 12	R: 2 E: 0 K: 1 S: 10	H: 3 LOB: 0 BB: 0 P: 16	R: 1 E: 0 K: 0 S: 9	H: 2 LOB: 2 BB: 1 P: 21	R: 0 E: 0 K: 1 S: 8	H: 0 LOB: 0 BB: 0 P: 13	R: 0 E: 0 K: 1 S: 11	H: 0 LOB: 1 BB: 1 P: 18	1B: 8 2B: 0 3B: 2 HR: 1	SF: 0 SAC: 0 DP: 0 HBP: 0	WP: 0 PB: 0 SB: 1 CS: 0	PA: 40
PITCHER	IP WLS BF H R ER SO BB IBB HBP BLK WP HR S P ERA WHIP																			
34 Mike Pelfrey, R ERA: 4.8	5.2 L 32 11 5 5 2 4 0 0 0 0 0 0 1 65 118 7.94 2.647																			
64 Elmer Dessens, R	0.1 1 0 0 0 0 0 0 0 0 0 0 0 1 2 0.00 0.000																			
43 Brian Stokes, R ERA: 2.77	1.0 3 0 0 0 1 0 0 0 0 0 0 0 8 13 0.00 0.000																			
36 Ken Takahashi, L ERA: 2.86	1.0 4 0 0 0 1 1 0 0 0 0 0 0 11 18 0.00 1.000																			

Batter	1	2	3	4	5	6	7	8	9	AB	R	H	RBI	BB	SO	LOB	TOP					
23 Matt Diaz, R OBP: 0.393, SLG: 0.516										2	1	1	0	1	0	1	Atlanta Braves @ Florida Marlins Land Shark Stadium, Miami, FL Mon Aug 31 2009, 7:10 PM EDT Att: 12,244 - Cloudy - 86 F					
14 Martin Prado, R OBP: 0.357, SLG: 0.481										2	0	0	0	0	0	1						
10 Chipper Jones, S OBP: 0.400, SLG: 0.456										3	2	1	0	1	2	1						
18 Garret Anderson, L OBP: 0.320, SLG: 0.436										4	0	0	0	0	1	4						
30 Reid Gorecki, R OBP: 0.250, SLG: 0.227										0	0	0	0	0	0	0						
22 Adam LaRoche, L OBP: 0.353, SLG: 0.490										4	0	1	1	0	3	1						
19 Yunel Escobar, R OBP: 0.376, SLG: 0.453										3	1	2	1	1	0	0						
4 Omar Infante, R OBP: 0.387, SLG: 0.419										4	1	2	2	0	1	1						
8 David Ross, R OBP: 0.366, SLG: 0.482										3	0	1	1	1	1	1						
11 Kenshin Kawakami, R ERA: 3.08										2	0	0	0	0	1	1						
20 Greg Norton, S ERA: 1.43										1	0	0	0	0	1	1						
58 Peter Moylan, R ERA: 3.14										0	0	0	0	0	0	0						
34 Eric O'Flaherty, L ERA: 3.4										0	0	0	0	0	0	0						
51 Michael Gonzalez, R ERA: 2.34										0	0	0	0	0	0	0						
2 Kelly Johnson, L ERA: 2.45										1	0	0	0	0	0	0						
Rafael Soriano, R ERA: 2.4										0	0	0	0	0	0	0						
Inning Stats	R: 0 E: 0 K: 1 S: 7	H: 0 LOB: 1 BB: 1 P: 13	R: 0 E: 0 K: 2 S: 7	H: 0 LOB: 0 BB: 0 P: 8	R: 0 E: 0 K: 1 S: 7	H: 0 LOB: 0 BB: 1 P: 12	R: 0 E: 0 K: 1 S: 9	H: 0 LOB: 0 BB: 0 P: 15	R: 0 E: 0 K: 1 S: 6	H: 0 LOB: 0 BB: 1 P: 12	R: 0 E: 0 K: 1 S: 18	H: 1 LOB: 1 BB: 0 P: 25	R: 3 E: 0 K: 2 S: 14	H: 4 LOB: 1 BB: 0 P: 19	R: 2 E: 0 K: 1 S: 8	H: 2 LOB: 2 BB: 1 P: 17	R: 0 E: 0 K: 0 S: 7	H: 1 LOB: 0 BB: 0 P: 10	1B: 7 2B: 0 3B: 1 HR: 0	SF: 0 SAC: 2 DP: 3 HBP: 1	WP: 0 PB: 0 SB: 1 CS: 0	PA: 36
PITCHER	IP: 6.2 WLS: L BF: 26 H: 5 R: 3 ER: 3 SO: 8 BB: 3 IBB: 0 HBP: 0 BLK: 0 WP: 0 HR: 0 S: 65 P: 100 ERA: 4.05 WHIP: 1.200	IP: 0.2 WLS: 4 BF: 0 H: 2 R: 2 ER: 1 SO: 1 BB: 0 IBB: 1 HBP: 1 BLK: 0 WP: 0 HR: 5 S: 12 P: 27.00 ERA: 0.000	IP: 0.2 WLS: 3 BF: 2 H: 2 R: 0 ER: 0 SO: 1 BB: 0 IBB: 0 HBP: 0 BLK: 0 WP: 0 HR: 6 S: 6 P: 0.00 ERA: 3.000	IP: 1.0 WLS: 3 BF: 1 H: 0 R: 0 ER: 0 SO: 0 BB: 0 IBB: 0 HBP: 0 BLK: 0 WP: 0 HR: 7 S: 10 P: 0.00 ERA: 1.000	PITCHER										IP: 6.2 WLS: L BF: 26 H: 5 R: 3 ER: 3 SO: 8 BB: 3 IBB: 0 HBP: 0 BLK: 0 WP: 0 HR: 0 S: 65 P: 100 ERA: 4.05 WHIP: 1.200	IP: 0.2 WLS: 4 BF: 0 H: 2 R: 2 ER: 1 SO: 1 BB: 0 IBB: 1 HBP: 1 BLK: 0 WP: 0 HR: 5 S: 12 P: 27.00 ERA: 0.000	IP: 0.2 WLS: 3 BF: 2 H: 2 R: 0 ER: 0 SO: 1 BB: 0 IBB: 0 HBP: 0 BLK: 0 WP: 0 HR: 6 S: 6 P: 0.00 ERA: 3.000	IP: 1.0 WLS: 3 BF: 1 H: 0 R: 0 ER: 0 SO: 0 BB: 0 IBB: 0 HBP: 0 BLK: 0 WP: 0 HR: 7 S: 10 P: 0.00 ERA: 1.000				

Batter	1	2	3	4	5	6	7	8	9	AB	R	H	RBI	BB	SO	LOB	BOTTOM					
8 Chris Coghlan, L OBP: 0.375, SLG: 0.440										4	0	1	0	0	0	0	Atlanta Braves @ Florida Marlins Land Shark Stadium, Miami, FL Mon Aug 31 2009, 7:10 PM EDT Att: 12,244 - Cloudy - 86 F					
7 Ross Gload, L OBP: 0.326, SLG: 0.366										4	0	0	0	0	2	2						
2 Hanley Ramirez, R OBP: 0.418, SLG: 0.558										4	0	0	0	0	3	2						
3 Jorge Cantu, R OBP: 0.337, SLG: 0.429										4	2	2	0	0	1	0						
21 John Baker, L OBP: 0.347, SLG: 0.431											4	0	2	0	0	1		1				
6 Dan Uggla, R OBP: 0.357, SLG: 0.448										2	0	2	2	1	0	0						
12 Cody Ross, R OBP: 0.325, SLG: 0.467											4	0	0	0	0	5						
27 Jeremy Hermida, L OBP: 0.354, SLG: 0.399										2	0	0	0	0	0	0						
18 Wes Helms, R OBP: 0.321, SLG: 0.371										1	0	0	0	0	1	1						
25 Brett Carroll, R OBP: 0.317, SLG: 0.435										0	0	0	0	0	0	0						
55 Josh Johnson, L OBP: 0.237, SLG: 0.333										2	0	1	0	0	0	0						
44 Brian Sanches, R ERA: 3.99										0	0	0	0	0	0	0						
53 Dan Meyer, R ERA: 2.9										0	0	0	0	0	0	0						
1 Emilio Bonifacio, S OBP: 0.305, SLG: 0.313										1	0	0	0	0	0	0						
64 Tim Wood, R OBP: 0.500, SLG: 0.500										0	0	0	0	0	0	0						
Inning Stats	R: 0 E: 0 K: 2 S: 10	H: 0 LOB: 0 BB: 0 P: 12	R: 1 E: 0 K: 0 S: 7	H: 2 LOB: 0 BB: 0 P: 11	R: 0 E: 0 K: 1 S: 11	H: 2 LOB: 2 BB: 0 P: 16	R: 0 E: 0 K: 1 S: 10	H: 2 LOB: 1 BB: 0 P: 15	R: 0 E: 0 K: 0 S: 5	H: 0 LOB: 0 BB: 0 P: 8	R: 0 E: 0 K: 1 S: 8	H: 0 LOB: 0 BB: 0 P: 13	R: 0 E: 0 K: 1 S: 7	H: 0 LOB: 1 BB: 1 P: 14	R: 0 E: 0 K: 0 S: 5	H: 0 LOB: 0 BB: 0 P: 7	R: 1 E: 0 K: 2 S: 17	H: 2 LOB: 1 BB: 0 P: 26	1B: 5 2B: 3 3B: 0 HR: 0	SF: 1 SAC: 0 DP: 2 HBP: 0	WP: 0 PB: 0 SB: 0 CS: 0	PA: 34
PITCHER	IP: 6.0 WLS: H BF: 22 H: 0 R: 0 ER: 0 SO: 5 BB: 1 IBB: 0 HBP: 0 BLK: 0 WP: 0 HR: 4 S: 51 P: 75 ERA: 1.50 WHIP: 1.000	IP: 0.2 WLS: H BF: 3 H: 0 R: 0 ER: 0 SO: 0 BB: 0 IBB: 0 HBP: 0 BLK: 0 WP: 0 HR: 3 S: 6 P: 0.00 ERA: 0.000	IP: 0.1 WLS: H BF: 1 H: 0 R: 0 ER: 0 SO: 0 BB: 0 IBB: 0 HBP: 0 BLK: 0 WP: 0 HR: 5 S: 7 P: 0.00 ERA: 0.000	IP: 1.0 WLS: H BF: 3 H: 0 R: 0 ER: 0 SO: 0 BB: 0 IBB: 0 HBP: 0 BLK: 0 WP: 0 HR: 7 S: 26 P: 9.00 ERA: 2.000	PITCHER										IP: 6.0 WLS: H BF: 22 H: 0 R: 0 ER: 0 SO: 5 BB: 1 IBB: 0 HBP: 0 BLK: 0 WP: 0 HR: 4 S: 51 P: 75 ERA: 1.50 WHIP: 1.000	IP: 0.2 WLS: H BF: 3 H: 0 R: 0 ER: 0 SO: 0 BB: 0 IBB: 0 HBP: 0 BLK: 0 WP: 0 HR: 3 S: 6 P: 0.00 ERA: 0.000	IP: 0.1 WLS: H BF: 1 H: 0 R: 0 ER: 0 SO: 0 BB: 0 IBB: 0 HBP: 0 BLK: 0 WP: 0 HR: 5 S: 7 P: 0.00 ERA: 0.000	IP: 1.0 WLS: H BF: 3 H: 0 R: 0 ER: 0 SO: 0 BB: 0 IBB: 0 HBP: 0 BLK: 0 WP: 0 HR: 7 S: 26 P: 9.00 ERA: 2.000				

Batter	1	2	3	4	5	6	7	8	9	AB	R	H	RBI	BB	SO	LOB	TOP				
23 Matt Diaz, R OBP: 0.395, SLG: 0.510										4	1	1	0	1	2	3					
14 Martin Prado, R OBP: 0.350, SLG: 0.450										5	0	0	0	0	2	6					
18 Garret Anderson, L OBP: 0.322, SLG: 0.436										4	2	1	0	1	0	0					
16 Brian McCann, L OBP: 0.349, SLG: 0.495										4	1	0	1	0	0	1					
22 Adam LaRoche, L OBP: 0.354, SLG: 0.488										5	1	3	1	0	1	2					
19 Yunel Escobar, R OBP: 0.377, SLG: 0.459										4	2	2	2	1	0	3					
25 Ryan Church, L OBP: 0.344, SLG: 0.396										2	0	0	0	1	0	2					
10 Chipper Jones, S OBP: 0.399, SLG: 0.455										2	0	1	3	0	0	0					
4 Omar Infante, R OBP: 0.378, SLG: 0.403										4	0	1	0	1	1	3					
33 Javier Vazquez, R ERA: 4.91										2	0	0	0	0	0	0					
20 Greg Norton, S ERA: 3.24										0	0	0	0	0	0	0					
58 Peter Moylan, R ERA: 3.05										0	0	0	0	0	0	0					
34 Eric O'Flaherty, L ERA: 3.33										0	0	0	0	0	0	0					
2 Kelly Johnson, L ERA: 2.96										0	0	0	0	0	0	0					
51 Michael Gonzalez, R ERA: 2.43										0	0	0	0	0	0	0					
Inning Stats	R: 2 H: 3 E: 0 K: 0 S: 18	H: 3 R: 1 LOB: 1 BB: 0 P: 32	R: 0 H: 1 E: 0 K: 1 S: 9	H: 1 R: 0 LOB: 1 BB: 0 P: 15	R: 0 H: 1 E: 1 K: 1 S: 12	H: 1 R: 0 LOB: 2 BB: 0 P: 16	R: 0 H: 0 E: 0 K: 1 S: 9	H: 0 R: 0 LOB: 2 BB: 1 P: 19	R: 0 H: 0 E: 1 K: 2 S: 10	H: 0 R: 1 LOB: 3 BB: 1 P: 16	R: 0 H: 0 E: 0 K: 2 S: 10	H: 0 R: 1 LOB: 3 BB: 1 P: 34	R: 0 H: 0 E: 0 K: 1 S: 10	H: 0 R: 0 LOB: 0 BB: 0 P: 15	R: 0 H: 0 E: 0 K: 0 S: 10	H: 0 R: 1 LOB: 1 BB: 2 P: 21	1B: 7 2B: 2 3B: 0 HR: 1	SF: 1 SAC: 1 DP: 1 HBP: 1	WP: 0 PA: 46 ERA: 9.00 WHIP: 3.000		
PITCHER	IP: 5.0 WLS: 1.0 BF: 26 H: 6 R: 0 ER: 0 SO: 3	IP: 1.0 WLS: 0.1 BF: 4 H: 1 R: 3 ER: 2 SO: 2	IP: 0.1 WLS: 0.1 BF: 4 H: 2 R: 0 ER: 0 SO: 1	IP: 0.1 WLS: 0.1 BF: 4 H: 0 R: 0 ER: 0 SO: 1	IP: 1.1 WLS: 0.1 BF: 4 H: 0 R: 0 ER: 0 SO: 1	IP: 1.1 WLS: 0.1 BF: 4 H: 0 R: 0 ER: 0 SO: 1	IP: 1.1 WLS: 0.1 BF: 4 H: 0 R: 0 ER: 0 SO: 1	IP: 1.1 WLS: 0.1 BF: 4 H: 0 R: 0 ER: 0 SO: 1	IP: 1.1 WLS: 0.1 BF: 4 H: 0 R: 0 ER: 0 SO: 1	IP: 1.1 WLS: 0.1 BF: 4 H: 0 R: 0 ER: 0 SO: 1	IP: 1.1 WLS: 0.1 BF: 4 H: 0 R: 0 ER: 0 SO: 1	IP: 1.1 WLS: 0.1 BF: 4 H: 0 R: 0 ER: 0 SO: 1	IP: 1.1 WLS: 0.1 BF: 4 H: 0 R: 0 ER: 0 SO: 1	IP: 1.1 WLS: 0.1 BF: 4 H: 0 R: 0 ER: 0 SO: 1	IP: 1.1 WLS: 0.1 BF: 4 H: 0 R: 0 ER: 0 SO: 1	IP: 1.1 WLS: 0.1 BF: 4 H: 0 R: 0 ER: 0 SO: 1	IP: 1.1 WLS: 0.1 BF: 4 H: 0 R: 0 ER: 0 SO: 1	IP: 1.1 WLS: 0.1 BF: 4 H: 0 R: 0 ER: 0 SO: 1	IP: 1.1 WLS: 0.1 BF: 4 H: 0 R: 0 ER: 0 SO: 1	IP: 1.1 WLS: 0.1 BF: 4 H: 0 R: 0 ER: 0 SO: 1	IP: 1.1 WLS: 0.1 BF: 4 H: 0 R: 0 ER: 0 SO: 1

Atlanta Braves @ Florida Marlins
Land Shark Stadium, Miami, FL
Wed Sep 02, 2009, 7:10 PM EDT
Att: 14,723 - Cloudy - 80 F

AB 37
R 7
H 10
RBI 7
BB 6
SO 7
LOB 22



Batter	1	2	3	4	5	6	7	8	9	AB	R	H	RBI	BB	SO	LOB	BOTTOM
8 Chris Coghlan, L OBP: 0.377, SLG: 0.446										5	1	2	0	0	0	0	
7 Ross Gload, L OBP: 0.330, SLG: 0.387										4	1	3	1	0	0	0	
46 Juan Carlos Oviedo, R ERA: 3.88										5	1	2	2	0	2	3	
6 Dan Uggla, R OBP: 0.358, SLG: 0.460										5	0	2	2	0	2	3	
3 Jorge Cantu, R OBP: 0.341, SLG: 0.433										5	0	2	1	0	0	1	
12 Cody Ross, R OBP: 0.324, SLG: 0.461										3	1	0	0	1	2	5	
40 Kiko Calero, R ERA: 3.18										0	0	0	0	0	0	0	
18 Wes Helms, R OBP: 0.328, SLG: 0.397										1	1	1	1	0	0	0	
27 Jeremy Hermida, L OBP: 0.349, SLG: 0.393										3	0	0	0	0	1	4	
53 Dan Meyer, R ERA: 4.4										0	0	0	0	0	0	0	
64 Tim Wood, R OBP: 0.500, SLG: 0.500										0	0	0	0	0	0	0	
24 Cameron Maybin, R OBP: 0.284, SLG: 0.306										0	0	0	0	1	0	0	
29 Ronny Paulino, R OBP: 0.336, SLG: 0.438										4	1	2	0	0	1	0	
1 Emilio Bonifacio, S OBP: 0.303, SLG: 0.310																	

Batter	1	2	3	4	5	6	7	8	9	AB	R	H	RBI	BB	SO	LOB	TOP					
23 Matt Diaz, R OBP: 0.395, SLG: 0.507										4	0	1	0	1	3	1	Atlanta Braves @ Florida Marlins Land Shark Stadium, Miami, FL Thu Sep.03 2009, 7:10 PM EDT Att: 13,711 - Cloudy - 73 F					
14 Martin Prado, R OBP: 0.352, SLG: 0.451										4	0	2	1	0	1	0						
10 Chipper Jones, S OBP: 0.398, SLG: 0.453										4	0	1	1	0	0	2						
16 Brian McCann, L OBP: 0.348, SLG: 0.500										4	1	1	1	0	1	3						
5 Clint Sammons, R OBP: 0.333, SLG: 0.290										4	0	0	0	0	1	4						
18 Garret Anderson, L OBP: 0.319, SLG: 0.431										4	0	0	0	0	1	1						
30 Reid Gorecki, R OBP: 0.250, SLG: 0.227										4	1	1	0	0	1	0						
19 Yunel Escobar, R OBP: 0.374, SLG: 0.455										3	1	1	0	0	0	0						
22 Adam LaRoche, L OBP: 0.354, SLG: 0.486										2	0	0	0	0	2	2						
25 Ryan Church, L OBP: 0.346, SLG: 0.399										3	1	1	0	0	0	0						
48 Tommy Hanson, R ERA: 5.27										2	0	0	0	0	0	1						
20 Greg Norton, S ERA: 1.37										3	1	1	0	0	0	0						
38 Buddy Carlyle, L ERA: 8.86										1	0	0	0	0	0	0						
7 Brooks Conrad, S ERA: 3.28										3	1	1	0	0	0	0						
Inning Stats	R: 0 E: 0 K: 2 S: 11	H: 0 LOB: 0 BB: 0 P: 15	R: 1 E: 0 K: 1 S: 11	H: 1 LOB: 0 BB: 0 P: 15	R: 0 E: 0 K: 1 S: 18	H: 2 LOB: 2 BB: 0 P: 24	R: 0 E: 0 K: 2 S: 7	H: 0 LOB: 0 BB: 0 P: 8	R: 2 E: 0 K: 1 S: 20	H: 4 LOB: 3 BB: 1 P: 29	R: 0 E: 0 K: 0 S: 9	H: 0 LOB: 1 BB: 0 P: 11	R: 0 E: 1 K: 1 S: 6	H: 0 LOB: 0 BB: 0 P: 10	R: 0 E: 1 K: 1 S: 10	H: 0 LOB: 0 BB: 0 P: 15	R: 0 E: 0 K: 1 S: 7	H: 0 LOB: 1 BB: 0 P: 12	1B: 5 2B: 1 3B: 0 HR: 1	SF: 0 SAC: 0 DP: 1 HBP: 1	WP: 0 PB: 0 SB: 0 CS: 0	PA: 37
PITCHER	IP WLS BF H R ER SO BB IBB HBP BLK WP HR S P ERA WHIP																					
47 Ricky Nolasco, R ERA: 5.14	6.0 W 27 7 3 3 7 0 1 0 0 0 1 76 102 4.50 1.167																					
44 Brian Sanches, R ERA: 3.12	1.0 3 0 0 0 1 0 0 0 0 0 0 6 10 0.00 0.000																					
37 Renyel Pinto, L ERA: 5.14	1.0 3 0 0 0 1 0 0 0 0 0 0 6 10 0.00 0.000																					
22 Matt Lindstrom, R ERA: 5.14	4 0 0 0 1 0 0 0 1 0 0 0 7 12 0.00 0.000																					
Batter	1	2	3	4	5	6	7	8	9	AB	R	H	RBI	BB	SO	LOB	BOTTOM					
8 Chris Coghlan, L OBP: 0.376, SLG: 0.448										5	2	2	1	0	1	1	Atlanta Braves @ Florida Marlins Land Shark Stadium, Miami, FL Thu Sep.03 2009, 7:10 PM EDT Att: 13,711 - Cloudy - 73 F					
24 Cameron Maybin, R OBP: 0.303, SLG: 0.341									3	0	2	1	1	0	1							
18 Wes Helms, R OBP: 0.327, SLG: 0.394									1	0	0	0	0	0	2							
20 Nick Johnson, L OBP: 0.422, SLG: 0.409										2	1	1	1	2	0	1						
44 Brian Sanches, R ERA: 3.12										0	0	0	0	0	0	0						
37 Renyel Pinto, L ERA: 5.14										0	0	0	0	0	0	0						
59 Brett Hayes, R OBP: 0.333, SLG: 0.200										1	0	0	0	0	0	0						
22 Matt Lindstrom, R ERA: 5.14										0	0	0	0	0	0	0						
3 Jorge Cantu, R OBP: 0.340, SLG: 0.431										5	0	1	1	0	0	5						
21 John Baker, L OBP: 0.350, SLG: 0.433										4	1	2	0	1	1	2						
6 Dan Uggla, R OBP: 0.357, SLG: 0.456										4	0	0	0	1	2	3						
25 Brett Carroll, R OBP: 0.330, SLG: 0.465										4	2	2	1	0	0	2						
13 Andy González, R OBP: 0.190, SLG: 0.300										2	0	0	0	0	1	1						
2 Hanley Ramirez, R OBP: 0.418, SLG: 0.556										1	0	1	1	0	0	0						
1 Emilio Bonifacio, S OBP: 0.353, SLG: 0.310										0	1	0	0	0	0	0						
47 Ricky Nolasco, R OBP: 0.195, SLG: 0.154										1	0	0	0	1	1	0						
12 Cody Ross, R OBP: 0.326, SLG: 0.465										2	1	2	2	0	0	0						
Inning Stats	R: 0 E: 0 K: 2 S: 15	H: 1 LOB: 2 BB: 1 P: 26	R: 0 E: 0 K: 2 S: 9	H: 0 LOB: 0 BB: 0 P: 12	R: 1 E: 0 K: 0 S: 16	H: 1 LOB: 1 BB: 1 P: 28	R: 0 E: 0 K: 0 S: 8	H: 0 LOB: 1 BB: 0 P: 15	R: 0 E: 0 K: 1 S: 12	H: 0 LOB: 2 BB: 2 P: 23	R: 6 E: 1 K: 1 S: 27	H: 7 LOB: 2 BB: 1 P: 47	R: 1 E: 0 K: 0 S: 12	H: 3 LOB: 1 BB: 0 P: 20	R: 0 E: 0 K: 0 S: 8	H: 1 LOB: 2 BB: 0 P: 14	1B: 6 2B: 7 3B: 0 HR: 0	SF: 0 SAC: 1 DP: 1 HBP: 1	WP: 2 PB: 0 SB: 0 CS: 0	PA: 43		
PITCHER	IP WLS BF H R ER SO BB IBB HBP BLK WP HR S P ERA WHIP																					
48 Tommy Hanson, R ERA: 3.07	5.0 L 5 3 4 2 1 1 0 0 0 0 1 0 11 23 54.00 12.000																					
54 Kris Medlen, R ERA: 4.68	0.1 5 3 4 2 1 1 0 0 0 0 1 0 16 24 0.00 6.000																					
34 Eric O'Flaherty, L ERA: 3.28	6 4 2 0 0 0 0 0 0 0 0 0 0 12 20 9.00 3.000																					
38 Buddy Carlyle, R ERA: 8.86	1.0 5 3 1 1 0 0 0 0 0 0 0 0 8 14 0.00 2.000																					
50 Jairo Asencio, R ERA: 3.38	1.0 5 1 0 0 0 0 1 0 0 0 0 0 8 14 0.00 2.000																					

Batter	1	2	3	4	5	6	7	8	9	AB	R	H	RBI	BB	SO	LOB	TOP							
8 Chris Coghlan, L (1.7) OBP: 0.380, SLG: 0.448											4	2	2	0	1	1								
20 Nick Johnson, L (1.3) OBP: 0.422, SLG: 0.409										5	1	2	1	0	0	2								
22 Matt Lindstrom, R (8.1)										0	0	0	0	0	0	0								
37 Rencyl Pinto, L (8.1)										0	0	0	0	0	0	0								
46 Juan Carlos Oviedo, R (9.1)										0	0	0	0	0	0	0								
2 Hanley Ramirez, R (1.6) OBP: 0.420, SLG: 0.559										3	2	2	2	1	0	1								
3 Jorge Cantu, R (1.5) OBP: 0.342, SLG: 0.438										4	2	2	2	1	1	3								
21 John Baker, L (1.2) OBP: 0.354, SLG: 0.445										5	1	3	4	0	1	2								
6 Dan Uggla, R (1.4) OBP: 0.359, SLG: 0.455										3	0	1	0	2	2	2								
12 Cody Ross, R (1.9) OBP: 0.323, SLG: 0.461										5	0	0	0	0	0	4								
24 Cameron Maybin, R (1.8) OBP: 0.298, SLG: 0.355										5	1	1	0	0	1	3								
45 Sean West, R (1.1) OBP: 0.402, SLG: 0.942										1	0	0	0	0	1	1								
59 Brett Hayes, R (4.1) OBP: 0.288, SLG: 0.167										1	0	0	0	0	0	0								
31 Burke Badenhop, R (4.1) OBP: 0.288, SLG: 0.167										1	0	0	0	0	0	0								
13 Andy Gonzalez, R (7.1) OBP: 0.307, SLG: 0.273										1	0	0	0	0	0	0								
40 Kiko Calero, R (7.1) OBP: 0.325, SLG: 0.392										1	0	0	0	0	0	1								
18 Wes Helms, R (8.9) OBP: 0.325, SLG: 0.392										1	0	0	0	0	0	1								
Inning Stats	R: 3 E: 0 K: 1 S: 25	H: 4 LOB: 1 BB: 0 P: 33	R: 1 E: 0 K: 1 S: 10	H: 2 LOB: 1 BB: 0 P: 20	R: 2 E: 0 K: 1 S: 15	H: 1 LOB: 0 BB: 1 P: 28	R: 0 E: 0 K: 1 S: 6	H: 0 LOB: 0 BB: 0 P: 8	R: 1 E: 0 K: 0 S: 15	H: 2 LOB: 2 BB: 1 P: 24	R: 2 E: 0 K: 1 S: 15	H: 4 LOB: 2 BB: 0 P: 21	R: 0 E: 0 K: 0 S: 10	H: 0 LOB: 0 BB: 0 P: 14	R: 0 E: 0 K: 1 S: 9	H: 0 LOB: 2 BB: 0 P: 23	R: 0 E: 0 K: 2 S: 11	H: 0 LOB: 1 BB: 1 P: 17	1B: 9 2B: 1 3B: 1 HR: 2	SF: 1 SAC: 0 DP: 0 HBP: 0	WP: 1 PB: 0 SB: 0 CS: 0	PA: 45		
PITCHER	IP: 3.0 WLS: L BF: 17 ERA: 5.63	IP: 3.0 WLS: W BF: 12 ERA: 4.61	IP: 3.0 WLS: W BF: 12 ERA: 4.61	IP: 3.0 WLS: W BF: 12 ERA: 4.61	IP: 3.0 WLS: W BF: 12 ERA: 4.61	IP: 3.0 WLS: W BF: 12 ERA: 4.61	IP: 3.0 WLS: W BF: 12 ERA: 4.61	IP: 3.0 WLS: W BF: 12 ERA: 4.61	IP: 3.0 WLS: W BF: 12 ERA: 4.61	IP: 3.0 WLS: W BF: 12 ERA: 4.61	IP: 3.0 WLS: W BF: 12 ERA: 4.61	IP: 3.0 WLS: W BF: 12 ERA: 4.61	IP: 3.0 WLS: W BF: 12 ERA: 4.61	IP: 3.0 WLS: W BF: 12 ERA: 4.61	IP: 3.0 WLS: W BF: 12 ERA: 4.61	IP: 3.0 WLS: W BF: 12 ERA: 4.61	IP: 3.0 WLS: W BF: 12 ERA: 4.61	IP: 3.0 WLS: W BF: 12 ERA: 4.61	IP: 3.0 WLS: W BF: 12 ERA: 4.61	IP: 3.0 WLS: W BF: 12 ERA: 4.61	IP: 3.0 WLS: W BF: 12 ERA: 4.61	IP: 3.0 WLS: W BF: 12 ERA: 4.61	IP: 3.0 WLS: W BF: 12 ERA: 4.61	IP: 3.0 WLS: W BF: 12 ERA: 4.61

Florida Marlins @ Washington Nationals
Nationals Park, Washington, DC
Fri Sep 04 2009, 7:05 PM EDT
Att: 16,364 - Clear - 82 F

AB	39
R	9
H	13
RBI	9
BB	5
SO	8
LOB	20



Batter	1	2	3	4	5	6	7	8	9	AB	R	H	RBI	BB	SO	LOB	BOTTOM							
30 Justin Maxwell, R (1.8) OBP: 0.250, SLG: 0.147										4	0	1	0	0	2	0								
24 Pete Orr, L (8.1) OBP: 0.348, SLG: 0.409										1	0	0	0	0	0	2								
15 Cristian Guzman, S (1.6) OBP: 0.317, SLG: 0.412										5	0	0	0	0	1	3								
54 Mike MacDougal, S (9.1)										0	0	0	0	0	0	0								
11 Ryan Zimmerman, R (1.5) OBP: 0.374, SLG: 0.531										4	1	2	1	1	1	0								
44 Adam Dunn, L (1.3) OBP: 0.415, SLG: 0.568										4	2	3	1	1	1	2								
16 Josh Willingham, R (1.7) OBP: 0.393, SLG: 0.555										5	1	2	2	0	1	3								
34 Elijah Dukes, R (1.9) OBP: 0.328, SLG: 0.415										3	1	2	0	2	1	3								
7 Josh Bard, S (1.2) OBP: 0.301, SLG: 0.351										5	0	0	0	0	3	10								
12 Alberto Gonzalez, R (1.4) OBP: 0.288, SLG: 0.345										5	1	2	2	0	0	1								
49 Garrett Mock, S (1.1) OBP: 0.356, SLG: 0.656										1	0	0	0	0	1	1								
52 Jason Bergmann, R (8.1) OBP: 0.290, SLG: 0.330										1	0	0	0	0	0	0								
28 Michael Morse, R (6.1) OBP: 0.307, SLG: 0.273										0	0	0	0	0	0	0								
29 Jorge Sosa, R (7.1) OBP: 0.307, SLG: 0.273										0	0	0	0	0	0	0								
36 Tyler Clippard, R (8.1) OBP: 0.325, SLG: 0.392										0	0	0	0	0	0	0								
22 Willie Harris, R (8.6) OBP: 0.325, SLG: 0.392										1	0	1	0	0	0	0								
Inning Stats	R: 0 E: 0 K: 0 S: 7	H: 1 LOB: 0 BB: 0 P: 13	R: 2 E: 0 K: 2 S: 22	H: 3 LOB: 1 BB: 0 P: 30	R: 3 E: 0 K: 2 S: 14	H: 3 LOB: 1 BB: 1 P: 25	R: 0 E: 0 K: 1 S: 8	H: 0 LOB: 0 BB: 0 P: 14	R: 0 E: 0 K: 0 S: 15	H: 1 LOB: 3 BB: 1 P: 24	R: 0 E: 0 K: 0 S: 8	H: 0 LOB: 0 BB: 0 P: 12	R: 0 E: 0 K: 3 S: 17	H: 1 LOB: 3 BB: 2 P: 33	R: 1 E: 0 K: 1 S: 16	H: 3 LOB: 2 BB: 0 P: 21	R: 0 E: 0 K: 1 S: 12	H: 1 LOB: 1 BB: 0 P: 20	1B: 10 2B: 0 3B: 2 HR: 1	SF: 0 SAC: 0 DP: 1 HBP: 0	WP: 1 PB: 0 SB: 0 CS: 0	PA: 44		
PITCHER	IP: 3.0 WLS: L BF: 16 ERA: 4.61	IP: 3.0 WLS: W BF: 12 ERA: 4.61	IP: 3.0 WLS: W BF: 12 ERA: 4.61	IP: 3.0 WLS: W BF: 12 ERA: 4.61	IP: 3.0 WLS: W BF: 12 ERA: 4.61	IP: 3.0 WLS: W BF: 12 ERA: 4.61	IP: 3.0 WLS: W BF: 12 ERA: 4.61	IP: 3.0 WLS: W BF: 12 ERA: 4.61	IP: 3.0 WLS: W BF: 12 ERA: 4.61	IP: 3.0 WLS: W BF: 12 ERA: 4.61	IP: 3.0 WLS: W BF: 12 ERA: 4.61	IP: 3.0 WLS: W BF: 12 ERA: 4.61	IP: 3.0 WLS: W BF: 12 ERA: 4.61	IP: 3.0 WLS: W BF: 12 ERA: 4.61	IP: 3.0 WLS: W BF: 12 ERA: 4.61	IP: 3.0 WLS: W BF: 12 ERA: 4.61	IP: 3.0 WLS: W BF: 12 ERA: 4.61	IP: 3.0 WLS: W BF: 12 ERA: 4.61	IP: 3.0 WLS: W BF: 12 ERA: 4.61	IP: 3.0 WLS: W BF: 12 ERA: 4.61	IP: 3.0 WLS: W BF: 12 ERA: 4.61	IP: 3.0 WLS: W BF: 12 ERA: 4.61	IP: 3.0 WLS: W BF: 12 ERA: 4.61	IP: 3.0 WLS: W BF: 12 ERA: 4.61

Florida Marlins @ Washington Nationals
Nationals Park, Washington, DC
Fri Sep 04 2009, 7:05 PM EDT
Att: 16,364 - Clear - 82 F

Batter	1	2	3	4	5	6	7	8	9	AB	R	H	RBI	BB	SO	LOB	TOP																	
8 Chris Coghlan, L (1,7) OBP: 0.382, SLG: 0.449										6	1	3	0	0	0	1	Florida Marlins @ Washington Nationals Nationals Park, Washington, DC Sat Sep 05 2009, 7:05 PM EDT Att: 18,111 - Partly Cloudy - 80 F																	
24 Cameron Maybin, R (1,8) OBP: 0.312, SLG: 0.358										2	3	1	1	2	1	1																		
2 Hanley Ramirez, R (1,6) OBP: 0.421, SLG: 0.567										4	2	2	3	1	0	2																		
3 Jorge Cantu, R (1,3) OBP: 0.346, SLG: 0.444										4	1	3	2	1	1	0																		
21 John Baker, L (1,2) OBP: 0.375, SLG: 0.439										4	0	0	0	1	1	6																		
44 Brian Sanches, R (8,1)										0	0	0	0	0	0	0																		
6 Dan Uggla, R (1,4) OBP: 0.380, SLG: 0.455										4	0	1	0	1	2	3																		
12 Cody Ross, R (1,9) OBP: 0.322, SLG: 0.458										5	0	1	2	0	1	2																		
18 Wes Helms, R (1,5) OBP: 0.322, SLG: 0.387										5	1	1	0	0	1	3																		
55 Josh Johnson, L (1,1) OBP: 0.233, SLG: 0.327										1	0	0	0	0	0	0																		
59 Brett Hayes, R (6,PH) OBP: 0.375, SLG: 0.714										1	1	1	1	0	0	0																		
51 Cristhian Martinez, R (6,1) OBP: 0.340, SLG: 0.438										1	0	0	0	0	0	1																		
53 Dan Meyer, R (7,1)										0	0	0	0	0	0	0																		
29 Ronny Paulino, R (8,2) OBP: 0.340, SLG: 0.438										0	0	0	0	1	0	0																		
Inning Stats	R: 3 E: 0 K: 2 S: 14	H: 3 LOB: 2 BB: 3 P: 34	R: 0 E: 0 K: 1 S: 13	H: 1 LOB: 1 BB: 0 P: 17	R: 0 E: 0 K: 2 S: 11	H: 0 LOB: 1 BB: 1 P: 21	R: 3 E: 0 K: 0 S: 11	H: 4 LOB: 1 BB: 1 P: 19	R: 0 E: 0 K: 1 S: 9	H: 0 LOB: 0 BB: 0 P: 16	R: 2 E: 0 K: 0 S: 15	H: 2 LOB: 1 BB: 0 P: 25	R: 0 E: 0 K: 0 S: 6	H: 1 LOB: 0 BB: 0 P: 8	R: 1 E: 0 K: 0 S: 13	H: 2 LOB: 2 BB: 1 P: 29	R: 0 E: 0 K: 1 S: 6	H: 0 LOB: 1 BB: 1 P: 12	1B: 7 2B: 4 3B: 0 HR: 2	SF: 1 SAC: 1 DP: 0 HBP: 0	WP: 0 PB: 0 SB: 0 CS: 1	PA: 46												
PITCHER	IP WLS BF H R ER SO BB IBB HBP BLK WP HR S P ERA WHIP																	PITCHER	IP WLS BF H R ER SO BB IBB HBP BLK WP HR S P ERA WHIP															
61 Livan Hernandez, R (1,1) ERA: 5.44	5.0	L	26	8	6	6	6	4	0	0	0	0	0	1	58	107	10.80	2.400																
56 Victor Garate, L (6,1) ERA: 18.0	1.0		6	2	2	2	0	1	0	0	0	0	0	1	15	25	18.00	3.000																
29 Jorge Sosa, R (7,1) ERA: 6.45	1.0		4	1	0	0	0	0	0	0	0	0	0	6	8	0.00	1.000																	
41 Ron Villone, L (8,1) ERA: 4.35	0.2		5	2	1	1	0	0	1	0	0	0	0	12	27	13.50	3.000																	
42 Jason Bergmann, R (8,1) ERA: 5.4	1.1		5	0	0	0	1	1	0	0	0	0	0	7	14	0.00	0.750																	
Batter	1	2	3	4	5	6	7	8	9	AB	R	H	RBI	BB	SO	LOB	BOTTOM																	
22 Willie Harris, L (1,8) OBP: 0.352, SLG: 0.368										2	0	0	0	1	1	0	Florida Marlins @ Washington Nationals Nationals Park, Washington, DC Sat Sep 05 2009, 7:05 PM EDT Att: 18,111 - Partly Cloudy - 80 F																	
30 Justin Maxwell, R (7,PH) OBP: 0.262, SLG: 0.194										2	1	1	0	0	1	1																		
15 Cristian Guzman, S (1,6) OBP: 0.314, SLG: 0.409										4	0	0	0	0	0	2																		
42 Jason Bergmann, R (8,1) OBP: 0.231, SLG: 0.308										1	0	1	1	0	0	0																		
28 Michael Morse, R (9,PH) OBP: 0.231, SLG: 0.308										5	0	1	0	0	0	2																		
11 Ryan Zimmerman, R (1,5) OBP: 0.372, SLG: 0.528										5	0	1	0	0	0	2																		
44 Adam Dunn, L (1,3) OBP: 0.416, SLG: 0.567										4	1	2	0	0	0	1																		
16 Josh Willingham, R (1,7) OBP: 0.394, SLG: 0.553										3	0	1	0	1	0	0																		
34 Elijah Dukes, R (1,9) OBP: 0.330, SLG: 0.421										3	1	1	0	1	1	2																		
24 Pete Orr, L (1,4) OBP: 0.370, SLG: 0.490										3	1	1	1	1	0	2																		
23 Wil Nieves, R (1,2) OBP: 0.293, SLG: 0.300										4	1	1	1	0	1	3																		
61 Livan Hernandez, R (1,1) ERA: 3.04	5.0	W	18	2	1	1	1	3	0	0	0	0	0	0	0	3	WASHINGTON NATIONALS		WP: 0 PB: 0 SB: 0 CS: 0	PA: 39														
8 Jorge Pardo, R (5,PH) OBP: 0.174, SLG: 0.136										1	0	0	0	0	0	0																		
56 Victor Castro, L (8,1) OBP: 0.299, SLG: 0.299										0	0	0	0	0	0	0																		
29 Jorge Sosa, R (7,1) ERA: 6.75										1	0	2	0	0	0	0																		
7 Josh Bard, S (7,PH) OBP: 0.300, SLG: 0.350										0	0	1	2	0	0	0																		
35 Craig Stammen, R (7,PH) OBP: 0.299, SLG: 0.299										0	0	0	0	0	0	0																		
41 Ron Villone, L (8,1) ERA: 4.35										0	0	0	0	0	0	0																		
12 Alberto Gonzalez, R (8,6) OBP: 0.287, SLG: 0.341										1	0	0	0	0	0	3																		
Inning Stats	R: 0 E: 0 K: 0 S: 6	H: 0 LOB: 0 BB: 1 P: 12	R: 1 E: 0 K: 1 S: 20	H: 2 LOB: 2 BB: 2 P: 34	R: 0 E: 0 K: 0 S: 10	H: 0 LOB: 0 BB: 0 P: 13	R: 0 E: 0 K: 0 S: 6	H: 0 LOB: 0 BB: 0 P: 9	R: 0 E: 0 K: 1 S: 11	H: 0 LOB: 0 BB: 0 P: 14	R: 0 E: 0 K: 1 S: 12	H: 1 LOB: 1 BB: 0 P: 21	R: 3 E: 0 K: 1 S: 9	H: 3 LOB: 1 BB: 1 P: 20	R: 0 E: 0 K: 1 S: 12	H: 2 LOB: 2 BB: 0 P: 22	R: 1 E: 0 K: 0 S: 13	H: 2 LOB: 1 BB: 0 P: 17	1B: 7 2B: 2 3B: 1 HR: 0	SF: 0 SAC: 0 DP: 2 HBP: 0	WP: 0 PB: 0 SB: 0 CS: 0	PA: 39												
PITCHER	IP WLS BF H R ER SO BB IBB HBP BLK WP HR S P ERA WHIP																	PITCHER	IP WLS BF H R ER SO BB IBB HBP BLK WP HR S P ERA WHIP															
55 Josh Johnson, R (1,1) ERA: 3.04	5.0		18	2	1	1	1	3	0	0	0	0	0	0	0	3	1.80	1.000																
51 Cristhian Martinez, R (6,1) ERA: 6.75	1.1		9	4	3	3	1	1	0	0	0	0	0	0	0	0	20.25	3.750																
53 Dan Meyer, L (7,1) ERA: 3.18	1.0		4	1	0	0	1	0	0	0	0	0	0	0	0	0	0.00	1.000																
44 Brian Sanches, R (8,1) ERA: 1.51	1.2		8	3	1	1	1	0	0	0	0	0	0	0	0	0	5.40	1.800																

Batter	1	2	3	4	5	6	7	8	9	AB	R	H	RBI	BB	SO	LOB	TOP			
8 Chris Coghlan, L (1, 7) OBP: 0.382, SLG: 0.442	G6-3	HBP			G3		20 2B BB		IBB	2	1	0	0	2	0	0	Florida Marlins @ New York Mets Citi Field, Flushing, NY Wed Sep 09 2009, 7:10 PM EDT Att: 37,312 - Cloudy - 72 F			
20 Nick Johnson, L (1, 3) OBP: 0.424, SLG: 0.416	FC5	F9			G1-3				F9	4	1	2	1	0	0	1				
18 Wes Helms, R (7, FR) OBP: 0.320, SLG: 0.385	1B									1	0	0	0	0	0	2				
2 Hanley Ramirez, R (1, 6) OBP: 0.420, SLG: 0.572	FC5			P4						4	0	1	0	0	0	1				
3 Jorge Cantu, R (1, 5) OBP: 0.344, SLG: 0.440	FC5				G5-3					4	1	1	0	0	1	0				
6 Dan Uggla, R (1, 4) OBP: 0.357, SLG: 0.454	FC5				L8					4	2	1	2	0	0	2				
12 Cody Ross, R (1, 9) OBP: 0.322, SLG: 0.467	HR				F8					4	1	1	3	0	0	0				
29 Ronny Paulino, R (1, 2) OBP: 0.336, SLG: 0.431	F9				F8					4	0	1	0	0	0	0				
24 Cameron Maybin, R (1, 8) OBP: 0.322, SLG: 0.390		P3			K					4	0	1	0	0	1	1				
47 Ricky Nolasco, R (1, 1) OBP: 0.182, SLG: 0.143		G6-3			F9					3	0	0	0	0	0	1				
37 Renyel Pinto, L (7, 1) ERA: 4.91		G6-3								0	0	0	0	0	0	0				
48 Brendan Donnelly, R (8, 1) ERA: 4.85										0	0	0	0	0	0	0				
7 Ross Gload, L (9, PH) OBP: 0.332, SLG: 0.388										1	0	0	0	0	0	1				
46 Juan Carlos Oviedo, R (9, 1) ERA: 2.73										0	0	0	0	0	0	0				
Inning Stats	R: 4 E: 0 K: 0 S: 11	H: 4 LOB: 0 BB: 0 P: 19	R: 0 E: 0 K: 0 S: 9	H: 0 LOB: 1 BB: 0 P: 17	R: 0 E: 0 K: 0 S: 6	H: 1 LOB: 1 BB: 0 P: 9	R: 0 E: 0 K: 1 S: 8	H: 0 LOB: 0 BB: 0 P: 9	R: 1 E: 0 K: 0 S: 9	H: 1 LOB: 1 BB: 0 P: 12	R: 1 E: 0 K: 0 S: 10	H: 1 LOB: 1 BB: 1 P: 19	R: 0 E: 0 K: 1 S: 8	H: 0 LOB: 0 BB: 0 P: 13	R: 0 E: 0 K: 0 S: 7	H: 1 LOB: 2 BB: 1 P: 17	1B: 4 2B: 2 3B: 0 HR: 2	SF: 0 SAC: 0 DP: 0 HBP: 1	WP: 0 PB: 0 SB: 0 CS: 0	PA: 38
PITCHER	IP WLS BF H R ER SO BB IBB HBP BLK WP HR S P ERA WHIP																			
48 Pat Misch, L (1, 1) ERA: 3.86	6.0 L 25 6 5 5 1 0 0 0 1 0 0 2 49 78 7.50 1.000																			
35 Lance Broadway, R (7, 1) ERA: 4.91	1.0 5 1 1 1 0 1 0 0 0 0 0 0 10 19 9.00 2.000																			
50 Sean Green, R (8, 1) ERA: 4.85	1.0 3 0 0 0 1 0 0 0 0 0 0 0 8 13 0.00 0.000																			
64 Elmer Dessens, R (9, 1) ERA: 2.73	1.0 5 1 0 0 0 0 0 1 0 0 0 0 7 17 0.00 1.000																			

AB 35
R 6
H 8
RBI 6
BB 2
SO 2
LOB 9



Batter	1	2	3	4	5	6	7	8	9	AB	R	H	RBI	BB	SO	LOB	BOTTOM					
16 Angel Pagán, S (1, 7) OBP: 0.345, SLG: 0.500	G4-3				P6					4	0	2	0	0	0	1	Florida Marlins @ New York Mets Citi Field, Flushing, NY Wed Sep 09 2009, 7:10 PM EDT Att: 37,312 - Cloudy - 72 F					
64 Elmer Dessens, R (9, 1) ERA: 2.73	1B									0	0	0	0	0	0	0						
1 Luis Castillo, S (1, 4) OBP: 0.401, SLG: 0.362	G4-3									3	0	0	0	1	0	2						
5 David Wright, R (1, 5) OBP: 0.405, SLG: 0.455	K2-3				G5-4-3					3	1	0	0	1	1	2						
15 Carlos Beltrán, S (1, 8) OBP: 0.420, SLG: 0.522	G6-3									4	1	1	0	0	1	1						
28 Daniel Murphy, L (1, 3) OBP: 0.310, SLG: 0.404	G3									4	1	1	1	0	1	0						
12 Jeff Francoeur, R (1, 9) OBP: 0.297, SLG: 0.399	G6-3									2	0	0	1	0	0	0						
30 Josh Thole, L (1, 2) OBP: 0.287, SLG: 0.357	G4-3									2	0	0	0	0	0	0						
17 Fernando Tatis, R (7, PH) OBP: 0.325, SLG: 0.423	G4-3									1	0	0	1	0	0	0						
9 Omir Santos, R (8, 2) OBP: 0.300, SLG: 0.389										0	0	0	0	0	0	0						
11 Anderson Hernandez, S (1, 6) OBP: 0.314, SLG: 0.324					F7					3	0	0	0	0	1	0						
48 Pat Misch, R (1, 1) ERA: 3.86										1	0	0	0	0	0	0						
18 Jeremy Reed, L (6, PH) OBP: 0.300, SLG: 0.300										1	0	0	0	0	0	0						
35 Lance Broadway, R (7, 1) ERA: 3.35										0	0	0	0	0	0	0						
50 Sean Green, R (8, 1) ERA: 4.85										0	0	0	0	0	0	0						
6 Nick Evans, R (8, PH) OBP: 0.276, SLG: 0.370										0	0	0	0	0	0	0						
19 Cory Sullivan, L (8, PH) OBP: 0.306, SLG: 0.443										0	0	0	0	1	0	0						
Inning Stats	R: 0 E: 0 K: 1 S: 12	H: 1 LOB: 1 BB: 0 P: 18	R: 0 E: 0 K: 0 S: 5	H: 0 LOB: 0 BB: 0 P: 7	R: 0 E: 0 K: 0 S: 9	H: 0 LOB: 0 BB: 0 P: 15	R: 0 E: 0 K: 1 S: 8	H: 0 LOB: 0 BB: 1 P: 13	R: 0 E: 0 K: 1 S: 11	H: 1 LOB: 1 BB: 0 P: 18	R: 0 E: 0 K: 1 S: 8	H: 1 LOB: 1 BB: 0 P: 12	R: 3 E: 0 K: 0 S: 21	H: 2 LOB: 0 BB: 1 P: 32	R: 0 E: 0 K: 0 S: 7	H: 0 LOB: 0 BB: 1 P: 15	R: 0 E: 0 K: 0 S: 9	H: 0 LOB: 0 BB: 0 P: 12	1B: 2 2B: 3 3B: 0 HR: 0	SF: 1 SAC: 0 DP: 2 HBP: 0	WP: 0 PB: 0 SB: 0 CS: 0	PA: 32
PITCHER	IP WLS BF H R ER SO BB IBB HBP BLK WP HR S P ERA WHIP																					
47 Ricky Nolasco, R (1, 1) ERA: 5.23	6.1 W 24 4 3 3 4 2 0 0 0 0 0 0 7 105 4.26 0.947																					
37 Renyel Pinto, L (7, 1) ERA: 3.35	0.2 2 0 0 0 0 0 0 0 0 0 0 0 7 10 0.00 0.000																					
48 Brendan Donnelly, R (8, 1) ERA: 1.93	1.0 H 3 0 0 0 0 0 1 0 0 0 0 0 7 15 0.00 1.000																					
46 Juan Carlos Oviedo, R (9, 1) ERA: 4.11	1.0 S 3 0 0 0 0 0 0 0 0 0 0 0 9 12 0.00 0.000																					

AB 28
R 3
H 4
RBI 3
BB 3
SO 4
LOB 6



Batter	1	2	3	4	5	6	7	8	9	AB	R	H	RBI	BB	SO	LOB	TOP							
8 Chris Coghlan, L (1, 7) OBP: 0.384, SLG: 0.445										6	2	3	0	0	0	3								
20 Nick Johnson, L (1, 3) OBP: 0.427, SLG: 0.417										4	1	2	4	2	0	0								
59 Brett Hayes, R (8, FR) OBP: 0.375, SLG: 0.714										0	0	0	0	0	0	0								
53 Dan Meyer, R (8, 1) OBP: 0.500, SLG: 0.500										0	0	0	0	0	0	0								
64 Tim Wood, R (9, 1) OBP: 0.500, SLG: 0.500										0	0	0	0	0	0	0								
2 Hanley Ramirez, R (1, 6) OBP: 0.421, SLG: 0.571										6	1	3	2	0	0	5								
13 Andy González, R (9, 6) OBP: 0.091, SLG: 0.273										0	0	0	0	0	0	0								
3 Jorge Cantu, R (1, 5) OBP: 0.342, SLG: 0.435										5	0	0	1	1	0	6								
21 John Baker, L (1, 2) OBP: 0.349, SLG: 0.430										5	1	1	1	1	2	3								
6 Dan Uggla, R (1, 4) OBP: 0.359, SLG: 0.460										5	1	3	2	0	2	2								
12 Cody Ross, R (1, 9) OBP: 0.325, SLG: 0.470										5	1	3	2	0	2	2								
24 Cameron Maybin, R (1, 8) OBP: 0.317, SLG: 0.376										4	1	0	0	1	2	5								
45 Sean West, R (1, 1) OBP: 0.244, SLG: 0.388										3	1	1	0	0	1	4								
31 Burke Badenhop, R (5, 1) OBP: 0.353, SLG: 0.508										4	0	3	0	1	0	0								
1 Luis Castillo, S (1, 4) OBP: 0.399, SLG: 0.358										4	0	0	0	1	2	4								
5 David Wright, R (1, 5) OBP: 0.404, SLG: 0.453										4	2	1	1	0	1	3								
12 Jeff Francoeur, R (1, 9) OBP: 0.300, SLG: 0.404										4	1	3	0	0	0	2								
17 Fernando Tatis, R (1, 3) OBP: 0.330, SLG: 0.426										3	0	2	1	1	1	1								
6 Nick Evans, R (1, 7) OBP: 0.274, SLG: 0.362										4	0	1	1	0	1	4								
9 Omir Santos, R (1, 2) OBP: 0.296, SLG: 0.384										3	0	0	1	0	1	2								
11 Anderson Hernandez, S (1, 6) OBP: 0.311, SLG: 0.320										4	0	0	0	0	1	3								
39 Bobby Parnell, R (1, 1) ERA: 5.49										1	0	0	0	0	0	0								
29 Tobin Stoner, R (6, 1) ERA: 5.1										0	0	0	0	0	0	0								
50 Sean Green, R (7, 1) ERA: 3.38										0	0	0	0	0	0	0								
25 Pedro Feliciano, L (7, 1) ERA: 3.84										0	0	0	0	0	0	0								
43 Brian Stokes, R (7, 1) ERA: 3.84										0	0	0	0	0	0	0								
Inning Stats	R: 3 E: 1 K: 3 S: 20	H: 2 LOB: 3 BB: 3 P: 40	R: 0 E: 0 K: 0 S: 7	H: 1 LOB: 1 BB: 0 P: 11	R: 1 E: 0 K: 2 S: 8	H: 1 LOB: 0 BB: 0 P: 11	R: 1 E: 0 K: 1 S: 12	H: 2 LOB: 2 BB: 1 P: 25	R: 1 E: 0 K: 0 S: 9	H: 1 LOB: 1 BB: 1 P: 17	R: 0 E: 0 K: 0 S: 9	H: 1 LOB: 1 BB: 0 P: 15	R: 3 E: 0 K: 2 S: 18	H: 4 LOB: 2 BB: 1 P: 32	R: 4 E: 0 K: 1 S: 14	H: 4 LOB: 1 BB: 1 P: 23	R: 0 E: 0 K: 1 S: 7	H: 0 LOB: 0 BB: 0 P: 9	1B: 12 2B: 3 3B: 0 HR: 1	SF: 0 SAC: 0 DP: 0 HBP: 0	WP: 1 PB: 0 SB: 1 CS: 0	PA: 51		
PITCHER	IP	WLS	BF	H	R	ER	SO	BB	IBB	HBP	BLK	WP	HR	S	P	ERA	WHIP							
39 Bobby Parnell, R (1, 1) ERA: 5.49	5.0	L	28	7	6	5	6	5	0	0	0	1	1	56	104	9.00	2.400							
29 Tobin Stoner, R (6, 1) ERA: 5.1	1.0		4	1	0	0	0	0	0	0	0	0	0	9	15	0.00	1.000							
50 Sean Green, R (7, 1) ERA: 3.38	0.2		4	1	2	2	2	0	1	0	0	0	0	8	17	27.00	1.500							
25 Pedro Feliciano, L (7, 1) ERA: 3.84	0.0		2	2	0	0	0	0	0	0	0	0	0	6	9	∞	∞							
43 Brian Stokes, R (7, 1) ERA: 3.84	0.1		2	1	1	1	0	0	0	0	0	0	0	4	6	27.00	3.000							

Florida Marlins @ New York Mets
Citi Field, Flushing, NY
Thu Sep 10 2009, 7:10 PM EDT
Att: 37,620 - Cloudy - 65 F

AB 44
R 13
H 16
RBI 13
BB 7
SO 10
LOB 31



Batter	1	2	3	4	5	6	7	8	9	AB	R	H	RBI	BB	SO	LOB	BOTTOM
16 Angel Pagán, S (1, 8) OBP: 0.353, SLG: 0.508										4	0	3	0	1	0	0	
1 Luis Castillo, S (1, 4) OBP: 0.399, SLG: 0.358										4	0	0	0	1	2	4	
5 David Wright, R (1, 5) OBP: 0.404, SLG: 0.453										4	2	1	1	0	1	3	
12 Jeff Francoeur, R (1, 9) OBP: 0.300, SLG: 0.404																	

Batter	1	2	3	4	5	6	7	8	9	AB	R	H	RBI	BB	SO	LOB	TOP		
22 Willie Harris, L (1,8) OBP: 0.366, SLG: 0.405	4-2 44 HR BB	2-3 K	2-3 K	4-2 BB	4-2 BB	2-1 P6	4-0 BB	4-0 BB	15 FC3-6 BB	2	1	0	0	3	1	3			
15 Cristian Guzman, S (1,6) OBP: 0.314, SLG: 0.405	2-3 K	0-0 F7	4-1 F7	2-3 K	2-3 K	1-0 P4	1-1 FC3-6	1-1 FC3-6	11 G6-4-3 BB	5	0	0	0	0	2	3			
11 Ryan Zimmerman, R (1,5) OBP: 0.366, SLG: 0.523	1-3 K	4-1 FC5	4-1 FC5	1-0 F8	1-0 F8	2-1 HR	2-1 HR	0-1 G6-4-3	0-1 G6-4-3	4	1	1	1	1	1	3			
44 Adam Dunn, L (1,3) OBP: 0.410, SLG: 0.565	0-1 HR	2-3 K	2-3 K	2-2 G4-3	2-2 G4-3	4-2 BB	4-2 BB	16 G6-4-3 BB	16 G6-4-3 BB	3	1	1	2	1	1	2			
16 Josh Willingham, R (1,7) OBP: 0.389, SLG: 0.540	1-3 K	4-2 BB	4-2 BB	2-3 BB	2-3 BB	4-2 BB	4-2 BB	23 1B BB	23 1B BB	2	1	0	0	2	1	1			
30 Justin Maxwell, R (9,8) OBP: 0.298, SLG: 0.244	1-3 K	1-2 BB	1-2 BB	1-2 BB	1-2 BB	1-2 BB	1-2 BB	1-2 BB	1-2 BB	0	0	0	0	0	0	0			
34 Elijah Dukes, R (1,9) OBP: 0.340, SLG: 0.420	0-0 FC4	0-0 FC5	1-1 FC5	0-1 F7	0-1 F7	0-0 F9	0-0 F9	0-0 F9	0-0 F9	4	0	1	0	0	0	3			
24 Pete Orr, L (1,4) OBP: 0.293, SLG: 0.368	0-0 P5	2-3 K	2-3 K	1-2 F7	1-2 F7	0-1 F7	0-1 F7	0-1 F7	0-1 F7	4	0	0	0	0	1	2			
23 Wil Nieves, R (1,2) OBP: 0.302, SLG: 0.299	1-1 FC4	2-1 G4-3	2-1 G4-3	1-1 2B	1-1 2B	4-1 BB	4-1 BB	4-1 BB	4-1 BB	3	1	1	0	1	0	1			
51 J.D. Martin, R (1,1) OBP: 0.200, SLG: 0.158	1-1 B2	1-1 B2	1-1 B2	3-2 2B	3-2 2B	0-0 P4	0-0 P4	0-0 P4	0-0 P4	2	0	0	0	0	1	2			
28 Michael Morse, R (6,PH) OBP: 0.333, SLG: 0.467										1	0	1	2	0	0	0			
36 Tyler Clippard, R (6,1) OBP: 0.298, SLG: 0.244										1	0	0	0	0	0	1			
42 Jason Bergmann, R (8,1) OBP: 0.298, SLG: 0.244										0	0	0	0	0	0	0			
54 Mike MacDougal, S (8,1) OBP: 0.298, SLG: 0.244										0	0	0	0	0	0	0			
Inning Stats	R: 2 H: 1 E: 0 K: 3 S: 13	H: 1 R: 0 ER: 0 LOB: 2 BB: 1 P: 21	R: 0 H: 1 E: 0 K: 1 S: 9	H: 1 R: 0 ER: 0 LOB: 2 BB: 0 P: 13	R: 0 H: 0 E: 0 K: 1 S: 10	H: 0 R: 0 ER: 0 LOB: 0 BB: 2 P: 21	R: 0 H: 0 E: 0 K: 2 S: 8	H: 0 R: 0 ER: 0 LOB: 1 BB: 1 P: 14	R: 0 H: 0 E: 0 K: 1 S: 11	H: 0 R: 0 ER: 0 LOB: 1 BB: 1 P: 20	R: 1 H: 1 E: 0 K: 0 S: 7	H: 1 R: 0 ER: 0 LOB: 0 BB: 1 P: 14	R: 0 H: 0 E: 0 K: 0 S: 5	H: 0 R: 0 ER: 0 LOB: 1 BB: 1 P: 9	R: 0 H: 0 E: 0 K: 0 S: 4	H: 0 R: 0 ER: 0 LOB: 0 BB: 1 P: 9	1B: 2 2B: 1 3B: 0 HR: 2	SF: 0 SAC: 0 DP: 2 HBP: 0	WP: 0 PA: 39
PITCHER	IP WLS BF H R ER SO BB IBB HBP BLK WP HR S P ERA WHIP	IP WLS BF H R ER SO BB IBB HBP BLK WP HR S P ERA WHIP	IP WLS BF H R ER SO BB IBB HBP BLK WP HR S P ERA WHIP	IP WLS BF H R ER SO BB IBB HBP BLK WP HR S P ERA WHIP	IP WLS BF H R ER SO BB IBB HBP BLK WP HR S P ERA WHIP	IP WLS BF H R ER SO BB IBB HBP BLK WP HR S P ERA WHIP	IP WLS BF H R ER SO BB IBB HBP BLK WP HR S P ERA WHIP	IP WLS BF H R ER SO BB IBB HBP BLK WP HR S P ERA WHIP	IP WLS BF H R ER SO BB IBB HBP BLK WP HR S P ERA WHIP	IP WLS BF H R ER SO BB IBB HBP BLK WP HR S P ERA WHIP	IP WLS BF H R ER SO BB IBB HBP BLK WP HR S P ERA WHIP	IP WLS BF H R ER SO BB IBB HBP BLK WP HR S P ERA WHIP	IP WLS BF H R ER SO BB IBB HBP BLK WP HR S P ERA WHIP	IP WLS BF H R ER SO BB IBB HBP BLK WP HR S P ERA WHIP	IP WLS BF H R ER SO BB IBB HBP BLK WP HR S P ERA WHIP	IP WLS BF H R ER SO BB IBB HBP BLK WP HR S P ERA WHIP	IP WLS BF H R ER SO BB IBB HBP BLK WP HR S P ERA WHIP	IP WLS BF H R ER SO BB IBB HBP BLK WP HR S P ERA WHIP	IP WLS BF H R ER SO BB IBB HBP BLK WP HR S P ERA WHIP

Washington Nationals @ Florida Marlins
Land Shark Stadium, Miami, FL
Fri Sep 11 2009, 7:10 PM EDT
Att: 15,247 - Cloudy - 81 F

AB 31
R 5
H 5
RBI 5
BB 8
SO 8
LOB 21



Batter	1	2	3	4	5	6	7	8	9	AB	R	H	RBI	BB	SO	LOB	BOTTOM				
8 Chris Coghlan, L (1,7) OBP: 0.380, SLG: 0.440	3-3 K	1-2 G4-3	1-2 G4-3	3-2 G6-3	3-2 G6-3	1-2 F9	1-2 F9	2-1 G6-3	2-1 G6-3	5	0	0	0	0	1	3					
20 Nick Johnson, L (1,3) OBP: 0.428, SLG: 0.420	4-1 2 HR BB	1-0 F9	1-0 F9	1-1 2 BB HBP	1-1 2 BB HBP	2-1 2B	2-1 2B	2-1 2B	2-1 2B	2	1	1	0	1	0	1					
2 Hanley Ramirez, R (1,6) OBP: 0.425, SLG: 0.578	0-0 HR	4-0 IBB	4-0 IBB	4-0 BB	4-0 BB	4-1 BB	4-1 BB	4-1 BB	4-1 BB	1	1	1	2	3	0	0					
3 Jorge Cantu, R (1,5) OBP: 0.340, SLG: 0.432	1-0 F8	3-1 F7	3-1 F7	2-2 G1-3	2-2 G1-3	1-2 P3	1-2 P3	1-2 P3	1-2 P3	4	0	0	0	0	0	6					
21 John Baker, L (1,2) OBP: 0.348, SLG: 0.426	0-2 L7	4-2 12 G1-3 BB	4-2 12 G1-3 BB	0-1 G6-3	0-1 G6-3	0-1 G4-6-3	0-1 G4-6-3	0-1 G4-6-3	0-1 G4-6-3	3	0	0	0	1	0	2					
6 Dan Uggla, R (1,4) OBP: 0.358, SLG: 0.464	3-2 F9	0-3 K	0-3 K	3-2 K	3-2 K	2-1 HR	2-1 HR	2-1 HR	2-1 HR	4	1	1	1	0	2	1					
12 Cody Ross, R (1,9) OBP: 0.324, SLG: 0.469	1-2 P3	2-1 G1-3	2-1 G1-3	1-2 G6-3	1-2 G6-3	0-1 BB	0-1 BB	0-1 BB	0-1 BB	4	0	1	0	0	1	1					
24 Cameron Maybin, R (1,8) OBP: 0.310, SLG: 0.366	0-3 K	0-3 K	0-3 K	0-2 K	0-2 K	4-1 BB	4-1 BB	4-1 BB	4-1 BB	3	0	0	0	0	2	1					
7 Ross Gload, L (9,PH) OBP: 0.338, SLG: 0.388										0	0	0	0	1	0	0					
25 Brett Carroll, R (9,FR) OBP: 0.330, SLG: 0.465										0	0	0	0	0	0	0					
55 Josh Johnson, L (1,1) OBP: 0.246, SLG: 0.339										1	0	1	0	0	0	0					
15 Cody Ross, R (5,PH) OBP: 0.324, SLG: 0.469										1	0	0	0	0	0	0					
44 Brian Sanchez, R (8,1) OBP: 0.324, SLG: 0.469										0	0	0	0	0	0	0					
23 Andrew Miller, L (7,1) OBP: 0.280, SLG: 0.363										0	0	0	0	0	0	0					
59 Brett Hayes, R (7,PH) OBP: 0.333, SLG: 0.467										1	0	0	0	0	0	0					
51 Cristhian Martinez, R (8,1) OBP: 0.298, SLG: 0.244										0	0	0	0	0	0	0					
1 Emilio Bonifacio, S (9,PH) OBP: 0.260, SLG: 0.336										1	0	0	0	0	0	0					
Inning Stats	R: 2 H: 1 E: 0 K: 1 S: 10	H: 0 R: 0 ER: 0 LOB: 0 BB: 0 P: 18	R: 0 H: 0 E: 0 K: 1 S: 13	H: 0 R: 0 ER: 0 LOB: 0 BB: 0 P: 17	R: 0 H: 1 E: 0 K: 0 S: 12	H: 1 R: 0 ER: 0 LOB: 2 BB: 1 P: 23	R: 0 H: 0 E: 0 K: 1 S: 9	H: 0 R: 0 ER: 0 LOB: 1 BB: 1 P: 15	R: 0 H: 0 E: 0 K: 2 S: 12	H: 0 R: 0 ER: 0 LOB: 2 BB: 1 P: 24	R: 0 H: 0 E: 0 K: 2 S: 8	H: 0 R: 0 ER: 0 LOB: 0 BB: 0 P: 13	R: 0 H: 0 E: 0 K: 2 S: 9	H: 0 R: 0 ER: 0 LOB: 0 BB: 0 P: 10	R: 0 H: 1 E: 0 K: 0 S: 9	H: 1 R: 0 ER: 0 LOB: 1 BB: 1 P: 16	R: 1 H: 2 E: 0 K: 1 S: 10	H: 2 R: 0 ER: 0 LOB: 2 BB: 1 P: 19	1B: 2 2B: 1 3B: 0 HR: 2	SF: 0 SAC: 0 DP: 2 HBP: 1	WP: 1 PA: 37
PITCHER	IP WLS BF H R ER SO BB IBB HBP BLK WP HR S P ERA WHIP	IP WLS BF H R ER SO BB IBB HBP BLK WP HR S P ERA WHIP	IP WLS BF H R ER SO BB IBB HBP BLK WP HR S P ERA WHIP	IP WLS BF H R ER SO BB IBB HBP BLK WP HR S P ERA WHIP	IP WLS BF H R ER SO BB IBB HBP BLK WP HR S P ERA WHIP	IP WLS BF H R ER SO BB IBB HBP BLK WP HR S P ERA WHIP	IP WLS BF H R ER SO BB IBB HBP BLK WP HR S P ERA WHIP	IP WLS BF H R ER SO BB IBB HBP BLK WP HR S P ERA WHIP	IP WLS BF H R ER SO BB IBB HBP BLK WP HR S P ERA WHIP	IP WLS BF H R ER SO BB IBB HBP BLK WP HR S P ERA WHIP	IP WLS BF H R ER SO BB IBB HBP BLK WP HR S P ERA WHIP	IP WLS BF H R ER SO BB IBB HBP BLK WP HR S P ERA WHIP	IP WLS BF H R ER SO BB IBB HBP BLK WP HR S P ERA WHIP	IP WLS BF H R ER SO BB IBB HBP BLK WP HR S P ERA WHIP	IP WLS BF H R ER SO BB IBB HBP BLK WP HR S P ERA WHIP	IP WLS BF H R ER SO BB IBB HBP BLK WP HR S P ERA WHIP	IP WLS BF H R ER SO BB IBB HBP BLK WP HR S P ERA WHIP	IP WLS BF H R ER SO BB IBB HBP BLK WP HR S P ERA WHIP	IP WLS BF H R ER SO BB IBB HBP BLK WP HR S P ERA WHIP	IP WLS BF H R ER SO BB IBB HBP BLK WP HR S P ERA WHIP	

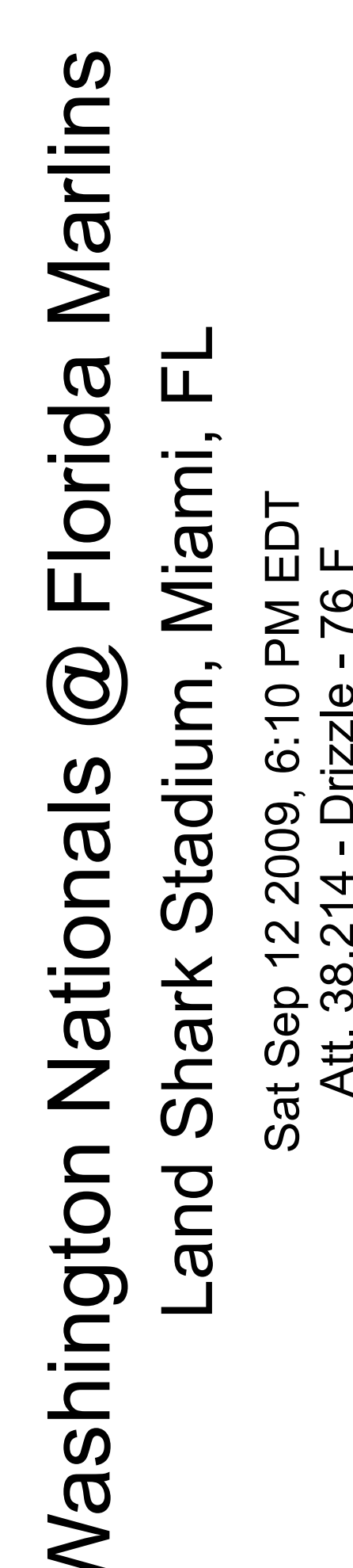
Washington Nationals @ Florida Marlins
Land Shark Stadium, Miami, FL
Fri Sep 11 2009, 7:10 PM EDT
Att: 15,247 - Cloudy - 81 F

AB 30
R 3
H 5
RBI 3
BB 6
SO 9
LOB 17



Batter	1	2	3	4	5	6	7	8	9	AB	R	H	RBI	BB	SO	LOB	TOP						
22 Willie Harris, L OBP: 0.364, SLG: 0.399										4	1	0	0	1	1	2	Washington Nationals @ Florida Marlins Land Shark Stadium, Miami, FL Sat Sep 12 2009, 6:10 PM EDT Att: 38,214 - Drizzle - 76 F						
6 Ian Desmond, R OBP: 0.376, SLG: 1.500										4	0	4	0	1	0	0							
11 Ryan Zimmerman, R (1,5) OBP: 0.365, SLG: 0.520										5	0	1	0	0	2	6							
44 Adam Dunn, L OBP: 0.409, SLG: 0.565										4	0	1	1	0	2	4							
28 Michael Morse, R OBP: 0.333, SLG: 0.467										0	0	0	0	0	0	0							
16 Josh Willingham, R OBP: 0.390, SLG: 0.537										2	0	0	0	2	2	2							
30 Justin Maxwell, R OBP: 0.314, SLG: 0.400										4	2	2	2	0	1	4							
7 Josh Bard, S OBP: 0.297, SLG: 0.349									4	0	0	0	0	0	0	0							
12 Alberto Gonzalez, R OBP: 0.293, SLG: 0.359									4	0	1	0	0	0	0	0							
43 Marco Estrada, R ERA: 4.43									0	0	0	0	0	0	0	0							
Inning Stats	R: 0 E: 0 K: 3 S: 16	H: 1 LOB: 2 BB: 1 P: 27	R: 1 E: 0 K: 0 S: 10	H: 2 LOB: 1 BB: 0 P: 13	R: 0 E: 0 K: 1 S: 11	H: 1 LOB: 2 BB: 1 P: 18	R: 0 E: 0 K: 0 S: 5	H: 0 LOB: 0 BB: 0 P: 5	R: 1 E: 0 K: 1 S: 15	H: 2 LOB: 2 BB: 2 P: 28	R: 0 E: 0 K: 1 S: 8	H: 0 LOB: 0 BB: 0 P: 12	R: 0 E: 0 K: 2 S: 10	H: 1 LOB: 1 BB: 0 P: 13	R: 1 E: 0 K: 1 S: 7	H: 1 LOB: 0 BB: 0 P: 11	R: 0 E: 0 K: 0 S: 7	H: 2 LOB: 1 BB: 0 P: 11	1B: 5 2B: 3 3B: 0 HR: 2	SF: 0 SAC: 1 DP: 2 HBP: 0	WP: 0 PA: 39		
PITCHER	IP WLS BF H R ER SO BB IBB HBP BLK WP HR S P ERA WHIP	4.2 23 6 2 2 4 4 0 0 0 0 1 54 87 3.86 2.143	1.1 W 4 0 0 0 2 0 0 0 0 0 0 11 16 0.00 0.000	1.0 4 1 0 0 2 0 0 0 0 0 0 10 13 0.00 1.000	1.0 4 1 1 1 1 0 0 0 0 0 1 7 11 9.00 1.000	1.0 4 2 0 0 0 0 0 0 0 0 0 7 11 0.00 2.000																	

Batter	1	2	3	4	5	6	7	8	9	AB	R	H	RBI	BB	SO	LOB	BOTTOM				
8 Chris Coghlan, L OBP: 0.382, SLG: 0.445									4	2	2	0	1	0	1						
20 Nick Johnson, L OBP: 0.431, SLG: 0.418									2	2	0	0	3	0	1						
13 Andy González, R (8, FR) OBP: 0.091, SLG: 0.273									0	0	0	0	0	0	0						
2 Hanley Ramirez, R OBP: 0.423, SLG: 0.575									3	1	0	1	1	1	4						
3 Jorge Cantu, R OBP: 0.342, SLG: 0.440									4	2	2	5	1	1	2						
21 John Baker, L OBP: 0.346, SLG: 0.421									4	1	0	0	0	1	3						
6 Dan Uggla, R OBP: 0.357, SLG: 0.462									4	0	1	0	0	1	3						
12 Cody Ross, R OBP: 0.326, SLG: 0.477									4	1	2	2	0	1	2						
25 Brett Carroll, R OBP: 0.327, SLG: 0.461									3	1	1	1	0	0	0						
19 Anibal Sánchez, R ERA: 19.29									1	0	0	0	1	1	0						
Inning Stats	R: 3 E: 0 K: 3 S: 20	H: 2 LOB: 0 BB: 1 P: 32	R: 0 E: 0 K: 1 S: 8	H: 0 LOB: 0 BB: 0 P: 11	R: 2 E: 0 K: 1 S: 19	H: 2 LOB: 2 BB: 2 P: 36	R: 0 E: 0 K: 0 S: 6	H: 0 LOB: 1 BB: 1 P: 15	R: 0 E: 0 K: 0 S: 12	H: 0 LOB: 1 BB: 1 P: 22	R: 3 E: 0 K: 0 S: 17	H: 3 LOB: 3 BB: 0 P: 26	R: 2 E: 0 K: 0 S: 8	H: 1 LOB: 1 BB: 1 P: 20	R: 1 E: 0 K: 1 S: 14	H: 1 LOB: 2 BB: 1 P: 28	1B: 3 2B: 2 3B: 1 HR: 3	SF: 2 SAC: 0 DP: 0 HBP: 1	WP: 1 PA: 41		
PITCHER	IP WLS BF H R ER SO BB IBB HBP BLK WP HR S P ERA WHIP	2.1 L 13 3 1 0 0 1 0 0 0 0 0 12 18 0.00 1.500	0.2 3 1 0 0 1 0 0 0 0 0 0 18 37 0.00 1.000	1.0 6 3 3 3 0 0 0 0 0 0 2 17 26 27.00 3.000	1.0 6 1 2 2 0 1 0 0 1 0 0 8 20 18.00 2.000																



Batter	1	2	3	4	5	6	7	8	9	AB	R	H	RBI	BB	SO	LOB	TOP					
22 Willie Harris, L OBP: 0.370, SLG: 0.400										2	2	1	0	3	0	0	Washington Nationals @ Florida Marlins Land Shark Stadium, Miami, FL Sun Sep 13 2009, 1:10 PM EDT Att: 15,065 - Sunny - 89 F					
6 Ian Desmond, R OBP: 0.543, SLG: 1.077										5	1	2	0	0	2	2						
15 Cristian Guzman, S OBP: 0.317, SLG: 0.407										5	1	3	1	0	0	3						
42 Jason Bergmann, R OBP: 0.338, SLG: 0.416										0	0	0	0	0	0	0						
44 Adam Dunn, L OBP: 0.410, SLG: 0.563										3	0	1	0	1	2	3						
12 Alberto Gonzalez, R OBP: 0.292, SLG: 0.357										0	0	0	0	0	0	0						
34 Elijah Dukes, R OBP: 0.338, SLG: 0.416										5	0	1	2	0	1	4						
30 Justin Maxwell, R OBP: 0.304, SLG: 0.367										4	1	0	0	1	3	4						
24 Pete Orr, L OBP: 0.340, SLG: 0.488										4	2	2	2	1	1	0						
23 Wil Nieves, R OBP: 0.301, SLG: 0.298										4	0	1	1	0	0	3						
31 John Lannan, L OBP: 0.167, SLG: 0.170										3	0	0	0	0	1	1						
28 Michael Morse, R OBP: 0.313, SLG: 0.438										1	0	0	0	0	0	0						
Inning Stats	R: 3 H: 2 E: 1 K: 0 S: 10	LOB: 2 BB: 3 P: 24	R: 0 H: 0 E: 0 K: 1 S: 8	H: 0 LOB: 1 BB: 1 P: 15	R: 2 H: 3 E: 0 K: 1 S: 12	H: 3 LOB: 1 BB: 1 P: 20	R: 1 H: 2 E: 1 K: 2 S: 12	H: 2 LOB: 2 BB: 1 P: 25	R: 1 H: 1 E: 0 K: 0 S: 12	H: 1 LOB: 0 BB: 0 P: 19	R: 0 H: 1 E: 0 K: 2 S: 10	H: 1 LOB: 1 BB: 0 P: 16	R: 0 H: 0 E: 0 K: 1 S: 10	H: 0 LOB: 0 BB: 0 P: 13	R: 0 H: 2 E: 0 K: 0 S: 16	H: 2 LOB: 2 BB: 0 P: 18	R: 0 H: 0 E: 0 K: 3 S: 10	H: 0 LOB: 0 BB: 0 P: 11	1B: 9 2B: 1 3B: 0 HR: 1	SF: 0 SAC: 0 DP: 2 HBP: 0	WP: 2 PB: 1 CS: 0	PA: 43
PITCHER	IP WLS BF H R ER SO BB IBB HBP BLK WP HR S P ERA WHIP																					
41 Chris Volstad, R ERA: 5.17	(1, 1) 3.0 L 18 5 5 4 2 2 5 0 0 0 0 1 1 30 59 12.00 3.333																					
23 Andrew Miller, L ERA: 4.81	(4, 1) 1.0 6 2 1 0 0 2 1 0 0 0 0 1 0 12 25 0.00 3.000																					
51 Cristhian Martinez, R ERA: 5.92	(5, 1) 1.0 4 1 1 0 0 2 0 0 0 0 0 0 0 12 19 0.00 1.000																					
53 Dan Meyer, L ERA: 3.1	(6, 1) 0.1 2 1 0 0 0 1 0 0 0 0 0 0 0 5 9 0.00 3.000																					
40 Kiko Calero, R ERA: 1.99	(6, 1) 1.2 5 0 0 0 0 2 0 0 0 0 0 0 0 15 20 0.00 0.000																					
31 Burke Badenhop, R ERA: 3.68	(8, 1) 2.0 8 2 0 0 0 3 0 0 0 0 0 0 0 26 29 0.00 1.000																					

Batter	1	2	3	4	5	6	7	8	9	AB	R	H	RBI	BB	SO	LOB	BOTTOM			
8 Chris Coghlan, L OBP: 0.381, SLG: 0.443										4	0	1	0	0	0	1	Washington Nationals @ Florida Marlins Land Shark Stadium, Miami, FL Sun Sep 13 2009, 1:10 PM EDT Att: 15,065 - Sunny - 89 F			
20 Nick Johnson, L OBP: 0.427, SLG: 0.414										4	0	0	0	0	0	2				
31 Burke Badenhop, R OBP: 0.426, SLG: 0.576										0	0	0	0	0	0	0				
2 Hanley Ramirez, R OBP: 0.426, SLG: 0.576										4	1	3	0	0	1	1				
3 Jorge Cantu, R OBP: 0.342, SLG: 0.439										4	0	1	1	0	0	3				
6 Dan Uggla, R OBP: 0.358, SLG: 0.462										3	1	1	0	1	0	0				
12 Cody Ross, R OBP: 0.327, SLG: 0.477										4	0	2	1	0	1	2				
29 Ronny Paulino, R OBP: 0.335, SLG: 0.424										3	0	0	0	1	1	1				
24 Cameron Maybin, R OBP: 0.316, SLG: 0.371										4	0	2	0	0	1	2				
41 Chris Volstad, R ERA: 5.17	(1, 1) 5.0 W 22 6 1 1 1 3 1 0 0 0 0 0 0 22 33 0.00 0.500																			
23 Andrew Miller, L ERA: 4.81	(4, 1) 2.0 7 1 0 0 0 2 0 0 0 0 0 0 0 22 33 0.00 0.500																			
15 Gaby Sanchez, L ERA: 2.89	(6, 1) 1.0 7 3 1 0 0 0 1 0 0 0 0 0 0 17 25 0.00 4.000																			
51 Cristhian Martinez, R ERA: 5.92	(5, 1) 1.0 4 1 0 0 0 2 0 0 0 0 0 0 0 12 19 0.00 1.000																			
53 Dan Meyer, L ERA: 3.1	(6, 1) 0.1 2 1 0 0 0 1 0 0 0 0 0 0 0 5 9 0.00 3.000																			
40 Kiko Calero, R ERA: 1.99	(6, 1) 1.2 5 0 0 0 0 2 0 0 0 0 0 0 0 15 20 0.00 0.000																			
Inning Stats	R: 1 H: 3 E: 1 K: 0 S: 13	H: 3 LOB: 2 BB: 0 P: 20	R: 0 H: 0 E: 0 K: 1 S: 8	H: 0 LOB: 0 BB: 0 P: 11	R: 0 H: 1 E: 0 K: 1 S: 9	H: 1 LOB: 1 BB: 0 P: 16	R: 0 H: 1 E: 0 K: 1 S: 10	H: 1 LOB: 2 BB: 1 P: 19	R: 0 H: 0 E: 0 K: 2 S: 10	H: 0 LOB: 1 BB: 0 P: 14	R: 0 H: 1 E: 0 K: 0 S: 12	H: 1 LOB: 1 BB: 0 P: 19	R: 1 H: 2 E: 0 K: 0 S: 12	H: 2 LOB: 1 BB: 1 P: 19	R: 0 H: 1 E: 0 K: 0 S: 5	H: 1 LOB: 1 BB: 0 P: 6	1B: 10 2B: 0 3B: 0 HR: 0	SF: 0 SAC: 0 DP: 1 HBP: 0	WP: 0 PB: 1 CS: 0	PA: 36
PITCHER	IP WLS BF H R ER SO BB IBB HBP BLK WP HR S P ERA WHIP																			
31 John Lannan, L ERA: 4.08	(1, 1) 5.0 W 22 6 1 1 1 3 1 0 0 0 0 0 0 22 33 0.00 0.500																			
36 Tyler Clippard, R ERA: 2.89	(6, 1) 2.0 7 1 0 0 0 2 0 0 0 0 0 0 0 22 33 0.00 0.500																			
42 Jason Bergmann, R ERA: 5.01	(8, 1) 1.0 7 3 1 0 0 0 1 0 0 0 0 0 0 17 25 0.00 4.000																			

Batter	1	2	3	4	5	6	7	8	9	AB	R	H	RBI	BB	SO	LOB	TOP				
8 Chris Coghlan, L (1, 7) OBP: 0.376, SLG: 0.440	G4-3	SF7 20 SH1 1B		G4-3		G5-3		L8		5	0	1	0	0	0	3					
20 Nick Johnson, L (1, 3) OBP: 0.428, SLG: 0.422		SH1		G4-3			G4-1		G6-3 BB	3	1	1	0	1	0	0					
59 Brett Hayes, R (9, PR) OBP: 0.333, SLG: 0.625										0	0	0	0	0	0	0					
44 Brian Sanchez, R (9, 1)										0	0	0	0	0	0	0					
46 Juan Carlos Oviedo, R (9, 1)										0	0	0	0	0	0	0					
2 Hanley Ramirez, R (1, 6) OBP: 0.422, SLG: 0.587	FC9-6 21 1B	SF7 IBB		G4-3		G5-3			P3	4	1	1	0	1	0	1					
3 Jorge Cantu, R (1, 5) OBP: 0.339, SLG: 0.434		SF7		G2-3			K		G6-3	4	0	1	1	0	1	1					
6 Dan Uggla, R (1, 4) OBP: 0.359, SLG: 0.467	FC9-6 21 1B	G1-3								4	2	2	1	0	0	4					
21 John Baker, L (1, 2) OBP: 0.352, SLG: 0.423				G1-3					G4-3	4	0	2	1	0	0	2					
12 Cody Ross, R (1, 9) OBP: 0.329, SLG: 0.475				F8						4	0	3	2	0	0	1					
24 Cameron Maybin, R (1, 8) OBP: 0.306, SLG: 0.354				G6-4-3					G6-3	4	0	0	0	0	2	5					
55 Josh Johnson, L (1, 1) OBP: 0.295, SLG: 0.345				G3-1						2	1	1	0	0	0	0					
37 Ronyell Pinto, L (7, 1)										0	0	0	0	0	0	0					
40 Kiko Calero, R (8, PH) OBP: 0.342, SLG: 0.399										0	0	0	0	0	0	0					
7 Ross Cloud, L (8, PH) OBP: 0.303, SLG: 0.339										0	0	0	0	0	0	0					
1 Emilio Bonifacio, S (8, PH) OBP: 0.303, SLG: 0.339										0	0	0	0	0	0	0					
53 Dan Meyer, R (8, 1)										0	0	0	0	0	0	0					
18 Wes Helms, R (9, 5) OBP: 0.320, SLG: 0.346										0	0	0	0	0	0	0					
Inning Stats	R: 3 E: 0 K: 1 S: 18	H: 5 LOB: 2 BB: 0 P: 26	R: 1 E: 0 K: 0 S: 10	H: 2 LOB: 2 BB: 1 P: 20	R: 0 E: 0 K: 0 S: 10	H: 1 LOB: 0 BB: 1 P: 13	R: 0 E: 0 K: 0 S: 6	H: 0 LOB: 0 BB: 0 P: 9	R: 0 E: 0 K: 0 S: 10	H: 1 LOB: 1 BB: 0 P: 14	R: 0 E: 0 K: 1 S: 9	H: 1 LOB: 1 BB: 0 P: 10	R: 0 E: 0 K: 1 S: 6	H: 0 LOB: 0 BB: 0 P: 8	R: 1 E: 1 K: 0 S: 9	H: 2 LOB: 2 BB: 1 P: 16	R: 0 E: 0 K: 0 S: 7	H: 0 LOB: 1 BB: 1 P: 11	1B: 11 2B: 1 3B: 0 HR: 0	SF: 1 2B: 1 3B: 0 HBP: 0	WP: 0 PA: 40 ERA: 0.00 WHIP: 0.00
PITCHER	IP WLS BF H R ER SO BB IBB HBP BLK WP HR S P ERA WHIP																				
35 Joel Pineda, R (1, 1) ERA: 3.31	5.1 L 26 10 4 4 2 0 0 1 0 0 0 0 0 59 89 6.75 1.875																				
36 Denrys Reyes, L (6, 1) ERA: 3.13	0.2 2 0 0 0 0 0 0 0 0 0 0 0 0 4 7 0.00 0.000																				
48 Brad Thompson, R (7, 1) ERA: 5.0	2.0 9 2 1 1 1 1 0 0 0 0 0 0 0 15 24 4.50 1.500																				
31 Ryan Franklin, R (9, 1) ERA: 1.93	1.0 3 0 0 0 0 0 1 0 0 0 0 0 0 7 11 0.00 1.000																				
Batter	1	2	3	4	5	6	7	8	9	AB	R	H	RBI	BB	SO	LOB	BOTTOM				
55 Skip Schumaker, L (1, 4) OBP: 0.363, SLG: 0.397	G4-3		G4-3		G4-3		G4-3		HBP 2B	3	0	2	0	0	0	0					
7 Mark DeRosa, R (7, PH) OBP: 0.326, SLG: 0.435										2	0	1	0	0	0	0					
24 Rick Ankiel, L (1, 9) OBP: 0.285, SLG: 0.392	K		K		G3					3	0	0	0	0	2	2					
47 Ryan Ludwick, R (7, PH) OBP: 0.335, SLG: 0.457										0	0	0	0	1	0	0					
5 Albert Pujols, R (1, 3) OBP: 0.450, SLG: 0.689					P6		G5-3 BB			4	0	2	1	0	0	2					
15 Matt Holliday, R (1, 7) OBP: 0.389, SLG: 0.522					P2					5	0	1	0	0	2	7					
28 Colby Rasmus, L (1, 8) OBP: 0.311, SLG: 0.422	F9		F7				P6		F8	4	0	0	0	0	0	4					
4 Yadier Molina, R (1, 2) OBP: 0.394, SLG: 0.372		G5-3								4	1	2	0	0	0	0					
22 Joe Thurston, L (1, 5) OBP: 0.320, SLG: 0.337					L1-3				G4-3	4	0	1	0	0	1	2					
12 Julio Lugo, R (1, 6) OBP: 0.359, SLG: 0.433		F8			F8					4	0	1	1	0	0	2					
35 Joel Pineda, R (1, 1) OBP: 0.188, SLG: 0.192										2	0	0	0	0	0	2					
36 Denrys Reyes, R (8, 1)										0	0	0	0	0	0	0					
3 Khalil Greene, R (8, PH) OBP: 0.281, SLG: 0.336										1	0	0	0	0	0	1					
48 Brad Thompson, R (7, 1)										0	0	0	0	0	0	0					
31 Ryan Franklin, R (9, 1)										0	0	0	0	0	0	0					
21 Jason LaRue, R (8, PH) OBP: 0.296, SLG: 0.309										0	0	0	0	0	0	0					
13 Brendan Ryan, R (8, PH) OBP: 0.237, SLG: 0.266										0	1	0	0	0	0	0					
Inning Stats	R: 0 E: 0 K: 2 S: 16	H: 2 LOB: 2 BB: 0 P: 21	R: 0 E: 0 K: 0 S: 9	H: 1 LOB: 1 BB: 0 P: 15	R: 0 E: 0 K: 1 S: 12	H: 2 LOB: 2 BB: 0 P: 23	R: 0 E: 0 K: 0 S: 8	H: 1 LOB: 1 BB: 0 P: 11	R: 0 E: 0 K: 0 S: 7	H: 1 LOB: 1 BB: 0 P: 8	R: 1 E: 0 K: 2 S: 15	H: 2 LOB: 1 BB: 0 P: 22	R: 0 E: 0 K: 1 S: 9	H: 0 LOB: 0 BB: 1 P: 19	R: 0 E: 0 K: 0 S: 11	H: 0 LOB: 0 BB: 0 P: 16	R: 1 E: 0 K: 0 S: 13	H: 1 LOB: 3 BB: 1 P: 24	1B: 8 2B: 2 3B: 0 HR: 0	SF: 0 2B: 2 3B: 0 HBP: 2	WP: 0 PA: 40 ERA: 0.00 WHIP: 0.000
PITCHER	IP WLS BF H R ER SO BB IBB HBP BLK WP HR S P ERA WHIP																				
55 Josh Johnson, R (1, 1) ERA: 3.01	6.0 W 27 9 4 1 1 5 0 0 0 0 0 0 0 5 11 1.50 1.500																				
37 Ronyell Pinto, L (7, 1) ERA: 3.21	0.1 H 2 0 0 0 0 1 0 0 0 0 0 0 0 5 11 0.00 3.000																				
40 Kiko Calero, R (7, 1) ERA: 1.96	0.2 H 2 0 0 0 0 0 0 0 0 0 0 0 0 4 8 0.00 0.000																				
53 Dan Meyer, L (8, 1) ERA: 3.04	1.0 3 0 0 0 0 0 0 0 0 0 0 0 0 11 16 0.00 0.000																				
44 Brian Sanchez, R (9, 1) ERA: 1.3	0.1 3 1 1 1 0 1 0 0 0 0 0 0 0 10 18 27.00 6.000																				
PITCHER	IP WLS BF H R ER SO BB IBB HBP BLK WP HR S P ERA WHIP																				
46 Juan Carlos Oviedo, R (9, 1) ERA: 4.0	0.2 S 3 0 0 0 0 0 0 0 0 0 0 0 0 3 6 0.00 0.000																				

Florida Marlins @ St. Louis Cardinals
 Busch Stadium, St. Louis, MO
 Wed Sep 16 2009, 1:15 PM CDT
 Att: 43,020 - Partly Cloudy - 83 F

AB 34
 R 5
 H 12
 RBI 5
 BB 3
 SO 3
 LOB 17



WP: 0 PA: 40
 PB: 0
 SB: 0
 CS: 0

Florida Marlins @ St. Louis Cardinals
 Busch Stadium, St. Louis, MO
 Wed Sep 16 2009, 1:15 PM CDT
 Att: 43,020 - Partly Cloudy - 83 F

AB 36
 R 2
 H 10
 RBI 2
 BB 2
 SO 6
 LOB 22



WP: 0 PA: 40
 PB: 0
 SB: 1
 CS: 0

Batter	1	2	3	4	5	6	7	8	9	AB	R	H	RBI	BB	SO	LOB	TOP			
8 Chris Coghlan, L (1,7) OBP: 0.381, SLG: 0.450	0-1 G1-3 1B		2-2 2B		1-1 G4-3 2B		0-0 L4-3 1B			4	1	4	0	0	0	0	Florida Marlins @ Cincinnati Reds Great American Ball Park, Cincinnati, OH Thu Sep 17 2009, 7:10 PM EDT Att: 9,685 - Partly Cloudy - 77 F			
20 Nick Johnson, L (1,3) OBP: 0.427, SLG: 0.419	0-2 G1-3 1-2		1-0 HBP		1-2 G4-3 2-3		2-3 K			3	0	0	0	0	1	3				
2 Hanley Ramirez, R (1,6) OBP: 0.421, SLG: 0.564	1-2 G6-3		1-0 F8		1-2 F8 6 2B 1B		1-1 L4-3			4	1	1	1	0	0	4				
3 Jorge Cantu, R (1,5) OBP: 0.336, SLG: 0.430	3-2 F9		2-2 F9		0-2 P6					4	0	0	0	0	0	4				
6 Dan Uggla, R (1,4) OBP: 0.359, SLG: 0.468		2-3 K	3-2 F9		0-0 2B					4	0	1	1	0	2	2				
12 Cody Ross, R (1,8) OBP: 0.326, SLG: 0.472		1-3 K		0-1 F9	0-0 P3					4	0	0	0	0	2	1				
29 Ronny Paulino, R (1,2) OBP: 0.338, SLG: 0.422		1-2 K								2	0	1	0	1	0	0				
7 Ross Gload, L (9,PH) OBP: 0.341, SLG: 0.387		25 1B								1	0	0	0	0	0	0				
25 Brett Carroll, R (1,9) OBP: 0.328, SLG: 0.457		3-2 1B		3-2 P5						3	0	1	0	0	1	1				
21 John Baker, L (9,PH) OBP: 0.351, SLG: 0.422		1-3 1B		1-3 K						1	0	0	0	0	1	0				
19 Anibal Sánchez, R (1,1) OBP: 0.305, SLG: 0.382		0-1 F9		1-3 K						2	0	0	0	0	1	3				
15 Gaby Sanchez, R (6,PH) OBP: 0.326, SLG: 0.400										1	0	0	0	0	0	0				
31 Burke Badenhop, R (6,1) OBP: 0.326, SLG: 0.400										0	0	0	0	0	0	0				
37 Renyel Pinto, L (7,1) OBP: 0.326, SLG: 0.400										0	0	0	0	0	0	0				
64 Tim Wood, R (7,1) OBP: 0.326, SLG: 0.400										0	0	0	0	0	0	0				
18 Wes Helms, R (9,PH) OBP: 0.318, SLG: 0.382										1	0	0	0	0	1	0				
Inning Stats	R: 0 E: 0 K: 0 S: 12	H: 1 LOB: 1 BB: 0 P: 16	R: 0 E: 0 K: 2 S: 17	H: 2 LOB: 2 BB: 0 P: 24	R: 0 E: 0 K: 0 S: 11	H: 1 LOB: 1 BB: 0 P: 20	R: 0 E: 0 K: 1 S: 11	H: 0 LOB: 0 BB: 1 P: 19	R: 2 E: 0 K: 0 S: 14	H: 3 LOB: 1 BB: 0 P: 17	R: 0 E: 0 K: 1 S: 6	H: 0 LOB: 0 BB: 0 P: 6	R: 0 E: 0 K: 1 S: 6	H: 1 LOB: 0 BB: 0 P: 9	R: 0 E: 0 K: 2 S: 14	H: 0 LOB: 0 BB: 0 P: 19	1B: 5 2B: 4 3B: 0 HR: 0	SF: 0 SAC: 0 DP: 1 HBP: 1	WP: 0 PB: 0 SB: 0 CS: 0	PA: 36
PITCHER	IP WLS BF H R ER SO BB IBB HBP BLK WP HR S P ERA WHIP																			
56 Matt Maloney, L (1,1) ERA: 5.35	5.0 W 24 7 2 2 3 1 0 1 0 0 0 65 96 3.60 1.600																			
58 Ramon Ramirez, R (6,1) ERA: 6.0	1.0 H 3 0 0 0 1 0 0 0 0 0 0 6 6 0.00 0.000																			
53 Arthur Rhodes, L (7,1) ERA: 2.25	1.0 H 3 1 0 0 1 0 0 0 0 0 0 6 9 0.00 1.000																			
40 Nick Masset, R (8,1) ERA: 2.6	1.0 H 3 0 0 0 2 0 0 0 0 0 0 14 19 0.00 0.000																			
48 Francisco Cordero, R (9,1) ERA: 2.25	1.0 S 3 0 0 0 2 0 0 0 0 0 0 8 10 0.00 0.000																			

Batter	1	2	3	4	5	6	7	8	9	AB	R	H	RBI	BB	SO	LOB	BOTTOM			
16 Darnell McDonald, R (1,8) OBP: 0.302, SLG: 0.400	2-2 HR	4-1 7 S BB		3-3 K			1-2 19 BB 1B			3	1	2	1	1	1	0	Florida Marlins @ Cincinnati Reds Great American Ball Park, Cincinnati, OH Thu Sep 17 2009, 7:10 PM EDT Att: 9,685 - Partly Cloudy - 77 F			
7 Paul Janish, R (1,6) OBP: 0.298, SLG: 0.318	3-1 G1-3 32 1B 2B	0-2 K			0-0 F7		0-2 F8			4	1	1	0	0	1	2				
19 Joey Volto, L (1,3) OBP: 0.399, SLG: 0.519	4-2 G1-3 32 1B BB	2-0 P6			1-2 F7		4-1 BB 1-2 BB			2	1	0	0	2	0	1				
4 Brandon Phillips, R (1,4) OBP: 0.333, SLG: 0.457	0-1 G1-3		0-3 K		1-1 2B		1-2 G6-3			4	0	1	0	0	1	4				
27 Scott Rolen, R (1,5) OBP: 0.365, SLG: 0.449	4-2 32 1B BB		2-3 K		0-0 F9			4-2 31 G6-3 BB		2	0	0	0	2	1	1				
31 Jonny Gomes, R (1,7) OBP: 0.343, SLG: 0.554	2-1 F9		3-2 2B					2-2 G6-3		4	0	1	0	0	0	4				
48 Francisco Cordero, R (9,1) OBP: 0.351, SLG: 0.422	2-1 F9		1-3 K					1-2 G4-3		0	0	0	0	0	0	0				
32 Jay Bruce, L (1,9) OBP: 0.283, SLG: 0.435	2-1 1-2 2H 3H 1B							0-0 G4-3		4	0	1	2	0	2	1				
29 Ryan Hanigan, R (1,2) OBP: 0.360, SLG: 0.326	0-2 K		1-1 G1-3							3	0	0	0	0	1	2				
56 Matt Maloney, L (1,1) ERA: 5.35		0-2 G3-1		2-2 K						2	0	0	0	0	1	0				
58 Ramon Ramirez, R (6,1) ERA: 6.0										0	0	0	0	0	0	0				
53 Arthur Rhodes, L (7,1) ERA: 2.25										0	0	0	0	0	0	0				
15 Drew Sutton, S (7,PH) OBP: 0.271, SLG: 0.288										1	0	0	0	0	0	0				
40 Nick Masset, R (8,1) ERA: 2.6										0	0	0	0	0	0	0				
6 Drew Stubbs, R (9,8) OBP: 0.303, SLG: 0.485										0	0	0	0	0	0	0				
Inning Stats	R: 3 E: 0 K: 1 S: 20	H: 3 LOB: 2 BB: 2 P: 39	R: 0 E: 0 K: 1 S: 10	H: 0 LOB: 1 BB: 1 P: 16	R: 0 E: 0 K: 3 S: 14	H: 1 LOB: 1 BB: 0 P: 20	R: 0 E: 0 K: 2 S: 8	H: 0 LOB: 0 BB: 0 P: 14	R: 0 E: 0 K: 0 S: 7	H: 1 LOB: 1 BB: 0 P: 9	R: 0 E: 0 K: 1 S: 12	H: 0 LOB: 0 BB: 0 P: 18	R: 0 E: 0 K: 0 S: 13	H: 1 LOB: 2 BB: 1 P: 20	R: 0 E: 0 K: 0 S: 7	H: 0 LOB: 0 BB: 0 P: 13	1B: 2 2B: 3 3B: 0 HR: 1	SF: 0 SAC: 0 DP: 1 HBP: 0	WP: 0 PB: 0 SB: 1 CS: 0	PA: 34
PITCHER	IP WLS BF H R ER SO BB IBB HBP BLK WP HR S P ERA WHIP																			
19 Anibal Sánchez, R (1,1) ERA: 4.5	5.0 L 23 5 3 3 7 3 0 0 0 0 0 0 20 28 0.00 0.600																			
31 Burke Badenhop, R (6,1) ERA: 3.58	1.2 6 1 0 0 1 0 0 0 0 0 0 0 20 28 0.00 0.600																			
37 Renyel Pinto, L (7,1) ERA: 3.21	0.0 1 0 0 0 0 1 0 0 0 0 0 0 1 5 ∞ ∞																			
64 Tim Wood, R (7,1) ERA: 1.89	1.1 4 0 0 0 0 1 0 0 0 0 0 0 11 18 0.00 0.750																			



Batter	1	2	3	4	5	6	7	8	9	AB	R	H	RBI	BB	SO	LOB	TOP								
8 Chris Coghlan, L (1,7) OBP: 0.380, SLG: 0.447										5	1	1	0	0	0	4	Florida Marlins @ Cincinnati Reds Great American Ball Park, Cincinnati, OH Fri Sep 18 2009, 7:10 PM EDT Att: 15,882 - Partly Cloudy - 79 F livebaseballscorecards.com								
20 Nick Johnson, L (1,3) OBP: 0.426, SLG: 0.416										3	0	0	0	1	0	2									
2 Hanley Ramirez, R (1,6) OBP: 0.420, SLG: 0.562										4	1	1	0	0	0	2									
3 Jorge Cantu, R (1,5) OBP: 0.337, SLG: 0.433										4	1	2	1	0	2	0									
6 Dan Uggla, R (1,4) OBP: 0.358, SLG: 0.465										3	0	0	1	1	0	2									
21 John Baker, L (1,2) OBP: 0.350, SLG: 0.420										4	1	1	1	0	2	2									
12 Cody Ross, R (1,9) OBP: 0.350, SLG: 0.470										4	0	1	0	0	3	2									
24 Cameron Maybin, R (1,8) OBP: 0.308, SLG: 0.357										2	0	1	0	0	0	1									
7 Ross Cloate, L (8,PH) OBP: 0.343, SLG: 0.380										1	0	1	0	0	0	0									
25 Brett Carroll, R (8,PR) OBP: 0.333, SLG: 0.472										1	0	1	1	0	0	0									
56 Rick Van Den Hurk, R (1,1) 40 Kiko Calero, R (7,1) 18 Wes Helms, R (8,PH) 48 Brendan Donnelly, R (8,1) 15 Gaby Sanchez, R (8,PH) 46 Juan Carlos Oviedo, R (9,1)										2	0	0	0	0	0	2	1								
Inning Stats	R: 0 H: 1 E: 0 K: 0 S: 11	H: 1 LOB: 0 BB: 0 P: 16	R: 0 H: 1 E: 0 K: 1 S: 12	H: 1 LOB: 1 BB: 0 P: 21	R: 0 H: 1 E: 0 K: 1 S: 13	H: 1 LOB: 0 BB: 0 P: 19	R: 0 H: 0 E: 0 K: 1 S: 9	H: 0 LOB: 0 BB: 0 P: 14	R: 0 H: 0 E: 0 K: 2 S: 13	H: 0 LOB: 1 BB: 1 P: 19	R: 0 H: 0 E: 0 K: 1 S: 6	H: 0 LOB: 0 BB: 0 P: 12	R: 0 H: 0 E: 0 K: 2 S: 12	H: 0 LOB: 0 BB: 0 P: 16	R: 0 H: 1 E: 0 K: 1 S: 8	H: 1 LOB: 1 BB: 0 P: 9	R: 4 H: 5 E: 1 K: 0 S: 26	H: 5 LOB: 3 BB: 1 P: 44	1B: 7 2B: 2 3B: 0 HR: 0	SF: 0 SAC: 0 DP: 1 HBP: 0	WP: 1 PB: 0 SB: 0 CS: 2	PA: 38			
PITCHER	IP WLS BF H R ER SO BB IBB HBP BLK WP HR S P ERA WHIP	IP WLS BF H R ER SO BB IBB HBP BLK WP HR S P ERA WHIP	IP WLS BF H R ER SO BB IBB HBP BLK WP HR S P ERA WHIP	IP WLS BF H R ER SO BB IBB HBP BLK WP HR S P ERA WHIP	IP WLS BF H R ER SO BB IBB HBP BLK WP HR S P ERA WHIP	IP WLS BF H R ER SO BB IBB HBP BLK WP HR S P ERA WHIP	IP WLS BF H R ER SO BB IBB HBP BLK WP HR S P ERA WHIP	IP WLS BF H R ER SO BB IBB HBP BLK WP HR S P ERA WHIP	IP WLS BF H R ER SO BB IBB HBP BLK WP HR S P ERA WHIP	IP WLS BF H R ER SO BB IBB HBP BLK WP HR S P ERA WHIP	IP WLS BF H R ER SO BB IBB HBP BLK WP HR S P ERA WHIP	IP WLS BF H R ER SO BB IBB HBP BLK WP HR S P ERA WHIP	IP WLS BF H R ER SO BB IBB HBP BLK WP HR S P ERA WHIP	IP WLS BF H R ER SO BB IBB HBP BLK WP HR S P ERA WHIP	IP WLS BF H R ER SO BB IBB HBP BLK WP HR S P ERA WHIP	IP WLS BF H R ER SO BB IBB HBP BLK WP HR S P ERA WHIP	IP WLS BF H R ER SO BB IBB HBP BLK WP HR S P ERA WHIP	IP WLS BF H R ER SO BB IBB HBP BLK WP HR S P ERA WHIP	IP WLS BF H R ER SO BB IBB HBP BLK WP HR S P ERA WHIP	IP WLS BF H R ER SO BB IBB HBP BLK WP HR S P ERA WHIP	IP WLS BF H R ER SO BB IBB HBP BLK WP HR S P ERA WHIP	IP WLS BF H R ER SO BB IBB HBP BLK WP HR S P ERA WHIP	IP WLS BF H R ER SO BB IBB HBP BLK WP HR S P ERA WHIP	IP WLS BF H R ER SO BB IBB HBP BLK WP HR S P ERA WHIP	IP WLS BF H R ER SO BB IBB HBP BLK WP HR S P ERA WHIP

Batter	1	2	3	4	5	6	7	8	9	AB	R	H	RBI	BB	SO	LOB	BOTTOM								
6 Drew Stubbs, R (1,8) OBP: 0.299, SLG: 0.445										5	1	1	0	0	0	2	Florida Marlins @ Cincinnati Reds Great American Ball Park, Cincinnati, OH Fri Sep 18 2009, 7:10 PM EDT Att: 15,882 - Partly Cloudy - 79 F livebaseballscorecards.com								
15 Drew Sutton, S (1,6) OBP: 0.286, SLG: 0.351										4	1	2	1	0	1	0									
7 Paul Janish, R (9,6) OBP: 0.298, SLG: 0.318										4	0	2	1	0	0	1									
19 Joey Volto, L (1,3) OBP: 0.400, SLG: 0.519										4	0	2	1	0	0	1									
4 Brandon Phillips, R (1,4) OBP: 0.334, SLG: 0.458										3	0	1	0	1	0	1									
27 Scott Rolen, R (1,5) OBP: 0.364, SLG: 0.446										3	0	0	0	1	0	2									
31 Jonny Gomes, R (1,9) OBP: 0.338, SLG: 0.546										4	0	0	0	0	0	4									
48 Francisco Cordero, R (9,1) 51 Jared Burton, R (9,1)										0	0	0	0	0	0	0									
25 Wladimir Balentien, R (1,7) 64 Juan Francisco, L (9,PH) OBP: 0.369, SLG: 0.352										2	0	0	0	1	1	0									
37 Corky Miller, R (1,2) OBP: 0.264, SLG: 0.203										1	0	0	0	1	0	0									
60 Kevin Barker, L (9,PH) OBP: 0.337, SLG: 0.400										1	0	0	0	0	1	0									
34 Homer Bailey, R (1,1) 17 Laynce Nix, L (7,PH) 40 Nick Masset, R (8,1) 32 Jay Bruce, L (9,9) OBP: 0.282, SLG: 0.434										1	0	0	0	0	1	0									
Inning Stats	R: 0 H: 1 E: 0 K: 0 S: 10	H: 0 LOB: 0 BB: 0 P: 13	R: 0 H: 0 E: 0 K: 1 S: 9	H: 0 LOB: 0 BB: 0 P: 12	R: 1 H: 2 E: 0 K: 1 S: 11	H: 2 LOB: 1 BB: 0 P: 20	R: 0 H: 0 E: 0 K: 0 S: 8	H: 0 LOB: 0 BB: 0 P: 12	R: 0 H: 0 E: 0 K: 0 S: 6	H: 0 LOB: 1 BB: 1 P: 14	R: 0 H: 1 E: 0 K: 1 S: 11	H: 1 LOB: 2 BB: 1 P: 21	R: 0 H: 0 E: 0 K: 0 S: 5	H: 0 LOB: 1 BB: 1 P: 9	R: 1 H: 2 E: 0 K: 0 S: 7	H: 2 LOB: 1 BB: 1 P: 11	R: 1 H: 1 E: 0 K: 2 S: 10	H: 1 LOB: 0 BB: 0 P: 16	1B: 4 2B: 1 3B: 1 HR: 1	SF: 0 SAC: 2 DP: 1 HBP: 0	WP: 0 PB: 0 SB: 1 CS: 0	PA: 37			
PITCHER	IP WLS BF H R ER SO BB IBB HBP BLK WP HR S P ERA WHIP	IP WLS BF H R ER SO BB IBB HBP BLK WP HR S P ERA WHIP	IP WLS BF H R ER SO BB IBB HBP BLK WP HR S P ERA WHIP	IP WLS BF H R ER SO BB IBB HBP BLK WP HR S P ERA WHIP	IP WLS BF H R ER SO BB IBB HBP BLK WP HR S P ERA WHIP	IP WLS BF H R ER SO BB IBB HBP BLK WP HR S P ERA WHIP	IP WLS BF H R ER SO BB IBB HBP BLK WP HR S P ERA WHIP	IP WLS BF H R ER SO BB IBB HBP BLK WP HR S P ERA WHIP	IP WLS BF H R ER SO BB IBB HBP BLK WP HR S P ERA WHIP	IP WLS BF H R ER SO BB IBB HBP BLK WP HR S P ERA WHIP	IP WLS BF H R ER SO BB IBB HBP BLK WP HR S P ERA WHIP	IP WLS BF H R ER SO BB IBB HBP BLK WP HR S P ERA WHIP	IP WLS BF H R ER SO BB IBB HBP BLK WP HR S P ERA WHIP	IP WLS BF H R ER SO BB IBB HBP BLK WP HR S P ERA WHIP	IP WLS BF H R ER SO BB IBB HBP BLK WP HR S P ERA WHIP	IP WLS BF H R ER SO BB IBB HBP BLK WP HR S P ERA WHIP	IP WLS BF H R ER SO BB IBB HBP BLK WP HR S P ERA WHIP	IP WLS BF H R ER SO BB IBB HBP BLK WP HR S P ERA WHIP	IP WLS BF H R ER SO BB IBB HBP BLK WP HR S P ERA WHIP	IP WLS BF H R ER SO BB IBB HBP BLK WP HR S P ERA WHIP	IP WLS BF H R ER SO BB IBB HBP BLK WP HR S P ERA WHIP	IP WLS BF H R ER SO BB IBB HBP BLK WP HR S P ERA WHIP	IP WLS BF H R ER SO BB IBB HBP BLK WP HR S P ERA WHIP	IP WLS BF H R ER SO BB IBB HBP BLK WP HR S P ERA WHIP	IP WLS BF H R ER SO BB IBB HBP BLK WP HR S P ERA WHIP



Batter	1	2	3	4	5	6	7	8	9	AB	R	H	RBI	BB	SO	LOB	TOP										
8 Chris Coghlan, L (1,7) OBP: 0.380, SLG: 0.450	G3-1			1B		2B		G5-3		4	0	2	0	0	0	1	Florida Marlins @ Cincinnati Reds Great American Ball Park, Cincinnati, OH Sat Sep 19 2009, 7:10 PM EDT Att: 17,026 - Partly Cloudy - 77 F livebaseballscores.com										
20 Nick Johnson, L (1,3) OBP: 0.424, SLG: 0.413	L7		G1-6-3			BB		P6		3	0	0	0	1	0	2											
2 Hanley Ramirez, R (1,6) OBP: 0.417, SLG: 0.558	F9		G6-3			FC5		F9		4	0	0	0	0	0	2											
3 Jorge Cantu, R (1,5) OBP: 0.338, SLG: 0.439		K		HR		1B		G6-3		4	1	2	1	0	1	0											
6 Dan Uggla, R (1,4) OBP: 0.356, SLG: 0.461	K		G5-3			K		K		4	0	0	0	0	3	1											
12 Cody Ross, R (1,9) OBP: 0.324, SLG: 0.468	F7		G6-3			G5-4-3		G5-4-3		3	0	0	0	0	0	1											
29 Ronny Paulino, R (1,2) OBP: 0.338, SLG: 0.425 1 Emilio Bonifacio, S (8,PR) OBP: 0.303, SLG: 0.309	F8		K			2B		7 HR		3	0	1	0	0	1	0											
21 John Baker, L (8,2) OBP: 0.350, SLG: 0.420		F7		G1-3		K		K		3	0	0	0	0	1	1											
24 Cameron Maybin, R (1,8) OBP: 0.302, SLG: 0.348		F7		G5-3		K		HR		2	0	0	0	0	1	0											
47 Ricky Nolasco, R (1,1) OBP: 0.170, SLG: 0.133 7 Ross Gload, L (8,PH) OBP: 0.346, SLG: 0.408 44 Brian Sanches, R (8,1) 53 Dan Meyer, R (9,1) 22 Matt Lindstrom, R (9,1)		G5-3		K		K		HR		1	1	1	2	0	0	0											
Inning Stats	R: 0 E: 0 K: 0 S: 5	H: 0 LOB: 0 BB: 0 P: 6	R: 0 E: 0 K: 2 S: 15	H: 0 LOB: 0 BB: 0 P: 20	R: 0 E: 0 K: 0 S: 4	H: 0 LOB: 0 BB: 0 P: 10	R: 0 E: 0 K: 0 S: 6	H: 1 LOB: 0 BB: 0 P: 12	R: 1 E: 0 K: 1 S: 12	H: 1 LOB: 0 BB: 0 P: 19	R: 0 E: 0 K: 1 S: 13	H: 1 LOB: 2 BB: 1 P: 23	R: 0 E: 0 K: 1 S: 8	H: 1 LOB: 0 BB: 0 P: 11	R: 2 E: 0 K: 1 S: 12	H: 2 LOB: 1 BB: 0 P: 16	R: 0 E: 0 K: 1 S: 6	H: 0 LOB: 0 BB: 0 P: 10	1B: 2 2B: 2 3B: 0 HR: 2	SF: 0 SAC: 0 DP: 2 HBP: 0	WP: 0 PB: 0 SB: 0 CS: 0	PA: 32					
PITCHER	IP	WLS	BF	H	R	ER	SO	BB	IBB	HBP	BLK	WP	HR	S	P	ERA	WHIP										
61 Bronson Arroyo, R (1,1) ERA: 4.04	8.0	L	29	6	3	3	6	1	0	0	0	0	2	75	117	3.38	0.875										
58 Ramon Ramirez, R (9,1) ERA: 5.14	1.0		3	0	0	0	1	0	0	0	0	0	0	6	10	0.00	0.000										

Batter	1	2	3	4	5	6	7	8	9	AB	R	H	RBI	BB	SO	LOB	BOTTOM										
6 Drew Stubbs, R (1,8) OBP: 0.312, SLG: 0.473	HR		1B		G6-3			BB		3	1	2	1	1	0	0	Florida Marlins @ Cincinnati Reds Great American Ball Park, Cincinnati, OH Sat Sep 19 2009, 7:10 PM EDT Att: 17,026 - Partly Cloudy - 77 F livebaseballscores.com										
17 Laynce Nix, L (1,7) OBP: 0.291, SLG: 0.469	K		G3		F8			G1-6-3		4	0	0	0	0	1	2											
19 Joey Votto, L (1,3) OBP: 0.401, SLG: 0.521	2B		F8		F8			1B		4	0	2	0	0	0	1											
4 Brandon Phillips, R (1,4) OBP: 0.332, SLG: 0.455	F8		K		K			K		4	0	0	0	0	3	3											
64 Juan Francisco, L (1,5) OBP: 0.333, SLG: 0.800 31 Jonny Gomes, R (9,PH) OBP: 0.337, SLG: 0.544	K		K		K			F8		3	0	0	0	0	3	1											
32 Jay Bruce, L (1,9) OBP: 0.282, SLG: 0.431 27 Scott Rolen, R (9,PH) OBP: 0.363, SLG: 0.445	BB		K		K			P6		2	0	0	0	1	2	0											
29 Ryan Hanigan, R (1,2) OBP: 0.360, SLG: 0.339	F9		F8		F8			HR		3	1	1	1	0	0	1											
7 Paul Janish, R (1,6) OBP: 0.294, SLG: 0.313	P2		P3		P3			F9		3	0	0	0	0	0	1											
61 Bronson Arroyo, R (1,1) OBP: 0.107, SLG: 0.161 15 Drew Sutton, S (8,PH) OBP: 0.281, SLG: 0.345 58 Ramon Ramirez, R (9,1)	K		K		K			F7		2	0	0	0	0	2	1											
Inning Stats	R: 1 E: 0 K: 2 S: 12	H: 2 LOB: 1 BB: 0 P: 17	R: 0 E: 0 K: 1 S: 8	H: 0 LOB: 1 BB: 1 P: 14	R: 0 E: 0 K: 1 S: 12	H: 1 LOB: 0 BB: 0 P: 19	R: 0 E: 0 K: 2 S: 8	H: 0 LOB: 0 BB: 0 P: 10	R: 0 E: 0 K: 1 S: 5	H: 0 LOB: 0 BB: 0 P: 7	R: 0 E: 0 K: 1 S: 8	H: 0 LOB: 0 BB: 0 P: 11	R: 1 E: 0 K: 2 S: 13	H: 1 LOB: 0 BB: 0 P: 18	R: 0 E: 0 K: 0 S: 5	H: 0 LOB: 0 BB: 1 P: 9		R: 0 E: 0 K: 1 S: 12	H: 1 LOB: 1 BB: 0 P: 17	1B: 2 2B: 1 3B: 0 HR: 2	SF: 0 SAC: 0 DP: 1 HBP: 0	WP: 0 PB: 0 SB: 0 CS: 0	PA: 33				
PITCHER	IP	WLS	BF	H	R	ER	SO	BB	IBB	HBP	BLK	WP	HR	S	P	ERA	WHIP										
47 Ricky Nolasco, R (1,1) ERA: 5.34	7.0		26	4	2	2	10	1	0	0	0	0	0	66	9	2.57	0.714										
44 Brian Sanches, R (8,1) ERA: 1.89	1.1	H	5	1	0	0	1	1	0	0	0	0	0	9	14	0.00	1.500										
53 Dan Meyer, L (9,1) ERA: 3.02	0.1	H	1	0	0	0	0	0	0	0	0	0	0	3	4	0.00	0.000										
22 Matt Lindstrom, R (9,1) ERA: 5.79	0.1	S	1	0	0	0	0	0	0	0	0	0	0	5	8	0.00	0.000										



Batter	1	2	3	4	5	6	7	8	9	AB	R	H	RBI	BB	SO	LOB	TOP			
8 Chris Coghlan, L OBP: 0.381, SLG: 0.451	L8			G6-3		L8		G4-6-3		3	0	1	0	0	0	0	Florida Marlins @ Cincinnati Reds Great American Ball Park, Cincinnati, OH Sun Sep 20 2009, 1:10 PM EDT Att: 16,186 - Overcast - 67 F AB 30 R 1 H 5 RBI 1 BB 0 SO 3 LOB 9			
20 Nick Johnson, L OBP: 0.421, SLG: 0.409	G4-3			G6-3		L8		G4-6-3		4	0	0	0	0	0	4				
2 Hanley Ramirez, R OBP: 0.416, SLG: 0.556	G5-3			G6-3		L8		G4-6-3		4	0	1	0	0	2	0				
3 Jorge Cantu, R OBP: 0.338, SLG: 0.436				L6		L8		G4-6-3		3	0	0	0	0	0	1				
6 Dan Uggla, R OBP: 0.353, SLG: 0.458	F9			L6		L8		G4-6-3		4	0	0	0	0	1	1				
21 John Baker, L OBP: 0.350, SLG: 0.419	G6-4-3			L6		L8		G4-6-3		3	1	1	0	0	0	1				
12 Cody Ross, R OBP: 0.324, SLG: 0.467				G5-3		G5-3		G4-6-3		3	0	1	0	0	0	0				
25 Brett Carroll, R OBP: 0.333, SLG: 0.468				G6-3		G5-3		G4-6-3		3	0	1	1	0	0	0				
45 Sean West, R OBP: 0.266, SLG: 0.100 51 Cristhian Martinez, R OBP: 0.256, SLG: 0.375 15 Gaby Sanchez, R OBP: 0.256, SLG: 0.375 64 Tim Wood, R ERA: 3.0 7 Ross Gload, L OBP: 0.243, SLG: 0.260 23 Andrew Miller, L OBP: 0.263, SLG: 0.260				G5-3		L4		FC1-2-5-3		1	0	0	0	0	0	0				
Inning Stats	R: 0 E: 0 K: 0 S: 8	H: 0 LOB: 0 BB: 0 P: 16	R: 0 E: 0 K: 0 S: 8	H: 0 LOB: 0 BB: 0 P: 13	R: 0 E: 0 K: 0 S: 8	H: 0 LOB: 0 BB: 0 P: 10	R: 0 E: 0 K: 0 S: 10	H: 1 LOB: 1 BB: 0 P: 15	R: 0 E: 0 K: 0 S: 7	H: 0 LOB: 0 BB: 0 P: 11	R: 0 E: 0 K: 2 S: 7	H: 0 LOB: 0 BB: 0 P: 9	R: 0 E: 0 K: 0 S: 12	H: 3 LOB: 2 BB: 0 P: 19	R: 0 E: 0 K: 1 S: 7	H: 0 LOB: 0 BB: 0 P: 8	1B: 4 2B: 1 3B: 0 HR: 0	SF: 0 SAC: 0 DP: 2 HBP: 2	WP: 0 PB: 0 SB: 1 CS: 0	PA: 32
PITCHER	IP WLS BF H R ER SO BB IBB HBP BLK WP HR S P ERA WHIP																			
38 Kip Wells, R ERA: 4.84	7.0 W 26 5 1 1 2 0 0 0 1 0 0 0 0 61 92 1.29 0.714																			
52 Daniel Herrera, L ERA: 2.87	1.0 3 0 0 0 0 0 0 0 0 1 0 0 0 6 10 0.00 0.000																			
33 Micah Owings, R ERA: 5.21	1.0 3 0 0 0 0 1 0 0 0 0 0 0 0 7 8 0.00 0.000																			

Batter	1	2	3	4	5	6	7	8	9	AB	R	H	RBI	BB	SO	LOB	BOTTOM			
6 Drew Stubbs, R OBP: 0.315, SLG: 0.478	G6-3			G6-3		K		G2-3		5	1	2	1	0	1	1	Florida Marlins @ Cincinnati Reds Great American Ball Park, Cincinnati, OH Sun Sep 20 2009, 1:10 PM EDT Att: 16,186 - Overcast - 67 F AB 33 R 8 H 11 RBI 8 BB 4 SO 7 LOB 13			
7 Paul Janish, R OBP: 0.300, SLG: 0.321	L8			G6-3		K		G5-3		4	1	2	0	1	0	0				
19 Joey Volto, L OBP: 0.400, SLG: 0.526	K			G6-3		K		G5-3		4	1	1	2	0	2	4				
4 Brandon Phillips, R OBP: 0.333, SLG: 0.459				G5-3		K		G5-3		4	1	2	1	0	0	0				
27 Scott Rolen, R OBP: 0.364, SLG: 0.444				G5-3		K		G5-3		3	1	1	1	1	0	0				
31 Jonny Gomes, R OBP: 0.339, SLG: 0.540				G5-3		K		G5-3		2	1	0	0	2	0	2				
16 Danell McDonald, R OBP: 0.300, SLG: 0.394				G5-3		K		G5-3		4	1	1	0	0	2	3				
37 Corky Miller, R OBP: 0.274, SLG: 0.253				G5-3		K		G5-3		4	1	2	3	0	0	2				
38 Kip Wells, R OBP: 0.091, SLG: 0.091 52 Daniel Herrera, L ERA: 5.64 23 Adam Rosales, R OBP: 0.293, SLG: 0.309 33 Micah Owings, R OBP: 0.268, SLG: 0.509				G5-3		K		G5-3		2	0	0	0	0	1	1				
Inning Stats	R: 0 E: 0 K: 1 S: 9	H: 0 LOB: 0 BB: 0 P: 13	R: 0 E: 0 K: 0 S: 8	H: 0 LOB: 0 BB: 0 P: 12	R: 1 E: 0 K: 0 S: 12	H: 2 LOB: 2 BB: 1 P: 19	R: 3 E: 0 K: 2 S: 10	H: 1 LOB: 0 BB: 2 P: 22	R: 1 E: 0 K: 1 S: 12	H: 4 LOB: 2 BB: 0 P: 17	R: 0 E: 0 K: 1 S: 7	H: 1 LOB: 1 BB: 0 P: 10	R: 3 E: 0 K: 1 S: 15	H: 3 LOB: 1 BB: 1 P: 27	R: 0 E: 0 K: 1 S: 8	H: 0 LOB: 0 BB: 0 P: 10	1B: 6 2B: 2 3B: 1 HR: 2	SF: 0 SAC: 1 DP: 0 HBP: 0	WP: 0 PB: 0 SB: 0 CS: 0	PA: 38
PITCHER	IP WLS BF H R ER SO BB IBB HBP BLK WP HR S P ERA WHIP																			
45 Sean West, L ERA: 4.85	4.1 L 21 5 5 5 4 3 0 0 0 0 0 0 0 5 6 10.38 1.846																			
51 Cristhian Martinez, R ERA: 5.64	0.2 3 2 0 0 0 0 0 0 0 0 0 0 5 6 0.00 3.000																			
64 Tim Wood, R ERA: 3.0	2.0 11 4 3 3 2 1 0 0 0 0 0 1 22 37 13.50 2.500																			
23 Andrew Miller, L ERA: 4.74	1.0 3 0 0 0 0 1 0 0 0 0 0 0 8 10 0.00 0.000																			



Batter	1	2	3	4	5	6	7	8	9	AB	R	H	RBI	BB	SO	LOB	TOP					
16 Angel Pagán, S OBP: 0.345, SLG: 0.481	F9	CS	K			FC4-6 1B		SH5-4 1B	IBB	4	0	2	0	1	1	0						
1 Luis Castillo, S OBP: 0.396, SLG: 0.355	G3		K			FC4-6 15 S		SH5-4	F7	4	0	0	0	0	1	4						
5 David Wright, R OBP: 0.392, SLG: 0.443	K		F9			K		K	K	5	0	0	0	0	4	5						
15 Carlos Beltrán, S OBP: 0.422, SLG: 0.510						K		K		3	1	1	0	1	2	1						
28 Daniel Murphy, L OBP: 0.313, SLG: 0.425						F7				4	2	2	0	0	0	2						
12 Jeff Francoeur, R OBP: 0.308, SLG: 0.417						P2				4	2	2	3	0	1	0						
30 Josh Thole, L OBP: 0.230, SLG: 0.202						G3-1				3	0	0	0	0	1	0						
50 Sean Green, R										0	0	0	0	0	0	0						
36 Ken Takahashi, L										0	0	0	0	0	0	0						
39 Bobby Parnell, R										0	0	0	0	0	0	0						
18 Jimmy Rollins, R										0	0	0	0	1	0	0						
4 Wilson Vázquez, R										0	0	0	0	0	0	0						
11 Anderson Hernandez, S										3	0	0	0	0	0	0						
19 Cory Sullivan, L										1	0	1	2	0	0	0						
75 Francisco Rodríguez, R										0	0	0	0	0	0	0						
44 Tim Redding, R										2	0	0	0	0	0	1						
25 Pedro Feliciano, L										0	0	0	0	0	0	0						
23 Brian Schneider, L										1	1	0	0	0	0	0						
Inning Stats	R: 0 E: 0 K: 1 S: 9	H: 0 LOB: 0 BB: 0 P: 14	R: 3 E: 1 K: 0 S: 9	H: 3 LOB: 0 BB: 0 P: 16	R: 0 E: 0 K: 2 S: 9	H: 0 LOB: 0 BB: 0 P: 16	R: 0 E: 0 K: 1 S: 7	H: 0 LOB: 0 BB: 0 P: 10	R: 0 E: 0 K: 0 S: 8	H: 1 LOB: 2 BB: 1 P: 12	R: 0 E: 0 K: 1 S: 9	H: 0 LOB: 0 BB: 0 P: 18	R: 1 E: 1 K: 2 S: 11	H: 1 LOB: 1 BB: 0 P: 16	R: 2 E: 0 K: 1 S: 11	H: 3 LOB: 3 BB: 2 P: 23	1B: 6 2B: 1 3B: 0 HR: 1	SF: 0 SAC: 2 DP: 0 HBP: 0	WP: 0 PB: 1 SB: 1 CS: 1	PA: 40		
PITCHER	IP	WLS	BF	H	R	ER	SO	BB	IBB	HBP	BLK	WP	HR	S	P	ERA	WHIP					
47 Ricky Nolasco, R	(1, 1)	7.0		26	4	3	3	7	1	0	0	0	0	1	63	102	3.86	0.714				
48 Brendan Donnelly, R	(8, 1)	1.0	H	5	1	1	0	2	0	0	0	0	0	11	16	0.00	1.000					
46 Juan Carlos Oviedo, R	(9, 1)	1.0	L	8	3	2	2	1	1	0	0	0	0	11	23	18.00	4.000					
Batter	1	2	3	4	5	6	7	8	9	AB	R	H	RBI	BB	SO	LOB	BOTTOM					
8 Chris Coghlan, L OBP: 0.385, SLG: 0.448	F7					F8			G6-3	4	0	0	0	1	0	2						
20 Nick Johnson, L										3	1	0	0	1	2	3						
48 Brendan Donnelly, R										0	0	0	0	0	0	0						
46 Juan Carlos Oviedo, R										0	0	0	0	0	0	0						
7 Ross Gload, L										1	0	1	0	0	0	0						
25 Brett Carroll, R										0	0	0	0	0	0	0						
2 Hanley Ramirez, R OBP: 0.415, SLG: 0.558										4	2	2	3	1	0	3						
3 Jorge Cantu, R OBP: 0.343, SLG: 0.440										5	0	2	2	0	2	4						
6 Dan Uggla, R OBP: 0.351, SLG: 0.455										4	0	0	0	0	0	3						
21 John Baker, L										2	0	1	0	1	0	0						
18 Wes Helms, R										1	0	0	0	0	1	2						
12 Cody Ross, R OBP: 0.321, SLG: 0.470										4	0	0	0	0	1	2						
24 Cameron Maybin, R OBP: 0.294, SLG: 0.342										4	1	1	0	0	0	1						
47 Ricky Nolasco, R										2	0	1	0	0	0	1						
15 Gaby Sanchez, R										0	0	0	0	1	0	0						
1 Emilio Bonifacio, S										0	1	0	0	0	0	0						
29 Ronny Paulino, R										1	0	0	0	0	0	0						
Inning Stats	R: 0 E: 0 K: 0 S: 11	H: 1 LOB: 1 BB: 0 P: 16	R: 0 E: 0 K: 1 S: 11	H: 1 LOB: 0 BB: 0 P: 19	R: 0 E: 0 K: 2 S: 10	H: 1 LOB: 2 BB: 1 P: 18	R: 0 E: 0 K: 0 S: 8	H: 0 LOB: 0 BB: 1 P: 14	R: 3 E: 0 K: 0 S: 11	H: 3 LOB: 1 BB: 1 P: 21	R: 0 E: 0 K: 0 S: 8	H: 0 LOB: 0 BB: 0 P: 12	R: 2 E: 1 K: 2 S: 14	H: 1 LOB: 2 BB: 2 P: 28	R: 0 E: 0 K: 0 S: 4	H: 0 LOB: 0 BB: 0 P: 6	R: 0 E: 0 K: 1 S: 10	H: 1 LOB: 1 BB: 0 P: 16	1B: 5 2B: 2 3B: 0 HR: 1	SF: 0 SAC: 0 DP: 1 HBP: 0	WP: 2 PB: 0 SB: 0 CS: 0	PA: 40
PITCHER	IP	WLS	BF	H	R	ER	SO	BB	IBB	HBP	BLK	WP	HR	S	P	ERA	WHIP					
44 Tim Redding, R	(1, 1)	6.0		27	6	4	4	3	4	0	0	0	0	1	60	105	6.00	1.667				
25 Pedro Feliciano, L	(7, 1)	0.2		3	0	0	0	1	0	1	0	0	0	6	13	0.00	0.000					
50 Sean Green, R	(7, 1)	0.0		2	1	1	1	0	0	0	0	0	0	4	6	∞	∞					
36 Ken Takahashi, L	(7, 1)	0.1		1	0	0	0	1	0	0	0	0	0	3	4	0.00	0.000					
39 Bobby Parnell, R	(8, 1)	1.0	W	3	0	0	0	0	0	0	0	0	0	4	6	0.00	0.000					
PITCHER	IP	WLS	BF	H	R	ER	SO	BB	IBB	HBP	BLK	WP	HR	S	P	ERA	WHIP					
75 Francisco Rodríguez, R	(9, 1)	1.0	S	4	1	0	0	1	0	0	0	0	0	10	16	0.00	1.000					

New York Mets @ Florida Marlins
Land Shark Stadium, Miami, FL

AB 34
R 6
H 8
RBI 5
BB 3
SO 10
LOB 13



New York Mets @ Florida Marlins
Land Shark Stadium, Miami, FL

AB 35
R 5
H 8
RBI 5
BB 5
SO 6
LOB 21



Fri Sep 25 2009, 7:10 PM EDT
Att: 39,031 - Partly Cloudy - 87 F

Fri Sep 25 2009, 7:10 PM EDT
Att: 39,031 - Partly Cloudy - 87 F

livebaseballscorecards.com

livebaseballscorecards.com

Batter	1	2	3	4	5	6	7	8	9	AB	R	H	RBI	BB	SO	LOB	TOP										
16 Angel Pagán, S OBP: 0.346, SLG: 0.482	P3		F9		1-2 5 2B		K		1-0 1 E	5	2	2	0	0	1	0											
1 Luis Castillo, S OBP: 0.397, SLG: 0.356	F9		5 FC6-4		1-0 SH3		1-0 SH3		1-0 E1	4	0	2	1	0	0	0											
5 David Wright, R OBP: 0.390, SLG: 0.443	G6-3		FC6-4		2-2 12 15		2-2 2H		2-2 3H	5	0	1	1	0	2	3											
15 Carlos Beltrán, S OBP: 0.418, SLG: 0.515		E5 17 1B		0-0 E7 17 HR		2-2 F7		1-2 HR	2-2 K	5	2	1	1	0	1	2											
12 Jeff Francoeur, R OBP: 0.307, SLG: 0.415	F9			0-0 G6-3		0-0 G6-3		2-1 P3		4	0	1	0	0	0	2											
17 Fernando Tatis, R OBP: 0.330, SLG: 0.425	11 FC6-4			3-2 HR		2-2 G6-3		0-1 P4		4	1	2	2	0	0	0											
9 Omir Santos, R OBP: 0.291, SLG: 0.389	F9			1-0 F7		1-1 G6-3		0-3 K		4	0	0	0	0	1	2											
11 Anderson Hernandez, S OBP: 0.313, SLG: 0.335	FC6-4			1-1 2B		1-1 G4-3		1-1 16 2B 1 E	1-1 1B	4	1	2	0	0	0	2											
33 John Maine, R ERA: 4.73				1-3 K		1-3 K		2-2 F8		2	0	0	0	0	2	1											
64 Elmer Dessens, R ERA: 3.86				1-3 K						0	0	0	0	0	0	0											
35 Lance Broadway, R ERA: 1.99										0	0	0	0	0	0	0											
18 Jeremy Reed, L OBP: 0.321, SLG: 0.353										0	0	0	0	0	0	0											
43 Brian Stokes, R ERA: 5.89										0	0	0	0	0	0	0											
19 Cory Sullivan, L OBP: 0.342, SLG: 0.462										0	0	0	0	0	1	1											
Inning Stats	R: 0 E: 0 K: 0 S: 5	H: 0 LOB: 0 BB: 0 P: 7	R: 0 E: 1 K: 0 S: 11	H: 1 LOB: 2 BB: 0 P: 17	R: 0 E: 0 K: 1 S: 13	H: 1 LOB: 1 BB: 0 P: 19	R: 2 E: 1 K: 1 S: 14	H: 2 LOB: 1 BB: 0 P: 20	R: 1 E: 0 K: 0 S: 12	H: 3 LOB: 2 BB: 0 P: 18	R: 0 E: 0 K: 0 S: 7	H: 0 LOB: 0 BB: 0 P: 11	R: 0 E: 0 K: 2 S: 12	H: 1 LOB: 1 BB: 0 P: 19	R: 1 E: 0 K: 1 S: 10	H: 1 LOB: 0 BB: 0 P: 13	R: 2 E: 1 K: 3 S: 13	H: 2 LOB: 1 BB: 0 P: 19	1B: 6 2B: 3 3B: 0 HR: 2	SF: 0 SAC: 1 DP: 0 HBP: 0	WP: 0 PB: 0 CS: 0	PA: 40					
PITCHER	IP	WLS	BF	H	R	ER	SO	BB	IBB	HBP	BLK	WP	HR	S	P	ERA	WHIP										
45 Sean West, L ERA: 4.73	5.0	W	23	7	3	2	2	0	0	0	0	0	1	55	81	3.60	1.400										
31 Burke Badenhop, R ERA: 3.86	2.0		7	1	0	0	2	0	0	0	0	0	0	19	30	0.00	0.500										
44 Brian Sanches, R ERA: 1.99	1.0		4	1	1	1	1	0	0	0	0	0	1	10	13	9.00	1.000										
22 Matt Lindstrom, R ERA: 5.89	0.2		5	2	2	1	2	0	0	0	0	0	0	10	15	13.50	3.000										
48 Brendan Donnelly, R ERA: 1.98	0.1	S	1	0	0	0	1	0	0	0	0	0	0	3	4	0.00	0.000										

New York Mets @ Florida Marlins
Land Shark Stadium, Miami, FL
Sat Sep 26 2009, 7:10 PM EDT
Att: 35,666 - Cloudy - 85 F

AB 39
R 6
H 11
RBI 5
BB 0
SO 8
LOB 13



Batter	1	2	3	4	5	6	7	8	9	AB	R	H	RBI	BB	SO	LOB	BOTTOM										
8 Chris Coghlan, L OBP: 0.383, SLG: 0.449	G3		G3-1		7 SH3-2 2B		F7			5	1	2	1	0	0	1											
7 Ross Gload, L OBP: 0.343, SLG: 0.407	F7		L9		SH5-3				1-2 G6-3	4	0	0	0	0	0	1											
2 Hanley Ramirez, R OBP: 0.414, SLG: 0.554	G6-3		F9		4-1 3 2B 6 1B BB		G6-3		1-3 K	4	1	0	0	1	1	0											
3 Jorge Cantu, R OBP: 0.345, SLG: 0.446		21 BB 25 FC6-4 1B		21 WP 2B		6 1B 24 HR 2B		K		4	2	3	1	0	1	0											
18 Wes Helms, R OBP: 0.309, SLG: 0.365		25 FC6-4 45 WP 1B		K		24 HR 1B		K		1	0	0	0	0	1	0											
6 Dan Uggla, R OBP: 0.353, SLG: 0.456		25 FC6-4 45 WP 1B		K		24 HR 1B		BB		3	2	2	1	1	1	1											
21 John Baker, L OBP: 0.349, SLG: 0.412		25 FC6-4 BB		G4-3		K		L1-3		3	0	0	0	1	1	4											
12 Cody Ross, R OBP: 0.321, SLG: 0.469	F3				25 HBP					1	0	0	0	0	0	3											
24 Cameron Maybin, R OBP: 0.303, SLG: 0.367					25 HBP					1	1	1	3	1	0	0											
25 Brett Carroll, R OBP: 0.344, SLG: 0.456		FC6-4 45 WP			59 2B BB					2	1	0	1	1	1	3											
45 Sean West, R OBP: 0.345, SLG: 0.446					59 2B BB					2	0	0	0	0	1	4											
59 Brett Hayes, R ERA: 3.31										1	1	1	0	0	0	0											
31 Burke Badenhop, R ERA: 3.86										0	0	0	0	0	0	0											
15 Gaby Sanchez, R ERA: 5.87										0	0	0	0	0	0	1											
44 Brian Sanches, R ERA: 1.99										0	0	0	0	0	0	0											
22 Matt Lindstrom, R ERA: 5.89										0	0	0	0	0	0	0											
48 Brendan Donnelly, R ERA: 1.98										0	0	0	0	0	0	0											
Inning Stats	R: 0 E: 0 K: 0 S: 5	H: 2 LOB: 1 BB: 1 P: 19	R: 2 E: 0 K: 0 S: 11	H: 2 LOB: 1 BB: 1 P: 19	R: 0 E: 0 K: 0 S: 4	H: 0 LOB: 0 BB: 0 P: 4	R: 0 E: 0 K: 2 S: 11	H: 1 LOB: 3 BB: 0 P: 21	R: 7 E: 0 K: 1 S: 21	H: 6 LOB: 1 BB: 2 P: 39	R: 0 E: 0 K: 1 S: 12	H: 0 LOB: 1 BB: 1 P: 19	R: 0 E: 0 K: 1 S: 10	H: 0 LOB: 1 BB: 1 P: 17	R: 0 E: 0 K: 2 S: 10	H: 0 LOB: 0 BB: 0 P: 13	R: 0 E: 0 K: 2 S: 10	H: 0 LOB: 0 BB: 0 P: 13	1B: 4 2B: 4 3B: 0 HR: 1	SF: 0 SAC: 1 DP: 0 HBP: 2	WP: 2 PB: 0 CS: 0	PA: 40					
PITCHER	IP	WLS	BF	H	R	ER	SO	BB	IBB	HBP	BLK	WP	HR	S	P	ERA	WHIP										
33 John Maine, R ERA: 4.72	4.2	L	25	7	7	7	3	2	0	0	0	0	1	47	79	13.50	1.929										
64 Elmer Dessens, R ERA: 3.31	0.1		4	2	2	2	0	1	0	0	0	0	0	5	11	54.00	9.000										
35 Lance Broadway, R ERA: 5.87	1.0		4	0	0	0	1	1	0	0	0	0	0	12	19	0.00	1.000										
43 Brian Sanches, R ERA: 4.06	2.0		7	0	0	0	3	1	0	0	0	0	0	20	30	0.00	0.500										

New York Mets @ Florida Marlins
Land Shark Stadium, Miami, FL
Sat Sep 26 2009, 7:10 PM EDT
Att: 35,666 - Cloudy - 85 F

AB 32
R 9
H 9
RBI 8
BB 5
SO 7
LOB 18



Batter	1	2	3	4	5	6	7	8	9	AB	R	H	RBI	BB	SO	LOB	TOP					
8 Chris Coghlan, L (1,7) OBP: 0.385, SLG: 0.450										4	0	2	0	0	0	2	Florida Marlins @ Atlanta Braves Turner Field, Atlanta, GA Mon Sep 28 2009, 7:00 PM EDT Att: 25,046 - Clear - 77 F					
24 Cameron Maybin, R (1,8) OBP: 0.398, SLG: 0.373										2	0	0	0	1	1	0						
2 Hanley Ramirez, R (1,6) OBP: 0.412, SLG: 0.549										3	0	0	0	1	1	3						
3 Jorge Cantu, R (1,5) OBP: 0.344, SLG: 0.442										4	0	0	0	0	1	4						
7 Ross Gload, L (1,3) OBP: 0.337, SLG: 0.399										4	0	0	0	0	2							
6 Dan Uggla, R (1,4) OBP: 0.350, SLG: 0.453										4	0	1	0	0	1	1						
21 John Baker, L (1,2) OBP: 0.350, SLG: 0.413										4	0	2	0	0	0	0						
25 Brett Carroll, R (1,9) OBP: 0.333, SLG: 0.438										3	0	0	0	0	4							
19 Anibal Sánchez, R (1,1)										2	0	0	0	0	2							
37 Renyel Pinto, L (6,1)										0	0	0	0	0	0							
27 Jeremy Hermida, L (7,PH) OBP: 0.348, SLG: 0.392										1	0	0	0	1	2							
53 Dan Meyer, R (7,1)										0	0	0	0	0	0							
40 Kiko Calero, R (8,1)										0	0	0	0	0	0							
Inning Stats	R: 0 E: 0 K: 1 S: 8	H: 1 LOB: 1 BB: 0 P: 10	R: 0 E: 1 K: 0 S: 8	H: 1 LOB: 2 BB: 0 P: 13	R: 0 E: 0 K: 0 S: 4	H: 0 LOB: 0 BB: 0 P: 9	R: 0 E: 0 K: 0 S: 4	H: 0 LOB: 0 BB: 0 P: 6	R: 0 E: 0 K: 1 S: 5	H: 0 LOB: 0 BB: 0 P: 8	R: 0 E: 0 K: 1 S: 11	H: 1 LOB: 2 BB: 1 P: 24	R: 0 E: 0 K: 1 S: 15	H: 2 LOB: 2 BB: 0 P: 22	R: 0 E: 0 K: 1 S: 7	H: 0 LOB: 0 BB: 0 P: 14	R: 0 E: 0 K: 1 S: 7	H: 0 LOB: 0 BB: 0 P: 11	1B: 4 2B: 1 3B: 0 HR: 0	SF: 0 SAC: 1 DP: 1 HBP: 0	WP: 0 PB: 0 SB: 0 CS: 0	PA: 34
PITCHER	IP WLS BF H R ER SO BB IBB HBP BLK WP HR S P ERA WHIP																					
49 Jair Jurrjens, R (1,1) ERA: 2.61	7.0 W 28 5 0 0 3 1 0 0 0 0 0 0 55 92 0.00 0.857																					
58 Peter Moylan, R (8,1) ERA: 2.95	1.0 H 3 0 0 0 1 1 0 0 0 0 0 7 14 0.00 1.000																					
Rafael Soriano, R (9,1) ERA: 2.97	1.0 3 0 0 0 1 0 0 0 0 0 0 7 11 0.00 0.000																					

Batter	1	2	3	4	5	6	7	8	9	AB	R	H	RBI	BB	SO	LOB	BOTTOM			
24 Nate McLouth, L (1,8) OBP: 0.353, SLG: 0.435										2	1	0	1	3	0	0	Florida Marlins @ Atlanta Braves Turner Field, Atlanta, GA Mon Sep 28 2009, 7:00 PM EDT Att: 25,046 - Clear - 77 F			
14 Martín Prado, R (1,4) OBP: 0.353, SLG: 0.463										4	1	0	0	1	0	6				
10 Chipper Jones, S (1,5) OBP: 0.393, SLG: 0.446										2	1	1	1	2	1	0				
16 Brian McCann, L (1,2) OBP: 0.350, SLG: 0.496										2	0	0	1	2	0	2				
18 Garret Anderson, L (1,7) OBP: 0.306, SLG: 0.410										3	0	1	1	0	0	3				
30 Reid Gorecki, R (8,PR) OBP: 0.231, SLG: 0.208										0	1	0	0	0	0	0				
19 Yunel Escobar, R (1,6) OBP: 0.378, SLG: 0.442										2	0	0	0	1	1	3				
22 Adam LaRoche, L (1,3) OBP: 0.383, SLG: 0.504										3	0	1	0	1	0	2				
23 Matt Diaz, R (1,9) OBP: 0.391, SLG: 0.485										3	0	0	0	1	3	2				
49 Jair Jurrjens, R (1,1) ERA: 4.1										2	0	0	0	0	2	0				
58 Peter Moylan, R (8,1) ERA: 3.02										0	0	0	0	0	0	0				
4 Omar Infante, R (6,PH) OBP: 0.356, SLG: 0.375										1	0	0	0	0	3					
Rafael Soriano, R (9,1) ERA: 1.86										0	0	0	0	0	0					
Inning Stats	R: 2 E: 0 K: 0 S: 6	H: 0 LOB: 1 BB: 3 P: 21	R: 0 E: 0 K: 2 S: 10	H: 0 LOB: 0 BB: 0 P: 16	R: 1 E: 0 K: 0 S: 9	H: 1 LOB: 1 BB: 1 P: 14	R: 0 E: 0 K: 1 S: 8	H: 1 LOB: 2 BB: 2 P: 17	R: 0 E: 0 K: 2 S: 7	H: 0 LOB: 0 BB: 0 P: 11	R: 0 E: 0 K: 1 S: 10	H: 0 LOB: 0 BB: 0 P: 14	R: 0 E: 0 K: 0 S: 9	H: 1 LOB: 3 BB: 3 P: 23	R: 1 E: 0 K: 0 S: 9	H: 1 LOB: 3 BB: 3 P: 23	1B: 2 2B: 0 3B: 0 HR: 1	SF: 1 SAC: 2 DP: 0 HBP: 0	WP: 0 PB: 0 SB: 1 CS: 0	PA: 38
PITCHER	IP WLS BF H R ER SO BB IBB HBP BLK WP HR S P ERA WHIP																			
19 Anibal Sánchez, R (1,1) ERA: 4.1	5.0 L 25 2 3 3 4 8 0 0 0 0 0 0 42 91 5.40 2.000																			
37 Renyel Pinto, L (6,1) ERA: 3.41	1.0 3 0 0 0 2 0 0 0 0 0 0 7 11 0.00 0.000																			
53 Dan Meyer, L (7,1) ERA: 3.02	1.0 4 1 1 1 1 0 0 0 0 0 0 12 16 9.00 1.000																			
40 Kiko Calero, R (8,1) ERA: 1.86	1.0 6 0 0 0 0 2 1 0 0 0 0 7 21 0.00 2.000																			

