

Florida Marlins - 2010

Batter	1	2	3	4	5	6	7	8	9	10	AB	R	H	RBI	BB	SO	LOB	TOP								
8 Chris Coghlan, L (1, 7) 52 Chris Leroux, L (5, 1) 40 Jorge Jimenez, L (6, 5) OBP: 0.500, SLG: 1.000	K		BB 3 1B		F7			2B 24 G6-3	F8		2	1	0	0	1	1	0									
24 Cameron Maybin, R (1, 8) 66 Jay Buente, R (10, 1)	BB 80 G6-3		K		K			G6-3		2B 80 HR	4	1	1	0	1	2	2									
80 Giancarlo Stanton, R (1, 9) 3 Jorge Cantu, R (1, 5) 51 Cristhian Martinez, R (6, 1) 34 Vinny Rottino, R (7, 2)	G6-3		F7		K		L7	K		HR 2-H	5	1	1	2	0	1	3									
15 Gaby Sanchez, R (1, 3) 65 Scott Cousins, L (9, PR) 7 Hector Luna, R (9, 3)		K	K				K			1B 16	4	0	1	0	0	3	1									
59 Brett Hayes, R (1, 2) 44 Brian Sabers, R (7, 7) 79 Bryan Petersen, L (6, PH) 54 Hunter Jones, L (9, 1) 71 Osvaldo Martinez, R (10, PH)	1B		K		K		P3		K	BB 71 G4-3	3	0	1	0	0	1	0									
16 Danny Richar, L (1, 4)	K		K		K		G3		1B 25	G4-3	5	0	1	0	0	2	2									
1 Emilio Bonifacio, S (1, 6) 41 Chris Volstad, R (1, 1) 48 Hayden Penn, R (3, 1) 25 Brett Carroll, R (5, PH)	1B		G6-3		G6-3		HR		K	BB	4	1	2	1	0	1	2									
Inning Stats	R: 0 E: 0 K: 2 S: 10	H: 0 LOB: 1 BB: 1 P: 16	R: 0 E: 0 K: 2 S: 16	H: 2 LOB: 2 BB: 0 P: 20	R: 1 E: 0 K: 2 S: 12	H: 1 LOB: 1 BB: 1 P: 21	R: 0 E: 0 K: 2 S: 7	H: 0 LOB: 0 BB: 0 P: 9	R: 0 E: 0 K: 1 S: 9	H: 0 LOB: 0 BB: 0 P: 10	R: 0 E: 0 K: 1 S: 5	H: 0 LOB: 0 BB: 0 P: 5	R: 1 E: 0 K: 0 S: 5	H: 1 LOB: 0 BB: 0 P: 6	R: 0 E: 0 K: 1 S: 6	H: 1 LOB: 1 BB: 0 P: 6	R: 0 E: 0 K: 2 S: 9	H: 2 LOB: 3 BB: 1 P: 14	R: 2 E: 0 K: 0 S: 6	H: 2 LOB: 1 BB: 1 P: 11	1B: 5 2B: 2 3B: 0 HR: 2	SF: 0 SAC: 0 DP: 0 HBP: 0	WP: 0 PB: 0 SB: 3 CS: 0	PA: 43		
PITCHER	IP	WLS	BF	H	R	ER	SO	BB	IBB	HBP	BLK	WP	HR	S	P	ERA	WHIP									
49 Jonathon Niese, L (1, 1) 76 Jenny Mejia, R (3, 1) 18 Ryoita Igarashi, R (6, 1) 25 Pedro Feliciano, L (8, 1) 39 Bobby Parnell, R (9, 1)	2.2		13	3	1	1	5	2	0	0	0	0	0	0	35	54	3.38	1.875								

Florida Marlins @ New York Mets
Digital Domain Park, Port St. Lucie, FL
Fri Mar 05 2010, 1:09 PM - 4:12 PM EST
Att: 3,166 - Sunny - 61 F

AB 39
R 4
H 9
RBI 4
BB 4
SO 13
LOB 19



Batter	1	2	3	4	5	6	7	8	9	10	AB	R	H	RBI	BB	SO	LOB	BOTTOM								
16 Angel Pagan, S (1, 8) 96 Sean Ratliff, L (6, 8)	K		BB 5 1B		P6			G4-3		BB 88 1B	3	1	1	0	0	1	1									
1 Luis Castillo, S (1, 4) 88 Wilmer Flores, R (6, 6)	G6-3		BB 5 FC6-4		K			K		1B 66 FC6	2	0	0	0	1	1	1									
5 David Wright, R (1, 5) 66 Mike Hessman, R (6, 5)	1B		BB 44 2B		F8			1B 78 G3		1B 1-2 2-H	3	1	1	0	0	0	2									
44 Jason Bay, R (1, 7) 78 Ike Davis, L (7, 3)	K		2B		G6-3			G3		G4-3	3	0	1	1	0	1	1									
28 Daniel Murphy, L (1, 3) 67 Mike Cervenak, R (7, 7)	G6-3		G3		G4-3			F8			3	0	0	0	0	0	1									
21 Rod Barajas, R (1, 2) 30 Josh Thole, L (6, 2)	1B 80 FC4-6		2B		L5			F9		G4-3	2	0	1	0	0	0	0									
62 Jesus Feliciano, L (1, 9) 80 Luis Hernandez, S (6, 4)	F7		1B 72 CS		F8			1B		F7	4	0	2	0	0	0	1									
72 Kai Gronauer, R (1, 10) 89 Carlos Guzman, L (8, 10)	G6-3		CS		F8			B5		K2-3	4	0	0	0	0	1	3									
Inning Stats	R: 0 E: 0 K: 2 S: 9	H: 1 LOB: 1 BB: 0 P: 17	R: 0 E: 0 K: 0 S: 8	H: 1 LOB: 1 BB: 0 P: 10	R: 2 E: 1 K: 0 S: 8	H: 2 LOB: 1 BB: 1 P: 14	R: 0 E: 0 K: 0 S: 9	H: 1 LOB: 0 BB: 0 P: 13	R: 0 E: 0 K: 1 S: 8	H: 1 LOB: 1 BB: 0 P: 9	R: 0 E: 0 K: 0 S: 3	H: 0 LOB: 0 BB: 0 P: 3	R: 0 E: 0 K: 0 S: 4	H: 1 LOB: 1 BB: 0 P: 4	R: 0 E: 0 K: 1 S: 8	H: 1 LOB: 1 BB: 0 P: 11	R: 0 E: 0 K: 1 S: 5	H: 0 LOB: 0 BB: 0 P: 5	R: 1 E: 1 K: 0 S: 4	H: 1 LOB: 1 BB: 1 P: 8	1B: 8 2B: 1 3B: 0 HR: 0	SF: 0 SAC: 0 DP: 0 HBP: 0	WP: 0 PB: 0 SB: 1 CS: 1	PA: 41		
PITCHER	IP	WLS	BF	H	R	ER	SO	BB	IBB	HBP	BLK	WP	HR	S	P	ERA	WHIP									
41 Chris Volstad, R (1, 1) 48 Hayden Penn, R (3, 1) 52 Chris Leroux, R (5, 1) 51 Cristhian Martinez, R (6, 1) 44 Brian Sanchez, R (7, 1)	2.0	B	9	3	2	2	0	1	0	0	0	0	0	0	17	27	9.00	2.000								
PITCHER	IP	WLS	BF	H	R	ER	SO	BB	IBB	HBP	BLK	WP	HR	S	P	ERA	WHIP									
54 Hunter Jones, L (9, 1) 66 Jay Buente, R (10, 1)	1.0	S	5	1	1	0	0	1	0	0	0	0	0	0	4	8	0.00	2.000								

Florida Marlins @ New York Mets
Digital Domain Park, Port St. Lucie, FL
Fri Mar 05 2010, 1:09 PM - 4:12 PM EST
Att: 3,166 - Sunny - 61 F


AB 38
R 3
H 9
RBI 1
BB 2
SO 5
LOB 16



Batter	1	2	3	4	5	6	7	8	9	AB	R	H	RBI	BB	SO	LOB	TOP						
2 Jacoby Ellsbury, L OBP: 0.200, SLG: 0.111 75 Aaron Bates, R OBP: 0.385, SLG: 0.300	0-3 K	0-0 1-2 2-H 1B	0-0 P6	0-0 P6	0-0 P6	0-0 F7		4-0 54 2B BB		4	0	1	1	0	1	2	0 1 1 0 1 0 0						
22 Bill Hall, R OBP: 0.462, SLG: 0.222 60 Gil Velazquez, R OBP: 0.444, SLG: 0.444	4-0 32 1B BB	0-3 K		0-3 K			0-0 F9	0-0 54 2B 1B		3	1	0	0	1	2	3	1 0 1 2 0 0 0						
32 Jeremy Hermida, L OBP: 0.375, SLG: 0.364 54 Darnell McDonald, R OBP: 0.500, SLG: 0.571	SAFE 0-0 78 G6-4-3 1B		0-0 F8	0-0 G4-3			0-0 78 G4-3 68 2B	0-0 1-3 2-H 2B		4	0	2	1	0	0	1	1 1 1 1 0 0 0						
78 Lars Anderson, L	0-0 G6-4-3		4-0 68 1B 92 1B BB			0-0 F9	0-0 G4-3	0-3 K		4	1	0	0	1	1	4	4 1 0 0 1 1 4						
68 Josh Reddick, L OBP: 0.471, SLG: 0.824 85 Che-Hsuan Lin, R OBP: 0.444, SLG: 0.167		0-0 12 WP 50 FC5 2B	0-0 92 1B	0-0 50 1B		0-0 L7	0-0 K	0-3 K		4	2	3	1	0	0	0	1 0 0 0 0 1 2						
92 Ryan Kalish, L OBP: 0.364, SLG: 0.300		0-0 50 FC5 12 WP 1B	0-0 50 1B	1-2 3-H 1B		0-3 K	0-0 F8		0-3 K	5	0	2	1	0	2	1	5 0 2 1 0 2 1						
12 Jed Lowrie, S OBP: 0.429, SLG: 0.429 70 Tug Hulett, L OBP: 0.428, SLG: 0.800		4-0 50 FC5 2 1B BB	0-0 F8			0-0 F8		0-0 G4-3	0-0 G4-3	2	1	0	0	1	0	2	2 0 0 0 0 0 0						
50 Dusty Brown, R OBP: 0.429, SLG: 0.500 81 Mark Wagner, R OBP: 0.571, SLG: 1.167		0-0 FC5 2 1B	0-0 1-3 2-H 1B			4-0 K	BB	4-0 75 BB 60 1B BB	0-0 P3	2	0	1	2	1	0	2	1 1 0 0 1 0 0						
96 Yamaico Navarro, R OBP: 0.200, SLG: 0.214		0-3 K		0-0 22 WP 2B		0-0 P3		0-0 75 BB 60 1B 1B		4	1	2	0	0	1	3	4 1 2 0 0 1 3						
Inning Stats	R: 1 E: 0 K: 1 S: 5	H: 1 LOB: 0 BB: 1 P: 9	R: 2 E: 0 K: 2 S: 10	H: 3 LOB: 2 BB: 1 P: 14	R: 2 E: 0 K: 0 S: 5	H: 3 LOB: 2 BB: 1 P: 9	R: 0 E: 0 K: 1 S: 6	H: 1 LOB: 0 BB: 0 P: 6	R: 0 E: 0 K: 1 S: 5	H: 0 LOB: 0 BB: 0 P: 5	R: 0 E: 0 K: 1 S: 5	H: 0 LOB: 1 BB: 0 P: 7	R: 1 E: 0 K: 0 S: 5	H: 2 LOB: 1 BB: 0 P: 5	R: 3 E: 0 K: 2 S: 10	H: 3 LOB: 2 BB: 2 P: 18	R: 0 E: 0 K: 1 S: 5	H: 0 LOB: 0 BB: 0 P: 5	1B: 8 2B: 5 3B: 0 HR: 0	SF: 0 SAC: 0 DP: 1 HBP: 0	WP: 2 PB: 0 SB: 0 CS: 0	PA: 44	
PITCHER	IP WLS BF H R ER SO BB IBB HBP BLK WP HR S P ERA WHIP	19 Anibal Sánchez, L ERA: 10.38 78 Dan Jennings, L ERA: 6.0 56 Rick Van Den Hurk, R ERA: 3.0 44 Brian Sanches, R ERA: 3.0 37 Ranyel Pinto, L ERA: 20.25	2.1 L 14 5 5 4 3 3 0 0 0 0 1 0 0 17 29 15.43 3.429	0.2 3 3 1 0 0 2 1 0 0 0 0 0 0 3 3 0.00 3.000	3.0 11 1 0 0 2 1 0 0 0 0 0 0 14 18 0.00 0.667	1.0 5 2 1 1 0 0 0 0 0 0 0 0 5 5 9.00 2.000	0.1 6 3 3 3 0 2 0 0 0 0 0 0 4 12 81.00 15.000	PITCHER	IP WLS BF H R ER SO BB IBB HBP BLK WP HR S P ERA WHIP	72 Kasey Olenberger, R ERA: 48 Juan Carlos Oviedo, R ERA: 1.0	0.2 2 0 0 0 2 0 0 0 0 0 0 0 0 6 6 0.00 0.000	1.0 3 0 0 0 1 0 0 0 0 0 0 0 5 5 0.00 0.000											

Boston Red Sox @ Florida Marlins
Roger Dean Stadium, Jupiter, FL
Tue Mar 09 2010, 1:15 PM - 3:46 PM EST
Att. 7,626 - Overcast - 71 F


AB 38
R 9
H 13
RBI 9
BB 6
SO 8
LOB 20





Batter	1	2	3	4	5	6	7	8	9	AB	R	H	RBI	BB	SO	LOB	BOTTOM							
8 Chris Coghlan, L OBP: 0.250, SLG: 0.267 65 Scott Cousins, L OBP: 0.500, SLG: 0.500	0-0 F7		0-0 G6-3			0-0 F7		0-3 K		3	0	0	0	0	0	0	3 0 0 0 0 0 0							
79 Bryan Petersen, L OBP: 0.333, SLG: 0.474	0-0 1B		0-0 G4-3			0-3 K		0-0 G4-3		4	0	1	0	0	1	0	4 0 1 0 0 1 0							
2 Hanley Ramirez, R OBP: 0.267, SLG: 0.490 30 Brian Barden, R OBP: 0.333, SLG: 0.333	0-0 F8		0-0 6 1B 1B			0-0 G5-3		0-0 F7		2	0	1	0	0	0	1	2 0 1 0 0 0 1							
3 Jorge Cantu, R OBP: 0.154, SLG: 0.385 7 Hector Luna, R OBP: 0.500, SLG: 0.455	0-0 F8		0-3 K			0-0 6 G4-3 1B		0-0 F8		2	0	0	0	0	1	2	2 0 0 0 0 1 2							
6 Dan Uggla, R OBP: 0.385, SLG: 0.273 22 Donnie Murphy, R OBP: 0.333, SLG: 0.444		0-0 13 G4-6-3 1B		0-0 1-2 1B		0-0 G4-3		0-3 K		3	0	2	0	0	0	1	3 0 2 0 0 0 1							
27 Jai Miller, R OBP: 0.250, SLG: 0.250	0-0 F8		0-0 G4-3			0-0 13 1B 1B		0-0 F8		3	0	1	0	0	0	3	3 0 1 0 0 0 3							
13 Mike Lamb, L OBP: 0.250, SLG: 0.250		0-0 G4-6-3		0-0 F9		0-0 1-3 1B		0-0 F7		3	0	1	0	0	0	1	3 0 1 0 0 0 1							
59 Brett Hayes, R OBP: 0.455, SLG: 0.455			0-0 P6			0-0 G5-3		0-0 L4		3	0	0	0	0	0	2	3 0 0 0 0 0 2							
19 Anibal Sánchez, R ERA: 10.38 78 Dan Jennings, L ERA: 6.0 56 Rick Van Den Hurk, R ERA: 3.0 44 Brian Sanches, R ERA: 3.0 37 Ranyel Pinto, L ERA: 20.25 72 Kasey Olenberger, R ERA: 48 Juan Carlos Oviedo, R ERA: 1.0		0-3 K2-3		0-3 K		0-0 F7				0	0	0	0	0	0	0	0 0 0 0 0 0 0							
Inning Stats	R: 0 E: 0 K: 0 S: 4	H: 1 LOB: 1 BB: 0 P: 4	R: 0 E: 0 K: 0 S: 3	H: 1 LOB: 0 BB: 0 P: 3	R: 0 E: 0 K: 1 S: 5	H: 0 LOB: 0 BB: 0 P: 5	R: 0 E: 0 K: 1 S: 7	H: 2 LOB: 2 BB: 0 P: 7	R: 0 E: 0 K: 1 S: 5	H: 0 LOB: 0 BB: 0 P: 5	R: 0 E: 0 K: 1 S: 5	H: 0 LOB: 0 BB: 0 P: 5	R: 0 E: 0 K: 0 S: 5	H: 3 LOB: 2 BB: 0 P: 5	R: 0 E: 0 K: 1 S: 5	H: 0 LOB: 0 BB: 0 P: 5	R: 0 E: 0 K: 1 S: 5	H: 0 LOB: 0 BB: 0 P: 5	1B: 7 2B: 0 3B: 0 HR: 0	SF: 0 SAC: 0 DP: 2 HBP: 0	WP: 0 PB: 0 SB: 0 CS: 0	PA: 32		
PITCHER	IP WLS BF H R ER SO BB IBB HBP BLK WP HR S P ERA WHIP	49 Tim Wakefield, R ERA: 4.5 48 Scott Atchison, R ERA: 6.0 46 Joe Nelson, R ERA: 6.0 71 Ramon Ramirez, R ERA: 6.0 59 Fabio Castro, L ERA: 6.0	3.0 W 10 2 2 0 1 0 0 0 0 0 0 7 7 0.00 2.000	1.0 5 2 0 0 1 0 0 0 0 0 0 0 5 5 0.00 0.000	2.0 8 3 0 0 1 0 0 0 0 0 0 0 10 10 0.00 1.500	1.0 3 0 0 0 1 0 0 0 0 0 0 0 5 5 0.00 0.000																		

Boston Red Sox @ Florida Marlins
Roger Dean Stadium, Jupiter, FL
Tue Mar 09 2010, 1:15 PM - 3:46 PM EST
Att. 7,626 - Overcast - 71 F

AB 32
R 0
H 7
RBI 0
BB 0
SO 6
LOB 10



Batter	1	2	3	4	5	6	7	8	9	AB R H RBI BB SO LOB	TOP																								
												Florida Marlins @ Baltimore Orioles Ed Smith Stadium, Sarasota, FL Fri Mar 12 2010, 1:05 PM EST livebaseballscorecards.com																							
		AB 0 R 0 H 0 RBI 0 BB 0 SO 0 LOB 0																																	
																																			
Inning Stats											1B: 0 SF: 0 WP: 0 PA: 0 2B: 0 SAC: 0 PB: 0 3B: 0 DP: 0 SB: 0 HR: 0 HBP: 0 CS: 0																								
PITCHER	IP	WLS	BF	H	R	ER	SO	BB	IBB	HBP	BLK	WP	HR	S	P	ERA	WHIP	PITCHER	IP	WLS	BF	H	R	ER	SO	BB	IBB	HBP	BLK	WP	HR	S	P	ERA	WHIP

Batter	1	2	3	4	5	6	7	8	9	AB R H RBI BB SO LOB	BOTTOM																								
												Florida Marlins @ Baltimore Orioles Ed Smith Stadium, Sarasota, FL Fri Mar 12 2010, 1:05 PM EST livebaseballscorecards.com																							
		AB 0 R 0 H 0 RBI 0 BB 0 SO 0 LOB 0																																	
																																			
Inning Stats											1B: 0 SF: 0 WP: 0 PA: 0 2B: 0 SAC: 0 PB: 0 3B: 0 DP: 0 SB: 0 HR: 0 HBP: 0 CS: 0																								
PITCHER	IP	WLS	BF	H	R	ER	SO	BB	IBB	HBP	BLK	WP	HR	S	P	ERA	WHIP	PITCHER	IP	WLS	BF	H	R	ER	SO	BB	IBB	HBP	BLK	WP	HR	S	P	ERA	WHIP

Batter	1	2	3	4	5	6	7	8	9	AB	R	H	RBI	BB	SO	LOB	TOP			
19 Gary Matthews, S OBP: 0.417, SLG: 0.762 18 Ryota Igarashi, R (8, 1)										4	0	0	0	0	2	1				
1 Luis Castillo, S OBP: 0.391, SLG: 0.381 79 Rubén Tejada, R OBP: 0.423, SLG: 0.391 (1, 4) (6, 4)										3	0	2	0	0	1	0				
5 David Wright, R OBP: 0.364, SLG: 0.789 63 Shawn Bowman, R OBP: 0.417, SLG: 0.400 (1, 5) (6, 5)										1	0	0	0	2	0	0				
44 Jason Bay, R OBP: 0.304, SLG: 0.500 91 Kirk Nieuwenhuis, L OBP: 0.429, SLG: 0.384 (1, 7) (6, 7)										3	0	1	0	0	1	4				
28 Daniel Murphy, L OBP: 0.222, SLG: 0.292 22 Jolbert Cabrera, R (1, 3) (8, 6)										3	0	0	0	0	1	5				
12 Jeff Francoeur, R OBP: 0.250, SLG: 0.167 30 Josh Thole, L OBP: 0.500, SLG: 0.667 (1, 9) (7, 2)										3	0	1	0	0	0	1				
13 Alex Cora, L OBP: 0.389, SLG: 0.412 66 Mike Hessman, R OBP: 0.267, SLG: 0.333 (1, 6) (8, 3)										2	0	1	0	1	0	1				
9 Omir Santos, R OBP: 0.385, SLG: 0.615 35 Mike Jacobs, L OBP: 0.471, SLG: 0.750 94 Kiko Calero, R OBP: 0.471, SLG: 0.750 (1, 2) (7, PH) (7, 1)										2	0	0	0	0	0	2				
57 Johan Santana, L OBP: 0.250, SLG: 0.333 2 Frank Catalanotto, L OBP: 0.250, SLG: 0.333 33 John Maine, R OBP: 0.250, SLG: 0.333 39 Bobby Parnell, R OBP: 0.250, SLG: 0.333 23 Chris Carter, L OBP: 0.250, SLG: 0.333 (1, 1) (5, PH) (5, 1) (5, 1) (7, PH) (7, 9)										1	0	0	0	0	0	0				
Inning Stats	R: 0 E: 0 K: 2 S: 8	H: 1 LOB: 2 BB: 1 P: 12	R: 0 E: 0 K: 0 S: 2	H: 0 LOB: 0 BB: 1 P: 6	R: 0 E: 0 K: 1 S: 5	H: 0 LOB: 0 BB: 0 P: 5	R: 0 E: 0 K: 0 S: 4	H: 1 LOB: 1 BB: 0 P: 4	R: 0 E: 0 K: 2 S: 3	H: 1 LOB: 1 BB: 1 P: 7	R: 0 E: 0 K: 2 S: 8	H: 1 LOB: 0 BB: 0 P: 8	R: 0 E: 0 K: 2 S: 7	H: 0 LOB: 0 BB: 2 P: 7	R: 1 E: 0 K: 0 S: 4	H: 1 LOB: 2 BB: 2 P: 12	1B: 2 2B: 3 3B: 1 HR: 0	SF: 0 SAC: 0 DP: 2 HBP: 0	WP: 0 PB: 0 CS: 0	PA: 36
PITCHER	IP WLS BF H R ER SO BB IBB HBP BLK WP HR S P ERA WHIP																			
19 Anibal Sánchez, R ERA: 5.4 (1, 1)	4.0	15	2	0	0	3	2	0	0	0	0	0	0	0	19	27	0.00	1.000		
73 Seth McClung, R ERA: 20.25 (5, 1)	1.0	4	1	0	0	2	0	0	0	0	0	0	0	8	8	0.00	1.000			
64 Tim Wood, R ERA: 1.69 (6, 1)	2.0	8	2	0	0	2	1	0	0	0	0	0	0	11	15	0.00	1.500			
37 Renyel Pinto, L ERA: 11.57 (8, 1)	1.0	3	0	0	0	2	0	0	0	0	0	0	0	7	7	0.00	0.000			
28 Mike MacDougal, R ERA: 6.0 (9, 1)	1.0	6	1	1	1	0	2	0	0	0	0	0	0	4	12	9.00	3.000			

New York Mets @ Florida Marlins
Roger Dean Stadium, Jupiter, FL
Sun Mar 14 2010, 1:16 PM - 3:57 PM EDT
Att: 7,592 - Sunny - 68 F

AB 31
R 1
H 6
RBI 1
BB 5
SO 9
LOB 19



Batter	1	2	3	4	5	6	7	8	9	AB	R	H	RBI	BB	SO	LOB	BOTTOM			
8 Chris Coghlan, L OBP: 0.296, SLG: 0.480 7 Hector Luna, R OBP: 0.471, SLG: 0.438 (1, 7) (6, 4) (8, 5)										3	1	1	1	0	0	0				
79 Bryan Petersen, L OBP: 0.414, SLG: 0.520 (1, 8)										3	1	2	0	2	0	2				
2 Hanley Ramirez, R OBP: 0.250, SLG: 0.375 22 Donnie Murphy, R OBP: 0.428, SLG: 0.643 (1, 6) (5, PR) (6, 6)										3	0	1	1	0	0	2				
6 Dan Uggla, R OBP: 0.391, SLG: 0.474 64 Tim Wood, R (1, 4) (6, 1)										2	0	0	0	1	1	2				
16 Danny Richar, L OBP: 0.250, SLG: 0.250 (7, PH) (8, 4)										0	0	0	0	0	0	0				
18 Wes Helms, R OBP: 0.588, SLG: 0.500 37 Renyel Pinto, L (8, 1) 28 Mike MacDougal, S (9, 1)										3	0	1	0	0	0	3				
81 Logan Morrison, L OBP: 0.160, SLG: 0.217 (1, 3)										4	0	1	0	0	1	4				
27 Jai Miller, R OBP: 0.200, SLG: 0.158 (1, 9)										3	1	0	0	1	0	2				
70 Brad Davis, R OBP: 0.385, SLG: 0.200 (1, 2)										3	1	0	0	1	3	1				
19 Anibal Sánchez, R (1, 1) 73 Seth McClung, L (5, 1) 13 Mike Lamb, L OBP: 0.364, SLG: 0.455 65 Scott Cousins, L OBP: 0.476, SLG: 0.813 (6, 7)										1	0	0	0	0	1	0				
Inning Stats	R: 0 E: 0 K: 1 S: 6	H: 1 LOB: 0 BB: 0 P: 6	R: 0 E: 0 K: 1 S: 5	H: 1 LOB: 0 BB: 0 P: 5	R: 0 E: 0 K: 2 S: 7	H: 0 LOB: 0 BB: 0 P: 7	R: 0 E: 0 K: 0 S: 3	H: 1 LOB: 0 BB: 0 P: 4	R: 5 E: 0 K: 0 S: 6	H: 3 LOB: 3 BB: 4 P: 22	R: 0 E: 0 K: 1 S: 6	H: 1 LOB: 1 BB: 0 P: 6	R: 0 E: 0 K: 1 S: 6	H: 1 LOB: 3 BB: 1 P: 11	R: 0 E: 1 K: 1 S: 7	H: 1 LOB: 2 BB: 0 P: 7	1B: 4 2B: 5 3B: 0 HR: 0	SF: 0 SAC: 0 DP: 1 HBP: 1	WP: 1 PB: 0 CS: 0	PA: 39
PITCHER	IP WLS BF H R ER SO BB IBB HBP BLK WP HR S P ERA WHIP																			
57 Johan Santana, L ERA: 6.35 (1, 1)	4.0	13	3	0	0	4	0	0	0	0	0	0	0	5	17	67.50	9.000			
33 John Maine, R ERA: 23.14 (5, 1)	0.2	8	3	5	5	0	3	0	0	0	0	0	0	5	17	67.50	9.000			
39 Bobby Parnell, R ERA: 4.26 (5, 1)	1.1	6	1	0	0	1	1	0	0	0	1	0	0	7	11	0.00	1.500			
94 Kiko Calero, R ERA (7, 1)	1.0	6	1	0	0	1	1	0	1	0	0	0	0	6	11	0.00	2.000			
18 Ryota Igarashi, R ERA: 6.0 (8, 1)	1.0	5	1	0	0	1	0	0	0	0	0	0	0	7	7	0.00	1.000			

New York Mets @ Florida Marlins
Roger Dean Stadium, Jupiter, FL
Sun Mar 14 2010, 1:16 PM - 3:57 PM EDT
Att: 7,592 - Sunny - 68 F

AB 32
R 5
H 9
RBI 4
BB 5
SO 7
LOB 21



Batter	1	2	3	4	5	6	7	8	9	AB	R	H	RBI	BB	SO	LOB	TOP				
8 Chris Coghlan, L (1,7) OBP: 0.323, SLG: 0.552 90 Tim Torres, S (8,7)										4	1	2	0	0	0	0					
79 Bryan Petersen, L (1,8) OBP: 0.394, SLG: 0.517										4	1	1	1	0	1	1					
2 Hanley Ramirez, R (1,6) 16 Danny Richar, L (8,4) OBP: 0.250, SLG: 0.250										4	0	0	0	0	0	1					
15 Gaby Sanchez, R (1,3) OBP: 0.444, SLG: 0.435										4	1	1	1	0	2	0					
29 Ronny Paulino, R (1,2) 34 Vinny Rottino, R (8,2) OBP: 0.333, SLG: 0.200										3	0	2	0	0	1	0					
18 Wes Helms, R (1,5) OBP: 0.545, SLG: 0.400										3	0	0	0	1	1	3					
65 Scott Cousins, L (1,9)										4	0	1	1	0	1	2					
1 Emilio Bonifacio, S (1,4) (8,6)										4	0	1	0	0	1	2					
55 Josh Johnson, L (1,1) 51 Cristhian Martinez, R (4,1) 13 Mike Lamb, L (5,PH) 53 Dan Meyer, L (5,1) 93 Greg Burns, L (7,PH) 44 Brian Sanches, R (7,1)										1	0	0	0	0	1	0					
Inning Stats	R: 3 E: 0 K: 0 S: 7	H: 5 LOB: 2 BB: 0 P: 7	R: 0 E: 0 K: 1 S: 5	H: 0 LOB: 0 BB: 0 P: 5	R: 0 E: 0 K: 1 S: 5	H: 0 LOB: 0 BB: 0 P: 5	R: 0 E: 0 K: 1 S: 5	H: 1 LOB: 1 BB: 0 P: 6	R: 0 E: 0 K: 2 S: 6	H: 0 LOB: 0 BB: 0 P: 7	R: 0 E: 0 K: 1 S: 6	H: 1 LOB: 1 BB: 0 P: 6	R: 0 E: 0 K: 0 S: 3	H: 0 LOB: 2 BB: 1 P: 12	R: 0 E: 1 K: 2 S: 8	H: 0 LOB: 2 BB: 1 P: 12	1B: 6 2B: 1 3B: 1 HR: 0	SF: 0 SAC: 0 DP: 0 HBP: 0	WP: 0 PB: 0 SB: 0 CS: 1	PA: 36	
PITCHER	IP WLS BF H R ER SO BB IBB HBP BLK WP HR S P ERA WHIP	IP WLS BF H R ER SO BB IBB HBP BLK WP HR S P ERA WHIP	IP WLS BF H R ER SO BB IBB HBP BLK WP HR S P ERA WHIP	IP WLS BF H R ER SO BB IBB HBP BLK WP HR S P ERA WHIP	IP WLS BF H R ER SO BB IBB HBP BLK WP HR S P ERA WHIP	IP WLS BF H R ER SO BB IBB HBP BLK WP HR S P ERA WHIP	IP WLS BF H R ER SO BB IBB HBP BLK WP HR S P ERA WHIP	IP WLS BF H R ER SO BB IBB HBP BLK WP HR S P ERA WHIP	IP WLS BF H R ER SO BB IBB HBP BLK WP HR S P ERA WHIP	IP WLS BF H R ER SO BB IBB HBP BLK WP HR S P ERA WHIP	IP WLS BF H R ER SO BB IBB HBP BLK WP HR S P ERA WHIP	IP WLS BF H R ER SO BB IBB HBP BLK WP HR S P ERA WHIP	IP WLS BF H R ER SO BB IBB HBP BLK WP HR S P ERA WHIP	IP WLS BF H R ER SO BB IBB HBP BLK WP HR S P ERA WHIP	IP WLS BF H R ER SO BB IBB HBP BLK WP HR S P ERA WHIP	IP WLS BF H R ER SO BB IBB HBP BLK WP HR S P ERA WHIP	IP WLS BF H R ER SO BB IBB HBP BLK WP HR S P ERA WHIP	IP WLS BF H R ER SO BB IBB HBP BLK WP HR S P ERA WHIP	IP WLS BF H R ER SO BB IBB HBP BLK WP HR S P ERA WHIP	IP WLS BF H R ER SO BB IBB HBP BLK WP HR S P ERA WHIP	IP WLS BF H R ER SO BB IBB HBP BLK WP HR S P ERA WHIP

Florida Marlins @ Atlanta Braves
 Champion Stadium, Lake Buena Vista, FL
 Tue Mar 16 2010, 1:18 PM - 3:43 PM EDT
 Att: 7,066 - Overcast - 61 F

AB 34
 R 3
 H 8
 RBI 3
 BB 1
 SO 9
 LOB 10

Batter	1	2	3	4	5	6	7	8	9	AB	R	H	RBI	BB	SO	LOB	BOTTOM				
53 Melky Cabrera, S (1,8) 7 Brooks Conrad, S (5,5) OBP: 0.400, SLG: 0.583										3	0	0	0	0	1	1					
71 Jason Heyward, L (1,9) 58 Peter Moylan, R (7,1) OBP: 0.625, SLG: 0.773										2	2	1	0	2	1	1					
7 Joe Thurston, L (8,4) OBP: 0.350, SLG: 0.583										1	0	1	0	0	0	0					
10 Chipper Jones, S (1,5) 1 Gregor Blanco, L (5,8) OBP: 0.333, SLG: 0.188										3	1	2	1	0	0	1					
25 Troy Glaus, R (1,3) 34 Eric O'Flaherty, L (5,1) 13 Billy Wagner, L (6,1) 30 Mitch Jones, R (6,PH) (7,9) OBP: 0.200, SLG: 0.250										3	1	2	2	0	0	1					
23 Matt Diaz, R (1,7) 78 Matt Young, L (8,7) OBP: 0.429, SLG: 0.318										3	1	1	0	1	0	2					
4 Omar Infante, R (1,4) 5 Clint Sammons, R (8,2) OBP: 0.310, SLG: 0.333										4	0	1	1	0	1	5					
8 David Ross, R (1,2) 68 Jonny Venters, L (8,1) 72 Craig Kimbrel, R (9,1)										4	0	1	2	0	1	1					
69 Brandon Hicks, R (1,6) OBP: 0.348, SLG: 0.450										4	0	2	0	0	1	3					
49 Jair Jurrjens, R (1,1) 40 Takashi Saito, L (4,1)										1	0	0	0	0	0	1					
20 Eric Hinske, L (4,PH) 70 Freddie Freeman, L (5,3) OBP: 0.519, SLG: 0.476										0	1	0	0	1	0	0					
Inning Stats	R: 0 E: 0 K: 1 S: 5	H: 0 LOB: 1 BB: 1 P: 9	R: 1 E: 0 K: 1 S: 7	H: 2 LOB: 1 BB: 0 P: 7	R: 3 E: 0 K: 1 S: 8	H: 3 LOB: 2 BB: 2 P: 16	R: 2 E: 0 K: 0 S: 6	H: 3 LOB: 2 BB: 1 P: 10	R: 0 E: 0 K: 2 S: 7	H: 0 LOB: 1 BB: 1 P: 11	R: 0 E: 0 K: 1 S: 5	H: 0 LOB: 0 BB: 0 P: 5	R: 0 E: 0 K: 0 S: 5	H: 2 LOB: 2 BB: 0 P: 5	R: 0 E: 0 K: 0 S: 5	H: 2 LOB: 2 BB: 0 P: 5	1B: 10 2B: 1 3B: 0 HR: 0	SF: 0 SAC: 0 DP: 1 HBP: 0	WP: 1 PB: 0 SB: 0 CS: 0	PA: 39	
PITCHER	IP WLS BF H R ER SO BB IBB HBP BLK WP HR S P ERA WHIP	IP WLS BF H R ER SO BB IBB HBP BLK WP HR S P ERA WHIP	IP WLS BF H R ER SO BB IBB HBP BLK WP HR S P ERA WHIP	IP WLS BF H R ER SO BB IBB HBP BLK WP HR S P ERA WHIP	IP WLS BF H R ER SO BB IBB HBP BLK WP HR S P ERA WHIP	IP WLS BF H R ER SO BB IBB HBP BLK WP HR S P ERA WHIP	IP WLS BF H R ER SO BB IBB HBP BLK WP HR S P ERA WHIP	IP WLS BF H R ER SO BB IBB HBP BLK WP HR S P ERA WHIP	IP WLS BF H R ER SO BB IBB HBP BLK WP HR S P ERA WHIP	IP WLS BF H R ER SO BB IBB HBP BLK WP HR S P ERA WHIP	IP WLS BF H R ER SO BB IBB HBP BLK WP HR S P ERA WHIP	IP WLS BF H R ER SO BB IBB HBP BLK WP HR S P ERA WHIP	IP WLS BF H R ER SO BB IBB HBP BLK WP HR S P ERA WHIP	IP WLS BF H R ER SO BB IBB HBP BLK WP HR S P ERA WHIP	IP WLS BF H R ER SO BB IBB HBP BLK WP HR S P ERA WHIP	IP WLS BF H R ER SO BB IBB HBP BLK WP HR S P ERA WHIP	IP WLS BF H R ER SO BB IBB HBP BLK WP HR S P ERA WHIP	IP WLS BF H R ER SO BB IBB HBP BLK WP HR S P ERA WHIP	IP WLS BF H R ER SO BB IBB HBP BLK WP HR S P ERA WHIP	IP WLS BF H R ER SO BB IBB HBP BLK WP HR S P ERA WHIP	IP WLS BF H R ER SO BB IBB HBP BLK WP HR S P ERA WHIP

Florida Marlins @ Atlanta Braves
 Champion Stadium, Lake Buena Vista, FL
 Tue Mar 16 2010, 1:18 PM - 3:43 PM EDT
 Att: 7,066 - Overcast - 61 F

AB 34
 R 6
 H 11
 RBI 6
 BB 5
 SO 6
 LOB 23

Batter	1	2	3	4	5	6	7	8	9	AB	R	H	RBI	BB	SO	LOB	TOP			
27 Jai Miller, R OBP: 0.160, SLG: 0.125	G1-3		F9		K	F8		F9		5	0	0	0	0	1	1	Florida Marlins @ Washington Nationals Space Coast Stadium, Viera, FL Tue Mar 16 2010, 1:10 PM - 3:40 PM EDT Att. 2,163 - Partly Cloudy - 62 F			
30 Brian Barden, R OBP: 0.412, SLG: 0.467	F8						G5-3	G6-3		3	1	1	0	1	0	0				
78 Matt Dominguez, R (9, PH) OBP: 0.333, SLG: 0.750			BB			81 1B				1	0	0	0	0	0	0				
6 Dan Uggla, R OBP: 0.353, SLG: 0.385	K					81 1B				4	0	1	0	0	2	1				
71 Osvaldo Martinez, R (7, 6)			K			1-2				0	0	0	0	0	0	0				
81 Logan Morrison, L OBP: 0.207, SLG: 0.296		E3 25 1B				1-2				4	1	2	1	0	0	0				
12 Cody Ross, R OBP: 0.200, SLG: 0.400										3	1	1	0	0	2	3				
93 Lorenzo Scott, L (6, 9)	K									1	0	0	0	0	1	1				
25 Brett Carroll, R OBP: 0.393, SLG: 0.773										3	0	1	1	0	0	2				
40 Jorge Jimenez, L OBP: 0.286, SLG: 0.278	F8									4	0	0	0	0	0	3				
59 Brett Hayes, R OBP: 0.353, SLG: 0.353	K									4	0	1	1	0	1	2				
56 Rick Van Den Hurk, R (1, 1)										2	0	0	0	0	0	1				
48 Hayden Penn, R (4, 1)										0	0	0	0	1	0	0				
59 Derrick Turnbow, R (8, 1)										0	0	0	0	0	0	0				
Taylor Tankersley, L (8, 1)										0	0	0	0	0	0	0				
21 John Baker, L (9, PH)										1	0	0	0	0	1	0				
Inning Stats	R: 0 E: 0 K: 1 S: 5	H: 0 LOB: 0 BB: 0 P: 5	R: 0 E: 1 K: 2 S: 9	H: 1 LOB: 2 BB: 0 P: 9	R: 0 E: 0 K: 1 S: 5	H: 0 LOB: 1 BB: 1 P: 9	R: 2 E: 1 K: 0 S: 6	H: 2 LOB: 1 BB: 0 P: 6	R: 1 E: 0 K: 2 S: 10	H: 3 LOB: 2 BB: 0 P: 10	R: 0 E: 0 K: 0 S: 3	H: 0 LOB: 1 BB: 0 P: 7	R: 0 E: 0 K: 0 S: 3	H: 0 LOB: 0 BB: 0 P: 3	R: 0 E: 0 K: 1 S: 5	H: 0 LOB: 0 BB: 0 P: 5	1B: 5 2B: 2 3B: 0 HR: 0	SF: 1 SAC: 0 DP: 0 HBP: 0	WP: 0 PB: 0 SB: 0 CS: 0	PA: 38
PITCHER	IP WLS BF H R ER SO BB IBB HBP BLK WP HR S P ERA WHIP																			
35 Craig Stammen, R (1, 1) ERA: 5.06	4.0 W 18 3 2 0 4 1 0 0 0 0 0 0 25 29 0.00 1.000																			
42 Jason Bergmann, R (5, 1) ERA: 3.6	2.0 10 3 1 1 2 1 0 0 0 0 0 0 13 17 4.50 2.000																			
36 Tyler Clippard, R (7, 1) ERA: 6.23	1.0 H 4 1 0 0 1 0 0 0 0 0 0 0 6 6 0.00 1.000																			
17 Sean Burnett, L (8, 1) ERA: 15.0	1.0 3 0 0 0 0 0 0 0 0 0 0 0 3 3 0.00 0.000																			
32 Brian Bruney, R (9, 1) ERA: 4.5	1.0 3 0 0 0 1 0 0 0 0 0 0 0 5 5 0.00 0.000																			

Batter	1	2	3	4	5	6	7	8	9	AB	R	H	RBI	BB	SO	LOB	BOTTOM			
29 Willy Taveras, R OBP: 0.385, SLG: 0.200	G4-3		SH5-3	F8		G6-3				3	1	0	0	1	0	0	Florida Marlins @ Washington Nationals Space Coast Stadium, Viera, FL Tue Mar 16 2010, 1:10 PM - 3:40 PM EDT Att. 2,163 - Partly Cloudy - 62 F			
22 Willie Harris, L OBP: 0.482, SLG: 0.714							G3-1			4	1	2	4	1	0	0				
11 Ryan Zimmerman, R OBP: 0.370, SLG: 0.741										4	1	2	1	0	0	4				
3 Steve Lombardozzi, S (8, PH) OBP: 0.500, SLG: 0.500	F9-2-5		G4-6-3							1	0	0	0	0	1	0				
44 Adam Dunn, L OBP: 0.211, SLG: 0.167										1	0	0	0	0	0	0				
9 Chris Marrero, R OBP: 0.200, SLG: 0.500	F7									4	1	1	0	0	2	1				
32 Kevin Mench, R OBP: 0.385, SLG: 0.917										3	1	1	2	1	0	0				
17 Sean Burnett, L (8, 1)										0	0	0	0	0	0	0				
32 Brian Bruney, R (9, 1)										0	0	0	0	0	0	0				
24 Pete Orr, L OBP: 0.263, SLG: 0.235										3	2	1	0	1	0	1				
8 Danny Espinosa, S (1, 6) OBP: 0.400, SLG: 0.250										3	2	1	0	0	1	1				
23 Wil Nieves, R OBP: 0.333, SLG: 0.381										4	2	3	2	0	0	0				
35 Craig Stammen, R (1, 1) ERA: 6.23										1	0	0	0	0	0	1				
15 Cristian Guzman, S (4, PH) OBP: 0.273, SLG: 0.545										1	1	1	3	0	0	0				
42 Jason Bergmann, R (5, 1) ERA: 3.24										0	0	0	0	0	0	0				
Leonard Davis, L (6, PH)										1	0	0	0	0	0	0				
36 Tyler Clippard, R (7, 1) ERA: 27.0										0	0	0	0	0	0	0				
15 Mike Daniel, L (8, 7)										1	0	0	0	0	0	2				
Inning Stats	R: 0 E: 0 K: 0 S: 3	H: 1 LOB: 0 BB: 0 P: 3	R: 0 E: 0 K: 1 S: 5	H: 0 LOB: 1 BB: 1 P: 9	R: 0 E: 1 K: 0 S: 4	H: 1 LOB: 2 BB: 1 P: 8	R: 6 E: 0 K: 1 S: 12	H: 7 LOB: 1 BB: 0 P: 15	R: 0 E: 0 K: 0 S: 3	H: 0 LOB: 0 BB: 0 P: 3	R: 0 E: 0 K: 0 S: 3	H: 0 LOB: 0 BB: 0 P: 3	R: 1 E: 0 K: 0 S: 4	H: 1 LOB: 0 BB: 0 P: 6	R: 5 E: 0 K: 2 S: 10	H: 2 LOB: 0 BB: 2 P: 22	1B: 4 2B: 4 3B: 1 HR: 4	SF: 0 SAC: 1 DP: 2 HBP: 1	WP: 1 PB: 0 SB: 1 CS: 0	PA: 40
PITCHER	IP WLS BF H R ER SO BB IBB HBP BLK WP HR S P ERA WHIP																			
56 Rick Van Den Hurk, R (1, 1) ERA: 9.23	3.2 L 21 9 6 6 1 1 2 0 0 0 0 0 1 21 32 14.73 3.000																			
48 Hayden Penn, R (4, 1) ERA: 3.24	3.1 11 1 1 1 1 0 0 0 0 0 0 1 13 15 2.70 0.300																			
59 Derrick Turnbow, R (8, 1) ERA: 27.0	0.0 2 0 2 2 0 1 0 1 0 1 0 1 8 8 27.00 3.000																			
Taylor Tankersley, L (8, 1) ERA: 9.0	1.0 6 2 3 3 2 1 0 0 0 0 0 1 9 14 27.00 3.000																			

AB 35
R 3
H 7
RBI 3
BB 2
SO 8
LOB 14



AB 34
R 12
H 12
RBI 12
BB 4
SO 4
LOB 10



Batter	1	2	3	4	5	6	7	8	9	AB	R	H	RBI	BB	SO	LOB	TOP			
24 Nate McLouth, L OBP: 0.125, SLG: 0.071 18 Brent Clevlen, R OBP: 0.200, SLG: 0.130	G4-3		E4 25 BB 16 BB 1B		G3		K			3	1	0	0	0	0	1	Atlanta Braves @ Florida Marlins Roger Dean Stadium, Jupiter, FL Wed Mar 17, 2010, 1:12 PM - 3:32 PM EDT Att. 3,164 - Overcast - 64 F			
14 Martin Prado, R OBP: 0.441, SLG: 0.484 7 Brooks Conrad, S OBP: 0.433, SLG: 0.560	F8		SF8		F9		G5-3			2	0	0	1	0	0	0				
10 Chipper Jones, S OBP: 0.417, SLG: 0.350 7 Joe Thurston, L OBP: 0.346, SLG: 0.560	P4		3-H 4.0 16 BB 16 BB 1B		G3		K			2	1	0	0	1	0	0				
25 Troy Glaus, R OBP: 0.630, SLG: 0.571 33 Mariano Gomez, L	G6-3		16 E BB		K		E6			2	1	0	0	1	1	0				
53 Melky Cabrera, S OBP: 0.389, SLG: 0.355 43 Jesse Chavez, R 38 Mike Dunn, L	K		16 E BB		G1-3		P3			0	0	0	0	0	0	0				
16 Brian McCann, L OBP: 0.609, SLG: 1.000 5 Clint Sammons, R OBP: 0.364, SLG: 0.250	K		1-H 2-H 3-H 1B		G1-3		P3			3	0	1	1	0	1	0				
19 Yunel Escobar, R OBP: 0.448, SLG: 0.520 69 Brandon Hicks, R OBP: 0.333, SLG: 0.429	K		G5-3		71 BB 1B		K			3	0	2	0	0	0	1				
71 Jason Heyward, L OBP: 0.600, SLG: 0.720 1 Gregor Blanco, L OBP: 0.318, SLG: 0.176	P6		G3		1B		G4-3			3	0	1	0	0	0	1				
23 Matt Diaz, R OBP: 0.419, SLG: 0.320 30 Mitch Jones, R OBP: 0.190, SLG: 0.235			F9		G6-3		K			3	1	1	0	0	0	2				
48 Tommy Hanson, R 20 Eric Hinske, L OBP: 0.483, SLG: 0.435			24 E 48 SH2-3 14 SF8 1B		G5-3		G3			1	0	0	0	0	0	0				
Inning Stats	R: 0 E: 0 K: 0 S: 3	H: 0 LOB: 0 BB: 0 P: 3	R: 0 E: 0 K: 1 S: 6	H: 1 LOB: 1 BB: 0 P: 6	R: 4 E: 2 K: 0 S: 6	H: 2 LOB: 1 BB: 2 P: 14	R: 0 E: 0 K: 0 S: 3	H: 0 LOB: 0 BB: 0 P: 3	R: 0 E: 0 K: 1 S: 7	H: 2 LOB: 2 BB: 0 P: 7	R: 0 E: 0 K: 1 S: 5	H: 0 LOB: 0 BB: 0 P: 5	R: 0 E: 1 K: 2 S: 8	H: 0 LOB: 1 BB: 0 P: 8	R: 0 E: 0 K: 1 S: 5	H: 0 LOB: 0 BB: 0 P: 5	1B: 5 2B: 0 3B: 0 HR: 0	SF: 1 SAC: 1 DP: 0 HBP: 0	WP: 0 PB: 0 SB: 0 CS: 0	PA: 36
PITCHER	IP WLS BF H R ER SO	IP WLS BF H R ER SO	IP WLS BF H R ER SO	IP WLS BF H R ER SO	IP WLS BF H R ER SO	IP WLS BF H R ER SO	IP WLS BF H R ER SO	IP WLS BF H R ER SO	IP WLS BF H R ER SO	IP WLS BF H R ER SO	IP WLS BF H R ER SO	IP WLS BF H R ER SO	IP WLS BF H R ER SO	IP WLS BF H R ER SO	IP WLS BF H R ER SO	IP WLS BF H R ER SO	ERA WHIP	ERA WHIP		
23 Andrew Miller, L ERA: 7.04	(1, 1) 2.2 L 14 3 4 0 1	(3, 1) 4.1 15 2 0 0 2	(8, 1) 1.0 4 0 0 0 2	(9, 1) 1.0 3 0 0 0 1	(1, 1) 2.2 L 14 3 4 0 1	(3, 1) 4.1 15 2 0 0 2	(8, 1) 1.0 4 0 0 0 2	(9, 1) 1.0 3 0 0 0 1	(1, 1) 2.2 L 14 3 4 0 1	(3, 1) 4.1 15 2 0 0 2	(8, 1) 1.0 4 0 0 0 2	(9, 1) 1.0 3 0 0 0 1	(1, 1) 2.2 L 14 3 4 0 1	(3, 1) 4.1 15 2 0 0 2	(8, 1) 1.0 4 0 0 0 2	(9, 1) 1.0 3 0 0 0 1	0.00 1.875	0.00 0.462	0.00 0.000	0.00 0.000

Batter	1	2	3	4	5	6	7	8	9	AB	R	H	RBI	BB	SO	LOB	BOTTOM					
8 Chris Coghlan, L OBP: 0.324, SLG: 0.531 65 Scott Cousins, L OBP: 0.423, SLG: 0.667	24 SH1-3 2 BB 1B		K		F8		K			3	1	1	0	0	1	1	Atlanta Braves @ Florida Marlins Roger Dean Stadium, Jupiter, FL Wed Mar 17, 2010, 1:12 PM - 3:32 PM EDT Att. 3,164 - Overcast - 64 F					
24 Cameron Maybin, R OBP: 0.300, SLG: 0.250 25 Brett Carroll, R OBP: 0.367, SLG: 0.708	SH1-3		K		G5-3		G5-3			1	0	0	0	0	1	0						
2 Hanley Ramirez, R OBP: 0.267, SLG: 0.367 16 Danny Richar, L OBP: 0.300, SLG: 0.400	2-H 1B		1B		3 BB 81 G6-4-3 2B		F8			2	0	2	1	0	0	0						
3 Jorge Cantu, R OBP: 0.227, SLG: 0.409 13 Mike Lamb, L OBP: 0.308, SLG: 0.385	P3		P3		81 G6-4-3 1B		F9			3	0	1	0	0	0	2						
81 Logan Morrison, L OBP: 0.212, SLG: 0.290	G1-3		79 L4-6 7 G6-3 1B		G6-4-3		G6-3			4	0	1	0	0	0	2						
7 Hector Luna, R OBP: 0.495, SLG: 0.429	E8 1B		G6-3		1-H 2-H 3-H 1B		G4-3			4	0	2	0	0	0	1						
79 Bryan Petersen, L OBP: 0.351, SLG: 0.455	F9		L4-6		G4-3		K			4	0	0	0	0	1	3						
70 Brad Davis, R OBP: 0.375, SLG: 0.231	P3		2-2		G1-3		G1-3			3	0	1	0	0	0	1						
23 Andrew Miller, L 32 Clay Hensley, R 21 John Baker, L 73 Seth McClung, L 28 Mike MacDougal, S	K		K		1B		G6-3			1	0	0	0	0	1	1						
Inning Stats	R: 1 E: 0 K: 0 S: 5	H: 2 LOB: 1 BB: 0 P: 6	R: 0 E: 1 K: 1 S: 6	H: 1 LOB: 0 BB: 0 P: 6	R: 0 E: 0 K: 2 S: 8	H: 1 LOB: 1 BB: 0 P: 8	R: 0 E: 0 K: 0 S: 3	H: 1 LOB: 0 BB: 0 P: 3	R: 0 E: 0 K: 1 S: 6	H: 1 LOB: 1 BB: 0 P: 6	R: 1 E: 0 K: 0 S: 5	H: 3 LOB: 1 BB: 0 P: 5	R: 0 E: 0 K: 1 S: 5	H: 0 LOB: 0 BB: 0 P: 5	R: 0 E: 0 K: 0 S: 3	H: 0 LOB: 0 BB: 0 P: 3		R: 0 E: 0 K: 1 S: 5	H: 0 LOB: 0 BB: 0 P: 5	1B: 8 2B: 2 3B: 0 HR: 0	SF: 0 SAC: 1 DP: 2 HBP: 0	WP: 0 PB: 0 SB: 1 CS: 0
PITCHER	IP WLS BF H R ER SO	IP WLS BF H R ER SO	IP WLS BF H R ER SO	IP WLS BF H R ER SO	IP WLS BF H R ER SO	IP WLS BF H R ER SO	IP WLS BF H R ER SO	IP WLS BF H R ER SO	IP WLS BF H R ER SO	IP WLS BF H R ER SO	IP WLS BF H R ER SO	IP WLS BF H R ER SO	IP WLS BF H R ER SO	IP WLS BF H R ER SO	IP WLS BF H R ER SO	IP WLS BF H R ER SO	ERA WHIP	ERA WHIP				
48 Tommy Hanson, R ERA: 1.93 33 Mariano Gomez, L ERA: 3.18 43 Jesse Chavez, R ERA: 9.53 38 Mike Dunn, L ERA: 1.42	(1, 1) 5.0 W 20 6 1 1 1	(6, 1) 2.0 H 8 3 1 1 1	(8, 1) 1.0 H 3 0 0 0 0	(9, 1) 1.0 S 3 0 0 0 1	(1, 1) 5.0 W 20 6 1 1 1	(6, 1) 2.0 H 8 3 1 1 1	(8, 1) 1.0 H 3 0 0 0 0	(9, 1) 1.0 S 3 0 0 0 1	(1, 1) 5.0 W 20 6 1 1 1	(6, 1) 2.0 H 8 3 1 1 1	(8, 1) 1.0 H 3 0 0 0 0	(9, 1) 1.0 S 3 0 0 0 1	(1, 1) 5.0 W 20 6 1 1 1	(6, 1) 2.0 H 8 3 1 1 1	(8, 1) 1.0 H 3 0 0 0 0	(9, 1) 1.0 S 3 0 0 0 1	1.80 1.200	4.50 1.500	0.00 0.000	0.00 0.000		



Batter	1	2	3	4	5	6	7	8	9	AB	R	H	RBI	BB	SO	LOB	TOP			
16 Angel Pagán, S OBP: 0.323, SLG: 0.429	F8			K		K		K		4	0	0	0	0	3	1	New York Mets @ Florida Marlins Roger Dean Stadium, Jupiter, FL Thu Mar 18 20:10, 7:15 PM - 9:55 PM EDT Att: 5,942 - Partly Cloudy - 67 F			
1 Luis Castillo, S OBP: 0.323, SLG: 0.310	K			G1-3		F8		G4-3		4	0	0	0	0	1					
5 David Wright, R OBP: 0.333, SLG: 0.654 26 Fernando Martinez, L OBP: 0.517, SLG: 1.111	K			K				44 WP 44 HR	1B	3	1	1	0	0	2	0				
35 Mike Jacobs, L OBP: 0.360, SLG: 0.500		G4-3			G4-6-3			P5	P6	4	0	0	0	0	2					
44 Jason Bay, R OBP: 0.400, SLG: 0.731 92 Jason Pridle, L OBP: 0.261, SLG: 0.455	K				12 HR	2B		1-H HR	G6-3	3	2	2	2	0	1	0				
12 Jeff Francoeur, R OBP: 0.296, SLG: 0.333 79 Rubén Tejada, R OBP: 0.429, SLG: 0.406	P4				2-H HR			G6-3	47 FC2	1B	3	1	1	2	0	0				
13 Alex Cora, L OBP: 0.348, SLG: 0.348 25 Pedro Feliciano, L OBP: 0.259, SLG: 0.259 47 Hisanori Takahashi, L OBP: 0.259, SLG: 0.259	K			K		L3			FC2	3	0	1	0	0	1	0				
4 Henry Blanco, R OBP: 0.077, SLG: 0.077 3 Chris Coste, R OBP: 0.333, SLG: 0.444	F9				F7			F7		3	0	0	0	0	1					
46 Oliver Pérez, L OBP: 0.167, SLG: 0.107 18 Ryota Igarashi, R OBP: 0.333, SLG: 0.333 23 Chris Carter, L OBP: 0.500, SLG: 1.250 75 Francisco Rodríguez, R OBP: 0.429, SLG: 0.406 17 Fernando Tatís, R OBP: 0.077, SLG: 0.154	K			K		F9			E5 1 G4-3 26 1B	L7	1	0	0	0	1	0				
Inning Stats	R: 0 E: 0 K: 2 S: 7	H: 0 LOB: 0 BB: 0 P: 7	R: 0 E: 0 K: 1 S: 5	H: 0 LOB: 0 BB: 0 P: 5	R: 0 E: 0 K: 2 S: 7	H: 0 LOB: 0 BB: 0 P: 7	R: 2 E: 0 K: 0 S: 6	H: 2 LOB: 0 BB: 0 P: 8	R: 0 E: 0 K: 1 S: 5	H: 0 LOB: 0 BB: 0 P: 5	R: 2 E: 0 K: 0 S: 8	H: 3 LOB: 1 BB: 0 P: 11	R: 1 E: 1 K: 1 S: 7	H: 1 LOB: 1 BB: 0 P: 7	R: 0 E: 0 K: 1 S: 7	H: 1 LOB: 2 BB: 0 P: 7		1B: 4 2B: 1 3B: 0 HR: 2	SF: 0 SAC: 0 DP: 0 HBP: 0	WP: 1 PB: 0 CS: 0
PITCHER	IP WLS BF H R ER SO BB IBB HBP BLK WP HR S P ERA WHIP																			
47 Ricky Nolasco, R ERA: 3.0	5.0	17	2	2	2	7	0	0	0	0	0	0	0	1	32	34	3.60	0.400		
46 Juan Carlos Oviedo, R ERA: 5.79	1.0	3	0	0	0	1	0	0	0	0	0	0	0	5	5	0.00	0.000			
37 Rencyel Pinto, L ERA: 13.5	1.0	L 6	3	2	2	0	0	0	0	0	1	1	8	11	18.00	3.000				
31 Burke Badenhop, R ERA:	2.0	10	2	1	0	2	0	0	0	0	0	0	14	14	0.00	1.000				

Batter	1	2	3	4	5	6	7	8	9	AB	R	H	RBI	BB	SO	LOB	BOTTOM			
27 Jai Miller, R OBP: 0.167, SLG: 0.107	F9			K		G1-6-3		FC4-6		4	0	0	0	1	1	4	New York Mets @ Florida Marlins Roger Dean Stadium, Jupiter, FL Thu Mar 18 20:10, 7:15 PM - 9:55 PM EDT Att: 5,942 - Partly Cloudy - 67 F			
24 Cameron Maybin, R OBP: 0.385, SLG: 0.384 22 Donnie Murphy, R OBP: 0.421, SLG: 0.632		BB								3	1	2	0	0	2					
2 Hanley Ramirez, R OBP: 0.294, SLG: 0.412 79 Bryan Petersen, L OBP: 0.368, SLG: 0.471										2	0	1	0	0	1	2				
3 Jorge Cantu, R OBP: 0.320, SLG: 0.458 1 Emilio Bonifacio, S OBP: 0.371, SLG: 0.563										2	0	2	1	1	0	0				
6 Dan Uggla, R OBP: 0.303, SLG: 0.357 46 Juan Carlos Oviedo, R OBP: 0.368, SLG: 0.368 59 Brett Hayes, R OBP: 0.368, SLG: 0.368										2	0	0	1	0	1	3				
12 Cody Ross, R OBP: 0.143, SLG: 0.286 31 Burke Badenhop, R OBP: 0.435, SLG: 0.409										2	0	0	1	0	0	0				
29 Ronny Paulino, R ERA: 5.73 37 Rencyel Pinto, L ERA: 13.5 7 Hector Luna, R OBP: 0.435, SLG: 0.409										4	0	0	0	0	1	7				
15 Gaby Sanchez, R OBP: 0.419, SLG: 0.407										4	0	1	0	0	0	1				
47 Ricky Nolasco, R OBP: 0.750, SLG: 0.667 13 Mike Lamb, L OBP: 0.400, SLG: 0.429										2	0	1	0	0	1	0				
Inning Stats	R: 1 E: 0 K: 0 S: 6	H: 3 LOB: 2 BB: 0 P: 6	R: 0 E: 0 K: 0 S: 4	H: 1 LOB: 2 BB: 1 P: 8	R: 1 E: 0 K: 0 S: 5	H: 2 LOB: 1 BB: 0 P: 6	R: 0 E: 0 K: 2 S: 7	H: 0 LOB: 0 BB: 0 P: 7	R: 0 E: 0 K: 0 S: 4	H: 2 LOB: 1 BB: 0 P: 5	R: 0 E: 0 K: 1 S: 7	H: 2 LOB: 2 BB: 0 P: 7	R: 0 E: 0 K: 1 S: 6	H: 1 LOB: 2 BB: 1 P: 10	R: 0 E: 0 K: 0 S: 3	H: 1 LOB: 0 BB: 0 P: 3		1B: 11 2B: 2 3B: 0 HR: 0	SF: 1 SAC: 0 DP: 2 HBP: 0	WP: 2 PB: 0 CS: 0
PITCHER	IP WLS BF H R ER SO BB IBB HBP BLK WP HR S P ERA WHIP																			
46 Oliver Pérez, L ERA: 5.14	4.0	19	6	2	2	2	1	0	0	0	0	0	0	1	22	27	4.50	1.750		
18 Ryota Igarashi, R ERA: 5.14	1.0	5	1	0	0	2	1	0	0	0	0	0	0	4	5	0.00	2.000			
75 Francisco Rodríguez, R ERA:	1.0	W 4	2	0	0	0	0	0	0	0	0	0	4	5	0.00	2.000				
25 Pedro Feliciano, L ERA:	0.2	H 4	2	0	0	1	0	0	0	0	0	0	6	6	0.00	3.000				
47 Hisanori Takahashi, L ERA:	2.1	S 9	2	0	0	1	1	0	0	0	0	0	10	14	0.00	1.286				

Batter	1	2	3	4	5	6	7	8	9	AB	R	H	RBI	BB	SO	LOB	TOP					
22 Willie Harris, L (1.9) 12 Alberto Gonzalez, R (7.7) OBP: 0.457, SLG: 0.607 OBP: 0.391, SLG: 0.391	G4-3		G1-3		F8	20 2B BB	1-2 2-H 3-H 1B			3	1	0	0	1	0	1						
20 Adam Kennedy, L (1.4) 42 Jason Bergmann, R (6.1) 29 Willy Taveras, R (7.7) OBP: 0.435, SLG: 0.474	G6-3		G3		6 1B	1-2 2B	CS	F8		4	0	2	3	0	0	0						
6 Ian Desmond, R (1.6) OBP: 0.432, SLG: 0.590	38 2B BB			7 F9 10 1B 2B	1-2 2-3 1B	F9		F8		4	2	2	0	1	0	1						
38 Chris Duncan, L (1.3) 28 Michael Morse, R (7.3) OBP: 0.270, SLG: 0.188 OBP: 0.296, SLG: 0.455	1-H 2B		K	G3		G4-3	K2-3			4	0	1	1	0	1	4						
7 Ivan Rodriguez, R (1.2) 23 Wil Nieves, R (7.2) OBP: 0.360, SLG: 0.333 OBP: 0.250, SLG: 0.308	F8		F9		10 2B 1B	F8		F7		4	1	1	0	0	0	2						
10 Eric Bruntlett, R (1.5) 50 Jesse English, L (9.1) OBP: 0.323, SLG: 0.500	G4-3		30 S 1B	30 S 20 2B BB	2 1B BB	K				4	2	2	2	1	1	0						
30 Justin Maxwell, R (1.8) OBP: 0.267, SLG: 0.222	G6-3		K	SH1-3 2B	24 BB 2 1B BB	G5-3				3	1	0	0	1	1	1						
2 Roger Bernadina, L (1.7) 36 Tyler Clippard, R (7.1) 64 Luis Atlano, R (9.1) Seth Bynum, R (9.4)	F9			20 2B BB	24 S 24 BB 12 1B 1B					3	2	1	1	1	1	0						
31 John Lannan, L (1.1) 24 Pete Orr, L (6.7) OBP: 0.360, SLG: 0.250			K	6 1B 20 1B BB	29 CS 12 1B BB					1	0	0	0	1	1	0						
Inning Stats	R: 1 E: 0 K: 0 S: 4	H: 1 LOB: 1 BB: 1 P: 8	R: 0 E: 0 K: 0 S: 3	H: 0 LOB: 0 BB: 0 P: 3	R: 0 E: 0 K: 1 S: 5	H: 0 LOB: 0 BB: 0 P: 5	R: 1 E: 0 K: 2 S: 9	H: 2 LOB: 1 BB: 0 P: 10	R: 0 E: 0 K: 1 S: 7	H: 2 LOB: 3 BB: 1 P: 11	R: 4 E: 0 K: 1 S: 8	H: 3 LOB: 1 BB: 2 P: 16	R: 3 E: 0 K: 0 S: 4	H: 2 LOB: 1 BB: 3 P: 17	R: 0 E: 0 K: 1 S: 5	H: 0 LOB: 0 BB: 0 P: 5	R: 0 E: 0 K: 1 S: 5	H: 0 LOB: 0 BB: 0 P: 5	1B: 6 2B: 4 3B: 0 HR: 0	SF: 0 SAC: 1 DP: 0 HBP: 0	WP: 0 PB: 0 CS: 1	PA: 44
PITCHER	IP WLS BF H R ER SO BB IBB HBP BLK WP HR S P ERA WHIP																					
55 Josh Johnson, R (1.1) ERA: 5.84	4.1 18 3 2 2 4 2 0 0 0 0 0 0 24 33 4.15 1.154																					
48 Hayden Penn, R (5.1) ERA: 6.3	1.2 12 5 4 4 1 2 0 0 0 0 0 0 3 15 40.50 6.000																					
28 Mike MacDougal, R (7.1) ERA: 9.84	0.2 L 6 1 3 3 0 3 0 0 0 0 0 0 6 7 0.00 0.750																					
54 Hunter Jones, L (7.1) ERA: 9.84	1.1 4 1 0 0 1 0 0 0 0 0 0 0 5 5 0.00 0.000																					
20 Scott Strickland, R (9.1) ERA: 1.28	1.0 3 0 0 0 1 0 0 0 0 0 0 0 5 5 0.00 0.000																					

Washington Nationals @ Florida Marlins
Roger Dean Stadium, Jupiter, FL
Sun Mar 21 2010, 1:13 PM - 4:14 PM EDT
Att. 4,249 - Overcast - 76 F


AB	35
R	9
H	10
RBI	9
BB	7
SO	7
LOB	11



Batter	1	2	3	4	5	6	7	8	9	AB	R	H	RBI	BB	SO	LOB	BOTTOM					
30 Brian Barden, R (1.7) OBP: 0.308, SLG: 0.333	G6-3		24 1B		P4	F9			G6-3	5	0	1	1	0	0	3						
24 Cameron Maybin, R (1.8) OBP: 0.450, SLG: 0.778 80 Giancarlo Stanton, R (7.9) OBP: 0.417, SLG: 0.857	P2		2 1B			2 1B 3 FC5-4	F8		25 1B 2B	3	1	2	1	0	0	0						
2 Hanley Ramirez, R (1.6) OBP: 0.293, SLG: 0.415 79 Bryan Petersen, L (6.7) OBP: 0.366, SLG: 0.459	G6-3		2 1B			3 FC5-4	7 FC6-4		2 1B	3	0	1	0	0	0	2						
25 Brett Carroll, R (9.7) OBP: 0.371, SLG: 0.690			1-2 1B			1-3 1B	1-2 1B		2-3 1B	1	0	1	0	0	0	0						
3 Jorge Cantu, R (1.5) OBP: 0.250, SLG: 0.355 7 Hector Luna, R (6.7) OBP: 0.395, SLG: 0.360	K			G6-3		6 1B 29 E	FC6-4		K	3	0	0	1	0	1	1						
6 Dan Uggla, R (1.4) OBP: 0.268, SLG: 0.306 1 Emilio Bonifacio, S (8.4) OBP: 0.350, SLG: 0.914	G4-3			F7		12 BB 13 2B 29 E	F7		G1-3	4	1	1	0	0	0	1						
29 Ronny Paulino, R (1.2) OBP: 0.438, SLG: 0.531 70 Brad Davis, R (7.2) OBP: 0.389, SLG: 0.333	G5-3			L7		1-2 13 2B				3	1	0	1	0	0	1						
12 Cody Ross, R (1.9) OBP: 0.227, SLG: 0.286			E6			81 1B 30 1B			K	3	2	1	0	1	1	1						
20 Scott Strickland, R (9.1)			30 1B 55 G2-3 24 1B			13 2B BB				0	0	0	0	0	0	0						
81 Logan Morrison, L (1.3) OBP: 0.238, SLG: 0.325			30 1B 24 1B			FC3-6			K	4	1	1	0	0	2	5						
55 Josh Johnson, L (1.1) ERA: 2.45 42 Jason Bergmann, R (6.1) ERA: 6.0 36 Tyler Clippard, R (7.1) ERA: 4.26 64 Luis Atlano, R (9.1) ERA: 10.8 50 Jesse English, L (9.1) ERA: 5.4			G2-3			1-2 1B			F8	1	0	0	0	0	0	2						
Inning Stats	R: 0 E: 0 K: 0 S: 3	H: 0 LOB: 0 BB: 0 P: 3	R: 0 E: 0 K: 1 S: 5	H: 0 LOB: 0 BB: 0 P: 5	R: 2 E: 1 K: 0 S: 6	H: 3 LOB: 1 BB: 0 P: 6	R: 0 E: 0 K: 0 S: 3	H: 0 LOB: 0 BB: 0 P: 3	R: 0 E: 0 K: 1 S: 6	H: 1 LOB: 1 BB: 0 P: 6	R: 5 E: 1 K: 1 S: 10	H: 4 LOB: 2 BB: 1 P: 14	R: 0 E: 0 K: 0 S: 4	H: 1 LOB: 1 BB: 0 P: 4	R: 0 E: 0 K: 2 S: 8	H: 1 LOB: 1 BB: 0 P: 8	R: 0 E: 0 K: 1 S: 7	H: 2 LOB: 2 BB: 0 P: 7	1B: 9 2B: 3 3B: 0 HR: 0	SF: 0 SAC: 0 DP: 1 HBP: 0	WP: 0 PB: 0 CS: 0	PA: 41
PITCHER	IP WLS BF H R ER SO BB IBB HBP BLK WP HR S P ERA WHIP																					
31 John Lannan, L (1.1) ERA: 2.45	5.0 W 9 4 5 2 1 1 0 0 0 0 0 0 10 14 18.00 5.000																					
42 Jason Bergmann, R (6.1) ERA: 6.0	1.0 W 9 4 5 2 1 1 0 0 0 0 0 0 10 14 18.00 5.000																					
36 Tyler Clippard, R (7.1) ERA: 4.26	2.0 H 8 2 0 0 2 0 0 0 0 0 0 0 12 12 0.00 1.000																					
64 Luis Atlano, R (9.1) ERA: 10.8	0.1 H 2 1 0 0 0 0 0 0 0 0 0 0 2 2 0.00 3.000																					
50 Jesse English, L (9.1) ERA: 5.4	0.2 S 3 1 0 0 1 0 0 0 0 0 0 0 5 5 0.00 1.500																					

Washington Nationals @ Florida Marlins
Roger Dean Stadium, Jupiter, FL
Sun Mar 21 2010, 1:13 PM - 4:14 PM EDT
Att. 4,249 - Overcast - 76 F

AB	40
R	7
H	12
RBI	7
BB	1
SO	6
LOB	23



Batter	1	2	3	4	5	6	7	8	9	AB	R	H	RBI	BB	SO	LOB	TOP										
14 Nolan Reimold, R OBP: 0.103, SLG: 0.074	F9		FC5-4 10 1B			F9		P6		4	0	1	0	0	0	1	Baltimore Orioles @ Florida Marlins Roger Dean Stadium, Jupiter, FL Tue Mar 23 2010, 1:15 PM - 3:35 PM EDT Att: 3,475 - Sunny - 68 F										
10 Adam Jones, R OBP: 0.308, SLG: 0.571	HR		FC5-4 21 PO			1B			E6 30 2B	4	2	2	1	0	0	1											
21 Nick Markakis, L OBP: 0.316, SLG: 0.553	1B		PO	P4		K			F7	4	0	1	0	0	1	2											
9 Miguel Tejada, R OBP: 0.194, SLG: 0.182	G4-6-3			G6-3					F9	4	0	0	0	0	0	2											
30 Luke Scott, L OBP: 0.368, SLG: 0.594				K					F9	4	0	2	1	0	1	0											
32 Matt Wieters, S OBP: 0.303, SLG: 0.286	G4-6-3								15 1B	3	0	0	0	0	0	1											
15 Craig Tatum, R OBP: 0.294, SLG: 0.214	1B								58 BB	1	0	1	0	0	0	0											
25 Garrett Atkins, R OBP: 0.278, SLG: 0.471									BB	3	0	1	0	0	0	0											
58 Brandon Snyder, R OBP: 0.450, SLG: 0.533									1-2	0	0	0	0	1	0	0											
23 Ty Wigginton, R OBP: 0.278, SLG: 0.471									F8	3	0	0	0	0	1	1											
12 Robert Andino, R OBP: 0.243, SLG: 0.429										1	0	0	0	0	0	3											
3 Cesar Izturis, S OBP: 0.125, SLG: 0.129										3	0	1	0	0	0	0											
69 Pedro Florimón, S OBP: 0.286, SLG: 0.368										0	0	0	0	0	0	0											
Inning Stats	R: 1 E: 0 K: 0 S: 6	H: 2 LOB: 0 BB: 0 P: 8	R: 0 E: 0 K: 1 S: 6	H: 2 LOB: 1 BB: 0 P: 6	R: 0 E: 0 K: 1 S: 4	H: 1 LOB: 0 BB: 0 P: 4	R: 0 E: 0 K: 1 S: 5	H: 0 LOB: 0 BB: 0 P: 5	R: 0 E: 0 K: 0 S: 3	H: 0 LOB: 0 BB: 0 P: 3	R: 0 E: 0 K: 1 S: 6	H: 1 LOB: 1 BB: 0 P: 6	R: 0 E: 0 K: 0 S: 3	H: 0 LOB: 0 BB: 0 P: 3	R: 0 E: 0 K: 0 S: 4	H: 1 LOB: 3 BB: 1 P: 4	R: 1 E: 1 K: 0 S: 6	H: 2 LOB: 3 BB: 1 P: 10	1B: 6 2B: 2 3B: 0 HR: 1	SF: 0 SAC: 0 DP: 2 HBP: 0	WP: 0 PB: 0 SB: 0 CS: 0	PA: 36					
PITCHER	IP	WLS	BF	H	R	ER	SO	BB	IBB	HBP	BLK	WP	HR	S	P	ERA	WHIP										
47 Ricky Nolasco, R ERA: 2.5	6.0	W	21	6	1	1	3	0	0	0	0	0	1	30	32	1.50	1.000										
43 Jose Veras, R ERA: 6.35	2.0	H	7	1	0	0	0	0	0	0	0	0	0	7	7	0.00	0.500										
44 Brian Sanches, R ERA: 1.5	1.0		7	2	1	0	0	1	0	0	0	0	0	6	10	0.00	3.000										

Batter	1	2	3	4	5	6	7	8	9	AB	R	H	RBI	BB	SO	LOB	BOTTOM										
8 Chris Coghlan, L OBP: 0.376, SLG: 0.535	L4					E8 1B				4	0	2	1	0	0	1	Baltimore Orioles @ Florida Marlins Roger Dean Stadium, Jupiter, FL Tue Mar 23 2010, 1:15 PM - 3:35 PM EDT Att: 3,475 - Sunny - 68 F										
79 Bryan Petersen, L OBP: 0.357, SLG: 0.447	G4-3					1-3 2-H 1B			K	1	0	0	0	0	1	1											
24 Cameron Maybin, R OBP: 0.375, SLG: 0.636						G6-3				4	0	0	1	0	2	3											
1 Emilio Bonifacio, S OBP: 0.369, SLG: 0.514	K					F8			BB	0	0	0	0	1	0	0											
2 Hanley Ramirez, R OBP: 0.311, SLG: 0.409									1-2	3	1	1	0	1	1	1											
43 Jose Veras, R OBP: 0.444, SLG: 0.500									K	0	0	0	0	0	0	0											
18 Wes Helms, R OBP: 0.500, SLG: 0.350	BB								K	1	0	0	0	0	1	2											
44 Brian Sanches, R OBP: 0.389, SLG: 0.690	BB								K	0	0	0	0	0	0	0											
3 Jorge Cantu, R OBP: 0.333, SLG: 0.441									P4	3	0	3	1	0	0	0											
22 Donnie Murphy, R OBP: 0.333, SLG: 0.500	1B									1	1	0	0	0	0	2											
6 Dan Uggla, R OBP: 0.244, SLG: 0.275	FC5-4									4	0	0	0	0	0	5											
12 Cody Ross, R OBP: 0.217, SLG: 0.273										1	0	0	0	0	0	0											
80 Giancarlo Stanton, R OBP: 0.407, SLG: 0.833	F8									3	0	1	1	0	0	3											
15 Gaby Sanchez, R OBP: 0.436, SLG: 0.529										3	1	1	0	0	1	0											
59 Brett Hayes, R OBP: 0.385, SLG: 0.423										4	1	1	0	0	1	3											
47 Ricky Nolasco, R OBP: 0.833, SLG: 0.750										1	0	1	1	1	0	0											
13 Mike Lamb, L OBP: 0.444, SLG: 0.500										0	1	0	0	0	0	0											
25 Brett Carroll, R OBP: 0.389, SLG: 0.690										0	0	0	0	1	0	0											
Inning Stats	R: 1 E: 0 K: 1 S: 7	H: 1 LOB: 1 BB: 1 P: 11	R: 1 E: 0 K: 1 S: 7	H: 2 LOB: 1 BB: 0 P: 7	R: 0 E: 0 K: 1 S: 6	H: 1 LOB: 2 BB: 0 P: 7	R: 0 E: 0 K: 0 S: 4	H: 1 LOB: 2 BB: 1 P: 8	R: 0 E: 0 K: 1 S: 6	H: 1 LOB: 1 BB: 0 P: 6	R: 2 E: 1 K: 1 S: 7	H: 2 LOB: 1 BB: 0 P: 8	R: 1 E: 0 K: 0 S: 4	H: 2 LOB: 2 BB: 0 P: 5	R: 0 E: 0 K: 2 S: 7	H: 0 LOB: 2 BB: 2 P: 15	1B: 6 2B: 5 3B: 0 HR: 0	SF: 0 SAC: 0 DP: 1 HBP: 3	WP: 0 PB: 0 SB: 1 CS: 0	PA: 40							
PITCHER	IP	WLS	BF	H	R	ER	SO	BB	IBB	HBP	BLK	WP	HR	S	P	ERA	WHIP										
46 Jeremy Guthrie, R ERA: 7.47	5.0	L	24	6	2	2	4	2	0	1	0	0	0	7	8	9.00	2.000										
26 Cia Meredith, R ERA: 1.29	1.0		6	2	2	1	1	0	0	1	0	0	0	4	5	9.00	2.000										
37 Matt Albers, R ERA: 2.79	1.0		5	2	1	1	0	0	0	1	0	0	0	7	15	0.00	2.000										
31 Kam Mickolio, R ERA: 2.16	1.0		5	0	0	0	2	2	0	0	0	0	0	7	15	0.00	2.000										



Batter	1	2	3	4	5	6	7	8	9	AB	R	H	RBI	BB	SO	LOB	TOP										
1 Emilio Bonifacio, S (1,7) OBP: 0.356, SLG: 0.475	B5-3		K			F8		22 1B BB		3	0	0	0	1	1	1	Florida Marlins @ Minnesota Twins Hammond Stadium, Fort Myers, FL Wed Mar 24, 2010, 1:13 PM - 3:18 PM EDT Att: 7,974 - Partly Cloudy - 72 F										
24 Cameron Maybin, R (1,8) OBP: 0.321, SLG: 0.535	K		F8			K		F9		4	0	0	0	0	2	2											
2 Hanley Ramirez, R (1,6) OBP: 0.333, SLG: 0.468 22 Donnie Murphy, R (7, PR) OBP: 0.360, SLG: 0.520	2B			G5-3				21 1B 6 FC6-4 2B	1-2 1B	3	0	2	0	0	0	0											
3 Jorge Cantu, R (1,5) OBP: 0.308, SLG: 0.405 7 Hector Luna, R (7,5) OBP: 0.370, SLG: 0.346	F9			P4				P5	F9	3	0	0	0	0	0	2											
21 John Baker, L (1,10) OBP: 0.556, SLG: 0.625		1B		K				6 FC6-4 1B		4	0	2	0	0	1	0											
6 Dan Uggla, R (1,4) OBP: 0.229, SLG: 0.256 30 Brian Barden, R (7, PR) OBP: 0.333, SLG: 0.333	K				F8			FC6-4 29 1B BB	79 DI BB	3	0	0	1	0	1	3											
29 Ronny Paulino, R (1,2) OBP: 0.417, SLG: 0.500		P4			F9			1-2 1B	F7	4	0	1	0	0	0	2											
25 Brett Carroll, R (1,9) OBP: 0.376, SLG: 0.667 79 Bryan Pietersen, L (2,9) OBP: 0.333, SLG: 0.415	K				G3-1			G4-3		1	0	0	0	0	1	1											
81 Logan Morrison, L (1,3) OBP: 0.244, SLG: 0.326						G3			G1-3	3	0	1	0	0	0	0											
Inning Stats	R: 0 E: 0 K: 1 S: 6	H: 1 LOB: 1 BB: 0 P: 6	R: 0 E: 0 K: 2 S: 8	H: 1 LOB: 1 BB: 0 P: 8	R: 0 E: 0 K: 1 S: 5	H: 1 LOB: 0 BB: 0 P: 5	R: 0 E: 0 K: 1 S: 5	H: 0 LOB: 0 BB: 0 P: 5	R: 0 E: 0 K: 0 S: 3	H: 0 LOB: 0 BB: 0 P: 3	R: 1 E: 0 K: 0 S: 6	H: 3 LOB: 2 BB: 0 P: 6	R: 0 E: 0 K: 1 S: 4	H: 1 LOB: 2 BB: 1 P: 8	R: 0 E: 0 K: 1 S: 5	H: 0 LOB: 1 BB: 1 P: 9		1B: 5 2B: 2 3B: 0 HR: 0	SF: 0 SAC: 0 DP: 0 HBP: 0	WP: 0 PB: 0 SB: 0 CS: 0	PA: 35						
PITCHER	IP	WLS	BF	H	R	ER	SO	BB	IBB	HBP	BLK	WP	HR	S	P	ERA	WHIP										
59 Kevin Slowey, R (1,1) ERA: 0.56	5.0	W	17	3	0	0	5	0	0	0	0	0	0	27	27	0.00	0.600										
60 Jon Rauch, R (6,1) ERA: 3.0	1.0	H	3	0	0	0	1	0	0	0	0	0	0	5	5	0.00	0.000										
55 Clay Condrey, R (7,1) ERA: 10.13	1.0	H	6	3	1	1	0	0	0	0	0	0	0	6	6	9.00	3.000										
58 Mike Maroth, L (8,1) ERA: 3.38	1.0	H	5	1	0	0	0	1	0	0	0	0	0	4	8	0.00	2.000										
39 Anthony Slama, R (9,1) ERA:	1.0	S	4	0	0	0	1	1	0	0	0	0	0	5	9	0.00	1.000										
11 Jacque Jones, L (1,9) OBP: 0.429, SLG: 0.560 87 Ben Revere, L (7,9) OBP: 0.317, SLG: 0.450	12 G3-6-1 1B			1-0 HR													3	1	2	2	0	0	1	Florida Marlins @ Minnesota Twins Hammond Stadium, Fort Myers, FL Wed Mar 24, 2010, 1:13 PM - 3:18 PM EDT Att: 7,974 - Partly Cloudy - 72 F			
12 Alexi Casilla, S (1,6) OBP: 0.278, SLG: 0.226	G3-6-1 1-2 1B			16 G4-3 1B													3	0	1	0	1	0	1				
16 Jason Kubel, L (1,7) OBP: 0.375, SLG: 0.541 93 Mark Dolenc, R (7,7)				G4-3 1-2 1B													3	0	1	0	0	0	1				
33 Justin Morneau, L (1,3) OBP: 0.333, SLG: 0.593 72 Brock Peterson, R (7,3) OBP: 0.296, SLG: 0.385	K			G4-3 1-2 BB													3	1	1	1	0	2	2				
5 Michael Cuddyer, R (1,8) OBP: 0.550, SLG: 0.722 90 Matt Macri, R (7,6) OBP: 0.500, SLG: 0.500				G5-3 1B													3	0	1	0	0	0	1				
25 Jim Thome, L (1,10) OBP: 0.400, SLG: 0.556 92 Yangervis Solarte, S (8, PH) (9,10)	G5-6-3 1-2 1B			G5-3 1B													3	0	1	0	0	0	1				
23 Brendan Harris, R (1,5) OBP: 0.387, SLG: 0.571 86 Juan Poyes, R (8,5) OBP: 0.393, SLG: 0.731	E6			G1-4-3 1-2 1B													3	0	0	0	0	0	1				
44 Wilson Ramos, R (1,2) OBP: 0.360, SLG: 0.640 81 Danny Lehmann, R (7, PR) (8,2)	F8			F8													3	0	1	0	0	0	1				
20 Matt Tolbert, S (1,4) OBP: 0.310, SLG: 0.320				11 HR BB													2	1	2	0	1	0	0				
Inning Stats	R: 0 E: 0 K: 1 S: 6	H: 2 LOB: 1 BB: 0 P: 6	R: 0 E: 1 K: 0 S: 4	H: 1 LOB: 1 BB: 0 P: 4	R: 2 E: 0 K: 1 S: 7	H: 2 LOB: 1 BB: 1 P: 12	R: 0 E: 0 K: 0 S: 3	H: 1 LOB: 0 BB: 0 P: 3	R: 0 E: 0 K: 0 S: 3	H: 1 LOB: 0 BB: 0 P: 3	R: 1 E: 0 K: 1 S: 5	H: 1 LOB: 2 BB: 2 P: 6	R: 1 E: 0 K: 1 S: 7	H: 2 LOB: 3 BB: 2 P: 15	R: 0 E: 0 K: 1 S: 5	H: 0 LOB: 0 BB: 0 P: 5	1B: 7 2B: 1 3B: 0 HR: 2	SF: 1 SAC: 0 DP: 4 HBP: 0	WP: 0 PB: 0 SB: 0 CS: 0	PA: 34							
PITCHER	IP	WLS	BF	H	R	ER	SO	BB	IBB	HBP	BLK	WP	HR	S	P	ERA	WHIP										
19 Anibal Sanchez, R (1,1) ERA: 4.68	6.0	L	24	8	3	3	2	1	0	0	0	0	2	28	34	4.50	1.500										
46 Juan Carlos Oviedo, R (7,1) ERA: 6.35	1.0		7	2	1	1	1	2	0	0	0	0	0	7	15	9.00	4.000										
64 Tim Wood, R (8,1) ERA: 1.25	1.0		3	0	0	0	1	0	0	0	0	0	0	5	5	0.00	0.000										

AB 33
R 1
H 7
RBI 1
BB 2
SO 7
LOB 16



AB 30
R 4
H 10
RBI 4
BB 3
SO 4
LOB 12



Batter	1	2	3	4	5	6	7	8	9	AB	R	H	RBI	BB	SO	LOB	TOP																						
8 Chris Coghlan, L OBP: 0.367, SLG: 0.532 1 Emilio Bonifacio, S OBP: 0.346, SLG: 0.463	G6-3		G3			24 F8 6 HR 2B	FC3-6 24 3B 1-2		K 1-2	4	2	1	0	0	0	2																							
24 Cameron Maybin, R OBP: 0.344, SLG: 0.586 15 Gaby Sanchez, R OBP: 0.436, SLG: 0.529	BB		K			F8				3	0	1	1	1	1	2																							
6 Dan Uggla, R OBP: 0.235, SLG: 0.326 22 Donnie Murphy, R OBP: 0.346, SLG: 0.500	P4		G5-3				F9			3	1	1	2	0	0	2																							
3 Jorge Cantu, R OBP: 0.293, SLG: 0.385 7 Hector Luna, R OBP: 0.345, SLG: 0.321	K			P3		F9			F7	2	0	0	0	0	1	1																							
21 John Baker, L OBP: 0.500, SLG: 0.500 70 Brad Davis, R OBP: 0.368, SLG: 0.313				F8		G1-3			F7	2	1	0	0	1	0	0																							
13 Mike Lamb, L OBP: 0.455, SLG: 0.600						K			G1-4-3	4	0	2	1	0	1	0																							
18 Wes Helms, R OBP: 0.469, SLG: 0.333										4	0	1	0	0	2	2																							
79 Bryan Petersen, L OBP: 0.306, SLG: 0.378										4	0	0	0	0	0	2																							
30 Brian Barden, R OBP: 0.387, SLG: 0.429										4	0	3	0	0	0	0																							
Inning Stats	R: 0 E: 0 K: 1 S: 7	H: 0 LOB: 1 BB: 1 P: 11	R: 0 E: 0 K: 1 S: 6	H: 1 LOB: 1 BB: 0 P: 6	R: 0 E: 0 K: 1 S: 6	H: 1 LOB: 0 BB: 0 P: 6	R: 0 E: 0 K: 1 S: 5	H: 0 LOB: 0 BB: 0 P: 5	R: 0 E: 0 K: 0 S: 3	H: 1 LOB: 0 BB: 0 P: 3	R: 3 E: 0 K: 1 S: 8	H: 3 LOB: 1 BB: 1 P: 12	R: 1 E: 0 K: 0 S: 5	H: 2 LOB: 1 BB: 0 P: 5	R: 0 E: 0 K: 0 S: 3	H: 0 LOB: 0 BB: 0 P: 3	R: 0 E: 0 K: 1 S: 6	H: 1 LOB: 1 BB: 0 P: 6	1B: 3 2B: 4 3B: 1 HR: 1	SF: 0 SAC: 0 DP: 1 HBP: 0	WP: 0 PB: 0 SB: 1 CS: 0	PA: 37																	
PITCHER	IP	WLS	BF	H	R	ER	SO	BB	IBB	HBP	BLK	WP	HR	S	P	ERA	WHIP	PITCHER				IP	WLS	BF	H	R	ER	SO	BB	IBB	HBP	BLK	WP	HR	S	P	ERA	WHIP	
49 Tim Wakefield, R ERA: 3.66	6.0	W	25	6	3	3	5	2	0	0	0	0	1	35	43	4.50	1.333					6.0																	
18 Daisuke Matsuzaka, R ERA: 4.5	2.0	H	8	2	1	1	0	0	0	0	0	0	0	8	8	4.50	1.000					2.0																	
48 Scott Atchison, R ERA: 1.86	1.0	S	4	1	0	0	1	0	0	0	0	0	0	6	6	0.00	1.000					1.0																	

Florida Marlins @ Boston Red Sox
City of Palms Park, Ft. Myers, FL
Thu Mar 25 2010, 1:14 PM - 3:29 PM EDT
Att: 7,391 - Sunny - 78 F

AB 35
R 4
H 9
RBI 4
BB 2
SO 6
LOB 13



Batter	1	2	3	4	5	6	7	8	9	AB	R	H	RBI	BB	SO	LOB	BOTTOM																					
2 Jacoby Ellsbury, L OBP: 0.333, SLG: 0.500 64 Daniel Nava, S OBP: 0.333, SLG: 0.333	G5-3		G5-3			41 PB 41 WP 2B	K			4	1	2	0	0	1	4																						
10 Marco Scutaro, R OBP: 0.275, SLG: 0.343 62 Angel Sanchez, R OBP: 0.333, SLG: 0.290	G5-3		P4							4	0	1	2	0	0	4																						
41 Victor Martinez, S OBP: 0.300, SLG: 0.421 50 Dusty Brown, R OBP: 0.409, SLG: 0.389	K			E5 34 G4-6-3 7 2B 20 1B						4	1	1	1	0	1	2																						
20 Kevin Youkilis, R OBP: 0.350, SLG: 0.472 91 Jorge Jimenez, L OBP: 0.296, SLG: 0.250										4	0	2	0	0	1	0																						
34 David Ortiz, L OBP: 0.298, SLG: 0.381 79 Michael Almanzar, R										3	0	0	0	0	2	4																						
7 J.D. Drew, L OBP: 0.250, SLG: 0.276 86 Peter Hissey, L OBP: 0.571, SLG: 0.571										3	1	1	1	0	0	2																						
29 Adrián Beltré, R OBP: 0.344, SLG: 0.276 83 Chris McGuinness, L OBP: 0.500, SLG: 0.500										4	1	2	1	0	0	0																						
32 Jeremy Hermida, L OBP: 0.488, SLG: 0.622 90 Jason Place, R OBP: 0.143, SLG: 0.286										2	0	2	1	1	0	0																						
22 Bill Hall, R OBP: 0.250, SLG: 0.314 70 Tug Hulett, L OBP: 0.333, SLG: 0.516										2	1	1	0	0	0	0																						
Inning Stats	R: 0 E: 0 K: 1 S: 6	H: 1 LOB: 0 BB: 0 P: 6	R: 0 E: 0 K: 1 S: 5	H: 0 LOB: 0 BB: 0 P: 5	R: 0 E: 0 K: 1 S: 7	H: 2 LOB: 2 BB: 0 P: 7	R: 3 E: 1 K: 0 S: 7	H: 4 LOB: 1 BB: 0 P: 7	R: 1 E: 0 K: 1 S: 8	H: 3 LOB: 2 BB: 0 P: 10	R: 2 E: 0 K: 1 S: 7	H: 2 LOB: 2 BB: 1 P: 11	R: 0 E: 0 K: 2 S: 7	H: 0 LOB: 0 BB: 0 P: 7	R: 0 E: 0 K: 0 S: 3	H: 0 LOB: 0 BB: 0 P: 3	R: 0 E: 0 K: 0 S: 3	H: 0 LOB: 0 BB: 0 P: 3	1B: 7 2B: 4 3B: 1 HR: 0	SF: 0 SAC: 0 DP: 1 HBP: 0	WP: 1 PB: 1 SB: 0 CS: 0	PA: 36																
PITCHER	IP	WLS	BF	H	R	ER	SO	BB	IBB	HBP	BLK	WP	HR	S	P	ERA	WHIP	PITCHER				IP	WLS	BF	H	R	ER	SO	BB	IBB	HBP	BLK	WP	HR	S	P	ERA	WHIP
41 Chris Volstad, R ERA: 6.97	4.1	L	20	4	2	2	2	1	0	0	0	0	0	13	18	10.80	3.000					4.1																
31 Burke Badenhop, R ERA: 2.08	1.0		3	0	0	0	2	0	0	0	0	0	0	7	7	0.00	0.000					1.0																
52 Chris Leroux, R ERA: 2.08	1.0		3	0	0	0	0	0	0	0	0	0	0	3	3	0.00	0.000					1.0																

Florida Marlins @ Boston Red Sox
City of Palms Park, Ft. Myers, FL
Thu Mar 25 2010, 1:14 PM - 3:29 PM EDT
Att: 7,391 - Sunny - 78 F

AB 35
R 6
H 12
RBI 6
BB 1
SO 7
LOB 19



Batter	1	2	3	4	5	6	7	8	9	10	AB	R	H	RBI	BB	SO	LOB	TOP
16 Ángel Paquán, S OBP: 0.319, SLG: 0.405											4	1	3	1	1	1	0	
1 Luis Castillo, S OBP: 0.390, SLG: 0.300											3	1	1	1	1	0	2	
25 Pedro Feliciano, L OBP: 0.229, SLG: 0.375											0	0	0	0	0	0	0	
2 Frank Catalanotto, L OBP: 0.229, SLG: 0.375											3	2	2	3	1	0	2	
38 Fernando Nieve, R OBP: 0.440, SLG: 0.609											1	0	0	0	0	0	0	
5 David Wright, R OBP: 0.304, SLG: 0.632											4	1	2	0	0	1	1	
65 Russ Adams, L OBP: 0.440, SLG: 0.609											0	0	0	0	1	0	0	
44 Jason Bay, R OBP: 0.422, SLG: 0.641											4	1	2	0	0	1	1	
26 Fernando Martinez, L OBP: 0.435, SLG: 0.855											0	0	0	0	1	0	0	
28 Daniel Murphy, L OBP: 0.192, SLG: 0.308											2	0	0	1	0	0	2	
79 Rubén Tejeda, R OBP: 0.377, SLG: 0.396											1	0	0	0	0	1	1	
12 Jeff Francoeur, R OBP: 0.287, SLG: 0.359											3	0	0	1	0	0	2	
19 Gary Matthews, S OBP: 0.366, SLG: 0.595											1	0	0	0	0	0	0	
13 Alex Cora, L OBP: 0.308, SLG: 0.421											5	2	2	1	0	0	2	
21 Rod Barajas, R OBP: 0.333, SLG: 0.476																		AB 37
9 Omir Santos, R OBP: 0.409, SLG: 0.632											4	1	2	0	0	2	0	R 8
27 Nelson Figueroa, R OBP: 0.333, SLG: 0.476											0	0	0	0	0	0	0	H 13
76 Jenny Mejia, R OBP: 0.409, SLG: 0.632											4	1	2	0	0	2	0	RBI 8
96 Raul Valdes, L OBP: 0.409, SLG: 0.632											0	0	0	0	0	0	0	BB 4
23 Chris Carter, L OBP: 0.458, SLG: 0.909											0	0	0	0	0	0	0	SO 7
											3	0	1	0	0	1	1	LOB 16

Batter	1	2	3	4	5	6	7	8	9	AB	R	H	RBI	BB	SO	LOB	TOP			
8 Chris Coghlan, L (1, 7) OBP: 0.351, SLG: 0.527	P6		K		G3			G4-3		4	0	0	0	0	1	1	Florida Marlins @ St. Louis Cardinals Roger Dean Stadium, Jupiter, FL Sat Mar 27 2010, 1:14 PM - 3:43 PM EDT Att: 7,312 - Sunny - 77 F			
7 Hector Luna, R (8, 6) OBP: 0.382, SLG: 0.375										0	0	0	0	0	0					
24 Cameron Maybin, R (1, 8) OBP: 0.357, SLG: 0.509	F8		1B			FC2		1B		4	0	3	0	0	0	0				
1 Emilio Bonifacio, S (8, PR) OBP: 0.367, SLG: 0.523										0	0	0	0	0	0					
2 Hanley Ramirez, R (1, 6) OBP: 0.357, SLG: 0.509	G6-3		1B			G1-3		1B		4	0	2	1	0	0	1				
79 Bryan Petersen, L (8, PR) OBP: 0.296, SLG: 0.360										0	0	0	0	0	0					
3 Jorge Cantu, R (1, 5) OBP: 0.304, SLG: 0.386			K			FC2		G5-4-3		4	0	1	0	0	1	5				
6 Dan Uggla, R (1, 4) OBP: 0.255, SLG: 0.360										4	1	2	0	0	2	1				
21 John Baker, L (1, 2) OBP: 0.438, SLG: 0.429										4	0	1	1	0	1	2				
30 Brian Barden, R (8, PR) OBP: 0.375, SLG: 0.414										0	0	0	0	0	0					
80 Giancarlo Stanton, R (1, 9) OBP: 0.355, SLG: 0.714										4	0	0	0	0	1	2				
15 Gaby Sanchez, R (1, 3) OBP: 0.456, SLG: 0.595			BB							3	1	1	0	1	0	1				
32 Clay Hensley, R (1, 1)										2	0	0	0	0	1	1				
13 Mike Lamb, L (7, PH) OBP: 0.435, SLG: 0.571										1	0	0	0	0	0	1				
46 Juan Carlos Oviedo, R (7, 1)										0	0	0	0	0	0	0				
Inning Stats	R: 0 E: 0 K: 0 S: 3	H: 0 LOB: 0 BB: 0 P: 3	R: 0 E: 0 K: 0 S: 4	H: 2 LOB: 1 BB: 0 P: 4	R: 1 E: 0 K: 2 S: 9	H: 2 LOB: 2 BB: 1 P: 13	R: 0 E: 0 K: 2 S: 7	H: 0 LOB: 0 BB: 0 P: 7	R: 0 E: 1 K: 1 S: 5	H: 1 LOB: 1 BB: 0 P: 6	R: 0 E: 0 K: 0 S: 4	H: 1 LOB: 1 BB: 0 P: 4	R: 0 E: 0 K: 0 S: 4	H: 2 LOB: 2 BB: 0 P: 4	R: 1 E: 0 K: 1 S: 6	H: 2 LOB: 1 BB: 0 P: 6	1B: 8 2B: 2 3B: 0 HR: 0	SF: 0 SAC: 0 DP: 3 HBP: 0	WP: 0 PB: 0 SB: 0 CS: 0	PA: 35
PITCHER	IP WLS BF H R ER SO BB IBB HBP BLK WP HR S P ERA WHIP																			
33 Brad Penny, R (1, 1) ERA: 6.1	6.0 W 23 5 1 1 6 1 0 0 0 0 0 0 34 38 1.50 1.000																			
43 Trevor Miller, L (7, 1) ERA: 9.0	0.1 H 1 0 0 0 0 0 0 0 0 0 0 0 0 1 1 0.00 0.000																			
53 Blake Hawksworth, R (7, 1) ERA: 9.0	0.2 H 3 1 0 0 0 0 0 0 0 0 0 0 0 3 3 0.00 1.500																			
30 Jason Motte, R (8, 1) ERA: 4.5	1.0 H 4 2 0 0 0 0 0 0 0 0 0 0 0 4 4 0.00 2.000																			
31 Ryan Franklin, R (9, 1) ERA: 5.78	1.0 S 4 2 1 1 1 1 0 0 0 0 0 0 0 6 6 9.00 2.000																			

Batter	1	2	3	4	5	6	7	8	9	AB	R	H	RBI	BB	SO	LOB	BOTTOM			
55 Skip Schumaker, L (1, 4) OBP: 0.230, SLG: 0.228	BB		G6-3		G4-3			K		3	1	0	0	1	1	0	Florida Marlins @ St. Louis Cardinals Roger Dean Stadium, Jupiter, FL Sat Mar 27 2010, 1:14 PM - 3:43 PM EDT Att: 7,312 - Sunny - 77 F			
31 Ryan Franklin, R (9, 1)										0	0	0	0	0	0					
13 Brendan Ryan, R (1, 6) OBP: 0.278, SLG: 0.529	BB		K		P4			G3		4	1	1	0	0	1	0				
5 Albert Pujols, R (1, 3) OBP: 0.296, SLG: 0.484										4	0	1	0	0	1	2				
89 Donovan Solano, R (8, PR) OBP: 0.609, SLG: 0.619										0	0	0	0	0	0	0				
7 Matt Holliday, R (1, 7) OBP: 0.462, SLG: 0.500										3	0	1	1	0	0	0				
34 Nick Stavinoha, R (7, 9) OBP: 0.362, SLG: 0.476										0	0	0	0	0	0	0				
3 Felipe Lopez, S (1, 9) OBP: 0.200, SLG: 0.255										3	1	0	0	0	0	1				
43 Trevor Miller, R (7, 1) ERA: 9.0										0	0	0	0	0	0	0				
53 Blake Hawksworth, R (7, 1) ERA: 9.0										0	0	0	0	0	0	0				
30 Jason Motte, R (8, 1) ERA: 4.5										0	0	0	0	0	0	0				
8 Allen Craig, R (9, 3) OBP: 0.362, SLG: 0.561										0	0	0	0	0	0	0				
23 David Freese, R (1, 5) OBP: 0.371, SLG: 0.455										3	0	1	1	0	0	2				
22 Joe Mather, R (1, 8) OBP: 0.298, SLG: 0.340										3	0	0	0	0	0	1				
21 Jason LaRue, R (1, 2) OBP: 0.294, SLG: 0.333										3	0	0	0	0	2	1				
33 Brad Penny, R (1, 1) ERA: 6.1										2	0	0	0	0	1	0				
74 Tyler Henley, L (7, 7) OBP: 0.400, SLG: 0.412										1	0	0	0	0	0	0				
Inning Stats	R: 2 E: 1 K: 1 S: 7	H: 2 LOB: 1 BB: 1 P: 11	R: 0 E: 0 K: 0 S: 3	H: 0 LOB: 0 BB: 0 P: 3	R: 0 E: 0 K: 1 S: 5	H: 0 LOB: 0 BB: 0 P: 5	R: 1 E: 1 K: 1 S: 7	H: 1 LOB: 1 BB: 0 P: 8	R: 0 E: 0 K: 1 S: 5	H: 0 LOB: 0 BB: 0 P: 5	R: 0 E: 1 K: 0 S: 4	H: 0 LOB: 1 BB: 0 P: 4	R: 0 E: 0 K: 1 S: 5	H: 0 LOB: 0 BB: 0 P: 5	R: 0 E: 0 K: 1 S: 5	H: 1 LOB: 1 BB: 0 P: 5	1B: 3 2B: 1 3B: 0 HR: 0	SF: 0 SAC: 0 DP: 0 HBP: 0	WP: 0 PB: 0 SB: 1 CS: 0	PA: 31
PITCHER	IP WLS BF H R ER SO BB IBB HBP BLK WP HR S P ERA WHIP																			
32 Clay Hensley, R (1, 1) ERA: 4.7	6.0 L 24 3 3 1 4 1 0 0 0 0 0 0 0 10 10 0.00 0.667																			
46 Juan Carlos Oviedo, R (7, 1) ERA: 4.7	2.0 6 1 0 0 2 0 0 0 0 0 0 0 0 10 10 0.00 0.500																			

Batter	1	2	3	4	5	6	7	8	9	AB	R	H	RBI	BB	SO	LOB	TOP					
21 Michael Bourn, L (1, 8) OBP: 0.222, SLG: 0.229 84 Brandon Barnes, R (9, PH) OBP: 0.300, SLG: 0.500	G6-3			G4-3		F7			K	3	0	0	0	0	0	1						
8 Jeff Keppinger, R (1, 4) OBP: 0.326, SLG: 0.297 Matt Kata, S (7, 4)	G5-3			G4-3		F9			1B	3	0	0	0	0	0	0						
26 Cory Sullivan, L (1, 9) OBP: 0.283, SLG: 0.408 David Cook, R (7, 9)	G6-3			F8		F8			G4-3	3	0	0	0	0	0	0						
4 Jason Michaels, R (1, 7) OBP: 0.289, SLG: 0.500 Marcos Cabral, R (7, 6)		G5-3			F9		F9			3	0	0	0	0	0	0						
27 Geoff Blum, S (1, 3) OBP: 0.265, SLG: 0.347 64 Drew Meyer, L (8, 5)		F9			F7			G3		3	0	0	0	0	0	0						
23 Chris Johnson, R (1, 5) OBP: 0.373, SLG: 0.739 56 Gary Majewski, R (8, 1)		F8			F9			18 1B		2	0	0	0	1	0	0						
18 Edwin Maysonet, R (1, 6) OBP: 0.310, SLG: 0.400			K			K			46 G5-4-3 1B	3	0	1	0	0	2	0	AB 28					
15 Jason Castro, L (1, 2) OBP: 0.376, SLG: 0.344 46 J.R. Towles, R (7, 2) OBP: 0.429, SLG: 0.625			F8			52 SH3-4 1B			G5-4-3	2	0	1	0	0	0	0	R 0					
52 Felipe Paulino, R (1, 1) 41 Casey Daigle, R (6, 1) OBP: 1.000, SLG: 1.000 16 Chris Shelton, R (8, 3) OBP: 0.370, SLG: 0.659			G4-3			1-2			F9	1	0	0	0	0	0	0	H 3					
										0	0	0	0	0	0	0	RBI 0					
										1	0	0	0	0	0	0	BB 1					
										0	0	0	0	0	0	0	SO 3					
										1	0	0	0	0	0	0	LOB 4					
										0	0	0	0	0	0	0						
										1	0	0	0	0	0	0						
Inning Stats	R: 0 E: 0 K: 0 S: 3	H: 0 LOB: 0 BB: 0 P: 4	R: 0 E: 0 K: 0 S: 3	H: 0 LOB: 0 BB: 0 P: 3	R: 0 E: 0 K: 1 S: 5	H: 0 LOB: 0 BB: 0 P: 5	R: 0 E: 0 K: 0 S: 3	H: 0 LOB: 0 BB: 0 P: 3	R: 0 E: 0 K: 1 S: 6	H: 1 LOB: 1 BB: 0 P: 6	R: 0 E: 0 K: 0 S: 3	H: 0 LOB: 0 BB: 0 P: 3	R: 0 E: 0 K: 0 S: 3	H: 1 LOB: 1 BB: 1 P: 7	R: 0 E: 0 K: 1 S: 6	H: 1 LOB: 1 BB: 0 P: 6	1B: 3 2B: 0 3B: 0 HR: 0	SF: 0 SAC: 1 DP: 1 HBP: 0	WP: 0 PB: 0 SB: 0 CS: 0	PA: 30		
PITCHER	IP WLS BF H R ER SO BB IBB HBP BLK WP HR S P ERA WHIP	7.1 W 24 1 0 0 2 1 0 0 0 0 0 0 27 32 0.00 0.273	0.2 2 1 0 0 0 0 0 0 0 0 0 0 2 2 0.00 1.500	1.0 4 1 0 0 1 0 0 0 0 0 0 0 6 6 0.00 1.000																		

Houston Astros @ Florida Marlins
Roger Dean Stadium, Jupiter, FL
Sun Mar 28 2010, 1:10 PM - 3:26 PM EDT
Att: 4,274 - Cloudy - 77 F

AB	28
R	0
H	3
RBI	0
BB	1
SO	3
LOB	4



Batter	1	2	3	4	5	6	7	8	9	AB	R	H	RBI	BB	SO	LOB	BOTTOM				
8 Chris Coghlan, L (1, 7) OBP: 0.333, SLG: 0.500 Kevin Mattison, L (6, 7)	K		F9		E3		G4-3			3	0	0	0	0	1	1					
1 Emilio Bonifacio, S (1, 8) OBP: 0.340, SLG: 0.479	G3-1		B3		G5-3		F8			4	0	0	0	0	0	2					
2 Hanley Ramirez, R (1, 6) OBP: 0.356, SLG: 0.491 30 Brian Barden, R (7, 6) OBP: 0.394, SLG: 0.433	CS			L6		P5			1B	2	0	0	0	1	0	0					
3 Jorge Cantu, R (1, 5) OBP: 0.320, SLG: 0.404 37 Rencyel Pinto, L (8, 1) 56 Rick Van Den Hurk, R (9, 1) ERA: 6.35	CS	G6-3				F8			P6	3	1	1	0	1	0	1					
6 Dan Uggla, R (1, 4) OBP: 0.299, SLG: 0.377 22 Donnie Murphy, R (6, PR) OBP: 0.355, SLG: 0.467		G6-3			K				29 G6-4-3 1B	3	0	1	0	0	1	2					
29 Ronny Paulino, R (1, 2) OBP: 0.376, SLG: 0.444				F9		E6			G6-4-3	4	1	1	1	0	0	2					
15 Gaby Sanchez, R (1, 3) OBP: 0.460, SLG: 0.659 13 Mike Lamb, L (6, 3) OBP: 0.440, SLG: 0.565						79 1B			F7	2	1	1	1	0	0	1	AB 32				
79 Bryan Petersen, L (1, 9) OBP: 0.316, SLG: 0.377										2	0	1	1	0	0	0	R 4				
										3	0	2	0	0	0	0	H 9				
										3	0	0	0	0	1	4	RBI 3				
										0	0	0	0	0	0	0	BB 2				
										3	0	0	0	0	1	4	SO 3				
										0	0	0	0	0	0	0	LOB 13				
Inning Stats	R: 0 E: 0 K: 1 S: 5	H: 2 LOB: 0 BB: 0 P: 4	R: 1 E: 0 K: 0 S: 4	H: 2 LOB: 0 BB: 0 P: 4	R: 0 E: 0 K: 1 S: 5	H: 1 LOB: 1 BB: 0 P: 4	R: 0 E: 0 K: 1 S: 5	H: 0 LOB: 1 BB: 1 P: 9	R: 1 E: 1 K: 0 S: 7	H: 1 LOB: 1 BB: 0 P: 8	R: 2 E: 1 K: 1 S: 9	H: 3 LOB: 3 BB: 0 P: 9	R: 0 E: 0 K: 0 S: 4	H: 1 LOB: 1 BB: 0 P: 4	R: 0 E: 0 K: 0 S: 3	H: 1 LOB: 0 BB: 0 P: 3	1B: 6 2B: 2 3B: 0 HR: 1	SF: 0 SAC: 0 DP: 2 HBP: 0	WP: 0 PB: 0 SB: 0 CS: 1	PA: 35	
PITCHER	IP WLS BF H R ER SO BB IBB HBP BLK WP HR S P ERA WHIP	5.2 L 24 5 4 2 2 2 0 0 0 0 0 0 9 9 0.00 2.250	1.1 7 3 0 0 1 0 0 0 0 0 0 0 3 3 0.00 1.000																		

Houston Astros @ Florida Marlins
Roger Dean Stadium, Jupiter, FL
Sun Mar 28 2010, 1:10 PM - 3:26 PM EDT
Att: 4,274 - Cloudy - 77 F

AB	32
R	4
H	9
RBI	3
BB	2
SO	3
LOB	13



Batter	1	2	3	4	5	6	7	8	9	AB	R	H	RBI	BB	SO	LOB	TOP					
79 Bryan Petersen, L OBP: 0.323, SLG: 0.379	P6		E3	P4		E3		G4-3		5	1	2	1	0	0	1						
24 Cameron Maybin, R OBP: 0.372, SLG: 0.650 1 Emilio Bonifacio, S OBP: 0.321, SLG: 0.451	K		E9	G6-3		B3		G4-3		2	0	0	0	0	1	1						
2 Hanley Ramirez, R OBP: 0.500, SLG: 0.500 Jason Lane, R OBP: 0.500, SLG: 0.500	L4		E9	F8				E9		3	1	1	1	0	0	0						
3 Jorge Cantu, R OBP: 0.346, SLG: 0.429 22 Donnie Murphy, R OBP: 0.353, SLG: 0.455			E9	G6-3		G6-3		G4-3		2	1	2	2	0	0	0						
6 Dan Uggla, R OBP: 0.274, SLG: 0.364 44 Brian Sanchez, R OBP: 0.328, SLG: 0.492			E9	P3		P3		G4-3		2	0	0	0	2	0	1						
8 Chris Coghlan, L OBP: 0.328, SLG: 0.492			E9	F7		F7		G4-3		4	0	1	0	0	1	2						
21 John Baker, L OBP: 0.400, SLG: 0.389			E9	F7		F7		G4-3		4	0	1	0	0	1	2						
7 Hector Luna, R OBP: 0.395, SLG: 0.371			E9	F7		L7		K		3	0	1	1	1	1	0						
30 Brian Barden, R OBP: 0.378, SLG: 0.441			E9	F6		G5-3		G5-3		4	0	1	0	0	0	6						
19 Anibal Sanchez, R OBP: 0.451, SLG: 0.644			E9	F6		G5-3		K		2	0	0	0	0	1	3						
37 Renyel Pinto, L OBP: 0.462, SLG: 0.625 13 Mike Lamb, L OBP: 0.462, SLG: 0.625 43 Jose Veras, R OBP: 0.462, SLG: 0.625 15 Gaby Sanchez, R OBP: 0.462, SLG: 0.625			E9	F6		G5-3		K		0	0	0	0	0	0	0						
Inning Stats	R: 0 E: 0 K: 1 S: 6	H: 0 LOB: 0 BB: 0 P: 6	R: 0 E: 0 K: 1 S: 6	H: 2 LOB: 2 BB: 1 P: 10	R: 4 E: 2 K: 1 S: 11	H: 4 LOB: 3 BB: 2 P: 19	R: 0 E: 0 K: 0 S: 3	H: 0 LOB: 0 BB: 0 P: 3	R: 0 E: 0 K: 0 S: 3	H: 0 LOB: 0 BB: 0 P: 3	R: 1 E: 1 K: 0 S: 5	H: 2 LOB: 1 BB: 1 P: 5	R: 1 E: 1 K: 0 S: 4	H: 1 LOB: 0 BB: 0 P: 4	R: 0 E: 0 K: 2 S: 8	H: 1 LOB: 1 BB: 0 P: 8	R: 0 E: 0 K: 1 S: 6	H: 1 LOB: 1 BB: 0 P: 6	1B: 8 2B: 3 3B: 0 HR: 0	SF: 0 SAC: 0 DP: 2 HBP: 0	WP: 0 PB: 0 SB: 0 CS: 0	PA: 41
PITCHER	IP: 4.2 WLS: W BF: 23 ERA: 5.65	H: 6 R: 4 ER: 3 SO: 3	H: 6 R: 4 ER: 3 SO: 3	H: 4 R: 0 ER: 0 SO: 0	H: 0 R: 0 ER: 0 SO: 0	H: 0 R: 0 ER: 0 SO: 0	H: 0 R: 0 ER: 0 SO: 0	H: 0 R: 0 ER: 0 SO: 0	H: 0 R: 0 ER: 0 SO: 0	H: 0 R: 0 ER: 0 SO: 0	IP: 1.0 WLS: S BF: 4 ERA: 4.15	H: 1 R: 0 ER: 0 SO: 1	H: 0 R: 0 ER: 0 SO: 0	H: 0 R: 0 ER: 0 SO: 0	H: 0 R: 0 ER: 0 SO: 0	H: 0 R: 0 ER: 0 SO: 0	H: 0 R: 0 ER: 0 SO: 0	H: 0 R: 0 ER: 0 SO: 0	H: 0 R: 0 ER: 0 SO: 0	WP: 0 HR: 0 S: 6 P: 6	ERA: 0.00 WHIP: 1.000	

Florida Marlins @ New York Mets
 Digital Domain Park, Port St. Lucie, FL
 Mon Mar 29 2010, 1:14 PM - 3:51 PM EDT
 Att: 2,950 - Cloudy - 75 F

AB 38
 R 6
 H 11
 RBI 5
 BB 3
 SO 6
 LOB 18



Batter	1	2	3	4	5	6	7	8	9	AB	R	H	RBI	BB	SO	LOB	BOTTOM					
16 Angel Pagán, S OBP: 0.310, SLG: 0.442	K	G3	F7		F8			G4-3		5	0	1	1	0	1	5						
13 Alex Cora, L OBP: 0.309, SLG: 0.432 26 Fernando Martinez, L OBP: 0.423, SLG: 0.761	K			G3		F8		P6		3	0	0	0	1	1	0						
5 David Wright, R OBP: 0.373, SLG: 0.622 65 Russ Adams, L OBP: 0.379, SLG: 0.519	F8			K		K		G4-3		4	0	0	0	0	3	2						
28 Daniel Murphy, L OBP: 0.185, SLG: 0.286				G4-3		G4-3		G6-3		5	1	2	0	0	0	3						
12 Jeff Francoeur, R OBP: 0.308, SLG: 0.413 76 Jenny Mejia, R OBP: 0.308, SLG: 0.413 25 Pedro Feliciano, L OBP: 0.308, SLG: 0.413 38 Fernando Nieve, R OBP: 0.308, SLG: 0.413				G4-3		F8		F8		4	3	3	0	0	0	1						
19 Gary Matthews, S OBP: 0.387, SLG: 0.535				G4-3		L4		K		3	1	1	1	1	1	1						
4 Henry Blanco, R OBP: 0.240, SLG: 0.320 9 Omar Santos, R OBP: 0.400, SLG: 0.636				G4-3		L4		P5		4	1	2	2	0	0	2						
79 Rubén Tejada, R OBP: 0.413, SLG: 0.429				G4-3		L4		P5		0	0	0	0	0	0	0						
49 Jonathon Niese, L OBP: 0.667, SLG: 1.000 96 Raul Valdes, L OBP: 0.667, SLG: 1.000 2 Frank Catalanotto, L OBP: 0.313, SLG: 0.550 39 Bobby Parnell, R OBP: 0.313, SLG: 0.550 17 Fernando Tatis, R OBP: 0.250, SLG: 0.273				G4-3		L4		P5		3	1	2	1	1	0	1						
Inning Stats	R: 0 E: 0 K: 2 S: 7	H: 0 LOB: 0 BB: 0 P: 7	R: 5 E: 0 K: 1 S: 10	H: 5 LOB: 2 BB: 2 P: 18	R: 1 E: 0 K: 0 S: 5	H: 2 LOB: 2 BB: 1 P: 9	R: 0 E: 0 K: 1 S: 5	H: 0 LOB: 0 BB: 0 P: 5	R: 1 E: 1 K: 0 S: 6	H: 2 LOB: 2 BB: 0 P: 7	R: 0 E: 0 K: 1 S: 6	H: 1 LOB: 1 BB: 0 P: 6	R: 0 E: 0 K: 1 S: 6	H: 1 LOB: 1 BB: 0 P: 6	R: 0 E: 0 K: 0 S: 5	H: 1 LOB: 1 BB: 0 P: 5	1B: 9 2B: 3 3B: 0 HR: 0	SF: 0 SAC: 1 DP: 0 HBP: 1	WP: 0 PB: 0 SB: 2 CS: 0	PA: 40		
PITCHER	IP: 4.2 WLS: L BF: 26 ERA: 6.38	H: 9 R: 7 ER: 7 SO: 4	H: 7 R: 7 ER: 7 SO: 4	H: 4 R: 0 ER: 0 SO: 0	H: 0 R: 0 ER: 0 SO: 0	H: 0 R: 0 ER: 0 SO: 0	H: 0 R: 0 ER: 0 SO: 0	H: 0 R: 0 ER: 0 SO: 0	H: 0 R: 0 ER: 0 SO: 0	H: 0 R: 0 ER: 0 SO: 0	IP: 1.0 WLS: L BF: 4 ERA: 4.15	H: 1 R: 0 ER: 0 SO: 1	H: 0 R: 0 ER: 0 SO: 0	H: 0 R: 0 ER: 0 SO: 0	H: 0 R: 0 ER: 0 SO: 0	H: 0 R: 0 ER: 0 SO: 0	H: 0 R: 0 ER: 0 SO: 0	H: 0 R: 0 ER: 0 SO: 0	H: 0 R: 0 ER: 0 SO: 0	WP: 0 HR: 0 S: 7 P: 7	ERA: 13.50 WHIP: 2.571	

Florida Marlins @ New York Mets
 Digital Domain Park, Port St. Lucie, FL
 Mon Mar 29 2010, 1:14 PM - 3:51 PM EDT
 Att: 2,950 - Cloudy - 75 F

AB 35
 R 7
 H 12
 RBI 7
 BB 3
 SO 6
 LOB 18



Batter	1	2	3	4	5	6	7	8	9	AB	R	H	RBI	BB	SO	LOB	TOP					
1 Nyer Morgan, L OBP: 0.278, SLG: 0.265										4	1	0	0	0	1	2						
2 Roger Bernadina, L OBP: 0.360, SLG: 0.273										0	0	0	0	0	0	0						
15 Cristian Guzman, S OBP: 0.262, SLG: 0.487										4	0	1	1	0	1	0						
7 Michael Martinez, S OBP: 0.500, SLG: 0.500										1	0	1	2	0	0	0						
11 Ryan Zimmerman, R OBP: 0.494, SLG: 0.824										3	0	1	0	0	0	1						
12 Alberto Gonzalez, R OBP: 0.429, SLG: 0.538										2	0	1	0	0	0	0						
44 Adam Dunn, L OBP: 0.280, SLG: 0.227										3	0	1	0	0	1	1						
10 Eric Bruntlett, R OBP: 0.273, SLG: 0.375										2	0	0	0	0	1	3						
28 Michael Morse, R OBP: 0.315, SLG: 0.462										4	2	3	0	0	0	1						
20 Adam Kennedy, L OBP: 0.328, SLG: 0.426										4	1	1	0	0	1	3						
7 Ivan Rodriguez, R OBP: 0.359, SLG: 0.474										2	0	0	0	0	1	2						
18 Chris Coste, R OBP: 0.412, SLG: 0.467										2	0	1	1	0	1	2						
29 Willy Taveras, R OBP: 0.348, SLG: 0.341										3	0	0	0	0	1	1						
15 Mike Daniel, L OBP: 0.333, SLG: 0.333										1	1	1	0	0	0	0						
49 Garrett Mock, S ERA: 4.24										2	0	0	0	0	1	0						
42 Jason Bergmann, R ERA: 1.93										0	0	0	0	0	0	0						
6 Ian Desmond, R ERA: 4.15										0	0	0	0	0	0	0						
36 Tyler Clippard, R ERA: 7.5										0	0	0	0	0	0	0						
50 Jesse English, L ERA: 5.63										0	0	0	1	0	0	0						
Inning Stats	R: 0 E: 0 K: 2 S: 8	H: 1 LOB: 1 BB: 0 P: 8	R: 0 E: 0 K: 0 S: 3	H: 1 LOB: 0 BB: 0 P: 3	R: 1 E: 1 K: 0 S: 6	H: 1 LOB: 1 BB: 0 P: 6	R: 0 E: 0 K: 2 S: 8	H: 1 LOB: 1 BB: 0 P: 8	R: 0 E: 0 K: 0 S: 7	H: 0 LOB: 0 BB: 0 P: 7	R: 0 E: 0 K: 0 S: 3	H: 0 LOB: 0 BB: 0 P: 3	R: 1 E: 0 K: 0 S: 6	H: 3 LOB: 2 BB: 0 P: 6	R: 0 E: 0 K: 2 S: 7	H: 0 LOB: 0 BB: 0 P: 7	R: 3 E: 0 K: 1 S: 10	H: 5 LOB: 3 BB: 0 P: 11	1B: 9 2B: 2 3B: 1 HR: 0	SF: 1 SAC: 0 DP: 1 HBP: 1	WP: 0 PB: 0 SB: 1 CS: 0	PA: 40
PITCHER	IP WLS BF H R ER SO BB IBB HBP BLK WP HR S P ERA WHIP																					
41 Chris Volstad, R ERA: 4.24	6.2 W 27 7 2 1 6 0 0 0 0 0 0 0 40 40 1.35 1.050																					
44 Brian Sanches, R ERA: 1.93	0.1 1 0 0 0 0 0 0 0 0 0 0 0 1 1 0.00 0.000																					
46 Juan Carlos Oviedo, R ERA: 4.15	1.0 3 0 0 0 2 0 0 0 0 0 0 0 7 7 0.00 0.000																					
53 Dan Meyer, L ERA: 7.5	0.2 6 3 3 3 1 0 0 0 1 0 0 0 7 8 40.50 4.500																					
43 Jose Veras, R ERA: 5.63	0.1 3 2 0 0 0 0 0 0 0 0 0 0 3 3 0.00 6.000																					

Washington Nationals @ Florida Marlins
Roger Dean Stadium, Jupiter, FL
Tue Mar 30 2010, 1:12 PM - 4:18 PM EDT
Att: 3,751 - Sunny - 72 F

AB	38
R	5
H	12
RBI	5
BB	0
SO	9
LOB	16



Batter	1	2	3	4	5	6	7	8	9	AB	R	H	RBI	BB	SO	LOB	BOTTOM			
8 Chris Coghlan, L OBP: 0.320, SLG: 0.476										4	0	1	0	0	1	2				
1 Emilio Bonifacio, S OBP: 0.316, SLG: 0.442										1	0	0	0	0	0	0				
24 Cameron Maybin, R OBP: 0.375, SLG: 0.556										5	0	2	1	0	0	1				
22 Donnie Murphy, R OBP: 0.353, SLG: 0.455										0	0	0	0	0	0	0				
6 Dan Uggla, R OBP: 0.277, SLG: 0.351										2	1	0	0	1	1	1				
7 Hector Luna, R OBP: 0.400, SLG: 0.378										2	0	1	0	0	0	0				
13 Mike Lamb, L OBP: 0.452, SLG: 0.571										4	1	1	0	1	0	5				
29 Ronny Paulino, R OBP: 0.408, SLG: 0.500										3	2	2	2	1	0	2				
70 Brad Davis, R OBP: 0.350, SLG: 0.294										1	0	0	0	0	1	0				
15 Gaby Sanchez, R OBP: 0.429, SLG: 0.620										5	1	1	0	0	2	2				
79 Bryan Petersen, L OBP: 0.358, SLG: 0.410										3	2	2	0	2	1	0				
30 Brian Barden, R OBP: 0.366, SLG: 0.421										4	1	1	2	0	0	4				
41 Chris Volstad, R OBP: 0.375, SLG: 0.500										4	1	3	2	0	0	1				
44 Brian Sanches, R ERA: 9.53										0	0	0	0	0	0	0				
46 Juan Carlos Oviedo, R ERA: 3.0										0	0	0	0	0	0	0				
53 Dan Meyer, R ERA: 3.18										0	0	0	0	0	0	0				
Inning Stats	R: 0 E: 0 K: 1 S: 6	H: 1 LOB: 2 BB: 1 P: 11	R: 1 E: 0 K: 1 S: 7	H: 2 LOB: 1 BB: 0 P: 7	R: 2 E: 1 K: 1 S: 8	H: 2 LOB: 2 BB: 1 P: 12	R: 0 E: 0 K: 0 S: 3	H: 1 LOB: 0 BB: 0 P: 3	R: 5 E: 1 K: 0 S: 8	H: 6 LOB: 3 BB: 3 P: 20	R: 1 E: 0 K: 0 S: 5	H: 2 LOB: 1 BB: 0 P: 6	R: 0 E: 0 K: 3 S: 9	H: 0 LOB: 0 BB: 0 P: 9	R: 0 E: 0 K: 3 S: 9	H: 0 LOB: 0 BB: 0 P: 9	1B: 8 2B: 7 3B: 0 HR: 0	SF: 0 SAC: 0 DP: 2 HBP: 0	WP: 2 PB: 0 SB: 0 CS: 0	PA: 43
PITCHER	IP WLS BF H R ER SO BB IBB HBP BLK WP HR S P ERA WHIP																			
49 Garrett Mock, R ERA: 5.79	0.1 6 5 2 0 0 0 0 0 0 0 0 0 6 6 0.00 15.000																			
42 Jason Bergmann, R ERA: 9.53	1.0 5 2 1 1 0 0 0 0 0 0 1 0 5 6 9.00 2.000																			
36 Tyler Clippard, R ERA: 3.0	1.0 4 0 0 0 0 0 0 0 0 0 0 0 4 4 0.00 0.000																			
50 Jesse English, L ERA: 3.18	1.0 3 0 0 0 3 0 0 0 0 0 0 0 9 9 0.00 0.000																			

Washington Nationals @ Florida Marlins
Roger Dean Stadium, Jupiter, FL
Tue Mar 30 2010, 1:12 PM - 4:18 PM EDT
Att: 3,751 - Sunny - 72 F

AB	38
R	9
H	14
RBI	7
BB	5
SO	6
LOB	18



Batter	1	2	3	4	5	6	7	8	9	AB	R	H	RBI	BB	SO	LOB	TOP			
8 Chris Coghlan, L (1.7) 1 Emilio Bonifacio, S (7.8) OBP: 0.319, SLG: 0.463 OBP: 0.310, SLG: 0.434	0-1 G5-3 24 SH1-3 1B		0-0 F7		0-0 G3-4-1		0-0 E8		0-0 G5-4-3	4	0	1	0	0	0	1				
24 Cameron Maybin, R (1.8) 87 Jeremy Syman, L (7.7) OBP: 0.373, SLG: 0.532	0-0 SH1-3 1-2		0-3 K			0-0 P2	4-0 FC6-4 BB			2	0	0	0	1	1	0				
2 Hanley Ramirez, R (1.6) 37 Renyel Pinto, L (7.1) 72 Kasey Olenberger, R (8.1) OBP: 0.333, SLG: 0.489	0-0 G5-3 2-3		0-0 G1-3			0-0 G4-3	0-0 FC6-4			4	0	0	0	0	0	3				
13 Mike Lamb, L (1.5) 7 Hector Luna, R (8.5) OBP: 0.412, SLG: 0.516 OBP: 0.390, SLG: 0.368	0-0 G5-3			0-0 F8		0-0 G6-3		0-0 G6-3		3	0	0	0	0	0	1				
21 John Baker, L (1.2) 29 Ronny Paulino, R (8.5) OBP: 0.435, SLG: 0.429 OBP: 0.400, SLG: 0.490		0-0 FC6-4 15 1B		0-3 K			0-0 15 E 6 SF8 22 1B	0-0 P3		3	1	2	0	0	1	0				
22 Donnie Murphy, R (1.4) OBP: 0.368, SLG: 0.444	0-3 K		0-0 G6-3			0-0 6 SF8 8 E 1-2	0-0 15 E 8 E 1B	4-0 BB		3	1	1	0	1	1	1				
15 Gaby Sanchez, R (1.3) OBP: 0.400, SLG: 0.574	0-0 FC6-4 79 1B 1-2				0-3 K		0-0 FC6 8 E 1-2 2-3	0-3 K		4	1	0	0	0	2	4				
79 Bryan Petersen, L (1.9) OBP: 0.352, SLG: 0.400	0-0 1-2 1B				0-0 G3		0-0 F5		0-0 P3	4	0	1	0	0	0	3				
55 Josh Johnson, L (1.1) 53 Dan Meyer, R (5.1) 46 Juan Carlos Oviedo, R (6.1) 6 Dan Uggla, R (7.5) 30 Brian Barden, R (7.6) OBP: 0.273, SLG: 0.351 OBP: 0.381, SLG: 0.421	0-3 K					4-0 BB	0-0 SF8		4-0 1 G5-4-3 BB	1	0	0	0	1	1	2				
Inning Stats	R: 0 E: 0 K: 0 S: 5	H: 1 LOB: 1 BB: 0 P: 5	R: 0 E: 0 K: 2 S: 9	H: 2 LOB: 2 BB: 0 P: 9	R: 0 E: 0 K: 1 S: 5	H: 0 LOB: 0 BB: 0 P: 5	R: 0 E: 0 K: 1 S: 5	H: 0 LOB: 1 BB: 1 P: 9	R: 0 E: 0 K: 0 S: 3	H: 0 LOB: 0 BB: 0 P: 3	R: 3 E: 2 K: 0 S: 7	H: 2 LOB: 2 BB: 1 P: 11	R: 0 E: 0 K: 1 S: 5	H: 0 LOB: 1 BB: 1 P: 9	R: 0 E: 0 K: 0 S: 2	H: 0 LOB: 0 BB: 1 P: 6	1B: 5 2B: 0 3B: 0 HR: 0	SF: 1 SAC: 1 DP: 1 HBP: 0	WP: 0 PB: 0 SB: 0 CS: 0	PA: 37
PITCHER	IP WLS BF H R ER SO	IP WLS BF H R ER SO	IP WLS BF H R ER SO	IP WLS BF H R ER SO	IP WLS BF H R ER SO	IP WLS BF H R ER SO	IP WLS BF H R ER SO	IP WLS BF H R ER SO	IP WLS BF H R ER SO	IP WLS BF H R ER SO	IP WLS BF H R ER SO	IP WLS BF H R ER SO	IP WLS BF H R ER SO	IP WLS BF H R ER SO	IP WLS BF H R ER SO	IP WLS BF H R ER SO	ERA WHIP	ERA WHIP		
27 Nelson Figueroa, R (1.1) ERA: 4.61	3.0 W 12 3 0 0 3	12 3 0 0 0 1	3 0 0 0 0 3	0 0 0 0 0 0	0 0 0 0 0 0	0 0 0 0 0 0	0 0 0 0 0 0	0 0 0 0 0 0	0 0 0 0 0 0	0 0 0 0 0 0	0 0 0 0 0 0	0 0 0 0 0 0	0 0 0 0 0 0	0 0 0 0 0 0	0 0 0 0 0 0	0 0 0 0 0 0	0.00 1.000	0.00 1.000		
96 Raul Valdes, L (4.1) ERA: 3.38	1.0 H 3 0 0 0 1	3 0 0 0 0 1	0 0 0 0 0 1	1 0 0 0 0 0	0 0 0 0 0 0	0 0 0 0 0 0	0 0 0 0 0 0	0 0 0 0 0 0	0 0 0 0 0 0	0 0 0 0 0 0	0 0 0 0 0 0	0 0 0 0 0 0	0 0 0 0 0 0	0 0 0 0 0 0	0 0 0 0 0 0	0 0 0 0 0 0	0.00 1.000	0.00 1.500		
39 Bobby Pamelli, R (5.1) ERA: 1.69	1.0 H 4 2 3 0 0	4 0 0 0 0 0 1	0 0 0 0 0 0 1	0 0 0 0 0 0 0	0 0 0 0 0 0 0	0 0 0 0 0 0 0	0 0 0 0 0 0 0	0 0 0 0 0 0 0	0 0 0 0 0 0 0	0 0 0 0 0 0 0	0 0 0 0 0 0 0	0 0 0 0 0 0 0	0 0 0 0 0 0 0	0 0 0 0 0 0 0	0 0 0 0 0 0 0	0 0 0 0 0 0 0	0.00 1.000	0.00 1.000		
76 Jenny Mejia, R (6.1) ERA: 2.92	2.0 H 4 0 0 0 1	11 2 3 0 0 1	2 3 0 0 0 1	0 0 0 0 0 0	0 0 0 0 0 0	0 0 0 0 0 0	0 0 0 0 0 0	0 0 0 0 0 0	0 0 0 0 0 0	0 0 0 0 0 0	0 0 0 0 0 0	0 0 0 0 0 0	0 0 0 0 0 0	0 0 0 0 0 0	0 0 0 0 0 0	0 0 0 0 0 0	0.00 1.000	0.00 1.000		
25 Pedro Feliciano, L (9.1) ERA:	1.0 S 3 0 0 0 0	3 0 0 0 0 0	0 0 0 0 0 0	0 0 0 0 0 0	0 0 0 0 0 0	0 0 0 0 0 0	0 0 0 0 0 0	0 0 0 0 0 0	0 0 0 0 0 0	0 0 0 0 0 0	0 0 0 0 0 0	0 0 0 0 0 0	0 0 0 0 0 0	0 0 0 0 0 0	0 0 0 0 0 0	0 0 0 0 0 0	0.00 1.000	0.00 1.000		

Florida Marlins @ New York Mets
 Digital Domain Park, Port St. Lucie, FL
 Wed Mar 31 2010, 1:13 PM - 3:59 PM EDT
 Att: 5,017 - Sunny - 69 F

AB 31
 R 3
 H 5
 RBI 1
 BB 4
 SO 6
 LOB 16



Batter	1	2	3	4	5	6	7	8	9	AB	R	H	RBI	BB	SO	LOB	BOTTOM			
16 Angel Pagán, S (1.8) OBP: 0.308, SLG: 0.414	0-0 G3		0-3 K		0-0 1B	0-3 K		0-0 F7		5	0	1	0	0	2	2				
1 Luis Castillo, S (1.4) 79 Rubén Tejada, R (6.4) OBP: 0.339, SLG: 0.340 OBP: 0.400, SLG: 0.414	0-0 G3		0-0 F9		0-0 1B		0-0 G4-3			3	0	1	0	0	0	0				
5 David Wright, R (1.5) 76 Jenny Mejia, R (6.1) 4 Henry Blanco, R (7.5) OBP: 0.366, SLG: 0.680 OBP: 0.269, SLG: 0.320	0-0 2B			1-0 HR	0-3 K		4-0 35 2B 26 E 12 E BB			3	1	2	1	0	1	2				
35 Mike Jacobs, L (1.3) OBP: 0.326, SLG: 0.417	0-3 K			0-0 F8		0-0 65 1B 9 G4-3 2B	0-0 12 E 2B			4	1	2	0	0	1	1				
44 Jason Bay, R (1.7) 2 Frank Catalanotto, L (7.7) OBP: 0.414, SLG: 0.673 OBP: 0.324, SLG: 0.500		3-2 HR		0-3 K		4-0 9 G4-3 17 WP 65 1B BB	0-3 K			2	2	1	1	1	1	0				
12 Jeff Francoeur, R (1.9) 47 Hisanori Takahashi, L (8.1) 25 Pedro Feliciano, L (9.1) OBP: 0.271, SLG: 0.358	0-0 G4-3		0-0 G5-3		0-0 P3	0-0 E5		2-3 3-H 0-0		4	0	0	0	0	0	3				
65 Russ Adams, L (1.6) OBP: 0.361, SLG: 0.455	0-3 K				0-0 G4-3	0-0 17 WP 9 G4-3 1B	0-0 F9			4	0	1	0	0	1	2				
9 Omir Santos, R (1.2) 62 Jesús Feliciano, L (8.9) OBP: 0.379, SLG: 0.577 OBP: 0.467, SLG: 0.417	0-0 G4-3				0-0 F9	0-0 G4-3		0-0 G6-3		3	0	0	1	0	0	2				
27 Nelson Figueroa, R (1.1) 19 Gary Matthews, S (3.5) 96 Raul Valdes, L (4.1) 39 Bobby Pamelli, R (5.1) 23 Chris Carter, R (5.5) 17 Fernando Tatis, R (8.5) OBP: 0.550, SLG: 0.928 OBP: 0.250, SLG: 0.237			0-3 K		2-1 HR	0-0 2-3 3-H 4-0 BB		0-0 G6-3		0	0	0	0	0	0	0				
Inning Stats	R: 0 E: 0 K: 1 S: 6	H: 1 LOB: 1 BB: 0 P: 6	R: 1 E: 0 K: 1 S: 8	H: 1 LOB: 0 BB: 0 P: 11	R: 0 E: 0 K: 2 S: 7	H: 0 LOB: 0 BB: 0 P: 7	R: 1 E: 0 K: 1 S: 6	H: 1 LOB: 0 BB: 0 P: 7	R: 1 E: 0 K: 1 S: 9	H: 3 LOB: 2 BB: 0 P: 11	R: 2 E: 0 K: 1 S: 7	H: 2 LOB: 2 BB: 2 P: 15	R: 1 E: 1 K: 1 S: 7	H: 1 LOB: 2 BB: 1 P: 11	R: 0 E: 0 K: 0 S: 3	H: 0 LOB: 0 BB: 0 P: 3	1B: 3 2B: 3 3B: 0 HR: 3	SF: 0 SAC: 0 DP: 0 HBP: 0	WP: 1 PB: 0 SB: 0 CS: 0	PA: 37
PITCHER	IP WLS BF H R ER SO	IP WLS BF H R ER SO	IP WLS BF H R ER SO	IP WLS BF H R ER SO	IP WLS BF H R ER SO	IP WLS BF H R ER SO	IP WLS BF H R ER SO	IP WLS BF H R ER SO	IP WLS BF H R ER SO	IP WLS BF H R ER SO	IP WLS BF H R ER SO	IP WLS BF H R ER SO	IP WLS BF H R ER SO	IP WLS BF H R ER SO	IP WLS BF H R ER SO	IP WLS BF H R ER SO	ERA WHIP	ERA WHIP		
55 Josh Johnson, R (1.1) ERA: 5.62	4.2 L 19 5 3 3 5	19 2 1 0 0 1	5 0 0 0 0 0	0 0 0 0 0 0	0 0 0 0 0 0	0 0 0 0 0 0	0 0 0 0 0 0	0 0 0 0 0 0	0 0 0 0 0 0	0 0 0 0 0 0	0 0 0 0 0 0	0 0 0 0 0 0	0 0 0 0 0 0	0 0 0 0 0 0	0 0 0 0 0 0	0 0 0 0 0 0	5.79 3.000	5.79 3.000		
53 Dan Meyer, L (5.1) ERA: 7.11	0.1 2 1 0 0 1	2 1 0 0 0 1	0 0 0 0 0 0	0 0 0 0 0 0	0 0 0 0 0 0	0 0 0 0 0 0	0 0 0 0 0 0	0 0 0 0 0 0	0 0 0 0 0 0	0 0 0 0 0 0	0 0 0 0 0 0	0 0 0 0 0 0	0 0 0 0 0 0	0 0 0 0 0 0	0 0 0 0 0 0	0 0 0 0 0 0	0.00 18.000	4.000 2.000		
46 Juan Carlos Oviedo, R (6.1) ERA: 0.59	1.0 7 2 2 2 1	2 2 2 1 0 1	2 0 0 0 0 0	1 0 0 0 0 0	0 0 0 0 0 0	0 0 0 0 0 0	0 0 0 0 0 0	0 0 0 0 0 0	0 0 0 0 0 0	0 0 0 0 0 0	0 0 0 0 0 0	0 0 0 0 0 0	0 0 0 0 0 0	0 0 0 0 0 0	0 0 0 0 0 0	0 0 0 0 0 0	0.00 8.44	0.000 0.000		
72 Kasey Olenberger, R (8.1) ERA:	1.0 3 0 0 0 0	3 0 0 0 0 0	0 0 0 0 0 0	0 0 0 0 0 0	0 0 0 0 0 0	0 0 0 0 0 0	0 0 0 0 0 0	0 0 0 0 0 0	0 0 0 0 0 0	0 0 0 0 0 0	0 0 0 0 0 0	0 0 0 0 0 0	0 0 0 0 0 0	0 0 0 0 0 0	0 0 0 0 0 0	0 0 0 0 0 0	0.00 0.000	0.000 0.000		

Florida Marlins @ New York Mets
 Digital Domain Park, Port St. Lucie, FL
 Wed Mar 31 2010, 1:13 PM - 3:59 PM EDT
 Att: 5,017 - Sunny - 69 F

AB 34
 R 6
 H 9
 RBI 4
 BB 3
 SO 8
 LOB 14



Batter	1	2	3	4	5	6	7	8	9	AB	R	H	RBI	BB	SO	LOB	TOP								
8 Chris Coghlan, L (1, 7) 22 Donnie Murphy, R (7, PH) OBP: 0.335, SLG: 0.471 OBP: 0.385, SLG: 0.459										3	0	2	1	0	0	1									
24 Cameron Maybin, R (1, 8) Isaac Galloway, R (7, 7)										3	0	0	0	1	2	4									
6 Dan Uggla, R (1, 4) 90 Tim Torres, S (8, PR)										4	0	1	0	0	1	3									
3 Jorge Cantu, R (1, 5) 15 Gaby Sanchez, R (6, 3)										3	0	2	0	0	0	0									
29 Ronny Paulino, R (1, 2) 32 Clay Hensley, R (8, 1)										4	0	0	0	0	1	4									
18 Wes Helms, R (1, 3) OBP: 0.405, SLG: 0.276										4	0	0	0	0	1	2									
30 Brian Barden, R (1, 6) 79 Bryan Petersen, L (5, 9)										2	1	2	0	0	0	0									
1 Emilio Bonifacio, S (1, 9) OBP: 0.323, SLG: 0.439										4	2	2	0	0	0	1									
39 Nate Robertson, R (1, 1) 70 Brad Davis, R (8, 2)										2	0	1	1	0	0	1									
Inning Stats	R: 0 E: 0 K: 1 S: 5	H: 1 LOB: 0 BB: 0 P: 5	R: 0 E: 0 K: 1 S: 5	H: 1 LOB: 0 BB: 0 P: 5	R: 2 E: 0 K: 0 S: 6	H: 3 LOB: 1 BB: 0 P: 8	R: 0 E: 0 K: 0 S: 3	H: 0 LOB: 0 BB: 0 P: 3	R: 0 E: 0 K: 1 S: 4	H: 1 LOB: 1 BB: 0 P: 4	R: 0 E: 0 K: 1 S: 5	H: 1 LOB: 1 BB: 0 P: 9	R: 1 E: 0 K: 1 S: 8	H: 3 LOB: 2 BB: 0 P: 9	R: 0 E: 0 K: 1 S: 6	H: 2 LOB: 2 BB: 0 P: 6	R: 0 E: 0 K: 0 S: 3	H: 0 LOB: 0 BB: 0 P: 3	1B: 10 2B: 2 3B: 0 HR: 0	SF: 0 SAC: 1 DP: 3 HBP: 0	WP: 1 PB: 0 SB: 1 CS: 1	PA: 36			
PITCHER	IP	WLS	BF	H	R	ER	SO	BB	IBB	HBP	BLK	WP	HR	S	P	ERA	WHIP								
33 Brad Penny, R (1, 1) ERA: 5.4	6.0	L	23	7	2	2	3	1	0	0	0	1	0	28	34	3.00	1.333								
41 Mitchell Boggs, R (7, 1) ERA: 5.94	1.0		6	3	1	1	1	0	0	0	0	0	0	8	9	9.00	3.000								
46 Kyle McClellan, R (8, 1) ERA: 1.38	1.0		4	2	0	0	1	0	0	0	0	0	0	6	6	0.00	2.000								
31 Ryan Franklin, R (9, 1) ERA: 5.56	1.0		3	0	0	0	0	0	0	0	0	0	0	3	3	0.00	0.000								

Florida Marlins @ St. Louis Cardinals
Roger Dean Stadium, Jupiter, FL
Thu Apr 01 2010, 12:18 PM - 2:45 PM EDT
Att: 7,217 - Sunny - 74 F

AB 34
R 3
H 12
RBI 2
BB 1
SO 5
LOB 16



Batter	1	2	3	4	5	6	7	8	9	AB	R	H	RBI	BB	SO	LOB	BOTTOM								
55 Skip Schumaker, L (1, 4) 3 Felipe Lopez, S (5, 6)										2	0	1	0	0	0	0									
13 Brendan Ryan, R (1, 6) 8 Allen Craig, R (5, 3)										2	0	0	0	0	0	2									
5 Albert Pujols, R (1, 3) 89 Donovan Solano, R (5, 4)										2	0	0	0	0	0	2									
7 Matt Holliday, R (1, 7) 74 Tyler Henley, L (5, 7)										2	0	0	0	0	1	1									
47 Ryan Ludwick, R (1, 9) 22 Joe Mather, R (6, 9)										2	1	1	0	0	0	0									
28 Colby Rasmus, L (1, 8) 41 Mitchell Boggs, R (7, 1) 94 Amarnath Cazaiva, R (7, 9) 46 Kyle McClellan, R (8, 1) 31 Ryan Franklin, R (9, 1) 80 Tony Cruz, R (8, 9)										2	0	0	0	0	2	1									
23 David Freese, R (1, 5) Bryan Anderson, L (9, 2)										3	0	1	1	0	0	0									
Matt Paganzzi, R (1, 2) 87 Daniel Descalso, L (8, PH)										2	0	0	0	0	1	0									
33 Brad Penny, R (1, 1) 34 Nick Stavinoha, R (6, PH)										1	0	0	0	0	1	0									
Inning Stats	R: 0 E: 1 K: 0 S: 3	H: 0 LOB: 0 BB: 0 P: 3	R: 0 E: 0 K: 2 S: 7	H: 0 LOB: 0 BB: 0 P: 7	R: 0 E: 0 K: 2 S: 7	H: 0 LOB: 0 BB: 0 P: 7	R: 0 E: 0 K: 0 S: 4	H: 1 LOB: 1 BB: 0 P: 4	R: 1 E: 0 K: 1 S: 6	H: 1 LOB: 0 BB: 0 P: 7	R: 0 E: 1 K: 0 S: 3	H: 0 LOB: 1 BB: 1 P: 7	R: 0 E: 0 K: 1 S: 5	H: 0 LOB: 0 BB: 0 P: 5	R: 0 E: 0 K: 2 S: 8	H: 1 LOB: 2 BB: 1 P: 12	R: 0 E: 0 K: 0 S: 3	H: 0 LOB: 1 BB: 1 P: 7	1B: 2 2B: 1 3B: 0 HR: 0	SF: 0 SAC: 0 DP: 2 HBP: 0	WP: 0 PB: 1 SB: 3 CS: 0	PA: 33			
PITCHER	IP	WLS	BF	H	R	ER	SO	BB	IBB	HBP	BLK	WP	HR	S	P	ERA	WHIP								
39 Nate Robertson, L (1, 1) ERA: 3.04	7.0	W	24	2	1	1	6	1	0	0	0	0	0	35	40	1.29	0.429								
32 Clay Hensley, R (8, 1) ERA: 0.49	2.0	S	9	1	0	0	2	2	0	0	0	0	0	11	19	0.00	1.500								

Florida Marlins @ St. Louis Cardinals
Roger Dean Stadium, Jupiter, FL
Thu Apr 01 2010, 12:18 PM - 2:45 PM EDT
Att: 7,217 - Sunny - 74 F

AB 30
R 1
H 3
RBI 1
BB 3
SO 8
LOB 15



Batter	1	2	3	4	5	6	7	8	9	AB	R	H	RBI	BB	SO	LOB	TOP			
8 Chris Coghlan, L (1, 7) 79 Bryan Petersen, L (4, 7)	F7		SF9	SF9		K			F8	2	1	1	1	0	0	0	Florida Marlins @ Jacksonville Suns The Baseball Grounds of Jacksonville, Jacksonville, FL Fri Apr 02 2010, 7:10 PM - 9:36 PM EDT Att: 10,843 - Clear - 78 F livebaseballscorecards.com			
24 Cameron Maybin, R (1, 8) Kevin Mattison, L (6, 8)	1B		F8	F8					G6-3	3	0	2	1	0	0	1				
2 Hanley Ramirez, R (1, 6) Ryan Kistlerman, R (6, 6)	K		E4	G4-3					F8	3	0	1	1	0	1	3				
3 Jorge Cantu, R (1, 10)	K		K						F9	4	0	0	0	0	2	3				
6 Dan Uggla, R (1, 4) 22 Donnie Murphy, R (2, PR)	HBP		F7						G5-3	0	0	0	0	0	0	0				
21 John Baker, L (1, 2) 70 Brad Davis, R (6, 2)	F9								G5-3	2	0	1	0	1	0	1				
15 Gaby Sanchez, R (1, 3) 13 Mike Lamb, L (6, 3)	F7								G6-3	3	1	1	0	0	0	2				
18 Wes Helms, R (1, 5) 30 Brian Barden, R (6, 5)	1B								F7	3	1	2	0	0	0	2				
1 Emilio Bonifacio, S (1, 9)	F9								B5-3	3	0	0	0	1	0	2				
Inning Stats	R: 0 E: 0 K: 2 S: 8	H: 1 LOB: 1 BB: 0 P: 9	R: 0 E: 0 K: 0 S: 4	H: 1 LOB: 2 BB: 0 P: 5	R: 1 E: 1 K: 1 S: 7	H: 2 LOB: 1 BB: 0 P: 7	R: 2 E: 0 K: 0 S: 5	H: 2 LOB: 2 BB: 2 P: 13	R: 0 E: 0 K: 1 S: 5	H: 1 LOB: 1 BB: 0 P: 5	R: 0 E: 0 K: 0 S: 4	H: 1 LOB: 2 BB: 1 P: 9	R: 0 E: 0 K: 0 S: 3	H: 0 LOB: 0 BB: 0 P: 3	R: 0 E: 0 K: 0 S: 3	H: 0 LOB: 0 BB: 0 P: 3		1B: 6 2B: 3 3B: 0 HR: 0	SF: 1 SAC: 0 DP: 0 HBP: 1	WP: 1 PB: 1 CS: 0
PITCHER	IP	WLS	BF	H	R	ER	SO	BB	IBB	HBP	BLK	WP	HR	S	P	ERA	WHIP			
29 Todd Doolittle, R (1, 1) 43 Adalberto Mendez, R (3, 1) 18 Brad Stone, R (4, 1) 45 Jeff Allison, R (6, 1) 35 Dan Jennings, L (7, 1)	0.0		0	0	0	0	0	0	0	0	0	0	0	0	0	∞	∞			
44 Matt Peterson, R (8, 1)	2.0	W	6	0	0	0	0	0	0	0	0	0	0	6	6	16.20	3.000			

Batter	1	2	3	4	5	6	7	8	9	AB	R	H	RBI	BB	SO	LOB	BOTTOM			
24 Lorenzo Scott, L (1, 7) 12 Brandon Tripp, L (7, 7)	K		E6			G1			G1	3	0	0	0	0	1	0	Florida Marlins @ Jacksonville Suns The Baseball Grounds of Jacksonville, Jacksonville, FL Fri Apr 02 2010, 7:10 PM - 9:36 PM EDT Att: 10,843 - Clear - 78 F livebaseballscorecards.com			
2 Osvaldo Martinez, R (1, 6)	1B		F7			G6-3			E5	4	0	1	0	0	0	1				
Scott Cousins, L (1, 8)	F8		PO			K			F8	4	0	0	0	0	1	2				
45 Giancarlo Stanton, R (1, 9)	HR					K			F7	3	0	1	2	0	1	0				
7 Mark Saccomanno, R (1, 3)	K					F8			1B	3	0	1	0	0	1	0				
33 Matt Dominguez, R (1, 5)	K					F7			F7	3	0	0	0	0	1	1				
45 Lee Mitchell, R (1, 10) 15 Jason Delaney, R (8, PH)	G4-3								23 HR	2	0	0	0	0	0	0				
6 Ryan Cury, R (1, 4) 23 Tim Torres, S (6, 4)	K					G6-3			HR	2	0	0	0	0	1	0				
36 Chris Hatcher, R (1, 2) 5 Neil Wilson, R (8, 2)	K					G4-3			K	2	0	0	0	0	1	0				
Inning Stats	R: 2 E: 0 K: 2 S: 11	H: 2 LOB: 0 BB: 0 P: 13	R: 0 E: 0 K: 2 S: 7	H: 0 LOB: 0 BB: 0 P: 7	R: 0 E: 1 K: 1 S: 5	H: 0 LOB: 0 BB: 0 P: 6	R: 0 E: 0 K: 2 S: 7	H: 0 LOB: 0 BB: 0 P: 7	R: 0 E: 0 K: 0 S: 3	H: 0 LOB: 0 BB: 0 P: 3	R: 0 E: 0 K: 0 S: 4	H: 1 LOB: 1 BB: 0 P: 4	R: 2 E: 1 K: 1 S: 7	H: 1 LOB: 1 BB: 1 P: 11	1B: 2 2B: 0 3B: 0 HR: 2	SF: 0 SAC: 0 DP: 0 HBP: 0		WP: 0 PB: 0 CS: 0	PA: 31	
PITCHER	IP	WLS	BF	H	R	ER	SO	BB	IBB	HBP	BLK	WP	HR	S	P	ERA	WHIP			
47 Ricky Nolasco, R (1, 1) 31 Burke Badenhop, R (6, 1) 43 Jose Veras, R (7, 1) 20 Scott Strickland, R (8, 1)	5.0		17	2	2	2	7	0	0	0	0	0	1	33	36	3.60	0.400			
	1.0	H	3	0	0	0	0	0	0	0	0	0	0	3	3	0.00	0.000			
	1.0	H	4	1	0	0	0	0	0	0	0	0	0	4	4	0.00	1.000			
	1.0	L	6	1	2	2	1	1	0	0	0	0	1	7	11	18.00	2.000			

Batter	1	2	3	4	5	6	7	8	9	10	AB	R	H	RBI	BB	SO	LOB	TOP								
8 Chris Coghlan, L OBP: 0.250, SLG: 0.167 79 Bryan Petersen, L (5, 8)	K		P6		G4-3	F7			K		3	0	0	0	0	1	0	Florida Marlins @ Greensboro Grasshoppers NewBridge Bank Park, Greensboro, NC Sat Apr 03 2010, 3:09 PM - 6:08 PM EDT Att: 9,362 - Sunny - 79 F								
24 Cameron Maybin, R OBP: 0.625, SLG: 1.000 22 Donnie Murphy, R OBP: 0.500, SLG: 0.400 (5, 7)	G1-6-3			E5 2 BB 3 E		HR			2B 1B		3	2	1	1	0	0	0									
2 Hanley Ramirez, R OBP: 0.714, SLG: 1.500 Kevin Mattison, L OBP: 0.600, SLG: 0.600 (5, PH) (5, 6)				6 1B				G3			1	1	1	0	1	0	0									
3 Jorge Cantu, R OBP: 0.333, SLG: 0.667 18 Wes Helms, R OBP: 0.400, SLG: 0.600 (1, 5) (5, 5)				29 E		1B		E6 G5-4-3			3	2	2	3	0	0	1									
6 Dan Uggla, R OBP: 0.625, SLG: 1.000 Ryan Klosterman, R (5, PR) (5, 4)	K			15 BB		1B		G5-4-3			2	1	1	1	1	1	0									
29 Ronny Paulino, R OBP: 0.333, SLG: 0.333 70 Brad Davis, R (1, 2) (5, 2)	G4-3			15 BB		BB					3	0	1	1	0	0	1									
15 Gaby Sanchez, R OBP: 0.375, SLG: 0.286 13 Mike Lamb, L OBP: 0.286, SLG: 0.286 (1, 3) (7, 3)	G4-3			15 BB		1B		F9			2	0	0	0	1	0	1									
21 John Baker, L OBP: 0.375, SLG: 0.333 82 Miguel Fermin, R (8, PH) (8, 10)			G1-3					F7			2	0	0	0	0	0	0									
1 Emilio Bonifacio, S (1, 9)			G4-3					E5			3	0	0	0	0	1	3									
								K			4	0	0	0	0	1	1									
Inning Stats	R: 0 E: 0 K: 1 S: 6	H: 1 LOB: 1 BB: 0 P: 6	R: 0 E: 0 K: 1 S: 5	H: 0 LOB: 0 BB: 0 P: 5	R: 0 E: 0 K: 0 S: 3	H: 0 LOB: 0 BB: 0 P: 3	R: 4 E: 3 K: 1 S: 8	H: 2 LOB: 1 BB: 1 P: 12	R: 3 E: 0 K: 1 S: 7	H: 4 LOB: 3 BB: 2 P: 16	R: 0 E: 0 K: 0 S: 3	H: 0 LOB: 0 BB: 0 P: 3	R: 0 E: 1 K: 0 S: 6	H: 0 LOB: 0 BB: 0 P: 4	R: 0 E: 0 K: 1 S: 6	H: 0 LOB: 1 BB: 0 P: 6	R: 0 E: 0 K: 3 S: 11	H: 2 LOB: 2 BB: 0 P: 11	R: 0 E: 0 K: 0 S: 3	H: 0 LOB: 0 BB: 0 P: 3	1B: 6 2B: 1 3B: 0 HR: 2	SF: 0 SAC: 0 DP: 2 HBP: 0	WP: 0 PB: 0 SB: 0 CS: 0	PA: 44		
PITCHER	IP WLS BF H R ER SO BB IBB HBP BLK WP HR S P ERA WHIP	4.0 17 3 4 1 3 1 0 0 0 0 0 0 2 5 6 2.25 1.000	0.2 5 3 3 3 0 0 0 0 0 0 0 0 2 5 6 40.50 4.500	0.0 0 0 0 0 0 0 0 0 0 0 0 0 0 0 0 ∞	1.0 3 0 0 0 0 0 0 0 0 0 0 0 3 4 0.00 0.000	1.0 4 0 0 0 1 0 0 0 0 0 0 0 6 6 0.00 0.000	PITCHER	IP WLS BF H R ER SO BB IBB HBP BLK WP HR S P ERA WHIP	1.0 5 2 0 0 0 3 0 0 0 0 0 0 0 0 0 3 3 0.00 0.000	1.0 W 3 0 0 0 0 0 0 0 0 0 0 0 0 0 3 3 0.00 0.000	1.0 W 3 0 0 0 0 0 0 0 0 0 0 0 0 0 3 3 0.00 0.000	1.0 W 3 0 0 0 0 0 0 0 0 0 0 0 0 0 3 3 0.00 0.000	1.0 W 3 0 0 0 0 0 0 0 0 0 0 0 0 3 3 0.00 0.000	1.0 W 3 0 0 0 0 0 0 0 0 0 0 0 0 3 3 0.00 0.000	1.0 W 3 0 0 0 0 0 0 0 0 0 0 0 0 3 3 0.00 0.000	1.0 W 3 0 0 0 0 0 0 0 0 0 0 0 0 3 3 0.00 0.000	1.0 W 3 0 0 0 0 0 0 0 0 0 0 0 0 3 3 0.00 0.000	1.0 W 3 0 0 0 0 0 0 0 0 0 0 0 0 3 3 0.00 0.000	1.0 W 3 0 0 0 0 0 0 0 0 0 0 0 0 3 3 0.00 0.000	1.0 W 3 0 0 0 0 0 0 0 0 0 0 0 0 3 3 0.00 0.000	1.0 W 3 0 0 0 0 0 0 0 0 0 0 0 0 3 3 0.00 0.000	1.0 W 3 0 0 0 0 0 0 0 0 0 0 0 0 3 3 0.00 0.000	1.0 W 3 0 0 0 0 0 0 0 0 0 0 0 0 3 3 0.00 0.000	1.0 W 3 0 0 0 0 0 0 0 0 0 0 0 0 3 3 0.00 0.000	1.0 W 3 0 0 0 0 0 0 0 0 0 0 0 0 3 3 0.00 0.000	1.0 W 3 0 0 0 0 0 0 0 0 0 0 0 0 3 3 0.00 0.000

AB	38
R	7
H	7
RBI	6
BB	3
SO	7
LOB	12



Batter	1	2	3	4	5	6	7	8	9	10	AB	R	H	RBI	BB	SO	LOB	BOTTOM							
27 Marcell Ozuna, R OBP: 0.200, SLG: 0.200 (1, 10) (7, 9)	B2-3								G4-3		5	1	1	0	0	0	1	Florida Marlins @ Greensboro Grasshoppers NewBridge Bank Park, Greensboro, NC Sat Apr 03 2010, 3:09 PM - 6:08 PM EDT Att: 9,362 - Sunny - 79 F							
10 Chad Cregar, L 15 Brent Weaver, R (5, PH) (6, 3)	G5-3		L5					F7			2	0	0	0	0	0	2								
Scott Cousins, L Garrett Parcell, R 47 Arquimedes Caminero, R 12 AJ Ramos, R 30 Austin Markel, L 16 Sandy Rosario, R (1, 9) (7, 1) (8, 1) (8, PH) (8, 1) (9, PH) (10, 1)	G4-3		22 2B					P4			3	0	1	1	0	0	0								
22 Kyle Jensen, R OBP: 0.600, SLG: 0.750 (1, 7)			11 HR					P3			4	2	2	1	1	1	1								
11 Kyle Skipworth, L 1 Carlos Paulino, R (1, 2) (6, 2)			13 2B					K			2	1	1	2	0	1	2								
8 Chase Austin, R 17 Taylor Krick, R OBP: 0.500, SLG: 1.000 (1, 5) (6, 5)			17 2B					K			3	2	2	0	0	1	0								
21 Rand Smith, R OBP: 0.800, SLG: 0.500 (1, 8)			17 2B					G4-3			2	0	0	0	0	0	2								
7 Terrence Dayleg, R 2 Michael Pasek, R (1, 6) (7, PH) (8, 4)			18 SH3					G4-3			2	0	1	2	0	0	0								
18 Jose Torres, R OBP: 0.600, SLG: 1.200 (1, 4) (8, 6)			18 1B					2B			2	0	1	2	0	0	0								
			18 DI					2B			2	0	1	0	1	0	0								
Inning Stats	R: 0 E: 0 K: 0 S: 3	H: 0 LOB: 0 BB: 0 P: 3	R: 2 E: 0 K: 1 S: 7	H: 2 LOB: 0 BB: 0 P: 8	R: 2 E: 0 K: 1 S: 9	H: 4 LOB: 2 BB: 0 P: 9	R: 0 E: 0 K: 1 S: 4	H: 0 LOB: 0 BB: 0 P: 5	R: 0 E: 0 K: 1 S: 5	H: 0 LOB: 0 BB: 0 P: 5	R: 0 E: 0 K: 1 S: 6	H: 1 LOB: 1 BB: 0 P: 6	R: 2 E: 0 K: 0 S: 5	H: 2 LOB: 2 BB: 2 P: 13	R: 1 E: 0 K: 2 S: 8	H: 1 LOB: 1 BB: 1 P: 12	R: 1 E: 0 K: 0 S: 4	H: 2 LOB: 2 BB: 0 P: 6	1B: 6 2B: 4 3B: 0 HR: 2	SF: 0 SAC: 1 DP: 0 HBP: 2	WP: 0 PB: 0 SB: 0 CS: 1	PA: 45			
PITCHER	IP WLS BF H R ER SO BB IBB HBP BLK WP HR S P ERA WHIP	1.0 H 3 0 0 0 1 0 0 0 0 0 0 5 5 0.00 0.000	1.0 H 3 0 0 0 1 0 0 0 0 0 0 5 5 0.00 0.000	1.0 H 4 1 0 0 1 0 0 0 0 0 0 6 6 1.000 1.000	1.0 H 7 2 2 2 0 2 0 0 0 0 0 5 13 18.000 4.000	PITCHER	IP WLS BF H R ER SO BB IBB HBP BLK WP HR S P ERA WHIP	1.2 L 10 3 2 2 2 1 0 0 0 0 0 1 12 18 10.80 2.400	1.2 L 10 3 2 2 2 1 0 0 0 0 0 0 1 12 18 10.80 2.400	1.2 L 10 3 2 2 2 1 0 0 0 0 0 1 12 18 10.80 2.400	1.2 L 10 3 2 2 2 1 0 0 0 0 0 1 12 18 10.80 2.400	1.2 L 10 3 2 2 2 1 0 0 0 0 0 1 12 18 10.80 2.400	1.2 L 10 3 2 2 2 1 0 0 0 0 0 1 12 18 10.80 2.400	1.2 L 10 3 2 2 2 1 0 0 0 0 0 1 12 18 10.80 2.400	1.2 L 10 3 2 2 2 1 0 0 0 0 0 1 12 18 10.80 2.400	1.2 L 10 3 2 2 2 1 0 0 0 0 0 1 12 18 10.80 2.400	1.2 L 10 3 2 2 2 1 0 0 0 0 0 1 12 18 10.80 2.400	1.2 L 10 3 2 2 2 1 0 0 0 0 0 1 12 18 10.80 2.400	1.2 L 10 3 2 2 2 1 0 0 0 0 0 1 12 18 10.80 2.400	1.2 L 10 3 2 2 2 1 0 0 0 0 0 1 12 18 10.80 2.400	1.2 L 10 3 2 2 2 1 0 0 0 0 0 1 12 18 10.80 2.400	1.2 L 10 3 2 2 2 1 0 0 0 0 0 1 12 18 10.80 2.400	1.2 L 10 3 2 2 2 1 0 0 0 0 0 1 12 18 10.80 2.400	1.2 L 10 3 2 2 2 1 0 0 0 0 0 1 12 18 10.80 2.400	1.2 L 10 3 2 2 2 1 0 0 0 0 0 1 12 18 10.80 2.400

AB	39
R	6
H	12
RBI	8
BB	3
SO	8
LOB	15



Batter	1	2	3	4	5	6	7	8	9	AB	R	H	RBI	BB	SO	LOB	TOP				
8 Chris Coghlan, L (1,7) OBP: 0.214, SLG: 0.214	G1-3		L4		G4-3	G4-3			FC1-6 1B	5	0	1	0	0	0	1					
24 Cameron Maybin, R (1,8) OBP: 0.337, SLG: 0.333	BB 1B		F9		BB 1B		G6-4-3 BB		FC1-6 FC4-6	4	2	2	0	1	0	2					
2 Hanley Ramirez, R (1,6) OBP: 0.467, SLG: 0.583	BB 1B		BB		K		G6-4-3		FC4-6	3	0	0	0	2	1	4					
3 Jorge Cantu, R (1,5) OBP: 0.357, SLG: 0.769	K		BB		BB		P4			4	0	2	1	0	1	2					
6 Dan Uggla, R (1,4) OBP: 0.357, SLG: 0.500	BB 1B		BB		BB		F7		P3	4	0	1	1	0	0	3					
29 Ronny Paulino, R (1,2) OBP: 0.333, SLG: 0.444	FC6-4		G5-3		F7				F8	4	1	2	0	0	0	2					
12 Cody Ross, R (1,9) OBP: 0.308, SLG: 0.308			2B		L6		G5-3		G5-3	4	0	0	0	0	0	2					
15 Gaby Sanchez, R (1,3) OBP: 0.417, SLG: 0.636			F8		G5-3				FC1-6 BB	3	0	1	1	1	0	1					
46 Juan Carlos Oviedo, R (9,1)									F9	0	0	0	0	0	0	0					
39 Nate Robertson, R (1,1)										2	0	0	0	0	1	1					
30 Brian Barden, R (6,PH)										1	0	0	0	0	0	1					
31 Burke Badenhop, R (6,1)										0	0	0	0	0	0	0					
18 Wes Helms, R (9,PH)										1	0	0	0	0	0	1					
Inning Stats	R: 1 E: 0 K: 1 S: 14	H: 2 LOB: 2 BB: 1 P: 23	R: 0 E: 0 K: 1 S: 6	H: 0 LOB: 0 BB: 0 P: 8	R: 0 E: 0 K: 0 S: 11	H: 1 LOB: 2 BB: 1 P: 20	R: 0 E: 0 K: 0 S: 10	H: 1 LOB: 1 BB: 0 P: 13	R: 1 E: 0 K: 0 S: 14	H: 2 LOB: 1 BB: 0 P: 20	R: 0 E: 0 K: 0 S: 7	H: 0 LOB: 0 BB: 1 P: 14	R: 0 E: 0 K: 0 S: 9	H: 0 LOB: 0 BB: 0 P: 9	R: 0 E: 0 K: 0 S: 16	H: 1 LOB: 2 BB: 1 P: 25	1B: 5 2B: 4 3B: 0 HR: 0	SF: 0 SAC: 0 DP: 1 HBP: 0	WP: 0 PB: 0 SB: 0 CS: 0	PA: 39	
PITCHER	IP WLS BF H R ER SO	IP WLS BF H R ER SO	IP WLS BF H R ER SO	IP WLS BF H R ER SO	IP WLS BF H R ER SO	IP WLS BF H R ER SO	IP WLS BF H R ER SO	IP WLS BF H R ER SO	IP WLS BF H R ER SO	IP WLS BF H R ER SO	IP WLS BF H R ER SO	IP WLS BF H R ER SO	IP WLS BF H R ER SO	IP WLS BF H R ER SO	IP WLS BF H R ER SO	IP WLS BF H R ER SO	BB IBB HBP BLK	WP HR S P	ERA WHIP	ERA WHIP	
49 Jonathon Niese, L (1,1) ERA: 4.5	6.0 L 28 8 3 3 3																				
18 Ryota Igarashi, R (7,1) ERA: 0.75	1.0 3 0 0 0 0																				
47 Hisanori Takahashi, L (8,1) ERA: 0.75	1.0 4 0 0 0 0																				
38 Fernando Nieve, R (9,1) ERA: 0.75	0.1 1 0 0 0 0																				
25 Pedro Feliciano, L (9,1) ERA: 0.75	0.2 3 1 0 0 0																				

Florida Marlins @ New York Mets
Citi Field, Flushing, NY
Thu Apr 08 2010, 7:12 PM - 10:00 PM EDT
Att: 25,982 - Cloudy - 63 F

AB 35
R 3
H 9
RBI 3
BB 4
SO 3
LOB 20



Batter	1	2	3	4	5	6	7	8	9	AB	R	H	RBI	BB	SO	LOB	BOTTOM				
16 Angel Pagán, S (1,8) OBP: 0.500, SLG: 0.500	F8		BB 1B		L8		BB 1B			4	0	2	0	0	0	0					
1 Luis Castillo, S (1,4) OBP: 0.231, SLG: 0.100	G5-3		F8		BB 1B		G4-3			4	0	1	0	0	0	2					
5 David Wright, R (1,5) OBP: 0.385, SLG: 0.500	K		G2-3		F8				F9	4	0	0	0	0	1	2					
44 Jason Bay, R (1,7) OBP: 0.462, SLG: 0.636			L5		BB 1B		K		G5-3	4	1	1	0	0	1	1					
12 Jeff Francoeur, R (1,9) OBP: 0.462, SLG: 0.600			BB 1B		BB 2B		G4-3		K	4	0	2	1	0	1	0					
17 Fernando Tatis, R (1,3) OBP: 0.286, SLG: 0.167			P4		K		G5-3		F8	4	0	0	0	0	1	2					
21 Rod Barajas, R (1,2) OBP: 0.231, SLG: 0.333			BB 1B		P3		F9		F7	4	0	1	0	0	0	1					
11 Rubén Tejada, R (1,6)			FC5-4 BB 1B		P3				F7	2	0	0	0	0	1	2					
19 Gary Matthews, S (9,PH) ERA: 1.8			FC5-4		HBP		K		K	1	0	0	0	0	1	0					
49 Jonathon Niese, L (1,1) ERA: 4.5			K		G2-3		G6-3			2	0	0	0	0	1	2					
18 Ryota Igarashi, R (7,1) ERA: 0.75										0	0	0	0	0	0	0					
27 Frank Catalanotto, L (7,PH) ERA: 1.8										1	0	0	0	0	0	0					
47 Hisanori Takahashi, L (8,1) ERA: 0.75										0	0	0	0	0	0	0					
38 Fernando Nieve, R (9,1) ERA: 0.75										0	0	0	0	0	0	0					
25 Pedro Feliciano, L (9,1) ERA: 0.75										0	0	0	0	0	0	0					
Inning Stats	R: 0 E: 0 K: 1 S: 9	H: 0 LOB: 0 BB: 0 P: 16	R: 0 E: 0 K: 0 S: 9	H: 2 LOB: 2 BB: 0 P: 14	R: 0 E: 0 K: 1 S: 12	H: 1 LOB: 1 BB: 0 P: 16	R: 1 E: 0 K: 1 S: 13	H: 2 LOB: 2 BB: 0 P: 28	R: 0 E: 0 K: 0 S: 11	H: 0 LOB: 0 BB: 0 P: 20	R: 0 E: 0 K: 0 S: 6	H: 0 LOB: 0 BB: 0 P: 8	R: 0 E: 0 K: 1 S: 11	H: 0 LOB: 0 BB: 0 P: 11	R: 0 E: 0 K: 1 S: 7	H: 0 LOB: 0 BB: 0 P: 10	1B: 6 2B: 1 3B: 0 HR: 0	SF: 0 SAC: 0 DP: 0 HBP: 1	WP: 0 PB: 0 SB: 0 CS: 0	PA: 35	
PITCHER	IP WLS BF H R ER SO	IP WLS BF H R ER SO	IP WLS BF H R ER SO	IP WLS BF H R ER SO	IP WLS BF H R ER SO	IP WLS BF H R ER SO	IP WLS BF H R ER SO	IP WLS BF H R ER SO	IP WLS BF H R ER SO	IP WLS BF H R ER SO	IP WLS BF H R ER SO	IP WLS BF H R ER SO	IP WLS BF H R ER SO	IP WLS BF H R ER SO	IP WLS BF H R ER SO	IP WLS BF H R ER SO	BB IBB HBP BLK	WP HR S P	ERA WHIP	ERA WHIP	
39 Nate Robertson, L (1,1) ERA: 1.8	5.0 W 22 3 0 0 0																				
31 Burke Badenhop, R (6,1) ERA: 1.8	3.0 H 10 1 0 0 2																				
46 Juan Carlos Oviedo, R (9,1) ERA: 1.8	1.0 S 3 0 0 0 1																				

Florida Marlins @ New York Mets
Citi Field, Flushing, NY
Thu Apr 08 2010, 7:12 PM - 10:00 PM EDT
Att: 25,982 - Cloudy - 63 F

AB 34
R 1
H 7
RBI 1
BB 0
SO 7
LOB 12



Batter	1	2	3	4	5	6	7	8	9	AB R H RBI BB SO LOB	TOP									
15 Rafael Furcal, S OBP: 0.500, SLG: 0.563										4 1 3 0 1 0 0	Los Angeles Dodgers @ Florida Marlins Sun Life Stadium, Miami, FL Fri Apr 09 2010, 7:21 PM - 10:34 PM EDT Att: 40,666 - Partly Cloudy - 81 F									
5 Reed Johnson, R OBP: 0.333, SLG: 0.444										5 0 0 0 0 1 5										
7 James Loney, L OBP: 0.250, SLG: 0.263										5 1 1 2 0 1 5										
99 Manny Ramirez, R OBP: 0.375, SLG: 0.467										5 1 2 1 0 0 1										
48 Russ Ortiz, R										0 0 0 0 0 0 0										
51 Jonathan Broxton, R										0 0 0 0 0 0 0										
27 Matt Kemp, R OBP: 0.300, SLG: 0.444										4 0 0 0 1 0 2										
23 Casey Blake, R OBP: 0.250, SLG: 0.333										4 1 1 1 0 1 1										
33 Blake DeWitt, L										2 0 1 1 1 0 0										
14 Jamey Carroll, R OBP: 0.286, SLG: 0.429										1 1 0 0 0 1 1										
55 Russell Martin, R OBP: 0.500, SLG: 0.667										2 2 0 0 2 0 1										
18 Hiroki Kuroda, R										2 0 0 0 0 0 0										
9 Garret Anderson, L										1 0 0 0 0 1 1										
Inning Stats	R: 0 H: 1 E: 0 K: 1 S: 11	H: 1 LOB: 1 BB: 0 P: 16	R: 0 H: 0 E: 0 K: 0 S: 7	H: 0 LOB: 1 BB: 1 P: 16	R: 0 H: 1 E: 0 K: 0 S: 11	H: 0 LOB: 0 BB: 0 P: 14	R: 0 H: 0 E: 0 K: 1 S: 9	H: 0 LOB: 0 BB: 0 P: 14	R: 0 H: 0 E: 0 K: 0 S: 5	H: 0 LOB: 0 BB: 0 P: 8	R: 0 H: 0 E: 0 K: 0 S: 5	H: 0 LOB: 3 BB: 2 P: 25	R: 0 H: 0 E: 1 K: 1 S: 12	H: 0 LOB: 1 BB: 1 P: 18	R: 3 H: 3 E: 0 K: 2 S: 16	H: 3 LOB: 1 BB: 1 P: 26	1B: 3 2B: 5 3B: 0 HR: 0	SF: 0 SAC: 1 DP: 0 HBP: 0	WP: 1 PB: 0 SB: 3 CS: 0	PA: 41
PITCHER	IP WLS BF H R ER SO BB IBB HBP BLK WP HR S P ERA WHIP											IP WLS BF H R ER SO BB IBB HBP BLK WP HR S P ERA WHIP								
41 Chris Volstad, R ERA: 2.84	6.1 L 25 5 3 2 2 1 0 0 0 0 1 0 56 87 2.84 0.947											6.1 L 25 5 3 2 2 1 0 0 0 0 1 0 56 87 2.84 0.947								
32 Clay Hensley, R ERA: 9.0	0.2 5 0 1 0 0 1 1 0 0 0 0 0 6 15 0.00 1.500											0.2 5 0 1 0 0 1 1 0 0 0 0 0 6 15 0.00 1.500								
43 Jose Veras, R ERA: 16.88	1.2 8 1 2 2 3 2 0 0 0 0 0 0 20 32 10.80 1.800											1.2 8 1 2 2 3 2 0 0 0 0 0 0 20 32 10.80 1.800								
37 Renyel Pinto, L ERA: 6.75	0.1 3 2 1 1 0 0 0 0 0 0 0 0 8 12 27.00 6.000											0.1 3 2 1 1 0 0 0 0 0 0 0 0 8 12 27.00 6.000								

Batter	1	2	3	4	5	6	7	8	9	AB R H RBI BB SO LOB	BOTTOM											
8 Chris Coghlan, L OBP: 0.211, SLG: 0.211										5 0 1 0 0 2 3	Los Angeles Dodgers @ Florida Marlins Sun Life Stadium, Miami, FL Fri Apr 09 2010, 7:21 PM - 10:34 PM EDT Att: 40,666 - Partly Cloudy - 81 F											
24 Cameron Maybin, R OBP: 0.316, SLG: 0.294										5 1 1 0 0 1 3												
2 Hanley Ramirez, R OBP: 0.421, SLG: 0.500										4 0 1 0 0 0 2												
3 Jorge Cantu, R OBP: 0.333, SLG: 0.647										4 0 1 1 0 2 2												
6 Dan Uggla, R OBP: 0.333, SLG: 0.438										4 1 1 0 0 1 1												
21 John Baker, L OBP: 0.444, SLG: 0.556										4 0 1 0 0 1 2												
12 Cody Ross, R OBP: 0.294, SLG: 0.250										3 1 0 0 1 1 1												
15 Gaby Sanchez, R OBP: 0.438, SLG: 0.538										2 0 0 0 2 0 1												
41 Chris Volstad, R										1 0 0 0 0 1 2												
32 Clay Hensley, R										0 0 0 0 0 0 0												
13 Mike Lamb, L										1 0 0 0 0 0 1												
43 Jose Veras, R										0 0 0 0 0 0 0												
37 Renyel Pinto, L										0 0 0 0 0 0 0												
18 Wes Helms, R										1 0 1 2 0 0 0												
Inning Stats	R: 0 H: 1 E: 0 K: 1 S: 11	H: 1 LOB: 1 BB: 0 P: 15	R: 0 H: 1 E: 0 K: 3 S: 13	H: 1 LOB: 2 BB: 1 P: 23	R: 0 H: 0 E: 0 K: 1 S: 6	H: 0 LOB: 0 BB: 0 P: 8	R: 0 H: 0 E: 0 K: 0 S: 3	H: 0 LOB: 0 BB: 0 P: 7	R: 0 H: 0 E: 1 K: 0 S: 6	H: 0 LOB: 1 BB: 1 P: 8	R: 1 H: 2 E: 1 K: 0 S: 10	H: 2 LOB: 1 BB: 0 P: 14	R: 0 H: 0 E: 0 K: 1 S: 7	H: 0 LOB: 0 BB: 0 P: 9	R: 0 H: 1 E: 0 K: 1 S: 13	H: 1 LOB: 1 BB: 0 P: 16	R: 2 H: 2 E: 0 K: 3 S: 17	H: 2 LOB: 2 BB: 2 P: 33	1B: 5 2B: 2 3B: 0 HR: 0	SF: 0 SAC: 1 DP: 0 HBP: 0	WP: 1 PB: 0 SB: 1 CS: 0	PA: 38
PITCHER	IP WLS BF H R ER SO BB IBB HBP BLK WP HR S P ERA WHIP											IP WLS BF H R ER SO BB IBB HBP BLK WP HR S P ERA WHIP										
18 Hiroki Kuroda, R ERA: 5.4	8.0 W 31 5 1 0 7 2 0 0 0 0 1 0 69 100 54.00 9.000											8.0 W 31 5 1 0 7 2 0 0 0 0 1 0 69 100 54.00 9.000										
48 Russ Ortiz, R	0.1 4 1 2 2 1 2 0 0 0 0 0 0 8 19 54.00 9.000											0.1 4 1 2 2 1 2 0 0 0 0 0 0 8 19 54.00 9.000										
51 Jonathan Broxton, R ERA:	0.2 3 1 0 0 2 0 0 0 0 0 0 0 9 14 0.00 1.500											0.2 3 1 0 0 2 0 0 0 0 0 0 0 9 14 0.00 1.500										

Batter	1	2	3	4	5	6	7	8	9	10	AB	R	H	RBI	BB	SO	LOB	TOP						
6 Drew Stubbs, R OBP: 0.296, SLG: 0.440	F8		G5-3		2 HR		P4		K		5	1	1	0	0	1	0							
2 Orlando Cabrera, R OBP: 0.200, SLG: 0.448	G4-3		G4-3		HR		F7		L6		5	1	1	2	0	0	0							
19 Joey Votto, L OBP: 0.333, SLG: 0.370	G4-3				4 S		L8			4 SH1-4 27 1B	4	1	1	0	1	1	0							
4 Brandon Phillips, R OBP: 0.241, SLG: 0.333		P2	G3				K			SH1-4	4	0	1	0	0	1	1							
27 Scott Rolen, R OBP: 0.400, SLG: 0.727		HR					F8		G6-3		5	2	3	3	0	0	1							
32 Jay Bruce, L OBP: 0.200, SLG: 0.174		HR					F7			55 FC6-4 21 1B	4	1	2	0	1	1	1							
17 Laynce Nix, L OBP: 0.375, SLG: 0.286		2B					F7				2	0	1	1	1	0	1							
31 Jonny Gomes, R OBP: 0.167, SLG: 0.313		1B					F7		P3		2	0	0	0	0	1	3							
55 Ramon Hernandez, R		1B					F9		FC6-4		4	0	1	0	0	0	4							
47 Johnny Cueto, R							G4-3				2	0	0	0	0	1	2							
21 Chris Dickerson, L									F9		1	0	0	0	0	0	1	2						
57 Mike Lincoln, R											0	0	0	0	0	0	0	0						
52 Daniel Herrera, L											0	0	0	0	0	0	0	0						
66 Logan Ondrusek, R											0	0	0	0	0	0	0	0						
43 Miguel Castro, R											0	0	0	0	0	0	0	0						
40 Nick Masset, R											0	0	0	0	0	0	0	0						
48 Francisco Cordero, R											0	0	0	0	0	0	0	0						
Inning Stats	R: 0 E: 0 K: 0 S: 9	H: 0 LOB: 0 BB: 0 P: 13	R: 2 E: 0 K: 1 S: 11	H: 3 LOB: 1 BB: 0 P: 18	R: 0 E: 0 K: 0 S: 9	H: 1 LOB: 1 BB: 0 P: 14	R: 1 E: 0 K: 2 S: 12	H: 2 LOB: 1 BB: 0 P: 14	R: 2 E: 0 K: 2 S: 15	H: 2 LOB: 0 BB: 0 P: 19	R: 0 E: 0 K: 1 S: 7	H: 1 LOB: 2 BB: 1 P: 14	R: 0 E: 0 K: 0 S: 5	H: 0 LOB: 0 BB: 0 P: 7	R: 0 E: 1 K: 1 S: 8	H: 0 LOB: 0 BB: 0 P: 11	R: 1 E: 0 K: 2 S: 12	H: 1 LOB: 1 BB: 1 P: 21	1B: 7 2B: 2 3B: 0 HR: 3	SF: 0 SAC: 1 DP: 1 HBP: 0	WP: 0 PB: 0 SB: 1 CS: 1	PA: 43		
PITCHER	IP WLS BF H R ER SO BB IBB HBP BLK WP HR S P ERA WHIP	IP WLS BF H R ER SO BB IBB HBP BLK WP HR S P ERA WHIP	IP WLS BF H R ER SO BB IBB HBP BLK WP HR S P ERA WHIP	IP WLS BF H R ER SO BB IBB HBP BLK WP HR S P ERA WHIP	IP WLS BF H R ER SO BB IBB HBP BLK WP HR S P ERA WHIP	IP WLS BF H R ER SO BB IBB HBP BLK WP HR S P ERA WHIP	IP WLS BF H R ER SO BB IBB HBP BLK WP HR S P ERA WHIP	IP WLS BF H R ER SO BB IBB HBP BLK WP HR S P ERA WHIP	IP WLS BF H R ER SO BB IBB HBP BLK WP HR S P ERA WHIP	IP WLS BF H R ER SO BB IBB HBP BLK WP HR S P ERA WHIP	IP WLS BF H R ER SO BB IBB HBP BLK WP HR S P ERA WHIP	IP WLS BF H R ER SO BB IBB HBP BLK WP HR S P ERA WHIP	IP WLS BF H R ER SO BB IBB HBP BLK WP HR S P ERA WHIP	IP WLS BF H R ER SO BB IBB HBP BLK WP HR S P ERA WHIP	IP WLS BF H R ER SO BB IBB HBP BLK WP HR S P ERA WHIP	IP WLS BF H R ER SO BB IBB HBP BLK WP HR S P ERA WHIP	IP WLS BF H R ER SO BB IBB HBP BLK WP HR S P ERA WHIP	IP WLS BF H R ER SO BB IBB HBP BLK WP HR S P ERA WHIP	IP WLS BF H R ER SO BB IBB HBP BLK WP HR S P ERA WHIP	IP WLS BF H R ER SO BB IBB HBP BLK WP HR S P ERA WHIP	IP WLS BF H R ER SO BB IBB HBP BLK WP HR S P ERA WHIP	IP WLS BF H R ER SO BB IBB HBP BLK WP HR S P ERA WHIP	IP WLS BF H R ER SO BB IBB HBP BLK WP HR S P ERA WHIP	IP WLS BF H R ER SO BB IBB HBP BLK WP HR S P ERA WHIP

Cincinnati Reds @ Florida Marlins
Sun Life Stadium, Miami, FL
Mon Apr 12 2010, 7:13 PM - 10:57 PM EDT
Att. 10,119 - Cloudy - 72 F

AB	39
R	6
H	11
RBI	6
BB	3
SO	7
LOB	15



Batter	1	2	3	4	5	6	7	8	9	10	AB	R	H	RBI	BB	SO	LOB	BOTTOM							
8 Chris Coghlan, L OBP: 0.176, SLG: 0.152	G4-3		L4		G3		G5-3		G4-3		6	0	0	0	0	0	0								
24 Cameron Maybin, R OBP: 0.344, SLG: 0.310	K		3 WP 2 BB		2 FC5-4		G4-3		K		5	1	2	0	0	2	0								
2 Hanley Ramirez, R OBP: 0.515, SLG: 0.560	2B		1 SAFE 2B 3 WP		FC5-4		G3		1B		4	1	2	0	1	0	1								
3 Jorge Cantu, R OBP: 0.375, SLG: 0.714	L9		6 BLK 2B		F8		6 1B 29 1B		1B		3	2	1	2	2	0	1								
6 Dan Uggla, R OBP: 0.337, SLG: 0.500		12 1B 15 1B 21 1B	21 FC1-4		2B		21 G4-3		1B		4	1	4	1	0	0	0								
21 John Baker, L OBP: 0.375, SLG: 0.400		15 G5-4-3	12 1B		1B		G4-3		1B		3	0	1	0	0	0	2								
29 Ronny Paulino, R OBP: 0.313, SLG: 0.438		15 G5-4-3	12 1B		1B		G4-3		K		2	0	1	1	0	1	3								
12 Cody Ross, R OBP: 0.300, SLG: 0.276		15 G5-4-3	12 1B		1B		G4-3		FC5-4		5	0	2	0	0	0	6								
15 Gaby Sanchez, R OBP: 0.379, SLG: 0.500		G5-4-3	K		K		K		G5-3		5	0	0	0	0	2	4								
47 Ricky Nolasco, R		G1-4-3			G5-3		K		F9		2	0	0	0	0	0	1								
1 Emilio Bonifacio, S									F8		0	0	0	0	0	0	0								
46 Tim Lincecum, S											0	0	0	0	0	0	0								
53 Dan Meyer, R											0	0	0	0	0	0	0								
32 Clay Hensley, R											0	0	0	0	0	0	0								
13 Mike Lamb, L											0	0	0	0	0	0	0								
46 Juan Carlos Oviedo, R											0	0	0	0	0	0	0								
21 Gerardo Suarez, R											0	0	0	0	0	0	0								
18 Wes Helms, R											0	0	0	0	0	0	0								
Inning Stats	R: 0 E: 0 K: 1 S: 12	H: 1 LOB: 1 BB: 0 P: 20	R: 1 E: 0 K: 0 S: 14	H: 2 LOB: 1 BB: 0 P: 21	R: 3 E: 0 K: 1 S: 20	H: 4 LOB: 2 BB: 1 P: 33	R: 0 E: 0 K: 0 S: 10	H: 1 LOB: 1 BB: 0 P: 16	R: 0 E: 0 K: 0 S: 14	H: 1 LOB: 1 BB: 0 P: 20	R: 0 E: 0 K: 2 S: 9	H: 0 LOB: 0 BB: 0 P: 11	R: 1 E: 0 K: 0 S: 19	H: 2 LOB: 2 BB: 1 P: 34	R: 0 E: 0 K: 0 S: 8	H: 0 LOB: 0 BB: 0 P: 9	R: 0 E: 0 K: 2 S: 18	H: 2 LOB: 3 BB: 1 P: 32	R: 0 E: 0 K: 0 S: 10	H: 0 LOB: 0 BB: 0 P: 15	1B: 9 2B: 4 3B: 0 HR: 0	SF: 0 SAC: 0 DP: 1 HBP: 1	WP: 1 PB: 0 SB: 0 CS: 0	PA: 46	
PITCHER	IP WLS BF H R ER SO BB IBB HBP BLK WP HR S P ERA WHIP	IP WLS BF H R ER SO BB IBB HBP BLK WP HR S P ERA WHIP	IP WLS BF H R ER SO BB IBB HBP BLK WP HR S P ERA WHIP	IP WLS BF H R ER SO BB IBB HBP BLK WP HR S P ERA WHIP	IP WLS BF H R ER SO BB IBB HBP BLK WP HR S P ERA WHIP	IP WLS BF H R ER SO BB IBB HBP BLK WP HR S P ERA WHIP	IP WLS BF H R ER SO BB IBB HBP BLK WP HR S P ERA WHIP	IP WLS BF H R ER SO BB IBB HBP BLK WP HR S P ERA WHIP	IP WLS BF H R ER SO BB IBB HBP BLK WP HR S P ERA WHIP	IP WLS BF H R ER SO BB IBB HBP BLK WP HR S P ERA WHIP	IP WLS BF H R ER SO BB IBB HBP BLK WP HR S P ERA WHIP	IP WLS BF H R ER SO BB IBB HBP BLK WP HR S P ERA WHIP	IP WLS BF H R ER SO BB IBB HBP BLK WP HR S P ERA WHIP	IP WLS BF H R ER SO BB IBB HBP BLK WP HR S P ERA WHIP	IP WLS BF H R ER SO BB IBB HBP BLK WP HR S P ERA WHIP	IP WLS BF H R ER SO BB IBB HBP BLK WP HR S P ERA WHIP	IP WLS BF H R ER SO BB IBB HBP BLK WP HR S P ERA WHIP	IP WLS BF H R ER SO BB IBB HBP BLK WP HR S P ERA WHIP	IP WLS BF H R ER SO BB IBB HBP BLK WP HR S P ERA WHIP	IP WLS BF H R ER SO BB IBB HBP BLK WP HR S P ERA WHIP	IP WLS BF H R ER SO BB IBB HBP BLK WP HR S P ERA WHIP	IP WLS BF H R ER SO BB IBB HBP BLK WP HR S P ERA WHIP	IP WLS BF H R ER SO BB IBB HBP BLK WP HR S P ERA WHIP	IP WLS BF H R ER SO BB IBB HBP BLK WP HR S P ERA WHIP	IP WLS BF H R ER SO BB IBB HBP BLK WP HR S P ERA WHIP

Cincinnati Reds @ Florida Marlins
Sun Life Stadium, Miami, FL
Mon Apr 12 2010, 7:13 PM - 10:57 PM EDT
Att. 10,119 - Cloudy - 72 F

AB	42
R	5
H	13
RBI	4
BB	3
SO	6
LOB	18



Batter	1	2	3	4	5	6	7	8	9	10	11	AB	R	H	RBI	BB	SO	LOB	TOP						
6 Drew Stubbs, R OBP: 0.273, SLG: 0.367	G6-3		K		P3		K		K		19 4 BB	5	1	0	0	1	3	1							
2 Orlando Cabrera, R OBP: 0.104, SLG: 0.400	F8		19 G4-6-3 1B		G6-3		FC5-4		F7		F7	6	0	1	0	0	0	3							
19 Joey Votto, L OBP: 0.389, SLG: 0.469			G4-6-3		P5				4 2B		27 BB 4 1B	5	1	3	1	1	0	1							
4 Brandon Phillips, R OBP: 0.314, SLG: 0.455	PO		31 HR		G4-3		1B		27 G1-3 31 1B		27 BB 1B	6	2	4	2	0	1	1							
27 Scott Rolen, R OBP: 0.479, SLG: 0.640			31 HR		E5		P6		G1-3		27 BB 1B	3	2	0	0	3	0	2							
31 Johnny Gomes, R OBP: 0.245, SLG: 0.400					29 HR		F9					3	2	2	4	0	0	1							
52 Logan Ondrusek, R					29 HR							0	0	0	0	0	0	0							
53 Daniel Herrera, L												0	0	0	0	0	0	0							
33 Micah Owings, R												1	0	0	0	0	0	2							
55 Ramon Hernandez, R OBP: 0.421, SLG: 0.400												1	0	0	0	0	0	3							
32 Jay Bruce, L OBP: 0.200, SLG: 0.179			29 G6-4-3 1B		P5		F7					5	0	1	0	0	1	6							
29 Ryan Hanigan, R OBP: 0.286, SLG: 0.387												4	1	2	3	1	0	2							
21 Chris Dickerson, L OBP: 0.286, SLG: 0.387												0	1	0	0	0	0	0							
48 Francisco Cordero, R												0	0	0	0	0	0	0							
61 Bronson Arroyo, R OBP: 0.107, SLG: 0.167												3	0	0	0	0	3	1							
53 Arthur Rhodes, L												0	0	0	0	0	0	0							
17 Laynce Nix, L OBP: 0.333, SLG: 0.250												1	0	0	0	0	0	0							
Inning Stats	R: 0 E: 0 K: 0 S: 6	H: 0 LOB: 0 BB: 1 P: 13	R: 3 E: 0 K: 1 S: 12	H: 3 LOB: 0 BB: 1 P: 24	R: 0 E: 0 K: 1 S: 7	H: 1 LOB: 0 BB: 0 P: 9	R: 3 E: 1 K: 1 S: 14	H: 1 LOB: 0 BB: 0 P: 22	R: 0 E: 0 K: 0 S: 7	H: 0 LOB: 0 BB: 0 P: 8	R: 0 E: 0 K: 2 S: 9	H: 0 LOB: 1 BB: 1 P: 17	R: 2 E: 0 K: 1 S: 12	H: 3 LOB: 1 BB: 0 P: 17	R: 0 E: 0 K: 1 S: 8	H: 0 LOB: 0 BB: 0 P: 10	R: 0 E: 0 K: 1 S: 7	H: 1 LOB: 2 BB: 1 P: 16	R: 0 E: 0 K: 1 S: 18	H: 3 LOB: 3 BB: 2 P: 33	1B: 7 2B: 4 3B: 0 HR: 2	SF: 0 SAC: 1 DP: 2 HBP: 1	WP: 0 PB: 0 SB: 0 CS: 0	PA: 52	
PITCHER	IP 5.0	WLS 21	BF 8	H 1	R 0	ER 3	SO 3	BB 2	IBB 0	HBP 0	BLK 0	WP 0	HR 2	S 6	P 16	ERA 5.40	WHIP 1.400								
39 Nate Robertson, L ERA: 3.6																									
37 Remyel Pinto, L ERA: 2.7																									
43 Jose Veras, R ERA: 15.43																									
46 Juan Carlos Oviedo, R ERA: 15.43																									
64 Tim Wood, R ERA: 5.78																									

Cincinnati Reds @ Florida Marlins
Sun Life Stadium, Miami, FL
Tue Apr 13 2010, 7:11 PM - 10:50 PM EDT
Att: 10,681 - Party Cloudy - 76 F

AB 43
R 10
H 13
RBI 10
BB 6
SO 8
LOB 23



Batter	1	2	3	4	5	6	7	8	9	10	11	AB	R	H	RBI	BB	SO	LOB	BOTTOM						
8 Chris Coghlan, L OBP: 0.175, SLG: 0.132	P5		P4		G4-3		F7				K	5	0	0	0	1	1	1							
24 Cameron Maybin, R OBP: 0.316, SLG: 0.286	G1-3		P4		2 2B		K				K	6	1	1	1	0	3	3							
2 Hanley Ramirez, R OBP: 0.513, SLG: 0.581	G5-3				3 1B						G4-3	6	2	3	1	0	0	0							
3 Jorge Cantu, R OBP: 0.351, SLG: 0.636			G5-3		K						G5-3	5	0	1	1	0	2	2							
6 Dan Uggla, R OBP: 0.333, SLG: 0.424					F9						K	5	0	0	0	0	3	3							
29 Ronny Paulino, R OBP: 0.333, SLG: 0.388					P4						L8	3	2	0	0	2	0	1							
12 Cody Ross, R OBP: 0.343, SLG: 0.424					15 2B							4	2	2	4	0	1	0							
15 Gaby Sanchez, R OBP: 0.343, SLG: 0.424					13 G1-3 HBP							4	1	2	0	0	0	1							
30 Brian Barden, R					8 G4-3 24 1B							0	0	0	0	0	0	0							
46 Juan Carlos Oviedo, R												0	0	0	0	0	0	0							
21 John Baker, L OBP: 0.145, SLG: 0.438												0	0	0	0	0	0	0							
53 Dan Meyer, R												0	0	0	0	0	0	0							
39 Nate Robertson, R												1	0	0	0	0	1	0							
13 Mike Lamb, L												1	0	0	0	0	0	1							
27 Remyel Pinto, L												0	0	0	0	0	0	0							
1 Emilio Bonifacio, S												1	0	0	0	0	0	0							
43 Jose Veras, R												0	0	0	0	0	0	0							
18 Wes Helms, R OBP: 0.444, SLG: 0.500												2	0	1	0	0	1	1							
Inning Stats	R: 0 E: 0 K: 0 S: 9	H: 0 LOB: 0 BB: 0 P: 12	R: 1 E: 0 K: 1 S: 11	H: 1 LOB: 1 BB: 1 P: 22	R: 0 E: 0 K: 1 S: 10	H: 0 LOB: 0 BB: 0 P: 14	R: 0 E: 0 K: 1 S: 11	H: 1 LOB: 1 BB: 0 P: 14	R: 4 E: 0 K: 0 S: 16	H: 4 LOB: 1 BB: 0 P: 28	R: 0 E: 0 K: 0 S: 9	H: 0 LOB: 0 BB: 0 P: 12	R: 0 E: 0 K: 3 S: 19	H: 4 LOB: 3 BB: 2 P: 32	R: 0 E: 0 K: 1 S: 8	H: 0 LOB: 0 BB: 0 P: 14	R: 0 E: 0 K: 2 S: 14	H: 1 LOB: 1 BB: 0 P: 18	R: 0 E: 0 K: 2 S: 8	H: 0 LOB: 0 BB: 0 P: 11	1B: 7 2B: 3 3B: 0 HR: 1	SF: 0 SAC: 0 DP: 0 HBP: 1	WP: 0 PB: 0 SB: 0 CS: 0	PA: 48	
PITCHER	IP 6.0	WLS 10	BF 26	H 6	R 0	ER 5	SO 3	BB 1	IBB 0	HBP 0	BLK 0	WP 0	HR 0	S 66	P 102	ERA 7.50	WHIP 1.167								
61 Bronson Arroyo, R ERA: 3.86																									
53 Arthur Rhodes, L ERA: 3.0																									
66 Logan Ondrusek, R ERA: 16.5																									
52 Daniel Herrera, L ERA: 6.75																									
33 Micah Owings, R ERA:																									

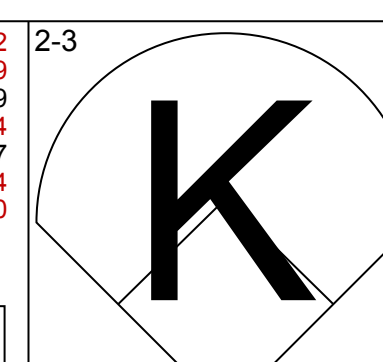
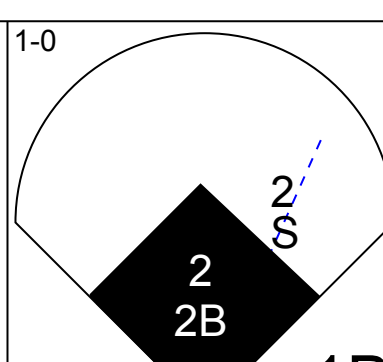
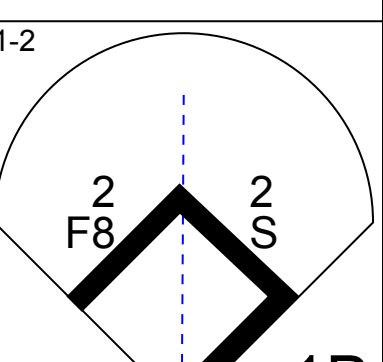
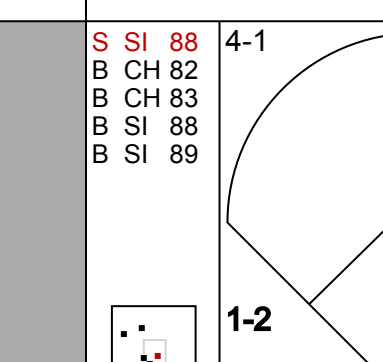
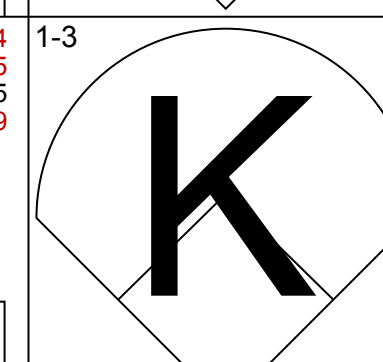
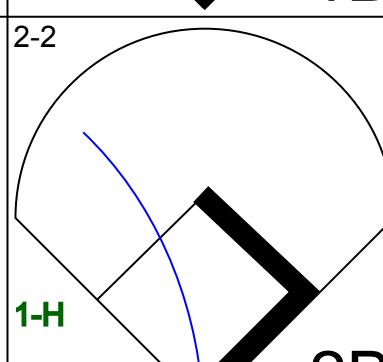
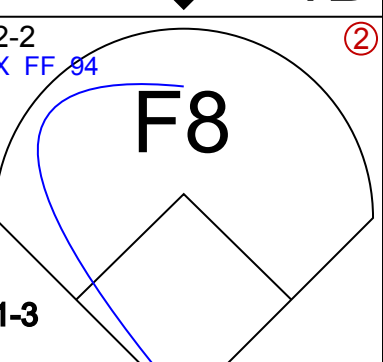
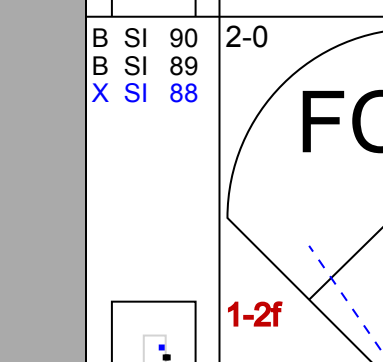
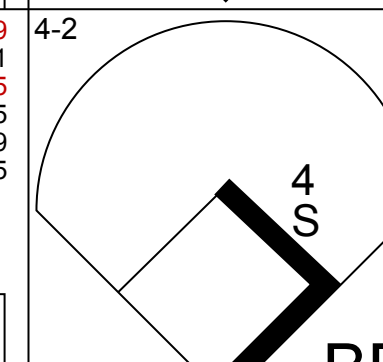
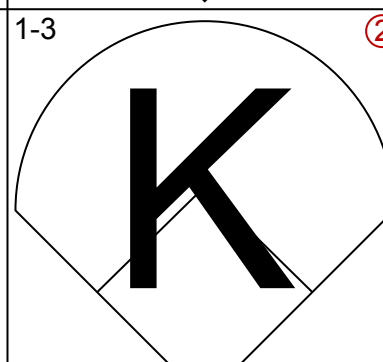
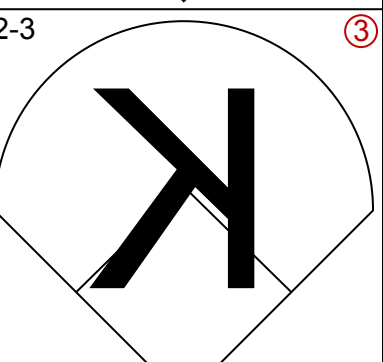
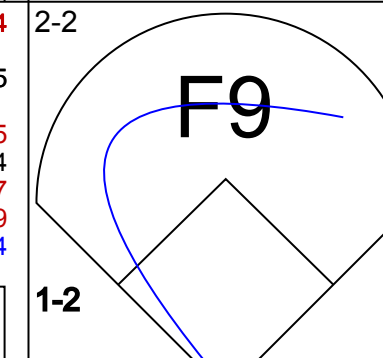
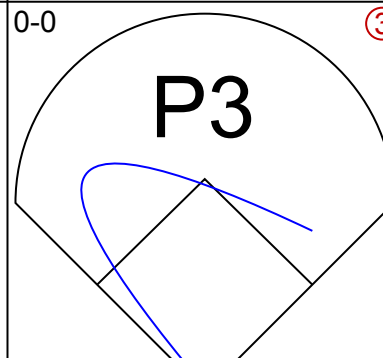














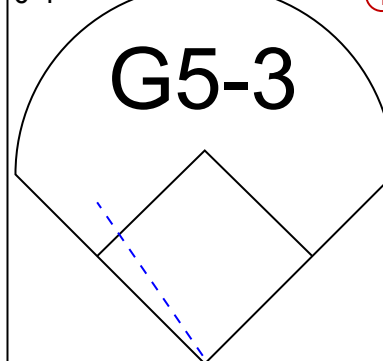
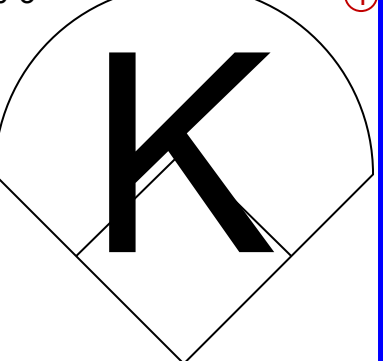
Cincinnati Reds @ Florida Marlins
Sun Life Stadium, Miami, FL
Tue Apr 13 2010, 7:11 PM - 10:50 PM EDT
Att: 10,681 - Party Cloudy - 76 F

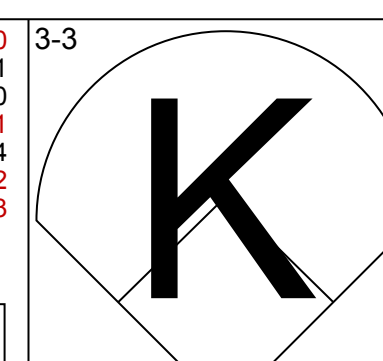
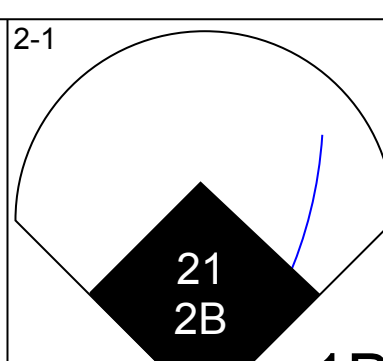
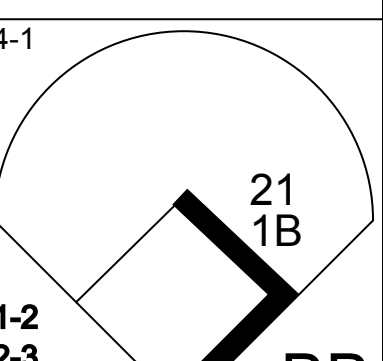
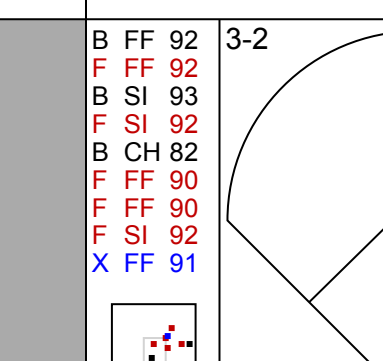
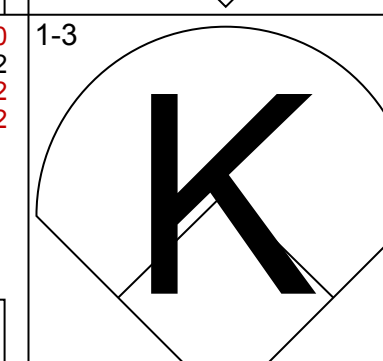
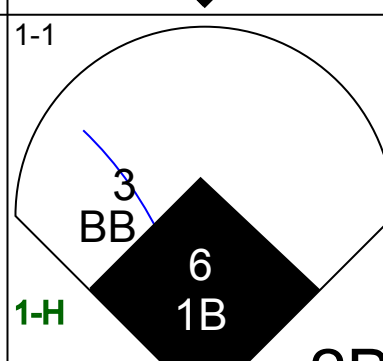
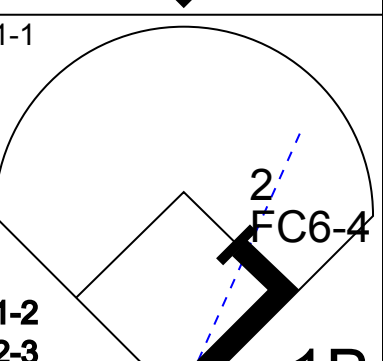
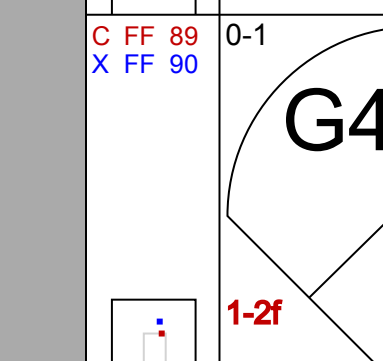
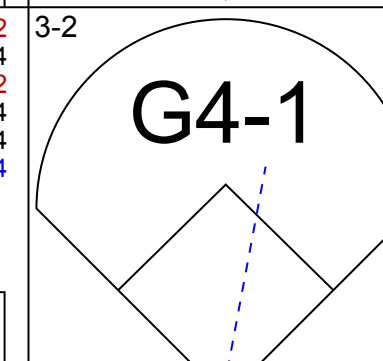
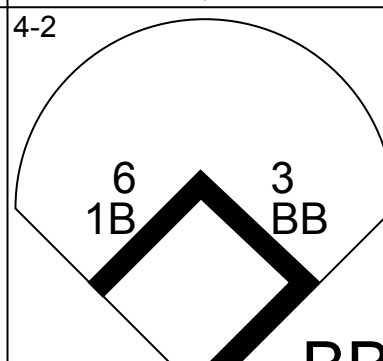
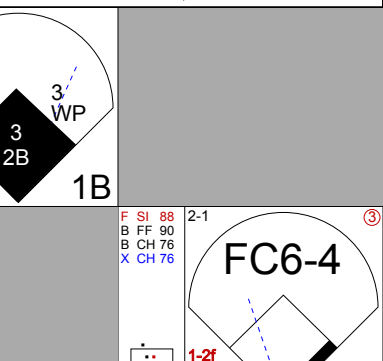


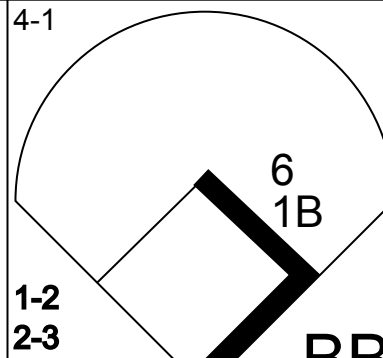
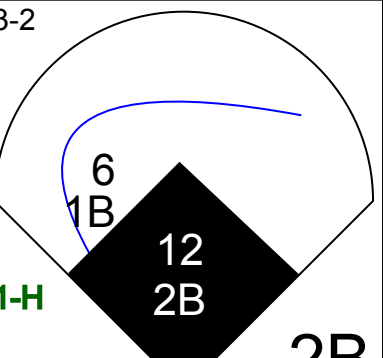


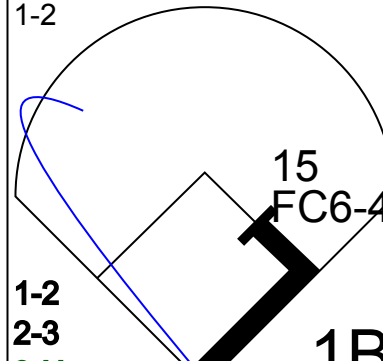
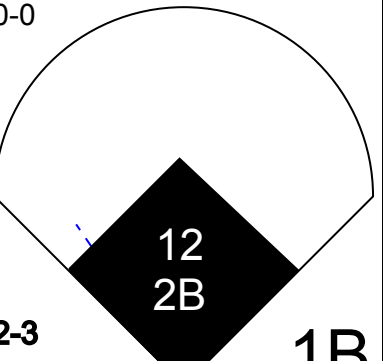
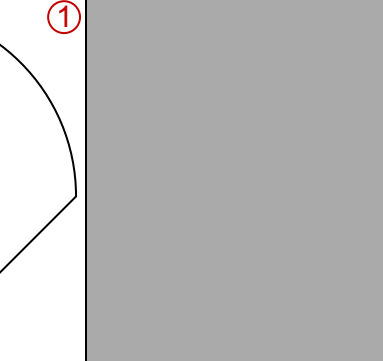

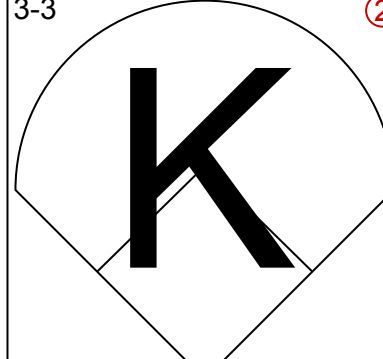
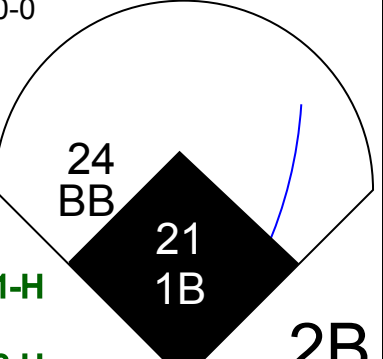
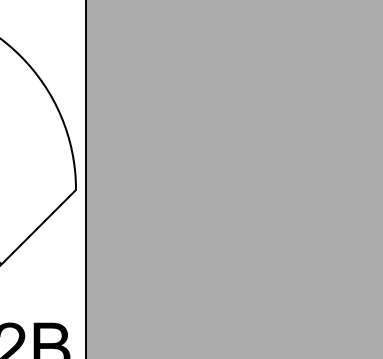

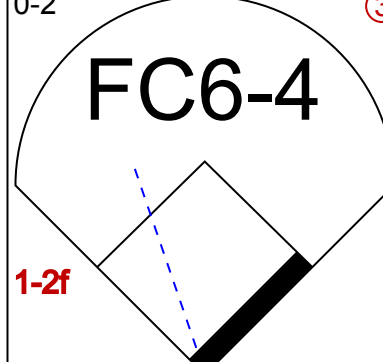
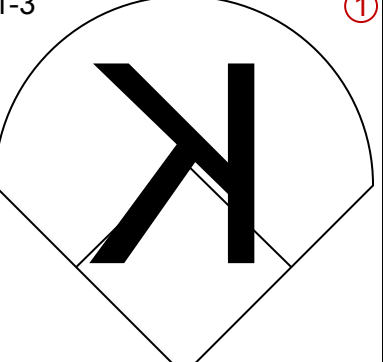
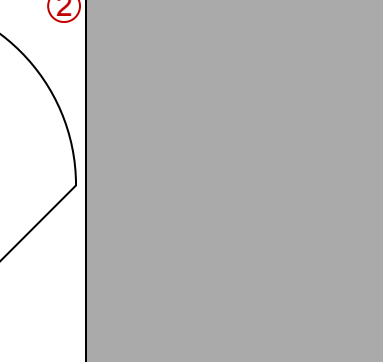


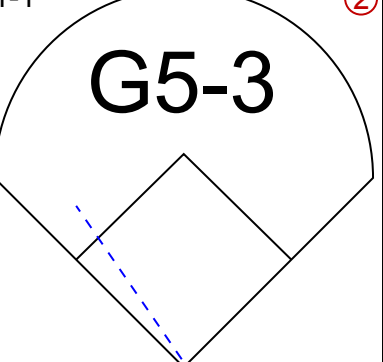
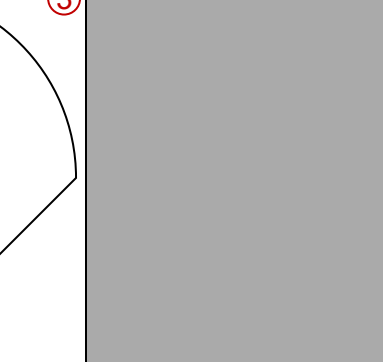

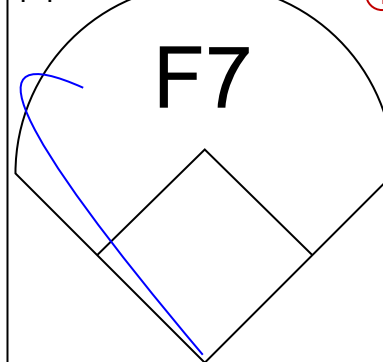
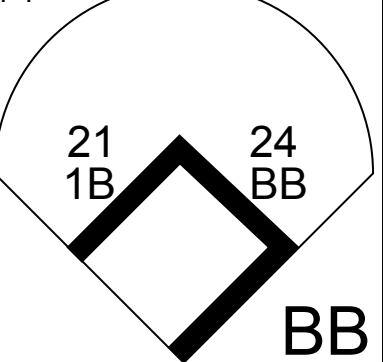
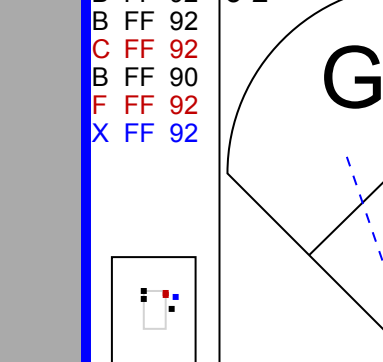
AB 44
R 8
H 11
RBI 8
BB 3
SO 12
LOB 13



Batter	1	2	3	4	5	6	7	8	9	AB	R	H	RBI	BB	SO	LOB	TOP			
21 Chris Dickerson, L (1, 8) OBP: 0.278, SLG: 0.333	F7		G6-3		K		7 HR			4	1	1	0	0	1	0	Cincinnati Reds @ Florida Marlins Sun Life Stadium, Miami, FL Wed Apr 14 2010, 7:12 PM - 10:11 PM EDT Att: 14,390 - Cloudy - 73 F			
7 Paul Janish, R (1, 6) OBP: 0.750, SLG: 2.000	19 FC3-6		F8		2B		1-H			3	1	2	2	1	0	0				
19 Joey Volto, L (1, 3) OBP: 0.350, SLG: 0.417	FC3-6				K		K			4	0	0	0	0	2	2				
4 Brandon Phillips, R (1, 4) OBP: 0.333, SLG: 0.429										2	1	0	0	2	0	0				
27 Scott Rolen, R (1, 5) OBP: 0.371, SLG: 0.552	K									4	0	0	0	0	1	3				
32 Jay Bruce, L (1, 9) OBP: 0.235, SLG: 0.194										3	0	1	0	1	1	0				
31 Jonny Gomes, R (1, 7) OBP: 0.269, SLG: 0.478	L8									4	0	1	1	0	1	1				
55 Ramon Hernandez, R (1, 2) OBP: 0.348, SLG: 0.316										4	0	0	0	0	1	2				
34 Homer Bailey, R (1, 1) OBP: 0.333, SLG: 0.333										2	0	0	0	0	0	0				
52 Daniel Herrera, L (6, 1)										0	0	0	0	0	0	0				
43 Miguel Cairo, R (7, PH) OBP: 0.200, SLG: 0.200										1	0	0	0	0	0	0				
57 Mike Lincoln, R (7, 1)										0	0	0	0	0	0	0				
17 Laynce Nix, L (9, PH) OBP: 0.300, SLG: 0.222										1	0	0	0	0	1	0				
Inning Stats	R: 0 E: 0 K: 1 S: 13	H: 0 LOB: 2 BB: 2 P: 27	R: 0 E: 0 K: 1 S: 7	H: 0 LOB: 0 BB: 0 P: 7	R: 0 E: 0 K: 0 S: 6	H: 0 LOB: 0 BB: 0 P: 10	R: 1 E: 0 K: 1 S: 19	H: 1 LOB: 1 BB: 0 P: 32	R: 0 E: 0 K: 0 S: 10	H: 1 LOB: 1 BB: 0 P: 14	R: 2 E: 0 K: 0 S: 12	H: 2 LOB: 0 BB: 0 P: 21	R: 0 E: 0 K: 1 S: 8	H: 0 LOB: 0 BB: 0 P: 11	R: 0 E: 0 K: 2 S: 10	H: 0 LOB: 0 BB: 0 P: 12	1B: 3 2B: 1 3B: 0 HR: 1	SF: 0 SAC: 0 DP: 0 HBP: 0	WP: 0 PB: 0 SB: 2 CS: 0	PA: 36
PITCHER	IP WLS BF H R ER SO BB IBB HBP BLK WP HR S P ERA WHIP																			
41 Chris Volstad, R (1, 1) ERA: 3.46	6.2 W 29 5 3 3 5 4 0 0 0 0 0 1 73 117 4.05 1.350																			
37 Renyel Pinto, L (7, 1) ERA: 2.45	0.1 H 1 0 0 0 0 0 0 0 0 0 0 0 2 5 0.00 0.000																			
31 Burke Badenhop, R (8, 1) ERA: 1.13	2.0 S 6 0 0 0 3 0 0 0 0 0 0 0 0 18 23 0.00 0.000																			

Batter	1	2	3	4	5	6	7	8	9	AB	R	H	RBI	BB	SO	LOB	BOTTOM			
24 Cameron Maybin, R (1, 8) OBP: 0.349, SLG: 0.289	21 2B	FC5-2								3	1	1	0	2	0	3	Cincinnati Reds @ Florida Marlins Sun Life Stadium, Miami, FL Wed Apr 14 2010, 7:12 PM - 10:11 PM EDT Att: 14,390 - Cloudy - 73 F			
21 John Baker, L (1, 2) OBP: 0.455, SLG: 0.500	G5-4-3	P6								4	0	2	2	0	0	3				
2 Hanley Ramirez, R (1, 6) OBP: 0.455, SLG: 0.500	E5	F8								5	0	0	0	0	2	7				
3 Jorge Cantu, R (1, 5) OBP: 0.341, SLG: 0.676	G5-4-3									4	1	1	1	0	1	5				
6 Dan Uggla, R (1, 4) OBP: 0.325, SLG: 0.389										3	0	0	0	1	0	0				
12 Cody Ross, R (1, 9) OBP: 0.308, SLG: 0.378	K									4	0	0	0	0	1	2				
15 Gaby Sanchez, R (1, 3) OBP: 0.432, SLG: 0.533										2	1	1	0	2	0	0				
31 Burke Badenhop, R (8, 1)										0	0	0	0	0	0	0				
25 Brett Carroll, R (1, 7) OBP: 0.750, SLG: 1.750										4	2	3	1	0	1	1				
41 Chris Volstad, R (1, 1) ERA: 6.97										3	0	1	1	0	0	2				
37 Renyel Pinto, L (7, 1) ERA: 4.5										0	0	0	0	0	0	0				
18 Wes Helms, R (8, 5) OBP: 0.500, SLG: 0.500										0	0	0	0	1	0	0				
Inning Stats	R: 1 E: 1 K: 1 S: 15	H: 2 LOB: 2 BB: 1 P: 24	R: 0 E: 0 K: 0 S: 13	H: 2 LOB: 2 BB: 1 P: 23	R: 0 E: 0 K: 1 S: 8	H: 0 LOB: 0 BB: 0 P: 11	R: 1 E: 0 K: 0 S: 15	H: 1 LOB: 1 BB: 1 P: 24	R: 1 E: 0 K: 1 S: 15	H: 1 LOB: 0 BB: 0 P: 20	R: 1 E: 0 K: 0 S: 10	H: 3 LOB: 3 BB: 1 P: 22	R: 0 E: 0 K: 1 S: 7	H: 0 LOB: 1 BB: 1 P: 16	R: 0 E: 0 K: 1 S: 11	H: 0 LOB: 1 BB: 1 P: 22	1B: 5 2B: 2 3B: 0 HR: 2	SF: 0 SAC: 0 DP: 2 HBP: 1	WP: 0 PB: 0 SB: 1 CS: 0	PA: 39
PITCHER	IP WLS BF H R ER SO BB IBB HBP BLK WP HR S P ERA WHIP																			
34 Homer Bailey, R (1, 1) ERA: 6.97	5.1 L 28 8 5 5 3 4 0 0 0 0 0 0 2 71 115 8.44 2.250																			
52 Daniel Herrera, L (6, 1) ERA: 4.5	0.2 3 1 0 0 0 0 0 0 0 0 0 0 5 9 0.00 1.500																			
57 Mike Lincoln, R (7, 1) ERA: 5.79	2.0 8 0 0 0 2 2 0 1 0 0 0 0 18 38 0.00 1.000																			


Batter	1	2	3	4	5	6	7	8	9	AB	R	H	RBI	BB	SO	LOB	TOP							
21 Chris Dickerson, L (1, 8) OBP: 0.364, SLG: 0.381										3	1	2	0	1	1	0	<p>Cincinnati Reds @ Florida Marlins Sun Life Stadium, Miami, FL Thu Apr 15 2010, 7:13 PM - 10:18 PM EDT Att: 12,912 - Cloudy - 74 F</p>							
2 Orlando Cabrera, R (1, 6) OBP: 0.200, SLG: 0.410										4	0	1	1	0	1	3								
19 Joey Votto, L (1, 3) 43 Miguel Cairo, R (6, 3) OBP: 0.167, SLG: 0.167										2	0	0	0	1	2	2								
4 Brandon Phillips, R (1, 4) OBP: 0.302, SLG: 0.385										4	0	0	0	0	1	2								
27 Scott Rolen, R (1, 5) 7 Paul Janish, R (6, 5) OBP: 0.342, SLG: 0.500 OBP: 0.600, SLG: 1.500										3	0	0	0	0	1	0								
32 Jay Bruce, L (1, 9) OBP: 0.237, SLG: 0.200										4	0	1	0	0	2	0								
31 Jonny Gomes, R (1, 7)										4	1	2	0	0	2	1								
55 Ramon Hernandez, R (1, 2) OBP: 0.333, SLG: 0.304										4	0	1	1	0	1	2								
39 Aaron Harang, R (1, 1) 33 Micah Owings, R (5, 1) 66 Logan Ondrusek, R (7, 1) 40 Nick Masset, R (8, 1) 29 Ryan Hanigan, R (9, PH) OBP: 0.500, SLG: 0.818										2	0	0	0	0	1	0								
Inning Stats	R: 0 E: 0 K: 2 S: 15	H: 0 LOB: 1 BB: 1 P: 24	R: 0 E: 1 K: 3 S: 14	H: 1 LOB: 1 BB: 0 P: 21	R: 1 E: 0 K: 1 S: 10	H: 2 LOB: 1 BB: 0 P: 14	R: 0 E: 0 K: 1 S: 10	H: 1 LOB: 1 BB: 0 P: 20	R: 0 E: 0 K: 1 S: 7	H: 0 LOB: 0 BB: 0 P: 11	R: 0 E: 0 K: 2 S: 11	H: 1 LOB: 2 BB: 1 P: 22	R: 0 E: 0 K: 2 S: 8	H: 0 LOB: 0 BB: 0 P: 11	R: 1 E: 0 K: 0 S: 8	H: 1 LOB: 0 BB: 0 P: 10		1B: 5 2B: 1 3B: 1 HR: 0	SF: 0 SAC: 0 DP: 0 HBP: 0	WP: 0 PB: 0 SB: 3 CS: 0	PA: 36			
PITCHER	IP WLS BF H R ER SO BB IBB HBP BLK WP HR S P ERA WHIP																							
55 Josh Johnson, R (1, 1) ERA: 4.5	6.0 W 24	5 1 1 10	1 0 0 0	0 0 0 0	0 0 0 0	0 0 0 0	0 0 19 33	0.00 1.000																
32 Clay Hensley, R (7, 1) ERA: 1.59	2.0	8 1 0 4	1 0 0 0	0 0 0 0	0 0 0 0	0 0 8 10	9.00 1.000																	
52 Chris Leroux, R (9, 1) ERA: 9.0	1.0	4 1 1 0	0 0 0 0	0 0 0 0	0 0 0 0	0 0 0 0	0 0 0 0	0 0 0 0																

Batter	1	2	3	4	5	6	7	8	9	AB	R	H	RBI	BB	SO	LOB	BOTTOM						
24 Cameron Maybin, R (1, 8) OBP: 0.396, SLG: 0.405										4	2	3	1	1	1	0	<p>Cincinnati Reds @ Florida Marlins Sun Life Stadium, Miami, FL Thu Apr 15 2010, 7:13 PM - 10:18 PM EDT Att: 12,912 - Cloudy - 74 F</p>						
21 John Baker, L (1, 2) OBP: 0.444, SLG: 0.520										5	1	2	2	0	1	1							
2 Hanley Ramirez, R (1, 6) 30 Brian Barden, R (6, 6) OBP: 0.487										3	1	1	0	1	0	3							
3 Jorge Cantu, R (1, 5) 18 Wes Helms, R (8, 5) OBP: 0.378, SLG: 0.692 OBP: 0.545, SLG: 0.556										2	2	1	1	2	0	0							
6 Dan Uggla, R (1, 4) OBP: 0.356, SLG: 0.450										4	2	3	2	0	0	1							
12 Cody Ross, R (1, 9) OBP: 0.341, SLG: 0.452										5	1	3	3	0	1	4							
15 Gaby Sanchez, R (1, 3) OBP: 0.405, SLG: 0.514										5	0	1	1	0	2	7							
25 Brett Carroll, R (1, 7) OBP: 0.333, SLG: 0.778										5	0	0	0	0	1	5							
55 Josh Johnson, L (1, 1) 32 Clay Hensley, R (7, 1) 52 Chris Leroux, L (9, 1) ERA: 9.0										2	0	0	0	1	1	0							
Inning Stats	R: 0 E: 0 K: 2 S: 10	H: 0 LOB: 0 BB: 0 P: 17	R: 1 E: 0 K: 0 S: 13	H: 2 LOB: 1 BB: 0 P: 21	R: 2 E: 0 K: 1 S: 20	H: 3 LOB: 3 BB: 2 P: 36	R: 1 E: 0 K: 1 S: 10	H: 1 LOB: 0 BB: 0 P: 15	R: 4 E: 0 K: 1 S: 19	H: 5 LOB: 3 BB: 2 P: 36	R: 1 E: 0 K: 2 S: 18	H: 1 LOB: 1 BB: 1 P: 28	R: 0 E: 0 K: 0 S: 11	H: 1 LOB: 0 BB: 0 P: 17	R: 1 E: 0 K: 1 S: 14	H: 2 LOB: 2 BB: 0 P: 17		1B: 8 2B: 6 3B: 0 HR: 1	SF: 1 SAC: 0 DP: 1 HBP: 0	WP: 2 PB: 0 SB: 0 CS: 0	PA: 44		
PITCHER	IP WLS BF H R ER SO BB IBB HBP BLK WP HR S P ERA WHIP																						
39 Aaron Harang, R (1, 1) ERA: 7.88	4.0 L 24	10 8 8 4	2 0 0 0	3 0 0 1	0 0 0 0	0 0 29 52	4.50 2.500																
33 Micah Owings, R (5, 1) ERA: 1.29	2.0	11 2 1 3	3 0 0 0	0 0 0 0	0 0 11 17	0.00 1.000																	
66 Logan Ondrusek, R (7, 1) ERA: 12.46	1.0	3 1 0 0	0 0 0 0	0 0 0 0	0 0 0 0	0 0 0 0	0 0 0 0																
40 Nick Masset, R (8, 1) ERA: 9.0	1.0	6 2 1 1	0 0 0 0	1 0 0 0	0 0 0 0	0 0 0 0	0 0 0 0																

AB	34
R	2
H	7
RBI	2
BB	2
SO	14
LOB	11



AB	38
R	10
H	15
RBI	10
BB	5
SO	8
LOB	21



Batter	1	2	3	4	5	6	7	8	9	AB	R	H	RBI	BB	SO	LOB	TOP					
24 Cameron Maybin, R (1, 8) OBP: 0.377, SLG: 0.383	G1-3		K		L4			F8	1B	5	0	1	1	0	1	3						
21 John Baker, L (1, 2) OBP: 0.405, SLG: 0.467	K		G6-3			F7		1B	FC3-6	5	0	1	1	0	1	2						
2 Hanley Ramirez, R (1, 6) OBP: 0.472, SLG: 0.523	G6-3				G5-4-3	G6-3		1B	1B	5	0	3	1	0	0	0						
3 Jorge Cantu, R (1, 5) OBP: 0.360, SLG: 0.636					G5-4-3	F9		F9	FC6-4	5	0	1	0	0	0	5						
6 Dan Uggla, R (1, 4) OBP: 0.367, SLG: 0.523	F7				HR			G5-3	1B	4	2	2	1	0	0	1						
12 Cody Ross, R (1, 9) OBP: 0.333, SLG: 0.435	FC6-4				K			P4	1B	4	1	1	0	0	1	1						
13 Mike Lamb, L (1, 3)	G5-3							G4-3	G4-3	3	0	0	0	0	0	1						
25 Brett Carroll, R (1, 7) OBP: 0.385, SLG: 0.692					K			F9	1B	4	1	2	1	0	1	0						
19 Anibal Sánchez, R (1, 1) OBP: 0.667, SLG: 0.667					SH2-4				1B	1	0	1	0	0	0	0						
53 Dan Meyer, R (7, 1)										0	0	0	0	0	0	0						
52 Chris Leroux, L (7, 1)										0	0	0	0	0	0	0						
15 Gaby Sanchez, R (7, 3) OBP: 0.432, SLG: 0.568									1B	2	2	2	1	0	0	0						
30 Brian Barden, R (9, PH)									2B	1	0	0	0	0	0	2						
Inning Stats	R: 0 E: 0 K: 1 S: 7	H: 0 LOB: 0 BB: 0 P: 10	R: 0 E: 0 K: 0 S: 8	H: 1 LOB: 1 BB: 0 P: 11	R: 0 E: 0 K: 1 S: 10	H: 1 LOB: 1 BB: 0 P: 13	R: 1 E: 0 K: 1 S: 8	H: 2 LOB: 0 BB: 0 P: 12	R: 0 E: 0 K: 0 S: 9	H: 1 LOB: 1 BB: 0 P: 12	R: 0 E: 0 K: 0 S: 5	H: 0 LOB: 0 BB: 0 P: 7	R: 0 E: 0 K: 0 S: 10	H: 0 LOB: 0 BB: 0 P: 14	R: 1 E: 0 K: 0 S: 13	H: 3 LOB: 2 BB: 0 P: 21	R: 4 E: 0 K: 0 S: 22	H: 6 LOB: 2 BB: 0 P: 33	1B: 11 2B: 2 3B: 0 HR: 1	SF: 0 SAC: 1 DP: 1 HBP: 0	WP: 0 PB: 0 SB: 0 CS: 0	PA: 40
PITCHER	IP WLS BF H R ER SO BB IBB HBP BLK WP HR S P ERA WHIP	IP WLS BF H R ER SO BB IBB HBP BLK WP HR S P ERA WHIP	IP WLS BF H R ER SO BB IBB HBP BLK WP HR S P ERA WHIP	IP WLS BF H R ER SO BB IBB HBP BLK WP HR S P ERA WHIP	IP WLS BF H R ER SO BB IBB HBP BLK WP HR S P ERA WHIP	IP WLS BF H R ER SO BB IBB HBP BLK WP HR S P ERA WHIP	IP WLS BF H R ER SO BB IBB HBP BLK WP HR S P ERA WHIP	IP WLS BF H R ER SO BB IBB HBP BLK WP HR S P ERA WHIP	IP WLS BF H R ER SO BB IBB HBP BLK WP HR S P ERA WHIP	IP WLS BF H R ER SO BB IBB HBP BLK WP HR S P ERA WHIP	IP WLS BF H R ER SO BB IBB HBP BLK WP HR S P ERA WHIP	IP WLS BF H R ER SO BB IBB HBP BLK WP HR S P ERA WHIP	IP WLS BF H R ER SO BB IBB HBP BLK WP HR S P ERA WHIP	IP WLS BF H R ER SO BB IBB HBP BLK WP HR S P ERA WHIP	IP WLS BF H R ER SO BB IBB HBP BLK WP HR S P ERA WHIP	IP WLS BF H R ER SO BB IBB HBP BLK WP HR S P ERA WHIP	IP WLS BF H R ER SO BB IBB HBP BLK WP HR S P ERA WHIP	IP WLS BF H R ER SO BB IBB HBP BLK WP HR S P ERA WHIP	IP WLS BF H R ER SO BB IBB HBP BLK WP HR S P ERA WHIP			

Florida Marlins @ Philadelphia Phillies
Citizens Bank Park, Philadelphia, PA
Fri Apr 16 2010, 7:08 PM - 10:10 PM EDT
Att: 45,245 - Overcast - 63 F

AB 39
R 6
H 14
RBI 6
BB 0
SO 4
LOB 15



Batter	1	2	3	4	5	6	7	8	9	AB	R	H	RBI	BB	SO	LOB	BOTTOM			
8 Shane Victorino, S (1, 8) OBP: 0.292, SLG: 0.489	G3		G4-3			F8				4	1	1	0	1	0	4				
27 Placido Polanco, R (1, 5) OBP: 0.454, SLG: 0.667	F7				G1	F8-3		G6-3		5	1	1	1	0	0	2				
26 Chase Utley, L (1, 4) OBP: 0.510, SLG: 0.895	F7				HR			G6-3		3	2	2	1	2	0	0				
6 Ryan Howard, L (1, 3) OBP: 0.388, SLG: 0.702	G3				G3			G5-6-3		5	2	2	1	0	0	2				
28 Jayson Werth, R (1, 9) OBP: 0.429, SLG: 0.514	F8				G1-3					4	2	2	1	0	0	3				
29 Raul Ibanez, L (1, 7) OBP: 0.326, SLG: 0.278	1B		G4-3		F8					2	0	0	0	2	0	1				
7 Juan Castro, R (1, 6) OBP: 0.412, SLG: 0.467	1B		SF9		G5-3					3	0	2	3	0	0	0				
Carlos Ruiz, R (1, 2) OBP: 0.471, SLG: 0.320	1B				G5-3			L7		3	0	1	1	1	0	2				
34 Roy Halladay, R (1, 1) OBP: 0.273, SLG: 0.273	K				E4			L3		4	0	1	0	0	2	5				
57 David Herndon, L (9, 1)										0	0	0	0	0	0	0				
46 Ryan Madson, L (9, 1)										0	0	0	0	0	0	0				
Inning Stats	R: 3 E: 0 K: 1 S: 15	H: 3 LOB: 3 BB: 3 P: 35	R: 1 E: 0 K: 0 S: 9	H: 1 LOB: 0 BB: 0 P: 11	R: 1 E: 0 K: 0 S: 10	H: 2 LOB: 2 BB: 1 P: 20	R: 0 E: 0 K: 0 S: 11	H: 1 LOB: 1 BB: 0 P: 17	R: 0 E: 0 K: 0 S: 8	H: 0 LOB: 0 BB: 0 P: 12	R: 0 E: 0 K: 0 S: 6	H: 1 LOB: 0 BB: 0 P: 9	R: 3 E: 0 K: 1 S: 22	H: 4 LOB: 2 BB: 1 P: 37	R: 0 E: 0 K: 0 S: 4	H: 0 LOB: 0 BB: 1 P: 9	1B: 8 2B: 3 3B: 0 HR: 2	SF: 1 SAC: 0 DP: 2 HBP: 0	WP: 0 PB: 0 SB: 0 CS: 0	PA: 40
PITCHER	IP WLS BF H R ER SO BB IBB HBP BLK WP HR S P ERA WHIP	IP WLS BF H R ER SO BB IBB HBP BLK WP HR S P ERA WHIP	IP WLS BF H R ER SO BB IBB HBP BLK WP HR S P ERA WHIP	IP WLS BF H R ER SO BB IBB HBP BLK WP HR S P ERA WHIP	IP WLS BF H R ER SO BB IBB HBP BLK WP HR S P ERA WHIP	IP WLS BF H R ER SO BB IBB HBP BLK WP HR S P ERA WHIP	IP WLS BF H R ER SO BB IBB HBP BLK WP HR S P ERA WHIP	IP WLS BF H R ER SO BB IBB HBP BLK WP HR S P ERA WHIP	IP WLS BF H R ER SO BB IBB HBP BLK WP HR S P ERA WHIP	IP WLS BF H R ER SO BB IBB HBP BLK WP HR S P ERA WHIP	IP WLS BF H R ER SO BB IBB HBP BLK WP HR S P ERA WHIP	IP WLS BF H R ER SO BB IBB HBP BLK WP HR S P ERA WHIP	IP WLS BF H R ER SO BB IBB HBP BLK WP HR S P ERA WHIP	IP WLS BF H R ER SO BB IBB HBP BLK WP HR S P ERA WHIP	IP WLS BF H R ER SO BB IBB HBP BLK WP HR S P ERA WHIP	IP WLS BF H R ER SO BB IBB HBP BLK WP HR S P ERA WHIP	IP WLS BF H R ER SO BB IBB HBP BLK WP HR S P ERA WHIP	IP WLS BF H R ER SO BB IBB HBP BLK WP HR S P ERA WHIP	IP WLS BF H R ER SO BB IBB HBP BLK WP HR S P ERA WHIP	

Florida Marlins @ Philadelphia Phillies
Citizens Bank Park, Philadelphia, PA
Fri Apr 16 2010, 7:08 PM - 10:10 PM EDT
Att: 45,245 - Overcast - 63 F

AB 33
R 8
H 12
RBI 8
BB 6
SO 2
LOB 19



Batter	1	2	3	4	5	6	7	8	9	AB	R	H	RBI	BB	SO	LOB	TOP
8 Chris Coghlan, L (1,7) OBP: 0.159, SLG: 0.119	G6-3	G3		F7			G5-3			4	0	0	0	0	0	2	Florida Marlins @ Philadelphia Phillies Citizens Bank Park, Philadelphia, PA Sat Apr 17 2010, 7:09 PM - 9:29 PM EDT Att: 45,305 - Cloudy - 51 F
24 Cameron Maybin, R (1,8) OBP: 0.398, SLG: 0.373	BB	BB				K		F7		4	1	1	0	0	2	0	
2 Hanley Ramirez, R (1,6) OBP: 0.474, SLG: 0.511	BB	BB				K		G6-3		3	1	1	0	1	1	0	
3 Jorge Cantu, R (1,5) OBP: 0.352, SLG: 0.604	BB	BB				K		F9		4	1	1	1	0	1	1	
6 Dan Uggla, R (1,4) OBP: 0.398, SLG: 0.500	BB	BB						G5-3		4	1	1	1	0	0	1	
29 Ronny Paulino, R (1,2) OBP: 0.320, SLG: 0.478	HR					K		F8		4	1	1	3	0	2	1	
12 Cody Ross, R (1,9) OBP: 0.327, SLG: 0.408	G5-3							BB		3	0	0	0	1	1	0	
15 Gaby Sanchez, R (1,3) OBP: 0.426, SLG: 0.538	G4-3							F8		2	0	0	0	1	0	0	
30 Brian Barden, R (7,PR) (7,5)										1	0	0	0	0	0	1	
47 Ricky Nolasco, R (1,1) OBP: 0.143, SLG: 0.143	G6-3									3	0	1	0	0	1	1	
Inning Stats	R: 5 H: 4 E: 0 K: 0 S: 16	H: 4 R: 0 ER: 0 LOB: 0 P: 25	R: 0 H: 0 E: 0 K: 1 S: 10	H: 0 R: 0 ER: 0 LOB: 1 P: 12	R: 0 H: 1 E: 0 K: 1 S: 9	H: 1 R: 0 ER: 0 LOB: 1 P: 14	R: 0 H: 0 E: 0 K: 3 S: 9	H: 0 R: 0 ER: 0 LOB: 0 P: 7	R: 0 H: 0 E: 0 K: 1 S: 8	H: 0 R: 0 ER: 0 LOB: 1 P: 16	R: 0 H: 0 E: 0 K: 0 S: 6	H: 0 R: 0 ER: 0 LOB: 1 P: 12	R: 0 H: 0 E: 0 K: 0 S: 7	H: 0 R: 0 ER: 0 LOB: 1 P: 17	1B: 5 2B: 0 3B: 0 HR: 1	SF: 0 SAC: 0 DP: 0 HBP: 0	WP: 0 PA: 35 PB: 0 SB: 1 CS: 1
PITCHER	IP WLS BF H R ER SO BB IBB HBP BLK WP HR S P ERA WHIP																
50 Jamie Moyer, L (1,1) ERA: 7.5	6.0 L 25 6 5 5 7 1 0 0 0 0 0 1 58 89 7.50 1.167																
44 Nelson Figueroa, R (7,1) ERA: 2.45	2.0 6 0 0 0 1 1 0 0 0 0 0 0 14 28 0.00 0.500																
37 Chad Durbin, R (9,1) ERA:	1.0 4 0 0 0 0 1 0 0 0 0 0 0 7 17 0.00 1.000																


Batter	1	2	3	4	5	6	7	8	9	AB	R	H	RBI	BB	SO	LOB	BOTTOM				
8 Shane Victorino, S (1,8) OBP: 0.308, SLG: 0.479	G6-3			P5						3	0	1	0	1	0	0	Florida Marlins @ Philadelphia Phillies Citizens Bank Park, Philadelphia, PA Sat Apr 17 2010, 7:09 PM - 9:29 PM EDT Att: 45,305 - Cloudy - 51 F				
27 Placido Polanco, R (1,5) OBP: 0.415, SLG: 0.612	P5			K				G5-4-3		4	0	0	0	0	1	3					
26 Chase Utley, L (1,4) OBP: 0.509, SLG: 0.854	P5									3	0	1	0	1	0	0					
6 Ryan Howard, L (1,3) OBP: 0.358, SLG: 0.647	P6			F8				F9		4	0	0	0	0	4						
28 Javson Werth, R (1,9) OBP: 0.435, SLG: 0.579	K									3	1	1	1	1	1	0					
29 Raul Ibanez, L (1,7) OBP: 0.300, SLG: 0.250	F8									4	0	0	0	0	1	1					
7 Juan Castro, R (1,6) OBP: 0.400, SLG: 0.444										3	0	1	0	0	0	0					
23 Brian Schneider, L (1,2) OBP: 0.273, SLG: 0.111										3	0	1	0	0	0	1					
50 Jamie Moyer, L (1,1) OBP: 0.333, SLG: 0.333										1	0	0	0	0	1	0					
3 Ross Gload, L (6,PH) OBP: 0.167, SLG: 0.167										1	0	0	0	0	0	1					
44 Nelson Figueroa, R (7,1) OBP: 1.000, SLG: 1.500										0	0	0	0	0	0	0					
19 Greg Dobbs, L (8,PH) OBP: 0.333, SLG: 0.286										1	0	0	0	0	0	0					
37 Chad Durbin, R (9,1) ERA:										0	0	0	0	0	0	0					
Inning Stats	R: 0 H: 0 E: 0 K: 0 S: 7	H: 0 R: 0 ER: 0 LOB: 0 P: 11	R: 0 H: 0 E: 0 K: 1 S: 10	H: 0 R: 0 ER: 0 LOB: 0 P: 13	R: 0 H: 0 E: 0 K: 1 S: 8	H: 0 R: 0 ER: 0 LOB: 0 P: 11	R: 0 H: 1 E: 0 K: 1 S: 9	H: 1 R: 0 ER: 0 LOB: 1 P: 13	R: 0 H: 0 E: 0 K: 0 S: 8	H: 0 R: 0 ER: 0 LOB: 0 P: 14	R: 0 H: 1 E: 0 K: 0 S: 11	H: 1 R: 0 ER: 0 LOB: 3 P: 23	R: 0 H: 1 E: 0 K: 1 S: 8	H: 1 R: 0 ER: 0 LOB: 1 P: 12	R: 0 H: 1 E: 0 K: 0 S: 4	H: 1 R: 0 ER: 0 LOB: 0 P: 5	R: 1 H: 1 E: 0 K: 0 S: 6	H: 1 R: 0 ER: 0 LOB: 0 P: 7	1B: 4 2B: 0 3B: 0 HR: 1	SF: 0 SAC: 0 DP: 2 HBP: 0	WP: 0 PA: 33 PB: 0 SB: 0 CS: 0
PITCHER	IP WLS BF H R ER SO BB IBB HBP BLK WP HR S P ERA WHIP																				
47 Ricky Nolasco, R (1,1) ERA: 3.74	9.0 W 33 5 1 1 4 3 0 0 0 0 0 1 71 109 1.00 0.889																				

Batter	1	2	3	4	5	6	7	8	9	AB	R	H	RBI	BB	SO	LOB	TOP	
24 Cameron Maybin, R (1, 8) OBP: 0.369, SLG: 0.390										4	1	1	0	0	1	1	Florida Marlins @ Houston Astros Minute Maid Park, Houston, TX Tue Apr 20 2010, 7:10 PM - 9:48 PM CDT Att: 24,135 - Partly Cloudy - 75 F	
8 Chris Cochran, L (1, 7) OBP: 0.173, SLG: 0.140										4	1	2	1	0	0	0		
2 Hanley Ramirez, R (1, 6) OBP: 0.431, SLG: 0.455										4	0	1	1	0	0	1		
3 Jorge Cantu, R (1, 3) OBP: 0.355, SLG: 0.625										4	1	2	2	0	1	0		
6 Dan Uggla, R (1, 4) OBP: 0.361, SLG: 0.554										4	0	0	0	0	1	2		
21 John Baker, L (1, 2) OBP: 0.375, SLG: 0.421										4	1	2	0	0	0	2		
12 Cody Ross, R (1, 9) OBP: 0.300, SLG: 0.368										4	0	0	0	0	0	4		
18 Wes Helms, R (1, 5) OBP: 0.533, SLG: 0.615										4	1	2	1	0	0	0		
41 Chris Volstad, R (1, 1) OBP: 0.200, SLG: 0.200										1	0	0	0	0	0	0		
13 Mike Lamb, L (7, PH)										1	0	0	0	0	0	0		
64 Tim Wood, R (7, 1)										1	0	0	0	0	0	1		
15 Gaby Sanchez, R (9, PH) OBP: 0.385, SLG: 0.477										1	0	0	0	0	0	0		
Inning Stats	R: 2 H: 4 E: 0 K: 1 S: 24	H: 4 R: 0 ER: 0 LOB: 2 P: 30	R: 1 H: 2 E: 0 K: 1 S: 10	H: 2 R: 0 ER: 0 LOB: 1 P: 20	R: 0 H: 0 E: 0 K: 0 S: 8	H: 0 R: 0 ER: 0 LOB: 0 P: 13	R: 0 H: 0 E: 0 K: 0 S: 5	H: 2 R: 0 ER: 0 LOB: 0 P: 13	R: 0 H: 0 E: 0 K: 1 S: 9	H: 0 R: 0 ER: 0 LOB: 0 P: 12	R: 1 H: 2 E: 0 K: 0 S: 16	H: 2 R: 0 ER: 0 LOB: 1 P: 23	1B: 8 2B: 1 3B: 0 HR: 1	SF: 0 SAC: 1 DP: 1 HBP: 0	WP: 1 PB: 0 SB: 1 CS: 0	PA: 36		
PITCHER	IP: 7.0 WLS: 0 BF: 28 ERA: 4.05	IP: 1.0 WLS: 1 BF: 3 ERA: 8.53	IP: 1.0 WLS: 2 BF: 5 ERA: 4.5	IP: 1.0 WLS: 0 BF: 3 ERA: 0.00	IP: 1.0 WLS: 0 BF: 3 ERA: 0.00	IP: 1.0 WLS: 0 BF: 3 ERA: 0.00	IP: 1.0 WLS: 0 BF: 3 ERA: 0.00	IP: 1.0 WLS: 0 BF: 3 ERA: 0.00	IP: 1.0 WLS: 0 BF: 3 ERA: 0.00	IP: 1.0 WLS: 0 BF: 3 ERA: 0.00	IP: 1.0 WLS: 0 BF: 3 ERA: 0.00	IP: 1.0 WLS: 0 BF: 3 ERA: 0.00	IP: 1.0 WLS: 0 BF: 3 ERA: 0.00	IP: 1.0 WLS: 0 BF: 3 ERA: 0.00	IP: 1.0 WLS: 0 BF: 3 ERA: 0.00	IP: 1.0 WLS: 0 BF: 3 ERA: 0.00	IP: 1.0 WLS: 0 BF: 3 ERA: 0.00	IP: 1.0 WLS: 0 BF: 3 ERA: 0.00
39 Brett Myers, R (1, 1) ERA: 4.05	37 Brandon Lyon, R (8, 1) ERA: 8.53	22 Matt Lindstrom, R (9, 1) ERA: 4.5																

Batter	1	2	3	4	5	6	7	8	9	AB	R	H	RBI	BB	SO	LOB	BOTTOM	
21 Michael Bourn, L (1, 8) OBP: 0.383, SLG: 0.381										3	1	0	0	2	0	2	Florida Marlins @ Houston Astros Minute Maid Park, Houston, TX Tue Apr 20 2010, 7:10 PM - 9:48 PM CDT Att: 24,135 - Partly Cloudy - 75 F	
8 Jeff Keppinger, R (1, 4) OBP: 0.418, SLG: 0.447										3	0	0	0	0	1			
17 Lance Berkman, S (1, 3) OBP: 0.250, SLG: 0.500										4	0	1	2	0	1			
45 Carlos Lee, R (1, 7) OBP: 0.132, SLG: 0.135										4	1	1	0	0	2			
9 Hunter Pence, R (1, 9) OBP: 0.204, SLG: 0.271										3	2	2	0	1	1			
77 Pedro Feliz, R (1, 5) OBP: 0.231, SLG: 0.286										4	1	1	0	0	3			
46 J.R. Towles, R (1, 2) OBP: 0.222, SLG: 0.370										4	0	2	2	0	1	2		
12 Tommy Manzell, R (1, 6) OBP: 0.229, SLG: 0.206										2	0	0	0	0	2			
18 Cory Sullivan, L (6, PH) OBP: 0.300, SLG: 0.345										1	0	0	0	0	2			
3 Kazuo Matsui, S (7, 4) OBP: 0.095, SLG: 0.095										0	0	0	1	0	0			
39 Brett Myers, R (1, 1) OBP: 0.200, SLG: 0.200										1	0	0	0	0	1			
27 Geoff Blum, S (7, PH) OBP: 0.300, SLG: 0.345										1	1	1	0	0	0			
4 Jason Michaels, R (8, PH) OBP: 0.308, SLG: 0.846										1	1	1	2	0	0			
22 Matt Lindstrom, R (9, 1) ERA: 4.5										1	0	0	0	0	0			
Inning Stats	R: 1 H: 0 E: 0 K: 0 S: 7	H: 0 R: 1 ER: 0 LOB: 2 P: 17	R: 1 H: 2 E: 1 K: 0 S: 18	H: 2 R: 0 ER: 0 LOB: 0 P: 22	R: 0 H: 1 E: 0 K: 0 S: 9	R: 0 H: 0 E: 0 K: 0 S: 5	R: 0 H: 0 E: 0 K: 0 S: 7	R: 1 H: 2 E: 0 K: 0 S: 11	R: 1 H: 1 E: 0 K: 0 S: 7	R: 3 H: 3 E: 0 K: 1 S: 12	1B: 5 2B: 3 3B: 0 HR: 1	SF: 0 SAC: 3 DP: 0 HBP: 0	WP: 0 PB: 0 SB: 2 CS: 0	PA: 37				
PITCHER	IP: 6.0 WLS: 0 BF: 26 ERA: 3.79	IP: 2.0 WLS: 1 BF: 11 ERA: 9.45	IP: 1.0 WLS: 0 BF: 3 ERA: 0.00	IP: 1.0 WLS: 0 BF: 3 ERA: 0.00	IP: 1.0 WLS: 0 BF: 3 ERA: 0.00	IP: 1.0 WLS: 0 BF: 3 ERA: 0.00	IP: 1.0 WLS: 0 BF: 3 ERA: 0.00	IP: 1.0 WLS: 0 BF: 3 ERA: 0.00	IP: 1.0 WLS: 0 BF: 3 ERA: 0.00	IP: 1.0 WLS: 0 BF: 3 ERA: 0.00	IP: 1.0 WLS: 0 BF: 3 ERA: 0.00	IP: 1.0 WLS: 0 BF: 3 ERA: 0.00	IP: 1.0 WLS: 0 BF: 3 ERA: 0.00	IP: 1.0 WLS: 0 BF: 3 ERA: 0.00	IP: 1.0 WLS: 0 BF: 3 ERA: 0.00	IP: 1.0 WLS: 0 BF: 3 ERA: 0.00	IP: 1.0 WLS: 0 BF: 3 ERA: 0.00	IP: 1.0 WLS: 0 BF: 3 ERA: 0.00
41 Chris Volstad, R (1, 1) ERA: 3.79	64 Tim Wood, R (7, 1) ERA: 9.45																	

Florida Marlins @ Houston Astros
 Minute Maid Park, Houston, TX
 Tue Apr 20 2010, 7:10 PM - 9:48 PM CDT
 Att: 24,135 - Partly Cloudy - 75 F

AB	35
R	5
H	10
RBI	5
BB	0
SO	3
LOB	11



Florida Marlins @ Houston Astros
 Minute Maid Park, Houston, TX
 Tue Apr 20 2010, 7:10 PM - 9:48 PM CDT
 Att: 24,135 - Partly Cloudy - 75 F

AB	31
R	7
H	9
RBI	7
BB	3
SO	2
LOB	16



Batter	1	2	3	4	5	6	7	8	9	AB	R	H	RBI	BB	SO	LOB	TOP						
24 Cameron Maybin, R (1, 8) OBP: 0.362, SLG: 0.413										4	1	1	1	0	2	0	Florida Marlins @ Houston Astros Minute Maid Park, Houston, TX Wed Apr 21 2010, 7:07 PM - 9:40 PM CDT Att: 22,607 - Partly Cloudy - 77 F						
8 Chris Cochran, L (1, 7) OBP: 0.161, SLG: 0.130										4	0	0	0	0	1	0							
2 Hanley Ramirez, R (1, 6) OBP: 0.406, SLG: 0.424										4	0	0	0	0	0	1							
3 Jorge Cantu, R (1, 5) OBP: 0.348, SLG: 0.600										4	0	1	0	0	0	0							
6 Dan Uggla, R (1, 4) OBP: 0.385, SLG: 0.559										3	1	2	0	1	0	1							
21 John Baker, L (1, 2) OBP: 0.384, SLG: 0.390										3	1	0	0	1	1	3							
12 Cody Ross, R (1, 9) OBP: 0.286, SLG: 0.350										3	0	0	0	0	3	3							
15 Gaby Sanchez, R (1, 3) OBP: 0.382, SLG: 0.468										3	1	1	1	0	0	0							
55 Josh Johnson, L (1, 1) OBP: 0.357, SLG: 0.643										1	0	0	1	0	1	0							
25 Brett Carroll, R (7, PH) OBP: 0.357, SLG: 0.643										1	0	0	0	0	1	0							
31 Burke Badenhop, R (7, 1) OBP: 0.384, SLG: 0.390										0	0	0	0	0	0	0							
52 Chris Leroux, L (8, 1) OBP: 0.286, SLG: 0.350										0	0	0	0	0	0	0							
Inning Stats	R: 0 K: 1 S: 7	H: 0 LOB: 0 BB: 12	R: 0 K: 2 S: 11	H: 0 LOB: 1 BB: 17	R: 0 K: 1 S: 9	H: 0 LOB: 0 BB: 17	R: 0 K: 0 S: 5	H: 0 LOB: 0 BB: 9	R: 4 K: 1 S: 18	H: 3 LOB: 1 BB: 31	R: 0 K: 0 S: 4	H: 1 LOB: 0 BB: 7	R: 0 K: 2 S: 10	H: 0 LOB: 0 BB: 14	R: 0 K: 2 S: 8	H: 0 LOB: 0 BB: 9	R: 0 K: 0 S: 8	H: 1 LOB: 0 BB: 12	1B: 4 2B: 0 3B: 1 HR: 0	SF: 0 SAC: 1 DP: 2 HBP: 0	WP: 0 PB: 0 SB: 0 CS: 0	PA: 33	
PITCHER	IP WLS BF H R ER SO BB IBB HBP BLK WP HR S P ERA WHIP																						
20 Bud Norris, R (1, 1) ERA: 4.26	5.0	W 6	21	3	4	3	5	2	0	0	0	0	0	0	0	0	0	0	0	50	86	5.40	1.000
59 Wilton Lopez, R (6, 1) ERA: 4.5	2.0	H 3	6	1	0	0	2	0	0	0	0	0	0	0	0	0	0	0	0	14	21	0.00	0.500
37 Brandon Lyon, R (8, 1) ERA: 7.36	1.0	S 3	3	1	0	0	0	0	0	0	0	0	0	0	0	0	0	0	0	8	9	0.00	0.000
22 Matt Lindstrom, R (9, 1) ERA: 3.86	1.0	S 3	3	1	0	0	0	0	0	0	0	0	0	0	0	0	0	0	0	8	12	0.00	1.000

Batter	1	2	3	4	5	6	7	8	9	AB	R	H	RBI	BB	SO	LOB	BOTTOM			
21 Michael Bourn, L (1, 8) OBP: 0.392, SLG: 0.400										3	2	1	0	1	1	2	Florida Marlins @ Houston Astros Minute Maid Park, Houston, TX Wed Apr 21 2010, 7:07 PM - 9:40 PM CDT Att: 22,607 - Partly Cloudy - 77 F			
8 Jeff Keppinger, R (1, 6) OBP: 0.404, SLG: 0.415										3	0	0	0	1	0	3				
17 Lance Berkman, S (1, 3) OBP: 0.125, SLG: 0.250										4	0	0	1	0	2	2				
45 Carlos Lee, R (1, 7) OBP: 0.175, SLG: 0.164										3	0	2	1	1	0	0				
22 Matt Lindstrom, R (9, 1) ERA: 3.86										4	0	0	0	0	0	3				
9 Hunter Pence, R (1, 9) OBP: 0.189, SLG: 0.250										4	0	0	0	0	0	3				
77 Pedro Feliz, R (1, 5) OBP: 0.232, SLG: 0.283										4	1	1	0	0	2	1				
3 Kazuo Matsui, S (1, 4) OBP: 0.125, SLG: 0.125										3	1	1	0	0	0	0				
55 Humberto Quintero, R (1, 2) OBP: 0.273, SLG: 0.381										3	1	2	1	0	1	2				
20 Bud Norris, R (1, 1) ERA: 4.26	6.0	W 6	23	4	3	2	2	3	0	0	0	0	0	0	0	0				
18 Cory Sullivan, L (5, PH) OBP: 0.171, SLG: 0.214	1.0	L 6	6	3	2	2	2	0	0	0	0	0	0	0	0	0				
59 Wilton Lopez, R (6, 1) ERA: 4.5	1.0	L 6	6	3	2	2	2	0	0	0	0	0	0	0	0	0				
27 Geoff Blum, S (7, PH) OBP: 0.232, SLG: 0.283	1.0	L 6	6	3	2	2	2	0	0	0	0	0	0	0	0	0				
37 Brandon Lyon, R (8, 1) ERA: 7.36	1.0	L 6	6	3	2	2	2	0	0	0	0	0	0	0	0	0				
4 Jason Michaels, R (9, 7) OBP: 0.200, SLG: 0.346	1.0	L 6	6	3	2	2	2	0	0	0	0	0	0	0	0	0				
Inning Stats	R: 1 K: 0 S: 8	H: 0 LOB: 0 BB: 2	R: 0 K: 1 S: 10	H: 0 LOB: 0 BB: 0	R: 0 K: 1 S: 7	H: 1 LOB: 0 BB: 10	R: 0 K: 0 S: 8	H: 0 LOB: 0 BB: 11	R: 1 K: 0 S: 12	H: 1 LOB: 0 BB: 17	R: 1 K: 0 S: 9	H: 2 LOB: 1 BB: 23	R: 2 K: 2 S: 17	H: 3 LOB: 1 BB: 30	R: 0 K: 2 S: 11	H: 1 LOB: 1 BB: 16	1B: 5 2B: 1 3B: 1 HR: 1	SF: 0 SAC: 1 DP: 0 HBP: 0	WP: 1 PB: 0 SB: 1 CS: 2	PA: 34
PITCHER	IP WLS BF H R ER SO BB IBB HBP BLK WP HR S P ERA WHIP																			
55 Josh Johnson, R (1, 1) ERA: 4.09	6.0	W 6	23	4	3	2	2	3	0	0	0	0	0	0	0	0				
31 Burke Badenhop, R (7, 1) ERA: 2.53	1.0	L 6	6	3	2	2	2	0	0	0	0	0	0	0	0	0				
52 Chris Leroux, R (8, 1) ERA: 2.25	1.0	L 6	6	3	2	2	2	0	0	0	0	0	0	0	0	0				

AB	30
R	4
H	5
RBI	3
BB	2
SO	9
LOB	8



AB	29
R	5
H	8
RBI	5
BB	3
SO	6
LOB	13



Batter	1	2	3	4	5	6	7	8	9	AB	R	H	RBI	BB	SO	LOB	TOP					
24 Cameron Maybin, R OBP: 0.333, SLG: 0.375 46 Juan Carlos Oviedo, R (9, 1)											5	0	1	0	0	2	2					
15 Gaby Sanchez, R OBP: 0.387, SLG: 0.462 30 Brian Barden, R (7, 5)											2	1	0	0	1	0	1					
2 Hanley Ramirez, R OBP: 0.416, SLG: 0.424											4	0	2	0	0	0	0					
3 Jorge Cantu, R OBP: 0.338, SLG: 0.559 (7, 3)											4	0	1	1	0	1	2					
6 Dan Uggla, R OBP: 0.397, SLG: 0.621 (1, 4)										3	2	2	1	1	0	2						
29 Ronny Paulino, R OBP: 0.310, SLG: 0.444 (1, 2)										4	0	1	0	0	0	1						
12 Cody Ross, R OBP: 0.268, SLG: 0.324 (9, 8)										4	0	0	0	0	1	2						
25 Brett Carroll, R OBP: 0.389, SLG: 0.882 (9, 9)											3	1	2	2	0	1	0					
47 Ricky Nolasco, R OBP: 0.100, SLG: 0.100 13 Mike Lamb, L OBP: 0.091, SLG: 0.091 8 Chris Coglian, L OBP: 0.167, SLG: 0.123 (9, PH)											3	0	0	0	0	0	1					
Inning Stats	R: 0 E: 0 K: 0 S: 6	H: 1 LOB: 0 BB: 0 P: 6	R: 1 E: 0 K: 0 S: 10	H: 1 LOB: 0 BB: 0 P: 16	R: 2 E: 0 K: 0 S: 14	H: 3 LOB: 2 BB: 0 P: 24	R: 0 E: 0 K: 1 S: 8	H: 0 LOB: 0 BB: 0 P: 10	R: 0 E: 0 K: 0 S: 11	H: 1 LOB: 1 BB: 0 P: 17	R: 1 E: 0 K: 0 S: 8	H: 2 LOB: 1 BB: 0 P: 14	R: 0 E: 0 K: 1 S: 7	H: 0 LOB: 0 BB: 0 P: 9	R: 0 E: 0 K: 1 S: 8	H: 0 LOB: 0 BB: 1 P: 15	R: 0 E: 0 K: 2 S: 11	H: 2 LOB: 1 BB: 0 P: 16	1B: 6 2B: 3 3B: 0 HR: 2	SF: 1 SAC: 0 DP: 2 HBP: 1	WP: 0 PB: 0 SB: 0 CS: 1	PA: 38
PITCHER	IP: 5.0 WLS: L BF: 24	H: 8 R: 4 ER: 4 SO: 1	BB: 1 IBB: 0 HBP: 1 BLK: 0	WP: 0 HR: 2 S: 52 P: 79	ERA: 7.20 WHIP: 1.800	IP: 3.0 WLS: 0 BF: 9	H: 0 R: 0 ER: 0 SO: 2	BB: 1 IBB: 0 HBP: 0 BLK: 0	WP: 0 HR: 0 S: 20 P: 32	ERA: 0.00 WHIP: 0.333	IP: 1.0 WLS: 0 BF: 4	H: 2 R: 0 ER: 0 SO: 2	BB: 0 IBB: 0 HBP: 0 BLK: 0	WP: 0 HR: 0 S: 11 P: 16	ERA: 0.00 WHIP: 2.000							

Florida Marlins @ Colorado Rockies
Coors Field, Denver, CO
Sat Apr 24 2010, 3:13 PM - 5:42 PM MDT
Partly Cloudy - 54 F

livebaseballscores.com

AB 33
R 4
H 10
RBI 4
BB 2
SO 5
LOB 11



Batter	1	2	3	4	5	6	7	8	9	AB	R	H	RBI	BB	SO	LOB	BOTTOM			
5 Carlos González, L OBP: 0.327, SLG: 0.436 (1, 8)										4	0	0	0	0	2	1				
7 Seth Smith, L OBP: 0.256, SLG: 0.417 (1, 7)										4	0	1	0	0	1	1				
17 Todd Helton, L OBP: 0.400, SLG: 0.377 (1, 3)										3	0	2	0	1	0	1				
2 Troy Tulowitzki, R OBP: 0.324, SLG: 0.391 (1, 6)										4	1	2	0	0	0	2				
11 Brad Hawpe, L OBP: 0.460, SLG: 0.714 19 Ryan Spilborghs, R OBP: 0.389, SLG: 0.500 (5, 9)										2	0	0	0	0	1	3				
20 Chris Iannetta, R OBP: 0.235, SLG: 0.333 (1, 2)										3	0	0	0	0	3	1				
9 Ian Stewart, L OBP: 0.403, SLG: 0.621 (1, 5)										3	0	1	1	0	1	0				
12 Clint Barmes, R OBP: 0.255, SLG: 0.362 (1, 4)										3	0	0	0	0	0	0				
27 Greg Smith, L OBP: 0.286, SLG: 0.429 60 Manny Corpas, R (6, 1)										2	0	1	0	0	0	0				
24 Dexter Fowler, S OBP: 0.231, SLG: 0.283 31 Matt Daley, R (9, 1)										1	0	0	0	0	1	0				
Inning Stats	R: 0 E: 0 K: 2 S: 16	H: 2 LOB: 2 BB: 0 P: 23	R: 0 E: 0 K: 1 S: 6	H: 0 LOB: 0 BB: 0 P: 9	R: 0 E: 0 K: 1 S: 8	H: 1 LOB: 1 BB: 0 P: 11	R: 1 E: 0 K: 1 S: 11	H: 2 LOB: 0 BB: 0 P: 17	R: 0 E: 0 K: 0 S: 5	H: 1 LOB: 0 BB: 0 P: 8	R: 0 E: 0 K: 2 S: 9	H: 0 LOB: 0 BB: 0 P: 11	R: 0 E: 0 K: 2 S: 9	H: 0 LOB: 0 BB: 0 P: 13	R: 0 E: 0 K: 0 S: 7	H: 0 LOB: 0 BB: 1 P: 14	1B: 7 2B: 0 3B: 0 HR: 0	SF: 0 SAC: 0 DP: 2 HBP: 0	WP: 0 PB: 0 SB: 0 CS: 1	PA: 33
PITCHER	IP: 8.0 WLS: W BF: 29	H: 7 R: 1 ER: 0 SO: 9	BB: 1 IBB: 0 HBP: 0 BLK: 0	WP: 0 HR: 0 S: 7 P: 14	ERA: 0.00 WHIP: 1.000	IP: 1.0 WLS: S BF: 3	H: 0 R: 0 ER: 0 SO: 0	BB: 0 IBB: 0 HBP: 0 BLK: 0	WP: 0 HR: 0 S: 7 P: 14	ERA: 0.00 WHIP: 1.000										

Florida Marlins @ Colorado Rockies
Coors Field, Denver, CO
Sat Apr 24 2010, 3:13 PM - 5:42 PM MDT
Partly Cloudy - 54 F

livebaseballscores.com

AB 31
R 1
H 7
RBI 1
BB 1
SO 9
LOB 10



Batter	1	2	3	4	5	6	7	8	9	AB	R	H	RBI	BB	SO	LOB	TOP					
8 Chris Coghlan, L (1,7) OBP: 0.188, SLG: 0.148	L7		E4			G3-1		K		4	1	2	0	0	0	0	Florida Marlins @ Colorado Rockies Coors Field, Denver, CO Sat Apr 24 2010, 6:17 PM - 8:53 PM MDT Att: 31,560 - Partly Cloudy - 56 F					
18 Wes Helms, R (1,5) OBP: 0.550, SLG: 0.611	G1-6-3		1B			1B				4	0	3	0	0	1	1						
2 Hanley Ramirez, R (1,6) OBP: 0.395, SLG: 0.490	G1-6-3		G4-3			G3-1				4	0	0	0	0	0	5						
3 Jorge Cantu, R (1,3) OBP: 0.321, SLG: 0.528		G5-3		G4-3		G6-3		G5-3		4	0	0	1	0	0	1						
6 Dan Uggla, R (1,4) OBP: 0.390, SLG: 0.594	G5-3		G6-3			G6-3				3	0	0	0	1	0	1						
21 John Baker, L (1,2) OBP: 0.385, SLG: 0.348				P6				G5-3		3	0	0	0	1	0	1						
12 Cody Ross, R (1,8) OBP: 0.297, SLG: 0.310						F8		G4-3		3	0	0	0	0	1	1						
25 Brett Carroll, R (1,9) OBP: 0.333, SLG: 0.750			K			G6-3		P4		3	0	0	0	0	1	0						
39 Nate Robertson, R (1,1) OBP: 0.125, SLG: 0.250						G4-3				2	0	0	0	0	1	0						
32 Clay Hensley, R (5,1)			K					P5		0	0	0	0	0	0	0						
64 Tim Wood, R (7,1)										0	0	0	0	0	0	0						
13 Mike Lamb, L (8,PH)										1	0	0	0	0	0	0						
53 Dan Meyer, L (8,1)										0	0	0	0	0	0	0						
Inning Stats	R: 0 E: 0 K: 0 S: 5	H: 1 LOB: 0 BB: 0 P: 8	R: 0 E: 0 K: 1 S: 12	H: 0 LOB: 1 BB: 1 P: 19	R: 0 E: 0 K: 2 S: 15	H: 1 LOB: 2 BB: 0 P: 18	R: 0 E: 0 K: 0 S: 5	H: 0 LOB: 0 BB: 0 P: 8	R: 0 E: 0 K: 0 S: 6	H: 0 LOB: 0 BB: 0 P: 10	R: 1 E: 0 K: 0 S: 9	H: 2 LOB: 1 BB: 0 P: 14	R: 0 E: 0 K: 0 S: 9	H: 0 LOB: 0 BB: 0 P: 10	R: 0 E: 0 K: 1 S: 7	H: 1 LOB: 0 BB: 0 P: 7	R: 0 E: 0 K: 0 S: 10	H: 0 LOB: 1 BB: 1 P: 17	1B: 5 2B: 0 3B: 0 HR: 0	SF: 0 SAC: 0 DP: 1 HBP: 0	WP: 0 PB: 0 SB: 0 CS: 0	PA: 33
PITCHER	IP WLS BF H R ER SO BB IBB HBP BLK WP HR S P ERA WHIP																					
28 Aaron Cook, R (1,1) ERA: 5.01	9.0 W 33 5 1 1 4 2 0 0 0 0 0 78 111 1.00 0.778																					

Batter	1	2	3	4	5	6	7	8	9	AB	R	H	RBI	BB	SO	LOB	BOTTOM			
5 Carlos González, L (1,7) OBP: 0.317, SLG: 0.417	K	F7		G4-3		F7		G6-4-3		5	0	1	0	0	1	2	Florida Marlins @ Colorado Rockies Coors Field, Denver, CO Sat Apr 24 2010, 6:17 PM - 8:53 PM MDT Att: 31,560 - Partly Cloudy - 56 F			
24 Dexter Fowler, S (1,8) OBP: 0.286, SLG: 0.333	2B		2B	BB	BB	1B		G6-4-3		3	2	3	0	2	0	0				
2 Troy Tulowitzki, R (1,6) OBP: 0.329, SLG: 0.405	G6-3		F8		1B			G6-4-3		5	0	2	2	0	0	3				
23 Jason Giambi, L (1,3) OBP: 0.417, SLG: 0.290										2	2	1	0	1	0	2				
27 Greg Smith, L (6,PR)										0	0	0	0	0	0	0				
17 Todd Helton, L (7,3) OBP: 0.393, SLG: 0.370	HBP		21 HR	2B		G5-4-3		K		1	0	0	0	0	1	1				
6 Melvin Mora, R (1,4) OBP: 0.333, SLG: 0.480	3B		21 HR	BB		G5-4-3				3	1	1	1	1	1	2				
21 Miguel Olivo, R (1,2) OBP: 0.333, SLG: 0.649	F9		HR			G5-3		K		4	1	1	3	0	1	1				
9 Ian Stewart, L (1,5) OBP: 0.423, SLG: 0.610		28 SH1-3						F8		1	0	0	0	2	0	0				
19 Ryan Spillborghs, R (1,9) OBP: 0.350, SLG: 0.441								F8		4	0	0	0	0	3	3				
28 Aaron Cook, R (1,1) OBP: 0.444, SLG: 0.667	SH1-3									3	2	2	0	0	0	0				
Inning Stats	R: 2 E: 0 K: 1 S: 11	H: 2 LOB: 1 BB: 0 P: 20	R: 0 E: 0 K: 1 S: 6	H: 0 LOB: 0 BB: 0 P: 10	R: 3 E: 0 K: 1 S: 17	H: 2 LOB: 1 BB: 3 P: 34	R: 0 E: 0 K: 0 S: 13	H: 1 LOB: 2 BB: 1 P: 20	R: 0 E: 0 K: 2 S: 8	H: 0 LOB: 1 BB: 1 P: 17	R: 2 E: 0 K: 0 S: 15	H: 3 LOB: 2 BB: 1 P: 24	R: 0 E: 0 K: 1 S: 7	H: 0 LOB: 0 BB: 0 P: 9	R: 1 E: 0 K: 1 S: 14	H: 3 LOB: 1 BB: 0 P: 18	1B: 6 2B: 3 3B: 1 HR: 1	SF: 0 SAC: 1 DP: 2 HBP: 2	WP: 0 PB: 0 SB: 1 CS: 0	PA: 40
PITCHER	IP WLS BF H R ER SO BB IBB HBP BLK WP HR S P ERA WHIP																			
39 Nate Robertson, L (1,1) ERA: 3.98	4.0 L 22 3 2 2 2 4 0 2 0 0 0 47 84 11.25 2.250																			
32 Clay Hensley, R (5,1) ERA: 3.52	2.0 10 3 2 2 2 1 1 0 0 0 0 23 41 9.00 2.000																			
64 Tim Wood, R (7,1) ERA: 8.22	1.0 3 0 0 0 1 0 0 0 0 0 0 7 9 0.00 0.000																			
53 Dan Meyer, L (8,1) ERA: 16.2	1.0 5 3 1 1 1 0 0 0 0 0 0 14 18 9.00 3.000																			

Batter	1	2	3	4	5	6	7	8	9	AB	R	H	RBI	BB	SO	LOB	TOP					
1 Everth Cabrera, S OBP: 0.274, SLG: 0.284	G4-3		G4-3			K		K		4	0	0	0	0	2	1	 Sun Life Stadium, Miami, FL Mon Apr 26 2010, 7:11 PM - 9:45 PM EDT Att: 10,924 - Partly Cloudy - 78 F					
22 David Eckstein, R OBP: 0.299, SLG: 0.349	K		F8			1B		G5-3		4	0	1	0	0	1	1						
23 Adrián González, L OBP: 0.418, SLG: 0.646 14 Oscar Salazar, R OBP: 0.299, SLG: 0.349	L9				G3		P2		G5-3	2	0	0	0	0	0	0						
7 Chase Headley, S OBP: 0.400, SLG: 0.473		K			K		L6		K	4	0	0	0	0	3	0						
25 Will Venable, L OBP: 0.310, SLG: 0.547		K			K		K			3	0	0	0	0	3	0						
88 Kyle Blanks, R OBP: 0.313, SLG: 0.404							G6-3			2	0	0	0	1	1	0						
4 Nick Hundley, R OBP: 0.377, SLG: 0.422							G5-3			3	1	1	0	0	1	1						
18 Tony Gwynn Jr., L OBP: 0.327, SLG: 0.317							G3-1			3	0	1	0	0	0	1						
38 Mat Latos, R										0	0	0	0	0	0	0						
63 Sean Gallagher, R 54 Joe Thatcher, L 16 Matt Stairs, L 21 Heath Bell, R										1	0	0	0	0	1	0						
Inning Stats	R: 0 E: 0 K: 1 S: 7	H: 0 LOB: 0 BB: 0 P: 10	R: 0 E: 0 K: 3 S: 10	H: 0 LOB: 1 BB: 1 P: 16	R: 0 E: 0 K: 0 S: 7	H: 1 LOB: 1 BB: 0 P: 11	R: 0 E: 0 K: 2 S: 12	H: 0 LOB: 0 BB: 0 P: 17	R: 0 E: 0 K: 1 S: 8	H: 0 LOB: 0 BB: 0 P: 12	R: 0 E: 0 K: 2 S: 11	H: 1 LOB: 1 BB: 0 P: 13	R: 0 E: 0 K: 1 S: 6	H: 0 LOB: 0 BB: 0 P: 7	R: 1 E: 0 K: 1 S: 11	H: 1 LOB: 0 BB: 0 P: 17	R: 0 E: 0 K: 1 S: 10	H: 0 LOB: 0 BB: 0 P: 14	1B: 2 2B: 1 3B: 0 HR: 0	SF: 1 SAC: 1 DP: 0 HBP: 0	WP: 0 PB: 0 SB: 0 CS: 0	PA: 31
PITCHER 55 Josh Johnson, R ERA: 3.19	IP: 9.0 WLS: W BF: 31 H: 3 R: 1 ER: 1 SO: 12 BB: 1 IBB: 0 HBP: 0 BLK: 0 WP: 0 HR: 0 S: 82 P: 117 ERA: 1.00 WHIP: 0.444															PITCHER						

Batter	1	2	3	4	5	6	7	8	9	AB	R	H	RBI	BB	SO	LOB	BOTTOM			
24 Cameron Maybin, R OBP: 0.313, SLG: 0.351	K	FC6-4	G5-3		K	F9				5	0	0	0	0	2	8	 Sun Life Stadium, Miami, FL Mon Apr 26 2010, 7:11 PM - 9:45 PM EDT Att: 10,924 - Partly Cloudy - 78 F			
8 Chris Coghlan, L OBP: 0.203, SLG: 0.157	G1-3		G3	6 HR	FC5-4 2 FC6-4		K			5	1	1	0	0	1	2				
2 Hanley Ramirez, R OBP: 0.396, SLG: 0.416	HR		3 BB 6 BB	L8	FC6-4		G6-3			4	2	1	1	1	0	3				
3 Jorge Cantu, R OBP: 0.326, SLG: 0.532 30 Brian Barden, R	K2-3		6 BB 15 BB	L7		12 BB 15 BB	K			3	2	1	0	1	1	1				
6 Dan Uggla, R OBP: 0.395, SLG: 0.605	K	K	15 BB 55 BB	15 BB 21 S	HR	K		K		5	2	2	3	0	3	1				
21 John Baker, L OBP: 0.386, SLG: 0.347	12 BB 2B	K	12 BB 2B	K	HR	15 BB 12 BB	K	K		3	1	1	0	2	2	2				
12 Cody Ross, R OBP: 0.293, SLG: 0.359 25 Brett Carroll, R OBP: 0.308, SLG: 0.625	55 BB 1B	55 BB 1B	55 BB 1B	G6-3		15 BB 1B	K	K		3	2	2	1	1	0	1				
15 Gaby Sanchez, R OBP: 0.408, SLG: 0.458	F8		55 BB 1B	55 BB 1B	BB	8 FC5-4 55 BB	1B			2	0	1	2	2	0	1				
55 Josh Johnson, L OBP: 0.364, SLG: 0.300	24 FC6-4 1B		24 FC6-4 1B	8 FC5-4 1B	K					4	0	3	3	0	1	3				
Inning Stats	R: 1 E: 0 K: 2 S: 14	H: 1 LOB: 0 BB: 0 P: 21	R: 2 E: 0 K: 1 S: 18	H: 3 LOB: 1 BB: 0 P: 26	R: 4 E: 0 K: 1 S: 16	H: 3 LOB: 2 BB: 3 P: 38	R: 2 E: 0 K: 0 S: 15	H: 2 LOB: 1 BB: 1 P: 27	R: 0 E: 0 K: 1 S: 11	H: 1 LOB: 2 BB: 1 P: 18	R: 1 E: 0 K: 2 S: 15	H: 2 LOB: 3 BB: 2 P: 27	R: 0 E: 0 K: 2 S: 12	H: 0 LOB: 0 BB: 0 P: 15	R: 0 E: 0 K: 3 S: 10	H: 0 LOB: 0 BB: 0 P: 15		1B: 8 2B: 2 3B: 0 HR: 2	SF: 0 SAC: 0 DP: 0 HBP: 0	WP: 0 PB: 0 SB: 1 CS: 0
PITCHER 38 Mat Latos, R ERA: 6.2 63 Sean Gallagher, R ERA: 8.71 54 Joe Thatcher, L ERA: 21 Heath Bell, R ERA: 2.57	IP: 2.2 WLS: L BF: 18 H: 7 R: 7 ER: 7 SO: 4 BB: 3 IBB: 0 HBP: 0 BLK: 0 WP: 0 HR: 1 S: 46 P: 82 ERA: 23.62 WHIP: 3.750															PITCHER				

Batter	1	2	3	4	5	6	7	8	9	AB R H RBI BB SO LOB	TOP											
1 Nyer Morgan, L OBP: 0.374, SLG: 0.460										5 1 2 1 0 2 2	Washington Nationals @ Florida Marlins Sun Life Stadium, Miami, FL Fri Apr 30 2010, 7:13 PM - 10:38 PM EDT Att: 20,856 - Clear - 81 F livebaseballscorecards.com											
20 Adam Kennedy, L OBP: 0.290, SLG: 0.361										5 2 2 1 0 1 2												
11 Ryan Zimmerman, R OBP: 0.412, SLG: 0.787										4 2 3 3 1 0 0												
44 Adam Dunn, L OBP: 0.361, SLG: 0.463										5 1 1 0 0 3 3												
43 Miguel Batista, R										0 0 0 0 0 0 0												
16 Josh Willingham, R OBP: 0.438, SLG: 0.459										4 0 1 1 0 3 1												
32 Brian Bruney, R										0 0 0 0 0 0 0												
36 Tyler Clippard, R OBP: 1.000, SLG: 1.000										0 0 0 0 0 0 0												
12 Alberto Gonzalez, R OBP: 0.353, SLG: 0.355										1 0 0 0 0 0 2												
7 Ivan Rodriguez, R OBP: 0.449, SLG: 0.524										3 0 2 1 1 1 0												
2 Roger Bernadina, L OBP: 0.333, SLG: 0.143										3 0 0 0 2 3 4												
6 Ian Desmond, R OBP: 0.307, SLG: 0.406										4 1 1 0 0 1 3												
19 Scott Olsen, L OBP: 0.143, SLG: 0.143										3 0 1 0 0 2 2												
22 Willie Harris, L OBP: 0.304, SLG: 0.405										1 0 0 0 0 0 2												
Inning Stats	R: 2 H: 4 E: 0 K: 1 S: 17	H: 4 LOB: 2 BB: 0 P: 28	R: 0 H: 0 E: 1 K: 2 S: 10	H: 0 LOB: 1 BB: 1 P: 19	R: 2 H: 2 E: 0 K: 2 S: 16	H: 2 LOB: 0 BB: 0 P: 25	R: 1 H: 2 E: 0 K: 2 S: 16	H: 2 LOB: 1 BB: 0 P: 22	R: 0 H: 1 E: 0 K: 2 S: 14	H: 1 LOB: 1 BB: 0 P: 15	R: 0 H: 0 E: 0 K: 2 S: 8	H: 0 LOB: 0 BB: 0 P: 13	R: 0 H: 0 E: 0 K: 0 S: 7	H: 0 LOB: 2 BB: 2 P: 20	R: 2 H: 3 E: 1 K: 2 S: 17	H: 3 LOB: 2 BB: 1 P: 27	1B: 6 2B: 4 3B: 1 HR: 2	SF: 0 SAC: 0 DP: 0 HBP: 1	WP: 0 PB: 0 SB: 1 CS: 2	PA: 43		
PITCHER	IP WLS BF H R ER SO BB IBB HBP BLK WP HR S P ERA WHIP	IP WLS BF H R ER SO BB IBB HBP BLK WP HR S P ERA WHIP	IP WLS BF H R ER SO BB IBB HBP BLK WP HR S P ERA WHIP	IP WLS BF H R ER SO BB IBB HBP BLK WP HR S P ERA WHIP	IP WLS BF H R ER SO BB IBB HBP BLK WP HR S P ERA WHIP	IP WLS BF H R ER SO BB IBB HBP BLK WP HR S P ERA WHIP	IP WLS BF H R ER SO BB IBB HBP BLK WP HR S P ERA WHIP	IP WLS BF H R ER SO BB IBB HBP BLK WP HR S P ERA WHIP	IP WLS BF H R ER SO BB IBB HBP BLK WP HR S P ERA WHIP	IP WLS BF H R ER SO BB IBB HBP BLK WP HR S P ERA WHIP	IP WLS BF H R ER SO BB IBB HBP BLK WP HR S P ERA WHIP	IP WLS BF H R ER SO BB IBB HBP BLK WP HR S P ERA WHIP	IP WLS BF H R ER SO BB IBB HBP BLK WP HR S P ERA WHIP	IP WLS BF H R ER SO BB IBB HBP BLK WP HR S P ERA WHIP	IP WLS BF H R ER SO BB IBB HBP BLK WP HR S P ERA WHIP	IP WLS BF H R ER SO BB IBB HBP BLK WP HR S P ERA WHIP	IP WLS BF H R ER SO BB IBB HBP BLK WP HR S P ERA WHIP	IP WLS BF H R ER SO BB IBB HBP BLK WP HR S P ERA WHIP	IP WLS BF H R ER SO BB IBB HBP BLK WP HR S P ERA WHIP	IP WLS BF H R ER SO BB IBB HBP BLK WP HR S P ERA WHIP	IP WLS BF H R ER SO BB IBB HBP BLK WP HR S P ERA WHIP	IP WLS BF H R ER SO BB IBB HBP BLK WP HR S P ERA WHIP
47 Ricky Nolasco, R ERA: 4.01	4.0	L	20	8	5	5	7	1	0	0	0	0	0	0	2	59	94	11.25	2.250			
32 Clay Hensley, R ERA: 2.13	3.0	12	2	0	0	0	7	0	0	1	0	0	0	0	34	49	0.00	0.667				
44 Brian Sanches, R ERA: 2.13	1.0	4	0	0	0	0	2	0	0	0	0	0	0	7	20	0.00	2.000					
37 Renyel Pinto, L ERA: 4.05	1.0	7	3	2	2	2	1	0	0	0	0	0	0	17	27	18.00	4.000					

Batter	1	2	3	4	5	6	7	8	9	AB R H RBI BB SO LOB	BOTTOM										
24 Cameron Maybin, R OBP: 0.309, SLG: 0.326										4 0 0 0 0 1 2	Washington Nationals @ Florida Marlins Sun Life Stadium, Miami, FL Fri Apr 30 2010, 7:13 PM - 10:38 PM EDT Att: 20,856 - Clear - 81 F livebaseballscorecards.com										
8 Chris Coghlan, L OBP: 0.241, SLG: 0.195										4 1 2 0 1 2 2											
2 Hanley Ramirez, R OBP: 0.386, SLG: 0.395										5 0 1 0 0 1 2											
3 Jorge Cantu, R OBP: 0.354, SLG: 0.567										4 0 3 1 1 0 1											
6 Dan Uggla, R OBP: 0.364, SLG: 0.534										4 0 1 0 1 1 4											
29 Ronny Paulino, R OBP: 0.333, SLG: 0.450										5 0 2 0 0 0 6											
12 Cody Ross, R OBP: 0.295, SLG: 0.357										5 0 1 0 0 1 4											
15 Gaby Sanchez, R OBP: 0.392, SLG: 0.424										3 0 0 0 1 1 3											
47 Ricky Nolasco, R ERA: 4.05	6.0	W	26	5	3	1	1	0	0	0		0	0	0	13	19	13.50	4.500			
32 Brian Bruney, R ERA: 5.66	0.2	5	3	1	1	0	0	0	0	0		0	0	0	21	37	0.00	1.500			
36 Tyler Clippard, R ERA: 0.5	1.1	H	7	0	0	0	3	2	0	1	0	1	0	15	23	0.00	2.000				
43 Miguel Batista, R ERA: 5.51	1.0	5	2	0	0	0	1	0	0	0	0	0	0	15	23	0.00	2.000				
Inning Stats	R: 0 H: 0 E: 0 K: 0 S: 8	H: 0 LOB: 2 BB: 2 P: 21	R: 0 H: 1 E: 0 K: 0 S: 11	H: 1 LOB: 2 BB: 1 P: 17	R: 0 H: 1 E: 0 K: 1 S: 8	H: 1 LOB: 1 BB: 0 P: 11	R: 0 H: 1 E: 0 K: 1 S: 12	H: 1 LOB: 0 BB: 0 P: 13	R: 0 H: 0 E: 0 K: 2 S: 8	H: 2 LOB: 3 BB: 0 P: 12	R: 1 H: 3 E: 0 K: 0 S: 20	H: 3 LOB: 1 BB: 1 P: 33	R: 0 H: 0 E: 0 K: 3 S: 14	H: 0 LOB: 2 BB: 1 P: 23	R: 0 H: 2 E: 0 K: 1 S: 15	H: 2 LOB: 0 BB: 0 P: 23	1B: 10 2B: 0 3B: 0 HR: 0	SF: 0 SAC: 1 DP: 0 HBP: 1	WP: 1 PB: 0 SB: 0 CS: 0	PA: 43	
PITCHER	IP WLS BF H R ER SO BB IBB HBP BLK WP HR S P ERA WHIP	IP WLS BF H R ER SO BB IBB HBP BLK WP HR S P ERA WHIP	IP WLS BF H R ER SO BB IBB HBP BLK WP HR S P ERA WHIP	IP WLS BF H R ER SO BB IBB HBP BLK WP HR S P ERA WHIP	IP WLS BF H R ER SO BB IBB HBP BLK WP HR S P ERA WHIP	IP WLS BF H R ER SO BB IBB HBP BLK WP HR S P ERA WHIP	IP WLS BF H R ER SO BB IBB HBP BLK WP HR S P ERA WHIP	IP WLS BF H R ER SO BB IBB HBP BLK WP HR S P ERA WHIP	IP WLS BF H R ER SO BB IBB HBP BLK WP HR S P ERA WHIP	IP WLS BF H R ER SO BB IBB HBP BLK WP HR S P ERA WHIP	IP WLS BF H R ER SO BB IBB HBP BLK WP HR S P ERA WHIP	IP WLS BF H R ER SO BB IBB HBP BLK WP HR S P ERA WHIP	IP WLS BF H R ER SO BB IBB HBP BLK WP HR S P ERA WHIP	IP WLS BF H R ER SO BB IBB HBP BLK WP HR S P ERA WHIP	IP WLS BF H R ER SO BB IBB HBP BLK WP HR S P ERA WHIP	IP WLS BF H R ER SO BB IBB HBP BLK WP HR S P ERA WHIP	IP WLS BF H R ER SO BB IBB HBP BLK WP HR S P ERA WHIP	IP WLS BF H R ER SO BB IBB HBP BLK WP HR S P ERA WHIP	IP WLS BF H R ER SO BB IBB HBP BLK WP HR S P ERA WHIP	IP WLS BF H R ER SO BB IBB HBP BLK WP HR S P ERA WHIP	IP WLS BF H R ER SO BB IBB HBP BLK WP HR S P ERA WHIP
19 Scott Olsen, L ERA: 4.35	6.0	W	26	5	3	1	1	0	0	0	0	0	0	13	19	13.50	4.500				
32 Brian Bruney, R ERA: 5.66	0.2	5	3	1	1	0	0	0	0	0	0	0	0	21	37	0.00	1.500				
36 Tyler Clippard, R ERA: 0.5	1.1	H	7	0	0	0	3	2	0	1	0	1	0	15	23	0.00	2.000				
43 Miguel Batista, R ERA: 5.51	1.0	5	2	0	0	0	1	0	0	0	0	0	0	15	23	0.00	2.000				

Batter	1	2	3	4	5	6	7	8	9	AB	R	H	RBI	BB	SO	LOB	TOP			
1 Nyjer Morgan, L (1,8) OBP: 0.395, SLG: 0.440	G3-1		K			K			G4-3	4	0	0	0	0	2	0	Washington Nationals @ Florida Marlins Sun Life Stadium, Miami, FL Sat May 01 2010, 7:11 PM - 9:43 PM EDT Att: 34,886 - Cloudy - 79 F			
20 Adam Kennedy, L (1,4) OBP: 0.288, SLG: 0.354	K			F8		P6			1B	4	0	1	0	0	1	0				
11 Ryan Zimmerman, R (1,5) OBP: 0.418, SLG: 0.784	F8				1B				2B	4	0	2	0	0	0	0				
44 Adam Dunn, L (1,3) OBP: 0.366, SLG: 0.470		2B		F9					BB	3	1	1	0	1	1	2				
16 Josh Willingham, R (1,7) OBP: 0.424, SLG: 0.442	F9			F9						3	0	0	0	0	1	3				
7 Ivan Rodriguez, R (1,2) OBP: 0.431, SLG: 0.508	SF9									2	0	0	1	0	0	1				
15 Cristian Guzman, S (1,6) OBP: 0.279, SLG: 0.357	G4-3									3	0	0	0	0	1	0				
2 Roger Bernadina, L (1,9) OBP: 0.273, SLG: 0.111			G1-3						G6-3	2	0	0	0	0	1	0				
17 Sean Burnett, L (8,1)										0	0	0	0	0	0	0				
35 Craig Stammen, R (1,1) OBP: 0.300, SLG: 0.400										1	0	0	0	0	1	0				
39 Tyler Walker, R (5,1)										0	0	0	0	0	0	0				
3 Willy Taveras, R (5,9) OBP: 0.172, SLG: 0.214										2	0	0	0	0	0	0				
22 Willie Harris, L (8,PH) OBP: 0.298, SLG: 0.395										1	0	0	0	0	0	0				
Inning Stats	R: 0 E: 0 K: 1 S: 9	H: 0 LOB: 0 BB: 0 P: 13	R: 1 E: 0 K: 0 S: 9	H: 1 LOB: 0 BB: 0 P: 16	R: 0 E: 0 K: 2 S: 8	H: 0 LOB: 0 BB: 0 P: 15	R: 0 E: 0 K: 0 S: 7	H: 1 LOB: 1 BB: 0 P: 10	R: 0 E: 0 K: 1 S: 7	H: 0 LOB: 0 BB: 0 P: 10	R: 0 E: 0 K: 1 S: 7	H: 0 LOB: 0 BB: 0 P: 11	R: 0 E: 0 K: 1 S: 8	H: 0 LOB: 1 BB: 1 P: 15	R: 0 E: 0 K: 1 S: 7	H: 2 LOB: 1 BB: 0 P: 15	1B: 2 2B: 2 3B: 0 HR: 0	SF: 1 SAC: 0 DP: 0 HBP: 0	WP: 0 PB: 0 CS: 0	PA: 31
PITCHER	IP: 9.0 WLS: W BF: 31 H: 4 R: 1 ER: 1 SO: 8 BB: 1 IBB: 0 HBP: 0 BLK: 0 WP: 0 HR: 0 S: 70 P: 114 ERA: 1.00 WHIP: 0.556											PITCHER	IP: 9.0 WLS: W BF: 31 H: 4 R: 1 ER: 1 SO: 8 BB: 1 IBB: 0 HBP: 0 BLK: 0 WP: 0 HR: 0 S: 70 P: 114 ERA: 1.00 WHIP: 0.556							

AB	29
R	1
H	4
RBI	1
BB	1
SO	8
LOB	6



Batter	1	2	3	4	5	6	7	8	9	AB	R	H	RBI	BB	SO	LOB	BOTTOM			
24 Cameron Maybin, R (1,8) OBP: 0.307, SLG: 0.333	K		P6				FC5-4			4	2	1	0	0	1	2	Washington Nationals @ Florida Marlins Sun Life Stadium, Miami, FL Sat May 01 2010, 7:11 PM - 9:43 PM EDT Att: 34,886 - Cloudy - 79 F			
8 Chris Coghlan, L (1,7) OBP: 0.242, SLG: 0.188	G6-3		L5				F9			3	0	0	0	1	0	2				
2 Hanley Ramirez, R (1,6) OBP: 0.400, SLG: 0.456	CS									4	1	3	3	0	1	2				
3 Jorge Cantu, R (8,3) OBP: 0.350, SLG: 0.585	CS		P6							4	1	1	2	0	1	1				
6 Dan Uggla, R (1,4) OBP: 0.359, SLG: 0.516		BB								3	0	0	0	1	2	0				
21 John Baker, L (1,2) OBP: 0.375, SLG: 0.333										4	1	2	0	0	0	0				
12 Cody Ross, R (1,9) OBP: 0.293, SLG: 0.375										4	1	1	1	1	0	2				
15 Gaby Sanchez, R (1,3) OBP: 0.378, SLG: 0.406										3	0	0	0	0	0	2				
30 Brian Barden, R (8,5) OBP: 0.333, SLG: 0.143										0	0	0	0	0	0	0				
41 Chris Volstad, R (1,1) OBP: 0.333, SLG: 0.333										3	1	2	0	0	0	0				
Inning Stats	R: 0 E: 0 K: 1 S: 8	H: 1 LOB: 0 BB: 0 P: 14	R: 0 E: 1 K: 0 S: 11	H: 1 LOB: 2 BB: 1 P: 19	R: 1 E: 0 K: 0 S: 11	H: 2 LOB: 0 BB: 0 P: 14	R: 2 E: 1 K: 1 S: 17	H: 2 LOB: 0 BB: 0 P: 24	R: 2 E: 1 K: 2 S: 14	H: 2 LOB: 0 BB: 1 P: 22	R: 0 E: 0 K: 0 S: 11	H: 0 LOB: 0 BB: 0 P: 16	R: 2 E: 0 K: 1 S: 12	H: 2 LOB: 0 BB: 0 P: 20	R: 0 E: 0 K: 0 S: 9	H: 0 LOB: 0 BB: 0 P: 15	1B: 5 2B: 2 3B: 1 HR: 2	SF: 0 SAC: 0 DP: 0 HBP: 0	WP: 1 PB: 0 CS: 2	PA: 35
PITCHER	IP: 4.0 WLS: L BF: 20 H: 7 R: 5 ER: 4 SO: 2 BB: 0 IBB: 0 HBP: 0 BLK: 0 WP: 1 HR: 2 S: 51 P: 79 ERA: 9.00 WHIP: 2.250											PITCHER	IP: 4.0 WLS: L BF: 20 H: 7 R: 5 ER: 4 SO: 2 BB: 0 IBB: 0 HBP: 0 BLK: 0 WP: 1 HR: 2 S: 51 P: 79 ERA: 9.00 WHIP: 2.250							

AB	32
R	7
H	10
RBI	6
BB	2
SO	5
LOB	11




Batter	1	2	3	4	5	6	7	8	9	AB	R	H	RBI	BB	SO	LOB	TOP										
1 Nyer Morgan, L (1,8) OBP: 0.395, SLG: 0.432										4	0	1	0	0	0	1	Washington Nationals @ Florida Marlins Sun Life Stadium, Miami, FL Sun May 02 2010, 1:13 PM - 4:01 PM EDT Att: 13,169 - Partly Cloudy - 85 F										
32 Brian Bruney, R (7,1)										0	0	0	0	0	0	0											
55 Matt Capps, R (8,1)										0	0	0	0	0	0	0											
15 Cristian Guzman, S (9, PH) OBP: 0.287, SLG: 0.376										1	0	1	0	0	0	0											
20 Adam Kennedy, L (1,4) OBP: 0.269, SLG: 0.329										5	0	0	0	0	1	2											
11 Ryan Zimmerman, R (1,5) OBP: 0.424, SLG: 0.778										3	1	1	0	1	0	1											
44 Adam Dunn, L (1,3) OBP: 0.371, SLG: 0.465										3	0	1	1	1	2	2											
16 Josh Willingham, R (1,7) OBP: 0.417, SLG: 0.425										3	1	0	0	1	2	3											
22 Willie Harris, L (1,9) OBP: 0.320, SLG: 0.425										2	1	1	0	1	1	0											
30 Justin Maxwell, R (8, PH) OBP: 0.412, SLG: 0.348										0	0	0	0	1	0	0											
6 Ian Desmond, R (1,6) OBP: 0.304, SLG: 0.411										4	0	1	1	0	3	4											
23 Wil Nieves, R (1,2) OBP: 0.200, SLG: 0.229										4	0	0	0	0	1	2											
31 John Lannan, L (1,1)										2	0	0	1	0	1	1											
43 Miguel Batista, R (6,1)										0	0	0	0	0	0	0											
2 Roger Bernadina, L (7, PH) OBP: 0.231, SLG: 0.091										2	0	0	0	0	0	0											
Inning Stats	R: 0 E: 0 K: 1 S: 10	H: 1 LOB: 1 BB: 0 P: 13	R: 2 E: 0 K: 0 S: 12	H: 1 LOB: 1 BB: 2 P: 24	R: 0 E: 0 K: 0 S: 10	H: 0 LOB: 1 BB: 1 P: 19	R: 0 E: 0 K: 2 S: 7	H: 0 LOB: 0 BB: 0 P: 9	R: 0 E: 0 K: 3 S: 15	H: 1 LOB: 2 BB: 1 P: 23	R: 0 E: 0 K: 3 S: 12	H: 0 LOB: 0 BB: 0 P: 16	R: 1 E: 0 K: 2 S: 11	H: 2 LOB: 2 BB: 1 P: 24	R: 0 E: 0 K: 0 S: 10	H: 1 LOB: 1 BB: 0 P: 17	1B: 2 2B: 4 HR: 0	SF: 0 SAC: 0 DP: 0 HBP: 0	WP: 0 PB: 0 SB: 0 CS: 1	PA: 38							
PITCHER	IP	WLS	BF	H	R	ER	SO	BB	IBB	HBP	BLK	WP	HR	S	P	ERA	WHIP										
55 Josh Johnson, R (1,1) ERA: 3.16	6.0	W	25	3	2	2	8	4	0	0	0	0	0	63	98	3.00	1.167										
31 Burke Badenhop, R (7,1) ERA: 3.86	1.2		7	2	1	1	2	0	0	0	0	0	0	20	32	5.40	1.200										
54 Hunter Jones, L (8,1) ERA:	0.0		1	0	0	0	0	1	0	0	0	0	0	4	4	∞	∞										
52 Chris Leroux, R (8,1) ERA: 2.16	0.1	H	1	0	0	0	1	0	0	0	0	0	0	3	4	0.00	0.000										
46 Juan Carlos Oviedo, R (9,1) ERA:	1.0		4	1	0	0	0	0	0	0	0	0	0	10	17	0.00	1.000										

Batter	1	2	3	4	5	6	7	8	9	AB	R	H	RBI	BB	SO	LOB	BOTTOM										
24 Cameron Maybin, R (1,8) OBP: 0.311, SLG: 0.330										4	2	1	0	1	1	0	Washington Nationals @ Florida Marlins Sun Life Stadium, Miami, FL Sun May 02 2010, 1:13 PM - 4:01 PM EDT Att: 13,169 - Partly Cloudy - 85 F										
15 Gaby Sanchez, R (1,3) OBP: 0.349, SLG: 0.425										4	1	2	1	0	0	0											
14 Burke Badenhop, R (7,1) ERA: 3.86										0	0	0	0	0	0	0											
54 Hunter Jones, L (8,1) ERA:										0	0	0	0	0	0	0											
52 Chris Leroux, L (8,1) ERA: 2.16										1	0	1	2	0	0	0											
13 Mike Lamb, L (8, PH) OBP: 0.176, SLG: 0.235										5	2	3	4	0	0	1											
46 Juan Carlos Oviedo, R (9,1) ERA:										0	0	0	0	0	0	0											
2 Hanley Ramirez, R (1,6) OBP: 0.409, SLG: 0.526										4	0	0	0	1	0	0											
3 Jorge Cantu, R (1,5) OBP: 0.343, SLG: 0.561										4	0	0	0	1	0	0											
6 Dan Uggla, R (1,4) OBP: 0.370, SLG: 0.516										4	1	2	0	1	0	0											
29 Ronny Paulino, R (1,2) OBP: 0.282, SLG: 0.477										4	0	2	0	1	1	3											
12 Cody Ross, R (1,9) OBP: 0.302, SLG: 0.385										3	1	1	1	1	1	1											
25 Brett Carroll, R (1,7) OBP: 0.351, SLG: 0.563										2	2	1	1	1	0	3											
55 Josh Johnson, L (1,1) OBP: 0.286, SLG: 0.231										3	0	0	0	0	1	2											
18 Wes Helms, R (7,5) OBP: 0.462, SLG: 0.500										1	0	0	0	0	1	1											
Inning Stats	R: 0 E: 0 K: 0 S: 7	H: 0 LOB: 0 BB: 0 P: 10	R: 0 E: 0 K: 0 S: 7	H: 0 LOB: 1 BB: 1 P: 12	R: 4 E: 0 K: 0 S: 15	H: 4 LOB: 3 BB: 2 P: 28	R: 0 E: 0 K: 1 S: 9	H: 1 LOB: 1 BB: 0 P: 13	R: 2 E: 0 K: 1 S: 15	H: 4 LOB: 1 BB: 0 P: 25	R: 1 E: 0 K: 0 S: 6	H: 1 LOB: 0 BB: 0 P: 7	R: 0 E: 0 K: 2 S: 11	H: 0 LOB: 0 BB: 0 P: 16	R: 2 E: 0 K: 1 S: 18	H: 3 LOB: 3 BB: 3 P: 36	1B: 6 2B: 5 3B: 0 HR: 2	SF: 0 SAC: 0 DP: 0 HBP: 1	WP: 0 PB: 0 SB: 0 CS: 0	PA: 42							
PITCHER	IP	WLS	BF	H	R	ER	SO	BB	IBB	HBP	BLK	WP	HR	S	P	ERA	WHIP										
31 John Lannan, L (1,1) ERA: 6.34	5.0	L	27	9	6	6	2	2	1	1	0	0	0	53	88	10.80	2.200										
43 Miguel Batista, R (6,1) ERA: 6.71	1.0		4	1	1	1	0	0	0	0	0	0	0	6	7	9.00	1.000										
32 Brian Bruney, R (7,1) ERA: 6.23	1.2		10	3	2	2	3	3	0	0	0	0	0	27	49	10.80	3.600										
55 Matt Capps, R (8,1) ERA: 0.66	0.1		1	0	0	0	0	0	0	0	0	0	0	2	3	0.00	0.000										

AB	33
R	3
H	6
RBI	3
BB	5
SO	11
LOB	16



AB	35
R	9
H	13
RBI	9
BB	6
SO	5
LOB	11



Batter	1	2	3	4	5	6	7	8	9	10	11	12	AB	R	H	RBI	BB	SO	LOB	TOP								
33 Aaron Rowand, R OBP: 0.362, SLG: 0.599													5	1	3	3	1	1	0									
7 Mark DeRosa, R OBP: 0.302, SLG: 0.267													5	0	0	0	0	1	4									
41 Jeremy Affeldt, L OBP: 0.111, SLG: 0.000													0	0	0	0	0	0	0									
38 Brian Wilson, R OBP: 0.364, SLG: 0.354													1	1	1	0	0	0	0									
56 Andres Torres, S OBP: 0.364, SLG: 0.354													1	1	1	0	0	0	0									
48 Pablo Sandoval, S OBP: 0.396, SLG: 0.525													6	2	2	0	0	1	3									
1 Bengie Molina, R OBP: 0.402, SLG: 0.458													5	2	1	0	1	1	0									
17 Aubrey Huff, L OBP: 0.365, SLG: 0.489													5	0	2	2	1	0	0									
5 Juan Uribe, R OBP: 0.345, SLG: 0.474													6	0	2	2	0	1	1									
12 Nate Schierholz, L OBP: 0.426, SLG: 0.517													5	2	2	1	0	0	2									
Matt Downs, R OBP: 0.440, SLG: 0.636													6	1	2	0	0	2	3									
55 Tim Lincecum, L OBP: 0.390, SLG: 0.544													2	0	0	0	0	1	3									
54 Sergio Romo, R ERA: 3.55													2	0	0	0	0	0	0									
20 John Stowers, L OBP: 0.248, SLG: 0.288													0	0	0	0	0	0	0									
45 Dan Runtzler, L ERA: 2.79													0	0	0	0	0	0	0									
8 Eugenio Velez, S ERA: 2.79													0	0	0	0	0	0	0									
59 Guillermo Mota, R ERA: 4.56													0	0	0	0	0	0	0									
Inning Stats	R: 0 E: 0 K: 0 S: 6	H: 0 LOB: 0 BB: 1 P: 12	R: 0 E: 0 K: 0 S: 11	H: 0 LOB: 0 BB: 0 P: 15	R: 1 E: 0 K: 2 S: 17	H: 3 LOB: 2 BB: 0 P: 22	R: 0 E: 0 K: 0 S: 9	H: 0 LOB: 0 BB: 0 P: 10	R: 2 E: 1 K: 0 S: 13	H: 2 LOB: 0 BB: 0 P: 19	R: 0 E: 0 K: 0 S: 7	H: 1 LOB: 1 BB: 0 P: 10	R: 2 E: 0 K: 1 S: 13	H: 3 LOB: 2 BB: 1 P: 22	R: 0 E: 0 K: 1 S: 7	H: 1 LOB: 0 BB: 0 P: 12	R: 0 E: 0 K: 1 S: 6	H: 1 LOB: 1 BB: 0 P: 13	R: 0 E: 0 K: 1 S: 6	H: 0 LOB: 0 BB: 0 P: 13	R: 3 E: 0 K: 2 S: 22	H: 4 LOB: 3 BB: 1 P: 35	1B: 9 2B: 5 3B: 0 HR: 1	SF: 0 SAC: 1 DP: 1 HBP: 1	WP: 0 PB: 1 SB: 1 CS: 1	PA: 54		
PITCHER	IP WLS BF H R ER SO BB IBB HBP BLK WP HR S P ERA WHIP	19 Anibal Sanchez, R ERA: 4.09	32 Clay Hensley, R ERA: 1.98	52 Chris Leroux, R ERA: 3.86	46 Juan Carlos Oviedo, R ERA: 4.79	31 Burke Badenhop, R ERA: 4.56	54 Hunter Jones, L ERA: 12.1	59 Guillermo Mota, R ERA: 0.87	55 Tim Lincecum, R ERA: 1.7	54 Sergio Romo, R ERA: 3.55	41 Jeremy Affeldt, L ERA: 3.55	38 Brian Wilson, R ERA: 1.93	45 Dan Runtzler, L ERA: 2.29	55 Tim Lincecum, R ERA: 1.7	54 Sergio Romo, R ERA: 3.55	41 Jeremy Affeldt, L ERA: 3.55	38 Brian Wilson, R ERA: 1.93	45 Dan Runtzler, L ERA: 2.29	55 Tim Lincecum, R ERA: 1.7	54 Sergio Romo, R ERA: 3.55	41 Jeremy Affeldt, L ERA: 3.55	38 Brian Wilson, R ERA: 1.93	45 Dan Runtzler, L ERA: 2.29	55 Tim Lincecum, R ERA: 1.7	54 Sergio Romo, R ERA: 3.55	41 Jeremy Affeldt, L ERA: 3.55	38 Brian Wilson, R ERA: 1.93	45 Dan Runtzler, L ERA: 2.29

San Francisco Giants @ Florida Marlins
Sun Life Stadium, Miami, FL
Tue May 04 2010, 7:12 PM - 11:02 PM EDT
Att. 13,690 - Clear - 82 F

livebaseballscorecards.com

AB 49
R 9
H 15
RBI 8
BB 3
SO 9
LOB 19

Batter	1	2	3	4	5	6	7	8	9	10	11	12	AB	R	H	RBI	BB	SO	LOB	BOTTOM						
24 Cameron Maybin, R OBP: 0.313, SLG: 0.324													5	1	1	0	1	2	0							
8 Chris Coghlan, L OBP: 0.242, SLG: 0.182													3	1	0	0	1	1	2							
29 Ronny Paulino, R OBP: 0.358, SLG: 0.467													1	0	0	0	0	0	2							
31 Burke Badenhop, R OBP: 0.300, SLG: 0.125													0	0	0	0	0	0	0							
30 Brian Barden, R OBP: 0.300, SLG: 0.125													1	0	0	0	0	1	0							
2 Hanley Ramirez, R OBP: 0.414, SLG: 0.554													6	2	3	3	0	1	0							
3 Jorge Cantu, R OBP: 0.327, SLG: 0.534													5	0	0	0	0	4	3							
6 Dan Uggla, R OBP: 0.363, SLG: 0.530													5	1	1	3	0	3	0							
21 John Baker, L OBP: 0.386, SLG: 0.311													4	0	0	0	1	3	0							
12 Cody Ross, R OBP: 0.307, SLG: 0.385													5	0	2	0	0	1	1							
15 Gabry Sanchez, R OBP: 0.371, SLG: 0.408													3	0	0	0	0	1	2							
52 Chris Leroux, L OBP: 0.358, SLG: 0.467													0	0	0	0	0	0	0							
46 Juan Carlos Oviedo, R OBP: 0.359, SLG: 0.559													2	0	1	0	0	1	1							
25 Brett Carroll, R OBP: 0.359, SLG: 0.559													2	0	1	0	0	1	1							
19 Anibal Sanchez, R ERA: 4.09													1	0	0	0	0	0	0							
13 Sergio Romo, R ERA: 3.55													1	1	1	0	0	0	0							
32 Clay Hensley, R ERA: 1.98													0	0	0	0	0	0	0							
18 Wes Helms, R OBP: 0.111, SLG: 0.000													3	0	0	0	0	2	3							
54 Hunter Jones, L ERA: 12.1													0	0	0	0	0	0	0							
Inning Stats	R: 0 E: 0 K: 3 S: 11	H: 1 LOB: 1 BB: 0 P: 18	R: 0 E: 0 K: 2 S: 8	H: 1 LOB: 1 BB: 0 P: 13	R: 0 E: 0 K: 1 S: 10	H: 0 LOB: 0 BB: 0 P: 8	R: 0 E: 0 K: 3 S: 10	H: 0 LOB: 0 BB: 0 P: 14	R: 0 E: 0 K: 1 S: 17	H: 0 LOB: 1 BB: 1 P: 24	R: 0 E: 0 K: 1 S: 8	H: 0 LOB: 0 BB: 0 P: 17	R: 3 E: 0 K: 1 S: 18	H: 3 LOB: 0 BB: 1 P: 26	R: 0 E: 0 K: 0 S: 7	H: 1 LOB: 2 BB: 1 P: 9	R: 0 E: 0 K: 1 S: 6	H: 0 LOB: 0 BB: 0 P: 13	R: 0 E: 0 K: 3 S: 16	H: 1 LOB: 1 BB: 0 P: 19	R: 0 E: 0 K: 1 S: 8	H: 0 LOB: 0 BB: 0 P: 8	1B: 7 2B: 0 3B: 0 HR: 2	SF: 0 SAC: 0 DP: 0 HBP: 0	WP: 0 PB: 0 SB: 1 CS: 0	PA: 48
PITCHER	IP WLS BF H R ER SO BB IBB HBP BLK WP HR S P ERA WHIP	55 Tim Lincecum, R ERA: 1.7	54 Sergio Romo, R ERA: 3.55	41 Jeremy Affeldt, L ERA: 3.55	38 Brian Wilson, R ERA: 1.93	45 Dan Runtzler, L ERA: 2.29	55 Tim Lincecum, R ERA: 1.7	54 Sergio Romo, R ERA: 3.55	41 Jeremy Affeldt, L ERA: 3.55	38 Brian Wilson, R ERA: 1.93	45 Dan Runtzler, L ERA: 2.29	55 Tim Lincecum, R ERA: 1.7	54 Sergio Romo, R ERA: 3.55	41 Jeremy Affeldt, L ERA: 3.55	38 Brian Wilson, R ERA: 1.93	45 Dan Runtzler, L ERA: 2.29	55 Tim Lincecum, R ERA: 1.7	54 Sergio Romo, R ERA: 3.55	41 Jeremy Affeldt, L ERA: 3.55	38 Brian Wilson, R ERA: 1.93	45 Dan Runtzler, L ERA: 2.29	55 Tim Lincecum, R ERA: 1.7	54 Sergio Romo, R ERA: 3.55	41 Jeremy Affeldt, L ERA: 3.55		

Batter	1	2	3	4	5	6	7	8	9	AB	R	H	RBI	BB	SO	LOB	TOP					
33 Aaron Rowand, R OBP: 0.358, SLG: 0.563	F9		SF8		L7		BB			4	1	2	2	0	0	0	San Francisco Giants @ Florida Marlins Sun Life Stadium, Miami, FL Thu May 06 2010, 7:11 PM - 10:05 PM EDT Att: 12,804 - Partly Cloudy - 82 F					
16 Edgar Renteria, R OBP: 0.395, SLG: 0.395 Matt Downs, R OBP: 0.500, SLG: 0.680	G6-3		SF8		G6-3		BB			1	0	0	0	0	0	0						
48 Pablo Sandoval, S OBP: 0.367, SLG: 0.482	P6		F8		G6-3		K			4	0	0	0	0	1	2						
1 Bengie Molina, R OBP: 0.400, SLG: 0.456		5 E			F8				P3	4	0	1	0	0	0	0						
17 Aubrey Huff, L OBP: 0.366, SLG: 0.485		F7			G4-3		7 E		G4-3	4	1	1	0	0	0	1						
5 Juan Uribe, R OBP: 0.316, SLG: 0.430		FC5-2			K		K		K	4	1	0	0	0	3	2						
7 Mark DeRosa, R OBP: 0.298, SLG: 0.277		12 1B			K		E8		F9	4	1	2	2	0	1	0						
12 Nate Schierholtz, L OBP: 0.458, SLG: 0.587							33 1B			3	2	3	1	1	0	0						
18 Matt Cain, R 45 Dan Runzler, L 59 Guillermo Mota, R 56 Andres Torres, S 41 Jeremy Affeldt, L 38 Brian Wilson, R							18 S											GIANTS				
																		WP: 0 PA: 36 PB: 0 SB: 1 CS: 1				
Inning Stats	R: 0 E: 0 K: 0 S: 6	H: 0 LOB: 0 BB: 7	R: 1 E: 1 K: 0 S: 11	H: 3 LOB: 2 BB: 19	R: 1 E: 0 K: 1 S: 11	H: 1 LOB: 0 BB: 18	R: 0 E: 0 K: 1 S: 13	H: 0 LOB: 0 BB: 17	R: 1 E: 0 K: 1 S: 9	H: 1 LOB: 0 BB: 12	R: 0 E: 0 K: 0 S: 7	H: 0 LOB: 0 BB: 9	R: 3 E: 1 K: 3 S: 19	H: 3 LOB: 2 BB: 2	R: 0 E: 0 K: 1 S: 9	H: 0 LOB: 0 BB: 14	R: 0 E: 0 K: 0 S: 9	H: 1 LOB: 0 BB: 13	1B: 4 2B: 3 3B: 1 HR: 1	SF: 1 SAC: 0 DP: 0 HBP: 0	WP: 0 PA: 36 PB: 0 SB: 1 CS: 1	
PITCHER	IP WLS BF H R ER SO BB IBB HBP BLK WP HR S P ERA WHIP	6.0 L 22 5 3 3 3 0 0 0 0 0 1 57 82 4.50 0.833	7.1 1.0 8 3 3 2 3 1 1 0 0 0 0 19 38 18.00 4.000	8.1 1.0 3 0 0 0 1 0 0 0 0 0 0 9 14 0.00 0.000	9.1 1.0 3 1 0 0 0 0 0 0 0 0 0 9 13 0.00 1.000	PITCHER																
47 Ricky Nolasco, R ERA: 4.08	52 Chris Leroux, R ERA: 5.23	54 Hunter Jones, L ERA:	37 Renyel Pinto, L ERA: 3.12																			
Batter	1	2	3	4	5	6	7	8	9	AB	R	H	RBI	BB	SO	LOB	BOTTOM					
8 Chris Coghlan, L OBP: 0.240, SLG: 0.183	G4-3				F9					4	0	1	0	0	0	2	San Francisco Giants @ Florida Marlins Sun Life Stadium, Miami, FL Thu May 06 2010, 7:11 PM - 10:05 PM EDT Att: 12,804 - Partly Cloudy - 82 F					
15 Gaby Sanchez, R OBP: 0.371, SLG: 0.398	G4-3				P4					3	0	0	0	1	1	1						
2 Hanley Ramirez, R OBP: 0.403, SLG: 0.542	F7									2	1	1	1	1	0	0						
3 Jorge Cantu, R OBP: 0.314, SLG: 0.500		K			G4-3		G6-3		F9	4	0	0	0	0	1	4						
6 Dan Uggla, R OBP: 0.372, SLG: 0.519		21 G4-6-3								2	1	1	1	2	1	0						
21 John Baker, L OBP: 0.347, SLG: 0.292		G4-6-3								4	0	0	0	0	1	3						
12 Cody Ross, R OBP: 0.303, SLG: 0.385										4	0	1	0	0	3	1						
25 Brett Carroll, R OBP: 0.362, SLG: 0.537										4	1	1	1	0	0	1						
47 Ricky Nolasco, R 24 Cameron Maybin, R 52 Chris Leroux, L 54 Hunter Jones, L 13 Mike Lamb, L 37 Renyel Pinto, L 18 Wes Helms, R																		GIANTS				
																		WP: 1 PA: 36 PB: 0 SB: 0 CS: 0				
Inning Stats	R: 0 E: 0 K: 0 S: 12	H: 0 LOB: 0 BB: 0	R: 0 E: 0 K: 1 S: 8	H: 0 LOB: 0 BB: 1	R: 0 E: 0 K: 1 S: 13	H: 0 LOB: 0 BB: 0	R: 0 E: 0 K: 0 S: 7	H: 0 LOB: 1 BB: 1	R: 0 E: 0 K: 2 S: 8	H: 0 LOB: 0 BB: 0	R: 0 E: 0 K: 1 S: 10	H: 1 LOB: 0 BB: 0	R: 1 E: 0 K: 1 S: 10	H: 2 LOB: 1 BB: 0	R: 1 E: 0 K: 0 S: 12	H: 1 LOB: 2 BB: 2	R: 1 E: 0 K: 2 S: 12	H: 1 LOB: 1 BB: 1	1B: 3 2B: 2 3B: 0 HR: 0	SF: 1 SAC: 0 DP: 1 HBP: 0	WP: 1 PA: 36 PB: 0 SB: 0 CS: 0	
PITCHER	IP WLS BF H R ER SO BB IBB HBP BLK WP HR S P ERA WHIP	7.0 W 27 4 2 2 6 3 0 0 0 0 0 0 4 108 2.57 1.000	8.1 2 0 0 0 0 1 0 0 0 0 0 0 4 10 0.00 3.000	9.1 0.2 H 2 0 0 0 0 0 0 0 0 0 0 0 4 6 0.00 0.000	9.1 0.2 4 1 1 1 1 1 1 0 0 0 1 0 9 17 13.50 3.000	9.1 0.1 S 1 0 0 0 0 1 0 0 0 0 0 0 3 4 0.00 0.000	PITCHER															
18 Matt Cain, R 45 Dan Runzler, L 59 Guillermo Mota, R 41 Jeremy Affeldt, L 38 Brian Wilson, R																						

Batter	1	2	3	4	5	6	7	8	9	AB	R	H	RBI	BB	SO	LOB	TOP												
8 Chris Coghlan, L (1,7) OBP: 0.240, SLG: 0.186										4	1	1	0	0	0	1													
15 Gaby Sanchez, R (1,3) OBP: 0.368, SLG: 0.391										4	0	1	1	0	2	1													
30 Brian Barden, R (8,5)										0	0	0	0	0	0	0													
2 Hanley Ramirez, R (1,6) OBP: 0.398, SLG: 0.527										3	0	0	0	1	0	0													
3 Jorge Cantu, R (1,5) OBP: 0.312, SLG: 0.522 (8,3)										3	1	1	2	0	1	0													
6 Dan Uggla, R (1,4) OBP: 0.368, SLG: 0.505										3	0	0	0	1	1	0													
21 John Baker, L (1,2) OBP: 0.342, SLG: 0.319										4	1	1	0	0	1	2													
12 Cody Ross, R (1,8)										3	0	2	1	1	0	0													
25 Brett Carroll, R (1,9) OBP: 0.333, SLG: 0.489										4	0	0	0	0	3	4													
41 Chris Volstad, R (1,1) OBP: 0.273, SLG: 0.277										2	0	0	0	0	1	0													
16 Brian Peterson, L (8,PH)										1	1	1	0	0	0	0													
37 Remyel Pinto, L (8,1)										0	0	0	0	0	0	0													
32 Clay Hensley, R (8,1)										0	0	0	0	0	0	0													
18 Wes Helms, R (8,PH)										0	0	0	0	1	0	0													
46 Juan Carlos Oviedo, R (9,1)										0	0	0	0	0	0	0													
Inning Stats	R: 0 E: 0 K: 0 S: 6	H: 1 LOB: 0 BB: 0 P: 10	R: 1 E: 1 K: 2 S: 12	H: 1 LOB: 1 BB: 0 P: 25	R: 0 E: 0 K: 1 S: 9	H: 0 LOB: 0 BB: 0 P: 16	R: 0 E: 0 K: 1 S: 9	H: 0 LOB: 0 BB: 0 P: 14	R: 0 E: 0 K: 2 S: 7	H: 0 LOB: 0 BB: 0 P: 9	R: 0 E: 0 K: 2 S: 9	H: 0 LOB: 0 BB: 0 P: 13	R: 1 E: 0 K: 1 S: 20	H: 2 LOB: 2 BB: 1 P: 33	R: 2 E: 1 K: 0 S: 17	H: 2 LOB: 2 BB: 2 P: 27	R: 0 E: 0 K: 0 S: 10	H: 1 LOB: 1 BB: 1 P: 17	1B: 4 2B: 1 3B: 1 HR: 1	SF: 1 SAC: 1 DP: 2 HBP: 0	WP: 0 PB: 0 SB: 0 CS: 0	PA: 37							
PITCHER	IP WLS BF H R ER SO BB IBB HBP BLK WP HR S P ERA WHIP																												
35 Craig Stammen, R (1,1) ERA: 5.63	6.2		24	4	2	1	8	0	0	0	0	0	0	0	1	67	109	1.35	0.600										
32 Brian Bruney, R (7,1)	1.0	L	8	2	2	1	1	2	1	0	0	0	0	0	19	35	9.00	4.000											
17 Sean Burnett, L (8,1)	0.1		1	0	0	0	0	0	0	0	0	0	0	3	3	0.00	0.000												
39 Tyler Walker, R (9,1) ERA: 5.51	1.0		4	1	0	0	0	1	0	0	0	0	0	10	17	0.00	2.000												

Florida Marlins @ Washington Nationals
 Nationals Park, Washington, DC
 Fri May 07 2010, 7:06 PM - 10:03 PM EDT
 Att: 20,161 - Partly Cloudy - 72 F

AB	31
R	4
H	7
RBI	4
BB	4
SO	9
LOB	8



Batter	1	2	3	4	5	6	7	8	9	AB	R	H	RBI	BB	SO	LOB	BOTTOM												
1 Nyjer Morgan, L (1,8) OBP: 0.347, SLG: 0.429										4	0	1	0	0	0	1													
15 Cristian Guzman, S (1,4) OBP: 0.306, SLG: 0.379										4	1	1	0	0	0	1													
11 Ryan Zimmerman, R (1,5) OBP: 0.382, SLG: 0.714										4	1	2	1	0	1	1													
44 Adam Dunn, L (1,3) OBP: 0.388, SLG: 0.505										3	0	0	0	1	2	0													
16 Josh Willingham, R (1,7) OBP: 0.395, SLG: 0.429										3	0	0	1	0	1	2													
32 Brian Bruney, R (7,1)										0	0	0	0	0	0	0													
17 Sean Burnett, L (8,1)										0	0	0	0	0	0	0													
39 Tyler Walker, R (9,1)										0	0	0	0	0	0	0													
20 Adam Kennedy, L (8,PH) OBP: 0.302, SLG: 0.342										1	0	1	0	0	0	0													
7 Ivan Rodriguez, R (1,2) OBP: 0.409, SLG: 0.519										4	0	0	0	0	1	3													
22 Willie Harris, L (1,9) OBP: 0.310, SLG: 0.396 (7,7)										4	0	0	0	0	1	2													
6 Ian Desmond, R (1,6) OBP: 0.309, SLG: 0.460										2	0	1	0	1	0	0													
35 Craig Stammen, R (1,1) OBP: 0.250, SLG: 0.333										2	0	0	0	0	0	2													
2 Roger Bernadina, L (7,9) OBP: 0.292, SLG: 0.273										0	0	0	0	0	0	0													
3 Willy Taveras, R (8,PH) OBP: 0.167, SLG: 0.207 (9,9)										1	0	0	0	0	0	0													
Inning Stats	R: 1 E: 0 K: 0 S: 14	H: 2 LOB: 2 BB: 1 P: 23	R: 0 E: 0 K: 1 S: 6	H: 1 LOB: 0 BB: 0 P: 7	R: 0 E: 0 K: 1 S: 5	H: 0 LOB: 0 BB: 0 P: 9	R: 0 E: 0 K: 1 S: 9	H: 0 LOB: 0 BB: 0 P: 12	R: 0 E: 0 K: 0 S: 4	H: 0 LOB: 0 BB: 1 P: 11	R: 1 E: 0 K: 1 S: 8	H: 1 LOB: 0 BB: 0 P: 12	R: 0 E: 0 K: 0 S: 10	H: 0 LOB: 0 BB: 0 P: 13	R: 0 E: 0 K: 0 S: 14	H: 1 LOB: 1 BB: 0 P: 17	R: 0 E: 0 K: 2 S: 13	H: 1 LOB: 0 BB: 0 P: 20	1B: 5 2B: 1 3B: 0 HR: 1	SF: 0 SAC: 0 DP: 2 HBP: 0	WP: 0 PB: 0 SB: 0 CS: 0	PA: 34							
PITCHER	IP WLS BF H R ER SO BB IBB HBP BLK WP HR S P ERA WHIP																												
41 Chris Volstad, R (1,1) ERA: 4.12	7.0		26	4	2	2	4	2	0	0	0	0	0	0	1	56	87	2.57	0.857										
37 Remyel Pinto, L (8,1)	0.1	H	2	1	0	0	0	0	0	0	0	0	0	3	4	0.00	3.000												
32 Clay Hensley, R (8,1)	0.2	H	2	0	0	0	0	0	0	0	0	0	0	11	13	0.00	0.000												
46 Juan Carlos Oviedo, R (9,1) ERA: 0.73	1.0	S	4	1	0	0	2	0	0	0	0	0	0	13	20	0.00	1.000												

Florida Marlins @ Washington Nationals
 Nationals Park, Washington, DC
 Fri May 07 2010, 7:06 PM - 10:03 PM EDT
 Att: 20,161 - Partly Cloudy - 72 F


AB	32
R	2
H	6
RBI	2
BB	2
SO	6
LOB	12



Batter	1	2	3	4	5	6	7	8	9	AB	R	H	RBI	BB	SO	LOB	TOP										
24 Cameron Maybin, R (1,8) OBP: 0.308, SLG: 0.306										2	1	0	0	1	1	1	Florida Marlins @ Washington Nationals Nationals Park, Washington, DC Sat May 08 2010, 1:05 PM - 3:52 PM EDT Att: 21,633 - Partly Cloudy - 72 F										
31 Burke Badenhop, R (7,1)										0	0	0	0	0	0	0											
37 Renyel Pinto, L (8,1)										0	0	0	0	0	0	0											
44 Brian Sanches, R (8,1)										0	0	0	0	0	0	0											
18 Wes Helms, R (9,PH) OBP: 0.412, SLG: 0.419										1	0	0	0	0	1	1											
15 Gaby Sanchez, R (1,3) OBP: 0.371, SLG: 0.429										4	2	2	2	0	0	2											
2 Hanley Ramirez, R (1,6) OBP: 0.394, SLG: 0.518										4	1	1	0	0	1	2											
3 Jorge Cantu, R (1,5) OBP: 0.310, SLG: 0.521										4	0	1	1	0	1	1											
6 Dan Uggla, R (1,4) OBP: 0.364, SLG: 0.504										4	0	1	1	0	1	1											
29 Ronny Paulino, R (1,2) OBP: 0.357, SLG: 0.453										4	0	1	0	0	1	2											
12 Cody Ross, R (1,7) OBP: 0.308, SLG: 0.387										4	0	0	0	0	1	3											
25 Brett Carroll, R (1,9) OBP: 0.315, SLG: 0.458										3	0	0	0	0	0	1											
8 Chris Coghlan, L (9,PH) OBP: 0.236, SLG: 0.184										1	0	0	0	0	0	0											
55 Josh Johnson, L (1,1) OBP: 0.313, SLG: 0.267										2	0	1	0	0	0	0											
16 Bryan Petersen, L (7,PH) OBP: 0.333, SLG: 0.333										2	0	0	0	0	0	1											
Inning Stats	R: 0 E: 0 K: 1 S: 10	H: 0 LOB: 1 BB: 0 P: 15	R: 0 E: 0 K: 1 S: 10	H: 1 LOB: 1 BB: 0 P: 18	R: 0 E: 0 K: 0 S: 5	H: 1 LOB: 1 BB: 0 P: 9	R: 0 E: 0 K: 0 S: 10	H: 3 LOB: 0 BB: 0 P: 13	R: 0 E: 0 K: 1 S: 11	H: 0 LOB: 0 BB: 0 P: 17	R: 2 E: 0 K: 0 S: 14	H: 3 LOB: 1 BB: 0 P: 21	R: 2 E: 0 K: 1 S: 10	H: 1 LOB: 0 BB: 1 P: 19	R: 0 E: 0 K: 2 S: 10	H: 0 LOB: 0 BB: 0 P: 13	R: 0 E: 1 K: 1 S: 13	H: 0 LOB: 1 BB: 0 P: 20	1B: 4 2B: 2 3B: 0 HR: 1	SF: 0 SAC: 0 DP: 0 HBP: 1	WP: 1 PB: 0 SB: 0 CS: 0	PA: 37					
PITCHER	IP	WLS	BF	H	R	ER	SO	BB	IBB	HBP	BLK	WP	HR	S	P	ERA	WHIP										
47 Matt Chico, L (1,1) ERA: 3.6	5.0		22	6	2	2	3	0	0	1	0	1	0	51	79	3.60	1.200										
43 Miguel Batista, R (6,1) ERA: 5.69	1.1	H	4	0	0	0	0	0	0	0	0	0	0	10	15	0.00	0.000										
17 Sean Burnett, L (7,1) ERA: 3.52	0.1	H	2	0	0	0	0	1	0	0	0	0	0	3	8	0.00	3.000										
36 Tyler Clippard, R (7,1) ERA: 0.79	1.1	W	5	1	2	2	3	0	0	0	0	0	1	16	23	13.50	0.750										
55 Matt Capps, R (9,1) ERA: 1.04	1.0	S	4	0	0	0	1	0	0	0	0	0	0	13	20	0.00	0.000										

Batter	1	2	3	4	5	6	7	8	9	AB	R	H	RBI	BB	SO	LOB	BOTTOM										
15 Cristian Guzman, S (1,6) OBP: 0.314, SLG: 0.384										4	0	2	0	0	1	0	Florida Marlins @ Washington Nationals Nationals Park, Washington, DC Sat May 08 2010, 1:05 PM - 3:52 PM EDT Att: 21,633 - Partly Cloudy - 72 F										
20 Adam Kennedy, L (1,4) OBP: 0.303, SLG: 0.342										3	1	1	0	0	0	0											
36 Tyler Clippard, R (7,1) OBP: 1.000, SLG: 1.000										3	0	1	0	1	1	1											
1 Nyjer Morgan, L (8,PH) OBP: 0.344, SLG: 0.425										3	0	0	1	0	1	2											
11 Ryan Zimmerman, R (1,5) OBP: 0.388, SLG: 0.699										4	2	2	2	0	1	3											
44 Adam Dunn, L (1,3) OBP: 0.384, SLG: 0.490										3	0	0	1	0	1	2											
16 Josh Willingham, R (1,7) OBP: 0.398, SLG: 0.484										4	2	2	2	0	1	3											
55 Matt Capps, R (9,1) ERA: 1.04										0	0	0	0	0	0	0											
22 Willie Harris, L (1,9) OBP: 0.306, SLG: 0.442										4	1	1	2	0	2	3											
2 Roger Bernadina, L (1,8) OBP: 0.259, SLG: 0.240										3	0	0	0	0	0	0											
23 Wil Nieves, R (1,2) OBP: 0.205, SLG: 0.231										3	0	1	0	0	0	0											
47 Matt Chico, L (1,1) ERA: 3.35										2	0	0	0	0	0	1											
43 Miguel Batista, R (6,1) ERA: 5.6										0	0	0	0	0	0	0											
17 Sean Burnett, L (7,1) ERA: 3.0										0	0	0	0	0	0	0											
6 Ian Desmond, R (7,6) OBP: 0.316, SLG: 0.460										0	1	0	0	0	0	0											
Inning Stats	R: 0 E: 0 K: 2 S: 13	H: 1 LOB: 1 BB: 0 P: 21	R: 0 E: 0 K: 2 S: 8	H: 0 LOB: 0 BB: 0 P: 12	R: 0 E: 0 K: 0 S: 6	H: 1 LOB: 0 BB: 0 P: 7	R: 3 E: 0 K: 0 S: 10	H: 3 LOB: 0 BB: 0 P: 15	R: 0 E: 0 K: 1 S: 10	H: 0 LOB: 0 BB: 0 P: 15	R: 1 E: 0 K: 0 S: 8	H: 1 LOB: 0 BB: 0 P: 11	R: 1 E: 1 K: 1 S: 12	H: 1 LOB: 3 BB: 1 P: 21	1B: 5 2B: 0 3B: 1 HR: 2	SF: 0 SAC: 0 DP: 1 HBP: 2	WP: 1 PB: 0 SB: 0 CS: 1	PA: 34									
PITCHER	IP	WLS	BF	H	R	ER	SO	BB	IBB	HBP	BLK	WP	HR	S	P	ERA	WHIP										
55 Josh Johnson, R (1,1) ERA: 3.35	6.0		22	6	3	3	5	0	0	1	0	1	1	11	20	13.50	1.500										
31 Burke Badenhop, R (7,1) ERA: 5.6	1.1	L	8	2	2	2	0	0	1	1	0	0	1	11	20	13.50	1.500										
37 Renyel Pinto, L (8,1) ERA: 3.0	0.0		1	0	0	0	0	0	0	1	0	0	0	3	5	∞	∞										
44 Brian Sanches, R (8,1) ERA: 3.0	0.2		2	0	0	0	1	0	0	0	0	0	0	6	7	0.00	0.000										

AB 35
R 4
H 7
RBI 4
BB 1
SO 7
LOB 15



AB 30
R 5
H 8
RBI 5
SO 6
LOB 12



Batter	1	2	3	4	5	6	7	8	9	AB	R	H	RBI	BB	SO	LOB	TOP								
8 Chris Coghlan, L (1.7)										4	1	3	0	0	0	0									
18 Wes Helms, R (1.5)										4	0	1	0	0	1	2									
2 Hanley Ramirez, R (1.6)										3	1	1	1	1	0	2									
3 Jorge Cantu, R (1.3)										3	0	1	1	0	0	1									
6 Dan Uggla, R (1.4)										4	0	0	0	0	1	3									
21 John Baker, L (1.2)										4	0	0	0	0	1	3									
12 Cody Ross, R (1.8)										3	0	1	0	1	0	0									
16 Bryan Petersen, L (1.9)										4	0	0	0	0	0	3									
19 Anibal Sánchez, R (1.1)											2	0	0	0	0	0									
52 Chris Leroux, L (5.1)										0	0	0	0	0	0	0									
24 Cameron Maybin, R (7.7, PH)										1	0	0	0	0	1	0									
32 Clay Hensley, R (7.1)										0	0	0	0	0	0	0									
15 Gaby Sanchez, R (9.7, PH)										1	0	0	0	0	0	0									
Inning Stats	R: 0 E: 0 K: 0 S: 15	H: 1 LOB: 1 BB: 0 P: 20	R: 0 E: 0 K: 0 S: 7	H: 0 LOB: 1 BB: 1 P: 13	R: 0 E: 0 K: 0 S: 8	H: 1 LOB: 1 BB: 0 P: 15	R: 0 E: 0 K: 0 S: 11	H: 2 LOB: 2 BB: 0 P: 14	R: 0 E: 0 K: 1 S: 9	H: 0 LOB: 0 BB: 0 P: 13	R: 1 E: 0 K: 1 S: 14	H: 1 LOB: 0 BB: 0 P: 21	R: 0 E: 0 K: 1 S: 11	H: 0 LOB: 0 BB: 0 P: 14	R: 1 E: 0 K: 1 S: 15	H: 2 LOB: 2 BB: 1 P: 17	R: 0 E: 0 K: 0 S: 5	H: 0 LOB: 0 BB: 0 P: 9	1B: 6 2B: 0 3B: 0 HR: 1	SF: 1 DP: 0 HBP: 0	WP: 0 PB: 0 SB: 0 CS: 0	PA: 36			
PITCHER	IP WLS BF H R ER SO BB IBB HBP BLK WP HR S P ERA WHIP	7.0 0.0 27 5 1 1 3 1 0 0 0 0 1 75 110 1.29 0.857	8.1 0.0 1 1 1 1 0 0 0 0 0 0 2 4 ∞ ∞	8.1 1.0 W 5 1 0 0 1 1 0 0 0 0 0 13 23 0.00 2.000	9.1 1.0 S 3 0 0 0 0 0 0 0 0 0 0 5 9 0.00 0.000																				

Florida Marlins @ Washington Nationals
 Nationals Park, Washington, DC
 Sun May 09 2010, 1:42 PM - 4:36 PM EDT
 Att: 21,299 - Partly Cloudy - 56 F

AB	33
R	2
H	7
RBI	2
BB	2
SO	4
LOB	14



Batter	1	2	3	4	5	6	7	8	9	AB	R	H	RBI	BB	SO	LOB	BOTTOM			
1 Nyjer Morgan, L (1.8)										2	1	0	0	1	1	1				
20 Adam Kennedy, L (1.4)										3	1	1	0	1	1	2				
11 Ryan Zimmerman, R (1.5)										4	0	0	0	0	1	2				
44 Adam Dunn, L (1.3)										4	0	3	1	0	1	0				
12 Alberto Gonzalez, R (9.4)										0	0	0	0	0	0	0				
16 Josh Willingham, R (1.7)										2	1	1	1	2	1	1				
3 Willy Taveras, R (9.7)										0	0	0	0	0	0	0				
7 Ivan Rodriguez, R (1.2)										4	0	0	0	0	1	5				
2 Roger Bernadina, L (1.9)										4	0	2	0	0	1	0				
6 Ian Desmond, R (1.6)										4	0	2	0	0	1	2				
61 Livan Hernandez, R (1.1)										1	0	0	0	0	0	0				
17 Sean Burnett, L (8.1)										0	0	0	0	0	0	0				
36 Tyler Clippard, R (8.1)										0	0	0	0	0	0	0				
55 Matt Capps, R (9.1)										0	0	0	0	0	0	0				
Inning Stats	R: 1 E: 0 K: 0 S: 12	H: 2 LOB: 2 BB: 2 P: 24	R: 0 E: 0 K: 1 S: 15	H: 1 LOB: 1 BB: 0 P: 19	R: 1 E: 0 K: 3 S: 17	H: 1 LOB: 1 BB: 1 P: 24	R: 0 E: 0 K: 0 S: 10	H: 1 LOB: 2 BB: 0 P: 14	R: 0 E: 0 K: 0 S: 10	H: 1 LOB: 0 BB: 0 P: 12	R: 0 E: 0 K: 2 S: 10	H: 0 LOB: 0 BB: 0 P: 14	R: 1 E: 0 K: 2 S: 14	H: 2 LOB: 1 BB: 0 P: 20	1B: 7 2B: 1 3B: 0 HR: 1	SF: 0 DP: 3 HBP: 1	WP: 1 PB: 0 SB: 1 CS: 0	PA: 35		
PITCHER	IP WLS BF H R ER SO BB IBB HBP BLK WP HR S P ERA WHIP	4.1 1.2 23 6 2 2 4 4 0 1 0 0 63 100 4.15 2.308	5.1 1.2 4 1 0 0 0 0 0 0 0 0 8 14 0.00 0.600	7.1 2.0 L 8 2 1 1 4 0 0 0 0 0 1 24 34 4.50 1.000																

Florida Marlins @ Washington Nationals
 Nationals Park, Washington, DC
 Sun May 09 2010, 1:42 PM - 4:36 PM EDT
 Att: 21,299 - Partly Cloudy - 56 F

AB	28
R	3
H	9
RBI	2
BB	4
SO	8
LOB	13



Batter	1	2	3	4	5	6	7	8	9	AB	R	H	RBI	BB	SO	LOB	TOP					
8 Chris Coghlan, L (1,7) OBP: 0.265, SLG: 0.217	G3-4-1		G3				F8		BB	4	0	1	1	1	0	2						
15 Gaby Sanchez, R (1,3) OBP: 0.355, SLG: 0.406	F9			F7		P6		L9	K	4	0	0	0	0	0	1						
32 Clay Hensley, R (8,1)										0	0	0	0	0	0	0						
16 Bryan Petersen, L (9,PH) OBP: 0.125, SLG: 0.125										1	0	0	0	0	1	3						
46 Juan Carlos Oviedo, R (9,1)										0	0	0	0	0	0	0						
2 Hanley Ramirez, R (1,6) OBP: 0.386, SLG: 0.521	F7			K		F9		E6		4	0	0	0	0	1	1						
3 Jorge Cantu, R (1,5) OBP: 0.307, SLG: 0.508		G6-3			G5-3		P2			4	0	1	0	0	0	0						
6 Dan Uggla, R (1,4) OBP: 0.350, SLG: 0.479		G6-3				F8			L8	4	1	1	0	0	0	1						
29 Ronny Paulino, R (1,2) OBP: 0.350, SLG: 0.491																						
12 Cody Ross, R (1,8) OBP: 0.320, SLG: 0.390				E6		P6				4	1	2	0	0	0	0						
25 Brett Carroll, R (1,9) OBP: 0.310, SLG: 0.431				FC6-4																		
39 Nate Robertson, R (1,1) OBP: 0.091, SLG: 0.182				SH1-4						3	1	0	0	1	0	2						
24 Cameron Maybin, R (7,PH) OBP: 0.311, SLG: 0.309																						
44 Brian Sanches, R (7,1)																						
18 Wes Helms, R (8,5) OBP: 0.385, SLG: 0.389																						
Inning Stats	R: 0 E: 0 K: 0 S: 8	H: 0 LOB: 0 BB: 0 P: 11	R: 0 E: 0 K: 0 S: 10	H: 0 LOB: 0 BB: 0 P: 13	R: 0 E: 1 K: 0 S: 9	H: 0 LOB: 1 BB: 0 P: 12	R: 0 E: 0 K: 1 S: 7	H: 0 LOB: 0 BB: 0 P: 8	R: 0 E: 0 K: 0 S: 7	H: 0 LOB: 0 BB: 0 P: 10	R: 1 E: 0 K: 0 S: 14	H: 1 LOB: 1 BB: 0 P: 19	R: 3 E: 0 K: 0 S: 15	H: 4 LOB: 1 BB: 0 P: 19	R: 0 E: 1 K: 0 S: 9	H: 1 LOB: 1 BB: 0 P: 14	R: 0 E: 0 K: 3 S: 14	H: 1 LOB: 3 BB: 2 P: 29	1B: 5 2B: 1 3B: 0 HR: 1	SF: 0 SAC: 2 DP: 0 HBP: 0	WP: 0 PB: 0 SB: 4 CS: 0	PA: 38
PITCHER	IP WLS BF H R ER SO BB IBB HBP BLK WP HR S P ERA WHIP																					
30 Ted Lilly, L (1,1) ERA: 4.88	7.0 L 28 5 4 3 1 0 0 0 0 0 0 1 70 92 3.86 0.714																					
38 Carlos Zambrano, R (8,1) ERA: 8.49	1.0 4 1 0 0 0 0 0 0 0 0 0 0 9 14 0.00 1.000																					
49 Carlos Marmol, R (9,1) ERA: 0.61	1.0 6 1 0 0 3 2 0 0 0 0 0 0 0 14 29 0.00 3.000																					

Florida Marlins @ Chicago Cubs
Wrigley Field, Chicago, IL
Mon May 10 2010, 7:08 PM - 9:30 PM CDT
Att: 38,266 - Overcast - 51 F

AB 34
R 4
H 7
RBI 3
BB 2
SO 4
LOB 12

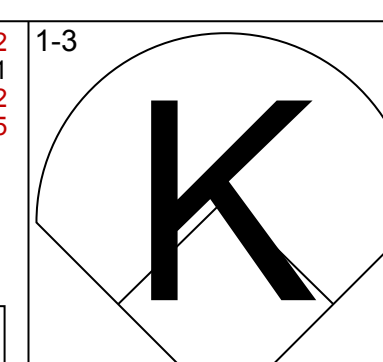
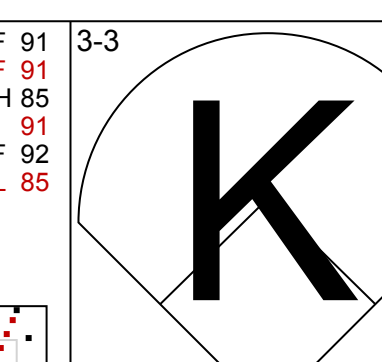
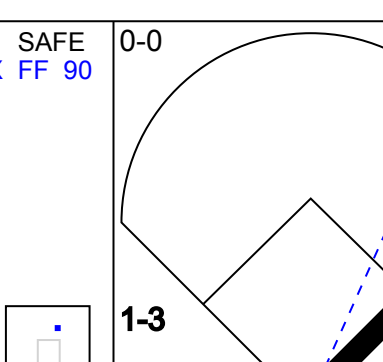
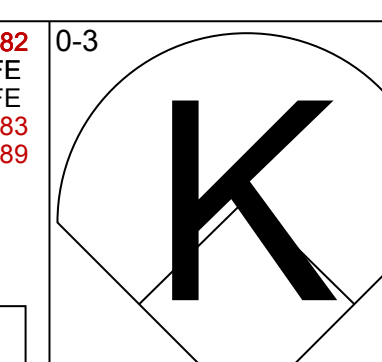
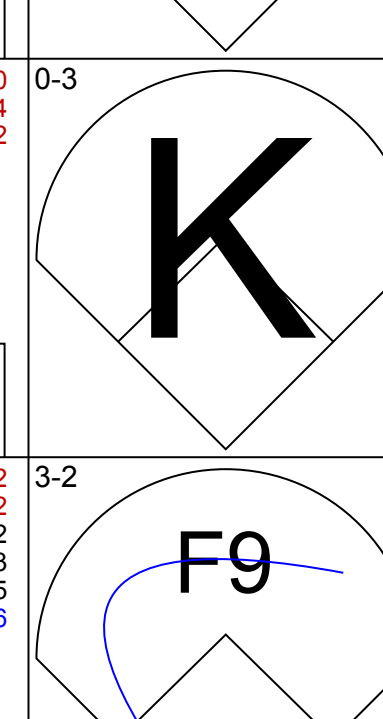
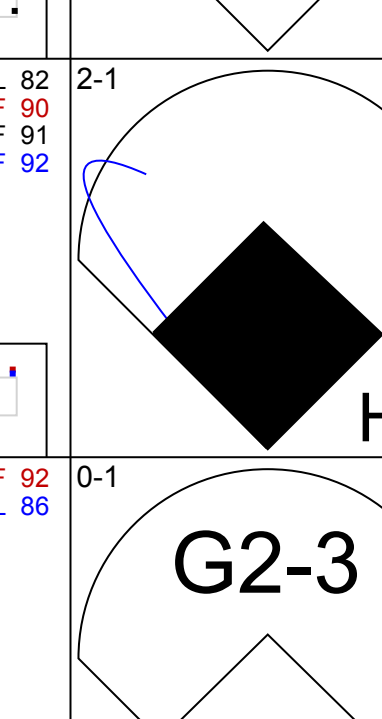
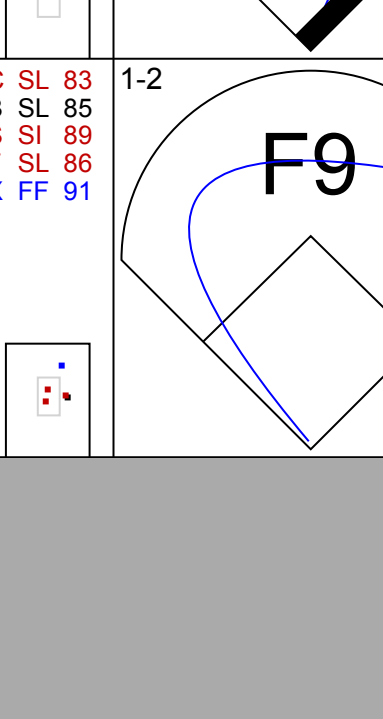
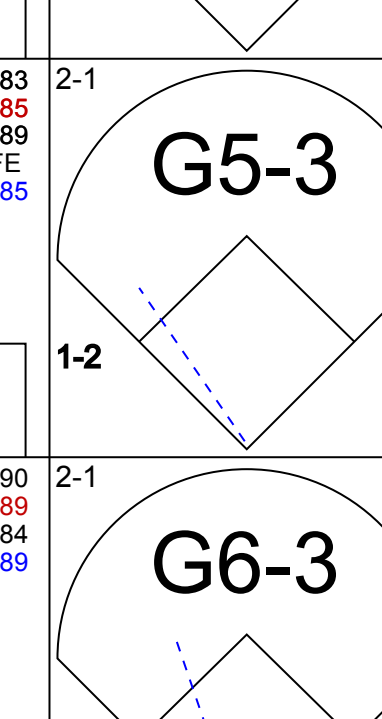
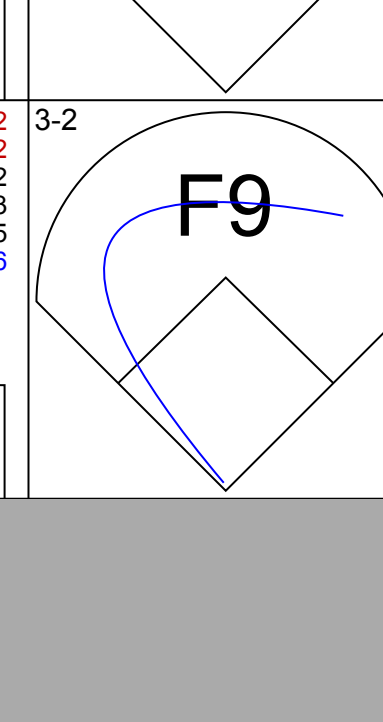
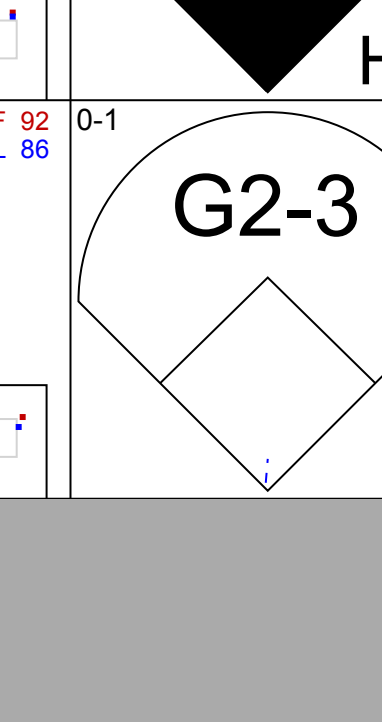
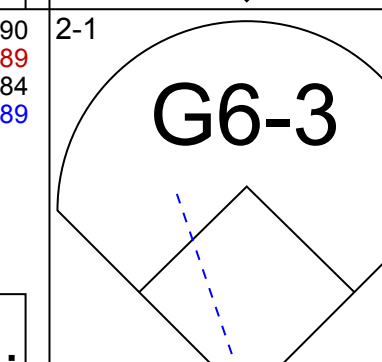
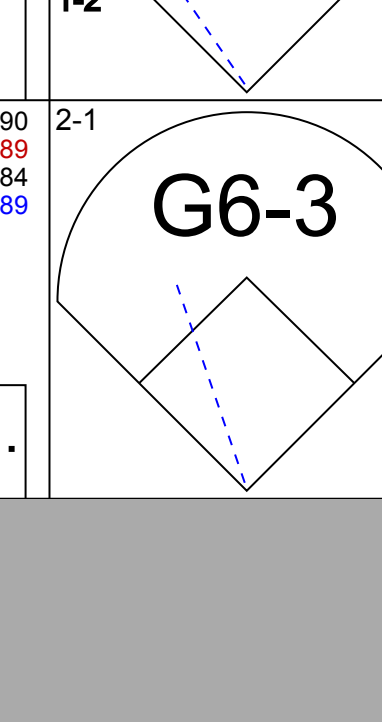
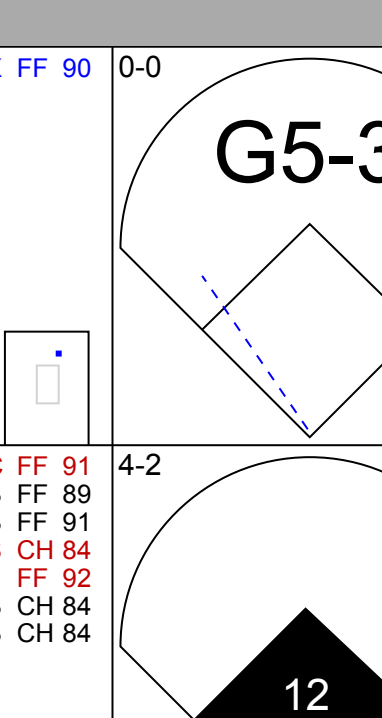
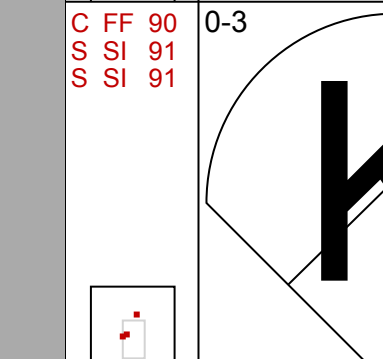
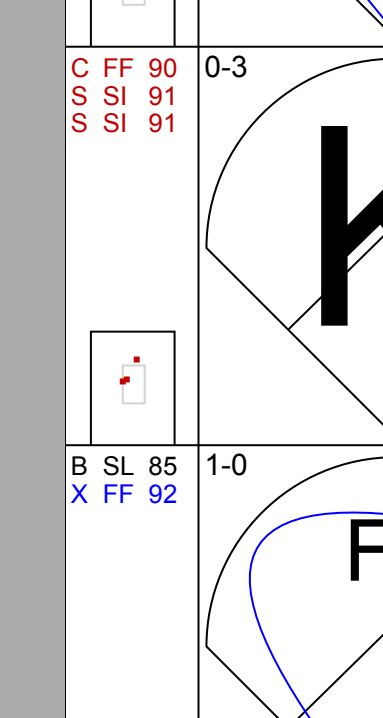
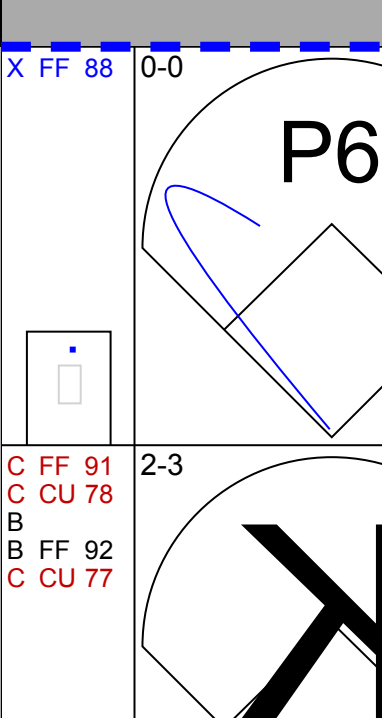
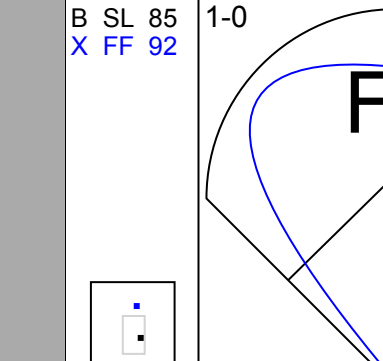
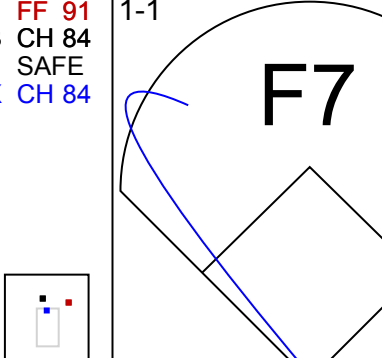
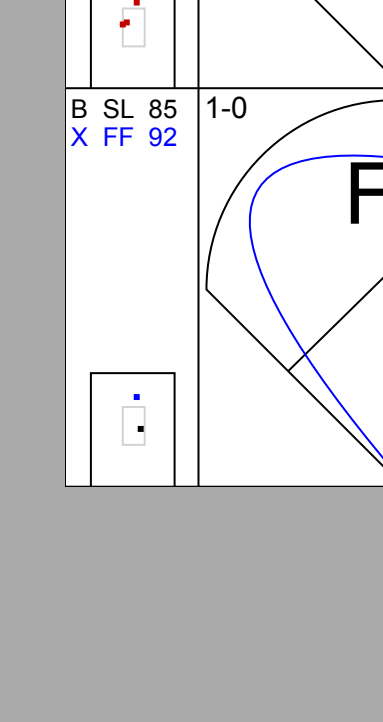

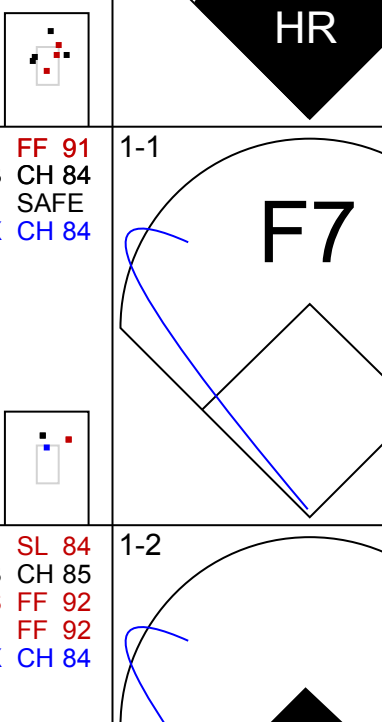
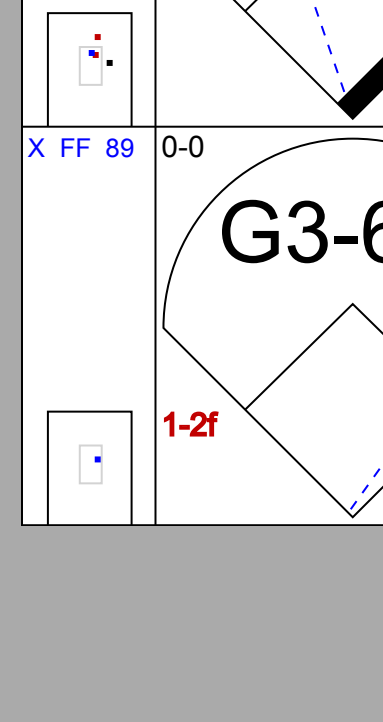
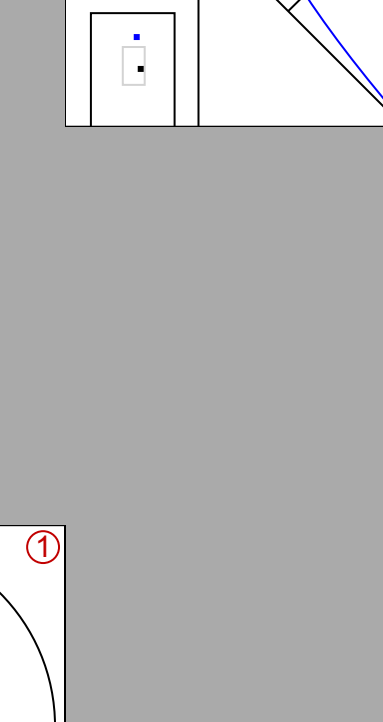
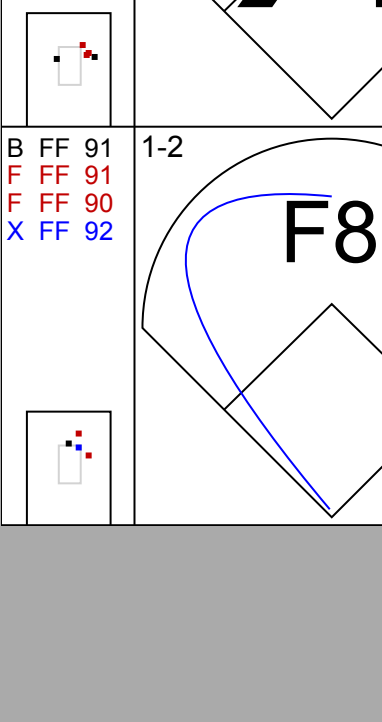
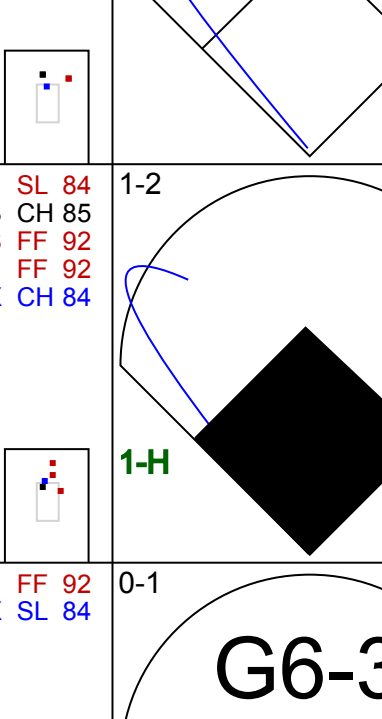
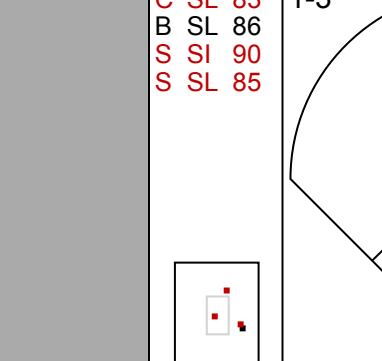
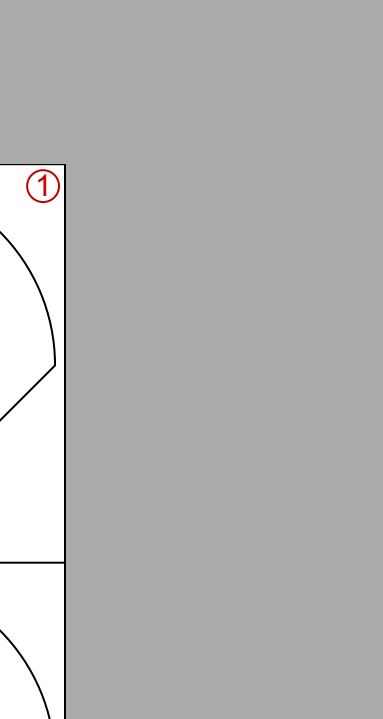
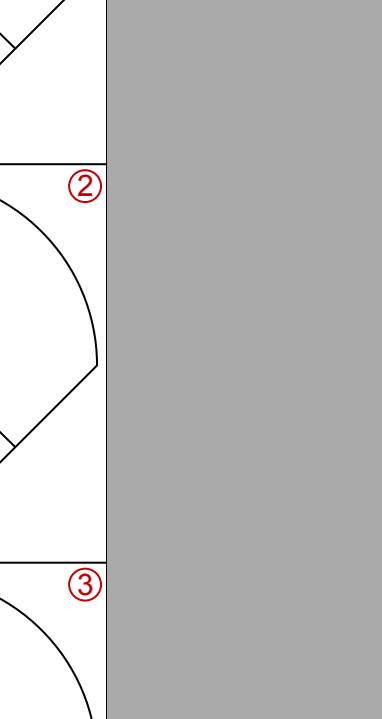
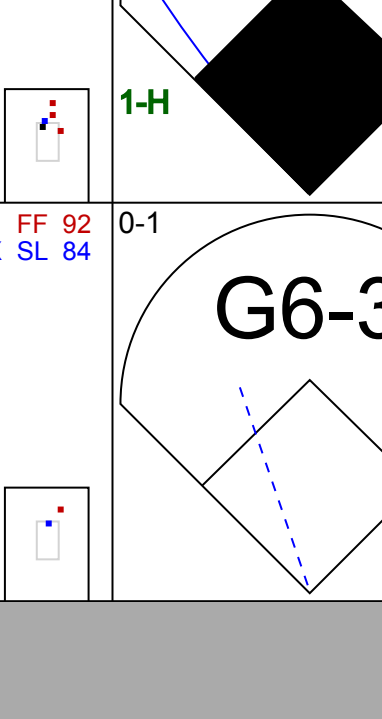

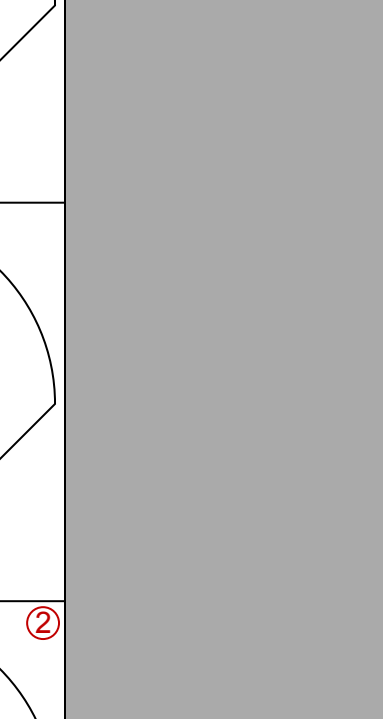
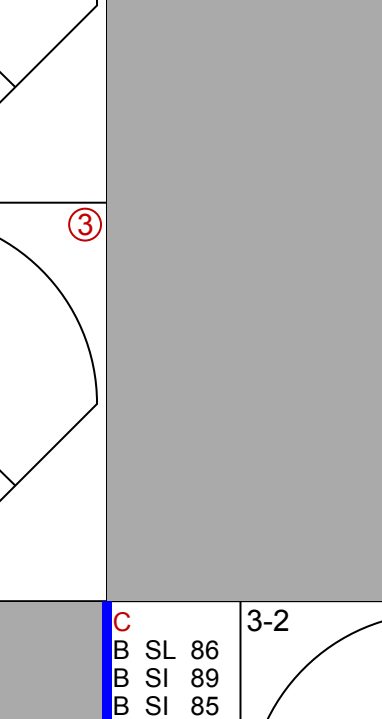
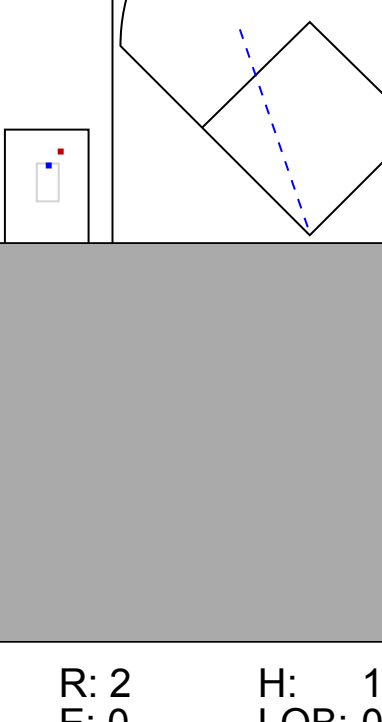

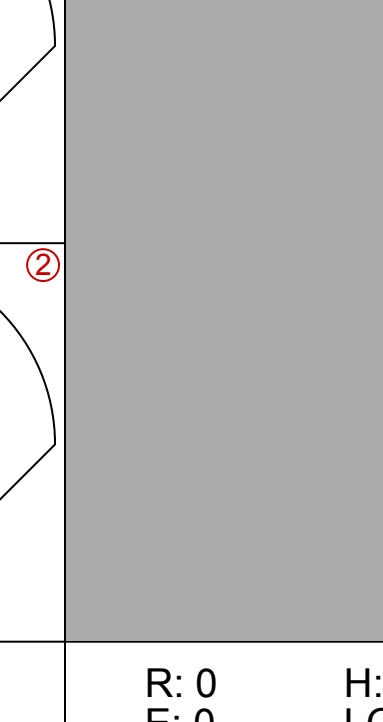
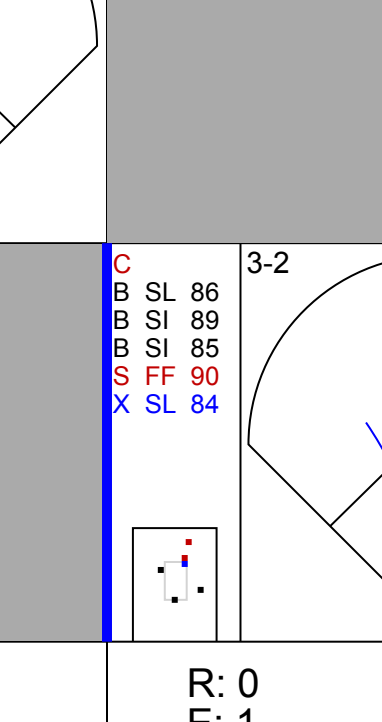


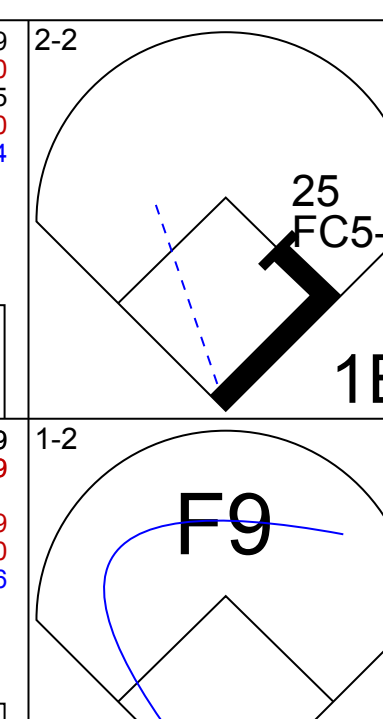
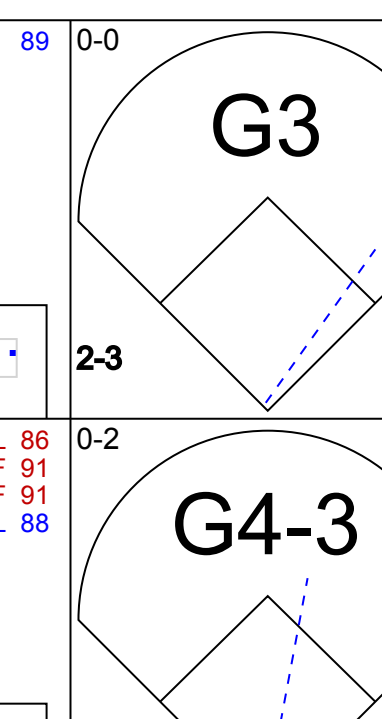

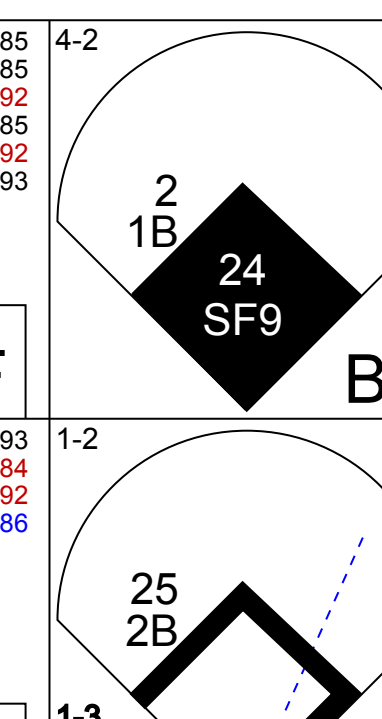
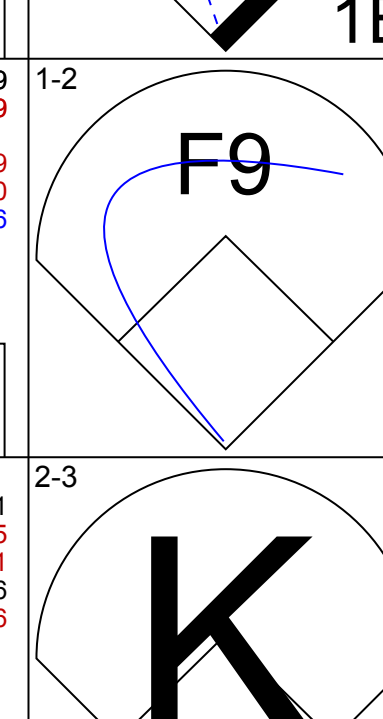
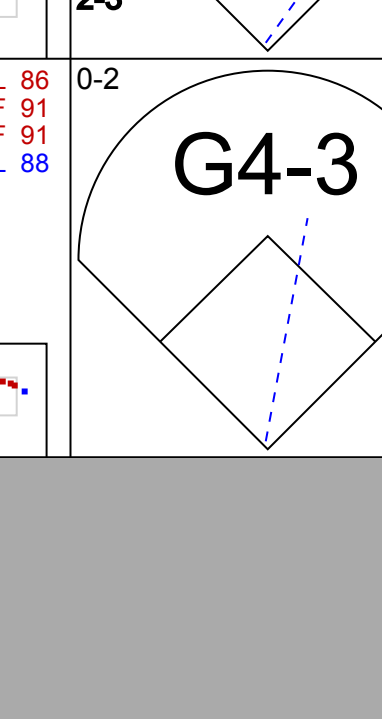

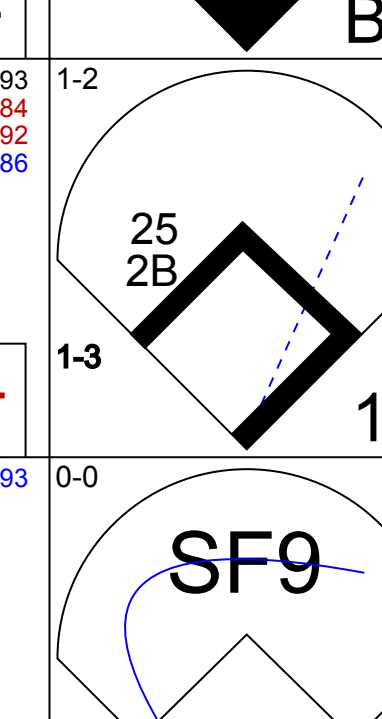
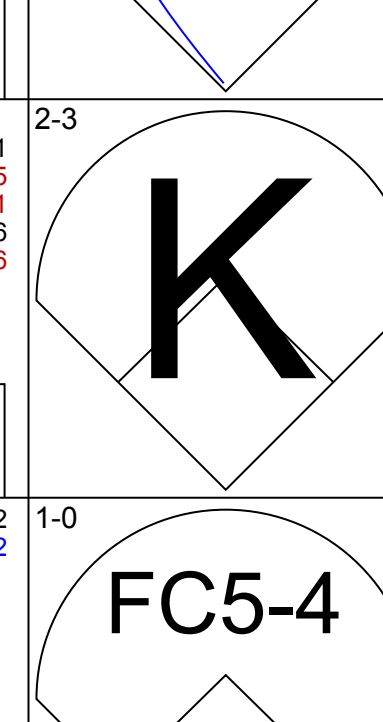
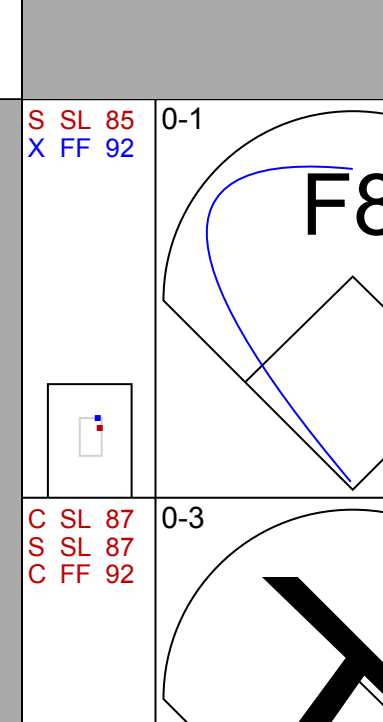
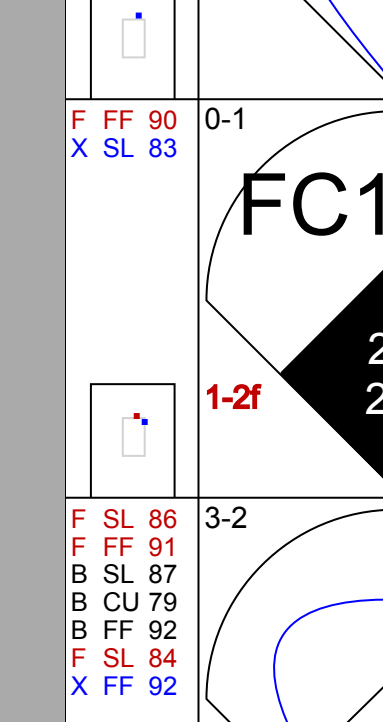
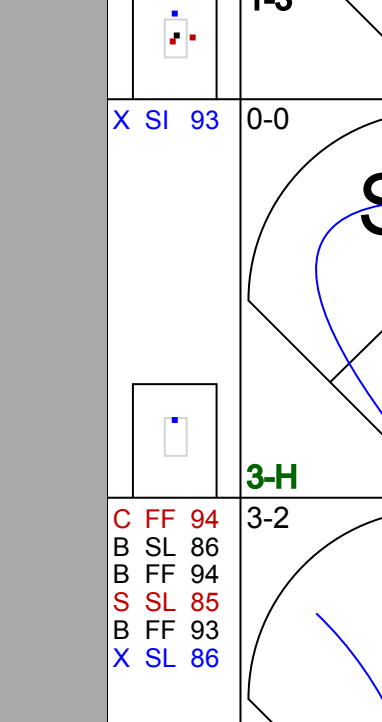
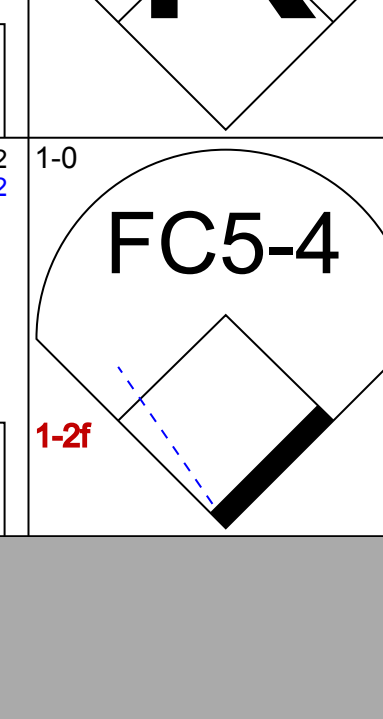
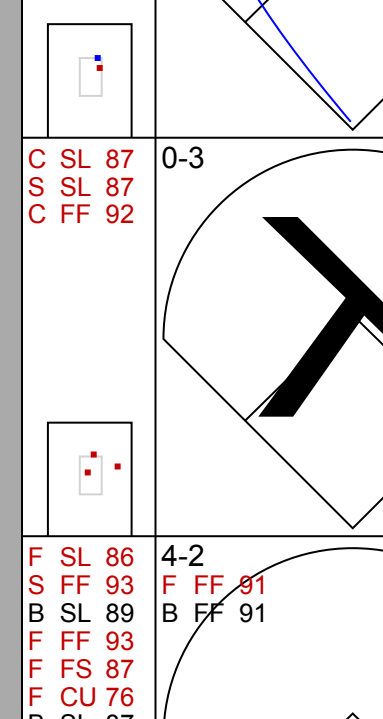
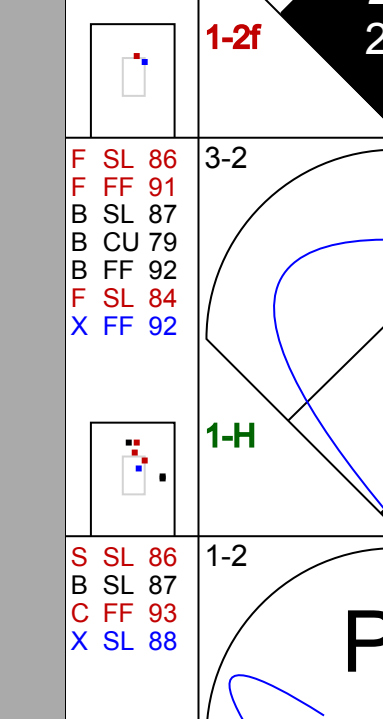
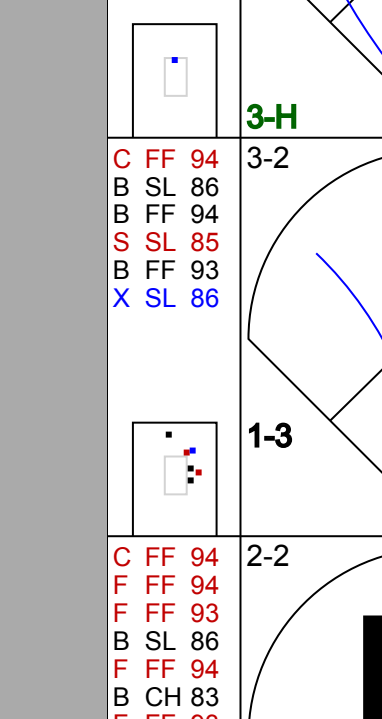
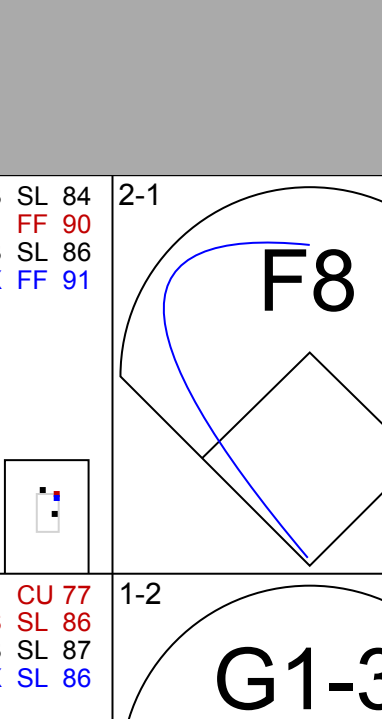
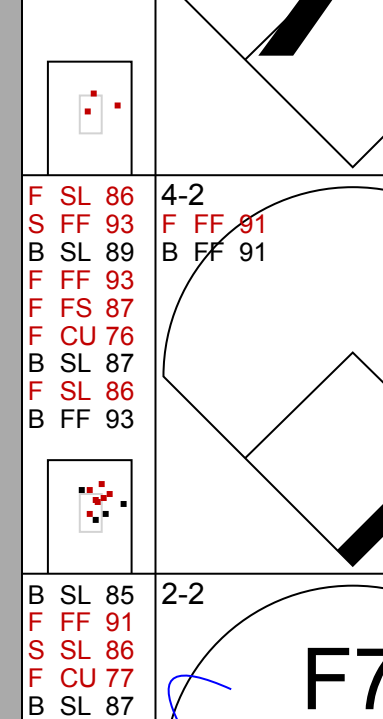
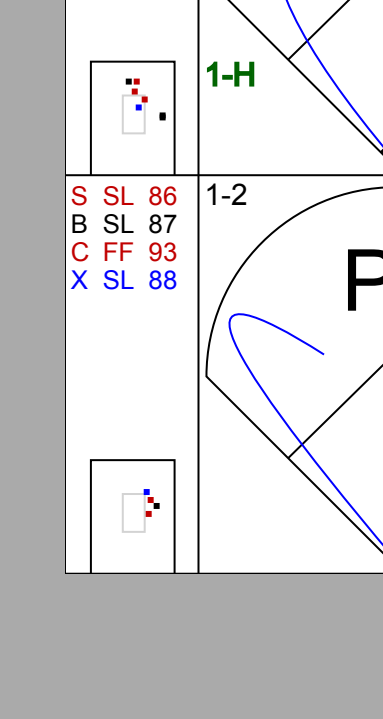
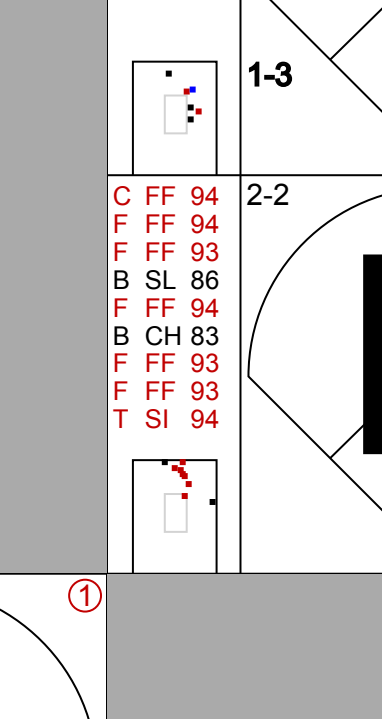
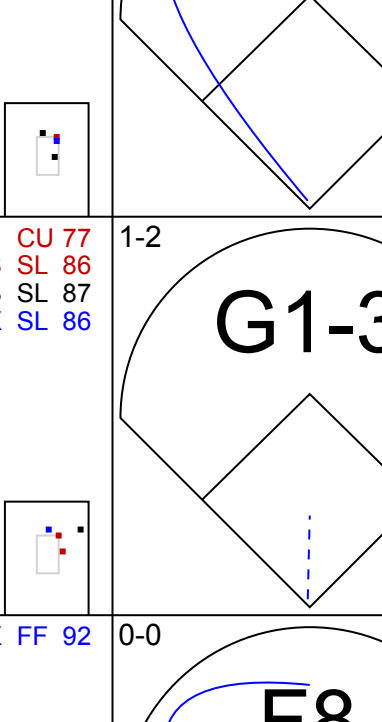
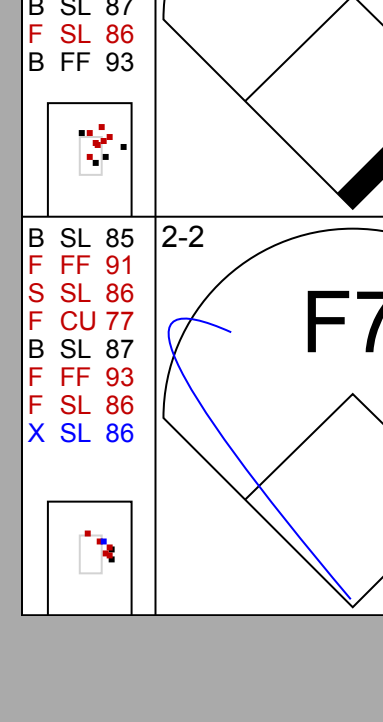
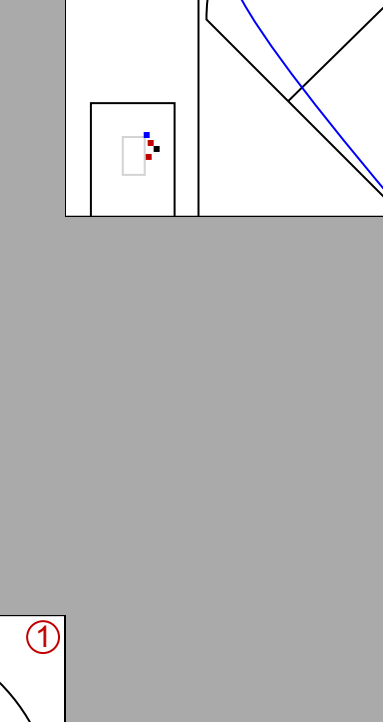
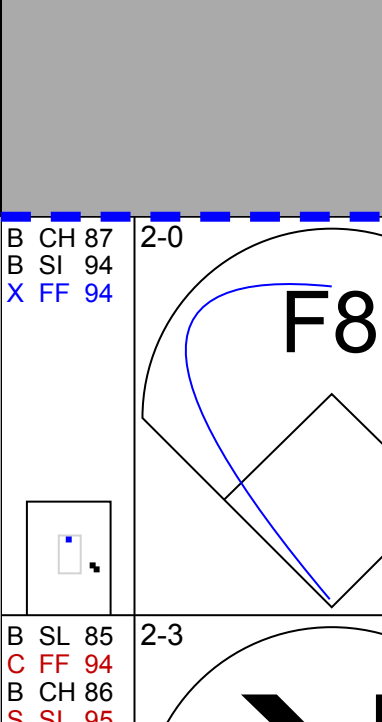
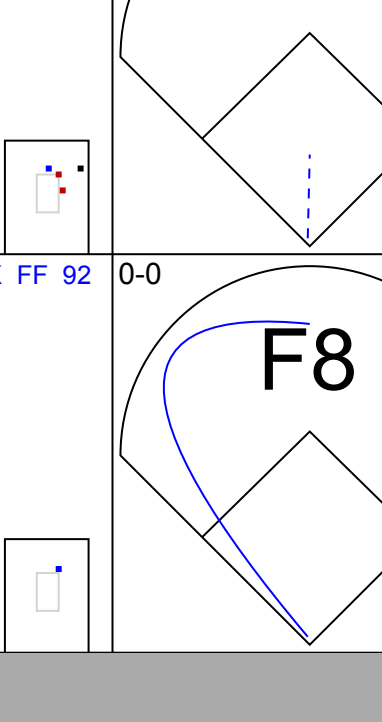
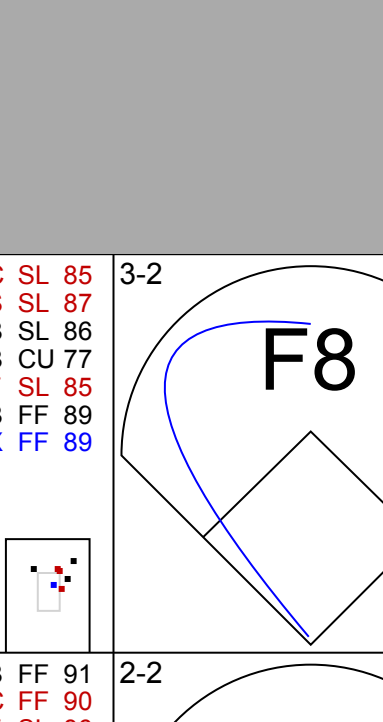
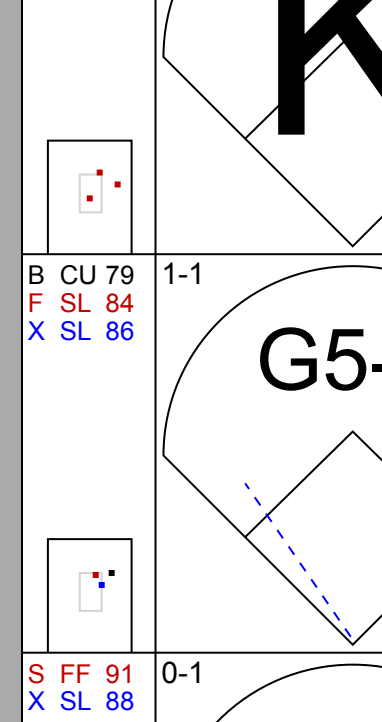
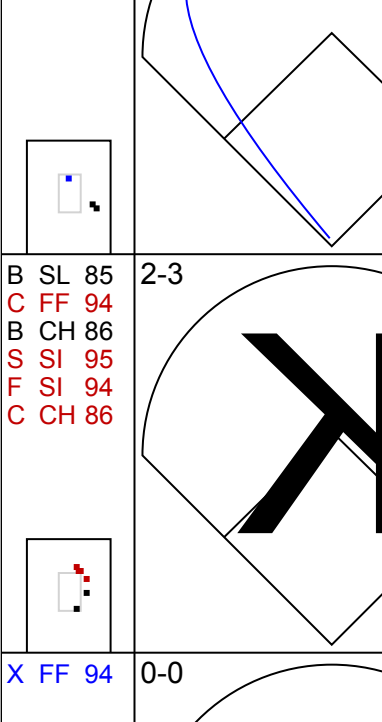
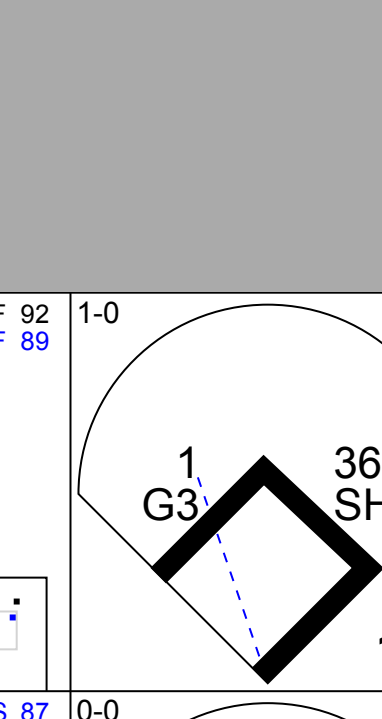
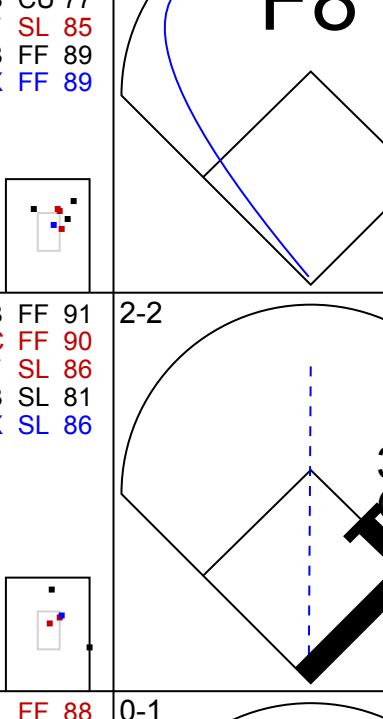



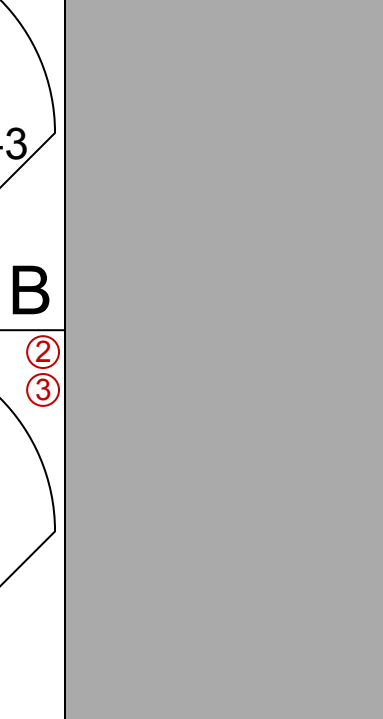
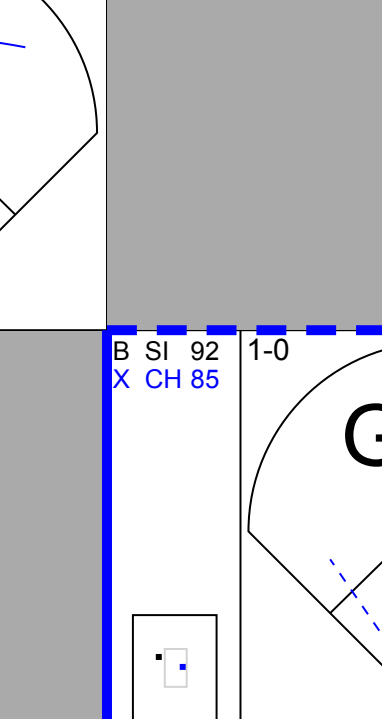
Batter	1	2	3	4	5	6	7	8	9	AB	R	H	RBI	BB	SO	LOB	BOTTOM					
2 Ryan Theriot, R (1,4) OBP: 0.360, SLG: 0.373	G6-3		F8				G5-3		G3-1	5	0	1	0	0	0	0						
24 Marlon Byrd, R (1,8) OBP: 0.370, SLG: 0.586	K		G6-3		G6-3					4	0	1	0	0	1	1						
25 Derrek Lee, R (1,3) OBP: 0.329, SLG: 0.325	G5-3				G5-3					4	0	1	0	0	0	0						
22 Xavier Nady, R (1,9) OBP: 0.327, SLG: 0.302						L7				4	1	1	0	0	1	2						
16 Aramis Ramirez, R (1,5) OBP: 0.226, SLG: 0.260		G1-3								4	1	1	0	0	2	1						
12 Alfonso Soriano, R (1,7) OBP: 0.389, SLG: 0.660										4	0	3	2	0	0	0						
49 Carlos Marmol, R (9,1) ERA: 1.96										0	0	0	0	0	0	0						
18 Geovany Soto, R (1,2) OBP: 0.495, SLG: 0.553										3	0	1	0	1	1	1						
13 Starlin Castro, R (1,6) OBP: 0.375, SLG: 0.714										2	0	0	0	2	1	2						
30 Ted Lilly, L (1,1) ERA: 4.54										3	0	0	0	0	1	7						
38 Carlos Zambrano, S (8,1) ERA: 1.96										0	0	0	0	0	0	0						
1 Kosuke Fukudome, L (9,9) OBP: 0.417, SLG: 0.562										1	0	0	0	0	1	0						
Inning Stats	R: 0 E: 0 K: 1 S: 5	H: 3 LOB: 2 BB: 0 P: 5	R: 1 E: 0 K: 0 S: 8	H: 3 LOB: 0 BB: 0 P: 13	R: 0 E: 0 K: 0 S: 6	H: 0 LOB: 0 BB: 0 P: 7	R: 0 E: 0 K: 2 S: 12	H: 1 LOB: 2 BB: 2 P: 24	R: 0 E: 0 K: 0 S: 6	H: 1 LOB: 0 BB: 0 P: 9	R: 1 E: 0 K: 2 S: 14	H: 2 LOB: 2 BB: 1 P: 28	R: 0 E: 0 K: 0 S: 13	H: 2 LOB: 1 BB: 0 P: 15	R: 0 E: 0 K: 1 S: 7	H: 0 LOB: 0 BB: 0 P: 10	R: 0 E: 0 K: 2 S: 10	H: 0 LOB: 0 BB: 0 P: 14	1B: 7 2B: 2 3B: 0 HR: 0	SF: 0 SAC: 0 DP: 2 HBP: 0	WP: 1 PB: 0 SB: 0 CS: 0	PA: 37
PITCHER	IP WLS BF H R ER SO BB IBB HBP BLK WP HR S P ERA WHIP																					
39 Nate Robertson, L (1,1) ERA: 4.54	1.0 H 4 2 0 0 0 0 0 0 0 0 0 0 13 15 0.00 2.000																					
44 Brian Sanches, R (7,1) ERA: 1.96	1.0 H 3 0 0 0 1 0 0 0 0 0 0 0 7 10 0.00 0.000																					
32 Clay Hensley, R (8,1) ERA: 1.96	1.0 S 3 0 0 0 2 0 0 0 0 0 0 0 10 14 0.00 0.000																					
46 Juan Carlos Oviedo, R (9,1) ERA: 0.68																						

Florida Marlins @ Chicago Cubs
Wrigley Field, Chicago, IL
Mon May 10 2010, 7:08 PM - 9:30 PM CDT
Att: 38,266 - Overcast - 51 F

AB 34
R 2
H 9
RBI 2
BB 3
SO 8
LOB 14



Batter	1	2	3	4	5	6	7	8	9	AB	R	H	RBI	BB	SO	LOB	TOP								
8 Chris Coghlan, L (1,7) OBP: 0.265, SLG: 0.218										4	0	1	0	0	3	1	Florida Marlins @ Chicago Cubs Wrigley Field, Chicago, IL Tue May 11 2010, 7:06 PM - 9:36 PM CDT Att: 38,007 - Overcast - 48 F								
15 Gaby Sanchez, R (1,3) OBP: 0.351, SLG: 0.430 52 Chris Leroux, L (8,1) 46 Juan Carlos Oviedo, R (9,1)										4	1	1	1	0	1	3									
2 Hanley Ramirez, R (1,6) OBP: 0.375, SLG: 0.504										4	0	0	0	0	0	1									
3 Jorge Cantu, R (1,5) OBP: 0.298, SLG: 0.492 (8,3)										4	0	0	0	0	1	0									
6 Dan Uggla, R (1,4) OBP: 0.355, SLG: 0.476									3	1	1	0	1	1	0										
21 John Baker, L (1,2) OBP: 0.310, SLG: 0.286									4	0	0	0	0	0	2										
12 Cody Ross, R (1,9) OBP: 0.320, SLG: 0.413										3	1	1	2	0	1	0									
24 Cameron Maybin, R (1,8) OBP: 0.304, SLG: 0.301										3	0	0	0	0	1	0									
47 Ricky Nolasco, R (1,1) OBP: 0.077, SLG: 0.077 18 Wes Helms, R (8,PH) OBP: 0.375, SLG: 0.378 (8,5)										2	0	0	0	0	1	1									
										1	0	0	0	0	0	0									
Inning Stats	R: 0 E: 0 K: 2 S: 9	H: 0 LOB: 0 BB: 0 P: 13	R: 2 E: 0 K: 0 S: 12	H: 1 LOB: 0 BB: 1 P: 18	R: 1 E: 0 K: 1 S: 9	H: 1 LOB: 0 BB: 0 P: 16	R: 0 E: 0 K: 0 S: 6	H: 1 LOB: 0 BB: 0 P: 9	R: 0 E: 1 K: 1 S: 10	H: 0 LOB: 2 BB: 0 P: 16	R: 0 E: 0 K: 2 S: 6	H: 0 LOB: 0 BB: 0 P: 7	R: 0 E: 0 K: 2 S: 7	H: 0 LOB: 0 BB: 0 P: 10	R: 0 E: 1 K: 1 S: 10	H: 0 LOB: 1 BB: 0 P: 17	R: 0 E: 0 K: 1 S: 7	H: 0 LOB: 0 BB: 0 P: 10	1B: 2 2B: 0 3B: 0 HR: 2	SF: 0 SAC: 0 DP: 1 HBP: 0	WP: 0 PB: 0 SB: 0 CS: 0	PA: 33			
PITCHER	IP	WLS	BF	H	R	ER	SO	BB	IBB	HBP	BLK	WP	HR	S	P	ERA	WHIP								
36 Randy Wells, R (1,1) ERA: 4.97 33 Esmalin Caridad, R (9,1) ERA: 9.82	8.0	L	30	4	3	3	8	1	0	0	0	0	2	69	106	3.38	0.625								
	1.0		3	0	0	0	1	0	0	0	0	0	0	7	10	0.00	0.000								

Batter	1	2	3	4	5	6	7	8	9	AB	R	H	RBI	BB	SO	LOB	BOTTOM								
1 Kosuke Fukudome, L (1,9) OBP: 0.429, SLG: 0.565										3	1	2	0	1	0	1	Florida Marlins @ Chicago Cubs Wrigley Field, Chicago, IL Tue May 11 2010, 7:06 PM - 9:36 PM CDT Att: 38,007 - Overcast - 48 F								
2 Ryan Theriot, R (1,4) OBP: 0.357, SLG: 0.370										4	0	1	0	0	0	3									
24 Marlon Byrd, R (1,8) OBP: 0.360, SLG: 0.573										3	1	0	1	0	1	2									
25 Derrek Lee, R (1,3) OBP: 0.333, SLG: 0.346										4	0	2	1	0	1	1									
16 Aramis Ramirez, R (1,5) OBP: 0.227, SLG: 0.254										3	0	0	0	1	1	3									
12 Alfonso Soriano, R (1,7) OBP: 0.376, SLG: 0.636										4	0	0	0	0	1	1									
18 Geovany Soto, R (1,2) OBP: 0.476, SLG: 0.525										4	0	0	0	0	1	0									
13 Starlin Castro, R (1,6) OBP: 0.400, SLG: 0.667										4	0	2	0	0	0	0									
36 Randy Wells, R (1,1) OBP: 0.308, SLG: 0.333 17 Mike Fontenot, L (8,PH) OBP: 0.354, SLG: 0.367 33 Esmalin Caridad, R (9,1)										1	0	0	0	0	0	1									
										1	0	0	0	0	0	0									
										0	0	0	0	0	0	0									
Inning Stats	R: 0 E: 0 K: 1 S: 11	H: 1 LOB: 1 BB: 0 P: 17	R: 0 E: 0 K: 0 S: 6	H: 0 LOB: 0 BB: 0 P: 9	R: 0 E: 0 K: 0 S: 7	H: 1 LOB: 1 BB: 0 P: 8	R: 0 E: 0 K: 1 S: 18	H: 0 LOB: 1 BB: 1 P: 24	R: 0 E: 0 K: 0 S: 9	H: 1 LOB: 0 BB: 0 P: 14	R: 1 E: 0 K: 0 S: 11	H: 2 LOB: 1 BB: 0 P: 15	R: 0 E: 0 K: 1 S: 7	H: 0 LOB: 0 BB: 0 P: 8	R: 1 E: 0 K: 1 S: 17	H: 2 LOB: 2 BB: 1 P: 28	R: 0 E: 0 K: 1 S: 6	H: 0 LOB: 0 BB: 0 P: 10	1B: 5 2B: 2 3B: 0 HR: 0	SF: 1 SAC: 1 DP: 1 HBP: 0	WP: 0 PB: 0 SB: 0 CS: 0	PA: 35			
PITCHER	IP	WLS	BF	H	R	ER	SO	BB	IBB	HBP	BLK	WP	HR	S	P	ERA	WHIP								
47 Ricky Nolasco, R (1,1) ERA: 3.66 52 Chris Leroux, R (8,1) ERA: 4.85 46 Juan Carlos Oviedo, R (9,1) ERA: 0.63	7.0	W	26	5	1	1	3	1	0	0	0	0	0	69	95	1.29	0.857								
	1.0	H	6	2	1	1	1	1	0	0	0	0	0	17	28	9.00	3.000								
	1.0	S	3	0	0	0	1	0	0	0	0	0	0	6	10	0.00	0.000								



Batter	1	2	3	4	5	6	7	8	9	AB	R	H	RBI	BB	SO	LOB	TOP										
8 Chris Coghlan, L (1,7) OBP: 0.275, SLG: 0.223										2	0	1	0	1	0	0	Florida Marlins @ Chicago Cubs Wrigley Field, Chicago, IL Wed May 12 2010, 1:22 PM - 3:56 PM CDT Att: 38,637 - Cloudy - 45 F										
18 Wes Helms, R (7,PH) OBP: 0.366, SLG: 0.368										1	0	0	0	0	0	2											
37 Renyel Pinto, L (7,1)										0	0	0	0	0	0	0											
44 Brian Sanchez, R (8,1)										0	0	0	0	0	0	0											
30 Brian Barden, R (9,PH) OBP: 0.417, SLG: 0.300										1	0	1	1	0	0	0											
15 Gaby Sanchez, R (1,3) OBP: 0.345, SLG: 0.419										5	0	1	0	0	0	2											
2 Hanley Ramirez, R (1,6) OBP: 0.378, SLG: 0.500										5	1	2	0	0	2	4											
3 Jorge Cantu, R (1,5) OBP: 0.303, SLG: 0.489										3	1	1	0	1	0	3											
6 Dan Uggla, R (1,4) OBP: 0.359, SLG: 0.477										4	0	2	0	0	0	3											
29 Ronny Paulino, R (1,2) OBP: 0.349, SLG: 0.483										3	0	1	2	0	0	2											
21 John Baker, L (8,PH) OBP: 0.307, SLG: 0.282										1	0	0	0	0	1	2											
12 Cody Ross, R (1,8) OBP: 0.318, SLG: 0.403										3	1	0	0	1	1	1											
25 Brett Carroll, R (1,9) OBP: 0.306, SLG: 0.418										4	0	1	0	0	0	1											
41 Chris Volstad, R (1,1) OBP: 0.231, SLG: 0.231										2	0	0	0	0	1	0											
16 Bryan Petersen, L (7,PH) OBP: 0.200, SLG: 0.111										1	0	0	0	1	1	1											
Inning Stats	R: 0 H: 1 E: 0 K: 0 S: 8	H: 1 LOB: 1 BB: 0 P: 10	R: 0 H: 0 E: 0 K: 1 S: 7	H: 1 LOB: 0 BB: 0 P: 7	R: 0 H: 0 E: 0 K: 0 S: 8	H: 0 LOB: 0 BB: 0 P: 10	R: 2 H: 3 E: 0 K: 0 S: 18	H: 3 LOB: 1 BB: 0 P: 25	R: 0 H: 0 E: 0 K: 1 S: 11	H: 0 LOB: 1 BB: 1 P: 17	R: 0 H: 1 E: 0 K: 0 S: 7	H: 1 LOB: 1 BB: 0 P: 10	R: 0 H: 1 E: 0 K: 2 S: 12	H: 1 LOB: 1 BB: 1 P: 17	R: 0 H: 1 E: 0 K: 2 S: 18	H: 1 LOB: 2 BB: 1 P: 25	R: 1 H: 2 E: 0 K: 2 S: 15	H: 2 LOB: 2 BB: 1 P: 29	1B: 10 2B: 3 3B: 0 HR: 0	SF: 0 SAC: 0 DP: 3 HBP: 0	WP: 0 PB: 0 SB: 0 CS: 0	PA: 39					
PITCHER	IP	WLS	BF	H	R	ER	SO	BB	IBB	HBP	BLK	WP	HR	S	P	ERA	WHIP										
52 Carlos Silva, R (1,1) ERA: 3.4	6.1	W	27	7	2	2	2	2	0	0	0	0	0	68	92	2.84	1.421										
45 Sean Marshall, L (7,1) ERA: 2.7	0.2	H	1	0	0	0	0	0	0	0	0	0	0	3	4	0.00	0.000										
38 Carlos Zambrano, R (8,1) ERA: 6.33	0.2	H	4	1	0	0	1	1	0	0	0	0	0	15	21	0.00	3.000										
49 Carlos Marmol, R (8,1) ERA: 1.13	1.1	S	7	2	1	1	3	1	0	0	0	0	0	18	33	6.75	2.250										

Batter	1	2	3	4	5	6	7	8	9	AB	R	H	RBI	BB	SO	LOB	BOTTOM										
1 Kosuke Fukudome, L (1,9) OBP: 0.422, SLG: 0.547										3	1	0	0	1	1	2	Florida Marlins @ Chicago Cubs Wrigley Field, Chicago, IL Wed May 12 2010, 1:22 PM - 3:56 PM CDT Att: 38,637 - Cloudy - 45 F										
13 Starlin Castro, R (1,6) OBP: 0.417, SLG: 0.636										4	1	2	0	0	0	0											
24 Marion Byrd, R (1,8) OBP: 0.364, SLG: 0.578										4	0	2	1	0	1	0											
25 Derrek Lee, R (1,3) OBP: 0.338, SLG: 0.351										4	0	2	0	0	0	3											
18 Geovany Soto, R (1,2) OBP: 0.467, SLG: 0.506										3	1	0	0	1	1	4											
12 Alfonso Soriano, R (1,7) OBP: 0.380, SLG: 0.636										3	1	1	0	1	1	3											
21 Tyler Colvin, L (9,7) OBP: 0.345, SLG: 0.608										0	0	0	0	0	0	0											
17 Mike Fontenot, L (1,4) OBP: 0.353, SLG: 0.397										3	0	1	2	0	0	1											
28 Jeff Baker, R (1,5) OBP: 0.281, SLG: 0.385										2	0	0	0	1	2	0											
52 Carlos Silva, R (1,1) OBP: 0.214, SLG: 0.167										2	0	0	0	0	2	0											
45 Sean Marshall, L (7,1) ERA: 2.7										0	0	0	0	0	0	0											
38 Carlos Zambrano, S (8,1)										0	0	0	0	0	0	0											
49 Carlos Marmol, R (8,1)										0	0	0	0	0	0	0											
Inning Stats	R: 0 H: 0 E: 0 K: 0 S: 5	H: 0 LOB: 0 BB: 0 P: 9	R: 2 H: 3 E: 0 K: 0 S: 15	H: 3 LOB: 2 BB: 1 P: 21	R: 0 H: 2 E: 1 K: 0 S: 11	H: 2 LOB: 1 BB: 0 P: 16	R: 0 H: 0 E: 0 K: 1 S: 6	H: 0 LOB: 0 BB: 1 P: 10	R: 2 H: 2 E: 0 K: 2 S: 14	H: 2 LOB: 2 BB: 2 P: 25	R: 0 H: 0 E: 0 K: 2 S: 12	H: 0 LOB: 0 BB: 0 P: 15	R: 0 H: 0 E: 0 K: 2 S: 7	H: 0 LOB: 0 BB: 0 P: 14	R: 0 H: 1 E: 0 K: 1 S: 9	H: 1 LOB: 0 BB: 0 P: 10	1B: 5 2B: 3 3B: 0 HR: 0	SF: 0 SAC: 1 DP: 3 HBP: 0	WP: 1 PB: 0 SB: 0 CS: 0	PA: 33							
PITCHER	IP	WLS	BF	H	R	ER	SO	BB	IBB	HBP	BLK	WP	HR	S	P	ERA	WHIP										
41 Chris Volstad, R (1,1) ERA: 4.37	6.0	L	27	7	4	4	5	4	0	0	0	0	0	63	96	6.00	1.833										
37 Renyel Pinto, L (7,1) ERA: 2.7	1.0		3	0	0	0	2	0	0	0	0	0	0	7	14	0.00	0.000										
44 Brian Sanchez, R (8,1)	1.0		3	1	0	0	1	0	0	0	0	0	0	9	10	0.00	1.000										



Batter	1	2	3	4	5	6	7	8	9	AB	R	H	RBI	BB	SO	LOB	TOP	
16 Angel Pagán, S OBP: 0.326, SLG: 0.397	(1, 8) C FF 92 X SI 95 0-1 L7		(1) C FF 94 X SL 89 0-1 G3-1			(1) F CH 88 R FF 91 X SL 81 1-1 G4-3		(3) C CH 82 C CU 74 B CU 73 X CU 73 1-2 G4-3		4	0	0	0	0	0	0		
1 Luis Castillo, S OBP: 0.360, SLG: 0.299	(1, 4) C FF 94 F FF 94 X FF 95 0-2 G4-3		(2) B FF 95 B CH 86 F FF 93 C FF 96 X FF 96 2-2 K			(2) C FF 96 B FF 93 B FF 95 C FF 96 X FF 96 2-2 G4-3		(1) C SI 93 B FF 93 X FF 92 1-1 E4	1B	4	0	1	0	0	1	0		
7 José Reyes, S OBP: 0.275, SLG: 0.298	(1, 6) B FF 96 B FF 94 B FF 96 C FF 96 X FF 95 3-2 G4-3		(3) S CH 86 B SI 96 C SL 92 1-3 K			(1) C FF 96 C FF 95 X CH 87 0-2 E1		(1) L SI 93 L FF 92 F CH 87 B FF 95 X SI 94 1-2 F7		4	0	0	0	0	1	1		
44 Jason Bay, R OBP: 0.358, SLG: 0.388		(1, 7) X FF 94 0-0 29 1B 5 WP 21 1B 1B		(1) C SL 87 X FF 94 0-1 F8				(1) X SI 96 0-0 G5-3		4	1	1	0	0	1	2		
5 David Wright, R OBP: 0.408, SLG: 0.525	(1, 5) C FF 93 T FF 95 1 SAFE F FF 94 D SL 90 B CH 86 B FF 95 B CH 86 S CH 88 3-3 K		(2) B SL 87 C SL 89 C SL 86 B SI 94 X SI 95 3-2 G5-3					(1) X SL 87 0-0 L5		(1) F FF 96 S CH 88 B CH 88 F CH 89 S CH 88 1-3 K	4	0	0	0	0	2	2	
29 Ike Davis, L OBP: 0.402, SLG: 0.472	(1, 3) X CH 87 0-0 21 1B 1B		(3) C SL 90 B SI 94 F FF 92 X CH 87 1-2 G4-3					(2) B SL 88 B CH 86 X FF 94 2-0 F7		3	0	1	0	0	0	0		
12 Jeff Francoeur, R OBP: 0.295, SLG: 0.393	(1, 9) B FF 95 S FF 96 B CH 86 1 SAFE S FF 96 2-3 K		(2) C FF 93 F CH 84 B SL 92 X FF 95 1-2 F7					(1) F SL 87 B SL 90 X FF 95 X CH 85 1-2 G5-3		3	0	0	0	0	1	2		
21 Rod Barajas, R OBP: 0.274, SLG: 0.560	(1, 2) C FF 96 B FF 95 X CH 86 1-2 K		(2) C SL 87 S FF 94 0-3 K					(1) B SI 91 B SI 90 X SI 90 2-0 P4		3	0	1	1	0	1	0		
57 Johan Santana, L OBP: 0.143, SLG: 0.214	(1, 1) C FF 96 F FF 95 X FF 96 0-2 L3		(3) C FF 96 C CH 88 S SL 92 0-3 K					(2) B CH 80 X CH 80 1-0 G1-3		2	0	0	0	0	1	2		
23 Chris Carter, L OBP: 0.333, SLG: 0.667	(8, PH)									1	0	0	0	0	0	0		
38 Fernando Nieve, R (8, 1)										0	0	0	0	0	0	0		
Inning Stats	R: 0 H: 0 E: 0 LOB: 0 K: 0 BB: 0 S: 8	R: 1 H: 3 E: 0 LOB: 2 K: 2 BB: 0 S: 16	R: 0 H: 0 E: 0 LOB: 0 K: 2 BB: 0 S: 10	R: 0 H: 0 E: 0 LOB: 0 K: 0 BB: 0 S: 9	R: 0 H: 0 E: 0 LOB: 0 K: 2 BB: 0 S: 9	R: 0 H: 0 E: 0 LOB: 0 K: 1 BB: 0 S: 14	R: 0 H: 0 E: 0 LOB: 0 K: 1 BB: 0 S: 5	R: 0 H: 0 E: 0 LOB: 0 K: 0 BB: 0 S: 5	R: 0 H: 0 E: 0 LOB: 0 K: 0 BB: 0 S: 5	R: 0 H: 1 E: 1 LOB: 1 K: 1 BB: 0 S: 11	1B: 4 SF: 0 2B: 0 SAC: 0 3B: 0 DP: 0 HR: 0 HBP: 0	WP: 1 PA: 32						
PITCHER	IP WLS BF H R ER SO BB IBB HBP BLK WP HR S P ERA WHIP	IP WLS BF H R ER SO BB IBB HBP BLK WP HR S P ERA WHIP	IP WLS BF H R ER SO BB IBB HBP BLK WP HR S P ERA WHIP	IP WLS BF H R ER SO BB IBB HBP BLK WP HR S P ERA WHIP	IP WLS BF H R ER SO BB IBB HBP BLK WP HR S P ERA WHIP	IP WLS BF H R ER SO BB IBB HBP BLK WP HR S P ERA WHIP	IP WLS BF H R ER SO BB IBB HBP BLK WP HR S P ERA WHIP	IP WLS BF H R ER SO BB IBB HBP BLK WP HR S P ERA WHIP	IP WLS BF H R ER SO BB IBB HBP BLK WP HR S P ERA WHIP	IP WLS BF H R ER SO BB IBB HBP BLK WP HR S P ERA WHIP	IP WLS BF H R ER SO BB IBB HBP BLK WP HR S P ERA WHIP							
55 Josh Johnson, R ERA: 3.06	(1, 1) 7.0 25 3 1 1 7 0 0 0 0 0 1 0 71 95 1.29 0.429																	
32 Clay Hensley, R ERA: 1.86	(8, 1) 1.0 3 0 0 0 0 0 0 0 0 0 0 0 5 9 0.00 0.000																	
46 Juan Carlos Oviedo, R ERA: 0.59	(9, 1) 1.0 W 4 1 0 0 1 0 0 0 0 0 0 0 0 11 14 0.00 1.000																	

New York Mets @ Florida Marlins
Sun Life Stadium, Miami, FL
Thu May 13 2010, 7:11 PM - 9:38 PM EDT
Att: 16,229 - Partly Cloudy - 81 F

AB	32
R	1
H	4
RBI	1
BB	0
SO	8
LOB	9



Batter	1	2	3	4	5	6	7	8	9	AB	R	H	RBI	BB	SO	LOB	BOTTOM
8 Chris Coghlan, L OBP: 0.272, SLG: 0.224	(1, 7) C FF 89 B FF 90 B SL 82 F FF 91 X FF 91 2-2 G6-3		(1) B SL 80 X SI 89 1-0 1-2 2-H 1B			(1) B CH 81 R SL 81 X SL 89 2-0 G4-3		(1) X FF 93 0-0 G3		4	0	1	1	0	0	0	
30 Brian Barden, R OBP: 0.438, SLG: 0.308	(1, 4) S FF 90 S FF 90 S FF 91 0-3 K		(2) S CH 76 S CH 79 B CH 79 B FF 90 X CH 76 2-2 F8			(2) L SI 88 F SL 86 C CH 78 X CH 81 0-2 FC5-4 1B		(1) B FF 93 C FF 92 B SL 80 B FF 94 4-1 G4-6-3 BB		3	0	1	0	1	1	2	
2 Hanley Ramirez, R OBP: 0.366, SLG: 0.485	(1, 6) F FF 90 S CH 79 B FF 90 X FF 90 1-2 F8		(3) X CH 80 0-0 G5-3			(2) T FF 89 B SI 90 B FF 89 X FF 86 2-1 FC5-4 1B		(2) F FF 92 X SI 94 0-1 G4-6-3		4	0	0	0	0	0	4	
3 Jorge Cantu, R OBP: 0.295, SLG: 0.474	(1, 5) (8, 3) X FF 88 0-0 G6-3		(1) B FF 89 C FF 87 X SI 90 2-1 F8			(3) B CH 78 C CH 84 B CH 79 F CH 78 S CH 80 2-3 K		(1) B CU 79 B CH 85 B CU 79 B FF 93 F FF 96 X FF 94 2-2 F7		4	0	0	0	0	1	1	
12 Cody Ross, R OBP: 0.324, SLG: 0.402	(1, 8) B FF 89 B FF 89 S CH 79 S CH 80 B FF 90 F CH 78 X FF 90 3-2 G6-3 29 G3-6-3 1B		(2) B FF 89 B FF 89 C FF 87 X SI 84 3-1 G6-3			(1) F SI 89 S CH 80 0-3 K		(1) C FF 93 C FF 94 B CU 79 B FF 93 F FF 92 4-2 29 1B 6 WP BB		3	1	1	0	1	1	0	
29 Ronny Paulino, R OBP: 0.343, SLG: 0.469	(1, 2) S CH 76 B CH 77 X CH 76 1-2 G3-6-3		(3) X FF 86 0-0 L8			(2) B CH 78 S CH 77 F CH 78 F FF 87 X SL 79 2-2 L8		(1) X FF 93 0-0 WP		4	0	1	0	0	0	1	
15 Gaby Sanchez, R OBP: 0.361, SLG: 0.444	(1, 3) B FF 89 B SI 88 X SI 89 1-0 55 E 8 1B					(1) S CH 83 X SL 84 0-1 25 G5-4-3 1B				3	1	3	0	0	0	0	
32 Clay Hensley, R (8, 1)										0	0	0	0	0	0	0	
46 Juan Carlos Oviedo, R OBP: 0.359, SLG: 0.477	(9, PH)									1	0	0	0	0	0	1	
6 Dan Uggla, R OBP: 0.357, SLG: 0.477	(9, PH)									0	0	0	0	0	0	0	
25 Brett Carroll, R OBP: 0.308, SLG: 0.404	(1, 9) B CH 79 C CH 79 B SI 90 B CH 77 S SI 86 3-3 K		(1) F CH 78 0-1 G5-4-3			(1) I IN 83 I IN 84 I IN 61 4-0 2B				2	0	0	0	1	1	2	
55 Josh Johnson, L OBP: 0.278, SLG: 0.235	(1, 1) X FF 86 0-0 FC1 8 1B		(2) B FF 90 C FF 90 S SL 81 S SL 83 1-3 K			(3) B CH 77 S CH 80 C FF 84 C CH 78 X CH 78 3-1 IBB				2	0	0	0	0	1	1	
18 Wes Helms, R OBP: 0.357, SLG: 0.359	(7, PH) (8, 5) 1-2 K									1	0	0	0	0	0	2	
Inning Stats	R: 0 H: 0 E: 0 LOB: 0 K: 1 BB: 0 S: 10	R: 0 H: 1 E: 0 LOB: 0 K: 0 BB: 0 S: 8	R: 1 H: 2 E: 1 LOB: 2 K: 1 BB: 0 S: 10	R: 0 H: 0 E: 0 LOB: 0 K: 0 BB: 0 S: 5	R: 0 H: 0 E: 0 LOB: 0 K: 1 BB: 0 S: 7	R: 0 H: 1 E: 0 LOB: 1 K: 1 BB: 0 S: 10	R: 0 H: 1 E: 0 LOB: 2 K: 1 BB: 1 S: 12	R: 0 H: 0 E: 0 LOB: 0 K: 0 BB: 1 S: 4	R: 1 H: 1 E: 1 LOB: 1 K: 0 BB: 1 S: 7	1B: 6 SF: 0 2B: 1 SAC: 0 3B: 0 DP: 3 HR: 0 HBP: 0	WP: 1 PA: 34						
PITCHER	IP WLS BF H R ER SO BB IBB HBP BLK WP HR S P ERA WHIP	IP WLS BF H R ER SO BB IBB HBP BLK WP HR S P ERA WHIP	IP WLS BF H R ER SO BB IBB HBP BLK WP HR S P ERA WHIP	IP WLS BF H R ER SO BB IBB HBP BLK WP HR S P ERA WHIP	IP WLS BF H R ER SO BB IBB HBP BLK WP HR S P ERA WHIP	IP WLS BF H R ER SO BB IBB HBP BLK WP HR S P ERA WHIP	IP WLS BF H R ER SO BB IBB HBP BLK WP HR S P ERA WHIP	IP WLS BF H R ER SO BB IBB HBP BLK WP HR S P ERA WHIP	IP WLS BF H R ER SO BB IBB HBP BLK WP HR S P ERA WHIP	IP WLS BF H R ER SO BB IBB HBP BLK WP HR S P ERA WHIP	IP WLS BF H R ER SO BB IBB HBP BLK WP HR S P ERA WHIP						
57 Johan Santana, L ERA: 3.88	(1, 1) 7.0 27 6 1 0 0 0 0 0 0 0 0 62 98 0.00 0.857																
38 Fernando Nieve, R ERA: 3.54	(8, 1) 1.1 L 7 1 1 1 0 2 0 0 0 0 1 0 11 22 6.75 2.250																

New York Mets @ Florida Marlins
Sun Life Stadium, Miami, FL
Thu May 13 2010, 7:11 PM - 9:38 PM EDT
Att: 16,229 - Partly Cloudy - 81 F

AB	31
R	2
H	7
RBI	1
BB	3
SO	5
LOB	14



Batter	1	2	3	4	5	6	7	8	9	AB	R	H	RBI	BB	SO	LOB	TOP								
16 Angel Pagán, S OBP: 0.324, SLG: 0.400										4	0	1	2	0	2	2									
1 Luis Castillo, S OBP: 0.356, SLG: 0.290										3	0	0	0	1	1	2									
7 José Reyes, S OBP: 0.287, SLG: 0.289										4	0	0	0	0	0	1									
44 Jason Bay, R OBP: 0.361, SLG: 0.386										3	0	1	0	1	0	0									
5 David Wright, R OBP: 0.404, SLG: 0.512										3	0	0	0	1	2	3									
29 Ike Davis, L OBP: 0.396, SLG: 0.461										4	1	1	0	0	2	2									
12 Jeff Francoeur, R OBP: 0.287, SLG: 0.381										4	0	0	0	0	1	2									
21 Rod Barajas, R OBP: 0.291, SLG: 0.569										2	1	1	0	1	0	0									
46 Oliver Pérez, L ERA: 3.83										0	0	0	0	1	0	0									
22 Raul Valdes, L ERA: 2.25										0	0	0	0	0	0	0									
23 Chris Carter, R ERA: 5.14										1	0	0	0	0	0	1									
36 Manny Acosta, R ERA: 5.14										0	0	0	0	0	0	0									
32 Jenny Mejia, R ERA: 2.2										0	0	0	0	0	0	0									
19 Gary Matthews, S ERA: 2.2										1	0	0	0	0	0	1									
Inning Stats	R: 0 E: 0 K: 1 S: 6	H: 0 LOB: 0 BB: 0 P: 9	R: 0 E: 0 K: 3 S: 14	H: 1 LOB: 1 BB: 0 P: 19	R: 0 E: 0 K: 2 S: 11	H: 0 LOB: 1 BB: 1 P: 18	R: 0 E: 0 K: 1 S: 9	H: 0 LOB: 0 BB: 0 P: 15	R: 2 E: 0 K: 0 S: 13	H: 2 LOB: 1 BB: 0 P: 20	R: 0 E: 0 K: 0 S: 10	H: 0 LOB: 1 BB: 2 P: 17	R: 0 E: 0 K: 0 S: 8	H: 1 LOB: 1 BB: 0 P: 10	R: 0 E: 0 K: 0 S: 7	H: 0 LOB: 1 BB: 2 P: 18	R: 0 E: 0 K: 1 S: 10	H: 0 LOB: 1 BB: 1 P: 18	1B: 2 2B: 2 3B: 0 HR: 0	SF: 0 SAC: 1 DP: 1 HBP: 1	WP: 0 PB: 1 SB: 0 CS: 0	PA: 36			
PITCHER	IP	WLS	BF	H	R	ER	SO	BB	IBB	HBP	BLK	WP	HR	S	P	ERA	WHIP								
19 Anibal Sánchez, R ERA: 3.83	7.0	W	28	4	2	2	7	2	0	1	0	0	0	71	108	2.57	0.857								
31 Burke Badenhop, R ERA: 5.3	1.0		4	0	0	0	0	2	0	0	0	0	0	7	18	0.00	2.000								
44 Brian Sanches, R ERA:	1.0		4	0	0	0	1	1	0	0	0	0	0	10	18	0.00	1.000								

New York Mets @ Florida Marlins
Sun Life Stadium, Miami, FL
Fri May 14 2010, 7:11 PM - 9:57 PM EDT
Att: 21,221 - Cloudy - 80 F

AB 29
R 2
H 4
RBI 2
BB 5
SO 8
LOB 14



Batter	1	2	3	4	5	6	7	8	9	AB	R	H	RBI	BB	SO	LOB	BOTTOM							
8 Chris Coghlan, L OBP: 0.266, SLG: 0.248										5	1	1	1	0	2	2								
15 Gaby Sanchez, R OBP: 0.362, SLG: 0.469										5	2	2	1	0	1	2								
2 Hanley Ramirez, R OBP: 0.369, SLG: 0.486										4	1	2	0	0	0	0								
6 Dan Uggla, R OBP: 0.362, SLG: 0.523										4	2	2	4	0	2	1								
12 Cody Ross, R OBP: 0.329, SLG: 0.408										3	1	1	0	1	2	0								
18 Wes Helms, R OBP: 0.370, SLG: 0.341										2	0	0	0	2	1	0								
29 Ronny Paulino, R OBP: 0.336, SLG: 0.456										4	0	1	0	0	1	4								
24 Cameron Maybin, R OBP: 0.310, SLG: 0.308										4	0	2	1	0	0	2								
19 Anibal Sánchez, R OBP: 0.214, SLG: 0.214										3	0	0	0	0	3	4								
31 Burke Badenhop, R ERA: 5.14										0	0	0	0	0	0	0								
25 Brett Carroll, R OBP: 0.303, SLG: 0.397										1	0	0	0	0	1	2								
44 Brian Sanches, R ERA: 2.2										0	0	0	0	0	0	0								
Inning Stats	R: 0 E: 0 K: 2 S: 11	H: 1 LOB: 1 BB: 0 P: 17	R: 0 E: 0 K: 2 S: 15	H: 0 LOB: 2 BB: 2 P: 26	R: 4 E: 0 K: 1 S: 17	H: 5 LOB: 2 BB: 1 P: 26	R: 3 E: 0 K: 2 S: 19	H: 3 LOB: 0 BB: 0 P: 31	R: 0 E: 0 K: 1 S: 5	H: 0 LOB: 0 BB: 0 P: 7	R: 0 E: 0 K: 1 S: 10	H: 0 LOB: 0 BB: 0 P: 15	R: 0 E: 0 K: 2 S: 8	H: 0 LOB: 0 BB: 0 P: 13	R: 0 E: 0 K: 2 S: 13	H: 2 LOB: 2 BB: 0 P: 20	R: 0 E: 0 K: 2 S: 13	H: 0 LOB: 0 BB: 0 P: 20	1B: 6 2B: 1 3B: 0 HR: 4	SF: 0 SAC: 0 DP: 0 HBP: 0	WP: 0 PB: 0 SB: 0 CS: 0	PA: 38		
PITCHER	IP	WLS	BF	H	R	ER	SO	BB	IBB	HBP	BLK	WP	HR	S	P	ERA	WHIP							
46 Oliver Pérez, L ERA: 5.94	3.1	L	22	9	7	7	5	3	0	0	0	0	0	4	54	18.90	3.600							
22 Raul Valdes, L ERA: 2.25	2.2		8	0	0	0	4	0	0	0	0	0	0	23	34	0.00	0.000							
36 Manny Acosta, R ERA: 5.14	1.0		3	0	0	0	2	0	0	0	0	0	0	8	13	0.00	0.000							
32 Jenny Mejia, R ERA: 2.2	1.0		5	2	0	0	2	0	0	0	0	0	0	13	20	0.00	2.000							

New York Mets @ Florida Marlins
Sun Life Stadium, Miami, FL
Fri May 14 2010, 7:11 PM - 9:57 PM EDT
Att: 21,221 - Cloudy - 80 F

AB 35
R 7
H 11
RBI 7
BB 3
SO 13
LOB 17



Batter	1	2	3	4	5	6	7	8	9	AB	R	H	RBI	BB	SO	LOB	TOP			
7 José Reyes, S OBP: 0.272, SLG: 0.300	G4-3		E1 G5-3 1B		G6-3		F8			5	2	2	0	0	0	1				
1 Luis Castillo, S OBP: 0.358, SLG: 0.314	G6-3		G5-3		F8					5	0	2	2	0	0	1				
16 Ángel Pagán, S OBP: 0.326, SLG: 0.395										4	1	1	0	1	0	2				
44 Jason Bay, R OBP: 0.365, SLG: 0.397	G5-3									4	0	2	1	0	0	1				
5 David Wright, R OBP: 0.406, SLG: 0.539										3	1	2	2	0	1	1				
29 Ike Davis, L OBP: 0.389, SLG: 0.463										4	0	1	0	0	1	3				
12 Jeff Francoeur, R OBP: 0.279, SLG: 0.369										4	0	0	0	0	2	3				
21 Rod Barajas, R OBP: 0.298, SLG: 0.566										4	0	2	0	0	0	0				
33 John Maine, R 32 Jenny Mejia, R 23 Chris Carter, L 36 Manny Acosta, R 25 Pedro Feliciano, L 13 Alex Cora, L										2	0	0	0	0	0	0				
Inning Stats	R: 0 E: 0 K: 0 S: 7	H: 1 LOB: 1 BB: 0 P: 12	R: 1 E: 0 K: 1 S: 11	H: 3 LOB: 1 BB: 0 P: 17	R: 2 E: 1 K: 1 S: 15	H: 2 LOB: 1 BB: 1 P: 26	R: 0 E: 0 K: 0 S: 8	H: 0 LOB: 0 BB: 0 P: 9	R: 0 E: 0 K: 1 S: 9	H: 1 LOB: 1 BB: 0 P: 18	R: 1 E: 0 K: 0 S: 9	H: 2 LOB: 1 BB: 0 P: 14	R: 0 E: 0 K: 1 S: 15	H: 1 LOB: 1 BB: 0 P: 26	R: 1 E: 0 K: 0 S: 10	H: 3 LOB: 1 BB: 0 P: 18	1B: 8 2B: 3 3B: 1 HR: 1	SF: 1 SAC: 0 DP: 0 HBP: 0	WP: 0 PB: 0 SB: 1 CS: 0	PA: 39
PITCHER	IP WLS BF H R ER SO BB IBB HBP BLK WP HR S P ERA WHIP																			
39 Nate Robertson, L ERA: 4.38	5.2 W 24 7 3 2 2 1 0 0 0 0 1 52 84 3.18 1.412																			
52 Chris Leroux, R ERA: 4.73	0.1 H 1 0 0 0 1 0 0 0 0 0 0 0 3 5 0.00 0.000																			
44 Brian Sanches, R ERA: 1.13	0.2 4 2 1 1 0 0 0 0 0 0 0 7 12 13.50 3.000																			
32 Clay Hensley, R ERA: 1.74	1.1 H 5 1 0 0 1 0 0 0 0 0 0 17 28 0.00 0.750																			
46 Juan Carlos Oviedo, R ERA: 1.1	1.0 S 5 3 1 1 0 0 0 0 0 0 0 10 18 9.00 3.000																			

New York Mets @ Florida Marlins
Sun Life Stadium, Miami, FL
Sat May 15 2010, 7:11 PM - 10:07 PM EDT
Att: 26,007 - Partly Cloudy - 80 F

AB	37
R	5
H	13
RBI	5
BB	1
SO	4
LOB	13



Batter	1	2	3	4	5	6	7	8	9	AB	R	H	RBI	BB	SO	LOB	BOTTOM			
8 Chris Coghlan, L OBP: 0.267, SLG: 0.240		G4-3		K		K		G4-3		4	1	0	0	1	2	1				
15 Gaby Sanchez, R OBP: 0.371, SLG: 0.479										4	2	2	0	1	1	1				
30 Brian Barden, R OBP: 0.438, SLG: 0.308										0	0	0	0	0	0	0				
2 Hanley Ramirez, R OBP: 0.383, SLG: 0.500										4	2	3	1	1	0	1				
3 Jorge Cantu, R OBP: 0.305, SLG: 0.486										5	1	3	1	0	0	4				
6 Dan Uggla, R OBP: 0.359, SLG: 0.511										3	0	0	1	1	2	4				
12 Cody Ross, R OBP: 0.326, SLG: 0.403										4	1	1	1	0	2	4				
24 Cameron Maybin, R OBP: 0.316, SLG: 0.317										3	0	2	3	0	0	0				
9 Brett Hayes, R OBP: 0.250, SLG: 0.500										4	0	1	0	0	2	4				
39 Nate Robertson, R ERA: 1.54, SLG: 0.167										1	0	0	0	1	0	0				
52 Chris Leroux, L ERA: 2.6										0	0	0	0	0	0	0				
16 Bryan Petersen, L 44 Brian Sanches, R 32 Clay Hensley, R 46 Juan Carlos Oviedo, R										0	0	0	0	0	0	0				
Inning Stats	R: 3 E: 0 K: 2 S: 18	H: 1 LOB: 2 BB: 4 P: 40	R: 0 E: 0 K: 0 S: 12	H: 1 LOB: 1 BB: 0 P: 19	R: 0 E: 0 K: 2 S: 13	H: 2 LOB: 2 BB: 0 P: 20	R: 0 E: 0 K: 1 S: 7	H: 0 LOB: 0 BB: 1 P: 12	R: 3 E: 1 K: 0 S: 15	H: 3 LOB: 2 BB: 0 P: 21	R: 1 E: 0 K: 2 S: 11	H: 3 LOB: 0 BB: 0 P: 19	R: 0 E: 0 K: 2 S: 12	H: 1 LOB: 1 BB: 0 P: 16	R: 0 E: 0 K: 1 S: 10	H: 1 LOB: 1 BB: 0 P: 14	1B: 8 2B: 4 3B: 0 HR: 0	SF: 1 SAC: 0 DP: 1 HBP: 0	WP: 1 PB: 0 SB: 0 CS: 0	PA: 40
PITCHER	IP WLS BF H R ER SO BB IBB HBP BLK WP HR S P ERA WHIP																			
33 John Maine, R ERA: 6.13	5.0 L 26 7 3 6 5 0 0 0 0 0 0 11 19 9.00 2.400																			
32 Jenny Mejia, R ERA: 2.6	1.0 6 3 1 1 2 0 0 0 0 0 0 11 19 9.00 3.000																			
36 Manny Acosta, R ERA: 4.5	1.0 4 1 0 0 2 0 0 0 0 0 0 12 16 0.00 1.000																			
25 Pedro Feliciano, L ERA: 1.65	1.0 4 1 0 0 1 0 0 0 0 0 0 10 14 0.00 1.000																			

New York Mets @ Florida Marlins
Sun Life Stadium, Miami, FL
Sat May 15 2010, 7:11 PM - 10:07 PM EDT
Att: 26,007 - Partly Cloudy - 80 F

AB	34
R	7
H	12
RBI	7
BB	5
SO	10
LOB	20



Batter	1	2	3	4	5	6	7	8	9	AB	R	H	RBI	BB	SO	LOB	TOP			
2 Kelly Johnson, L (1.4) OBP: 0.346, SLG: 0.583										3	0	0	0	1	2	2	Arizona Diamondbacks @ Florida Marlins Sun Life Stadium, Miami, FL Tue May 18 2010, 1:10 PM - 3:57 PM EDT Att: 13,289 - Partly Cloudy - 85 F			
34 Conor Jackson, R (1.7) OBP: 0.348, SLG: 0.289										3	0	0	0	1	0	1				
6 Stephen Drew, L (1.6) OBP: 0.361, SLG: 0.475										4	0	0	0	0	2	2				
10 Justin Upton, R (1.9) OBP: 0.326, SLG: 0.439										4	0	1	0	0	2	0				
25 Adam LaRoche, L (1.3) OBP: 0.354, SLG: 0.457										1	0	0	0	0	0	1				
3 Tony Abreu, S (6.5) OBP: 0.323, SLG: 0.400										2	0	0	0	0	1	0				
27 Mark Reynolds, R (1.5) OBP: 0.341, SLG: 0.478										3	0	0	0	0	3	2				
24 Chris Young, R (1.8) OBP: 0.350, SLG: 0.434										3	0	0	0	0	1	2				
19 Chris Snyder, R (1.2) OBP: 0.351, SLG: 0.421										2	0	0	0	1	0	0				
33 Billy Buckner, R (1.1) OBP: 0.500, SLG: 0.500										2	0	1	0	0	0	0				
56 Saul Rivera, S (6.1) OBP: 0.341, SLG: 0.125										0	0	0	0	0	0	0				
58 Juan Gutierrez, R (7.1) OBP: 0.167, SLG: 0.125										0	0	0	0	0	0	0				
11 Augie Ojeda, S (8, PH) OBP: 0.167, SLG: 0.125										1	0	0	0	0	0	1				
49 Carlos Rosa, R (8.1) OBP: 0.167, SLG: 0.125										0	0	0	0	0	0	0				
Inning Stats	R: 0 E: 0 K: 2 S: 10	H: 0 LOB: 0 BB: 0 P: 13	R: 0 E: 0 K: 1 S: 11	H: 1 LOB: 1 BB: 0 P: 19	R: 0 E: 0 K: 0 S: 10	H: 0 LOB: 2 BB: 2 P: 24	R: 0 E: 0 K: 2 S: 11	H: 0 LOB: 1 BB: 0 P: 16	R: 0 E: 0 K: 1 S: 7	H: 0 LOB: 0 BB: 0 P: 11	R: 0 E: 0 K: 3 S: 10	H: 0 LOB: 0 BB: 0 P: 12	R: 0 E: 0 K: 1 S: 14	H: 0 LOB: 1 BB: 1 P: 23	R: 0 E: 0 K: 1 S: 8	H: 0 LOB: 0 BB: 0 P: 11	1B: 2 2B: 2 3B: 0 HR: 0	SF: 0 SAC: 0 DP: 1 HBP: 1	WP: 0 PB: 0 SB: 2 CS: 0	PA: 32
PITCHER	IP	WLS	BF	H	R	ER	SO	BB	IBB	HBP	BLK	WP	HR	S	P	ERA	WHIP			
55 Josh Johnson, R (1.1) ERA: 2.68	7.0	W	25	2	0	0	9	2	0	1	0	0	0	65	104	0.00	0.571			
44 Brian Sanchez, R (8.1) ERA: 1.0	1.0		4	0	0	0	1	1	0	0	0	0	0	14	23	0.00	1.000			
32 Clay Hensley, R (9.1) ERA: 1.66	1.0		3	0	0	0	1	0	0	0	0	0	0	8	11	0.00	0.000			

Batter	1	2	3	4	5	6	7	8	9	AB	R	H	RBI	BB	SO	LOB	BOTTOM				
8 Chris Coghlan, L (1.7) OBP: 0.276, SLG: 0.281										5	1	1	0	0	0	2	Arizona Diamondbacks @ Florida Marlins Sun Life Stadium, Miami, FL Tue May 18 2010, 1:10 PM - 3:57 PM EDT Att: 13,289 - Partly Cloudy - 85 F				
24 Cameron Maybin, R (1.8) OBP: 0.308, SLG: 0.325										4	2	1	3	1	1	0					
6 Dan Uggla, R (1.4) OBP: 0.367, SLG: 0.548										4	2	3	1	1	1	0					
3 Jorge Cantu, R (1.5) OBP: 0.315, SLG: 0.493										5	1	3	1	0	0	4					
12 Cody Ross, R (1.9) OBP: 0.357, SLG: 0.438										5	0	2	1	0	1	3					
15 Gaby Sanchez, R (1.3) OBP: 0.386, SLG: 0.468										1	1	1	0	2	0	0					
44 Brian Sanchez, R (8.1) ERA: 1.0										0	0	0	0	0	0	0					
16 Bryan Petersen, L (8, PH) OBP: 0.167, SLG: 0.125										1	0	0	0	0	0	3					
32 Clay Hensley, R (9.1) ERA: 1.66										0	0	0	0	0	0	0					
9 Brett Hayes, R (1.2) OBP: 0.333, SLG: 0.286										3	0	0	0	2	1	6					
30 Brian Barden, R (1.6) OBP: 0.391, SLG: 0.263										3	1	1	2	0	1	3					
55 Josh Johnson, L (1.1) OBP: 0.250, SLG: 0.211										2	0	0	0	0	0	3					
18 Wes Helms, R (7, PH) OBP: 0.362, SLG: 0.333										1	0	0	0	0	1	1					
Inning Stats	R: 0 E: 0 K: 1 S: 11	H: 1 LOB: 1 BB: 0 P: 17	R: 0 E: 0 K: 1 S: 13	H: 2 LOB: 1 BB: 0 P: 14	R: 0 E: 0 K: 0 S: 7	H: 0 LOB: 0 BB: 0 P: 12	R: 1 E: 0 K: 2 S: 15	H: 1 LOB: 3 BB: 1 P: 30	R: 1 E: 0 K: 0 S: 10	H: 2 LOB: 1 BB: 0 P: 17	R: 5 E: 0 K: 0 S: 17	H: 4 LOB: 1 BB: 2 P: 29	R: 0 E: 0 K: 2 S: 11	H: 0 LOB: 1 BB: 1 P: 18	R: 1 E: 0 K: 0 S: 15	H: 2 LOB: 3 BB: 2 P: 32	1B: 8 2B: 2 3B: 0 HR: 2	SF: 0 SAC: 1 DP: 0 HBP: 2	WP: 0 PB: 0 SB: 0 CS: 2	PA: 43	
PITCHER	IP	WLS	BF	H	R	ER	SO	BB	IBB	HBP	BLK	WP	HR	S	P	ERA	WHIP				
33 Billy Buckner, R (1.1) ERA: 3.6	5.0	L	23	4	2	2	4	2	0	2	0	0	0	2	17	29	45.00	6.000			
56 Saul Rivera, R (6.1) ERA: 45.0	1.0		9	4	5	5	0	2	0	0	0	0	0	11	18	0.00	1.000				
58 Juan Gutierrez, R (7.1) ERA: 8.62	1.0		4	0	0	0	2	1	0	0	0	0	0	15	32	9.00	4.000				
49 Carlos Rosa, R (8.1) ERA: 4.5	1.0		7	2	1	1	0	2	0	0	0	0	0	15	32	9.00	4.000				

Batter	1	2	3	4	5	6	7	8	9	AB	R	H	RBI	BB	SO	LOB	TOP			
8 Chris Coghlan, L (1,7) OBP: 0.276, SLG: 0.294										4	1	2	0	0	1	2	Florida Marlins @ St. Louis Cardinals Busch Stadium, St. Louis, MO Thu May 20 2010, 12:42 PM - 3:07 PM CDT Att: 37,861 - Cloudy - 61 F			
15 Gaby Sanchez, R (1,3) OBP: 0.370, SLG: 0.440										3	1	0	0	1	0	2				
2 Hanley Ramirez, R (1,6) OBP: 0.384, SLG: 0.484										3	0	1	1	1	0	0				
3 Jorge Cantu, R (1,5) OBP: 0.311, SLG: 0.484										4	0	0	0	0	3	3				
6 Dan Uggla, R (1,4) OBP: 0.377, SLG: 0.570										2	0	0	1	1	2	1				
12 Cody Ross, R (1,9) OBP: 0.349, SLG: 0.429										4	0	0	0	0	2	2				
24 Cameron Maybin, R (1,8) OBP: 0.303, SLG: 0.340										4	0	0	0	0	1	0				
9 Brett Hayes, R (1,2) OBP: 0.462, SLG: 0.400										3	0	2	0	1	1	0				
39 Nate Robertson, R (1,1) OBP: 0.214, SLG: 0.231										1	0	1	0	0	0	0				
16 Bryan Petersen, L (7,PH) OBP: 0.133, SLG: 0.071										1	0	0	0	0	0	1				
37 Renyel Pinto, L (7,1) OBP: 0.133, SLG: 0.071										0	0	0	0	0	0	0				
44 Brian Sanches, R (8,1) OBP: 0.354, SLG: 0.326										1	0	0	0	0	0	1				
18 Wes Helms, R (9,PH) OBP: 0.354, SLG: 0.326										1	0	0	0	0	1	1				
Inning Stats	R: 2 E: 0 K: 2 S: 20	H: 2 LOB: 1 BB: 1 P: 30	R: 0 E: 0 K: 1 S: 8	H: 1 LOB: 1 BB: 0 P: 15	R: 0 E: 0 K: 2 S: 11	H: 0 LOB: 1 BB: 1 P: 17	R: 0 E: 0 K: 2 S: 8	H: 0 LOB: 0 BB: 0 P: 12	R: 0 E: 0 K: 0 S: 5	H: 0 LOB: 1 BB: 1 P: 11	R: 0 E: 0 K: 1 S: 11	H: 2 LOB: 2 BB: 0 P: 14	R: 0 E: 0 K: 2 S: 8	H: 0 LOB: 0 BB: 0 P: 11	R: 0 E: 0 K: 1 S: 8	H: 0 LOB: 1 BB: 1 P: 12	1B: 5 2B: 1 3B: 0 HR: 0	SF: 1 SAC: 1 DP: 0 HBP: 0	WP: 0 PB: 0 SB: 0 CS: 0	PA: 36
PITCHER	IP: 7.0 WLS: W BF: 29	H: 6 R: 2 ER: 2 SO: 8	BB: 3 IBB: 0 HBP: 0 BLK: 0	WP: 0 HR: 0 S: 71 P: 111	ERA: 2.57 WHIP: 1.286	PITCHER														
50 Adam Wainwright, R (1,1) ERA: 2.49	1.0 H: 3 R: 0 ER: 0 SO: 2	0 0 0 0 1	1 0 0 0 0	0 0 0 0 0	0 0 8 12	0.00 0.000														
46 Kyle McClellan, R (8,1) ERA: 1.96	1.0 H: 3 R: 0 ER: 0 SO: 1	0 0 0 0 1	1 0 0 0 0	0 0 0 0 0	0 0 8 12	0.00 1.000														
31 Ryan Franklin, R (9,1) ERA: 2.45	1.0 H: 3 R: 0 ER: 0 SO: 1	0 0 0 0 1	1 0 0 0 0	0 0 0 0 0	0 0 8 12	0.00 1.000														

Batter	1	2	3	4	5	6	7	8	9	AB	R	H	RBI	BB	SO	LOB	BOTTOM			
3 Felipe Lopez, S (1,4) OBP: 0.338, SLG: 0.421										3	2	1	0	1	0	0	Florida Marlins @ St. Louis Cardinals Busch Stadium, St. Louis, MO Thu May 20 2010, 12:42 PM - 3:07 PM CDT Att: 37,861 - Cloudy - 61 F			
47 Ryan Ludwick, R (1,9) OBP: 0.371, SLG: 0.497										3	1	1	1	1	1	0				
7 Matt Holliday, R (1,7) OBP: 0.364, SLG: 0.460										4	0	2	2	0	0	2				
5 Albert Pujols, R (1,3) OBP: 0.426, SLG: 0.561										3	0	1	0	1	0	3				
23 David Freese, R (1,5) OBP: 0.372, SLG: 0.446										4	0	1	1	0	0	4				
4 Yadier Molina, R (1,2) OBP: 0.336, SLG: 0.353										4	0	1	0	0	0	3				
22 Joe Mather, R (1,8) OBP: 0.209, SLG: 0.262										4	0	0	0	0	0	2				
13 Brendan Ryan, R (1,6) OBP: 0.256, SLG: 0.222										3	1	1	0	1	0	1				
50 Adam Wainwright, R (1,1) OBP: 0.185, SLG: 0.167										2	0	0	0	0	0	1				
46 Kyle McClellan, R (8,1) ERA: 1.96										0	0	0	0	0	0	0				
34 Nick Stavinoha, R (6,PH) OBP: 0.343, SLG: 0.529										1	0	0	0	0	0	1				
31 Ryan Franklin, R (9,1) ERA: 0.96										0	0	0	0	0	0	0				
Inning Stats	R: 1 E: 0 K: 0 S: 17	H: 2 LOB: 2 BB: 1 P: 30	R: 3 E: 0 K: 0 S: 15	H: 3 LOB: 2 BB: 2 P: 28	R: 0 E: 0 K: 0 S: 6	H: 0 LOB: 1 BB: 1 P: 13	R: 0 E: 0 K: 0 S: 7	H: 0 LOB: 0 BB: 0 P: 9	R: 0 E: 0 K: 0 S: 11	H: 1 LOB: 1 BB: 0 P: 17	R: 0 E: 0 K: 0 S: 6	H: 0 LOB: 0 BB: 0 P: 8	R: 0 E: 0 K: 1 S: 9	H: 1 LOB: 1 BB: 0 P: 12	R: 0 E: 0 K: 0 S: 10	H: 1 LOB: 1 BB: 0 P: 16	1B: 4 2B: 4 3B: 0 HR: 0	SF: 0 SAC: 1 DP: 0 HBP: 0	WP: 0 PB: 0 SB: 1 CS: 0	PA: 36
PITCHER	IP: 6.0 WLS: L BF: 28	H: 4 R: 4 ER: 4 SO: 4	BB: 4 IBB: 0 HBP: 0 BLK: 0	WP: 0 HR: 0 S: 62 P: 105	ERA: 6.00 WHIP: 1.667	PITCHER														
39 Nate Robertson, L (1,1) ERA: 4.56	1.2 H: 7 R: 2 ER: 0 SO: 1	0 0 0 0 1	0 0 0 0 0	0 0 0 0 0	0 0 17 26	0.00 1.200														
37 Renyel Pinto, L (7,1) ERA: 1.98	0.1 H: 1 R: 0 ER: 0 SO: 0	0 0 0 0 0	0 0 0 0 0	0 0 0 0 0	0 0 2 2	0.00 0.000														
44 Brian Sanches, R (8,1) ERA: 0.96	0.1 H: 1 R: 0 ER: 0 SO: 0	0 0 0 0 0	0 0 0 0 0	0 0 0 0 0	0 0 2 2	0.00 0.000														

Batter	1	2	3	4	5	6	7	8	9	AB	R	H	RBI	BB	SO	LOB	TOP										
8 Chris Coghlan, L (1, 7) OBP: 0.270, SLG: 0.278	F7		G4-3		L4		BB		G1-3	4	0	0	0	1	0	0	Florida Marlins @ Chicago White Sox U.S. Cellular Field, Chicago, IL Sat May 22 20:10, 2:07 PM - 4:51 PM EDT Att: 28,462 - Cloudy - 67 F										
15 Gaby Sanchez, R (1, 3) OBP: 0.358, SLG: 0.430	G6-3		K		K		K			4	0	0	0	0	3	2											
2 Hanley Ramirez, R (1, 6) OBP: 0.378, SLG: 0.469	BB		1B				L9			3	0	1	0	1	0	2											
3 Jorge Cantu, R (1, 10) OBP: 0.319, SLG: 0.479	BB		1B				1B		P5	3	0	2	0	1	0	0											
6 Dan Uggla, R (1, 4) OBP: 0.372, SLG: 0.548	FC6-4		FC5		K		F9			4	0	0	0	0	1	5											
12 Cody Ross, R (1, 9) OBP: 0.347, SLG: 0.422	K		P3		K		1B			4	0	1	0	0	2	1											
18 Wes Helms, R (1, 5) OBP: 0.345, SLG: 0.340	K		P4				1B		F8	4	1	1	0	0	1	1											
9 Brett Hayes, R (1, 2) OBP: 0.412, SLG: 0.357	1B		G3				G6-3		L4	4	0	1	0	0	0	1											
24 Cameron Maybin, R (1, 8) OBP: 0.296, SLG: 0.331	K		F9				1B		K	4	0	1	1	0	2	1											
Inning Stats	R: 0 H: 1 E: 0 K: 0 S: 11	H: 1 LOB: 2 BB: 1 P: 19	R: 0 H: 1 E: 0 K: 3 S: 11	LOB: 1 BB: 0 P: 20	R: 0 H: 1 E: 0 K: 1 S: 7	LOB: 2 BB: 1 P: 16	R: 0 H: 0 E: 0 K: 0 S: 6	LOB: 0 BB: 0 P: 10	R: 0 H: 0 E: 0 K: 1 S: 6	LOB: 0 BB: 0 P: 6	R: 0 H: 1 E: 0 K: 2 S: 13	H: 1 LOB: 1 BB: 0 P: 19	R: 1 H: 2 E: 0 K: 1 S: 16	H: 2 LOB: 1 BB: 1 P: 24	R: 0 H: 1 E: 0 K: 0 S: 10	H: 1 LOB: 1 BB: 0 P: 15		R: 0 H: 0 E: 0 K: 1 S: 10	H: 0 LOB: 0 BB: 0 P: 14	1B: 7 2B: 0 3B: 0 HR: 0	SF: 0 SAC: 0 DP: 0 HBP: 0	WP: 0 PB: 0 SB: 0 CS: 0	PA: 37				
PITCHER	IP	WLS	BF	H	R	ER	SO	BB	IBB	HBP	BLK	WP	HR	S	P	ERA	WHIP										
34 Gavin Floyd, R (1, 1) ERA: 6.31	6.1	W	27	6	1	1	7	2	0	0	0	0	0	59	97	1.42	1.263										
37 Matt Thornton, L (7, 1) ERA: 2.12	0.0		1	0	0	0	0	1	0	0	0	0	0	4	8	∞	∞										
40 J.J. Putz, R (7, 1) ERA: 3.95	0.2	H	2	0	0	0	1	0	0	0	0	0	0	7	9	0.00	0.000										
46 Sergio Santos, R (8, 1) ERA: 0.55	1.0	H	4	1	0	0	0	0	0	0	0	0	0	10	15	0.00	1.000										
45 Bobby Jenks, R (9, 1) ERA: 5.4	1.0	S	3	0	0	0	1	0	0	0	0	0	0	10	14	0.00	0.000										

Batter	1	2	3	4	5	6	7	8	9	AB	R	H	RBI	BB	SO	LOB	BOTTOM										
1 Juan Pierre, L (1, 7) OBP: 0.317, SLG: 0.287	B1-3		P5		G3		2B			4	0	1	0	0	0	2	Florida Marlins @ Chicago White Sox U.S. Cellular Field, Chicago, IL Sat May 22 20:10, 2:07 PM - 4:51 PM EDT Att: 28,462 - Cloudy - 67 F										
10 Alexei Ramirez, R (1, 6) OBP: 0.294, SLG: 0.350	BB		F9		L4		F9			3	0	0	0	1	0	3											
51 Alex Rios, R (1, 8) OBP: 0.346, SLG: 0.566	BB		1B		HR		F8			3	1	2	3	1	0	1											
14 Paul Konerko, R (1, 10) OBP: 0.372, SLG: 0.616	1B		K		L3		1B			4	1	2	0	0	1	1											
7 Mark Kotsay, L (1, 3) OBP: 0.300, SLG: 0.354	F8		G4-3		K		G3			4	0	0	0	0	1	3											
20 Carlos Quentin, R (1, 9) OBP: 0.331, SLG: 0.392	1B		G1-3		K		K			4	0	2	1	0	1	0											
23 Mark Teahen, L (1, 5) OBP: 0.333, SLG: 0.345	G4-6-3		2B		BB		F7			3	0	1	0	1	0	2											
27 Ramon Castro, R (1, 2) OBP: 0.286, SLG: 0.167	K		1B		F7		F8			4	0	1	0	0	1	2											
15 Gordon Beckham, R (1, 4) OBP: 0.292, SLG: 0.237	1B		1B		HR		L7			2	2	1	0	0	0	0											
Inning Stats	R: 0 H: 1 E: 0 K: 0 S: 6	H: 1 LOB: 2 BB: 2 P: 17	R: 0 H: 1 E: 0 K: 1 S: 8	LOB: 0 BB: 0 P: 11	R: 1 H: 2 E: 0 K: 1 S: 19	LOB: 1 BB: 0 P: 26	R: 0 H: 2 E: 0 K: 0 S: 8	LOB: 2 BB: 0 P: 12	R: 2 H: 1 E: 0 K: 0 S: 10	H: 1 LOB: 0 BB: 0 P: 17	R: 0 H: 0 E: 0 K: 2 S: 10	H: 0 LOB: 1 BB: 1 P: 22	R: 0 H: 1 E: 0 K: 0 S: 8	H: 1 LOB: 0 BB: 0 P: 11	R: 1 H: 2 E: 0 K: 0 S: 13	H: 2 LOB: 1 BB: 0 P: 21		R: 1 H: 0 E: 0 K: 0 S: 10	H: 0 LOB: 1 BB: 0 P: 15	1B: 6 2B: 3 3B: 0 HR: 1	SF: 0 SAC: 0 DP: 1 HBP: 1	WP: 1 PB: 0 SB: 2 CS: 1	PA: 35				
PITCHER	IP	WLS	BF	H	R	ER	SO	BB	IBB	HBP	BLK	WP	HR	S	P	ERA	WHIP										
41 Chris Volstad, R (1, 1) ERA: 4.91	6.0	L	26	7	3	3	4	3	0	1	0	0	0	61	105	4.50	1.667										
44 Brian Sanches, R (7, 1) ERA: 0.87	1.0		4	1	0	0	0	0	0	0	0	0	0	8	11	0.00	1.000										
37 Ronyel Pinto, L (8, 1) ERA: 2.51	0.2		4	2	1	1	0	0	0	0	0	0	0	12	20	13.50	3.000										
46 Juan Carlos Oviedo, R (8, 1) ERA: 1.53	0.1		1	0	0	0	0	0	0	0	0	0	0	1	1	0.00	0.000										

Batter	1	2	3	4	5	6	7	8	9	AB	R	H	RBI	BB	SO	LOB	TOP
8 Shane Victorino, S (1,8) OBP: 0.315, SLG: 0.460	1-2 FC4-6 HBP		1-2 L7		0-1 G6-3		0-1 FC3-6 26 S 21 1B G6-3		2-1 P5	4	1	0	0	0	0	1	
21 Wilson Valdez, R (1,6) OBP: 0.256, SLG: 0.361	0-0 FC4-6 1B		1-3 K		0-0 F9		1-0 G6-3 26 S 26 S 1B			4	0	2	0	0	1	0	
26 Chase Utley, L (1,4) OBP: 0.403, SLG: 0.536	1-1 FC4-6		2-2 L7		4-2 G6-3 6 1B BB		2-2 G6-3			3	1	0	1	1	0	3	
6 Ryan Howard, L (1,3) OBP: 0.346, SLG: 0.466	2-3 K			2-2 29 3B 1B	2-2 G4-3 1H 1B		1-0 G4-3			4	1	2	1	0	1	3	
29 Raul Ibanez, L (1,7) OBP: 0.354, SLG: 0.413	3-2 G4-3			3-1 1B 1H 3B	2-0 G4-3		0-1 G4-3			4	0	1	1	0	0	3	
3 Ross Gload, L (1,9) OBP: 0.242, SLG: 0.424	2-2 G4-3 1B			2-3 K	2-2 G6-3		1-1 F9			4	0	1	0	0	1	1	
7 Juan Castro, R (8,5) OBP: 0.282, SLG: 0.304				0-3 K	0-2 K		1-0 G4-3			0	0	0	0	0	0	0	
19 Greg Dobbs, L (1,5) OBP: 0.267, SLG: 0.267	0-0 G4-3			4-0 IBB	2-2 G5-3		1-2 G6-3			3	0	1	0	1	0	0	
52 Jose Contreras, R (9,1) OBP: 0.282, SLG: 0.304	1-2 G4-3 1B			1-3 K	4-2 FC3-6 BB		1-0 F9			2	0	0	0	0	1	3	
Carlos Ruiz, R (1,2) OBP: 0.423, SLG: 0.391	1-0 1B			0-0 K	0-0 K		0-0 K			0	0	0	0	0	0	0	
38 Kyle Kendrick, R (1,1) OBP: 0.384, SLG: 0.606	2-1 F7			1-3 K						0	0	0	0	0	1	3	
10 Ben Francisco, R (7,PH) OBP: 0.286, SLG: 0.281										0	0	0	0	1	0	0	
37 Chad Durbin, R (7,1) OBP: 0.384, SLG: 0.606										0	0	0	0	0	0	0	
28 Jayson Werth, R (8,9) OBP: 0.384, SLG: 0.606										1	0	0	0	0	0	0	
Inning Stats	R: 0 H: 1 E: 0 K: 1 S: 11	H: 2 R: 0 ER: 0 LOB: 1 P: 18	H: 0 R: 0 ER: 0 LOB: 0 P: 14	H: 0 R: 0 ER: 0 LOB: 0 P: 15	H: 2 R: 1 ER: 0 LOB: 2 P: 26	H: 1 R: 0 ER: 0 LOB: 1 P: 18	H: 0 R: 0 ER: 0 LOB: 0 P: 14	H: 1 R: 0 ER: 0 LOB: 1 P: 19	H: 0 R: 0 ER: 0 LOB: 0 P: 7	H: 0 R: 0 ER: 0 LOB: 0 P: 10	1B: 6 2B: 0 3B: 1 HR: 0	SF: 0 SAC: 0 DP: 1 HBP: 1	WP: 0 PA: 37 PB: 0 SB: 3 CS: 0				
PITCHER	IP WLS BF H R ER SO BB IBB HBP BLK WP HR S P ERA WHIP																
41 Chris Volstad, R (1,1) ERA: 4.31	6.1 L 29 7 3 3 6 2 1 1 0 0 0 0 71 115 4.26 1.421																
57 Taylor Tankersley, L (7,1) ERA: 4.31	0.2 2 0 0 0 0 0 0 0 0 0 0 6 9 0.00 0.000																
34 Jorge Sosa, R (8,1) ERA: 4.31	2.0 6 0 0 0 0 0 0 0 0 0 0 0 11 17 0.00 0.000																

Philadelphia Phillies @ Florida Marlins
Sun Life Stadium, Miami, FL
Fri May 28 2010, 7:37 PM - 10:33 PM EDT
Att: 15,276 - Cloudy - 80 F

AB	33
R	3
H	7
RBI	3
BB	3
SO	6
LOB	16



Batter	1	2	3	4	5	6	7	8	9	AB	R	H	RBI	BB	SO	LOB	BOTTOM
8 Chris Coghlan, L (1,7) OBP: 0.275, SLG: 0.277	2-1 G6-3		3-2 15 1B 2 1B		1-2 G1-3			4-2 15 G5-4-3 BB		3	1	1	0	1	0	0	
15 Gaby Sanchez, R (1,3) OBP: 0.355, SLG: 0.424	1-0 F7		0-2 2 1B 1-3 2 1B		2-2 F8		0-0 G5-4-3			4	1	1	0	0	0	1	
2 Hanley Ramirez, R (1,6) OBP: 0.382, SLG: 0.489	2-3 K		2-2 E1 1H 3H		2-1 G6-3		3-3 K			4	0	0	0	0	2	0	
3 Jorge Cantu, R (1,5) OBP: 0.343, SLG: 0.497		0-2 6 G6-4-3 1B	3-2 F9		3-1 L7		1-2 F7			4	0	2	0	0	0	1	
30 Brian Barden, R (9,PR) OBP: 0.375, SLG: 0.250		2-1 G6-4-3	2-2 F7		0-0 F7		3-1 G6-3			4	0	1	0	0	0	1	
6 Dan Uggla, R (1,4) OBP: 0.364, SLG: 0.525	2-1 G6-4-3			2-2 L7			1-2 F7			4	0	1	0	0	1	2	
12 Cody Ross, R (1,9) OBP: 0.356, SLG: 0.456	2-2 1B			2-2 L7			1-2 K			4	0	1	0	0	1	2	
29 Ronny Paulino, R (1,2) OBP: 0.343, SLG: 0.447	3-2 G4-3			2-0 1B			3-2 K			4	0	1	0	0	1	3	
24 Cameron Maybin, R (1,8) OBP: 0.294, SLG: 0.335			3-2 F8		0-2 F7		1-1 L9			3	0	0	0	0	0	1	
34 Jorge Sosa, R (8,1) ERA: 0.59										0	0	0	0	0	0	0	
41 Chris Volstad, R (1,1) OBP: 0.188, SLG: 0.188			0-0 G6-3		1-2 P4					2	0	0	0	0	0	0	
57 Taylor Tankersley, L (7,1) ERA: 2.39										0	0	0	0	0	0	0	
25 Brett Carroll, R (8,9) OBP: 0.316, SLG: 0.348										1	0	0	0	0	1	0	
Inning Stats	R: 0 H: 0 E: 0 K: 1 S: 7	H: 2 R: 0 ER: 0 LOB: 1 P: 20	H: 2 R: 2 ER: 1 LOB: 1 P: 35	H: 2 R: 0 ER: 0 LOB: 0 P: 35	H: 1 R: 0 ER: 0 LOB: 0 P: 12	H: 0 R: 0 ER: 0 LOB: 0 P: 13	H: 0 R: 0 ER: 0 LOB: 0 P: 14	H: 0 R: 0 ER: 0 LOB: 0 P: 14	H: 0 R: 0 ER: 0 LOB: 0 P: 12	H: 2 R: 0 ER: 0 LOB: 2 P: 26	1B: 7 2B: 0 3B: 0 HR: 0	SF: 0 SAC: 0 DP: 2 HBP: 0	WP: 0 PA: 34 PB: 0 SB: 0 CS: 0				
PITCHER	IP WLS BF H R ER SO BB IBB HBP BLK WP HR S P ERA WHIP																
38 Kyle Kendrick, R (1,1) ERA: 5.04	6.0 W 23 5 2 0 1 0 0 0 0 0 0 9 67 0.00 0.833																
37 Chad Durbin, R (7,1) ERA: 2.39	1.0 H 3 0 0 0 1 0 0 0 0 0 0 9 14 0.00 0.000																
55 Danys Baez, R (8,1) ERA: 4.15	1.0 H 3 0 0 0 1 1 0 0 0 0 0 7 12 0.00 1.000																
52 Jose Contreras, R (9,1) ERA: 0.59	1.0 S 5 2 0 0 2 0 0 0 0 0 0 16 26 0.00 2.000																

Philadelphia Phillies @ Florida Marlins
Sun Life Stadium, Miami, FL
Fri May 28 2010, 7:37 PM - 10:33 PM EDT
Att: 15,276 - Cloudy - 80 F

AB	33
R	2
H	7
RBI	0
BB	1
SO	5
LOB	9



Batter	1	2	3	4	5	6	7	8	9	AB	R	H	RBI	BB	SO	LOB	TOP											
8 Shane Victorino, S OBP: 0.314, SLG: 0.455										4	0	1	0	0	0	1	Philadelphia Phillies @ Florida Marlins Sun Life Stadium, Miami, FL Sat May 29 2010, 7:11 PM - 9:24 PM EDT Att: 35,418 - Partly Cloudy - 85 F											
21 Wilson Valdez, R OBP: 0.273, SLG: 0.385										4	1	2	0	0	1	1												
26 Chase Utley, L OBP: 0.395, SLG: 0.524										4	0	0	0	0	0	1												
6 Ryan Howard, L OBP: 0.344, SLG: 0.459										3	0	0	0	1	1	1												
28 Jayson Werth, R OBP: 0.376, SLG: 0.592										4	0	0	0	0	2	2												
29 Raul Ibanez, L OBP: 0.346, SLG: 0.403										4	0	0	0	0	1	2												
7 Juan Castro, R OBP: 0.292, SLG: 0.325										4	0	2	0	0	0	0												
Carlos Ruiz, R OBP: 0.426, SLG: 0.395										4	0	2	0	0	0	1												
34 Roy Halladay, R OBP: 0.111, SLG: 0.111										3	0	0	0	0	2	3												
Inning Stats	R: 0 E: 0 K: 0 S: 8	H: 1 LOB: 1 BB: 0 P: 12	R: 0 E: 0 K: 1 S: 12	H: 2 LOB: 2 BB: 0 P: 19	R: 1 E: 1 K: 2 S: 15	H: 1 LOB: 2 BB: 1 P: 28	R: 0 E: 0 K: 1 S: 9	H: 1 LOB: 1 BB: 0 P: 15	R: 0 E: 0 K: 1 S: 11	H: 0 LOB: 0 BB: 0 P: 18	R: 0 E: 0 K: 1 S: 10	H: 1 LOB: 1 BB: 0 P: 18	R: 0 E: 0 K: 1 S: 6	H: 1 LOB: 0 BB: 0 P: 11	R: 0 E: 0 K: 1 S: 6	H: 0 LOB: 0 BB: 0 P: 11		R: 0 E: 0 K: 0 S: 8	H: 0 LOB: 0 BB: 0 P: 11	1B: 5 2B: 2 3B: 0 HR: 0	SF: 0 SAC: 0 DP: 1 HBP: 0	WP: 0 PB: 0 SB: 0 CS: 0	PA: 35					
PITCHER	IP	WLS	BF	H	R	ER	SO	BB	IBB	HBP	BLK	WP	HR	S	P	ERA	WHIP											
55 Josh Johnson, R ERA: 2.19	(1, 1)	7.0	L	29	7	1	0	6	0	1	0	0	0	0	71	121	0.00	1.000										
32 Clay Hensley, R ERA: 1.38	(8, 1)	1.0		3	0	0	0	1	0	0	0	0	0	6	11	0.00	0.000											
46 Juan Carlos Oviedo, R ERA: 2.18	(9, 1)	1.0		3	0	0	0	0	0	0	0	0	0	8	11	0.00	0.000											

Batter	1	2	3	4	5	6	7	8	9	AB	R	H	RBI	BB	SO	LOB	BOTTOM										
8 Chris Coghlan, L OBP: 0.268, SLG: 0.273										3	0	0	0	0	2	0	Philadelphia Phillies @ Florida Marlins Sun Life Stadium, Miami, FL Sat May 29 2010, 7:11 PM - 9:24 PM EDT Att: 35,418 - Partly Cloudy - 85 F										
15 Gaby Sanchez, R OBP: 0.349, SLG: 0.417										3	0	0	0	0	1	0											
2 Hanley Ramirez, R OBP: 0.376, SLG: 0.481										3	0	0	0	0	2	0											
3 Jorge Cantu, R OBP: 0.338, SLG: 0.489										3	0	0	0	0	1	0											
6 Dan Uggla, R OBP: 0.359, SLG: 0.517										3	0	0	0	0	2	0											
12 Cody Ross, R OBP: 0.350, SLG: 0.448										3	0	0	0	0	0	0											
9 Brett Hayes, R OBP: 0.388, SLG: 0.313										2	0	0	0	0	1	0											
13 Mike Lamb, L OBP: 0.238, SLG: 0.250										1	0	0	0	0	0	0											
24 Cameron Maybin, R OBP: 0.291, SLG: 0.331										2	0	0	0	0	0	0											
18 Wes Helms, R OBP: 0.349, SLG: 0.362										1	0	0	0	0	1	0											
55 Josh Johnson, L OBP: 0.227, SLG: 0.190	(1, 1)									2	0	0	0	0	1	0											
32 Clay Hensley, R ERA: 1.38	(8, 1)									0	0	0	0	0	0	0											
46 Juan Carlos Oviedo, R OBP: 0.339, SLG: 0.442	(9, PH)									0	0	0	0	0	0	0											
29 Ronny Paulino, R OBP: 0.339, SLG: 0.442	(9, PH)									1	0	0	0	0	0	0											
Inning Stats	R: 0 E: 0 K: 2 S: 11	H: 0 LOB: 0 BB: 0 P: 19	R: 0 E: 0 K: 2 S: 7	H: 0 LOB: 0 BB: 0 P: 12	R: 0 E: 0 K: 1 S: 5	H: 0 LOB: 0 BB: 0 P: 9	R: 0 E: 0 K: 1 S: 9	H: 0 LOB: 0 BB: 0 P: 12	R: 0 E: 0 K: 0 S: 8	H: 0 LOB: 0 BB: 0 P: 12	R: 0 E: 0 K: 1 S: 7	H: 0 LOB: 0 BB: 0 P: 10	R: 0 E: 0 K: 2 S: 10	H: 0 LOB: 0 BB: 0 P: 18	R: 0 E: 0 K: 1 S: 7	H: 0 LOB: 0 BB: 0 P: 11	R: 0 E: 0 K: 1 S: 8	H: 0 LOB: 0 BB: 0 P: 12	1B: 0 2B: 0 3B: 0 HR: 0	SF: 0 SAC: 0 DP: 0 HBP: 0	WP: 0 PB: 0 SB: 0 CS: 0	PA: 27					
PITCHER	IP	WLS	BF	H	R	ER	SO	BB	IBB	HBP	BLK	WP	HR	S	P	ERA	WHIP										
34 Roy Halladay, R ERA: 1.99	(1, 1)	9.0	W	27	0	0	0	11	0	0	0	0	0	72	115	0.00	0.000										

Batter	1	2	3	4	5	6	7	8	9	AB	R	H	RBI	BB	SO	LOB	TOP										
8 Shane Victorino, S OBP: 0.317, SLG: 0.461	P5		G3-1		K			FC6 SH1-3		4	0	2	0	0	1	0	Philadelphia Phillies @ Florida Marlins Sun Life Stadium, Miami, FL Sun May 30 2010, 1:12 PM - 3:39 PM EDT Att: 13,324 - Partly Cloudy - 88 F										
21 Wilson Valdez, R OBP: 0.261, SLG: 0.368	L6		K		B1-3			SH1-3		3	0	0	0	0	1	1											
26 Chase Utley, L OBP: 0.397, SLG: 0.520	G3-1		G3-1			G5-3		BB		3	0	1	0	1	0	1											
6 Ryan Howard, L OBP: 0.347, SLG: 0.455	BB		IBB			K		FC6		2	0	0	0	2	1	2											
28 Jayson Werth, R OBP: 0.369, SLG: 0.578	K		K			K		K		4	0	0	0	0	4	6											
10 Ben Francisco, R OBP: 0.296, SLG: 0.250	P4				F7		G5-3		K	4	0	0	0	0	1	0											
7 Juan Castro, R OBP: 0.280, SLG: 0.310	F8		F7		F7		L5		K	4	0	0	0	0	1	0											
23 Brian Schneider, L OBP: 0.296, SLG: 0.174			G4-3		G4-3				G1-3	2	0	1	0	1	0	0											
29 Raul Ibanez, L OBP: 0.344, SLG: 0.400										1	0	0	0	0	0	0											
50 Jamie Moyer, L OBP: 0.200, SLG: 0.111					G6-3					2	0	0	0	0	1	1											
19 Greg Dobbs, L OBP: 0.200, SLG: 0.261										1	0	0	0	0	1	1											
57 David Herndon, R OBP: 0.200, SLG: 0.261										0	0	0	0	0	0	0											
Inning Stats	R: 0 H: 1 E: 0 K: 1 S: 18	L: 1 BB: 1 P: 28	R: 0 H: 1 E: 0 K: 1 S: 9	L: 1 BB: 0 P: 16	R: 0 H: 1 E: 0 K: 2 S: 11	L: 1 BB: 1 P: 18	R: 0 H: 0 E: 0 K: 0 S: 6	L: 0 BB: 0 P: 8	R: 0 H: 0 E: 0 K: 1 S: 7	L: 0 BB: 0 P: 9	R: 0 H: 0 E: 0 K: 2 S: 8	L: 0 BB: 0 P: 12	R: 0 H: 0 E: 0 K: 1 S: 11	L: 0 BB: 1 P: 18	R: 0 H: 1 E: 0 K: 1 S: 9	L: 2 BB: 1 P: 16	R: 0 H: 0 E: 0 K: 2 S: 8	L: 0 BB: 0 P: 10	1B: 3 2B: 1 3B: 0 HR: 0	SF: 0 SAC: 1 DP: 0 HBP: 0	WP: 0 PB: 0 SB: 0 CS: 0	PA: 35					
PITCHER	IP	WLS	BF	H	R	ER	SO	BB	IBB	HBP	BLK	WP	HR	S	P	ERA	WHIP										
19 Anibal Sánchez, R ERA: 2.89	(1, 1)	6.2	W	26	3	0	7	2	1	0	0	0	0	66	104	0.00	0.750										
57 Taylor Tankersley, L ERA: 1.3	(7, 1)	0.1	H	1	0	0	1	0	0	0	0	0	0	4	5	0.00	0.000										
32 Clay Hensley, R ERA: 1.3	(8, 1)	1.0	H	5	1	0	1	1	0	0	0	0	0	9	16	0.00	2.000										
46 Juan Carlos Oviedo, R ERA: 2.08	(9, 1)	1.0	S	3	0	0	2	0	0	0	0	0	0	8	10	0.00	0.000										

AB	30
R	0
H	4
RBI	0
BB	4
SO	11
LOB	12



Batter	1	2	3	4	5	6	7	8	9	AB	R	H	RBI	BB	SO	LOB	BOTTOM										
8 Chris Coghlan, L OBP: 0.268, SLG: 0.272	G1-3		K		F7			18 S		4	0	1	0	0	1	2	Philadelphia Phillies @ Florida Marlins Sun Life Stadium, Miami, FL Sun May 30 2010, 1:12 PM - 3:39 PM EDT Att: 13,324 - Partly Cloudy - 88 F										
18 Wes Helms, R OBP: 0.343, SLG: 0.355	K				F8		L4-6 BB	K		4	0	1	0	0	2	1											
2 Hanley Ramirez, R OBP: 0.379, SLG: 0.484	F9		L5		L5					3	1	1	0	1	0	0											
3 Jorge Cantu, R OBP: 0.332, SLG: 0.479	F8		E6 FC5-4		E6 FC5-4		L4-6		F9	4	0	0	0	0	0	3											
6 Dan Uggla, R OBP: 0.362, SLG: 0.519	2B		FC5-4		FC5-4		BB		F9	3	0	1	0	1	0	2											
29 Ronny Paulino, R OBP: 0.336, SLG: 0.435	G5-3		G5-3		G6-3		BB		G5-3	4	0	1	1	0	0	2											
12 Cody Ross, R OBP: 0.346, SLG: 0.441	P4		G5-3		G5-3		P4		G5-3	3	0	0	0	0	0	3											
25 Brett Carroll, R OBP: 0.317, SLG: 0.338	L7		L7		19 1B HBP				K	2	0	0	0	0	1	0											
19 Anibal Sánchez, R OBP: 0.296, SLG: 0.211			G4-3		G4-3				G4-3	2	0	1	0	0	0	0											
57 Taylor Tankersley, L ERA: 1.3	(7, 1)	0.1	H	1	0	0	1	0	0	0	0	0	0	0	0	0											
13 Mike Lamb, L OBP: 0.227, SLG: 0.238	(7, PH)									1	0	0	0	0	0	0											
32 Clay Hensley, R ERA: 1.3	(8, 1)									0	0	0	0	0	0	0											
46 Juan Carlos Oviedo, R ERA: 2.08	(9, 1)									0	0	0	0	0	0	0											
Inning Stats	R: 0 H: 0 E: 0 K: 1 S: 8	L: 0 BB: 0 P: 13	R: 0 H: 1 E: 0 K: 0 S: 12	L: 1 BB: 0 P: 19	R: 0 H: 0 E: 0 K: 1 S: 9	L: 0 BB: 0 P: 10	R: 0 H: 0 E: 1 K: 0 S: 9	L: 0 BB: 0 P: 12	R: 0 H: 1 E: 0 K: 0 S: 11	L: 2 BB: 0 P: 16	R: 1 H: 2 E: 0 K: 0 S: 14	L: 2 BB: 2 P: 26	R: 0 H: 1 E: 0 K: 2 S: 8	L: 1 BB: 0 P: 11	R: 0 H: 1 E: 0 K: 0 S: 7	L: 1 BB: 0 P: 9	1B: 4 2B: 3 3B: 0 HR: 0	SF: 0 SAC: 0 DP: 1 HBP: 1	WP: 0 PB: 0 SB: 2 CS: 0	PA: 33							
PITCHER	IP	WLS	BF	H	R	ER	SO	BB	IBB	HBP	BLK	WP	HR	S	P	ERA	WHIP										
50 Jamie Moyer, L ERA: 4.26	(1, 1)	6.0	L	25	4	1	2	2	0	1	0	0	0	15	20	1.50	1.000										
57 David Herndon, R ERA: 3.93	(7, 1)	2.0		8	2	0	0	0	0	0	0	0	0	15	20	0.00	1.000										

AB	30
R	1
H	6
RBI	1
BB	2
SO	4
LOB	13



Batter	1	2	3	4	5	6	7	8	9	AB	R	H	RBI	BB	SO	LOB	TOP														
23 Rickie Weeks Jr. R OBP: 0.344, SLG: 0.412 59 John Axford, R	G4-3			K	FC6-4		K			4	0	0	0	1	2	1															
8 Ryan Braun, R OBP: 0.384, SLG: 0.524	K			28 1B		G1-3	G4-3	K		5	0	1	0	0	2	3															
28 Prince Fielder, L OBP: 0.399, SLG: 0.444	F7			14 FC5-4		F8		14 FC3-6	HR	4	1	2	1	1	0	0															
14 Casey McGehee, R OBP: 0.357, SLG: 0.500	K			1 BB	FC5-4		1 WP	27 1B		5	2	1	0	0	2	3															
1 Corey Hart, R OBP: 0.335, SLG: 0.588	F9						27 1B		G5-3	F8																					
27 Carlos Gómez, R OBP: 0.305, SLG: 0.419	P6				G5-3																										
16 George Kottaras, L OBP: 0.420, SLG: 0.534	G4-3																														
49 Yovani Gallardo, R OBP: 0.250, SLG: 0.462 15 Jim Edmonds, L OBP: 0.373, SLG: 0.474 12 Carlos Villanueva, R OBP: 0.316, SLG: 0.400 30 Craig Counsell, L OBP: 0.316, SLG: 0.400				21 L1-3						2	1	1	1	0	1	1															
21 Alcides Escobar, R OBP: 0.299, SLG: 0.370	L1-3				FC6-5					5	0	1	0	0	0	4															
Inning Stats	R: 0 H: 0 E: 0 K: 1 S: 7	H: 0 LOB: 0 BB: 0 P: 12	R: 0 H: 0 E: 0 K: 1 S: 9	H: 0 LOB: 0 BB: 0 P: 15	R: 0 H: 0 E: 0 K: 0 S: 7	H: 2 LOB: 3 BB: 0 P: 11	R: 0 H: 2 E: 0 K: 1 S: 13	H: 0 LOB: 1 BB: 1 P: 16	R: 1 H: 2 E: 0 K: 1 S: 15	H: 2 LOB: 2 BB: 1 P: 23	R: 1 H: 1 E: 0 K: 1 S: 11	H: 1 LOB: 0 BB: 0 P: 18	R: 3 H: 4 E: 0 K: 1 S: 20	H: 4 LOB: 3 BB: 2 P: 38	R: 2 H: 3 E: 0 K: 1 S: 21	H: 3 LOB: 2 BB: 1 P: 34	1B: 8 2B: 2 3B: 0 HR: 3	SF: 0 SAC: 0 DP: 1 HBP: 1	WP: 1 PA: 45 PB: 0 SB: 2 CS: 0												
PITCHER	IP WLS BF H R ER SO BB IBB HBP BLK WP HR S P ERA WHIP																														
41 Chris Volstad, R ERA: 4.08	5.2	24	4	1	1	4	3	0	1	0	56	93	1.59	1.235																	
57 Taylor Tankersley, L ERA: 4.5	0.1	B	2	1	1	1	0	0	0	0	1	5	8	27.00	3.000																
34 Jorge Sosa, R ERA: 0.23	1.2	L	9	3	3	3	1	0	0	0	1	26	45	16.20	2.400																
64 Tim Wood, R ERA: 5.14	0.1		3	1	0	0	1	0	0	0	0	4	9	0.00	6.000																
44 Brian Sanches, R ERA: 4.08	1.0		7	3	2	2	1	1	0	0	0	21	34	18.00	4.000																

Milwaukee Brewers @ Florida Marlins
Sun Life Stadium, Miami, FL
Wed Jun 02 2010, 8:03 PM - 11:28 PM EDT
Att. 11,468 - Cloudy - 82 F

AB	38
R	7
H	12
RBI	7
BB	6
SO	8
LOB	18



Batter	1	2	3	4	5	6	7	8	9	AB	R	H	RBI	BB	SO	LOB	BOTTOM													
8 Chris Coghlan, L OBP: 0.292, SLG: 0.335	E5									4	1	2	0	1	0	1														
15 Gaby Sanchez, R OBP: 0.347, SLG: 0.417				FC4-6						5	1	1	0	0	0	4														
2 Hanley Ramirez, R OBP: 0.377, SLG: 0.480	K			6 PB	3 1B					4	0	1	1	1	1	4														
3 Jorge Cantu, R OBP: 0.338, SLG: 0.483	SF7									3	0	1	2	1	0	1														
6 Dan Uggla, R OBP: 0.367, SLG: 0.510	K									2	1	0	0	2	1	3														
12 Cody Ross, R OBP: 0.344, SLG: 0.452	F8									4	0	1	0	0	1	3														
29 Ronny Paulino, R OBP: 0.336, SLG: 0.442	G5-3									4	0	0	1	0	0	1														
24 Cameron Maybin, R OBP: 0.295, SLG: 0.343 64 Tim Wood, R	F9									3	0	0	0	0	0	0														
13 Mike Lamb, L OBP: 0.250, SLG: 0.261 44 Brian Sanches, R										1	0	0	0	0	1	1														
41 Chris Volstad, R OBP: 0.167, SLG: 0.167 57 Taylor Tankersley, L ERA: 2.64 34 Jorge Sosa, R ERA: 3.62 25 Brett Carroll, R OBP: 0.318, SLG: 0.338										2	0	0	0	0	1	0														
Inning Stats	R: 1 H: 1 E: 1 K: 2 S: 13	H: 0 LOB: 1 BB: 0 P: 19	R: 0 H: 0 E: 0 K: 0 S: 6	H: 0 LOB: 0 BB: 0 P: 10	R: 1 H: 2 E: 0 K: 2 S: 16	H: 2 LOB: 3 BB: 2 P: 25	R: 0 H: 0 E: 0 K: 0 S: 7	H: 0 LOB: 0 BB: 0 P: 9	R: 0 H: 0 E: 0 K: 0 S: 11	H: 0 LOB: 2 BB: 2 P: 26	R: 0 H: 0 E: 0 K: 0 S: 6	H: 0 LOB: 0 BB: 0 P: 8	R: 0 H: 1 E: 0 K: 1 S: 12	H: 1 LOB: 1 BB: 1 P: 21	R: 1 H: 2 E: 0 K: 0 S: 12	H: 2 LOB: 1 BB: 0 P: 15	1B: 5 2B: 2 3B: 0 HR: 0	SF: 1 SAC: 0 DP: 0 HBP: 0	WP: 0 PA: 40 PB: 1 SB: 1 CS: 0											
PITCHER	IP WLS BF H R ER SO BB IBB HBP BLK WP HR S P ERA WHIP																													
49 Yovani Gallardo, R ERA: 2.64	7.0	30	4	2	1	4	4	0	0	0	68	114	1.29	1.143																
12 Carlos Villanueva, R ERA: 3.62	0.1	H	3	1	1	1	0	0	0	0	5	11	27.00	6.000																
59 John Axford, R ERA: 2.79	1.2	S	7	2	1	1	1	0	0	0	19	25	5.40	1.200																

Milwaukee Brewers @ Florida Marlins
Sun Life Stadium, Miami, FL
Wed Jun 02 2010, 8:03 PM - 11:28 PM EDT
Att. 11,468 - Cloudy - 82 F

AB	34
R	4
H	7
RBI	4
BB	5
SO	5
LOB	18



Batter	1	2	3	4	5	6	7	8	9	AB	R	H	RBI	BB	SO	LOB	TOP								
8 Chris Coghlan, L (1.7) OBP: 0.311, SLG: 0.351	G4-3		G5-4-3 HBP					G3		3	0	1	0	0	0	0									
15 Gaby Sanchez, R (1.3) OBP: 0.344, SLG: 0.411	F7		G5-4-3					F8		4	0	0	0	0	1	2									
2 Hanley Ramirez, R (1.6) OBP: 0.365, SLG: 0.465	K							G1-3		4	0	0	0	0	1	1									
3 Jorge Cantu, R (1.5) OBP: 0.338, SLG: 0.477		F8								4	0	1	0	0	0	0									
6 Dan Uggla, R (1.4) OBP: 0.366, SLG: 0.510		12 1B								4	1	2	0	0	1	1									
12 Cody Ross, R (1.9) OBP: 0.348, SLG: 0.457		1B								3	0	1	0	1	0	1									
29 Ronny Paulino, R (1.2) OBP: 0.336, SLG: 0.442										4	0	2	1	0	1	3									
24 Cameron Maybin, R (1.8) OBP: 0.289, SLG: 0.335		FC5-4								3	0	0	0	0	1	5									
39 Nate Robertson, R (1.1) OBP: 0.241, SLG: 0.178										1	0	0	0	0	0	0									
44 Brian Sanchez, R (5.1) OBP: 0.111, SLG: 0.111										0	0	0	0	0	0	0									
25 Brett Carroll, R (6. Ph) OBP: 0.111, SLG: 0.111										0	0	0	0	0	0	0									
34 Jorge Sosa, R (6.1) OBP: 0.111, SLG: 0.111										0	0	0	0	0	0	0									
18 Wes Helms, R (7. Ph) OBP: 0.111, SLG: 0.111										0	0	0	0	0	0	0									
51 Jay Buente, R (7.1) OBP: 0.111, SLG: 0.111										0	0	0	0	0	0	0									
Inning Stats	R: 0 E: 0 K: 1 S: 7	H: 0 LOB: 0 BB: 0 P: 12	R: 0 E: 0 K: 1 S: 13	H: 2 LOB: 2 BB: 0 P: 14	R: 0 E: 0 K: 0 S: 5	H: 0 LOB: 0 BB: 0 P: 8	R: 0 E: 0 K: 1 S: 9	H: 0 LOB: 0 BB: 0 P: 14	R: 0 E: 0 K: 2 S: 9	H: 1 LOB: 1 BB: 0 P: 11	R: 0 E: 0 K: 2 S: 9	H: 1 LOB: 1 BB: 0 P: 11	R: 1 E: 0 K: 1 S: 13	H: 2 LOB: 2 BB: 1 P: 22	R: 0 E: 0 K: 0 S: 5	H: 0 LOB: 0 BB: 0 P: 8	R: 0 E: 0 K: 0 S: 6	H: 1 LOB: 1 BB: 0 P: 11	1B: 5 2B: 2 3B: 0 HR: 0	SF: 0 SAC: 0 DP: 2 HBP: 1	WP: 1 PB: 0 SB: 0 CS: 0	PA: 34			
PITCHER	IP WLS BF H R ER SO BB IBB HBP BLK WP HR S P ERA WHIP	7.0 W 27 6 1 1 6 1 0 1 0 1 0 63 90 1.29 1.000	1.0 3 0 0 0 0 0 0 0 0 0 0 5 8 0.00 0.000	1.0 4 1 0 0 0 0 0 0 0 0 0 6 11 0.00 1.000																					

Florida Marlins @ New York Mets
Citi Field, Flushing, NY
Sat Jun 05 2010, 4:12 PM - 6:27 PM EDT
Att: 37,165 - Cloudy - 89 F

AB 32
R 1
H 7
RBI 1
BB 1
SO 6
LOB 15



Batter	1	2	3	4	5	6	7	8	9	AB	R	H	RBI	BB	SO	LOB	BOTTOM						
7 José Reyes, S (1.6) OBP: 0.295, SLG: 0.341	G6-3	G6-3		P4						4	0	0	0	0	1	2							
16 Angel Pagan, S (1.8) OBP: 0.349, SLG: 0.426	F9									3	1	1	0	1	0	0							
44 Jason Bay, R (1.7) OBP: 0.379, SLG: 0.442	K									4	0	0	0	0	2	2							
29 Ike Davis, L (1.3) OBP: 0.364, SLG: 0.463										4	3	4	1	0	0	0							
5 David Wright, R (1.5) OBP: 0.376, SLG: 0.500										3	2	2	3	1	0	1							
21 Rod Barajas, R (1.2) OBP: 0.283, SLG: 0.529										4	0	0	0	0	1	4							
12 Jeff Francoeur, R (1.9) OBP: 0.324, SLG: 0.490										4	0	2	1	0	1	0							
11 Rubén Tejada, R (1.4) OBP: 0.313, SLG: 0.357										4	0	1	1	0	0	2							
49 Jonathon Niese, L (1.1) OBP: 0.222, SLG: 0.176										3	0	0	0	0	2	2							
32 Jenny Mejia, R (8.1) ERA: 3.95										0	0	0	0	0	0	0							
38 Fernando Nieve, R (9.1) ERA: 5.06										0	0	0	0	0	0	0							
Inning Stats	R: 0 E: 0 K: 1 S: 8	H: 0 LOB: 0 BB: 0 P: 12	R: 2 E: 0 K: 0 S: 11	H: 3 LOB: 2 BB: 1 P: 21	R: 3 E: 0 K: 3 S: 15	H: 3 LOB: 0 BB: 0 P: 21	R: 0 E: 0 K: 1 S: 9	H: 0 LOB: 0 BB: 0 P: 13	R: 1 E: 0 K: 0 S: 8	H: 2 LOB: 1 BB: 0 P: 10	R: 0 E: 0 K: 1 S: 5	H: 0 LOB: 0 BB: 0 P: 8	R: 0 E: 0 K: 1 S: 7	H: 0 LOB: 0 BB: 1 P: 12	R: 0 E: 0 K: 0 S: 13	H: 2 LOB: 2 BB: 0 P: 21	R: 0 E: 0 K: 0 S: 13	H: 2 LOB: 2 BB: 0 P: 21	1B: 5 2B: 5 3B: 0 HR: 1	SF: 0 SAC: 0 DP: 1 HBP: 0	WP: 0 PB: 0 SB: 0 CS: 0	PA: 35	
PITCHER	IP WLS BF H R ER SO BB IBB HBP BLK WP HR S P ERA WHIP	4.2 L 22 7 1 0 6 5 0 0 0 0 0 4 7 11.57 1.714	0.1 2 1 0 0 0 0 0 0 0 0 0 4 6 0.00 3.000	1.0 3 0 0 0 1 0 0 0 0 0 0 5 8 0.00 0.000	2.0 8 2 0 0 1 1 0 0 0 0 0 20 33 0.00 1.500																		

Florida Marlins @ New York Mets
Citi Field, Flushing, NY
Sat Jun 05 2010, 4:12 PM - 6:27 PM EDT
Att: 37,165 - Cloudy - 89 F

AB 33
R 6
H 10
RBI 6
BB 2
SO 7
LOB 13



Batter	1	2	3	4	5	6	7	8	9	AB R H RBI BB SO LOB	TOP
8 Chris Coghlan, L (1, 7) OBP: 0.314, SLG: 0.361	3-2 2 BB 3 SF9 1B	G4-3			G1-3		F8			4 1 1 0 0 0 2	Florida Marlins @ Philadelphia Phillies Citizens Bank Park, Philadelphia, PA Thu Jun 10 2010, 7:08 PM - 9:30 PM EDT Att: 44,479 - Partly Cloudy - 84 F livebaseballscorecards.com
15 Gaby Sanchez, R (1, 3) OBP: 0.346, SLG: 0.422	1-0 3 SF9 2 BB 1B			G6-3		K		G1-3		4 0 1 0 0 1 0 0 0 0 0 0 0 0	
30 Brian Barden, R (8, 5)	1-2 1B				F8			K		3 0 0 0 1 1 0	
2 Hanley Ramirez, R (1, 6) OBP: 0.369, SLG: 0.466	4-2 6 1-2 2-3 BB				F8			K		3 0 1 1 0 1 0	
3 Jorge Cantu, R (1, 5) OBP: 0.339, SLG: 0.473	0-1 2-3 3-H 1B				G6-3			K		3 0 1 1 0 1 0	
6 Dan Uggla, R (1, 4) OBP: 0.353, SLG: 0.514	1-2 1B				F9			HR		4 1 1 1 0 1 3	
12 Cody Ross, R (1, 8) OBP: 0.349, SLG: 0.459	0-0 1B				F9			K		4 0 1 0 0 1 2	
27 Giancarlo Stanton, R (1, 9) OBP: 0.333, SLG: 0.333					29 S 1B			K		4 0 0 0 0 2 1	
29 Ronny Paulino, R (1, 2) OBP: 0.331, SLG: 0.437					55 G1-3 1B			K		4 0 1 0 0 2 1	
55 Josh Johnson, L (1, 1) OBP: 0.222, SLG: 0.192					G1-3					3 0 1 0 0 1 2 0 0 0 0 0 0 0	
46 Juan Carlos Oviedo, R (9, 1)											
Inning Stats	R: 1 H: 2 E: 0 LOB: 2 K: 1 BB: 1 S: 13 P: 22	R: 0 H: 1 E: 0 LOB: 1 K: 0 BB: 0 S: 7 P: 10	R: 0 H: 1 E: 0 LOB: 1 K: 0 BB: 0 S: 8 P: 13	R: 0 H: 1 E: 0 LOB: 1 K: 3 BB: 0 S: 13 P: 18	R: 0 H: 0 E: 0 LOB: 0 K: 1 BB: 0 S: 6 P: 7	R: 0 H: 0 E: 0 LOB: 0 K: 0 BB: 0 S: 8 P: 13	R: 0 H: 1 E: 0 LOB: 1 K: 1 BB: 0 S: 12 P: 21	R: 0 H: 0 E: 0 LOB: 0 K: 2 BB: 0 S: 9 P: 14	R: 1 H: 1 E: 0 LOB: 0 K: 2 BB: 0 S: 18 P: 24	1B: 6 SF: 1 2B: 0 SAC: 0 3B: 0 DP: 0 HR: 1 HBP: 0	WP: 1 PA: 35 PB: 0 SB: 2 CS: 0
PITCHER	IP WLS BF H R ER SO BB IBB HBP BLK WP HR S P ERA WHIP	PITCHER									ERA WHIP
34 Roy Halladay, R (1, 1) ERA: 1.96	8.0 L 31 6 1 1 8 1 0 0 0 0 1 0 76 118 1.12 0.875										
55 Danys Baez, R (9, 1) ERA: 4.5	1.0 4 1 1 1 2 0 0 0 0 0 1 18 24 9.00 1.000										

Batter	1	2	3	4	5	6	7	8	9	AB R H RBI BB SO LOB	BOTTOM
8 Shane Victorino, S (1, 8) OBP: 0.322, SLG: 0.477	2-2 F7					G6-3			G4-3	4 0 1 0 0 0 0	Florida Marlins @ Philadelphia Phillies Citizens Bank Park, Philadelphia, PA Thu Jun 10 2010, 7:08 PM - 9:30 PM EDT Att: 44,479 - Partly Cloudy - 84 F livebaseballscorecards.com
27 Placido Polanco, R (1, 5) OBP: 0.354, SLG: 0.447	1-0 G4-3				2B	F9		G1-3		4 0 1 0 0 0 1	
26 Chase Utley, L (1, 4) OBP: 0.382, SLG: 0.471	4-1 6 2B BB					G4-3		G3-1		3 0 0 0 1 0 2	
6 Ryan Howard, L (1, 3) OBP: 0.348, SLG: 0.468	0-0 1-3 2B					L4		K		4 0 1 0 0 2 1	
28 Jayson Werth, R (1, 9) OBP: 0.357, SLG: 0.543	2-3 K					F9		K		3 0 0 0 0 2 2	
29 Raul Ibanez, L (1, 7) OBP: 0.339, SLG: 0.382						K		F8		3 0 1 0 0 1 0	
21 Wilson Valdez, R (1, 6) OBP: 0.253, SLG: 0.340						G5-3		F8		3 0 0 0 0 0 1	
Carlos Ruiz, R (1, 2) OBP: 0.417, SLG: 0.375						K		G5-3		3 0 0 0 0 1 0	
34 Roy Halladay, R (1, 1) OBP: 0.122, SLG: 0.122						G4-3		G5-3		2 0 0 0 0 0 0 1 0 0 0 0 0 0 0 0 0 0 0 0 0	
19 Greg Dobbs, L (8, PH) OBP: 0.206, SLG: 0.241						G3		G5-3			
55 Danys Baez, R (9, 1)											
Inning Stats	R: 0 H: 1 E: 0 LOB: 2 K: 1 BB: 1 S: 9 P: 18	R: 0 H: 1 E: 0 LOB: 0 K: 0 BB: 0 S: 7 P: 12	R: 0 H: 1 E: 0 LOB: 1 K: 0 BB: 0 S: 9 P: 16	R: 0 H: 0 E: 0 LOB: 0 K: 1 BB: 0 S: 12 P: 16	R: 0 H: 0 E: 0 LOB: 0 K: 1 BB: 0 S: 8 P: 14	R: 0 H: 0 E: 0 LOB: 0 K: 0 BB: 0 S: 8 P: 11	R: 0 H: 0 E: 0 LOB: 0 K: 2 BB: 0 S: 8 P: 12	R: 0 H: 0 E: 0 LOB: 0 K: 0 BB: 0 S: 10 P: 14	R: 0 H: 1 E: 0 LOB: 1 K: 1 BB: 0 S: 14 P: 20	1B: 1 SF: 0 2B: 3 SAC: 0 3B: 0 DP: 1 HR: 0 HBP: 0	WP: 0 PA: 31 PB: 0 SB: 0 CS: 0
PITCHER	IP WLS BF H R ER SO BB IBB HBP BLK WP HR S P ERA WHIP	PITCHER									ERA WHIP
55 Josh Johnson, R (1, 1) ERA: 1.91	8.0 W 27 3 0 0 5 1 0 0 0 0 0 0 71 113 0.00 0.500										
46 Juan Carlos Oviedo, R (9, 1) ERA: 2.19	1.0 S 4 1 0 0 1 0 0 0 0 0 0 0 14 20 0.00 1.000										

Batter	1	2	3	4	5	6	7	8	9	AB	R	H	RBI	BB	SO	LOB	TOP							
8 Chris Coghlan, L (1,7) OBP: 0.335, SLG: 0.396											4	2	2	0	0	1	1	Florida Marlins @ Tampa Bay Rays Tropicana Field, St. Petersburg, FL Sat Jun 12 2010, 7:12 PM - 10:08 PM EDT Att: 29,963 - Dome - 72 F						
15 Gaby Sanchez, R (1,3) OBP: 0.357, SLG: 0.458										3	0	1	0	1	1	0								
2 Hanley Ramirez, R (1,6) OBP: 0.364, SLG: 0.472										4	1	2	1	0	0	2								
3 Jorge Cantu, R (1,10) OBP: 0.335, SLG: 0.464										4	0	1	0	0	0	2								
6 Dan Uggla, R (1,4) OBP: 0.354, SLG: 0.507										4	1	2	0	0	1	2								
12 Cody Ross, R (1,8) OBP: 0.348, SLG: 0.454										4	0	1	0	0	1	3								
27 Giancarlo Stanton, R (1,9) OBP: 0.333, SLG: 0.471										3	0	0	0	1	1	2								
18 Wes Helms, R (1,5) OBP: 0.338, SLG: 0.432										4	1	1	2	0	3	2								
29 Ronny Paulino, R (1,2) OBP: 0.325, SLG: 0.420										4	0	0	0	0	2	1								
Inning Stats	R: 1 E: 0 K: 2 S: 13	H: 2 LOB: 2 BB: 1 P: 26	R: 0 E: 0 K: 3 S: 12	H: 0 LOB: 1 BB: 1 P: 21	R: 0 E: 0 K: 0 S: 10	H: 1 LOB: 0 BB: 0 P: 16	R: 2 E: 0 K: 2 S: 13	H: 3 LOB: 0 BB: 0 P: 18	R: 1 E: 0 K: 0 S: 10	H: 2 LOB: 0 BB: 0 P: 13	R: 0 E: 0 K: 1 S: 9	H: 1 LOB: 1 BB: 0 P: 13	R: 0 E: 0 K: 1 S: 6	H: 0 LOB: 0 BB: 0 P: 7	R: 1 E: 0 K: 0 S: 9	H: 1 LOB: 0 BB: 0 P: 15	R: 0 E: 0 K: 1 S: 6	H: 0 LOB: 0 BB: 0 P: 9	1B: 5 2B: 3 3B: 2 HR: 1	SF: 0 SAC: 0 DP: 2 HBP: 0	WP: 1 PB: 0 SB: 1 CS: 0	PA: 36		
PITCHER	IP WLS BF H R ER SO BB IBB HBP BLK WP HR S P ERA WHIP	IP WLS BF H R ER SO BB IBB HBP BLK WP HR S P ERA WHIP	IP WLS BF H R ER SO BB IBB HBP BLK WP HR S P ERA WHIP	IP WLS BF H R ER SO BB IBB HBP BLK WP HR S P ERA WHIP	IP WLS BF H R ER SO BB IBB HBP BLK WP HR S P ERA WHIP	IP WLS BF H R ER SO BB IBB HBP BLK WP HR S P ERA WHIP	IP WLS BF H R ER SO BB IBB HBP BLK WP HR S P ERA WHIP	IP WLS BF H R ER SO BB IBB HBP BLK WP HR S P ERA WHIP	IP WLS BF H R ER SO BB IBB HBP BLK WP HR S P ERA WHIP	IP WLS BF H R ER SO BB IBB HBP BLK WP HR S P ERA WHIP	IP WLS BF H R ER SO BB IBB HBP BLK WP HR S P ERA WHIP	IP WLS BF H R ER SO BB IBB HBP BLK WP HR S P ERA WHIP	IP WLS BF H R ER SO BB IBB HBP BLK WP HR S P ERA WHIP	IP WLS BF H R ER SO BB IBB HBP BLK WP HR S P ERA WHIP	IP WLS BF H R ER SO BB IBB HBP BLK WP HR S P ERA WHIP	IP WLS BF H R ER SO BB IBB HBP BLK WP HR S P ERA WHIP	IP WLS BF H R ER SO BB IBB HBP BLK WP HR S P ERA WHIP	IP WLS BF H R ER SO BB IBB HBP BLK WP HR S P ERA WHIP	IP WLS BF H R ER SO BB IBB HBP BLK WP HR S P ERA WHIP	IP WLS BF H R ER SO BB IBB HBP BLK WP HR S P ERA WHIP	IP WLS BF H R ER SO BB IBB HBP BLK WP HR S P ERA WHIP	IP WLS BF H R ER SO BB IBB HBP BLK WP HR S P ERA WHIP	IP WLS BF H R ER SO BB IBB HBP BLK WP HR S P ERA WHIP	IP WLS BF H R ER SO BB IBB HBP BLK WP HR S P ERA WHIP
22 Matt Garza, R (1,1) ERA: 3.5	5.2 W 25 9 4 4 7 2 0 0 0 1 1 64 102 6.35 1.941	5.2 W 25 9 4 4 7 2 0 0 0 1 1 64 102 6.35 1.941	5.2 W 25 9 4 4 7 2 0 0 0 1 1 64 102 6.35 1.941	5.2 W 25 9 4 4 7 2 0 0 0 1 1 64 102 6.35 1.941	5.2 W 25 9 4 4 7 2 0 0 0 1 1 64 102 6.35 1.941	5.2 W 25 9 4 4 7 2 0 0 0 1 1 64 102 6.35 1.941	5.2 W 25 9 4 4 7 2 0 0 0 1 1 64 102 6.35 1.941	5.2 W 25 9 4 4 7 2 0 0 0 1 1 64 102 6.35 1.941	5.2 W 25 9 4 4 7 2 0 0 0 1 1 64 102 6.35 1.941	5.2 W 25 9 4 4 7 2 0 0 0 1 1 64 102 6.35 1.941	5.2 W 25 9 4 4 7 2 0 0 0 1 1 64 102 6.35 1.941	5.2 W 25 9 4 4 7 2 0 0 0 1 1 64 102 6.35 1.941	5.2 W 25 9 4 4 7 2 0 0 0 1 1 64 102 6.35 1.941	5.2 W 25 9 4 4 7 2 0 0 0 1 1 64 102 6.35 1.941	5.2 W 25 9 4 4 7 2 0 0 0 1 1 64 102 6.35 1.941	5.2 W 25 9 4 4 7 2 0 0 0 1 1 64 102 6.35 1.941	5.2 W 25 9 4 4 7 2 0 0 0 1 1 64 102 6.35 1.941	5.2 W 25 9 4 4 7 2 0 0 0 1 1 64 102 6.35 1.941	5.2 W 25 9 4 4 7 2 0 0 0 1 1 64 102 6.35 1.941	5.2 W 25 9 4 4 7 2 0 0 0 1 1 64 102 6.35 1.941	5.2 W 25 9 4 4 7 2 0 0 0 1 1 64 102 6.35 1.941	5.2 W 25 9 4 4 7 2 0 0 0 1 1 64 102 6.35 1.941	5.2 W 25 9 4 4 7 2 0 0 0 1 1 64 102 6.35 1.941	
50 Grant Balfour, R (6,1) ERA: 1.98	2.0 H 7 1 1 1 2 0 0 0 1 0 0 17 25 4.50 0.500	2.0 H 7 1 1 1 2 0 0 0 1 0 0 17 25 4.50 0.500	2.0 H 7 1 1 1 2 0 0 0 1 0 0 17 25 4.50 0.500	2.0 H 7 1 1 1 2 0 0 0 1 0 0 17 25 4.50 0.500	2.0 H 7 1 1 1 2 0 0 0 1 0 0 17 25 4.50 0.500	2.0 H 7 1 1 1 2 0 0 0 1 0 0 17 25 4.50 0.500	2.0 H 7 1 1 1 2 0 0 0 1 0 0 17 25 4.50 0.500	2.0 H 7 1 1 1 2 0 0 0 1 0 0 17 25 4.50 0.500	2.0 H 7 1 1 1 2 0 0 0 1 0 0 17 25 4.50 0.500	2.0 H 7 1 1 1 2 0 0 0 1 0 0 17 25 4.50 0.500	2.0 H 7 1 1 1 2 0 0 0 1 0 0 17 25 4.50 0.500	2.0 H 7 1 1 1 2 0 0 0 1 0 0 17 25 4.50 0.500	2.0 H 7 1 1 1 2 0 0 0 1 0 0 17 25 4.50 0.500	2.0 H 7 1 1 1 2 0 0 0 1 0 0 17 25 4.50 0.500	2.0 H 7 1 1 1 2 0 0 0 1 0 0 17 25 4.50 0.500	2.0 H 7 1 1 1 2 0 0 0 1 0 0 17 25 4.50 0.500	2.0 H 7 1 1 1 2 0 0 0 1 0 0 17 25 4.50 0.500	2.0 H 7 1 1 1 2 0 0 0 1 0 0 17 25 4.50 0.500	2.0 H 7 1 1 1 2 0 0 0 1 0 0 17 25 4.50 0.500	2.0 H 7 1 1 1 2 0 0 0 1 0 0 17 25 4.50 0.500	2.0 H 7 1 1 1 2 0 0 0 1 0 0 17 25 4.50 0.500	2.0 H 7 1 1 1 2 0 0 0 1 0 0 17 25 4.50 0.500	2.0 H 7 1 1 1 2 0 0 0 1 0 0 17 25 4.50 0.500	
53 Joaquin Benoit, R (8,1) ERA: 0.63	0.1 H 1 0 0 0 0 0 0 0 0 0 0 1 2 0.00 0.000	0.1 H 1 0 0 0 0 0 0 0 0 0 0 1 2 0.00 0.000	0.1 H 1 0 0 0 0 0 0 0 0 0 0 1 2 0.00 0.000	0.1 H 1 0 0 0 0 0 0 0 0 0 0 1 2 0.00 0.000	0.1 H 1 0 0 0 0 0 0 0 0 0 0 1 2 0.00 0.000	0.1 H 1 0 0 0 0 0 0 0 0 0 0 1 2 0.00 0.000	0.1 H 1 0 0 0 0 0 0 0 0 0 0 1 2 0.00 0.000	0.1 H 1 0 0 0 0 0 0 0 0 0 0 1 2 0.00 0.000	0.1 H 1 0 0 0 0 0 0 0 0 0 0 1 2 0.00 0.000	0.1 H 1 0 0 0 0 0 0 0 0 0 0 1 2 0.00 0.000	0.1 H 1 0 0 0 0 0 0 0 0 0 0 1 2 0.00 0.000	0.1 H 1 0 0 0 0 0 0 0 0 0 0 1 2 0.00 0.000	0.1 H 1 0 0 0 0 0 0 0 0 0 0 1 2 0.00 0.000	0.1 H 1 0 0 0 0 0 0 0 0 0 0 1 2 0.00 0.000	0.1 H 1 0 0 0 0 0 0 0 0 0 0 1 2 0.00 0.000	0.1 H 1 0 0 0 0 0 0 0 0 0 0 1 2 0.00 0.000	0.1 H 1 0 0 0 0 0 0 0 0 0 0 1 2 0.00 0.000	0.1 H 1 0 0 0 0 0 0 0 0 0 0 1 2 0.00 0.000	0.1 H 1 0 0 0 0 0 0 0 0 0 0 1 2 0.00 0.000	0.1 H 1 0 0 0 0 0 0 0 0 0 0 1 2 0.00 0.000	0.1 H 1 0 0 0 0 0 0 0 0 0 0 1 2 0.00 0.000	0.1 H 1 0 0 0 0 0 0 0 0 0 0 1 2 0.00 0.000	0.1 H 1 0 0 0 0 0 0 0 0 0 0 1 2 0.00 0.000	0.1 H 1 0 0 0 0 0 0 0 0 0 0 1 2 0.00 0.000
29 Rafael Soriano, R (9,1) ERA: 1.52	1.0 S 3 0 0 0 1 0 0 0 0 0 0 6 9 0.00 0.000	1.0 S 3 0 0 0 1 0 0 0 0 0 0 6 9 0.00 0.000	1.0 S 3 0 0 0 1 0 0 0 0 0 0 6 9 0.00 0.000	1.0 S 3 0 0 0 1 0 0 0 0 0 0 6 9 0.00 0.000	1.0 S 3 0 0 0 1 0 0 0 0 0 0 6 9 0.00 0.000	1.0 S 3 0 0 0 1 0 0 0 0 0 0 6 9 0.00 0.000	1.0 S 3 0 0 0 1 0 0 0 0 0 0 6 9 0.00 0.000	1.0 S 3 0 0 0 1 0 0 0 0 0 0 6 9 0.00 0.000	1.0 S 3 0 0 0 1 0 0 0 0 0 0 6 9 0.00 0.000	1.0 S 3 0 0 0 1 0 0 0 0 0 0 6 9 0.00 0.000	1.0 S 3 0 0 0 1 0 0 0 0 0 0 6 9 0.00 0.000	1.0 S 3 0 0 0 1 0 0 0 0 0 0 6 9 0.00 0.000	1.0 S 3 0 0 0 1 0 0 0 0 0 0 6 9 0.00 0.000	1.0 S 3 0 0 0 1 0 0 0 0 0 0 6 9 0.00 0.000	1.0 S 3 0 0 0 1 0 0 0 0 0 0 6 9 0.00 0.000	1.0 S 3 0 0 0 1 0 0 0 0 0 0 6 9 0.00 0.000	1.0 S 3 0 0 0 1 0 0 0 0 0 0 6 9 0.00 0.000	1.0 S 3 0 0 0 1 0 0 0 0 0 0 6 9 0.00 0.000	1.0 S 3 0 0 0 1 0 0 0 0 0 0 6 9 0.00 0.000	1.0 S 3 0 0 0 1 0 0 0 0 0 0 6 9 0.00 0.000	1.0 S 3 0 0 0 1 0 0 0 0 0 0 6 9 0.00 0.000	1.0 S 3 0 0 0 1 0 0 0 0 0 0 6 9 0.00 0.000	1.0 S 3 0 0 0 1 0 0 0 0 0 0 6 9 0.00 0.000	1.0 S 3 0 0 0 1 0 0 0 0 0 0 6 9 0.00 0.000

Batter	1	2	3	4	5	6	7	8	9	AB	R	H	RBI	BB	SO	LOB	BOTTOM
28 John Jaso, L (1,2) OBP: 0.404, SLG: 0.423										5	0	0	0	0	1	7	Florida Marlins @ Tampa Bay Rays Tropicana Field, St. Petersburg, FL Sat Jun 12 2010, 7:12 PM - 10:08 PM EDT Att: 29,963 - Dome - 72 F
13 Carl Crawford, L (1,7) OBP: 0.347, SLG: 0.469										5	2	2	1	0	0	2	
3 Evan Longoria, R (1,5) OBP: 0.395, SLG: 0.567										5	0	1	1	0	1	0	
23 Carlos Pena, L (1,3) OBP: 0.310, SLG: 0.439										5	1	1	1	0	3	2	
18 Ben Zobrist, S (1,9) OBP: 0.380, SLG: 0.450										4	0	2	1	0	1	0	
2 B.J. Upton, R (1,8) OBP: 0.338, SLG: 0.424										3	1	1	0	1	0	2	
9 Hank Blalock, L (1,10) OBP: 0.291, SLG: 0.346										3	0	1	0	0	0	2	
10 Kelly Shoppach, R (7,PH) OBP: 0.429, SLG: 0.300																	

Batter	1	2	3	4	5	6	7	8	9	AB	R	H	RBI	BB	SO	LOB	TOP					
8 Chris Coghlan, L (1,7) OBP: 0.335, SLG: 0.391										3	0	0	0	2	3	2	Florida Marlins @ Tampa Bay Rays Tropicana Field, St. Petersburg, FL Sun Jun 13 2010, 1:43 PM - 5:05 PM EDT Att: 25,442 - Dome - 72 F livebaseballscorecards.com					
15 Gaby Sanchez, R (1,3) OBP: 0.354, SLG: 0.452										5	0	1	0	0	0	5						
2 Hanley Ramirez, R (1,6) OBP: 0.368, SLG: 0.477										4	1	2	0	1	0	2						
3 Jorge Cantu, R (1,10) OBP: 0.455, SLG: 0.475										5	1	2	1	0	0	4						
6 Dan Uggla, R (1,4) OBP: 0.361, SLG: 0.507										4	1	1	1	0	1	4						
12 Cody Ross, R (1,8) OBP: 0.341, SLG: 0.444										5	1	0	0	0	3	3						
27 Giancarlo Stanton, R (1,9) OBP: 0.455, SLG: 0.526										2	1	2	2	2	0	0						
18 Wes Helms, R (1,5) OBP: 0.333, SLG: 0.462										4	1	1	2	0	0	3						
29 Ronny Paulino, R (1,2) OBP: 0.335, SLG: 0.421										2	0	1	0	2	0	0						
Inning Stats	R: 0 E: 0 K: 1 S: 10	H: 2 LOB: 2 BB: 0 P: 16	R: 0 E: 0 K: 0 S: 8	H: 0 LOB: 0 BB: 1 P: 14	R: 0 E: 0 K: 1 S: 7	H: 0 LOB: 1 BB: 1 P: 15	R: 1 E: 0 K: 0 S: 14	H: 2 LOB: 1 BB: 0 P: 17	R: 0 E: 0 K: 1 S: 7	H: 1 LOB: 1 BB: 0 P: 10	R: 4 E: 0 K: 1 S: 16	H: 4 LOB: 1 BB: 1 P: 27	R: 1 E: 0 K: 1 S: 13	H: 1 LOB: 0 BB: 0 P: 20	R: 0 E: 0 K: 0 S: 11	H: 0 LOB: 2 BB: 3 P: 24		R: 0 E: 0 K: 2 S: 14	H: 0 LOB: 1 BB: 1 P: 25	1B: 6 2B: 2 3B: 0 HR: 2	SF: 1 2B: 2 DP: 2 HBP: 0	WP: 0 PB: 0 SB: 4 CS: 0
PITCHER	IP WLS BF H R ER SO BB IBB HBP BLK WP HR S P ERA WHIP	6.0 L 29 9 5 5 4 3 0 0 0 0 2 62 99 7.50 2.000	7.1 1.0 4 1 1 1 1 0 0 0 0 0 13 20 9.00 1.000	8.1 0.2 4 0 0 0 0 3 0 0 0 0 0 9 22 0.00 4.500	8.1 1.1 5 0 0 0 2 1 0 0 0 0 0 16 27 0.00 0.750	PITCHER																
34 Jeff Niemann, R (1,1) ERA: 2.83																						
35 Dan Wheeler, R (7,1) ERA: 3.25																						
31 Lance Cormier, R (8,1) ERA: 3.86																						
53 Joaquin Benoit, R (8,1) ERA: 0.57																						

Batter	1	2	3	4	5	6	7	8	9	AB	R	H	RBI	BB	SO	LOB	BOTTOM					
28 John Jaso, L (1,10) OBP: 0.407, SLG: 0.421										3	0	1	0	1	1	3	Florida Marlins @ Tampa Bay Rays Tropicana Field, St. Petersburg, FL Sun Jun 13 2010, 1:43 PM - 5:05 PM EDT Att: 25,442 - Dome - 72 F livebaseballscorecards.com					
13 Carl Crawford, L (1,7) OBP: 0.346, SLG: 0.465										4	1	1	0	0	0	6						
3 Evan Longoria, R (1,5) OBP: 0.391, SLG: 0.560										3	0	0	0	1	0	5						
23 Carlos Pena, L (1,3) OBP: 0.305, SLG: 0.431										4	0	0	0	0	1	2						
18 Ben Zobrist, S (1,9) OBP: 0.375, SLG: 0.444										3	0	0	1	0	1	0						
2 B.J. Upton, R (1,8) OBP: 0.336, SLG: 0.418										3	0	0	0	1	0	1						
10 Kelly Shoppach, R (1,2) OBP: 0.375, SLG: 0.250										4	0	0	0	0	2	1						
1 Sean Rodriguez, R (1,4) OBP: 0.328, SLG: 0.472										3	0	3	0	1	0	0						
15 Reid Brignac, L (1,6) OBP: 0.361, SLG: 0.428										3	0	1	0	1	1	2						
Inning Stats	R: 0 E: 0 K: 0 S: 6	H: 1 LOB: 0 BB: 0 P: 11	R: 0 E: 0 K: 0 S: 4	H: 0 LOB: 0 BB: 0 P: 6	R: 0 E: 1 K: 1 S: 10	H: 1 LOB: 1 BB: 0 P: 15	R: 1 E: 0 K: 0 S: 15	H: 1 LOB: 1 BB: 1 P: 27	R: 0 E: 0 K: 1 S: 17	H: 1 LOB: 3 BB: 2 P: 32	R: 0 E: 0 K: 1 S: 10	H: 0 LOB: 1 BB: 1 P: 18	R: 0 E: 0 K: 1 S: 16	H: 1 LOB: 2 BB: 1 P: 25	R: 0 E: 0 K: 1 S: 6	H: 0 LOB: 0 BB: 0 P: 13		R: 0 E: 0 K: 1 S: 8	H: 1 LOB: 0 BB: 0 P: 12	1B: 5 2B: 1 3B: 0 HR: 0	SF: 1 2B: 1 DP: 2 HBP: 0	WP: 0 PB: 0 SB: 3 CS: 0
PITCHER	IP WLS BF H R ER SO BB IBB HBP BLK WP HR S P ERA WHIP	6.0 W 25 4 1 0 0 3 4 0 0 0 0 0 13 20 1.50 1.333	7.1 0.2 4 1 0 0 1 1 0 0 0 0 0 9 18 0.00 0.000	7.1 1.1 4 0 0 0 1 0 0 0 0 0 0 9 18 0.00 0.000	8.1 1.0 3 1 0 0 1 0 0 0 0 0 0 8 12 0.00 1.000	PITCHER																
41 Chris Volstad, R (1,1) ERA: 4.25																						
57 Taylor Tankersley, L (7,1) ERA: 4.5																						
44 Brian Sanches, R (7,1) ERA: 3.38																						
46 Juan Carlos Oviedo, R (8,1) ERA: 2.1																						

Batter	1	2	3	4	5	6	7	8	9	AB	R	H	RBI	BB	SO	LOB	TOP								
1 Elvis Andrus, R OBP: 0.378, SLG: 0.345	G4-3		1B		L9			BB	G4-3	4	0	1	0	1	0	1	<p>Texas Rangers @ Florida Marlins Sun Life Stadium, Miami, FL Tue Jun 15 2010, 7:11 PM - 10:14 PM EDT Att: 17,130 - Clear - 89 F</p>								
10 Michael Young, R OBP: 0.366, SLG: 0.481	K		K		G4-3			K		4	0	0	0	0	3	2									
5 Ian Kinsler, R OBP: 0.374, SLG: 0.342	27 1B		K		F8			F7		4	1	1	0	0	1	2									
27 Vladimir Guerrero, R OBP: 0.370, SLG: 0.563	32 1B		G4-3		P3			F9		4	0	1	0	0	0	2									
23 Craig Gentry, R OBP: 0.242, SLG: 0.226	32 1B		G4-3							0	0	0	0	0	0	0									
32 Josh Hamilton, L OBP: 0.363, SLG: 0.577	1B		E4							3	1	2	1	1	0	0									
12 Justin Smoak, S OBP: 0.321, SLG: 0.365	G6-3		K		G1					4	0	0	0	0	1	5									
51 Max Ramirez, R OBP: 0.333, SLG: 0.345	K		K		K			G3-1		3	0	0	0	0	3	1									
7 David Murphy, L OBP: 0.292, SLG: 0.369	K		K		K			G3-1		1	0	0	0	0	0	1									
30 Neftali Feliz, R	K		K		K			G3-1		0	0	0	0	0	0	0									
20 Julio Borbon, L OBP: 0.298, SLG: 0.335	G4-3		G3		G4-3			G4-3		3	1	0	0	1	0	1									
36 C.J. Wilson, L	G4-3		G4-3		G4-3			L7		2	0	0	0	0	0	0									
14 Joaquin Arias, R	G4-3		G4-3		G4-3			L7		1	0	0	0	0	0	0									
49 Chris Ray, R	G4-3		G4-3		G4-3			L7		0	0	0	0	0	0	0									
64 Alexi Ogando, R	G4-3		G4-3		G4-3			L7		0	0	0	0	0	0	0									
15 Matt Treanor, R	G4-3		G4-3		G4-3			L7		1	0	1	2	0	0	0									
Inning Stats	R: 1 H: 3 E: 0 K: 1 S: 22	H: 3 R: 0 ER: 0 LOB: 2 BB: 0 P: 33	R: 0 H: 0 E: 0 K: 1 S: 6	H: 0 R: 0 ER: 0 LOB: 0 BB: 0 P: 9	R: 0 H: 1 E: 0 K: 2 S: 15	H: 1 R: 0 ER: 0 LOB: 1 BB: 0 P: 21	R: 0 H: 0 E: 0 K: 2 S: 12	H: 0 R: 0 ER: 0 LOB: 0 BB: 0 P: 16	R: 0 H: 0 E: 0 K: 0 S: 7	H: 0 R: 0 ER: 0 LOB: 0 BB: 0 P: 11	R: 0 H: 0 E: 0 K: 0 S: 5	H: 0 R: 0 ER: 0 LOB: 0 BB: 0 P: 10	R: 0 H: 0 E: 0 K: 1 S: 7	H: 0 R: 0 ER: 0 LOB: 0 BB: 0 P: 11	R: 0 H: 0 E: 0 K: 1 S: 10	H: 0 R: 0 ER: 0 LOB: 1 BB: 1 P: 14	R: 2 H: 2 E: 0 K: 0 S: 8	H: 2 R: 0 ER: 0 LOB: 1 BB: 1 P: 14	1B: 5 2B: 0 3B: 1 HR: 0	SF: 0 SAC: 0 DP: 0 HBP: 0	WP: 0 PB: 0 SB: 2 CS: 0	PA: 37			
PITCHER	IP	WLS	BF	H	R	ER	SO	BB	IBB	HBP	BLK	WP	HR	S	P	ERA	WHIP								
55 Josh Johnson, R ERA: 1.88	7.0		27	4	1	1	7	1	0	0	0	0	0	74	111	1.29	0.714								
44 Brian Sanches, R ERA: 3.18	1.0	H	4	0	0	0	1	1	0	0	0	0	0	10	14	0.00	1.000								
46 Juan Carlos Oviedo, R ERA: 2.7	1.0	L	6	2	2	2	0	1	0	0	0	0	0	8	14	18.00	3.000								

Batter	1	2	3	4	5	6	7	8	9	AB	R	H	RBI	BB	SO	LOB	BOTTOM								
8 Chris Coghlan, L OBP: 0.326, SLG: 0.385	G4-3		G4-6-3		L7		L8			4	0	0	0	0	0	2	<p>Texas Rangers @ Florida Marlins Sun Life Stadium, Miami, FL Tue Jun 15 2010, 7:11 PM - 10:14 PM EDT Att: 17,130 - Clear - 89 F</p>								
15 Gaby Sanchez, R OBP: 0.360, SLG: 0.450					F7					1	1	0	0	3	0	0									
30 Brian Barden, R OBP: 0.360, SLG: 0.238					F7					0	0	0	0	0	0	0									
2 Hanley Ramirez, R OBP: 0.374, SLG: 0.492					F9					3	1	2	2	1	0	1									
3 Jorge Cantu, R OBP: 0.331, SLG: 0.467					P4					4	0	0	0	0	0	4									
6 Dan Uggla, R OBP: 0.357, SLG: 0.504										1	0	0	0	3	0	2									
12 Cody Ross, R OBP: 0.336, SLG: 0.437										4	0	0	0	0	1	7									
27 Giancarlo Stanton, R OBP: 0.365, SLG: 0.435										4	0	0	0	0	3	0									
29 Ronny Paulino, R OBP: 0.339, SLG: 0.419										3	0	1	0	1	1	0									
55 Josh Johnson, L ERA: 0.207, SLG: 0.179										2	0	0	0	0	2	1									
1 Emilio Bonifacio, S										1	0	0	0	0	1	1									
44 Brian Sanches, R										0	0	0	0	0	0	0									
46 Juan Carlos Oviedo, R										0	0	0	0	0	0	0									
18 Wes Helms, R										1	0	0	0	0	0	0									
Inning Stats	R: 0 H: 0 E: 0 K: 0 S: 8	H: 0 R: 0 ER: 0 LOB: 1 BB: 1 P: 17	R: 0 H: 0 E: 0 K: 1 S: 7	H: 0 R: 0 ER: 0 LOB: 0 BB: 1 P: 14	R: 0 H: 1 E: 0 K: 1 S: 8	H: 1 R: 0 ER: 0 LOB: 0 BB: 0 P: 13	R: 0 H: 0 E: 0 K: 1 S: 11	H: 0 R: 0 ER: 0 LOB: 2 BB: 2 P: 23	R: 0 H: 0 E: 0 K: 3 S: 10	H: 0 R: 0 ER: 0 LOB: 0 BB: 0 P: 15	R: 2 H: 1 E: 0 K: 0 S: 16	H: 1 R: 0 ER: 0 LOB: 1 BB: 2 P: 29	R: 0 H: 0 E: 0 K: 1 S: 13	H: 0 R: 0 ER: 0 LOB: 1 BB: 1 P: 20	R: 0 H: 1 E: 0 K: 0 S: 15	H: 1 R: 0 ER: 0 LOB: 3 BB: 1 P: 25	R: 0 H: 0 E: 0 K: 1 S: 11	H: 0 R: 0 ER: 0 LOB: 0 BB: 0 P: 17	1B: 2 2B: 0 3B: 0 HR: 1	SF: 0 SAC: 0 DP: 2 HBP: 0	WP: 0 PB: 0 SB: 3 CS: 0	PA: 36			
PITCHER	IP	WLS	BF	H	R	ER	SO	BB	IBB	HBP	BLK	WP	HR	S	P	ERA	WHIP								
36 C.J. Wilson, L ERA: 3.48	6.0		24	2	2	2	6	6	0	0	0	0	0	60	111	3.00	1.333								
49 Chris Ray, R ERA: 3.21	1.0	W	5	1	0	0	0	1	0	0	0	0	0	15	25	0.00	2.000								
64 Alexi Ogando, R ERA: 3.18	1.0	S	3	0	0	0	1	0	0	0	0	0	0	11	17	0.00	0.000								

Texas Rangers @ Florida Marlins
Sun Life Stadium, Miami, FL
Tue Jun 15 2010, 7:11 PM - 10:14 PM EDT
Att: 17,130 - Clear - 89 F

AB 34
R 3
H 6
RBI 3
BB 3
SO 8
LOB 15



Texas Rangers @ Florida Marlins
Sun Life Stadium, Miami, FL
Tue Jun 15 2010, 7:11 PM - 10:14 PM EDT
Att: 17,130 - Clear - 89 F

AB 28
R 2
H 3
RBI 2
BB 8
SO 8
LOB 18



Batter	1	2	3	4	5	6	7	8	9	AB	R	H	RBI	BB	SO	LOB	TOP						
1 Elvis Andrus, R OBP: 0.368, SLG: 0.335										5	2	1	0	0	0	1	Texas Rangers @ Florida Marlins Sun Life Stadium, Miami, FL Thu Jun 17 2010, 7:11 PM - 10:07 PM EDT Att: 11,683 - Partly Cloudy - 90 F						
10 Michael Young, R OBP: 0.363, SLG: 0.478										5	0	1	1	0	2	2							
5 Ian Kinsler, R OBP: 0.376, SLG: 0.356										4	0	2	3	0	1	0							
27 Vladimir Guerrero, R OBP: 0.370, SLG: 0.570										4	1	1	1	0	0	3							
50 Frank Francisco, R OBP: 0.321, SLG: 0.355										0	0	0	0	0	0	0							
30 Neftali Feliz, R										0	0	0	0	0	0	0							
32 Josh Hamilton, L OBP: 0.370, SLG: 0.588										4	0	1	0	0	1	0							
12 Justin Smoak, S										4	0	1	0	0	1	2							
15 Matt Treanor, R OBP: 0.309, SLG: 0.388										4	0	2	0	0	2	1							
20 Julio Borbon, L OBP: 0.303, SLG: 0.351										2	1	0	0	1	0	2							
49 Chris Ray, R										0	0	0	0	0	0	0							
23 Craig Gentry, R OBP: 0.235, SLG: 0.219										1	0	0	0	0	0	0							
57 Dustin Nippert, R										1	0	0	0	0	0	0							
64 Alexi Ogando, R OBP: 1.000, SLG: 1.000										1	1	1	0	0	0	0							
7 David Murphy, L OBP: 0.292, SLG: 0.371										2	1	1	0	0	1	0							
Inning Stats	R: 0 E: 0 K: 0 S: 8	H: 1 LOB: 1 BB: 0 P: 10	R: 0 E: 0 K: 0 S: 9	H: 1 LOB: 1 BB: 0 P: 15	R: 0 E: 0 K: 0 S: 6	H: 0 LOB: 0 BB: 0 P: 11	R: 1 E: 0 K: 3 S: 14	H: 2 LOB: 1 BB: 0 P: 19	R: 3 E: 1 K: 1 S: 9	H: 2 LOB: 0 BB: 1 P: 16	R: 0 E: 0 K: 0 S: 7	H: 1 LOB: 1 BB: 0 P: 9	R: 2 E: 0 K: 1 S: 15	H: 4 LOB: 2 BB: 0 P: 20	R: 0 E: 0 K: 2 S: 9	H: 0 LOB: 0 BB: 0 P: 13	R: 0 E: 0 K: 1 S: 8	H: 0 LOB: 0 BB: 0 P: 13	1B: 7 2B: 3 3B: 0 HR: 1	SF: 1 SAC: 0 DP: 0 HBP: 0	WP: 1 PB: 0 SB: 1 CS: 1	PA: 40	
PITCHER	IP WLS BF H R ER SO BB IBB HBP BLK WP HR S P ERA WHIP	IP WLS BF H R ER SO BB IBB HBP BLK WP HR S P ERA WHIP	IP WLS BF H R ER SO BB IBB HBP BLK WP HR S P ERA WHIP	IP WLS BF H R ER SO BB IBB HBP BLK WP HR S P ERA WHIP	IP WLS BF H R ER SO BB IBB HBP BLK WP HR S P ERA WHIP	IP WLS BF H R ER SO BB IBB HBP BLK WP HR S P ERA WHIP	IP WLS BF H R ER SO BB IBB HBP BLK WP HR S P ERA WHIP	IP WLS BF H R ER SO BB IBB HBP BLK WP HR S P ERA WHIP	IP WLS BF H R ER SO BB IBB HBP BLK WP HR S P ERA WHIP	IP WLS BF H R ER SO BB IBB HBP BLK WP HR S P ERA WHIP	IP WLS BF H R ER SO BB IBB HBP BLK WP HR S P ERA WHIP	IP WLS BF H R ER SO BB IBB HBP BLK WP HR S P ERA WHIP	IP WLS BF H R ER SO BB IBB HBP BLK WP HR S P ERA WHIP	IP WLS BF H R ER SO BB IBB HBP BLK WP HR S P ERA WHIP	IP WLS BF H R ER SO BB IBB HBP BLK WP HR S P ERA WHIP	IP WLS BF H R ER SO BB IBB HBP BLK WP HR S P ERA WHIP	IP WLS BF H R ER SO BB IBB HBP BLK WP HR S P ERA WHIP	IP WLS BF H R ER SO BB IBB HBP BLK WP HR S P ERA WHIP	IP WLS BF H R ER SO BB IBB HBP BLK WP HR S P ERA WHIP	IP WLS BF H R ER SO BB IBB HBP BLK WP HR S P ERA WHIP	IP WLS BF H R ER SO BB IBB HBP BLK WP HR S P ERA WHIP	IP WLS BF H R ER SO BB IBB HBP BLK WP HR S P ERA WHIP	IP WLS BF H R ER SO BB IBB HBP BLK WP HR S P ERA WHIP

Texas Rangers @ Florida Marlins
Sun Life Stadium, Miami, FL
Thu Jun 17 2010, 7:11 PM - 10:07 PM EDT
Att: 11,683 - Partly Cloudy - 90 F

AB	37
R	6
H	11
RBI	5
BB	1
SO	8
LOB	11



Batter	1	2	3	4	5	6	7	8	9	AB	R	H	RBI	BB	SO	LOB	BOTTOM						
8 Chris Coghlan, L OBP: 0.337, SLG: 0.388										4	0	1	1	1	0	1	Texas Rangers @ Florida Marlins Sun Life Stadium, Miami, FL Thu Jun 17 2010, 7:11 PM - 10:07 PM EDT Att: 11,683 - Partly Cloudy - 90 F						
15 Gaby Sanchez, R OBP: 0.359, SLG: 0.445										5	0	1	0	0	1	2							
2 Hanley Ramirez, R OBP: 0.367, SLG: 0.478										3	0	0	0	1	1	3							
3 Jorge Cantu, R OBP: 0.329, SLG: 0.456										3	0	0	0	1	1	2							
6 Dan Uggla, R OBP: 0.357, SLG: 0.498										3	2	2	0	1	1	1							
12 Cody Ross, R OBP: 0.337, SLG: 0.439										4	1	3	1	0	1	1							
27 Giancarlo Stanton, R OBP: 0.294, SLG: 0.323										4	0	0	0	0	2	4							
29 Ronny Paulino, R OBP: 0.337, SLG: 0.420										4	1	1	2	0	1	1							
47 Ricky Nolasco, R OBP: 0.120, SLG: 0.120										2	0	1	0	0	1	0							
1 Emilio Bonifacio, S										1	0	0	0	0	0	0							
64 Tim Wood, R										0	0	0	0	0	0	0							
34 Jorge Sosa, R										0	0	0	0	0	0	0							
18 Wes Helms, R OBP: 0.328, SLG: 0.450										1	0	0	0	0	1	0							
Inning Stats	R: 0 E: 0 K: 1 S: 16	H: 1 LOB: 1 BB: 0 P: 23	R: 3 E: 0 K: 2 S: 26	H: 5 LOB: 2 BB: 0 P: 34	R: 0 E: 0 K: 1 S: 10	H: 1 LOB: 1 BB: 1 P: 17	R: 0 E: 0 K: 2 S: 10	H: 0 LOB: 1 BB: 1 P: 15	R: 0 E: 0 K: 1 S: 10	H: 0 LOB: 1 BB: 2 P: 18	R: 0 E: 0 K: 2 S: 10	H: 0 LOB: 0 BB: 0 P: 15	R: 0 E: 0 K: 0 S: 5	H: 0 LOB: 0 BB: 0 P: 7	R: 1 E: 0 K: 0 S: 15	H: 2 LOB: 1 BB: 0 P: 20	R: 0 E: 0 K: 1 S: 12	H: 0 LOB: 0 BB: 0 P: 17	1B: 7 2B: 2 3B: 0 HR: 0	SF: 0 SAC: 0 DP: 1 HBP: 0	WP: 0 PB: 0 SB: 0 CS: 0	PA: 38	
PITCHER	IP WLS BF H R ER SO BB IBB HBP BLK WP HR S P ERA WHIP	IP WLS BF H R ER SO BB IBB HBP BLK WP HR S P ERA WHIP	IP WLS BF H R ER SO BB IBB HBP BLK WP HR S P ERA WHIP	IP WLS BF H R ER SO BB IBB HBP BLK WP HR S P ERA WHIP	IP WLS BF H R ER SO BB IBB HBP BLK WP HR S P ERA WHIP	IP WLS BF H R ER SO BB IBB HBP BLK WP HR S P ERA WHIP	IP WLS BF H R ER SO BB IBB HBP BLK WP HR S P ERA WHIP	IP WLS BF H R ER SO BB IBB HBP BLK WP HR S P ERA WHIP	IP WLS BF H R ER SO BB IBB HBP BLK WP HR S P ERA WHIP	IP WLS BF H R ER SO BB IBB HBP BLK WP HR S P ERA WHIP	IP WLS BF H R ER SO BB IBB HBP BLK WP HR S P ERA WHIP	IP WLS BF H R ER SO BB IBB HBP BLK WP HR S P ERA WHIP	IP WLS BF H R ER SO BB IBB HBP BLK WP HR S P ERA WHIP	IP WLS BF H R ER SO BB IBB HBP BLK WP HR S P ERA WHIP	IP WLS BF H R ER SO BB IBB HBP BLK WP HR S P ERA WHIP	IP WLS BF H R ER SO BB IBB HBP BLK WP HR S P ERA WHIP	IP WLS BF H R ER SO BB IBB HBP BLK WP HR S P ERA WHIP	IP WLS BF H R ER SO BB IBB HBP BLK WP HR S P ERA WHIP	IP WLS BF H R ER SO BB IBB HBP BLK WP HR S P ERA WHIP	IP WLS BF H R ER SO BB IBB HBP BLK WP HR S P ERA WHIP	IP WLS BF H R ER SO BB IBB HBP BLK WP HR S P ERA WHIP	IP WLS BF H R ER SO BB IBB HBP BLK WP HR S P ERA WHIP	IP WLS BF H R ER SO BB IBB HBP BLK WP HR S P ERA WHIP

Texas Rangers @ Florida Marlins
Sun Life Stadium, Miami, FL
Thu Jun 17 2010, 7:11 PM - 10:07 PM EDT
Att: 11,683 - Partly Cloudy - 90 F

AB	34
R	4
H	9
RBI	4
BB	4
SO	10
LOB	15



Batter	1	2	3	4	5	6	7	8	9	AB	R	H	RBI	BB	SO	LOB	TOP				
28 John Jaso, L (1,2) OBP: 0.409, SLG: 0.427										4	0	1	0	0	0	1					
13 Carl Crawford, L (1,7) OBP: 0.397, SLG: 0.492										3	1	2	1	0	0	0					
3 Evan Longoria, R (1,5) OBP: 0.382, SLG: 0.540										4	0	0	0	0	2	3					
23 Carlos Pena, L (1,3) OBP: 0.311, SLG: 0.417										4	0	1	0	0	2	0					
18 Ben Zobrist, S (1,9) OBP: 0.371, SLG: 0.434										4	0	1	0	0	2	1					
2 B.J. Upton, R (1,8) OBP: 0.321, SLG: 0.397										4	0	0	0	0	2	2					
1 Sean Rodriguez, R (1,4) OBP: 0.297, SLG: 0.425										3	0	0	0	0	1	1					
15 Reid Brignac, L (1,6) OBP: 0.347, SLG: 0.394										3	0	0	0	0	0	0					
14 David Price, L (1,1) OBP: 0.143, SLG: 0.143										2	0	1	0	0	1	0					
50 Grant Balfour, R (7,1) ERA: 1.8										0	0	0	0	0	0	0					
8 Jason Bartlett, R (8, PH) OBP: 0.320, SLG: 0.318										1	0	0	0	0	1	0					
53 Joaquin Benoit, R (8,1) ERA: 2.43										0	0	0	0	0	0	0					
Inning Stats	R: 0 E: 1 K: 1 S: 10	H: 0 LOB: 0 BB: 0 P: 12	R: 0 E: 0 K: 2 S: 11	H: 1 LOB: 1 BB: 0 P: 14	R: 0 E: 0 K: 1 S: 12	H: 0 LOB: 0 BB: 0 P: 14	R: 1 E: 0 K: 1 S: 10	H: 2 LOB: 1 BB: 0 P: 13	R: 0 E: 0 K: 2 S: 10	H: 0 LOB: 0 BB: 0 P: 14	R: 0 E: 0 K: 1 S: 11	H: 0 LOB: 0 BB: 0 P: 15	R: 0 E: 0 K: 1 S: 15	H: 2 LOB: 2 BB: 0 P: 20	R: 0 E: 0 K: 2 S: 7	H: 0 LOB: 0 BB: 0 P: 10	1B: 4 2B: 1 3B: 0 HR: 1	SF: 0 SAC: 0 DP: 0 HBP: 0	WP: 0 PB: 0 SB: 0 CS: 1	PA: 33	
PITCHER	IP	WLS	BF	H	R	ER	SO	BB	IBB	HBP	BLK	WP	HR	S	P	ERA	WHIP				
55 Josh Johnson, R (1,1) ERA: 1.8	8.0	W	30	6	1	1	9	0	0	0	0	0	1	88	117	1.12	0.750				
46 Juan Carlos Oviedo, R (9,1) ERA: 2.43	1.0	S	3	0	0	0	2	0	0	0	0	0	0	7	10	0.00	0.000				

Tampa Bay Rays @ Florida Marlins
Sun Life Stadium, Miami, FL
Sun Jun 20 2010, 1:12 PM - 3:36 PM EDT
Att: 15,374 - Partly Cloudy - 91 F

AB 32
R 1
H 6
RBI 1
BB 0
SO 11
LOB 8



Batter	1	2	3	4	5	6	7	8	9	AB	R	H	RBI	BB	SO	LOB	BOTTOM				
8 Chris Coghlan, L (1,7) OBP: 0.337, SLG: 0.402										4	1	0	0	0	1	0					
15 Gaby Sanchez, R (1,3) OBP: 0.383, SLG: 0.456										4	0	2	1	0	0	0					
6 Dan Uggla, R (1,4) OBP: 0.361, SLG: 0.486										3	0	0	0	1	1	1					
29 Ronny Paulino, R (1,2) OBP: 0.346, SLG: 0.422										4	0	0	0	0	1	3					
12 Cody Ross, R (1,8) OBP: 0.339, SLG: 0.436										3	2	2	0	1	0	0					
18 Wes Helms, R (1,5) OBP: 0.333, SLG: 0.477										4	1	2	2	0	1	1					
27 Giancarlo Stanton, R (1,9) OBP: 0.299, SLG: 0.372										4	0	1	1	0	2	2					
30 Brian Barden, R (1,6) OBP: 0.300, SLG: 0.192										3	0	0	0	0	1	2					
55 Josh Johnson, L (1,1) OBP: 0.188, SLG: 0.161										3	0	0	0	0	3	0					
46 Juan Carlos Oviedo, R (9,1) ERA: 0.5										0	0	0	0	0	0	0					
Inning Stats	R: 0 E: 0 K: 1 S: 9	H: 0 LOB: 0 BB: 0 P: 12	R: 1 E: 0 K: 1 S: 13	H: 1 LOB: 1 BB: 1 P: 22	R: 0 E: 0 K: 3 S: 15	H: 1 LOB: 2 BB: 1 P: 25	R: 0 E: 0 K: 1 S: 13	H: 1 LOB: 0 BB: 0 P: 20	R: 1 E: 1 K: 1 S: 11	H: 1 LOB: 1 BB: 0 P: 11	R: 2 E: 0 K: 2 S: 13	H: 2 LOB: 0 BB: 0 P: 18	R: 0 E: 0 K: 0 S: 10	H: 0 LOB: 0 BB: 0 P: 17	R: 0 E: 0 K: 1 S: 11	H: 1 LOB: 1 BB: 0 P: 19	1B: 4 2B: 1 3B: 1 HR: 1	SF: 0 SAC: 0 DP: 0 HBP: 0	WP: 0 PB: 0 SB: 1 CS: 0	PA: 34	
PITCHER	IP	WLS	BF	H	R	ER	SO	BB	IBB	HBP	BLK	WP	HR	S	P	ERA	WHIP				
14 David Price, L (1,1) ERA: 2.45	6.0	L	27	6	4	3	9	2	0	0	0	0	0	74	108	4.50	1.333				
50 Grant Balfour, R (7,1) ERA: 1.74	1.0		3	0	0	0	0	0	0	0	0	0	0	10	17	0.00	0.000				
53 Joaquin Benoit, R (8,1) ERA: 0.5	1.0		4	1	0	0	1	0	0	0	0	0	0	11	19	0.00	1.000				

Tampa Bay Rays @ Florida Marlins
Sun Life Stadium, Miami, FL
Sun Jun 20 2010, 1:12 PM - 3:36 PM EDT
Att: 15,374 - Partly Cloudy - 91 F

AB 32
R 4
H 7
RBI 4
BB 2
SO 10
LOB 9



Batter	1	2	3	4	5	6	7	8	9	AB	R	H	RBI	BB	SO	LOB	TOP				
18 Tony Gwynn Jr., L (1,8) OBP: 0.316, SLG: 0.322	F7		B5-3		G5-3			G3		4	0	0	0	0	0	0					
22 David Eckstein, R (1,4) OBP: 0.323, SLG: 0.352	G4-3							G5-3		4	1	2	0	0	0	0					
23 Adrián González, L (1,3) OBP: 0.406, SLG: 0.559								G4-3		4	0	2	1	0	0	1					
12 Scott Hairston, R (1,7) OBP: 0.321, SLG: 0.380 21 Heath Bell, R (9,1)	F9							G4-3		3	0	0	0	0	1	1	2				
7 Chase Headley, S (1,5) OBP: 0.309, SLG: 0.351	G4-3							F7		4	0	0	0	0	1	3					
25 Will Venable, L (1,9) OBP: 0.309, SLG: 0.408	K							K		4	0	0	0	0	3	3					
4 Nick Hundley, R (1,2) OBP: 0.341, SLG: 0.425	K							K		3	0	0	0	0	2	0					
15 Jerry Hairston, R (1,6) OBP: 0.284, SLG: 0.343								K		3	1	1	0	0	1	0					
27 Jon Garland, R (1,1) OBP: 0.226, SLG: 0.148 57 Luke Gregerson, L (7,1) 37 Mike Adams, R (8,1) 13 Chris Denorfia, R (9,7) OBP: 0.295, SLG: 0.296								K		2	0	0	1	0	2	0					
								K		0	0	0	0	0	0	0					
								K		0	0	0	0	0	0	0					
								K		0	0	0	0	0	0	0					
Inning Stats	R: 0 H: 1 E: 0 K: 0 S: 10	H: 1 LOB: 1 BB: 0 P: 15	R: 0 H: 0 E: 0 K: 2 S: 8	H: 0 LOB: 0 BB: 0 P: 9	R: 0 H: 0 E: 0 K: 1 S: 8	H: 0 LOB: 0 BB: 0 P: 9	R: 1 H: 2 E: 0 K: 1 S: 12	H: 1 LOB: 1 BB: 0 P: 16	R: 0 H: 0 E: 0 K: 2 S: 17	H: 0 LOB: 0 BB: 1 P: 25	R: 0 H: 0 E: 0 K: 2 S: 10	H: 0 LOB: 0 BB: 0 P: 15	R: 0 H: 0 E: 0 K: 1 S: 8	H: 0 LOB: 0 BB: 0 P: 11	R: 0 H: 0 E: 0 K: 1 S: 8	H: 0 LOB: 0 BB: 0 P: 8	1B: 3 2B: 1 3B: 1 HR: 0	SF: 1 SAC: 0 DP: 0 HBP: 0	WP: 0 PB: 0 SB: 0 CS: 0	PA: 33	
PITCHER	IP	WLS	BF	H	R	ER	SO	BB	IBB	HBP	BLK	WP	HR	S	P	ERA	WHIP				
55 Josh Johnson, R (1,1) ERA: 1.83	8.0	L	30	5	2	2	9	1	0	0	0	0	0	85	118	2.25	0.750				
44 Brian Sanchez, R (9,1) ERA: 2.86	1.0		3	0	0	0	1	0	0	0	0	0	0	8	8	0.00	0.000				

San Diego Padres @ Florida Marlins
Sun Life Stadium, Miami, FL
Sat Jun 26 2010, 7:13 PM - 10:00 PM EDT
Att: 22,495 - Cloudy - 86 F

AB	31
R	2
H	5
RBI	2
BB	1
SO	10
LOB	9



Batter	1	2	3	4	5	6	7	8	9	AB	R	H	RBI	BB	SO	LOB	BOTTOM					
8 Chris Coghlan, L (1,7) OBP: 0.340, SLG: 0.404	G4-3		K			F8		15B		4	0	1	0	0	1	0						
15 Gaby Sanchez, R (1,3) OBP: 0.377, SLG: 0.479			K			G6-3		1B		4	0	2	0	0	1	0						
2 Hanley Ramirez, R (1,6) OBP: 0.381, SLG: 0.491	F9							1B		3	0	0	0	1	1	3						
3 Jorge Cantu, R (1,5) OBP: 0.315, SLG: 0.432	K					G6-3		K		4	0	0	0	0	2	3						
6 Dan Uggla, R (1,4) OBP: 0.358, SLG: 0.472						G5-3		G6-3		4	1	2	0	0	0	0						
12 Cody Ross, R (1,8) OBP: 0.338, SLG: 0.428						G6-3		27 WP		4	0	2	0	0	0	1						
29 Ronny Paulino, R (1,2) OBP: 0.551, SLG: 0.832 1 Emilio Bonifácio, S (7,PR) 9 Brett Hayes, R (8,2) OBP: 0.292, SLG: 0.238								1B		3	0	1	0	0	0	2						
27 Giancarlo Stanton, R (1,9) OBP: 0.279, SLG: 0.311								K		1	0	0	0	0	1	1						
55 Josh Johnson, L (1,1) OBP: 0.176, SLG: 0.152 13 Mike Lamb, L (8,PH) 44 Brian Sanchez, R (9,1) ERA: 1.93								K		3	0	0	1	0	3	3						
								1B		2	0	0	0	0	0	1						
								L9		1	0	0	0	0	0	0						
										0	0	0	0	0	0	0						
Inning Stats	R: 0 H: 1 E: 0 K: 1 S: 10	H: 2 LOB: 1 BB: 0 P: 13	R: 1 H: 2 E: 0 K: 0 S: 17	H: 2 LOB: 1 BB: 0 P: 25	R: 0 H: 0 E: 0 K: 2 S: 10	H: 0 LOB: 0 BB: 0 P: 17	R: 0 H: 0 E: 0 K: 0 S: 13	H: 0 LOB: 0 BB: 0 P: 15	R: 0 H: 0 E: 0 K: 1 S: 7	H: 0 LOB: 0 BB: 0 P: 11	R: 0 H: 0 E: 0 K: 0 S: 6	H: 0 LOB: 0 BB: 1 P: 13	R: 0 H: 2 E: 0 K: 1 S: 13	H: 2 LOB: 2 BB: 0 P: 18	R: 0 H: 2 E: 0 K: 2 S: 13	H: 2 LOB: 2 BB: 0 P: 18	R: 0 H: 1 E: 0 K: 2 S: 12	H: 1 LOB: 1 BB: 0 P: 15	1B: 8 2B: 0 3B: 0 HR: 0	SF: 1 SAC: 0 DP: 0 HBP: 0	WP: 1 PB: 0 SB: 0 CS: 1	PA: 36
PITCHER	IP	WLS	BF	H	R	ER	SO	BB	IBB	HBP	BLK	WP	HR	S	P	ERA	WHIP					
27 Jon Garland, R (1,1) ERA: 3.13	6.2	W	24	4	1	1	4	1	0	0	0	0	0	71	106	1.35	0.750					
57 Luke Gregerson, R (7,1) ERA: 1.64	0.1	H	2	1	0	0	1	0	0	0	0	0	0	5	6	0.00	3.000					
37 Mike Adams, R (8,1) ERA: 2.25	1.0	H	5	2	0	0	2	0	0	0	0	0	0	13	18	0.00	2.000					
21 Heath Bell, R (9,1) ERA: 1.93	1.0	S	4	1	0	0	2	0	0	0	0	1	0	12	15	0.00	1.000					

San Diego Padres @ Florida Marlins
Sun Life Stadium, Miami, FL
Sat Jun 26 2010, 7:13 PM - 10:00 PM EDT
Att: 22,495 - Cloudy - 86 F

AB	33
R	1
H	8
RBI	1
BB	1
SO	9
LOB	14



Batter	1	2	3	4	5	6	7	8	9	AB	R	H	RBI	BB	SO	LOB	TOP					
18 Tony Gwynn Jr., L (1.8) OBP: 0.322, SLG: 0.326										4	0	2	0	1	0	2	San Diego Padres @ Florida Marlins Sun Life Stadium, Miami, FL Sun Jun 27 2010, 1:10 PM - 4:08 PM EDT Att: 16,044 - Partly Cloudy - 91 F					
22 David Eckstein, R (1.4) OBP: 0.324, SLG: 0.350										4	1	1	0	1	1	2						
23 Adrián González, L (1.3) OBP: 0.399, SLG: 0.549										5	1	0	0	0	0	3						
7 Chase Headley, S (1.5) OBP: 0.312, SLG: 0.350										3	0	1	1	1	0	0						
8 Yorvit Torrealba, R (1.2) OBP: 0.338, SLG: 0.359										4	1	2	0	0	0	1						
25 Will Venable, L (1.9) OBP: 0.288, SLG: 0.421										3	1	1	3	0	1	0						
13 Chris Denorfia, R (1.7) OBP: 0.308, SLG: 0.301										2	0	1	0	1	0	0						
58 Ryan Webb, R (6.1) OBP: 0.292, SLG: 0.299										1	0	0	0	0	0	0						
45 Edward Mujica, R (8.1) OBP: 0.259, SLG: 0.269										3	0	0	0	1	0	3						
1 Everth Cabrera, S (1.6) OBP: 0.259, SLG: 0.269										1	0	0	0	0	0	0						
38 Mat Latos, R (1.1) OBP: 0.167, SLG: 0.250										2	0	0	0	0	0	0						
28 Aaron Cunningham, R (6.7) OBP: 0.280, SLG: 0.459										2	0	0	0	0	0	0						
Inning Stats	R: 1 E: 0 K: 0 S: 13	H: 1 LOB: 1 BB: 1 P: 19	R: 0 E: 0 K: 1 S: 9	H: 1 LOB: 2 BB: 1 P: 16	R: 0 E: 0 K: 0 S: 7	H: 0 LOB: 0 BB: 0 P: 9	R: 0 E: 0 K: 0 S: 7	H: 0 LOB: 0 BB: 0 P: 11	R: 0 E: 1 K: 0 S: 10	H: 1 LOB: 1 BB: 0 P: 13	R: 1 E: 1 K: 0 S: 7	H: 1 LOB: 2 BB: 2 P: 17	R: 0 E: 0 K: 0 S: 9	H: 2 LOB: 0 BB: 0 P: 12	R: 2 E: 0 K: 0 S: 13	H: 2 LOB: 0 BB: 0 P: 20	R: 0 E: 0 K: 1 S: 7	H: 0 LOB: 1 BB: 1 P: 11	1B: 7 2B: 0 3B: 0 HR: 1	SF: 1 SAC: 1 DP: 1 HBP: 0	WP: 0 PB: 0 SB: 0 CS: 1	PA: 39
PITCHER	IP WLS BF H R ER SO BB IBB HBP BLK WP HR S P ERA WHIP																					
19 Anibal Sánchez, R (1.1) ERA: 3.18	6.0	26	4	2	1	1	3	1	0	0	0	0	0	53	85	1.50	1.167					
64 Tim Wood, R (7.1) ERA: 5.16	0.2	3	2	0	0	0	0	0	0	0	0	0	0	8	11	0.00	3.000					
57 Taylor Tankersley, L (7.1) ERA: 4.05	0.2	2	0	0	0	0	0	0	0	0	0	0	4	5	0.00	0.000						
44 Brian Sanches, R (8.1) ERA: 3.57	0.2	L 4	2	2	2	0	0	0	0	0	0	1	10	16	27.00	3.000						
46 Juan Carlos Oviedo, R (9.1) ERA: 2.27	1.0	4	0	0	0	1	1	0	0	0	0	0	7	11	0.00	1.000						

AB	32
R	4
H	8
RBI	4
BB	5
SO	2
LOB	11



Batter	1	2	3	4	5	6	7	8	9	AB	R	H	RBI	BB	SO	LOB	BOTTOM					
8 Chris Coghlan, L (1.7) OBP: 0.338, SLG: 0.400										5	1	1	0	0	2	3	San Diego Padres @ Florida Marlins Sun Life Stadium, Miami, FL Sun Jun 27 2010, 1:10 PM - 4:08 PM EDT Att: 16,044 - Partly Cloudy - 91 F					
15 Gaby Sanchez, R (1.3) OBP: 0.374, SLG: 0.472										4	0	0	0	1	1	1						
2 Hanley Ramirez, R (1.6) OBP: 0.383, SLG: 0.489										3	0	1	0	1	0	1						
3 Jorge Cantu, R (1.5) OBP: 0.317, SLG: 0.433										4	0	2	1	0	1	2						
6 Dan Uggla, R (1.4) OBP: 0.356, SLG: 0.473										4	0	1	0	0	0	4						
12 Cody Ross, R (1.9) OBP: 0.340, SLG: 0.431										3	1	1	0	1	1	1						
29 Ronny Paulino, R (1.2) OBP: 0.354, SLG: 0.428										2	0	0	0	2	0	1						
1 Emilio Bonifacio, S (1.8) OBP: 0.250, SLG: 0.250										4	0	3	1	0	0	0						
19 Anibal Sánchez, R (1.1) ERA: 2.85	5.2	25	6	1	1	0	4	0	0	0	0	0	0	0	0	2						
58 Ryan Webb, R (6.1) ERA: 1.27	1.1	W 7	3	1	1	0	1	0	0	0	0	0	0	0	0	2						
45 Edward Mujica, R (8.1) ERA: 2.84	1.0	H 3	0	0	0	0	0	0	0	0	0	0	0	0	0	0						
57 Luke Gregerson, R (9.1) ERA: 1.6	1.0	S 3	0	0	0	2	0	0	0	0	0	0	0	0	0	0						
Inning Stats	R: 0 E: 0 K: 0 S: 11	H: 1 LOB: 1 BB: 0 P: 15	R: 0 E: 0 K: 3 S: 16	H: 2 LOB: 3 BB: 1 P: 25	R: 0 E: 0 K: 1 S: 11	H: 0 LOB: 1 BB: 1 P: 21	R: 0 E: 0 K: 1 S: 11	H: 1 LOB: 1 BB: 1 P: 17	R: 0 E: 0 K: 0 S: 7	H: 0 LOB: 0 BB: 0 P: 11	R: 1 E: 0 K: 0 S: 14	H: 3 LOB: 2 BB: 1 P: 23	R: 1 E: 0 K: 0 S: 9	H: 2 LOB: 1 BB: 1 P: 17	R: 0 E: 0 K: 0 S: 6	H: 0 LOB: 0 BB: 0 P: 9	R: 0 E: 0 K: 2 S: 12	H: 0 LOB: 0 BB: 0 P: 15	1B: 7 2B: 3 3B: 0 HR: 0	SF: 0 SAC: 0 DP: 3 HBP: 0	WP: 1 PB: 0 SB: 1 CS: 0	PA: 38
PITCHER	IP WLS BF H R ER SO BB IBB HBP BLK WP HR S P ERA WHIP																					
38 Mat Latos, R (1.1) ERA: 2.85	5.2	25	6	1	1	0	4	0	0	0	0	0	0	0	0	2						
58 Ryan Webb, R (6.1) ERA: 1.27	1.1	W 7	3	1	1	0	1	0	0	0	0	0	0	0	0	2						
45 Edward Mujica, R (8.1) ERA: 2.84	1.0	H 3	0	0	0	0	0	0	0	0	0	0	0	0	0	0						
57 Luke Gregerson, R (9.1) ERA: 1.6	1.0	S 3	0	0	0	2	0	0	0	0	0	0	0	0	0	0						

AB	33
R	2
H	9
RBI	2
BB	5
SO	7
LOB	19



Batter	1	2	3	4	5	6	7	8	9	AB	R	H	RBI	BB	SO	LOB	TOP					
7 José Reyes, S OBP: 0.323, SLG: 0.420										4	0	1	0	0	2	1						
27 Jesús Feliciano, L OBP: 0.270, SLG: 0.306										4	0	0	0	0	0	1						
5 David Wright, R OBP: 0.388, SLG: 0.542										4	1	2	0	0	1	0						
29 Ike Davis, L OBP: 0.340, SLG: 0.442										4	0	0	0	0	2	2						
44 Jason Bay, R OBP: 0.367, SLG: 0.448										4	2	2	3	0	2	1						
12 Jeff Francoeur, R OBP: 0.317, SLG: 0.420										3	0	0	0	0	2	0						
4 Henry Blanco, R OBP: 0.333, SLG: 0.408										2	0	0	0	0	0	0						
30 Josh Thole, L OBP: 0.250, SLG: 0.250										1	0	1	0	0	0	0						
11 Rubén Tejada, R OBP: 0.308, SLG: 0.317										3	0	0	0	0	2	1						
43 R.A. Dickey, R OBP: 0.333, SLG: 0.273										1	0	0	0	0	0	0						
13 Alex Cora, L OBP: 0.294, SLG: 0.274										1	0	0	0	0	1	0						
38 Fernando Nieve, R										0	0	0	0	0	0	1						
23 Chris Carter, L										1	0	0	0	0	0	1						
18 Ryota Igarashi, R										0	0	0	0	0	0	0						
Inning Stats	R: 0 E: 0 K: 1 S: 8	H: 1 LOB: 0 BB: 0 P: 13	R: 1 E: 0 K: 1 S: 12	H: 1 LOB: 0 BB: 0 P: 15	R: 0 E: 0 K: 0 S: 7	H: 0 LOB: 0 BB: 0 P: 8	R: 0 E: 0 K: 1 S: 11	H: 0 LOB: 0 BB: 0 P: 13	R: 0 E: 0 K: 2 S: 9	H: 0 LOB: 0 BB: 0 P: 17	R: 0 E: 0 K: 3 S: 12	H: 0 LOB: 0 BB: 0 P: 16	R: 2 E: 0 K: 1 S: 10	H: 2 LOB: 1 BB: 0 P: 16	R: 0 E: 0 K: 2 S: 9	H: 1 LOB: 1 BB: 0 P: 14	R: 0 E: 0 K: 1 S: 13	H: 1 LOB: 0 BB: 0 P: 21	1B: 4 2B: 0 3B: 0 HR: 2	SF: 0 SAC: 0 DP: 0 HBP: 0	WP: 0 PB: 0 CS: 0	PA: 32
PITCHER	IP: 7.0 WLS: W BF: 24 ERA: 4.84	H: 4 R: 3 ER: 3 SO: 9	BB: 0 IBB: 0 HBP: 0 BLK: 0	WP: 0 HR: 2 S: 69 P: 98	ERA: 3.86 WHIP: 0.571	IP: 1.0 WLS: 4 BF: 1 ERA: 3.42	H: 1 R: 0 ER: 0 SO: 2	BB: 0 IBB: 0 HBP: 0 BLK: 0	WP: 0 HR: 9 S: 14 P: 14	ERA: 0.00 WHIP: 1.000	IP: 1.0 WLS: 4 BF: 1 ERA: 9.82	H: 1 R: 0 ER: 0 SO: 1	BB: 0 IBB: 0 HBP: 0 BLK: 0	WP: 0 HR: 13 S: 21 P: 21	ERA: 0.00 WHIP: 1.000							

New York Mets @ Florida Marlins
Hiram Bithorn Stadium, San Juan, PR
Mon Jun 28 2010, 7:12 PM - 9:49 PM EDT
Att: 18,073 - Partly Cloudy - 84 F

AB 32
R 3
H 6
RBI 3
BB 0
SO 12
LOB 7



Batter	1	2	3	4	5	6	7	8	9	AB	R	H	RBI	BB	SO	LOB	BOTTOM					
8 Chris Coghlan, L OBP: 0.345, SLG: 0.413										3	3	2	1	1	0	0						
15 Gaby Sanchez, R OBP: 0.373, SLG: 0.474										3	1	1	2	0	0	0						
44 Brian Sanches, R										0	0	0	0	0	0	0						
43 Jose Veras, R										4	1	1	2	0	0	0						
2 Hanley Ramirez, R OBP: 0.381, SLG: 0.489										4	1	1	2	0	0	0						
3 Jorge Cantu, R OBP: 0.313, SLG: 0.427										4	0	0	0	0	2	2						
6 Dan Uggla, R OBP: 0.352, SLG: 0.466										4	0	0	0	0	0	2						
12 Cody Ross, R OBP: 0.345, SLG: 0.446										4	2	3	2	0	1	0						
29 Ronny Paulino, R OBP: 0.352, SLG: 0.421										3	1	0	0	1	1	1						
27 Giancarlo Stanton, R OBP: 0.278, SLG: 0.354										4	1	1	3	0	0	0						
47 Ricky Nolasco, R OBP: 0.148, SLG: 0.185										2	1	1	0	0	0	0						
1 Emilio Bonifacio, S OBP: 0.231, SLG: 0.251										1	0	0	0	0	0	0						
18 Wes Helms, R OBP: 0.312, SLG: 0.426										1	0	0	0	0	1	0						
Inning Stats	R: 1 E: 1 K: 0 S: 13	H: 0 LOB: 1 BB: 1 P: 22	R: 0 E: 0 K: 2 S: 13	H: 0 LOB: 0 BB: 0 P: 15	R: 4 E: 0 K: 1 S: 17	H: 5 LOB: 1 BB: 0 P: 25	R: 0 E: 0 K: 0 S: 5	H: 0 LOB: 0 BB: 0 P: 8	R: 0 E: 0 K: 0 S: 7	H: 0 LOB: 0 BB: 0 P: 9	R: 1 E: 0 K: 0 S: 9	H: 1 LOB: 0 BB: 0 P: 17	R: 1 E: 0 K: 0 S: 8	H: 1 LOB: 0 BB: 0 P: 13	R: 3 E: 0 K: 2 S: 15	H: 2 LOB: 0 BB: 1 P: 25	R: 0 E: 0 K: 2 S: 13	H: 1 LOB: 1 BB: 0 P: 21	1B: 3 2B: 3 3B: 0 HR: 3	SF: 0 SAC: 1 DP: 0 HBP: 0	WP: 1 PB: 0 CS: 0	PA: 36
PITCHER	IP: 5.0 WLS: L BF: 22 ERA: 2.98	H: 5 R: 5 ER: 5 SO: 3	BB: 1 IBB: 0 HBP: 0 BLK: 0	WP: 1 HR: 1 S: 55 P: 79	ERA: 9.00 WHIP: 1.200	IP: 2.0 WLS: 8 BF: 2 ERA: 5.61	H: 2 R: 2 ER: 2 SO: 0	BB: 0 IBB: 0 HBP: 0 BLK: 0	WP: 2 HR: 17 S: 30 P: 30	ERA: 9.00 WHIP: 1.000	IP: 1.0 WLS: 6 BF: 2 ERA: 8.64	H: 2 R: 3 ER: 3 SO: 2	BB: 1 IBB: 0 HBP: 0 BLK: 0	WP: 0 HR: 15 S: 25 P: 25	ERA: 27.00 WHIP: 3.000							

New York Mets @ Florida Marlins
Hiram Bithorn Stadium, San Juan, PR
Mon Jun 28 2010, 7:12 PM - 9:49 PM EDT
Att: 18,073 - Partly Cloudy - 84 F

AB 33
R 10
H 9
RBI 10
BB 2
SO 5
LOB 5



Batter	1	2	3	4	5	6	7	8	9	AB	R	H	RBI	BB	SO	LOB	TOP	
8 Chris Coghlan, L (1,7) OBP: 0.347, SLG: 0.415	F7		G3		K		1B		G6-3	5	0	1	0	0	1	0		
15 Gaby Sanchez, R (1,3) OBP: 0.377, SLG: 0.484	1B		F8			1B	BB			3	0	2	0	1	0	0		
2 Hanley Ramirez, R (1,6) OBP: 0.383, SLG: 0.502	K			P3		K	K			4	0	0	0	0	3	4		
3 Jorge Cantu, R (1,5) OBP: 0.318, SLG: 0.434	G3			HBP		1B				3	0	1	0	0	0	1		
6 Dan Uggla, R (1,4) OBP: 0.356, SLG: 0.471		P6		1B		BB				3	0	2	0	1	0	0		
12 Cody Ross, R (1,8) OBP: 0.346, SLG: 0.437		HBP		G5-3		K				3	1	1	0	0	1	5		
29 Ronny Paulino, R (1,2) OBP: 0.343, SLG: 0.407		E4		G6-3		K				4	0	0	0	0	1	7		
27 Giancarlo Stanton, R (1,9) OBP: 0.258, SLG: 0.317		G1-6-3		G4-3		K				4	0	0	0	0	2	1		
19 Anibal Sánchez, R (1,1) OBP: 0.310, SLG: 0.200				F9		K				2	0	0	0	0	1	0		
1 Emilio Bonifacio, S (7,PH) OBP: 0.159, SLG: 0.189										1	0	0	0	0	1	0		
43 Jose Veras, R (7,1)										0	0	0	0	0	0	0		
18 Wes Helms, R (9,PH) OBP: 0.310, SLG: 0.419										1	0	0	0	0	1	0		
Inning Stats	R: 0 E: 0 K: 1 S: 11	H: 1 LOB: 1 BB: 0 P: 14	R: 1 E: 1 K: 0 S: 11	H: 0 LOB: 0 BB: 0 P: 17	R: 0 E: 0 K: 0 S: 7	H: 0 LOB: 2 BB: 0 P: 9	R: 0 E: 0 K: 2 S: 10	H: 2 LOB: 3 BB: 1 P: 16	R: 0 E: 0 K: 3 S: 16	H: 1 LOB: 2 BB: 1 P: 20	R: 0 E: 0 K: 0 S: 5	H: 2 LOB: 1 BB: 0 P: 9	R: 0 E: 0 K: 2 S: 8	H: 0 LOB: 0 BB: 0 P: 9	1B: 7 2B: 0 3B: 0 HR: 0	SF: 0 SAC: 0 DP: 2 HBP: 2	WP: 0 PB: 0 CS: 1	PA: 37
PITCHER	IP WLS BF H R ER SO BB IBB HBP BLK WP HR S P ERA WHIP																	
48 Tommy Hanson, R (1,1) ERA: 4.19	6.2 W 29 5 1 0 8 2 0 2 0 0 0 0 3 3 0.00 1.050																	
58 Peter Moylan, R (7,1) ERA: 3.09	0.1 H 1 0 0 0 1 0 0 0 0 0 0 0 3 3 0.00 0.000																	
40 Takashi Saito, R (8,1) ERA: 3.56	1.0 H 4 2 0 0 0 0 0 0 0 0 0 0 5 9 0.00 2.000																	
13 Billy Wagner, L (9,1) ERA: 1.35	1.0 S 3 0 0 0 2 0 0 0 0 0 0 0 8 9 0.00 0.000																	

Florida Marlins @ Atlanta Braves
Turner Field, Atlanta, GA
Sat Jul 03 2010, 4:11 PM - 6:56 PM EDT
Att: 30,148 - Cloudy - 82 F

AB 33
R 1
H 7
RBI 0
BB 2
SO 11
LOB 18



Batter	1	2	3	4	5	6	7	8	9	AB	R	H	RBI	BB	SO	LOB	BOTTOM			
14 Martín Prado, R (1,4) OBP: 0.375, SLG: 0.482	G4-3		G4-3	F9			1B			4	0	1	0	0	0	1				
53 Melky Cabrera, S (1,9) OBP: 0.316, SLG: 0.329	1B		G4-3		K		K2-3			4	0	1	0	0	2	1				
10 Chipper Jones, S (1,5) OBP: 0.380, SLG: 0.380	F9			BB	F7		K			3	1	0	0	1	1	2				
16 Brian McCann, L (1,2) OBP: 0.379, SLG: 0.435	1B			BB	F8			L9		4	1	2	0	0	0	0				
20 Eric Hinske, L (1,3) OBP: 0.348, SLG: 0.488	FC4-6			1B		G5-3		G3		4	0	0	0	0	1	4				
4 Omar Infante, R (1,7) OBP: 0.343, SLG: 0.378				1B		G6-3		K		4	1	2	1	0	1	0				
19 Yunel Escobar, R (1,6) OBP: 0.348, SLG: 0.292		L9		1B						2	1	1	1	1	0	1				
1 Grégor Blanco, L (1,8) OBP: 0.468, SLG: 0.450		K			1B		G1-3			3	0	1	2	0	1	2				
48 Tommy Hanson, R (1,1) OBP: 0.129, SLG: 0.133					SH1					1	0	0	0	0	1	0				
58 Peter Moylan, R (7,1) ERA: 3.35										0	0	0	0	0	0	0				
23 Matt Diaz, R (7,PH) OBP: 0.222, SLG: 0.237										1	0	0	0	0	0	0				
40 Takashi Saito, L (8,1)										0	0	0	0	0	0	0				
13 Billy Wagner, L (9,1) ERA: 6.17										0	0	0	0	0	0	0				
Inning Stats	R: 0 E: 0 K: 0 S: 15	H: 2 LOB: 2 BB: 0 P: 24	R: 0 E: 0 K: 1 S: 9	H: 1 LOB: 1 BB: 0 P: 14	R: 0 E: 0 K: 1 S: 8	H: 0 LOB: 0 BB: 0 P: 12	R: 4 E: 0 K: 1 S: 17	H: 4 LOB: 1 BB: 1 P: 26	R: 0 E: 0 K: 1 S: 8	H: 0 LOB: 0 BB: 0 P: 14	R: 0 E: 0 K: 0 S: 11	H: 0 LOB: 1 BB: 1 P: 18	R: 0 E: 0 K: 2 S: 13	H: 1 LOB: 1 BB: 0 P: 18	R: 0 E: 0 K: 1 S: 11	H: 0 LOB: 0 BB: 0 P: 14	1B: 7 2B: 2 3B: 0 HR: 0	SF: 0 SAC: 1 DP: 1 HBP: 0	WP: 1 PB: 0 CS: 1	PA: 33
PITCHER	IP WLS BF H R ER SO BB IBB HBP BLK WP HR S P ERA WHIP																			
19 Anibal Sánchez, R (1,1) ERA: 3.35	6.0 L 26 7 4 4 0 3 2 0 0 0 0 1 0 24 32 0.00 0.500																			
43 Jose Veras, R (7,1) ERA: 6.17	2.0 7 1 0 0 3 0 0 0 0 0 1 0 24 32 0.00 0.500																			

Florida Marlins @ Atlanta Braves
Turner Field, Atlanta, GA
Sat Jul 03 2010, 4:11 PM - 6:56 PM EDT
Att: 30,148 - Cloudy - 82 F

AB 30
R 4
H 8
RBI 4
BB 2
SO 7
LOB 11



Batter	1	2	3	4	5	6	7	8	9	AB	R	H	RBI	BB	SO	LOB	TOP								
8 Chris Coghlan, L (1,7) OBP: 0.346, SLG: 0.414										3	1	1	0	1	1	0	Florida Marlins @ Atlanta Braves Turner Field, Atlanta, GA Sun Jul 04 2010, 5:09 PM - 8:02 PM EDT Att: 44,163 - Partly Cloudy - 85 F								
15 Gaby Sanchez, R (1,3) OBP: 0.376, SLG: 0.481										4	0	1	0	0	1	1									
2 Hanley Ramirez, R (1,6) OBP: 0.382, SLG: 0.498										4	1	1	0	0	1	3									
3 Jorge Cantu, R (1,5) OBP: 0.315, SLG: 0.428										4	0	0	0	0	0	5									
6 Dan Uggla, R (1,4) OBP: 0.358, SLG: 0.482										4	1	2	3	0	1	0									
12 Cody Ross, R (1,9) OBP: 0.341, SLG: 0.431										4	0	0	0	0	1	1									
1 Emilio Bonifacio, S (1,8)										4	0	1	0	0	1	0		AB 33 R 3 H 7 RBI 3 BB 1 SO 8 LOB 11							
9 Brett Hayes, R (1,2) OBP: 0.286, SLG: 0.240										4	0	1	0	0	0	1									
47 Ricky Nolasco, R (1,1) ERA: 4.89										2	0	0	0	0	0	0									
22 Dornier Murphy, R (8,PH)										0	0	0	0	0	0	0									
32 Clay Hensley, R (8,1)										0	0	0	0	0	0	0									
57 Taylor Tankersley, L (8,1)										0	0	0	0	0	0	0									
64 Tim Wood, R (8,1)										0	0	0	0	0	0	0									
46 Juan Carlos Oviedo, R (9,1)										0	0	0	0	0	0	0									
Inning Stats	R: 2 H: 3 E: 0 K: 1 S: 16	H: 3 LOB: 1 BB: 0 P: 24	R: 0 H: 0 E: 0 K: 1 S: 9	H: 0 LOB: 0 BB: 0 P: 11	R: 0 H: 0 E: 0 K: 1 S: 5	H: 0 LOB: 0 BB: 0 P: 6	R: 1 H: 1 E: 0 K: 1 S: 11	H: 1 LOB: 0 BB: 0 P: 16	R: 0 H: 0 E: 0 K: 0 S: 6	H: 0 LOB: 0 BB: 0 P: 12	R: 0 H: 0 E: 0 K: 0 S: 6	H: 0 LOB: 0 BB: 0 P: 9	R: 0 H: 0 E: 0 K: 1 S: 6	H: 0 LOB: 0 BB: 0 P: 10	R: 0 H: 2 E: 0 K: 1 S: 12	H: 2 LOB: 3 BB: 1 P: 20	R: 0 H: 1 E: 0 K: 1 S: 14		H: 1 LOB: 1 BB: 0 P: 20	1B: 6 2B: 0 3B: 0 HR: 1	SF: 0 SAC: 1 DP: 0 HBP: 0	WP: 0 PB: 0 SB: 1 CS: 0	PA: 35		
PITCHER	IP WLS BF H R ER SO BB IBB HBP BLK WP HR S P ERA WHIP	8.0 L 31 6 3 3 7 1 0 0 0 0 1 74 108 3.38 0.875	1.0 4 1 0 0 1 0 0 0 0 0 0 14 20 0.00 1.000											15 Tim Hudson, R (1,1) ERA: 2.44	58 Peter Moylan, R (9,1) ERA: 3.0										

Batter	1	2	3	4	5	6	7	8	9	AB	R	H	RBI	BB	SO	LOB	BOTTOM														
14 Martín Prado, R (1,4) OBP: 0.374, SLG: 0.480										4	1	1	0	0	1	1	Florida Marlins @ Atlanta Braves Turner Field, Atlanta, GA Sun Jul 04 2010, 5:09 PM - 8:02 PM EDT Att: 44,163 - Partly Cloudy - 85 F														
1 Grégor Blanco, L (1,8) OBP: 0.451, SLG: 0.432										4	0	1	0	0	2	0															
7 Brooks Conrad, S (1,5) OBP: 0.320, SLG: 0.536										2	0	0	0	1	0	0															
16 Brian McCann, L (1,2) OBP: 0.381, SLG: 0.449										4	1	2	1	0	1	4															
20 Eric Hinske, L (1,3) OBP: 0.342, SLG: 0.482										2	0	0	1	0	2	1															
10 Chipper Jones, S (8,PH) OBP: 0.382, SLG: 0.380										0	0	0	0	1	0	0															
53 Melky Cabrera, S (1,9) OBP: 0.315, SLG: 0.328										4	0	1	0	0	0	4															
19 Yunel Escobar, R (1,6) OBP: 0.343, SLG: 0.287										4	0	0	0	0	1	1															
23 Matt Diaz, R (1,7) OBP: 0.224, SLG: 0.250										4	0	1	0	0	2	0															
15 Tim Hudson, R (1,1) OBP: 0.237, SLG: 0.289										3	0	0	0	0	3	1															
4 Omar Infante, R (9,PH) OBP: 0.341, SLG: 0.376										1	0	0	0	0	1	0															
Inning Stats	R: 1 H: 2 E: 0 K: 1 S: 12	H: 2 LOB: 2 BB: 1 P: 22	R: 0 H: 1 E: 0 K: 1 S: 9	H: 1 LOB: 0 BB: 0 P: 12	R: 0 H: 1 E: 0 K: 2 S: 14	H: 1 LOB: 1 BB: 0 P: 24	R: 0 H: 0 E: 0 K: 2 S: 9	H: 0 LOB: 0 BB: 0 P: 11	R: 0 H: 0 E: 0 K: 3 S: 13	H: 0 LOB: 0 BB: 0 P: 14	R: 1 H: 2 E: 0 K: 1 S: 16	H: 2 LOB: 1 BB: 0 P: 22	R: 0 H: 0 E: 0 K: 1 S: 12	H: 0 LOB: 0 BB: 0 P: 13	R: 0 H: 0 E: 1 K: 0 S: 11	H: 0 LOB: 2 BB: 1 P: 20	R: 0 H: 0 E: 0 K: 2 S: 12	H: 0 LOB: 0 BB: 0 P: 16	1B: 4 2B: 1 3B: 0 HR: 1	SF: 1 SAC: 1 DP: 0 HBP: 0	WP: 0 PB: 0 SB: 0 CS: 0	PA: 36									
PITCHER	IP WLS BF H R ER SO BB IBB HBP BLK WP HR S P ERA WHIP	7.0 W 28 6 2 2 2 1 0 0 0 0 0 85 118 2.57 1.000	0.1 H 2 0 0 0 0 0 0 0 0 0 0 3 5 0.00 0.000	0.1 H 2 0 0 0 0 0 0 1 0 0 0 0 4 10 0.00 0.000	0.1 H 1 0 0 0 0 0 0 0 0 0 0 0 4 5 0.00 0.000	1.0 S 3 0 0 0 0 2 0 0 0 0 0 0 12 16 0.00 0.000											47 Ricky Nolasco, R (1,1) ERA: 4.89	32 Clay Hensley, R (8,1) ERA: 2.34	57 Taylor Tankersley, L (8,1) ERA: 3.52	64 Tim Wood, R (8,1) ERA: 4.74	46 Juan Carlos Oviedo, R (9,1) ERA: 3.21										

Batter	1	2	3	4	5	6	7	8	9	AB	R	H	RBI	BB	SO	LOB	TOP							
8 Chris Coghlan, L (1.7) OBP: 0.347, SLG: 0.410										5	1	1	0	0	2	2								
15 Gaby Sanchez, R (1.3) OBP: 0.373, SLG: 0.476										5	1	1	0	0	1	0								
2 Hanley Ramirez, R (1.6) OBP: 0.379, SLG: 0.495										4	1	1	1	1	0	0								
6 Dan Uggla, R (1.4) OBP: 0.365, SLG: 0.487										3	1	3	0	1	0	0								
12 Cody Ross, R (1.8) OBP: 0.340, SLG: 0.429										4	1	1	1	1	0	0								
18 Wes Helms, R (1.5) OBP: 0.316, SLG: 0.417										3	0	1	2	1	1	1								
29 Ronny Paulino, R (1.2) OBP: 0.338, SLG: 0.399										4	0	0	0	0	1	4								
27 Giancarlo Stanton, R (1.9) OBP: 0.298, SLG: 0.326										4	1	1	0	0	1	2								
39 Nate Robertson, R (1.1) OBP: 0.289, SLG: 0.250										2	0	1	1	0	0	0								
43 Jose Veras, R (7.1)										0	0	0	0	0	0	0								
13 Mike Lamb, L (8. PH) OBP: 0.233, SLG: 0.219										0	0	0	0	0	0	0								
32 Clay Hensley, R (8.1)										0	0	0	0	0	0	0								
46 Juan Carlos Oviedo, R (9.1)										0	0	0	0	0	0	0								
Inning Stats	R: 2 H: 3 E: 0 K: 0 S: 13	H: 3 R: 2 LOB: 1 P: 22	R: 1 H: 1 E: 1 K: 2 S: 11	H: 1 R: 0 LOB: 0 BB: 16	R: 3 H: 5 E: 0 K: 1 S: 16	H: 5 R: 0 LOB: 2 BB: 0 P: 28	R: 0 H: 0 E: 0 K: 0 S: 6	H: 0 R: 0 LOB: 0 BB: 0 P: 12	R: 0 H: 0 E: 0 K: 1 S: 9	H: 0 R: 0 LOB: 0 BB: 0 P: 16	R: 0 H: 0 E: 0 K: 1 S: 11	H: 0 R: 0 LOB: 0 BB: 0 P: 18	R: 0 H: 1 E: 0 K: 1 S: 7	H: 0 R: 0 LOB: 0 BB: 0 P: 8	R: 0 H: 0 E: 0 K: 0 S: 6	H: 0 R: 0 LOB: 0 BB: 0 P: 10	R: 0 H: 0 E: 0 K: 0 S: 7	H: 0 R: 0 LOB: 0 BB: 0 P: 8	1B: 9 2B: 1 3B: 0 HR: 0	SF: 1 SAC: 1 DP: 0 HBP: 0	WP: 1 PB: 0 SB: 0 CS: 0	PA: 39		
PITCHER	IP WLS BF H R ER SO BB IBB HBP BLK WP HR S P ERA WHIP	IP WLS BF H R ER SO BB IBB HBP BLK WP HR S P ERA WHIP	IP WLS BF H R ER SO BB IBB HBP BLK WP HR S P ERA WHIP	IP WLS BF H R ER SO BB IBB HBP BLK WP HR S P ERA WHIP	IP WLS BF H R ER SO BB IBB HBP BLK WP HR S P ERA WHIP	IP WLS BF H R ER SO BB IBB HBP BLK WP HR S P ERA WHIP	IP WLS BF H R ER SO BB IBB HBP BLK WP HR S P ERA WHIP	IP WLS BF H R ER SO BB IBB HBP BLK WP HR S P ERA WHIP	IP WLS BF H R ER SO BB IBB HBP BLK WP HR S P ERA WHIP	IP WLS BF H R ER SO BB IBB HBP BLK WP HR S P ERA WHIP	IP WLS BF H R ER SO BB IBB HBP BLK WP HR S P ERA WHIP	IP WLS BF H R ER SO BB IBB HBP BLK WP HR S P ERA WHIP	IP WLS BF H R ER SO BB IBB HBP BLK WP HR S P ERA WHIP	IP WLS BF H R ER SO BB IBB HBP BLK WP HR S P ERA WHIP	IP WLS BF H R ER SO BB IBB HBP BLK WP HR S P ERA WHIP	IP WLS BF H R ER SO BB IBB HBP BLK WP HR S P ERA WHIP	IP WLS BF H R ER SO BB IBB HBP BLK WP HR S P ERA WHIP	IP WLS BF H R ER SO BB IBB HBP BLK WP HR S P ERA WHIP	IP WLS BF H R ER SO BB IBB HBP BLK WP HR S P ERA WHIP	IP WLS BF H R ER SO BB IBB HBP BLK WP HR S P ERA WHIP	IP WLS BF H R ER SO BB IBB HBP BLK WP HR S P ERA WHIP	IP WLS BF H R ER SO BB IBB HBP BLK WP HR S P ERA WHIP	IP WLS BF H R ER SO BB IBB HBP BLK WP HR S P ERA WHIP	IP WLS BF H R ER SO BB IBB HBP BLK WP HR S P ERA WHIP

Florida Marlins @ Los Angeles Dodgers
 Dodger Stadium, Los Angeles, CA
 Mon Jul 05 2010, 6:12 PM - 8:55 PM PDT
 Att: 47,801 - Clear - 70 F

AB	35
R	6
H	10
RBI	5
BB	2
SO	6
LOB	12



Batter	1	2	3	4	5	6	7	8	9	AB	R	H	RBI	BB	SO	LOB	BOTTOM							
15 Rafael Furcal, S (1.6) OBP: 0.382, SLG: 0.509										5	1	1	2	0	1	2								
3 Ronnie Belliard, R (1.4) OBP: 0.322, SLG: 0.371										3	1	0	0	1	0	0								
16 Andre Ethier, L (1.9) OBP: 0.380, SLG: 0.564										3	1	2	0	1	0	0								
27 Matt Kemp, R (1.8) OBP: 0.322, SLG: 0.477										4	0	0	0	0	1	4								
23 Casey Blake, R (1.5) OBP: 0.339, SLG: 0.424										4	1	1	0	0	1	3								
7 James Loney, L (1.3) OBP: 0.355, SLG: 0.435										4	0	1	1	0	0	2								
55 Russell Martin, R (1.2) OBP: 0.349, SLG: 0.325										4	0	1	1	0	0	1								
5 Reed Johnson, R (1.7) OBP: 0.311, SLG: 0.388										3	1	2	0	0	0	0								
54 Ronald Belisario, R (7.1)										0	0	0	0	0	0	0								
9 Garret Anderson, L (9. PH) OBP: 0.203, SLG: 0.259										1	0	0	0	0	0	0								
48 John Ely, R (1.1) OBP: 0.095, SLG: 0.095										0	0	0	0	0	0	0								
36 Jeff Weaver, R (3.1) OBP: 0.250, SLG: 0.250										1	0	0	0	0	0	1								
30 Xavier Paul, L (7.7) OBP: 0.324, SLG: 0.379										2	0	0	0	0	0	0								
Inning Stats	R: 0 H: 1 E: 0 K: 1 S: 9	H: 1 R: 0 LOB: 0 BB: 0 P: 12	R: 1 H: 3 E: 0 K: 0 S: 13	H: 3 R: 0 LOB: 2 BB: 0 P: 20	R: 1 H: 1 E: 0 K: 1 S: 13	H: 1 R: 0 LOB: 1 BB: 1 P: 22	R: 2 H: 2 E: 0 K: 0 S: 20	H: 2 R: 0 LOB: 0 BB: 0 P: 28	R: 0 H: 0 E: 0 K: 0 S: 5	H: 0 R: 0 LOB: 0 BB: 0 P: 9	R: 0 H: 0 E: 0 K: 0 S: 5	H: 0 R: 0 LOB: 0 BB: 0 P: 6	R: 0 H: 0 E: 0 K: 0 S: 6	H: 0 R: 0 LOB: 0 BB: 0 P: 10	R: 1 H: 1 E: 0 K: 0 S: 7	H: 1 R: 0 LOB: 1 BB: 1 P: 17	R: 0 H: 0 E: 0 K: 1 S: 7	H: 0 R: 0 LOB: 0 BB: 0 P: 12	1B: 4 2B: 3 3B: 0 HR: 1	SF: 0 SAC: 1 DP: 0 HBP: 0	WP: 0 PB: 0 SB: 1 CS: 1	PA: 38		
PITCHER	IP WLS BF H R ER SO BB IBB HBP BLK WP HR S P ERA WHIP	IP WLS BF H R ER SO BB IBB HBP BLK WP HR S P ERA WHIP	IP WLS BF H R ER SO BB IBB HBP BLK WP HR S P ERA WHIP	IP WLS BF H R ER SO BB IBB HBP BLK WP HR S P ERA WHIP	IP WLS BF H R ER SO BB IBB HBP BLK WP HR S P ERA WHIP	IP WLS BF H R ER SO BB IBB HBP BLK WP HR S P ERA WHIP	IP WLS BF H R ER SO BB IBB HBP BLK WP HR S P ERA WHIP	IP WLS BF H R ER SO BB IBB HBP BLK WP HR S P ERA WHIP	IP WLS BF H R ER SO BB IBB HBP BLK WP HR S P ERA WHIP	IP WLS BF H R ER SO BB IBB HBP BLK WP HR S P ERA WHIP	IP WLS BF H R ER SO BB IBB HBP BLK WP HR S P ERA WHIP	IP WLS BF H R ER SO BB IBB HBP BLK WP HR S P ERA WHIP	IP WLS BF H R ER SO BB IBB HBP BLK WP HR S P ERA WHIP	IP WLS BF H R ER SO BB IBB HBP BLK WP HR S P ERA WHIP	IP WLS BF H R ER SO BB IBB HBP BLK WP HR S P ERA WHIP	IP WLS BF H R ER SO BB IBB HBP BLK WP HR S P ERA WHIP	IP WLS BF H R ER SO BB IBB HBP BLK WP HR S P ERA WHIP	IP WLS BF H R ER SO BB IBB HBP BLK WP HR S P ERA WHIP	IP WLS BF H R ER SO BB IBB HBP BLK WP HR S P ERA WHIP	IP WLS BF H R ER SO BB IBB HBP BLK WP HR S P ERA WHIP	IP WLS BF H R ER SO BB IBB HBP BLK WP HR S P ERA WHIP	IP WLS BF H R ER SO BB IBB HBP BLK WP HR S P ERA WHIP	IP WLS BF H R ER SO BB IBB HBP BLK WP HR S P ERA WHIP	IP WLS BF H R ER SO BB IBB HBP BLK WP HR S P ERA WHIP

Florida Marlins @ Los Angeles Dodgers
 Dodger Stadium, Los Angeles, CA
 Mon Jul 05 2010, 6:12 PM - 8:55 PM PDT
 Att: 47,801 - Clear - 70 F

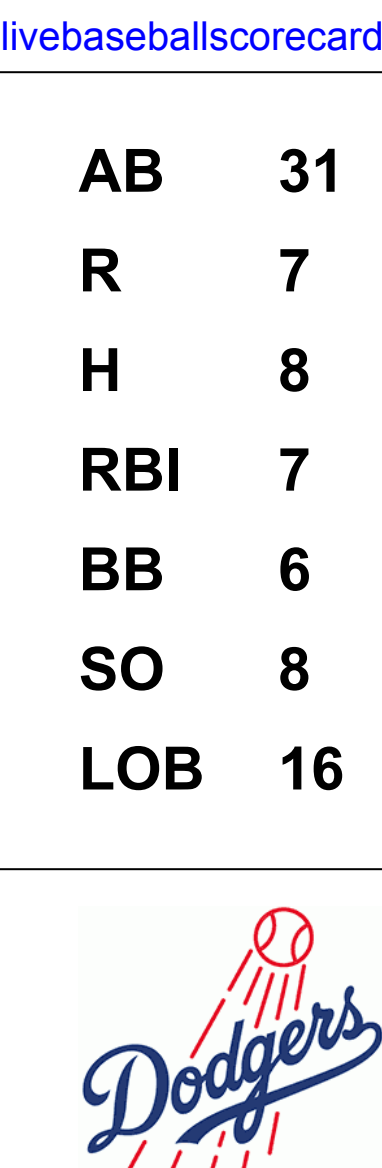
AB	34
R	5
H	8
RBI	4
BB	2
SO	3
LOB	13



Batter	1	2	3	4	5	6	7	8	9	AB R H RBI BB SO LOB	TOP									
8 Chris Coghlan, L (1,7) OBP: 0.345, SLG: 0.405										4 0 0 0 0 1 4	Florida Marlins @ Los Angeles Dodgers Dodger Stadium, Los Angeles, CA Tue Jul 06 2010, 7:11 PM - 10:22 PM PDT Att: 40,889 - Clear - 65 F									
15 Gaby Sanchez, R (1,3) OBP: 0.372, SLG: 0.473									4 0 1 0 0 1 0											
2 Hanley Ramirez, R (1,6) OBP: 0.378, SLG: 0.492									4 0 1 0 0 1 1											
3 Jorge Cantu, R (1,5) OBP: 0.314, SLG: 0.426									4 0 1 0 0 1 1											
6 Dan Uggla, R (1,4) OBP: 0.364, SLG: 0.484									4 1 1 0 0 1 2											
12 Cody Ross, R (1,8) OBP: 0.342, SLG: 0.429									4 1 2 0 0 0 2											
29 Ronny Paulino, R (1,2) OBP: 0.336, SLG: 0.396									4 0 1 0 0 1 3											
27 Giancarlo Stanton, R (1,9) OBP: 0.268, SLG: 0.367									4 1 2 3 0 2 1											
41 Chris Volstad, R (1,1) OBP: 0.125, SLG: 0.125									1 0 0 0 0 1 0											
59 Alex Sanabia, R (4,1)									0 0 0 0 0 0 0											
1 Emilio Bonifacio, S (7,PH)									1 0 1 0 0 0 0											
64 Tim Wood, R (7,1)									0 0 0 0 0 0 0											
18 Wes Helms, R (9,PH)									1 0 0 0 0 0 2											
Inning Stats	R: 0 E: 0 K: 1 S: 13	H: 1 LOB: 1 BB: 0 P: 19	R: 0 E: 0 K: 0 S: 6	H: 0 LOB: 0 BB: 0 P: 8	R: 0 E: 0 K: 2 S: 9	H: 2 LOB: 2 BB: 0 P: 12	R: 0 E: 0 K: 2 S: 12	H: 1 LOB: 1 BB: 0 P: 17	R: 0 E: 0 K: 1 S: 6	H: 0 LOB: 0 BB: 0 P: 10	R: 2 E: 0 K: 1 S: 20	H: 3 LOB: 1 BB: 0 P: 29	R: 0 E: 0 K: 0 S: 5	H: 0 LOB: 0 BB: 0 P: 8	R: 1 E: 0 K: 0 S: 16	H: 3 LOB: 2 BB: 0 P: 27	1B: 9 2B: 0 3B: 0 HR: 1	SF: 0 SAC: 1 DP: 0 HBP: 1	WP: 0 PB: 0 SB: 0 CS: 1	PA: 37
PITCHER	IP WLS BF H R ER SO BB IBB HBP BLK WP HR S P ERA WHIP											IP WLS BF H R ER SO BB IBB HBP BLK WP HR S P ERA WHIP								
44 Vicente Padilla, R (1,1) ERA: 4.72	6.2 W 26 6 2 2 9 0 0 1 0 0 1 79 112 2.70 0.900																			
52 George Sherrill, L (7,1) ERA: 6.86	0.1 2 1 0 0 0 0 0 0 0 0 0 6 9 0.00 3.000																			
59 Travis Schlichting, R (8,1) ERA: 0.79	1.1 7 3 1 1 0 0 0 0 0 0 0 16 27 6.75 2.250																			
51 Jonathan Broxton, R (9,1) ERA: 1.98	0.2 S 2 0 0 0 0 0 0 0 0 0 0 5 8 0.00 0.000																			

Batter	1	2	3	4	5	6	7	8	9	AB R H RBI BB SO LOB	BOTTOM							
15 Rafael Furcal, S (1,6) OBP: 0.383, SLG: 0.507									5 1 2 3 0 1 3	Florida Marlins @ Los Angeles Dodgers Dodger Stadium, Los Angeles, CA Tue Jul 06 2010, 7:11 PM - 10:22 PM PDT Att: 40,889 - Clear - 65 F								
27 Matt Kemp, R (1,8) OBP: 0.323, SLG: 0.485									5 1 2 2 0 1 5									
16 Andre Ethier, L (1,9) OBP: 0.377, SLG: 0.569									5 1 1 1 0 0 3									
7 James Loney, L (1,3) OBP: 0.354, SLG: 0.431									3 0 0 0 1 1 0									
23 Casey Blake, R (1,5) OBP: 0.341, SLG: 0.435									3 1 1 1 1 1 2									
30 Xavier Paul, L (1,7) OBP: 0.307, SLG: 0.357									4 0 0 0 0 3 1									
59 Travis Schlichting, R (8,1)									0 0 0 0 0 0 0									
51 Jonathan Broxton, R (9,1)									0 0 0 0 0 0 0									
55 Russell Martin, R (1,2) OBP: 0.351, SLG: 0.325									3 1 1 0 1 0 0									
33 Blake DeWitt, L (1,4) OBP: 0.361, SLG: 0.380									2 2 1 0 2 0 1									
14 Jamey Carroll, R (9,4) OBP: 0.389, SLG: 0.329									0 0 0 0 0 0 0									
44 Vicente Padilla, R (1,1) ERA: 4.78	R: 4 E: 0 K: 1 S: 15	H: 3 LOB: 0 BB: 1 P: 28	R: 1 E: 0 K: 1 S: 11	H: 1 LOB: 0 BB: 0 P: 16	R: 0 E: 0 K: 3 S: 12	H: 0 LOB: 1 BB: 1 P: 20	R: 1 E: 0 K: 1 S: 11	H: 1 LOB: 0 BB: 0 P: 17	R: 0 E: 0 K: 0 S: 8	H: 1 LOB: 2 BB: 0 P: 11	R: 0 E: 0 K: 1 S: 7	H: 0 LOB: 1 BB: 1 P: 17	R: 1 E: 0 K: 0 S: 8	H: 1 LOB: 2 BB: 2 P: 17	1B: 5 2B: 0 3B: 0 HR: 3	SF: 0 SAC: 2 DP: 0 HBP: 0	WP: 0 PB: 0 SB: 5 CS: 0	PA: 39
PITCHER	IP WLS BF H R ER SO BB IBB HBP BLK WP HR S P ERA WHIP											IP WLS BF H R ER SO BB IBB HBP BLK WP HR S P ERA WHIP						
41 Chris Volstad, R (1,1) ERA: 4.78	3.0 L 17 5 5 5 3 3 0 0 0 0 0 1 31 44 3.00 0.667																	
59 Alex Sanabia, R (4,1) ERA: 4.32	3.0 12 2 1 1 4 0 0 0 0 0 0 1 31 44 3.00 0.667																	
64 Tim Wood, R (7,1) ERA: 4.73	2.0 10 1 1 1 1 3 0 0 0 0 0 0 15 34 4.50 2.000																	

AB 35
R 3
H 10
RBI 3
BB 0
SO 9
LOB 16



Batter	1	2	3	4	5	6	7	8	9	AB	R	H	RBI	BB	SO	LOB	TOP								
8 Chris Coghlan, L (1,7) OBP: 0.337, SLG: 0.396	B2		SF7			F7	G4-3			3	0	0	1	0	0	2									
15 Gaby Sanchez, R (1,3) OBP: 0.366, SLG: 0.467	F9		G5-3			G5-3		G6-3		4	0	1	0	0	0	2									
2 Hanley Ramirez, R (1,6) OBP: 0.372, SLG: 0.483	F8			G5-3		E5		K		4	0	0	0	0	1	1									
3 Jorge Cantu, R (1,5) OBP: 0.310, SLG: 0.418		G3		G6-3		G5-3		G6-3		4	0	0	0	0	0	2									
6 Dan Uggla, R (1,4) OBP: 0.367, SLG: 0.486	F7			G6-3				G6-3		4	0	0	0	0	1	1									
12 Cody Ross, R (1,8) OBP: 0.340, SLG: 0.426	P4				G5-3				L9	3	1	0	0	0	0	0									
27 Giancarlo Stanton, R (1,9) OBP: 0.267, SLG: 0.398			SF7		F9				K2-3	4	1	1	0	0	2	1									
9 Brett Hayes, R (1,2) OBP: 0.313, SLG: 0.379			SF7		L5				F7	4	1	2	2	0	0	0									
19 Anibal Sánchez, R (1,1) OBP: 0.360, SLG: 0.192										1	0	0	0	0	0	1									
31 Burke Badenhop, R (5,1) OBP: 0.366, SLG: 2.000										0	0	0	0	0	0	0									
22 Donnie Murphy, R (6,PH) OBP: 0.366, SLG: 2.000										0	0	0	0	0	0	0									
64 Tim Wood, R (6,1) OBP: 0.359, SLG: 0.303										0	0	0	0	0	0	0									
13 Mike Lamb, L (7,PH) OBP: 0.359, SLG: 0.303										0	0	0	0	0	0	0									
44 Brian Sanchez, R (7,1)										0	0	0	0	0	0	0									
Inning Stats	R: 0 E: 0 K: 0 S: 8	H: 0 LOB: 0 BB: 0 P: 9	R: 0 E: 0 K: 0 S: 7	H: 0 LOB: 0 BB: 0 P: 10	R: 1 E: 0 K: 1 S: 9	H: 2 LOB: 1 BB: 0 P: 12	R: 0 E: 0 K: 0 S: 4	H: 0 LOB: 0 BB: 0 P: 7	R: 0 E: 0 K: 0 S: 7	H: 0 LOB: 0 BB: 0 P: 9	R: 1 E: 1 K: 0 S: 10	H: 1 LOB: 0 BB: 0 P: 18	R: 2 E: 0 K: 2 S: 14	H: 2 LOB: 1 BB: 0 P: 23	R: 0 E: 0 K: 1 S: 13	H: 1 LOB: 1 BB: 0 P: 21	R: 0 E: 0 K: 1 S: 8	H: 0 LOB: 0 BB: 0 P: 13	1B: 1 2B: 3 3B: 1 HR: 1	SF: 1 SAC: 0 DP: 0 HBP: 1	WP: 0 PB: 0 SB: 0 CS: 0	PA: 35			
PITCHER	IP	WLS	BF	H	R	ER	SO	BB	IBB	HBP	BLK	WP	HR	S	P	ERA	WHIP								
13 Rodrigo Lopez, R (1,1) ERA: 4.4	7.0	W	28	5	4	3	3	0	0	1	0	0	1	59	88	3.86	0.714								
38 Sam Demel, R (8,1) ERA: 3.6	2.0		7	1	0	0	2	0	0	0	0	0	0	21	34	0.00	0.500								

Florida Marlins @ Arizona Diamondbacks
Chase Field, Phoenix, AZ
Thu Jul 08 2010, 6:40 PM - 9:27 PM MST
Att: 16,682 - Roof Closed - 79 F

AB 33
R 4
H 6
RBI 3
BB 0
SO 5
LOB 11



Batter	1	2	3	4	5	6	7	8	9	AB	R	H	RBI	BB	SO	LOB	BOTTOM								
6 Stephen Drew, L (1,6) OBP: 0.336, SLG: 0.410	G4-3		K	E1		G1-3				4	3	1	0	1	1	1									
2 Kelly Johnson, L (1,4) OBP: 0.372, SLG: 0.500	G4-3		25B	10B		25B	10B			5	2	4	3	0	0	0									
10 Justin Upton, R (1,9) OBP: 0.348, SLG: 0.445	F9		F7	25B		F8				4	0	1	1	1	0	2									
25 Adam LaRoche, L (1,3) OBP: 0.332, SLG: 0.459	F8		G1-6-3	G1-6-3				G3		5	1	2	1	0	0	1									
27 Mark Reynolds, R (1,5) OBP: 0.330, SLG: 0.473	F7		F7		FC5-4	SF8		F8		3	0	0	1	1	0	2									
8 Gerardo Parra, L (1,7) OBP: 0.315, SLG: 0.411	E			19B				F7		5	2	4	0	0	0	0									
19 Chris Snyder, R (1,2) OBP: 0.355, SLG: 0.433	F8			5B		E4				3	1	1	1	1	1	3									
5 Cole Gillespie, R (1,8) OBP: 0.299, SLG: 0.397	E5			2B		FC5-4		G5-3		4	1	1	2	0	0	4									
13 Rodrigo Lopez, R (1,1) OBP: 0.105, SLG: 0.081										3	0	0	0	0	2	5									
3 Tony Abreu, S (7,PH) OBP: 0.261, SLG: 0.304										1	0	1	0	0	0	0									
38 Sam Demel, R (8,1)										0	0	0	0	0	0	0									
Inning Stats	R: 1 E: 0 K: 0 S: 8	H: 1 LOB: 0 BB: 0 P: 15	R: 0 E: 1 K: 1 S: 13	H: 1 LOB: 2 BB: 0 P: 19	R: 0 E: 0 K: 1 S: 17	H: 2 LOB: 0 BB: 0 P: 23	R: 5 E: 1 K: 0 S: 17	H: 4 LOB: 0 BB: 1 P: 26	R: 0 E: 0 K: 2 S: 12	H: 1 LOB: 2 BB: 1 P: 20	R: 4 E: 1 K: 0 S: 13	H: 4 LOB: 1 BB: 2 P: 23	R: 0 E: 0 K: 0 S: 9	H: 2 LOB: 1 BB: 0 P: 11	R: 0 E: 0 K: 0 S: 6	H: 0 LOB: 0 BB: 0 P: 9	1B: 11 2B: 2 3B: 2 HR: 0	SF: 1 SAC: 0 DP: 1 HBP: 0	WP: 0 PB: 0 SB: 0 CS: 0	PA: 42					
PITCHER	IP	WLS	BF	H	R	ER	SO	BB	IBB	HBP	BLK	WP	HR	S	P	ERA	WHIP								
19 Anibal Sánchez, R (1,1) ERA: 3.66	4.0	L	24	9	6	5	2	2	0	0	0	0	0	60	92	11.25	2.750								
31 Burke Badenhop, R (5,1) ERA: 6.14	1.0		3	0	0	0	2	0	0	0	0	0	0	7	11	0.00	0.000								
64 Tim Wood, R (6,1) ERA: 5.53	1.0		8	4	4	3	0	2	0	0	0	0	0	13	23	27.00	6.000								
44 Brian Sanchez, R (7,1) ERA: 3.33	2.0		7	2	0	0	0	0	0	0	0	0	0	15	20	0.00	1.000								

Florida Marlins @ Arizona Diamondbacks
Chase Field, Phoenix, AZ
Thu Jul 08 2010, 6:40 PM - 9:27 PM MST
Att: 16,682 - Roof Closed - 79 F

AB 37
R 10
H 15
RBI 9
BB 4
SO 4
LOB 18



Batter	1	2	3	4	5	6	7	8	9	AB	R	H	RBI	BB	SO	LOB	TOP			
1 Nyer Morgan, L OBP: 0.313, SLG: 0.315	P2		B2-3			44 S 16 2B 15 1B	F8			4	1	1	0	0	0	1	Washington Nationals @ Florida Marlins Sun Life Stadium, Miami, FL Fri Jul 16 2010, 7:13 PM - 10:04 PM EDT Att: 27,037 - Partly Cloudy - 85 F			
15 Cristian Guzman, S OBP: 0.342, SLG: 0.367	G3-1		G4-3			SAFE 44 BB 16 2B	F8			4	1	1	0	0	0	1				
22 Drew Storen, S OBP: 0.500, SLG: 0.500										0	0	0	0	0	0	0				
55 Matt Capps, R										0	0	0	0	0	0	0				
11 Ryan Zimmerman, R OBP: 0.381, SLG: 0.522	44 1B				F7	K		G5-3		4	0	1	0	0	1	2				
44 Adam Dunn, L OBP: 0.376, SLG: 0.588										3	1	2	0	1	0	0				
20 Adam Kennedy, L OBP: 0.317, SLG: 0.326										0	0	0	0	0	0	0				
16 Josh Willingham, R OBP: 0.409, SLG: 0.502										4	1	1	3	0	2	3				
7 Ivan Rodriguez, R OBP: 0.319, SLG: 0.384										3	0	0	1	0	1	1				
2 Roger Bernadina, L OBP: 0.338, SLG: 0.427										4	0	0	0	0	1	0				
6 Ian Desmond, R OBP: 0.296, SLG: 0.393										4	0	1	0	0	2	0				
37 Stephen Strasburg, R OBP: 0.071, SLG: 0.071										2	0	0	0	0	2	1				
12 Alberto Gonzalez, R OBP: 0.353, SLG: 0.350										1	0	1	0	0	0	0				
Inning Stats	R: 0 E: 0 K: 1 S: 12	H: 2 LOB: 2 BB: 0 P: 16	R: 0 E: 0 K: 2 S: 9	H: 0 LOB: 0 BB: 0 P: 15	R: 0 E: 0 K: 1 S: 6	H: 0 LOB: 0 BB: 0 P: 11	R: 0 E: 0 K: 2 S: 13	H: 1 LOB: 1 BB: 0 P: 18	R: 0 E: 0 K: 1 S: 7	H: 1 LOB: 1 BB: 0 P: 10	R: 4 E: 0 K: 1 S: 21	H: 3 LOB: 0 BB: 1 P: 31	R: 0 E: 0 K: 0 S: 5	H: 0 LOB: 0 BB: 0 P: 8	R: 0 E: 0 K: 0 S: 4	H: 0 LOB: 0 BB: 0 P: 7	1B: 6 2B: 3 3B: 0 HR: 0	SF: 1 SAC: 0 DP: 1 HBP: 0	WP: 0 PB: 0 SB: 1 CS: 1	PA: 35
PITCHER	IP WLS BF H R ER SO BB IBB HBP BLK WP HR S P ERA WHIP																			
47 Ricky Nolasco, R ERA: 4.66	5.1 L 23 7 4 4 8 1 0 0 0 0 0 0 61 93 6.75 1.500																			
44 Brian Sanches, R ERA: 3.0	1.0 4 1 0 0 1 0 0 0 0 0 0 0 17 22 0.00 1.000																			
57 Taylor Tankersley, L ERA: 3.38	0.1 1 0 0 0 0 0 0 0 0 0 0 0 3 5 0.00 0.000																			
54 Jhan Maríñez, R ERA:	0.1 1 0 0 0 0 0 0 0 0 0 0 0 1 2 0.00 0.000																			
31 Burke Badenhop, R ERA: 5.28	2.0 6 0 0 0 0 0 0 0 0 0 0 0 9 15 0.00 0.000																			

Batter	1	2	3	4	5	6	7	8	9	AB	R	H	RBI	BB	SO	LOB	BOTTOM					
8 Chris Coghlan, L OBP: 0.326, SLG: 0.387	G4-3	G3			G3			L4		4	0	0	0	0	0	2	Washington Nationals @ Florida Marlins Sun Life Stadium, Miami, FL Fri Jul 16 2010, 7:13 PM - 10:04 PM EDT Att: 27,037 - Partly Cloudy - 85 F					
15 Gaby Sanchez, R OBP: 0.394, SLG: 0.462	2 WP BB		F8		K		G1-3			3	0	0	0	1	1	0						
2 Hanley Ramirez, R OBP: 0.385, SLG: 0.485	K2-3		6 CS BB							2	0	1	0	2	1	1						
6 Dan Uggla, R OBP: 0.371, SLG: 0.482	BB		1-2 1B					P5		3	0	1	0	1	1	2						
3 Jorge Cantu, R OBP: 0.309, SLG: 0.416	F9		K							4	0	0	0	0	1	4						
12 Cody Ross, R OBP: 0.331, SLG: 0.413										4	0	1	0	0	2	1						
27 Giancarlo Stanton, R OBP: 0.275, SLG: 0.423	F9				G4-3		P4			3	0	0	0	1	0	1						
29 Ronny Paulino, R OBP: 0.323, SLG: 0.378					G6-3		K			4	0	1	0	0	1	1						
47 Ricky Nolasco, R ERA: 2.03										1	0	0	0	0	1	0						
44 Brian Sanches, R ERA: 3.0										0	0	0	0	0	0	0						
57 Taylor Tankersley, L ERA: 3.38										0	0	0	0	0	0	0						
54 Jhan Maríñez, R ERA:										0	0	0	0	0	0	0						
13 Mike Lamb, L OBP: 0.291, SLG: 0.270										1	0	0	0	0	0	0						
31 Burke Badenhop, R ERA: 5.28										0	0	0	0	0	0	0						
Inning Stats	R: 0 E: 0 K: 1 S: 18	H: 0 LOB: 2 BB: 2 P: 34	R: 0 E: 0 K: 0 S: 11	H: 2 LOB: 2 BB: 0 P: 15	R: 0 E: 0 K: 1 S: 8	H: 1 LOB: 1 BB: 1 P: 14	R: 0 E: 0 K: 2 S: 6	H: 0 LOB: 0 BB: 0 P: 8	R: 0 E: 0 K: 2 S: 9	H: 0 LOB: 0 BB: 0 P: 12	R: 0 E: 0 K: 1 S: 11	H: 1 LOB: 1 BB: 0 P: 16	R: 0 E: 0 K: 1 S: 8	H: 0 LOB: 0 BB: 0 P: 13	R: 0 E: 0 K: 0 S: 5	H: 0 LOB: 1 BB: 1 P: 10	R: 0 E: 0 K: 0 S: 9	H: 0 LOB: 1 BB: 1 P: 16	1B: 4 2B: 0 3B: 0 HR: 0	SF: 0 SAC: 1 DP: 0 HBP: 0	WP: 1 PB: 0 SB: 0 CS: 1	PA: 35
PITCHER	IP WLS BF H R ER SO BB IBB HBP BLK WP HR S P ERA WHIP																					
37 Stephen Strasburg, R ERA: 2.28	6.0 W 24 4 0 0 7 3 0 0 0 0 0 0 63 99 0.00 1.167																					
22 Drew Storen, R ERA: 2.28	2.0 7 0 0 0 1 1 0 0 0 0 0 0 13 23 0.00 0.500																					
55 Matt Capps, R ERA: 3.1	1.0 4 0 0 0 0 1 0 0 0 0 0 0 9 16 0.00 1.000																					



Batter	1	2	3	4	5	6	7	8	9	AB	R	H	RBI	BB	SO	LOB	TOP					
1 Nyer Morgan, L (1, 8) OBP: 0.314, SLG: 0.317										5	0	2	0	0	2	2	Washington Nationals @ Florida Marlins Sun Life Stadium, Miami, FL Sat Jul 17 2010, 7:13 PM - 9:44 PM EDT Att: 23,005 - Partly Cloudy - 87 F					
2 Roger Bernadina, L (1, 9) OBP: 0.346, SLG: 0.434										4	0	3	0	0	0	2						
11 Ryan Zimmerman, R (1, 5) OBP: 0.380, SLG: 0.519										4	0	1	0	0	1	6						
44 Adam Dunn, L (1, 3) OBP: 0.374, SLG: 0.584										4	0	1	0	0	3	6						
16 Josh Willingham, R (1, 7) OBP: 0.404, SLG: 0.495										4	0	0	0	0	2	3						
7 Ivan Rodriguez, R (1, 2) OBP: 0.314, SLG: 0.377										4	0	0	0	0	0	1						
20 Adam Kennedy, L (1, 4) OBP: 0.316, SLG: 0.324										4	0	1	0	0	1	0						
6 Ian Desmond, R (1, 6) OBP: 0.295, SLG: 0.391										4	0	1	0	0	1	1						
61 Livan Hernandez, R (1, 1) OBP: 0.156, SLG: 0.129										2	0	1	0	0	0	0						
22 Willie Harris, L (7, PH) OBP: 0.280, SLG: 0.333										1	0	0	0	0	0	1						
36 Tyler Clippard, R (7, 1) OBP: 1.000, SLG: 1.000										0	0	0	0	0	0	0						
15 Cristian Guzman, S (9, PH) OBP: 0.344, SLG: 0.369										1	0	1	0	0	0	0						
Inning Stats	R: 0 E: 0 K: 1 S: 23	H: 2 LOB: 2 BB: 0 P: 30	R: 0 E: 0 K: 1 S: 6	H: 0 LOB: 0 BB: 0 P: 9	R: 0 E: 0 K: 1 S: 11	H: 2 LOB: 2 BB: 0 P: 16	R: 0 E: 1 K: 1 S: 10	H: 1 LOB: 2 BB: 0 P: 18	R: 0 E: 0 K: 2 S: 14	H: 2 LOB: 0 BB: 0 P: 23	R: 0 E: 0 K: 1 S: 8	H: 0 LOB: 0 BB: 0 P: 13	R: 0 E: 0 K: 1 S: 12	H: 2 LOB: 2 BB: 0 P: 21	R: 0 E: 0 K: 0 S: 5	H: 1 LOB: 0 BB: 0 P: 7	R: 0 E: 0 K: 2 S: 10	H: 1 LOB: 1 BB: 0 P: 13	1B: 11 2B: 0 3B: 0 HR: 0	SF: 0 SAC: 0 DP: 1 HBP: 0	WP: 0 PB: 0 SB: 1 CS: 0	PA: 37
PITCHER	IP WLS BF H R ER SO BB IBB HBP BLK WP HR S P ERA WHIP																					
55 Josh Johnson, R (1, 1) ERA: 1.62	6.0 W 25 7 0 0 7 0 0 0 0 0 0 0 72 109 0.00 1.167																					
43 Jose Veras, R (7, 1) ERA: 4.6	1.0 H 5 2 0 0 1 0 0 0 0 0 0 0 12 21 0.00 2.000																					
32 Clay Hensley, R (8, 1) ERA: 2.33	1.0 H 3 1 0 0 0 0 0 0 0 0 0 0 5 7 0.00 1.000																					
46 Juan Carlos Oviedo, R (9, 1) ERA: 2.87	1.0 S 4 1 0 0 2 0 0 0 0 0 0 0 10 13 0.00 1.000																					

Batter	1	2	3	4	5	6	7	8	9	AB	R	H	RBI	BB	SO	LOB	BOTTOM			
8 Chris Coghlan, L (1, 7) OBP: 0.328, SLG: 0.383										3	0	0	0	0	2	0	Washington Nationals @ Florida Marlins Sun Life Stadium, Miami, FL Sat Jul 17 2010, 7:13 PM - 9:44 PM EDT Att: 23,005 - Partly Cloudy - 87 F			
1 Emilio Bonifacio, S (6, 7) OBP: 0.227, SLG: 0.227										1	0	0	0	0	0	0				
15 Gaby Sanchez, R (1, 3) OBP: 0.362, SLG: 0.400										4	0	1	0	0	0	0				
46 Juan Carlos Oviedo, R (9, 1) OBP: 0.381, SLG: 0.479										4	0	0	0	0	2	1				
6 Dan Uggla, R (1, 4) OBP: 0.368, SLG: 0.477										3	1	0	0	0	0	1				
3 Jorge Cantu, R (1, 5) OBP: 0.312, SLG: 0.421										3	1	2	0	0	0	0				
12 Cody Ross, R (1, 8) OBP: 0.329, SLG: 0.409										3	0	0	0	0	1	3				
27 Giancarlo Stanton, R (1, 9) OBP: 0.285, SLG: 0.420										1	0	0	0	2	0	0				
29 Ronny Paulino, R (1, 2) OBP: 0.323, SLG: 0.378										3	0	1	2	0	0	1				
55 Josh Johnson, L (1, 1) OBP: 0.146, SLG: 0.125										2	0	0	0	0	1	2				
43 Jose Veras, R (7, 1) ERA: 3.27										0	0	0	0	0	0	0				
13 Mike Lamb, L (7, PH) OBP: 0.225, SLG: 0.263										1	0	0	0	0	1	0				
32 Clay Hensley, R (8, 1) ERA: 2.33										0	0	0	0	0	0	0				
18 Wes Helms, R (9, 5) OBP: 0.298, SLG: 0.391										0	0	0	0	0	0	0				
Inning Stats	R: 0 E: 0 K: 1 S: 9	H: 0 LOB: 0 BB: 0 P: 13	R: 2 E: 1 K: 0 S: 10	H: 2 LOB: 1 BB: 1 P: 16	R: 0 E: 0 K: 1 S: 12	H: 1 LOB: 1 BB: 0 P: 18	R: 0 E: 0 K: 1 S: 11	H: 0 LOB: 1 BB: 1 P: 18	R: 0 E: 0 K: 2 S: 10	H: 0 LOB: 0 BB: 0 P: 10	R: 0 E: 0 K: 1 S: 12	H: 1 LOB: 0 BB: 0 P: 20	R: 0 E: 0 K: 1 S: 9	H: 0 LOB: 0 BB: 0 P: 12	R: 0 E: 0 K: 0 S: 7	H: 0 LOB: 0 BB: 0 P: 11	1B: 3 2B: 1 3B: 0 HR: 0	SF: 0 SAC: 0 DP: 1 HBP: 0	WP: 0 PB: 0 SB: 0 CS: 0	PA: 30
PITCHER	IP WLS BF H R ER SO BB IBB HBP BLK WP HR S P ERA WHIP																			
61 Livan Hernandez, R (1, 1) ERA: 3.27	6.0 L 24 4 2 1 6 2 0 0 0 0 0 0 16 23 0.00 0.000																			
36 Tyler Clippard, R (7, 1) ERA: 3.19	2.0 6 0 0 0 1 0 0 0 0 0 0 0 16 23 0.00 0.000																			

Batter	1	2	3	4	5	6	7	8	9	AB	R	H	RBI	BB	SO	LOB	TOP								
7 Seth Smith, L OBP: 0.341, SLG: 0.531	F8		F7			G4-3	L1			4	0	0	0	0	0	3									
18 Jonathan Herrera, S OBP: 0.356, SLG: 0.365	K		K			G3		23 1B		4	1	1	0	0	2	0									
23 Jason Giambi, L OBP: 0.403, SLG: 0.415	K				F7			G4-6-3		4	0	2	1	0	1	0									
5 Carlos González, L OBP: 0.336, SLG: 0.515										0	0	0	0	0	0	0									
97 Joe Beimel, L										0	0	0	0	0	0	0									
63 Rafael Betancourt, R										0	0	0	0	0	0	0									
24 Dexter Fowler, S OBP: 0.347, SLG: 0.365										0	0	0	0	0	0	0									
6 Melvin Mora, R OBP: 0.325, SLG: 0.370		F9			G6-3		F8			3	0	0	0	0	0	1									
9 Ian Stewart, L OBP: 0.346, SLG: 0.450										4	1	1	1	0	2	2									
19 Ryan Spillborghs, R OBP: 0.351, SLG: 0.441										3	0	2	0	1	0	2									
21 Miguel Olivo, R OBP: 0.364, SLG: 0.533										4	0	1	0	0	3	2									
12 Clint Barnes, R OBP: 0.322, SLG: 0.386										4	0	0	0	0	4	4									
29 Jorge De La Rosa, L OBP: 0.167, SLG: 0.250										2	0	0	0	0	2	1									
11 Brad Hawke, L OBP: 0.341, SLG: 0.435										0	0	0	0	1	0	0									
34 Matt Belisle, R OBP: 0.500, SLG: 0.667										0	0	0	0	0	0	0									
40 Brad Eldred, R OBP: 0.346, SLG: 0.435										1	0	0	0	0	1	0									
45 Jhoulys Chacin, R OBP: 0.067, SLG: 0.067										0	0	0	0	0	0	0									
Inning Stats	R: 0 E: 0 K: 2 S: 13	H: 0 LOB: 0 BB: 0 P: 20	R: 1 E: 0 K: 2 S: 13	H: 1 LOB: 1 BB: 1 P: 19	R: 0 E: 0 K: 2 S: 11	H: 0 LOB: 0 BB: 0 P: 13	R: 0 E: 0 K: 1 S: 9	H: 0 LOB: 0 BB: 0 P: 17	R: 0 E: 0 K: 3 S: 16	H: 1 LOB: 1 BB: 0 P: 22	R: 0 E: 0 K: 0 S: 12	H: 1 LOB: 1 BB: 1 P: 16	R: 0 E: 0 K: 2 S: 15	H: 2 LOB: 3 BB: 1 P: 26	R: 1 E: 0 K: 0 S: 11	H: 2 LOB: 2 BB: 0 P: 18	R: 0 E: 0 K: 3 S: 9	H: 0 LOB: 0 BB: 0 P: 14	1B: 4 2B: 2 3B: 0 HR: 1	SF: 0 SAC: 0 DP: 1 HBP: 1	WP: 0 PB: 0 SB: 2 CS: 0	PA: 36			
PITCHER	IP	WLS	BF	H	R	ER	SO	BB	IBB	HBP	BLK	WP	HR	S	P	ERA	WHIP								
55 Josh Johnson, R ERA: 1.61	(1.1)	6.1	25	5	1	1	11	1	0	0	0	0	1	84	120	1.42	0.947								
43 Jose Veras, R ERA: 4.15	(7.1)	0.2	H	3	0	0	0	1	0	0	0	0	0	5	13	0.00	1.500								
32 Clay Hensley, R ERA: 3.05	(8.1)	1.0	B	5	2	1	1	0	0	1	0	0	0	11	18	9.00	2.000								
46 Juan Carlos Oviedo, R ERA: 2.66	(9.1)	1.0	W	3	0	0	0	3	0	0	0	0	0	9	14	0.00	0.000								
Batter	1	2	3	4	5	6	7	8	9	AB	R	H	RBI	BB	SO	LOB	BOTTOM								
8 Chris Coghlan, L OBP: 0.332, SLG: 0.384										3	1	1	0	1	0	0									
22 Donnie Murphy, R OBP: 0.333, SLG: 0.750										3	0	0	0	1	3	2									
15 Gaby Sanchez, R OBP: 0.367, SLG: 0.472										4	0	2	1	0	1	1									
6 Dan Uggla, R OBP: 0.357, SLG: 0.458										4	0	0	0	0	3	4									
3 Jorge Cantu, R OBP: 0.313, SLG: 0.418										3	0	0	0	0	2	3									
43 Jose Veras, R										0	0	0	0	0	0	0									
32 Clay Hensley, R										0	0	0	0	0	0	0									
46 Juan Carlos Oviedo, R										0	0	0	0	0	0	0									
1 Emilio Bonifacio, S OBP: 0.278, SLG: 0.361										1	1	1	0	0	0	0									
12 Cody Ross, R OBP: 0.328, SLG: 0.408										3	1	1	1	1	0	0									
27 Giancarlo Stanton, R OBP: 0.296, SLG: 0.430										2	0	0	0	2	0	0									
29 Ronny Paulino, R OBP: 0.317, SLG: 0.370										4	0	1	1	0	2	1									
55 Josh Johnson, L OBP: 0.140, SLG: 0.119										2	0	0	0	0	0	1									
18 Wes Helms, R OBP: 0.300, SLG: 0.383										1	0	0	0	0	1	0									
Inning Stats	R: 1 E: 0 K: 3 S: 14	H: 1 LOB: 1 BB: 1 P: 27	R: 1 E: 0 K: 0 S: 10	H: 1 LOB: 0 BB: 0 P: 18	R: 0 E: 0 K: 2 S: 10	H: 1 LOB: 2 BB: 1 P: 16	R: 0 E: 0 K: 1 S: 5	H: 0 LOB: 1 BB: 1 P: 13	R: 0 E: 0 K: 1 S: 7	H: 0 LOB: 0 BB: 0 P: 11	R: 0 E: 0 K: 1 S: 9	H: 0 LOB: 0 BB: 0 P: 12	R: 0 E: 0 K: 2 S: 9	H: 0 LOB: 0 BB: 0 P: 13	R: 0 E: 0 K: 2 S: 11	H: 1 LOB: 1 BB: 0 P: 13	R: 1 E: 0 K: 0 S: 4	H: 2 LOB: 3 BB: 2 P: 15	1B: 3 2B: 1 3B: 1 HR: 1	SF: 0 SAC: 0 DP: 0 HBP: 0	WP: 0 PB: 0 SB: 2 CS: 0	PA: 35			
PITCHER	IP	WLS	BF	H	R	ER	SO	BB	IBB	HBP	BLK	WP	HR	S	P	ERA	WHIP								
29 Jorge De La Rosa, L ERA: 5.65	(1.1)	6.0	24	3	2	2	8	3	0	0	0	0	0	9	13	0.00	0.000								
34 Matt Belisle, R ERA: 2.67	(7.1)	1.0	3	0	0	0	2	0	0	0	0	0	0	2	2	*	*								
97 Joe Beimel, L ERA: 2.2	(8.1)	0.0	1	1	0	0	0	0	0	0	0	0	0	2	2	*	*								
63 Rafael Betancourt, R ERA: 4.67	(8.1)	1.0	3	0	0	0	2	0	0	0	0	0	0	9	11	0.00	0.000								
45 Jhoulys Chacin, R ERA: 4.15	(9.1)	0.0	L	4	2	1	1	0	2	0	0	0	0	4	15	*	*								

Colorado Rockies @ Florida Marlins
Sun Life Stadium, Miami, FL
Thu Jul 22 2010, 12:12 PM - 3:06 PM EDT
Att: 29,102 - Cloudy - 89 F

AB 33
R 2
H 7
RBI 2
BB 2
SO 15
LOB 15



Colorado Rockies @ Florida Marlins
Sun Life Stadium, Miami, FL
Thu Jul 22 2010, 12:12 PM - 3:06 PM EDT
Att: 29,102 - Cloudy - 89 F

AB 30
R 3
H 6
RBI 3
BB 5
SO 12
LOB 12




Batter	1	2	3	4	5	6	7	8	9	AB	R	H	RBI	BB	SO	LOB	TOP						
14 Martin Prado, R OBP: 0.363, SLG: 0.491	G4-3		2B		HR		F8		16 1B	5	2	3	1	0	0	0	Atlanta Braves @ Florida Marlins Sun Life Stadium, Miami, FL Fri Jul 23 2010, 7:12 PM A - 11:03 PM EDT Att: 19,204 - Partly Cloudy - 84 F						
22 Jason Heyward, L OBP: 0.376, SLG: 0.455	10 CS		BB		16 G3-6-3		10 HR		L6	3	1	2	0	2	0	1							
10 Chipper Jones, S OBP: 0.381, SLG: 0.395	1B		BB		P5		16 HR		16 1B	2	2	0	0	3	1	3							
16 Brian McCann, L OBP: 0.380, SLG: 0.468	G4-3		K		G3-6-3		16 HR		16 1B	5	1	2	4	0	1	4							
25 Troy Glaus, R OBP: 0.364, SLG: 0.430	F8		2B				G6-3		23 HBP	4	0	1	0	1	1	0							
20 Eric Hinske, L OBP: 0.348, SLG: 0.492	2B								23 HBP	2	0	1	0	2	1	0							
7 Brooks Conrad, S OBP: 0.306, SLG: 0.487	1B								4 FC6-4	0	0	0	0	0	0	0							
40 Takashi Saito, L	1B								1-2 2-3 3-H	0	0	0	0	0	0	0							
23 Matt Diaz, R OBP: 0.298, SLG: 0.453	1B								1-2 2-3 3-H	0	0	0	1	0	0	0							
13 Billy Wagner, L	1B								1-2 2-3 3-H	0	0	0	0	0	0	0							
2 Alex Gonzalez, R OBP: 0.308, SLG: 0.500	24 G3-6-3		1B		F8		2B		F8	5	0	2	0	0	1	6	AB 35 R 6 H 11 RBI 6 BB 8 SO 7 LOB 26						
24 Nate McLouth, L OBP: 0.287, SLG: 0.274	G3-6-3		1B		F8		F8		FC6-4	3	0	0	0	0	0	5							
43 Jesse Chavez, R	G3-6-3				F8		F8		K	0	0	0	0	0	0	0							
58 Peter Moylan, R	G3-6-3				F8		F8		K	0	0	0	0	0	0	0							
4 Omar Infante, R OBP: 0.357, SLG: 0.394	G3-6-3				F8		F8		K	2	0	0	0	0	1	4							
32 Derek Lowe, R OBP: 0.182, SLG: 0.161	G6-3				G6-3		G1-3		G1-4-3	2	0	0	0	0	1	2							
53 Melky Cabrera, S OBP: 0.320, SLG: 0.356	G6-3				G6-3		G1-3		G1-4-3	2	0	0	0	0	0	1							
Inning Stats	R: 0 H: 1 E: 0 K: 0 S: 11	WLS: 1 BF: 18	R: 0 H: 2 E: 0 K: 0 S: 6	LOB: 1 BB: 9	R: 0 H: 1 E: 0 K: 2 S: 15	LOB: 2 BB: 1 P: 28	R: 0 H: 1 E: 0 K: 1 S: 12	LOB: 2 BB: 1 P: 23	R: 1 H: 2 E: 0 K: 0 S: 9	LOB: 0 BB: 0 P: 16	R: 0 H: 1 E: 0 K: 2 S: 11	LOB: 1 BB: 0 P: 18	R: 3 H: 1 E: 0 K: 0 S: 13	LOB: 2 BB: 2 P: 28	R: 0 H: 0 E: 0 K: 0 S: 8	LOB: 1 BB: 1 P: 15		R: 2 H: 2 E: 0 K: 2 S: 15	LOB: 2 BB: 2 P: 32	1B: 5 2B: 4 3B: 0 HR: 2	SF: 0 SAC: 0 DP: 2 HBP: 1	WP: 0 PB: 0 SB: 0 CS: 1	PA: 44
PITCHER	IP	WLS	BF	H	R	ER	SO	BB	IBB	HBP	BLK	WP	HR	S	P	ERA		WHIP			ERA	WHIP	
59 Alex Sanabia, R ERA: 2.11	4.1		21	7	1	1	3	3	0	0	0	0	1	52	92	2.08		2.308			18.00	4.000	
44 Brian Sanches, R ERA: 2.67	1.2		5	1	0	0	2	0	0	0	0	0	0	12	20	0.00	0.600						
31 Burke Badenhop, R ERA: 5.72	0.2	H	3	0	1	1	0	1	0	0	0	0	0	5	11	13.50	1.500						
57 Taylor Tankersley, L ERA: 5.19	0.0	B	2	1	2	2	0	1	0	0	0	0	1	6	13	=	=						
32 Clay Hensley, R ERA: 2.98	1.1		5	0	0	0	0	1	0	0	0	0	0	10	19	0.00	0.750						

Batter	1	2	3	4	5	6	7	8	9	AB	R	H	RBI	BB	SO	LOB	BOTTOM					
8 Chris Coghlan, L OBP: 0.331, SLG: 0.381	6 HR		K		G4-3		P6		F8	5	1	1	0	0	1	3	Atlanta Braves @ Florida Marlins Sun Life Stadium, Miami, FL Fri Jul 23 2010, 7:12 PM A - 11:03 PM EDT Att: 19,204 - Partly Cloudy - 84 F					
15 Gaby Sanchez, R OBP: 0.368, SLG: 0.480	P6		L6		G5-3		HR		22 1B	5	2	2	1	0	0	1						
2 Hanley Ramirez, R OBP: 0.372, SLG: 0.460	K				G6-3		K		22 1B	3	0	0	0	2	2	1						
6 Dan Uggla, R OBP: 0.357, SLG: 0.469	HR		BB		F7		29 BB		22 1B	5	2	2	2	0	2	4						
3 Jorge Cantu, R OBP: 0.310, SLG: 0.413	K				F9		G5-3		G6-3	4	0	0	0	0	1	1						
43 Jose Veras, R	K				F9		G5-3		G6-3	0	0	0	0	0	0	0						
22 Donnie Murphy, R OBP: 0.400, SLG: 0.778	K				F9		G5-3		G6-3	1	0	1	1	0	0	0						
12 Cody Ross, R OBP: 0.330, SLG: 0.407	G4-3		29 BB		1B		16 1B		1B	3	1	1	0	1	1	0						
27 Giancarlo Stanton, R OBP: 0.289, SLG: 0.417	K		L9		L9		L7		K	4	0	0	0	0	2	3						
29 Ronny Paulino, R OBP: 0.324, SLG: 0.369	BB		BB		BB		16 1B		K	1	0	0	0	3	1	0						
59 Alex Sanabia, R	K				K		15 1B		22 PB	2	0	0	0	0	2	3						
44 Brian Sanches, R	K				K		15 1B		22 PB	0	0	0	0	0	0	0						
16 Bryan Petersen, L	K				K		15 1B		22 PB	1	0	1	2	0	0	0						
31 Burke Badenhop, R	K				K		15 1B		22 PB	0	0	0	0	0	0	0						
57 Taylor Tankersley, L	K				K		15 1B		22 PB	0	0	0	0	0	0	0						
32 Clay Hensley, R	K				K		15 1B		22 PB	0	0	0	0	0	0	0						
18 Wes Helms, F OBP: 0.265, SLG: 0.363	K				K		15 1B		22 PB	0	0	0	0	0	0	0						
1 Emilio Bonifacio, S OBP: 0.276, SLG: 0.361	K				K		15 1B		22 PB	0	1	0	0	0	0	0						
Inning Stats	R: 2 H: 2 E: 0 K: 2 S: 16	WLS: 2 BF: 21	R: 0 H: 0 E: 0 K: 2 S: 15	LOB: 0 BB: 1 P: 22	R: 0 H: 0 E: 0 K: 1 S: 9	LOB: 1 BB: 1 P: 18	R: 0 H: 1 E: 0 K: 1 S: 12	LOB: 2 BB: 1 P: 21	R: 0 H: 0 E: 0 K: 0 S: 7	LOB: 0 BB: 0 P: 11	R: 2 H: 2 E: 0 K: 0 S: 11	LOB: 2 BB: 2 P: 23	R: 1 H: 1 E: 0 K: 2 S: 13	LOB: 0 BB: 0 P: 19	R: 0 H: 0 E: 0 K: 3 S: 10	LOB: 0 BB: 0 P: 17	R: 2 H: 2 E: 0 K: 1 S: 14	LOB: 2 BB: 2 P: 31	1B: 5 2B: 1 3B: 0 HR: 2	SF: 0 SAC: 0 DP: 0 HBP: 0	WP: 0 PB: 1 SB: 0 CS: 0	PA: 41
PITCHER	IP	WLS	BF	H	R	ER	SO	BB	IBB	HBP	BLK	WP	HR	S	P	ERA	WHIP			ERA	WHIP	
32 Derek Lowe, R ERA: 4.48	5.2		27	5	4	4	6	5	0	0	0	0	0	69	114	6.35	1.765					
43 Jesse Chavez, R ERA: 5.97	0.1		1	0	0	0	0	0	0	0	0	0	0	1	2	0.00	0.000					
58 Peter Moylan, R ERA: 2.75	1.0		4	1	1	1	2	0	0	0	0	0	1	13	19	9.00	1.000					
40 Takashi Saito, R ERA: 3.5	1.0		3	0	0	0	3	0	0	0	0	0	0	10	17	0.00	0.000					
13 Billy Wagner, L ERA: 1.73	0.2	L	6	2	2	1	1	1	1	0	0	0	0	14	31	13.50	4.500					


Batter	1	2	3	4	5	6	7	8	9	AB	R	H	RBI	BB	SO	LOB	TOP										
2 Hanley Ramirez, R OBP: 0.366, SLG: 0.443	G6-3		F9		G6-3		HBP		G4-3	4	0	0	0	0	0	0	Florida Marlins @ San Francisco Giants AT&T Park, San Francisco, CA Thu Jul 29 2010, 12:47 PM - 2:53 PM PDT Att: 41,152 - Partly Cloudy - 62 F										
20 Logan Morrison, L OBP: 0.286, SLG: 0.429	G6-3		G1		F8		F9		G1-3	5	0	1	0	0	0	1											
16 Bryan Petersen, L OBP: 0.130, SLG: 0.091	G6-3		G5-3						G1-3	0	0	0	0	0	0	0											
15 Gaby Sanchez, R OBP: 0.359, SLG: 0.459	G6-3								G4-3	5	0	1	0	0	0	1											
6 Dan Uggla, R OBP: 0.365, SLG: 0.507		BB	F7		G5-3				BB	2	2	0	0	2	0	1											
Jorge Cantu, R OBP: 0.310, SLG: 0.409	K								BB	4	2	2	0	0	1	1											
18 Wes Helms, R OBP: 0.315, SLG: 0.397	K								BB	0	0	0	0	0	0	0											
12 Cody Ross, R OBP: 0.327, SLG: 0.407	K								BB	4	1	2	1	0	2	1											
27 Giancarlo Stanton, R OBP: 0.302, SLG: 0.467									BB	3	0	2	2	1	0	0											
29 Ronny Paulino, R OBP: 0.319, SLG: 0.371									BB	1	0	0	2	1	0	0											
19 Anibal Sánchez, R OBP: 0.243, SLG: 0.152	K								BB	4	0	0	0	0	2	5											
Inning Stats	R: 0 E: 0 K: 0 S: 9	H: 1 LOB: 0 BB: 0 P: 16	R: 1 E: 0 K: 3 S: 12	H: 1 LOB: 2 BB: 2 P: 21	R: 0 E: 0 K: 0 S: 5	H: 0 LOB: 0 BB: 0 P: 8	R: 2 E: 0 K: 1 S: 11	H: 3 LOB: 1 BB: 0 P: 17	R: 0 E: 0 K: 0 S: 7	H: 0 LOB: 0 BB: 0 P: 10	R: 0 E: 0 K: 1 S: 7	H: 0 LOB: 1 BB: 0 P: 8	R: 0 E: 0 K: 0 S: 6	H: 0 LOB: 1 BB: 0 P: 11	R: 2 E: 0 K: 0 S: 10	H: 2 LOB: 2 BB: 2 P: 21	R: 0 E: 0 K: 0 S: 7	H: 0 LOB: 0 BB: 0 P: 7	1B: 5 2B: 3 3B: 0 HR: 0	SF: 2 SAC: 0 DP: 1 HBP: 1	WP: 0 PB: 0 SB: 1 CS: 0	PA: 39					
PITCHER	IP	WLS	BF	H	R	ER	SO	BB	IBB	HBP	BLK	WP	HR	S	P	ERA	WHIP										
40 Madison Bumgarner, L ERA: 2.7	6.0	L	25	6	3	3	5	1	1	0	0	0	0	51	80	4.50	1.167										
49 Joe Martinez, R ERA: 4.91	2.0		11	2	2	2	0	1	1	1	0	0	0	16	32	9.00	1.500										
46 Santiago Casilla, R ERA: 3.16	1.0		3	0	0	0	0	0	0	0	0	0	0	7	7	0.00	0.000										

Batter	1	2	3	4	5	6	7	8	9	AB	R	H	RBI	BB	SO	LOB	BOTTOM										
56 Andres Torres, S OBP: 0.372, SLG: 0.505	K								P4	4	0	0	0	0	2	0	Florida Marlins @ San Francisco Giants AT&T Park, San Francisco, CA Thu Jul 29 2010, 12:47 PM - 2:53 PM PDT Att: 41,152 - Partly Cloudy - 62 F										
21 Freddy Sanchez, R OBP: 0.323, SLG: 0.326	G4-3								L7	4	0	0	0	0	0	0											
17 Aubrey Huff, L OBP: 0.399, SLG: 0.543	F7									2	0	0	0	1	1	0											
28 Buster Posey, R OBP: 0.395, SLG: 0.549		K							BB	3	0	0	0	0	2	1											
5 Juan Uribe, R OBP: 0.322, SLG: 0.448		P3								3	0	0	0	0	0	0											
48 Pablo Sandoval, S OBP: 0.324, SLG: 0.382		G6-3								3	0	1	0	0	0	0											
33 Aaron Rowand, R OBP: 0.293, SLG: 0.402										3	0	0	0	0	1	2											
16 Edgar Renteria, R OBP: 0.350, SLG: 0.374										3	0	0	0	0	1	2											
40 Madison Bumgarner, R OBP: 0.290, SLG: 0.158										1	0	0	0	0	1	0											
12 Nate Schierholz, L OBP: 0.316, SLG: 0.311										1	0	0	0	0	0	0											
49 Joe Martinez, L										0	0	0	0	0	0	0											
46 Santiago Casilla, R										0	0	0	0	0	0	0											
35 Travis Ishikawa, L OBP: 0.350, SLG: 0.442										1	0	0	0	0	0	0											
Inning Stats	R: 0 E: 0 K: 1 S: 7	H: 0 LOB: 0 BB: 0 P: 11	R: 0 E: 0 K: 1 S: 6	H: 0 LOB: 0 BB: 0 P: 9	R: 0 E: 0 K: 3 S: 9	H: 0 LOB: 0 BB: 0 P: 14	R: 0 E: 0 K: 2 S: 10	H: 0 LOB: 0 BB: 0 P: 16	R: 0 E: 0 K: 1 S: 15	H: 1 LOB: 2 BB: 0 P: 22	R: 0 E: 0 K: 0 S: 8	H: 0 LOB: 0 BB: 0 P: 15	R: 0 E: 0 K: 0 S: 3	H: 0 LOB: 0 BB: 1 P: 8	R: 0 E: 0 K: 0 S: 8	H: 0 LOB: 0 BB: 0 P: 13	R: 0 E: 0 K: 0 S: 5	H: 0 LOB: 0 BB: 0 P: 10	1B: 1 2B: 0 3B: 0 HR: 0	SF: 0 SAC: 0 DP: 1 HBP: 0	WP: 0 PB: 0 SB: 0 CS: 0	PA: 29					
PITCHER	IP	WLS	BF	H	R	ER	SO	BB	IBB	HBP	BLK	WP	HR	S	P	ERA	WHIP										
19 Anibal Sánchez, R ERA: 3.33	9.0	W	29	1	0	0	8	1	0	0	0	0	0	71	118	0.00	0.222										



Batter	1	2	3	4	5	6	7	8	9	AB	R	H	RBI	BB	SO	LOB	TOP		
2 Hanley Ramirez, R OBP: 0.363, SLG: 0.438	G5-3	FC6			F9		20 E 1B		20 G3 15 1B IBB	4	2	1	0	1	0	3	Florida Marlins @ San Diego Padres PETCO Park, San Diego, CA Sat Jul 31 2010, 8:36 PM - 11:14 PM EDT Att: 42,072 - Partly Cloudy - 72 F livebaseballscorecards.com AB 33 R 6 H 7 RBI 5 BB 6 SO 5 LOB 15		
20 Logan Morrison, L OBP: 0.217, SLG: 0.304	G4-3		K		K		E7 15 G5-3 1-H		G3	5	0	0	0	0	2	3			
15 Gaby Sanchez, R OBP: 0.356, SLG: 0.462	F9		F8			G5-3	G5-3		1B	5	0	1	2	0	0	1			
6 Dan Uggla, R OBP: 0.364, SLG: 0.508		12 S 27 HR BB	G4-3			HR			F8	4	2	1	1	1	1	2			
12 Cody Ross, R OBP: 0.325, SLG: 0.412	K			G6-3		G5-3			27 G5-4-3 1B	4	0	1	0	0	1	1			
27 Giancarlo Stanton, R OBP: 0.299, SLG: 0.461	HR			P4					G5-4-3	4	1	2	2	0	0	1			
18 Wes Helms, R OBP: 0.327, SLG: 0.400				L3					F7	2	0	0	0	2	0	0			
58 Brad Davis, R OBP: 0.417, SLG: 0.444						G6-3			20 G3 47 SH1-4 15 1B BB	2	1	0	0	2	1	3			
47 Ricky Nolasco, R OBP: 0.171, SLG: 0.200				FC3-6					SH1-4	3	0	1	0	0	0	1			
46 Juan Carlos Oviedo, R OBP: 0.171, SLG: 0.200						G6-3				0	0	0	0	0	0	0			
Inning Stats	R: 0 E: 0 K: 0 S: 8	H: 0 LOB: 0 BB: 0 P: 13	R: 2 E: 0 K: 2 S: 16	H: 2 LOB: 2 BB: 2 P: 29	R: 0 E: 0 K: 1 S: 9	H: 0 LOB: 0 BB: 0 P: 12	R: 0 E: 0 K: 0 S: 7	H: 0 LOB: 1 BB: 1 P: 11	R: 1 E: 0 K: 0 S: 11	H: 2 LOB: 2 BB: 2 P: 20	R: 1 E: 0 K: 1 S: 13	H: 1 LOB: 1 BB: 0 P: 21	R: 0 E: 0 K: 0 S: 6	H: 1 LOB: 0 BB: 0 P: 8	R: 2 E: 0 K: 0 S: 9	H: 1 LOB: 1 BB: 2 P: 20	1B: 4 2B: 1 3B: 0 HR: 2	SF: 0 SAC: 1 DP: 1 HBP: 0	WP: 0 PA: 40 PB: 0 SB: 1 CS: 0
PITCHER	IP WLS BF H R ER SO BB IBB HBP BLK WP HR S P ERA WHIP	IP WLS BF H R ER SO BB IBB HBP BLK WP HR S P ERA WHIP	IP WLS BF H R ER SO BB IBB HBP BLK WP HR S P ERA WHIP	IP WLS BF H R ER SO BB IBB HBP BLK WP HR S P ERA WHIP	IP WLS BF H R ER SO BB IBB HBP BLK WP HR S P ERA WHIP	IP WLS BF H R ER SO BB IBB HBP BLK WP HR S P ERA WHIP	IP WLS BF H R ER SO BB IBB HBP BLK WP HR S P ERA WHIP	IP WLS BF H R ER SO BB IBB HBP BLK WP HR S P ERA WHIP	IP WLS BF H R ER SO BB IBB HBP BLK WP HR S P ERA WHIP	IP WLS BF H R ER SO BB IBB HBP BLK WP HR S P ERA WHIP	IP WLS BF H R ER SO BB IBB HBP BLK WP HR S P ERA WHIP	IP WLS BF H R ER SO BB IBB HBP BLK WP HR S P ERA WHIP	IP WLS BF H R ER SO BB IBB HBP BLK WP HR S P ERA WHIP	IP WLS BF H R ER SO BB IBB HBP BLK WP HR S P ERA WHIP	IP WLS BF H R ER SO BB IBB HBP BLK WP HR S P ERA WHIP	IP WLS BF H R ER SO BB IBB HBP BLK WP HR S P ERA WHIP	IP WLS BF H R ER SO BB IBB HBP BLK WP HR S P ERA WHIP	IP WLS BF H R ER SO BB IBB HBP BLK WP HR S P ERA WHIP	
29 Kevin Correia, R ERA: 5.06	6.0	L	26	4	3	3	4	3	1	0	0	0	0	0	22	40	4.50	1.167	
46 Tim Stauffer, R ERA: 0.83	2.1	11	2	3	2	1	1	0	0	0	0	0	0	1	1	0.00	0.000		
54 Joe Thatcher, L ERA: 1.64	0.1	1	0	0	0	0	0	0	0	0	0	0	0	5	8	0.00	3.000		
58 Ryan Webb, R ERA: 3.21	0.1	2	1	0	0	0	0	0	0	0	0	0	0	5	8	0.00	3.000		

Batter	1	2	3	4	5	6	7	8	9	AB	R	H	RBI	BB	SO	LOB	BOTTOM	
15 Jerry Hairston, R OBP: 0.306, SLG: 0.351	F9			L9		G1-4-3			7 2B 23 1B 1B	4	1	1	0	0	0	0	Florida Marlins @ San Diego Padres PETCO Park, San Diego, CA Sat Jul 31 2010, 8:36 PM - 11:14 PM EDT Att: 42,072 - Partly Cloudy - 72 F livebaseballscorecards.com AB 32 R 3 H 6 RBI 3 BB 1 SO 7 LOB 8	
7 Chase Headley, S OBP: 0.330, SLG: 0.382				F7					23 1B 2B	3	1	1	0	1	1	0		
23 Adrián González, L OBP: 0.391, SLG: 0.519				F8					10 1B 10 WP 1B	4	0	1	2	0	0	1		
10 Miguel Tejada, R OBP: 0.307, SLG: 0.358				K		P6			4 FC5-4 1B	4	0	1	0	0	1	0		
4 Nick Hundley, R OBP: 0.322, SLG: 0.403				K		G5-3			FC5-4	4	0	1	0	0	1	2		
25 Will Venable, L OBP: 0.313, SLG: 0.389				P6		F8			G4-3	4	0	0	0	0	1	3		
12 Scott Hairston, R OBP: 0.320, SLG: 0.397				P4					F7	3	1	1	1	0	0	1		
18 Tony Gwynn Jr., L OBP: 0.321, SLG: 0.307				K		G6-3			K	3	0	0	0	0	2	1		
29 Kevin Correia, R ERA: 5.06	6.0	L	26	4	3	3	4	3	1	0	0	0	0	0	22	40	4.50	1.167
46 Tim Stauffer, R ERA: 0.83	2.1	11	2	3	2	1	1	0	0	0	0	0	0	1	1	0.00	0.000	
54 Joe Thatcher, L ERA: 1.64	0.1	1	0	0	0	0	0	0	0	0	0	0	0	5	8	0.00	3.000	
58 Ryan Webb, R ERA: 3.21	0.1	2	1	0	0	0	0	0	0	0	0	0	0	5	8	0.00	3.000	
Inning Stats	R: 0 E: 0 K: 0 S: 5	H: 0 LOB: 0 BB: 1 P: 12	R: 0 E: 0 K: 2 S: 9	H: 0 LOB: 0 BB: 0 P: 14	R: 0 E: 0 K: 1 S: 8	H: 0 LOB: 0 BB: 0 P: 11	R: 0 E: 0 K: 0 S: 8	H: 0 LOB: 0 BB: 0 P: 13	R: 0 E: 0 K: 1 S: 6	H: 1 LOB: 0 BB: 0 P: 21	R: 0 E: 0 K: 2 S: 12	H: 0 LOB: 1 BB: 0 P: 15	R: 2 E: 0 K: 0 S: 15	H: 4 LOB: 2 BB: 0 P: 23	1B: 4 2B: 1 3B: 0 HR: 1	SF: 0 SAC: 0 DP: 1 HBP: 0	WP: 1 PA: 33 PB: 0 SB: 0 CS: 0	
PITCHER	IP WLS BF H R ER SO BB IBB HBP BLK WP HR S P ERA WHIP	IP WLS BF H R ER SO BB IBB HBP BLK WP HR S P ERA WHIP	IP WLS BF H R ER SO BB IBB HBP BLK WP HR S P ERA WHIP	IP WLS BF H R ER SO BB IBB HBP BLK WP HR S P ERA WHIP	IP WLS BF H R ER SO BB IBB HBP BLK WP HR S P ERA WHIP	IP WLS BF H R ER SO BB IBB HBP BLK WP HR S P ERA WHIP	IP WLS BF H R ER SO BB IBB HBP BLK WP HR S P ERA WHIP	IP WLS BF H R ER SO BB IBB HBP BLK WP HR S P ERA WHIP	IP WLS BF H R ER SO BB IBB HBP BLK WP HR S P ERA WHIP	IP WLS BF H R ER SO BB IBB HBP BLK WP HR S P ERA WHIP	IP WLS BF H R ER SO BB IBB HBP BLK WP HR S P ERA WHIP	IP WLS BF H R ER SO BB IBB HBP BLK WP HR S P ERA WHIP	IP WLS BF H R ER SO BB IBB HBP BLK WP HR S P ERA WHIP	IP WLS BF H R ER SO BB IBB HBP BLK WP HR S P ERA WHIP	IP WLS BF H R ER SO BB IBB HBP BLK WP HR S P ERA WHIP	IP WLS BF H R ER SO BB IBB HBP BLK WP HR S P ERA WHIP	IP WLS BF H R ER SO BB IBB HBP BLK WP HR S P ERA WHIP	
47 Ricky Nolasco, R ERA: 2.64	1	W	30	5	3	3	7	1	0	0	0	0	0	0	6	8	0.00	1.500
46 Juan Carlos Oviedo, R ERA: 2.64	0.2	S	3	1	0	0	0	0	0	0	0	0	0	0	0	0	0.00	1.500

Batter	1	2	3	4	5	6	7	8	9	AB	R	H	RBI	BB	SO	LOB	TOP										
2 Hanley Ramirez, R OBP: 0.363, SLG: 0.444	G5-3		HR		F7		K		BB	4	1	1	1	1	1	0	Florida Marlins @ San Diego Padres PETCO Park, San Diego, CA Sun Aug 01 2010, 4:08 PM - 7:04 PM EDT Att: 27,560 - Sunny - 75 F										
20 Logan Morrison, L OBP: 0.214, SLG: 0.286	K2-3				G3		F7		1B	5	0	1	1	0	2	0											
15 Gaby Sanchez, R OBP: 0.352, SLG: 0.455	K		F9				F8		F9	5	0	0	0	0	1	2											
6 Dan Uggla, R OBP: 0.363, SLG: 0.504		G6-3	F7							3	1	0	0	1	1	0											
12 Cody Ross, R OBP: 0.327, SLG: 0.415		1B			G6-3		G4-3			4	1	2	0	0	0	1											
27 Giancarlo Stanton, R OBP: 0.461, SLG: 0.661		BB	1B				BB		2B	2	0	1	0	2	0	1											
18 Wes Helms, R OBP: 0.325, SLG: 0.396		K			FC5-4				G6-3	4	0	1	1	0	1	3	AB 35 R 4 H 8 RBI 4 BB 4 SO 9 LOB 13										
29 Ronny Paulino, R OBP: 0.321, SLG: 0.376		1B			K				2B	4	1	2	1	0	2	3											
55 Josh Johnson, L OBP: 0.128, SLG: 0.109		FC5			G4-3				F8	2	0	0	0	0	0	2											
13 Will Ohman, L ERA: 3.26										2	0	0	0	0	0	0											
1 Emilio Bonifacio, S OBP: 0.279, SLG: 0.375										1	0	0	0	0	0	0											
57 Taylor Tankersley, L ERA: 3.0										0	0	0	0	0	0	0											
31 Burke Badenhop, R ERA: 4.79										1	0	0	0	0	0	1											
22 Donnie Murphy, R OBP: 0.307, SLG: 0.466										1	0	0	0	0	0	1											
Inning Stats	R: 0 E: 0 K: 2 S: 10	H: 0 LOB: 0 BB: 0 P: 15	R: 1 E: 1 K: 1 S: 14	H: 2 LOB: 2 BB: 1 P: 26	R: 1 E: 0 K: 1 S: 8	H: 1 LOB: 0 BB: 0 P: 14	R: 0 E: 0 K: 1 S: 9	H: 1 LOB: 1 BB: 0 P: 10	R: 0 E: 0 K: 0 S: 5	H: 0 LOB: 0 BB: 0 P: 8	R: 1 E: 0 K: 1 S: 12	H: 1 LOB: 2 BB: 2 P: 29	R: 0 E: 0 K: 2 S: 11	H: 0 LOB: 0 BB: 0 P: 18	R: 0 E: 0 K: 1 S: 10	H: 1 LOB: 1 BB: 0 P: 15	R: 1 E: 0 K: 0 S: 11	H: 2 LOB: 2 BB: 1 P: 19	1B: 5 2B: 2 3B: 0 HR: 1	SF: 0 SAC: 0 DP: 0 HBP: 0	WP: 0 PB: 1 SB: 0 CS: 0	PA: 39					
PITCHER	IP	WLS	BF	H	R	ER	SO	BB	IBB	HBP	BLK	WP	HR	S	P	ERA	WHIP										
27 Jon Garland, R ERA: 3.6	6.0	W	26	5	3	3	6	3	0	0	0	0	1	58	106	4.50	1.333										
39 Ernesto Frieri, R ERA: 3.26	1.0	H	3	0	0	0	2	0	0	0	0	0	0	11	18	0.00	0.000										
57 Luke Gregerson, R ERA: 2.45	1.0	H	4	1	0	0	1	0	0	0	0	0	0	10	15	0.00	1.000										
21 Heath Bell, R ERA: 1.99	1.0	S	6	2	1	1	0	1	0	0	0	0	0	11	19	9.00	3.000										

Batter	1	2	3	4	5	6	7	8	9	AB	R	H	RBI	BB	SO	LOB	BOTTOM										
15 Jerry Hairston, R OBP: 0.305, SLG: 0.353	K	F9			G6-3		2B			4	0	1	2	0	1	0	Florida Marlins @ San Diego Padres PETCO Park, San Diego, CA Sun Aug 01 2010, 4:08 PM - 7:04 PM EDT Att: 27,560 - Sunny - 75 F										
7 Chase Headley, S OBP: 0.331, SLG: 0.382	G6-3		BB				F9			3	0	1	0	1	0	1											
23 Adrián González, L OBP: 0.390, SLG: 0.516		1B			K				L9	4	1	1	0	0	2	2											
10 Miguel Tejada, R OBP: 0.307, SLG: 0.355		BB			P4				F8	3	1	0	0	1	0	2											
8 Yorvit Torrealba, R OBP: 0.390, SLG: 0.416		2B			F9					4	1	3	2	0	0	1											
25 Will Venable, L OBP: 0.320, SLG: 0.400									F9	1	1	1	0	2	0	0											
39 Ernesto Frieri, R ERA: 3.26										0	0	0	0	0	0	0											
16 Matt Stairs, L OBP: 0.257, SLG: 0.333										1	0	0	0	0	0	1											
57 Luke Gregerson, L ERA: 2.45										0	0	0	0	0	0	0											
21 Heath Bell, R ERA: 1.99										0	0	0	0	0	0	0											
12 Scott Hairston, R OBP: 0.316, SLG: 0.390										4	0	0	0	0	1	5											
18 Tony Gwynn Jr., L OBP: 0.319, SLG: 0.305										2	0	0	0	0	1	1											
47 Ryan Ludwick, R OBP: 0.344, SLG: 0.484										2	1	1	0	0	0	0											
27 Jon Garland, R OBP: 0.244, SLG: 0.189										2	0	0	0	0	0	1											
13 Chris Denorfia, R OBP: 0.327, SLG: 0.438										1	0	0	1	0	1	0											
Inning Stats	R: 2 E: 0 K: 2 S: 18	H: 2 LOB: 2 BB: 2 P: 30	R: 0 E: 0 K: 1 S: 7	H: 0 LOB: 0 BB: 0 P: 7	R: 0 E: 0 K: 1 S: 10	H: 0 LOB: 1 BB: 1 P: 18	R: 0 E: 0 K: 0 S: 12	H: 1 LOB: 1 BB: 0 P: 19	R: 0 E: 0 K: 1 S: 11	H: 1 LOB: 1 BB: 0 P: 14	R: 3 E: 0 K: 0 S: 14	H: 3 LOB: 1 BB: 1 P: 25	R: 0 E: 0 K: 0 S: 7	H: 1 LOB: 1 BB: 0 P: 9	R: 0 E: 0 K: 1 S: 8	H: 0 LOB: 0 BB: 0 P: 10	1B: 5 2B: 2 3B: 1 HR: 0	SF: 1 SAC: 0 DP: 0 HBP: 0	WP: 0 PB: 1 SB: 0 CS: 0	PA: 36							
PITCHER	IP	WLS	BF	H	R	ER	SO	BB	IBB	HBP	BLK	WP	HR	S	P	ERA	WHIP										
55 Josh Johnson, R ERA: 1.98	5.2	L	28	7	5	5	5	4	0	0	0	0	0	70	109	7.94	1.941										
13 Will Ohman, L ERA: 3.26	0.1		1	0	0	0	0	0	0	0	0	0	0	2	4	0.00	0.000										
57 Taylor Tankersley, L ERA: 3.0	0.1		1	0	0	0	0	0	0	0	0	0	0	2	2	0.00	0.000										
31 Burke Badenhop, R ERA: 4.79	1.2		6	1	0	0	1	0	0	0	0	0	0	13	17	0.00	0.600										

Batter	1	2	3	4	5	6	7	8	9	AB	R	H	RBI	BB	SO	LOB	TOP							
11 Jimmy Rollins, S OBP: 0.332, SLG: 0.378										4	0	1	0	1	0	2								
29 Raul Ibanez, L OBP: 0.382, SLG: 0.429										4	1	1	0	1	2	2								
27 Placido Polanco, R OBP: 0.347, SLG: 0.434										5	1	1	0	0	0	3								
28 Jayson Werth, R OBP: 0.385, SLG: 0.522										5	0	0	0	0	4	5								
10 Ben Francisco, R OBP: 0.224, SLG: 0.431										5	2	3	1	0	1	2								
51 Carlos Ruiz, R OBP: 0.395, SLG: 0.422										5	2	4	2	0	0	2								
12 Cody Ransom, R OBP: 0.244, SLG: 0.333										3	0	0	0	0	0	4								
3 Ross Gload, L OBP: 0.330, SLG: 0.471										1	0	0	0	1	1									
21 Wilson Valdez, R OBP: 0.276, SLG: 0.361										4	0	2	1	1	0	1								
34 Roy Halladay, R OBP: 0.138, SLG: 0.125										3	0	1	2	0	1	3								
37 Chad Durbin, R										0	0	0	0	0	0	0								
Inning Stats	R: 0 E: 0 K: 2 S: 11	H: 1 LOB: 1 BB: 0 P: 17	R: 2 E: 0 K: 0 S: 8	H: 3 LOB: 0 BB: 0 P: 11	R: 0 E: 0 K: 1 S: 9	H: 0 LOB: 0 BB: 0 P: 12	R: 2 E: 0 K: 0 S: 10	H: 3 LOB: 2 BB: 1 P: 19	R: 1 E: 1 K: 1 S: 14	H: 2 LOB: 2 BB: 0 P: 22	R: 0 E: 0 K: 1 S: 12	H: 0 LOB: 1 BB: 1 P: 22	R: 1 E: 0 K: 1 S: 16	H: 3 LOB: 3 BB: 1 P: 27	R: 0 E: 0 K: 1 S: 8	H: 0 LOB: 1 BB: 0 P: 14	R: 0 E: 0 K: 2 S: 11	H: 1 LOB: 1 BB: 0 P: 15	1B: 9 2B: 3 3B: 0 HR: 2	SF: 0 SAC: 1 DP: 1 HBP: 0	WP: 0 PB: 0 SB: 0 CS: 0	PA: 44		
PITCHER	IP: 5.0 WLS: L BF: 25 ERA: 7.2	H: 9 R: 5 ER: 4 SO: 4	BB: 0 IBB: 1 HBP: 0 BLK: 0	WP: 0 HR: 2 S: 52 P: 81	ERA: 7.20 WHIP: 1.800	IP: 2.0 WLS: 1 BF: 11 ERA: 4.78	H: 3 R: 1 ER: 1 SO: 2	BB: 1 IBB: 0 HBP: 0 BLK: 0	WP: 0 HR: 0 S: 28 P: 49	ERA: 4.50 WHIP: 2.000	IP: 1.0 WLS: 0 BF: 4 ERA: 3.22	H: 0 R: 0 ER: 0 SO: 2	BB: 0 IBB: 0 HBP: 0 BLK: 0	WP: 0 HR: 0 S: 11 P: 15	ERA: 0.00 WHIP: 1.000	IP: 1.0 WLS: 0 BF: 4 ERA: 4.29	H: 1 R: 0 ER: 0 SO: 2	BB: 0 IBB: 0 HBP: 0 BLK: 0	WP: 0 HR: 0 S: 11 P: 15	ERA: 4.29 WHIP: 1.000				

Philadelphia Phillies @ Florida Marlins
Sun Life Stadium, Miami, FL
Tue Aug 03 2010, 7:11 PM - 9:51 PM EDT
Att: 19,378 - Partly Cloudy - 87 F

AB 39
R 6
H 13
RBI 6
BB 4
SO 9
LOB 25



Batter	1	2	3	4	5	6	7	8	9	AB	R	H	RBI	BB	SO	LOB	BOTTOM							
2 Hanley Ramirez, R OBP: 0.360, SLG: 0.439										4	0	0	0	0	2	0								
20 Logan Morrison, L OBP: 0.125, SLG: 0.323										3	0	1	0	1	1	0								
15 Gaby Sanchez, R OBP: 0.351, SLG: 0.453										4	0	1	0	0	2	2								
6 Dan Uggla, R OBP: 0.367, SLG: 0.514										4	1	3	1	0	0	1								
12 Cody Ross, R OBP: 0.326, SLG: 0.414										4	0	1	0	0	2	3								
27 Giancarlo Stanton, R OBP: 0.308, SLG: 0.476										4	0	1	0	0	2	3								
29 Ronny Paulino, R OBP: 0.320, SLG: 0.378										4	0	1	0	0	0	2								
7 Hector Luna, R										3	0	0	0	0	1	1								
44 Brian Sanches, R										0	0	0	0	0	0	0								
43 Jose Veras, R										0	0	0	0	0	0	0								
22 Donnie Murphy, R OBP: 0.333, SLG: 0.786										1	0	0	0	0	1	2								
45 Sean West, R										1	0	0	0	0	1	0								
16 Bryan Petersen, L OBP: 0.125, SLG: 0.087										1	0	0	0	0	1	0								
31 Burke Badenhop, R										0	0	0	0	0	0	0								
18 Wes Helms, R OBP: 0.323, SLG: 0.393										1	0	0	0	0	0	0								
Inning Stats	R: 0 E: 0 K: 1 S: 7	H: 0 LOB: 0 BB: 0 P: 7	R: 1 E: 0 K: 1 S: 13	H: 1 LOB: 0 BB: 0 P: 22	R: 0 E: 0 K: 3 S: 13	H: 0 LOB: 0 BB: 0 P: 18	R: 0 E: 0 K: 2 S: 9	H: 1 LOB: 2 BB: 1 P: 19	R: 0 E: 0 K: 1 S: 9	H: 0 LOB: 0 BB: 0 P: 12	R: 0 E: 0 K: 1 S: 11	H: 1 LOB: 1 BB: 0 P: 17	R: 0 E: 0 K: 0 S: 9	H: 2 LOB: 0 BB: 0 P: 13	R: 0 E: 0 K: 1 S: 10	H: 1 LOB: 1 BB: 0 P: 16	R: 0 E: 0 K: 3 S: 16	H: 2 LOB: 2 BB: 0 P: 26	1B: 5 2B: 2 3B: 0 HR: 1	SF: 0 SAC: 0 DP: 1 HBP: 0	WP: 0 PB: 0 SB: 0 CS: 0	PA: 35		
PITCHER	IP: 7.0 WLS: W BF: 26 ERA: 2.17	H: 1 R: 1 ER: 1 SO: 9	BB: 1 IBB: 0 HBP: 0 BLK: 0	WP: 0 HR: 1 S: 71 P: 108	ERA: 1.29 WHIP: 0.857	IP: 2.0 WLS: 0 BF: 9 ERA: 3.43	H: 3 R: 0 ER: 0 SO: 4	BB: 0 IBB: 0 HBP: 0 BLK: 0	WP: 0 HR: 0 S: 26 P: 42	ERA: 0.00 WHIP: 1.500	IP: 1.0 WLS: 0 BF: 4 ERA: 4.29	H: 1 R: 0 ER: 0 SO: 2	BB: 0 IBB: 0 HBP: 0 BLK: 0	WP: 0 HR: 0 S: 11 P: 15	ERA: 4.29 WHIP: 1.000	IP: 1.0 WLS: 0 BF: 4 ERA: 4.29	H: 1 R: 0 ER: 0 SO: 2	BB: 0 IBB: 0 HBP: 0 BLK: 0	WP: 0 HR: 0 S: 11 P: 15	ERA: 4.29 WHIP: 1.000				

Philadelphia Phillies @ Florida Marlins
Sun Life Stadium, Miami, FL
Tue Aug 03 2010, 7:11 PM - 9:51 PM EDT
Att: 19,378 - Partly Cloudy - 87 F

AB 34
R 1
H 8
RBI 1
BB 1
SO 13
LOB 14



Batter	1	2	3	4	5	6	7	8	9	10	AB	R	H	RBI	BB	SO	LOB	TOP		
11 Jimmy Rollins, S OBP: 0.336, SLG: 0.374											6	0	1	0	0	1	4	Philadelphia Phillies @ Florida Marlins Sun Life Stadium, Miami, FL Thu Aug 05 2010, 7:10 PM - 10:44 PM EDT Att: 19,121 - Clear - 89 F		
27 Placido Polanco, R OBP: 0.354, SLG: 0.437											5	1	3	0	0	0	0			
3 Ross Gload, L OBP: 0.337, SLG: 0.452											5	1	1	0	0	0	4			
29 Raul Ibanez, L OBP: 0.361, SLG: 0.437											4	1	3	1	1	1	1			
28 Jayson Werth, R OBP: 0.333, SLG: 0.516											5	0	2	1	0	0	6			
9 Dominic Brown, L OBP: 0.241, SLG: 0.296											5	1	1	0	0	3	7			
51 Carlos Ruiz, R OBP: 0.395, SLG: 0.443											5	1	3	3	0	0	0		AB 42 R 5 H 14 RBI 5 BB 4 SO 7 LOB 22	
21 Wilson Valdez, R OBP: 0.271, SLG: 0.350											2	0	0	0	1	0	0			
19 Greg Dobbs, L OBP: 0.254, SLG: 0.321											2	0	0	0	0	2	0			
44 Roy Oswalt, R OBP: 0.376, SLG: 0.525											2	0	0	0	1	0	0			
16 J.J. Rodriguez, S											0	0	0	0	0	0	0			
52 Jose Contreras, R											0	0	0	0	0	0	0			
5 Mike Sweeney, R											0	0	0	0	1	0	0			
55 Danys Baez, R											0	0	0	0	0	0	0			
46 Ryan Madson, L											1	0	0	0	0	0	0			
10 Sean Francisco, R											0	0	0	0	0	0	0			
54 Brad Lidge, R											0	0	0	0	0	0	0			
Inning Stats	R: 0 E: 0 K: 1 S: 14	H: 2 LOB: 3 BB: 1 P: 22	R: 0 E: 0 K: 0 S: 8	H: 0 LOB: 0 BB: 0 P: 13	R: 0 E: 0 K: 1 S: 8	H: 2 LOB: 2 BB: 0 P: 11	R: 0 E: 0 K: 0 S: 9	H: 0 LOB: 0 BB: 0 P: 12	R: 2 E: 0 K: 2 S: 19	H: 3 LOB: 3 BB: 0 P: 26	R: 0 E: 0 K: 1 S: 7	H: 0 LOB: 1 BB: 0 P: 12	R: 2 E: 1 K: 0 S: 13	H: 3 LOB: 0 BB: 0 P: 19	R: 1 E: 0 K: 2 S: 13	H: 1 LOB: 0 BB: 0 P: 21	1B: 10 2B: 3 3B: 0 HR: 1	SF: 0 SAC: 0 DP: 0 HBP: 0	WP: 0 PA: 47	
PITCHER	IP WLS BF H R ER SO	IP WLS BF H R ER SO	IP WLS BF H R ER SO	IP WLS BF H R ER SO	IP WLS BF H R ER SO	IP WLS BF H R ER SO	IP WLS BF H R ER SO	IP WLS BF H R ER SO	IP WLS BF H R ER SO	IP WLS BF H R ER SO	IP WLS BF H R ER SO	IP WLS BF H R ER SO	IP WLS BF H R ER SO	IP WLS BF H R ER SO	IP WLS BF H R ER SO	IP WLS BF H R ER SO	ERA WHIP	ERA WHIP		
41 Chris Volstad, R ERA: 4.63	5.2	2	27	8	2	2	2	2	2	2	2	2	2	2	2	2	2	3.18	1.765	
43 Jose Veras, R ERA: 4.03	1.1	6	2	0	0	0	2	0	0	0	0	0	0	0	0	0	20	28	0.00	1.500
32 Clay Hensley, R ERA: 2.9	1.0	H	4	0	0	0	0	1	1	0	0	0	0	0	0	0	7	12	0.00	1.000
46 Juan Carlos Oviedo, R ERA: 2.91	1.0	B	5	3	2	1	0	0	0	0	0	0	0	0	0	0	13	19	9.00	3.000
13 Will Ohman, L ERA: 3.27	1.0	L	4	1	1	1	2	0	0	0	0	0	0	0	0	0	1	13	9.00	1.000

Batter	1	2	3	4	5	6	7	8	9	10	AB	R	H	RBI	BB	SO	LOB	BOTTOM		
2 Hanley Ramirez, R OBP: 0.361, SLG: 0.435											3	1	0	0	1	0	0	Philadelphia Phillies @ Florida Marlins Sun Life Stadium, Miami, FL Thu Aug 05 2010, 7:10 PM - 10:44 PM EDT Att: 19,121 - Clear - 89 F		
20 Logan Morrison, L OBP: 0.293, SLG: 0.359											4	0	1	1	1	1	1			
15 Gaby Sanchez, R OBP: 0.355, SLG: 0.461											5	0	1	2	0	1	2			
6 Dan Uggla, R OBP: 0.368, SLG: 0.509											3	0	0	0	2	2	2			
12 Cody Ross, R OBP: 0.322, SLG: 0.407											5	0	1	0	0	4	6			
27 Giancarlo Stanton, R OBP: 0.314, SLG: 0.489											4	0	2	0	1	0	0			
18 Wes Helms, R OBP: 0.311, SLG: 0.372											4	1	0	0	1	1	3			
29 Ronny Paulino, R OBP: 0.316, SLG: 0.370											2	0	0	0	1	0	2			
9 Brett Hayes, R OBP: 0.316, SLG: 0.382											2	1	1	0	0	1	1			
41 Chris Volstad, R ERA: 4.63	6.1	0	26	3	2	2	5	5	5	5	5	5	5	5	5	5	5		2.3	1.000
43 Jose Veras, R ERA: 4.03	0.0	B	3	1	0	0	0	1	1	0	0	0	0	0	0	0	0	0	0	0
32 Clay Hensley, R ERA: 2.9	0.2	3	1	2	2	2	2	0	0	0	0	0	0	0	0	0	8	13	27.00	1.500
46 Juan Carlos Oviedo, R ERA: 2.91	1.0	4	1	0	0	0	0	0	0	0	0	0	0	0	0	0	9	14	0.00	1.000
13 Will Ohman, L ERA: 3.27	1.0	W	5	0	0	0	3	0	1	1	0	0	0	0	0	0	10	19	0.00	0.000
PITCHER	IP WLS BF H R ER SO	IP WLS BF H R ER SO	IP WLS BF H R ER SO	IP WLS BF H R ER SO	IP WLS BF H R ER SO	IP WLS BF H R ER SO	IP WLS BF H R ER SO	IP WLS BF H R ER SO	IP WLS BF H R ER SO	IP WLS BF H R ER SO	IP WLS BF H R ER SO	IP WLS BF H R ER SO	IP WLS BF H R ER SO	IP WLS BF H R ER SO	IP WLS BF H R ER SO	IP WLS BF H R ER SO	ERA WHIP	ERA WHIP		
44 Roy Oswalt, R ERA: 3.5	6.1	0	26	3	2	2	5	5	5	5	5	5	5	5	5	5	5	2.3	1.000	
16 J.C. Romero, L ERA: 3.33	0.0	B	3	1	0	0	0	1	1	0	0	0	0	0	0	0	0	0	0	0
52 Jose Contreras, R ERA: 3.49	0.2	3	1	2	2	2	2	0	0	0	0	0	0	0	0	0	8	13	27.00	1.500
55 Danys Baez, R ERA: 4.82	1.0	4	1	0	0	0	0	0	0	0	0	0	0	0	0	0	9	14	0.00	1.000
46 Ryan Madson, R ERA: 4.37	1.0	W	5	0	0	0	3	0	1	1	0	0	0	0	0	0	10	19	0.00	0.000

Batter	1	2	3	4	5	6	7	8	9	AB	R	H	RBI	BB	SO	LOB	TOP			
3 Felipe Lopez, S OBP: 0.343, SLG: 0.389										4	1	0	0	1	2	2				
19 Jon Jay, L OBP: 0.421, SLG: 0.563										5	3	3	1	0	0	0				
5 Albert Pujols, R OBP: 0.403, SLG: 0.581										5	1	3	4	0	0	1				
7 Matt Holliday, R OBP: 0.373, SLG: 0.526										5	0	1	1	0	2	2				
2B Colby Rasmus, L OBP: 0.355, SLG: 0.515										4	0	1	0	0	2	1				
4 Yadier Molina, R OBP: 0.320, SLG: 0.315										4	0	1	0	0	1	2				
12 Aaron Miles, S OBP: 0.325, SLG: 0.359										4	1	2	0	0	0	2				
50 Adam Wainwright, R (1, 1) ERA: 4.57										3	0	0	0	0	1	2				
13 Brendan Ryan, R OBP: 0.289, SLG: 0.309										4	1	2	1	0	0	1				
Inning Stats	R: 3 S: 15	H: 3 BB: 1 P: 24	R: 0 K: 2 S: 8	H: 0 BB: 0 P: 10	R: 1 K: 1 S: 14	H: 2 BB: 0 P: 24	R: 3 K: 1 S: 17	H: 4 BB: 0 P: 21	R: 0 K: 1 S: 11	H: 1 BB: 0 P: 15	R: 0 K: 0 S: 5	H: 0 BB: 0 P: 12	R: 0 K: 0 S: 9	H: 1 BB: 0 P: 17	R: 0 K: 0 S: 6	H: 1 BB: 0 P: 8	1B: 6 2B: 6 3B: 0 HR: 1	SF: 0 SAC: 1 DP: 1 HBP: 0	WP: 0 PB: 0 SB: 1 CS: 0	PA: 40
PITCHER	IP WLS BF H R ER SO BB IBB HBP BLK WP HR S P ERA WHIP																			
47 Ricky Nolasco, R (1, 1) ERA: 4.57	5.0 L 26 10 7 7 6 1 0 0 0 0 0 1 65 94 12.60 2.200																			
31 Burke Badenhop, R (6, 1) ERA: 4.54	2.0 6 1 0 0 2 0 0 0 0 0 0 0 12 20 0.00 0.500																			
57 Taylor Tankersley, L (8, 1) ERA: 6.75	1.0 4 1 0 0 0 0 0 0 0 0 0 0 9 17 0.00 1.000																			
44 Brian Sanches, R (9, 1) ERA: 3.35	1.0 4 1 0 0 0 0 0 0 0 0 0 0 6 8 0.00 1.000																			

St. Louis Cardinals @ Florida Marlins
Sun Life Stadium, Miami, FL
Fri Aug 06 2010, 7:14 PM - 9:36 PM EDT
Att: 19,223 - Partly Cloudy - 82 F

AB	38
R	7
H	13
RBI	7
BB	1
SO	8
LOB	13



Batter	1	2	3	4	5	6	7	8	9	AB	R	H	RBI	BB	SO	LOB	BOTTOM					
2 Hanley Ramirez, R OBP: 0.362, SLG: 0.435										3	0	1	0	1	0	3						
1 Emilio Bonifacio, S OBP: 0.245, SLG: 0.327										4	0	0	0	0	1	2						
20 Logan Morrison, L OBP: 0.267, SLG: 0.326										4	0	0	0	0	2	1						
6 Dan Uggla, R OBP: 0.365, SLG: 0.504										4	0	0	0	0	0	1						
3 Chad Tracy, L OBP: 0.308, SLG: 0.277										3	0	0	0	0	2	0						
27 Giancarlo Stanton, R OBP: 0.315, SLG: 0.483										2	0	0	0	1	0	0						
18 Wes Helms, R OBP: 0.311, SLG: 0.367										2	0	0	0	1	0	0						
9 Brett Hayes, R OBP: 0.317, SLG: 0.378										3	0	1	0	0	1	2						
47 Ricky Nolasco, R (1, 1) ERA: 4.57	R: 0 S: 8	H: 0 BB: 1 P: 14	R: 0 K: 1 S: 6	H: 0 BB: 0 P: 11	R: 0 K: 1 S: 11	H: 1 BB: 0 P: 13	R: 0 K: 1 S: 8	H: 0 BB: 0 P: 12	R: 0 K: 1 S: 9	H: 0 BB: 2 P: 18	R: 0 K: 0 S: 8	H: 0 BB: 0 P: 11	R: 0 K: 1 S: 7	H: 0 BB: 0 P: 12	R: 0 K: 1 S: 7	H: 1 BB: 0 P: 7	R: 0 K: 0 S: 7	H: 0 BB: 0 P: 12	1B: 2 2B: 0 3B: 0 HR: 0	SF: 0 SAC: 0 DP: 1 HBP: 0	WP: 0 PB: 0 SB: 0 CS: 0	PA: 31
PITCHER	IP WLS BF H R ER SO BB IBB HBP BLK WP HR S P ERA WHIP																					
50 Adam Wainwright, R (1, 1) ERA: 2.07	9.0 W 31 2 0 0 7 3 0 0 0 0 0 0 71 110 0.00 0.556																					

St. Louis Cardinals @ Florida Marlins
Sun Life Stadium, Miami, FL
Fri Aug 06 2010, 7:14 PM - 9:36 PM EDT
Att: 19,223 - Partly Cloudy - 82 F

AB	28
R	0
H	2
RBI	0
BB	3
SO	7
LOB	12




Batter	1	2	3	4	5	6	7	8	9	10	AB	R	H	RBI	BB	SO	LOB	TOP							
3 Felipe Lopez, S (1.5) OBP: 0.337, SLG: 0.382	G4-3			K		G4-3		G4-3		P6	5	0	0	0	0	1	0								
19 Jon Jay, L (1.9) OBP: 0.417, SLG: 0.553	G4-3			5B 7 2B		G1			F7		4	1	1	0	0	0	0								
5 Albert Pujols, R (1.3) OBP: 0.404, SLG: 0.580	F9			7 2B 28 SF7		G5-3			2B F8 7 1B 4 1B		4	2	2	0	0	0	0								
7 Matt Holliday, R (1.7) OBP: 0.374, SLG: 0.528	F9			4 1B 2B		F8			4 1B 12 1B		4	1	2	1	0	0	0								
28 Colby Rasmus, L (1.8) OBP: 0.351, SLG: 0.511	F9			SF7		K			F8		3	0	0	1	0	1	2								
31 Ryan Franklin, R (9.1)											0	0	0	0	0	0	0								
4 Yadier Molina, R (1.2) OBP: 0.324, SLG: 0.320	G5-3			3-H					12 1B FC6-4		4	0	3	1	0	0	0								
12 Aaron Miles, S (1.4) OBP: 0.322, SLG: 0.354				2-H		F7			12 1B 1B		4	0	1	1	0	0	1								
35 Jake Westbrook, R (1.1)																									
44 Randy Winn, S (8. PH) OBP: 0.317, SLG: 0.363																									
46 Kyle McClellan, R (8.1) OBP: 0.500, SLG: 0.500																									
8 Allen Craig, R (9.9) OBP: 0.265, SLG: 0.318																									
13 Brendan Ryan, R (1.6) OBP: 0.285, SLG: 0.305																									
Inning Stats	R: 0 E: 0 K: 0 S: 9	H: 0 LOB: 0 BB: 0 P: 15	R: 0 E: 0 K: 0 S: 6	H: 0 LOB: 0 BB: 0 P: 7	R: 0 E: 0 K: 1 S: 11	H: 0 LOB: 0 BB: 0 P: 16	R: 2 E: 0 K: 1 S: 14	H: 4 LOB: 2 BB: 0 P: 20	R: 0 E: 0 K: 1 S: 6	H: 0 LOB: 0 BB: 0 P: 10	R: 0 E: 0 K: 1 S: 7	H: 1 LOB: 1 BB: 0 P: 9	R: 0 E: 0 K: 1 S: 8	H: 0 LOB: 0 BB: 0 P: 12	R: 2 E: 0 K: 0 S: 14	H: 4 LOB: 2 BB: 0 P: 22	R: 0 E: 0 K: 0 S: 5	H: 0 LOB: 0 BB: 0 P: 6	1B: 8 2B: 1 3B: 0 HR: 0	SF: 1 SAC: 0 DP: 0 HBP: 0	WP: 0 PB: 0 SB: 0 CS: 0	PA: 37			
PITCHER	IP 8.0	WLS 28	BF 5	H 2	R 2	ER 2	SO 5	BB 0	IBB 0	HBP 0	BLK 0	WP 0	HR 0	S 68	P 99	ERA 2.25	WHIP 0.625								
55 Josh Johnson, R (1.1) ERA: 1.97	1.0	B	6	4	2	2	0	0	0	0	0	0	0	14	22	18.00	4.000								
46 Juan Carlos Oviedo, R (9.1) ERA: 3.23	1.0	W	3	0	0	0	0	0	0	0	0	0	0	5	6	0.00	0.000								
32 Clay Hensley, R (10.1) ERA: 2.84																									

St. Louis Cardinals @ Florida Marlins
Sun Life Stadium, Miami, FL
Sat Aug 07 2010, 7:27 PM - 9:48 PM EDT
Att: 24,344 - Overcast - 75 F

AB 36
R 4
H 9
RBI 4
BB 0
SO 5
LOB 3

WP: 0 PA: 37
PB: 0
SB: 0
CS: 0




Batter	1	2	3	4	5	6	7	8	9	10	AB	R	H	RBI	BB	SO	LOB	BOTTOM						
2 Hanley Ramirez, R (1.6) OBP: 0.362, SLG: 0.444	HR					G6-3		G5-3			5	1	2	2	0	0	0							
1 Emilio Bonifacio, S (1.8) OBP: 0.245, SLG: 0.321	G3-1			20 W/P 20 1B		G4-3		F7			4	1	1	0	0	0	0							
20 Logan Morrison, L (1.7) OBP: 0.265, SLG: 0.319	L6			6 B 1H		G6-3		G1-3			4	0	1	1	0	0	0							
6 Dan Uggla, R (1.4) OBP: 0.369, SLG: 0.514	K			27 FC5-4 1B							4	1	3	1	0	1	0							
27 Giancarlo Stanton, R (1.9) OBP: 0.306, SLG: 0.472	G4-3			1B		FC5-4					4	0	0	0	0	2	3							
29 Ronny Paulino, R (1.2) OBP: 0.312, SLG: 0.385	K			K		K					4	0	0	0	0	3	2							
18 Wes Helms, R (1.3) OBP: 0.304, SLG: 0.357	K			G3-1		K					4	0	0	0	0	2	2							
32 Clay Hensley, R (10.1)											0	0	0	0	0	0	0							
22 Donnie Murphy, R (1.5) OBP: 0.318, SLG: 0.810	K					G6-3					4	1	1	1	0	1	0							
55 Josh Johnson, L (1.1) OBP: 0.120, SLG: 0.102																								
46 Juan Carlos Oviedo, R (9.1) ERA: 1.88																								
3 Chad Tracy, L (10.3) OBP: 0.321, SLG: 0.282						L7		G6-3			3	0	0	0	0	1	0							
Inning Stats	R: 1 E: 0 K: 1 S: 9	H: 1 LOB: 1 BB: 0 P: 13	R: 0 E: 0 K: 2 S: 7	H: 0 LOB: 0 BB: 0 P: 12	R: 0 E: 0 K: 2 S: 7	H: 0 LOB: 0 BB: 0 P: 9	R: 1 E: 0 K: 2 S: 16	H: 3 LOB: 2 BB: 0 P: 27	R: 0 E: 0 K: 0 S: 6	H: 0 LOB: 0 BB: 0 P: 10	R: 0 E: 0 K: 0 S: 9	H: 1 LOB: 1 BB: 0 P: 16	R: 1 E: 0 K: 2 S: 10	H: 1 LOB: 0 BB: 0 P: 18	R: 0 E: 0 K: 0 S: 8	H: 0 LOB: 0 BB: 0 P: 11	R: 1 E: 0 K: 1 S: 10	H: 1 LOB: 0 BB: 0 P: 11	R: 1 E: 0 K: 0 S: 6	H: 2 LOB: 1 BB: 0 P: 9	1B: 5 2B: 1 3B: 0 HR: 3	SF: 0 SAC: 0 DP: 0 HBP: 0	WP: 1 PB: 0 SB: 0 CS: 0	PA: 37
PITCHER	IP 7.0	WLS 27	BF 6	H 3	R 3	ER 3	SO 9	BB 0	IBB 0	HBP 0	BLK 0	WP 1	HR 2	S 64	P 105	ERA 3.86	WHIP 0.857							
35 Jake Westbrook, R (1.1) ERA: 4.54	1.0	3	0	0	0	0	0	0	0	0	0	0	0	8	11	0.00	0.000							
46 Kyle McClellan, R (8.1) ERA: 1.88	1.1	L	7	3	2	2	1	0	0	0	0	0	1	16	20	13.50	2.250							
31 Ryan Franklin, R (9.1) ERA: 3.6																								

St. Louis Cardinals @ Florida Marlins
Sun Life Stadium, Miami, FL
Sat Aug 07 2010, 7:27 PM - 9:48 PM EDT
Att: 24,344 - Overcast - 75 F

AB 37
R 5
H 9
RBI 5
BB 0
SO 10
LOB 7



Batter	1	2	3	4	5	6	7	8	9	AB	R	H	RBI	BB	SO	LOB	TOP										
2 Hanley Ramirez, R OBP: 0.369, SLG: 0.458	G5-3		K		20 G6-3 1B		F8		F9	5	0	1	0	0	1	1	Florida Marlins @ Cincinnati Reds Great American Ball Park, Cincinnati, OH Fri Aug 13 2010, 7:11 PM - 10:07 PM EDT Att: 29,571 - Partly Cloudy - 89 F										
20 Logan Morrison, L OBP: 0.348, SLG: 0.359	6 WP BB		1B		1-2		F8		K	4	0	1	0	1	1	2											
15 Gaby Sanchez, R OBP: 0.355, SLG: 0.461	F9		K		2B				F8	5	0	2	0	0	1	3											
6 Dan Uggla, R OBP: 0.371, SLG: 0.518	K				27 2B 1B					4	0	1	0	0	2	3											
12 Cody Ross, R OBP: 0.317, SLG: 0.398	G1-3		F8				K		F7	4	0	0	0	0	1	1											
27 Giancarlo Stanton, R OBP: 0.345, SLG: 0.571	F8		29 BB 2B		HR				HR	4	2	3	2	0	0	0											
18 Wes Helms, R OBP: 0.311, SLG: 0.364	29 FC6-4 1B		29 BB HBP		29 G5-3 1B				G4-3	3	0	2	0	0	0	0											
29 Ronny Paulino, R OBP: 0.309, SLG: 0.353	FC6-4		55 FC3-6 BB		G5-3				G6-3	3	0	0	0	1	0	2											
55 Josh Johnson, L OBP: 0.105, SLG: 0.095 57 Taylor Tankersley, L OBP: 0.260, SLG: 0.260 3 Chad Tracy, L OBP: 0.260, SLG: 0.260 44 Brian Sanchez, R OBP: 0.260, SLG: 0.260 13 Will Ohman, L OBP: 0.270, SLG: 0.332	G4-3		FC3-6		K				2B	2	0	0	0	0	0	3											
Inning Stats	R: 0 E: 0 K: 1 S: 6	H: 0 LOB: 1 BB: 1 P: 14	R: 0 E: 0 K: 0 S: 5	H: 1 LOB: 1 BB: 0 P: 9	R: 0 E: 0 K: 2 S: 12	H: 1 LOB: 1 BB: 0 P: 19	R: 0 E: 0 K: 0 S: 10	H: 2 LOB: 3 BB: 1 P: 20	R: 0 E: 0 K: 1 S: 7	H: 2 LOB: 1 BB: 0 P: 11	R: 1 E: 0 K: 2 S: 11	H: 2 LOB: 1 BB: 0 P: 21	R: 0 E: 0 K: 0 S: 7	H: 1 LOB: 1 BB: 0 P: 11	R: 1 E: 0 K: 0 S: 10	H: 1 LOB: 0 BB: 0 P: 13		R: 0 E: 0 K: 1 S: 9	H: 1 LOB: 1 BB: 0 P: 15	1B: 5 2B: 3 3B: 1 HR: 2	SF: 0 SAC: 0 DP: 1 HBP: 1	WP: 1 PB: 0 SB: 0 CS: 0	PA: 39				
PITCHER	IP	WLS	BF	H	R	ER	SO	BB	IBB	HBP	BLK	WP	HR	S	P	ERA	WHIP										
36 Edinson Volquez, R ERA: 4.25	6.0	W	27	8	1	1	6	2	0	1	0	1	1	51	94	1.50	1.667										
66 Logan Ondrusek, R ERA: 3.52	2.0		8	2	1	1	0	0	0	0	0	0	1	17	24	4.50	1.000										
62 Jordan Smith, R ERA: 2.57	1.0		4	1	0	0	1	0	0	0	0	0	0	9	15	0.00	1.000										

Batter	1	2	3	4	5	6	7	8	9	AB	R	H	RBI	BB	SO	LOB	BOTTOM										
4 Brandon Phillips, R OBP: 0.337, SLG: 0.451	17 1B 19 1B 1B	G4-3		FC6-4 17 1B 19 1B 1-2		K		1-2 1B		5	2	2	0	0	1	2	Florida Marlins @ Cincinnati Reds Great American Ball Park, Cincinnati, OH Fri Aug 13 2010, 7:11 PM - 10:07 PM EDT Att: 29,571 - Partly Cloudy - 89 F										
17 Laynce Nix, L OBP: 0.342, SLG: 0.464	19 1B 27 1B 1B			19 1B 1B		19 G6-3 BB		K		3	1	2	0	2	1	2											
19 Joey Volto, L OBP: 0.421, SLG: 0.595	27 1B 32 1B 1B	G6-3		27 1B 1B		G6-3		F7		5	2	2	2	0	0	5											
27 Scott Rolen, R OBP: 0.367, SLG: 0.542	32 1B 1B		15 G3-1 32 FC6 2B		1-2 2H 2B		K			4	1	3	2	0	1	1											
15 Jim Edmonds, L OBP: 0.340, SLG: 0.473	F9		G3-1		G3				L3	4	0	0	0	0	0	4											
32 Jay Bruce, L OBP: 0.328, SLG: 0.417	1-3 2H 1B		FC6 55 G5-3		HR		G4-3		G4-3	4	1	2	3	0	0	0											
55 Ramon Hernandez, R OBP: 0.360, SLG: 0.430	F8		G5-3		G5-3		G6-3			4	0	0	0	0	0	2											
7 Paul Janish, R OBP: 0.364, SLG: 0.396		4 G4-3 36 SH1-4 BB		P3		P3		4 1B BB		2	0	0	0	2	0	1											
36 Edinson Volquez, R OBP: 0.250, SLG: 0.143		SH1-4				G6-3		F8		2	0	1	0	0	0	0											
66 Logan Ondrusek, R ERA: 3.1										1	0	0	0	0	0	1											
28 Chris Heisey, R OBP: 0.372, SLG: 0.518										0	0	0	0	0	0	0											
62 Jordan Smith, R ERA: 3.15										0	0	0	0	0	0	0											
Inning Stats	R: 3 E: 0 K: 0 S: 18	H: 5 LOB: 1 BB: 0 P: 24	R: 0 E: 0 K: 0 S: 11	H: 0 LOB: 2 BB: 2 P: 21	R: 1 E: 0 K: 0 S: 14	H: 1 LOB: 1 BB: 0 P: 24	R: 2 E: 0 K: 0 S: 17	H: 4 LOB: 1 BB: 0 P: 26	R: 1 E: 0 K: 0 S: 11	H: 1 LOB: 0 BB: 0 P: 17	R: 0 E: 0 K: 2 S: 8	H: 0 LOB: 1 BB: 1 P: 15	R: 0 E: 0 K: 0 S: 8	H: 0 LOB: 0 BB: 0 P: 12	R: 0 E: 0 K: 1 S: 9	H: 1 LOB: 2 BB: 1 P: 16	1B: 9 2B: 2 3B: 0 HR: 1	SF: 0 SAC: 1 DP: 0 HBP: 0	WP: 0 PB: 0 SB: 0 CS: 0	PA: 39							
PITCHER	IP	WLS	BF	H	R	ER	SO	BB	IBB	HBP	BLK	WP	HR	S	P	ERA	WHIP										
55 Josh Johnson, R ERA: 2.27	3.2	L	22	10	6	6	0	2	0	0	0	0	1	13	20	6.75	0.750										
57 Taylor Tankersley, L ERA: 6.75	1.1		5	1	1	1	0	0	0	0	0	0	0	16	27	0.00	0.500										
44 Brian Sanchez, R ERA: 3.1	2.0		7	0	0	0	2	1	0	0	0	0	0	9	16	0.00	2.000										
13 Will Ohman, L ERA: 3.15	1.0		5	1	0	0	1	1	0	0	0	0	0	9	16	0.00	2.000										



Batter	1	2	3	4	5	6	7	8	9	AB	R	H	RBI	BB	SO	LOB	TOP			
2 Hanley Ramirez, R OBP: 0.371, SLG: 0.461										4	1	2	0	1	0	0	Florida Marlins @ Washington Nationals Nationals Park, Washington, DC Thu Aug 12 2010, 9:05 PM - 12:23 AM EDT Att: 16,496 - Cloudy - 75 F			
20 Logan Morrison, L OBP: 0.344, SLG: 0.345										5	1	1	0	0	2	3				
15 Gaby Sanchez, R OBP: 0.354, SLG: 0.455										3	0	1	0	2	1	2				
6 Dan Uggla, R OBP: 0.372, SLG: 0.520										4	2	2	1	1	0	3				
12 Cody Ross, R OBP: 0.372, SLG: 0.402										5	0	2	1	0	0	3				
27 Giancarlo Stanton, R OBP: 0.338, SLG: 0.531										3	1	1	2	2	1	2				
22 Donnie Murphy, R OBP: 0.281, SLG: 0.645										4	0	0	0	0	2	6				
9 Brett Hayes, R OBP: 0.311, SLG: 0.390										4	0	1	0	0	2	2				
47 Ricky Nolasco, R OBP: 0.178, SLG: 0.186										2	0	0	0	1	0	1				
43 Jose Veras, R OBP: 0.315, SLG: 0.286										0	0	0	0	0	0	0				
3 Chad Tracy, L OBP: 0.315, SLG: 0.286										1	0	0	0	0	1	2				
32 Clay Hensley, R OBP: 0.315, SLG: 0.286										0	0	0	0	0	0	0				
31 Burke Badenhop, R OBP: 0.315, SLG: 0.286										0	0	0	0	0	0	0				
Inning Stats	R: 0 E: 0 K: 1 S: 16	H: 0 LOB: 0 BB: 0 P: 23	R: 2 E: 0 K: 0 S: 9	H: 2 LOB: 1 BB: 1 P: 15	R: 1 E: 0 K: 1 S: 12	H: 3 LOB: 3 BB: 1 P: 23	R: 0 E: 0 K: 1 S: 9	H: 1 LOB: 0 BB: 0 P: 14	R: 0 E: 0 K: 1 S: 4	H: 0 LOB: 0 BB: 1 P: 13	R: 0 E: 0 K: 2 S: 18	H: 1 LOB: 2 BB: 1 P: 29	R: 1 E: 0 K: 3 S: 17	H: 2 LOB: 2 BB: 1 P: 26	R: 1 E: 0 K: 1 S: 9	H: 1 LOB: 2 BB: 2 P: 22	1B: 8 2B: 1 3B: 0 HR: 1	SF: 0 SAC: 0 DP: 1 HBP: 0	WP: 1 PB: 0 CS: 1	PA: 43
PITCHER	IP WLS BF H R ER SO	IP WLS BF H R ER SO	IP WLS BF H R ER SO	IP WLS BF H R ER SO	IP WLS BF H R ER SO	IP WLS BF H R ER SO	IP WLS BF H R ER SO	IP WLS BF H R ER SO	IP WLS BF H R ER SO	IP WLS BF H R ER SO	IP WLS BF H R ER SO	IP WLS BF H R ER SO	IP WLS BF H R ER SO	IP WLS BF H R ER SO	IP WLS BF H R ER SO	IP WLS BF H R ER SO	ERA WHIP	ERA WHIP	ERA WHIP	
61 Livan Hernandez, R ERA: 3.08	6.1	L	28	7	3	3	3	4	0	0	0	0	0	0	0	0	0	4.26	1.737	
17 Sean Burnett, L ERA: 2.85	0.1		1	0	0	0	1	0	0	0	0	0	0	0	0	0	0	0.00	0.000	
35 Craig Stammen, R ERA: 5.13	1.2		11	3	2	2	4	3	0	0	0	1	0	25	44	10.80	3.600			
36 Tyler Clippard, R ERA: 3.27	0.2		2	0	0	0	1	0	0	0	0	0	0	4	7	0.00	0.000			

AB	35
R	5
H	10
RBI	4
BB	7
SO	9
LOB	24



Batter	1	2	3	4	5	6	7	8	9	AB	R	H	RBI	BB	SO	LOB	BOTTOM			
2 Roger Bernadina, L OBP: 0.333, SLG: 0.424										4	0	2	0	0	0	3	Florida Marlins @ Washington Nationals Nationals Park, Washington, DC Thu Aug 12 2010, 9:05 PM - 12:23 AM EDT Att: 16,496 - Cloudy - 75 F			
6 Ian Desmond, R OBP: 0.296, SLG: 0.407										3	0	0	0	0	1	2				
44 Adam Dunn, L OBP: 0.359, SLG: 0.575										4	0	1	0	0	2	4				
11 Ryan Zimmerman, R OBP: 0.387, SLG: 0.539										4	0	0	0	0	1	2				
38 Michael Morse, R OBP: 0.328, SLG: 0.516										4	0	0	0	0	2	1				
20 Adam Kennedy, L OBP: 0.326, SLG: 0.341										3	0	0	0	0	1	1				
35 Craig Stammen, R OBP: 0.263, SLG: 0.333										0	0	0	0	0	0	0				
36 Tyler Clippard, R OBP: 0.300, SLG: 0.500										0	0	0	0	0	0	0				
32 Kevin Mench, R OBP: 0.200, SLG: 0.200										1	0	0	0	0	0	0				
7 Ivan Rodriguez, R OBP: 0.301, SLG: 0.360										4	0	2	0	0	0	0				
22 Willie Harris, L OBP: 0.287, SLG: 0.335										2	0	1	0	1	1	0				
61 Livan Hernandez, R OBP: 0.140, SLG: 0.119										2	0	0	0	0	1	2				
17 Sean Burnett, L ERA: 4.07										0	0	0	0	0	0	0				
12 Alberto Gonzalez, R OBP: 0.304, SLG: 0.364										1	0	0	0	0	0	2				
Inning Stats	R: 0 E: 0 K: 1 S: 13	H: 1 LOB: 1 BB: 0 P: 19	R: 0 E: 0 K: 1 S: 7	H: 0 LOB: 0 BB: 0 P: 13	R: 0 E: 0 K: 1 S: 12	H: 1 LOB: 1 BB: 0 P: 15	R: 0 E: 1 K: 2 S: 12	H: 1 LOB: 1 BB: 0 P: 13	R: 0 E: 0 K: 2 S: 19	H: 1 LOB: 3 BB: 1 P: 30	R: 0 E: 0 K: 1 S: 7	H: 0 LOB: 0 BB: 0 P: 9	R: 0 E: 0 K: 1 S: 6	H: 0 LOB: 0 BB: 0 P: 9	R: 0 E: 0 K: 0 S: 6	H: 0 LOB: 0 BB: 0 P: 10	1B: 5 2B: 1 3B: 0 HR: 0	SF: 0 SAC: 0 DP: 1 HBP: 1	WP: 0 PB: 0 CS: 0	PA: 34
PITCHER	IP WLS BF H R ER SO	IP WLS BF H R ER SO	IP WLS BF H R ER SO	IP WLS BF H R ER SO	IP WLS BF H R ER SO	IP WLS BF H R ER SO	IP WLS BF H R ER SO	IP WLS BF H R ER SO	IP WLS BF H R ER SO	IP WLS BF H R ER SO	IP WLS BF H R ER SO	IP WLS BF H R ER SO	IP WLS BF H R ER SO	IP WLS BF H R ER SO	IP WLS BF H R ER SO	IP WLS BF H R ER SO	ERA WHIP	ERA WHIP	ERA WHIP	
47 Ricky Nolasco, R ERA: 4.39	6.0	W	26	6	0	0	0	1	0	1	0	0	0	0	0	0	1.167			
43 Jose Veras, R ERA: 4.07	1.0	H	2	0	0	0	0	0	0	3	7	0.00	0.000							
32 Clay Hensley, R ERA: 2.73	1.0		3	0	0	0	1	0	0	6	9	0.00	0.000							
31 Burke Badenhop, R ERA: 4.22	1.0		3	0	0	0	0	0	0	6	10	0.00	0.000							



Batter	1	2	3	4	5	6	7	8	9	AB	R	H	RBI	BB	SO	LOB	TOP							
2 Hanley Ramirez, R OBP: 0.371, SLG: 0.462										5	0	3	0	0	1	0	Florida Marlins @ Cincinnati Reds Great American Ball Park, Cincinnati, OH Sat Aug 14 2010, 7:26 PM - 10:12 PM EDT Att: 37,445 - Cloudy - 75 F							
20 Logan Morrison, L OBP: 0.365, SLG: 0.338										3	1	1	0	2	0	1								
15 Gaby Sanchez, R OBP: 0.355, SLG: 0.458										3	0	0	0	2	0	5								
6 Dan Uggla, R OBP: 0.374, SLG: 0.524										3	1	1	2	2	1	3								
12 Cody Ross, R OBP: 0.314, SLG: 0.394										4	0	0	0	0	1	6								
27 Giancarlo Stanton, R OBP: 0.344, SLG: 0.565										4	0	1	0	0	1	0								
18 Wes Helms, R 32 Clay Hensley, R										4	1	1	1	0	1	1								
9 Brett Hayes, R 45 Sean West, R 31 Burke Badenhop, R 7 Hector Luna, R 43 Jose Veras, R 1 Emilio Bonifacio, S										4	0	1	0	0	1	1								
Inning Stats	R: 0 E: 0 K: 1 S: 9	H: 1 LOB: 2 BB: 1 P: 16	R: 0 E: 0 K: 0 S: 9	H: 1 LOB: 1 BB: 0 P: 13	R: 0 E: 0 K: 1 S: 9	H: 0 LOB: 2 BB: 2 P: 22	R: 0 E: 0 K: 1 S: 12	H: 1 LOB: 1 BB: 0 P: 16	R: 2 E: 0 K: 2 S: 12	H: 2 LOB: 0 BB: 0 P: 23	R: 1 E: 0 K: 2 S: 9	H: 1 LOB: 0 BB: 0 P: 12	R: 0 E: 0 K: 0 S: 12	H: 1 LOB: 2 BB: 2 P: 25	R: 0 E: 0 K: 2 S: 7	H: 0 LOB: 0 BB: 0 P: 10		R: 1 E: 0 K: 0 S: 7	H: 1 LOB: 1 BB: 2 P: 15	1B: 4 2B: 3 3B: 0 HR: 2	SF: 0 SAC: 0 DP: 2 HBP: 0	WP: 0 PB: 0 SB: 0 CS: 0	PA: 40	
PITCHER	IP WLS BF H R ER SO BB IBB HBP BLK WP HR S P ERA WHIP	IP WLS BF H R ER SO BB IBB HBP BLK WP HR S P ERA WHIP	IP WLS BF H R ER SO BB IBB HBP BLK WP HR S P ERA WHIP	IP WLS BF H R ER SO BB IBB HBP BLK WP HR S P ERA WHIP	IP WLS BF H R ER SO BB IBB HBP BLK WP HR S P ERA WHIP	IP WLS BF H R ER SO BB IBB HBP BLK WP HR S P ERA WHIP	IP WLS BF H R ER SO BB IBB HBP BLK WP HR S P ERA WHIP	IP WLS BF H R ER SO BB IBB HBP BLK WP HR S P ERA WHIP	IP WLS BF H R ER SO BB IBB HBP BLK WP HR S P ERA WHIP	IP WLS BF H R ER SO BB IBB HBP BLK WP HR S P ERA WHIP	IP WLS BF H R ER SO BB IBB HBP BLK WP HR S P ERA WHIP	IP WLS BF H R ER SO BB IBB HBP BLK WP HR S P ERA WHIP	IP WLS BF H R ER SO BB IBB HBP BLK WP HR S P ERA WHIP	IP WLS BF H R ER SO BB IBB HBP BLK WP HR S P ERA WHIP	IP WLS BF H R ER SO BB IBB HBP BLK WP HR S P ERA WHIP	IP WLS BF H R ER SO BB IBB HBP BLK WP HR S P ERA WHIP		IP WLS BF H R ER SO BB IBB HBP BLK WP HR S P ERA WHIP	IP WLS BF H R ER SO BB IBB HBP BLK WP HR S P ERA WHIP	IP WLS BF H R ER SO BB IBB HBP BLK WP HR S P ERA WHIP	IP WLS BF H R ER SO BB IBB HBP BLK WP HR S P ERA WHIP	IP WLS BF H R ER SO BB IBB HBP BLK WP HR S P ERA WHIP	IP WLS BF H R ER SO BB IBB HBP BLK WP HR S P ERA WHIP	IP WLS BF H R ER SO BB IBB HBP BLK WP HR S P ERA WHIP

Batter	1	2	3	4	5	6	7	8	9	AB	R	H	RBI	BB	SO	LOB	BOTTOM							
4 Brandon Phillips, R OBP: 0.335, SLG: 0.447										4	0	0	0	0	2	4	Florida Marlins @ Cincinnati Reds Great American Ball Park, Cincinnati, OH Sat Aug 14 2010, 7:26 PM - 10:12 PM EDT Att: 37,445 - Cloudy - 75 F							
28 Chris Heisey, R OBP: 0.376, SLG: 0.509										2	1	0	0	2	1	2								
19 Joey Volto, L OBP: 0.421, SLG: 0.594										4	0	2	0	0	1	3								
27 Scott Rolen, R OBP: 0.369, SLG: 0.540										3	1	1	1	1	1	2								
31 Jonny Gomes, R 48 Francisco Cordero, R										3	1	0	0	1	0	2								
6 Drew Stubbs, R OBP: 0.302, SLG: 0.410										4	1	1	1	0	1	3								
55 Ramon Hernandez, R OBP: 0.359, SLG: 0.427										4	1	1	1	0	0	0								
7 Paul Janish, R OBP: 0.363, SLG: 0.404										3	0	1	1	0	0	0								
44 Mike Leake, R 64 Justin Fargas, L 53 Arthur Rhodes, L 40 Nick Masset, R 32 Jay Bruce, L										1	0	1	1	0	0	0								
Inning Stats	R: 0 E: 0 K: 1 S: 15	H: 1 LOB: 1 BB: 0 P: 19	R: 0 E: 0 K: 0 S: 5	H: 0 LOB: 0 BB: 0 P: 7	R: 0 E: 1 K: 3 S: 12	H: 1 LOB: 2 BB: 0 P: 18	R: 3 E: 0 K: 0 S: 11	H: 2 LOB: 1 BB: 2 P: 23	R: 1 E: 0 K: 1 S: 8	H: 2 LOB: 1 BB: 1 P: 17	R: 0 E: 0 K: 1 S: 7	H: 0 LOB: 1 BB: 1 P: 13	R: 0 E: 0 K: 0 S: 8	H: 0 LOB: 1 BB: 1 P: 16	R: 1 E: 0 K: 0 S: 6	H: 1 LOB: 0 BB: 0 P: 11		1B: 5 2B: 1 3B: 0 HR: 1	SF: 0 SAC: 2 DP: 0 HBP: 0	WP: 0 PB: 0 SB: 1 CS: 0	PA: 36			
PITCHER	IP WLS BF H R ER SO BB IBB HBP BLK WP HR S P ERA WHIP	IP WLS BF H R ER SO BB IBB HBP BLK WP HR S P ERA WHIP	IP WLS BF H R ER SO BB IBB HBP BLK WP HR S P ERA WHIP	IP WLS BF H R ER SO BB IBB HBP BLK WP HR S P ERA WHIP	IP WLS BF H R ER SO BB IBB HBP BLK WP HR S P ERA WHIP	IP WLS BF H R ER SO BB IBB HBP BLK WP HR S P ERA WHIP	IP WLS BF H R ER SO BB IBB HBP BLK WP HR S P ERA WHIP	IP WLS BF H R ER SO BB IBB HBP BLK WP HR S P ERA WHIP	IP WLS BF H R ER SO BB IBB HBP BLK WP HR S P ERA WHIP	IP WLS BF H R ER SO BB IBB HBP BLK WP HR S P ERA WHIP	IP WLS BF H R ER SO BB IBB HBP BLK WP HR S P ERA WHIP	IP WLS BF H R ER SO BB IBB HBP BLK WP HR S P ERA WHIP	IP WLS BF H R ER SO BB IBB HBP BLK WP HR S P ERA WHIP	IP WLS BF H R ER SO BB IBB HBP BLK WP HR S P ERA WHIP	IP WLS BF H R ER SO BB IBB HBP BLK WP HR S P ERA WHIP	IP WLS BF H R ER SO BB IBB HBP BLK WP HR S P ERA WHIP	IP WLS BF H R ER SO BB IBB HBP BLK WP HR S P ERA WHIP	IP WLS BF H R ER SO BB IBB HBP BLK WP HR S P ERA WHIP	IP WLS BF H R ER SO BB IBB HBP BLK WP HR S P ERA WHIP	IP WLS BF H R ER SO BB IBB HBP BLK WP HR S P ERA WHIP	IP WLS BF H R ER SO BB IBB HBP BLK WP HR S P ERA WHIP	IP WLS BF H R ER SO BB IBB HBP BLK WP HR S P ERA WHIP	IP WLS BF H R ER SO BB IBB HBP BLK WP HR S P ERA WHIP	IP WLS BF H R ER SO BB IBB HBP BLK WP HR S P ERA WHIP



Batter	1	2	3	4	5	6	7	8	9	AB	R	H	RBI	BB	SO	LOB	TOP					
2 Hanley Ramirez, R OBP: 0.365, SLG: 0.453										4	0	0	0	0	0	1						
20 Logan Morrison, L OBP: 0.376, SLG: 0.375										3	1	1	0	1	0	0						
15 Gaby Sanchez, R OBP: 0.351, SLG: 0.452										4	0	0	0	0	0	3						
6 Dan Uggla, R OBP: 0.378, SLG: 0.526										4	0	3	1	0	0	0						
27 Giancarlo Stanton, R OBP: 0.349, SLG: 0.565										3	0	1	0	1	2	2						
12 Cody Ross, R OBP: 0.315, SLG: 0.392										3	0	0	0	1	0	4						
18 Wes Helms, R OBP: 0.297, SLG: 0.362										4	0	0	0	0	1	4						
9 Brett Hayes, R OBP: 0.288, SLG: 0.375										3	0	0	0	0	3	0						
41 Chris Volstad, R OBP: 0.091, SLG: 0.091										2	0	0	0	0	2	0						
57 Taylor Tankersley, L ERA: 4.26										0	0	0	0	0	0	0						
44 Brian Sanches, R ERA: 5.79										0	0	0	0	0	0	0						
1 Emilio Bonifacio, S OBP: 0.279, SLG: 0.328										0	0	0	0	1	0	0						
46 Juan Carlos Oviedo, R ERA: 4.03										0	0	0	0	0	0	0						
Inning Stats	R: 0 E: 0 K: 0 S: 6	H: 0 LOB: 0 BB: 0 P: 8	R: 0 E: 0 K: 1 S: 8	H: 1 LOB: 1 BB: 1 P: 14	R: 0 E: 0 K: 2 S: 11	H: 0 LOB: 0 BB: 0 P: 13	R: 1 E: 0 K: 0 S: 10	H: 1 LOB: 1 BB: 1 P: 22	R: 0 E: 0 K: 2 S: 9	H: 0 LOB: 0 BB: 0 P: 14	R: 0 E: 0 K: 0 S: 8	H: 0 LOB: 0 BB: 0 P: 14	R: 0 E: 0 K: 1 S: 16	H: 1 LOB: 1 BB: 0 P: 24	R: 0 E: 0 K: 1 S: 24	H: 0 LOB: 2 BB: 2 P: 34	R: 0 E: 0 K: 1 S: 9	H: 2 LOB: 1 BB: 0 P: 14	1B: 4 2B: 1 3B: 0 HR: 0	SF: 0 SAC: 0 DP: 2 HBP: 0	WP: 0 PB: 0 SB: 0 CS: 0	PA: 34
PITCHER	IP	WLS	BF	H	R	ER	SO	BB	IBB	HBP	BLK	WP	HR	S	P	ERA	WHIP					
53 James McDonald, R	7.0	W	25	3	1	1	6	2	0	0	0	0	0	68	109	1.29	0.714					
30 Chris Resop, R	1.0		5	0	0	0	1	2	0	0	0	0	0	24	34	0.00	2.000					
Joel Hanrahan, R	1.0		4	2	0	0	1	0	0	0	0	0	0	9	14	0.00	2.000					

Florida Marlins @ Pittsburgh Pirates
PNC Park, Pittsburgh, PA
Mon Aug 16 20:10, 7:06 PM - 9:43 PM EDT
Att: 13,396 - Clear - 82 F

AB 30
R 1
H 5
RBI 1
BB 4
SO 8
LOB 14





Batter	1	2	3	4	5	6	7	8	9	AB	R	H	RBI	BB	SO	LOB	BOTTOM				
22 Andrew McCutchen, R OBP: 0.353, SLG: 0.431										4	2	2	1	0	0	0					
31 Jose Tabata, R OBP: 0.343, SLG: 0.374										2	2	0	0	2	1	0					
18 Neil Walker, S OBP: 0.352, SLG: 0.440										3	2	1	0	0	0	0					
46 Garrett Jones, L OBP: 0.318, SLG: 0.427										3	1	1	3	0	0	0					
24 Pedro Alvarez, L OBP: 0.336, SLG: 0.447										4	0	2	3	0	1	0					
41 Ryan Doumit, S OBP: 0.326, SLG: 0.409										4	0	0	0	0	1	2					
19 Chris Snyder, R OBP: 0.343, SLG: 0.403										4	0	2	0	0	0	0					
73 Argenis Diaz, R OBP: 0.389, SLG: 0.313										3	0	1	0	0	0	3					
53 James McDonald, L										3	0	0	0	0	2	3					
30 Chris Resop, R										0	0	0	0	0	0	0					
Joel Hanrahan, R										0	0	0	0	0	0	0					
Inning Stats	R: 2 E: 0 K: 0 S: 10	H: 2 LOB: 1 BB: 1 P: 21	R: 0 E: 0 K: 1 S: 6	H: 1 LOB: 0 BB: 0 P: 8	R: 0 E: 0 K: 0 S: 5	H: 0 LOB: 0 BB: 0 P: 8	R: 0 E: 0 K: 0 S: 4	H: 0 LOB: 0 BB: 0 P: 6	R: 0 E: 0 K: 1 S: 8	H: 1 LOB: 0 BB: 0 P: 10	R: 4 E: 0 K: 1 S: 17	H: 4 LOB: 2 BB: 1 P: 33	R: 1 E: 0 K: 1 S: 14	H: 1 LOB: 0 BB: 0 P: 17	R: 0 E: 0 K: 1 S: 6	H: 0 LOB: 0 BB: 0 P: 10	1B: 6 2B: 2 3B: 0 HR: 1	SF: 1 SAC: 0 DP: 1 HBP: 1	WP: 0 PB: 0 SB: 1 CS: 0	PA: 34	
PITCHER	IP	WLS	BF	H	R	ER	SO	BB	IBB	HBP	BLK	WP	HR	S	P	ERA	WHIP				
41 Chris Volstad, R	5.0	L	21	5	5	5	2	2	0	1	0	0	0	37	62	9.00	1.400				
57 Taylor Tankersley, L ERA: 7.5	0.0		2	2	1	1	0	0	0	0	0	0	0	4	8						
44 Brian Sanches, R ERA: 3.09	2.0		8	2	1	1	2	0	0	0	0	0	1	23	33	4.50	1.000				
46 Juan Carlos Oviedo, R ERA: 3.1	1.0		3	0	0	0	1	0	0	0	0	0	0	6	10	0.00	0.000				

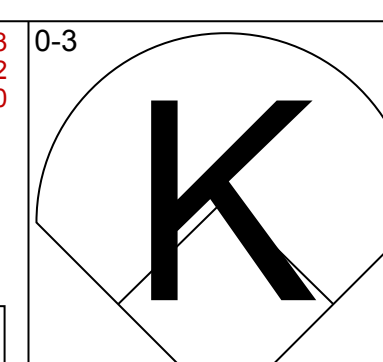
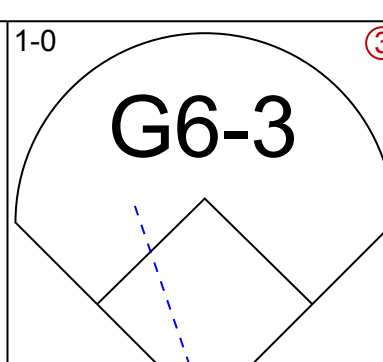
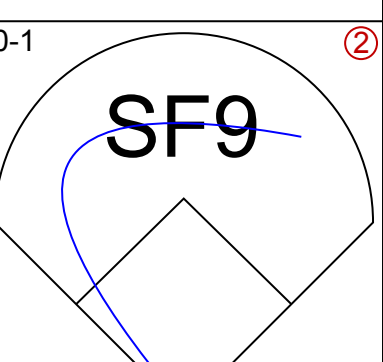
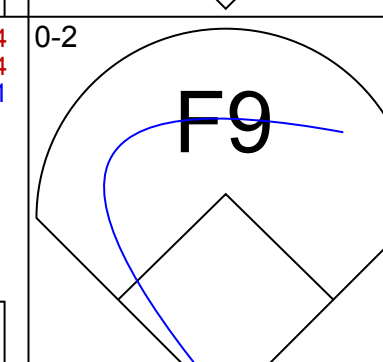
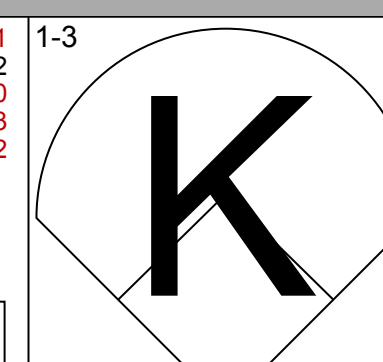
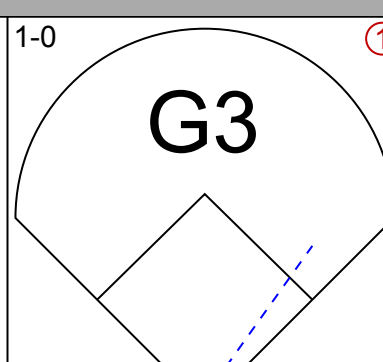
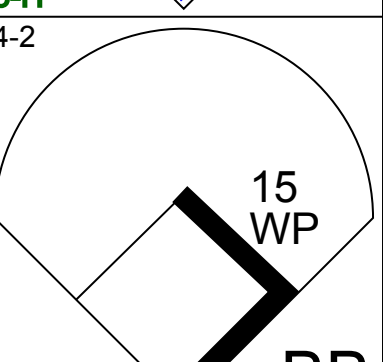
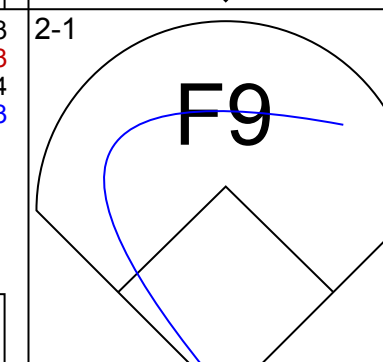
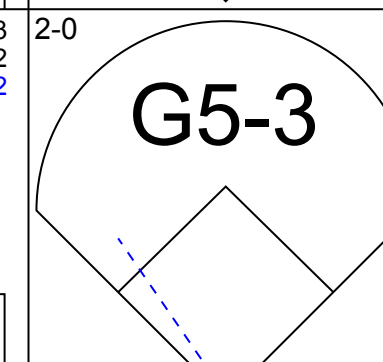
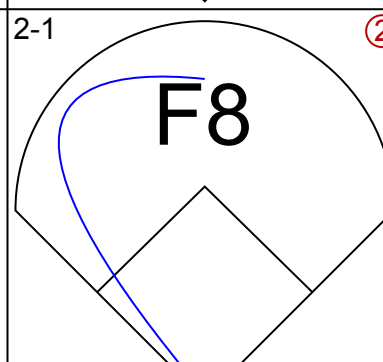
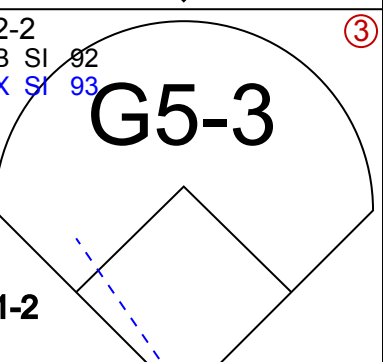
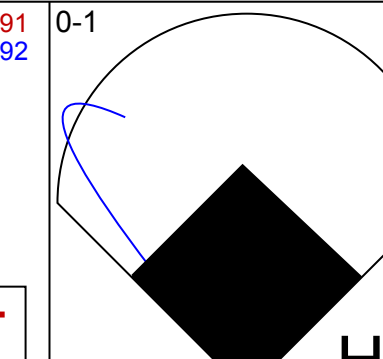
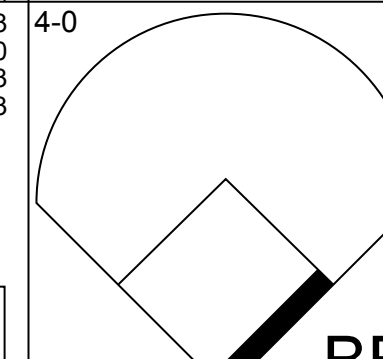
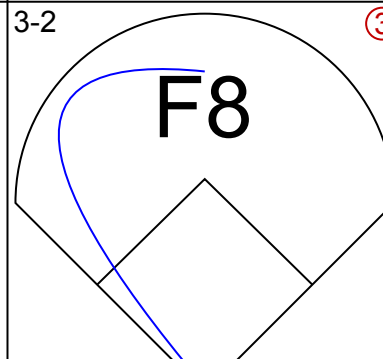
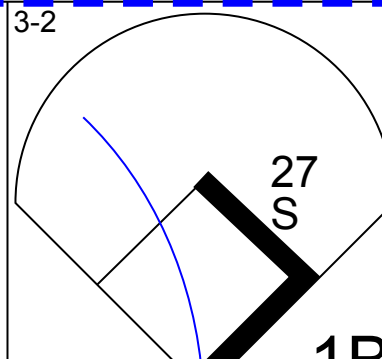
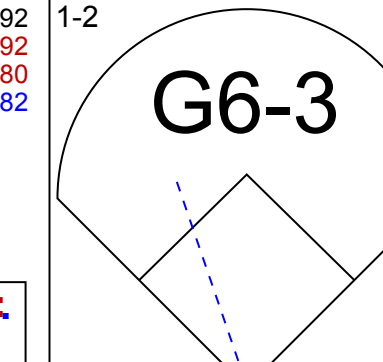
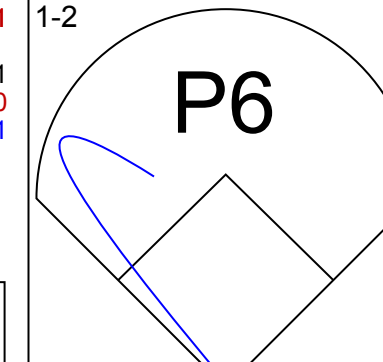
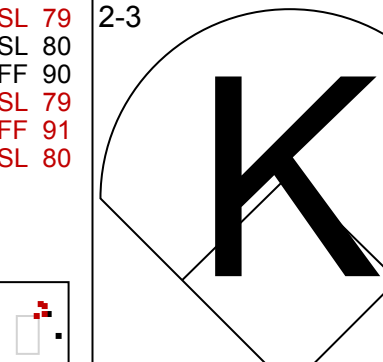
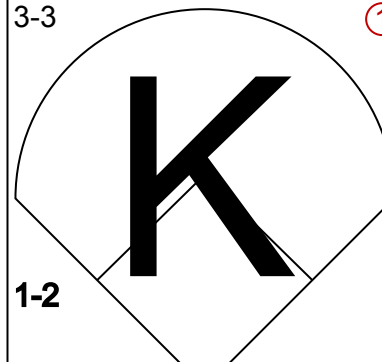
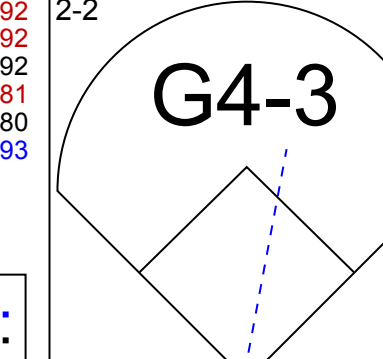
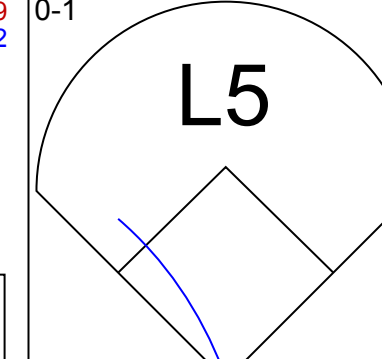
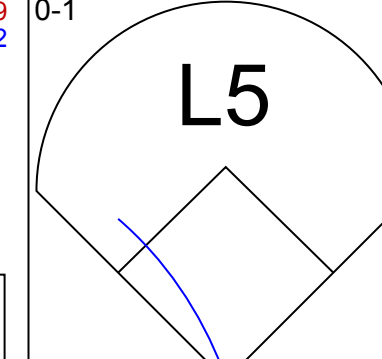
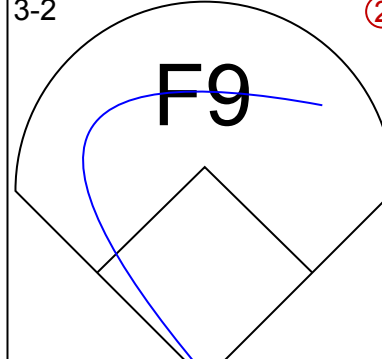
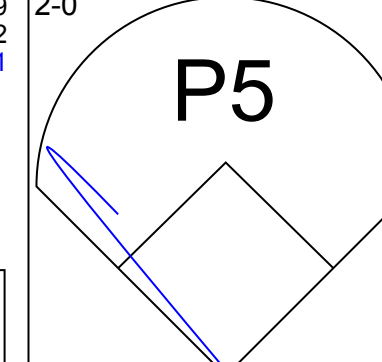
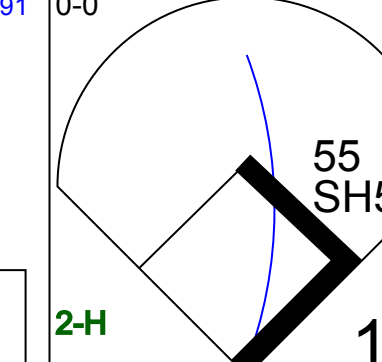
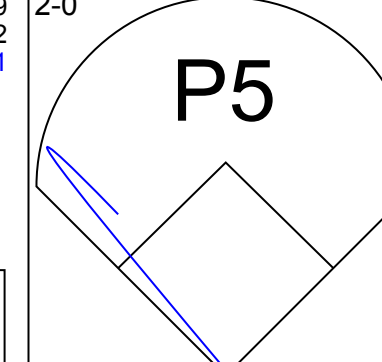
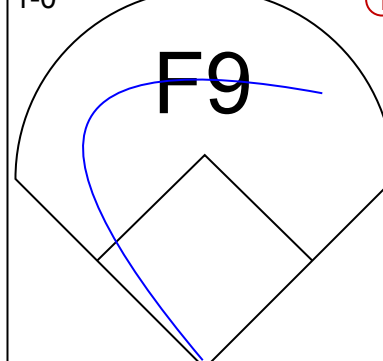

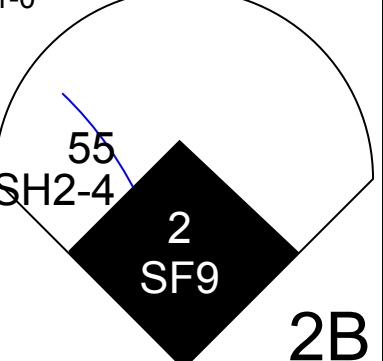
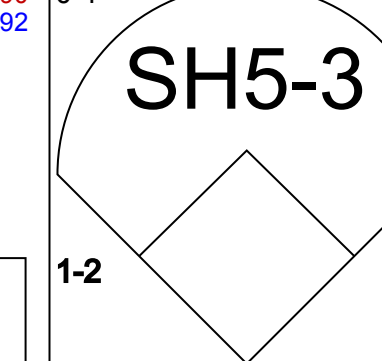
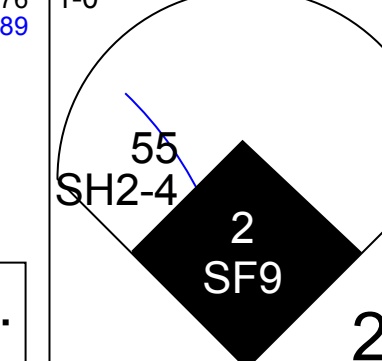
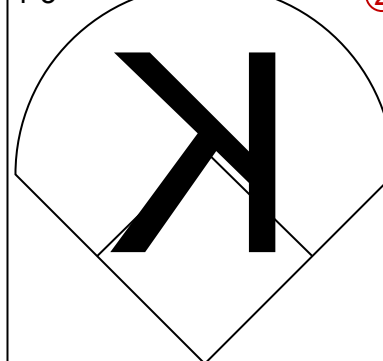
Florida Marlins @ Pittsburgh Pirates
PNC Park, Pittsburgh, PA
Mon Aug 16 20:10, 7:06 PM - 9:43 PM EDT
Att: 13,396 - Clear - 82 F

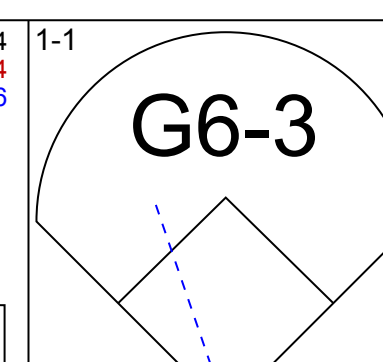
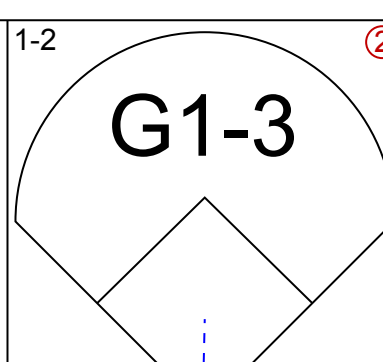
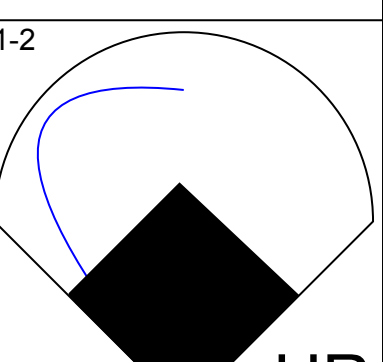
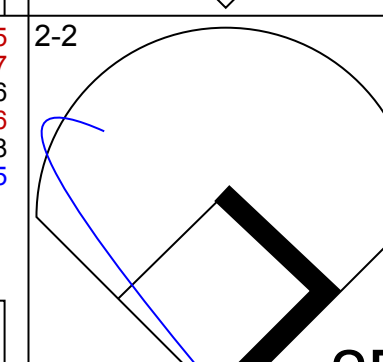
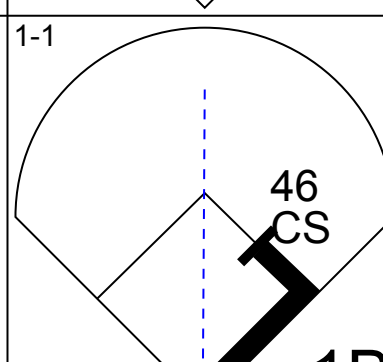
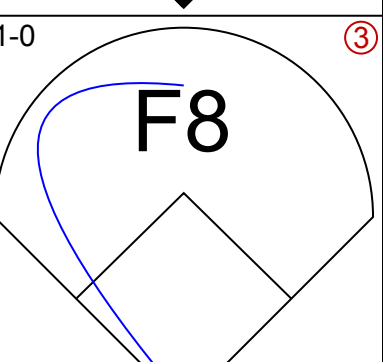
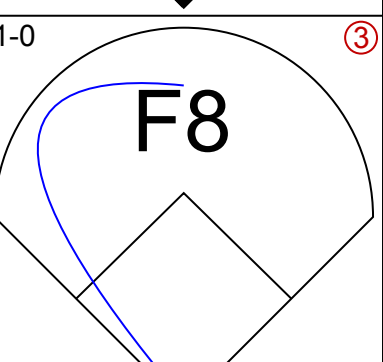
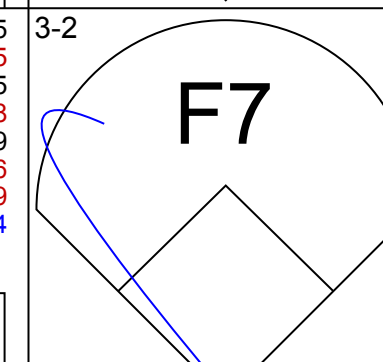
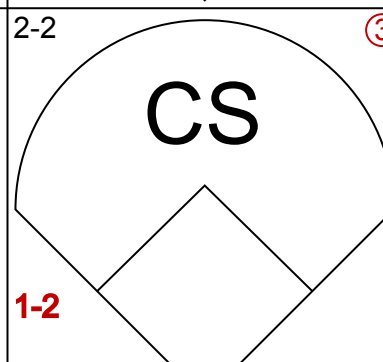
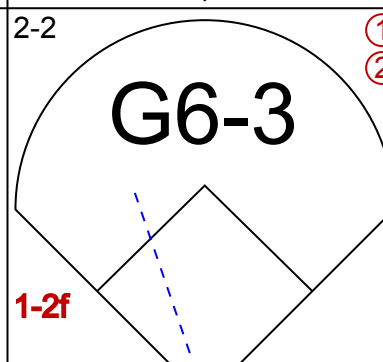
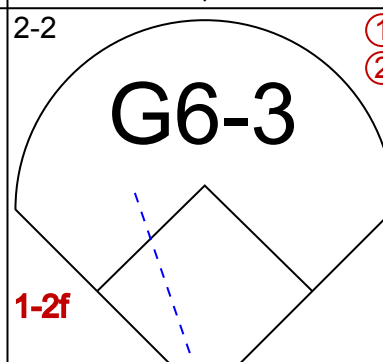
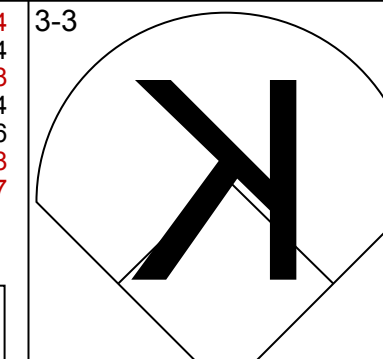
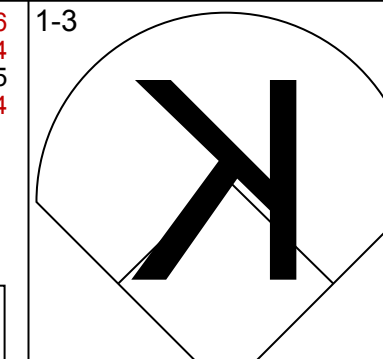
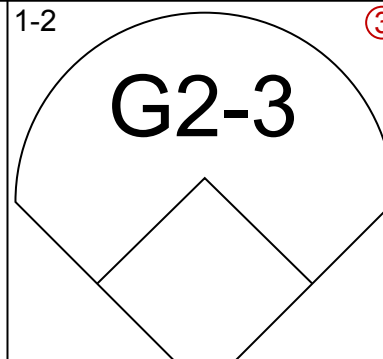
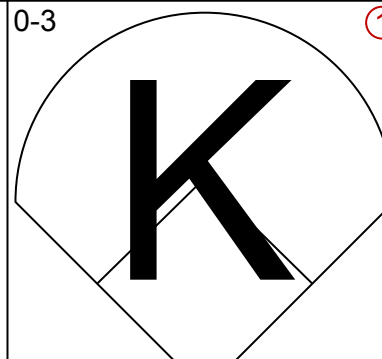
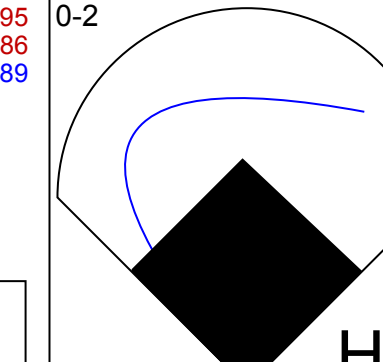
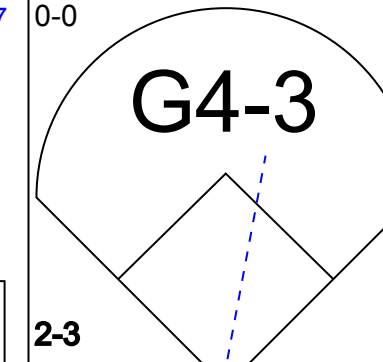

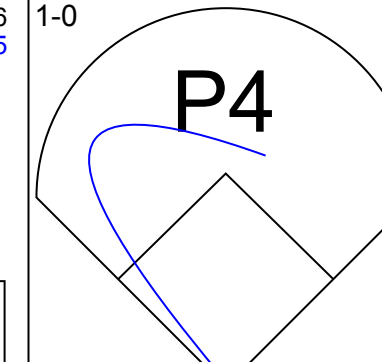
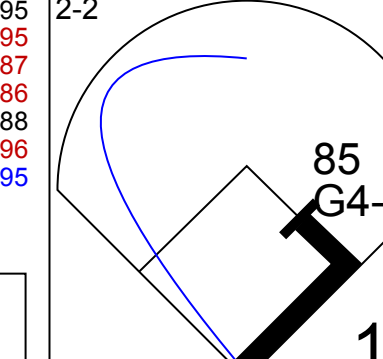
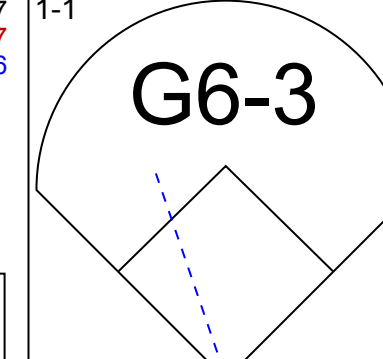

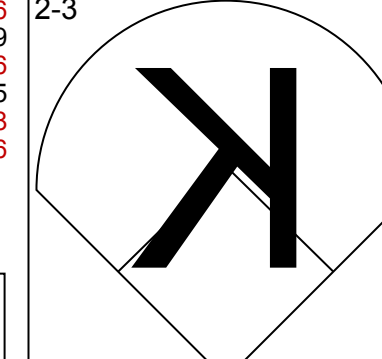
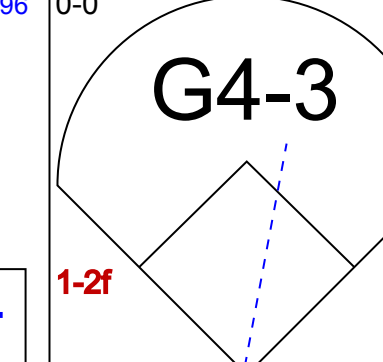
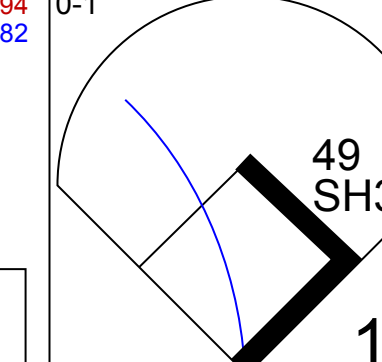
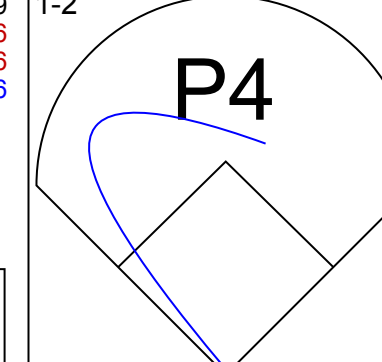
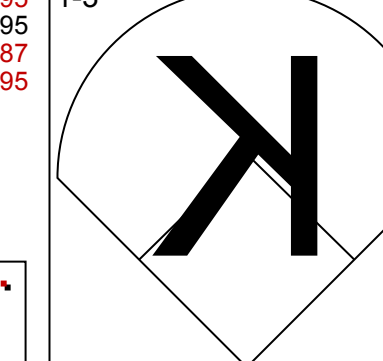


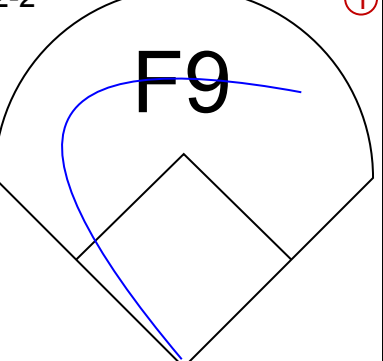
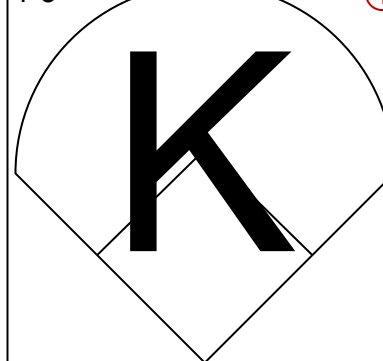
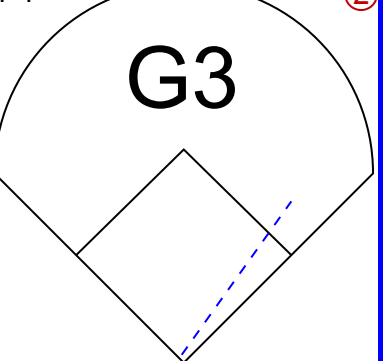
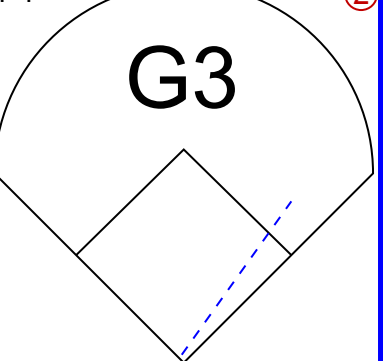
AB 30
R 7
H 9
RBI 7
BB 2
SO 5
LOB 8




Batter	1	2	3	4	5	6	7	8	9	AB	R	H	RBI	BB	SO	LOB	TOP		
2 Hanley Ramirez, R OBP: 0.366, SLG: 0.451	G6-3		G5-3			K				4	2	1	0	0	1	1	Florida Marlins @ Pittsburgh Pirates PNC Park, Pittsburgh, PA Tue Aug 17 2010, 7:06 PM - 9:54 PM EDT Att: 14,156 - Partly Cloudy - 79 F		
20 Logan Morrison, L OBP: 0.376, SLG: 0.350	G6-3		G1-3				P5			5	1	2	1	0	0	0			
15 Gaby Sanchez, R OBP: 0.352, SLG: 0.453							F7			5	0	2	2	0	2	1			
6 Dan Uggla, R OBP: 0.378, SLG: 0.524										3	0	1	1	1	2	1			
27 Giancarlo Stanton, R OBP: 0.347, SLG: 0.557										3	0	0	0	1	1	3			
12 Cody Ross, R OBP: 0.313, SLG: 0.388										4	0	0	0	0	1	1			
18 Wes Helms, R OBP: 0.301, SLG: 0.362										3	2	1	0	1	0	1	AB 35 R 6 H 10 RBI 6 BB 3 SO 9 LOB 12		
29 Ronny Paulino, R OBP: 0.309, SLG: 0.350										4	0	1	0	0	1	3			
47 Ricky Nolasco, R OBP: 0.208, SLG: 0.239										3	1	2	2	0	1	1			
43 Jose Veras, R OBP: 0.298, SLG: 0.269										0	0	0	0	0	0	0			
3 Chad Tracy, L OBP: 0.298, SLG: 0.269										1	0	0	0	0	0	0			
32 Clay Hensley, R										0	0	0	0	0	0	0	WP: 0 PA: 40 FB: 0 SB: 0 CS: 0		
Inning Stats	R: 0 E: 0 K: 1 S: 11	H: 1 LOB: 2 BB: 1 P: 18	R: 0 E: 0 K: 1 S: 12	H: 1 LOB: 1 BB: 0 P: 17	R: 0 E: 0 K: 1 S: 7	H: 0 LOB: 0 BB: 0 P: 13	R: 0 E: 0 K: 0 S: 9	H: 1 LOB: 0 BB: 0 P: 15	R: 4 E: 0 K: 2 S: 15	H: 4 LOB: 1 BB: 1 P: 27	R: 1 E: 0 K: 2 S: 12	H: 2 LOB: 1 BB: 0 P: 18	R: 0 E: 0 K: 1 S: 5	H: 0 LOB: 0 BB: 0 P: 8	R: 0 E: 0 K: 1 S: 9	H: 0 LOB: 1 BB: 0 P: 18	1B: 7 2B: 3 3B: 0 HR: 0	SF: 1 SAC: 0 DP: 0 HBP: 1	WP: 0 PA: 40 FB: 0 SB: 0 CS: 0
PITCHER	IP WLS BF H R ER SO BB IBB HBP BLK WP HR S P ERA WHIP	PITCHER IP WLS BF H R ER SO BB IBB HBP BLK WP HR S P ERA WHIP																	
57 Zach Duke, L ERA: 5.33	5.2 L 27 9 5 5 4 2 0 0 0 0 0 0 61 101 7.94 1.941																		
43 Sean Gallagher, R ERA: 5.4	0.1 1 0 0 0 1 0 0 0 0 0 0 0 5 7 0.00 0.000																		
36 Wilfredo Ledezma, L ERA: 9.72	1.0 3 0 0 0 1 0 0 0 0 0 0 0 5 8 0.00 0.000																		
34 Daniel McCutchen, R ERA: 6.8	1.0 4 0 0 0 1 1 0 0 0 0 0 0 9 18 0.00 1.000																		
61 Chan Ho Park, R ERA: 6.25	1.0 5 1 1 1 2 0 0 0 1 0 0 0 11 20 9.00 1.000																		

Batter	1	2	3	4	5	6	7	8	9	AB	R	H	RBI	BB	SO	LOB	BOTTOM		
22 Andrew McCutchen, R OBP: 0.352, SLG: 0.428	K									3	0	0	0	1	1	0	Florida Marlins @ Pittsburgh Pirates PNC Park, Pittsburgh, PA Tue Aug 17 2010, 7:06 PM - 9:54 PM EDT Att: 14,156 - Partly Cloudy - 79 F		
31 Jose Tabata, R OBP: 0.345, SLG: 0.377										4	0	2	0	0	0	1			
18 Neil Walker, S OBP: 0.347, SLG: 0.433										4	0	0	0	0	2	4			
46 Garrett Jones, L OBP: 0.317, SLG: 0.426										4	0	1	0	0	2	0			
24 Pedro Alvarez, L OBP: 0.339, SLG: 0.453										4	0	2	0	0	0	0			
41 Ryan Doumit, S OBP: 0.322, SLG: 0.404										4	0	0	0	0	3	3			
19 Chris Snyder, R OBP: 0.339, SLG: 0.398										3	0	0	0	0	1	2	AB 32 R 0 H 6 RBI 0 BB 1 SO 11 LOB 10		
73 Argenis Diaz, R OBP: 0.333, SLG: 0.263										3	0	0	0	0	1	0			
57 Zach Duke, L OBP: 0.135, SLG: 0.141										1	0	0	0	0	0	0			
43 Sean Gallagher, R OBP: 0.266, SLG: 0.309										0	0	0	0	0	0	0			
15 Andy LaRoche, R OBP: 0.266, SLG: 0.309										0	0	0	0	0	0	0			
36 Wilfredo Ledezma, L OBP: 0.266, SLG: 0.309										0	0	0	0	0	0	0			
34 Daniel McCutchen, R OBP: 0.266, SLG: 0.309										0	0	0	0	0	0	0			
24 Delwyn Young, S OBP: 0.266, SLG: 0.309										1	0	0	0	0	1	0			
61 Chan Ho Park, R OBP: 0.266, SLG: 0.309										0	0	0	0	0	0	0			
Inning Stats	R: 0 E: 0 K: 2 S: 11	H: 1 LOB: 1 BB: 0 P: 16	R: 0 E: 0 K: 2 S: 8	H: 0 LOB: 0 BB: 0 P: 12	R: 0 E: 0 K: 1 S: 10	H: 0 LOB: 0 BB: 0 P: 15	R: 0 E: 0 K: 0 S: 10	H: 0 LOB: 0 BB: 0 P: 14	R: 0 E: 0 K: 2 S: 11	H: 0 LOB: 0 BB: 0 P: 17	R: 0 E: 0 K: 2 S: 15	H: 2 LOB: 3 BB: 1 P: 25	R: 0 E: 0 K: 0 S: 8	H: 2 LOB: 1 BB: 0 P: 12	R: 0 E: 1 K: 1 S: 10	H: 0 LOB: 1 BB: 0 P: 15	1B: 5 2B: 2 3B: 0 HR: 0	SF: 0 SAC: 0 DP: 2 HBP: 0	WP: 1 PA: 33 FB: 0 SB: 0 CS: 1
PITCHER	IP WLS BF H R ER SO BB IBB HBP BLK WP HR S P ERA WHIP	PITCHER IP WLS BF H R ER SO BB IBB HBP BLK WP HR S P ERA WHIP																	
47 Ricky Nolasco, R ERA: 4.22	6.0 W 23 9 0 0 0 1 0 0 0 0 0 0 71 108 0.00 1.000																		
43 Jose Veras, R ERA: 3.49	2.0 6 0 0 0 1 0 0 0 0 0 0 0 12 18 0.00 0.000																		
32 Clay Hensley, R ERA: 2.8	1.0 4 1 0 0 1 0 0 0 0 0 0 0 12 19 0.00 1.000																		

Batter	1	2	3	4	5	6	7	8	9	AB	R	H	RBI	BB	SO	LOB	TOP					
2 Hanley Ramirez, R OBP: 0.363, SLG: 0.448										3	0	0	1	0	2	1	Florida Marlins @ Pittsburgh Pirates PNC Park, Pittsburgh, PA Wed Aug 18, 2010, 7:06 PM - 9:40 PM EDT Att: 12,242 - Partly Cloudy - 84 F					
20 Logan Morrison, L OBP: 0.374, SLG: 0.375										3	0	0	0	1	1	0						
15 Gaby Sanchez, R OBP: 0.349, SLG: 0.449									4	0	0	0	0	0	0	1						
6 Dan Uggla, R OBP: 0.381, SLG: 0.532										3	1	2	1	1	0	0						
27 Giancarlo Stanton, R OBP: 0.342, SLG: 0.547									4	0	0	0	0	0	2	2						
12 Cody Ross, R OBP: 0.312, SLG: 0.389									4	1	1	0	0	0	0	1						
3 Chad Tracy, L OBP: 0.273									3	0	1	1	0	0	0	0						
18 Wes Helms, R OBP: 0.299, SLG: 0.360										1	0	0	0	0	1	1						
29 Ronny Paulino, R OBP: 0.309, SLG: 0.353										3	1	1	0	0	0	1						
55 Josh Johnson, L OBP: 0.113, SLG: 0.096										1	0	0	0	0	1	0						
46 Juan Carlos Oviedo, R OBP: 0.299, SLG: 0.360										0	0	0	0	0	0	0						
Inning Stats	R: 0 E: 0 K: 1 S: 8	H: 0 LOB: 0 BB: 0 P: 10	R: 1 E: 0 K: 0 S: 11	H: 1 LOB: 0 BB: 0 P: 16	R: 0 E: 0 K: 1 S: 6	H: 0 LOB: 0 BB: 0 P: 9	R: 0 E: 0 K: 1 S: 8	H: 0 LOB: 1 BB: 1 P: 16	R: 1 E: 0 K: 1 S: 10	H: 2 LOB: 1 BB: 0 P: 12	R: 0 E: 0 K: 0 S: 6	H: 0 LOB: 0 BB: 0 P: 12	R: 0 E: 0 K: 1 S: 7	H: 0 LOB: 0 BB: 0 P: 11	R: 1 E: 0 K: 0 S: 10	H: 1 LOB: 1 BB: 1 P: 17	R: 0 E: 0 K: 2 S: 15	H: 1 LOB: 1 BB: 0 P: 24	1B: 2 2B: 2 3B: 0 HR: 1	SF: 1 SAC: 2 DP: 0 HBP: 0	WP: 1 PB: 0 SB: 1 CS: 0	PA: 34
PITCHER	IP	WLS	BF	H	R	ER	SO	BB	IBB	HBP	BLK	WP	HR	S	P	ERA	WHIP					
49 Ross Ohlendorf, R ERA: 3.9	8.0	L	30	4	3	3	5	2	0	0	0	1	1	66	103	3.38	0.750					
47 Evan Meek, R ERA: 2.09	1.0		4	1	0	0	2	0	0	0	0	0	0	15	24	0.00	1.000					

Batter	1	2	3	4	5	6	7	8	9	AB	R	H	RBI	BB	SO	LOB	BOTTOM					
22 Andrew McCutchen, R OBP: 0.351, SLG: 0.433										4	1	1	1	0	0	1	Florida Marlins @ Pittsburgh Pirates PNC Park, Pittsburgh, PA Wed Aug 18, 2010, 7:06 PM - 9:40 PM EDT Att: 12,242 - Partly Cloudy - 84 F					
31 Jose Tabata, R OBP: 0.351, SLG: 0.387										4	0	3	0	0	0	0						
46 Garrett Jones, L OBP: 0.317, SLG: 0.423									3	0	0	0	0	1	0	2						
24 Pedro Alvarez, L OBP: 0.333, SLG: 0.444										4	0	0	0	0	3	3						
41 Ryan Doumit, S OBP: 0.322, SLG: 0.412									4	1	1	1	0	1	2							
24 Delwyn Young, S OBP: 0.291, SLG: 0.411									4	0	1	0	0	1	2							
85 Lastings Milledge, R OBP: 0.330, SLG: 0.372									3	0	1	0	0	0	1							
73 Argenis Diaz, R OBP: 0.292, SLG: 0.227									3	0	0	0	0	2	1							
49 Ross Ohlendorf, R ERA: 2.27	8.0	W	29	7	2	2	6	0	0	0	0	0	0	0	1	0						
18 Neil Walker, S OBP: 0.349, SLG: 0.431									1	0	0	0	0	1	0	0						
47 Evan Meek, R OBP: 1.000, SLG: 1.000										0	0	0	0	0	0	0						
Inning Stats	R: 0 E: 0 K: 1 S: 15	H: 1 LOB: 1 BB: 0 P: 24	R: 1 E: 0 K: 0 S: 12	H: 2 LOB: 0 BB: 0 P: 15	R: 0 E: 0 K: 1 S: 10	H: 1 LOB: 0 BB: 0 P: 15	R: 0 E: 1 K: 1 S: 8	H: 0 LOB: 1 BB: 0 P: 11	R: 0 E: 0 K: 1 S: 10	H: 1 LOB: 1 BB: 0 P: 12	R: 0 E: 0 K: 0 S: 9	H: 1 LOB: 0 BB: 0 P: 12	R: 0 E: 0 K: 1 S: 8	H: 0 LOB: 0 BB: 0 P: 12	R: 1 E: 0 K: 0 S: 9	H: 1 LOB: 0 BB: 0 P: 14	R: 0 E: 0 K: 2 S: 11	H: 0 LOB: 1 BB: 1 P: 20	1B: 4 2B: 1 3B: 0 HR: 2	SF: 0 SAC: 1 DP: 2 HBP: 0	WP: 0 PB: 0 SB: 0 CS: 1	PA: 34
PITCHER	IP	WLS	BF	H	R	ER	SO	BB	IBB	HBP	BLK	WP	HR	S	P	ERA	WHIP					
55 Josh Johnson, R ERA: 2.27	8.0		29	7	2	2	6	0	0	0	0	0	0	11	15	2.25	0.875					
46 Juan Carlos Oviedo, R ERA: 3.04	1.0	S	4	0	0	0	2	1	0	0	0	0	0	11	20	0.00	1.000					

AB 29
R 3
H 5
RBI 3
BB 2
SO 7
LOB 7



AB 31
R 2
H 7
RBI 2
BB 1
SO 8
LOB 12



Batter	1	2	3	4	5	6	7	8	9	AB	R	H	RBI	BB	SO	LOB	TOP					
21 Michael Bourn, L (1,8) OBP: 0.320, SLG: 0.320	G4-3		G4-3			K			G4-3	4	0	0	0	0	1	1						
36 Angel Sanchez, R (1,4) OBP: 0.308, SLG: 0.349	L4			G5-3		FC4-6			P4	4	0	0	0	0	0	1						
9 Hunter Pence, R (1,9) OBP: 0.328, SLG: 0.465	F9			G4-3					K	4	0	0	0	0	1	0						
45 Carlos Lee, R (1,7) OBP: 0.294, SLG: 0.408		L8		G5-3						2	0	0	0	1	0	0						
23 Chris Johnson, R (1,5) OBP: 0.367, SLG: 0.523		12 1B				K			F9	3	0	1	0	0	1	1						
29 Brett Wallace, L (1,3) OBP: 0.310, SLG: 0.255				K		K			K	3	0	0	0	0	3	2						
12 Tommy Manzella, R (1,6) OBP: 0.260, SLG: 0.255				G3					L8	3	0	1	0	0	0	0						
15 Jason Castro, L (1,2) OBP: 0.267, SLG: 0.285				P6		FC3-5			K	3	0	1	0	0	1	0						
30 J.A. Happ, L (1,1) OBP: 0.316, SLG: 0.323				G1-3		FC3-5			F9	2	0	0	0	0	0	1						
47 Jeff Fulchino, R (7,1) OBP: 0.324, SLG: 0.317										0	0	0	0	0	0	0						
48 Tim Byrdak, L (7,1) OBP: 0.324, SLG: 0.317										0	0	0	0	0	0	0						
11 Jason Bourgeois, R (8,PH) OBP: 0.324, SLG: 0.317										1	0	0	0	0	0	0						
58 Fernando Abad, L (8,1) ERA: 3.02										0	0	0	0	0	0	0						
Inning Stats	R: 0 E: 0 K: 0 S: 11	H: 0 LOB: 0 BB: 0 P: 15	R: 0 E: 0 K: 1 S: 9	H: 2 LOB: 2 BB: 0 P: 16	R: 0 E: 0 K: 0 S: 6	H: 0 LOB: 0 BB: 0 P: 10	R: 0 E: 0 K: 0 S: 6	H: 0 LOB: 0 BB: 0 P: 8	R: 0 E: 0 K: 2 S: 9	H: 0 LOB: 0 BB: 0 P: 14	R: 0 E: 0 K: 1 S: 8	H: 1 LOB: 1 BB: 0 P: 11	R: 0 E: 0 K: 1 S: 6	H: 0 LOB: 0 BB: 1 P: 14	R: 0 E: 0 K: 1 S: 8	H: 0 LOB: 0 BB: 0 P: 13	R: 0 E: 0 K: 1 S: 9	H: 0 LOB: 0 BB: 0 P: 13	1B: 1 2B: 2 3B: 0 HR: 0	SF: 0 SAC: 0 DP: 0 HBP: 0	WP: 0 PB: 0 SB: 0 CS: 0	PA: 30
PITCHER	IP WLS BF H R ER SO BB IBB HBP BLK WP HR S P ERA WHIP																					
19 Anibal Sánchez, R (1,1) ERA: 3.16	7.0 W 24 3 0 0 5 1 0 0 0 0 0 0 55 88 0.00 0.571																					
13 Will Ohman, L (8,1) ERA: 3.03	1.0 3 0 0 0 1 0 0 0 0 0 0 0 8 13 0.00 0.000																					
44 Brian Sanches, R (9,1) ERA: 3.02	1.0 3 0 0 0 1 0 0 0 0 0 0 0 9 13 0.00 0.000																					

Houston Astros @ Florida Marlins
Sun Life Stadium, Miami, FL
Fri Aug 20 2010, 7:12 PM - 10:21 PM EDT
Att: 19,456 - Partly Cloudy - 81 F

AB 29
R 0
H 3
RBI 0
BB 1
SO 7
LOB 6



Batter	1	2	3	4	5	6	7	8	9	AB	R	H	RBI	BB	SO	LOB	BOTTOM			
2 Hanley Ramirez, R (1,6) OBP: 0.366, SLG: 0.452	1 SF9		L8			1B			1B	3	3	2	1	1	0	0				
1 Emilio Bonifacio, S (1,7) OBP: 0.296, SLG: 0.323	SF9		F9			15 BB			15 BB	3	2	2	2	0	0	0				
15 Gaby Sanchez, R (1,3) OBP: 0.351, SLG: 0.458				F9		6 BB			6 BB	3	0	2	1	1	0	0				
6 Dan Uggla, R (1,4) OBP: 0.379, SLG: 0.527	P4			P4		BB			2B	4	0	1	2	0	0	2				
27 Giancarlo Stanton, R (1,9) OBP: 0.335, SLG: 0.532	K			P5		G6-4-3			K	4	0	0	0	0	2	3				
12 Cody Ross, R (1,8) OBP: 0.313, SLG: 0.400		P4				F8			HR	4	2	2	1	0	0	0				
7 Hector Luna, R (1,5) OBP: 0.182, SLG: 0.455				K		K			F7	4	1	2	1	0	1	1				
9 Brett Hayes, R (1,2) OBP: 0.268, SLG: 0.346				K		K			L8	4	0	0	0	0	2	2				
19 Anibal Sánchez, R (1,1) OBP: 0.213, SLG: 0.140										3	1	1	1	0	2	0				
13 Will Ohman, L (8,1) ERA: 3.51										0	0	0	0	0	0	0				
18 Wes Helms, R (8,PH) OBP: 0.297, SLG: 0.355										1	0	0	0	0	0	0				
44 Brian Sanches, R (9,1) ERA: 9.0										0	0	0	0	0	0	0				
Inning Stats	R: 1 E: 0 K: 1 S: 16	H: 2 LOB: 1 BB: 0 P: 28	R: 0 E: 0 K: 1 S: 9	H: 1 LOB: 1 BB: 0 P: 15	R: 0 E: 0 K: 1 S: 7	H: 0 LOB: 0 BB: 0 P: 9	R: 0 E: 0 K: 0 S: 7	H: 0 LOB: 0 BB: 0 P: 12	R: 0 E: 0 K: 2 S: 7	H: 0 LOB: 0 BB: 0 P: 10	R: 2 E: 0 K: 1 S: 12	H: 2 LOB: 1 BB: 2 P: 27	R: 4 E: 0 K: 0 S: 25	H: 5 LOB: 1 BB: 0 P: 38	R: 2 E: 0 K: 1 S: 12	H: 2 LOB: 0 BB: 0 P: 13	1B: 7 2B: 4 3B: 0 HR: 2	SF: 1 SAC: 0 DP: 2 HBP: 0	WP: 3 PB: 0 SB: 0 CS: 1	PA: 36
PITCHER	IP WLS BF H R ER SO BB IBB HBP BLK WP HR S P ERA WHIP																			
30 J.A. Happ, L (1,1) ERA: 3.54	6.0 L 23 5 3 3 3 2 0 0 0 0 1 0 21 32 4.50 1.167																			
47 Jeff Fulchino, R (7,1) ERA: 3.82	0.2 6 4 4 4 0 0 0 0 0 0 1 0 4 6 0.00 3.000																			
48 Tim Byrdak, L (7,1) ERA: 3.82	0.1 2 1 0 0 0 0 0 0 0 0 1 0 4 6 0.00 3.000																			
58 Fernando Abad, L (8,1) ERA: 9.0	1.0 5 2 2 2 1 0 0 0 0 0 0 2 12 13 18.00 2.000																			

Houston Astros @ Florida Marlins
Sun Life Stadium, Miami, FL
Fri Aug 20 2010, 7:12 PM - 10:21 PM EDT
Att: 19,456 - Partly Cloudy - 81 F

AB 33
R 9
H 12
RBI 9
BB 2
SO 7
LOB 8



Batter	1	2	3	4	5	6	7	8	9	AB	R	H	RBI	BB	SO	LOB	TOP			
21 Michael Bourn, L (1, 8) OBP: 0.321, SLG: 0.318										3	0	0	0	2	2	3	Houston Astros @ Florida Marlins Sun Life Stadium, Miami, FL Sat Aug 21 2010, 7:11 PM - 10:22 PM EDT Att: 21,721 - Partly Cloudy - 79 F AB 33 R 3 H 8 RBI 3 BB 5 SO 10 LOB 21			
36 Angel Sanchez, R (1, 6) OBP: 0.311, SLG: 0.350										5	1	2	1	0	2	3				
9 Hunter Pence, R (1, 9) OBP: 0.329, SLG: 0.466										5	1	2	0	0	2	4				
45 Carlos Lee, R (1, 7) OBP: 0.294, SLG: 0.406										4	0	1	2	0	0	2				
23 Chris Johnson, R (1, 5) OBP: 0.364, SLG: 0.517										4	0	1	0	0	1	1				
29 Brett Wallace, L (1, 3) OBP: 0.290, SLG: 0.236										4	0	0	0	0	0	3				
15 Jason Castro, L (1, 2) OBP: 0.266, SLG: 0.278										3	0	0	0	1	2	2				
18 Anderson Hernandez, S (1, 4) OBP: 0.278, SLG: 0.293										1	0	1	0	1	0	0				
4 Jason Michaels, R (7, PH) OBP: 0.293, SLG: 0.489										1	0	0	0	0	0	1				
54 Mark Melancon, R (7, 1) OBP: 0.324, SLG: 0.341										0	0	0	0	0	0	0				
73 Gustavo Chacin, L (7, 1) OBP: 1.000, SLG: 4.000										0	0	0	0	0	0	0				
27 Geoff Blum, S (8, PH) OBP: 0.324, SLG: 0.341										0	1	0	0	1	0	0				
51 Wandy Rodriguez, S (1, 1) OBP: 0.220, SLG: 0.229										1	0	0	0	0	0	1				
12 Tommy Manzella, R (7, PH) OBP: 0.262, SLG: 0.258										2	0	1	0	0	1	1				
Inning Stats	R: 2 E: 0 K: 1 S: 14	H: 3 LOB: 2 BB: 1 P: 27	R: 0 E: 0 K: 1 S: 7	H: 0 LOB: 1 BB: 1 P: 12	R: 0 E: 0 K: 0 S: 8	H: 1 LOB: 0 BB: 0 P: 11	R: 0 E: 0 K: 1 S: 11	H: 1 LOB: 1 BB: 0 P: 17	R: 0 E: 0 K: 3 S: 10	H: 0 LOB: 0 BB: 0 P: 13	R: 0 E: 0 K: 0 S: 6	H: 1 LOB: 2 BB: 1 P: 23	R: 0 E: 0 K: 1 S: 9	H: 1 LOB: 0 BB: 0 P: 14	R: 1 E: 0 K: 2 S: 17	H: 1 LOB: 2 BB: 2 P: 33	1B: 7 2B: 1 3B: 0 HR: 0	SF: 0 SAC: 1 DP: 0 HBP: 0	WP: 0 PB: 0 SB: 0 CS: 1	PA: 39
PITCHER	IP WLS BF H R ER SO BB IBB HBP BLK WP HR S P ERA WHIP																			
41 Chris Volstad, R (1, 1) ERA: 4.82	6.0 W 25 5 2 2 6 3 0 0 0 0 0 0 57 93 3.00 1.333																			
13 Will Ohman, L (7, 1) ERA: 2.97	0.2 H 3 1 0 0 1 0 0 0 0 0 0 0 2 2 0.00 1.500																			
43 Jose Veras, R (7, 1) ERA: 3.45	0.1 H 1 0 0 0 0 0 0 0 0 0 0 0 2 2 0.00 0.000																			
32 Clay Hensley, R (8, 1) ERA: 2.73	1.0 4 1 0 0 1 0 0 0 0 0 0 0 9 14 0.00 1.000																			
46 Juan Carlos Oviedo, R (9, 1) ERA: 3.27	1.0 6 1 1 1 2 2 0 0 0 0 0 0 17 33 9.00 3.000																			

Batter	1	2	3	4	5	6	7	8	9	AB	R	H	RBI	BB	SO	LOB	BOTTOM			
2 Hanley Ramirez, R (1, 6) OBP: 0.366, SLG: 0.452										5	1	2	0	0	1	0	Houston Astros @ Florida Marlins Sun Life Stadium, Miami, FL Sat Aug 21 2010, 7:11 PM - 10:22 PM EDT Att: 21,721 - Partly Cloudy - 79 F AB 35 R 6 H 9 RBI 6 BB 4 SO 13 LOB 24			
20 Logan Morrison, L (1, 7) OBP: 0.396, SLG: 0.391										4	1	2	0	1	2	1				
15 Gaby Sanchez, R (1, 3) OBP: 0.352, SLG: 0.459										5	2	2	2	0	2	3				
6 Dan Uggla, R (1, 4) OBP: 0.378, SLG: 0.523									3	1	0	0	1	1	4					
27 Giancarlo Stanton, R (1, 9) OBP: 0.329, SLG: 0.522									4	0	0	0	0	2	6					
12 Cody Ross, R (1, 8) OBP: 0.315, SLG: 0.404									3	1	1	2	1	0	2					
18 Wes Helms, R (1, 5) OBP: 0.301, SLG: 0.369									4	0	2	2	0	1	1					
9 Brett Hayes, R (1, 2) OBP: 0.267, SLG: 0.327									3	0	0	0	1	1	2					
41 Chris Volstad, R (1, 1) ERA: 4.82										3	0	0	0	0	2	2				
13 Will Ohman, L (7, 1) ERA: 2.97										0	0	0	0	0	0	0				
43 Jose Veras, R (7, 1) ERA: 3.45										0	0	0	0	0	0	0				
7 Hector Luna, R (7, PH) OBP: 0.307, SLG: 0.417										1	0	0	0	1	3	0				
32 Clay Hensley, R (8, 1) ERA: 2.73										0	0	0	0	0	0	0				
46 Juan Carlos Oviedo, R (9, 1) ERA: 3.27										0	0	0	0	0	0	0				
Inning Stats	R: 0 E: 0 K: 1 S: 15	H: 2 LOB: 0 BB: 0 P: 25	R: 0 E: 0 K: 2 S: 12	H: 0 LOB: 1 BB: 1 P: 16	R: 0 E: 0 K: 3 S: 10	H: 1 LOB: 0 BB: 0 P: 14	R: 0 E: 0 K: 2 S: 8	H: 0 LOB: 0 BB: 0 P: 10	R: 0 E: 0 K: 1 S: 11	H: 1 LOB: 1 BB: 0 P: 18	R: 3 E: 1 K: 1 S: 16	H: 3 LOB: 1 BB: 0 P: 25	R: 3 E: 1 K: 2 S: 21	H: 2 LOB: 3 BB: 3 P: 39	R: 0 E: 0 K: 1 S: 7	H: 0 LOB: 0 BB: 0 P: 12	1B: 5 2B: 2 3B: 2 HR: 0	SF: 0 SAC: 0 DP: 0 HBP: 0	WP: 0 PB: 0 SB: 1 CS: 0	PA: 39
PITCHER	IP WLS BF H R ER SO BB IBB HBP BLK WP HR S P ERA WHIP																			
51 Wandy Rodriguez, L (1, 1) ERA: 4.0	6.0 L 27 7 3 2 10 1 0 0 0 0 0 0 13 26 3.00 1.333																			
54 Mark Melancon, R (7, 1) ERA: 7.04	0.2 7 2 3 1 1 2 0 0 0 0 0 0 13 26 13.50 6.000																			
73 Gustavo Chacin, L (7, 1) ERA: 5.23	1.1 5 0 0 0 2 1 0 0 0 0 0 0 15 25 0.00 0.750																			

Batter	1	2	3	4	5	6	7	8	9	AB	R	H	RBI	BB	SO	LOB	TOP			
21 Michael Bourn, L (1,8) OBP: 0.324, SLG: 0.320										3	1	2	0	1	1	2	Houston Astros @ Florida Marlins Sun Life Stadium, Miami, FL Sun Aug 22 2010, 1:11 PM - 3:56 PM EDT Att: 18,886 - Partly Cloudy - 89 F			
36 Angel Sanchez, R (1,4) OBP: 0.305, SLG: 0.344										3	0	0	0	0	0	3				
9 Hunter Pence, R (1,9) OBP: 0.328, SLG: 0.472										3	1	1	2	0	1	1				
45 Carlos Lee, R (1,7) OBP: 0.291, SLG: 0.403										4	0	0	0	0	1	1				
11 Jason Bourgeois, R (9,7) OBP: 0.324, SLG: 0.317										0	0	0	0	0	0	0				
23 Chris Johnson, R (1,5) OBP: 0.362, SLG: 0.512										4	0	1	0	0	2	0				
29 Brett Wallace, L (1,3) OBP: 0.288, SLG: 0.237										4	0	1	0	0	3	1				
12 Tommy Manzella, R (1,6) OBP: 0.263, SLG: 0.255										2	0	0	0	1	1	0				
55 Humberto Quintero, R (1,2) OBP: 0.250, SLG: 0.303										1	0	0	0	1	0	2				
15 Jason Castro, L (7,PH) OBP: 0.277, SLG: 0.278										0	0	0	0	2	0	0				
28 Nelson Figueroa, R (1,1) OBP: 0.286, SLG: 0.429										1	0	0	0	0	0	2				
4 Jason Michaels, R (7,PH) OBP: 0.291, SLG: 0.465										1	0	0	0	0	0	2				
59 Wilton Lopez, R (7,1) OBP: 0.275, SLG: 0.289										0	0	0	0	0	0	0				
18 Anderson Hernandez, R (PH) OBP: 0.275, SLG: 0.289										1	0	0	0	0	0	1				
37 Brandon Lyon, R (9,1) OBP: 0.275, SLG: 0.289										0	0	0	0	0	0	0				
Inning Stats	R: 0 E: 0 K: 1 S: 9	H: 1 LOB: 1 BB: 0 P: 14	R: 0 E: 0 K: 1 S: 11	H: 1 LOB: 2 BB: 1 P: 19	R: 1 E: 0 K: 0 S: 7	H: 1 LOB: 0 BB: 0 P: 12	R: 0 E: 0 K: 1 S: 8	H: 0 LOB: 0 BB: 0 P: 13	R: 0 E: 0 K: 2 S: 11	H: 0 LOB: 1 BB: 2 P: 16	R: 0 E: 0 K: 2 S: 11	H: 0 LOB: 0 BB: 0 P: 17	R: 0 E: 0 K: 1 S: 9	H: 1 LOB: 2 BB: 1 P: 17	R: 1 E: 0 K: 1 S: 16	H: 1 LOB: 0 BB: 1 P: 26	1B: 4 SF: 1 2B: 0 3B: 0 HR: 1	WP: 1 PA: 36 FB: 0 SB: 1 CS: 0		
PITCHER	IP WLS BF H R ER SO BB IBB HBP BLK WP HR S P ERA WHIP	IP WLS BF H R ER SO BB IBB HBP BLK WP HR S P ERA WHIP	IP WLS BF H R ER SO BB IBB HBP BLK WP HR S P ERA WHIP	IP WLS BF H R ER SO BB IBB HBP BLK WP HR S P ERA WHIP	IP WLS BF H R ER SO BB IBB HBP BLK WP HR S P ERA WHIP	IP WLS BF H R ER SO BB IBB HBP BLK WP HR S P ERA WHIP	IP WLS BF H R ER SO BB IBB HBP BLK WP HR S P ERA WHIP	IP WLS BF H R ER SO BB IBB HBP BLK WP HR S P ERA WHIP	IP WLS BF H R ER SO BB IBB HBP BLK WP HR S P ERA WHIP	IP WLS BF H R ER SO BB IBB HBP BLK WP HR S P ERA WHIP	IP WLS BF H R ER SO BB IBB HBP BLK WP HR S P ERA WHIP	IP WLS BF H R ER SO BB IBB HBP BLK WP HR S P ERA WHIP	IP WLS BF H R ER SO BB IBB HBP BLK WP HR S P ERA WHIP	IP WLS BF H R ER SO BB IBB HBP BLK WP HR S P ERA WHIP	IP WLS BF H R ER SO BB IBB HBP BLK WP HR S P ERA WHIP	IP WLS BF H R ER SO BB IBB HBP BLK WP HR S P ERA WHIP	IP WLS BF H R ER SO BB IBB HBP BLK WP HR S P ERA WHIP	IP WLS BF H R ER SO BB IBB HBP BLK WP HR S P ERA WHIP	IP WLS BF H R ER SO BB IBB HBP BLK WP HR S P ERA WHIP	
23 Andrew Miller, L (1,1) ERA: 1.8	5.0	20	3	1	1	3	3	0	0	0	0	1	0	42	74	1.80	1.200			
31 Burke Badenhop, R (6,1) ERA: 3.54	1.2	7	1	0	0	2	0	1	0	0	0	0	0	17	28	0.00	0.600			
13 Will Ohman, L (7,1) ERA: 2.95	0.1	1	0	0	0	1	0	0	0	0	0	0	0	3	6	0.00	0.000			
43 Jose Veras, R (8,1) ERA: 3.52	2.0	L 8	1	1	1	3	1	0	0	0	0	0	1	25	43	4.50	1.000			
Batter	1	2	3	4	5	6	7	8	9	AB	R	H	RBI	BB	SO	LOB	BOTTOM			
2 Hanley Ramirez, R (1,6) OBP: 0.365, SLG: 0.449										3	0	0	0	1	2	1	Houston Astros @ Florida Marlins Sun Life Stadium, Miami, FL Sun Aug 22 2010, 1:11 PM - 3:56 PM EDT Att: 18,886 - Partly Cloudy - 89 F			
20 Nelson Morrison, L (1,7) OBP: 0.390, SLG: 0.385										4	0	1	0	0	0	0				
15 Gaby Sanchez, R (1,3) OBP: 0.353, SLG: 0.465										3	1	1	1	0	1	1				
6 Dan Uggla, R (1,4) OBP: 0.375, SLG: 0.519										4	0	0	0	0	3	2				
Cody Ross, R (1,8) OBP: 0.316, SLG: 0.405										4	0	2	0	0	0	0				
3 Chad Tracy, L (1,5) OBP: 0.297, SLG: 0.271										3	0	1	0	0	1	0				
43 Jose Veras, R (8,1) ERA: 2.79										0	0	0	0	0	0	0				
27 Giancarlo Stanton, R (9,PH) OBP: 0.328, SLG: 0.520										1	0	0	0	0	0	2				
1 Emilio Bonifacio, S (1,9) OBP: 0.274, SLG: 0.399										3	0	0	0	0	1	2				
6 Brad Davis, R (1,2) OBP: 0.400, SLG: 0.417										3	0	1	0	0	0	2				
23 Andrew Miller, L (1,1) ERA: 2.98										1	0	0	0	0	0	0				
7 Hector Luna, R (5,PH) OBP: 0.154, SLG: 0.385										1	0	0	0	0	1	2				
31 Burke Badenhop, R (6,1) ERA: 2.79										0	0	0	0	0	0	0				
13 Will Ohman, L (7,1) ERA: 2.79										0	0	0	0	0	0	0				
18 Wes Helms, R (8,5) OBP: 0.300, SLG: 0.367										1	0	0	0	0	0	1				
Inning Stats	R: 0 E: 0 K: 2 S: 8	H: 1 LOB: 1 BB: 1 P: 16	R: 0 E: 0 K: 1 S: 10	H: 0 LOB: 0 BB: 0 P: 17	R: 0 E: 0 K: 1 S: 9	H: 0 LOB: 0 BB: 0 P: 15	R: 0 E: 0 K: 1 S: 10	H: 0 LOB: 0 BB: 0 P: 12	R: 0 E: 0 K: 1 S: 14	H: 2 LOB: 2 BB: 0 P: 18	R: 1 E: 0 K: 0 S: 13	H: 1 LOB: 0 BB: 0 P: 20	R: 0 E: 0 K: 1 S: 6	H: 0 LOB: 0 BB: 0 P: 10	R: 0 E: 0 K: 0 S: 8	H: 1 LOB: 0 BB: 0 P: 10	R: 0 E: 0 K: 1 S: 15	H: 1 LOB: 2 BB: 0 P: 22	1B: 5 SF: 0 2B: 0 3B: 0 HR: 1	WP: 0 PA: 33 FB: 0 SB: 0 CS: 1
PITCHER	IP WLS BF H R ER SO BB IBB HBP BLK WP HR S P ERA WHIP	IP WLS BF H R ER SO BB IBB HBP BLK WP HR S P ERA WHIP	IP WLS BF H R ER SO BB IBB HBP BLK WP HR S P ERA WHIP	IP WLS BF H R ER SO BB IBB HBP BLK WP HR S P ERA WHIP	IP WLS BF H R ER SO BB IBB HBP BLK WP HR S P ERA WHIP	IP WLS BF H R ER SO BB IBB HBP BLK WP HR S P ERA WHIP	IP WLS BF H R ER SO BB IBB HBP BLK WP HR S P ERA WHIP	IP WLS BF H R ER SO BB IBB HBP BLK WP HR S P ERA WHIP	IP WLS BF H R ER SO BB IBB HBP BLK WP HR S P ERA WHIP	IP WLS BF H R ER SO BB IBB HBP BLK WP HR S P ERA WHIP	IP WLS BF H R ER SO BB IBB HBP BLK WP HR S P ERA WHIP	IP WLS BF H R ER SO BB IBB HBP BLK WP HR S P ERA WHIP	IP WLS BF H R ER SO BB IBB HBP BLK WP HR S P ERA WHIP	IP WLS BF H R ER SO BB IBB HBP BLK WP HR S P ERA WHIP	IP WLS BF H R ER SO BB IBB HBP BLK WP HR S P ERA WHIP	IP WLS BF H R ER SO BB IBB HBP BLK WP HR S P ERA WHIP	IP WLS BF H R ER SO BB IBB HBP BLK WP HR S P ERA WHIP	IP WLS BF H R ER SO BB IBB HBP BLK WP HR S P ERA WHIP	IP WLS BF H R ER SO BB IBB HBP BLK WP HR S P ERA WHIP	
28 Nelson Figueroa, R (1,1) ERA: 2.98	6.0	22	4	1	1	7	1	0	0	0	0	0	0	64	98	1.50	0.833			
59 Wilton Lopez, R (7,1) ERA: 2.79	2.0	W 6	1	0	0	1	0	0	0	0	0	0	0	14	20	0.00	0.500			
37 Brandon Lyon, R (9,1) ERA: 3.51	1.0	S 5	1	0	0	1	0	0	1	0	0	0	0	15	22	0.00	1.000			

Batter	1	2	3	4	5	6	7	8	9	AB	R	H	RBI	BB	SO	LOB	TOP					
2 Hanley Ramirez, R OBP: 0.367, SLG: 0.452										5	2	3	0	0	0	2	Florida Marlins @ New York Mets Citi Field, Flushing, NY Tue Aug 24 2010, 7:11 PM - 10:14 PM EDT Att: 27,136 - Cloudy - 70 F					
20 Logan Morrison, L OBP: 0.392, SLG: 0.375										5	1	1	0	0	2	4						
15 Gaby Sanchez, R OBP: 0.354, SLG: 0.476										3	1	2	4	0	1	1						
6 Dan Uggla, R OBP: 0.372, SLG: 0.515										3	0	0	1	0	1	2						
27 Giancarlo Stanton, R OBP: 0.323, SLG: 0.511										4	0	0	0	0	2	0						
18 Wes Helms, R OBP: 0.299, SLG: 0.365										4	0	1	0	0	1	0						
24 Cameron Maybin, R OBP: 0.344										4	0	2	0	0	1	0						
9 Brett Hayes, R OBP: 0.266, SLG: 0.322										4	1	1	0	0	0	3						
55 Josh Johnson, L 44 Brian Sanchez, R 1 Emilio Bonifacio, S 31 Burke Badenhop, R 32 Clay Hensley, R 22 Donnie Murphy, R 13 Will Ohman, L										2	0	0	0	0	1	3						
Inning Stats	R: 0 E: 0 K: 2 S: 12	H: 1 LOB: 1 BB: 0 P: 20	R: 0 E: 0 K: 2 S: 15	H: 2 LOB: 2 BB: 0 P: 22	R: 2 E: 0 K: 0 S: 9	H: 2 LOB: 0 BB: 0 P: 11	R: 0 E: 0 K: 1 S: 10	H: 1 LOB: 1 BB: 0 P: 13	R: 0 E: 0 K: 1 S: 7	H: 1 LOB: 1 BB: 0 P: 10	R: 0 E: 0 K: 1 S: 6	H: 0 LOB: 0 BB: 0 P: 10	R: 3 E: 0 K: 1 S: 16	H: 3 LOB: 0 BB: 0 P: 24	R: 0 E: 0 K: 1 S: 9	H: 0 LOB: 0 BB: 0 P: 15	R: 0 E: 0 K: 1 S: 9	H: 1 LOB: 1 BB: 0 P: 13	1B: 8 2B: 2 3B: 0 HR: 1	SF: 2 SAC: 0 DP: 0 HBP: 0	WP: 2 PB: 0 SB: 2 CS: 0	PA: 38
PITCHER	IP WLS BF H R ER SO BB IBB HBP BLK WP HR S P ERA WHIP																					
43 R.A. Dickey, R ERA: 2.64	7.0 31 10 5 5 8 0 0 0 0 0 2 1 75 110 6.43 1.429																					
39 Bobby Parnell, R ERA: 3.12	1.0 3 0 0 0 1 0 0 0 0 0 0 0 9 15 0.00 0.000																					
47 Hisanori Takahashi, L ERA: 4.05	1.0 W 4 1 0 0 1 0 0 0 0 0 0 0 9 13 0.00 1.000																					

Batter	1	2	3	4	5	6	7	8	9	AB	R	H	RBI	BB	SO	LOB	BOTTOM					
7 José Reyes, S OBP: 0.326, SLG: 0.428										5	0	0	0	0	1	2	Florida Marlins @ New York Mets Citi Field, Flushing, NY Tue Aug 24 2010, 7:11 PM - 10:14 PM EDT Att: 27,136 - Cloudy - 70 F					
16 Angel Pagan, S OBP: 0.356, SLG: 0.460										5	3	4	0	0	0	0						
15 Carlos Beltrán, S OBP: 0.343, SLG: 0.347										3	1	2	2	2	1	0						
5 David Wright, R OBP: 0.366, SLG: 0.499										5	1	2	0	0	2	4						
29 Ike Davis, L OBP: 0.324, SLG: 0.416										4	1	1	0	1	2	6						
12 Jeff Francoeur, R OBP: 0.284, SLG: 0.364										3	0	0	2	0	0	1						
30 Josh Thole, L OBP: 0.363, SLG: 0.363										5	0	2	0	0	1	1						
11 Rubén Tejada, R OBP: 0.268, SLG: 0.296										1	0	0	0	1	0	1						
27 Jesus Feliciano, L OBP: 0.294, SLG: 0.373										1	0	0	0	0	0	0						
39 Bobby Parnell, R ERA: 3.86										0	0	0	0	0	0	0						
47 Hisanori Takahashi, L OBP: 0.063, SLG: 0.063										0	0	0	0	0	0	0						
19 Mike Hessman, R OBP: 0.294, SLG: 0.357										1	0	0	0	0	1	2						
43 R.A. Dickey, R OBP: 0.216, SLG: 0.200										2	0	0	0	1	0	3						
1 Luis Castillo, S OBP: 0.336, SLG: 0.276										2	0	1	1	0	0	0						
Inning Stats	R: 0 E: 0 K: 1 S: 6	H: 0 LOB: 0 BB: 0 P: 9	R: 1 E: 0 K: 1 S: 14	H: 1 LOB: 1 BB: 1 P: 26	R: 1 E: 1 K: 1 S: 10	H: 1 LOB: 2 BB: 1 P: 21	R: 0 E: 0 K: 0 S: 11	H: 0 LOB: 2 BB: 1 P: 21	R: 2 E: 1 K: 1 S: 15	H: 4 LOB: 3 BB: 1 P: 25	R: 0 E: 0 K: 1 S: 14	H: 1 LOB: 2 BB: 1 P: 22	R: 0 E: 0 K: 0 S: 4	H: 0 LOB: 0 BB: 0 P: 5	R: 1 E: 0 K: 2 S: 16	H: 2 LOB: 1 BB: 0 P: 24	R: 1 E: 0 K: 1 S: 15	H: 3 LOB: 2 BB: 0 P: 24	1B: 8 2B: 3 3B: 1 HR: 0	SF: 2 SAC: 0 DP: 0 HBP: 1	WP: 0 PB: 0 SB: 1 CS: 0	PA: 45
PITCHER	IP WLS BF H R ER SO BB IBB HBP BLK WP HR S P ERA WHIP																					
55 Josh Johnson, R ERA: 2.36	5.0 27 6 4 3 4 3 1 0 0 0 0 0 14 22 0.00 2.000																					
44 Brian Sanchez, R ERA: 2.96	1.0 5 1 0 0 1 1 0 0 0 0 0 0 4 5 0.00 0.000																					
31 Burke Badenhop, R ERA: 3.86	1.0 H 3 0 0 0 0 0 0 0 0 0 0 0 4 5 0.00 0.000																					
32 Clay Hensley, R ERA: 2.84	1.0 B 5 2 1 1 2 0 0 0 0 0 0 0 16 24 9.00 2.000																					
13 Will Ohman, L ERA: 3.13	0.2 L 5 3 1 1 1 0 0 0 0 0 0 0 15 24 13.50 4.500																					



Batter	1	2	3	4	5	6	7	8	9	AB	R	H	RBI	BB	SO	LOB	TOP			
24 Cameron Maybin, R (1, 8) OBP: 0.297, SLG: 0.346										5	0	2	1	0	1	0				
20 Logan Morrison, L (1, 7) OBP: 0.391, SLG: 0.406										5	2	3	0	0	0	1				
2 Hanley Ramirez, R (1, 6) OBP: 0.371, SLG: 0.456											5	1	4	1	0	0	1			
6 Dan Uggla, R (1, 4) OBP: 0.369, SLG: 0.510											5	0	0	0	0	2	7			
15 Gaby Sanchez, R (1, 3) OBP: 0.391, SLG: 0.473										2	0	0	2	0	0	1				
27 Giancarlo Stanton, R (1, 9) OBP: 0.318, SLG: 0.502										4	0	0	0	0	1	2				
18 Wes Helms, R (1, 5) OBP: 0.307, SLG: 0.374										3	2	2	0	1	0	0				
9 Brett Hayes, R (1, 2) OBP: 0.265, SLG: 0.333										4	0	1	1	0	2	2				
59 Alex Sanabia, R (1, 1) 43 Jose Veras, R (7, 1) 22 Donnie Murphy, R (8, PH) 32 Clay Hensley, R (8, 1) 46 Juan Carlos Oviedo, R (9, 1)										3	0	0	0	0	0	2				
Inning Stats	R: 1 E: 0 K: 0 S: 9	H: 3 LOB: 2 BB: 0 P: 14	R: 1 E: 0 K: 0 S: 8	H: 2 LOB: 1 BB: 0 P: 10	R: 1 E: 0 K: 2 S: 12	H: 1 LOB: 0 BB: 0 P: 19	R: 0 E: 0 K: 1 S: 6	H: 0 LOB: 0 BB: 0 P: 9	R: 0 E: 0 K: 1 S: 10	H: 1 LOB: 1 BB: 0 P: 14	R: 1 E: 0 K: 0 S: 11	H: 2 LOB: 1 BB: 0 P: 18	R: 0 E: 0 K: 1 S: 10	H: 1 LOB: 2 BB: 0 P: 20	R: 0 E: 0 K: 1 S: 9	H: 1 LOB: 1 BB: 0 P: 15	1B: 9 2B: 3 3B: 1 HR: 0	SF: 2 SAC: 0 DP: 0 HBP: 0	WP: 0 PB: 0 SB: 0 CS: 1	PA: 40
PITCHER	IP WLS BF H R ER SO BB IBB HBP BLK WP HR S P ERA WHIP																			
48 Pat Misch, L (1, 1) ERA: 3.5	6.0 L 27 9 4 3 4 0 0 0 0 0 0 0 55 82 4.50 1.500																			
18 Ryota Igarashi, R (7, 1) ERA: 7.71	1.0 5 2 1 1 0 0 0 0 0 0 0 11 18 9.00 2.000																			
36 Manny Acosta, R (8, 1) ERA: 3.04	1.0 4 1 0 0 1 1 0 0 0 0 0 10 20 0.00 2.000																			
39 Bobby Parnell, R (9, 1) ERA: 3.0	1.0 4 1 0 0 1 0 0 0 0 0 0 9 15 0.00 1.000																			

Florida Marlins @ New York Mets
Citi Field, Flushing, NY
Wed Aug 25 2010, 7:10 PM - 9:56 PM EDT
Att: 27,096 - Cloudy - 70 F

AB 37
R 5
H 13
RBI 5
BB 1
SO 6
LOB 16

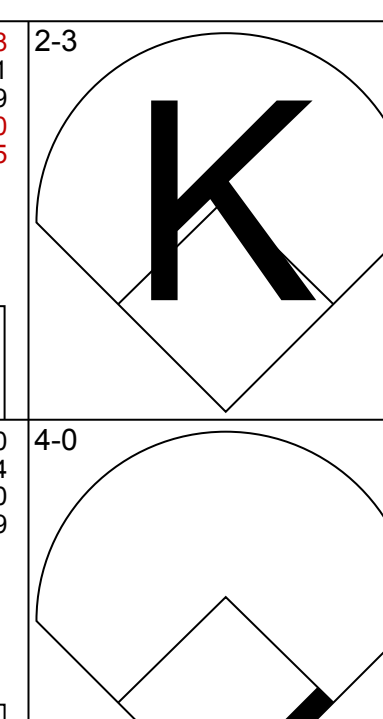
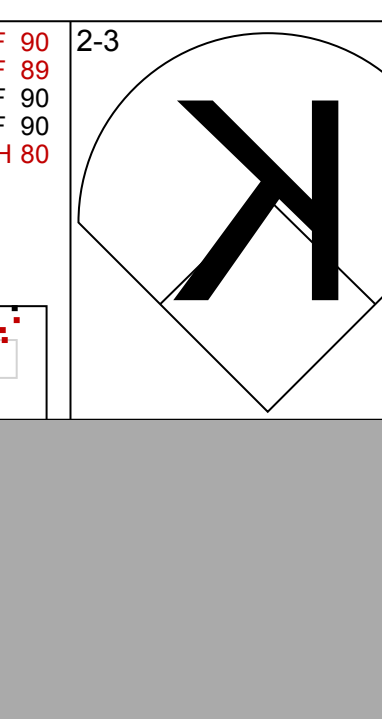
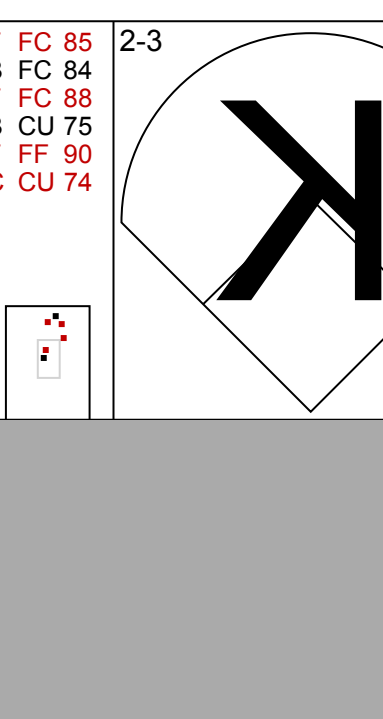
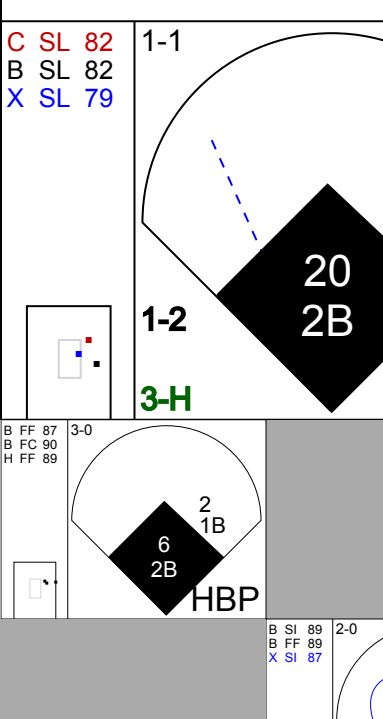
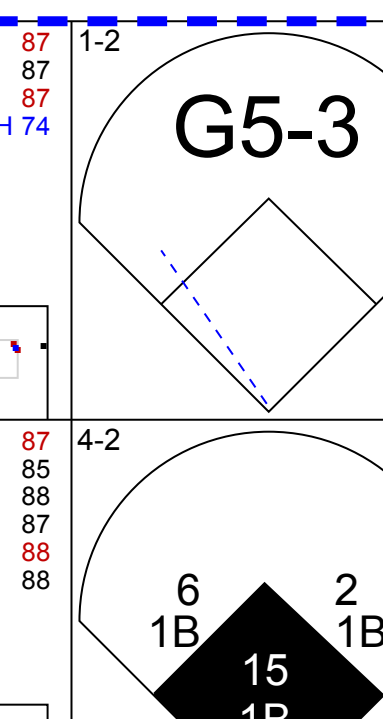
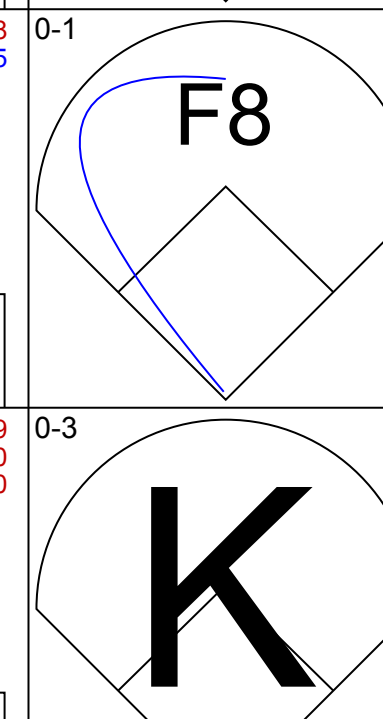
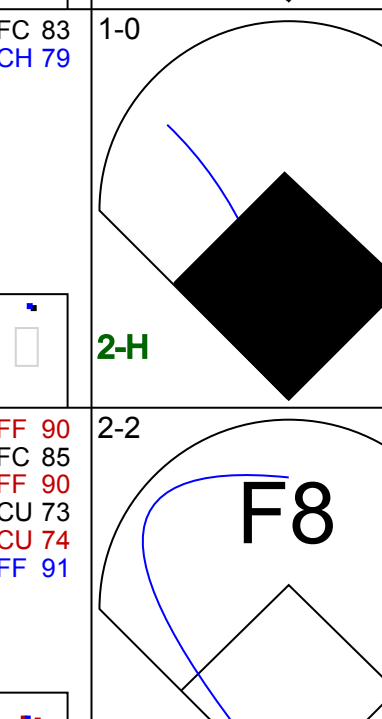
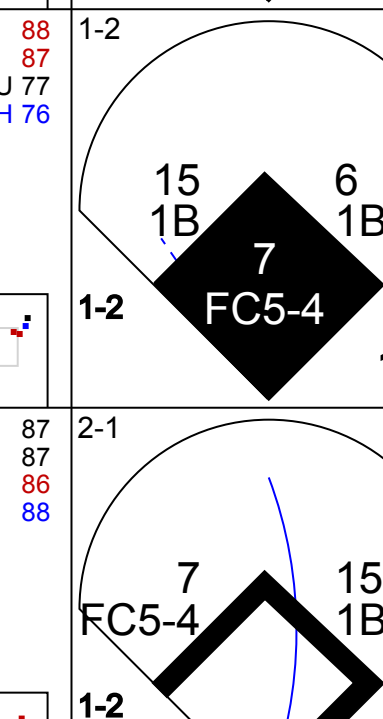

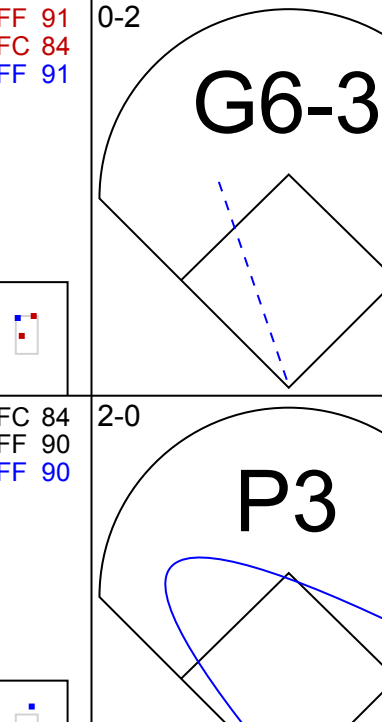
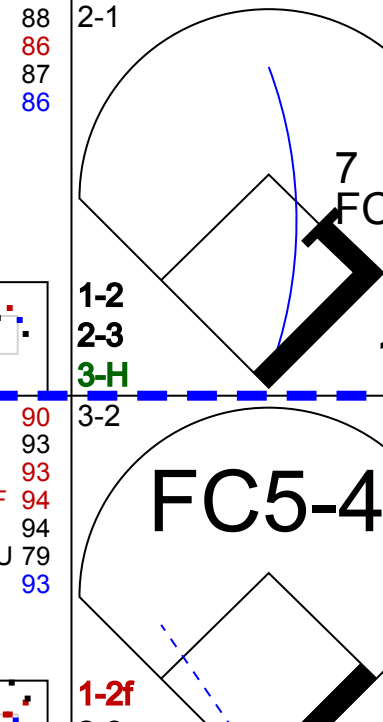


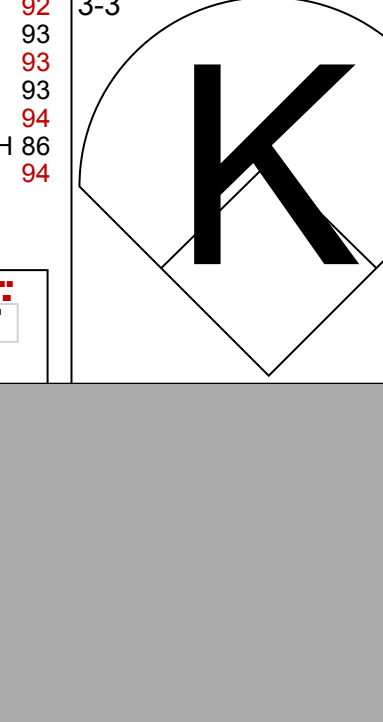
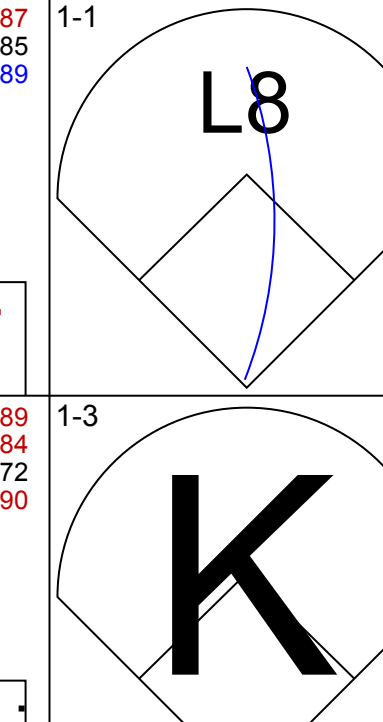
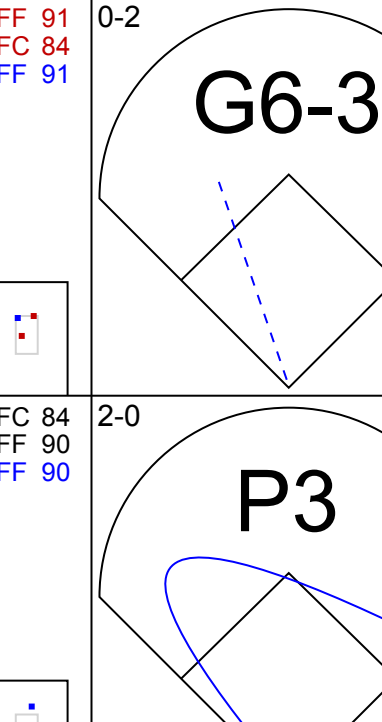
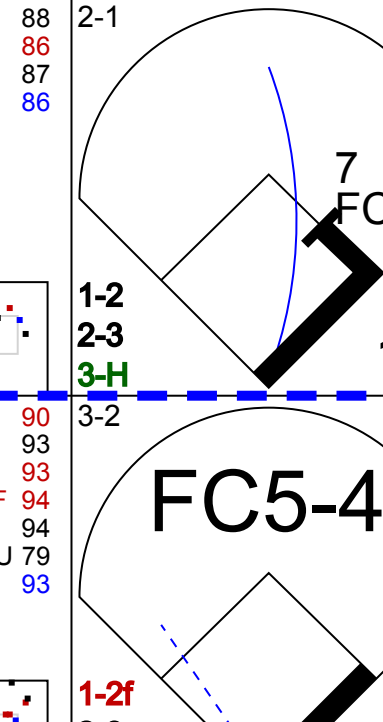


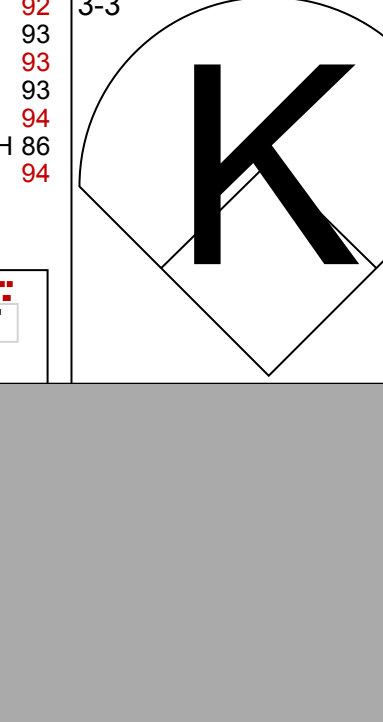

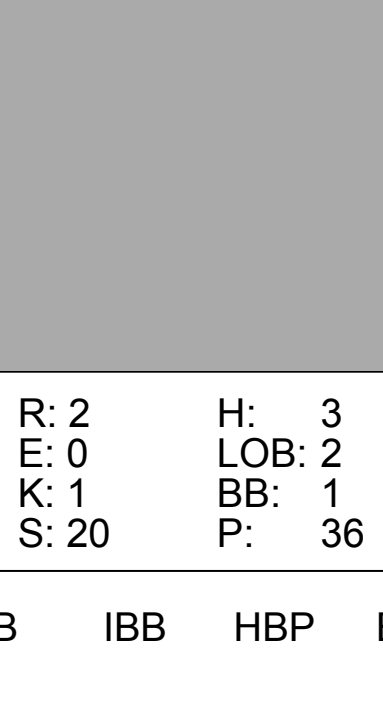
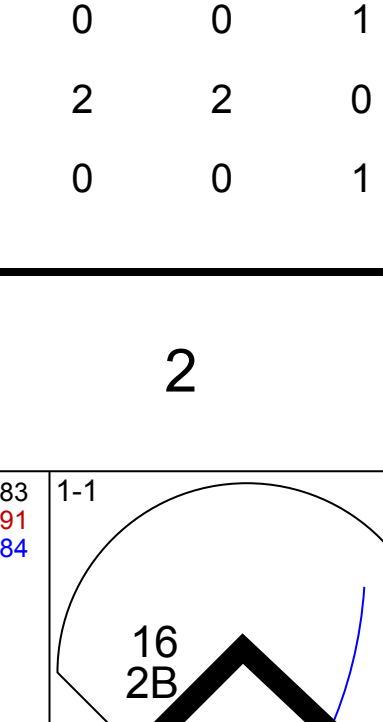
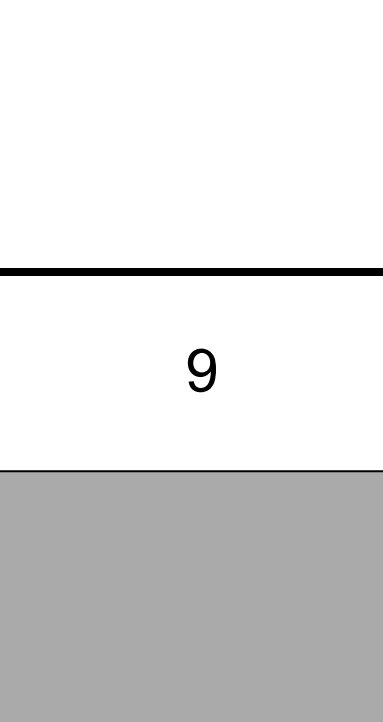
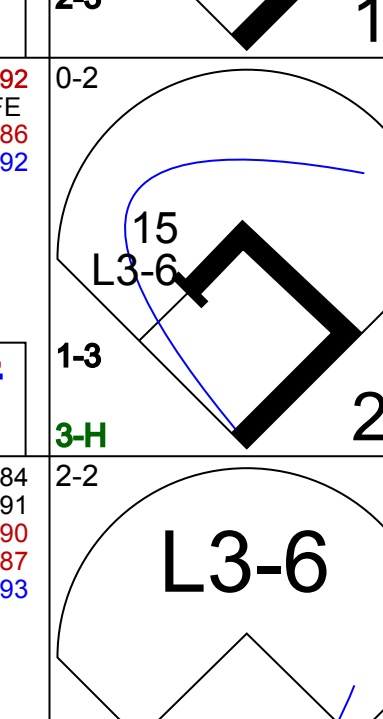


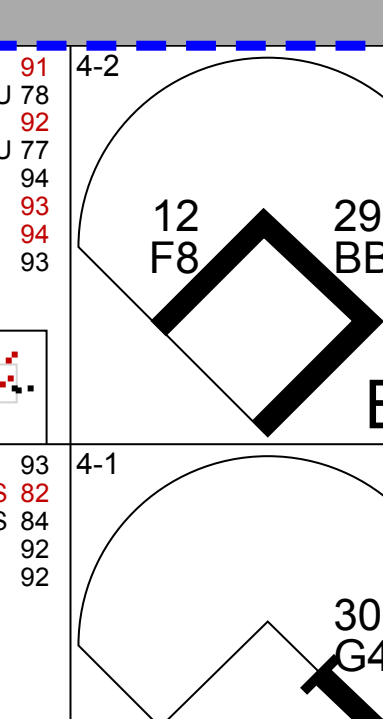

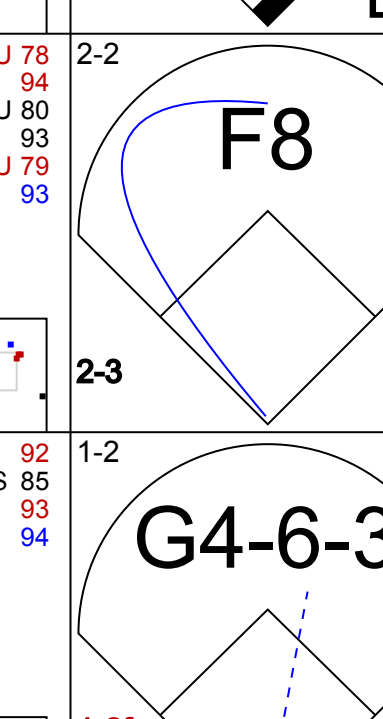
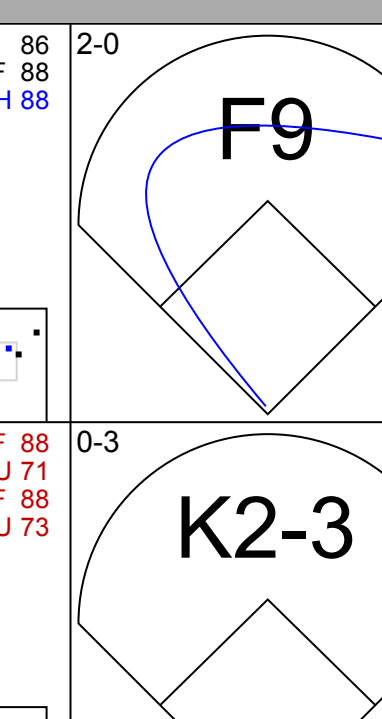

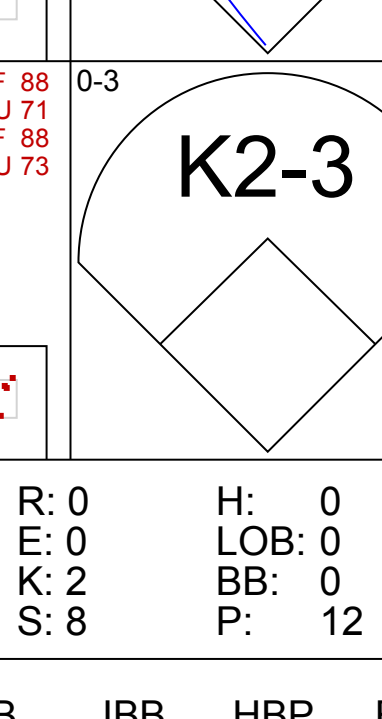
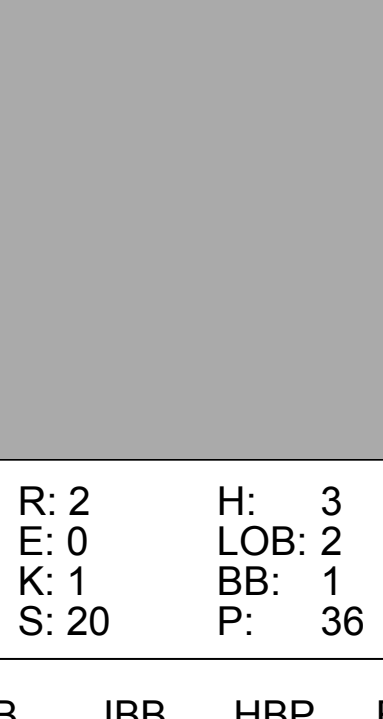
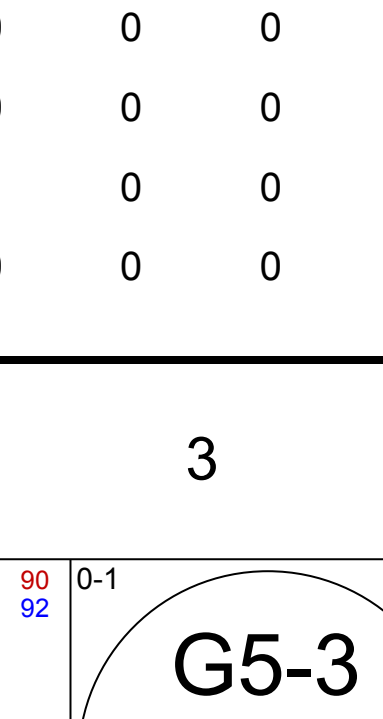
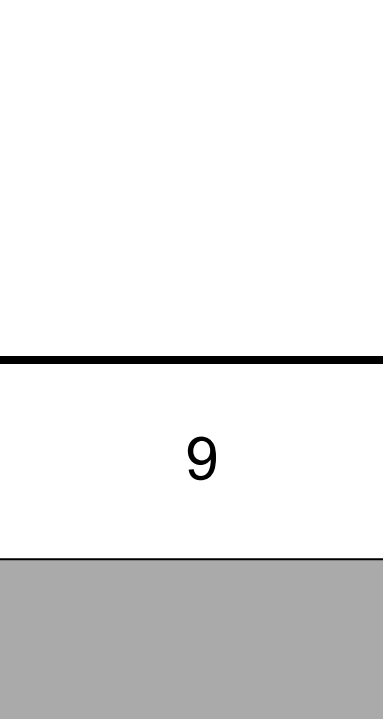


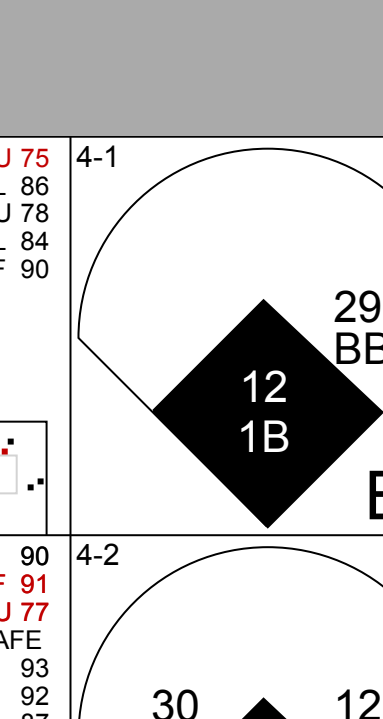
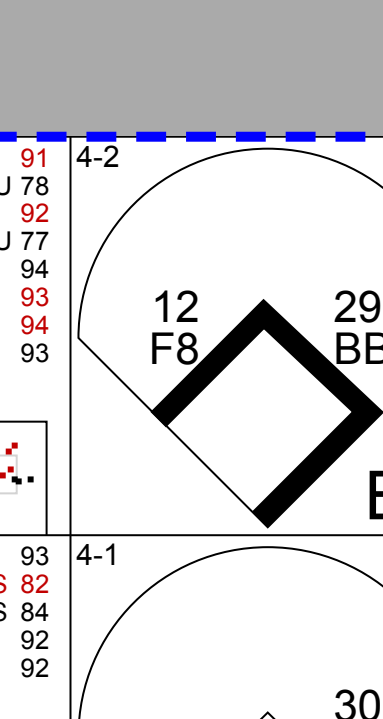


Batter	1	2	3	4	5	6	7	8	9	AB	R	H	RBI	BB	SO	LOB	BOTTOM			
7 José Reyes, S (1, 6) OBP: 0.323, SLG: 0.423										5	0	0	0	0	0	3				
16 Ángel Pagán, S (1, 7) OBP: 0.353, SLG: 0.456										4	0	0	0	0	1	0				
15 Carlos Beltrán, S (1, 8) OBP: 0.340, SLG: 0.339										3	0	0	0	1	0	0				
5 David Wright, R (1, 5) OBP: 0.367, SLG: 0.505										4	3	2	1	0	0	1				
29 Ike Davis, L (1, 3) OBP: 0.324, SLG: 0.419										4	1	1	1	0	0	1				
12 Jeff Francoeur, R (1, 9) OBP: 0.286, SLG: 0.366										4	0	2	1	0	0	1				
30 Josh Thole, L (1, 2) OBP: 0.376, SLG: 0.371										3	0	2	0	1	0	0				
11 Rubén Tejada, R (1, 4) OBP: 0.264, SLG: 0.203										2	0	0	0	0	0	1				
23 Chris Carter, L (7, PH) ERA: 3.62										1	0	0	0	0	2					
36 Manny Acosta, R (8, 1) 39 Bobby Parnell, R (9, 1) 19 Mike Hessman, R (9, PH) 48 Pat Misch, R (1, 1) 27 Jesús Feliciano, L (6, PH) 18 Ryota Igarashi, R (7, 1) 1 Luis Castillo, S (7, PH) OBP: 0.286, SLG: 0.345										1	0	0	0	0	0	0				
Inning Stats	R: 0 E: 0 K: 1 S: 7	H: 0 LOB: 0 BB: 0 P: 11	R: 1 E: 1 K: 0 S: 13	H: 2 LOB: 1 BB: 0 P: 16	R: 0 E: 1 K: 0 S: 8	H: 0 LOB: 0 BB: 0 P: 9	R: 0 E: 0 K: 0 S: 5	H: 0 LOB: 0 BB: 0 P: 6	R: 0 E: 0 K: 0 S: 7	H: 0 LOB: 0 BB: 0 P: 10	R: 2 E: 0 K: 0 S: 15	H: 2 LOB: 2 BB: 2 P: 27	R: 0 E: 0 K: 0 S: 7	H: 0 LOB: 0 BB: 0 P: 8	R: 1 E: 0 K: 0 S: 13	H: 3 LOB: 3 BB: 1 P: 22	1B: 5 2B: 0 3B: 1 HR: 1	SF: 0 SAC: 0 DP: 0 HBP: 0	WP: 0 PB: 0 SB: 0 CS: 1	PA: 38
PITCHER	IP WLS BF H R ER SO BB IBB HBP BLK WP HR S P ERA WHIP																			
59 Alex Sanabia, R (1, 1) ERA: 3.62	6.1 W 24 4 3 2 1 1 0 0 0 0 0 0 8 14 0.00 1.500																			
43 Jose Veras, R (7, 1) ERA: 3.45	0.2 H 3 0 0 0 0 1 0 0 0 0 0 0 7 8 0.00 0.000																			
32 Clay Hensley, R (8, 1) ERA: 2.78	1.0 H 3 0 0 0 0 0 0 0 0 0 0 0 7 8 0.00 0.000																			
46 Juan Carlos Oviedo, R (9, 1) ERA: 3.38	1.0 S 7 3 1 1 0 0 0 0 0 0 1 13 22 9.00 4.000																			

Florida Marlins @ New York Mets
Citi Field, Flushing, NY
Wed Aug 25 2010, 7:10 PM - 9:56 PM EDT
Att: 27,096 - Cloudy - 70 F

AB 34
R 4
H 7
RBI 3
BB 3
SO 1
LOB 13

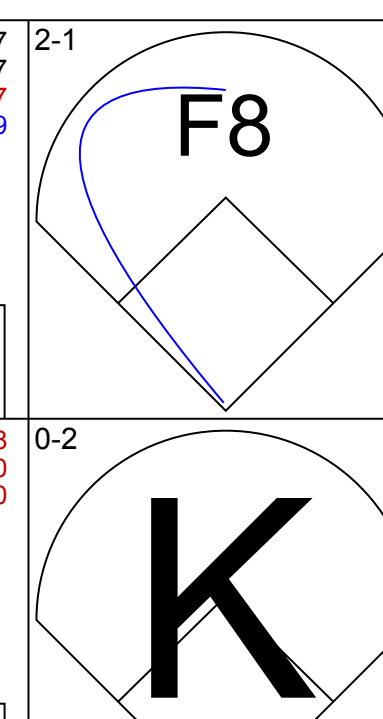
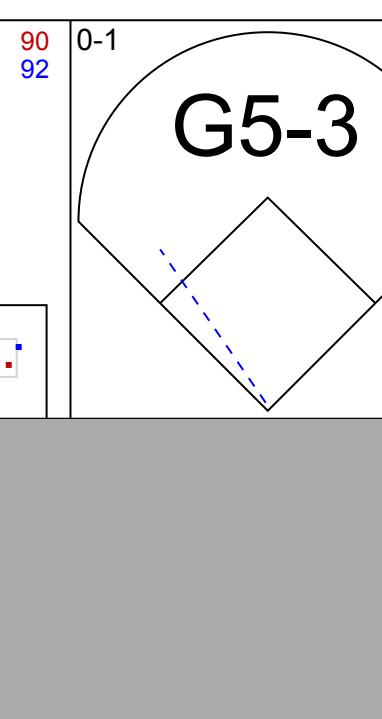

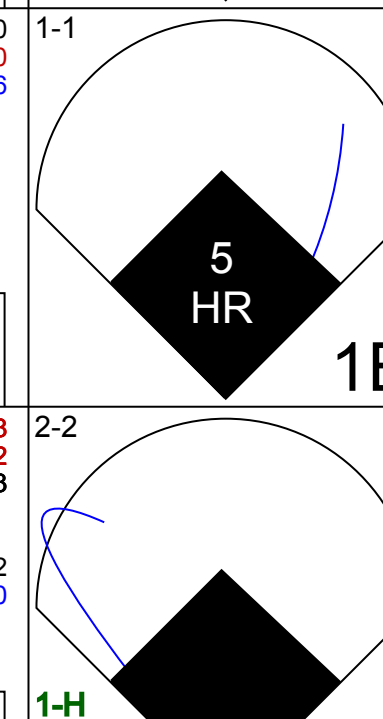
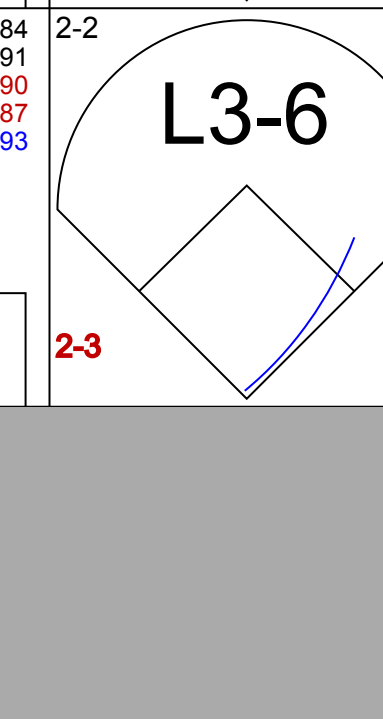
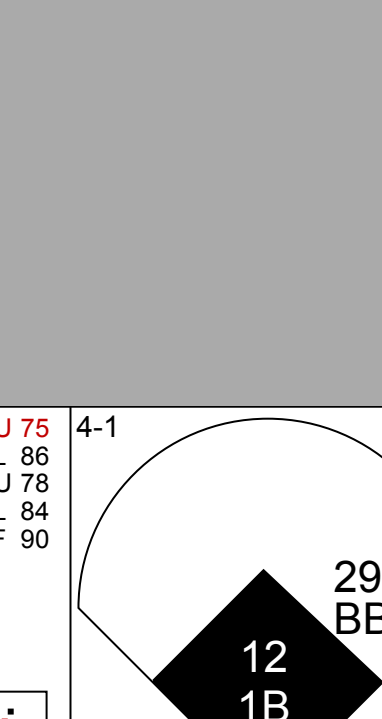
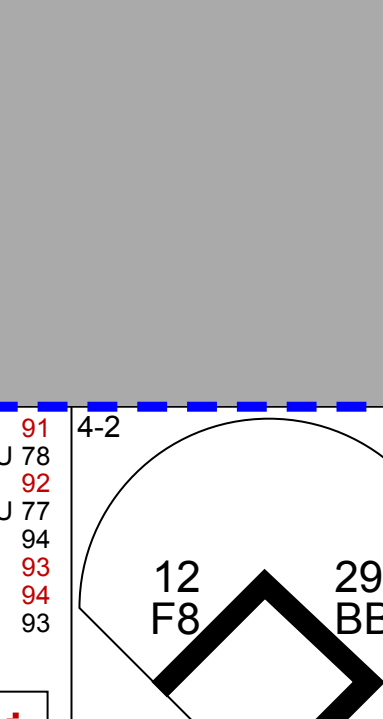
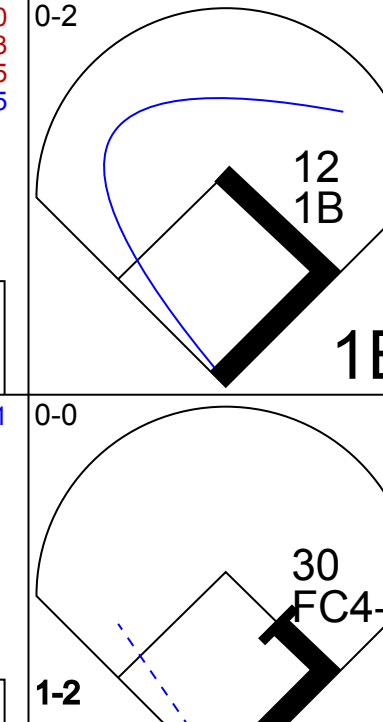

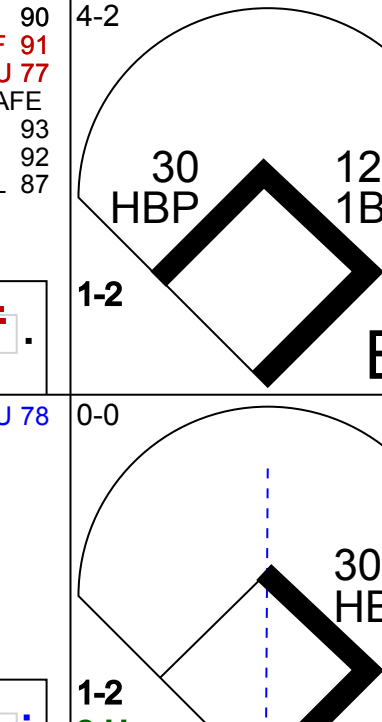
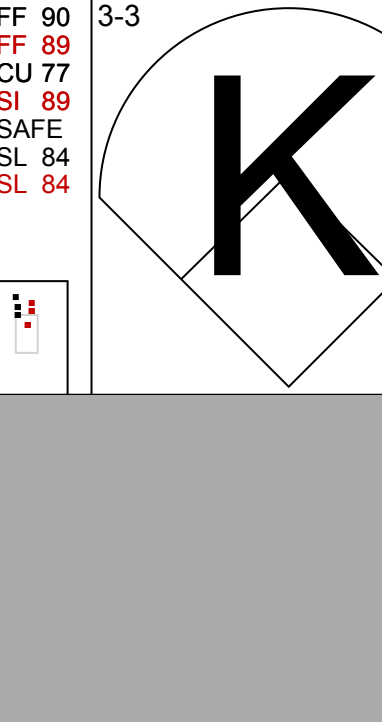
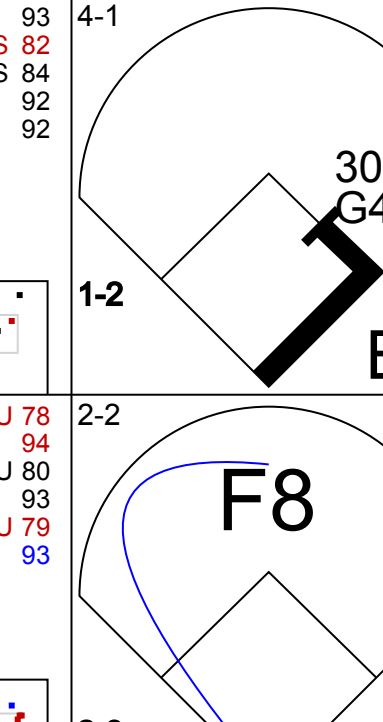
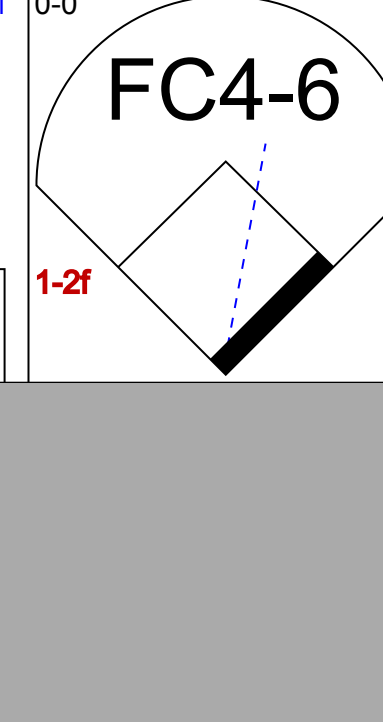
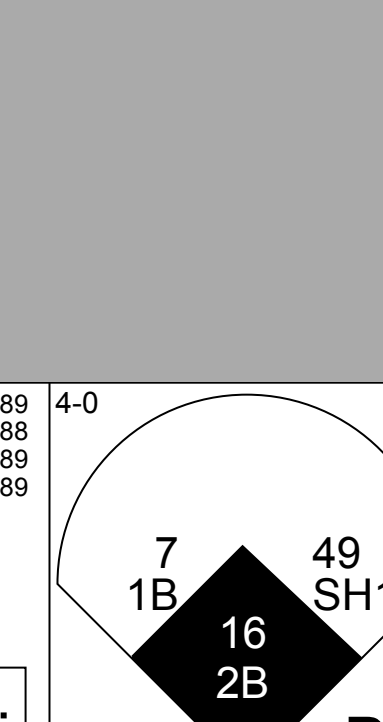
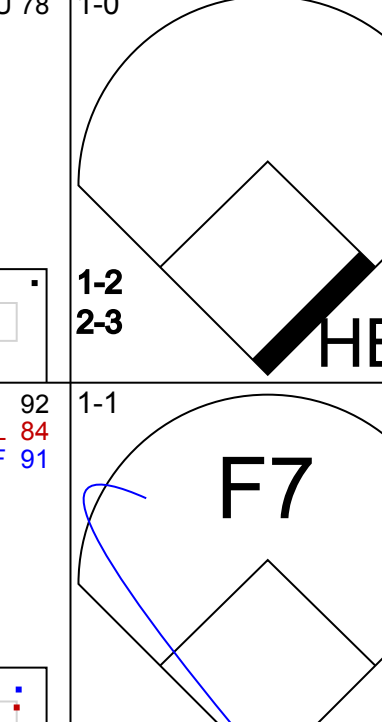

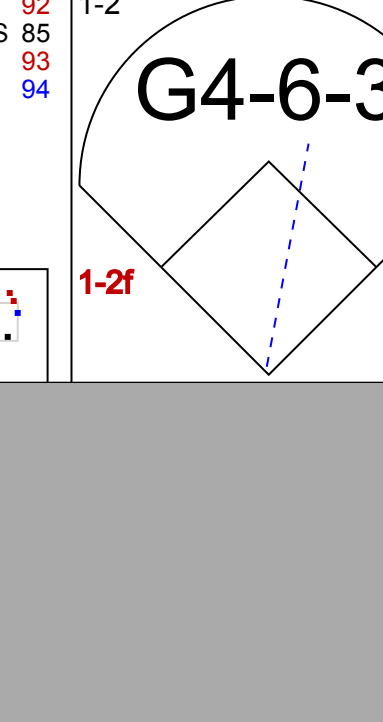
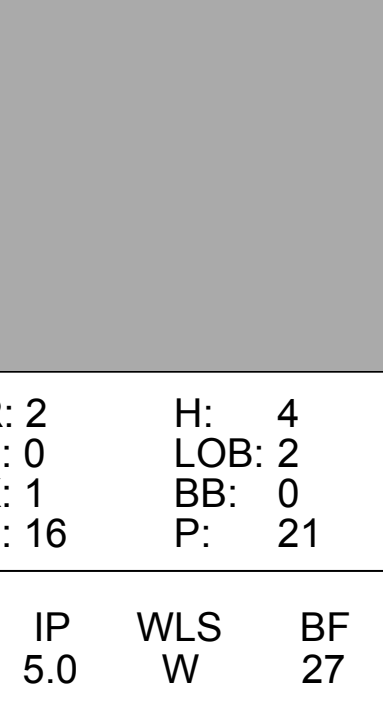
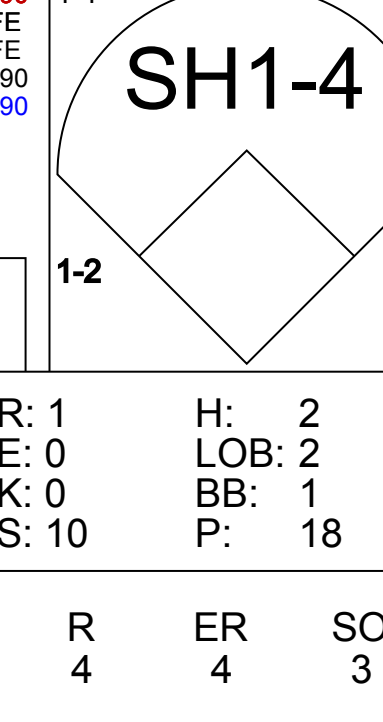
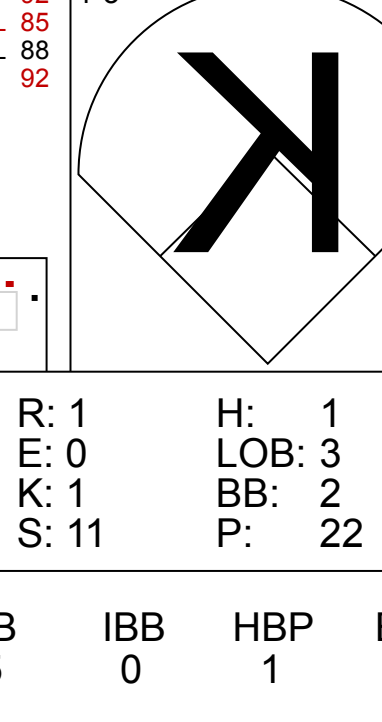
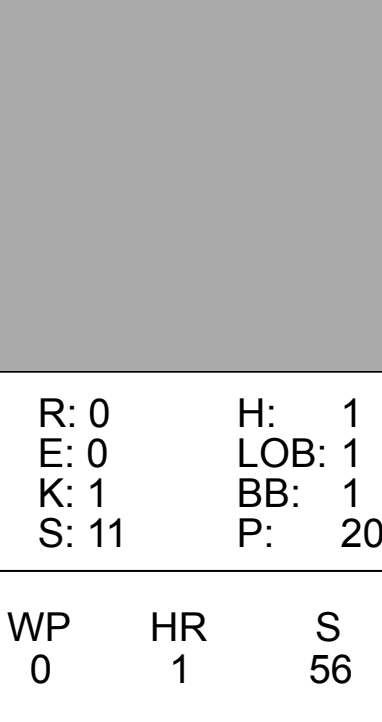
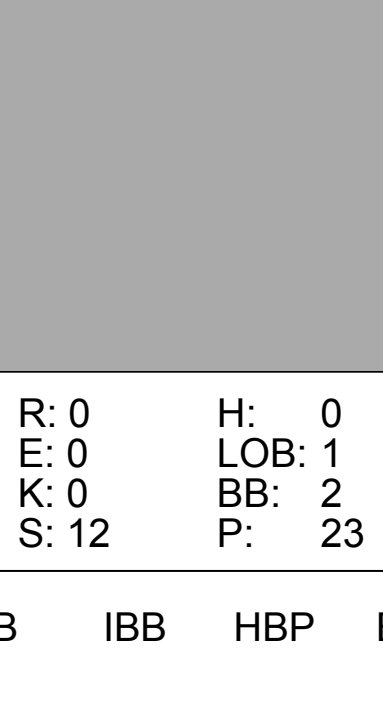







Batter	1	2	3	4	5	6	7	8	9	AB	R	H	RBI	BB	SO	LOB	TOP							
24 Cameron Maybin, R (1.8) OBP: 0.294, SLG: 0.342										5	1	1	1	0	3	1								
20 Logan Morrison, L (1.7) OBP: 0.417, SLG: 0.437										2	3	2	2	2	0	0								
2 Hanley Ramirez, R (1.6) OBP: 0.374, SLG: 0.464										5	3	3	2	0	0	2								
6 Dan Uggla, R (1.4) OBP: 0.369, SLG: 0.511										5	1	2	1	0	2	1								
15 Gaby Sanchez, R (1.3) OBP: 0.352, SLG: 0.471										4	1	1	1	1	0	0								
27 Giancarlo Stanton, R (1.9) OBP: 0.313, SLG: 0.494										4	0	0	0	0	2	3								
31 Burke Badenhop, R (7.1)										0	0	0	0	0	0	0								
7 Hector Luna, R (9.5)										1	0	0	1	0	0	2								
18 Wes Helms, R (1.5) OBP: 0.282, SLG: 0.371										2	0	0	1	1	1	0								
3 Chad Tracy, L (9.5)										1	0	0	0	0	1	2								
43 Jose Veras, R (9.1)										0	0	0	0	0	0	0								
9 Brett Hayes, R (1.2) OBP: 0.264, SLG: 0.343										4	1	1	1	0	0	1								
19 Anibal Sánchez, R (1.1) OBP: 0.208, SLG: 0.136										1	0	0	0	0	1	0								
22 Donnie Murphy, R (6.5) OBP: 0.306, SLG: 0.657										0	0	0	0	0	0	0								
44 Brian Sanchez, R (6.1)										0	0	0	0	0	0	0								
1 Emilio Bonifacio, S (7.9) OBP: 0.280, SLG: 0.314										1	0	0	0	0	0	0								
Inning Stats	R: 0 H: 0 E: 0 K: 2 S: 8	H: 0 LOB: 1 BB: 1 P: 14	R: 0 H: 0 E: 0 K: 2 S: 10	H: 0 LOB: 0 BB: 0 P: 14	R: 0 H: 0 E: 0 K: 2 S: 8	H: 0 LOB: 0 BB: 0 P: 12	R: 2 H: 2 E: 0 K: 0 S: 12	H: 2 LOB: 0 BB: 0 P: 20	R: 0 H: 0 E: 0 K: 1 S: 9	H: 0 LOB: 1 BB: 1 P: 15	R: 7 H: 6 E: 0 K: 1 S: 22	H: 6 LOB: 1 BB: 1 P: 43	R: 0 H: 0 E: 0 K: 1 S: 7	H: 0 LOB: 0 BB: 0 P: 12	R: 0 H: 0 E: 0 K: 0 S: 3	H: 0 LOB: 0 BB: 0 P: 6	R: 2 H: 3 E: 0 K: 1 S: 20	H: 3 LOB: 2 BB: 1 P: 36	1B: 6 2B: 4 3B: 0 HR: 1	SF: 1 DP: 0 HBP: 0	WP: 0 PB: 0 SB: 0 CS: 0	PA: 43		
PITCHER	IP WLS BF H R ER SO BB IBB HBP BLK WP HR S P ERA WHIP	IP WLS BF H R ER SO BB IBB HBP BLK WP HR S P ERA WHIP	IP WLS BF H R ER SO BB IBB HBP BLK WP HR S P ERA WHIP	IP WLS BF H R ER SO BB IBB HBP BLK WP HR S P ERA WHIP	IP WLS BF H R ER SO BB IBB HBP BLK WP HR S P ERA WHIP	IP WLS BF H R ER SO BB IBB HBP BLK WP HR S P ERA WHIP	IP WLS BF H R ER SO BB IBB HBP BLK WP HR S P ERA WHIP	IP WLS BF H R ER SO BB IBB HBP BLK WP HR S P ERA WHIP	IP WLS BF H R ER SO BB IBB HBP BLK WP HR S P ERA WHIP	IP WLS BF H R ER SO BB IBB HBP BLK WP HR S P ERA WHIP	IP WLS BF H R ER SO BB IBB HBP BLK WP HR S P ERA WHIP	IP WLS BF H R ER SO BB IBB HBP BLK WP HR S P ERA WHIP	IP WLS BF H R ER SO BB IBB HBP BLK WP HR S P ERA WHIP	IP WLS BF H R ER SO BB IBB HBP BLK WP HR S P ERA WHIP	IP WLS BF H R ER SO BB IBB HBP BLK WP HR S P ERA WHIP	IP WLS BF H R ER SO BB IBB HBP BLK WP HR S P ERA WHIP	IP WLS BF H R ER SO BB IBB HBP BLK WP HR S P ERA WHIP	IP WLS BF H R ER SO BB IBB HBP BLK WP HR S P ERA WHIP	IP WLS BF H R ER SO BB IBB HBP BLK WP HR S P ERA WHIP	IP WLS BF H R ER SO BB IBB HBP BLK WP HR S P ERA WHIP	IP WLS BF H R ER SO BB IBB HBP BLK WP HR S P ERA WHIP	IP WLS BF H R ER SO BB IBB HBP BLK WP HR S P ERA WHIP	IP WLS BF H R ER SO BB IBB HBP BLK WP HR S P ERA WHIP	IP WLS BF H R ER SO BB IBB HBP BLK WP HR S P ERA WHIP

Florida Marlins @ New York Mets
Citi Field, Flushing, NY
Thu Aug 26 2010, 7:11 PM - 10:15 PM EDT
Att: 28,640 - Partly Cloudy - 79 F

AB 36
R 11
H 11
RBI 11
BB 4
SO 10
LOB 12



Batter	1	2	3	4	5	6	7	8	9	AB	R	H	RBI	BB	SO	LOB	BOTTOM							
7 José Reyes, S (1.6) OBP: 0.323, SLG: 0.423										2	0	1	0	0	0	0								
11 Rubén Tejada, R (2.5) OBP: 0.265, SLG: 0.200										2	0	0	0	1	0	3								
16 Angel Pagan, S (1.7) OBP: 0.355, SLG: 0.459										4	0	2	1	1	1	1								
15 Carlos Beltrán, S (1.8) OBP: 0.336, SLG: 0.333										5	1	1	0	0	0	6								
5 David Wright, R (1.5) OBP: 0.371, SLG: 0.513										3	2	2	2	2	0	1								
29 Ike Davis, L (1.3) OBP: 0.329, SLG: 0.419										2	0	1	0	3	1	1								
12 Jeff Francoeur, R (1.9) OBP: 0.290, SLG: 0.367										4	0	2	1	1	1	3								
30 Josh Thole, L (1.2) OBP: 0.377, SLG: 0.367										4	0	1	0	0	1	5								
1 Luis Castillo, S (1.4) OBP: 0.336, SLG: 0.271										3	1	0	0	1	0	5								
49 Jonathon Niese, L (1.1) OBP: 0.260, SLG: 0.196										2	0	0	0	0	1	4								
64 Elmer Dessens, R (6.1) ERA: 2.89										0	0	0	0	0	0	0								
36 Manny Acosta, R (7.1) ERA: 2.81										0	0	0	0	0	0	0								
27 Jesús Feliciano, L (9.5) OBP: 0.306, SLG: 0.392										1	0	0	0	0	1	0								
25 Pedro Feliciano, L (8.1) OBP: 0.280, SLG: 0.314										0	0	0	0	0	0	0								
18 Ryota Igarashi, R (9.1) ERA: 7.49										0	0	0	0	0	0	0								
Inning Stats	R: 2 H: 4 E: 0 K: 1 S: 16	H: 2 LOB: 2 BB: 1 P: 18	R: 1 H: 1 E: 0 K: 0 S: 11	H: 1 LOB: 3 BB: 2 P: 22	R: 0 H: 1 E: 0 K: 1 S: 11	H: 1 LOB: 1 BB: 1 P: 20	R: 0 H: 0 E: 0 K: 0 S: 8	H: 0 LOB: 1 BB: 1 P: 18	R: 0 H: 0 E: 0 K: 2 S: 10	H: 0 LOB: 1 BB: 1 P: 16	R: 0 H: 1 E: 0 K: 1 S: 7	H: 1 LOB: 1 BB: 0 P: 13	R: 0 H: 0 E: 0 K: 0 S: 12	H: 0 LOB: 1 BB: 2 P: 23	1B: 8 2B: 2 3B: 0 HR: 1	SF: 0 DP: 3 HBP: 1	WP: 0 PB: 0 SB: 0 CS: 0	PA: 43						
PITCHER	IP WLS BF H R ER SO BB IBB HBP BLK WP HR S P ERA WHIP	IP WLS BF H R ER SO BB IBB HBP BLK WP HR S P ERA WHIP	IP WLS BF H R ER SO BB IBB HBP BLK WP HR S P ERA WHIP	IP WLS BF H R ER SO BB IBB HBP BLK WP HR S P ERA WHIP	IP WLS BF H R ER SO BB IBB HBP BLK WP HR S P ERA WHIP	IP WLS BF H R ER SO BB IBB HBP BLK WP HR S P ERA WHIP	IP WLS BF H R ER SO BB IBB HBP BLK WP HR S P ERA WHIP	IP WLS BF H R ER SO BB IBB HBP BLK WP HR S P ERA WHIP	IP WLS BF H R ER SO BB IBB HBP BLK WP HR S P ERA WHIP	IP WLS BF H R ER SO BB IBB HBP BLK WP HR S P ERA WHIP	IP WLS BF H R ER SO BB IBB HBP BLK WP HR S P ERA WHIP	IP WLS BF H R ER SO BB IBB HBP BLK WP HR S P ERA WHIP	IP WLS BF H R ER SO BB IBB HBP BLK WP HR S P ERA WHIP	IP WLS BF H R ER SO BB IBB HBP BLK WP HR S P ERA WHIP	IP WLS BF H R ER SO BB IBB HBP BLK WP HR S P ERA WHIP	IP WLS BF H R ER SO BB IBB HBP BLK WP HR S P ERA WHIP	IP WLS BF H R ER SO BB IBB HBP BLK WP HR S P ERA WHIP	IP WLS BF H R ER SO BB IBB HBP BLK WP HR S P ERA WHIP	IP WLS BF H R ER SO BB IBB HBP BLK WP HR S P ERA WHIP	IP WLS BF H R ER SO BB IBB HBP BLK WP HR S P ERA WHIP	IP WLS BF H R ER SO BB IBB HBP BLK WP HR S P ERA WHIP	IP WLS BF H R ER SO BB IBB HBP BLK WP HR S P ERA WHIP	IP WLS BF H R ER SO BB IBB HBP BLK WP HR S P ERA WHIP	IP WLS BF H R ER SO BB IBB HBP BLK WP HR S P ERA WHIP

Florida Marlins @ New York Mets
Citi Field, Flushing, NY
Thu Aug 26 2010, 7:11 PM - 10:15 PM EDT
Att: 28,640 - Partly Cloudy - 79 F

AB 32
R 4
H 10
RBI 4
BB 9
SO 6
LOB 29



Batter	1	2	3	4	5	6	7	8	9	AB	R	H	RBI	BB	SO	LOB	TOP			
24 Cameron Maybin, R (1.8) OBP: 0.291, SLG: 0.351										5	0	1	0	0	3	1	Florida Marlins @ Atlanta Braves Turner Field, Atlanta, GA Sat Aug 28 2010, 7:12 PM - 10:01 PM EDT Att: 43,846 - Cloudy - 85 F			
20 Logan Morrison, L (1.7) OBP: 0.406, SLG: 0.441										4	1	0	0	1	3	2				
2 Hanley Ramirez, R (1.6) OBP: 0.372, SLG: 0.463										3	0	1	0	0	0	1				
22 Donnie Murphy, R (6.6) OBP: 0.342, SLG: 0.694										1	0	1	1	0	0	0				
6 Dan Uggla, R (1.4) OBP: 0.368, SLG: 0.514										3	0	1	0	0	2	1				
7 Hector Luna, R (6.4) OBP: 0.133, SLG: 0.333										1	0	0	0	0	0	1				
15 Gaby Sanchez, R (1.3) OBP: 0.352, SLG: 0.477										4	1	1	0	0	1	1				
3 Chad Tracy, L (1.5) OBP: 0.301, SLG: 0.309										4	0	1	0	0	0	3				
1 Emilio Bonifacio, S (1.9) OBP: 0.289, SLG: 0.325										3	0	1	1	0	1	1				
9 Brett Hayes, R (1.2) OBP: 0.276, SLG: 0.371										3	1	1	0	1	2	1				
47 Ricky Nolasco, R (1.1) OBP: 0.226, SLG: 0.234										1	0	0	0	0	1	2				
23 Andrew Miller, L (3.1) OBP: 0.252, SLG: 0.389										1	0	0	0	0	1	0				
18 Wes Helms, R (7. PH) OBP: 0.242, SLG: 0.389										0	0	0	0	0	0	0				
31 Burke Badenhop, R (7.1) OBP: 0.242, SLG: 0.389										0	0	0	0	0	0	0				
32 Clay Hensley, R (8.1) OBP: 0.242, SLG: 0.389										0	0	0	0	0	0	0				
6 Brad Davis, R (8. PH) OBP: 0.242, SLG: 0.389										1	0	1	1	0	0	0				
Inning Stats	R: 0 E: 0 K: 3 S: 10	H: 1 LOB: 1 BB: 0 P: 16	R: 0 E: 0 K: 1 S: 11	H: 1 LOB: 2 BB: 1 P: 19	R: 0 E: 0 K: 1 S: 7	H: 0 LOB: 0 BB: 0 P: 7	R: 1 E: 0 K: 1 S: 10	H: 2 LOB: 1 BB: 0 P: 14	R: 0 E: 0 K: 2 S: 9	H: 1 LOB: 1 BB: 0 P: 10	R: 0 E: 0 K: 3 S: 11	H: 0 LOB: 0 BB: 0 P: 17	R: 1 E: 0 K: 1 S: 9	H: 1 LOB: 1 BB: 1 P: 15	R: 1 E: 0 K: 1 S: 13	H: 2 LOB: 1 BB: 0 P: 17	1B: 5 2B: 3 3B: 1 HR: 0	SF: 1 SAC: 0 DP: 0 HBP: 0	WP: 0 PB: 0 CS: 0	PA: 38
PITCHER	IP WLS BF H R ER SO BB IBB HBP BLK WP HR S P ERA WHIP																			
15 Tim Hudson, R (1.1) ERA: 2.24	7.0 W 28 6 1 1 13 0 1 0 0 0 0 0 104 1.29 0.857																			
34 Eric O'Flaherty, L (8.1) ERA: 2.25	1.0 5 1 1 1 1 0 0 0 0 0 0 9 15 9.00 2.000																			
43 Kyle Farnsworth, R (9.1) ERA: 3.42	1.0 5 2 1 1 1 0 0 0 0 0 0 13 17 9.00 2.000																			

Batter	1	2	3	4	5	6	7	8	9	AB	R	H	RBI	BB	SO	LOB	BOTTOM	
4 Omar Infante, R (1.4) OBP: 0.376, SLG: 0.458										4	2	2	1	1	0	3	Florida Marlins @ Atlanta Braves Turner Field, Atlanta, GA Sat Aug 28 2010, 7:12 PM - 10:01 PM EDT Att: 43,846 - Cloudy - 85 F	
22 Jason Heyward, L (1.9) OBP: 0.385, SLG: 0.466										3	2	1	0	2	1	1		
34 Eric O'Flaherty, L (8.1) ERA: 2.25										0	0	0	0	0	0	0		
43 Kyle Farnsworth, R (9.1) ERA: 3.42										0	0	0	0	0	0	0		
Martin Prado, R (1.5) OBP: 0.363, SLG: 0.493										4	2	2	5	1	1	2		
16 Brian McCann, L (1.2) OBP: 0.380, SLG: 0.464										3	0	2	3	0	0	2		
8 David Ross, R (6. PH) OBP: 0.374, SLG: 0.406										2	0	0	0	0	1	0		
27 Derrek Lee, R (1.3) OBP: 0.329, SLG: 0.405										1	0	0	0	1	0	2		
20 Eric Hinske, L (4.3) OBP: 0.338, SLG: 0.455										3	1	2	1	0	1	0		
23 Matt Diaz, R (1.7) OBP: 0.280, SLG: 0.443										5	2	2	1	0	0	3		
2 Alex Gonzalez, R (1.6) OBP: 0.309, SLG: 0.483										4	1	1	0	0	0	4		
24 Dion Hernandez, R (6. PH) OBP: 0.167, SLG: 0.667										1	0	0	0	0	0	0		
53 Melky Cabrera, S (1.8) OBP: 0.321, SLG: 0.370										3	1	1	0	1	0	1		
15 Tim Hudson, R (1.1) OBP: 0.219, SLG: 0.281										2	0	0	0	0	0	1		
28 Rick Ankiel, L (7. PH) OBP: 0.314, SLG: 0.410										1	1	1	0	0	0	0		
Inning Stats	R: 0 E: 0 K: 0 S: 14	H: 6 LOB: 2 BB: 2 P: 21	R: 6 E: 0 K: 0 S: 24	H: 6 LOB: 2 BB: 2 P: 41	R: 2 E: 0 K: 0 S: 14	H: 2 LOB: 2 BB: 2 P: 25	R: 2 E: 1 K: 0 S: 16	H: 2 LOB: 1 BB: 1 P: 26	R: 0 E: 0 K: 0 S: 8	H: 1 LOB: 1 BB: 0 P: 12	R: 2 E: 0 K: 2 S: 15	H: 2 LOB: 0 BB: 0 P: 21	R: 0 E: 0 K: 1 S: 9	H: 0 LOB: 0 BB: 0 P: 13	1B: 8 2B: 3 3B: 0 HR: 3	SF: 0 SAC: 1 DP: 1 HBP: 0	WP: 2 PB: 0 SB: 0 CS: 0	PA: 43
PITCHER	IP WLS BF H R ER SO BB IBB HBP BLK WP HR S P ERA WHIP																	
47 Ricky Nolasco, R (1.1) ERA: 4.51	2.0 L 16 7 6 6 0 3 0 0 0 0 2 1 38 6.75 1.750																	
23 Andrew Miller, L (3.1) ERA: 4.0	4.0 19 5 4 3 1 2 1 0 0 0 2 1 46 7.75 1.750																	
31 Burke Badenhop, R (7.1) ERA: 3.99	1.0 5 2 2 2 2 0 0 0 0 0 1 15 21 18.00 2.000																	
32 Clay Hensley, R (8.1) ERA: 2.75	1.0 3 0 0 0 1 0 0 0 0 0 0 9 13 0.00 0.000																	

Batter	1	2	3	4	5	6	7	8	9	AB	R	H	RBI	BB	SO	LOB	TOP				
1 Emilio Bonifacio, S OBP: 0.307, SLG: 0.338										3	2	1	0	2	0	0	Florida Marlins @ Atlanta Braves Turner Field, Atlanta, GA Sun Aug 29 2010, 1:37 PM - 4:49 PM EDT Att: 38,170 - Cloudy - 82 F				
20 Logan Morrison, L OBP: 0.400, SLG: 0.431										5	1	1	0	0	1	4					
2 Hanley Ramirez, R 22 Donnie Murphy, R OBP: 0.341, SLG: 0.718										2	1	2	3	0	0	0					
6 Dan Uggla, R OBP: 0.368, SLG: 0.515										5	1	2	0	0	1	1					
15 Gaby Sanchez, R OBP: 0.353, SLG: 0.474										3	0	0	0	2	0	2					
3 Chad Tracy, L 18 Wes Helms, R OBP: 0.316, SLG: 0.314 OBP: 0.302, SLG: 0.365										2	0	1	2	1	1	0					
27 Giancarlo Stanton, R OBP: 0.307, SLG: 0.484										4	0	0	0	0	2	5					
6 Brad Davis, R OBP: 0.333, SLG: 0.350										4	0	1	0	0	2	4					
55 Josh Johnson, L 43 Jose Veras, R 7 Hector Luna, R 13 Will Ohman, L 32 Clay Hensley, R 46 Juan Carlos Oviedo, R										3	0	0	0	0	1	2					
Inning Stats	R: 3 H: 3 E: 0 K: 2 S: 19	L: 3 LOB: 2 BB: 2 P: 37	R: 0 H: 0 E: 0 K: 1 S: 6	H: 0 LOB: 0 BB: 0 P: 9	R: 2 H: 3 E: 0 K: 1 S: 17	H: 3 LOB: 2 BB: 1 P: 32	R: 1 H: 2 E: 0 K: 0 S: 11	H: 2 LOB: 1 BB: 0 P: 20	R: 0 H: 0 E: 0 K: 0 S: 8	H: 0 LOB: 0 BB: 0 P: 14	R: 0 H: 0 E: 0 K: 0 S: 6	H: 0 LOB: 0 BB: 0 P: 12	R: 0 H: 0 E: 0 K: 3 S: 16	H: 1 LOB: 3 BB: 1 P: 28	R: 0 H: 0 E: 0 K: 2 S: 13	H: 0 LOB: 1 BB: 1 P: 23		1B: 5 2B: 2 3B: 1 HR: 1	SF: 0 SAC: 0 DP: 0 HBP: 0	WP: 1 PB: 0 CS: 0	PA: 42
PITCHER	IP WLS BF H R ER SO BB IBB HBP BLK WP HR S P ERA WHIP	IP WLS BF H R ER SO BB IBB HBP BLK WP HR S P ERA WHIP	IP WLS BF H R ER SO BB IBB HBP BLK WP HR S P ERA WHIP	IP WLS BF H R ER SO BB IBB HBP BLK WP HR S P ERA WHIP	IP WLS BF H R ER SO BB IBB HBP BLK WP HR S P ERA WHIP	IP WLS BF H R ER SO BB IBB HBP BLK WP HR S P ERA WHIP	IP WLS BF H R ER SO BB IBB HBP BLK WP HR S P ERA WHIP	IP WLS BF H R ER SO BB IBB HBP BLK WP HR S P ERA WHIP	IP WLS BF H R ER SO BB IBB HBP BLK WP HR S P ERA WHIP	IP WLS BF H R ER SO BB IBB HBP BLK WP HR S P ERA WHIP	IP WLS BF H R ER SO BB IBB HBP BLK WP HR S P ERA WHIP	IP WLS BF H R ER SO BB IBB HBP BLK WP HR S P ERA WHIP	IP WLS BF H R ER SO BB IBB HBP BLK WP HR S P ERA WHIP	IP WLS BF H R ER SO BB IBB HBP BLK WP HR S P ERA WHIP	IP WLS BF H R ER SO BB IBB HBP BLK WP HR S P ERA WHIP	IP WLS BF H R ER SO BB IBB HBP BLK WP HR S P ERA WHIP	IP WLS BF H R ER SO BB IBB HBP BLK WP HR S P ERA WHIP	IP WLS BF H R ER SO BB IBB HBP BLK WP HR S P ERA WHIP	IP WLS BF H R ER SO BB IBB HBP BLK WP HR S P ERA WHIP	IP WLS BF H R ER SO BB IBB HBP BLK WP HR S P ERA WHIP	IP WLS BF H R ER SO BB IBB HBP BLK WP HR S P ERA WHIP
32 Derek Lowe, R ERA: 4.53	3.0	18	6	5	5	4	3	0	0	0	0	0	1	42	78	15.00	3.000				
50 Cristhian Martinez, R ERA: 3.05	4.0	14	2	1	1	2	0	0	0	0	0	0	0	22	55	2.25	0.500				
39 Jonny Venters, L ERA: 1.74	1.0	6	1	0	0	3	1	0	0	0	0	1	0	16	28	0.00	2.000				
40 Takashi Saito, R ERA: 2.81	1.0	W	4	0	0	2	1	0	0	0	0	0	0	13	23	0.00	1.000				
Batter	1	2	3	4	5	6	7	8	9	AB	R	H	RBI	BB	SO	LOB	BOTTOM				
4 Omar Infante, R 39 Jonny Venters, L 40 Takashi Saito, L 23 Matt Diaz, R OBP: 0.374, SLG: 0.454 OBP: 0.294, SLG: 0.463										3	1	0	0	1	0	2	Florida Marlins @ Atlanta Braves Turner Field, Atlanta, GA Sun Aug 29 2010, 1:37 PM - 4:49 PM EDT Att: 38,170 - Cloudy - 82 F				
22 Jason Heyward, L OBP: 0.385, SLG: 0.464										4	1	1	0	1	2	2					
Martin Prado, R OBP: 0.360, SLG: 0.488										5	0	0	0	0	3	3					
16 Brian McCann, L OBP: 0.385, SLG: 0.475										4	2	3	1	1	0	1					
20 Eric Hinske, L OBP: 0.340, SLG: 0.459										4	1	2	2	0	1	1					
2 Alex Gonzalez, R OBP: 0.307, SLG: 0.479										4	0	0	0	0	2	5					
53 Melky Cabrera, S OBP: 0.322, SLG: 0.368										2	0	0	0	2	1	0					
28 Rick Ankiel, L OBP: 0.307, SLG: 0.400										4	0	0	0	0	0	3					
32 Derek Lowe, R 50 Cristhian Martinez, R 7 Brooks Conrad, S OBP: 0.191, SLG: 0.140 OBP: 0.335, SLG: 0.500										1	0	0	0	0	0	1					
Inning Stats	R: 1 H: 1 E: 1 K: 2 S: 12	L: 1 LOB: 1 BB: 1 P: 20	R: 0 H: 0 E: 0 K: 0 S: 8	H: 0 LOB: 1 BB: 1 P: 13	R: 0 H: 1 E: 0 K: 1 S: 8	H: 1 LOB: 0 BB: 0 P: 12	R: 0 H: 0 E: 0 K: 2 S: 12	H: 0 LOB: 0 BB: 0 P: 18	R: 0 H: 1 E: 0 K: 1 S: 16	H: 1 LOB: 1 BB: 0 P: 22	R: 0 H: 0 E: 0 K: 0 S: 7	H: 0 LOB: 1 BB: 1 P: 15	R: 3 H: 2 E: 1 K: 1 S: 17	H: 2 LOB: 1 BB: 1 P: 30	R: 3 H: 2 E: 0 K: 1 S: 13	H: 2 LOB: 0 BB: 1 P: 25		1B: 4 2B: 1 3B: 0 HR: 2	SF: 0 SAC: 0 DP: 1 HBP: 0	WP: 0 PB: 1 CS: 0	PA: 40
PITCHER	IP WLS BF H R ER SO BB IBB HBP BLK WP HR S P ERA WHIP	IP WLS BF H R ER SO BB IBB HBP BLK WP HR S P ERA WHIP	IP WLS BF H R ER SO BB IBB HBP BLK WP HR S P ERA WHIP	IP WLS BF H R ER SO BB IBB HBP BLK WP HR S P ERA WHIP	IP WLS BF H R ER SO BB IBB HBP BLK WP HR S P ERA WHIP	IP WLS BF H R ER SO BB IBB HBP BLK WP HR S P ERA WHIP	IP WLS BF H R ER SO BB IBB HBP BLK WP HR S P ERA WHIP	IP WLS BF H R ER SO BB IBB HBP BLK WP HR S P ERA WHIP	IP WLS BF H R ER SO BB IBB HBP BLK WP HR S P ERA WHIP	IP WLS BF H R ER SO BB IBB HBP BLK WP HR S P ERA WHIP	IP WLS BF H R ER SO BB IBB HBP BLK WP HR S P ERA WHIP	IP WLS BF H R ER SO BB IBB HBP BLK WP HR S P ERA WHIP	IP WLS BF H R ER SO BB IBB HBP BLK WP HR S P ERA WHIP	IP WLS BF H R ER SO BB IBB HBP BLK WP HR S P ERA WHIP	IP WLS BF H R ER SO BB IBB HBP BLK WP HR S P ERA WHIP	IP WLS BF H R ER SO BB IBB HBP BLK WP HR S P ERA WHIP	IP WLS BF H R ER SO BB IBB HBP BLK WP HR S P ERA WHIP	IP WLS BF H R ER SO BB IBB HBP BLK WP HR S P ERA WHIP	IP WLS BF H R ER SO BB IBB HBP BLK WP HR S P ERA WHIP	IP WLS BF H R ER SO BB IBB HBP BLK WP HR S P ERA WHIP	IP WLS BF H R ER SO BB IBB HBP BLK WP HR S P ERA WHIP
55 Josh Johnson, R ERA: 2.28	6.0	24	3	1	0	8	3	0	0	0	0	0	0	7	15	0.00	1.000				
43 Jose Veras, R ERA: 3.24	1.0	4	0	0	0	0	1	0	0	0	0	0	0	8	17	27.00	9.000				
13 Will Ohman, L ERA: 0.35	0.1	4	2	3	1	0	1	0	0	0	0	0	0	9	13	0.00	0.000				
32 Clay Hensley, R ERA: 2.72	0.2	H	3	0	0	1	0	0	0	0	0	0	0	9	17	0.00	0.000				
46 Juan Carlos Oviedo, R ERA: 3.83	0.2	L	5	2	3	3	1	0	0	0	0	0	0	2	13	40.50	4.500				

Batter	1	2	3	4	5	6	7	8	9	AB	R	H	RBI	BB	SO	LOB	TOP
1 Nyer Morgan, L (1, 8) <small>OBP: 0.317, SLG: 0.318</small> 32 Kevin Mench, R (6, FH) <small>OBP: 0.200, SLG: 0.143</small> 43 Miguel Batista, R (6, 1) <small>OBP: 0.125, SLG: 0.125</small> 22 Willie Harris, L (7, FH) <small>OBP: 0.292, SLG: 0.354</small> 6 Ian Desmond, R (1, 6) <small>OBP: 0.316, SLG: 0.417</small> 2 Roger Bernadina, L (1, 7) <small>OBP: 0.322, SLG: 0.428</small> 45 Doug Slaten, L (7, 1) <small>OBP: 0.500, SLG: 0.500</small> 22 Drew Storen, S (7, 1) <small>OBP: 0.500, SLG: 0.500</small> 44 Adam Dunn, L (1, 3) <small>OBP: 0.362, SLG: 0.558</small> 8 Danny Espinosa, S (5, 4) <small>OBP: 0.300, SLG: 1.000</small> 38 Michael Morse, R (1, 9) <small>OBP: 0.340, SLG: 0.533</small> 20 Adam Kennedy, L (1, 4) <small>OBP: 0.321, SLG: 0.337</small> 12 Alberto Gonzalez, R (1, 5) <small>OBP: 0.315, SLG: 0.346</small> 23 Wil Nieves, R (1, 2) <small>OBP: 0.247, SLG: 0.320</small> 19 Scott Olsen, L (1, 1) <small>OBP: 0.087, SLG: 0.087</small> 35 Craig Stammen, R (2, 1) <small>OBP: 0.259, SLG: 0.316</small> 30 Justin Maxwell, R (6, FH) <small>OBP: 0.306, SLG: 0.269</small>	 <small>3-3</small> K	 <small>0-0</small> SF8	 <small>0-0</small> 6 SF4 HBP	 <small>1-0</small> 6 SF4 HBP	 <small>0-0</small> 8 SF7 2B	 <small>0-0</small> 2 SF7 1B	 <small>0-0</small> 2B	 <small>0-1</small> G1-3	 <small>0-1</small> G1-3	1	1	0	1	0	1	0	Washington Nationals @ Florida Marlins Sun Life Stadium, Miami, FL Wed Sep 01 2010, 7:11 PM - 10:31 PM EDT Att: 18,045 - Partly Cloudy - 86 F livebaseballscorecards.com AB 38 R 10 H 16 RBI 10 BB 1 SO 6 LOB 16
44 Adam Dunn, L (1, 3) <small>OBP: 0.362, SLG: 0.558</small> 8 Danny Espinosa, S (5, 4) <small>OBP: 0.300, SLG: 1.000</small> 38 Michael Morse, R (1, 9) <small>OBP: 0.340, SLG: 0.533</small> 20 Adam Kennedy, L (1, 4) <small>OBP: 0.321, SLG: 0.337</small> 12 Alberto Gonzalez, R (1, 5) <small>OBP: 0.315, SLG: 0.346</small> 23 Wil Nieves, R (1, 2) <small>OBP: 0.247, SLG: 0.320</small> 19 Scott Olsen, L (1, 1) <small>OBP: 0.087, SLG: 0.087</small> 35 Craig Stammen, R (2, 1) <small>OBP: 0.259, SLG: 0.316</small> 30 Justin Maxwell, R (6, FH) <small>OBP: 0.306, SLG: 0.269</small>	 <small>1-1</small> G5-3	 <small>0-1</small> L7	 <small>1-3</small> K	 <small>1-2</small> F7	 <small>1-2</small> 38 1B 20 1B 2B	 <small>1-1</small> 38 E 20 G4-6-3 2B	 <small>1-2</small> K	 <small>1-2</small> G5-3	 <small>1-1</small> G4-3	4	0	0	1	0	0	3	
44 Adam Dunn, L (1, 3) <small>OBP: 0.362, SLG: 0.558</small> 8 Danny Espinosa, S (5, 4) <small>OBP: 0.300, SLG: 1.000</small> 38 Michael Morse, R (1, 9) <small>OBP: 0.340, SLG: 0.533</small> 20 Adam Kennedy, L (1, 4) <small>OBP: 0.321, SLG: 0.337</small> 12 Alberto Gonzalez, R (1, 5) <small>OBP: 0.315, SLG: 0.346</small> 23 Wil Nieves, R (1, 2) <small>OBP: 0.247, SLG: 0.320</small> 19 Scott Olsen, L (1, 1) <small>OBP: 0.087, SLG: 0.087</small> 35 Craig Stammen, R (2, 1) <small>OBP: 0.259, SLG: 0.316</small> 30 Justin Maxwell, R (6, FH) <small>OBP: 0.306, SLG: 0.269</small>	 <small>2-3</small> 38 1B	 <small>2-0</small> K	 <small>1-3</small> K	 <small>2-0</small> 12 G6-3 20 1B 1B	 <small>2-0</small> 38 1B 20 1B 2B	 <small>1-1</small> E3 20 G4-6-3 2B	 <small>1-2</small> K	 <small>1-2</small> G5-3	 <small>1-1</small> G4-3	5	0	2	1	0	1	1	
44 Adam Dunn, L (1, 3) <small>OBP: 0.362, SLG: 0.558</small> 8 Danny Espinosa, S (5, 4) <small>OBP: 0.300, SLG: 1.000</small> 38 Michael Morse, R (1, 9) <small>OBP: 0.340, SLG: 0.533</small> 20 Adam Kennedy, L (1, 4) <small>OBP: 0.321, SLG: 0.337</small> 12 Alberto Gonzalez, R (1, 5) <small>OBP: 0.315, SLG: 0.346</small> 23 Wil Nieves, R (1, 2) <small>OBP: 0.247, SLG: 0.320</small> 19 Scott Olsen, L (1, 1) <small>OBP: 0.087, SLG: 0.087</small> 35 Craig Stammen, R (2, 1) <small>OBP: 0.259, SLG: 0.316</small> 30 Justin Maxwell, R (6, FH) <small>OBP: 0.306, SLG: 0.269</small>	 <small>0-0</small> F9	 <small>0-0</small> 12 HBP BB	 <small>4-0</small> 12 HBP BB	 <small>1-2</small> 12 G6-3 1B	 <small>1-2</small> 12 G6-3 1B	 <small>0-2</small> G4-6-3	 <small>2-2</small> G3-1	 <small>2-2</small> G3-1	 <small>2-2</small> G3-1	4	0	1	1	1	0	4	
44 Adam Dunn, L (1, 3) <small>OBP: 0.362, SLG: 0.558</small> 8 Danny Espinosa, S (5, 4) <small>OBP: 0.300, SLG: 1.000</small> 38 Michael Morse, R (1, 9) <small>OBP: 0.340, SLG: 0.533</small> 20 Adam Kennedy, L (1, 4) <small>OBP: 0.321, SLG: 0.337</small> 12 Alberto Gonzalez, R (1, 5) <small>OBP: 0.315, SLG: 0.346</small> 23 Wil Nieves, R (1, 2) <small>OBP: 0.247, SLG: 0.320</small> 19 Scott Olsen, L (1, 1) <small>OBP: 0.087, SLG: 0.087</small> 35 Craig Stammen, R (2, 1) <small>OBP: 0.259, SLG: 0.316</small> 30 Justin Maxwell, R (6, FH) <small>OBP: 0.306, SLG: 0.269</small>	 <small>2-0</small> E9 19 SH2-4 1 SF8 1B	 <small>1-2</small> HBP	 <small>3-1</small> 19 SH2-4 6 2B HBP	 <small>1-2</small> 19 SH2-4 6 2B HBP	 <small>2-1</small> G6-3	 <small>0-1</small> G6-3	 <small>2-1</small> F9	 <small>2-1</small> F9	 <small>2-2</small> F9	4	1	1	0	0	0	2	
44 Adam Dunn, L (1, 3) <small>OBP: 0.362, SLG: 0.558</small> 8 Danny Espinosa, S (5, 4) <small>OBP: 0.300, SLG: 1.000</small> 38 Michael Morse, R (1, 9) <small>OBP: 0.340, SLG: 0.533</small> 20 Adam Kennedy, L (1, 4) <small>OBP: 0.321, SLG: 0.337</small> 12 Alberto Gonzalez, R (1, 5) <small>OBP: 0.315, SLG: 0.346</small> 23 Wil Nieves, R (1, 2) <small>OBP: 0.247, SLG: 0.320</small> 19 Scott Olsen, L (1, 1) <small>OBP: 0.087, SLG: 0.087</small> 35 Craig Stammen, R (2, 1) <small>OBP: 0.259, SLG: 0.316</small> 30 Justin Maxwell, R (6, FH) <small>OBP: 0.306, SLG: 0.269</small>	 <small>3-2</small> 19 SH2-4 6 2B HBP	 <small>0-0</small> G4-3	 <small>0-0</small> G4-3	 <small>1-2</small> F8	 <small>1-2</small> F8	 <small>2-1</small> HR	 <small>2-1</small> HR	 <small>2-1</small> HR	 <small>2-2</small> HR	4	2	2	1	0	0	3	
44 Adam Dunn, L (1, 3) <small>OBP: 0.362, SLG: 0.558</small> 8 Danny Espinosa, S (5, 4) <small>OBP: 0.300, SLG: 1.000</small> 38 Michael Morse, R (1, 9) <small>OBP: 0.340, SLG: 0.533</small> 20 Adam Kennedy, L (1, 4) <small>OBP: 0.321, SLG: 0.337</small> 12 Alberto Gonzalez, R (1, 5) <small>OBP: 0.315, SLG: 0.346</small> 23 Wil Nieves, R (1, 2) <small>OBP: 0.247, SLG: 0.320</small> 19 Scott Olsen, L (1, 1) <small>OBP: 0.087, SLG: 0.087</small> 35 Craig Stammen, R (2, 1) <small>OBP: 0.259, SLG: 0.316</small> 30 Justin Maxwell, R (6, FH) <small>OBP: 0.306, SLG: 0.269</small>	 <small>0-0</small> SH2-4	 <small>0-0</small> SH2-4	 <small>2-3</small> K	 <small>2-3</small> K	 <small>0-1</small> 32 WP 32 1B 2B	 <small>0-1</small> 32 WP 32 1B 2B	 <small>2-1</small> 22 1B 2B	 <small>3-3</small> K	 <small>3-3</small> K	0	0	0	0	0	0	0	
44 Adam Dunn, L (1, 3) <small>OBP: 0.362, SLG: 0.558</small> 8 Danny Espinosa, S (5, 4) <small>OBP: 0.300, SLG: 1.000</small> 38 Michael Morse, R (1, 9) <small>OBP: 0.340, SLG: 0.533</small> 20 Adam Kennedy, L (1, 4) <small>OBP: 0.321, SLG: 0.337</small> 12 Alberto Gonzalez, R (1, 5) <small>OBP: 0.315, SLG: 0.346</small> 23 Wil Nieves, R (1, 2) <small>OBP: 0.247, SLG: 0.320</small> 19 Scott Olsen, L (1, 1) <small>OBP: 0.087, SLG: 0.087</small> 35 Craig Stammen, R (2, 1) <small>OBP: 0.259, SLG: 0.316</small> 30 Justin Maxwell, R (6, FH) <small>OBP: 0.306, SLG: 0.269</small>	Inning Stats R: 1 H: 3 E: 0 LOB: 2 K: 1 BB: 0 S: 11 P: 21	Inning Stats R: 2 H: 2 E: 1 LOB: 1 K: 0 BB: 0 S: 8 P: 13	Inning Stats R: 0 H: 0 E: 0 LOB: 2 K: 2 BB: 1 S: 9 P: 20	Inning Stats R: 1 H: 0 E: 0 LOB: 0 K: 1 BB: 0 S: 7 P: 11	Inning Stats R: 1 H: 3 E: 1 LOB: 1 K: 0 BB: 0 S: 11 P: 17	Inning Stats R: 3 H: 4 E: 1 LOB: 1 K: 0 BB: 0 S: 17 P: 27	Inning Stats R: 2 H: 3 E: 0 LOB: 0 K: 1 BB: 0 S: 14 P: 23	Inning Stats R: 0 H: 0 E: 0 LOB: 0 K: 0 BB: 0 S: 9 P: 13	Inning Stats R: 0 H: 1 E: 0 LOB: 1 K: 1 BB: 0 S: 16 P: 23	Inning Stats 1B: 9 SF: 3 2B: 6 SAC: 1 3B: 0 DP: 2 HR: 1 HBP: 3	Inning Stats WP: 1 PA: 46 FB: 0 SB: 3 CS: 0						
PITCHER 41 Chris Volstad, R (1, 1) <small>ERA: 4.82</small> 31 Burke Badenhop, R (6, 1) <small>ERA: 4.18</small> 34 Jorge Sosa, R (7, 1) <small>ERA: 6.61</small> 46 Juan Carlos Oviedo, R (8, 1) <small>ERA: 3.76</small> 44 Brian Sanchez, R (9, 1) <small>ERA: 2.72</small>	IP: 5.0 WLS: 2 BF: 27 H: 9 R: 6 ER: 6 SO: 6 BB: 1 IBB: 0 HBP: 3 BLK: 0 WP: 0 HR: 0 S: 48 P: 84 ERA: 10.80 WHIP: 2.000	IP: 1.0 WLS: 0 BF: 6 H: 3 R: 2 ER: 2 SO: 4 BB: 0 IBB: 0 HBP: 0 BLK: 0 WP: 0 HR: 0 S: 15 P: 25 ERA: 18.00 WHIP: 3.000	IP: 1.0 WLS: 0 BF: 6 H: 3 R: 2 ER: 2 SO: 4 BB: 0 IBB: 0 HBP: 0 BLK: 0 WP: 0 HR: 0 S: 15 P: 25 ERA: 18.00 WHIP: 3.000	IP: 1.0 WLS: 0 BF: 3 H: 0 R: 0 ER: 0 SO: 0 BB: 0 IBB: 0 HBP: 0 BLK: 0 WP: 0 HR: 0 S: 9 P: 13 ERA: 0.00 WHIP: 0.000	IP: 1.0 WLS: 0 BF: 4 H: 1 R: 0 ER: 0 SO: 1 BB: 0 IBB: 0 HBP: 0 BLK: 0 WP: 0 HR: 0 S: 16 P: 23 ERA: 0.00 WHIP: 1.000	PITCHER 41 Chris Volstad, R (1, 1) <small>ERA: 4.82</small> 31 Burke Badenhop, R (6, 1) <small>ERA: 4.18</small> 34 Jorge Sosa, R (7, 1) <small>ERA: 6.61</small> 46 Juan Carlos Oviedo, R (8, 1) <small>ERA: 3.76</small> 44 Brian Sanchez, R (9, 1) <small>ERA: 2.72</small>	IP: 5.0 WLS: 2 BF: 27 H: 9 R: 6 ER: 6 SO: 6 BB: 1 IBB: 0 HBP: 3 BLK: 0 WP: 0 HR: 0 S: 48 P: 84 ERA: 10.80 WHIP: 2.000	IP: 1.0 WLS: 0 BF: 6 H: 3 R: 2 ER: 2 SO: 4 BB: 0 IBB: 0 HBP: 0 BLK: 0 WP: 0 HR: 0 S: 15 P: 25 ERA: 18.00 WHIP: 3.000	IP: 1.0 WLS: 0 BF: 6 H: 3 R: 2 ER: 2 SO: 4 BB: 0 IBB: 0 HBP: 0 BLK: 0 WP: 0 HR: 0 S: 15 P: 25 ERA: 18.00 WHIP: 3.000	IP: 1.0 WLS: 0 BF: 3 H: 0 R: 0 ER: 0 SO: 0 BB: 0 IBB: 0 HBP: 0 BLK: 0 WP: 0 HR: 0 S: 9 P: 13 ERA: 0.00 WHIP: 0.000	IP: 1.0 WLS: 0 BF: 4 H: 1 R: 0 ER: 0 SO: 1 BB: 0 IBB: 0 HBP: 0 BLK: 0 WP: 0 HR: 0 S: 16 P: 23 ERA: 0.00 WHIP: 1.000	PITCHER 41 Chris Volstad, R (1, 1) <small>ERA: 4.82</small> 31 Burke Badenhop, R (6, 1) <small>ERA: 4.18</small> 34 Jorge Sosa, R (7, 1) <small>ERA: 6.61</small> 46 Juan Carlos Oviedo, R (8, 1) <small>ERA: 3.76</small> 44 Brian Sanchez, R (9, 1) <small>ERA: 2.72</small>	IP: 5.0 WLS: 2 BF: 27 H: 9 R: 6 ER: 6 SO: 6 BB: 1 IBB: 0 HBP: 3 BLK: 0 WP: 0 HR: 0 S: 48 P: 84 ERA: 10.80 WHIP: 2.000	IP: 1.0 WLS: 0 BF: 6 H: 3 R: 2 ER: 2 SO: 4 BB: 0 IBB: 0 HBP: 0 BLK: 0 WP: 0 HR: 0 S: 15 P: 25 ERA: 18.00 WHIP: 3.000	IP: 1.0 WLS: 0 BF: 6 H: 3 R: 2 ER: 2 SO: 4 BB: 0 IBB: 0 HBP: 0 BLK: 0 WP: 0 HR: 0 S: 15 P: 25 ERA: 18.00 WHIP: 3.000	IP: 1.0 WLS: 0 BF: 3 H: 0 R: 0 ER: 0 SO: 0 BB: 0 IBB: 0 HBP: 0 BLK: 0 WP: 0 HR: 0 S: 9 P: 13 ERA: 0.00 WHIP: 0.000	
24 Cameron Maybin, R (1, 8) <small>OBP: 0.294, SLG: 0.366</small> 20 Logan Morrison, L (1, 7) <small>OBP: 0.403, SLG: 0.421</small> 2 Hanley Ramirez, R (1, 6) <small>OBP: 0.376, SLG: 0.476</small> 15 Gaby Sanchez, R (1, 3) <small>OBP: 0.353, SLG: 0.472</small> 22 Donnie Murphy, R (1, 4) <small>OBP: 0.348, SLG: 0.705</small> 1 Emilio Bonifacio, S (4, 4) <small>OBP: 0.303, SLG: 0.322</small> 18 Wes Helms, R (1, 5) <small>OBP: 0.311, SLG: 0.376</small> 27 Giancarlo Stanton, R (1, 9) <small>OBP: 0.309, SLG: 0.486</small> 6 Brad Davis, R (1, 2) <small>OBP: 0.345, SLG: 0.520</small> 41 Chris Volstad, R (1, 1) <small>ERA: 4.82</small> 31 Burke Badenhop, R (6, 1) <small>ERA: 4.18</small> 34 Jorge Sosa, R (7, 1) <small>ERA: 6.61</small> 46 Juan Carlos Oviedo, R (8, 1) <small>ERA: 3.76</small> 44 Brian Sanchez, R (9, 1) <small>ERA: 2.72</small>	 <small>4-1</small> 20 1B 2 2B BB	 <small>0-0</small> L4	 <small>1-2</small> G6-3	 <small>1-1</small> F7	 <small>3-2</small> HR	 <small>2-2</small> HR	 <small>2-2</small> F7	 <small>1-3</small> 22 1B 2B	 <small>1-3</small> 22 1B 2B	4	2	1	1	1	0	0	
24 Cameron Maybin, R (1, 8) <small>OBP: 0.294, SLG: 0.366</small> 20 Logan Morrison, L (1, 7) <small>OBP: 0.403, SLG: 0.421</small> 2 Hanley Ramirez, R (1, 6) <small>OBP: 0.376, SLG: 0.476</small> 15 Gaby Sanchez, R (1, 3) <small>OBP: 0.353, SLG: 0.472</small> 22 Donnie Murphy, R (1, 4) <small>OBP: 0.348, SLG: 0.705</small> 1 Emilio Bonifacio, S (4, 4) <small>OBP: 0.303, SLG: 0.322</small> 18 Wes Helms, R (1, 5) <small>OBP: 0.311, SLG: 0.376</small> 27 Giancarlo Stanton, R (1, 9) <small>OBP: 0.309, SLG: 0.486</small> 6 Brad Davis, R (1, 2) <small>OBP: 0.345, SLG: 0.520</small> 41 Chris Volstad, R (1, 1) <small>ERA: 4.82</small> 31 Burke Badenhop, R (6, 1) <small>ERA: 4.18</small> 34 Jorge Sosa, R (7, 1) <small>ERA: 6.61</small> 46 Juan Carlos Oviedo, R (8, 1) <small>ERA: 3.76</small> 44 Brian Sanchez, R (9, 1) <small>ERA: 2.72</small>	 <small>0-0</small> 22 1B 18 2B 2B	 <small>4-0</small> 22 G6-3 18 1B IBB	 <small>4-2</small> 15 WP 15 1B BB	 <small>1-2</small> 15 WP 15 1B BB	 <small>1-2</small> L5	 <small>2-3</small>											

Batter	1	2	3	4	5	6	7	8	9	AB	R	H	RBI	BB	SO	LOB	TOP					
4 Omar Infante, R OBP: 0.375, SLG: 0.447	L9	G5-3				G6-3			F7	4	0	0	0	1	0	2						
22 Jason Heyward, L OBP: 0.395, SLG: 0.478	1B				G4-3				K	5	0	1	0	0	3	3						
Martin Prado, R OBP: 0.358, SLG: 0.484	1B		E5						K	4	0	1	0	0	2	0						
27 Derrek Lee, R OBP: 0.331, SLG: 0.404	G6-4-3		F9						G6-3	3	0	0	0	1	0	3						
23 Matt Diaz, R OBP: 0.280, SLG: 0.436		G4-3							G4-3	4	0	1	0	0	1	1						
2 Alex Gonzalez, R OBP: 0.303, SLG: 0.469									G6-3	4	1	1	0	0	1	2						
8 David Ross, R OBP: 0.389, SLG: 0.464										2	0	1	0	2	0	2						
28 Rick Ankiel, L OBP: 0.313, SLG: 0.399									K	4	0	0	0	0	4	4						
11 Kenshin Kawakami, R 25 Troy Glaus, R 36 Scott Proctor, R 24 Dign Hernandez, R 38 Mike Dunn, L 43 Kyle Farnsworth, R 5 Freddie Freeman, L									G4-3	1	0	1	1	0	0	0						
Inning Stats	R: 0 H: 2 E: 0 K: 0 S: 12	H: 2 LOB: 1 BB: 0 P: 20	R: 1 H: 3 E: 0 K: 1 S: 14	H: 3 LOB: 2 BB: 0 P: 19	R: 0 H: 0 E: 1 K: 2 S: 11	H: 0 LOB: 1 BB: 0 P: 18	R: 0 H: 1 E: 0 K: 1 S: 10	H: 1 LOB: 3 BB: 2 P: 26	R: 0 H: 0 E: 0 K: 2 S: 13	H: 0 LOB: 0 BB: 1 P: 20	R: 0 H: 0 E: 0 K: 1 S: 6	H: 0 LOB: 0 BB: 0 P: 9	R: 0 H: 0 E: 0 K: 2 S: 9	H: 0 LOB: 0 BB: 0 P: 13	R: 0 H: 0 E: 0 K: 1 S: 7	H: 0 LOB: 1 BB: 1 P: 12	R: 0 H: 0 E: 0 K: 1 S: 10	H: 0 LOB: 0 BB: 0 P: 14	1B: 6 2B: 1 3B: 0 HR: 0	SF: 0 SAC: 0 DP: 1 HBP: 0	WP: 1 PB: 0 SB: 0 CS: 0	PA: 38
PITCHER	IP	WLS	BF	H	R	ER	SO	BB	IBB	HBP	BLK	WP	HR	S	P	ERA	WHIP					
23 Andrew Miller, L ERA: 3.8	5.0	W	25	7	1	1	6	3	0	0	0	1	0	60	103	1.80	2.000					
13 Will Ohman, L ERA: 3.2	1.1		4	0	0	0	2	0	0	0	0	0	0	10	14	0.00	0.000					
43 Jose Veras, R ERA: 3.0	0.2		2	0	0	0	1	0	0	0	0	0	0	5	8	0.00	0.000					
46 Juan Carlos Oviedo, R ERA: 3.7	1.0		4	0	0	0	1	1	0	0	0	0	0	7	12	0.00	1.000					
31 Burke Badenhop, R ERA: 4.1	1.0		3	0	0	0	1	0	0	0	0	0	0	10	14	0.00	0.000					

Atlanta Braves @ Florida Marlins
Sun Life Stadium, Miami, FL
Fri Sep 03 2010, 7:11 PM - 10:00 PM EDT
Att: 19,226 - Partly Cloudy - 87 F

AB 34
R 1
H 7
RBI 1
BB 4
SO 11
LOB 17



Batter	1	2	3	4	5	6	7	8	9	AB	R	H	RBI	BB	SO	LOB	BOTTOM				
24 Cameron Maybin, R OBP: 0.296, SLG: 0.361		G5-3				F7				3	1	0	0	2	1	1					
20 Logan Morrison, L OBP: 0.403, SLG: 0.450						F7				5	2	2	1	0	1	1					
2 Hanley Ramirez, R OBP: 0.379, SLG: 0.478										2	2	1	1	2	1	1					
6 Dan Uggla, R OBP: 0.367, SLG: 0.515										4	0	1	1	0	1	4					
15 Gaby Sanchez, R OBP: 0.354, SLG: 0.470		FC5-2				G5-3				2	1	0	0	2	0	2					
3 Chad Tracy, L OBP: 0.315, SLG: 0.325										4	0	2	2	0	0	1					
46 Juan Carlos Oviedo, R 31 Burke Badenhop, R		G4-3								0	0	0	0	0	0	0					
27 Giancarlo Stanton, R OBP: 0.309, SLG: 0.481										3	0	0	0	1	1	2					
6 Brad Davis, R OBP: 0.364, SLG: 0.556										2	0	1	1	1	1	1					
23 Andrew Miller, L 33 Scott Cousins, L 13 Will Ohman, L 43 Jose Veras, R 18 Wes Helms, R										2	0	0	0	0	1	3					
Inning Stats	R: 2 H: 2 E: 0 K: 0 S: 14	H: 2 LOB: 1 BB: 1 P: 23	R: 0 H: 1 E: 0 K: 0 S: 8	H: 1 LOB: 0 BB: 0 P: 11	R: 3 H: 2 E: 0 K: 2 S: 18	H: 2 LOB: 3 BB: 3 P: 39	R: 1 H: 1 E: 0 K: 0 S: 13	H: 1 LOB: 1 BB: 1 P: 26	R: 0 H: 0 E: 0 K: 2 S: 13	H: 0 LOB: 1 BB: 1 P: 19	R: 0 H: 1 E: 0 K: 1 S: 7	H: 1 LOB: 1 BB: 1 P: 14	R: 0 H: 0 E: 0 K: 2 S: 7	H: 0 LOB: 0 BB: 0 P: 11	1B: 1 2B: 4 3B: 2 HR: 0	SF: 1 SAC: 0 DP: 1 HBP: 0	WP: 1 PB: 0 SB: 2 CS: 0	PA: 38			
PITCHER	IP	WLS	BF	H	R	ER	SO	BB	IBB	HBP	BLK	WP	HR	S	P	ERA	WHIP				
11 Kenshin Kawakami, R ERA: 5.1	3.0	L	18	5	5	5	2	2	2	0	0	0	0	25	48	4.50	1.500				
36 Scott Proctor, R ERA: 4.5	2.0		9	1	1	1	1	2	0	0	0	0	0	20	33	0.00	1.500				
38 Mike Dunn, L ERA: 3.29	1.0		3	0	0	0	2	0	0	0	0	0	0	7	11	0.00	0.000				

Atlanta Braves @ Florida Marlins
Sun Life Stadium, Miami, FL
Fri Sep 03 2010, 7:11 PM - 10:00 PM EDT
Att: 19,226 - Partly Cloudy - 87 F

AB 29
R 6
H 7
RBI 6
BB 8
SO 8
LOB 17



Batter	1	2	3	4	5	6	7	8	9	AB	R	H	RBI	BB	SO	LOB	TOP										
4 Omar Infante, R OBP: 0.376, SLG: 0.446										5	0	2	0	0	1	0	Atlanta Braves @ Florida Marlins Sun Life Stadium, Miami, FL Sat Sep 04 2010, 7:11 PM - 9:59 PM EDT Att: 23,912 - Partly Cloudy - 84 F										
22 Jason Heyward, L OBP: 0.391, SLG: 0.477										3	0	1	0	2	0	1											
Martin Prado, R OBP: 0.359, SLG: 0.484										4	0	2	0	0	0	2											
16 Brian McCann, L OBP: 0.391, SLG: 0.492										4	1	1	0	0	3	4											
27 Derrek Lee, R OBP: 0.330, SLG: 0.405										4	0	1	0	0	3	5											
13 Nate McLouth, L OBP: 0.279, SLG: 0.261										0	0	0	0	0	0	0											
53 Melky Cabrera, S OBP: 0.326, SLG: 0.369										4	1	1	0	0	1	2											
2 Alex Gonzalez, R OBP: 0.307, SLG: 0.472										3	0	2	2	1	0	0											
28 Rick Ankiel, L OBP: 0.313, SLG: 0.394										2	0	0	0	1	2	1											
23 Matt Diaz, R OBP: 0.290, SLG: 0.436										0	0	0	0	0	0	0											
5 Freddie Freeman, L OBP: 0.326, SLG: 0.436										1	0	0	0	0	1	2											
49 Jair Jurjens, R OBP: 0.175, SLG: 0.135										3	0	0	0	0	3	3											
39 Jonny Venters, L OBP: 0.338, SLG: 0.452										0	0	0	0	0	0	0											
20 Eric Hinske, L OBP: 0.338, SLG: 0.452										1	0	0	0	0	1	0											
13 Billy Wagner, L OBP: 0.338, SLG: 0.452										0	0	0	0	0	0	0											
Inning Stats	R: 0 H: 1 E: 0 K: 3 S: 14	H: 1 LOB: 2 BB: 1 P: 22	R: 1 H: 2 E: 0 K: 2 S: 12	H: 2 LOB: 0 BB: 0 P: 19	R: 0 H: 2 E: 0 K: 2 S: 14	H: 2 LOB: 2 BB: 0 P: 20	R: 0 H: 0 E: 0 K: 2 S: 8	H: 0 LOB: 0 BB: 0 P: 11	R: 0 H: 1 E: 0 K: 1 S: 10	H: 1 LOB: 1 BB: 1 P: 18	R: 1 H: 2 E: 0 K: 2 S: 16	H: 2 LOB: 2 BB: 1 P: 30	R: 0 H: 1 E: 0 K: 0 S: 8	H: 1 LOB: 2 BB: 1 P: 22	R: 0 H: 0 E: 0 K: 1 S: 8	H: 0 LOB: 0 BB: 0 P: 12	1B: 7 2B: 4 3B: 0 HR: 0	SF: 0 SAC: 0 DP: 2 HBP: 0	WP: 0 PB: 0 SB: 0 CS: 1	PA: 38							
PITCHER	IP	WLS	BF	H	R	ER	SO	BB	IBB	HBP	BLK	WP	HR	S	P	ERA	WHIP										
55 Josh Johnson, R ERA: 2.3	6.0	L	27	8	2	2	12	3	0	0	0	0	0	74	120	3.00	1.833										
52 Chris Leroux, R ERA: 8.19	1.0		3	1	0	0	0	0	0	0	0	0	0	8	11	0.00	1.000										
13 Will Ohman, L ERA: 3.15	0.2		4	1	0	0	1	0	1	0	0	0	0	7	17	0.00	1.500										
34 Jorge Sosa, R ERA: 6.48	0.1		1	0	0	0	1	0	0	0	0	0	0	3	5	0.00	0.000										
31 Burke Badenhop, R ERA: 4.02	1.0		3	0	0	0	1	0	0	0	0	0	0	8	12	0.00	0.000										

Batter	1	2	3	4	5	6	7	8	9	AB	R	H	RBI	BB	SO	LOB	BOTTOM										
24 Cameron Maybin, R OBP: 0.295, SLG: 0.359										4	0	1	0	0	0	0	Atlanta Braves @ Florida Marlins Sun Life Stadium, Miami, FL Sat Sep 04 2010, 7:11 PM - 9:59 PM EDT Att: 23,912 - Partly Cloudy - 84 F										
31 Burke Badenhop, R										3	0	1	0	1	0	1											
20 Logan Morrison, L OBP: 0.405, SLG: 0.448										3	0	2	0	1	0	1											
2 Hanley Ramirez, R OBP: 0.381, SLG: 0.479										4	0	0	0	0	2	6											
6 Dan Uggla, R OBP: 0.365, SLG: 0.510										3	0	0	0	1	0	3											
15 Gaby Sanchez, R OBP: 0.354, SLG: 0.467										3	0	0	0	1	0	3											
3 Chad Tracy, L OBP: 0.304, SLG: 0.314										3	0	0	0	0	0	1											
27 Giancarlo Stanton, R OBP: 0.304, SLG: 0.475										2	0	0	0	0	2	0											
6 Brad Davis, R OBP: 0.343, SLG: 0.517										1	0	0	0	0	0	0											
1 Emilio Bonifacio, S OBP: 0.300, SLG: 0.319										2	0	0	0	0	2	0											
55 Josh Johnson, L ERA: 1.96, SLG: 0.885	7.0	W	25	3	0	0	7	3	0	0	0	0	0	64	9	0.00	0.857										
39 Jonny Venters, L ERA: 1.79	1.0	H	3	0	0	0	0	0	0	0	0	0	0	11	15	0.00	0.000										
13 Billy Wagner, L ERA: 1.56	1.0	S	4	1	0	0	1	0	0	0	0	0	0	14	24	0.00	1.000										
Inning Stats	R: 0 H: 1 E: 1 K: 1 S: 10	H: 0 LOB: 0 BB: 0 P: 17	R: 0 H: 0 E: 0 K: 2 S: 10	H: 0 LOB: 0 BB: 0 P: 15	R: 0 H: 1 E: 0 K: 1 S: 17	H: 1 LOB: 2 BB: 1 P: 28	R: 0 H: 0 E: 0 K: 1 S: 6	H: 0 LOB: 0 BB: 0 P: 6	R: 0 H: 0 E: 0 K: 2 S: 9	H: 0 LOB: 0 BB: 0 P: 13	R: 0 H: 1 E: 0 K: 0 S: 6	H: 1 LOB: 0 BB: 0 P: 9	R: 0 H: 0 E: 0 K: 0 S: 6	H: 0 LOB: 0 BB: 1 P: 11	R: 0 H: 0 E: 0 K: 0 S: 11	H: 0 LOB: 0 BB: 0 P: 15	R: 0 H: 1 E: 0 K: 1 S: 14	H: 1 LOB: 1 BB: 0 P: 24	1B: 4 2B: 0 3B: 0 HR: 0	SF: 0 SAC: 0 DP: 2 HBP: 0	WP: 0 PB: 0 SB: 0 CS: 0	PA: 32					
PITCHER	IP	WLS	BF	H	R	ER	SO	BB	IBB	HBP	BLK	WP	HR	S	P	ERA	WHIP										
49 Jair Jurjens, R ERA: 4.1	7.0		25	3	0	0	7	3	0	0	0	0	0	64	9	0.00	0.857										

Batter	1	2	3	4	5	6	7	8	9	10	AB	R	H	RBI	BB	SO	LOB	TOP						
4 Omar Infante, R OBP: 0.376, SLG: 0.446	F9		P3			G3-1					5	1	2	0	0	0	0							
22 Jason Heyward, L OBP: 0.389, SLG: 0.473	K			K		K					5	1	1	0	0	3	2							
Martin Prado, R OBP: 0.358, SLG: 0.482	G6-3			G5-3		G6-3					5	1	1	0	0	0	0							
16 Brian McCann, L OBP: 0.389, SLG: 0.487	F7			P4		G4-3					4	1	0	1	1	0	0							
25 Troy Glaus, R OBP: 0.346, SLG: 0.406		K									3	0	1	1	0	1	0							
24 Oday Hines, R OBP: 0.325, SLG: 0.366											0	1	0	0	0	0	0							
43 Kyle Farnsworth, R ERA: 3.23											0	0	0	0	0	0	0							
39 Jonny Venters, L ERA: 1.77											1	0	0	0	0	0	0							
40 Takashi Saito, R ERA: 2.7											1	0	1	0	0	0	0							
27 Derek Lee, R OBP: 0.331, SLG: 0.408											1	0	1	0	0	0	0							
2 Alex Gonzalez, R OBP: 0.307, SLG: 0.473											5	1	2	0	0	0	4							
53 Melky Cabrera, S OBP: 0.325, SLG: 0.366	K										3	0	0	1	1	1	2							
13 Nate McLouth, L OBP: 0.278, SLG: 0.262											3	0	1	3	0	1	0							
56 Mike Minor, R ERA: 4.5											1	0	0	0	0	1	0							
20 Eric Hinske, L OBP: 0.337, SLG: 0.450											0	0	0	0	0	0	1							
58 Peter Moyilan, R ERA: 3.23											2	0	1	0	0	0	1							
5 Freddie Freeman, L OBP: 0.443, SLG: 0.542											0	0	0	0	0	0	0							
28 Rick Ankiel, L OBP: 0.373, SLG: 0.394											0	0	0	0	0	0	0							
34 Eric O'Flaherty, L ERA: 2.27											0	0	0	0	0	0	0							
Inning Stats	R: 0 E: 0 K: 1 S: 8	H: 0 LOB: 0 BB: 0 P: 14	R: 0 E: 0 K: 2 S: 16	H: 1 LOB: 1 BB: 0 P: 23	R: 0 E: 0 K: 2 S: 9	H: 0 LOB: 0 BB: 0 P: 10	R: 0 E: 0 K: 1 S: 5	H: 0 LOB: 0 BB: 0 P: 11	R: 1 E: 0 K: 0 S: 10	H: 2 LOB: 1 BB: 0 P: 13	R: 5 E: 0 K: 0 S: 19	H: 4 LOB: 1 BB: 2 P: 37	R: 0 E: 0 K: 1 S: 9	H: 0 LOB: 0 BB: 0 P: 12	R: 0 E: 0 K: 1 S: 6	H: 0 LOB: 0 BB: 0 P: 7	R: 0 E: 0 K: 0 S: 10	H: 2 LOB: 2 BB: 0 P: 20	R: 0 E: 0 K: 0 S: 11	H: 1 LOB: 1 BB: 0 P: 19	1B: 8 2B: 2 3B: 0 HR: 0	SF: 1 SAC: 0 DP: 0 HBP: 0	WP: 0 PB: 0 SB: 0 CS: 0	PA: 42
PITCHER	IP 5.0	WLS 22	BF 6	H 5	R 5	ER 5	SO 6	BB 1	IBB 0	HBP 0	BLK 0	WP 0	HR 0	S 59	P 91	ERA 9.00	WHIP 1.400							
59 Alex Sanabia, R ERA: 4.5	1.0	B	5	1	1	1	0	1	0	0	0	0	0	8	17	9.00	2.000							
52 Chris Leroux, R ERA: 6.35	1.0		3	0	0	0	1	0	0	0	0	0	0	9	12	0.00	0.000							
43 Jose Veras, R ERA: 2.92	2.0		8	2	0	0	1	0	0	0	0	0	0	16	27	0.00	1.000							
32 Clay Hensley, R ERA: 2.59	1.0	W	4	1	0	0	0	0	0	0	0	0	0	11	19	0.00	1.000							
31 Burke Badenhop, R ERA: 3.95																								

Atlanta Braves @ Florida Marlins
Sun Life Stadium, Miami, FL
Sun Sep 05 2010, 12:11 PM - 3:59 PM EDT
Att. 19,504 - Partly Cloudy - 89 F

AB 39
R 6
H 10
RBI 6
BB 2
SO 8
LOB 10



Batter	1	2	3	4	5	6	7	8	9	10	AB	R	H	RBI	BB	SO	LOB	BOTTOM						
1 Emilio Bonifacio, S OBP: 0.314, SLG: 0.365	L7		20 2B								5	2	3	0	0	1	1							
20 Logan Morrison, L OBP: 0.414, SLG: 0.488	2 1B		2 HR								4	2	3	1	0	1	1							
33 Scott Cousins, L (10, PH) OBP: 0.500, SLG: 0.500	3B		2B								1	0	1	1	0	0	0							
2 Hanley Ramirez, R OBP: 0.384, SLG: 0.486	15 CS		HR								3	1	2	3	1	1	1							
6 Dan Uggla, R OBP: 0.362, SLG: 0.506	G3		K								4	0	0	0	0	2	3							
15 Gaby Sanchez, R OBP: 0.353, SLG: 0.467	CS		18 2B								4	1	1	0	0	1	1							
18 Wes Helms, R OBP: 0.309, SLG: 0.376			24 1B								4	1	1	1	0	1	0							
24 Cameron Maybin, R (1, 8) OBP: 0.294, SLG: 0.357											4	0	1	0	0	2	0							
6 Brad Davis, R OBP: 0.333, SLG: 0.531											3	0	1	1	0	0	0							
59 Alex Sanabia, R ERA: 5.33											1	0	0	0	0	1	1							
52 Chris Leroux, L ERA: 3.23											0	0	0	0	0	0	0							
43 Kyle Farnsworth, R ERA: 3.23											1	0	0	0	0	0	0							
39 Jonny Venters, L ERA: 1.77											0	0	0	0	0	0	0							
40 Takashi Saito, R ERA: 2.7											1	0	0	0	0	1	0							
Inning Stats	R: 1 E: 0 K: 0 S: 12	H: 2 LOB: 0 BB: 0 P: 20	R: 2 E: 0 K: 1 S: 14	H: 3 LOB: 0 BB: 0 P: 20	R: 3 E: 0 K: 2 S: 16	H: 3 LOB: 0 BB: 0 P: 27	R: 0 E: 0 K: 2 S: 12	H: 1 LOB: 1 BB: 0 P: 17	R: 0 E: 0 K: 0 S: 14	H: 1 LOB: 1 BB: 0 P: 23	R: 0 E: 0 K: 1 S: 13	H: 0 LOB: 0 BB: 0 P: 18	R: 0 E: 0 K: 3 S: 15	H: 1 LOB: 1 BB: 0 P: 20	R: 0 E: 0 K: 2 S: 11	H: 0 LOB: 0 BB: 0 P: 17	R: 0 E: 0 K: 1 S: 10	H: 0 LOB: 0 BB: 0 P: 14	R: 1 E: 0 K: 0 S: 5	H: 2 LOB: 1 BB: 0 P: 5	1B: 4 2B: 6 3B: 2 HR: 1	SF: 1 SAC: 1 DP: 1 HBP: 0	WP: 1 PB: 0 SB: 0 CS: 2	PA: 39
PITCHER	IP 4.0	WLS 19	BF 9	H 6	R 6	ER 6	SO 5	BB 0	IBB 0	HBP 0	BLK 0	WP 0	HR 1	S 54	P 84	ERA 13.50	WHIP 2.250							
56 Mike Minor, L ERA: 5.33	1.0		4	1	0	0	0	1	0	0	0	1	0	14	23	0.00	2.000							
43 Kyle Farnsworth, R ERA: 3.23	1.0		3	0	0	0	1	0	0	0	0	0	0	13	18	0.00	0.000							
39 Jonny Venters, L ERA: 1.77	1.0		4	1	0	0	3	0	0	0	0	0	0	15	20	0.00	1.000							
40 Takashi Saito, R ERA: 2.7	1.0		3	0	0	0	2	0	0	0	0	0	0	11	17	0.00	0.000							
PITCHER	IP 1.0	WLS L	BF 5	H 2	R 1	ER 1	SO 1	BB 0	IBB 0	HBP 0	BLK 0	WP 0	HR 0	S 15	P 19	ERA 9.00	WHIP 2.000							
34 Eric O'Flaherty, L (9, 1) ERA: 2.27																								

Atlanta Braves @ Florida Marlins
Sun Life Stadium, Miami, FL
Sun Sep 05 2010, 12:11 PM - 3:59 PM EDT
Att. 19,504 - Partly Cloudy - 89 F

AB 35
R 7
H 13
RBI 7
BB 1
SO 12
LOB 8




Batter	1	2	3	4	5	6	7	8	9	AB	R	H	RBI	BB	SO	LOB	TOP		
1 Emilio Bonifacio, S OBP: 0.318, SLG: 0.366	G4-3		K	G4-3					2B	5	1	2	0	0	1	2			
20 Logan Morrison, L OBP: 0.413, SLG: 0.479	2 WP		1B		F8		P5		L8	4	1	1	0	1	0	4			
2 Hanley Ramirez, R OBP: 0.384, SLG: 0.484	K		1B		K		K		2B	4	1	1	0	0	3	3			
6 Dan Uggla, R OBP: 0.364, SLG: 0.511	E2		F7		G5-3				2B	5	1	3	3	0	0	2			
15 Gaby Sanchez, R OBP: 0.350, SLG: 0.462	P4		K		G5-3				K	5	0	0	0	0	3	6			
3 Chad Tracy, L OBP: 0.302, SLG: 0.344																			
43 Jose Veras, R																			
24 Cameron Maybin, R (PH)																			
33 Scott Cousins, L (PH)																			
27 Giancarlo Stanton, R																			
50 Jose Ceda, R																			
32 Clay Hensley, R																			
6 Brad Davis, R OBP: 0.318, SLG: 0.486	G1-3								F8	5	0	1	0	0	1	3			
60 Adalberto Mendez, R																			
7 Hector Luna, R																			
13 Will Ohman, L																			
18 Wes Helms, R																			
Inning Stats	R: 1 H: 1 E: 0 K: 1 S: 11	H: 1 R: 1 ER: 0 LOB: 1 P: 20	R: 0 H: 2 E: 0 K: 2 S: 11	H: 2 R: 1 ER: 0 LOB: 2 P: 19	R: 0 H: 2 E: 0 K: 1 S: 11	H: 0 R: 0 ER: 0 LOB: 0 P: 12	R: 0 H: 0 E: 0 K: 0 S: 7	H: 2 R: 0 ER: 0 LOB: 2 P: 11	R: 2 H: 2 E: 0 K: 2 S: 13	H: 3 R: 3 ER: 0 LOB: 3 P: 31	1B: 9 2B: 2 3B: 0 HR: 2	SF: 0 SAC: 1 DP: 0 HBP: 2	WP: 1 PB: 0 SB: 0 CS: 0	PA: 44					
PITCHER	IP WLS BF H R ER SO BB IBB HBP BLK WP HR S P ERA WHIP																		
49 Vance Worley, R ERA: 3.0	5.0 L 22 6 2 2 5 1 0 0 0 0 1 1 49 76 3.60 1.400																		
57 David Herndon, R ERA: 4.15	1.1 6 2 0 0 0 0 0 0 0 0 0 0 11 17 0.00 1.500																		
37 Antonio Bastardo, L ERA: 5.28	0.1 1 0 0 0 0 0 0 0 0 0 0 0 1 1 0.00 0.000																		
37 Chad Durbin, R ERA: 4.01	1.1 6 2 2 2 3 0 0 0 0 0 1 16 26 13.50 1.500																		
59 Mike Zagurski, L ERA: 7.5	0.2 7 2 3 3 1 1 0 2 0 0 0 0 14 24 40.50 4.500																		
31 Nate Robertson, L ERA: 5.45	0.1 2 1 0 0 0 0 0 0 0 0 0 0 1 1 0.00 0.000																		

Florida Marlins @ Philadelphia Phillies
Citizens Bank Park, Philadelphia, PA
Mon Sep 06 2010, 1:07 PM - 4:05 PM EDT
Att: 45,518 - Partly Cloudy - 80 F

livebaseballscorecards.com

AB 39
R 7
H 13
RBI 7
BB 2
SO 9
LOB 21




Batter	1	2	3	4	5	6	7	8	9	AB	R	H	RBI	BB	SO	LOB	BOTTOM		
27 Placido Polanco, R OBP: 0.341, SLG: 0.399	P4		P4			G1-3				3	0	0	0	1	0	0			
8 Shane Victorino, S OBP: 0.318, SLG: 0.429	BB		F7			G3-1				2	0	0	0	2	0	0			
26 Chase Utley, L OBP: 0.377, SLG: 0.441	K		L3							3	0	0	0	0	1	3			
6 Ryan Howard, L OBP: 0.340, SLG: 0.505	K		G6-3			F7				4	1	1	0	0	1	2			
28 Jayson Werth, R OBP: 0.389, SLG: 0.522	F8		K							4	0	1	1	0	2	0			
29 Raul Ibanez, L OBP: 0.337, SLG: 0.409	K									3	0	0	0	1	1	0			
23 Brian Schneider, L ERA: 2.96																			
51 Carlos Ruiz, R OBP: 0.388, SLG: 0.425																			
21 Wilson Valdez, R OBP: 0.280, SLG: 0.347																			
11 Jimmy Rollins, S OBP: 0.319, SLG: 0.383																			
49 Vance Worley, R																			
9 Dominic Brown, L																			
57 David Herndon, R																			
37 Antonio Bastardo, R																			
37 Chad Durbin, R																			
7 Ross Gload, L																			
59 Mike Zagurski, L																			
31 Nate Robertson, R ERA: 5.25																			
Inning Stats	R: 0 H: 0 E: 0 K: 2 S: 14	H: 1 R: 1 ER: 0 LOB: 1 P: 22	R: 0 H: 0 E: 0 K: 1 S: 7	H: 0 R: 1 ER: 0 LOB: 0 P: 9	R: 0 H: 0 E: 0 K: 1 S: 9	H: 0 R: 0 ER: 0 LOB: 0 P: 13	R: 0 H: 0 E: 0 K: 0 S: 7	H: 0 R: 0 ER: 0 LOB: 1 P: 14	R: 0 H: 0 E: 0 K: 0 S: 11	H: 2 R: 1 ER: 0 LOB: 1 P: 20	1B: 2 2B: 1 3B: 0 HR: 0	SF: 0 SAC: 0 DP: 1 HBP: 1	WP: 0 PB: 0 SB: 1 CS: 0	PA: 35					
PITCHER	IP WLS BF H R ER SO BB IBB HBP BLK WP HR S P ERA WHIP																		
60 Adalberto Mendez, R ERA: 3.07	6.0 W 22 6 0 0 0 2 0 0 0 0 0 0 13 20 0.00 0.000																		
43 Jose Veras, R ERA: 2.84	1.0 5 0 0 0 0 2 0 0 0 0 0 0 11 23 0.00 2.000																		
50 Jose Ceda, R ERA: 2.54	0.0 3 2 1 1 0 1 0 0 0 0 0 0 6 14 = =																		
32 Clay Hensley, R ERA: 2.54	1.0 2 0 0 0 0 0 0 0 0 0 0 0 4 6 0.00 0.000																		

Florida Marlins @ Philadelphia Phillies
Citizens Bank Park, Philadelphia, PA
Mon Sep 06 2010, 1:07 PM - 4:05 PM EDT
Att: 45,518 - Partly Cloudy - 80 F

livebaseballscorecards.com

AB 29
R 1
H 3
RBI 1
BB 5
SO 7
LOB 10

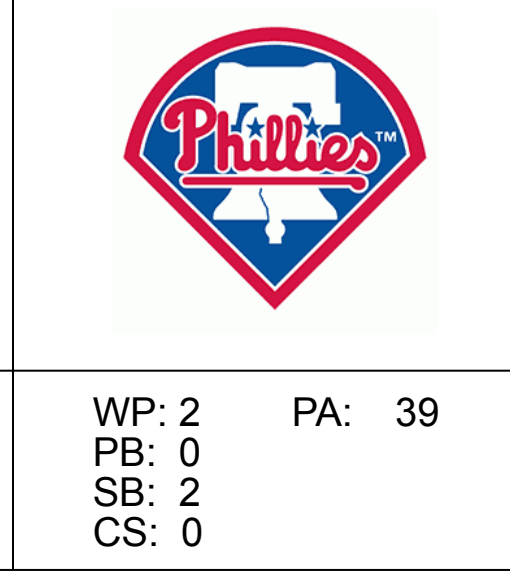


Batter	1	2	3	4	5	6	7	8	9	AB	R	H	RBI	BB	SO	LOB	TOP					
24 Cameron Maybin, R (1,8) OBP: 0.296, SLG: 0.368 51 Jay Buente, R (7,1)	 C FF 92 S CH 82 X SI 82	 F8	 K		 HR		 P4			4	1	1	1	0	1	1	Florida Marlins @ Philadelphia Phillies Citizens Bank Park, Philadelphia, PA Mon Sep 06 2010, 7:07 PM - 10:00 PM EDT Att: 45,373 - Partly Cloudy - 79 F					
20 Logan Morrison, L (1,7) OBP: 0.421, SLG: 0.479	 C CH 82 B FF 94 X CH 82	 1B	 2 HR BB		 K			 BB		2	1	1	0	2	1	0						
2 Hanley Ramirez, R (1,6) OBP: 0.383, SLG: 0.488	 F SI 91 X SI 90	 F8	 HR			 F9		 L8		4	1	1	2	0	0	2						
6 Dan Uggla, R (1,4) OBP: 0.363, SLG: 0.509	 C SI 93 S CH 82 X SI 92	 P4	 K			 1B		 K		4	0	1	0	0	2	2						
3 Chad Tracy, L (1,3) OBP: 0.290, SLG: 0.330	 C SI 89 X CH 82	 G3		 G5-3		 L8		 G5-3		4	0	0	0	0	0	2						
18 Wes Helms, R (1,5) OBP: 0.307, SLG: 0.369	 C FF 91 B FF 89 F CH 91 B SI 92 F CH 91 B FF 92 X FF 91	 P4		 K		 K			 K	4	0	0	0	0	3	1						
27 Giancarlo Stanton, R (1,9) OBP: 0.309, SLG: 0.494	 B SI 91 B FF 92 B FF 92 C FC 93 F CH 91 F FF 91 F CH 91 X CH 83	 HR		 L6			 G4-3		 F8	4	1	1	1	0	0	0						
11 Mike Rivera, R (1,2)	 C FC 93 B FF 92 B SI 92 F CH 91 C FF 91	 K			 F9		 G6-3		 3B DI 1B	3	0	0	0	0	1	0						
1 Emilio Bonifacio, S (9,PH) OBP: 0.324, SLG: 0.373	 C FC 93 B FF 92 B SI 92 F CH 91 C FF 91	 K			 K		 K		 K	2	0	0	0	0	1	0						
19 Anibal Sánchez, R (1,1) OBP: 0.192, SLG: 0.125 34 Jorge Sosa, R (5,1)	 B FF 89 X FF 90	 F9			 K		 2B		 K	0	0	0	0	0	0	0						
33 Scott Cousins, L (7,PH) OBP: 0.500, SLG: 0.750	 C FF 92 S CH 82 X SI 92	 P4			 K		 K		 K	2	0	1	0	0	1	1						
Inning Stats	R: 0 E: 0 K: 1 S: 10	H: 1 LOB: 1 BB: 0 P: 13	R: 1 E: 0 K: 1 S: 15	H: 1 LOB: 0 BB: 2 P: 23	R: 2 E: 0 K: 2 S: 14	H: 1 LOB: 0 BB: 1 P: 21	R: 0 E: 0 K: 1 S: 10	H: 0 LOB: 0 BB: 0 P: 15	R: 1 E: 0 K: 2 S: 12	H: 1 LOB: 0 BB: 0 P: 14	R: 0 E: 0 K: 1 S: 9	H: 1 LOB: 1 BB: 0 P: 15	R: 0 E: 0 K: 0 S: 9	H: 1 LOB: 1 BB: 0 P: 10	R: 0 E: 0 K: 1 S: 7	H: 0 LOB: 1 BB: 1 P: 13	R: 0 E: 0 K: 2 S: 11	H: 1 LOB: 1 BB: 0 P: 21	1B: 3 2B: 1 3B: 0 HR: 3	SF: 0 SAC: 0 DP: 0 HBP: 0	WP: 0 PB: 0 SB: 0 CS: 0	PA: 36
PITCHER	IP WLS BF H R ER SO BB IBB HBP BLK WP HR S P ERA WHIP																					
44 Roy Oswalt, R (1,1) ERA: 3.09	7.0 W 28 6 4 4 7 1 0 0 0 0 0 3 79 111 5.14 1.000																					
16 J.C. Romero, L (8,1) ERA: 3.65	0.0 1 0 0 0 0 1 0 0 0 0 0 0 1 5 ∞ ∞																					
46 Ryan Madson, R (8,1) ERA: 2.83	1.0 H 3 0 0 0 1 0 0 0 0 0 0 6 8 0.00 0.000																					
54 Brad Lidge, R (9,1) ERA: 3.38	1.0 S 4 1 0 0 2 0 0 0 0 0 0 0 11 21 0.00 1.000																					

Batter	1	2	3	4	5	6	7	8	9	AB	R	H	RBI	BB	SO	LOB	BOTTOM			
8 Shane Victorino, S (1,8) OBP: 0.321, SLG: 0.431	 C FF 88 X SI 89	 G6-3	 27 S 1B		 G3		 6 WP 1B		 27 S 1B	5	1	3	1	0	0	0	Florida Marlins @ Philadelphia Phillies Citizens Bank Park, Philadelphia, PA Mon Sep 06 2010, 7:07 PM - 10:00 PM EDT Att: 45,373 - Partly Cloudy - 79 F			
27 Placido Polanco, R (1,5) OBP: 0.343, SLG: 0.406	 C FF 89 B FF 90 X FS 86	 G1-3	 26 B 2B		 L6		 L6		 BB	4	2	2	2	1	0	1				
26 Chase Utley, L (1,4) OBP: 0.380, SLG: 0.442	 B FF 90 C FF 90 S CH 86 H CH 87	 HBP	 2H 1B		 6 WP 2B		 F8		 G3-1	4	1	2	2	0	0	3				
6 Ryan Howard, L (1,3) OBP: 0.339, SLG: 0.502	 C FF 92 S CH 82 X SI 92	 K	 F8		 29 B 1B		 K		 K	3	0	0	0	1	2	3				
11 Jimmy Rollins, S (1,6) OBP: 0.318, SLG: 0.362	 X FF 88	 9 BB 29 B 1B	 L8		 P5		 G4-3		 G4-3	4	1	1	0	0	0	2				
29 Raul Ibanez, L (1,7) OBP: 0.338, SLG: 0.412	 1 SAFE C FF 91 B FF 89 1 SAFE S FS 84 X FF 83	 51 BB 8 B 1B	 G3		 1-3 2H 2B		 G4-3		 G4-3	4	1	2	1	0	0	0				
9 Domonic Brown, L (1,9) OBP: 0.242, SLG: 0.375	 F SL 86 B FF 93 B SI 89 B SI 89 B SI 85	 51 BB 8 B 1B	 F8		 IBB		 K		 K	2	0	0	0	2	1	0				
51 Carlos Ruiz, R (1,2) OBP: 0.386, SLG: 0.421	 B SI 88 B SI 86 B SI 87	 8 B 27 B 2B		 K		 F8		 G5-3		3	1	0	1	1	1	3				
44 Roy Oswalt, R (1,1) OBP: 0.176, SLG: 0.143 16 J.C. Romero, S (8,1)	 B FF 92 C FF 92 X FF 92	 F9		 G4-3		 K		 F7		3	0	0	0	0	1	6				
46 Ryan Madson, L (8,1)	 C FF 92 B FF 92 X FF 92	 F9		 G4-3		 K		 F7		0	0	0	0	0	0	0				
19 Greg Dobbs, L (8,PH) OBP: 0.248, SLG: 0.317 54 Brad Lidge, R (9,1)	 C FF 92 S CH 82 X SI 92	 P4		 G4-3		 K		 K		0	0	0	0	0	0	0				
Inning Stats	R: 0 E: 0 K: 1 S: 10	H: 0 LOB: 1 BB: 0 P: 17	R: 5 E: 0 K: 0 S: 17	H: 5 LOB: 1 BB: 2 P: 33	R: 0 E: 0 K: 0 S: 8	H: 0 LOB: 0 BB: 0 P: 15	R: 0 E: 0 K: 1 S: 11	H: 0 LOB: 0 BB: 0 P: 14	R: 2 E: 0 K: 1 S: 15	H: 3 LOB: 3 BB: 2 P: 26	R: 0 E: 0 K: 1 S: 8	H: 1 LOB: 1 BB: 0 P: 15	R: 0 E: 0 K: 1 S: 8	H: 0 LOB: 0 BB: 0 P: 12	R: 0 E: 0 K: 0 S: 7	H: 1 LOB: 2 BB: 1 P: 14	1B: 7 2B: 2 3B: 1 HR: 0	SF: 0 SAC: 0 DP: 0 HBP: 1	WP: 2 PB: 0 SB: 2 CS: 0	PA: 39
PITCHER	IP WLS BF H R ER SO BB IBB HBP BLK WP HR S P ERA WHIP																			
19 Anibal Sánchez, R (1,1) ERA: 3.45	4.0 L 22 7 7 7 2 3 0 1 0 0 1 0 52 91 15.75 2.500																			
34 Jorge Sosa, R (5,1) ERA: 5.79	2.0 9 2 0 0 2 0 1 0 0 1 0 17 29 0.00 1.000																			
51 Jay Buente, R (7,1) ERA: 4.91	2.0 8 1 0 0 1 1 0 0 0 0 0 0 15 26 0.00 1.000																			

AB	34
R	4
H	7
RBI	4
BB	2
SO	10
LOB	9

AB	33
R	7
H	10
RBI	7
BB	5
SO	5
LOB	18



Batter	1	2	3	4	5	6	7	8	9	AB	R	H	RBI	BB	SO	LOB	TOP					
1 Emilio Bonifacio, S OBP: 0.341, SLG: 0.397										5	1	2	0	0	1	1						
20 Logan Morrison, L OBP: 0.425, SLG: 0.487										5	0	1	0	0	2	3						
2 Hanley Ramirez, R OBP: 0.382, SLG: 0.484										4	1	2	0	1	1	1						
6 Dan Uggla, R OBP: 0.364, SLG: 0.505										4	0	3	1	1	0	1						
18 Wes Helms, R OBP: 0.312, SLG: 0.368										2	0	0	1	1	0	3						
27 Giancarlo Stanton, R OBP: 0.311, SLG: 0.569										4	0	1	0	0	0	2						
24 Cameron Maybin, R OBP: 0.295, SLG: 0.376										4	0	0	0	0	1	2						
6 Brad Davis, R OBP: 0.327, SLG: 0.532									4	1	2	1	0	0	0							
59 Alex Sanabia, R OBP: 0.118, SLG: 0.063									3	0	1	0	0	2	0							
43 Jose Veras, R										0	0	0	0	0	0							
3 Chad Tracy, L										0	0	0	0	0	1							
46 Juan Carlos Oviedo, R										0	0	0	0	0	0							
32 Clay Hensley, R										0	0	0	0	0	0							
Inning Stats	R: 2 H: 3 E: 0 K: 2 S: 13	H: 3 R: 2 LOB: 2 BB: 1 P: 23	R: 0 H: 1 E: 0 K: 1 S: 10	H: 1 R: 0 LOB: 1 BB: 0 P: 12	R: 0 H: 0 E: 0 K: 0 S: 9	H: 0 R: 0 LOB: 0 BB: 2 P: 21	R: 0 H: 0 E: 0 K: 1 S: 7	H: 0 R: 0 LOB: 0 BB: 0 P: 9	R: 0 H: 1 E: 0 K: 1 S: 10	H: 1 R: 0 LOB: 1 BB: 0 P: 14	R: 0 H: 0 E: 0 K: 0 S: 9	H: 0 R: 0 LOB: 0 BB: 0 P: 13	R: 1 H: 4 E: 0 K: 1 S: 18	H: 4 R: 0 LOB: 3 BB: 0 P: 24	R: 0 H: 1 E: 0 K: 0 S: 16	H: 1 R: 0 LOB: 1 BB: 0 P: 22	R: 0 H: 2 E: 0 K: 1 S: 12	H: 2 R: 0 LOB: 2 BB: 0 P: 16	1B: 9 2B: 2 3B: 0 HR: 1	SF: 1 SAC: 0 DP: 1 HBP: 0	WP: 0 PB: 0 SB: 2 CS: 0	PA: 40
PITCHER	IP WLS BF H R ER SO BB IBB HBP BLK WP HR S P ERA WHIP																					
31 John Lannan, L ERA: 4.69	6.2 L 29 7 3 3 6 3 0 0 0 0 1 71 109 4.05 1.500																					
36 Tyler Clippard, R ERA: 3.0	0.1 3 2 0 0 0 0 0 0 0 0 0 5 7 0.00 6.000																					
46 Joe Bisenius, R ERA: 3.0	1.0 4 1 0 0 0 0 0 0 0 0 0 16 22 0.00 1.000																					
17 Sean Burnett, L ERA: 2.61	0.1 2 1 0 0 0 0 0 0 0 0 0 6 10 0.00 3.000																					
22 Drew Storen, R ERA: 3.23	0.2 2 1 0 0 1 0 0 0 0 0 0 6 6 0.00 1.500																					

Florida Marlins @ Washington Nationals
 Nationals Park, Washington, DC
 Fri Sep 10 2010, 7:09 PM - 10:01 PM EDT
 Att: 17,180 - Partly Cloudy - 73 F

AB	36
R	3
H	12
RBI	3
BB	3
SO	7
LOB	14



Batter	1	2	3	4	5	6	7	8	9	AB	R	H	RBI	BB	SO	LOB	BOTTOM					
8 Danny Espinosa, S OBP: 0.370, SLG: 0.808										4	0	0	0	0	1	2						
6 Ian Desmond, R OBP: 0.322, SLG: 0.420										3	0	0	0	0	0	0						
11 Ryan Zimmerman, R OBP: 0.385, SLG: 0.513										3	1	1	0	1	1	0						
44 Adam Dunn, L OBP: 0.362, SLG: 0.552										4	0	1	0	0	1	2						
2 Roger Bernadina, L OBP: 0.319, SLG: 0.411										4	0	1	1	0	0	2						
38 Michael Morse, R OBP: 0.339, SLG: 0.505										4	0	1	0	0	0	2						
17 Sean Burnett, L										0	0	0	0	0	0	0						
22 Drew Storen, S OBP: 0.500, SLG: 0.500										0	0	0	0	0	0	0						
7 Ivan Rodriguez, R OBP: 0.292, SLG: 0.347										4	0	1	0	0	0	1						
1 Nyjer Morgan, L OBP: 0.317, SLG: 0.316										3	0	1	0	1	0	1						
31 John Lannan, L OBP: 0.163, SLG: 0.150										1	0	0	0	1	1	0						
36 Tyler Clippard, R ERA: 3.95										0	0	0	0	0	0	0						
22 Willie Harris, R OBP: 0.268, SLG: 0.296										0	0	0	0	0	0	0						
46 Jose Bisenius, R										0	0	0	0	0	0	0						
30 Justin Maxwell, R OBP: 0.296, SLG: 0.323										0	0	0	0	0	0	0						
20 Adam Kennedy, L OBP: 0.231, SLG: 0.235										1	0	0	0	0	0	0						
Inning Stats	R: 0 H: 0 E: 0 K: 0 S: 7	H: 0 R: 0 LOB: 2 BB: 1 P: 18	R: 0 H: 1 E: 0 K: 0 S: 9	H: 1 R: 0 LOB: 0 BB: 0 P: 16	R: 0 H: 0 E: 0 K: 1 S: 11	H: 0 R: 0 LOB: 0 BB: 0 P: 15	R: 0 H: 0 E: 0 K: 2 S: 8	H: 0 R: 0 LOB: 0 BB: 0 P: 12	R: 0 H: 1 E: 0 K: 0 S: 7	H: 1 R: 0 LOB: 2 BB: 1 P: 13	R: 0 H: 0 E: 0 K: 0 S: 6	H: 0 R: 0 LOB: 0 BB: 0 P: 7	R: 0 H: 1 E: 0 K: 1 S: 12	H: 1 R: 0 LOB: 2 BB: 1 P: 25	R: 1 H: 3 E: 0 K: 1 S: 13	H: 3 R: 0 LOB: 2 BB: 0 P: 20	R: 0 H: 0 E: 0 K: 0 S: 6	H: 0 R: 0 LOB: 0 BB: 0 P: 11	1B: 4 2B: 2 3B: 0 HR: 0	SF: 0 SAC: 0 DP: 0 HBP: 1	WP: 0 PB: 0 SB: 0 CS: 1	PA: 37
PITCHER	IP WLS BF H R ER SO BB IBB HBP BLK WP HR S P ERA WHIP																					
59 Alex Sanabia, R	6.2 W 26 3 0 0 3 3 0 0 0 0 0 57 101 0.00 0.900																					
43 Jose Veras, R ERA: 2.97	0.1 H 1 0 0 0 1 0 0 0 0 0 0 3 5 0.00 0.000																					
46 Juan Carlos Oviedo, R ERA: 2.81	0.2 H 5 3 1 1 1 0 0 0 0 0 0 12 19 13.50 4.500																					
32 Clay Hensley, R ERA: 2.49	1.1 S 4 0 0 0 0 0 0 0 0 0 0 7 12 0.00 0.000																					

Florida Marlins @ Washington Nationals
 Nationals Park, Washington, DC
 Fri Sep 10 2010, 7:09 PM - 10:01 PM EDT
 Att: 17,180 - Partly Cloudy - 73 F

AB	32
R	1
H	6
RBI	1
BB	3
SO	5
LOB	12



Batter	1	2	3	4	5	6	7	8	9	AB	R	H	RBI	BB	SO	LOB	TOP						
1 Emilio Bonifacio, S OBP: 0.344, SLG: 0.405	G4-3		P6					20 1B	K	5	1	2	2	0	1	1	Florida Marlins @ Washington Nationals Nationals Park, Washington, DC Sat Sep 11 2010, 1:09 PM - 4:00 PM EDT Att: 17,941 - Partly Cloudy - 73 F						
20 Logan Morrison, L OBP: 0.419, SLG: 0.478	E3			G3	G4-3			27 WP 1B	K	5	0	1	1	0	1	3							
2 Hanley Ramirez, R OBP: 0.381, SLG: 0.482	K			G4-3				K	K	4	0	1	0	0	2	2							
6 Dan Uggla, R OBP: 0.363, SLG: 0.502	K			P6	G5-3-6			27 WP BB		3	0	0	0	1	1	2							
3 Chad Tracy, L OBP: 0.292, SLG: 0.330	G4-3							P5		4	1	2	0	0	0	2							
27 Giancarlo Stanton, R OBP: 0.310, SLG: 0.505	K							K		4	1	1	0	0	3	3							
24 Cameron Maybin, R OBP: 0.299, SLG: 0.384	K									3	1	1	0	1	2	0							
6 Brad Davis, R OBP: 0.305, SLG: 0.490			K							4	0	0	0	0	2	3							
19 Anibal Sanchez, R OBP: 0.182, SLG: 0.118										3	0	0	0	0	2	3							
43 Jose Veras, R ERA: 5.39										0	0	0	0	0	0	0							
33 Scott Cousins, L OBP: 0.375, SLG: 0.625										1	0	0	0	0	0	1							
32 Clay Hensley, R ERA: 2.89										0	0	0	0	0	0	0							
Inning Stats	R: 0 H: 0 E: 1 K: 2 S: 11	H: 0 LOB: 1 BB: 0 P: 15	R: 0 H: 0 E: 0 K: 2 S: 9	H: 0 LOB: 0 BB: 0 P: 15	R: 0 H: 0 E: 0 K: 1 S: 7	H: 0 LOB: 0 BB: 0 P: 7	R: 0 H: 0 E: 0 K: 0 S: 7	H: 0 LOB: 0 BB: 0 P: 10	R: 2 H: 3 E: 0 K: 2 S: 23	H: 3 LOB: 2 BB: 1 P: 36	R: 0 H: 2 E: 0 K: 1 S: 10	H: 2 LOB: 1 BB: 0 P: 16	R: 0 H: 0 E: 0 K: 2 S: 9	H: 0 LOB: 0 BB: 0 P: 14	R: 1 H: 2 E: 0 K: 2 S: 15	H: 2 LOB: 2 BB: 1 P: 29	R: 1 H: 1 E: 1 K: 2 S: 13	H: 1 LOB: 1 BB: 0 P: 18	1B: 6 2B: 2 3B: 1 HR: 0	SF: 0 SAC: 0 DP: 1 HBP: 0	WP: 2 PB: 1 CS: 2	PA: 38	
PITCHER	IP WLS BF H R ER SO BB IBB HBP BLK WP HR S P ERA WHIP	IP WLS BF H R ER SO BB IBB HBP BLK WP HR S P ERA WHIP	IP WLS BF H R ER SO BB IBB HBP BLK WP HR S P ERA WHIP	IP WLS BF H R ER SO BB IBB HBP BLK WP HR S P ERA WHIP	IP WLS BF H R ER SO BB IBB HBP BLK WP HR S P ERA WHIP	IP WLS BF H R ER SO BB IBB HBP BLK WP HR S P ERA WHIP	IP WLS BF H R ER SO BB IBB HBP BLK WP HR S P ERA WHIP	IP WLS BF H R ER SO BB IBB HBP BLK WP HR S P ERA WHIP	IP WLS BF H R ER SO BB IBB HBP BLK WP HR S P ERA WHIP	IP WLS BF H R ER SO BB IBB HBP BLK WP HR S P ERA WHIP	IP WLS BF H R ER SO BB IBB HBP BLK WP HR S P ERA WHIP	IP WLS BF H R ER SO BB IBB HBP BLK WP HR S P ERA WHIP	IP WLS BF H R ER SO BB IBB HBP BLK WP HR S P ERA WHIP	IP WLS BF H R ER SO BB IBB HBP BLK WP HR S P ERA WHIP	IP WLS BF H R ER SO BB IBB HBP BLK WP HR S P ERA WHIP	IP WLS BF H R ER SO BB IBB HBP BLK WP HR S P ERA WHIP							
21 Jason Marquis, R ERA: 6.6	6.0	L	24	5	2	2	8	1	0	0	0	0	0	0	0	0	0	0	0	67	99	3.00	1.000
35 Craig Stammen, R ERA: 5.39	1.0		5	2	1	1	2	0	0	0	0	0	0	0	0	0	0	0	0	14	22	9.00	2.000
23 Collin Balester, R ERA: 3.09	1.0		4	0	0	0	2	1	0	0	0	0	0	0	0	0	0	0	0	10	21	0.00	1.000
43 Miguel Batista, R ERA: 4.0	0.1		3	1	1	0	0	0	0	0	0	0	0	0	0	0	0	0	0	6	9	0.00	3.000
36 Tyler Clippard, R ERA: 2.89	0.2		2	0	0	0	2	0	0	0	0	0	0	0	0	0	0	0	0	7	9	0.00	0.000
Batter	1	2	3	4	5	6	7	8	9	AB <td>R <td>H <td>RBI <td>BB <td>SO <td>LOB <td>BOTTOM</td> </td></td></td></td></td></td>	R <td>H <td>RBI <td>BB <td>SO <td>LOB <td>BOTTOM</td> </td></td></td></td></td>	H <td>RBI <td>BB <td>SO <td>LOB <td>BOTTOM</td> </td></td></td></td>	RBI <td>BB <td>SO <td>LOB <td>BOTTOM</td> </td></td></td>	BB <td>SO <td>LOB <td>BOTTOM</td> </td></td>	SO <td>LOB <td>BOTTOM</td> </td>	LOB <td>BOTTOM</td>	BOTTOM						
8 Danny Espinosa, S OBP: 0.355, SLG: 0.724	K			G6-3				F8		3	0	0	0	1	1	0	Florida Marlins @ Washington Nationals Nationals Park, Washington, DC Sat Sep 11 2010, 1:09 PM - 4:00 PM EDT Att: 17,941 - Partly Cloudy - 73 F						
6 Ian Desmond, R OBP: 0.320, SLG: 0.416	L8			B1-3				G5-3		4	0	0	0	0	0	1							
11 Ryan Zimmerman, R OBP: 0.386, SLG: 0.512	F9			F9				44 G4-6-3 1B		4	0	2	0	0	0	0							
44 Adam Dunn, L OBP: 0.359, SLG: 0.548		P6						G4-6-3		4	0	0	0	0	2	3							
2 Roger Bernadina, L OBP: 0.315, SLG: 0.406	G4-3			G6-3				K	G3-1	4	0	0	0	0	1	2							
38 Michael Morse, R OBP: 0.339, SLG: 0.507	K							G5-3		3	0	1	0	0	1	0							
1 Nyjer Morgan, L OBP: 0.317, SLG: 0.316				G6-3	G4-3					3	1	1	0	0	0	1							
3 Wilson Ramos, R OBP: 0.311, SLG: 0.465				G6-3				G6-3		3	0	1	1	0	0	0							
30 Justin Maxwell, R OBP: 0.295, SLG: 0.253										0	0	0	0	0	0	0							
43 Miquel Batista, R OBP: 0.125, SLG: 0.125										0	0	0	0	0	0	0							
36 Tyler Clippard, R OBP: 0.500, SLG: 0.500										0	0	0	0	0	0	0							
21 Jason Marquis, L OBP: 0.115, SLG: 0.147										1	0	0	0	0	0	0							
12 Alberto Gonzalez, R OBP: 0.215, SLG: 0.347										1	0	0	0	0	0	0							
35 Collin Balester, R OBP: 0.265, SLG: 0.292										0	0	0	0	0	0	0							
23 Collin Balester, R ERA: 3.09										0	0	0	0	0	0	0							
22 Willie Harris, L OBP: 0.265, SLG: 0.364										1	0	0	0	0	0	1							
23 Will Nieves, R OBP: 0.245, SLG: 0.318										0	0	0	0	0	0	0							
Inning Stats	R: 0 H: 0 E: 0 K: 1 S: 9	H: 0 LOB: 0 BB: 0 P: 14	R: 0 H: 0 E: 0 K: 1 S: 7	H: 0 LOB: 0 BB: 0 P: 8	R: 0 H: 0 E: 0 K: 0 S: 8	H: 0 LOB: 0 BB: 0 P: 13	R: 0 H: 0 E: 0 K: 0 S: 6	H: 0 LOB: 0 BB: 0 P: 8	R: 0 H: 1 E: 0 K: 1 S: 11	H: 1 LOB: 1 BB: 0 P: 19	R: 0 H: 0 E: 0 K: 0 S: 8	H: 0 LOB: 0 BB: 0 P: 12	R: 0 H: 1 E: 0 K: 0 S: 6	H: 1 LOB: 0 BB: 0 P: 8	R: 1 H: 2 E: 1 K: 1 S: 15	H: 2 LOB: 1 BB: 0 P: 22	R: 0 H: 1 E: 0 K: 1 S: 12	H: 1 LOB: 2 BB: 1 P: 21	1B: 3 2B: 2 3B: 0 HR: 0	SF: 0 SAC: 0 DP: 1 HBP: 0	WP: 0 PB: 0 CS: 0	PA: 32	
PITCHER	IP WLS BF H R ER SO BB IBB HBP BLK WP HR S P ERA WHIP	IP WLS BF H R ER SO BB IBB HBP BLK WP HR S P ERA WHIP	IP WLS BF H R ER SO BB IBB HBP BLK WP HR S P ERA WHIP	IP WLS BF H R ER SO BB IBB HBP BLK WP HR S P ERA WHIP	IP WLS BF H R ER SO BB IBB HBP BLK WP HR S P ERA WHIP	IP WLS BF H R ER SO BB IBB HBP BLK WP HR S P ERA WHIP	IP WLS BF H R ER SO BB IBB HBP BLK WP HR S P ERA WHIP	IP WLS BF H R ER SO BB IBB HBP BLK WP HR S P ERA WHIP	IP WLS BF H R ER SO BB IBB HBP BLK WP HR S P ERA WHIP	IP WLS BF H R ER SO BB IBB HBP BLK WP HR S P ERA WHIP	IP WLS BF H R ER SO BB IBB HBP BLK WP HR S P ERA WHIP	IP WLS BF H R ER SO BB IBB HBP BLK WP HR S P ERA WHIP	IP WLS BF H R ER SO BB IBB HBP BLK WP HR S P ERA WHIP	IP WLS BF H R ER SO BB IBB HBP BLK WP HR S P ERA WHIP	IP WLS BF H R ER SO BB IBB HBP BLK WP HR S P ERA WHIP	IP WLS BF H R ER SO BB IBB HBP BLK WP HR S P ERA WHIP							
19 Anibal Sanchez, R ERA: 3.35	7.2	W	26	4	1	1	4	0	0	0	0	0	0	0	0	0	0	0	0	68	100	1.17	0.522
43 Jose Veras, R ERA: 2.45	0.1	H	1	0	0	0	0	0	0	0	0	2	4	0.00	0.000								
32 Clay Hensley, R ERA: 2.45	1.0	S	5	1	0	0	1	1	0	0	0	12	21	0.00	2.000								

Batter	1	2	3	4	5	6	7	8	9	AB	R	H	RBI	BB	SO	LOB	TOP		
8 Shane Victorino, S OBP: 0.328, SLG: 0.438	F8		G6-3	K		F7		F9		6	1	2	0	0	1	1	Philadelphia Phillies @ Florida Marlins Sun Life Stadium, Miami, FL Mon Sep 13 2010, 7:11 PM - 10:08 PM EDT Att: 20,616 - Partly Cloudy - 86 F		
27 Placido Polanco, R OBP: 0.341, SLG: 0.399 7 Brian Coock, R (7.6)	G3		G6-3		F8	F9		G5-3		5	1	1	1	0	0	1			
26 Chase Utley, L OBP: 0.387, SLG: 0.452	K		HR		F7					3	2	1	1	2	1	2			
6 Ryan Howard, L OBP: 0.344, SLG: 0.518	K		G4-3		BB					4	1	1	1	1	2	1			
28 Jayson Werth, R OBP: 0.381, SLG: 0.511 40 John Mayberry Jr., R (8. PH)	HR			F9	E7	P4		K		4	2	2	2	0	0	2			
29 Raul Ibanez, L OBP: 0.346, SLG: 0.432 10 Ben Francisco, R (8. PH)	G3				K					2	1	0	0	2	1	1			
51 Carlos Ruiz, R OBP: 0.399, SLG: 0.437										1	0	0	0	0	0	0			
21 Wilson Valdez, R OBP: 0.284, SLG: 0.351										4	1	3	4	1	0	1			
56 Joe Blanton, R ERA: 5.02 19 Greg Maddux, R ERA: 0.25, SLG: 0.346 52 Jose Contreras, R ERA: 4.56 57 David Herndon, R ERA: 4.56 7 Ross Coad, L OBP: 0.296, SLG: 0.352 55 Danys Baez, R ERA: 5.02	L1									5	0	2	0	0	0	5			
										3	1	1	0	0	1	3			
Inning Stats	R: 0 E: 0 K: 1 S: 9	H: 0 LOB: 0 BB: 0 P: 11	R: 1 E: 0 K: 1 S: 14	H: 3 LOB: 2 BB: 0 P: 21	R: 1 E: 0 K: 0 S: 5	H: 2 LOB: 0 BB: 0 P: 10	R: 2 E: 0 K: 2 S: 12	H: 2 LOB: 1 BB: 2 P: 23	R: 3 E: 1 K: 1 S: 14	H: 4 LOB: 1 BB: 2 P: 32	R: 1 E: 0 K: 1 S: 12	H: 1 LOB: 1 BB: 1 P: 24	R: 0 E: 0 K: 1 S: 11	H: 1 LOB: 0 BB: 0 P: 17	R: 0 E: 0 K: 0 S: 5	H: 0 LOB: 0 BB: 0 P: 10	1B: 10 2B: 1 3B: 0 HR: 4	SF: 0 SAC: 0 DP: 1 HBP: 0	WP: 0 PA: 47 ERA: 0 WHIP: 0
PITCHER	IP WLS BF H R ER SO BB IBB HBP BLK WP HR S P ERA WHIP	IP WLS BF H R ER SO BB IBB HBP BLK WP HR S P ERA WHIP																	
23 Andrew Miller, L ERA: 6.75	5.0 L 26 9 7 5 5 3 0 0 0 0 0 3 54 94 9.00 2.400	5.0 L 26 9 7 5 5 3 0 0 0 0 0 3 54 94 9.00 2.400																	
51 Jay Buentte, R ERA: 7.0	1.0 9 4 3 3 0 2 0 0 0 0 0 1 13 32 27.00 6.000	1.0 9 4 3 3 0 2 0 0 0 0 0 1 13 32 27.00 6.000																	
50 Jose Ceda, R ERA: 11.57	1.0 5 1 1 1 1 1 0 0 0 0 0 1 12 24 9.00 2.000	1.0 5 1 1 1 1 1 0 0 0 0 0 1 12 24 9.00 2.000																	
34 Jorge Sosa, R ERA: 5.82	2.0 7 1 0 0 1 0 0 0 0 0 0 0 16 27 0.00 0.500	2.0 7 1 0 0 1 0 0 0 0 0 0 0 16 27 0.00 0.500																	

Batter	1	2	3	4	5	6	7	8	9	AB	R	H	RBI	BB	SO	LOB	BOTTOM				
1 Emilio Bonifacio, S OBP: 0.355, SLG: 0.403	G3		K		K		G5-3			4	0	0	0	1	2	0	Philadelphia Phillies @ Florida Marlins Sun Life Stadium, Miami, FL Mon Sep 13 2010, 7:11 PM - 10:08 PM EDT Att: 20,616 - Partly Cloudy - 86 F				
20 Logan Morrison, L OBP: 0.418, SLG: 0.482	G4-3					HR		FC3-6		3	2	1	1	1	0	1					
2 Hanley Ramirez, R OBP: 0.381, SLG: 0.481	WP		K							5	0	2	0	0	2	3					
6 Dan Uggla, R OBP: 0.363, SLG: 0.506			K			FC6-5-4				3	1	1	2	1	1	2					
15 Gaby Sanchez, R OBP: 0.346, SLG: 0.461	K									4	0	1	0	0	2	2					
27 Giancarlo Stanton, R OBP: 0.317, SLG: 0.509	G6-3		G6-3			F9				4	1	1	0	0	0	2					
3 Chad Tracy, L OBP: 0.296, SLG: 0.333	G4-3									4	0	1	1	0	2	2					
6 Brad Davis, R OBP: 0.302, SLG: 0.473						P4				4	0	1	0	0	0	1					
23 Andrew Miller, L ERA: 5.0 7 Hector Luna, R ERA: 3.48 51 Jose Contreras, R ERA: 4.56 50 Jose Ceda, R ERA: 4.56 33 Scott Cousins, L OBP: 0.296, SLG: 0.352 34 Jorge Sosa, R ERA: 5.82 11 Mike Rivera, R ERA: 5.02	L3									1	0	0	0	0	0	1					
										1	0	0	0	0	0	0					
Inning Stats	R: 0 E: 0 K: 1 S: 13	H: 1 LOB: 2 BB: 1 P: 26	R: 0 E: 0 K: 0 S: 11	H: 1 LOB: 1 BB: 0 P: 17	R: 0 E: 0 K: 3 S: 12	H: 0 LOB: 1 BB: 1 P: 21	R: 0 E: 0 K: 2 S: 10	H: 0 LOB: 0 BB: 0 P: 15	R: 0 E: 0 K: 1 S: 6	H: 0 LOB: 0 BB: 0 P: 10	R: 1 E: 0 K: 1 S: 17	H: 3 LOB: 2 BB: 0 P: 25	R: 0 E: 0 K: 1 S: 10	H: 0 LOB: 0 BB: 0 P: 14	R: 3 E: 0 K: 1 S: 20	H: 3 LOB: 1 BB: 0 P: 31	R: 0 E: 0 K: 0 S: 7	H: 0 LOB: 1 BB: 1 P: 15	1B: 3 2B: 3 3B: 0 HR: 2	SF: 0 SAC: 0 DP: 0 HBP: 1	WP: 1 PA: 39 ERA: 0 WHIP: 0
PITCHER	IP WLS BF H R ER SO BB IBB HBP BLK WP HR S P ERA WHIP	IP WLS BF H R ER SO BB IBB HBP BLK WP HR S P ERA WHIP																			
56 Joe Blanton, R ERA: 5.0	6.0 W 25 5 1 1 1 2 0 0 0 0 0 0 10 14 0.00 0.000	6.0 W 25 5 1 1 1 2 0 0 0 0 0 0 10 14 0.00 0.000																			
52 Jose Contreras, R ERA: 3.48	1.0 3 0 0 0 1 0 0 0 0 0 0 0 10 14 0.00 0.000	1.0 3 0 0 0 1 0 0 0 0 0 0 0 10 14 0.00 0.000																			
57 David Herndon, R ERA: 4.56	1.0 7 3 3 3 1 0 0 1 0 0 1 20 31 27.00 3.000	1.0 7 3 3 3 1 0 0 1 0 0 1 20 31 27.00 3.000																			
55 Danys Baez, R ERA: 5.02	1.0 4 0 0 0 0 1 0 0 0 0 0 0 7 15 0.00 1.000	1.0 4 0 0 0 0 1 0 0 0 0 0 0 7 15 0.00 1.000																			

Batter	1	2	3	4	5	6	7	8	9	AB	R	H	RBI	BB	SO	LOB	TOP			
8 Shane Victorino, S (1, 8) OBP: 0.330, SLG: 0.440										4	2	2	0	1	0	1	Philadelphia Phillies @ Florida Marlins Sun Life Stadium, Miami, FL Tue Sep 14 2010, 7:31 PM - 10:33 PM EDT Att: 18,234 - Partly Cloudy - 78 F			
27 Placido Polanco, R (1, 5) OBP: 0.341, SLG: 0.400										4	0	1	1	1	0	2				
26 Chase Utley, L (1, 4) OBP: 0.345, SLG: 0.448										3	0	0	0	2	0	5				
6 Ryan Howard, L (1, 3) OBP: 0.346, SLG: 0.516										2	0	0	0	3	1	1				
28 Jayson Werth, R (1, 9) OBP: 0.379, SLG: 0.507										4	0	0	1	1	2	6				
29 Raul Ibanez, L (1, 7) OBP: 0.345, SLG: 0.430										3	0	0	0	1	0	4				
51 Carlos Ruiz, R (1, 2) OBP: 0.398, SLG: 0.433										3	0	0	0	0	1	3				
21 Wilson Valdez, R (1, 6) OBP: 0.379, SLG: 0.351										3	0	1	0	1	1	1				
35 Cole Hamels, L (1, 1) OBP: 0.159, SLG: 0.190										2	0	1	0	0	0	0				
37 Chad Durbin, R (7, 1) OBP: 0.333, SLG: 0.496										0	0	0	0	0	0	0				
7 Ross Gload, L (8, PH) OBP: 0.333, SLG: 0.496										1	0	0	0	0	0	1				
46 Ryan Madson, L (8, 1) OBP: 0.333, SLG: 0.496										0	0	0	0	0	0	0				
54 Brad Lidge, R (9, 1) OBP: 0.333, SLG: 0.496										0	0	0	0	0	0	0				
Inning Stats	R: 1 H: 2 E: 0 K: 0 S: 8	H: 2 LOB: 1 BB: 1 P: 17	R: 0 H: 1 E: 0 K: 1 S: 13	H: 1 LOB: 1 BB: 0 P: 19	R: 0 H: 0 E: 0 K: 0 S: 10	H: 0 LOB: 0 BB: 2 P: 22	R: 0 H: 0 E: 0 K: 0 S: 5	H: 0 LOB: 0 BB: 0 P: 9	R: 1 H: 1 E: 0 K: 1 S: 15	H: 1 LOB: 3 BB: 3 P: 33	R: 0 H: 1 E: 0 K: 0 S: 10	H: 1 LOB: 2 BB: 1 P: 19	R: 0 H: 0 E: 0 K: 2 S: 11	H: 0 LOB: 0 BB: 0 P: 16	R: 0 H: 0 E: 0 K: 0 S: 5	H: 0 LOB: 0 BB: 2 P: 25	1B: 3 2B: 2 3B: 0 HR: 0	SF: 0 SAC: 1 DP: 2 HBP: 1	WP: 0 PA: 41 PB: 0 SB: 3 CS: 0	
PITCHER	IP WLS BF H R ER SO BB IBB HBP BLK WP HR S P ERA WHIP	4.1 L 22 4 2 2 1 5 0 1 0 0 0 42 85 4.15 2.077	1.2 8 1 0 0 1 1 1 0 0 0 0 11 16 0.00 0.000	1.0 3 0 0 0 0 1 0 0 0 0 0 5 10 0.00 1.000	1.0 5 0 0 0 1 1 1 0 0 0 0 11 25 0.00 1.000	PITCHER														

Batter	1	2	3	4	5	6	7	8	9	AB	R	H	RBI	BB	SO	LOB	BOTTOM
1 Emilio Bonifacio, S (1, 8) OBP: 0.349, SLG: 0.396										5	0	1	0	0	1	1	Philadelphia Phillies @ Florida Marlins Sun Life Stadium, Miami, FL Tue Sep 14 2010, 7:31 PM - 10:33 PM EDT Att: 18,234 - Partly Cloudy - 78 F
20 Logan Morrison, L (1, 7) OBP: 0.417, SLG: 0.477										4	1	1	0	1	0	1	
2 Hanley Ramirez, R (1, 6) OBP: 0.380, SLG: 0.479										4	0	1	0	0	1	2	
6 Dan Uggla, R (1, 4) OBP: 0.366, SLG: 0.507										3	0	2	1	1	0	1	
15 Gaby Sanchez, R (1, 3) OBP: 0.346, SLG: 0.459										3	0	0	0	0	1	3	
27 Giancarlo Stanton, R (1, 9) OBP: 0.313, SLG: 0.522										4	0	0	0	0	4	5	
18 Wes Helms, R (1, 5) OBP: 0.311, SLG: 0.363										2	0	0	0	0	2	0	
3 Chad Tracy, L (8, PH) OBP: 0.302, SLG: 0.333										0	0	0	0	1	0	0	
6 Brad Davis, R (1, 2) OBP: 0.284, SLG: 0.441										4	0	0	0	0	3	3	
60 Adalberto Mendez, R (5, 1) OBP: 0.266, SLG: 0.500										2	0	1	0	0	1	0	
31 Burke Badenhop, R (5, 1) OBP: 0.266, SLG: 0.500										0	0	0	0	0	0	0	
43 Jose Veras, R (7, 1) OBP: 0.315, SLG: 0.277										1	0	0	0	0	1	0	
7 Hector Luna, R (8, 1) OBP: 0.315, SLG: 0.277										0	0	0	0	0	0	0	
46 Juan Carlos Oviedo, R (8, 1) OBP: 0.315, SLG: 0.277										0	0	0	0	0	0	0	
32 Clay Hensley, R (9, 1) OBP: 0.333, SLG: 0.330										1	0	0	0	0	0	0	
33 Scott Cousins, L (9, PH) OBP: 0.333, SLG: 0.330										0	0	0	0	0	0	0	
Inning Stats	R: 1 H: 3 E: 0 K: 1 S: 15	H: 3 LOB: 0 BB: 0 P: 24	R: 0 H: 1 E: 0 K: 2 S: 11	H: 1 LOB: 0 BB: 0 P: 19	R: 0 H: 0 E: 0 K: 2 S: 12	H: 0 LOB: 2											

Batter	1	2	3	4	5	6	7	8	9	AB	R	H	RBI	BB	SO	LOB	TOP					
5 Sam Fuld, L (1, 8) OBP: 0.222, SLG: 0.333	G6-3				P6		P5		2B	6	2	2	1	0	0	3	Chicago Cubs @ Florida Marlins Sun Life Stadium, Miami, FL Sun Sep 19 2010, 1:11 PM - 4:26 PM EDT Att: 20,203 - Partly Cloudy - 88 F					
15 Darwin Barney, R (1, 6) OBP: 0.313, SLG: 0.317	2B	BB	F8		2B		F9		G5-3	3	3	0	0	3	0	1						
28 Jeff Baker, R (1, 4) OBP: 0.321, SLG: 0.416	2B	BB			1B				G2-3	5	2	4	2	1	1	0						
6 Micah Hoffpauer, L (1, 3) OBP: 0.256, SLG: 0.257	BB	BB			F8				G4-3	4	1	0	1	2	0	3						
21 Tyler Colvin, L (1, 9) OBP: 0.316, SLG: 0.500		BB							G6-3	1	1	0	1	1	1	3						
9 Blake DeWitt, L (2, 4) OBP: 0.334, SLG: 0.364		BB								4	0	0	0	0	2	2						
19 Bobby Seales, S (1, 5) OBP: 0.400, SLG: 0.250	1B									4	0	1	2	1	2	4						
56 Brad Snyder, L (1, 7) OBP: 0.286, SLG: 0.167	F7								E4	4	1	1	2	1	0	3						
53 Wellington Castillo, R (1, 2)									HR	4	2	2	3	1	2	2						
29 Jeff Samardzija, R (1, 1) OBP: 0.400, SLG: 0.250										1	0	0	0	1	1	0						
13 Starlin Castro, R (7, PH) OBP: 0.349, SLG: 0.420										1	0	0	0	0	1	0						
62 Marcos Mateo, R (7, 1)										0	0	0	0	0	0	0						
20 Thomas Diamond, R (8, 1)										0	1	0	0	1	0	0						
57 Scott Maine, L (9, 1)										0	0	0	0	0	0	0						
Inning Stats	R: 2 H: 2 E: 0 K: 1 S: 13	L: 2 LOB: 2 P: 25	R: 6 H: 3 E: 0 K: 1 S: 23	L: 3 LOB: 3 P: 56	R: 0 H: 0 E: 0 K: 1 S: 11	L: 0 LOB: 1 P: 15	R: 0 H: 1 E: 0 K: 1 S: 15	L: 0 LOB: 1 P: 25	R: 0 H: 0 E: 0 K: 1 S: 11	L: 0 LOB: 1 P: 17	R: 0 H: 1 E: 0 K: 1 S: 12	L: 1 LOB: 1 P: 18	R: 4 H: 3 E: 1 K: 0 S: 16	L: 3 LOB: 1 P: 29	1B: 5 2B: 4 3B: 0 HR: 1	SF: 0 SAC: 1 DP: 0 HBP: 0	WP: 0 PB: 2 SB: 0 CS: 0	PA: 50				
PITCHER	IP WLS BF H R ER SO BB IBB HBP BLK WP HR S P ERA WHIP	IP WLS BF H R ER SO BB IBB HBP BLK WP HR S P ERA WHIP	IP WLS BF H R ER SO BB IBB HBP BLK WP HR S P ERA WHIP	IP WLS BF H R ER SO BB IBB HBP BLK WP HR S P ERA WHIP	IP WLS BF H R ER SO BB IBB HBP BLK WP HR S P ERA WHIP	IP WLS BF H R ER SO BB IBB HBP BLK WP HR S P ERA WHIP	IP WLS BF H R ER SO BB IBB HBP BLK WP HR S P ERA WHIP	IP WLS BF H R ER SO BB IBB HBP BLK WP HR S P ERA WHIP	IP WLS BF H R ER SO BB IBB HBP BLK WP HR S P ERA WHIP	IP WLS BF H R ER SO BB IBB HBP BLK WP HR S P ERA WHIP	IP WLS BF H R ER SO BB IBB HBP BLK WP HR S P ERA WHIP	IP WLS BF H R ER SO BB IBB HBP BLK WP HR S P ERA WHIP	IP WLS BF H R ER SO BB IBB HBP BLK WP HR S P ERA WHIP	IP WLS BF H R ER SO BB IBB HBP BLK WP HR S P ERA WHIP	IP WLS BF H R ER SO BB IBB HBP BLK WP HR S P ERA WHIP	IP WLS BF H R ER SO BB IBB HBP BLK WP HR S P ERA WHIP	IP WLS BF H R ER SO BB IBB HBP BLK WP HR S P ERA WHIP	IP WLS BF H R ER SO BB IBB HBP BLK WP HR S P ERA WHIP	IP WLS BF H R ER SO BB IBB HBP BLK WP HR S P ERA WHIP			
23 Andrew Miller, L (1, 1) ERA: 8.17	1.1	L	11	3	5	5	1	4	0	0	0	0	0	0	0	0	33.75	5.250				
61 Brett Sinkbeil, R (2, 1) ERA: 22.0	0.2		8	2	3	3	1	4	0	0	0	0	0	0	0	17	39	40.50	9.000			
50 Jose Ceda, R (3, 1) ERA: 7.94	2.0		7	0	0	0	3	1	0	0	0	0	0	0	0	21	35	0.00	0.500			
34 Jorge Sosa, R (5, 1) ERA: 6.0	1.0		5	1	1	0	1	1	0	0	0	0	0	0	0	15	25	0.00	2.000			
44 Brian Sanchez, R (6, 1) ERA: 2.35	2.0		7	0	0	0	3	1	0	0	0	0	0	0	0	22	33	0.00	0.500			
46 Juan Carlos Oviedo, R (8, 1) ERA: 3.73	1.0		4	1	0	0	1	0	0	0	0	0	0	0	0	1	0	0	12	18	0.00	1.000
31 Burke Badenhop, R (9, 1) ERA: 4.18	1.0		8	3	4	3	0	1	0	0	0	0	0	0	0	1	16	29	27.00	4.000		

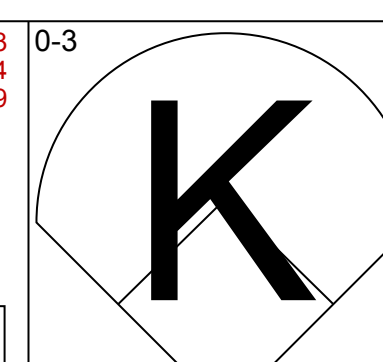
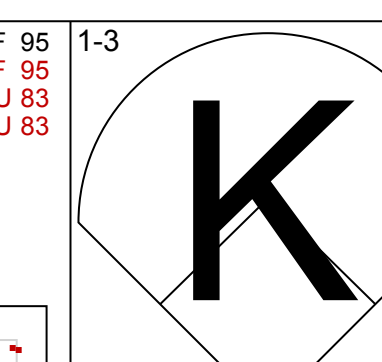
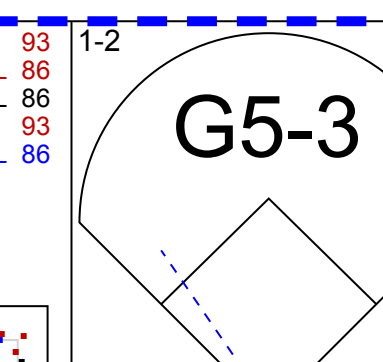
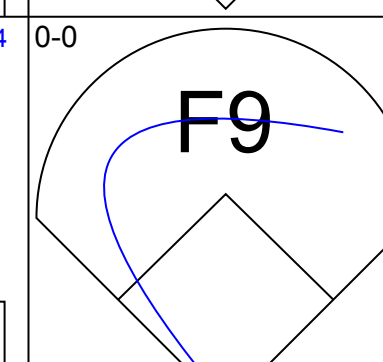
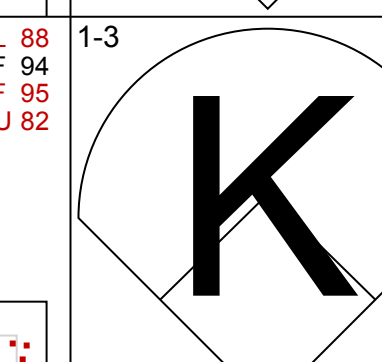
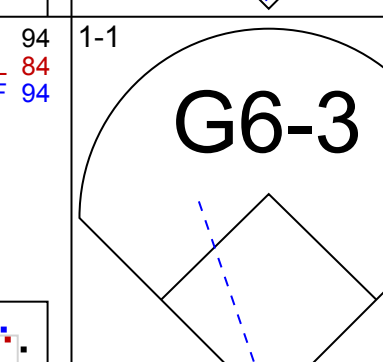
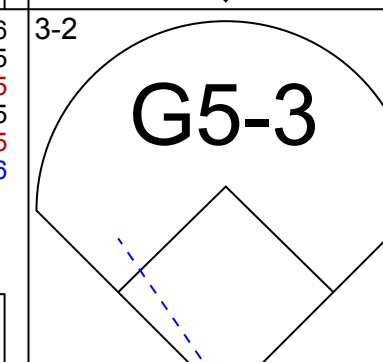
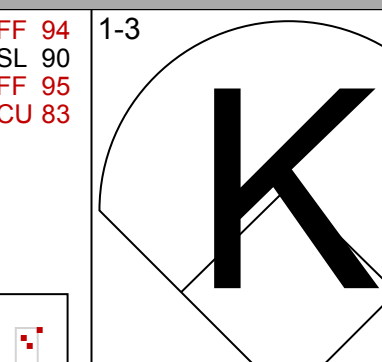
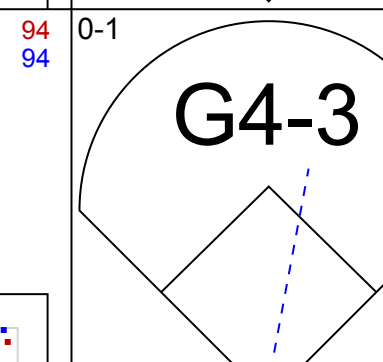

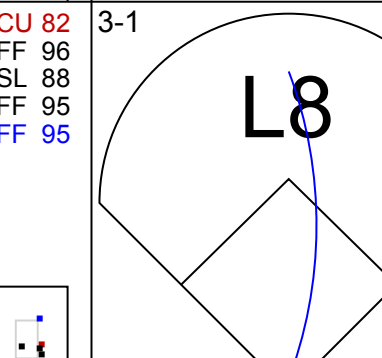

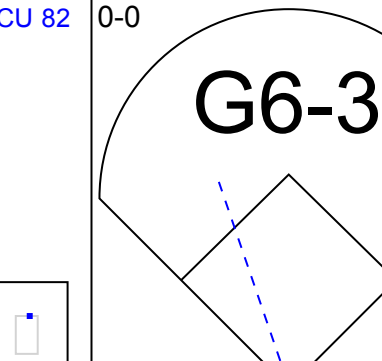

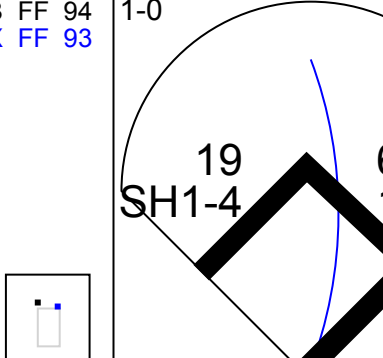



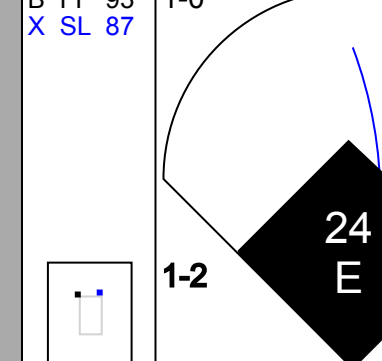
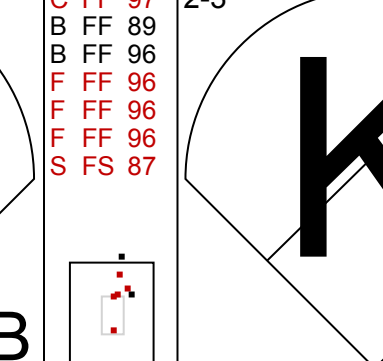
Batter	1	2	3	4	5	6	7	8	9	AB	R	H	RBI	BB	SO	LOB	BOTTOM					
1 Emilio Bonifacio, S (1, 6) OBP: 0.327, SLG: 0.362	F8				F7		FC4-6		K	4	0	0	0	0	0	1	Chicago Cubs @ Florida Marlins Sun Life Stadium, Miami, FL Sun Sep 19 2010, 1:11 PM - 4:26 PM EDT Att: 20,203 - Partly Cloudy - 88 F					
39 Chris Hatcher, R (9, PH)										1	0	0	0	0	1							
24 Cameron Maybin, R (1, 8) OBP: 0.394, SLG: 0.375	BB				F8				K	3	0	0	0	2	1							
20 Logan Morrison, L (1, 7) OBP: 0.427, SLG: 0.492	BB									2	1	0	0	2	0							
6 Dan Uggla, R (1, 4) OBP: 0.367, SLG: 0.506	F7									3	1	1	2	0	1							
15 Gaby Sanchez, R (1, 3) OBP: 0.346, SLG: 0.460	FC6-4									4	0	1	0	0	1							
27 Giancarlo Stanton, R (1, 9) OBP: 0.317, SLG: 0.511										3	0	0	0	1	0							
18 Wes Helms, R (1, 5) OBP: 0.310, SLG: 0.355										4	0	0	0	0	3							
11 Mike Rivera, R (1, 2)										3	0	0	0	0	0							
23 Andrew Miller, L (1, 1) ERA: 8.17	6.0	W	25	3	3	3	4	3	0	0	0	0	0	0	0	0		33.75	5.250			
61 Brett Sinkbeil, R (2, 1) ERA: 22.0	0.2		8	2	3	3	1	4	0	0	0	0	0	0	0	17	39	40.50	9.000			
50 Jose Ceda, R (3, 1) ERA: 7.94	2.0		7	0	0	0	3	1	0	0	0	0	0	0	0	21	35	0.00	0.500			
34 Jorge Sosa, R (5, 1) ERA: 6.0	1.0		5	1	1	0	1	1	0	0	0	0	0	0	0	15	25	0.00	2.000			
44 Brian Sanchez, R (6, 1) ERA: 2.35	2.0		7	0	0	0	3	1	0	0	0	0	0	0	0	22	33	0.00	0.500			
46 Juan Carlos Oviedo, R (8, 1) ERA: 3.73	1.0		4	1	0	0	1	0	0	0	0	0	0	0	0	1	0	0	12	18	0.00	1.000
31 Burke Badenhop, R (9, 1) ERA: 4.18	1.0		8	3	4	3	0	1	0	0	0	0	0	0	0	1	16	29	27.00	4.000		
Inning Stats	R: 0 H: 0 E: 0 K: 0 S: 10	L: 0 LOB: 2 P: 23	R: 0 H: 0 E: 0 K: 0 S: 8	L: 0 LOB: 0 P: 11	R: 0 H: 0 E: 0 K: 1 S: 8	L: 0 LOB: 0 P: 11	R: 2 H: 1 E: 0 K: 2 S: 14	L: 1 LOB: 0 P: 22	R: 1 H: 1 E: 0 K: 0 S: 8	L: 1 LOB: 0 P: 12	R: 0 H: 1 E: 0 K: 1 S: 9	L: 1 LOB: 2 P: 13	R: 0 H: 0 E: 0 K: 1 S: 11	L: 0 LOB: 1 P: 23	R: 0 H: 0 E: 0 K: 2 S: 9	L: 1 LOB: 1 P: 16	R: 0 H: 0 E: 0 K: 2 S: 8	L: 1 LOB: 1 P: 15	1B: 1 2B: 0 3B: 0 HR: 2	SF: 0 SAC: 0 DP: 0 HBP: 2	WP: 0 PB: 0 SB: 0 CS: 0	PA: 38
PITCHER	IP WLS BF H R ER SO BB IBB HBP BLK WP HR S P ERA WHIP	IP WLS BF H R ER SO BB IBB HBP BLK WP HR S P ERA WHIP	IP WLS BF H R ER SO BB IBB HBP BLK WP HR S P ERA WHIP	IP WLS BF H R ER SO BB IBB HBP BLK WP HR S P ERA WHIP	IP WLS BF H R ER SO BB IBB HBP BLK WP HR S P ERA WHIP	IP WLS BF H R ER SO BB IBB HBP BLK WP HR S P ERA WHIP	IP WLS BF H R ER SO BB IBB HBP BLK WP HR S P ERA WHIP	IP WLS BF H R ER SO BB IBB HBP BLK WP HR S P ERA WHIP	IP WLS BF H R ER SO BB IBB HBP BLK WP HR S P ERA WHIP	IP WLS BF H R ER SO BB IBB HBP BLK WP HR S P ERA WHIP	IP WLS BF H R ER SO BB IBB HBP BLK WP HR S P ERA WHIP	IP WLS BF H R ER SO BB IBB HBP BLK WP HR S P ERA WHIP	IP WLS BF H R ER SO BB IBB HBP BLK WP HR S P ERA WHIP	IP WLS BF H R ER SO BB IBB HBP BLK WP HR S P ERA WHIP	IP WLS BF H R ER SO BB IBB HBP BLK WP HR S P ERA WHIP	IP WLS BF H R ER SO BB IBB HBP BLK WP HR S P ERA WHIP	IP WLS BF H R ER SO BB IBB HBP BLK WP HR S P ERA WHIP	IP WLS BF H R ER SO BB IBB HBP BLK WP HR S P ERA WHIP	IP WLS BF H R ER SO BB IBB HBP BLK WP HR S P ERA WHIP	IP WLS BF H R ER SO BB IBB HBP BLK WP HR S P ERA WHIP		
29 Jeff Samardzija, R (1, 1) ERA: 6.0	6.0	W	25	3	3	3	4	3	0	0	0	0	0	0	0	0	33.75	5.250				
62 Marcos Mateo, R (7, 1) ERA: 7.16	1.0		5	0	0	0	1	1	0	1	0	0	0	0	0	11	23	0.00	1.000			
20 Thomas Diamond, R (8, 1) ERA: 7.2	1.0		4	0	0	0	2	1	0	0	0	0	0	0	0	9	16	0.00	1.000			
57 Scott Maine, L (9, 1) ERA: 3.38	1.0		4	0	0	0	2	1	0	0	0	0	0	0	0	8	15	0.00	1.000			

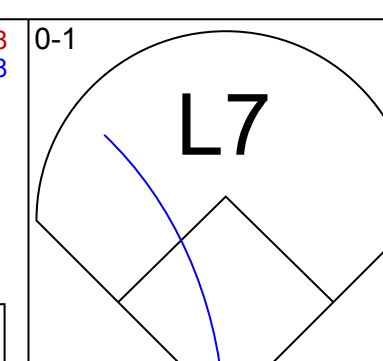
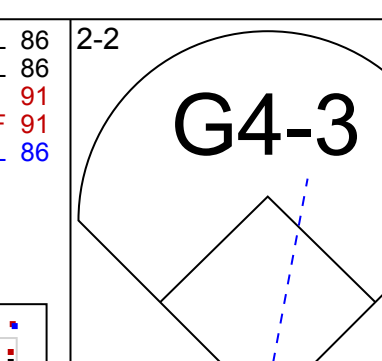

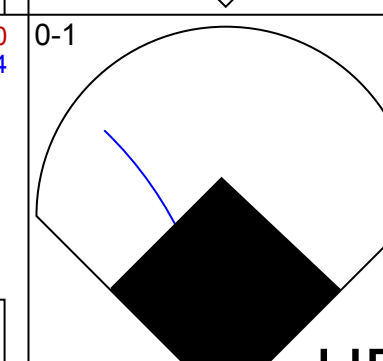
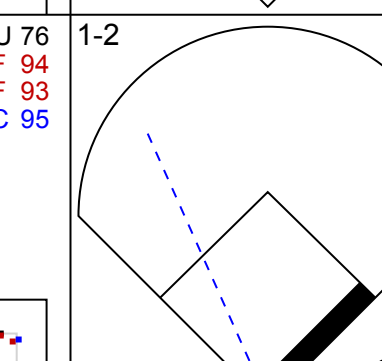

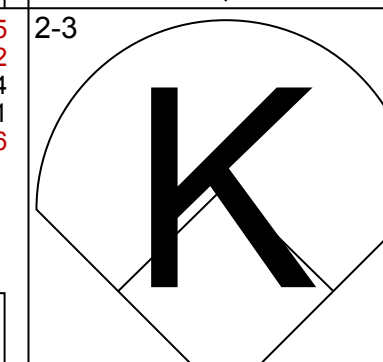
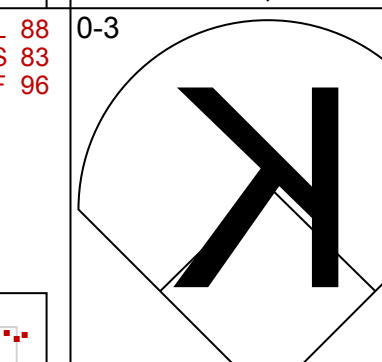
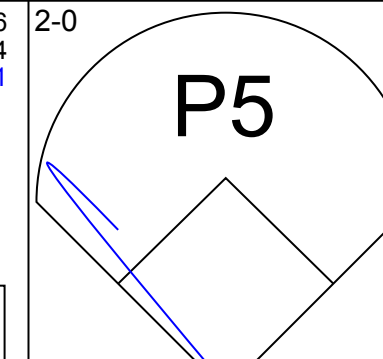
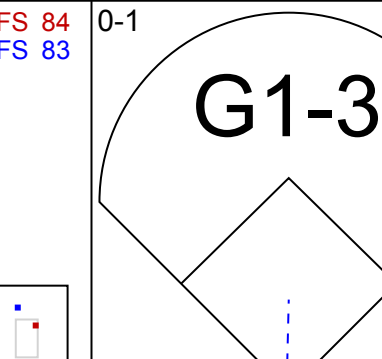

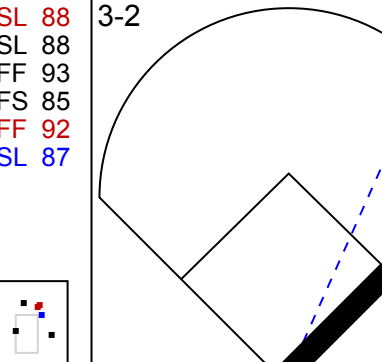

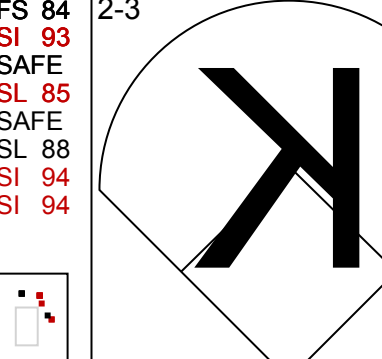

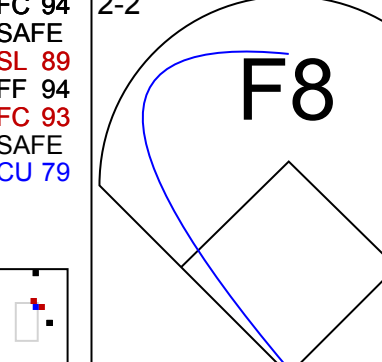




Batter	1	2	3	4	5	6	7	8	9	AB	R	H	RBI	BB	SO	LOB	TOP			
55 Skip Schumaker, L (1,4) OBP: 0.331, SLG: 0.348	G6-3		G6-3		P6			G3		4	0	0	0	0	0	1	St. Louis Cardinals @ Florida Marlins Sun Life Stadium, Miami, FL Mon Sep 20 2010, 3:11 PM - 5:03 PM EDT Att: 20,955 - Partly Cloudy - 88 F			
19 Jon Jay, L (1,9) OBP: 0.363, SLG: 0.438	L7			G6-3		F7		F8		4	0	0	0	0	0	0				
5 Albert Pujols, R (1,3) OBP: 0.403, SLG: 0.586	G5-3			BB		L4		K		3	0	0	0	1	1	0				
7 Matt Holliday, R (1,7)		F7		F7		BB		F9		4	0	2	0	0	0	1				
28 Colby Rasmus, L (1,8) OBP: 0.365, SLG: 0.519	K			BB		BB		G3		3	0	1	0	1	1	1				
4 Yadier Molina, R (1,2) OBP: 0.330, SLG: 0.343	P3			BB		BB				4	0	1	0	0	0	5				
22 Joe Mather, R (9, PR) OBP: 0.208, SLG: 0.277	G6-3			G6-3		F9				0	0	0	0	0	0	0				
77 Pedro Feliz, R (1,5) OBP: 0.241, SLG: 0.298	P4									3	0	1	0	0	0	1				
64 Mark Hamilton, L (9, PH)										1	0	0	0	0	0	1				
29 Chris Carpenter, R (1,1) OBP: 0.145, SLG: 0.164			G4-3		SH2-4			G4-3		1	0	0	0	0	0	0				
33 Daniel Descalso, L (7, PH)					SH2-4					1	0	0	0	0	0	0				
53 Blake Hawksworth, R (7, 1)										0	0	0	0	0	0	0				
13 Brendan Ryan, R (1,6) OBP: 0.272, SLG: 0.290	K				F9			F8		3	0	0	0	0	1	1				
Inning Stats	R: 0 E: 0 K: 0 S: 9	H: 0 LOB: 0 BB: 0 P: 13	R: 0 E: 0 K: 1 S: 10	H: 1 LOB: 1 BB: 0 P: 14	R: 0 E: 0 K: 1 S: 7	H: 0 LOB: 0 BB: 0 P: 8	R: 0 E: 0 K: 0 S: 12	H: 0 LOB: 2 BB: 2 P: 21	R: 0 E: 0 K: 0 S: 9	H: 2 LOB: 2 BB: 0 P: 15	R: 0 E: 0 K: 0 S: 5	H: 0 LOB: 0 BB: 0 P: 8	R: 0 E: 0 K: 1 S: 8	H: 0 LOB: 1 BB: 0 P: 11	R: 0 E: 0 K: 0 S: 9	H: 1 LOB: 1 BB: 0 P: 14	1B: 3 2B: 2 3B: 0 HR: 0	SF: 0 SAC: 1 DP: 0 HBP: 0	WP: 0 PB: 0 SB: 0 CS: 0	PA: 34
PITCHER 41 Chris Volstad, R (1,1) ERA: 4.82	IP: 9.0 WLS: W BF: 34 H: 5 R: 0 ER: 0 SO: 3 BB: 2 IBB: 0 HBP: 0 BLK: 0 WP: 0 HR: 0 S: 78 P: 118 ERA: 0.00 WHIP: 0.778															PITCHER				

Batter	1	2	3	4	5	6	7	8	9	AB	R	H	RBI	BB	SO	LOB	BOTTOM				
24 Cameron Maybin, R (1,8) OBP: 0.300, SLG: 0.373	K		K		B5-3			G1-3		4	0	0	0	0	2	0	St. Louis Cardinals @ Florida Marlins Sun Life Stadium, Miami, FL Mon Sep 20 2010, 3:11 PM - 5:03 PM EDT Att: 20,955 - Partly Cloudy - 88 F				
56 Osvaldo Martinez, R (1,6) OBP: 0.400, SLG: 0.250	G6-3				P5			G6-3		4	0	1	0	0	0	0					
20 Logan Morrison, L (1,7) OBP: 0.428, SLG: 0.489	G5-3				G3-1					3	0	1	0	1	0	0					
6 Dan Uggla, R (1,4) OBP: 0.366, SLG: 0.506					P6			K		4	1	1	0	0	1	3					
15 Gaby Sanchez, R (1,3) OBP: 0.348, SLG: 0.460					K					2	1	1	0	1	1	2					
3 Chad Tracy, L (1,5) OBP: 0.302, SLG: 0.328										3	0	0	0	0	1	5					
18 Wes Helms, R (8,5) OBP: 0.310, SLG: 0.355										0	0	0	0	0	0	0					
27 Giancarlo Stanton, R (1,9) OBP: 0.320, SLG: 0.511					F7					2	1	1	0	1	0	0					
6 Brad Davis, R (1,2) OBP: 0.280, SLG: 0.452					F8			G5-3		3	1	1	4	0	0	1					
41 Chris Volstad, R (1,1) OBP: 0.083, SLG: 0.083					K					3	0	0	0	0	3	0					
Inning Stats	R: 0 E: 0 K: 1 S: 6	H: 0 LOB: 0 BB: 0 P: 11	R: 4 E: 0 K: 2 S: 15	H: 2 LOB: 2 BB: 2 P: 27	R: 0 E: 0 K: 2 S: 12	H: 2 LOB: 0 BB: 0 P: 18	R: 0 E: 0 K: 1 S: 6	H: 0 LOB: 0 BB: 0 P: 10	R: 0 E: 0 K: 0 S: 9	H: 1 LOB: 0 BB: 0 P: 7	R: 0 E: 0 K: 1 S: 8	H: 1 LOB: 0 BB: 0 P: 14	R: 0 E: 0 K: 1 S: 7	H: 0 LOB: 1 BB: 1 P: 16	R: 0 E: 0 K: 1 S: 7	H: 0 LOB: 1 BB: 1 P: 16		1B: 4 2B: 1 3B: 0 HR: 1	SF: 0 SAC: 0 DP: 1 HBP: 0	WP: 0 PB: 0 SB: 0 CS: 1	PA: 31
PITCHER 29 Chris Carpenter, R (1,1) ERA: 3.28	IP: 6.0 WLS: L BF: 24 H: 4 R: 4 ER: 4 SO: 6 BB: 1 IBB: 0 HBP: 0 BLK: 0 WP: 0 HR: 1 S: 52 P: 86 ERA: 6.00 WHIP: 1.000															PITCHER					
53 Blake Hawksworth, R (7, 1) ERA: 4.9	IP: 2.0 WLS: 7 BF: 7 H: 1 R: 0 ER: 0 SO: 2 BB: 1 IBB: 0 HBP: 0 BLK: 0 WP: 0 HR: 0 S: 15 P: 30 ERA: 0.00 WHIP: 1.000															PITCHER					

Batter	1	2	3	4	5	6	7	8	9	AB	R	H	RBI	BB	SO	LOB	TOP					
7 José Reyes, S OBP: 0.323, SLG: 0.430										5	0	1	1	0	3	1	New York Mets @ Florida Marlins Sun Life Stadium, Miami, FL Wed Sep 22 2010, 7:11 PM - 10:01 PM EDT Att: 21,123 - Partly Cloudy - 84 F					
16 Angel Pagan, S OBP: 0.341, SLG: 0.430										5	0	1	0	0	0	2						
15 Carlos Beltrán, S OBP: 0.333, SLG: 0.491										5	2	3	1	0	0	1						
5 David Wright, R OBP: 0.358, SLG: 0.495										5	1	1	0	0	1	2						
29 Ike Davis, L OBP: 0.349, SLG: 0.442										4	1	2	0	0	1	0						
21 Lucas Duda, L OBP: 0.281, SLG: 0.388										2	0	1	1	1	0	0						
30 Josh Thole, L OBP: 0.359, SLG: 0.356										3	0	0	1	1	0	2						
11 Rubén Tejada, R OBP: 0.295, SLG: 0.267										3	1	1	0	0	0	1						
23 Chris Carter, L OBP: 0.307, SLG: 0.357										1	0	0	1	0	0	2						
12 Joaquin Arias, R OBP: 0.284, SLG: 0.327										0	0	0	0	0	0	0						
49 Jonathon Niese, L OBP: 0.266, SLG: 0.331										1	0	0	0	0	0	0						
36 Manny Acosta, R ERA: 3.22										0	0	0	0	0	0	0						
27 Jesús Feliciano, L OBP: 0.269, SLG: 0.337										0	0	0	0	0	0	0						
50 Sean Green, R ERA: 3.73										1	0	0	0	0	0	1						
6 Nick Evans, R OBP: 0.261, SLG: 0.346										0	0	0	0	0	0	0						
47 Hisanori Takahashi, L OBP: 0.261, SLG: 0.346										0	0	0	0	0	0	0						
Inning Stats	R: 0 E: 0 K: 1 S: 6	H: 0 LOB: 0 BB: 0 P: 11	R: 0 E: 1 K: 0 S: 6	H: 0 LOB: 0 BB: 0 P: 11	R: 1 E: 0 K: 0 S: 8	H: 2 LOB: 1 BB: 0 P: 14	R: 2 E: 0 K: 0 S: 11	H: 3 LOB: 1 BB: 0 P: 17	R: 0 E: 0 K: 1 S: 10	H: 1 LOB: 1 BB: 0 P: 14	R: 0 E: 0 K: 1 S: 10	H: 1 LOB: 1 BB: 0 P: 16	R: 0 E: 0 K: 1 S: 8	H: 0 LOB: 1 BB: 0 P: 13	R: 2 E: 0 K: 2 S: 21	H: 2 LOB: 2 BB: 2 P: 36	R: 0 E: 0 K: 0 S: 7	H: 1 LOB: 0 BB: 0 P: 11	1B: 6 2B: 2 3B: 1 HR: 1	SF: 1 DP: 0 HBP: 1	WP: 0 PB: 0 CS: 0	PA: 40
PITCHER	IP WLS BF H R ER SO BB IBB HBP BLK WP HR S P ERA WHIP																					
59 Alex Sanabia, R ERA: 3.99	5.0 W 21 6 3 3 2 0 0 0 0 0 0 1 41 67 5.40 1.200																					
44 Brian Sanchez, R ERA: 2.28	2.0 H 8 1 0 0 2 0 0 0 1 0 0 0 18 29 0.00 0.500																					
43 Jose Veras, R ERA: 3.22	0.1 H 5 2 2 2 1 2 0 0 0 0 0 0 10 21 54.00 12.000																					
46 Juan Carlos Oviedo, R ERA: 3.73	0.2 H 2 0 0 0 1 0 0 0 0 0 0 0 11 15 0.00 0.000																					
32 Clay Hensley, R ERA: 2.28	1.0 S 4 1 0 0 0 0 0 0 0 0 0 0 7 11 0.00 1.000																					

Batter	1	2	3	4	5	6	7	8	9	AB	R	H	RBI	BB	SO	LOB	BOTTOM			
24 Cameron Maybin, R OBP: 0.297, SLG: 0.368										5	1	1	0	0	2	3	New York Mets @ Florida Marlins Sun Life Stadium, Miami, FL Wed Sep 22 2010, 7:11 PM - 10:01 PM EDT Att: 21,123 - Partly Cloudy - 84 F			
56 Osvaldo Martinez, R OBP: 0.444, SLG: 0.429										3	1	1	0	1	1	2				
20 Logan Morrison, L OBP: 0.424, SLG: 0.485										4	2	1	0	1	1	3				
6 Dan Uggla, R OBP: 0.369, SLG: 0.508										5	1	3	2	0	1	2				
15 Gaby Sanchez, R OBP: 0.351, SLG: 0.468										4	1	1	0	1	1	2				
27 Giancarlo Stanton, R OBP: 0.317, SLG: 0.500										3	1	0	1	2	1	2				
32 Clay Hensley, R ERA: 2.28										0	0	0	0	0	0	0				
18 Wes Helms, R OBP: 0.312, SLG: 0.359										2	0	1	3	0	1	0				
6 Brad Davis, R OBP: 0.281, SLG: 0.430										3	0	1	1	1	1	1				
59 Alex Sanabia, R ERA: 3.99										2	0	0	0	0	2	1				
7 Hector Luis, R OBP: 0.154, SLG: 0.442										1	0	0	0	0	0	0				
44 Brian Sanchez, R ERA: 2.28										0	0	0	0	0	0	0				
3 Chad Tracy, L OBP: 0.267, SLG: 0.320										0	0	0	0	0	0	0				
43 Jose Veras, R ERA: 3.73										0	0	0	0	0	0	0				
46 Juan Carlos Oviedo, R ERA: 3.73										0	0	0	0	0	0	0				
33 Scott Cousins, L OBP: 0.261, SLG: 0.346										0	0	0	0	0	0	0				
Inning Stats	R: 5 E: 0 K: 1 S: 20	H: 3 LOB: 1 BB: 3 P: 38	R: 0 E: 1 K: 1 S: 8	H: 0 LOB: 1 BB: 0 P: 10	R: 0 E: 0 K: 1 S: 8	H: 0 LOB: 0 BB: 0 P: 10	R: 0 E: 1 K: 2 S: 10	H: 0 LOB: 1 BB: 0 P: 18	R: 1 E: 0 K: 1 S: 13	H: 2 LOB: 3 BB: 2 P: 25	R: 0 E: 0 K: 2 S: 9	H: 0 LOB: 1 BB: 1 P: 17	R: 0 E: 0 K: 3 S: 13	H: 1 LOB: 3 BB: 1 P: 23	R: 1 E: 0 K: 1 S: 16	H: 3 LOB: 1 BB: 0 P: 25	1B: 6 2B: 4 3B: 0 HR: 0	SF: 1 DP: 1 HBP: 1	WP: 1 PB: 0 CS: 0	PA: 42
PITCHER	IP WLS BF H R ER SO BB IBB HBP BLK WP HR S P ERA WHIP																			
49 Jonathon Niese, L ERA: 3.99	5.2 L 30 5 0 0 0 1 0 0 0 0 0 0 3 3 0.00 0.000																			
36 Manny Acosta, R ERA: 3.31	1.0 1 0 0 0 1 0 0 0 0 0 0 0 3 3 0.00 0.000																			
50 Sean Green, R ERA: 3.73	1.0 6 1 0 0 3 1 0 0 1 0 0 0 13 23 0.00 2.000																			
47 Hisanori Takahashi, L ERA: 3.81	1.0 5 3 1 1 1 0 0 0 0 0 0 0 16 25 9.00 3.000																			

Batter	1	2	3	4	5	6	7	8	9	AB	R	H	RBI	BB	SO	LOB	TOP					
24 Cameron Maybin, R (1.8) OBP: 0.299, SLG: 0.366										4	1	1	1	1	2	0	Florida Marlins @ Milwaukee Brewers Miller Park, Milwaukee, WI Thu Sep 23 2010, 7:11 PM - 10:00 PM CDT Att: 31,212 - Cloudy - 82 F					
56 Osvaldo Martinez, R (1.6) OBP: 0.286, SLG: 0.250										5	0	0	0	0	1	4						
20 Logan Morrison, L (1.7) OBP: 0.420, SLG: 0.475										4	0	0	0	1	1	0						
6 Dan Ugla, R (1.4) OBP: 0.370, SLG: 0.508										4	0	2	1	0	0	0						
15 Gaby Sanchez, R (1.3) OBP: 0.348, SLG: 0.465										4	0	0	0	0	2	3						
3 Chad Tracy, L (1.5) OBP: 0.307, SLG: 0.320										3	0	1	0	1	0	2						
27 Giancarlo Stanton, R (1.9) OBP: 0.319, SLG: 0.590										4	1	2	0	0	2	2						
6 Brad Davis, R (1.2) OBP: 0.290, SLG: 0.434										4	1	2	0	0	1	3						
19 Anibal Sanchez, R (1.1) OBP: 0.172, SLG: 0.111										1	0	0	0	0	1	0						
31 Burke Badenhop, R (6.1) ERA: 2.98										0	0	0	0	0	0	0						
33 Scott Cousins, L (7.7) ERA: 4.13										0	0	0	0	0	1	2						
65 Sandy Rosario, R (7.1) ERA: 27.0										0	0	0	0	0	0	0						
18 Wes Helms, R (8.7) OBP: 0.311, SLG: 0.337										0	0	0	0	0	0	1						
50 Jose Ceda, R (8.1) ERA: 6.75										0	0	0	0	0	0	0						
Inning Stats	R: 0 E: 0 K: 1 S: 7	H: 0 LOB: 0 BB: 10	R: 0 E: 0 K: 1 S: 16	H: 1 LOB: 2 BB: 20	R: 0 E: 0 K: 3 S: 9	H: 0 LOB: 0 BB: 12	R: 0 E: 0 K: 1 S: 6	H: 0 LOB: 0 BB: 10	R: 0 E: 0 K: 1 S: 13	H: 2 LOB: 3 BB: 1	R: 0 E: 0 K: 1 S: 10	H: 1 LOB: 1 BB: 17	R: 3 E: 1 K: 1 S: 14	H: 4 LOB: 2 BB: 25	R: 0 E: 0 K: 2 S: 9	H: 0 LOB: 1 BB: 18	R: 0 E: 0 K: 0 S: 8	H: 0 LOB: 0 BB: 10	1B: 8 2B: 0 3B: 0 HR: 0	SF: 0 SAC: 1 DP: 0 HBP: 0	WP: 1 PB: 0 SB: 0 CS: 0	PA: 39
PITCHER	IP WLS BF H R ER SO BB IBB HBP BLK WP HR S P ERA WHIP																					
49 Yovani Gallardo, R (1.1) ERA: 3.57	6.2 W 30 7 3 3 9 2 0 0 0 0 1 0 70 110 4.05 1.350																					
50 Kameron Loe, R (7.1) ERA: 2.98	0.1 H 2 1 0 0 0 0 0 0 0 0 0 0 5 7 0.00 3.000																					
26 Manny Parra, L (8.1) ERA: 5.17	1.0 4 0 0 0 2 1 0 0 0 0 0 0 9 18 0.00 1.000																					
60 Todd Coffey, R (9.1) ERA: 4.47	1.0 3 0 0 0 0 0 0 0 0 0 0 0 8 10 0.00 0.000																					

Batter	1	2	3	4	5	6	7	8	9	AB	R	H	RBI	BB	SO	LOB	BOTTOM				
36 Lorenzo Cain, R (1.8) OBP: 0.325, SLG: 0.355										4	0	0	0	1	0	3	Florida Marlins @ Milwaukee Brewers Miller Park, Milwaukee, WI Thu Sep 23 2010, 7:11 PM - 10:00 PM CDT Att: 31,212 - Cloudy - 82 F				
1 Cory Hart, R (1.9) OBP: 0.337, SLG: 0.533										5	2	3	2	0	0	3					
23 Rickie Weeks Jr., R (1.4) OBP: 0.364, SLG: 0.471										5	1	2	2	0	3	1					
28 Prince Fielder, L (1.3) OBP: 0.404, SLG: 0.484										4	1	1	1	0	1	1					
14 Casey McGehee, R (1.5) OBP: 0.338, SLG: 0.467										4	2	3	0	0	1	0					
24 Mat Gamel, L (1.7) OBP: 0.313, SLG: 0.286										2	0	0	0	0	2	1					
27 Carlos Gómez, R (6.7) OBP: 0.289, SLG: 0.352										1	1	1	0	0	0	0					
20 Jonathan Lucroy, R (1.2) OBP: 0.307, SLG: 0.344										4	0	2	1	0	0	3					
9 Luis Alfonso Cruz, R (1.6) OBP: 0.286, SLG: 0.571										4	1	2	0	0	0	2					
49 Yovani Gallardo, R (1.1) OBP: 0.338, SLG: 0.525										3	0	1	2	0	0	1					
50 Kameron Loe, R (7.1) ERA: 4.13										0	0	0	0	0	0	0					
2 Joe Inglett, L (7.7) OBP: 0.327, SLG: 0.383										1	0	0	0	0	0	1					
26 Manny Parra, L (8.1) OBP: 0.270, SLG: 0.242										0	0	0	0	0	0	0					
60 Todd Coffey, R (9.1) ERA: 6.75										0	0	0	0	0	0	0					
Inning Stats	R: 1 E: 0 K: 1 S: 8	H: 1 LOB: 0 BB: 12	R: 0 E: 0 K: 2 S: 11	H: 1 LOB: 0 BB: 13	R: 0 E: 0 K: 1 S: 11	H: 1 LOB: 1 BB: 14	R: 0 E: 0 K: 1 S: 12	H: 1 LOB: 0 BB: 19	R: 2 E: 0 K: 1 S: 16	H: 3 LOB: 1 BB: 21	R: 2 E: 0 K: 0 S: 16	H: 3 LOB: 2 BB: 23	R: 3 E: 0 K: 0 S: 19	H: 5 LOB: 1 BB: 27	R: 0 E: 0 K: 1 S: 9	H: 0 LOB: 0 BB: 15	R: 0 E: 0 K: 1 S: 9	1B: 10 2B: 1 3B: 1 HR: 3	SF: 0 SAC: 0 DP: 1 HBP: 1	WP: 0 PB: 0 SB: 1 CS: 0	PA: 39
PITCHER	IP WLS BF H R ER SO BB IBB HBP BLK WP HR S P ERA WHIP																				
19 Anibal Sanchez, R (1.1) ERA: 3.6	5.1 L 27 10 5 5 6 0 0 0 0 0 0 0 5 7 8.44 1.875																				
31 Burke Badenhop, R (6.1) ERA: 4.13	0.2 2 0 0 0 0 0 0 0 0 0 0 0 5 7 0.00 0.000																				
65 Sandy Rosario, R (7.1) ERA: 27.0	1.0 7 5 3 3 0 0 0 0 0 0 0 2 19 27 27.00 5.000																				
50 Jose Ceda, R (8.1) ERA: 6.75	1.0 3 0 0 0 1 1 0 0 0 0 0 0 9 15 0.00 1.000																				

Batter	1	2	3	4	5	6	7	8	9	AB R H RBI BB SO LOB	TOP		
24 Cameron Maybin, R (1, 8) OBP: 0.304, SLG: 0.366										3 0 1 0 1 1 0	Florida Marlins @ Milwaukee Brewers Miller Park, Milwaukee, WI Fri Sep 24 2010, 7:11 PM - 10:04 PM CDT Att: 32,235 - Roof Closed - 74 F		
56 Osvaldo Martinez, R (1, 6) 31 Burke Badenhop, R (7, 1) 18 Wes Helms, R (9, PH) OBP: 0.310, SLG: 0.356										2 0 1 1 2 0 0 0 0 0 0 0 0 0 1 0 0 0 0 0 0			
20 Logan Morrison, L (1, 7) OBP: 0.413, SLG: 0.466										4 0 0 0 0 2 6			
6 Dan Uggla, R (1, 4) OBP: 0.370, SLG: 0.507										3 0 1 0 1 0 0			
15 Gaby Sanchez, R (1, 3) OBP: 0.346, SLG: 0.461										4 0 0 0 0 2 4			
3 Chad Tracy, L (1, 5) OBP: 0.305, SLG: 0.318										4 0 1 0 0 2 4			
27 Giancarlo Stanton, R (1, 9) OBP: 0.319, SLG: 0.500										4 1 1 0 0 2 2			
6 Brad Davis, R (1, 2) 33 Scott Cousins, L (9, PH) OBP: 0.281, SLG: 0.419 OBP: 0.280, SLG: 0.440										3 0 0 0 0 2 1 1 1 1 0 0 0 0			
23 Andrew Miller, L (1, 1) 34 Jorge Sosa, R (5, 1) 1 Emilio Bonifacio, S (7, PH) OBP: 0.323, SLG: 0.359										2 0 0 0 0 0 0 0 0 0 0 0 0 0 1 0 0 1 0 1 1			
Inning Stats	R: 0 H: 0 E: 0 LOB: 3 K: 3 BB: 2 S: 16 P: 30	R: 0 H: 0 E: 0 LOB: 0 K: 0 BB: 0 S: 7 P: 12	R: 0 H: 0 E: 0 LOB: 0 K: 1 BB: 0 S: 8 P: 14	R: 0 H: 1 E: 0 LOB: 1 K: 1 BB: 2 S: 13 P: 19	R: 0 H: 0 E: 0 LOB: 2 K: 1 BB: 2 S: 12 P: 26	R: 0 H: 0 E: 0 LOB: 0 K: 2 BB: 0 S: 8 P: 11	R: 1 H: 3 E: 0 LOB: 2 K: 3 BB: 0 S: 14 P: 23	R: 0 H: 1 E: 0 LOB: 1 K: 1 BB: 0 S: 12 P: 17	R: 1 H: 1 E: 0 LOB: 0 K: 0 BB: 0 S: 10 P: 14	1B: 4 SF: 1 2B: 1 SAC: 0 3B: 1 DP: 0 HR: 0 HBP: 1		WP: 0 PA: 38 PB: 0 SB: 1 CS: 0	
PITCHER	IP WLS BF H R ER SO BB IBB HBP BLK WP HR S P ERA WHIP						PITCHER	IP WLS BF H R ER SO BB IBB HBP BLK WP HR S P ERA WHIP					
37 Mark Rogers, R (1, 1) ERA: 2.25	3.0 12 0 0 0 4 2 0 1 0 0 0 0 31 56 0.00 0.667						51 Trevor Hoffman, R (9, 1) ERA: 6.15	1.0 4 1 1 1 0 0 0 0 0 0 0 0 10 14 9.00 1.000					
41 Jeremy Jeffress, R (4, 1) ERA: 3.12	2.0 W 9 1 0 0 2 2 0 0 0 0 0 0 25 45 0.00 1.500												
58 Mike McClendon, R (6, 1) ERA: 3.06	1.2 8 3 1 1 4 0 0 0 0 0 0 0 19 30 5.40 1.800												
21 Zach Braddock, L (7, 1) ERA: 2.93	0.1 H 1 0 0 0 1 0 0 0 0 0 0 0 3 4 0.00 0.000												
50 Kameron Loe, R (8, 1)	1.0 H 4 1 0 0 1 0 0 0 0 0 0 0 12 17 0.00 1.000												
Batter	1	2	3	4	5	6	7	8	9	AB R H RBI BB SO LOB	BOTTOM		
23 Rickie Weeks Jr., R (1, 4) OBP: 0.367, SLG: 0.472										3 2 2 1 2 0 0	Florida Marlins @ Milwaukee Brewers Miller Park, Milwaukee, WI Fri Sep 24 2010, 7:11 PM - 10:04 PM CDT Att: 32,235 - Roof Closed - 74 F		
1 Corey Hart, R (1, 9) OBP: 0.335, SLG: 0.532										3 1 1 0 1 0 3			
8 Ryan Braun, R (1, 7) OBP: 0.365, SLG: 0.501										4 0 2 3 0 0 1			
28 Prince Fielder, L (1, 3) OBP: 0.403, SLG: 0.483										4 0 1 1 0 1 2			
14 Casey McGehee, R (1, 5) OBP: 0.340, SLG: 0.469										4 0 3 0 0 0 2			
36 Lorenzo Cain, R (1, 8) OBP: 0.314, SLG: 0.342										4 0 0 0 0 1 5			
20 Jonathan Lucroy, R (1, 2) OBP: 0.303, SLG: 0.539										4 0 0 0 0 0 2			
9 Luis Alfonso Cruz, R (1, 6) OBP: 0.273, SLG: 0.455										4 1 1 0 0 1 1			
37 Mark Rogers, R (1, 1) 41 Jeremy Jeffress, R (4, 1) 24 Mat Gamel, L (5, PH) 58 Mike McClendon, R (6, 1) 21 Zach Braddock, L (7, 1) 50 Kameron Loe, R (8, 1) 2 Joe Inglett, L (9, PH) 51 Trevor Hoffman, R (9, 1)										1 1 1 0 0 0 0 0 0 0 0 0 0 0 1 0 0 0 0 0 1 1 0 1 0 0 0 0 0 0 0 0 0 0 0 0 0 0 0 0 0 0 1 1 1 1 0 0 0 0 0 0 0 0 0 0			
Inning Stats	R: 0 H: 1 E: 0 LOB: 1 K: 0 BB: 0 S: 9 P: 15	R: 0 H: 1 E: 0 LOB: 0 K: 1 BB: 0 S: 8 P: 10	R: 2 H: 3 E: 0 LOB: 1 K: 1 BB: 0 S: 12 P: 20	R: 0 H: 1 E: 0 LOB: 1 K: 1 BB: 0 S: 13 P: 20	R: 2 H: 2 E: 0 LOB: 2 K: 1 BB: 2 S: 14 P: 28	R: 0 H: 1 E: 0 LOB: 1 K: 0 BB: 1 S: 11 P: 22	R: 0 H: 1 E: 0 LOB: 1 K: 0 BB: 0 S: 9 P: 13	R: 2 H: 3 E: 0 LOB: 0 K: 0 BB: 0 S: 9 P: 12	1B: 11 SF: 0 2B: 2 SAC: 0 3B: 1 DP: 2 HR: 0 HBP: 1	WP: 1 PA: 38 PB: 0 SB: 0 CS: 0			
PITCHER	IP WLS BF H R ER SO BB IBB HBP BLK WP HR S P ERA WHIP						PITCHER	IP WLS BF H R ER SO BB IBB HBP BLK WP HR S P ERA WHIP					
23 Andrew Miller, L (1, 1) ERA: 8.19	4.1 L 22 8 4 4 4 2 0 1 0 0 0 0 17 30 8.31 2.308												
34 Jorge Sosa, R (5, 1) ERA: 5.65	1.2 7 1 0 0 0 1 0 0 0 0 0 0 17 30 0.00 1.200												
31 Burke Badenhop, R (7, 1) ERA: 4.29	2.0 9 4 2 2 0 0 0 0 0 0 0 0 18 25 9.00 2.000												

Batter	1	2	3	4	5	6	7	8	9	AB	R	H	RBI	BB	SO	LOB	TOP					
24 Cameron Maybin, R (1, 8) OBP: 0.305, SLG: 0.367										5	1	2	0	0	3	3	Florida Marlins @ Milwaukee Brewers Miller Park, Milwaukee, WI Sat Sep 25 2010, 6:10 PM - 8:44 PM CDT Att: 34,325 - Roof Closed - 68 F					
56 Osvaldo Martinez, R (1, 6) OBP: 0.391, SLG: 0.366										5	1	2	1	0	0	3						
20 Logan Morrison, L (1, 7) OBP: 0.409, SLG: 0.460										5	0	1	1	0	1	3						
6 Dan Uggla, R (1, 4) OBP: 0.370, SLG: 0.505										4	0	1	0	0	0	2						
15 Gaby Sanchez, R (1, 3) OBP: 0.345, SLG: 0.460										4	0	1	1	0	0	2						
27 Giancarlo Stanton, R (1, 9) OBP: 0.318, SLG: 0.566										4	1	1	1	0	2	3						
18 Wes Helms, R (1, 5) OBP: 0.305, SLG: 0.350										4	0	0	0	0	1	3						
6 Brad Davis, R (1, 2) OBP: 0.280, SLG: 0.404										3	0	0	0	1	0	0						
41 Chris Volstad, R (1, 1) OBP: 0.098, SLG: 0.118										3	0	1	0	0	1	1						
43 Jose Veras, R (7, 1) ERA: 4.37										0	0	0	0	0	0	0						
46 Juan Carlos Oviedo, R (8, 1) ERA: 0.67										0	0	0	0	0	0	0						
33 Scott Cousins, L (9, PH) OBP: 0.308, SLG: 0.538										1	1	1	0	0	0	0						
32 Clay Hensley, R (9, 1) ERA: 2.28										0	0	0	0	0	0	0						
Inning Stats	R: 1 E: 0 K: 0 S: 10	H: 2 LOB: 1 BB: 0 P: 15	R: 0 E: 0 K: 2 S: 9	H: 0 LOB: 0 BB: 0 P: 13	R: 0 E: 0 K: 1 S: 11	H: 1 LOB: 1 BB: 0 P: 18	R: 0 E: 0 K: 0 S: 8	H: 1 LOB: 0 BB: 0 P: 13	R: 0 E: 0 K: 2 S: 15	H: 0 LOB: 1 BB: 1 P: 22	R: 0 E: 0 K: 0 S: 6	H: 0 LOB: 0 BB: 0 P: 11	R: 1 E: 0 K: 1 S: 11	H: 2 LOB: 1 BB: 0 P: 18	R: 1 E: 1 K: 1 S: 12	H: 2 LOB: 2 BB: 0 P: 19	R: 1 E: 0 K: 1 S: 11	H: 2 LOB: 1 BB: 0 P: 15	1B: 6 2B: 2 3B: 1 HR: 1	SF: 0 SAC: 0 DP: 0 HBP: 0	WP: 0 PB: 0 CS: 0	PA: 39
PITCHER	IP WLS BF H R ER SO BB IBB HBP BLK WP HR S P ERA WHIP																					
38 Chris Narveson, L (1, 1) ERA: 5.14	6.2 L 27 6 2 2 5 1 0 0 0 0 0 1 67 104 2.70 1.050																					
60 Todd Coffey, R (7, 1) ERA: 4.37	1.1 7 2 1 0 2 0 0 0 0 0 0 0 15 25 0.00 1.500																					
59 John Axford, R (9, 1) ERA: 2.28	1.0 5 2 1 1 1 0 0 0 0 0 0 0 11 15 9.00 2.000																					

Batter	1	2	3	4	5	6	7	8	9	AB	R	H	RBI	BB	SO	LOB	BOTTOM					
23 Rickie Weeks Jr., R (1, 4) OBP: 0.365, SLG: 0.469										4	0	0	0	0	1	2	Florida Marlins @ Milwaukee Brewers Miller Park, Milwaukee, WI Sat Sep 25 2010, 6:10 PM - 8:44 PM CDT Att: 34,325 - Roof Closed - 68 F					
1 Corey Hart, R (1, 9) OBP: 0.335, SLG: 0.530										4	0	1	0	0	2	1						
8 Ryan Braun, R (1, 7) OBP: 0.363, SLG: 0.497										4	0	0	0	0	0	1						
28 Prince Fielder, L (1, 3) OBP: 0.402, SLG: 0.481										4	0	1	0	0	0	0						
14 Casey McGehee, R (1, 5) OBP: 0.340, SLG: 0.467										4	0	1	0	0	0	1						
36 Lorenzo Cain, R (1, 8) OBP: 0.320, SLG: 0.348										4	0	2	0	0	1	0						
21 Alcides Escobar, R (1, 6) OBP: 0.287, SLG: 0.326										2	0	0	0	0	0	0						
30 Craig Counsell, L (7, PH) OBP: 0.318, SLG: 0.313										2	0	1	0	0	0	2						
16 George Kottaras, L (1, 2) OBP: 0.304, SLG: 0.406										3	0	1	0	0	0	3						
38 Chris Narveson, L (1, 1) OBP: 0.360, SLG: 0.340										2	0	1	0	0	0	1						
60 Todd Coffey, R (7, 1) ERA: 4.37										0	0	0	0	0	0	0						
2 Joe Inglett, L (8, PH) OBP: 0.329, SLG: 0.400										1	0	0	0	0	1	0						
59 John Axford, R (9, 1) ERA: 2.28										0	0	0	0	0	0	0						
Inning Stats	R: 0 E: 0 K: 0 S: 6	H: 1 LOB: 0 BB: 0 P: 9	R: 0 E: 0 K: 1 S: 6	H: 0 LOB: 0 BB: 0 P: 11	R: 0 E: 0 K: 0 S: 11	H: 1 LOB: 1 BB: 0 P: 17	R: 0 E: 0 K: 1 S: 8	H: 0 LOB: 0 BB: 0 P: 13	R: 0 E: 0 K: 0 S: 10	H: 0 LOB: 0 BB: 0 P: 15	R: 0 E: 0 K: 0 S: 8	H: 1 LOB: 1 BB: 0 P: 10	R: 0 E: 0 K: 0 S: 10	H: 3 LOB: 3 BB: 0 P: 17	R: 0 E: 0 K: 3 S: 11	H: 0 LOB: 0 BB: 0 P: 18	R: 0 E: 0 K: 0 S: 12	H: 2 LOB: 2 BB: 0 P: 20	1B: 8 2B: 0 3B: 0 HR: 0	SF: 0 SAC: 0 DP: 0 HBP: 0	WP: 0 PB: 0 CS: 1	PA: 34
PITCHER	IP WLS BF H R ER SO BB IBB HBP BLK WP HR S P ERA WHIP																					
41 Chris Volstad, R (1, 1) ERA: 4.63	6.2 W 25 6 0 0 2 0 0 0 0 0 0 0 1 2 0.00 0.900																					
43 Jose Veras, R (7, 1) ERA: 3.2	0.1 H 1 0 0 0 0 0 0 0 0 0 0 0 1 2 0.00 0.000																					
46 Juan Carlos Oviedo, R (8, 1) ERA: 0.67	1.0 H 3 0 0 0 3 0 0 0 0 0 0 0 11 18 0.00 0.000																					
32 Clay Hensley, R (9, 1) ERA: 2.25	1.0 5 2 0 0 0 0 0 0 0 0 0 0 12 20 0.00 2.000																					

Batter	1	2	3	4	5	6	7	8	9	AB	R	H	RBI	BB	SO	LOB	TOP			
24 Cameron Maybin, R (1.8) OBP: 0.302, SLG: 0.361										4	0	0	0	0	0	1				
56 Osvaldo Martinez, R (1.6) OBP: 0.407, SLG: 0.351										4	1	2	0	0	0	0				
20 Logan Morrison, L (1.7) OBP: 0.406, SLG: 0.456										4	0	1	0	0	1	1				
6 Dan Uggla, R (1.4) OBP: 0.369, SLG: 0.503										3	0	0	0	1	0	1				
15 Gaby Sanchez, R (1.3) OBP: 0.347, SLG: 0.461										1	0	1	1	1	0	0				
27 Giancarlo Stanton, R (1.9) OBP: 0.318, SLG: 0.505										3	0	1	0	0	1	3				
18 Wes Helms, R (1.5) OBP: 0.302, SLG: 0.346										3	0	0	0	0	0	3				
39 Chris Hatcher, R (1.2)										2	0	0	0	1	1	0				
60 Adalberto Mendez, R (1.1) OBP: 0.286, SLG: 0.386										1	0	0	0	0	0	0				
7 Hector Luna, R (5. PH) OBP: 0.448, SLG: 0.423										1	0	0	0	0	0	0				
50 Jose Ceda, R (5.1)										1	0	0	0	0	0	0				
66 Steve Cishek, R (8.1)										1	0	0	0	0	0	0				
33 Scott Cousins, L (8. PH) OBP: 0.264, SLG: 0.329										1	0	0	0	0	0	1				
61 Brett Sinkbeil, R (8.1)										0	0	0	0	0	0	0				
Inning Stats	R: 1 E: 0 K: 0 S: 13	H: 2 LOB: 2 BB: 1 P: 23	R: 0 E: 0 K: 1 S: 8	H: 0 LOB: 0 BB: 0 P: 9	R: 0 E: 0 K: 0 S: 6	H: 0 LOB: 0 BB: 0 P: 8	R: 0 E: 0 K: 0 S: 12	H: 2 LOB: 1 BB: 0 P: 17	R: 0 E: 0 K: 0 S: 5	H: 0 LOB: 0 BB: 0 P: 6	R: 0 E: 0 K: 0 S: 7	H: 0 LOB: 0 BB: 1 P: 13	R: 0 E: 0 K: 0 S: 6	H: 0 LOB: 0 BB: 1 P: 12	R: 0 E: 0 K: 1 S: 7	H: 1 LOB: 0 BB: 0 P: 9	1B: 5 2B: 0 3B: 0 HR: 0	SF: 1 SAC: 0 DP: 4 HBP: 0	WP: 0 PB: 0 SB: 0 CS: 0	PA: 31
PITCHER	IP WLS BF H R ER SO BB IBB HBP BLK WP HR S P ERA WHIP																			
39 Chris Capuano, L (1.1) ERA: 3.75	6.0	W	22	4	1	1	1	1	0	0	0	0	0	0	51	72	1.50	0.833		
61 Brandon Kintzler, R (7.1) ERA: 9.0	1.0		3	0	0	0	1	1	0	0	0	0	0	0	7	13	0.00	1.000		
41 Jeremy Jeffress, R (8.1) ERA: 2.0	1.0		3	0	0	0	0	1	0	0	0	0	0	6	12	0.00	1.000			
51 Trevor Hoffman, R (9.1) ERA: 6.02	1.0		3	1	0	0	1	0	0	0	0	0	0	7	9	0.00	1.000			

Florida Marlins @ Milwaukee Brewers
Miller Park, Milwaukee, WI
Sun Sep 26 2010, 1:11 PM - 3:55 PM CDT
Att: 29,059 - Roof Closed - 69 F

AB 27
R 1
H 5
RBI 1
BB 3
SO 3
LOB 10

Batter	1	2	3	4	5	6	7	8	9	AB	R	H	RBI	BB	SO	LOB	BOTTOM			
23 Rickie Weeks Jr., R (1.4) OBP: 0.365, SLG: 0.466										3	1	0	0	2	0	4				
1 Cory Hart, R (1.9) OBP: 0.341, SLG: 0.529										3	1	1	0	2	0	1				
8 Ryan Braun, R (1.7) OBP: 0.365, SLG: 0.508										4	2	2	4	1	0	1				
28 Prince Fielder, L (1.3) OBP: 0.403, SLG: 0.486										3	1	1	1	2	0	3				
21 Alcides Escobar, R (8. PR) OBP: 0.297, SLG: 0.326										0	0	0	0	0	0	0				
14 Casey McGehee, R (1.5) OBP: 0.339, SLG: 0.465										5	1	1	0	0	0	3				
36 Lorenzo Cain, R (1.8) OBP: 0.326, SLG: 0.378										4	1	2	1	0	1	3				
30 Craig Counsell, L (1.6) OBP: 0.321, SLG: 0.322										4	0	2	1	0	0	3				
20 Jonathan Lucroy, R (1.2) OBP: 0.302, SLG: 0.337										4	0	1	0	0	1	2				
39 Chris Capuano, L (1.1) OBP: 0.053, SLG: 0.063										3	0	0	0	0	2	4				
61 Brandon Kintzler, R (7.1)										0	0	0	0	0	0	0				
2 Joe Inglett, L (7. PH) OBP: 0.327, SLG: 0.397										1	0	0	0	0	0	0				
41 Jeremy Jeffress, R (8.1)										0	0	0	0	0	0	0				
51 Trevor Hoffman, R (9.1)										0	0	0	0	0	0	0				
Inning Stats	R: 2 E: 0 K: 0 S: 10	H: 1 LOB: 0 BB: 1 P: 19	R: 1 E: 0 K: 1 S: 18	H: 3 LOB: 1 BB: 0 P: 26	R: 4 E: 0 K: 2 S: 21	H: 5 LOB: 2 BB: 1 P: 32	R: 0 E: 1 K: 1 S: 13	H: 1 LOB: 3 BB: 1 P: 22	R: 0 E: 0 K: 0 S: 15	H: 0 LOB: 0 BB: 3 P: 28	R: 0 E: 0 K: 0 S: 8	H: 0 LOB: 0 BB: 0 P: 9	R: 0 E: 0 K: 0 S: 5	H: 0 LOB: 1 BB: 1 P: 14	R: 0 E: 0 K: 0 S: 8	H: 0 LOB: 0 BB: 0 P: 9	1B: 5 2B: 1 3B: 0 HR: 4	SF: 0 SAC: 0 DP: 1 HBP: 0	WP: 0 PB: 0 SB: 0 CS: 0	PA: 41
PITCHER	IP WLS BF H R ER SO BB IBB HBP BLK WP HR S P ERA WHIP																			
60 Adalberto Mendez, R (1.1) ERA: 4.19	2.0	L	13	6	6	6	1	2	0	0	0	0	0	0	4	35	27.00	4.000		
34 Jorge Sosa, R (3.1) ERA: 5.58	2.0		12	4	1	1	3	1	0	0	0	0	0	0	27	41	4.50	2.500		
50 Jose Ceda, R (5.1) ERA: 6.87	1.0		6	0	0	0	0	3	0	0	0	0	0	0	15	28	0.00	3.000		
66 Steve Cishek, R (8.1) ERA: 13.5	2.0		6	0	0	0	0	0	0	0	0	0	0	0	16	28	0.00	0.000		
61 Brett Sinkbeil, R (8.1)	1.0		4	0	0	0	0	1	0	0	0	0	0	5	14	0.00	1.000			

Florida Marlins @ Milwaukee Brewers
Miller Park, Milwaukee, WI
Sun Sep 26 2010, 1:11 PM - 3:55 PM CDT
Att: 29,059 - Roof Closed - 69 F


AB 34
R 7
H 10
RBI 7
BB 7
SO 4
LOB 24

Batter	1	2	3	4	5	6	7	8	9	10	11	AB	R	H	RBI	BB	SO	LOB	TOP								
33 Scott Cousins, L OBP: 0.300, SLG: 0.500	G5-3		F7			F7		K			F7	3	0	1	0	0	0	0									
24 Cameron Maybin, R OBP: 0.300, SLG: 0.359			1B									2	0	0	0	0	1	1									
1 Emilio Bonifacio, S OBP: 0.320, SLG: 0.354	G4-3		K			F8				K		5	0	1	0	0	2	1									
20 Logan Morrison, L OBP: 0.398, SLG: 0.445	G4-3		G5-3			F7				G4-3		5	0	0	0	0	1	1									
6 Dan Uggla, R OBP: 0.367, SLG: 0.499	L6		L5			G6-3				K		4	0	0	0	0	1	1									
15 Gaby Sanchez, R OBP: 0.345, SLG: 0.457			G4-3			G4-3				K		4	0	0	0	0	2	0									
3 Chad Tracy, L OBP: 0.353, SLG: 0.323			G5-3			G3-1						4	0	1	0	0	0	0									
7 Hector Luna, R OBP: 0.148, SLG: 0.423								P4				0	0	0	0	0	0	0									
27 Giancarlo Stanton, R OBP: 0.320, SLG: 0.644			G6-3			G6-4-3				G1-3		4	1	2	0	0	0	1									
6 Brad Davis, R OBP: 0.282, SLG: 0.413						1B																					
2 Hanley Ramirez, R OBP: 0.378, SLG: 0.475			K			G6-4-3						3	0	1	1	0	1	1									
39 Chris Hatcher, R OBP: 0.148, SLG: 0.423						1-2						0	0	0	0	0	0	0									
59 Alex Sanabia, R OBP: 0.100, SLG: 0.246			L4			G4-3						2	0	0	0	0	0	0									
18 Jose Veras, R OBP: 0.100, SLG: 0.344												0	0	0	0	0	0	0									
44 Brian Sanchez, R OBP: 0.100, SLG: 0.375												1	0	0	0	0	1	2									
43 Jose Veras, R OBP: 0.100, SLG: 0.375												0	0	0	0	0	0	0									
Inning Stats	R: 0 E: 0 K: 0 S: 11	H: 1 LOB: 1 BB: 0 P: 17	R: 0 E: 0 K: 1 S: 8	H: 0 LOB: 0 BB: 0 P: 10	R: 0 E: 0 K: 2 S: 12	H: 1 LOB: 1 BB: 0 P: 16	R: 0 E: 0 K: 0 S: 6	H: 0 LOB: 0 BB: 0 P: 8	R: 0 E: 0 K: 0 S: 7	H: 1 LOB: 0 BB: 0 P: 9	R: 0 E: 0 K: 0 S: 8	H: 0 LOB: 0 BB: 0 P: 12	R: 1 E: 0 K: 1 S: 12	H: 2 LOB: 1 BB: 0 P: 20	R: 0 E: 0 K: 2 S: 10	H: 0 LOB: 0 BB: 0 P: 16	R: 0 E: 0 K: 2 S: 10	H: 1 LOB: 2 BB: 1 P: 20	R: 0 E: 0 K: 1 S: 8	H: 0 LOB: 0 BB: 0 P: 12	1B: 4 2B: 2 3B: 0 HR: 0	SF: 0 SAC: 0 DP: 1 HBP: 0	WP: 0 PB: 0 SB: 2 CS: 0	PA: 39			
PITCHER	IP ERA WLS BF H R ER SO BB IBB HBP BLK WP HR S P ERA WHIP	48 Tommy Hanson, R ERA: 3.41	39 Jonny Venters, L ERA: 1.79	13 Billy Wagner, L ERA: 1.36	58 Peter Moylan, R ERA: 2.87	38 Mike Dunn, L ERA: 1.04	PITCHER	IP ERA WLS BF H R ER SO BB IBB HBP BLK WP HR S P ERA WHIP	48 Tommy Hanson, R ERA: 3.41	39 Jonny Venters, L ERA: 1.79	13 Billy Wagner, L ERA: 1.36	58 Peter Moylan, R ERA: 2.87	38 Mike Dunn, L ERA: 1.04	PITCHER	IP ERA WLS BF H R ER SO BB IBB HBP BLK WP HR S P ERA WHIP	48 Tommy Hanson, R ERA: 3.41	39 Jonny Venters, L ERA: 1.79	13 Billy Wagner, L ERA: 1.36	58 Peter Moylan, R ERA: 2.87	38 Mike Dunn, L ERA: 1.04	PITCHER	IP ERA WLS BF H R ER SO BB IBB HBP BLK WP HR S P ERA WHIP	48 Tommy Hanson, R ERA: 3.41	39 Jonny Venters, L ERA: 1.79	13 Billy Wagner, L ERA: 1.36	58 Peter Moylan, R ERA: 2.87	38 Mike Dunn, L ERA: 1.04

Florida Marlins @ Atlanta Braves
Turner Field, Atlanta, GA
Mon Sep 27 2010, 8:17 PM - 11:34 PM EDT
Att: 26,338 - Cloudy - 60 F

livebaseballscores.com

AB 38
R 1
H 6
RBI 1
BB 1
SO 9
LOB 9



Batter	1	2	3	4	5	6	7	8	9	10	11	AB	R	H	RBI	BB	SO	LOB	BOTTOM										
4 Omar Infante, R OBP: 0.365, SLG: 0.422	F8		F8					F7				5	0	2	1	1	0	0											
22 Jason Heyward, L OBP: 0.363, SLG: 0.460			G6-3					K		G1-3		5	0	1	0	0	2	3											
Martin Prado, R OBP: 0.350, SLG: 0.459						F8						3	0	1	0	0	0	2											
7 Brooks Conrad, S OBP: 0.318, SLG: 0.471			G1-3			G1-3				G3		2	0	1	0	0	0	0											
16 Brian McCann, L OBP: 0.379, SLG: 0.463	E3					P6						4	1	1	1	1	1	1											
27 Derrek Lee, R OBP: 0.339, SLG: 0.413			HR			K				K		5	0	0	0	0	3	4											
13 Nate McLouth, L OBP: 0.293, SLG: 0.324			K			F7				G3		4	1	1	0	1	1	0											
2 Alex Gonzalez, R OBP: 0.300, SLG: 0.458			F7			G5-3				G4-3		4	0	0	0	0	1	1											
28 Rick Ankiel, L OBP: 0.314, SLG: 0.394			F8			F8				BB		3	0	0	0	2	0	0											
48 Tommy Hanson, R ERA: 3.73			F8			G5-3						3	0	0	0	0	1	0											
39 Jonny Venters, L ERA: 1.01												0	0	0	0	0	0	0											
20 Eric Hinske, L OBP: 0.337, SLG: 0.444												1	0	1	0	0	0	0											
24 Dody Hertzberg, R OBP: 0.100, SLG: 0.300												0	0	0	0	0	0	0											
58 Peter Moylan, R ERA: 2.24												0	0	0	0	0	0	0											
38 Mike Dunn, L ERA: 3.28												1	0	0	0	0	0	0											
5 Freddie Freeman, L OBP: 0.100, SLG: 0.328												1	0	0	0	0	1	2											
Inning Stats	R: 0 E: 1 K: 2 S: 11	H: 1 LOB: 2 BB: 0 P: 18	R: 0 E: 0 K: 1 S: 9	H: 0 LOB: 0 BB: 0 P: 12	R: 0 E: 0 K: 0 S: 5	H: 0 LOB: 0 BB: 0 P: 8	R: 1 E: 0 K: 0 S: 10	H: 2 LOB: 1 BB: 0 P: 19	R: 0 E: 0 K: 1 S: 10	H: 0 LOB: 0 BB: 0 P: 14	R: 0 E: 0 K: 2 S: 12	H: 1 LOB: 2 BB: 1 P: 24	R: 0 E: 0 K: 0 S: 10	H: 0 LOB: 1 BB: 2 P: 20	R: 0 E: 0 K: 1 S: 8	H: 0 LOB: 0 BB: 0 P: 13	R: 1 E: 0 K: 1 S: 11	H: 1 LOB: 2 BB: 2 P: 24	1B: 6 2B: 1 3B: 0 HR: 1	SF: 0 SAC: 1 DP: 0 HBP: 0	WP: 1 PB: 0 SB: 1 CS: 0	PA: 46							
PITCHER	IP ERA WLS BF H R ER SO BB IBB HBP BLK WP HR S P ERA WHIP	59 Alex Sanabia, R ERA: 3.73	46 Juan Carlos Oviedo, R ERA: 3.01	44 Brian Sanchez, R ERA: 2.24	43 Jose Veras, R ERA: 3.28	PITCHER	IP ERA WLS BF H R ER SO BB IBB HBP BLK WP HR S P ERA WHIP	59 Alex Sanabia, R ERA: 3.73	46 Juan Carlos Oviedo, R ERA: 3.01	44 Brian Sanchez, R ERA: 2.24	43 Jose Veras, R ERA: 3.28	PITCHER	IP ERA WLS BF H R ER SO BB IBB HBP BLK WP HR S P ERA WHIP	59 Alex Sanabia, R ERA: 3.73	46 Juan Carlos Oviedo, R ERA: 3.01	44 Brian Sanchez, R ERA: 2.24	43 Jose Veras, R ERA: 3.28	PITCHER	IP ERA WLS BF H R ER SO BB IBB HBP BLK WP HR S P ERA WHIP	59 Alex Sanabia, R ERA: 3.73	46 Juan Carlos Oviedo, R ERA: 3.01	44 Brian Sanchez, R ERA: 2.24	43 Jose Veras, R ERA: 3.28	PITCHER	IP ERA WLS BF H R ER SO BB IBB HBP BLK WP HR S P ERA WHIP	59 Alex Sanabia, R ERA: 3.73	46 Juan Carlos Oviedo, R ERA: 3.01	44 Brian Sanchez, R ERA: 2.24	43 Jose Veras, R ERA: 3.28

livebaseballscores.com

AB 40
R 2
H 8
RBI 2
BB 5
SO 9
LOB 13



Batter	1	2	3	4	5	6	7	8	9	AB	R	H	RBI	BB	SO	LOB	TOP										
1 Emilio Bonifacio, S OBP: 0.328, SLG: 0.354										3	0	1	0	2	1	0											
24 Cameron Maybin, R OBP: 0.302, SLG: 0.361										4	0	2	1	0	2	1											
33 Scott Cousins, L OBP: 0.300, SLG: 0.500										0	0	0	0	0	0	0											
7 Hector Luna, R OBP: 0.143, SLG: 0.407										1	0	0	0	0	1	1											
20 Logan Morrison, L OBP: 0.395, SLG: 0.438										4	0	0	0	1	2	4											
6 Dan Uggla, R OBP: 0.369, SLG: 0.505										3	1	2	1	1	0	2											
15 Gaby Sanchez, R OBP: 0.342, SLG: 0.454										4	0	0	0	0	0	6											
3 Chad Tracy, L OBP: 0.394, SLG: 0.319										2	0	0	0	1	0	0											
56 Osvaldo Martinez, R OBP: 0.379, SLG: 0.360										1	0	0	0	0	0	0											
27 Giancarlo Stanton, R OBP: 0.334, SLG: 0.507										4	0	3	0	0	0	1											
6 Brad Davis, R OBP: 0.280, SLG: 0.417										4	1	1	0	0	2	3											
19 Anibal Sanchez, R OBP: 0.164, SLG: 0.105										3	0	0	0	0	1	3											
44 Brian Sanchez, R OBP: 0.300, SLG: 0.343										0	0	0	0	0	0	0											
31 Burke Badenhop, R OBP: 0.300, SLG: 0.343										1	0	0	0	0	1	0											
Inning Stats	R: 0 E: 0 K: 0 S: 11	H: 1 LOB: 0 BB: 0 P: 17	R: 0 E: 0 K: 0 S: 5	H: 1 LOB: 1 BB: 1 P: 13	R: 1 E: 0 K: 1 S: 15	H: 3 LOB: 3 BB: 1 P: 25	R: 0 E: 0 K: 1 S: 8	H: 1 LOB: 1 BB: 0 P: 10	R: 0 E: 0 K: 1 S: 11	H: 0 LOB: 2 BB: 0 P: 23	R: 0 E: 0 K: 3 S: 12	H: 0 LOB: 0 BB: 0 P: 18	R: 1 E: 0 K: 0 S: 9	H: 2 LOB: 1 BB: 0 P: 12	R: 0 E: 0 K: 3 S: 13	H: 0 LOB: 1 BB: 1 P: 21	1B: 7 2B: 1 3B: 0 HR: 1	SF: 0 SAC: 0 DP: 1 HBP: 0	WP: 0 PB: 0 SB: 1 CS: 0	PA: 39							
PITCHER	IP	WLS	BF	H	R	ER	SO	BB	IBB	HBP	BLK	WP	HR	S	P	ERA	WHIP										
15 Tim Hudson, R ERA: 2.76	6.0		27	7	1	1	4	3	1	0	0	0	0	58	100	1.50	1.667										
46 Craig Kimbrel, R ERA: 0.47	1.0	W	3	0	0	0	3	0	0	0	0	0	0	12	18	0.00	0.000										
58 Peter Moylan, R ERA: 3.0	0.1	H	2	1	1	1	0	0	0	0	0	0	1	4	6	27.00	3.000										
39 Jonny Venters, L ERA: 1.78	0.2	H	3	1	0	0	0	0	0	0	0	0	0	5	6	0.00	1.500										
13 Billy Wagner, L ERA: 1.34	1.0	S	4	0	0	0	3	1	0	0	0	0	0	13	21	0.00	1.000										

Florida Marlins @ Atlanta Braves
Turner Field, Atlanta, GA
Tue Sep 28 2010, 7:11 PM - 9:54 PM EDT
Att: 36,155 - Partly Cloudy - 72 F

AB 34
R 2
H 9
RBI 2
BB 5
SO 10
LOB 21



Batter	1	2	3	4	5	6	7	8	9	AB	R	H	RBI	BB	SO	LOB	BOTTOM										
4 Omar Infante, R OBP: 0.364, SLG: 0.421										4	0	1	0	0	1	0											
22 Jason Heyward, L OBP: 0.394, SLG: 0.459										3	0	1	0	1	0	1											
16 Brian McCann, L OBP: 0.376, SLG: 0.459										4	0	0	0	0	1	2											
27 Derrek Lee, R OBP: 0.340, SLG: 0.415										3	0	1	0	1	1	1											
53 Melky Cabrera, S OBP: 0.317, SLG: 0.357										4	1	2	0	0	0	1											
2 Alex Gonzalez, R OBP: 0.299, SLG: 0.457										2	0	0	0	0	0	1											
7 Brooks Conrad, S OBP: 0.318, SLG: 0.482										3	1	1	1	0	1	0											
28 Rick Ankiel, L OBP: 0.315, SLG: 0.393										3	0	1	0	0	1	1											
15 Tim Hudson, R OBP: 0.317, SLG: 0.357										2	0	0	0	0	1	1											
46 Craig Kimbrel, R ERA: 0.47										0	0	0	0	0	0	0											
20 Eric Hinske, L OBP: 0.345, SLG: 0.460										0	0	0	0	0	0	0											
58 Peter Moylan, R ERA: 3.0										0	0	0	0	0	0	0											
39 Jonny Venters, L ERA: 1.78										0	0	0	0	0	0	0											
13 Billy Wagner, L ERA: 1.34										0	0	0	0	0	0	0											
Inning Stats	R: 0 E: 1 K: 2 S: 8	H: 0 LOB: 1 BB: 1 P: 16	R: 0 E: 0 K: 1 S: 8	H: 1 LOB: 0 BB: 0 P: 15	R: 0 E: 0 K: 1 S: 9	H: 0 LOB: 1 BB: 1 P: 15	R: 0 E: 0 K: 1 S: 12	H: 1 LOB: 1 BB: 0 P: 17	R: 0 E: 0 K: 0 S: 11	H: 2 LOB: 2 BB: 0 P: 18	R: 3 E: 0 K: 1 S: 15	H: 4 LOB: 1 BB: 0 P: 23	R: 0 E: 0 K: 0 S: 11	H: 0 LOB: 0 BB: 0 P: 16	R: 0 E: 0 K: 3 S: 11	H: 0 LOB: 0 BB: 0 P: 16	1B: 5 2B: 2 3B: 1 HR: 1	SF: 0 SAC: 1 DP: 1 HBP: 0	WP: 1 PB: 0 SB: 1 CS: 0	PA: 32							
PITCHER	IP	WLS	BF	H	R	ER	SO	BB	IBB	HBP	BLK	WP	HR	S	P	ERA	WHIP										
19 Anibal Sanchez, R ERA: 3.62	6.2	L	27	7	3	3	6	2	0	0	0	0	0	66	105	4.05	1.350										
44 Brian Sanchez, R ERA: 2.23	0.1		2	1	0	0	0	0	0	0	0	1	0	3	7	0.00	3.000										
31 Burke Badenhop, R ERA: 4.22	1.0		3	0	0	0	0	0	0	0	0	0	0	11	16	0.00	0.000										

Florida Marlins @ Atlanta Braves
Turner Field, Atlanta, GA
Tue Sep 28 2010, 7:11 PM - 9:54 PM EDT
Att: 36,155 - Partly Cloudy - 72 F

AB 29
R 3
H 8
RBI 3
BB 2
SO 6
LOB 8




Batter	1	2	3	4	5	6	7	8	9	AB	R	H	RBI	BB	SO	LOB	TOP			
33 Scott Cousins, L OBP: 0.343, SLG: 0.500										4	0	2	0	1	1	0	Florida Marlins @ Atlanta Braves Turner Field, Atlanta, GA Wed Sep 29 2010, 4:40 PM - 7:32 PM EDT Att: 36,390 - Cloudy - 74 F			
1 Emilio Bonifacio, S OBP: 0.330, SLG: 0.352										4	0	1	0	1	1	2				
20 Logan Morrison, L OBP: 0.393, SLG: 0.434										4	0	1	0	0	2	3				
6 Dan Uggla, R OBP: 0.368, SLG: 0.503										4	1	1	0	0	1	2				
15 Gaby Sanchez, R OBP: 0.340, SLG: 0.451										4	0	0	0	0	0	3				
3 Chad Tracy, L OBP: 0.316, SLG: 0.331										4	0	3	0	0	1	0				
27 Giancarlo Stanton, R OBP: 0.324, SLG: 0.504										4	0	1	1	0	2	2				
6 Brad Davis, R OBP: 0.270, SLG: 0.400										4	0	0	0	0	3	3				
23 Andrew Miller, L 50 Jose Ceda, R 7 Pedro Luis, R 34 Jorge Sosa, R 56 Orlando Martinez, R 31 Burke Badenhop, L 13 Will Ohman, L 60 Steve Cishek, R 18 Will Harris, R										1	0	0	0	0	0	1				
Inning Stats	R: 0 E: 1 K: 0 S: 11	H: 1 LOB: 2 BB: 1 P: 22	R: 0 E: 0 K: 3 S: 11	H: 1 LOB: 1 BB: 0 P: 19	R: 0 E: 0 K: 3 S: 12	H: 0 LOB: 0 BB: 0 P: 15	R: 0 E: 0 K: 1 S: 8	H: 3 LOB: 2 BB: 0 P: 18	R: 0 E: 0 K: 1 S: 8	H: 1 LOB: 1 BB: 0 P: 16	R: 0 E: 0 K: 1 S: 9	H: 0 LOB: 1 BB: 1 P: 15	1B: 9 2B: 0 3B: 0 HR: 0	SF: 0 SAC: 0 DP: 0 HBP: 0	WP: 0 PB: 0 SB: 0 CS: 0	PA: 38				
PITCHER	IP: 5.2 WLS: W BF: 25 ERA: 4.0	H: 7 R: 1 ER: 1 SO: 9	BB: 1 IBB: 0 HBP: 0 BLK: 0	WP: 0 HR: 0 S: 63 P: 99	ERA: 1.59 WHIP: 1.412	IP: 6.1 WLS: H BF: 2 ERA: 2.97	H: 2 R: 0 ER: 0 SO: 1	BB: 0 IBB: 0 HBP: 0 BLK: 0	WP: 0 HR: 6 S: 12 P: 8	ERA: 0.00 WHIP: 0.000	IP: 7.1 WLS: H BF: 3 ERA: 1.0	H: 1 R: 0 ER: 0 SO: 1	BB: 0 IBB: 0 HBP: 0 BLK: 0	WP: 0 HR: 7 S: 10 P: 10	ERA: 0.00 WHIP: 1.000	IP: 9.1 WLS: H BF: 4 ERA: 1.32	H: 0 R: 0 ER: 0 SO: 1	BB: 1 IBB: 0 HBP: 0 BLK: 0	WP: 0 HR: 9 S: 15 P: 15	ERA: 0.00 WHIP: 1.000

Batter	1	2	3	4	5	6	7	8	9	AB	R	H	RBI	BB	SO	LOB	BOTTOM			
4 Omar Infante, R OBP: 0.362, SLG: 0.417										4	0	0	0	1	0	3	Florida Marlins @ Atlanta Braves Turner Field, Atlanta, GA Wed Sep 29 2010, 4:40 PM - 7:32 PM EDT Att: 36,390 - Cloudy - 74 F			
22 Jason Heyward, L OBP: 0.394, SLG: 0.457										3	0	0	0	2	0	1				
23 Matt Diaz, R OBP: 0.294, SLG: 0.433										2	1	0	0	2	0	1				
28 Rick Ankiel, L OBP: 0.318, SLG: 0.393										0	0	0	0	1	0	0				
27 Derrek Lee, R 13 Nate McLouth, L 46 Craig Kimbrel, R 25 Troy Glaus, R 20 Eric Hinske, L 13 Billy Wagner, L										2	1	1	0	2	1	2				
2 Alex Gonzalez, R OBP: 0.297, SLG: 0.453										5	0	0	0	0	2	8				
8 David Ross, R OBP: 0.392, SLG: 0.479										4	1	3	1	0	0	1				
7 Brooks Conrad, S OBP: 0.317, SLG: 0.497										4	1	1	3	0	1	3				
53 Melky Cabrera, S OBP: 0.319, SLG: 0.357										3	0	1	0	1	1	0				
32 Derek Lowe, R OBP: 0.224, SLG: 0.226										2	0	0	0	0	1	2				
Inning Stats	R: 0 E: 0 K: 1 S: 13	H: 0 LOB: 2 BB: 2 P: 24	R: 0 E: 0 K: 0 S: 10	H: 2 LOB: 0 BB: 0 P: 17	R: 4 E: 0 K: 1 S: 20	H: 2 LOB: 0 BB: 2 P: 35	R: 0 E: 0 K: 2 S: 13	H: 0 LOB: 2 BB: 2 P: 22	R: 0 E: 0 K: 0 S: 7	H: 1 LOB: 1 BB: 1 P: 15	R: 0 E: 0 K: 0 S: 8	H: 0 LOB: 0 BB: 0 P: 12	R: 0 E: 0 K: 1 S: 12	H: 1 LOB: 1 BB: 0 P: 20	R: 1 E: 0 K: 1 S: 15	H: 1 LOB: 3 BB: 3 P: 32	1B: 1 2B: 5 3B: 0 HR: 1	SF: 0 SAC: 1 DP: 0 HBP: 0	WP: 0 PB: 0 SB: 0 CS: 0	PA: 41
PITCHER	IP: 3.0 WLS: L BF: 17 ERA: 8.54	H: 4 R: 4 ER: 4 SO: 2	BB: 4 IBB: 0 HBP: 0 BLK: 1	WP: 0 HR: 1 S: 43 P: 76	ERA: 12.00 WHIP: 2.667	IP: 4.1 WLS: 5 BF: 0 ERA: 5.19	H: 0 R: 0 ER: 0 SO: 0	BB: 2 IBB: 0 HBP: 0 BLK: 0	WP: 0 HR: 15 S: 27 P: 27	ERA: 0.00 WHIP: 0.500	IP: 7.1 WLS: H BF: 4 ERA: 4.15	H: 1 R: 0 ER: 0 SO: 1	BB: 0 IBB: 0 HBP: 0 BLK: 0	WP: 0 HR: 12 S: 20 P: 20	ERA: 0.00 WHIP: 1.000	IP: 8.1 WLS: H BF: 5 ERA: 3.21	H: 1 R: 1 ER: 1 SO: 0	BB: 2 IBB: 0 HBP: 0 BLK: 0	WP: 0 HR: 21 S: 21 P: 21	ERA: 13.50 WHIP: 4.500

AB	36
R	1
H	9
RBI	1
BB	2
SO	13
LOB	16

AB	30
R	5
H	7
RBI	5
BB	10
SO	6
LOB	21



Batter	1	2	3	4	5	6	7	8	9	AB	R	H	RBI	BB	SO	LOB	TOP					
22 Andrew McCutchen, R (1.8) OBP: 0.369, SLG: 0.451										4	0	1	0	0	1	3						
31 Jose Tabata, R (1.7) OBP: 0.350, SLG: 0.404										3	0	0	0	1	0	1						
18 Neil Walker, S (1.4) OBP: 0.350, SLG: 0.466										3	0	0	0	1	0	2						
24 Pedro Alvarez, L (1.5) OBP: 0.326, SLG: 0.461										4	0	0	0	0	1	3						
46 Garrett Jones, L (1.3) OBP: 0.306, SLG: 0.413										4	0	0	0	0	1	1						
14 John Bowker, L (1.9) OBP: 0.281, SLG: 0.371										3	0	2	0	1	1	0						
5 Ronny Cedeno, R (1.6) OBP: 0.293, SLG: 0.377										4	0	2	0	0	1	1						
19 Chris Snyder, R (1.2) OBP: 0.320, SLG: 0.376										2	0	0	0	1	1	1						
24 Delwyn Young, S (9, PH) OBP: 0.286, SLG: 0.414										1	0	1	0	0	0	0						
50 Charlie Morton, R (1.1) OBP: 0.038, SLG: 0.038										2	0	0	0	0	1	4						
44 Alex Presley, L (7, PH) OBP: 0.292, SLG: 0.304										1	0	0	0	0	0	0						
30 Chris Resop, R (7.1) OBP: 0.292, SLG: 0.304										0	0	0	0	0	0	0						
Joel Hanrahan, R (8.1) OBP: 0.334, SLG: 0.410										1	0	0	0	0	1	2						
41 Ryan Doumit, S (9, PH) OBP: 0.334, SLG: 0.410										1	0	0	0	0	1	2						
Inning Stats	R: 0 E: 0 K: 0 S: 8	H: 1 LOB: 1 BB: 0 P: 16	R: 0 E: 0 K: 1 S: 12	H: 2 LOB: 3 BB: 1 P: 21	R: 0 E: 0 K: 1 S: 9	H: 0 LOB: 1 BB: 1 P: 17	R: 0 E: 0 K: 0 S: 9	H: 2 LOB: 1 BB: 0 P: 16	R: 0 E: 0 K: 1 S: 7	H: 0 LOB: 0 BB: 0 P: 9	R: 0 E: 0 K: 2 S: 8	H: 0 LOB: 0 BB: 0 P: 12	R: 0 E: 0 K: 2 S: 8	H: 0 LOB: 0 BB: 0 P: 13	R: 0 E: 0 K: 0 S: 8	H: 1 LOB: 2 BB: 1 P: 22	1B: 5 2B: 1 3B: 0 HR: 0	SF: 0 SAC: 0 DP: 0 HBP: 0	WP: 1 PB: 0 SB: 0 CS: 1	PA: 36		
PITCHER	IP WLS BF H R ER SO BB IBB HBP BLK WP HR S P ERA WHIP	4.0 18 5 0 0 1 1 1 0 0 0 0 38 70 0.00 1.500	2.0 6 0 0 0 3 0 0 0 0 0 0 15 21 0.00 0.000	1.0 3 0 0 0 2 0 0 0 0 0 0 8 13 0.00 0.000	1.0 4 0 0 0 0 1 0 0 0 0 0 8 12 0.00 1.000	1.0 5 1 0 0 2 1 0 0 0 0 1 0 13 22 0.00 2.000																
34 Jorge Sosa, R (1.1) ERA: 4.68	44 Brian Sanches, R (5.1) ERA: 2.26	43 Jose Veras, R (7.1) ERA: 3.75	46 Juan Carlos Oviedo, R (8.1) ERA: 3.52	32 Clay Hensley, R (9.1) ERA: 2.19																		
Batter	1	2	3	4	5	6	7	8	9	AB	R	H	RBI	BB	SO	LOB	BOTTOM					
1 Emilio Bonifacio, S (1.8) OBP: 0.323, SLG: 0.335										3	0	0	0	1	3	1						
56 Osvaldo Martinez, R (1.6) OBP: 0.372, SLG: 0.410										4	1	2	0	0	1	0						
20 Logan Morrison, L (1.7) OBP: 0.396, SLG: 0.454										4	1	1	0	0	0	2						
6 Dan Uggla, R (1.4) OBP: 0.366, SLG: 0.498										4	0	0	0	0	3	4						
15 Gaby Sanchez, R (1.3) OBP: 0.340, SLG: 0.448										3	0	0	0	1	1	2						
27 Giancarlo Stanton, R (1.9) OBP: 0.327, SLG: 0.510										3	0	1	1	0	1	1						
3 Chad Tracy, L (1.5) OBP: 0.308, SLG: 0.324										2	0	0	1	0	0	0						
39 Chris Hatcher, R (1.2) OBP: 0.308, SLG: 0.324										3	0	0	0	0	3	2						
34 Jorge Sosa, R (1.1) OBP: 0.320, SLG: 0.392	44 Brian Sanches, R (5.1) ERA: 2.26	43 Jose Veras, R (7.1) ERA: 3.75	33 Scott Cousins, L (7, PH) OBP: 0.360, SLG: 0.456	46 Juan Carlos Oviedo, R (8.1) ERA: 3.52	32 Clay Hensley, R (9.1) ERA: 2.19																	
Inning Stats	R: 0 E: 0 K: 2 S: 8	H: 0 LOB: 0 BB: 0 P: 12	R: 0 E: 0 K: 1 S: 8	H: 0 LOB: 0 BB: 0 P: 12	R: 0 E: 0 K: 2 S: 10	H: 1 LOB: 1 BB: 0 P: 12	R: 2 E: 0 K: 2 S: 13	H: 3 LOB: 2 BB: 1 P: 23	R: 0 E: 0 K: 1 S: 8	H: 0 LOB: 0 BB: 0 P: 12	R: 0 E: 1 K: 1 S: 10	H: 0 LOB: 1 BB: 0 P: 16	R: 0 E: 0 K: 2 S: 9	H: 0 LOB: 0 BB: 0 P: 11	R: 0 E: 0 K: 2 S: 10	H: 1 LOB: 2 BB: 1 P: 21	1B: 4 2B: 1 3B: 0 HR: 0	SF: 1 SAC: 0 DP: 0 HBP: 0	WP: 0 PB: 0 SB: 1 CS: 0	PA: 32		
PITCHER	IP WLS BF H R ER SO BB IBB HBP BLK WP HR S P ERA WHIP	6.0 24 4 2 2 9 1 0 0 0 0 0 57 87 0.00 0.833	1.0 3 0 0 0 2 0 0 0 0 0 0 9 11 0.00 0.000	1.0 5 1 0 0 2 1 0 0 0 0 0 10 21 0.00 2.000																		


Pittsburgh Pirates @ Florida Marlins
Sun Life Stadium, Miami, FL
Sat Oct 02 2010, 7:11 PM - 9:32 PM EDT
Att: 25,332 - Clear - 82 F

AB 32
R 0
H 6
RBI 0
BB 4
SO 8
LOB 18



Pittsburgh Pirates @ Florida Marlins
Sun Life Stadium, Miami, FL
Sat Oct 02 2010, 7:11 PM - 9:32 PM EDT
Att: 25,332 - Clear - 82 F

AB 29
R 2
H 5
RBI 2
BB 2
SO 13
LOB 12



Batter	1	2	3	4	5	6	7	8	9	AB	R	H	RBI	BB	SO	LOB	TOP				
22 Andrew McCutchen, R (1.8) OBP: 0.369, SLG: 0.449										4	0	1	1	0	1	0	Pittsburgh Pirates @ Florida Marlins Sun Life Stadium, Miami, FL Sun Oct 03 2010, 1:10 PM - 3:49 PM EDT Att: 31,803 - Partly Cloudy - 86 F				
31 Jose Tabata, R (1.7) OBP: 0.346, SLG: 0.400										4	0	0	0	0	1	2					
18 Neil Walker, S (1.4) OBP: 0.349, SLG: 0.462										3	0	0	0	1	0	0					
46 Garrett Jones, L (1.3) OBP: 0.306, SLG: 0.414										4	0	1	0	0	1	1					
41 Ryan Doumit, S (1.9) OBP: 0.331, SLG: 0.406										4	0	0	0	0	3	3					
5 Ronny Cedeno, R (1.6) OBP: 0.293, SLG: 0.382										4	1	1	1	0	2	2					
15 Andy LaRoche, R (1.5) OBP: 0.268, SLG: 0.287										3	1	0	0	1	0	1					
35 Jason Jaramillo, S (1.2) OBP: 0.227, SLG: 0.207										3	0	1	0	0	1	0					
71 Brian Burres, L (1.1) 63 Chris Leroux, L (6.1) 44 Brandon Moss, L (7.9) 43 Sean Gallagher, R (7.1) 36 Wilfredo Ledezma, L (8.1) 58 Steven Jackson, R (8.1)										2	0	0	0	0	2	2					
Inning Stats	R: 0 E: 0 K: 0 S: 7	H: 0 LOB: 0 BB: 9 P: 9	R: 1 E: 0 K: 2 S: 15	H: 1 LOB: 0 BB: 22 P: 22	R: 0 E: 0 K: 2 S: 8	H: 0 LOB: 0 BB: 0 P: 9	R: 0 E: 0 K: 0 S: 10	H: 1 LOB: 1 BB: 0 P: 11	R: 1 E: 1 K: 2 S: 18	H: 2 LOB: 2 BB: 1 P: 27	R: 0 E: 0 K: 1 S: 13	H: 0 LOB: 1 BB: 1 P: 23	R: 0 E: 0 K: 2 S: 9	H: 0 LOB: 0 BB: 0 P: 15	R: 0 E: 0 K: 1 S: 11	H: 0 LOB: 1 BB: 0 P: 12		1B: 2 2B: 1 3B: 0 HR: 1	SF: 0 SAC: 0 DP: 0 HBP: 0	WP: 0 PB: 0 SB: 0 CS: 0	PA: 34
PITCHER	IP WLS BF H R ER SO BB IBB HBP BLK WP HR S P ERA WHIP	IP WLS BF H R ER SO BB IBB HBP BLK WP HR S P ERA WHIP	IP WLS BF H R ER SO BB IBB HBP BLK WP HR S P ERA WHIP	IP WLS BF H R ER SO BB IBB HBP BLK WP HR S P ERA WHIP	IP WLS BF H R ER SO BB IBB HBP BLK WP HR S P ERA WHIP	IP WLS BF H R ER SO BB IBB HBP BLK WP HR S P ERA WHIP	IP WLS BF H R ER SO BB IBB HBP BLK WP HR S P ERA WHIP	IP WLS BF H R ER SO BB IBB HBP BLK WP HR S P ERA WHIP	IP WLS BF H R ER SO BB IBB HBP BLK WP HR S P ERA WHIP	IP WLS BF H R ER SO BB IBB HBP BLK WP HR S P ERA WHIP	IP WLS BF H R ER SO BB IBB HBP BLK WP HR S P ERA WHIP	IP WLS BF H R ER SO BB IBB HBP BLK WP HR S P ERA WHIP	IP WLS BF H R ER SO BB IBB HBP BLK WP HR S P ERA WHIP	IP WLS BF H R ER SO BB IBB HBP BLK WP HR S P ERA WHIP	IP WLS BF H R ER SO BB IBB HBP BLK WP HR S P ERA WHIP	IP WLS BF H R ER SO BB IBB HBP BLK WP HR S P ERA WHIP	IP WLS BF H R ER SO BB IBB HBP BLK WP HR S P ERA WHIP	IP WLS BF H R ER SO BB IBB HBP BLK WP HR S P ERA WHIP	IP WLS BF H R ER SO BB IBB HBP BLK WP HR S P ERA WHIP	IP WLS BF H R ER SO BB IBB HBP BLK WP HR S P ERA WHIP	IP WLS BF H R ER SO BB IBB HBP BLK WP HR S P ERA WHIP

Batter	1	2	3	4	5	6	7	8	9	AB	R	H	RBI	BB	SO	LOB	BOTTOM				
1 Emilio Bonifacio, S (1.8) OBP: 0.320, SLG: 0.328										4	1	0	0	1	0	4	Pittsburgh Pirates @ Florida Marlins Sun Life Stadium, Miami, FL Sun Oct 03 2010, 1:10 PM - 3:49 PM EDT Att: 31,803 - Partly Cloudy - 86 F				
56 Osvaldo Martinez, R (1.6) OBP: 0.383, SLG: 0.465										4	2	2	0	0	0	1					
20 Logan Morrison, L (1.7) OBP: 0.390, SLG: 0.447										4	0	0	0	0	1	2					
6 Dan Uggla, R (1.4) OBP: 0.369, SLG: 0.508										3	2	3	3	1	0	0					
33 Scott Cousins, L (8.8) OBP: 0.316, SLG: 0.459										3	0	1	0	1	0	1					
15 Gaby Sanchez, R (1.3) OBP: 0.341, SLG: 0.448										3	0	1	0	1	0	1					
27 Giancarlo Stanton, R (1.9) OBP: 0.328, SLG: 0.507										4	0	1	0	0	1	4					
18 Wes Helms, R (1.5) OBP: 0.300, SLG: 0.346										3	0	1	1	1	0	2					
6 Brad Davis, R (1.2) OBP: 0.270, SLG: 0.376										2	0	0	0	0	1	2					
19 Anibal Sanchez, R (1.1) 31 Burke Badenhop, R (7.1) 3 Chad Tracy, L (7.9) 46 Juan Carlos Oviedo, R (8.1) 11 Mike Rivera, R (8.9) 32 Clay Hensley, R (9.1)										2	0	0	0	0	2	1					
Inning Stats	R: 2 E: 0 K: 0 S: 8	H: 2 LOB: 0 BB: 0 P: 18	R: 0 E: 0 K: 0 S: 10	H: 0 LOB: 0 BB: 0 P: 14	R: 0 E: 0 K: 1 S: 6	H: 0 LOB: 2 BB: 0 P: 6	R: 0 E: 0 K: 1 S: 14	H: 0 LOB: 2 BB: 0 P: 26	R: 1 E: 0 K: 2 S: 12	H: 3 LOB: 2 BB: 0 P: 16	R: 2 E: 1 K: 0 S: 13	H: 2 LOB: 1 BB: 1 P: 21	R: 0 E: 0 K: 0 S: 8	H: 1 LOB: 2 BB: 2 P: 16	R: 0 E: 0 K: 0 S: 8	H: 1 LOB: 2 BB: 2 P: 16	1B: 4 2B: 2 3B: 1 HR: 1	SF: 0 SAC: 1 DP: 1 HBP: 1	WP: 1 PB: 0 SB: 0 CS: 0	PA: 37	
PITCHER	IP WLS BF H R ER SO BB IBB HBP BLK WP HR S P ERA WHIP	IP WLS BF H R ER SO BB IBB HBP BLK WP HR S P ERA WHIP	IP WLS BF H R ER SO BB IBB HBP BLK WP HR S P ERA WHIP	IP WLS BF H R ER SO BB IBB HBP BLK WP HR S P ERA WHIP	IP WLS BF H R ER SO BB IBB HBP BLK WP HR S P ERA WHIP	IP WLS BF H R ER SO BB IBB HBP BLK WP HR S P ERA WHIP	IP WLS BF H R ER SO BB IBB HBP BLK WP HR S P ERA WHIP	IP WLS BF H R ER SO BB IBB HBP BLK WP HR S P ERA WHIP	IP WLS BF H R ER SO BB IBB HBP BLK WP HR S P ERA WHIP	IP WLS BF H R ER SO BB IBB HBP BLK WP HR S P ERA WHIP	IP WLS BF H R ER SO BB IBB HBP BLK WP HR S P ERA WHIP	IP WLS BF H R ER SO BB IBB HBP BLK WP HR S P ERA WHIP	IP WLS BF H R ER SO BB IBB HBP BLK WP HR S P ERA WHIP	IP WLS BF H R ER SO BB IBB HBP BLK WP HR S P ERA WHIP	IP WLS BF H R ER SO BB IBB HBP BLK WP HR S P ERA WHIP	IP WLS BF H R ER SO BB IBB HBP BLK WP HR S P ERA WHIP	IP WLS BF H R ER SO BB IBB HBP BLK WP HR S P ERA WHIP	IP WLS BF H R ER SO BB IBB HBP BLK WP HR S P ERA WHIP	IP WLS BF H R ER SO BB IBB HBP BLK WP HR S P ERA WHIP	IP WLS BF H R ER SO BB IBB HBP BLK WP HR S P ERA WHIP	IP WLS BF H R ER SO BB IBB HBP BLK WP HR S P ERA WHIP

AB 32
R 2
H 4
RBI 2
BB 2
SO 12
LOB 11



AB 30
R 5
H 8
RBI 4
BB 5
SO 5
LOB 17

