

# Florida Marlins - 2011

Batter	1	2	3	4	5	6	7	8	9	AB	R	H	RBI	BB	SO	LOB	TOP					
7 Zeke DeVoss, S 36 D.K. Carey, R	B3		G5-3			K		F9		2	0	0	0	1	0	1	<b>Miami Hurricanes @ Florida Marlins</b> Roger Dean Stadium, Jupiter, FL Sun Feb 27 2011, 1:08 PM - 4:22 PM EST Att: 3,332 - Partly Cloudy - 79 F					
4 Stephen Perez, S OBP: 0.600, SLG: 1.000	G3					FC5-4				3	2	1	1	2	0	1						
27 Brad Fieger, R	K							B1-6		5	1	0	0	0	1	4						
9 Harold Martinez, R OBP: 0.600, SLG: 0.500										4	2	2	0	1	1	1						
21 Rony Rodriguez, R OBP: 0.800, SLG: 1.000	K									3	1	2	1	2	1	0						
Shane Rowland, L OBP: 0.750, SLG: 0.500	G4-3									2	1	1	2	2	0	0						
30 David Villasuso, R Scott Wiebel, R										2	0	1	0	0	0	2						
49 Joey Porro, R										3	0	0	0	0	2	8						
8 Michael Broad, R OBP: 0.667, SLG: 2.000	G4-3									2	0	0	0	0	1	1						
2 Chantz Mack, L	F9									2	1	1	4	1	1	0						
<b>Inning Stats</b>	R: 0 E: 0 K: 1 S: 5	H: 0 LOB: 0 BB: 0 P: 5	R: 0 E: 0 K: 2 S: 7	H: 0 LOB: 0 BB: 0 P: 7	R: 0 E: 0 K: 0 S: 4	H: 1 LOB: 1 BB: 0 P: 4	R: 1 E: 0 K: 0 S: 4	H: 1 LOB: 2 BB: 2 P: 12	R: 0 E: 0 K: 1 S: 5	H: 0 LOB: 1 BB: 1 P: 9	R: 6 E: 1 K: 2 S: 12	H: 3 LOB: 1 BB: 3 P: 27	R: 1 E: 0 K: 1 S: 7	H: 2 LOB: 2 BB: 1 P: 12	R: 1 E: 0 K: 1 S: 5	H: 1 LOB: 3 BB: 4 P: 21	R: 0 E: 0 K: 2 S: 7	H: 0 LOB: 0 BB: 0 P: 7	1B: 5 2B: 2 3B: 1 HR: 1	SF: 0 SAC: 1 DP: 1 HBP: 0	WP: 1 PB: 0 SB: 1 CS: 0	PA: 46
<b>PITCHER</b>	IP	WLS	BF	H	R	ER	SO	BB	IBB	HBP	BLK	WP	HR	S	P	ERA	WHIP					
23 Javier Vazquez, R ERA: 4.5	2.0	H	6	0	0	0	3	0	0	0	0	0	0	12	12	0.00	0.000					
80 Chad James, L ERA: 27.0	2.0	H	10	2	1	1	0	2	0	0	0	0	0	8	16	4.50	2.000					
79 Brad Hand, L ERA: 10.8	1.1	H	10	2	5	4	2	3	0	0	0	0	1	12	27	27.00	3.750					
54 Jhan Maríñez, R ERA: 9.0	1.2	B	10	3	2	2	2	2	0	0	0	1	0	12	21	10.80	3.000					
76 Dan Jennings, L ERA: 5.0	1.0	L	7	1	1	1	1	4	0	0	0	0	0	5	21	9.00	5.000					
<b>PITCHER</b>	IP	WLS	BF	H	R	ER	SO	BB	IBB	HBP	BLK	WP	HR	S	P	ERA	WHIP					
65 Sandy Rosario, R ERA: 0.00	1.0		3	0	0	0	2	0	0	0	0	0	0	7	7	0.00	0.000					

Batter	1	2	3	4	5	6	7	8	9	AB	R	H	RBI	BB	SO	LOB	BOTTOM					
8 Chris Coghlan, L OBP: 0.500, SLG: 0.500	F8									2	0	1	0	0	0	0	<b>Miami Hurricanes @ Florida Marlins</b> Roger Dean Stadium, Jupiter, FL Sun Feb 27 2011, 1:08 PM - 4:22 PM EST Att: 3,332 - Partly Cloudy - 79 F					
10 Dewayne Wise, L OBP: 0.500, SLG: 0.500										2	1	1	0	0	0	2						
53 John Raynor, R										1	0	0	0	0	0	0						
13 Omar Infante, R Emilio Bonifácio, S	F9									2	0	1	1	0	0	0						
2 Hanley Ramirez, R 22 Donnie Murphy, R 56 Osvaldo Martinez, R										1	1	0	0	1	0	3						
27 Giancarlo Stanton, R 33 Scott Cousins, L										0	1	0	0	0	1	0						
20 Logan Morrison, L 16 Bryan Petersen, L										1	1	0	0	1	0	3						
15 Gaby Sanchez, R 63 Josh Kroeger, L										1	1	0	0	1	0	0						
14 John Buck, R 9 Brett Hayes, R 6 Brad Davis, R										2	1	1	0	0	0	0						
18 Wes Helms, R 29 Greg Dobbs, L 3 Joe Thurston, L										1	0	0	0	1	1	0						
78 Matt Dominguez, R 12 Ruben Gotay, S										1	0	0	0	0	1	0						
<b>Inning Stats</b>	R: 2 E: 0 K: 0 S: 5	H: 2 LOB: 1 BB: 1 P: 9	R: 1 E: 0 K: 0 S: 7	H: 4 LOB: 3 BB: 0 P: 7	R: 0 E: 0 K: 1 S: 5	H: 0 LOB: 0 BB: 0 P: 5	R: 1 E: 1 K: 1 S: 6	H: 2 LOB: 0 BB: 0 P: 7	R: 3 E: 0 K: 0 S: 5	H: 2 LOB: 2 BB: 3 P: 17	R: 1 E: 1 K: 1 S: 9	H: 2 LOB: 2 BB: 0 P: 9	R: 0 E: 0 K: 2 S: 7	H: 0 LOB: 0 BB: 0 P: 7	R: 0 E: 0 K: 0 S: 2	H: 0 LOB: 0 BB: 1 P: 6	R: 0 E: 1 K: 1 S: 6	H: 0 LOB: 1 BB: 0 P: 6	1B: 10 2B: 0 3B: 1 HR: 1	SF: 1 SAC: 0 DP: 1 HBP: 0	WP: 1 PB: 0 SB: 1 CS: 0	PA: 44
<b>PITCHER</b>	IP	WLS	BF	H	R	ER	SO	BB	IBB	HBP	BLK	WP	HR	S	P	ERA	WHIP					
39 Michael Rudman, R ERA: 6.75	4.0		20	8	4	3	0	1	0	0	0	0	0	11	23	6.75	2.250					
48 Zach Robinson, R ERA: 16.2	1.2		13	4	4	3	0	3	0	0	0	0	0	12	16	16.20	4.200					
31 Sam Abrams, R ERA: 1.0	2.1	W	7	0	0	0	3	1	0	0	0	0	0	6	6	0.00	0.429					
13 Sam Robinson, L ERA: 0.00	1.0	S	4	0	0	0	1	0	0	0	0	0	0	6	6	0.00	0.000					



















Batter	1	2	3	4	5	6	7	8	9	AB	R	H	RBI	BB	SO	LOB	TOP																			
1 Luis Castillo, S OBP: 0.200, SLG: 0.200 4 Brad Emaus, R OBP: 0.286, SLG: 0.167 (7, 10)	F8		P5		FC6-4 16 1B		G6-3		F9	3	0	0	0	0	0	2																				
16 Angel Pagan, S OBP: 0.154, SLG: 0.385 96 Matthew den Dekker, L OBP: 0.667, SLG: 0.667 (1, 8)	F8		F7				K			3	0	1	1	0	0	0																				
44 Jason Bay, R OBP: 0.400, SLG: 0.400 72 Kirk Nieuwenhuis, L OBP: 0.143, SLG: 0.154 (1, 7)			K				P3		G4-3	3	0	1	0	0	1	2																				
6 Nick Evans, R OBP: 0.467, SLG: 0.571 (6, 3)	K									3	2	2	0	1	1	1																				
12 Scott Hairston, R OBP: 0.538, SLG: 0.600 26 Fernando Martinez, L OBP: 0.667, SLG: 1.000 (1, 9)										3	1	2	0	0	1	1																				
21 Lucas Duda, L OBP: 0.283, SLG: 0.368 4 Russ Adams, L OBP: 0.167, SLG: 0.667 (1, 3)										3	0	2	1	0	0	0																				
62 Dusty Ryan, R OBP: 0.167, SLG: 0.333 13 Mike Nickeas, R OBP: 0.222, SLG: 0.250 (1, 2)										3	0	0	0	0	2	4																				
2 Justin Turner, R OBP: 0.154, SLG: 0.083 63 Jordany Valdespin, L OBP: 0.200, SLG: 0.222 (1, 4)										3	1	1	0	0	1	4																				
25 Chin-Lung Hu, R OBP: 0.385, SLG: 0.200 11 Rubén Tejada, R OBP: 0.500, SLG: 0.500 (1, 6)										2	0	1	1	1	0	1																				
<b>Inning Stats</b>	R: 0 E: 0 K: 1 S: 6	H: 1 LOB: 1 BB: 0 P: 6	R: 1 E: 0 K: 1 S: 7	H: 2 LOB: 1 BB: 0 P: 7	R: 0 E: 0 K: 1 S: 5	H: 0 LOB: 0 BB: 0 P: 5	R: 0 E: 0 K: 1 S: 5	H: 1 LOB: 0 BB: 0 P: 6	R: 1 E: 0 K: 0 S: 5	H: 2 LOB: 2 BB: 1 P: 9	R: 1 E: 0 K: 2 S: 9	H: 3 LOB: 2 BB: 1 P: 13	R: 0 E: 0 K: 1 S: 5	H: 0 LOB: 0 BB: 0 P: 5	R: 1 E: 0 K: 0 S: 4	H: 1 LOB: 1 BB: 1 P: 8	R: 0 E: 0 K: 0 S: 4	H: 1 LOB: 1 BB: 0 P: 4	1B: 9 2B: 2 3B: 0 HR: 0	SF: 1 SAC: 1 DP: 0 HBP: 0	WP: 0 PB: 0 CS: 1	PA: 39														
<b>PITCHER</b>	IP	WLS	BF	H	R	ER	SO	BB	IBB	HBP	BLK	WP	HR	S	P	ERA	WHIP	<b>PITCHER</b>	IP	WLS	BF	H	R	ER	SO	BB	IBB	HBP	BLK	WP	HR	S	P	ERA	WHIP	
23 Javier Vazquez, R ERA: 3.0	3.0		12	3	1	1	3	0	0	0	0	0	0	18	18	3.00	1.000	31 Burke Badenhop, R ERA: 1.0	1.0		4	1	0	0	0	0	0	0	0	0	4	4	0.00	1.000		
46 Juan Carlos Oviedo, R ERA: 4.5	1.0		3	1	0	0	1	0	0	0	0	0	0	5	6	0.00	1.000																			
32 Clay Hensley, R ERA: 4.5	1.0		6	2	1	1	0	1	0	0	0	0	0	5	9	9.00	3.000																			
24 Dustin Richardson, L ERA: 4.5	1.0	B	6	3	1	1	2	1	0	0	0	0	0	9	13	9.00	4.000																			
34 Edward Mujica, R ERA: 6.0	2.0	L	8	1	1	1	1	1	0	0	0	0	0	9	13	4.50	1.000																			

New York Mets @ Florida Marlins  
Roger Dean Stadium, Jupiter, FL  
Fri Mar 04 2011, 1:08 PM - 3:49 PM EST  
Att: 4,129 - Sunny - 76 F

AB 34  
R 4  
H 11  
RBI 4  
BB 3  
SO 7  
LOB 17



Batter	1	2	3	4	5	6	7	8	9	AB	R	H	RBI	BB	SO	LOB	BOTTOM																			
8 Chris Coghlan, L OBP: 0.750, SLG: 0.500 63 Josh Kroeger, L OBP: 0.182, SLG: 0.200 (1, 8)										1	1	1	0	1	0	0																				
13 Omar Infante, R OBP: 0.250, SLG: 0.429 3 Joe Thurston, L OBP: 0.200, SLG: 0.300 (1, 4)	L7		G6-4-3		SF8		L7			2	0	0	1	0	0	2																				
2 Hanley Ramirez, R OBP: 0.625, SLG: 0.571 22 Donnie Murphy, R (1, 6)										2	0	2	0	1	0	0																				
15 Gaby Sanchez, R OBP: 0.286, SLG: 0.571 18 Wes Helms, R OBP: 0.286, SLG: 0.167 (1, 3)										2	0	0	1	0	0	3																				
20 Logan Morrison, L OBP: 0.400, SLG: 0.250 53 John Raynor, R OBP: 0.250, SLG: 0.375 (1, 7)										2	0	1	0	0	0	1																				
14 John Buck, R OBP: 0.100, SLG: 0.100 9 Brett Hayes, R (1, 2)										3	0	0	0	0	0	3																				
21 John Baker, L OBP: 0.500, SLG: 0.500 52 Vinny Rottino, R OBP: 0.167, SLG: 0.333 (6, PH)										2	0	1	0	0	1	0																				
78 Matt Dominguez, R OBP: 0.364, SLG: 0.500 12 Ruben Gotay, S OBP: 0.250, SLG: 0.250 (1, 5)										2	0	0	0	0	0	1																				
16 Bryan Petersen, L OBP: 0.357, SLG: 0.385 (1, 9)										4	1	1	0	0	1	0																				
<b>Inning Stats</b>	R: 1 E: 1 K: 0 S: 4	H: 1 LOB: 1 BB: 1 P: 8	R: 0 E: 0 K: 1 S: 5	H: 0 LOB: 0 BB: 0 P: 5	R: 0 E: 0 K: 0 S: 4	H: 2 LOB: 1 BB: 0 P: 4	R: 2 E: 0 K: 1 S: 9	H: 3 LOB: 2 BB: 0 P: 10	R: 0 E: 0 K: 0 S: 3	H: 0 LOB: 0 BB: 0 P: 3	R: 0 E: 0 K: 1 S: 5	H: 0 LOB: 0 BB: 0 P: 5	R: 0 E: 0 K: 1 S: 5	H: 0 LOB: 0 BB: 0 P: 5	R: 0 E: 0 K: 1 S: 5	H: 0 LOB: 0 BB: 0 P: 5	1B: 6 2B: 1 3B: 0 HR: 0	SF: 1 SAC: 0 DP: 1 HBP: 0	WP: 0 PB: 1 CS: 0	PA: 36																
<b>PITCHER</b>	IP	WLS	BF	H	R	ER	SO	BB	IBB	HBP	BLK	WP	HR	S	P	ERA	WHIP	<b>PITCHER</b>	IP	WLS	BF	H	R	ER	SO	BB	IBB	HBP	BLK	WP	HR	S	P	ERA	WHIP	
55 Chris Young, R ERA: 1.8	1.1		13	2	1	0	1	2	0	0	0	0	0	13	21	0.00	1.333																			
48 Pat Misch, L ERA: 4.5	2.0		11	5	2	1	1	0	0	0	0	0	0	13	14	4.50	2.500																			
77 D.J. Carrasco, R ERA: 4.5	2.0	W	6	0	0	0	0	0	0	0	0	0	0	6	6	0.00	0.000																			
36 Manny Acosta, R ERA: 2.25	1.0	H	3	0	0	0	1	0	0	0	0	0	0	5	5	0.00	0.000																			
67 Manny Alvarez, R ERA: 18.0	1.0	S	3	0	0	0	1	0	0	0	0	0	0	5	5	0.00	0.000																			

New York Mets @ Florida Marlins  
Roger Dean Stadium, Jupiter, FL  
Fri Mar 04 2011, 1:08 PM - 3:49 PM EST  
Att: 4,129 - Sunny - 76 F

AB 33  
R 3  
H 7  
RBI 3  
BB 2  
SO 4  
LOB 13





Batter	1	2	3	4	5	6	7	8	9	AB	R	H	RBI	BB	SO	LOB	TOP					
1 Emilio Bonifacio, S OBP: 0.500, SLG: 0.727	G4-3	SH2-3		L3		10 1B 15 1B		53 1B 64 1B 67 G3-1		3	2	1	1	1	0	0	<b>Florida Marlins @ Boston Red Sox</b> City of Palms Park, Ft. Myers, FL Sat Mar 05 2011, 1:08 PM - 4:03 PM EST Att. 7,195 - Overcast - 77 F					
10 Dewayne Wise, L OBP: 0.397, SLG: 0.500 64 Chris Lubanski, L OBP: 0.167, SLG: 0.167	20 F 15 2B 20 FC4	HR		G3		15 1B		67 G3-1 53 1B		4	2	3	2	0	0	0						
20 Logan Morrison, L OBP: 0.333, SLG: 0.200 53 John Raynor, R OBP: 0.273, SLG: 0.364	FC4	G3			G6-3	K		67 G3-1		2	1	0	0	0	0	1						
15 Gaby Sanchez, R OBP: 0.545, SLG: 0.778 67 Tim Torres, S OBP: 0.250, SLG: 0.250	33 WP 63 1B		63 G4-3 78 2B 33 G4-3		63 1B			G3-1		2	2	2	3	2	0	0						
33 Scott Cousins, L OBP: 0.429, SLG: 0.571 52 Vinny Rottino, R OBP: 0.143, SLG: 0.286	K		G4-3		K	F8		L3		4	0	0	0	0	2	5						
63 Josh Kroeger, L OBP: 0.250, SLG: 0.267	22 S		G4-3		22 FC5-4			K		5	0	2	1	0	2	3						
22 Donnie Murphy, R OBP: 0.143, SLG: 0.143	P4		78 2B		FC5-4			K		2	1	0	0	1	0	3						
78 Matt Dominguez, R OBP: 0.385, SLG: 0.600 12 Ruben Gotay, S OBP: 0.286, SLG: 0.286		P6				9 WP 1 1B		G6-3		2	0	1	2	0	0	0						
9 Brett Hayes, R OBP: 0.143, SLG: 0.143 6 Brad Davis, R	10 HR					F7				1	1	0	0	0	0	1						
<b>Inning Stats</b>	R: 3 E: 1 K: 1 S: 9	H: 3 LOB: 1 BB: 0 P: 11	R: 2 E: 0 K: 0 S: 7	H: 2 LOB: 0 BB: 0 P: 9	R: 2 E: 0 K: 0 S: 3	H: 1 LOB: 1 BB: 2 P: 11	R: 0 E: 0 K: 0 S: 3	H: 0 LOB: 0 BB: 0 P: 3	R: 0 E: 0 K: 1 S: 6	H: 1 LOB: 2 BB: 1 P: 10	R: 2 E: 0 K: 1 S: 9	H: 4 LOB: 2 BB: 0 P: 10	R: 0 E: 0 K: 1 S: 5	H: 0 LOB: 0 BB: 0 P: 5	R: 2 E: 0 K: 1 S: 7	H: 2 LOB: 2 BB: 2 P: 15		R: 0 E: 0 K: 2 S: 7	H: 0 LOB: 0 BB: 0 P: 7	1B: 10 2B: 2 3B: 0 HR: 1	SF: 0 SAC: 1 DP: 0 HBP: 0	WP: 2 PB: 0 SB: 1 CS: 0
<b>PITCHER</b>	IP WLS BF H R ER SO BB IBB HBP BLK WP HR S P ERA WHIP	18 Daisuke Matsuzaka, R (1, 1) 3.0 L 17 6 7 5 1 2 1 0 0 0 0 1 1 19 31 15.00 2.667 49 Tim Wakefield, R (4, 1) 2.2 14 5 2 2 2 1 0 0 0 0 0 0 1 7 22 6.75 2.250 97 T.J. Large, R (6, 1) 0.1 1 0 0 0 0 0 0 0 0 0 0 0 1 1 0.00 0.000 58 Jonathan Papelbon, R (7, 1) 1.0 3 0 0 0 1 0 0 0 0 0 0 0 5 5 0.00 0.000 51 Daniel Bard, R (8, 1) 0.2 6 2 2 2 0 2 0 0 0 0 0 0 4 12 27.00 6.000																				

AB 39  
R 11  
H 13  
RBI 11  
BB 5  
SO 7  
LOB 19



Batter	1	2	3	4	5	6	7	8	9	AB	R	H	RBI	BB	SO	LOB	BOTTOM					
10 Marco Scutaro, R OBP: 0.333, SLG: 0.500 72 Yamaico Navarro, R OBP: 0.267, SLG: 0.467	15 1B		F8		15 G4-3				93 BB	2	0	1	0	1	0	0	<b>Florida Marlins @ Boston Red Sox</b> City of Palms Park, Ft. Myers, FL Sat Mar 05 2011, 1:08 PM - 4:03 PM EST Att. 7,195 - Overcast - 77 F					
15 Dustin Pedroia, R OBP: 0.273, SLG: 0.111 95 Tony Thomas, R					G4-3		HR		1-2	3	0	1	0	0	0	1						
94 Ryan Dent, R			G4-1		G4-3				K	1	0	0	0	0	0	2						
34 David Ortiz, L OBP: 0.429, SLG: 0.615 93 Ryan Khourey, R				54 1B 23 1B	F9				96 FC6-4	2	0	0	0	1	1	4						
20 Kevin Youkilis, R OBP: 0.182, SLG: 0.100 96 Michael Almanzar, R					F8				P4	3	0	0	0	0	1	3						
39 Jarrod Saltalamacchia, S OBP: 0.300, SLG: 0.250 92 Luis Exposito, R OBP: 0.200, SLG: 0.400					F9				FC6-4	2	0	0	0	0	0	3						
23 Mike Cameron, R OBP: 0.485, SLG: 0.545 55 Ryan Kalish, L OBP: 0.308, SLG: 0.182										3	0	1	0	0	1	1						
54 Danell McDonald, R OBP: 0.357, SLG: 0.333 68 Josh Reddick, L OBP: 0.333, SLG: 0.600										1	0	0	0	0	0	0						
60 Daniel Nava, S OBP: 0.167, SLG: 0.167 97 Alex Hassan, R OBP: 1.000, SLG: 1.000										3	0	0	0	0	0	4						
78 Lars Anderson, L OBP: 0.214, SLG: 0.385 96 Jorge Padron, L										1	0	1	0	0	0	0						
<b>Inning Stats</b>	R: 0 E: 0 K: 2 S: 8	H: 1 LOB: 2 BB: 1 P: 12	R: 0 E: 0 K: 1 S: 5	H: 0 LOB: 0 BB: 0 P: 5	R: 0 E: 0 K: 0 S: 3	H: 0 LOB: 0 BB: 0 P: 3	R: 0 E: 0 K: 0 S: 5	H: 2 LOB: 3 BB: 1 P: 9	R: 0 E: 0 K: 0 S: 4	H: 1 LOB: 2 BB: 0 P: 4	R: 1 E: 0 K: 0 S: 5	H: 2 LOB: 1 BB: 0 P: 5	R: 1 E: 0 K: 0 S: 5	H: 1 LOB: 0 BB: 0 P: 6	R: 0 E: 0 K: 1 S: 6	H: 1 LOB: 1 BB: 0 P: 6	R: 0 E: 0 K: 1 S: 7	H: 2 LOB: 3 BB: 1 P: 11	1B: 5 2B: 4 3B: 0 HR: 1	SF: 0 SAC: 0 DP: 0 HBP: 0	WP: 0 PB: 0 SB: 0 CS: 0	PA: 40
<b>PITCHER</b>	IP WLS BF H R ER SO BB IBB HBP BLK WP HR S P ERA WHIP	19 Anibal Sanchez, R (1, 1) 3.0 W 11 3 0 0 0 0 1 0 0 0 0 0 0 9 13 0.00 2.000 25 Shawn Hill, R (4, 1) 2.0 10 3 0 0 0 0 0 0 0 0 0 1 10 11 9.00 1.500 60 Adalberto Mendez, R (6, 1) 2.0 9 3 2 2 0 0 0 0 0 0 0 0 6 6 0.00 1.000 62 Victor Garate, L (8, 1) 1.0 4 1 0 0 1 0 0 0 0 0 0 0 7 11 0.00 3.000 66 Steve Cishek, R (9, 1) 1.0 6 2 0 0 1 1 0 0 0 0 0 0 7 11 0.00 3.000																				

AB 37  
R 2  
H 10  
RBI 2  
BB 3  
SO 5  
LOB 24





Batter	1	2	3	4	5	6	7	8	9	AB	R	H	RBI	BB	SO	LOB	TOP
Ryan Theriot, R (1,6) 89 Donovan Solano, R (7,4)	G4-3		P4		B3		F8			4	0	0	0	0	0	4	<b>St. Louis Cardinals @ Florida Marlins</b> Roger Dean Stadium, Jupiter, FL Sun Mar 06 2011, 1:08 PM - 3:25 PM EST Att: 4,977 - Cloudy - 79 F
19 Jon Jay, L (1,9) 63 Shane Robinson, R (6,9)	G4-3				F8		F8			3	0	1	0	0	0	2	
5 Albert Pujols, R (1,3) 87 Adron Chambers, L (6,PH) (6,7)	G5-3				L8		G6-3		G6-4-3	2	0	0	0	0	0	1	
7 Matt Holliday, R (1,7) 64 Mark Hamilton, L (6,PH) (6,3)					E6		K		HR	2	0	0	0	0	0	1	
12 Lance Berkman, S (1,10) 91 Amaury Cazana, R (6,PR) (6,10)					G5-3		19 BB 33 1B		BB	3	0	1	0	0	1	1	
21 Allen Craig, R (1,5) 33 Daniel Descalso, L (6,PH) (6,5)					G6-3		19 BB		FC6-4	2	0	0	0	0	1	0	
55 Skip Schumaker, L (1,4) 19 Ramón Vázquez, L (5,4) (7,6)					G3		27 FC3 13 1B		P2	2	1	1	0	0	0	0	
13 Gerald Laird, R (1,2) 16 Bryan Anderson, L (6,2)							27 E		FC6-4	3	0	2	0	0	0	3	
27 Tyler Greene, R (1,8)					F9		FC3		63 1B	2	0	0	0	1	0	2	
<b>Inning Stats</b>	R: 0 E: 0 K: 0 S: 3	H: 0 LOB: 0 BB: 0 P: 3	R: 0 E: 0 K: 2 S: 7	H: 0 LOB: 0 BB: 0 P: 7	R: 0 E: 0 K: 0 S: 4	H: 1 LOB: 1 BB: 0 P: 4	R: 0 E: 1 K: 0 S: 5	H: 1 LOB: 1 BB: 0 P: 6	R: 1 E: 0 K: 1 S: 6	H: 2 LOB: 2 BB: 0 P: 6	R: 0 E: 0 K: 1 S: 7	H: 2 LOB: 3 BB: 1 P: 11	R: 0 E: 0 K: 0 S: 3	H: 1 LOB: 1 BB: 1 P: 7	R: 1 E: 0 K: 0 S: 4	H: 1 LOB: 1 BB: 1 P: 8	
<b>PITCHER</b>	IP WLS BF H R ER SO BB IBB HBP BLK WP HR S P ERA WHIP																
41 Chris Volstad, R (1,1) ERA: 7.2	3.0 W 10 1 0 0 2 0 0 0 0 0 0 0 14 14 0.00 0.333																
40 Mike Dunn, L (4,1) ERA:	1.0 H 4 1 0 0 0 0 0 0 0 0 1 0 5 6 0.00 1.000																
58 Ryan Webb, R (5,1) ERA:	2.0 H 12 4 1 0 1 1 0 0 0 0 0 0 13 17 0.00 2.500																
38 Randy Choate, L (7,1) ERA:	1.0 4 1 0 0 0 1 0 0 0 0 0 0 3 7 0.00 2.000																
44 Brian Sanches, R (8,1) ERA: 3.88	1.0 5 1 1 1 0 1 0 0 0 0 0 1 4 8 9.00 2.000																

Batter	1	2	3	4	5	6	7	8	9	AB	R	H	RBI	BB	SO	LOB	BOTTOM
8 Chris Coghlan, L (1,8) 10 Dewayne Wise, L (5,8)	G3-1				E8		G5-3			1	0	0	2	0	0	<b>St. Louis Cardinals @ Florida Marlins</b> Roger Dean Stadium, Jupiter, FL Sun Mar 06 2011, 1:08 PM - 3:25 PM EST Att: 4,977 - Cloudy - 79 F	
13 Omar Infante, R (1,4) 3 Joe Thurston, L (5,PH) (6,4)					P3		F9			3	0	1	0	0	4		
2 Hanley Ramirez, R (1,6) 22 Donnie Murphy, R (7,6)	P4				F9		P4		K	4	0	0	0	0	1		
15 Gaby Sanchez, R (1,3) 63 Josh Kroeger, R (6,3)	K				18 1B		20 1B 14 1B		HBP	3	2	2	0	0	1		
20 Logan Morrison, L (1,7) 16 Bryan Petersen, L (6,7)					18 1B		14 1B 78 1B		K	2	2	2	0	1	0		
14 John Buck, R (1,2) 6 Brad Davis, R (5,PR) (6,2)					L7		78 1B 10 E		G5-3	3	0	1	1	0	3		
18 Wes Helms, R (1,10) 21 John Baker, L (7,PH) (8,10)					33 G2-3 78 1B		10 E			1	0	1	0	0	0		
78 Matt Dominguez, R (1,5) 1 Emilio Bonifacio, S (5,PR) (6,5)					33 G2-3		10 E		G4-6-3	3	0	2	2	0	2		
33 Scott Cousins, L (1,9) 67 Tim Torres, S (7,9)					G2-3		K			1	0	1	0	0	0		
<b>Inning Stats</b>	R: 0 E: 0 K: 1 S: 6	H: 1 LOB: 1 BB: 0 P: 6	R: 1 E: 0 K: 0 S: 5	H: 2 LOB: 2 BB: 2 P: 13	R: 1 E: 0 K: 0 S: 5	H: 2 LOB: 2 BB: 1 P: 9	R: 0 E: 0 K: 0 S: 2	H: 0 LOB: 0 BB: 1 P: 6	R: 5 E: 1 K: 1 S: 10	H: 5 LOB: 2 BB: 0 P: 11	R: 0 E: 0 K: 2 S: 7	H: 0 LOB: 1 BB: 0 P: 8	R: 0 E: 0 K: 0 S: 4	H: 2 LOB: 1 BB: 0 P: 4	1B: 10 SF: 0 2B: 2 SAC: 0 3B: 0 DP: 1 HR: 0 HBP: 2		
<b>PITCHER</b>	IP WLS BF H R ER SO BB IBB HBP BLK WP HR S P ERA WHIP																
75 Kevin Thomas, R (1,1) ERA: 4.5	2.0 L 11 3 1 1 1 0 2 0 0 0 0 0 0 7 15 4.50 2.500																
31 Ryan Franklin, R (3,1) ERA: 2.25	2.0 9 2 1 1 0 2 0 0 0 0 0 0 7 15 4.50 2.000																
30 Jason Motte, R (5,1) ERA: 15.0	1.0 9 5 5 5 1 0 0 1 0 0 0 0 10 11 45.00 5.000																
56 Brian Tallet, L (6,1) ERA:	2.0 8 2 0 0 2 0 0 1 0 0 0 0 11 12 0.00 1.000																







Batter	1	2	3	4	5	6	7	8	9	AB	R	H	RBI	BB	SO	LOB	TOP							
1 Emilio Bonifacio, S OBP: 0.471, SLG: 0.600 3 Joe Thurston, L OBP: 0.313, SLG: 0.400	0-0 10 S 29 1B	0-3 K		0-0 F7		4-0 BB	0-0 1-3 2-H 1B		0-0 67 1B 2B	3	1	1	0	0	1	1								
10 Dewayne Wise, L OBP: 0.421, SLG: 0.563 67 Tim Torres, S OBP: 0.375, SLG: 0.375	0-3 K	0-0 15 FC5-4 1B		4-0 29 S BB		0-3 K	0-0 G6-3		0-0 2H 1B	2	0	1	0	1	1	1								
15 Gaby Sanchez, R OBP: 0.529, SLG: 0.714 21 John Baker, L OBP: 0.333, SLG: 0.333	4-0 78 1B BB	0-0 FC5-4		0-0 F9		0-3 K		0-0 G3-1	0-0 G3	2	1	0	0	1	0	3								
29 Greg Dobbs, L OBP: 0.429, SLG: 0.571 52 Vinny Rottino, R OBP: 0.222, SLG: 0.250	0-0 78 1B 1-2 2-H 1B		0-0 63 1B 78 HR 2B	1-0 F8			4-0 16 G3 48 1B BB	0-0 G3-1		3	1	2	1	0	0	1								
63 Josh Kroeger, L OBP: 0.286, SLG: 0.263 64 Chris Lubanski, L OBP: 0.286, SLG: 0.429	0-3 K		0-0 78 HR 1B	2-3 2-3	0-0 P2		0-3 K	0-0 2B		4	1	1	0	0	2	3								
78 Matt Dominguez, R OBP: 0.526, SLG: 0.867 12 Ruben Gotay, S OBP: 0.364, SLG: 0.300	0-0 1-2 2-H 1B		2-2 1-H 3-H HR	4-0 16 FC6-4 BB		0-0 48 1B BB	0-0 16 G3 48 1B BB	4-0 BB		2	1	2	4	1	0	0								
16 Bryan Petersen, L OBP: 0.304, SLG: 0.286 53 John Raynor, R OBP: 0.250, SLG: 0.333	0-0 F7		0-0 F7	0-0 FC6-4 1-2 BB		0-0 G3	0-0 G3	0-0 G4-3		4	0	0	0	0	0	5								
6 Brad Davis, R OBP: 0.182, SLG: 0.100 48 Clint Sammons, R OBP: 0.697, SLG: 0.550		0-0 10 1B 1B	0-0 G6-3	0-0 G5-3		0-0 G5-3	0-0 56 1B 3 1B 1B		0-0 P1	3	0	1	0	0	0	1								
56 Osvaldo Martinez, R OBP: 0.214, SLG: 0.214	0-0 F9		0-3 K2-3			0-3 K	0-0 3 1B 1-2 1B		0-0 G2-3	5	0	1	0	0	2	1								
<b>Inning Stats</b>	R: 2 E: 0 K: 2 S: 10	H: 3 LOB: 2 BB: 1 P: 14	R: 0 E: 0 K: 1 S: 7	H: 2 LOB: 2 BB: 0 P: 7	R: 3 E: 0 K: 1 S: 10	H: 3 LOB: 0 BB: 0 P: 12	R: 0 E: 0 K: 0 S: 3	H: 0 LOB: 1 BB: 1 P: 8	R: 0 E: 0 K: 0 S: 3	H: 0 LOB: 1 BB: 1 P: 7	R: 0 E: 0 K: 3 S: 9	H: 0 LOB: 1 BB: 1 P: 13	R: 3 E: 0 K: 1 S: 9	H: 4 LOB: 2 BB: 1 P: 13	R: 0 E: 0 K: 0 S: 4	H: 1 LOB: 2 BB: 1 P: 8	R: 1 E: 0 K: 0 S: 5	H: 2 LOB: 1 BB: 0 P: 5	1B: 11 2B: 3 3B: 0 HR: 1	SF: 0 SAC: 0 DP: 0 HBP: 0	WP: 0 PB: 0 SB: 2 CS: 0	PA: 48		
<b>PITCHER</b>	IP WLS BF H R ER SO BB IBB HBP BLK WP HR S P ERA WHIP	2.1 L 16 8 5 5 3 1 0 0 0 0 1 23 19 19.29 3.857	3.0 L 10 0 0 0 1 2 0 0 0 0 0 10 29 0.00 0.750	1.0 L 4 0 0 0 3 1 0 0 0 0 0 9 13 0.00 1.000	1.0 L 8 4 3 3 1 1 0 0 0 0 0 9 13 27.00 5.000	1.0 L 5 1 0 0 0 1 0 0 0 0 0 4 8 0.00 2.000	<b>PITCHER</b>	IP WLS BF H R ER SO BB IBB HBP BLK WP HR S P ERA WHIP	1.0 L 5 2 1 1 0 0 0 0 0 0 0 5 5 9.00 2.000															

Florida Marlins @ Detroit Tigers  
Joker Marchant Stadium, Lakeland, FL  
Tue Mar 08 2011, 1:09 PM - 4:23 PM EST  
Att: 6,076 - Partly Cloudy - 77 F

AB 42  
R 9  
H 15  
RBI 9  
BB 6  
SO 8  
LOB 23



Batter	1	2	3	4	5	6	7	8	9	AB	R	H	RBI	BB	SO	LOB	BOTTOM			
14 Austin Jackson, R OBP: 0.440, SLG: 0.429 80 Ben Guez, R OBP: 0.600, SLG: 0.200	0-3 K		0-0 39 G6-3 1B			0-3 K		4-0 29 G4-6-3 BB	4-0 1-2 2-3 BB	2	0	1	0	0	1	0				
39 Ramon Santiago, S OBP: 0.357, SLG: 0.333 29 Danny Worth, R OBP: 0.250, SLG: 0.333	4-0 BB		0-0 G6-3			0-0 G6-3		0-0 G4-6-3	0-3 K	2	0	0	0	1	0	1				
30 Magglio Ordonez, R OBP: 0.116, SLG: 0.116 33 Ryan Strieby, R OBP: 0.273, SLG: 0.429	0-0 P3		0-0 G6-3			0-0 P6		1-3 K		3	0	0	0	0	0	1				
24 Miguel Cabrera, R OBP: 0.182, SLG: 0.200 65 Scott Thorman, L OBP: 0.250, SLG: 0.143	0-0 F7		0-3 K			0-0 K		0-0 25 1B 20 FC6-4 1B	4-0 57 BB 20 BB BB	3	0	1	0	0	1	1				
26 Brennan Boesch, L OBP: 0.455, SLG: 0.500 75 Avisail Garcia, R	0-3 K		0-3 K			0-0 K		0-0 25 1B 20 E 1B	0-3 K	3	0	1	0	0	2	0				
25 Ryan Raburn, R OBP: 0.429, SLG: 0.667 57 Casper Wells, R OBP: 0.450, SLG: 0.563	4-0 19 FC4-4 20 1B BB		0-3 K			0-0 K		0-0 20 FC6-4 1B	4-0 20 BB 1-2 BB	2	0	1	0	1	1	0				
20 Scott Sizemore, R OBP: 0.283, SLG: 0.333	0-0 19 FC6-4 1B		0-3 K			0-0 K		0-0 FC6-4	0-0 80 BB 1-2 2-H 2B	4	0	2	3	0	1	1				
19 Cale Iorg, R OBP: 0.091, SLG: 0.364	0-0 FC4-6-5		0-0 F7			0-0 F7		0-0 G1-3	0-3 K	4	0	0	0	0	1	4				
63 Max St. Pierre, R 71 Rob Brantly, L	0-0 F8		0-0 F8			0-0 F8		0-0 29 G4-6-3 80 BB 33 WP 1B	4-0 80 BB BB	2	0	0	0	0	0	0				
<b>Inning Stats</b>	R: 0 E: 0 K: 1 S: 5	H: 0 LOB: 1 BB: 1 P: 9	R: 0 E: 0 K: 1 S: 5	H: 1 LOB: 1 BB: 1 P: 9	R: 0 E: 0 K: 0 S: 3	H: 1 LOB: 0 BB: 0 P: 3	R: 0 E: 0 K: 2 S: 7	H: 0 LOB: 0 BB: 0 P: 7	R: 0 E: 0 K: 0 S: 5	H: 0 LOB: 0 BB: 0 P: 5	R: 2 E: 1 K: 0 S: 6	H: 3 LOB: 1 BB: 0 P: 6	R: 1 E: 0 K: 1 S: 5	H: 1 LOB: 0 BB: 1 P: 10	R: 2 E: 0 K: 3 S: 10	H: 1 LOB: 3 BB: 4 P: 26	1B: 6 2B: 1 3B: 0 HR: 0	SF: 0 SAC: 0 DP: 3 HBP: 0	WP: 1 PB: 0 SB: 0 CS: 0	PA: 38
<b>PITCHER</b>	IP WLS BF H R ER SO BB IBB HBP BLK WP HR S P ERA WHIP	3.0 W 11 0 0 0 2 2 0 0 0 0 0 14 14 0.00 0.000	2.0 L 6 0 0 0 4 0 0 0 0 0 0 5 5 0.00 0.000	1.0 L 3 0 0 0 1 0 0 0 0 0 0 6 6 9.00 3.000	1.0 L 4 1 1 1 1 1 0 0 0 1 0 5 10 9.00 2.000	0.2 L 6 1 2 2 2 3 0 0 0 0 0 0 0 7 27.00 6.000	0.1 S 2 0 0 0 1 1 0 0 0 0 0 3 7 0.00 3.000													

Florida Marlins @ Detroit Tigers  
Joker Marchant Stadium, Lakeland, FL  
Tue Mar 08 2011, 1:09 PM - 4:23 PM EST  
Att: 6,076 - Partly Cloudy - 77 F

AB 31  
R 5  
H 7  
RBI 3  
BB 7  
SO 11  
LOB 14





Batter	1	2	3	4	5	6	7	8	9	AB	R	H	RBI	BB	SO	LOB	TOP				
2 Roger Bernadina, L (1,8) 71 Jonathan Van Every, L (7,9) OBP: 0.381, SLG: 0.474 OBP: 0.286, SLG: 0.333										3	2	1	0	0	2	1	<p>Washington Nationals @ Florida Marlins</p> <p>Roger Dean Stadium, Jupiter, FL</p> <p>Wed Mar 09 2011, 1:09 PM - 3:52 PM EST</p> <p>Att: 2,693 - Cloudy - 77 F</p> <p>livebaseballscorecards.com</p>				
8 Danny Espinosa, S (1,4) Steve Lombardozzi, S (7,4)										3	2	3	4	0	0	0					
20 Laynce Nix, L (1,9) OBP: 0.333, SLG: 0.462 (7,8)										4	0	0	1	0	2	2					
25 Adam LaRoche, L (1,3) 14 Chris Marrero, R (6,3) 10 Michael Aubrey, L (9,PH) OBP: 0.296, SLG: 0.308 OBP: 0.250, SLG: 0.143 (9,3)										3	0	0	0	0	0	2					
38 Michael Morse, R (1,7) 72 Jeff Frazier, R (8,7) OBP: 0.462, SLG: 0.913 OBP: 0.538, SLG: 0.909										3	0	2	0	1	1	1					
24 Matt Stairs, L (1,10) 34 Bryce Harper, L (7,PH) OBP: 0.300, SLG: 0.400 OBP: 0.400, SLG: 0.500 (7,10)										3	0	0	0	0	1	3					
7 Ivan Rodriguez, R (1,2) 26 Jesus Flores, R (6,2)										3	0	0	0	0	0	3					
13 Alex Cora, L (1,6) 19 Brian Bixler, R (7,PH) OBP: 0.538, SLG: 0.500 OBP: 0.250, SLG: 1.000 (7,6)										1	0	0	0	1	0	1					
12 Alberto Gonzalez, R (1,5) OBP: 0.364, SLG: 0.429										3	2	2	0	1	0	1					
<b>Inning Stats</b>	R: 0 E: 0 K: 2 S: 7	H: 0 LOB: 1 BB: 0 P: 8	R: 0 E: 0 K: 0 S: 4	H: 1 LOB: 1 BB: 0 P: 4	R: 1 E: 0 K: 1 S: 7	H: 2 LOB: 1 BB: 0 P: 7	R: 0 E: 0 K: 0 S: 3	H: 1 LOB: 0 BB: 0 P: 3	R: 2 E: 0 K: 0 S: 4	H: 2 LOB: 0 BB: 1 P: 8	R: 0 E: 0 K: 1 S: 5	H: 0 LOB: 1 BB: 1 P: 9	R: 5 E: 2 K: 1 S: 11	H: 5 LOB: 1 BB: 0 P: 11	R: 0 E: 0 K: 0 S: 3	H: 0 LOB: 0 BB: 0 P: 7		1B: 7 2B: 3 3B: 0 HR: 1	SF: 1 SAC: 1 DP: 2 HBP: 1	WP: 0 PB: 0 CS: 0	PA: 41
<b>PITCHER</b>	IP WLS BF H R ER SO BB IBB HBP BLK WP HR S P ERA WHIP																				
23 Javier Vazquez, R (1,1) ERA: 2.57	4.0 L 16 4 1 1 3 0 0 0 1 0 0 0 0 0 0 21 22 2.25 1.000																				
40 Mike Dunn, L (5,1) ERA: 6.0	1.0 5 2 2 2 0 1 0 0 0 0 0 1 4 8 18.00 3.000																				
58 Ryan Webb, R (6,1) ERA: 6.0	1.0 4 0 0 0 1 1 0 0 0 0 0 0 5 9 0.00 1.000																				
38 Randy Choate, L (7,1) ERA: 6.75	0.2 7 4 5 2 1 0 0 0 0 0 0 0 9 9 27.00 6.000																				
44 Brian Sanchez, R (7,1) ERA: 2.45	1.1 6 1 0 0 0 1 0 0 0 0 0 0 5 9 0.00 1.500																				

Batter	1	2	3	4	5	6	7	8	9	AB	R	H	RBI	BB	SO	LOB	BOTTOM						
10 Dewayne Wise, L (1,8) 63 Josh Kroeger, L (7,8) OBP: 0.409, SLG: 0.579 OBP: 0.273, SLG: 0.250										3	0	1	0	0	0	0	<p>Washington Nationals @ Florida Marlins</p> <p>Roger Dean Stadium, Jupiter, FL</p> <p>Wed Mar 09 2011, 1:09 PM - 3:52 PM EST</p> <p>Att: 2,693 - Cloudy - 77 F</p> <p>livebaseballscorecards.com</p>						
13 Omar Infante, R (1,4) 1 Emilio Bonifacio, S (7,4) OBP: 0.353, SLG: 0.563 OBP: 0.444, SLG: 0.563										3	0	1	0	0	0	1							
2 Hanley Ramirez, R (1,6) 56 Osvaldo Martinez, R (8,6) OBP: 0.444, SLG: 0.375 OBP: 0.200, SLG: 0.200										3	0	0	0	0	0	1							
20 Logan Morrison, L (1,7) 64 Chris Lubanski, L (8,7) OBP: 0.435, SLG: 0.278 OBP: 0.250, SLG: 0.375										3	0	0	0	0	0	1							
14 John Buck, R (1,2) 9 Brett Hayes, R (6,2) OBP: 0.278, SLG: 0.235 OBP: 0.182, SLG: 0.100										1	0	0	0	1	0	0							
18 Wes Helms, R (1,3) 12 Ruben Gotay, S (8,3) OBP: 0.400, SLG: 0.182 OBP: 0.462, SLG: 0.364										2	0	0	0	0	2	1							
21 John Baker, L (1,10) 29 Greg Dobbs, L (8,PH) OBP: 0.250, SLG: 0.250 OBP: 0.556, SLG: 1.000 (9,10)										2	0	0	0	0	1	1							
78 Matt Dominguez, R (1,9) 22 Donnie Murphy, R (8,9) OBP: 0.476, SLG: 0.765 OBP: 0.333, SLG: 0.538										2	0	0	0	0	2	0							
33 Scott Cousins, L (1,5) OBP: 0.250, SLG: 0.333										3	0	0	0	0	2	0							
<b>Inning Stats</b>	R: 0 E: 0 K: 0 S: 4	H: 1 LOB: 1 BB: 0 P: 4	R: 0 E: 0 K: 1 S: 4	H: 0 LOB: 1 BB: 1 P: 8	R: 0 E: 0 K: 2 S: 8	H: 1 LOB: 0 BB: 0 P: 8	R: 0 E: 0 K: 0 S: 3	H: 0 LOB: 0 BB: 0 P: 3	R: 0 E: 0 K: 3 S: 9	H: 0 LOB: 0 BB: 0 P: 9	R: 0 E: 0 K: 0 S: 3	H: 0 LOB: 0 BB: 0 P: 3	R: 0 E: 0 K: 1 S: 5	H: 0 LOB: 0 BB: 0 P: 5	R: 3 E: 0 K: 1 S: 8	H: 3 LOB: 0 BB: 0 P: 11		R: 1 E: 0 K: 0 S: 4	H: 1 LOB: 2 BB: 2 P: 12	1B: 2 2B: 2 3B: 0 HR: 2	SF: 0 SAC: 0 DP: 1 HBP: 0	WP: 0 PB: 0 CS: 0	PA: 35
<b>PITCHER</b>	IP WLS BF H R ER SO BB IBB HBP BLK WP HR S P ERA WHIP																						
21 Jason Marquis, R (1,1) ERA: 2.7	4.0 W 14 2 0 0 3 1 0 0 0 0 0 0 9 9 0.00 0.750																						
60 Todd Coffey, R (5,1) ERA: 1.5	1.0 H 3 0 0 0 3 0 0 0 0 0 0 0 9 9 0.00 0.000																						
35 Craig Stammen, R (6,1) ERA: 1.5	2.0 H 6 0 0 0 1 0 0 0 0 0 0 0 8 8 0.00 0.000																						
45 Doug Slaten, L (8,1) ERA: 8.75	1.0 6 3 3 3 1 0 0 0 0 0 0 2 8 11 27.00 3.000																						
30 Tim Wood, R (9,1) ERA: 2.7	1.0 6 1 1 1 0 2 0 0 0 0 0 0 4 12 9.00 3.000																						







Batter	1	2	3	4	5	6	7	8	9	AB	R	H	RBI	BB	SO	LOB	TOP										
7 José Reyes, S OBP: 0.211, SLG: 0.222 3 Luis Hernandez, S OBP: 0.500, SLG: 0.400	L7		F7		K		K	K		3	0	0	0	0	1	0											
22 Willie Harris, L OBP: 0.385, SLG: 0.545 92 Eric Campbell, R	G5-3		30 2B		2B		63 HR		K	3	1	2	0	0	0	0											
4 Brad Emaus, R OBP: 0.276, SLG: 0.133 63 Jordany Valdespin, L OBP: 0.375, SLG: 0.733	K		F8		G5-3		1-2		F8	3	0	0	0	0	1	2											
26 Fernando Martinez, L OBP: 0.481, SLG: 0.591 Cory Vaughn, R OBP: 0.333, SLG: 1.333		30 1B 4 1B	30 2B		L3		F9		G5-3	2	2	1	0	1	0	1											
30 Josh Thole, L OBP: 0.417, SLG: 0.609 Wilmer Flores, R	4 1B		BB				F9			3	0	2	2	0	1	0											
65 Zach Lutz, R OBP: 0.235, SLG: 0.214	K		K				K			4	1	1	0	0	3	3											
4 Russ Adams, L OBP: 0.263, SLG: 0.444					P3				K	4	0	1	1	0	2	1											
20 Jason Pridie, L OBP: 0.444, SLG: 0.167 96 Matthew den Dekker, L OBP: 0.500, SLG: 0.400		20 BB			K		G1-3		71 HR	1	0	0	0	1	1	0											
19 Raul Chavez, R OBP: 0.182, SLG: 0.182 71 Kai Gronauer, R OBP: 0.333, SLG: 1.333	G6-4-3				G5-3		F8		HR	3	0	0	0	0	0	3											
<b>Inning Stats</b>	R: 0 E: 0 K: 1 S: 5	H: 0 LOB: 0 BB: 0 P: 5	R: 1 E: 0 K: 1 S: 9	H: 3 LOB: 2 BB: 1 P: 13	R: 2 E: 0 K: 1 S: 7	H: 2 LOB: 1 BB: 1 P: 11	R: 0 E: 0 K: 1 S: 5	H: 0 LOB: 0 BB: 0 P: 5	R: 0 E: 0 K: 3 S: 6	H: 1 LOB: 1 BB: 0 P: 6	R: 0 E: 0 K: 3 S: 9	H: 0 LOB: 0 BB: 0 P: 9	R: 3 E: 0 K: 0 S: 7	H: 2 LOB: 1 BB: 1 P: 12	R: 3 E: 0 K: 2 S: 10	H: 2 LOB: 0 BB: 0 P: 13	R: 0 E: 0 K: 1 S: 5	H: 0 LOB: 0 BB: 0 P: 5	1B: 4 2B: 4 3B: 0 HR: 2	SF: 0 SAC: 0 DP: 1 HBP: 1	WP: 0 PB: 0 SB: 1 CS: 0	PA: 40					
<b>PITCHER</b>	IP	WLS	BF	H	R	ER	SO	BB	IBB	HBP	BLK	WP	HR	S	P	ERA	WHIP										
19 Anibal Sánchez, R ERA: 4.15	3.2		17	5	3	3	4	2	0	0	0	0	0	25	33	7.36	1.909										
32 Clay Hensley, R ERA: 1.53	1.1	5	1	0	0	1	0	0	0	0	0	0	0	7	7	0.00	0.750										
79 Brad Hand, L ERA: 13.5	2.0	L	9	2	3	3	3	1	0	0	0	0	1	16	21	13.50	1.500										
81 Rob Rasmussen, L ERA: 27.0	1.0		6	2	3	3	2	0	0	1	0	0	1	10	13	27.00	2.000										
76 Dan Jennings, L ERA:	1.0		3	0	0	0	1	0	0	0	0	0	0	5	5	0.00	0.000										

New York Mets @ Florida Marlins  
Roger Dean Stadium, Jupiter, FL  
Thu Mar 10 2011, 2:12 PM - 5:04 PM EST  
Att: 3,057 - Cloudy - 64 F

AB 36  
R 9  
H 10  
RBI 9  
BB 3  
SO 11  
LOB 10



Batter	1	2	3	4	5	6	7	8	9	AB	R	H	RBI	BB	SO	LOB	BOTTOM										
8 Chris Coghlan, L OBP: 0.536, SLG: 0.444 33 Scott Cousins, L OBP: 0.231, SLG: 0.308	G1-3		P5		G4-3		FC4-6		K	3	1	1	1	0	0	0											
1 Emilio Bonifacio, S OBP: 0.429, SLG: 0.526 3 Joe Thurston, L OBP: 0.333, SLG: 0.400	15 S		G4-3		G4-3		52 E		SF8	3	0	1	1	0	0	1											
15 Gaby Sanchez, R OBP: 0.500, SLG: 0.647 52 Vinny Rottino, R OBP: 0.273, SLG: 0.222	K		F7		G6-4-3		E5		12 DI	3	0	1	1	0	1	1											
18 Wes Helms, R OBP: 0.389, SLG: 0.286 12 Ruben Gotay, S OBP: 0.400, SLG: 0.308	F9				G6-4-3		K		K	3	0	1	0	0	0	2											
64 Chris Lubanski, L OBP: 0.167, SLG: 0.250			L3		F8		F8		G4-3	4	0	0	0	0	0	1											
16 Bryan Petersen, L OBP: 0.333, SLG: 0.292		67 1B			G4-3		67 CS		K	3	0	1	0	1	1	1											
67 Tim Torres, S OBP: 0.333, SLG: 0.333					K		G3-1		F8	4	0	1	0	0	1	2											
9 Brett Hayes, R OBP: 0.231, SLG: 0.250 74 Kyle Skipworth OBP: 0.500, SLG: 1.000	F8						G4-3		56 2B	2	1	1	0	0	0	0											
56 Osvaldo Martinez, R OBP: 0.316, SLG: 0.388	K						8 1B		33 FC4-6	4	1	3	0	0	1	2											
<b>Inning Stats</b>	R: 0 E: 0 K: 1 S: 6	H: 1 LOB: 1 BB: 0 P: 6	R: 0 E: 0 K: 1 S: 7	H: 2 LOB: 0 BB: 0 P: 7	R: 0 E: 0 K: 0 S: 3	H: 0 LOB: 0 BB: 0 P: 3	R: 0 E: 0 K: 1 S: 6	H: 1 LOB: 1 BB: 0 P: 6	R: 3 E: 0 K: 0 S: 6	H: 4 LOB: 1 BB: 0 P: 6	R: 0 E: 0 K: 0 S: 3	H: 0 LOB: 0 BB: 1 P: 7	R: 0 E: 1 K: 1 S: 7	H: 1 LOB: 3 BB: 1 P: 11	R: 0 E: 0 K: 1 S: 5	H: 0 LOB: 0 BB: 0 P: 5	R: 1 E: 1 K: 2 S: 9	H: 2 LOB: 2 BB: 1 P: 13	1B: 7 2B: 4 3B: 0 HR: 0	SF: 1 SAC: 0 DP: 1 HBP: 0	WP: 0 PB: 0 SB: 1 CS: 1	PA: 40					
<b>PITCHER</b>	IP	WLS	BF	H	R	ER	SO	BB	IBB	HBP	BLK	WP	HR	S	P	ERA	WHIP										
35 Dillon Gee, R ERA: 4.5	3.0		12	3	0	0	2	0	0	0	0	0	0	12	12	13.50	2.500										
27 Boof Bonser, R ERA: 4.5	1.0	W	3	0	0	0	0	1	0	0	0	0	0	3	7	0.00	1.000										
66 Armando Rodriguez, R ERA: 5.4	1.0	H	6	1	0	0	1	1	0	0	0	0	0	7	11	0.00	2.000										
27 Pedro Beato, R ERA: 1.8	1.0		3	0	0	0	1	0	0	0	0	0	0	5	5	0.00	0.000										
69 John Lujan, R ERA: 3.88	1.0		3	0	0	0	1	0	0	0	0	0	0	5	5	0.00	0.000										
<b>PITCHER</b>	IP	WLS	BF	H	R	ER	SO	BB	IBB	HBP	BLK	WP	HR	S	P	ERA	WHIP										
18 Ryota Igarashi, R ERA: 6.75	1.0		6	2	1	1	2	1	0	0	0	0	0	9	13	9.00	3.000										

New York Mets @ Florida Marlins  
Roger Dean Stadium, Jupiter, FL  
Thu Mar 10 2011, 2:12 PM - 5:04 PM EST  
Att: 3,057 - Cloudy - 64 F

AB 36  
R 4  
H 11  
RBI 4  
BB 3  
SO 7  
LOB 22

























Batter	1	2	3	4	5	6	7	8	9	AB	R	H	RBI	BB	SO	LOB	TOP					
28 John Jaso, L (1, 2) OBP: 0.240, SLG: 0.364 31 Jose Lobaton, S (6, 2) OBP: 0.333, SLG: 0.286	F7		F8			G4-3				2	1	0	0	1	0	1	<b>Tampa Bay Rays @ Florida Marlins</b> Roger Dean Stadium, Jupiter, FL Wed Mar 16 2011, 1:11 PM - 3:38 PM EDT Att: 5,726 - Partly Cloudy - 74 F					
9 Elliot Johnson, S (1, 8) OBP: 0.381, SLG: 0.333 66 Chris Carter, L (6, 7) OBP: 0.409, SLG: 0.450	K			24 S 1B		9 2B BB		L6		3	2	2	2	0	1	0						
24 Manny Ramirez, R (1, 10) OBP: 0.344, SLG: 0.552 11 Justin Ruggiano, R (6, PH) OBP: 0.208, SLG: 0.348 (8, 10)	K		SF8			G3		K		2	0	0	1	0	1	1						
20 Matt Joyce, L (1, 9) OBP: 0.324, SLG: 0.367 79 Joe Inglett, L (6, 9) OBP: 0.292, SLG: 0.190 (7, 4)		45 G3-6-1 1B				F8		F9		3	0	1	0	0	0	1						
45 Felipe Lopez, S (1, 5) OBP: 0.467, SLG: 0.462 16 Ray Olmedo, S (6, 4) OBP: 0.100, SLG: 0.105 (7, 6)		G3-6-1				G6-3		E5 43 G3		3	0	0	0	0	0	1						
23 Casey Kotchman, L (1, 3) OBP: 0.472, SLG: 0.545 43 Michael Sheridan, L (7, 3)	K							G3		3	1	1	0	0	2	0						
1 Sean Rodriguez, R (1, 4) OBP: 0.517, SLG: 0.667 (6, 5) 90 Matthew Hall, R (7, 5)			G1-3			F9		F7		3	1	1	0	0	0	0						
15 Reid Brignac, L (1, 6) OBP: 0.381, SLG: 0.476 87 Reid Fronk, L (7, 9)			L9			L7		G6-3		3	0	0	0	0	0	2						
5 Sam Fuld, L (1, 7) OBP: 0.286, SLG: 0.240 (6, 8) 88 Brian Bryles, R (7, 8)								HBP		0	0	0	0	0	0	0						
								K		3	1	3	2	0	0	0						
<b>Inning Stats</b>	R: 0 E: 0 K: 2 S: 7	H: 0 LOB: 0 BB: 0 P: 7	R: 0 E: 0 K: 1 S: 5	H: 1 LOB: 0 BB: 0 P: 5	R: 0 E: 0 K: 0 S: 4	H: 1 LOB: 0 BB: 0 P: 4	R: 1 E: 0 K: 0 S: 5	H: 1 LOB: 0 BB: 0 P: 6	R: 0 E: 0 K: 1 S: 5	H: 0 LOB: 0 BB: 0 P: 5	R: 3 E: 0 K: 0 S: 5	H: 2 LOB: 0 BB: 1 P: 10	R: 2 E: 0 K: 0 S: 5	H: 3 LOB: 0 BB: 0 P: 6	R: 0 E: 0 K: 1 S: 5	H: 0 LOB: 0 BB: 0 P: 5	R: 0 E: 1 K: 1 S: 6	H: 0 LOB: 2 BB: 0 P: 7	1B: 6 2B: 2 3B: 0 HR: 0	SF: 1 SAC: 0 DP: 1 HBP: 1	WP: 1 PB: 0 SB: 4 CS: 0	PA: 36
<b>PITCHER</b>	IP WLS BF H R ER SO BB IBB HBP BLK WP HR S P ERA WHIP																					
41 Chris Volstad, R (1, 1) ERA: 5.54	5.0	L 17	3	1	1	4	0	0	0	0	0	0	0	0	26	27	1.80	0.600				
38 Randy Choate, L (6, 1) ERA: 13.5	1.0	L 6	2	3	3	0	1	0	0	0	0	0	0	5	10	27.00	3.000					
31 Burke Badenhop, R (7, 1) ERA: 2.57	2.0	8	3	2	2	1	0	0	0	0	1	0	0	10	11	9.00	1.500					
62 Victor Garate, L (9, 1) ERA:	1.0	5	0	0	0	1	0	0	1	0	0	0	0	6	7	0.00	0.000					

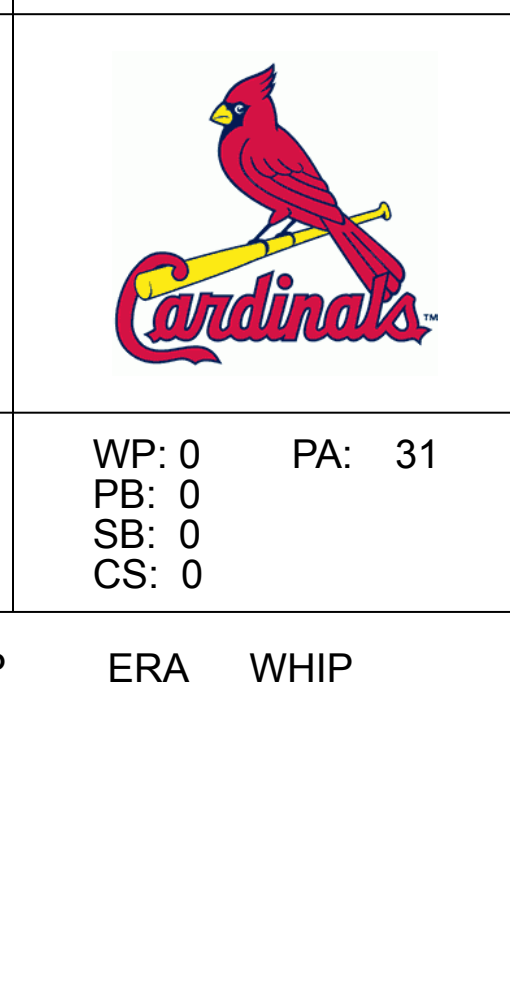
Batter	1	2	3	4	5	6	7	8	9	AB	R	H	RBI	BB	SO	LOB	BOTTOM					
8 Chris Coghlan, L (1, 8) OBP: 0.455, SLG: 0.556 63 Josh Kroeger, L (7, 9) OBP: 0.229, SLG: 0.188	K		G4-3			13 SF7 3B		G4-3		3	1	1	0	0	1	0	<b>Tampa Bay Rays @ Florida Marlins</b> Roger Dean Stadium, Jupiter, FL Wed Mar 16 2011, 1:11 PM - 3:38 PM EDT Att: 5,726 - Partly Cloudy - 74 F					
13 Omar Infante, R (1, 4) OBP: 0.313, SLG: 0.414 3 Joe Thurston, L (7, 4) OBP: 0.393, SLG: 0.458	K		G5-3			SF7				2	0	0	1	0	1	0						
2 Hanley Ramirez, R (1, 6) OBP: 0.394, SLG: 0.490 56 Osvaldo Martinez, R (7, 6) OBP: 0.276, SLG: 0.345						G3		F8		3	0	1	0	0	0	0						
15 Gaby Sanchez, R (1, 3) OBP: 0.531, SLG: 0.654 29 Greg Dobbs, L (8, 3) OBP: 0.429, SLG: 0.619	K					G6-3				3	0	1	0	0	1	1						
20 Logan Morrison, L (1, 7) OBP: 0.316, SLG: 0.242 33 Scott Cousins, L (8, 7) OBP: 0.194, SLG: 0.250			F7							3	0	0	0	0	1	1						
14 John Buck, R (1, 2) OBP: 0.287, SLG: 0.345 6 Brad Davis, R (8, 2) OBP: 0.222, SLG: 0.188										1	1	1	0	0	0	0						
18 Wes Helms, R (1, 10) OBP: 0.235 21 John Baker, L (7, PH) OBP: 0.278, SLG: 0.294 (8, 10)										2	0	0	0	0	1	0						
78 Matt Dominguez, R (1, 5) OBP: 0.324, SLG: 0.467										1	0	1	1	0	0	0						
1 Emilio Bonifacio, S (1, 9) OBP: 0.281, SLG: 0.333 (7, 8)										3	0	0	0	0	0	1						
<b>Inning Stats</b>	R: 0 E: 0 K: 3 S: 10	H: 1 LOB: 1 BB: 0 P: 10	R: 1 E: 0 K: 1 S: 6	H: 1 LOB: 0 BB: 0 P: 6	R: 0 E: 0 K: 0 S: 3	H: 0 LOB: 0 BB: 0 P: 3	R: 0 E: 0 K: 1 S: 5	H: 0 LOB: 0 BB: 0 P: 5	R: 0 E: 0 K: 0 S: 4	H: 0 LOB: 1 BB: 0 P: 4	R: 1 E: 0 K: 0 S: 5	H: 2 LOB: 1 BB: 0 P: 5	R: 0 E: 0 K: 0 S: 3	H: 1 LOB: 0 BB: 0 P: 3	R: 0 E: 0 K: 0 S: 3	H: 0 LOB: 1 BB: 1 P: 7		R: 1 E: 0 K: 1 S: 7	H: 2 LOB: 1 BB: 0 P: 7	1B: 3 2B: 2 3B: 1 HR: 1	SF: 2 SAC: 0 DP: 1 HBP: 0	WP: 0 PB: 0 SB: 0 CS: 0
<b>PITCHER</b>	IP WLS BF H R ER SO BB IBB HBP BLK WP HR S P ERA WHIP																					
74 Cory Wade, R (1, 1) ERA: 3.38	2.2	W 10	2	1	1	4	0	0	0	0	0	0	0	18	18	3.38	0.750					
69 Rob Delaney, R (3, 1) ERA: 3.72	2.1	W 8	0	0	0	1	0	0	0	0	0	0	0	10	10	0.00	0.000					
68 R.J. Swindle, L (6, 1) ERA: 3.38	1.0	H 5	2	1	1	0	0	0	0	0	0	0	5	5	9.00	2.000						
Cesar Cabral, L (7, 1) ERA: 3.18	2.0	7	1	0	0	0	1	0	0	0	0	0	6	10	0.00	1.000						
81 Chris Andujar, R (9, 1) ERA: 9.0	1.0	5	2	1	1	1	0	0	0	0	0	0	7	7	9.00	2.000						



Batter	1	2	3	4	5	6	7	8	9	AB	R	H	RBI	BB	SO	LOB	TOP								
1 Emilio Bonifacio, S OBP: 0.270, SLG: 0.314	G4-3		G5-3		K		1B		G1-4-3	5	1	1	0	0	1	1	<b>Florida Marlins @ St. Louis Cardinals</b> Roger Dean Stadium, Jupiter, FL Thu Mar 17 2011, 1:06 PM - 3:22 PM EDT Att: 6,947 - Partly Cloudy - 81 F								
13 Omar Infante, R OBP: 0.333, SLG: 0.406	G5-3		1B		F8		HBP		F9	3	1	1	1	0	0	0									
22 Donnie Murphy, R OBP: 0.333, SLG: 0.391	G5-3		1B		F8		HBP		F9	1	0	0	0	0	0	0									
2 Hanley Ramirez, R OBP: 0.432, SLG: 0.471	K		1B		2B		1B			4	1	3	1	0	1	0									
56 Osvaldo Martinez, R OBP: 0.276, SLG: 0.345	K		1B		2B		1B			0	0	0	0	0	0	0									
15 Gaby Sanchez, R OBP: 0.556, SLG: 0.700			1B		1B		G4-6-3			4	1	3	2	0	0	2									
29 Greg Dobbs, L OBP: 0.429, SLG: 0.619			1B		1B		G4-6-3			0	0	0	0	0	0	0									
20 Logan Morrison, L OBP: 0.310, SLG: 0.243			1B		1B		G4-6-3			4	0	1	1	0	0	5									
63 Josh Kroeger, L OBP: 0.229, SLG: 0.188			1B		G3		G4-3			0	0	0	0	0	0	0									
14 John Buck, R OBP: 0.242, SLG: 0.313	P2				F8		P3		K	3	0	0	0	0	0	1									
21 John Baker, L OBP: 0.263, SLG: 0.278	P2				F8		P3		K	1	0	0	0	0	1	0									
78 Matt Dominguez, R OBP: 0.324, SLG: 0.438	G4-6-3				P6		BB		K	2	0	0	0	1	0	1									
18 Wes Helms, R OBP: 0.318, SLG: 0.222	G4-6-3				P6		BB		K	1	0	0	0	0	1	0									
9 Brett Hayes, R OBP: 0.238, SLG: 0.211			G5-3		G5-3		K		G4-3	3	0	1	0	0	1	1									
6 Brad Davis, R OBP: 0.211, SLG: 0.176			G5-3		G5-3		K		G4-3	1	0	0	0	0	0	0									
33 Scott Cousins, L OBP: 0.200, SLG: 0.250			G5-3		F8		K		G6-3	4	1	1	0	0	1	2									
			1B		F8		K		G6-3																
<b>Inning Stats</b>	R: 0 E: 0 K: 1 S: 5	H: 0 LOB: 0 BB: 0 P: 5	R: 1 E: 0 K: 0 S: 4	H: 2 LOB: 0 BB: 0 P: 4	R: 2 E: 0 K: 0 S: 7	H: 4 LOB: 2 BB: 0 P: 7	R: 0 E: 0 K: 0 S: 4	H: 1 LOB: 1 BB: 0 P: 4	R: 1 E: 0 K: 1 S: 7	H: 2 LOB: 1 BB: 0 P: 11	R: 1 E: 0 K: 0 S: 4	H: 2 LOB: 2 BB: 0 P: 6	R: 0 E: 0 K: 2 S: 7	H: 0 LOB: 0 BB: 0 P: 7	R: 0 E: 0 K: 0 S: 3	H: 0 LOB: 0 BB: 0 P: 3	R: 0 E: 0 K: 0 S: 3	H: 0 LOB: 0 BB: 0 P: 3	1B: 9 2B: 2 3B: 0 HR: 0	SF: 0 SAC: 0 DP: 2 HBP: 1	WP: 0 PB: 0 SB: 1 CS: 0	PA: 38			
<b>PITCHER</b>	IP	WLS	BF	H	R	ER	SO	BB	IBB	HBP	BLK	WP	HR	S	P	ERA	WHIP								
35 Jake Westbrook, R ERA: 4.91	5.0	L	23	9	4	4	2	0	0	0	0	0	0	27	27	7.20	1.800								
22 Bryan Augenstein, R ERA: 1.29	1.0		4	0	0	0	2	1	0	0	0	0	0	7	11	0.00	1.000								
30 Jason Motte, R ERA: 7.71	1.0		5	2	1	1	0	0	0	1	0	0	0	4	6	9.00	2.000								
43 Trevor Miller, L ERA:	1.0		3	0	0	0	2	0	0	0	0	0	0	7	7	0.00	0.000								
31 Ryan Franklin, R ERA: 1.13	1.0		3	0	0	0	0	0	0	0	0	0	0	3	3	0.00	0.000								

Batter	1	2	3	4	5	6	7	8	9	AB	R	H	RBI	BB	SO	LOB	BOTTOM								
92 Matt Carpenter, L OBP: 0.467, SLG: 0.538	G5-4-3		G4-3				1B		K	4	0	2	0	0	1	0	<b>Florida Marlins @ St. Louis Cardinals</b> Roger Dean Stadium, Jupiter, FL Thu Mar 17 2011, 1:06 PM - 3:22 PM EDT Att: 6,947 - Partly Cloudy - 81 F								
28 Colby Rasmus, L OBP: 0.356, SLG: 0.548	G5-4-3		G4-3				1B		G4-3	3	1	1	1	0	0	2									
63 Shane Robinson, R OBP: 0.348, SLG: 0.364	G5-4-3		HR				1B		G4-3	1	0	0	0	0	0	0									
5 Albert Pujols, R OBP: 0.282, SLG: 0.361	P6		K				G6-4-3		G6-3	3	0	0	0	0	1	1									
64 Mark Hamilton, L OBP: 0.275, SLG: 0.389	P6		K				G6-4-3		G6-3	1	0	0	0	0	0	0									
7 Matt Holliday, R OBP: 0.417, SLG: 0.676			F9				G6-3		F8	3	0	1	0	0	0	0									
91 Amaury Cazana, R OBP: 0.353, SLG: 0.154			F9				G6-3		F8	1	0	0	0	0	0	0									
12 Lance Berkman, S OBP: 0.229, SLG: 0.314			K				F7		F7	3	0	0	0	0	1	1									
Adron Chambers, L OBP: 0.385, SLG: 0.273			K				F7		F7	0	0	0	0	0	0	0									
23 David Freese, R OBP: 0.333, SLG: 0.625			E4				G5-3		L8	3	1	0	0	0	0	1									
19 Ramón Vázquez, L OBP: 0.292, SLG: 0.158			E4				G5-3		L8	0	0	0	0	0	0	0									
33 Daniel Descalso, L OBP: 0.324, SLG: 0.355			2B				G6-3		P6	3	0	1	0	0	0	1									
13 Gerald Laird, R OBP: 0.348, SLG: 0.455			E6				G6-3		P6																
80 Tony Cruz, R OBP: 0.091, SLG: 0.182			E6				K		K2-3	1	0	0	0	0	0	1									
34 Nick Stavinoha, R OBP: 0.227, SLG: 0.227			E6				K		K2-3	1	0	0	0	0	1	0									
27 Tyler Greene, R OBP: 0.222, SLG: 0.200			G5-3				K		F7	3	0	0	0	0	1	0									
			G5-3				K		F7																
<b>Inning Stats</b>	R: 0 E: 0 K: 0 S: 3	H: 1 LOB: 0 BB: 0 P: 3	R: 1 E: 2 K: 1 S: 7	H: 1 LOB: 2 BB: 0 P: 7	R: 1 E: 0 K: 1 S: 6	H: 1 LOB: 0 BB: 0 P: 6	R: 0 E: 0 K: 0 S: 3	H: 0 LOB: 0 BB: 0 P: 3	R: 0 E: 0 K: 2 S: 7	H: 1 LOB: 1 BB: 0 P: 7	R: 0 E: 0 K: 0 S: 4	H: 1 LOB: 1 BB: 0 P: 4	R: 0 E: 0 K: 2 S: 7	H: 0 LOB: 0 BB: 0 P: 7	R: 0 E: 0 K: 0 S: 3	H: 0 LOB: 0 BB: 0 P: 3	R: 0 E: 0 K: 0 S: 3	H: 0 LOB: 0 BB: 0 P: 3	1B: 2 2B: 2 3B: 0 HR: 1	SF: 0 SAC: 0 DP: 2 HBP: 0	WP: 0 PB: 0 SB: 0 CS: 0	PA: 31			
<b>PITCHER</b>	IP	WLS	BF	H	R	ER	SO	BB	IBB	HBP	BLK	WP	HR	S	P	ERA	WHIP								
55 Josh Johnson, R ERA: 6.6	6.0	W	21	4	2	1	4	0	0	0	0	0	0	3	3	0.00	1.500								
44 Brian Sanches, R ERA: 4.5	0.2	H	3	1	0	0	0	0	0	0	0	0	0	3	3	0.00	1.500								
40 Mike Dunn, L ERA: 9.53	1.1	H	4	0	0	0	2	0	0	0	0	0	0	8	8	0.00	0.000								
32 Clay Hensley, R ERA: 6.0	1.0	S	3	0	0	0	0	0	0	0	0	0	0	3	3	0.00	0.000								

AB	36
R	5
H	11
RBI	5
BB	1
SO	6
LOB	13





Batter	1	2	3	4	5	6	7	8	9	AB	R	H	RBI	BB	SO	LOB	TOP			
21 Michael Bourn, L (1,8) OBP: 0.275, SLG: 0.436 19 Brian Bogusevic, L (6,7) OBP: 0.237, SLG: 0.368	F7	FC4-6				G4-3		G4-3		4	1	2	2	0	0	1	Houston Astros @ Florida Marlins Roger Dean Stadium, Jupiter, FL Fri Mar 18 2011, 1:08 PM - 4:03 PM EDT Att: 3,548 - Sunny - 78 F			
14 Clint Barmes, R (1,6) OBP: 0.306, SLG: 0.341 12 Tommy Manzella, R (6,6) OBP: 0.375, SLG: 0.379	F9			L7		P4		G1-3		4	1	1	0	0	0	2				
9 Hunter Pence, R (1,9) OBP: 0.400, SLG: 0.524 93 Drew Locke, R (6,9) OBP: 0.385, SLG: 0.542	F9	K		K		G4-3		L7		4	0	1	1	0	2	2				
29 Brett Wallace, L (1,3) OBP: 0.391, SLG: 0.614 26 Oswaldo Navarro, R (6,3) OBP: 0.269, SLG: 0.318	F9			K		K		L7		4	1	2	1	0	1	2				
23 Chris Johnson, R (1,5) OBP: 0.432, SLG: 0.564 89 Enrique Hernández, R (7, PR) OBP: 1.000, SLG: 1.000	G1-3	G6-3								4	0	2	1	0	0	2				
95 JB Shuck, L (1,7) OBP: 0.324, SLG: 0.406				F8						3	2	1	1	1	0	2				
82 Chris Wallace, R (6, PH) OBP: 0.500, SLG: 1.000 92 T.J. Steele, R (9,8) OBP: 0.212, SLG: 0.250		HR		55 1B 46 S 1 FC1-6						1	0	0	0	0	0	1				
46 J.R. Towles, R (1,2) OBP: 0.440, SLG: 0.643 71 Carlos Corporán, S (8,2) OBP: 0.471, SLG: 0.500				G5-3						4	1	1	0	0	0	3				
55 Humberto Quintero, R (1,10) OBP: 0.440, SLG: 0.565 Delino DeShields, R (7, PH) OBP: 1.000, SLG: 1.000										3	1	2	0	0	1	0				
1 Anderson Hernandez, S (1,4) OBP: 0.310, SLG: 0.321										4	1	1	2	0	1	3				
<b>Inning Stats</b>	R: 1 E: 0 K: 0 S: 5	H: 2 LOB: 1 BB: 0 P: 5	R: 5 E: 0 K: 1 S: 11	H: 6 LOB: 1 BB: 0 P: 13	R: 1 E: 0 K: 0 S: 4	H: 1 LOB: 1 BB: 1 P: 9	R: 1 E: 0 K: 1 S: 7	H: 2 LOB: 1 BB: 0 P: 7	R: 0 E: 0 K: 1 S: 6	H: 1 LOB: 1 BB: 0 P: 6	R: 1 E: 0 K: 0 S: 5	H: 2 LOB: 2 BB: 0 P: 5	R: 0 E: 0 K: 0 S: 3	H: 0 LOB: 0 BB: 0 P: 3	R: 0 E: 0 K: 1 S: 6	H: 1 LOB: 1 BB: 0 P: 6	1B: 9 2B: 4 3B: 1 HR: 1	SF: 0 SAC: 0 DP: 0 HBP: 0	WP: 0 PB: 0 SB: 1 CS: 0	PA: 43
<b>PITCHER</b>	IP WLS BF H R ER SO BB IBB HBP BLK WP HR S P ERA WHIP																			
47 Ricky Nolasco, R (1,1) ERA: 24.75	2.1 L 16 8 7 0 0 1 1 0 0 0 0 0 1 17 24 27.00 3.857																			
57 Frank Mata, R (3,1) ERA:	0.2 3 1 0 0 0 0 0 0 0 0 0 0 0 3 3 0.00 1.500																			
73 Elin Villanueva, R (4,1) ERA: 1.38	4.0 17 5 2 2 4 0 0 0 0 0 0 0 0 25 25 4.50 1.250																			
34 Edward Mujica, R (8,1) ERA: 7.88	1.0 3 0 0 0 0 0 0 0 0 0 0 0 0 3 3 0.00 0.000																			
46 Juan Carlos Oviedo, R (9,1) ERA: 2.25	1.0 4 1 0 0 0 1 0 0 0 0 0 0 0 6 6 0.00 1.000																			

AB	42
R	9
H	15
RBI	9
BB	1
SO	6
LOB	19



Batter	1	2	3	4	5	6	7	8	9	AB	R	H	RBI	BB	SO	LOB	BOTTOM			
1 Emilio Bonifacio, S (1,8) OBP: 0.286, SLG: 0.325		FC6-4								5	0	2	1	0	0	3	Houston Astros @ Florida Marlins Roger Dean Stadium, Jupiter, FL Fri Mar 18 2011, 1:08 PM - 4:03 PM EDT Att: 3,548 - Sunny - 78 F			
56 Osvaldo Martinez, R (1,4) OBP: 0.265, SLG: 0.324	F7									5	0	1	0	0	0	3				
2 Hanley Ramirez, R (1,6) OBP: 0.410, SLG: 0.444 18 Wes Helms, R (4,5) OBP: 0.292, SLG: 0.200	L8									2	0	0	0	0	0	2				
15 Gaby Sanchez, R (1,3) OBP: 0.550, SLG: 0.656 67 Tim Torres, S (6, PR) OBP: 0.421, SLG: 0.375										2	1	0	0	2	1	0				
14 John Buck, R (1,2) OBP: 0.250, SLG: 0.294 48 Clint Sammons, R (6,2) OBP: 0.417, SLG: 0.300	F8									2	0	0	0	1	0	2				
29 Greg Dobbs, L (1,10) OBP: 0.400, SLG: 0.560										4	0	1	1	0	1	2				
22 Donnie Murphy, R (1,5) OBP: 0.323, SLG: 0.407										4	1	1	0	0	0	2				
63 Josh Kroeger, L (1,7) OBP: 0.237, SLG: 0.176 53 John Raynor, R (7,7) OBP: 0.234, SLG: 0.412										2	0	0	0	1	0	0				
33 Scott Cousins, L (1,9) OBP: 0.227, SLG: 0.256										3	0	1	0	1	1	1				
<b>Inning Stats</b>	R: 0 E: 0 K: 0 S: 4	H: 1 LOB: 2 BB: 1 P: 8	R: 0 E: 0 K: 0 S: 4	H: 1 LOB: 1 BB: 1 P: 8	R: 1 E: 1 K: 0 S: 5	H: 2 LOB: 2 BB: 1 P: 9	R: 0 E: 0 K: 0 S: 3	H: 0 LOB: 1 BB: 1 P: 7	R: 0 E: 0 K: 1 S: 5	H: 0 LOB: 0 BB: 0 P: 5	R: 0 E: 0 K: 1 S: 5	H: 0 LOB: 0 BB: 0 P: 5	R: 0 E: 0 K: 0 S: 3	H: 1 LOB: 2 BB: 1 P: 7	R: 1 E: 0 K: 0 S: 5	H: 2 LOB: 1 BB: 0 P: 5		1B: 6 2B: 1 3B: 0 HR: 0	SF: 0 SAC: 0 DP: 2 HBP: 0	WP: 0 PB: 0 SB: 1 CS: 0
<b>PITCHER</b>	IP WLS BF H R ER SO BB IBB HBP BLK WP HR S P ERA WHIP																			
30 J.A. Happ, L (1,1) ERA: 2.08	5.0 W 23 4 1 0 0 1 4 0 0 0 0 0 0 0 5 5 0.00 1.600																			
59 Wilton Lopez, R (6,1) ERA:	1.0 3 0 0 0 0 1 0 0 0 0 0 0 0 5 5 0.00 0.000																			
66 Emerico Del Rosario, R (7,1) ERA:	1.0 3 0 0 0 0 1 0 0 0 0 0 0 0 5 5 0.00 0.000																			
48 Ross Wolf, R (8,1) ERA: 2.25	1.0 4 1 0 0 0 0 1 0 0 0 0 0 0 3 7 0.00 2.000																			
53 Wesley Wright, L (9,1) ERA: 12.0	1.0 5 2 1 1 0 0 0 0 0 0 0 0 0 5 5 9.00 2.000																			

AB	33
R	2
H	7
RBI	2
BB	5
SO	3
LOB	16









Batter	1	2	3	4	5	6	7	8	9	AB	R	H	RBI	BB	SO	LOB	TOP				
22 Willie Harris, L OBP: 0.413, SLG: 0.590 Sean Ratliff, L OBP: 0.333, SLG: 0.200	L3		1B		PO	K		P2		3	0	1	0	0	1	0					
3 Luis Hernandez, S OBP: 0.333, SLG: 0.364 25 Chin-Lung Hu, R OBP: 0.368, SLG: 0.364	G3		F8			G4-3			K	3	0	0	0	0	0	1					
12 Scott Hairston, R OBP: 0.499, SLG: 0.718 72 Kirk Nieuwenhuis, L OBP: 0.194, SLG: 0.219			K			G5-3			G4-3	3	0	1	0	0	1	1					
29 Ike Davis, L OBP: 0.419, SLG: 0.568 28 Daniel Murphy, L OBP: 0.354, SLG: 0.457	L9				G3		G3-1		K	2	0	0	0	0	0	1					
6 Nick Evans, R OBP: 0.328, SLG: 0.364 92 Eric Campbell, R			1B		G5-3		K			3	0	1	0	0	1	0					
21 Lucas Duda, L OBP: 0.291, SLG: 0.431 39 Bobby Parnell, R	G6-3				P6		G3-1			3	0	0	0	0	0	0					
50 Michael O'Connor, L 27 Pedro Beato, R 33 Taylor Buchholz, R										0	0	0	0	0	0	0					
4 Brad Emaus, R 2 Justin Turner, R					F7			G5-3		2	0	1	0	0	0	0					
9 Ronny Paulino, R 13 Mike Nickeas, R								K		2	0	1	0	0	1	1					
55 Chris Young, R Darell Ceciliani, L			K							1	0	0	0	0	1	0					
<b>Inning Stats</b>	R: 0 E: 0 K: 0 S: 4	H: 1 LOB: 1 BB: 0 P: 5	R: 0 E: 0 K: 1 S: 6	H: 2 LOB: 1 BB: 0 P: 6	R: 0 E: 0 K: 2 S: 8	H: 1 LOB: 1 BB: 0 P: 8	R: 0 E: 0 K: 0 S: 3	H: 0 LOB: 0 BB: 0 P: 3	R: 0 E: 0 K: 1 S: 5	H: 1 LOB: 0 BB: 0 P: 4	R: 0 E: 0 K: 1 S: 5	H: 0 LOB: 0 BB: 0 P: 5	R: 0 E: 0 K: 1 S: 5	H: 0 LOB: 1 BB: 1 P: 9	R: 0 E: 0 K: 2 S: 7	H: 0 LOB: 0 BB: 0 P: 7	1B: 4 2B: 1 3B: 0 HR: 0	SF: 0 SAC: 1 DP: 1 HBP: 0	WP: 0 PB: 0 CS: 0	PA: 32	
<b>PITCHER</b>	IP	WLS	BF	H	R	ER	SO	BB	IBB	HBP	BLK	WP	HR	S	P	ERA	WHIP				
19 Anibal Sanchez, R ERA: 2.63	5.0		18	5	0	0	3	0	0	0	0	0	0	24	26	0.00	1.000				
38 Randy Choate, L ERA: 12.46	0.1		1	0	0	0	1	0	0	0	0	0	0	3	3	0.00	0.000				
34 Edward Mujica, R ERA: 7.27	0.2		2	0	0	0	0	0	0	0	0	0	0	2	2	0.00	0.000				
44 Brian Sanchez, R ERA: 3.68	1.0	W	3	0	0	0	1	0	0	0	0	0	0	5	5	0.00	0.000				
40 Mike Dunn, L ERA: 8.1	1.0		4	0	0	0	1	1	0	0	0	0	0	5	9	0.00	1.000				

New York Mets @ Florida Marlins  
Roger Dean Stadium, Jupiter, FL  
Sun Mar 20 2011, 1:08 PM - 3:42 PM EDT  
Att: 6,601 - Cloudy - 80 F

AB 29  
R 0  
H 5  
RBI 0  
BB 1  
SO 8  
LOB 6



Batter	1	2	3	4	5	6	7	8	9	AB	R	H	RBI	BB	SO	LOB	BOTTOM				
1 Emilio Bonifacio, S OBP: 0.300, SLG: 0.333	G5-3		K							4	1	2	1	0	1	0					
13 Omar Infante, R OBP: 0.419, SLG: 0.474 56 Osvaldo Martinez, R OBP: 0.279, SLG: 0.333					E6					3	0	2	0	0	0	0					
2 Hanley Ramirez, R OBP: 0.400, SLG: 0.429 22 Donnie Murphy, R OBP: 0.364, SLG: 0.464										3	0	1	0	0	0	3					
15 Gaby Sanchez, R OBP: 0.523, SLG: 0.600	FC6-4									3	0	0	0	1	1	5					
20 Logan Morrison, L OBP: 0.283, SLG: 0.220										4	0	0	0	0	2	6					
14 John Buck, R OBP: 0.250, SLG: 0.270										3	1	0	0	1	0	4					
18 Wes Helms, R ERA: 1.33 29 Greg Dobbs, L OBP: 0.400, SLG: 0.533										2	0	0	0	0	0	0					
78 Matt Dominguez, R OBP: 0.267, SLG: 0.350										4	0	0	0	0	1	2					
10 Dewayne Wise, L OBP: 0.311, SLG: 0.463										4	1	1	1	0	0	0					
<b>Inning Stats</b>	R: 0 E: 0 K: 0 S: 4	H: 1 LOB: 1 BB: 0 P: 4	R: 0 E: 0 K: 1 S: 5	H: 0 LOB: 0 BB: 0 P: 5	R: 0 E: 1 K: 0 S: 5	H: 1 LOB: 2 BB: 0 P: 5	R: 0 E: 0 K: 0 S: 3	H: 0 LOB: 0 BB: 0 P: 3	R: 0 E: 0 K: 1 S: 7	H: 2 LOB: 2 BB: 0 P: 7	R: 5 E: 0 K: 2 S: 12	H: 5 LOB: 2 BB: 2 P: 20	R: 0 E: 0 K: 0 S: 3	H: 0 LOB: 0 BB: 0 P: 3	1B: 8 2B: 1 3B: 0 HR: 0	SF: 0 SAC: 0 DP: 0 HBP: 0	WP: 0 PB: 0 CS: 0	PA: 36			
<b>PITCHER</b>	IP	WLS	BF	H	R	ER	SO	BB	IBB	HBP	BLK	WP	HR	S	P	ERA	WHIP				
55 Chris Young, R ERA: 1.33	6.0		23	4	0	0	3	0	0	0	0	0	0	4	8	54.00	6.000				
39 Bobby Parnell, R ERA: 8.14	0.1	L	3	1	2	2	1	1	0	0	0	0	0	7	11	81.00	15.000				
50 Michael O'Connor, L ERA: 5.79	0.1		6	4	3	3	1	1	0	0	0	0	0	1	1	0.00	0.000				
27 Pedro Beato, R ERA: 4.7	0.1		1	0	0	0	0	0	0	0	0	0	0	1	1	0.00	0.000				
33 Taylor Buchholz, R ERA:	1.0		3	0	0	0	0	0	0	0	0	0	0	3	3	0.00	0.000				

New York Mets @ Florida Marlins  
Roger Dean Stadium, Jupiter, FL  
Sun Mar 20 2011, 1:08 PM - 3:42 PM EDT  
Att: 6,601 - Cloudy - 80 F

AB 34  
R 5  
H 9  
RBI 5  
BB 2  
SO 5  
LOB 20











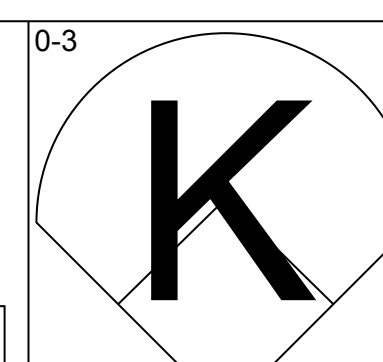
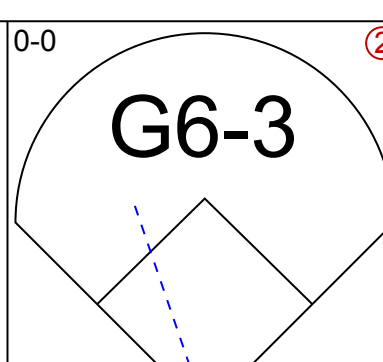
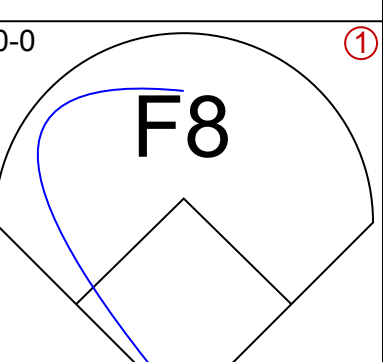
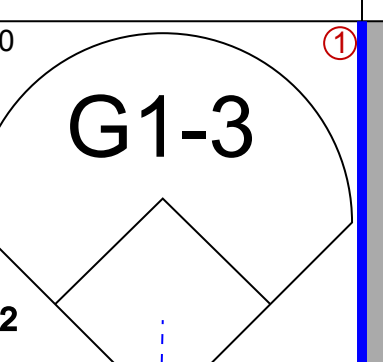
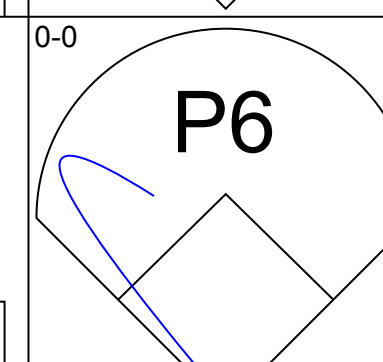
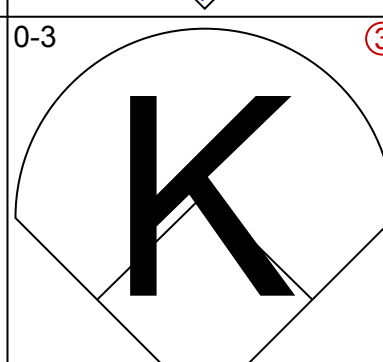
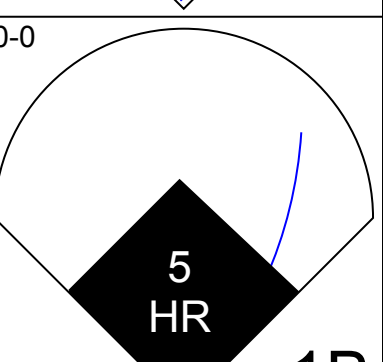
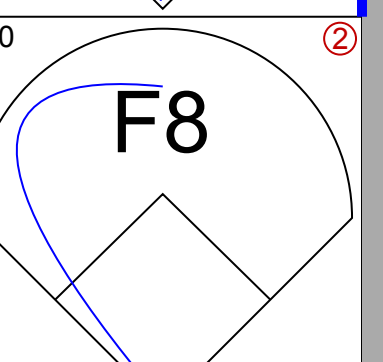
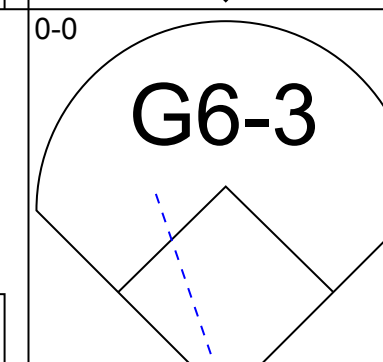
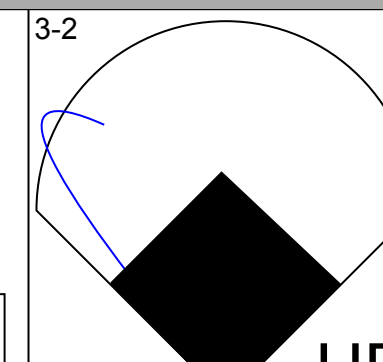
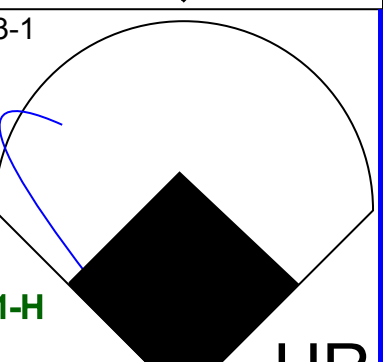
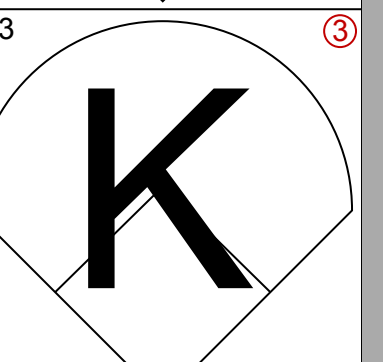
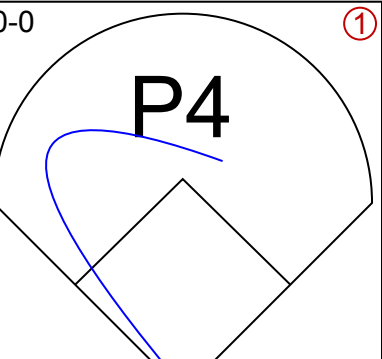
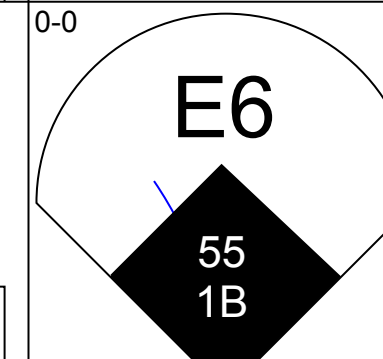
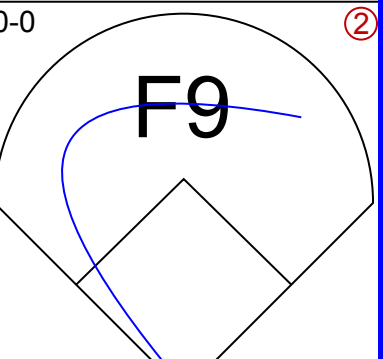
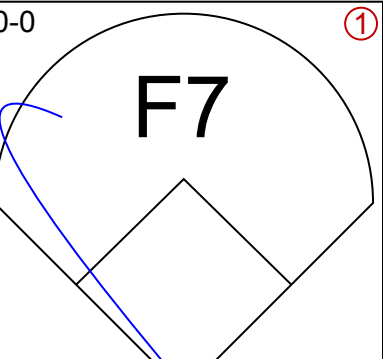

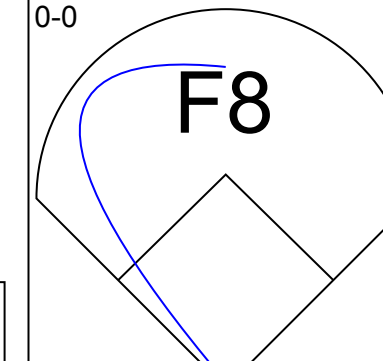
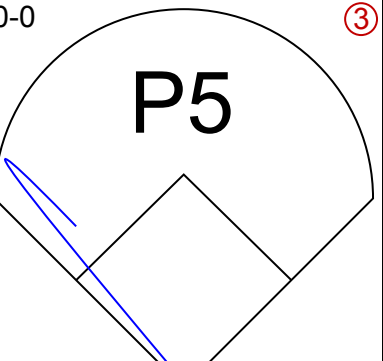
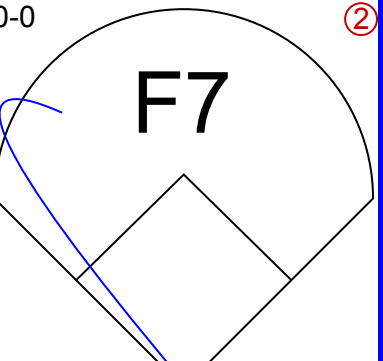

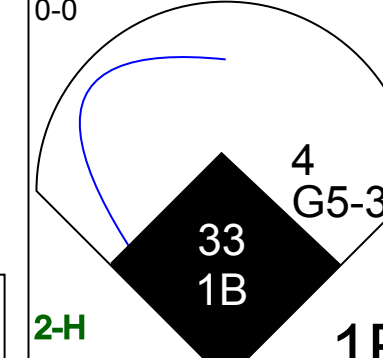
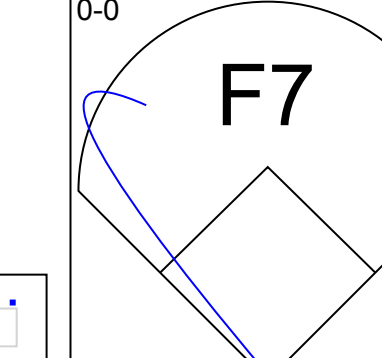

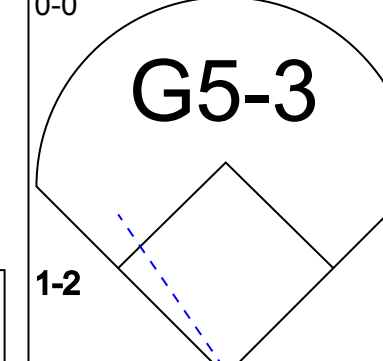
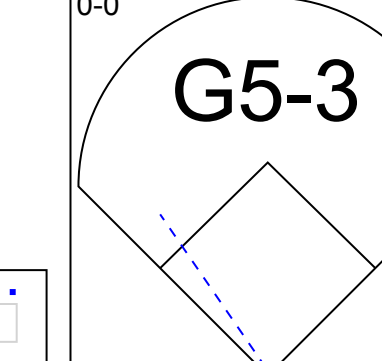

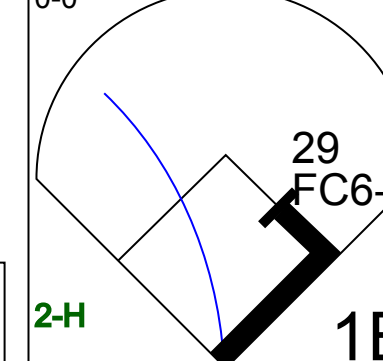
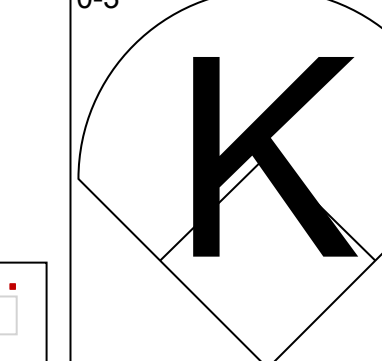
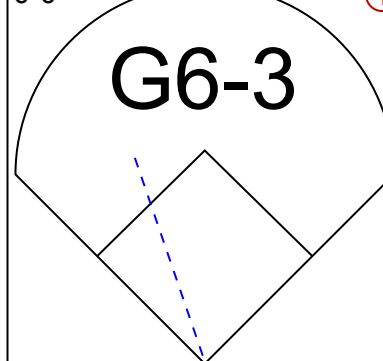
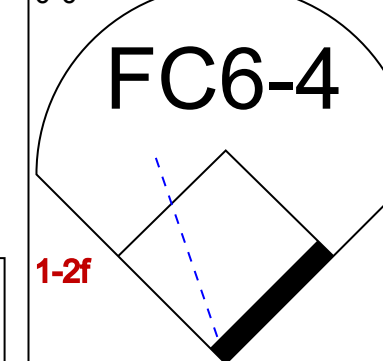
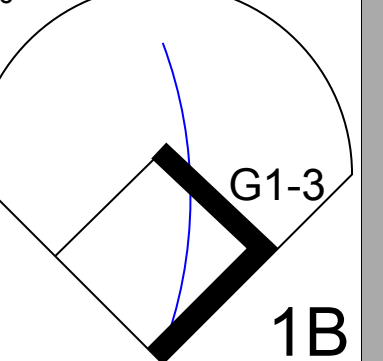



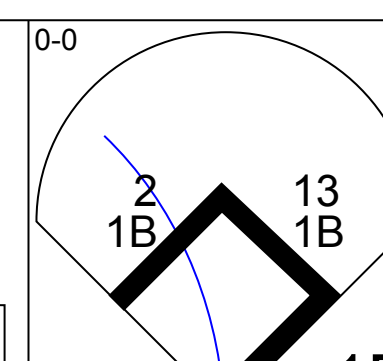
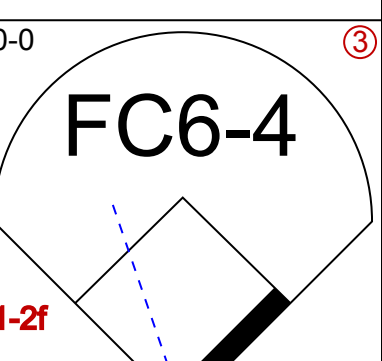
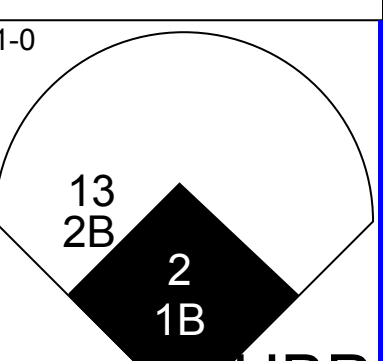
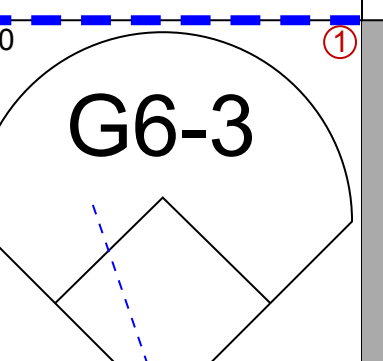
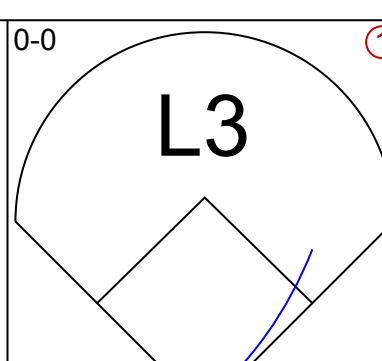
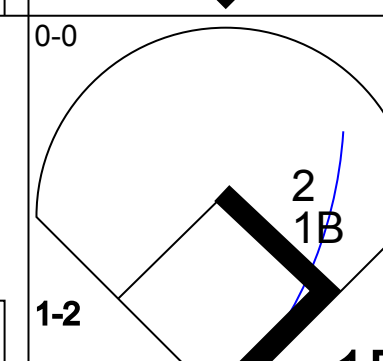
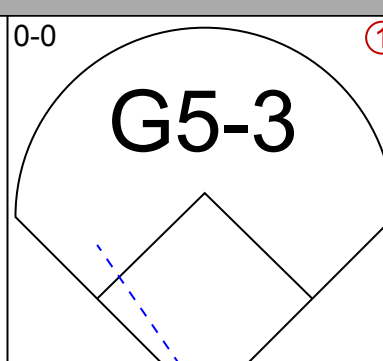
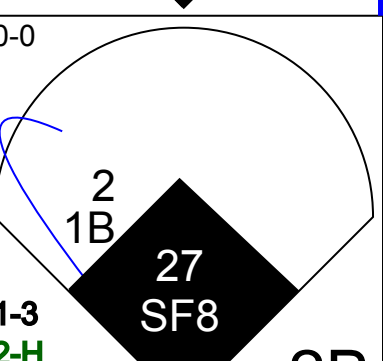
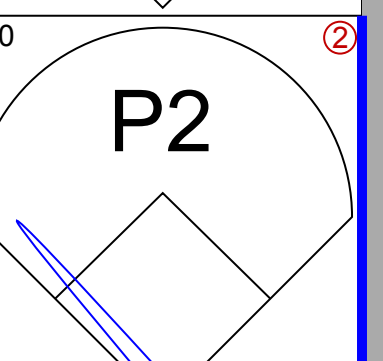
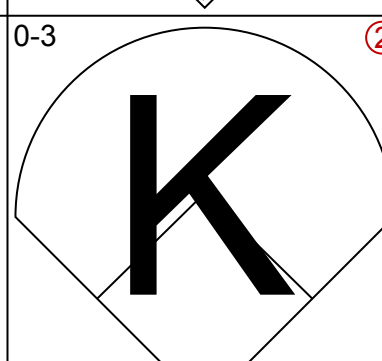
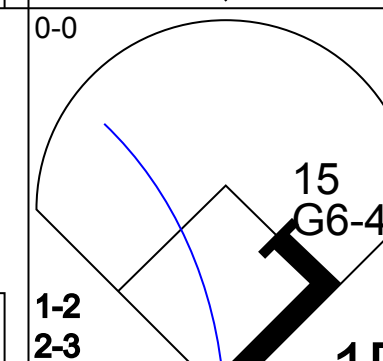
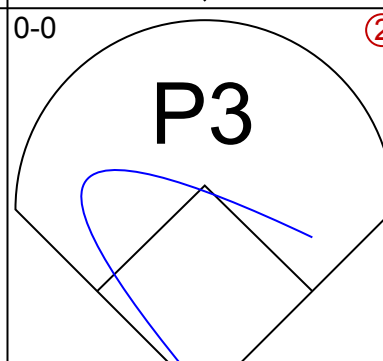
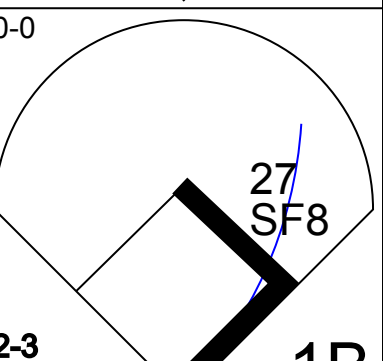
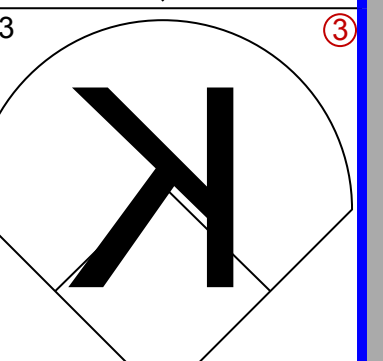
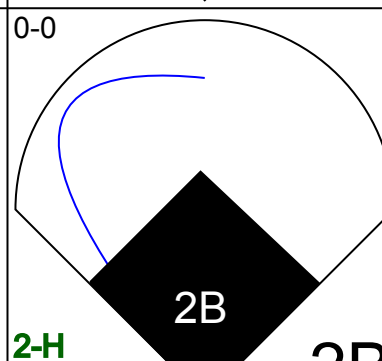
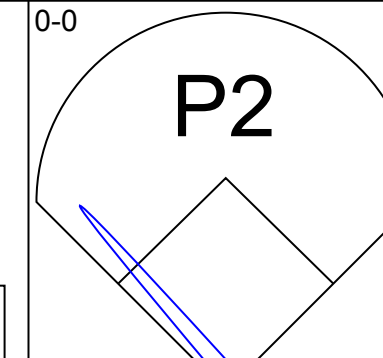
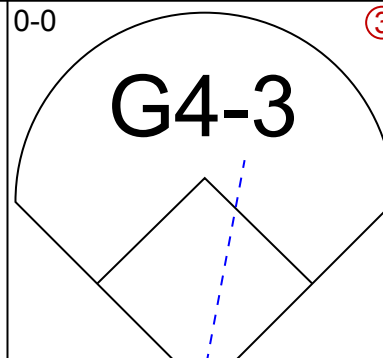
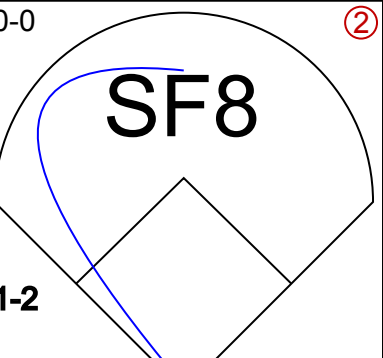
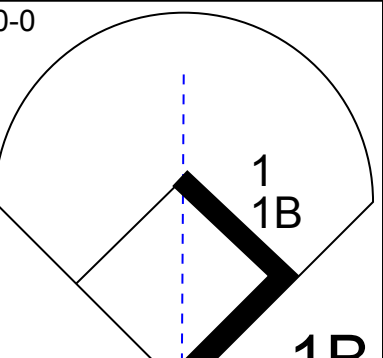
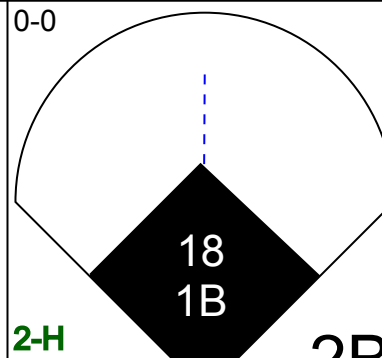
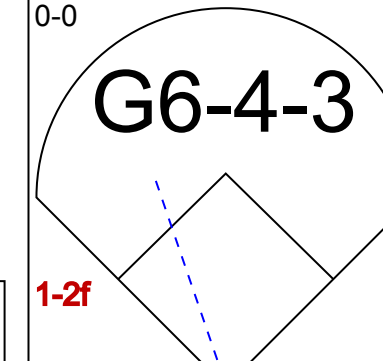
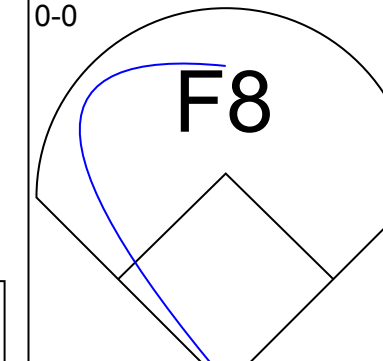
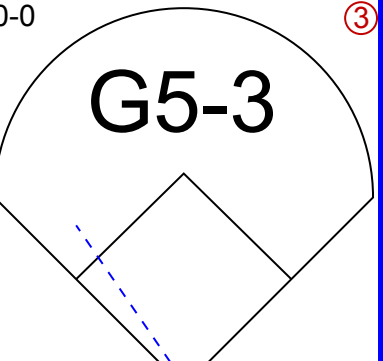
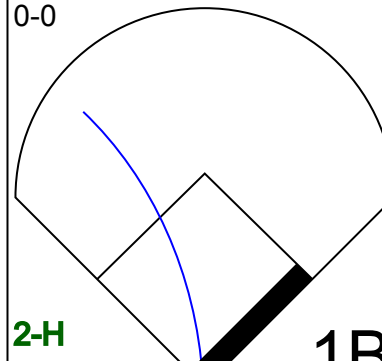

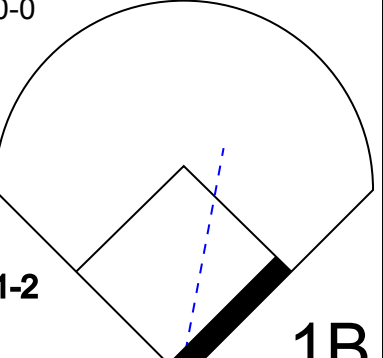


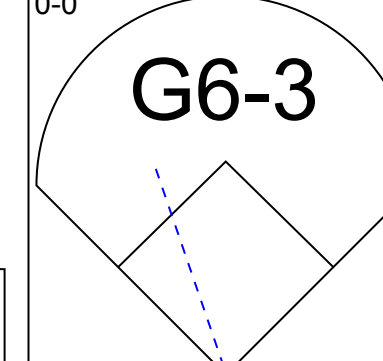
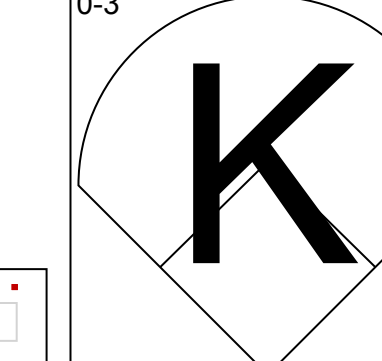



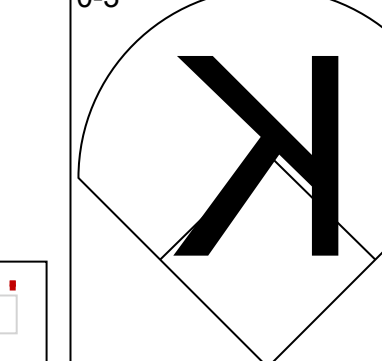
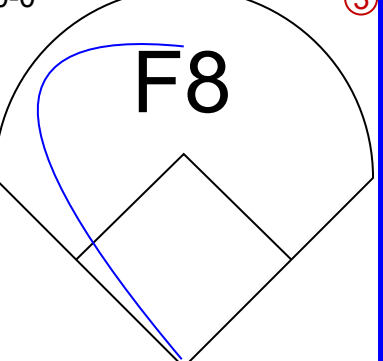

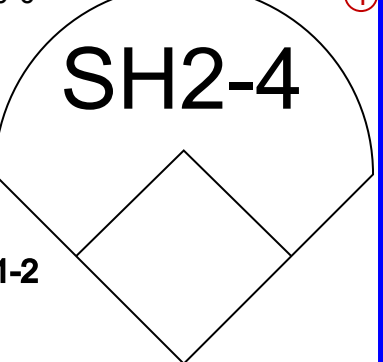


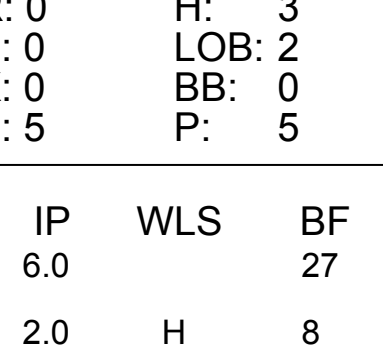
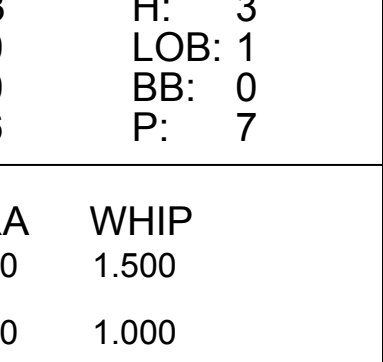
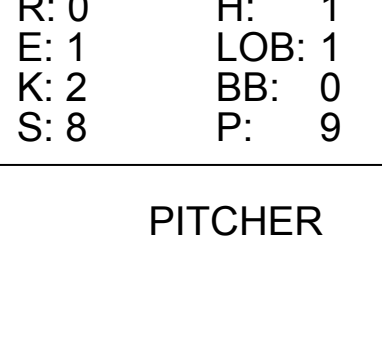
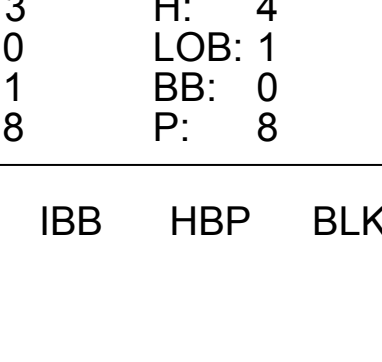




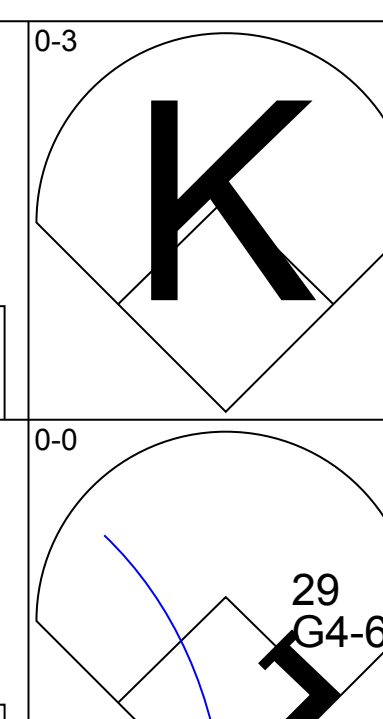
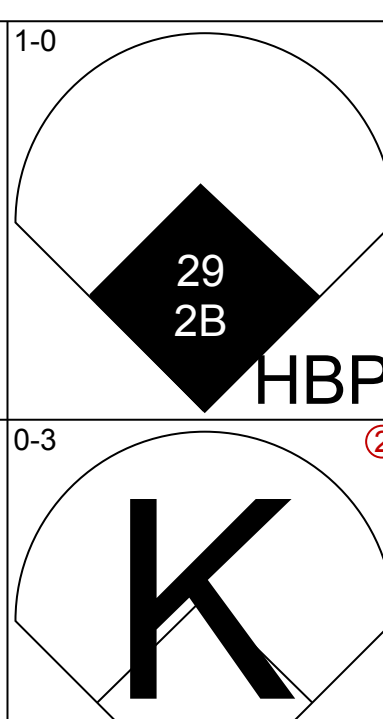
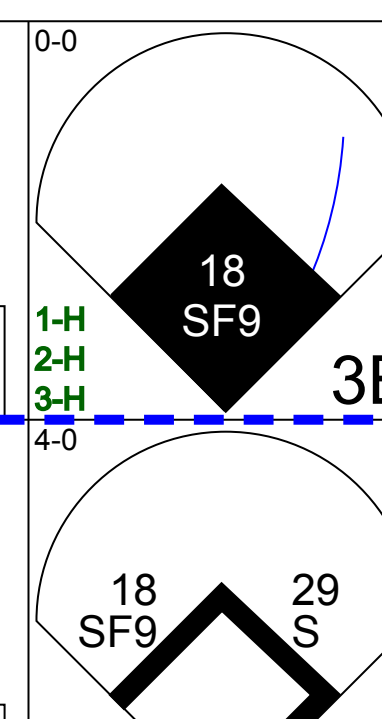
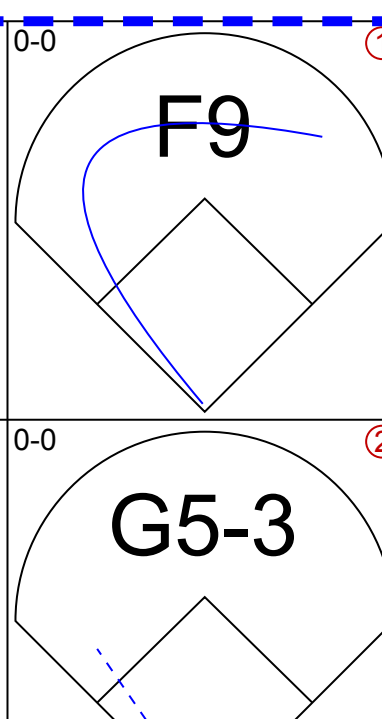
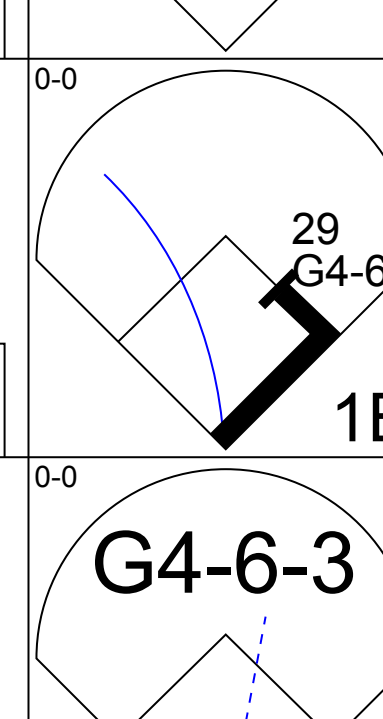
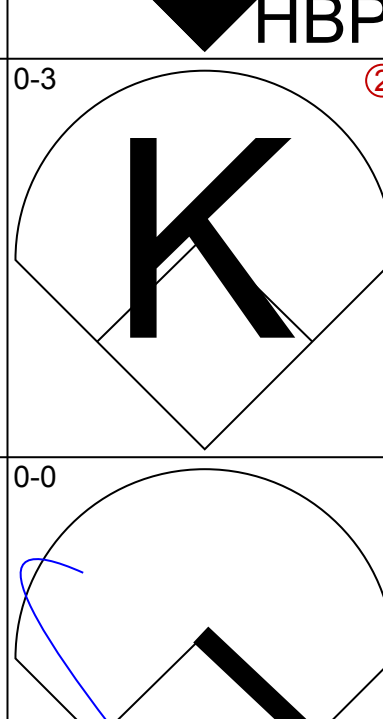
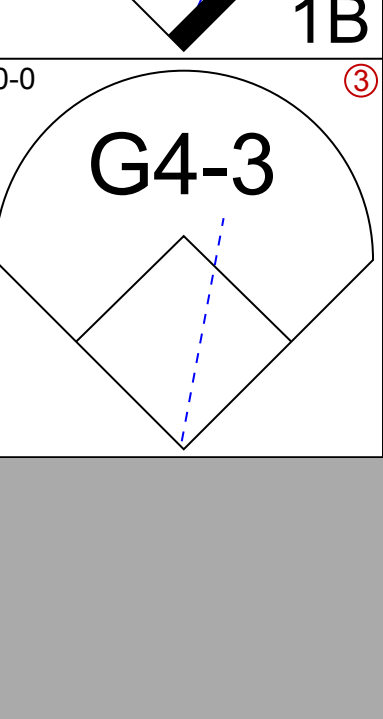
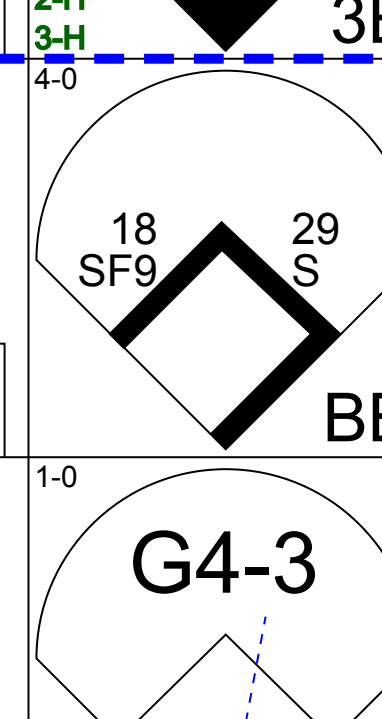
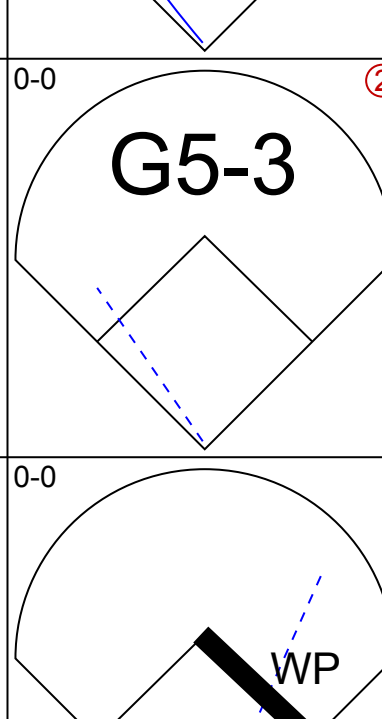
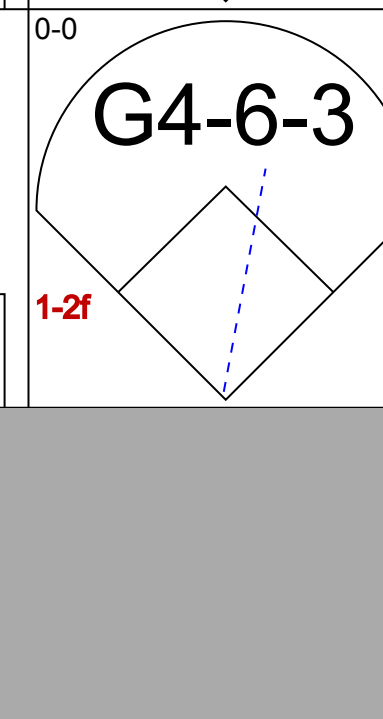
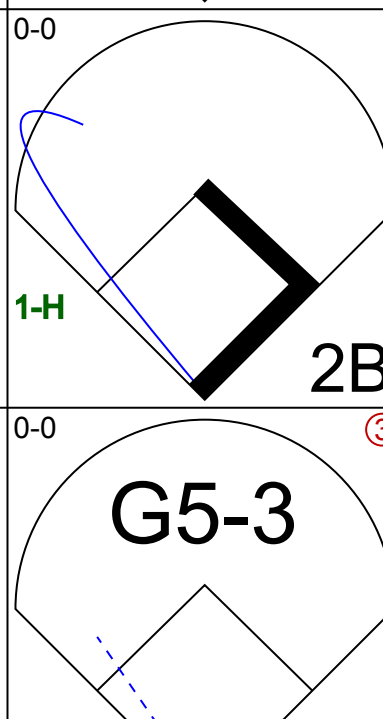
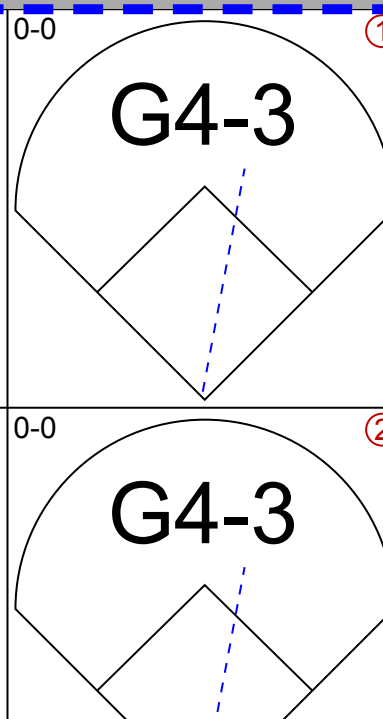
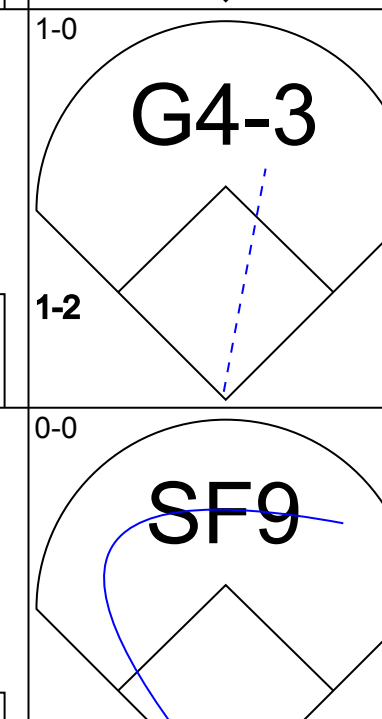
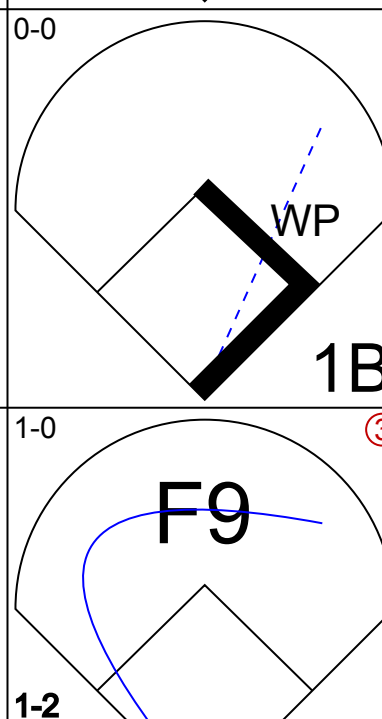
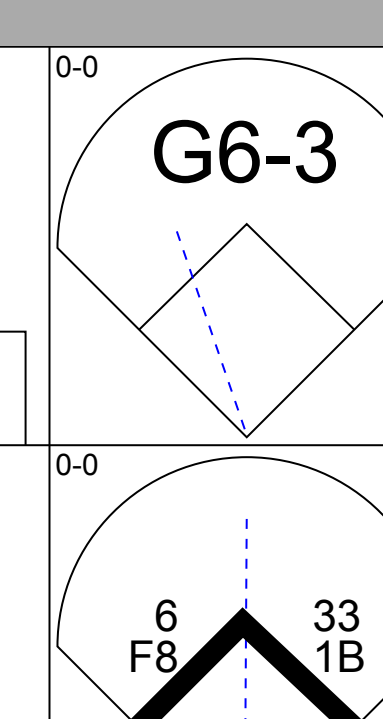
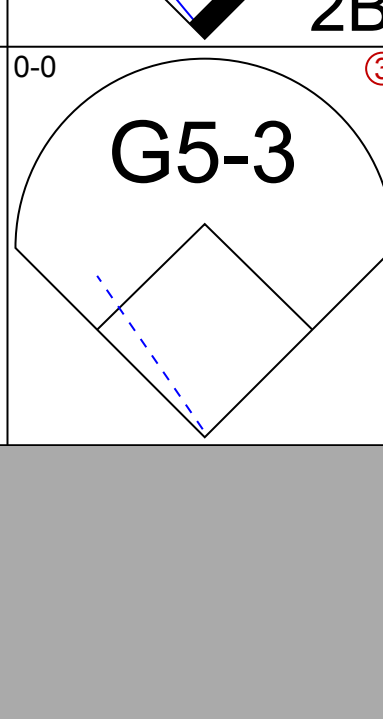
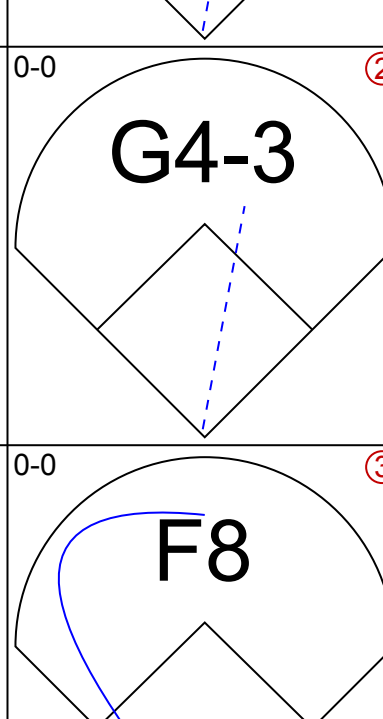
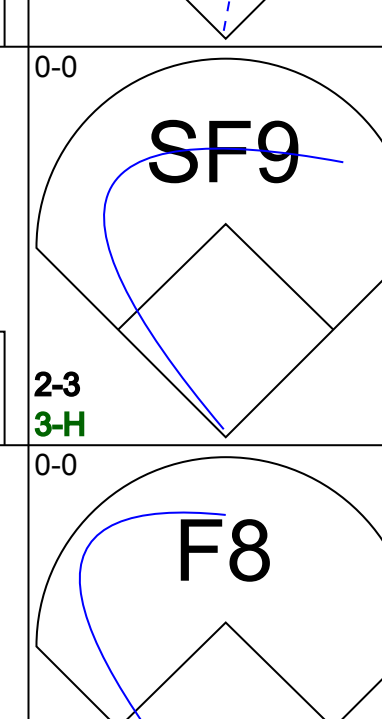
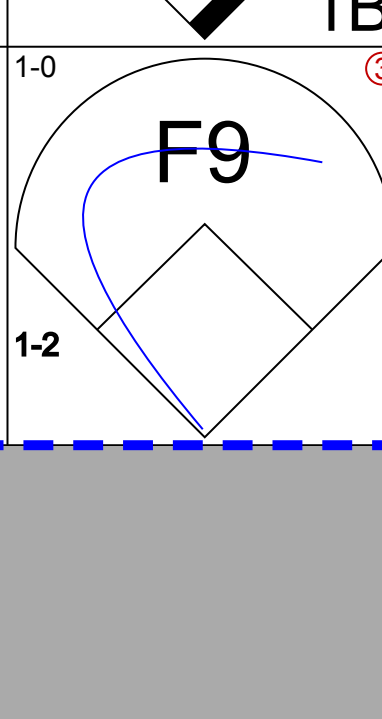
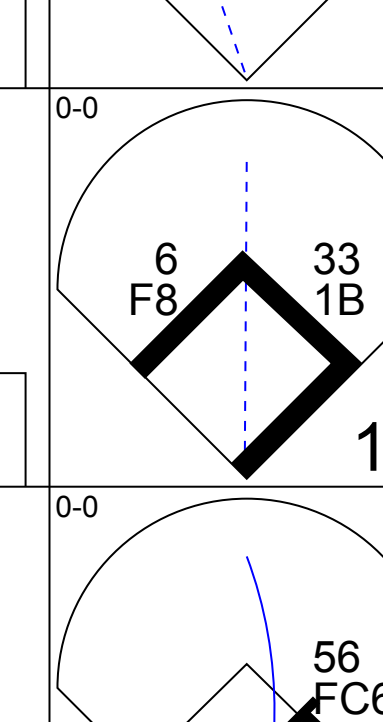
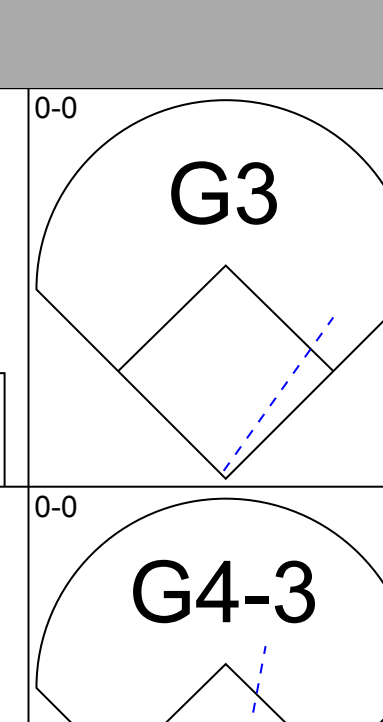
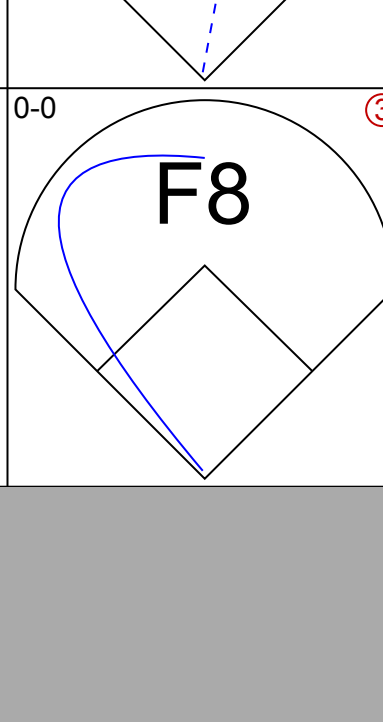
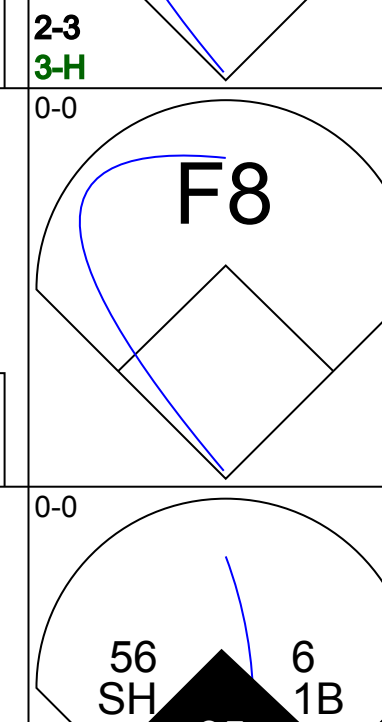
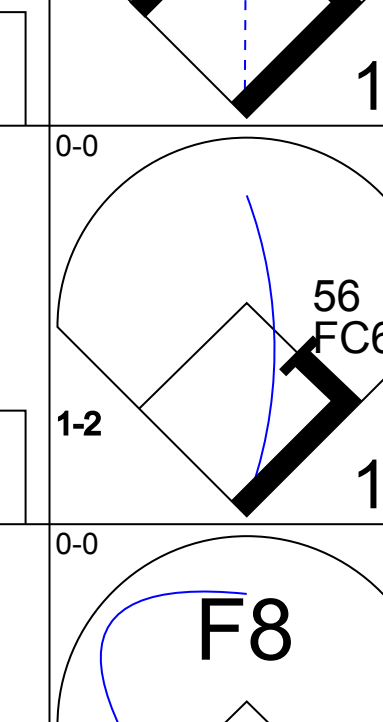
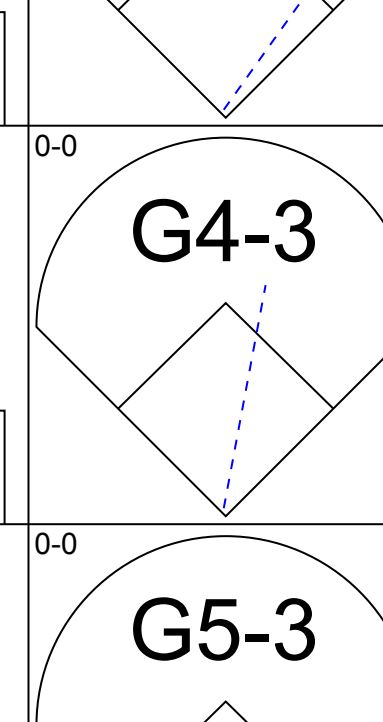
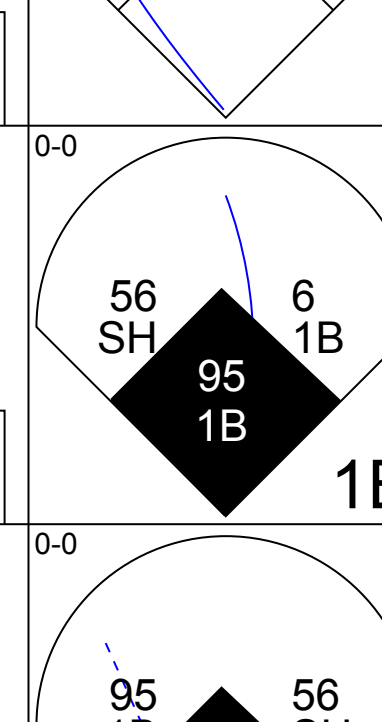
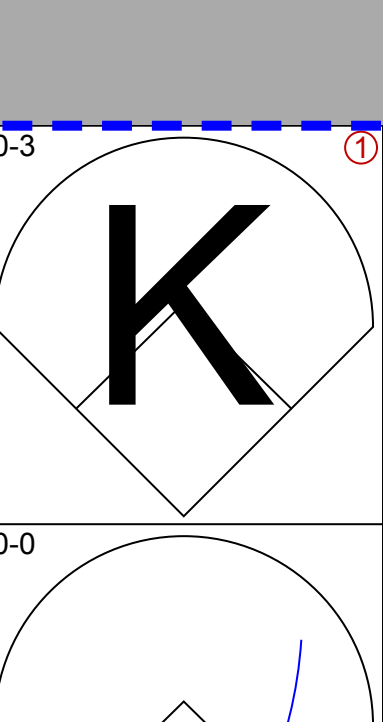
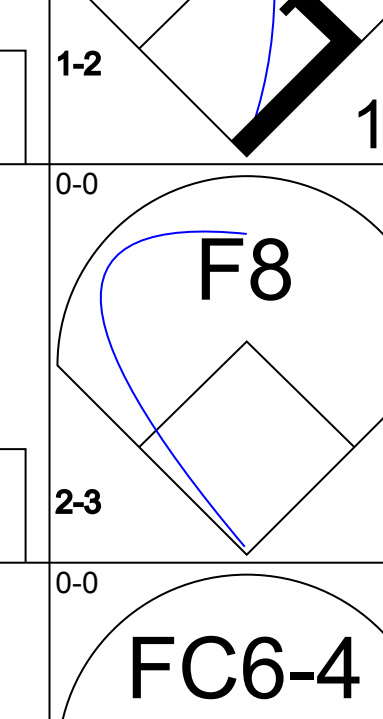
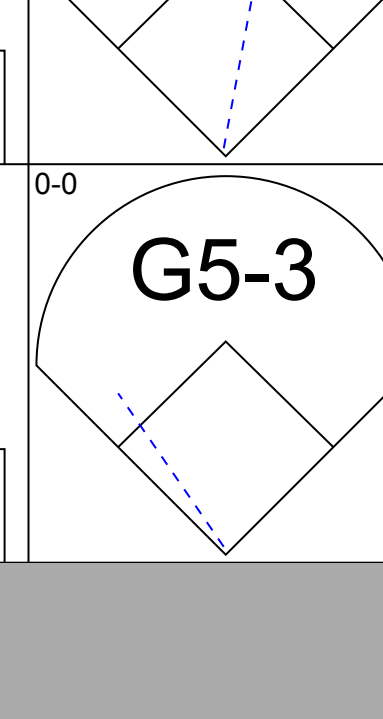
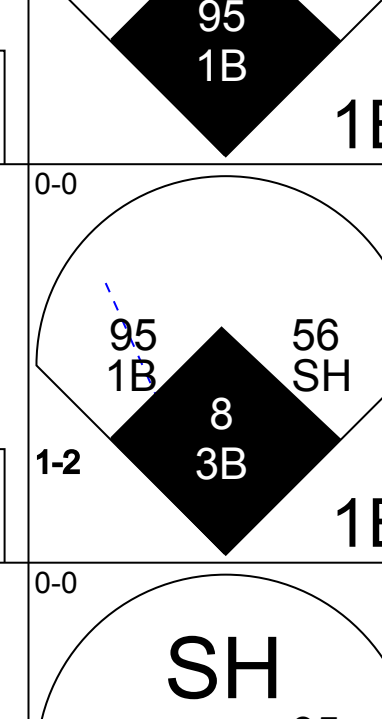
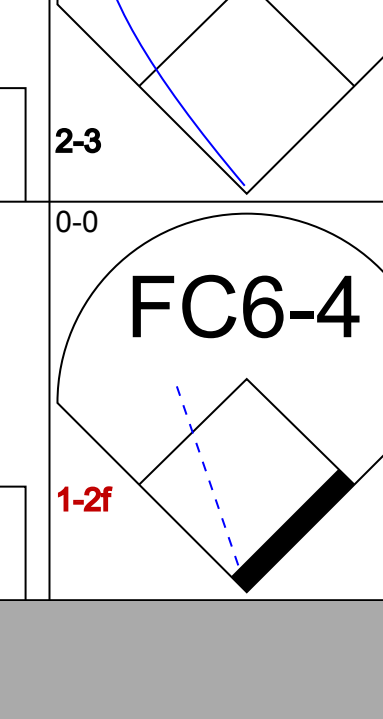
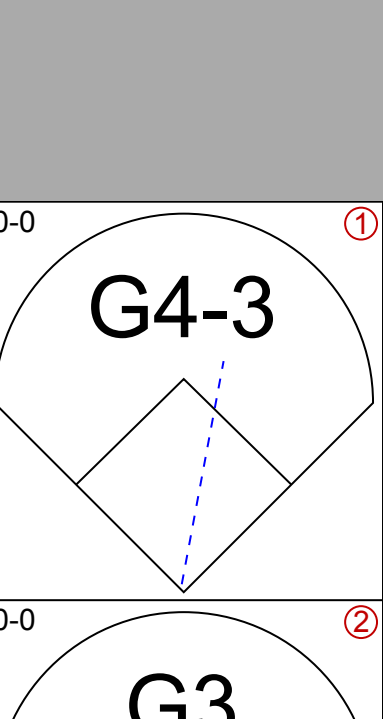
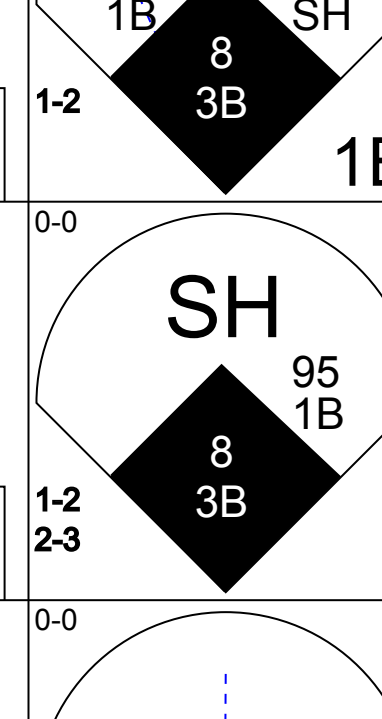
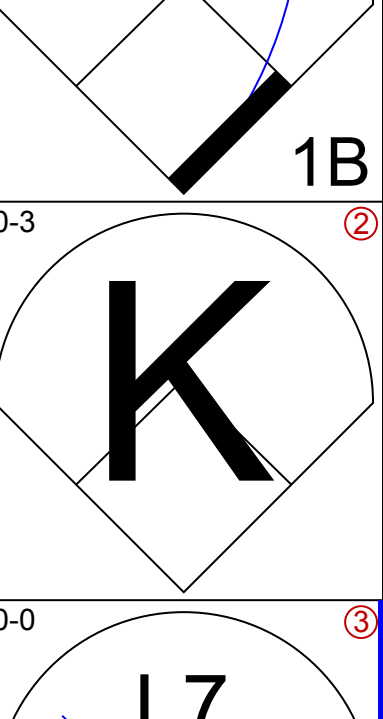
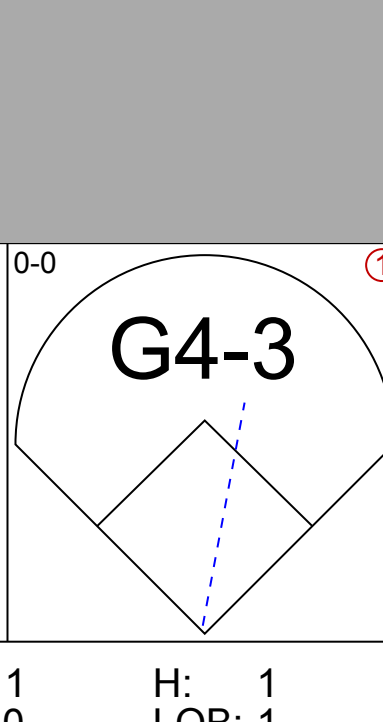
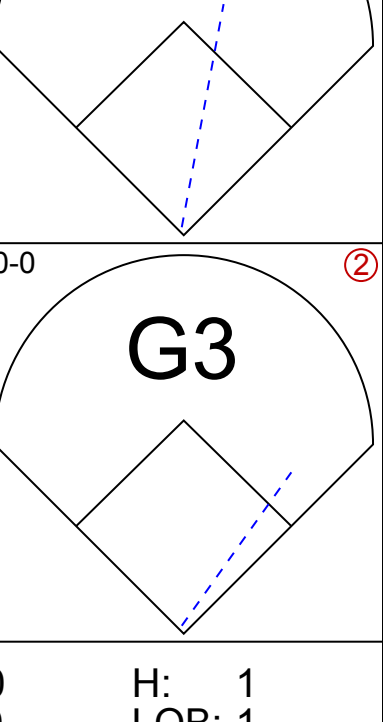
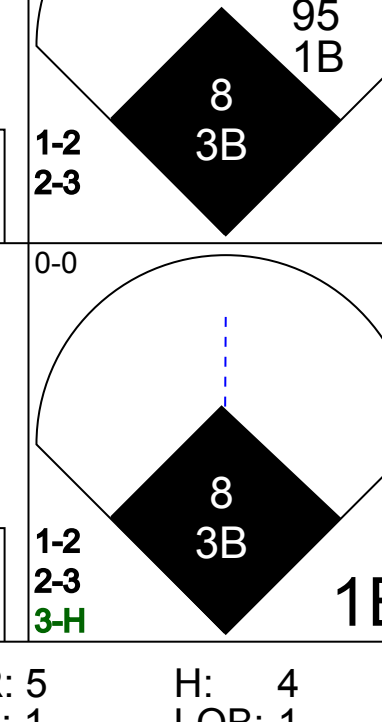
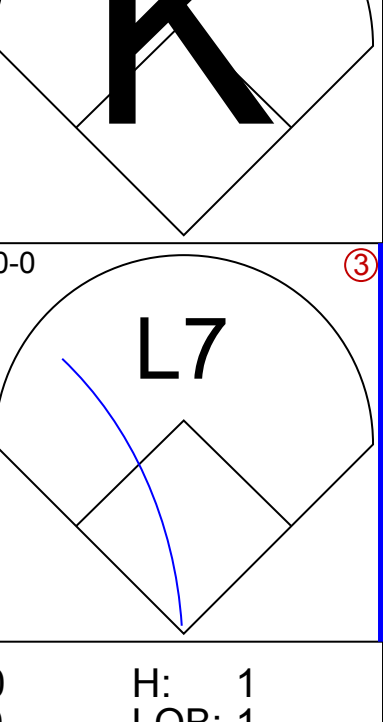




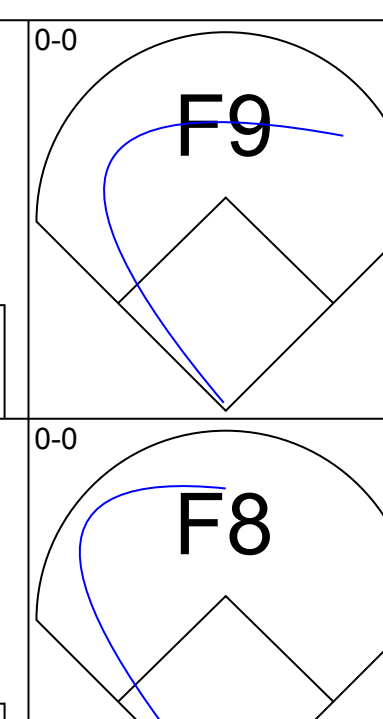
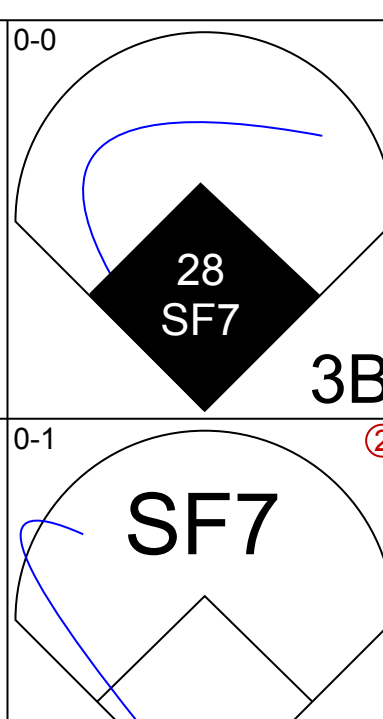
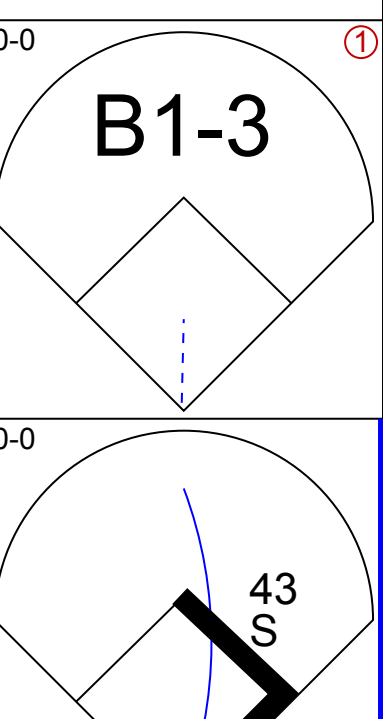
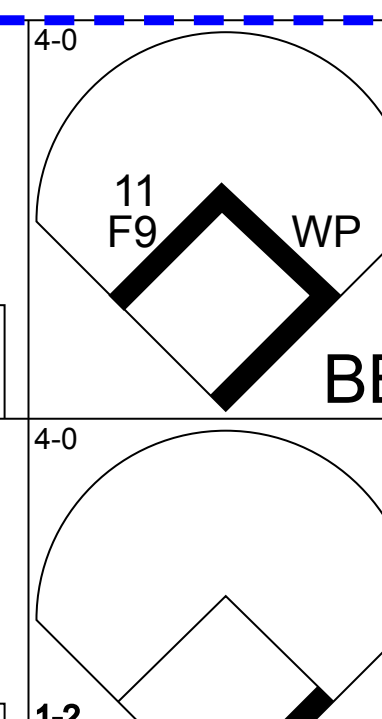
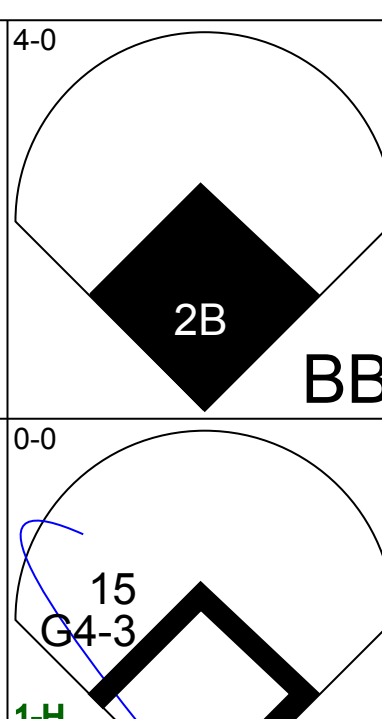
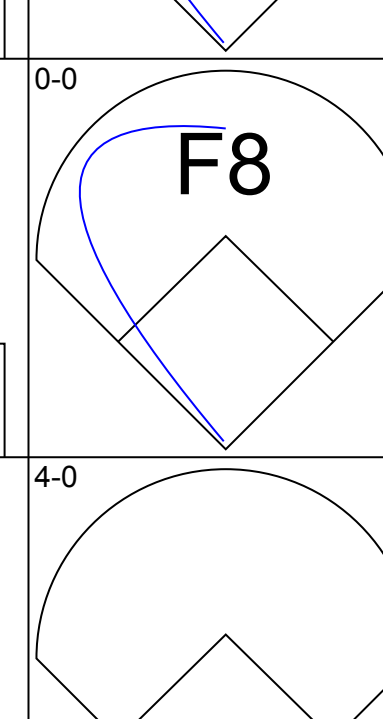
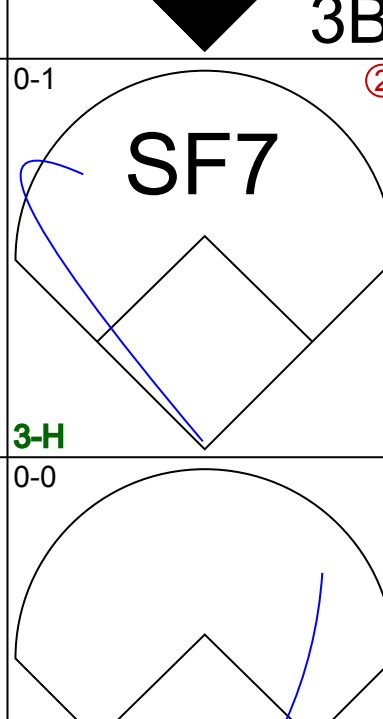
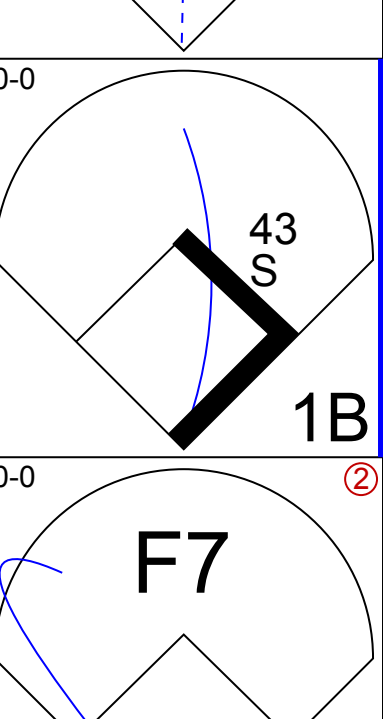
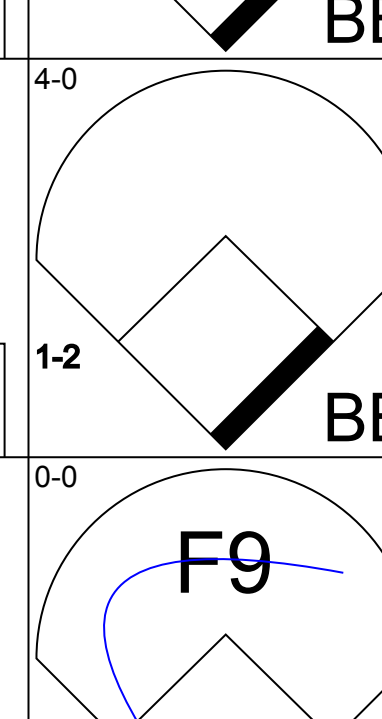
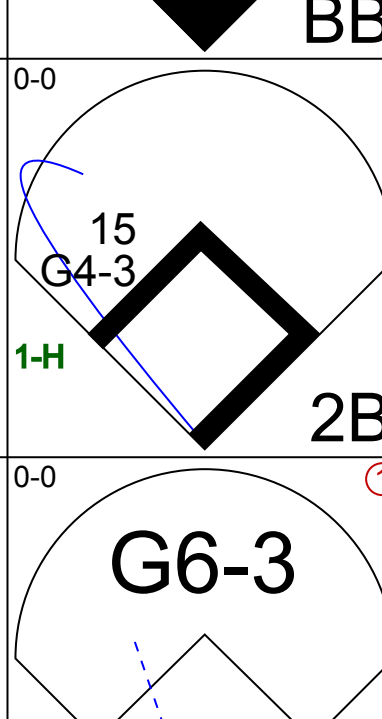
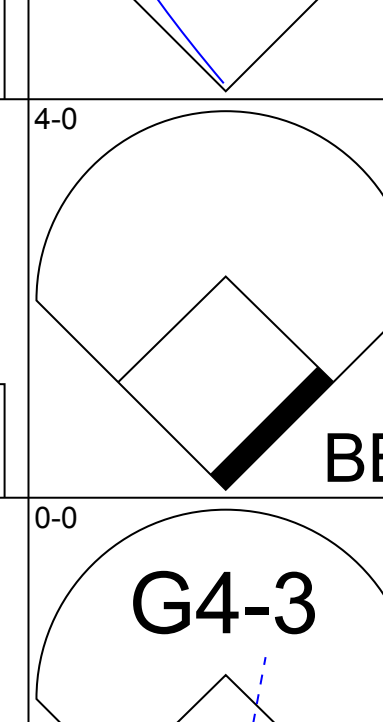
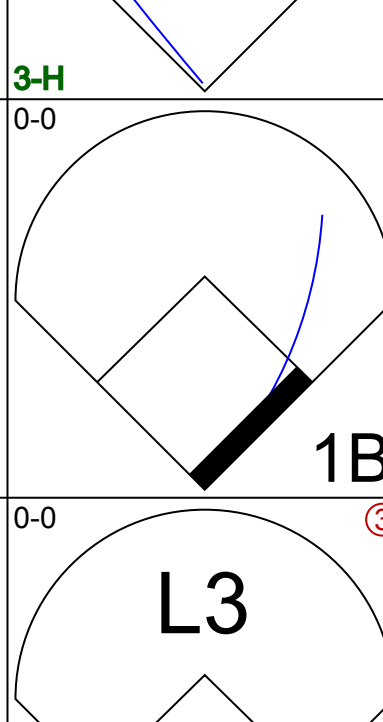
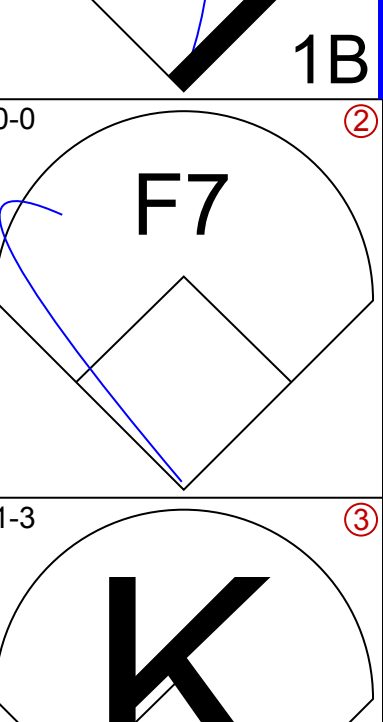
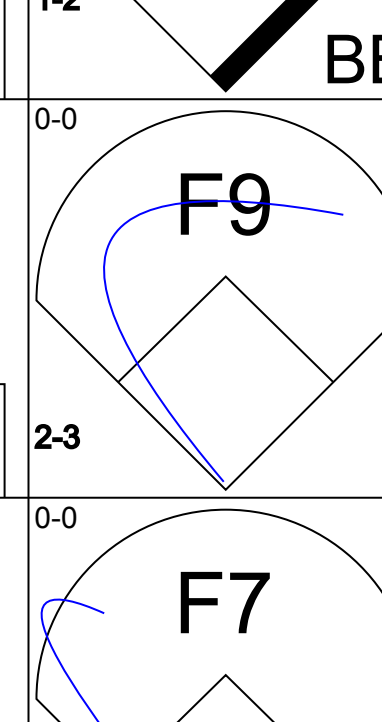
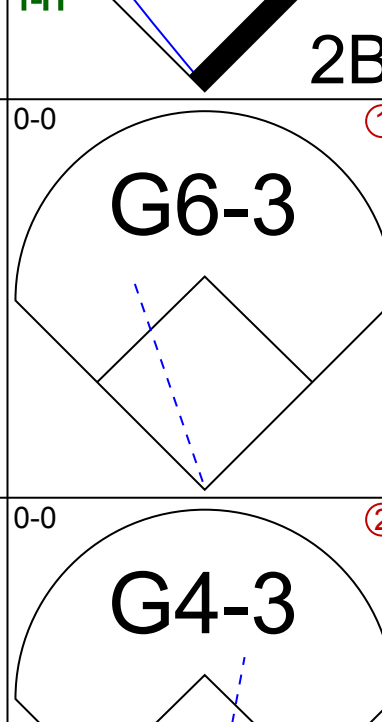
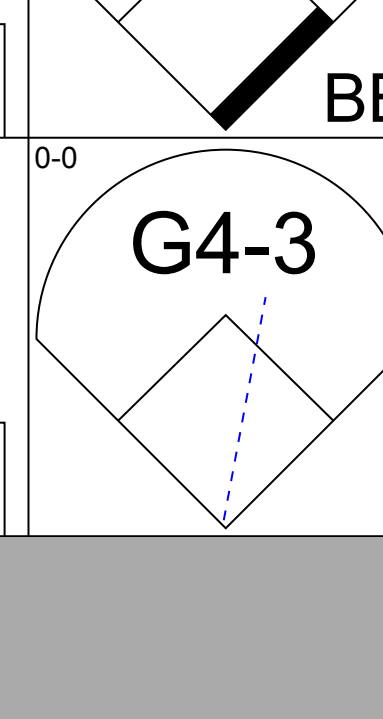
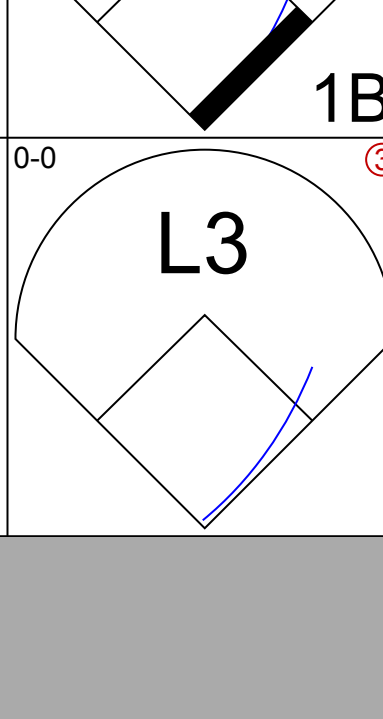
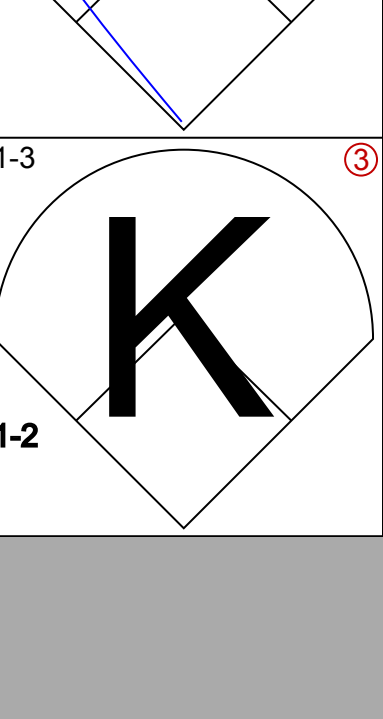
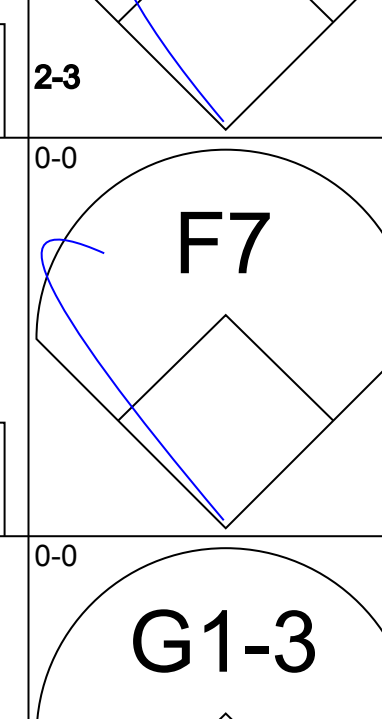
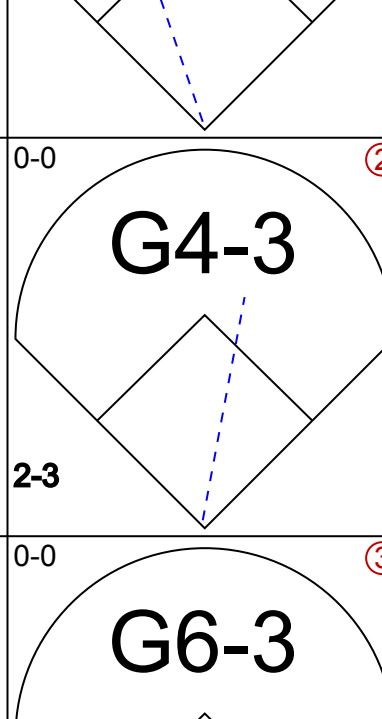
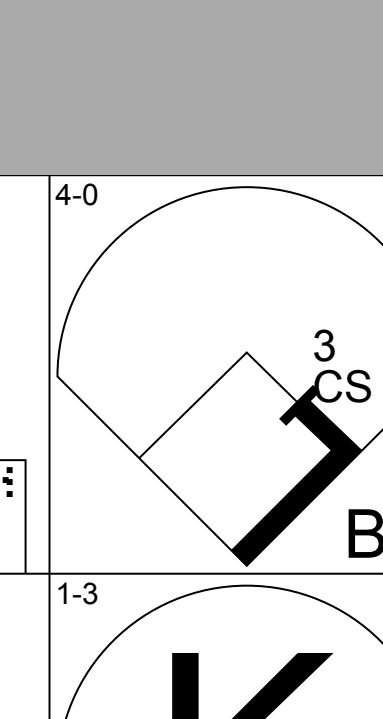
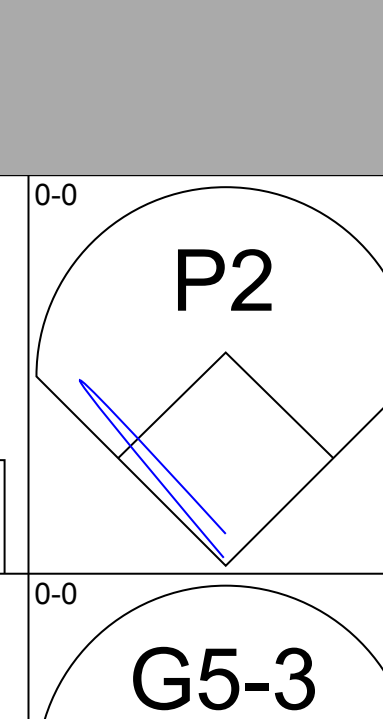
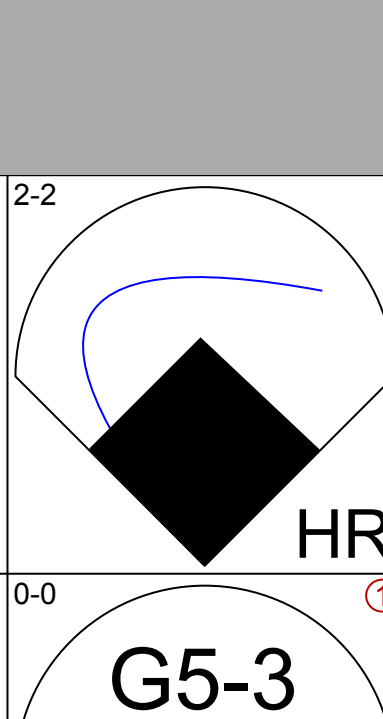
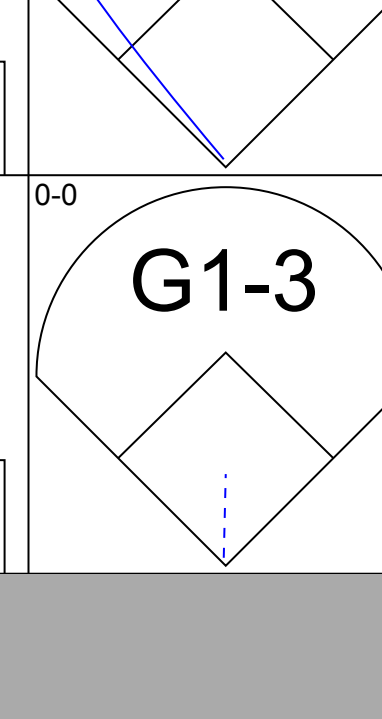
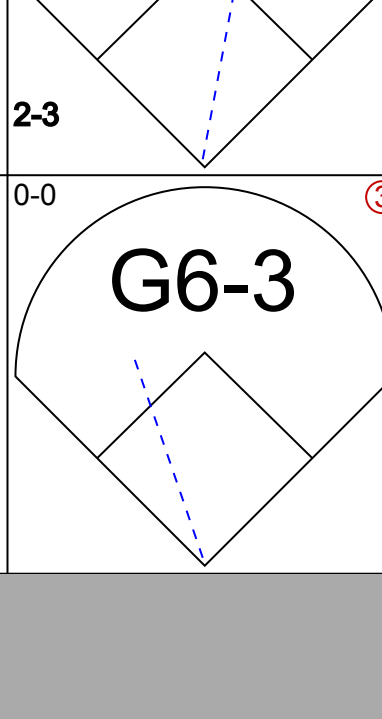
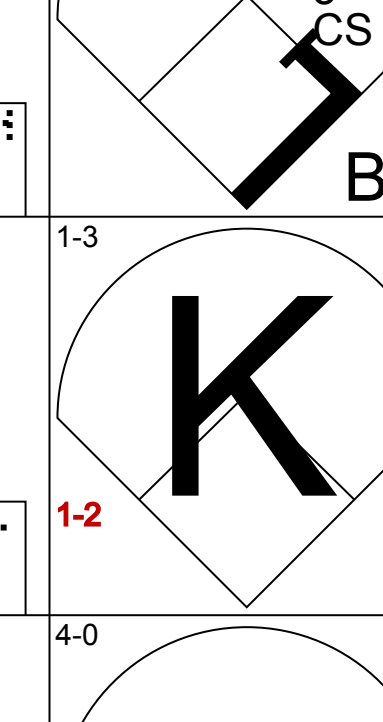
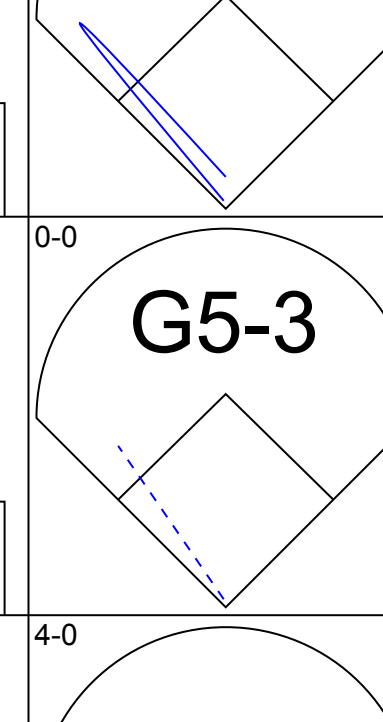
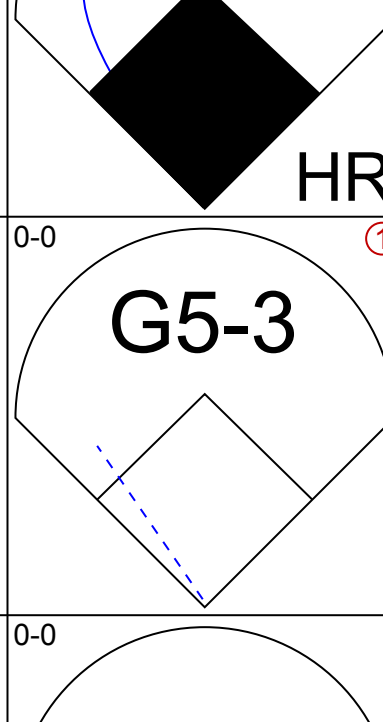
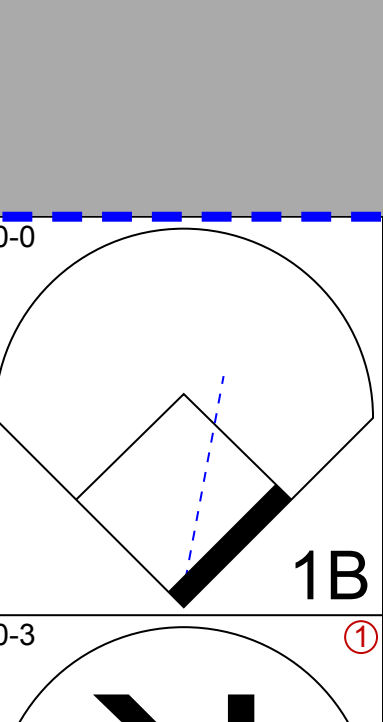
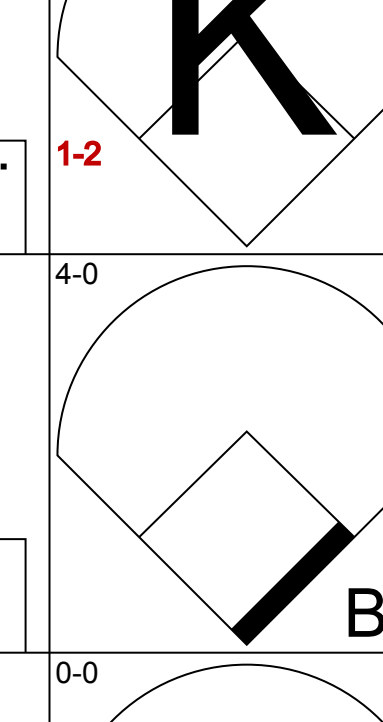
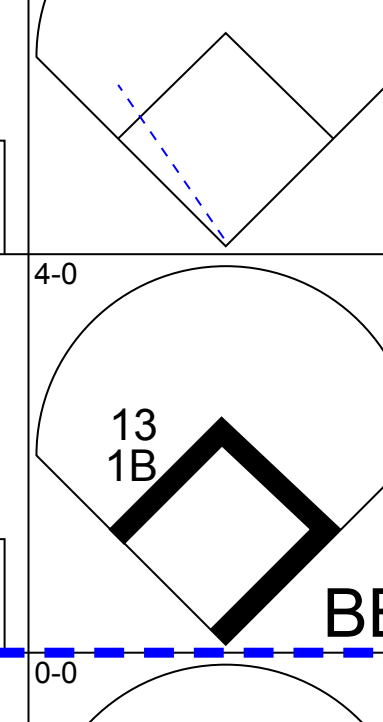
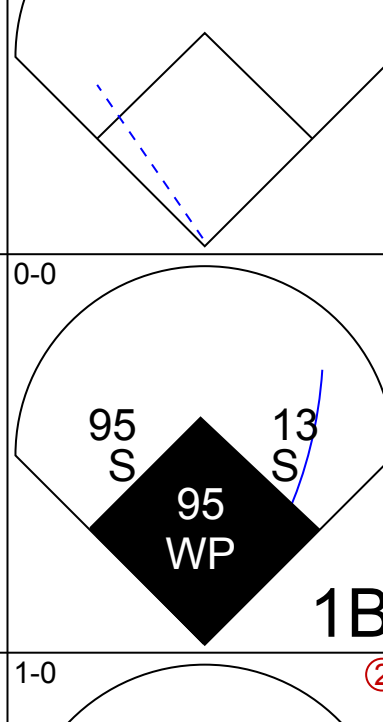
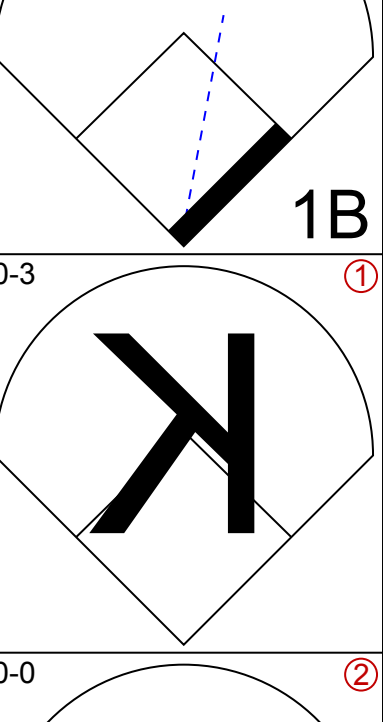


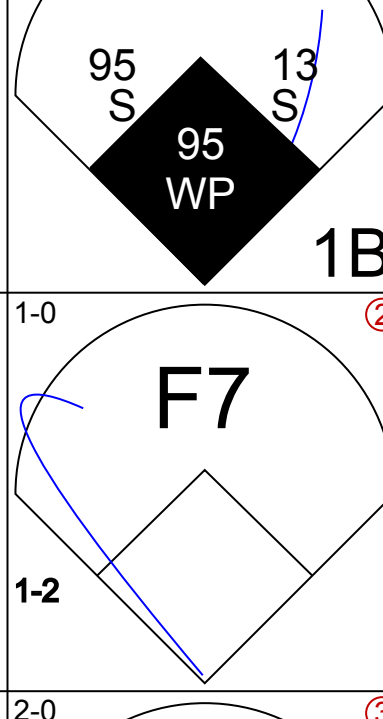
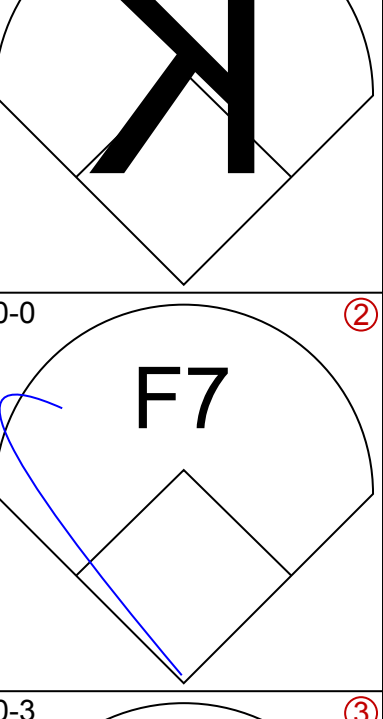
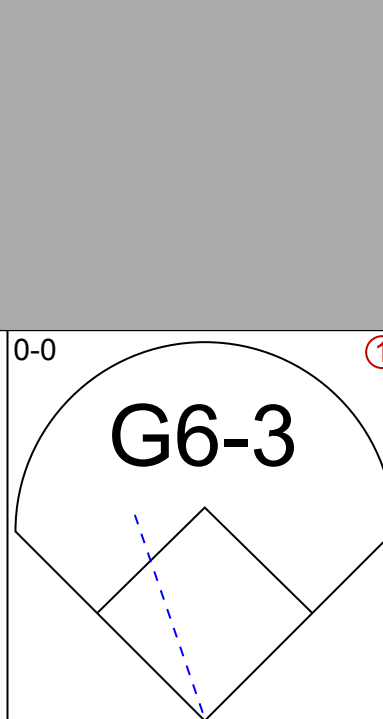
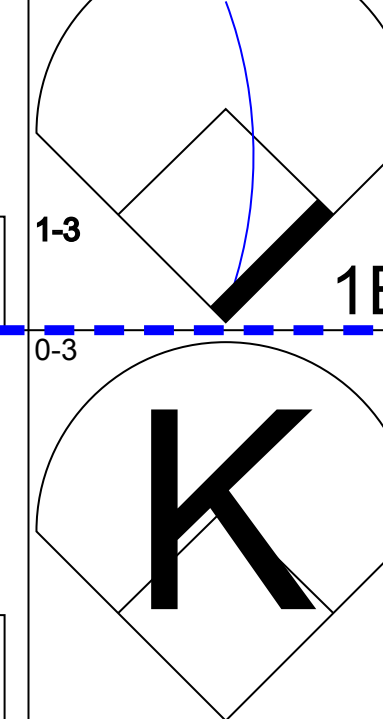
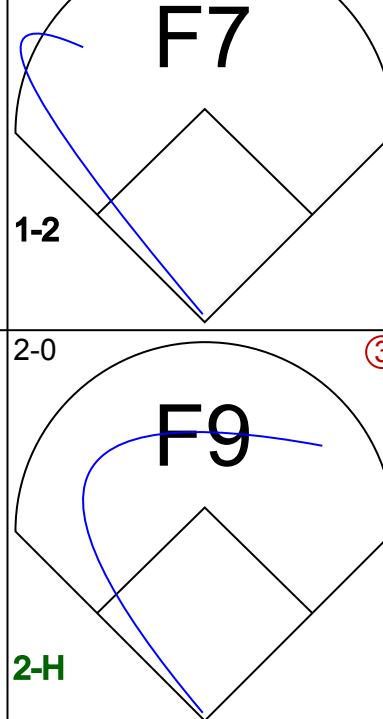
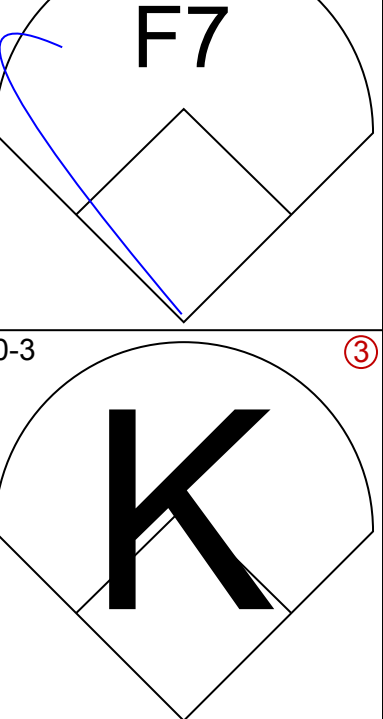
Batter	1	2	3	4	5	6	7	8	9	AB	R	H	RBI	BB	SO	LOB	TOP								
Ryan Theriot, R (1,6) OBP: 0.289, SLG: 0.207 22 Bryan Augenstein, R (7,1) 31 Ryan Franklin, R (9,1)										4	0	0	0	0	1	1	<b>St. Louis Cardinals @ Florida Marlins</b> Roger Dean Stadium, Jupiter, FL Sat Mar 26 2011, 1:08 PM - 3:35 PM EDT Att: 5,815 - Sunny - 82 F								
28 Colby Rasmus, L (1,8) OBP: 0.359, SLG: 0.466 Tyler Henley, L (8,7)										4	1	1	0	0	1	1									
5 Albert Pujols, R (1,3) OBP: 0.350, SLG: 0.537 21 Allen Craig, R (5,3)										3	2	2	3	0	0	0									
7 Matt Holliday, R (1,7) OBP: 0.426, SLG: 0.623 19 Jon Jay, L (5,7) OBP: 0.250, SLG: 0.359 (8,8)										3	1	0	0	0	0	0									
12 Lance Berkman, S (1,9) OBP: 0.216, SLG: 0.280 Daryl Jones, L (8,9)										4	0	0	0	0	1	1									
55 Skip Schumaker, L (1,4) OBP: 0.486, SLG: 0.520 89 Donovan Solano, R (8,4) OBP: 0.182, SLG: 0.182										4	1	2	1	0	0	0									
4 Yadier Molina, R (1,2) OBP: 0.315, SLG: 0.333										4	0	1	0	0	0	1									
33 Daniel Descalso, L (1,5) OBP: 0.353, SLG: 0.438										4	0	1	1	0	1	2									
29 Chris Carpenter, R (1,1) 27 Tyler Greene, R (7,PH) OBP: 0.236, SLG: 0.226 (7,6)										2	0	0	0	0	0	1									
										2	0	1	0	0	1	0									
<b>Inning Stats</b>	R: 0 E: 0 K: 1 S: 5	H: 0 LOB: 0 BB: 0 P: 5	R: 0 E: 0 K: 1 S: 7	H: 2 LOB: 2 BB: 0 P: 7	R: 0 E: 0 K: 1 S: 5	H: 0 LOB: 0 BB: 0 P: 5	R: 3 E: 1 K: 0 S: 9	H: 3 LOB: 1 BB: 0 P: 12	R: 2 E: 0 K: 0 S: 6	H: 2 LOB: 0 BB: 0 P: 9	R: 0 E: 0 K: 1 S: 5	H: 0 LOB: 0 BB: 0 P: 5	R: 0 E: 0 K: 1 S: 6	H: 1 LOB: 1 BB: 0 P: 6	R: 0 E: 0 K: 0 S: 3	H: 0 LOB: 0 BB: 0 P: 3	R: 0 E: 0 K: 1 S: 5	H: 0 LOB: 0 BB: 0 P: 5	1B: 6 2B: 0 3B: 0 HR: 2	SF: 0 SAC: 0 DP: 0 HBP: 0	WP: 0 PB: 0 SB: 0 CS: 0	PA: 36			
<b>PITCHER</b>	IP WLS BF H R ER SO BB IBB HBP BLK WP HR S P ERA WHIP																								
41 Chris Volstad, R (1,1) ERA: 5.3	5.2	25	7	5	3	3	0	0	0	0	0	0	0	0	2	34	40	4.76	1.235						
31 Burke Badenhop, R (6,1) ERA: 2.19	2.1	8	1	0	0	2	0	0	0	0	0	0	0	0	12	12	0.00	0.429							
34 Edward Mujica, R (9,1) ERA: 6.52	1.0	W	3	0	0	0	1	0	0	0	0	0	0	0	5	5	0.00	0.000							

Batter	1	2	3	4	5	6	7	8	9	AB	R	H	RBI	BB	SO	LOB	BOTTOM							
8 Chris Coghlan, L (1,8) OBP: 0.500, SLG: 0.550 33 Scott Cousins, L (8,7) OBP: 0.222, SLG: 0.264										2	1	1	0	0	0	2	<b>St. Louis Cardinals @ Florida Marlins</b> Roger Dean Stadium, Jupiter, FL Sat Mar 26 2011, 1:08 PM - 3:35 PM EDT Att: 5,815 - Sunny - 82 F							
13 Omar Infante, R (1,4) OBP: 0.448, SLG: 0.528 56 Osvaldo Martinez, R (8,4) OBP: 0.273, SLG: 0.318										4	1	2	1	0	0	0								
2 Hanley Ramirez, R (1,6) 95 Jeff Dominguez, S (8,6) OBP: 1.000, SLG: 2.000										4	0	2	1	0	1	0								
27 Giancarlo Stanton, R (1,9) OBP: 0.400, SLG: 1.375 Jorge Padilla, R (7,9) OBP: 1.000, SLG: 1.500										2	0	0	1	0	0	3								
15 Gaby Sanchez, R (1,3) OBP: 0.467, SLG: 0.540 31 Burke Badenhop, R (6,1)										2	1	2	1	0	0	0								
18 Wes Helms, R (8,PH) OBP: 0.333, SLG: 0.222 (9,5)										3	0	0	0	0	0	4								
20 Logan Morrison, L (1,7) OBP: 0.339, SLG: 0.364 1 Emilio Bonifacio, S (8,8) OBP: 0.281, SLG: 0.396										3	0	1	0	0	1	0								
14 John Buck, R (1,2) OBP: 0.250, SLG: 0.327										4	0	0	0	0	2	3								
22 Donnie Murphy, R (1,5) OBP: 0.360, SLG: 0.419 34 Edward Mujica, R (9,1)										4	1	2	0	0	1	3								
41 Chris Volstad, R (1,1) OBP: 1.000, SLG: 1.000 29 Greg Dobbs, L (6,3) OBP: 0.429, SLG: 0.619										1	0	1	0	0	0	0								
<b>Inning Stats</b>	R: 0 E: 0 K: 0 S: 5	H: 3 LOB: 2 BB: 0 P: 5	R: 0 E: 0 K: 1 S: 7	H: 2 LOB: 2 BB: 0 P: 7	R: 0 E: 0 K: 0 S: 3	H: 0 LOB: 0 BB: 0 P: 3	R: 3 E: 0 K: 0 S: 6	H: 3 LOB: 1 BB: 0 P: 7	R: 0 E: 1 K: 2 S: 8	H: 1 LOB: 1 BB: 0 P: 9	R: 0 E: 0 K: 1 S: 5	H: 0 LOB: 0 BB: 0 P: 5	R: 0 E: 0 K: 1 S: 7	H: 2 LOB: 2 BB: 0 P: 7	R: 3 E: 0 K: 1 S: 8	H: 4 LOB: 1 BB: 0 P: 8	1B: 11 2B: 4 3B: 0 HR: 0	SF: 1 SAC: 1 DP: 1 HBP: 1	WP: 1 PB: 0 SB: 0 CS: 0	PA: 41				
<b>PITCHER</b>	IP WLS BF H R ER SO BB IBB HBP BLK WP HR S P ERA WHIP																							
29 Chris Carpenter, R (1,1) ERA: 5.19	6.0	27	9	3	3	3	0	0	0	0	0	0	0	0	12	12	0.00	1.000						
22 Bryan Augenstein, R (7,1) ERA: 0.77	2.0	H	8	2	0	0	2	0	0	0	0	0	0	0	8	8	40.50	6.000						
31 Ryan Franklin, R (9,1) ERA: 3.38	0.2	L	6	4	3	3	1	0	0	0	0	0	0	0	8	8	40.50	6.000						



Batter	1	2	3	4	5	6	7	8	9	AB	R	H	RBI	BB	SO	LOB	TOP						
8 Chris Coghlan, L OBP: 0.535, SLG: 0.652 93 Chris Aguila, R (7, 8)										3	2	3	0	1	0	0							
1 Emilio Bonifacio, S OBP: 0.290, SLG: 0.393 (1, 4)										4	0	1	0	1	1	2							
29 Greg Dobbs, L OBP: 0.426, SLG: 0.617 (1, 7) (7, 3)										5	0	2	1	0	0	3							
18 Wes Helms, R OBP: 0.297, SLG: 0.200 Jorge Padilla, R OBP: 0.097, SLG: 1.000 (1, 3) (7, 7)										3	0	0	1	0	0	1							
22 Donnie Murphy, R OBP: 0.352, SLG: 0.404 (1, 5)										4	0	1	0	0	0	1							
33 Scott Cousins, L OBP: 0.241, SLG: 0.281 (1, 9)										4	1	2	0	0	1	0							
6 Brad Davis, R OBP: 0.185 48 Clint Sammons, R OBP: 0.429, SLG: 0.333 (1, 2) (7, 2)										3	1	1	0	0	0	2	AB 36 R 6 H 11 RBI 6 BB 1 SO 4 LOB 14						
56 Osvaldo Martinez, R OBP: 0.255, SLG: 0.298 (1, 6)										3	1	0	0	0	1	3							
Adalberto Mendez, R 38 Randy Choate, L 44 Brian Sanches, R 95 Jeff Dominguez, S 40 Mike Dunn, L 90 Ryan Curry, R 76 Dan Jennings, L (1, 1) (4, 1) (4, 1) (7, PH) (7, 1) (7, 1) (8, PH) (8, 1)										1	0	0	0	0	0	0							
<b>Inning Stats</b>	R: 0 E: 0 K: 1 S: 5	H: 1 LOB: 0 BB: 0 P: 5	R: 0 E: 0 K: 0 S: 5	H: 2 LOB: 2 BB: 0 P: 5	R: 1 E: 0 K: 1 S: 6	H: 1 LOB: 1 BB: 0 P: 7	R: 0 E: 0 K: 0 S: 3	H: 0 LOB: 0 BB: 0 P: 3	R: 0 E: 0 K: 0 S: 4	H: 1 LOB: 1 BB: 0 P: 4	R: 0 E: 0 K: 0 S: 3	H: 0 LOB: 0 BB: 0 P: 3	R: 5 E: 1 K: 0 S: 8	H: 4 LOB: 1 BB: 1 P: 13	R: 0 E: 0 K: 2 S: 8	H: 1 LOB: 1 BB: 0 P: 8	R: 0 E: 0 K: 0 S: 4	H: 1 LOB: 1 BB: 0 P: 5	1B: 9 2B: 1 3B: 1 HR: 0	SF: 1 SAC: 1 DP: 1 HBP: 1	WP: 1 PB: 0 SB: 1 CS: 0	PA: 40	
<b>PITCHER</b>	IP WLS BF H R ER SO BB IBB HBP BLK WP HR S P ERA WHIP																						
48 Ross Detwiler, L ERA: 2.65 55 Brian Broderick, R ERA: 2.45 45 Doug Slaten, L ERA: 2.31 57 Chad Gaudin, R ERA: 3.46 22 Drew Storen, R ERA: 8.44	(1, 1) (6, 1) (7, 1) (8, 1) (9, 1)	5.0 1.0 1.0 1.0 1.0	20 L 8 4 4	5 4 4 1 0	1 5 3 0 0	2 3 0 0 0	0 0 0 0 0	0 0 0 0 0	0 0 0 0 1	0 0 0 0 0	0 0 0 0 0	0 0 0 0 0	0 0 0 0 0	0 0 0 0 0	0 0 0 0 0	0 0 0 0 0	0 0 0 0 0	0 0 0 0 0	0 0 0 0 0	0 0 0 0 0	0 0 0 0 0	0 0 0 0 0	0 0 0 0 0

Florida Marlins @ Washington Nationals  
Space Coast Stadium, Viera, FL  
Sun Mar 27 2011, 1:09 PM - 4:11 PM EDT  
Att: 5,296 - Sunny - 81 F

Batter	1	2	3	4	5	6	7	8	9	AB	R	H	RBI	BB	SO	LOB	BOTTOM					
6 Ian Desmond, R OBP: 0.384, SLG: 0.462 19 Brian Bixler, R OBP: 0.447, SLG: 0.622 (1, 6) (8, 5)										3	1	1	0	1	0	0						
28 Jayson Werth, R OBP: 0.379, SLG: 0.383 55 Brian Broderick, R 45 Doug Slaten, L Alberto Gonzalez, L OBP: 0.421, SLG: 0.434 (1, 9) (6, 1) (7, 1) (7, PH) (8, 6)										2	0	1	1	0	0	0						
11 Ryan Zimmerman, R OBP: 0.374, SLG: 0.590 57 Chad Gaudin, R 22 Drew Storen, S 67 Carlos Maldonado, R (1, 5) (8, 1) (9, 1) (8, PH)										3	0	1	0	1	0	3						
43 Rick Ankiel, L OBP: 0.271, SLG: 0.455 15 Jerry Hairston, R OBP: 0.226, SLG: 0.292 (1, 8) (7, PH) (8, 8)										3	0	0	0	0	1	3						
38 Michael Morse, R OBP: 0.425, SLG: 0.841 2 Roger Bernadina, L OBP: 0.310, SLG: 0.340 (1, 7) (7, 7)										2	1	1	1	1	0	0						
3 Wilson Ramos, R OBP: 0.387, SLG: 0.468 (1, 2)										4	0	1	0	0	1	1						
8 Danny Espinosa, S OBP: 0.344, SLG: 0.441 (1, 4)										2	1	1	0	2	1	1	AB 33 R 4 H 8 RBI 3 BB 7 SO 5 LOB 21					
13 Alex Cora, L OBP: 0.432, SLG: 0.410 24 Matt Stairs, L OBP: 0.462, SLG: 0.600 (1, 3) (8, 3)										3	0	1	0	0	0	2						
48 Ross Detwiler, R 95 Jesus Valdez, R (1, 1) (6, 9)										2	0	0	0	0	1	2						
<b>Inning Stats</b>	R: 0 E: 0 K: 0 S: 3	H: 0 LOB: 1 BB: 1 P: 7	R: 0 E: 0 K: 1 S: 4	H: 0 LOB: 2 BB: 2 P: 13	R: 1 E: 0 K: 0 S: 6	H: 2 LOB: 1 BB: 0 P: 6	R: 0 E: 0 K: 1 S: 6	H: 1 LOB: 2 BB: 1 P: 10	R: 0 E: 0 K: 0 S: 7	H: 2 LOB: 0 BB: 0 P: 12	R: 0 E: 0 K: 0 S: 3	H: 0 LOB: 2 BB: 2 P: 11	R: 0 E: 0 K: 2 S: 8	H: 1 LOB: 1 BB: 0 P: 8	R: 1 E: 0 K: 0 S: 4	H: 1 LOB: 1 BB: 1 P: 8	1B: 5 2B: 1 3B: 1 HR: 1	SF: 1 SAC: 0 DP: 0 HBP: 0	WP: 2 PB: 0 SB: 3 CS: 1	PA: 41		
<b>PITCHER</b>	IP WLS BF H R ER SO BB IBB HBP BLK WP HR S P ERA WHIP																					
Adalberto Mendez, R ERA: 3.52 38 Randy Choate, L ERA: 12.46 44 Brian Sanches, R ERA: 4.96 40 Mike Dunn, L ERA: 5.59 76 Dan Jennings, L ERA: 3.0	(1, 1) (4, 1) (4, 1) (7, 1) (8, 1)	3.2 0.0 2.1 1.0 2.0	16 1 W H S	1 1 0 5 2	1 0 2 0 1	1 0 2 0 2	0 0 0 2 0	0 0 0 0 0	0 0 0 0 0	0 0 0 0 0	0 0 0 0 0	0 0 0 0 0	0 0 0 0 0	0 0 0 0 0	0 0 0 0 0	0 0 0 0 0	0 0 0 0 0	0 0 0 0 0	0 0 0 0 0	0 0 0 0 0	0 0 0 0 0	0 0 0 0 0

Florida Marlins @ Washington Nationals  
Space Coast Stadium, Viera, FL  
Sun Mar 27 2011, 1:09 PM - 4:11 PM EDT  
Att: 5,296 - Sunny - 81 F



Batter	1	2	3	4	5	6	7	8	9	AB R H RBI BB SO LOB	TOP																									
												Florida Marlins @ New York Mets Digital Domain Park, Port St. Lucie, FL Mon Mar 28 2011, 1:10 PM EDT <a href="http://livebaseballscorecards.com">livebaseballscorecards.com</a>																								
Inning Stats											AB 0 R 0 H 0 RBI 0 BB 0 SO 0 LOB 0																									
PITCHER	IP	WLS	BF	H	R	ER	SO	BB	IBB	HBP	BLK	WP	HR	S	P	ERA	WHIP	PITCHER	IP	WLS	BF	H	R	ER	SO	BB	IBB	HBP	BLK	WP	HR	S	P	ERA	WHIP	WP: 0 PA: 0 1B: 0 SF: 0 2B: 0 SAC: 0 3B: 0 DP: 0 HR: 0 HBP: 0

Florida Marlins @ New York Mets  
 Digital Domain Park, Port St. Lucie, FL  
 Mon Mar 28 2011, 1:10 PM EDT

AB 0  
 R 0  
 H 0  
 RBI 0  
 BB 0  
 SO 0  
 LOB 0



WP: 0 PA: 0  
 1B: 0 SF: 0  
 2B: 0 SAC: 0  
 3B: 0 DP: 0  
 HR: 0 HBP: 0

Batter	1	2	3	4	5	6	7	8	9	AB R H RBI BB SO LOB	BOTTOM																									
												Florida Marlins @ New York Mets Digital Domain Park, Port St. Lucie, FL Mon Mar 28 2011, 1:10 PM EDT <a href="http://livebaseballscorecards.com">livebaseballscorecards.com</a>																								
Inning Stats											AB 0 R 0 H 0 RBI 0 BB 0 SO 0 LOB 0																									
PITCHER	IP	WLS	BF	H	R	ER	SO	BB	IBB	HBP	BLK	WP	HR	S	P	ERA	WHIP	PITCHER	IP	WLS	BF	H	R	ER	SO	BB	IBB	HBP	BLK	WP	HR	S	P	ERA	WHIP	WP: 0 PA: 0 1B: 0 SF: 0 2B: 0 SAC: 0 3B: 0 DP: 0 HR: 0 HBP: 0

Florida Marlins @ New York Mets  
 Digital Domain Park, Port St. Lucie, FL  
 Mon Mar 28 2011, 1:10 PM EDT

AB 0  
 R 0  
 H 0  
 RBI 0  
 BB 0  
 SO 0  
 LOB 0



WP: 0 PA: 0  
 1B: 0 SF: 0  
 2B: 0 SAC: 0  
 3B: 0 DP: 0  
 HR: 0 HBP: 0







Batter	1	2	3	4	5	6	7	8	9	AB	R	H	RBI	BB	SO	LOB	TOP			
Ryan Theriot, R (1,6) OBP: 0.284, SLG: 0.206 27 Tyler Greene, R (6, PH) OBP: 0.217, SLG: 0.207 (6,6)	G6-3		G6-3			G6-3		SH5-3		2	0	0	0	0	0	0	<b>St. Louis Cardinals @ Florida Marlins</b> Roger Dean Stadium, Jupiter, FL Tue Mar 29 2011, 1:08 PM - 3:15 PM EDT Att: 3,329 - Partly Cloudy - 78 F			
28 Colby Rasmus, L (1,8) OBP: 0.324, SLG: 0.456 30 Jason Motte, R (7,1) Tyler Henley, L (6, PH) 41 Mitchell Boggs, R (8,1)	HR			F9		K		SF7		3	1	1	1	0	1	0				
5 Albert Pujols, R (1,3) OBP: 0.359, SLG: 0.508 13 Gerald Laird, R (7,2) OBP: 0.324, SLG: 0.394	G6-4-3 1B			F8		G6-3		F9		3	0	1	0	0	0	0				
21 Allen Craig, R (1,7) OBP: 0.438, SLG: 0.531 (5,9) (8,3)	G6-4-3			F9						4	0	2	0	0	0	1				
96 Ryan Jackson, R (8, PR) OBP: 0.333, SLG: 0.500								1B		0	0	0	0	0	0	0				
12 Lance Berkman, S (1,9) OBP: 0.196, SLG: 0.255 19 Jon Jay, L (5,7) OBP: 0.236, SLG: 0.338 (7,8)		K			F8			K		2	0	0	0	0	1	0				
23 David Freese, R (1,5) OBP: 0.308, SLG: 0.490		F7								2	0	0	0	0	1	2				
4 Yadier Molina, R (1,2) OBP: 0.293, SLG: 0.309 34 Nick Stavinoha, R (7, PH) OBP: 0.283, SLG: 0.297 (7,7)										3	0	1	0	1	0	1				
55 Skip Schumaker, L (1,4) OBP: 0.452, SLG: 0.500 33 Daniel Descalso, L (5,4) OBP: 0.345, SLG: 0.423				F8						2	0	1	0	0	0	0				
54 Jaime Garcia, L (1,1) OBP: 0.167, SLG: 0.167 99 Matt Adams, L (7,3) OBP: 0.500, SLG: 0.750 Daryl Jones, L (8, PR) (8,9)										2	0	0	0	0	0	2				
				G6-3				SF7 2B		1	0	1	0	0	0	0				
										0	1	0	0	0	0	0				
<b>Inning Stats</b>	R: 1 E: 0 K: 0 S: 5	H: 2 LOB: 0 BB: 0 P: 5	R: 0 E: 0 K: 1 S: 5	H: 0 LOB: 0 BB: 0 P: 5	R: 0 E: 0 K: 0 S: 3	H: 0 LOB: 0 BB: 0 P: 3	R: 0 E: 0 K: 0 S: 3	H: 1 LOB: 2 BB: 1 P: 8	R: 0 E: 0 K: 1 S: 5	H: 0 LOB: 0 BB: 0 P: 5	R: 0 E: 0 K: 2 S: 9	H: 2 LOB: 2 BB: 0 P: 9	R: 1 E: 0 K: 0 S: 4	H: 1 LOB: 1 BB: 0 P: 4	R: 0 E: 0 K: 0 S: 3	H: 1 LOB: 1 BB: 0 P: 3	1B: 5 2B: 1 3B: 0 HR: 1	SF: 1 SAC: 1 DP: 2 HBP: 0	WP: 0 PB: 0 SB: 0 CS: 0	PA: 33
<b>PITCHER</b>	IP WLS BF H R ER SO BB IBB HBP BLK WP HR S P ERA WHIP																			
23 Javier Vazquez, R (1,1) ERA: 4.57	6.2	25	5	1	1	4	1	0	0	0	0	0	0	0	1	33	37	1.35	0.900	
Burke Badenhop, R (7,1) ERA: 2.13	0.1	1	0	0	0	0	0	0	0	0	0	0	0	1	1	0.00	0.000			
34 Edward Mujica, R (8,1) ERA: 6.75	1.0	W	4	1	1	1	0	0	0	0	0	0	4	4	9.00	1.000				
58 Ryan Webb, R (9,1) ERA: 2.19	1.0	S	3	1	0	0	0	0	0	0	0	0	3	3	0.00	1.000				

AB	30
R	2
H	7
RBI	2
BB	1
SO	4
LOB	12



Batter	1	2	3	4	5	6	7	8	9	AB	R	H	RBI	BB	SO	LOB	BOTTOM			
8 Chris Coghlan, L (1,8) OBP: 0.541, SLG: 0.655 33 Scott Cousins, L (8,8) OBP: 0.286, SLG: 0.317	K			13 1B G5-4-3 1B		K		BB SF9 2B		3	1	1	0	0	2	1	<b>St. Louis Cardinals @ Florida Marlins</b> Roger Dean Stadium, Jupiter, FL Tue Mar 29 2011, 1:08 PM - 3:15 PM EDT Att: 3,329 - Partly Cloudy - 78 F			
13 Omar Infante, R (1,4) OBP: 0.438, SLG: 0.500 1 Emilio Bonifacio, S (6, PR) OBP: 0.296, SLG: 0.299 (7,4)	L4			2 G5-4-3 1B				BB IBB		2	0	1	0	1	0	0				
2 Hanley Ramirez, R (1,6) OBP: 0.418, SLG: 0.492 Chris Gutierrez, R (7,6)	G5-3			G5-4-3 1-2 3-H		G5-3 2-3f		BB		3	0	0	0	0	3	0				
27 Giancarlo Stanton, R (1,9) OBP: 0.412, SLG: 0.833 Aaron Mathews, R (8,9)		K		15 FC5-4 1B				SF9		3	0	1	0	0	2	0				
15 Gaby Sanchez, R (1,3) OBP: 0.463, SLG: 0.544 94 Mike Cervenak, R (8,3)		K		FC5-4 1-2f				G5-3		3	0	0	0	0	1	1				
20 Logan Morrison, L (1,7) OBP: 0.323, SLG: 0.345 Jake Smolinski, R (8,7)				K2-3		G2-3		F9		3	0	0	0	0	1	0				
22 Donnie Murphy, R (1,5) OBP: 0.333, SLG: 0.377 93 Ernesto Manzanillo, S (9,5)				K				F8		3	0	0	0	0	1	0				
9 Brett Hayes, R (1,2) OBP: 0.323, SLG: 0.269 Luke Montz, R (9,2)				F8		K2-3				2	1	0	0	1	1	0				
23 Javier Vazquez, R (1,1) Burke Badenhop, R (7,1) 34 Edward Mujica, R (8,1) 29 Greg Dobbs, L (8, PH) OBP: 0.460, SLG: 0.640 58 Ryan Webb, R (9,1)				G6-3				BB 29 1B BB		0	0	0	0	0	0	0				
								BB 33 2B BB		1	1	1	0	0	0	0				
<b>Inning Stats</b>	R: 0 E: 0 K: 1 S: 5	H: 0 LOB: 0 BB: 0 P: 5	R: 0 E: 0 K: 3 S: 9	H: 0 LOB: 0 BB: 0 P: 9	R: 0 E: 0 K: 1 S: 5	H: 0 LOB: 0 BB: 0 P: 5	R: 1 E: 0 K: 0 S: 5	H: 3 LOB: 1 BB: 0 P: 5	R: 0 E: 0 K: 1 S: 5	H: 0 LOB: 0 BB: 0 P: 5	R: 0 E: 0 K: 1 S: 5	H: 0 LOB: 0 BB: 0 P: 5	R: 3 E: 0 K: 0 S: 5	H: 2 LOB: 2 BB: 3 P: 17	R: 0 E: 0 K: 0 S: 3	H: 1 LOB: 1 BB: 0 P: 3	1B: 4 2B: 1 3B: 0 HR: 0	SF: 1 SAC: 0 DP: 2 HBP: 0	WP: 0 PB: 0 SB: 0 CS: 0	PA: 32
<b>PITCHER</b>	IP WLS BF H R ER SO BB IBB HBP BLK WP HR S P ERA WHIP																			
54 Jaime Garcia, L (1,1) ERA: 6.26	6.0	21	3	1	1	7	2	0	0	0	0	0	0	33	41	1.50	0.833			
30 Jason Motte, R (7,1) ERA: 9.64	1.0	3	0	0	0	1	0	0	0	0	0	5	5	0.00	0.000					
41 Mitchell Boggs, R (8,1) ERA: 7.36	1.0	L	8	2	3	3	0	2	1	0	0	0	5	17	27.00	4.000				

AB	26
R	4
H	5
RBI	3
BB	5
SO	8
LOB	7





Batter	1	2	3	4	5	6	7	8	9	AB	R	H	RBI	BB	SO	LOB	TOP										
8 Chris Coghlan, L OBP: 0.512, SLG: 0.636 Isaac Galloway, R	P4		G4-3 1-H 20 SF8 2B	F9		G3			F7	4	1	1	1	0	0	1											
1 Emilio Bonifacio, S OBP: 0.397, SLG: 0.364 Danny Black, L			G4-3		F8				G4-3	4	0	2	2	0	0	0											
20 Logan Morrison, L OBP: 0.309, SLG: 0.333 33 Scott Cousins, L OBP: 0.281, SLG: 0.311	P2		SF8		E6				G1-3	2	0	0	1	0	0	1											
27 Giancarlo Stanton, R OBP: 0.381, SLG: 0.778 34 Edward Mujica, R 40 Mike Dunn, L	F7		3-H 4-0 29 2B BB		G5-3				F9	3	0	0	0	0	1	0											
29 Greg Dobbs, L OBP: 0.453, SLG: 0.642 Chase Austin, R					L4				G4-3	3	0	1	0	0	1	1											
14 John Buck, R OBP: 0.276, SLG: 0.340 9 Brett Hayes, R OBP: 0.333, SLG: 0.321										0	0	0	0	2	0	0											
18 Wes Helms, R OBP: 0.276, SLG: 0.340 Paul Gran, R OBP: 1.000, SLG: 2.000	F8									2	0	0	0	0	1	4											
22 Donnie Murphy, R OBP: 0.323, SLG: 0.364 95 Jeff Dominguez, S OBP: 0.500, SLG: 0.750					L5				G3-1	2	0	0	0	0	1	1											
Joseph O'Gara, R 44 Brian Sanches, R Jose Duarte, R										2	1	0	0	1	1	0											
										0	0	0	0	0	0	0											
										1	0	0	0	0	0	0											
<b>Inning Stats</b>	R: 0 E: 0 K: 0 S: 4	H: 1 LOB: 1 BB: 0 P: 4	R: 0 E: 0 K: 2 S: 7	H: 0 LOB: 1 BB: 1 P: 11	R: 2 E: 0 K: 1 S: 7	H: 2 LOB: 3 BB: 3 P: 20	R: 0 E: 0 K: 1 S: 5	H: 0 LOB: 0 BB: 0 P: 5	R: 0 E: 1 K: 0 S: 4	H: 0 LOB: 1 BB: 0 P: 4	R: 0 E: 0 K: 0 S: 5	H: 1 LOB: 1 BB: 0 P: 5	R: 0 E: 0 K: 0 S: 4	H: 1 LOB: 0 BB: 0 P: 4	R: 0 E: 0 K: 0 S: 3	H: 1 LOB: 1 BB: 1 P: 7	R: 0 E: 0 K: 0 S: 3	H: 0 LOB: 0 BB: 0 P: 3	1B: 1 2B: 5 3B: 0 HR: 0	SF: 1 SAC: 0 DP: 1 HBP: 0	WP: 1 PB: 0 SB: 0 CS: 1	PA: 38					
<b>PITCHER</b>	IP	WLS	BF	H	R	ER	SO	BB	IBB	HBP	BLK	WP	HR	S	P	ERA	WHIP										
55 Chris Young, R ERA: 1.78	5.0		23	3	2	2	4	4	0	0	0	1	0	27	44	3.60	1.400										
45 Jason Isringhausen, R ERA: 1.13	1.0	W	5	1	1	0	0	0	0	0	0	0	0	5	5	0.00	1.000										
77 D.J. Carrasco, R ERA: 5.19	1.0		3	1	0	0	0	0	0	0	0	0	0	4	4	0.00	1.000										
69 John Lujan, R ERA: 3.18	1.0	H	4	1	0	0	0	1	0	0	0	0	0	3	7	0.00	2.000										
Justin Hampson, L ERA:	1.0	S	3	0	0	0	0	0	0	0	0	0	0	3	3	0.00	0.000										

Florida Marlins @ New York Mets  
Digital Domain Park, Port St. Lucie, FL  
Wed Mar 30 2011, 12:12 PM - 2:31 PM EDT  
Att: 4,669 - Partly Cloudy - 80 F

AB 32  
R 3  
H 6  
RBI 2  
BB 5  
SO 4  
LOB 15



Batter	1	2	3	4	5	6	7	8	9	AB	R	H	RBI	BB	SO	LOB	BOTTOM										
7 José Reyes, S OBP: 0.317, SLG: 0.333 25 Chin-Lung Hu, R OBP: 0.364, SLG: 0.367 Robbie Shields, R OBP: 1.000, SLG: 1.000	F8		FC3-6 5 E 16 BB 5 WP		G4-6-3					2	1	0	0	0	0	1											
16 Angel Pagan, S OBP: 0.350, SLG: 0.500 96 Matthew den Dekker, L OBP: 0.500, SLG: 0.750										2	1	1	0	1	0	0											
5 David Wright, R OBP: 0.386, SLG: 0.627 28 Daniel Murphy, L OBP: 0.328, SLG: 0.415 92 Eric Campbell, R										2	0	1	1	0	1	1											
15 Carlos Beltrán, S OBP: 0.333, SLG: 0.333 Raul Reyes, L										3	0	1	0	0	1	1											
29 Ike Davis, L OBP: 0.344, SLG: 0.509 87 Josh Satin, R OBP: 0.333, SLG: 0.633	F7									2	0	0	0	0	0	2											
22 Willie Harris, L OBP: 0.397, SLG: 0.518 Darrell Ceciliani, L OBP: 0.429, SLG: 0.500										2	0	0	0	0	0	0											
4 Brad Emaus, R OBP: 0.400, SLG: 0.431 Rylan Sandoval, R										2	0	0	0	0	1	0											
13 Mike Nickeas, R OBP: 0.136, SLG: 0.119 Juan Centeno, L										3	1	2	0	0	0	0											
55 Chris Young, R OBP: 0.333, SLG: 0.333 30 Josh Thole, L OBP: 0.417, SLG: 0.600 45 Jason Isringhausen, R ERA: 1.13 77 D.J. Carrasco, R ERA: 5.19 12 Scott Hairston, R OBP: 0.446, SLG: 0.672 69 John Lujan, R Justin Hampson, L										1	0	1	0	0	0	0											
										1	0	0	0	0	1	1											
										0	0	0	0	0	0	0											
										0	0	0	0	0	0	0											
										1	1	1	3	0	0	0											
										0	0	0	0	0	0	0											
										0	0	0	0	0	0	0											
<b>Inning Stats</b>	R: 0 E: 0 K: 1 S: 7	H: 2 LOB: 2 BB: 0 P: 7	R: 0 E: 0 K: 0 S: 3	H: 0 LOB: 0 BB: 0 P: 3	R: 2 E: 1 K: 0 S: 4	H: 2 LOB: 0 BB: 1 P: 10	R: 0 E: 0 K: 1 S: 5	H: 0 LOB: 0 BB: 0 P: 5	R: 0 E: 0 K: 1 S: 5	H: 1 LOB: 0 BB: 0 P: 5	R: 0 E: 0 K: 1 S: 9	H: 0 LOB: 0 BB: 0 P: 10	R: 0 E: 0 K: 1 S: 5	H: 0 LOB: 0 BB: 0 P: 5	R: 0 E: 0 K: 1 S: 5	H: 0 LOB: 0 BB: 0 P: 5	1B: 7 2B: 0 3B: 0 HR: 2	SF: 0 SAC: 0 DP: 2 HBP: 1	WP: 1 PB: 0 SB: 0 CS: 0	PA: 32							
<b>PITCHER</b>	IP	WLS	BF	H	R	ER	SO	BB	IBB	HBP	BLK	WP	HR	S	P	ERA	WHIP										
Joseph O'Gara, R ERA: 3.6	5.0		19	5	2	2	3	1	0	0	0	0	0	24	30	3.60	1.200										
44 Brian Sanches, R ERA: 4.22	1.0	H	3	0	0	0	1	0	0	0	0	0	0	5	5	0.00	0.000										
34 Edward Mujica, R ERA: 9.26	1.0	L	7	4	4	4	1	0	0	1	0	0	2	9	10	36.00	4.000										
40 Mike Dunn, L ERA: 4.63	1.0		3	0	0	0	1	0	0	0	0	0	0	5	5	0.00	0.000										

Florida Marlins @ New York Mets  
Digital Domain Park, Port St. Lucie, FL  
Wed Mar 30 2011, 12:12 PM - 2:31 PM EDT  
Att: 4,669 - Partly Cloudy - 80 F

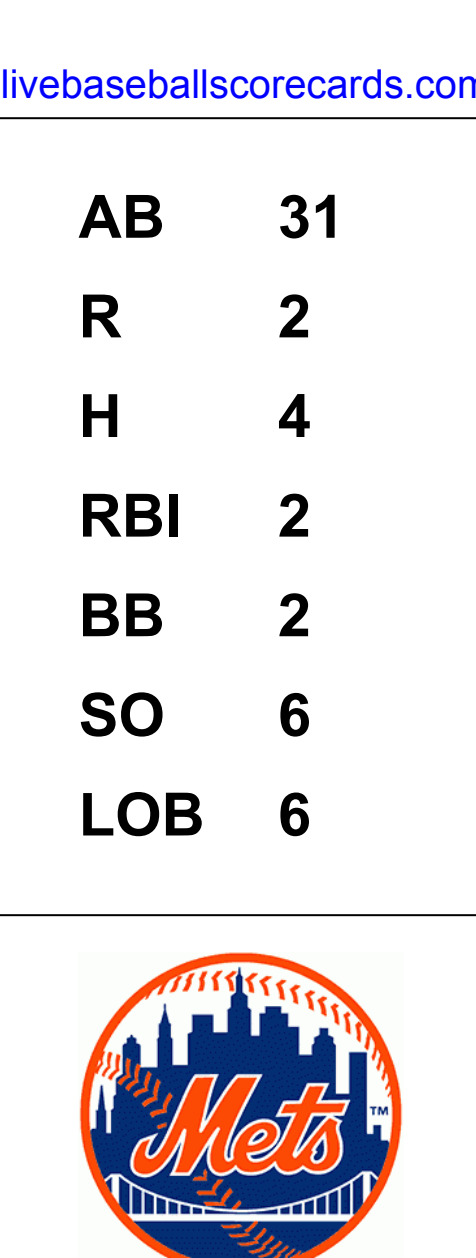
AB 30  
R 6  
H 9  
RBI 5  
BB 1  
SO 6  
LOB 7





Batter	1	2	3	4	5	6	7	8	9	AB	R	H	RBI	BB	SO	LOB	TOP																
7 José Reyes, S (1,6)	G4-3		G4-3			F8		K		4	0	0	0	0	1	0	<b>New York Mets @ Florida Marlins</b> Sun Life Stadium, Miami, FL Fri Apr 01 2011, 7:22 PM - 10:03 PM EDT Att: 41,237 - Partly Cloudy - 85 F																
22 Willie Harris, L (1,7) OBP: 0.500, SLG: 0.750	F8			G4-3			F8			4	1	2	0	0	0	0																	
5 David Wright, R (1,5)	K			K			F8	G3-1		4	0	0	0	0	2	2																	
15 Carlos Beltrán, S (1,9) OBP: 0.250, SLG: 0.500		P5		G4-3					F8	4	1	1	1	0	0	0																	
16 Ángel Pagán, S (1,8) OBP: 0.250, SLG: 0.250	P6				F8				P5	4	0	1	0	0	0	0																	
29 Ike Davis, L (1,3)	4 BLK BB				G3-1					3	0	0	1	1	1	1																	
4 Brad Emaus, R (1,4)	G6-3				G5-3					2	0	0	0	1	0	1																	
30 Josh Thole, L (1,2)										2	0	0	0	0	1	0																	
12 Scott Hairston, R (7,PH)										1	0	0	0	0	1	2																	
13 Mike Nickeas, R (7,2)										0	0	0	0	0	0	0																	
34 Mike Pelfrey, R (1,1)										1	0	0	0	0	0	0																	
23 Blaine Boyer, R (5,1)										0	0	0	0	0	0	0																	
21 Lucas Duda, L (6,PH)										1	0	0	0	0	0	0																	
27 Pedro Beato, R (6,1)										1	0	0	0	0	0	0																	
25 Chin-Lung Hu, R (8,PH)										1	0	0	0	0	0	0																	
33 Taylor Buchholz, R (8,1)										0	0	0	0	0	0	0																	
<b>Inning Stats</b>	R: 0 E: 0 K: 1 S: 8	H: 0 LOB: 0 BB: 0 P: 15	R: 0 E: 0 K: 0 S: 9	H: 0 LOB: 1 BB: 1 P: 15	R: 0 E: 0 K: 1 S: 10	H: 0 LOB: 0 BB: 0 P: 14	R: 0 E: 0 K: 1 S: 6	H: 0 LOB: 0 BB: 0 P: 10	R: 0 E: 0 K: 0 S: 7	H: 0 LOB: 0 BB: 0 P: 10	R: 0 E: 0 K: 0 S: 5	H: 0 LOB: 0 BB: 0 P: 8	R: 2 E: 0 K: 1 S: 15	H: 3 LOB: 2 BB: 1 P: 24	R: 0 E: 0 K: 1 S: 9	H: 1 LOB: 1 BB: 0 P: 12	R: 0 E: 0 K: 1 S: 7	H: 0 LOB: 0 BB: 0 P: 12	1B: 2 2B: 2 3B: 0 HR: 0	SF: 0 SAC: 0 DP: 0 HBP: 0	WP: 0 PB: 0 CS: 0	PA: 33											
<b>PITCHER</b>	IP WLS BF H R ER SO BB IBB HBP BLK WP HR S P ERA WHIP																																
55 Josh Johnson, R (1,1) ERA: 2.7	6.2	W	25	3	2	2	3	2	0	0	1	0	0	57	92	2.70	0.750																
40 Mike Dunn, L (7,1) ERA:	0.1	H	1	0	0	0	1	0	0	0	0	0	0	3	4	0.00	0.000																
32 Clay Hensley, R (8,1) ERA:	1.0	H	4	1	0	0	1	0	0	0	0	0	0	9	12	0.00	1.000																
46 Juan Carlos Oviedo, R (9,1) ERA:	1.0		3	0	0	0	1	0	0	0	0	0	0	7	12	0.00	0.000																

Batter	1	2	3	4	5	6	7	8	9	AB	R	H	RBI	BB	SO	LOB	BOTTOM																
8 Chris Coghlan, L (1,8)	27 2B BB		G4-3		G4-3	L8		G6-3		4	0	0	0	1	0	2	<b>New York Mets @ Florida Marlins</b> Sun Life Stadium, Miami, FL Fri Apr 01 2011, 7:22 PM - 10:03 PM EDT Att: 41,237 - Partly Cloudy - 85 F																
13 Omar Infante, R (1,4) OBP: 0.500, SLG: 0.333	F9		G1-3							3	0	1	0	1	0	1																	
2 Hanley Ramirez, R (1,6) OBP: 0.250, SLG: 0.250	F9			F8						4	1	1	0	0	0	2																	
27 Giancarlo Stanton, R (1,9) OBP: 0.667, SLG: 1.000										2	1	1	0	1	0	2																	
33 Scott Cousins, L (6,9) OBP: 1.000, SLG: 1.000										1	0	1	0	0	0	0																	
15 Gaby Sanchez, R (1,3) OBP: 0.500, SLG: 0.750	G3-1									4	1	2	1	0	0	3																	
20 Logan Morrison, L (1,7) OBP: 0.500, SLG: 1.333										3	2	1	1	1	0	2																	
14 John Buck, R (1,2) OBP: 0.500, SLG: 1.500	F7									4	1	2	4	0	0	0																	
22 Donnie Murphy, R (1,5) OBP: 0.250, SLG: 0.250	G4-3									4	0	1	0	0	0	1																	
55 Josh Johnson, L (1,1) ERA: 10.38										3	0	0	0	0	2	1																	
40 Mike Dunn, L (7,1) ERA:										0	0	0	0	0	0	0																	
32 Clay Hensley, R (8,1) ERA:										0	0	0	0	0	0	0																	
29 Greg Dobbs, L (8,PH)										1	0	0	0	0	0	1																	
46 Juan Carlos Oviedo, R (9,1) ERA: 9.0										0	0	0	0	0	0	0																	
<b>Inning Stats</b>	R: 0 E: 0 K: 0 S: 13	H: 1 LOB: 2 BB: 1 P: 25	R: 0 E: 0 K: 0 S: 12	H: 0 LOB: 0 BB: 0 P: 16	R: 0 E: 0 K: 1 S: 9	H: 0 LOB: 0 BB: 0 P: 12	R: 4 E: 0 K: 1 S: 18	H: 2 LOB: 2 BB: 2 P: 31	R: 1 E: 0 K: 0 S: 10	H: 2 LOB: 2 BB: 1 P: 19	R: 0 E: 0 K: 0 S: 6	H: 1 LOB: 1 BB: 0 P: 10	R: 0 E: 0 K: 0 S: 10	H: 2 LOB: 1 BB: 0 P: 15	R: 1 E: 0 K: 0 S: 13	H: 2 LOB: 1 BB: 0 P: 22	1B: 5 2B: 3 3B: 0 HR: 2	SF: 0 SAC: 0 DP: 1 HBP: 0	WP: 0 PB: 0 CS: 0	PA: 37													
<b>PITCHER</b>	IP WLS BF H R ER SO BB IBB HBP BLK WP HR S P ERA WHIP																																
34 Mike Pelfrey, R (5,1) ERA: 10.38	4.1	L	21	4	5	5	2	4	0	0	0	0	0	5	6	10.38	1.846																
23 Blaine Boyer, R (6,1) ERA:	0.2		3	1	0	0	0	0	0	0	0	0	0	5	6	0.00	1.500																
27 Pedro Beato, R (6,1) ERA:	2.0		8	3	0	0	0	0	0	0	0	0	0	16	25	0.00	1.500																
33 Taylor Buchholz, R (8,1) ERA: 9.0	1.0		5	2	1	1	0	0	0	0	0	0	0	1	13	9.00	2.000																

















Batter	1	2	3	4	5	6	7	8	9	AB	R	H	RBI	BB	SO	LOB	TOP									
6 Ian Desmond, R OBP: 0.222, SLG: 0.333										5	0	4	2	0	0	0	<p>Washington Nationals @ Florida Marlins Sun Life Stadium, Miami, FL Wed Apr 06 2011, 7:10 PM - 10:21 PM EDT Att: 13,825 - Partly Cloudy - 74 F</p> <p>livebaseballscorecards.com</p>									
28 Jayson Werth, R OBP: 0.409, SLG: 0.444										3	0	0	0	2	0	2										
11 Ryan Zimmerman, R OBP: 0.500, SLG: 0.643										3	0	0	1	1	2	3										
25 Adam LaRoche, L OBP: 0.238, SLG: 0.158										3	0	0	0	1	1	4										
38 Michael Morse, R OBP: 0.158, SLG: 0.118										4	0	0	0	0	0	2										
43 Rick Ankiel, L OBP: 0.316, SLG: 0.333										3	1	1	0	1	0	0										
8 Danny Espinosa, S OBP: 0.333, SLG: 0.500										4	1	1	0	0	1	1										
60 Todd Coffey, R										0	0	0	0	0	0	0										
45 Doug Slaten, L										0	0	0	0	0	0	0										
7 Ivan Rodriguez, R										4	2	0	0	0	1	1										
61 Livan Hernandez, R										0	0	0	0	0	0	0										
19 Laynce Nix, L OBP: 0.200, SLG: 0.200										1	0	0	0	0	1	0										
57 Chad Gaudin, R										0	0	0	0	0	0	0										
13 Alex Cora, L OBP: 0.286, SLG: 0.167										1	0	0	0	0	0	0										
<b>Inning Stats</b>	R: 0 E: 0 K: 0 S: 6	H: 1 LOB: 2 BB: 1 P: 15	R: 3 E: 1 K: 0 S: 18	H: 2 LOB: 2 BB: 2 P: 35	R: 0 E: 0 K: 0 S: 5	H: 0 LOB: 0 BB: 0 P: 8	R: 1 E: 1 K: 0 S: 11	H: 1 LOB: 2 BB: 1 P: 22	R: 0 E: 0 K: 1 S: 9	H: 0 LOB: 0 BB: 0 P: 15	R: 0 E: 0 K: 1 S: 7	H: 0 LOB: 0 BB: 0 P: 10	R: 0 E: 0 K: 2 S: 8	H: 0 LOB: 0 BB: 0 P: 14	R: 0 E: 0 K: 0 S: 5	H: 1 LOB: 2 BB: 0 P: 10	R: 0 E: 0 K: 2 S: 14	H: 1 LOB: 2 BB: 1 P: 25	R: 0 E: 0 K: 2 S: 14	H: 1 LOB: 2 BB: 1 P: 25	1B: 4 2B: 2 3B: 0 HR: 0	SF: 1 SAC: 2 DP: 1 HBP: 0	WP: 0 PB: 0 CS: 0	PA: 39		
<b>PITCHER</b>	IP WLS BF H R ER SO BB IBB HBP BLK WP HR S P ERA WHIP	IP WLS BF H R ER SO BB IBB HBP BLK WP HR S P ERA WHIP	IP WLS BF H R ER SO BB IBB HBP BLK WP HR S P ERA WHIP	IP WLS BF H R ER SO BB IBB HBP BLK WP HR S P ERA WHIP	IP WLS BF H R ER SO BB IBB HBP BLK WP HR S P ERA WHIP	IP WLS BF H R ER SO BB IBB HBP BLK WP HR S P ERA WHIP	IP WLS BF H R ER SO BB IBB HBP BLK WP HR S P ERA WHIP	IP WLS BF H R ER SO BB IBB HBP BLK WP HR S P ERA WHIP	IP WLS BF H R ER SO BB IBB HBP BLK WP HR S P ERA WHIP	IP WLS BF H R ER SO BB IBB HBP BLK WP HR S P ERA WHIP	IP WLS BF H R ER SO BB IBB HBP BLK WP HR S P ERA WHIP	IP WLS BF H R ER SO BB IBB HBP BLK WP HR S P ERA WHIP	IP WLS BF H R ER SO BB IBB HBP BLK WP HR S P ERA WHIP	IP WLS BF H R ER SO BB IBB HBP BLK WP HR S P ERA WHIP	IP WLS BF H R ER SO BB IBB HBP BLK WP HR S P ERA WHIP	IP WLS BF H R ER SO BB IBB HBP BLK WP HR S P ERA WHIP	IP WLS BF H R ER SO BB IBB HBP BLK WP HR S P ERA WHIP	IP WLS BF H R ER SO BB IBB HBP BLK WP HR S P ERA WHIP	IP WLS BF H R ER SO BB IBB HBP BLK WP HR S P ERA WHIP	IP WLS BF H R ER SO BB IBB HBP BLK WP HR S P ERA WHIP	IP WLS BF H R ER SO BB IBB HBP BLK WP HR S P ERA WHIP	IP WLS BF H R ER SO BB IBB HBP BLK WP HR S P ERA WHIP	IP WLS BF H R ER SO BB IBB HBP BLK WP HR S P ERA WHIP	IP WLS BF H R ER SO BB IBB HBP BLK WP HR S P ERA WHIP	IP WLS BF H R ER SO BB IBB HBP BLK WP HR S P ERA WHIP	IP WLS BF H R ER SO BB IBB HBP BLK WP HR S P ERA WHIP

Washington Nationals @ Florida Marlins  
Sun Life Stadium, Miami, FL  
Wed Apr 06 2011, 7:10 PM - 10:21 PM EDT  
Att: 13,825 - Partly Cloudy - 74 F

AB 31  
R 4  
H 6  
RBI 3  
BB 5  
SO 6  
LOB 13



Batter	1	2	3	4	5	6	7	8	9	AB	R	H	RBI	BB	SO	LOB	BOTTOM
8 Chris Coghlan, L OBP: 0.360, SLG: 0.455										5	3	4	0	0	0	1	<p>Washington Nationals @ Florida Marlins Sun Life Stadium, Miami, FL Wed Apr 06 2011, 7:10 PM - 10:21 PM EDT Att: 13,825 - Partly Cloudy - 74 F</p> <p>livebaseballscorecards.com</p>
13 Omar Infante, R OBP: 0.304, SLG: 0.211										4	0	1	1	1	0	2	
2 Hanley Ramirez, R OBP: 0.292, SLG: 0.286										3	1	1	1	2	0	1	
15 Gaby Sanchez, R OBP: 0.458, SLG: 0.600										2	1	0	1	2	1	2	
20 Logan Morrison, L OBP: 0.500, SLG: 0.888										2	1	0	0	3	1	2	
14 John Buck, R OBP: 0.273, SLG: 0.591										4	0	2	3	0	0	4	
22 Donnie Murphy, R OBP: 0.235, SLG: 0.250										4	0	0	0	0	2	3	
1 Emilio Bonifacio, S OBP: 0.400, SLG: 0.467										4	0	1	0	0	2	2	
41 Chris Volstad, R ERA: 4.76										0	0	0	0	0	0	0	
33 Scott Cousins, L OBP: 0.226, SLG: 0.192										1	0	0	0	0	0	0	
44 Brian Sanches, R ERA: 13.5										1	1	1	0	0	0	0	
29 Greg Dobbs, R OBP: 0.100, SLG: 1.000										0	0	0	0	0	0	0	
34 Edward Mujica, R ERA: 11.57										1	0	0	0	0	0	0	
32 Clay Hensley, R ERA: 11.57																	







Batter	1	2	3	4	5	6	7	8	9	AB	R	H	RBI	BB	SO	LOB	TOP										
8 Chris Coghlan, L OBP: 0.314, SLG: 0.452	F7		L3		G1-3		FC6-4 13 CS		HR	5	1	1	2	0	0	2											
13 Omar Infante, R OBP: 0.303, SLG: 0.241	F9				G6-3 20 1B		CS	P4	1B	5	0	2	0	0	0	0											
2 Hanley Ramirez, R OBP: 0.291, SLG: 0.310 29 Greg Dobbs, L OBP: 0.429, SLG: 0.500 46 Juan Carlos Oviedo, R OBP: 0.250, SLG: 0.143	G3-1		F9		G6-3		G6-3	1B 20 2B	L4	3	0	0	0	0	0	1											
15 Gaby Sanchez, R OBP: 0.455, SLG: 0.552	E5 20 G3 1 B3-5		L8		L8		20 1B	20 2B 22 1B		4	1	3	0	0	0	1											
20 Logan Morrison, L OBP: 0.485, SLG: 0.640	G3				1B		1B	2B		4	0	3	1	0	0	1											
22 Donnie Murphy, R OBP: 0.286, SLG: 0.263	HBP		F9		G4-1		G4-1	27 G6-4-3		3	0	1	1	0	0	4											
1 Emilio Bonifacio, S OBP: 0.250, SLG: 0.250 27 Giancarlo Stanton, R OBP: 0.500, SLG: 0.500 33 Scott Cousins, L OBP: 0.250, SLG: 0.143	B3-5				K		B3	G6-4-3		3	0	0	0	0	1	2											
9 Brett Hayes, R OBP: 0.667, SLG: 1.000			K					G6-3		4	1	2	0	0	1	0											
47 Ricky Nolasco, R OBP: 0.250, SLG: 0.250 18 Wes Helms, R OBP: 0.333, SLG: 0.375	G6-3		G6-3		G6-3		G6-3	P3		3	0	1	0	0	0	1											
<b>Inning Stats</b>	R: 0 E: 0 K: 0 S: 4	H: 0 LOB: 0 BB: 0 P: 6	R: 0 E: 1 K: 0 S: 11	H: 1 LOB: 1 BB: 0 P: 16	R: 0 E: 0 K: 1 S: 9	H: 0 LOB: 0 BB: 0 P: 12	R: 0 E: 0 K: 0 S: 8	H: 2 LOB: 2 BB: 0 P: 10	R: 0 E: 0 K: 1 S: 6	H: 1 LOB: 1 BB: 0 P: 6	R: 0 E: 0 K: 0 S: 12	H: 2 LOB: 0 BB: 0 P: 18	R: 1 E: 0 K: 0 S: 8	H: 2 LOB: 0 BB: 0 P: 15	R: 2 E: 0 K: 0 S: 8	H: 4 LOB: 1 BB: 0 P: 10	R: 1 E: 0 K: 0 S: 8	H: 2 LOB: 1 BB: 0 P: 15	1B: 10 2B: 4 3B: 0 HR: 1	SF: 0 SAC: 0 DP: 2 HBP: 1	WP: 0 PB: 0 SB: 0 CS: 1	PA: 40					
<b>PITCHER</b>	IP	WLS	BF	H	R	ER	SO	BB	IBB	HBP	BLK	WP	HR	S	P	ERA	WHIP										
51 Wandy Rodriguez, L ERA: 6.55	7.0		28	8	1	1	2	0	0	1	0	0	0	58	83	1.29	1.143										
59 Wilton Lopez, R ERA: 6.0	1.0	L	6	4	2	2	0	0	0	0	0	0	0	8	10	18.00	4.000										
47 Jeff Fulchino, R ERA: 4.5	1.0		5	2	1	1	0	0	0	0	0	0	1	8	15	9.00	2.000										

Florida Marlins @ Houston Astros  
Minute Maid Park, Houston, TX  
Fri Apr 08 2011, 6:10 PM - 8:50 PM CDT  
Att: 41,042 - Cloudy - 81 F

AB	38
R	4
H	14
RBI	4
BB	0
SO	2
LOB	15



Batter	1	2	3	4	5	6	7	8	9	AB	R	H	RBI	BB	SO	LOB	BOTTOM										
21 Michael Bourn, L OBP: 0.308, SLG: 0.391	G3		G4-3			G1-3		SH2-3 36 SH2-3		4	0	1	0	0	0	0											
36 Angel Sanchez, R OBP: 0.357, SLG: 0.292	G6-3		F9			F9		SH2-3		3	0	0	0	0	0	0											
9 Hunter Pence, R OBP: 0.310, SLG: 0.444	45 WP 2B				G4-3		G5-3	K		4	0	1	0	0	1	1											
45 Carlos Lee, R OBP: 0.250, SLG: 0.462	G3-1				G1-3		P4	P3		4	0	0	0	0	2	2											
29 Brett Wallace, L OBP: 0.321, SLG: 0.400			1B		L7		23 1B 2B	HR		4	2	3	1	0	0	0											
23 Chris Johnson, R OBP: 0.286, SLG: 0.269	K				G1-3		46 FC4-6 22 1B	L7		4	0	1	1	0	1	0											
22 Bill Hall, R OBP: 0.192, SLG: 0.200	G5-3				F9		46 FC4-6 1B	K		4	0	1	0	0	1	0											
46 J.R. Towles, R OBP: 0.417, SLG: 0.667 11 Jason Bourgeois, R OBP: 0.250, SLG: 0.250	HR						FC4-6 4 FC6-4	3 CS 1B		4	1	3	1	0	0	2											
51 Wandy Rodriguez, S ERA: 2.4 4 Jason Michaels, R OBP: 0.250, SLG: 0.250 59 Wilton Lopez, R ERA: 6.0 47 Jeff Fulchino, R ERA: 4.5 3 Joe Inglett, L ERA: 3.6	G6-3				F7		FC6-4	CS		2	0	0	0	0	0	1											
<b>Inning Stats</b>	R: 0 E: 0 K: 0 S: 10	H: 1 LOB: 1 BB: 0 P: 15	R: 0 E: 0 K: 1 S: 6	H: 1 LOB: 0 BB: 0 P: 8	R: 1 E: 0 K: 0 S: 9	H: 1 LOB: 0 BB: 0 P: 14	R: 0 E: 0 K: 0 S: 11	H: 0 LOB: 0 BB: 0 P: 14	R: 0 E: 0 K: 0 S: 7	H: 1 LOB: 1 BB: 0 P: 11	R: 0 E: 0 K: 0 S: 13	H: 0 LOB: 0 BB: 0 P: 17	R: 1 E: 0 K: 0 S: 10	H: 3 LOB: 2 BB: 0 P: 14	R: 0 E: 0 K: 1 S: 11	H: 1 LOB: 1 BB: 0 P: 16	R: 1 E: 0 K: 1 S: 16	H: 2 LOB: 1 BB: 0 P: 21	1B: 6 2B: 2 3B: 0 HR: 2	SF: 0 SAC: 1 DP: 0 HBP: 0	WP: 1 PB: 0 SB: 1 CS: 1	PA: 36					
<b>PITCHER</b>	IP	WLS	BF	H	R	ER	SO	BB	IBB	HBP	BLK	WP	HR	S	P	ERA	WHIP										
47 Ricky Nolasco, R ERA: 2.4	8.0		31	8	2	2	2	0	0	0	0	0	0	1	77	2.25	1.000										
46 Juan Carlos Oviedo, R ERA: 3.6	1.0	S	4	2	1	1	1	0	0	0	0	0	1	16	21	9.00	2.000										

Florida Marlins @ Houston Astros  
Minute Maid Park, Houston, TX  
Fri Apr 08 2011, 6:10 PM - 8:50 PM CDT  
Att: 41,042 - Cloudy - 81 F

AB	34
R	3
H	10
RBI	3
BB	0
SO	3
LOB	8





Batter	1	2	3	4	5	6	7	8	9	AB	R	H	RBI	BB	SO	LOB	TOP					
8 Chris Coghlan, L (1,8) OBP: 0.300, SLG: 0.444										5	1	1	1	0	3	0						
13 Omar Infante, R (1,4) OBP: 0.316, SLG: 0.294										5	0	2	1	0	0	0						
20 Logan Morrison, L (1,7) OBP: 0.474, SLG: 0.633										5	1	2	0	0	0	1						
27 Giancarlo Stanton, R (1,9) OBP: 0.500, SLG: 0.571										3	2	1	1	1	2	2						
32 Clay Hensley, R (8,1)										0	0	0	0	0	0	0						
46 Juan Carlos Oviedo, R (9,1)										0	0	0	0	0	0	0						
15 Gaby Sanchez, R (1,3) OBP: 0.432, SLG: 0.500										3	1	0	0	1	0	1						
29 Greg Dobbs, L (1,5) OBP: 0.545, SLG: 1.000										4	1	3	3	0	0	0						
14 John Buck, R (1,2) OBP: 0.258, SLG: 0.484										4	0	0	0	0	1	4						
22 Donnie Murphy, R (1,6) OBP: 0.240, SLG: 0.217										4	0	0	1	0	1	3						
23 Javier Vazquez, R (1,1)										2	0	0	0	0	1	2						
18 Wes Helms, R (7,Ph) OBP: 0.405, SLG: 0.990										1	1	1	0	0	0	0						
38 Randy Choate, L (7,1)										0	0	0	0	0	0	0						
58 Ryan Webb, R (7,1)										0	0	0	0	0	0	0						
33 Scott Cousins, L (8,Ph) OBP: 0.222, SLG: 0.125										1	0	0	0	0	0	1						
8 2B																						
<b>Inning Stats</b>	R: 0 H: 0 E: 0 K: 1 S: 11	H: 0 LOB: 0 BB: 0 P: 13	R: 1 H: 1 E: 0 K: 1 S: 15	H: 1 LOB: 2 BB: 2 P: 27	R: 0 H: 1 E: 0 K: 2 S: 9	H: 1 LOB: 1 BB: 0 P: 17	R: 0 H: 0 E: 0 K: 0 S: 7	H: 0 LOB: 0 BB: 0 P: 7	R: 0 H: 0 E: 0 K: 2 S: 9	H: 0 LOB: 0 BB: 0 P: 12	R: 3 H: 3 E: 0 K: 0 S: 11	H: 3 LOB: 0 BB: 0 P: 19	R: 2 H: 3 E: 0 K: 1 S: 12	H: 3 LOB: 1 BB: 0 P: 24	R: 1 H: 1 E: 1 K: 1 S: 10	H: 1 LOB: 1 BB: 0 P: 13	R: 0 H: 1 E: 0 K: 0 S: 8	H: 1 LOB: 1 BB: 0 P: 10	1B: 3 2B: 6 3B: 0 HR: 1	SF: 0 SAC: 0 DP: 0 HBP: 0	WP: 0 PB: 0 SB: 0 CS: 0	PA: 39
<b>PITCHER</b>	IP WLS BF H R ER SO BB IBB HBP BLK WP HR S P ERA WHIP																					
20 Bud Norris, R (1,1) ERA: 8.1	6.0	25	5	4	4	6	2	0	0	0	0	0	1	62	95	6.00	1.167					
58 Fernando Abad, L (7,1) ERA: 5.4	0.2	L 5	3	2	2	0	0	0	0	0	0	0	0	8	18	27.00	4.500					
59 Wilton Lopez, R (7,1) ERA: 5.4	0.1	1	0	0	0	1	0	0	0	0	0	0	4	6	0.00	0.000						
66 Eneiro Del Rosario, R (8,1) ERA: 3.86	2.0	8	2	1	0	1	0	0	0	0	0	0	18	23	0.00	1.000						

Florida Marlins @ Houston Astros  
Minute Maid Park, Houston, TX  
Sat Apr 09 2011, 6:11 PM - 9:14 PM CDT  
Att: 25,421 - Roof Closed - 73 F

AB 37  
R 7  
H 10  
RBI 7  
BB 2  
SO 8  
LOB 14



Batter	1	2	3	4	5	6	7	8	9	AB	R	H	RBI	BB	SO	LOB	BOTTOM					
21 Michael Bourn, L (1,8) OBP: 0.323, SLG: 0.370										4	1	1	0	1	1	1						
36 Angel Sanchez, R (1,6) OBP: 0.394, SLG: 0.357										4	1	2	1	1	0	1						
9 Hunter Pence, R (1,9) OBP: 0.324, SLG: 0.469										5	0	2	2	0	0	3						
45 Carlos Lee, R (1,7) OBP: 0.250, SLG: 0.467										4	1	1	0	0	0	3						
29 Brett Wallace, L (1,3) OBP: 0.313, SLG: 0.379										4	0	1	1	0	0	3						
23 Chris Johnson, R (1,5) OBP: 0.250, SLG: 0.233										4	0	0	0	0	2	1						
22 Bill Hall, R (1,4) OBP: 0.200, SLG: 0.241										4	1	1	0	0	1	1						
46 J.R. Towles, R (1,2) OBP: 0.375, SLG: 0.563										4	0	1	0	0	1	2						
20 Bud Norris, R (1,1) ERA: 8.64	6.0	W 27	4	4	4	4	2	0	0	0	0	0	0	0	0	0						
38 Randy Choate, L (7,1) ERA: 5.4	0.1	H 1	0	0	0	0	0	0	0	0	0	0	0	5	8	0.00	0.000					
58 Ryan Webb, R (7,1) ERA: 0.23	0.2	H 2	0	0	0	0	0	0	0	0	0	0	0	3	5	0.00	0.000					
32 Clay Hensley, R (8,1) ERA: 1.5	1.0	H 5	2	1	1	1	0	0	0	0	0	0	0	13	20	9.00	2.000					
46 Juan Carlos Oviedo, R (9,1) ERA: 3.0	1.0	S 4	1	0	0	1	0	0	0	0	0	0	0	12	16	0.00	1.000					
<b>Inning Stats</b>	R: 1 H: 2 E: 0 K: 0 S: 10	H: 2 LOB: 1 BB: 0 P: 15	R: 2 H: 3 E: 0 K: 1 S: 17	H: 3 LOB: 1 BB: 1 P: 27	R: 0 H: 0 E: 0 K: 1 S: 8	H: 0 LOB: 0 BB: 0 P: 14	R: 0 H: 0 E: 0 K: 1 S: 7	H: 0 LOB: 0 BB: 0 P: 8	R: 1 H: 2 E: 0 K: 0 S: 8	H: 2 LOB: 1 BB: 1 P: 15	R: 0 H: 1 E: 0 K: 1 S: 10	H: 1 LOB: 0 BB: 0 P: 13	R: 0 H: 0 E: 0 K: 0 S: 8	H: 0 LOB: 0 BB: 0 P: 13	R: 1 H: 2 E: 0 K: 0 S: 13	H: 2 LOB: 1 BB: 0 P: 20	R: 0 H: 1 E: 0 K: 1 S: 12	H: 1 LOB: 1 BB: 0 P: 16	1B: 6 2B: 5 3B: 0 HR: 0	SF: 0 SAC: 0 DP: 1 HBP: 0	WP: 0 PB: 0 SB: 0 CS: 0	PA: 39
<b>PITCHER</b>	IP WLS BF H R ER SO BB IBB HBP BLK WP HR S P ERA WHIP																					
23 Javier Vazquez, R (1,1) ERA: 8.64	6.0	W 27	4	4	4	4	2	0	0	0	0	0	0	0	0	0						
38 Randy Choate, L (7,1) ERA: 5.4	0.1	H 1	0	0	0	0	0	0	0	0	0	0	0	5	8	0.00	0.000					
58 Ryan Webb, R (7,1) ERA: 0.23	0.2	H 2	0	0	0	0	0	0	0	0	0	0	0	3	5	0.00	0.000					
32 Clay Hensley, R (8,1) ERA: 1.5	1.0	H 5	2	1	1	1	0	0	0	0	0	0	0	13	20	9.00	2.000					
46 Juan Carlos Oviedo, R (9,1) ERA: 3.0	1.0	S 4	1	0	0	1	0	0	0	0	0	0	0	12	16	0.00	1.000					

Florida Marlins @ Houston Astros  
Minute Maid Park, Houston, TX  
Sat Apr 09 2011, 6:11 PM - 9:14 PM CDT  
Att: 25,421 - Roof Closed - 73 F

AB 37  
R 5  
H 11  
RBI 5  
BB 2  
SO 6  
LOB 16









Batter	1	2	3	4	5	6	7	8	9	AB	R	H	RBI	BB	SO	LOB	TOP								
8 Chris Coghlan, L (1, 8) OBP: 0.292, SLG: 0.409										4	0	2	0	0	2	2	<b>Florida Marlins @ Atlanta Braves</b> Turner Field, Atlanta, GA Tue Apr 12 2011, 7:11 PM - 9:44 PM EDT Att: 13,865 - Partly Cloudy - 68 F								
13 Omar Infante, R (1, 4) OBP: 0.304, SLG: 0.293										4	0	0	0	0	0	3									
2 Hanley Ramirez, R (1, 6) OBP: 0.250, SLG: 0.273										4	0	0	0	0	1	2									
27 Giancarlo Stanton, R (1, 9) OBP: 0.444, SLG: 0.500										4	0	2	0	0	1	0									
15 Gaby Sanchez, R (1, 3) OBP: 0.422, SLG: 0.432										2	0	0	0	2	1	2									
20 Logan Morrison, L (1, 7) OBP: 0.457, SLG: 0.595										4	0	1	0	0	0	3									
14 John Buck, R (1, 2) OBP: 0.231, SLG: 0.436										4	0	0	0	0	1	4									
29 Greg Dobbs, L (1, 5) OBP: 0.500, SLG: 0.833										1	0	0	0	1	0	0									
18 Wes Helms, R (8, PH) OBP: 0.357, SLG: 0.462										1	0	0	0	0	0	0									
41 Chris Volstad, R (1, 1)										2	0	0	0	0	1	2									
44 Brian Sanchez, R (5, 1) OBP: 1.000, SLG: 1.000										0	0	0	0	0	0	0									
1 Emilio Bonifacio, S (8, PH) OBP: 0.330, SLG: 0.394										0	0	0	0	0	0	0									
34 Edward Mujica, R (8, 1)										0	0	0	0	1	0	0									
										0	0	0	0	0	0	0									
<b>Inning Stats</b>	R: 0 E: 0 K: 2 S: 11	H: 0 LOB: 0 BB: 0 P: 17	R: 0 E: 0 K: 1 S: 11	H: 1 LOB: 1 BB: 0 P: 19	R: 0 E: 0 K: 0 S: 9	H: 1 LOB: 1 BB: 0 P: 13	R: 0 E: 0 K: 0 S: 7	H: 1 LOB: 0 BB: 0 P: 11	R: 0 E: 0 K: 2 S: 10	H: 1 LOB: 2 BB: 1 P: 20	R: 0 E: 0 K: 0 S: 5	H: 0 LOB: 0 BB: 0 P: 7	R: 0 E: 0 K: 0 S: 5	H: 0 LOB: 1 BB: 1 P: 11	R: 0 E: 0 K: 0 S: 17	H: 1 LOB: 2 BB: 1 P: 26	R: 0 E: 0 K: 2 S: 11	H: 0 LOB: 1 BB: 1 P: 20	1B: 3 2B: 2 3B: 0 HR: 0	SF: 0 SAC: 0 DP: 2 HBP: 0	WP: 0 PB: 0 CS: 0	PA: 34			
<b>PITCHER</b>	IP	WLS	BF	H	R	ER	SO	BB	IBB	HBP	BLK	WP	HR	S	P	ERA	WHIP								
48 Tommy Hanson, R (1, 1) ERA: 3.38	7.0	W	25	4	0	0	5	2	0	0	0	0	0	58	98	0.00	0.857								
34 Eric O'Flaherty, L (8, 1)	0.1		3	1	0	0	0	1	0	0	0	0	0	13	19	0.00	6.000								
58 Peter Moylan, R (8, 1) ERA: 4.91	0.2		2	0	0	0	0	0	0	0	0	0	0	4	7	0.00	0.000								
19 Scott Linebrink, R (9, 1) ERA: 5.4	1.0		4	0	0	0	2	1	0	0	0	0	0	11	20	0.00	1.000								

Batter	1	2	3	4	5	6	7	8	9	AB	R	H	RBI	BB	SO	LOB	BOTTOM								
14 Martin Prado, R (1, 7) OBP: 0.306, SLG: 0.468										4	2	2	0	0	1	0	<b>Florida Marlins @ Atlanta Braves</b> Turner Field, Atlanta, GA Tue Apr 12 2011, 7:11 PM - 9:44 PM EDT Att: 13,865 - Partly Cloudy - 68 F								
13 Nate McLouth, L (1, 8) OBP: 0.293, SLG: 0.316										3	1	1	1	0	1	0									
10 Chipper Jones, S (1, 5) OBP: 0.349, SLG: 0.410										2	0	1	2	1	0	0									
16 Brian McCann, L (1, 2) OBP: 0.381, SLG: 0.425										4	1	1	1	0	1	2									
26 Dan Uggla, R (1, 4) OBP: 0.205, SLG: 0.333										4	0	1	0	0	0	0									
22 Jason Heyward, L (1, 9) OBP: 0.426, SLG: 0.636										3	1	1	1	1	0	0									
2 Alex Gonzalez, R (1, 6) OBP: 0.286, SLG: 0.450										4	0	1	0	0	0	2									
5 Freddie Freeman, L (1, 3) OBP: 0.256, SLG: 0.222										4	0	1	0	0	1	1									
48 Tommy Hanson, R (1, 1)										3	0	0	0	0	1	1									
34 Eric O'Flaherty, L (8, 1)										0	0	0	0	0	0	0									
58 Peter Moylan, R (8, 1)										0	0	0	0	0	0	0									
19 Scott Linebrink, R (9, 1)										0	0	0	0	0	0	0									
<b>Inning Stats</b>	R: 0 E: 0 K: 1 S: 9	H: 0 LOB: 0 BB: 1 P: 16	R: 0 E: 0 K: 0 S: 5	H: 0 LOB: 0 BB: 0 P: 7	R: 2 E: 0 K: 2 S: 14	H: 3 LOB: 1 BB: 0 P: 27	R: 1 E: 0 K: 0 S: 8	H: 2 LOB: 1 BB: 0 P: 13	R: 2 E: 0 K: 0 S: 12	H: 3 LOB: 2 BB: 1 P: 21	R: 0 E: 0 K: 1 S: 6	H: 0 LOB: 0 BB: 0 P: 8	R: 0 E: 0 K: 1 S: 6	H: 0 LOB: 0 BB: 0 P: 12	R: 0 E: 0 K: 0 S: 9	H: 1 LOB: 1 BB: 0 P: 16	R: 0 E: 0 K: 0 S: 9	H: 1 LOB: 1 BB: 0 P: 16	1B: 4 2B: 3 3B: 0 HR: 2	SF: 1 SAC: 1 DP: 0 HBP: 0	WP: 0 PB: 0 CS: 0	PA: 35			
<b>PITCHER</b>	IP	WLS	BF	H	R	ER	SO	BB	IBB	HBP	BLK	WP	HR	S	P	ERA	WHIP								
41 Chris Volstad, R (1, 1) ERA: 5.59	4.2	L	24	8	5	5	3	1	1	0	0	0	0	46	82	9.64	1.929								
44 Brian Sanchez, R (5, 1)	2.1		7	0	0	0	2	0	0	0	0	0	0	14	22	0.00	0.000								
34 Edward Mujica, R (8, 1) ERA: 5.79	1.0		4	1	0	0	0	0	0	0	0	0	0	9	16	0.00	1.000								

AB 30  
R 0  
H 5  
RBI 0  
BB 4  
SO 7  
LOB 18



AB 31  
R 5  
H 9  
RBI 5  
SO 5  
LOB 6





Batter	1	2	3	4	5	6	7	8	9	AB	R	H	RBI	BB	SO	LOB	TOP						
8 Chris Coghlan, L (1, 8) OBP: 0.327, SLG: 0.458										4	1	3	2	0	0	0							
13 Omar Infante, R (1, 4) OBP: 0.290, SLG: 0.287										4	0	0	0	0	0	3							
2 Hanley Ramirez, R (1, 6) OBP: 0.275, SLG: 0.278										3	0	1	1	1	0	2							
27 Giancarlo Stanton, R (1, 9) OBP: 0.364, SLG: 0.389										4	0	0	0	0	1	2							
33 Scott Cousins, L (8, 9) OBP: 0.222, SLG: 0.125										0	0	0	0	0	0	0							
20 Logan Morrison, L (1, 7) OBP: 0.440, SLG: 0.634										4	1	1	1	0	0	1							
15 Gaby Sanchez, R (1, 3) OBP: 0.408, SLG: 0.415										4	1	1	0	0	1	0							
29 Greg Dobbs, L (1, 5) OBP: 0.529, SLG: 0.786										2	1	1	0	1	0	0							
22 Donnie Murphy, R (9, PH) OBP: 0.233, SLG: 0.185										1	0	0	0	0	0	0							
14 John Buck, R (1, 2) OBP: 0.233, SLG: 0.405										3	1	0	0	1	0	1							
55 Josh Johnson, L (1, 1) OBP: 0.125, SLG: 0.125										3	0	1	1	0	1	0							
58 Ryan Webb, R (8, 1)										0	0	0	0	0	0	0							
38 Randy Choate, L (9, 1)										0	0	0	0	0	0	0							
										0	0	0	0	0	0	0							
<b>Inning Stats</b>	R: 1 H: 2 E: 0 K: 0 S: 7	H: 2 LOB: 0 BB: 0 P: 10	R: 3 H: 4 E: 0 K: 0 S: 14	H: 4 LOB: 2 BB: 1 P: 23	R: 1 H: 1 E: 0 K: 1 S: 14	LOB: 1 BB: 0 P: 17	R: 0 H: 0 E: 0 K: 0 S: 4	H: 0 LOB: 0 BB: 0 P: 7	R: 0 H: 0 E: 0 K: 1 S: 8	H: 0 LOB: 0 BB: 0 P: 13	R: 0 H: 0 E: 0 K: 0 S: 6	H: 0 LOB: 1 BB: 1 P: 12	R: 0 H: 1 E: 0 K: 1 S: 8	H: 0 LOB: 0 BB: 0 P: 12	R: 0 H: 0 E: 0 K: 0 S: 5	H: 0 LOB: 0 BB: 1 P: 9	R: 0 H: 0 E: 0 K: 0 S: 10	H: 0 LOB: 0 BB: 0 P: 12	1B: 6 2B: 1 3B: 0 HR: 1	SF: 0 SAC: 0 DP: 2 HBP: 0	WP: 1 PB: 0 CS: 0	PA: 35	
<b>PITCHER</b>	IP WLS BF H R ER SO BB IBB HBP BLK WP HR S P ERA WHIP	IP WLS BF H R ER SO BB IBB HBP BLK WP HR S P ERA WHIP	IP WLS BF H R ER SO BB IBB HBP BLK WP HR S P ERA WHIP	IP WLS BF H R ER SO BB IBB HBP BLK WP HR S P ERA WHIP	IP WLS BF H R ER SO BB IBB HBP BLK WP HR S P ERA WHIP	IP WLS BF H R ER SO BB IBB HBP BLK WP HR S P ERA WHIP	IP WLS BF H R ER SO BB IBB HBP BLK WP HR S P ERA WHIP	IP WLS BF H R ER SO BB IBB HBP BLK WP HR S P ERA WHIP	IP WLS BF H R ER SO BB IBB HBP BLK WP HR S P ERA WHIP	IP WLS BF H R ER SO BB IBB HBP BLK WP HR S P ERA WHIP	IP WLS BF H R ER SO BB IBB HBP BLK WP HR S P ERA WHIP	IP WLS BF H R ER SO BB IBB HBP BLK WP HR S P ERA WHIP	IP WLS BF H R ER SO BB IBB HBP BLK WP HR S P ERA WHIP	IP WLS BF H R ER SO BB IBB HBP BLK WP HR S P ERA WHIP	IP WLS BF H R ER SO BB IBB HBP BLK WP HR S P ERA WHIP	IP WLS BF H R ER SO BB IBB HBP BLK WP HR S P ERA WHIP	IP WLS BF H R ER SO BB IBB HBP BLK WP HR S P ERA WHIP	IP WLS BF H R ER SO BB IBB HBP BLK WP HR S P ERA WHIP	IP WLS BF H R ER SO BB IBB HBP BLK WP HR S P ERA WHIP	IP WLS BF H R ER SO BB IBB HBP BLK WP HR S P ERA WHIP	IP WLS BF H R ER SO BB IBB HBP BLK WP HR S P ERA WHIP	IP WLS BF H R ER SO BB IBB HBP BLK WP HR S P ERA WHIP	IP WLS BF H R ER SO BB IBB HBP BLK WP HR S P ERA WHIP

Florida Marlins @ Atlanta Braves  
Turner Field, Atlanta, GA  
Wed Apr 13 2011, 7:11 PM - 9:30 PM EDT  
Att: 14,351 - Clear - 73 F

AB 32  
R 5  
H 8  
RBI 5  
BB 3  
SO 3  
LOB 9



Batter	1	2	3	4	5	6	7	8	9	AB	R	H	RBI	BB	SO	LOB	BOTTOM						
14 Martin Prado, R (1, 7) OBP: 0.283, SLG: 0.431										4	0	0	0	0	1	1							
13 Nate McLouth, L (1, 8) OBP: 0.289, SLG: 0.293										3	0	0	0	1	2	0							
10 Chipper Jones, S (1, 5) OBP: 0.362, SLG: 0.476										3	1	1	1	1	1	1							
16 Brian McCann, L (1, 2) OBP: 0.370, SLG: 0.395										3	0	0	0	1	2	1							
26 Dan Uggla, R (1, 4) OBP: 0.188, SLG: 0.304										4	0	0	0	0	1	1							
22 Jason Heyward, L (1, 9) OBP: 0.400, SLG: 0.583										3	0	0	0	0	1	0							
2 Alex Gonzalez, R (1, 6) OBP: 0.287, SLG: 0.419										3	0	0	0	0	1	0							
5 Freddie Freeman, L (1, 3) OBP: 0.262, SLG: 0.256										3	0	1	0	0	1	0							
15 Tim Hudson, R (1, 1) ERA: 3.48										1	0	0	0	0	1	0							
17 Matt Young, L (6, PH) OBP: 0.300, SLG: 0.125										1	0	0	0	0	0	0							
50 Cristhian Martinez, R (7, 1) ERA: 4.05										0	0	0	0	0	0	0							
20 Eric Hinske, L (8, PH)										1	0	0	0	0	1	1							
52 George Sherrill, L (9, 1) ERA: 3.38										0	0	0	0	0	0	0							
										0	0	0	0	0	0	0							
<b>Inning Stats</b>	R: 0 H: 0 E: 0 K: 1 S: 12	H: 0 LOB: 1 BB: 1 P: 20	R: 0 H: 0 E: 0 K: 1 S: 9	H: 0 LOB: 0 BB: 0 P: 15	R: 0 H: 0 E: 0 K: 2 S: 7	LOB: 0 BB: 0 P: 10	R: 0 H: 0 E: 0 K: 1 S: 15	H: 0 LOB: 1 BB: 1 P: 24	R: 0 H: 0 E: 0 K: 1 S: 7	H: 0 LOB: 0 BB: 0 P: 10	R: 0 H: 0 E: 0 K: 1 S: 11	H: 0 LOB: 1 BB: 1 P: 18	R: 0 H: 0 E: 0 K: 2 S: 7	H: 0 LOB: 0 BB: 0 P: 8	R: 0 H: 1 E: 0 K: 1 S: 9	H: 1 LOB: 0 BB: 0 P: 11	R: 1 H: 1 E: 0 K: 2 S: 13	H: 1 LOB: 0 BB: 0 P: 20	1B: 0 2B: 1 3B: 0 HR: 1	SF: 0 SAC: 0 DP: 0 HBP: 0	WP: 0 PB: 0 CS: 0	PA: 32	
<b>PITCHER</b>	IP WLS BF H R ER SO BB IBB HBP BLK WP HR S P ERA WHIP	IP WLS BF H R ER SO BB IBB HBP BLK WP HR S P ERA WHIP	IP WLS BF H R ER SO BB IBB HBP BLK WP HR S P ERA WHIP	IP WLS BF H R ER SO BB IBB HBP BLK WP HR S P ERA WHIP	IP WLS BF H R ER SO BB IBB HBP BLK WP HR S P ERA WHIP	IP WLS BF H R ER SO BB IBB HBP BLK WP HR S P ERA WHIP	IP WLS BF H R ER SO BB IBB HBP BLK WP HR S P ERA WHIP	IP WLS BF H R ER SO BB IBB HBP BLK WP HR S P ERA WHIP	IP WLS BF H R ER SO BB IBB HBP BLK WP HR S P ERA WHIP	IP WLS BF H R ER SO BB IBB HBP BLK WP HR S P ERA WHIP	IP WLS BF H R ER SO BB IBB HBP BLK WP HR S P ERA WHIP	IP WLS BF H R ER SO BB IBB HBP BLK WP HR S P ERA WHIP	IP WLS BF H R ER SO BB IBB HBP BLK WP HR S P ERA WHIP	IP WLS BF H R ER SO BB IBB HBP BLK WP HR S P ERA WHIP	IP WLS BF H R ER SO BB IBB HBP BLK WP HR S P ERA WHIP	IP WLS BF H R ER SO BB IBB HBP BLK WP HR S P ERA WHIP	IP WLS BF H R ER SO BB IBB HBP BLK WP HR S P ERA WHIP	IP WLS BF H R ER SO BB IBB HBP BLK WP HR S P ERA WHIP	IP WLS BF H R ER SO BB IBB HBP BLK WP HR S P ERA WHIP	IP WLS BF H R ER SO BB IBB HBP BLK WP HR S P ERA WHIP	IP WLS BF H R ER SO BB IBB HBP BLK WP HR S P ERA WHIP	IP WLS BF H R ER SO BB IBB HBP BLK WP HR S P ERA WHIP	IP WLS BF H R ER SO BB IBB HBP BLK WP HR S P ERA WHIP

Florida Marlins @ Atlanta Braves  
Turner Field, Atlanta, GA  
Wed Apr 13 2011, 7:11 PM - 9:30 PM EDT  
Att: 14,351 - Clear - 73 F

AB 29  
R 1  
H 2  
RBI 1  
BB 3  
SO 12  
LOB 5









Batter	1	2	3	4	5	6	7	8	9	AB	R	H	RBI	BB	SO	LOB	TOP							
8 Chris Coghlan, L (1, 8) OBP: 0.344, SLG: 0.464										4	1	1	0	0	2	2								
13 Omar Infante, R (1, 4) OBP: 0.271, SLG: 0.278										4	0	1	1	0	0	2								
2 Hanley Ramirez, R (1, 6) OBP: 0.347, SLG: 0.310										3	0	0	0	1	0	1								
27 Giancarlo Stanton, R (1, 9) 38 Randy Choate, L (8, 1) 32 Clay Hensley, R (8, 1) 46 Juan Carlos Oviedo, R (9, 1)										4	0	0	0	0	2	2								
20 Logan Morrison, L (1, 7) OBP: 0.424, SLG: 0.660										4	2	2	1	0	1	0								
15 Gaby Sanchez, R (1, 3) OBP: 0.414, SLG: 0.469										3	1	1	0	1	0	0								
14 John Buck, R (1, 2) OBP: 0.250, SLG: 0.380										4	0	1	0	0	0	1								
22 Donnie Murphy, R (1, 5) 18 Wes Helms, R (9, PH) OBP: 0.400, SLG: 0.500										3	0	0	0	0	1	3								
23 Javier Vazquez, R (1, 1) 1 Emilio Bonifacio, S (6, PH) 34 Edward Mujica, R (8, 1) 29 Greg Dobbs, L (7, PH) 58 Ryan Webb, R (7, 1) 33 Scott Cousins, L (8, 9) OBP: 0.300, SLG: 0.222										1	0	0	0	0	0	0								
<b>Inning Stats</b>	R: 0 E: 0 K: 1 S: 10	H: 0 LOB: 0 BB: 0 P: 17	R: 0 E: 0 K: 2 S: 10	H: 0 LOB: 0 BB: 0 P: 16	R: 0 E: 0 K: 0 S: 5	H: 0 LOB: 1 BB: 0 P: 8	R: 0 E: 0 K: 2 S: 12	H: 0 LOB: 0 BB: 0 P: 20	R: 1 E: 0 K: 1 S: 10	H: 2 LOB: 0 BB: 0 P: 15	R: 1 E: 0 K: 0 S: 9	H: 2 LOB: 1 BB: 0 P: 13	R: 2 E: 0 K: 0 S: 13	H: 3 LOB: 2 BB: 1 P: 22	R: 0 E: 0 K: 0 S: 6	H: 0 LOB: 0 BB: 0 P: 8	R: 0 E: 0 K: 1 S: 6	H: 0 LOB: 0 BB: 0 P: 9	1B: 4 2B: 2 3B: 0 HR: 1	SF: 0 SAC: 0 DP: 1 HBP: 0	WP: 0 PB: 0 SB: 0 CS: 0	PA: 35		
<b>PITCHER</b>	IP WLS BF H R ER SO BB IBB HBP BLK WP HR S P ERA WHIP	IP WLS BF H R ER SO BB IBB HBP BLK WP HR S P ERA WHIP	IP WLS BF H R ER SO BB IBB HBP BLK WP HR S P ERA WHIP	IP WLS BF H R ER SO BB IBB HBP BLK WP HR S P ERA WHIP	IP WLS BF H R ER SO BB IBB HBP BLK WP HR S P ERA WHIP	IP WLS BF H R ER SO BB IBB HBP BLK WP HR S P ERA WHIP	IP WLS BF H R ER SO BB IBB HBP BLK WP HR S P ERA WHIP	IP WLS BF H R ER SO BB IBB HBP BLK WP HR S P ERA WHIP	IP WLS BF H R ER SO BB IBB HBP BLK WP HR S P ERA WHIP	IP WLS BF H R ER SO BB IBB HBP BLK WP HR S P ERA WHIP	IP WLS BF H R ER SO BB IBB HBP BLK WP HR S P ERA WHIP	IP WLS BF H R ER SO BB IBB HBP BLK WP HR S P ERA WHIP	IP WLS BF H R ER SO BB IBB HBP BLK WP HR S P ERA WHIP	IP WLS BF H R ER SO BB IBB HBP BLK WP HR S P ERA WHIP	IP WLS BF H R ER SO BB IBB HBP BLK WP HR S P ERA WHIP	IP WLS BF H R ER SO BB IBB HBP BLK WP HR S P ERA WHIP	IP WLS BF H R ER SO BB IBB HBP BLK WP HR S P ERA WHIP	IP WLS BF H R ER SO BB IBB HBP BLK WP HR S P ERA WHIP	IP WLS BF H R ER SO BB IBB HBP BLK WP HR S P ERA WHIP	IP WLS BF H R ER SO BB IBB HBP BLK WP HR S P ERA WHIP	IP WLS BF H R ER SO BB IBB HBP BLK WP HR S P ERA WHIP	IP WLS BF H R ER SO BB IBB HBP BLK WP HR S P ERA WHIP	IP WLS BF H R ER SO BB IBB HBP BLK WP HR S P ERA WHIP	IP WLS BF H R ER SO BB IBB HBP BLK WP HR S P ERA WHIP

Florida Marlins @ Philadelphia Phillies  
Citizens Bank Park, Philadelphia, PA  
Fri Apr 15 2011, 7:08 PM - 9:56 PM EDT  
Att: 45,667 - Partly Cloudy - 48 F

livebaseballscorecards.com

AB 33  
R 4  
H 7  
RBI 4  
BB 2  
SO 7  
LOB 11

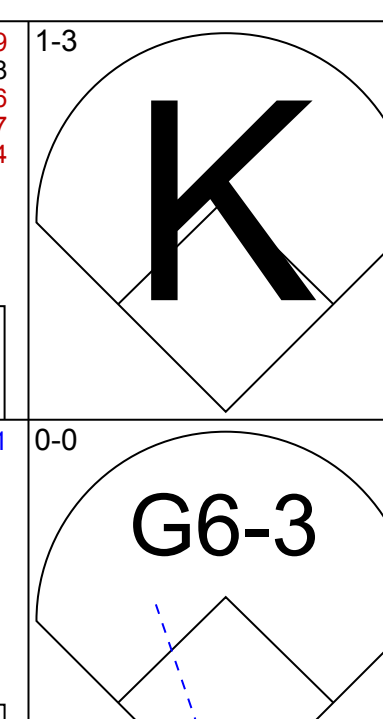
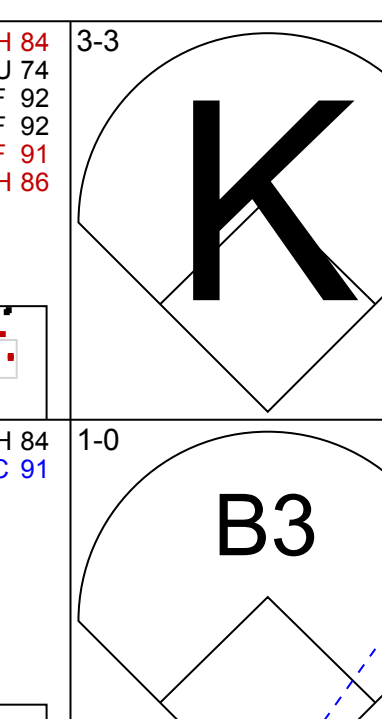
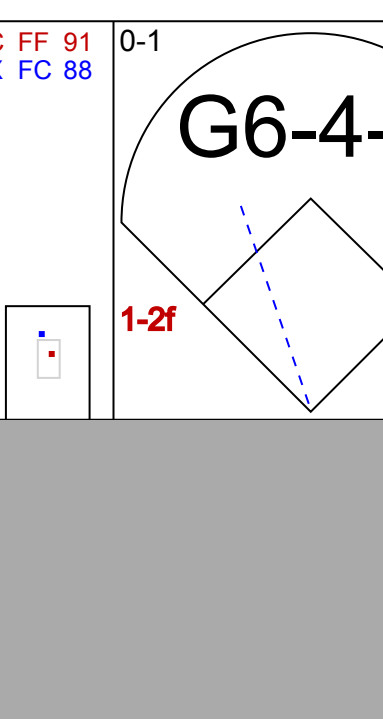
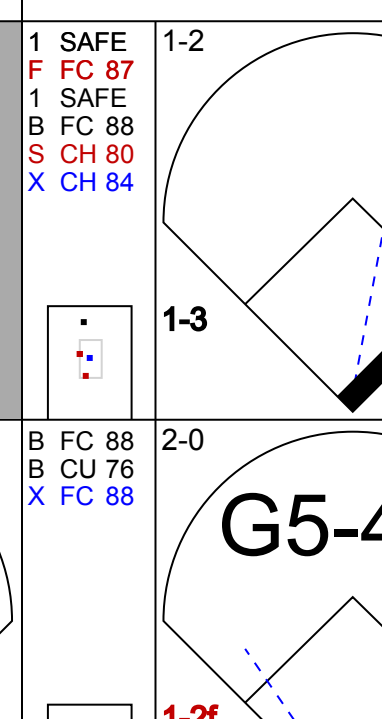
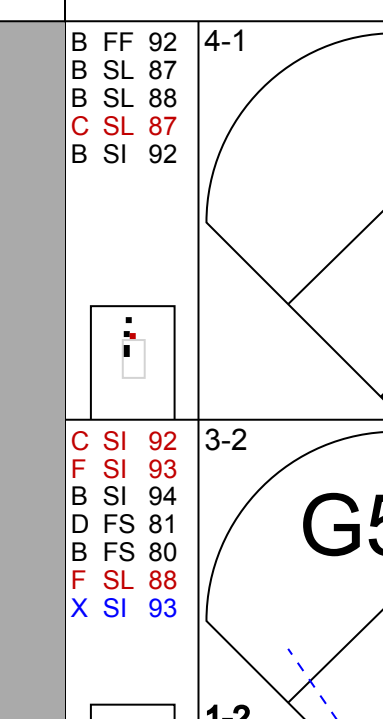
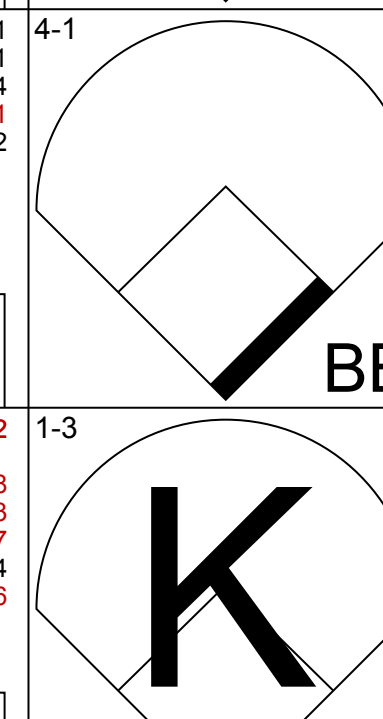



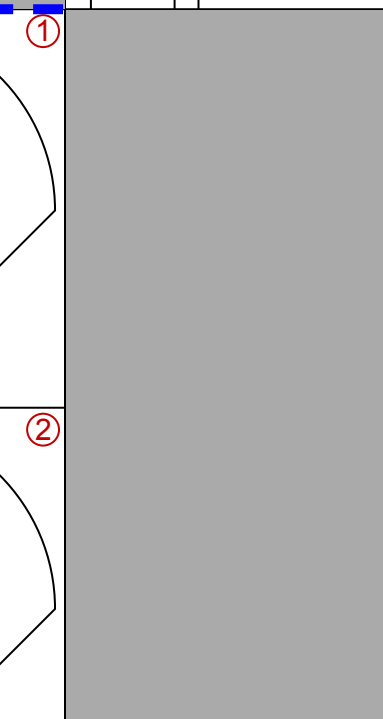

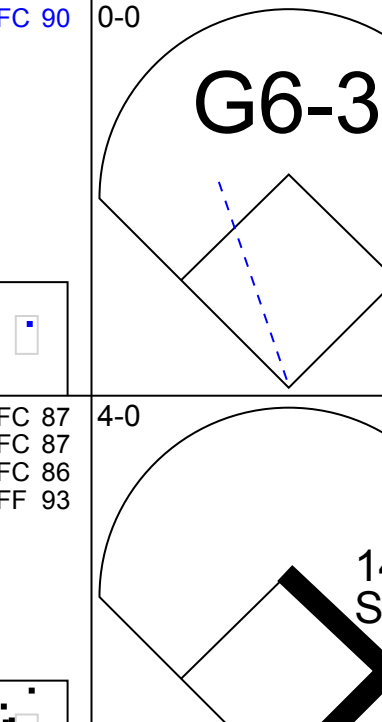

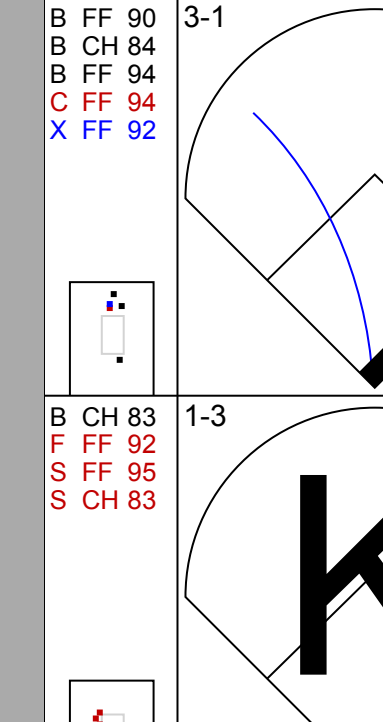

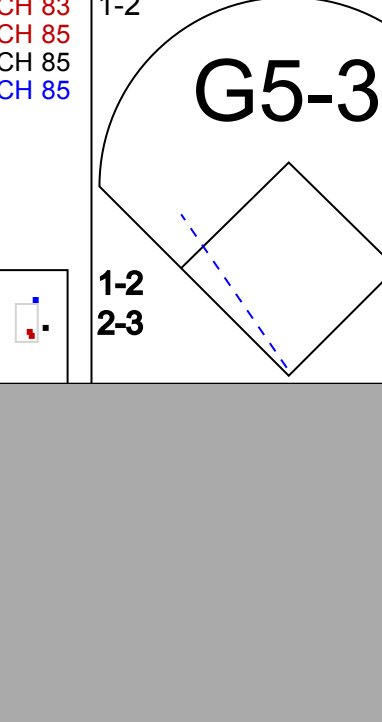
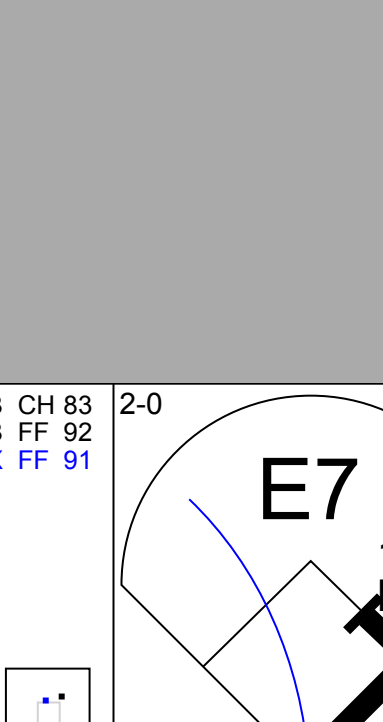
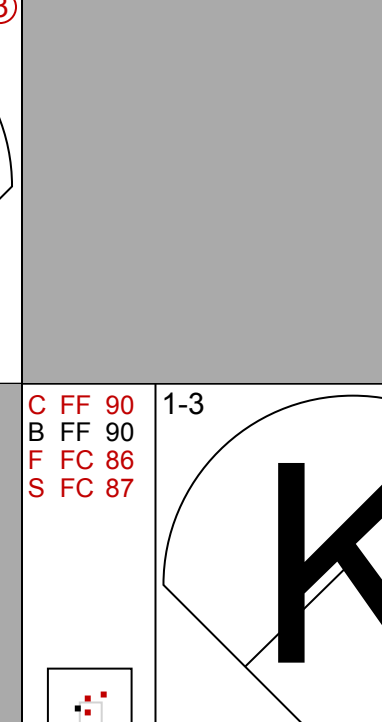
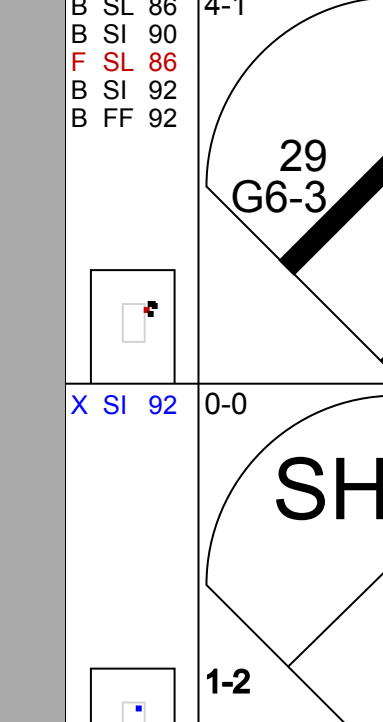

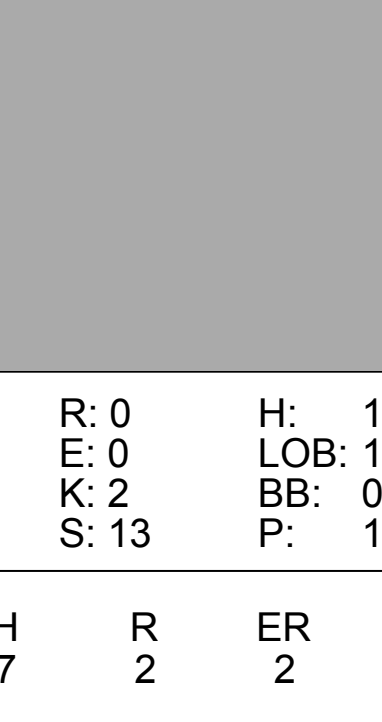
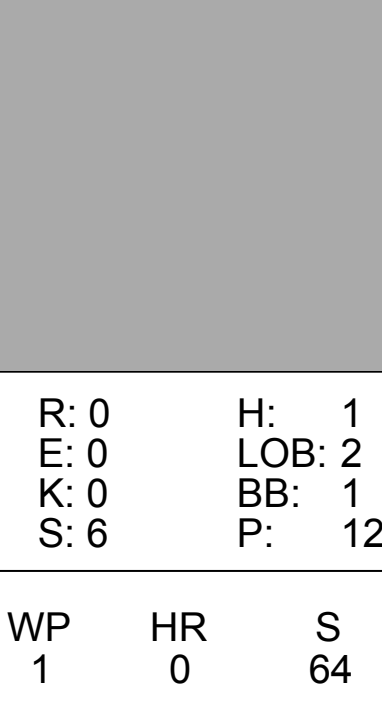
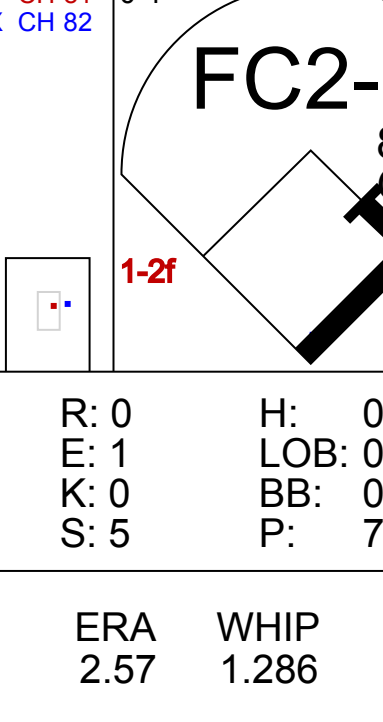
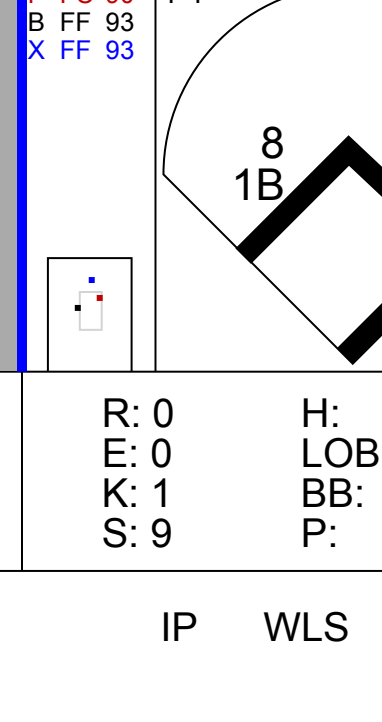
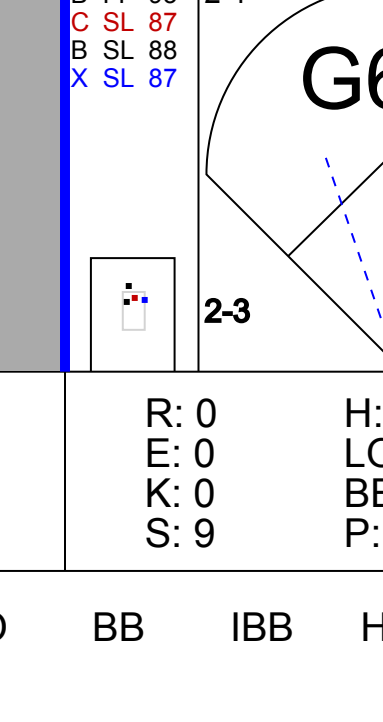
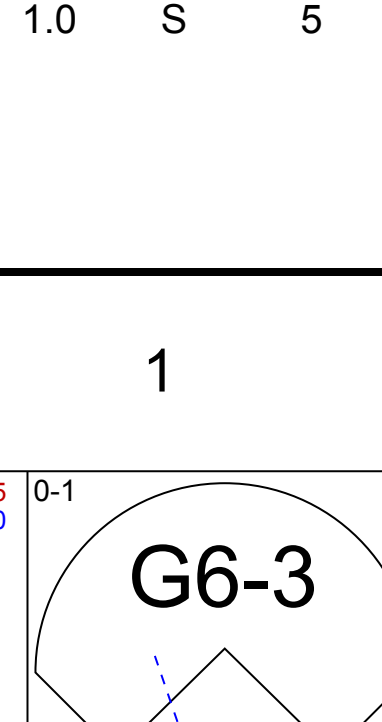
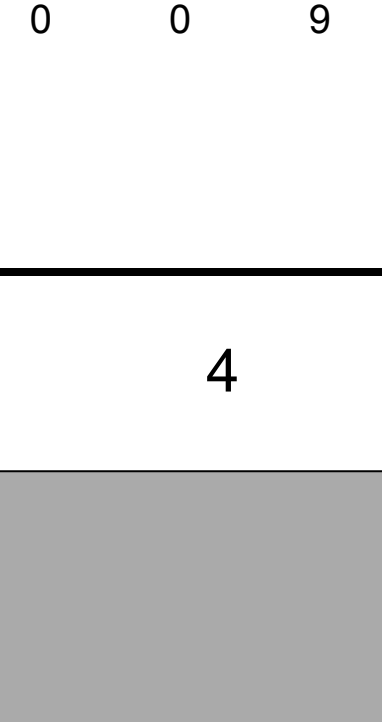
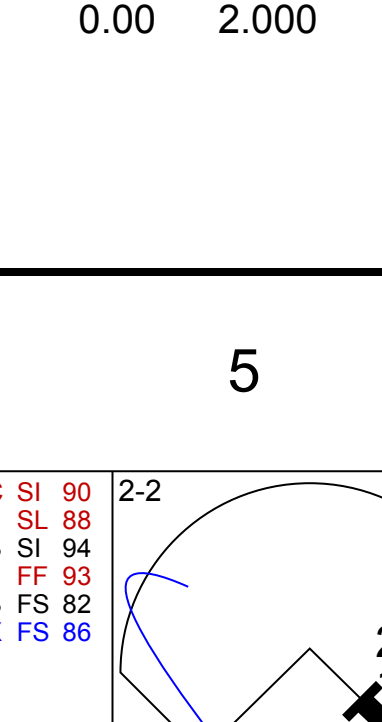
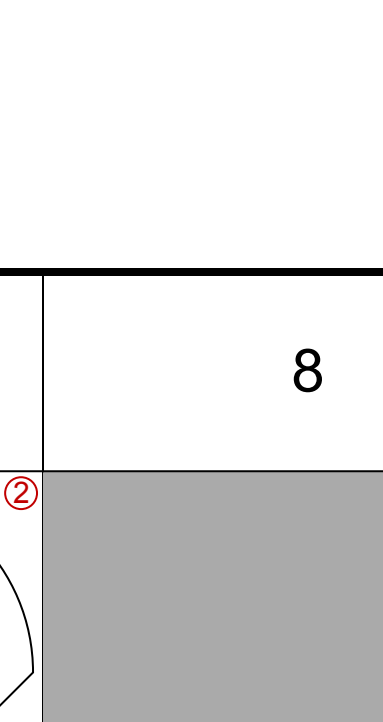
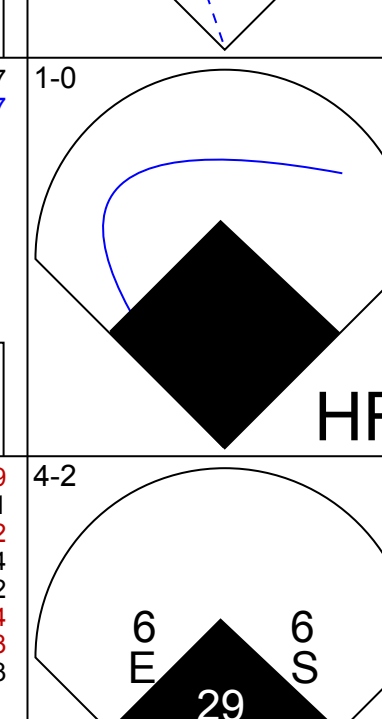

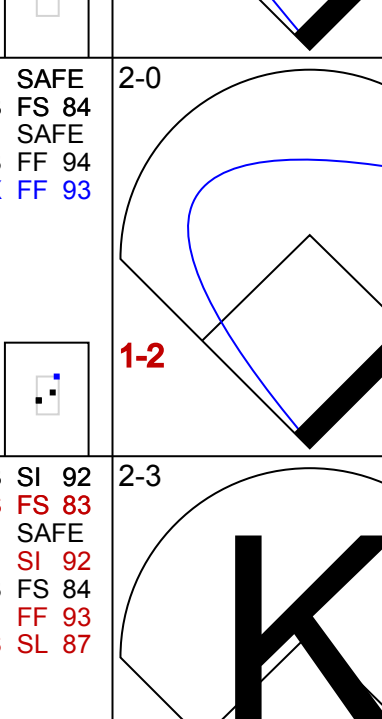

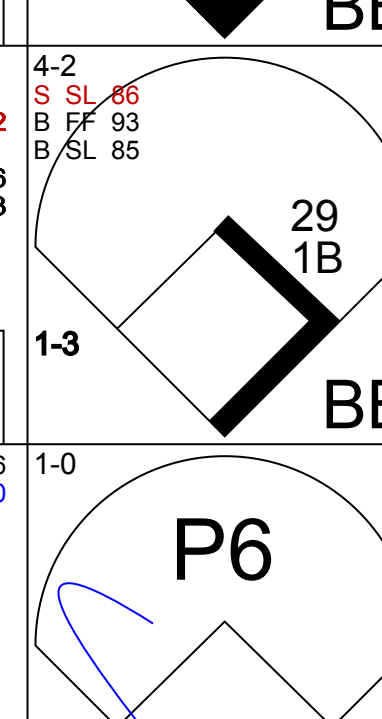

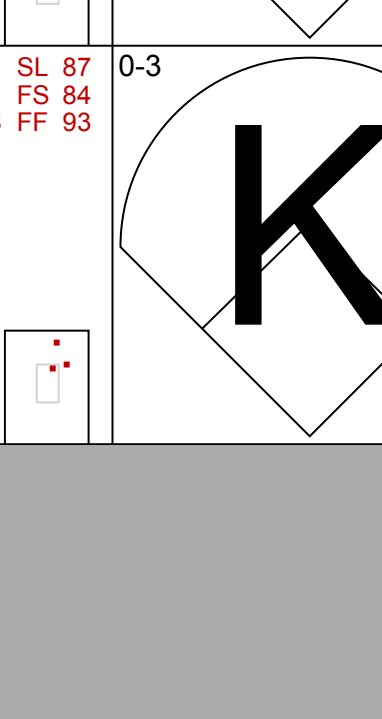
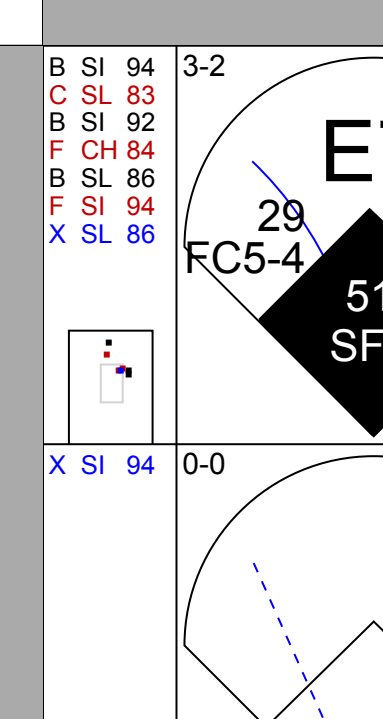
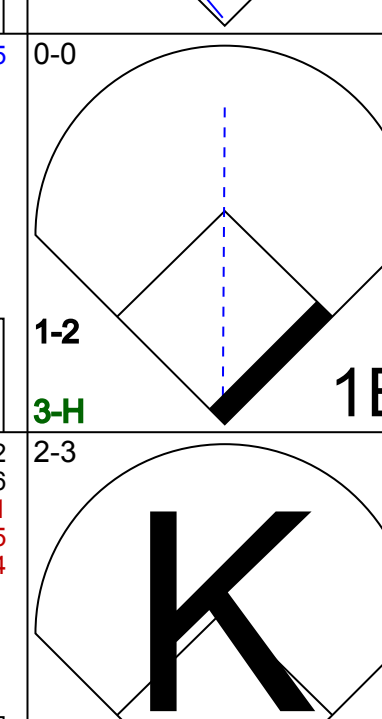
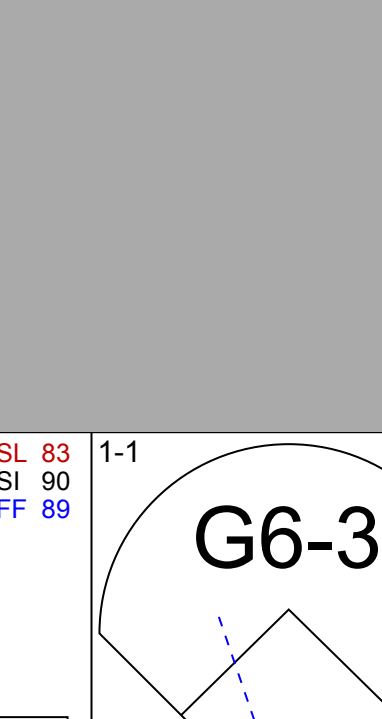



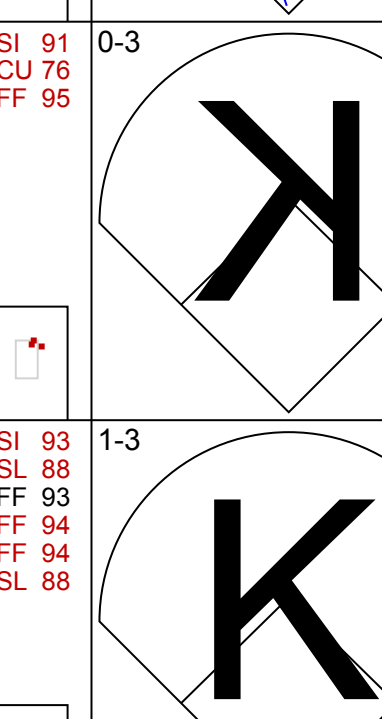

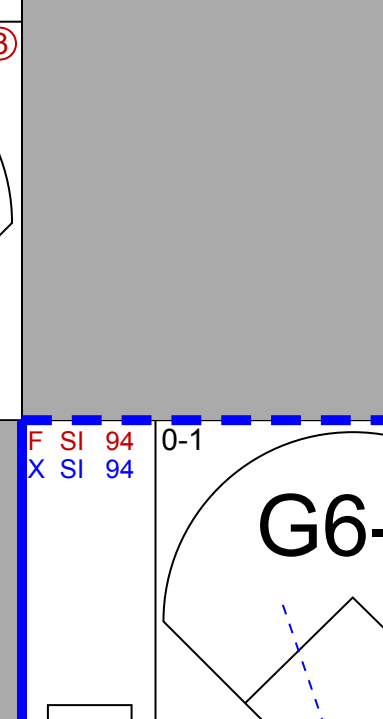
Batter	1	2	3	4	5	6	7	8	9	AB	R	H	RBI	BB	SO	LOB	BOTTOM						
8 Shane Victorino, S (1, 8) OBP: 0.382, SLG: 0.510										3	2	0	0	2	0	3							
27 Placido Polanco, R (1, 5) OBP: 0.390, SLG: 0.418									5	0	1	0	0	0	2								
11 Jimmy Rollins, S (1, 6) OBP: 0.362, SLG: 0.389									4	1	1	0	0	0	2								
6 Ryan Howard, L (1, 3) OBP: 0.333, SLG: 0.551									3	0	0	1	0	2	2								
29 Raul Ibanez, L (1, 7) OBP: 0.304, SLG: 0.333									4	0	2	2	0	0	0								
7 Ross Gload, L (1, 9) 10 Ben Francisco, R (7, 9) OBP: 0.222, SLG: 0.222									3	0	0	0	0	0	3								
51 Carlos Ruiz, R (1, 2) OBP: 0.400, SLG: 0.561									4	0	1	0	0	1	0								
5 Pete Orr, L (1, 4) OBP: 0.455, SLG: 0.400									3	0	1	0	1	0	0								
44 Roy Oswalt, R (1, 1) 16 J.C. Romero, S (7, 1) 55 Danys Baez, R (7, 1) 37 Antonio Bastardo, R (7, 1) 46 Ryan Madison, L (8, 1) 52 Jose Contreras, R (9, 1) 15 John Mayberry Jr., R (8, PH) OBP: 0.238, SLG: 0.167									2	0	0	0	1	0	3								
<b>Inning Stats</b>	R: 2 E: 0 K: 0 S: 7	H: 2 LOB: 1 BB: 1 P: 13	R: 0 E: 0 K: 0 S: 6	H: 0 LOB: 1 BB: 1 P: 12	R: 0 E: 0 K: 1 S: 7	H: 0 LOB: 0 BB: 0 P: 10	R: 0 E: 0 K: 0 S: 8	H: 1 LOB: 2 BB: 1 P: 17	R: 1 E: 0 K: 0 S: 13	H: 2 LOB: 2 BB: 1 P: 21	R: 0 E: 0 K: 0 S: 12	H: 1 LOB: 0 BB: 0 P: 16	R: 0 E: 0 K: 1 S: 10	H: 0 LOB: 0 BB: 0 P: 19	R: 0 E: 0 K: 1 S: 10	H: 0 LOB: 0 BB: 0 P: 13	R: 0 E: 0 K: 0 S: 4	H: 0 LOB: 1 BB: 1 P: 8	1B: 4 2B: 2 3B: 0 HR: 0	SF: 1 SAC: 0 DP: 0 HBP: 0	WP: 0 PB: 0 SB: 0 CS: 0	PA: 38	
<b>PITCHER</b>	IP WLS BF H R ER SO BB IBB HBP BLK WP HR S P ERA WHIP	IP WLS BF H R ER SO BB IBB HBP BLK WP HR S P ERA WHIP	IP WLS BF H R ER SO BB IBB HBP BLK WP HR S P ERA WHIP	IP WLS BF H R ER SO BB IBB HBP BLK WP HR S P ERA WHIP	IP WLS BF H R ER SO BB IBB HBP BLK WP HR S P ERA WHIP	IP WLS BF H R ER SO BB IBB HBP BLK WP HR S P ERA WHIP	IP WLS BF H R ER SO BB IBB HBP BLK WP HR S P ERA WHIP	IP WLS BF H R ER SO BB IBB HBP BLK WP HR S P ERA WHIP	IP WLS BF H R ER SO BB IBB HBP BLK WP HR S P ERA WHIP	IP WLS BF H R ER SO BB IBB HBP BLK WP HR S P ERA WHIP	IP WLS BF H R ER SO BB IBB HBP BLK WP HR S P ERA WHIP	IP WLS BF H R ER SO BB IBB HBP BLK WP HR S P ERA WHIP	IP WLS BF H R ER SO BB IBB HBP BLK WP HR S P ERA WHIP	IP WLS BF H R ER SO BB IBB HBP BLK WP HR S P ERA WHIP	IP WLS BF H R ER SO BB IBB HBP BLK WP HR S P ERA WHIP	IP WLS BF H R ER SO BB IBB HBP BLK WP HR S P ERA WHIP	IP WLS BF H R ER SO BB IBB HBP BLK WP HR S P ERA WHIP	IP WLS BF H R ER SO BB IBB HBP BLK WP HR S P ERA WHIP	IP WLS BF H R ER SO BB IBB HBP BLK WP HR S P ERA WHIP	IP WLS BF H R ER SO BB IBB HBP BLK WP HR S P ERA WHIP	IP WLS BF H R ER SO BB IBB HBP BLK WP HR S P ERA WHIP	IP WLS BF H R ER SO BB IBB HBP BLK WP HR S P ERA WHIP	IP WLS BF H R ER SO BB IBB HBP BLK WP HR S P ERA WHIP

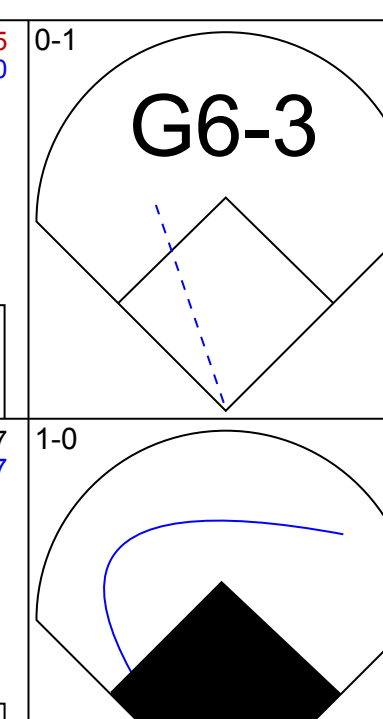
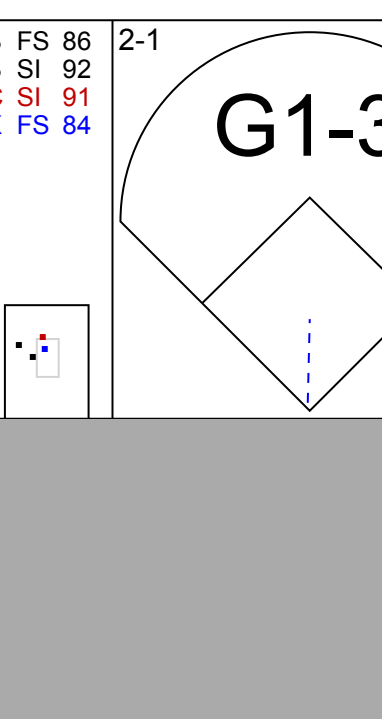
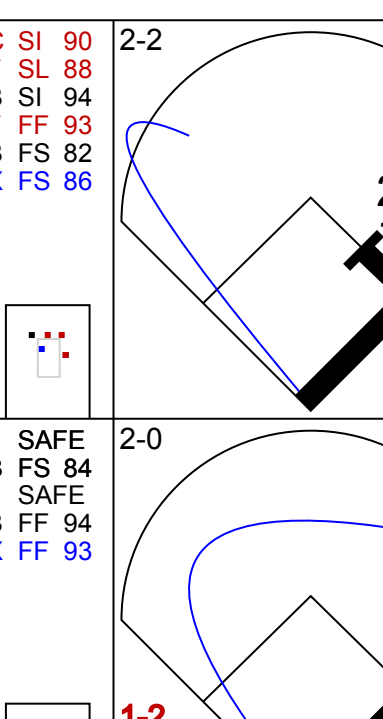
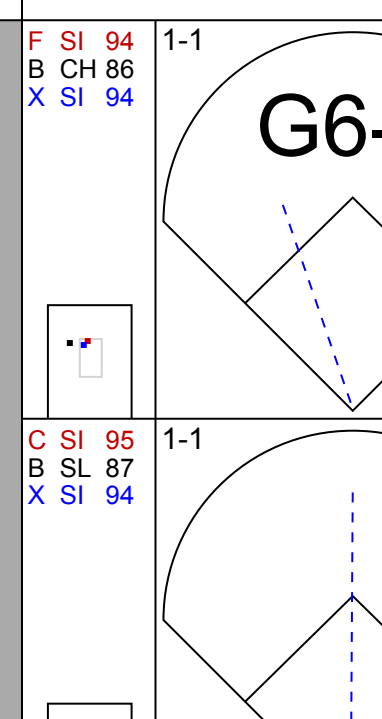
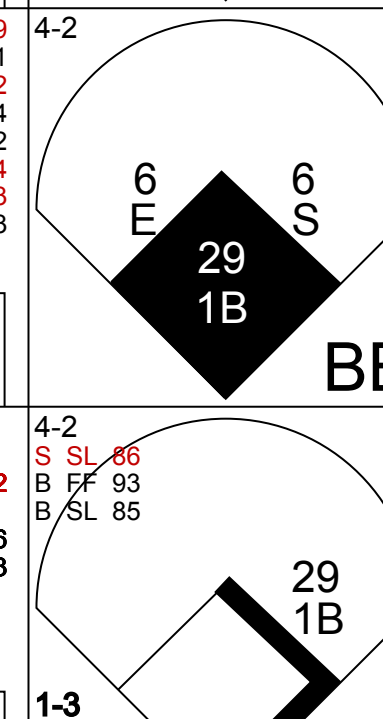
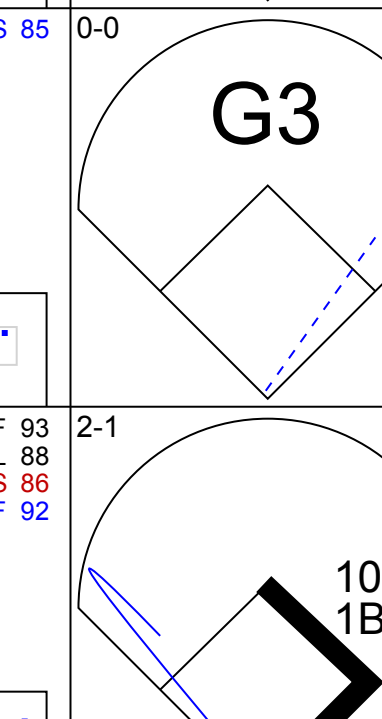
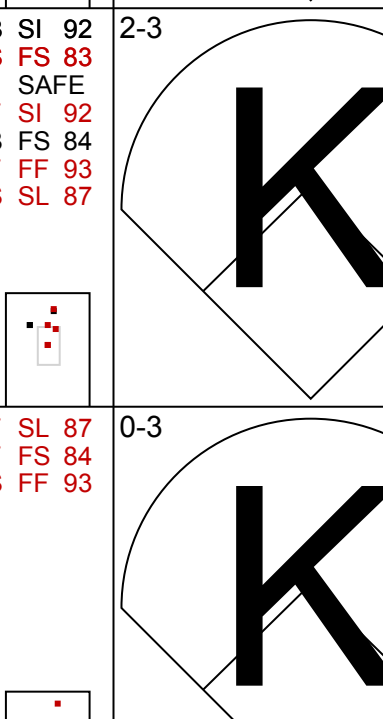
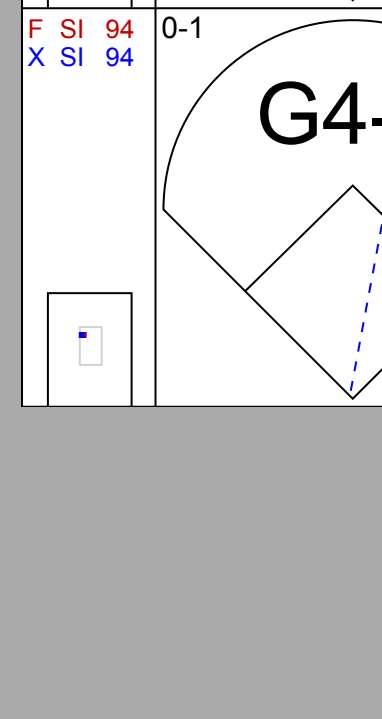

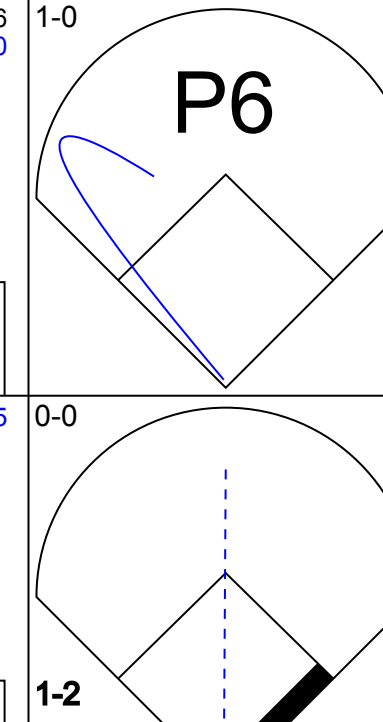
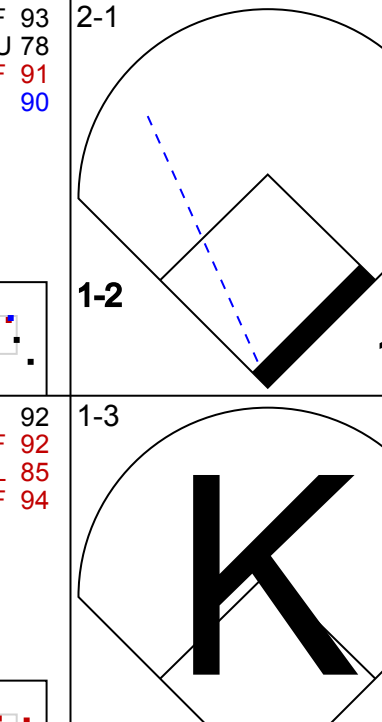


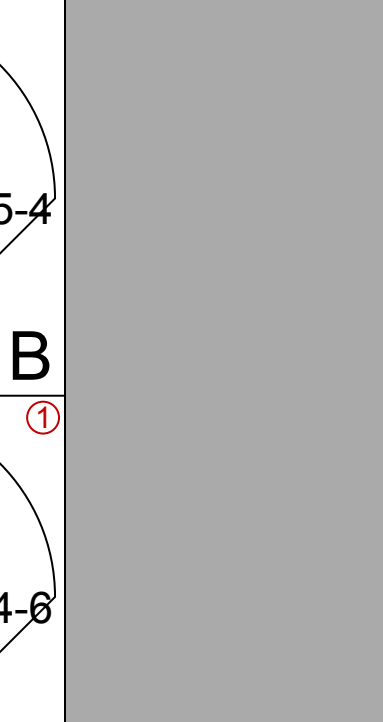




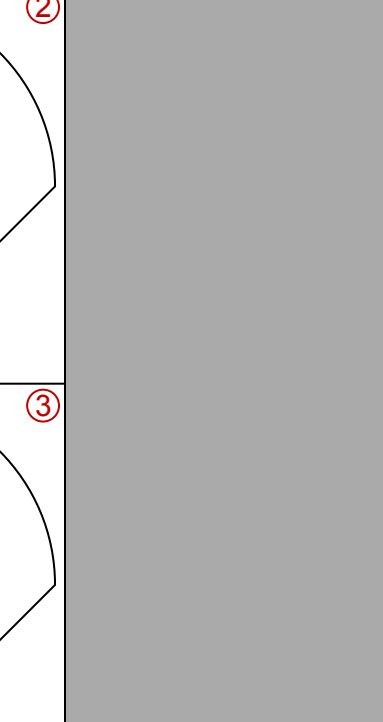
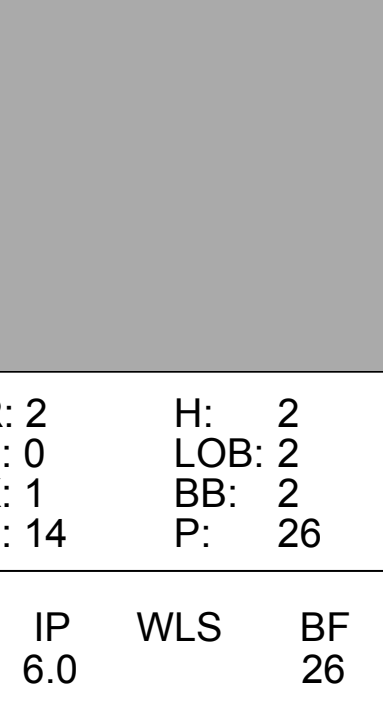
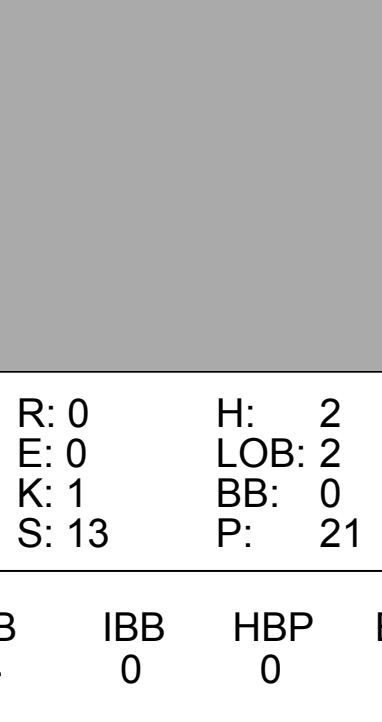
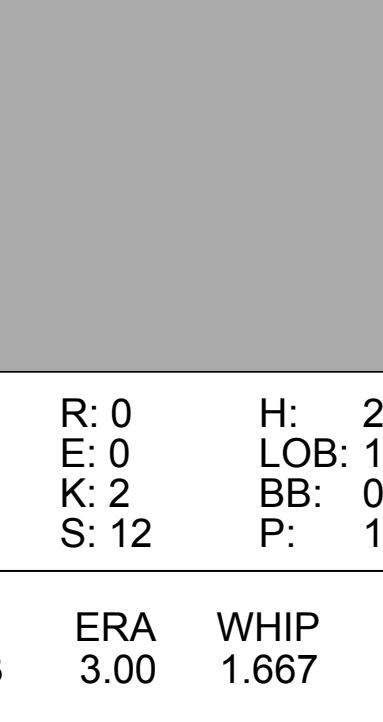
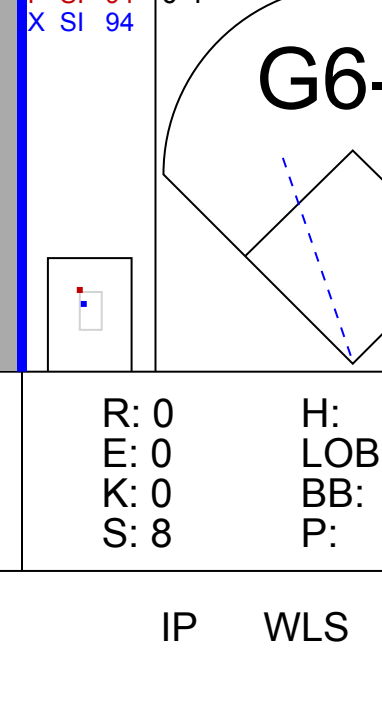
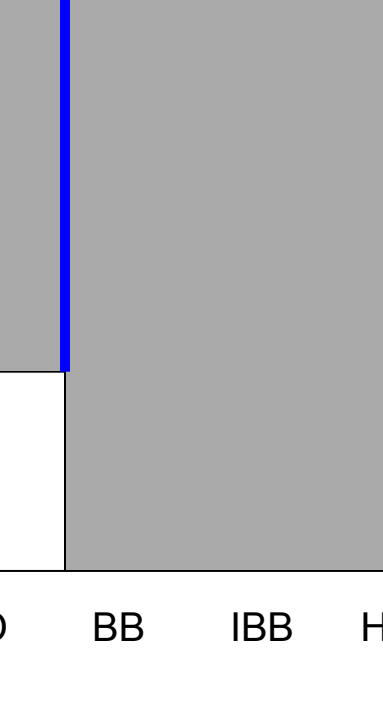





Florida Marlins @ Philadelphia Phillies  
Citizens Bank Park, Philadelphia, PA  
Fri Apr 15 2011, 7:08 PM - 9:56 PM EDT  
Att: 45,667 - Partly Cloudy - 48 F

livebaseballscorecards.com

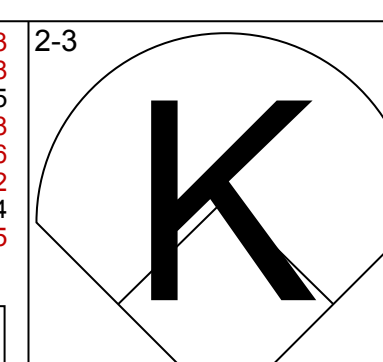
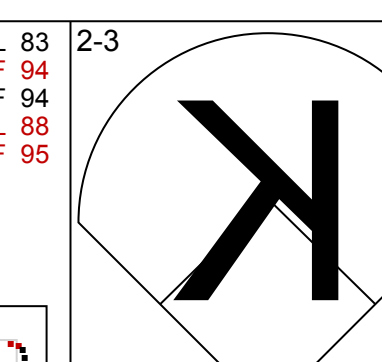
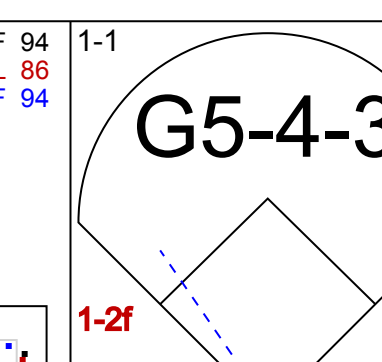
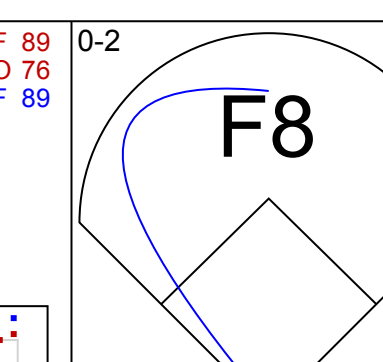
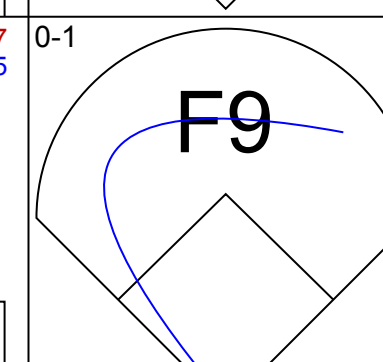
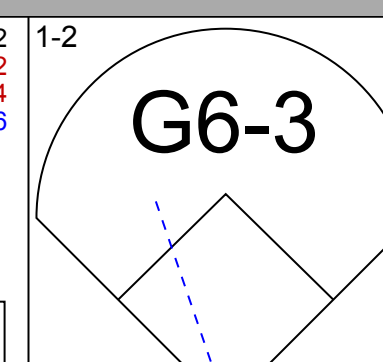
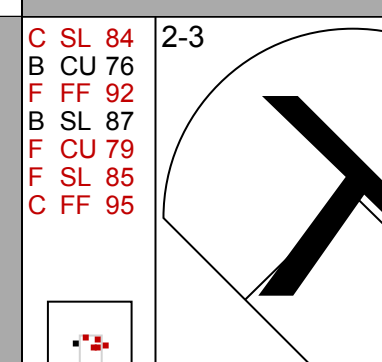
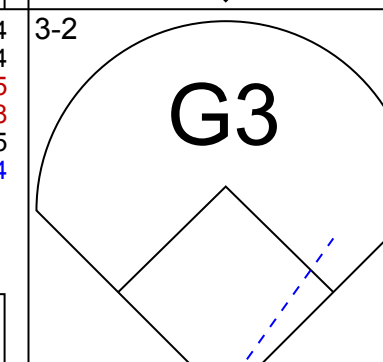
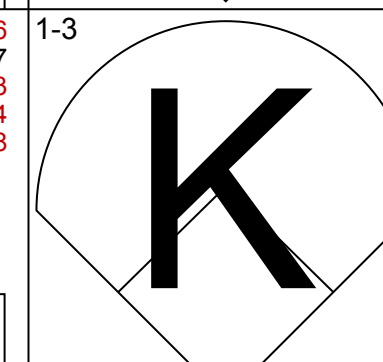
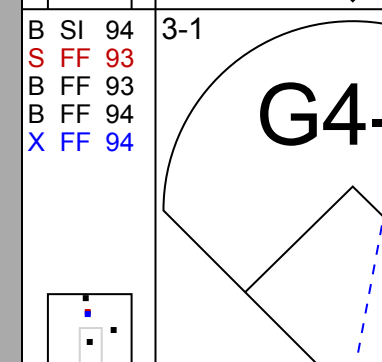
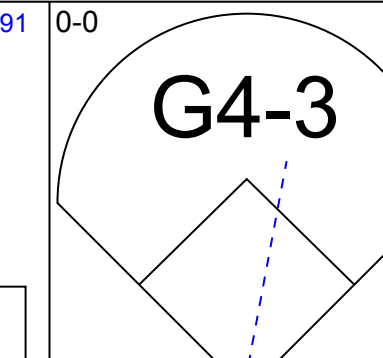
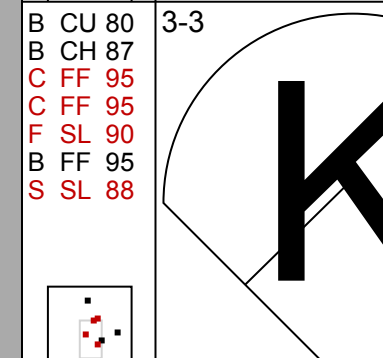
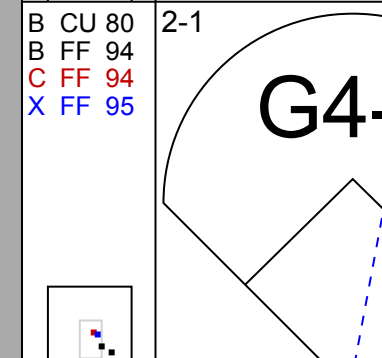
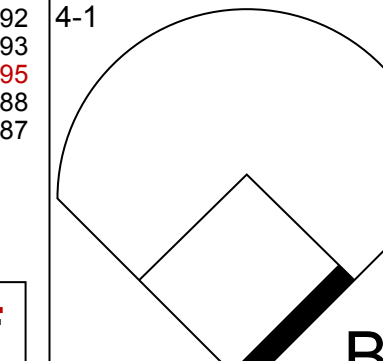
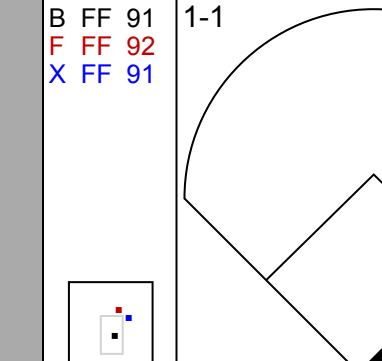
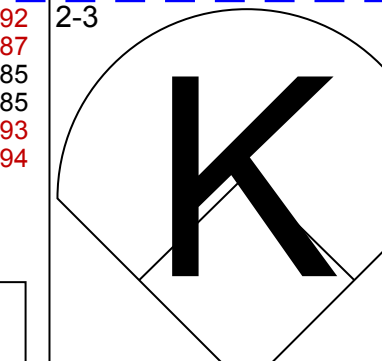
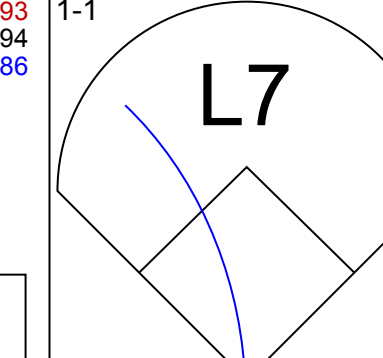
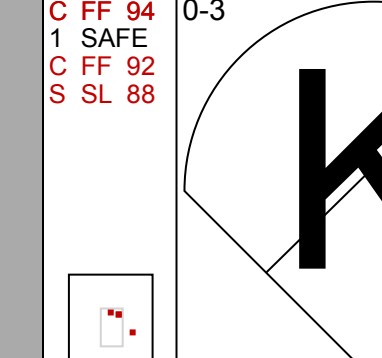
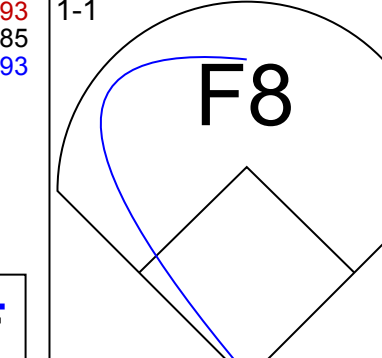
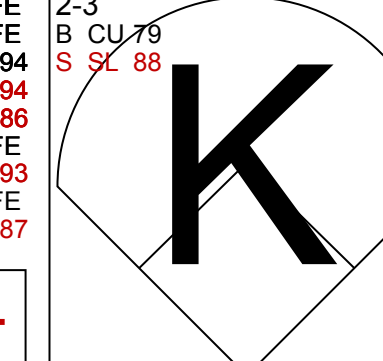
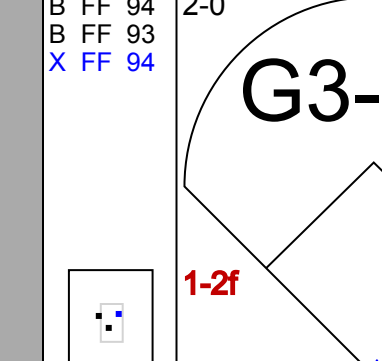
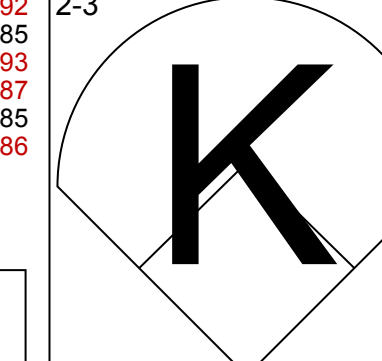
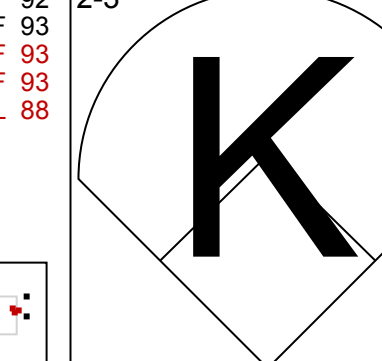
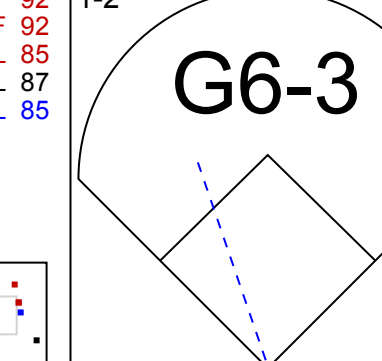
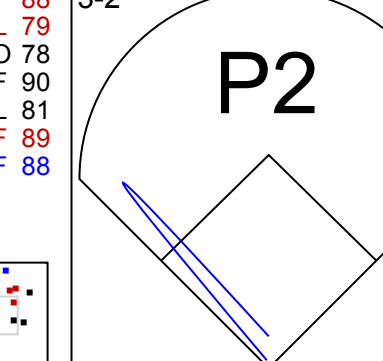
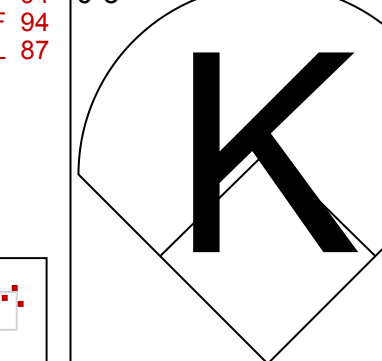
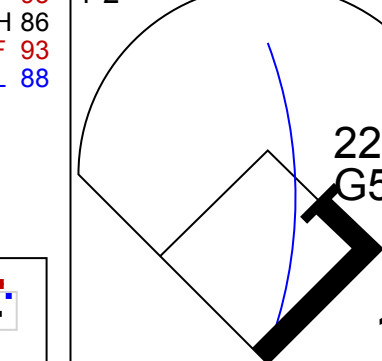
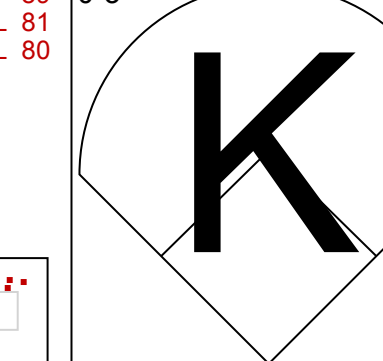
AB 32  
R 3  
H 6  
RBI 3  
BB 5  
SO 3  
LOB 15

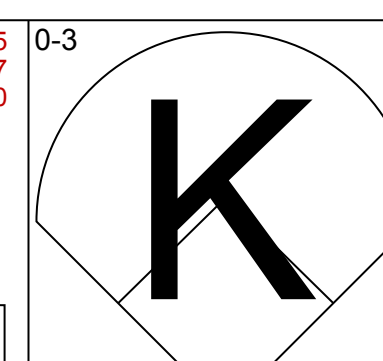
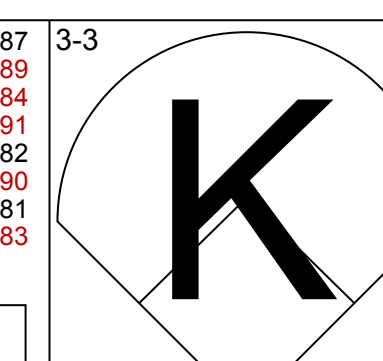
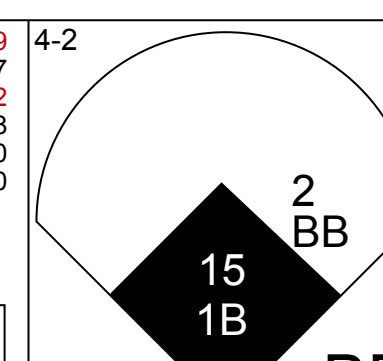
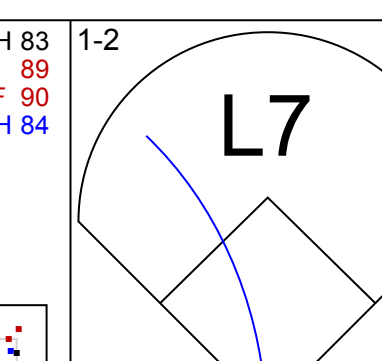
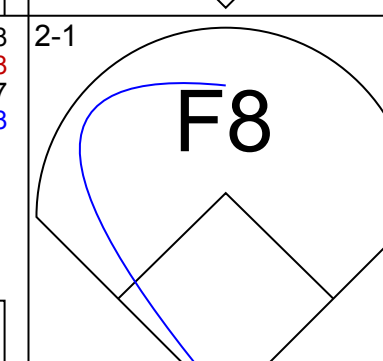
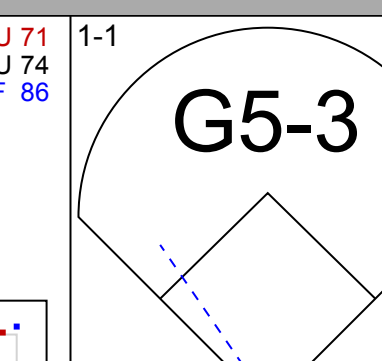
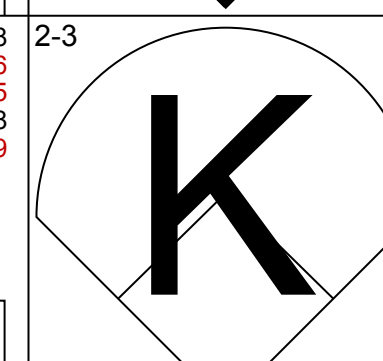
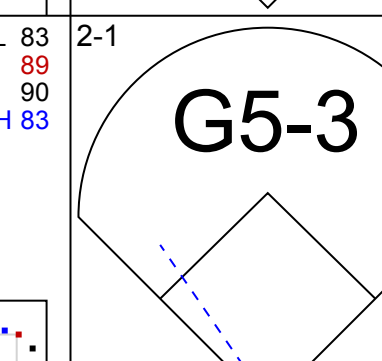
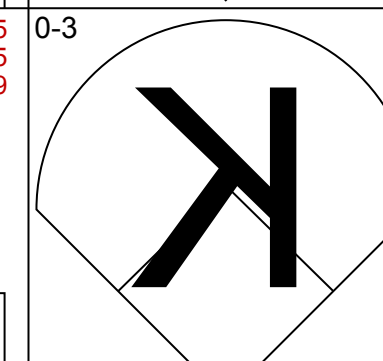
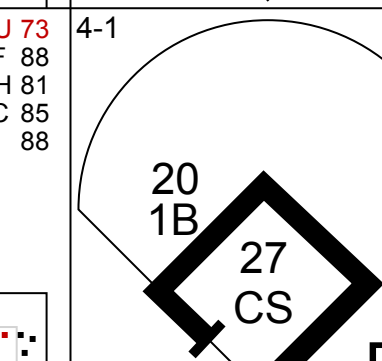
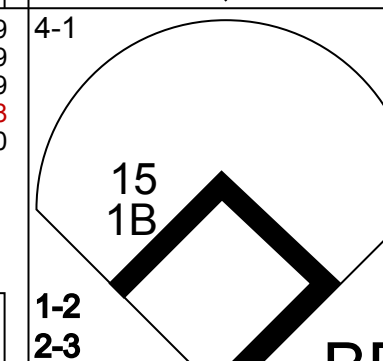
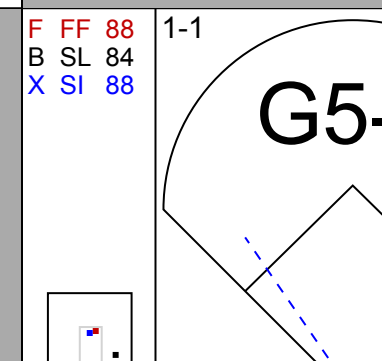
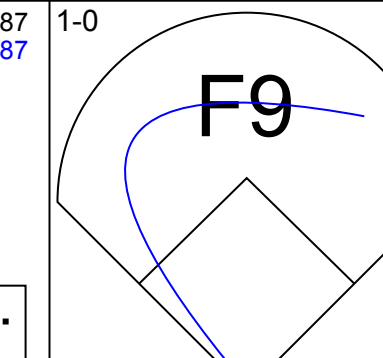
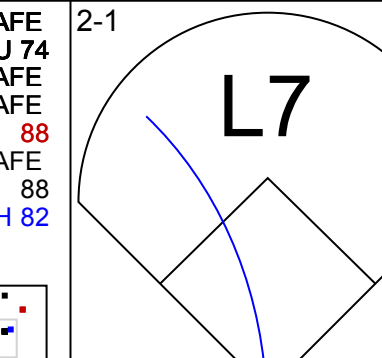
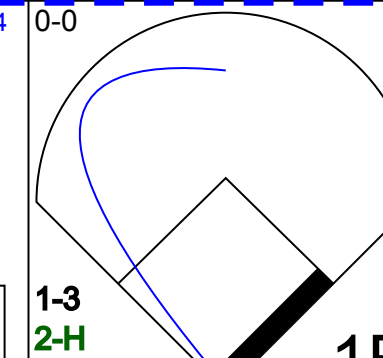

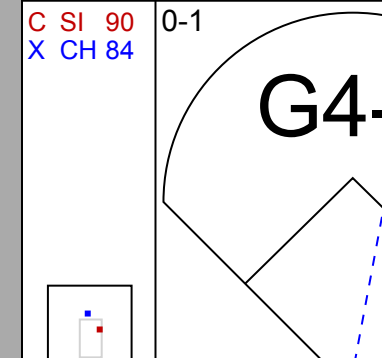
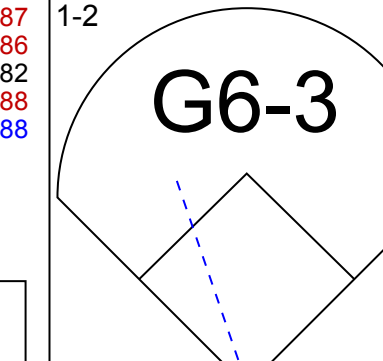
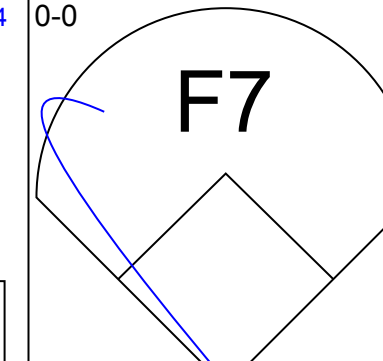
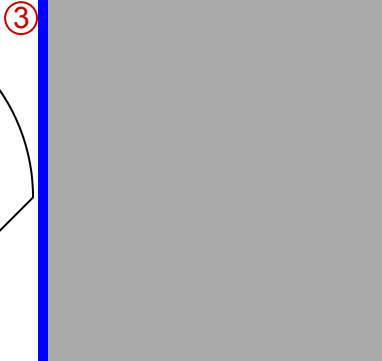
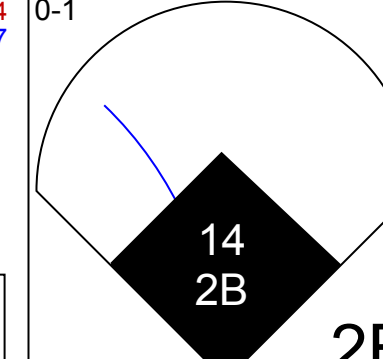

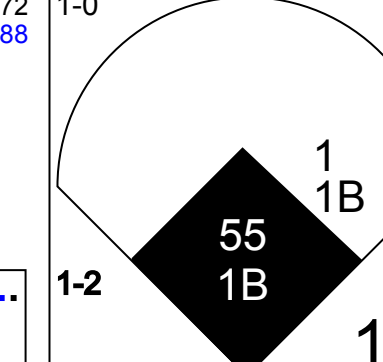

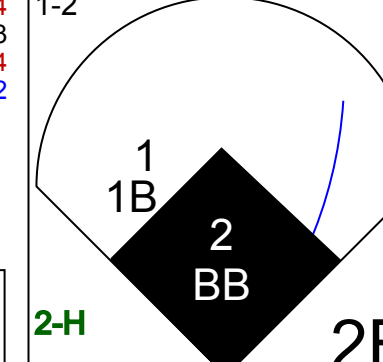
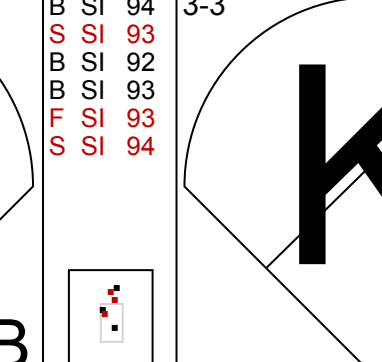
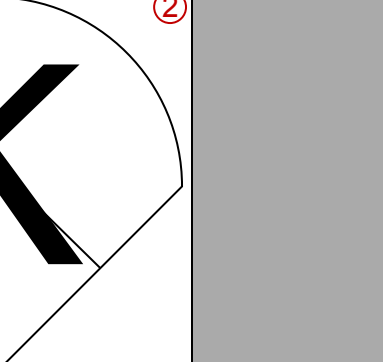
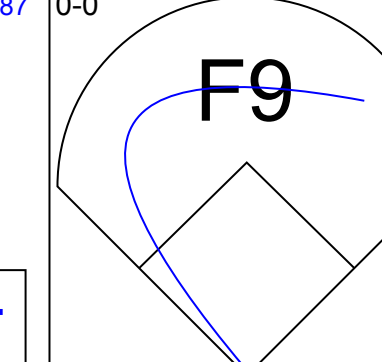
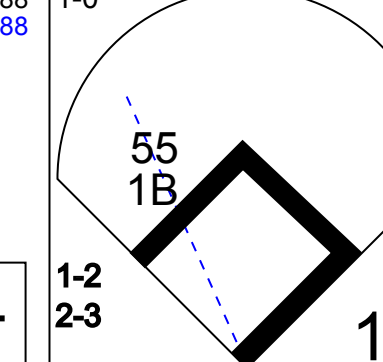
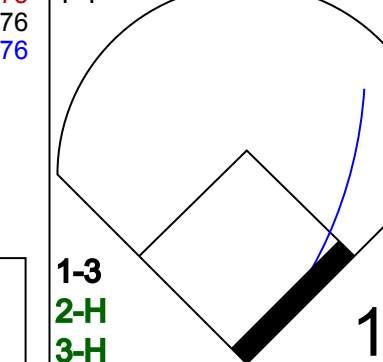
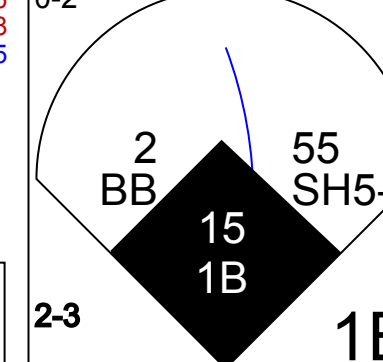
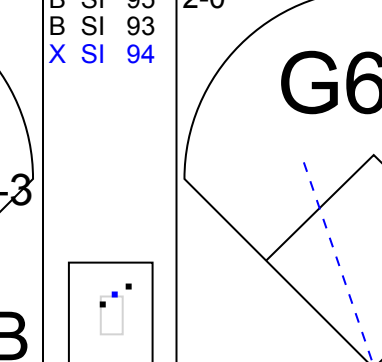
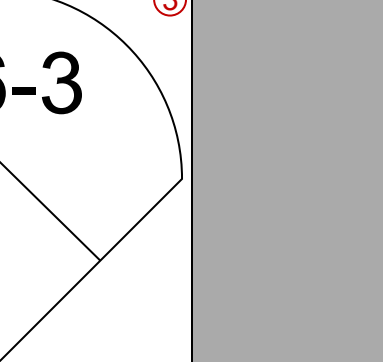
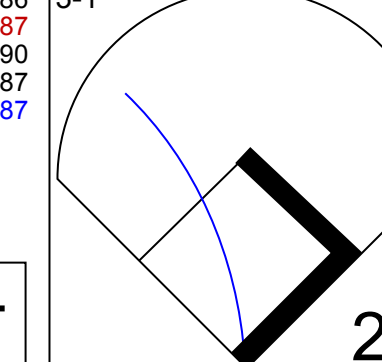
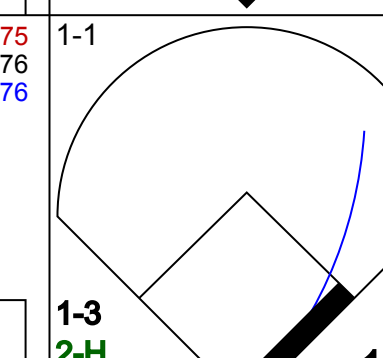
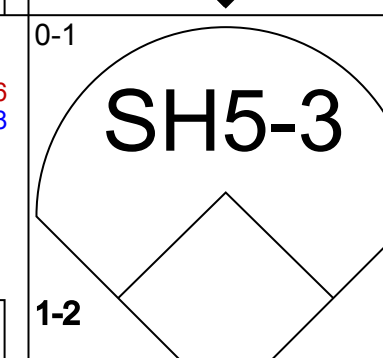
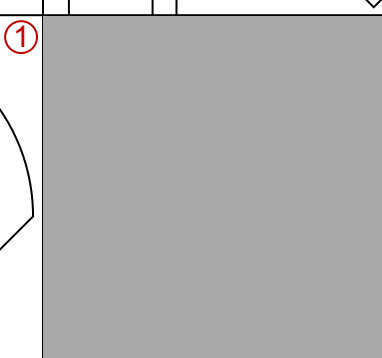
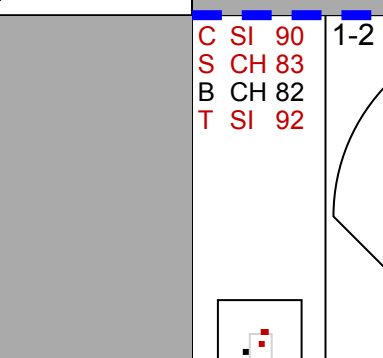
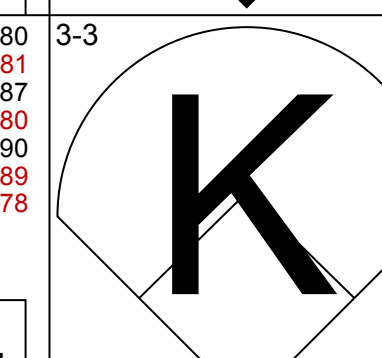
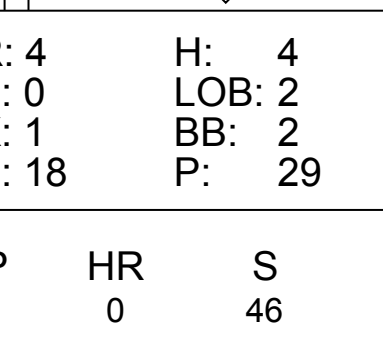
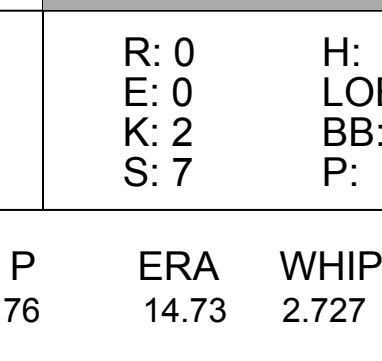
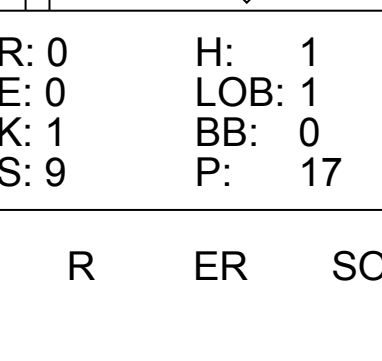



Batter	1	2	3	4	5	6	7	8	9	AB	R	H	RBI	BB	SO	LOB	TOP							
8 Chris Coghlan, L (1, 8) OBP: 0.348, SLG: 0.450										4	0	1	0	1	2	1	<b>Florida Marlins @ Philadelphia Phillies</b> Citizens Bank Park, Philadelphia, PA Sun Apr 17 2011, 1:40 PM - 4:29 PM EDT Att: 45,716 - Sunny - 58 F							
13 Omar Infante, R (1, 4) OBP: 0.296, SLG: 0.288										5	1	1	0	0	0	4								
2 Hanley Ramirez, R (1, 6) OBP: 0.358, SLG: 0.333										3	0	1	0	1	0	1								
27 Giancarlo Stanton, R (1, 9) OBP: 0.286, SLG: 0.323										4	1	1	1	0	2	2								
15 Gaby Sanchez, R (1, 3) OBP: 0.419, SLG: 0.472										4	0	2	0	0	1	1								
20 Logan Morrison, L (1, 7) OBP: 0.429, SLG: 0.654										2	0	1	1	1	1	1								
14 John Buck, R (1, 2) OBP: 0.250, SLG: 0.358										3	0	0	0	1	1	4								
33 Scott Cousins, L (9, PR) OBP: 0.300, SLG: 0.222										3	0	0	0	0	1	1								
18 Wes Helms, R (1, 5) OBP: 0.333, SLG: 0.412										2	0	0	0	0	1	1								
19 Anibal Sánchez, R (1, 1) 1 Emilio Bonifácio, S (7, PH) 58 Ryan Webb, R (7, 1) 29 Greg Dobbs, L (9, PH) OBP: 0.455, SLG: 0.632										2	0	0	0	0	1	1								
<b>Inning Stats</b>	R: 0 E: 0 K: 2 S: 11	H: 0 LOB: 1 BB: 1 P: 17	R: 0 E: 0 K: 2 S: 13	H: 1 LOB: 1 BB: 0 P: 18	R: 0 E: 0 K: 2 S: 7	H: 0 LOB: 0 BB: 0 P: 12	R: 0 E: 0 K: 0 S: 6	H: 1 LOB: 2 BB: 1 P: 12	R: 0 E: 1 K: 0 S: 5	H: 0 LOB: 0 BB: 0 P: 7	R: 2 E: 0 K: 0 S: 13	H: 3 LOB: 1 BB: 0 P: 21	R: 0 E: 0 K: 1 S: 9	H: 2 LOB: 1 BB: 0 P: 14	R: 0 E: 0 K: 2 S: 10	H: 1 LOB: 1 BB: 0 P: 16	R: 0 E: 0 K: 0 S: 9	H: 0 LOB: 3 BB: 2 P: 22	1B: 6 2B: 2 3B: 0 HR: 0	SF: 1 SAC: 1 DP: 2 HBP: 0	WP: 1 PB: 0 SB: 3 CS: 0	PA: 38		
<b>PITCHER</b>	IP WLS BF ERA WHIP	IP WLS BF ERA WHIP	IP WLS BF ERA WHIP	IP WLS BF ERA WHIP	IP WLS BF ERA WHIP	IP WLS BF ERA WHIP	IP WLS BF ERA WHIP	IP WLS BF ERA WHIP	IP WLS BF ERA WHIP	IP WLS BF ERA WHIP	IP WLS BF ERA WHIP	IP WLS BF ERA WHIP	IP WLS BF ERA WHIP	IP WLS BF ERA WHIP	IP WLS BF ERA WHIP	IP WLS BF ERA WHIP	IP WLS BF ERA WHIP	IP WLS BF ERA WHIP	IP WLS BF ERA WHIP	IP WLS BF ERA WHIP	IP WLS BF ERA WHIP	IP WLS BF ERA WHIP	IP WLS BF ERA WHIP	
35 Cole Hamels, L (1, 1) ERA: 4.32	7.0	29	7	2	2	7	2	0	0	0	0	1	0	64	101	2.57	1.286							
46 Ryan Madson, R (8, 1) ERA:	1.0	W	4	1	0	0	2	0	0	0	0	0	0	10	16	0.00	1.000							
52 Jose Contreras, R (9, 1) ERA:	1.0	S	5	0	0	0	0	2	0	0	0	0	0	9	22	0.00	2.000							

Batter	1	2	3	4	5	6	7	8	9	AB	R	H	RBI	BB	SO	LOB	BOTTOM							
8 Shane Victorino, S (1, 8) OBP: 0.373, SLG: 0.491										4	0	1	0	0	0	0	<b>Florida Marlins @ Philadelphia Phillies</b> Citizens Bank Park, Philadelphia, PA Sun Apr 17 2011, 1:40 PM - 4:29 PM EDT Att: 45,716 - Sunny - 58 F							
27 Placido Polanco, R (1, 5) OBP: 0.413, SLG: 0.492										4	1	3	1	0	0	0								
11 Jimmy Rollins, S (1, 6) OBP: 0.355, SLG: 0.368										3	1	0	0	1	1	2								
6 Ryan Howard, L (1, 3) OBP: 0.344, SLG: 0.538										3	1	1	0	1	1	1								
10 Ben Francisco, R (1, 9) OBP: 0.351, SLG: 0.431										3	0	2	0	1	0	2								
29 Raul Ibanez, L (1, 7) OBP: 0.300, SLG: 0.327										4	0	1	1	0	1	5								
51 Carlos Ruiz, R (1, 2) OBP: 0.367, SLG: 0.523										3	0	0	1	0	2	3								
21 Wilson Valdez, R (1, 4) OBP: 0.372, SLG: 0.400										3	0	0	0	1	2	2								
35 Cole Hamels, L (1, 1) 7 Ross Gload, L (7, PH) 46 Ryan Madson, L (8, 1) 52 Jose Contreras, R (9, 1) OBP: 0.200, SLG: 0.200										2	0	0	0	0	1	1								
<b>Inning Stats</b>	R: 2 E: 0 K: 1 S: 14	H: 2 LOB: 2 BB: 2 P: 26	R: 0 E: 0 K: 0 S: 8	H: 0 LOB: 0 BB: 1 P: 16	R: 0 E: 0 K: 1 S: 13	H: 2 LOB: 0 BB: 0 P: 21	R: 0 E: 0 K: 2 S: 10	H: 0 LOB: 0 BB: 0 P: 12	R: 0 E: 0 K: 2 S: 12	H: 2 LOB: 1 BB: 0 P: 18	R: 0 E: 0 K: 2 S: 14	H: 0 LOB: 1 BB: 1 P: 20	R: 0 E: 0 K: 0 S: 8	H: 1 LOB: 0 BB: 0 P: 10	R: 1 E: 1 K: 0 S: 13	H: 1 LOB: 1 BB: 0 P: 19		R: 0 E: 0 K: 0 S: 9	H: 0 LOB: 3 BB: 2 HR: 1	SF: 1 SAC: 0 DP: 1 HBP: 0	WP: 0 PB: 0 SB: 1 CS: 0	PA: 35		
<b>PITCHER</b>	IP WLS BF ERA WHIP	IP WLS BF ERA WHIP	IP WLS BF ERA WHIP	IP WLS BF ERA WHIP	IP WLS BF ERA WHIP	IP WLS BF ERA WHIP	IP WLS BF ERA WHIP	IP WLS BF ERA WHIP	IP WLS BF ERA WHIP	IP WLS BF ERA WHIP	IP WLS BF ERA WHIP	IP WLS BF ERA WHIP	IP WLS BF ERA WHIP	IP WLS BF ERA WHIP	IP WLS BF ERA WHIP	IP WLS BF ERA WHIP	IP WLS BF ERA WHIP	IP WLS BF ERA WHIP	IP WLS BF ERA WHIP	IP WLS BF ERA WHIP	IP WLS BF ERA WHIP	IP WLS BF ERA WHIP	IP WLS BF ERA WHIP	
19 Anibal Sánchez, R (1, 1) ERA: 5.51	6.0	26	6	2	2	8	4	0	0	0	0	0	0	71	113	3.00	1.667							
58 Ryan Webb, R (7, 1) ERA: 2.79	2.0	L	9	2	1	0	0	0	0	0	0	0	0	21	29	0.00	1.000							



Batter	1	2	3	4	5	6	7	8	9	AB	R	H	RBI	BB	SO	LOB	TOP					
22 Andrew McCutchen, R OBP: 0.359, SLG: 0.426										4	0	0	0	0	2	1	<b>Pittsburgh Pirates @ Florida Marlins</b> Sun Life Stadium, Miami, FL Tue Apr 19 2011, 7:12 PM - 9:36 PM EDT Att: 11,118 - Partly Cloudy - 82 F					
31 Jose Tabata, R OBP: 0.410, SLG: 0.500										3	0	0	0	0	1	0						
37 Lyle Overbay, L OBP: 0.329, SLG: 0.359										3	0	0	0	0	1	0						
18 Neil Walker, S OBP: 0.365, SLG: 0.492										3	0	0	0	0	1	0						
46 Garrett Jones, L OBP: 0.420, SLG: 0.512										2	0	1	0	1	1	0						
41 Ryan Doumit, S OBP: 0.289, SLG: 0.417										3	0	0	0	0	1	2						
24 Pedro Alvarez, L OBP: 0.246, SLG: 0.217										3	0	0	0	0	2	2						
5 Ronny Cedeno, R OBP: 0.228, SLG: 0.200										3	0	0	0	0	1	0						
28 Paul Maholm, L ERA: 4.3										1	0	0	0	0	0	0						
14 John Bowker, L ERA: 3.55										1	0	0	0	0	0	0						
25 Daniel McCutchen, R ERA: 3.55										1	0	0	0	0	0	0						
97 Joe Beimel, L ERA: 3.55										1	0	0	0	0	0	0						
10 Joshua Rodriguez, R ERA: 3.55										1	0	0	0	0	1	0						
<b>Inning Stats</b>	R: 0 E: 0 K: 1 S: 11	H: 0 LOB: 0 BB: 0 P: 16	R: 0 E: 0 K: 1 S: 9	H: 0 LOB: 1 BB: 1 P: 16	R: 0 E: 0 K: 3 S: 9	H: 0 LOB: 0 BB: 0 P: 13	R: 0 E: 0 K: 2 S: 11	H: 0 LOB: 0 BB: 0 P: 16	R: 0 E: 0 K: 1 S: 6	H: 1 LOB: 0 BB: 0 P: 9	R: 0 E: 0 K: 0 S: 9	H: 1 LOB: 0 BB: 0 P: 12	R: 0 E: 0 K: 1 S: 9	H: 0 LOB: 0 BB: 0 P: 16	R: 0 E: 0 K: 2 S: 10	H: 0 LOB: 0 BB: 0 P: 15	R: 0 E: 0 K: 1 S: 10	H: 0 LOB: 0 BB: 0 P: 13	1B: 2 2B: 0 3B: 0 HR: 0	SF: 0 SAC: 0 DP: 2 HBP: 0	WP: 0 PB: 0 SB: 0 CS: 0	PA: 28
<b>PITCHER</b>	IP	WLS	BF	H	R	ER	SO	BB	IBB	HBP	BLK	WP	HR	S	P	ERA	WHIP					
55 Josh Johnson, R ERA: 1.0	7.0	W	22	2	0	0	9	1	0	0	0	0	0	64	98	0.00	0.429					
40 Mike Dunn, L ERA: 1.0	1.0		3	0	0	0	2	0	0	0	0	0	0	10	15	0.00	0.000					
44 Brian Sanches, R ERA: 1.0	1.0		3	0	0	0	1	0	0	0	0	0	0	10	13	0.00	0.000					


Batter	1	2	3	4	5	6	7	8	9	AB	R	H	RBI	BB	SO	LOB	BOTTOM				
8 Chris Coghlan, L OBP: 0.343, SLG: 0.429										3	1	0	0	1	2	2	<b>Pittsburgh Pirates @ Florida Marlins</b> Sun Life Stadium, Miami, FL Tue Apr 19 2011, 7:12 PM - 9:36 PM EDT Att: 11,118 - Partly Cloudy - 82 F				
13 Omar Infante, R OBP: 0.250, SLG: 0.270										4	0	0	0	0	1	3					
2 Hanley Ramirez, R OBP: 0.368, SLG: 0.319										2	0	0	1	2	1	0					
15 Gaby Sanchez, R OBP: 0.409, SLG: 0.456										4	0	1	2	0	0	1					
20 Logan Morrison, L OBP: 0.424, SLG: 0.636										3	0	1	0	0	0	2					
33 Scott Cousins, L OBP: 0.273, SLG: 0.200										1	0	0	0	0	1	0					
27 Giancarlo Stanton, R OBP: 0.308, SLG: 0.353										3	2	1	0	0	1	0					
22 Donnie Murphy, R OBP: 0.200, SLG: 0.156										0	0	0	0	0	0	0					
14 John Buck, R OBP: 0.267, SLG: 0.386										4	2	2	1	0	1	0					
1 Emilio Bonifacio, S OBP: 0.387, SLG: 0.414										4	1	3	0	0	0	0					
55 Josh Johnson, L OBP: 0.200, SLG: 0.200										2	0	1	2	0	1	0					
40 Mike Dunn, L ERA: 1.0										0	0	0	0	0	0	0					
18 Wes Helms, R OBP: 0.316, SLG: 0.389										1	0	0	0	0	1	1					
44 Brian Sanches, R OBP: 1.000, SLG: 1.000										0	0	0	0	0	0	0					
<b>Inning Stats</b>	R: 0 E: 0 K: 2 S: 8	H: 0 LOB: 0 BB: 0 P: 10	R: 2 E: 0 K: 1 S: 14	H: 3 LOB: 2 BB: 0 P: 23	R: 0 E: 0 K: 0 S: 8	H: 1 LOB: 1 BB: 1 P: 16	R: 4 E: 0 K: 1 S: 18	H: 4 LOB: 2 BB: 2 P: 29	R: 0 E: 0 K: 2 S: 7	H: 0 LOB: 0 BB: 0 P: 15	R: 0 E: 0 K: 1 S: 8	H: 0 LOB: 0 BB: 0 P: 12	R: 0 E: 0 K: 1 S: 7	H: 0 LOB: 0 BB: 0 P: 9	R: 0 E: 0 K: 1 S: 9	H: 1 LOB: 1 BB: 0 P: 17	1B: 6 2B: 3 3B: 0 HR: 0	SF: 0 SAC: 1 DP: 0 HBP: 1	WP: 0 PB: 0 SB: 0 CS: 1	PA: 37	
<b>PITCHER</b>	IP	WLS	BF	H	R	ER	SO	BB	IBB	HBP	BLK	WP	HR	S	P	ERA	WHIP				
28 Paul Maholm, L ERA: 4.3	3.2	L	21	7	6	6	4	3	0	0	0	0	0	9	17	0.00	0.750				
60 Michael Crotta, R ERA: 4.05	1.1		5	1	0	0	2	0	0	0	0	0	0	15	21	0.00	0.000				
25 Daniel McCutchen, R ERA: 3.55	2.0		6	0	0	0	2	0	0	0	0	0	0	9	17	0.00	1.000				
97 Joe Beimel, L ERA: 9.0	1.0		4	1	0	0	1	0	0	0	0	0	0	9	17	0.00	1.000				



Batter	1	2	3	4	5	6	7	8	9	AB	R	H	RBI	BB	SO	LOB	TOP			
31 Jose Tabata, R OBP: 0.390, SLG: 0.471										4	0	0	0	0	2	1				
23 Matt Diaz, R OBP: 0.303, SLG: 0.313										4	0	2	0	0	0	0	1			
37 Lyle Overbay, L OBP: 0.329, SLG: 0.358										3	0	1	0	0	1	1				
30 Chris Resop, R OBP: 0.346, SLG: 0.464										4	0	0	0	0	2	2				
46 Garrett Jones, L OBP: 0.396, SLG: 0.477										3	0	0	0	0	1	0				
24 Pedro Alvarez, L OBP: 0.474, SLG: 0.500										2	0	0	0	1	1	0				
19 Chris Snyder, R OBP: 0.474, SLG: 0.500										3	0	1	0	0	1	0				
5 Ronny Cedeno, R OBP: 0.217, SLG: 0.189										3	0	0	0	0	0	0				
50 Charlie Morton, R OBP: 0.125, SLG: 0.250										1	0	1	0	0	0	0				
51 Steve Pearce, R OBP: 0.300, SLG: 0.263										2	0	0	0	0	1	0				
<b>Inning Stats</b>	R: 0 H: 1 E: 0 K: 2 S: 11	H: 1 LOB: 1 BB: 0 P: 15	R: 0 H: 0 E: 0 K: 0 S: 9	H: 0 LOB: 0 BB: 0 P: 13	R: 0 H: 1 E: 0 K: 0 S: 13	H: 1 LOB: 1 BB: 0 P: 18	R: 0 H: 0 E: 0 K: 3 S: 9	H: 0 LOB: 0 BB: 0 P: 14	R: 0 H: 1 E: 0 K: 1 S: 9	H: 1 LOB: 1 BB: 0 P: 13	R: 0 H: 1 E: 0 K: 0 S: 6	H: 1 LOB: 2 BB: 1 P: 12	R: 0 H: 0 E: 0 K: 1 S: 6	H: 0 LOB: 0 BB: 0 P: 9	R: 0 H: 1 E: 0 K: 1 S: 6	H: 1 LOB: 0 BB: 0 P: 9	1B: 2 2B: 4 HR: 0	SF: 0 SAC: 0 HBP: 0	WP: 0 PA: 31 CS: 0	
<b>PITCHER</b>	IP: 7.0 WLS: W BF: 25 ERA: 3.0	WLS: W BF: 6 ERA: 3.52	IP: 7.0 WLS: W BF: 25 ERA: 3.0	IP: 7.0 WLS: W BF: 25 ERA: 3.0	IP: 7.0 WLS: W BF: 25 ERA: 3.0	IP: 7.0 WLS: W BF: 25 ERA: 3.0	IP: 7.0 WLS: W BF: 25 ERA: 3.0	IP: 7.0 WLS: W BF: 25 ERA: 3.0	IP: 7.0 WLS: W BF: 25 ERA: 3.0	IP: 7.0 WLS: W BF: 25 ERA: 3.0	IP: 7.0 WLS: W BF: 25 ERA: 3.0	IP: 7.0 WLS: W BF: 25 ERA: 3.0	IP: 7.0 WLS: W BF: 25 ERA: 3.0	IP: 7.0 WLS: W BF: 25 ERA: 3.0	IP: 7.0 WLS: W BF: 25 ERA: 3.0	IP: 7.0 WLS: W BF: 25 ERA: 3.0	IP: 7.0 WLS: W BF: 25 ERA: 3.0	IP: 7.0 WLS: W BF: 25 ERA: 3.0	IP: 7.0 WLS: W BF: 25 ERA: 3.0	IP: 7.0 WLS: W BF: 25 ERA: 3.0

Pittsburgh Pirates @ Florida Marlins  
Sun Life Stadium, Miami, FL  
Wed Apr 20 2011, 7:11 PM - 9:34 PM EDT  
Att: 10,112 - Partly Cloudy - 81 F


AB 30  
R 0  
H 5  
RBI 0  
BB 1  
SO 10  
LOB 6



Batter	1	2	3	4	5	6	7	8	9	AB	R	H	RBI	BB	SO	LOB	BOTTOM			
8 Chris Coghlan, L OBP: 0.347, SLG: 0.426										5	1	2	3	0	2	1				
13 Omar Infante, R OBP: 0.294, SLG: 0.273										3	0	1	0	1	0	2				
2 Hanley Ramirez, R OBP: 0.361, SLG: 0.314										4	0	1	1	0	0	1				
15 Gaby Sanchez, R OBP: 0.400, SLG: 0.443										4	0	1	0	0	0	3				
29 Greg Dobbs, L OBP: 0.423, SLG: 0.565										4	1	1	0	0	1	1				
22 Donnie Murphy, R OBP: 0.200, SLG: 0.156										0	0	0	0	0	0	0				
27 Giancarlo Stanton, R OBP: 0.328, SLG: 0.378										3	1	1	0	1	2	0				
34 Edward Mujica, R ERA: 1.5										4	1	2	0	0	1	3				
14 John Buck, R OBP: 0.281, SLG: 0.393										4	1	2	1	0	1	2				
1 Emilio Bonifacio, S OBP: 0.400, SLG: 0.424										4	1	2	1	0	1	2				
47 Ricky Nolasco, R OBP: 0.250, SLG: 0.143										2	1	0	0	1	2	3				
33 Scott Cousins, L OBP: 0.250, SLG: 0.162										1	0	0	0	0	0	1				
<b>Inning Stats</b>	R: 0 H: 0 E: 0 K: 1 S: 6	H: 5 LOB: 2 BB: 1 P: 31	R: 4 H: 6 E: 0 K: 1 S: 21	H: 5 LOB: 2 BB: 1 P: 31	R: 2 H: 3 E: 0 K: 1 S: 16	H: 3 LOB: 2 BB: 1 P: 28	R: 0 H: 1 E: 0 K: 0 S: 4	H: 1 LOB: 0 BB: 0 P: 5	R: 0 H: 1 E: 0 K: 3 S: 11	H: 1 LOB: 1 BB: 0 P: 16	R: 0 H: 0 E: 0 K: 1 S: 9	H: 0 LOB: 0 BB: 0 P: 12	R: 0 H: 0 E: 0 K: 2 S: 8	H: 0 LOB: 0 BB: 0 P: 11	R: 0 H: 1 E: 0 K: 0 S: 10	H: 1 LOB: 1 BB: 0 P: 16	1B: 10 2B: 1 3B: 0 HR: 0	SF: 0 SAC: 0 HBP: 0	WP: 1 PA: 37 CS: 0	
<b>PITCHER</b>	IP: 5.0 WLS: L BF: 27 ERA: 3.33	IP: 2.0 WLS: W BF: 6 ERA: 1.5	IP: 5.0 WLS: L BF: 27 ERA: 3.33	IP: 5.0 WLS: L BF: 27 ERA: 3.33	IP: 5.0 WLS: L BF: 27 ERA: 3.33	IP: 5.0 WLS: L BF: 27 ERA: 3.33	IP: 5.0 WLS: L BF: 27 ERA: 3.33	IP: 5.0 WLS: L BF: 27 ERA: 3.33	IP: 5.0 WLS: L BF: 27 ERA: 3.33	IP: 5.0 WLS: L BF: 27 ERA: 3.33	IP: 5.0 WLS: L BF: 27 ERA: 3.33	IP: 5.0 WLS: L BF: 27 ERA: 3.33	IP: 5.0 WLS: L BF: 27 ERA: 3.33	IP: 5.0 WLS: L BF: 27 ERA: 3.33	IP: 5.0 WLS: L BF: 27 ERA: 3.33	IP: 5.0 WLS: L BF: 27 ERA: 3.33	IP: 5.0 WLS: L BF: 27 ERA: 3.33	IP: 5.0 WLS: L BF: 27 ERA: 3.33	IP: 5.0 WLS: L BF: 27 ERA: 3.33	IP: 5.0 WLS: L BF: 27 ERA: 3.33

Pittsburgh Pirates @ Florida Marlins  
Sun Life Stadium, Miami, FL  
Wed Apr 20 2011, 7:11 PM - 9:34 PM EDT  
Att: 10,112 - Partly Cloudy - 81 F

AB 34  
R 6  
H 11  
RBI 5  
BB 3  
SO 9  
LOB 17













Batter	1	2	3	4	5	6	7	8	9	AB	R	H	RBI	BB	SO	LOB	TOP								
24 Dexter Fowler, S OBP: 0.376, SLG: 0.372										3	1	0	0	2	2	1	<b>Colorado Rockies @ Florida Marlins</b> Sun Life Stadium, Miami, FL Sat Apr 23 2011, 7:11 PM - 10:04 PM EDT Att: 37,381 - Partly Cloudy - 81 F								
18 Jonathan Herrera, S OBP: 0.462, SLG: 0.462										4	0	2	0	1	0	1									
5 Carlos González, L OBP: 0.286, SLG: 0.312										3	0	0	0	1	0	5									
2 Troy Tulowitzki, R OBP: 0.438, SLG: 0.716										4	0	2	1	0	0	1									
17 Todd Helton, L OBP: 0.377, SLG: 0.463										4	1	1	0	0	2	3									
7 Seth Smith, L OBP: 0.384, SLG: 0.586										4	1	1	0	0	1	2									
21 Ty Wigginton, R OBP: 0.283, SLG: 0.288										3	0	0	1	0	0	0									
26 Jose Morales, S OBP: 0.409, SLG: 0.389										3	0	0	0	1	1	1									
46 Jason Hammel, R OBP: 0.125, SLG: 0.125										2	0	0	1	0	1	1									
27 Matt Lindstrom, R										0	0	0	0	0	0	0									
63 Rafael Betancourt, R										0	0	0	0	0	0	0									
19 Ryan Spilborghs, R OBP: 0.200, SLG: 0.359										1	0	0	0	0	1	0									
16 Huston Street, R										0	0	0	0	0	0	0									
<b>Inning Stats</b>	R: 1 E: 0 K: 0 S: 12	H: 1 LOB: 2 BB: 2 P: 23	R: 0 E: 1 K: 1 S: 9	H: 0 LOB: 3 BB: 2 P: 21	R: 0 E: 0 K: 2 S: 12	H: 0 LOB: 0 BB: 0 P: 18	R: 0 E: 0 K: 1 S: 6	H: 0 LOB: 0 BB: 0 P: 7	R: 0 E: 0 K: 0 S: 6	H: 1 LOB: 1 BB: 0 P: 8	R: 2 E: 0 K: 1 S: 8	H: 2 LOB: 1 BB: 1 P: 17	R: 0 E: 0 K: 1 S: 10	H: 0 LOB: 0 BB: 0 P: 14	R: 0 E: 0 K: 0 S: 10	H: 0 LOB: 0 BB: 0 P: 13	R: 0 E: 0 K: 2 S: 8	H: 0 LOB: 0 BB: 0 P: 12	1B: 4 2B: 2 3B: 0 HR: 0	SF: 1 SAC: 1 DP: 0 HBP: 0	WP: 0 PB: 0 SB: 1 CS: 0	PA: 38			
<b>PITCHER</b>	IP	WLS	BF	H	R	ER	SO	BB	IBB	HBP	BLK	WP	HR	S	P	ERA	WHIP								
23 Javier Vazquez, R ERA: 6.52	6.0	L	28	4	3	3	5	4	1	0	0	0	0	53	94	4.50	1.333								
58 Ryan Webb, R ERA: 2.25	1.0		4	2	0	0	1	0	0	0	0	0	0	10	14	0.00	2.000								
44 Brian Sanchez, R ERA:	2.0		6	0	0	0	2	0	0	0	0	0	0	18	25	0.00	0.000								

Batter	1	2	3	4	5	6	7	8	9	AB	R	H	RBI	BB	SO	LOB	BOTTOM								
8 Chris Coghlan, L OBP: 0.346, SLG: 0.493										3	0	1	1	0	0	1	<b>Colorado Rockies @ Florida Marlins</b> Sun Life Stadium, Miami, FL Sat Apr 23 2011, 7:11 PM - 10:04 PM EDT Att: 37,381 - Partly Cloudy - 81 F								
13 Omar Infante, R OBP: 0.286, SLG: 0.286										4	0	1	0	0	0	2									
2 Hanley Ramirez, R OBP: 0.315, SLG: 0.258										4	0	0	0	0	0	2									
15 Gaby Sanchez, R OBP: 0.390, SLG: 0.472										4	0	0	0	0	1	0									
29 Greg Dobbs, L OBP: 0.382, SLG: 0.467										3	0	0	0	1	3	0									
27 Giancarlo Stanton, R OBP: 0.382, SLG: 0.457										4	0	2	0	0	1	0									
14 John Buck, R OBP: 0.276, SLG: 0.382										4	1	1	0	0	1	3									
1 Emilio Bonifacio, S OBP: 0.375, SLG: 0.400										4	0	1	0	0	0	0									
23 Javier Vazquez, R OBP: 0.250, SLG: 0.250										1	0	1	0	0	0	0									
58 Ryan Webb, R										0	0	0	0	0	0	0									
56 Osvaldo Martinez, R										1	0	0	0	0	0	0									
44 Brian Sanchez, R OBP: 1.000, SLG: 1.000										0	0	0	0	0	0	0									
<b>Inning Stats</b>	R: 0 E: 0 K: 0 S: 7	H: 0 LOB: 0 BB: 0 P: 14	R: 0 E: 0 K: 2 S: 9	H: 0 LOB: 0 BB: 0 P: 15	R: 1 E: 0 K: 0 S: 9	H: 2 LOB: 1 BB: 0 P: 13	R: 0 E: 0 K: 1 S: 11	H: 1 LOB: 2 BB: 1 P: 18	R: 0 E: 0 K: 0 S: 12	H: 2 LOB: 2 BB: 0 P: 20	R: 0 E: 0 K: 1 S: 10	H: 1 LOB: 1 BB: 0 P: 14	R: 0 E: 0 K: 0 S: 11	H: 1 LOB: 1 BB: 0 P: 18	R: 0 E: 0 K: 1 S: 11	H: 0 LOB: 0 BB: 0 P: 16	R: 0 E: 0 K: 1 S: 9	H: 0 LOB: 0 BB: 0 P: 14	1B: 5 2B: 1 3B: 1 HR: 0	SF: 1 SAC: 1 DP: 0 HBP: 0	WP: 0 PB: 0 SB: 0 CS: 0	PA: 35			
<b>PITCHER</b>	IP	WLS	BF	H	R	ER	SO	BB	IBB	HBP	BLK	WP	HR	S	P	ERA	WHIP								
46 Jason Hammel, R ERA: 3.8	6.2	W	28	7	1	1	4	1	0	0	0	0	0	67	109	1.35	1.200								
27 Matt Lindstrom, R ERA: 1.13	0.1	H	1	0	0	0	0	0	0	0	0	0	0	2	3	0.00	0.000								
63 Rafael Betancourt, R ERA: 2.85	1.0	H	3	0	0	0	1	0	0	0	0	0	0	11	16	0.00	0.000								
16 Huston Street, R ERA: 2.03	1.0	S	3	0	0	0	1	0	0	0	0	0	0	9	14	0.00	0.000								

AB	31
R	3
H	6
RBI	3
BB	5
SO	8
LOB	15













Batter	1	2	3	4	5	6	7	8	9	AB	R	H	RBI	BB	SO	LOB	TOP					
6 Aaron Miles, S (1.5) OBP: 0.283, SLG: 0.291										4	1	1	0	0	0	1	<b>Los Angeles Dodgers @ Florida Marlins</b> Sun Life Stadium, Miami, FL Tue Apr 26 2011, 7:11 PM - 9:52 PM EDT Att: 12,150 - Partly Cloudy - 82 F					
14 Jamey Carroll, R (1.6) OBP: 0.367, SLG: 0.373										4	0	0	0	0	0	2						
16 Andre Ethier, L (1.9) OBP: 0.454, SLG: 0.537										3	0	1	1	1	2	0						
27 Matt Kemp, R (1.8) OBP: 0.454, SLG: 0.621										4	0	0	0	0	1	3						
47 Jerry Sands, R (1.7) OBP: 0.289, SLG: 0.382										4	1	1	0	0	2	1						
7 James Loney, L (1.3) OBP: 0.225, SLG: 0.245										4	0	4	0	0	0	0						
28 Rod Barajas, R (1.2) OBP: 0.238, SLG: 0.347										3	0	0	1	0	1	3						
13 Iván De Jesús Jr., R (1.4) OBP: 0.190, SLG: 0.150										4	0	0	0	0	2	4						
22 Clayton Kershaw, L (1.1) OBP: 0.308, SLG: 0.308										2	0	1	0	0	0	1						
66 Mike MacDougal, S (6.1)										0	0	0	0	0	0	0						
10 Tony Gwynn Jr., L (7. PH) OBP: 0.313, SLG: 0.413										1	0	0	0	0	0	0						
74 Kenley Jansen, S (7.1)										0	0	0	0	0	0	0						
5 Juan Uribe, R (9. PH) OBP: 0.286, SLG: 0.356										1	0	0	0	0	0	1						
<b>Inning Stats</b>	R: 1 E: 0 K: 2 S: 15	H: 2 LOB: 1 BB: 0 P: 22	R: 0 E: 0 K: 1 S: 11	H: 1 LOB: 1 BB: 0 P: 16	R: 0 E: 0 K: 1 S: 8	H: 0 LOB: 0 BB: 0 P: 12	R: 1 E: 0 K: 0 S: 11	H: 2 LOB: 1 BB: 0 P: 18	R: 0 E: 0 K: 0 S: 11	H: 1 LOB: 2 BB: 1 P: 18	R: 0 E: 0 K: 1 S: 12	H: 1 LOB: 1 BB: 0 P: 15	R: 0 E: 0 K: 0 S: 6	H: 0 LOB: 0 BB: 0 P: 7	R: 0 E: 0 K: 1 S: 7	H: 0 LOB: 0 BB: 0 P: 14	R: 0 E: 0 K: 2 S: 10	H: 1 LOB: 1 BB: 0 P: 11	1B: 6 2B: 2 3B: 0 HR: 0	SF: 1 SAC: 0 DP: 0 HBP: 0	WP: 0 PB: 1 SB: 1 CS: 0	PA: 36
<b>PITCHER</b>	IP WLS BF H R ER SO BB IBB HBP BLK WP HR S P ERA WHIP																					
41 Chris Volstad, R (1.1) ERA: 5.32	7.0 W 29 7 2 2 5 1 0 0 0 0 0 0 74 108 2.57 1.143																					
38 Randy Choate, L (8.1) ERA: 2.45	0.1 H 1 0 0 0 1 0 0 0 0 0 0 0 3 5 0.00 0.000																					
32 Clay Hensley, R (8.1) ERA: 2.79	0.2 H 2 0 0 0 0 0 0 0 0 0 0 0 4 9 0.00 0.000																					
46 Juan Carlos Oviedo, R (9.1) ERA: 1.64	1.0 S 4 1 0 0 2 0 0 0 0 0 0 0 10 11 0.00 1.000																					

Batter	1	2	3	4	5	6	7	8	9	AB	R	H	RBI	BB	SO	LOB	BOTTOM					
8 Chris Coghlan, L (1.8) OBP: 0.354, SLG: 0.540										4	1	1	0	0	1	0	<b>Los Angeles Dodgers @ Florida Marlins</b> Sun Life Stadium, Miami, FL Tue Apr 26 2011, 7:11 PM - 9:52 PM EDT Att: 12,150 - Partly Cloudy - 82 F					
13 Omar Infante, R (1.4) OBP: 0.288, SLG: 0.303										4	0	0	0	0	2	1						
2 Hanley Ramirez, R (1.6) OBP: 0.317, SLG: 0.268										4	2	2	0	0	1	0						
15 Gaby Sanchez, R (1.3) OBP: 0.394, SLG: 0.481										2	1	1	1	2	0	0						
27 Giancarlo Stanton, R (1.9) OBP: 0.373, SLG: 0.491										4	0	2	2	0	1	1						
14 John Buck, R (1.2) OBP: 0.277, SLG: 0.342										2	0	0	0	1	1	1						
18 Wes Helms, R (1.5) OBP: 0.286, SLG: 0.350										2	0	0	0	0	0	0						
29 Greg Dobbs, L (6. PH) OBP: 0.359, SLG: 0.457										1	0	0	0	0	0	3						
1 Emilio Bonifacio, S (1.7) OBP: 0.362, SLG: 0.358										3	0	0	0	0	1	0						
41 Chris Volstad, R (1.1) ERA: 3.52	5.1 L 24 6 4 4 4 2 0 0 0 0 0 0 56 88 6.75 1.500																					
66 Mike MacDougal, R (6.1) ERA: 1.0	0.2 1 0 0 0 0 0 0 0 0 0 0 0 2 3 0.00 0.000																					
74 Kenley Jansen, R (7.1) ERA: 8.03	2.0 7 0 0 0 0 3 1 0 0 0 0 0 0 24 38 0.00 0.500																					
<b>Inning Stats</b>	R: 0 E: 0 K: 1 S: 9	H: 0 LOB: 0 BB: 0 P: 14	R: 1 E: 0 K: 1 S: 9	H: 1 LOB: 0 BB: 0 P: 13	R: 0 E: 0 K: 2 S: 9	H: 0 LOB: 0 BB: 0 P: 12	R: 1 E: 1 K: 1 S: 13	H: 2 LOB: 1 BB: 0 P: 19	R: 0 E: 0 K: 0 S: 6	H: 0 LOB: 0 BB: 0 P: 7	R: 2 E: 0 K: 0 S: 12	H: 3 LOB: 2 BB: 2 P: 26	R: 0 E: 0 K: 0 S: 9	H: 0 LOB: 0 BB: 0 P: 15	R: 0 E: 0 K: 3 S: 15	H: 0 LOB: 1 BB: 1 P: 23	R: 0 E: 0 K: 2 S: 10	H: 1 LOB: 1 BB: 0 P: 11	1B: 4 2B: 1 3B: 0 HR: 1	SF: 0 SAC: 0 DP: 1 HBP: 0	WP: 0 PB: 0 SB: 0 CS: 0	PA: 32
<b>PITCHER</b>	IP WLS BF H R ER SO BB IBB HBP BLK WP HR S P ERA WHIP																					
22 Clayton Kershaw, L (1.1) ERA: 3.52	5.1 L 24 6 4 4 4 2 0 0 0 0 0 0 56 88 6.75 1.500																					
66 Mike MacDougal, R (6.1) ERA: 1.0	0.2 1 0 0 0 0 0 0 0 0 0 0 0 2 3 0.00 0.000																					
74 Kenley Jansen, R (7.1) ERA: 8.03	2.0 7 0 0 0 0 3 1 0 0 0 0 0 0 24 38 0.00 0.500																					















Batter	1	2	3	4	5	6	7	8	9	AB	R	H	RBI	BB	SO	LOB	TOP								
8 Chris Coghlan, L (1,8) OBP: 0.345, SLG: 0.505	G1-3		G6-3		G3		K		G5-3	5	0	1	0	0	1	1									
13 Omar Infante, R (1,4) OBP: 0.278, SLG: 0.295	2 HR		G5-3		P3		K		G5-3	4	1	0	0	1	1	2									
2 Hanley Ramirez, R (1,6) OBP: 0.294, SLG: 0.289	1-H HR		G5-3						K	5	1	1	2	0	1	1									
15 Gaby Sanchez, R (1,3) OBP: 0.381, SLG: 0.433	G6-3				F8				G1-3	5	0	1	0	0	0	1									
27 Giancarlo Stanton, R (1,9) OBP: 0.345, SLG: 0.458	K				P4				G1-3	4	1	1	1	0	1	1									
29 Greg Dobbs, L (1,5) OBP: 0.440, SLG: 0.558										3	3	3	1	1	0	0									
14 John Buck, R (1,2) OBP: 0.292, SLG: 0.409										4	2	3	2	0	0	0									
1 Emilio Bonifacio, S (1,7) OBP: 0.373, SLG: 0.449										3	1	1	3	1	0	2									
47 Ricky Nolasco, R (1,1) OBP: 0.267, SLG: 0.299										2	0	0	0	0	0	0									
33 Scott Cousins, L (8,PH) OBP: 0.275, SLG: 0.276										1	0	0	0	0	0	0									
38 Randy Choate, L (8,1)										0	0	0	0	0	0	0									
32 Clay Hensley, R (8,1)										0	0	0	0	0	0	0									
44 Brian Sanchez, R (9,1)										0	0	0	0	0	0	0									
46 Juan Carlos Oviedo, R (9,1)										0	0	0	0	0	0	0									
<b>Inning Stats</b>	R: 2 H: 1 E: 0 K: 1 S: 10	L: 1 LOB: 0 BB: 1 P: 18	R: 1 H: 1 E: 0 K: 0 S: 11	L: 1 LOB: 0 BB: 0 P: 16	R: 0 H: 0 E: 0 K: 0 S: 8	L: 0 LOB: 0 BB: 0 P: 10	R: 0 H: 2 E: 0 K: 0 S: 7	L: 2 LOB: 2 BB: 0 P: 12	R: 0 H: 0 E: 0 K: 0 S: 10	L: 0 LOB: 0 BB: 0 P: 14	R: 0 H: 1 E: 0 K: 0 S: 5	L: 0 LOB: 0 BB: 0 P: 5	R: 2 H: 2 E: 0 K: 2 S: 17	L: 2 LOB: 1 BB: 1 P: 25	R: 4 H: 3 E: 0 K: 0 S: 11	L: 3 LOB: 0 BB: 1 P: 21	R: 0 H: 1 E: 0 K: 1 S: 10	L: 1 LOB: 1 BB: 0 P: 15	1B: 6 2B: 0 3B: 0 HR: 5	SF: 0 SAC: 1 DP: 1 HBP: 0	WP: 0 PB: 0 SB: 0 CS: 0	PA: 40			
<b>PITCHER</b>	IP	WLS	BF	H	R	ER	SO	BB	IBB	HBP	BLK	WP	HR	S	P	ERA	WHIP								
61 Bronson Arroyo, R (1,1) ERA: 4.17	7.0	L	29	7	5	5	3	2	0	0	0	0	3	68	100	6.43	1.286								
40 Nick Masset, R (8,1) ERA: 6.45	1.0		7	3	4	4	0	1	0	0	0	0	2	11	21	36.00	4.000								
46 Carlos Fisher, R (9,1) ERA:	1.0		4	1	0	0	1	0	0	0	0	0	0	10	15	0.00	1.000								

Florida Marlins @ Cincinnati Reds  
Great American Ball Park, Cincinnati, OH  
Sun May 01 2011, 4:10 PM - 7:03 PM EDT  
Att: 26,941 - Cloudy - 69 F

AB 36  
R 9  
H 11  
RBI 9  
BB 3  
SO 4  
LOB 8



Batter	1	2	3	4	5	6	7	8	9	AB	R	H	RBI	BB	SO	LOB	BOTTOM								
6 Drew Stubbs, R (1,8) OBP: 0.350, SLG: 0.440	32 HR		G3				K		K	4	1	2	0	0	2	3									
32 Jay Bruce, L (1,9) OBP: 0.310, SLG: 0.406	1-H HR		G3		F7					4	1	1	2	1	1	3									
19 Joey Votto, L (1,3) OBP: 0.492, SLG: 0.602	4 G6-4-3		G4-3				F9		F7	4	0	0	0	1	0	4									
4 Brandon Phillips, R (1,4) OBP: 0.407, SLG: 0.546	G6-4-3				G5-3				G5-3	4	1	1	1	0	0	1									
31 Jonny Gomes, R (1,7) OBP: 0.352, SLG: 0.440	G5-3				F8					4	0	0	0	0	1	0									
29 Ryan Hanigan, R (1,2) OBP: 0.300, SLG: 0.389	G5-3						G4-3			4	1	1	0	0	1	0									
7 Paul Janish, R (1,6) OBP: 0.323, SLG: 0.356	K				G6-3					4	1	2	0	0	1	0									
3 Chris Valaika, R (1,5)					G6-3				F8	3	0	0	0	1	0	1									
61 Bronson Arroyo, R (1,1) ERA: 3.35										2	0	1	0	0	1	0									
26 Jeremy Hermida, L (7,PH) OBP: 0.059, SLG: 0.235										1	0	0	0	0	0	1									
40 Nick Masset, R (8,1)										0	0	0	0	0	0	0									
46 Carlos Fisher, R (9,1)										0	0	0	0	0	0	0									
28 Chris Heisey, R (9,PH) ERA: 2.63										1	0	1	2	0	0	0									
<b>Inning Stats</b>	R: 2 H: 2 E: 0 K: 0 S: 10	L: 2 LOB: 0 BB: 1 P: 21	R: 0 H: 0 E: 0 K: 1 S: 8	L: 0 LOB: 0 BB: 0 P: 12	R: 0 H: 1 E: 0 K: 1 S: 14	L: 1 LOB: 1 BB: 0 P: 19	R: 0 H: 0 E: 0 K: 1 S: 7	L: 0 LOB: 0 BB: 0 P: 9	R: 0 H: 1 E: 0 K: 0 S: 8	L: 1 LOB: 2 BB: 0 P: 15	R: 1 H: 1 E: 0 K: 1 S: 7	L: 1 LOB: 0 BB: 0 P: 11	R: 0 H: 1 E: 0 K: 1 S: 11	L: 1 LOB: 1 BB: 0 P: 14	R: 0 H: 0 E: 0 K: 1 S: 6	L: 0 LOB: 0 BB: 0 P: 12	R: 2 H: 3 E: 0 K: 1 S: 18	L: 3 LOB: 3 BB: 2 P: 34	1B: 4 2B: 3 3B: 0 HR: 2	SF: 0 SAC: 0 DP: 1 HBP: 1	WP: 0 PB: 0 SB: 1 CS: 0	PA: 39			
<b>PITCHER</b>	IP	WLS	BF	H	R	ER	SO	BB	IBB	HBP	BLK	WP	HR	S	P	ERA	WHIP								
47 Ricky Nolasco, R (1,1) ERA: 3.35	7.0	W	28	6	3	3	5	1	0	1	0	0	2	65	101	3.86	1.000								
38 Randy Choate, L (8,1) ERA: 1.69	0.2		2	0	0	0	1	0	0	0	0	0	0	5	9	0.00	0.000								
32 Clay Hensley, R (8,1) ERA: 2.61	0.1		1	0	0	0	0	0	0	0	0	0	0	1	3	0.00	0.000								
44 Brian Sanchez, R (9,1) ERA: 1.8	0.1		5	3	2	2	0	1	0	0	0	0	0	12	21	54.00	12.000								
46 Juan Carlos Oviedo, R (9,1) ERA: 2.63	0.2	S	3	0	0	0	1	1	0	0	0	0	0	6	13	0.00	1.500								

Florida Marlins @ Cincinnati Reds  
Great American Ball Park, Cincinnati, OH  
Sun May 01 2011, 4:10 PM - 7:03 PM EDT  
Att: 26,941 - Cloudy - 69 F

AB 35  
R 5  
H 9  
RBI 5  
BB 3  
SO 7  
LOB 13





Batter	1	2	3	4	5	6	7	8	9	AB	R	H	RBI	BB	SO	LOB	TOP					
8 Chris Coghlan, L (1.8) OBP: 0.348, SLG: 0.495	F7		15 HR BB	13 FC6-4		K			G5-3	4	1	1	0	1	1	1						
13 Omar Infante, R (1.4) OBP: 0.275, SLG: 0.291	E6		K	FC6-4			K		15 1B WP	5	0	1	0	0	2	4						
2 Hanley Ramirez, R (1.6) OBP: 0.290, SLG: 0.277	F9		15 HR BB			G5-3			G6-3	4	1	0	0	1	1	2						
15 Gaby Sanchez, R (1.3) OBP: 0.381, SLG: 0.461	F9		HR			G6-3			G6-3	5	1	2	4	0	0	1						
27 Giancarlo Stanton, R (1.9) OBP: 0.360, SLG: 0.532	P6		1B			HR			29 SF9	5	2	3	1	0	1	2						
29 Greg Dobbs, L (1.5) OBP: 0.407, SLG: 0.522	G4-3		G4-3			G3-1			SF9	3	0	0	1	0	0	1						
14 John Buck, R (1.2) OBP: 0.290, SLG: 0.396	G6-3			8 1B BB		F9			G6-3	3	0	0	0	1	0	0						
1 Emilio Bonifacio, S (1.7) OBP: 0.380, SLG: 0.466			G6-3	F7						4	0	2	0	0	0	1						
41 Chris Volstad, R (1.1) 16 Bryan Peterson, L (6. PH) 34 Edward Mujica, R (6. PH) 18 Wes Helms, R (6. PH) 32 Clay Hensley, R (6. PH) 46 Juan Carlos Oviedo, R (6. PH)			2 BB 15 HR BB	B1-3		P4			K	2	1	0	0	0	0	0						
<b>Inning Stats</b>	R: 0 E: 1 K: 0 S: 8	H: 0 LOB: 1 BB: 0 P: 8	R: 0 E: 0 K: 0 S: 7	H: 0 LOB: 0 BB: 0 P: 9	R: 4 E: 0 K: 1 S: 22	H: 3 LOB: 1 BB: 2 P: 39	R: 0 E: 0 K: 0 S: 13	H: 1 LOB: 2 BB: 1 P: 19	R: 1 E: 0 K: 0 S: 9	H: 1 LOB: 0 BB: 0 P: 10	R: 0 E: 0 K: 1 S: 12	H: 1 LOB: 1 BB: 0 P: 17	R: 0 E: 0 K: 2 S: 7	H: 0 LOB: 0 BB: 0 P: 10	R: 1 E: 0 K: 1 S: 11	H: 2 LOB: 1 BB: 0 P: 19	R: 0 E: 0 K: 1 S: 15	H: 2 LOB: 2 BB: 0 P: 19	1B: 6 2B: 1 3B: 1 HR: 2	SF: 1 SAC: 0 DP: 0 HBP: 0	WP: 1 PB: 0 SB: 0 CS: 0	PA: 41
<b>PITCHER</b>	IP WLS BF H R ER SO BB IBB HBP BLK WP HR S P ERA WHIP																					
26 Kyle Lohse, R (1.1) ERA: 2.44	6.0	28	6	5	5	2	3	0	0	0	0	0	0	0	7	10	7.50	1.500				
59 Fernando Salas, R (7.1) ERA: 0.87	1.0	3	0	0	0	2	0	0	0	0	0	0	0	0	7	10	0.00	0.000				
41 Mitchell Boggs, R (8.1) ERA: 2.3	1.0	L	5	2	1	1	1	0	0	0	0	0	0	0	11	19	9.00	2.000				
43 Trever Miller, L (9.1) ERA: 3.86	0.1	1	0	0	0	0	0	0	0	0	0	0	0	4	4	0.00	0.000					
44 Miguel Batista, R (9.1) ERA: 6.71	0.2	4	2	0	0	1	0	0	0	0	1	0	0	11	15	0.00	3.000					

Florida Marlins @ St. Louis Cardinals  
 Busch Stadium, St. Louis, MO  
 Mon May 02 2011, 7:16 PM - 10:12 PM CDT  
 Att: 32,635 - Overcast - 51 F

AB 37  
 R 6  
 H 10  
 RBI 6  
 BB 3  
 SO 6  
 LOB 15



Batter	1	2	3	4	5	6	7	8	9	AB	R	H	RBI	BB	SO	LOB	BOTTOM					
Ryan Theriot, R (1.6) OBP: 0.366, SLG: 0.356	12 1B BB	F8		1B		G5-3			1-3	5	1	3	0	0	0	0						
28 Colby Rasmus, L (1.8) OBP: 0.385, SLG: 0.455	F7		7 1B HR	G4-3			F8		G4-3	5	1	1	0	0	0	4						
5 Albert Pujols, R (1.3) OBP: 0.310, SLG: 0.438	12 1B BB		F8			7 G5-4-3 BB			L4	2	1	0	0	2	0	1						
7 Matt Holliday, R (1.7) OBP: 0.510, SLG: 0.627	F8		12 HR	G5-4-3					P4	4	1	1	0	0	0	3						
12 Lance Berkman, S (1.9) OBP: 0.467, SLG: 0.781	4 1B		HR	G3					BB	3	1	2	4	1	0	0						
4 Yadier Molina, R (1.2) OBP: 0.341, SLG: 0.402	33 FC4-6		G5-3			33 CS BB			F9	3	0	1	1	1	0	1						
33 Daniel Descalso, L (1.5) OBP: 0.258, SLG: 0.339	FC4-6		G4-3			G1-3				3	0	0	0	1	0	3						
27 Tyler Greene, R (1.4) OBP: 0.286, SLG: 0.344	G6-3		L8			G4-3			FC1-6 BB	4	0	0	0	0	0	1						
26 Kyle Lohse, R (1.1) 59 Fernando Salas, R (7.1) 19 Jon Jay, L (6. PH) 41 Mitchell Boggs, R (6. PH) 43 Trever Miller, R (6. PH) 44 Miguel Batista, R (6. PH) 21 Allen Craig, R (6. PH)			G4-3			G6-3			K	2	0	0	0	0	0	0						
<b>Inning Stats</b>	R: 2 E: 0 K: 0 S: 14	H: 3 LOB: 2 BB: 1 P: 24	R: 0 E: 0 K: 0 S: 7	H: 0 LOB: 0 BB: 0 P: 13	R: 3 E: 0 K: 0 S: 10	H: 3 LOB: 0 BB: 0 P: 15	R: 0 E: 0 K: 0 S: 10	H: 1 LOB: 1 BB: 0 P: 15	R: 0 E: 0 K: 0 S: 9	H: 0 LOB: 0 BB: 1 P: 16	R: 0 E: 0 K: 0 S: 8	H: 0 LOB: 0 BB: 1 P: 15	R: 0 E: 0 K: 0 S: 7	H: 0 LOB: 0 BB: 0 P: 9	R: 0 E: 0 K: 0 S: 7	H: 0 LOB: 1 BB: 1 P: 14	R: 0 E: 0 K: 1 S: 11	H: 1 LOB: 2 BB: 1 P: 17	1B: 7 2B: 0 3B: 0 HR: 1	SF: 0 SAC: 0 DP: 1 HBP: 0	WP: 1 PB: 0 SB: 0 CS: 1	PA: 38
<b>PITCHER</b>	IP WLS BF H R ER SO BB IBB HBP BLK WP HR S P ERA WHIP																					
41 Chris Volstad, R (1.1) ERA: 6.0	5.0	23	7	5	5	0	2	0	0	0	0	0	0	0	50	83	9.00	1.800				
34 Edward Mujica, R (6.1) ERA: 5.11	2.0	W	6	0	0	0	1	0	0	0	0	0	0	0	15	24	0.00	0.500				
32 Clay Hensley, R (6.1) ERA: 2.38	1.0	H	4	0	0	0	1	0	0	0	0	0	0	7	14	0.00	1.000					
46 Juan Carlos Oviedo, R (9.1) ERA: 2.45	1.0	S	5	1	0	0	1	0	0	0	1	0	0	11	17	0.00	2.000					

Florida Marlins @ St. Louis Cardinals  
 Busch Stadium, St. Louis, MO  
 Mon May 02 2011, 7:16 PM - 10:12 PM CDT  
 Att: 32,635 - Overcast - 51 F

AB 33  
 R 5  
 H 8  
 RBI 5  
 SO 1  
 LOB 14





Batter	1	2	3	4	5	6	7	8	9	AB	R	H	RBI	BB	SO	LOB	TOP			
8 Chris Coghlan, L (1.8) OBP: 0.342, SLG: 0.477	G3		FC4-6 13 G6-3 13 WP	K		F8			HBP	4	0	0	1	0	1	6				
13 Omar Infante, R (1.4) OBP: 0.294, SLG: 0.278	F8		G6-3		L4		G5-3		F9	5	0	0	0	0	0	2				
2 Hanley Ramirez, R (1.6) OBP: 0.295, SLG: 0.276	G6-3		G4-3		G6-3		1B		BB	4	1	1	0	1	0	1				
15 Gaby Sanchez, R (1.3) OBP: 0.398, SLG: 0.477		1B			1B		1B		F8	5	1	4	1	0	0	2				
27 Giancarlo Stanton, R (1.9) OBP: 0.351, SLG: 0.512	K		1B		F8		FC4-6		K	5	1	1	0	0	2	5				
29 Greg Dobbs, L (1.5) OBP: 0.397, SLG: 0.500										4	0	1	1	0	1	2				
32 Clay Hensley, R (7.1)	G3-6-1		1B		1B		K			0	0	0	0	0	0	0				
14 John Buck, R (1.2) OBP: 0.298, SLG: 0.394			1B		1B		F9		F9	3	1	1	1	1	0	0				
1 Emilio Bonifacio, S (1.7) OBP: 0.386, SLG: 0.461			BB		1B				G5-3	3	1	1	0	1	0	2				
19 Anibal Sanchez, R (1.1)			BB		1B		1B		G1-3	2	0	0	0	0	0	4				
34 Edward Mujica, R (5.1)										0	0	0	0	0	0	0				
33 Scott Cousins, L (6. PH) OBP: 0.242, SLG: 0.276										0	0	0	0	1	0	0				
58 Ryan Webb, R (6.1)										0	0	0	0	0	0	0				
18 Wes Helms, R (7.5) OBP: 0.276, SLG: 0.357										1	0	0	0	0	0	0				
<b>Inning Stats</b>	R: 0 E: 0 K: 0 S: 7	H: 0 LOB: 0 BB: 0 P: 12	R: 0 E: 0 K: 1 S: 7	H: 1 LOB: 0 BB: 0 P: 11	R: 2 E: 0 K: 0 S: 10	H: 0 LOB: 1 BB: 2 P: 24	R: 2 E: 0 K: 1 S: 14	H: 4 LOB: 2 BB: 0 P: 20	R: 0 E: 0 K: 0 S: 5	H: 1 LOB: 1 BB: 0 P: 8	R: 1 E: 0 K: 1 S: 17	H: 2 LOB: 1 BB: 0 P: 29	R: 0 E: 0 K: 0 S: 11	H: 0 LOB: 2 BB: 0 P: 16	R: 0 E: 0 K: 1 S: 9	H: 0 LOB: 1 BB: 1 P: 16	1B: 9 2B: 0 3B: 0 HR: 0	SF: 0 SAC: 0 DP: 1 HBP: 1	WP: 2 PB: 0 SB: 1 CS: 0	PA: 41
<b>PITCHER</b>	IP WLS BF H R ER SO BB IBB HBP BLK WP HR S P ERA WHIP																			
46 Kyle McClellan, R (1.1) ERA: 3.79	5.0	23	6	4	4	2	2	0	0	0	1	0	43	75	7.20	1.600				
59 Fernando Salas, R (6.1) ERA: 1.46	2.0	10	3	1	1	1	1	0	0	0	1	0	25	43	4.50	2.000				
30 Jason Motte, R (8.1) ERA: 1.32	1.0	3	0	0	0	0	0	0	0	0	0	0	11	16	0.00	0.000				
52 Eduardo Sanchez, R (9.1) ERA: 1.64	1.0	5	0	0	0	1	1	0	1	0	0	0	9	16	0.00	1.000				

Florida Marlins @ St. Louis Cardinals  
 Busch Stadium, St. Louis, MO  
 Tue May 03 2011, 7:16 PM - 10:27 PM CDT  
 Att: 32,689 - Partly Cloudy - 59 F

AB 36  
 R 5  
 H 9  
 RBI 4  
 BB 4  
 SO 4  
 LOB 24



Batter	1	2	3	4	5	6	7	8	9	AB	R	H	RBI	BB	SO	LOB	BOTTOM			
Ryan Theriot, R (1.6) OBP: 0.359, SLG: 0.343	F9		FC1-6 21 S			K		G3		4	0	0	0	1	1	1				
21 Allen Craig, R (1.5) OBP: 0.410, SLG: 0.471		BB								1	1	1	1	2	0	0				
8 Nick Punto, S (6.4) OBP: 0.382, SLG: 0.357	7 HR									1	0	1	0	1	0	0				
5 Albert Pujols, R (1.3) OBP: 0.298, SLG: 0.419	P5		FC5-2			1B		BB		5	0	0	0	0	8					
7 Matt Holliday, R (1.7) OBP: 0.505, SLG: 0.648	HR					1B		P4		5	2	2	2	0	1	4				
12 Lance Berkman, S (1.9) OBP: 0.477, SLG: 0.773						1B				1	0	0	0	3	0	0				
27 Tyler Greene, R (8.9) OBP: 0.286, SLG: 0.344	BB					BB		BB		0	0	0	0	0	0	0				
28 Colby Rasmus, L (1.8) OBP: 0.388, SLG: 0.457	K									4	1	2	1	0	2	1				
4 Yadier Molina, R (1.2) OBP: 0.337, SLG: 0.395			G5-3			F9		FC1-2		4	1	1	0	0	4					
33 Daniel Descalso, L (1.4) OBP: 0.288, SLG: 0.407								HR		3	2	2	3	1	0	1				
46 Kyle McClellan, R (1.1) ERA: 3.79										2	0	0	0	0	3					
19 Anibal Sanchez, R (1.1) ERA: 4.15										1	0	0	0	0	3					
34 Edward Mujica, R (5.1) ERA: 4.85										0	0	0	0	0	0					
58 Ryan Webb, R (6.1) ERA: 3.6										1	0	0	0	0	0					
38 Mark Hamilton, L (7. PH) OBP: 0.295, SLG: 0.249										0	0	0	0	0	0					
30 Jason Motte, R (8.1)										0	0	0	0	0	0					
52 Eduardo Sanchez, R (9.1)										0	0	0	0	0	0					
<b>Inning Stats</b>	R: 2 E: 0 K: 1 S: 14	H: 2 LOB: 1 BB: 1 P: 22	R: 1 E: 1 K: 0 S: 11	H: 1 LOB: 3 BB: 2 P: 23	R: 0 E: 0 K: 1 S: 11	H: 0 LOB: 0 BB: 0 P: 15	R: 0 E: 0 K: 0 S: 14	H: 1 LOB: 2 BB: 1 P: 21	R: 1 E: 0 K: 0 S: 15	H: 2 LOB: 0 BB: 2 P: 27	R: 0 E: 0 K: 1 S: 7	H: 1 LOB: 0 BB: 0 P: 9	R: 3 E: 0 K: 1 S: 15	H: 2 LOB: 0 BB: 1 P: 28	R: 0 E: 0 K: 0 S: 6	H: 0 LOB: 1 BB: 1 P: 12	1B: 6 2B: 1 3B: 0 HR: 2	SF: 0 SAC: 0 DP: 2 HBP: 0	WP: 0 PB: 0 SB: 1 CS: 0	PA: 40
<b>PITCHER</b>	IP WLS BF H R ER SO BB IBB HBP BLK WP HR S P ERA WHIP																			
19 Anibal Sanchez, R (1.1) ERA: 4.15	4.1	26	6	4	3	2	6	0	0	0	0	0	61	103	6.23	2.769				
34 Edward Mujica, R (5.1) ERA: 4.85	0.2	1	0	0	0	0	0	0	0	0	0	4	5	0.00	0.000					
58 Ryan Webb, R (6.1) ERA: 3.6	1.2	7	2	2	2	2	1	0	0	0	0	18	32	10.80	1.800					
32 Clay Hensley, R (7.1) ERA: 2.84	1.1	6	1	1	1	0	1	0	0	0	1	10	17	6.75	1.500					

Florida Marlins @ St. Louis Cardinals  
 Busch Stadium, St. Louis, MO  
 Tue May 03 2011, 7:16 PM - 10:27 PM CDT  
 Att: 32,689 - Partly Cloudy - 59 F

AB 32  
 R 7  
 H 9  
 RBI 7  
 BB 8  
 SO 4  
 LOB 25





Batter	1	2	3	4	5	6	7	8	9	AB	R	H	RBI	BB	SO	LOB	TOP																	
8 Chris Coghlan, L (1,8) OBP: 0.344, SLG: 0.473	G4-3		15 BB	1 CS		G4-3		FC6-4		5	1	2	0	0	0	1																		
1 Emilio Bonifacio, S (1,7) OBP: 0.398, SLG: 0.644	2 BB		15 BB	2 BB		F8		F8		5	1	3	0	0	0	1																		
2 Hanley Ramirez, R (1,6) OBP: 0.308, SLG: 0.277	15 S		15 BB	F9		G1-3				3	3	1	1	2	0	1																		
15 Gaby Sanchez, R (1,3) OBP: 0.406, SLG: 0.486	FC1		27 E			13 BB				4	1	2	1	1	1	1																		
27 Giancarlo Stanton, R (1,9) OBP: 0.343, SLG: 0.529	G6-3		FC5-2			F8		K		5	2	1	2	0	1	4																		
29 Greg Dobbs, L (1,5) OBP: 0.371, SLG: 0.463						F7		G4-3		4	0	0	0	0	2	3																		
46 Juan Carlos Oviedo, R (9,1)										0	0	0	0	0	0	0																		
13 Omar Infante, R (1,4) OBP: 0.277, SLG: 0.300										5	0	3	1	0	1	2																		
9 Brett Hayes, R (1,2) OBP: 0.444, SLG: 0.765										4	0	0	0	1	2	3																		
23 Javier Vazquez, R (1,1) OBP: 0.400, SLG: 0.333										3	0	0	0	0	1	4																		
44 Brian Sanches, R (6,1) OBP: 1.000, SLG: 1.000										0	0	0	0	0	0	0																		
40 Mike Dunn, L (7,1) OBP: 0.300, SLG: 0.357										0	0	0	0	0	0	0																		
18 Wes Helms, R (7,5) OBP: 0.300, SLG: 0.357										0	0	0	0	0	0	0																		
33 Scott Cousins, L (9,PH) OBP: 0.265, SLG: 0.276										0	0	0	0	1	0	0																		
<b>Inning Stats</b>	R: 2 E: 1 K: 0 S: 13	H: 2 LOB: 0 BB: 0 P: 21	R: 0 E: 0 K: 2 S: 12	H: 1 LOB: 1 BB: 0 P: 17	R: 4 E: 1 K: 1 S: 15	H: 3 LOB: 1 BB: 2 P: 27	R: 0 E: 1 K: 0 S: 7	H: 2 LOB: 1 BB: 0 P: 11	R: 0 E: 0 K: 0 S: 13	H: 0 LOB: 0 BB: 0 P: 10	R: 0 E: 0 K: 2 S: 10	H: 1 LOB: 1 BB: 0 P: 16	R: 0 E: 0 K: 1 S: 10	H: 0 LOB: 0 BB: 0 P: 22	R: 2 E: 0 K: 1 S: 12	H: 1 LOB: 1 BB: 2 P: 22	1B: 8 2B: 2 3B: 1 HR: 1	SF: 0 SAC: 0 DP: 1 HBP: 1	WP: 0 PB: 0 SB: 1 CS: 1	PA: 44														
<b>PITCHER</b>	IP WLS BF H R ER SO BB IBB HBP BLK WP HR S P ERA WHIP																																	
29 Chris Carpenter, R (1,1) ERA: 4.19	6.0	30	10	6	4	4	3	0	0	0	0	0	0	0	67	110	6.00	2.167																
44 Miguel Batista, R (7,1) ERA: 0.54	1.1	6	1	0	0	3	0	0	1	0	0	0	0	13	25	0.00	0.750																	
43 Trevor Miller, L (8,1) ERA: 3.38	0.2	2	0	0	0	0	0	0	0	0	0	0	0	7	13	0.00	0.000																	
52 Eduardo Sanchez, R (9,1) ERA: 3.18	0.1	L	4	1	2	2	1	2	0	0	0	0	1	8	17	54.00	9.000																	
41 Mitchell Boggs, R (9,1) ERA: 2.2	0.2	2	0	0	0	0	0	0	0	0	0	0	0	4	5	0.00	0.000																	

Florida Marlins @ St. Louis Cardinals  
 Busch Stadium, St. Louis, MO  
 Wed May 04 2011, 7:15 PM - 10:50 PM CDT  
 Att: 34,324 - Clear - 56 F

AB 38  
 R 8  
 H 12  
 RBI 5  
 BB 5  
 SO 8  
 LOB 20



Batter	1	2	3	4	5	6	7	8	9	AB	R	H	RBI	BB	SO	LOB	BOTTOM																	
Ryan Theriot, R (1,6) OBP: 0.352, SLG: 0.336	F7		P4	G1-4-3					G6-3	5	0	1	1	0	0	1																		
21 Allen Craig, R (1,5) OBP: 0.371, SLG: 0.463										3	1	1	0	1	1	0																		
44 Miguel Batista, R (7,1) ERA: 0.54										0	0	0	0	0	0	0																		
43 Trevor Miller, R (8,1) ERA: 3.38										0	0	0	0	0	0	0																		
52 Eduardo Sanchez, R (9,1) ERA: 3.18										1	1	1	1	0	0	0																		
41 Mitchell Boggs, R (9,1) ERA: 2.2										0	0	0	0	0	0	0																		
19 Jon Jay, L (9,PH) OBP: 0.361, SLG: 0.412										0	0	0	0	0	0	0																		
5 Albert Pujols, R (1,3) OBP: 0.309, SLG: 0.417	7 BB		7 BB	12 SF7						3	2	1	0	2	0	3																		
7 Matt Holliday, R (1,7) OBP: 0.509, SLG: 0.641	12 E		12 SF7							4	1	2	1	1	0	1																		
12 Lance Berkman, S (1,9) OBP: 0.461, SLG: 0.750	E7		SF7							3	0	0	1	0	0	1																		
28 Colby Rasmus, L (1,8) OBP: 0.384, SLG: 0.445	F7		G3							3	1	0	0	1	0	3																		
4 Yadier Molina, R (1,2) OBP: 0.333, SLG: 0.389	L9		F9							4	0	1	0	0	0	0																		
33 Daniel Descalso, L (1,4) OBP: 0.286, SLG: 0.397	G3		29 SH1-4							4	1	1	1	0	0	1																		
29 Chris Carpenter, R (1,1) ERA: 4.19										1	0	0	0	0	1	0																		
38 Mark Hamilton, L (6,PH) OBP: 0.444, SLG: 0.500										1	0	1	0	0	0	0																		
8 Nick Punto, S (7,4) OBP: 0.371, SLG: 0.345										1	0	0	0	0	0	0																		
<b>Inning Stats</b>	R: 2 E: 1 K: 1 S: 18	H: 2 LOB: 1 BB: 0 P: 31	R: 0 E: 0 K: 1 S: 9	H: 0 LOB: 0 BB: 0 P: 14	R: 2 E: 0 K: 0 S: 13	H: 2 LOB: 1 BB: 1 P: 18	R: 0 E: 0 K: 0 S: 8	H: 1 LOB: 0 BB: 0 P: 16	R: 0 E: 0 K: 0 S: 7	H: 0 LOB: 0 BB: 0 P: 10	R: 2 E: 0 K: 0 S: 21	H: 3 LOB: 3 BB: 2 P: 30	R: 0 E: 0 K: 0 S: 8	H: 0 LOB: 0 BB: 1 P: 15	R: 0 E: 0 K: 0 S: 8	H: 0 LOB: 0 BB: 0 P: 12	R: 1 E: 0 K: 0 S: 12	H: 1 LOB: 0 BB: 1 P: 23	1B: 7 2B: 2 3B: 0 HR: 1	SF: 1 SAC: 1 DP: 2 HBP: 0	WP: 0 PB: 0 SB: 0 CS: 0	PA: 40												
<b>PITCHER</b>	IP WLS BF H R ER SO BB IBB HBP BLK WP HR S P ERA WHIP																																	
23 Javier Vazquez, R (1,1) ERA: 6.39	5.2	28	6	4	2	2	2	0	0	0	0	0	0	0	72	110	6.35	1.765																
44 Brian Sanches, R (6,1) ERA: 1.76	0.1	3	0	0	0	0	0	0	0	0	0	0	0	5	14	0.00	6.000																	
40 Mike Dunn, L (7,1) ERA: 3.38	2.0	W	5	0	0	0	0	0	0	0	0	0	0	15	22	0.00	0.000																	
46 Juan Carlos Oviedo, R (9,1) ERA: 2.87	1.0	S	4	1	1	0	1	0	0	0	0	1	12	23	9.00	2.000																		

Florida Marlins @ St. Louis Cardinals  
 Busch Stadium, St. Louis, MO  
 Wed May 04 2011, 7:15 PM - 10:50 PM CDT  
 Att: 34,324 - Clear - 56 F

AB 33  
 R 7  
 H 9  
 RBI 5  
 BB 5  
 SO 2  
 LOB 10









Batter	1	2	3	4	5	6	7	8	9	10	AB	R	H	RBI	BB	SO	LOB	TOP							
8 Danny Espinosa, S OBP: 0.307, SLG: 0.370											4	0	0	0	1	2	2								
13 Alex Cora, L OBP: 0.268, SLG: 0.264											5	0	0	0	0	1	3								
28 Jayson Werth, R OBP: 0.328, SLG: 0.391											2	1	0	0	3	1	0								
19 Laynce Nix, L OBP: 0.234, SLG: 0.500											5	0	1	0	0	3	3								
17 Sean Burnett, L OBP: 0.259, SLG: 0.346											4	1	1	1	0	3	1								
25 Adam LaRoche, L OBP: 0.303, SLG: 0.324											5	1	1	0	0	3	3								
7 Ivan Rodriguez, R OBP: 0.259, SLG: 0.346											3	0	3	1	1	0	0								
15 Jerry Hairston, R OBP: 0.301, SLG: 0.311											2	0	0	1	0	1	2								
20 Ian Desmond, R OBP: 0.250, SLG: 0.370											2	0	0	1	0	1	2								
27 Jordan Zimmermann, R OBP: 0.259, SLG: 0.182											2	0	1	0	0	1	1								
12 Matt Stairs, L OBP: 0.268, SLG: 0.363											1	0	0	0	0	1	1								
36 Tyler Clippard, R OBP: 0.259, SLG: 0.346											0	0	0	0	0	0	0								
38 Michael Morse, R OBP: 0.259, SLG: 0.346											1	0	0	0	0	1	1								
22 Drew Storen, S OBP: 0.259, SLG: 0.346											0	0	0	0	0	0	0								
43 Brian Boler, R OBP: 0.194, SLG: 0.083											0	0	0	0	0	0	0								
<b>Inning Stats</b>	R: 0 E: 0 K: 2 S: 10	H: 0 LOB: 0 BB: 0 P: 15	R: 1 E: 0 K: 3 S: 16	H: 2 LOB: 1 BB: 0 P: 21	R: 0 E: 0 K: 1 S: 11	H: 1 LOB: 2 BB: 1 P: 21	R: 0 E: 0 K: 1 S: 8	H: 0 LOB: 0 BB: 0 P: 7	R: 0 E: 0 K: 3 S: 9	H: 0 LOB: 0 BB: 0 P: 13	R: 0 E: 0 K: 1 S: 9	H: 1 LOB: 2 BB: 1 P: 16	R: 0 E: 0 K: 3 S: 11	H: 0 LOB: 1 BB: 1 P: 18	R: 0 E: 0 K: 1 S: 7	H: 0 LOB: 1 BB: 1 P: 14	R: 1 E: 0 K: 2 S: 13	H: 1 LOB: 1 BB: 1 P: 22	1B: 4 2B: 3 3B: 0 HR: 0	SF: 2 SAC: 1 DP: 0 HBP: 0	WP: 0 PB: 0 SB: 1 CS: 0	PA: 42			
<b>PITCHER</b>	IP 7.0	WLS 29	BF 6	H 2	R 2	ER 2	SO 11	BB 2	IBB 0	HBP 0	BLK 0	WP 0	HR 0	S 68	P 103	ERA 2.57	WHIP 1.143								
47 Ricky Nolasco, R ERA: 3.23	IP 0.1	WLS 2	BF 0	H 0	R 0	ER 0	SO 1	BB 1	IBB 0	HBP 0	BLK 0	WP 0	HR 0	S 4	P 10	ERA 0.00	WHIP 3.000								
32 Clay Hensley, R ERA: 3.77	IP 0.1	WLS 1	BF 0	H 0	R 0	ER 0	SO 0	BB 0	IBB 0	HBP 0	BLK 0	WP 0	HR 0	S 3	P 4	ERA 0.000	WHIP 0.000								
38 Randy Choate, L ERA: 1.99	IP 0.1	WLS 1	BF 0	H 0	R 0	ER 0	SO 0	BB 0	IBB 0	HBP 0	BLK 0	WP 0	HR 0	S 4	P 4	ERA 0.000	WHIP 0.000								
58 Ryan Webb, R ERA: 3.52	IP 1.0	WLS 4	BF 0	H 0	R 0	ER 0	SO 1	BB 1	IBB 0	HBP 0	BLK 0	WP 0	HR 0	S 7	P 14	ERA 0.00	WHIP 1.000								
46 Juan Carlos Oviedo, R ERA: 2.7																									

Washington Nationals @ Florida Marlins  
Sun Life Stadium, Miami, FL  
Fri May 06 2011, 7:12 PM - 10:32 PM EDT  
Att. 15,325 - Partly Cloudy - 79 F

AB 34  
R 3  
H 7  
RBI 3  
BB 5  
SO 17  
LOB 17



Batter	1	2	3	4	5	6	7	8	9	10	AB	R	H	RBI	BB	SO	LOB	BOTTOM						
8 Chris Coghlan, L OBP: 0.328, SLG: 0.442											5	0	0	0	0	1	3							
1 Emilio Bonifacio, S OBP: 0.385, SLG: 0.486											3	1	1	0	1	1	0							
2 Hanley Ramirez, R OBP: 0.304, SLG: 0.275											4	0	1	0	0	0	1							
15 Gaby Sanchez, R OBP: 0.404, SLG: 0.470											3	0	1	1	1	0	1							
27 Giancarlo Stanton, R OBP: 0.316, SLG: 0.484											4	0	0	0	0	2	3							
29 Greg Dobbs, L OBP: 0.377, SLG: 0.459											4	1	2	0	0	2	0							
56 Osvaldo Martinez, R OBP: 0.333, SLG: 0.333											4	0	2	0	0	2	0							
14 John Buck, R OBP: 0.313, SLG: 0.422											0	0	0	0	0	0	0							
9 Brett Hayes, R OBP: 0.444, SLG: 0.765											3	0	0	1	0	1	2							
13 Omar Infante, R OBP: 0.277, SLG: 0.302											2	0	0	0	0	2	1							
47 Ricky Nolasco, R ERA: 4.1	IP 6.0	WLS 23	BF 5	H 2	R 2	ER 2	SO 6	BB 2	IBB 0	HBP 0	BLK 0	WP 0	HR 0	S 61	P 89	ERA 3.000	WHIP 1.167							
36 Tyler Clippard, R ERA: 1.29	IP 2.0	WLS 6	BF 0	H 0	R 0	ER 0	SO 6	BB 0	IBB 0	HBP 0	BLK 0	WP 0	HR 0	S 19	P 22	ERA 0.00	WHIP 0.000							
22 Drew Storen, R ERA: 0.91	IP 1.2	WLS 7	BF 2	H 0	R 0	ER 0	SO 1	BB 0	IBB 0	HBP 0	BLK 0	WP 0	HR 0	S 16	P 23	ERA 0.00	WHIP 1.200							
17 Sean Burnett, L ERA: 4.97	IP 0.1	WLS 1	BF 0	H 0	R 0	ER 0	SO 0	BB 0	IBB 0	HBP 0	BLK 0	WP 0	HR 0	S 1	P 1	ERA 0.00	WHIP 0.000							
<b>Inning Stats</b>	R: 0 E: 0 K: 3 S: 13	H: 1 LOB: 1 BB: 0 P: 20	R: 0 E: 0 K: 3 S: 9	H: 0 LOB: 0 BB: 0 P: 9	R: 0 E: 0 K: 1 S: 9	H: 0 LOB: 0 BB: 0 P: 10	R: 0 E: 0 K: 1 S: 13	H: 0 LOB: 1 BB: 1 P: 22	R: 1 E: 0 K: 1 S: 6	H: 2 LOB: 0 BB: 0 P: 11	R: 1 E: 0 K: 0 S: 11	H: 2 LOB: 1 BB: 1 P: 17	R: 0 E: 0 K: 3 S: 10	H: 0 LOB: 0 BB: 0 P: 11	R: 0 E: 0 K: 0 S: 5	H: 0 LOB: 0 BB: 0 P: 11	R: 0 E: 0 K: 1 S: 12	H: 2 LOB: 3 BB: 0 P: 13	1B: 6 2B: 2 3B: 0 HR: 0	SF: 1 SAC: 1 DP: 1 HBP: 0	WP: 0 PB: 0 SB: 0 CS: 1	PA: 37		
<b>PITCHER</b>	IP 7.0	WLS 23	BF 6	H 2	R 2	ER 2	SO 11	BB 2	IBB 0	HBP 0	BLK 0	WP 0	HR 0	S 68	P 103	ERA 2.57	WHIP 1.143							
27 Jordan Zimmermann, R ERA: 4.1	IP 2.0	WLS 6	BF 0	H 0	R 0	ER 0	SO 6	BB 0	IBB 0	HBP 0	BLK 0	WP 0	HR 0	S 19	P 22	ERA 0.00	WHIP 0.000							
36 Tyler Clippard, R ERA: 1.29	IP 1.2	WLS 7	BF 2	H 0	R 0	ER 0	SO 1	BB 0	IBB 0	HBP 0	BLK 0	WP 0	HR 0	S 16	P 23	ERA 0.00	WHIP 1.200							
22 Drew Storen, R ERA: 0.91	IP 0.1	WLS 1	BF 0	H 0	R 0	ER 0	SO 0	BB 0	IBB 0	HBP 0	BLK 0	WP 0	HR 0	S 1	P 1	ERA 0.00	WHIP 0.000							
17 Sean Burnett, L ERA: 4.97	IP 0.1	WLS 1	BF 0	H 0	R 0	ER 0	SO 0	BB 0	IBB 0	HBP 0	BLK 0	WP 0	HR 0	S 1	P 1	ERA 0.00	WHIP 0.000							

Washington Nationals @ Florida Marlins  
Sun Life Stadium, Miami, FL  
Fri May 06 2011, 7:12 PM - 10:32 PM EDT  
Att. 15,325 - Partly Cloudy - 79 F

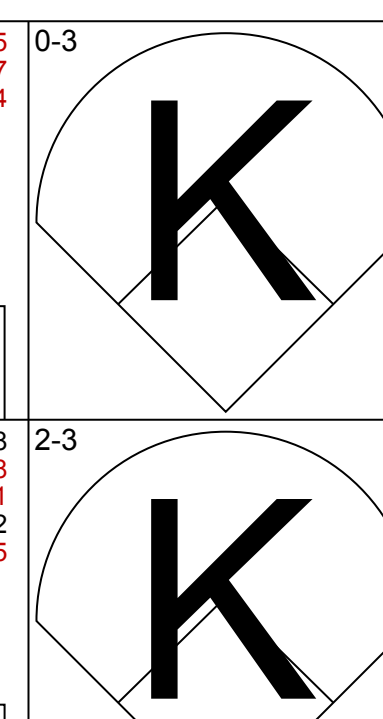
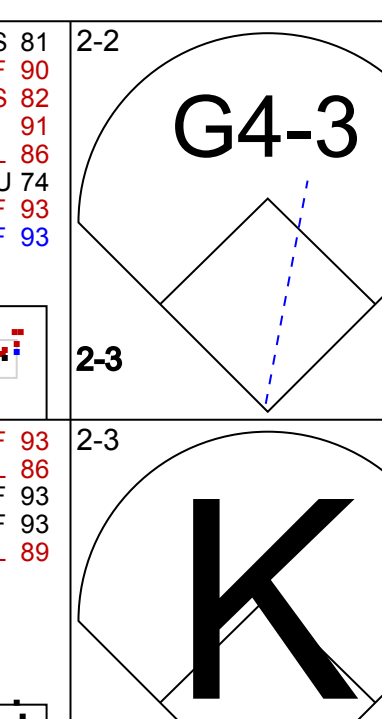
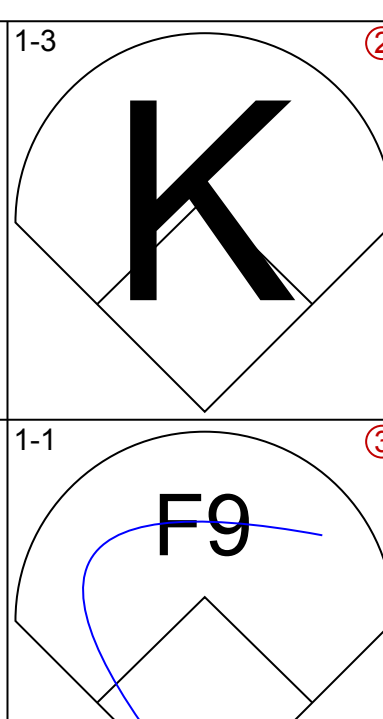
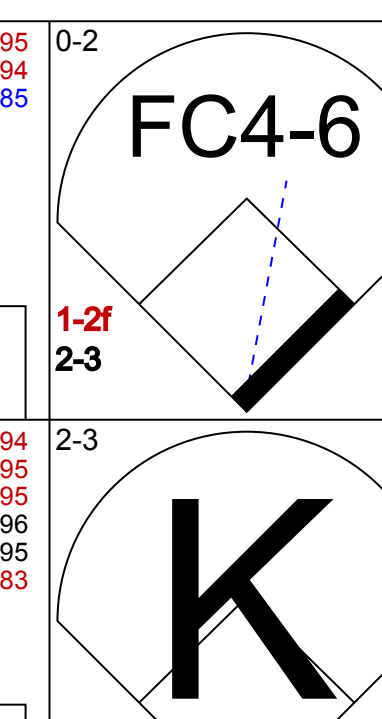
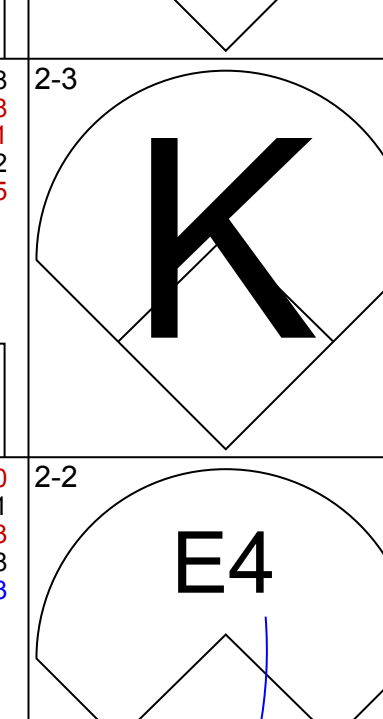
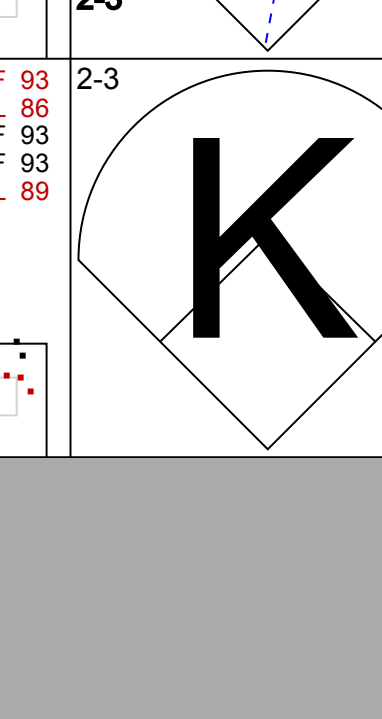
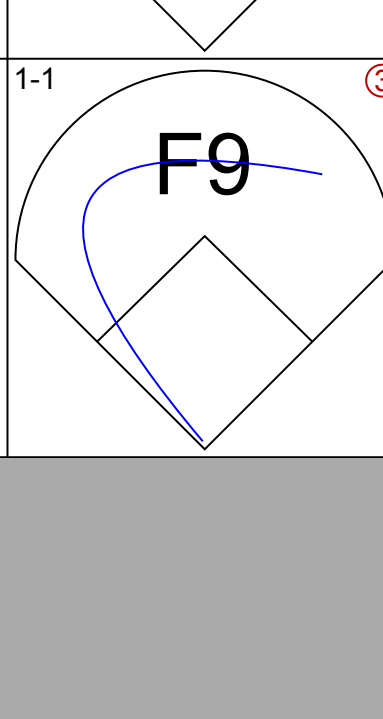
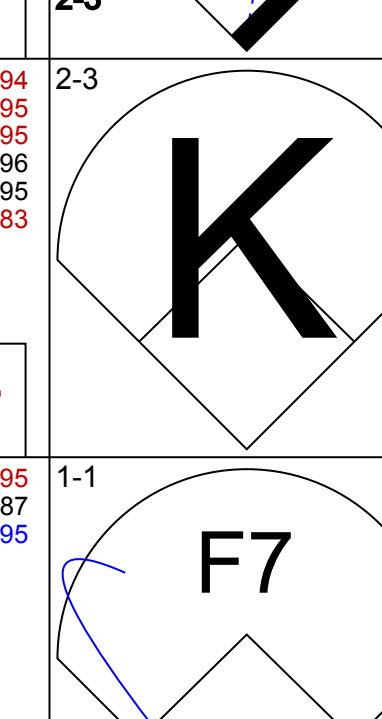
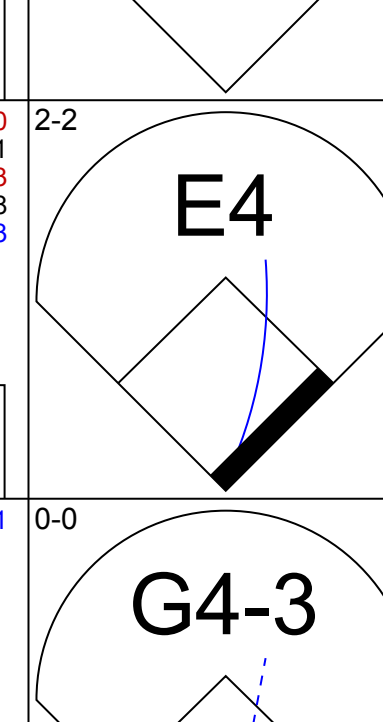

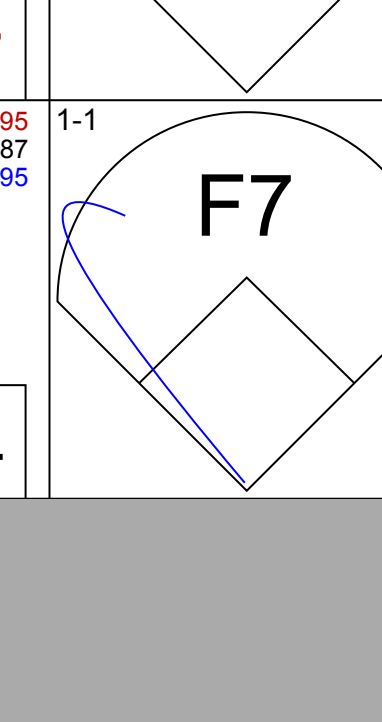
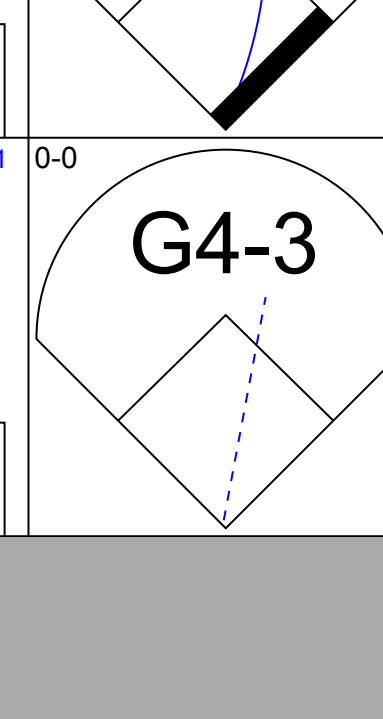









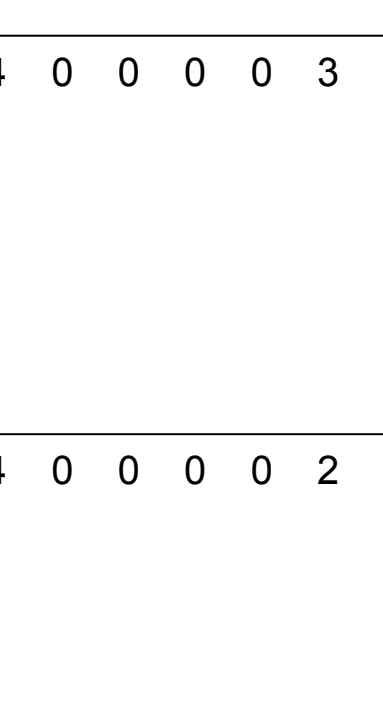


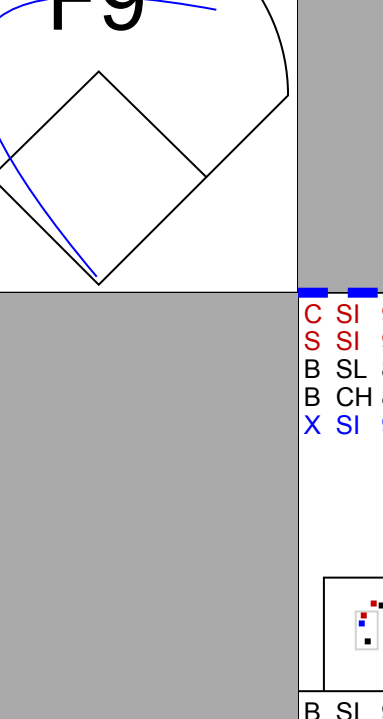

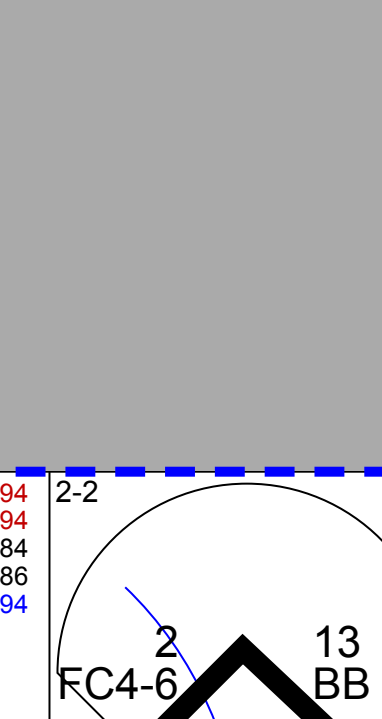
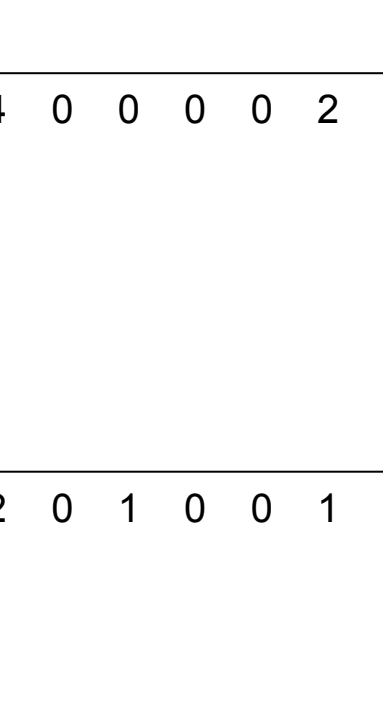

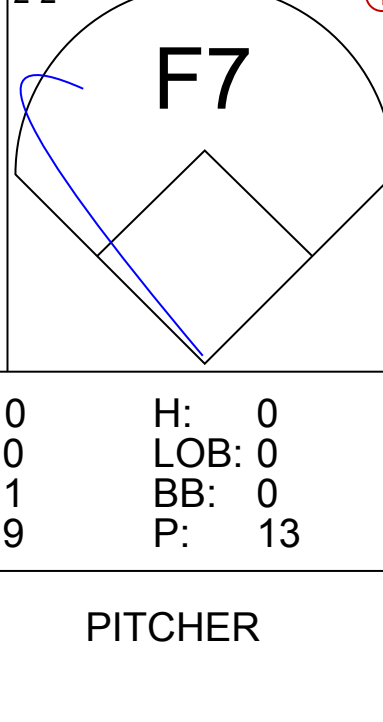
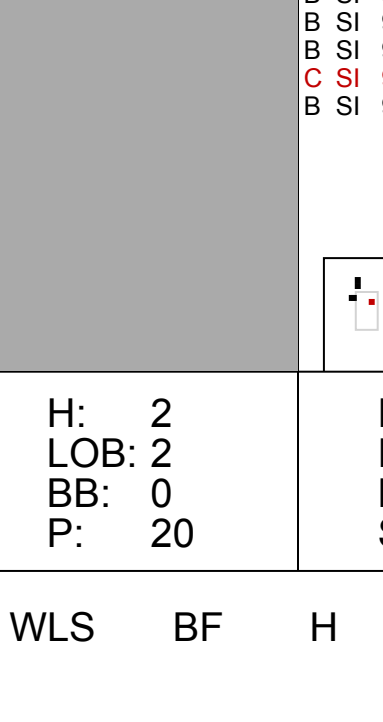

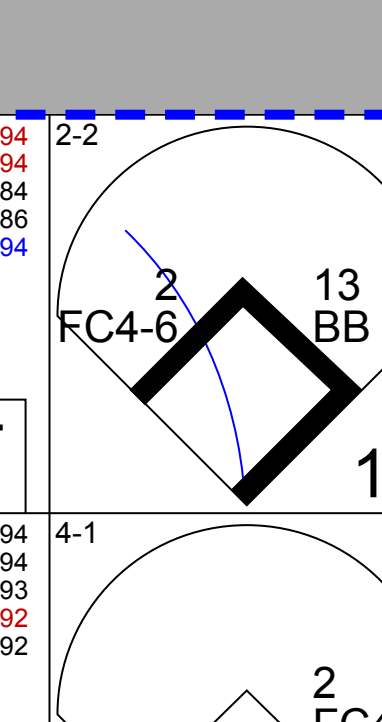


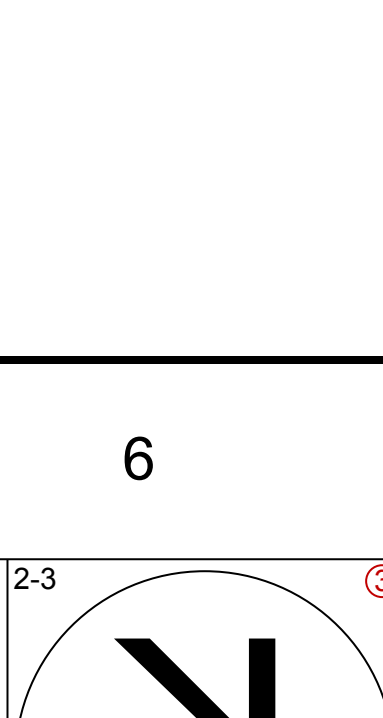
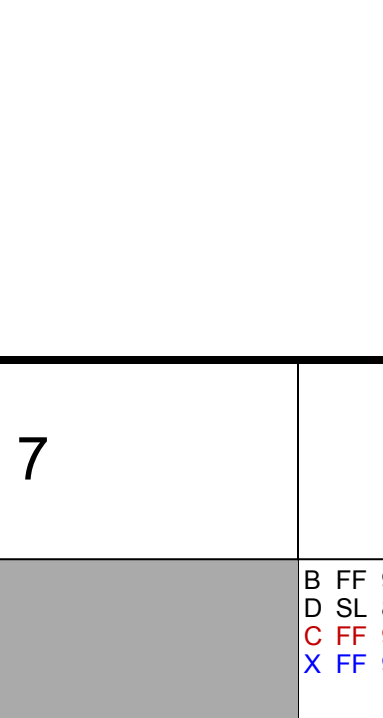
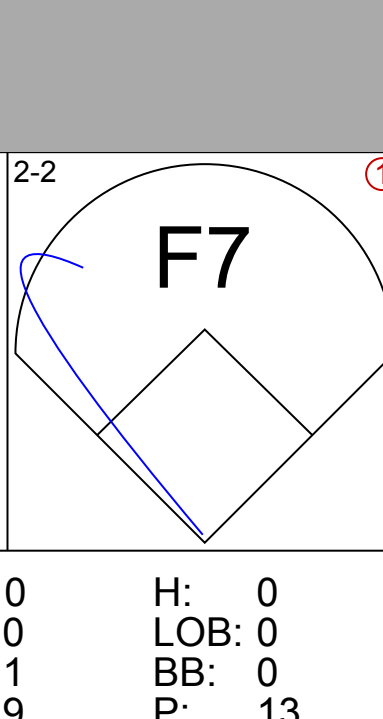
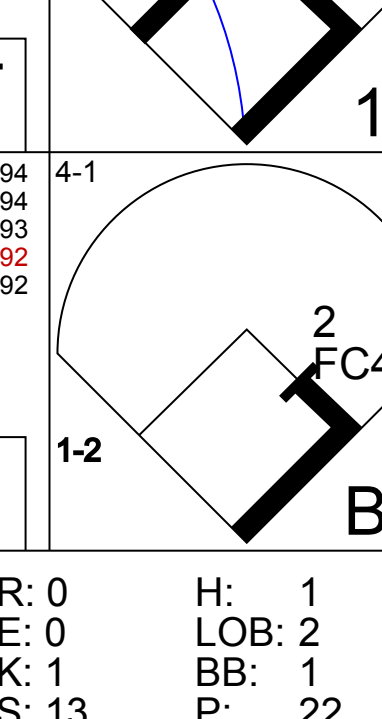

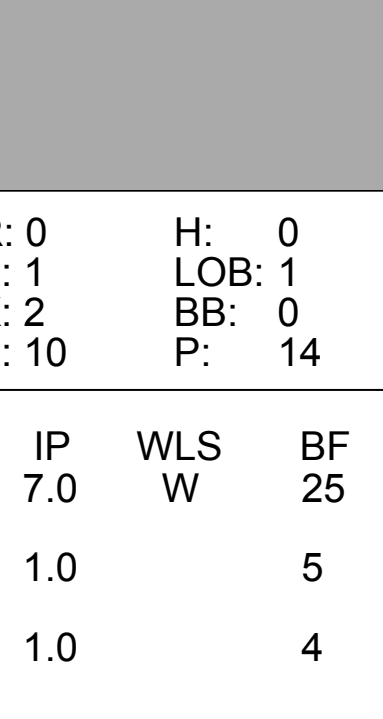
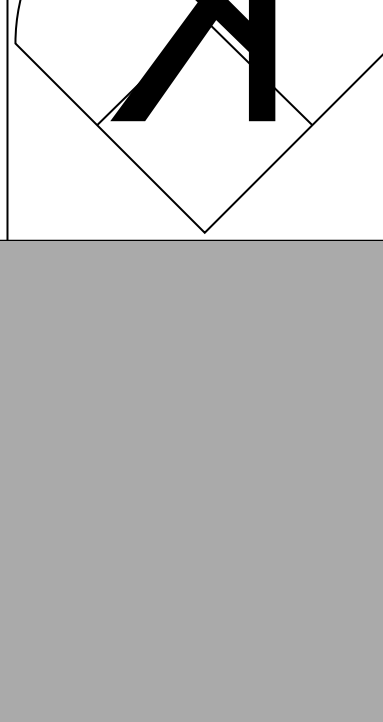
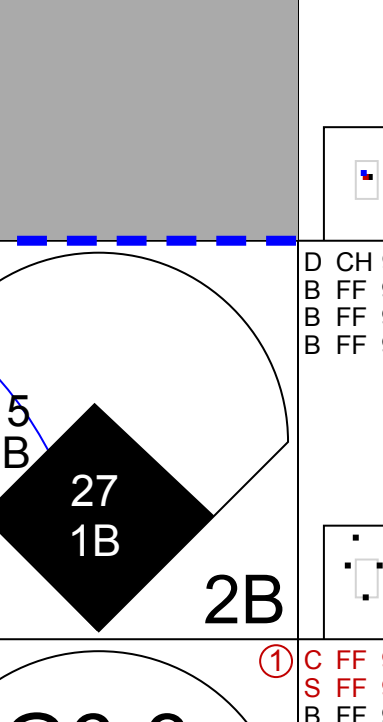
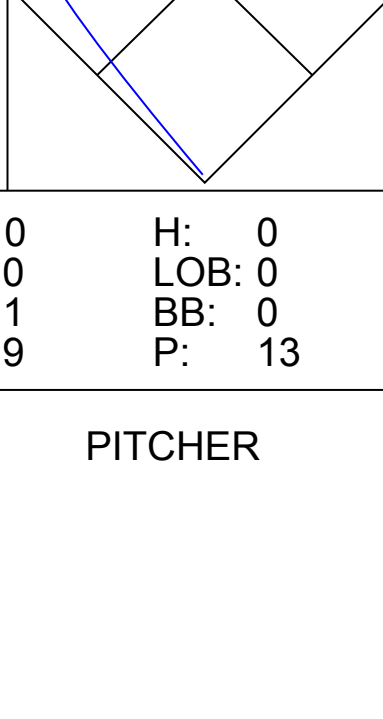
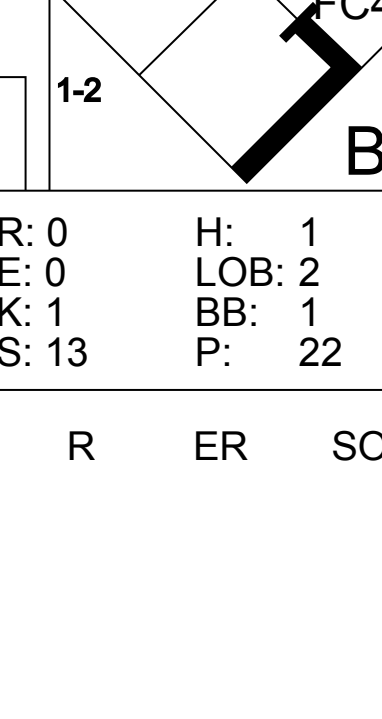
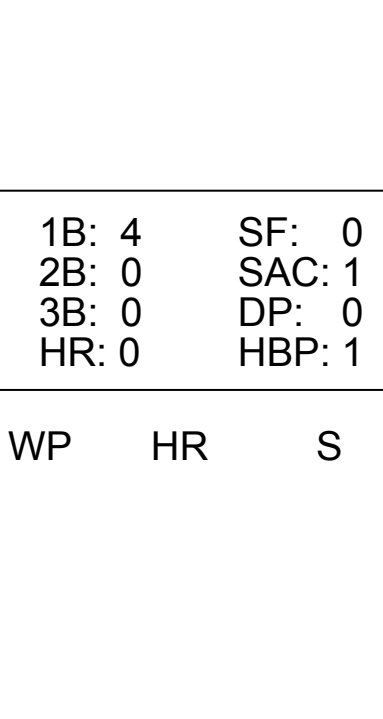
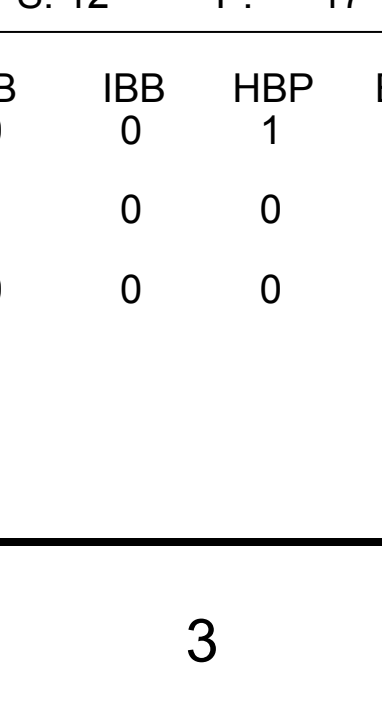




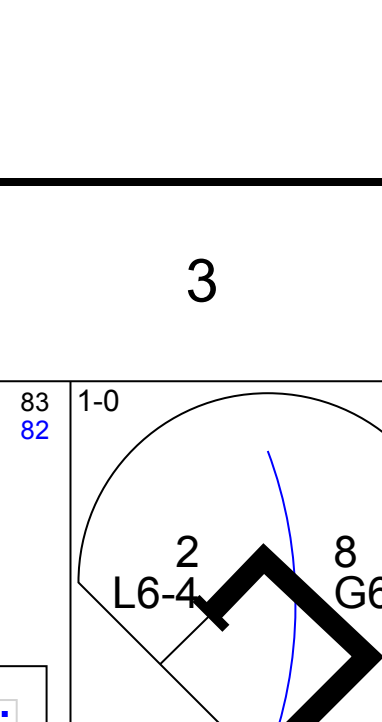
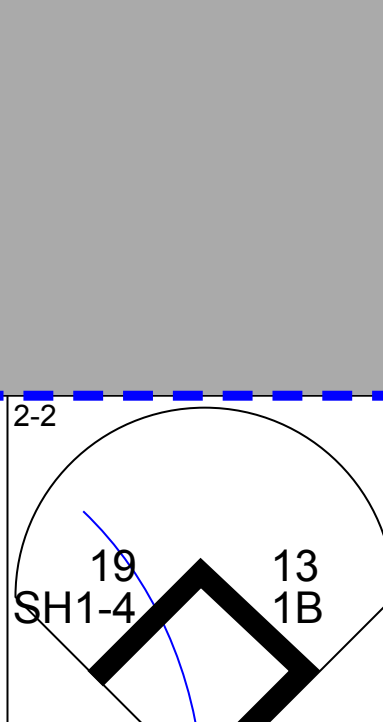
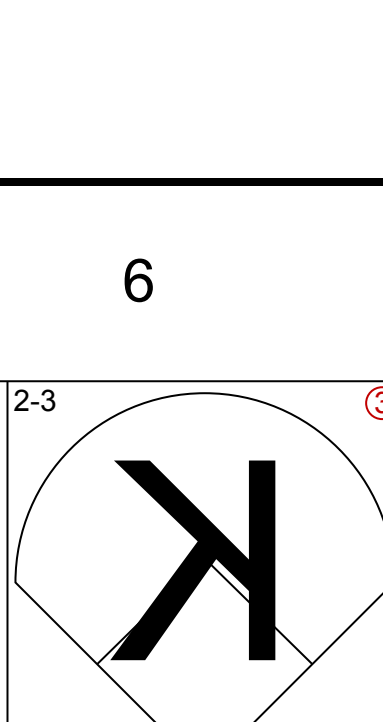
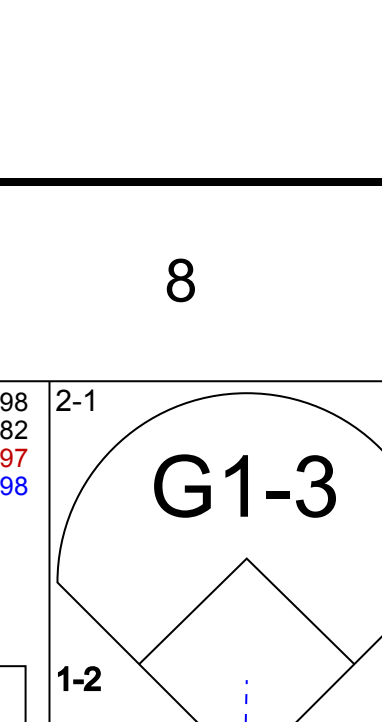
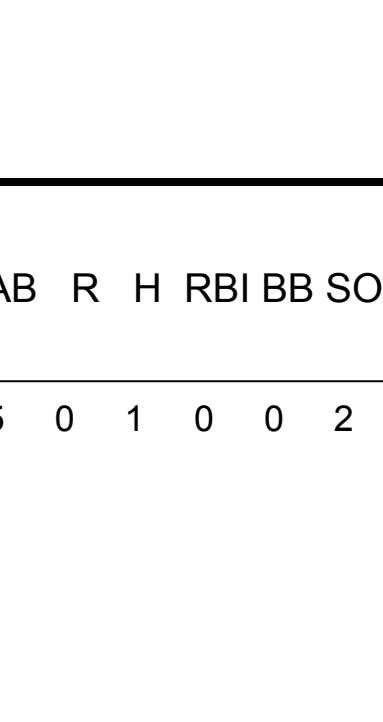
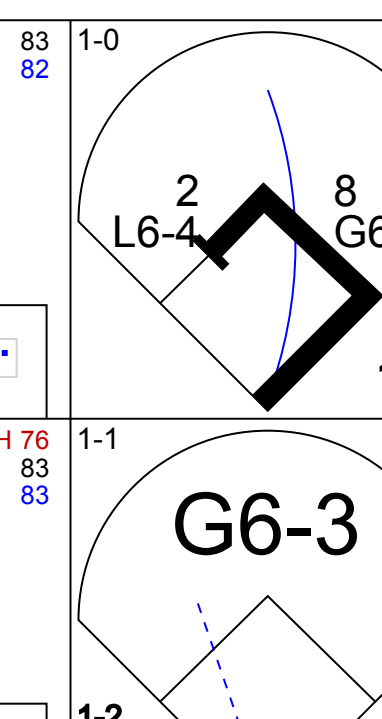
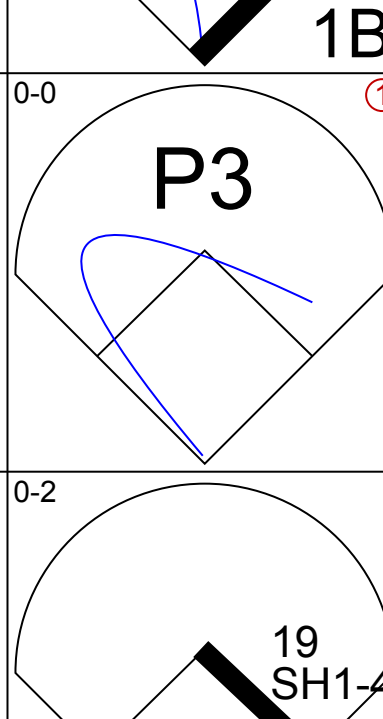

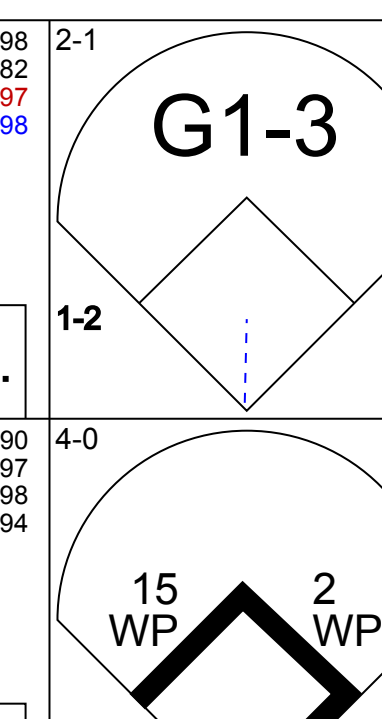

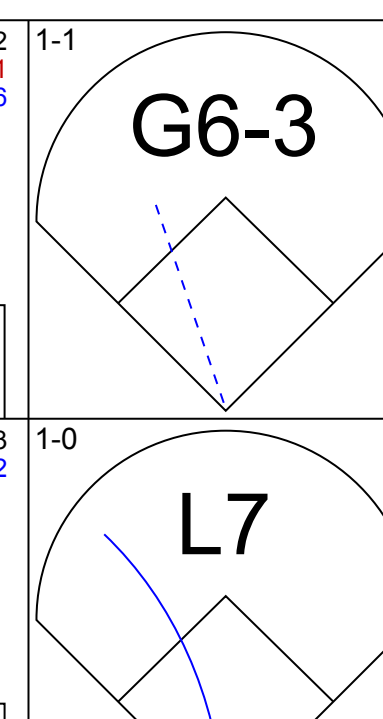
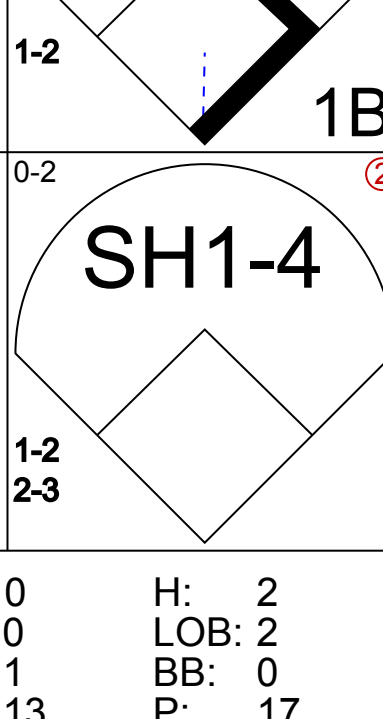
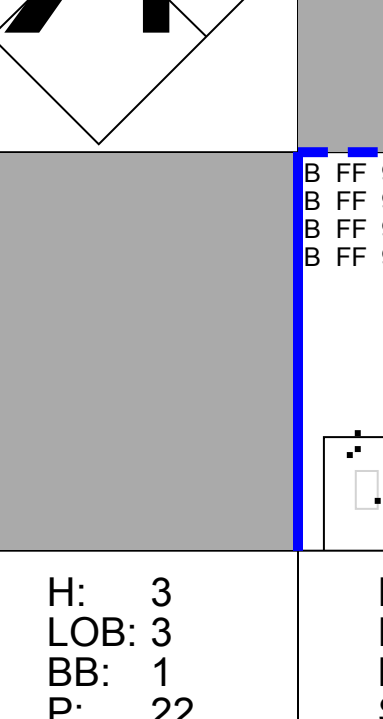

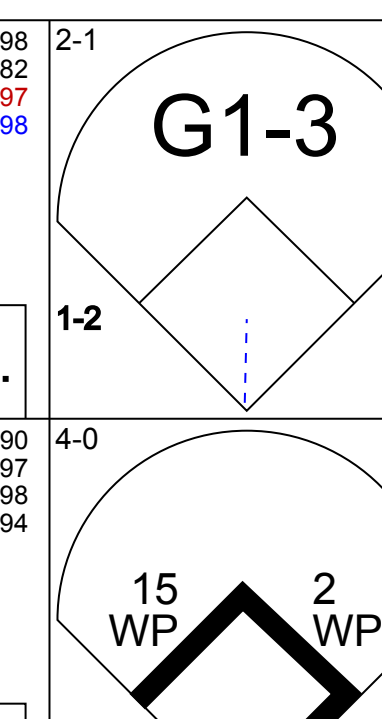
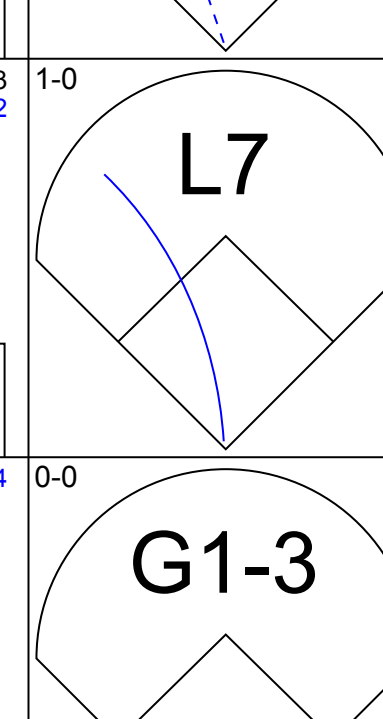
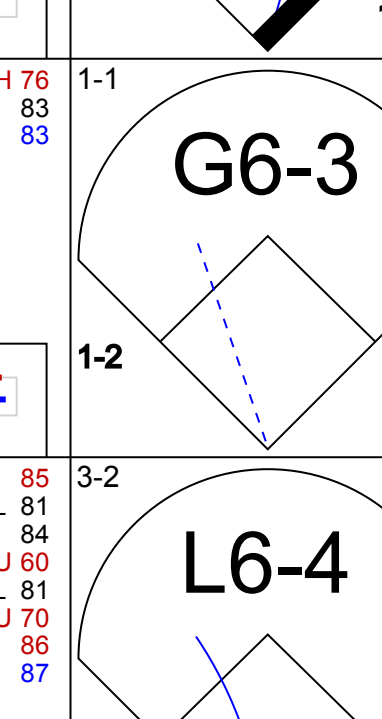


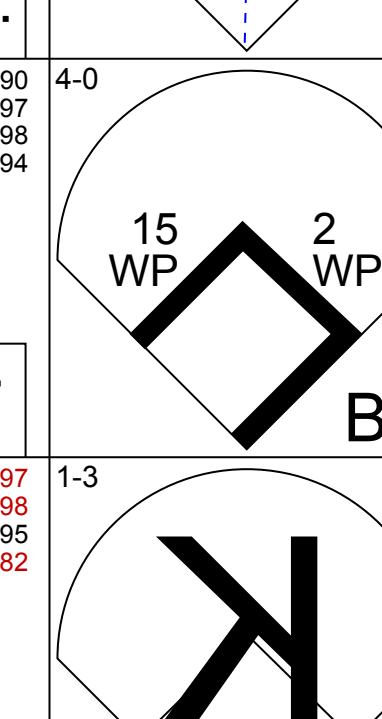
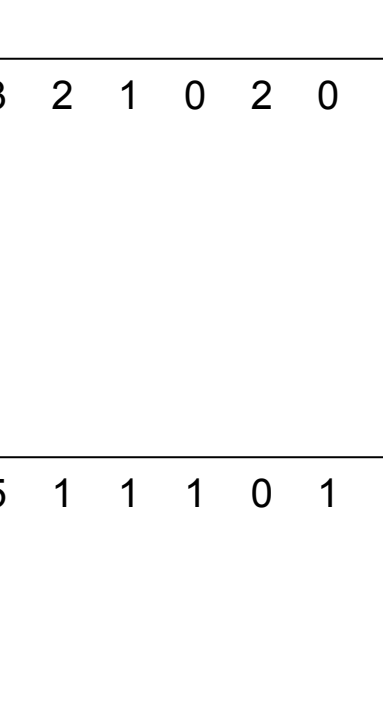
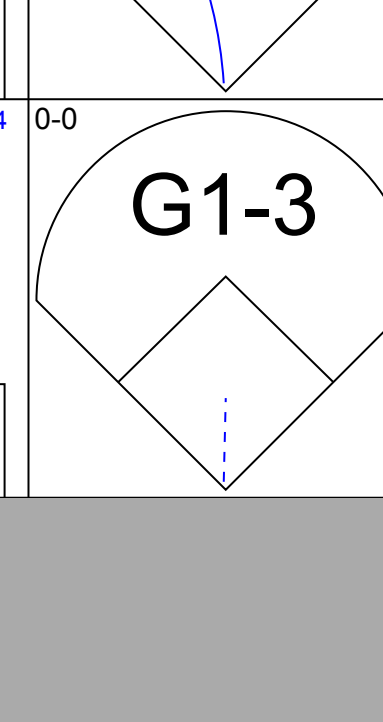

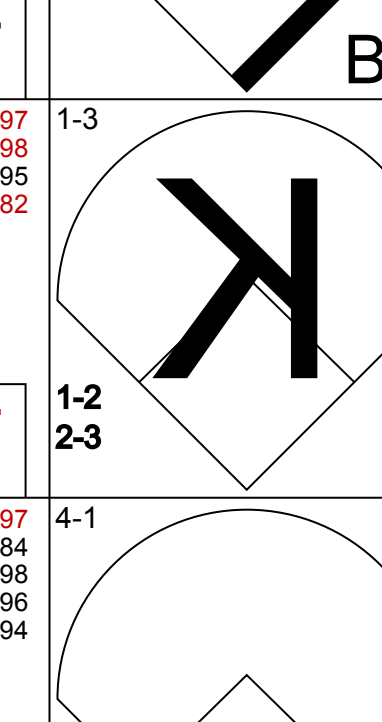

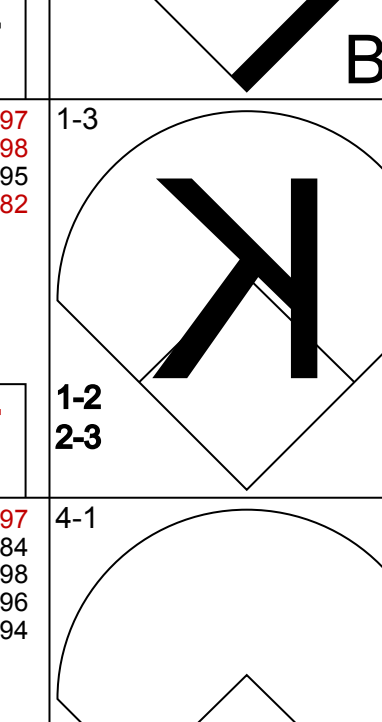
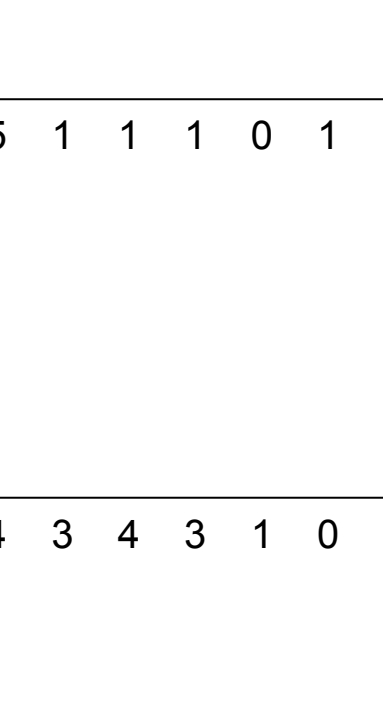

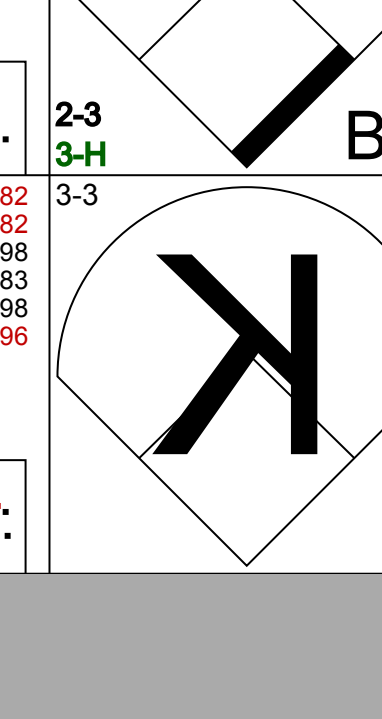
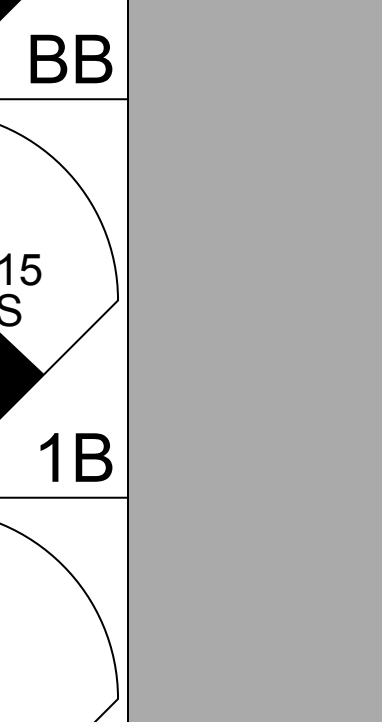
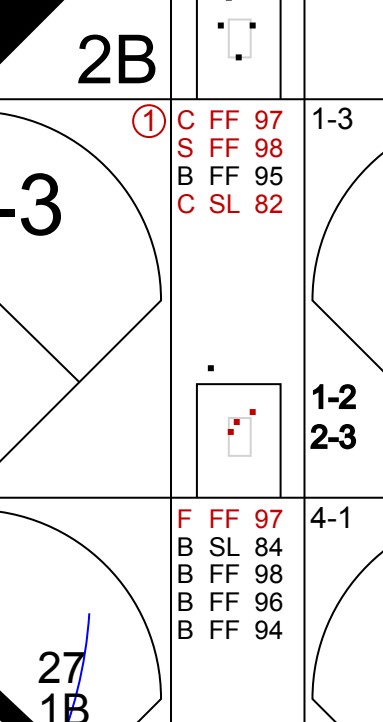
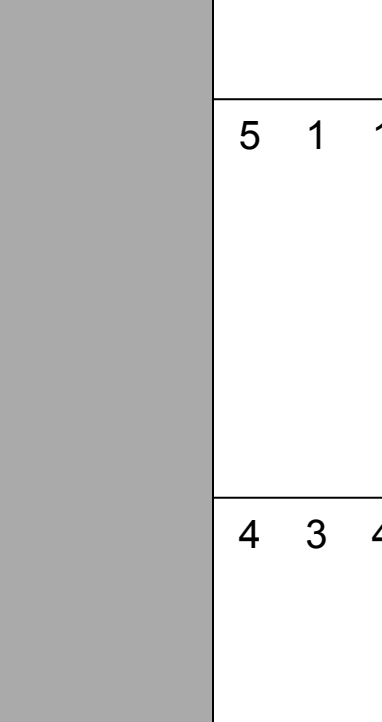

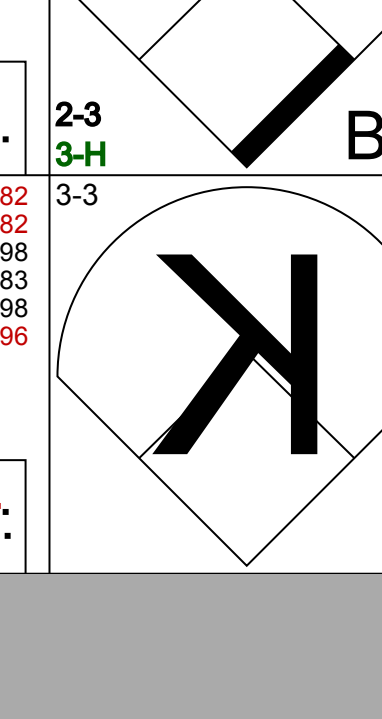
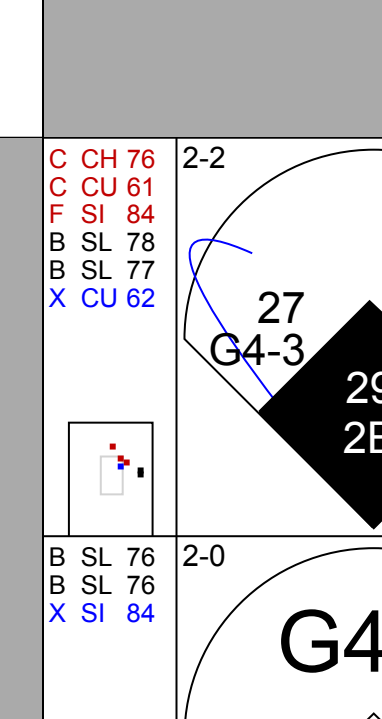


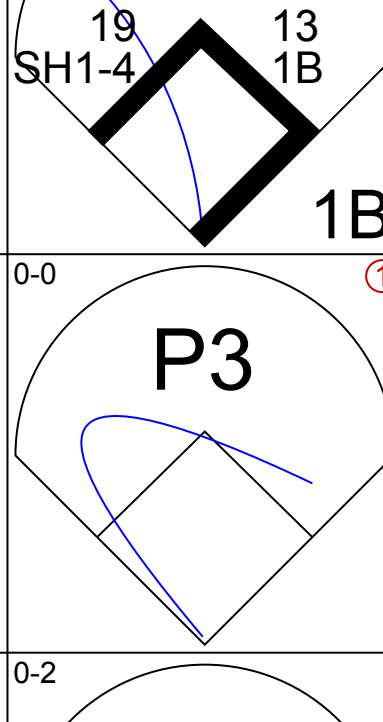

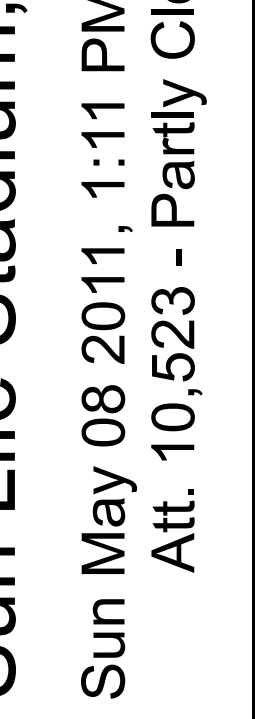

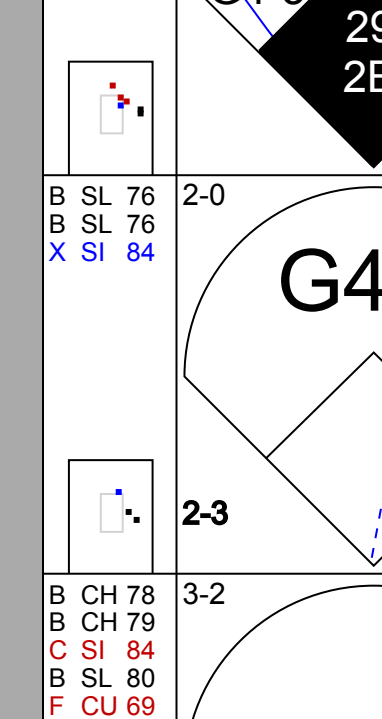
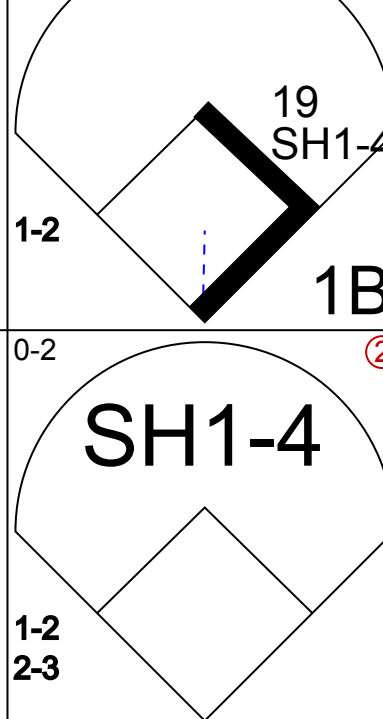
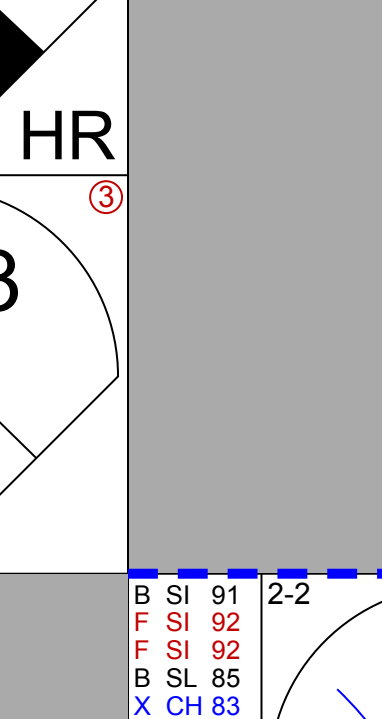
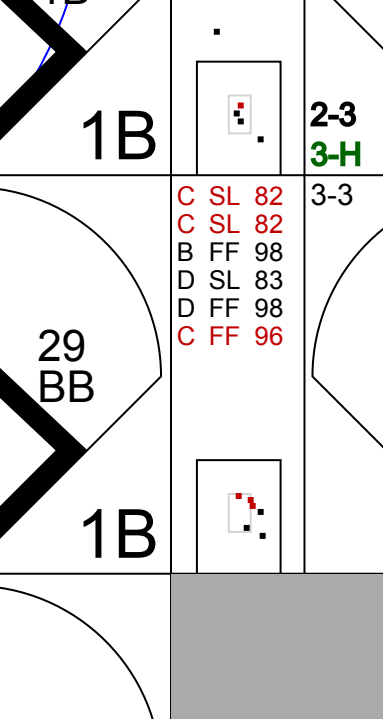

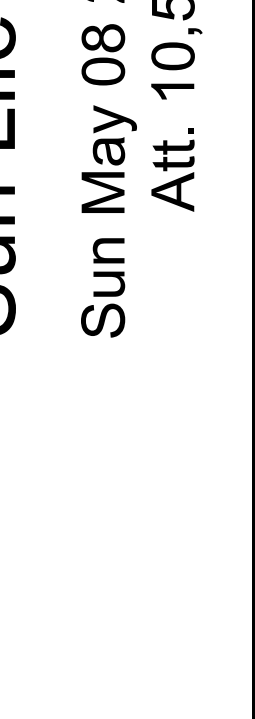
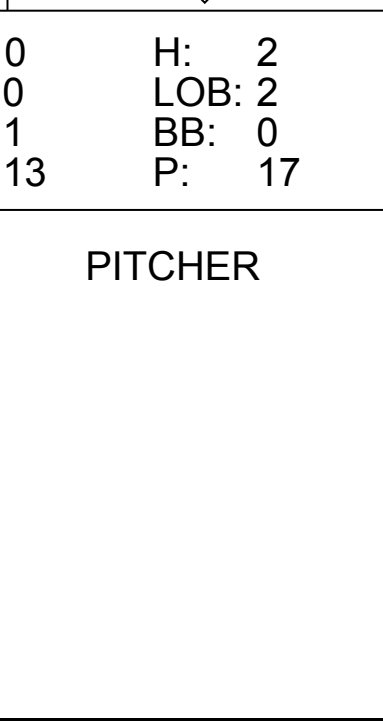
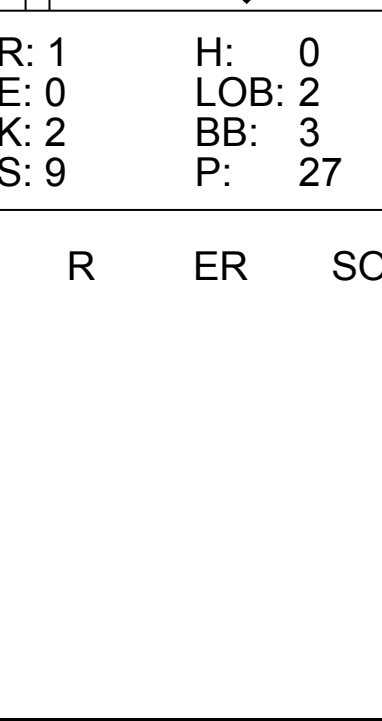
AB 34  
R 2  
H 7  
RBI 2  
BB 2  
SO 13  
LOB 14









Batter	1	2	3	4	5	6	7	8	9	AB	R	H	RBI	BB	SO	LOB	TOP										
2 Roger Bernadina, L (1,8) OBP: 0.417, SLG: 0.455										4	0	0	0	0	2	3	<p>Washington Nationals @ Florida Marlins</p> <p>Sun Life Stadium, Miami, FL</p> <p>Sun May 08 2011, 1:11 PM - 4:09 PM EDT</p> <p>Att: 10,523 - Partly Cloudy - 86 F</p>										
20 Ian Desmond, R (1,6) OBP: 0.250, SLG: 0.383										3	0	0	0	0	2	1											
60 Todd Coffey, R (6,1)										0	0	0	0	0	0	0											
55 Brian Broderick, R (7,1)										0	0	0	0	0	0	0											
12 Matt Stairs, L (8,PH) OBP: 0.281, SLG: 0.056										1	0	0	0	0	1	2											
63 Henry Alberto Rodriguez, R (8,PH)										0	0	0	0	0	0	0											
19 Laynce Nix, L (1,9) OBP: 0.271, SLG: 0.448										4	0	1	0	0	0	2											
25 Adam LaRoche, L (1,3) OBP: 0.300, SLG: 0.313										4	0	0	0	0	1	2											
38 Michael Morse, R (1,7) OBP: 0.275, SLG: 0.325										4	0	2	0	0	1	0											
15 Jerry Hairston, R (1,5) OBP: 0.297, SLG: 0.317										4	0	0	0	0	3	3											
7 Ivan Rodriguez, R (1,2) OBP: 0.241, SLG: 0.321										4	0	0	0	0	2	3											
8 Danny Espinosa, S (1,4) OBP: 0.321, SLG: 0.389										2	0	1	0	0	1	0											
61 Livan Hernandez, R (1,1) OBP: 0.091, SLG: 0.091										0	0	0	0	0	0	0											
13 Alex Cora, L (6,PH) OBP: 0.276, SLG: 0.259										1	0	0	0	1	0	0											
<b>Inning Stats</b>	R: 0 E: 1 K: 2 S: 10	H: 0 LOB: 1 BB: 0 P: 14	R: 0 E: 0 K: 3 S: 12	H: 0 LOB: 0 BB: 0 P: 16	R: 0 E: 0 K: 1 S: 12	H: 0 LOB: 1 BB: 0 P: 17	R: 0 E: 0 K: 0 S: 9	H: 0 LOB: 0 BB: 0 P: 18	R: 0 E: 0 K: 3 S: 13	H: 0 LOB: 0 BB: 0 P: 19	R: 0 E: 0 K: 1 S: 9	H: 0 LOB: 0 BB: 0 P: 13	R: 0 E: 0 K: 1 S: 15	H: 2 LOB: 2 BB: 0 P: 20	R: 0 E: 0 K: 1 S: 13	H: 1 LOB: 2 BB: 1 P: 22	R: 0 E: 0 K: 1 S: 9	H: 1 LOB: 1 BB: 0 P: 14	1B: 4 2B: 0 3B: 0 HR: 0	SF: 0 SAC: 1 DP: 0 HBP: 1	WP: 0 PB: 0 CS: 0	PA: 34					
<b>PITCHER</b>	IP	WLS	BF	H	R	ER	SO	BB	IBB	HBP	BLK	WP	HR	S	P	ERA	WHIP	<b>PITCHER</b>									
19 Anibal Sánchez, R (1,1) ERA: 3.46	7.0	W	25	2	0	0	11	0	0	1	0	0	0	80	117	0.00	0.286										
58 Ryan Webb, R (8,1) ERA: 3.31	1.0		5	1	0	0	1	1	0	0	0	0	0	13	22	0.00	2.000										
31 Burke Badenhop, R (9,1) ERA:	1.0		4	1	0	0	1	0	0	0	0	0	0	9	14	0.00	1.000										
<b>Batter</b>	<b>1</b>	<b>2</b>	<b>3</b>	<b>4</b>	<b>5</b>	<b>6</b>	<b>7</b>	<b>8</b>	<b>9</b>	<b>AB</b>	<b>R</b>	<b>H</b>	<b>RBI</b>	<b>BB</b>	<b>SO</b>	<b>LOB</b>	<b>BOTTOM</b>										
1 Emilio Bonifacio, S (1,7) OBP: 0.381, SLG: 0.442										5	0	1	0	0	2	4	<p>Washington Nationals @ Florida Marlins</p> <p>Sun Life Stadium, Miami, FL</p> <p>Sun May 08 2011, 1:11 PM - 4:09 PM EDT</p> <p>Att: 10,523 - Partly Cloudy - 86 F</p>										
8 Chris Coghlan, L (1,8) OBP: 0.326, SLG: 0.433										3	2	1	0	2	0	1											
2 Hanley Ramirez, R (1,6) OBP: 0.291, SLG: 0.263										5	1	1	1	0	1	4											
15 Gaby Sanchez, R (1,3) OBP: 0.414, SLG: 0.512										4	3	4	3	1	0	0											
27 Giancarlo Stanton, R (1,9) OBP: 0.319, SLG: 0.466										5	0	1	1	0	2	4											
31 Burke Badenhop, R (9,1) ERA:										0	0	0	0	0	0	0											
29 Greg Dobbs, L (1,5) OBP: 0.411, SLG: 0.500										3	0	3	2	1	0	0											
14 John Buck, R (1,2) OBP: 0.311, SLG: 0.435										3	0	0	0	1	1	5											
13 Omar Infante, R (1,4) OBP: 0.285, SLG: 0.303										4	1	2	0	0	1	5											
19 Anibal Sánchez, R (1,1) ERA: 4.29										1	0	0	0	0	0	2											
58 Ryan Webb, R (8,1) ERA: 3.35										0	0	0	0	0	0	0											
16 Bryan Petersen, L (8,PH) OBP: 0.291, SLG: 0.263										0	1	0	0	1	0	0											
<b>Inning Stats</b>	R: 0 E: 0 K: 0 S: 4	H: 0 LOB: 0 BB: 0 P: 6	R: 1 E: 0 K: 0 S: 14	H: 2 LOB: 1 BB: 1 P: 25	R: 0 E: 0 K: 0 S: 8	H: 1 LOB: 0 BB: 0 P: 13	R: 1 E: 0 K: 1 S: 7	H: 2 LOB: 0 BB: 0 P: 12	R: 4 E: 0 K: 1 S: 18	H: 3 LOB: 1 BB: 1 P: 30	R: 0 E: 0 K: 1 S: 13	H: 2 LOB: 2 BB: 0 P: 17	R: 1 E: 0 K: 2 S: 13	H: 3 LOB: 3 BB: 1 P: 22	R: 1 E: 0 K: 2 S: 9	H: 0 LOB: 2 BB: 3 P: 27	1B: 8 2B: 5 3B: 0 HR: 1	SF: 0 SAC: 2 DP: 2 HBP: 0	WP: 2 PB: 0 CS: 0	PA: 41							
<b>PITCHER</b>	IP	WLS	BF	H	R	ER	SO	BB	IBB	HBP	BLK	WP	HR	S	P	ERA	WHIP	<b>PITCHER</b>									
61 Livan Hernandez, R (1,1) ERA: 4.29	5.0	L	23	8	6	6	2	2	0	0	0	0	0	51	86	10.80	2.000										
60 Todd Coffey, R (6,1) ERA: 3.38	1.0		5	2	0	0	1	0	0	0	0	0	0	13	17	0.00	2.000										
55 Brian Broderick, R (7,1) ERA: 6.35	1.0		7	3	1	1	2	1	0	0	0	0	0	13	22	9.00	4.000										
63 Henry Alberto Rodriguez, R (8,1) ERA: 1.8	1.0		6	0	1	1	2	3	0	0	0	2	0	9	27	9.00	3.000										



Batter	1	2	3	4	5	6	7	8	9	AB	R	H	RBI	BB	SO	LOB	TOP							
11 Jimmy Rollins, S OBP: 0.381, SLG: 0.385										5	2	2	1	0	1	0	<b>Philadelphia Phillies @ Florida Marlins</b> Sun Life Stadium, Miami, FL Mon May 09 2011, 7:12 PM - 10:01 PM EDT Att: 11,444 - Clear - 86 F							
8 Shane Victorino, S OBP: 0.358, SLG: 0.518										4	1	1	0	1	0	2								
27 Placido Polanco, R OBP: 0.404, SLG: 0.467										4	1	1	1	0	0	1								
6 Ryan Howard, L OBP: 0.347, SLG: 0.511										4	1	2	1	1	1	1								
29 Raul Ibanez, L OBP: 0.283, SLG: 0.342										4	0	2	0	0	0	3								
7 Ross Gload, L OBP: 0.354, SLG: 0.364										3	0	2	2	0	0	0								
15 John Mayberry Jr., R OBP: 0.400, SLG: 0.462										1	0	1	0	0	0	0								
5 Pete Orr, L OBP: 0.267, SLG: 0.267										4	0	0	0	0	2	5								
21 Wilson Valdez, R OBP: 0.282, SLG: 0.296										0	0	0	0	0	0	0								
23 Brian Schneider, L OBP: 0.208, SLG: 0.300										4	0	0	0	0	0	3								
56 Joe Blanton, R OBP: 0.222, SLG: 0.222										2	1	1	0	0	0	0								
7 Michael Martinez, S OBP: 0.227, SLG: 0.150										1	0	0	0	0	0	0								
49 Vance Worley, R OBP: 0.400, SLG: 0.400										1	0	0	0	0	1	1								
46 Ryan Madson, L OBP: 0.278, SLG: 0.290										0	0	0	0	0	0	0								
<b>Inning Stats</b>	R: 1 H: 3 E: 0 K: 0 S: 10	H: 3 LOB: 2 BB: 0 P: 17	R: 0 H: 0 E: 0 K: 0 S: 7	H: 0 LOB: 0 BB: 0 P: 11	R: 3 H: 5 E: 1 K: 0 S: 15	H: 5 LOB: 2 BB: 0 P: 26	R: 0 H: 0 E: 0 K: 0 S: 8	H: 0 LOB: 0 BB: 0 P: 13	R: 2 H: 3 E: 0 K: 1 S: 14	H: 3 LOB: 2 BB: 1 P: 20	R: 0 H: 0 E: 0 K: 0 S: 6	H: 0 LOB: 0 BB: 0 P: 7	R: 0 H: 0 E: 0 K: 0 S: 4	H: 0 LOB: 0 BB: 0 P: 8	R: 0 H: 1 E: 0 K: 2 S: 11	H: 1 LOB: 1 BB: 0 P: 13	R: 0 H: 0 E: 1 K: 2 S: 10	H: 0 LOB: 1 BB: 1 P: 19	1B: 9 2B: 1 3B: 1 HR: 1	SF: 1 SAC: 0 DP: 0 HBP: 0	WP: 0 PB: 0 SB: 2 CS: 0	PA: 40		
<b>PITCHER</b>	IP WLS BF H R ER SO BB IBB HBP BLK WP HR S P ERA WHIP	IP WLS BF H R ER SO BB IBB HBP BLK WP HR S P ERA WHIP	IP WLS BF H R ER SO BB IBB HBP BLK WP HR S P ERA WHIP	IP WLS BF H R ER SO BB IBB HBP BLK WP HR S P ERA WHIP	IP WLS BF H R ER SO BB IBB HBP BLK WP HR S P ERA WHIP	IP WLS BF H R ER SO BB IBB HBP BLK WP HR S P ERA WHIP	IP WLS BF H R ER SO BB IBB HBP BLK WP HR S P ERA WHIP	IP WLS BF H R ER SO BB IBB HBP BLK WP HR S P ERA WHIP	IP WLS BF H R ER SO BB IBB HBP BLK WP HR S P ERA WHIP	IP WLS BF H R ER SO BB IBB HBP BLK WP HR S P ERA WHIP	IP WLS BF H R ER SO BB IBB HBP BLK WP HR S P ERA WHIP	IP WLS BF H R ER SO BB IBB HBP BLK WP HR S P ERA WHIP	IP WLS BF H R ER SO BB IBB HBP BLK WP HR S P ERA WHIP	IP WLS BF H R ER SO BB IBB HBP BLK WP HR S P ERA WHIP	IP WLS BF H R ER SO BB IBB HBP BLK WP HR S P ERA WHIP	IP WLS BF H R ER SO BB IBB HBP BLK WP HR S P ERA WHIP	IP WLS BF H R ER SO BB IBB HBP BLK WP HR S P ERA WHIP	IP WLS BF H R ER SO BB IBB HBP BLK WP HR S P ERA WHIP	IP WLS BF H R ER SO BB IBB HBP BLK WP HR S P ERA WHIP	IP WLS BF H R ER SO BB IBB HBP BLK WP HR S P ERA WHIP	IP WLS BF H R ER SO BB IBB HBP BLK WP HR S P ERA WHIP	IP WLS BF H R ER SO BB IBB HBP BLK WP HR S P ERA WHIP	IP WLS BF H R ER SO BB IBB HBP BLK WP HR S P ERA WHIP	IP WLS BF H R ER SO BB IBB HBP BLK WP HR S P ERA WHIP

AB	37
R	6
H	12
RBI	5
BB	2
SO	5
LOB	16



Batter	1	2	3	4	5	6	7	8	9	AB	R	H	RBI	BB	SO	LOB	BOTTOM							
8 Chris Coghlan, L OBP: 0.345, SLG: 0.443										4	1	3	1	1	1	1	<b>Philadelphia Phillies @ Florida Marlins</b> Sun Life Stadium, Miami, FL Mon May 09 2011, 7:12 PM - 10:01 PM EDT Att: 11,444 - Clear - 86 F							
1 Emilio Bonifacio, S OBP: 0.364, SLG: 0.420										5	0	0	0	0	1	5								
2 Hanley Ramirez, R OBP: 0.297, SLG: 0.270										4	1	2	0	0	0	2								
15 Gaby Sanchez, R OBP: 0.423, SLG: 0.550										4	1	3	3	0	0	1								
27 Giancarlo Stanton, R OBP: 0.325, SLG: 0.462										3	0	1	0	1	1	1								
29 Greg Dobbs, L OBP: 0.390, SLG: 0.471										4	0	0	0	0	0	4								
14 John Buck, R OBP: 0.317, SLG: 0.427										2	0	0	0	2	0									
13 Omar Infante, R OBP: 0.286, SLG: 0.304										3	1	1	0	0	0	3								
44 Brian Sanches, R OBP: 1.000, SLG: 1.000										1	0	0	0	0	0	0								
16 Bryan Petersen, L OBP: 0.278, SLG: 0.290										2	0	0	0	0	0	1								
<b>Inning Stats</b>	R: 2 H: 3 E: 0 K: 0 S: 10	H: 2 LOB: 1 BB: 0 P: 18	R: 1 H: 2 E: 0 K: 1 S: 10	H: 2 LOB: 0 BB: 0 P: 18	R: 0 H: 2 E: 0 K: 0 S: 6	H: 2 LOB: 1 BB: 0 P: 6	R: 0 H: 0 E: 0 K: 0 S: 7	H: 0 LOB: 0 BB: 1 P: 13	R: 0 H: 1 E: 0 K: 1 S: 7	H: 1 LOB: 0 BB: 0 P: 9	R: 0 H: 1 E: 0 K: 0 S: 17	H: 1 LOB: 2 BB: 1 P: 26	R: 0 H: 0 E: 0 K: 0 S: 14	H: 0 LOB: 1 BB: 1 P: 23	R: 1 H: 1 E: 0 K: 2 S: 11	H: 1 LOB: 0 BB: 0 P: 12	R: 0 H: 1 E: 0 K: 1 S: 9	H: 1 LOB: 1 BB: 0 P: 13	1B: 9 2B: 1 3B: 0 HR: 1	SF: 0 SAC: 1 DP: 4 HBP: 0	WP: 0 PB: 0 SB: 1 CS: 0	PA: 38		
<b>PITCHER</b>	IP WLS BF H R ER SO BB IBB HBP BLK WP HR S P ERA WHIP	IP WLS BF H R ER SO BB IBB HBP BLK WP HR S P ERA WHIP	IP WLS BF H R ER SO BB IBB HBP BLK WP HR S P ERA WHIP	IP WLS BF H R ER SO BB IBB HBP BLK WP HR S P ERA WHIP	IP WLS BF H R ER SO BB IBB HBP BLK WP HR S P ERA WHIP	IP WLS BF H R ER SO BB IBB HBP BLK WP HR S P ERA WHIP	IP WLS BF H R ER SO BB IBB HBP BLK WP HR S P ERA WHIP	IP WLS BF H R ER SO BB IBB HBP BLK WP HR S P ERA WHIP	IP WLS BF H R ER SO BB IBB HBP BLK WP HR S P ERA WHIP	IP WLS BF H R ER SO BB IBB HBP BLK WP HR S P ERA WHIP	IP WLS BF H R ER SO BB IBB HBP BLK WP HR S P ERA WHIP	IP WLS BF H R ER SO BB IBB HBP BLK WP HR S P ERA WHIP	IP WLS BF H R ER SO BB IBB HBP BLK WP HR S P ERA WHIP	IP WLS BF H R ER SO BB IBB HBP BLK WP HR S P ERA WHIP	IP WLS BF H R ER SO BB IBB HBP BLK WP HR S P ERA WHIP	IP WLS BF H R ER SO BB IBB HBP BLK WP HR S P ERA WHIP	IP WLS BF H R ER SO BB IBB HBP BLK WP HR S P ERA WHIP	IP WLS BF H R ER SO BB IBB HBP BLK WP HR S P ERA WHIP	IP WLS BF H R ER SO BB IBB HBP BLK WP HR S P ERA WHIP	IP WLS BF H R ER SO BB IBB HBP BLK WP HR S P ERA WHIP	IP WLS BF H R ER SO BB IBB HBP BLK WP HR S P ERA WHIP	IP WLS BF H R ER SO BB IBB HBP BLK WP HR S P ERA WHIP	IP WLS BF H R ER SO BB IBB HBP BLK WP HR S P ERA WHIP	IP WLS BF H R ER SO BB IBB HBP BLK WP HR S P ERA WHIP

AB	33
R	4
H	11
RBI	4
BB	4
SO	5
LOB	18



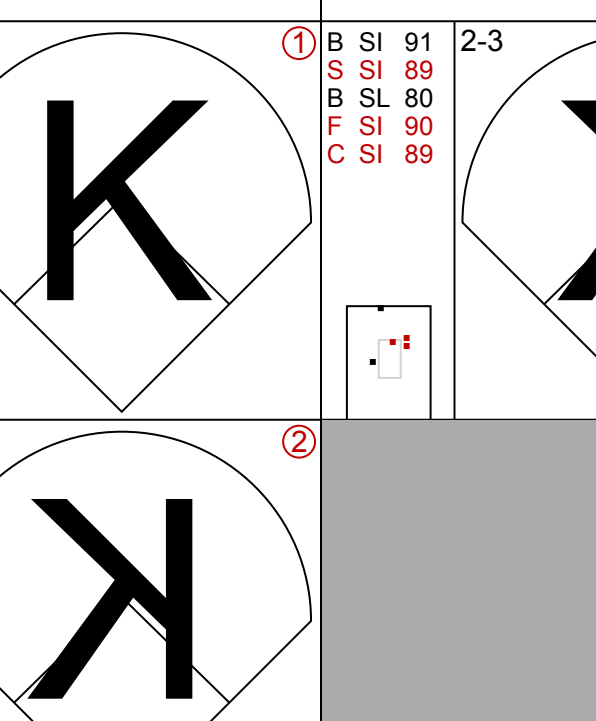
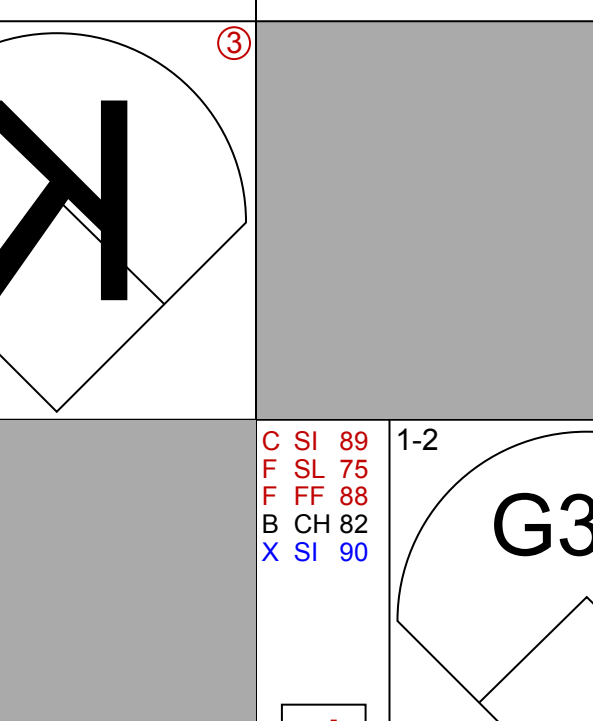
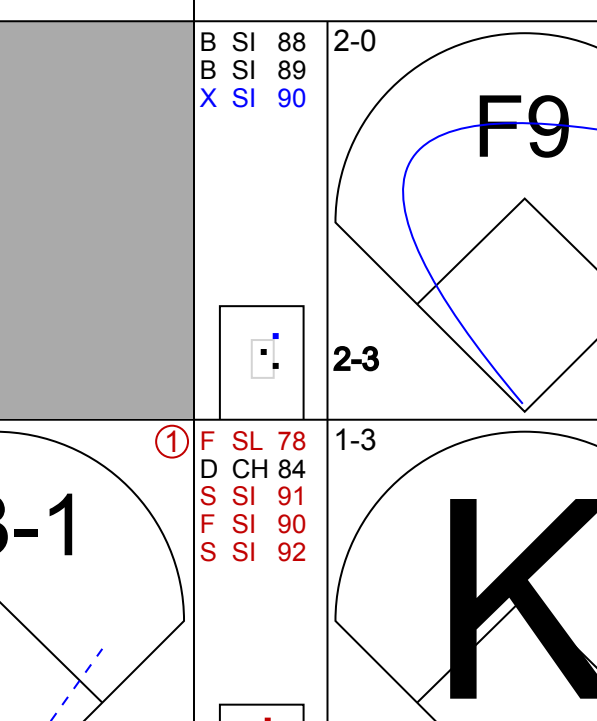
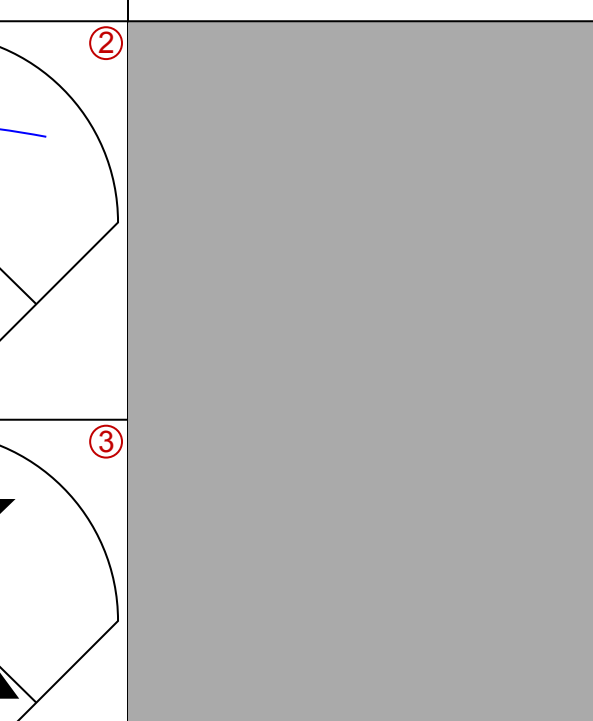
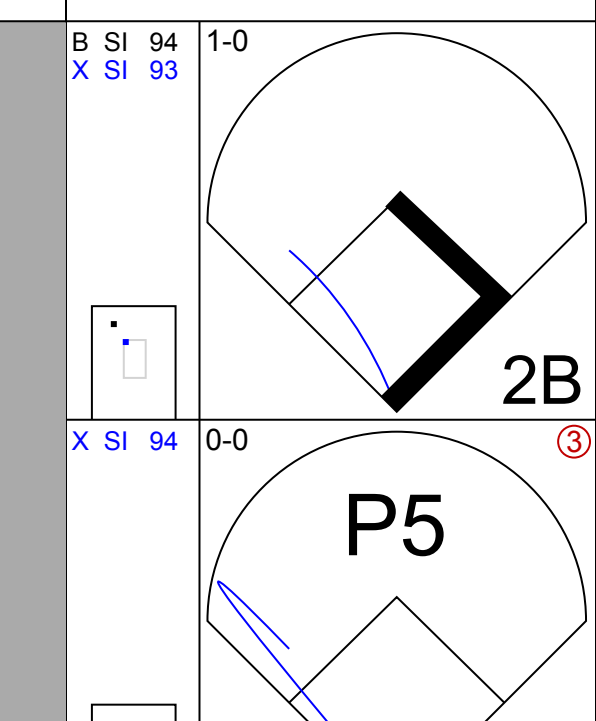

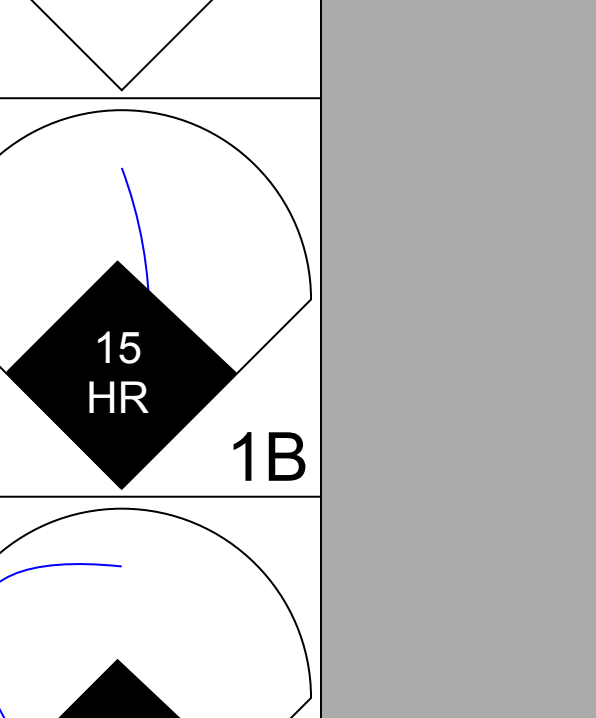
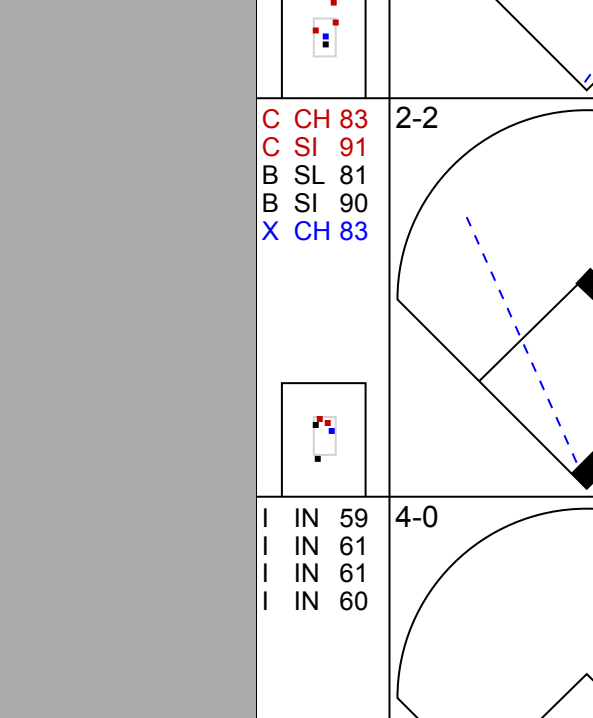
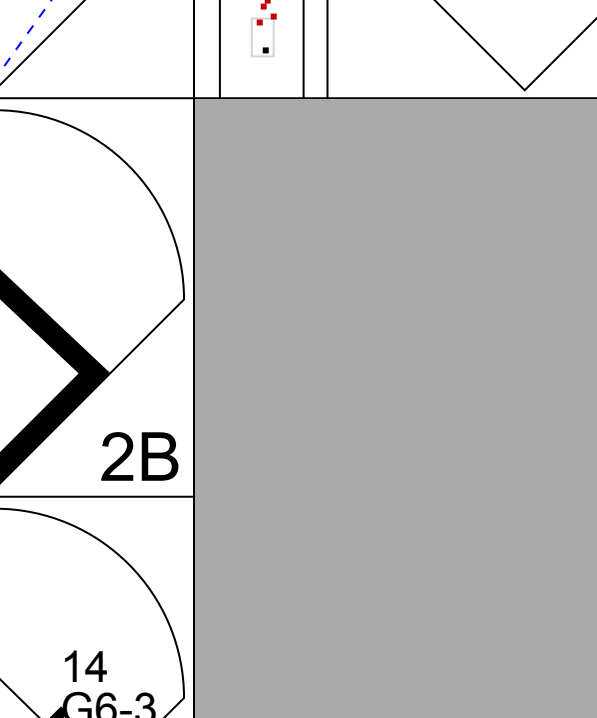
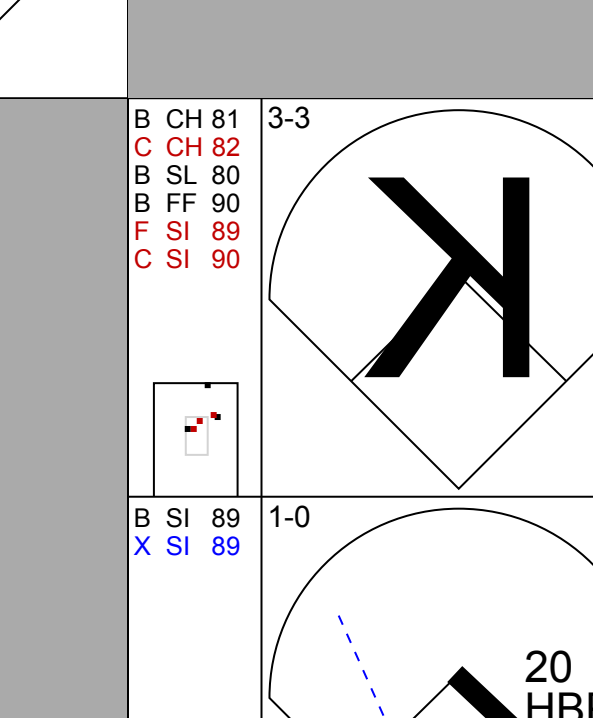
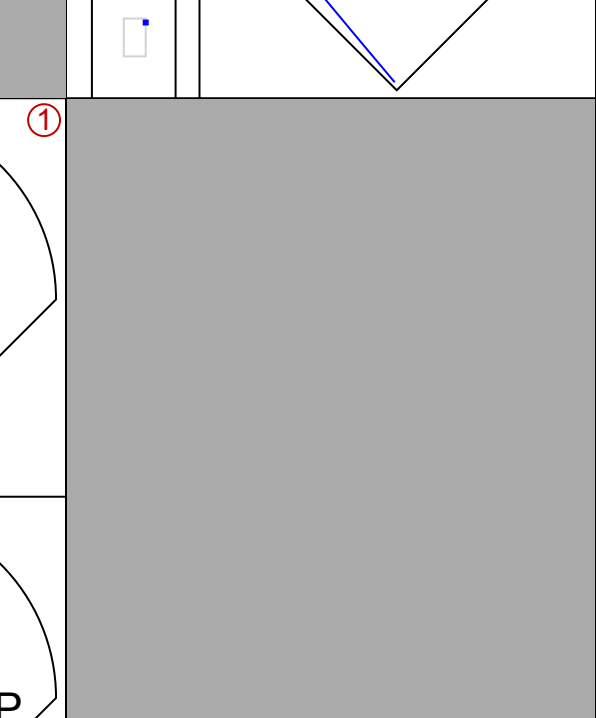
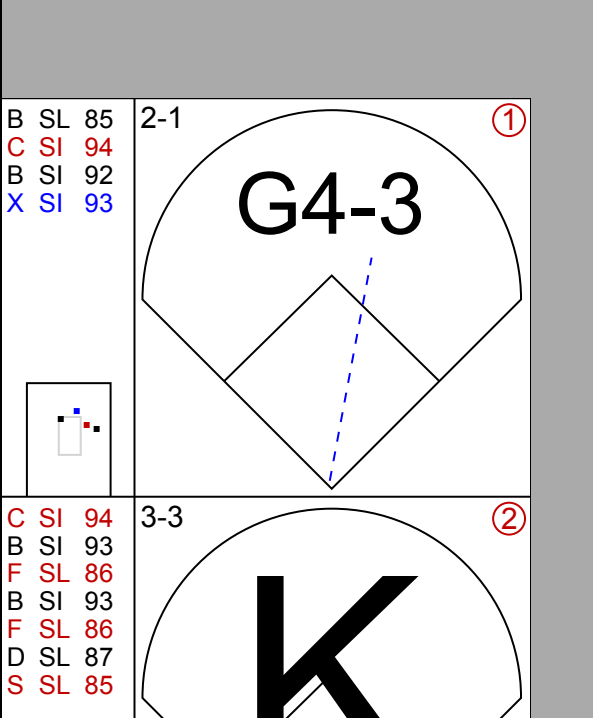
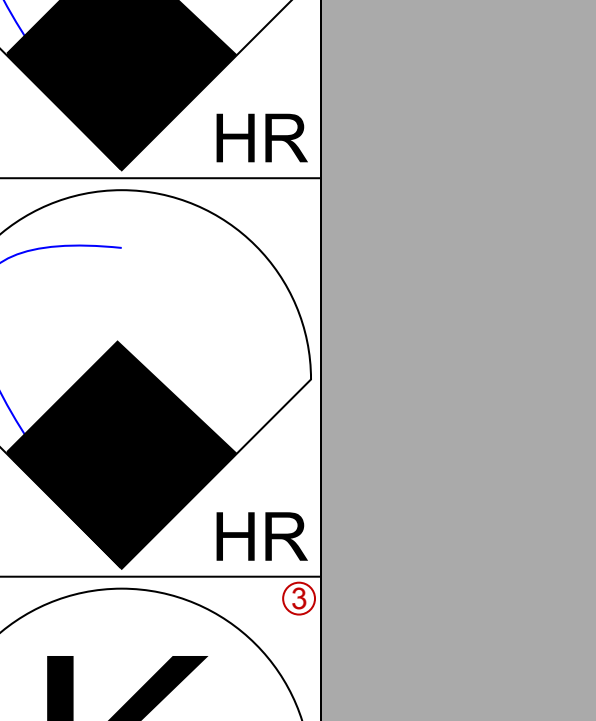
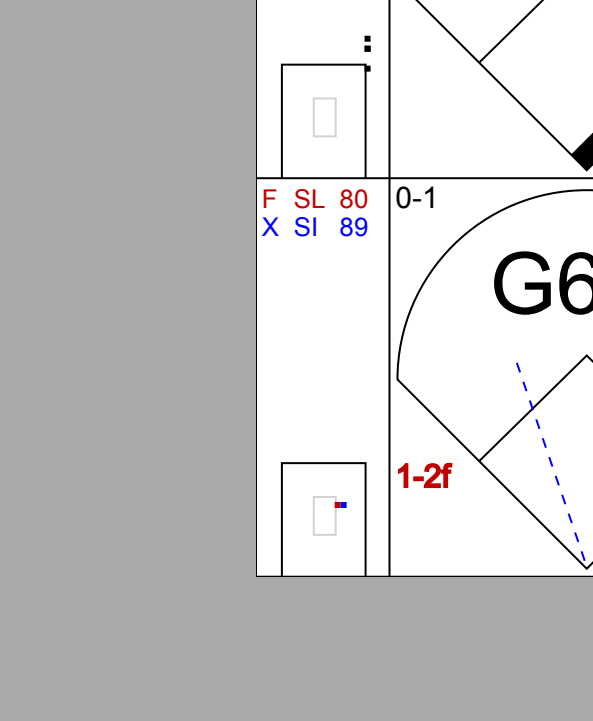
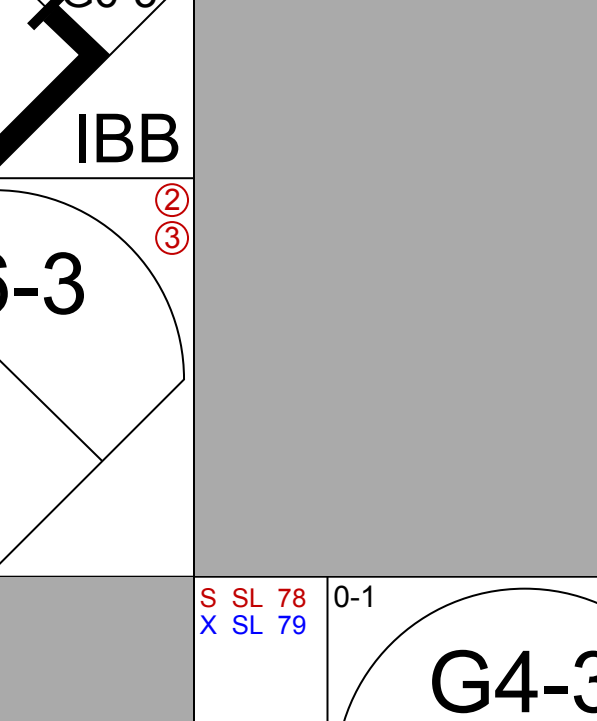
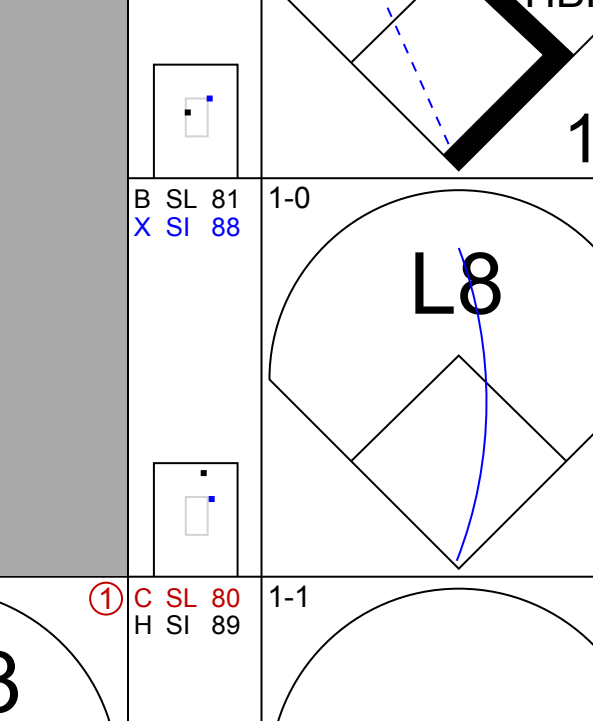
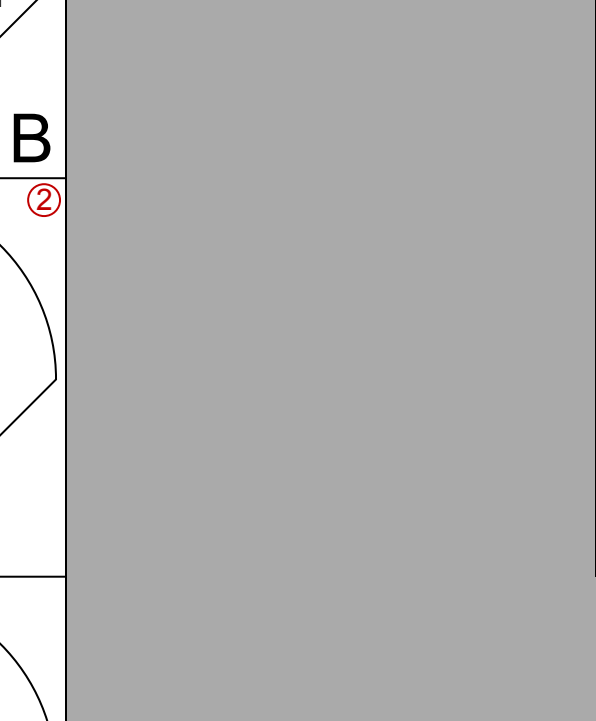
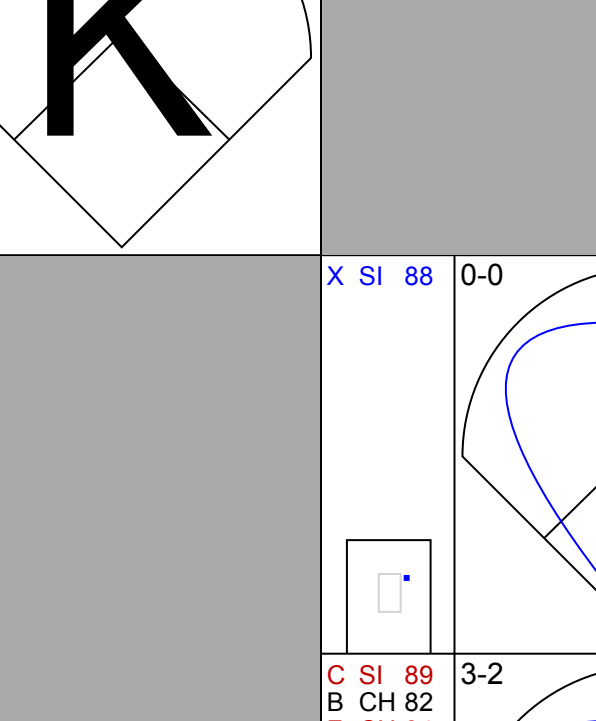
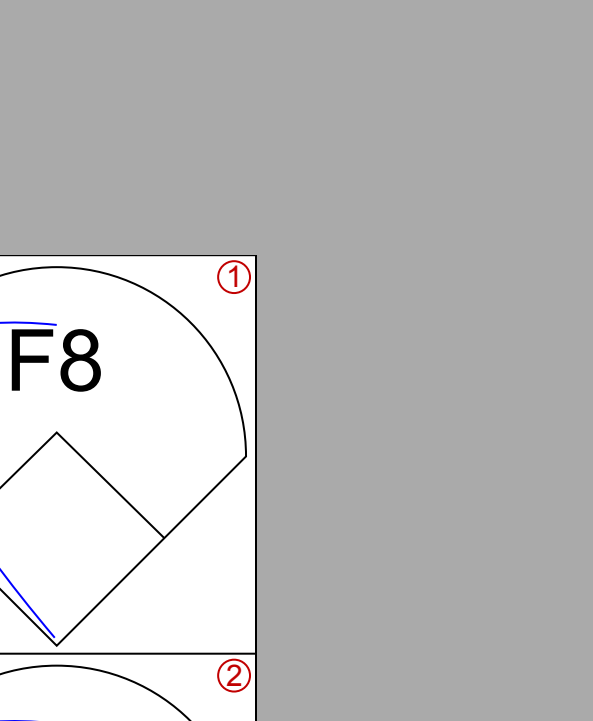
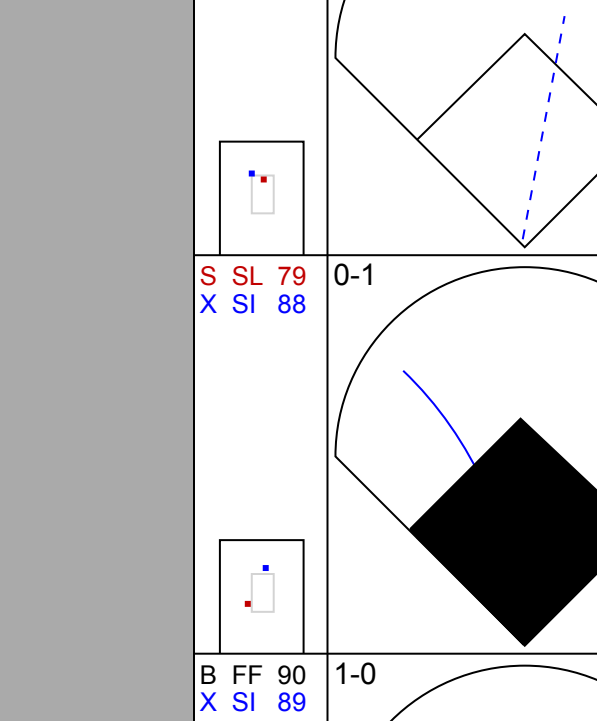
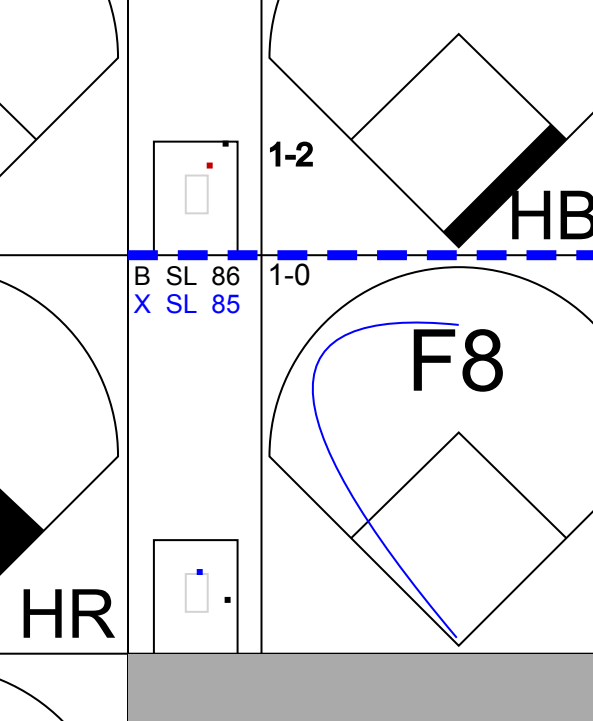
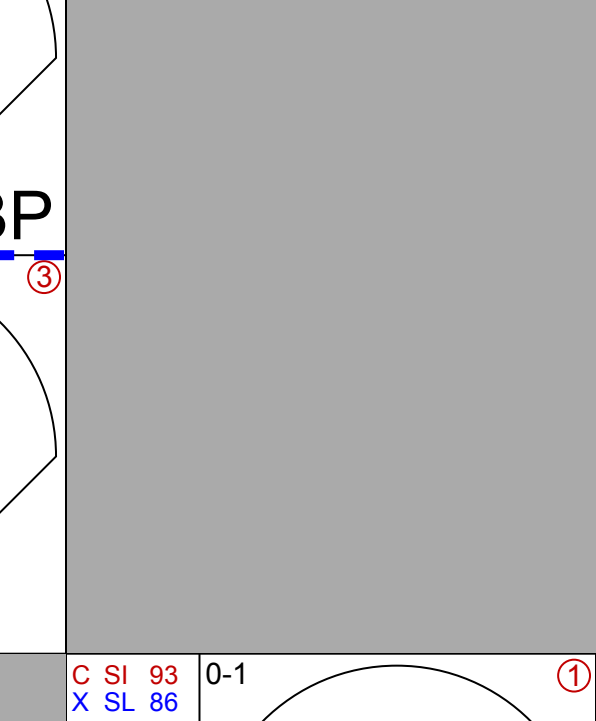

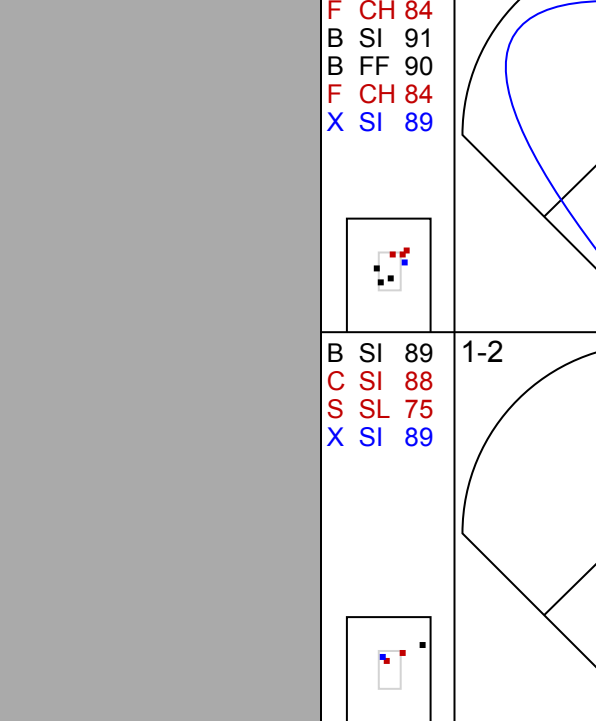
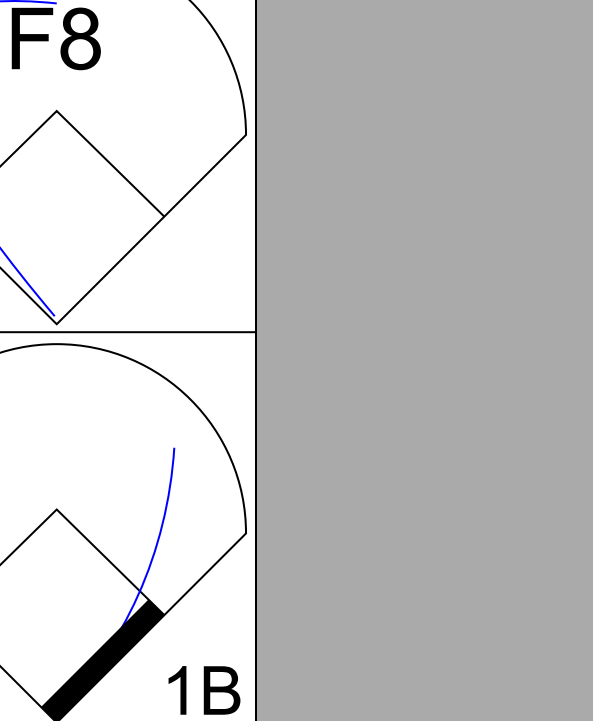
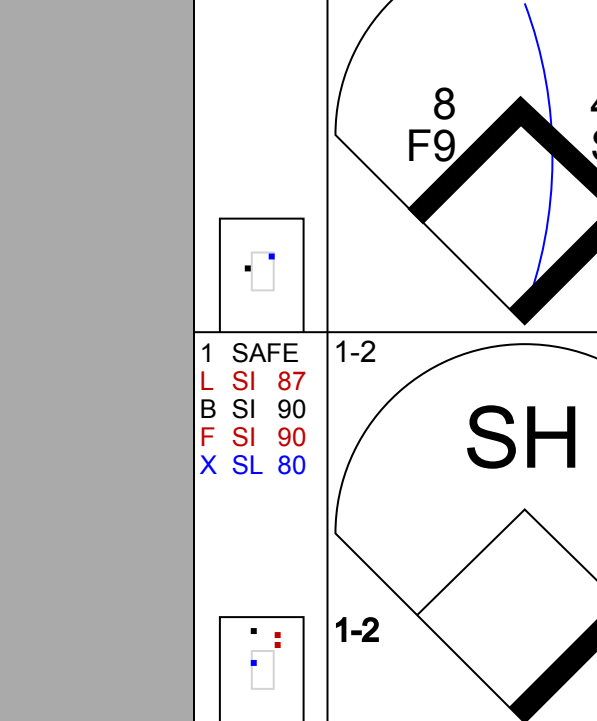
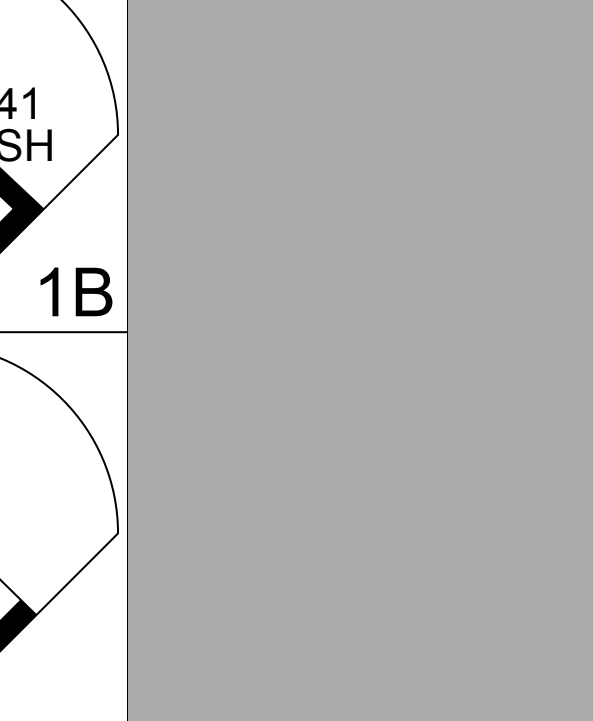
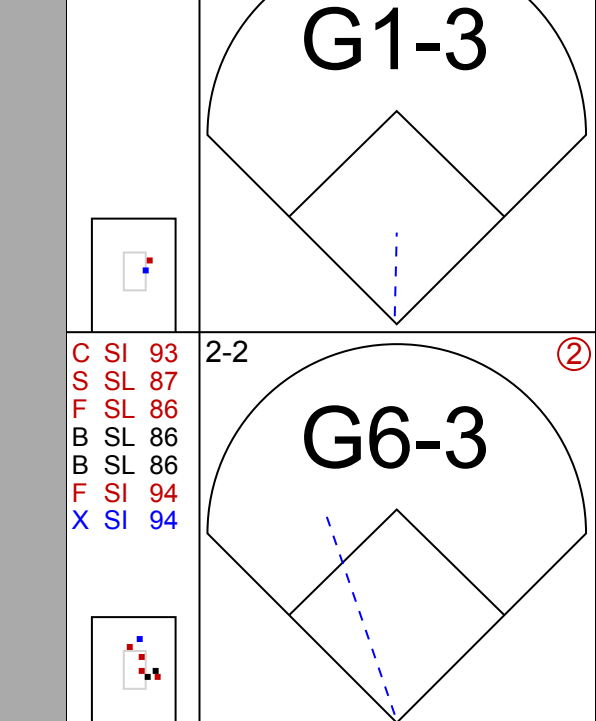

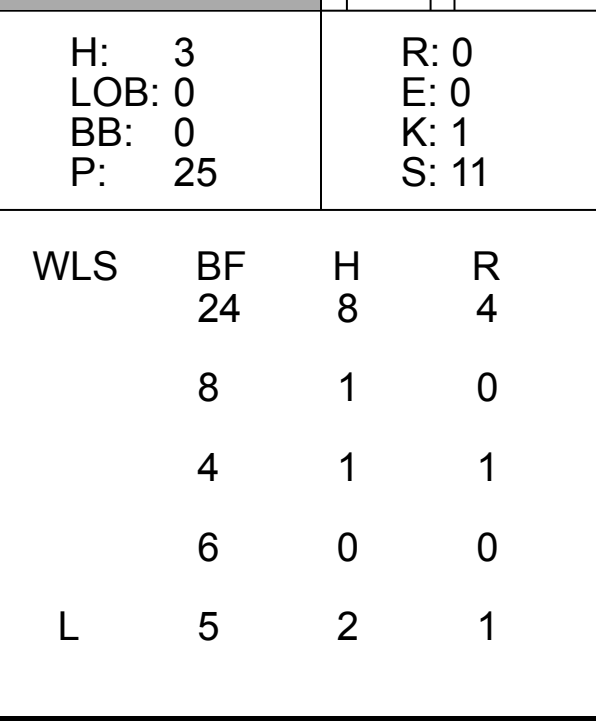
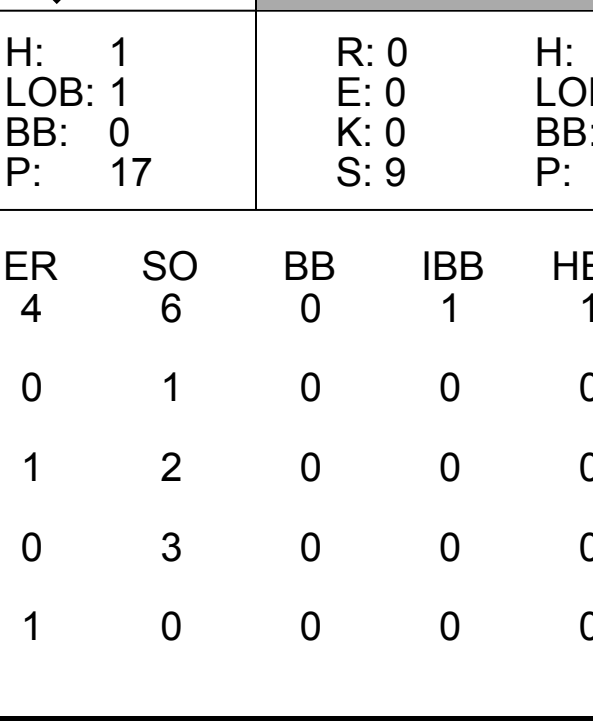
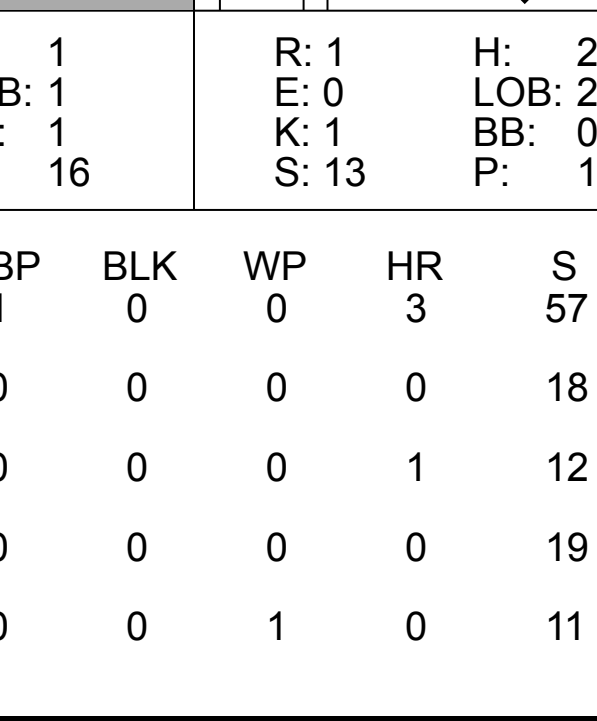
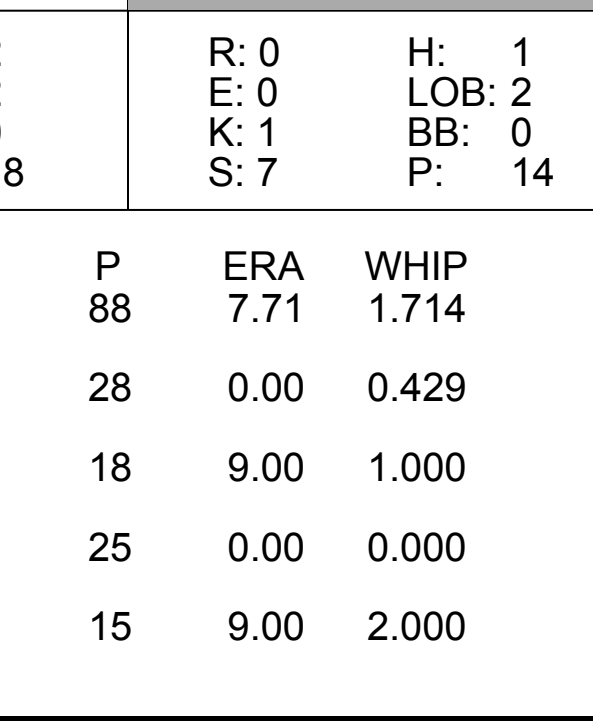
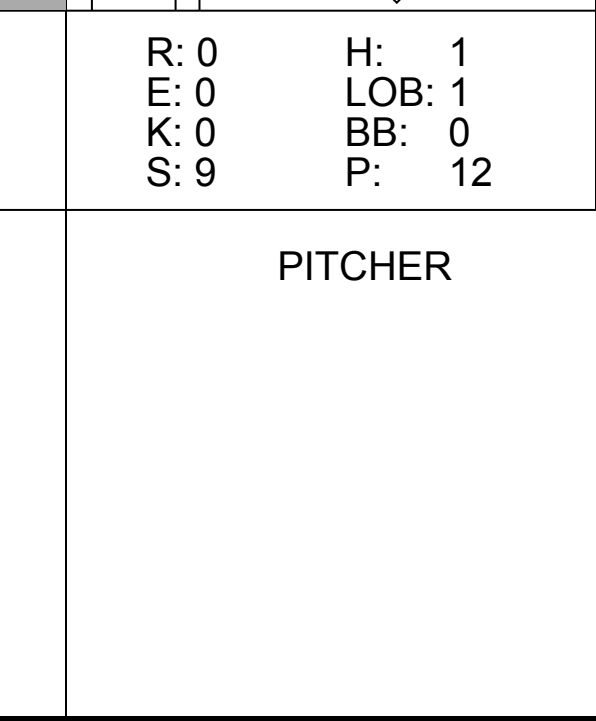
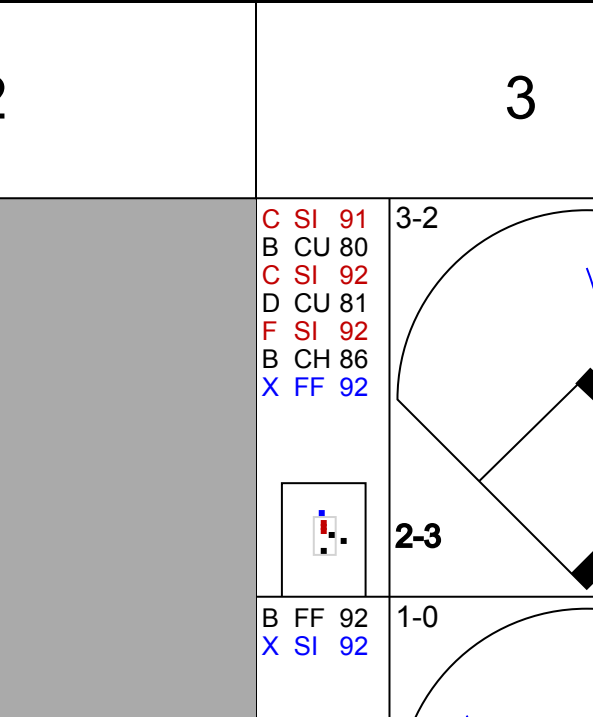
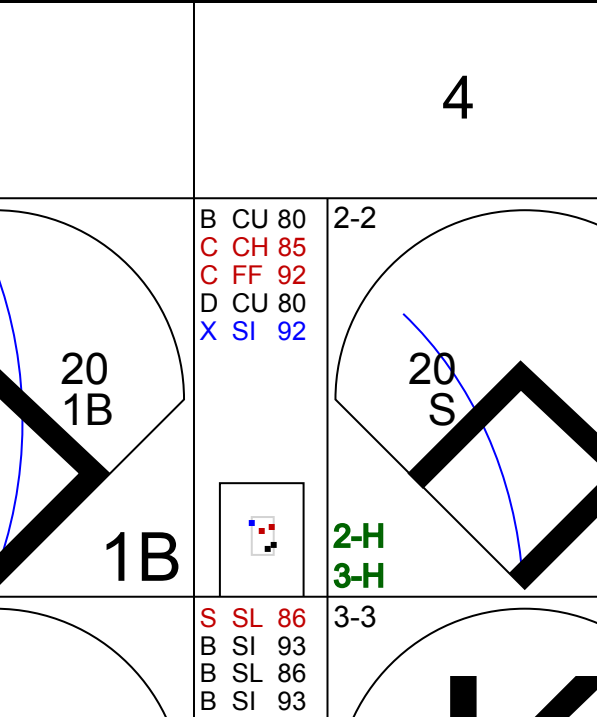
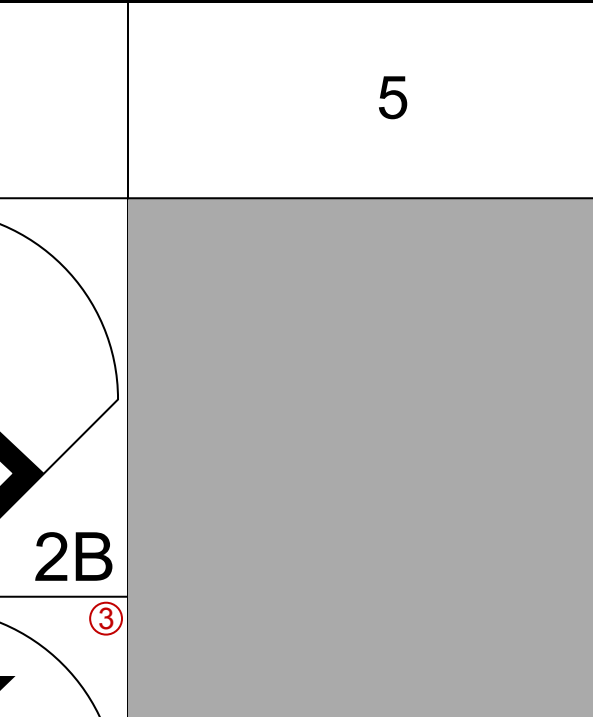

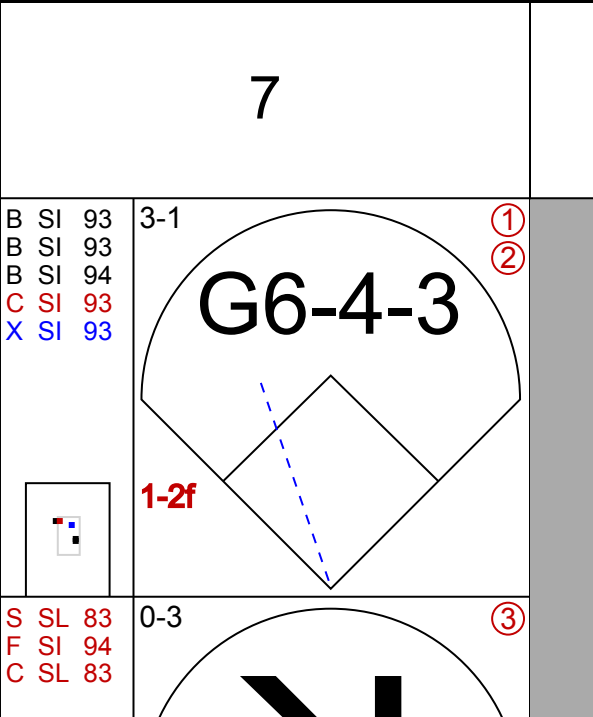
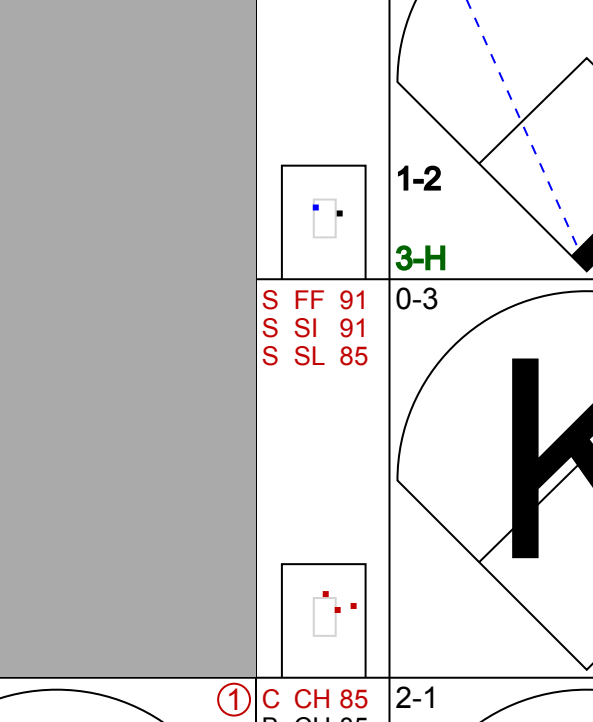
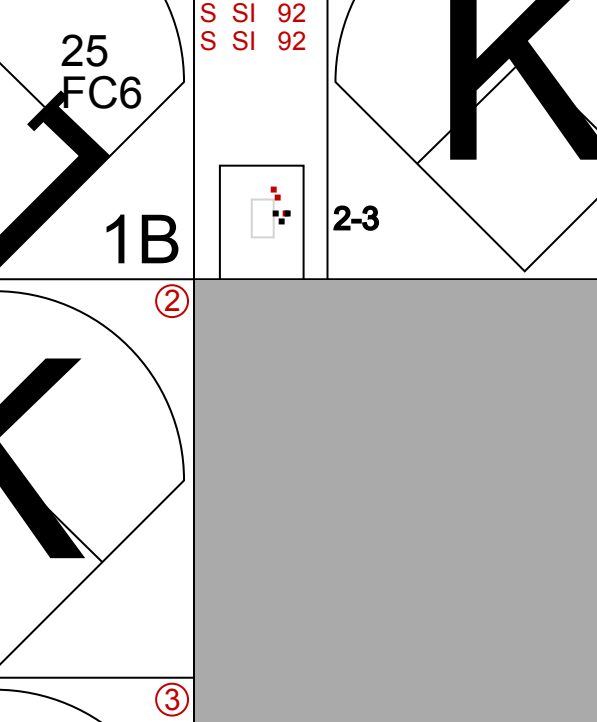
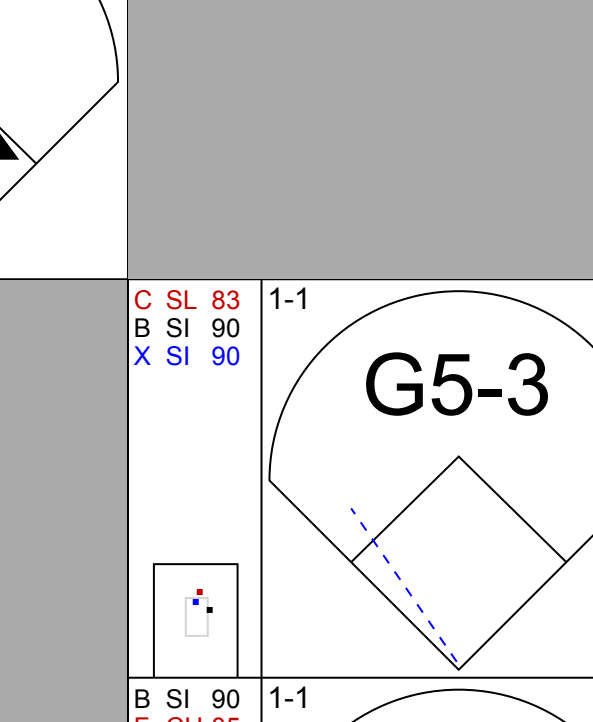
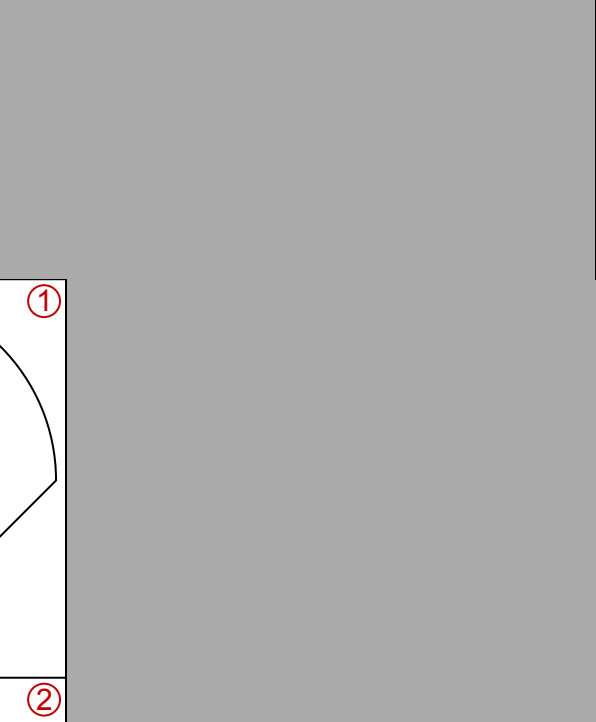
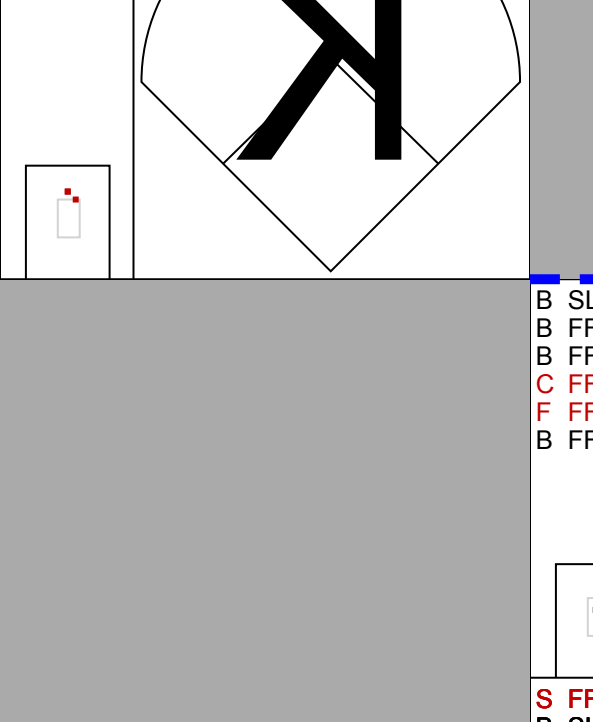
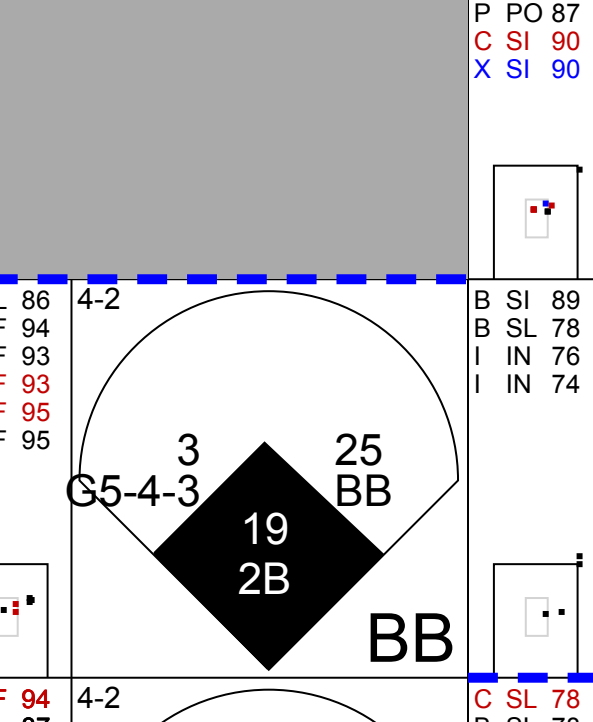
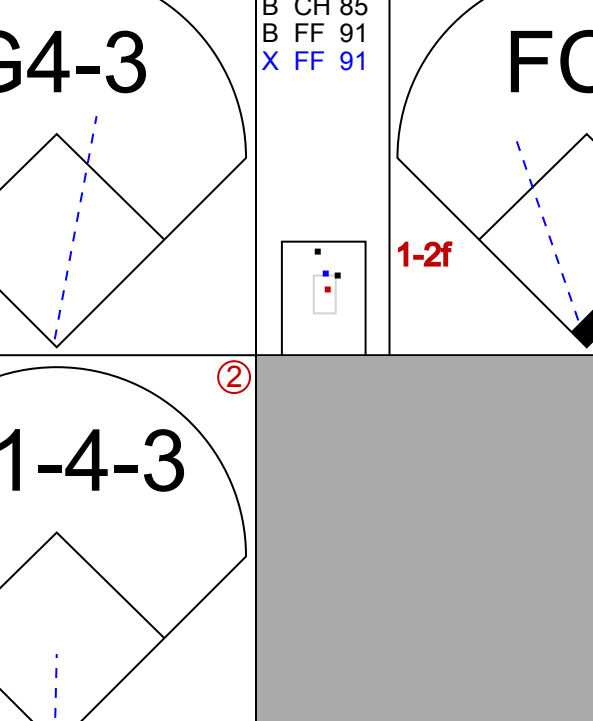
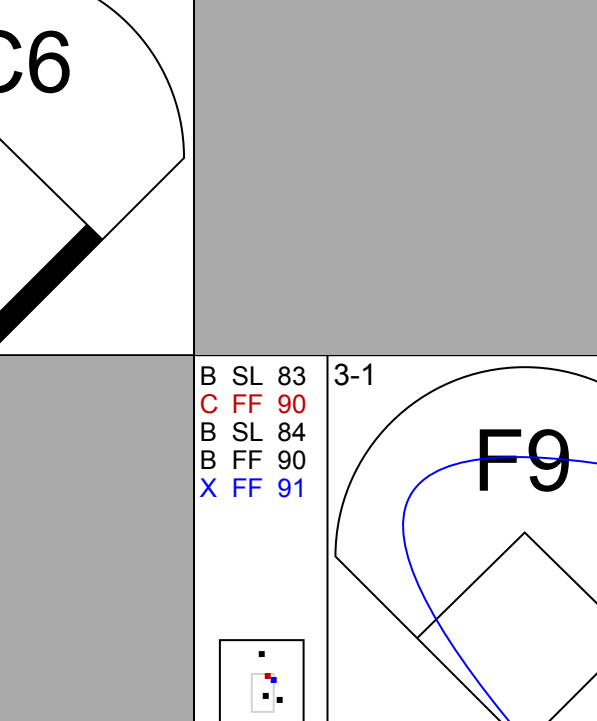
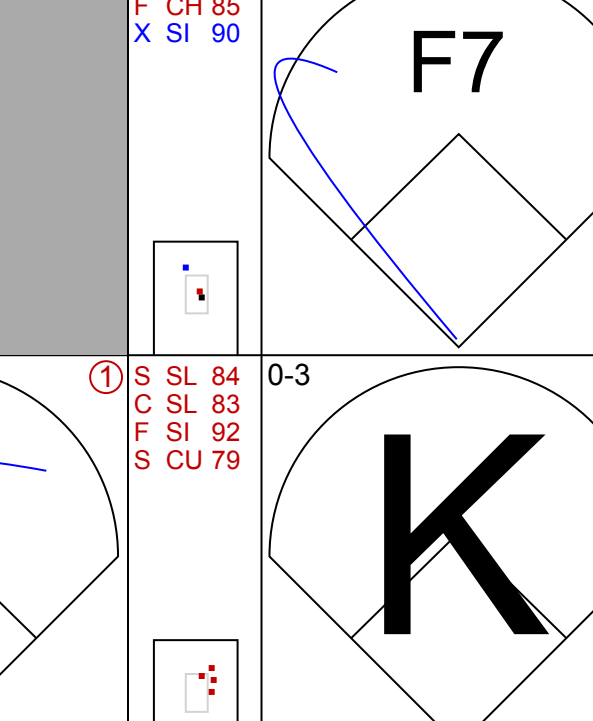
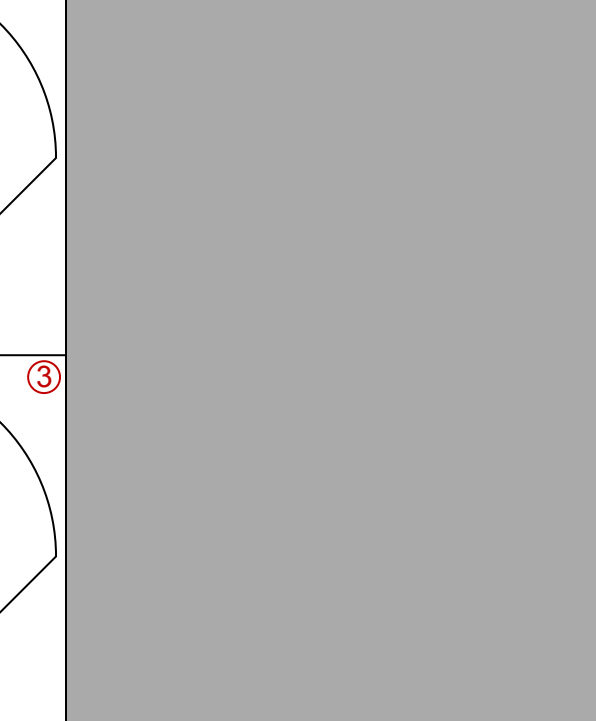











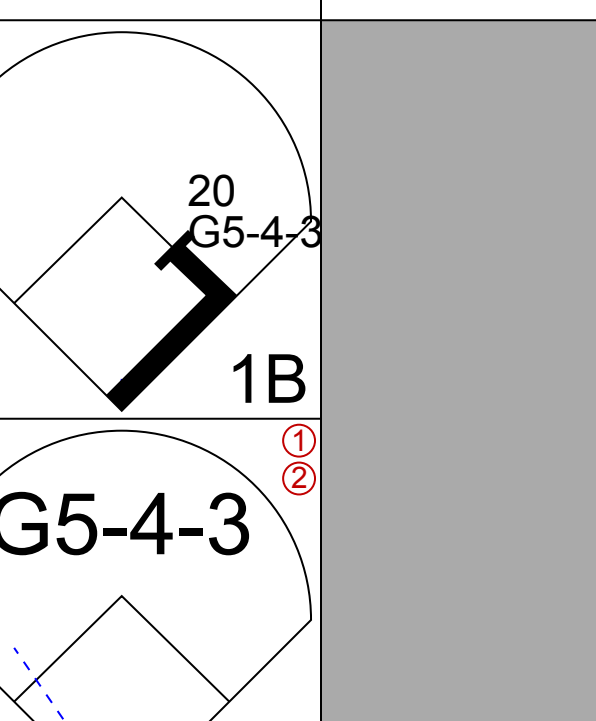
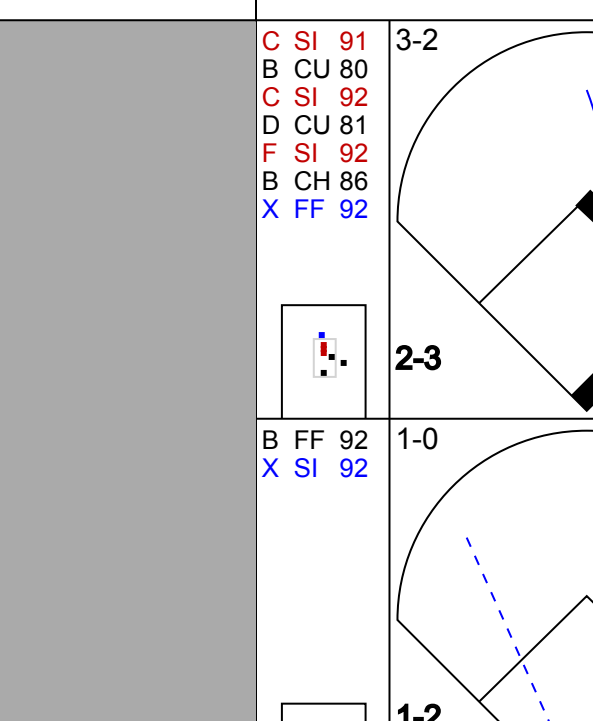
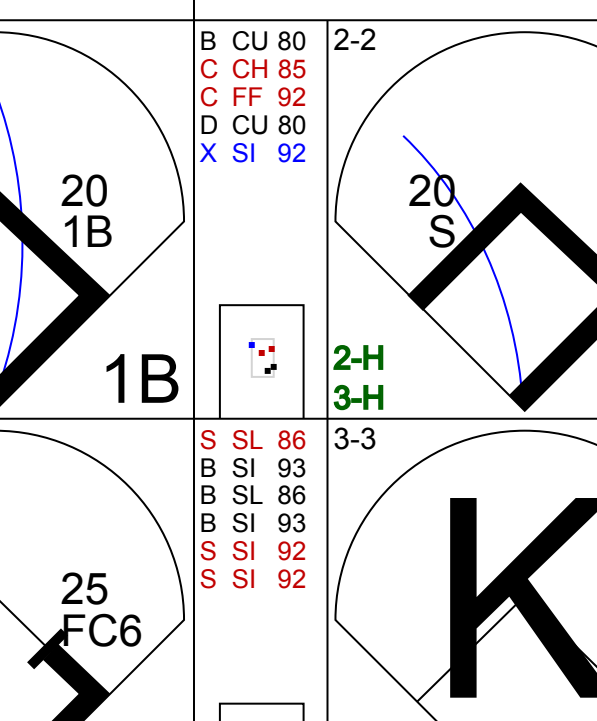
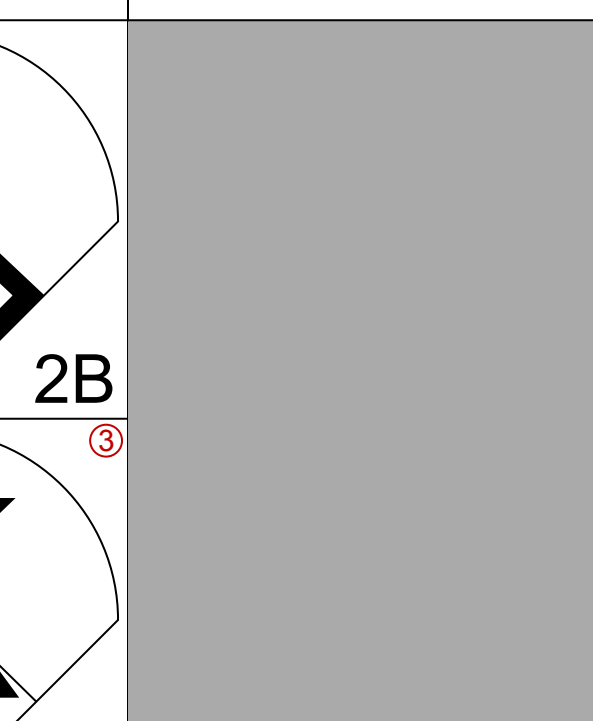

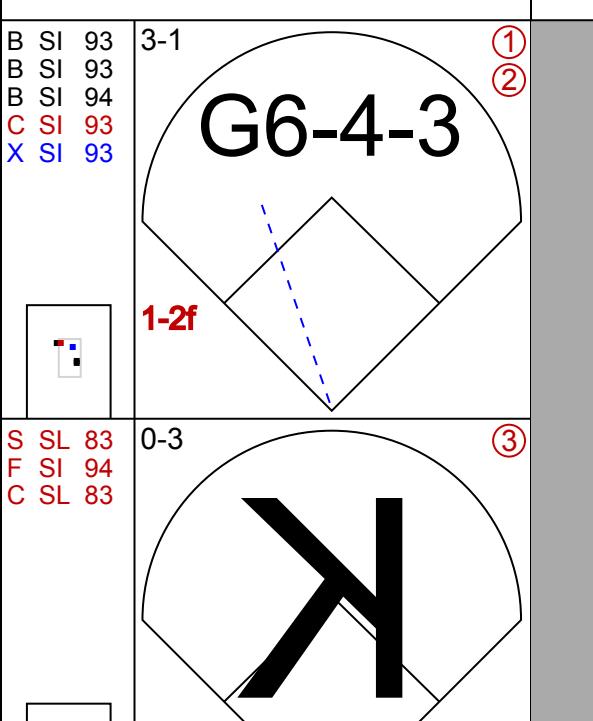
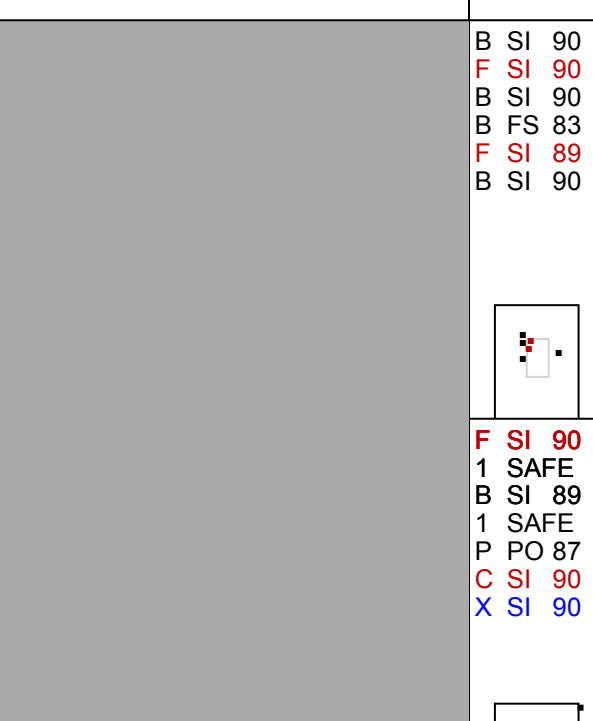
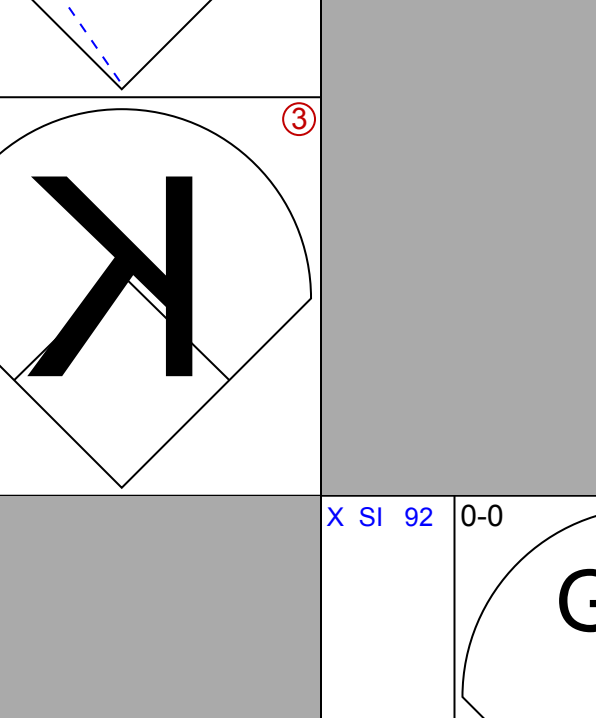
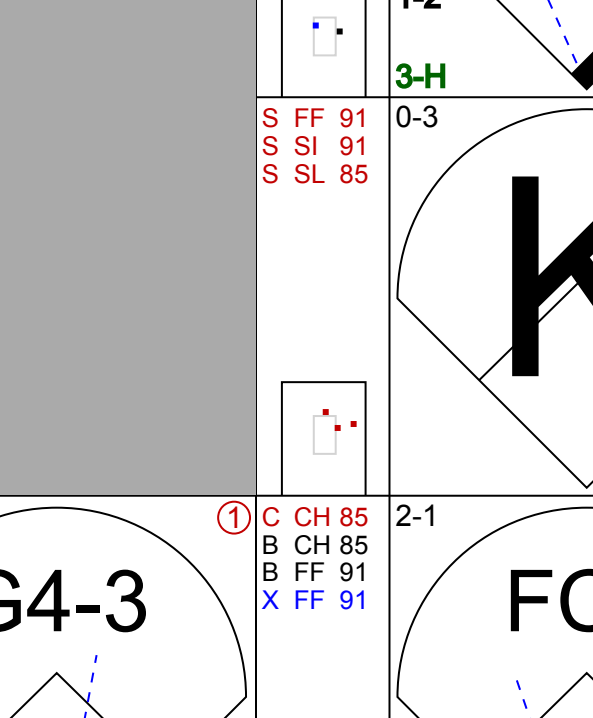
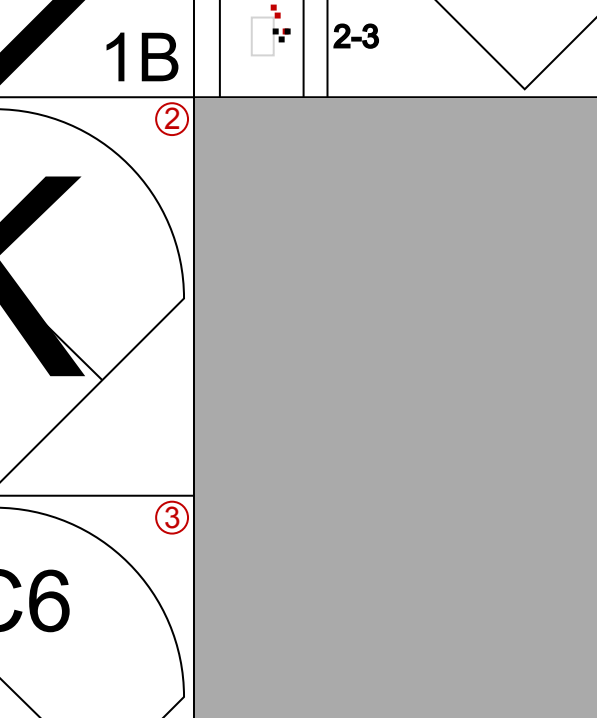
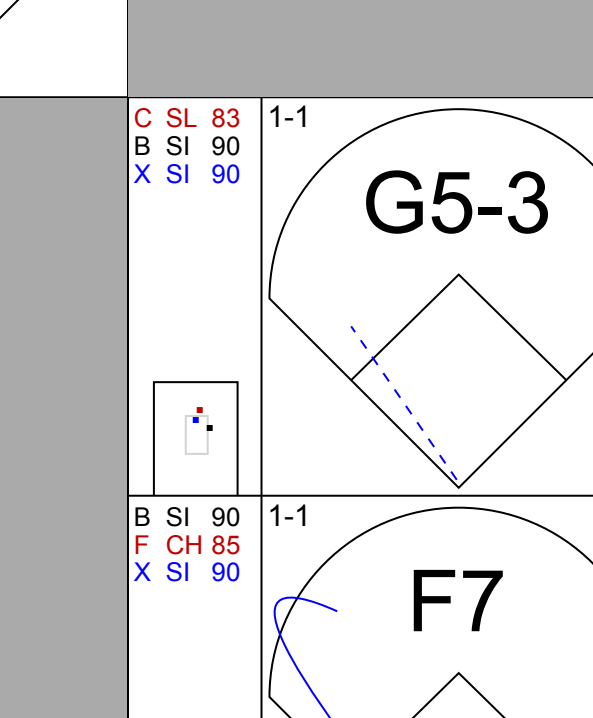
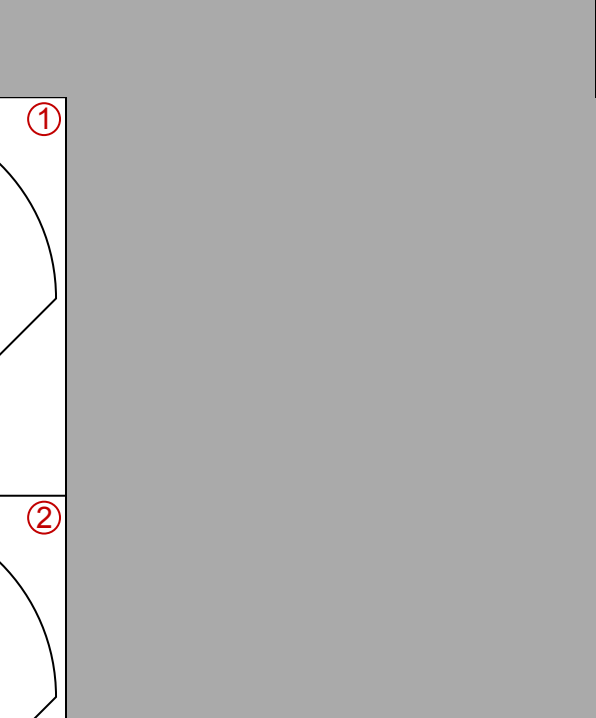
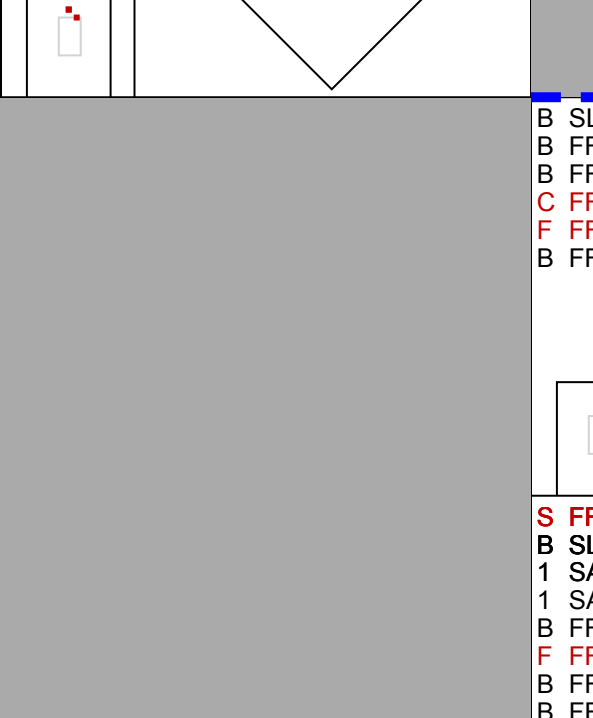
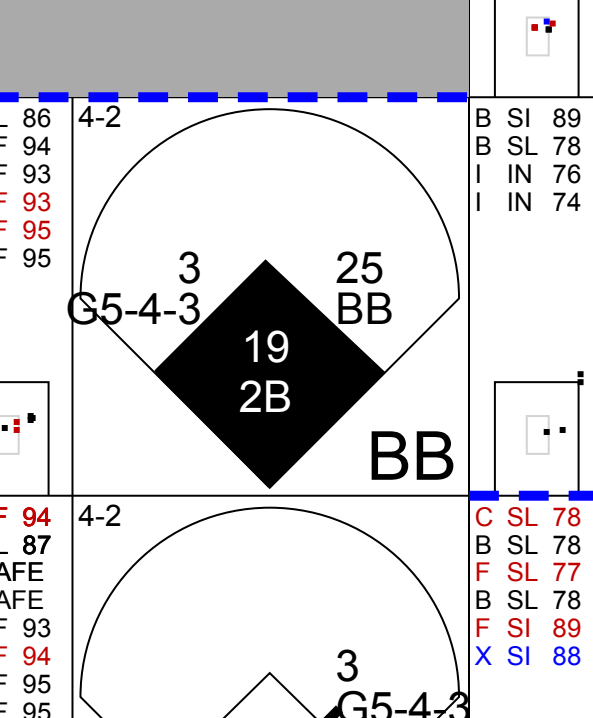
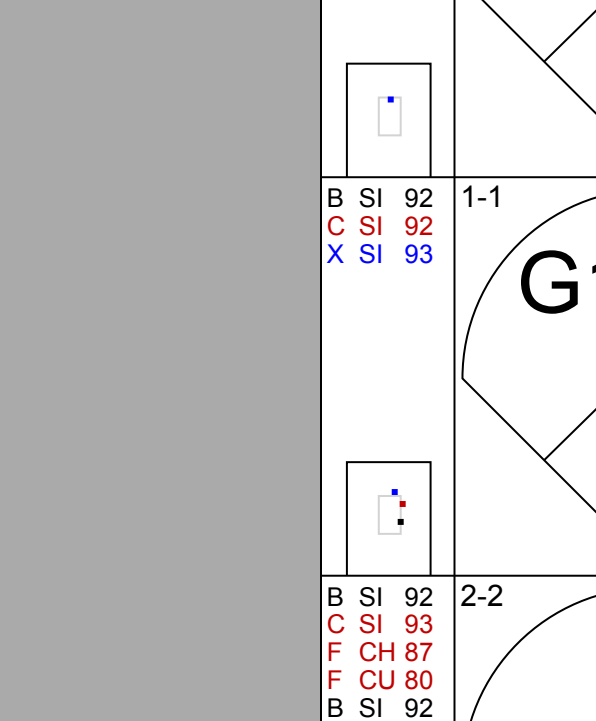
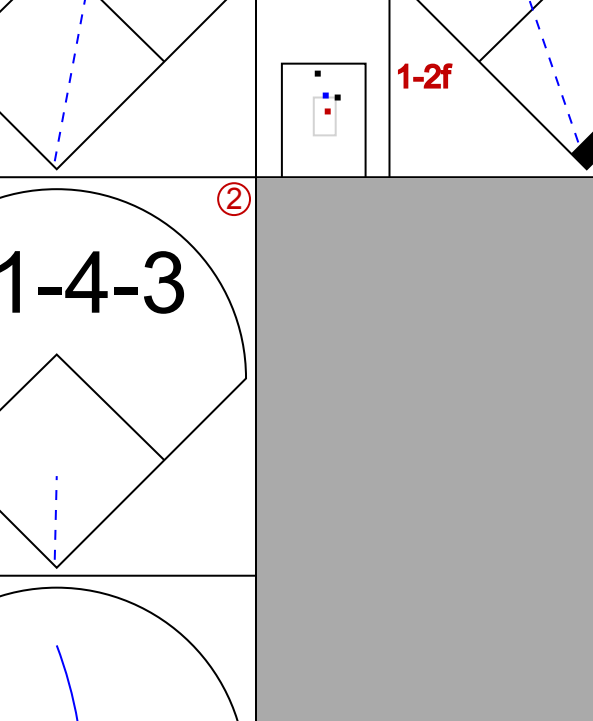
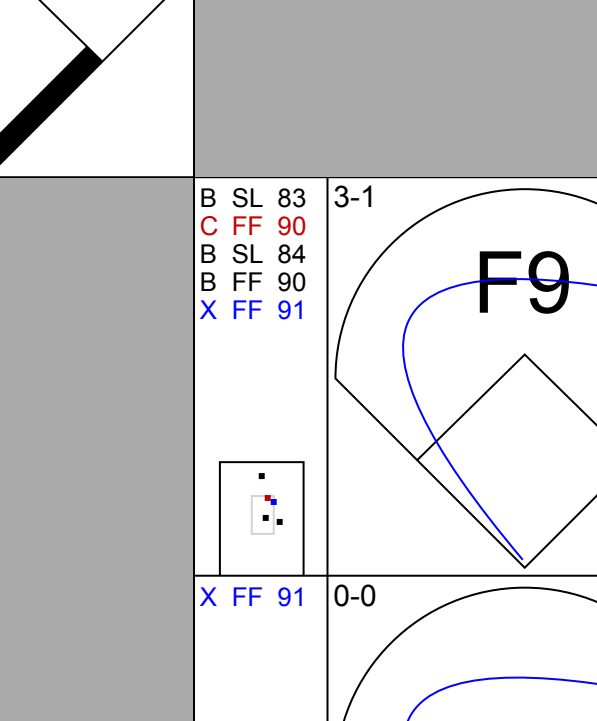
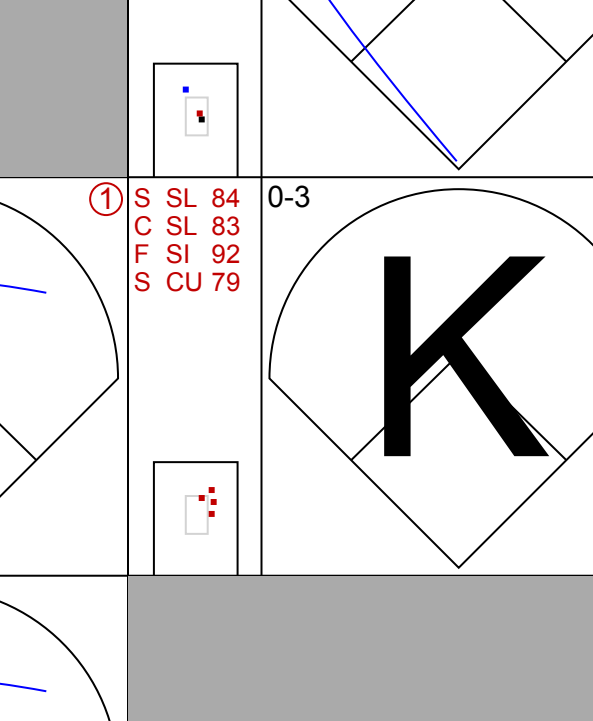
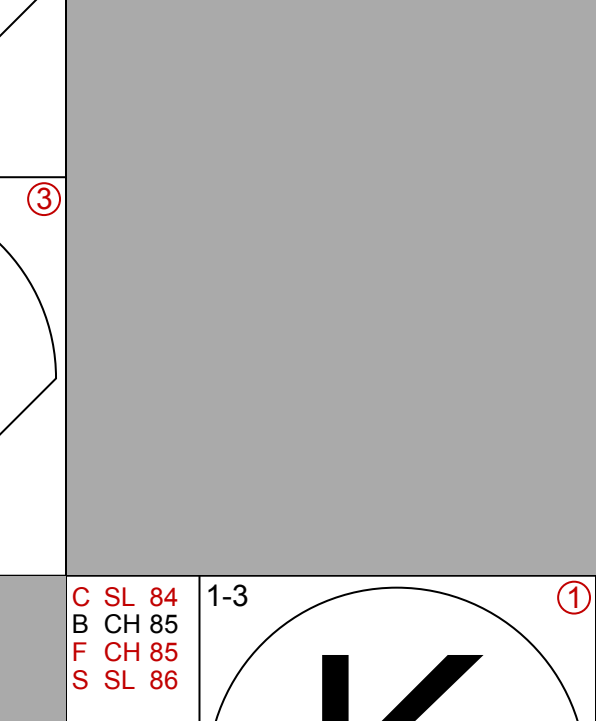

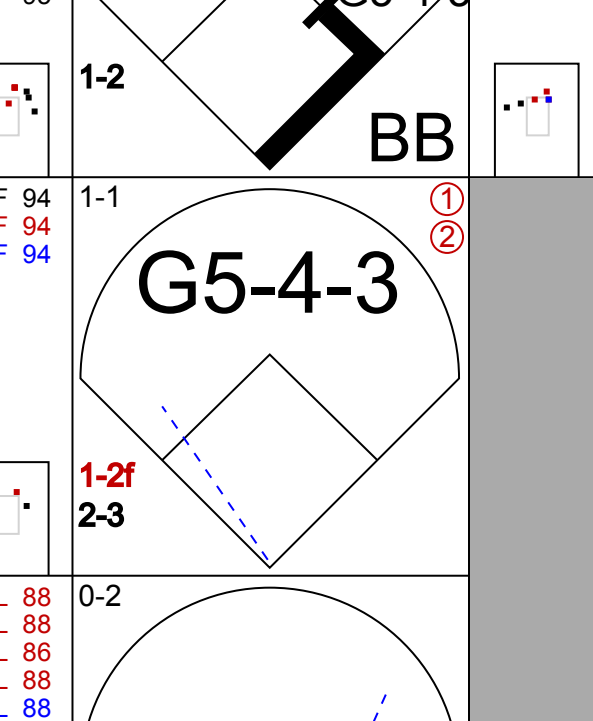
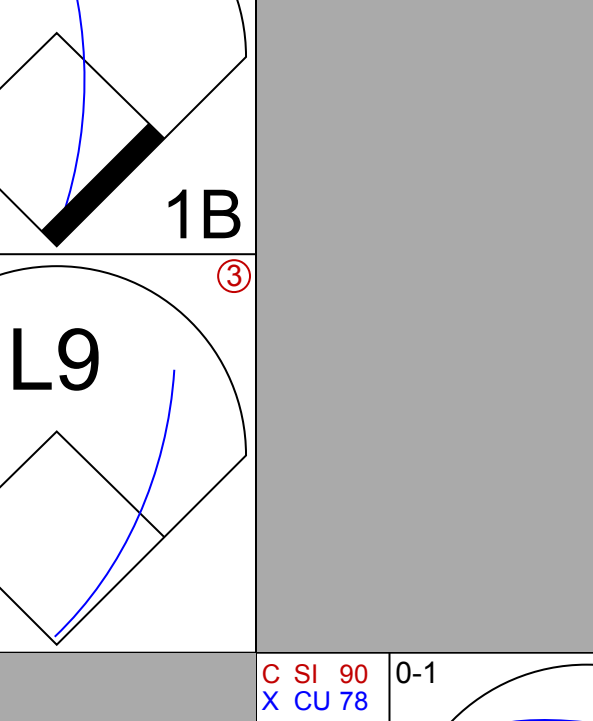
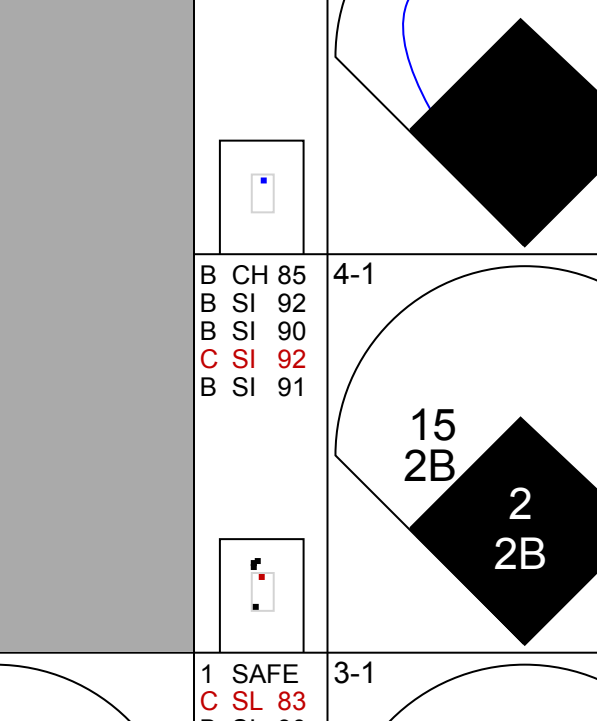
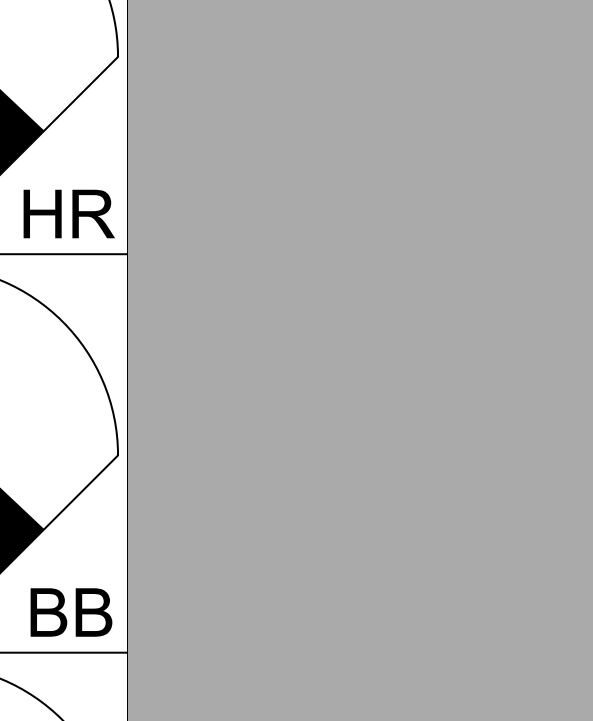
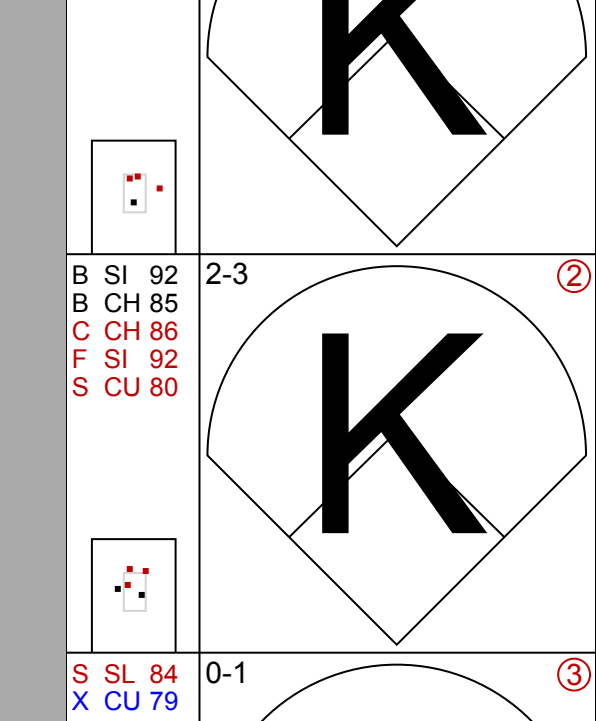

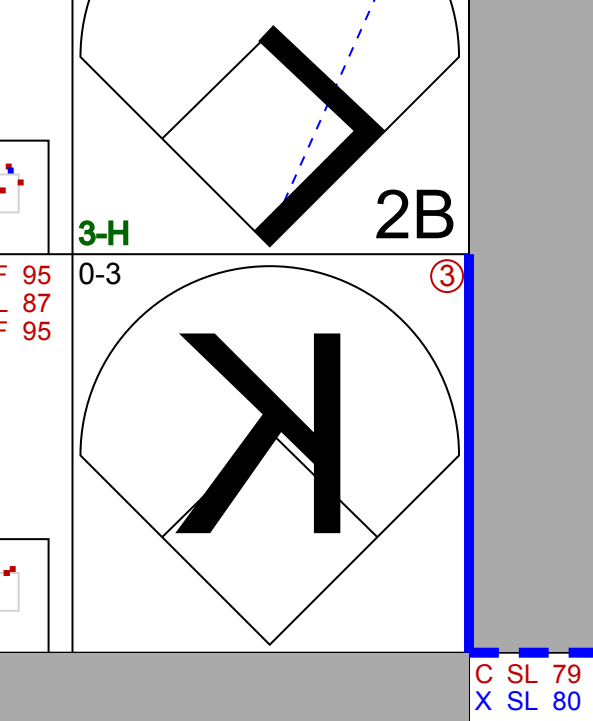
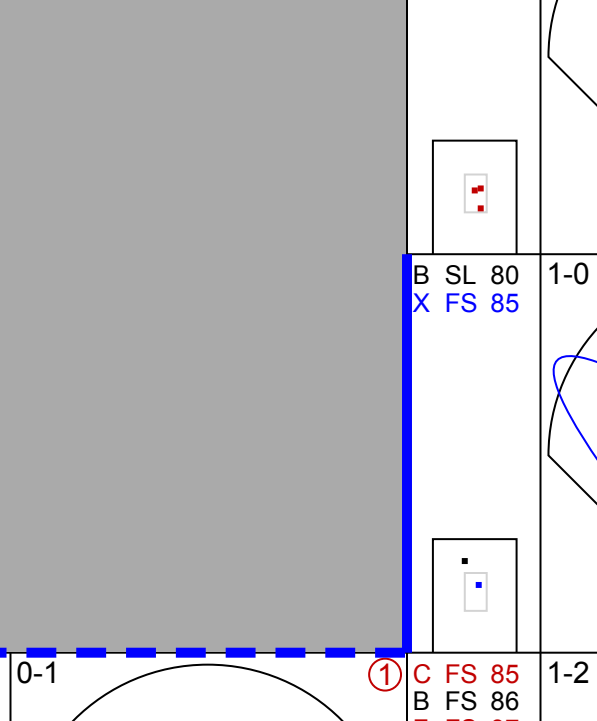
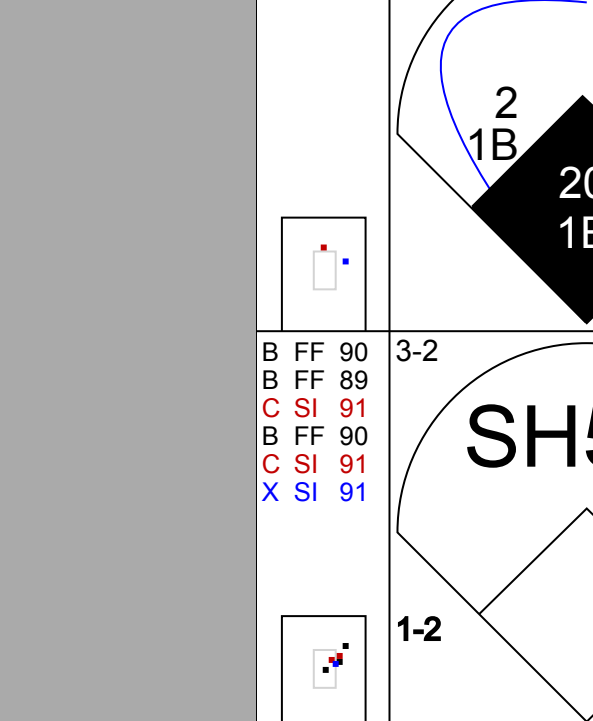
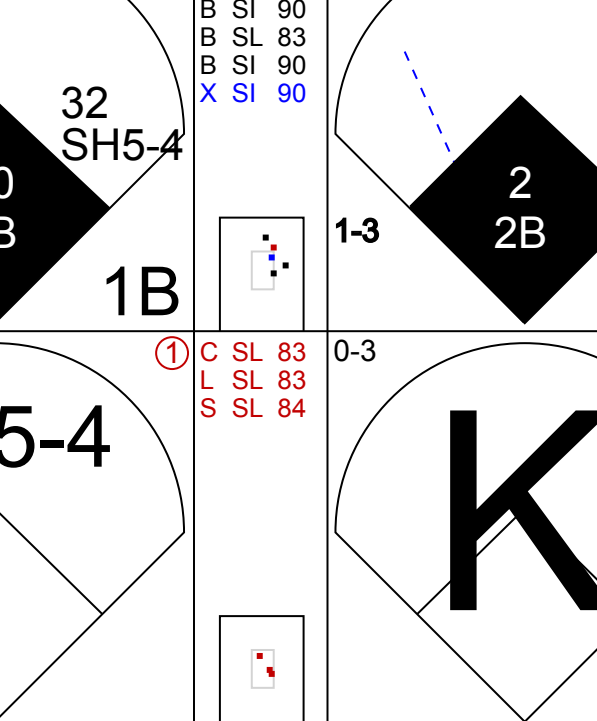
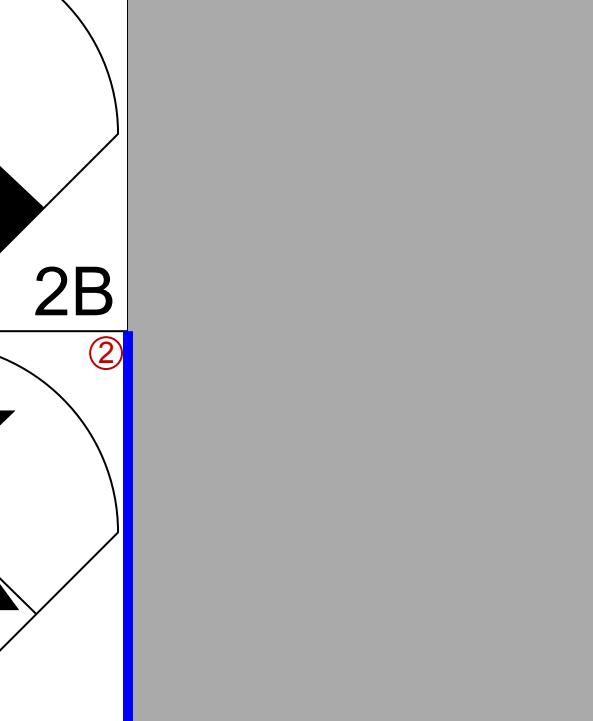
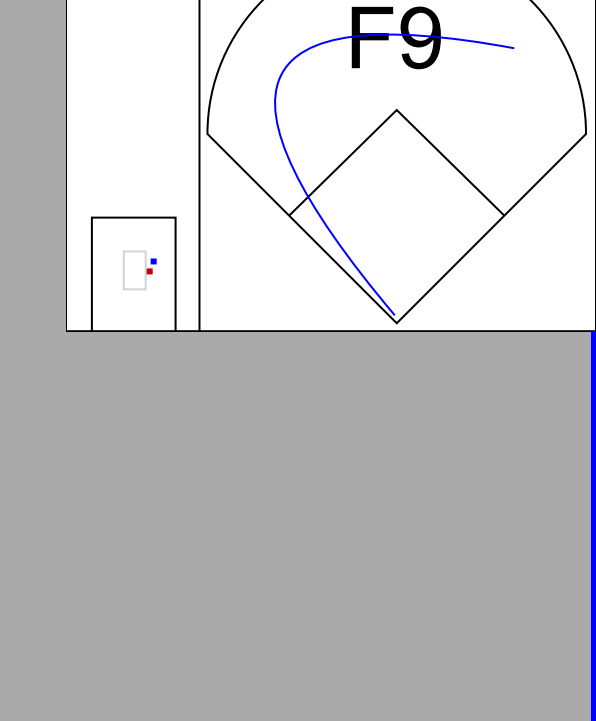
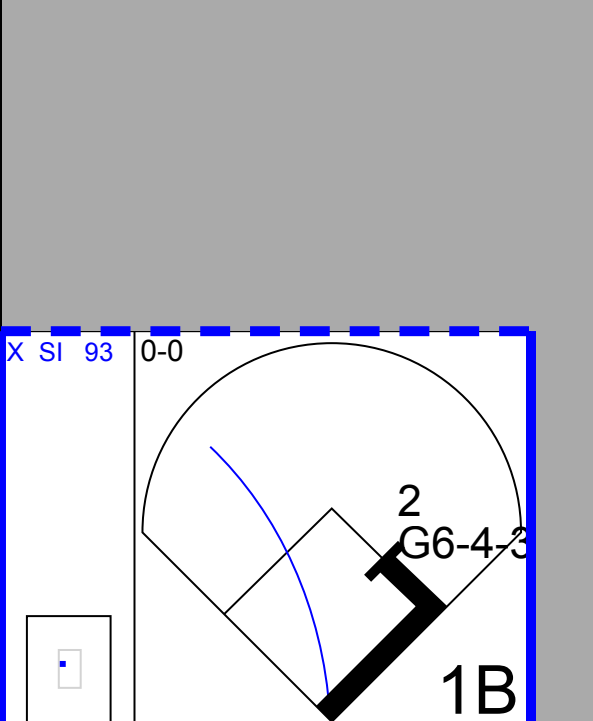
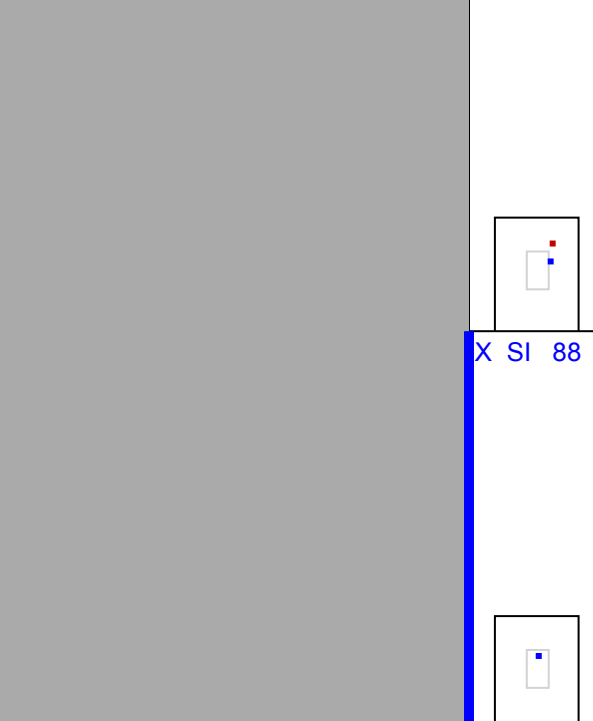
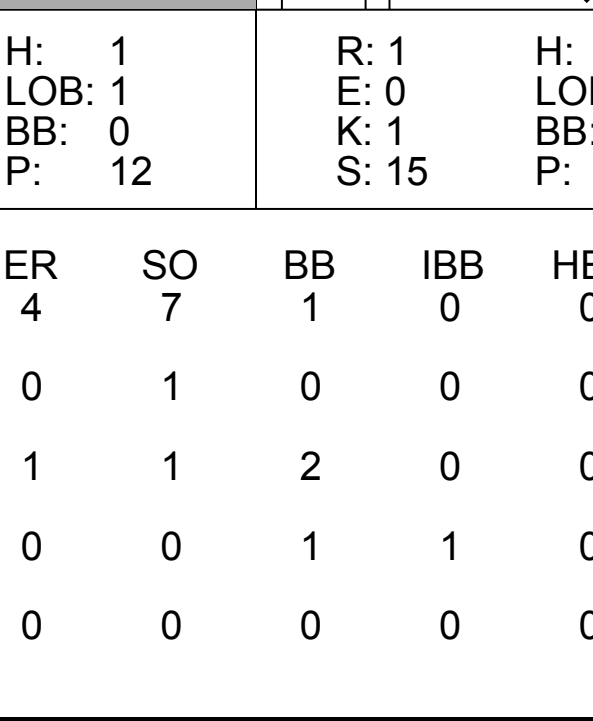
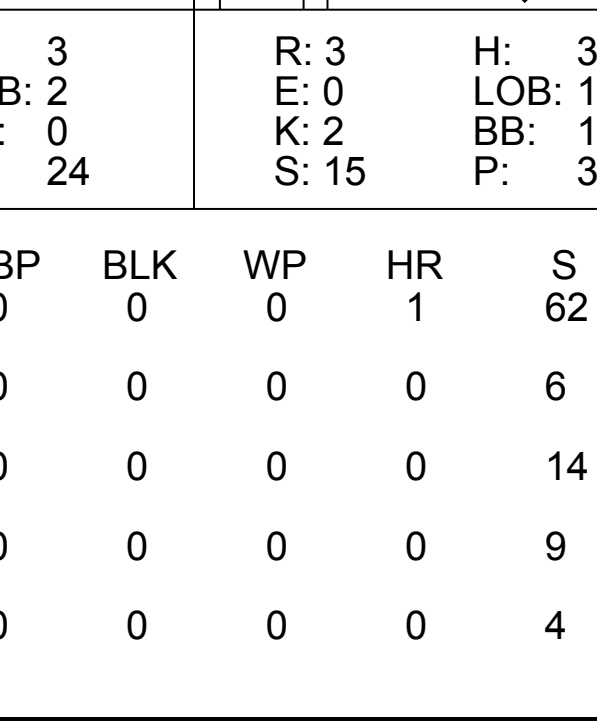
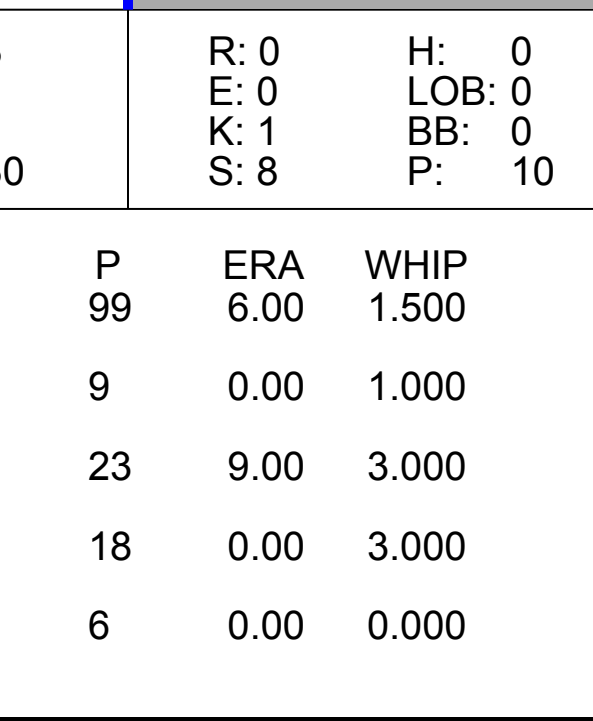
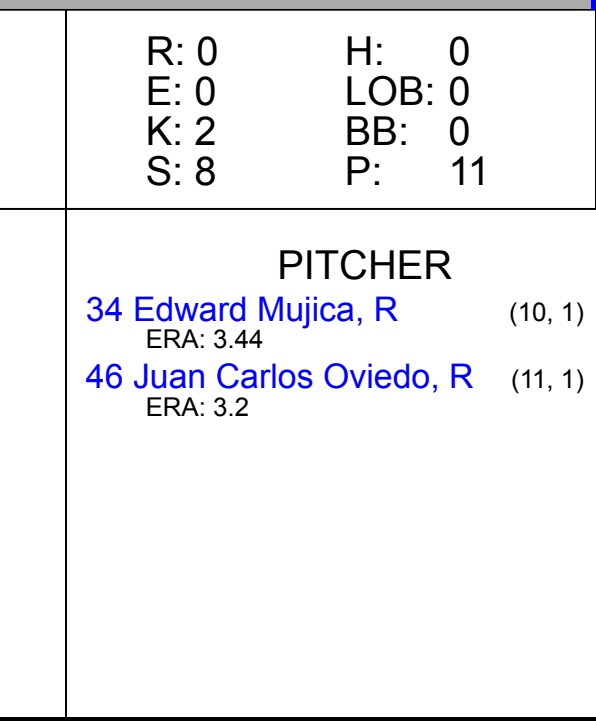
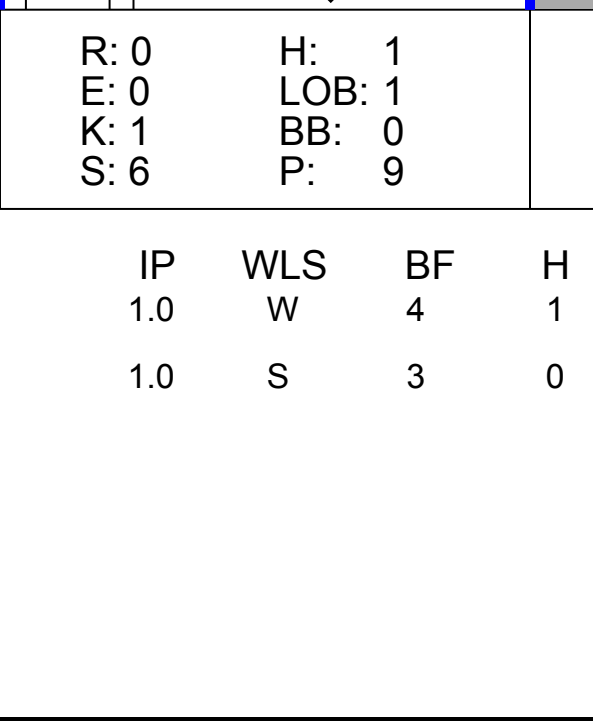
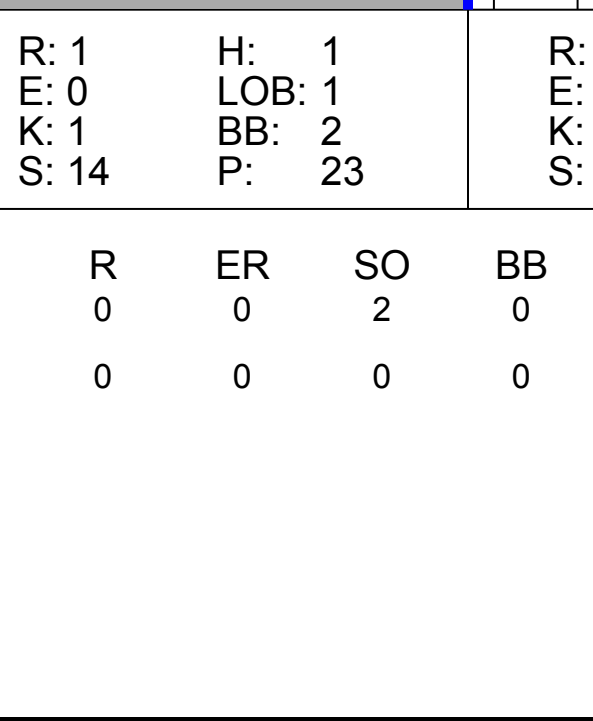
Batter	1	2	3	4	5	6	7	8	9	10	11	AB	R	H	RBI	BB	SO	LOB	TOP								
8 Chris Coghlan, L OBP: 0.333, SLG: 0.434												6	0	1	0	0	2	4									
1 Emilio Bonifacio, S OBP: 0.347, SLG: 0.563												6	0	0	0	0	3	4									
2 Hanley Ramirez, R OBP: 0.311, SLG: 0.313												5	1	2	0	0	2	0									
15 Gaby Sanchez, R OBP: 0.420, SLG: 0.553												4	1	2	2	1	1	0									
14 John Buck, R OBP: 0.304, SLG: 0.426												5	1	1	1	0	0	3									
20 Logan Morrison, L OBP: 0.423, SLG: 0.661												4	1	1	1	0	2	0									
34 Edward Mujica, R												0	0	0	0	0	0	0									
46 Juan Carlos Oviedo, R (11.1)												0	0	0	0	0	0	0									
27 Giancarlo Stanton, R OBP: 0.311, SLG: 0.462												5	1	1	1	0	1	2									
13 Omar Infante, R OBP: 0.277, SLG: 0.293												5	1	2	0	0	0	0									
41 Chris Volstad, R OBP: 0.275, SLG: 0.389												2	0	1	0	0	0	0									
58 Ryan Webb, R OBP: 0.276, SLG: 0.381												0	0	0	0	0	0	0									
40 Mike Dunn, L OBP: 0.276, SLG: 0.381												0	0	0	0	0	0	0									
31 Burke Badenhop, R OBP: 0.277, SLG: 0.337												0	0	0	0	0	0	0									
38 Randy Choate, L OBP: 0.275, SLG: 0.456												0	0	0	0	0	0	0									
29 Greg Dobbs, L												1	0	1	1	0	0	0									
<b>Inning Stats</b>	R: 3 E: 0 K: 3 S: 18	H: 3 LOB: 0 BB: 0 P: 25	R: 0 E: 0 K: 1 S: 11	H: 1 LOB: 1 BB: 0 P: 17	R: 0 E: 0 K: 0 S: 9	H: 1 LOB: 1 BB: 1 P: 16	R: 1 E: 0 K: 1 S: 13	H: 2 LOB: 2 BB: 0 P: 18	R: 0 E: 0 K: 0 S: 9	H: 1 LOB: 1 BB: 0 P: 12	R: 0 E: 0 K: 1 S: 8	H: 0 LOB: 0 BB: 0 P: 14	R: 1 E: 0 K: 2 S: 12	H: 1 LOB: 0 BB: 0 P: 18	R: 0 E: 0 K: 2 S: 9	H: 0 LOB: 0 BB: 0 P: 13	R: 0 E: 0 K: 1 S: 10	H: 0 LOB: 0 BB: 0 P: 12	R: 1 E: 0 K: 0 S: 11	H: 2 LOB: 1 BB: 0 P: 15	1B: 5 2B: 3 3B: 0 HR: 4	SF: 0 SAC: 1 DP: 1 HBP: 1	WP: 1 PB: 0 SB: 0 CS: 0	PA: 47			
<b>PITCHER</b>	IP ERA WLS BF H R ER SO BB IBB HBP BLK WP HR S P ERA WHIP	32 Tom Gorzelanny, L ERA: 3.4	60 Todd Coffey, R ERA: 2.45	36 Tyler Clippard, R ERA: 1.9	22 Drew Storen, R ERA: 0.4	55 Brian Broderick, R ERA: 6.57	<b>PITCHER</b>	IP ERA WLS BF H R ER SO BB IBB HBP BLK WP HR S P ERA WHIP	32 Tom Gorzelanny, L ERA: 3.4	60 Todd Coffey, R ERA: 2.45	36 Tyler Clippard, R ERA: 1.9	22 Drew Storen, R ERA: 0.4	55 Brian Broderick, R ERA: 6.57	<b>PITCHER</b>	IP ERA WLS BF H R ER SO BB IBB HBP BLK WP HR S P ERA WHIP	32 Tom Gorzelanny, L ERA: 3.4	60 Todd Coffey, R ERA: 2.45	36 Tyler Clippard, R ERA: 1.9	22 Drew Storen, R ERA: 0.4	55 Brian Broderick, R ERA: 6.57	<b>PITCHER</b>	IP ERA WLS BF H R ER SO BB IBB HBP BLK WP HR S P ERA WHIP	32 Tom Gorzelanny, L ERA: 3.4	60 Todd Coffey, R ERA: 2.45	36 Tyler Clippard, R ERA: 1.9	22 Drew Storen, R ERA: 0.4	55 Brian Broderick, R ERA: 6.57

Florida Marlins @ Washington Nationals  
Nationals Park, Washington, DC  
Fri May 13 2011, 7:06 PM - 10:48 PM EDT  
Alt. 19,503 - Overcast - 64 F

livebaseballscores.com

AB 44  
R 6  
H 12  
RBI 6  
BB 1  
SO 12  
LOB 13



Batter	1	2	3	4	5	6	7	8	9	10	11	AB	R	H	RBI	BB	SO	LOB	BOTTOM								
2 Roger Bernadina, L OBP: 0.414, SLG: 0.400													5	0	3	2	1	0	1								
20 Ian Desmond, R OBP: 0.249, SLG: 0.368													6	0	2	1	0	2	3								
28 Jayson Werth, R OBP: 0.321, SLG: 0.404													3	1	0	0	2	2	2								
25 Adam LaRoche, L OBP: 0.315, SLG: 0.302													4	0	0	0	1	0	5								
3 Wilson Ramos, R OBP: 0.337, SLG: 0.434													5	0	0	0	0	2	2								
19 Laynce Nix, L OBP: 0.321, SLG: 0.566													5	1	3	2	0	2	0								
8 Danny Espinosa, S OBP: 0.311, SLG: 0.378													3	1	0	0	1	2	2								
22 Drew Storen, S												0	0	0	0	0	0	0									
38 Michael Morse, R (10, PH) OBP: 0.277, SLG: 0.337												0	0	0	0	0	0	0									
55 Brian Broderick, R												0	0	0	0	0	0	0									
15 Jerry Hairston, R OBP: 0.311, SLG: 0.333												5	2	2	0	0	0	1									
32 Tom Gorzelanny, R ERA: 5.77												1	0	0	0	0	1	2									
60 Todd Coffey, R ERA: 3.0												0	0	0	0	0	0	0									
21 Jason Marquis, L OBP: 0.275, SLG: 0.195												0	0	0	0	0	0	0									
36 Tyler Clippard, R ERA: 2.2												0	0	0	0	0	0	0									
13 Alex Cora, L OBP: 0.275, SLG: 0.359												2	0	0	0	0	0	0									
<b>Inning Stats</b>	R: 0 E: 0 K: 1 S: 7	H: 1 LOB: 0 BB: 0 P: 12	R: 0 E: 0 K: 0 S: 9	H: 1 LOB: 1 BB: 0 P: 12	R: 1 E: 0 K: 1 S: 15	H: 3 LOB: 2 BB: 0 P: 24	R: 3 E: 0 K: 2 S: 15	H: 3 LOB: 1 BB: 1 P: 30	R: 0 E: 0 K: 2 S: 8	H: 0 LOB: 0 BB: 0 P: 11	R: 0 E: 0 K: 1 S: 6	H: 1 LOB: 1 BB: 0 P: 9	R: 1 E: 0 K: 1 S: 14	H: 1 LOB: 1 BB: 2 P: 23	R: 0 E: 0 K: 0 S: 13	H: 1 LOB: 3 BB: 2 P: 24	R: 0 E: 0 K: 2 S: 10	H: 1 LOB: 1 BB: 0 P: 13	R: 0 E: 0 K: 0 S: 8	H: 0 LOB: 0 BB: 0 P: 11	1B: 7 2B: 4 3B: 0 HR: 1	SF: 0 SAC: 1 DP: 3 HBP: 0	WP: 0 PB: 0 SB: 1 CS: 0	PA: 47			
<b>PITCHER</b>	IP ERA WLS BF H R ER SO BB IBB HBP BLK WP HR S P ERA WHIP	41 Chris Volstad, R ERA: 5.77	58 Ryan Webb, R ERA: 3.0	40 Mike Dunn, L ERA: 2.2	31 Burke Badenhop, R ERA: 1.42	38 Randy Choate, L ERA: 1.42	<b>PITCHER</b>	IP ERA WLS BF H R ER SO BB IBB HBP BLK WP HR S P ERA WHIP	41 Chris Volstad, R ERA: 5.77	58 Ryan Webb, R ERA: 3.0	40 Mike Dunn, L ERA: 2.2	31 Burke Badenhop, R ERA: 1.42	38 Randy Choate, L ERA: 1.42	<b>PITCHER</b>	IP ERA WLS BF H R ER SO BB IBB HBP BLK WP HR S P ERA WHIP	41 Chris Volstad, R ERA: 5.77	58 Ryan Webb, R ERA: 3.0	40 Mike Dunn, L ERA: 2.2	31 Burke Badenhop, R ERA: 1.42	38 Randy Choate, L ERA: 1.42	<b>PITCHER</b>	IP ERA WLS BF H R ER SO BB IBB HBP BLK WP HR S P ERA WHIP	41 Chris Volstad, R ERA: 5.77	58 Ryan Webb, R ERA: 3.0	40 Mike Dunn, L ERA: 2.2	31 Burke Badenhop, R ERA: 1.42	38 Randy Choate, L ERA: 1.42

Florida Marlins @ Washington Nationals  
Nationals Park, Washington, DC  
Fri May 13 2011, 7:06 PM - 10:48 PM EDT  
Alt. 19,503 - Overcast - 64 F

livebaseballscores.com

AB 41  
R 5  
H 12  
RBI 5  
BB 5  
SO 11  
LOB 18





Batter	1	2	3	4	5	6	7	8	9	AB	R	H	RBI	BB	SO	LOB	TOP										
8 Chris Coghlan, L (1,8) OBP: 0.325, SLG: 0.423	F9		G3			L3		G5-3		4	0	0	0	0	0	1	<b>Florida Marlins @ Washington Nationals</b> Nationals Park, Washington, DC Sat May 14 2011, 1:08 PM - 3:43 PM EDT Att: 22,497 - Overcast - 64 F										
13 Omar Infante, R (1,4) OBP: 0.270, SLG: 0.285	G6-3			G6-3		F9		K		4	0	0	0	0	1	0											
2 Hanley Ramirez, R (1,6) OBP: 0.310, SLG: 0.307				K		G6-3		K		3	0	0	0	1	2	0											
15 Gaby Sanchez, R (1,3) OBP: 0.410, SLG: 0.538	CS		K							4	0	0	0	0	3	0											
20 Logan Morrison, L (1,7)		F7								4	0	2	0	0	0	0											
27 Giancarlo Stanton, R (1,9) OBP: 0.316, SLG: 0.463										3	1	1	1	1	0	1											
29 Greg Dobbs, L (1,5) OBP: 0.400, SLG: 0.500										4	0	2	0	0	0	1											
14 John Buck, R (1,2) OBP: 0.304, SLG: 0.419										2	0	0	0	1	0	2											
19 Anibal Sánchez, R (1,1) OBP: 0.125, SLG: 0.067										3	0	1	0	0	1	4											
46 Juan Carlos Oviedo, R (9,1)										0	0	0	0	0	0	0											
<b>Inning Stats</b>	R: 0 H: 0 E: 0 K: 0 S: 7	H: 0 LOB: 0 BB: 1 P: 14	R: 0 H: 0 E: 0 K: 1 S: 9	H: 0 LOB: 0 BB: 0 P: 12	R: 0 H: 1 E: 0 K: 0 S: 6	H: 0 LOB: 1 BB: 0 P: 12	R: 0 H: 0 E: 0 K: 2 S: 10	H: 0 LOB: 0 BB: 0 P: 12	R: 0 H: 2 E: 0 K: 0 S: 13	H: 2 LOB: 2 BB: 0 P: 20	R: 0 H: 0 E: 0 K: 0 S: 10	H: 0 LOB: 0 BB: 0 P: 16	R: 1 H: 3 E: 0 K: 1 S: 13	H: 3 LOB: 2 BB: 1 P: 24	R: 0 H: 0 E: 0 K: 2 S: 9	H: 0 LOB: 0 BB: 0 P: 12	R: 0 H: 0 E: 0 K: 1 S: 9	H: 0 LOB: 1 BB: 1 P: 18	1B: 4 2B: 1 3B: 0 HR: 1	SF: 0 SAC: 0 DP: 0 HBP: 0	WP: 0 PB: 0 SB: 0 CS: 2	PA: 35					
<b>PITCHER</b>	IP	WLS	BF	H	R	ER	SO	BB	IBB	HBP	BLK	WP	HR	S	P	ERA	WHIP										
61 Livan Hernandez, R (1,1) ERA: 3.92	7.0	L	27	6	1	1	4	1	1	0	0	0	1	68	110	1.29	1.000										
45 Doug Staten, L (8,1) ERA: 1.93	0.1		1	0	0	0	0	0	0	0	0	0	0	3	4	0.00	0.000										
63 Henry Alberto Rodriguez, R (1,1) ERA: 1.59	0.2		2	0	0	0	2	0	0	0	0	0	0	6	8	0.00	0.000										
65 Cole Kimball, R (9,1) ERA:	1.0		4	0	0	0	1	1	0	0	0	0	0	9	18	0.00	1.000										

Batter	1	2	3	4	5	6	7	8	9	AB	R	H	RBI	BB	SO	LOB	BOTTOM										
2 Roger Bernadina, L (1,8) OBP: 0.424, SLG: 0.393	G4-3		K							3	0	1	0	1	1	0	<b>Florida Marlins @ Washington Nationals</b> Nationals Park, Washington, DC Sat May 14 2011, 1:08 PM - 3:43 PM EDT Att: 22,497 - Overcast - 64 F										
8 Danny Espinosa, S (1,4) OBP: 0.303, SLG: 0.366	K			B1-3		G3		P6		4	0	0	0	0	1	2											
28 Jayson Werth, R (1,9) OBP: 0.325, SLG: 0.410	K			K						3	0	1	0	1	2	0											
19 Laynce Nix, L (1,7) OBP: 0.329, SLG: 0.563										4	0	2	0	0	1	1											
25 Adam LaRoche, L (1,3) OBP: 0.307, SLG: 0.292										4	0	0	0	0	1	4											
43 Brian Bixler, R (9,PR) OBP: 0.143, SLG: 0.077										0	0	0	0	0	0	0											
3 Wilson Ramos, R (1,2) OBP: 0.333, SLG: 0.419										3	0	0	0	1	1	3											
15 Jerry Hairston, R (1,5) OBP: 0.300, SLG: 0.320										4	0	0	0	0	1	5											
13 Alex Cora, L (1,6) OBP: 0.261, SLG: 0.246										3	0	0	0	0	0	0											
61 Livan Hernandez, R (1,1) ERA: 2.9										2	0	0	0	0	0	0											
45 Doug Staten, L (8,1) ERA: 1.93										0	0	0	0	0	0	0											
63 Henry Alberto Rodriguez, R (1,1) ERA: 1.59										0	0	0	0	0	0	0											
12 Matt Stairs, L (8,PH) OBP: 0.308, SLG: 0.100										1	0	0	0	0	1	0											
65 Cole Kimball, R (9,1) ERA:										0	0	0	0	0	0	0											
<b>Inning Stats</b>	R: 0 H: 0 E: 0 K: 2 S: 9	H: 1 LOB: 0 BB: 0 P: 11	R: 0 H: 1 E: 0 K: 2 S: 12	H: 0 LOB: 0 BB: 0 P: 19	R: 0 H: 0 E: 0 K: 1 S: 10	H: 0 LOB: 0 BB: 0 P: 18	R: 0 H: 0 E: 0 K: 1 S: 7	H: 0 LOB: 0 BB: 0 P: 12	R: 0 H: 0 E: 0 K: 0 S: 7	H: 0 LOB: 1 BB: 1 P: 13	R: 0 H: 1 E: 0 K: 1 S: 11	H: 1 LOB: 2 BB: 1 P: 19	R: 0 H: 1 E: 0 K: 1 S: 10	H: 1 LOB: 1 BB: 0 P: 13	R: 0 H: 1 E: 0 K: 0 S: 9	H: 1 LOB: 2 BB: 1 P: 15	1B: 3 2B: 1 3B: 0 HR: 0	SF: 0 SAC: 0 DP: 0 HBP: 0	WP: 0 PB: 0 SB: 1 CS: 0	PA: 34							
<b>PITCHER</b>	IP	WLS	BF	H	R	ER	SO	BB	IBB	HBP	BLK	WP	HR	S	P	ERA	WHIP										
19 Anibal Sánchez, R (1,1) ERA: 2.9	8.0	W	29	3	0	0	0	2	0	0	0	0	0	73	114	0.00	0.625										
46 Juan Carlos Oviedo, R (9,1) ERA: 3.05	1.0	S	5	1	0	0	0	1	0	0	0	0	0	9	15	0.00	2.000										





Batter	1	2	3	4	5	6	7	8	9	AB	R	H	RBI	BB	SO	LOB	TOP			
8 Chris Coghlan, L (1, 8) OBP: 0.322, SLG: 0.416	F9		F8		F7		1B		G3-1	5	0	1	1	0	0	1	<b>Florida Marlins @ Washington Nationals</b> Nationals Park, Washington, DC Sun May 15 2011, 1:39 PM - 4:50 PM EDT Att: 18,356 - Partly Cloudy - 75 F			
1 Emilio Bonifacio, S (1, 4) OBP: 0.349, SLG: 0.388	G4-3				F7		1B		K	4	0	1	0	1	1					
2 Hanley Ramirez, R (1, 6) OBP: 0.302, SLG: 0.298	L9		K				F8		F8	4	0	0	0	0	1	3				
15 Gaby Sanchez, R (1, 3) OBP: 0.412, SLG: 0.541		E5					L6			3	1	1	0	1	0	0				
20 Logan Morrison, L (1, 7) OBP: 0.418, SLG: 0.642					G6-3		G4-3		L3	4	1	1	0	0	0	2				
27 Giancarlo Stanton, R (1, 9) OBP: 0.329, SLG: 0.583										2	1	2	1	0	0	0				
29 Greg Dobbs, L (1, 5) OBP: 0.393, SLG: 0.500										4	1	1	1	0	0	4				
9 Brett Hayes, R (1, 2) OBP: 0.455, SLG: 0.700										3	0	1	1	1	0	3				
23 Javier Vazquez, R (1, 1) OBP: 0.333, SLG: 0.273										1	0	0	0	0	0	1				
56 Osvaldo Martinez, R (5, PH) OBP: 0.143, SLG: 0.143										0	0	0	0	0	0	0				
44 Brian Sanchez, R (5, PH) OBP: 0.300, SLG: 1.000										0	0	0	0	0	0	1				
33 Scott Lincecum, R (7, PH) OBP: 0.389, SLG: 0.500										0	0	0	0	0	0	0				
34 Edward Mujica, R (7, 1) OBP: 0.343, SLG: 0.377										0	0	0	0	0	0	0				
31 Burke Badenhop, R (8, 1) OBP: 0.286, SLG: 0.286										1	0	0	0	0	0	1				
13 Omar Infante, R (9, PH) OBP: 0.286, SLG: 0.286										1	0	0	0	0	0	1				
<b>Inning Stats</b>	R: 0 E: 0 K: 0 S: 7	H: 0 LOB: 0 BB: 0 P: 7	R: 2 E: 1 K: 0 S: 12	H: 2 LOB: 1 BB: 0 P: 18	R: 0 E: 0 K: 1 S: 9	H: 0 LOB: 1 BB: 1 P: 18	R: 0 E: 0 K: 0 S: 6	H: 1 LOB: 2 BB: 0 P: 12	R: 0 E: 0 K: 0 S: 10	H: 0 LOB: 0 BB: 0 P: 15	R: 2 E: 0 K: 0 S: 14	H: 4 LOB: 2 BB: 0 P: 27	R: 0 E: 0 K: 0 S: 7	H: 1 LOB: 1 BB: 1 P: 13	R: 0 E: 0 K: 1 S: 11	H: 0 LOB: 1 BB: 1 P: 19	1B: 3 2B: 7 3B: 0 HR: 0	SF: 1 SAC: 0 DP: 2 HBP: 1	WP: 0 PB: 0 SB: 0 CS: 1	PA: 38
<b>PITCHER</b>	IP WLS BF H R ER SO BB IBB HBP BLK WP HR S P ERA WHIP																			
21 Jason Marquis, R (1, 1) ERA: 3.54	6.2 W 28 6 4 2 2 1 0 1 0 0 0 60 101 2.70 1.050																			
60 Todd Coffey, R (7, 1) ERA: 2.45	0.0 1 1 0 0 0 0 0 0 0 0 0 2 4 ∞ ∞																			
36 Tyler Clippard, R (7, 1) ERA: 1.8	1.1 H 5 1 0 0 0 1 0 0 0 0 0 10 18 0.00 1.500																			
65 Cole Kimball, R (9, 1) ERA:	1.0 4 0 0 0 1 1 0 0 0 0 0 0 11 19 0.00 1.000																			

Batter	1	2	3	4	5	6	7	8	9	AB	R	H	RBI	BB	SO	LOB	BOTTOM			
2 Roger Bernadina, L (1, 8) OBP: 0.447, SLG: 0.406	K						L7			4	1	2	1	1	1	0	<b>Florida Marlins @ Washington Nationals</b> Nationals Park, Washington, DC Sun May 15 2011, 1:39 PM - 4:50 PM EDT Att: 18,356 - Partly Cloudy - 75 F			
8 Danny Espinosa, S (1, 4) OBP: 0.286, SLG: 0.356	F7		F7				G4-3		PO	4	0	0	0	0	1	3				
28 Jayson Werth, R (1, 9) OBP: 0.329, SLG: 0.413										4	2	2	0	0	0	0				
19 Laynce Nix, L (1, 7) OBP: 0.326, SLG: 0.548	E7						G4-3			4	1	1	1	0	0	1				
25 Adam LaRoche, L (1, 3) OBP: 0.306, SLG: 0.286										3	1	0	0	1	1	1				
7 Ivan Rodriguez, R (1, 2) OBP: 0.284, SLG: 0.397										3	1	2	3	1	0	0				
15 Jerry Hairston, R (1, 5) OBP: 0.298, SLG: 0.317										4	1	1	1	0	1	2				
13 Alex Cora, L (1, 6) OBP: 0.274, SLG: 0.250										3	1	1	0	1	1	2				
21 Jason Marquis, L (1, 1) OBP: 0.333, SLG: 0.273										3	0	2	2	0	0	0				
60 Todd Coffey, R (7, 1) ERA: 1.83										0	0	0	0	0	0	0				
36 Tyler Clippard, R (7, 1) ERA: 1.83										0	0	0	0	0	0	0				
12 Matt Stairs, L (8, PH) OBP: 0.326, SLG: 0.326										0	0	0	0	0	0	2				
43 Brian Bixler, R (8, PH) OBP: 0.143, SLG: 0.143										0	0	0	0	0	0	0				
65 Cole Kimball, R (9, 1) ERA: 2.7										0	0	0	0	0	0	0				
<b>Inning Stats</b>	R: 6 E: 1 K: 0 S: 18	H: 6 LOB: 1 BB: 1 P: 29	R: 0 E: 0 K: 1 S: 7	H: 0 LOB: 0 BB: 0 P: 10	R: 0 E: 0 K: 0 S: 16	H: 0 LOB: 0 BB: 0 P: 24	R: 0 E: 0 K: 3 S: 15	H: 1 LOB: 2 BB: 1 P: 27	R: 1 E: 0 K: 0 S: 16	H: 3 LOB: 2 BB: 0 P: 22	R: 0 E: 0 K: 0 S: 8	H: 0 LOB: 0 BB: 0 P: 12	R: 0 E: 0 K: 1 S: 9	H: 0 LOB: 0 BB: 0 P: 16	R: 1 E: 0 K: 0 S: 9	H: 1 LOB: 2 BB: 2 P: 20	1B: 9 2B: 2 3B: 0 HR: 0	SF: 0 SAC: 0 DP: 0 HBP: 0	WP: 0 PB: 0 SB: 0 CS: 0	PA: 38
<b>PITCHER</b>	IP WLS BF H R ER SO BB IBB HBP BLK WP HR S P ERA WHIP																			
23 Javier Vazquez, R (1, 1) ERA: 7.55	4.0 L 20 7 6 6 4 2 0 0 0 0 0 0 24 34 4.50 1.500																			
44 Brian Sanchez, R (5, 1) ERA: 1.83	2.0 9 3 1 1 0 0 0 0 0 0 0 0 24 34 4.50 1.500																			
34 Edward Mujica, R (7, 1) ERA: 3.26	1.0 3 0 0 0 1 0 0 0 0 0 0 0 9 16 0.00 0.000																			
31 Burke Badenhop, R (8, 1) ERA: 2.7	1.0 5 1 1 1 0 2 0 0 0 0 0 0 9 20 9.00 3.000																			





Batter	1	2	3	4	5	6	7	8	9	10	11	AB	R	H	RBI	BB	SO	LOB	TOP			
8 Chris Coghlan, L OBP: 0.378, SLG: 0.405 58 Ryan Webb, R 38 Randy Choate, L 31 Burke Badenhop, R 46 Juan Carlos Oviedo, R	F8		F9		L9-6		P6		IBB		FC6-4 1B	4	0	0	0	1	0	4				
2 Hanley Ramirez, R OBP: 0.291, SLG: 0.298	F8		P4			F8	G6-3		FC6-4		FC6-4	6	0	0	0	0	0	7				
20 Logan Morrison, L OBP: 0.405, SLG: 0.606	P5				F7						K	4	0	0	0	1	1	0				
15 Gaby Sanchez, R OBP: 0.411, SLG: 0.533											K	4	0	1	0	1	2	1				
29 Greg Dobbs, L 18 Wes Helms, R			G4-3		E6		F9		F7		P4	3	0	0	0	0	0	2				
27 Giancarlo Stanton, R			G5-3									4	2	2	1	1	0	2				
14 John Buck, R 9 Brett Hayes, R			G5-3		L5							3	0	0	0	0	0	3				
13 Omar Infante, R												4	0	3	0	0	0	1				
55 Josh Johnson, L 34 Edward Mujica, R 40 Mike Dunn, L 1 Emilio Bonifacio, S												1	0	0	0	0	0	1				
<b>Inning Stats</b>	R: 0 E: 0 K: 0 S: 7	H: 0 LOB: 0 BB: 0 P: 10	R: 0 E: 0 K: 0 S: 10	H: 1 LOB: 1 BB: 0 P: 13	R: 0 E: 0 K: 0 S: 4	H: 1 LOB: 1 BB: 0 P: 7	R: 0 E: 1 K: 0 S: 11	H: 0 LOB: 2 BB: 1 P: 20	R: 0 E: 0 K: 0 S: 6	H: 0 LOB: 1 BB: 1 P: 17	R: 1 E: 0 K: 0 S: 10	H: 3 LOB: 2 BB: 0 P: 16	R: 0 E: 0 K: 1 S: 6	H: 0 LOB: 2 BB: 1 P: 15	R: 0 E: 0 K: 2 S: 8	H: 0 LOB: 0 BB: 0 P: 13	R: 1 E: 0 K: 1 S: 12	H: 3 LOB: 2 BB: 0 P: 18	1B: 8 2B: 1 3B: 0 HR: 1	SF: 0 SAC: 2 DP: 1 HBP: 1	WP: 1 PB: 0 SB: 0 CS: 0	PA: 47
<b>PITCHER</b>	IP 7.0	WLS 0	BF 29	H 6	R 1	ER 1	SO 10	BB 2	IBB 0	HBP 0	BLK 0	WP 1	HR 1	S 55	P 92	ERA 1.29	WHIP 1.143					
34 Mike Pelfrey, R 40 Tim Byrdak, L 45 Jason Istringhausen, R 75 Francisco Rodriguez, R 50 Michael O'Connor, L	IP 1.0	WLS 0	BF 3	H 0	R 0	ER 0	SO 2	BB 0	IBB 0	HBP 0	BLK 0	WP 0	HR 0	S 13	P 20	ERA 0.00	WHIP 0.000					
<b>PITCHER</b>	IP 1.0	WLS 0	BF 6	H 3	R 1	ER 1	SO 1	BB 0	IBB 0	HBP 0	BLK 0	WP 0	HR 0	S 12	P 18	ERA 9.00	WHIP 3.000					

Florida Marlins @ New York Mets  
Citi Field, Flushing, NY  
Mon May 16 2011, 8:32 PM - 12:01 AM EDT  
Att. 23,721 - Overcast - 55 F

AB 40  
R 2  
H 9  
RBI 2  
BB 4  
SO 5  
LOB 25



Batter	1	2	3	4	5	6	7	8	9	10	11	AB	R	H	RBI	BB	SO	LOB	BOTTOM			
7 José Reyes, S OBP: 0.364, SLG: 0.469	F8											5	0	2	0	1	2	1				
22 Willie Harris, L 25 Chin-Lung Hu, R	G3				F7						FC6	4	0	0	0	0	2	2				
15 Carlos Beltrán, S			G4-3									3	0	1	0	2	1	1				
44 Jason Bay, R	F7											4	0	1	0	0	2	3				
28 Daniel Murphy, L												4	1	1	0	1	0	2				
2 Justin Turner, R	F8											5	0	2	1	0	0	2				
20 Jason Pridie, L												5	0	1	0	0	3	2				
9 Ronny Paulino, R 30 Josh Thole, L	FC5-4											2	0	0	0	1	0	1				
34 Mike Pelfrey, R 40 Tim Byrdak, L 45 Jason Istringhausen, R 75 Francisco Rodriguez, R 50 Michael O'Connor, L												2	0	0	0	0	1	2				
<b>Inning Stats</b>	R: 0 E: 0 K: 0 S: 7	H: 0 LOB: 1 BB: 1 P: 14	R: 0 E: 0 K: 0 S: 11	H: 1 LOB: 1 BB: 0 P: 12	R: 0 E: 0 K: 2 S: 11	H: 1 LOB: 1 BB: 0 P: 16	R: 1 E: 0 K: 0 S: 11	H: 3 LOB: 2 BB: 1 P: 21	R: 0 E: 0 K: 1 S: 8	H: 0 LOB: 0 BB: 0 P: 10	R: 0 E: 0 K: 3 S: 9	H: 0 LOB: 0 BB: 0 P: 15	R: 0 E: 1 K: 1 S: 7	H: 1 LOB: 3 BB: 2 P: 19	R: 0 E: 0 K: 0 S: 5	H: 0 LOB: 1 BB: 2 P: 14	R: 0 E: 0 K: 2 S: 13	H: 1 LOB: 1 BB: 0 P: 19	1B: 7 2B: 1 3B: 1 HR: 0	SF: 0 SAC: 1 DP: 1 HBP: 0	WP: 1 PB: 0 SB: 2 CS: 1	PA: 46
<b>PITCHER</b>	IP 5.0	WLS 1.0	BF 23	H 7	R 0	ER 1	SO 3	BB 1	IBB 1	HBP 0	BLK 0	WP 1	HR 0	S 53	P 85	ERA 1.80	WHIP 1.600					
31 Burke Badenhop, R 46 Juan Carlos Oviedo, R	IP 1.0	WLS 0	BF 4	H 1	R 0	ER 0	SO 2	BB 0	IBB 0	HBP 0	BLK 0	WP 0	HR 0	S 14	P 19	ERA 0.00	WHIP 1.000					

Florida Marlins @ New York Mets  
Citi Field, Flushing, NY  
Mon May 16 2011, 8:32 PM - 12:01 AM EDT  
Att. 23,721 - Overcast - 55 F


AB 39  
R 1  
H 9  
RBI 1  
BB 6  
SO 12  
LOB 21










Batter	1	2	3	4	5	6	7	8	9	AB	R	H	RBI	BB	SO	LOB	TOP		
1 Kosuke Fukudome, L (1.9) OBP: 0.438, SLG: 0.364	E6 FC6-4 15		G4-3				G5-3		13 2B 1B	4	1	1	0	1	0	0	<p>Chicago Cubs @ Florida Marlins Sun Life Stadium, Miami, FL Thu May 19 2011, 7:13 PM - 10:17 PM EDT Att: 16,345 - Partly Cloudy - 86 F</p> <p>livebaseballscorecards.com</p> <p>AB 36 R 5 H 9 RBI 5 BB 2 SO 9 LOB 20</p> 		
15 Darwin Barney, R (1.4) OBP: 0.348, SLG: 0.401	FC6-4 16 FC5-4 1-2		G6-3			G5-4-3	P3		F8	5	0	0	0	0	0	4			
13 Starlin Castro, R (1.6) OBP: 0.357, SLG: 0.438								G6-3		5	0	2	2	0	2	1			
16 Aramis Ramirez, R (1.5) OBP: 0.345, SLG: 0.367	FC5-4 1-2							G6-3		5	1	1	0	0	1	3			
22 Carlos Pena, L (1.3) OBP: 0.373, SLG: 0.395										2	1	1	0	1	1	1			
24 Marlon Byrd, R (1.8) OBP: 0.339, SLG: 0.424										4	1	2	2	0	1	3			
5 Reed Johnson, R (1.7) OBP: 0.460, SLG: 0.698										3	0	1	1	0	2	2			
55 Koyie Hill, S (1.2) OBP: 0.300, SLG: 0.432										4	1	1	0	0	1	4			
27 Casey Coleman, L (1.1) OBP: 0.296, SLG: 0.300										2	0	0	0	0	0	1			
57 Scott Maine, L (6.1) ERA: 5.73										0	0	0	0	0	0	0			
9 Blake DeWitt, L (7.1) OBP: 0.276, SLG: 0.371										1	0	0	0	0	0	0			
43 John Grabow, L (7.1) ERA: 4.02										0	0	0	0	0	0	0			
34 Kerry Wood, R (8.1) ERA: 2.85										0	0	0	0	0	0	0			
28 Jeff Baker, R (9.1) OBP: 0.299, SLG: 0.447										1	0	0	0	0	1	1			
49 Carlos Marmol, R (9.1) ERA: 1.35										0	0	0	0	0	0	0			
<b>Inning Stats</b>	R: 0 H: 0 E: 1 K: 1 S: 10	H: 0 LOB: 1 BB: 0 P: 18	R: 1 H: 2 E: 0 K: 1 S: 11	H: 2 LOB: 1 BB: 0 P: 15	R: 0 H: 0 E: 0 K: 1 S: 9	H: 0 LOB: 0 BB: 0 P: 15	R: 2 H: 2 E: 0 K: 2 S: 10	H: 2 LOB: 0 BB: 0 P: 14	R: 0 H: 0 E: 0 K: 0 S: 3	H: 1 LOB: 3 BB: 1 P: 26	R: 0 H: 0 E: 0 K: 0 S: 7	H: 0 LOB: 0 BB: 0 P: 12	R: 0 H: 1 E: 0 K: 1 S: 17	H: 2 LOB: 2 BB: 0 P: 22	R: 2 H: 3 E: 0 K: 2 S: 13	H: 3 LOB: 1 BB: 0 P: 20	1B: 3 2B: 5 3B: 0 HR: 1	SF: 0 SAC: 0 DP: 1 HBP: 2	WP: 0 PA: 40 PB: 1 SB: 0 CS: 0
<b>PITCHER</b>	IP WLS BF H R ER SO BB IBB HBP BLK WP HR S P ERA WHIP																		
41 Chris Volstad, R (1.1) ERA: 5.73	5.0 L 20 4 3 3 5 1 0 0 0 0 0 1 43 71 5.40 1.000																		
44 Brian Sanchez, R (6.1) ERA: 1.74	1.0 6 1 0 0 1 0 1 1 1 0 0 0 14 26 0.00 1.000																		
58 Ryan Webb, R (7.1) ERA: 2.61	2.0 8 1 0 0 1 0 0 1 0 0 0 0 24 34 0.00 0.500																		
31 Burke Badenhop, R (9.1) ERA: 4.26	1.0 6 3 2 2 2 0 0 0 0 0 0 0 13 20 18.00 3.000																		

Batter	1	2	3	4	5	6	7	8	9	AB	R	H	RBI	BB	SO	LOB	BOTTOM		
8 Chris Coghlan, L (1.8) OBP: 0.306, SLG: 0.387	K		F9				L6		K	5	0	0	0	0	3	0	<p>Chicago Cubs @ Florida Marlins Sun Life Stadium, Miami, FL Thu May 19 2011, 7:13 PM - 10:17 PM EDT Att: 16,345 - Partly Cloudy - 86 F</p> <p>livebaseballscorecards.com</p> <p>AB 35 R 1 H 8 RBI 1 BB 5 SO 10 LOB 16</p> 		
2 Hanley Ramirez, R (1.6) OBP: 0.297, SLG: 0.312	G5-3		G1-3				G6-3		15 DI 1B	5	0	2	0	0	0	0			
20 Logan Morrison, L (1.7) OBP: 0.415, SLG: 0.595										4	0	2	0	1	1	1			
15 Gaby Sanchez, R (1.3) OBP: 0.400, SLG: 0.509										4	0	0	0	1	1	4			
29 Greg Dobbs, L (1.5) OBP: 0.376, SLG: 0.489										4	0	1	0	0	0	2			
27 Giancarlo Stanton, R (1.9) OBP: 0.344, SLG: 0.545										4	1	1	1	0	3	1			
14 John Buck, R (1.2) OBP: 0.320, SLG: 0.414										2	0	2	0	2	0	0			
13 Omar Infante, R (1.4) OBP: 0.278, SLG: 0.294										3	0	0	0	1	0	4			
41 Chris Volstad, R (1.1) ERA: 5.73										1	0	0	0	0	0	1			
33 Scott Maine, L (6.1) ERA: 5.73										1	0	0	0	0	1	0			
44 Brian Sanchez, R (7.1) ERA: 1.74										0	0	0	0	0	0	0			
18 Wes Helms, L (6.1) ERA: 4.02										0	0	0	0	0	0	0			
58 Ryan Webb, R (7.1) ERA: 2.61										0	0	0	0	0	0	0			
1 Emilio Bonifacio, S (8.1) OBP: 0.345, SLG: 0.357										1	0	0	0	0	1	1			
31 Burke Badenhop, R (9.1) ERA: 4.26										0	0	0	0	0	0	0			
<b>Inning Stats</b>	R: 0 H: 0 E: 0 K: 1 S: 12	H: 0 LOB: 2 BB: 2 P: 25	R: 0 H: 0 E: 0 K: 1 S: 9	H: 0 LOB: 1 BB: 1 P: 15	R: 0 H: 0 E: 0 K: 0 S: 6	H: 0 LOB: 0 BB: 0 P: 11	R: 0 H: 2 E: 0 K: 2 S: 14	H: 2 LOB: 2 BB: 0 P: 22	R: 0 H: 0 E: 0 K: 1 S: 9	H: 0 LOB: 2 BB: 2 P: 20	R: 0 H: 1 E: 0 K: 0 S: 7	H: 1 LOB: 1 BB: 0 P: 8	R: 1 H: 2 E: 0 K: 1 S: 9	H: 2 LOB: 0 BB: 0 P: 12	R: 0 H: 1 E: 0 K: 2 S: 14	H: 1 LOB: 1 BB: 0 P: 16	1B: 6 2B: 1 3B: 0 HR: 1	SF: 0 SAC: 0 DP: 0 HBP: 0	WP: 1 PA: 40 PB: 0 SB: 0 CS: 0
<b>PITCHER</b>	IP WLS BF H R ER SO BB IBB HBP BLK WP HR S P ERA WHIP																		
27 Casey Coleman, R (1.1) ERA: 6.03	5.2 W 26 4 0 0 0 0 5 0 0 0 0 0 0 2 4 0.00 0.000																		
57 Scott Maine, L (6.1) ERA: 5.73	0.1 H 1 0 0 0 0 0 0 0 0 0 0 0 0 2 4 0.00 0.000																		
43 John Grabow, L (7.1) ERA: 4.02	1.0 H 4 1 0 0 0 0 0 0 0 0 0 0 1 0 7 8 0.00 1.000																		
34 Kerry Wood, R (8.1) ERA: 2.85	1.0 H 5 2 1 1 1 0 0 0 0 0 0 0 1 9 12 9.00 2.000																		
49 Carlos Marmol, R (9.1) ERA: 1.35	1.0 4 1 0 0 2 0 0 0 0 0 0 0 0 14 16 0.00 1.000																		







Batter	1	2	3	4	5	6	7	8	9	AB	R	H	RBI	BB	SO	LOB	TOP			
5 Sam Fuld, L (1,8) OBP: 0.278, SLG: 0.349 16 Justin Ruggiano, R (8,PH) (8,9)										3	0	0	0	0	2	0				
18 Ben Zobrist, S (1,9) OBP: 0.349, SLG: 0.509 (8,4)										5	0	0	0	0	2	2				
20 Matt Joyce, L (1,7) OBP: 0.423, SLG: 0.620 2 B.J. Upton, R (8,PH) (8,8)										3	0	1	0	0	1	0				
3 Evan Longoria, R (1,5) OBP: 0.325, SLG: 0.394										3	1	0	0	1	0	1				
11 Casey Kotchman, L (1,3) OBP: 0.407, SLG: 0.422 10 Kelly Shoppach, R (8,PH) (8,2)										2	0	1	0	1	0	0				
1 Sean Rodriguez, R (1,4) OBP: 0.304, SLG: 0.432 22 Johnny Damon, L (8,PH) (8,7)										3	0	1	0	0	1	1				
28 John Jaso, L (1,2) OBP: 0.356, SLG: 0.356 36 Adam Russell, R (8,1) 27 Cesar Ramos, L (8,1) 47 Brandon Gomes, R (8,1)										4	0	0	0	0	2	5	AB 32			
15 Reid Brignac, L (1,6) OBP: 0.210, SLG: 0.180										3	0	0	0	1	1	1	R 3			
14 David Price, L (1,1) 37 Juan Cruz, R (7,1) 9 Elliot Johnson, S (8,PH) (8,3)										2	0	0	0	0	1	3	H 5			
<b>Inning Stats</b>	R: 0 E: 0 K: 2 S: 8	H: 0 LOB: 0 BB: 0 P: 12	R: 0 E: 0 K: 1 S: 14	H: 1 LOB: 3 BB: 2 P: 30	R: 0 E: 0 K: 1 S: 10	H: 1 LOB: 1 BB: 0 P: 13	R: 0 E: 0 K: 0 S: 7	H: 0 LOB: 0 BB: 0 P: 9	R: 0 E: 0 K: 1 S: 9	H: 0 LOB: 0 BB: 0 P: 14	R: 0 E: 0 K: 1 S: 5	H: 1 LOB: 1 BB: 0 P: 19	R: 3 E: 0 K: 2 S: 20	H: 1 LOB: 2 BB: 4 P: 41	R: 0 E: 0 K: 2 S: 13	H: 1 LOB: 1 BB: 0 P: 20	1B: 3 2B: 2 3B: 0 HR: 0	SF: 0 SAC: 0 DP: 0 HBP: 0	WP: 0 PB: 0 SB: 1 CS: 0	PA: 38
<b>PITCHER</b>	IP	WLS	BF	H	R	ER	SO	BB	IBB	HBP	BLK	WP	HR	S	P	ERA	WHIP			
23 Javier Vazquez, R (1,1) ERA: 6.41	7.0	W	26	3	0	2	7	1	1	0	0	0	0	64	106	0.00	0.571			
40 Mike Dunn, L (8,1) ERA: 2.51	0.2		4	0	2	2	1	2	0	0	0	0	0	11	23	27.00	3.000			
58 Ryan Webb, R (8,1) ERA: 3.05	0.0		1	0	0	0	0	1	0	0	0	0	0	1	5	∞	∞			
38 Randy Choate, L (8,1) ERA: 1.35	0.0		1	0	0	0	0	1	0	0	0	0	0	3	7	∞	∞			
34 Edward Mujica, R (8,1) ERA: 3.69	0.1	H	2	1	1	1	1	0	0	0	0	0	0	5	6	27.00	3.000			

Tampa Bay Rays @ Florida Marlins  
Sun Life Stadium, Miami, FL  
Sat May 21 2011, 4:11 PM - 7:07 PM EDT  
Att: 21,814 - Sunny - 90 F

AB 32  
R 3  
H 5  
RBI 3  
BB 6  
SO 11  
LOB 14



Batter	1	2	3	4	5	6	7	8	9	AB	R	H	RBI	BB	SO	LOB	BOTTOM			
1 Emilio Bonifacio, S (1,8) OBP: 0.364, SLG: 0.377										3	1	0	0	1	0	0				
2 Hanley Ramirez, R (1,6) OBP: 0.301, SLG: 0.333										4	2	2	1	0	0	0				
20 Logan Morrison, L (1,7) OBP: 0.412, SLG: 0.632										4	0	1	2	0	2	1				
15 Gaby Sanchez, R (1,3) OBP: 0.394, SLG: 0.497										3	0	1	0	1	0	1				
27 Giancarlo Stanton, R (1,9) OBP: 0.340, SLG: 0.553										4	0	0	0	0	1	4				
14 John Buck, R (1,2) OBP: 0.306, SLG: 0.393										3	0	0	0	0	2	2				
18 Wes Helms, R (1,5) OBP: 0.304, SLG: 0.293										3	1	1	0	0	1	1	AB 30			
13 Omar Infante, R (1,4) OBP: 0.275, SLG: 0.298										3	1	1	2	0	0	0	R 5			
23 Javier Vazquez, R (1,1) OBP: 0.286, SLG: 0.291 56 Orlando Martinez, R (7,PH) OBP: 0.125, SLG: 0.125 40 Mike Dunn, L (8,1) 58 Ryan Webb, R (8,1) 38 Randy Choate, L (8,1) 34 Edward Mujica, R (8,1) 46 Juan Carlos Oviedo, R (8,1)										2	0	0	0	0	0	0	H 6			
<b>Inning Stats</b>	R: 2 E: 0 K: 0 S: 14	H: 2 LOB: 1 BB: 1 P: 27	R: 0 E: 0 K: 1 S: 7	H: 0 LOB: 0 BB: 0 P: 10	R: 0 E: 0 K: 1 S: 11	H: 1 LOB: 1 BB: 0 P: 16	R: 0 E: 0 K: 0 S: 6	H: 0 LOB: 0 BB: 0 P: 8	R: 1 E: 0 K: 0 S: 7	H: 1 LOB: 0 BB: 0 P: 12	R: 2 E: 0 K: 1 S: 11	H: 2 LOB: 0 BB: 0 P: 17	R: 0 E: 1 K: 1 S: 7	H: 0 LOB: 1 BB: 1 P: 16	1B: 3 2B: 1 3B: 0 HR: 2	SF: 0 SAC: 0 DP: 1 HBP: 0	WP: 0 PB: 0 SB: 0 CS: 0	PA: 32		
<b>PITCHER</b>	IP	WLS	BF	H	R	ER	SO	BB	IBB	HBP	BLK	WP	HR	S	P	ERA	WHIP			
14 David Price, L (1,1) ERA: 3.89	6.2	L	27	6	5	5	4	1	0	0	0	0	2	66	107	6.75	1.050			
37 Juan Cruz, R (7,1) ERA: 2.4	0.1		1	0	0	0	0	0	0	0	0	0	0	1	1	0.00	0.000			
36 Adam Russell, R (8,1) ERA: 3.6	0.0		1	0	0	0	0	0	0	0	0	0	0	3	4	∞	∞			
27 Cesar Ramos, L (8,1) ERA: 3.86	0.1		1	0	0	0	1	0	0	0	0	0	0	3	5	0.00	0.000			
47 Brandon Gomes, R (8,1) ERA: 2.89	0.2		2	0	0	0	0	1	0	0	0	0	0	1	7	0.00	1.500			

Tampa Bay Rays @ Florida Marlins  
Sun Life Stadium, Miami, FL  
Sat May 21 2011, 4:11 PM - 7:07 PM EDT  
Att: 21,814 - Sunny - 90 F

AB 30  
R 5  
H 6  
RBI 5  
BB 2  
SO 5  
LOB 9









Batter	1	2	3	4	5	6	7	8	9	AB R H RBI BB SO LOB	TOP									
8 Chris Coghlan, L (1.8)	G4-3		FC6-4 20 BB 15 2B	BB			K		SH1-3 29 WP 2B	4 2 1 0 1 1 1	<b>Florida Marlins @ San Francisco Giants</b> AT&T Park, San Francisco, CA Tue May 24 2011, 7:16 PM - 9:59 PM PDT Att: 41,165 - Partly Cloudy - 57 F									
2 Hanley Ramirez, R (1.6)	K		20 BB 15 2B	L9			K	SH1-3	3 1 0 0 1 2 2											
20 Logan Morrison, L (1.7)	F8		15 2B				G5-3	K	4 1 0 0 1 1 1											
15 Gaby Sanchez, R (1.3)		14 FC4 1B	2B	G4-3			G4-3	27 BB 29 1B	4 0 3 3 1 0 0											
29 Greg Dobbs, L (1.5)	K	G4-3		F7			F9-2-6 14 27 BB	BB	5 0 1 0 0 2 3											
27 Giancarlo Stanton, R (1.9)	K			HR			G4-3	14 F9-2-6 BB	3 1 1 1 1 1 1											
14 John Buck, R (1.2)	FC4			K			G6-3	F9-2-6	4 0 0 0 0 1 4											
13 Omar Infante, R (1.4)									3 0 3 0 1 0 0											
47 Ricky Nolasco, R (1.1)									3 0 0 0 0 1 5											
46 Juan Carlos Oviedo, R (9.1)									0 0 0 0 0 0 0											
<b>Inning Stats</b>	R: 0 E: 0 K: 1 S: 5	H: 0 LOB: 0 BB: 0 P: 8	R: 0 E: 0 K: 2 S: 13	H: 1 LOB: 1 BB: 0 P: 18	R: 3 E: 0 K: 0 S: 16	H: 2 LOB: 1 BB: 2 P: 28	R: 1 E: 0 K: 1 S: 13	H: 2 LOB: 2 BB: 1 P: 20	R: 0 E: 0 K: 1 S: 11	H: 1 LOB: 1 BB: 0 P: 14	R: 0 E: 0 K: 2 S: 8	H: 0 LOB: 0 BB: 0 P: 11	R: 0 E: 0 K: 0 S: 17	H: 2 LOB: 2 BB: 2 P: 34	R: 1 E: 0 K: 2 S: 10	H: 1 LOB: 1 BB: 1 P: 17	1B: 6 2B: 3 3B: 0 HR: 1	SF: 0 SAC: 2 DP: 1 HBP: 0	WP: 1 PB: 0 SB: 0 CS: 0	PA: 41
<b>PITCHER</b>	IP WLS BF H R ER SO BB IBB HBP BLK WP HR S P ERA WHIP											IP WLS BF H R ER SO BB IBB HBP BLK WP HR S P ERA WHIP								
18 Matt Cain, R (1.1)	6.0 L 27 6 4 4 5 3 0 0 0 0 1 65 98 6.00 1.500																			
45 Dan Runzler, L (7.1)	1.0 6 2 0 0 2 1 0 0 0 0 0 17 27 0.00 3.000																			
59 Guillermo Mota, R (8.1)	2.0 8 1 1 1 2 1 1 0 0 1 0 18 35 4.50 1.000																			

Batter	1	2	3	4	5	6	7	8	9	AB R H RBI BB SO LOB	BOTTOM									
56 Andres Torres, S (1.8)	G3		21 F8-6 HBP				K			3 0 2 0 0 1 0	<b>Florida Marlins @ San Francisco Giants</b> AT&T Park, San Francisco, CA Tue May 24 2011, 7:16 PM - 9:59 PM PDT Att: 41,165 - Partly Cloudy - 57 F									
21 Freddy Sanchez, R (1.4)	K		F8-6					G6-3	4 0 1 0 0 1 3											
17 Aubrey Huff, L (1.3)	G3						P4	P5	4 0 0 0 0 0 3											
28 Buster Posey, R (1.2)	F9								4 1 2 0 0 1 1											
12 Nate Schierholtz, L (1.9)	F8								4 0 0 0 0 0 2											
13 Cody Ross, R (1.7)	FC4-6 1B								3 0 2 0 1 0 0											
14 Mike Fontenot, L (1.6)	F8								3 0 0 0 0 0 3											
10 Miguel Tejada, R (1.5)	FC4-6								3 0 0 1 0 0 3											
18 Matt Cain, R (1.1)									1 0 0 0 0 1 0											
33 Aaron Rowland, R (5.7)									1 0 0 0 0 0 0											
45 Dan Runzler, L (7.1)									0 0 0 0 0 0 0											
59 Guillermo Mota, R (8.1)									0 0 0 0 0 0 0											
2 Emmanuel Burriss, S (8.6)									2 0 0 0 0 0 2											
5 Pat Burrell, R (9.7)									0 0 0 0 1 0 0											
<b>Inning Stats</b>	R: 0 E: 0 K: 1 S: 7	H: 1 LOB: 1 BB: 0 P: 10	R: 0 E: 0 K: 0 S: 4	H: 1 LOB: 1 BB: 0 P: 8	R: 0 E: 0 K: 1 S: 7	H: 0 LOB: 0 BB: 0 P: 11	R: 0 E: 0 K: 1 S: 7	H: 0 LOB: 0 BB: 0 P: 10	R: 0 E: 0 K: 2 S: 10	H: 1 LOB: 1 BB: 0 P: 11	R: 0 E: 0 K: 0 S: 7	H: 1 LOB: 2 BB: 1 P: 17	R: 0 E: 0 K: 0 S: 9	H: 1 LOB: 1 BB: 0 P: 13	R: 1 E: 0 K: 0 S: 20	H: 2 LOB: 2 BB: 1 P: 30	1B: 4 2B: 4 3B: 0 HR: 0	SF: 1 SAC: 0 DP: 1 HBP: 1	WP: 0 PB: 0 SB: 0 CS: 0	PA: 36
<b>PITCHER</b>	IP WLS BF H R ER SO BB IBB HBP BLK WP HR S P ERA WHIP											IP WLS BF H R ER SO BB IBB HBP BLK WP HR S P ERA WHIP								
47 Ricky Nolasco, R (1.1)	8.1 W 34 7 1 1 5 2 0 1 0 0 0 72 111 1.08 1.080																			
46 Juan Carlos Oviedo, R (9.1)	0.2 S 2 0 0 0 0 0 0 0 0 0 0 5 8 0.00 0.000																			






Batter	1	2	3	4	5	6	7	8	9	10	11	12	AB	R	H	RBI	BB	SO	LOB	TOP
8 Chris Coghlan, L (1.8) OBP: 0.312, SLG: 0.395 31 Burke Badenhop, R (12.1) OBP: 1.000, SLG: 1.000													5	2	2	0	0	1	1	
2 Hanley Ramirez, R (1.0) OBP: 0.296, SLG: 0.314 34 Edward Mujica, R (9.1) OBP: 0.377, SLG: 0.471													3	1	0	1	1	0	2	
20 Logan Morrison, L (1.7) OBP: 0.410, SLG: 0.586													5	2	3	0	1	1	2	
15 Gaby Sanchez, R (1.3) OBP: 0.404, SLG: 0.500													5	0	1	1	1	3	7	
27 Giancarlo Stanton, R (1.9) OBP: 0.349, SLG: 0.575													6	0	4	4	0	0	3	
14 John Buck, R (1.2) OBP: 0.269, SLG: 0.376													5	0	1	0	1	2	2	
18 Wes Helms, R (1.5) OBP: 0.275, SLG: 0.261 58 Ryan Webb, R (10.1) OBP: 0.296, SLG: 0.263													5	0	0	0	0	1	4	
33 Scott Cousins, L (12. PH) OBP: 0.296, SLG: 0.263													1	1	0	0	0	0	1	
13 Omar Infante, R (1.4) OBP: 0.292, SLG: 0.311													6	0	2	0	0	1	0	
41 Chris Volstad, R (1.1) ERA: 3.79 38 Randy Choate, L (7.1) ERA: 1.32 32 Clay Hensley, R (8.1) ERA: 2.45 1 Emilio Bonifacio, S (9. PH) ERA: 5.52													3	0	0	0	0	1	2	
<b>Inning Stats</b>	R: 2 E: 0 K: 15	H: 4 LOB: 2 BB: 1 P: 23	R: 0 E: 0 K: 1 S: 7	H: 0 LOB: 0 BB: 0 P: 11	R: 0 E: 0 K: 1 S: 10	H: 0 LOB: 1 BB: 1 P: 18	R: 0 E: 0 K: 0 S: 6	H: 0 LOB: 0 BB: 0 P: 9	R: 0 E: 0 K: 1 S: 13	H: 2 LOB: 2 BB: 1 P: 20	R: 0 E: 0 K: 3 S: 9	H: 0 LOB: 0 BB: 0 P: 10	R: 0 E: 0 K: 0 S: 5	H: 2 LOB: 2 BB: 0 P: 16	R: 1 E: 0 K: 0 S: 11	H: 2 LOB: 1 BB: 0 P: 18	1B: 11 2B: 3 3B: 0 HR: 0	SF: 1 SAC: 1 DP: 1 HBP: 2	WP: 0 PB: 0 SB: 3 CS: 0	PA: 55
<b>PITCHER</b>	IP WLS BF H R ER SO	IP WLS BF H R ER SO	IP WLS BF H R ER SO	IP WLS BF H R ER SO	IP WLS BF H R ER SO	IP WLS BF H R ER SO	IP WLS BF H R ER SO	IP WLS BF H R ER SO	IP WLS BF H R ER SO	IP WLS BF H R ER SO	IP WLS BF H R ER SO	IP WLS BF H R ER SO	IP WLS BF H R ER SO	IP WLS BF H R ER SO	IP WLS BF H R ER SO	IP WLS BF H R ER SO	ERA WHIP	ERA WHIP		
40 Madison Bumgarner, L (1.1) ERA: 3.79 52 Ramon E Ramirez, R (7.1) ERA: 1.37 54 Sergio Romo, R (8.1) ERA: 1.32 49 Javier López, L (9.1) ERA: 2.45 41 Jeremy Affeldt, L (9.1) ERA: 5.52	2.0 0 8 2 0 0 0	1.0 L 5 2 1 1 0	1.0 L 5 2 1 1 0	1.0 L 5 2 1 1 0	1.0 L 5 2 1 1 0	1.0 L 5 2 1 1 0	1.0 L 5 2 1 1 0	1.0 L 5 2 1 1 0	1.0 L 5 2 1 1 0	1.0 L 5 2 1 1 0	1.0 L 5 2 1 1 0	1.0 L 5 2 1 1 0	1.0 L 5 2 1 1 0	1.0 L 5 2 1 1 0	1.0 L 5 2 1 1 0	1.0 L 5 2 1 1 0	4.50 1.667	3.52 2.84		
40 Madison Bumgarner, L (1.1) ERA: 3.79 33 Aaron Rowand, R (7. PH) OBP: 0.369, SLG: 0.389 54 Sergio Romo, R (8.1) ERA: 1.32 49 Javier López, L (9.1) ERA: 2.45 5 Pat Burrell, L (9. PH) ERA: 5.52	2.0 0 8 2 0 0 0	1.0 H 3 0 0 0 0	1.0 H 3 0 0 0 0	1.0 H 3 0 0 0 0	1.0 H 3 0 0 0 0	1.0 H 3 0 0 0 0	1.0 H 3 0 0 0 0	1.0 H 3 0 0 0 0	1.0 H 3 0 0 0 0	1.0 H 3 0 0 0 0	1.0 H 3 0 0 0 0	1.0 H 3 0 0 0 0	1.0 H 3 0 0 0 0	1.0 H 3 0 0 0 0	1.0 H 3 0 0 0 0	1.0 H 3 0 0 0 0	0.00 0.000	0.00 0.000		

Florida Marlins @ San Francisco Giants  
AT&T Park, San Francisco, CA  
Wed May 25 2011, 7:16 PM - 11:21 PM PDT  
Alt. 41.037 - Cloudy - 59 F

AB 46  
R 7  
H 14  
RBI 7  
BB 5  
SO 10  
LOB 24



Batter	1	2	3	4	5	6	7	8	9	10	11	12	AB	R	H	RBI	BB	SO	LOB	BOTTOM		
56 Andres Torres, S (1.8) OBP: 0.369, SLG: 0.447													5	1	1	1	1	1	1			
21 Freddy Sanchez, R (1.4) OBP: 0.340, SLG: 0.401													6	1	4	0	0	0	0			
17 Aubrey Huff, L (1.3) OBP: 0.277, SLG: 0.345													6	0	1	2	0	3	4			
28 Buster Posey, R (1.2) OBP: 0.389, SLG: 0.389 22 Eli Whiteside, R (12.2) OBP: 0.286, SLG: 0.400													5	0	1	0	0	1	2			
13 Cody Ross, R (1.7) OBP: 0.346, SLG: 0.394 38 Brian Wilson, R (10.1) ERA: 1.29 59 Guillermo Mota, R (12.1) ERA: 2.84													5	0	0	0	0	1	2			
12 Nate Schierholz, L (1.9) OBP: 0.239, SLG: 0.461													5	1	2	0	1	1	0			
14 Mike Fontenot, L (1.0) OBP: 0.315, SLG: 0.391 2 Emmanuel Burriss, S (5.0) OBP: 0.318, SLG: 0.318													2	0	0	0	0	0	0			
10 Miguel Tejada, R (1.5) OBP: 0.246, SLG: 0.290													5	2	2	0	0	0	3			
40 Madison Bumgarner, L (1.1) ERA: 3.79 33 Aaron Rowand, R (7. PH) OBP: 0.369, SLG: 0.389 54 Sergio Romo, R (8.1) ERA: 1.32 49 Javier López, L (9.1) ERA: 2.45 5 Pat Burrell, L (9. PH) ERA: 5.52	2.0 0 8 2 0 0 0	1.0 H 3 0 0 0 0	1.0 H 3 0 0 0 0	1.0 H 3 0 0 0 0	1.0 H 3 0 0 0 0	1.0 H 3 0 0 0 0	1.0 H 3 0 0 0 0	1.0 H 3 0 0 0 0	1.0 H 3 0 0 0 0	1.0 H 3 0 0 0 0	1.0 H 3 0 0 0 0	1.0 H 3 0 0 0 0	1	0	0	0	0	0				
<b>Inning Stats</b>	R: 0 E: 2 K: 12	H: 1 LOB: 1 BB: 0 P: 20	R: 0 E: 0 K: 0 S: 5	H: 0 LOB: 0 BB: 0 P: 8	R: 2 E: 0 K: 1 S: 10	H: 3 LOB: 1 BB: 0 P: 17	R: 0 E: 0 K: 1 S: 7	H: 0 LOB: 0 BB: 0 P: 11	R: 0 E: 0 K: 0 S: 6	H: 0 LOB: 2 BB: 1 P: 20	R: 0 E: 0 K: 1 S: 12	H: 0 LOB: 0 BB: 0 P: 15	R: 4 E: 0 K: 1 S: 20	H: 6 LOB: 2 BB: 0 P: 35	R: 0 E: 0 K: 0 S: 9	H: 1 LOB: 1 BB: 0 P: 11	R: 0 E: 0 K: 0 S: 4	H: 0 LOB: 0 BB: 0 P: 7	1B: 10 2B: 3 3B: 0 HR: 0	SF: 0 SAC: 2 DP: 0 HBP: 0	WP: 0 PB: 1 SB: 1 CS: 0	PA: 51
<b>PITCHER</b>	IP WLS BF H R ER SO	IP WLS BF H R ER SO	IP WLS BF H R ER SO	IP WLS BF H R ER SO	IP WLS BF H R ER SO	IP WLS BF H R ER SO	IP WLS BF H R ER SO	IP WLS BF H R ER SO	IP WLS BF H R ER SO	IP WLS BF H R ER SO	IP WLS BF H R ER SO	IP WLS BF H R ER SO	IP WLS BF H R ER SO	IP WLS BF H R ER SO	IP WLS BF H R ER SO	IP WLS BF H R ER SO	ERA WHIP	ERA WHIP				
41 Chris Volstad, R (1.1) ERA: 3.79 40 Mike Dunn, L (7.1) ERA: 2.49 38 Randy Choate, L (7.1) ERA: 1.32 32 Clay Hensley, R (8.1) ERA: 2.45 34 Edward Mujica, R (9.1) ERA: 4.43	0.2 B 6 4 2 2 1	2.0 W 7 1 0 0 0	1.0 S 3 0 0 0 0	1.0 S 3 0 0 0 0	1.0 S 3 0 0 0 0	1.0 S 3 0 0 0 0	1.0 S 3 0 0 0 0	1.0 S 3 0 0 0 0	1.0 S 3 0 0 0 0	1.0 S 3 0 0 0 0	1.0 S 3 0 0 0 0	1.0 S 3 0 0 0 0	0.00 0.000	0.00 0.000	0.00 0.000	0.00 0.000	0.00 0.000	0.00 0.000				

Florida Marlins @ San Francisco Giants  
AT&T Park, San Francisco, CA  
Wed May 25 2011, 7:16 PM - 11:21 PM PDT  
Alt. 41.037 - Cloudy - 59 F

AB 47  
R 6  
H 13  
RBI 4  
BB 2  
SO 7  
LOB 14





Batter	1	2	3	4	5	6	7	8	9	AB	R	H	RBI	BB	SO	LOB	TOP					
8 Chris Coghlan, L (1,8) OBP: 0.310, SLG: 0.395										5	1	1	0	0	0	6	<b>Florida Marlins @ San Francisco Giants</b> AT&T Park, San Francisco, CA Thu May 26 2011, 12:49 PM - 3:05 PM PDT Att: 41,472 - Partly Cloudy - 62 F					
1 Emilio Bonifacio, S (1,6) OBP: 0.343, SLG: 0.370										3	0	1	0	0	1							
20 Logan Morrison, L (1,7) OBP: 0.413, SLG: 0.583										4	0	2	1	0	0	1						
15 Gaby Sanchez, R (1,3) OBP: 0.396, SLG: 0.489										4	0	0	0	0	0	3						
29 Greg Dobbs, L (1,5) OBP: 0.373, SLG: 0.463										4	0	1	0	0	0	1						
27 Giancarlo Stanton, R (1,9) OBP: 0.346, SLG: 0.573										4	0	1	0	0	0	1						
14 John Buck, R (1,2) OBP: 0.304, SLG: 0.379										4	0	2	0	0	1	1						
13 Omar Infante, R (1,4) OBP: 0.291, SLG: 0.310										4	0	1	0	0	0	4						
19 Anibal Sánchez, R (1,1) OBP: 0.190, SLG: 0.105										2	0	1	0	1	1	1						
<b>Inning Stats</b>	R: 0 H: 1 E: 0 K: 0 S: 8	H: 1 LOB: 1 BB: 0 P: 13	R: 0 H: 0 E: 0 K: 1 S: 9	H: 0 LOB: 0 BB: 0 P: 11	R: 0 H: 1 E: 0 K: 0 S: 8	H: 1 LOB: 1 BB: 0 P: 11	R: 0 H: 0 E: 0 K: 0 S: 5	H: 0 LOB: 0 BB: 0 P: 5	R: 0 H: 1 E: 0 K: 1 S: 11	H: 1 LOB: 1 BB: 0 P: 15	R: 1 H: 2 E: 0 K: 0 S: 9	H: 2 LOB: 0 BB: 0 P: 10	R: 0 H: 2 E: 0 K: 0 S: 12	H: 2 LOB: 3 BB: 1 P: 17	R: 0 H: 1 E: 0 K: 1 S: 8	H: 1 LOB: 1 BB: 0 P: 12		R: 0 H: 2 E: 0 K: 0 S: 12	H: 2 LOB: 2 BB: 0 P: 17	1B: 8 2B: 2 HR: 0	SF: 0 SAC: 2 DP: 1 HBP: 0	WP: 0 PA: 37 SB: 0 CS: 0
<b>PITCHER</b>	IP WLS BF H R ER SO BB IBB HBP BLK WP HR S P ERA WHIP	8.0 L 32 8 1 1 3 1 0 0 0 0 0 70 94 1.12 1.125	1.0 5 2 0 0 0 0 0 0 0 0 0 0 12 17 0.00 2.000																			

Batter	1	2	3	4	5	6	7	8	9	AB	R	H	RBI	BB	SO	LOB	BOTTOM				
56 Andres Torres, S (1,8) OBP: 0.363, SLG: 0.438										4	0	1	0	0	1	2	<b>Florida Marlins @ San Francisco Giants</b> AT&T Park, San Francisco, CA Thu May 26 2011, 12:49 PM - 3:05 PM PDT Att: 41,472 - Partly Cloudy - 62 F				
52 Ramon E Ramirez, R (9,1) ERA: 1.77										3	0	1	0	0	0	0					
2 Emmanuel Burriss, S (1,6) OBP: 0.320, SLG: 0.320										3	0	1	0	1	1	1					
21 Freddy Sanchez, R (1,4) OBP: 0.344, SLG: 0.406										4	0	0	0	0	2	3					
17 Aubrey Huff, L (1,3) OBP: 0.271, SLG: 0.337										4	0	0	0	0	2	3					
13 Cody Ross, R (1,9) OBP: 0.333, SLG: 0.378										4	0	0	0	0	1	1					
33 Aaron Rowand, R (1,7) OBP: 0.294, SLG: 0.366										3	0	1	0	0	0	0					
10 Miguel Tejada, R (1,5) OBP: 0.242, SLG: 0.285										3	0	0	0	0	2	1					
22 Eli Whiteside, R (1,2) OBP: 0.267, SLG: 0.370										2	0	0	0	0	1	1					
12 Nate Schierholz, L (8,PH) OBP: 0.309, SLG: 0.456										1	0	0	0	0	0	0					
32 Ryan Vogelsong, R (1,1) OBP: 0.308, SLG: 0.385										2	0	1	0	0	0	0					
5 Pat Burrell, R (8,PH) OBP: 0.353, SLG: 0.415										0	0	0	0	1	0	0					
37 Chris Stewart, R (8,PR) OBP: 0.294, SLG: 0.366										0	0	0	0	0	0	0					
<b>Inning Stats</b>	R: 0 H: 1 E: 0 K: 0 S: 8	H: 1 LOB: 1 BB: 0 P: 15	R: 0 H: 1 E: 0 K: 1 S: 11	H: 1 LOB: 1 BB: 0 P: 13	R: 0 H: 1 E: 0 K: 1 S: 9	H: 1 LOB: 1 BB: 0 P: 14	R: 0 H: 0 E: 0 K: 1 S: 6	H: 0 LOB: 0 BB: 0 P: 7	R: 0 H: 1 E: 0 K: 2 S: 9	H: 1 LOB: 1 BB: 0 P: 12	R: 0 H: 0 E: 0 K: 1 S: 5	H: 0 LOB: 0 BB: 0 P: 9	R: 0 H: 0 E: 0 K: 2 S: 8	H: 0 LOB: 0 BB: 0 P: 10	R: 0 H: 0 E: 0 K: 0 S: 11	H: 0 LOB: 1 BB: 1 P: 18	R: 0 H: 1 E: 0 K: 0 S: 7	H: 1 LOB: 1 BB: 0 P: 13	1B: 3 2B: 2 HR: 0	SF: 0 SAC: 1 DP: 2 HBP: 0	WP: 0 PA: 32 SB: 1 CS: 0
<b>PITCHER</b>	IP WLS BF H R ER SO BB IBB HBP BLK WP HR S P ERA WHIP	9.0 W 32 5 0 0 8 2 0 0 0 0 0 74 111 0.00 0.778																			

AB	34
R	1
H	10
RBI	1
BB	1
SO	3
LOB	19

AB	29
R	0
H	5
RBI	0
BB	2
SO	8
LOB	9









Batter	1	2	3	4	5	6	7	8	9	AB	R	H	RBI	BB	SO	LOB	TOP					
8 Chris Coghlan, L (1.8) OBP: 0.311, SLG: 0.397 40 Mike Dunn, L (8.1) 31 Steve Cishek, R (9.1)										5	1	3	0	0	0	1						
2 Hanley Ramirez, R (1.6) OBP: 0.307, SLG: 0.311										4	1	1	0	1	0	4						
20 Logan Morrison, L (1.7) OBP: 0.415, SLG: 0.573										4	0	1	1	0	1	3						
15 Gaby Sanchez, R (1.3) OBP: 0.398, SLG: 0.495										4	2	2	0	1	0	2						
29 Greg Dobbs, L (1.5) OBP: 0.394, SLG: 0.487										5	1	3	2	0	0	2						
27 Giancarlo Stanton, R (1.9) OBP: 0.342, SLG: 0.522										3	1	0	0	1	3	4						
13 Omar Infante, R (1.4) OBP: 0.286, SLG: 0.304										3	0	1	1	0	0	2						
9 Brett Hayes, R (1.2) OBP: 0.433, SLG: 0.593										3	0	2	0	1	0	2						
44 Brian Sanchez, R (1.1) 33 Scott Cousins, L (4.1) 34 Edward Mujica, R (4.1) 18 Wes Helms, R (6.1) 31 Burke Badenhop, R (8.1) 1 Emilio Bonifacio, S (8.8)										1	0	0	0	0	0	1						
<b>Inning Stats</b>	R: 2 E: 0 K: 1 S: 16	H: 3 LOB: 1 BB: 0 P: 27	R: 0 E: 0 K: 0 S: 9	H: 1 LOB: 0 BB: 0 P: 12	R: 0 E: 0 K: 0 S: 5	H: 1 LOB: 0 BB: 0 P: 9	R: 1 E: 0 K: 1 S: 10	H: 3 LOB: 2 BB: 0 P: 17	R: 0 E: 0 K: 0 S: 5	H: 2 LOB: 1 BB: 1 P: 9	R: 2 E: 0 K: 0 S: 11	H: 2 LOB: 1 BB: 1 P: 17	R: 1 E: 0 K: 2 S: 15	H: 1 LOB: 2 BB: 2 P: 30	R: 0 E: 0 K: 1 S: 13	H: 1 LOB: 1 BB: 1 P: 21	R: 0 E: 0 K: 0 S: 5	H: 1 LOB: 0 BB: 0 P: 9	1B: 9 2B: 5 HR: 0	SF: 1 SAC: 1 DP: 3 HBP: 0	WP: 0 PB: 0 SB: 1 CS: 1	PA: 41
<b>PITCHER</b>	IP WLS BF H R ER SO BB IBB HBP BLK WP HR S P ERA WHIP																	<b>PITCHER</b>	IP WLS BF H R ER SO BB IBB HBP BLK WP HR S P ERA WHIP			
18 Hiroki Kuroda, R (1.1) ERA: 3.5	5.1 L 25 10 5 5 2 1 0 0 0 0 0 0 50 83 8.44 2.062																					
66 Mike MacDougal, R (6.1) ERA: 1.45	0.2 3 1 0 0 0 0 0 0 0 0 0 0 6 8 0.00 1.500																					
74 Kenley Jansen, R (7.1) ERA: 6.43	1.0 6 1 1 1 2 2 0 0 0 0 0 0 15 30 9.00 3.000																					
38 Ramon Troncoso, R (8.1) ERA: 6.23	2.0 7 2 0 0 1 1 0 0 0 0 0 0 18 30 0.00 1.500																					
<b>Batter</b>	<b>1</b>	<b>2</b>	<b>3</b>	<b>4</b>	<b>5</b>	<b>6</b>	<b>7</b>	<b>8</b>	<b>9</b>	<b>AB</b>	<b>R</b>	<b>H</b>	<b>RBI</b>	<b>BB</b>	<b>SO</b>	<b>LOB</b>	<b>BOTTOM</b>					
15 Rafael Furcal, S (1.6) OBP: 0.185, SLG: 0.173 38 Ramon Troncoso, R (8.1)										4	0	2	0	0	0	1						
23 Casey Blake, R (1.5) OBP: 0.411, SLG: 0.459										4	0	0	0	0	2	3						
16 Andre Ethier, L (1.9) OBP: 0.390, SLG: 0.455										4	0	1	0	0	1	3						
27 Matt Kemp, R (1.8) OBP: 0.395, SLG: 0.554										3	0	1	1	1	1	1						
7 James Loney, L (1.3) OBP: 0.286, SLG: 0.303										4	0	1	0	0	1	3						
47 Jemy Sands, R (1.7) OBP: 0.330, SLG: 0.388 74 Kenley Jansen, S (7.1)										2	0	0	0	1	1	1						
14 Jamey Carroll, R (8.6) OBP: 0.356, SLG: 0.357										4	0	1	0	0	1	1						
28 Rod Barajas, R (1.2) OBP: 0.261, SLG: 0.399										4	0	1	0	0	1	1						
6 Aaron Miles, S (1.4) OBP: 0.290, SLG: 0.310										4	0	0	0	0	0	2						
18 Hiroki Kuroda, R (1.1) OBP: 0.185, SLG: 0.083 66 Mike MacDougal, S (6.1)										1	1	0	0	1	1	0						
10 Tony Gwynn Jr., L (7.7) OBP: 0.226, SLG: 0.275										2	0	0	0	0	0	2						
<b>Inning Stats</b>	R: 0 E: 0 K: 1 S: 9	H: 1 LOB: 1 BB: 0 P: 11	R: 0 E: 0 K: 2 S: 15	H: 0 LOB: 1 BB: 1 P: 23	R: 1 E: 0 K: 1 S: 14	H: 2 LOB: 1 BB: 1 P: 24	R: 0 E: 0 K: 1 S: 20	H: 0 LOB: 0 BB: 0 P: 27	R: 0 E: 0 K: 3 S: 12	H: 1 LOB: 1 BB: 0 P: 20	R: 0 E: 0 K: 0 S: 6	H: 1 LOB: 0 BB: 0 P: 13	R: 0 E: 1 K: 0 S: 8	H: 0 LOB: 1 BB: 0 P: 11	R: 0 E: 0 K: 0 S: 13	H: 0 LOB: 1 BB: 1 P: 20	R: 0 E: 0 K: 0 S: 8	H: 1 LOB: 0 BB: 0 P: 14	1B: 4 2B: 2 HR: 0	SF: 0 SAC: 0 DP: 1 HBP: 0	WP: 0 PB: 0 SB: 1 CS: 0	PA: 36
<b>PITCHER</b>	IP WLS BF H R ER SO BB IBB HBP BLK WP HR S P ERA WHIP																	<b>PITCHER</b>	IP WLS BF H R ER SO BB IBB HBP BLK WP HR S P ERA WHIP			
44 Brian Sanchez, R (1.1) ERA: 1.69	3.0 W 7 3 1 1 4 2 0 0 0 0 0 0 32 47 0.00 0.500																					
34 Edward Mujica, R (4.1) ERA: 4.07	2.0 7 1 0 0 0 0 0 0 0 0 0 0 14 24 0.00 0.500																					
31 Burke Badenhop, R (6.1) ERA: 2.38	1.0 4 0 0 0 0 0 1 0 0 0 0 0 13 20 0.00 1.000																					
40 Mike Dunn, L (8.1) ERA: 2.38	1.0 4 1 0 0 0 0 0 0 0 0 0 0 8 14 0.00 1.000																					
31 Steve Cishek, R (9.1) ERA:																						

Florida Marlins @ Los Angeles Dodgers  
Dodger Stadium, Los Angeles, CA  
Sat May 28 2011, 7:11 PM - 10:28 PM PDT  
Att: 29,971 - Clear - 65 F

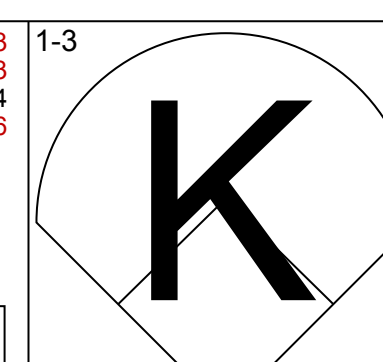
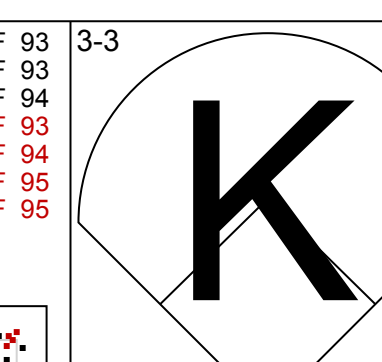
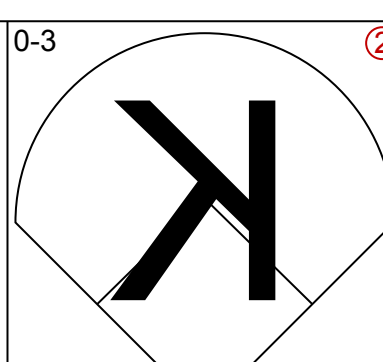
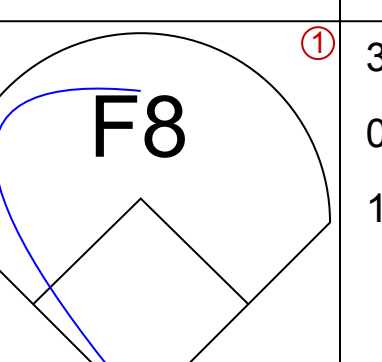
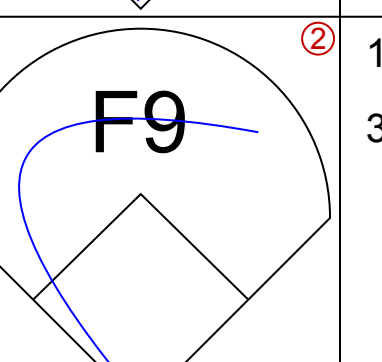
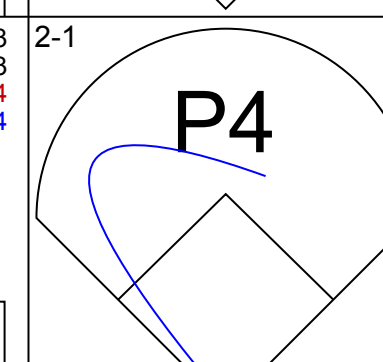
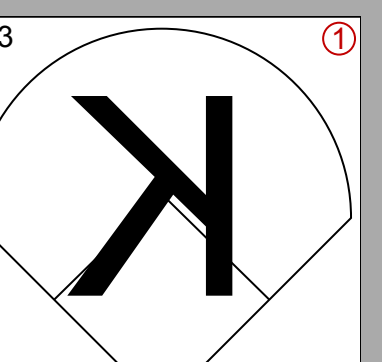
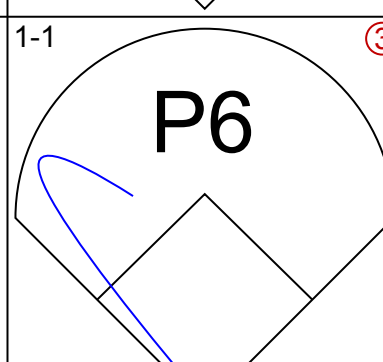
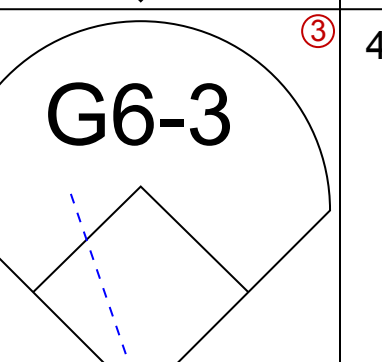
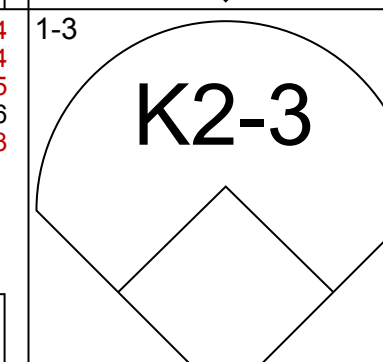
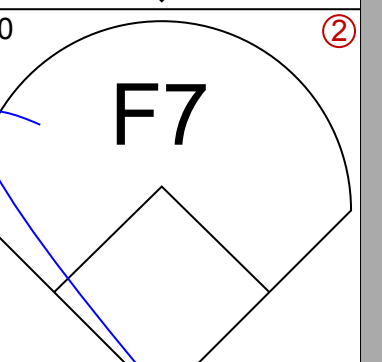
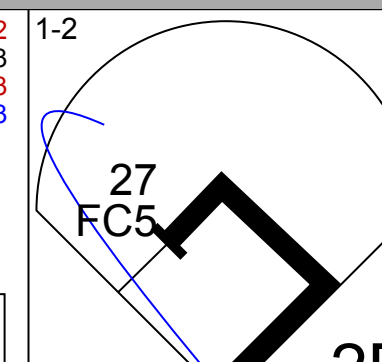
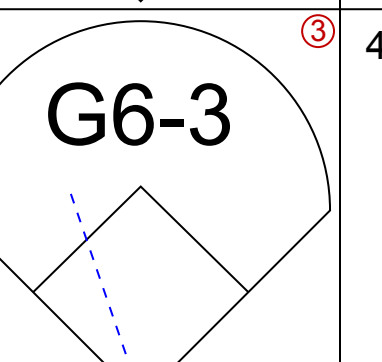
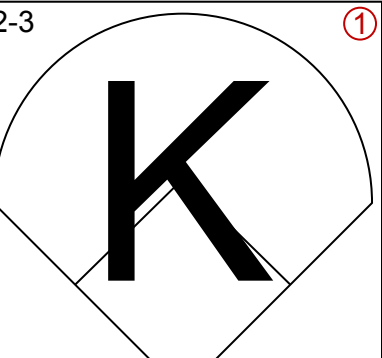
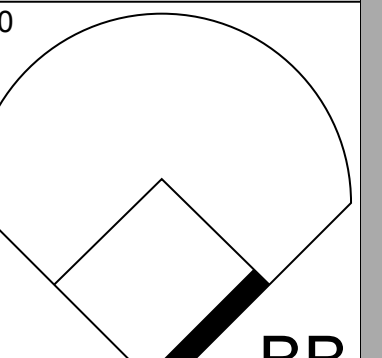
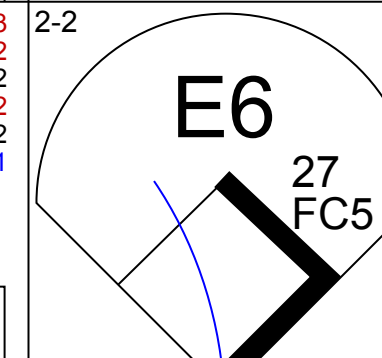
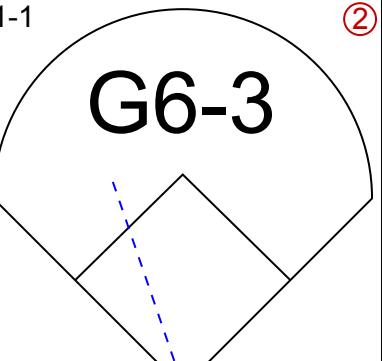
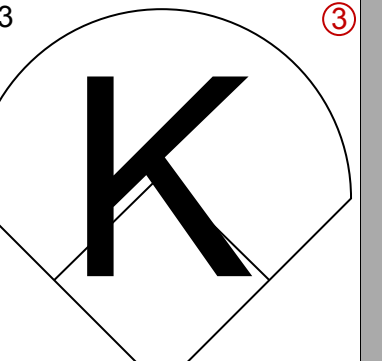
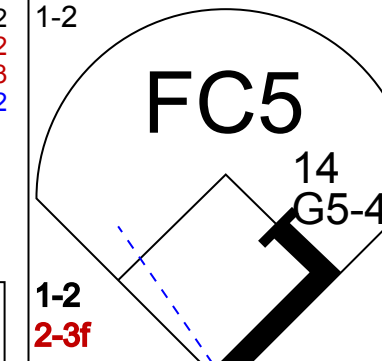
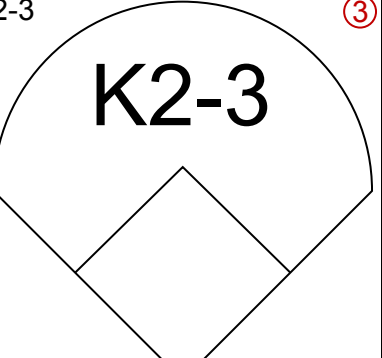
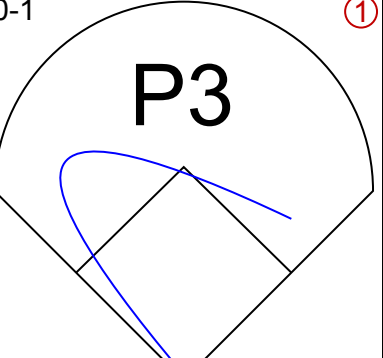
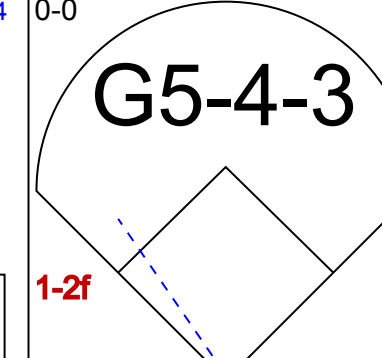
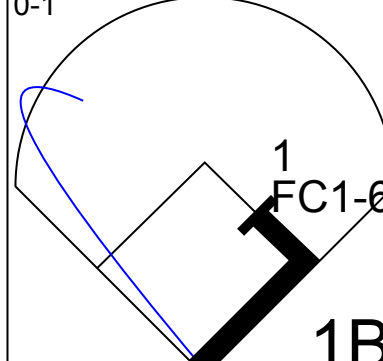
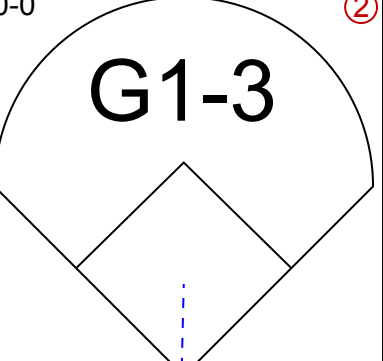
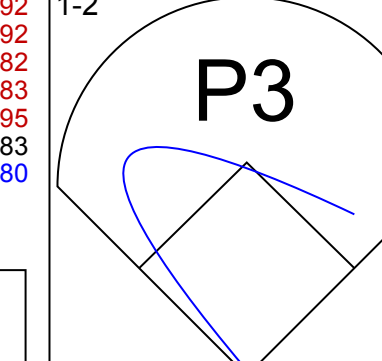
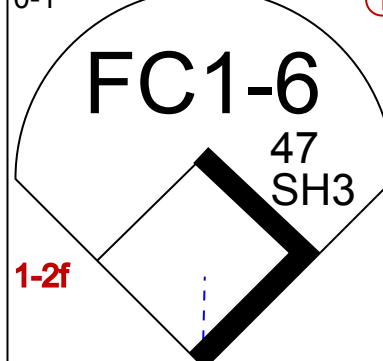
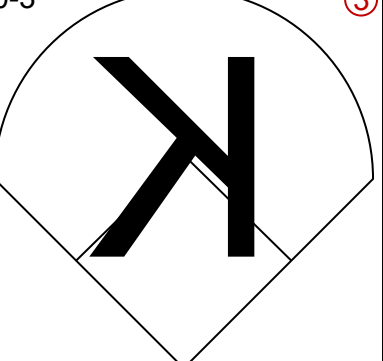
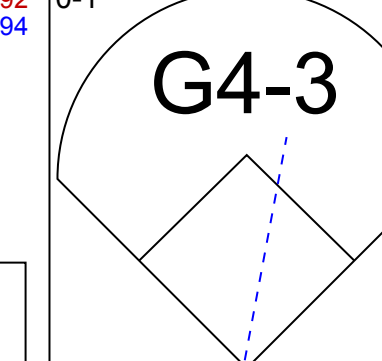
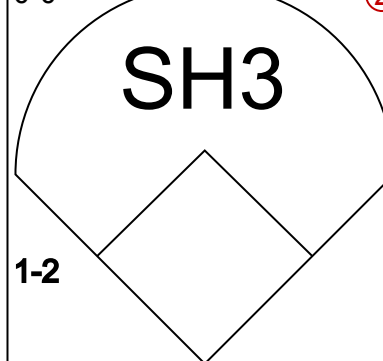

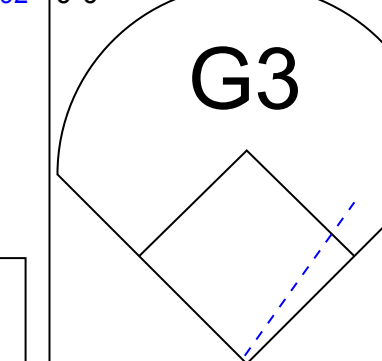
AB	35
R	6
H	14
RBI	6
BB	4
SO	5
LOB	24

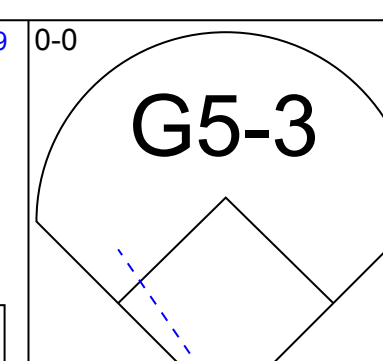
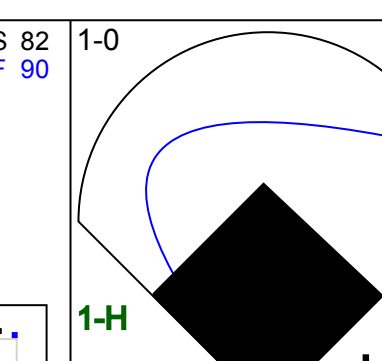
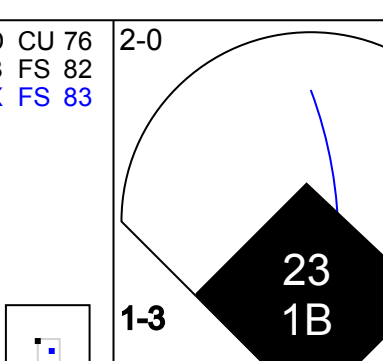
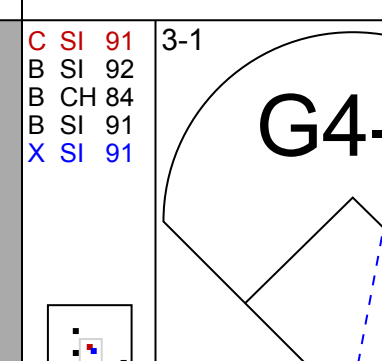
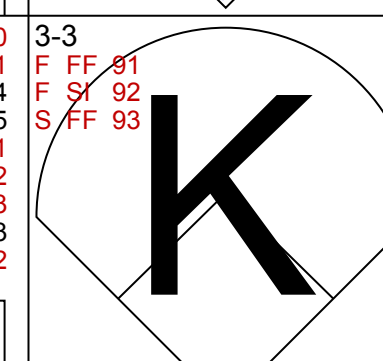
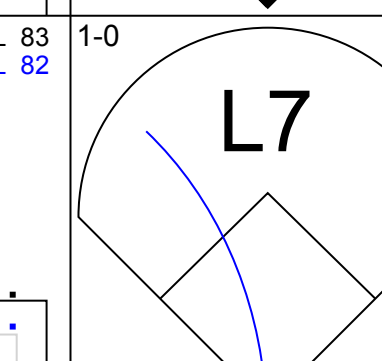
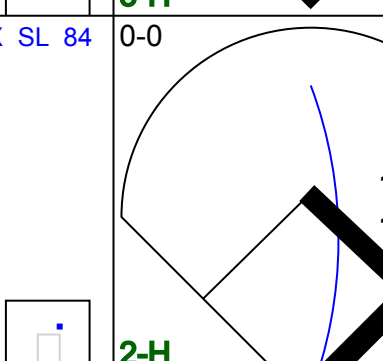
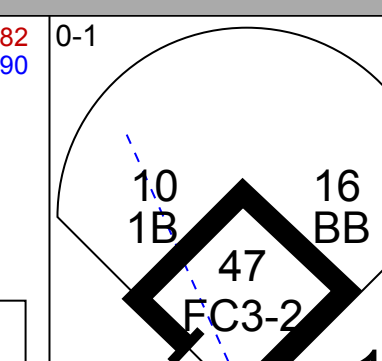
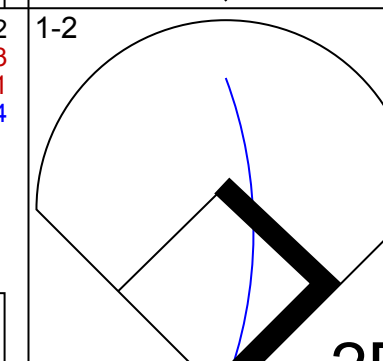
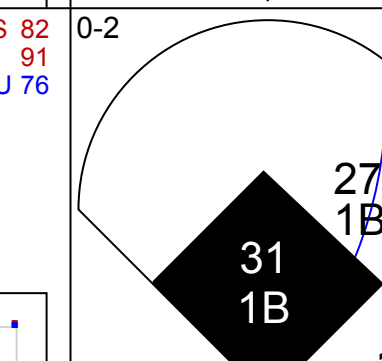
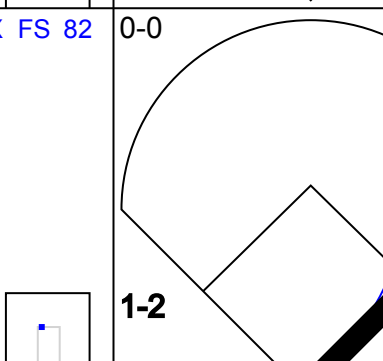
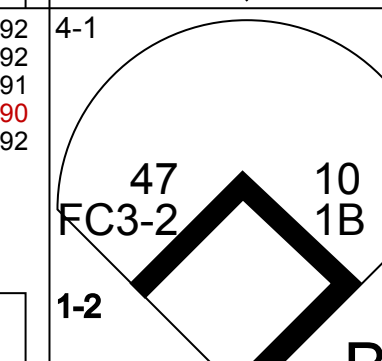
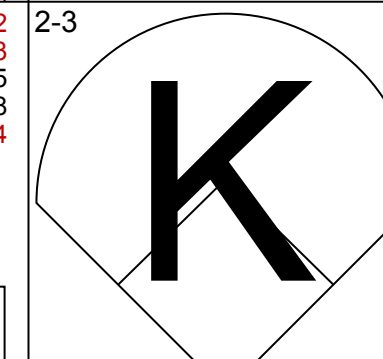
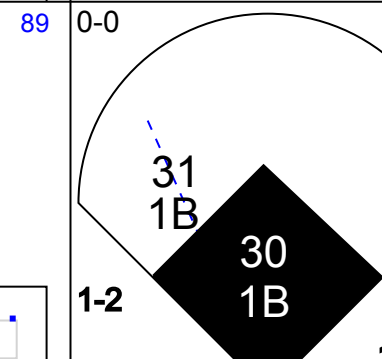
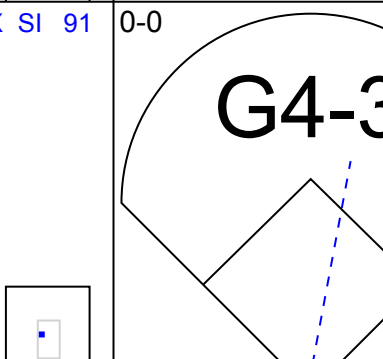

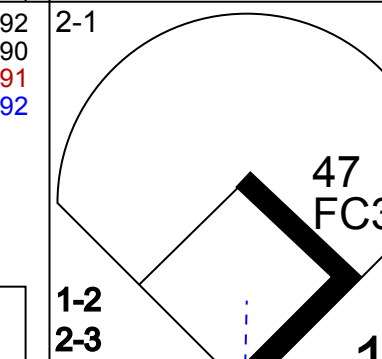
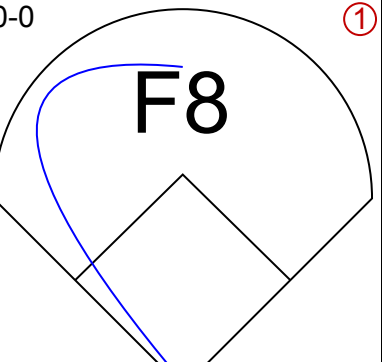
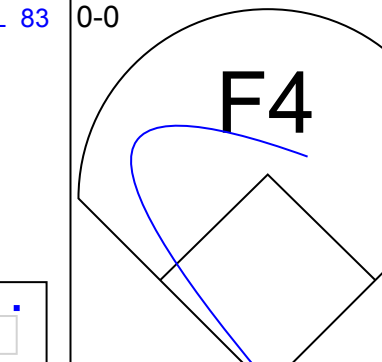
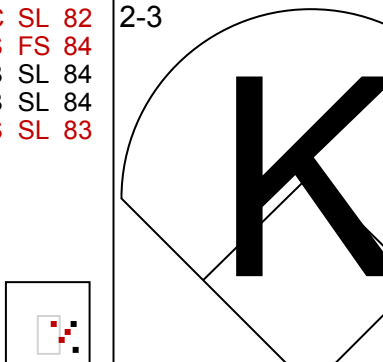

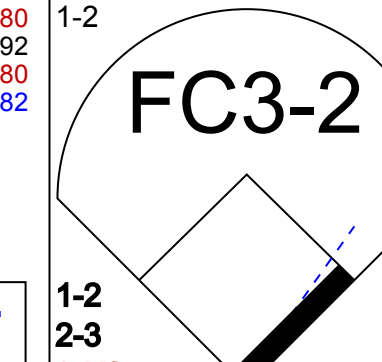

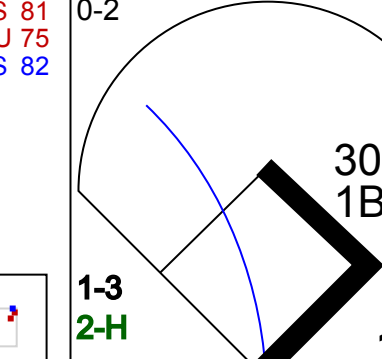
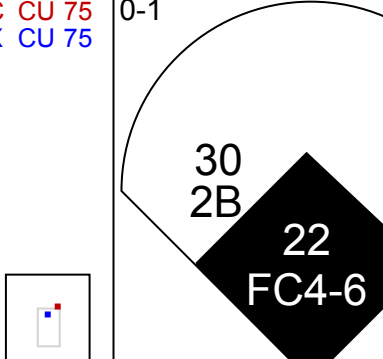

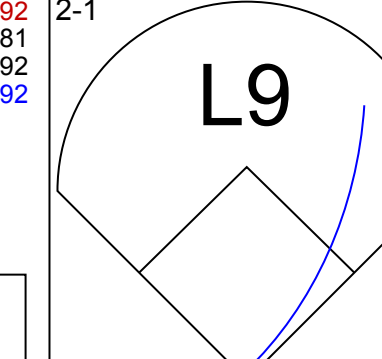

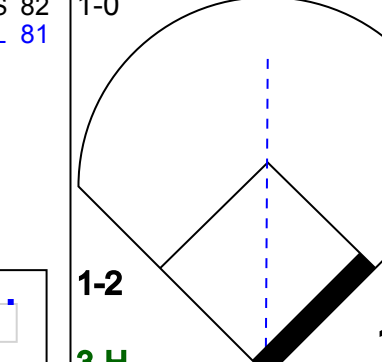
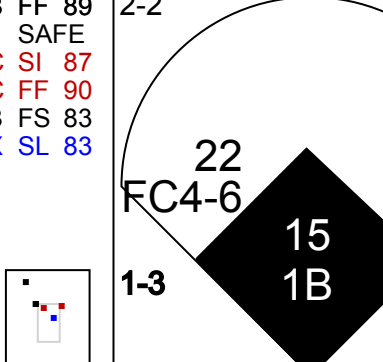

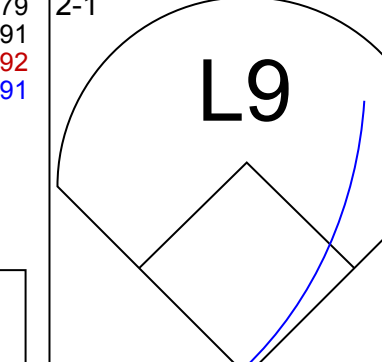

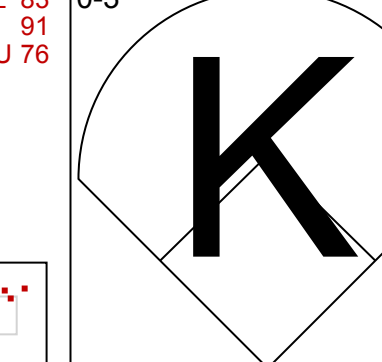
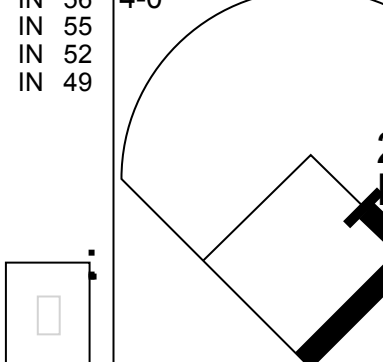
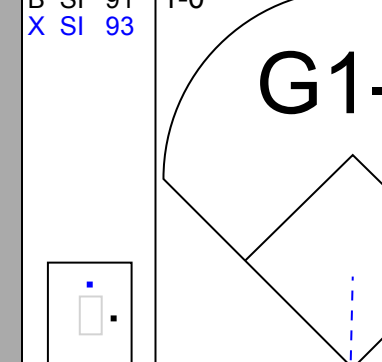
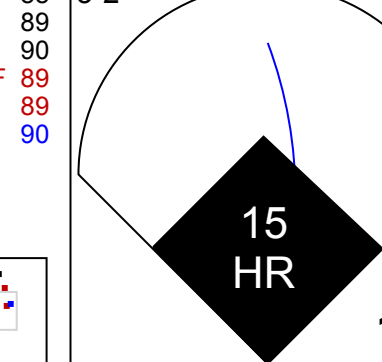
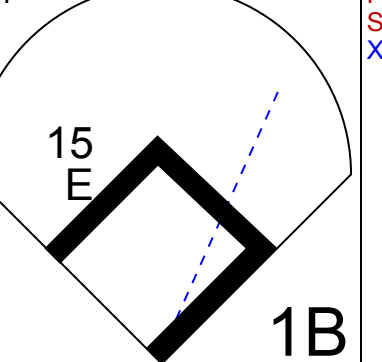
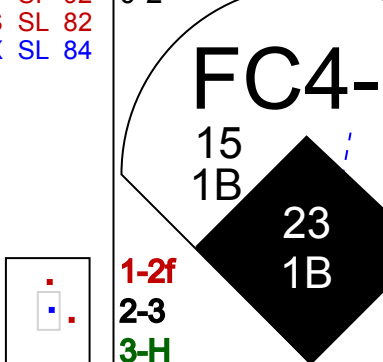
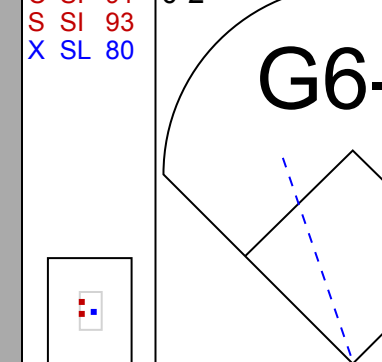


Florida Marlins @ Los Angeles Dodgers  
Dodger Stadium, Los Angeles, CA  
Sat May 28 2011, 7:11 PM - 10:28 PM PDT  
Att: 29,971 - Clear - 65 F

AB	33
R	1
H	



Batter	1	2	3	4	5	6	7	8	9	AB	R	H	RBI	BB	SO	LOB	TOP					
8 Chris Coghlan, L (1,8) OBP: 0.306, SLG: 0.391 31 Steve Cishek, R (6,1)										3	0	0	0	0	3	1	<b>Florida Marlins @ Los Angeles Dodgers</b> Dodger Stadium, Los Angeles, CA Sun May 29 2011, 1:51 PM - 3:45 PM PDT Att: 30,621 - Partly Cloudy - 66 F <a href="http://livebaseballscorecards.com">livebaseballscorecards.com</a>					
9 Brett Hayes, R (9,PH) OBP: 0.419, SLG: 0.571										1	0	0	0	0	0	0						
2 Hanley Ramirez, R (1,6) OBP: 0.306, SLG: 0.309 18 Wes Helms, R (2,5)										3	0	0	0	0	1	0						
20 Logan Morrison, L (1,7) OBP: 0.410, SLG: 0.570										4	0	1	0	0	1	0						
15 Gaby Sanchez, R (1,3) OBP: 0.397, SLG: 0.490										2	0	0	0	1	1							
27 Giancarlo Stanton, R (1,9) OBP: 0.337, SLG: 0.542										3	0	0	0	0	1	3						
14 John Buck, R (1,2) OBP: 0.292, SLG: 0.363										3	0	0	0	0	1	2						
13 Omar Infante, R (1,4) OBP: 0.287, SLG: 0.304										3	0	1	0	0	0	0						
1 Emilio Bonifacio, S (1,5) OBP: 0.331, SLG: 0.356										3	0	0	0	0	1	1						
47 Ricky Nolasco, R (1,1) OBP: 0.190, SLG: 0.056 33 Scott Cousins, L (6,PH) OBP: 0.255, SLG: 0.262										0	0	0	0	0	0	0						
<b>Inning Stats</b>	R: 0 E: 0 K: 2 S: 9	H: 0 LOB: 0 BB: 0 P: 13	R: 0 E: 0 K: 2 S: 8	H: 0 LOB: 0 BB: 0 P: 13	R: 0 E: 0 K: 1 S: 9	H: 1 LOB: 1 BB: 0 P: 12	R: 0 E: 0 K: 2 S: 8	H: 0 LOB: 1 BB: 1 P: 16	R: 0 E: 0 K: 1 S: 7	H: 0 LOB: 2 BB: 0 P: 7	R: 0 E: 0 K: 2 S: 11	H: 0 LOB: 0 BB: 0 P: 15	R: 0 E: 1 K: 0 S: 11	H: 1 LOB: 1 BB: 0 P: 15	R: 0 E: 0 K: 0 S: 9	H: 0 LOB: 0 BB: 0 P: 10	R: 0 E: 0 K: 0 S: 7	H: 0 LOB: 0 BB: 0 P: 15	1B: 1 2B: 1 3B: 0 HR: 0	SF: 0 SAC: 1 DP: 1 HBP: 0	WP: 0 PB: 0 SB: 0 CS: 0	PA: 30
<b>PITCHER</b> 22 Clayton Kershaw, L (1,1) ERA: 2.62	IP: 9.0 WLS: W BF: 30	H: 2 R: 0 ER: 0 SO: 10	BB: 1 IBB: 0 HBP: 0 BLK: 0	WP: 0 HR: 0 S: 79 P: 116	ERA: 0.00 WHIP: 0.333	<b>PITCHER</b>	IP: 9.0 WLS: W BF: 30	H: 2 R: 0 ER: 0 SO: 10	BB: 1 IBB: 0 HBP: 0 BLK: 0	WP: 0 HR: 0 S: 79 P: 116	ERA: 0.00 WHIP: 0.333	<b>PITCHER</b>	IP: 9.0 WLS: W BF: 30	H: 2 R: 0 ER: 0 SO: 10	BB: 1 IBB: 0 HBP: 0 BLK: 0	WP: 0 HR: 0 S: 79 P: 116	ERA: 0.00 WHIP: 0.333					

Batter	1	2	3	4	5	6	7	8	9	AB	R	H	RBI	BB	SO	LOB	BOTTOM	
15 Rafael Furcal, S (1,6) OBP: 0.220, SLG: 0.263										5	2	3	3	0	0	0	<b>Florida Marlins @ Los Angeles Dodgers</b> Dodger Stadium, Los Angeles, CA Sun May 29 2011, 1:51 PM - 3:45 PM PDT Att: 30,621 - Partly Cloudy - 66 F <a href="http://livebaseballscorecards.com">livebaseballscorecards.com</a>	
23 Casey Blake, R (1,5) OBP: 0.410, SLG: 0.455										5	0	2	2	0	2	2		
16 Andre Ethier, L (1,9) OBP: 0.405, SLG: 0.468										3	1	3	0	2	0	0		
27 Matt Kemp, R (1,8) OBP: 0.394, SLG: 0.551 10 Tony Gwynn Jr., L (5,8) OBP: 0.235, SLG: 0.290										3	1	1	0	0	1	4		
47 Jerry Sands, R (1,3) OBP: 0.317, SLG: 0.369										5	0	0	0	0	2	5		
31 Jay Gibbons, L (1,7) OBP: 0.308, SLG: 0.348 7 James Loney, L (8,3) OBP: 0.284, SLG: 0.302										4	1	3	1	0	0	0		
30 Dioner Navarro, S (1,2) OBP: 0.277, SLG: 0.341										5	1	2	1	0	0	4		
14 Jamey Carroll, R (1,4) OBP: 0.354, SLG: 0.351										3	0	0	0	1	1	3		
22 Clayton Kershaw, L (1,1) OBP: 0.269, SLG: 0.240										4	2	2	1	0	0	2		
<b>Inning Stats</b>	R: 0 E: 0 K: 2 S: 16	H: 1 LOB: 1 BB: 0 P: 22	R: 4 E: 0 K: 1 S: 17	H: 6 LOB: 2 BB: 0 P: 23	R: 0 E: 1 K: 1 S: 10	H: 2 LOB: 2 BB: 1 P: 18	R: 4 E: 0 K: 1 S: 15	H: 5 LOB: 2 BB: 1 P: 25	R: 0 E: 0 K: 1 S: 7	H: 0 LOB: 0 BB: 0 P: 11	R: 0 E: 0 K: 0 S: 6	H: 0 LOB: 0 BB: 0 P: 10	R: 0 E: 0 K: 0 S: 12	H: 2 LOB: 3 BB: 1 P: 23	1B: 14 2B: 2 3B: 0 HR: 1	SF: 0 SAC: 0 DP: 1 HBP: 0		WP: 0 PB: 0 SB: 0 CS: 0
<b>PITCHER</b> 47 Ricky Nolasco, R (1,1) ERA: 3.82 31 Steve Cishek, R (6,1) ERA:	IP: 5.0 WLS: L BF: 31	H: 15 R: 8 ER: 8 SO: 8	BB: 0 IBB: 0 HBP: 0 BLK: 0	WP: 0 HR: 1 S: 67 P: 102	ERA: 14.40 WHIP: 3.000	<b>PITCHER</b>	IP: 5.0 WLS: L BF: 31	H: 15 R: 8 ER: 8 SO: 8	BB: 0 IBB: 0 HBP: 0 BLK: 0	WP: 0 HR: 1 S: 67 P: 102	ERA: 14.40 WHIP: 3.000	<b>PITCHER</b>	IP: 5.0 WLS: L BF: 31	H: 15 R: 8 ER: 8 SO: 8	BB: 0 IBB: 0 HBP: 0 BLK: 0	WP: 0 HR: 1 S: 67 P: 102	ERA: 14.40 WHIP: 3.000	







Batter	1	2	3	4	5	6	7	8	9	AB	R	H	RBI	BB	SO	LOB	TOP			
8 Chris Coghlan, L (1, 8) OBP: 0.299, SLG: 0.376	G5-3		K			G4-3			G3	4	0	0	0	0	1	1	Florida Marlins @ Arizona Diamondbacks Chase Field, Phoenix, AZ Tue May 31 2011, 6:41 PM - 9:10 PM MST Att: 17,567 - Overcast - 93 F			
13 Omar Infante, R (1, 4) OBP: 0.288, SLG: 0.304	F8		G5-3	G6-3			G5-3		G5-3	5	0	0	0	0	4					
20 Logan Morrison, L (1, 7) OBP: 0.406, SLG: 0.574	G2-3		K					L4		4	1	1	1	0	1					
15 Gaby Sanchez, R (1, 3)		1B								4	1	2	1	0	0					
29 Greg Dobbs, L (1, 5)		F8								4	1	1	0	0	1					
27 Giancarlo Stanton, R (1, 9) OBP: 0.338, SLG: 0.535										3	1	1	0	1	0					
14 John Buck, R (1, 2) OBP: 0.285, SLG: 0.347										3	0	0	0	1	1					
1 Emilio Bonifacio, S (1, 6) OBP: 0.350, SLG: 0.362										3	1	1	1	1	1					
19 Anibal Sánchez, R (1, 1) OBP: 0.208, SLG: 0.136										3	0	1	2	0	0					
33 Scott Cousins, L (9, PH) OBP: 0.250, SLG: 0.256										1	0	0	0	0	0					
46 Juan Carlos Oviedo, R (9, 1) OBP: 0.292, SLG: 0.450										0	0	0	0	0	0					
<b>Inning Stats</b>	R: 0 E: 0 K: 0 S: 6	H: 0 LOB: 0 BB: 0 P: 11	R: 0 E: 0 K: 2 S: 14	H: 1 LOB: 2 BB: 1 P: 23	R: 0 E: 0 K: 2 S: 16	H: 1 LOB: 1 BB: 0 P: 22	R: 2 E: 0 K: 0 S: 14	H: 2 LOB: 3 BB: 2 P: 28	R: 1 E: 0 K: 0 S: 11	H: 1 LOB: 0 BB: 0 P: 16	R: 1 E: 0 K: 0 S: 10	H: 1 LOB: 0 BB: 0 P: 14	R: 0 E: 0 K: 0 S: 5	H: 0 LOB: 0 BB: 0 P: 7	R: 0 E: 0 K: 0 S: 5	H: 0 LOB: 0 BB: 0 P: 9	1B: 4 2B: 1 3B: 0 HR: 2	SF: 0 SAC: 0 DP: 0 HBP: 1	WP: 2 PB: 0 SB: 0 CS: 0	PA: 38
<b>PITCHER</b>	IP WLS BF H R ER SO	IP WLS BF H R ER SO	IP WLS BF H R ER SO	IP WLS BF H R ER SO	IP WLS BF H R ER SO	IP WLS BF H R ER SO	IP WLS BF H R ER SO	IP WLS BF H R ER SO	IP WLS BF H R ER SO	IP WLS BF H R ER SO	IP WLS BF H R ER SO	IP WLS BF H R ER SO	IP WLS BF H R ER SO	IP WLS BF H R ER SO	IP WLS BF H R ER SO	IP WLS BF H R ER SO	ERA WHIP	ERA WHIP		
31 Ian Kennedy, R (1, 1) ERA: 3.16	5.0 L 24 5 3 3 4																5.40 1.600			
32 Esmerling Vasquez, R (6, 1) ERA: 3.0	1.0 4 1 1 0 0																9.00 1.000			
44 Aaron Heilman, R (7, 1) ERA: 8.15	1.0 4 1 1 1 0																9.00 1.000			
15 Micah Owings, R (8, 1) ERA: 2.92	1.0 3 0 0 0 0																0.00 0.000			
47 Joe Paterson, L (9, 1) ERA: 0.71	1.0 3 0 0 0 0																0.00 0.000			

Batter	1	2	3	4	5	6	7	8	9	AB	R	H	RBI	BB	SO	LOB	BOTTOM					
14 Ryan Roberts, R (1, 5) OBP: 0.385, SLG: 0.466	K									3	0	0	0	1	1	Florida Marlins @ Arizona Diamondbacks Chase Field, Phoenix, AZ Tue May 31 2011, 6:41 PM - 9:10 PM MST Att: 17,567 - Overcast - 93 F						
2 Kelly Johnson, L (1, 4) OBP: 0.284, SLG: 0.439	G3-1									4	1	1	1	0	1							
10 Justin Upton, R (1, 9) OBP: 0.343, SLG: 0.502										4	1	2	1	0	2							
6 Stephen Drew, L (1, 6) OBP: 0.366, SLG: 0.429										3	0	0	0	0	1							
24 Chris Young, R (1, 8) OBP: 0.292, SLG: 0.450										4	0	0	0	0	1							
26 Miguel Montero, L (1, 2) OBP: 0.360, SLG: 0.458										4	0	0	0	0	0							
46 Juan Miranda, L (1, 3) OBP: 0.366, SLG: 0.481										4	0	1	0	0	1							
8 Gerardo Parra, L (1, 7) OBP: 0.343, SLG: 0.375										3	0	1	0	0	0							
31 Ian Kennedy, R (1, 1) ERA: 3.16										1	0	0	0	0	1							
32 Esmerling Vasquez, R (6, PH) ERA: 3.0										0	0	0	0	0	0							
21 Sean Burroughs, L (7, PH) ERA: 8.15										0	0	0	0	0	0							
44 Aaron Heilman, R (7, PH) ERA: 8.15										0	0	0	0	0	0							
22 Xavier Nady, R (8, PH) ERA: 2.92										0	0	0	0	0	0							
15 Micah Owings, R (8, PH) ERA: 2.92										0	0	0	0	0	0							
47 Joe Paterson, R (9, 1) ERA: 0.71										0	0	0	0	0	0							
<b>Inning Stats</b>	R: 1 E: 0 K: 1 S: 10	H: 1 LOB: 1 BB: 0 P: 15	R: 0 E: 0 K: 0 S: 7	H: 0 LOB: 0 BB: 0 P: 10	R: 0 E: 0 K: 1 S: 9	H: 0 LOB: 0 BB: 1 P: 17	R: 0 E: 0 K: 3 S: 9	H: 0 LOB: 0 BB: 0 P: 13	R: 0 E: 0 K: 1 S: 9	H: 0 LOB: 0 BB: 0 P: 13	R: 0 E: 0 K: 1 S: 10	H: 2 LOB: 2 BB: 0 P: 14	R: 0 E: 0 K: 0 S: 12	H: 2 LOB: 2 BB: 0 P: 18	R: 1 E: 0 K: 1 S: 11	H: 1 LOB: 0 BB: 0 P: 17	R: 0 E: 0 K: 0 S: 6	H: 0 LOB: 0 BB: 0 P: 12	1B: 4 2B: 0 3B: 0 HR: 2	SF: 0 SAC: 0 DP: 0 HBP: 1	WP: 0 PB: 0 SB: 0 CS: 1	PA: 34
<b>PITCHER</b>	IP WLS BF H R ER SO	IP WLS BF H R ER SO	IP WLS BF H R ER SO	IP WLS BF H R ER SO	IP WLS BF H R ER SO	IP WLS BF H R ER SO	IP WLS BF H R ER SO	IP WLS BF H R ER SO	IP WLS BF H R ER SO	IP WLS BF H R ER SO	IP WLS BF H R ER SO	IP WLS BF H R ER SO	IP WLS BF H R ER SO	IP WLS BF H R ER SO	IP WLS BF H R ER SO	IP WLS BF H R ER SO	ERA WHIP	ERA WHIP				
19 Anibal Sánchez, R (1, 1) ERA: 2.97	8.0 W 31 6 2 2 8																2.25 0.875					
46 Juan Carlos Oviedo, R (9, 1) ERA: 3.0	1.0 S 3 0 0 0 0																0.00 0.000					



Batter	1	2	3	4	5	6	7	8	9	AB	R	H	RBI	BB	SO	LOB	TOP				
8 Chris Coghlan, L (1,8) OBP: 0.301, SLG: 0.377	F7			G3					K	5	0	2	0	0	1	0					
13 Omar Infante, R (1,4) OBP: 0.283, SLG: 0.298	F8	G4-3				K	G6-3			4	0	0	0	0	1	3					
20 Logan Morrison, L (1,7) OBP: 0.401, SLG: 0.571	G4-3					F8	F9			4	1	1	0	0	0	0					
15 Gaby Sanchez, R (1,3)		G1-3	G5-3			P6			K	4	0	0	0	0	1	1					
29 Greg Dobbs, L (1,5) OBP: 0.381, SLG: 0.469				P4					K	4	1	1	0	0	1	1					
27 Giancarlo Stanton, R (1,9) OBP: 0.347, SLG: 0.588									K	4	1	3	3	0	1	0					
14 John Buck, R (1,2) OBP: 0.289, SLG: 0.368									K	4	1	2	1	0	1	1					
1 Emilio Bonifacio, S (1,6) OBP: 0.348, SLG: 0.366									K	4	1	1	0	0	1	2					
23 Javier Vazquez, R (7,1) 38 Randy Choate, L (7,1) 34 Edward Mujica, R (7,1) 40 Mike Dunn, L (8,1) 33 Scott Cousins, L (9,PH) 32 Clay Hensley, R (9,1) 31 Burke Badenhop, R (9,1)										3	0	1	1	0	0	2					
<b>Inning Stats</b>	R: 0 E: 0 K: 0 S: 5	H: 0 LOB: 0 BB: 0 P: 9	R: 3 E: 0 K: 0 S: 14	H: 5 LOB: 2 BB: 0 P: 23	R: 1 E: 0 K: 1 S: 13	H: 2 LOB: 1 BB: 0 P: 20	R: 0 E: 0 K: 1 S: 10	H: 0 LOB: 0 BB: 0 P: 17	R: 0 E: 0 K: 1 S: 6	H: 2 LOB: 2 BB: 0 P: 13	R: 0 E: 0 K: 0 S: 6	H: 1 LOB: 0 BB: 0 P: 10	R: 0 E: 0 K: 3 S: 11	H: 0 LOB: 0 BB: 0 P: 13	R: 1 E: 0 K: 1 S: 11	H: 1 LOB: 0 BB: 0 P: 12	1B: 5 2B: 3 3B: 1 HR: 2	SF: 0 SAC: 0 DP: 0 HBP: 0	WP: 0 PB: 0 SB: 0 CS: 1	PA: 37	
<b>PITCHER</b>	IP	WLS	BF	H	R	ER	SO	BB	IBB	HBP	BLK	WP	HR	S	P	ERA	WHIP				
41 Daniel Hudson, R (1,1) ERA: 4.22	7.0		30	10	4	4	3	0	0	0	0	0	1	65	103	5.14	1.429				
30 David Hernandez, R (8,1) ERA: 1.75	1.0		3	0	0	0	3	0	0	0	0	0	0	11	13	0.00	0.000				
40 J.J. Putz, R (9,1) ERA: 1.88	1.0	W	4	1	1	1	1	0	0	0	0	0	1	11	12	9.00	1.000				

Florida Marlins @ Arizona Diamondbacks  
Chase Field, Phoenix, AZ  
Wed Jun 01 2011, 4:40 PM - 7:32 PM MST  
Att. 16,174 - Roof Closed - 77 F

AB 37  
R 5  
H 11  
RBI 5  
BB 0  
SO 7  
LOB 10



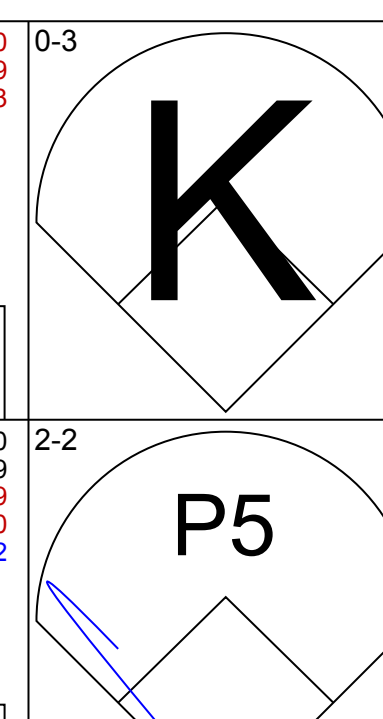
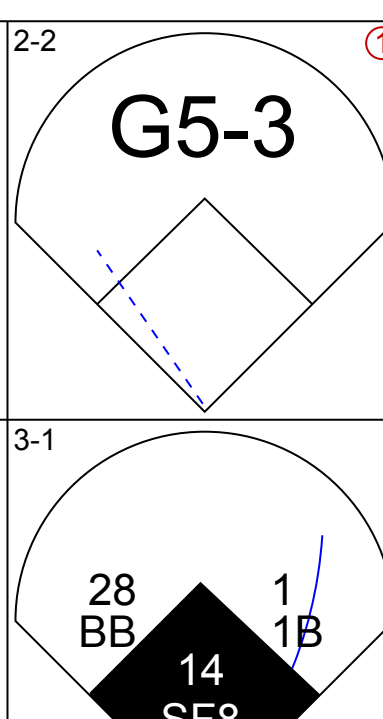
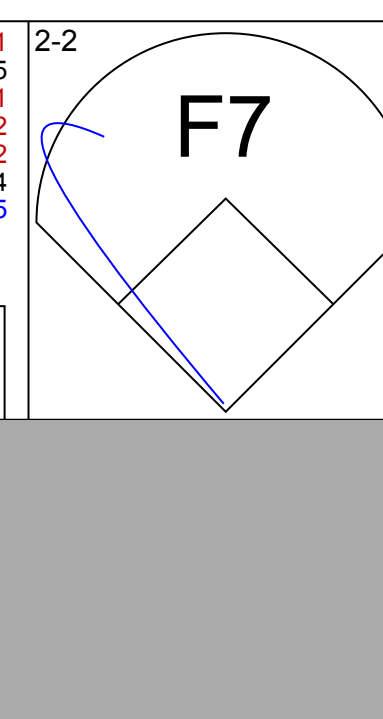
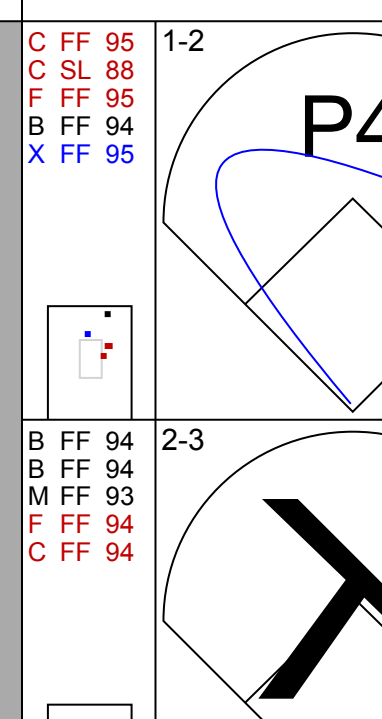
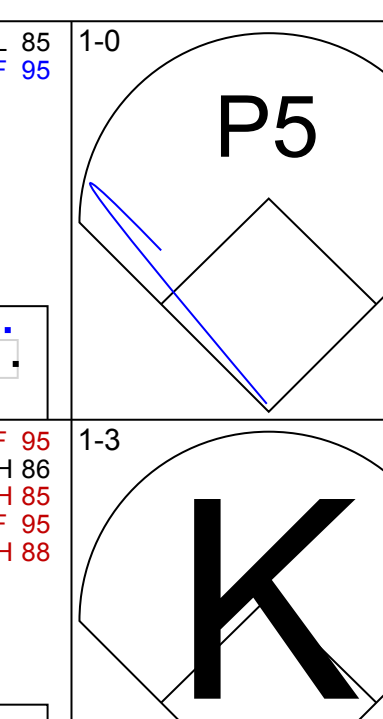
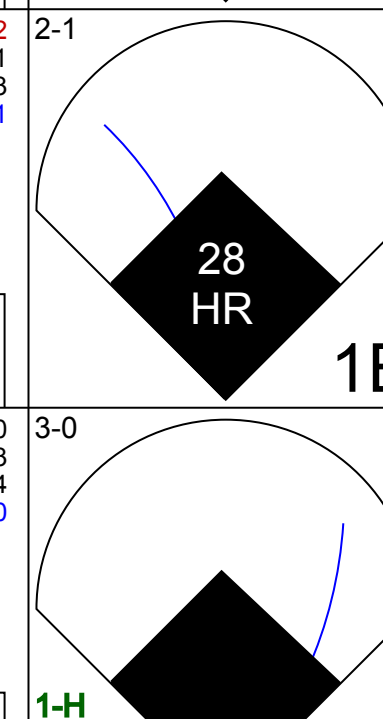
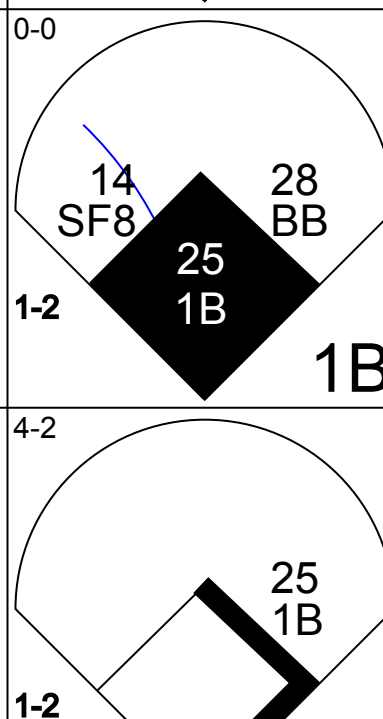
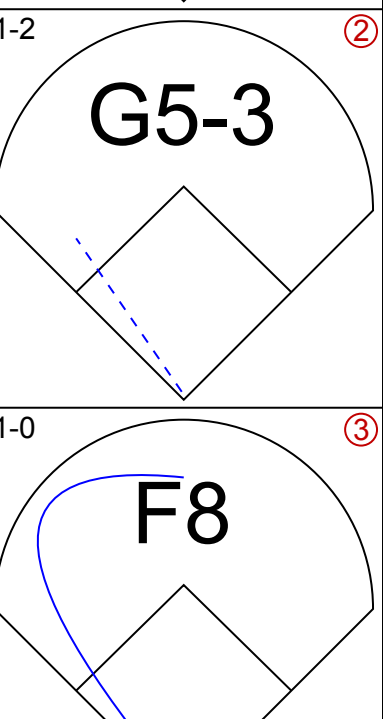


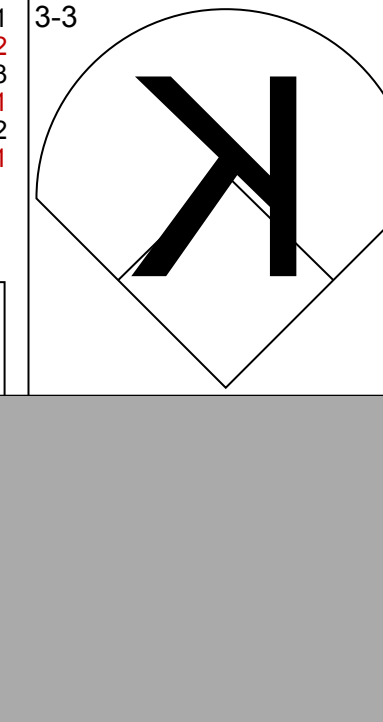
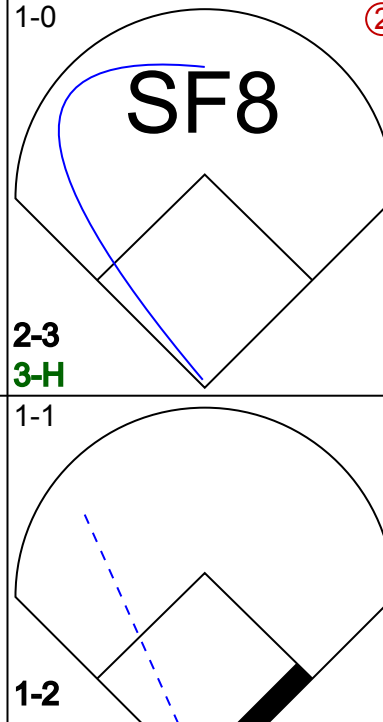

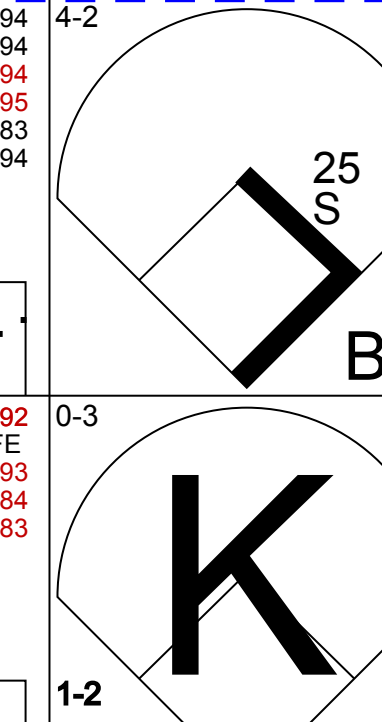

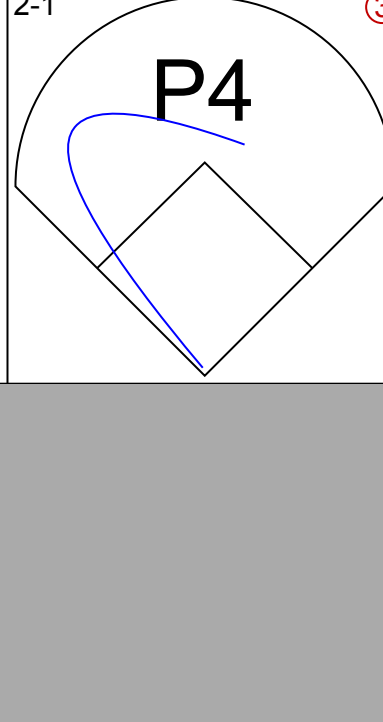



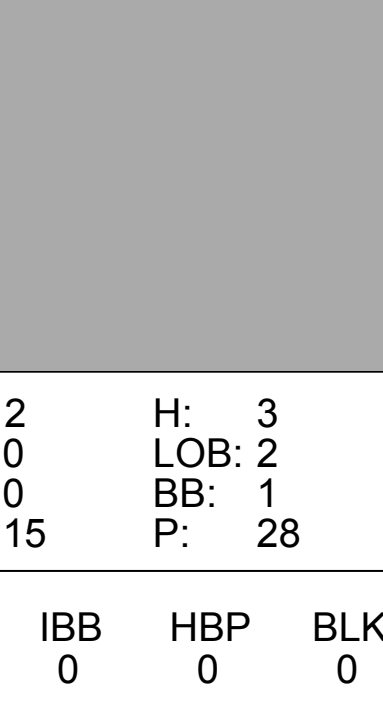
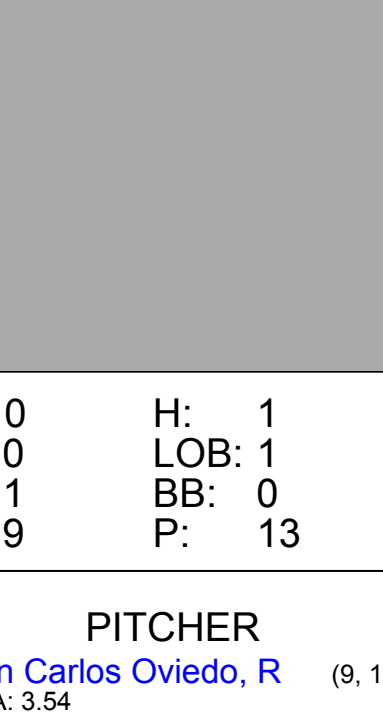
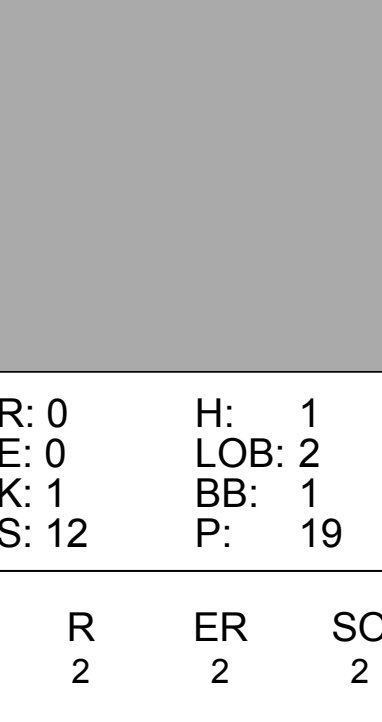
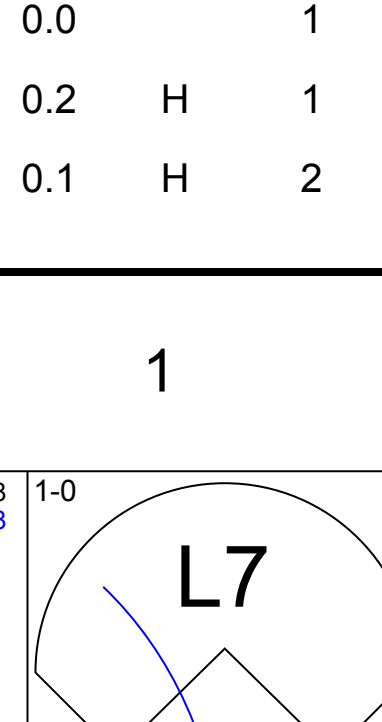
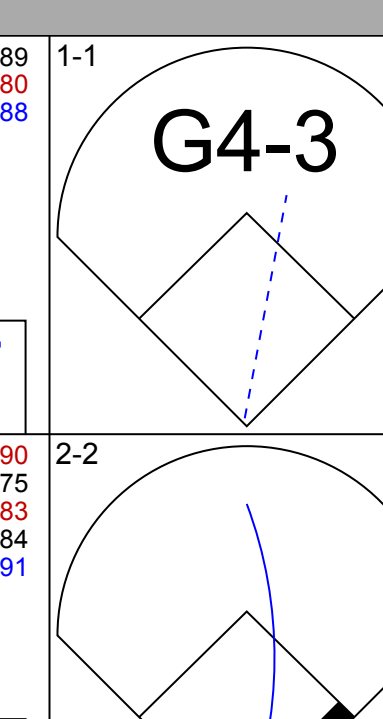
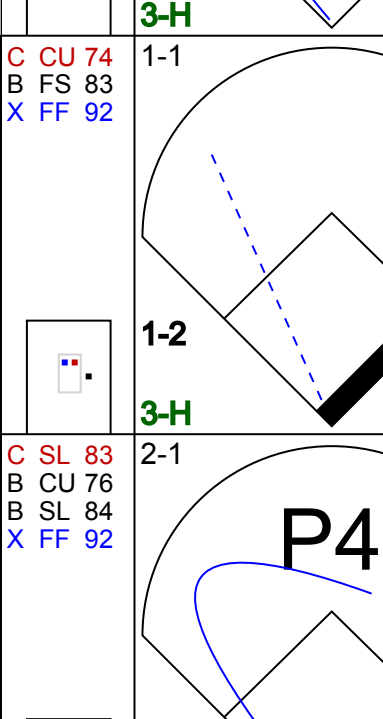
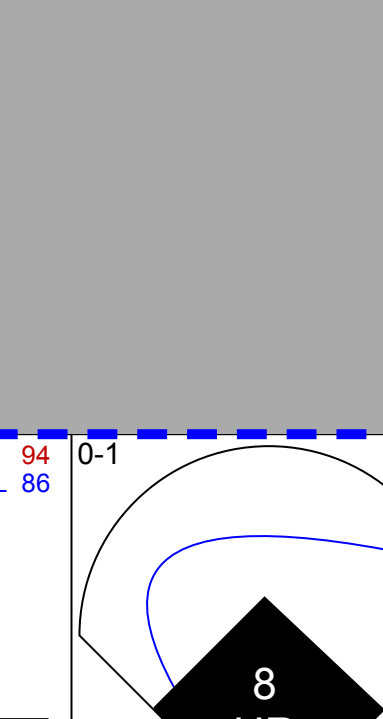
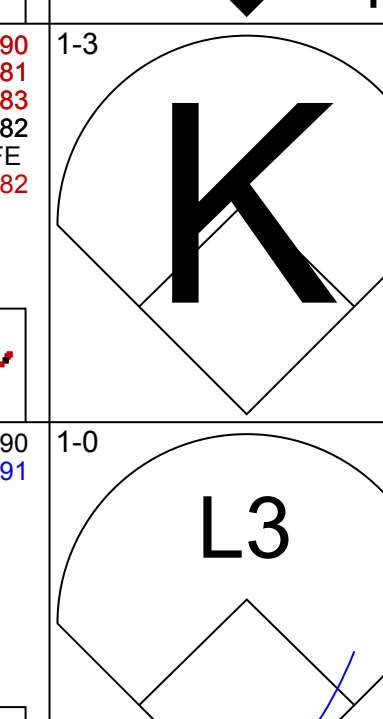

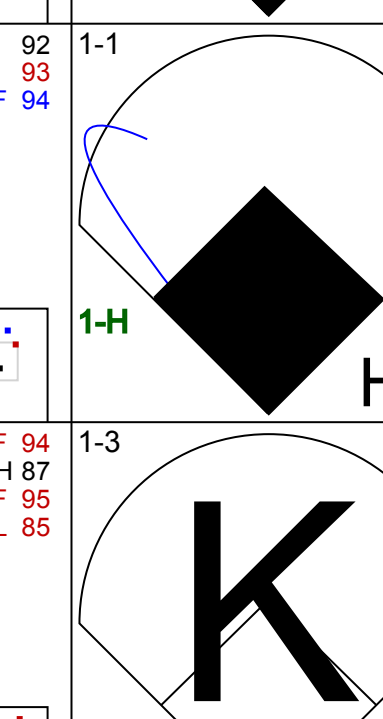
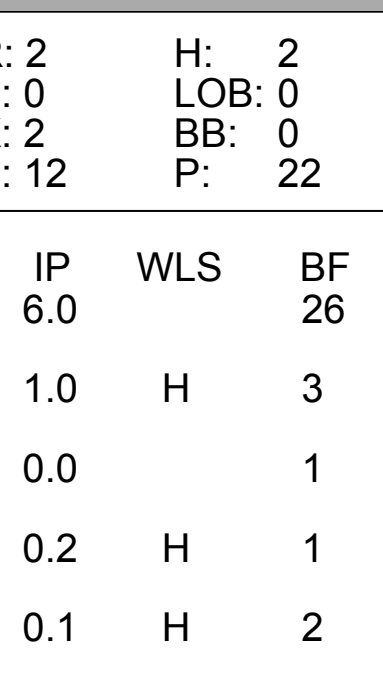
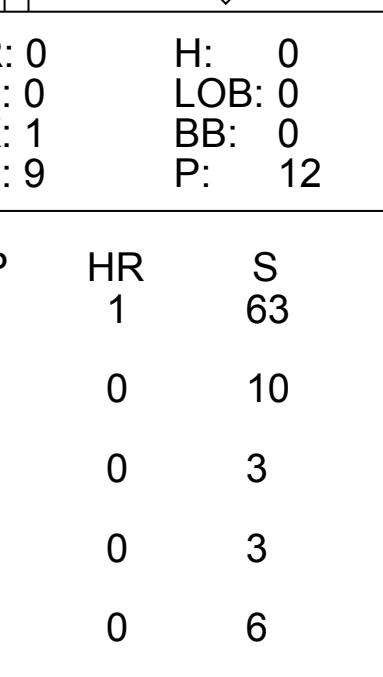
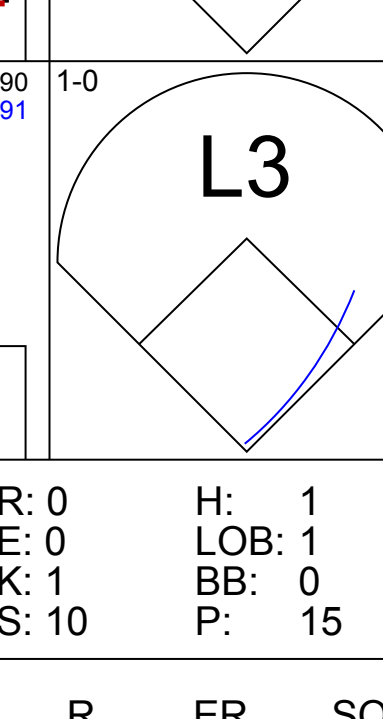
Batter	1	2	3	4	5	6	7	8	9	AB	R	H	RBI	BB	SO	LOB	BOTTOM					
14 Ryan Roberts, R (1,5) OBP: 0.380, SLG: 0.477	F8			K					G5-3	5	1	1	2	0	1	4						
2 Kelly Johnson, L (1,4) OBP: 0.286, SLG: 0.445	G3			K						4	1	1	0	1	1	0						
10 Justin Upton, R (1,9) OBP: 0.340, SLG: 0.495	G6-3			P2						5	0	1	2	0	0	0						
6 Stephen Drew, L (1,6) OBP: 0.374, SLG: 0.436										4	1	3	0	0	1	0						
24 Chris Young, R (1,8) OBP: 0.296, SLG: 0.459										4	1	2	1	0	1	1						
26 Miguel Montero, L (1,2) OBP: 0.383, SLG: 0.453										2	0	0	0	1	0	1						
46 Juan Miranda, L (1,3) OBP: 0.357, SLG: 0.467										3	0	0	0	0	2	3						
8 Gerardo Parra, L (1,7) OBP: 0.345, SLG: 0.377										2	0	1	0	0	0	0						
18 Willie Bloomquist, R (7,PH) OBP: 0.303, SLG: 0.362										1	1	1	0	1	0	0						
41 Daniel Hudson, R (1,1) OBP: 0.250, SLG: 0.292										2	1	0	0	0	0	1						
22 Xavier Nady, R (7,PH) OBP: 0.323, SLG: 0.364										1	0	0	1	0	0	2						
30 David Hernandez, R (8,1) OBP: 0.286, SLG: 0.445										0	0	0	0	0	0	0						
40 J.J. Putz, R (9,1) OBP: 0.200, SLG: 0.200										1	0	0	0	0	1	1						
<b>Inning Stats</b>	R: 0 E: 0 K: 0 S: 10	H: 0 LOB: 0 BB: 0 P: 14	R: 0 E: 0 K: 0 S: 6	H: 1 LOB: 0 BB: 0 P: 9	R: 0 E: 0 K: 1 S: 7	H: 0 LOB: 0 BB: 0 P: 9	R: 0 E: 0 K: 2 S: 9	H: 0 LOB: 0 BB: 0 P: 14	R: 0 E: 0 K: 1 S: 9	H: 1 LOB: 0 BB: 0 P: 11	R: 3 E: 0 K: 1 S: 15	H: 3 LOB: 2 BB: 0 P: 22	R: 1 E: 1 K: 0 S: 12	H: 1 LOB: 2 BB: 1 P: 19	R: 1 E: 1 K: 1 S: 11	H: 2 LOB: 2 BB: 1 P: 17	R: 1 E: 0 K: 1 S: 9	H: 2 LOB: 2 BB: 1 P: 17	1B: 6 2B: 2 3B: 1 HR: 1	SF: 0 SAC: 1 DP: 1 HBP: 1	WP: 0 PB: 0 SB: 0 CS: 0	PA: 39
<b>PITCHER</b>	IP	WLS	BF	H	R	ER	SO	BB	IBB	HBP	BLK	WP	HR	S	P	ERA	WHIP					
23 Javier Vazquez, R (1,1) ERA: 6.02	6.0		23	6	4	4	4	0	0	0	0	0	0	4	10	6.00	1.000					
38 Randy Choate, L (7,1) ERA: 1.04	0.1	H	3	0	0	0	0	0	1	1	0	0	0	4	10	0.00	0.000					
34 Edward Mujica, R (7,1) ERA: 3.86	1.1	B	6	2	1	0	0	0	0	0	0	0	0	13	15	0.00	1.500					
40 Mike Dunn, L (8,1) ERA: 3.75	0.1	L	2	0	0	0	1	1	0	0	0	0	0	3	7	0.00	3.000					
32 Clay Hensley, R (9,1) ERA: 3.6	0.1	L	2	1	1	1	1	0	0	0	0	0	0	4	4	27.00	3.000					
<b>PITCHER</b>	IP	WLS	BF	H	R	ER	SO	BB	IBB	HBP	BLK	WP	HR	S	P	ERA	WHIP					
31 Burke Badenhop, R (9,1) ERA: 2.84	0.1		3	1	0	0	0	0	0	0	0	0	0	3	13	0.00	6.000					

Florida Marlins @ Arizona Diamondbacks  
Chase Field, Phoenix, AZ  
Wed Jun 01 2011, 4:40 PM - 7:32 PM MST  
Att. 16,174 - Roof Closed - 77 F

AB 34  
R 6  
H 10  
RBI 6  
BB 3  
SO 7  
LOB 13



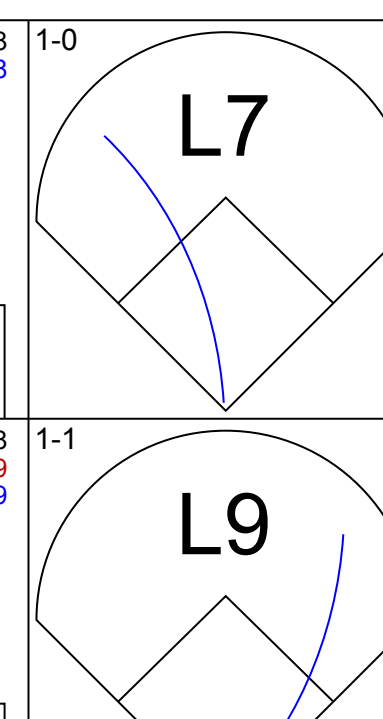
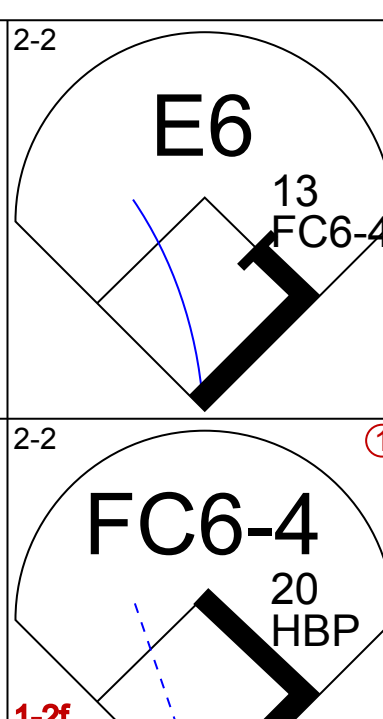
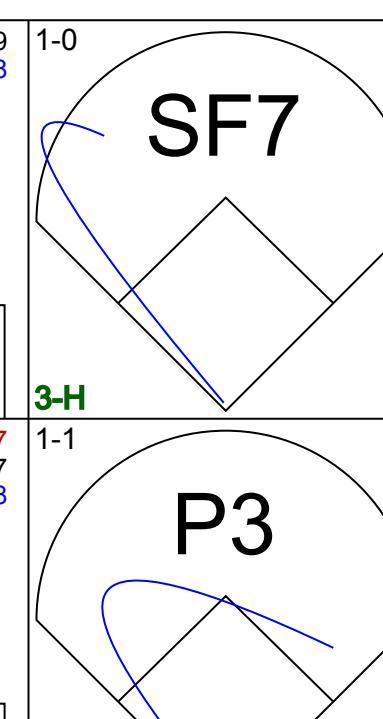
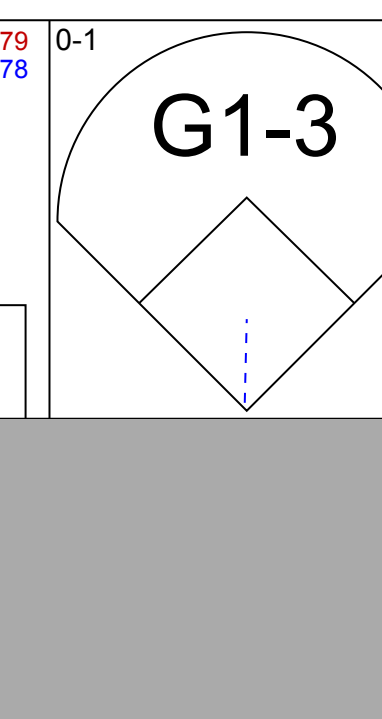
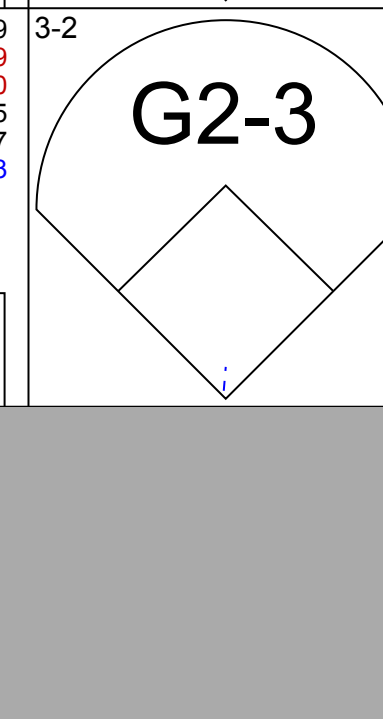
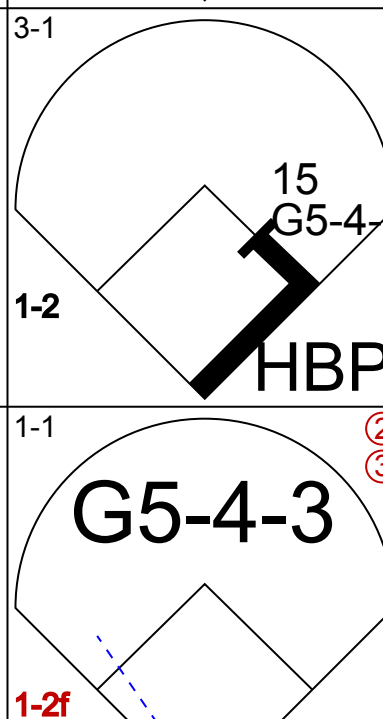

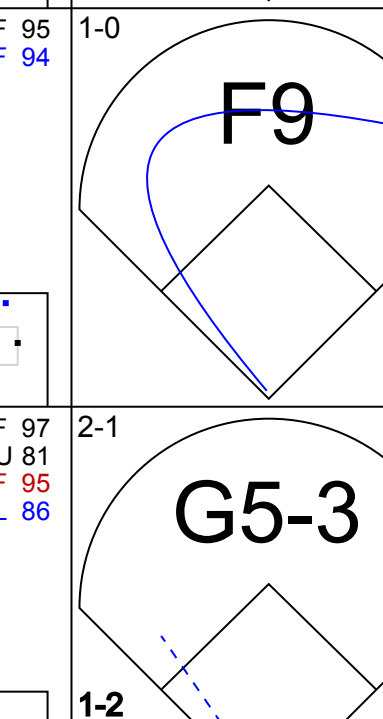


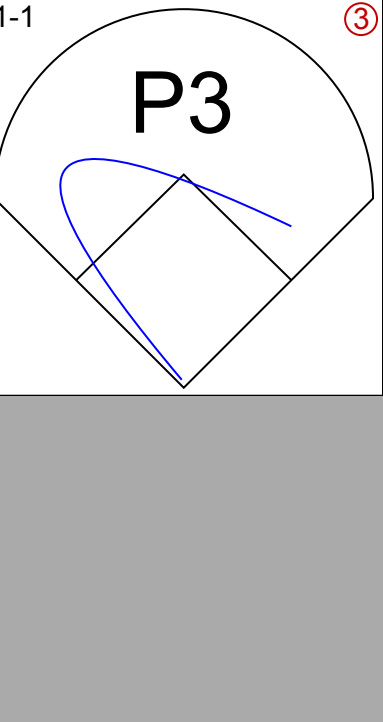
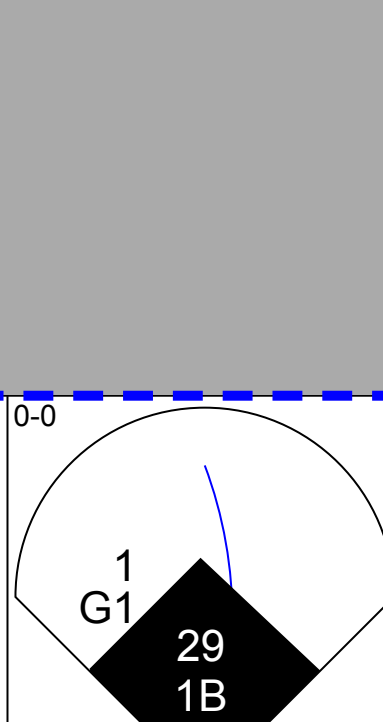
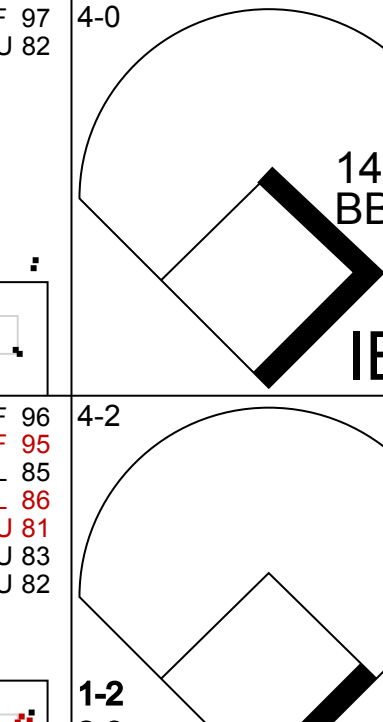
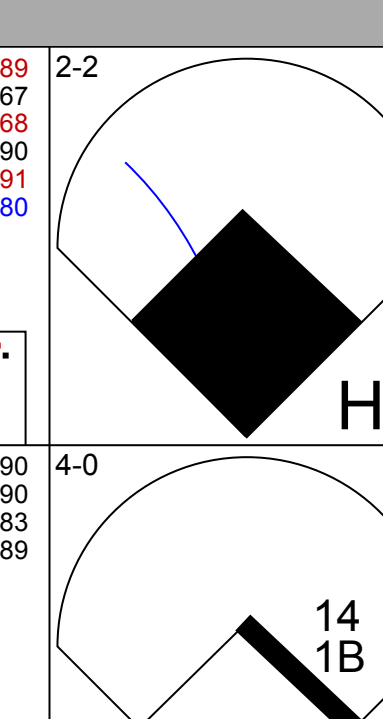
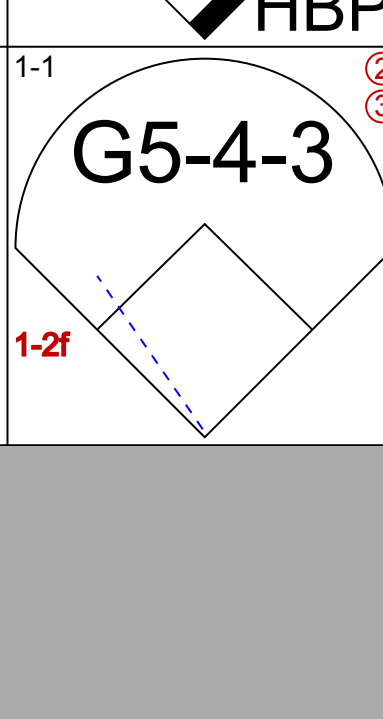
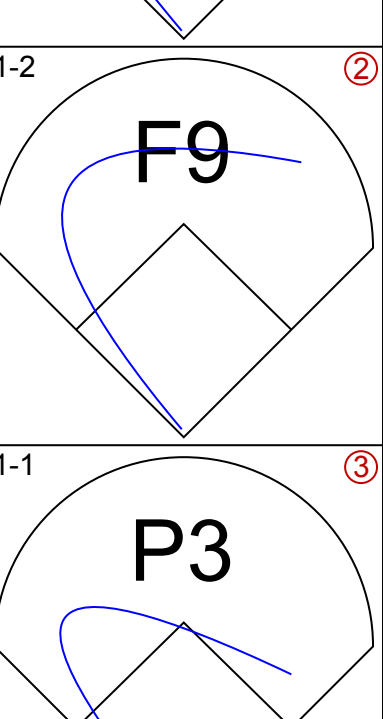
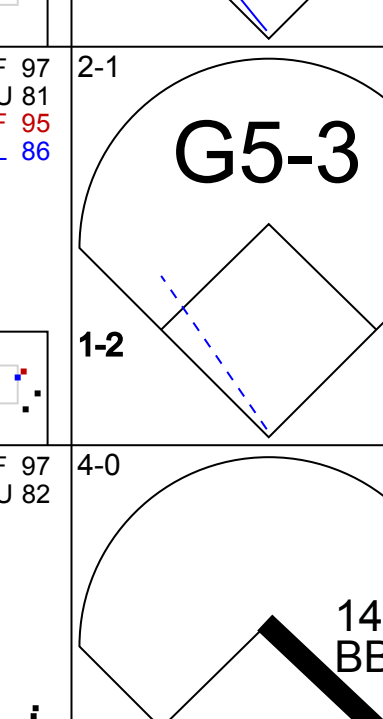
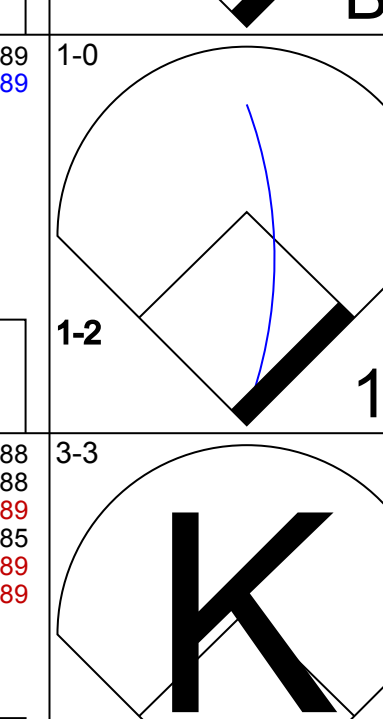
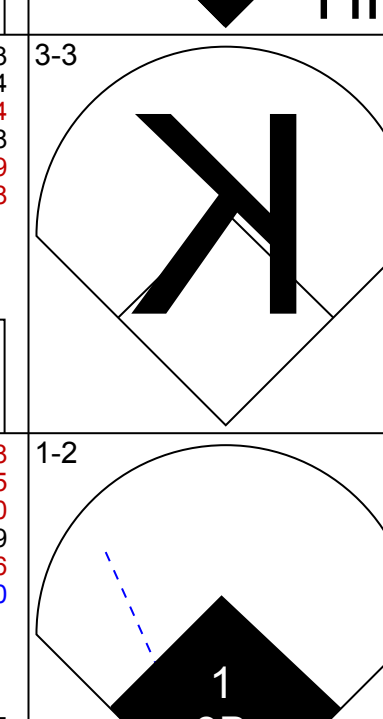

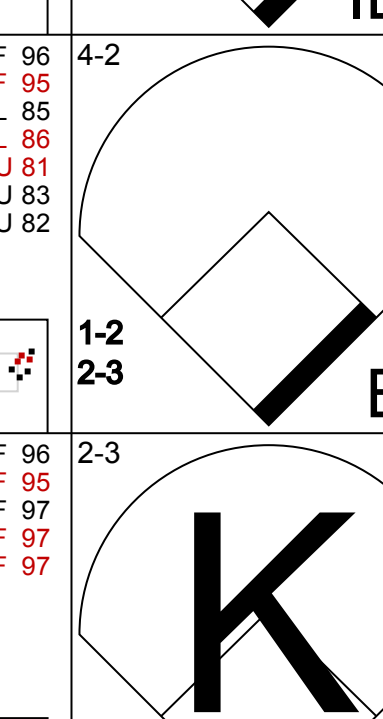
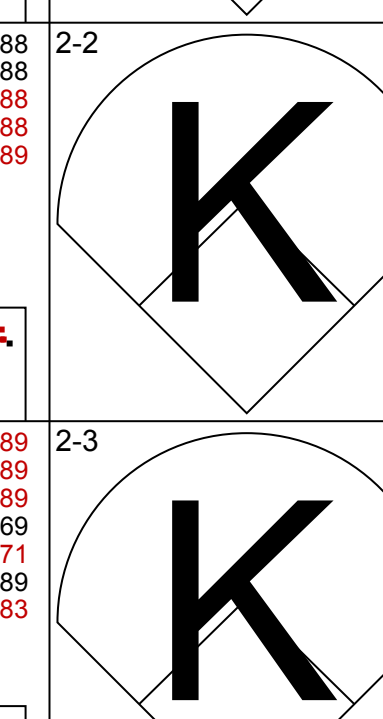
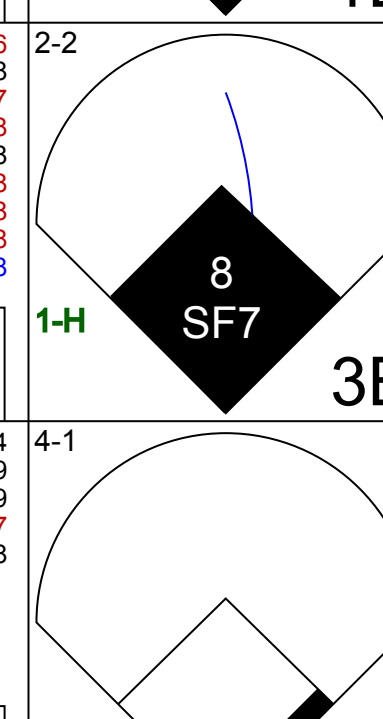
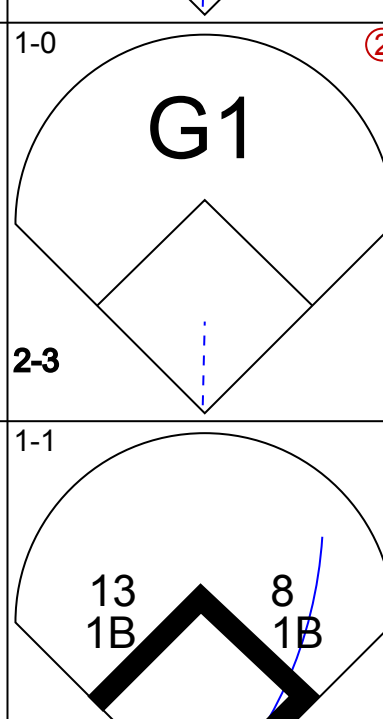

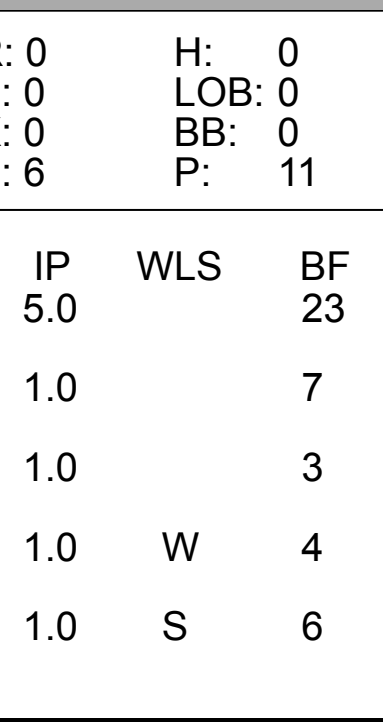
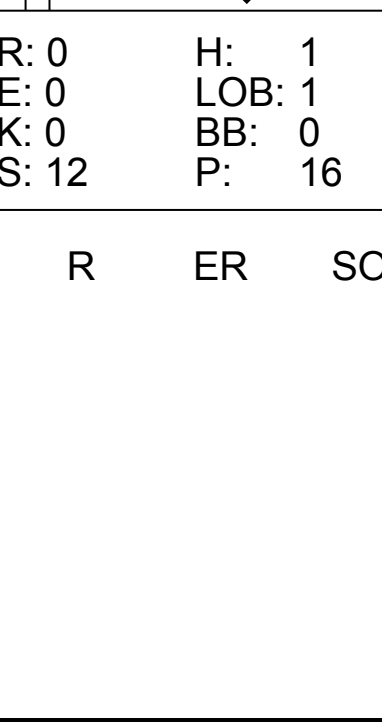


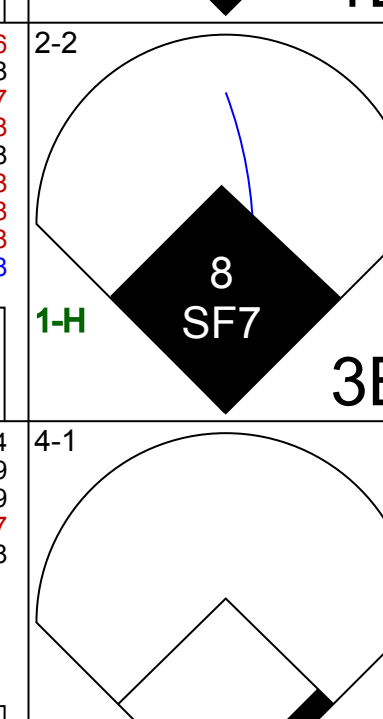
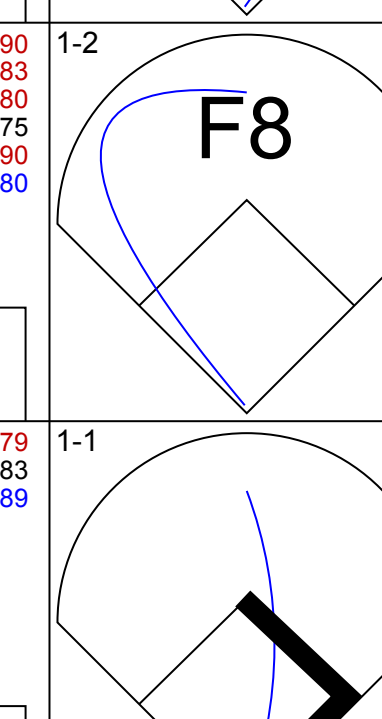
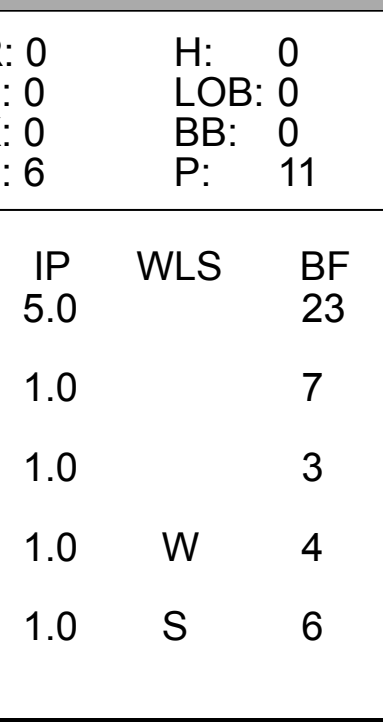
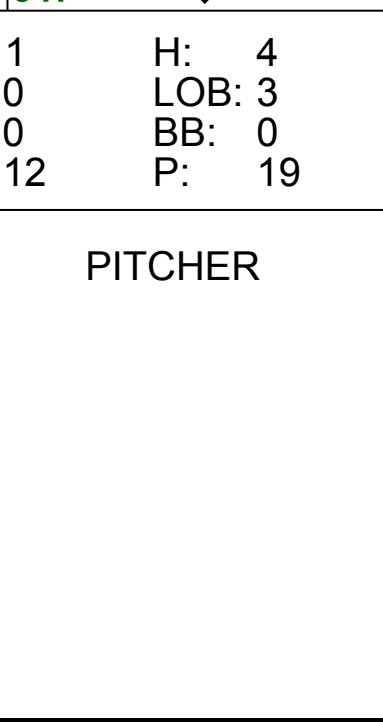
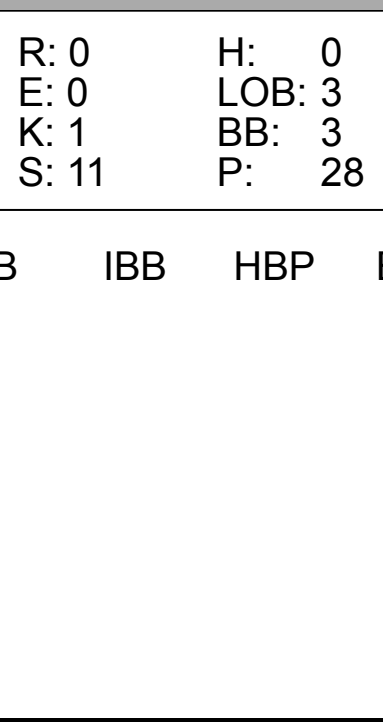


Batter	1	2	3	4	5	6	7	8	9	AB	R	H	RBI	BB	SO	LOB	TOP							
23 Rickie Weeks Jr. R OBP: 0.359, SLG: 0.491										5	0	0	0	0	1	0								
2 Nyjer Morgan L OBP: 0.411, SLG: 0.558										5	1	1	0	0	3	0								
1 Corey Hart R OBP: 0.336, SLG: 0.509										4	2	3	0	0	0	0								
28 Prince Fielder L OBP: 0.392, SLG: 0.545										3	1	1	2	1	0	1								
14 Casey McGehee R OBP: 0.303, SLG: 0.354										2	0	0	1	1	1	0								
27 Carlos Gómez R OBP: 0.280, SLG: 0.359										0	0	0	0	0	0	0								
9 Josh Wilson R OBP: 0.231, SLG: 0.538										0	0	0	0	0	0	0								
25 Mark Kotsay L OBP: 0.342, SLG: 0.301										4	0	2	1	0	1	1								
3 Yuniesky Betancourt R OBP: 0.260, SLG: 0.332										4	1	2	0	0	1	3								
33 Wil Nieves R OBP: 0.295, SLG: 0.196										3	0	0	0	0	0	1	2							
52 Sergio Mitre R										0	0	0	0	0	0	0	0							
48 Tim Lillard R										0	0	0	0	0	0	0	0							
58 Mike McClendon R										0	0	0	0	0	0	0	0							
8 Ryan Braun R										1	1	2	0	0	0	0	0							
59 John Axford R										0	0	0	0	0	0	0	0							
43 Randy Wolf L OBP: 0.136, SLG: 0.227										2	0	0	0	0	1	1								
20 Jonathan Lucroy R OBP: 0.338, SLG: 0.474										2	0	0	0	0	2	0								
<b>Inning Stats</b>	R: 2 H: 2 E: 0 K: 2 S: 12	H: 2 LOB: 0 BB: 0 P: 22	R: 0 H: 1 E: 0 K: 1 S: 10	H: 1 LOB: 1 BB: 0 P: 15	R: 2 H: 3 E: 0 K: 0 S: 15	LOB: 3 BB: 1 P: 28	R: 0 H: 0 E: 0 K: 1 S: 9	H: 0 LOB: 0 BB: 0 P: 12	R: 0 H: 0 E: 0 K: 1 S: 8	H: 0 LOB: 0 BB: 0 P: 11	R: 0 H: 1 E: 0 K: 1 S: 9	H: 1 LOB: 1 BB: 0 P: 13	R: 0 H: 0 E: 0 K: 2 S: 10	H: 0 LOB: 0 BB: 0 P: 14	R: 0 H: 1 E: 0 K: 1 S: 12	H: 1 LOB: 2 BB: 1 P: 19	R: 2 H: 2 E: 0 K: 2 S: 12	H: 2 LOB: 0 BB: 0 P: 16	1B: 8 2B: 0 3B: 0 HR: 2	SF: 1 SAC: 0 3B: 0 HBP: 0	WP: 0 PB: 0 SB: 2 CS: 0	PA: 38		
<b>PITCHER</b>	IP WLS BF H R ER SO BB IBB HBP BLK WP HR S P ERA WHIP	IP WLS BF H R ER SO BB IBB HBP BLK WP HR S P ERA WHIP	IP WLS BF H R ER SO BB IBB HBP BLK WP HR S P ERA WHIP	IP WLS BF H R ER SO BB IBB HBP BLK WP HR S P ERA WHIP	IP WLS BF H R ER SO BB IBB HBP BLK WP HR S P ERA WHIP	IP WLS BF H R ER SO BB IBB HBP BLK WP HR S P ERA WHIP	IP WLS BF H R ER SO BB IBB HBP BLK WP HR S P ERA WHIP	IP WLS BF H R ER SO BB IBB HBP BLK WP HR S P ERA WHIP	IP WLS BF H R ER SO BB IBB HBP BLK WP HR S P ERA WHIP	IP WLS BF H R ER SO BB IBB HBP BLK WP HR S P ERA WHIP	IP WLS BF H R ER SO BB IBB HBP BLK WP HR S P ERA WHIP	IP WLS BF H R ER SO BB IBB HBP BLK WP HR S P ERA WHIP	IP WLS BF H R ER SO BB IBB HBP BLK WP HR S P ERA WHIP	IP WLS BF H R ER SO BB IBB HBP BLK WP HR S P ERA WHIP	IP WLS BF H R ER SO BB IBB HBP BLK WP HR S P ERA WHIP	IP WLS BF H R ER SO BB IBB HBP BLK WP HR S P ERA WHIP	IP WLS BF H R ER SO BB IBB HBP BLK WP HR S P ERA WHIP	IP WLS BF H R ER SO BB IBB HBP BLK WP HR S P ERA WHIP	IP WLS BF H R ER SO BB IBB HBP BLK WP HR S P ERA WHIP	IP WLS BF H R ER SO BB IBB HBP BLK WP HR S P ERA WHIP	IP WLS BF H R ER SO BB IBB HBP BLK WP HR S P ERA WHIP	IP WLS BF H R ER SO BB IBB HBP BLK WP HR S P ERA WHIP	IP WLS BF H R ER SO BB IBB HBP BLK WP HR S P ERA WHIP	IP WLS BF H R ER SO BB IBB HBP BLK WP HR S P ERA WHIP

Milwaukee Brewers @ Florida Marlins  
Sun Life Stadium, Miami, FL  
Fri Jun 03 2011, 7:12 PM - 10:26 PM EDT  
Att: 15,315 - Partly Cloudy - 80 F

AB 35  
R 6  
H 10  
RBI 6  
BB 2  
SO 11  
LOB 8



Batter	1	2	3	4	5	6	7	8	9	AB	R	H	RBI	BB	SO	LOB	BOTTOM							
8 Chris Coghlan L OBP: 0.299, SLG: 0.374										4	0	1	1	0	0	1								
13 Omar Infante R OBP: 0.285, SLG: 0.297										4	0	1	0	1	0	2								
20 Logan Morrison L OBP: 0.396, SLG: 0.554										4	0	0	0	0	0	4								
15 Gaby Sanchez R OBP: 0.390, SLG: 0.517										5	1	1	1	0	1	3								
27 Giancarlo Stanton R OBP: 0.353, SLG: 0.581										3	1	1	1	2	0	0								
14 John Buck R OBP: 0.297, SLG: 0.377										4	1	2	0	1	2	0								
18 Wes Helms R OBP: 0.295, SLG: 0.236										3	1	1	0	0	1	3								
40 Mike Dunn L										0	0	0	0	0	0	0								
31 Burke Badenhop R										0	0	0	0	0	0	0								
38 Rindhy Obispo L										0	0	0	0	0	0	0								
58 Ryan Webb R										0	0	0	0	0	0	0								
33 Scott Cousins L										1	0	0	0	0	0	0								
46 John Carlos Oviedo R										0	0	0	0	0	0	0								
9 Brett Hayes R										1	0	0	0	0	1	3								
1 Emilio Bonifacio S OBP: 0.345, SLG: 0.377										4	1	1	1	0	1	3								
47 Ricky Nolasco R OBP: 0.217, SLG: 0.053										1	0	0	0	1	1	2								
29 Greg Dobbs L OBP: 0.390, SLG: 0.485										2	0	2	1	0	0	0								
<b>Inning Stats</b>	R: 0 H: 0 E: 0 K: 0 S: 6	H: 2 LOB: 2 BB: 1 P: 30	R: 0 H: 0 E: 1 K: 0 S: 10	H: 0 LOB: 1 BB: 0 P: 18	R: 3 H: 3 E: 0 K: 1 S: 22	H: 3 LOB: 1 BB: 1 P: 36	R: 0 H: 0 E: 0 K: 0 S: 7	H: 0 LOB: 0 BB: 0 P: 10	R: 0 H: 4 E: 0 K: 0 S: 12	H: 4 LOB: 3 BB: 0 P: 19	R: 0 H: 0 E: 0 K: 2 S: 8	H: 0 LOB: 0 BB: 0 P: 10	R: 0 H: 1 E: 0 K: 0 S: 12	H: 1 LOB: 1 BB: 0 P: 16	R: 0 H: 0 E: 0 K: 1 S: 11	H: 0 LOB: 3 BB: 3 P: 28	1B: 5 2B: 2 3B: 1 HR: 2	SF: 1 SAC: 0 3B: 0 HBP: 1	WP: 1 PB: 0 SB: 0 CS: 0	PA: 43				
<b>PITCHER</b>	IP WLS BF H R ER SO BB IBB HBP BLK WP HR S P ERA WHIP	IP WLS BF H R ER SO BB IBB HBP BLK WP HR S P ERA WHIP	IP WLS BF H R ER SO BB IBB HBP BLK WP HR S P ERA WHIP	IP WLS BF H R ER SO BB IBB HBP BLK WP HR S P ERA WHIP	IP WLS BF H R ER SO BB IBB HBP BLK WP HR S P ERA WHIP	IP WLS BF H R ER SO BB IBB HBP BLK WP HR S P ERA WHIP	IP WLS BF H R ER SO BB IBB HBP BLK WP HR S P ERA WHIP	IP WLS BF H R ER SO BB IBB HBP BLK WP HR S P ERA WHIP	IP WLS BF H R ER SO BB IBB HBP BLK WP HR S P ERA WHIP	IP WLS BF H R ER SO BB IBB HBP BLK WP HR S P ERA WHIP	IP WLS BF H R ER SO BB IBB HBP BLK WP HR S P ERA WHIP	IP WLS BF H R ER SO BB IBB HBP BLK WP HR S P ERA WHIP	IP WLS BF H R ER SO BB IBB HBP BLK WP HR S P ERA WHIP	IP WLS BF H R ER SO BB IBB HBP BLK WP HR S P ERA WHIP	IP WLS BF H R ER SO BB IBB HBP BLK WP HR S P ERA WHIP	IP WLS BF H R ER SO BB IBB HBP BLK WP HR S P ERA WHIP	IP WLS BF H R ER SO BB IBB HBP BLK WP HR S P ERA WHIP	IP WLS BF H R ER SO BB IBB HBP BLK WP HR S P ERA WHIP	IP WLS BF H R ER SO BB IBB HBP BLK WP HR S P ERA WHIP	IP WLS BF H R ER SO BB IBB HBP BLK WP HR S P ERA WHIP	IP WLS BF H R ER SO BB IBB HBP BLK WP HR S P ERA WHIP	IP WLS BF H R ER SO BB IBB HBP BLK WP HR S P ERA WHIP	IP WLS BF H R ER SO BB IBB HBP BLK WP HR S P ERA WHIP	IP WLS BF H R ER SO BB IBB HBP BLK WP HR S P ERA WHIP

Milwaukee Brewers @ Florida Marlins  
Sun Life Stadium, Miami, FL  
Fri Jun 03 2011, 7:12 PM - 10:26 PM EDT  
Att: 15,315 - Partly Cloudy - 80 F

AB 36  
R 5  
H 10  
RBI 5  
BB 5  
SO 7  
LOB 21









Batter	1	2	3	4	5	6	7	8	9	10	11	AB	R	H	RBI	BB	SO	LOB	TOP				
23 Rickie Weeks Jr., R OBP: 0.357, SLG: 0.488	(1.4) C SL 88 S FF 93 K		(1.2) S SL 84 F FS 86 X SL 83 1-2 HR	(1.1) S FS 82 B FF 93 X SL 84 2-H 28 BLK 1B		(2.2) B SL 78 B FS 84 B SI 89 X SL 90 G6-3			(2.2) C SL 88 S FF 93 B CH 90 X SL 87 F7			5	2	2	3	0	1	0					
2 Nyjer Morgan, L OBP: 0.405, SLG: 0.593	(1.8) B FF 89 C SL 83 B SI 89 X SL 89 F9		(0.1) C FS 84 X FS 85 20 1B	(1.1) S FS 86 H FF 93 28 WP 28 BLK HBP			(1.2) F FF 88 F FS 84 F FS 90 X FS 84 F9		(0.3) C CH 88 T FF 96 S FF 96 K			4	1	1	0	0	1	0					
8 Ryan Braun, R OBP: 0.398, SLG: 0.565	(1.7) B FF 90 X SL 83 1B		(2.2) C SL 86 D SL 87 B SI 84 X SL 84 F9	(0.0) X FF 92 F8			(1.3) C FF 91 B SL 81 F FS 91 F FS 92 S SI 92 K			(1.0) B SL 86 X FF 93 P4			5	0	1	0	0	1	3				
28 Prince Fielder, L OBP: 0.390, SLG: 0.546	(1.3) F SI 83 B SI 83 S FS 79 K		(2.3) C SL 85 F FS 85 B FS 82 F SI 91 X FS 84 K	(2.2) F FS 83 B FS 82 F SI 91 X FS 84 G4-3			(4.1) B FS 86 B FF 91 F FS 92 B FS 87 BB			(1.2) C SL 86 F FS 84 F FS 84 X SL 86 P5			4	0	0	0	1	2	3				
1 Corey Hart, R OBP: 0.328, SLG: 0.491		(0.0) X FS 87 30 FB 2B	(4.0) B CU 74 B SI 91 F FS 74 1B			(1.2) C FF 90 B SL 86 X FS 92 F9				(2.2) B SL 86 X FF 94 F8			4	0	1	0	1	1	1				
20 Jonathan Lucroy, R OBP: 0.331, SLG: 0.558		(0.1) C FF 90 X SI 91 G5-3	(2.2) B FS 86 F FS 92 X SL 87 1-2 1B			(1.3) B FF 91 C FF 92 S FS 94 K			(1.2) C SL 78 B SL 79 C FF 88 F FS 90 F FS 90 F FS 96 X SL 91 F8			(1.3) B FF 93 C FF 94 S FS 94 K			5	0	1	1	0	2	1		
30 Craig Counsell, L OBP: 0.303, SLG: 0.212	(1.5) C FF 90 X FF 94 F8		(0.2) X SI 93 0-0 P5			(1.0) B FF 93 X SI 91 G4-3			(2.0) B FF 92 X FF 92 P5			(0.1) C SL 85 X FF 94 G4-3			5	0	0	0	0	0	3		
9 Josh Wilson, R OBP: 0.278, SLG: 0.667	(1.6) S SL 87 B SL 86 B FS 84 C FS 84 K		(2.3) B FS 87 F FS 89 S FS 89 X SI 91 23 HR 1B	(1.1) B FF 88 F FS 87 X FS 75 38 SH1-4 1B			(0.2) C SI 88 X SL 78 F8			(0.3) S FF 91 S FF 91 K			(2.2) B FF 93 F FS 94 B SL 87 X FF 93 HR			5	2	2	1	0	2	1	
38 Chris Narveson, L 41 Marco Estrada, R 44 Kameron Loe, R 46 Juan Carlos Oviedo, R 49 Mike Dunn, L 50 John Axford, R			(2.2) B FS 87 F FS 89 S FS 89 X SI 91 23 HR 1B	(0.0) T SAFE X FF 88 SH1-4			(0.2) C SI 88 X SL 83 G6-3			(0.0) X CH 85 G6-3			(0.2) C SL 87 X SL 87 F8			2	1	1	0	0	0	0	
<b>Inning Stats</b>	R: 0 E: 0 K: 2 S: 9	H: 1 LOB: 1 BB: 0 P: 13	R: 0 E: 0 K: 1 S: 9	H: 1 LOB: 1 BB: 0 P: 10	R: 3 E: 0 K: 1 S: 19	H: 4 LOB: 2 BB: 1 P: 32	R: 2 E: 0 K: 0 S: 11	H: 2 LOB: 1 BB: 0 P: 16	R: 0 E: 0 K: 1 S: 7	H: 0 LOB: 0 BB: 0 P: 10	R: 0 E: 0 K: 1 S: 13	H: 0 LOB: 1 BB: 1 P: 20	R: 0 E: 0 K: 1 S: 10	H: 0 LOB: 0 BB: 0 P: 13	R: 0 E: 0 K: 0 S: 8	H: 0 LOB: 0 BB: 0 P: 12	R: 1 E: 0 K: 1 S: 12	H: 1 LOB: 0 BB: 0 P: 15	1B: 5 2B: 2 3B: 0 HR: 2	SF: 0 SAC: 1 DP: 0 HBP: 1	WP: 1 PB: 0 SB: 0 CS: 0	PA: 45	
<b>PITCHER</b>	IP WLS BF H R ER SO BB IBB HBP BLK WP HR S P ERA WHIP	19 Anibal Sanchez, R ERA: 2.97	31 Burke Badenhop, R ERA: 2.03	34 Edward Mujica, R ERA: 3.58	46 Juan Carlos Oviedo, R ERA: 3.41	40 Mike Dunn, L ERA: 3.87																	

Milwaukee Brewers @ Florida Marlins  
Sun Life Stadium, Miami, FL  
Sun Jun 05 2011, 1:11 PM - 4:42 PM EDT  
Att. 13,208 - Party Cloudy - 87 F

livebaseballscores.com

AB 41  
R 6  
H 9  
RBI 5  
BB 2  
SO 10  
LOB 12



Batter	1	2	3	4	5	6	7	8	9	10	11	AB	R	H	RBI	BB	SO	LOB	BOTTOM					
8 Chris Coghlan, L OBP: 0.302, SLG: 0.371	(1.8) B SI 87 B FF 86 X SL 85 F9		(0.2) C CU 72 X CU 73 G4-3			(2.2) L FC 81 B CU 72 C FF 87 B SI 88 X CU 71 G3-1							5	0	0	0	1	0	3					
13 Omar Infante, R OBP: 0.294, SLG: 0.303	(1.4) B SI 87 C SI 87 B SI 88 X SI 87 20 FC1-6 1B		(0.2) C SI 86 S CH 80 X CH 79 L7			(0.1) C SI 87 X SI 87 F7			(2.1) T SAFE B FF 91 F FS 92 X FS 93 P3				6	0	3	0	0	0	1					
20 Logan Morrison, L OBP: 0.383, SLG: 0.522	(1.7) B FF 87 X FC 82 FC1-6 27 BB 15 1B		(1.0) B SI 87 X FC 82 G4-3			(4.1) B CU 71 B SI 87 B SI 86 B FS 80 15 2B BB			(0.1) C FF 91 X CH 80 F8				4	1	0	0	1	0	4					
15 Gaby Sanchez, R OBP: 0.394, SLG: 0.520	(1.3) B SI 88 X CH 79 27 BB 1B		(2.2) F SI 88 B CH 81 C CH 79 X SI 88 F8			(0.1) C CH 80 X SI 88 27 1B 9 HR 2B			(1.0) B FF 91 X FS 91 F8				6	1	2	1	0	0	6					
27 Giancarlo Stanton, R OBP: 0.347, SLG: 0.561	(1.9) S CH 80 B SI 89 B CH 79 B CH 79 1-2 2-3 BB			(2.3) B SI 86 B CH 79 F SI 87 S CH 80 S CU 71 K			(2.1) B SI 88 B SI 88 X CH 81 29 BB 9 HR 1B			(2.3) B FF 87 B SI 89 S SI 88 X SI 87 K			4	1	1	0	1	2	3					
29 Greg Dobbs, L OBP: 0.380, SLG: 0.464	(1.5) B FC 81 F FS 86 X SI 89 G4-3			(3.2) B FF 87 F FC 80 B CU 70 X SI 88 P4			(4.0) B FC 82 B FC 81 B SI 86 B CU 70 X SI 88 9 HR BB			(1.1) F SI 86 X SI 87 1B			4	1	1	0	1	0	3					
1 Emilio Bonifacio, S OBP: 0.333, SLG: 0.357		(4.2) C SI 87 B CH 79 B CH 82 B SI 89 BB				(1.1) B SI 88 F SI 86 X CH 80 L8			(0.3) C CH 77 S CH 77 K				4	0	0	0	1	1	4					
9 Brett Hayes, R OBP: 0.395, SLG: 0.588		(1.3) C CH 91 T SAFE B SI 86 T CH 81 T SAFE S CU 74 K					(4.1) B SI 87 B SI 87 B SI 87 X CH 81 56 G4-6-3 BB			(2.2) B CU 79 C FF 92 C FF 92 X CU 80 F8			4	1	1	4	1	1	2					
19 Anibal Sanchez, R 41 Marco Estrada, R 44 Kameron Loe, R 46 Juan Carlos Oviedo, R 49 Mike Dunn, L 50 John Axford, R			(0.3) F CH 80 C CU 70 S CU 73 K2-3			(0.2) B SI 88 X CH 80 G4-6-3			(2.2) C CH 78 F FS 91 X FS 91 F7				1	0	0	0	0	1	1					
<b>Inning Stats</b>	R: 0 E: 0 K: 0 S: 10	H: 2 LOB: 3 BB: 1 P: 23	R: 0 E: 0 K: 2 S: 12	H: 0 LOB: 1 BB: 1 P: 17	R: 0 E: 0 K: 0 S: 7	H: 0 LOB: 0 BB: 0 P: 10	R: 0 E: 0 K: 1 S: 8	H: 0 LOB: 0 BB: 0 P: 14	R: 5 E: 0 K: 1 S: 15	H: 3 LOB: 1 BB: 2 P: 29	R: 0 E: 0 K: 0 S: 8	H: 0 LOB: 1 BB: 1 P: 15	R: 0 E: 0 K: 1 S: 10	H: 1 LOB: 1 BB: 0 P: 14	R: 0 E: 0 K: 0 S: 12	H: 2 LOB: 3 BB: 0 P: 16	R: 0 E: 0 K: 0 S: 7	H: 0 LOB: 0 BB: 0 P: 10	R: 0 E: 0 K: 0 S: 9	H: 1 LOB: 2 BB: 1 P: 17	1B: 7 2B: 1 3B: 0 HR: 1	SF: 0 SAC: 0 DP: 1 HBP: 1	WP: 0 PB: 0 SB: 1 CS: 0	PA: 49
<b>PITCHER</b>	IP WLS BF H R ER SO BB IBB HBP BLK WP HR S P ERA WHIP	38 Chris Narveson, L ERA: 4.85	41 Marco Estrada, R ERA: 3.76	50 Kameron Loe, R ERA: 4.03	32 LaTroy Hawkins, R ERA: 0.63	21 Zach Braddock, L ERA: 2.7																		

Milwaukee Brewers @ Florida Marlins  
Sun Life Stadium, Miami, FL  
Sun Jun 05 2011, 1:11 PM - 4:42 PM EDT  
Att. 13,208 - Party Cloudy - 87 F

livebaseballscores.com

AB 41  
R 5  
H 9  
RBI 5  
BB 7  
SO 5  
LOB 28

















Batter	1	2	3	4	5	6	7	8	9	AB	R	H	RBI	BB	SO	LOB	TOP					
1 Jordan Schafer, L (1.8) OBP: 0.305, SLG: 0.255	F7		G4-3			K	K			4	0	0	0	0	2	3	<b>Atlanta Braves @ Florida Marlins</b> Sun Life Stadium, Miami, FL Thu Jun 09 2011, 7:11 PM - 9:56 PM EDT Att: 16,613 - Cloudy - 82 F					
2 Alex Gonzalez, R (1.6) OBP: 0.296, SLG: 0.392	K			G5-3				F7		4	0	1	1	0	1	0						
16 Brian McCann, L (1.2) OBP: 0.373, SLG: 0.473	K			P6		G3				4	0	1	0	0	1	1						
10 Chipper Jones, S (1.5) OBP: 0.350, SLG: 0.414		G3			K					3	0	1	0	1	1	0						
5 Freddie Freeman, L (1.3) OBP: 0.339, SLG: 0.411	F7									4	1	1	0	0	1	2						
20 Eric Hinske, L (1.7) OBP: 0.315, SLG: 0.467										2	0	0	0	1	1	1						
4 Joe Mather, R (8. PH) OBP: 0.303, SLG: 0.361										1	0	0	0	0	0	2						
7 Brooks Conrad, S (1.4) OBP: 0.286, SLG: 0.286										3	1	1	0	0	2	1						
26 Dan Uggla, R (7.4) OBP: 0.235, SLG: 0.304										1	0	0	0	0	1	0						
17 Matt Young, L (1.9) OBP: 0.242, SLG: 0.138										3	1	1	0	1	0	0						
49 Jair Jurrjens, R (1.1) OBP: 0.160, SLG: 0.125										2	0	1	1	0	0	0						
34 Eric O'Flaherty, L (8.1) OBP: 0.316, SLG: 0.474										0	0	0	0	0	0	0						
24 Dion Hernandez, R (9. PH) OBP: 0.316, SLG: 0.474										1	0	0	0	0	0	0						
39 Jonny Venters, L (9.1) OBP: 0.316, SLG: 0.474										0	0	0	0	0	0	0						
<b>Inning Stats</b>	R: 0 E: 0 K: 2 S: 9	H: 0 LOB: 0 BB: 0 P: 13	R: 0 E: 0 K: 1 S: 10	H: 0 LOB: 1 BB: 1 P: 20	R: 0 E: 0 K: 0 S: 7	H: 0 LOB: 0 BB: 0 P: 8	R: 0 E: 0 K: 1 S: 10	H: 0 LOB: 0 BB: 0 P: 17	R: 0 E: 0 K: 1 S: 8	H: 0 LOB: 0 BB: 0 P: 13	R: 1 E: 0 K: 1 S: 11	H: 2 LOB: 1 BB: 0 P: 17	R: 2 E: 0 K: 2 S: 19	H: 4 LOB: 2 BB: 1 P: 32	R: 0 E: 0 K: 1 S: 10	H: 1 LOB: 2 BB: 1 P: 22	R: 0 E: 0 K: 1 S: 8	H: 0 LOB: 0 BB: 0 P: 14	1B: 5 2B: 2 HR: 0	SF: 0 SAC: 1 DP: 0 HBP: 0	WP: 1 PB: 0 SB: 0 CS: 1	PA: 36
<b>PITCHER</b>	IP WLS BF H R ER SO BB IBB HBP BLK WP HR S P ERA WHIP																					
41 Chris Volstad, R (1.1) ERA: 5.51	6.2 L 27 6 3 3 7 2 0 0 0 0 1 0 70 113 4.05 1.200																					
34 Edward Mujica, R (7.1) ERA: 3.41	0.1 1 0 0 0 1 0 0 0 0 0 0 4 7 0.00 0.000																					
44 Brian Sanches, R (8.1) ERA: 1.8	0.1 3 1 0 0 0 0 1 0 0 0 0 3 11 0.00 3.000																					
38 Randy Choate, L (8.1) ERA: 0.97	0.1 1 0 0 0 1 0 0 0 0 0 0 3 4 0.00 0.000																					
31 Burke Badenhop, R (8.1) ERA: 2.4	1.1 4 0 0 0 1 0 0 0 0 0 0 12 21 0.00 0.000																					

Batter	1	2	3	4	5	6	7	8	9	AB	R	H	RBI	BB	SO	LOB	BOTTOM			
8 Chris Coghlan, L (1.8) OBP: 0.306, SLG: 0.373	G3		F7			P5		G4-3		4	0	0	0	0	0	1	<b>Atlanta Braves @ Florida Marlins</b> Sun Life Stadium, Miami, FL Thu Jun 09 2011, 7:11 PM - 9:56 PM EDT Att: 16,613 - Cloudy - 82 F			
13 Omar Infante, R (1.4) OBP: 0.295, SLG: 0.309	G4-3		L7			G1-3				4	0	1	0	0	0	1				
20 Logan Morrison, L (1.7) OBP: 0.382, SLG: 0.507										3	0	1	0	0	0	0				
15 Gaby Sanchez, R (1.3) OBP: 0.381, SLG: 0.492	FC6-4									4	0	0	0	0	0	3				
29 Greg Dobbs, L (1.5) OBP: 0.365, SLG: 0.435		G6-3								4	0	0	0	0	1	2				
27 Giancarlo Stanton, R (1.9) OBP: 0.343, SLG: 0.553		G6-3								4	1	1	1	0	0	0				
14 John Buck, R (1.2) OBP: 0.306, SLG: 0.378										4	1	1	0	0	1	0				
1 Emilio Bonifacio, S (1.6) OBP: 0.324, SLG: 0.345										4	0	2	1	0	1	0				
41 Chris Volstad, R (1.1) ERA: 5.51										2	0	1	0	0	0	1				
34 Edward Mujica, R (7.1) ERA: 3.41										0	0	0	0	0	0	0				
18 Wes Helms, R (7. PH) OBP: 0.295, SLG: 0.309										1	0	0	0	0	0	1				
44 Brian Sanches, R (8.1) ERA: 1.8										0	0	0	0	0	0	0				
38 Randy Choate, L (8.1) ERA: 0.97										0	0	0	0	0	0	0				
31 Burke Badenhop, R (8.1) ERA: 2.4										0	0	0	0	0	0	0				
<b>Inning Stats</b>	R: 0 E: 0 K: 0 S: 12	H: 1 LOB: 1 BB: 0 P: 14	R: 0 E: 0 K: 1 S: 7	H: 0 LOB: 0 BB: 0 P: 11	R: 0 E: 0 K: 0 S: 8	H: 1 LOB: 1 BB: 0 P: 13	R: 0 E: 0 K: 1 S: 8	H: 0 LOB: 0 BB: 0 P: 11	R: 0 E: 0 K: 0 S: 7	H: 0 LOB: 0 BB: 0 P: 11	R: 2 E: 0 K: 0 S: 10	H: 3 LOB: 1 BB: 0 P: 16	R: 0 E: 0 K: 0 S: 11	H: 1 LOB: 2 BB: 0 P: 18	R: 0 E: 0 K: 1 S: 10	H: 0 LOB: 0 BB: 0 P: 16	1B: 4 2B: 2 HR: 1	SF: 0 SAC: 0 DP: 0 HBP: 1	WP: 0 PB: 0 SB: 0 CS: 0	PA: 35
<b>PITCHER</b>	IP WLS BF H R ER SO BB IBB HBP BLK WP HR S P ERA WHIP																			
49 Jair Jurrjens, R (1.1) ERA: 1.82	7.0 W 27 6 2 2 2 2 0 0 0 0 0 1 61 87 2.57 0.857																			
34 Eric O'Flaherty, L (8.1) ERA: 1.52	1.0 H 5 1 0 0 0 0 0 0 1 0 0 0 11 18 0.00 1.000																			
39 Jonny Venters, L (9.1) ERA: 0.47	1.0 S 3 0 0 0 0 1 0 0 0 0 0 0 10 16 0.00 0.000																			

AB	32
R	3
H	7
RBI	2
BB	3
SO	10
LOB	10

AB	34
R	2
H	7
RBI	2
BB	0
SO	3
LOB	9









Batter	1	2	3	4	5	6	7	8	9	AB R H RBI BB SO LOB	TOP									
14 Ryan Roberts, R OBP: 0.355, SLG: 0.467										4 2 1 2 1 2 2	<b>Arizona Diamondbacks @ Florida Marlins</b> Sun Life Stadium, Miami, FL Sat Jun 11 2011, 7:31 PM - 10:17 PM EDT Att: 25,321 - Cloudy - 80 F									
2 Kelly Johnson, L OBP: 0.294, SLG: 0.442										5 1 1 3 0 4 1										
10 Justin Upton, R OBP: 0.362, SLG: 0.496										5 0 2 1 0 1 0										
6 Stephen Drew, L OBP: 0.366, SLG: 0.442										5 1 1 1 0 1 2										
24 Chris Young, R OBP: 0.301, SLG: 0.467										4 1 1 0 0 0 0										
26 Miguel Montero, L OBP: 0.359, SLG: 0.462										5 1 2 0 0 1 2										
22 Xavier Nady, R OBP: 0.325, SLG: 0.398										3 2 1 0 1 2 1										
8 Gerardo Parra, L OBP: 0.347, SLG: 0.389										3 0 2 1 1 0 2										
31 Ian Kennedy, R OBP: 0.138, SLG: 0.074										2 1 0 0 1 1 3										
44 Aaron Heilman, R OBP: 0.279, SLG: 0.286										0 0 0 0 0 0 0										
<b>Inning Stats</b>	R: 1 H: 1 E: 0 K: 1 S: 11	H: 1 LOB: 0 BB: 0 P: 14	R: 0 H: 0 E: 0 K: 2 S: 11	H: 1 LOB: 2 BB: 1 P: 21	R: 0 H: 0 E: 0 K: 3 S: 10	H: 0 LOB: 0 BB: 0 P: 14	R: 6 H: 5 E: 0 K: 1 S: 22	H: 5 LOB: 1 BB: 2 P: 37	R: 2 H: 2 E: 0 K: 1 S: 12	H: 2 LOB: 1 BB: 1 P: 20	R: 0 H: 1 E: 0 K: 1 S: 8	H: 0 LOB: 0 BB: 0 P: 12	R: 0 H: 1 E: 0 K: 1 S: 8	H: 1 LOB: 1 BB: 0 P: 12	R: 0 H: 0 E: 0 K: 0 S: 13	H: 0 LOB: 0 BB: 0 P: 19	1B: 5 2B: 3 3B: 1 HR: 2	SF: 0 SAC: 1 DP: 1 HBP: 1	WP: 1 PB: 0 SB: 2 CS: 0	PA: 42
<b>PITCHER</b>	IP WLS BF H R ER SO BB IBB HBP BLK WP HR S P ERA WHIP											IP WLS BF H R ER SO BB IBB HBP BLK WP HR S P ERA WHIP								
23 Javier Vazquez, R ERA: 7.09	3.2 L 21 7 7 7 6 2 1 0 0 0 0 2 51 83 17.18 2.455																			
44 Brian Sanchez, R ERA: 2.23	2.1 10 3 2 2 3 1 0 0 0 1 0 23 35 7.71 1.714																			
34 Edward Mujica, R ERA: 3.09	3.0 11 1 0 0 3 0 0 1 0 0 0 30 43 0.00 0.333																			

Batter	1	2	3	4	5	6	7	8	9	AB R H RBI BB SO LOB	BOTTOM										
8 Chris Coghlan, L OBP: 0.307, SLG: 0.388										5 1 1 1 0 0 2	<b>Arizona Diamondbacks @ Florida Marlins</b> Sun Life Stadium, Miami, FL Sat Jun 11 2011, 7:31 PM - 10:17 PM EDT Att: 25,321 - Cloudy - 80 F										
13 Omar Infante, R OBP: 0.300, SLG: 0.311										5 1 1 0 0 1 2											
20 Logan Morrison, L OBP: 0.385, SLG: 0.531										4 1 2 1 0 1 0											
15 Gaby Sanchez, R OBP: 0.383, SLG: 0.504										4 1 2 2 0 1 1											
27 Giancarlo Stanton, R OBP: 0.345, SLG: 0.580										4 1 1 1 0 1 2											
29 Greg Dobbs, L OBP: 0.355, SLG: 0.421										4 0 0 0 0 2 0											
14 John Buck, R OBP: 0.304, SLG: 0.388										4 0 0 0 0 2 0											
1 Emilio Bonifacio, S OBP: 0.340, SLG: 0.372										1 0 0 0 0 0 1											
23 Javier Vazquez, R OBP: 0.227, SLG: 0.190										1 0 0 0 0 1 1											
44 Brian Sanchez, R OBP: 0.333, SLG: 0.333										1 0 0 0 0 0 0											
33 Scott Cousins, L OBP: 0.228, SLG: 0.216										0 0 0 0 0 0 0											
34 Edward Mujica, R OBP: 0.279, SLG: 0.286										1 0 1 0 0 0 0											
<b>Inning Stats</b>	R: 1 H: 2 E: 0 K: 2 S: 12	H: 1 LOB: 1 BB: 0 P: 10	R: 0 H: 1 E: 0 K: 1 S: 7	H: 1 LOB: 0 BB: 0 P: 10	R: 1 H: 2 E: 0 K: 1 S: 13	H: 2 LOB: 1 BB: 0 P: 17	R: 0 H: 0 E: 0 K: 2 S: 13	H: 0 LOB: 1 BB: 1 P: 19	R: 3 H: 3 E: 0 K: 0 S: 10	H: 3 LOB: 0 BB: 0 P: 12	R: 0 H: 0 E: 0 K: 1 S: 10	H: 0 LOB: 0 BB: 0 P: 15	R: 0 H: 0 E: 0 K: 0 S: 6	H: 0 LOB: 0 BB: 0 P: 9	R: 0 H: 0 E: 0 K: 2 S: 9	H: 0 LOB: 0 BB: 0 P: 15	R: 0 H: 2 E: 0 K: 1 S: 12	H: 2 LOB: 2 3B: 1 HR: 3	SF: 0 SAC: 0 DP: 0 HBP: 0	WP: 0 PB: 0 SB: 0 CS: 0	PA: 38
<b>PITCHER</b>	IP WLS BF H R ER SO BB IBB HBP BLK WP HR S P ERA WHIP											IP WLS BF H R ER SO BB IBB HBP BLK WP HR S P ERA WHIP									
31 Ian Kennedy, R ERA: 3.23	8.0 W 33 8 5 5 9 1 0 0 0 0 0 0 80 113 5.62 1.125																				
44 Aaron Heilman, R ERA: 8.02	1.0 5 2 0 0 1 0 0 0 0 0 0 12 20 0.00 2.000																				



Batter	1	2	3	4	5	6	7	8	9	AB	R	H	RBI	BB	SO	LOB	TOP			
18 Willie Bloomquist, R OBP: 0.289, SLG: 0.327 44 Aaron Heilman, R (9, 1)	1-0 BB 10 BB 6 2B	3-2 F9			4-2 BB 10 BB		2-2 G4-6-3 1-2		1-2 FC1-6-5 2-3	3	1	0	0	2	0	3				
14 Ryan Roberts, R OBP: 0.352, SLG: 0.476	1-1 P4		1-1 HR		2-2 P6		2-3 K		0-2 F9	5	1	1	1	0	1	3				
10 Justin Upton, R OBP: 0.364, SLG: 0.492	4-2 BB 6 2B		1-2 P3		4-2 BB 6 G4-6-3			2-3 K		2	1	0	0	2	1	0				
6 Stephen Drew, L OBP: 0.373, SLG: 0.457	1-0 2B 2H		3-2 1B 24 1B 22 SF8		2-1 G4-6-3			1-2 2B		4	1	3	2	0	0	2				
24 Chris Young, R OBP: 0.303, SLG: 0.467	2-2 1B		3-0 1B 4 CS		1-3 1B		1-2 G5-3		1-1 F7	4	0	2	0	0	0	1				
22 Xavier Nady, R OBP: 0.315, SLG: 0.388	2-1 F9		0-1 SF8				2-3 K		3-2 K	3	0	0	1	0	2	2				
4 Melvin Mora, R OBP: 0.250, SLG: 0.276		2-2 F9	0-1 CS		2-1 P4		0-1 E5		1-0 1B 12 G4-3 8 2B 12 WP	4	1	1	0	0	0	0				
12 Henry Blanco, R OBP: 0.313, SLG: 0.535		1-0 F8			0-3 K		0-0 F9		1-1 G4-3	4	0	0	0	0	1	2				
41 Daniel Hudson, R OBP: 0.300, SLG: 0.310 30 David Hernandez, R (7, 1) 47 Joe Paterson, R (8, 1) 8 Gerardo Parra, L (9, PH) OBP: 0.350, SLG: 0.398 (9, 7)					2-3 K				0-0 2B 18 G4-6-3	2	0	1	0	1	1	0				
<b>Inning Stats</b>	R: 2 E: 0 K: 0 S: 12	H: 2 LOB: 1 BB: 2 P: 26	R: 0 E: 0 K: 0 S: 7	H: 0 LOB: 1 BB: 1 P: 17	R: 2 E: 0 K: 0 S: 12	H: 3 LOB: 0 BB: 0 P: 20	R: 0 E: 0 K: 2 S: 9	H: 0 LOB: 0 BB: 0 P: 13	R: 0 E: 1 K: 1 S: 10	H: 0 LOB: 1 BB: 0 P: 12	R: 0 E: 0 K: 1 S: 10	H: 1 LOB: 0 BB: 0 P: 15	R: 0 E: 0 K: 2 S: 12	H: 1 LOB: 1 BB: 0 P: 19	R: 0 E: 0 K: 0 S: 10	H: 2 LOB: 1 BB: 0 P: 13	1B: 5 2B: 3 3B: 0 HR: 1	SF: 1 SAC: 0 DP: 2 HBP: 0	WP: 1 PB: 1 CS: 0	PA: 39
<b>PITCHER</b>	IP WLS BF H R ER SO BB IBB HBP BLK WP HR S P ERA WHIP	5.0 L 22 5 4 3 2 5 0 0 0 0 1 50 98 5.40 2.000	1.0 4 0 0 0 1 0 0 0 0 0 0 9 12 0.00 0.000	2.0 7 2 0 0 3 0 0 0 0 0 0 22 34 0.00 1.000	1.0 5 2 1 1 0 0 0 0 0 1 0 10 13 9.00 2.000	<b>PITCHER</b>										IP WLS BF H R ER SO BB IBB HBP BLK WP HR S P ERA WHIP	5.0 L 22 5 4 3 2 5 0 0 0 0 1 50 98 5.40 2.000			

Arizona Diamondbacks @ Florida Marlins  
Sun Life Stadium, Miami, FL  
Sun Jun 12 2011, 1:11 PM - 4:17 PM EDT  
Att: 16,353 - Partly Cloudy - 89 F

AB 32  
R 5  
H 9  
RBI 5  
BB 5  
SO 6  
LOB 13



Batter	1	2	3	4	5	6	7	8	9	AB	R	H	RBI	BB	SO	LOB	BOTTOM	
8 Chris Coghlan, L OBP: 0.305, SLG: 0.384	1-1 P6		2-3 K		0-0 P6		1-1 1B 20 BB 15 SF8 13 BB		1-1 F8	5	1	1	0	0	1	1		
13 Omar Infante, R OBP: 0.302, SLG: 0.310	1-3 K		0-0 1B 15 E		0-1 F8		4-0 BB 29 WP 20 BB		2-3 K	4	0	1	0	1	2	0		
20 Logan Morrison, L OBP: 0.391, SLG: 0.530	1-2 1B 15 1B		3-2 F7		0-1 1B 15 BB		4-2 BB 29 WP		2-1 F8	4	0	2	0	1	0	1		
15 Gaby Sanchez, R OBP: 0.387, SLG: 0.510	0-0 1B		1-2 E9		4-2 BB		1-1 SF8		3-1 2B	3	0	2	1	1	0	1		
27 Giancarlo Stanton, R OBP: 0.337, SLG: 0.566	1-2 P3		0-0 P3		1-0 P5		1-3 K		2-3 K	5	0	0	0	0	2	9		
29 Greg Dobbs, L OBP: 0.347, SLG: 0.411		0-3 K		2-3 K		2-3 K		2-2 F7		4	0	0	0	0	3	2		
1 Emilio Bonifacio, S OBP: 0.343, SLG: 0.386	2-1 3B		0-2 G4-3		1-3 K			3-2 1B 8 WP 9 PB		4	0	2	0	0	1	0		
9 Brett Hayes, R OBP: 0.395, SLG: 0.590	1-1 L1		2-0 1B		1-2 2B			2-3 K		4	0	2	0	0	1	2		
52 Brad Hand, L ERA: 3.82 31 Burke Badenhop, R ERA: 3.0 33 Scott Cousins, L ERA: 3.0 31 Steve Cishek, R ERA: 3.38 16 Wes Helms, R ERA: 7.66 58 Ryan Webb, R (9, 1)		1-3 K		1-2 G4-3		1-0 G6-3		2-3 K		2	0	0	0	0	1	2		
<b>Inning Stats</b>	R: 0 E: 0 K: 1 S: 12	H: 2 LOB: 2 BB: 0 P: 16	R: 0 E: 0 K: 2 S: 12	H: 1 LOB: 1 BB: 0 P: 16	R: 0 E: 1 K: 1 S: 11	H: 1 LOB: 2 BB: 0 P: 17	R: 0 E: 0 K: 1 S: 11	H: 1 LOB: 1 BB: 0 P: 16	R: 0 E: 0 K: 2 S: 14	H: 1 LOB: 2 BB: 0 P: 27	R: 1 E: 0 K: 1 S: 14	H: 1 LOB: 2 BB: 0 P: 22	R: 0 E: 0 K: 2 S: 10	H: 1 LOB: 1 BB: 0 P: 19	1B: 7 2B: 2 3B: 1 HR: 0	SF: 1 SAC: 0 DP: 0 HBP: 0	WP: 2 PB: 1 CS: 0	PA: 41
<b>PITCHER</b>	IP WLS BF H R ER SO BB IBB HBP BLK WP HR S P ERA WHIP	6.0 W 30 8 1 1 7 3 0 0 0 0 0 71 109 1.50 1.833	1.2 H 6 1 0 0 3 0 0 0 0 1 0 21 32 0.00 0.600	0.1 H 1 0 0 0 0 0 0 0 0 1 0 2 3 0.00 0.000	1.0 4 1 0 0 2 0 0 0 0 0 0 0 10 19 0.00 1.000	<b>PITCHER</b>										IP WLS BF H R ER SO BB IBB HBP BLK WP HR S P ERA WHIP	6.0 W 30 8 1 1 7 3 0 0 0 0 0 71 109 1.50 1.833	

Arizona Diamondbacks @ Florida Marlins  
Sun Life Stadium, Miami, FL  
Sun Jun 12 2011, 1:11 PM - 4:17 PM EDT  
Att: 16,353 - Partly Cloudy - 89 F

AB 37  
R 1  
H 10  
RBI 1  
BB 3  
SO 12  
LOB 20





Batter	1	2	3	4	5	6	7	8	9	AB	R	H	RBI	BB	SO	LOB	TOP								
14 Ryan Roberts, R OBP: 0.360, SLG: 0.476										4	2	2	1	2	1	2									
2 Kelly Johnson, L OBP: 0.295, SLG: 0.434										4	1	0	0	2	2	4									
10 Justin Upton, R OBP: 0.367, SLG: 0.496										6	1	3	2	0	1	0									
6 Stephen Drew, L OBP: 0.372, SLG: 0.451										5	2	1	0	1	2	3									
24 Chris Young, R OBP: 0.308, SLG: 0.472										4	2	2	0	1	1	4									
26 Miguel Montero, L OBP: 0.394, SLG: 0.480										5	2	3	4	0	0	2									
46 Juan Miranda, L OBP: 0.351, SLG: 0.457										4	1	1	3	1	0	2									
8 Gerardo Parra, L OBP: 0.351, SLG: 0.395										4	0	1	0	1	1	2									
19 Zach Duke, L ERA: 4.23										3	1	1	2	0	1	3									
15 Mitch Owens, R ERA: 1.83										1	0	0	0	0	0	2									
37 Bryan Shaw, R ERA: 18.0										0	0	0	0	0	0	0									
47 Joe Paterson, L ERA: 3.31										0	0	0	0	0	0	0									
32 Esmerling Vasquez, R ERA: 0.77										0	0	0	0	0	0	0									
<b>Inning Stats</b>	R: 4 E: 0 K: 1 S: 15	H: 3 LOB: 2 BB: 3 P: 31	R: 0 E: 0 K: 1 S: 6	H: 0 LOB: 0 BB: 0 P: 11	R: 5 E: 1 K: 1 S: 27	H: 5 LOB: 2 BB: 1 P: 37	R: 3 E: 0 K: 2 S: 18	H: 3 LOB: 1 BB: 1 P: 30	R: 0 E: 0 K: 0 S: 8	H: 1 LOB: 1 BB: 0 P: 12	R: 0 E: 0 K: 2 S: 12	H: 1 LOB: 2 BB: 1 P: 19	R: 0 E: 0 K: 1 S: 7	H: 0 LOB: 0 BB: 0 P: 10	R: 0 E: 0 K: 1 S: 9	H: 1 LOB: 1 BB: 1 P: 17	1B: 8 2B: 5 3B: 0 HR: 1	SF: 0 SAC: 0 DP: 1 HBP: 0	WP: 0 PB: 0 SB: 1 CS: 0	PA: 49					
<b>PITCHER</b>	IP: 3.0 WLS: L BF: 22 ERA: 3.5	H: 8 R: 9 ER: 5 SO: 3	BB: 3 IBB: 0 HBP: 0 BLK: 0	WP: 0 HR: 1 S: 48 P: 79	ERA: 15.00 WHIP: 3.667	IP: 1.0 WLS: S BF: 4 ERA: 3.94	H: 1 R: 0 ER: 0 SO: 1	BB: 1 IBB: 0 HBP: 0 BLK: 0	WP: 0 HR: 0 S: 9 P: 17	ERA: 0.00 WHIP: 2.000	IP: 1.0 WLS: S BF: 4 ERA: 3.94	H: 1 R: 0 ER: 0 SO: 1	BB: 1 IBB: 0 HBP: 0 BLK: 0	WP: 0 HR: 0 S: 9 P: 17	ERA: 0.00 WHIP: 2.000	IP: 1.0 WLS: S BF: 4 ERA: 3.94	H: 1 R: 0 ER: 0 SO: 1	BB: 1 IBB: 0 HBP: 0 BLK: 0	WP: 0 HR: 0 S: 9 P: 17	ERA: 0.00 WHIP: 2.000	IP: 1.0 WLS: S BF: 4 ERA: 3.94	H: 1 R: 0 ER: 0 SO: 1	BB: 1 IBB: 0 HBP: 0 BLK: 0	WP: 0 HR: 0 S: 9 P: 17	ERA: 0.00 WHIP: 2.000

Arizona Diamondbacks @ Florida Marlins  
Sun Life Stadium, Miami, FL  
Mon Jun 13 2011, 7:26 PM - 11:02 PM EDT  
Att: 15,065 - Partly Cloudy - 81 F

AB	41
R	12
H	14
RBI	12
BB	8
SO	9
LOB	24



Batter	1	2	3	4	5	6	7	8	9	AB	R	H	RBI	BB	SO	LOB	BOTTOM
1 Emilio Bonifacio, S OBP: 0.349, SLG: 0.396										6	2	3	1	0	3	2	
13 Omar Infante, R OBP: 0.308, SLG: 0.317										4	2	2	2	1	0	0	
20 Logan Morrison, L OBP: 0.386, SLG: 0.521										5	1	1	0	0	2	3	
15 Gaby Sanchez, R OBP: 0.388, SLG: 0.508										3	1	1	0	1	1	0	
44 Brian Sanches, R OBP: 0.333, SLG: 0.333										0	0	0	0	0	0	0	
38 Randy Choate, L OBP: 0.350, SLG: 0.411										0	0	0	0	0	0	0	
29 Greg Dobbs, L OBP: 0.350, SLG: 0.411										0	0	0	0	0	0	0	
27 Giancarlo Stanton, R OBP: 0.343, SLG: 0.569										4	1	2	2	1	0	3	
14 John Buck, R OBP: 0.310, SLG: 0.390										4	0	2	2	1	1	4	
18 Wes Helms, R OBP: 0.290, SLG: 0.290																	



Batter	1	2	3	4	5	6	7	8	9	AB	R	H	RBI	BB	SO	LOB	TOP	
2 Hanley Ramirez, R OBP: 0.300, SLG: 0.303 31 Steve Cishek, R (8, 1)	F8		K			G6-3		K		4	0	0	0	0	2	1	Florida Marlins @ Philadelphia Phillies Citizens Bank Park, Philadelphia, PA Tue Jun 14 2011, 8:27 PM - 10:58 PM EDT Att: 45,424 - Cloudy - 64 F	
1 Emilio Bonifacio, S OBP: 0.351, SLG: 0.398	20 1B 15 G3		G6-3			K		1B		4	1	2	0	0	1	0		
20 Logan Morrison, L OBP: 0.383, SLG: 0.514	15 G3				P4			F8		4	0	1	0	0	0	2		
15 Gaby Sanchez, R OBP: 0.386, SLG: 0.504	G3				G6-3			1B		4	0	1	1	0	0	1		
27 Giancarlo Stanton, R OBP: 0.341, SLG: 0.564	G5-3				K			FC5-4		4	0	1	0	0	1	3		
14 John Buck, R OBP: 0.305, SLG: 0.388	F9				K			1B		4	0	1	0	0	2	2		
13 Omar Infante, R OBP: 0.303, SLG: 0.313	G5-3				F8			1B		4	0	0	0	0	1	4		
18 Wes Helms, R OBP: 0.282, SLG: 0.278	G6-3				F8			1B		3	0	0	0	1	0	2		
41 Chris Volstad, R OBP: 0.200, SLG: 0.200 34 Edward Mujica, R (8, 1)	G4-3				G5-3			K		2	0	0	0	0	0	0		
56 Osvaldo Martinez, R OBP: 0.150, SLG: 0.150 (8, 6)										1	0	0	0	0	1	1		
<b>Inning Stats</b>	R: 1 H: 2 E: 0 K: 0 S: 10	WLS: 1 BF: 14	H: 0 R: 0 ER: 0 SO: 6	H: 0 R: 0 ER: 0 SO: 9	H: 0 R: 0 ER: 0 SO: 10	H: 0 R: 0 ER: 0 SO: 13	H: 0 R: 0 ER: 0 SO: 15	H: 0 R: 0 ER: 0 SO: 12	H: 1 R: 1 ER: 2 SO: 21	H: 2 R: 0 ER: 2 SO: 18	1B: 6 2B: 0 3B: 0 HR: 0	SF: 0 SAC: 0 DP: 0 HBP: 0	WP: 0 PB: 0 SB: 0 CS: 0	PA: 35				
<b>PITCHER</b>	IP: 7.0 WLS: W BF: 26 ERA: 2.49	WLS: 9 BF: 30 ERA: 4.79	H: 3 R: 1 ER: 1 SO: 6	H: 3 R: 0 ER: 0 SO: 2	H: 3 R: 0 ER: 0 SO: 2	H: 3 R: 0 ER: 0 SO: 2	H: 3 R: 0 ER: 0 SO: 2	H: 3 R: 0 ER: 0 SO: 2	H: 3 R: 0 ER: 0 SO: 2	H: 3 R: 0 ER: 0 SO: 2	IP: 2.0 WLS: W BF: 9 ERA: 4.79	WLS: 9 BF: 30 ERA: 4.79	H: 3 R: 0 ER: 0 SO: 2	H: 3 R: 0 ER: 0 SO: 2	H: 3 R: 0 ER: 0 SO: 2	H: 3 R: 0 ER: 0 SO: 2	IP: 2.0 WLS: W BF: 9 ERA: 4.79	WLS: 9 BF: 30 ERA: 4.79

Batter	1	2	3	4	5	6	7	8	9	AB	R	H	RBI	BB	SO	LOB	BOTTOM	
11 Jimmy Rollins, S OBP: 0.332, SLG: 0.369	6 HR		G3		G4-3			G6-3		5	2	2	2	0	0	0	Florida Marlins @ Philadelphia Phillies Citizens Bank Park, Philadelphia, PA Tue Jun 14 2011, 8:27 PM - 10:58 PM EDT Att: 45,424 - Cloudy - 64 F	
8 Shane Victorino, S OBP: 0.359, SLG: 0.480	K		26 HR		27 SF9			F8		5	2	3	0	0	1	1		
26 Chase Utley, L OBP: 0.368, SLG: 0.486 21 Wilson Valdez, R OBP: 0.279, SLG: 0.295 (7, 4)	F7		HR		27 SF9			BB		3	1	2	2	1	0	1		
6 Ryan Howard, L OBP: 0.341, SLG: 0.486	HR		BB		IBB			G1-3		2	1	1	2	2	0	2		
27 Placido Polanco, R OBP: 0.352, SLG: 0.386	G6-3		F9		SF9			G6-3		3	0	0	1	0	0	1		
29 Raul Ibanez, L OBP: 0.295, SLG: 0.413	G4-3		G3-1		F8			F7		4	0	0	0	0	0	2		
9 Domonic Brown, L OBP: 0.321, SLG: 0.486	P4		HR		HR			HR		4	2	2	2	0	0	0		
51 Carlos Ruiz, R OBP: 0.358, SLG: 0.338	G6-3		G6-3		G6-3			L1		4	1	1	0	0	0	0		
35 Cole Hamels, L OBP: 0.265, SLG: 0.303 57 David Herndon, R (8, 1)	G3		L8		K			K		3	0	0	0	0	1	1		
										1	0	0	0	0	1	0		
<b>Inning Stats</b>	R: 2 H: 2 E: 0 K: 1 S: 12	WLS: L BF: 29	H: 10 R: 8 ER: 8 SO: 14	H: 8 R: 1 ER: 1 SO: 14	H: 8 R: 1 ER: 1 SO: 14	H: 8 R: 1 ER: 1 SO: 14	H: 8 R: 1 ER: 1 SO: 14	H: 8 R: 1 ER: 1 SO: 14	H: 8 R: 1 ER: 1 SO: 14	H: 8 R: 1 ER: 1 SO: 14	1B: 4 2B: 2 3B: 0 HR: 5	SF: 1 SAC: 0 DP: 0 HBP: 0	WP: 0 PB: 0 SB: 0 CS: 0	PA: 38				
<b>PITCHER</b>	IP: 5.2 WLS: L BF: 29 ERA: 6.07	WLS: 6 BF: 6 ERA: 3.24	H: 10 R: 8 ER: 8 SO: 14	H: 8 R: 1 ER: 1 SO: 14	H: 8 R: 1 ER: 1 SO: 14	H: 8 R: 1 ER: 1 SO: 14	H: 8 R: 1 ER: 1 SO: 14	H: 8 R: 1 ER: 1 SO: 14	H: 8 R: 1 ER: 1 SO: 14	H: 8 R: 1 ER: 1 SO: 14	IP: 1.1 WLS: L BF: 6 ERA: 6.07	WLS: 6 BF: 6 ERA: 3.24	H: 10 R: 8 ER: 8 SO: 14	H: 8 R: 1 ER: 1 SO: 14	H: 8 R: 1 ER: 1 SO: 14	H: 8 R: 1 ER: 1 SO: 14	IP: 1.1 WLS: L BF: 6 ERA: 6.07	WLS: 6 BF: 6 ERA: 3.24



Batter	1	2	3	4	5	6	7	8	9	AB	R	H	RBI	BB	SO	LOB	TOP										
8 Chris Coghlan, L OBP: 0.299, SLG: 0.373	1-2 G3-6 BB		0-0 L3		2-2 G4-3			3-1 G4-3		3	0	0	0	1	0	0											
1 Emilio Bonifacio, S OBP: 0.344, SLG: 0.389	2-0 G3-6 1-2		2-1 F8			0-1 G4-3		0-0 F8		4	0	0	0	0	0	1											
20 Logan Morrison, L OBP: 0.380, SLG: 0.525	0-0 HR		1-1 G4-3			2-3 K		0-1 G1		4	1	1	1	0	1	0											
15 Gaby Sanchez, R OBP: 0.386, SLG: 0.502	0-0 1B			1-0 G5-3			0-0 F7		0-3 K	3	0	1	0	0	0	0											
34 Edward Mujica, R OBP: 1.000, SLG: 1.500										0	0	0	0	0	0	0											
14 John Buck, R OBP: 0.308, SLG: 0.386										1	0	0	0	0	1	0											
27 Giancarlo Stanton, R OBP: 0.336, SLG: 0.554					1-1 G3			1-2 G1-3		4	0	0	0	0	1	1											
29 Greg Dobbs, L OBP: 0.354, SLG: 0.413		0-1 G4-3			3-1 E9			2-1 13 1B		4	0	2	0	0	0	0											
13 Omar Infante, R OBP: 0.302, SLG: 0.312		0-2 G6-3			0-1 P4			2-1 1B		4	0	1	0	0	0	2											
9 Brett Hayes, R OBP: 0.375, SLG: 0.545		3-1 1B			1-3 K			0-3 K		3	0	1	0	0	2	2											
Elih Villanueva, R OBP: 0.250, SLG: 0.250		1-3 K			0-1 G3			0-1 G6-3		1	0	0	0	0	1	1											
44 Brian Sanchez, R OBP: 0.278, SLG: 0.274										1	0	0	0	0	0	0											
18 Wes Helms, R OBP: 0.278, SLG: 0.274										1	0	0	0	0	0	2											
<b>Inning Stats</b>	R: 1 E: 0 K: 1 S: 9	H: 2 LOB: 1 BB: 1 P: 17	R: 0 E: 0 K: 1 S: 10	H: 1 LOB: 0 BB: 0 P: 14	R: 0 E: 0 K: 0 S: 5	H: 0 LOB: 0 BB: 0 P: 8	R: 0 E: 1 K: 0 S: 7	H: 0 LOB: 1 BB: 0 P: 12	R: 0 E: 0 K: 1 S: 9	H: 0 LOB: 0 BB: 0 P: 12	R: 0 E: 0 K: 1 S: 6	H: 0 LOB: 0 BB: 0 P: 8	R: 0 E: 0 K: 1 S: 12	H: 2 LOB: 2 BB: 0 P: 17	R: 0 E: 0 K: 0 S: 5	H: 1 LOB: 1 BB: 0 P: 12	1B: 5 2B: 0 3B: 0 HR: 1	SF: 0 SAC: 0 DP: 1 HBP: 0	WP: 0 PB: 0 SB: 0 CS: 0	PA: 34							
<b>PITCHER</b>	IP	WLS	BF	H	R	ER	SO	BB	IBB	HBP	BLK	WP	HR	S	P	ERA	WHIP										
38 Kyle Kendrick, R ERA: 3.12	7.0	W	27	5	1	1	5	1	0	0	0	0	1	58	88	1.29	0.857										
16 J.C. Romero, L ERA: 3.95	1.0		3	0	0	0	0	0	0	0	0	0	0	5	8	0.00	0.000										
55 Danys Baez, R ERA: 3.98	1.0		4	1	0	0	1	0	0	0	0	0	0	8	12	0.00	1.000										

Florida Marlins @ Philadelphia Phillies  
Citizens Bank Park, Philadelphia, PA  
Wed Jun 15 2011, 1:09 PM - 3:47 PM EDT  
Att: 44,758 - Partly Cloudy - 77 F

AB	33
R	1
H	6
RBI	1
BB	1
SO	6
LOB	9



Batter	1	2	3	4	5	6	7	8	9	AB	R	H	RBI	BB	SO	LOB	BOTTOM										
11 Jimmy Rollins, S OBP: 0.333, SLG: 0.381	2-2 P6	1-1 1B	1-1 HR		1-0 F9			0-0 G3		5	1	2	4	0	0	2											
8 Shane Victorino, S OBP: 0.356, SLG: 0.478	3-2 2B	3-3 K2-3	0-2 G4-3			0-1 P6		2-1 F8		5	1	1	0	0	1	3											
26 Chase Utley, L OBP: 0.362, SLG: 0.467	1-2 F7		1-0 K		0-3 K			2-3 K		3	1	0	0	0	1	1											
16 J.C. Romero, S OBP: 0.286, SLG: 0.268			9 G3 21 3B HBP							0	0	0	0	0	1	1											
55 Danys Baez, R										0	0	0	0	0	0	0											
6 Ryan Howard, L OBP: 0.344, SLG: 0.488	0-0 2B		4-2 9 G3 21 3B BB		0-0 P5			2-1 G4-3		3	1	1	1	1	0	0											
9 Domonic Brown, L OBP: 0.318, SLG: 0.467	1-2 G3		2-1 G3		4-1 BB			1-1 F7		3	0	0	0	1	0	3											
10 Ben Francisco, R OBP: 0.342, SLG: 0.367		4-2 11 BB 1B BB	4-0 21 3B IBB		2-1 F8			0-0 G6-3		2	2	0	0	2	0	1											
21 Wilson Valdez, R OBP: 0.291, SLG: 0.320	3-2 F9		1-1 11 HR 3B		0-0 1B			1-2 1B		4	1	3	3	0	0	1											
4 Dane Sardinha, R OBP: 0.419, SLG: 0.250	0-2 F7		4-1 11 HR BB		2-3 K			1-3 K		3	1	0	0	1	2	3											
38 Kyle Kendrick, R OBP: 0.222, SLG: 0.125	4-2 11 BB		1-3 K		3-2 F8			0-0 11 G3 1B		2	0	0	0	1	1	3											
7 Michael Martinez, S OBP: 0.224, SLG: 0.255										1	0	1	0	0	0	0											
<b>Inning Stats</b>	R: 1 E: 0 K: 0 S: 16	H: 2 LOB: 1 BB: 0 P: 23	R: 1 E: 0 K: 1 S: 19	H: 1 LOB: 2 BB: 2 P: 34	R: 6 E: 0 K: 1 S: 17	H: 2 LOB: 0 BB: 3 P: 35	R: 0 E: 0 K: 1 S: 7	H: 0 LOB: 1 BB: 1 P: 13	R: 0 E: 0 K: 1 S: 10	H: 1 LOB: 1 BB: 0 P: 16	R: 0 E: 0 K: 0 S: 6	H: 0 LOB: 0 BB: 0 P: 9	R: 0 E: 0 K: 1 S: 9	H: 1 LOB: 1 BB: 0 P: 12	R: 0 E: 0 K: 1 S: 8	H: 1 LOB: 1 BB: 0 P: 12	1B: 4 2B: 2 3B: 1 HR: 1	SF: 0 SAC: 0 DP: 0 HBP: 1	WP: 0 PB: 0 SB: 0 CS: 0	PA: 39							
<b>PITCHER</b>	IP	WLS	BF	H	R	ER	SO	BB	IBB	HBP	BLK	WP	HR	S	P	ERA	WHIP										
Elih Villanueva, R ERA: 24.0	3.0	L	20	5	8	8	2	4	1	0	0	0	0	23	38	0.00	3.000										
44 Brian Sanchez, R ERA: 3.18	0.2		3	1	0	0	0	0	0	0	0	0	0	6	8	0.00	1.500										
31 Burke Badenhop, R ERA: 3.26	1.1		5	1	0	0	2	0	0	0	0	0	0	11	16	0.00	0.750										

Florida Marlins @ Philadelphia Phillies  
Citizens Bank Park, Philadelphia, PA  
Wed Jun 15 2011, 1:09 PM - 3:47 PM EDT  
Att: 44,758 - Partly Cloudy - 77 F

AB	32
R	8
H	8
RBI	8
BB	6
SO	6
LOB	18

















Batter	1	2	3	4	5	6	7	8	9	AB	R	H	RBI	BB	SO	LOB	TOP										
10 Dewayne Wise, L OBP: 0.333, SLG: 0.250	G1-3		G4-3			F9		BB	K	4	0	0	0	1	1	1											
1 Emilio Bonifacio, S OBP: 0.339, SLG: 0.376	BB		K			F7		L5		3	1	0	0	1	1	2											
20 Logan Morrison, L OBP: 0.367, SLG: 0.497	G1-3			G3		G3-1		SF8		3	0	0	2	0	0	0											
15 Gaby Sanchez, R OBP: 0.392, SLG: 0.513				G3-1			F8	BB		3	0	1	0	1	0	0											
29 Greg Dobbs, L OBP: 0.352, SLG: 0.410	G4-3			G3			FC3-6	BB	F8	4	1	1	0	0	0	3											
2 Hanley Ramirez, R OBP: 0.304, SLG: 0.301		G6-3				1B			BB	2	1	1	0	2	0	0											
11 Jose Lopez, R OBP: 0.222, SLG: 0.273		G1-3				P4		FC3-6	P5	4	0	0	0	0	0	4											
14 John Buck, R OBP: 0.297, SLG: 0.382			L7			P5		F8	P6	4	0	0	0	0	0	3											
13 Omar Infante, R OBP: 0.299, SLG: 0.311						K		BB	1B	4	1	2	1	0	1	1											
<b>Inning Stats</b>	R: 1 E: 0 K: 0 S: 15	H: 1 LOB: 1 BB: 1 P: 24	R: 0 E: 0 K: 0 S: 6	H: 0 LOB: 0 BB: 0 P: 7	R: 0 E: 0 K: 1 S: 10	H: 0 LOB: 0 BB: 0 P: 15	R: 0 E: 0 K: 0 S: 6	H: 0 LOB: 0 BB: 0 P: 10	R: 0 E: 0 K: 1 S: 19	H: 1 LOB: 1 BB: 0 P: 23	R: 0 E: 0 K: 0 S: 8	H: 0 LOB: 0 BB: 0 P: 13	R: 1 E: 0 K: 0 S: 11	H: 1 LOB: 1 BB: 1 P: 19	R: 1 E: 0 K: 0 S: 15	H: 1 LOB: 2 BB: 2 P: 28	R: 1 E: 0 K: 1 S: 13	H: 1 LOB: 1 BB: 1 P: 22	1B: 3 2B: 2 HR: 0	SF: 1 SAC: 0 HBP: 0	WP: 1 PB: 1 CS: 0	PA: 37					
<b>PITCHER</b>	IP	WLS	BF	H	R	ER	SO	BB	IBB	HBP	BLK	WP	HR	S	P	ERA	WHIP										
53 Alex Cobb, R ERA: 3.41	6.1	W	24	3	2	2	2	2	0	0	0	0	0	68	101	2.84	0.789										
36 Adam Russell, R ERA: 2.08	0.2		4	1	1	0	0	1	0	0	0	1	0	12	21	0.00	3.000										
27 Cesar Ramos, L ERA: 3.22	0.2		2	0	0	0	0	0	0	0	0	0	0	3	5	0.00	0.000										
37 Juan Cruz, R ERA: 3.38	0.2		4	0	1	1	0	2	0	0	0	0	0	14	26	13.50	3.000										
62 Joel Peralta, R ERA: 3.34	0.2		3	1	0	0	1	0	0	0	0	0	0	6	8	0.00	1.500										

Florida Marlins @ Tampa Bay Rays  
Tropicana Field, St. Petersburg, FL  
Sat Jun 18 2011, 7:11 PM - 10:31 PM EDT  
Att: 20,495 - Dome - 72 F

AB 31  
R 4  
H 5  
RBI 3  
BB 5  
SO 3  
LOB 14



Batter	1	2	3	4	5	6	7	8	9	AB	R	H	RBI	BB	SO	LOB	BOTTOM										
22 Johnny Damon, L OBP: 0.324, SLG: 0.428	BB		G4-3			BB		BB		3	3	2	0	2	0	1											
18 Ben Zobrist, S OBP: 0.343, SLG: 0.479	G3		BB			BB		P5		4	1	2	0	1	0	4											
20 Matt Joyce, L OBP: 0.371, SLG: 0.544	SF9		F7			SF8		E5		3	0	0	2	0	0	5											
3 Evan Longoria, R OBP: 0.339, SLG: 0.401	L6		P4			F7		FC5-4		4	0	0	0	0	0	4											
11 Casey Kotchman, L OBP: 0.400, SLG: 0.468			BB			BB		K		3	0	2	1	1	1	0											
2 B.J. Upton, R OBP: 0.300, SLG: 0.361		FC6-4		F8		L7		F8		4	1	0	0	0	0	4											
28 John Jaso, L OBP: 0.292, SLG: 0.329	G3			F8		P6		F9		4	0	0	0	0	0	1											
5 Sam Fuld, L OBP: 0.288, SLG: 0.354		G4-3				G5-6-3		BB		3	1	1	1	1	0	0											
15 Reid Brignac, L OBP: 0.232, SLG: 0.213						F8		BB		2	1	1	1	2	0	0											
<b>Inning Stats</b>	R: 1 E: 0 K: 0 S: 14	H: 3 LOB: 1 BB: 0 P: 15	R: 2 E: 0 K: 0 S: 11	H: 3 LOB: 1 BB: 0 P: 15	R: 1 E: 0 K: 0 S: 12	H: 2 LOB: 1 BB: 0 P: 21	R: 0 E: 0 K: 0 S: 5	H: 0 LOB: 0 BB: 0 P: 7	R: 1 E: 0 K: 0 S: 13	H: 2 LOB: 2 BB: 1 P: 22	R: 2 E: 0 K: 0 S: 9	H: 0 LOB: 3 BB: 3 P: 29	R: 0 E: 0 K: 1 S: 11	H: 0 LOB: 0 BB: 0 P: 15	R: 0 E: 0 K: 0 S: 14	H: 0 LOB: 3 BB: 3 P: 28	1B: 4 2B: 5 3B: 0 HR: 0	SF: 2 SAC: 0 DP: 1 HBP: 0	WP: 1 PB: 0 CS: 0	PA: 39							
<b>PITCHER</b>	IP	WLS	BF	H	R	ER	SO	BB	IBB	HBP	BLK	WP	HR	S	P	ERA	WHIP										
47 Ricky Nolasco, R ERA: 4.48	5.0	L	24	8	5	5	0	0	1	0	0	0	0	55	86	9.00	1.600										
44 Brian Sanches, R ERA: 1.93	1.0		7	0	2	0	0	3	0	0	0	1	0	9	29	0.00	3.000										
40 Mike Dunn, L ERA: 4.18	1.0		6	0	0	0	1	3	0	0	0	0	0	18	34	0.00	3.000										
58 Ryan Webb, R ERA: 3.51	1.0		2	0	0	0	0	0	0	0	0	0	0	7	9	0.00	0.000										

Florida Marlins @ Tampa Bay Rays  
Tropicana Field, St. Petersburg, FL  
Sat Jun 18 2011, 7:11 PM - 10:31 PM EDT  
Att: 20,495 - Dome - 72 F

AB 30  
R 7  
H 8  
RBI 5  
BB 7  
SO 1  
LOB 19





Batter	1	2	3	4	5	6	7	8	9	AB	R	H	RBI	BB	SO	LOB	TOP			
10 Dewayne Wise, L OBP: 0.308, SLG: 0.250	E5 1-1 2B 15 SF7		K 1-3			G1-6-3 0-1 1B		F7 1-0		4	1	1	0	0	1	1				
1 Emilio Bonifacio, S OBP: 0.338, SLG: 0.378			F7 0-0			G1-6-3 0-1 1-2		K 2-3		4	0	1	0	0	1	1				
20 Logan Morrison, L OBP: 0.364, SLG: 0.492	K 0-3		K 2-3			F8 2-0		1B 1-1		4	0	1	0	0	2	2				
15 Gaby Sanchez, R OBP: 0.387, SLG: 0.507	SF7 1-2		P5 0-1			F9 0-0		P3 2-2		3	0	0	1	0	0	1				
29 Greg Dobbs, L OBP: 0.345, SLG: 0.401	G4-3 1-1		K 1-3			G4-3 0-0		K 1-3		4	0	0	0	0	2	2				
2 Hanley Ramirez, R OBP: 0.300, SLG: 0.296	K 0-3		G6-3 1-0			P6 2-1				3	0	0	0	0	1	0				
13 Omar Infante, R OBP: 0.300, SLG: 0.315			P4 0-0			2B 1-2		F7 2-1		3	0	1	0	0	0	0				
18 Wes Helms, R OBP: 0.265, SLG: 0.260			K 2-3			K 3-3		E5 0-0		3	0	0	0	0	2	1				
9 Brett Hayes, R OBP: 0.353, SLG: 0.511			F8 1-1			P5 2-1		K 2-3		3	0	0	0	0	1	2				
<b>Inning Stats</b>	R: 1 H: 1 E: 0 K: 1 S: 15	H: 1 LOB: 1 BB: 0 P: 18	R: 0 H: 0 E: 0 K: 2 S: 7	H: 0 LOB: 0 BB: 0 P: 9	R: 0 H: 0 E: 0 K: 1 S: 5	H: 0 LOB: 0 BB: 0 P: 6	R: 0 H: 0 E: 0 K: 2 S: 11	H: 0 LOB: 0 BB: 0 P: 14	R: 0 H: 1 E: 0 K: 1 S: 9	H: 1 LOB: 1 BB: 0 P: 16	R: 0 H: 0 E: 0 K: 0 S: 5	H: 0 LOB: 0 BB: 0 P: 7	R: 0 H: 0 E: 1 K: 1 S: 7	H: 0 LOB: 1 BB: 0 P: 12	R: 0 H: 1 E: 0 K: 2 S: 16	H: 1 LOB: 1 BB: 0 P: 22	1B: 2 2B: 2 3B: 0 HR: 0	SF: 1 SAC: 0 DP: 1 HBP: 0	WP: 0 PB: 0 SB: 0 CS: 0	PA: 32
<b>PITCHER</b> 33 James Shields, R ERA: 2.4	IP: 9.0 WLS: W BF: 32 H: 4 R: 1 ER: 0 SO: 10 BB: 0 IBB: 0 HBP: 0 BLK: 0 WP: 0 HR: 0 S: 79 P: 110 ERA: 0.00 WHIP: 0.444															<b>PITCHER</b>	IP: 9.0 WLS: W BF: 32 H: 4 R: 1 ER: 0 SO: 10 BB: 0 IBB: 0 HBP: 0 BLK: 0 WP: 0 HR: 0 S: 79 P: 110 ERA: 0.00 WHIP: 0.444			

Florida Marlins @ Tampa Bay Rays  
Tropicana Field, St. Petersburg, FL  
Sun Jun 19 2011, 1:42 PM - 4:07 PM EDT  
Att: 26,761 - Dome - 72 F

AB 31  
R 1  
H 4  
RBI 1  
BB 0  
SO 10  
LOB 10



Batter	1	2	3	4	5	6	7	8	9	AB	R	H	RBI	BB	SO	LOB	BOTTOM			
22 Johnny Damon, L OBP: 0.323, SLG: 0.423	L5 0-1		FC6 1-2 20 FC4-6		G3-1 3-1		BB 4-1			3	0	0	0	1	0	2				
18 Ben Zobrist, S OBP: 0.342, SLG: 0.481	F7 2-1		SF8 2-3		G3 0-0		G3 1-1			3	0	1	1	0	0	1				
20 Matt Joyce, L OBP: 0.369, SLG: 0.538	F7 3-2		FC4-6 1-0		K 1-3					4	1	1	0	0	1	2				
3 Evan Longoria, R OBP: 0.337, SLG: 0.397		K 3-3		11 BB 5 G3-2-3 1B		P4 0-1		G1-3 2-0		4	0	1	0	0	1	1				
11 Casey Kotchman, L OBP: 0.407, SLG: 0.471		K 2-3		2 BB 1-1		BB 4-2		FC3-6 2-1		3	0	2	1	1	1	0				
2 B.J. Upton, R OBP: 0.307, SLG: 0.362		28 S 1-1		28 S 1-3		K 1-3		9 FC3-6 4-0		2	0	1	0	2	1	1				
28 John Jaso, L OBP: 0.293, SLG: 0.324		G4-3 2-2		BB 4-0		G4-3 3-2		FC3-6 1-0		2	0	0	0	1	0	2				
9 Elliot Johnson, S OBP: 0.279, SLG: 0.346										1	0	0	0	0	0	2				
10 Kelly Shoppach, R OBP: 0.282, SLG: 0.292										0	0	0	0	0	0	0				
5 Sam Fuld, L OBP: 0.288, SLG: 0.352			22 FC6 18 SF8 1B		G3-2-3 2-0		F8 1-1		F8 1-0	4	1	1	0	0	0	5				
15 Reid Brignac, L OBP: 0.234, SLG: 0.215			22 FC6 1-2		G4-3 0-1		F7 1-0			3	0	1	0	0	0	0				
<b>Inning Stats</b>	R: 0 H: 0 E: 0 K: 0 S: 8	H: 0 LOB: 0 BB: 0 P: 13	R: 0 H: 1 E: 0 K: 2 S: 11	H: 1 LOB: 1 BB: 0 P: 19	R: 1 H: 2 E: 0 K: 0 S: 12	H: 2 LOB: 1 BB: 0 P: 21	R: 0 H: 2 E: 0 K: 0 S: 7	H: 2 LOB: 2 BB: 2 P: 18	R: 0 H: 1 E: 0 K: 1 S: 8	H: 1 LOB: 1 BB: 0 P: 12	R: 0 H: 0 E: 0 K: 1 S: 9	H: 0 LOB: 1 BB: 1 P: 18	R: 0 H: 0 E: 0 K: 0 S: 6	H: 0 LOB: 1 BB: 1 P: 13	R: 1 H: 2 E: 0 K: 0 S: 6	H: 2 LOB: 2 BB: 1 P: 16	1B: 7 2B: 1 3B: 0 HR: 0	SF: 1 SAC: 0 DP: 1 HBP: 0	WP: 0 PB: 0 SB: 2 CS: 0	PA: 35
<b>PITCHER</b> 41 Chris Volstad, R ERA: 5.65 58 Ryan Webb, R ERA: 3.74 38 Randy Choate, L ERA: 0.68 31 Burke Badenhop, R ERA: 2.95	IP: 7.0 WLS: L BF: 29 H: 6 R: 1 ER: 1 SO: 4 BB: 0 IBB: 0 HBP: 0 BLK: 0 WP: 0 HR: 0 S: 61 P: 114 ERA: 1.29 WHIP: 1.429															<b>PITCHER</b>	IP: 7.0 WLS: L BF: 29 H: 6 R: 1 ER: 1 SO: 4 BB: 0 IBB: 0 HBP: 0 BLK: 0 WP: 0 HR: 0 S: 61 P: 114 ERA: 1.29 WHIP: 1.429			

Florida Marlins @ Tampa Bay Rays  
Tropicana Field, St. Petersburg, FL  
Sun Jun 19 2011, 1:42 PM - 4:07 PM EDT  
Att: 26,761 - Dome - 72 F

AB 29  
R 2  
H 8  
RBI 2  
BB 5  
SO 4  
LOB 16

















Batter	1	2	3	4	5	6	7	8	9	AB	R	H	RBI	BB	SO	LOB	TOP					
51 Ichiro Suzuki, L (1,9)										4	0	0	0	0	0	1						
26 Brendan Ryan, R (1,6)										3	0	0	0	1	0	0						
4 Adam Kennedy, L (1,5)										4	1	1	0	0	1	0						
17 Justin Smoak, S (1,3)										4	0	0	0	0	2	2						
13 Dustin Ackley, L (1,4)										2	2	0	0	2	1	0						
30 Miguel Olivo, R (1,2)										4	2	1	3	0	0	2						
8 Carlos Peguero, L (1,7)										4	0	1	0	0	2	0						
21 Franklin Gutierrez, R (1,8)										4	0	2	2	0	0	0						
34 Félix Hernández, R (1,1)										3	0	1	0	0	0	2						
29 Jack Cust, L (9,PH)										1	0	0	0	0	1	1						
43 Brandon League, R (9,1)										0	0	0	0	0	0	0						
<b>Inning Stats</b>	R: 0 E: 0 K: 0 S: 9	H: 0 LOB: 0 BB: 0 P: 16	R: 0 E: 0 K: 1 S: 6	H: 0 LOB: 0 BB: 0 P: 9	R: 0 E: 0 K: 1 S: 16	H: 1 LOB: 1 BB: 0 P: 20	R: 0 E: 0 K: 1 S: 7	H: 0 LOB: 0 BB: 0 P: 11	R: 0 E: 0 K: 1 S: 9	H: 0 LOB: 0 BB: 0 P: 10	R: 0 E: 0 K: 0 S: 12	H: 0 LOB: 0 BB: 0 P: 15	R: 3 E: 0 K: 0 S: 10	H: 3 LOB: 2 BB: 2 P: 20	R: 0 E: 0 K: 1 S: 6	H: 0 LOB: 0 BB: 0 P: 9	R: 2 E: 0 K: 2 S: 20	H: 2 LOB: 1 BB: 1 P: 28	1B: 5 2B: 0 3B: 0 HR: 1	SF: 0 SAC: 0 DP: 0 HBP: 0	WP: 0 PB: 0 SB: 0 CS: 0	PA: 36
<b>PITCHER</b>	IP WLS BF H R ER SO BB IBB HBP BLK WP HR S P ERA WHIP																					
47 Ricky Nolasco, R (1,1)	7.0 L 27 4 3 3 4 1 1 0 0 0 0 69 101 3.86 0.714																					
40 Mike Dunn, L (8,1)	2.0 9 2 2 2 3 1 0 0 0 0 1 26 37 9.00 1.500																					

Seattle Mariners @ Florida Marlins  
Safeco Field, Seattle, WA  
Fri Jun 24 2011, 7:10 PM - 9:49 PM PDT  
Att: 15,295 - Cloudy - 61 F

AB 33  
R 5  
H 6  
RBI 5  
BB 3  
SO 7  
LOB 8



Batter	1	2	3	4	5	6	7	8	9	AB	R	H	RBI	BB	SO	LOB	BOTTOM					
1 Emilio Bonifacio, S (1,8)										4	0	0	0	0	2	1						
20 Logan Morrison, L (1,7)										3	0	0	0	1	0	0						
15 Gaby Sanchez, R (1,3)										4	0	1	0	0	2	1						
2 Hanley Ramirez, R (1,6)										4	1	1	0	0	2	1						
29 Greg Dobbs, L (1,5)										3	0	0	0	1	0	2						
27 Giancarlo Stanton, R (1,9)										4	0	0	0	0	4	3						
14 John Buck, R (1,2)										2	0	0	0	0	1	0						
13 Omar Infante, R (1,4)										2	0	0	0	0	0	2						
47 Ricky Nolasco, R (1,1)										2	0	0	0	0	0	3						
11 Jose Lopez, R (7,PH)										1	0	0	0	0	0	1						
40 Mike Dunn, L (8,1)										0	0	0	0	0	0	0						
<b>Inning Stats</b>	R: 0 E: 0 K: 1 S: 8	H: 0 LOB: 0 BB: 1 P: 17	R: 0 E: 0 K: 1 S: 12	H: 0 LOB: 3 BB: 1 P: 24	R: 0 E: 0 K: 2 S: 7	H: 0 LOB: 0 BB: 0 P: 9	R: 1 E: 0 K: 2 S: 10	H: 1 LOB: 0 BB: 0 P: 14	R: 0 E: 0 K: 0 S: 9	H: 0 LOB: 0 BB: 0 P: 12	R: 0 E: 0 K: 2 S: 12	H: 1 LOB: 1 BB: 0 P: 14	R: 0 E: 0 K: 0 S: 10	H: 0 LOB: 0 BB: 0 P: 13	R: 0 E: 0 K: 2 S: 8	H: 0 LOB: 0 BB: 0 P: 12	R: 0 E: 0 K: 1 S: 8	H: 0 LOB: 0 BB: 0 P: 10	1B: 2 2B: 0 3B: 0 HR: 0	SF: 0 SAC: 0 DP: 0 HBP: 3	WP: 1 PB: 0 SB: 2 CS: 0	PA: 35
<b>PITCHER</b>	IP WLS BF H R ER SO BB IBB HBP BLK WP HR S P ERA WHIP																					
34 Félix Hernández, R (1,1)	8.0 W 31 2 1 1 10 2 0 0 0 0 76 115 1.12 0.500																					
43 Brandon League, R (9,1)	1.0 3 0 0 0 1 0 0 0 0 0 0 8 10 0.00 0.000																					

Seattle Mariners @ Florida Marlins  
Safeco Field, Seattle, WA  
Fri Jun 24 2011, 7:10 PM - 9:49 PM PDT  
Att: 15,295 - Cloudy - 61 F

AB 29  
R 1  
H 2  
RBI 0  
BB 2  
SO 11  
LOB 14

















Batter	1	2	3	4	5	6	7	8	9	AB	R	H	RBI	BB	SO	LOB	TOP			
1 Emilio Bonifacio, S OBP: 0.329, SLG: 0.366										4	1	2	0	0	0	0	<b>Florida Marlins @ Oakland Athletics</b> Oakland Coliseum, Oakland, CA Wed Jun 29 2011, 7:08 PM - 9:34 PM PDT Att: 17,006 - Partly Cloudy - 63 F			
13 Omar Infante, R OBP: 0.301, SLG: 0.314										3	0	0	0	1	1	2				
15 Gaby Sanchez, R OBP: 0.372, SLG: 0.487										3	0	1	0	0	1	2				
2 Hanley Ramirez, R OBP: 0.307, SLG: 0.317										3	1	1	2	1	0	1				
20 Logan Morrison, L OBP: 0.347, SLG: 0.463										4	1	1	1	0	3	4				
27 Giancarlo Stanton, R OBP: 0.324, SLG: 0.519										4	0	0	0	0	4	3				
29 Greg Dobbs, L OBP: 0.345, SLG: 0.389										2	0	0	0	0	1	0				
11 Jose Lopez, R OBP: 0.226, SLG: 0.268										2	0	0	0	0	0	0				
14 John Buck, R OBP: 0.292, SLG: 0.361										3	0	0	0	1	0	0				
10 Dewayne Wise, L OBP: 0.242, SLG: 0.226										4	0	0	0	0	3	1				
<b>Inning Stats</b>	R: 2 E: 1 K: 2 S: 18	H: 1 LOB: 0 BB: 0 P: 25	R: 0 E: 0 K: 1 S: 8	H: 0 LOB: 0 BB: 0 P: 12	R: 0 E: 0 K: 0 S: 12	H: 1 LOB: 1 BB: 0 P: 16	R: 1 E: 0 K: 2 S: 11	H: 1 LOB: 0 BB: 0 P: 16	R: 0 E: 0 K: 1 S: 14	H: 1 LOB: 1 BB: 0 P: 17	R: 0 E: 0 K: 2 S: 10	H: 0 LOB: 1 BB: 1 P: 17	R: 0 E: 0 K: 2 S: 11	H: 1 LOB: 3 BB: 2 P: 25	R: 0 E: 0 K: 1 S: 6	H: 0 LOB: 0 BB: 0 P: 7	1B: 2 2B: 1 3B: 0 HR: 2	SF: 0 SAC: 1 DP: 0 HBP: 0	WP: 0 PB: 0 SB: 2 CS: 0	PA: 36
<b>PITCHER</b>	IP WLS BF H R ER SO BB IBB HBP BLK WP HR S P ERA WHIP																			
52 Guillermo Moscoso, R ERA: 2.91	6.0 L 23 4 3 1 8 0 0 0 0 0 2 71 96 1.50 0.667																			
56 Craig Breslow, L ERA: 3.34	7.1 1.0 4 0 0 0 2 1 0 0 0 0 10 17 0.00 1.000																			
48 Michael Wuerz, R ERA: 2.45	8.1 1.0 6 1 0 0 2 2 0 0 0 0 11 25 0.00 3.000																			
31 Brad Ziegler, R ERA: 1.93	9.1 1.0 3 0 0 0 1 0 0 0 0 0 6 7 0.00 0.000																			

Batter	1	2	3	4	5	6	7	8	9	AB	R	H	RBI	BB	SO	LOB	BOTTOM					
19 Jemile Weeks, S OBP: 0.346, SLG: 0.461										4	0	1	0	0	1	1	<b>Florida Marlins @ Oakland Athletics</b> Oakland Coliseum, Oakland, CA Wed Jun 29 2011, 7:08 PM - 9:34 PM PDT Att: 17,006 - Partly Cloudy - 63 F					
2 Cliff Pennington, S OBP: 0.266, SLG: 0.316										4	0	1	0	0	0	1						
4 Coco Crisp, S OBP: 0.304, SLG: 0.386										4	0	1	0	0	0	0						
55 Hideki Matsui, L OBP: 0.292, SLG: 0.348										4	0	0	0	0	0	2						
28 Conor Jackson, R OBP: 0.344, SLG: 0.321										3	0	1	0	1	0	0						
15 Ryan Sweeney, L OBP: 0.361, SLG: 0.331										4	0	1	0	0	1	4						
8 Kurt Suzuki, R OBP: 0.289, SLG: 0.324										3	0	0	0	0	0	1						
12 David DeJesus, L OBP: 0.305, SLG: 0.341										2	0	0	0	1	0	0						
29 Scott Sizemore, R OBP: 0.343, SLG: 0.322										3	0	0	0	0	1	1						
<b>Inning Stats</b>	R: 0 E: 0 K: 1 S: 15	H: 2 LOB: 3 BB: 1 P: 25	R: 0 E: 0 K: 0 S: 8	H: 0 LOB: 1 BB: 1 P: 15	R: 0 E: 0 K: 0 S: 8	H: 0 LOB: 0 BB: 0 P: 11	R: 0 E: 0 K: 1 S: 7	H: 0 LOB: 0 BB: 0 P: 11	R: 0 E: 0 K: 1 S: 5	H: 0 LOB: 0 BB: 0 P: 7	R: 0 E: 0 K: 0 S: 7	H: 0 LOB: 0 BB: 0 P: 13	R: 0 E: 0 K: 0 S: 4	H: 1 LOB: 0 BB: 0 P: 6	R: 0 E: 0 K: 0 S: 8	H: 1 LOB: 1 BB: 0 P: 10		R: 0 E: 0 K: 0 S: 11	H: 1 LOB: 1 BB: 0 P: 14	1B: 4 2B: 1 3B: 0 HR: 0	SF: 0 SAC: 0 DP: 1 HBP: 0	WP: 0 PB: 0 SB: 1 CS: 0
<b>PITCHER</b>	IP WLS BF H R ER SO BB IBB HBP BLK WP HR S P ERA WHIP																					
47 Ricky Nolasco, R ERA: 4.08	9.0 W 33 5 0 0 3 2 0 0 0 0 0 73 112 0.00 0.778																					





Batter	1	2	3	4	5	6	7	8	9	AB	R	H	RBI	BB	SO	LOB	TOP								
1 Emilio Bonifacio, S OBP: 0.331, SLG: 0.364	G4-3		13 BB 15 BB BB		13 SH1-3 2 1B 1B	K			L1	4	1	1	0	1	1	0									
13 Omar Infante, R OBP: 0.303, SLG: 0.316	G6-3		15 BB 1B		SH1-3	15 WP 1B			L5	4	0	2	0	0	0	0									
15 Gaby Sanchez, R OBP: 0.370, SLG: 0.480	G4-3		2 FC5-4 BB		L4	G3-1			K	4	0	0	0	1	1	2									
2 Hanley Ramirez, R OBP: 0.310, SLG: 0.325		20 2B 2B	FC5-4		20 WP 1B				F9	4	2	2	1	0	0	2									
20 Logan Morrison, L OBP: 0.349, SLG: 0.468	E9 2B		G4-3		27 1B 14 2B 1B				P6	4	1	2	1	0	0	0									
27 Giancarlo Stanton, R OBP: 0.327, SLG: 0.517	11 G6-4-3 BB		K		14 2B 1B				K	3	1	1	0	1	2	0									
14 John Buck, R OBP: 0.295, SLG: 0.368	K		11 E 1B		14 2B 1B				G6-3	4	0	2	2	0	1	2									
11 Jose Lopez, R OBP: 0.220, SLG: 0.261	G6-4-3		E5		P3				F9	4	0	0	0	0	0	4									
10 Dewayne Wise, L OBP: 0.216, SLG: 0.200	F8		K		F7				F7	4	0	0	0	0	1	2									
<b>Inning Stats</b>	R: 0 E: 0 K: 0 S: 7	H: 0 LOB: 0 BB: 0 P: 13	R: 1 E: 1 K: 1 S: 10	H: 2 LOB: 1 BB: 1 P: 20	R: 0 E: 0 K: 0 S: 8	H: 1 LOB: 2 BB: 2 P: 17	R: 0 E: 1 K: 2 S: 15	H: 1 LOB: 2 BB: 0 P: 24	R: 4 E: 0 K: 0 S: 12	H: 5 LOB: 1 BB: 0 P: 21	R: 0 E: 0 K: 1 S: 9	H: 1 LOB: 0 BB: 0 P: 15	R: 0 E: 0 K: 1 S: 10	H: 0 LOB: 0 BB: 0 P: 15	R: 0 E: 0 K: 0 S: 11	H: 0 LOB: 0 BB: 0 P: 15	R: 0 E: 0 K: 1 S: 9	H: 0 LOB: 0 BB: 0 P: 12	1B: 7 2B: 3 3B: 0 HR: 0	SF: 0 SAC: 1 DP: 1 HBP: 0	WP: 3 PB: 0 SB: 1 CS: 0	PA: 39			
<b>PITCHER</b>	IP	WLS	BF	H	R	ER	SO	BB	IBB	HBP	BLK	WP	HR	S	P	ERA	WHIP								
53 Trevor Cahill, R ERA: 3.28	4.2	L	25	9	5	4	3	3	0	0	0	1	0	51	93	7.71	2.571								
64 Trystan Magnuson, R ERA: 8.53	3.1		11	1	0	0	2	0	0	0	0	1	0	31	47	0.00	0.300								
57 Brian Fuentes, L ERA: 4.63	1.0		3	0	0	0	1	0	0	0	0	0	0	9	12	0.00	0.000								

Florida Marlins @ Oakland Athletics  
Oakland Coliseum, Oakland, CA  
Thu Jun 30 2011, 12:40 PM - 3:12 PM PDT  
Att: 18,395 - Sunny - 64 F

AB 35  
R 5  
H 10  
RBI 4  
BB 3  
SO 6  
LOB 12



Batter	1	2	3	4	5	6	7	8	9	AB	R	H	RBI	BB	SO	LOB	BOTTOM								
19 Jemile Weeks, S OBP: 0.349, SLG: 0.469	L9		2B			2 G4-6-3 1B			K2-3	5	0	2	0	0	1	2									
2 Cliff Pennington, S OBP: 0.296, SLG: 0.315	4 G1-6-3 1B		G1-3			G4-6-3			L3	4	0	1	0	0	0	2									
4 Coco Crisp, S OBP: 0.307, SLG: 0.396	G1-6-3		G4-3			G4-3			L3	3	1	1	1	1	0	1									
55 Hideki Matsui, L OBP: 0.287, SLG: 0.342	G4-3		G4-3			G3			G6-3	4	0	0	0	0	0	1									
22 Chris Carter, R OBP: 0.200, SLG: 0.200	1B		L8			L6			K	4	0	1	0	0	1	0									
28 Conor Jackson, R OBP: 0.338, SLG: 0.314	F8		F8			F8			F7	4	0	0	0	0	0	1									
12 David DeJesus, L OBP: 0.312, SLG: 0.345	G6-3		G6-4-3 1B			8 FC6-4 1B			8 HR 1B	3	2	2	0	1	0	1									
8 Kurt Suzuki, R OBP: 0.292, SLG: 0.339	G6-4-3 1B		7 G6-4-3 1B			FC6-4 FC5-4			7 1B HR	4	1	2	2	0	0	2									
7 Adam Rosales, R OBP: 0.200, SLG: 0.417	G6-4-3		G6-4-3			FC5-4			K	4	0	1	1	0	1	2									
<b>Inning Stats</b>	R: 0 E: 0 K: 0 S: 8	H: 1 LOB: 0 BB: 0 P: 14	R: 0 E: 0 K: 0 S: 7	H: 1 LOB: 1 BB: 0 P: 12	R: 0 E: 0 K: 0 S: 6	H: 2 LOB: 1 BB: 0 P: 11	R: 0 E: 0 K: 0 S: 7	H: 0 LOB: 0 BB: 0 P: 13	R: 0 E: 0 K: 0 S: 10	H: 1 LOB: 1 BB: 0 P: 15	R: 0 E: 0 K: 0 S: 4	H: 1 LOB: 2 BB: 1 P: 9	R: 1 E: 0 K: 0 S: 13	H: 1 LOB: 2 BB: 1 P: 24	R: 0 E: 0 K: 1 S: 11	H: 1 LOB: 0 BB: 0 P: 15	R: 2 E: 0 K: 2 S: 12	H: 2 LOB: 0 BB: 0 P: 19	1B: 7 2B: 1 3B: 0 HR: 2	SF: 0 SAC: 0 DP: 3 HBP: 0	WP: 0 PB: 0 SB: 0 CS: 0	PA: 37			
<b>PITCHER</b>	IP	WLS	BF	H	R	ER	SO	BB	IBB	HBP	BLK	WP	HR	S	P	ERA	WHIP								
41 Chris Volstad, R ERA: 5.01	7.0	W	28	7	1	0	0	2	0	0	0	0	1	11	15	9.00	1.286								
34 Edward Mujica, R ERA: 3.26	1.0		4	1	1	1	1	0	0	0	0	0	1	11	15	9.00	1.000								
46 Juan Carlos Oviedo, R ERA: 3.72	1.0	S	5	2	2	2	2	0	0	0	0	0	1	12	19	18.00	2.000								

Florida Marlins @ Oakland Athletics  
Oakland Coliseum, Oakland, CA  
Thu Jun 30 2011, 12:40 PM - 3:12 PM PDT  
Att: 18,395 - Sunny - 64 F

AB 35  
R 4  
H 10  
RBI 4  
BB 2  
SO 3  
LOB 12









Batter	1	2	3	4	5	6	7	8	9	AB	R	H	RBI	BB	SO	LOB	TOP					
1 Emilio Bonifacio, S OBP: 0.330, SLG: 0.363										4	2	1	0	1	0	0						
13 Omar Infante, R OBP: 0.303, SLG: 0.316										4	1	2	1	0	2	1						
15 Gaby Sanchez, R OBP: 0.365, SLG: 0.473										4	1	1	1	0	1	3						
2 Hanley Ramirez, R OBP: 0.319, SLG: 0.356										5	2	3	5	0	0	0						
20 Logan Morrison, L OBP: 0.348, SLG: 0.485										5	1	2	1	0	0	1						
10 Dewayne Wise, L OBP: 0.205, SLG: 0.189										0	0	0	0	0	0	0						
27 Giancarlo Stanton, R OBP: 0.327, SLG: 0.511										5	0	2	0	0	2	1						
14 John Buck, R OBP: 0.292, SLG: 0.359										4	1	0	0	1	1	3						
18 Wes Helms, R OBP: 0.278, SLG: 0.270										3	1	1	1	1	0	2						
11 Bryan Petersen, L OBP: 0.222, SLG: 0.125										4	0	1	0	0	0	2						
<b>Inning Stats</b>	R: 5 E: 0 K: 1 S: 32	H: 4 LOB: 1 BB: 2 P: 54	R: 1 E: 1 K: 1 S: 10	H: 0 LOB: 0 BB: 0 P: 14	R: 0 E: 0 K: 0 S: 9	H: 1 LOB: 1 BB: 0 P: 16	R: 0 E: 0 K: 0 S: 7	H: 1 LOB: 1 BB: 0 P: 10	R: 0 E: 0 K: 1 S: 7	H: 0 LOB: 0 BB: 0 P: 11	R: 1 E: 0 K: 1 S: 9	H: 2 LOB: 2 BB: 1 P: 14	R: 2 E: 0 K: 1 S: 13	H: 3 LOB: 1 BB: 0 P: 21	R: 0 E: 0 K: 1 S: 5	H: 0 LOB: 0 BB: 0 P: 8	R: 0 E: 0 K: 0 S: 8	H: 2 LOB: 1 BB: 0 P: 14	1B: 8 2B: 2 3B: 0 HR: 3	SF: 2 SAC: 0 DP: 1 HBP: 0	WP: 0 PB: 0 SB: 2 CS: 0	PA: 43
<b>PITCHER</b>	IP WLS BF H R ER SO BB IBB HBP BLK WP HR S P ERA WHIP																					
45 Derek Holland, L ERA: 5.1	0.2 L 8 4 5 5 1 2 0 0 0 0 0 1 27 46 67.50 9.000																					
35 Tommy Hunter, R ERA: 1.93	4.2 20 4 2 1 2 1 0 0 0 0 0 0 43 69 1.93 1.071																					
56 Darren O'Day, R ERA: 4.15	1.1 7 3 2 2 2 0 0 0 0 0 2 15 23 13.50 2.250																					
28 Darren Oliver, L ERA: 2.3	1.1 4 0 0 0 1 0 0 0 0 0 0 7 10 0.00 0.000																					
53 Arthur Rhodes, L ERA: 4.12	1.0 4 2 0 0 0 0 0 0 0 0 0 8 14 0.00 2.000																					

Florida Marlins @ Texas Rangers  
Rangers Ballpark in Arlington, Arlington, TX  
Sat Jul 02 2011, 8:10 PM - 11:30 PM EDT  
Att: 29,728 - Clear - 100 F

AB 38  
R 9  
H 13  
RBI 9  
BB 3  
SO 6  
LOB 13



Batter	1	2	3	4	5	6	7	8	9	AB	R	H	RBI	BB	SO	LOB	BOTTOM					
5 Ian Kinsler, R OBP: 0.356, SLG: 0.432										5	1	1	1	0	1	2						
1 Elvis Andrus, R OBP: 0.327, SLG: 0.344										4	1	0	0	1	0	1						
32 Josh Hamilton, L OBP: 0.364, SLG: 0.554										5	2	3	3	0	1	0						
29 Adrian Beltré, R OBP: 0.312, SLG: 0.457										3	0	1	0	1	1	0						
10 Michael Young, R OBP: 0.349, SLG: 0.462										4	0	0	0	0	0	3						
17 Nelson Cruz, R OBP: 0.289, SLG: 0.526										3	0	0	0	1	1	0						
18 Mitch Moreland, L OBP: 0.344, SLG: 0.465										4	0	0	0	0	0	1						
8 Yorvit Torrealba, R OBP: 0.294, SLG: 0.375										3	0	1	0	1	0	0						
23 Craig Gentry, R OBP: 0.363, SLG: 0.343										3	1	1	0	0	1	2						
7 David Murphy, L OBP: 0.309, SLG: 0.316										1	0	0	0	0	0	1						
<b>Inning Stats</b>	R: 0 E: 0 K: 0 S: 13	H: 2 LOB: 2 BB: 0 P: 23	R: 0 E: 0 K: 0 S: 6	H: 0 LOB: 0 BB: 0 P: 12	R: 2 E: 0 K: 2 S: 9	H: 2 LOB: 1 BB: 1 P: 20	R: 0 E: 0 K: 2 S: 13	H: 0 LOB: 2 BB: 2 P: 25	R: 2 E: 0 K: 2 S: 14	H: 1 LOB: 0 BB: 1 P: 22	R: 1 E: 1 K: 0 S: 13	H: 1 LOB: 1 BB: 0 P: 21	R: 0 E: 0 K: 0 S: 8	H: 0 LOB: 0 BB: 0 P: 10	R: 0 E: 0 K: 0 S: 11	H: 1 LOB: 1 BB: 0 P: 14	R: 0 E: 0 K: 1 S: 7	H: 0 LOB: 0 BB: 0 P: 11	1B: 3 2B: 0 3B: 1 HR: 3	SF: 0 SAC: 0 DP: 0 HBP: 0	WP: 0 PB: 0 SB: 3 CS: 0	PA: 39
<b>PITCHER</b>	IP WLS BF H R ER SO BB IBB HBP BLK WP HR S P ERA WHIP																					
52 Brad Hand, L ERA: 3.78	3.1 17 4 2 2 0 3 0 0 0 0 0 1 33 51 6.75 1.125																					
31 Steve Cishek, R ERA: 2.25	2.2 W 12 2 3 2 4 1 0 0 0 0 0 1 33 51 6.75 1.125																					
40 Mike Dunn, L ERA: 3.99	1.0 3 0 0 0 0 0 0 0 0 0 0 0 8 10 0.00 0.000																					
34 Edward Mujica, R ERA: 3.18	1.0 4 1 0 0 0 0 0 0 0 0 0 0 11 14 0.00 1.000																					
46 Juan Carlos Oviedo, R ERA: 3.62	1.0 3 0 0 0 1 0 0 0 0 0 0 0 7 11 0.00 0.000																					

Florida Marlins @ Texas Rangers  
Rangers Ballpark in Arlington, Arlington, TX  
Sat Jul 02 2011, 8:10 PM - 11:30 PM EDT  
Att: 29,728 - Clear - 100 F

AB 35  
R 5  
H 7  
RBI 4  
BB 4  
SO 5  
LOB 10









Batter	1	2	3	4	5	6	7	8	9	AB	R	H	RBI	BB	SO	LOB	TOP			
11 Jimmy Rollins, S OBP: 0.326, SLG: 0.364	F7		FC1-6		G6-3		FC4-6			4	0	1	0	0	0	2	Philadelphia Phillies @ Florida Marlins Sun Life Stadium, Miami, FL Mon Jul 04 2011, 6:12 PM - 9:00 PM EDT Att: 27,103 - Partly Cloudy - 87 F			
27 Placido Polanco, R OBP: 0.331, SLG: 0.346	K		FC1-6		L3		G4-3			3	0	0	0	1	1	2				
26 Chase Utley, L OBP: 0.382, SLG: 0.463	1B		FC1-6				G3			4	0	1	0	0	1	2				
6 Ryan Howard, L OBP: 0.348, SLG: 0.472	G3		K				G4-3			4	0	0	0	0	1	3				
29 Raul Ibanez, L OBP: 0.279, SLG: 0.386	P4		K				G3-1			4	0	0	0	0	2	0				
9 Domico Brown, L OBP: 0.308, SLG: 0.409	FC5-4		G3-1				BB			3	1	2	0	1	0	0				
23 Brian Schneider, L OBP: 0.215, SLG: 0.295	1B		G3-1				BB			2	0	1	0	1	0	1				
51 Carlos Ruiz, R OBP: 0.355, SLG: 0.348	P4		1B				BB			0	0	0	0	0	0	0				
7 Michael Martinez, S OBP: 0.222, SLG: 0.235	FC5-4		G1-3				1B			4	0	1	1	0	0	3				
49 Vance Worley, R OBP: 0.133, SLG: 0.133	G6-4-3		G6-4-3				K			3	0	0	0	0	1	2				
40 Michael Stutes, R OBP: 0.336, SLG: 0.364										0	0	0	0	0	0	0				
10 Ben Francisco, R OBP: 0.336, SLG: 0.364										0	0	0	0	0	0	0				
7 Ross Gload, L OBP: 0.305, SLG: 0.328										1	0	0	0	0	0	1				
37 Antonio Bastardo, R ERA: 0.87										0	0	0	0	0	0	0				
<b>Inning Stats</b>	R: 0 H: 1 E: 0 K: 1 S: 10	H: 1 LOB: 1 BB: 0 P: 14	R: 0 H: 1 E: 0 K: 0 S: 8	H: 1 LOB: 1 BB: 0 P: 11	R: 0 H: 1 E: 0 K: 1 S: 11	H: 1 LOB: 2 BB: 1 P: 19	R: 0 H: 0 E: 0 K: 0 S: 7	H: 0 LOB: 0 BB: 0 P: 10	R: 0 H: 0 E: 0 K: 0 S: 8	H: 0 LOB: 0 BB: 0 P: 13	R: 1 H: 2 E: 0 K: 1 S: 15	H: 2 LOB: 2 BB: 1 P: 22	R: 0 H: 0 E: 0 K: 2 S: 9	H: 0 LOB: 0 BB: 0 P: 15	R: 0 H: 0 E: 0 K: 0 S: 8	H: 0 LOB: 1 BB: 1 P: 14	1B: 6 2B: 0 3B: 0 HR: 0	SF: 0 SAC: 1 DP: 0 HBP: 0	WP: 0 PB: 0 SB: 1 CS: 0	PA: 36
<b>PITCHER</b>	IP WLS BF H R ER SO BB IBB HBP BLK WP HR S P ERA WHIP	7.0 L 29 6 1 1 4 2 0 0 0 0 0 0 70 104 1.29 1.143	1.0 3 0 0 0 2 0 0 0 0 0 0 9 15 0.00 0.000	0.2 3 0 0 0 0 1 0 0 0 0 0 6 12 0.00 1.500	0.1 1 0 0 0 0 0 0 0 0 0 0 2 2 0.00 0.000															

Batter	1	2	3	4	5	6	7	8	9	AB	R	H	RBI	BB	SO	LOB	BOTTOM					
1 Emilio Bonifacio, S OBP: 0.336, SLG: 0.369	K		13		G3-1					3	0	1	0	0	1	1	Philadelphia Phillies @ Florida Marlins Sun Life Stadium, Miami, FL Mon Jul 04 2011, 6:12 PM - 9:00 PM EDT Att: 27,103 - Partly Cloudy - 87 F					
29 Greg Dobbs, B OBP: 0.344, SLG: 0.391	K		1B							1	0	0	0	0	1	0						
13 Omar Infante, R OBP: 0.295, SLG: 0.308	G1-3		G5-3				F8			4	0	0	0	0	0	1						
15 Gaby Sanchez, R OBP: 0.371, SLG: 0.475	F7						K			2	0	0	0	2	1	0						
2 Hanley Ramirez, R OBP: 0.320, SLG: 0.354	FC5-4		1B				F8			4	0	1	0	0	2	2						
20 Logan Morrison, L OBP: 0.342, SLG: 0.477	P5		K				G3			4	0	0	0	0	1	3						
27 Giancarlo Stanton, R OBP: 0.323, SLG: 0.502	FC5-4		F8				K			3	0	0	0	0	1	2						
11 Bryan Petersen, L OBP: 0.188, SLG: 0.200	F7		F7				G6-3			3	0	0	0	0	0	1						
14 John Buck, R OBP: 0.292, SLG: 0.356	K		K				F7			2	0	0	0	1	1	0						
9 Brett Hayes, R OBP: 0.322, SLG: 0.509	K		47				SH3-4			0	0	0	0	0	0	0						
47 Ricky Nolasco, R OBP: 0.207, SLG: 0.120	G6-3		SH3-4				G4-3			1	0	0	0	0	0	0						
38 Randy Choate, L ERA: 2.2										0	0	0	0	0	0	0						
10 Dewayne Wise, L OBP: 0.200, SLG: 0.184										1	0	0	0	0	0	0						
40 Mike Dunn, L ERA: 0.87										0	0	0	0	0	0	0						
34 Edward Mujica, R ERA: 0.87										0	0	0	0	0	0	0						
<b>Inning Stats</b>	R: 0 H: 0 E: 0 K: 1 S: 9	H: 1 LOB: 0 BB: 0 P: 11	R: 0 H: 1 E: 0 K: 0 S: 11	H: 1 LOB: 1 BB: 0 P: 17	R: 0 H: 1 E: 0 K: 1 S: 13	H: 1 LOB: 1 BB: 0 P: 18	R: 0 H: 0 E: 0 K: 2 S: 11	H: 0 LOB: 1 BB: 1 P: 18	R: 0 H: 0 E: 0 K: 0 S: 6	H: 0 LOB: 0 BB: 1 P: 12	R: 0 H: 0 E: 0 K: 1 S: 7	H: 0 LOB: 0 BB: 0 P: 13	R: 0 H: 0 E: 0 K: 1 S: 8	H: 0 LOB: 0 BB: 0 P: 11	R: 0 H: 0 E: 0 K: 1 S: 5	H: 0 LOB: 0 BB: 0 P: 9	R: 0 H: 0 E: 0 K: 1 S: 13	H: 0 LOB: 1 BB: 1 P: 19	1B: 2 2B: 0 3B: 0 HR: 0	SF: 0 SAC: 1 DP: 0 HBP: 0	WP: 0 PB: 0 SB: 2 CS: 0	PA: 32
<b>PITCHER</b>	IP WLS BF H R ER SO BB IBB HBP BLK WP HR S P ERA WHIP	7.0 W 25 2 0 0 0 2 0 0 0 0 0 5 9 0.00 0.000	1.0 H 3 0 0 0 1 0 0 0 0 0 5 9 0.00 0.000	1.0 S 4 0 0 0 1 1 0 0 0 0 13 19 0.00 1.000																		



Batter	1	2	3	4	5	6	7	8	9	AB R H RBI BB SO LOB	TOP											
11 Jimmy Rollins, S OBP: 0.334, SLG: 0.374	L7		26 1B 29 1B	FC6-4 7 1B		G4-3 7 1B	7 WP 1B		7 3B 1B	5 3 4 0 1 0 0	<b>Philadelphia Phillies @ Florida Marlins</b> Sun Life Stadium, Miami, FL Tue Jul 05 2011, 7:11 PM - 10:16 PM EDT Att: 17,333 - Partly Cloudy - 84 F											
7 Michael Martinez, S OBP: 0.218, SLG: 0.257	K		K	FC6-4 26 G4-3 6 HR		G4-3	G3-1		6 2B 3B	6 2 1 3 0 2 5												
26 Chase Utley, L OBP: 0.379, SLG: 0.457 15 John Mayberry Jr., R OBP: 0.319, SLG: 0.362	F8		29 1B 1B	G4-3		K			29 G6-3 6 1B BB	4 1 1 0 0 1 2 1 0 0 0 1 1 1												
6 Ryan Howard, L OBP: 0.355, SLG: 0.489	K		51 1B 29 1B 9 1B	HR		29 BB 1B			29 G6-3 1B	5 3 4 4 1 1 0												
29 Raul Ibanez, L OBP: 0.286, SLG: 0.400	FC4-6 9 51 HBP 1B		9 1B 51 1B 21 1B	G5-3		3-H 1B			2-H HR	5 2 3 4 1 0 2												
51 Carlos Ruiz, R OBP: 0.354, SLG: 0.345	FC4-6 9 HBP 1B		9 1B 21 1B			K	K		G6-3	5 1 1 0 0 2 3												
9 Dominic Brown, L OBP: 0.318, SLG: 0.412	FC4-6 1-2 2-3		21 1B 1B			21 FC4-6 BB			10 2B 7 3B 1B	4 1 2 1 1 0 2												
21 Wilson Valdez, R OBP: 0.277, SLG: 0.293	G4-3		1-2 2-H 3-H 1B			FC4-6			L8	5 0 1 2 0 0 4												
35 Cole Hamels, L OBP: 0.244, SLG: 0.256 10 Ben Francisco, R OBP: 0.340, SLG: 0.372 47 Scott Mathieson, R OBP: 0.319, SLG: 0.362	G1-3		G1-3			K			7 WP 11 1B BB	3 0 0 0 1 2 3 1 1 1 0 0 0 0 0 0 0 0 0 0 0												
<b>Inning Stats</b>	R: 0 E: 0 K: 1 S: 9	H: 0 LOB: 0 BB: 0 P: 10	R: 0 E: 0 K: 1 S: 12	H: 1 LOB: 2 BB: 0 P: 16	R: 5 E: 0 K: 2 S: 20	H: 6 LOB: 2 BB: 1 P: 38	R: 2 E: 0 K: 0 S: 9	H: 2 LOB: 0 BB: 0 P: 12	R: 0 E: 0 K: 2 S: 10	H: 0 LOB: 1 BB: 1 P: 17		R: 1 E: 0 K: 2 S: 19	H: 2 LOB: 2 BB: 1 P: 30	R: 0 E: 0 K: 0 S: 14	H: 1 LOB: 2 BB: 1 P: 24	R: 0 E: 0 K: 0 S: 10	H: 1 LOB: 1 BB: 1 P: 14	R: 6 E: 0 K: 1 S: 25	H: 5 LOB: 0 BB: 1 P: 40	1B: 12 2B: 3 HR: 2	SF: 0 SAC: 0 DP: 1 HBP: 1	WP: 1 PB: 0 SB: 0 CS: 0
<b>PITCHER</b>	IP WLS BF H R ER SO BB IBB HBP BLK WP HR S P ERA WHIP											IP WLS BF H R ER SO BB IBB HBP BLK WP HR S P ERA WHIP										
41 Chris Volstad, R ERA: 5.46	4.0 L 23 9 7 7 4 0 1 1 0 0 1 50 76 15.75 2.250																					
50 Jose Ceda, R ERA: 12.46	2.0 10 2 1 1 4 2 0 0 0 0 0 29 47 4.50 2.000																					
44 Brian Sanchez, R ERA: 4.03	3.0 18 7 6 6 1 2 1 0 0 1 1 49 78 18.00 3.000																					

AB	44
R	14
H	18
RBI	14
BB	6
SO	9
LOB	22



Batter	1	2	3	4	5	6	7	8	9	AB R H RBI BB SO LOB	BOTTOM											
1 Emilio Bonifacio, S OBP: 0.334, SLG: 0.374	G5-3		G1-3	FC6-4 1-2			E5 1B		K	5 0 1 0 0 1 3	<b>Philadelphia Phillies @ Florida Marlins</b> Sun Life Stadium, Miami, FL Tue Jul 05 2011, 7:11 PM - 10:16 PM EDT Att: 17,333 - Partly Cloudy - 84 F											
13 Omar Infante, R OBP: 0.297, SLG: 0.307	G4-3		1B			G6-3	G4-3		HBP	4 0 1 0 0 0 1												
15 Gaby Sanchez, R OBP: 0.368, SLG: 0.474	2B		F7			G4-3			P3 P6	5 0 1 0 0 0 4												
2 Hanley Ramirez, R OBP: 0.323, SLG: 0.357	BB		K			L8			20 P4 2B	3 0 1 0 1 1 1												
20 Logan Morrison, L OBP: 0.337, SLG: 0.469	G3-1		G3-1			K			P4	4 0 0 0 0 1 3												
27 Giancarlo Stanton, R OBP: 0.325, SLG: 0.509	1B		14 HR 3B			G6-3			K	4 1 2 0 0 1 1												
14 John Buck, R OBP: 0.293, SLG: 0.367 44 Brian Sanchez, R OBP: 0.200, SLG: 0.200 29 Greg Dobbs, L OBP: 0.347, SLG: 0.394	P4		HR			K			11 2B 1B	3 1 1 2 0 1 1 0 0 0 0 0 0 0 1 0 1 0 0 0 0												
11 Bryan Petersen, L OBP: 0.250, SLG: 0.316	L8		FC6-4 1B			G3-1			L8	4 0 2 0 0 0 1												
41 Chris Volstad, R OBP: 0.214, SLG: 0.214 10 Dewayne Wise, L OBP: 0.195, SLG: 0.179 50 Jose Ceda, R OBP: 0.319, SLG: 0.362 9 Brett Hayes, R OBP: 0.311, SLG: 0.491	K		F8			G5-3			K	1 0 0 0 0 1 1 1 0 0 0 0 0 1 0 0 0 0 0 0 0 2 0 0 0 0 1 2												
<b>Inning Stats</b>	R: 0 E: 0 K: 0 S: 10	H: 1 LOB: 2 BB: 1 P: 20	R: 0 E: 0 K: 1 S: 8	H: 1 LOB: 1 BB: 0 P: 11	R: 0 E: 0 K: 1 S: 10	H: 1 LOB: 1 BB: 0 P: 13	R: 2 E: 0 K: 0 S: 11	H: 3 LOB: 1 BB: 0 P: 17	R: 0 E: 0 K: 0 S: 7	H: 0 LOB: 0 BB: 0 P: 10		R: 0 E: 0 K: 2 S: 10	H: 0 LOB: 0 BB: 0 P: 14	R: 0 E: 0 K: 0 S: 11	H: 1 LOB: 1 BB: 0 P: 14	R: 0 E: 0 K: 1 S: 10	H: 1 LOB: 1 BB: 0 P: 14	R: 0 E: 0 K: 2 S: 12	H: 2 LOB: 3 BB: 0 P: 22	1B: 5 2B: 3 3B: 1 HR: 1	SF: 0 SAC: 0 DP: 0 HBP: 1	WP: 0 PB: 0 SB: 0 CS: 0
<b>PITCHER</b>	IP WLS BF H R ER SO BB IBB HBP BLK WP HR S P ERA WHIP											IP WLS BF H R ER SO BB IBB HBP BLK WP HR S P ERA WHIP										
35 Cole Hamels, L ERA: 2.4	8.0 W 33 8 2 2 2 0 1 0 0 0 0 77 113 2.25 1.125																					
47 Scott Mathieson, R ERA: 0.00	1.0 6 2 0 0 2 0 0 1 0 0 0 12 22 0.00 2.000																					

AB	37
R	2
H	10
RBI	2
BB	1
SO	7
LOB	19





Batter	1	2	3	4	5	6	7	8	9	10	AB	R	H	RBI	BB	SO	LOB	TOP		
11 Jimmy Rollins, S OBP: 0.338, SLG: 0.384											4	1	2	1	1	0	0			
7 Michael Martinez, S OBP: 0.229, SLG: 0.247											3	0	0	0	2	1	1			
26 Chase Utley, L OBP: 0.380, SLG: 0.462											5	1	2	0	0	0	3			
6 Ryan Howard, L OBP: 0.356, SLG: 0.486												4	1	1	0	1	1			
29 Raul Ibanez, L OBP: 0.285, SLG: 0.400												5	0	1	2	0	0	1		
51 Carlos Ruiz, R OBP: 0.351, SLG: 0.338												4	0	0	0	0	0			
9 Domico Brown, L OBP: 0.322, SLG: 0.410												3	1	1	0	1	2			
15 John Mayberry Jr., R OBP: 0.325, SLG: 0.422												4	2	2	3	0	1	0		
38 Kyle Kendrick, R OBP: 0.167, SLG: 0.191												2	0	0	0	0	2			
21 Wilson Valdez, A OBP: 0.192, SLG: 0.266												1	0	0	0	0	0			
57 David Herndon, R OBP: 0.192, SLG: 0.266												0	0	0	0	0	0			
48 Drew Carpenter, R OBP: 0.192, SLG: 0.266												0	0	0	0	0	0			
40 Michael Stutes, R OBP: 0.192, SLG: 0.266												0	0	0	0	0	0			
7 Ross Gload, L OBP: 0.192, SLG: 0.266												1	0	0	0	0	0			
55 Danys Baez, R OBP: 0.192, SLG: 0.266												0	0	0	0	0	0			
<b>Inning Stats</b>	R: 0 E: 0 K: 2 S: 11	H: 2 LOB: 1 BB: 0 P: 16	R: 2 E: 0 K: 1 S: 8	H: 1 LOB: 0 BB: 13	R: 2 E: 0 K: 1 S: 19	H: 2 LOB: 2 BB: 1 P: 34	R: 1 E: 0 K: 0 S: 15	H: 1 LOB: 1 BB: 1 P: 23	R: 0 E: 0 K: 0 S: 7	H: 0 LOB: 0 BB: 0 P: 8	R: 0 E: 0 K: 0 S: 6	H: 0 LOB: 2 BB: 0 P: 19	R: 0 E: 0 K: 0 S: 7	H: 0 LOB: 0 BB: 10	R: 0 E: 0 K: 0 S: 7	H: 0 LOB: 0 BB: 0 P: 10	1B: 4 2B: 2 3B: 0 HR: 3	SF: 0 SAC: 0 DP: 1 HBP: 1	WP: 0 PA: 42	
<b>PITCHER</b>	IP WLS BF H R ER SO	IP WLS BF H R ER SO	IP WLS BF H R ER SO	IP WLS BF H R ER SO	IP WLS BF H R ER SO	IP WLS BF H R ER SO	IP WLS BF H R ER SO	IP WLS BF H R ER SO	IP WLS BF H R ER SO	IP WLS BF H R ER SO	IP WLS BF H R ER SO	IP WLS BF H R ER SO	IP WLS BF H R ER SO	IP WLS BF H R ER SO	IP WLS BF H R ER SO	IP WLS BF H R ER SO	ERA WHIP	ERA WHIP		
19 Anibal Sanchez, R ERA: 3.58	4.0	21	6	5	5	6	2	1	0	0	0	0	0	0	0	0	11.25	2.000		
40 Mike Dunn, L ERA: 3.93	2.0	7	3	1	1	0	0	0	0	0	0	0	0	0	0	1	19	28	4.50	1.500
38 Randy Choate, L ERA: 1.04	1.1	4	0	0	0	0	0	0	0	0	0	0	0	0	0	0	8	13	0.00	0.000
31 Steve Cishek, R ERA: 2.18	0.2	2	0	0	0	0	0	0	0	0	0	0	0	0	0	0	5	7	0.00	0.000
46 Juan Carlos Oviedo, R ERA: 3.69	1.0	5	0	0	0	0	2	0	0	0	0	0	0	0	0	0	10	19	0.00	2.000

Philadelphia Phillies @ Florida Marlins  
Sun Life Stadium, Miami, FL  
Wed Jul 06 2011, 7:11 PM - 10:32 PM EDT  
Att: 16,123 - Cloudy - 81 F

AB	36
R	6
H	9
RBI	6
BB	5
SO	6
LOB	8

WP: 0	PA: 42
PB: 0	
SB: 1	
CS: 0	

Batter	1	2	3	4	5	6	7	8	9	10	AB	R	H	RBI	BB	SO	LOB	BOTTOM					
1 Emilio Bonifacio, S OBP: 0.338, SLG: 0.365												3	1	1	0	2	2						
13 Omar Infante, R OBP: 0.301, SLG: 0.317												5	1	3	0	0	1	2					
15 Gaby Sanchez, R OBP: 0.369, SLG: 0.471												4	1	1	1	1	1	3					
2 Hanley Ramirez, R OBP: 0.328, SLG: 0.362												5	1	3	2	0	0	2					
20 Logan Morrison, L OBP: 0.335, SLG: 0.476												5	1	1	2	0	1	3					
27 Giancarlo Stanton, R OBP: 0.323, SLG: 0.514												5	1	1	1	0	2	3					
11 Bryan Petersen, L OBP: 0.292, SLG: 0.391												4	0	2	0	0	0						
14 John Buck, R OBP: 0.292, SLG: 0.366												4	0	1	0	0	0	2					
9 Brett Hayes, R OBP: 0.311, SLG: 0.491												0	0	0	0	0	0						
18 Anibal Sanchez, R ERA: 3.64	5.0	21	7	3	2	1	2	2	1	0	0	0	0	0	0	0	1	1	1.80	1.800			
57 David Herndon, R ERA: 5.14	0.2	5	3	2	2	1	0	0	0	0	0	0	0	0	0	0	1	12	16	27.00	4.500		
48 Drew Carpenter, R ERA: 8.1	1.1	7	2	1	1	1	1	0	0	0	0	0	0	0	0	0	0	13	26	6.75	2.250		
40 Michael Stutes, R ERA: 2.54	1.0	4	1	0	0	0	0	0	0	0	0	0	0	0	0	0	0	15	23	0.00	1.000		
55 Danys Baez, R ERA: 5.4	1.1	5	1	1	1	2	0	0	0	0	0	0	0	0	0	0	0	1	12	22	6.75	0.750	
<b>Inning Stats</b>	R: 0 E: 0 K: 5 S: 10	H: 2 LOB: 1 BB: 0 P: 6	R: 0 E: 0 K: 2 S: 9	H: 0 LOB: 0 BB: 0 P: 16	R: 3 E: 1 K: 0 S: 15	H: 3 LOB: 1 BB: 1 P: 27	R: 0 E: 0 K: 0 S: 12	H: 1 LOB: 1 BB: 0 P: 18	R: 0 E: 0 K: 0 S: 6	H: 1 LOB: 0 BB: 1 P: 14	R: 2 E: 0 K: 1 S: 15	H: 3 LOB: 1 BB: 0 P: 21	R: 1 E: 1 K: 1 S: 10	H: 2 LOB: 2 BB: 1 P: 21	R: 0 E: 1 K: 1 S: 15	H: 1 LOB: 2 BB: 0 P: 23	R: 0 E: 0 K: 2 S: 8	H: 0 LOB: 0 BB: 13	R: 1 E: 0 K: 0 S: 4	H: 1 LOB: 0 BB: 0 P: 9	1B: 10 2B: 1 3B: 1 HR: 2	SF: 0 SAC: 0 DP: 3 HBP: 0	WP: 0 PA: 42
<b>PITCHER</b>	IP WLS BF H R ER SO	IP WLS BF H R ER SO	IP WLS BF H R ER SO	IP WLS BF H R ER SO	IP WLS BF H R ER SO	IP WLS BF H R ER SO	IP WLS BF H R ER SO	IP WLS BF H R ER SO	IP WLS BF H R ER SO	IP WLS BF H R ER SO	IP WLS BF H R ER SO	IP WLS BF H R ER SO	IP WLS BF H R ER SO	IP WLS BF H R ER SO	IP WLS BF H R ER SO	IP WLS BF H R ER SO	ERA WHIP	ERA WHIP					
38 Kyle Kendrick, R ERA: 3.64	5.0	21	7	3	2	1	2	2	1	0	0	0	0	0	0	0	1	1	1.80	1.800			
57 David Herndon, R ERA: 5.14	0.2	5	3	2	2	1	0	0	0	0	0	0	0	0	0	0	1	12	16	27.00	4.500		
48 Drew Carpenter, R ERA: 8.1	1.1	7	2	1	1	1	1	0	0	0	0	0	0	0	0	0	0	13	26	6.75	2.250		
40 Michael Stutes, R ERA: 2.54	1.0	4	1	0	0	0	0	0	0	0	0	0	0	0	0	0	0	15	23	0.00	1.000		
55 Danys Baez, R ERA: 5.4	1.1	5	1	1	1	2	0	0	0	0	0	0	0	0	0	0	0	1	12	22	6.75	0.750	

Philadelphia Phillies @ Florida Marlins  
Sun Life Stadium, Miami, FL  
Wed Jul 06 2011, 7:11 PM - 10:32 PM EDT  
Att: 16,123 - Cloudy - 81 F

AB	39
R	7
H	14
RBI	6
BB	3
SO	7
LOB	20

WP: 0	PA: 42
PB: 0	
SB: 0	
CS: 1	











Batter	1	2	3	4	5	6	7	8	9	AB	R	H	RBI	BB	SO	LOB	TOP										
21 Michael Bourn, L (1,8) OBP: 0.352, SLG: 0.398										3	0	1	0	1	1	1	<b>Houston Astros @ Florida Marlins</b> Sun Life Stadium, Miami, FL Sat Jul 09 2011, 7:11 PM - 9:39 PM EDT Att: 20,402 - Clear - 89 F										
8 Jeff Keppinger, R (1,4) OBP: 0.318, SLG: 0.393										4	0	0	0	0	0	3											
9 Hunter Pence, R (1,9) OBP: 0.363, SLG: 0.487										4	0	0	0	0	1	1											
45 Carlos Lee, R (1,7) OBP: 0.317, SLG: 0.426										4	0	1	0	0	2	0											
29 Brett Wallace, L (1,3) OBP: 0.362, SLG: 0.401										4	0	0	0	0	2	1											
23 Chris Johnson, R (1,5) OBP: 0.283, SLG: 0.389										4	1	2	0	0	1	1											
12 Clint Barmes, R (1,6) OBP: 0.335, SLG: 0.382										2	0	1	0	0	0	1											
59 Wilton Lopez, R (5,1)										0	0	0	0	0	0	0											
19 Brian Bogusevic, L (7,PH) OBP: 0.314, SLG: 0.258										1	0	1	1	0	0	0											
66 Eneiro Del Rosario, R (7,1)										0	0	0	0	0	0	0											
62 Aneury Rodriguez, R (8,1)										0	0	0	0	0	0	0											
55 Humberto Quintero, R (1,2) OBP: 0.270, SLG: 0.304										3	0	0	0	0	0	2											
39 Brett Myers, R (1,1) OBP: 0.167, SLG: 0.171										1	0	1	0	0	0	0											
36 Angel Sanchez, R (5,6) OBP: 0.312, SLG: 0.320										2	0	0	0	0	1	0											
<b>Inning Stats</b>	R: 0 E: 0 K: 1 S: 8	H: 0 LOB: 0 BB: 0 P: 13	R: 0 E: 0 K: 1 S: 11	H: 1 LOB: 1 BB: 0 P: 16	R: 0 E: 0 K: 0 S: 9	H: 1 LOB: 0 BB: 0 P: 14	R: 0 E: 0 K: 2 S: 7	H: 0 LOB: 0 BB: 0 P: 10	R: 0 E: 0 K: 1 S: 6	H: 1 LOB: 1 BB: 0 P: 8	R: 0 E: 0 K: 1 S: 9	H: 1 LOB: 1 BB: 0 P: 13	R: 1 E: 0 K: 1 S: 9	H: 2 LOB: 0 BB: 0 P: 11	R: 0 E: 0 K: 0 S: 6	H: 0 LOB: 0 BB: 1 P: 10	R: 0 E: 0 K: 1 S: 9	H: 1 LOB: 1 BB: 0 P: 11	1B: 4 2B: 3 3B: 0 HR: 0	SF: 0 SAC: 0 DP: 2 HBP: 0	WP: 1 PB: 0 SB: 0 CS: 0	PA: 33					
<b>PITCHER</b>	IP	WLS	BF	H	R	ER	SO	BB	IBB	HBP	BLK	WP	HR	S	P	ERA	WHIP										
47 Ricky Nolasco, R (1,1) ERA: 3.7	9.0	W	33	7	1	1	8	1	0	0	0	1	0	74	106	1.00	0.889										

AB	32
R	1
H	7
RBI	1
BB	1
SO	8
LOB	10



Batter	1	2	3	4	5	6	7	8	9	AB	R	H	RBI	BB	SO	LOB	BOTTOM											
1 Emilio Bonifacio, S (1,5) OBP: 0.348, SLG: 0.375										3	2	1	0	1	1	0	<b>Houston Astros @ Florida Marlins</b> Sun Life Stadium, Miami, FL Sat Jul 09 2011, 7:11 PM - 9:39 PM EDT Att: 20,402 - Clear - 89 F											
13 Omar Infante, R (1,4) OBP: 0.296, SLG: 0.311										4	1	0	0	0	2													
15 Gaby Sanchez, R (1,3) OBP: 0.375, SLG: 0.472										2	1	1	0	1	0													
2 Hanley Ramirez, R (1,6) OBP: 0.334, SLG: 0.373										3	1	0	2	1	0	2												
20 Logan Morrison, L (1,7) OBP: 0.341, SLG: 0.490										4	0	3	3	0	0	1												
10 Dewayne Wise, L (7,PR) (8,7) OBP: 0.186, SLG: 0.171										0	0	0	0	0	0	0												
27 Giancarlo Stanton, R (1,9) OBP: 0.328, SLG: 0.522										4	0	0	0	0	1	4												
24 Mike Cameron, R (1,8) OBP: 0.212, SLG: 0.248										3	0	0	0	1	0	1												
14 John Buck, R (1,2) OBP: 0.300, SLG: 0.378										4	1	2	1	0	0	2												
47 Ricky Nolasco, R (1,1) OBP: 0.182, SLG: 0.103										4	0	0	0	0	3	1												
<b>Inning Stats</b>	R: 1 E: 0 K: 0 S: 12	H: 0 LOB: 1 BB: 1 P: 20	R: 1 E: 0 K: 1 S: 13	H: 1 LOB: 0 BB: 0 P: 17	R: 0 E: 0 K: 1 S: 8	H: 0 LOB: 0 BB: 0 P: 11	R: 0 E: 0 K: 1 S: 12	H: 1 LOB: 2 BB: 1 P: 23	R: 4 E: 1 K: 1 S: 19	H: 2 LOB: 1 BB: 2 P: 32	R: 0 E: 0 K: 0 S: 8	H: 1 LOB: 2 BB: 0 P: 9	R: 0 E: 0 K: 0 S: 11	H: 2 LOB: 0 BB: 0 P: 19	R: 0 E: 0 K: 1 S: 6	H: 0 LOB: 0 BB: 0 P: 10		1B: 4 2B: 1 3B: 1 HR: 1	SF: 0 SAC: 0 DP: 1 HBP: 1	WP: 0 PB: 0 SB: 1 CS: 0	PA: 36							
<b>PITCHER</b>	IP	WLS	BF	H	R	ER	SO	BB	IBB	HBP	BLK	WP	HR	S	P	ERA		WHIP										
39 Brett Myers, R (1,1) ERA: 4.88	4.1	L	23	4	6	5	4	4	0	0	0	0	0	11	12	0.00		0.600										
59 Wilton Lopez, R (5,1) ERA: 2.88	1.2		5	1	0	0	0	0	0	0	0	0	0	11	19	0.00	2.000											
66 Eneiro Del Rosario, R (7,1) ERA: 4.5	1.0		5	2	0	0	0	0	0	0	0	0	0	6	10	0.00	0.000											
62 Aneury Rodriguez, R (8,1) ERA: 5.25	1.0		3	0	0	0	1	0	0	0	0	0	0	6	10	0.00	0.000											

AB	31
R	6
H	7
RBI	6
BB	4
SO	5
LOB	13









Batter	1	2	3	4	5	6	7	8	9	AB	R	H	RBI	BB	SO	LOB	TOP
1 Emilio Bonifacio, S OBP: 0.360, SLG: 0.383			G3-1		G4-3					4	1	2	0	1	0	0	<b>Florida Marlins @ Chicago Cubs</b> Wrigley Field, Chicago, IL Thu Jul 14 2011, 7:08 PM - 10:23 PM CDT Att: 38,145 - Partly Cloudy - 72 F
13 Omar Infante, R OBP: 0.299, SLG: 0.312							G6-3			3	1	2	0	2	0	2	
15 Gaby Sanchez, R OBP: 0.369, SLG: 0.467					L9					4	0	0	1	0	2	4	
2 Hanley Ramirez, R OBP: 0.334, SLG: 0.367					P4					5	0	1	1	0	0	2	
20 Logan Morrison, L OBP: 0.341, SLG: 0.481										4	0	0	0	1	1	4	
46 Juan Carlos Oviedo, R										0	0	0	0	0	0	0	
27 Giancarlo Stanton, R OBP: 0.339, SLG: 0.515										3	1	1	0	2	1	0	
24 Mike Cameron, R OBP: 0.238, SLG: 0.280										3	1	1	1	2	0	0	
14 John Buck, R OBP: 0.299, SLG: 0.372										3	0	0	0	1	1	3	
10 Dewayne Wise, L										0	1	0	0	0	0	0	
19 Anibal Sanchez, R OBP: 0.299, SLG: 0.372										3	0	0	0	1	1	3	
31 Steve Cistek, R OBP: 0.196, SLG: 0.171										0	1	0	0	0	0	0	
19 Anibal Sanchez, R OBP: 0.299, SLG: 0.372										3	0	0	0	1	1	3	
31 Steve Cistek, R OBP: 0.196, SLG: 0.171										0	1	0	0	0	0	0	
19 Anibal Sanchez, R OBP: 0.299, SLG: 0.372										3	0	0	0	1	1	3	
31 Steve Cistek, R OBP: 0.196, SLG: 0.171										0	1	0	0	0	0	0	
19 Anibal Sanchez, R OBP: 0.299, SLG: 0.372										3	0	0	0	1	1	3	
31 Steve Cistek, R OBP: 0.196, SLG: 0.171										0	1	0	0	0	0	0	
19 Anibal Sanchez, R OBP: 0.299, SLG: 0.372										3	0	0	0	1	1	3	
31 Steve Cistek, R OBP: 0.196, SLG: 0.171										0	1	0	0	0	0	0	
19 Anibal Sanchez, R OBP: 0.299, SLG: 0.372										3	0	0	0	1	1	3	
31 Steve Cistek, R OBP: 0.196, SLG: 0.171										0	1	0	0	0	0	0	
19 Anibal Sanchez, R OBP: 0.299, SLG: 0.372										3	0	0	0	1	1	3	
31 Steve Cistek, R OBP: 0.196, SLG: 0.171										0	1	0	0	0	0	0	
19 Anibal Sanchez, R OBP: 0.299, SLG: 0.372										3	0	0	0	1	1	3	
31 Steve Cistek, R OBP: 0.196, SLG: 0.171										0	1	0	0	0	0	0	
19 Anibal Sanchez, R OBP: 0.299, SLG: 0.372										3	0	0	0	1	1	3	
31 Steve Cistek, R OBP: 0.196, SLG: 0.171										0	1	0	0	0	0	0	
19 Anibal Sanchez, R OBP: 0.299, SLG: 0.372										3	0	0	0	1	1	3	
31 Steve Cistek, R OBP: 0.196, SLG: 0.171										0	1	0	0	0	0	0	
19 Anibal Sanchez, R OBP: 0.299, SLG: 0.372										3	0	0	0	1	1	3	
31 Steve Cistek, R OBP: 0.196, SLG: 0.171										0	1	0	0	0	0	0	
19 Anibal Sanchez, R OBP: 0.299, SLG: 0.372										3	0	0	0	1	1	3	
31 Steve Cistek, R OBP: 0.196, SLG: 0.171										0	1	0	0	0	0	0	
19 Anibal Sanchez, R OBP: 0.299, SLG: 0.372										3	0	0	0	1	1	3	
31 Steve Cistek, R OBP: 0.196, SLG: 0.171										0	1	0	0	0	0	0	
19 Anibal Sanchez, R OBP: 0.299, SLG: 0.372										3	0	0	0	1	1	3	
31 Steve Cistek, R OBP: 0.196, SLG: 0.171										0	1	0	0	0	0	0	
19 Anibal Sanchez, R OBP: 0.299, SLG: 0.372										3	0	0	0	1	1	3	
31 Steve Cistek, R OBP: 0.196, SLG: 0.171										0	1	0	0	0	0	0	
19 Anibal Sanchez, R OBP: 0.299, SLG: 0.372										3	0	0	0	1	1	3	
31 Steve Cistek, R OBP: 0.196, SLG: 0.171										0	1	0	0	0	0	0	
19 Anibal Sanchez, R OBP: 0.299, SLG: 0.372										3	0	0	0	1	1	3	
31 Steve Cistek, R OBP: 0.196, SLG: 0.171										0	1	0	0	0	0	0	
19 Anibal Sanchez, R OBP: 0.299, SLG: 0.372										3	0	0	0	1	1	3	
31 Steve Cistek, R OBP: 0.196, SLG: 0.171										0	1	0	0	0	0	0	
19 Anibal Sanchez, R OBP: 0.299, SLG: 0.372										3	0	0	0	1	1	3	
31 Steve Cistek, R OBP: 0.196, SLG: 0.171										0	1	0	0	0	0	0	
19 Anibal Sanchez, R OBP: 0.299, SLG: 0.372										3	0	0	0	1	1	3	
31 Steve Cistek, R OBP: 0.196, SLG: 0.171										0	1	0	0	0	0	0	
19 Anibal Sanchez, R OBP: 0.299, SLG: 0.372										3	0	0	0	1	1	3	
31 Steve Cistek, R OBP: 0.196, SLG: 0.171										0	1	0	0	0	0	0	
19 Anibal Sanchez, R OBP: 0.299, SLG: 0.372										3	0	0	0	1	1	3	
31 Steve Cistek, R OBP: 0.196, SLG: 0.171										0	1	0	0	0	0	0	
19 Anibal Sanchez, R OBP: 0.299, SLG: 0.372										3	0	0	0	1	1	3	
31 Steve Cistek, R OBP: 0.196, SLG: 0.171										0	1	0	0	0	0	0	
19 Anibal Sanchez, R OBP: 0.299, SLG: 0.372										3	0	0	0	1	1	3	
31 Steve Cistek, R OBP: 0.196, SLG: 0.171										0	1	0	0	0	0	0	
19 Anibal Sanchez, R OBP: 0.299, SLG: 0.372										3	0	0	0	1	1	3	
31 Steve Cistek, R OBP: 0.196, SLG: 0.171										0	1	0	0	0	0	0	
19 Anibal Sanchez, R OBP: 0.299, SLG: 0.372										3	0	0	0	1	1	3	
31 Steve Cistek, R OBP: 0.196, SLG: 0.171										0	1	0	0	0	0	0	
19 Anibal Sanchez, R OBP: 0.299, SLG: 0.372										3	0	0	0	1	1	3	
31 Steve Cistek, R OBP: 0.196, SLG: 0.171										0	1	0	0	0	0	0	
19 Anibal Sanchez, R OBP: 0.299, SLG: 0.372										3	0	0	0	1	1	3	
31 Steve Cistek, R OBP: 0.196, SLG: 0.171										0	1	0	0	0	0	0	
19 Anibal Sanchez, R OBP: 0.299, SLG: 0.372										3	0	0	0	1	1	3	
31 Steve Cistek, R OBP: 0.196, SLG: 0.171										0	1	0	0	0	0	0	
19 Anibal Sanchez, R OBP: 0.299, SLG: 0.372										3	0	0	0	1	1	3	
31 Steve Cistek, R OBP: 0.196, SLG: 0.171										0	1	0	0	0	0	0	
19 Anibal Sanchez, R OBP: 0.299, SLG: 0.372										3	0	0	0	1	1	3	
31 Steve Cistek, R OBP: 0.196, SLG: 0.171										0	1	0	0	0	0	0	
19 Anibal Sanchez, R OBP: 0.299, SLG: 0.372										3	0	0	0	1	1	3	
31 Steve Cistek, R OBP: 0.196, SLG: 0.171										0	1	0	0	0	0	0	
19 Anibal Sanchez, R OBP: 0.299, SLG: 0.372										3	0	0	0	1	1	3	
31 Steve Cistek, R OBP: 0.196, SLG: 0.171										0	1	0	0	0	0	0	
19 Anibal Sanchez, R OBP: 0.299, SLG: 0.372										3	0	0	0	1	1	3	
31 Steve Cistek, R OBP: 0.196, SLG: 0.171										0	1	0	0	0	0	0	
19 Anibal Sanchez, R OBP: 0.299, SLG: 0.372										3	0	0	0	1	1	3	
31 Steve Cistek, R OBP: 0.196, SLG: 0.171										0	1	0	0	0	0	0	
19 Anibal Sanchez, R OBP: 0.299, SLG: 0.372										3	0	0	0	1	1	3	
31 Steve Cistek, R OBP: 0.196, SLG: 0.171										0	1	0	0	0	0	0	
19 Anibal Sanchez, R OBP: 0.299, SLG: 0.372			</														



Batter	1	2	3	4	5	6	7	8	9	AB	R	H	RBI	BB	SO	LOB	TOP			
1 Emilio Bonifacio, S (1,5) OBP: 0.359, SLG: 0.381	G6-3		K			13 E 1B		G4-3		4	0	1	0	0	1	3				
13 Omar Infante, R (1,4) OBP: 0.299, SLG: 0.309	F9			G5-3		P4			20 1B BB	3	1	0	0	1	0	1				
15 Gaby Sanchez, R (1,3) OBP: 0.366, SLG: 0.461	L9			K					P6	4	0	0	0	0	2	1				
2 Hanley Ramirez, R (1,6) OBP: 0.333, SLG: 0.365		F9		G5-3					1B	4	0	1	0	0	1	0				
20 Logan Morrison, L (1,7) OBP: 0.340, SLG: 0.478		K			F8			G4-3	1B	4	0	1	1	0	1	0				
27 Giancarlo Stanton, R (1,9) OBP: 0.326, SLG: 0.506	G4-3				F7				K	4	0	0	0	0	2	1				
24 Mike Cameron, R (1,8) OBP: 0.232, SLG: 0.273			G5-3		K			F9		3	0	0	0	0	1	0				
14 John Buck, R (1,2) OBP: 0.299, SLG: 0.372			G5-3			K2-3				3	0	1	0	0	1	0				
10 Dewayne Wise, L (8, PR) OBP: 0.186, SLG: 0.171								29 1B		0	0	0	0	0	0	0				
9 Brett Hayes, R (8, 2) OBP: 0.311, SLG: 0.491								1B		0	0	0	0	0	0	0				
47 Ricky Nolasco, R (1,1) OBP: 0.200, SLG: 0.161										2	0	1	0	0	1	0				
29 Greg Dobbs, L (8, PH) OBP: 0.342, SLG: 0.392										1	0	1	0	0	0	0				
11 Bryan Petersen, L (8, PR) OBP: 0.345, SLG: 0.385										0	0	0	0	0	0	0				
31 Burke Badenhop, R (8, 1) OBP: 1.000, SLG: 1.500										0	0	0	0	0	0	0				
38 Randy Choate, L (8, 1)										0	0	0	0	0	0	0				
<b>Inning Stats</b>	R: 0 E: 0 K: 0 S: 7	H: 0 LOB: 0 BB: 0 P: 11	R: 0 E: 0 K: 1 S: 8	H: 0 LOB: 0 BB: 0 P: 12	R: 0 E: 0 K: 1 S: 10	H: 1 LOB: 1 BB: 0 P: 17	R: 0 E: 0 K: 1 S: 11	H: 0 LOB: 0 BB: 0 P: 16	R: 0 E: 0 K: 2 S: 12	H: 1 LOB: 1 BB: 0 P: 16	R: 0 E: 0 K: 2 S: 11	H: 0 LOB: 0 BB: 0 P: 15	R: 0 E: 0 K: 1 S: 12	H: 2 LOB: 2 BB: 0 P: 18	R: 1 E: 0 K: 1 S: 19	H: 2 LOB: 1 BB: 1 P: 31	1B: 5 2B: 1 3B: 0 HR: 0	SF: 0 SAC: 0 DP: 0 HBP: 0	WP: 0 PB: 0 SB: 0 CS: 0	PA: 33
<b>PITCHER</b>	IP WLS BF H R ER SO BB IBB HBP BLK WP HR S P ERA WHIP																			
46 Ryan Dempster, R (1,1) ERA: 4.68	8.0 W 28 4 0 0 9 0 0 0 0 0 0 0 0 78 117 0.00 0.500																			
49 Carlos Marmol, R (9,1) ERA: 3.8	0.2 H 4 2 1 1 0 1 0 0 0 0 0 0 0 16 27 13.50 4.500																			
45 Sean Marshall, L (9,1) ERA: 2.7	0.1 S 1 0 0 0 1 0 0 0 0 0 0 0 0 3 4 0.00 0.000																			

Florida Marlins @ Chicago Cubs  
Wrigley Field, Chicago, IL  
Fri Jul 15 2011, 1:23 PM - 4:00 PM CDT  
Att: 38,391 - Sunny - 77 F

AB 32  
R 1  
H 6  
RBI 1  
BB 1  
SO 10  
LOB 6



Batter	1	2	3	4	5	6	7	8	9	AB	R	H	RBI	BB	SO	LOB	BOTTOM			
1 Kosuke Fukudome, L (1,9) OBP: 0.374, SLG: 0.365	G5-4-3 16 13 1B BB				G4-3					3	0	1	0	1	1	1				
13 Starlin Castro, R (1,6) OBP: 0.331, SLG: 0.422	G5-4-3 16 1B		F8		G5-3			G6-3		4	0	1	0	0	0	1				
16 Aramis Ramirez, R (1,5) OBP: 0.344, SLG: 0.491	G5-4-3 1-2 2-3			F9				F9		4	0	1	0	0	0	2				
22 Carlos Pena, L (1,3) OBP: 0.337, SLG: 0.454	K			24 2B 12 E 1B				K		4	1	1	0	0	3	2				
24 Marlon Byrd, R (1,8) OBP: 0.350, SLG: 0.420		G5-4-3 18 1B		12 E 2B		L5				3	1	2	0	0	0	1				
18 Geovany Soto, R (1,2) OBP: 0.326, SLG: 0.411	G5-4-3 1-2			K		F8				3	0	0	0	0	1	4				
12 Alfonso Soriano, R (1,7) OBP: 0.306, SLG: 0.470	F8			E4				G5-3		3	0	0	0	0	0	0				
5 Reed Johnson, R (8, 7) OBP: 0.368, SLG: 0.548				2-H 3-H						0	0	0	0	0	0	0				
15 Darwin Barney, R (1,4) OBP: 0.330, SLG: 0.367			G5-3		K					3	0	0	0	0	2	1				
46 Ryan Dempster, R (1,1) OBP: 0.114, SLG: 0.088					L8					3	0	1	0	0	1	0				
49 Carlos Marmol, R (9,1)										0	0	0	0	0	0	0				
45 Sean Marshall, L (9,1)										0	0	0	0	0	0	0				
<b>Inning Stats</b>	R: 0 E: 0 K: 1 S: 7	H: 1 LOB: 1 BB: 1 P: 13	R: 0 E: 0 K: 0 S: 8	H: 1 LOB: 0 BB: 0 P: 12	R: 0 E: 0 K: 0 S: 13	H: 1 LOB: 1 BB: 0 P: 22	R: 2 E: 1 K: 2 S: 16	H: 2 LOB: 1 BB: 0 P: 22	R: 0 E: 0 K: 1 S: 7	H: 0 LOB: 0 BB: 0 P: 11	R: 0 E: 0 K: 1 S: 9	H: 1 LOB: 1 BB: 0 P: 15	R: 0 E: 0 K: 2 S: 13	H: 1 LOB: 0 BB: 0 P: 16	R: 0 E: 0 K: 1 S: 8	H: 0 LOB: 0 BB: 0 P: 14	1B: 6 2B: 1 3B: 0 HR: 0	SF: 0 SAC: 0 DP: 2 HBP: 0	WP: 0 PB: 0 SB: 0 CS: 0	PA: 31
<b>PITCHER</b>	IP WLS BF H R ER SO BB IBB HBP BLK WP HR S P ERA WHIP																			
47 Ricky Nolasco, R (1,1) ERA: 3.51	7.0 L 28 7 2 0 7 1 0 0 0 0 0 0 0 73 111 0.00 1.143																			
31 Burke Badenhop, R (8, 1) ERA: 3.71	0.2 2 0 0 0 0 0 0 0 0 0 0 0 5 9 0.00 0.000																			
38 Randy Choate, L (8, 1) ERA: 0.92	0.1 1 0 0 0 1 0 0 0 0 0 0 0 3 5 0.00 0.000																			

Florida Marlins @ Chicago Cubs  
Wrigley Field, Chicago, IL  
Fri Jul 15 2011, 1:23 PM - 4:00 PM CDT  
Att: 38,391 - Sunny - 77 F

AB 30  
R 2  
H 7  
RBI 0  
BB 1  
SO 8  
LOB 12





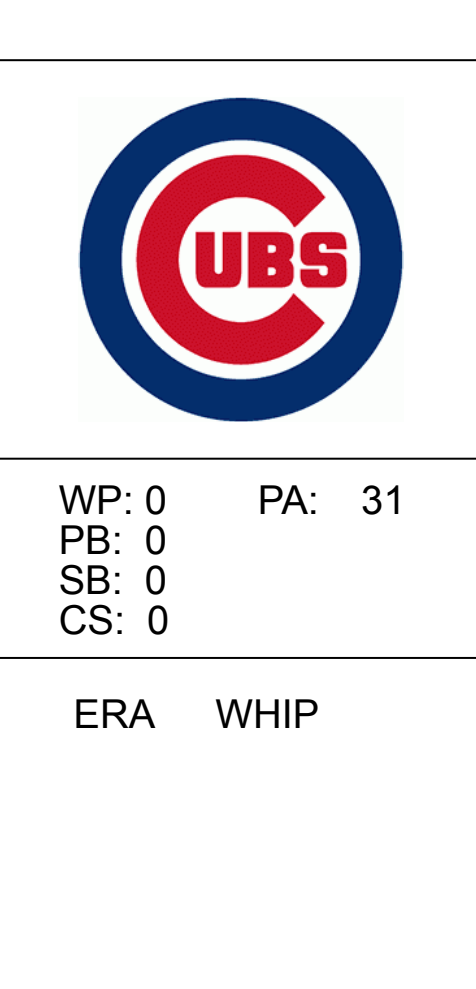
Batter	1	2	3	4	5	6	7	8	9	AB	R	H	RBI	BB	SO	LOB	TOP								
1 Emilio Bonifacio, S OBP: 0.360, SLG: 0.379										4	1	1	0	1	2	1	<b>Florida Marlins @ Chicago Cubs</b> Wrigley Field, Chicago, IL Sat Jul 16 2011, 12:08 PM - 2:51 PM CDT Att: 40,709 - Cloudy - 82 F								
13 Omar Infante, R OBP: 0.301, SLG: 0.311										4	2	2	0	0	1	1									
18 Wes Helms, R OBP: 0.272, SLG: 0.255										1	0	0	0	0	0	1									
20 Logan Morrison, L OBP: 0.341, SLG: 0.495										4	2	1	3	1	1	2									
39 Chris Hatcher, R OBP: 0.200, SLG: 0.200										0	0	0	0	0	0	0									
44 Brian Sanchez, R OBP: 0.200, SLG: 0.200										0	0	0	0	0	0	0									
2 Hanley Ramirez, R OBP: 0.341, SLG: 0.381										4	3	3	2	1	1	0									
15 Gaby Sanchez, R OBP: 0.366, SLG: 0.459										4	2	1	2	1	0	2									
27 Giancarlo Stanton, R OBP: 0.330, SLG: 0.529										5	2	3	4	0	1	3									
11 Bryan Petersen, L OBP: 0.294, SLG: 0.333										4	0	0	1	0	2	2									
9 Brett Hayes, R OBP: 0.318, SLG: 0.500										5	0	2	1	0	0	1									
23 Javier Vazquez, R OBP: 0.200, SLG: 0.172										3	1	1	0	0	0	1									
10 Dewayne Wise, L OBP: 0.178, SLG: 0.163										2	0	0	0	0	0	1									
<b>Inning Stats</b>	R: 3 H: 2 E: 0 K: 3 S: 18	H: 2 LOB: 1 BB: 2 P: 29	R: 0 H: 1 E: 0 K: 1 S: 11	H: 1 LOB: 0 BB: 0 P: 12	R: 0 H: 0 E: 0 K: 1 S: 8	H: 0 LOB: 1 BB: 1 P: 15	R: 1 H: 1 E: 0 K: 0 S: 8	H: 1 LOB: 0 BB: 0 P: 10	R: 4 H: 3 E: 0 K: 1 S: 14	H: 3 LOB: 0 BB: 1 P: 31	R: 3 H: 3 E: 1 K: 1 S: 14	H: 3 LOB: 0 BB: 0 P: 20	R: 0 H: 1 E: 0 K: 1 S: 8	H: 1 LOB: 1 BB: 0 P: 13	R: 0 H: 1 E: 0 K: 0 S: 12	H: 1 LOB: 1 BB: 0 P: 16	R: 2 H: 2 E: 1 K: 0 S: 17	H: 2 LOB: 1 BB: 0 P: 25	1B: 7 2B: 4 3B: 0 HR: 3	SF: 1 SAC: 0 DP: 1 HBP: 0	WP: 0 PB: 0 SB: 1 CS: 0	PA: 45			
<b>PITCHER</b>	IP WLS BF H R ER SO BB IBB HBP BLK WP HR S P ERA WHIP	IP WLS BF H R ER SO BB IBB HBP BLK WP HR S P ERA WHIP	IP WLS BF H R ER SO BB IBB HBP BLK WP HR S P ERA WHIP	IP WLS BF H R ER SO BB IBB HBP BLK WP HR S P ERA WHIP	IP WLS BF H R ER SO BB IBB HBP BLK WP HR S P ERA WHIP	IP WLS BF H R ER SO BB IBB HBP BLK WP HR S P ERA WHIP	IP WLS BF H R ER SO BB IBB HBP BLK WP HR S P ERA WHIP	IP WLS BF H R ER SO BB IBB HBP BLK WP HR S P ERA WHIP	IP WLS BF H R ER SO BB IBB HBP BLK WP HR S P ERA WHIP	IP WLS BF H R ER SO BB IBB HBP BLK WP HR S P ERA WHIP	IP WLS BF H R ER SO BB IBB HBP BLK WP HR S P ERA WHIP	IP WLS BF H R ER SO BB IBB HBP BLK WP HR S P ERA WHIP	IP WLS BF H R ER SO BB IBB HBP BLK WP HR S P ERA WHIP	IP WLS BF H R ER SO BB IBB HBP BLK WP HR S P ERA WHIP	IP WLS BF H R ER SO BB IBB HBP BLK WP HR S P ERA WHIP	IP WLS BF H R ER SO BB IBB HBP BLK WP HR S P ERA WHIP	IP WLS BF H R ER SO BB IBB HBP BLK WP HR S P ERA WHIP	IP WLS BF H R ER SO BB IBB HBP BLK WP HR S P ERA WHIP	IP WLS BF H R ER SO BB IBB HBP BLK WP HR S P ERA WHIP	IP WLS BF H R ER SO BB IBB HBP BLK WP HR S P ERA WHIP	IP WLS BF H R ER SO BB IBB HBP BLK WP HR S P ERA WHIP	IP WLS BF H R ER SO BB IBB HBP BLK WP HR S P ERA WHIP	IP WLS BF H R ER SO BB IBB HBP BLK WP HR S P ERA WHIP	IP WLS BF H R ER SO BB IBB HBP BLK WP HR S P ERA WHIP	
38 Carlos Zambrano, R ERA: 4.78	4.2	L	24	7	8	8	6	4	0	0	0	0	0	0	0	0	2	58	94	15.43	2.357				
32 Ramon Ortiz, R ERA: 5.74	1.1		7	3	3	3	1	0	0	0	0	0	0	0	0	0	1	15	23	20.25	2.250				
43 John Grabow, L ERA: 5.54	1.0		4	1	0	0	1	0	0	0	0	0	0	0	0	0	0	8	13	0.00	1.000				
40 James Russell, L ERA: 4.26	1.0		4	1	0	0	0	0	0	0	0	0	0	0	0	0	0	12	16	0.00	1.000				
29 Jeff Samardzija, R ERA: 3.42	1.0		6	2	2	0	0	0	0	0	0	0	0	0	0	0	0	17	25	0.00	2.000				
<b>Inning Stats</b>	R: 0 H: 0 E: 0 K: 1 S: 7	H: 0 LOB: 0 BB: 0 P: 9	R: 0 H: 1 E: 0 K: 2 S: 15	H: 1 LOB: 1 BB: 0 P: 21	R: 0 H: 0 E: 0 K: 1 S: 12	H: 0 LOB: 0 BB: 0 P: 16	R: 0 H: 0 E: 0 K: 2 S: 10	H: 0 LOB: 0 BB: 0 P: 13	R: 0 H: 0 E: 0 K: 2 S: 8	H: 0 LOB: 0 BB: 0 P: 13	R: 3 H: 3 E: 0 K: 2 S: 18	H: 3 LOB: 0 BB: 0 P: 21	R: 0 H: 0 E: 0 K: 0 S: 5	H: 0 LOB: 0 BB: 0 P: 7	R: 0 H: 0 E: 0 K: 1 S: 9	H: 0 LOB: 0 BB: 0 P: 14	R: 0 H: 0 E: 0 K: 0 S: 12	H: 0 LOB: 0 BB: 1 P: 20	1B: 3 2B: 0 3B: 0 HR: 1	SF: 0 SAC: 0 DP: 1 HBP: 0	WP: 0 PB: 0 SB: 0 CS: 0	PA: 31			
<b>PITCHER</b>	IP WLS BF H R ER SO BB IBB HBP BLK WP HR S P ERA WHIP	IP WLS BF H R ER SO BB IBB HBP BLK WP HR S P ERA WHIP	IP WLS BF H R ER SO BB IBB HBP BLK WP HR S P ERA WHIP	IP WLS BF H R ER SO BB IBB HBP BLK WP HR S P ERA WHIP	IP WLS BF H R ER SO BB IBB HBP BLK WP HR S P ERA WHIP	IP WLS BF H R ER SO BB IBB HBP BLK WP HR S P ERA WHIP	IP WLS BF H R ER SO BB IBB HBP BLK WP HR S P ERA WHIP	IP WLS BF H R ER SO BB IBB HBP BLK WP HR S P ERA WHIP	IP WLS BF H R ER SO BB IBB HBP BLK WP HR S P ERA WHIP	IP WLS BF H R ER SO BB IBB HBP BLK WP HR S P ERA WHIP	IP WLS BF H R ER SO BB IBB HBP BLK WP HR S P ERA WHIP	IP WLS BF H R ER SO BB IBB HBP BLK WP HR S P ERA WHIP	IP WLS BF H R ER SO BB IBB HBP BLK WP HR S P ERA WHIP	IP WLS BF H R ER SO BB IBB HBP BLK WP HR S P ERA WHIP	IP WLS BF H R ER SO BB IBB HBP BLK WP HR S P ERA WHIP	IP WLS BF H R ER SO BB IBB HBP BLK WP HR S P ERA WHIP	IP WLS BF H R ER SO BB IBB HBP BLK WP HR S P ERA WHIP	IP WLS BF H R ER SO BB IBB HBP BLK WP HR S P ERA WHIP	IP WLS BF H R ER SO BB IBB HBP BLK WP HR S P ERA WHIP	IP WLS BF H R ER SO BB IBB HBP BLK WP HR S P ERA WHIP	IP WLS BF H R ER SO BB IBB HBP BLK WP HR S P ERA WHIP	IP WLS BF H R ER SO BB IBB HBP BLK WP HR S P ERA WHIP	IP WLS BF H R ER SO BB IBB HBP BLK WP HR S P ERA WHIP	IP WLS BF H R ER SO BB IBB HBP BLK WP HR S P ERA WHIP	
23 Javier Vazquez, R ERA: 5.14	7.0	W	25	4	3	3	10	0	0	0	0	0	0	0	0	0	0	9	14	0.00	0.000				
39 Chris Hatcher, R ERA: 3.94	1.0		3	0	0	0	1	0	0	0	0	0	0	0	0	0	0	9	14	0.00	0.000				
44 Brian Sanchez, R ERA: 3.94	1.0		3	0	0	0	0	1	0	0	0	0	0	0	0	0	0	12	20	0.00	1.000				
<b>Inning Stats</b>	R: 0 H: 0 E: 0 K: 1 S: 7	H: 0 LOB: 0 BB: 0 P: 9	R: 0 H: 1 E: 0 K: 2 S: 15	H: 1 LOB: 1 BB: 0 P: 21	R: 0 H: 0 E: 0 K: 1 S: 12	H: 0 LOB: 0 BB: 0 P: 16	R: 0 H: 0 E: 0 K: 2 S: 10	H: 0 LOB: 0 BB: 0 P: 13	R: 0 H: 0 E: 0 K: 2 S: 8	H: 0 LOB: 0 BB: 0 P: 13	R: 3 H: 3 E: 0 K: 2 S: 18	H: 3 LOB: 0 BB: 0 P: 21	R: 0 H: 0 E: 0 K: 0 S: 5	H: 0 LOB: 0 BB: 0 P: 7	R: 0 H: 0 E: 0 K: 1 S: 9	H: 0 LOB: 0 BB: 0 P: 14	R: 0 H: 0 E: 0 K: 0 S: 12	H: 0 LOB: 0 BB: 1 P: 20	1B: 3 2B: 0 3B: 0 HR: 1	SF: 0 SAC: 0 DP: 1 HBP: 0	WP: 0 PB: 0 SB: 0 CS: 0	PA: 31			
<b>PITCHER</b>	IP WLS BF H R ER SO BB IBB HBP BLK WP HR S P ERA WHIP	IP WLS BF H R ER SO BB IBB HBP BLK WP HR S P ERA WHIP	IP WLS BF H R ER SO BB IBB HBP BLK WP HR S P ERA WHIP	IP WLS BF H R ER SO BB IBB HBP BLK WP HR S P ERA WHIP	IP WLS BF H R ER SO BB IBB HBP BLK WP HR S P ERA WHIP	IP WLS BF H R ER SO BB IBB HBP BLK WP HR S P ERA WHIP	IP WLS BF H R ER SO BB IBB HBP BLK WP HR S P ERA WHIP	IP WLS BF H R ER SO BB IBB HBP BLK WP HR S P ERA WHIP	IP WLS BF H R ER SO BB IBB HBP BLK WP HR S P ERA WHIP	IP WLS BF H R ER SO BB IBB HBP BLK WP HR S P ERA WHIP	IP WLS BF H R ER SO BB IBB HBP BLK WP HR S P ERA WHIP	IP WLS BF H R ER SO BB IBB HBP BLK WP HR S P ERA WHIP	IP WLS BF H R ER SO BB IBB HBP BLK WP HR S P ERA WHIP	IP WLS BF H R ER SO BB IBB HBP BLK WP HR S P ERA WHIP	IP WLS BF H R ER SO BB IBB HBP BLK WP HR S P ERA WHIP	IP WLS BF H R ER SO BB IBB HBP BLK WP HR S P ERA WHIP	IP WLS BF H R ER SO BB IBB HBP BLK WP HR S P ERA WHIP	IP WLS BF H R ER SO BB IBB HBP BLK WP HR S P ERA WHIP	IP WLS BF H R ER SO BB IBB HBP BLK WP HR S P ERA WHIP	IP WLS BF H R ER SO BB IBB HBP BLK WP HR S P ERA WHIP	IP WLS BF H R ER SO BB IBB HBP BLK WP HR S P ERA WHIP	IP WLS BF H R ER SO BB IBB HBP BLK WP HR S P ERA WHIP	IP WLS BF H R ER SO BB IBB HBP BLK WP HR S P ERA WHIP	IP WLS BF H R ER SO BB IBB HBP BLK WP HR S P ERA WHIP	IP WLS BF H R ER SO BB IBB HBP BLK WP HR S P ERA WHIP

**Florida Marlins @ Chicago Cubs**  
 Wrigley Field, Chicago, IL  
 Sat Jul 16 2011, 12:08 PM - 2:51 PM CDT  
 Att: 40,709 - Cloudy - 82 F

AB 40  
 R 13  
 H 14  
 RBI 13  
 BB 4  
 SO 8  
 LOB 15

**Florida Marlins @ Chicago Cubs**  
 Wrigley Field, Chicago, IL  
 Sat Jul 16 2011, 12:08 PM - 2:51 PM CDT  
 Att: 40,709 - Cloudy - 82 F

AB 30  
 R 3  
 H 4  
 RBI 3  
 BB 1  
 SO 11  
 LOB 3





Batter	1	2	3	4	5	6	7	8	9	AB	R	H	RBI	BB	SO	LOB	TOP							
1 Emilio Bonifacio, S OBP: 0.363, SLG: 0.381 (1.4)										4	2	2	0	1	0	2								
29 Greg Dobbs, L OBP: 0.347, SLG: 0.407 (1.5)										4	1	2	3	1	1	0								
10 Dewayne Wise, L OBP: 0.178, SLG: 0.163 (8.7)										0	0	0	0	0	0	0								
20 Logan Morrison, L OBP: 0.233, SLG: 0.281 (1.7)										5	0	1	2	0	1	2								
31 Steve Cishek, R (8.1)										0	0	0	0	0	0	0								
38 Randy Choate, L (8.1)										0	0	0	0	0	0	0								
13 Omar Infante, R OBP: 0.301, SLG: 0.311 (9.4)										4	1	2	1	1	1	2								
2 Hanley Ramirez, R OBP: 0.345, SLG: 0.394 (1.6)										4	0	0	0	1	1	4								
15 Gaby Sanchez, R OBP: 0.364, SLG: 0.454 (1.3)										4	0	0	0	1	1	4								
27 Giancarlo Stanton, R OBP: 0.331, SLG: 0.525 (1.9)										4	1	1	0	1	1	3								
24 Mike Cameron, R (1.8)										4	0	1	0	0	0	1								
46 Juan Carlos Oviedo, R (9.1)										0	0	0	0	0	0	0								
14 John Buck, R OBP: 0.308, SLG: 0.378 (1.2)										3	0	3	1	0	0	0								
9 Brett Hayes, R OBP: 0.313, SLG: 0.492 (8.2)										1	1	0	0	0	1	2								
41 Chris Volstad, R OBP: 0.266, SLG: 0.299 (4. PH)										1	0	0	0	0	1	1								
11 Brian Peterson, L OBP: 0.286, SLG: 0.350 (4. PH)										1	0	0	0	0	0	2								
31 Burke Badenhop, R OBP: 0.287, SLG: 1.993 (7.1)										0	0	0	0	0	0	0								
34 Edward Mujica, R (7.1)										0	0	0	0	0	0	0								
18 Wes Helms, R OBP: 0.176, SLG: 0.233 (8. PH)										1	1	0	0	1	0	2								
18 Wes Helms, R OBP: 0.176, SLG: 0.233 (8. PH)										1	1	0	0	1	0	2								
<b>Inning Stats</b>	R: 3 H: 2 E: 0 K: 0 S: 9	H: 2 LOB: 0 BB: 1 P: 21	R: 0 H: 1 E: 0 K: 1 S: 7	H: 1 LOB: 0 BB: 0 P: 12	R: 0 H: 0 E: 0 K: 1 S: 5	H: 0 LOB: 0 BB: 0 P: 9	R: 1 H: 2 E: 0 K: 1 S: 10	H: 2 LOB: 1 BB: 1 P: 19	R: 0 H: 2 E: 0 K: 0 S: 11	H: 1 LOB: 3 BB: 1 P: 24	R: 0 H: 1 E: 0 K: 1 S: 11	H: 1 LOB: 1 BB: 0 P: 17	R: 0 H: 1 E: 0 K: 1 S: 12	H: 1 LOB: 1 BB: 0 P: 19	R: 3 H: 2 E: 0 K: 2 S: 13	H: 2 LOB: 2 BB: 2 P: 28	R: 0 H: 1 E: 0 K: 1 S: 12	H: 1 LOB: 2 BB: 1 P: 22	1B: 9 2B: 1 3B: 0 HR: 2	SF: 0 SAC: 1 DP: 2 HBP: 1	WP: 1 PB: 0 SB: 1 CS: 0	PA: 45		
<b>PITCHER</b>	IP WLS BF H R ER SO BB IBB HBP BLK WP HR S P ERA WHIP	6.0 28 8 4 4 4 3 0 0 0 0 2 53 102 6.00 1.833	0.2 2 0 0 0 1 0 0 0 0 0 0 7 9 0.00 0.000	0.1 2 1 0 0 0 0 0 0 0 0 0 5 10 0.00 3.000	1.0 L 8 2 3 3 2 2 0 1 0 1 0 13 28 27.00 4.000	1.0 5 1 0 0 1 1 0 0 0 0 0 0 12 22 0.00 2.000																		

Florida Marlins @ Chicago Cubs  
Wrigley Field, Chicago, IL  
Sun Jul 17 2011, 1:25 PM - 4:27 PM CDT  
Att: 37,634 - Partly Cloudy - 94 F

AB 37  
R 7  
H 12  
RBI 7  
BB 6  
SO 8  
LOB 22



Batter	1	2	3	4	5	6	7	8	9	AB	R	H	RBI	BB	SO	LOB	BOTTOM						
5 Reed Johnson, R OBP: 0.364, SLG: 0.550 (1.9)										3	1	1	1	0	1	0							
13 Starlin Castro, R OBP: 0.332, SLG: 0.422 (1.6)										3	2	1	1	1	0	1							
16 Aramis Ramirez, R OBP: 0.346, SLG: 0.504 (1.5)										4	1	2	2	0	1	0							
22 Carlos Pena, L OBP: 0.330, SLG: 0.441 (1.3)										4	0	0	0	0	2	2							
24 Marlon Byrd, R OBP: 0.348, SLG: 0.416 (1.8)										4	0	1	0	0	2	1							
9 Blake DeWitt, L OBP: 0.282, SLG: 0.377 (1.7)										3	0	1	1	0	0	0							
34 Kerry Wood, R (8.1)										0	0	0	0	0	0	0							
43 John Grabow, L (9.1)										0	0	0	0	0	0	0							
12 Alfonso Soriano, R OBP: 0.302, SLG: 0.463 (9. PH)										1	0	0	0	0	0	1							
18 Geovany Soto, R OBP: 0.323, SLG: 0.493 (1.2)										4	1	1	0	0	1	1							
15 Darwin Barney, R OBP: 0.326, SLG: 0.362 (1.4)										4	0	1	0	0	1	1							
36 Randy Wells, R OBP: 0.133, SLG: 0.133 (1.1)										1	0	0	0	0	0	0							
40 James Russell, L OBP: 0.125, SLG: 0.125 (7.1)										0	0	0	0	0	0	0							
29 Jeff Samardzija, R (7.1)										0	0	0	0	0	0	0							
1 Tony Campana, L OBP: 0.301, SLG: 0.291 (8.7)										1	0	0	0	0	1	0							
<b>Inning Stats</b>	R: 3 H: 4 E: 0 K: 1 S: 12	H: 4 LOB: 1 BB: 0 P: 21	R: 1 H: 2 E: 0 K: 0 S: 9	H: 2 LOB: 1 BB: 0 P: 15	R: 0 H: 0 E: 0 K: 1 S: 6	H: 0 LOB: 0 BB: 0 P: 9	R: 0 H: 0 E: 0 K: 0 S: 7	H: 0 LOB: 0 BB: 0 P: 12	R: 0 H: 0 E: 0 K: 0 S: 5	H: 0 LOB: 0 BB: 0 P: 5	R: 0 H: 0 E: 0 K: 3 S: 9	H: 0 LOB: 0 BB: 0 P: 13	R: 0 H: 0 E: 0 K: 1 S: 10	H: 0 LOB: 0 BB: 0 P: 15	R: 1 H: 1 E: 0 K: 2 S: 14	H: 1 LOB: 1 BB: 1 P: 22	R: 0 H: 1 E: 0 K: 1 S: 14	H: 1 LOB: 1 BB: 0 P: 17	1B: 4 2B: 4 3B: 0 HR: 0	SF: 1 SAC: 1 DP: 0 HBP: 0	WP: 0 PB: 0 SB: 0 CS: 0	PA: 35	
<b>PITCHER</b>	IP WLS BF H R ER SO BB IBB HBP BLK WP HR S P ERA WHIP	3.0 9 0 0 0 3 0 0 0 0 0 0 21 30 0.00 0.000	1.0 W 3 0 0 0 1 0 0 0 0 0 0 10 15 0.00 0.000	0.2 H 4 1 1 1 2 1 0 0 0 0 0 13 21 13.50 3.000	0.1 H 1 0 0 0 0 0 0 0 0 0 0 1 1 0.00 0.000																		

Florida Marlins @ Chicago Cubs  
Wrigley Field, Chicago, IL  
Sun Jul 17 2011, 1:25 PM - 4:27 PM CDT  
Att: 37,634 - Partly Cloudy - 94 F

AB 32  
R 5  
H 8  
RBI 5  
BB 1  
SO 9  
LOB 7









Batter	1	2	3	4	5	6	7	8	9	AB	R	H	RBI	BB	SO	LOB	TOP
25 Will Venable, L OBP: 0.315, SLG: 0.319										5	1	2	0	0	2	1	<b>San Diego Padres @ Florida Marlins</b> Sun Life Stadium, Miami, FL Tue Jul 19 2011, 7:12 PM - 10:20 PM EDT Att: 17,101 - Partly Cloudy - 84 F <a href="http://livebaseballscorecards.com">livebaseballscorecards.com</a>
2 Everth Cabrera, S OBP: 0.365, SLG: 0.355 37 Mike Adams, R OBP: 0.275, SLG: 0.275 15 Jesus Guzman, R OBP: 0.327, SLG: 0.342 57 Luke Gregerson, L OBP: 0.275, SLG: 0.275 21 Heath Bell, R OBP: 0.275, SLG: 0.275										3	0	0	0	0	1	1	
24 Cameron Maybin, R OBP: 0.323, SLG: 0.394										4	1	2	1	1	1	1	
47 Ryan Ludwick, R OBP: 0.307, SLG: 0.380										5	1	2	1	0	1	5	
1 Orlando Hudson, S OBP: 0.332, SLG: 0.317										4	0	2	1	0	0	1	
27 Anthony Rizzo, L OBP: 0.284, SLG: 0.268										3	0	0	0	1	0	2	
14 Alberto Gonzalez, R OBP: 0.253, SLG: 0.265										4	0	1	0	0	1	2	
32 Rob Johnson, R OBP: 0.238, SLG: 0.263										4	0	1	0	0	2	2	
46 Tim Stauffer, R OBP: 0.184, SLG: 0.167 11 Logan Forsythe, R (7, PH) OBP: 0.218, SLG: 0.216										1	0	0	0	0	1	1	
<b>Inning Stats</b>	R: 2 H: 3 E: 0 K: 1 S: 20	H: 3 R: 0 ER: 0 LOB: 1 P: 27	R: 0 H: 2 E: 0 K: 1 S: 10	H: 1 R: 0 ER: 0 LOB: 1 P: 14	R: 0 H: 1 E: 0 K: 2 S: 11	H: 0 R: 0 ER: 0 LOB: 1 P: 15	R: 0 H: 0 E: 0 K: 0 S: 15	H: 1 R: 1 ER: 1 LOB: 2 P: 24	R: 0 H: 1 E: 0 K: 0 S: 9	H: 2 R: 1 ER: 2 LOB: 1 P: 21	1B: 8 2B: 3 3B: 0 HR: 0	SF: 0 SAC: 1 DP: 1 HBP: 0	WP: 0 PB: 0 SB: 5 CS: 0	PA: 41			
<b>PITCHER</b>	IP: 6.0 WLS: L BF: 25 H: 7 R: 2 ER: 2 SO: 7 BB: 2 IBB: 0 HBP: 0 BLK: 0 WP: 0 HR: 0 S: 78 P: 119 ERA: 3.00 WHIP: 1.500	IP: 1.0 WLS: H BF: 6 H: 1 R: 1 ER: 0 SO: 1 BB: 0 IBB: 1 HBP: 0 BLK: 0 WP: 0 HR: 11 S: 24 P: 24 ERA: 0.00 WHIP: 1.000	IP: 2.0 WLS: S BF: 9 H: 3 R: 1 ER: 1 SO: 2 BB: 0 IBB: 0 HBP: 0 BLK: 0 WP: 0 HR: 23 S: 35 P: 35 ERA: 4.50 WHIP: 1.500	<b>PITCHER</b>													

Batter	1	2	3	4	5	6	7	8	9	AB	R	H	RBI	BB	SO	LOB	BOTTOM
1 Emilio Bonifacio, S OBP: 0.364, SLG: 0.379										3	0	1	0	1	0	0	<b>San Diego Padres @ Florida Marlins</b> Sun Life Stadium, Miami, FL Tue Jul 19 2011, 7:12 PM - 10:20 PM EDT Att: 17,101 - Partly Cloudy - 84 F <a href="http://livebaseballscorecards.com">livebaseballscorecards.com</a>
13 Omar Infante, R OBP: 0.301, SLG: 0.311										4	0	1	0	0	4		
20 Logan Morrison, L OBP: 0.333, SLG: 0.470										4	0	0	0	0	2	5	
2 Hanley Ramirez, R OBP: 0.342, SLG: 0.390										4	0	0	0	0	1	1	
15 Gaby Sanchez, R OBP: 0.364, SLG: 0.451										4	0	2	0	0	0	0	
27 Giancarlo Stanton, R OBP: 0.338, SLG: 0.518										4	0	0	0	0	2	2	
24 Mike Cameron, R OBP: 0.234, SLG: 0.273										3	0	0	0	1	1	1	
14 John Buck, R OBP: 0.303, SLG: 0.371										4	0	1	0	0	0	2	
19 Anibal Sanchez, R OBP: 0.256, SLG: 0.194 31 Steve Cishek, R ERA: 2.66 29 Greg Dobbs, L OBP: 0.346, SLG: 0.405 44 Brian Sanchez, R OBP: 0.200, SLG: 0.200										1	0	1	0	1	0	0	
<b>Inning Stats</b>	R: 0 H: 1 E: 0 K: 1 S: 13	H: 0 R: 0 ER: 0 LOB: 0 P: 17	R: 0 H: 0 E: 0 K: 1 S: 12	H: 0 R: 0 ER: 0 LOB: 2 P: 17	R: 0 H: 0 E: 0 K: 1 S: 9	H: 1 R: 0 ER: 0 LOB: 1 P: 19	R: 0 H: 2 E: 0 K: 1 S: 12	H: 0 R: 0 ER: 0 LOB: 0 P: 11	R: 0 H: 1 E: 0 K: 0 S: 9	H: 0 R: 0 ER: 0 LOB: 0 P: 9	1B: 6 2B: 0 3B: 0 HR: 0	SF: 0 SAC: 0 DP: 1 HBP: 0	WP: 2 PB: 0 SB: 0 CS: 0	PA: 35			
<b>PITCHER</b>	IP: 6.0 WLS: W BF: 24 H: 4 R: 0 ER: 0 SO: 4 BB: 2 IBB: 0 HBP: 0 BLK: 0 WP: 1 HR: 0 S: 67 P: 101 ERA: 0.00 WHIP: 1.000	IP: 1.0 WLS: H BF: 3 H: 0 R: 0 ER: 0 SO: 0 BB: 0 IBB: 0 HBP: 0 BLK: 0 WP: 0 HR: 7 S: 9 P: 9 ERA: 0.00 WHIP: 0.000	IP: 1.0 WLS: H BF: 3 H: 0 R: 0 ER: 0 SO: 1 BB: 0 IBB: 0 HBP: 0 BLK: 0 WP: 0 HR: 9 S: 21 P: 21 ERA: 0.00 WHIP: 3.000	IP: 0.1 WLS: S BF: 1 H: 0 R: 0 ER: 0 SO: 0 BB: 0 IBB: 0 HBP: 0 BLK: 0 WP: 1 HR: 7 S: 8 P: 8 ERA: 0.00 WHIP: 0.000	<b>PITCHER</b>												



Batter	1	2	3	4	5	6	7	8	9	AB	R	H	RBI	BB	SO	LOB	TOP						
25 Will Venable, L OBP: 0.324, SLG: 0.336										4	3	2	1	2	1	2							
8 Jason Bartlett, R OBP: 0.316, SLG: 0.308										5	3	3	1	1	0	2							
24 Cameron Maybin, R OBP: 0.326, SLG: 0.400										6	2	3	2	0	2	3							
47 Ryan Ludwick, R OBP: 0.309, SLG: 0.317										4	1	2	4	0	1	2							
13 Chris Denorfia, R OBP: 0.346, SLG: 0.495										1	0	0	0	1	0	1							
1 Orlando Hudson, S OBP: 0.335, SLG: 0.317										3	1	1	0	1	0	1							
11 Logan Forsythe, R OBP: 0.211, SLG: 0.208										2	0	0	0	0	1	2							
15 Jesus Guzman, R OBP: 0.351, SLG: 0.564										5	1	3	4	0	0	1							
45 Anthony Bass, R										0	0	0	0	0	0	0							
14 Alberto Gonzalez, R OBP: 0.297, SLG: 0.276										5	1	2	1	0	0	1							
32 Rob Johnson, R OBP: 0.250, SLG: 0.275										5	1	3	0	0	2	2							
41 Aaron Harang, R OBP: 0.156, SLG: 0.188										4	1	1	1	0	3	3							
39 Ernesto Frieri, R										0	0	0	0	0	0	0							
44 Josh Spence, L										0	0	0	0	0	0	0							
27 Anthony Rizzo, L OBP: 0.282, SLG: 0.265										1	0	0	0	0	0	2							
<b>Inning Stats</b>	R: 4 H: 5 E: 0 K: 2 S: 21	H: 5 R: 2 ER: 1 LOB: 1 P: 30	R: 9 H: 9 E: 0 K: 2 S: 36	H: 9 R: 2 ER: 2 LOB: 2 P: 54	R: 0 H: 0 E: 0 K: 0 S: 6	H: 0 R: 0 ER: 0 LOB: 0 P: 10	R: 0 H: 1 E: 0 K: 1 S: 9	H: 1 R: 1 ER: 1 LOB: 1 P: 16	R: 0 H: 1 E: 0 K: 1 S: 10	H: 0 R: 0 ER: 0 LOB: 0 P: 14	R: 0 H: 0 E: 0 K: 2 S: 7	H: 0 R: 0 ER: 0 LOB: 0 P: 7	R: 1 H: 2 E: 0 K: 1 S: 12	H: 2 R: 0 ER: 0 LOB: 0 P: 17	R: 0 H: 2 E: 0 K: 1 S: 16	H: 2 R: 0 ER: 0 LOB: 1 P: 20	R: 0 H: 0 E: 0 K: 0 S: 10	H: 0 R: 0 ER: 0 LOB: 1 P: 18	1B: 14 2B: 5 3B: 0 HR: 1	SF: 0 SAC: 0 DP: 1 HBP: 0	WP: 0 PB: 0 SB: 1 CS: 0	PA: 50	
<b>PITCHER</b>	IP WLS BF H R ER SO BB IBB HBP BLK WP HR S P ERA WHIP	IP WLS BF H R ER SO BB IBB HBP BLK WP HR S P ERA WHIP	IP WLS BF H R ER SO BB IBB HBP BLK WP HR S P ERA WHIP	IP WLS BF H R ER SO BB IBB HBP BLK WP HR S P ERA WHIP	IP WLS BF H R ER SO BB IBB HBP BLK WP HR S P ERA WHIP	IP WLS BF H R ER SO BB IBB HBP BLK WP HR S P ERA WHIP	IP WLS BF H R ER SO BB IBB HBP BLK WP HR S P ERA WHIP	IP WLS BF H R ER SO BB IBB HBP BLK WP HR S P ERA WHIP	IP WLS BF H R ER SO BB IBB HBP BLK WP HR S P ERA WHIP	IP WLS BF H R ER SO BB IBB HBP BLK WP HR S P ERA WHIP	IP WLS BF H R ER SO BB IBB HBP BLK WP HR S P ERA WHIP	IP WLS BF H R ER SO BB IBB HBP BLK WP HR S P ERA WHIP	IP WLS BF H R ER SO BB IBB HBP BLK WP HR S P ERA WHIP	IP WLS BF H R ER SO BB IBB HBP BLK WP HR S P ERA WHIP	IP WLS BF H R ER SO BB IBB HBP BLK WP HR S P ERA WHIP	IP WLS BF H R ER SO BB IBB HBP BLK WP HR S P ERA WHIP	IP WLS BF H R ER SO BB IBB HBP BLK WP HR S P ERA WHIP	IP WLS BF H R ER SO BB IBB HBP BLK WP HR S P ERA WHIP	IP WLS BF H R ER SO BB IBB HBP BLK WP HR S P ERA WHIP	IP WLS BF H R ER SO BB IBB HBP BLK WP HR S P ERA WHIP	IP WLS BF H R ER SO BB IBB HBP BLK WP HR S P ERA WHIP	IP WLS BF H R ER SO BB IBB HBP BLK WP HR S P ERA WHIP	IP WLS BF H R ER SO BB IBB HBP BLK WP HR S P ERA WHIP
1 Emilio Bonifacio, S OBP: 0.367, SLG: 0.378										3	0	1	0	2	1	3							
13 Omar Infante, R OBP: 0.298, SLG: 0.307										4	0	0	0	0	0	6							
40 Mike Dunn, L										0	0	0	0	0	0	0							
9 Brett Hayes, R OBP: 0.309, SLG: 0.484										1	0	0	0	0	1	2							
20 Logan Morrison, L OBP: 0.331, SLG: 0.469										5	1	1	0	0	1	1							
2 Hanley Ramirez, R OBP: 0.342, SLG: 0.399										3	1	1	1	0	2	1							
29 Greg Dobbs, L OBP: 0.343, SLG: 0.402										2	0	0	0	0	1	0							
15 Gaby Sanchez, R OBP: 0.369, SLG: 0.457										4	0	3	0	1	0	0							
27 Giancarlo Stanton, R OBP: 0.327, SLG: 0.515										4	1	1	1	1	2	2							
24 Mike Cameron, R OBP: 0.200, SLG: 0.161										1	0	0	0	1	0	0							
31 Steve Cishek, R										0	0	0	0	0	0	0							
10 Dewayne Wise, L OBP: 0.196, SLG: 0.205										1	0	1	1	0	0	0							
18 Wes Helms, R OBP: 0.271, SLG: 0.247										2	0	0	0	0	2	2							
14 John Buck, R OBP: 0.303, SLG: 0.368										3	0	0	0	1	2	3							
47 Ricky Nolasco, R OBP: 0.200, SLG: 0.161										0	0	0	0	0	0	0							
31 Burke Badenhop, R OBP: 0.750, SLG: 1.000										0	0	0	0	1	0	0							
11 Bryan Petersen, L OBP: 0.316, SLG: 0.333										2	0	1	0	1	0	3							
<b>Inning Stats</b>	R: 0 H: 0 E: 0 K: 0 S: 8	H: 0 R: 0 ER: 0 LOB: 0 P: 14	R: 0 H: 0 E: 0 K: 2 S: 12	H: 0 R: 0 ER: 0 LOB: 0 P: 18	R: 0 H: 0 E: 0 K: 1 S: 11	H: 0 R: 0 ER: 0 LOB: 2 P: 21	R: 1 H: 3 E: 0 K: 2 S: 12	H: 3 R: 1 ER: 1 LOB: 3 P: 21	R: 0 H: 1 E: 0 K: 0 S: 10	H: 1 R: 0 ER: 0 LOB: 0 P: 16	R: 2 H: 3 E: 0 K: 1 S: 15	H: 3 R: 0 ER: 0 LOB: 3 P: 34	R: 0 H: 0 E: 0 K: 3 S: 12	H: 0 R: 0 ER: 0 LOB: 1 P: 20	R: 0 H: 1 E: 0 K: 2 S: 11	H: 1 R: 0 ER: 0 LOB: 2 P: 18	R: 0 H: 1 E: 0 K: 1 S: 11	H: 1 R: 0 ER: 0 LOB: 2 P: 18	1B: 5 2B: 3 3B: 0 HR: 1	SF: 0 SAC: 0 DP: 1 HBP: 0	WP: 1 PB: 0 SB: 0 CS: 0	PA: 43	
<b>PITCHER</b>	IP WLS BF H R ER SO BB IBB HBP BLK WP HR S P ERA WHIP	IP WLS BF H R ER SO BB IBB HBP BLK WP HR S P ERA WHIP	IP WLS BF H R ER SO BB IBB HBP BLK WP HR S P ERA WHIP	IP WLS BF H R ER SO BB IBB HBP BLK WP HR S P ERA WHIP	IP WLS BF H R ER SO BB IBB HBP BLK WP HR S P ERA WHIP	IP WLS BF H R ER SO BB IBB HBP BLK WP HR S P ERA WHIP	IP WLS BF H R ER SO BB IBB HBP BLK WP HR S P ERA WHIP	IP WLS BF H R ER SO BB IBB HBP BLK WP HR S P ERA WHIP	IP WLS BF H R ER SO BB IBB HBP BLK WP HR S P ERA WHIP	IP WLS BF H R ER SO BB IBB HBP BLK WP HR S P ERA WHIP	IP WLS BF H R ER SO BB IBB HBP BLK WP HR S P ERA WHIP	IP WLS BF H R ER SO BB IBB HBP BLK WP HR S P ERA WHIP	IP WLS BF H R ER SO BB IBB HBP BLK WP HR S P ERA WHIP	IP WLS BF H R ER SO BB IBB HBP BLK WP HR S P ERA WHIP	IP WLS BF H R ER SO BB IBB HBP BLK WP HR S P ERA WHIP	IP WLS BF H R ER SO BB IBB HBP BLK WP HR S P ERA WHIP	IP WLS BF H R ER SO BB IBB HBP BLK WP HR S P ERA WHIP	IP WLS BF H R ER SO BB IBB HBP BLK WP HR S P ERA WHIP	IP WLS BF H R ER SO BB IBB HBP BLK WP HR S P ERA WHIP	IP WLS BF H R ER SO BB IBB HBP BLK WP HR S P ERA WHIP	IP WLS BF H R ER SO BB IBB HBP BLK WP HR S P ERA WHIP	IP WLS BF H R ER SO BB IBB HBP BLK WP HR S P ERA WHIP	IP WLS BF H R ER SO BB IBB HBP BLK WP HR S P ERA WHIP

San Diego Padres @ Florida Marlins  
Sun Life Stadium, Miami, FL  
Wed Jul 20 2011, 7:13 PM - 10:36 PM EDT  
Att: 19,142 - Partly Cloudy - 89 F

AB	45
R	14
H	20
RBI	14
BB	5
SO	10
LOB	22



San Diego Padres @ Florida Marlins  
Sun Life Stadium, Miami, FL  
Wed Jul 20 2011, 7:13 PM - 10:36 PM EDT  
Att: 19,142 - Partly Cloudy - 89 F

AB	35
R	3
H	9
RBI	3
BB	8
SO	12
LOB	23





Batter	1	2	3	4	5	6	7	8	9	AB	R	H	RBI	BB	SO	LOB	TOP								
25 Will Venable, L OBP: 0.325, SLG: 0.343										5	1	2	0	0	2	2									
8 Jason Bartlett, R OBP: 0.317, SLG: 0.309										5	2	2	1	0	1	3									
24 Cameron Maybin, R OBP: 0.337, SLG: 0.407										5	2	4	0	0	0	1									
15 Jesus Guzman, R OBP: 0.344, SLG: 0.559										4	0	1	2	0	0	4									
11 Logan Forsythe, R OBP: 0.211, SLG: 0.208										0	0	0	0	0	0	0									
1 Orlando Hudson, S OBP: 0.337, SLG: 0.317										3	0	1	1	1	1	1									
27 Anthony Rizzo, L OBP: 0.282, SLG: 0.265										0	0	0	0	0	0	0									
13 Chris Denorfia, R OBP: 0.346, SLG: 0.400										3	0	0	1	1	0	2									
14 Alberto Gonzalez, R OBP: 0.251, SLG: 0.269										4	0	0	0	0	1	5									
16 Kyle Phillips, L OBP: 0.263, SLG: 0.306										3	0	0	0	1	2	0									
26 Dustin Moseley, R OBP: 0.143, SLG: 0.111										1	0	0	0	1	1	0									
50 Chad Qualls, R										0	0	0	0	0	0	0									
37 Mike Adams, R										0	0	0	0	0	0	0									
7 Chase Headley, S OBP: 0.389, SLG: 0.399										1	0	0	0	0	1	0									
21 Heath Bell, R										0	0	0	0	0	0	0									
<b>Inning Stats</b>	R: 3 E: 0 K: 2 S: 16	H: 4 LOB: 1 BB: 0 P: 21	R: 0 E: 0 K: 2 S: 15	H: 0 LOB: 1 BB: 1 P: 27	R: 1 E: 0 K: 0 S: 11	H: 2 LOB: 1 BB: 0 P: 17	R: 0 E: 0 K: 2 S: 7	H: 0 LOB: 0 BB: 0 P: 10	R: 1 E: 0 K: 0 S: 11	H: 2 LOB: 2 BB: 2 P: 25	R: 0 E: 0 K: 1 S: 10	H: 0 LOB: 1 BB: 1 P: 14	R: 0 E: 0 K: 0 S: 6	H: 1 LOB: 0 BB: 0 P: 11	R: 0 E: 0 K: 1 S: 8	H: 0 LOB: 0 BB: 0 P: 8	R: 0 E: 0 K: 1 S: 7	H: 1 LOB: 1 BB: 0 P: 11	1B: 8 2B: 3 3B: 0 HR: 0	SF: 0 SAC: 1 DP: 1 HBP: 0	WP: 1 PB: 0 SB: 4 CS: 0	PA: 39			
<b>PITCHER</b>	IP WLS BF H R ER SO BB IBB HBP BLK WP HR S P ERA WHIP	IP WLS BF H R ER SO BB IBB HBP BLK WP HR S P ERA WHIP	IP WLS BF H R ER SO BB IBB HBP BLK WP HR S P ERA WHIP	IP WLS BF H R ER SO BB IBB HBP BLK WP HR S P ERA WHIP	IP WLS BF H R ER SO BB IBB HBP BLK WP HR S P ERA WHIP	IP WLS BF H R ER SO BB IBB HBP BLK WP HR S P ERA WHIP	IP WLS BF H R ER SO BB IBB HBP BLK WP HR S P ERA WHIP	IP WLS BF H R ER SO BB IBB HBP BLK WP HR S P ERA WHIP	IP WLS BF H R ER SO BB IBB HBP BLK WP HR S P ERA WHIP	IP WLS BF H R ER SO BB IBB HBP BLK WP HR S P ERA WHIP	IP WLS BF H R ER SO BB IBB HBP BLK WP HR S P ERA WHIP	IP WLS BF H R ER SO BB IBB HBP BLK WP HR S P ERA WHIP	IP WLS BF H R ER SO BB IBB HBP BLK WP HR S P ERA WHIP	IP WLS BF H R ER SO BB IBB HBP BLK WP HR S P ERA WHIP	IP WLS BF H R ER SO BB IBB HBP BLK WP HR S P ERA WHIP	IP WLS BF H R ER SO BB IBB HBP BLK WP HR S P ERA WHIP	IP WLS BF H R ER SO BB IBB HBP BLK WP HR S P ERA WHIP	IP WLS BF H R ER SO BB IBB HBP BLK WP HR S P ERA WHIP	IP WLS BF H R ER SO BB IBB HBP BLK WP HR S P ERA WHIP	IP WLS BF H R ER SO BB IBB HBP BLK WP HR S P ERA WHIP	IP WLS BF H R ER SO BB IBB HBP BLK WP HR S P ERA WHIP	IP WLS BF H R ER SO BB IBB HBP BLK WP HR S P ERA WHIP	IP WLS BF H R ER SO BB IBB HBP BLK WP HR S P ERA WHIP	IP WLS BF H R ER SO BB IBB HBP BLK WP HR S P ERA WHIP	IP WLS BF H R ER SO BB IBB HBP BLK WP HR S P ERA WHIP

San Diego Padres @ Florida Marlins  
Sun Life Stadium, Miami, FL  
Thu Jul 21 2011, 12:11 PM - 5:30 PM EDT  
Att: 27,143 - Partly Cloudy - 91 F

AB 34  
R 5  
H 10  
RBI 5  
BB 4  
SO 9  
LOB 18



Batter	1	2	3	4	5	6	7	8	9	AB	R	H	RBI	BB	SO	LOB	BOTTOM
1 Emilio Bonifacio, S OBP: 0.366, SLG: 0.377										4	1	1	1	0	0	3	
13 Omar Infante, R OBP: 0.300, SLG: 0.315										4	0	2	2	0	0	3	
20 Logan Morrison, L OBP: 0.327, SLG: 0.463										4	0	0	0	0	1	2	
2 Hanley Ramirez, R OBP: 0.338, SLG: 0.394										4	0	0	0	0	1	1	
15 Gaby Sanchez, R OBP: 0.366, SLG: 0.452										4	0	0	0	0	1	0	
46 Juan Carlos Oviedo, R										0	0	0	0	0	0	0	
27 Giancarlo Stanton, R OBP: 0.327, SLG: 0.514										3	1	1	0	0	0	0	
34 Edward Mujica, R										0	0	0	0	0	0	0	
10 Dewayne Wise, L OBP: 0.191, SLG: 0.200										1	0	0	0	0	1	0	
11 Bryan Petersen, L OBP: 0.310, SLG: 0.324										4	0	1	0	0	1	1	
9 Brett Hayes, R OBP: 0.306, SLG: 0.471										4	1	1	0	0	1	2	
23 Javier Vazquez, R OBP: 0.206, SLG: 0.172										0	0	0	0	0	0	0	
44 Brian Sanche, R OBP: 0.206, SLG: 0.200										0	0	0	0	0	0	0	
29 Greg Maddux, R OBP: 0.342, SLG: 0.400										0	0	0	0	0	0	0	
40 Mike Dunn, L OBP: 0.278, SLG: 0.285										0	0	0	0	0	0	0	
18 Wes Helms, R OBP: 0.278, SLG: 0.285										0	0	0	0	0	0	0	
<b>Inning Stats</b>	R: 0 E: 0 K: 0 S: 6	H: 1 LOB: 1 BB: 0 P: 9															



Batter	1	2	3	4	5	6	7	8	9	AB	R	H	RBI	BB	SO	LOB	TOP			
7 José Reyes, S OBP: 0.391, SLG: 0.522	G4-3	G4-3		15 1B		2 G3	P5		G4-3	6	1	2	0	0	0	3				
2 Justin Turner, R OBP: 0.330, SLG: 0.351	5 2B	15 G3-1		15 1B	FC5	G3		5 2B	K	4	2	1	0	2	1	2				
15 Carlos Beltrán, S OBP: 0.388, SLG: 0.520	5 2B	28 1B		28 1B	G3-1	K		F8		4	1	1	1	1	1	4				
5 David Wright, R OBP: 0.339, SLG: 0.417	28 1B	16 SF8		28 1B	K	F9		28 2B		5	2	2	2	0	2	5				
28 Daniel Murphy, L OBP: 0.349, SLG: 0.442	21 1B			P6	F8		16 9 SF8	16 1B		4	1	2	2	1	0	2				
16 Angel Pagan, S OBP: 0.316, SLG: 0.351	SF8			K		G4-3	E1 9 SF8			3	0	1	1	1	1	0				
21 Lucas Duda, L OBP: 0.327, SLG: 0.500				G4-3		G4-3				3	0	2	0	1	0	0				
45 Jason Istringhausen, R OBP: 0.327, SLG: 0.500				G4-3		G4-3				1	0	0	0	0	0	1				
9 Ronny Paulino, R OBP: 0.340, SLG: 0.393	G4-3			F8			SF8	G4-3		4	0	1	1	0	0	5				
34 Mike Pelfrey, R OBP: 0.286, SLG: 0.269				15 G3-1		K				2	0	0	0	1	2	1				
22 Willie Harris, L OBP: 0.291, SLG: 0.346				7 G4-3		K				1	0	0	0	0	0	0				
27 Pedro Beato, R OBP: 0.291, SLG: 0.346						K				0	0	0	0	0	0	0				
40 Tim Byrdak, L OBP: 0.291, SLG: 0.346						K				0	0	0	0	0	0	0				
39 Bobby Parnell, R OBP: 0.291, SLG: 0.346						K				0	0	0	0	0	0	0				
20 Jason Pridie, L OBP: 0.294, SLG: 0.349						K				1	0	0	0	0	0	0				
<b>Inning Stats</b>	R: 3 E: 0 K: 0 S: 14	H: 4 LOB: 2 BB: 1 P: 28	R: 0 E: 0 K: 1 S: 11	H: 0 LOB: 2 BB: 2 P: 24	R: 0 E: 0 K: 1 S: 13	H: 1 LOB: 1 BB: 0 P: 21	R: 1 E: 1 K: 1 S: 13	H: 2 LOB: 2 BB: 0 P: 17	R: 0 E: 0 K: 2 S: 9	H: 1 LOB: 1 BB: 0 P: 16	R: 1 E: 0 K: 1 S: 10	H: 1 LOB: 2 BB: 2 P: 19	R: 2 E: 0 K: 1 S: 20	H: 2 LOB: 2 BB: 2 P: 36	R: 0 E: 0 K: 1 S: 6	H: 0 LOB: 0 BB: 0 P: 11	1B: 8 2B: 4 3B: 0 HR: 0	SF: 2 2B: 4 3B: 0 DP: 0 HBP: 0	WP: 0 PB: 0 CS: 0	PA: 47
<b>PITCHER</b>	IP WLS BF H R ER SO BB IBB HBP BLK WP HR S P ERA WHIP																			
41 Chris Volstad, R ERA: 5.88	(1, 1) 5.0 27 8 4 3 4 3 0 0 0 0 0 0 61 106 5.40 2.200																			
31 Steve Cishek, R ERA: 2.39	(6, 1) 1.0 7 2 1 1 2 1 1 0 0 0 0 12 29 9.00 3.000																			
34 Edward Mujica, R ERA: 3.14	(7, 1) 1.1 L 6 1 2 2 2 1 0 0 0 0 0 19 27 13.50 1.500																			
38 Randy Choate, L ERA: 1.33	(8, 1) 0.0 2 1 0 0 0 0 1 0 0 0 0 1 5 ∞ ∞																			
44 Brian Sanches, R ERA: 3.79	(8, 1) 1.2 5 0 0 0 2 0 0 0 0 0 0 13 22 0.00 0.000																			

New York Mets @ Florida Marlins  
Sun Life Stadium, Miami, FL  
Fri Jul 22 2011, 7:10 PM - 10:44 PM EDT  
Att: 21,304 - Partly Cloudy - 89 F

AB 38  
R 7  
H 12  
RBI 7  
BB 7  
SO 9  
LOB 26



Batter	1	2	3	4	5	6	7	8	9	AB	R	H	RBI	BB	SO	LOB	BOTTOM			
1 Emilio Bonifacio, S OBP: 0.369, SLG: 0.376	13 F8		13 1B		K		13 BB		K	3	2	1	0	2	2	2				
13 Omar Infante, R OBP: 0.303, SLG: 0.317	F8		20 G4-3		G4-3		2 FC4-6		F8	4	0	2	0	1	0	1				
20 Logan Morrison, L OBP: 0.322, SLG: 0.457	G3		G4-3		G6-3		SF8		K	4	0	0	2	0	1	2				
2 Hanley Ramirez, R OBP: 0.337, SLG: 0.390	G6-3		15 G6-3		K		FC4-6		F7	3	0	0	0	1	1	2				
15 Gaby Sanchez, R OBP: 0.365, SLG: 0.457	P5		G6-3		HR		E5 24 FC3-5	27 BB		4	1	1	1	0	0	2				
27 Giancarlo Stanton, R OBP: 0.332, SLG: 0.522	HR		11 G4-6-3		G5-3		24 FC3-5	29 1B		2	2	1	1	2	0	0				
11 Bryan Petersen, L ERA: 4.73	G3		G3		G4-6-3		29 1B			3	0	0	0	0	0	1				
38 Randy Choate, L ERA: 1.33	G3		G3		G4-6-3		29 1B			0	0	0	0	0	0	0				
44 Brian Sanches, R OBP: 0.200, SLG: 0.200	G3		G3		G4-6-3		29 1B			0	0	0	0	0	0	0				
24 Mike Cameron, R OBP: 0.236, SLG: 0.268	G3		G3		G4-6-3		29 1B			1	0	0	0	0	0	2				
10 Dewayne Wise, L OBP: 0.188, SLG: 0.196	G3		G3		G4-6-3		29 1B			1	0	0	0	0	0	0				
14 John Buck, R OBP: 0.306, SLG: 0.368	G3		G3		G4-6-3		29 1B			2	0	1	0	1	0	0				
9 Brett Hayes, R OBP: 0.331, SLG: 0.464	G3		G3		G4-6-3		29 1B			1	1	0	0	0	0	2				
41 Chris Volstad, R OBP: 0.194, SLG: 0.194	G3		G3		G4-6-3		29 1B			1	0	0	0	0	1	1				
18 Wes Helms, R OBP: 0.275, SLG: 0.253	G3		G3		G4-6-3		29 1B			1	0	0	0	0	0	0				
31 Steve Cishek, R ERA: 2.79	G3		G3		G4-6-3		29 1B			0	0	0	0	0	0	0				
34 Edward Mujica, R ERA: 2.79	G3		G3		G4-6-3		29 1B			0	0	0	0	0	0	0				
29 Greg Dobbs, L OBP: 0.343, SLG: 0.401	G3		G3		G4-6-3		29 1B			2	0	1	0	0	1	1				
<b>Inning Stats</b>	R: 1 E: 0 K: 0 S: 10	H: 1 LOB: 0 BB: 0 P: 12	R: 1 E: 0 K: 1 S: 19	H: 1 LOB: 1 BB: 1 P: 33	R: 1 E: 0 K: 0 S: 12	H: 1 LOB: 1 BB: 2 P: 24	R: 0 E: 0 K: 0 S: 4	H: 0 LOB: 0 BB: 1 P: 8	R: 0 E: 0 K: 1 S: 15	H: 1 LOB: 1 BB: 0 P: 24	R: 1 E: 0 K: 0 S: 10	H: 1 LOB: 2 BB: 2 P: 22	R: 1 E: 0 K: 1 S: 12	H: 1 LOB: 2 BB: 1 P: 23	R: 0 E: 0 K: 1 S: 7	H: 0 LOB: 0 BB: 0 P: 13	1B: 5 2B: 0 3B: 0 HR: 2	SF: 1 2B: 0 3B: 0 DP: 2 HBP: 0	WP: 1 PB: 0 CS: 0	PA: 40
<b>PITCHER</b>	IP WLS BF H R ER SO BB IBB HBP BLK WP HR S P ERA WHIP																			
34 Mike Pelfrey, R ERA: 3.46	(1, 1) 6.0 25 4 4 4 3 4 0 0 0 0 2 70 115 6.00 1.500																			
27 Pedro Beato, R ERA: 3.46	(7, 1) 0.1 H 4 1 1 1 0 2 0 0 0 0 1 0 6 15 27.00 9.000																			
40 Tim Byrdak, L ERA: 5.6	(7, 1) 0.1 B 1 0 0 0 0 0 0 0 0 0 0 2 2 0.00 0.000																			
39 Bobby Parnell, R ERA: 2.79	(7, 1) 1.1 W 7 1 1 1 0 1 1 0 0 0 0 0 15 28 0.00 1.500																			
45 Jason Istringhausen, R ERA: 2.67	(9, 1) 1.0 S 3 0 0 0 1 0 0 0 0 0 0 7 13 0.00 0.000																			

New York Mets @ Florida Marlins  
Sun Life Stadium, Miami, FL  
Fri Jul 22 2011, 7:10 PM - 10:44 PM EDT  
Att: 21,304 - Partly Cloudy - 89 F

AB 32  
R 6  
H 7  
RBI 5  
BB 7  
SO 5  
LOB 16











Batter	1	2	3	4	5	6	7	8	9	AB	R	H	RBI	BB	SO	LOB	TOP				
7 José Reyes, S OBP: 0.394, SLG: 0.529										5	1	2	0	0	2	0	<b>New York Mets @ Florida Marlins</b> Sun Life Stadium, Miami, FL Sun Jul 24 2011, 1:10 PM - 3:57 PM EDT Att: 20,416 - Partly Cloudy - 92 F				
2 Justin Turner, R OBP: 0.336, SLG: 0.362										5	0	1	0	0	3	2					
15 Carlos Beltrán, S OBP: 0.391, SLG: 0.519										3	1	1	1	0	0	2					
5 David Wright, R OBP: 0.344, SLG: 0.444										4	2	3	2	0	1	1					
28 Daniel Murphy, L OBP: 0.348, SLG: 0.439										3	0	2	0	0	0	0					
16 Angel Pagan, S OBP: 0.309, SLG: 0.343										2	0	0	0	0	0	3					
20 Jason Bay, R OBP: 0.314, SLG: 0.318										4	0	1	1	0	1	2					
30 Josh Thole, L OBP: 0.336, SLG: 0.316										4	0	0	0	0	1	2					
35 Dillon Gee, R OBP: 0.094, SLG: 0.067										2	0	1	0	0	1	0					
21 Lucas Duda, L OBP: 0.351, SLG: 0.441										1	0	0	0	0	1	2					
46 Manny Acosta, R OBP: 0.299, SLG: 0.362										0	0	0	0	0	0	0					
39 Bobby Parnell, R OBP: 0.356, SLG: 0.341										1	0	0	0	0	0	0					
22 Willie Harris, L OBP: 0.347										1	0	0	0	0	0	0					
<b>Inning Stats</b>	R: 1 E: 0 K: 1 S: 15	H: 3 LOB: 2 BB: 0 P: 20	R: 0 E: 0 K: 1 S: 8	H: 0 LOB: 0 BB: 0 P: 14	R: 0 E: 0 K: 2 S: 10	H: 1 LOB: 1 BB: 0 P: 10	R: 0 E: 0 K: 1 S: 7	H: 2 LOB: 2 BB: 0 P: 18	R: 1 E: 0 K: 2 S: 13	H: 3 LOB: 2 BB: 0 P: 19	R: 2 E: 0 K: 0 S: 11	H: 2 LOB: 0 BB: 0 P: 17	R: 0 E: 0 K: 0 S: 4	H: 1 LOB: 0 BB: 0 P: 7	R: 0 E: 0 K: 2 S: 9	H: 0 LOB: 0 BB: 0 P: 15	1B: 9 2B: 3 3B: 0 HR: 1	SF: 1 SAC: 2 DP: 1 HBP: 0	WP: 0 PB: 0 CS: 0	PA: 38	
<b>PITCHER</b>	IP: 7.0 ERA: 3.8 S: 11	WLS: 0.2 ERA: 2.33 S: 8	BF: 32 ERA: 1.31 S: 3	H: 11 S: 0	R: 4 S: 0	ER: 4 S: 0	SO: 8 S: 2	BB: 0 S: 0	IBB: 0 S: 0	HBP: 0 S: 0	BLK: 0 S: 0	WP: 0 S: 0	HR: 1 S: 1	S: 5 S: 0	P: 112 S: 15	ERA: 5.14 S: 0.00 S: 0.00 S: 0.00	WHIP: 1.571 S: 1.500 S: 0.000 S: 0.000				

Batter	1	2	3	4	5	6	7	8	9	AB	R	H	RBI	BB	SO	LOB	BOTTOM				
1 Emilio Bonifacio, S OBP: 0.371, SLG: 0.378										5	1	2	1	0	1	3	<b>New York Mets @ Florida Marlins</b> Sun Life Stadium, Miami, FL Sun Jul 24 2011, 1:10 PM - 3:57 PM EDT Att: 20,416 - Partly Cloudy - 92 F				
13 Omar Infante, R OBP: 0.307, SLG: 0.324										3	0	1	0	1	1	1					
15 Gaby Sanchez, R OBP: 0.367, SLG: 0.475										3	0	0	0	1	0	5					
2 Hanley Ramirez, R OBP: 0.338, SLG: 0.386										3	0	1	1	1	0	1					
20 Logan Morrison, L OBP: 0.327, SLG: 0.477										4	1	2	1	0	0	3					
10 Dewayne Wise, L OBP: 0.204, SLG: 0.213										0	0	0	0	0	0	0					
27 Giancarlo Stanton, R OBP: 0.332, SLG: 0.503										4	2	2	1	0	1	3					
11 Bryan Petersen, L OBP: 0.280, SLG: 0.273										2	0	0	0	0	1	1					
9 Brett Hayes, R OBP: 0.303, SLG: 0.458										3	1	1	0	0	1	1					
25 Greg Dobbs, L OBP: 0.341, SLG: 0.399										1	0	0	0	0	0	1					
46 Juan Carlos Oviedo, R ERA: 5.63										0	0	0	0	0	0	0					
19 Anibal Sánchez, R OBP: 0.244, SLG: 0.184										2	0	0	0	0	2	2					
31 Steve Cishek, R ERA: 5.63										0	0	0	0	0	0	0					
38 Randy Choate, L ERA: 5.63										0	0	0	0	0	0	0					
14 John Buck, R OBP: 0.307, SLG: 0.372										1	0	1	1	0	0	0					
<b>Inning Stats</b>	R: 1 E: 0 K: 0 S: 11	H: 2 LOB: 1 BB: 0 P: 19	R: 2 E: 0 K: 0 S: 10	H: 3 LOB: 1 BB: 0 P: 17	R: 0 E: 0 K: 0 S: 12	H: 1 LOB: 1 BB: 1 P: 18	R: 0 E: 0 K: 1 S: 13	H: 0 LOB: 3 BB: 1 P: 27	R: 0 E: 0 K: 2 S: 9	H: 0 LOB: 0 BB: 0 P: 12	R: 0 E: 0 K: 1 S: 7	H: 0 LOB: 0 BB: 0 P: 11	R: 2 E: 0 K: 1 S: 15	H: 3 LOB: 1 BB: 0 P: 22	R: 0 E: 0 K: 1 S: 4	H: 0 LOB: 0 BB: 0 P: 15	1B: 7 2B: 1 3B: 0 HR: 2	SF: 0 SAC: 2 DP: 1 HBP: 1	WP: 0 PB: 0 CS: 1	PA: 37	
<b>PITCHER</b>	IP: 5.0 ERA: 3.75	WLS: 2.0 ERA: 5.63	BF: 25 ERA: 5.63	H: 7 S: 3	R: 3 S: 3	ER: 3 S: 3	SO: 3 S: 1	BB: 3 S: 0	IBB: 0 S: 0	HBP: 1 S: 0	BLK: 0 S: 0	WP: 0 S: 0	HR: 0 S: 16	S: 23 S: 15	P: 23 S: 22	ERA: 0.00 S: 18.00	WHIP: 0.000 S: 3.000				

**AB 35**  
**R 4**  
**H 12**  
**RBI 4**  
**BB 0**  
**SO 10**  
**LOB 14**



**AB 31**  
**R 5**  
**H 10**  
**RBI 5**  
**BB 3**  
**SO 7**  
**LOB 21**






Batter	1	2	3	4	5	6	7	8	9	AB	R	H	RBI	BB	SO	LOB	TOP								
1 Emilio Bonifacio, S OBP: 0.373, SLG: 0.383	L4		13 1B 29 G4-6-3 2B	G3			SH5-4		13 BB 29 1B 1B	4	2	2	0	0	0	1									
13 Omar Infante, R OBP: 0.311, SLG: 0.331	29 G6-3 3B		29 G4-6-3 1B		G4-3		G5-3		29 1B 2 G4-3 BB	4	2	2	0	1	0	1									
29 Greg Dobbs, L OBP: 0.347, SLG: 0.416	G6-3		G4-6-3		G4-6-3		HR		27 FC6-4 2 G4-3 1B	5	2	3	5	0	0	1									
2 Hanley Ramirez, R OBP: 0.339, SLG: 0.384	20 HR 1B		20 HR HBP		F9		F9		G4-3	4	1	1	1	0	0	2									
20 Logan Morrison, L 50 Jose Ceda, R	K		HR		F8		F8		27 FC6-4 BB	4	1	1	2	1	1	1									
27 Giancarlo Stanton, R OBP: 0.328, SLG: 0.519	F7		G4-3		G4-3		K		G5-3	5	0	0	0	0	1	2									
24 Mike Cameron, R OBP: 0.243, SLG: 0.269	F7				47 SH5-4 1B		K		K	5	0	2	1	0	2	0									
14 John Buck, R OBP: 0.309, SLG: 0.380	HBP		K		K		K		HR	4	1	1	1	0	2	3									
47 Ricky Nolasco, R 40 Mike Dunn, L 11 Bryan Petersen, L 31 Burke Badenhop, R 18 Wes Helms, R 10 Dewayne Wise, L	P4		SH5-4		SH5-4		SH5-4		13 BB 29 1B 1B	1	0	0	0	0	0	1									
<b>Inning Stats</b>	R: 1 E: 0 K: 1 S: 9	H: 2 LOB: 1 BB: 0 P: 11	R: 0 E: 0 K: 0 S: 8	H: 0 LOB: 1 BB: 0 P: 16	R: 3 E: 0 K: 0 S: 9	H: 3 LOB: 0 BB: 1 P: 13	R: 0 E: 0 K: 1 S: 10	H: 1 LOB: 1 BB: 0 P: 15	R: 1 E: 0 K: 0 S: 12	H: 1 LOB: 0 BB: 0 P: 15	R: 0 E: 0 K: 3 S: 10	H: 0 LOB: 0 BB: 0 P: 14	R: 1 E: 0 K: 0 S: 9	H: 2 LOB: 1 BB: 0 P: 13	R: 0 E: 0 K: 1 S: 8	H: 0 LOB: 0 BB: 0 P: 10	R: 5 E: 0 K: 0 S: 24	H: 4 LOB: 2 BB: 3 P: 46	1B: 7 2B: 2 3B: 1 HR: 3	SF: 0 SAC: 2 DP: 1 HBP: 2	WP: 0 PB: 0 SB: 1 CS: 0	PA: 44			
<b>PITCHER</b>	IP	WLS	BF	H	R	ER	SO	BB	IBB	HBP	BLK	WP	HR	S	P	ERA	WHIP								
27 Jordan Zimmermann, R ERA: 3.27	6.2	L	29	8	6	6	5	0	0	2	0	0	2	64	90	8.10	1.200								
17 Sean Burnett, L ERA: 5.15	0.1		2	1	0	0	0	0	0	0	0	0	0	3	7	0.00	3.000								
60 Todd Coffey, R ERA: 3.83	1.0		3	0	0	0	1	0	0	0	0	0	0	8	10	0.00	0.000								
63 Henry Alberto Rodriguez, R ERA: 4.25	0.1		7	3	5	5	0	3	0	0	0	0	1	17	33	135.00	18.000								
52 Ryan Mattheus, R ERA: 1.83	0.2		3	1	0	0	0	0	0	0	0	0	0	7	13	0.00	1.500								

Florida Marlins @ Washington Nationals  
 Nationals Park, Washington, DC  
 Tue Jul 26 2011, 7:07 PM - 10:15 PM EDT  
 Att: 24,650 - Clear - 91 F

AB 37  
 R 11  
 H 13  
 RBI 10  
 BB 3  
 SO 6  
 LOB 12



Batter	1	2	3	4	5	6	7	8	9	AB	R	H	RBI	BB	SO	LOB	BOTTOM								
2 Roger Bernadina, L OBP: 0.313, SLG: 0.356	G3				F9				G4-3	3	0	0	0	1	0	1									
8 Danny Espinosa, S OBP: 0.321, SLG: 0.440	L8				F8				L7	4	0	0	0	0	1	1									
11 Ryan Zimmerman, R OBP: 0.332, SLG: 0.392	G4-3				F8				K	4	1	1	0	0	1	0									
38 Michael Morse, R OBP: 0.359, SLG: 0.550	K				G1-3				K	4	0	1	1	0	2	0									
28 Jayson Werth, R OBP: 0.324, SLG: 0.365	K				K				L6	3	0	0	0	1	2	1									
19 Lance Nix, L OBP: 0.311, SLG: 0.494	BB				HR				F7	3	1	1	1	1	1	2									
3 Wilson Ramos, R OBP: 0.312, SLG: 0.409	G5-3				P3				FC6-4	4	0	0	0	0	0	2									
20 Ian Desmond, R OBP: 0.274, SLG: 0.308	G4-3				27 SH5-4 BB				G5-3	2	0	0	0	1	0	0									
27 Jordan Zimmermann, R 17 Sean Burnett, L 13 Alex Cora, R 60 Todd Coffey, R 63 Henry Alberto Rodriguez, R 52 Ryan Mattheus, R	G3-1				SH5-4				K	1	0	0	0	0	0	0									
<b>Inning Stats</b>	R: 0 E: 0 K: 0 S: 10	H: 0 LOB: 0 BB: 0 P: 16	R: 0 E: 0 K: 2 S: 13	H: 0 LOB: 1 BB: 1 P: 21	R: 0 E: 0 K: 0 S: 11	H: 0 LOB: 1 BB: 1 P: 21	R: 0 E: 0 K: 1 S: 10	H: 0 LOB: 0 BB: 0 P: 14	R: 1 E: 0 K: 0 S: 14	H: 1 LOB: 1 BB: 1 P: 24	R: 1 E: 0 K: 2 S: 12	H: 2 LOB: 1 BB: 0 P: 21	R: 0 E: 0 K: 1 S: 9	H: 0 LOB: 0 BB: 0 P: 12	R: 0 E: 0 K: 1 S: 8	H: 0 LOB: 0 BB: 0 P: 12	R: 0 E: 0 K: 1 S: 10	H: 0 LOB: 1 BB: 1 P: 18	1B: 1 2B: 1 3B: 0 HR: 1	SF: 0 SAC: 1 DP: 0 HBP: 0	WP: 0 PB: 0 SB: 0 CS: 0	PA: 34			
<b>PITCHER</b>	IP	WLS	BF	H	R	ER	SO	BB	IBB	HBP	BLK	WP	HR	S	P	ERA	WHIP								
47 Ricky Nolasco, R ERA: 4.04	5.2	W	23	3	2	2	4	0	0	0	0	0	0	3	6	0.00	0.000								
40 Mike Dunn, L ERA: 3.47	0.1	H	1	0	0	0	1	0	0	0	0	0	0	3	6	0.00	0.000								
31 Burke Badenhop, R ERA: 4.0	2.0		6	0	0	0	2	0	0	0	0	0	0	17	24	0.00	0.000								
50 Jose Ceda, R ERA: 10.13	1.0		4	0	0	0	1	1	0	0	0	0	0	10	18	0.00	1.000								

Florida Marlins @ Washington Nationals  
 Nationals Park, Washington, DC  
 Tue Jul 26 2011, 7:07 PM - 10:15 PM EDT  
 Att: 24,650 - Clear - 91 F

AB 29  
 R 2  
 H 3  
 RBI 2  
 BB 4  
 SO 8  
 LOB 7









Batter	1	2	3	4	5	6	7	8	9	AB	R	H	RBI	BB	SO	LOB	TOP					
1 Emilio Bonifacio, S OBP: 0.376, SLG: 0.383	L5		BB	G6-3					1B	4	1	2	1	1	0	1						
13 Omar Infante, R OBP: 0.315, SLG: 0.332	F9		BB	G6-4-3					L8	4	0	1	0	1	0	3						
20 Logan Morrison, L OBP: 0.327, SLG: 0.475	K		E4	G6-4-3					1B	5	0	1	1	0	1	2						
10 Dewayne Wise, L OBP: 0.204, SLG: 0.213	K		E4	G6-4-3					1B	0	0	0	0	0	0	0						
2 Hanley Ramirez, R OBP: 0.338, SLG: 0.388		BB	G6-4-3						K	5	0	1	0	0	1	3						
27 Giancarlo Stanton, R OBP: 0.333, SLG: 0.534		HBP	G4-3						K	3	1	1	1	0	1	1						
24 Mike Cameron, R OBP: 0.255, SLG: 0.314	L7		BB	G5-3					BB	2	2	0	0	2	0	2						
18 Wes Helms, R OBP: 0.270, SLG: 0.240	F9		K						F8	4	0	0	0	0	2	4						
9 Brett Hayes, R OBP: 0.325, SLG: 0.480			BB	SH1-3					G4-3	3	1	2	1	1	0	0						
52 Brad Hand, L ERA: 3.63	K		SH1-3						L9-3	1	0	0	1	0	1	3						
44 Brian Sanches, R OBP: 0.206, SLG: 0.290										0	0	0	0	0	0	0						
11 Bryan Petersen, L OBP: 0.227, SLG: 0.344										0	0	0	0	0	0	0						
31 Burke Badenhop, R ERA: 4.26										0	0	0	0	0	0	0						
34 Edward Mujica, R ERA: 3.02										0	0	0	0	0	0	0						
38 Randy Choate, L ERA: 1.27										0	0	0	0	0	0	0						
46 Juan Carlos Oviedo, R ERA: 1.7										0	0	0	0	0	0	0						
<b>Inning Stats</b>	R: 0 E: 0 K: 1 S: 7	H: 0 LOB: 0 BB: 0 P: 11	R: 0 E: 0 K: 1 S: 17	H: 1 LOB: 3 BB: 1 P: 29	R: 1 E: 1 K: 0 S: 11	H: 1 LOB: 1 BB: 1 P: 20	R: 1 E: 0 K: 1 S: 12	H: 1 LOB: 1 BB: 1 P: 21	R: 0 E: 0 K: 0 S: 6	H: 0 LOB: 0 BB: 1 P: 14	R: 2 E: 0 K: 1 S: 22	H: 4 LOB: 2 BB: 0 P: 30	R: 0 E: 0 K: 1 S: 6	H: 0 LOB: 0 BB: 0 P: 8	R: 1 E: 0 K: 0 S: 8	H: 0 LOB: 0 BB: 1 P: 20	R: 0 E: 0 K: 1 S: 12	H: 2 LOB: 2 BB: 0 P: 18	1B: 6 2B: 2 3B: 0 HR: 1	SF: 0 SAC: 1 DP: 2 HBP: 1	WP: 1 PB: 0 SB: 3 CS: 1	PA: 40
<b>PITCHER</b>	IP WLS BF H R ER SO BB IBB HBP BLK WP HR S P ERA WHIP																					
31 John Lannan, L ERA: 3.63	(1, 1) 5.2 L 26 5 4 4 4 4 0 0 1 0 0 0 1 67 115 6.35 1.588																					
17 Sean Burnett, L ERA: 5.11	(6, 1) 0.1 3 2 0 0 0 0 0 0 0 0 0 0 8 10 0.00 6.000																					
63 Henry Alberto Rodriguez, R ERA: 4.26	(7, 1) 2.0 7 0 1 1 1 1 0 0 0 0 1 0 14 28 4.50 0.500																					
36 Tyler Clippard, R ERA: 1.7	(9, 1) 1.0 4 2 0 0 0 1 0 0 0 0 0 0 0 12 18 0.00 2.000																					

**Florida Marlins @ Washington Nationals**  
 Nationals Park, Washington, DC  
 Thu Jul 28 2011, 12:37 PM - 4:14 PM EDT  
 Att: 24,153 - Cloudy - 90 F

livebaseballscorecards.com

AB 33  
R 5  
H 9  
RBI 5  
BB 5  
SO 6  
LOB 19



Batter	1	2	3	4	5	6	7	8	9	AB	R	H	RBI	BB	SO	LOB	BOTTOM					
15 Jerry Hairston, R OBP: 0.339, SLG: 0.382	K		G6-3						K	2	0	0	0	1	1	0						
2 Roger Bernadina, L OBP: 0.312, SLG: 0.352	B1		BB	CS					F9	2	0	0	0	0	1	0						
8 Danny Espinosa, S OBP: 0.323, SLG: 0.436			BB						F9	4	1	1	0	1	0	0						
11 Ryan Zimmerman, R OBP: 0.350, SLG: 0.420	2B		BB						1B	5	1	4	0	0	0	1						
38 Michael Morse, R OBP: 0.360, SLG: 0.542	K		BB						1B	3	0	0	0	2	2	3						
28 Jayson Werth, R OBP: 0.326, SLG: 0.366	K		BB						1B	4	0	2	2	0	1	1						
30 Jonny Gomes, R OBP: 0.335, SLG: 0.394	F7		G4-6-3						K	3	0	0	0	0	1	5						
20 Ian Desmond, R OBP: 0.278, SLG: 0.314	BB		BB						K	2	0	0	0	2	1	1						
3 Wilson Ramos, R OBP: 0.311, SLG: 0.404	IBB		F9						F7	3	0	0	0	1	1	2						
31 John Lannan, L ERA: 3.63	G4-3		SH5-4						G4-3	1	0	0	0	0	0	2						
17 Sean Burnett, L ERA: 5.11										0	0	0	0	0	0	0						
19 Logan Kinsler, L OBP: 0.296, SLG: 0.466										0	0	0	0	0	0	0						
63 Henry Alberto Rodriguez, R ERA: 4.26										0	0	0	0	0	0	0						
24 Rick Ankiel, L OBP: 0.300, SLG: 0.337										0	0	0	0	0	0	0						
36 Tyler Clippard, R ERA: 1.7										0	0	0	0	0	0	0						
<b>Inning Stats</b>	R: 0 E: 0 K: 2 S: 10	H: 1 LOB: 1 BB: 0 P: 13	R: 0 E: 0 K: 1 S: 8	H: 0 LOB: 2 BB: 2 P: 21	R: 1 E: 0 K: 0 S: 7	H: 2 LOB: 2 BB: 2 P: 22	R: 0 E: 0 K: 0 S: 8	H: 0 LOB: 1 BB: 2 P: 20	R: 0 E: 0 K: 0 S: 9	H: 1 LOB: 1 BB: 0 P: 10	R: 0 E: 0 K: 1 S: 9	H: 0 LOB: 2 BB: 0 P: 16	R: 1 E: 0 K: 0 S: 19	H: 2 LOB: 2 BB: 1 P: 34	R: 0 E: 0 K: 1 S: 14	H: 0 LOB: 0 BB: 0 P: 23	R: 0 E: 0 K: 2 S: 17	H: 1 LOB: 1 BB: 0 P: 22	1B: 6 2B: 1 3B: 0 HR: 0	SF: 0 SAC: 1 DP: 1 HBP: 1	WP: 0 PB: 0 SB: 0 CS: 1	PA: 41
<b>PITCHER</b>	IP WLS BF H R ER SO BB IBB HBP BLK WP HR S P ERA WHIP																					
52 Brad Hand, L ERA: 2.73	(1, 1) 3.2 1 0 0 0 0 0 0 0 0 0 0 0 11 15 0.00 0.750																					
44 Brian Sanches, R ERA: 3.68	(4, 1) 1.1 W 4 1 0 0 0 0 0 0 0 0 0 0 11 15 0.00 0.750																					
31 Burke Badenhop, R ERA: 4.06	(6, 1) 1.2 H 8 1 1 1 1 1 0 0 0 0 0 0 17 33 5.40 1.200																					
34 Edward Mujica, R ERA: 3.02	(7, 1) 1.0 H 4 1 0 0 0 2 0 0 0 0 0 0 23 35 0.00 1.000																					
38 Randy Choate, L ERA: 1.27	(8, 1) 0.2 H 2 0 0 0 0 1 0 0 0 0 0 0 6 11 0.00 0.000																					

**Florida Marlins @ Washington Nationals**  
 Nationals Park, Washington, DC  
 Thu Jul 28 2011, 12:37 PM - 4:14 PM EDT  
 Att: 24,153 - Cloudy - 90 F

livebaseballscorecards.com

AB 31  
R 2  
H 7  
RBI 2  
BB 7  
SO 8  
LOB 16





Batter	1	2	3	4	5	6	7	8	9	AB	R	H	RBI	BB	SO	LOB	TOP								
1 Emilio Bonifacio, S OBP: 0.372, SLG: 0.378										4	0	0	0	0	2	1									
13 Omar Infante, R OBP: 0.312, SLG: 0.328										4	0	0	0	0	0	0									
15 Gaby Sanchez, R OBP: 0.366, SLG: 0.475										4	0	1	0	0	1	0									
2 Hanley Ramirez, R OBP: 0.334, SLG: 0.383										4	0	0	0	0	1	1									
20 Logan Morrison, L OBP: 0.238, SLG: 0.472										2	0	0	0	2	2	1									
27 Giancarlo Stanton, R OBP: 0.333, SLG: 0.535										3	0	1	0	0	0	2									
24 Mike Cameron, R OBP: 0.250, SLG: 0.307										3	0	0	0	0	0	3									
14 John Buck, R OBP: 0.310, SLG: 0.378										2	0	1	0	1	0	0									
32 Clay Hensley, R OBP: 0.315, SLG: 0.333										1	0	0	0	0	1	2									
11 Bryan Petersen, L OBP: 0.315, SLG: 0.333										1	0	0	0	0	0	0									
40 Mike Dunn, L										0	0	0	0	0	0	0									
<b>Inning Stats</b>	R: 0 E: 0 K: 1 S: 10	H: 0 LOB: 0 BB: 0 P: 17	R: 0 E: 0 K: 0 S: 7	H: 0 LOB: 0 BB: 1 P: 15	R: 0 E: 0 K: 1 S: 10	H: 1 LOB: 1 BB: 0 P: 14	R: 0 E: 0 K: 2 S: 9	H: 0 LOB: 0 BB: 0 P: 10	R: 0 E: 1 K: 1 S: 14	H: 0 LOB: 2 BB: 2 P: 28	R: 0 E: 0 K: 0 S: 5	H: 0 LOB: 0 BB: 0 P: 8	R: 0 E: 0 K: 1 S: 9	H: 1 LOB: 1 BB: 0 P: 15	R: 0 E: 0 K: 0 S: 7	H: 0 LOB: 0 BB: 0 P: 13	R: 0 E: 0 K: 1 S: 12	H: 1 LOB: 1 BB: 0 P: 17	1B: 1 2B: 2 3B: 0 HR: 0	SF: 0 SAC: 1 DP: 2 HBP: 0	WP: 0 PB: 0 SB: 0 CS: 0	PA: 32			
<b>PITCHER</b>	IP	WLS	BF	H	R	ER	SO	BB	IBB	HBP	BLK	WP	HR	S	P	ERA	WHIP								
37 Brandon Beachy, R ERA: 3.27	7.1	W	26	2	0	0	6	2	1	0	0	0	0	66	112	0.00	0.545								
34 Eric O'Flaherty, L ERA: 0.91	0.2	H	2	0	0	0	0	0	0	0	0	0	0	5	8	0.00	0.000								
19 Scott Linebrink, R ERA: 2.95	1.0		4	1	0	0	1	0	0	0	0	0	0	12	17	0.00	1.000								

Florida Marlins @ Atlanta Braves  
Turner Field, Atlanta, GA  
Fri Jul 29 2011, 7:38 PM - 10:10 PM EDT  
Att: 36,063 - Partly Cloudy - 89 F

AB 28  
R 0  
H 3  
RBI 0  
BB 3  
SO 7  
LOB 10



Batter	1	2	3	4	5	6	7	8	9	AB	R	H	RBI	BB	SO	LOB	BOTTOM								
17 Jose Constanza, L OBP: 0.250, SLG: 0.250										4	1	1	1	0	0	0									
14 Martin Prado, R OBP: 0.318, SLG: 0.422										4	1	3	0	0	0	0									
5 Freddie Freeman, L OBP: 0.365, SLG: 0.481										3	1	2	1	0	0	0									
26 Dan Uggla, R OBP: 0.278, SLG: 0.396										4	1	1	3	0	2	3									
20 Eric Hinske, L OBP: 0.311, SLG: 0.429										3	0	0	0	0	1	0									
8 David Ross, R OBP: 0.357, SLG: 0.477										3	0	0	0	0	1	0									
22 Jason Heyward, L OBP: 0.308, SLG: 0.397										3	0	0	0	0	0	0									
2 Alex Gonzalez, R OBP: 0.260, SLG: 0.337										3	0	0	0	0	1	0									
37 Brandon Beachy, R OBP: 0.043, SLG: 0.043										2	0	0	0	0	0	0									
34 Eric O'Flaherty, L										0	0	0	0	0	0	0									
7 Brooks Conrad, S OBP: 0.349, SLG: 0.464										1	1	1	0	0	0	0									
19 Scott Linebrink, R										0	0	0	0	0	0	0									
<b>Inning Stats</b>	R: 0 E: 0 K: 0 S: 10	H: 2 LOB: 1 BB: 0 P: 14	R: 0 E: 0 K: 1 S: 10	H: 0 LOB: 0 BB: 0 P: 13	R: 0 E: 0 K: 0 S: 7	H: 0 LOB: 0 BB: 0 P: 12	R: 0 E: 0 K: 1 S: 15	H: 0 LOB: 0 BB: 0 P: 19	R: 0 E: 0 K: 0 S: 5	H: 0 LOB: 0 BB: 0 P: 9	R: 3 E: 0 K: 0 S: 12	H: 3 LOB: 0 BB: 0 P: 18	R: 2 E: 0 K: 2 S: 19	H: 3 LOB: 1 BB: 0 P: 27	1B: 6 2B: 1 3B: 0 HR: 1	SF: 1 SAC: 0 DP: 1 HBP: 0	WP: 0 PB: 0 SB: 0 CS: 0	PA: 31							
<b>PITCHER</b>	IP	WLS	BF	H	R	ER	SO	BB	IBB	HBP	BLK	WP	HR	S	P	ERA	WHIP								
32 Clay Hensley, R ERA: 3.09	7.0	L	25	5	3	3	3	0	0	0	0	0	0	67	97	3.86	0.714								
40 Mike Dunn, L ERA: 3.75	1.0		6	3	2	2	2	0	0	0	0	0	0	19	27	18.00	3.000								

Florida Marlins @ Atlanta Braves  
Turner Field, Atlanta, GA  
Fri Jul 29 2011, 7:38 PM - 10:10 PM EDT  
Att: 36,063 - Partly Cloudy - 89 F

AB 30  
R 5  
H 8  
RBI 5  
BB 0  
SO 5  
LOB 3





Batter	1	2	3	4	5	6	7	8	9	AB	R	H	RBI	BB	SO	LOB	TOP				
1 Emilio Bonifacio, S OBP: 0.374, SLG: 0.383	G6-3			13 G1-6-3 1B		13 1B 2B		K		4	1	2	0	0	1	1	<b>Florida Marlins @ Atlanta Braves</b> Turner Field, Atlanta, GA Sat Jul 30 2011, 7:12 PM - 9:48 PM EDT Att: 40,656 - Partly Cloudy - 80 F				
13 Omar Infante, R OBP: 0.314, SLG: 0.330	F8			G1-6-3 1-2		15 BB 1B		1B		4	0	2	1	0	0	1					
15 Gaby Sanchez, R OBP: 0.367, SLG: 0.474	F8			1B		P6		BB		3	0	1	0	1	0	1					
2 Hanley Ramirez, R OBP: 0.333, SLG: 0.381		G5-3		F9				K		4	0	1	0	0	1	4					
20 Logan Morrison, L OBP: 0.325, SLG: 0.466		F7						K		4	0	0	0	0	2	1					
27 Giancarlo Stanton, R OBP: 0.330, SLG: 0.529								K		4	0	0	0	0	2	1					
24 Mike Cameron, R OBP: 0.250, SLG: 0.313				19 L3-6 2B				L5		4	0	1	0	0	1	1					
14 John Buck, R OBP: 0.307, SLG: 0.375				P3				G4-3		3	0	0	0	0	0	1					
19 Anibal Sanchez, R OBP: 0.238, SLG: 0.179				L3-6				K		1	0	0	0	0	0	0					
10 Dewayne Wise, L OBP: 0.226, SLG: 0.292				2-2				13 1B 1 WP BB		1	0	0	0	0	0	0					
44 Brian Sanchez, R OBP: 0.226, SLG: 0.220				2-2						0	0	0	0	0	0	0					
18 Wes Helms, L OBP: 0.199, SLG: 0.220				2-2						0	0	0	0	0	0	0					
38 Randy Choate, L OBP: 0.166, SLG: 0.220				2-2						0	0	0	0	0	0	0					
31 Steve Cishek, R OBP: 0.166, SLG: 0.220				2-2						0	0	0	0	0	0	0					
<b>Inning Stats</b>	R: 0 E: 0 K: 0 S: 8	H: 0 LOB: 0 BB: 0 P: 8	R: 0 E: 0 K: 1 S: 5	H: 0 LOB: 0 BB: 0 P: 9	R: 0 E: 0 K: 0 S: 7	H: 1 LOB: 0 BB: 0 P: 11	R: 0 E: 0 K: 0 S: 9	H: 2 LOB: 1 BB: 0 P: 16	R: 0 E: 0 K: 2 S: 8	H: 0 LOB: 0 BB: 0 P: 13	R: 1 E: 0 K: 1 S: 11	H: 2 LOB: 1 BB: 0 P: 18	R: 0 E: 0 K: 1 S: 13	H: 1 LOB: 1 BB: 0 P: 22	R: 0 E: 0 K: 2 S: 15	H: 1 LOB: 3 BB: 2 P: 25	R: 0 E: 0 K: 1 S: 10	H: 0 LOB: 0 BB: 0 P: 15	1B: 5 2B: 3 3B: 0 HR: 0	SF: 0 SAC: 0 DP: 2 HBP: 0	WP: 1 PA: 34 CS: 0
<b>PITCHER</b>	IP WLS BF H R ER SO BB IBB HBP BLK WP HR S P ERA WHIP	IP WLS BF H R ER SO BB IBB HBP BLK WP HR S P ERA WHIP	IP WLS BF H R ER SO BB IBB HBP BLK WP HR S P ERA WHIP	IP WLS BF H R ER SO BB IBB HBP BLK WP HR S P ERA WHIP	IP WLS BF H R ER SO BB IBB HBP BLK WP HR S P ERA WHIP	IP WLS BF H R ER SO BB IBB HBP BLK WP HR S P ERA WHIP	IP WLS BF H R ER SO BB IBB HBP BLK WP HR S P ERA WHIP	IP WLS BF H R ER SO BB IBB HBP BLK WP HR S P ERA WHIP	IP WLS BF H R ER SO BB IBB HBP BLK WP HR S P ERA WHIP	IP WLS BF H R ER SO BB IBB HBP BLK WP HR S P ERA WHIP	IP WLS BF H R ER SO BB IBB HBP BLK WP HR S P ERA WHIP	IP WLS BF H R ER SO BB IBB HBP BLK WP HR S P ERA WHIP	IP WLS BF H R ER SO BB IBB HBP BLK WP HR S P ERA WHIP	IP WLS BF H R ER SO BB IBB HBP BLK WP HR S P ERA WHIP	IP WLS BF H R ER SO BB IBB HBP BLK WP HR S P ERA WHIP	IP WLS BF H R ER SO BB IBB HBP BLK WP HR S P ERA WHIP	IP WLS BF H R ER SO BB IBB HBP BLK WP HR S P ERA WHIP	IP WLS BF H R ER SO BB IBB HBP BLK WP HR S P ERA WHIP	IP WLS BF H R ER SO BB IBB HBP BLK WP HR S P ERA WHIP	IP WLS BF H R ER SO BB IBB HBP BLK WP HR S P ERA WHIP	
15 Tim Hudson, R ERA: 3.31	7.0	W	25	6	1	1	5	0	0	0	0	0	0	0	0	0	1.29	0.857			
39 Jonny Venters, L ERA: 1.28	1.0	H	6	1	0	0	2	2	0	0	0	1	0	15	25	0.00	3.000				
46 Craig Kimbrel, R ERA: 2.04	1.0		3	0	0	0	1	0	0	0	0	0	0	10	15	0.00	0.000				

Batter	1	2	3	4	5	6	7	8	9	AB	R	H	RBI	BB	SO	LOB	BOTTOM				
17 Jose Constanza, L OBP: 0.125, SLG: 0.125	G4-3		G6-3			K		G2-3		4	0	0	0	0	1	2	<b>Florida Marlins @ Atlanta Braves</b> Turner Field, Atlanta, GA Sat Jul 30 2011, 7:12 PM - 9:48 PM EDT Att: 40,656 - Partly Cloudy - 80 F				
14 Martin Prado, R OBP: 0.320, SLG: 0.423	F8		5 1B 26 HR			5 1B		G6-3		4	1	2	1	0	0	0					
5 Freddie Freeman, L OBP: 0.366, SLG: 0.482	K		26 HR 1B			26 S 1B		K		4	1	2	0	0	2	0					
26 Dan Uggla, R OBP: 0.278, SLG: 0.402		F8				1 SAFE E: 0 LOB: 3 S: 7 F: 5 S: 6 S: 5		K		4	1	1	3	0	2	2					
20 Eric Hinske, L OBP: 0.319, SLG: 0.454			G4-3					HR		3	1	2	1	1	0	0					
8 David Ross, R OBP: 0.343, SLG: 0.457			K			P3		K		4	0	0	0	0	2	4					
22 Jason Heyward, L OBP: 0.310, SLG: 0.394		L9				G4-3		HR		2	0	0	0	2	0	1					
2 Alex Gonzalez, R OBP: 0.263, SLG: 0.338			17 G6-3 14 1B 15 SH3			15 SH2-3 BB		F7		4	1	2	0	0	1	2					
15 Tim Hudson, R OBP: 0.196, SLG: 0.233			SH3			G5-3		SH2-3		1	0	0	0	0	0	1					
39 Jonny Venters, L ERA: 3.54								K		1	0	0	0	0	0	0					
7 Brooks Conrad, S OBP: 0.345, SLG: 0.457								K		1	0	0	0	0	1	1					
46 Craig Kimbrel, R ERA: 3.49								K		0	0	0	0	0	0	0					
<b>Inning Stats</b>	R: 0 E: 0 K: 1 S: 8	H: 0 LOB: 0 BB: 0 P: 12	R: 0 E: 0 K: 1 S: 7	H: 1 LOB: 1 BB: 0 P: 10	R: 4 E: 0 K: 0 S: 11	H: 4 LOB: 0 BB: 0 P: 14	R: 0 E: 0 K: 0 S: 8	H: 1 LOB: 1 BB: 0 P: 14	R: 0 E: 0 K: 3 S: 12	H: 2 LOB: 3 BB: 1 P: 23	R: 0 E: 0 K: 0 S: 10	H: 0 LOB: 1 BB: 1 P: 18	R: 0 E: 0 K: 2 S: 9	H: 0 LOB: 0 BB: 0 P: 11	R: 1 E: 0 K: 2 S: 11	H: 1 LOB: 1 BB: 1 P: 23	R: 0 E: 0 K: 2 S: 11	H: 1 LOB: 1 BB: 1 P: 23	1B: 6 2B: 1 3B: 0 HR: 2	SF: 0 SAC: 2 DP: 0 HBP: 0	WP: 2 PA: 36 CS: 0
<b>PITCHER</b>	IP WLS BF H R ER SO BB IBB HBP BLK WP HR S P ERA WHIP	IP WLS BF H R ER SO BB IBB HBP BLK WP HR S P ERA WHIP	IP WLS BF H R ER SO BB IBB HBP BLK WP HR S P ERA WHIP	IP WLS BF H R ER SO BB IBB HBP BLK WP HR S P ERA WHIP	IP WLS BF H R ER SO BB IBB HBP BLK WP HR S P ERA WHIP	IP WLS BF H R ER SO BB IBB HBP BLK WP HR S P ERA WHIP	IP WLS BF H R ER SO BB IBB HBP BLK WP HR S P ERA WHIP	IP WLS BF H R ER SO BB IBB HBP BLK WP HR S P ERA WHIP	IP WLS BF H R ER SO BB IBB HBP BLK WP HR S P ERA WHIP	IP WLS BF H R ER SO BB IBB HBP BLK WP HR S P ERA WHIP	IP WLS BF H R ER SO BB IBB HBP BLK WP HR S P ERA WHIP	IP WLS BF H R ER SO BB IBB HBP BLK WP HR S P ERA WHIP	IP WLS BF H R ER SO BB IBB HBP BLK WP HR S P ERA WHIP	IP WLS BF H R ER SO BB IBB HBP BLK WP HR S P ERA WHIP	IP WLS BF H R ER SO BB IBB HBP BLK WP HR S P ERA WHIP	IP WLS BF H R ER SO BB IBB HBP BLK WP HR S P ERA WHIP	IP WLS BF H R ER SO BB IBB HBP BLK WP HR S P ERA WHIP	IP WLS BF H R ER SO BB IBB HBP BLK WP HR S P ERA WHIP	IP WLS BF H R ER SO BB IBB HBP BLK WP HR S P ERA WHIP	IP WLS BF H R ER SO BB IBB HBP BLK WP HR S P ERA WHIP	
19 Anibal Sanchez, R ERA: 3.74	2.0	L	7	0	0	0	2	1	0	0	0	0	0	0	0	0	0.00	0.500			
44 Brian Sanchez, R ERA: 3.54	0.1		3	1	1	1	0	1	0	0	0	0	0	0	0	0	27.00	6.000			
38 Randy Choate, L ERA: 1.66	0.2		2	0	0	0	2	0	0	0	0	0	0	0	0	0	0.00	0.000			



Batter	1	2	3	4	5	6	7	8	9	AB	R	H	RBI	BB	SO	LOB	TOP										
1 Emilio Bonifacio, S OBP: 0.372, SLG: 0.390	(1,7) P5		(1,7) K				(1,7) L1-4-3			4	1	1	1	0	1	0											
13 Omar Infante, R OBP: 0.313, SLG: 0.329	(1,4) F9		(1,4) 29 2B				(1,4) F8			4	1	1	0	0	1	0											
29 Greg Dobbs, L OBP: 0.349, SLG: 0.417	(1,5) K		(1,5) 1B				(1,5) G1-3			4	0	1	1	0	1	0											
34 Edward Mujica, R OBP: 0.313, SLG: 0.329	(7,1) K		(7,1) 2B				(7,1) G6-3			0	0	0	0	0	0	0											
46 Juan Carlos Oviedo, R OBP: 0.309, SLG: 0.327	(9,1) K		(9,1) 2B				(9,1) G6-3			0	0	0	0	0	0	0											
2 Hanley Ramirez, R OBP: 0.366, SLG: 0.472	(1,6) F9		(1,6) F9				(1,6) G6-3			2	1	0	0	2	0	1											
15 Gaby Sanchez, R OBP: 0.366, SLG: 0.472	(1,3) F8		(1,3) F7				(1,3) CS			4	0	1	0	0	0	2											
27 Giancarlo Stanton, R OBP: 0.332, SLG: 0.599	(1,9) 9 BB		(1,9) 1B				(1,9) K			4	0	2	1	0	1	1											
24 Mike Cameron, R OBP: 0.250, SLG: 0.318	(1,8) K		(1,8) K				(1,8) 2B			4	0	1	0	0	2	2											
9 Brett Hayes, R OBP: 0.333, SLG: 0.468	(1,2) 1B		(1,2) K				(1,2) G5-3			2	0	0	0	2	1	1											
47 Ricky Nolasco, R OBP: 0.179, SLG: 0.143	(1,1) P3		(1,1) K				(1,1) G6-3			3	0	0	0	0	1	5											
11 Bryan Petersen, L OBP: 0.309, SLG: 0.327	(7,7) K		(7,7) K				(7,7) G6-3			1	0	0	0	0	0	0											
<b>Inning Stats</b>	R: 0 H: 0 E: 0 K: 1 S: 8	H: 0 LOB: 0 BB: 0 P: 13	R: 1 H: 1 E: 0 K: 1 S: 16	H: 1 LOB: 2 BB: 2 P: 27	R: 1 H: 2 E: 0 K: 1 S: 11	H: 2 LOB: 1 BB: 0 P: 13	R: 0 H: 1 E: 0 K: 3 S: 15	H: 1 LOB: 1 BB: 0 P: 20	R: 1 H: 1 E: 0 K: 0 S: 11	H: 1 LOB: 0 BB: 1 P: 17	R: 0 H: 1 E: 0 K: 1 S: 10	H: 1 LOB: 2 BB: 1 P: 18	R: 0 H: 0 E: 0 K: 1 S: 10	H: 0 LOB: 0 BB: 0 P: 11	R: 0 H: 1 E: 0 K: 0 S: 6	H: 1 LOB: 0 BB: 0 P: 6	R: 0 H: 0 E: 0 K: 0 S: 6	H: 0 LOB: 0 BB: 0 P: 10	1B: 4 2B: 2 3B: 0 HR: 1	SF: 0 SAC: 0 DP: 1 HBP: 0	WP: 0 PB: 0 SB: 1 CS: 1	PA: 37					
<b>PITCHER</b>	IP	WLS	BF	H	R	ER	SO	BB	IBB	HBP	BLK	WP	HR	S	P	ERA	WHIP										
48 Tommy Hanson, R ERA: 3.2	(1,1) 6.0	L	27	6	3	3	7	3	1	0	0	0	1	71	108	4.50	1.500										
50 Cristhian Martinez, R ERA: 3.33	(7,1) 2.2		8	1	0	0	1	0	0	0	0	0	0	20	24	0.00	0.375										
52 George Sherrill, L ERA: 2.87	(9,1) 0.1		1	0	0	0	0	0	0	0	0	0	0	2	3	0.00	0.000										

Florida Marlins @ Atlanta Braves  
Turner Field, Atlanta, GA  
Sun Jul 31 2011, 1:38 PM - 4:36 PM EDT  
Att: 23,085 - Partly Cloudy - 90 F

AB 32  
R 3  
H 7  
RBI 3  
BB 4  
SO 8  
LOB 12



Batter	1	2	3	4	5	6	7	8	9	AB	R	H	RBI	BB	SO	LOB	BOTTOM										
17 Jose Constanza, L OBP: 0.308, SLG: 0.385	(1,8) 14 5B		(1,8) G3				(1,8) E1			5	1	3	0	0	0	2											
14 Martin Prado, R OBP: 0.321, SLG: 0.423	(1,7) 5 5B		(1,7) F9				(1,7) L4-3			5	0	2	0	0	0	2											
5 Freddie Freeman, L OBP: 0.365, SLG: 0.479	(1,3) G4-6-3		(1,3) F7				(1,3) K			4	0	1	0	0	1	2											
26 Dan Uggla, R OBP: 0.278, SLG: 0.400	(1,4) 1B		(1,4) F9				(1,4) FC5-4			4	0	1	0	0	0	2											
22 Jason Heyward, L OBP: 0.313, SLG: 0.399	(1,9) F7		(1,9) 2B				(1,9) 7 1B			4	0	2	0	0	0	1											
7 Brooks Conrad, S OBP: 0.352, SLG: 0.459	(1,5) 27 1B		(1,5) P5				(1,5) 1B			4	0	2	0	0	0	1											
2 Alex Gonzalez, R OBP: 0.282, SLG: 0.337	(1,6) F9		(1,6) 1B				(1,6) P4			4	0	1	0	0	1	3											
27 J.C. Boscan, R OBP: 0.250, SLG: 0.250	(1,2) 1B		(1,2) K				(1,2) K			3	0	1	0	0	2	4											
8 David Ross, R OBP: 0.340, SLG: 0.452	(9,PH) 1B		(9,PH) K				(9,PH) K			1	0	0	0	0	1	0											
48 Tommy Hanson, R OBP: 0.554, SLG: 0.654	(1,1) B2		(1,1) G1-3				(1,1) K			2	0	0	0	0	0	4											
10 Chipper Jones, S OBP: 0.338, SLG: 0.433	(6,PH) 1B		(6,PH) K				(6,PH) K			1	0	0	0	0	1	2											
50 Cristhian Martinez, R OBP: 0.440, SLG: 0.650	(7,1) 1B		(7,1) K				(7,1) K			0	0	0	0	0	0	0											
52 George Sherrill, L OBP: 0.318, SLG: 0.451	(9,PH) 1B		(9,PH) K				(9,PH) K			1	0	0	0	0	0	0											
<b>Inning Stats</b>	R: 1 H: 3 E: 0 K: 0 S: 13	H: 3 LOB: 1 BB: 0 P: 20	R: 0 H: 2 E: 0 K: 0 S: 7	H: 2 LOB: 2 BB: 0 P: 12	R: 0 H: 0 E: 0 K: 0 S: 7	H: 0 LOB: 0 BB: 0 P: 10	R: 0 H: 2 E: 0 K: 1 S: 16	H: 2 LOB: 2 BB: 0 P: 22	R: 0 H: 1 E: 1 K: 1 S: 9	H: 1 LOB: 1 BB: 0 P: 13	R: 0 H: 2 E: 0 K: 2 S: 10	H: 2 LOB: 1 BB: 0 P: 15	R: 0 H: 2 E: 0 K: 0 S: 6	H: 2 LOB: 1 BB: 0 P: 11	R: 0 H: 0 E: 0 K: 1 S: 8	H: 0 LOB: 0 BB: 0 P: 10	R: 0 H: 1 E: 0 K: 1 S: 13	H: 1 LOB: 1 BB: 0 P: 15	1B: 11 2B: 3 3B: 0 HR: 0	SF: 0 SAC: 0 DP: 2 HBP: 0	WP: 0 PB: 0 SB: 0 CS: 0	PA: 38					
<b>PITCHER</b>	IP	WLS	BF	H	R	ER	SO	BB	IBB	HBP	BLK	WP	HR	S	P	ERA	WHIP										
47 Ricky Nolasco, R ERA: 3.99	(1,1) 6.2	W	30	12	1	1	4	0	0	0	0	0	0	10	14	0.00	0.000										
34 Edward Mujica, R ERA: 2.94	(7,1) 1.1	H	4	0	0	0	1	0	0	0	0	0	0	10	14	0.00	0.000										
46 Juan Carlos Oviedo, R ERA: 0.33	(9,1) 1.0	S	4	1	0	0	1	0	0	0	0	0	0	13	15	0.00	1.000										

Florida Marlins @ Atlanta Braves  
Turner Field, Atlanta, GA  
Sun Jul 31 2011, 1:38 PM - 4:36 PM EDT  
Att: 23,085 - Partly Cloudy - 90 F

AB 38  
R 1  
H 13  
RBI 0  
BB 0  
SO 6  
LOB 23













Batter	1	2	3	4	5	6	7	8	9	AB	R	H	RBI	BB	SO	LOB	TOP			
15 Rafael Furcal, S OBP: 0.272, SLG: 0.263										5	0	0	0	0	1	4				
19 Jon Jay, L OBP: 0.347, SLG: 0.420										4	1	0	0	1	2	0				
5 Albert Pujols, R OBP: 0.347, SLG: 0.526										4	3	3	1	1	0	0				
7 Matt Holliday, R OBP: 0.419, SLG: 0.564										3	2	1	3	1	1	1				
12 Lance Berkman, S OBP: 0.395, SLG: 0.585										4	1	2	0	1	1	0				
23 David Freese, R OBP: 0.388, SLG: 0.469										1	0	0	1	0	1	0				
33 Daniel Descalso, L OBP: 0.342, SLG: 0.359										3	0	1	0	0	0	3				
55 Skip Schumaker, L OBP: 0.327, SLG: 0.366										5	0	3	2	0	1	2				
13 Gerald Laird, R OBP: 0.304, SLG: 0.361										4	0	0	0	1	2	5				
26 Kyle Lohse, R OBP: 0.149, SLG: 0.192										1	0	0	0	0	1	3				
46 Kyle McClellan, R OBP: 0.171, SLG: 0.174										1	0	0	0	0	1	0				
44 Corey Patterson, L OBP: 0.226, SLG: 0.230										1	0	0	0	0	0	2				
62 Lance Lynn, S OBP: 0.286, SLG: 0.380										0	0	0	0	0	0	0				
28 Octavio Dotel, R ERA: 3.44										0	0	0	0	0	0	0				
30 Jason Motte, R ERA: 3.44										0	0	0	0	0	0	0				
34 Marc Rzepczynski, L ERA: 2.08										0	0	0	0	0	0	0				
59 Fernando Salas, R ERA: 2.08										0	0	0	0	0	0	0				
<b>Inning Stats</b>	R: 3 E: 0 K: 1 S: 13	H: 1 LOB: 2 BB: 2 P: 26	R: 0 E: 0 K: 0 S: 5	H: 0 LOB: 1 BB: 1 P: 13	R: 3 E: 0 K: 1 S: 20	H: 3 LOB: 3 BB: 1 P: 37	R: 1 E: 0 K: 0 S: 8	H: 1 LOB: 1 BB: 1 P: 15	R: 0 E: 0 K: 2 S: 14	H: 1 LOB: 0 BB: 0 P: 12	R: 0 E: 0 K: 3 S: 14	H: 1 LOB: 2 BB: 0 P: 25	R: 0 E: 0 K: 1 S: 7	H: 0 LOB: 2 BB: 1 P: 11	R: 0 E: 0 K: 2 S: 12	H: 1 LOB: 2 BB: 1 P: 24	1B: 6 2B: 2 3B: 0 HR: 2	SF: 0 SAC: 0 DP: 0 HBP: 2	WP: 1 PB: 0 SB: 0 CS: 1	PA: 44
<b>PITCHER</b>	IP WLS BF H R ER SO BB IBB HBP BLK WP HR S P ERA WHIP																			
32 Clay Hensley, R ERA: 4.46	2.1 L 15 3 6 6 1 3 0 2 0 0 1 28 59 23.14 2.571																			
31 Burke Badenhop, R ERA: 3.83	3.2 16 4 1 1 6 1 1 0 0 1 1 40 64 2.46 1.364																			
44 Brian Sanches, R ERA: 3.58	1.0 5 2 0 0 1 0 0 0 0 0 0 14 25 0.00 2.000																			
40 Mike Dunn, L ERA: 3.68	1.0 3 0 0 0 1 0 0 0 0 0 0 7 11 0.00 2.000																			
31 Steve Cishek, R ERA: 3.16	1.0 5 1 0 0 2 1 0 0 0 0 0 12 24 0.00 2.000																			

St. Louis Cardinals @ Florida Marlins  
Sun Life Stadium, Miami, FL  
Thu Aug 04 2011, 7:12 PM - 10:40 PM EDT  
Att: 20,011 - Partly Cloudy - 89 F

AB 36  
R 7  
H 10  
RBI 7  
BB 6  
SO 11  
LOB 20



Batter	1	2	3	4	5	6	7	8	9	AB	R	H	RBI	BB	SO	LOB	BOTTOM					
1 Emilio Bonifacio, S OBP: 0.365, SLG: 0.385										5	1	1	0	0	1	4						
13 Omar Infante, R OBP: 0.324, SLG: 0.364										3	1	3	1	0	0	0						
18 Wes Helms, R OBP: 0.280, SLG: 0.245										2	0	1	0	0	1	3						
29 Greg Dobbs, L OBP: 0.345, SLG: 0.414										5	0	2	1	0	0	4						
15 Gaby Sanchez, R OBP: 0.364, SLG: 0.464										4	1	0	0	1	1	5						
20 Logan Morrison, L OBP: 0.327, SLG: 0.463										5	0	2	2	0	2	0						
27 Giancarlo Stanton, R OBP: 0.330, SLG: 0.528										5	0	2	0	0	2	1						
24 Mike Cameron, R OBP: 0.254, SLG: 0.314										5	1	1	0	0	0	4						
14 John Buck, R OBP: 0.313, SLG: 0.372										1	0	1	0	3	0	0						
32 Clay Hensley, R ERA: 4.46										1	0	0	0	0	0	3						
31 Burke Badenhop, R ERA: 3.83										1	0	0	0	0	1	2						
10 Dewonnyce Mize, L OBP: 0.226, SLG: 0.230										0	0	0	0	0	0	0						
44 Brian Sanches, R ERA: 3.58										0	0	0	0	0	0	0						
40 Mike Dunn, L ERA: 3.68										0	0	0	0	0	0	0						
11 Bryan Petersen, L ERA: 3.44										0	0	0	0	0	0	0						
31 Steve Cishek, R ERA: 3.16										0	0	0	0	0	0	0						
<b>Inning Stats</b>	R: 3 E: 0 K: 1 S: 18	H: 4 LOB: 3 BB: 2 P: 35	R: 0 E: 0 K: 0 S: 11	H: 2 LOB: 1 BB: 0 P: 18	R: 0 E: 0 K: 1 S: 12	H: 1 LOB: 2 BB: 1 P: 21	R: 0 E: 0 K: 1 S: 10	H: 1 LOB: 0 BB: 0 P: 12	R: 0 E: 0 K: 1 S: 9	H: 1 LOB: 1 BB: 0 P: 13	R: 0 E: 0 K: 1 S: 12	H: 2 LOB: 2 BB: 0 P: 16	R: 0 E: 0 K: 3 S: 10	H: 0 LOB: 0 BB: 0 P: 17	R: 1 E: 0 K: 1 S: 20	H: 3 LOB: 3 BB: 1 P: 29	R: 0 E: 0 K: 1 S: 8	H: 0 LOB: 0 BB: 0 P: 12	1B: 9 2B: 5 3B: 0 HR: 0	SF: 0 SAC: 0 DP: 2 HBP: 0	WP: 0 PB: 0 SB: 0 CS: 0	PA: 43
<b>PITCHER</b>	IP WLS BF H R ER SO BB IBB HBP BLK WP HR S P ERA WHIP																					
26 Kyle Lohse, R ERA: 3.45	3.0 W 12 4 0 0 3 0 0 0 0 0 0 31 41 9.00 3.333																					
46 Kyle McClellan, R ERA: 4.14	3.0 W 12 4 0 0 3 0 0 0 0 0 0 31 41 9.00 3.333																					
62 Lance Lynn, R ERA: 3.38	1.0 3 0 0 0 3 0 0 0 0 0 0 10 17 0.00 0.000																					
28 Octavio Dotel, R ERA: 3.44	0.0 3 2 1 1 0 1 0 0 0 0 0 10 16 ∞ ∞																					
30 Jason Motte, R ERA: 2.08	0.2 H 2 0 0 0 1 0 0 0 0 0 0 4 5 0.00 0.000																					
34 Marc Rzepczynski, L ERA: 2.76	0.0 0 0 0 0 0 0 0 0 0 0 0 0 0 0 0 0 0.00 0.000																					
59 Fernando Salas, R ERA: 2.36	1.1 S 4 0 0 0 1 0 0 0 0 0 0 12 18 0.00 0.000																					

St. Louis Cardinals @ Florida Marlins  
Sun Life Stadium, Miami, FL  
Thu Aug 04 2011, 7:12 PM - 10:40 PM EDT  
Att: 20,011 - Partly Cloudy - 89 F

AB 39  
R 4  
H 14  
RBI 4  
BB 4  
SO 9  
LOB 27





Batter	1	2	3	4	5	6	7	8	9	AB	R	H	RBI	BB	SO	LOB	TOP				
15 Rafael Furcal, S OBP: 0.275, SLG: 0.273	B5-3		G5-4-3 1B		P6		G6-3		F8 2B	5	0	2	0	0	0	0					
19 Jon Jay, L OBP: 0.343, SLG: 0.415	G4-3		K		E6		F7		F8 2-3	4	0	0	0	0	0	1					
41 Mitchell Boggs, R OBP: 0.319, SLG: 0.340	G4-3		K		E6		F7		F8 2-3	0	0	0	0	0	0	0					
30 Jason Motte, R OBP: 0.319, SLG: 0.340	G4-3		K		E6		F7		F8 2-3	0	0	0	0	0	0	0					
Ryan Theriot, R OBP: 0.319, SLG: 0.340	G4-3		K		E6		F7		F8 2-3	1	0	0	0	0	0	1					
62 Lance Lynn, S	G4-3		K		E6		F7		F8 2-3	0	0	0	0	0	0	0					
5 Albert Pujols, R OBP: 0.346, SLG: 0.524	K		G5-4-3 1-2		G5-3		G5-3		P4	5	1	1	0	0	1	4					
7 Matt Holliday, R OBP: 0.420, SLG: 0.572																					
12 Lance Berkman, S OBP: 0.396, SLG: 0.593																					
55 Skip Schumaker, L OBP: 0.333, SLG: 0.369																					
13 Gerald Laird, R OBP: 0.301, SLG: 0.354																					
33 Daniel Descalso, L OBP: 0.338, SLG: 0.354																					
35 Jake Westbrook, R OBP: 0.167, SLG: 0.152																					
44 Corey Patterson, L OBP: 0.284, SLG: 0.377																					
Inning Stats	R: 0 E: 0 K: 1 S: 8	H: 0 LOB: 0 BB: 0 P: 13	R: 0 E: 0 K: 0 S: 5	H: 1 LOB: 2 BB: 1 P: 12	R: 0 E: 0 K: 1 S: 7	H: 1 LOB: 1 BB: 1 P: 12	R: 2 E: 0 K: 1 S: 15	H: 3 LOB: 1 BB: 0 P: 18	R: 0 E: 0 K: 2 S: 9	H: 1 LOB: 1 BB: 0 P: 15	R: 0 E: 0 K: 1 S: 11	H: 0 LOB: 0 BB: 0 P: 15	R: 1 E: 0 K: 1 S: 12	H: 2 LOB: 2 BB: 1 P: 21	R: 0 E: 0 K: 0 S: 10	H: 1 LOB: 1 BB: 0 P: 15	1B: 4 2B: 3 3B: 1 HR: 1	SF: 0 SAC: 0 DP: 1 HBP: 0	WP: 0 PB: 0 SB: 0 CS: 0	PA: 39	
PITCHER	IP	WLS	BF	H	R	ER	SO	BB	IBB	HBP	BLK	WP	HR	S	P	ERA	WHIP				
19 Anibal Sánchez, R ERA: 3.73	7.1	L	32	8	3	3	7	2	0	0	0	0	1	68	106	3.68	1.364				
40 Mike Dunn, L ERA: 3.98	0.0		1	0	0	0	0	1	0	0	0	0	0	0	4	∞	∞				
34 Edward Mujica, R ERA: 2.8	1.2		6	1	0	0	1	0	0	0	0	0	0	16	24	0.00	0.600				

St. Louis Cardinals @ Florida Marlins  
Sun Life Stadium, Miami, FL  
Fri Aug 05 2011, 7:10 PM - 10:16 PM EDT  
Att: 19,303 - Partly Cloudy - 89 F

AB 36  
R 3  
H 9  
RBI 3  
BB 3  
SO 8  
LOB 23



Batter	1	2	3	4	5	6	7	8	9	AB	R	H	RBI	BB	SO	LOB	BOTTOM					
1 Emilio Bonifacio, S OBP: 0.361, SLG: 0.379	G4-3		K	G1-3			K		K	5	0	0	0	0	3	6						
29 Greg Dobbs, L OBP: 0.342, SLG: 0.407	K		FC4-6 27 3B		F8		F9			4	1	0	0	1	1	2						
27 Giancarlo Stanton, R OBP: 0.333, SLG: 0.534																						
20 Logan Morrison, L OBP: 0.329, SLG: 0.460																						
15 Gaby Sanchez, R OBP: 0.363, SLG: 0.462																						
24 Mike Cameron, R OBP: 0.283, SLG: 0.323																						
11 Bryan Petersen, L OBP: 0.297, SLG: 0.304																						
3 Joe Thurston, L OBP: 0.250, SLG: 0.250																						
14 John Buck, R OBP: 0.316, SLG: 0.374																						
19 Anibal Sánchez, R OBP: 0.250, SLG: 0.175																						
40 Mike Dunn, L ERA: 3.09																						
34 Edward Mujica, R ERA: 2.03																						
10 Dewayne Wise, L OBP: 0.241, SLG: 0.235																						
Inning Stats	R: 0 E: 0 K: 1 S: 16	H: 1 LOB: 2 BB: 1 P: 24	R: 0 E: 0 K: 0 S: 7	H: 1 LOB: 1 BB: 0 P: 11	R: 1 E: 0 K: 1 S: 11	H: 1 LOB: 1 BB: 1 P: 20	R: 1 E: 0 K: 0 S: 16	H: 3 LOB: 2 BB: 0 P: 22	R: 0 E: 0 K: 2 S: 6	H: 0 LOB: 0 BB: 1 P: 12	R: 0 E: 0 K: 2 S: 11	H: 0 LOB: 0 BB: 0 P: 17	R: 0 E: 0 K: 2 S: 14	H: 1 LOB: 1 BB: 0 P: 20	R: 0 E: 0 K: 1 S: 10	H: 1 LOB: 1 BB: 0 P: 17	R: 0 E: 0 K: 2 S: 10	H: 1 LOB: 3 BB: 2 P: 24	1B: 8 2B: 0 3B: 1 HR: 0	SF: 0 SAC: 2 DP: 0 HBP: 0	WP: 0 PB: 0 SB: 2 CS: 0	PA: 40
PITCHER	IP	WLS	BF	H	R	ER	SO	BB	IBB	HBP	BLK	WP	HR	S	P	ERA	WHIP					
35 Jake Westbrook, R ERA: 4.83	6.0		25	6	2	2	4	3	0	0	0	0	0	67	106	3.00	1.500					
41 Mitchell Boggs, R ERA: 3.09	1.0	W	5	2	0	0	2	0	0	0	0	0	0	17	26	0.00	2.000					
30 Jason Motte, R ERA: 2.03	1.0	H	3	0	0	0	1	0	0	0	0	0	0	7	11	0.00	0.000					
62 Lance Lynn, R ERA: 3.27	1.0	S	6	1	0	0	2	2	0	0	0	0	0	10	24	0.00	3.000					

St. Louis Cardinals @ Florida Marlins  
Sun Life Stadium, Miami, FL  
Fri Aug 05 2011, 7:10 PM - 10:16 PM EDT  
Att: 19,303 - Partly Cloudy - 89 F

AB 32  
R 2  
H 9  
RBI 2  
BB 5  
SO 9  
LOB 22





Batter	1	2	3	4	5	6	7	8	9	AB	R	H	RBI	BB	SO	LOB	TOP			
15 Rafael Furcal, S OBP: 0.273, SLG: 0.271										5	1	1	0	0	0	7				
44 Corey Patterson, L OBP: 0.283, SLG: 0.375										5	0	1	0	0	0	4				
5 Albert Pujols, R OBP: 0.420, SLG: 0.530										5	1	2	2	0	1	0				
7 Matt Holliday, R OBP: 0.420, SLG: 0.572										5	0	2	0	0	1	2				
12 Lance Berkman, S OBP: 0.398, SLG: 0.595										4	0	2	0	1	0	2				
55 Skip Schumaker, L OBP: 0.332, SLG: 0.367										4	0	1	0	0	0	4				
48 Tony Cruz, R OBP: 0.344, SLG: 0.351										4	0	0	0	0	1	2				
33 Daniel Descalso, L OBP: 0.343, SLG: 0.363										4	0	3	0	0	0	1				
29 Chris Carpenter, R OBP: 0.296, SLG: 0.296										3	0	1	0	0	2	3				
28 Octavio Dotel, R ERA: 3.75										0	0	0	0	0	0	0				
19 Jon Jay, L ERA: 2.0										1	0	0	0	0	0	0				
30 Jason Motte, L ERA: 2.0										0	0	0	0	0	0	0				
34 Marc Rzepczynski, L ERA: 2.74										0	0	0	0	0	0	0				
59 Fernando Salas, R ERA: 2.32										0	0	0	0	0	0	0				
<b>Inning Stats</b>	R: 2 H: 4 E: 0 K: 1 S: 18	H: 4 LOB: 2 BB: 0 P: 26	R: 0 H: 1 E: 0 K: 1 S: 6	H: 1 LOB: 1 BB: 0 P: 9	R: 0 H: 1 E: 0 K: 0 S: 10	H: 1 LOB: 1 BB: 1 P: 19	R: 0 H: 2 E: 0 K: 0 S: 8	H: 2 LOB: 2 BB: 0 P: 11	R: 0 H: 0 E: 0 K: 0 S: 9	H: 0 LOB: 0 BB: 0 P: 16	R: 0 H: 0 E: 2 K: 1 S: 10	H: 0 LOB: 2 BB: 0 P: 15	R: 0 H: 2 E: 0 K: 1 S: 11	H: 2 LOB: 1 BB: 0 P: 16	R: 0 H: 2 E: 0 K: 1 S: 8	H: 2 LOB: 2 BB: 0 P: 13	1B: 10 2B: 4 3B: 0 HR: 1	SF: 0 SAC: 0 DP: 2 HBP: 0	WP: 0 PB: 0 SB: 0 CS: 0	PA: 41
<b>PITCHER</b>	IP WLS BF H R ER SO BB IBB HBP BLK WP HR S P ERA WHIP	IP WLS BF H R ER SO BB IBB HBP BLK WP HR S P ERA WHIP	IP WLS BF H R ER SO BB IBB HBP BLK WP HR S P ERA WHIP	IP WLS BF H R ER SO BB IBB HBP BLK WP HR S P ERA WHIP	IP WLS BF H R ER SO BB IBB HBP BLK WP HR S P ERA WHIP	IP WLS BF H R ER SO BB IBB HBP BLK WP HR S P ERA WHIP	IP WLS BF H R ER SO BB IBB HBP BLK WP HR S P ERA WHIP	IP WLS BF H R ER SO BB IBB HBP BLK WP HR S P ERA WHIP	IP WLS BF H R ER SO BB IBB HBP BLK WP HR S P ERA WHIP	IP WLS BF H R ER SO BB IBB HBP BLK WP HR S P ERA WHIP	IP WLS BF H R ER SO BB IBB HBP BLK WP HR S P ERA WHIP	IP WLS BF H R ER SO BB IBB HBP BLK WP HR S P ERA WHIP	IP WLS BF H R ER SO BB IBB HBP BLK WP HR S P ERA WHIP	IP WLS BF H R ER SO BB IBB HBP BLK WP HR S P ERA WHIP	IP WLS BF H R ER SO BB IBB HBP BLK WP HR S P ERA WHIP	IP WLS BF H R ER SO BB IBB HBP BLK WP HR S P ERA WHIP	IP WLS BF H R ER SO BB IBB HBP BLK WP HR S P ERA WHIP	IP WLS BF H R ER SO BB IBB HBP BLK WP HR S P ERA WHIP	IP WLS BF H R ER SO BB IBB HBP BLK WP HR S P ERA WHIP	IP WLS BF H R ER SO BB IBB HBP BLK WP HR S P ERA WHIP

St. Louis Cardinals @ Florida Marlins  
Sun Life Stadium, Miami, FL  
Sat Aug 06 2011, 7:11 PM - 10:33 PM EDT  
Att: 23,922 - Overcast - 78 F

AB 40  
R 2  
H 14  
RBI 2  
BB 1  
SO 5  
LOB 25



Batter	1	2	3	4	5	6	7	8	9	AB	R	H	RBI	BB	SO	LOB	BOTTOM					
1 Emilio Bonifacio, S OBP: 0.359, SLG: 0.375										4	0	0	0	1	1	1						
6 Alfredo Amezaga, S OBP: 0.293, SLG: 0.270										4	0	1	0	0	1	3						
27 Giancarlo Stanton, R OBP: 0.333, SLG: 0.530										3	0	0	0	1	3	1						
20 Logan Morrison, L OBP: 0.328, SLG: 0.458										4	0	1	0	0	1	1						
15 Gaby Sanchez, R OBP: 0.364, SLG: 0.461										3	1	1	0	1	0	1						
29 Greg Dobbs, L OBP: 0.341, SLG: 0.405										4	0	1	0	0	1	2						
14 John Buck, R OBP: 0.318, SLG: 0.374										3	0	1	0	1	1	0						
10 Dewayne Wise, L OBP: 0.246, SLG: 0.226										2	0	0	1	0	1	2						
34 Edward Mujica, R ERA: 2.0										0	0	0	0	0	0	0						
46 Juan Carlos Oviedo, R OBP: 0.287, SLG: 0.323										0	0	0	0	0	0	0						
24 Mike Cameron, R OBP: 0.287, SLG: 0.323										0	0	0	0	0	0	0						
47 Ricky Nolasco, R OBP: 0.171, SLG: 0.135										2	0	0	0	0	0	3						
11 Bryan Petersen, L OBP: 0.303, SLG: 0.310										2	0	1	0	0	0	1						
<b>Inning Stats</b>	R: 0 H: 0 E: 0 K: 1 S: 10	H: 2 LOB: 2 BB: 0 P: 15	R: 0 H: 2 E: 0 K: 2 S: 17	H: 2 LOB: 0 BB: 0 P: 23	R: 0 H: 1 E: 0 K: 1 S: 11	H: 1 LOB: 1 BB: 0 P: 17	R: 0 H: 1 E: 0 K: 1 S: 17	H: 1 LOB: 2 BB: 2 P: 29	R: 0 H: 0 E: 1 K: 1 S: 8	H: 0 LOB: 0 BB: 0 P: 12	R: 0 H: 0 E: 0 K: 0 S: 7	H: 0 LOB: 0 BB: 0 P: 10	R: 0 H: 1 E: 0 K: 2 S: 15	H: 1 LOB: 2 BB: 1 P: 24	R: 0 H: 1 E: 0 K: 0 S: 7	H: 1 LOB: 1 BB: 1 P: 13	R: 0 H: 0 E: 0 K: 1 S: 9	H: 0 LOB: 1 BB: 1 P: 18	1B: 6 2B: 0 3B: 0 HR: 0	SF: 0 SAC: 0 DP: 2 HBP: 1	WP: 0 PB: 0 SB: 0 CS: 1	PA: 37
<b>PITCHER</b>	IP WLS BF H R ER SO BB IBB HBP BLK WP HR S P ERA WHIP	IP WLS BF H R ER SO BB IBB HBP BLK WP HR S P ERA WHIP	IP WLS BF H R ER SO BB IBB HBP BLK WP HR S P ERA WHIP	IP WLS BF H R ER SO BB IBB HBP BLK WP HR S P ERA WHIP	IP WLS BF H R ER SO BB IBB HBP BLK WP HR S P ERA WHIP	IP WLS BF H R ER SO BB IBB HBP BLK WP HR S P ERA WHIP	IP WLS BF H R ER SO BB IBB HBP BLK WP HR S P ERA WHIP	IP WLS BF H R ER SO BB IBB HBP BLK WP HR S P ERA WHIP	IP WLS BF H R ER SO BB IBB HBP BLK WP HR S P ERA WHIP	IP WLS BF H R ER SO BB IBB HBP BLK WP HR S P ERA WHIP	IP WLS BF H R ER SO BB IBB HBP BLK WP HR S P ERA WHIP	IP WLS BF H R ER SO BB IBB HBP BLK WP HR S P ERA WHIP	IP WLS BF H R ER SO BB IBB HBP BLK WP HR S P ERA WHIP	IP WLS BF H R ER SO BB IBB HBP BLK WP HR S P ERA WHIP	IP WLS BF H R ER SO BB IBB HBP BLK WP HR S P ERA WHIP	IP WLS BF H R ER SO BB IBB HBP BLK WP HR S P ERA WHIP	IP WLS BF H R ER SO BB IBB HBP BLK WP HR S P ERA WHIP	IP WLS BF H R ER SO BB IBB HBP BLK WP HR S P ERA WHIP	IP WLS BF H R ER SO BB IBB HBP BLK WP HR S P ERA WHIP	IP WLS BF H R ER SO BB IBB HBP BLK WP HR S P ERA WHIP		

St. Louis Cardinals @ Florida Marlins  
Sun Life Stadium, Miami, FL  
Sat Aug 06 2011, 7:11 PM - 10:33 PM EDT  
Att: 23,922 - Overcast - 78 F

AB 31  
R 1  
H 6  
RBI 1  
BB 5  
SO 9  
LOB 15









Batter	1	2	3	4	5	6	7	8	9	AB	R	H	RBI	BB	SO	LOB	TOP				
24 Michael Bourn, L OBP: 0.363, SLG: 0.401	G4-3	14 2B 5 1B		G3		14 E 26 S 14 S 1B		G3-1		5	2	2	1	0	0	1	<b>Atlanta Braves @ Florida Marlins</b> Sun Life Stadium, Miami, FL Mon Aug 08 2011, 7:12 PM - 10:11 PM EDT Att: 20,330 - Overcast - 83 F				
14 Martin Prado, R OBP: 0.317, SLG: 0.411	P3	5 1B				G6-3		K		4	1	1	1	1	1	1					
5 Freddie Freeman, L OBP: 0.317, SLG: 0.440				G4-3				K		4	0	2	2	1	1	2					
20 Eric Hinske, L OBP: 0.317, SLG: 0.440								K		0	0	0	0	0	0	0					
26 Dan Uggla, R OBP: 0.287, SLG: 0.429		G1-3								3	1	1	1	1	0	1					
10 Chipper Jones, S OBP: 0.339, SLG: 0.430	F8			F8						5	1	2	0	0	0	2					
2 Alex Gonzalez, R OBP: 0.284, SLG: 0.350		G6-3		K						5	1	1	3	0	2	2					
8 David Ross, R OBP: 0.320, SLG: 0.417				P4						3	1	0	0	1	2	0					
17 Jose Constanza, L OBP: 0.436, SLG: 0.579										4	1	2	0	0	0	0					
32 Derek Lowe, R OBP: 0.262, SLG: 0.308										1	0	0	0	0	1	0					
7 Brooks Conrad, S OBP: 0.333, SLG: 0.427										1	0	0	0	0	1	0					
50 Cristhian Martinez, R OBP: 0.400, SLG: 0.600										0	0	0	0	0	0	0					
43 Scott Proctor, R										0	0	0	0	0	0	0					
46 Craig Kimbrel, R										0	0	0	0	0	0	0					
<b>Inning Stats</b>	R: 0 H: 1 E: 0 K: 0 S: 13	H: 1 LOB: 2 BB: 1 P: 23	R: 4 H: 4 E: 0 K: 0 S: 18	H: 4 LOB: 1 BB: 1 P: 27	R: 0 H: 0 E: 0 K: 1 S: 11	LOB: 0 BB: 0 P: 15	R: 0 H: 1 E: 0 K: 0 S: 9	H: 1 LOB: 2 BB: 1 P: 16	R: 3 H: 3 E: 0 K: 2 S: 20	H: 3 LOB: 0 BB: 0 P: 33	R: 1 H: 2 E: 0 K: 1 S: 13	H: 2 LOB: 2 BB: 1 P: 21	R: 0 H: 0 E: 0 K: 2 S: 12	H: 0 LOB: 0 BB: 0 P: 16	R: 0 H: 0 E: 0 K: 0 S: 4	H: 0 LOB: 0 BB: 0 P: 5	1B: 9 2B: 1 3B: 0 HR: 1	SF: 1 SAC: 2 DP: 0 HBP: 0	WP: 0 PB: 0 SB: 1 CS: 0	PA: 42	
<b>PITCHER</b>	IP WLS BF H R ER SO BB IBB HBP BLK WP HR S P ERA WHIP	IP WLS BF H R ER SO BB IBB HBP BLK WP HR S P ERA WHIP	IP WLS BF H R ER SO BB IBB HBP BLK WP HR S P ERA WHIP	IP WLS BF H R ER SO BB IBB HBP BLK WP HR S P ERA WHIP	IP WLS BF H R ER SO BB IBB HBP BLK WP HR S P ERA WHIP	IP WLS BF H R ER SO BB IBB HBP BLK WP HR S P ERA WHIP	IP WLS BF H R ER SO BB IBB HBP BLK WP HR S P ERA WHIP	IP WLS BF H R ER SO BB IBB HBP BLK WP HR S P ERA WHIP	IP WLS BF H R ER SO BB IBB HBP BLK WP HR S P ERA WHIP	IP WLS BF H R ER SO BB IBB HBP BLK WP HR S P ERA WHIP	IP WLS BF H R ER SO BB IBB HBP BLK WP HR S P ERA WHIP	IP WLS BF H R ER SO BB IBB HBP BLK WP HR S P ERA WHIP	IP WLS BF H R ER SO BB IBB HBP BLK WP HR S P ERA WHIP	IP WLS BF H R ER SO BB IBB HBP BLK WP HR S P ERA WHIP	IP WLS BF H R ER SO BB IBB HBP BLK WP HR S P ERA WHIP	IP WLS BF H R ER SO BB IBB HBP BLK WP HR S P ERA WHIP	IP WLS BF H R ER SO BB IBB HBP BLK WP HR S P ERA WHIP	IP WLS BF H R ER SO BB IBB HBP BLK WP HR S P ERA WHIP	IP WLS BF H R ER SO BB IBB HBP BLK WP HR S P ERA WHIP	IP WLS BF H R ER SO BB IBB HBP BLK WP HR S P ERA WHIP	IP WLS BF H R ER SO BB IBB HBP BLK WP HR S P ERA WHIP

AB	35
R	8
H	11
RBI	8
BB	4
SO	8
LOB	9



Batter	1	2	3	4	5	6	7	8	9	AB	R	H	RBI	BB	SO	LOB	BOTTOM				
1 Emilio Bonifacio, S OBP: 0.358, SLG: 0.374										5	1	2	0	0	2	1	<b>Atlanta Braves @ Florida Marlins</b> Sun Life Stadium, Miami, FL Mon Aug 08 2011, 7:12 PM - 10:11 PM EDT Att: 20,330 - Overcast - 83 F				
6 Alfredo Amezaga, S OBP: 0.314, SLG: 0.283										4	0	1	0	1	1	1					
29 Greg Dobbs, L OBP: 0.345, SLG: 0.417										4	1	2	1	0	1	3					
27 Giancarlo Stanton, R OBP: 0.339, SLG: 0.529										2	0	1	1	2	0	0					
15 Gaby Sanchez, R OBP: 0.358, SLG: 0.452										4	0	0	1	0	1	6					
24 Mike Cameron, R OBP: 0.281, SLG: 0.309										3	1	0	0	1	0	3					
11 Bryan Petersen, L OBP: 0.296, SLG: 0.349										4	0	0	0	0	1	2					
14 John Buck, R OBP: 0.317, SLG: 0.381										4	1	1	2	0	2	0					
52 Brad Hand, L OBP: 0.091, SLG: 0.091										2	1	1	0	0	0	0					
44 Brian Sanchez, R OBP: 0.200, SLG: 0.200										0	0	0	0	0	0	0					
18 Wes Helms, R OBP: 0.277, SLG: 0.243										1	0	0	0	0	0	0					
31 Steve Cishek, R										0	0	0	0	0	0	0					
9 Brett Hayes, R OBP: 0.337, SLG: 0.469										0	0	0	0	1	0	0					
<b>Inning Stats</b>	R: 0 H: 2 E: 0 K: 0 S: 12	H: 2 LOB: 2 BB: 2 P: 24	R: 0 H: 0 E: 0 K: 1 S: 7	H: 0 LOB: 0 BB: 0 P: 11	R: 2 H: 3 E: 0 K: 1 S: 19	H: 3 LOB: 2 BB: 1 P: 26	R: 0 H: 0 E: 0 K: 0 S: 6	H: 0 LOB: 0 BB: 0 P: 9	R: 0 H: 1 E: 0 K: 1 S: 10	H: 1 LOB: 1 BB: 0 P: 15	R: 0 H: 0 E: 0 K: 1 S: 8	H: 0 LOB: 0 BB: 0 P: 9	R: 1 H: 1 E: 0 K: 1 S: 9	H: 1 LOB: 0 BB: 0 P: 14	R: 2 H: 1 E: 0 K: 3 S: 21	H: 1 LOB: 1 BB: 2 P: 35	1B: 5 2B: 1 3B: 0 HR: 2	SF: 0 SAC: 0 DP: 1 HBP: 0	WP: 1 PB: 0 SB: 0 CS: 1	PA: 38	
<b>PITCHER</b>	IP WLS BF H R ER SO BB IBB HBP BLK WP HR S P ERA WHIP	IP WLS BF H R ER SO BB IBB HBP BLK WP HR S P ERA WHIP	IP WLS BF H R ER SO BB IBB HBP BLK WP HR S P ERA WHIP	IP WLS BF H R ER SO BB IBB HBP BLK WP HR S P ERA WHIP	IP WLS BF H R ER SO BB IBB HBP BLK WP HR S P ERA WHIP	IP WLS BF H R ER SO BB IBB HBP BLK WP HR S P ERA WHIP	IP WLS BF H R ER SO BB IBB HBP BLK WP HR S P ERA WHIP	IP WLS BF H R ER SO BB IBB HBP BLK WP HR S P ERA WHIP	IP WLS BF H R ER SO BB IBB HBP BLK WP HR S P ERA WHIP	IP WLS BF H R ER SO BB IBB HBP BLK WP HR S P ERA WHIP	IP WLS BF H R ER SO BB IBB HBP BLK WP HR S P ERA WHIP	IP WLS BF H R ER SO BB IBB HBP BLK WP HR S P ERA WHIP	IP WLS BF H R ER SO BB IBB HBP BLK WP HR S P ERA WHIP	IP WLS BF H R ER SO BB IBB HBP BLK WP HR S P ERA WHIP	IP WLS BF H R ER SO BB IBB HBP BLK WP HR S P ERA WHIP	IP WLS BF H R ER SO BB IBB HBP BLK WP HR S P ERA WHIP	IP WLS BF H R ER SO BB IBB HBP BLK WP HR S P ERA WHIP	IP WLS BF H R ER SO BB IBB HBP BLK WP HR S P ERA WHIP	IP WLS BF H R ER SO BB IBB HBP BLK WP HR S P ERA WHIP	IP WLS BF H R ER SO BB IBB HBP BLK WP HR S P ERA WHIP	IP WLS BF H R ER SO BB IBB HBP BLK WP HR S P ERA WHIP

AB	33
R	5
H	8
RBI	5
BB	5
SO	8
LOB	16





Batter	1	2	3	4	5	6	7	8	9	10	11	AB	R	H	RBI	BB	SO	LOB	TOP			
24 Michael Bourn, L OBP: 0.365, SLG: 0.402	L6	BB			K	G1-3		G1-3			14 1B	4	1	1	1	2	1	0				
14 Martin Prado, R OBP: 0.323, SLG: 0.423		G1-3			HR				P4		5 G3	6	1	4	3	0	0	3				
5 Freddie Freeman, L OBP: 0.362, SLG: 0.469	F8				G1-3				G4-3		G3	5	0	0	0	0	0	3				
26 Dan Uggla, R OBP: 0.285, SLG: 0.426	K				F8						F8	6	0	1	0	0	2	6				
10 Chipper Jones, S OBP: 0.340, SLG: 0.430					G4-3							5	0	2	0	0	1	0				
2 Alex Gonzalez, R OBP: 0.324, SLG: 0.348					K							5	1	1	0	0	1	3				
8 David Ross, R OBP: 0.326, SLG: 0.420												4	0	2	0	0	1	0				
17 Jose Constanza, L OBP: 0.409, SLG: 0.524					F7							4	1	0	0	1	2	4				
37 Brandon Beachy, R ERA: 4.5					K							2	0	0	0	1	1	2				
40 Mike Dunn, L ERA: 3.06												0	0	0	0	0	0	0				
44 Brian Sanchez, R ERA: 3.38												0	0	0	0	0	0	0				
38 Randy Choate, L ERA: 1.52												0	0	0	0	0	0	0				
46 Juan Carlos Oviedo, R ERA: 3.42												0	0	0	0	0	0	0				
<b>Inning Stats</b>	R: 0 E: 0 K: 1 S: 9	H: 1 LOB: 1 BB: 0 P: 13	R: 1 E: 0 K: 0 S: 13	H: 2 LOB: 3 BB: 2 P: 29	R: 0 E: 0 K: 2 S: 4	H: 0 LOB: 0 BB: 0 P: 5	R: 0 E: 0 K: 2 S: 8	H: 1 LOB: 1 BB: 0 P: 9	R: 1 E: 0 K: 1 S: 14	H: 3 LOB: 2 BB: 0 P: 19	R: 0 E: 0 K: 2 S: 11	H: 0 LOB: 0 BB: 0 P: 16	R: 0 E: 0 K: 1 S: 7	H: 0 LOB: 0 BB: 0 P: 10	R: 0 E: 0 K: 0 S: 8	H: 1 LOB: 1 BB: 0 P: 10	R: 0 E: 0 K: 1 S: 6	H: 2 LOB: 2 BB: 1 P: 11	1B: 9 2B: 1 3B: 0 HR: 1	SF: 0 SAC: 1 DP: 0 HBP: 1	WP: 0 PB: 0 SB: 1 CS: 0	PA: 49
<b>PITCHER</b>	IP: 5.2 WLS: 4 BF: 29 H: 8 R: 3 ER: 3 SO: 4 BB: 0 IBB: 0 HBP: 0 BLK: 0 WP: 0 HR: 1 S: 60 P: 97 ERA: 4.76 WHIP: 2.118																					
<b>PITCHER</b>	IP: 2.0 WLS: 1 BF: 9 H: 3 R: 1 ER: 1 SO: 1 BB: 0 IBB: 0 HBP: 0 BLK: 0 WP: 0 HR: 0 S: 14 P: 21 ERA: 4.50 WHIP: 2.000																					

Atlanta Braves @ Florida Marlins  
Sun Life Stadium, Miami, FL  
Tue Aug 09 2011, 8:22 PM - 11:54 PM EDT  
Att. 21,337 - Overcast - 76 F

AB 42  
R 4  
H 11  
RBI 4  
BB 5  
SO 9  
LOB 21



Batter	1	2	3	4	5	6	7	8	9	10	11	AB	R	H	RBI	BB	SO	LOB	BOTTOM			
1 Emilio Bonifacio, S OBP: 0.359, SLG: 0.373	K2-3					G4-3				G6-3		4	0	1	0	1	1	0				
6 Alfredo Amezaga, S OBP: 0.309, SLG: 0.295						K						3	0	0	0	1	1	0				
29 Greg Dobbs, L OBP: 0.343, SLG: 0.414												2	0	0	0	0	0	0				
15 Gaby Sanchez, R OBP: 0.359, SLG: 0.451												1	0	0	0	1	0	0				
27 Giancarlo Stanton, R OBP: 0.344, SLG: 0.529												2	1	1	0	3	1	2				
20 Logan Morrison, L OBP: 0.328, SLG: 0.463												4	0	0	0	0	2	7				
46 Juan Carlos Oviedo, R OBP: 0.359, SLG: 0.451												1	0	0	0	0	0	1				
9 Brett Hayes, R OBP: 0.353, SLG: 0.483												4	1	1	0	1	2	5				
24 Mike Cameron, R OBP: 0.284, SLG: 0.314												4	0	0	0	0	2	3				
11 Bryan Petersen, L OBP: 0.280, SLG: 0.328												4	0	0	0	0	2	1				
14 John Buck, R OBP: 0.316, SLG: 0.388												4	1	1	3	0	2	1				
34 Edward Mujica, R ERA: 1.87												0	0	0	0	0	0	0				
32 Clay Hensley, R ERA: 4.5												2	0	0	0	0	2	1				
40 Mike Dunn, L ERA: 3.06												0	0	0	0	0	0	0				
44 Brian Sanchez, R ERA: 3.38												0	0	0	0	0	0	0				
10 Greg Dobbs, L OBP: 0.343, SLG: 0.414												0	0	0	0	0	0	0				
38 Randy Choate, L ERA: 1.52												0	0	0	0	0	0	0				
46 Juan Carlos Oviedo, R ERA: 3.42												0	0	0	0	0	0	0				
<b>Inning Stats</b>	R: 0 E: 0 K: 1 S: 17	H: 1 LOB: 2 BB: 1 P: 23	R: 0 E: 0 K: 3 S: 10	H: 1 LOB: 1 BB: 0 P: 14	R: 0 E: 0 K: 2 S: 10	H: 0 LOB: 0 BB: 0 P: 15	R: 0 E: 0 K: 2 S: 10	H: 1 LOB: 1 BB: 0 P: 14	R: 0 E: 0 K: 0 S: 7	H: 0 LOB: 0 BB: 0 P: 9	R: 3 E: 0 K: 0 S: 13	H: 1 LOB: 0 BB: 2 P: 25	R: 0 E: 0 K: 2 S: 8	H: 0 LOB: 3 BB: 3 P: 23	R: 0 E: 0 K: 2 S: 9	H: 0 LOB: 0 BB: 0 P: 12	R: 0 E: 0 K: 0 S: 8	H: 0 LOB: 0 BB: 1 P: 14	1B: 2 2B: 1 3B: 0 HR: 1	SF: 0 SAC: 2 DP: 1 HBP: 0	WP: 1 PB: 0 SB: 3 CS: 1	PA: 43
<b>PITCHER</b>	IP: 6.2 WLS: 1 BF: 25 H: 3 R: 2 ER: 2 SO: 10 BB: 3 IBB: 0 HBP: 0 BLK: 0 WP: 1 HR: 0 S: 69 P: 106 ERA: 2.70 WHIP: 0.900																					
<b>PITCHER</b>	IP: 1.0 WLS: 0 BF: 3 H: 0 R: 0 ER: 0 SO: 0 BB: 1 IBB: 0 HBP: 0 BLK: 0 WP: 0 HR: 0 S: 14 P: 14 ERA: 0.00 WHIP: 1.000																					

Atlanta Braves @ Florida Marlins  
Sun Life Stadium, Miami, FL  
Tue Aug 09 2011, 8:22 PM - 11:54 PM EDT  
Att. 21,337 - Overcast - 76 F

AB 33  
R 3  
H 4  
RBI 3  
BB 7  
SO 14  
LOB 20





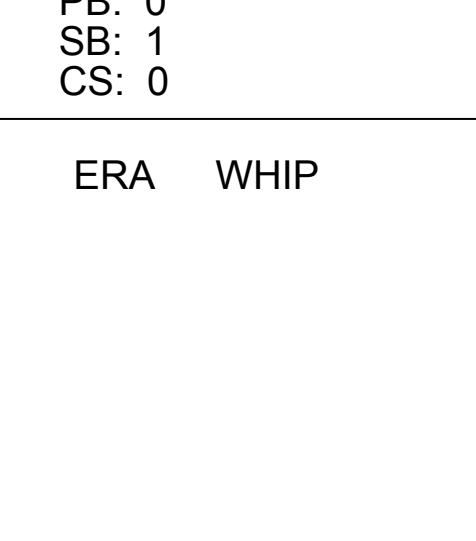
Batter	1	2	3	4	5	6	7	8	9	AB	R	H	RBI	BB	SO	LOB	TOP								
24 Michael Bourn, L (1,8) OBP: 0.363, SLG: 0.400										5	1	1	0	0	3	3	<b>Atlanta Braves @ Florida Marlins</b> Sun Life Stadium, Miami, FL Wed Aug 10 2011, 7:10 PM - 10:18 PM EDT Att: 22,104 - Cloudy - 83 F								
14 Martín Prado, R (1,5) OBP: 0.326, SLG: 0.424										4	2	2	0	1	0	0									
20 Eric Hinske, L (1,3) OBP: 0.322, SLG: 0.441										4	0	1	2	1	0	4									
52 George Sherrill, L (8,1)										0	0	0	0	0	0	0									
59 Aroldys Vizcaino, R (9,1)										0	0	0	0	0	0	0									
39 Jonny Venters, L (9,1)										0	0	0	0	0	0	0									
26 Dan Uggla, R (1,4) OBP: 0.289, SLG: 0.428										5	0	3	2	0	0	1									
22 Jason Heyward, L (1,9) OBP: 0.313, SLG: 0.396										5	0	0	0	0	3	5									
2 Alex Gonzalez, R (1,6) OBP: 0.263, SLG: 0.347										5	0	1	0	0	0	2									
8 David Ross, R (1,2) OBP: 0.328, SLG: 0.423										4	1	1	0	1	2	3									
17 Jose Constanza, L (1,7) OBP: 0.438, SLG: 0.543										4	1	3	0	0	0	1									
15 Tim Hudson, R (1,1) OBP: 0.189, SLG: 0.220										4	1	1	1	0	2	2									
5 Freddie Freeman, L (8,3) OBP: 0.362, SLG: 0.469										0	0	0	0	0	0	0									
<b>Inning Stats</b>	R: 2 E: 0 K: 1 S: 15	H: 3 LOB: 1 BB: 0 P: 24	R: 3 E: 0 K: 3 S: 22	H: 5 LOB: 2 BB: 0 P: 34	R: 1 E: 0 K: 2 S: 14	H: 2 LOB: 1 BB: 0 P: 21	R: 0 E: 0 K: 0 S: 8	H: 0 LOB: 0 BB: 0 P: 12	R: 0 E: 0 K: 0 S: 10	H: 0 LOB: 1 BB: 1 P: 16	R: 0 E: 0 K: 1 S: 10	H: 0 LOB: 0 BB: 0 P: 16	R: 0 E: 0 K: 2 S: 14	H: 1 LOB: 2 BB: 1 P: 25	R: 0 E: 0 K: 1 S: 10	H: 1 LOB: 2 BB: 0 P: 19	R: 0 E: 0 K: 0 S: 6	H: 1 LOB: 1 BB: 0 P: 10	1B: 11 2B: 2 3B: 0 HR: 0	SF: 0 SAC: 0 DP: 0 HBP: 0	WP: 1 PB: 0 SB: 1 CS: 0	PA: 43			
<b>PITCHER</b>	IP WLS BF H R ER SO BB IBB HBP BLK WP HR S P ERA WHIP	IP WLS BF H R ER SO BB IBB HBP BLK WP HR S P ERA WHIP	IP WLS BF H R ER SO BB IBB HBP BLK WP HR S P ERA WHIP	IP WLS BF H R ER SO BB IBB HBP BLK WP HR S P ERA WHIP	IP WLS BF H R ER SO BB IBB HBP BLK WP HR S P ERA WHIP	IP WLS BF H R ER SO BB IBB HBP BLK WP HR S P ERA WHIP	IP WLS BF H R ER SO BB IBB HBP BLK WP HR S P ERA WHIP	IP WLS BF H R ER SO BB IBB HBP BLK WP HR S P ERA WHIP	IP WLS BF H R ER SO BB IBB HBP BLK WP HR S P ERA WHIP	IP WLS BF H R ER SO BB IBB HBP BLK WP HR S P ERA WHIP	IP WLS BF H R ER SO BB IBB HBP BLK WP HR S P ERA WHIP	IP WLS BF H R ER SO BB IBB HBP BLK WP HR S P ERA WHIP	IP WLS BF H R ER SO BB IBB HBP BLK WP HR S P ERA WHIP	IP WLS BF H R ER SO BB IBB HBP BLK WP HR S P ERA WHIP	IP WLS BF H R ER SO BB IBB HBP BLK WP HR S P ERA WHIP	IP WLS BF H R ER SO BB IBB HBP BLK WP HR S P ERA WHIP	IP WLS BF H R ER SO BB IBB HBP BLK WP HR S P ERA WHIP	IP WLS BF H R ER SO BB IBB HBP BLK WP HR S P ERA WHIP	IP WLS BF H R ER SO BB IBB HBP BLK WP HR S P ERA WHIP	IP WLS BF H R ER SO BB IBB HBP BLK WP HR S P ERA WHIP	IP WLS BF H R ER SO BB IBB HBP BLK WP HR S P ERA WHIP	IP WLS BF H R ER SO BB IBB HBP BLK WP HR S P ERA WHIP	IP WLS BF H R ER SO BB IBB HBP BLK WP HR S P ERA WHIP	IP WLS BF H R ER SO BB IBB HBP BLK WP HR S P ERA WHIP	
19 Anibal Sánchez, R (1,1) ERA: 4.0	3.1	14	3	1	1	3	1	0	0	0	1	0	36	55	2.70	1.200									
31 Burke Badenhop, R (2,1) ERA: 3.88	2.0	8	1	0	0	3	1	0	0	0	0	0	24	41	0.00	1.000									
40 Mike Dunn, L (6,1) ERA: 3.52	1.0	5	1	0	0	1	0	1	0	0	0	0	10	19	0.00	1.000									
38 Randy Choate, L (8,1) ERA: 1.46	1.0	4	1	0	0	0	0	0	0	0	0	0	6	10	0.00	1.000									
31 Steve Cishek, R (9,1) ERA: 3.66																									
<b>Inning Stats</b>	R: 0 E: 0 K: 0 S: 6	H: 0 LOB: 0 BB: 0 P: 11	R: 0 E: 0 K: 1 S: 8	H: 1 LOB: 1 BB: 0 P: 15	R: 0 E: 0 K: 2 S: 9	H: 0 LOB: 0 BB: 0 P: 12	R: 0 E: 0 K: 2 S: 9	H: 0 LOB: 0 BB: 0 P: 14	R: 0 E: 0 K: 0 S: 11	H: 1 LOB: 1 BB: 0 P: 19	R: 0 E: 0 K: 0 S: 8	H: 1 LOB: 0 BB: 0 P: 12	R: 0 E: 0 K: 2 S: 7	H: 0 LOB: 0 BB: 0 P: 11	R: 2 E: 0 K: 1 S: 15	H: 3 LOB: 2 BB: 1 P: 22	R: 0 E: 0 K: 2 S: 9	H: 0 LOB: 3 BB: 2 P: 20	1B: 5 2B: 0 3B: 0 HR: 1	SF: 0 SAC: 0 DP: 1 HBP: 1	WP: 0 PB: 0 SB: 1 CS: 0	PA: 36			
<b>PITCHER</b>	IP WLS BF H R ER SO BB IBB HBP BLK WP HR S P ERA WHIP	IP WLS BF H R ER SO BB IBB HBP BLK WP HR S P ERA WHIP	IP WLS BF H R ER SO BB IBB HBP BLK WP HR S P ERA WHIP	IP WLS BF H R ER SO BB IBB HBP BLK WP HR S P ERA WHIP	IP WLS BF H R ER SO BB IBB HBP BLK WP HR S P ERA WHIP	IP WLS BF H R ER SO BB IBB HBP BLK WP HR S P ERA WHIP	IP WLS BF H R ER SO BB IBB HBP BLK WP HR S P ERA WHIP	IP WLS BF H R ER SO BB IBB HBP BLK WP HR S P ERA WHIP	IP WLS BF H R ER SO BB IBB HBP BLK WP HR S P ERA WHIP	IP WLS BF H R ER SO BB IBB HBP BLK WP HR S P ERA WHIP	IP WLS BF H R ER SO BB IBB HBP BLK WP HR S P ERA WHIP	IP WLS BF H R ER SO BB IBB HBP BLK WP HR S P ERA WHIP	IP WLS BF H R ER SO BB IBB HBP BLK WP HR S P ERA WHIP	IP WLS BF H R ER SO BB IBB HBP BLK WP HR S P ERA WHIP	IP WLS BF H R ER SO BB IBB HBP BLK WP HR S P ERA WHIP	IP WLS BF H R ER SO BB IBB HBP BLK WP HR S P ERA WHIP	IP WLS BF H R ER SO BB IBB HBP BLK WP HR S P ERA WHIP	IP WLS BF H R ER SO BB IBB HBP BLK WP HR S P ERA WHIP	IP WLS BF H R ER SO BB IBB HBP BLK WP HR S P ERA WHIP	IP WLS BF H R ER SO BB IBB HBP BLK WP HR S P ERA WHIP	IP WLS BF H R ER SO BB IBB HBP BLK WP HR S P ERA WHIP	IP WLS BF H R ER SO BB IBB HBP BLK WP HR S P ERA WHIP	IP WLS BF H R ER SO BB IBB HBP BLK WP HR S P ERA WHIP	IP WLS BF H R ER SO BB IBB HBP BLK WP HR S P ERA WHIP	
15 Tim Hudson, R (1,1) ERA: 3.18	0.2	H	2	0	0	1	0	0	0	0	0	0	6	7	0.00	0.000									
52 George Sherrill, L (8,1) ERA: 3.2	0.2	5	0	0	0	1	2	0	1	0	0	0	6	16	0.00	3.000									
59 Aroldys Vizcaino, R (9,1) ERA: 1.2	0.1	S	1	0	0	1	0	0	0	0	0	0	3	4	0.00	0.000									
<b>Inning Stats</b>	R: 0 E: 0 K: 0 S: 6	H: 0 LOB: 0 BB: 0 P: 11	R: 0 E: 0 K: 1 S: 8	H: 1 LOB: 1 BB: 0 P: 15	R: 0 E: 0 K: 2 S: 9	H: 0 LOB: 0 BB: 0 P: 12	R: 0 E: 0 K: 2 S: 9	H: 0 LOB: 0 BB: 0 P: 14	R: 0 E: 0 K: 0 S: 11	H: 1 LOB: 1 BB: 0 P: 19	R: 0 E: 0 K: 0 S: 8	H: 1 LOB: 0 BB: 0 P: 12	R: 0 E: 0 K: 2 S: 7	H: 0 LOB: 0 BB: 0 P: 11	R: 2 E: 0 K: 1 S: 15	H: 3 LOB: 2 BB: 1 P: 22	R: 0 E: 0 K: 2 S: 9	H: 0 LOB: 3 BB: 2 P: 20	1B: 5 2B: 0 3B: 0 HR: 1	SF: 0 SAC: 0 DP: 1 HBP: 1	WP: 0 PB: 0 SB: 1 CS: 0	PA: 36			
<b>PITCHER</b>	IP WLS BF H R ER SO BB IBB HBP BLK WP HR S P ERA WHIP	IP WLS BF H R ER SO BB IBB HBP BLK WP HR S P ERA WHIP	IP WLS BF H R ER SO BB IBB HBP BLK WP HR S P ERA WHIP	IP WLS BF H R ER SO BB IBB HBP BLK WP HR S P ERA WHIP	IP WLS BF H R ER SO BB IBB HBP BLK WP HR S P ERA WHIP	IP WLS BF H R ER SO BB IBB HBP BLK WP HR S P ERA WHIP	IP WLS BF H R ER SO BB IBB HBP BLK WP HR S P ERA WHIP	IP WLS BF H R ER SO BB IBB HBP BLK WP HR S P ERA WHIP	IP WLS BF H R ER SO BB IBB HBP BLK WP HR S P ERA WHIP	IP WLS BF H R ER SO BB IBB HBP BLK WP HR S P ERA WHIP	IP WLS BF H R ER SO BB IBB HBP BLK WP HR S P ERA WHIP	IP WLS BF H R ER SO BB IBB HBP BLK WP HR S P ERA WHIP	IP WLS BF H R ER SO BB IBB HBP BLK WP HR S P ERA WHIP	IP WLS BF H R ER SO BB IBB HBP BLK WP HR S P ERA WHIP	IP WLS BF H R ER SO BB IBB HBP BLK WP HR S P ERA WHIP	IP WLS BF H R ER SO BB IBB HBP BLK WP HR S P ERA WHIP	IP WLS BF H R ER SO BB IBB HBP BLK WP HR S P ERA WHIP	IP WLS BF H R ER SO BB IBB HBP BLK WP HR S P ERA WHIP	IP WLS BF H R ER SO BB IBB HBP BLK WP HR S P ERA WHIP	IP WLS BF H R ER SO BB IBB HBP BLK WP HR S P ERA WHIP	IP WLS BF H R ER SO BB IBB HBP BLK WP HR S P ERA WHIP	IP WLS BF H R ER SO BB IBB HBP BLK WP HR S P ERA WHIP	IP WLS BF H R ER SO BB IBB HBP BLK WP HR S P ERA WHIP	IP WLS BF H R ER SO BB IBB HBP BLK WP HR S P ERA WHIP	IP WLS BF H R ER SO BB IBB HBP BLK WP HR S P ERA WHIP

**Atlanta Braves @ Florida Marlins**  
Sun Life Stadium, Miami, FL  
Wed Aug 10 2011, 7:10 PM - 10:18 PM EDT  
Att: 22,104 - Cloudy - 83 F

AB 40  
R 6  
H 13  
RBI 5  
BB 3  
SO 10  
LOB 21

**Atlanta Braves @ Florida Marlins**  
Sun Life Stadium, Miami, FL  
Wed Aug 10 2011, 7:10 PM - 10:18 PM EDT  
Att: 22,104 - Cloudy - 83 F

AB 32  
R 2  
H 6  
RBI 2  
BB 3  
SO 10  
LOB 12









Batter	1	2	3	4	5	6	7	8	9	AB R H RBI BB SO LOB	TOP											
13 Cody Ross, R (1,7) OBP: 0.330, SLG: 0.384	F8		K			17 WP 2B		G5-3		4 1 1 0 0 1 0	<b>San Francisco Giants @ Florida Marlins</b> Sun Life Stadium, Miami, FL Sat Aug 13 2011, 7:11 PM - 9:39 PM EDT Att: 25,013 - Partly Cloudy - 86 F											
8 Jeff Keppinger, R (1,4) OBP: 0.315, SLG: 0.411	HR			F7		L4		48 BB 1B	4 1 2 1 0 0 1													
48 Pablo Sandoval, S (1,5) OBP: 0.354, SLG: 0.520	K		K			F7			3 0 0 0 1 2 1													
17 Aubrey Huff, L (1,3) OBP: 0.303, SLG: 0.381	K		G1-3			1-H 2B		P4	4 0 1 1 0 1 2													
12 Nate Schierholz, L (1,9) OBP: 0.322, SLG: 0.422	K			E7 33 WP 2B		K		G4-3	4 1 1 0 0 2 1													
43 Orlando Cabrera, R (1,6) OBP: 0.272, SLG: 0.314	G6-3				P3			G5-3	4 0 0 0 0 0 1													
33 Aaron Rowand, R (1,8) OBP: 0.289, SLG: 0.369	G6-3							G5-3	4 0 1 0 0 1 0													
37 Chris Stewart, R (1,2) OBP: 0.287, SLG: 0.296			G5-3			F8		K	3 0 0 0 0 1 1													
55 Tim Lincecum, L (1,1) OBP: 0.149, SLG: 0.091			K			K		K	2 0 0 0 0 2 1													
14 Mike Fontenot, L (8,PH) OBP: 0.299, SLG: 0.342									1 0 0 0 0 1 0													
41 Jeremy Affeldt, L (8,1)									0 0 0 0 0 0 0													
38 Brian Wilson, R (9,1)									0 0 0 0 0 0 0													
<b>Inning Stats</b>	R: 1 H: 1 E: 0 K: 2 S: 9	H: 1 LOB: 0 BB: 0 P: 14	R: 0 H: 0 E: 0 K: 1 S: 8	H: 0 LOB: 0 BB: 0 P: 10	R: 0 H: 0 E: 0 K: 2 S: 7	H: 0 LOB: 0 BB: 0 P: 11	R: 0 H: 0 E: 0 K: 1 S: 8	H: 0 LOB: 0 BB: 0 P: 12	R: 1 H: 2 E: 1 K: 1 S: 10	H: 2 LOB: 1 BB: 0 P: 15	R: 1 H: 2 E: 0 K: 1 S: 8	H: 2 LOB: 1 BB: 0 P: 13	R: 0 H: 0 E: 0 K: 2 S: 9	H: 0 LOB: 0 BB: 0 P: 13	R: 0 H: 1 E: 0 K: 1 S: 11	H: 1 LOB: 2 BB: 1 P: 21	R: 0 H: 0 E: 0 K: 0 S: 8	H: 0 LOB: 0 BB: 0 P: 12	1B: 3 2B: 2 3B: 0 HR: 1	SF: 0 SAC: 0 DP: 0 HBP: 0	WP: 2 PB: 0 SB: 0 CS: 0	PA: 34
<b>PITCHER</b>	IP WLS BF H R ER SO BB IBB HBP BLK WP HR S P ERA WHIP											IP WLS BF H R ER SO BB IBB HBP BLK WP HR S P ERA WHIP										
23 Javier Vazquez, R (1,1) ERA: 4.68	7.0 L 26 5 3 3 10 0 0 0 0 2 1 59 88 3.86 0.714																					
31 Steve Cishek, R (8,1) ERA: 3.0	0.2 4 1 0 0 1 1 0 0 0 0 0 10 19 0.00 3.000																					
40 Mike Dunn, L (8,1) ERA: 3.48	0.2 2 0 0 0 0 0 0 0 0 0 0 5 8 0.00 0.000																					
50 Jose Ceda, R (9,1) ERA: 9.0	0.2 2 0 0 0 0 0 0 0 0 0 0 4 6 0.00 0.000																					

AB 33  
R 3  
H 6  
RBI 2  
BB 1  
SO 11  
LOB 8



Batter	1	2	3	4	5	6	7	8	9	AB R H RBI BB SO LOB	BOTTOM											
1 Emilio Bonifacio, S (1,6) OBP: 0.356, SLG: 0.369	G3		20 G4-3 20 S 1B		F7			F9		4 0 1 0 0 0 1	<b>San Francisco Giants @ Florida Marlins</b> Sun Life Stadium, Miami, FL Sat Aug 13 2011, 7:11 PM - 9:39 PM EDT Att: 25,013 - Partly Cloudy - 86 F											
6 Alfredo Amezaga, S (1,4) OBP: 0.265, SLG: 0.220	K		F8		G4-3			B3	4 0 0 0 0 1 2													
20 Logan Morrison, L (1,7) OBP: 0.327, SLG: 0.464	27 HBP BB		G4-3			F7		K	3 0 0 0 1 1 1													
27 Giancarlo Stanton, R (1,9) OBP: 0.346, SLG: 0.521	HBP		K		G2			K	3 0 0 0 0 2 1													
29 Greg Dobbs, L (1,5) OBP: 0.332, SLG: 0.399	K			K		G3		15 BB 1B	4 0 1 0 0 2 2													
15 Gaby Sanchez, R (1,3) OBP: 0.353, SLG: 0.441	K			F8		P6		BB	3 0 0 0 1 1 0													
11 Bryan Petersen, L (1,8) OBP: 0.321, SLG: 0.365	BB			K				K	3 0 1 0 1 2 2													
14 John Buck, R (1,2) OBP: 0.318, SLG: 0.382	K			23 SH3-4 BB				G4-3	3 0 0 0 1 2 4													
23 Javier Vazquez, R (1,1) OBP: 0.231, SLG: 0.237								BB	1 0 0 0 0 1 1													
18 Wes Helms, R (7,PH) OBP: 0.276, SLG: 0.236									1 0 0 0 0 1 1													
31 Steve Cishek, R (8,1)									0 0 0 0 0 0 0													
40 Mike Dunn, L (8,1)									0 0 0 0 0 0 0													
50 Jose Ceda, R (9,1)									0 0 0 0 0 0 0													
<b>Inning Stats</b>	R: 0 H: 0 E: 0 K: 2 S: 14	H: 0 LOB: 2 BB: 1 P: 25	R: 0 H: 0 E: 0 K: 3 S: 11	H: 0 LOB: 1 BB: 1 P: 19	R: 0 H: 1 E: 0 K: 1 S: 11	H: 1 LOB: 0 BB: 0 P: 18	R: 0 H: 0 E: 0 K: 2 S: 10	H: 0 LOB: 0 BB: 0 P: 14	R: 0 H: 0 E: 0 K: 0 S: 8	H: 0 LOB: 1 BB: 1 P: 15	R: 0 H: 0 E: 0 K: 0 S: 9	H: 0 LOB: 0 BB: 0 P: 15	R: 0 H: 1 E: 0 K: 2 S: 10	H: 1 LOB: 0 BB: 0 P: 13	R: 0 H: 0 E: 0 K: 1 S: 7	H: 0 LOB: 0 BB: 0 P: 11	R: 0 H: 1 E: 0 K: 2 S: 13	H: 1 LOB: 2 BB: 1 P: 22	1B: 3 2B: 0 3B: 0 HR: 0	SF: 0 SAC: 1 DP: 0 HBP: 1	WP: 0 PB: 0 SB: 1 CS: 0	PA: 35
<b>PITCHER</b>	IP WLS BF H R ER SO BB IBB HBP BLK WP HR S P ERA WHIP											IP WLS BF H R ER SO BB IBB HBP BLK WP HR S P ERA WHIP										
55 Tim Lincecum, R (1,1) ERA: 2.58	7.0 W 27 2 0 0 10 3 0 0 0 0 0 73 119 0.00 0.714																					
41 Jeremy Affeldt, L (8,1) ERA: 2.7	1.0 H 3 0 0 0 1 0 0 0 0 0 0 7 11 0.00 0.000																					
38 Brian Wilson, R (9,1) ERA: 2.72	1.0 S 5 1 0 0 2 1 0 0 0 0 0 0 13 22 0.00 2.000																					

AB 29  
R 0  
H 3  
RBI 0  
BB 4  
SO 13  
LOB 15





Batter	1	2	3	4	5	6	7	8	9	AB	R	H	RBI	BB	SO	LOB	TOP									
13 Cody Ross, R OBP: 0.391, SLG: 0.394	G6-3		1-H HR		G1-3		1-2 1B		P3	5	1	2	2	0	0	1	<b>San Francisco Giants @ Florida Marlins</b> Sun Life Stadium, Miami, FL Sun Aug 14 2011, 1:13 PM - 3:56 PM EDT Att: 20,020 - Partly Cloudy - 91 F									
8 Jeff Keppinger, R OBP: 0.314, SLG: 0.408	1B		G4-3		G6-3		G5-4-3			4	0	1	0	0	0	2										
48 Pablo Sandoval, S OBP: 0.333, SLG: 0.517	1B		K		K		K		K	4	0	1	0	0	3	0										
12 Nate Schierholz, L OBP: 0.321, SLG: 0.429	G6-4-3				HR		K		L7	4	1	1	1	0	1	2										
9 Brandon Belt, L OBP: 0.330, SLG: 0.415	K		G4-3		G4-3		HR		HR	4	2	2	2	0	1	0										
43 Orlando Cabrera, R OBP: 0.271, SLG: 0.316	G4-3				G5-3		L8			4	0	1	0	0	0	0										
33 Aaron Rowand, R OBP: 0.285, SLG: 0.364	K				G1-3				F9	4	0	0	0	0	2	1										
22 Eli Whiteside, R OBP: 0.301, SLG: 0.361			1B				G3		K	3	0	1	0	1	1	0										
32 Ryan Vogelsong, R OBP: 0.238, SLG: 0.225										1	1	0	0	1	1	2										
46 Santiago Casilla, R 41 Jeremy Affeldt, L 52 Ramon E Ramirez, R			13 HR BB				13 1B HBP		BB	0	0	0	0	0	0	0										
<b>Inning Stats</b>	R: 0 H: 2 E: 0 K: 0 S: 8	H: 2 LOB: 1 BB: 0 P: 12	R: 0 H: 0 E: 0 K: 2 S: 9	H: 0 LOB: 0 BB: 0 P: 14	R: 2 H: 2 E: 0 K: 1 S: 9	H: 2 LOB: 0 BB: 1 P: 17	R: 1 H: 2 E: 0 K: 1 S: 8	H: 2 LOB: 2 BB: 1 P: 17	R: 0 H: 0 E: 0 K: 1 S: 13	H: 0 LOB: 0 BB: 0 P: 17	R: 1 H: 1 E: 0 K: 2 S: 9	H: 1 LOB: 0 BB: 0 P: 11	R: 0 H: 1 E: 0 K: 0 S: 6	H: 1 LOB: 1 BB: 0 P: 14	R: 1 H: 1 E: 0 K: 1 S: 11	H: 1 LOB: 0 BB: 0 P: 21	R: 0 H: 0 E: 0 K: 1 S: 11	H: 0 LOB: 1 BB: 1 P: 19	1B: 4 2B: 1 3B: 0 HR: 4	SF: 0 SAC: 0 DP: 2 HBP: 1	WP: 0 PB: 0 SB: 2 CS: 0	PA: 37				
<b>PITCHER</b>	IP WLS BF H R ER SO BB IBB HBP BLK WP HR S P ERA WHIP	IP WLS BF H R ER SO BB IBB HBP BLK WP HR S P ERA WHIP	IP WLS BF H R ER SO BB IBB HBP BLK WP HR S P ERA WHIP	IP WLS BF H R ER SO BB IBB HBP BLK WP HR S P ERA WHIP	IP WLS BF H R ER SO BB IBB HBP BLK WP HR S P ERA WHIP	IP WLS BF H R ER SO BB IBB HBP BLK WP HR S P ERA WHIP	IP WLS BF H R ER SO BB IBB HBP BLK WP HR S P ERA WHIP	IP WLS BF H R ER SO BB IBB HBP BLK WP HR S P ERA WHIP	IP WLS BF H R ER SO BB IBB HBP BLK WP HR S P ERA WHIP	IP WLS BF H R ER SO BB IBB HBP BLK WP HR S P ERA WHIP	IP WLS BF H R ER SO BB IBB HBP BLK WP HR S P ERA WHIP	IP WLS BF H R ER SO BB IBB HBP BLK WP HR S P ERA WHIP	IP WLS BF H R ER SO BB IBB HBP BLK WP HR S P ERA WHIP	IP WLS BF H R ER SO BB IBB HBP BLK WP HR S P ERA WHIP	IP WLS BF H R ER SO BB IBB HBP BLK WP HR S P ERA WHIP	IP WLS BF H R ER SO BB IBB HBP BLK WP HR S P ERA WHIP	IP WLS BF H R ER SO BB IBB HBP BLK WP HR S P ERA WHIP	IP WLS BF H R ER SO BB IBB HBP BLK WP HR S P ERA WHIP	IP WLS BF H R ER SO BB IBB HBP BLK WP HR S P ERA WHIP	IP WLS BF H R ER SO BB IBB HBP BLK WP HR S P ERA WHIP	IP WLS BF H R ER SO BB IBB HBP BLK WP HR S P ERA WHIP	IP WLS BF H R ER SO BB IBB HBP BLK WP HR S P ERA WHIP	IP WLS BF H R ER SO BB IBB HBP BLK WP HR S P ERA WHIP	IP WLS BF H R ER SO BB IBB HBP BLK WP HR S P ERA WHIP	IP WLS BF H R ER SO BB IBB HBP BLK WP HR S P ERA WHIP	IP WLS BF H R ER SO BB IBB HBP BLK WP HR S P ERA WHIP

AB 33  
R 5  
H 9  
RBI 5  
BB 3  
SO 9  
LOB 8



Batter	1	2	3	4	5	6	7	8	9	AB	R	H	RBI	BB	SO	LOB	BOTTOM									
1 Emilio Bonifacio, S OBP: 0.355, SLG: 0.370	K		G1-6-3		G4-3					4	0	1	1	0	1	0	<b>San Francisco Giants @ Florida Marlins</b> Sun Life Stadium, Miami, FL Sun Aug 14 2011, 1:13 PM - 3:56 PM EDT Att: 20,020 - Partly Cloudy - 91 F									
6 Alfredo Amezaga, S OBP: 0.288, SLG: 0.219	F8		F7		K					3	0	0	0	1	1	0										
50 Jose Ceda, R										0	0	0	0	0	0	0										
27 Giancarlo Stanton, R OBP: 0.345, SLG: 0.526	HR									4	1	1	1	0	2	2										
29 Greg Dobbs, L OBP: 0.334, SLG: 0.401	1B									4	0	2	0	0	0	0										
24 Mike Cameron, R OBP: 0.266, SLG: 0.314	K									4	0	1	0	0	2	2										
15 Gaby Sanchez, R OBP: 0.350, SLG: 0.437	L8									4	0	0	0	0	0	2										
11 Bryan Petersen, L 14 John Buck, R	G4-3									2	1	0	0	1	0	0										
9 Brett Hayes, R OBP: 0.316, SLG: 0.437	G6-3									0	0	0	0	1	0	0										
41 Chris Volstad, R 10 Doneywine Wise, L 31 Burke Badenhop, R 40 Mike Dunn, L 11 Jose Lopez, R	K									1	0	0	0	0	1	0										
<b>Inning Stats</b>	R: 1 H: 2 E: 0 K: 2 S: 14	H: 2 LOB: 1 BB: 0 P: 21	R: 0 H: 0 E: 0 K: 0 S: 9	H: 0 LOB: 0 BB: 0 P: 14	R: 0 H: 0 E: 0 K: 1 S: 7	H: 0 LOB: 0 BB: 0 P: 11	R: 0 H: 0 E: 0 K: 1 S: 8	H: 0 LOB: 0 BB: 0 P: 12	R: 0 H: 0 E: 0 K: 1 S: 7	H: 0 LOB: 0 BB: 0 P: 9	R: 0 H: 0 E: 0 K: 1 S: 7	H: 0 LOB: 0 BB: 0 P: 8	R: 0 H: 1 E: 0 K: 2 S: 11	H: 1 LOB: 1 BB: 0 P: 14	R: 1 H: 1 E: 0 K: 0 S: 12	H: 1 LOB: 2 BB: 2 P: 25	R: 0 H: 1 E: 0 K: 1 S: 15	H: 1 LOB: 2 BB: 1 P: 26	1B: 3 2B: 1 3B: 0 HR: 1	SF: 0 SAC: 0 DP: 0 HBP: 0	WP: 1 PB: 0 SB: 0 CS: 0	PA: 35				
<b>PITCHER</b>	IP WLS BF H R ER SO BB IBB HBP BLK WP HR S P ERA WHIP	IP WLS BF H R ER SO BB IBB HBP BLK WP HR S P ERA WHIP	IP WLS BF H R ER SO BB IBB HBP BLK WP HR S P ERA WHIP	IP WLS BF H R ER SO BB IBB HBP BLK WP HR S P ERA WHIP	IP WLS BF H R ER SO BB IBB HBP BLK WP HR S P ERA WHIP	IP WLS BF H R ER SO BB IBB HBP BLK WP HR S P ERA WHIP	IP WLS BF H R ER SO BB IBB HBP BLK WP HR S P ERA WHIP	IP WLS BF H R ER SO BB IBB HBP BLK WP HR S P ERA WHIP	IP WLS BF H R ER SO BB IBB HBP BLK WP HR S P ERA WHIP	IP WLS BF H R ER SO BB IBB HBP BLK WP HR S P ERA WHIP	IP WLS BF H R ER SO BB IBB HBP BLK WP HR S P ERA WHIP	IP WLS BF H R ER SO BB IBB HBP BLK WP HR S P ERA WHIP	IP WLS BF H R ER SO BB IBB HBP BLK WP HR S P ERA WHIP	IP WLS BF H R ER SO BB IBB HBP BLK WP HR S P ERA WHIP	IP WLS BF H R ER SO BB IBB HBP BLK WP HR S P ERA WHIP	IP WLS BF H R ER SO BB IBB HBP BLK WP HR S P ERA WHIP	IP WLS BF H R ER SO BB IBB HBP BLK WP HR S P ERA WHIP	IP WLS BF H R ER SO BB IBB HBP BLK WP HR S P ERA WHIP	IP WLS BF H R ER SO BB IBB HBP BLK WP HR S P ERA WHIP	IP WLS BF H R ER SO BB IBB HBP BLK WP HR S P ERA WHIP	IP WLS BF H R ER SO BB IBB HBP BLK WP HR S P ERA WHIP	IP WLS BF H R ER SO BB IBB HBP BLK WP HR S P ERA WHIP	IP WLS BF H R ER SO BB IBB HBP BLK WP HR S P ERA WHIP	IP WLS BF H R ER SO BB IBB HBP BLK WP HR S P ERA WHIP	IP WLS BF H R ER SO BB IBB HBP BLK WP HR S P ERA WHIP	IP WLS BF H R ER SO BB IBB HBP BLK WP HR S P ERA WHIP

AB 32  
R 2  
H 5  
RBI 2  
BB 3  
SO 9  
LOB 10





Batter	1	2	3	4	5	6	7	8	9	AB	R	H	RBI	BB	SO	LOB	TOP				
1 Emilio Bonifacio, S (1.6) OBP: 0.354, SLG: 0.369										4	0	1	0	0	1	0					
11 Bryan Petersen, L (1.7) OBP: 0.330, SLG: 0.388										4	1	2	0	0	1	0					
27 Giancarlo Stanton, R (1.9) OBP: 0.347, SLG: 0.532										3	1	1	2	1	1	2					
29 Greg Dobbs, L (1.5) OBP: 0.330, SLG: 0.395										4	0	0	0	0	0	3					
15 Gaby Sanchez, R (1.3) OBP: 0.351, SLG: 0.440										4	1	2	0	0	0						
14 John Buck, R (1.2) OBP: 0.319, SLG: 0.389										4	1	1	2	0	1	1					
10 Dewayne Wise, L (1.8) OBP: 0.250, SLG: 0.233										4	0	2	0	0	1	0					
6 Alfredo Amezaga, S (1.4) OBP: 0.253, SLG: 0.206										4	0	0	0	0	0	3					
32 Clay Hensley, R (1.1) OBP: 0.285, SLG: 0.285										2	0	0	0	0	0	0					
40 Mike Dunn, L (0.1) OBP: 0.100, SLG: 0.100										0	0	0	0	0	0	0					
56 Osvaldo Martinez, R (7. PH) OBP: 0.244, SLG: 0.244										0	0	0	0	0	0	0					
34 Edward Mujica, R (7.1) OBP: 0.275, SLG: 0.275										0	0	0	0	0	0	0					
31 Burke Badenhop, R (8.1) OBP: 0.250, SLG: 0.250										0	0	0	0	0	0	0					
46 Juan Carlos Oviedo, R (8.1) OBP: 0.250, SLG: 0.250										0	0	0	0	0	0	0					
38 Randy Choate, L (8.1) OBP: 0.250, SLG: 0.250										0	0	0	0	0	0	0					
<b>Inning Stats</b>	R: 2 E: 0 K: 1 S: 14	H: 2 LOB: 0 BB: 0 P: 20	R: 0 E: 0 K: 0 S: 8	H: 1 LOB: 0 BB: 0 P: 12	R: 0 E: 0 K: 1 S: 14	H: 2 LOB: 2 BB: 0 P: 24	R: 2 E: 0 K: 0 S: 8	H: 2 LOB: 0 BB: 0 P: 12	R: 0 E: 0 K: 0 S: 4	H: 0 LOB: 1 BB: 1 P: 8	R: 0 E: 0 K: 1 S: 7	H: 0 LOB: 0 BB: 0 P: 11	R: 0 E: 0 K: 0 S: 5	H: 0 LOB: 0 BB: 0 P: 8	R: 0 E: 0 K: 1 S: 9	H: 0 LOB: 0 BB: 0 P: 12	R: 0 E: 0 K: 1 S: 17	H: 2 LOB: 2 BB: 0 P: 23	1B: 5 2B: 1 3B: 1 HR: 2	SF: 0 SAC: 0 DP: 0 HBP: 0	WP: 0 PA: 36 PB: 0 SB: 0 CS: 1
<b>PITCHER</b>	IP: 6.0 ERA: 4.85	WLS: 25 BF: 7	H: 7 R: 4 ER: 4 SO: 3	BB: 1 IBB: 0 HBP: 0 BLK: 0	WP: 0 HR: 2 S: 55 P: 87	ERA: 6.00 WHIP: 1.333	<b>PITCHER</b>	IP: 1.1 ERA: 4.0	WLS: 4 BF: 0	H: 0 R: 0 ER: 0 SO: 1	BB: 0 IBB: 0 HBP: 0 BLK: 0	WP: 0 HR: 0 S: 8 P: 12	ERA: 0.00 WHIP: 0.000	<b>PITCHER</b>	IP: 1.2 ERA: 3.56	WLS: 7 BF: 2	H: 2 R: 0 ER: 0 SO: 1	BB: 0 IBB: 0 HBP: 0 BLK: 0	WP: 0 HR: 0 S: 23 P: 31	ERA: 0.00 WHIP: 1.200	

**Florida Marlins @ Colorado Rockies**  
Coors Field, Denver, CO  
Mon Aug 15 2011, 6:43 PM - 10:04 PM MDT  
Att: 32,080 - Clear - 88 F

AB 35  
R 4  
H 9  
RBI 4  
BB 1  
SO 5  
LOB 11

Batter	1	2	3	4	5	6	7	8	9	AB	R	H	RBI	BB	SO	LOB	BOTTOM				
1 Eric Young Jr., S (1.7) OBP: 0.307, SLG: 0.248										5	1	1	0	0	0						
Dexter Fowler, S (1.8) OBP: 0.368, SLG: 0.404										5	1	2	0	0	1	1					
5 Carlos González, L (1.9) OBP: 0.350, SLG: 0.492										5	1	1	1	0	1	2					
2 Troy Tulowitzki, R (1.6) OBP: 0.372, SLG: 0.540										3	3	2	2	2	1	1					
23 Jason Giambi, L (1.3) OBP: 0.359, SLG: 0.644										5	1	2	3	0	1	1					
55 Eliezer Alfonzo, R (1.2) OBP: 0.354, SLG: 0.400										3	0	0	0	0	0	3					
10 Chris Nelson, R (1.5) OBP: 0.271, SLG: 0.361										3	0	3	0	1	0	0					
18 Jonathan Herrera, S (1.4) OBP: 0.314, SLG: 0.295										3	0	0	1	0	0	5					
21 Ty Wigginton, R (8. PH) OBP: 0.326, SLG: 0.446										1	0	0	0	0	1	2					
40 Kevin Millwood, R (1.1) OBP: 0.250, SLG: 0.250										2	0	0	0	0	1	3					
7 Seth Smith, L (6. PH) OBP: 0.338, SLG: 0.492										1	0	0	0	0	1	2					
49 Rex Brothers, L (7.1) OBP: 0.250, SLG: 0.250										0	0	0	0	0	0	0					
34 Matt Belisle, R (8.1) OBP: 0.276, SLG: 0.334										1	0	0	0	0	0	0					
14 Mark Ellis, R (8. PH) OBP: 0.276, SLG: 0.334										1	0	0	0	0	0	0					
<b>Inning Stats</b>	R: 0 E: 0 K: 2 S: 9	H: 0 LOB: 0 BB: 0 P: 15	R: 1 E: 0 K: 0 S: 11	H: 3 LOB: 2 BB: 0 P: 14	R: 2 E: 0 K: 0 S: 10	H: 2 LOB: 0 BB: 0 P: 16	R: 0 E: 0 K: 1 S: 8	H: 1 LOB: 1 BB: 0 P: 12	R: 0 E: 0 K: 1 S: 8	H: 1 LOB: 0 BB: 0 P: 15	R: 0 E: 0 K: 2 S: 11	H: 1 LOB: 2 BB: 0 P: 17	R: 0 E: 0 K: 0 S: 7	H: 0 LOB: 0 BB: 0 P: 10	R: 0 E: 0 K: 1 S: 15	H: 0 LOB: 2 BB: 2 P: 29	R: 4 E: 0 K: 0 S: 12	H: 3 LOB: 0 BB: 1 P: 23	1B: 5 2B: 3 3B: 1 HR: 2	SF: 0 SAC: 0 DP: 0 HBP: 1	WP: 0 PA: 41 PB: 0 SB: 2 CS: 0
<b>PITCHER</b>	IP: 5.2 ERA: 4.53	WLS: 26 BF: 1	H: 3 R: 3 ER: 3 SO: 3	BB: 0 IBB: 0 HBP: 1 BLK: 0	WP: 0 HR: 1 S: 53 P: 82	ERA: 4.76 WHIP: 1.412	<b>PITCHER</b>	IP: 0.0 ERA: 1.82	WLS: 1 BF: 1	H: 1 R: 1 ER: 1 SO: 1	BB: 0 IBB: 0 HBP: 0 BLK: 0	WP: 0 HR: 1 S: 3 P: 4	ERA: 0.00 WHIP: 0.000								

**Florida Marlins @ Colorado Rockies**  
Coors Field, Denver, CO  
Mon Aug 15 2011, 6:43 PM - 10:04 PM MDT  
Att: 32,080 - Clear - 88 F


AB 37  
R 7  
H 11  
RBI 7  
BB 3  
SO 7  
LOB 20



Batter	1	2	3	4	5	6	7	8	9	AB	R	H	RBI	BB	SO	LOB	TOP
1 Emilio Bonifacio, S OBP: 0.357, SLG: 0.370	G4-3	FC5-2 1B		11 3B		11 S			G4-3	4	1	2	1	1	0	0	<b>Florida Marlins @ Colorado Rockies</b> Coors Field, Denver, CO Tue Aug 16 2011, 6:40 PM - 9:32 PM MDT Att: 36,062 - Partly Cloudy - 75 F
11 Bryan Petersen, L OBP: 0.344, SLG: 0.447		G1-3				P6				5	1	3	1	0	0	2	
27 Giancarlo Stanton, R OBP: 0.347, SLG: 0.536			FC5-2 CS						F9	4	2	1	1	1	1	3	
29 Greg Dobbs, L OBP: 0.331, SLG: 0.395	E8 1B	CS							F7	5	1	2	1	0	1	2	
15 Gaby Sanchez, R OBP: 0.348, SLG: 0.436	K									4	0	0	0	0	1	3	
24 Mike Cameron, R OBP: 0.286, SLG: 0.313										4	0	1	2	0	2	1	
14 John Buck, R OBP: 0.320, SLG: 0.389										3	0	1	0	1	0	1	
11 Jose Lopez, R OBP: 0.224, SLG: 0.266										3	1	1	0	1	1	1	
6 Alfredo Amezaga, S OBP: 0.253, SLG: 0.206										0	0	0	0	0	0	0	
19 Anibal Sánchez, R OBP: 0.229, SLG: 0.199										4	0	0	0	0	0	4	
46 Juan Carlos Oviedo, R										0	0	0	0	0	0	0	
<b>Inning Stats</b>	R: 3 H: 3 E: 1 K: 1 S: 20	H: 3 LOB: 3 BB: 3 P: 41	R: 0 H: 1 E: 1 K: 0 S: 6	LOB: 0 BB: 0 P: 9	R: 0 H: 1 E: 0 K: 1 S: 9	LOB: 1 BB: 0 P: 16	R: 2 H: 3 E: 0 K: 2 S: 13	H: 3 LOB: 1 BB: 0 P: 22	R: 0 H: 0 E: 0 K: 1 S: 10	LOB: 0 BB: 0 P: 17	R: 1 H: 1 E: 0 K: 1 S: 16	H: 1 LOB: 0 BB: 0 P: 25	R: 0 H: 1 E: 0 K: 0 S: 6	H: 1 LOB: 1 BB: 0 P: 9	1B: 7 2B: 1 3B: 2 HR: 1	SF: 0 SAC: 0 DP: 1 HBP: 0	WP: 0 PA: 41 PB: 0 SB: 1 CS: 1
<b>PITCHER</b>	IP WLS BF H R ER SO BB IBB HBP BLK WP HR S P ERA WHIP																
45 Jhoulys Chacin, R ERA: 3.59	4.0 L 22 8 5 5 4 3 0 0 0 0 0 0 48 88 11.25 2.750																
61 Edgmer Escalona, R ERA: 1.93	3.0 11 1 1 1 2 1 0 0 0 0 0 1 37 57 3.00 0.667																
32 J.C. Romero, L ERA: 3.57	1.1 5 2 0 0 0 0 0 0 0 0 0 0 10 16 0.00 1.500																
56 Josh Roenicke, R ERA:	0.2 2 0 0 0 0 0 0 0 0 0 0 0 5 9 0.00 0.000																

Batter	1	2	3	4	5	6	7	8	9	AB	R	H	RBI	BB	SO	LOB	BOTTOM		
Dexter Fowler, S OBP: 0.364, SLG: 0.398	K		G3						K	5	0	0	0	0	3	1	<b>Florida Marlins @ Colorado Rockies</b> Coors Field, Denver, CO Tue Aug 16 2011, 6:40 PM - 9:32 PM MDT Att: 36,062 - Partly Cloudy - 75 F		
14 Mark Ellis, R OBP: 0.273, SLG: 0.331										4	0	0	0	0	3	0			
5 Carlos González, L OBP: 0.353, SLG: 0.501										3	1	2	1	1	0	0			
2 Troy Tulowitzki, R OBP: 0.373, SLG: 0.548										4	1	2	1	0	0	2			
17 Todd Helton, L OBP: 0.391, SLG: 0.478										3	1	1	0	1	0	1			
7 Seth Smith, L OBP: 0.337, SLG: 0.497										4	1	1	1	0	0	4			
10 Chris Nelson, R OBP: 0.259, SLG: 0.356										2	0	0	0	0	0	1			
61 Edgmer Escalona, R										0	0	0	0	0	0	0			
18 Jonathan Herrera, S OBP: 0.330, SLG: 0.326										0	0	0	0	0	0	0			
56 Josh Roenicke, R										0	0	0	0	0	0	0			
55 Eleazer Alfonzo, R OBP: 0.347, SLG: 0.397										1	0	0	0	0	0	1			
20 Chris Iannetta, R OBP: 0.378, SLG: 0.420										3	0	0	0	0	0	0			
23 Jason Giambi, L OBP: 0.354, SLG: 0.676										1	1	1	2	0	0	0			
45 Jhoulys Chacin, R OBP: 0.180, SLG: 0.163										1	0	0	0	0	0	0			
21 Ty Wigington, R OBP: 0.326, SLG: 0.445										3	0	1	0	0	0	0			
1 Eric Young Jr., S OBP: 0.307, SLG: 0.248										0	0	0	0	0	0	0			
<b>Inning Stats</b>	R: 0 H: 0 E: 0 K: 2 S: 8	H: 2 LOB: 0 BB: 0 P: 11	R: 2 H: 2 E: 0 K: 0 S: 12	LOB: 0 BB: 0 P: 17	R: 0 H: 0 E: 0 K: 1 S: 7	LOB: 0 BB: 0 P: 11	R: 1 H: 2 E: 0 K: 0 S: 10	H: 2 LOB: 1 BB: 0 P: 17	R: 0 H: 0 E: 0 K: 1 S: 6	LOB: 0 BB: 0 P: 6	R: 0 H: 0 E: 0 K: 1 S: 8	H: 0 LOB: 2 BB: 2 P: 19	R: 0 H: 1 E: 0 K: 1 S: 8	H: 1 LOB: 1 BB: 0 P: 12	R: 2 H: 3 E: 0 K: 0 S: 9	H: 3 LOB: 1 BB: 0 P: 15	1B: 3 2B: 1 3B: 0 HR: 4	SF: 0 SAC: 0 DP: 0 HBP: 0	WP: 0 PA: 37 PB: 0 SB: 0 CS: 0
<b>PITCHER</b>	IP WLS BF H R ER SO BB IBB HBP BLK WP HR S P ERA WHIP																		
19 Anibal Sánchez, R ERA: 3.97	8.0 W 31 5 3 3 7 2 0 0 0 0 0 3 67 105 3.38 0.875																		
46 Juan Carlos Oviedo, R ERA: 4.04	1.0 S 6 3 2 2 0 0 0 0 0 0 0 1 9 15 18.00 3.000																		



Batter	1	2	3	4	5	6	7	8	9	AB	R	H	RBI	BB	SO	LOB	TOP				
1 Emilio Bonifacio, S OBP: 0.360, SLG: 0.373 56 Osvaldo Martinez, R OBP: 0.130, SLG: 0.130	1-1 CS 1B		3-2 1B			1-1 G5-3		0-3 K		2	0	2	0	0	0	0	<b>Florida Marlins @ Colorado Rockies</b> Coors Field, Denver, CO Wed Aug 17 2011, 6:41 PM - 9:21 PM MDT Att: 33,385 - Clear - 90 F				
11 Bryan Petersen, L OBP: 0.340, SLG: 0.449	1-2 SAFE P6		0-0 P6			3-1 G3-1		2-1 27 HR 2B		4	1	1	0	0	0	2					
27 Giancarlo Stanton, R OBP: 0.349, SLG: 0.546	0-1 2B			1-0 F8		3-1 P4		0-0 2-H HR		4	1	2	2	0	0	0					
29 Greg Dobbs, L OBP: 0.327, SLG: 0.390	1-2 F9			0-1 F9			0-0 G3-1	0-1 L6		4	0	0	0	0	0	1					
15 Gaby Sanchez, R OBP: 0.348, SLG: 0.436		0-1 G5-3		0-1 G1-3			2-2 G1-3		2-1 10 E 2B	4	1	1	0	0	0	0					
24 Mike Cameron, R OBP: 0.288, SLG: 0.315 10 Dewayne Wise, L OBP: 0.273, SLG: 0.274	0-0 14 G1-6-3 1B				1-0 F8		0-0 2B		0-0 E9 G4-3 11 SF8 1B	2	0	1	0	0	0	0					
14 John Buck, R OBP: 0.388 58 Ryan Webb, R OBP: 0.203	1-2 G1-6-3				2-1 1B		1-3 K		1-2 G4-3	3	0	1	0	0	1	2		AB 35 R 5 H 11 RBI 5 BB 0 SO 3 LOB 8			
11 Jose Lopez, R OBP: 0.225, SLG: 0.286			2-0 G5-3		1-1 F8			1-1 HR	0-0 SF8	3	1	1	2	0	0	1					
47 Ricky Nolasco, R OBP: 0.156, SLG: 0.122 31 Burke Badenhop, R OBP: 0.429, SLG: 0.500 50 Jose Ceda, R OBP: 0.309, SLG: 0.427			0-1 F9		1-3 K			1-1 F8	3-2 F7	1	0	0	0	0	0	0					
<b>Inning Stats</b>	R: 0 H: 2 E: 0 K: 0 S: 12	H: 2 LOB: 1 BB: 0 P: 15	R: 0 H: 1 E: 0 K: 0 S: 6	H: 1 LOB: 0 BB: 0 P: 7	R: 0 H: 1 E: 0 K: 0 S: 7	H: 1 LOB: 1 BB: 0 P: 12	R: 0 H: 0 E: 0 K: 0 S: 5	H: 0 LOB: 0 BB: 0 P: 6	R: 0 H: 1 E: 0 K: 1 S: 9	H: 0 LOB: 1 BB: 0 P: 14	R: 0 H: 0 E: 0 K: 0 S: 6	H: 0 LOB: 0 BB: 0 P: 13	R: 0 H: 1 E: 0 K: 1 S: 9	H: 1 LOB: 1 BB: 0 P: 12	R: 3 H: 3 E: 0 K: 1 S: 12	H: 3 LOB: 0 BB: 0 P: 16			R: 2 H: 2 E: 1 K: 0 S: 12	H: 2 LOB: 0 BB: 0 P: 18	1B: 5 2B: 4 3B: 0 HR: 2
<b>PITCHER</b>	IP WLS BF H R ER SO BB IBB HBP BLK WP HR S P ERA WHIP																				
28 Aaron Cook, R ERA: 5.23 51 Matt Reynolds, L ERA: 3.61	(1, 1) 7.2 W 30 9 3 3 3 0 0 0 0 0 2 64 93 3.52 1.174																				

Batter	1	2	3	4	5	6	7	8	9	AB	R	H	RBI	BB	SO	LOB	BOTTOM		
Dexter Fowler, S OBP: 0.364, SLG: 0.401	2-2 14 F8 5 1B 1B		0-0 G4-3		2-1 FC4-6 14 1B 5 HR 1-2 2-3 1B			0-3 K		5	3	2	0	0	1	2	<b>Florida Marlins @ Colorado Rockies</b> Coors Field, Denver, CO Wed Aug 17 2011, 6:41 PM - 9:21 PM MDT Att: 33,385 - Clear - 90 F		
14 Mark Ellis, R OBP: 0.272, SLG: 0.329	1-1 F8		0-3 K		1-2 5 HR 1B			0-3 K		5	1	1	1	0	2	2			
5 Carlos González, L OBP: 0.355, SLG: 0.510 1 Eric Young Jr., S OBP: 0.310, SLG: 0.252	3-0 2 1B 10 1B 2-H 1B		0-0 E3		1-2 HR			0-1 G3		3	2	2	4	0	0	0			
2 Troy Tulowitzki, R OBP: 0.372, SLG: 0.547 18 Jonathan Herrera, S OBP: 0.311, SLG: 0.291	3-2 10 1B 20 2B 1B		0-0 P3		1-2 F9			0-1 G3		3	1	1	0	0	0	1			
17 Todd Helton, L OBP: 0.393, SLG: 0.480 21 Ty Wigginton, R OBP: 0.324, SLG: 0.442	2-0 P6		3-2 FC6-4 10 1B 20 1B 1B		2-0 7 1B 1B			1-0 G5-3		3	1	2	0	0	0	2			
7 Seth Smith, L OBP: 0.341, SLG: 0.499	4-2 10 1B 20 2B BB		0-2 FC6-4 10 1B 1B		0-0 20 G4-3 1B			1-2 F8		3	1	2	0	1	0	1			
10 Chris Nelson, R OBP: 0.267, SLG: 0.353	1-1 20 2B 1B		0-0 FC6-4 20 1B 1B		1-2 F8			0-2 F9		4	2	1	1	0	0	4			
20 Chris Iannetta, R OBP: 0.380, SLG: 0.425	0-0 2B		2-2 FC4-6 14 1B 1B		3-2 G4-3			3-1 F8		4	1	2	4	0	0	2			
28 Aaron Cook, R OBP: 0.185, SLG: 0.185 51 Matt Reynolds, L	0-0 K		0-0 FC4-6 1B		1-2 G3-1			1-3 K		4	0	1	1	0	2	1		AB 40 R 12 H 15 RBI 12 BB 1 SO 6 LOB 18	
<b>Inning Stats</b>	R: 5 H: 5 E: 0 K: 1 S: 21	H: 5 LOB: 1 BB: 1 P: 37	R: 0 H: 0 E: 1 K: 1 S: 6	H: 0 LOB: 1 BB: 0 P: 6	R: 6 H: 6 E: 0 K: 0 S: 25	H: 6 LOB: 0 BB: 0 P: 35	R: 0 H: 2 E: 0 K: 0 S: 8	H: 2 LOB: 1 BB: 0 P: 14	R: 0 H: 0 E: 0 K: 2 S: 12	H: 0 LOB: 0 BB: 0 P: 13	R: 0 H: 0 E: 0 K: 0 S: 9	H: 0 LOB: 1 BB: 0 P: 14	R: 0 H: 0 E: 0 K: 1 S: 8	H: 0 LOB: 0 BB: 0 P: 12	R: 1 H: 2 E: 0 K: 1 S: 11	H: 2 LOB: 1 BB: 0 P: 18		1B: 12 2B: 2 3B: 0 HR: 1	SF: 0 SAC: 0 DP: 1 HBP: 0
<b>PITCHER</b>	IP WLS BF H R ER SO BB IBB HBP BLK WP HR S P ERA WHIP																		
47 Ricky Nolasco, R ERA: 4.25 31 Burke Badenhop, R ERA: 3.62 50 Jose Ceda, R ERA: 6.0 58 Ryan Webb, R ERA: 3.82	(1, 1) 3.0 L 22 11 11 11 2 0 0 2 0 0 0 0 0 0 20 27 0.00 1.000																		







Batter	1	2	3	4	5	6	7	8	9	AB	R	H	RBI	BB	SO	LOB	TOP													
1 Emilio Bonifacio, S OBP: 0.357, SLG: 0.367										3	0	0	1	2	1	3	<b>Florida Marlins @ San Diego Padres</b> PETCO Park, San Diego, CA Fri Aug 19 2011, 10:06 PM - 1:09 AM EDT Att: 26,065 - Clear - 68 F													
15 Gaby Sanchez, R OBP: 0.345, SLG: 0.431 34 Edward Mujica, R										4	1	0	0	1	1	7														
14 John Buck, R OBP: 0.318, SLG: 0.391										4	0	0	0	1	1															
29 Greg Dobbs, L OBP: 0.324, SLG: 0.385										5	0	1	0	0	0	1														
11 Jose Lopez, R OBP: 0.236, SLG: 0.312										5	1	3	1	0	0	1														
24 Mike Cameron, R OBP: 0.282, SLG: 0.305										5	1	1	0	0	2	5														
11 Bryan Petersen, L OBP: 0.292, SLG: 0.463										2	0	1	0	1	0	1														
6 Alfredo Amezaga, S OBP: 0.250, SLG: 0.194										3	0	0	0	1	0	3														
41 Chris Volstad, R OBP: 0.236, SLG: 0.299 27 Chadrip Stanton, R OBP: 0.397, SLG: 0.247 39 Chris Hatcher, R 58 Ryan Webb, R 40 Mike Dunn, L 9 Brett Hayes, R 10 Dewayne Wise, L										2	0	1	1	0	0	1														
<b>Inning Stats</b>	R: 1 E: 0 K: 2 S: 13	H: 2 LOB: 2 BB: 1 P: 21	R: 0 E: 0 K: 0 S: 12	H: 1 LOB: 2 BB: 1 P: 18	R: 0 E: 0 K: 0 S: 8	H: 0 LOB: 0 BB: 0 P: 13	R: 1 E: 0 K: 1 S: 8	H: 2 LOB: 1 BB: 0 P: 10	R: 0 E: 0 K: 1 S: 14	H: 0 LOB: 0 BB: 0 P: 10	R: 1 E: 0 K: 2 S: 14	H: 1 LOB: 3 BB: 3 P: 29	R: 0 E: 0 K: 1 S: 11	H: 1 LOB: 2 BB: 0 P: 15	R: 0 E: 0 K: 0 S: 10	H: 1 LOB: 2 BB: 0 P: 15		R: 0 E: 0 K: 0 S: 8	H: 0 LOB: 1 BB: 1 P: 14	1B: 3 2B: 5 3B: 0 HR: 0	SF: 0 SAC: 0 DP: 0 HBP: 1	WP: 0 PB: 0 SB: 0 CS: 0	PA: 42							
<b>PITCHER</b>	IP WLS BF H R ER SO BB IBB HBP BLK WP HR S P ERA WHIP	49 Wade LeBlanc, L ERA: 4.62	40 Erik Hamren, R ERA: 2.25	50 Chad Qualls, R ERA: 3.69	44 Josh Spence, L ERA: 1.96	57 Luke Gregerson, R ERA: 2.79	21 Heath Bell, R ERA: 2.49	IP WLS BF H R ER SO BB IBB HBP BLK WP HR S P ERA WHIP	25 Will Venable, L OBP: 0.337, SLG: 0.382	28 Aaron Cunningham, R OBP: 0.250, SLG: 0.300	8 Jason Bartlett, R OBP: 0.314, SLG: 0.312	44 Josh Spence, L	57 Luke Gregerson, L	21 Heath Bell, R	24 Cameron Maybin, R OBP: 0.328, SLG: 0.403	15 Jesus Guzman, R OBP: 0.374, SLG: 0.555	1 Orlando Hudson, S OBP: 0.343, SLG: 0.339	88 Kyle Blanks, R OBP: 0.347, SLG: 0.476	4 Nick Hundley, R OBP: 0.325, SLG: 0.407	11 Logan Forsythe, R OBP: 0.279, SLG: 0.293	49 Wade LeBlanc, L OBP: 0.182, SLG: 0.182	40 Erik Hamren, R	50 Chad Qualls, R	14 Alberto Gonzalez, R OBP: 0.266, SLG: 0.290	41 Chris Volstad, R ERA: 5.66	39 Chris Hatcher, R ERA: 3.79	58 Ryan Webb, R ERA: 3.79	40 Mike Dunn, L ERA: 3.51	34 Edward Mujica, R ERA: 2.7	IP WLS BF H R ER SO BB IBB HBP BLK WP HR S P ERA WHIP
<b>Batter</b>	1	2	3	4	5	6	7	8	9	AB	R	H	RBI	BB	SO	LOB	<b>BOTTOM</b>													
25 Will Venable, L OBP: 0.337, SLG: 0.382										2	2	1	0	1	0	0	<b>Florida Marlins @ San Diego Padres</b> PETCO Park, San Diego, CA Fri Aug 19 2011, 10:06 PM - 1:09 AM EDT Att: 26,065 - Clear - 68 F													
8 Jason Bartlett, R OBP: 0.314, SLG: 0.312										4	0	1	1	0	0	4														
44 Josh Spence, L										0	0	0	0	0	0	0														
57 Luke Gregerson, L										0	0	0	0	0	0	0														
21 Heath Bell, R										0	0	0	0	0	0	0														
24 Cameron Maybin, R OBP: 0.328, SLG: 0.403										4	0	1	1	0	1	1														
15 Jesus Guzman, R OBP: 0.374, SLG: 0.555										4	1	1	0	0	1	1														
1 Orlando Hudson, S OBP: 0.343, SLG: 0.339										4	0	2	0	0	2	1														
88 Kyle Blanks, R OBP: 0.347, SLG: 0.476										4	1	1	2	0	1	2														
4 Nick Hundley, R OBP: 0.325, SLG: 0.407										3	0	0	0	0	1	0														
<b>Inning Stats</b>	R: 1 E: 0 K: 1 S: 7	H: 1 LOB: 0 BB: 1 P: 16	R: 0 E: 0 K: 2 S: 8	H: 0 LOB: 0 BB: 0 P: 11	R: 0 E: 1 K: 2 S: 11	H: 0 LOB: 1 BB: 0 P: 18	R: 2 E: 0 K: 2 S: 11	H: 2 LOB: 0 BB: 0 P: 17	R: 1 E: 0 K: 0 S: 11	H: 3 LOB: 1 BB: 0 P: 18	R: 0 E: 0 K: 0 S: 5	H: 1 LOB: 0 BB: 0 P: 11	R: 0 E: 1 K: 0 S: 12	H: 0 LOB: 2 BB: 1 P: 24	R: 0 E: 0 K: 1 S: 10	H: 1 LOB: 1 BB: 0 P: 15	1B: 6 2B: 1 3B: 0 HR: 1	SF: 0 SAC: 0 DP: 1 HBP: 0	WP: 0 PB: 0 SB: 1 CS: 1	PA: 33										
<b>PITCHER</b>	IP WLS BF H R ER SO BB IBB HBP BLK WP HR S P ERA WHIP	41 Chris Volstad, R ERA: 5.66	39 Chris Hatcher, R ERA: 3.79	58 Ryan Webb, R ERA: 3.79	40 Mike Dunn, L ERA: 3.51	34 Edward Mujica, R ERA: 2.7	IP WLS BF H R ER SO BB IBB HBP BLK WP HR S P ERA WHIP	41 Chris Volstad, R ERA: 5.66	39 Chris Hatcher, R ERA: 3.79	58 Ryan Webb, R ERA: 3.79	40 Mike Dunn, L ERA: 3.51	34 Edward Mujica, R ERA: 2.7	IP WLS BF H R ER SO BB IBB HBP BLK WP HR S P ERA WHIP																	



Batter	1	2	3	4	5	6	7	8	9	AB	R	H	RBI	BB	SO	LOB	TOP				
1 Emilio Bonifacio, S OBP: 0.297, SLG: 0.364										3	0	0	0	2	1	2	<b>Florida Marlins @ San Diego Padres</b> PETCO Park, San Diego, CA Sat Aug 20 2011, 8:37 PM - 11:19 PM EDT Att: 37,268 - Partly Cloudy - 70 F				
12 Omar Infante, R OBP: 0.321, SLG: 0.361										4	0	0	0	0	0	2					
27 Giancarlo Stanton, R OBP: 0.321, SLG: 0.543										3	0	0	0	0	2	1					
6 Alfredo Amezaga, S OBP: 0.297, SLG: 0.205										1	0	1	0	0	0	0					
29 Greg Dobbs, L OBP: 0.320, SLG: 0.380										4	0	0	0	0	0	2					
11 Jose Lopez, R OBP: 0.242, SLG: 0.333										4	1	2	1	0	0	1					
11 Bryan Petersen, L OBP: 0.357, SLG: 0.454										2	0	0	0	2	1	0					
14 John Buck, R OBP: 0.329, SLG: 0.391										2	0	1	0	1	0	0					
39 Chris Hatcher, R OBP: 0.345, SLG: 0.430										3	0	0	0	0	1	4					
15 Gaby Sanchez, R OBP: 0.345, SLG: 0.430										2	0	0	0	0	1	1					
10 Deweyane Wise, L OBP: 0.278, SLG: 0.269										2	0	0	0	0	1	5					
32 Clay Hensley, R OBP: 0.303, SLG: 0.418										2	0	0	0	0	1	1					
31 Burke Badenhop, R OBP: 0.429, SLG: 0.500										0	0	0	0	0	0	0					
9 Brett Hayes, R OBP: 0.303, SLG: 0.418										2	0	0	0	0	1	1					
<b>Inning Stats</b>	R: 0 H: 0 E: 0 K: 2 S: 11	H: 0 LOB: 0 BB: 0 P: 17	R: 0 H: 2 E: 0 K: 2 S: 11	H: 2 LOB: 3 BB: 1 P: 20	R: 0 H: 0 E: 0 K: 1 S: 13	H: 0 LOB: 1 BB: 1 P: 21	R: 0 H: 0 E: 0 K: 1 S: 12	H: 0 LOB: 2 BB: 2 P: 22	R: 0 H: 0 E: 0 K: 0 S: 6	H: 0 LOB: 0 BB: 1 P: 12	R: 1 H: 1 E: 0 K: 0 S: 13	H: 1 LOB: 0 BB: 0 P: 19	R: 0 H: 0 E: 0 K: 1 S: 10	H: 0 LOB: 0 BB: 0 P: 15	R: 0 H: 1 E: 0 K: 0 S: 10	H: 1 LOB: 1 BB: 0 P: 17	R: 0 H: 0 E: 1 K: 1 S: 9	H: 0 LOB: 2 BB: 1 P: 18	1B: 3 2B: 0 3B: 0 HR: 1	SF: 0 SAC: 0 DP: 1 HBP: 0	WP: 0 PA: 37 PB: 0 SB: 1 CS: 0
<b>PITCHER</b>	IP WLS BF H R ER SO BB IBB HBP BLK WP HR S P ERA WHIP	IP WLS BF H R ER SO BB IBB HBP BLK WP HR S P ERA WHIP	IP WLS BF H R ER SO BB IBB HBP BLK WP HR S P ERA WHIP	IP WLS BF H R ER SO BB IBB HBP BLK WP HR S P ERA WHIP	IP WLS BF H R ER SO BB IBB HBP BLK WP HR S P ERA WHIP	IP WLS BF H R ER SO BB IBB HBP BLK WP HR S P ERA WHIP	IP WLS BF H R ER SO BB IBB HBP BLK WP HR S P ERA WHIP	IP WLS BF H R ER SO BB IBB HBP BLK WP HR S P ERA WHIP	IP WLS BF H R ER SO BB IBB HBP BLK WP HR S P ERA WHIP	IP WLS BF H R ER SO BB IBB HBP BLK WP HR S P ERA WHIP	IP WLS BF H R ER SO BB IBB HBP BLK WP HR S P ERA WHIP	IP WLS BF H R ER SO BB IBB HBP BLK WP HR S P ERA WHIP	IP WLS BF H R ER SO BB IBB HBP BLK WP HR S P ERA WHIP	IP WLS BF H R ER SO BB IBB HBP BLK WP HR S P ERA WHIP	IP WLS BF H R ER SO BB IBB HBP BLK WP HR S P ERA WHIP	IP WLS BF H R ER SO BB IBB HBP BLK WP HR S P ERA WHIP	IP WLS BF H R ER SO BB IBB HBP BLK WP HR S P ERA WHIP	IP WLS BF H R ER SO BB IBB HBP BLK WP HR S P ERA WHIP	IP WLS BF H R ER SO BB IBB HBP BLK WP HR S P ERA WHIP	IP WLS BF H R ER SO BB IBB HBP BLK WP HR S P ERA WHIP	IP WLS BF H R ER SO BB IBB HBP BLK WP HR S P ERA WHIP

Batter	1	2	3	4	5	6	7	8	9	AB	R	H	RBI	BB	SO	LOB	BOTTOM				
25 Will Venable, L OBP: 0.334, SLG: 0.386										5	0	1	2	0	1	1	<b>Florida Marlins @ San Diego Padres</b> PETCO Park, San Diego, CA Sat Aug 20 2011, 8:37 PM - 11:19 PM EDT Att: 37,268 - Partly Cloudy - 70 F				
8 Jason Bartlett, R OBP: 0.313, SLG: 0.310										5	1	1	1	0	1	1					
24 Cameron Maybin, R OBP: 0.332, SLG: 0.469										4	2	3	1	0	1	0					
28 Aaron Cunningham, R OBP: 0.246, SLG: 0.353										4	2	1	0	1	1	1					
15 Jesus Guzman, R OBP: 0.375, SLG: 0.547										4	2	2	4	0	1	0					
1 Orlando Hudson, S OBP: 0.345, SLG: 0.352										4	2	2	4	0	1	0					
45 Anthony Bass, R OBP: 0.255, SLG: 0.291										0	0	0	0	0	0	0					
32 Rob Johnson, R OBP: 0.255, SLG: 0.291										1	0	0	0	0	1	0					
88 Kyle Blanks, R OBP: 0.350, SLG: 0.511										4	2	2	2	0	0	0					
4 Nick Hundley, R OBP: 0.338, SLG: 0.448										4	3	4	2	0	0	0					
44 Josh Spence, L OBP: 0.350, SLG: 0.511										0	0	0	0	0	0	0					
11 Logan Forsythe, R OBP: 0.293, SLG: 0.311										3	2	2	2	1	1	0					
41 Aaron Harang, R OBP: 0.109, SLG: 0.130										3	0	0	0	0	3	5					
22 James Darnell, R OBP: 0.286, SLG: 0.211										1	0	0	0	0	1	0					
<b>Inning Stats</b>	R: 4 H: 4 E: 0 K: 3 S: 18	H: 4 LOB: 2 BB: 2 P: 29	R: 0 H: 0 E: 0 K: 1 S: 10	H: 0 LOB: 0 BB: 0 P: 13	R: 0 H: 0 E: 0 K: 1 S: 10	H: 0 LOB: 0 BB: 0 P: 14	R: 3 H: 4 E: 0 K: 2 S: 16	H: 4 LOB: 1 BB: 0 P: 25	R: 3 H: 4 E: 0 K: 1 S: 12	H: 4 LOB: 1 BB: 0 P: 19	R: 4 H: 4 E: 0 K: 2 S: 16	H: 4 LOB: 0 BB: 0 P: 29	R: 0 H: 0 E: 0 K: 1 S: 9	H: 0 LOB: 0 BB: 0 P: 11	R: 0 H: 0 E: 0 K: 1 S: 6	H: 0 LOB: 0 BB: 0 P: 7	1B: 8 2B: 4 3B: 1 HR: 3	SF: 1 SAC: 0 DP: 0 HBP: 0	WP: 1 PA: 42 PB: 0 SB: 0 CS: 0		
<b>PITCHER</b>	IP WLS BF H R ER SO BB IBB HBP BLK WP HR S P ERA WHIP	IP WLS BF H R ER SO BB IBB HBP BLK WP HR S P ERA WHIP	IP WLS BF H R ER SO BB IBB HBP BLK WP HR S P ERA WHIP	IP WLS BF H R ER SO BB IBB HBP BLK WP HR S P ERA WHIP	IP WLS BF H R ER SO BB IBB HBP BLK WP HR S P ERA WHIP	IP WLS BF H R ER SO BB IBB HBP BLK WP HR S P ERA WHIP	IP WLS BF H R ER SO BB IBB HBP BLK WP HR S P ERA WHIP	IP WLS BF H R ER SO BB IBB HBP BLK WP HR S P ERA WHIP	IP WLS BF H R ER SO BB IBB HBP BLK WP HR S P ERA WHIP	IP WLS BF H R ER SO BB IBB HBP BLK WP HR S P ERA WHIP	IP WLS BF H R ER SO BB IBB HBP BLK WP HR S P ERA WHIP	IP WLS BF H R ER SO BB IBB HBP BLK WP HR S P ERA WHIP	IP WLS BF H R ER SO BB IBB HBP BLK WP HR S P ERA WHIP	IP WLS BF H R ER SO BB IBB HBP BLK WP HR S P ERA WHIP	IP WLS BF H R ER SO BB IBB HBP BLK WP HR S P ERA WHIP	IP WLS BF H R ER SO BB IBB HBP BLK WP HR S P ERA WHIP	IP WLS BF H R ER SO BB IBB HBP BLK WP HR S P ERA WHIP	IP WLS BF H R ER SO BB IBB HBP BLK WP HR S P ERA WHIP	IP WLS BF H R ER SO BB IBB HBP BLK WP HR S P ERA WHIP	IP WLS BF H R ER SO BB IBB HBP BLK WP HR S P ERA WHIP	IP WLS BF H R ER SO BB IBB HBP BLK WP HR S P ERA WHIP

**AB 31**  
**R 1**  
**H 4**  
**RBI 1**  
**BB 6**  
**SO 8**  
**LOB 19**



**AB 39**  
**R 14**  
**H 16**  
**RBI 14**  
**BB 2**  
**SO 12**  
**LOB 8**





Batter	1	2	3	4	5	6	7	8	9	AB	R	H	RBI	BB	SO	LOB	TOP		
1 Emilio Bonifacio, S OBP: 0.362, SLG: 0.362	G1-3			K		K		BB		3	0	0	0	1	2	0	<b>Florida Marlins @ San Diego Padres</b> PETCO Park, San Diego, CA Sun Aug 21 2011, 4:53 PM - 7:33 PM EDT Att: 40,065 - Partly Cloudy - 71 F		
12 Omar Infante, R OBP: 0.321, SLG: 0.360 34 Edward Mujica, R OBP: 0.324, SLG: 0.382 40 Mike Dunn, L OBP: 0.319, SLG: 0.390	L5			K				F8		4	0	1	0	0	1	1			
27 Giancarlo Stanton, R OBP: 0.349, SLG: 0.547	F7			HR		F7			G6-3	4	1	1	1	0	0	1			
11 Jose Lopez, R OBP: 0.237, SLG: 0.326	G6-3			F8			F7		G5-3	4	0	0	0	0	0	0			
24 Mike Cameron, R OBP: 0.261, SLG: 0.320	F9				K		K		HR	4	1	1	1	0	2	0			
15 Gaby Sanchez, R OBP: 0.244, SLG: 0.428	G6-3				K		G6-3		1B	4	0	1	0	0	1	0			
11 Bryan Petersen, L OBP: 0.362, SLG: 0.465	L6				1B			G3	2B	4	0	2	0	0	0	0			
9 Brett Hayes, R OBP: 0.297, SLG: 0.409 29 Greg Dobbs, L OBP: 0.324, SLG: 0.382	K			K		K		14 WP 14 SF9	1B	2	0	0	0	0	2	1			
19 Anibal Sanchez, R OBP: 0.224, SLG: 0.156 6 Alfredo Amezaga, S OBP: 0.256, SLG: 0.203 31 Steve Cishek, R OBP: 0.319, SLG: 0.390 14 John Buck, R OBP: 0.319, SLG: 0.390	K			K		F7		SF9	K	1	0	0	0	0	1	0			
<b>Inning Stats</b>	R: 0 E: 0 K: 0 S: 10	H: 0 LOB: 0 BB: 0 P: 13	R: 0 E: 0 K: 0 S: 14	H: 0 LOB: 0 BB: 0 P: 19	R: 0 E: 0 K: 2 S: 10	H: 0 LOB: 0 BB: 0 P: 13	R: 1 E: 0 K: 2 S: 13	H: 1 LOB: 0 BB: 0 P: 20	R: 0 E: 0 K: 1 S: 10	H: 1 LOB: 1 BB: 0 P: 15	R: 0 E: 0 K: 1 S: 7	H: 0 LOB: 0 BB: 0 P: 11	R: 1 E: 0 K: 0 S: 8	H: 1 LOB: 1 BB: 1 P: 18	R: 1 E: 0 K: 1 S: 12	H: 3 LOB: 3 BB: 1 P: 20		1B: 4 2B: 1 3B: 0 HR: 2	SF: 1 SAC: 0 DP: 0 HBP: 0
<b>PITCHER</b>	IP	WLS	BF	H	R	ER	SO	BB	IBB	HBP	BLK	WP	HR	S	P	ERA	WHIP		
52 Cory Luebke, L ERA: 2.91	6.0		21	3	1	1	8	0	0	0	0	0	1	71	103	1.50	0.500		
50 Chad Qualls, R ERA: 3.63	1.0	H	3	0	0	0	1	0	0	0	0	0	0	7	11	0.00	0.000		
57 Luke Gregerson, R ERA: 2.91	0.2	H	4	1	1	0	0	1	0	0	0	1	0	6	14	13.50	3.000		
21 Heath Bell, R ERA: 2.6	1.1	W	8	3	1	1	1	0	1	0	0	0	1	14	24	6.75	2.250		

Batter	1	2	3	4	5	6	7	8	9	AB	R	H	RBI	BB	SO	LOB	BOTTOM		
25 Will Venable, L OBP: 0.335, SLG: 0.396	HR	P5		K			K		1B	5	1	2	2	0	2	1	<b>Florida Marlins @ San Diego Padres</b> PETCO Park, San Diego, CA Sun Aug 21 2011, 4:53 PM - 7:33 PM EDT Att: 40,065 - Partly Cloudy - 71 F		
8 Jason Bartlett, R OBP: 0.310, SLG: 0.308 21 Heath Bell, R OBP: 0.319, SLG: 0.390	F9		G6-3		G6-3		F8			4	0	0	0	0	0	0			
24 Cameron Maybin, R OBP: 0.331, SLG: 0.406	1B	8B 2B	BB		G4-3		F8		P4	3	1	0	0	1	0	0			
15 Jesus Guzman, R OBP: 0.378, SLG: 0.545	F9		1B		1B		1B		G5-3	4	0	2	0	0	0	1			
1 Orlando Hudson, S OBP: 0.347, SLG: 0.354	8B 2B	1B		1B		G6-3		L9		4	1	2	0	0	0	1			
88 Kyle Blanks, R OBP: 0.346, SLG: 0.511	2B			K		K		K		4	0	1	2	0	3	2			
4 Nick Hundley, R OBP: 0.341, SLG: 0.457	F7			K		K		11 G5-3 HBP		3	1	1	0	0	1	1			
11 Logan Forsythe, R OBP: 0.292, SLG: 0.303	F8		L6		L6		G5-3		25 1B 14 IBB	3	0	0	0	1	0	1			
52 Cory Luebke, R OBP: 0.208, SLG: 0.174 28 Aaron Cunningham, R OBP: 0.241, SLG: 0.345 50 Chad Qualls, R ERA: 2.7 57 Luke Gregerson, L ERA: 2.8 14 Alberto Gonzalez, R OBP: 0.269, SLG: 0.200	G1-3							25 1B	IBB	1	0	0	0	1	0	0			
<b>Inning Stats</b>	R: 3 E: 0 K: 0 S: 15	H: 3 LOB: 1 BB: 1 P: 28	R: 0 E: 0 K: 0 S: 7	H: 0 LOB: 0 BB: 0 P: 9	R: 0 E: 0 K: 1 S: 11	H: 2 LOB: 2 BB: 0 P: 16	R: 0 E: 0 K: 2 S: 10	H: 0 LOB: 1 BB: 1 P: 18	R: 0 E: 0 K: 0 S: 8	H: 0 LOB: 0 BB: 0 P: 15	R: 0 E: 0 K: 1 S: 13	H: 0 LOB: 1 BB: 0 P: 22	R: 0 E: 0 K: 1 S: 8	H: 0 LOB: 0 BB: 0 P: 13	R: 1 E: 0 K: 0 S: 4	H: 2 LOB: 2 BB: 2 P: 14		1B: 5 2B: 1 3B: 1 HR: 1	SF: 0 SAC: 0 DP: 0 HBP: 1
<b>PITCHER</b>	IP	WLS	BF	H	R	ER	SO	BB	IBB	HBP	BLK	WP	HR	S	P	ERA	WHIP		
19 Anibal Sanchez, R ERA: 4.01	5.0		23	6	3	3	3	2	0	0	0	0	0	51	86	5.40	1.600		
31 Steve Cishek, R ERA: 2.7	2.0	L	7	0	0	0	3	0	0	1	0	0	0	21	35	0.00	0.000		
34 Edward Mujica, R ERA: 2.8	1.0	L	6	1	1	1	1	0	2	0	0	0	0	9	25	9.00	1.000		
40 Mike Dunn, L ERA: 3.51	0.0		1	1	0	0	0	0	0	0	0	0	0	2	2	∞	∞		







Batter	1	2	3	4	5	6	7	8	9	AB	R	H	RBI	BB	SO	LOB	TOP					
4 Brandon Phillips, R OBP: 0.341, SLG: 0.430										4	0	1	1	0	1	2	Cincinnati Reds @ Florida Marlins Sun Life Stadium, Miami, FL Wed Aug 24, 2011, 4:11 PM - 6:51 PM EDT Partly Cloudy - 91 F					
17 Dave Sappelt, R OBP: 0.241, SLG: 0.264										5	0	0	0	0	0	4						
19 Joey Votto, L OBP: 0.439, SLG: 0.543										3	1	2	2	1	0	0						
32 Jay Bruce, L OBP: 0.345, SLG: 0.501										4	0	0	0	0	0	3						
55 Ramon Hernandez, R OBP: 0.345, SLG: 0.458										4	0	0	0	0	0	3						
6 Drew Stubbs, R OBP: 0.324, SLG: 0.383										4	1	1	0	0	1	0						
21 Todd Frazier, R OBP: 0.297, SLG: 0.507										4	1	2	2	0	2	0						
16 Edgar Renteria, R OBP: 0.306, SLG: 0.342										1	1	0	0	1	1	1						
7 Paul Janish, R OBP: 0.260, SLG: 0.268										1	0	0	0	0	0	0						
15 Fred Lewis, L OBP: 0.328, SLG: 0.333										2	1	2	0	0	0	0						
34 Homer Bailey, R OBP: 0.266, SLG: 0.306										0	0	0	0	0	0	0						
33 Jose Arredondo, R OBP: 0.200, SLG: 1.000										0	0	0	0	0	0	0						
45 Bill Bray, L OBP: 0.250, SLG: 0.306										0	0	0	0	0	0	0						
63 Sam LeCure, R OBP: 0.250, SLG: 0.306										0	0	0	0	0	0	0						
23 Yonder Alonso, L OBP: 0.240, SLG: 0.276										0	0	0	0	0	0	0						
43 Miguel Cairo, R OBP: 0.132, SLG: 0.420										0	0	0	0	0	0	0						
<b>Inning Stats</b>	R: 0 E: 0 K: 2 S: 15	H: 1 LOB: 1 BB: 0 P: 19	R: 0 E: 0 K: 2 S: 9	H: 1 LOB: 1 BB: 0 P: 13	R: 2 E: 0 K: 1 S: 11	H: 2 LOB: 0 BB: 0 P: 17	R: 0 E: 0 K: 2 S: 7	H: 0 LOB: 0 BB: 0 P: 10	R: 1 E: 0 K: 1 S: 15	H: 1 LOB: 2 BB: 2 P: 26	R: 0 E: 0 K: 2 S: 9	H: 0 LOB: 0 BB: 0 P: 13	R: 0 E: 0 K: 1 S: 9	H: 1 LOB: 1 BB: 0 P: 14	R: 0 E: 0 K: 1 S: 10	H: 0 LOB: 0 BB: 0 P: 12	R: 2 E: 0 K: 0 S: 10	H: 2 LOB: 1 BB: 1 P: 18	1B: 2 2B: 4 3B: 0 HR: 2	SF: 0 SAC: 2 DP: 0 HBP: 0	WP: 0 PB: 0 SB: 0 CS: 0	PA: 38
<b>PITCHER</b>	IP WLS BF H R ER SO BB IBB HBP BLK WP HR S P ERA WHIP																					
23 Javier Vazquez, R ERA: 4.63	(1, 1) 7.0 29 6 3 3 11 2 0 0 0 0 0 1 75 112 3.86 1.143																					
40 Mike Dunn, L ERA: 3.47	(8, 1) 0.2 2 0 0 0 0 0 0 0 0 0 0 0 7 9 0.00 0.000																					
58 Ryan Webb, R ERA: 3.72	(8, 1) 0.1 W 1 0 0 0 1 0 0 0 0 0 0 0 3 3 0.00 0.000																					
34 Edward Mujica, R ERA: 3.03	(9, 1) 0.1 H 4 2 2 2 0 1 0 0 0 0 0 1 5 11 54.00 9.000																					
31 Steve Cishek, R ERA: 2.63	(9, 1) 0.2 S 2 0 0 0 0 0 0 0 0 0 0 0 5 7 0.00 0.000																					

Batter	1	2	3	4	5	6	7	8	9	AB	R	H	RBI	BB	SO	LOB	BOTTOM			
1 Emilio Bonifacio, S OBP: 0.358, SLG: 0.375										4	1	1	0	0	0	1	Cincinnati Reds @ Florida Marlins Sun Life Stadium, Miami, FL Wed Aug 24, 2011, 4:11 PM - 6:51 PM EDT Partly Cloudy - 91 F			
12 Omar Infante, R OBP: 0.321, SLG: 0.361										4	1	2	1	0	0	1				
5 Logan Morrison, L OBP: 0.329, SLG: 0.473										4	2	2	1	0	0	1				
6 Alfredo Amezaga, S OBP: 0.256, SLG: 0.203										0	0	0	0	0	0	0				
27 Giancarlo Stanton, R OBP: 0.350, SLG: 0.544										4	1	1	0	0	0	3				
29 Greg Dobbs, L OBP: 0.319, SLG: 0.379										4	0	1	2	0	1	1				
11 Jose Lopez, R OBP: 0.241, SLG: 0.344										4	1	1	2	0	0	1				
34 Edward Mujica, R OBP: 0.258, SLG: 0.313										0	0	0	0	0	0	0				
31 Steve Cishek, R OBP: 0.345, SLG: 0.430										3	0	0	0	0	0	3				
14 John Buck, R OBP: 0.321, SLG: 0.391										3	0	1	0	0	0	0				
23 Javier Vazquez, R OBP: 0.214, SLG: 0.220										1	0	0	0	0	0	0				
40 Mike Dunn, L OBP: 0.352, SLG: 0.443										1	0	0	0	0	0	1				
<b>Inning Stats</b>	R: 0 E: 0 K: 0 S: 11	H: 1 LOB: 1 BB: 0 P: 18	R: 0 E: 0 K: 1 S: 10	H: 0 LOB: 0 BB: 0 P: 17	R: 0 E: 0 K: 0 S: 5	H: 0 LOB: 0 BB: 0 P: 7	R: 3 E: 0 K: 2 S: 15	H: 3 LOB: 0 BB: 0 P: 20	R: 0 E: 0 K: 0 S: 11	H: 1 LOB: 1 BB: 0 P: 17	R: 0 E: 0 K: 0 S: 7	H: 0 LOB: 0 BB: 0 P: 13	R: 0 E: 0 K: 1 S: 8	H: 0 LOB: 0 BB: 0 P: 10	R: 3 E: 0 K: 1 S: 18	H: 4 LOB: 1 BB: 0 P: 25	1B: 3 2B: 3 3B: 1 HR: 2	SF: 0 SAC: 1 DP: 0 HBP: 0	WP: 0 PB: 0 SB: 0 CS: 0	PA: 33
<b>PITCHER</b>	IP WLS BF H R ER SO BB IBB HBP BLK WP HR S P ERA WHIP																			
34 Homer Bailey, R ERA: 4.44	(1, 1) 7.0 26 5 3 3 4 0 0 0 0 0 0 0 10 12 54.00 6.000																			
33 Jose Arredondo, R ERA: 3.49	(8, 1) 0.1 L 3 2 2 2 1 0 0 0 0 0 0 0 3 7 27.00 6.000																			
45 Bill Bray, L ERA: 2.95	(8, 1) 0.1 3 2 1 1 0 0 0 0 0 0 0 0 3 7 27.00 6.000																			
63 Sam LeCure, R ERA: 3.59	(8, 1) 0.1 1 0 0 0 0 0 0 0 0 0 0 0 5 6 0.00 0.000																			



Batter	1	2	3	4	5	6	7	8	9	AB	R	H	RBI	BB	SO	LOB	TOP			
4 Brandon Phillips, R OBP: 0.340, SLG: 0.428										4	1	1	0	0	0	1	<b>Cincinnati Reds @ Florida Marlins</b> Sun Life Stadium, Miami, FL Wed Aug 24 2011, 7:26 PM - 9:55 PM EDT Att: 22,505 - Partly Cloudy - 87 F			
15 Fred Lewis, L OBP: 0.327, SLG: 0.331										4	1	1	0	0	1	0				
19 Joey Votto, L OBP: 0.441, SLG: 0.551										4	1	3	2	0	0	0				
32 Jay Bruce, L OBP: 0.344, SLG: 0.501										4	0	1	1	0	1	1				
43 Miguel Cairo, R OBP: 0.331, SLG: 0.414										3	0	0	0	1	0	3				
6 Drew Stubbs, R OBP: 0.321, SLG: 0.380										4	0	0	0	0	2	2				
29 Ryan Hanigan, R OBP: 0.357, SLG: 0.367										3	0	0	0	1	1	1				
7 Paul Janish, R OBP: 0.256, SLG: 0.264										4	0	0	0	0	1	1				
61 Bronson Arroyo, R OBP: 0.130, SLG: 0.174										2	0	0	0	0	2	1				
48 Francisco Cordero, R OBP: 0.240, SLG: 0.312										0	0	0	0	0	0	0				
<b>Inning Stats</b>	R: 2 H: 4 E: 0 K: 1 S: 13	H: 4 LOB: 0 BB: 0 P: 21	R: 0 H: 0 E: 1 K: 0 S: 5	H: 0 LOB: 1 BB: 0 P: 8	R: 1 H: 1 E: 0 K: 1 S: 13	H: 1 LOB: 0 BB: 0 P: 20	R: 0 H: 0 E: 0 K: 1 S: 14	H: 0 LOB: 1 BB: 1 P: 22	R: 0 H: 0 E: 0 K: 2 S: 11	H: 0 LOB: 0 BB: 0 P: 10	R: 0 H: 0 E: 0 K: 2 S: 9	H: 0 LOB: 0 BB: 0 P: 14	R: 0 H: 1 E: 0 K: 0 S: 8	H: 1 LOB: 1 BB: 0 P: 15	R: 0 H: 0 E: 0 K: 1 S: 5	H: 0 LOB: 0 BB: 0 P: 9	1B: 4 2B: 2 3B: 0 HR: 1	SF: 0 SAC: 1 DP: 1 HBP: 0	WP: 0 PB: 0 SB: 2 CS: 0	PA: 35
<b>PITCHER</b>	IP WLS BF H R ER SO BB IBB HBP BLK WP HR S P ERA WHIP																			
41 Chris Volstad, R ERA: 5.61	6.0 L 25 5 3 3 5 2 0 0 0 0 0 1 61 97 4.50 1.167																			
31 Burke Badenhop, R ERA: 3.91	2.0 7 1 0 0 2 0 0 0 0 0 0 0 17 29 0.00 0.500																			
50 Jose Ceda, R ERA: 4.5	1.0 3 0 0 0 1 0 0 0 0 0 0 0 5 9 0.00 0.000																			

Batter	1	2	3	4	5	6	7	8	9	AB	R	H	RBI	BB	SO	LOB	BOTTOM					
1 Emilio Bonifacio, S OBP: 0.357, SLG: 0.374										4	0	1	0	0	0	1	<b>Cincinnati Reds @ Florida Marlins</b> Sun Life Stadium, Miami, FL Wed Aug 24 2011, 7:26 PM - 9:55 PM EDT Att: 22,505 - Partly Cloudy - 87 F					
12 Omar Infante, R OBP: 0.322, SLG: 0.363										4	0	2	0	0	0	1						
5 Logan Morrison, L OBP: 0.325, SLG: 0.468										4	0	0	0	0	0	3						
27 Giancarlo Stanton, R OBP: 0.351, SLG: 0.546										4	1	2	0	0	0	1						
29 Greg Dobbs, L OBP: 0.318, SLG: 0.380										4	1	1	1	0	0	2						
15 Gaby Sanchez, R OBP: 0.345, SLG: 0.428										4	0	1	1	0	1	1						
11 Bryan Petersen, L OBP: 0.349, SLG: 0.431										3	0	0	0	0	0	2						
9 Brett Hayes, R OBP: 0.298, SLG: 0.406										3	0	1	0	0	0	1						
11 Jose Lopez, R OBP: 0.240, SLG: 0.342										1	0	0	0	0	0	1						
41 Chris Volstad, R OBP: 0.200, SLG: 0.229										1	0	0	0	0	0	1						
6 Alfredo Amezaga, S OBP: 0.253, SLG: 0.200										1	0	0	0	0	0	1						
31 Burke Badenhop, R OBP: 0.428, SLG: 0.500										0	0	0	0	0	0	0						
24 Mike Cameron, R OBP: 0.257, SLG: 0.312										1	0	0	0	0	0	0						
50 Jose Ceda, R ERA: 2.43										0	0	0	0	0	0	0						
<b>Inning Stats</b>	R: 0 H: 0 E: 0 K: 0 S: 8	H: 0 LOB: 0 BB: 0 P: 13	R: 0 H: 1 E: 0 K: 0 S: 8	H: 1 LOB: 0 BB: 0 P: 12	R: 0 H: 0 E: 0 K: 0 S: 3	H: 0 LOB: 0 BB: 0 P: 6	R: 0 H: 1 E: 0 K: 0 S: 8	H: 1 LOB: 1 BB: 0 P: 11	R: 0 H: 0 E: 0 K: 1 S: 13	H: 0 LOB: 0 BB: 0 P: 17	R: 0 H: 2 E: 0 K: 0 S: 12	H: 2 LOB: 2 BB: 0 P: 20	R: 0 H: 1 E: 0 K: 0 S: 10	H: 1 LOB: 1 BB: 0 P: 19	R: 0 H: 1 E: 0 K: 0 S: 7	H: 1 LOB: 1 BB: 0 P: 10	R: 2 H: 2 E: 1 K: 0 S: 17	H: 2 LOB: 1 BB: 0 P: 27	1B: 6 2B: 2 3B: 0 HR: 0	SF: 0 SAC: 0 DP: 2 HBP: 1	WP: 1 PB: 0 SB: 0 CS: 0	PA: 35
<b>PITCHER</b>	IP WLS BF H R ER SO BB IBB HBP BLK WP HR S P ERA WHIP																					
61 Bronson Arroyo, R ERA: 5.02	8.0 W 29 6 0 1 0 0 0 0 0 0 0 69 108 9.00 2.000																					
48 Francisco Cordero, R ERA: 2.43	1.0 S 6 2 2 1 0 0 0 0 0 0 1 0 17 27 9.00 2.000																					



Batter	1	2	3	4	5	6	7	8	9	AB	R	H	RBI	BB	SO	LOB	TOP			
1 Emilio Bonifacio, S OBP: 0.358, SLG: 0.374										5	1	2	0	0	1	1	<b>Florida Marlins @ Philadelphia Phillies</b> Citizens Bank Park, Philadelphia, PA Fri Aug 26 2011, 7:09 PM - 10:09 PM EDT Att: 45,523 - Cloudy - 82 F			
12 Omar Infante, R OBP: 0.321, SLG: 0.363										5	0	1	0	0	2	3				
5 Logan Morrison, L OBP: 0.324, SLG: 0.467										5	0	1	0	0	0	2				
27 Giancarlo Stanton, R OBP: 0.350, SLG: 0.544										5	1	1	0	0	2	1				
29 Greg Dobbs, L OBP: 0.325, SLG: 0.393										5	1	4	1	0	0	0				
15 Gaby Sanchez, R OBP: 0.344, SLG: 0.427										4	1	1	0	0	0	3				
24 Mike Cameron, R OBP: 0.257, SLG: 0.311										4	1	1	0	0	1	3				
14 John Buck, R OBP: 0.325, SLG: 0.401										3	1	2	4	1	1	0				
32 Clay Hensley, R 40 Mike Dunn, L 58 Ryan Webb, R 11 Bryan Petersen, L 34 Edward Mujica, R 31 Steve Cishek, R										3	0	0	0	0	0	4				
<b>Inning Stats</b>	R: 1 H: 1 E: 0 K: 1 S: 10	H: 1 LOB: 0 BB: 0 P: 17	R: 0 H: 2 E: 0 K: 0 S: 17	H: 2 LOB: 2 BB: 0 P: 23	R: 0 H: 0 E: 0 K: 1 S: 9	H: 0 LOB: 0 BB: 0 P: 12	R: 1 H: 2 E: 0 K: 0 S: 11	H: 2 LOB: 1 BB: 1 P: 21	R: 0 H: 2 E: 0 K: 2 S: 10	H: 1 LOB: 1 BB: 0 P: 15	R: 0 H: 1 E: 0 K: 3 S: 16	H: 1 LOB: 0 BB: 0 P: 24	R: 0 H: 0 E: 0 K: 0 S: 6	H: 0 LOB: 0 BB: 0 P: 9	1B: 7 2B: 6 3B: 0 HR: 1	SF: 0 SAC: 0 DP: 2 HBP: 0		WP: 0 PB: 1 SB: 1 CS: 0	PA: 41	
<b>PITCHER</b>	IP WLS BF H R ER SO BB IBB HBP BLK WP HR S P ERA WHIP	5.2 L 29 12 6 5 2 0 1 0 0 0 1 70 108 7.94 2.118	1.1 5 1 0 0 2 0 0 0 0 0 0 13 21 0.00 0.750	1.0 4 1 0 0 3 0 0 0 0 0 0 16 24 0.00 1.000	1.0 3 0 0 0 0 0 0 0 0 0 0 6 9 0.00 0.000	<b>PITCHER</b>													IP WLS BF H R ER SO BB IBB HBP BLK WP HR S P ERA WHIP	
44 Roy Oswalt, R ERA: 3.77																				
57 David Herndon, R ERA: 3.43																				
40 Michael Stutes, R ERA: 3.67																				
46 Ryan Madson, R ERA: 3.11																				
<b>Batter</b>	<b>1</b>	<b>2</b>	<b>3</b>	<b>4</b>	<b>5</b>	<b>6</b>	<b>7</b>	<b>8</b>	<b>9</b>	<b>AB</b>	<b>R</b>	<b>H</b>	<b>RBI</b>	<b>BB</b>	<b>SO</b>	<b>LOB</b>	<b>BOTTOM</b>			
8 Shane Victorino, S OBP: 0.382, SLG: 0.539										5	0	0	0	0	0	2	<b>Florida Marlins @ Philadelphia Phillies</b> Citizens Bank Park, Philadelphia, PA Fri Aug 26 2011, 7:09 PM - 10:09 PM EDT Att: 45,523 - Cloudy - 82 F			
27 Placido Polanco, R OBP: 0.336, SLG: 0.344										4	1	1	0	1	0	2				
26 Chase Utley, L OBP: 0.363, SLG: 0.460										4	1	1	0	0	0	2				
6 Ryan Howard, L OBP: 0.341, SLG: 0.481										4	1	1	3	0	1	2				
3 Hunter Pence, R OBP: 0.366, SLG: 0.484										4	0	2	0	0	1	0				
15 John Mayberry Jr., R OBP: 0.332, SLG: 0.527										4	0	1	0	0	1	2				
51 Carlos Ruiz, R OBP: 0.364, SLG: 0.382										4	0	0	0	0	1	2				
21 Wilson Vazquez, R 57 David Herndon, R 5 Pete Orr, L 40 Michael Stutes, R 46 Ryan Madson, L 29 Raul Ibanez, L 33 Cliff Lee, R										2	1	1	1	0	0	0				
44 Roy Oswalt, R 7 Michael Martinez, S										1	0	0	0	0	0	0				
<b>Inning Stats</b>	R: 0 H: 0 E: 0 K: 0 S: 8	H: 0 LOB: 1 BB: 1 P: 17	R: 0 H: 0 E: 0 K: 1 S: 8	H: 0 LOB: 0 BB: 0 P: 13	R: 1 H: 1 E: 0 K: 0 S: 8	H: 1 LOB: 0 BB: 0 P: 11	R: 0 H: 0 E: 0 K: 0 S: 8	H: 0 LOB: 0 BB: 0 P: 11	R: 0 H: 0 E: 0 K: 2 S: 16	H: 1 LOB: 2 BB: 0 P: 24	R: 1 H: 2 E: 0 K: 1 S: 11	H: 2 LOB: 0 BB: 0 P: 17	1B: 4 2B: 3 3B: 0 HR: 2	SF: 0 SAC: 0 DP: 0 HBP: 0	WP: 0 PB: 0 SB: 0 CS: 0	PA: 38				
<b>PITCHER</b>	IP WLS BF H R ER SO BB IBB HBP BLK WP HR S P ERA WHIP	5.2 W 21 3 3 3 1 0 0 0 0 0 1 46 73 4.76 0.706	0.0 1 1 1 1 0 0 0 0 0 0 0 1 1 2	1.1 H 6 2 0 0 0 0 0 0 0 0 0 15 27 0.00 1.500	1.0 H 5 1 0 0 2 0 0 0 0 0 0 16 24 0.00 1.000	1.0 S 5 2 1 1 1 0 0 0 0 0 0 11 17 9.00 2.000	<b>PITCHER</b>													IP WLS BF H R ER SO BB IBB HBP BLK WP HR S P ERA WHIP
32 Clay Hensley, R ERA: 5.4																				
40 Mike Dunn, L ERA: 3.63																				
58 Ryan Webb, R ERA: 3.58																				
34 Edward Mujica, R ERA: 2.98																				
31 Steve Cishek, R ERA: 2.79																				



Batter	1	2	3	4	5	6	7	8	9	AB	R	H	RBI	BB	SO	LOB	TOP					
1 Emilio Bonifacio, S OBP: 0.357, SLG: 0.371	G5-3		BB		K		G6-3			3	0	0	0	1	1	2						
12 Omar Infante, R OBP: 0.320, SLG: 0.362	1B		L5			G5-3		K		4	0	1	0	0	1	1						
5 Logan Morrison, L OBP: 0.323, SLG: 0.467	K			P6		2B		K		4	0	1	0	0	2	1						
27 Giancarlo Stanton, R OBP: 0.349, SLG: 0.542	K			K		1B		K		4	0	1	0	0	3	1						
29 Greg Dobbs, L OBP: 0.324, SLG: 0.391	K			1B		L5		L5		4	0	1	0	0	1	2						
15 Gaby Sanchez, R OBP: 0.343, SLG: 0.432	K			F8		F9		HR		4	1	1	1	0	1	3						
24 Mike Cameron, R OBP: 0.261, SLG: 0.314	1B			F9		1B		P2		4	0	2	0	0	0	0						
14 John Buck, R OBP: 0.325, SLG: 0.401	G1-3			L4		1B		G4-3		3	0	1	0	0	0	1						
9 Brett Hayes, R OBP: 0.235, SLG: 0.402										1	0	0	0	0	0	0						
19 Anibal Sánchez, R OBP: 0.216, SLG: 0.149	G1-3			E6		F9				2	0	0	0	0	0	0						
6 Alfredo Amezaga, S OBP: 0.250, SLG: 0.197										1	0	0	0	0	0	2						
31 Burke Badenhop, R OBP: 0.429, SLG: 0.500										0	0	0	0	0	0	0						
<b>Inning Stats</b>	R: 0 H: 1 E: 0 K: 2 S: 11	H: 1 LOB: 1 BB: 0 P: 15	R: 0 H: 1 E: 0 K: 2 S: 10	H: 1 LOB: 1 BB: 0 P: 16	R: 0 H: 0 E: 0 K: 0 S: 7	H: 0 LOB: 0 BB: 1 P: 16	R: 0 H: 1 E: 0 K: 1 S: 8	H: 1 LOB: 1 BB: 0 P: 10	R: 0 H: 0 E: 1 K: 1 S: 12	H: 0 LOB: 1 BB: 0 P: 16	R: 0 H: 2 E: 0 K: 0 S: 11	H: 2 LOB: 1 BB: 0 P: 15	R: 0 H: 2 E: 0 K: 3 S: 14	H: 0 LOB: 0 BB: 0 P: 21	R: 1 H: 1 E: 0 K: 0 S: 13	H: 1 LOB: 0 BB: 0 P: 16	1B: 6 2B: 1 3B: 0 HR: 1	SF: 0 SAC: 0 DP: 0 HBP: 0	WP: 0 PB: 0 SB: 0 CS: 1	PA: 35		
<b>PITCHER</b>	IP WLS BF H R ER SO BB IBB HBP BLK WP HR S P ERA WHIP	IP WLS BF H R ER SO BB IBB HBP BLK WP HR S P ERA WHIP	IP WLS BF H R ER SO BB IBB HBP BLK WP HR S P ERA WHIP	IP WLS BF H R ER SO BB IBB HBP BLK WP HR S P ERA WHIP	IP WLS BF H R ER SO BB IBB HBP BLK WP HR S P ERA WHIP	IP WLS BF H R ER SO BB IBB HBP BLK WP HR S P ERA WHIP	IP WLS BF H R ER SO BB IBB HBP BLK WP HR S P ERA WHIP	IP WLS BF H R ER SO BB IBB HBP BLK WP HR S P ERA WHIP	IP WLS BF H R ER SO BB IBB HBP BLK WP HR S P ERA WHIP	IP WLS BF H R ER SO BB IBB HBP BLK WP HR S P ERA WHIP	IP WLS BF H R ER SO BB IBB HBP BLK WP HR S P ERA WHIP	IP WLS BF H R ER SO BB IBB HBP BLK WP HR S P ERA WHIP	IP WLS BF H R ER SO BB IBB HBP BLK WP HR S P ERA WHIP	IP WLS BF H R ER SO BB IBB HBP BLK WP HR S P ERA WHIP	IP WLS BF H R ER SO BB IBB HBP BLK WP HR S P ERA WHIP	IP WLS BF H R ER SO BB IBB HBP BLK WP HR S P ERA WHIP	IP WLS BF H R ER SO BB IBB HBP BLK WP HR S P ERA WHIP	IP WLS BF H R ER SO BB IBB HBP BLK WP HR S P ERA WHIP	IP WLS BF H R ER SO BB IBB HBP BLK WP HR S P ERA WHIP	IP WLS BF H R ER SO BB IBB HBP BLK WP HR S P ERA WHIP	IP WLS BF H R ER SO BB IBB HBP BLK WP HR S P ERA WHIP	IP WLS BF H R ER SO BB IBB HBP BLK WP HR S P ERA WHIP

Florida Marlins @ New York Mets  
Citi Field, Flushing, NY  
Mon Aug 29, 2011, 4:09 PM - 6:53 PM EDT  
Partly Cloudy - 76 F

AB 34  
R 1  
H 8  
RBI 1  
BB 1  
SO 9  
LOB 13



Batter	1	2	3	4	5	6	7	8	9	AB	R	H	RBI	BB	SO	LOB	BOTTOM					
16 Angel Pagán, S OBP: 0.324, SLG: 0.387	F9	FC3-2		G6-3		P2				4	0	0	0	0	0	4						
11 Rubén Tejada, R OBP: 0.365, SLG: 0.326	G4-3	L6		K		K				4	0	0	0	0	2	4						
5 David Wright, R OBP: 0.345, SLG: 0.433	1B			P4		L5				4	0	1	0	0	1	0						
21 Lucas Duda, L OBP: 0.363, SLG: 0.491	1B			L6		1B		44 G5-3		4	1	3	0	0	0	0						
44 Jason Bay, R OBP: 0.317, SLG: 0.339	L4			K		G5-3				3	0	0	0	1	1	3						
6 Nick Evans, R OBP: 0.406, SLG: 0.518				F9		K				4	1	2	0	0	1	1						
30 Josh Thole, L OBP: 0.351, SLG: 0.350	FC3-6	FC3-6		FC3-6		FC1-5		G6-3		3	0	1	1	1	0	2						
2 Justin Turner, R OBP: 0.327, SLG: 0.357	FC3-2	FC3-2		BB		BB		G2-3		2	0	1	1	2	0	0						
43 R.A. Dickey, R OBP: 0.188, SLG: 0.170	SH2-4	SH2-4		K		FC1-5		G3		2	0	0	0	0	1	5						
45 Jason Isringhausen, R OBP: 0.336, SLG: 0.308										0	0	0	0	0	0	0						
22 Willie Harris, L OBP: 0.336, SLG: 0.308										1	0	0	0	0	0	0						
39 Bobby Parnell, R ERA: 3.76										0	0	0	0	0	0	0						
<b>Inning Stats</b>	R: 0 H: 2 E: 0 K: 0 S: 10	H: 2 LOB: 2 BB: 1 P: 12	R: 1 H: 2 E: 0 K: 0 S: 16	H: 2 LOB: 3 BB: 1 P: 28	R: 1 H: 2 E: 0 K: 2 S: 17	H: 2 LOB: 3 BB: 2 P: 30	R: 0 H: 0 E: 0 K: 1 S: 8	H: 0 LOB: 0 BB: 0 P: 14	R: 0 H: 1 E: 0 K: 1 S: 11	H: 1 LOB: 1 BB: 0 P: 14	R: 0 H: 1 E: 0 K: 1 S: 12	H: 1 LOB: 2 BB: 1 P: 19	R: 0 H: 1 E: 0 K: 1 S: 9	H: 1 LOB: 1 BB: 0 P: 16	R: 0 H: 0 E: 0 K: 0 S: 4	H: 0 LOB: 0 BB: 0 P: 8	1B: 7 2B: 1 3B: 0 HR: 0	SF: 0 SAC: 1 DP: 0 HBP: 0	WP: 0 PB: 0 SB: 0 CS: 0	PA: 36		
<b>PITCHER</b>	IP WLS BF H R ER SO BB IBB HBP BLK WP HR S P ERA WHIP	IP WLS BF H R ER SO BB IBB HBP BLK WP HR S P ERA WHIP	IP WLS BF H R ER SO BB IBB HBP BLK WP HR S P ERA WHIP	IP WLS BF H R ER SO BB IBB HBP BLK WP HR S P ERA WHIP	IP WLS BF H R ER SO BB IBB HBP BLK WP HR S P ERA WHIP	IP WLS BF H R ER SO BB IBB HBP BLK WP HR S P ERA WHIP	IP WLS BF H R ER SO BB IBB HBP BLK WP HR S P ERA WHIP	IP WLS BF H R ER SO BB IBB HBP BLK WP HR S P ERA WHIP	IP WLS BF H R ER SO BB IBB HBP BLK WP HR S P ERA WHIP	IP WLS BF H R ER SO BB IBB HBP BLK WP HR S P ERA WHIP	IP WLS BF H R ER SO BB IBB HBP BLK WP HR S P ERA WHIP	IP WLS BF H R ER SO BB IBB HBP BLK WP HR S P ERA WHIP	IP WLS BF H R ER SO BB IBB HBP BLK WP HR S P ERA WHIP	IP WLS BF H R ER SO BB IBB HBP BLK WP HR S P ERA WHIP	IP WLS BF H R ER SO BB IBB HBP BLK WP HR S P ERA WHIP	IP WLS BF H R ER SO BB IBB HBP BLK WP HR S P ERA WHIP	IP WLS BF H R ER SO BB IBB HBP BLK WP HR S P ERA WHIP	IP WLS BF H R ER SO BB IBB HBP BLK WP HR S P ERA WHIP	IP WLS BF H R ER SO BB IBB HBP BLK WP HR S P ERA WHIP	IP WLS BF H R ER SO BB IBB HBP BLK WP HR S P ERA WHIP	IP WLS BF H R ER SO BB IBB HBP BLK WP HR S P ERA WHIP	IP WLS BF H R ER SO BB IBB HBP BLK WP HR S P ERA WHIP

Florida Marlins @ New York Mets  
Citi Field, Flushing, NY  
Mon Aug 29, 2011, 4:09 PM - 6:53 PM EDT  
Partly Cloudy - 76 F

AB 31  
R 2  
H 8  
RBI 2  
BB 4  
SO 6  
LOB 19













Batter	1	2	3	4	5	6	7	8	9	AB	R	H	RBI	BB	SO	LOB	TOP							
1 Emilio Bonifacio, S OBP: 0.357, SLG: 0.372										4	1	1	0	0	1	1	<b>Florida Marlins @ New York Mets</b> Citi Field, Flushing, NY Wed Aug 31 2011, 7:12 PM - 9:59 PM EDT Att: 27,905 - Cloudy - 76 F							
12 Omar Infante, R OBP: 0.323, SLG: 0.363										4	1	2	0	1	0	2								
27 Giancarlo Stanton, R OBP: 0.351, SLG: 0.542										5	0	0	0	0	2	7								
15 Gaby Sanchez, R OBP: 0.346, SLG: 0.434										3	0	2	0	1	0	0								
11 Jose Lopez, R OBP: 0.249, SLG: 0.349										3	0	2	2	1	0	2								
40 Mike Dunn, L										0	0	0	0	0	0	0								
58 Ryan Webb, R										0	0	0	0	0	0	0								
5 Logan Morrison, L OBP: 0.320, SLG: 0.456										4	0	0	0	0	0	5								
24 Mike Cameron, R OBP: 0.259, SLG: 0.315										4	0	0	0	0	0	3								
14 John Buck, R OBP: 0.323, SLG: 0.393										4	0	0	0	0	2	0								
41 Chris Volstad, R OBP: 0.211, SLG: 0.237										3	0	1	0	0	1	0								
29 Greg Dobbs, L OBP: 0.320, SLG: 0.394										1	0	1	0	0	0	0								
6 Alfredo Amezaga, S OBP: 0.250, SLG: 0.197										0	0	0	0	0	0	0								
<b>Inning Stats</b>	R: 2 E: 0 K: 1 S: 14	H: 3 LOB: 2 BB: 1 P: 27	R: 0 E: 0 K: 2 S: 22	H: 2 LOB: 2 BB: 0 P: 29	R: 0 E: 0 K: 0 S: 7	H: 1 LOB: 1 BB: 0 P: 16	R: 0 E: 0 K: 1 S: 7	H: 0 LOB: 0 BB: 0 P: 10	R: 0 E: 0 K: 0 S: 10	H: 1 LOB: 2 BB: 1 P: 17	R: 0 E: 0 K: 1 S: 7	H: 0 LOB: 0 BB: 0 P: 12	R: 0 E: 0 K: 1 S: 13	H: 1 LOB: 2 BB: 1 P: 19	R: 0 E: 0 K: 0 S: 6	H: 0 LOB: 0 BB: 0 P: 8	R: 0 E: 0 K: 0 S: 6	H: 1 LOB: 2 BB: 0 P: 7	1B: 5 2B: 4 3B: 0 HR: 0	SF: 0 SAC: 1 DP: 0 HBP: 0	WP: 0 PB: 0 SB: 0 CS: 0	PA: 39		
<b>PITCHER</b>	IP WLS BF H R ER SO BB IBB HBP BLK WP HR S P ERA WHIP	IP WLS BF H R ER SO BB IBB HBP BLK WP HR S P ERA WHIP	IP WLS BF H R ER SO BB IBB HBP BLK WP HR S P ERA WHIP	IP WLS BF H R ER SO BB IBB HBP BLK WP HR S P ERA WHIP	IP WLS BF H R ER SO BB IBB HBP BLK WP HR S P ERA WHIP	IP WLS BF H R ER SO BB IBB HBP BLK WP HR S P ERA WHIP	IP WLS BF H R ER SO BB IBB HBP BLK WP HR S P ERA WHIP	IP WLS BF H R ER SO BB IBB HBP BLK WP HR S P ERA WHIP	IP WLS BF H R ER SO BB IBB HBP BLK WP HR S P ERA WHIP	IP WLS BF H R ER SO BB IBB HBP BLK WP HR S P ERA WHIP	IP WLS BF H R ER SO BB IBB HBP BLK WP HR S P ERA WHIP	IP WLS BF H R ER SO BB IBB HBP BLK WP HR S P ERA WHIP	IP WLS BF H R ER SO BB IBB HBP BLK WP HR S P ERA WHIP	IP WLS BF H R ER SO BB IBB HBP BLK WP HR S P ERA WHIP	IP WLS BF H R ER SO BB IBB HBP BLK WP HR S P ERA WHIP	IP WLS BF H R ER SO BB IBB HBP BLK WP HR S P ERA WHIP	IP WLS BF H R ER SO BB IBB HBP BLK WP HR S P ERA WHIP	IP WLS BF H R ER SO BB IBB HBP BLK WP HR S P ERA WHIP	IP WLS BF H R ER SO BB IBB HBP BLK WP HR S P ERA WHIP	IP WLS BF H R ER SO BB IBB HBP BLK WP HR S P ERA WHIP	IP WLS BF H R ER SO BB IBB HBP BLK WP HR S P ERA WHIP	IP WLS BF H R ER SO BB IBB HBP BLK WP HR S P ERA WHIP	IP WLS BF H R ER SO BB IBB HBP BLK WP HR S P ERA WHIP	IP WLS BF H R ER SO BB IBB HBP BLK WP HR S P ERA WHIP

Batter	1	2	3	4	5	6	7	8	9	AB	R	H	RBI	BB	SO	LOB	BOTTOM							
7 José Reyes, S OBP: 0.376, SLG: 0.505										4	1	2	0	0	1	0	<b>Florida Marlins @ New York Mets</b> Citi Field, Flushing, NY Wed Aug 31 2011, 7:12 PM - 9:59 PM EDT Att: 27,905 - Cloudy - 76 F							
11 Rubén Tejada, R OBP: 0.363, SLG: 0.333										3	0	0	0	0	1	1								
21 Lucas Duda, L OBP: 0.354, SLG: 0.471										3	1	1	1	1	0	1								
5 David Wright, R OBP: 0.356, SLG: 0.449										3	1	2	0	1	0	0								
16 Ángel Pagán, S OBP: 0.317, SLG: 0.378										4	0	0	0	0	0	5								
44 Jason Bay, R OBP: 0.318, SLG: 0.342										4	0	3	1	0	1	3								
6 Nick Evans, R OBP: 0.383, SLG: 0.485										4	0	1	1	0	0	3								
30 Josh Thole, L OBP: 0.353, SLG: 0.350										3	0	0	0	1	0	4								
38 Chris Capuano, L ERA: 4.41										1	0	0	0	0	1	0								
22 Willie Harris, L ERA: 3.99										1	0	0	0	0	0	0								
27 Pedro Beato, R ERA: 3.99										0	0	0	0	0	0	0								
9 Ronny Paulino, R ERA: 3.99										0	0	0	0	0	0	2								
46 Manny Acosta, R ERA: 4.23										0	0	0	0	0	0	0								
45 Jason Istringhausen, R ERA: 4.23										0	0	0	0	0	0	0								
20 Jason Pridie, L ERA: 3.98										1	0	0	0	0	0	1								
39 Bobby Parnell, R ERA: 3.98										0	0	0	0	0	0	0								
<b>Inning Stats</b>	R: 0 E: 0 K: 2 S: 9	H: 0 LOB: 0 BB: 0 P: 14	R: 0 E: 0 K: 0 S: 7	H: 1 LOB: 1 BB: 0 P: 7	R: 0 E: 0 K: 1 S: 7	H: 0 LOB: 0 BB: 0 P: 10	R: 1 E: 1 K: 1 S: 16	H: 2 LOB: 3 BB: 1 P: 27	R: 0 E: 0 K: 0 S: 6	H: 1 LOB: 1 BB: 0 P: 9	R: 1 E: 0 K: 0 S: 10	H: 2 LOB: 2 BB: 1 P: 20	R: 1 E: 0 K: 0 S: 11	H: 2 LOB: 1 BB: 1 P: 23	R: 0 E: 0 K: 0 S: 8	H: 1 LOB: 1 BB: 0 P: 11	1B: 5 2B: 5 3B: 0 HR: 0	SF: 0 SAC: 1 DP: 1 HBP: 0	WP: 0 PB: 0 SB: 0 CS: 0	PA: 36				
<b>PITCHER</b>	IP WLS BF H R ER SO BB IBB HBP BLK WP HR S P ERA WHIP	IP WLS BF H R ER SO BB IBB HBP BLK WP HR S P ERA WHIP	IP WLS BF H R ER SO BB IBB HBP BLK WP HR S P ERA WHIP	IP WLS BF H R ER SO BB IBB HBP BLK WP HR S P ERA WHIP	IP WLS BF H R ER SO BB IBB HBP BLK WP HR S P ERA WHIP	IP WLS BF H R ER SO BB IBB HBP BLK WP HR S P ERA WHIP	IP WLS BF H R ER SO BB IBB HBP BLK WP HR S P ERA WHIP	IP WLS BF H R ER SO BB IBB HBP BLK WP HR S P ERA WHIP	IP WLS BF H R ER SO BB IBB HBP BLK WP HR S P ERA WHIP	IP WLS BF H R ER SO BB IBB HBP BLK WP HR S P ERA WHIP	IP WLS BF H R ER SO BB IBB HBP BLK WP HR S P ERA WHIP	IP WLS BF H R ER SO BB IBB HBP BLK WP HR S P ERA WHIP	IP WLS BF H R ER SO BB IBB HBP BLK WP HR S P ERA WHIP	IP WLS BF H R ER SO BB IBB HBP BLK WP HR S P ERA WHIP	IP WLS BF H R ER SO BB IBB HBP BLK WP HR S P ERA WHIP	IP WLS BF H R ER SO BB IBB HBP BLK WP HR S P ERA WHIP	IP WLS BF H R ER SO BB IBB HBP BLK WP HR S P ERA WHIP	IP WLS BF H R ER SO BB IBB HBP BLK WP HR S P ERA WHIP	IP WLS BF H R ER SO BB IBB HBP BLK WP HR S P ERA WHIP	IP WLS BF H R ER SO BB IBB HBP BLK WP HR S P ERA WHIP	IP WLS BF H R ER SO BB IBB HBP BLK WP HR S P ERA WHIP	IP WLS BF H R ER SO BB IBB HBP BLK WP HR S P ERA WHIP	IP WLS BF H R ER SO BB IBB HBP BLK WP HR S P ERA WHIP	IP WLS BF H R ER SO BB IBB HBP BLK WP HR S P ERA WHIP





Batter	1	2	3	4	5	6	7	8	9	AB	R	H	RBI	BB	SO	LOB	TOP				
1 Emilio Bonifacio, S OBP: 0.361, SLG: 0.377										4	2	3	3	1	1	0					
12 Omar Infante, R OBP: 0.321, SLG: 0.360										4	0	0	0	0	1	3					
31 Steve Cishek, R OBP: 0.324, SLG: 0.455										3	0	1	0	1	0	2					
39 Chris Hatcher, R OBP: 0.324, SLG: 0.397										4	0	1	0	1	1	1					
29 Greg Dobbs, L OBP: 0.322, SLG: 0.392										2	0	1	1	1	0	0					
27 Giancarlo Stanton, R OBP: 0.352, SLG: 0.541										4	0	0	0	0	0	5					
5 Logan Morrison, L OBP: 0.322, SLG: 0.455										4	1	1	0	0	0	1					
15 Gaby Sanchez, R OBP: 0.344, SLG: 0.430										4	1	1	0	0	0	1					
11 Bryan Petersen, L OBP: 0.346, SLG: 0.429										0	0	0	0	0	0	0					
9 Brett Hayes, R OBP: 0.292, SLG: 0.400										0	0	0	0	0	0	0					
32 Clay Hensley, R OBP: 0.251, SLG: 0.356										0	0	0	0	0	0	0					
31 Burke Badenhop, R OBP: 0.375, SLG: 0.429										1	0	0	0	0	1	0					
11 Jose Lopez, R OBP: 0.251, SLG: 0.356										2	1	1	0	0	0	0					
<b>Inning Stats</b>	R: 1 E: 0 K: 0 S: 11	H: 1 LOB: 2 BB: 2 P: 25	R: 1 E: 0 K: 0 S: 9	H: 2 LOB: 1 BB: 0 P: 13	R: 0 E: 0 K: 0 S: 9	H: 2 LOB: 1 BB: 0 P: 11	R: 0 E: 0 K: 1 S: 10	H: 0 LOB: 0 BB: 0 P: 16	R: 0 E: 0 K: 2 S: 9	H: 1 LOB: 1 BB: 1 P: 16	R: 0 E: 0 K: 1 S: 12	H: 0 LOB: 1 BB: 1 P: 20	R: 0 E: 0 K: 0 S: 5	H: 0 LOB: 0 BB: 0 P: 7	R: 3 E: 0 K: 0 S: 24	H: 4 LOB: 1 BB: 0 P: 35	1B: 7 2B: 3 3B: 0 HR: 0	SF: 1 SAC: 1 DP: 2 HBP: 0	WP: 0 PB: 0 SB: 2 CS: 0	PA: 39	
<b>PITCHER</b>	IP: 6.0 WLS: W BF: 25 ERA: 4.33	H: 6 R: 2 ER: 2 SO: 3	BB: 3 IBB: 0 HBP: 0 BLK: 0	WP: 0 HR: 0 S: 57 P: 97	ERA: 3.00 WHIP: 1.500	IP: 7.1 WLS: H BF: 4 ERA: 3.92	H: 0 R: 0 ER: 0 SO: 1	BB: 1 IBB: 0 HBP: 0 BLK: 0	WP: 0 HR: 0 S: 12 P: 20	ERA: 0.00 WHIP: 1.000	IP: 8.1 WLS: H BF: 3 ERA: 3.55	H: 0 R: 0 ER: 0 SO: 0	BB: 0 IBB: 0 HBP: 0 BLK: 0	WP: 0 HR: 0 S: 16 P: 22	ERA: 40.50 WHIP: 4.500	IP: 9.1 WLS: S BF: 2 ERA: 5.44	H: 1 R: 0 ER: 0 SO: 0	BB: 0 IBB: 0 HBP: 0 BLK: 0	WP: 0 HR: 0 S: 8 P: 13	ERA: 0.00 WHIP: 3.000	
7 José Reyes, S OBP: 0.374, SLG: 0.501										5	1	1	0	0	0	3					
11 Rubén Tejada, R OBP: 0.368, SLG: 0.339										2	2	1	0	0	0	0					
2 Justin Turner, R OBP: 0.326, SLG: 0.356										0	0	0	0	0	0	0					
21 Lucas Duda, L OBP: 0.356, SLG: 0.474										3	2	1	2	1	0	1					
5 David Wright, R OBP: 0.361, SLG: 0.450										2	1	1	2	2	0	0					
16 Ángel Pagán, S OBP: 0.318, SLG: 0.377										3	0	1	0	0	1	4					
44 Jason Bay, R OBP: 0.317, SLG: 0.339										3	0	0	0	1	0	2					
6 Nick Evans, R OBP: 0.365, SLG: 0.458										4	0	0	0	0	2	5					
30 Josh Thole, L OBP: 0.353, SLG: 0.350										0	0	0	0	0	0	0					
4 Mike Nicketas, R OBP: 0.294, SLG: 0.355										4	0	1	1	0	2	0					
47 Miguel Batista, R OBP: 0.351, SLG: 0.399										2	1	0	0	0	0	0					
22 Willie Harris, L OBP: 0.351, SLG: 0.399										0	0	0	0	0	0	0					
46 Manny Acosta, R OBP: 0.351, SLG: 0.399										1	0	0	0	0	0	0					
20 Jason Pridie, L OBP: 0.351, SLG: 0.399										0	0	0	0	0	0	0					
77 D.J. Carrasco, R OBP: 0.351, SLG: 0.399										1	0	0	0	0	0	0					
39 Bobby Parnell, R OBP: 0.351, SLG: 0.399										0	0	0	0	0	0	0					
<b>Inning Stats</b>	R: 0 E: 0 K: 0 S: 8	H: 1 LOB: 2 BB: 1 P: 14	R: 0 E: 0 K: 1 S: 5	H: 0 LOB: 0 BB: 0 P: 6	R: 4 E: 2 K: 1 S: 18	H: 2 LOB: 1 BB: 1 P: 33	R: 0 E: 0 K: 1 S: 7	H: 0 LOB: 0 BB: 0 P: 11	R: 0 E: 0 K: 0 S: 6	H: 1 LOB: 0 BB: 0 P: 7	R: 0 E: 0 K: 1 S: 6	H: 0 LOB: 0 BB: 0 P: 9	R: 3 E: 1 K: 1 S: 16	H: 2 LOB: 3 BB: 2 P: 33	1B: 4 2B: 2 3B: 0 HR: 0	SF: 0 SAC: 1 DP: 1 HBP: 2	WP: 0 PB: 1 SB: 1 CS: 0	PA: 37			
<b>PITCHER</b>	IP: 2.0 WLS: L BF: 12 ERA: 5.53	H: 4 R: 2 ER: 2 SO: 2	BB: 2 IBB: 0 HBP: 0 BLK: 0	WP: 0 HR: 0 S: 24 P: 40	ERA: 9.00 WHIP: 2.000	IP: 4.0 WLS: L BF: 13 ERA: 3.32	H: 2 R: 3 ER: 3 SO: 2	BB: 1 IBB: 1 HBP: 1 BLK: 0	WP: 0 HR: 0 S: 17 P: 34	ERA: 20.25 WHIP: 2.250	IP: 8.1 WLS: S BF: 2 ERA: 9.82	H: 0 R: 0 ER: 0 SO: 0	BB: 0 IBB: 0 HBP: 0 BLK: 0	WP: 0 HR: 0 S: 5 P: 8	ERA: 0.00 WHIP: 0.000						

Florida Marlins @ New York Mets  
Citi Field, Flushing, NY  
Thu Sep 01 2011, 7:13 PM - 10:12 PM EDT  
Att: 27,562 - Partly Cloudy - 73 F

AB 33  
R 5  
H 10  
RBI 5  
BB 4  
SO 4  
LOB 13

Florida Marlins @ New York Mets  
Citi Field, Flushing, NY  
Thu Sep 01 2011, 7:13 PM - 10:12 PM EDT  
Att: 27,562 - Partly Cloudy - 73 F

AB 30  
R 7  
H 6  
RBI 5  
BB 4  
SO 5  
LOB 18





Batter	1	2	3	4	5	6	7	8	9	AB	R	H	RBI	BB	SO	LOB	TOP							
8 Shane Victorino, S OBP: 0.384, SLG: 0.542										4	2	2	0	1	0	0								
27 Placido Polanco, R OBP: 0.330, SLG: 0.337										4	0	1	1	0	0	4								
26 Chase Utley, L OBP: 0.353, SLG: 0.438										4	1	0	0	0	1	1								
6 Ryan Howard, L OBP: 0.336, SLG: 0.487										3	0	0	0	1	1	0								
3 Hunter Pence, R OBP: 0.399, SLG: 0.492										2	1	1	0	2	0	0								
15 John Mayberry Jr., R OBP: 0.329, SLG: 0.528										3	1	1	3	0	2	2								
51 Carlos Ruiz, R OBP: 0.373, SLG: 0.385										2	0	1	0	2	0	0								
21 Wilson Valdez, R OBP: 0.291, SLG: 0.337										4	0	1	0	0	2	5								
44 Roy Oswalt, R OBP: 0.194, SLG: 0.107										3	0	0	0	0	2	5								
40 Michael Stutes, R ERA: 7.71										0	0	0	0	0	0	0								
37 Antonio Bastardo, R ERA: 1.35										0	0	0	0	0	0	0								
16 John Bowker, L OBP: 0.300, SLG: 0.278										1	0	0	0	0	1	0								
46 Ryan Madson, L ERA: 4.2										0	0	0	0	0	0	0								
<b>Inning Stats</b>	R: 1 H: 1 E: 0 K: 0 S: 11	L: 1 BB: 0 P: 14	R: 0 H: 0 E: 0 K: 1 S: 7	LOB: 0 BB: 0 P: 14	R: 0 H: 0 E: 0 K: 1 S: 8	LOB: 0 BB: 0 P: 13	R: 0 H: 0 E: 0 K: 1 S: 9	LOB: 0 BB: 0 P: 16	R: 2 H: 3 E: 1 K: 1 S: 14	H: 3 LOB: 2 BB: 1 P: 27	R: 1 H: 0 E: 0 K: 2 S: 11	H: 0 LOB: 3 BB: 3 P: 28	R: 1 H: 1 E: 0 K: 1 S: 10	H: 1 LOB: 0 BB: 0 P: 16	R: 0 H: 1 E: 0 K: 1 S: 10	H: 1 LOB: 1 BB: 1 P: 17	R: 0 H: 1 E: 0 K: 1 S: 10	H: 1 LOB: 1 BB: 0 P: 14	1B: 4 2B: 2 3B: 1 HR: 1	SF: 2 SAC: 0 DP: 2 HBP: 1	WP: 3 PB: 0 SB: 0 CS: 1	PA: 39		
<b>PITCHER</b>	IP	WLS	BF	H	R	ER	SO	BB	IBB	HBP	BLK	WP	HR	S	P	ERA	WHIP							
52 Brad Hand, L ERA: 4.23	5.0	L	22	4	4	3	4	3	0	1	0	0	1	50	90	5.40	1.400							
39 Chris Hatcher, R ERA: 7.71	1.0		5	0	0	0	2	1	1	0	0	2	0	10	22	0.00	1.000							
58 Ryan Webb, R ERA: 3.46	0.1		2	1	1	0	0	0	0	0	0	0	0	3	6	0.00	3.000							
40 Mike Dunn, L ERA: 3.51	0.2		2	0	0	0	1	0	0	0	0	1	0	7	10	0.00	0.000							
50 Jose Ceda, R ERA: 4.2	2.0		8	2	0	0	2	1	0	0	0	0	0	20	31	0.00	1.500							

Philadelphia Phillies @ Florida Marlins  
Sun Life Stadium, Miami, FL  
Fri Sep 02 2011, 7:11 PM - 10:24 PM EDT  
Att: 21,659 - Partly Cloudy - 83 F

livebaseballscorecards.com

AB 30  
R 5  
H 7  
RBI 4  
BB 6  
SO 9  
LOB 17

Batter	1	2	3	4	5	6	7	8	9	AB	R	H	RBI	BB	SO	LOB	BOTTOM							
1 Emilio Bonifacio, S OBP: 0.361, SLG: 0.378										4	1	1	0	1	1	2								
12 Omar Infante, R OBP: 0.322, SLG: 0.364										4	1	2	0	0	1	2								
29 Greg Dobbs, L OBP: 0.318, SLG: 0.388										4	0	0	0	0	0	4								
27 Giancarlo Stanton, R OBP: 0.351, SLG: 0.538										3	0	0	1	1	1	0								
5 Logan Morrison, L OBP: 0.324, SLG: 0.461										4	0	2	0	0	0	0								
11 Jose Lopez, R OBP: 0.251, SLG: 0.369										4	1	1	1	0	1	3								
11 Bryan Petersen, L OBP: 0.343, SLG: 0.423										4	0	1	0	0	2	0								
14 John Buck, R OBP: 0.322, SLG: 0.393										4	0	0	0	0	3	1								
52 Brad Hand, L ERA: 4.23										2	0	0	0	0	1	1								
39 Chris Hatcher, R ERA: 7.71										0	0	0	0	0	0	0								
58 Ryan Webb, R ERA: 3.46										0	0	0	0	0	0	0								
40 Mike Dunn, L ERA: 3.51										1	0	1	0	0	0	0								
24 Mike Cameron, R OBP: 0.309, SLG: 0.319										0	0	0	0	0	0	0								
50 Jose Ceda, R ERA: 4.2										1	0	1	0	0	0	0								
15 Gaby Sanchez, R OBP: 0.345, SLG: 0.423										0	0	0	0	0	0	0								
<b>Inning Stats</b>	R: 1 H: 3 E: 0 K: 1 S: 13	L: 1 LOB: 1 BB: 1 P: 22	R: 0 H: 1 E: 0 K: 2 S: 12	LOB: 1 BB: 0 P: 17	R: 1 H: 2 E: 0 K: 0 S: 11	H: 2 LOB: 1 BB: 0 P: 18	R: 0 H: 0 E: 0 K: 2 S: 11	LOB: 0 BB: 0 P: 19	R: 0 H: 1 E: 0 K: 1 S: 9	H: 1 LOB: 2 BB: 1 P: 14	R: 0 H: 1 E: 0 K: 0 S: 9	H: 1 LOB: 0 BB: 0 P: 20	R: 0 H: 0 E: 0 K: 1 S: 11	H: 0 LOB: 0 BB: 0 P: 16	R: 0 H: 1 E: 0 K: 2 S: 12	H: 1 LOB: 1 BB: 0 P: 17	1B: 5 2B: 2 3B: 1 HR: 1	SF: 0 SAC: 0 DP: 1 HBP: 0	WP: 0 PB: 0 SB: 0 CS: 0	PA: 37				
<b>PITCHER</b>	IP	WLS	BF	H	R	ER	SO	BB	IBB	HBP	BLK	WP	HR	S	P	ERA	WHIP							
44 Roy Oswalt, R ERA: 3.8	6.1	W	27	8	3	3	7	1	0	0	0	0	1	73	116	4.26	1.421							
40 Michael Stutes, R ERA: 3.73	0.2	H	3	0	0	0	0	1	0	0	0	0	0	5	13	0.00	1.500							
37 Antonio Bastardo, L ERA: 1.35	1.0	H	3	0	0	0	1	0	0	0	0	0	0	11	16	0.00	0.000							
46 Ryan Madson, R ERA: 2.9	1.0	S	4	1	0	0	2	0	0	0	0	0	0	12	17	0.00	1.000							

Philadelphia Phillies @ Florida Marlins  
Sun Life Stadium, Miami, FL  
Fri Sep 02 2011, 7:11 PM - 10:24 PM EDT  
Att: 21,659 - Partly Cloudy - 83 F

livebaseballscorecards.com

AB 35  
R 3  
H 9  
RBI 2  
BB 2  
SO 10  
LOB 13















Batter	1	2	3	4	5	6	7	8	9	10	11	12	AB	R	H	RBI	BB	SO	LOB	TOP				
7 José Reyes, S OBP: 0.373, SLG: 0.494			G4-3		BB		F8		G4-3	1B		BB	6	1	3	1	1	1	0					
2 Justin Turner, R 64 Josh Stinson, R									SH1-3		L8	BB	4	0	3	1	2	0	0					
21 Lucas Duda, L			G3		BB				G4-3		G4-3	BB	5	0	1	1	2	1	3					
5 David Wright, R OBP: 0.363, SLG: 0.463									G4-3	1B	G6-3	BB	6	0	0	0	1	2	8					
16 Angel Pagan, S OBP: 0.322, SLG: 0.388			G4-3			L5			2B			BB	6	2	3	1	0	0	2					
22 Willie Harris, L 39 Bobby Parnell, R			G3-1						2B			BB	3	1	1	0	2	0	0					
44 Jason Bay, R OBP: 0.316, SLG: 0.355									IBB			BB	0	0	0	0	0	0	0					
6 Nick Evans, R OBP: 0.371, SLG: 0.522									FC6-4			BB	1	1	1	0	0	0	0					
9 Ronny Paulino, R OBP: 0.320, SLG: 0.359									1B			BB	6	1	3	3	0	0	3					
47 Miguel Batista, R 48 Manny Acosta, R 49 Jason Irahiguera, R 50 Jose Ceda, R 51 Steve Cishek, R									FC6-4		G4-3	BB	1	0	0	0	0	0	0					
<b>Inning Stats</b>	R: 0 E: 0 K: 2 S: 11	H: 2 LOB: 2 BB: 0 P: 16	R: 0 E: 0 K: 1 S: 5	H: 0 LOB: 0 BB: 0 P: 10	R: 0 E: 0 K: 1 S: 6	H: 0 LOB: 1 BB: 1 P: 11	R: 0 E: 0 K: 0 S: 7	H: 0 LOB: 0 BB: 0 P: 9	R: 1 E: 0 K: 0 S: 16	H: 2 LOB: 3 BB: 2 P: 30	R: 1 E: 0 K: 2 S: 9	H: 2 LOB: 1 BB: 1 P: 15	R: 1 E: 0 K: 1 S: 9	H: 2 LOB: 2 BB: 1 P: 18	R: 1 E: 0 K: 0 S: 10	H: 2 LOB: 1 BB: 0 P: 24	R: 0 E: 0 K: 0 S: 8	H: 1 LOB: 1 BB: 0 P: 10	R: 0 E: 0 K: 3 S: 30	H: 0 LOB: 0 BB: 0 P: 48	1B: 11 2B: 5 3B: 0 HR: 0	SF: 0 SAC: 2 DP: 0 HBP: 0	WP: 0 PB: 0 SB: 0 CS: 0	PA: 58
<b>PITCHER</b>	IP WLS BF H R ER SO BB IBB HBP BLK WP HR S P ERA WHIP	6.0 1.0 4 1 0 0 3 0 0 0 0 0 9 15 3.00 1.500	7.1 1.0 4 1 0 0 2 0 0 0 0 0 9 18 0.00 1.000	8.1 1.0 6 2 1 1 1 0 1 0 0 0 9 15 9.00 2.000	8.1 2.0 10 3 1 1 0 0 2 0 0 0 18 34 4.50 1.500	11.1 1.0 3 0 0 0 0 0 0 0 0 0 7 11 0.00 0.000	<b>PITCHER</b>	IP WLS BF H R ER SO BB IBB HBP BLK WP HR S P ERA WHIP	0.2 L 7 4 3 0 2 1 0 0 0 0 0 0 3 8 0.00 3.000	12.1 0.1 2 0 0 0 1 1 0 0 0 0 0 0 0 0 0.00 3.000	12.1 0.1 2 0 0 0 1 1 0 0 0 0 0 0 0 0 0.00 3.000													

New York Mets @ Florida Marlins  
Sun Life Stadium, Miami, FL  
Tue Sep 06 2011, 8:24 PM - 12:53 AM EDT  
Att. 22,318 - Drizzle - 78 F

AB 48  
R 7  
H 16  
RBI 7  
BB 8  
SO 9  
LOB 24



Batter	1	2	3	4	5	6	7	8	9	10	11	12	AB	R	H	RBI	BB	SO	LOB	BOTTOM				
1 Emilio Bonifacio, S 34 Edward Mujica, R 54 Matt Dominguez, R 46 Juan Carlos Oviedo, R 43 Vinny Rottino, R							F7		E8	K			5	1	2	0	0	2	3					
12 Omar Infante, R OBP: 0.320, SLG: 0.357			F7						G6-3		P4	BB	7	1	1	0	0	2	5					
29 Greg Dobbs, L OBP: 0.325, SLG: 0.407											P2		6	1	3	2	0	0	4					
15 Gaby Sanchez, R OBP: 0.347, SLG: 0.435													5	0	0	0	1	1	3					
5 Logan Morrison, L OBP: 0.329, SLG: 0.454													4	1	0	0	2	0	1					
24 Mike Cameron, R OBP: 0.286, SLG: 0.360 39 Chris Hatcher, R 50 Jose Ceda, R 31 Steve Cishek, R													4	0	1	2	2	0	1					
11 Bryan Petersen, L OBP: 0.379, SLG: 0.423													3	0	2	0	3	0	1					
9 Brett Hayes, R OBP: 0.277, SLG: 0.378 27 Giancarlo Stanton, R 22 Donnie Murphy, R													3	0	0	0	0	0	0					
41 Chris Volstad, R 21 John Baker, L 58 Ryan Webb, R 11 Jose Lopez, R 14 John Buck, R													1	0	0	0	1	0	0					
<b>Inning Stats</b>	R: 0 E: 0 K: 2 S: 9	H: 0 LOB: 0 BB: 0 P: 15	R: 0 E: 0 K: 1 S: 8	H: 0 LOB: 0 BB: 0 P: 12	R: 0 E: 0 K: 0 S: 11	H: 2 LOB: 3 BB: 1 P: 21	R: 0 E: 1 K: 0 S: 9	H: 0 LOB: 2 BB: 3 P: 23	R: 1 E: 0 K: 0 S: 10	H: 1 LOB: 1 BB: 0 P: 13	R: 1 E: 1 K: 1 S: 11	H: 2 LOB: 1 BB: 0 P: 15	R: 0 E: 0 K: 2 S: 16	H: 0 LOB: 3 BB: 3 P: 30	R: 2 E: 0 K: 0 S: 18	H: 2 LOB: 2 BB: 2 P: 33	R: 0 E: 0 K: 0 S: 7	H: 0 LOB: 1 BB: 0 P: 13	R: 0 E: 1 K: 1 S: 12	H: 0 LOB: 3 BB: 1 P: 20	1B: 6 2B: 3 3B: 0 HR: 0	SF: 0 SAC: 0 DP: 1 HBP: 1	WP: 1 PB: 0 SB: 0 CS: 0	PA: 56
<b>PITCHER</b>	IP WLS BF H R ER SO BB IBB HBP BLK WP HR S P ERA WHIP	6.0 1.0 B 5 2 1 0 1 0 0 0 0 0 11 15 1.50 1.500	7.1 1.0 H 6 0 0 0 2 3 0 0 0 0 16 30 0.00 3.000	8.1 1.0 B 7 2 2 2 2 1 1 0 0 1 18 33 18.00 3.000	10.1 0.2 3 0 0 0 0 0 0 0 0 0 5 8 0.00 0.000	<b>PITCHER</b>	IP WLS BF H R ER SO BB IBB HBP BLK WP HR S P ERA WHIP	1.0 W 5 1 0 0 0 1 0 0 0 0 0 0 3 4 0.00 0.000	11.1 0.1 W 1 0 0 0 1 0 0 0 0 0 0 0 0 0.00 0.000	12.1 1.0 S 3 0 0 0 0 0 0 0 0 0 0 8 13 0.00 0.000														

New York Mets @ Florida Marlins  
Sun Life Stadium, Miami, FL  
Tue Sep 06 2011, 8:24 PM - 12:53 AM EDT  
Att. 22,318 - Drizzle - 78 F

AB 45  
R 4  
H 9  
RBI 4  
BB 10  
SO 9  
LOB 31






















Batter	1	2	3	4	5	6	7	8	9	10	11	12	AB	R	H	RBI	BB	SO	LOB	TOP															
1 Emilio Bonifacio, S OBP: 0.304, SLG: 0.365														7	1	2	0	0	3	3															
12 Omar Infante, R OBP: 0.321, SLG: 0.375														5	1	3	1	0	0	1															
29 Greg Dobbs, L OBP: 0.321, SLG: 0.402														6	0	2	1	0	2	3															
15 Gaby Sanchez, R OBP: 0.353, SLG: 0.432														5	0	1	0	0	1	2															
14 John Buck, R OBP: 0.318, SLG: 0.380														4	0	1	0	2	2	1															
9 Brett Hayes, R OBP: 0.276, SLG: 0.369														0	1	0	0	0	0	0															
11 Bryan Petersen, L OBP: 0.389, SLG: 0.409														3	1	1	0	2	2	5															
22 Donnie Murphy, R OBP: 0.224, SLG: 0.233														5	1	1	0	1	2	5															
54 Matt Dominguez, R OBP: 0.368, SLG: 0.294														6	0	1	1	0	2	3															
41 Chris Volstad, R OBP: 0.263, SLG: 0.348														2	0	0	0	0	1	1															
31 Burke Badenhop, R ERA: 3.86														0	0	0	0	0	0	0															
40 Mike Dunn, L ERA: 3.36														0	0	0	0	0	0	0															
58 Ryan Webb, R ERA: 3.43														0	0	0	0	0	0	0															
34 Edward Mujica, R ERA: 2.83														0	0	0	0	0	0	0															
<b>Inning Stats</b>	R: 1 E: 0 K: 13	H: 2 LOB: 1 BB: 0 P: 19	R: 0 E: 0 K: 2 S: 15	H: 1 LOB: 1 BB: 0 P: 23	R: 1 E: 0 K: 2 S: 22	H: 3 LOB: 2 BB: 0 P: 31	R: 0 E: 0 K: 2 S: 8	H: 0 LOB: 0 BB: 0 P: 8	R: 0 E: 0 K: 1 S: 7	H: 1 LOB: 1 BB: 0 P: 8	R: 2 E: 0 K: 1 S: 11	H: 2 LOB: 1 BB: 1 P: 18	R: 0 E: 0 K: 1 S: 10	H: 2 LOB: 3 BB: 1 P: 16	R: 0 E: 0 K: 2 S: 12	H: 0 LOB: 1 BB: 0 P: 20	R: 0 E: 0 K: 2 S: 9	H: 0 LOB: 0 BB: 0 P: 12	R: 0 E: 0 K: 0 S: 8	H: 0 LOB: 0 BB: 0 P: 11	R: 1 E: 0 K: 0 S: 8	H: 1 LOB: 2 BB: 2 P: 18	1B: 11 2B: 0 3B: 2 HR: 0	SF: 1 SAC: 2 DP: 0 HBP: 0	WP: 1 PB: 0 SB: 0 CS: 0	PA: 55									
<b>PITCHER</b>	37 Brandon Beachy, R ERA: 3.43	IP: 5.1 WLS: 5 BF: 26	H: 9 R: 4 ER: 4	SO: 10	BB: 0 IBB: 0 HBP: 0 BLK: 0	WP: 0 HR: 0 S: 74 P: 103	ERA: 6.75 WHIP: 1.875		<b>PITCHER</b>	58 Peter Moylan, R ERA: 3.52	IP: 10.1 WLS: 6 BF: 40	H: 9 R: 0 ER: 0	SO: 2	BB: 0 IBB: 0 HBP: 0 BLK: 0	WP: 0 HR: 0 S: 12 P: 12	ERA: 0.00 WHIP: 0.000		<b>PITCHER</b>	38 Anthony Varvaro, R ERA: 2.87	IP: 11.1 WLS: 7 BF: 41	H: 1 R: 1 ER: 1	SO: 0	BB: 1 IBB: 0 HBP: 0 BLK: 0	WP: 0 HR: 0 S: 11 P: 23	ERA: 5.40 WHIP: 0.600		<b>PITCHER</b>	50 Christian Martinez, R ERA: 3.39	IP: 12.1 WLS: 2 BF: 48	H: 1 R: 0 ER: 0	SO: 0	BB: 0 IBB: 0 HBP: 0 BLK: 0	WP: 0 HR: 0 S: 5 P: 6	ERA: 0.00 WHIP: 3.000	

Florida Marlins @ Atlanta Braves  
Turner Field, Atlanta, GA  
Mon Sep 12 2011, 7:13 PM - 11:30 PM EDT  
Att: 17,216 - Partly Cloudy - 82 F


AB 47  
R 5  
H 13  
RBI 4  
BB 5  
SO 16  
LOB 25



Batter	1	2	3	4	5	6	7	8	9	10	11	12	AB	R	H	RBI	BB	SO	LOB	BOTTOM															
24 Michael Bourn, L OBP: 0.355, SLG: 0.396														7	1	3	0	0	0	2															
10 Chipper Jones, S OBP: 0.355, SLG: 0.490														5	0	2	0	1	0	1															
17 Jose Constanza, L (11, PR) OBP: 0.359, SLG: 0.408														0	0	0	0	0	0	0															
5 Freddie Freeman, L OBP: 0.355, SLG: 0.464														5	0	1	1	0	2	4															
26 Dan Uggla, R OBP: 0.369, SLG: 0.454														5	1	2	0	1	1	4															
16 Brian McCann, L OBP: 0.354, SLG: 0.480														6	0	1	0	0	2	8															
14 Martin Prado, R OBP: 0.305, SLG: 0.386														6	1	1	0	0	2	7															
22 Jason Heyward, L OBP: 0.318, SLG: 0.388														2	1	1	1	3	1	2															
2 Alex Gonzalez, R OBP: 0.263, SLG: 0.348														4	0	3	2	0	0	1															
4 Antwan Richardson, S OBP: 0.333, SLG: 0.333														0	0	0	0	0	0	0															
1 Jack Wilson, R OBP: 0.276, SLG: 0.295														0	0	0	0	0	0	0															
37 Brandon Beachy, R ERA: 3.43														0	0	0	0	0	0	0															
7 Brooks Conrad, P ERA: 3.86														0	0	0	0	0	0	0															
34 Eric O'Flaherty, L ERA: 1.54														0	0	0	0	0	0	0															
46 Craig Kimbrel, R ERA: 1.76														0	0	0	0	0	0	0															
<b>Inning Stats</b>	R: 0 E: 0 K: 11	H: 2 LOB: 2 BB: 0 P: 19	R: 0 E: 0 K: 4 S: 4	H: 0 LOB: 1 BB: 1 P: 8	R: 0 E: 0 K: 0 S: 10	H: 0 LOB: 0 BB: 0 P: 10	R: 1 E: 0 K: 3 S: 20	H: 3 LOB: 0 BB: 0 P: 28	R: 1 E: 0 K: 1 S: 9	H: 2 LOB: 1 BB: 0 P: 15	R: 0 E: 0 K: 1 S: 10	H: 1 LOB: 1 BB: 0 P: 15	R: 1 E: 1 K: 1 S: 14	H: 2 LOB: 1 BB: 1 P: 21	R: 0 E: 0 K: 2 S: 15	H: 2 LOB: 1 BB: 1 P: 24	R: 0 E: 0 K: 0 S: 5	H: 0 LOB: 1 BB: 1 P: 12	R: 0 E: 1 K: 1 S: 10	H: 0 LOB: 2 BB: 1 P: 17	R: 0 E: 0 K: 1 S: 10	H: 0 LOB: 1 BB: 1 P: 15	1B: 10 2B: 3 3B: 1 HR: 0	SF: 2 SAC: 2 DP: 1 HBP: 0	WP: 0 PB: 0 SB: 0 CS: 0	PA: 55									
<b>PITCHER</b>	41 Chris Volstad, R ERA: 3.36	IP: 5.0 WLS: 1 BF: 23	H: 7 R: 2 ER: 2	SO: 4	BB: 1 IBB: 0 HBP: 0 BLK: 0	WP: 0 HR: 0 S: 51 P: 80	ERA: 3.60 WHIP: 1.600		<b>PITCHER</b>	31 Steve Cishek, R ERA: 3.02	IP: 10.1 WLS: 6 BF: 40	H: 9 R: 0 ER: 0	SO: 2	BB: 0 IBB: 0 HBP: 0 BLK: 0	WP: 0 HR: 0 S: 15 P: 24	ERA: 0.00 WHIP: 2.000		<b>PITCHER</b>	32 Clay Hensley, R ERA: 5.17	IP: 10.1 WLS: 9 BF: 41	H: 0 R: 0 ER: 0	SO: 1	BB: 2 IBB: 0 HBP: 0 BLK: 0	WP: 0 HR: 0 S: 15 P: 29	ERA: 1.000 WHIP: 1.000		<b>PITCHER</b>	48 Juan Carlos Oviedo, R ERA: 4.19	IP: 12.1 WLS: 4 BF: 48	H: 0 R: 0 ER: 0	SO: 1	BB: 0 IBB: 0 HBP: 0 BLK: 0	WP: 0 HR: 0 S: 10 P: 15	ERA: 0.00 WHIP: 1.000	

Florida Marlins @ Atlanta Braves  
Turner Field, Atlanta, GA  
Mon Sep 12 2011, 7:13 PM - 11:30 PM EDT  
Att: 17,216 - Partly Cloudy - 82 F

AB 46  
R 4  
H 14  
RBI 4  
BB 5  
SO 10  
LOB 36









Batter	1	2	3	4	5	6	7	8	9	AB	R	H	RBI	BB	SO	LOB	TOP			
1 Emilio Bonifacio, S OBP: 0.362, SLG: 0.382										4	0	0	0	0	3	0				
11 Bryan Petersen, L OBP: 0.379, SLG: 0.394										3	0	0	0	1	0	0				
12 Omar Infante, R OBP: 0.320, SLG: 0.375										4	0	1	0	0	0	1				
29 Greg Dobbs, L OBP: 0.320, SLG: 0.407										4	1	1	1	0	1	1				
15 Gaby Sanchez, R OBP: 0.352, SLG: 0.427										4	0	0	0	0	0	0				
22 Donnie Murphy, R OBP: 0.330, SLG: 0.227										3	0	1	0	0	1	0				
21 John Baker, L OBP: 0.333, SLG: 0.200										1	0	0	0	0	1	0				
54 Matt Dominguez, R OBP: 0.346, SLG: 0.261										2	0	0	0	1	1	1				
9 Brett Hayes, R OBP: 0.278, SLG: 0.368										3	0	1	0	0	1	1				
47 Ricky Nolasco, R OBP: 0.155, SLG: 0.130										3	0	0	0	0	1	2				
40 Mike Dunn, L (8, 1)										0	0	0	0	0	0	0				
<b>Inning Stats</b>	R: 0 E: 0 K: 1 S: 9	H: 0 LOB: 0 BB: 0 P: 13	R: 1 E: 0 K: 0 S: 19	H: 3 LOB: 2 BB: 0 P: 29	R: 0 E: 0 K: 1 S: 16	H: 1 LOB: 1 BB: 0 P: 26	R: 0 E: 0 K: 1 S: 10	H: 0 LOB: 1 BB: 1 P: 19	R: 0 E: 0 K: 1 S: 9	H: 0 LOB: 0 BB: 0 P: 7	R: 0 E: 0 K: 2 S: 9	H: 0 LOB: 0 BB: 0 P: 12	R: 0 E: 0 K: 0 S: 8	H: 0 LOB: 0 BB: 0 P: 15	R: 0 E: 0 K: 2 S: 8	H: 0 LOB: 0 BB: 0 P: 12	1B: 3 2B: 0 3B: 0 HR: 1	SF: 0 SAC: 0 DP: 0 HBP: 0	WP: 0 PB: 0 SB: 0 CS: 0	PA: 33
<b>PITCHER</b>	IP WLS BF H R ER SO BB IBB HBP BLK WP HR S P ERA WHIP																			
40 Randall Delgado, R ERA: 3.24	5.0	21	4	1	1	4	2	0	0	0	0	0	1	63	101	1.80	1.200			
50 Cristhian Martinez, R ERA: 3.34	1.0	3	0	0	0	1	0	0	0	0	0	0	0	6	7	0.00	0.000			
34 Eric O'Flaherty, L ERA: 1.05	1.0	W 3	0	0	0	2	0	0	0	0	0	0	0	9	12	0.00	0.000			
39 Jonny Venters, L ERA: 1.52	1.0	H 3	0	0	0	0	0	0	0	0	0	0	0	8	15	0.00	0.000			
46 Craig Kimbrel, R ERA: 1.73	1.0	S 3	0	0	0	2	0	0	0	0	0	0	0	8	12	0.00	0.000			

Florida Marlins @ Atlanta Braves  
Turner Field, Atlanta, GA  
Wed Sep 14 2011, 12:07 PM - 2:28 PM EDT  
Att: 22,245 - Sunny - 85 F

AB 31  
R 1  
H 4  
RBI 1  
BB 2  
SO 9  
LOB 6



Batter	1	2	3	4	5	6	7	8	9	AB	R	H	RBI	BB	SO	LOB	BOTTOM			
24 Michael Bourn, L OBP: 0.353, SLG: 0.393										3	0	0	0	1	1	0				
10 Chipper Jones, S OBP: 0.362, SLG: 0.484										4	0	0	0	0	1	2				
5 Freddie Freeman, L OBP: 0.353, SLG: 0.458										4	0	0	0	0	1	0				
26 Dan Uggla, R OBP: 0.310, SLG: 0.457										2	1	0	0	1	0	0				
16 Brian McCann, L OBP: 0.355, SLG: 0.486										3	1	1	0	0	0	0				
14 Martin Prado, R OBP: 0.307, SLG: 0.387										3	1	2	1	0	0	0				
22 Jason Heyward, L OBP: 0.314, SLG: 0.383										3	0	0	0	0	1	3				
2 Alex Gonzalez, R OBP: 0.268, SLG: 0.360										3	1	2	3	0	1	0				
40 Randall Delgado, R ERA: 3.24	7.0	L 27	5	4	4	5	2	0	0	0	0	0	0	0	0	0				
50 Cristhian Martinez, R ERA: 3.34	1.0	3	0	0	0	1	0	0	0	0	0	0	0	0	0	0				
7 Brooks Conrad, S ERA: 1.05	1.0	W 3	0	0	0	2	0	0	0	0	0	0	0	0	0	0				
34 Eric O'Flaherty, L ERA: 1.05	1.0	H 3	0	0	0	0	0	0	0	0	0	0	0	0	0	0				
17 Jose Constanza, L ERA: 1.52	1.0	S 3	0	0	0	2	0	0	0	0	0	0	0	0	0	0				
39 Jonny Venters, L ERA: 1.52	1.0	S 3	0	0	0	2	0	0	0	0	0	0	0	0	0	0				
46 Craig Kimbrel, R ERA: 1.73	1.0	S 3	0	0	0	2	0	0	0	0	0	0	0	0	0	0				
<b>Inning Stats</b>	R: 0 E: 0 K: 0 S: 3	H: 0 LOB: 0 BB: 0 P: 4	R: 0 E: 0 K: 0 S: 6	H: 0 LOB: 0 BB: 0 P: 11	R: 0 E: 0 K: 3 S: 11	H: 1 LOB: 2 BB: 1 P: 18	R: 0 E: 0 K: 1 S: 7	H: 0 LOB: 0 BB: 0 P: 7	R: 0 E: 0 K: 1 S: 7	H: 1 LOB: 0 BB: 0 P: 10	R: 0 E: 0 K: 0 S: 7	H: 0 LOB: 0 BB: 0 P: 12	R: 4 E: 0 K: 0 S: 19	H: 3 LOB: 0 BB: 1 P: 33	R: 0 E: 0 K: 1 S: 6	H: 0 LOB: 0 BB: 0 P: 12	1B: 4 2B: 0 3B: 0 HR: 1	SF: 0 SAC: 0 DP: 1 HBP: 0	WP: 1 PB: 0 SB: 0 CS: 0	PA: 30
<b>PITCHER</b>	IP WLS BF H R ER SO BB IBB HBP BLK WP HR S P ERA WHIP																			
47 Ricky Nolasco, R ERA: 4.42	7.0	L 27	5	4	4	5	2	0	0	0	0	0	0	0	0	0				
40 Mike Dunn, L ERA: 3.3	1.0	3	0	0	0	1	0	0	0	0	0	0	0	6	12	0.00	0.000			

Florida Marlins @ Atlanta Braves  
Turner Field, Atlanta, GA  
Wed Sep 14 2011, 12:07 PM - 2:28 PM EDT  
Att: 22,245 - Sunny - 85 F

AB 28  
R 4  
H 5  
RBI 4  
BB 2  
SO 6  
LOB 6


















Batter	1	2	3	4	5	6	7	8	9	10	11	12	13	AB	R	H	RBI	BB	SO	LOB	TOP	
1 Emilio Bonifacio, S OBP: 0.337, SLG: 0.376	P6		SH5-4			F7		G3			E4		K	5	0	0	0	0	1	2		
12 Omar Infante, R OBP: 0.319, SLG: 0.375	G5-3		SF7			G4-3				L6		F9	5	1	1	1	0	0	1			
27 Giancarlo Stanton, R OBP: 0.356, SLG: 0.541	K		K			G6-3				K		K	6	0	1	1	0	4	1			
5 Logan Morrison, L 31 Steve Cistek, R 11 Jesus Lopez, R 32 Clayton Kershaw, R 43 Vinny Rutledge, R 46 Juan Carlos Oviedo, R																						
15 Gaby Sanchez, R OBP: 0.352, SLG: 0.423																						
11 Bryan Petersen, L OBP: 0.369, SLG: 0.383																						
14 John Buck, R OBP: 0.325, SLG: 0.381																						
9 Brett Hayes, R OBP: 0.273, SLG: 0.361																						
54 Matt Dominguez, R OBP: 0.313, SLG: 0.241																						
29 Greg Dobbs, L OBP: 0.314, SLG: 0.396																						
41 Chris Volstad, R OBP: 0.227, SLG: 0.256																						
21 John Baker, L OBP: 0.420, SLG: 0.333																						
34 Edward Mujica, R OBP: 0.250, SLG: 0.289																						
22 Donnie Murphy, R OBP: 0.250, SLG: 0.289																						
<b>Inning Stats</b>	R: 0 E: 0 K: 1 S: 9	H: 0 LOB: 0 BB: 0 P: 13	R: 0 E: 0 K: 0 S: 10	H: 2 LOB: 2 BB: 0 P: 16	R: 1 E: 0 K: 1 S: 8	H: 1 LOB: 0 BB: 0 P: 8	R: 0 E: 0 K: 0 S: 5	H: 0 LOB: 0 BB: 0 P: 5	R: 0 E: 0 K: 0 S: 5	H: 0 LOB: 0 BB: 0 P: 8	R: 0 E: 0 K: 2 S: 10	H: 0 LOB: 0 BB: 0 P: 17	R: 0 E: 0 K: 0 S: 9	H: 1 LOB: 1 BB: 0 P: 11	R: 0 E: 0 K: 2 S: 11	H: 0 LOB: 0 BB: 0 P: 15	R: 3 E: 0 K: 2 S: 15	H: 4 LOB: 2 BB: 0 P: 24	1B: 7 2B: 2 3B: 0 HR: 1	SF: 1 SAC: 2 DP: 1 HBP: 0	W/P: 0 PB: 0 SB: 0 CS: 0	PA: 49
<b>PITCHER</b>	IP WLS BF H R ER SO P ERA WHIP	37 Stephen Strasburg, R ERA: 1.29	63 Henry Alberto Rodriguez, R ERA: 3.69	60 Todd Coffey, R ERA: 3.59	22 Drew Storen, R ERA: 2.09	17 Sean Burnett, L ERA: 3.93	23 Collin Balester, R ERA: 3.82	IP WLS BF H R ER SO P ERA WHIP	3.0 L 14 4 3 3 5	BB IBB HBP BLK WP HR S P ERA WHIP	0 0 0 0 0 1 35 53 9.00 1.333											

Florida Marlins @ Washington Nationals  
 Nationals Park, Washington, DC  
 Sat Sep 17 2011, 7:10 PM - 10:28 PM EDT  
 Att. 33,249 - Cloudy - 61 F

livebaseballscores.com

AB 46  
 R 4  
 H 10  
 RBI 4  
 BB 0  
 SO 10  
 LOB 14




Batter	1	2	3	4	5	6	7	8	9	10	11	12	13	AB	R	H	RBI	BB	SO	LOB	BOTTOM			
20 Ian Desmond, R OBP: 0.294, SLG: 0.355																								
2 Roger Bernadina, L OBP: 0.305, SLG: 0.354																								
11 Ryan Zimmerman, R OBP: 0.350, SLG: 0.449																								
38 Michael Morse, R OBP: 0.359, SLG: 0.542																								
28 Jayson Werth, R OBP: 0.331, SLG: 0.390																								
8 Danny Espinosa, S OBP: 0.320, SLG: 0.407																								
14 Chris Marrero, R OBP: 0.304, SLG: 0.315																								
3 Wilson Ramos, R OBP: 0.328, SLG: 0.432																								
27 Stephen Strasburg, R 63 Henry Alberto Rodriguez, R 60 Todd Coffey, R 22 Drew Storen, R 17 Sean Burnett, L 21 John Baker, L 34 Edward Mujica, R 22 Donnie Murphy, R 13 Alex Cobb, L																								
<b>Inning Stats</b>	R: 0 E: 0 K: 0 S: 6	H: 1 LOB: 0 BB: 0 P: 13	R: 0 E: 0 K: 1 S: 11	H: 2 LOB: 3 BB: 1 P: 16	R: 0 E: 0 K: 0 S: 6	H: 0 LOB: 0 BB: 1 P: 10	R: 0 E: 0 K: 0 S: 12	H: 1 LOB: 1 BB: 0 P: 20	R: 1 E: 0 K: 0 S: 8	H: 1 LOB: 0 BB: 0 P: 10	R: 0 E: 0 K: 1 S: 10	H: 0 LOB: 1 BB: 0 P: 13	R: 0 E: 0 K: 0 S: 7	H: 0 LOB: 0 BB: 0 P: 10	R: 0 E: 0 K: 0 S: 7	H: 0 LOB: 0 BB: 0 P: 10	R: 0 E: 0 K: 3 S: 10	H: 0 LOB: 0 BB: 0 P: 16	R: 0 E: 0 K: 0 S: 8	H: 0 LOB: 0 BB: 0 P: 11	1B: 4 2B: 1 3B: 0 HR: 1	SF: 0 SAC: 1 DP: 1 HBP: 0	W/P: 0 PB: 0 SB: 0 CS: 0	PA: 46
<b>PITCHER</b>	IP WLS BF H R ER SO P ERA WHIP	41 Chris Volstad, R ERA: 5.13	34 Edward Mujica, R ERA: 2.68	31 Steve Cistek, R ERA: 2.84	32 Clay Hensley, R ERA: 5.08	46 Juan Carlos Oviedo, R ERA: 4.12																		

Florida Marlins @ Washington Nationals  
 Nationals Park, Washington, DC  
 Sat Sep 17 2011, 7:10 PM - 10:28 PM EDT  
 Att. 33,249 - Cloudy - 61 F

livebaseballscores.com

AB 42  
 R 1  
 H 6  
 RBI 1  
 BB 3  
 SO 9  
 LOB 14





Batter	1	2	3	4	5	6	7	8	9	AB	R	H	RBI	BB	SO	LOB	TOP					
1 Emilio Bonifacio, S OBP: 0.356, SLG: 0.375										4	0	1	0	0	2	1	<b>Florida Marlins @ Washington Nationals</b> Nationals Park, Washington, DC Sun Sep 18 2011, 1:38 PM - 4:09 PM EDT Att: 26,581 - Cloudy - 64 F					
12 Omar Infante, R OBP: 0.317, SLG: 0.372										4	0	0	0	0	0	1						
27 Giancarlo Stanton, R OBP: 0.355, SLG: 0.536										4	0	1	0	0	2	0						
29 Greg Dobbs, L OBP: 0.311, SLG: 0.395										4	0	0	0	0	0	2						
15 Gaby Sanchez, R OBP: 0.391, SLG: 0.427										4	1	1	1	0	1	0						
11 Bryan Petersen, L OBP: 0.367, SLG: 0.380										4	1	1	0	0	2	0						
22 Donnie Murphy, R OBP: 0.241, SLG: 0.278										3	0	0	0	0	0	1						
9 Brett Hayes, R OBP: 0.275, SLG: 0.385										3	1	1	2	0	1	0						
52 Brad Hand, L OBP: 0.118, SLG: 0.118										1	0	1	0	0	0	0						
31 Burke Badenhop, R OBP: 0.375, SLG: 0.459										0	0	0	0	0	0	0						
21 John Baker, R OBP: 0.275, SLG: 0.286										0	0	0	0	0	0	0						
50 Jose Ceda, R OBP: 0.275, SLG: 0.286										0	0	0	0	0	0	0						
43 Vinny Rottino, R OBP: 0.171, SLG: 0.171										0	0	0	0	0	0	0						
58 Ryan Webb, R OBP: 0.275, SLG: 0.385										0	0	0	0	0	0	0						
<b>Inning Stats</b>	R: 0 E: 0 K: 1 S: 9	H: 0 LOB: 0 BB: 0 P: 14	R: 0 E: 0 K: 1 S: 8	H: 0 LOB: 0 BB: 0 P: 12	R: 0 E: 0 K: 0 S: 8	H: 1 LOB: 1 BB: 0 P: 14	R: 0 E: 0 K: 1 S: 7	H: 0 LOB: 0 BB: 0 P: 9	R: 1 E: 0 K: 1 S: 6	H: 1 LOB: 0 BB: 0 P: 10	R: 0 E: 0 K: 0 S: 12	H: 2 LOB: 2 BB: 0 P: 21	R: 2 E: 0 K: 1 S: 13	H: 2 LOB: 0 BB: 0 P: 18	R: 0 E: 0 K: 2 S: 11	H: 0 LOB: 0 BB: 0 P: 16	R: 0 E: 0 K: 1 S: 8	H: 0 LOB: 0 BB: 0 P: 10	1B: 4 2B: 0 3B: 0 HR: 2	SF: 0 SAC: 0 DP: 0 HBP: 0	WP: 0 PB: 0 SB: 0 CS: 0	PA: 33
<b>PITCHER</b>	IP WLS BF H R ER SO BB IBB HBP BLK WP HR S P ERA WHIP																					
40 Chien-Ming Wang, R (1, 1) ERA: 4.31	6.2 W 26 6 3 3 5 0 0 0 0 0 2 60 93 4.05 0.900																					
36 Tyler Clippard, R (7, 1) ERA: 1.94	1.1 H 4 0 0 0 2 0 0 0 0 0 0 14 21 0.00 0.000																					
22 Drew Storen, R (9, 1) ERA: 2.94	1.0 S 3 0 0 0 1 0 0 0 0 0 0 8 10 0.00 0.000																					

Batter	1	2	3	4	5	6	7	8	9	AB	R	H	RBI	BB	SO	LOB	BOTTOM					
20 Ian Desmond, R OBP: 0.292, SLG: 0.352										4	0	0	0	0	1	0	<b>Florida Marlins @ Washington Nationals</b> Nationals Park, Washington, DC Sun Sep 18 2011, 1:38 PM - 4:09 PM EDT Att: 26,581 - Cloudy - 64 F					
28 Jayson Werth, R OBP: 0.329, SLG: 0.387										4	0	0	0	0	1	0						
11 Ryan Zimmerman, R (1, 5) OBP: 0.351, SLG: 0.455										4	1	2	0	0	0	0						
38 Michael Morse, R OBP: 0.358, SLG: 0.539										3	1	0	0	1	0	2						
22 Drew Storen, S (9, 1)										0	0	0	0	0	0	0						
30 Jonny Gomes, R OBP: 0.331, SLG: 0.393										3	1	1	0	0	2	2						
36 Tyler Clippard, R (7, 1)										0	0	0	0	0	0	0						
2 Roger Bernadina, L OBP: 0.305, SLG: 0.354										0	0	0	0	0	0	0						
8 Danny Espinosa, S OBP: 0.320, SLG: 0.407										3	1	1	1	0	1	1						
14 Chris Marrero, R OBP: 0.305, SLG: 0.333										2	0	1	2	0	0	0						
26 Jesus Flores, R OBP: 0.277, SLG: 0.346										3	0	0	0	0	1	1						
40 Chien-Ming Wang, R (1, 1)										2	0	0	0	0	1	1						
24 Rick Ankiel, L (7, 9) OBP: 0.307, SLG: 0.375										1	0	0	0	0	1	0						
<b>Inning Stats</b>	R: 0 E: 0 K: 0 S: 8	H: 1 LOB: 1 BB: 0 P: 11	R: 1 E: 0 K: 1 S: 11	H: 1 LOB: 0 BB: 0 P: 16	R: 0 E: 0 K: 2 S: 9	H: 0 LOB: 0 BB: 0 P: 14	R: 3 E: 1 K: 2 S: 21	H: 3 LOB: 1 BB: 1 P: 33	R: 0 E: 0 K: 0 S: 9	H: 0 LOB: 1 BB: 0 P: 13	R: 0 E: 0 K: 2 S: 10	H: 0 LOB: 0 BB: 0 P: 14	R: 0 E: 0 K: 1 S: 7	H: 0 LOB: 0 BB: 0 P: 8	R: 0 E: 0 K: 0 S: 8	H: 0 LOB: 0 BB: 0 P: 9	R: 0 E: 0 K: 0 S: 8	H: 0 LOB: 0 BB: 0 P: 9	1B: 1 2B: 4 3B: 0 HR: 0	SF: 1 SAC: 0 DP: 0 HBP: 0	WP: 0 PB: 0 SB: 0 CS: 0	PA: 31
<b>PITCHER</b>	IP WLS BF H R ER SO BB IBB HBP BLK WP HR S P ERA WHIP																					
52 Brad Hand, L (1, 1) ERA: 4.2	4.0 L 18 5 4 3 5 1 0 0 0 0 0 49 74 6.75 1.500																					
31 Burke Badenhop, R (5, 1) ERA: 3.94	1.0 4 0 0 0 0 0 0 0 0 0 0 9 13 0.00 0.000																					
50 Jose Ceda, R (6, 1) ERA: 4.91	1.0 3 0 0 0 2 0 0 0 0 0 0 10 14 0.00 0.000																					
58 Ryan Webb, R (7, 1) ERA: 3.38	2.0 6 0 0 0 1 0 0 0 0 0 0 15 17 0.00 0.000																					

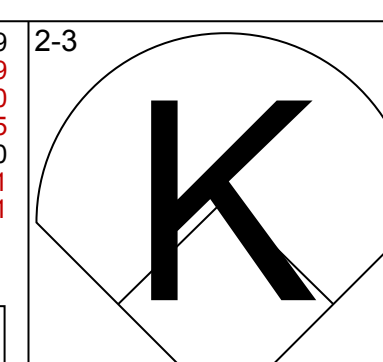
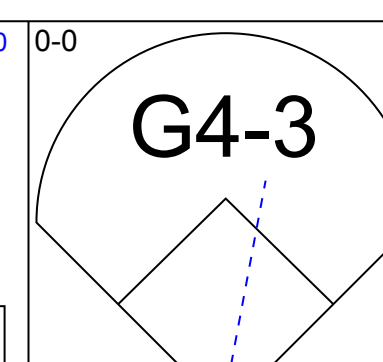
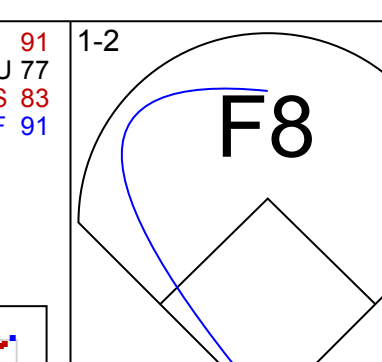
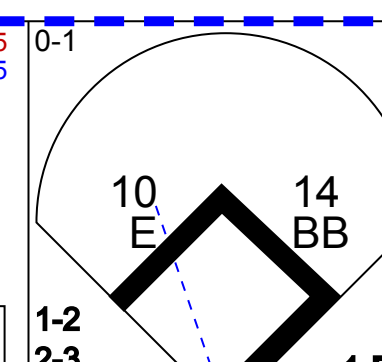
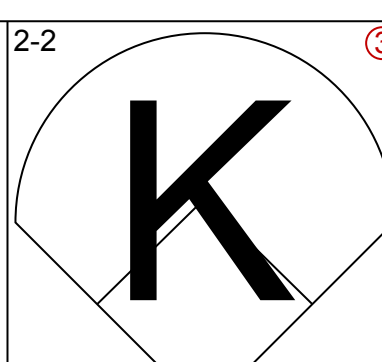
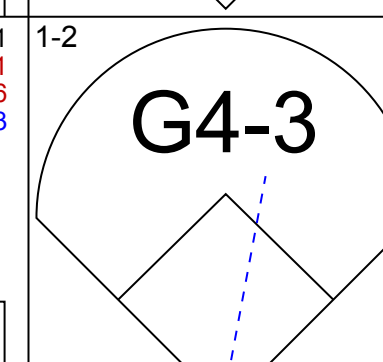
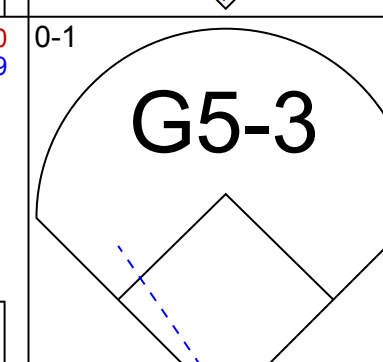
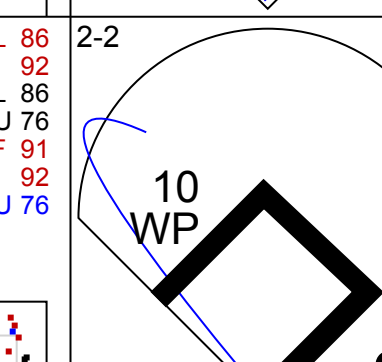
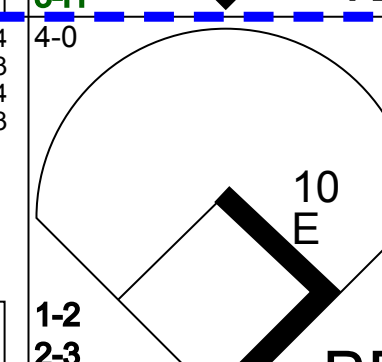
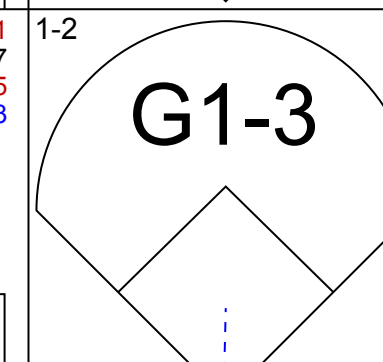
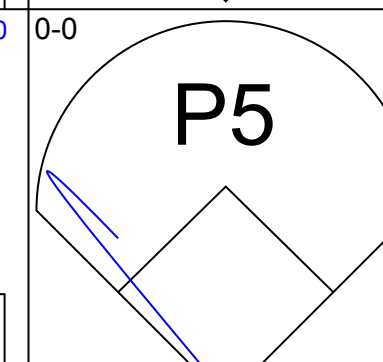
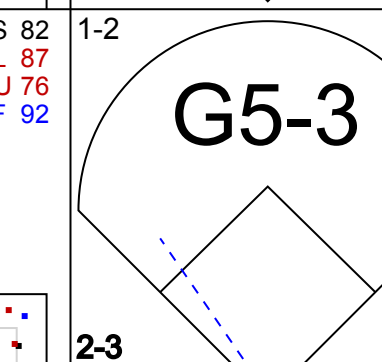
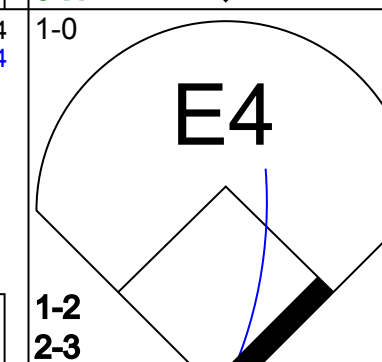
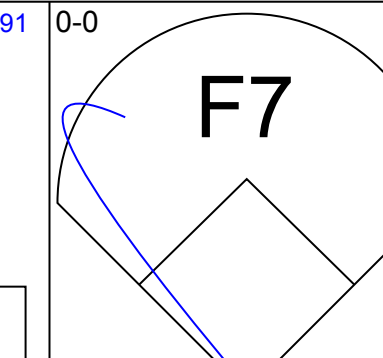
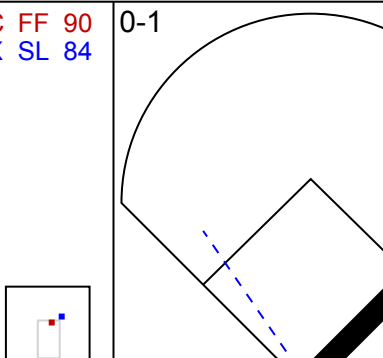
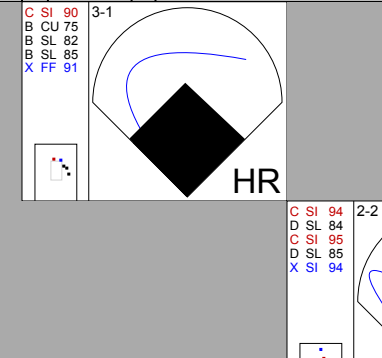
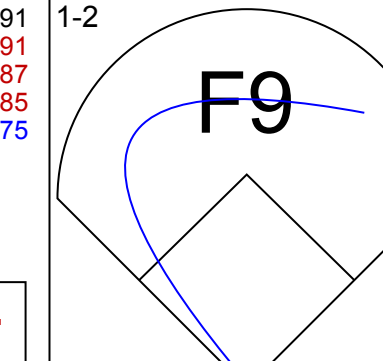
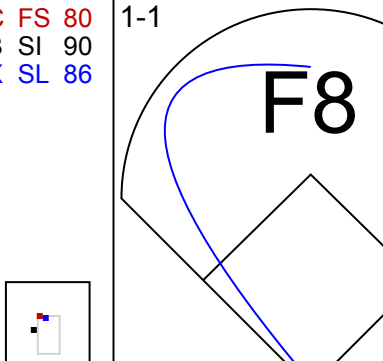
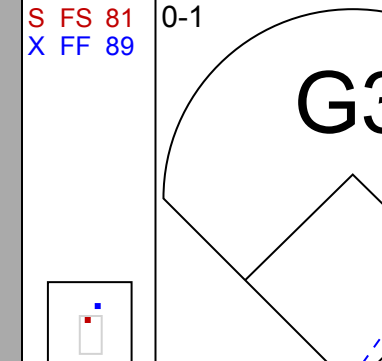
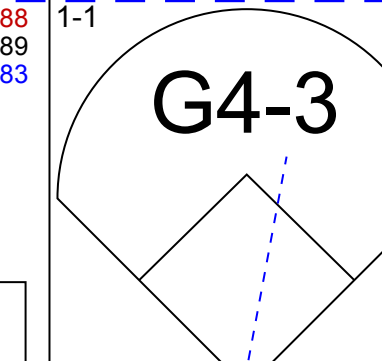
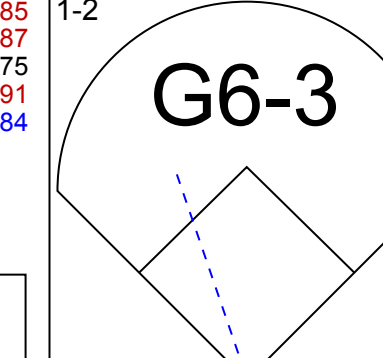
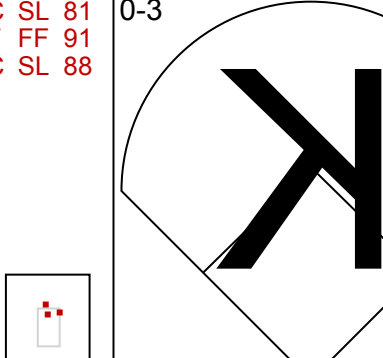
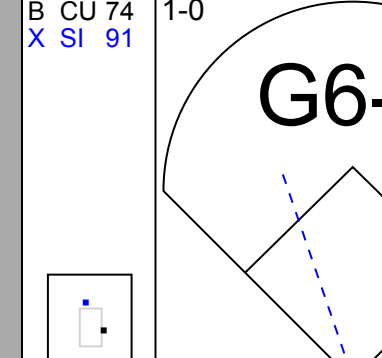
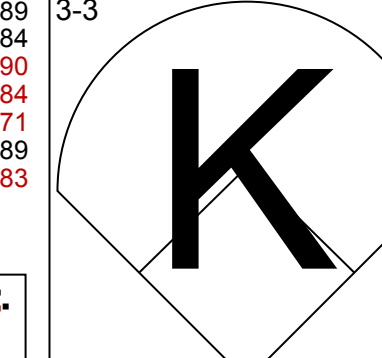
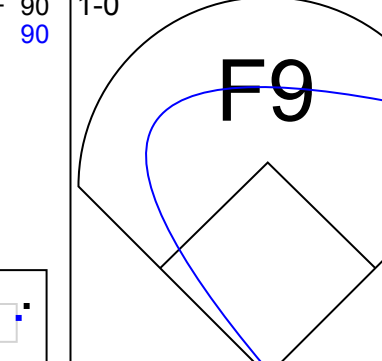
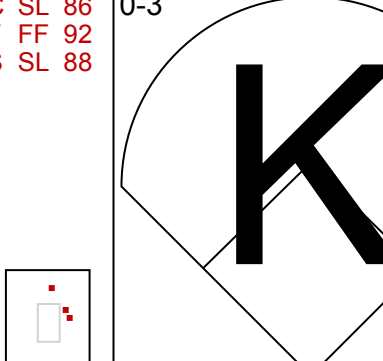
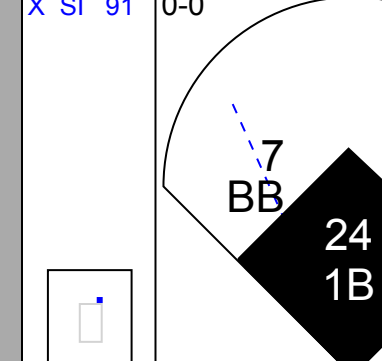
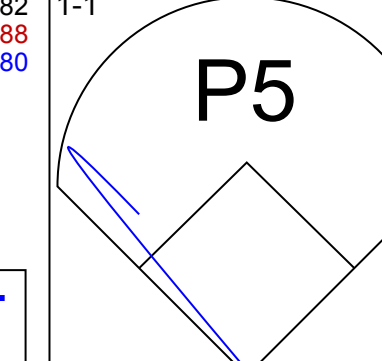
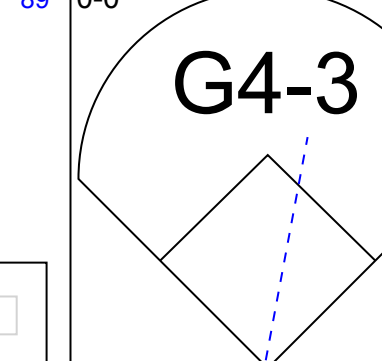

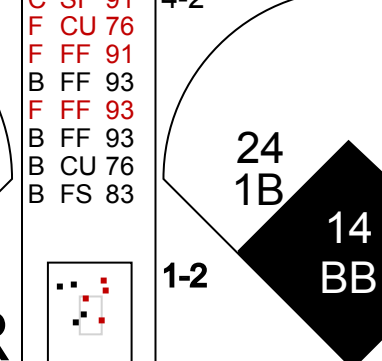

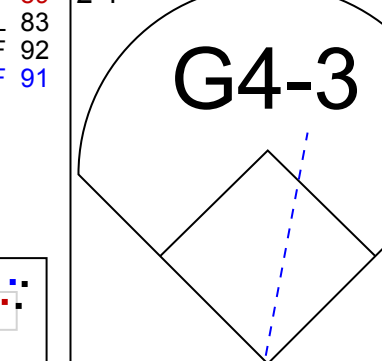

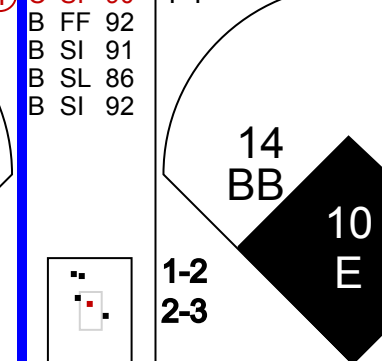

AB	33
R	3
H	6
RBI	3
BB	0
SO	8
LOB	5



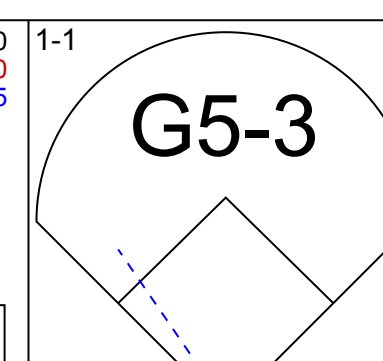
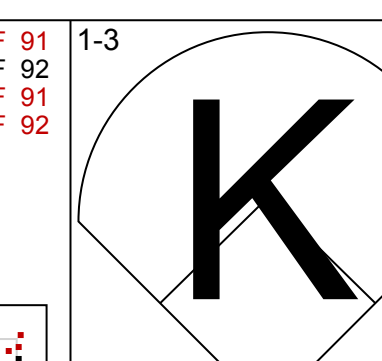
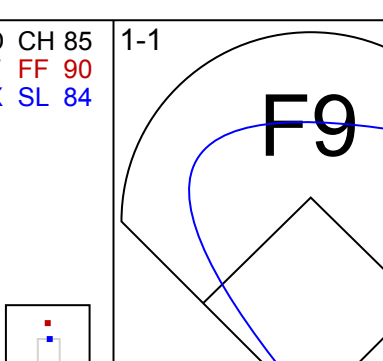
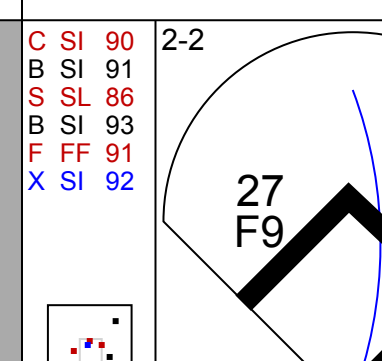
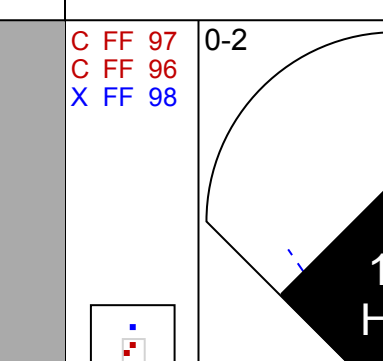
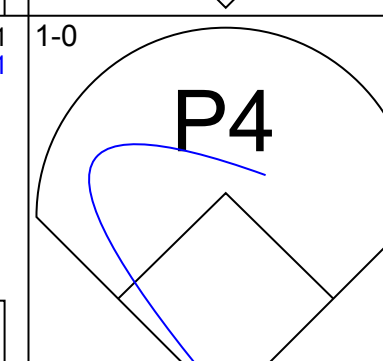
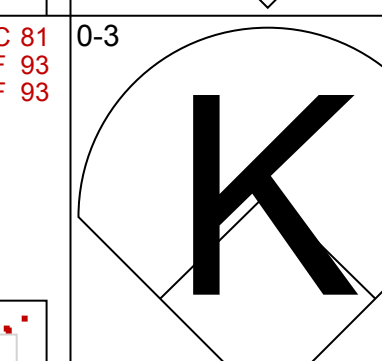
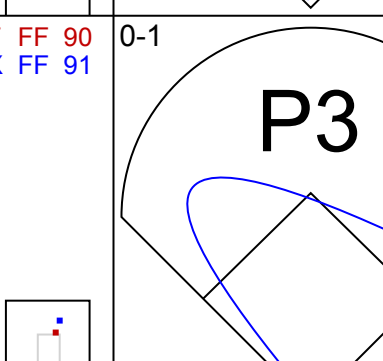
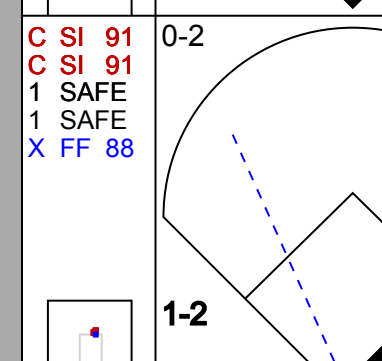
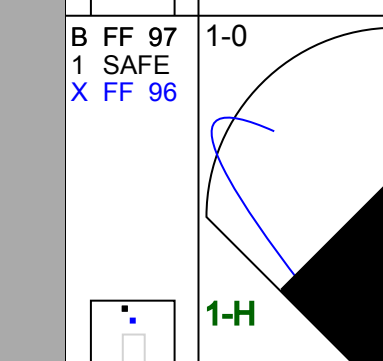
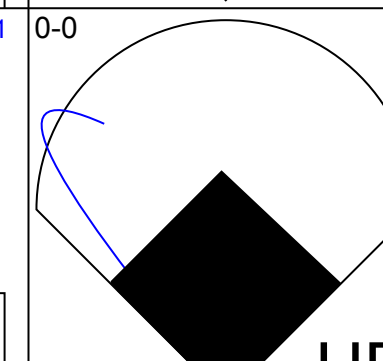
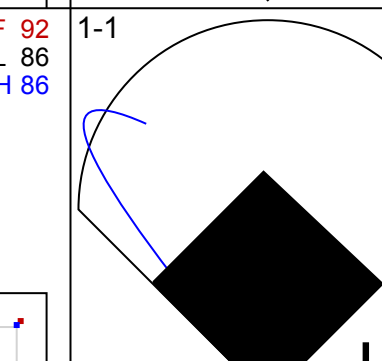

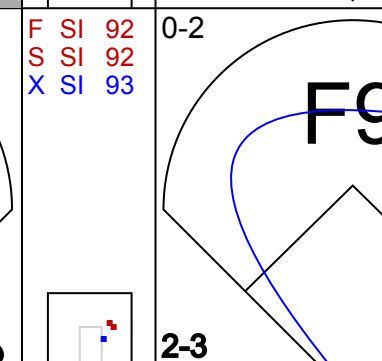
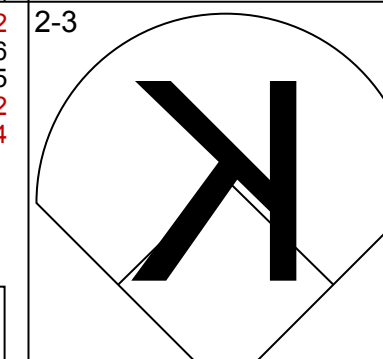
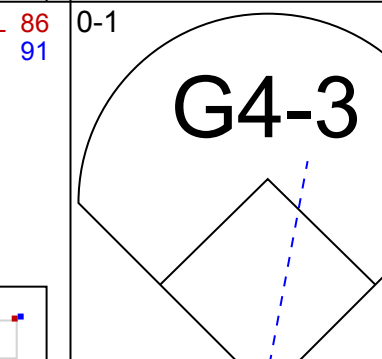

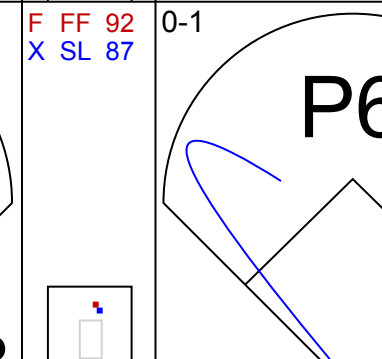
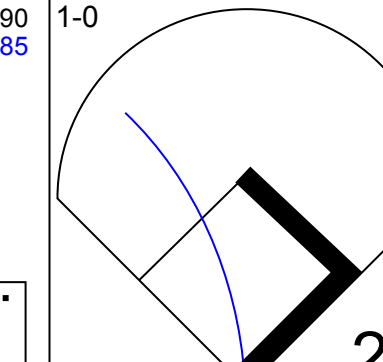
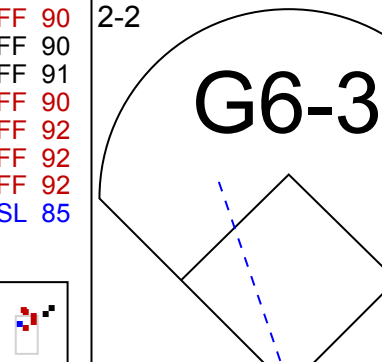
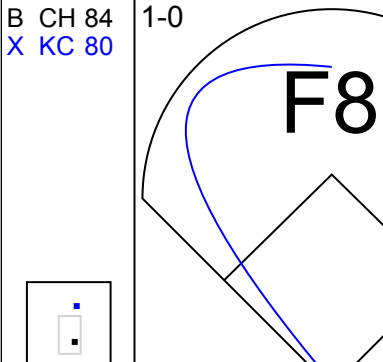
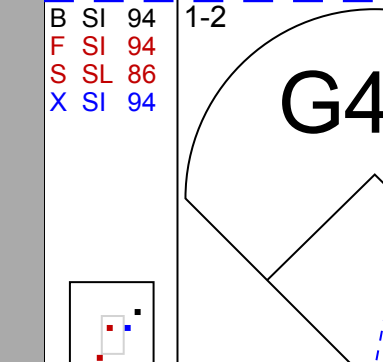
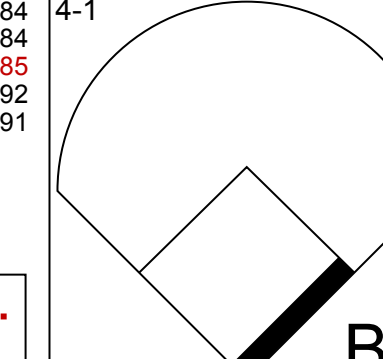
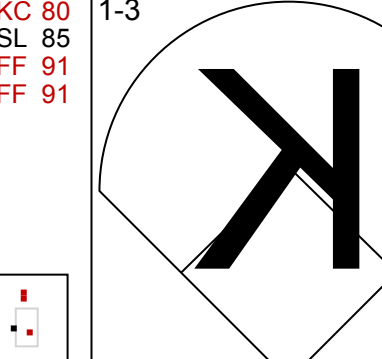
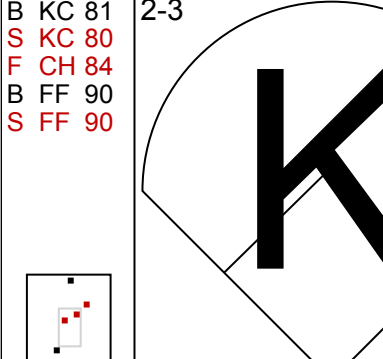
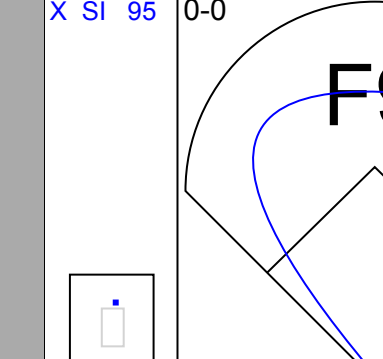
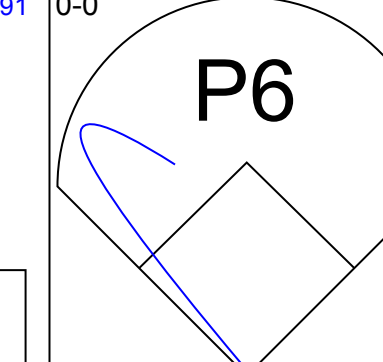
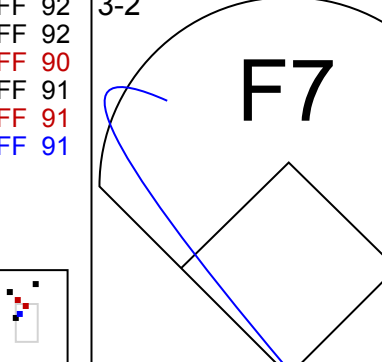
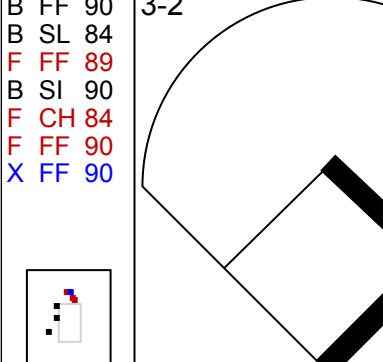
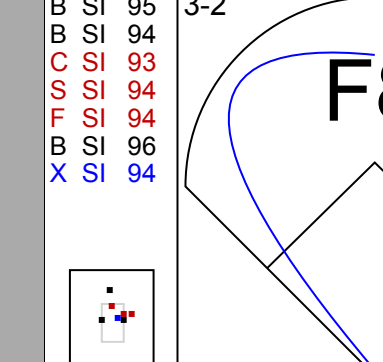
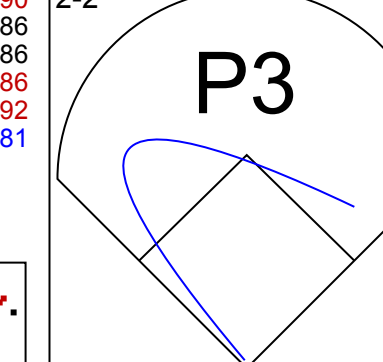
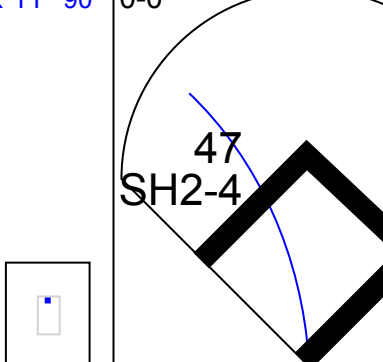

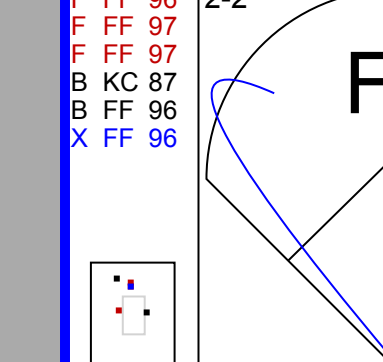
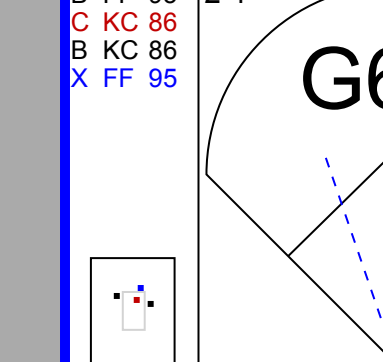
AB	29
R	4
H	5
RBI	3
BB	1
SO	8
LOB	7





Batter	1	2	3	4	5	6	7	8	9	AB	R	H	RBI	BB	SO	LOB	TOP							
24 Michael Bourn, L (1.8) OBP: 0.391, SLG: 0.393										5	0	1	1	0	2	0	<p>Atlanta Braves @ Florida Marlins Sun Life Stadium, Miami, FL Mon Sep 19, 2011, 7:13 PM - 9:55 PM EDT Att: 21,340 - Partly Cloudy - 85 F</p>							
14 Martin Prado, R (1.7) OBP: 0.307, SLG: 0.390										3	0	1	1	1	0	0								
10 Chipper Jones, S (1.5) OBP: 0.353, SLG: 0.482										4	0	0	0	0	0	3								
26 Dan Uggla, R (1.4) OBP: 0.311, SLG: 0.456										4	1	2	1	0	0	3								
16 Brian McCann, L (1.2) OBP: 0.351, SLG: 0.474										4	0	0	0	0	0	1								
5 Freddie Freeman, L (1.3) OBP: 0.353, SLG: 0.452										4	0	0	0	0	2	1								
2 Alex Gonzalez, R (1.6) OBP: 0.268, SLG: 0.364										4	1	1	0	0	1	1								
22 Jason Heyward, L (1.9) OBP: 0.321, SLG: 0.391										3	2	1	1	1	1	0								
36 Mike Minor, R (1.1) OBP: 0.172, SLG: 0.046										2	0	0	0	0	0	1								
58 Peter Moylan, R (6.1) ERA: 3.29										0	0	0	0	0	0	0								
7 Brooks Conrad, S (7. PH) ERA: 3.35										0	0	0	0	0	0	0								
4 Angiano Richardson, S (7. PH) ERA: 3.35										0	0	0	0	0	0	0								
34 Eric O'Flaherty, L (7.1) ERA: 1.69										0	0	0	0	0	0	0								
39 Jonny Venters, L (8.1) ERA: 1.69										0	0	0	0	0	0	0								
20 Eric Hinske, L (9. PH) ERA: 2.03										0	0	0	0	0	0	0								
46 Craig Kimbrel, R (9.1) ERA: 2.03										0	0	0	0	0	0	0								
<b>Inning Stats</b>	R: 0 E: 0 K: 1 S: 11	H: 0 LOB: 0 BB: 0 P: 15	R: 0 E: 0 K: 0 S: 9	H: 0 LOB: 0 BB: 0 P: 11	R: 0 E: 0 K: 0 S: 4	H: 0 LOB: 0 BB: 0 P: 7	R: 0 E: 0 K: 0 S: 4	H: 0 LOB: 0 BB: 0 P: 4	R: 0 E: 0 K: 2 S: 10	H: 1 LOB: 1 BB: 0 P: 11	R: 1 E: 0 K: 1 S: 19	H: 2 LOB: 1 BB: 0 P: 26	R: 4 E: 1 K: 0 S: 17	H: 3 LOB: 3 BB: 3 P: 36	R: 0 E: 0 K: 1 S: 8	H: 0 LOB: 0 BB: 0 P: 13	R: 0 E: 0 K: 2 S: 8	H: 0 LOB: 0 BB: 0 P: 12	1B: 3 2B: 1 3B: 0 HR: 2	SF: 0 SAC: 0 DP: 0 HBP: 0	WP: 1 PB: 0 SB: 0 CS: 0	PA: 37		
<b>PITCHER</b>	IP WLS BF H R ER SO BB IBB HBP BLK WP HR S P ERA WHIP	IP WLS BF H R ER SO BB IBB HBP BLK WP HR S P ERA WHIP	IP WLS BF H R ER SO BB IBB HBP BLK WP HR S P ERA WHIP	IP WLS BF H R ER SO BB IBB HBP BLK WP HR S P ERA WHIP	IP WLS BF H R ER SO BB IBB HBP BLK WP HR S P ERA WHIP	IP WLS BF H R ER SO BB IBB HBP BLK WP HR S P ERA WHIP	IP WLS BF H R ER SO BB IBB HBP BLK WP HR S P ERA WHIP	IP WLS BF H R ER SO BB IBB HBP BLK WP HR S P ERA WHIP	IP WLS BF H R ER SO BB IBB HBP BLK WP HR S P ERA WHIP	IP WLS BF H R ER SO BB IBB HBP BLK WP HR S P ERA WHIP	IP WLS BF H R ER SO BB IBB HBP BLK WP HR S P ERA WHIP	IP WLS BF H R ER SO BB IBB HBP BLK WP HR S P ERA WHIP	IP WLS BF H R ER SO BB IBB HBP BLK WP HR S P ERA WHIP	IP WLS BF H R ER SO BB IBB HBP BLK WP HR S P ERA WHIP	IP WLS BF H R ER SO BB IBB HBP BLK WP HR S P ERA WHIP	IP WLS BF H R ER SO BB IBB HBP BLK WP HR S P ERA WHIP	IP WLS BF H R ER SO BB IBB HBP BLK WP HR S P ERA WHIP	IP WLS BF H R ER SO BB IBB HBP BLK WP HR S P ERA WHIP	IP WLS BF H R ER SO BB IBB HBP BLK WP HR S P ERA WHIP	IP WLS BF H R ER SO BB IBB HBP BLK WP HR S P ERA WHIP	IP WLS BF H R ER SO BB IBB HBP BLK WP HR S P ERA WHIP	IP WLS BF H R ER SO BB IBB HBP BLK WP HR S P ERA WHIP	IP WLS BF H R ER SO BB IBB HBP BLK WP HR S P ERA WHIP	IP WLS BF H R ER SO BB IBB HBP BLK WP HR S P ERA WHIP



Batter	1	2	3	4	5	6	7	8	9	AB	R	H	RBI	BB	SO	LOB	BOTTOM							
1 Emilio Bonifacio, S (1.6) OBP: 0.356, SLG: 0.375										5	1	2	0	0	1	1	<p>Atlanta Braves @ Florida Marlins Sun Life Stadium, Miami, FL Mon Sep 19, 2011, 7:13 PM - 9:55 PM EDT Att: 21,340 - Partly Cloudy - 85 F</p>							
12 Omar Infante, R (1.4) OBP: 0.318, SLG: 0.378										5	1	2	2	0	1	1								
27 Giancarlo Stanton, R (1.9) OBP: 0.359, SLG: 0.551										3	3	2	2	1	0	2								
5 Logan Morrison, L (1.7) OBP: 0.329, SLG: 0.467										4	1	1	2	0	1	2								
15 Gaby Sanchez, R (1.3) OBP: 0.351, SLG: 0.428										4	0	1	0	0	0	0								
14 John Buck, R (1.2) OBP: 0.324, SLG: 0.378										3	0	0	0	1	2	0								
11 Bryan Petersen, L (1.8) OBP: 0.364, SLG: 0.383										4	0	1	0	0	0	2								
54 Matt Dominguez, R (1.5) OBP: 0.314, SLG: 0.281										3	0	1	0	0	0	3								
29 Greg Dobbs, L (9. PH) OBP: 0.310, SLG: 0.394										1	0	0	0	0	0	0								
47 Ricky Nolasco, R (1.1) ERA: 4.27										0	0	0	0	0	0	0								
40 Mike Dunn, L (7.1) ERA: 3.24										0	0	0	0	0	0	0								
58 Ryan Webb, R (7.1) ERA: 1.02										0	0	0	0	0	0	0								
11 Jose Lopez, R (7. PH) ERA: 1.69										0	0	0	0	0	0	0								
32 Clay Hensley, R (8.1) ERA: 1.69										0	0	0	0	0	0	0								
21 John Baker, L (9. PH) OBP: 0.333, SLG: 0.250										0	0	0	0	0	0	0								
<b>Inning Stats</b>	R: 1 E: 0 K: 1 S: 7	H: 1 LOB: 0 BB: 0 P: 11	R: 0 E: 0 K: 1 S: 10	H: 1 LOB: 2 BB: 1 P: 20	R: 1 E: 0 K: 2 S: 10	H: 1 LOB: 0 BB: 0 P: 12	R: 0 E: 0 K: 1 S: 12	H: 0 LOB: 0 BB: 0 P: 18	R: 0 E: 0 K: 0 S: 6	H: 1 LOB: 1 BB: 0 P: 8	R: 2 E: 0 K: 1 S: 14	H: 2 LOB: 2 BB: 1 P: 24	R: 0 E: 0 K: 0 S: 13	H: 2 LOB: 2 BB: 0 P: 15	R: 0 E: 0 K: 0 S: 8	H: 0 LOB: 0 BB: 0 P: 12	R: 2 E: 0 K: 0 S: 10	H: 2 LOB: 0 BB: 0 P: 15	1B: 3 2B: 3 3B: 0 HR: 4	SF: 0 SAC: 1 DP: 0 HBP: 0	WP: 0 PB: 0 SB: 0 CS: 0	PA: 38		
<b>PITCHER</b>	IP WLS BF H R ER SO BB IBB HBP BLK WP HR S P ERA WHIP	IP WLS BF H R ER SO BB IBB HBP BLK WP HR S P ERA WHIP	IP WLS BF H R ER SO BB IBB HBP BLK WP HR S P ERA WHIP	IP WLS BF H R ER SO BB IBB HBP BLK WP HR S P ERA WHIP	IP WLS BF H R ER SO BB IBB HBP BLK WP HR S P ERA WHIP	IP WLS BF H R ER SO BB IBB HBP BLK WP HR S P ERA WHIP	IP WLS BF H R ER SO BB IBB HBP BLK WP HR S P ERA WHIP	IP WLS BF H R ER SO BB IBB HBP BLK WP HR S P ERA WHIP	IP WLS BF H R ER SO BB IBB HBP BLK WP HR S P ERA WHIP	IP WLS BF H R ER SO BB IBB HBP BLK WP HR S P ERA WHIP	IP WLS BF H R ER SO BB IBB HBP BLK WP HR S P ERA WHIP	IP WLS BF H R ER SO BB IBB HBP BLK WP HR S P ERA WHIP	IP WLS BF H R ER SO BB IBB HBP BLK WP HR S P ERA WHIP	IP WLS BF H R ER SO BB IBB HBP BLK WP HR S P ERA WHIP	IP WLS BF H R ER SO BB IBB HBP BLK WP HR S P ERA WHIP	IP WLS BF H R ER SO BB IBB HBP BLK WP HR S P ERA WHIP	IP WLS BF H R ER SO BB IBB HBP BLK WP HR S P ERA WHIP	IP WLS BF H R ER SO BB IBB HBP BLK WP HR S P ERA WHIP	IP WLS BF H R ER SO BB IBB HBP BLK WP HR S P ERA WHIP	IP WLS BF H R ER SO BB IBB HBP BLK WP HR S P ERA WHIP	IP WLS BF H R ER SO BB IBB HBP BLK WP HR S P ERA WHIP	IP WLS BF H R ER SO BB IBB HBP BLK WP HR S P ERA WHIP	IP WLS BF H R ER SO BB IBB HBP BLK WP HR S P ERA WHIP	IP WLS BF H R ER SO BB IBB HBP BLK WP HR S P ERA WHIP





Batter	1	2	3	4	5	6	7	8	9	AB	R	H	RBI	BB	SO	LOB	TOP						
24 Michael Bourn, L (1.8) OBP: 0.351, SLG: 0.393										4	1	1	1	1	1	4	<b>Atlanta Braves @ Florida Marlins</b> Sun Life Stadium, Miami, FL Tue Sep 20 2011, 7:11 PM - 10:12 PM EDT Att: 21,733 - Partly Cloudy - 85 F						
14 Martin Prado, R (1.7) OBP: 0.310, SLG: 0.392										5	0	3	1	0	0	2							
10 Chipper Jones, S (1.5) OBP: 0.351, SLG: 0.479										5	0	1	0	0	2	3							
26 Dan Uggla, R (1.4) OBP: 0.310, SLG: 0.453										4	0	0	0	1	3	3							
16 Brian McCann, L (1.2) OBP: 0.352, SLG: 0.472										4	0	1	0	1	1	3							
5 Freddie Freeman, L (1.3) OBP: 0.327, SLG: 0.455										5	1	1	1	0	0	7							
2 Alex Gonzalez, R (1.6) OBP: 0.270, SLG: 0.371										3	1	2	1	0	1	0							
1 Jack Wilson, R (6. PR) OBP: 0.282, SLG: 0.297										1	0	1	0	0	0	0							
22 Jason Heyward, L (1.9) OBP: 0.323, SLG: 0.393										3	1	1	0	1	1	1							
40 Randall Delgado, R (1.1) OBP: 0.328, SLG: 0.400										2	0	0	0	0	0	0							
7 Brooks Conrad, S (5. PH) OBP: 0.300, SLG: 0.400										0	0	0	0	0	0	0							
50 Cristhian Martinez, R (6.1) OBP: 0.300, SLG: 0.500										0	0	0	0	0	0	0							
20 Eric Hinske, S (6. PH) OBP: 0.300, SLG: 0.400										0	0	0	0	0	0	0							
4 Anthony Richardson, S (6. PH) OBP: 0.300, SLG: 0.400										0	0	0	0	0	0	0							
38 Anthony Varvaro, R (8.1) OBP: 0.300, SLG: 0.400										0	0	0	0	0	0	0							
<b>Inning Stats</b>	R: 0 E: 0 K: 2 S: 12	H: 1 LOB: 3 BB: 2 P: 26	R: 3 E: 0 K: 1 S: 21	H: 4 LOB: 1 BB: 0 P: 29	R: 0 E: 0 K: 1 S: 6	H: 0 LOB: 0 BB: 0 P: 7	R: 0 E: 0 K: 1 S: 8	H: 0 LOB: 0 BB: 0 P: 12	R: 0 E: 0 K: 1 S: 6	H: 0 LOB: 0 BB: 0 P: 9	R: 1 E: 0 K: 1 S: 12	H: 2 LOB: 2 BB: 1 P: 22	R: 0 E: 0 K: 0 S: 15	H: 2 LOB: 2 BB: 1 P: 24	R: 0 E: 0 K: 1 S: 10	H: 1 LOB: 2 BB: 1 P: 17	R: 0 E: 0 K: 1 S: 16	H: 1 LOB: 1 BB: 0 P: 24	1B: 7 2B: 2 3B: 0 HR: 2	SF: 0 SAC: 0 DP: 1 HBP: 0	WP: 1 PB: 0 SB: 2 CS: 0	PA: 42	
<b>PITCHER</b>	IP WLS BF H R ER SO BB IBB HBP BLK WP HR S P ERA WHIP	IP WLS BF H R ER SO BB IBB HBP BLK WP HR S P ERA WHIP	IP WLS BF H R ER SO BB IBB HBP BLK WP HR S P ERA WHIP	IP WLS BF H R ER SO BB IBB HBP BLK WP HR S P ERA WHIP	IP WLS BF H R ER SO BB IBB HBP BLK WP HR S P ERA WHIP	IP WLS BF H R ER SO BB IBB HBP BLK WP HR S P ERA WHIP	IP WLS BF H R ER SO BB IBB HBP BLK WP HR S P ERA WHIP	IP WLS BF H R ER SO BB IBB HBP BLK WP HR S P ERA WHIP	IP WLS BF H R ER SO BB IBB HBP BLK WP HR S P ERA WHIP	IP WLS BF H R ER SO BB IBB HBP BLK WP HR S P ERA WHIP	IP WLS BF H R ER SO BB IBB HBP BLK WP HR S P ERA WHIP	IP WLS BF H R ER SO BB IBB HBP BLK WP HR S P ERA WHIP	IP WLS BF H R ER SO BB IBB HBP BLK WP HR S P ERA WHIP	IP WLS BF H R ER SO BB IBB HBP BLK WP HR S P ERA WHIP	IP WLS BF H R ER SO BB IBB HBP BLK WP HR S P ERA WHIP	IP WLS BF H R ER SO BB IBB HBP BLK WP HR S P ERA WHIP	IP WLS BF H R ER SO BB IBB HBP BLK WP HR S P ERA WHIP	IP WLS BF H R ER SO BB IBB HBP BLK WP HR S P ERA WHIP	IP WLS BF H R ER SO BB IBB HBP BLK WP HR S P ERA WHIP	IP WLS BF H R ER SO BB IBB HBP BLK WP HR S P ERA WHIP	IP WLS BF H R ER SO BB IBB HBP BLK WP HR S P ERA WHIP	IP WLS BF H R ER SO BB IBB HBP BLK WP HR S P ERA WHIP	IP WLS BF H R ER SO BB IBB HBP BLK WP HR S P ERA WHIP
19 Anibal Sánchez, R (1.1) ERA: 3.67	5.0	L	22	5	3	3	6	1	1	0	0	0	1	1	53	83	5.40	1.200					
44 Brian Sanchez, R (6.1) ERA: 3.66	1.0		6	2	1	1	1	1	0	0	0	0	0	1	12	22	9.00	3.000					
39 Chris Hatcher, R (7.1) ERA: 6.75	1.0		5	2	0	0	0	1	0	0	0	0	0	15	24	0.00	3.000						
50 Jose Ceda, R (8.1) ERA: 4.66	1.0		5	1	0	0	1	1	0	0	0	0	0	10	17	0.00	2.000						
53 Sandy Rosario, R (9.1) ERA: 3.59	1.0		4	1	0	0	1	0	0	0	0	0	0	16	24	0.00	1.000						
<b>Batter</b>	1	2	3	4	5	6	7	8	9	AB	R	H	RBI	BB	SO	LOB	BOTTOM						
1 Emilio Bonifacio, S (1.8) OBP: 0.357, SLG: 0.375										3	0	1	0	1	0	0	<b>Atlanta Braves @ Florida Marlins</b> Sun Life Stadium, Miami, FL Tue Sep 20 2011, 7:11 PM - 10:12 PM EDT Att: 21,733 - Partly Cloudy - 85 F						
12 Omar Infante, R (1.4) OBP: 0.318, SLG: 0.379										4	0	2	0	0	0	0							
27 Giancarlo Stanton, R (1.9) OBP: 0.357, SLG: 0.545										3	0	0	0	1	0	2							
5 Logan Morrison, L (1.7) OBP: 0.327, SLG: 0.463										4	0	0	0	0	0	3							
15 Gaby Sanchez, R (1.3) OBP: 0.349, SLG: 0.425										4	0	0	0	0	0	0							
14 John Buck, R (1.2) OBP: 0.324, SLG: 0.377										4	0	1	0	0	1	0							
22 Donnie Murphy, R (1.6) OBP: 0.244, SLG: 0.280										3	0	1	0	0	0	0							
54 Matt Dominguez, R (1.5) OBP: 0.289, SLG: 0.257										3	0	0	0	0	0	2							
19 Anibal Sánchez, R (1.1) OBP: 0.348, SLG: 0.425										1	0	0	0	0	0	0							
21 John Baker, L (5. PH) OBP: 0.200, SLG: 0.125										0	0	0	0	0	0	0							
44 Brian Sanchez, R (6.1) ERA: 3.18										0	0	0	0	0	0	0							
39 Chris Hatcher, R (7.1) ERA: 6.75										0	0	0	0	0	0	0							
11 Bryan Petersen, L (7. PH) OBP: 0.300, SLG: 0.400										0	0	0	0	0	0	0							
50 Jose Ceda, R (8.1) ERA: 4.66										0	0	0	0	0	0	0							
53 Sandy Rosario, R (9.1) ERA: 3.59										0	0	0	0	0	0	0							
<b>Inning Stats</b>	R: 0 E: 0 K: 0 S: 10	H: 0 LOB: 0 BB: 0 P: 16	R: 0 E: 0 K: 0 S: 14	H: 2 LOB: 2 BB: 0 P: 22	R: 0 E: 0 K: 0 S: 9	H: 2 LOB: 2 BB: 1 P: 17	R: 0 E: 0 K: 0 S: 8	H: 0 LOB: 0 BB: 0 P: 12	R: 0 E: 0 K: 1 S: 14	H: 1 LOB: 2 BB: 1 P: 25	R: 0 E: 0 K: 1 S: 7	H: 0 LOB: 0 BB: 0 P: 9	R: 0 E: 0 K: 0 S: 6	H: 0 LOB: 0 BB: 0 P: 7	R: 0 E: 0 K: 0 S: 7	H: 0 LOB: 0 BB: 0 P: 9	R: 0 E: 0 K: 0 S: 11	H: 0 LOB: 0 BB: 0 P: 17	1B: 5 2B: 1 3B: 0 HR: 0	SF: 0 SAC: 0 DP: 1 HBP: 0	WP: 0 PB: 0 SB: 0 CS: 0	PA: 33	
<b>PITCHER</b>	IP WLS BF H R ER SO BB IBB HBP BLK WP HR S P ERA WHIP	IP WLS BF H R ER SO BB IBB HBP BLK WP HR S P ERA WHIP	IP WLS BF H R ER SO BB IBB HBP BLK WP HR S P ERA WHIP	IP WLS BF H R ER SO BB IBB HBP BLK WP HR S P ERA WHIP	IP WLS BF H R ER SO BB IBB HBP BLK WP HR S P ERA WHIP	IP WLS BF H R ER SO BB IBB HBP BLK WP HR S P ERA WHIP	IP WLS BF H R ER SO BB IBB HBP BLK WP HR S P ERA WHIP	IP WLS BF H R ER SO BB IBB HBP BLK WP HR S P ERA WHIP	IP WLS BF H R ER SO BB IBB HBP BLK WP HR S P ERA WHIP	IP WLS BF H R ER SO BB IBB HBP BLK WP HR S P ERA WHIP	IP WLS BF H R ER SO BB IBB HBP BLK WP HR S P ERA WHIP	IP WLS BF H R ER SO BB IBB HBP BLK WP HR S P ERA WHIP	IP WLS BF H R ER SO BB IBB HBP BLK WP HR S P ERA WHIP	IP WLS BF H R ER SO BB IBB HBP BLK WP HR S P ERA WHIP	IP WLS BF H R ER SO BB IBB HBP BLK WP HR S P ERA WHIP	IP WLS BF H R ER SO BB IBB HBP BLK WP HR S P ERA WHIP	IP WLS BF H R ER SO BB IBB HBP BLK WP HR S P ERA WHIP	IP WLS BF H R ER SO BB IBB HBP BLK WP HR S P ERA WHIP	IP WLS BF H R ER SO BB IBB HBP BLK WP HR S P ERA WHIP	IP WLS BF H R ER SO BB IBB HBP BLK WP HR S P ERA WHIP	IP WLS BF H R ER SO BB IBB HBP BLK WP HR S P ERA WHIP	IP WLS BF H R ER SO BB IBB HBP BLK WP HR S P ERA WHIP	IP WLS BF H R ER SO BB IBB HBP BLK WP HR S P ERA WHIP
40 Randall Delgado, R (1.1) OBP: 0.328, SLG: 0.400	5.0	W	21	5	0	0	0	2	0	0	0	0	0	0	55	92	0.00	1.400					
50 Cristhian Martinez, R (6.1) ERA: 3.18	2.0		6	0	0	0	1	0	0	0	0	0	0	13	16	0.00	0.000						
38 Anthony Varvaro, R (8.1) ERA: 2.7	2.0		6	0	0	0	0	0	0	0	0	0	0	18	26	0.00	0.000						



Batter	1	2	3	4	5	6	7	8	9	AB	R	H	RBI	BB	SO	LOB	TOP							
24 Michael Bourn, L (1, 8) OBP: 0.348, SLG: 0.391										4	0	0	0	0	2	0	<b>Atlanta Braves @ Florida Marlins</b> Sun Life Stadium, Miami, FL Wed Sep 21 2011, 7:11 PM - 9:45 PM EDT Att: 22,240 - Partly Cloudy - 86 F							
14 Martin Prado, R (1, 5) OBP: 0.310, SLG: 0.391										4	0	1	0	0	0	0								
16 Brian McCann, L (1, 2) OBP: 0.355, SLG: 0.471										1	0	0	0	2	0	0								
26 Dan Uggla, R (1, 4) OBP: 0.309, SLG: 0.450										4	0	0	0	0	1	4								
5 Freddie Freeman, L (1, 3) OBP: 0.351, SLG: 0.452										3	0	0	0	1	1	3								
22 Jason Heyward, L (1, 9) OBP: 0.322, SLG: 0.394										4	0	1	0	0	1	2								
1 Jack Wilson, R (1, 6) OBP: 0.278, SLG: 0.293										3	0	0	0	0	1	2								
17 Jose Constanza, L (1, 7) OBP: 0.348, SLG: 0.396										2	0	0	0	0	0	0								
20 Eric Hinske, L (8, PH) OBP: 0.314, SLG: 0.408										1	0	0	0	0	1	0								
38 Anthony Varvaro, R (8, 1)										0	0	0	0	0	0	0								
32 Derek Lowe, R (1, 1) OBP: 0.236, SLG: 0.314										2	0	0	0	0	1	0								
19 Scott Linebrink, R (7, 1)										0	0	0	0	0	0	0								
10 Chipper Jones, S (8, PH) OBP: 0.351, SLG: 0.478										1	0	0	0	0	0	0								
<b>Inning Stats</b>	R: 0 E: 0 K: 0 S: 10	H: 0 LOB: 0 BB: 0 P: 14	R: 0 E: 0 K: 1 S: 10	H: 0 LOB: 0 BB: 0 P: 12	R: 0 E: 0 K: 1 S: 7	H: 0 LOB: 0 BB: 0 P: 10	R: 0 E: 0 K: 1 S: 18	H: 1 LOB: 2 BB: 0 P: 26	R: 0 E: 0 K: 2 S: 10	H: 0 LOB: 0 BB: 0 P: 15	R: 0 E: 0 K: 0 S: 7	H: 0 LOB: 0 BB: 0 P: 11	R: 0 E: 0 K: 1 S: 14	H: 1 LOB: 2 BB: 1 P: 21	R: 0 E: 0 K: 2 S: 12	H: 0 LOB: 0 BB: 0 P: 17	R: 0 E: 0 K: 0 S: 11	H: 0 LOB: 2 BB: 2 P: 22	1B: 1 2B: 3 3B: 0 HR: 0	SF: 0 SAC: 0 DP: 0 HBP: 1	WP: 0 PB: 0 CS: 0	PA: 33		
<b>PITCHER</b>	IP WLS BF H R ER SO BB IBB HBP BLK WP HR S P ERA WHIP	7.0 W 25 2 0 0 6 1 0 1 0 0 0 76 109 0.00 0.429	3.77 H 3 0 0 2 0 0 0 0 0 0 0 12 17 0.00 0.000	1.0 H 3 0 0 0 0 2 0 0 0 0 0 11 22 0.00 2.000																				

Batter	1	2	3	4	5	6	7	8	9	AB	R	H	RBI	BB	SO	LOB	BOTTOM							
1 Emilio Bonifacio, S (1, 6) OBP: 0.357, SLG: 0.376										4	0	1	0	0	0	0	<b>Atlanta Braves @ Florida Marlins</b> Sun Life Stadium, Miami, FL Wed Sep 21 2011, 7:11 PM - 9:45 PM EDT Att: 22,240 - Partly Cloudy - 86 F							
12 Omar Infante, R (1, 4) OBP: 0.317, SLG: 0.376										4	0	0	0	0	2	1								
29 Greg Dobbs, L (1, 5) OBP: 0.308, SLG: 0.391										4	0	0	0	0	0	1								
54 Matt Dominguez, R (9, 5) OBP: 0.289, SLG: 0.257										0	0	0	0	0	0	0								
27 Giancarlo Stanton, R (1, 9) OBP: 0.358, SLG: 0.549										4	2	2	0	0	1	0								
5 Logan Morrison, L (1, 7) OBP: 0.328, SLG: 0.470										4	1	2	1	0	0	2								
15 Gaby Sanchez, R (1, 3) OBP: 0.351, SLG: 0.428										3	0	2	1	1	0	1								
11 Bryan Petersen, L (1, 8) OBP: 0.358, SLG: 0.376										2	0	0	1	0	0	2								
9 Brett Hayes, R (1, 2) OBP: 0.284, SLG: 0.411										2	1	1	1	1	1	1								
23 Javier Vazquez, R (1, 1) OBP: 0.214, SLG: 0.204										2	0	0	0	0	1	2								
21 John Baker, L (7, PH) OBP: 0.273, SLG: 0.200										1	0	0	0	0	0	0								
34 Edward Mujica, R (8, 1)										0	0	0	0	0	0	0								
46 Juan Carlos Oviedo, R (9, 1)										0	0	0	0	0	0	0								
<b>Inning Stats</b>	R: 0 E: 0 K: 0 S: 8	H: 0 LOB: 0 BB: 0 P: 10	R: 1 E: 0 K: 0 S: 13	H: 2 LOB: 1 BB: 1 P: 26	R: 0 E: 0 K: 0 S: 5	H: 0 LOB: 0 BB: 0 P: 7	R: 0 E: 0 K: 0 S: 10	H: 1 LOB: 1 BB: 0 P: 17	R: 1 E: 0 K: 2 S: 15	H: 2 LOB: 1 BB: 0 P: 22	R: 1 E: 0 K: 1 S: 11	H: 1 LOB: 0 BB: 1 P: 22	R: 0 E: 0 K: 1 S: 9	H: 0 LOB: 0 BB: 0 P: 16	R: 1 E: 0 K: 1 S: 14	H: 2 LOB: 1 BB: 0 P: 23	1B: 3 2B: 3 3B: 0 HR: 2	SF: 1 SAC: 0 DP: 0 HBP: 0	WP: 0 PB: 0 CS: 0	PA: 33				
<b>PITCHER</b>	IP WLS BF H R ER SO BB IBB HBP BLK WP HR S P ERA WHIP	6.1 L 27 6 3 3 3 1 0 0 0 0 0 66 111 4.26 1.105	0.2 L 2 0 0 0 1 0 0 0 0 0 0 5 9 0.00 0.000	1.0 L 4 2 1 1 1 0 0 0 0 0 0 1 14 23 9.00 2.000																				

AB 29  
R 0  
H 2  
RBI 0  
BB 3  
SO 8  
LOB 11



AB 30  
R 4  
H 8  
RBI 4  
BB 2  
SO 5  
LOB 10









Batter	1	2	3	4	5	6	7	8	9	AB	R	H	RBI	BB	SO	LOB	TOP						
1 Emilio Bonifacio, S OBP: 0.359, SLG: 0.386	G4-3	G5-3		2H HR	F8			12 FC6-4 1B		5	1	2	2	0	0	4	<b>Florida Marlins @ Milwaukee Brewers</b> Miller Park, Milwaukee, WI Sat Sep 24 2011, 6:12 PM - 9:13 PM CDT Att. 44,520 - Roof Closed - 70 F						
12 Omar Infante, R OBP: 0.315, SLG: 0.379	HR		K	1B	P4		27 WP FC6-4 29 BB		5	1	2	1	0	1	1								
29 Greg Dobbs, L OBP: 0.311, SLG: 0.392	5 BB 1B		5 BB 15 G1-2-3 1B	K	F8		27 WP BB		4	0	2	0	1	1	1								
27 Giancarlo Stanton, R OBP: 0.356, SLG: 0.545	F9		5 BB 1B		F9	K			4	0	0	0	1	2	3								
5 Logan Morrison, L OBP: 0.328, SLG: 0.465	1-2 BB		1-2 BB	11 1B 21 BB	G5-3			F7	3	1	1	0	2	0	0								
15 Gaby Sanchez, R OBP: 0.351, SLG: 0.427	K		G1-2-3	F8				11 DI 1B	4	0	1	0	1	1	6								
11 Bryan Petersen, L OBP: 0.357, SLG: 0.379				K					5	0	1	0	0	3	2								
9 Brett Hayes, R OBP: 0.297, SLG: 0.425									3	1	2	0	1	1	1								
11 Jose Lopez, R OBP: 0.252, SLG: 0.384				1 HR 2B					1	0	0	0	0	1	1								
59 Alex Sanabia, R 21 John Baker, L 31 Burke Badenhop, R 40 Mike Dunn, L 58 Ryan Webb, R 22 Donnie Murphy, R 50 Jose Ceda, R		SH1-4							1	0	0	0	0	1	1								
<b>Inning Stats</b>	R: 1 E: 0 K: 1 S: 15	H: 2 LOB: 2 BB: 1 P: 22	R: 0 E: 0 K: 1 S: 8	H: 1 LOB: 1 BB: 0 P: 13	R: 0 E: 0 K: 1 S: 11	H: 1 LOB: 2 BB: 2 P: 24	R: 2 E: 0 K: 3 S: 15	H: 3 LOB: 1 BB: 0 P: 21	R: 1 E: 0 K: 0 S: 16	H: 2 LOB: 0 BB: 2 P: 28	R: 0 E: 0 K: 1 S: 7	H: 0 LOB: 0 BB: 1 P: 19	R: 0 E: 0 K: 2 S: 12	H: 1 LOB: 2 BB: 1 P: 19	R: 0 E: 0 K: 2 S: 14	H: 1 LOB: 1 BB: 0 P: 16	1B: 8 2B: 1 3B: 0 HR: 2	SF: 0 SAC: 1 DP: 1 HBP: 0	WP: 1 PB: 0 SB: 0 CS: 0	PA: 44			
<b>PITCHER</b>	IP WLS BF H R ER SO	IP WLS BF H R ER SO	IP WLS BF H R ER SO	IP WLS BF H R ER SO	IP WLS BF H R ER SO	IP WLS BF H R ER SO	IP WLS BF H R ER SO	IP WLS BF H R ER SO	IP WLS BF H R ER SO	IP WLS BF H R ER SO	IP WLS BF H R ER SO	IP WLS BF H R ER SO	IP WLS BF H R ER SO	IP WLS BF H R ER SO	IP WLS BF H R ER SO	IP WLS BF H R ER SO	BB IBB HBP BLK	WP HR S P	ERA WHIP	ERA WHIP			
13 Zack Greinke, R ERA: 3.86	5.0	28	9	4	4	6	5	0	0	0	0	0	0	0	0	0	0	0	2	65	108	7.20	2.800
40 Takashi Saito, R ERA: 1.82	1.0	3	0	0	0	1	0	0	0	0	0	0	0	0	0	0	0	0	0	7	14	0.00	0.000
32 LaTroy Hawkins, R ERA: 2.49	1.0	W	4	0	0	0	1	0	0	0	0	0	0	0	0	0	0	0	0	12	19	0.00	1.000
57 Francisco Rodriguez, R ERA: 2.71	1.0	H	5	1	0	0	2	1	0	0	0	0	0	0	0	0	0	0	0	12	19	0.00	2.000
59 John Axford, R ERA: 2.01	1.0	S	4	1	0	0	2	0	0	0	0	0	0	0	0	0	0	0	0	14	16	0.00	1.000
<b>Batter</b>	<b>1</b>	<b>2</b>	<b>3</b>	<b>4</b>	<b>5</b>	<b>6</b>	<b>7</b>	<b>8</b>	<b>9</b>	<b>AB</b>	<b>R</b>	<b>H</b>	<b>RBI</b>	<b>BB</b>	<b>SO</b>	<b>LOB</b>	<b>BOTTOM</b>						
2 Nyjer Morgan, L OBP: 0.356, SLG: 0.420	K		G4-3		G4-3		27 SH5-3 8 2B		3	0	0	0	0	1	0		<b>Florida Marlins @ Milwaukee Brewers</b> Miller Park, Milwaukee, WI Sat Sep 24 2011, 6:12 PM - 9:13 PM CDT Att. 44,520 - Roof Closed - 70 F						
1 Corey Hart, R OBP: 0.359, SLG: 0.513									1	1	1	2	1	0	0								
27 Carlos Gómez, R OBP: 0.288, SLG: 0.389	8 3B 2B		28 2B 2B		F9		SH5-3 G1		4	2	2	0	0	0	3								
8 Ryan Braun, R OBP: 0.394, SLG: 0.593	28 FC4-2 3B		28 2B BB		G6-3		14 LB-4 2B		3	0	2	2	1	0	0								
28 Prince Fielder, L OBP: 0.407, SLG: 0.548	FC4-2 14 S				L5		IBB		3	0	1	1	1	0	1								
14 Casey McGehee, R OBP: 0.281, SLG: 0.346	G5-3				G6-3		G3	L6-4	4	0	0	0	0	0	3								
5 Taylor Green, L OBP: 0.257, SLG: 0.343		P6			F8			K	4	0	1	0	0	1	0								
30 Craig Counsell, L OBP: 0.277, SLG: 0.217									0	0	0	0	0	0	0								
3 Yuniesky Betancourt, R OBP: 0.270, SLG: 0.361	P4				HR		P6	1 BB 25 WP 1B	4	1	2	1	0	0	1								
20 Jonathan Lucroy, R OBP: 0.313, SLG: 0.387	L4							P4	4	1	2	0	0	0	1								
13 Zack Greinke, R 40 Takashi Saito, L 32 LaTroy Hawkins, R 15 Jerry Hairston, R 57 Francisco Rodriguez, R 25 Mark Kotsay, L 59 John Axford, R			G6-3		P4			1 BB 1B	2	0	0	0	0	0	1								
<b>Inning Stats</b>	R: 1 E: 0 K: 1 S: 14	H: 2 LOB: 1 BB: 0 P: 21	R: 0 E: 0 K: 0 S: 6	H: 0 LOB: 0 BB: 0 P: 8	R: 1 E: 0 K: 0 S: 9	H: 2 LOB: 1 BB: 1 P: 21	R: 1 E: 0 K: 0 S: 9	H: 2 LOB: 1 BB: 0 P: 13	R: 0 E: 0 K: 0 S: 8	H: 0 LOB: 0 BB: 0 P: 13	R: 0 E: 0 K: 0 S: 11	H: 1 LOB: 1 BB: 0 P: 11	R: 3 E: 0 K: 0 S: 12	H: 4 LOB: 1 BB: 1 P: 22	R: 0 E: 0 K: 1 S: 15	H: 1 LOB: 3 BB: 2 P: 27	1B: 4 2B: 7 3B: 1 HR: 1	SF: 0 SAC: 1 DP: 1 HBP: 0	WP: 1 PB: 0 SB: 1 CS: 0	PA: 38			
<b>PITCHER</b>	IP WLS BF H R ER SO	IP WLS BF H R ER SO	IP WLS BF H R ER SO	IP WLS BF H R ER SO	IP WLS BF H R ER SO	IP WLS BF H R ER SO	IP WLS BF H R ER SO	IP WLS BF H R ER SO	IP WLS BF H R ER SO	IP WLS BF H R ER SO	IP WLS BF H R ER SO	IP WLS BF H R ER SO	IP WLS BF H R ER SO	IP WLS BF H R ER SO	IP WLS BF H R ER SO	IP WLS BF H R ER SO	BB IBB HBP BLK	WP HR S P	ERA WHIP	ERA WHIP			
59 Alex Sanabia, R ERA: 3.27	4.0	18	6	3	3	1	1	0	0	0	0	0	0	0	0	0	0	0	23	28	9.00	1.500	
31 Burke Badenhop, R ERA: 4.1	2.0	L	9	3	2	2	0	0	0	0	0	0	0	0	0	0	0	0	4	7	∞	∞	
40 Mike Dunn, L ERA: 3.43	0.0	B	1	1	0	0	0	0	0	0	0	0	0	0	0	0	0	0	4	11	9.00	1.000	
58 Ryan Webb, R ERA: 3.28	1.0	4	1	1	1	0	0	1	0	0	0	0	0	0	0	0	0	0	4	11	9.00	1.000	
50 Jose Ceda, R ERA: 4.43	1.0	6	1	0	0	1	2	0	0	0	0	1	0	0	0	0	0	0	15	27	0.00	3.000	















