


**Hanshin Tigers**

Batter	1	2	3	4	5	6	7	8	9	AB R H RBI BB SO LOB	TOP																								
												<b>Tampa Bay Devil Rays @ Hanshin Tigers</b> Tokyo Dome, Tokyo Sat Mar 27 2004, 10:00 PM EST  <a href="http://livebaseballscorecards.com">livebaseballscorecards.com</a>																							
		<b>AB 0</b> <b>R 0</b> <b>H 0</b> <b>RBI 0</b> <b>BB 0</b> <b>SO 0</b> <b>LOB 0</b>																																	
																																			
Inning Stats		1B: 0 SF: 0 2B: 0 SAC: 0 3B: 0 DP: 0 HR: 0 HBP: 0	WP: 0 PA: 0 PB: 0 SB: 0 CS: 0																																
PITCHER	IP	WLS	BF	H	R	ER	SO	BB	IBB	HBP	BLK	WP	HR	S	P	ERA	WHIP	PITCHER	IP	WLS	BF	H	R	ER	SO	BB	IBB	HBP	BLK	WP	HR	S	P	ERA	WHIP

Batter	1	2	3	4	5	6	7	8	9	AB R H RBI BB SO LOB	BOTTOM
--------	---	---	---	---	---	---	---	---	---	----------------------	--------


**Tampa Bay Devil Rays @ Hanshin Tigers**  
 Tokyo Dome, Tokyo  
 Sat Mar 27 2004, 10:00 PM EST

[livebaseballscorecards.com](http://livebaseballscorecards.com)


<b>AB</b>	<b>0</b>
<b>R</b>	<b>0</b>
<b>H</b>	<b>0</b>
<b>RBI</b>	<b>0</b>
<b>BB</b>	<b>0</b>
<b>SO</b>	<b>0</b>
<b>LOB</b>	<b>0</b>



<b>Inning Stats</b>	1B: 0	SF: 0	WP: 0	PA: 0
	2B: 0	SAC: 0	PB: 0	
	3B: 0	DP: 0	SB: 0	
	HR: 0	HBP: 0	CS: 0	

PITCHER	IP	WLS	BF	H	R	ER	SO	BB	IBB	HBP	BLK	WP	HR	S	P	ERA	WHIP
---------	----	-----	----	---	---	----	----	----	-----	-----	-----	----	----	---	---	-----	------

PITCHER	IP	WLS	BF	H	R	ER	SO	BB	IBB	HBP	BLK	WP	HR	S	P	ERA	WHIP
---------	----	-----	----	---	---	----	----	----	-----	-----	-----	----	----	---	---	-----	------

Batter	1	2	3	4	5	6	7	8	9	AB R H RBI BB SO LOB	TOP																								
												<p><b>New York Yankees @ Hanshin Tigers</b>  Tokyo Dome, Tokyo  Sun Mar 28 2004, 10:00 PM EST</p> <p><a href="http://livebaseballscorecards.com">livebaseballscorecards.com</a></p> <p><b>AB 0</b>  <b>R 0</b>  <b>H 0</b>  <b>RBI 0</b>  <b>BB 0</b>  <b>SO 0</b>  <b>LOB 0</b></p> 																							
Inning Stats											1B: 0 SF: 0 2B: 0 SAC: 0 3B: 0 DP: 0 HR: 0 HBP: 0	WP: 0 PA: 0 PB: 0 SB: 0 CS: 0																							
PITCHER	IP	WLS	BF	H	R	ER	SO	BB	IBB	HBP	BLK	WP	HR	S	P	ERA	WHIP	PITCHER	IP	WLS	BF	H	R	ER	SO	BB	IBB	HBP	BLK	WP	HR	S	P	ERA	WHIP

Batter	1	2	3	4	5	6	7	8	9	AB R H RBI BB SO LOB	BOTTOM
--------	---	---	---	---	---	---	---	---	---	----------------------	--------

												<p><b>New York Yankees @ Hanshin Tigers</b>  Tokyo Dome, Tokyo  Sun Mar 28 2004, 10:00 PM EST</p> <p><a href="http://livebaseballscorecards.com">livebaseballscorecards.com</a></p> <p><b>AB 0</b>  <b>R 0</b>  <b>H 0</b>  <b>RBI 0</b>  <b>BB 0</b>  <b>SO 0</b>  <b>LOB 0</b></p> 

<b>Inning Stats</b>	1B: 0 SF: 0	WP: 0 PA: 0
	2B: 0 SAC: 0	PB: 0
	3B: 0 DP: 0	SB: 0
	HR: 0 HBP: 0	CS: 0

PITCHER	IP	WLS	BF	H	R	ER	SO	BB	IBB	HBP	BLK	WP	HR	S	P	ERA	WHIP
---------	----	-----	----	---	---	----	----	----	-----	-----	-----	----	----	---	---	-----	------

PITCHER	IP	WLS	BF	H	R	ER	SO	BB	IBB	HBP	BLK	WP	HR	S	P	ERA	WHIP
---------	----	-----	----	---	---	----	----	----	-----	-----	-----	----	----	---	---	-----	------

Batter	1	2	3	4	5	6	7	8	9	AB R H RBI BB SO LOB	TOP											
15 Dustin Pedroia, R OBP: 0.143, SLG: 0.286 (1, 4)	1-3 K	1-2 G1-3		2-2 FC5-4 20 E 1-2f		0-1 F8		2-2 G4-3		5 0 0 0 0 1 6												
20 Kevin Youkilis, R OBP: 0.571, SLG: 0.500 (1, 3)	0-3 K	0-1 34 1B 2-H 1B		3-2 E7 34 G4-6-3 1-3		1-1 1B 1-2 2-H		3-3 K		5 0 2 2 0 2 1												
34 David Ortiz, L OBP: 0.500, SLG: 1.167 (1, 10) 36 Kevin Cash, R (9, PH) (9, 10)	3-0 HR	0-0 1B		3-2 G4-6-3 1-2f		0-1 P2		3-2 L9		4 1 2 1 0 0 4 1 0 0 0 0 0 0												
Manny Ramirez, R (1, 7) 32 Bobby Kielty, S OBP: 0.333, SLG: 0.333 (7, 9)	4-2 25 1B 7 HR BB	3-3 K						1-3 K		3 1 0 0 1 2 2 1 0 0 0 0 1 0												
25 Mike Lowell, R OBP: 0.667, SLG: 0.500 (1, 5) Coco Crisp, S OBP: 1.000, SLG: 2.000 (7, PR) (7, 8)	0-2 7 HR 1B			2-2 7 33-6-3-5 1B				4-1 7 CS BB		3 1 2 0 1 0 0 0 0 0 0 0 0 0												
7 J.D. Drew, L OBP: 0.333, SLG: 1.000 (1, 9) 82 Jed Lowrie, S OBP: 0.667, SLG: 0.500 (7, 5)	2-2 1-H 2-H HR			1-0 G3-6-3-5 1-2f				3-3 K		4 1 1 3 0 1 2 0 0 0 0 0 0 0												
Jason Varitek, S (1, 2) 80 Dusty Brown, R OBP: 1.000, SLG: 1.000 (8, PR) (8, 2)	3-3 K			4-2 BB				4-2 13 G5-3 BB		1 1 0 0 3 1 0 0 0 0 0 0 0 0												
2 Jacoby Ellsbury, L OBP: 0.286, SLG: 0.167 (1, 8) (7, 7)				1-2 F9				2-3 K		4 0 1 0 0 1 2												
23 Julio Lugo, R OBP: 0.600, SLG: 1.000 (1, 6) 13 Alex Cora, L OBP: 0.250, SLG: 0.500 (6, 6)				4-2 15 FC5-4 BB				2-1 G5-3		2 1 1 0 1 0 2 1 0 0 0 0 0 1												
<b>Inning Stats</b>	R: 4 E: 0 K: 3 S: 19	H: 3 LOB: 0 BB: 1 P: 32	R: 1 E: 0 K: 1 S: 14	H: 3 LOB: 2 BB: 0 P: 21	R: 0 E: 0 K: 0 S: 11	H: 1 LOB: 1 BB: 1 P: 19	R: 0 E: 1 K: 0 S: 16	H: 0 LOB: 1 BB: 1 P: 28	R: 0 E: 0 K: 0 S: 8	H: 0 LOB: 0 BB: 0 P: 13	R: 1 E: 0 K: 0 S: 12	H: 2 LOB: 2 BB: 1 P: 20	R: 0 E: 0 K: 2 S: 8	H: 0 LOB: 1 BB: 1 P: 18	R: 0 E: 0 K: 1 S: 11	H: 0 LOB: 2 BB: 1 P: 21	R: 0 E: 0 K: 2 S: 14	H: 0 LOB: 0 BB: 0 P: 21	1B: 6 2B: 2 3B: 0 HR: 2	SF: 0 SAC: 0 DP: 3 HBP: 0	WP: 0 PB: 0 SB: 0 CS: 1	PA: 40
<b>PITCHER</b>	IP WLS BF H R ER SO BB IBB HBP BLK WP HR S P ERA WHIP																				<b>PITCHER</b>	IP WLS BF H R ER SO BB IBB HBP BLK WP HR S P ERA WHIP
16 Yuya Ando, R ERA: 11.25 (1, 1)	4.0 L 21 7 5 5 4 3 0 0 0 0 2 60 100 11.25 2.500																					
12 Ryo Watanabe, R ERA: (5, 1)	1.0 3 0 0 0 0 0 0 0 0 0 0 0 8 13 0.00 0.000																					
26 Hirotaka Egusa, L ERA: 9.0 (6, 1)	1.0 6 2 1 1 0 1 0 0 0 0 0 0 12 20 9.00 3.000																					
30 Tomoyuki Kubota, R ERA: (7, 1)	2.0 7 0 0 0 3 2 0 0 0 0 0 0 19 39 0.00 1.000																					
22 Kyuji Fujikawa, R ERA: (9, 1)	1.0 3 0 0 0 0 2 0 0 0 0 0 0 14 21 0.00 0.000																					

**Boston Red Sox @ Hanshin Tigers**

Tokyo Dome, Tokyo  
Fri Mar 21 2008, 11:05 PM EDT  
Att. 37,431 - Dome - 68 F

AB	34
R	6
H	9
RBI	6
BB	6
SO	9
LOB	20



Batter	1	2	3	4	5	6	7	8	9	AB	R	H	RBI	BB	SO	LOB
53 Norihiro Akahoshi, L (1, 8) OBP: 0.400, SLG: 0.600	0-1 G1-3	1-1 5 1B 2B		3-3 K		1-0 25 WP 1B		3-3 K		5	1	2	2	0	2	2
5 Keiichi Hirano, L (1, 4) OBP: 0.400, SLG: 0.333 (8, 9)	1-0 G4-3	1-1 25 S 1B		4-2 25 FC6-4 BB		0-0 SF8		1-0 G4-3		3	0	1	3	1	0	0
25 Takahiro Arai, R (1, 3) OBP: 0.200, SLG: 0.200	2-2 1B	2-3 K		1-2 FC6-4		3-2 G6-3		0-3 K		5	0	1	0	0	2	6
6 Tomoaki Kanemoto, L (1, 7) 3 Kentaro Sekimoto, R (8, 4) 9 Atsushi Fujimoto, L (9, PR)	2-3 K		0-0 P5		2-1 P6		1-2 F8		4-0 7 CS BB	4	0	0	0	0	1	1
7 Makoto Imaoka, R (1, 5)		0-0 G5-3	2-0 G6-3		0-0 P3		1-1 G1-3		3-3 K	5	0	0	0	0	1	1
1 Takashi Toritani, L (1, 6) OBP: 0.500, SLG: 0.750		1-0 33 1B 53 2B 2B	1-1 L8		0-2 G5-3		1-1 BB 1B		4	1	2	0	0	0	0	0
Lew Ford, R (1, 9) OBP: 0.750, SLG: 0.500 (7, PR) 8 Ryo Asai, R (8, 7)		4-2 33 1B 53 2B BB		3-2 F9		0-0 53 1B 39 1B 5 SF8 1B		4-1 BB BB		2	2	1	0	2	0	0
39 Akihiro Yano, R (1, 2) OBP: 0.250, SLG: 0.250		0-3 K		1-2 E9 53 S 33 1B		0-0 25 WP 53 1B 1B		2-3 K		4	0	1	0	0	2	4
33 Ikuro Katsuragi, L (1, 10) OBP: 0.667, SLG: 0.667 (8, PH) 24 Shinjiro Hiyama, L (9, 10)		2-0 53 2B 5 1B 1B		1-0 SAFE 1 SAFE 1B		0-1 P2		1-2 G3		3	1	2	0	0	0	2
		1-2 2-3		1-2 1B						1	0	0	0	0	0	0

Inning Stats	R: 0	H: 1	E: 0	K: 1	S: 9	H: 1	LOB: 1	BB: 0	P: 14	R: 4	H: 4	E: 0	K: 2	S: 15	R: 0	H: 0	E: 0	K: 0	S: 4	R: 0	H: 1	E: 1	K: 1	S: 21	R: 0	H: 0	E: 0	K: 0	S: 6	R: 1	H: 3	E: 0	K: 0	S: 9	R: 0	H: 1	E: 0	K: 1	S: 14	R: 0	H: 0	E: 0	K: 1	S: 8	R: 0	H: 0	E: 0	K: 2	S: 9	R: 0	H: 0	E: 0	K: 2	S: 16	1B: 8	2B: 2	3B: 0	HR: 0	SF: 1	SAC: 0	DP: 0	HBP: 0	WP: 1	PB: 0	SB: 3	CS: 1	PA: 41
--------------	------	------	------	------	------	------	--------	-------	-------	------	------	------	------	-------	------	------	------	------	------	------	------	------	------	-------	------	------	------	------	------	------	------	------	------	------	------	------	------	------	-------	------	------	------	------	------	------	------	------	------	------	------	------	------	------	-------	-------	-------	-------	-------	-------	--------	-------	--------	-------	-------	-------	-------	--------

PITCHER	IP	WLS	BF	H	R	ER	SO	BB	IBB	HBP	BLK	WP	HR	S	P	ERA	WHIP
61 Clay Buchholz, R (1, 1) ERA: 9.82	3.2	W	20	6	4	4	4	2	0	0	0	0	0	45	76	9.82	2.182
39 Kyle Snyder, R (4, 1) ERA: 2.08	2.1	H	10	3	1	1	0	0	0	0	0	1	0	19	26	3.86	1.286
48 Javier López, L (7, 1) ERA:	1.0	H	5	1	0	0	1	1	0	0	0	0	0	14	23	0.00	2.000
17 Manny Delcarmen, R (8, 1) ERA:	1.0	H	3	0	0	0	1	0	0	0	0	0	0	8	13	0.00	0.000
58 Jonathan Papelbon, R (9, 1) ERA:	1.0	S	3	0	0	0	2	1	0	0	0	0	0	9	16	0.00	1.000

**BOTTOM**


**Boston Red Sox @ Hanshin Tigers**

Tokyo Dome, Tokyo

Fri Mar 21 2008, 11:05 PM EDT

Att. 37,431 - Dome - 68 F

AB	36
R	5
H	10
RBI	5
BB	4
SO	8
LOB	16



livebaseballscorecards.com

Batter	1	2	3	4	5	6	7	8	9	AB R H RBI BB SO LOB	TOP		
6 Travis Buck, L (1, 9) OBP: 0.333, SLG: 0.800 67 Jeff Fiorentino, L (4, PR) OBP: 0.500, SLG: 0.333 (4, 7)	2-2 L3		2-0 HR	4-2 BB			1-1 G4-3	4-1 12 HR BB	1-3 K	2 1 1 1 1 0 0 2 1 0 0 1 1 2			
14 Mark Ellis, R (1, 4) OBP: 0.429, SLG: 0.571 12 Donnie Murphy, R (7, 4) OBP: 0.500, SLG: 2.000 (8, 5)	0-0 32 HR 2B		1-2 32 1B 10 2B 1B	2-3 K			0-1 F8	1-0 HR		4 2 2 0 0 1 1 1 1 1 4 0 0 0			
32 Jack Cust, L (1, 10) OBP: 0.833, SLG: 1.500 5 Mike Sweeney, R (7, PH) (7, 10)	3-2 2-H HR		1-0 10 2B 1B				4-2 BB	4-2 BB		2 2 2 2 1 0 0 0 0 0 0 2 0 0			
Emil Brown, R (1, 7) OBP: 0.429, SLG: 0.333 (4, 9)	0-1 F8		0-1 F9				1-0 10 G6-4-3 1B	4-0 BB		4 0 1 0 1 0 3			
7 Bobby Crosby, R (1, 6) OBP: 0.429, SLG: 1.000 2 Gregorio Petit, R (8, PR) (8, 6)	1-2 G6-3		3-3 K				0-1 F9	3-2 BB	1-2 BB	4 0 1 0 0 1 4 1 1 0 0 0 1 2			
10 Dario Barton, L (1, 3) OBP: 0.222, SLG: 0.444 29 Dan Johnson, L (8, 3) OBP: 0.500, SLG: 0.500			2-1 2B				2-2 G6-4-3	2-3 K	0-0 62 BB 1B	4 0 2 2 0 1 3 1 0 1 0 0 0 0			
8 Kurt Suzuki, R (1, 2) OBP: 0.500, SLG: 0.400 Rob Bowen, S (7, 2)			1-2 F9				2-3 K	2-0 67 BB 22 BB 12 HR 1B	1-3 K	3 0 0 0 0 1 2 2 1 1 1 0 1 1			
22 Jack Hannahan, L (1, 5) OBP: 0.286, SLG: 0.667 62 Brooks Conrad, S (8, PR) (8, 4)			3-3 K				2-3 K	4-1 67 BB 12 HR BB	4-2 BB	3 0 0 0 1 2 1 0 1 0 0 1 0 0			
19 Chris Denorfia, R (1, 8) 15 Ryan Sweeney, L (6, 8)			1-1 G1-3				1-2 G1-3	0-3 K	0-3 K	3 0 0 0 0 0 1 2 0 0 0 0 2 4			
<b>Inning Stats</b>	R: 2 H: 2 E: 0 LOB: 0 K: 0 BB: 0 S: 14 P: 20	R: 0 H: 1 E: 0 LOB: 1 K: 1 BB: 0 S: 10 P: 17	R: 3 H: 4 E: 0 LOB: 1 K: 1 BB: 0 S: 14 P: 26	R: 0 H: 0 E: 0 LOB: 1 K: 1 BB: 1 S: 13 P: 22	R: 0 H: 1 E: 0 LOB: 1 K: 0 BB: 1 S: 12 P: 19	R: 0 H: 0 E: 0 LOB: 0 K: 2 BB: 0 S: 9 P: 14	R: 0 H: 0 E: 0 LOB: 1 K: 0 BB: 1 S: 9 P: 17	R: 5 H: 3 E: 0 LOB: 2 K: 3 BB: 4 S: 19 P: 44	R: 0 H: 1 E: 0 LOB: 2 K: 3 BB: 1 S: 15 P: 21	1B: 5 SF: 0 2B: 4 SAC: 0 3B: 0 DP: 1 HR: 3 HBP: 0	WP: 0 PA: 46 PB: 1 SB: 0 CS: 0		
<b>PITCHER</b>	IP WLS BF H R ER SO BB IBB HBP BLK WP HR S P ERA WHIP											<b>PITCHER</b>	IP WLS BF H R ER SO BB IBB HBP BLK WP HR S P ERA WHIP
28 Shinobu Fukuhara, R (1, 1) ERA: 9.0	5.0 L 24 8 5 5 3 2 0 0 0 0 0 2 63 104 9.00 2.000											22 Kyuji Fujikawa, R (9, 1) ERA:	1.0 5 1 0 0 3 1 0 0 0 0 0 9 14 0.00 2.000
56 Kenta Abe, R (6, 1) ERA:	1.0 3 0 0 0 2 0 0 0 0 0 0 0 9 14 0.00 0.000												
30 Tomoyuki Kubota, R (7, 1) ERA:	1.0 4 0 0 0 0 1 0 0 0 0 0 0 9 17 0.00 1.000												
54 Jeff Williams, L (8, 1) ERA: 67.5	0.2 9 3 5 5 2 4 0 0 0 0 0 1 16 38 67.50 10.500												
12 Ryo Watanabe, R (8, 1) ERA:	0.1 1 0 0 0 1 0 0 0 0 0 0 0 3 6 0.00 0.000												

Oakland Athletics @ Hanshin Tigers  
Tokyo Dome, Tokyo  
Sat Mar 22 2008, 11:05 PM EDT  
Att. 16,746 - Dome - 68 F

livebaseballscorecards.com

AB	38
R	10
H	12
RBI	10
BB	8
SO	11
LOB	24





Batter	1	2	3	4	5	6	7	8	9	AB R H RBI BB SO LOB
53 Norihiro Akahoshi, L (1, 8) OBP: 0.444, SLG: 0.556	2-3 K		1-3 K		2-1 1B			2-1 5 FC5-4 1B		4 0 2 0 0 2 0
5 Keiichi Hirano, L (1, 4) OBP: 0.333, SLG: 0.286	2-2 25 WP 25 S G6-3 1B			0-1 G3-1	0-1 G5-3			0-0 FC5-4		4 1 1 0 0 0 4
25 Takahiro Arai, R (1, 3) OBP: 0.111, SLG: 0.111	3-2 SAFE G6-3			2-2 G4-3		2-3 K		1-3 K		4 0 0 1 0 2 1
6 Tomoaki Kanemoto, L (1, 7) 51 Kodai Sakurai, R (7, 7)	2-3 K			1-0 F8		0-1 F8			2-2 G5-3	3 0 0 0 0 1 0 1 0 0 0 0 0 0
7 Makoto Imaoka, R (1, 5) OBP: 0.111, SLG: 0.111			1-0 G4-6-3 1B		1-1 F9	1-0 F7		0-0 G5-3		4 0 1 0 0 0 0
1 Takashi Toritani, L (1, 6) OBP: 0.250, SLG: 0.375			2-2 G4-6-3		1-0 P3		1-3 K	3-2 G1-3		4 0 0 0 0 1 1
Lew Ford, R (1, 9) 8 Ryo Asai, R (8, 9) OBP: 0.571, SLG: 0.400			2-2 G5-3		0-1 39 1B 24 1B 1B		0-0 G6-3			3 1 1 0 0 0 0 0 0 0 0 0 0 0
39 Akihiro Yano, R (1, 2) 44 Toru Fujiwara, R (5, PR) 2 Toshihiro Noguchi, R (6, 2)			3-2 P2		0-0 53 1B 24 1B 1B		3-2 G6-3			2 0 1 0 0 0 0 0 0 0 0 0 0 0 1 0 0 0 0 0 0
24 Shinjiro Hiyama, L (1, 10) 35 Katsuhiko Saka, L (5, PR) 3 Kentaro Sekimoto, R (8, PH) (9, 10)			2-3 K		1-0 53 1B 1B			0-1 P3		2 0 1 1 0 1 0 0 0 0 0 0 0 0 1 0 0 0 0 0 0

Inning Stats	R: 1 E: 0 K: 2 S: 12	H: 1 LOB: 0 BB: 0 P: 21	R: 0 E: 0 K: 0 S: 12	H: 1 LOB: 0 BB: 0 P: 17	R: 0 E: 0 K: 2 S: 11	H: 0 LOB: 0 BB: 0 P: 17	R: 0 E: 0 K: 0 S: 6	H: 0 LOB: 0 BB: 0 P: 9	R: 1 E: 0 K: 0 S: 11	H: 4 LOB: 3 BB: 0 P: 16	R: 0 E: 0 K: 1 S: 6	H: 0 LOB: 0 BB: 0 P: 9	R: 0 E: 0 K: 1 S: 8	H: 0 LOB: 0 BB: 0 P: 12	R: 0 E: 0 K: 1 S: 8	H: 1 LOB: 1 BB: 0 P: 11	R: 0 E: 0 K: 0 S: 7	H: 0 LOB: 0 BB: 0 P: 12	1B: 7 2B: 0 3B: 0 HR: 0	SF: 0 SAC: 0 DP: 1 HBP: 0	WP: 1 PB: 0 SB: 1 CS: 0	PA: 33
--------------	-------------------------------	----------------------------------	-------------------------------	----------------------------------	-------------------------------	----------------------------------	------------------------------	---------------------------------	-------------------------------	----------------------------------	------------------------------	---------------------------------	------------------------------	----------------------------------	------------------------------	----------------------------------	------------------------------	----------------------------------	----------------------------------	------------------------------------	----------------------------------	--------

PITCHER	IP	WLS	BF	H	R	ER	SO	BB	IBB	HBP	BLK	WP	HR	S	P	ERA	WHIP
58 Justin Duchscherer, R (1, 1) ERA: 3.6	5.0	W	20	6	2	2	4	0	0	0	0	1	0	52	80	3.60	1.200
29 Keith Foulke, R (6, 1) ERA:	1.0	H	3	0	0	0	1	0	0	0	0	0	0	6	9	0.00	0.000
51 Dallas Braden, L (7, 1) ERA:	2.0	H	7	1	0	0	2	0	0	0	0	0	0	16	23	0.00	0.500
25 Lenny DiNardo, L (9, 1) ERA:	1.0		3	0	0	0	0	0	0	0	0	0	0	7	12	0.00	0.000

**BOTTOM**

**Oakland Athletics @ Hanshin Tigers**

Tokyo Dome, Tokyo

Sat Mar 22 2008, 11:05 PM EDT

Att. 16,746 - Dome - 68 F

livebaseballscorecards.com

<b>AB</b>	<b>33</b>
<b>R</b>	<b>2</b>
<b>H</b>	<b>7</b>
<b>RBI</b>	<b>2</b>
<b>BB</b>	<b>0</b>
<b>SO</b>	<b>7</b>
<b>LOB</b>	<b>6</b>



Batter	1	2	3	4	5	6	7	8	9	AB R H RBI BB SO LOB	TOP																							
9 Chone Figgins, S OBP: 0.667, SLG: 0.500 15 Kyle Seager, L (6, 5)	4-1 51 1B BB		0-0 13 FC4-6 1B		2-3 K		1-3 K			2 0 1 0 1 1 3 1 0 0 0 0 1 2																								
13 Dustin Ackley, L (1, 4) 61 Munenori Kawasaki, L OBP: 1.000, SLG: 2.000 (6, 4)	2-2 P4		1-0 FC4-6 1-2f		1-3 K			0-0 51 G4-3 2B		3 0 0 0 0 1 5 1 0 1 0 0 0 0																								
51 Ichiro Suzuki, L OBP: 0.250, SLG: 0.250 (1, 9)	1-2 17 G1-4-3 1B			1-2 L4		2-2 G3-1		1-0 G4-3		4 0 1 0 0 0 1																								
17 Justin Smoak, S (1, 3) 16 Alex Liddi, R (6, 3)	1-1 G1-4-3 1-2f			1-2 P6		0-0 G3		2-0 P4		3 0 0 0 0 0 2 1 0 0 0 0 0 1																								
63 Jesus Montero, R (1, 10)		0-0 G1-3		1-3 K		1-3 K		1-3 K		4 0 0 0 0 3 1																								
20 Mike Carp, L (1, 7) 33 Casper Wells, R OBP: 1.000, SLG: 4.000 (7, 7)					1-0 P6		1-1 G6-3		0-0 HR	3 0 0 0 0 1 0 1 1 1 1 0 0 0																								
30 Miguel Olivo, R OBP: 1.000, SLG: 1.000 (1, 2) 27 John Jaso, L (7, 2)		1-0 55 2-6-3-4-6 1B		2-2 26 1B 55 1B 1B		4-2 26 WP 55 G3 BB		1-1 L6		2 0 2 0 1 0 0 1 0 0 0 0 0 0	AB 33 R 1 H 8 RBI 1 BB 3 SO 9 LOB 16																							
55 Michael Saunders, L OBP: 0.250, SLG: 0.250 (1, 8)		2-2 2-6-3-4-6 1-2	1-2 G4-3		2-2 26 1B 1B		1-2 G3		3-3 K2-3	4 0 1 0 0 1 1																								
26 Brendan Ryan, R OBP: 0.500, SLG: 0.333 (1, 6)				2-3 K		2-2 1-2 2-3 1B		4-1 BB		0-2 G5-3	3 0 1 0 1 1 0																							
<b>Inning Stats</b>	R: 0 E: 0 K: 0 S: 9	H: 1 LOB: 1 BB: 1 P: 17	R: 0 E: 0 K: 1 S: 8	H: 1 LOB: 1 BB: 0 P: 12	R: 0 E: 0 K: 1 S: 12	H: 1 LOB: 1 BB: 0 P: 16	R: 0 E: 0 K: 1 S: 10	H: 0 LOB: 0 BB: 0 P: 13	R: 0 E: 0 K: 2 S: 18	H: 3 LOB: 3 BB: 0 P: 28	R: 0 E: 0 K: 1 S: 7	H: 0 LOB: 0 BB: 0 P: 10	R: 0 E: 0 K: 1 S: 13	H: 0 LOB: 2 BB: 2 P: 24	R: 0 E: 0 K: 1 S: 6	H: 1 LOB: 1 BB: 0 P: 10	R: 1 E: 0 K: 1 S: 10	H: 1 LOB: 0 BB: 0 P: 14	1B: 6 2B: 1 3B: 0 HR: 1	SF: 0 SAC: 0 DP: 1 HBP: 0	WP: 1 PA: 36 PB: 0 SB: 0 CS: 0													
<b>PITCHER</b>	IP WLS BF H R ER SO BB IBB HBP BLK WP HR S P ERA WHIP																				<b>PITCHER</b>	IP WLS BF H R ER SO BB IBB HBP BLK WP HR S P ERA WHIP												
21 Minoru Iwata, L ERA: 15 Masanori Fujihara, L ERA: 12 Ryo Watanabe, R ERA: 28 Shinobu Fukuhara, R ERA: 13 Daiki Enokida, L ERA:	(1, 1) (6, 1) (6, 1) (7, 1) (8, 1)	5.0 0.1 0.2 1.0 1.0	W H H H H	21 1 2 5 4	6 0 0 0 1	0 0 0 0 0	5 0 1 1 1	1 0 0 2 0	0 0 0 0 0	0 0 0 0 0	0 0 0 1 0	0 0 0 0 0	0 3 4 13 6	86 5 5 24 10	0.00 0.00 0.00 0.00 0.00	1.400 0.000 0.000 2.000 1.000	22 Kyuji Fujikawa, R ERA: 9.0 (9, 1)	1.0	WLS 4	BF 4	H 1	R 1	ER 1	SO 1	BB 0	IBB 0	HBP 0	BLK 0	WP 0	HR 1	S 10	P 14	9.00	1.000

Seattle Mariners @ Hanshin Tigers

Tokyo Dome, Tokyo

Sat Mar 24 2012, 11:08 PM - 1:56 AM EDT

Att: 42,137 - Dome - 72 F

livebaseballscorecards.com



**BOTTOM**

**Seattle Mariners @ Hanshin Tigers**

Tokyo Dome, Tokyo

Sat Mar 24 2012, 11:08 PM - 1:56 AM EDT  
Att. 42,137 - Dome - 72 F

livebaseballscores.com

<b>AB</b>	<b>32</b>
<b>R</b>	<b>5</b>
<b>H</b>	<b>10</b>
<b>RBI</b>	<b>5</b>
<b>BB</b>	<b>1</b>
<b>SO</b>	<b>6</b>
<b>LOB</b>	<b>11</b>



WP:	1	PA:	34
PB:	1	SB:	0
CS:	0		

AB	R	H	RBI	BB	SO	LOB
3	0	1	0	0	0	1
0	0	0	0	0	0	0
4	1	1	1	0	0	3
4	0	1	1	0	1	1
0	0	0	0	0	0	0
4	1	1	0	0	1	2
0	0	0	0	0	0	0
4	1	3	0	0	1	0
0	0	0	0	0	0	0
3	0	0	1	0	1	2
1	0	0	0	0	1	1
2	1	1	2	0	1	0
2	0	0	0	0	0	1
3	0	1	0	0	0	0
2	1	1	0	1	0	0
1B:	5	SF:	0			
2B:	4	SAC:	0			
3B:	0	DP:	1			
HR:	1	HBP:	1			

Batter	1	2	3	4	5	6	7	8	9							
5 Keiichi Hirano, L OBP: 0.500, SLG: 0.333 Yamato Maeda, R	1-2 F8	1-0 HBP			1-2 FC6-4 1B		2-1 G3									
0 Kohei Shibata, L OBP: 0.250, SLG: 0.500	0-0 P6	1-0 F7			1-2 FC6-4 1PB		0-0 1B 2B									
1 Takashi Toritani, L OBP: 0.250, SLG: 0.250 38 Haruki Kurose, R	2-2 P5		2-0 P5		2-3 K		2-2 1B									
25 Takahiro Arai, R OBP: 0.250, SLG: 0.250 3 Kentaro Sekimoto, R		0-1 G5-3 1B	1-2 G5-3		0-3 K		0-1 G4-3									
67 Craig Brazell, L OBP: 0.750, SLG: 1.250 32 Ryota Arai, R		1-2 6 HR 2B	3-1 WP 2B		2-3 K		0-0 24 G4-6-3 1B									
2 Kenji Jojima, R 8 Ryo Asai, R		1-1 G5-3	3-2 G1-6-3		3-3 K		0-3 K									
6 Tomoaki Kanemoto, L OBP: 0.500, SLG: 2.000 24 Shinjiro Hiyaama, L		1-0 2-H HR		1-3 K	3-2 G3		0-0 G4-6-3									
39 Shinji Komiyama, R OBP: 0.333, SLG: 0.667		1-2 51 BB 2B		0-0 L8			3-2 G4-3									
51 Hayata Ito, L OBP: 0.667, SLG: 0.500		4-0 5 HBP BB		0-1 P5			0-0 5 G3 0 2B 1B									
<b>Inning Stats</b>	R: 0 E: 0 K: 0 S: 7	H: 0 LOB: 0 BB: 0 P: 10	R: 3 E: 0 K: 0 S: 12	H: 4 LOB: 2 BB: 1 P: 22	R: 0 E: 0 K: 1 S: 9	H: 1 LOB: 1 BB: 0 P: 18	R: 0 E: 0 K: 1 S: 6	H: 0 LOB: 0 BB: 0 P: 7	R: 0 E: 0 K: 2 S: 14	H: 0 LOB: 1 BB: 0 P: 18	R: 0 E: 0 K: 2 S: 16	H: 0 LOB: 0 BB: 0 P: 24	R: 2 E: 0 K: 0 S: 14	H: 3 LOB: 1 BB: 0 P: 21	R: 0 E: 0 K: 1 S: 5	H: 1 LOB: 1 BB: 0 P: 5

PITCHER	IP	WLS	BF	H	R	ER	SO	BB	IBB	HBP	BLK	WP	HR	S	P	ERA	WHIP
45 Hector Noesi, R ERA: 5.4	5.0	L	22	6	3	3	3	1	0	1	0	1	1	48	75	5.40	1.400
50 Erasmo Ramirez, R ERA:	1.0		3	0	0	0	2	0	0	0	0	0	0	16	24	0.00	0.000
54 Tom Wilhelmsen, R ERA: 18.0	1.0		6	3	2	2	0	0	0	0	0	0	0	14	21	18.00	3.000
43 Brandon League, R ERA:	1.0		3	1	0	0	1	0	0	0	0	0	0	5	5	0.00	1.000

Batter	1	2	3	4	5	6	7	8	9	AB R H RBI BB SO LOB	TOP	
19 Jemile Weeks, S (1, 4) OBP: 0.286, SLG: 0.286 17 Wes Timmons, R (4, 4) OBP: 0.333, SLG: 0.333	1-3 K		1-3 K			1-2 P4	0-1 P6		0-1 1B	2 0 0 0 0 2 0 3 0 1 1 0 0 0		
2 Cliff Pennington, S (1, 6) OBP: 0.286, SLG: 0.714 7 Adam Rosales, R (4, 6) (7, 7)	2-2 F7			0-0 HR	3-2 G5-3		3-3 K		3-2 P4	2 1 1 1 0 0 0 3 0 0 0 0 1 1		
4 Coco Crisp, S (1, 7) OBP: 0.571, SLG: 0.800 15 Seth Smith, L (4, 7) (7, 9)	4-2 BB			1-1 16 FC5 2B	0-0 L9			2-2 G5-3		1 0 1 0 1 0 0 2 0 0 0 0 0 0		
31 Jonny Gomes, R (1, 10)	2-3 K			4-2 16 FC5 8 HR BB		0-0 L6		3-3 K		3 1 0 0 1 2 1		
16 Josh Reddick, L (1, 9) OBP: 0.429, SLG: 0.571 20 Josh Donaldson, R (7, 5) OBP: 0.400, SLG: 0.250			0-1 P4	0-2 FC5 8 HR		1-1 25 1B 2B		4-2 BB		3 2 1 0 0 0 2 0 0 0 0 1 0 0		
8 Kurt Suzuki, R (1, 2) OBP: 0.667, SLG: 2.000 26 Anthony Recker, R (5, 2)			3-2 P3	3-2 HR		0-3 K		2-3 K		2 1 1 3 0 0 0 2 0 0 0 0 2 2		
25 Kila Ka'aihue, L (1, 3)			1-3 K	0-1 P6		2-1 12 FC6-4 1B		2-2 G6-3		4 0 1 1 0 1 0		
12 Collin Cowgill, R (1, 8) OBP: 0.500, SLG: 0.500			0-1 L3	2-2 1B		2-1 FC6-4		2-2 28 WP 17 1B 1B		4 1 2 0 0 0 1		
28 Eric Sogard, L (1, 5) (7, 6)			1-0 G6-3	1-0 F7			1-3 K		3-1 F7	4 0 0 0 0 1 2		
<b>Inning Stats</b>	R: 0 H: 0 E: 0 LOB: 1 K: 2 BB: 1 S: 12 P: 21	R: 0 H: 0 E: 0 LOB: 0 K: 1 BB: 0 S: 9 P: 13	R: 0 H: 0 E: 0 LOB: 0 K: 1 BB: 0 S: 9 P: 11	R: 4 H: 4 E: 0 LOB: 1 K: 0 BB: 1 S: 18 P: 29	R: 0 H: 0 E: 0 LOB: 0 K: 0 BB: 0 S: 8 P: 12	R: 1 H: 2 E: 0 LOB: 1 K: 1 BB: 0 S: 10 P: 15	R: 0 H: 0 E: 0 LOB: 0 K: 2 BB: 0 S: 9 P: 13	R: 0 H: 0 E: 0 LOB: 1 K: 2 BB: 1 S: 12 P: 23	R: 1 H: 2 E: 0 LOB: 1 K: 0 BB: 0 S: 14 P: 24	1B: 4 SF: 0 2B: 2 SAC: 0 3B: 0 DP: 0 HR: 2 HBP: 0	WP: 1 PA: 38 PB: 0 SB: 0 CS: 0	
<b>PITCHER</b>	IP WLS BF H R ER SO BB IBB HBP BLK WP HR S P ERA WHIP											
54 Randy Messenger, R (1, 1) ERA: 7.2	5.0 W 21 4 4 4 4 2 0 0 0 0 2 56 86 7.20 1.200											
Naoto Tsuru, R (6, 1) ERA: 9.0	1.0 5 2 1 1 1 0 0 0 0 0 0 10 15 9.00 2.000											
28 Shinobu Fukuhara, R (7, 1) ERA:	1.0 H 3 0 0 0 2 0 0 0 0 0 0 9 13 0.00 0.000											
13 Daiki Enokida, L (8, 1) ERA:	1.0 4 0 0 0 2 1 0 0 0 0 0 12 23 0.00 1.000											
12 Ryo Watanabe, R (9, 1) ERA: 5.4	1.0 5 2 1 1 0 0 0 0 0 0 1 0 14 24 9.00 2.000											

Oakland Athletics @ Hanshin Tigers

Tokyo Dome, Tokyo

Sun Mar 25 2012, 11:06 PM - 2:03 AM EDT  
Att. 10,681 - Dome - 72 F

livebaseballscorecards.com

AB	35
R	6
H	8
RBI	6
BB	3
SO	9
LOB	9



Batter	1	2	3	4	5	6	7	8	9
5 Keiichi Hirano, L OBP: 0.250, SLG: 0.143 Yamato Maeda, R (1, 4) (6, PR) (7, 4) (9, 5)	0-1 G3	3-1 G3		3-1 G1-3		3-1 E3		4-2 BB	
0 Kohei Shibata, L OBP: 0.222, SLG: 0.333 (1, 8)	0-2 G6-3		1-0 G4-3	0-2 G5-3		0-2 L3-6		0-2 BB	
1 Takashi Toritani, L OBP: 0.500, SLG: 0.429 38 Haruki Kurose, R (1, 6) (8, 6)	1-0 E3		4-0 BB	3-0 1B			1-0 1B	4-2 BB	
25 Takahiro Arai, R OBP: 0.500, SLG: 1.000 (1, 5) (6, 3) 32 Ryota Arai, R OBP: 1.000, SLG: 1.000 (8, 3)	1-0 HR		1-2 2B	1-0 1B		2-0 G3		2-0 1B	
67 Craig Brazell, L OBP: 0.714, SLG: 1.000 3 Kentaro Sekimoto, R (1, 3) (6, 5) 58 Fumiya Araki, L (8, PR) (9, 4)	0-1 1B		0-2 1B	0-1 F8		2-0 G4-3		4-2 BB	
6 Tomoaki Kanemoto, L OBP: 0.400, SLG: 1.200 48 Shunsuke Ishikawa, R (1, 7) (6, 7)	3-2 K		0-0 2B		1-1 G6-3		3-2 G6-3	2-2 G3-1	
2 Kenji Jojima, R OBP: 0.167, SLG: 0.167 24 Shinjiro Hiyama, L (8, PH) (9, 10)		1-2 1B	1-0 F8		1-1 G5-3			2-0 G1-3	
50 Akihito Fujii, R OBP: 0.333, SLG: 0.333 (1, 2)		0-0 SH1	1-2 1B		1-1 P4			0-1 P4	
51 Hayata Ito, L OBP: 0.571, SLG: 0.500 (1, 9)		0-0 1B	1-0 G3			3-2 L7		3-2 1B	

Inning Stats	R: 2	H: 2	E: 1	LOB: 1	K: 1	P: 18	R: 1	H: 2	E: 0	LOB: 0	K: 0	P: 11	R: 4	H: 4	E: 1	LOB: 1	K: 0	P: 22	R: 1	H: 2	E: 0	LOB: 1	K: 0	P: 16	R: 0	H: 0	E: 0	LOB: 0	K: 0	P: 9	R: 0	H: 0	E: 1	LOB: 1	K: 0	P: 14	R: 1	H: 1	E: 0	LOB: 0	K: 0	P: 15	R: 3	H: 3	E: 0	LOB: 3	K: 0	P: 43
--------------	------	------	------	--------	------	-------	------	------	------	--------	------	-------	------	------	------	--------	------	-------	------	------	------	--------	------	-------	------	------	------	--------	------	------	------	------	------	--------	------	-------	------	------	------	--------	------	-------	------	------	------	--------	------	-------

PITCHER	IP	WLS	BF	H	R	ER	SO	BB	IBB	HBP	BLK	WP	HR	S	P	ERA	WHIP
66 Tyson Ross, R ERA: 13.5	(1, 1)	4.0	L	23	10	8	6	1	1	0	0	0	0	42	67	13.50	2.750
58 Evan Scribner, R ERA:	(5, 1)	2.0		6	0	0	0	0	0	0	0	0	0	14	23	0.00	0.000
60 Fautino De Los Santos, R ERA: 9.0	(7, 1)	1.0		4	1	1	0	0	0	0	0	1	0	7	15	9.00	1.000
38 Andrew Carignan, R ERA: 40.5	(8, 1)	0.2		7	3	3	0	2	0	0	0	1	0	17	32	40.50	7.500
39 Travis Schlichting, R ERA:	(8, 1)	0.1		2	0	0	0	1	0	0	0	0	0	5	11	0.00	3.000

**BOTTOM**

**Oakland Athletics @ Hanshin Tigers**

Tokyo Dome, Tokyo

Sun Mar 25 2012, 11:06 PM - 2:03 AM EDT

Att: 10,681 - Dome - 72 F

AB	R	H	RBI	BB	SO	LOB
4	0	0	0	0	0	0
0	1	0	0	1	0	0
5	1	1	1	0	0	1
3	4	2	0	1	0	0
0	0	0	0	1	0	0
4	2	3	3	0	0	1
1	0	1	2	0	0	0
3	1	2	1	0	0	1
1	0	0	1	1	0	0
0	0	0	0	0	0	0
3	1	1	1	0	1	1
2	0	0	0	0	0	3
3	1	1	0	0	0	0
1	0	0	0	0	0	0
3	0	1	0	0	0	0
4	1	2	1	0	0	1

AB	37
R	12
H	14
RBI	10
BB	4
SO	1
LOB	8

WP: 2 PA: 42

PB: 0

SB: 2

CS: 0

SF: 0

SAC: 1

DP: 1

HBP: 0



PITCHER	IP	WLS	BF	H	R	ER	SO	BB	IBB	HBP	BLK	WP	HR	S	P	ERA	WHIP
---------	----	-----	----	---	---	----	----	----	-----	-----	-----	----	----	---	---	-----	------