Houston Colt 45's - 1962

Batter	1	2	3	4	5	6	7	8	9	AB	R	H	RBI	BB	SO	LOB
Lou Brock, L (1, 8)	K		K			B1-3		SF9 3-H		3	0	0	1	0	2	0
Ken Hubbs, R (1, 4)	6-3			G3		1-3		L7		4	0	0	0	0	0	0
Billy Williams, L (1, 7) OBP: 0.250, SLG: 0.250	1B			1-6-3			K		4-3	4	0	1	0	0	1	0
14 Ernie Banks, R (1, 3) OBP: 0.500, SLG: 1.250	5-3			L9			HR		1B	4	1	2	1	0	0	1
George Altman, L (1, 9)		P4			E4 FC1-6		3-1		K	4	0	0	0	0	1	1
Ron Santo, R (1, 5)		6-3			FC1-6 BB 1-2f		BB		F9	3	0	0	0	1	0	2
Elder White, R (1, 6)		4-3			4-0 G1-4-3 BB 1-2		F3			1	0	0	0	1	0	0
Andre Rodgers, R (7, PH) (7, 6)										1	0	0	0	0	0	1
Cuno Barragan, R (1, 2) OBP: 0.333, SLG: 0.333			G6-4-3 1B		G1-4-3 1-2f			F9		3	0	1	0	0	0	2
Don Cardwell, R (1, 1)			G6-4-3 1-2f			F4		SF9 3B		1	0	0	0	0	0	1
Dave Gerard, R (3, 1)										0	0	0	0	0	0	0
Moe Morhardt, L (6, PH)										1	0	0	0	0	0	0
Barney Schultz, R (6, 1)										0	0	0	0	0	0	0
Jack Warner, R (7, 1)										0	0	0	0	0	0	0
Jim McKnight, R (8, PH) OBP: 1.000, SLG: 3.000										1	1	1	0	0	0	0
Al Lary, R (8, 1)										0	0	0	0	0	0	0
Inning Stats	R: 0 E: 0 K: 1 S: 6 / H: 1 LOB: 1 BB: 0 P: 6	R: 0 E: 0 K: 0 S: 3 / H: 0 LOB: 0 BB: 0 P: 3	R: 0 E: 0 K: 1 S: 5 / H: 1 LOB: 0 BB: 0 P: 5	R: 0 E: 0 K: 0 S: 3 / H: 0 LOB: 0 BB: 0 P: 3	R: 0 E: 1 K: 0 S: 3 / H: 0 LOB: 1 BB: 1 P: 7	R: 0 E: 0 K: 0 S: 3 / H: 0 LOB: 0 BB: 0 P: 3	R: 1 E: 0 K: 1 S: 6 / H: 1 LOB: 1 BB: 1 P: 10	R: 1 E: 0 K: 0 S: 4 / H: 1 LOB: 0 BB: 0 P: 4	R: 0 E: 0 K: 1 S: 6 / H: 1 LOB: 1 BB: 0 P: 6	1B: 3 2B: 0 3B: 1 HR: 1	SF: 1 SAC: 0 DP: 2 HBP: 0					

TOP

Chicago Cubs @ Houston Colt 45's

Colt Stadium, Houston, TX

Tue Apr 10 1962, 4:33 AM EST

Att. 25,271 - Cloudy

livebaseballscorecards.com

AB	30
R	2
H	5
RBI	2
BB	2
SO	4
LOB	8

PITCHER		IP	WLS	BF	H	R	ER	SO	BB	IBB	HBP	BLK	WP	HR	S	P	ERA	WHIP
Bobby Shantz, L ERA: 2.0	(1, 1)	9.0	W	33	5	2	2	4	2	0	0	0	0	1	39	47	2.00	0.778

PITCHER	IP	WLS	BF	H	R	ER	SO	BB	IBB	HBP	BLK	WP	HR	S	P	ERA	WHIP

Batter	1	2	3	4	5	6	7	8	9	AB	R	H	RBI	BB	SO	LOB
Bob Aspromonte, R (1, 5) OBP: 0.800, SLG: 0.750	3B 1B		BB HR BB	1B		F8		S HR 1B		4	3	3	0	1	0	1
Al Spangler, L (1, 8) OBP: 0.800, SLG: 1.333	1-H FC3-2 3B		1-2 HR BB	G3			1B 1B 1B	1-2 HR BB		3	3	2	1	2	0	1
Roman Mejias, R (1, 9) OBP: 0.600, SLG: 1.800	1-3		1-H 2-H HR		F7		1B 1-2 1B	1-H 2-H HR		5	3	3	6	0	0	1
Norm Larker, L (1, 3) OBP: 0.400, SLG: 0.250	FC3-2 3-H		F8		6-3 BB		G6-4-3 1-3 2-H 1B 1B	F7		4	1	1	1	1	0	1
Jim Pendleton, R (1, 7) OBP: 0.250, SLG: 0.250	1-3		P5		6-3 1-2		1-2 3-H G6-4-3 1B			4	0	1	1	0	0	2
Hal Smith, R (1, 2) OBP: 0.500, SLG: 1.500		2B	HR		P5		1-2f 2-3 G6-4-3			4	1	2	1	0	0	3
Joey Amalfitano, R (1, 4) OBP: 0.500, SLG: 0.333		1-3	6-3			SH2-3 HBP	3-H CS 1B			3	0	1	1	0	0	1
Don Buddin, R (1, 6)		K		6-3		SH2-3 1-2	CS 1-2	F9		3	0	0	0	0	1	1
Bobby Shantz, R (1, 1)		P4		6-3		K		6-3		4	0	0	0	0	1	2
Inning Stats	R: 1 H: 2 E: 0 LOB: 1 K: 0 BB: 0 S: 5 P: 5	R: 0 H: 1 E: 0 LOB: 1 K: 1 BB: 0 S: 6 P: 6	R: 4 H: 2 E: 0 LOB: 0 K: 0 BB: 2 S: 5 P: 13	R: 0 H: 1 E: 0 LOB: 1 K: 0 BB: 0 S: 4 P: 4	R: 0 H: 0 E: 0 LOB: 1 K: 0 BB: 1 S: 3 P: 7	R: 0 H: 0 E: 0 LOB: 1 K: 1 BB: 0 S: 5 P: 6	R: 3 H: 5 E: 0 LOB: 0 K: 0 BB: 0 S: 6 P: 6	R: 3 H: 2 E: 0 LOB: 0 K: 0 BB: 1 S: 5 P: 9		1B: 8 SF: 0 2B: 1 SAC: 1 3B: 1 DP: 1 HR: 3 HBP: 1						

PITCHER		IP	WLS	BF	H	R	ER	SO	BB	IBB	HBP	BLK	WP	HR	S	P	ERA	WHIP
Don Cardwell, R ERA: 16.88	(1, 1)	2.2	L	15	5	5	5	1	2	0	0	0	0	2	15	23	16.88	2.625
Dave Gerard, R ERA:	(3, 1)	2.1		9	1	0	0	0	1	0	0	0	0	0	8	12	0.00	0.857
Barney Schultz, R ERA: 27.0	(6, 1)	1.0		8	4	3	3	1	0	0	1	0	0	0	9	10	27.00	4.000
Jack Warner, R ERA:	(7, 1)	1.0		2	1	0	0	0	0	0	0	0	0	0	2	2	0.00	1.000
Al Lary, R ERA: 27.0	(8, 1)	1.0		6	2	3	3	0	1	0	0	0	0	1	5	9	27.00	3.000

PITCHER	IP	WLS	BF	H	R	ER	SO	BB	IBB	HBP	BLK	WP	HR	S	P	ERA	WHIP

BOTTOM

Chicago Cubs @ Houston Colt 45's

Colt Stadium, Houston, TX

Tue Apr 10 1962, 4:33 AM EST

Att. 25,271 - Cloudy

livebaseballscorecards.com

AB	34
R	11
H	13
RBI	11
BB	4
SO	2
LOB	13

WP: 0	PA: 41		
PB: 0			
SB: 1			
CS: 1			

Batter	1	2	3	4	5	6	7	8	9	AB	R	H	RBI	BB	SO	LOB
Lou Brock, L (1, 8) OBP: 0.125, SLG: 0.143	4-3		FC4-6 G4-6-3 1-2f		G6-4-3 1-2 1B		K			4	0	1	0	0	1	2
Ken Hubbs, R (1, 4) OBP: 0.125, SLG: 0.125	14 1B 1B		G4-6-3 1-2f		G6-4-3 1-2f			F9		4	0	1	0	0	0	3
Billy Williams, L (1, 7) OBP: 0.250, SLG: 0.250	K			14 1B 1B		6-3		F7		4	0	1	0	0	1	1
14 Ernie Banks, R (1, 3) OBP: 0.625, SLG: 1.000	1-3 1B			FC4-6 1-2 1B		BB 1B		P3		4	0	3	0	0	0	0
George Altman, L (1, 9)	4-3			K		G6-4-3 1-2 BB			G4-6-3 1B BB	2	0	0	0	2	1	4
Ron Santo, R (1, 5) OBP: 0.250, SLG: 0.143		6-3		F8		G6-4-3 1-2f			G4-6-3 1-2 1B	4	0	1	0	0	0	4
Andre Rodgers, R (1, 6)		1-3		FC4-6 1-2f			6-3		G4-6-3 1-2f 2-3	3	0	0	0	0	0	2
Bob Will, L (9, PH)										1	0	0	0	0	0	2
Moe Thacker, R (1, 2)		K			6-3		5-3			3	0	0	0	0	1	0
Sammy Taylor, L (9, PH)									BB	0	0	0	0	1	0	0
Al Lary, R (9, PR)										0	0	0	0	0	0	0
Glen Hobbie, R (1, 1) OBP: 1.000, SLG: 1.000			FC4-6 1B		1B BB		1B		K	2	0	2	0	1	0	0
Danny Murphy, L (9, PH)										1	0	0	0	0	1	2
Inning Stats	R: 0 E: 0 K: 1 S: 7 H: 2 LOB: 2 BB: 0 P: 7	R: 0 E: 0 K: 1 S: 5 H: 0 LOB: 0 BB: 0 P: 5	R: 0 E: 0 K: 0 S: 3 H: 1 LOB: 0 BB: 0 P: 3	R: 0 E: 0 K: 1 S: 7 H: 2 LOB: 2 BB: 0 P: 7	R: 0 E: 0 K: 0 S: 3 H: 1 LOB: 1 BB: 1 P: 7	R: 0 E: 0 K: 0 S: 3 H: 1 LOB: 1 BB: 1 P: 7	R: 0 E: 0 K: 1 S: 6 H: 1 LOB: 1 BB: 0 P: 6	R: 0 E: 0 K: 0 S: 3 H: 0 LOB: 0 BB: 0 P: 3	R: 0 E: 0 K: 1 S: 5 H: 1 LOB: 2 BB: 2 P: 13	1B: 9 2B: 0 3B: 0 HR: 0 SF: 0 SAC: 0 DP: 4 HBP: 0						

PITCHER	IP	WLS	BF	H	R	ER	SO	BB	IBB	HBP	BLK	WP	HR	S	P	ERA	WHIP
Hal Woodeshick, L (1, 1) ERA:	8.0	W	33	9	0	0	4	3	0	0	0	0	0	38	50	0.00	1.500
Turk Farrell, R (9, 1) ERA:	1.0	S	3	0	0	0	1	1	0	0	0	0	0	4	8	0.00	1.000

PITCHER	IP	WLS	BF	H	R	ER	SO	BB	IBB	HBP	BLK	WP	HR	S	P	ERA	WHIP

TOP

Chicago Cubs @ Houston Colt 45's

Colt Stadium, Houston, TX

Wed Apr 11 1962, 7:05 PM EST

Att. 20,336 - Cloudy

livebaseballscorecards.com

AB	32
R	0
H	9
RBI	0
BB	4
SO	5
LOB	20

PA: 36

WP: 0
PB: 0
SB: 0
CS: 0

Batter	1	2	3	4	5	6	7	8	9	AB	R	H	RBI	BB	SO	LOB
Bob Aspromonte, R (1, 5) OBP: 0.444, SLG: 0.375	6-3	F8			6-3		5-3			4	0	0	0	0	0	1
Al Spangler, L (1, 8) OBP: 0.556, SLG: 0.714	BB S 1B 1B	F5			G3		F8			4	1	1	0	0	0	1
Roman Mejias, R (1, 9) OBP: 0.556, SLG: 1.222	K		6-3		1B			E8 4-3 FC6-2/5 1B		4	0	2	0	0	1	1
Norm Larker, L (1, 3) OBP: 0.444, SLG: 0.571	BB 1B 1-2 BB		FC5-2 3B		L9			4-3 2-3		3	1	1	0	1	0	2
Jim Pendleton, R (1, 7) OBP: 0.250, SLG: 0.143	1B 1-2 2-3 BB		FC5-2 3-H			K		FC6-2-5 3-H		3	0	0	0	1	1	2
Hal Smith, R (1, 2) OBP: 0.375, SLG: 0.875	FC6-4 1B 1-2 2-H 3-H		P6			6-3		6-3		4	0	1	2	0	0	2
Joey Amalfitano, R (1, 4) OBP: 0.429, SLG: 0.333	FC6-4 1-2f			K		S 1B				3	0	1	0	0	1	2
Don Buddin, R (1, 6)		SH1-4 BB		K		K 1-2				2	0	0	0	1	2	1
Hal Woodeshick, R (1, 1) Turk Farrell, R (9, 1)		SH1-4 1-2		K			K			2 0	0 0	0 0	0 0	0 0	2 0	0 0
Inning Stats	R: 2 H: 2 E: 0 LOB: 2 K: 1 BB: 2 S: 7 P: 15	R: 0 H: 0 E: 0 LOB: 1 K: 0 BB: 1 S: 3 P: 7	R: 0 H: 1 E: 0 LOB: 1 K: 0 BB: 0 S: 4 P: 4	R: 0 H: 0 E: 0 LOB: 0 K: 3 BB: 0 S: 9 P: 9	R: 0 H: 1 E: 0 LOB: 1 K: 0 BB: 0 S: 4 P: 4	R: 0 H: 1 E: 0 LOB: 1 K: 2 BB: 0 S: 8 P: 8	R: 0 H: 0 E: 0 LOB: 0 K: 1 BB: 0 S: 5 P: 5	R: 0 H: 1 E: 1 LOB: 1 K: 0 BB: 0 S: 4 P: 4		1B: 5 SF: 0 2B: 0 SAC: 1 3B: 1 DP: 0 HR: 0 HBP: 0						

PITCHER	IP	WLS	BF	H	R	ER	SO	BB	IBB	HBP	BLK	WP	HR	S	P	ERA	WHIP
Glen Hobbie, R (1, 1) ERA: 2.25	8.0	L	33	6	2	2	7	3	0	0	0	0	0	44	56	2.25	1.125

PITCHER	IP	WLS	BF	H	R	ER	SO	BB	IBB	HBP	BLK	WP	HR	S	P	ERA	WHIP

BOTTOM

Chicago Cubs @ Houston Colt 45's

Colt Stadium, Houston, TX

Wed Apr 11 1962, 7:05 PM EST

Att. 20,336 - Cloudy

livebaseballscorecards.com

AB	29
R	2
H	6
RBI	2
BB	3
SO	7
LOB	12

WP: 0 PA: 33
PB: 0
SB: 2
CS: 0

Batter	1	2	3	4	5	6	7	8	9	AB	R	H	RBI	BB	SO	LOB
Lou Brock, L (1, 8) OBP: 0.091, SLG: 0.100	S S S 0-3 ① K		S S S 0-3 ① K		x 0-0 ③ G3			x 0-0 E6		3	0	0	0	0	2	2
Jim McKnight, R (8, PH) OBP: 0.500, SLG: 1.500										1	0	0	0	0	0	0
Dave Gerard, R (8, 1)										0	0	0	0	0	0	0
Bob Anderson, R (8, 1)										0	0	0	0	0	0	0
Ken Hubbs, R (1, 4) OBP: 0.167, SLG: 0.250	x 0-0 2B		S S S 0-3 ② K			S S S 0-3 ① K		S S S 0-3 ③ K		4	0	1	0	0	3	2
Billy Williams, L (1, 7) OBP: 0.250, SLG: 0.182	B B B B 4-0 14 G5-4-3 BB		x 0-0 ③ 4-3			x 0-0 ② 4-3			x 0-0 ① 3-1	3	0	0	0	1	0	1
14 Ernie Banks, R (1, 3) OBP: 0.417, SLG: 0.667	x 0-0 ② ③ G5-4-3 1-2f			x 0-0 ① F8		x 0-0 ③ F7			x 0-0 ② 6-3	4	0	0	0	0	0	2
George Altman, L (1, 9)		S S S 0-3 ① K		x 0-0 ② G3			x 0-0 ① 1-3		x 0-0 ③ 1-3	4	0	0	0	0	1	0
Ron Santo, R (1, 5) OBP: 0.273, SLG: 0.200		x 0-0 1B		x 0-0 ③ F2			S S S 0-3 ② K			3	0	1	0	0	1	0
Andre Rodgers, R (1, 6)		S S S 0-3 ② K			x 0-0 ① F9		x 0-0 ③ 6-3			3	0	0	0	0	1	1
Moe Thacker, R (1, 2)		x 0-0 ③ F7			S S S 0-3 ② K			x 0-0 ① 5-3		2	0	0	0	0	1	1
Elder White, R (8, PH)										1	0	0	0	0	0	0
Danny Murphy, L (8, 8)										0	0	0	0	0	0	0
Jack Curtis, L (1, 1) OBP: 1.000, SLG: 1.000			x 0-0 1B		B B B B 4-0 BB			x 0-0 ② P4		1	0	1	0	1	0	0
Cuno Barragan, R (8, PH) OBP: 0.250, SLG: 0.250										1	0	0	0	0	0	0
(8, 2)																

TOP

Chicago Cubs @ Houston Colt 45's

Colt Stadium, Houston, TX

Thu Apr 12 1962, 4:33 AM EST

Att. 7,838 - Sunny

livebaseballscorecards.com

AB	30
R	0
H	3
RBI	0
BB	2
SO	9
LOB	9

Inning Stats	1	2	3	4	5	6	7	8	9
R	0	0	0	0	0	0	0	0	0
E	0	0	0	0	0	0	0	1	0
K	1	2	2	0	1	1	1	1	0
S	5	8	8	3	5	5	5	6	3
H	1	1	1	0	0	0	0	0	0
LOB	1	1	1	0	1	0	0	1	0
BB	1	0	0	0	1	0	0	0	0
P	9	8	8	3	9	5	5	6	3

1B	2
2B	1
3B	0
HR	0
SF	0
SAC	0
DP	1
HBP	0

WP	0
PB	0
SB	0
CS	0
PA	32

PITCHER	IP	WLS	BF	H	R	ER	SO	BB	IBB	HBP	BLK	WP	HR	S	P	ERA	WHIP
Dean Stone, L (1, 1) ERA:	9.0	W	32	3	0	0	9	2	0	0	0	0	0	48	56	0.00	0.556

PITCHER	IP	WLS	BF	H	R	ER	SO	BB	IBB	HBP	BLK	WP	HR	S	P	ERA	WHIP

Batter	1	2	3	4	5	6	7	8	9	AB	R	H	RBI	BB	SO	LOB
Bob Aspromonte, R (1, 5) OBP: 0.462, SLG: 0.364	BBBB 4-0 CS BB		x 0-0 L7 ③			x 0-0 5-3 ①		x 0-0 S WP 1B		3	1	1	0	1	0	0
Joey Amalfitano, R (1, 4) OBP: 0.455, SLG: 0.250	SSS 0-3 K ①			BBBB 4-0 FC5 1B BB		x 0-0 6-3 ②		BBBB 4-0 WP 1-2 BB		2	0	0	0	2	1	1
Dick Gernert, R (1, 3) OBP: 0.500, SLG: 0.333	SSS 0-3 K ②③ 1-2			x 0-0 E 1-2 1B 1B		BBBB 4-0 BB		SSS 0-3 K ③ 1-3 2-H		3	1	1	0	1	2	2
Roman Mejias, R (1, 9) OBP: 0.500, SLG: 1.000		x 0-0 FC6 1B		x 0-0 FC5 ① 1-3 2-3f 1B		x 0-0 P3 ③				3	0	1	0	0	0	3
Hal Smith, R (1, 2) OBP: 0.364, SLG: 0.727		x 0-0 L7 ①		x 0-0 G4-6-3 1-2 3-H 1B			x 0-0 5-3 ①			3	0	1	1	0	0	1
Jim Pendleton, R (1, 7) OBP: 0.182, SLG: 0.100		x 0-0 P4 ②		x 0-0 G4-6-3 ②③ 1-2f			x 0-0 F7 ②			3	0	0	0	0	0	3
Al Heist, R (1, 8) Al Spangler, L (8, 8) OBP: 0.556, SLG: 0.714		x 0-0 FC6 ③ 1-2f			x 0-0 F3 ①		x 0-0 5-3 ③			3 0	0 0	0 0	0 0	0 0	1 0	1 0
Don Buddin, R (1, 6)			x 0-0 P5 ①		x 0-0 5-3 ②			x 0-0 F9 ①		3	0	0	0	0	0	0
Dean Stone, L (1, 1)			x 0-0 1-3 ②		SSS 0-3 K ③			SSS 0-3 K ②		3	0	0	0	0	2	0
Inning Stats	R: 0 E: 0 K: 2 S: 6 H: 0 LOB: 1 BB: 1 P: 10	R: 0 E: 0 K: 0 S: 4 H: 1 LOB: 1 BB: 0 P: 4	R: 0 E: 0 K: 0 S: 3 H: 0 LOB: 0 BB: 0 P: 3	R: 1 E: 1 K: 0 S: 4 H: 2 LOB: 1 BB: 1 P: 8	R: 0 E: 0 K: 1 S: 5 H: 0 LOB: 0 BB: 0 P: 5	R: 0 E: 0 K: 0 S: 3 H: 0 LOB: 1 BB: 1 P: 7	R: 0 E: 0 K: 0 S: 3 H: 0 LOB: 0 BB: 0 P: 3	R: 1 E: 0 K: 2 S: 8 H: 1 LOB: 1 BB: 1 P: 12		1B: 4 2B: 1 3B: 0 HR: 0	SF: 0 SAC: 0 DP: 2 HBP: 0					

PITCHER		IP	WLS	BF	H	R	ER	SO	BB	IBB	HBP	BLK	WP	HR	S	P	ERA	WHIP
Jack Curtis, L ERA: 1.29	(1, 1)	7.0	L	25	3	1	1	3	3	0	0	0	0	0	28	40	1.29	0.857
Dave Gerard, R ERA: 3.0	(8, 1)	0.2		4	1	1	1	1	1	0	0	0	0	0	5	9	13.50	3.000
Bob Anderson, R ERA:	(8, 1)	0.1		1	0	0	0	1	0	0	0	0	1	0	3	3	0.00	0.000

PITCHER	IP	WLS	BF	H	R	ER	SO	BB	IBB	HBP	BLK	WP	HR	S	P	ERA	WHIP

BOTTOM

Chicago Cubs @ Houston Colt 45's

Colt Stadium, Houston, TX

Thu Apr 12 1962, 4:33 AM EST

Att. 7,838 - Sunny

livebaseballscorecards.com

AB	26
R	2
H	4
RBI	1
BB	4
SO	5
LOB	11

1B: 4	SF: 0	WP: 2	PA: 30
2B: 1	SAC: 0	PB: 0	
3B: 0	DP: 2	SB: 1	
HR: 0	HBP: 0	CS: 1	

Houston Colt 45's @ Philadelphia Phillies

Connie Mack Stadium, Philadelphia, PA

Fri Apr 13 1962, 6:05 PM EST

Att. 12,633 - Unknown

livebaseballscorecards.com

TOP

Batter	1	2	3	4	5	6	7	8	9	AB	R	H	RBI	BB	SO	LOB
Bob Aspromonte, R (1, 5) OBP: 0.444, SLG: 0.333	BBBB 4-0 FC4-6 BB		x 0-0 1-3 ①		x 0-0 5-3 ①		x 0-0 BB 1B		x 0-0 F9 ③ 3-H	4	0	1	0	1	0	0
Al Spangler, L (1, 8) OBP: 0.462, SLG: 0.500	x 0-0 FC4-6 ① E 1B 1-2f		x 0-0 F8 ②		x 0-0 5-3 ②		BBBB 4-0 1-2 BB			3	0	0	0	1	0	1
Roman Mejias, R (1, 9) OBP: 0.438, SLG: 0.813	x 0-0 E 1-2 1B		x 0-0 1-3 ③		SSS 0-3 K ③		x 0-0 G3 ③			4	0	1	0	0	1	2
Norm Larker, L (1, 3) OBP: 0.462, SLG: 0.545 Dave Giusti, R (8, PR) Dick Gernert, R (8, 3) OBP: 0.500, SLG: 0.333	x 0-0 E1 G6-4-3 1-2 2-3			x 0-0 1B WP 1B		x 0-0 3-1 ①		x 0-0 G4-6-3 1B		4 0 0	1 0 0	2 0 0	0 0 0	0 0 0	0 0 0	2 0 0
Hal Smith, R (1, 2) OBP: 0.267, SLG: 0.533	x 0-0 G6-4-3 ② ③ 1-2f			SSS 0-3 K ①		x 0-0 F8 ②		x 0-0 P6 ①		4	0	0	0	0	1	5
Jim Pendleton, R (1, 7) OBP: 0.200, SLG: 0.143		x 0-0 4-3 ①		SSS 0-3 K ②		x 0-0 1B		x 0-0 G4-6-3 ② ③ 1-2f		4	0	1	0	0	1	2
Joey Amalfitano, R (1, 4) OBP: 0.467, SLG: 0.417		SSS 0-3 K ②		x 0-0 WP 1-3 1B		x 0-0 F9 ③			x 0-0 4-3 BLK 2B	4	1	2	0	0	1	1
Don Buddin, R (1, 6) Merritt Ranew, L (9, PH)		BBBB 4-0 BB		BBBB 4-0 FC6-4 1-2 3-H BB			SSS 0-3 K ①		SSS 0-3 K ①	1 1	0 0	0 0	0 0	2 0	1 1	0 1
Turk Farrell, R (1, 1) Pidge Browne, L (7, PH) Bobby Tiefenauer, R (7, 1) Johnny Weekly, R (9, PH)		x 0-0 4-3 ③		x 0-0 FC6-4 ③ 1-2f			x 0-0 4-3 ②		x 0-0 4-3 ② 2-3	2 1 0 1	0 0 0 0	0 0 0 0	0 0 0 0	0 0 0 0	0 0 0 0	3 0 0 1
Inning Stats	R: 0 H: 1 E: 1 LOB: 2 K: 0 BB: 1 S: 4 P: 8	R: 0 H: 0 E: 0 LOB: 1 K: 1 BB: 1 S: 5 P: 9	R: 0 H: 0 E: 0 LOB: 0 K: 0 BB: 0 S: 3 P: 3	R: 1 H: 2 E: 0 LOB: 2 K: 2 BB: 1 S: 9 P: 13	R: 0 H: 0 E: 0 LOB: 0 K: 1 BB: 0 S: 5 P: 5	R: 0 H: 1 E: 0 LOB: 1 K: 0 BB: 0 S: 4 P: 4	R: 0 H: 1 E: 0 LOB: 2 K: 1 BB: 1 S: 6 P: 10	R: 0 H: 1 E: 0 LOB: 1 K: 0 BB: 0 S: 3 P: 3	R: 1 H: 1 E: 0 LOB: 0 K: 1 BB: 0 S: 6 P: 6	1B: 6 SF: 0 2B: 1 SAC: 0 3B: 0 DP: 2 HR: 0 HBP: 0						

	AB	33
	R	2
	H	7
	RBI	0
	BB	4
	SO	6
	LOB	18

WP: 1 PA: 37
PB: 0
SB: 0
CS: 0

PITCHER	IP	WLS	BF	H	R	ER	SO	BB	IBB	HBP	BLK	WP	HR	S	P	ERA	WHIP
Jack Hamilton, R (1, 1) ERA: 2.0	9.0	W	37	7	2	2	6	4	0	0	1	1	0	45	61	2.00	1.222

PITCHER	IP	WLS	BF	H	R	ER	SO	BB	IBB	HBP	BLK	WP	HR	S	P	ERA	WHIP

Batter	1	2	3	4	5	6	7	8	9	AB	R	H	RBI	BB	SO	LOB
Tony Taylor, R (1, 4) OBP: 0.286, SLG: 0.200	6-3		6-3		K		5-3			4	0	0	0	0	1	0
Johnny Callison, L (1, 9) OBP: 0.214, SLG: 0.214	K		4-3			K		3B 1B		4	1	1	0	0	2	0
Tony Gonzalez, L (1, 8) OBP: 0.500, SLG: 0.923	K			L7		HR		1-H 3B		4	1	2	2	0	1	0
Roy Sievers, R (1, 3) Frank Torre, L (9, 3)		BB 1B BB		F7		HBP		6-3		2 0	1 0	0 0	0 0	1 0	0 0	1 0
Wes Covington, L (1, 7) OBP: 0.333, SLG: 0.250 Don Demeter, R (7, 7) OBP: 0.182, SLG: 0.455		K		BB		K		P5		2 1	0 0	0 0	0 0	1 0	2 0	2 1
Billy Klaus, L (1, 5)		1B 1-2 BB		1-2 BB		1-2 BB		1-3		1	0	0	0	3	0	1
Clay Dalrymple, L (1, 2) OBP: 0.364, SLG: 0.600		G6-4-3 1-3 2-H 1B		3-1		P5				3	0	1	1	0	0	4
Ruben Amaro, R (1, 6) OBP: 0.455, SLG: 0.333		G6-4-3 1-2f			K		6-3			3	0	0	0	0	1	2
Jack Hamilton, R (1, 1)			K		K		K			3	0	0	0	0	3	0
Inning Stats	R: 0 E: 0 K: 2 S: 7 / H: 0 LOB: 0 BB: 0 P: 7	R: 1 E: 0 K: 1 S: 5 / H: 1 LOB: 1 BB: 2 P: 13	R: 0 E: 0 K: 1 S: 5 / H: 0 LOB: 0 BB: 0 P: 5	R: 0 E: 0 K: 0 S: 3 / H: 0 LOB: 2 BB: 2 P: 11	R: 0 E: 0 K: 3 S: 9 / H: 0 LOB: 0 BB: 0 P: 9	R: 1 E: 0 K: 2 S: 8 / H: 1 LOB: 2 BB: 1 P: 13	R: 0 E: 0 K: 1 S: 5 / H: 0 LOB: 0 BB: 0 P: 5	R: 1 E: 0 K: 0 S: 5 / H: 2 LOB: 1 BB: 0 P: 5		1B: 2 2B: 0 3B: 1 HR: 1	SF: 0 SAC: 0 DP: 1 HBP: 1						

PITCHER	IP	WLS	BF	H	R	ER	SO	BB	IBB	HBP	BLK	WP	HR	S	P	ERA	WHIP
Turk Farrell, R (1, 1) ERA: 2.57	6.0	L	25	2	2	2	9	5	0	1	0	0	1	37	58	3.00	1.167
Bobby Tiefenauer, R (7, 1) ERA: 4.5	2.0		8	2	1	1	1	0	0	0	0	0	0	10	10	4.50	1.000

PITCHER	IP	WLS	BF	H	R	ER	SO	BB	IBB	HBP	BLK	WP	HR	S	P	ERA	WHIP

BOTTOM

Houston Colt 45's @ Philadelphia Phillies

Connie Mack Stadium, Philadelphia, PA

Fri Apr 13 1962, 6:05 PM EST

Att. 12,633 - Unknown

livebaseballscorecards.com

AB	27
R	3
H	4
RBI	3
BB	5
SO	10
LOB	11

Batter	1	2	3	4	5	6	7	8	9	AB	R	H	RBI	BB	SO	LOB
Bob Aspromonte, R (1, 5) OBP: 0.364, SLG: 0.263	S S S 0-3 ① K	S S S 0-3 ③ K			x 0-0 ② ③ G5-4-3 1-2f			x 0-0 ② L5		4	0	0	0	0	2	3
Al Spangler, L (1, 8) OBP: 0.353, SLG: 0.357	x 0-0 ② 4-3		x 0-0 ① F5			x 0-0 ① 1-3		x 0-0 ③ 4-3		4	0	0	0	0	0	0
Roman Mejias, R (1, 9) OBP: 0.450, SLG: 0.750	x 0-0 1B 1B		x 0-0 ② F8			x 0-0 FC4-6 1B			S S S 0-3 ① K	4	0	2	0	0	1	0
Norm Larker, L (1, 3) OBP: 0.471, SLG: 0.533	x 0-0 1-3 1B		x 0-0 ③ F5			x 0-0 ② FC4-6 1-2f			x 0-0 1B	4	0	2	0	0	0	1
Hal Smith, R (1, 2) OBP: 0.211, SLG: 0.421	x 0-0 ③ F3			S S S 0-3 ① K		x 0-0 ③ F5			x 0-0 ② P5	4	0	0	0	0	1	4
Jim Pendleton, R (1, 7) OBP: 0.211, SLG: 0.118		x 0-0 ① 6-3		H 1-0 FC4-6 HBP			x 0-0 ① P6		x 0-0 ③ F3	3	0	0	0	0	0	1
Joey Amalfitano, R (1, 4) OBP: 0.444, SLG: 0.400		x 0-0 1B 1B		x 0-0 ② FC4-6 CS 1-2f			x 0-0 ② 5-3			3	0	1	0	0	0	1
Don Buddin, R (1, 6) OBP: 0.333, SLG: 0.167		x 0-0 1-3 1B		0-0 ③ CS 1-2	x 0-0 FC5-6 1B		x 0-0 ③ F7			3	0	2	0	0	0	0
Ken Johnson, R (1, 1) Merritt Ranew, L (8, PH) Jim Umbricht, R (8, 1)	S S S 0-3 ② K				x 0-0 ① FC5-6 G5-4-3 1-2f			x 0-0 ① F7		2 1 0	0 0 0	0 0 0	0 0 0	0 0 0	1 0 0	3 0 0
Inning Stats	R: 0 E: 0 K: 1 S: 7 H: 2 LOB: 2 BB: 0 P: 7	R: 0 E: 0 K: 2 S: 9 H: 2 LOB: 2 BB: 0 P: 9	R: 0 E: 0 K: 0 S: 3 H: 0 LOB: 0 BB: 0 P: 3	R: 0 E: 0 K: 1 S: 4 H: 0 LOB: 0 BB: 0 P: 5	R: 0 E: 0 K: 0 S: 3 H: 1 LOB: 0 BB: 0 P: 3	R: 0 E: 0 K: 0 S: 4 H: 1 LOB: 1 BB: 0 P: 4	R: 0 E: 0 K: 0 S: 3 H: 0 LOB: 0 BB: 0 P: 3	R: 0 E: 0 K: 0 S: 3 H: 0 LOB: 0 BB: 0 P: 3	R: 0 E: 0 K: 1 S: 6 H: 1 LOB: 1 BB: 0 P: 6	1B: 7 2B: 0 3B: 0 HR: 0	SF: 0 SAC: 0 DP: 1 HBP: 1						

PITCHER	IP	WLS	BF	H	R	ER	SO	BB	IBB	HBP	BLK	WP	HR	S	P	ERA	WHIP
Art Mahaffey, R (1, 1) ERA: 2.0	9.0	W	33	7	0	0	5	0	0	1	0	0	0	42	43	0.00	0.778

PITCHER	IP	WLS	BF	H	R	ER	SO	BB	IBB	HBP	BLK	WP	HR	S	P	ERA	WHIP

TOP

Houston Colt 45's @ Philadelphia Phillies

Connie Mack Stadium, Philadelphia, PA

Sat Apr 14 1962, 3:33 AM EST

Att. 2,732 - Unknown

livebaseballscorecards.com

AB	32
R	0
H	7
RBI	0
BB	0
SO	5
LOB	13

WP: 0 PB: 0 SB: 0 CS: 1 PA: 34

Batter	1	2	3	4	5	6	7	8	9	AB	R	H	RBI	BB	SO	LOB
Tony Taylor, R (1, 4) OBP: 0.222, SLG: 0.143	S S S 0-3 ① K		x 0-0 ③ 4-3			x 0-0 ② 1-3		x 0-0 ① 6-3		4	0	0	0	0	1	1
Johnny Callison, L (1, 9) OBP: 0.222, SLG: 0.278	S S S 0-3 ② K			x 0-0 ① 4-3		x 0-0 2-H 2B		x 0-0 ② 4-3		4	0	1	1	0	1	0
Tony Gonzalez, L (1, 8) OBP: 0.389, SLG: 0.706	x 0-0 ③ 4-3			x 0-0 ② 6-3		x 0-0 ③ L7		x 0-0 ③ L8		4	0	0	0	0	0	1
Roy Sievers, R (1, 3) OBP: 0.400, SLG: 0.100 Billy Klaus, L (7, PR) (8, 5)		x 0-0 FC6-4 1B		x 0-0 ③ F2			B B B B 4-0 1B 1B FC3-2 BB			2 0	0	1 0	0 0	1 0	0 0	0 0
Wes Covington, L (1, 7) OBP: 0.333, SLG: 0.273 Billy Consolo, R (7, PR) OBP: 1.000, SLG: 1.000 Frank Torre, L (8, 3)		x 0-0 ① F7			x 0-0 ① 6-3		x 0-0 1-2 1B FC3-2 1B			3 0 0	0	1 1 0	0 0 0	0 0 0	0 0 0	1 0 0
Don Demeter, R (1, 5) OBP: 0.214, SLG: 0.429 (8, 7)		x 0-0 ② FC6-4 1-2f			S S S 0-3 ② K		x 0-0 FC3-2 1-2 2-3 1B 1B			3	1	1	0	0	1	1
Clay Dalrymple, L (1, 2) OBP: 0.286, SLG: 0.462		x 0-0 ③ 4-3			S S S 0-3 ③ K		x 0-0 ① FC3-2 K 1B 1-3 2-H 3-Hf			3	0	0	0	0	1	3
Ruben Amaro, R (1, 6) OBP: 0.500, SLG: 0.417			x 0-0 ① F3			x 0-0 SH3-4 2B 1B	x 0-0 K 1-2 3-H 1B			3	1	2	1	0	0	0
Art Mahaffey, R (1, 1) OBP: 0.500, SLG: 0.250			x 0-0 ② 6-3			x 0-0 ① S S S SH3-4 1-2	0-3 ② ③ K 1-2 2-3			2	0	0	0	0	1	2
Inning Stats	R: 0 E: 0 K: 2 S: 7 H: 0 LOB: 0 BB: 0 P: 7	R: 0 E: 0 K: 0 S: 4 H: 1 LOB: 1 BB: 0 P: 4	R: 0 E: 0 K: 0 S: 3 H: 0 LOB: 0 BB: 0 P: 3	R: 0 E: 0 K: 0 S: 3 H: 0 LOB: 0 BB: 0 P: 3	R: 0 E: 0 K: 2 S: 7 H: 0 LOB: 0 BB: 0 P: 7	R: 1 E: 0 K: 0 S: 5 H: 2 LOB: 1 BB: 0 P: 5	R: 2 E: 1 K: 1 S: 7 H: 3 LOB: 2 BB: 1 P: 11	R: 0 E: 0 K: 0 S: 3 H: 0 LOB: 0 BB: 0 P: 3		1B: 5 2B: 1 3B: 0 HR: 0		SF: 0 SAC: 1 DP: 0 HBP: 0		WP: 0 PB: 0 SB: 0 CS: 0		PA: 30

PITCHER		IP	WLS	BF	H	R	ER	SO	BB	IBB	HBP	BLK	WP	HR	S	P	ERA	WHIP
Ken Johnson, R ERA: 2.57	(1, 1)	7.0	L	27	6	3	2	5	1	0	0	0	0	0	36	40	2.57	1.000
Jim Umbricht, R ERA:	(8, 1)	1.0		3	0	0	0	0	0	0	0	0	0	0	3	3	0.00	0.000

PITCHER	IP	WLS	BF	H	R	ER	SO	BB	IBB	HBP	BLK	WP	HR	S	P	ERA	WHIP

BOTTOM

Houston Colt 45's @ Philadelphia Phillies

Connie Mack Stadium, Philadelphia, PA

Sat Apr 14 1962, 3:33 AM EST

Att. 2,732 - Unknown

livebaseballscorecards.com

AB	28
R	3
H	6
RBI	2
BB	1
SO	5
LOB	9

Batter	1	2	3	4	5	6	7	8	9	10	11	AB	R	H	RBI	BB	SO	LOB
Bob Aspromonte, R (1, 5) OBP: 0.333, SLG: 0.292	0-0 3-1 2B		0-0 6-3			0-0 5-3		0-0 L8		0-0 F3		5	0	1	0	0	0	0
Al Spangler, L (1, 8) OBP: 0.273, SLG: 0.263	0-0 3-1 2-3			0-0 L3		0-0 1-3		0-0 L6		0-0 F8		5	0	0	0	0	0	1
Roman Mejias, R (1, 9) OBP: 0.480, SLG: 0.720	0-3 K			0-0 1B 1B		0-0 HR 1B		0-0 FC6-4 1B		0-3 K		5	1	3	0	0	2	1
Norm Larker, L (1, 3) OBP: 0.455, SLG: 0.650	0-0 4-3			0-0 1-2 1B		0-0 1-H HR		0-0 FC6-4 1-2f			0-0 P4	5	1	2	2	0	0	2
Jim Pendleton, R (1, 7) OBP: 0.208, SLG: 0.136		0-0 E4 G1-6-3		0-0 P3		0-0 4-3			0-0 WP 3-1 1B		0-0 4-1	5	0	1	0	0	0	2
Hal Smith, R (1, 2) OBP: 0.208, SLG: 0.375		0-0 G1-6-3 1-2f		0-0 6-3			0-3 K		0-3 K		0-0 1B HR 1B	5	1	1	0	0	2	4
Joey Amalfitano, R (1, 4) OBP: 0.391, SLG: 0.350		0-0 6-3			0-0 5-3		0-0 5-3		0-0 3-1 1-2		0-0 1-2 HR 1B	5	1	1	0	0	0	1
Don Buddin, R (1, 6) OBP: 0.400, SLG: 0.400			0-0 L3		0-3 K		B B B B 4-0 BB		B B B B 4-0 2-3 BB		0-0 1-H 2-H HR	3	1	1	3	2	1	0
Bobby Shantz, R (1, 1) Jim Golden, L (6, 1) Pidge Browne, L (11, PH) Bobby Tiefenauer, R (11, 1)			0-3 K		0-3 K		0-0 5-3		0-3 K		0-0 F7	2 2 1 0	0 0 0 0	0 0 0 0	0 0 0 0	0 0 0 0	2 1 0 0	0 3 0 0
Inning Stats	R: 0 E: 0 K: 1 S: 6 H: 1 LOB: 1 BB: 0 P: 6	R: 0 E: 1 K: 0 S: 3 H: 0 LOB: 0 BB: 0 P: 3	R: 0 E: 0 K: 1 S: 5 H: 0 LOB: 0 BB: 0 P: 5	R: 0 E: 0 K: 0 S: 5 H: 2 LOB: 2 BB: 0 P: 5	R: 0 E: 0 K: 2 S: 7 H: 0 LOB: 0 BB: 0 P: 7	R: 2 E: 0 K: 0 S: 5 H: 2 LOB: 0 BB: 0 P: 5	R: 0 E: 0 K: 1 S: 5 H: 0 LOB: 1 BB: 1 P: 9	R: 0 E: 0 K: 0 S: 4 H: 1 LOB: 1 BB: 0 P: 4	R: 0 E: 0 K: 2 S: 8 H: 1 LOB: 2 BB: 1 P: 12	R: 0 E: 0 K: 1 S: 5 H: 0 LOB: 0 BB: 0 P: 5	R: 3 E: 0 K: 0 S: 6 H: 3 LOB: 0 BB: 0 P: 6	1B: 7 2B: 1 3B: 0 HR: 2 SF: 0 SAC: 0 DP: 1 HBP: 0						

PITCHER		IP	WLS	BF	H	R	ER	SO	BB	IBB	HBP	BLK	WP	HR	S	P	ERA	WHIP
Jay Hook, R ERA: 2.25	(1, 1)	8.0		31	6	2	2	5	1	0	0	0	0	1	40	44	2.25	0.875
Herb Moford, R ERA: 6.0	(9, 1)	3.0	L	14	4	3	3	3	1	0	0	0	1	1	19	23	9.00	1.667

PITCHER	IP	WLS	BF	H	R	ER	SO	BB	IBB	HBP	BLK	WP	HR	S	P	ERA	WHIP

TOP

Houston Colt 45's @ New York Mets

Polo Grounds, New York, NY

Tue Apr 17 1962, 3:33 AM EST

Att. 3,191 - Sunny

livebaseballscorecards.com

AB	43
R	5
H	10
RBI	5
BB	2
SO	8
LOB	14

WP: 1 PB: 0 SB: 0 CS: 0 PA: 45

Houston Colt 45's @ New York Mets

Polo Grounds, New York, NY

Tue Apr 17 1962, 3:33 AM EST

Att. 3,191 - Sunny

livebaseballscorecards.com

BOTTOM

Batter	1	2	3	4	5	6	7	8	9	10	11	AB	R	H	RBI	BB	SO	LOB
Felix Mantilla, R (1, 6) OBP: 0.455, SLG: 0.611	1-3		BB			FC1-6 1B		1B E BB		FC6-5-4 2B		3	1	2	0	2	0	0
Rod Kanehl, R (1, 4) Ed Bouchee, L (8, PH) OBP: 0.600, SLG: 0.500 Elio Chacon, R (8, PR) (9, 4)	P6		4-3			FC1-6 1-3		E FC5-2 1B		FC6-5-4		3 1 1	0 0 0	0 1 0	0 0 0	0 0 0	0 0 0	3 0 1
Don Zimmer, R (1, 5) OBP: 0.143, SLG: 0.143	K			6-3		1-3		FC1 FC5-2 CS		F8		5	0	0	0	0	1	3
Frank Thomas, R (1, 7) OBP: 0.286, SLG: 0.444		5-3		K		1B		FC5-2			HBP	4	0	1	0	0	1	3
Gil Hodges, R (1, 3) OBP: 0.182, SLG: 0.455		K		1B		P5		CS	F5		K	5	0	1	0	0	2	3
Bobby Gene Smith, R (1, 9) OBP: 0.182, SLG: 0.100 (8, 8)		1-3		1-3 1B			F9		F8		P6	5	0	1	0	0	0	1
Jim Hickman, R (1, 8) Gus Bell, L (7, PH) OBP: 0.313, SLG: 0.467 (8, 9)			K		1-3		F7		HR		F5	2 3	0 1	0 1	0 1	0 0	1 0	0 1
Chris Cannizzaro, R (1, 2) Jim Marshall, L (9, PH) OBP: 0.417, SLG: 1.000 Hobie Landrith, L (10, 2)			F7		K		K		K			3 1 0	0 0 0	0 0 0	0 0 0	0 1 0	2 0 0	0 0 0
Jay Hook, L (1, 1) OBP: 0.500, SLG: 0.500 Richie Ashburn, L (8, PH) OBP: 0.250, SLG: 0.250 Herb Moford, R (9, 1) OBP: 0.500, SLG: 0.500			BB 1B		1-3			5-3		1-3		2 1 1	0 0 0	1 0 0	0 0 0	0 0 0	0 0 0	0 0 0
Inning Stats	R: 0 E: 0 K: 1 S: 5 H: 0 LOB: 0 BB: 0 P: 5	R: 0 E: 0 K: 1 S: 5 H: 0 LOB: 0 BB: 0 P: 5	R: 0 E: 0 K: 1 S: 6 H: 1 LOB: 2 BB: 1 P: 10	R: 0 E: 0 K: 1 S: 6 H: 2 LOB: 2 BB: 0 P: 6	R: 0 E: 0 K: 1 S: 5 H: 0 LOB: 0 BB: 0 P: 5	R: 0 E: 0 K: 0 S: 5 H: 2 LOB: 2 BB: 0 P: 5	R: 0 E: 0 K: 1 S: 5 H: 0 LOB: 0 BB: 0 P: 5	R: 1 E: 1 K: 0 S: 4 H: 1 LOB: 1 BB: 1 P: 8	R: 1 E: 0 K: 1 S: 6 H: 1 LOB: 0 BB: 0 P: 6	R: 0 E: 0 K: 0 S: 4 H: 1 LOB: 1 BB: 0 P: 4	R: 0 E: 0 K: 1 S: 5 H: 0 LOB: 1 BB: 0 P: 6							

AB	40
R	2
H	8
RBI	1
BB	2
SO	8
LOB	15

1B: 6 SF: 0
2B: 1 SAC: 0
3B: 0 DP: 0
HR: 1 HBP: 1

WP: 0 PA: 44
PB: 0
SB: 0
CS: 1

PITCHER		IP	WLS	BF	H	R	ER	SO	BB	IBB	HBP	BLK	WP	HR	S	P	ERA	WHIP
Bobby Shantz, L ERA: 1.23	(1, 1)	5.2		21	4	0	0	5	1	0	0	0	0	0	30	34	0.00	0.882
Jim Golden, R ERA: 2.08	(6, 1)	4.1	W	18	4	2	1	2	1	0	0	0	0	1	21	25	2.08	1.154
Bobby Tiefenauer, R ERA: 3.0	(11, 1)	1.0	S	4	0	0	0	1	0	0	1	0	0	0	5	6	0.00	0.000

PITCHER	IP	WLS	BF	H	R	ER	SO	BB	IBB	HBP	BLK	WP	HR	S	P	ERA	WHIP

Batter	1	2	3	4	5	6	7	8	9	10	AB	R	H	RBI	BB	SO	LOB
Bob Aspromonte, R (1, 5) OBP: 0.344, SLG: 0.296	1-3			1B FC6-4 1B	SF7 3-H			BBBB FC3-6 BB		5-3	3	1	1	1	1	0	0
Joey Amalfitano, R (1, 4) OBP: 0.393, SLG: 0.333	4-3			FC6-4 BB 1-3 1B	6-3			FC3-6 FC5-4 1-2f		BBBB 1-3 BB	4	0	1	0	1	0	2
Dick Gernert, R (1, 3) OBP: 0.444, SLG: 0.286	6-3			BBBB FC6-4 1-2 BB		FC5-4 1B		FC5-4 1-2f		1-3 1-2	4	0	1	0	1	0	2
Roman Mejias, R (1, 9) OBP: 0.433, SLG: 0.633		G6-4-3 1B		SSS K		F9		F8		5-3	5	0	1	0	0	1	6
Jim Pendleton, R (1, 7) OBP: 0.214, SLG: 0.154		G6-4-3 1-2f		FC6-4 FC6-4 1-2f 2-3 3-H		FC5-4 1-2f			SH1-4 1B		4	0	1	1	0	0	4
Hal Smith, R (1, 2) OBP: 0.185, SLG: 0.333		F9		FC6-4 1-2f		5-3			SH1-4 1-2		3	0	0	0	0	0	3
Al Heist, R (1, 8) OBP: 0.286, SLG: 0.286			G5-4-3 1B		SH1-4 1B SF7 1B		L9		SSS K		4	1	2	0	0	1	1
Don Buddin, R (1, 6) OBP: 0.417, SLG: 0.389			G5-4-3 1-2f		SH1-4 1-2 1B		6-3		IIII IBB		3	0	1	0	1	0	1
Hal Woodeshick, R (1, 1) Turk Farrell, R (8, 1)			1-6-3		SH1-4 1-2 2-3		1-3		SSS K		2 1	0 0	0 0	0 0	0 0	0 1	0 2
Inning Stats	R: 0 H: 0 E: 0 LOB: 0 K: 0 BB: 0 S: 3 P: 3	R: 0 H: 1 E: 0 LOB: 0 K: 0 BB: 0 S: 3 P: 3	R: 0 H: 1 E: 0 LOB: 0 K: 0 BB: 0 S: 3 P: 3	R: 1 H: 2 E: 0 LOB: 2 K: 1 BB: 1 S: 7 P: 11	R: 1 H: 2 E: 0 LOB: 1 K: 0 BB: 0 S: 5 P: 5	R: 0 H: 1 E: 0 LOB: 1 K: 0 BB: 0 S: 4 P: 4	R: 0 H: 0 E: 0 LOB: 0 K: 0 BB: 0 S: 3 P: 3	R: 0 H: 0 E: 0 LOB: 1 K: 0 BB: 1 S: 3 P: 7	R: 0 H: 1 E: 0 LOB: 2 K: 2 BB: 1 S: 8 P: 12	R: 0 H: 0 E: 0 LOB: 1 K: 0 BB: 1 S: 3 P: 7	1B: 8 SF: 1 2B: 0 SAC: 2 3B: 0 DP: 2 HR: 0 HBP: 0						

PITCHER	IP	WLS	BF	H	R	ER	SO	BB	IBB	HBP	BLK	WP	HR	S	P	ERA	WHIP
Dick Ellsworth, L (1, 1) ERA: 2.89	10.0	W	40	8	2	2	3	3	1	0	0	0	0	42	58	1.80	1.100

PITCHER	IP	WLS	BF	H	R	ER	SO	BB	IBB	HBP	BLK	WP	HR	S	P	ERA	WHIP

TOP

Houston Colt 45's @ Chicago Cubs

Wrigley Field, Chicago, IL

Wed Apr 18 1962, 3:33 AM CST

Att. 3,318 - Cloudy - 50 F

livebaseballscorecards.com

AB	33
R	2
H	8
RBI	2
BB	4
SO	3
LOB	21

WP: 0 PA: 40
PB: 0
SB: 0
CS: 0

Batter	1	2	3	4	5	6	7	8	9	10	AB	R	H	RBI	BB	SO	LOB
Elder White, R (1, 6) OBP: 0.350, SLG: 0.188	B B B B 4-0 G4-6-3 14 3B 1B BB		x 0-0 ① 4-3		H 1-0 HBP		x 0-0 ② 2-H 1B		S S S 0-3 ③ K		3	1	1	1	1	0	0
Ken Hubbs, R (1, 4) OBP: 0.342, SLG: 0.417	x 0-0 1-2 G4-6-3 1B		x 0-0 ② F7		x 0-0 ③ 5-3		x 0-0 ③ 6-3			x 0-0 ① F7	5	0	1	0	0	0	3
Billy Williams, L (1, 7) OBP: 0.342, SLG: 0.343	x 0-0 ① ② G4-6-3 1-2f 2-3		x 0-0 ③ 4-3			x 0-0 ① G3		x 0-0 F8 14 1B 1B		x 0-0 ② F7	5	0	1	0	0	0	2
14 Ernie Banks, R (1, 3) OBP: 0.421, SLG: 0.676	x 0-0 3-H 3B			x 0-0 ① 6-3		x 0-0 1B 1B		x 0-0 1-2 1B		x 0-0 HR	5	1	4	2	0	0	0
Ron Santo, R (1, 5) OBP: 0.314, SLG: 0.467	x 0-0 ③ 4-3			x 0-0 G4-6-3 1B		x 0-0 ② F9		x 0-0 ① F8 2-3			4	0	1	0	0	0	4
Jim McKnight, R (1, 9) OBP: 0.267, SLG: 0.400		x 0-0 ① 5-3		x 0-0 ② ③ G4-6-3 1-2f		x 0-0 1-2 1B		x 0-0 ② F9			4	0	1	0	0	0	3
George Altman, L (1, 8) OBP: 0.278, SLG: 0.219		x 0-0 ② L8			x 0-0 WP 2B	S S S 0-3 ③ K		x 0-0 ③ F8			4	0	1	0	0	1	4
Moe Thacker, R (1, 2) OBP: 0.500, SLG: 0.500 Lou Brock, L (7, PR) OBP: 0.200, SLG: 0.542 Cuno Barragan, R (8, 2) OBP: 0.125, SLG: 0.125 Bob Will, L (9, PH) Sammy Taylor, L (10, 2) OBP: 0.333, SLG: 0.143		x 0-0 1B			x 0-0 ① 4-3 2-3		x 0-0 S 1B 1B		S S S 0-3 ① K		3 0 0 1 0	0 1 0 0 0	2 0 0 0 0	0 0 0 0 0	0 0 0 1 0	1 0 0 0 0	1 0 0 0 0
Dick Ellsworth, L (1, 1)		S S S 0-3 ③ K			S S S 0-3 ② K		S S S 0-3 ① K 1-2		S S S 0-3 ② K		4	0	0	0	0	4	3
Inning Stats	R: 1 H: 2 E: 0 LOB: 1 K: 0 BB: 1 S: 4 P: 8	R: 0 H: 1 E: 0 LOB: 1 K: 1 BB: 0 S: 6 P: 6	R: 0 H: 0 E: 0 LOB: 0 K: 0 BB: 0 S: 3 P: 3	R: 0 H: 1 E: 0 LOB: 0 K: 0 BB: 0 S: 3 P: 3	R: 0 H: 1 E: 0 LOB: 2 K: 1 BB: 0 S: 6 P: 7	R: 0 H: 2 E: 0 LOB: 2 K: 1 BB: 0 S: 7 P: 7	R: 1 H: 2 E: 0 LOB: 1 K: 1 BB: 0 S: 6 P: 6	R: 0 H: 2 E: 0 LOB: 2 K: 0 BB: 0 S: 5 P: 5	R: 0 H: 0 E: 0 LOB: 0 K: 3 BB: 0 S: 9 P: 9	R: 1 H: 1 E: 0 LOB: 0 K: 0 BB: 0 S: 3 P: 3	1B: 9 2B: 1 3B: 1 HR: 1	SF: 0 SAC: 0 DP: 2 HBP: 1						

PITCHER		IP	WLS	BF	H	R	ER	SO	BB	IBB	HBP	BLK	WP	HR	S	P	ERA	WHIP
Hal Woodeshick, L ERA: 1.2	(1, 1)	7.0		31	11	2	2	4	1	0	1	0	1	0	37	42	2.57	1.714
Turk Farrell, R ERA: 2.79	(8, 1)	2.2	L	9	1	1	1	3	0	0	0	0	0	1	15	15	3.38	0.375

PITCHER	IP	WLS	BF	H	R	ER	SO	BB	IBB	HBP	BLK	WP	HR	S	P	ERA	WHIP

BOTTOM

Houston Colt 45's @ Chicago Cubs

Wrigley Field, Chicago, IL

Wed Apr 18 1962, 3:33 AM CST

Att. 3,318 - Cloudy - 50 F

livebaseballscorecards.com

AB	38
R	3
H	12
RBI	3
BB	1
SO	7
LOB	20

WP: 1 PA: 40
PB: 0
SB: 1
CS: 0

Batter	1	2	3	4	5	6	7	8	9	AB	R	H	RBI	BB	SO	LOB
Bob Aspromonte, R (1, 5) OBP: 0.342, SLG: 0.281	H 1-0 1B SH5-3 HBP	x 0-0 1B 1-2 2-3 1B		x 0-0 ① 4-3		x 0-0 ③ 6-3		x 0-0 ③ F8	x 0-0 ③ FC6-4 1-2f	5	0	1	0	0	0	2
Al Spangler, L (1, 8) OBP: 0.269, SLG: 0.261	x 0-0 ① SH5-3 1-2	x 0-0 1-2 2-3 3-H 1B		x 0-0 ② P6			x 0-0 ① G3		x 0-0 ① 4-3	4	0	1	1	0	0	0
Roman Mejias, R (1, 9) OBP: 0.424, SLG: 0.636 Johnny Weekly, R (4, 9) OBP: 0.667, SLG: 2.000	S S S 0-3 ② K	S S S 0-3 ② K		x 0-0 ③ 2B			x 0-0 HR		B B B B 4-0 E 1B BB	3 1	0 2	1 1	0 1	0 1	2 0	4 0
Pidge Browne, L (1, 3) OBP: 0.286, SLG: 0.500 Jim Golden, L (9, PR) Dick Gernert, R (9, 3) OBP: 0.444, SLG: 0.286	B B B B 4-0 1B BB	x 0-0 G3			x 0-0 3B		S S S 0-3 ② K		x 0-0 E1 1B 1-2 1B	4 0 0	0 1 0	1 0 0	0 0 0	1 0 0	1 0 0	4 0 0
Jim Pendleton, R (1, 7) OBP: 0.273, SLG: 0.226	x 0-0 1-2 2-3 1B	x 0-0 ① P6			S S S 0-3 ① K		x 0-0 1B 1B		x 0-0 1B 1-3 2-H SF9 1B	5	1	3	1	0	1	1
Merritt Ranew, L (1, 2) OBP: 0.429, SLG: 0.571	S S S 0-3 ③ K		x 0-0 FC 2B		x 0-0 ② 4-3		x 0-0 1-3 S 1B		x 0-0 1-3 3-H SF9 1B	5	1	3	1	0	1	4
Joey Amalfitano, R (1, 4) OBP: 0.333, SLG: 0.286		S S S 0-3 ① K	x 0-0 ② F7		x 0-0 ③ 5-3		S S S 0-3 ③ K 1-2		x 0-0 ② SF9 1-2 3-H	4	0	0	1	0	2	4
Don Buddin, R (1, 6) OBP: 0.414, SLG: 0.333		B B B B 4-0 1B SH 1B BB	x 0-0 FC 2-3			x 0-0 ① 3-4-3		x 0-0 ① F8	H 1-0 1B HBP	3	1	0	0	1	0	1
Dean Stone, L (1, 1) OBP: 0.143, SLG: 0.143		x 0-0 SH 1B 1B 1-2	x 0-0 ③ 4-3			x 0-0 ② 4-3		S S S 0-3 ② K	x 0-0 FC6-4 1-2 2-H 1B	4	0	1	1	0	1	2
Inning Stats	R: 0 E: 0 K: 2 S: 8 H: 1 LOB: 3 BB: 1 P: 13	R: 1 E: 0 K: 2 S: 10 H: 2 LOB: 3 BB: 1 P: 14	R: 0 E: 0 K: 0 S: 5 H: 1 LOB: 2 BB: 0 P: 5	R: 0 E: 0 K: 0 S: 3 H: 1 LOB: 1 BB: 0 P: 3	R: 0 E: 0 K: 1 S: 6 H: 1 LOB: 1 BB: 0 P: 6	R: 0 E: 0 K: 0 S: 3 H: 0 LOB: 0 BB: 0 P: 3	R: 1 E: 0 K: 2 S: 10 H: 3 LOB: 2 BB: 0 P: 10	R: 0 E: 0 K: 1 S: 5 H: 0 LOB: 0 BB: 0 P: 5	R: 4 E: 1 K: 0 S: 7 H: 3 LOB: 2 BB: 1 P: 12	1B: 8 2B: 2 3B: 1 HR: 1	SF: 1 SAC: 2 DP: 0 HBP: 2						

PITCHER		IP	WLS	BF	H	R	ER	SO	BB	IBB	HBP	BLK	WP	HR	S	P	ERA	WHIP
Don Cardwell, R ERA: 7.62	(1, 1)	8.0	L	37	9	2	2	8	2	0	1	0	0	1	50	59	2.25	1.375
Dave Gerard, R ERA: 3.6	(9, 1)	0.1		5	2	4	1	0	1	0	0	0	0	0	4	8	27.00	9.000
Barney Schultz, R ERA: 33.75	(9, 1)	0.1		3	1	0	0	0	0	0	1	0	0	0	2	3	0.00	3.000
Jack Warner, R ERA:	(9, 1)	0.1		1	0	0	0	0	0	0	0	0	0	0	1	1	0.00	0.000

PITCHER	IP	WLS	BF	H	R	ER	SO	BB	IBB	HBP	BLK	WP	HR	S	P	ERA	WHIP

TOP

Houston Colt 45's @ Chicago Cubs

Wrigley Field, Chicago, IL

Thu Apr 19 1962, 3:33 AM CST

Att. 3,835 - Sunny - 41 F

livebaseballscorecards.com

AB	38
R	6
H	12
RBI	6
BB	3
SO	8
LOB	22

WP: 0	PA: 46		
PB: 0			
SB: 1			
CS: 0			

Batter	1	2	3	4	5	6	7	8	9	AB	R	H	RBI	BB	SO	LOB
Elder White, R (1, 6) OBP: 0.292, SLG: 0.150	E4 FC5-4		F2		L7			F7		4	0	0	0	0	0	1
Ken Hubbs, R (1, 4) OBP: 0.357, SLG: 0.425	FC5-4 14 HBP 1B 1-2f		P4			CS 1B		1B		4	0	2	0	0	0	2
Billy Williams, L (1, 7) OBP: 0.333, SLG: 0.333	14 HBP 1B 1-2		F8			F7		4-3		4	0	1	0	0	0	3
14 Ernie Banks, R (1, 3) OBP: 0.429, SLG: 0.639	G6-4-3 HBP 1-2 2-3			5-3 BB B B B B		P5			F8	2	0	0	0	1	0	1
Ron Santo, R (1, 5) OBP: 0.308, SLG: 0.441	G6-4-3 1-2f			5-3 1-2		CS 1-2	PB 1B		4-3	4	0	1	0	0	0	4
Jim McKnight, R (1, 9) OBP: 0.211, SLG: 0.316		4-3		K S S S			1-3 1-2		6-3	4	0	0	0	0	1	2
George Altman, L (1, 8) OBP: 0.256, SLG: 0.200		K S S S		F7			F8			3	0	0	0	0	1	2
Moe Thacker, R (1, 2) OBP: 0.412, SLG: 0.400		K S S S			5-3		F9			3	0	0	0	0	1	1
Sammy Taylor, L (8, 2) OBP: 0.333, SLG: 0.143										0	0	0	0	0	0	0
Don Cardwell, R (1, 1) OBP: 0.333, SLG: 0.333					F7			6-3		2	0	1	0	0	0	0
Cuno Barragan, R (8, PH) OBP: 0.111, SLG: 0.111			1B							1	0	0	0	0	0	0
Dave Gerard, R (9, 1)										0	0	0	0	0	0	0
Barney Schultz, R (9, 1)										0	0	0	0	0	0	0
Jack Warner, R (9, 1)										0	0	0	0	0	0	0
Inning Stats	R: 0 E: 1 K: 0 S: 4 H: 1 LOB: 2 BB: 0 P: 5	R: 0 E: 0 K: 2 S: 7 H: 0 LOB: 0 BB: 0 P: 7	R: 0 E: 0 K: 0 S: 4 H: 1 LOB: 1 BB: 0 P: 4	R: 0 E: 0 K: 1 S: 5 H: 0 LOB: 1 BB: 1 P: 9	R: 0 E: 0 K: 0 S: 3 H: 0 LOB: 0 BB: 0 P: 3	R: 0 E: 0 K: 0 S: 3 H: 1 LOB: 0 BB: 0 P: 3	R: 0 E: 0 K: 0 S: 4 H: 1 LOB: 1 BB: 0 P: 4	R: 0 E: 0 K: 0 S: 4 H: 1 LOB: 1 BB: 0 P: 4	R: 0 E: 0 K: 0 S: 3 H: 0 LOB: 0 BB: 0 P: 3	1B: 5 2B: 0 3B: 0 HR: 0 SF: 0 SAC: 0 DP: 1 HBP: 1						

PITCHER		IP	WLS	BF	H	R	ER	SO	BB	IBB	HBP	BLK	WP	HR	S	P	ERA	WHIP
Dean Stone, L ERA:	(1, 1)	9.0	W	33	5	0	0	3	1	0	1	0	0	0	37	42	0.00	0.667

PITCHER	IP	WLS	BF	H	R	ER	SO	BB	IBB	HBP	BLK	WP	HR	S	P	ERA	WHIP

BOTTOM

Houston Colt 45's @ Chicago Cubs

Wrigley Field, Chicago, IL

Thu Apr 19 1962, 3:33 AM CST

Att. 3,835 - Sunny - 41 F

livebaseballscorecards.com

AB	31
R	0
H	5
RBI	0
BB	1
SO	3
LOB	16

WP: 0 PB: 1 SB: 0 CS: 1 PA: 34

Philadelphia Phillies @ Houston Colt 45's

Colt Stadium, Houston, TX

Sat Apr 21 1962, 7:05 PM EST

Att. 21,841 - Overcast - 72 F

TOP

livebaseballscorecards.com

Batter	1	2	3	4	5	6	7	8	9	AB	R	H	RBI	BB	SO	LOB
Tony Taylor, R (1, 4) OBP: 0.333, SLG: 0.214	0-0 2-4 FC1-2 S 1B		0-0 4-3		0-0 1B		H 1-0 HBP			3	0	2	0	0	0	0
Ted Savage, R (1, 9) OBP: 0.545, SLG: 0.444	0-0 ① 2-4 1-3			0-0 ① 6-3	S S S 0-3 ② K		S S S 0-3 ③ K			4	0	0	0	0	2	3
Tony Gonzalez, L (1, 8) OBP: 0.286, SLG: 0.485	0-0 ② FC1-2 3-H			0-0 ③ 1B 3B	0-0 ③ F9			0-0 ① F8		4	1	1	0	0	0	2
Roy Sievers, R (1, 3) OBP: 0.429, SLG: 0.200	0-0 ③ F8			0-0 1B SF8 3-H 1B		0-0 ① F8		0-0 ② F8		4	1	1	1	0	0	1
Wes Covington, L (1, 7) OBP: 0.269, SLG: 0.280		0-0 ① F7		0-0 HBP 1-3 1B		0-0 ② 4-3		0-0 ③ 3-1		4	0	1	0	0	0	0
Billy Consolo, R (8, 5) OBP: 0.500, SLG: 0.500										0	0	0	0	0	0	0
Don Demeter, R (1, 5) (8, 7) OBP: 0.231, SLG: 0.292		S S S 0-3 ② K		H 1-0 1-2 HBP		0-0 ③ P6			0-0 ① P6	3	0	0	0	0	1	0
Clay Dalrymple, L (1, 2) OBP: 0.370, SLG: 0.542		0-0 ③ 4-3		0-0 ② SF8 3-H			0-0 WP SH4-3 2B		0-0 ② F9	3	1	1	1	0	0	0
Ruben Amaro, R (1, 6) OBP: 0.345, SLG: 0.240			0-0 ① F5	S S S 0-3 ③ K			0-0 ① SH4-3 2-H		0-0 ③ F8	3	0	0	1	0	1	2
Cal McLish, S (1, 1)			S S S 0-3 ② K		S S S 0-3 ① K		0-0 ② F3			3	0	0	0	0	2	0
Jack Baldschun, R (8, 1)										0	0	0	0	0	0	0
Inning Stats	R: 0 E: 0 K: 0 S: 4 H: 1 LOB: 1 BB: 0 P: 4	R: 0 E: 0 K: 1 S: 5 H: 0 LOB: 0 BB: 0 P: 5	R: 0 E: 0 K: 1 S: 5 H: 0 LOB: 0 BB: 0 P: 5	R: 2 E: 0 K: 1 S: 8 H: 3 LOB: 2 BB: 0 P: 9	R: 0 E: 0 K: 2 S: 8 H: 1 LOB: 1 BB: 0 P: 8	R: 0 E: 0 K: 0 S: 3 H: 0 LOB: 0 BB: 0 P: 3	R: 1 E: 0 K: 1 S: 6 H: 1 LOB: 1 BB: 0 P: 7	R: 0 E: 0 K: 0 S: 3 H: 0 LOB: 0 BB: 0 P: 3	R: 0 E: 0 K: 0 S: 3 H: 0 LOB: 0 BB: 0 P: 3	1B: 4 2B: 1 3B: 1 HR: 0	SF: 1 SAC: 1 DP: 0 HBP: 2						

	AB	31
	R	3
	H	6
	RBI	3
	BB	0
	SO	6
	LOB	8

WP: 1 PB: 0 SB: 1 CS: 0 PA: 35

PITCHER		IP	WLS	BF	H	R	ER	SO	BB	IBB	HBP	BLK	WP	HR	S	P	ERA	WHIP
Ken Johnson, R ERA: 3.21	(1, 1)	7.0	L	29	6	3	3	6	0	0	2	0	1	0	39	41	3.86	0.857
Bobby Tiefenauer, R ERA: 1.8	(8, 1)	2.0		6	0	0	0	0	0	0	0	0	0	0	6	6	0.00	0.000

PITCHER	IP	WLS	BF	H	R	ER	SO	BB	IBB	HBP	BLK	WP	HR	S	P	ERA	WHIP

Batter	1	2	3	4	5	6	7	8	9	AB	R	H	RBI	BB	SO	LOB
Bob Aspromonte, R (1, 5) OBP: 0.333, SLG: 0.278	5-3 1B		5-3		G6-4-3 1-2f			F7		4	0	1	0	0	0	1
Al Spangler, L (1, 8) OBP: 0.300, SLG: 0.296	5-3 1-2		1B			3-1		1B		4	0	2	0	0	0	1
Roman Mejias, R (1, 9) OBP: 0.378, SLG: 0.568	L9		F7			F7		K		4	0	0	0	0	1	3
Pidge Browne, L (1, 3) OBP: 0.182, SLG: 0.300	F9			F9		F8		1-6-3		4	0	0	0	0	0	2
Jim Pendleton, R (1, 7) OBP: 0.324, SLG: 0.343		L8		2B			1B 2B		1B 1B	4	1	3	0	0	0	0
Hal Smith, R (1, 2) OBP: 0.194, SLG: 0.300		HBP		1-3			F7		F7	3	0	0	0	0	0	3
Joey Amalfitano, R (1, 4) OBP: 0.324, SLG: 0.281		L9		F5			2-H 1B		F8	4	0	1	1	0	0	3
Don Buddin, R (1, 6) OBP: 0.419, SLG: 0.318		F7			G6-4-3 BB		F8		1-2 1B	1	0	0	0	1	0	1
Norm Larker, L (7, PH) OBP: 0.435, SLG: 0.619										1	0	0	0	0	0	1
Bob Lillis, R (8, 6) OBP: 1.000, SLG: 1.000										1	0	1	0	0	0	0
Ken Johnson, R (1, 1)			K		K		K		K	2	0	0	0	0	2	1
Merritt Ranew, L (7, PH) OBP: 0.375, SLG: 0.500										1	0	0	0	0	1	1
Bobby Tiefenauer, R (8, 1)										0	0	0	0	0	0	0
Johnny Weekly, R (9, PH) OBP: 0.500, SLG: 1.333										1	0	0	0	0	1	2
Inning Stats	R: 0 H: 1 E: 0 LOB: 1 K: 0 BB: 0 S: 4 P: 4	R: 0 H: 0 E: 0 LOB: 1 K: 0 BB: 0 S: 3 P: 4	R: 0 H: 1 E: 0 LOB: 1 K: 1 BB: 0 S: 6 P: 6	R: 0 H: 1 E: 0 LOB: 1 K: 0 BB: 0 S: 4 P: 4	R: 0 H: 0 E: 0 LOB: 0 K: 1 BB: 1 S: 4 P: 8	R: 0 H: 0 E: 0 LOB: 0 K: 0 BB: 0 S: 3 P: 3	R: 1 H: 2 E: 0 LOB: 1 K: 1 BB: 0 S: 7 P: 7	R: 0 H: 1 E: 0 LOB: 1 K: 1 BB: 0 S: 6 P: 6	R: 0 H: 2 E: 0 LOB: 2 K: 1 BB: 0 S: 7 P: 7	1B: 6 SF: 0 2B: 2 SAC: 0 3B: 0 DP: 1 HR: 0 HBP: 1						

PITCHER		IP	WLS	BF	H	R	ER	SO	BB	IBB	HBP	BLK	WP	HR	S	P	ERA	WHIP
Cal McLish, R ERA: 7.04	(1, 1)	7.1	W	29	6	1	1	3	1	0	1	0	0	0	33	38	1.23	0.955
Jack Baldschun, R ERA: 3.86	(8, 1)	1.2	S	7	2	0	0	2	0	0	0	0	0	0	11	11	0.00	1.200

PITCHER	IP	WLS	BF	H	R	ER	SO	BB	IBB	HBP	BLK	WP	HR	S	P	ERA	WHIP

BOTTOM

Philadelphia Phillies @ Houston Colt 45's

Colt Stadium, Houston, TX

Sat Apr 21 1962, 7:05 PM EST
Att. 21,841 - Overcast - 72 F

livebaseballscorecards.com

AB	34
R	1
H	8
RBI	1
BB	1
SO	5
LOB	19

WP: 0	PB: 0	SB: 0	CS: 0
PA: 36			

Philadelphia Phillies @ Houston Colt 45's

Colt Stadium, Houston, TX

Sun Apr 22 1962, 4:33 AM EST
Att. 13,130 - Cloudy - 80 F

TOP

livebaseballscorecards.com

Batter	1	2	3	4	5	6	7	8	9	AB	R	H	RBI	BB	SO	LOB
Tony Taylor, R (1, 4) OBP: 0.341, SLG: 0.242	2-3 1B		P3		FC1-6-4 S 1-2f		1-3 3-H 1B		G4-6-3 1-2f	5	0	2	1	0	0	3
Ted Savage, R (1, 9) OBP: 0.467, SLG: 0.333	L8			BBBB WP BB	SSS K 1-2		P4			3	0	0	0	1	1	3
Tony Gonzalez, L (1, 8) OBP: 0.282, SLG: 0.444	2-3 1-2			F7	SSS K			BBBB 3-1 BB		3	0	0	0	1	1	2
Roy Sievers, R (1, 3) OBP: 0.375, SLG: 0.167	F9			F3 1-2		6-3		L7		4	0	0	0	0	0	3
Wes Covington, L (1, 7) OBP: 0.276, SLG: 0.286		FC6-4 1B		SSS K		SSS K		3-1 1-2		3	0	1	0	0	2	1
Billy Klaus, L (7, 5) OBP: 0.385, SLG: 0.111										1	0	0	0	0	0	1
Don Demeter, R (1, 5) OBP: 0.233, SLG: 0.286 (7, 7)		FC6-4 CS 1-2f			S E 1B		P6	L7		4	1	1	0	0	0	2
Clay Dalrymple, L (1, 2) OBP: 0.419, SLG: 0.556		F5			E7 4-3 SH 1-H 1B		1B 1B		BBBB 1B FC BB	3	2	2	1	1	0	1
Billy Consolo, R (9, PR) OBP: 0.500, SLG: 0.500										0	0	0	0	0	0	0
Sammy White, R (9, 2)										0	0	0	0	0	0	0
Ruben Amaro, R (1, 6) OBP: 0.394, SLG: 0.310		CS 1-2	E3 B1-4 1B		4-3 2-3		1B 1B 1-2 1B		FC 1-2 1B	4	1	3	0	0	0	1
Jim Owens, R (1, 1)										1	0	0	1	0	0	1
Johnny Callison, L (7, PH) OBP: 0.207, SLG: 0.214			B1-4 2-3f		SH FC1-6-4 3-H		1B 1-3 2-H 1B		FC G4-6-3 1-2 2-H	1	0	1	1	0	0	0
Frank Sullivan, R (7, 1)										0	0	0	0	0	0	0
Jack Baldschun, R (7, 1)										1	0	0	0	0	0	2

	AB	33
	R	4
	H	10
	RBI	4
	BB	3
	SO	4
	LOB	20

Inning Stats	1	2	3	4	5	6	7	8	9
	R: 0 E: 0 K: 0 S: 4	R: 0 E: 0 K: 0 S: 3	R: 0 E: 1 K: 0 S: 3	R: 0 E: 0 K: 1 S: 5	R: 2 E: 2 K: 1 S: 8	R: 0 E: 0 K: 2 S: 7	R: 2 E: 0 K: 0 S: 6	R: 0 E: 0 K: 0 S: 3	R: 0 E: 1 K: 0 S: 3
	H: 1 LOB: 1 BB: 0 P: 4	H: 1 LOB: 0 BB: 0 P: 3	H: 1 LOB: 0 BB: 0 P: 3	H: 0 LOB: 1 BB: 1 P: 9	H: 2 LOB: 1 BB: 0 P: 8	H: 0 LOB: 0 BB: 0 P: 7	H: 4 LOB: 1 BB: 0 P: 6	H: 0 LOB: 1 BB: 1 P: 7	H: 1 LOB: 2 BB: 1 P: 7

1B: 10	SF: 0	WP: 1	PA: 38
2B: 1	SAC: 2	PB: 0	
3B: 0	DP: 2	SB: 2	
HR: 0	HBP: 0	CS: 1	

PITCHER		IP	WLS	BF	H	R	ER	SO	BB	IBB	HBP	BLK	WP	HR	S	P	ERA	WHIP
Dave Giusti, R ERA: 4.26	(1, 1)	6.1	L	27	8	4	3	4	1	0	0	0	1	0	34	38	4.26	1.421
Turk Farrell, R ERA: 2.61	(7, 1)	0.2		2	1	0	0	0	0	0	0	0	0	0	2	2	0.00	1.500
Al Cicotte, R ERA:	(8, 1)	1.0		4	0	0	0	0	1	0	0	0	0	0	3	7	0.00	1.000
Jim Umbricht, R ERA:	(9, 1)	1.0		4	1	0	0	0	1	0	0	0	0	0	3	7	0.00	2.000

PITCHER	IP	WLS	BF	H	R	ER	SO	BB	IBB	HBP	BLK	WP	HR	S	P	ERA	WHIP

BOTTOM

Batter	1	2	3	4	5	6	7	8	9	AB	R	H	RBI	BB	SO	LOB
Bob Aspromonte, R (1, 5) OBP: 0.326, SLG: 0.256	BBBB 4-0 1B SF9 BB		x 0-0 SH FC4-6 1-2		x 0-0 ① F9		x 0-0 ① L8		SSS 0-3 ① K	3	1	0	0	1	1	2
Al Spangler, L (1, 8) OBP: 0.314, SLG: 0.313	x 0-0 SF9 1-3 1B		x 0-0 ① FC4-6 BB 1-2f 2-3		x 0-0 G6-4-3 3-H 1B		x 0-0 ② FC4-6 1-2f 3B		x 0-0 ② G3	5	1	2	1	0	0	3
Roman Mejias, R (1, 9) OBP: 0.357, SLG: 0.571	x 0-0 ① F6		x 0-0 ② F3		x 0-0 ②③ G6-4-3 1-2f		x 0-0 1-H 3B		SSS 0-3 ③ K	5	0	1	1	0	1	5
Norm Larker, L (1, 3) OBP: 0.407, SLG: 0.565	x 0-0 ② SF9 1-2 3-H		BBBB 4-0 1-2 BB			x 0-0 ① F8	x 0-0 ③ L8			2	0	0	1	1	0	1
Jim Pendleton, R (1, 7) OBP: 0.300, SLG: 0.316 Al Cicotte, R (8, 1) Merritt Ranew, L (8, PH) (9, 2) OBP: 0.333, SLG: 0.444	x 0-0 ③ 4-3		SSS 0-3 ③ K			x 0-0 ② 6-3		x 0-0 ① 4-3		3 0 1	0 0 0	0 0 0	0 0 0	0 0 0	1 0 0	4 0 0
Hal Smith, R (1, 2) OBP: 0.257, SLG: 0.364 Bob Lillis, R (8, PR) (9, 6) OBP: 1.000, SLG: 1.000		x 0-0 ① F2		x 0-0 FC5-4 1B		x 0-0 2B	BBBB 4-0 1B BB			3 0	0 0	2 0	0 0	1 0	0 0	0 0
Joey Amalfitano, R (1, 4) OBP: 0.341, SLG: 0.286		x 0-0 ② 4-3		x 0-0 ① FC5-4 CS 1-2f		BBBB 4-0 BB	x 0-0 1-2 1B			3	0	1	0	1	0	1
Don Buddin, R (1, 6) OBP: 0.382, SLG: 0.280 Pidge Browne, L (8, PH) OBP: 0.167, SLG: 0.273 Jim Umbricht, R (9, 1)		x 0-0 ③ F7		SSS 0-3 ②③ K 1-2		x 0-0 ③ F7	SSS 0-3 ② K			3 1 0	0 0 0	0 0 0	0 0 0	0 0 0	1 1 0	3 2 0
Dave Giusti, R (1, 1) OBP: 1.000, SLG: 1.000 Turk Farrell, R (7, 1) Don Taussig, R (7, PH) (8, 7) OBP: 0.500, SLG: 0.500			x 0-0 FC4-6 SH 1B		x 0-0 E7 1B 1B		x 0-0 FC4-6 1B		x 0-0 ③ 4-3	2 0 2	1 0 0	2 0 1	0 0 0	0 0 0	0 0 0	0 0 2
Inning Stats	R: 1 E: 0 K: 0 S: 4 H: 1 LOB: 1 BB: 1 P: 8	R: 0 E: 0 K: 0 S: 3 H: 0 LOB: 0 BB: 0 P: 3	R: 0 E: 1 K: 1 S: 7 H: 1 LOB: 3 BB: 1 P: 11	R: 0 E: 0 K: 1 S: 5 H: 1 LOB: 0 BB: 0 P: 5	R: 1 E: 1 K: 0 S: 4 H: 2 LOB: 0 BB: 0 P: 4	R: 0 E: 0 K: 0 S: 4 H: 1 LOB: 2 BB: 1 P: 8	R: 1 E: 0 K: 0 S: 5 H: 2 LOB: 1 BB: 0 P: 5	R: 0 E: 0 K: 1 S: 6 H: 1 LOB: 2 BB: 1 P: 10	R: 0 E: 0 K: 2 S: 7 H: 0 LOB: 0 BB: 0 P: 7	1B: 7 2B: 1 3B: 1 HR: 0 SF: 1 SAC: 1 DP: 1 HBP: 0						

PITCHER		IP	WLS	BF	H	R	ER	SO	BB	IBB	HBP	BLK	WP	HR	S	P	ERA	WHIP
Jim Owens, R ERA: 5.0	(1, 1)	6.0	W	26	6	2	1	2	3	0	0	0	0	0	27	39	1.50	1.500
Frank Sullivan, R ERA: 2.84	(7, 1)	0.2		4	2	1	1	0	0	0	0	0	0	0	4	4	13.50	3.000
Jack Baldschun, R ERA: 2.57	(7, 1)	2.1	S	9	1	0	0	3	1	0	0	0	0	0	14	18	0.00	0.857

PITCHER	IP	WLS	BF	H	R	ER	SO	BB	IBB	HBP	BLK	WP	HR	S	P	ERA	WHIP

Philadelphia Phillies @ Houston Colt 45's

Colt Stadium, Houston, TX

Sun Apr 22 1962, 4:33 AM EST

Att. 13,130 - Cloudy - 80 F

livebaseballscorecards.com

AB	33
R	3
H	9
RBI	3
BB	4
SO	5
LOB	23

WP: 0	PB: 0	SB: 0	CS: 1	PA: 39		

Batter	1	2	3	4	5	6	7	8	9	AB	R	H	RBI	BB	SO	LOB
Curt Flood, R (1, 8) OBP: 0.486, SLG: 0.656	x 0-0 ① P4	x 0-0 ③ 4-3		x 0-0 ③ F8			x 0-0 5-3 E 2B		x 0-0 ② 6-3	5	1	1	0	0	0	3
Julian Javier, R (1, 4) OBP: 0.347, SLG: 0.391	S 0-1 CI E S 1B		BBBB 4-0 E 6-3 BB		x 0-0 ① P1		x 0-0 ② 5-3 2-3		x 0-0 E6	3	2	0	0	1	0	1
Bill White, L (1, 3) OBP: 0.333, SLG: 0.521	SSS 0-3 ② K 1-3		SSS 0-3 ① K		x 0-0 ② 6-3		x 0-0 E1 3-H 1B		x 0-0 ③ F9	5	0	1	1	0	2	3
Ken Boyer, R (1, 5) OBP: 0.383, SLG: 0.667	x 0-0 3-H 1B		x 0-0 E5 1-3		x 0-0 2B		BBBB 4-0 S BB			3	0	2	1	1	0	1
Gene Oliver, R (1, 2) OBP: 0.394, SLG: 0.600	x 0-0 ③ F7		x 0-0 ② 6-3 3-H		x 0-0 ③ P4		x 0-0 ③ 5-3 1-2			4	0	0	1	0	0	5
Stan Musial, L (1, 7) OBP: 0.425, SLG: 0.485		SSS 0-3 ① K	x 0-0 ③ F7			x 0-0 ① 4-3		x 0-0 ① F5		3	0	0	0	0	1	1
Charlie James, R (6, 7) OBP: 0.250, SLG: 0.250										1	0	0	0	0	0	0
Carl Warwick, R (1, 9) OBP: 0.350, SLG: 0.500		x 0-0 FC6-4 1B		x 0-0 ① 6-3		SSS 0-3 ② K		x 0-0 ② F9		4	0	1	0	0	1	0
Julio Gotay, R (1, 6) OBP: 0.314, SLG: 0.290		x 0-0 ② FC6-4 BB 1-2f		x 0-0 1B		x 0-0 ③ P6		x 0-0 ③ 1-3		4	0	1	0	0	0	1
Larry Jackson, R (1, 1) OBP: 0.273, SLG: 0.200		BBBB 4-0 1-2 BB		SSS 0-3 ② K			SSS 0-3 ① K		SSS 0-3 ① K	1	0	0	0	1	1	1
Red Schoendienst, S (7, PH) OBP: 0.250, SLG: 0.250										1	0	0	0	0	1	0
Lindy McDaniel, R (7, 1)										0	0	0	0	0	0	0
Alex Grammas, R (9, PH) OBP: 0.222, SLG: 0.222										1	0	0	0	0	1	0
Inning Stats	R: 1 E: 1 K: 1 S: 7 H: 1 LOB: 1 BB: 0 P: 7	R: 0 E: 0 K: 1 S: 6 H: 1 LOB: 2 BB: 1 P: 10	R: 1 E: 1 K: 1 S: 6 H: 0 LOB: 1 BB: 1 P: 10	R: 0 E: 0 K: 1 S: 6 H: 1 LOB: 1 BB: 0 P: 6	R: 0 E: 0 K: 0 S: 4 H: 1 LOB: 1 BB: 0 P: 4	R: 0 E: 0 K: 1 S: 5 H: 0 LOB: 0 BB: 0 P: 5	R: 1 E: 1 K: 1 S: 7 H: 2 LOB: 2 BB: 1 P: 11	R: 0 E: 0 K: 0 S: 3 H: 0 LOB: 0 BB: 0 P: 3	R: 0 E: 1 K: 1 S: 6 H: 0 LOB: 1 BB: 0 P: 6	1B: 4 2B: 2 3B: 0 HR: 0	SF: 0 SAC: 0 DP: 0 HBP: 0						

TOP

St. Louis Cardinals @ Houston Colt 45's

Colt Stadium, Houston, TX

Tue Apr 24 1962, 7:05 PM EST
Att. 19,335 - Cloudy - 76 F

livebaseballscorecards.com

AB	35
R	3
H	6
RBI	3
BB	3
SO	7
LOB	16

WP: 0 PB: 0 SB: 2 CS: 0 PA: 39

PITCHER	IP	WLS	BF	H	R	ER	SO	BB	IBB	HBP	BLK	WP	HR	S	P	ERA	WHIP
Hal Woodeshick, L (1, 1) ERA: 1.13	9.0	W	39	6	3	1	7	3	0	0	0	0	0	50	62	1.00	1.000

PITCHER	IP	WLS	BF	H	R	ER	SO	BB	IBB	HBP	BLK	WP	HR	S	P	ERA	WHIP

Batter	1	2	3	4	5	6	7	8	9	AB	R	H	RBI	BB	SO	LOB
Bob Aspromonte, R (1, 5) OBP: 0.340, SLG: 0.302	WP WP 1B	1B 2B 2-H			G3		F2			4	1	2	1	0	0	0
Al Spangler, L (1, 8) OBP: 0.333, SLG: 0.333	F7 1-2	CS 1B 2-H			1B			L4		4	0	2	1	0	0	1
Johnny Weekly, R (1, 9) OBP: 0.250, SLG: 0.571	F9	CS 1-2	1-3		4-3			K		4	0	0	0	0	1	2
Norm Larker, L (1, 3) OBP: 0.419, SLG: 0.520	BBBB WP BB		BBBB G1-6-3 BB			4-1		K		2	0	0	0	2	1	0
Don Taussig, R (1, 7) OBP: 0.400, SLG: 1.000	P5 1-2 2-3		G1-6-3 1-2f			HR				3	1	1	1	0	0	3
Merritt Ranew, L (1, 2) OBP: 0.250, SLG: 0.333		E1 FC4-6		G3		6-3				3	0	0	0	0	0	0
Joey Amalfitano, R (1, 4) OBP: 0.318, SLG: 0.263		FC4-6 1B E 1-2f		F9		1-3				3	1	0	0	0	0	1
Bob Lillis, R (1, 6) OBP: 0.750, SLG: 0.750		E5 2B 1B 1-H		P4			B3-6-4 1B			3	1	2	0	0	0	0
Hal Woodeshick, R (1, 1)		K			4-3		B3-6-4 1-2f			3	0	0	0	0	1	2
Inning Stats	R: 0 E: 0 K: 0 S: 4 H: 1 LOB: 2 BB: 1 P: 8	R: 3 E: 2 K: 1 S: 8 H: 3 LOB: 0 BB: 0 P: 8	R: 0 E: 0 K: 0 S: 2 H: 0 LOB: 0 BB: 1 P: 6	R: 0 E: 0 K: 0 S: 3 H: 0 LOB: 0 BB: 0 P: 3	R: 0 E: 0 K: 0 S: 4 H: 1 LOB: 1 BB: 0 P: 4	R: 1 E: 0 K: 0 S: 4 H: 1 LOB: 0 BB: 0 P: 4	R: 0 E: 0 K: 0 S: 3 H: 1 LOB: 0 BB: 0 P: 3	R: 0 E: 0 K: 2 S: 7 H: 0 LOB: 0 BB: 0 P: 7		1B: 5 2B: 1 3B: 0 HR: 1	SF: 0 SAC: 0 DP: 2 HBP: 0						

PITCHER	IP	WLS	BF	H	R	ER	SO	BB	IBB	HBP	BLK	WP	HR	S	P	ERA	WHIP
Larry Jackson, R (1, 1) ERA: 3.52	6.0	L	25	6	4	1	1	2	0	0	0	2	1	25	33	1.50	1.333
Lindy McDaniel, R (7, 1) ERA: 0.9	2.0		6	1	0	0	2	0	0	0	0	0	0	10	10	0.00	0.500

PITCHER	IP	WLS	BF	H	R	ER	SO	BB	IBB	HBP	BLK	WP	HR	S	P	ERA	WHIP

BOTTOM

St. Louis Cardinals @ Houston Colt 45's

Colt Stadium, Houston, TX

Tue Apr 24 1962, 7:05 PM EST
Att. 19,335 - Cloudy - 76 F

livebaseballscorecards.com

AB	29
R	4
H	7
RBI	3
BB	2
SO	3
LOB	9

1B: 5	SF: 0	WP: 2	PA: 32
2B: 1	SAC: 0	PB: 0	
3B: 0	DP: 2	SB: 0	
HR: 1	HBP: 0	CS: 1	

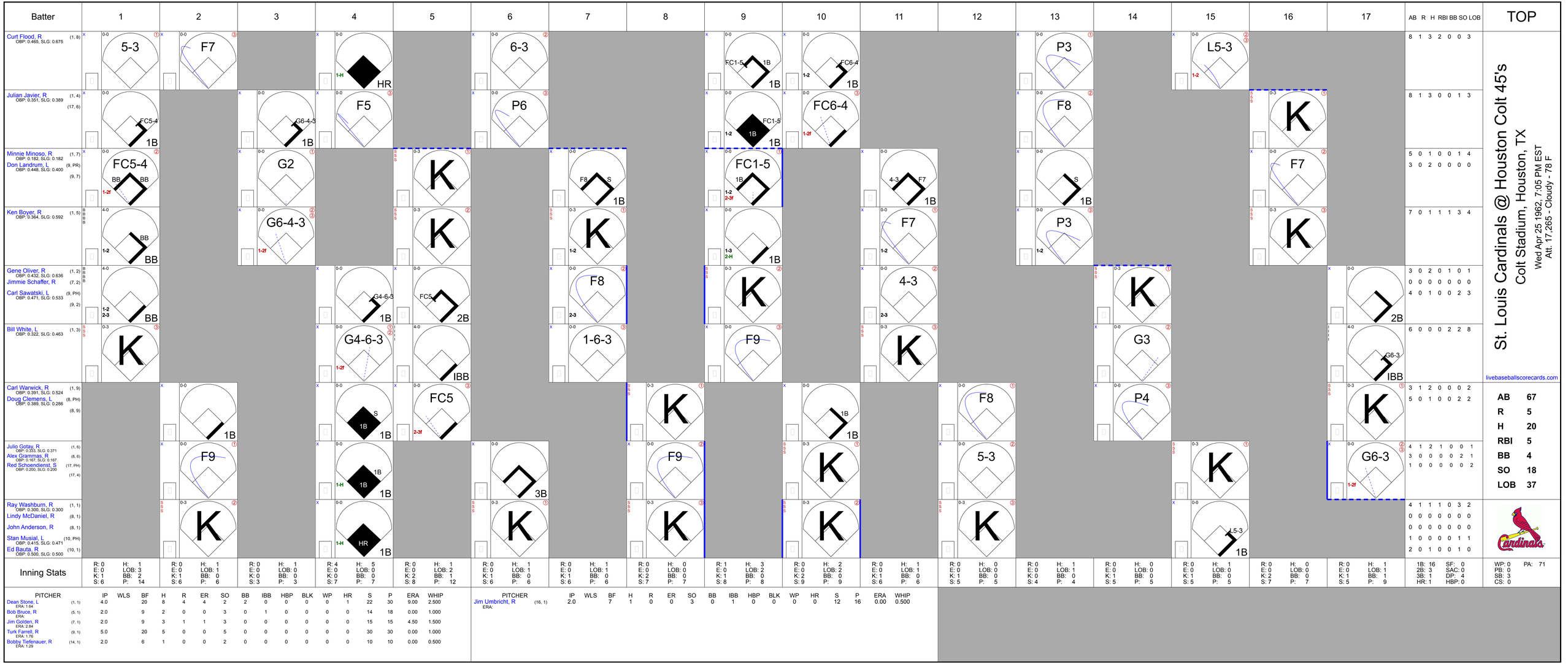
Batter
1
2
3
4
5
6
7
8
9
10
11
12
13
14
15
16
17
AB R H RBI BB SO LOB
TOP
Curt Flood, R (1, 8) OBP: 0.465, SLG: 0.675
5-3
F7
HR
6-3
FC1-5 1B
FC6-4 1B
P3
L5-3
8 1 3 2 0 0 3
Julian Javier, R (1, 4) (17, 6) OBP: 0.351, SLG: 0.389
FC5-4 1B
G6-4-3 1B
F5
P6
FC1-5 1B
FC6-4
F8
K
8 1 3 0 0 1 3
Minnie Minoso, R (1, 7) OBP: 0.182, SLG: 0.182
Don Landrum, L (9, PR) (9, 7) OBP: 0.448, SLG: 0.400
FC5-4 BB BB
G2
K
F8 S 1B
FC1-5 1B
4-3 F7 1B
S 1B
F7
5 0 1 0 0 1 4
3 0 2 0 0 0 0
Ken Boyer, R (1, 5) OBP: 0.364, SLG: 0.592
BB BB
G6-4-3
K
K
1-6-3
F7
P3
7 0 1 1 1 3 4
Gene Oliver, R (1, 2) OBP: 0.432, SLG: 0.636
Jimmie Schaffer, R (7, 2)
Carl Sawatski, L (9, PH) (9, 2) OBP: 0.471, SLG: 0.533
BB
G4-6-3 1B
FC5 2B
F8
F9
4-3
K
2B
3 0 2 0 1 0 1
0 0 0 0 0 0 0
4 0 1 0 0 2 3
Bill White, L (1, 3) OBP: 0.322, SLG: 0.463
K
G4-6-3
IBB
1-6-3
K
F9
K
G3
G6-3 IBB
6 0 0 0 2 2 8
Carl Warwick, R (1, 9) OBP: 0.391, SLG: 0.524
Doug Clemens, L (8, PH) (8, 9) OBP: 0.389, SLG: 0.286
1B
S 1B 1B
FC5
K
1B 1B
F8
K
3 1 2 0 0 0 2
5 0 1 0 0 2 2
Julio Gotay, R (1, 6) OBP: 0.333, SLG: 0.371
Alex Grammas, R (8, 6) OBP: 0.167, SLG: 0.167
Red Schoendienst, S (17, PH) (17, 4) OBP: 0.200, SLG: 0.200
F9
1B 1B 1B
3B
F9
K
5-3
K
G6-3
4 1 2 1 0 0 1
3 0 0 0 0 2 1
1 0 0 0 0 0 2
Ray Washburn, R (1, 1) OBP: 0.300, SLG: 0.300
Lindy McDaniel, R (8, 1)
John Anderson, R (8, 1)
Stan Musial, L (10, PH) OBP: 0.415, SLG: 0.471
Ed Bauta, R (10, 1) OBP: 0.500, SLG: 0.500
K
HR 1B
K
K
K
K
L5-3 1B
4 1 1 1 0 3 2
0 0 0 0 0 0 0
0 0 0 0 0 0 0
1 0 0 0 0 1 1
2 0 1 0 0 1 0
Inning Stats
R: 0 E: 0 K: 1 S: 6
H: 1 LOB: 3 BB: 2 P: 14
R: 0 E: 0 K: 1 S: 6
H: 1 LOB: 1 BB: 0 P: 6
R: 0 E: 0 K: 0 S: 3
H: 1 LOB: 0 BB: 0 P: 3
R: 4 E: 0 K: 0 S: 7
H: 5 LOB: 0 BB: 0 P: 7
R: 0 E: 0 K: 2 S: 8
H: 1 LOB: 2 BB: 1 P: 12
R: 0 E: 0 K: 1 S: 6
H: 1 LOB: 0 BB: 0 P: 6
R: 0 E: 0 K: 1 S: 6
H: 1 LOB: 1 BB: 0 P: 6
R: 0 E: 0 K: 2 S: 7
H: 0 LOB: 0 BB: 0 P: 7
R: 1 E: 0 K: 1 S: 8
H: 3 LOB: 2 BB: 0 P: 8
R: 0 E: 0 K: 2 S: 9
H: 2 LOB: 2 BB: 0 P: 9
R: 0 E: 0 K: 1 S: 6
H: 1 LOB: 1 BB: 0 P: 6
R: 0 E: 0 K: 1 S: 5
H: 0 LOB: 0 BB: 0 P: 5
R: 0 E: 0 K: 0 S: 4
H: 1 LOB: 1 BB: 0 P: 4
R: 0 E: 0 K: 1 S: 5
H: 0 LOB: 0 BB: 0 P: 5
R: 0 E: 0 K: 1 S: 5
H: 1 LOB: 0 BB: 0 P: 5
R: 0 E: 0 K: 2 S: 7
H: 0 LOB: 0 BB: 0 P: 7
R: 0 E: 0 K: 1 S: 5
H: 1 LOB: 1 BB: 1 P: 9
1B: 16 2B: 3 3B: 1 HR: 1
SF: 0 SAC: 0 DP: 4 HBP: 0
PA: 71
WP: 0 PB: 0 SB: 3 CS: 0
St. Louis Cardinals @ Houston Colt 45's
Colt Stadium, Houston, TX
Wed Apr 25 1962, 7:05 PM EST
Att. 17,265 - Cloudy - 78 F
livebaseballscorecards.com
AB 67
R 5
H 20
RBI 5
BB 4
SO 18
LOB 37
Cardinals
PITCHER IP WLS BF H R ER SO BB IBB HBP BLK WP HR S P ERA WHIP
Dean Stone, L (1, 1) ERA: 1.64 4.0 20 8 4 4 2 2 0 0 0 0 0 1 22 30 9.00 2.500
Bob Bruce, R (5, 1) ERA: 2.0 9 2 0 0 3 0 1 0 0 0 0 0 14 18 0.00 1.000
Jim Golden, R (7, 1) ERA: 2.84 2.0 9 3 1 1 3 0 0 0 0 0 0 0 15 15 4.50 1.500
Turk Farrell, R (9, 1) ERA: 1.76 5.0 20 5 0 0 5 0 0 0 0 0 0 0 30 30 0.00 1.000
Bobby Tiefenauer, R (14, 1) ERA: 1.29 2.0 6 1 0 0 2 0 0 0 0 0 0 0 10 10 0.00 0.500
PITCHER IP WLS BF H R ER SO BB IBB HBP BLK WP HR S P ERA WHIP
Jim Umbricht, R (16, 1) ERA: 2.0 7 1 0 0 3 0 0 1 0 0 0 0 12 16 0.00 0.500

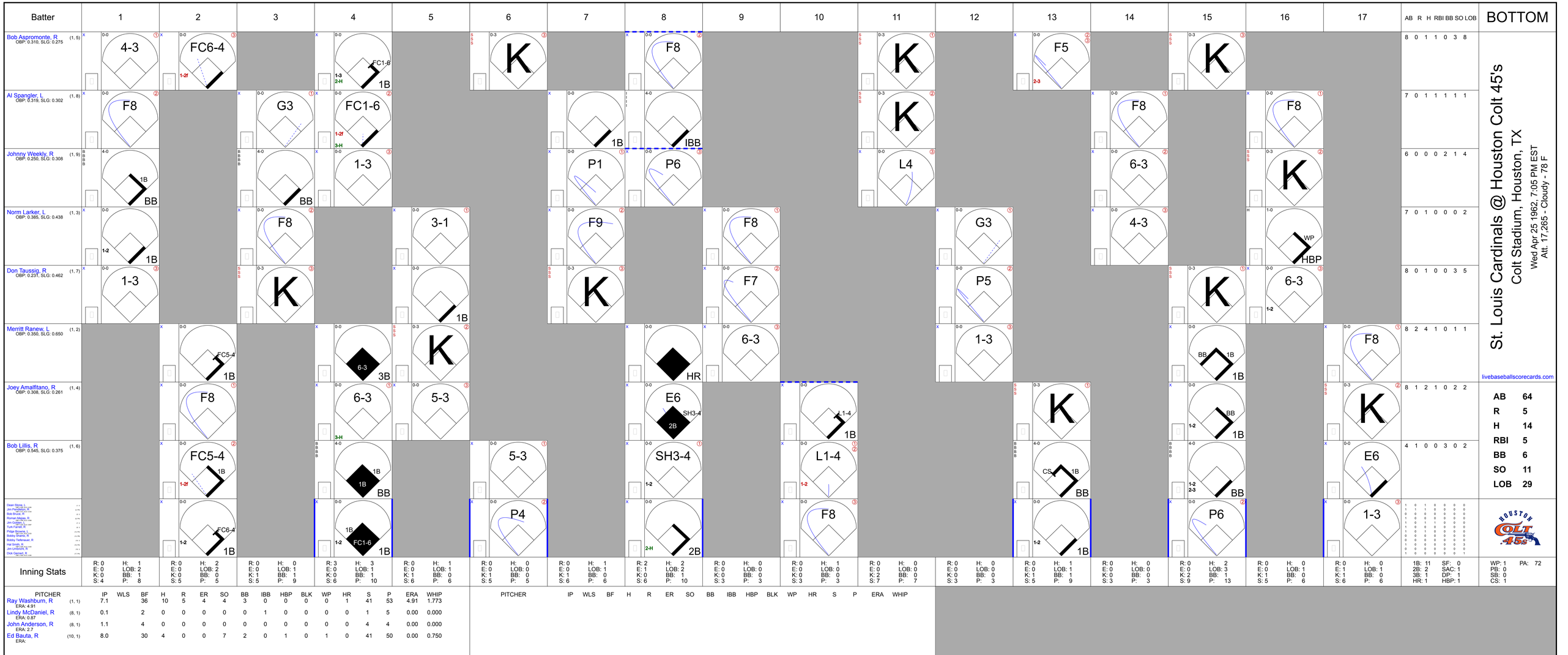
Batter
1
2
3
4
5
6
7
8
9
10
11
12
13
14
15
16
17
AB R H RBI BB SO LOB
BOTTOM
Bob Aspromonte, R (1, 5) OBP: 0.310, SLG: 0.275
4-3
FC6-4
1-2f
FC1-6
1-3
2-H
1B
K
F8
IBB
K
F5
2-3
K
F8
8 0 1 1 0 3 8
Al Spangler, L (1, 8) OBP: 0.319, SLG: 0.302
F8
G3
FC1-6
1-2f
3-H
1B
P1
F8
K
F8
F8
7 0 1 1 1 1 1
Johnny Weekly, R (1, 9) OBP: 0.250, SLG: 0.308
1B
BB
BB
1-3
P1
P6
L4
6-3
K
6 0 0 0 2 1 4
Norm Larker, L (1, 3) OBP: 0.385, SLG: 0.438
1-2
1B
F8
3-1
F9
F8
G3
4-3
WP
HBP
7 0 1 0 0 0 2
Don Taussig, R (1, 7) OBP: 0.237, SLG: 0.462
1-3
K
1B
K
F7
P5
K
6-3
1-2
8 0 1 0 0 3 5
Merritt Ranew, L (1, 2) OBP: 0.350, SLG: 0.650
FC5-4
1B
6-3
3B
K
6-3
HR
1-3
BB
1B
F8
8 2 4 1 0 1 1
Joey Amalfitano, R (1, 4) OBP: 0.308, SLG: 0.261
F8
6-3
3-H
5-3
E6
SH3-4
2B
L1-4
1B
K
BB
1B
K
8 1 2 1 0 2 2
Bob Lillis, R (1, 6) OBP: 0.545, SLG: 0.375
FC5-4
1-2f
1B
1B
1B
BB
5-3
SH3-4
1-2
L1-4
1-2
CS
1B
BB
1-2
2-3
BB
E6
4 1 0 0 3 0 2
FC6-4
1-2
1B
1B
1B
1-2
FC1-6
1B
P4
2-H
2B
F8
1-2
1B
P6
1-3
Dean Stone, L
Jim Pendleton, R
Bob Bruce, R
Roman Mejias, R
Jim Golden, L
Turk Farrell, R
Pidge Browne, L
Bobby Shantz, R
Bobby Tiefenauer, R
Hal Smith, R
Jim Umbricht, R
Dick Gernert, R
Inning Stats
R: 0 E: 0 K: 0 S: 4 H: 1 LOB: 2 BB: 1 P: 8
R: 0 E: 0 K: 0 S: 5 H: 2 LOB: 2 BB: 0 P: 5
R: 0 E: 0 K: 1 S: 5 H: 0 LOB: 1 BB: 1 P: 9
R: 3 E: 0 K: 0 S: 6 H: 3 LOB: 1 BB: 1 P: 10
R: 0 E: 0 K: 1 S: 6 H: 1 LOB: 1 BB: 0 P: 6
R: 0 E: 0 K: 1 S: 5 H: 0 LOB: 0 BB: 0 P: 5
R: 0 E: 0 K: 1 S: 6 H: 1 LOB: 1 BB: 0 P: 6
R: 2 E: 1 K: 0 S: 6 H: 2 LOB: 2 BB: 1 P: 10
R: 0 E: 0 K: 0 S: 3 H: 0 LOB: 0 BB: 0 P: 3
R: 0 E: 0 K: 0 S: 3 H: 1 LOB: 0 BB: 0 P: 3
R: 0 E: 0 K: 2 S: 7 H: 0 LOB: 0 BB: 0 P: 7
R: 0 E: 0 K: 0 S: 3 H: 0 LOB: 0 BB: 0 P: 3
R: 0 E: 0 K: 1 S: 5 H: 1 LOB: 1 BB: 1 P: 9
R: 0 E: 0 K: 0 S: 3 H: 0 LOB: 0 BB: 0 P: 3
R: 0 E: 0 K: 2 S: 9 H: 2 LOB: 3 BB: 1 P: 13
R: 0 E: 0 K: 1 S: 5 H: 0 LOB: 1 BB: 0 P: 6
R: 0 E: 1 K: 1 S: 6 H: 0 LOB: 1 BB: 0 P: 6
1B: 11 2B: 2 3B: 1 HR: 1 SF: 0 SAC: 1 DP: 1 HBP: 1
WP: 1 PB: 0 SB: 0 CS: 1 PA: 72
PITCHER IP WLS BF H R ER SO BB IBB HBP BLK WP HR S P ERA WHIP
Ray Washburn, R (1, 1) ERA: 4.91 7.1 36 10 5 4 4 3 0 0 0 0 1 41 53 4.91 1.773
Lindy McDaniel, R (8, 1) ERA: 0.87 0.1 2 0 0 0 0 1 0 0 0 0 0 1 5 0.00 0.000
John Anderson, R (8, 1) ERA: 2.7 1.1 4 0 0 0 0 0 0 0 0 0 0 4 4 0.00 0.000
Ed Bauta, R (10, 1) ERA: 8.0 30 4 0 0 7 2 0 1 0 1 0 41 50 0.00 0.750
PITCHER IP WLS BF H R ER SO BB IBB HBP BLK WP HR S P ERA WHIP
St. Louis Cardinals @ Houston Colt 45's
Colt Stadium, Houston, TX
Wed Apr 25 1962, 7:05 PM EST
Att. 17,265 - Cloudy - 78 F
livebaseballscorecards.com
AB 64
R 5
H 14
RBI 5
BB 6
SO 11
LOB 29
HOUSTON COLT 45s

Batter	1	2	3	4	5	6	7	8	9	AB	R	H	RBI	BB	SO	LOB
Curt Flood, R (1, 8) OBP: 0.458, SLG: 0.644	K		6-3 2-3			6-3		PB 1B 1B	S 1B	5	1	2	0	0	1	1
Julian Javier, R (1, 4) OBP: 0.339, SLG: 0.424	1-3			HR		1-3		1-3 1-3	K2-3 1-2	5	1	1	1	0	1	2
Bill White, L (1, 3) OBP: 0.317, SLG: 0.448	K			K FC5-4		PB 1B		K		4	0	1	0	0	3	1
Stan Musial, L (1, 9) OBP: 0.400, SLG: 0.447		1-3		L8		F7 1-2		HBP BB 1B 3-H		4	0	1	1	0	0	2
Don Landrum, L (8, PR) OBP: 0.448, SLG: 0.400 (8, 9)										0	0	0	0	0	0	0
Ken Boyer, R (1, 5) OBP: 0.356, SLG: 0.558		K2-3		FC5-4 FC5 S 1-2f			4-3	FC5 HBP BB 1-2		3	0	0	0	1	1	1
Gene Oliver, R (1, 2) OBP: 0.439, SLG: 0.639		2B		FC5 1-3			E5 6-3 1B	HBP 1-2 2-3		3	1	1	0	0	0	1
Jimmie Schaffer, R (8, 2)										0	0	0	0	0	0	0
Minnie Minoso, R (1, 7) OBP: 0.133, SLG: 0.133		F3			F8		6-3 2-3	FC5 2-3f		4	0	0	0	0	0	5
Julio Gotay, R (1, 6) OBP: 0.357, SLG: 0.395			6-3 SH1-4 1B		K		K 3-H 1B		K	3	0	2	1	0	1	0
Red Schoendienst, S (9, PH) OBP: 0.167, SLG: 0.167										1	0	0	0	0	1	0
Alex Grammas, R (9, 6) OBP: 0.167, SLG: 0.167										0	0	0	0	0	0	0
Bob Gibson, R (1, 1) OBP: 0.167, SLG: 0.167			SH1-4 1-2		K		K		K	3	0	0	0	0	3	1
Inning Stats	R: 0 E: 0 K: 2 S: 7 H: 0 LOB: 0 BB: 0 P: 7	R: 0 E: 0 K: 1 S: 6 H: 1 LOB: 1 BB: 0 P: 6	R: 0 E: 0 K: 0 S: 3 H: 1 LOB: 0 BB: 0 P: 3	R: 1 E: 0 K: 1 S: 7 H: 1 LOB: 1 BB: 0 P: 7	R: 0 E: 0 K: 2 S: 7 H: 0 LOB: 0 BB: 0 P: 7	R: 0 E: 0 K: 0 S: 4 H: 1 LOB: 1 BB: 0 P: 4	R: 1 E: 1 K: 1 S: 7 H: 1 LOB: 1 BB: 0 P: 7	R: 1 E: 0 K: 1 S: 7 H: 2 LOB: 3 BB: 1 P: 12	R: 0 E: 0 K: 3 S: 10 H: 1 LOB: 1 BB: 0 P: 10	1B: 6 2B: 1 3B: 0 HR: 1 SF: 0 SAC: 1 DP: 0 HBP: 1	WP: 0 PB: 4 SB: 2 CS: 0 PA: 38					

PITCHER		IP	WLS	BF	H	R	ER	SO	BB	IBB	HBP	BLK	WP	HR	S	P	ERA	WHIP
Ken Johnson, R ERA: 2.86	(1, 1)	8.0	L	34	7	3	2	8	1	0	1	0	0	1	48	53	2.25	1.000
Al Cicotte, R ERA:	(9, 1)	1.0		4	1	0	0	3	0	0	0	0	0	0	10	10	0.00	1.000

PITCHER		IP	WLS	BF	H	R	ER	SO	BB	IBB	HBP	BLK	WP	HR	S	P	ERA	WHIP

St. Louis Cardinals @ Houston Colt 45's

Colt Stadium, Houston, TX

Thu Apr 26 1962, 7:05 PM EST

Att. 15,129 - Cloudy - 72 F

TOP

livebaseballscorecards.com

AB	35
R	3
H	8
RBI	3
BB	1
SO	11
LOB	14

Batter	1	2	3	4	5	6	7	8	9	AB	R	H	RBI	BB	SO	LOB
Bob Aspromonte, R (1, 5) OBP: 0.290, SLG: 0.255	4-3		4-3			F8		F8		4	0	0	0	0	0	2
Joey Amalfitano, R (1, 4) OBP: 0.286, SLG: 0.240	4-3			G3			P3		P4	4	0	0	0	0	0	0
Norm Larker, L (1, 3) OBP: 0.349, SLG: 0.389	K			1-3			4-3		F3	4	0	0	0	0	1	0
Jim Pendleton, R (1, 7) OBP: 0.311, SLG: 0.310		BB 4-3 6-3 WP		L8			6-3		K	3	1	0	0	1	1	0
Roman Mejias, R (1, 9) OBP: 0.348, SLG: 0.609		6-3 1-2			E6 1-3			HR		3	1	1	1	0	0	1
Merritt Ranew, L (1, 2) OBP: 0.304, SLG: 0.565		4-3 2-3			1-3 1-2			1-3		3	0	0	0	0	0	2
Al Heist, R (1, 8) OBP: 0.300, SLG: 0.300		6-3 3-H			K			6-3 1B		3	0	1	0	0	1	0
Bob Lillis, R (1, 6) OBP: 0.429, SLG: 0.273			6-3			P4		6-3 1-2		3	0	0	0	0	0	1
Ken Johnson, R (1, 1)			K			K		BB		2	0	0	0	0	2	0
Pidge Browne, L (8, PH) OBP: 0.286, SLG: 0.333										0	0	0	0	1	0	0
Bobby Shantz, R (8, PR)										0	0	0	0	0	0	0
Al Cicotte, R (9, 1)										0	0	0	0	0	0	0
Inning Stats	R: 0 E: 0 K: 1 S: 5 H: 0 LOB: 0 BB: 0 P: 5	R: 1 E: 0 K: 0 S: 3 H: 0 LOB: 0 BB: 1 P: 7	R: 0 E: 0 K: 1 S: 5 H: 0 LOB: 0 BB: 0 P: 5	R: 0 E: 0 K: 0 S: 3 H: 0 LOB: 0 BB: 0 P: 3	R: 0 E: 1 K: 1 S: 5 H: 0 LOB: 0 BB: 0 P: 5	R: 0 E: 0 K: 1 S: 5 H: 0 LOB: 0 BB: 0 P: 5	R: 0 E: 0 K: 0 S: 3 H: 0 LOB: 0 BB: 0 P: 3	R: 1 E: 0 K: 0 S: 5 H: 2 LOB: 2 BB: 1 P: 9	R: 0 E: 0 K: 1 S: 5 H: 0 LOB: 0 BB: 0 P: 5	1B: 1 2B: 0 3B: 0 HR: 1		SF: 0 SAC: 0 DP: 0 HBP: 0		WP: 1 PB: 0 SB: 0 CS: 0		PA: 31

PITCHER	IP	WLS	BF	H	R	ER	SO	BB	IBB	HBP	BLK	WP	HR	S	P	ERA	WHIP
Bob Gibson, R (1, 1) ERA: 6.11	9.0	W	31	2	2	2	5	2	0	0	0	1	1	39	47	2.00	0.444

PITCHER	IP	WLS	BF	H	R	ER	SO	BB	IBB	HBP	BLK	WP	HR	S	P	ERA	WHIP

BOTTOM

St. Louis Cardinals @ Houston Colt 45's

Colt Stadium, Houston, TX

Thu Apr 26 1962, 7:05 PM EST

Att. 15,129 - Cloudy - 72 F

livebaseballscorecards.com

AB	29
R	2
H	2
RBI	1
BB	2
SO	5
LOB	6

Batter	1	2	3	4	5	6	7	8	9	AB	R	H	RBI	BB	SO	LOB
Tommie Aaron, R (1, 7) (8, 3) OBP: 0.400, SLG: 0.524	5-3		F2		G5-4-3 1-2f		1-3			4	0	0	0	0	0	2
Mack Jones, L (1, 9) OBP: 0.377, SLG: 0.350	K		6-3			E4 3B		E9 1B		4	1	1	0	0	1	0
Hank Aaron, R (1, 8) OBP: 0.328, SLG: 0.404	K		F9			1-H 3B		CS BB		3	0	1	1	1	1	0
Eddie Mathews, L (1, 5) OBP: 0.358, SLG: 0.582		5-3		G6-4-3 1B		K		K		4	0	1	0	0	2	3
Joe Adcock, R (1, 3) OBP: 0.371, SLG: 0.420		1B 1B 1B		G6-4-3 1-2f		K		1-2 BB		3	1	1	0	1	1	2
Howie Bedell, L (8, PR) (8, 7) OBP: 0.300, SLG: 0.268										0	0	0	0	0	0	0
Frank Bolling, R (1, 4) OBP: 0.339, SLG: 0.292		BB 1B 1-3 1B		BB		1-3		5-3		3	0	1	0	1	0	3
Del Crandall, R (1, 2) OBP: 0.364, SLG: 0.484		BB 1-2 3-H 1B		6-3			SH1-3 1B		F7	4	0	2	1	0	0	1
Roy McMillan, R (1, 6) OBP: 0.392, SLG: 0.386		BB 1-2 2-3			G5-4-3 1B		SH1-3 1-2		K	2	0	1	0	1	1	0
Bob Shaw, R (1, 1) OBP: 0.182, SLG: 0.100		F9			K		4-3		P3	4	0	0	0	0	1	4
Inning Stats	R: 0 E: 0 K: 2 S: 7 H: 0 LOB: 0 BB: 0 P: 7	R: 1 E: 0 K: 0 S: 5 H: 3 LOB: 2 BB: 1 P: 9	R: 0 E: 0 K: 0 S: 3 H: 0 LOB: 0 BB: 0 P: 3	R: 0 E: 0 K: 0 S: 3 H: 1 LOB: 1 BB: 1 P: 7	R: 0 E: 0 K: 1 S: 5 H: 1 LOB: 0 BB: 0 P: 5	R: 1 E: 1 K: 2 S: 9 H: 1 LOB: 1 BB: 0 P: 9	R: 0 E: 0 K: 0 S: 4 H: 1 LOB: 1 BB: 0 P: 4	R: 0 E: 1 K: 1 S: 5 H: 1 LOB: 2 BB: 2 P: 13	R: 0 E: 0 K: 1 S: 5 H: 0 LOB: 0 BB: 0 P: 5	1B: 7 2B: 0 3B: 1 HR: 0	SF: 0 SAC: 1 DP: 2 HBP: 0						

PITCHER		IP	WLS	BF	H	R	ER	SO	BB	IBB	HBP	BLK	WP	HR	S	P	ERA	WHIP
Bobby Shantz, L ERA: 1.31	(1, 1)	6.0	L	24	6	2	1	5	2	0	0	0	0	0	32	40	1.50	1.333
Bob Bruce, R ERA:	(7, 1)	2.0		9	2	0	0	1	2	0	0	0	0	0	9	17	0.00	2.000
Bobby Tiefenauer, R ERA: 1.13	(9, 1)	1.0		3	0	0	0	1	0	0	0	0	0	0	5	5	0.00	0.000

PITCHER	IP	WLS	BF	H	R	ER	SO	BB	IBB	HBP	BLK	WP	HR	S	P	ERA	WHIP

TOP

Milwaukee Braves @ Houston Colt 45's

Colt Stadium, Houston, TX

Fri Apr 27 1962, 7:05 PM EST
Att. 16,160 - Unknown - 70 F

livebaseballscorecards.com

AB	31
R	2
H	8
RBI	2
BB	4
SO	7
LOB	15

1B: 7	SF: 0	WP: 0	PA: 36
2B: 0	SAC: 1	PB: 0	
3B: 1	DP: 2	SB: 0	
HR: 0	HBP: 0	CS: 1	

Batter	1	2	3	4	5	6	7	8	9	AB	R	H	RBI	BB	SO	LOB
Joey Amalfitano, R (1, 4) OBP: 0.267, SLG: 0.222	F8		5-3			1-3		6-3		4	0	0	0	0	0	1
Norm Larker, L (1, 3) OBP: 0.319, SLG: 0.350	K		P2			4-3			K	4	0	0	0	0	2	1
Roman Mejias, R (1, 9) OBP: 0.340, SLG: 0.580	E7			5-3		K			1B	4	0	1	0	0	1	0
Jim Pendleton, R (1, 7) OBP: 0.306, SLG: 0.370	F7			HR			F7		L5	4	1	1	1	0	0	2
Hal Smith, R (1, 2) OBP: 0.250, SLG: 0.342		F7		F9			FC6-4		P6	4	0	1	0	0	0	1
Bob Aspromonte, R (1, 5) OBP: 0.277, SLG: 0.241		K		6-3			K			3	0	0	0	0	2	1
Al Heist, R (1, 8) OBP: 0.231, SLG: 0.231		F9			6-3		FC6-4			3	0	0	0	0	0	1
Bob Lillis, R (1, 6) OBP: 0.412, SLG: 0.357			2B		5-3			5-3		3	0	1	0	0	0	0
Bobby Shantz, R (1, 1)			P4		K			4-3		2	0	0	0	0	1	1
Bob Bruce, R (7, 1)										0	0	0	0	0	0	0
Pidge Browne, L (8, PH) OBP: 0.267, SLG: 0.308										1	0	0	0	0	0	0
Bobby Tiefenauer, R (9, 1)										0	0	0	0	0	0	0
Inning Stats	R: 0 E: 1 K: 1 S: 6 H: 0 LOB: 1 BB: 0 P: 6	R: 0 E: 0 K: 1 S: 5 H: 0 LOB: 0 BB: 0 P: 5	R: 0 E: 0 K: 0 S: 4 H: 1 LOB: 1 BB: 0 P: 4	R: 1 E: 0 K: 0 S: 4 H: 1 LOB: 0 BB: 0 P: 4	R: 0 E: 0 K: 1 S: 5 H: 0 LOB: 0 BB: 0 P: 5	R: 0 E: 0 K: 1 S: 5 H: 0 LOB: 0 BB: 0 P: 5	R: 0 E: 0 K: 1 S: 6 H: 1 LOB: 1 BB: 0 P: 6	R: 0 E: 0 K: 0 S: 3 H: 0 LOB: 0 BB: 0 P: 3	R: 0 E: 0 K: 1 S: 6 H: 1 LOB: 1 BB: 0 P: 6	1B: 2 2B: 1 3B: 0 HR: 1 SF: 0 SAC: 0 DP: 0 HBP: 0						

PITCHER		IP	WLS	BF	H	R	ER	SO	BB	IBB	HBP	BLK	WP	HR	S	P	ERA	WHIP
Bob Shaw, R ERA: 0.67	(1, 1)	9.0	W	32	4	1	1	6	0	0	0	0	0	1	44	44	1.00	0.444

PITCHER	IP	WLS	BF	H	R	ER	SO	BB	IBB	HBP	BLK	WP	HR	S	P	ERA	WHIP

BOTTOM

Milwaukee Braves @ Houston Colt 45's

Colt Stadium, Houston, TX

Fri Apr 27 1962, 7:05 PM EST

Att. 16,160 - Unknown - 70 F

livebaseballscorecards.com

AB	32
R	1
H	4
RBI	1
BB	0
SO	6
LOB	8

Milwaukee Braves @ Houston Colt 45's

Colt Stadium, Houston, TX

Sat Apr 28 1962, 7:05 PM EST

Att. 22,501 - Unknown - 75 F

TOP

livebaseballscorecards.com

Batter	1	2	3	4	5	6	7	8	9	AB	R	H	RBI	BB	SO	LOB
Tommie Aaron, R (1, 7) OBP: 0.367, SLG: 0.462	K		F8		G3		K		HR 1B	5	1	1	0	0	2	0
Mack Jones, L (1, 9) OBP: 0.378, SLG: 0.391	6-3			BB FC1-4	3-1		6-3		1-H HR	4	1	1	2	1	0	0
Hank Aaron, R (1, 8) OBP: 0.318, SLG: 0.386	K			FC1-4 1B 1B 1-2f		1-3 1B 1B	F3		K	5	2	1	0	0	2	1
Eddie Mathews, L (1, 5) OBP: 0.375, SLG: 0.600		K		1B 1B 1-2 1B		1-3 1-2		1B 1B	E 2B	5	2	3	0	0	1	1
Joe Adcock, R (1, 3) OBP: 0.388, SLG: 0.426		5-3		P4		1B 1B 2-H 1B		1B 1B 1-3 1B	E BB	4	2	2	1	1	0	2
Denis Menke, R (1, 4) OBP: 0.313, SLG: 0.267		1B		1B 1-3 2-H 1B		1B FC6-4 1-2 1B		F2	E3 1-H 2-H	5	1	3	1	0	0	1
Joe Torre, R (1, 2) OBP: 0.300, SLG: 0.250	5-3			1B 1-2 3-H		FC6-4 1-3 2-H 1B		1B 1-2	4-3	5	0	3	2	0	0	2
Roy McMillan, R (1, 6) OBP: 0.364, SLG: 0.354		K	K			FC6-4 1-2f 3-H		P6		4	0	0	1	0	2	5
Carl Willey, R (1, 1) Cecil Butler, R (5, 1)		K			K	K			6-3	2 2	0 0	0 0	0 0	0 0	2 1	0 1
Inning Stats	R: 0 E: 0 K: 2 S: 7 H: 0 LOB: 0 BB: 0 P: 7	R: 0 E: 0 K: 1 S: 6 H: 1 LOB: 1 BB: 0 P: 6	R: 0 E: 0 K: 2 S: 7 H: 0 LOB: 0 BB: 0 P: 7	R: 2 E: 0 K: 1 S: 8 H: 3 LOB: 2 BB: 1 P: 12	R: 0 E: 0 K: 1 S: 5 H: 0 LOB: 0 BB: 0 P: 5	R: 3 E: 0 K: 1 S: 9 H: 4 LOB: 1 BB: 0 P: 9	R: 0 E: 0 K: 1 S: 5 H: 0 LOB: 0 BB: 0 P: 5	R: 0 E: 0 K: 0 S: 5 H: 3 LOB: 2 BB: 0 P: 5	R: 4 E: 1 K: 1 S: 9 H: 3 LOB: 1 BB: 1 P: 13	1B: 12 2B: 1 3B: 0 HR: 1 SF: 0 SAC: 0 DP: 0 HBP: 0							

	AB	41
	R	9
	H	14
	RBI	7
	BB	2
	SO	10
	LOB	13

WP: 0 PB: 0 SB: 0 CS: 0 PA: 43

PITCHER		IP	WLS	BF	H	R	ER	SO	BB	IBB	HBP	BLK	WP	HR	S	P	ERA	WHIP
Dave Giusti, R ERA: 6.17	(1, 1)	5.1	L	24	7	5	5	7	1	0	0	0	0	0	37	41	8.44	1.500
Bobby Tiefenauer, R ERA: 0.93	(6, 1)	1.2		6	1	0	0	2	0	0	0	0	0	0	10	10	0.00	0.600
Al Cicotte, R ERA: 4.91	(8, 1)	1.2		10	6	3	2	1	0	0	0	0	0	1	12	12	10.80	3.600
Jim Umbricht, R ERA:	(9, 1)	0.1		3	0	1	0	0	1	0	0	0	0	0	2	6	0.00	3.000

PITCHER	IP	WLS	BF	H	R	ER	SO	BB	IBB	HBP	BLK	WP	HR	S	P	ERA	WHIP

Batter	1	2	3	4	5	6	7	8	9	AB	R	H	RBI	BB	SO	LOB
Al Spangler, L (1, 8) OBP: 0.385, SLG: 0.404	BBBB 4-0 1B BB		x 0-0 G6-4-3 1B		x 0-0 1B 1-2 SF8 1B		x 0-0 3B		x 0-0 1-3 1B	4	1	4	0	1	0	0
Joey Amalfitano, R (1, 4) OBP: 0.277, SLG: 0.237	x 0-0 1-2 1B		x 0-0 ②③ G6-4-3 1-2f		x 0-0 2B 1-3 2-H 1B		S S S 0-3 ② K		x 0-0 ③ F7	5	0	2	1	0	1	4
Norm Larker, L (1, 3) OBP: 0.294, SLG: 0.326	x 0-0 ① F8			x 0-0 ① P6	x 0-0 ② SF8 3-H		x 0-0 ③ F8			3	0	0	1	0	0	3
Jim Pendleton, R (1, 7) OBP: 0.302, SLG: 0.380	x 0-0 ② P4			x 0-0 ② F8	x 0-0 1-3 2B			x 0-0 ① F9		4	0	1	0	0	0	2
Roman Mejias, R (1, 9) OBP: 0.333, SLG: 0.556	x 0-0 ③ F2			x 0-0 2B 1B	x 0-0 ③ F7			x 0-0 ② 6-3		4	1	1	0	0	0	4
Hal Smith, R (1, 2) OBP: 0.250, SLG: 0.357		x 0-0 ① F2		x 0-0 1-H 2B		x 0-0 ① F2		x 0-0 ③ 6-3		4	0	1	1	0	0	0
Bob Aspromonte, R (1, 5) OBP: 0.265, SLG: 0.230 Merritt Ranew, L (9, PH) OBP: 0.292, SLG: 0.542		x 0-0 ② L6		x 0-0 ③ F7		S S S 0-3 ② K			S S S 0-3 ① K	3 1	0 0	0 0	0 0	0 0	1 1	1 0
Bob Lillis, R (1, 6) OBP: 0.333, SLG: 0.278		x 0-0 ③ L5			x 0-0 ① F9	S S S 0-3 ③ K			x 0-0 ② F7	4	0	0	0	0	1	0
Dave Giusti, R (1, 1) OBP: 0.750, SLG: 0.750 Bobby Tiefenauer, R (6, 1) Don Taussig, R (7, PH) OBP: 0.214, SLG: 0.429 Al Cicotte, R (8, 1) Jim Umbricht, R (9, 1) Pidge Browne, L (9, PH) OBP: 0.313, SLG: 0.357			S S S 0-3 ① K		x 0-0 1B 1B 1B		S S S 0-3 ① K		x 0-0 1B WP 1B	2 0 1 0 0 0 1	1 0 0 0 0 0 0	1 0 0 0 0 0 1	0 0 0 0 0 0 0	0 0 0 0 0 0 0	1 0 1 0 0 0 0	0 0 0 0 0 0 0
Inning Stats	R: 0 H: 1 E: 0 LOB: 2 K: 0 BB: 1 S: 4 P: 8	R: 0 H: 0 E: 0 LOB: 0 K: 0 BB: 0 S: 3 P: 3	R: 0 H: 1 E: 0 LOB: 0 K: 1 BB: 0 S: 5 P: 5	R: 1 H: 2 E: 0 LOB: 1 K: 0 BB: 0 S: 5 P: 5	R: 2 H: 4 E: 0 LOB: 2 K: 0 BB: 0 S: 7 P: 7	R: 0 H: 0 E: 0 LOB: 0 K: 2 BB: 0 S: 7 P: 7	R: 0 H: 1 E: 0 LOB: 1 K: 2 BB: 0 S: 8 P: 8	R: 0 H: 0 E: 0 LOB: 0 K: 0 BB: 0 S: 3 P: 3	R: 0 H: 2 E: 0 LOB: 2 K: 1 BB: 0 S: 7 P: 7	1B: 8 2B: 2 3B: 1 HR: 0	SF: 1 SAC: 0 DP: 1 HBP: 0			WP: 1 PB: 0 SB: 0 CS: 0	PA: 38		

PITCHER	IP	WLS	BF	H	R	ER	SO	BB	IBB	HBP	BLK	WP	HR	S	P	ERA	WHIP
Carl Willey, R (1, 1) ERA: 6.14	4.2		22	8	3	3	1	1	0	0	0	0	0	23	27	5.79	1.929
Cecil Butler, R (5, 1) ERA:	4.1	W	16	3	0	0	5	0	0	0	0	1	0	26	26	0.00	0.692

PITCHER	IP	WLS	BF	H	R	ER	SO	BB	IBB	HBP	BLK	WP	HR	S	P	ERA	WHIP

BOTTOM

Milwaukee Braves @ Houston Colt 45's

Colt Stadium, Houston, TX

Sat Apr 28 1962, 7:05 PM EST
Att. 22,501 - Unknown - 75 F

livebaseballscorecards.com

AB	36
R	3
H	11
RBI	3
BB	1
SO	6
LOB	14

Batter	1	2	3	4	5	6	7	8	9	AB	R	H	RBI	BB	SO	LOB
Tommie Aaron, R (1, 7) OBP: 0.353, SLG: 0.414	5-3		6-3			BB 4-0 1B		1-3		3	0	0	0	1	0	0
Mack Jones, L (1, 9) OBP: 0.385, SLG: 0.388	BB 4-0 BLK		K 0-3			1-2 0-0 G6-4-3 1B			K 0-3	3	0	1	0	1	2	0
Hank Aaron, R (1, 8) OBP: 0.329, SLG: 0.393	1-2 0-0 F9			0-0 G6-3 1B		0-0 F9			0-0 G3 1B	4	1	2	0	0	0	3
Eddie Mathews, L (1, 5) OBP: 0.355, SLG: 0.563	0-0 4-3			0-0 G6-3 1-2f		0-0 G6-4-3 1-2f			1-2 0-0 G3	4	0	0	0	0	0	5
Joe Adcock, R (1, 3) OBP: 0.380, SLG: 0.414		K 0-3		0-0 P5			0-0 5-3		2-H 0-0 FC5 BB 1B	4	0	1	1	0	1	0
Denis Menke, R (9, PR) (9, 3) OBP: 0.313, SLG: 0.267										0	0	0	0	0	0	0
Frank Bolling, R (1, 4) OBP: 0.350, SLG: 0.353		HR 0-0			0-0 F7		0-0 P3		BB 4-0 1-2	3	1	1	1	1	0	0
Del Crandall, R (1, 2) OBP: 0.351, SLG: 0.457		0-0 6-3			0-0 E7 G1 1B		0-0 F7		2-3f 0-0 FC5	4	0	1	0	0	0	2
Roy McMillan, R (1, 6) OBP: 0.345, SLG: 0.333		0-0 3-1			0-0 G1 2-3			0-0 L7		3	0	0	0	0	0	1
Lew Burdette, R (1, 1) OBP: 0.375, SLG: 0.375			K 0-3		0-0 4-3			0-0 1-3		2	0	0	0	0	1	1
Joe Torre, R (8, PH) OBP: 0.290, SLG: 0.241										1	0	0	0	0	0	0
Don McMahon, R (8, 1)										0	0	0	0	0	0	0
Inning Stats	R: 0 E: 0 K: 0 S: 3 H: 0 LOB: 1 BB: 1 P: 7	R: 1 E: 0 K: 1 S: 6 H: 1 LOB: 0 BB: 0 P: 6	R: 0 E: 0 K: 2 S: 7 H: 0 LOB: 0 BB: 0 P: 7	R: 0 E: 0 K: 0 S: 3 H: 1 LOB: 0 BB: 0 P: 3	R: 0 E: 1 K: 0 S: 4 H: 1 LOB: 1 BB: 0 P: 4	R: 0 E: 0 K: 0 S: 3 H: 1 LOB: 1 BB: 1 P: 7	R: 0 E: 0 K: 0 S: 3 H: 0 LOB: 0 BB: 0 P: 3	R: 0 E: 0 K: 0 S: 3 H: 0 LOB: 0 BB: 0 P: 3	R: 1 E: 0 K: 1 S: 7 H: 2 LOB: 2 BB: 1 P: 11	1B: 5 2B: 0 3B: 0 HR: 1 SF: 0 SAC: 0 DP: 2 HBP: 0						

PITCHER	IP	WLS	BF	H	R	ER	SO	BB	IBB	HBP	BLK	WP	HR	S	P	ERA	WHIP
Hal Woodeshick, L (1, 1) ERA: 1.38	8.2		33	6	2	2	4	3	0	0	1	0	1	38	50	2.08	1.038
Turk Farrell, R (9, 1) ERA: 1.72	0.1	W	1	0	0	0	0	0	0	0	0	0	0	1	1	0.00	0.000

PITCHER	IP	WLS	BF	H	R	ER	SO	BB	IBB	HBP	BLK	WP	HR	S	P	ERA	WHIP

Milwaukee Braves @ Houston Colt 45's

Colt Stadium, Houston, TX

Sun Apr 29 1962, 4:33 AM EDT

Att. 21,050 - Cloudy - 80 F

TOP

livebaseballscorecards.com

AB	31
R	2
H	6
RBI	2
BB	3
SO	4
LOB	12

PA: 34

WP: 0
PB: 0
SB: 0
CS: 0

Milwaukee Braves @ Houston Colt 45's

Colt Stadium, Houston, TX

Sun Apr 29 1962, 4:33 AM EDT

Att. 21,050 - Cloudy - 80 F

livebaseballscorecards.com

BOTTOM

Batter	1	2	3	4	5	6	7	8	9	AB	R	H	RBI	BB	SO	LOB
Al Spangler, L (1, 8) OBP: 0.357, SLG: 0.373	L7		3-1			F9	F5			4	0	0	0	0	0	3
Joey Amalfitano, R (1, 4) OBP: 0.261, SLG: 0.222	1-3			6-3		4-3		K		4	0	0	0	0	1	0
Pidge Browne, L (1, 3) OBP: 0.300, SLG: 0.333	1-3			1B		P4		F5		4	0	1	0	0	0	0
Jim Pendleton, R (1, 7) OBP: 0.298, SLG: 0.426		5-3		F8			HR	K		4	1	1	1	0	1	1
Roman Mejias, R (1, 9) OBP: 0.328, SLG: 0.586		F2		F8			5-3		HR	4	1	1	1	0	0	1
Hal Smith, R (1, 2) OBP: 0.277, SLG: 0.444		1B			HR		F8			3	1	2	1	0	0	0
Bob Lillis, R (1, 5) OBP: 0.333, SLG: 0.286		1-3			F7		E1			3	0	1	0	0	0	1
Don Buddin, R (1, 6) OBP: 0.378, SLG: 0.259			L7		P4		IBB			2	0	0	0	1	0	0
Hal Woodeshick, R (1, 1) Turk Farrell, R (9, 1)			6-3		F9		E6			3 0	0 0	0 0	0 0	0 0	0 0	2 0

	AB	31
	R	3
	H	6
	RBI	3
	BB	1
	SO	2
	LOB	8

Inning Stats	1	2	3	4	5	6	7	8	9
	R: 0 E: 0 K: 0 S: 3	H: 0 LOB: 0 BB: 0 P: 3	R: 0 E: 0 K: 0 S: 4	H: 1 LOB: 1 BB: 0 P: 4	R: 0 E: 0 K: 0 S: 3	H: 0 LOB: 0 BB: 0 P: 3	R: 0 E: 0 K: 0 S: 4	H: 1 LOB: 1 BB: 0 P: 4	R: 1 E: 0 K: 0 S: 4	H: 1 LOB: 0 BB: 0 P: 4	R: 0 E: 0 K: 0 S: 3	H: 0 LOB: 0 BB: 0 P: 3	R: 1 E: 2 K: 0 S: 6	H: 2 LOB: 3 BB: 1 P: 10	R: 0 E: 0 K: 2 S: 7	H: 0 LOB: 0 BB: 0 P: 7	R: 1 E: 0 K: 0 S: 1	H: 1 LOB: 0 BB: 0 P: 1

	1B: 3	SF: 0	WP: 0	PA: 32
	2B: 0	SAC: 0	PB: 0	
	3B: 0	DP: 0	SB: 0	
	HR: 3	HBP: 0	CS: 0	

PITCHER		IP	WLS	BF	H	R	ER	SO	BB	IBB	HBP	BLK	WP	HR	S	P	ERA	WHIP
Lew Burdette, R ERA: 6.75	(1, 1)	7.0		28	5	2	2	0	0	1	0	0	0	2	27	31	2.57	0.714
Don McMahon, R ERA: 6.0	(8, 1)	1.0	L	4	1	1	1	2	0	0	0	0	0	1	8	8	9.00	1.000

PITCHER	IP	WLS	BF	H	R	ER	SO	BB	IBB	HBP	BLK	WP	HR	S	P	ERA	WHIP

Houston Colt 45's @ St. Louis Cardinals

Sportsman's Park, St. Louis, MO

Tue May 01 1962, 8:05 PM EDT

Att. 4,924 - Unknown - 56 F

TOP

livebaseballscorecards.com

Batter	1	2	3	4	5	6	7	8	9	AB	R	H	RBI	BB	SO	LOB
Al Spangler, L (1, 8) OBP: 0.361, SLG: 0.375	K		FC4-6 1B		FC6-4 1B		G3	G3		5	0	2	0	0	1	3
Joey Amalfitano, R (1, 4) OBP: 0.257, SLG: 0.209	E4 1B		FC4-6 4-3		F7		2B BB		6-3	4	3	0	0	1	0	3
Pidge Browne, L (1, 3) OBP: 0.320, SLG: 0.391	F8 1B		4-3		F7		2B		4-3	5	0	2	2	0	0	3
Jim Pendleton, R (1, 7) OBP: 0.323, SLG: 0.448	1B		2B		FC6-4		BB		6-3	4	0	2	2	1	0	2
Roman Mejias, R (1, 9) OBP: 0.306, SLG: 0.548	F8		1-3			P4	K			4	0	0	0	0	1	5
Hal Smith, R (1, 2) OBP: 0.271, SLG: 0.435 Merritt Ranew, L (2, 2) OBP: 0.296, SLG: 0.500	K			4-3		G3		BB		1 2	0 0	0 0	0 0	0 1	1 0	2 0
Bob Lillis, R (1, 5) OBP: 0.321, SLG: 0.280 (8, 6)		G6-4-3 1B		L7		F8		F8		4	0	1	0	0	0	1
Don Buddin, R (1, 6) OBP: 0.350, SLG: 0.233 Bob Aspromonte, R (8, PH) OBP: 0.261, SLG: 0.226 (8, 5)	F2			K			K	F7		3 1	0 0	0 0	0 0	0 0	2 0	1 1
Dean Stone, L (1, 1) OBP: 0.250, SLG: 0.250 Jim Golden, L (1, 1) OBP: 0.400, SLG: 0.600 Norm Larker, L (7, PH) OBP: 0.308, SLG: 0.364 Bob Bruce, R (7, 1) Don Taussig, R (8, PH) OBP: 0.267, SLG: 0.429 Bobby Shantz, R (8, PR) Bobby Tiefenauer, R (8, 1)		G6-4-3			1B	G3 2B		BB		0 2 1 0 0 0 0 0	0 0 1 0 0 0 0 0	0 1 1 0 0 0 0 0	0 0 1 0 0 0 0 0	0 0 0 0 1 0 0 0	0 0 0 0 0 0 0 0	0 1 0 0 0 0 0 0
Inning Stats	R: 1 E: 1 K: 2 S: 10 H: 2 LOB: 2 BB: 0 P: 10	R: 0 E: 0 K: 0 S: 3 H: 1 LOB: 0 BB: 0 P: 3	R: 1 E: 0 K: 0 S: 5 H: 2 LOB: 1 BB: 0 P: 5	R: 0 E: 0 K: 1 S: 5 H: 0 LOB: 0 BB: 0 P: 5	R: 0 E: 0 K: 0 S: 5 H: 2 LOB: 2 BB: 0 P: 5	R: 0 E: 0 K: 0 S: 3 H: 0 LOB: 0 BB: 0 P: 3	R: 2 E: 0 K: 2 S: 9 H: 2 LOB: 2 BB: 2 P: 17	R: 0 E: 0 K: 0 S: 3 H: 0 LOB: 2 BB: 2 P: 11	R: 0 E: 0 K: 0 S: 3 H: 0 LOB: 0 BB: 0 P: 3	1B: 6 2B: 3 3B: 0 HR: 0	SF: 0 SAC: 0 DP: 1 HBP: 0				WP: 0 PB: 0 SB: 0 CS: 0	PA: 40	

	AB	36
	R	4
	H	9
	RBI	4
	BB	4
	SO	5
	LOB	22

PITCHER		IP	WLS	BF	H	R	ER	SO	BB	IBB	HBP	BLK	WP	HR	S	P	ERA	WHIP
Ray Washburn, R ERA: 4.71	(1, 1)	6.2	W	30	9	4	3	4	1	0	0	0	0	0	37	41	4.05	1.500
Ed Bauta, R ERA:	(7, 1)	2.1	S	10	0	0	0	1	3	0	0	0	0	0	9	21	0.00	1.286

PITCHER	IP	WLS	BF	H	R	ER	SO	BB	IBB	HBP	BLK	WP	HR	S	P	ERA	WHIP

Batter	1	2	3	4	5	6	7	8	9	AB	R	H	RBI	BB	SO	LOB
Curt Flood, R (1, 8) OBP: 0.444, SLG: 0.627	L7 FC6-4 (1-2f)			K (SSS 0-3 ③)		PB (1-3) 1B		F7 (0-0 ③)		5	0	1	0	0	1	3
Julian Javier, R (1, 4) OBP: 0.372, SLG: 0.462	(BBBB) 4-0 S 1B BB	0-0 ① F8			0-0 4-3 2B	0-0 ③ 1-3 (1-3, 3-H)				3	1	1	0	1	0	1
Minnie Minoso, R (1, 7) OBP: 0.306, SLG: 0.364	(BBBB) 4-0 1B E (1-2) BB	0-0 ② L7			0-0 ① 4-3 (2-3)		0-0 5-3-5 1B			3	1	1	0	1	0	1
Ken Boyer, R (1, 5) OBP: 0.402, SLG: 0.625	0-0 E7 2B (1-H, 2-H) 1B	0-0 ③ 1-3			(SSS 0-3 ②) K		0-0 ①② 5-3-5 (1-3f)			4	1	1	1	0	1	2
Gene Oliver, R (1, 2) OBP: 0.426, SLG: 0.574	0-0 1B 2B (3-H)		0-0 ① P5		(BBBB) 4-0 BB		(BBBB) 4-0 S BB			2	1	1	1	2	0	0
Bill White, L (1, 3) OBP: 0.322, SLG: 0.387	(BBBB) 4-0 1B 1B BB		4-0 5-3-6 BB		0-0 ③ F2		0-3 ③ K (1-2)			2	1	0	0	2	1	3
Charlie James, R (1, 9) OBP: 0.267, SLG: 0.214	0-0 1B (FC1-2-5) 1B (1-3, 2-H)		0-0 ②③ 5-3-6 (1-3f)			0-0 ① 6-3		(BBBB) 4-0 S BB		3	0	1	1	1	0	1
Julio Gotay, R (1, 6) OBP: 0.344, SLG: 0.386	0-0 FC1-2-5 1B (1-3, 3-H)			0-0 ① F9		0-0 ② 6-3		(SSS 0-3 ①) K (1-2)		4	0	1	1	0	1	1
Ray Washburn, R (1, 1) OBP: 0.308, SLG: 0.250 Ed Bauta, R (7, 1) OBP: 0.333, SLG: 0.333	0-0 ② FC1-2-5 FC6-4 (1-2, 3-H)			(SSS 0-3 ②) K		(BBBB) 4-0 1B PB BB		0-0 ② F7		2 1	1 0	0 0	1 0	1 0	1 0	2 1
Inning Stats	R: 5 E: 1 K: 0 S: 7 H: 4 LOB: 2 BB: 3 P: 19	R: 0 E: 0 K: 0 S: 3 H: 0 LOB: 0 BB: 0 P: 3	R: 0 E: 0 K: 0 S: 2 H: 0 LOB: 0 BB: 1 P: 6	R: 0 E: 0 K: 2 S: 7 H: 0 LOB: 0 BB: 0 P: 7	R: 0 E: 0 K: 1 S: 6 H: 1 LOB: 2 BB: 1 P: 10	R: 1 E: 0 K: 0 S: 4 H: 1 LOB: 1 BB: 1 P: 8	R: 0 E: 0 K: 1 S: 5 H: 1 LOB: 1 BB: 1 P: 9	R: 0 E: 0 K: 1 S: 5 H: 0 LOB: 1 BB: 1 P: 9		1B: 5 2B: 4 3B: 0 HR: 0 SF: 0 SAC: 0 DP: 2 HBP: 0						

BOTTOM

Houston Colt 45's @ St. Louis Cardinals

Sportsman's Park, St. Louis, MO

Tue May 01 1962, 8:05 PM EDT

Att. 4,924 - Unknown - 56 F

livebaseballscorecards.com

AB	29
R	6
H	7
RBI	4
BB	8
SO	5
LOB	15

WP: 0 PB: 2 SB: 3 CS: 0 PA: 37

PITCHER		IP	WLS	BF	H	R	ER	SO	BB	IBB	HBP	BLK	WP	HR	S	P	ERA	WHIP
Dean Stone, L ERA: 3.63	(1, 1)	0.1	L	7	3	5	5	0	3	0	0	0	0	0	4	16	135.00	18.000
Jim Golden, R ERA: 1.5	(1, 1)	5.2		22	3	1	0	3	3	0	0	0	0	0	25	37	0.00	1.059
Bob Bruce, R ERA:	(7, 1)	1.0		4	1	0	0	1	1	0	0	0	0	0	5	9	0.00	2.000
Bobby Tiefenauer, R ERA: 0.84	(8, 1)	1.0		4	0	0	0	1	1	0	0	0	0	0	5	9	0.00	1.000

PITCHER	IP	WLS	BF	H	R	ER	SO	BB	IBB	HBP	BLK	WP	HR	S	P	ERA	WHIP

Batter	1	2	3	4	5	6	7	8	9	AB	R	H	RBI	BB	SO	LOB
Al Spangler, L (1, 8) OBP: 0.338, SLG: 0.350	S S S 0-3 ① K		S S S 0-3 ② K			x 0-0 ① 4-3		S S S 0-3 ② K		4	0	0	0	0	3	2
Joey Amalfitano, R (1, 4) OBP: 0.244, SLG: 0.197	S S S 0-3 ② K		x 0-0 ③ F3			S S S 0-3 ② K		x 0-0 ③ FC5-4 1-2f		4	0	0	0	0	2	2
Pidge Browne, L (1, 3) OBP: 0.310, SLG: 0.346	x 0-0 ③ 6-3			x 0-0 ① 6-3		x 0-0 ③ F8			B B B B 4-0 FC6-4 BB	3	0	0	0	1	0	0
Jim Pendleton, R (1, 7) OBP: 0.318, SLG: 0.484		x 0-0 HR		S S S 0-3 ② K			x 0-0 ① 5-3		x 0-0 ① FC6-4 1B 1-2f	4	1	1	1	0	1	1
Roman Mejias, R (1, 9) OBP: 0.303, SLG: 0.530		x 0-0 ① 4-3		x 0-0 ③ 1-3			x 0-0 ② 4-3		x 0-0 FC6-4 1B 1-2	4	0	1	0	0	0	0
Merritt Ranew, L (1, 2) OBP: 0.290, SLG: 0.467		S S S 0-3 K FC4-6			x 0-0 1B		x 0-0 ③ 1-3		x 0-0 ② L9	4	0	1	0	0	1	2
Bob Aspromonte, R (1, 5) OBP: 0.260, SLG: 0.227		x 0-0 ② FC4-6 FC6-4 1-2f			x 0-0 ① F9			x 0-0 1B 4-3 1B	x 0-0 ③ FC6-4 1-2f	4	0	1	0	0	0	4
Bob Lillis, R (1, 6) OBP: 0.290, SLG: 0.250		x 0-0 ③ FC6-4 1-2f			x 0-0 ② F9			x 0-0 ① 4-3 1-2		3	0	0	0	0	0	3
Ken Johnson, R (1, 1)			S S S 0-3 ① K		S S S 0-3 ③ K			x 0-0 FC5-4 2-3		2	0	0	0	0	2	1
Norm Larker, L (8, PH) OBP: 0.321, SLG: 0.378										1	0	1	0	0	0	0
Bobby Shantz, R (8, PR)										0	0	0	0	0	0	0
Jim Umbricht, R (8, 1)										0	0	0	0	0	0	0
Inning Stats	R: 0 E: 0 K: 2 S: 7 H: 0 LOB: 0 BB: 0 P: 7	R: 1 E: 0 K: 1 S: 7 H: 1 LOB: 1 BB: 0 P: 7	R: 0 E: 0 K: 2 S: 7 H: 0 LOB: 0 BB: 0 P: 7	R: 0 E: 0 K: 1 S: 5 H: 0 LOB: 0 BB: 0 P: 5	R: 0 E: 0 K: 1 S: 6 H: 1 LOB: 1 BB: 0 P: 6	R: 0 E: 0 K: 1 S: 5 H: 0 LOB: 0 BB: 0 P: 5	R: 0 E: 0 K: 0 S: 3 H: 0 LOB: 0 BB: 0 P: 3	R: 0 E: 0 K: 1 S: 7 H: 2 LOB: 2 BB: 0 P: 7	R: 0 E: 0 K: 0 S: 4 H: 1 LOB: 2 BB: 1 P: 8	1B: 4 2B: 0 3B: 0 HR: 1	SF: 0 SAC: 0 DP: 0 HBP: 0						

PITCHER	IP	WLS	BF	H	R	ER	SO	BB	IBB	HBP	BLK	WP	HR	S	P	ERA	WHIP
Bob Gibson, R (1, 1) ERA: 4.39	9.0	W	34	5	1	1	9	1	0	0	0	1	1	51	55	1.00	0.667

PITCHER	IP	WLS	BF	H	R	ER	SO	BB	IBB	HBP	BLK	WP	HR	S	P	ERA	WHIP

TOP

Houston Colt 45's @ St. Louis Cardinals

Sportsman's Park, St. Louis, MO

Wed May 02 1962, 8:05 PM EDT

Att. 7,880 - Unknown - 72 F

livebaseballscorecards.com

AB	33
R	1
H	5
RBI	1
BB	1
SO	9
LOB	15

1B: 4	SF: 0	WP: 1	PA: 34
2B: 0	SAC: 0	PB: 0	
3B: 0	DP: 0	SB: 0	
HR: 1	HBP: 0	CS: 0	

Batter	1	2	3	4	5	6	7	8	9	AB	R	H	RBI	BB	SO	LOB
Curt Flood, R (1, 8) OBP: 0.429, SLG: 0.597	6-3		6-3	K		1B 2-H 1B		6-3		5	0	1	1	0	1	4
Julian Javier, R (1, 4) OBP: 0.367, SLG: 0.451	K		F7	K		G6-4-3 2-3 1B				4	0	1	0	0	2	4
Bill White, L (1, 3) OBP: 0.330, SLG: 0.430	1B			HR	F9	G6-4-3 1-2f				4	1	2	1	0	0	2
Stan Musial, L (1, 9) OBP: 0.433, SLG: 0.569	G3			F8	1B BB		K			3	0	0	0	1	1	1
Ken Boyer, R (1, 5) OBP: 0.407, SLG: 0.613		K2-3		E FC 1B	K		S BB			3	1	1	0	1	2	1
Minnie Minoso, R (1, 7) OBP: 0.300, SLG: 0.351		K		E8 FC 1-3 1B	1-2 1B		K 1-2			4	1	1	0	0	2	2
Carl Sawatski, L (1, 2) OBP: 0.464, SLG: 0.625		K2-3		FC BB 1B 2-3 3-H	K		3-1			4	0	0	1	0	2	4
Jimmie Schaffer, R (9, 2) OBP: 0.250, SLG: 0.250										0	0	0	0	0	0	0
Julio Gotay, R (1, 6) OBP: 0.369, SLG: 0.410			SH2-4 1B	1-2 3-H BB 1B		SH3-4 1B 1B		F3		4	1	3	1	0	0	0
Bob Gibson, R (1, 1) OBP: 0.250, SLG: 0.143			SH2-4 1-2	1-2 2-3 BB		SH3-4 1-2		4-3		1	0	0	0	1	0	0
Inning Stats	R: 0 E: 0 K: 1 S: 6 H: 1 LOB: 1 BB: 0 P: 6	R: 0 E: 0 K: 3 S: 9 H: 0 LOB: 0 BB: 0 P: 9	R: 0 E: 0 K: 0 S: 4 H: 1 LOB: 1 BB: 0 P: 4	R: 3 E: 1 K: 2 S: 12 H: 3 LOB: 3 BB: 1 P: 16	R: 0 E: 0 K: 2 S: 8 H: 1 LOB: 2 BB: 1 P: 12	R: 1 E: 0 K: 0 S: 5 H: 3 LOB: 1 BB: 0 P: 5	R: 0 E: 0 K: 2 S: 7 H: 0 LOB: 1 BB: 1 P: 11	R: 0 E: 0 K: 0 S: 3 H: 0 LOB: 0 BB: 0 P: 3		1B: 8 2B: 0 3B: 0 HR: 1 SF: 0 SAC: 2 DP: 1 HBP: 0					

PITCHER		IP	WLS	BF	H	R	ER	SO	BB	IBB	HBP	BLK	WP	HR	S	P	ERA	WHIP
Ken Johnson, R ERA: 2.79	(1, 1)	7.0	L	34	9	4	2	10	3	0	0	0	0	1	51	63	2.57	1.714
Jim Umbricht, R ERA:	(8, 1)	1.0		3	0	0	0	0	0	0	0	0	0	0	3	3	0.00	0.000

PITCHER	IP	WLS	BF	H	R	ER	SO	BB	IBB	HBP	BLK	WP	HR	S	P	ERA	WHIP

BOTTOM

Houston Colt 45's @ St. Louis Cardinals

Sportsman's Park, St. Louis, MO

Wed May 02 1962, 8:05 PM EDT

Att. 7,880 - Unknown - 72 F

livebaseballscorecards.com

AB	32
R	4
H	9
RBI	4
BB	3
SO	10
LOB	18

WP: 0 PA: 37
PB: 0
SB: 1
CS: 0

Batter	1	2	3	4	5	6	7	8	9	AB	R	H	RBI	BB	SO	LOB
Joey Amalfitano, R (1, 4) OBP: 0.244, SLG: 0.200	6-3		FC6-4 1-2 1B		5-3			5-3		4	0	1	0	0	0	0
Roman Mejias, R (1, 9) OBP: 0.286, SLG: 0.500	1-3		FC6-4 1-2f 2-3			P4		P4		4	0	0	0	0	0	2
Dick Gernert, R (1, 3) OBP: 0.429, SLG: 0.333	K		L8			FC6-4 1B		FC5-4 1B		4	0	2	0	0	1	2
Jim Pendleton, R (1, 8) OBP: 0.300, SLG: 0.455		F9		P4		FC6-4 1-2f		FC5-4 1-2f		4	0	0	0	0	0	2
Johnny Weekly, R (1, 7) OBP: 0.300, SLG: 0.412		6-3 1B		2B		K			F8	4	0	2	0	0	1	1
Bob Aspromonte, R (1, 5) OBP: 0.260, SLG: 0.217		6-3 1-2		F2			FC3-6 1B BB		F2	3	0	0	0	1	0	2
Bob Lillis, R (1, 6) OBP: 0.286, SLG: 0.250		L4		5-3			FC3-6 1-2 1B		6-3	4	0	1	0	0	0	2
Merritt Ranew, L (1, 2) OBP: 0.294, SLG: 0.455			1-3		G5-4-3 1B		FC3-6 G5-4-3 1-2f 2-3			3	0	1	0	0	0	2
Dave Giusti, R (1, 1) OBP: 0.500, SLG: 0.500 Al Heist, R (7, PH) OBP: 0.214, SLG: 0.214 Turk Farrell, R (7, 1)			E6 FC6-4 1B		G5-4-3 1-2f		G5-4-3 1-2f			2 1 0	0 0 0	0 0 0	0 0 0	0 0 0	0 0 0	1 2 0
Inning Stats	R: 0 H: 0 E: 0 LOB: 0 K: 1 BB: 0 S: 5 P: 5	R: 0 H: 1 E: 0 LOB: 1 K: 0 BB: 0 S: 4 P: 4	R: 0 H: 1 E: 1 LOB: 2 K: 0 BB: 0 S: 5 P: 5	R: 0 H: 1 E: 0 LOB: 1 K: 0 BB: 0 S: 4 P: 4	R: 0 H: 1 E: 0 LOB: 1 K: 0 BB: 0 S: 3 P: 3	R: 0 H: 1 E: 0 LOB: 1 K: 1 BB: 0 S: 6 P: 6	R: 0 H: 1 E: 0 LOB: 1 K: 0 BB: 1 S: 3 P: 7	R: 0 H: 1 E: 0 LOB: 1 K: 0 BB: 0 S: 4 P: 4	R: 0 H: 0 E: 0 LOB: 0 K: 0 BB: 0 S: 3 P: 3	1B: 6 SF: 0 2B: 1 SAC: 0 3B: 0 DP: 2 HR: 0 HBP: 0						

PITCHER	IP	WLS	BF	H	R	ER	SO	BB	IBB	HBP	BLK	WP	HR	S	P	ERA	WHIP
Curt Simmons, L (1, 1) ERA: 1.25	9.0	W	34	7	0	0	2	1	0	0	0	0	0	37	41	0.00	0.889

PITCHER	IP	WLS	BF	H	R	ER	SO	BB	IBB	HBP	BLK	WP	HR	S	P	ERA	WHIP

TOP

Houston Colt 45's @ St. Louis Cardinals

Sportsman's Park, St. Louis, MO

Thu May 03 1962, 8:05 PM EDT

Att. 6,436 - Unknown - 69 F

livebaseballscorecards.com

AB	33
R	0
H	7
RBI	0
BB	1
SO	2
LOB	16

WP: 0 PA: 34
PB: 0
SB: 0
CS: 0

BOTTOM

Batter	1	2	3	4	5	6	7	8	9	AB	R	H	RBI	BB	SO	LOB
Curt Flood, R (1, 8) OBP: 0.420, SLG: 0.618	5-3		HR		P4		4-3			4	1	1	1	0	0	1
Julian Javier, R (1, 4) OBP: 0.362, SLG: 0.435	HR BB		F9		K			K		3	1	0	0	1	2	0
Bill White, L (1, 3) OBP: 0.347, SLG: 0.469	1-H HR		G4-6-3 BB			G3		6-3 2B BB		2	2	1	2	2	0	0
Stan Musial, L (1, 9) OBP: 0.422, SLG: 0.537 Don Landrum, L (9, 9) OBP: 0.438, SLG: 0.370	1-3		G4-6-3 1-2f			FC5-4 BB		6-3 1-2		3 0	0 0	0 0	0 0	1 0	0 0	2 0
Ken Boyer, R (1, 5) OBP: 0.411, SLG: 0.615	F8			S BB		FC5-4 1-2f		2B 2-H		3	0	1	1	1	0	1
Minnie Minoso, R (1, 7) OBP: 0.273, SLG: 0.317		F2		L9 1-2		K		5-3		4	0	0	0	0	1	3
Gene Oliver, R (1, 2) OBP: 0.404, SLG: 0.540 Jimmie Schaffer, R (8, 2) OBP: 0.250, SLG: 0.250		L6		F8			K			3 0	0 0	0 0	0 0	0 0	1 0	1 0
Julio Gotay, R (1, 6) OBP: 0.382, SLG: 0.429		2B		4-3			1-3 BB			2	0	1	0	1	0	1
Curt Simmons, L (1, 1) OBP: 0.500, SLG: 0.385		4-3			F8		1-3			3	0	0	0	0	0	2
Inning Stats	R: 2 E: 0 K: 0 S: 4 H: 1 LOB: 0 BB: 1 P: 8	R: 0 E: 0 K: 0 S: 4 H: 1 LOB: 1 BB: 0 P: 4	R: 1 E: 0 K: 0 S: 3 H: 1 LOB: 0 BB: 1 P: 7	R: 0 E: 0 K: 0 S: 3 H: 0 LOB: 1 BB: 1 P: 7	R: 0 E: 0 K: 0 S: 5 H: 0 LOB: 0 BB: 0 P: 5	R: 0 E: 0 K: 1 S: 5 H: 0 LOB: 1 BB: 1 P: 9	R: 0 E: 0 K: 1 S: 5 H: 0 LOB: 1 BB: 1 P: 9	R: 1 E: 0 K: 1 S: 6 H: 1 LOB: 1 BB: 1 P: 10		1B: 0 2B: 2 3B: 0 HR: 2	SF: 0 SAC: 0 DP: 1 HBP: 0			WP: 0 PB: 0 SB: 2 CS: 0	PA: 33		

PITCHER		IP	WLS	BF	H	R	ER	SO	BB	IBB	HBP	BLK	WP	HR	S	P	ERA	WHIP
Dave Giusti, R ERA: 5.6	(1, 1)	6.0	L	24	3	3	3	2	4	0	0	0	0	2	24	40	4.50	1.167
Turk Farrell, R ERA: 2.04	(7, 1)	2.0		9	1	1	1	2	2	0	0	0	0	0	11	19	4.50	1.500

PITCHER	IP	WLS	BF	H	R	ER	SO	BB	IBB	HBP	BLK	WP	HR	S	P	ERA	WHIP

Houston Colt 45's @ St. Louis Cardinals

Sportsman's Park, St. Louis, MO

Thu May 03 1962, 8:05 PM EDT

Att. 6,436 - Unknown - 69 F

livebaseballscorecards.com

AB	27
R	4
H	4
RBI	4
BB	6
SO	4
LOB	11

Batter	1	2	3	4	5	6	7	8	9	AB	R	H	RBI	BB	SO	LOB
Bob Lillis, R (1, 6) OBP: 0.250, SLG: 0.216	4-3		E5 1B SF8	F8		G3		F2		5	1	0	0	0	0	2
Joey Amalfitano, R (1, 4) OBP: 0.253, SLG: 0.203	F8		SF8 1B 1-3 1B		K		E 1B 1B BB	1-3		4	2	1	0	1	1	1
Roman Mejias, R (1, 9) OBP: 0.293, SLG: 0.493	1B		F8		P4		E4 1B 1B 1-3 1B		5-3	5	1	2	0	0	0	2
Jim Pendleton, R (1, 8) OBP: 0.307, SLG: 0.500	P5		SF8 1-2 3-H		HR 1B		F7		HR	4	2	2	2	0	0	3
Hal Smith, R (1, 2) OBP: 0.302, SLG: 0.500		BB BB	WP 2-H 1B		1-H HR		L6		1-3	4	1	2	3	1	0	2
Johnny Weekly, R (1, 7) OBP: 0.348, SLG: 0.389		BB 1-2 BB	FC6-4 1-2 BB		L5		1B 1B 1-3 3-H 1B		G3	1	0	0	0	2	0	0
Norm Larker, L (7, PH) OBP: 0.333, SLG: 0.391										1	0	1	1	0	0	0
Al Spangler, L (7, 7) OBP: 0.333, SLG: 0.344										1	0	0	0	0	0	0
Dick Gernert, R (1, 3) OBP: 0.444, SLG: 0.333		F9	FC6-4 1-2f			FC6-4 BB	1-H 3-H 1B			3	0	1	1	1	0	4
Bob Aspromonte, R (1, 5) OBP: 0.247, SLG: 0.205		L7		6-3		FC6-4 1-2f		F9		4	0	0	0	0	0	3
Hal Woodeshick, R (1, 1)		4-3		F9		F2		1B		0	0	0	0	0	0	0
Bob Bruce, R (1, 1) OBP: 0.250, SLG: 0.250										4	0	1	0	0	0	3
Turk Farrell, R (9, 1)										0	0	0	0	0	0	0
Inning Stats	R: 0 E: 0 K: 0 S: 4 H: 1 LOB: 1 BB: 0 P: 4	R: 0 E: 0 K: 0 S: 3 H: 0 LOB: 2 BB: 2 P: 11	R: 2 E: 1 K: 0 S: 6 H: 2 LOB: 2 BB: 1 P: 10	R: 0 E: 0 K: 0 S: 3 H: 0 LOB: 0 BB: 0 P: 3	R: 2 E: 0 K: 1 S: 7 H: 2 LOB: 0 BB: 0 P: 7	R: 0 E: 0 K: 0 S: 3 H: 0 LOB: 1 BB: 1 P: 7	R: 2 E: 1 K: 0 S: 5 H: 3 LOB: 2 BB: 1 P: 9	R: 0 E: 0 K: 0 S: 4 H: 1 LOB: 1 BB: 0 P: 4	R: 1 E: 0 K: 0 S: 4 H: 1 LOB: 0 BB: 0 P: 4	1B: 8 2B: 0 3B: 0 HR: 2	SF: 1 SAC: 0 DP: 0 HBP: 0						

PITCHER		IP	WLS	BF	H	R	ER	SO	BB	IBB	HBP	BLK	WP	HR	S	P	ERA	WHIP
Bob Hendley, L ERA: 2.75	(1, 1)	6.1	L	31	6	6	2	1	5	0	0	0	1	1	28	48	2.84	1.737
Don Nottebart, R ERA: 1.88	(7, 1)	0.2		3	2	0	0	0	0	0	0	0	0	0	3	3	0.00	3.000
Cecil Butler, R ERA: 1.74	(8, 1)	2.0		8	2	1	1	0	0	0	0	0	0	1	8	8	4.50	1.000

PITCHER	IP	WLS	BF	H	R	ER	SO	BB	IBB	HBP	BLK	WP	HR	S	P	ERA	WHIP

TOP

Houston Colt 45's @ Milwaukee Braves

Milwaukee County Stadium, Milwaukee, WI

Fri May 04 1962, 8:05 PM EDT
Att. 7,811 - Unknown - 69 F

livebaseballscorecards.com

AB	36
R	7
H	10
RBI	7
BB	5
SO	1
LOB	20

1B: 8	SF: 1	WP: 1	PA: 42
2B: 0	SAC: 0	PB: 0	
3B: 0	DP: 0	SB: 0	
HR: 2	HBP: 0	CS: 0	

Batter	1	2	3	4	5	6	7	8	9	AB	R	H	RBI	BB	SO	LOB
Tommie Aaron, R (1, 7) OBP: 0.341, SLG: 0.444	0-0 1B 2B	0-0 5-3		S S S 0-3 K			S S S 0-3 K		S S S 0-3 K	5	1	1	0	0	3	4
Mack Jones, L (1, 9) OBP: 0.385, SLG: 0.403	B B B B 4-0 1B 2B BB	0-0 4-3			S S S 0-3 K		S S S 0-3 K			3	1	0	0	1	2	0
Hank Aaron, R (1, 8) OBP: 0.349, SLG: 0.521	0-0 1-2 2-H 2B 1B		0-0 F8		S S S 0-3 K			0-0 2-3		4	1	1	1	0	1	0
Eddie Mathews, L (1, 5) OBP: 0.371, SLG: 0.560	0-0 4-3 1-H 2-H SF8 2B		B B B B 4-0 G5-4-3 BB		0-0 2B			0-0 F7		3	1	2	2	1	0	0
Joe Adcock, R (1, 3) OBP: 0.357, SLG: 0.420	0-0 4-3 2-3		0-0 G5-4-3 1-2f		0-0 6-3			S S S 0-3 K		4	0	0	0	0	1	3
Frank Bolling, R (1, 4) OBP: 0.329, SLG: 0.339	0-0 SF8 3-H			S S S 0-3 K		S S S 0-3 K			0-0 2-3 1B 1B	3	0	1	1	0	2	0
Del Crandall, R (1, 2) OBP: 0.366, SLG: 0.447	B B B B 4-0 BB			0-0 E6 1B		0-0 5-3			1-2 2-3 1B	3	0	1	0	1	0	0
Amado Samuel, R (1, 6) OBP: 0.111, SLG: 0.111 Howie Bedell, L (9, PH) OBP: 0.299, SLG: 0.270	S S S 0-3 K			S S S 0-3 K		0-0 F7			0-0 2-3 1-2 2-3	3	0	0	0	0	2	2
										1	0	0	0	0	0	2
Bob Hendley, R (1, 1) OBP: 0.250, SLG: 0.182 Don Nottebart, R (7, 1) OBP: 0.667, SLG: 0.500 Lou Klimchock, L (7, PH) Cecil Butler, R (8, 1) Denis Menke, R (9, PH) OBP: 0.273, SLG: 0.200		0-0 F8		0-0 1-2 1B			0-0 F8		S S S 0-3 K	2	0	1	0	0	0	0
										0	0	0	0	0	0	0
										1	0	0	0	0	0	0
										0	0	0	0	0	0	0
										1	0	0	0	0	1	2
Inning Stats	R: 4 E: 0 K: 1 S: 8 H: 3 LOB: 1 BB: 2 P: 16	R: 0 E: 0 K: 0 S: 3 H: 0 LOB: 0 BB: 0 P: 3	R: 0 E: 0 K: 0 S: 2 H: 0 LOB: 0 BB: 1 P: 6	R: 0 E: 1 K: 3 S: 11 H: 1 LOB: 2 BB: 0 P: 11	R: 0 E: 0 K: 2 S: 8 H: 1 LOB: 1 BB: 0 P: 8	R: 0 E: 0 K: 1 S: 5 H: 0 LOB: 0 BB: 0 P: 5	R: 0 E: 0 K: 2 S: 7 H: 0 LOB: 0 BB: 0 P: 7	R: 0 E: 0 K: 1 S: 5 H: 0 LOB: 0 BB: 0 P: 5	R: 0 E: 0 K: 2 S: 9 H: 2 LOB: 2 BB: 0 P: 9	1B: 4 2B: 3 3B: 0 HR: 0	SF: 1 SAC: 0 DP: 1 HBP: 0						

PITCHER		IP	WLS	BF	H	R	ER	SO	BB	IBB	HBP	BLK	WP	HR	S	P	ERA	WHIP
Hal Woodeshick, L ERA: 2.43	(1, 1)	0.2		7	3	4	4	0	2	0	0	0	0	0	5	13	54.00	7.500
Bob Bruce, R ERA:	(1, 1)	7.1	W	27	4	0	0	10	1	0	0	0	0	0	46	50	0.00	0.682
Turk Farrell, R ERA: 1.93	(9, 1)	1.0	S	3	0	0	0	2	0	0	0	0	0	0	7	7	0.00	0.000

PITCHER	IP	WLS	BF	H	R	ER	SO	BB	IBB	HBP	BLK	WP	HR	S	P	ERA	WHIP

BOTTOM

Houston Colt 45's @ Milwaukee Braves

Milwaukee County Stadium, Milwaukee, WI

Fri May 04 1962, 8:05 PM EDT

Att. 7,811 - Unknown - 69 F

livebaseballscorecards.com

AB	33
R	4
H	7
RBI	4
BB	3
SO	12
LOB	13

WP: 0 PB: 0 SB: 0 CS: 0 PA: 37

Batter	1	2	3	4	5	6	7	8	9	10	11	12	AB	R	H	RBI	BB	SO	LOB
Bob Lillis, R (1, 6) OBP: 0.217, SLG: 0.186	5-3	K 2-3		F9		6-3		F8 1-2			P3		6	0	0	0	0	1	4
Al Spangler, L (1, 8) OBP: 0.319, SLG: 0.328	2B FC6-2-5 1B		K	4-3			4-3		F7		F7		6	0	1	0	0	1	1
Roman Mejias, R (1, 9) OBP: 0.296, SLG: 0.494	1-3 2B		F7		F7		K		6-3		1B		6	0	2	0	0	1	0
Jim Pendleton, R (1, 7) OBP: 0.321, SLG: 0.513	FC6-2-5 3-H		2B		1B 1B		K		BB 1B		5-3		6	0	3	0	0	1	3
Hal Smith, R (1, 2) OBP: 0.305, SLG: 0.473	F8		F8		G6-4-3 1-2 1B			F2	BB 1-2 BB			1-3	5	0	1	0	1	0	3
Norm Larker, L (1, 3) OBP: 0.367, SLG: 0.519		4-3 1B 2B		2B 2B	G6-4-3 1-2f			HR	K			CS 1B	6	3	4	1	0	1	4
Joey Amalfitano, R (1, 4) OBP: 0.237, SLG: 0.188		4-3 2-3		6-3		5-3		1-3		P4		1-3 1-2	6	0	0	0	0	0	3
Bob Aspromonte, R (1, 5) OBP: 0.279, SLG: 0.295		WP SH2-3 3-H 1B		1B 2-H 2B		1B		HR		F8			5	2	4	3	0	0	0
Dean Stone, L (1, 1) OBP: 0.364, SLG: 0.364		SH2-3 1-2		1B 2-H		P1		WP 1B		K			3	0	2	1	0	0	1
Bobby Tiefenauer, R (8, 1)													0	0	0	0	0	0	0
Ken Johnson, R (8, 1)													0	0	0	0	0	0	0
Don Taussig, R (10, PH) OBP: 0.250, SLG: 0.400													1	0	0	0	0	1	0
Hal Woodeshick, R (10, 1)													0	0	0	0	0	0	0
Inning Stats	R: 0 E: 0 K: 0 S: 5 H: 2 LOB: 2 BB: 0 P: 5	R: 1 E: 0 K: 1 S: 7 H: 2 LOB: 1 BB: 0 P: 7	R: 0 E: 0 K: 1 S: 6 H: 1 LOB: 1 BB: 0 P: 6	R: 2 E: 0 K: 0 S: 6 H: 3 LOB: 1 BB: 0 P: 6	R: 0 E: 0 K: 0 S: 4 H: 2 LOB: 1 BB: 0 P: 4	R: 0 E: 0 K: 0 S: 4 H: 1 LOB: 1 BB: 0 P: 4	R: 0 E: 0 K: 2 S: 7 H: 0 LOB: 0 BB: 0 P: 7	R: 2 E: 0 K: 0 S: 6 H: 3 LOB: 1 BB: 0 P: 6	R: 0 E: 0 K: 1 S: 6 H: 1 LOB: 2 BB: 1 P: 10	R: 0 E: 0 K: 1 S: 5 H: 0 LOB: 0 BB: 0 P: 5	R: 0 E: 0 K: 0 S: 4 H: 1 LOB: 1 BB: 0 P: 4	R: 0 E: 0 K: 0 S: 3 H: 1 LOB: 0 BB: 0 P: 3	1B: 10 2B: 5 3B: 0 HR: 2 SF: 0 SAC: 1 DP: 1 HBP: 0	WP: 2 PB: 0 SB: 0 CS: 1 PA: 52					

PITCHER		IP	WLS	BF	H	R	ER	SO	BB	IBB	HBP	BLK	WP	HR	S	P	ERA	WHIP
Bob Shaw, R ERA: 1.69	(1, 1)	7.2		35	13	5	5	4	0	0	0	0	1	2	43	43	5.87	1.696
Hank Fischer, R ERA: 4.76	(8, 1)	0.1		2	1	0	0	0	0	0	0	0	1	0	2	2	0.00	3.000
Jack Curtis, L ERA: 2.86	(9, 1)	4.0	W	15	3	0	0	2	1	0	0	0	0	0	18	22	0.00	1.000

PITCHER	IP	WLS	BF	H	R	ER	SO	BB	IBB	HBP	BLK	WP	HR	S	P	ERA	WHIP

TOP

Houston Colt 45's @ Milwaukee Braves

Milwaukee County Stadium, Milwaukee, WI

Sat May 05 1962, 4:33 AM EDT

Att. 4,920 - Unknown - 67 F

livebaseballscorecards.com

AB	50
R	5
H	17
RBI	5
BB	1
SO	6
LOB	19

Houston Colt 45's @ Milwaukee Braves

Milwaukee County Stadium, Milwaukee, WI

Sat May 05 1962, 4:33 AM EDT

Att. 4,920 - Unknown - 67 F

livebaseballscorecards.com

BOTTOM

Batter	1	2	3	4	5	6	7	8	9	10	11	12	AB	R	H	RBI	BB	SO	LOB
Tommie Aaron, R (1, 7) (9, 3) OBP: 0.319, SLG: 0.429	6-3		1-H 1B 2B		F9			5-3 1-2	5-3			4-3	6	1	1	1	0	0	1
Mack Jones, L (1, 9) OBP: 0.392, SLG: 0.458	F5		2-H 1B		4-3			2-H 1B 2B		1-3		HR	6	2	3	3	0	0	0
Hank Aaron, R (1, 8) OBP: 0.341, SLG: 0.500	1-3		1-2 1B			F7		F6		F9			5	0	1	0	0	0	1
Eddie Mathews, L (1, 5) OBP: 0.372, SLG: 0.544		K	F3			P4		2-H 1B 1B		BB S			4	1	1	1	1	1	2
Joe Adcock, R (1, 3) OBP: 0.352, SLG: 0.411		K		F9		5-3		1-2 1B		K 1-2			4	0	1	0	0	1	0
Howie Bedell, L (8, PR) (9, 7) OBP: 0.294, SLG: 0.266				FC3-6 BB			2-3	FC6-4 1-2 2-H 1B			SH3-4 1B		1	0	0	0	0	1	1
Denis Menke, R (1, 4) OBP: 0.320, SLG: 0.227		1B											2	0	1	0	1	0	0
Frank Bolling, R (8, PH) (9, 4) OBP: 0.347, SLG: 0.359													2	0	2	1	0	0	0
Del Crandall, R (1, 2) OBP: 0.356, SLG: 0.429			4-3	FC3-6 1-2f			CS 1B	FC6-4 1-2f			SH3-4 1-2		4	0	1	0	0	0	3
Roy McMillan, R (1, 6) OBP: 0.324, SLG: 0.290			F8	P4			P6 1-2		4-3		K		5	0	0	0	0	1	3
Bob Shaw, R (1, 1) OBP: 0.231, SLG: 0.167			WP 2B 1B		F7			5-3 2B 1B	K		4-3		2	1	1	0	0	0	0
Hank Fischer, R (8, 1)													0	0	0	0	0	0	0
Joe Torre, R (8, PH) OBP: 0.405, SLG: 0.355													1	1	1	0	0	0	0
Jack Curtis, L (9, 1) OBP: 0.286, SLG: 0.167													2	0	0	0	0	1	1

Inning Stats	1	2	3	4	5	6	7	8	9	10	11	12
R:	0	0	2	0	0	0	0	3	0	0	0	1
E:	0	0	0	0	0	0	0	0	1	0	1	0
K:	0	2	0	0	0	0	0	0	1	1	0	0
S:	3	7	7	3	3	3	3	8	5	5	6	2
H:	0	1	4	0	0	0	1	5	0	0	1	1
LOB:	0	1	2	1	0	0	0	2	0	1	1	0
BB:	0	0	0	1	0	0	0	0	0	1	0	0
P:	3	7	7	7	3	3	3	8	5	9	6	2

1B:	10
2B:	2
3B:	0
HR:	1
SF:	0
SAC:	1
DP:	0
HBP:	0

WP:	1
PB:	0
SB:	1
CS:	1
PA:	47

AB	44
R	6
H	13
RBI	6
BB	2
SO	5
LOB	12

PITCHER		IP	WLS	BF	H	R	ER	SO	BB	IBB	HBP	BLK	WP	HR	S	P	ERA	WHIP
Dean Stone, L (1, 1) ERA: 3.84		7.1		29	8	4	4	2	1	0	0	0	1	0	32	36	4.91	1.227
Bobby Tiefenauer, R (8, 1) ERA: 1.64		0.1		3	2	0	0	0	0	0	0	0	0	0	3	3	0.00	6.000
Ken Johnson, R (8, 1) ERA: 2.67		1.1		5	1	1	1	1	0	0	0	0	0	0	7	7	6.75	0.750
Hal Woodeshick, L (10, 1) ERA: 2.52		2.1	L	10	2	1	1	2	1	0	0	0	0	1	13	17	3.86	1.286

PITCHER	IP	WLS	BF	H	R	ER	SO	BB	IBB	HBP	BLK	WP	HR	S	P	ERA	WHIP

Batter	1	2	3	4	5	6	7	8	9	AB	R	H	RBI	BB	SO	LOB
Bob Lillis, R (1, 6) OBP: 0.260, SLG: 0.234	6-3		HR 1B		1B 1B		1B 1B			4	1	3	0	0	0	0
Joey Amalfitano, R (1, 4) OBP: 0.247, SLG: 0.202	P4		F8		1-2 1B		FC6-4 1-2 1B			4	0	2	0	0	0	1
Roman Mejias, R (1, 9) OBP: 0.318, SLG: 0.541	FC5-4 1B		1-H HR		1-2 1B		FC6-4 1-2f			4	1	3	2	0	0	2
Jim Pendleton, R (1, 8) OBP: 0.306, SLG: 0.488	FC5-4 1-2f		6-3		F2			6-3		4	0	0	0	0	0	3
Hal Smith, R (1, 2) OBP: 0.286, SLG: 0.441		F7	5-3			F8		5-3		4	0	0	0	0	0	0
Dick Gernert, R (1, 3) OBP: 0.409, SLG: 0.278		K		G5-4-3 BB		P4		F7		3	0	0	0	1	1	0
Johnny Weekly, R (1, 7) OBP: 0.333, SLG: 0.333		BB BB		F7		6-3			5-3	3	0	0	0	1	0	1
Bob Aspromonte, R (1, 5) OBP: 0.278, SLG: 0.284		1-2 BB		G5-4-3 1-2f			F7		K	3	0	0	0	1	1	1
Jim Golden, L (1, 1) OBP: 0.250, SLG: 0.375		K			G3		4-3		K	3	0	0	0	0	1	2
Pidge Browne, L (9, PH) OBP: 0.300, SLG: 0.333										1	0	0	0	0	1	0
Inning Stats	R: 0 E: 0 K: 0 S: 4 H: 1 LOB: 1 BB: 0 P: 4	R: 0 E: 0 K: 2 S: 7 H: 0 LOB: 2 BB: 2 P: 15	R: 2 E: 0 K: 0 S: 5 H: 2 LOB: 0 BB: 0 P: 5	R: 0 E: 0 K: 0 S: 2 H: 0 LOB: 0 BB: 1 P: 6	R: 0 E: 0 K: 0 S: 5 H: 3 LOB: 2 BB: 0 P: 5	R: 0 E: 0 K: 0 S: 3 H: 0 LOB: 0 BB: 0 P: 3	R: 0 E: 0 K: 0 S: 5 H: 2 LOB: 2 BB: 0 P: 5	R: 0 E: 0 K: 0 S: 3 H: 0 LOB: 0 BB: 0 P: 3	R: 0 E: 0 K: 2 S: 7 H: 0 LOB: 0 BB: 0 P: 7	1B: 7 2B: 0 3B: 0 HR: 1	SF: 0 SAC: 0 DP: 1 HBP: 0						

PITCHER	IP	WLS	BF	H	R	ER	SO	BB	IBB	HBP	BLK	WP	HR	S	P	ERA	WHIP
Warren Spahn, L (1, 1) ERA: 4.73	9.0	W	36	8	2	2	4	3	0	0	0	0	1	41	53	2.00	1.222

PITCHER	IP	WLS	BF	H	R	ER	SO	BB	IBB	HBP	BLK	WP	HR	S	P	ERA	WHIP

TOP

Houston Colt 45's @ Milwaukee Braves

Milwaukee County Stadium, Milwaukee, WI

Sun May 06 1962, 4:33 AM EDT

Unknown - 56 F

livebaseballscorecards.com

AB	33
R	2
H	8
RBI	2
BB	3
SO	4
LOB	10

WP: 0 PB: 0 SB: 0 CS: 0 PA: 36

Colt 45's @ Milwaukee Braves

Houston Colt 45's @ Milwaukee Braves
Milwaukee County Stadium, Milwaukee, WI
Sun May 06 1962, 4:33 AM EDT
Unknown - 56 F

livebaseballscorecards.com

BOTTOM

Batter	1	2	3	4	5	6	7	8	9	AB	R	H	RBI	BB	SO	LOB
Howie Bedell, L (1, 7) OBP: 0.278, SLG: 0.250	F2	G6-3 1-2f			G3		F3			4	0	0	0	0	0	1
Mack Jones, L (1, 9) OBP: 0.416, SLG: 0.506	BB 1B 1B		G6-4-3 1B		S 1B			3B		4	1	4	0	0	0	0
Hank Aaron, R (1, 8) OBP: 0.337, SLG: 0.481	1B 1-2 BB		G6-4-3 1-2f		6-3 1-2			L6		3	0	0	0	1	0	3
Eddie Mathews, L (1, 5) OBP: 0.367, SLG: 0.530	K		F9			G4-6-3 1B		P4		4	0	1	0	0	1	3
Joe Adcock, R (1, 3) OBP: 0.348, SLG: 0.403	1-2 2-H 1B			F8		G4-6-3 1-2f		F5		4	0	1	1	0	0	2
Denis Menke, R (1, 4) OBP: 0.286, SLG: 0.200	F9			5-3		E5				3	0	0	0	0	0	2
Del Crandall, R (1, 2) OBP: 0.375, SLG: 0.511		WP SH2-3 1B 1B		HR		F7				3	2	2	1	0	0	1
Roy McMillan, R (1, 6) OBP: 0.315, SLG: 0.281		SH2-3 1-2		6-3			5-3			2	0	0	0	0	0	0
Warren Spahn, L (1, 1) OBP: 0.357, SLG: 0.417		G6-3 2-H 1B			G3		F8			3	0	1	1	0	0	0
Inning Stats	R: 1 E: 0 K: 1 S: 7 H: 2 LOB: 2 BB: 1 P: 11	R: 1 E: 0 K: 0 S: 4 H: 2 LOB: 0 BB: 0 P: 4	R: 0 E: 0 K: 0 S: 3 H: 1 LOB: 0 BB: 0 P: 3	R: 1 E: 0 K: 0 S: 4 H: 1 LOB: 0 BB: 0 P: 4	R: 0 E: 0 K: 0 S: 4 H: 1 LOB: 1 BB: 0 P: 4	R: 0 E: 1 K: 0 S: 4 H: 1 LOB: 1 BB: 0 P: 4	R: 0 E: 0 K: 0 S: 3 H: 0 LOB: 0 BB: 0 P: 3	R: 0 E: 0 K: 0 S: 4 H: 1 LOB: 1 BB: 0 P: 4		1B: 7 2B: 0 3B: 1 HR: 1 SF: 0 SAC: 1 DP: 3 HBP: 0						

	AB	30
	R	3
	H	9
	RBI	3
	BB	1
	SO	1
	LOB	12

WP: 1 PA: 32
PB: 0
SB: 1
CS: 0

PITCHER		IP	WLS	BF	H	R	ER	SO	BB	IBB	HBP	BLK	WP	HR	S	P	ERA	WHIP
Jim Golden, R ERA: 2.25	(1, 1)	8.0	L	32	9	3	3	1	1	0	0	0	1	1	33	37	3.38	1.250

PITCHER	IP	WLS	BF	H	R	ER	SO	BB	IBB	HBP	BLK	WP	HR	S	P	ERA	WHIP

Batter	1	2	3	4	5	6	7	8	9	AB	R	H	RBI	BB	SO	LOB
Bob Lillis, R (1, 6) OBP: 0.268, SLG: 0.231	F8	F8		1-2 1B		6-3		E6 1-2 HR	BBB 1-2 2-3 3-H BB	5	1	1	1	1	0	2
Al Spangler, L (1, 8) OBP: 0.308, SLG: 0.315	WP HR 1B	4-3		F7		5-3		F9	F8	6	1	1	0	0	0	8
Roman Mejias, R (1, 9) OBP: 0.322, SLG: 0.600	1-H HR		F7	P6		P4		1-H 2-H HR		5	2	2	5	0	0	2
Norm Larker, L (1, 7) OBP: 0.354, SLG: 0.544 Jim Pendleton, R (8, 7) OBP: 0.306, SLG: 0.488	4-3		HR		F9		1-3	G3		5 0	1 0	1 0	1 0	0 0	0 0	0 0
Pidge Browne, L (1, 3) OBP: 0.343, SLG: 0.500	BB 1B	1-3			E4 BB 1B		HR		BB BB 2B	5	3	3	1	0	0	0
Bob Aspromonte, R (1, 5) OBP: 0.305, SLG: 0.289	BBBB 1-2 BB	1B			1B 1-2 BB		SSS K		BBBB BB BB BB	2	0	1	0	3	1	0
Merritt Ranew, L (1, 2) OBP: 0.256, SLG: 0.395	P4		F7		F9		SSS K		SSS K	5	0	0	0	0	2	7
Joey Amalfitano, R (1, 4) OBP: 0.275, SLG: 0.217		SH3-4 1B		6-3	FC6-4 1-2 2-H 1B			BBBB E HR BB	BBBB BB 1-2 2-3 BB	3	1	2	1	2	0	0
Turk Farrell, R (1, 1) OBP: 0.125, SLG: 0.125		SH3-4 1-2		1B 1B	FC6-4 1-2f			SSS K	SSS K	4	0	1	0	0	2	6
Inning Stats	R: 2 E: 0 K: 0 S: 6 H: 3 LOB: 2 BB: 1 P: 10	R: 0 E: 0 K: 0 S: 4 H: 1 LOB: 1 BB: 0 P: 4	R: 1 E: 0 K: 0 S: 5 H: 2 LOB: 1 BB: 0 P: 5	R: 0 E: 0 K: 0 S: 5 H: 2 LOB: 2 BB: 0 P: 5	R: 1 E: 1 K: 0 S: 5 H: 1 LOB: 2 BB: 1 P: 9	R: 0 E: 0 K: 0 S: 3 H: 0 LOB: 0 BB: 0 P: 3	R: 1 E: 0 K: 2 S: 8 H: 1 LOB: 0 BB: 0 P: 8	R: 3 E: 1 K: 1 S: 7 H: 1 LOB: 0 BB: 1 P: 11	R: 1 E: 0 K: 2 S: 8 H: 1 LOB: 3 BB: 3 P: 20	1B: 7 2B: 1 3B: 0 HR: 4 SF: 0 SAC: 1 DP: 0 HBP: 0						

TOP

Houston Colt 45's @ Milwaukee Braves

Milwaukee County Stadium, Milwaukee, WI

Sun May 06 1962, 4:38 AM EDT

Att. 12,635 - Unknown

livebaseballscorecards.com

AB	40
R	9
H	12
RBI	9
BB	6
SO	5
LOB	25

WP: 1 PB: 0 SB: 0 CS: 0 PA: 47

PITCHER		IP	WLS	BF	H	R	ER	SO	BB	IBB	HBP	BLK	WP	HR	S	P	ERA	WHIP
Carl Willey, R ERA: 6.0	(1, 1)	4.2	L	26	9	4	3	0	2	0	0	0	1	2	24	32	5.79	2.357
Ron Piche, R ERA: 2.87	(5, 1)	0.1		1	0	0	0	0	0	0	0	0	0	0	1	1	0.00	0.000
Cecil Butler, R ERA: 2.03	(6, 1)	3.0		13	2	4	1	3	1	0	0	0	0	2	18	22	3.00	1.000
Tony Cloninger, R ERA: 6.75	(9, 1)	1.0		7	1	1	1	2	3	0	0	0	0	0	8	20	9.00	4.000

PITCHER	IP	WLS	BF	H	R	ER	SO	BB	IBB	HBP	BLK	WP	HR	S	P	ERA	WHIP

BOTTOM

Houston Colt 45's @ Milwaukee Braves

Milwaukee County Stadium, Milwaukee, WI

Sun May 06 1962, 4:38 AM EDT

Att. 12,635 - Unknown

livebaseballscorecards.com

Batter	1	2	3	4	5	6	7	8	9	AB	R	H	RBI	BB	SO	LOB
Tommie Aaron, R (1, 7) OBP: 0.314, SLG: 0.413	0-0 2-3 2B 1B		0-3 K		0-3 K			0-0 6-3		4	1	1	0	0	2	0
Mack Jones, L (1, 9) OBP: 0.410, SLG: 0.495	0-0 2-3 1-2		0-0 F6			0-3 K			0-0 BB 1B	4	0	1	0	0	1	1
Hank Aaron, R (1, 8) OBP: 0.344, SLG: 0.488	0-0 2-H 2B			4-0 2B BB		0-0 F7			0-0 F7	3	0	1	1	1	0	1
Eddie Mathews, L (1, 5) OBP: 0.364, SLG: 0.524	0-3 K			0-0 1-3 2B		0-3 K			0-3 K	1	0	0	0	0	1	1
Denis Menke, R (2, 5) OBP: 0.290, SLG: 0.250										3	0	1	0	0	2	1
Joe Adcock, R (1, 3) OBP: 0.344, SLG: 0.388	0-0 F8			0-0 P6			0-0 6-3		4-0 1-2 BB	3	0	0	0	1	0	3
Frank Bolling, R (1, 4) OBP: 0.329, SLG: 0.338		0-0 5-3		0-0 F7			0-0 4-3		0-0 F9	4	0	0	0	0	0	4
Joe Torre, R (1, 2) OBP: 0.375, SLG: 0.324		0-3 K		0-3 K			0-0 F3			3	0	0	0	0	2	2
Amado Samuel, R (1, 6) OBP: 0.083, SLG: 0.083		0-0 P4			0-3 K			0-0 F8		3	0	0	0	0	1	0
Carl Willey, R (1, 1)			0-3 K		0-3 K			0-0 F5		1	0	0	0	0	1	0
Ron Piche, R (5, 1)										0	0	0	0	0	0	0
Warren Spahn, L (5, PH) OBP: 0.333, SLG: 0.385										1	0	0	0	0	1	0
Cecil Butler, R (6, 1)										0	0	0	0	0	0	0
Howie Bedell, L (8, PH) OBP: 0.274, SLG: 0.246										1	0	0	0	0	0	0
Tony Cloninger, R (9, 1)										0	0	0	0	0	0	0
Inning Stats	R: 1 E: 0 K: 1 S: 7 H: 2 LOB: 1 BB: 0 P: 7	R: 0 E: 0 K: 1 S: 5 H: 0 LOB: 0 BB: 0 P: 5	R: 0 E: 0 K: 2 S: 7 H: 0 LOB: 0 BB: 0 P: 7	R: 0 E: 0 K: 1 S: 6 H: 1 LOB: 2 BB: 1 P: 10	R: 0 E: 0 K: 3 S: 9 H: 0 LOB: 0 BB: 0 P: 9	R: 0 E: 0 K: 2 S: 7 H: 0 LOB: 0 BB: 0 P: 7	R: 0 E: 0 K: 0 S: 3 H: 0 LOB: 0 BB: 0 P: 3	R: 0 E: 0 K: 0 S: 3 H: 0 LOB: 0 BB: 0 P: 3	R: 0 E: 0 K: 1 S: 6 H: 1 LOB: 2 BB: 1 P: 10	1B: 2 2B: 2 3B: 0 HR: 0 SF: 0 SAC: 0 DP: 0 HBP: 0							

	AB	31
	R	1
	H	4
	RBI	1
	BB	2
	SO	11
	LOB	13

WP: 0 PB: 0 SB: 0 CS: 0 PA: 33

PITCHER	IP	WLS	BF	H	R	ER	SO	BB	IBB	HBP	BLK	WP	HR	S	P	ERA	WHIP
Turk Farrell, R (1, 1) ERA: 1.63	9.0	W	33	4	1	1	11	2	0	0	0	0	0	53	61	1.00	0.667

PITCHER	IP	WLS	BF	H	R	ER	SO	BB	IBB	HBP	BLK	WP	HR	S	P	ERA	WHIP

Batter	1	2	3	4	5	6	7	8	9	AB	R	H	RBI	BB	SO	LOB
Maury Wills, S (1, 6) OBP: 0.260, SLG: 0.261	0-2 ① 6-3		1-0 ② 4-3 1-2 3-H		0-1 ② SF8 3-H		0-1 ① 4-3		4-2 FC4-6 BB	3	0	0	2	1	0	1
Jim Gilliam, S (1, 4) OBP: 0.294, SLG: 0.300	0-0 ② 6-3		2-1 ③ F9		0-0 ③ 3-1		3-1 ② F8		1-1 ② FC4-6 1-2f	5	0	0	0	0	0	4
Willie Davis, L (1, 8) OBP: 0.411, SLG: 0.605	3-1 CS 1B			1-2 WP 3B		0-0 BB 1B 1B	1-3 ③ K		0-2 ③ F5	5	2	3	0	0	1	2
Duke Snider, L (1, 9) OBP: 0.448, SLG: 0.609	1-0 ③ CS 1-2	2-3 ① K		1-1 ① F8 3-H		4-2 1B 1B 1-2 BB		0-1 E3 FC6-4		3	1	0	0	1	1	0
Tommy Davis, R (1, 7) OBP: 0.353, SLG: 0.636		0-3 ② K		2-1 ② 1-3		2-2 G2-5-3 1B 1-3 2-H 1B		2-0 ① FC6-4 CS 1-2f		4	0	1	1	0	1	1
Wally Moon, L (1, 3) OBP: 0.344, SLG: 0.338		2-0 ③ F7		0-3 ③ K		1-1 G2-5-3 1-2 1B 3-H 1B		4-1 ② BLK 1-2 BB		3	1	1	1	1	1	0
Daryl Spencer, R (1, 5) OBP: 0.375, SLG: 0.383			3-2 1B 4-3 2B		1-0 FC4-6 BB SF8 1B	0-0 ① ② G2-5-3 1-2 2-3f		0-1 ③ F8 1-2		4	2	2	0	0	0	3
Doug Camilli, R (1, 2) OBP: 0.818, SLG: 1.500			0-1 4-3 2-3 1B		4-0 FC4-6 1-2 BB	1-0 2-H 1B			0-0 2B	3	0	3	1	1	0	0
Joe Moeller, R (1, 1) Ron Perranoski, L (2, 1) Tim Harkness, L (3, PH) OBP: 0.357, SLG: 0.440 Ed Roebuck, R (3, 1) Ron Fairly, L (5, PH) OBP: 0.348, SLG: 0.242 Pete Richert, L (5, 1) OBP: 0.400, SLG: 0.250 Lee Walls, R (9, PH) OBP: 0.417, SLG: 0.400			2-3 ① K		0-1 ① FC4-6 1-2f 2-3	1-0 ③ 4-3			0-3 ① K	0 0 1 0 1 0 1	0 0 0 0 0 0 0	0 0 0 0 0 0 0	0 0 0 0 0 0 0	0 0 1 0 0 0 0	0 0 2 0 0 0 1	0 0 2 0 2 1 1
Inning Stats	R: 0 H: 1 E: 0 LOB: 0 K: 0 BB: 0 S: 7 P: 11	R: 0 H: 0 E: 0 LOB: 0 K: 2 BB: 0 S: 7 P: 11	R: 1 H: 2 E: 0 LOB: 1 K: 1 BB: 0 S: 11 P: 19	R: 1 H: 1 E: 0 LOB: 0 K: 1 BB: 0 S: 10 P: 14	R: 1 H: 1 E: 0 LOB: 1 K: 0 BB: 1 S: 6 P: 11	R: 3 H: 4 E: 0 LOB: 1 K: 0 BB: 1 S: 12 P: 21	R: 0 H: 0 E: 0 LOB: 0 K: 1 BB: 0 S: 7 P: 11	R: 0 H: 0 E: 1 LOB: 1 K: 0 BB: 1 S: 6 P: 12	R: 0 H: 1 E: 0 LOB: 2 K: 1 BB: 1 S: 12 P: 17	1B: 7 SF: 1 2B: 2 SAC: 0 3B: 1 DP: 1 HR: 0 HBP: 0						WP: 1 PA: 40 PB: 0 SB: 0 CS: 2

PITCHER		IP	WLS	BF	H	R	ER	SO	BB	IBB	HBP	BLK	WP	HR	S	P	ERA	WHIP
Dave Giusti, R ERA: 5.96	(1, 1)	5.0		22	6	5	4	4	2	0	0	0	1	0	45	74	7.20	1.600
Al Cicotte, R ERA: 4.91	(6, 1)	0.0		1	1	0	0	0	0	0	0	0	0	0	3	5	∞	∞
Jim Umbricht, R ERA:	(6, 1)	1.0		4	2	1	0	0	0	0	0	0	0	0	5	8	0.00	2.000
Bobby Tiefenauer, R ERA: 1.29	(7, 1)	3.0	W	12	1	0	0	2	2	0	0	1	0	0	25	40	0.00	1.000

PITCHER	IP	WLS	BF	H	R	ER	SO	BB	IBB	HBP	BLK	WP	HR	S	P	ERA	WHIP

TOP

Los Angeles Dodgers @ Houston Colt 45's

Colt Stadium, Houston, TX

Mon May 07 1962, 8:05 PM EDT

Att. 19,170 - Unknown

livebaseballscorecards.com

AB	34
R	6
H	10
RBI	5
BB	4
SO	6
LOB	17

BOTTOM

Batter	1	2	3	4	5	6	7	8	9	AB	R	H	RBI	BB	SO	LOB
Bob Lillis, R (1, 6) OBP: 0.262, SLG: 0.214	B C M X 1-2 5-3 ①	B B B B 4-0 E BB 1B BB 1-2 2-3 3-H	S X 0-1 FC6-4 ③ 1-2f			X 0-0 F5 ②		B F B X 2-1 F3 ②		4	1	0	1	1	0	2
Al Spangler, L (1, 8) OBP: 0.321, SLG: 0.311 Johnny Weekly, R (6, PH) OBP: 0.345, SLG: 0.478 (7, 9) (8, 7)	B B B B 4-0 1B 1B BB	B F B B C T B 4-2 E 1B BB 1-2 2-3 3-H		B X 2-0 4-3 ①		B S C X 1-2 1-3 ③		C B X 1-1 HR		1 2	1 1	0 1	1 1	2 0	0 0	0 0
Roman Mejias, R (1, 9) OBP: 0.326, SLG: 0.589 (7, 8)	F X 0-1 ② 1-H 1B	F B T F T F B X 2-2 E5 1B 1-2 2-3 3-H		B X 1-0 CS 1B			C F B X 1-2 F5 ①	X 0-0 L8 ③		5	0	2	1	0	0	2
Norm Larker, L (1, 7) OBP: 0.391, SLG: 0.552 (8, 3)	B B S B B 4-1 BB	C X 0-1 G1-6-3 1B 1-2 2-H 3-H		B C B B B 4-1 ② 1-2 BB			B B C B B 4-1 1B HR BB			1	1	1	2	3	0	0
Pidge Browne, L (1, 3) OBP: 0.316, SLG: 0.457 Jim Pendleton, R (7, PH) OBP: 0.302, SLG: 0.481 (8, 9)	B F X 1-1 4-3 ③	S C B X 1-2 ② ③ G1-6-3 1-2f		S X 0-1 4-3 ③			S B F C 1-3 K ②			3 1	0 0	0 0	0 0	0 0	0 1	5 1
Hal Smith, R (1, 2) OBP: 0.299, SLG: 0.444		B B X 2-0 BB E BB 1B	C B S X 1-2 6-3 ①		B C S S 1-3 K2-3 ①		S B B X 2-1 1-2 HR 1B			4	2	2	0	0	1	0
Bob Aspromonte, R (1, 5) OBP: 0.323, SLG: 0.345		C B B F X 2-2 ① F8	C C X 0-2 1B 1B		B X 1-0 G6-4-3 1B		C B B B X 3-1 1-H 2-H HR			4	1	3	3	0	0	1
Joey Amalfitano, R (1, 4) OBP: 0.274, SLG: 0.219		C X 0-1 E6 BB BB 1-2 BB	B X 1-0 FC6-4 1-2 1B		F S B X 1-2 ② ③ G6-4-3 1-2f		X 0-0 ③ F8			4	1	1	0	0	0	2
Dave Giusti, R (1, 1) OBP: 0.500, SLG: 0.429 Al Cicotte, R (6, 1) Jim Umbricht, R (6, 1) Al Heist, R (6, PH) OBP: 0.200, SLG: 0.200 Bobby Tiefenauer, R (7, 1)		B S B F F B B 4-2 BB BB E BB 1-2 2-3	C S B S 1-3 ② K			F B X 1-1 ① L7		C B B X 2-1 ① F9		1 0 0 1 1	1 0 0 0 0	0 0 0 0 0	0 0 0 0 0	1 0 0 0 0	1 0 0 0 0	2 0 0 0 0
Inning Stats	R: 0 E: 0 K: 0 S: 8 H: 1 LOB: 2 BB: 2 P: 18	R: 5 E: 2 K: 0 S: 22 H: 2 LOB: 1 BB: 3 P: 41	R: 0 E: 0 K: 1 S: 12 H: 2 LOB: 2 BB: 0 P: 15	R: 0 E: 0 K: 0 S: 5 H: 1 LOB: 1 BB: 1 P: 12	R: 0 E: 0 K: 1 S: 7 H: 1 LOB: 0 BB: 0 P: 10	R: 0 E: 0 K: 0 S: 6 H: 0 LOB: 0 BB: 0 P: 8	R: 3 E: 0 K: 1 S: 12 H: 2 LOB: 0 BB: 1 P: 23	R: 1 E: 0 K: 0 S: 7 H: 1 LOB: 0 BB: 0 P: 12		1B: 8 2B: 0 3B: 0 HR: 2	SF: 0 SAC: 0 DP: 2 HBP: 0					

PITCHER		IP	WLS	BF	H	R	ER	SO	BB	IBB	HBP	BLK	WP	HR	S	P	ERA	WHIP
Joe Moeller, R ERA: 5.56	(1, 1)	1.1		10	2	4	1	0	4	0	0	0	0	0	17	39	6.75	4.500
Ron Perranoski, L ERA: 2.13	(2, 1)	0.2		4	1	1	0	0	1	0	0	0	0	0	13	20	0.00	3.000
Ed Roebuck, R ERA: 2.93	(3, 1)	2.0		9	3	0	0	1	1	0	0	0	0	0	17	27	0.00	2.000
Pete Richert, L ERA: 5.89	(5, 1)	4.0	L	16	4	4	4	2	1	0	0	0	0	2	32	53	9.00	1.250

PITCHER	IP	WLS	BF	H	R	ER	SO	BB	IBB	HBP	BLK	WP	HR	S	P	ERA	WHIP

Los Angeles Dodgers @ Houston Colt 45's

Colt Stadium, Houston, TX

Mon May 07 1962, 8:05 PM EDT

Att. 19,170 - Unknown

livebaseballscorecards.com

AB	32
R	9
H	10
RBI	9
BB	7
SO	3
LOB	15

HOUSTON COLT 45s

1B: 8 2B: 0 3B: 0 HR: 2 SF: 0 SAC: 0 DP: 2 HBP: 0

WP: 0 PB: 0 SB: 0 CS: 1 PA: 39

Batter	1	2	3	4	5	6	7	8	9	10	AB	R	H	RBI	BB	SO	LOB
Maury Wills, S (1, 6) OBP: 0.271, SLG: 0.274	0-1 1B SF9 1B	2-0 6-3		1-3 K		0-1 G3		0-0 1-2 1B		0-1 WP E 1-2 3-H 1B	6	2	3	1	0	1	1
Jim Gilliam, S (1, 5) OBP: 0.296, SLG: 0.295	1-3 K		0-0 1B SF8 1B	0-1 F8		3-2 F7		2-0 2-3 6-3		4-2 E2 1-H 2-H BB	5	1	1	0	1	1	3
Willie Davis, L (1, 8) OBP: 0.406, SLG: 0.581	0-1 SF9 BB 1-3 1B		0-3 K	4-1 CS BB		0-1 L9			1-2 L8	1-2 F3	5	0	1	0	1	1	3
Duke Snider, L (1, 9) OBP: 0.460, SLG: 0.592	4-2 1-2 BB		3-1 SF8 HBP 1-3 1B 1B	1-1 CS 1-2	4-1 SH1-3 1B BB		1-1 3-1		0-0 F9		3	2	1	0	2	0	0
Tommy Davis, R (1, 7) OBP: 0.358, SLG: 0.634	1-2 SF9 2-3 3-H		3-2 SF8 1-2 1B HBP		1-1 SH1-3 1-2		2-1 1B 1B		2-2 F9		2	1	1	1	0	0	0
Wally Moon, L (1, 3) OBP: 0.347, SLG: 0.345 Tim Harkness, L (10, 3) OBP: 0.357, SLG: 0.440	1-3 K		0-1 SF8 1-2 2-3 3-H		2-1 E 2-H 1B		1-0 G4-6-3 1-3 1B			0-2 4-3	4 0	1 0	2 0	2 0	0 0	1 0	2 0
Doug Camilli, R (1, 2) OBP: 0.625, SLG: 1.067 Norm Sherry, R (10, 2) OBP: 0.257, SLG: 0.188		0-0 1-3	3-2 BB 2-H 3-H 1B		1-3 K		1-0 G4-6-3 1-2f			0-1 F7	5 0	0 0	1 0	2 0	0 0	1 0	3 0
Larry Burright, R (1, 4) OBP: 0.267, SLG: 0.429		0-0 3B	4-0 1-2 BB		0-0 E7 1-H 2B			1-0 L6		0-0 1B 1B	4	1	3	1	1	0	0
Sandy Koufax, R (1, 1) OBP: 0.043, SLG: 0.043 Larry Sherry, R (6, 1) OBP: 0.333, SLG: 0.333 Ron Perranoski, L (9, 1) Frank Howard, R (10, PH) OBP: 0.306, SLG: 0.486 Dick Tracewski, R (10, PR) Ed Roebuck, R (10, 1)		1-3 K	3-3 K		1-3 K			1-1 6-3 1B 1B		1-1 BB WP 1B 1-3 1B	3 1 0 1 0 0	0 0 0 0 1 0	0 1 0 1 0 0	0 0 0 0 0 0	0 0 0 0 0 0	3 0 0 0 0 0	4 0 0 0 0 0
Inning Stats	R: 1 H: 2 E: 0 LOB: 2 K: 2 BB: 1 S: 16 P: 23	R: 0 H: 1 E: 0 LOB: 1 K: 1 BB: 0 S: 7 P: 10	R: 3 H: 3 E: 0 LOB: 2 K: 2 BB: 1 S: 19 P: 35	R: 0 H: 0 E: 0 LOB: 0 K: 1 BB: 1 S: 7 P: 13	R: 2 H: 2 E: 1 LOB: 1 K: 2 BB: 1 S: 12 P: 21	R: 0 H: 0 E: 0 LOB: 0 K: 0 BB: 0 S: 8 P: 11	R: 0 H: 2 E: 0 LOB: 1 K: 0 BB: 0 S: 6 P: 11	R: 0 H: 2 E: 0 LOB: 1 K: 0 BB: 0 S: 5 P: 9	R: 0 H: 0 E: 0 LOB: 0 K: 0 BB: 0 S: 8 P: 11	R: 3 H: 3 E: 1 LOB: 2 K: 0 BB: 1 S: 19 P: 25	1B: 13 SF: 2 2B: 1 SAC: 1 3B: 1 DP: 1 HR: 0 HBP: 1						

PITCHER		IP	WLS	BF	H	R	ER	SO	BB	IBB	HBP	BLK	WP	HR	S	P	ERA	WHIP
Ken Johnson, R ERA: 3.55	(1, 1)	2.2		16	6	4	4	4	1	0	1	0	0	0	38	57	13.50	2.625
Jim Umbricht, R ERA: 2.08	(3, 1)	2.1		11	2	2	2	4	3	0	0	0	0	0	23	45	7.71	2.143
Al Cicotte, R ERA: 3.86	(6, 1)	1.0		3	0	0	0	0	0	0	0	0	0	0	8	11	0.00	0.000
Bobby Tiefenauer, R ERA: 2.04	(7, 1)	3.2	L	16	7	3	2	0	0	0	0	0	0	0	32	45	4.91	1.909
Turk Farrell, R ERA: 1.61	(10, 1)	0.1		2	0	0	0	0	1	0	0	0	1	0	6	11	0.00	3.000

PITCHER	IP	WLS	BF	H	R	ER	SO	BB	IBB	HBP	BLK	WP	HR	S	P	ERA	WHIP

TOP

Los Angeles Dodgers @ Houston Colt 45's

Colt Stadium, Houston, TX

Tue May 08 1962, 8:05 PM EDT

Att. 17,483 - Unknown

livebaseballscorecards.com

AB	39
R	9
H	15
RBI	7
BB	5
SO	8
LOB	16

1B: 13	SF: 2	WP: 1	PA: 49
2B: 1	SAC: 1	PB: 0	
3B: 1	DP: 1	SB: 0	
HR: 0	HBP: 1	CS: 1	

Batter	1	2	3	4	5	6	7	8	9	10	AB	R	H	RBI	BB	SO	LOB
Bob Lillis, R (1, 6) OBP: 0.269, SLG: 0.242	C F B B F S 2-3 ① K		C X 0-1 ② 3-H 2B		X 0-0 ② 6-3	C X 0-1 E6 BB 1-2 2-3 3-H		B F X 1-1 E S 1B		B F X 1-1 ② 5-3	6	0	2	1	0	1	2
Joey Amalfitano, R (1, 4) OBP: 0.286, SLG: 0.228	C C B B X 2-2 ② F7		B B X 2-0 ② 6-3		C B B X 2-1 1B	B C B B B 4-1 FC6-4 1-2 2-3 3-H BB		B F B B X 3-1 ② F8		C F B B F X 2-2 FC5-4 1B	5	0	2	1	1	0	2
Roman Mejias, R (1, 9) OBP: 0.317, SLG: 0.564	B X 1-0 S 1B		C S F C 0-3 ③ K		C F S 0-3 ③ K	B F C X 1-2 ③ FC6-4 1-2f		B S X 1-1 F8 1-3		S B B X 2-1 FC5-4 1-2f	6	0	1	0	0	2	7
Jim Pendleton, R (1, 7) OBP: 0.308, SLG: 0.477	B B S F B S 3-3 ③ K 1-2			B X 1-0 1B 1B		S B B S F S 2-3 ① K	B F X 1-1 3B 1B		X 0-0 ① F2		5	1	2	0	0	2	1
Carl Warwick, R (1, 8) OBP: 0.387, SLG: 0.444		B C F F F B X 2-2 ① L8		B X 1-0 1-2 1B		B B B B 4-0 HBP 1B BB BB	X 0-0 ① F8		C B F S 1-3 K BB		4	1	1	0	1	1	1
Bob Aspromonte, R (1, 5) OBP: 0.337, SLG: 0.374		B B X 2-0 ② 6-3		B F X 1-1 ① F2		B X 1-0 BB HBP E 1-2 1B	C S B X 1-2 SF7 1-H 3B		B B B C F B 4-2 1-2 BB		4	2	2	1	1	0	2
Dick Gernert, R (1, 3) OBP: 0.360, SLG: 0.238 Norm Larker, L (7, PH) (8, 3) OBP: 0.380, SLG: 0.542		B C B C B X 3-2 ③ F8		C B B F S 2-3 ② K		F C C 0-3 ② K	F B F X 1-2 ② SF7 3-H		B B C B S C 3-3 ② K		3 1	0 0	0 0	0 1	0 0	2 1	4 2
Merritt Ranew, L (1, 2) OBP: 0.273, SLG: 0.429			S B X 1-1 2B 3B	B B X 2-0 ③ F3		B B F C H 3-2 E BB BB 1-2 2-3 HBP	C S F X 0-2 ③ 6-3		B X 1-0 ③ 3-1		4	2	1	0	0	0	4
Ken Johnson, R (1, 1) Jim Umbricht, R (0, 1) Johnny Weekly, R (5, PH) OBP: 1.000, SLG: 0.400 Al Cicotte, R (6, 1) Al Heist, R (8, PH) OBP: 0.200, SLG: 0.200 Dave Giusti, R (9, PH) OBP: 0.000, SLG: 0.000 Bobby Tiefenauer, R (7, 1) Turk Farrell, R (10, 1) OBP: 0.000, SLG: 0.000 Pidge Browne, L (10, PH) OBP: 0.000, SLG: 0.000			C S F S 0-3 ① K		C B B X 2-1 ① F3	C F B B B B 4-2 BB E 1-2 2-3 3-H BB		X 0-0 ① F8		B S F B X 2-2 1-4-3	0 1 1 0 0 0 0 1 0	0 0 0 0 0 0 0 0 0	0 0 0 0 0 1 0 0 0	0 0 0 0 0 1 0 0 0	0 0 0 0 0 0 0 0 0	0 0 0 0 0 0 0 0 0	0 1 0 0 0 0 0 0 0
Inning Stats	R: 0 H: 1 E: 0 LOB: 1 K: 2 BB: 0 S: 11 P: 19	R: 0 H: 0 E: 0 LOB: 0 K: 0 BB: 0 S: 10 P: 17	R: 1 H: 2 E: 0 LOB: 1 K: 2 BB: 0 S: 12 P: 15	R: 0 H: 2 E: 0 LOB: 2 K: 1 BB: 0 S: 8 P: 15	R: 0 H: 1 E: 0 LOB: 1 K: 1 BB: 0 S: 8 P: 12	R: 3 H: 1 E: 1 LOB: 3 K: 2 BB: 3 S: 18 P: 37	R: 2 H: 2 E: 0 LOB: 0 K: 0 BB: 0 S: 13 P: 16	R: 0 H: 1 E: 0 LOB: 1 K: 0 BB: 0 S: 7 P: 12	R: 0 H: 0 E: 0 LOB: 2 K: 2 BB: 1 S: 10 P: 19	R: 0 H: 1 E: 0 LOB: 1 K: 0 BB: 0 S: 11 P: 18	1B: 8 2B: 1 3B: 2 HR: 0	SF: 1 SAC: 0 DP: 0 HBP: 1	WP: 0 PB: 1 SB: 2 CS: 0	PA: 48			

PITCHER		IP	WLS	BF	H	R	ER	SO	BB	IBB	HBP	BLK	WP	HR	S	P	ERA	WHIP
Sandy Koufax, L ERA: 2.55	(1, 1)	5.2		27	7	4	2	8	2	0	1	0	0	0	61	104	3.18	1.588
Larry Sherry, R ERA: 3.38	(6, 1)	2.2		15	3	2	2	1	2	0	0	0	0	0	32	50	6.75	1.875
Ron Perranoski, L ERA: 2.03	(9, 1)	0.2	W	2	0	0	0	1	0	0	0	0	0	0	4	8	0.00	0.000
Ed Roebuck, R ERA: 2.76	(10, 1)	1.0	S	4	1	0	0	0	0	0	0	0	0	0	11	18	0.00	1.000

PITCHER	IP	WLS	BF	H	R	ER	SO	BB	IBB	HBP	BLK	WP	HR	S	P	ERA	WHIP

BOTTOM

Los Angeles Dodgers @ Houston Colt 45's

Colt Stadium, Houston, TX

Tue May 08 1962, 8:05 PM EDT

Att. 17,483 - Unknown

livebaseballscorecards.com

AB	42
R	6
H	11
RBI	5
BB	4
SO	10
LOB	26

Los Angeles Dodgers @ Houston Colt 45's

Colt Stadium, Houston, TX

Wed May 09 1962, 8:05 PM EDT

Att. 12,684 - Unknown

TOP

livebaseballscorecards.com

Batter	1	2	3	4	5	6	7	8	9	AB	R	H	RBI	BB	SO	LOB
Maury Wills, S (1, 6) OBP: 0.276, SLG: 0.279	F9	F2		F8			1B 2B 1B		E 1B	5	2	2	0	0	0	3
Jim Gilliam, S (1, 5) OBP: 0.308, SLG: 0.309	BB 1B 1B	L6		4-1			2B 1-3 1B		E 1-3 1B	5	2	3	0	0	0	3
Willie Davis, L (1, 8) OBP: 0.416, SLG: 0.589	1B 5-3 1-2 BB		F5		FC5-4 1B		1-3 3-H 2B		E4 1B 1-2 3-H 1B	4	2	2	2	1	0	1
Tommy Davis, R (1, 7) OBP: 0.360, SLG: 0.623	1-3 2-H 1B		F4		FC5-4 CS 1-2f		K		1B 1B SF9 1-3 2-H 1B	5	1	2	2	0	1	3
Frank Howard, R (1, 9) OBP: 0.282, SLG: 0.447	5-3 3-H		K		L8		K		SF9 1B WP 1-2 3-H 1B	3	0	0	1	0	1	2
Duke Snider, L (7, PH) (7, 9) OBP: 0.453, SLG: 0.580										1	0	0	0	0	1	2
Lee Walls, R (9, PH) (9, 9) OBP: 0.440, SLG: 0.429										1	1	1	1	0	0	0
Wally Moon, L (1, 3) OBP: 0.379, SLG: 0.368	BB			1B 1B	CS 1-2	CS 1B		6-3 SH3 BB	WP SF9 1-2 2-3 1B	3	1	3	0	2	0	0
Doug Camilli, R (1, 2) OBP: 0.526, SLG: 0.889	F7			F8	F4 1-2			SH3 1-2	L5	3	0	0	0	0	0	4
Norm Sherry, R (8, 2) OBP: 0.250, SLG: 0.182										1	0	0	0	0	0	3
Larry Burright, R (1, 4) OBP: 0.250, SLG: 0.389		K		1B 1-2 1B	L4			6-3 2-3	SF9 1-2 2-3 3-H	4	0	1	1	0	1	1
Johnny Podres, L (1, 1) OBP: 0.222, SLG: 0.294		2B		1-2 2-H 1B			L7	1-3	F8 2-3 3-H	5	0	2	1	0	0	2
Inning Stats	R: 2 E: 0 K: 0 S: 14 H: 2 LOB: 2 BB: 2 P: 29	R: 0 E: 0 K: 1 S: 9 H: 1 LOB: 1 BB: 0 P: 13	R: 0 E: 0 K: 1 S: 8 H: 0 LOB: 0 BB: 0 P: 13	R: 1 E: 0 K: 0 S: 12 H: 3 LOB: 2 BB: 0 P: 20	R: 0 E: 0 K: 0 S: 7 H: 1 LOB: 0 BB: 0 P: 12	R: 0 E: 0 K: 0 S: 6 H: 1 LOB: 0 BB: 0 P: 11	R: 1 E: 0 K: 2 S: 16 H: 3 LOB: 2 BB: 0 P: 24	R: 0 E: 0 K: 0 S: 6 H: 0 LOB: 1 BB: 1 P: 11	R: 5 E: 1 K: 0 S: 20 H: 5 LOB: 1 BB: 0 P: 27	1B: 14 2B: 2 3B: 0 HR: 0 SF: 1 SAC: 1 DP: 0 HBP: 0							

AB	40
R	9
H	16
RBI	8
BB	3
SO	4
LOB	24

WP: 1 PB: 0 SB: 0 CS: 2 PA: 46

PITCHER	IP	WLS	BF	H	R	ER	SO	BB	IBB	HBP	BLK	WP	HR	S	P	ERA	WHIP
Dean Stone, L (1, 1) ERA: 4.25	6.1	L	30	11	4	4	2	2	0	0	0	0	0	66	112	5.68	2.053
Jim Golden, R (7, 1) ERA: 2.18	0.2		2	0	0	0	2	0	0	0	0	0	0	6	10	0.00	0.000
Dave Giusti, R (8, 1) ERA: 6.85	1.0		8	3	4	3	0	1	0	0	0	0	0	17	25	27.00	4.000
Hal Woodeshick, L (9, 1) ERA: 2.45	1.0		5	2	1	0	0	0	0	0	0	1	0	9	13	0.00	2.000

PITCHER	IP	WLS	BF	H	R	ER	SO	BB	IBB	HBP	BLK	WP	HR	S	P	ERA	WHIP

Batter	1	2	3	4	5	6	7	8	9	AB	R	H	RBI	BB	SO	LOB
Bob Lillis, R (1, 6) OBP: 0.250, SLG: 0.224	F8		F2		5-3		B1-3		F5	5	0	0	0	0	0	4
Joey Amalfitano, R (1, 4) OBP: 0.282, SLG: 0.226	K		5-3		K			BB, E, 1B	FC5-4 1-2f 3-H	5	0	1	1	0	2	2
Roman Mejias, R (1, 9) OBP: 0.321, SLG: 0.552	FC6-4, BB			G5-4-3, 1B		F7		F8	L8	4	0	1	0	1	0	2
Jim Pendleton, R (1, 7) OBP: 0.295, SLG: 0.456	FC6-4 1-2f			G5-4-3 1-2f		F9		F7		4	0	0	0	0	0	3
Carl Warwick, R (1, 8) OBP: 0.371, SLG: 0.419		K		BB, 1B		K		E1, BB 1-2		4	0	1	0	0	2	1
Bob Aspromonte, R (1, 5) OBP: 0.343, SLG: 0.372		6-3		BB 1-2			6-3	BB 1-2 2-3		3	0	1	0	1	0	0
Dick Gernert, R (1, 3) OBP: 0.345, SLG: 0.208		6-3		BB 1-2 2-3			F7	K		3	0	0	0	1	1	3
Merritt Ranew, L (1, 2) OBP: 0.313, SLG: 0.543			3B	4-3			WP, 3B		1B, FC5-4	4	2	3	0	0	0	3
Dean Stone, L (1, 1) OBP: 0.308, SLG: 0.308 Jim Golden, L (7, 1) OBP: 0.250, SLG: 0.375 Johnny Weekly, R (7, PH) OBP: 0.355, SLG: 0.458 Dave Giusti, R (8, 1) OBP: 0.500, SLG: 0.429 Hal Woodeshick, R (9, 1) Don Buddin, R (9, PH) OBP: 0.366, SLG: 0.258			F4		F7		BB 3-H		FC5-4 1-3	2 0 0 0 0 1	0 0 0 0 0 0	0 0 0 0 0 1	0 0 0 0 0 0	0 0 0 0 0 0	0 0 0 0 0 0	1 0 0 0 0 0
Inning Stats	R: 0 E: 0 K: 1 S: 8 H: 0 LOB: 1 BB: 1 P: 16	R: 0 E: 0 K: 1 S: 9 H: 0 LOB: 0 BB: 0 P: 12	R: 0 E: 0 K: 0 S: 6 H: 1 LOB: 1 BB: 0 P: 7	R: 0 E: 0 K: 0 S: 11 H: 3 LOB: 3 BB: 1 P: 19	R: 0 E: 0 K: 1 S: 9 H: 0 LOB: 0 BB: 0 P: 12	R: 0 E: 0 K: 1 S: 6 H: 0 LOB: 0 BB: 0 P: 10	R: 1 E: 0 K: 0 S: 9 H: 1 LOB: 1 BB: 1 P: 16	R: 0 E: 1 K: 1 S: 13 H: 1 LOB: 3 BB: 1 P: 22	R: 1 E: 0 K: 0 S: 10 H: 2 LOB: 1 BB: 0 P: 13	1B: 6 2B: 0 3B: 2 HR: 0	SF: 0 SAC: 0 DP: 1 HBP: 0					

PITCHER		IP	WLS	BF	H	R	ER	SO	BB	IBB	HBP	BLK	WP	HR	S	P	ERA	WHIP
Johnny Podres, L ERA: 4.56	(1, 1)	9.0	W	39	8	2	2	5	4	0	0	0	1	0	81	127	2.00	1.333

PITCHER	IP	WLS	BF	H	R	ER	SO	BB	IBB	HBP	BLK	WP	HR	S	P	ERA	WHIP

BOTTOM

Los Angeles Dodgers @ Houston Colt 45's

Colt Stadium, Houston, TX

Wed May 09 1962, 8:05 PM EDT

Att. 12,684 - Unknown

livebaseballscorecards.com

AB	35
R	2
H	8
RBI	1
BB	4
SO	5
LOB	19

1B: 6	SF: 0	WP: 1	PA: 39
2B: 0	SAC: 0	PB: 0	
3B: 2	DP: 1	SB: 0	
HR: 0	HBP: 0	CS: 0	

Batter	1	2	3	4	5	6	7	8	9	AB	R	H	RBI	BB	SO	LOB
Maury Wills, S (1, 6) OBP: 0.273, SLG: 0.270	C B H 2-1 S S HBP		C C B B S 2-3 ② K		F B B B X 3-1 ① 1-3		B B C C X 2-2 E4 1B SF7		C F X 0-2 ② 1-3	4	1	0	0	0	1	0
Jim Gilliam, S (1, 5) OBP: 0.323, SLG: 0.319 Andy Carey, R (7, 5) OBP: 0.375, SLG: 0.429	B B B C C B 4-2 S 1-2 BB		B C C F X 1-2 1B		B C C B B X 3-2 ② 4-3		B C B X 2-1 CS 1-3 1B		B B B X 3-0 BB 1B	3 1	0 0	2 1	0 0	1 0	0 0	0 0
Willie Davis, L (1, 8) OBP: 0.406, SLG: 0.570	S B C B F F F B F 3-2 ① X F3		B S X 1-1 ③ 6-3		S L B F X 1-2 ③ F8		X 0-0 ② SF7 3-H		F B B B S B 4-2 FC4 1-2 BB	3	0	0	1	1	0	3
Wally Moon, L (1, 3) OBP: 0.370, SLG: 0.352	C B S B B S 3-3 ② K 1-2 2-3			B L L X 1-2 ① 3-1		C B B B B 4-1 1B SF7 BB	F B S B 2-2 ③ CS 1-2	B B C S X 2-2 ① 4-3	B X 1-0 ③ FC4 1-2f	4	1	0	0	1	1	4
Tommy Davis, R (1, 7) OBP: 0.348, SLG: 0.600	F F B F F B B S 3-3 ③ K			B B C C F F F X 2-2 ② F9		X 0-0 ① F2		C B S B X 2-2 ② 1-3		4	0	0	0	0	1	3
Ron Fairly, L (1, 9) OBP: 0.380, SLG: 0.257		B B B C C X 3-2 ① F8		B B B B 4-0 BB HR BB		S C X 0-2 1-3 1B		B B C B B 4-1 3B BB		2	2	1	0	2	0	0
John Roseboro, L (1, 2) OBP: 0.422, SLG: 0.462		C S S X 0-2 ② 4-3		B B B B 4-0 1-2 HR BB		B X 1-0 ② SF7 3-H		X 0-0 1-H 3B		2	1	1	2	1	0	0
Larry Burright, R (1, 4) OBP: 0.250, SLG: 0.500		C B B S S S 2-3 ③ K		B S B X 2-1 1-H 2-H HR		C S S 0-3 ③ K		M X 0-1 ③ F8		4	1	1	3	0	2	2
Don Drysdale, R (1, 1) OBP: 0.429, SLG: 0.500			C B B S B S 3-3 ① K	B C C S 1-3 ③ K			C F B B C 2-3 ① K		X 0-0 ① 6-3	4	0	0	0	0	3	0
Inning Stats	R: 0 H: 0 E: 0 LOB: 2 K: 2 BB: 1 S: 18 P: 33	R: 0 H: 0 E: 0 LOB: 0 K: 1 BB: 0 S: 9 P: 14	R: 0 H: 1 E: 0 LOB: 1 K: 2 BB: 0 S: 12 P: 19	R: 3 H: 1 E: 0 LOB: 0 K: 1 BB: 2 S: 14 P: 28	R: 0 H: 0 E: 0 LOB: 0 K: 0 BB: 0 S: 9 P: 16	R: 1 H: 1 E: 0 LOB: 1 K: 1 BB: 1 S: 9 P: 14	R: 1 H: 1 E: 1 LOB: 0 K: 1 BB: 0 S: 11 P: 19	R: 1 H: 1 E: 0 LOB: 1 K: 0 BB: 1 S: 10 P: 18	R: 0 H: 1 E: 0 LOB: 2 K: 0 BB: 1 S: 8 P: 16	1B: 4 SF: 2 2B: 0 SAC: 0 3B: 1 DP: 0 HR: 1 HBP: 1						WP: 0 PA: 41 PB: 0 SB: 3 CS: 1	

PITCHER		IP	WLS	BF	H	R	ER	SO	BB	IBB	HBP	BLK	WP	HR	S	P	ERA	WHIP
Bob Bruce, R ERA: 2.21	(1, 1)	8.0	L	35	5	6	5	8	5	0	1	0	0	1	92	161	5.62	1.250
Don McMahon, R ERA: 4.5	(9, 1)	1.0		5	1	0	0	0	1	0	0	0	0	0	8	16	0.00	2.000

PITCHER	IP	WLS	BF	H	R	ER	SO	BB	IBB	HBP	BLK	WP	HR	S	P	ERA	WHIP

TOP

Los Angeles Dodgers @ Houston Colt 45's

Colt Stadium, Houston, TX

Thu May 10 1962, 8:05 PM EDT

Att. 15,076 - Unknown

livebaseballscorecards.com

AB	31
R	6
H	6
RBI	6
BB	6
SO	8
LOB	12

Batter	1	2	3	4	5	6	7	8	9	AB	R	H	RBI	BB	SO	LOB
Bob Lillis, R (1, 6) OBP: 0.237, SLG: 0.211	F3	FC6-4 1-2f			F7			K		4	0	0	0	0	1	3
Al Spangler, L (1, 7) OBP: 0.306, SLG: 0.295 Don McMahon, R (9, 1)	L7		G3			6-3		F7		4 0	0 0	0 0	0 0	0 0	0 0	1 0
Roman Mejias, R (1, 9) OBP: 0.318, SLG: 0.569	IHR		1-3			6-3			K	4	1	1	1	0	1	0
Norm Larker, L (1, 3) OBP: 0.373, SLG: 0.516 (9, 7)	FC6-4 BB		6-3			3-1			K	3	0	0	0	1	1	0
Carl Warwick, R (1, 8) OBP: 0.359, SLG: 0.486	FC6-4 1-2f			L6			F2		HR	4	1	1	1	0	0	1
Merritt Ranew, L (1, 2) OBP: 0.308, SLG: 0.540		FC6-5 2B		K			4-3		F7	4	0	1	0	0	1	0
Bob Aspromonte, R (1, 5) OBP: 0.333, SLG: 0.361		F3		F3			5-3			3	0	0	0	0	0	1
Joey Amalfitano, R (1, 4) OBP: 0.275, SLG: 0.220		FC6-5 BB 2-3			F2			F4		3	0	0	0	0	0	1
Bob Bruce, R (1, 1) OBP: 0.333, SLG: 0.200 Pidge Browne, L (8, PH) OBP: 0.325, SLG: 0.444 (9, 3)		FC6-4 BB 1-2			K			BB		1 0	0 0	0 0	0 0	1 0	1 0	0 0
Inning Stats	R: 1 E: 0 K: 0 S: 9 H: 1 LOB: 1 BB: 1 P: 17	R: 0 E: 0 K: 0 S: 10 H: 1 LOB: 2 BB: 1 P: 19	R: 0 E: 0 K: 0 S: 7 H: 0 LOB: 0 BB: 0 P: 10	R: 0 E: 0 K: 1 S: 8 H: 0 LOB: 0 BB: 0 P: 11	R: 0 E: 0 K: 1 S: 6 H: 0 LOB: 0 BB: 0 P: 8	R: 0 E: 0 K: 0 S: 10 H: 0 LOB: 0 BB: 0 P: 12	R: 0 E: 0 K: 0 S: 6 H: 0 LOB: 0 BB: 0 P: 8	R: 0 E: 0 K: 1 S: 11 H: 0 LOB: 1 BB: 1 P: 15	R: 1 E: 0 K: 2 S: 9 H: 1 LOB: 0 BB: 0 P: 13	1B: 0 2B: 1 3B: 0 HR: 2 SF: 0 SAC: 0 DP: 0 HBP: 0						

PITCHER	IP	WLS	BF	H	R	ER	SO	BB	IBB	HBP	BLK	WP	HR	S	P	ERA	WHIP
Don Drysdale, R (1, 1) ERA: 2.98	9.0	W	33	3	2	2	5	3	0	0	0	0	1	76	113	2.00	0.667

PITCHER	IP	WLS	BF	H	R	ER	SO	BB	IBB	HBP	BLK	WP	HR	S	P	ERA	WHIP

BOTTOM

Los Angeles Dodgers @ Houston Colt 45's

Colt Stadium, Houston, TX

Thu May 10 1962, 8:05 PM EDT

Att. 15,076 - Unknown

livebaseballscorecards.com

AB	30
R	2
H	3
RBI	2
BB	3
SO	5
LOB	7

San Francisco Giants @ Houston Colt 45's

Colt Stadium, Houston, TX

Fri May 11 1962, 8:05 PM EDT

Att. 19,003 - Unknown - 76 F

TOP

livebaseballscorecards.com

Batter	1	2	3	4	5	6	7	8	9	AB	R	H	RBI	BB	SO	LOB
Chuck Hiller, L (1, 4) OBP: 0.346, SLG: 0.341	F8	F6			G4-6-3 1-2f		1B			4	0	1	0	0	0	2
Willie Mays, R (1, 8) OBP: 0.417, SLG: 0.630	S 1B BB		K		2B		F8			3	0	1	0	1	1	1
Willie McCovey, L (1, 7) OBP: 0.476, SLG: 0.833	S 1-2 1B		K		4-3			1-3		4	0	1	0	0	1	1
Orlando Cepeda, R (1, 3) OBP: 0.366, SLG: 0.615	K 1-2 2-3		6-3			K		K		4	0	0	0	0	3	2
Felipe Alou, R (1, 9) OBP: 0.380, SLG: 0.517	BB			5-3 1B		K		6-3		3	0	1	0	1	1	0
Tom Haller, L (1, 2) OBP: 0.393, SLG: 0.652	P5			K		BB			F6	3	0	0	0	1	1	4
Jose Pagan, R (1, 6) OBP: 0.308, SLG: 0.395		6-3		5-3 1-2		F8			F4	4	0	0	0	0	0	2
Jim Davenport, R (1, 5) OBP: 0.387, SLG: 0.490		SH1-4 1B		K			F4		F9	4	0	1	0	0	1	1
Gaylord Perry, R (1, 1)		SH1-4 1-2			G4-6-3 1B		K			0	0	0	0	0	0	0
Don Larsen, R (2, 1) OBP: 0.333, SLG: 0.333										1	0	1	0	0	0	0
Mike McCormick, L (7, PH) OBP: 0.333, SLG: 1.333										1	0	0	0	0	1	0
(7, 1)																

	AB	31
	R	0
	H	6
	RBI	0
	BB	3
	SO	9
	LOB	13

Inning Stats	1	2	3	4	5	6	7	8	9
	R: 0 E: 0 K: 1 S: 6	H: 1 LOB: 3 BB: 2 P: 14	R: 0 E: 0 K: 0 S: 4	H: 1 LOB: 1 BB: 0 P: 4	R: 0 E: 0 K: 2 S: 7	H: 0 LOB: 0 BB: 0 P: 7	R: 0 E: 0 K: 2 S: 8	H: 1 LOB: 1 BB: 0 P: 8	R: 0 E: 0 K: 0 S: 4	H: 2 LOB: 1 BB: 0 P: 4	R: 0 E: 0 K: 2 S: 7	H: 0 LOB: 1 BB: 1 P: 11	R: 0 E: 0 K: 1 S: 6	H: 1 LOB: 1 BB: 0 P: 6	R: 0 E: 0 K: 1 S: 5	H: 0 LOB: 0 BB: 0 P: 5	R: 0 E: 0 K: 0 S: 3	H: 0 LOB: 0 BB: 0 P: 3

	1B: 5	SF: 0	WP: 0	PA: 35
	2B: 1	SAC: 1	PB: 0	
	3B: 0	DP: 1	SB: 2	
	HR: 0	HBP: 0	CS: 0	

PITCHER	IP	WLS	BF	H	R	ER	SO	BB	IBB	HBP	BLK	WP	HR	S	P	ERA	WHIP
Turk Farrell, R (1, 1) ERA: 1.22	9.0	W	35	6	0	0	9	3	0	0	0	0	0	50	62	0.00	1.000

PITCHER	IP	WLS	BF	H	R	ER	SO	BB	IBB	HBP	BLK	WP	HR	S	P	ERA	WHIP

BOTTOM

San Francisco Giants @ Houston Colt 45's

Colt Stadium, Houston, TX

Fri May 11 1962, 8:05 PM EDT

Att. 19,003 - Unknown - 76 F

livebaseballscorecards.com

Batter	1	2	3	4	5	6	7	8	9	AB	R	H	RBI	BB	SO	LOB
Bob Lillis, R (1, 6) OBP: 0.225, SLG: 0.203	0-0 G3		0-3 K2-3		0-0 F6		0-0 SF7 3-H			3	0	0	1	0	1	0
Joey Amalfitano, R (1, 4) OBP: 0.266, SLG: 0.212	0-0 F8		0-0 F9		0-0 1-3		0-0 F2			4	0	0	0	0	0	0
Roman Mejias, R (1, 9) OBP: 0.307, SLG: 0.549	0-0 G3		0-0 F6			0-3 K		0-0 E6 FC1-6		4	0	0	0	0	1	0
Norm Larker, L (1, 7) OBP: 0.372, SLG: 0.500 Jim Pendleton, R (7, 7) OBP: 0.292, SLG: 0.451		4-0 BB 2B BB		0-0 F9		0-3 K		0-0 FC1-6 1-2f		2 1	1 0	0 0	0 0	1 0	1 0	0 1
Pidge Browne, L (1, 3) OBP: 0.341, SLG: 0.436		4-0 1-2 BB 2B		0-3 K		0-0 FC6-4 1B		0-0 F8		3	1	1	0	1	1	1
Carl Warwick, R (1, 8) OBP: 0.349, SLG: 0.487		0-0 4-3 1-H 2-H 1B 2B		0-3 K		0-0 FC6-4 1-2f		0-3 K		4	1	1	2	0	2	2
Merritt Ranew, L (1, 2) OBP: 0.327, SLG: 0.596		0-0 4-3 2-3			0-0 HR		4-0 E S 2B BB			2	2	1	1	1	0	1
Bob Aspromonte, R (1, 5) OBP: 0.342, SLG: 0.380		0-0 B1-4-6 3-H 1B			0-0 F8		0-0 F8 1-H SF7 2B			3	1	2	2	0	0	0
Turk Farrell, R (1, 1) OBP: 0.182, SLG: 0.455		0-0 B1-4-6 1-2f			0-0 HR		0-0 F8 2-3			3	1	1	1	0	0	2
Inning Stats	R: 0 E: 0 K: 0 S: 3 H: 0 LOB: 0 BB: 0 P: 3	R: 3 E: 0 K: 0 S: 4 H: 2 LOB: 0 BB: 2 P: 12	R: 0 E: 0 K: 1 S: 5 H: 0 LOB: 0 BB: 0 P: 5	R: 0 E: 0 K: 2 S: 7 H: 0 LOB: 0 BB: 0 P: 7	R: 2 E: 0 K: 0 S: 5 H: 2 LOB: 0 BB: 0 P: 5	R: 0 E: 0 K: 2 S: 8 H: 1 LOB: 1 BB: 0 P: 8	R: 2 E: 0 K: 0 S: 4 H: 1 LOB: 0 BB: 1 P: 8	R: 0 E: 1 K: 1 S: 6 H: 0 LOB: 1 BB: 0 P: 6		1B: 2 2B: 2 3B: 0 HR: 2	SF: 1 SAC: 0 DP: 1 HBP: 0			WP: 0 PB: 0 SB: 1 CS: 0	PA: 33		

	AB	29
	R	7
	H	6
	RBI	7
	BB	3
	SO	6
	LOB	7

PITCHER		IP	WLS	BF	H	R	ER	SO	BB	IBB	HBP	BLK	WP	HR	S	P	ERA	WHIP
Gaylord Perry, R ERA: 6.0	(1, 1)	1.1	L	8	2	3	3	0	2	0	0	0	0	0	6	14	20.25	3.000
Don Larsen, R ERA: 3.79	(2, 1)	4.2		16	3	2	2	5	0	0	0	0	0	2	26	26	3.86	0.643
Mike McCormick, L ERA: 8.64	(7, 1)	2.0		9	1	2	2	1	1	0	0	0	0	0	10	14	9.00	1.000

PITCHER	IP	WLS	BF	H	R	ER	SO	BB	IBB	HBP	BLK	WP	HR	S	P	ERA	WHIP

Batter	1	2	3	4	5	6	7	8	9	AB	R	H	RBI	BB	SO	LOB
Manny Mota, R (1, 7) (6, 8) OBP: 0.302, SLG: 0.275	1-3	6-3		E4 1B	6-3			4-3		5	1	0	0	0	0	1
Chuck Hiller, L (1, 4) OBP: 0.348, SLG: 0.339	F3	BBBB PB BB		1B 1-2 1B 1B		1-3		G3		4	1	1	0	1	0	0
Willie Mays, R (1, 8) OBP: 0.404, SLG: 0.607	F9	6-3 1-2 2-3		F7		F7		1B		4	0	0	0	0	0	4
Willie McCovey, L (6, 7) OBP: 0.500, SLG: 0.842										1	0	1	0	0	0	0
Orlando Cepeda, R (1, 3) OBP: 0.375, SLG: 0.612		BBBB BB 1B BB	5-3	1B 1-3 2-H HR 1B		F9		1-2 1B		4	2	2	1	1	0	0
Felipe Alou, R (1, 9) OBP: 0.388, SLG: 0.520		BB 1-2 1B 1B	SSS K	HR 1-3 3-H 1B			2B G3 1B	F5		5	3	3	1	0	1	2
Jim Davenport, R (1, 5) OBP: 0.387, SLG: 0.510		BBBB 1B 1B E 1-2 2-3 BB	E3	HR 2-H 3-H			F8		6-3	4	2	1	3	1	0	1
Jose Pagan, R (1, 6) OBP: 0.312, SLG: 0.403		E E 1-2 2-H 3-H 1B	SSS K	5-3			1-3 2B		5-3	5	1	2	2	0	1	1
Ed Bailey, L (1, 2) OBP: 0.396, SLG: 0.575		SSS K		E8 1B 1B	F8		G3 3-H		F4	5	1	1	1	0	1	3
Juan Marichal, R (1, 1) OBP: 0.304, SLG: 0.286		E2 PB 1-H 2-H 1B		3-H 1B	4-3		SSS K			4	0	2	1	0	1	1
Inning Stats	R: 0 E: 0 K: 0 S: 3 H: 0 LOB: 0 BB: 0 P: 3	R: 4 E: 1 K: 1 S: 8 H: 3 LOB: 2 BB: 3 P: 20	R: 0 E: 1 K: 2 S: 8 H: 0 LOB: 1 BB: 0 P: 8	R: 6 E: 2 K: 0 S: 9 H: 6 LOB: 0 BB: 0 P: 9	R: 0 E: 0 K: 0 S: 3 H: 0 LOB: 0 BB: 0 P: 3	R: 0 E: 0 K: 0 S: 3 H: 0 LOB: 0 BB: 0 P: 3	R: 1 E: 0 K: 1 S: 7 H: 2 LOB: 1 BB: 0 P: 7	R: 0 E: 0 K: 0 S: 5 H: 2 LOB: 2 BB: 0 P: 5	R: 0 E: 0 K: 0 S: 3 H: 0 LOB: 0 BB: 0 P: 3	1B: 11 2B: 1 3B: 0 HR: 1	SF: 0 SAC: 0 DP: 0 HBP: 0						

TOP

San Francisco Giants @ Houston Colt 45's

Colt Stadium, Houston, TX

Sat May 12 1962, 8:05 PM EDT

Att. 26,311 - Unknown - 77 F

livebaseballscorecards.com

AB	41
R	11
H	13
RBI	9
BB	3
SO	4
LOB	13

PITCHER		IP	WLS	BF	H	R	ER	SO	BB	IBB	HBP	BLK	WP	HR	S	P	ERA	WHIP
Hal Woodeshick, L ERA: 2.82	(1, 1)	1.2	L	11	3	4	2	1	3	0	0	0	0	0	10	22	10.80	3.600
Jim Golden, R ERA: 2.25	(2, 1)	3.1		17	6	6	1	2	0	0	0	0	0	1	21	21	2.70	1.800
John Anderson, R ERA: 2.16	(6, 1)	2.0		8	2	1	1	1	0	0	0	0	0	0	10	10	4.50	1.000
Don McMahon, R ERA: 3.0	(8, 1)	2.0		8	2	0	0	0	0	0	0	0	0	0	8	8	0.00	1.000

PITCHER	IP	WLS	BF	H	R	ER	SO	BB	IBB	HBP	BLK	WP	HR	S	P	ERA	WHIP

BOTTOM

San Francisco Giants @ Houston Colt 45's

Colt Stadium, Houston, TX

Sat May 12 1962, 8:05 PM EDT

Att. 26,311 - Unknown - 77 F

livebaseballscorecards.com

Batter	1	2	3	4	5	6	7	8	9	AB	R	H	RBI	BB	SO	LOB
Bob Lillis, R (1, 6) (7, 4) OBP: 0.226, SLG: 0.205	K		FC6-4 (1-2f)			1-3 1B		F4		4	0	1	0	0	1	1
Joey Amalfitano, R (1, 4) OBP: 0.260, SLG: 0.207	F5			F6		F6		BB FC8-6		3	0	0	0	0	0	1
Don Buddin, R (7, 6) OBP: 0.381, SLG: 0.258										0	0	0	0	1	0	0
Roman Mejias, R (1, 9) OBP: 0.305, SLG: 0.538	K			1B		1-3 1-2		FC8-6 (1-2f)		4	0	1	0	0	1	2
Jim Busby, R (9, 9)										0	0	0	0	0	0	0
Norm Larker, L (1, 7) OBP: 0.366, SLG: 0.478		4-3		F9		BB		F4		3	0	0	0	1	0	2
Pidge Browne, L (1, 3) OBP: 0.313, SLG: 0.395		F7		3-1		4-3			F5	4	0	0	0	0	0	3
Carl Warwick, R (1, 8) OBP: 0.319, SLG: 0.442		F8			F6		4-3		F7	4	0	0	0	0	0	0
Merritt Ranew, L (1, 2) OBP: 0.305, SLG: 0.554			K		F7		K		F7	4	0	0	0	0	2	0
Bob Aspromonte, R (1, 5) OBP: 0.359, SLG: 0.392			FC6-4 1B		1B		BB			2	0	2	0	1	0	0
Hal Woodeshick, R (1, 1)			F8		P3		F8			0	0	0	0	0	0	0
Jim Golden, L (2, 1) OBP: 0.222, SLG: 0.333										1	0	0	0	0	0	1
Hal Smith, R (5, PH) OBP: 0.294, SLG: 0.438										1	0	0	0	0	0	1
John Anderson, R (6, 1)										0	0	0	0	0	0	0
Johnny Weekly, R (7, PH) OBP: 0.344, SLG: 0.440										1	0	0	0	0	0	1
Don McMahon, R (8, 1)										0	0	0	0	0	0	0
Inning Stats	R: 0 E: 0 K: 2 S: 7 H: 0 LOB: 0 BB: 0 P: 7	R: 0 E: 0 K: 0 S: 3 H: 0 LOB: 0 BB: 0 P: 3	R: 0 E: 0 K: 1 S: 6 H: 1 LOB: 1 BB: 0 P: 6	R: 0 E: 0 K: 0 S: 4 H: 1 LOB: 1 BB: 0 P: 4	R: 0 E: 0 K: 0 S: 4 H: 1 LOB: 1 BB: 0 P: 4	R: 0 E: 0 K: 0 S: 4 H: 1 LOB: 2 BB: 1 P: 8	R: 0 E: 0 K: 1 S: 5 H: 0 LOB: 1 BB: 1 P: 9	R: 0 E: 0 K: 0 S: 3 H: 0 LOB: 1 BB: 1 P: 7	R: 0 E: 0 K: 0 S: 3 H: 0 LOB: 0 BB: 0 P: 3	1B: 4 2B: 0 3B: 0 HR: 0	SF: 0 SAC: 0 DP: 0 HBP: 0						

	AB	31
	R	0
	H	4
	RBI	0
	BB	3
	SO	4
	LOB	12

WP: 0 PB: 0 SB: 0 CS: 0 PA: 34

PITCHER		IP	WLS	BF	H	R	ER	SO	BB	IBB	HBP	BLK	WP	HR	S	P	ERA	WHIP
Juan Marichal, R ERA: 2.51	(1, 1)	9.0	W	34	4	0	0	4	3	0	0	0	0	0	39	51	0.00	0.778

PITCHER	IP	WLS	BF	H	R	ER	SO	BB	IBB	HBP	BLK	WP	HR	S	P	ERA	WHIP

Batter	1	2	3	4	5	6	7	8	9	AB	R	H	RBI	BB	SO	LOB
Chuck Hiller, L (1, 4) OBP: 0.350, SLG: 0.341	0-0 G4-6-3 1B			0-0 F9 ①	0-0 F7 ③		0-0 F5 ①		0-0 WP 2B 1B	5	1	2	0	0	0	3
Willie Mays, R (1, 8) OBP: 0.390, SLG: 0.581	0-0 F4 ①			0-0 F6 ②		SSS 0-3 K ①	0-0 F8 ②		SSS 0-3 K ①	5	0	0	0	0	2	3
Willie McCovey, L (1, 7) OBP: 0.500, SLG: 0.773 Manny Mota, R (7, 7) OBP: 0.295, SLG: 0.268	0-0 G4-6-3 ② ③ 1-2f			0-0 FC5-4 1B		BBB 4-0 2B WP BB	0-0 4-3 ③		0-0 F9 ②	3 1	1 0	1 0	0 0	1 0	0 0	2 1
Orlando Cepeda, R (1, 3) OBP: 0.383, SLG: 0.627		0-0 6-3 ①		0-0 FC5-4 ③ 1-2f		0-0 WP 1B 2B 1-3		0-0 E S 2B 1B	0-0 1-H 2B	5	2	3	1	0	0	1
Felipe Alou, R (1, 9) OBP: 0.381, SLG: 0.504		0-0 F4 ②			BBB 4-0 1B 1B BB	SSS 0-3 K ②		SSS 0-3 K ①	0-0 4-3 ③	4	1	0	0	1	2	4
Jim Davenport, R (1, 5) OBP: 0.400, SLG: 0.529		SSS 0-3 K ③			0-0 1B 1B 1-3	0-0 HR 1B 2-H 3-H		0-0 G3 2B 1-H		4	1	3	2	0	1	0
Jose Pagan, R (1, 6) OBP: 0.318, SLG: 0.431		SSS 0-3 K ①			0-0 F6 ①	0-0 HR 1-H		0-0 G3 1B		4	1	2	2	0	1	2
Tom Haller, L (1, 2) OBP: 0.375, SLG: 0.593		0-0 4-3 ②			0-0 1B 1-2 3-H	0-0 F9 ③		0-0 G3 ② 1-2 2-3		4	0	1	1	0	0	2
Jack Sanford, R (1, 1) OBP: 0.200, SLG: 0.211		SSS 0-3 K ③			SSS 0-3 K ②		0-0 1B		0-0 5-3 ③	4	0	1	0	0	2	4
Inning Stats	R: 0 E: 0 K: 0 S: 3 H: 1 LOB: 0 BB: 0 P: 3	R: 0 E: 0 K: 1 S: 5 H: 0 LOB: 0 BB: 0 P: 5	R: 0 E: 0 K: 2 S: 7 H: 0 LOB: 0 BB: 0 P: 7	R: 0 E: 0 K: 0 S: 4 H: 1 LOB: 1 BB: 0 P: 4	R: 1 E: 0 K: 1 S: 7 H: 2 LOB: 2 BB: 1 P: 11	R: 4 E: 0 K: 2 S: 10 H: 3 LOB: 0 BB: 1 P: 14	R: 0 E: 0 K: 0 S: 4 H: 1 LOB: 1 BB: 0 P: 4	R: 1 E: 0 K: 1 S: 8 H: 3 LOB: 2 BB: 0 P: 8	R: 1 E: 0 K: 1 S: 7 H: 2 LOB: 1 BB: 0 P: 7	1B: 9 2B: 3 3B: 0 HR: 1 SF: 0 SAC: 0 DP: 1 HBP: 0						

PITCHER		IP	WLS	BF	H	R	ER	SO	BB	IBB	HBP	BLK	WP	HR	S	P	ERA	WHIP
Ken Johnson, R ERA: 4.15	(1, 1)	6.0	L	26	7	5	5	6	2	0	0	0	1	1	36	44	7.50	1.500
Dave Giusti, R ERA: 6.75	(7, 1)	3.0		15	6	2	2	2	0	0	0	0	1	0	19	19	6.00	2.000

PITCHER		IP	WLS	BF	H	R	ER	SO	BB	IBB	HBP	BLK	WP	HR	S	P	ERA	WHIP

TOP

San Francisco Giants @ Houston Colt 45's

Colt Stadium, Houston, TX

Sun May 13 1962, 4:33 AM EDT
Att. 19,879 - Unknown - 86 F

livebaseballscorecards.com

AB	39
R	7
H	13
RBI	6
BB	2
SO	8
LOB	22

WP: 2	PA: 41		
PB: 0			
SB: 1			
CS: 0			

BOTTOM

San Francisco Giants @ Houston Colt 45's

Colt Stadium, Houston, TX

Sun May 13 1962, 4:33 AM EDT

Att. 19,879 - Unknown - 86 F

livebaseballscorecards.com

Batter	1	2	3	4	5	6	7	8	9	AB	R	H	RBI	BB	SO	LOB
Bob Lillis, R (1, 6) OBP: 0.241, SLG: 0.213 Al Spangler, L (9, PH) OBP: 0.314, SLG: 0.295	0-0 L6-3 1B			BBBB 4-0 FC1-6 BB		0-0 ③ 1-3			BBBB 4-0 1B BB	2 0	0 0	1 0	0 0	1 1	0 0	1 0
Joey Amalfitano, R (1, 4) OBP: 0.254, SLG: 0.202 Pidge Browne, L (9, PH) OBP: 0.327, SLG: 0.409	0-0 ① F3			0-0 ① FC1-6 G5-4-3 1-2f			0-0 ① F7		0-0 ② 1-3 2B 1B	3 1	0 1	0 1	0 0	0 0	0 0	2 0
Roman Mejias, R (1, 9) OBP: 0.303, SLG: 0.537	0-0 ②③ L6-3 1-2			0-0 ②③ G5-4-3 1-2f			0-0 ② 6-3		0-0 1-H 1B 2B	4	1	1	1	0	0	2
Norm Larker, L (1, 3) OBP: 0.360, SLG: 0.465		0-0 ① F8			0-0 ① F3		0-0 ③ 3-1		0-0 2-H 1B	4	0	1	1	0	0	0
Jim Pendleton, R (1, 7) OBP: 0.290, SLG: 0.442		0-0 ② 4-3			0-3 ② SSS K			0-0 BB 1B	0-0 ③ 4-3	4	0	1	0	0	1	1
Carl Warwick, R (1, 8) OBP: 0.320, SLG: 0.422		0-0 ③ F8			0-3 ③ SSS K			BBBB 4-0 1-2 G6-4-3 BB		2	0	0	0	1	1	0
Hal Smith, R (1, 2) OBP: 0.282, SLG: 0.418			0-0 ① 5-3			0-0 ① 5-3		0-0 ① F7		3	0	0	0	0	0	2
Bob Aspromonte, R (1, 5) OBP: 0.350, SLG: 0.381			0-0 ② F8			0-0 ② 5-3		0-0 ②③ G6-4-3 1-2f		3	0	0	0	0	0	2
Ken Johnson, R (1, 1) Johnny Weekly, R (6, PH) OBP: 0.364, SLG: 0.462 Dave Giusti, R (7, 1) OBP: 0.500, SLG: 0.429 Merritt Ranew, L (9, PH) OBP: 0.300, SLG: 0.544			0-0 ③ 6-3			0-0 1B			0-0 ① 4-3	1 1 0 1	0 0 0 0	0 1 0 0	0 0 0 0	0 0 0 0	0 0 0 0	0 0 0 0
Inning Stats	R: 0 E: 0 K: 0 S: 3 H: 1 LOB: 0 BB: 0 P: 3	R: 0 E: 0 K: 0 S: 3 H: 0 LOB: 0 BB: 0 P: 3	R: 0 E: 0 K: 0 S: 3 H: 0 LOB: 0 BB: 0 P: 3	R: 0 E: 0 K: 0 S: 2 H: 0 LOB: 0 BB: 1 P: 6	R: 0 E: 0 K: 2 S: 7 H: 0 LOB: 0 BB: 0 P: 7	R: 0 E: 0 K: 0 S: 4 H: 1 LOB: 1 BB: 0 P: 4	R: 0 E: 0 K: 0 S: 3 H: 0 LOB: 0 BB: 0 P: 3	R: 0 E: 0 K: 0 S: 3 H: 1 LOB: 1 BB: 1 P: 7	R: 2 E: 0 K: 0 S: 5 H: 3 LOB: 1 BB: 1 P: 9	1B: 5 2B: 2 3B: 0 HR: 0 SF: 0 SAC: 0 DP: 3 HBP: 0						

	AB	29
	R	2
	H	6
	RBI	2
	BB	3
	SO	2
	LOB	10

WP: 0 PA: 32
PB: 0
SB: 0
CS: 0

PITCHER	IP	WLS	BF	H	R	ER	SO	BB	IBB	HBP	BLK	WP	HR	S	P	ERA	WHIP
Jack Sanford, R (1, 1) ERA: 4.1	9.0	W	32	6	2	2	2	3	0	0	0	0	0	33	45	2.00	1.000

PITCHER	IP	WLS	BF	H	R	ER	SO	BB	IBB	HBP	BLK	WP	HR	S	P	ERA	WHIP

Houston Colt 45's @ Los Angeles Dodgers

Dodger Stadium, Los Angeles, CA

Tue May 15 1962, 7:05 PM PDT

Att. 18,675 - Unknown

TOP

livebaseballscorecards.com

Batter	1	2	3	4	5	6	7	8	9	AB	R	H	RBI	BB	SO	LOB
Bob Lillis, R (1, 4) OBP: 0.228, SLG: 0.200	B B X 2-0 ① L4		F F X 0-2 ③ F4	X 0-0 ③ F7		B C X 1-1 ② F9	B B X 2-0 ③ 5-3			5	0	0	0	0	0	5
Billy Goodman, L (1, 5) OBP: 0.400, SLG: 0.400	X 0-0 ② 4-3			B X 1-0 1B 1B 1B	C F B B B F X 2-2 ① BB 2B 1B	X 0-0 E4 1-2		B B C B C X 3-2 ① 5-3		5	2	2	0	0	0	1
Roman Mejias, R (1, 9) OBP: 0.299, SLG: 0.524	C X 0-1 E8			B F X 1-1 1B 1B 1-2 1B	F C F B S 1-3 ① K	B S S X 1-2 ③ F8		B S F X 1-2 ② 4-3		5	1	1	0	0	1	3
Norm Larker, L (1, 7) (7, 3) OBP: 0.374, SLG: 0.487	C B B X 2-1 ③ F2			X 0-0 1B BB 1B 1-3 2-H 1B	C B X 1-1 ② F2		C B X 1-1 BB 1B BB 1B	B X 1-0 2B		5	2	3	1	0	0	2
Pidge Browne, L (1, 3) OBP: 0.358, SLG: 0.413 Jim Pendleton, R (7, PR) (7, 7) OBP: 0.287, SLG: 0.438		C B X 1-1 ① 4-3		B F B B F F B 4-2 1B 1B 1-2 BB	B S B B B 4-1 2B 1-2 BB		X 0-0 BB BB 1-2 1B	S C S 0-3 ③ K		2 1	1 0	1 0	0 0	2 0	0 1	0 1
Carl Warwick, R (1, 8) OBP: 0.327, SLG: 0.440		B C X 1-1 ② 5-3		B C X 1-1 1B 1-2 2-3 3-H 1B	B F X 1-1 1-3 2-H 2B		B B B C X 3-1 ① F8		C B F X 1-2 ① F4	5	0	2	2	0	0	2
Merritt Ranew, L (1, 2) OBP: 0.281, SLG: 0.508 Hal Smith, R (7, 2) OBP: 0.278, SLG: 0.412		B C F F S 1-3 ③ K		C B X 1-1 ① F7	B C F S 1-3 ③ K		C F B B F F S 2-3 ② K		B F B B X 3-1 ② 5-3	4 1	0 0	0 0	0 0	0 0	3 0	7 0
Bob Aspromonte, R (1, 6) OBP: 0.360, SLG: 0.380			C X 0-1 ① 5-3	B C F F X 1-2 ② E 1-3 2-H 3-H 1B		B C S X 1-2 ① F8	B B C B B 4-1 BB 1-2 2-3 BB		B B B B 4-0 FC5-4 BB	3	1	1	2	2	0	0
Bob Bruce, R (1, 1) OBP: 0.500, SLG: 0.286 Bobby Tiefenauer, R (7, 1) Don McMahon, R (7, 1) Jim Busby, R (9, PH)			C B C E B F F C 2-3 ② K	C X 0-1 E9 2-H 1B		B B B 4-0 E BB	B C B B C F F B 4-2 1-2 2-3 3-H BB		C B B C X 2-2 ③ FC5-4 1-2f	2 0 0 1	0 0 0 0	1 0 0 0	1 0 0 0	2 0 0 0	1 0 0 0	0 0 0 1
Inning Stats	R: 0 E: 1 K: 0 S: 6 H: 0 LOB: 1 BB: 0 P: 10	R: 0 E: 0 K: 1 S: 8 H: 0 LOB: 0 BB: 0 P: 11	R: 0 E: 0 K: 1 S: 11 H: 0 LOB: 0 BB: 0 P: 13	R: 5 E: 1 K: 0 S: 18 H: 6 LOB: 1 BB: 1 P: 27	R: 1 E: 0 K: 2 S: 16 H: 2 LOB: 2 BB: 1 P: 26	R: 0 E: 1 K: 0 S: 9 H: 0 LOB: 3 BB: 1 P: 16	R: 1 E: 0 K: 1 S: 16 H: 2 LOB: 3 BB: 2 P: 32	R: 0 E: 0 K: 1 S: 10 H: 1 LOB: 1 BB: 0 P: 15	R: 0 E: 0 K: 0 S: 8 H: 0 LOB: 1 BB: 1 P: 18	1B: 9 2B: 2 3B: 0 HR: 0	SF: 0 SAC: 0 DP: 0 HBP: 0						

	AB	39
	R	7
	H	11
	RBI	6
	BB	6
	SO	6
	LOB	22

WP: 0 PB: 0 SB: 0 CS: 0 PA: 45

PITCHER		IP	WLS	BF	H	R	ER	SO	BB	IBB	HBP	BLK	WP	HR	S	P	ERA	WHIP
Don Drysdale, R ERA: 3.53	(1, 1)	3.2		18	6	5	4	2	1	0	0	0	0	0	42	60	9.82	1.909
Ed Roebuck, R ERA: 4.08	(4, 1)	0.1		1	0	0	0	0	0	0	0	0	0	0	1	1	0.00	0.000
Stan Williams, R ERA: 6.1	(5, 1)	2.0		11	2	1	1	2	2	0	0	0	0	0	25	42	4.50	2.000
Larry Sherry, R ERA: 3.92	(7, 1)	1.0		7	2	1	1	1	2	0	0	0	0	0	16	32	9.00	4.000
Ron Perranoski, L ERA: 1.31	(8, 1)	2.0	W	8	1	0	0	1	1	0	0	0	0	0	18	33	0.00	1.000

PITCHER	IP	WLS	BF	H	R	ER	SO	BB	IBB	HBP	BLK	WP	HR	S	P	ERA	WHIP

Batter	1	2	3	4	5	6	7	8	9	AB	R	H	RBI	BB	SO	LOB
Maury Wills, S (1, 6) OBP: 0.294, SLG: 0.290	C C B X 1-2 ① 3-1		B B C X 2-1 ① 4-3	B F X 1-1 1-H 2-H 2B		F B X 1-1 ② FC4-6 1-2f 3-H	B C B C X 2-2 E9 1-3 3-H 1B			5	1	2	4	0	0	1
Jim Gilliam, S (1, 5) OBP: 0.326, SLG: 0.308	C S B F B S 2-3 ② K		F F H 1-2 E S HBP	B C B B S F X 3-2 ③ 4-3		X 0-0 ③ F8	C B B X 2-1 2-H 3-H 1B			4	0	1	2	0	1	2
Willie Davis, L (1, 8) OBP: 0.398, SLG: 0.566	B L F X 1-2 1B 3B		C B F B B B X 3-2 E1 S 1-3		M B X 1-1 ① F8		x 0-0 ① 4-3 x 0-0 ① 4-3			5	1	1	0	0	0	2
Duke Snider, L (1, 9) OBP: 0.458, SLG: 0.589	C B F B X 2-2 FC6-4 3-H 1B		F B B B S C 2-3 ② K		X 0-0 ② F5		C B F X 1-2 ② F8	B B B B 4-0 FC3-6 BB		4	0	1	1	1	1	2
Tommy Davis, R (1, 7) OBP: 0.331, SLG: 0.585	C B F X 1-2 ③ FC6-4 1-2f		B C B B X 3-1 ③ L4 1-2		B B B B 4-0 BB		F F B F X 1-2 2B 1B	X 0-0 ① FC3-6 G4-3 1-2f		4	1	1	0	1	0	4
Wally Moon, L (1, 3) OBP: 0.372, SLG: 0.346		B B B C S S B 4-2 BB		X 0-0 ① 4-3	C X 0-1 ③ F9		C B B X 2-1 1-H 1B 2B	F X 0-1 ② ③ G4-3 1-2f		4	1	1	1	1	0	2
John Roseboro, L (1, 2) OBP: 0.429, SLG: 0.441		X 0-0 ① L8		C B F F B B X 3-2 PB 1B 2B 1B		X 0-0 E3 1B FC4-6	B B F C B F B 4-2 1B 1B BB			3	3	1	0	1	0	1
Larry Burright, R (1, 4) OBP: 0.372, SLG: 0.641		B S B F S 2-3 ② K		F C B X 1-2 PB 1-2 2B 1B		F F S 0-3 ① K	X 0-0 1B 1-2 2-H E 1B			4	2	2	1	0	2	2
Don Drysdale, R (1, 1) OBP: 0.409, SLG: 0.476 Ed Roebuck, R (4, 1) Ron Fairly, L (4, PH) OBP: 0.345, SLG: 0.214 Stan Williams, R (5, 1) Tim Harkness, L (6, PH) OBP: 0.344, SLG: 0.414 Larry Sherry, R (7, 1) OBP: 0.400, SLG: 0.400 Doug Camilli, R (7, PH) OBP: 0.550, SLG: 0.895 Ron Perranoski, L (8, 1)		C F B S 1-3 ③ K		B X 1-0 ② F3		B X 1-0 FC4-6 1-3 1B	C B B X 2-1 E 1-3 2-H 1B 1B			1 0 1 0 1 0 1	0 0 0 0 0 0 1	0 0 0 0 1 0 1	0 0 0 0 0 0 0	0 0 0 0 0 0 0	1 0 0 0 0 0 0	1 0 2 0 0 0 0
Inning Stats	R: 1 H: 2 E: 0 LOB: 1 K: 1 BB: 0 S: 16 P: 23	R: 0 H: 0 E: 0 LOB: 1 K: 2 BB: 1 S: 9 P: 16	R: 0 H: 0 E: 1 LOB: 2 K: 1 BB: 0 S: 12 P: 23	R: 2 H: 3 E: 0 LOB: 1 K: 0 BB: 0 S: 15 P: 24	R: 0 H: 0 E: 0 LOB: 1 K: 0 BB: 1 S: 5 P: 10	R: 1 H: 1 E: 1 LOB: 1 K: 1 BB: 0 S: 8 P: 10	R: 6 H: 6 E: 1 LOB: 1 K: 0 BB: 1 S: 22 P: 36	R: 0 H: 0 E: 0 LOB: 0 K: 0 BB: 1 S: 3 P: 7		1B: 9 SF: 0 2B: 2 SAC: 0 3B: 1 DP: 1 HR: 0 HBP: 1						

PITCHER		IP	WLS	BF	H	R	ER	SO	BB	IBB	HBP	BLK	WP	HR	S	P	ERA	WHIP
Bob Bruce, R ERA: 3.67	(1, 1)	6.2		34	8	7	6	5	3	0	1	0	0	0	78	127	8.10	1.650
Bobby Tiefenauer, R ERA: 3.06	(7, 1)	0.0	L	2	2	0	0	0	0	0	0	0	0	0	3	5	∞	∞
Don McMahon, R ERA: 2.45	(7, 1)	1.1		6	2	3	2	0	1	0	0	0	0	0	9	17	13.50	2.250

PITCHER	IP	WLS	BF	H	R	ER	SO	BB	IBB	HBP	BLK	WP	HR	S	P	ERA	WHIP

BOTTOM

Houston Colt 45's @ Los Angeles Dodgers

Dodger Stadium, Los Angeles, CA

Tue May 15 1962, 7:05 PM PDT

Att. 18,675 - Unknown

livebaseballscorecards.com

AB	37
R	10
H	12
RBI	10
BB	4
SO	5
LOB	19

Batter	1	2	3	4	5	6	7	8	9	AB	R	H	RBI	BB	SO	LOB
Al Spangler, L (1, 7) OBP: 0.341, SLG: 0.317	B B C X 2-1 G4-6-3 1B		B B B C B 4-1 2B 1-2 BB		B X 1-0 ① L5		C B F X 1-2 FC3-6 1B		B B C X 2-1 1-2 G4-3 1B	4	0	3	0	1	0	0
Billy Goodman, L (1, 5) OBP: 0.200, SLG: 0.200	B X 1-0 ①② G4-6-3 1-2f	X 0-0 ② F4			B B C B C F X 3-2 ② 4-3		C X 0-1 ② FC3-6 1B 1-2f		F X 0-1 ①② G4-3 1-2f 2-3	5	0	0	0	0	0	6
Roman Mejias, R (1, 9) OBP: 0.318, SLG: 0.538	C B B F X 2-2 ③ F8		S X 0-1 1-3 2-H 2B		B B F S B F X 3-2 BB 1B		X 0-0 1-2 1B		B S B B B 4-1 BB	4	0	3	1	1	0	0
Norm Larker, L (1, 3) OBP: 0.375, SLG: 0.475		B C B F F B X 3-2 1B	B C C F X 1-2 ③ L9		F B B B B 4-1 1-2 BB		X 0-0 ③ G3		B F C F S 1-3 ③ K	4	0	1	0	1	1	6
Carl Warwick, R (1, 8) OBP: 0.305, SLG: 0.407		F F B B S 2-3 ① K		F B X 1-1 ① F2	B X 1-0 ③ F3			S X 0-1 ① F7		4	0	0	0	0	1	3
Hal Smith, R (1, 2) OBP: 0.289, SLG: 0.431		F C B B F F B S 3-3 ② K		C B X 1-1 SH 2B		B X 1-0 ① 6-3		B B C B C F X 3-2 1B		4	1	2	0	0	1	1
Bob Aspromonte, R (1, 6) OBP: 0.352, SLG: 0.369		B C S X 1-2 ③ F2		X 0-0 SH 2-H		B X 1-0 ② F9		C B B F F B X 3-2 ② F8		3	0	0	0	0	0	2
Joey Amalfitano, R (1, 4) OBP: 0.246, SLG: 0.195			C X 0-1 ① F2	B X 1-0 ② F5		B X 1-0 ③ 5-3		B B C F F S 2-3 ③ K		4	0	0	0	0	1	2
Turk Farrell, R (1, 1) OBP: 0.231, SLG: 0.462 Merritt Ranew, L (7, PH) OBP: 0.277, SLG: 0.500 Dean Stone, L (7, 1) OBP: 0.308, SLG: 0.308 Pidge Browne, L (9, PH) OBP: 0.370, SLG: 0.426			F C B X 1-2 WP 2B 1B	B B B C X 3-1 ③ F9			B S X 1-1 ① 1-3		S B S S F X 1-2 G4-3 1B 1B	2 1 0 1	1 0 0 0	1 0 0 1	0 0 0 0	0 0 0 0	0 0 0 0	1 0 0 0
Inning Stats	R: 0 H: 1 E: 0 LOB: 0 K: 0 BB: 0 S: 6 P: 11	R: 0 H: 1 E: 0 LOB: 1 K: 2 BB: 0 S: 15 P: 24	R: 1 H: 2 E: 0 LOB: 2 K: 0 BB: 1 S: 13 P: 19	R: 1 H: 1 E: 1 LOB: 1 K: 0 BB: 0 S: 8 P: 14	R: 0 H: 1 E: 0 LOB: 2 K: 0 BB: 1 S: 11 P: 23	R: 0 H: 0 E: 0 LOB: 0 K: 0 BB: 0 S: 3 P: 6	R: 0 H: 2 E: 0 LOB: 2 K: 0 BB: 0 S: 9 P: 11	R: 0 H: 1 E: 0 LOB: 1 K: 1 BB: 0 S: 14 P: 22	R: 0 H: 2 E: 0 LOB: 2 K: 1 BB: 1 S: 13 P: 21	1B: 9 SF: 0 2B: 2 SAC: 1 3B: 0 DP: 2 HR: 0 HBP: 0						

PITCHER		IP	WLS	BF	H	R	ER	SO	BB	IBB	HBP	BLK	WP	HR	S	P	ERA	WHIP
Joe Moeller, R ERA: 4.22	(1, 1)	8.0	W	37	11	2	1	3	2	0	0	0	1	0	85	139	1.12	1.625
Ed Roebuck, R ERA: 3.86	(9, 1)	1.0	S	3	0	0	0	1	1	0	0	0	0	0	7	12	0.00	1.000

PITCHER	IP	WLS	BF	H	R	ER	SO	BB	IBB	HBP	BLK	WP	HR	S	P	ERA	WHIP

Houston Colt 45's @ Los Angeles Dodgers

Dodger Stadium, Los Angeles, CA

Wed May 16 1962, 7:05 PM PDT

Att. 16,075 - Unknown

TOP

AB	36
R	2
H	11
RBI	1
BB	3
SO	4
LOB	21

livebaseballscorecards.com

Houston Colt 45's @ Los Angeles Dodgers

Dodger Stadium, Los Angeles, CA

Wed May 16 1962, 7:05 PM PDT

Att. 16,075 - Unknown

livebaseballscorecards.com

BOTTOM

Batter	1	2	3	4	5	6	7	8	9	AB	R	H	RBI	BB	SO	LOB
Maury Wills, S (1, 6) OBP: 0.303, SLG: 0.295	BBCBCB 4-2 SH1-3 S WP BB		FBFFFBX 2-2 PB S 1B 1B	BCX 1-1 E7 1-3 2-H 1B		BBCCFBX 3-2 ③ F7		FBFFBX 2-2 ③ 6-3		4	2	2	1	1	0	0
Jim Gilliam, S (1, 5) OBP: 0.331, SLG: 0.308	BFBBCFFFF 4-2 B WP SH1-3 1-2 G1 BB		BFBBFX 2-2 ① F9	CCX 0-2 ③ F9			X 0-0 BB SH1-4 1B			3	1	1	0	1	0	3
Willie Davis, L (1, 8) OBP: 0.400, SLG: 0.560	LBX 1-1 ① SH1-3 1-2 2-3		SBX 1-1 ② F3		BCBBB 4-1 S E BB		X 0-0 ① SH1-4 1-2			1	1	0	0	1	0	1
Wally Moon, L (1, 3) OBP: 0.376, SLG: 0.345	SCFFBFBX 2-2 ② G1 2-H 3-H		CBBCX 2-2 S 1-H 1B		FBBF2X SAFE 2-2 E4 4-3 1-H		BBCBB 4-1 BB BB			3	0	1	2	1	0	0
Tommy Davis, R (1, 7) OBP: 0.329, SLG: 0.571	CBBFFX 2-2 ③ 1-3		BFBBBCFFFS 3-3 ③ K 1-2		BFX 1-1 ① F3		BFCBFBB 4-2 1-2 2-3 BB			3	0	0	0	1	1	2
John Roseboro, L (1, 2) OBP: 0.420, SLG: 0.431		CX 0-1 1B		X 0-0 ① F3	FBX 1-1 ② 4-3 2-3		SCFFS 0-3 ② K			4	0	1	0	0	1	4
Ron Fairly, L (1, 9) OBP: 0.344, SLG: 0.205 Frank Howard, R (7, PH) OBP: 0.309, SLG: 0.404 (8, 9)		X 0-0 ① F8		BBFBBB 4-1 1B 1B BB	X 0-0 ③ F8		FBX 1-1 ③ F9			2 1	1 0	0 0	0 0	1 0	0 0	2 3
Larry Burright, R (1, 4) OBP: 0.340, SLG: 0.581		CFFS 0-3 ② K		CBFFS 1-3 ② K		BBFSC 2-3 ① K		BX 1-0 ① F6		4	0	0	0	0	3	2
Joe Moeller, R (1, 1) OBP: 0.083, SLG: 0.083 Ed Roebuck, R (9, 1)		CSBFBBFFS 3-3 ③ K		CCX 0-2 E 1B 1-2 1B		CBBFC 2-3 ② K		FSS 0-3 ② K		4 0	0 0	1 0	0 0	0 0	3 0	1 0
Inning Stats	R: 2 H: 0 E: 0 LOB: 0 K: 0 BB: 2 S: 20 P: 33	R: 0 H: 1 E: 0 LOB: 1 K: 2 BB: 0 S: 11 P: 14	R: 1 H: 2 E: 0 LOB: 1 K: 1 BB: 0 S: 18 P: 28	R: 1 H: 2 E: 1 LOB: 2 K: 1 BB: 1 S: 13 P: 19	R: 1 H: 0 E: 1 LOB: 1 K: 0 BB: 1 S: 9 P: 17	R: 0 H: 0 E: 0 LOB: 0 K: 2 BB: 0 S: 10 P: 17	R: 0 H: 1 E: 0 LOB: 3 K: 1 BB: 2 S: 12 P: 21	R: 0 H: 0 E: 0 LOB: 0 K: 1 BB: 0 S: 8 P: 11		1B: 6 SF: 0 2B: 0 SAC: 2 3B: 0 DP: 0 HR: 0 HBP: 0						

	AB	29
	R	5
	H	6
	RBI	3
	BB	6
	SO	8
	LOB	18

	WP: 1	PA: 37
	PB: 1	
	SB: 5	
	CS: 0	

PITCHER		IP	WLS	BF	H	R	ER	SO	BB	IBB	HBP	BLK	WP	HR	S	P	ERA	WHIP
Turk Farrell, R ERA: 1.88	(1, 1)	6.0	L	28	5	5	4	6	4	0	0	0	1	0	81	128	6.00	1.500
Dean Stone, L ERA: 4.03	(7, 1)	2.0		9	1	0	0	2	2	0	0	0	0	0	20	32	0.00	1.500

PITCHER	IP	WLS	BF	H	R	ER	SO	BB	IBB	HBP	BLK	WP	HR	S	P	ERA	WHIP

Batter	1	2	3	4	5	6	7	8	9	10	AB	R	H	RBI	BB	SO	LOB
Bob Lillis, R (1, 6) OBP: 0.216, SLG: 0.189	B X 1-0 F7 ①	B C B F F X 2-2 F7 ②		B F X 1-1 F9 ②		X 0-0 F8 ③			X 0-0 F8 ②		5	0	0	0	0	0	4
Joey Amalfitano, R (1, 4) OBP: 0.252, SLG: 0.211	C B B S B F X 3-2 PB BB 1B 1B	X 0-0 5-3 ③		B B C S B X 3-2 F8 ③			B F C B X 2-2 F8 ①		B B C S X 2-2 2B		5	1	2	0	0	0	3
Roman Mejias, R (1, 9) OBP: 0.314, SLG: 0.522	S B B F F B B 4-2 PB 1B 1-2 BB		B F X 1-1 F7 ①		B B F F C 2-3 K ①		F F B B X 2-2 E6 FC5-4		S X 0-1 6-3 ③		4	1	0	0	1	1	1
Norm Larker, L (1, 3) OBP: 0.376, SLG: 0.471 Jim Busby, R (10, PR) (10, 7)	B B B C X 3-1 1B 1-H 2-H 1B		B B X 2-0 F9 ②		B B X 2-0 4-3 ②		B C F S 1-3 K ②			B B C B X 3-1 1B 1B	5	0	2	2	0	1	1
											0	0	0	0	0	0	0
Carl Warwick, R (1, 8) OBP: 0.297, SLG: 0.441	B B F X 2-1 F9 ②		F F C 0-3 K ③		C X 0-1 HR		B X 1-0 FC5-4 1-2f ③			L F B F B X 2-2 F7 ①	5	1	1	1	0	1	3
Jim Pendleton, R (1, 7) OBP: 0.295, SLG: 0.440 Billy Goodman, L (10, PH) OBP: 0.273, SLG: 0.273 (10, 3)	B X 1-0 1-3 1B			F C X 0-2 1B 1B 1B	C C B X 1-2 6-3 ③			F B B S B F F S 3-3 K ①		B X 1-0 G6-4-3 1-3 1B	4	1	2	0	0	1	0
											1	0	1	0	0	0	0
Hal Smith, R (1, 2) OBP: 0.296, SLG: 0.429	B C F B B F C 3-3 K ③			B X 1-0 1-3 1B 1B		F B C F B B X 3-2 4-3 1B		X 0-0 4-3 ②		B X 1-0 G6-4-3 1-2f ② ③	5	0	2	0	0	1	4
Bob Aspromonte, R (1, 5) OBP: 0.356, SLG: 0.368		C B C H 2-2 SH5-3 HBP		X 0-0 1-2 3-H 1B		B X 1-0 4-3 1-2 ①		C F B X 1-2 1-3 ③			3	0	1	1	0	0	1
Jim Golden, L (1, 1) OBP: 0.167, SLG: 0.250 Bobby Tiefenauer, R (9, 1)		L X 0-1 SH5-3 1-2 ①		M C M 0-3 K ①		X 0-0 L8 ②			C B F X 1-2 6-3 ①		3	0	0	0	0	1	3
											0	0	0	0	0	0	0
Inning Stats	R: 2 E: 0 K: 1 S: 17 H: 3 LOB: 2 BB: 1 P: 34	R: 0 E: 0 K: 0 S: 9 H: 0 LOB: 1 BB: 0 P: 13	R: 0 E: 0 K: 1 S: 6 H: 0 LOB: 0 BB: 0 P: 9	R: 1 E: 0 K: 1 S: 13 H: 3 LOB: 2 BB: 0 P: 18	R: 1 E: 0 K: 1 S: 9 H: 1 LOB: 0 BB: 0 P: 14	R: 0 E: 0 K: 0 S: 7 H: 1 LOB: 1 BB: 0 P: 11	R: 0 E: 1 K: 1 S: 10 H: 0 LOB: 1 BB: 0 P: 16	R: 0 E: 0 K: 1 S: 9 H: 0 LOB: 0 BB: 0 P: 13	R: 0 E: 0 K: 0 S: 9 H: 1 LOB: 1 BB: 0 P: 12	R: 0 E: 0 K: 0 S: 8 H: 2 LOB: 2 BB: 0 P: 15	1B: 9 2B: 1 3B: 0 HR: 1 SF: 0 SAC: 1 DP: 1 HBP: 1						

PITCHER		IP	WLS	BF	H	R	ER	SO	BB	IBB	HBP	BLK	WP	HR	S	P	ERA	WHIP
Sandy Koufax, L ERA: 3.05	(1, 1)	6.0		28	8	4	4	4	1	0	1	0	0	1	61	99	6.00	1.500
Stan Williams, R ERA: 5.56	(7, 1)	2.0		7	0	0	0	2	0	0	0	0	0	0	19	29	0.00	0.000
Ed Roebuck, R ERA: 3.48	(9, 1)	2.0	W	8	3	0	0	0	0	0	0	0	0	0	17	27	0.00	1.500

PITCHER	IP	WLS	BF	H	R	ER	SO	BB	IBB	HBP	BLK	WP	HR	S	P	ERA	WHIP

TOP

Houston Colt 45's @ Los Angeles Dodgers

Dodger Stadium, Los Angeles, CA

Thu May 17 1962, 7:05 PM PDT

Att. 17,639 - Unknown

livebaseballscorecards.com

AB	40
R	4
H	11
RBI	4
BB	1
SO	6
LOB	20

WP: 0	PB: 1	SB: 0	CS: 0
PA: 43			

Houston Colt 45's @ Los Angeles Dodgers

Dodger Stadium, Los Angeles, CA

Thu May 17 1962, 7:05 PM PDT

Att. 17,639 - Unknown

livebaseballscorecards.com

BOTTOM

Batter	1	2	3	4	5	6	7	8	9	10	AB	R	H	RBI	BB	SO	LOB
Maury Wills, S (1, 6) OBP: 0.312, SLG: 0.301	4-1 G3-6 BB		2-2 ③ G3			B X 1-0 ① F9			X 0-0 1B 2B 1B	B B C B X 3-1 1B 1B 1B	4	2	2	0	1	0	2
Jim Gilliam, S (1, 5) (9, 4) OBP: 0.340, SLG: 0.319	B B C C B X 3-2 ① F9			C B C F F B B F X 3-2 FC1-6 1B		L X 0-1 ② L9			F F F X 0-2 SH1-3 1-3 2B 1B	C X 0-1 1B IBB 1-3 1B	5	1	3	0	0	0	2
Willie Davis, L (1, 8) OBP: 0.395, SLG: 0.544	B B X 2-0 ②③ G3-6 1-2f			F C X 0-2 ① FC1-6 S 1-2f		C X 0-1 ③ G3			X 0-0 ① SH1-3 1-2	I I I I 4-0 1B IBB 1-2	3	0	0	0	1	0	3
Wally Moon, L (1, 3) OBP: 0.377, SLG: 0.357		F L B F X 1-2 ① L7		B B C B X 3-1 ② L9 1-2			C C B F F X 1-2 ① F8		B X 1-0 1B 2B 2-H 3-H	B B X 2-0 1-2 2-3 3-H 1B	5	1	2	3	0	0	1
Tommy Davis, R (1, 7) OBP: 0.326, SLG: 0.562		X 0-0 ② 4-3		C B F X 1-2 ③ F3			F X 0-1 ② 6-3		S X 0-1 S 1B 2-H 1B		4	1	1	1	0	0	1
John Roseboro, L (1, 2) OBP: 0.402, SLG: 0.408	B F B C B X 3-2 ③ L6				F F X 0-2 ① L7		B C X 1-1 ③ F5		F B B B C S 3-3 ② K 1-2		4	0	0	0	0	1	1
Ron Fairly, L (1, 9) OBP: 0.354, SLG: 0.229			B X 1-0 1B		B B C F X 2-2 ② 1-3			B B B C C X 3-2 ① G3	B B B C S F X 3-2 FC6-4 2-H 1B		4	0	2	1	0	0	0
Larry Burright, R (1, 4) OBP: 0.327, SLG: 0.556 Tim Harkness, L (8, PH) OBP: 0.333, SLG: 0.400 Andy Carey, R (9, 5) OBP: 0.368, SLG: 0.420			C S B B B F S 3-3 ① K		B B C C B X 3-2 ③ 4-3			B C F B S 2-3 ② K	X 0-0 ③ FC6-4 1-2f		2 1 1	0 0 0	0 0 0	0 0 0	0 0 0	1 1 0	1 0 1
Sandy Koufax, R (1, 1) OBP: 0.077, SLG: 0.040 Lee Walls, R (6, PH) OBP: 0.387, SLG: 0.346 Stan Williams, R (7, 1) Duke Snider, L (8, PH) OBP: 0.452, SLG: 0.579 Ed Roebuck, R (9, 1)			S L B B B C 3-3 ② K			B B B C C F B 4-2 BB		C C C 0-3 ③ K		S B B X 2-1 ① F9	1 0 0 1 1	0 0 0 0 0	0 0 0 0 0	0 1 0 0 0	0 0 0 0 0	1 0 0 1 0	1 0 0 0 0
Inning Stats	R: 0 E: 0 K: 0 S: 5 H: 0 LOB: 0 BB: 1 P: 14	R: 0 E: 0 K: 0 S: 8 H: 0 LOB: 0 BB: 0 P: 12	R: 0 E: 0 K: 2 S: 11 H: 1 LOB: 1 BB: 0 P: 20	R: 0 E: 0 K: 0 S: 14 H: 1 LOB: 1 BB: 0 P: 21	R: 0 E: 0 K: 0 S: 9 H: 0 LOB: 0 BB: 0 P: 14	R: 0 E: 0 K: 0 S: 8 H: 0 LOB: 1 BB: 1 P: 13	R: 0 E: 0 K: 0 S: 9 H: 0 LOB: 0 BB: 0 P: 11	R: 0 E: 0 K: 2 S: 9 H: 0 LOB: 0 BB: 0 P: 14	R: 4 E: 0 K: 1 S: 17 H: 5 LOB: 1 BB: 0 P: 24	R: 1 E: 0 K: 0 S: 7 H: 3 LOB: 3 BB: 1 P: 18	1B: 9 2B: 1 3B: 0 HR: 0	SF: 0 SAC: 1 DP: 1 HBP: 0					

	AB	36
	R	5
	H	10
	RBI	5
	BB	3
	SO	5
	LOB	13

WP: 0 PB: 0 SB: 2 CS: 0 PA: 40

PITCHER		IP	WLS	BF	H	R	ER	SO	BB	IBB	HBP	BLK	WP	HR	S	P	ERA	WHIP
Jim Golden, R ERA: 2.51	(1, 1)	8.1		31	5	3	3	4	2	0	0	0	0	0	80	127	3.24	0.840
Bobby Tiefenauer, R ERA: 3.86	(9, 1)	1.0	L	9	5	2	2	1	0	1	0	0	0	0	17	34	18.00	5.000

PITCHER	IP	WLS	BF	H	R	ER	SO	BB	IBB	HBP	BLK	WP	HR	S	P	ERA	WHIP

Batter	1	2	3	4	5	6	7	8	9	10	AB	R	H	RBI	BB	SO	LOB
Al Spangler, L (1, 7) OBP: 0.344, SLG: 0.314	SSS 0-3 ① K			SSS 0-3 ① K		x 0-0 E 1-2 1B		x 0-0 ③ 4-3		BBBB 4-0 1-2 2-3 BB	4	0	1	0	1	2	0
Billy Goodman, L (1, 5) OBP: 0.188, SLG: 0.188	x 0-0 ② F5			x 0-0 ② 6-3		x 0-0 E7 1-2 2-3			x 0-0 ① 1-3	x 0-0 ③ 1-3	5	0	0	0	0	0	5
Roman Mejias, R (1, 9) OBP: 0.312, SLG: 0.518	x 0-0 ③ 4-3			SSS 0-3 ③ K		x 0-0 ② SF7 3-H			x 0-0 F9-3 1B		3	0	1	1	0	1	0
Norm Larker, L (1, 3) OBP: 0.371, SLG: 0.494		x 0-0 ① 4-3			x 0-0 HR	x 0-0 ③ 4-3			x 0-0 ② ③ F9-3 1-2		4	1	1	1	0	0	3
Carl Warwick, R (1, 8) OBP: 0.309, SLG: 0.435		BBBB 4-0 CS BB			x 0-0 ① F3		x 0-0 ① 6-3			x 0-0 4-3 SH3-4 1B 1B	3	1	1	0	1	0	0
Hal Smith, R (1, 2) OBP: 0.286, SLG: 0.413 Merritt Ranew, L (10, PH) OBP: 0.277, SLG: 0.500 (10, 2)		SSS 0-3 ② K			SSS 0-3 ② K		x 0-0 ② 4-3			x 0-0 ① SH3-4 1-2	3 0	0 0	0 0	0 0	0 0	2 0	1 0
Bob Aspromonte, R (1, 6) OBP: 0.346, SLG: 0.356		0-0 ③ CS 1-2	x 0-0 ① F9		x 0-0 ③ 1-3		x 0-0 ③ 1-3			x 0-0 ② 4-3 2-3	4	0	0	0	0	0	1
Joey Amalfitano, R (1, 4) OBP: 0.259, SLG: 0.208			x 0-0 ② 6-3			BBB 4-0 E 1B SF7 BB		x 0-0 ① 1-3		IIII 4-0 BB 1B IBB	2	1	0	0	2	0	0
Ken Johnson, R (1, 1) OBP: 0.077, SLG: 0.077			SSS 0-3 ③ K			x 0-0 ① F2		x 0-0 ② F8		x 0-0 BB 1-2 3-H 1B	4	0	1	1	0	1	1
Inning Stats	R: 0 H: 0 E: 0 LOB: 0 K: 1 BB: 0 S: 5 P: 5	R: 0 H: 0 E: 0 LOB: 0 K: 1 BB: 1 S: 4 P: 8	R: 0 H: 0 E: 0 LOB: 0 K: 1 BB: 0 S: 5 P: 5	R: 0 H: 0 E: 0 LOB: 0 K: 2 BB: 0 S: 7 P: 7	R: 1 H: 1 E: 0 LOB: 0 K: 1 BB: 0 S: 6 P: 6	R: 1 H: 1 E: 1 LOB: 2 K: 0 BB: 1 S: 5 P: 9	R: 0 H: 0 E: 0 LOB: 0 K: 0 BB: 0 S: 3 P: 3	R: 0 H: 0 E: 0 LOB: 0 K: 0 BB: 0 S: 3 P: 3	R: 0 H: 1 E: 0 LOB: 0 K: 0 BB: 0 S: 3 P: 3	R: 1 H: 2 E: 0 LOB: 3 K: 0 BB: 2 S: 5 P: 13	1B: 4 SF: 1 2B: 1 SAC: 1 3B: 0 DP: 1 HR: 1 HBP: 0						

PITCHER	IP	WLS	BF	H	R	ER	SO	BB	IBB	HBP	BLK	WP	HR	S	P	ERA	WHIP
Jack Sanford, R (1, 1) ERA: 3.7	10.0	L	38	5	3	2	6	3	1	0	0	0	1	46	62	1.80	0.800

PITCHER	IP	WLS	BF	H	R	ER	SO	BB	IBB	HBP	BLK	WP	HR	S	P	ERA	WHIP

TOP

Houston Colt 45's @ San Francisco Giants

Candlestick Park, San Francisco, CA

Fri May 18 1962, 10:05 PM EDT

Att. 18,544 - Unknown - 54 F

livebaseballscorecards.com

AB	32
R	3
H	5
RBI	3
BB	4
SO	6
LOB	11

1B: 4	SF: 1	WP: 0	PA: 39
2B: 1	SAC: 1	PB: 0	
3B: 0	DP: 1	SB: 0	
HR: 1	HBP: 0	CS: 1	

Batter	1	2	3	4	5	6	7	8	9	10	AB	R	H	RBI	BB	SO	LOB
Harvey Kuenn, R (1, 9) OBP: 0.432, SLG: 0.463	F9	F9			FC5-4 BB			F9		6-3 1-2	4	0	0	0	1	0	3
Chuck Hiller, L (1, 4) OBP: 0.344, SLG: 0.333	WP BB	F8			FC5-4 FC6-4 1-2f			4-3		1-4-3	4	0	0	0	1	0	3
Willie Mays, R (1, 8) OBP: 0.389, SLG: 0.554	F6 1-2	K			FC6-4 1-2f			K			4	0	0	0	0	2	2
Orlando Cepeda, R (1, 3) OBP: 0.363, SLG: 0.599	6-3	K				K			K		4	0	0	0	0	3	1
Willie McCovey, L (1, 7) OBP: 0.484, SLG: 0.808		E 1B BB		3-1		F3			HR		3	2	1	1	1	0	0
Jim Davenport, R (1, 5) OBP: 0.385, SLG: 0.513		CS 1-H 1B		K		K			K		4	0	1	1	0	3	0
Jose Pagan, R (1, 6) OBP: 0.299, SLG: 0.401		F3		S BB			F4		5-3		3	0	0	0	1	0	1
Tom Haller, L (1, 2) OBP: 0.378, SLG: 0.548 Ernie Bowman, R (10, PR)		1B 1-2 BB		F8 1-2			3-1			FC5-6 1B	3 0	0 0	1 0	0 0	1 0	0 0	1 0
Jack Sanford, R (1, 1) OBP: 0.217, SLG: 0.227 Matty Alou, L (10, PH) OBP: 0.346, SLG: 0.348		1-3 1B			5-3		F7			FC5-6 6-3 1-2f	3 1	0 0	1 0	0 0	0 0	0 0	0 1
Inning Stats	R: 0 E: 0 K: 0 S: 3 H: 0 LOB: 1 BB: 1 P: 7	R: 1 E: 1 K: 0 S: 4 H: 2 LOB: 2 BB: 2 P: 12	R: 0 E: 0 K: 2 S: 7 H: 0 LOB: 0 BB: 0 P: 7	R: 0 E: 0 K: 1 S: 5 H: 0 LOB: 1 BB: 1 P: 9	R: 0 E: 0 K: 0 S: 3 H: 0 LOB: 1 BB: 1 P: 7	R: 0 E: 0 K: 2 S: 7 H: 0 LOB: 0 BB: 0 P: 7	R: 0 E: 0 K: 0 S: 3 H: 0 LOB: 0 BB: 0 P: 3	R: 0 E: 0 K: 1 S: 5 H: 0 LOB: 0 BB: 0 P: 5	R: 1 E: 0 K: 2 S: 8 H: 1 LOB: 0 BB: 0 P: 8	R: 0 E: 0 K: 0 S: 4 H: 1 LOB: 2 BB: 0 P: 4	1B: 3 2B: 0 3B: 0 HR: 1 SF: 0 SAC: 0 DP: 0 HBP: 0						

PITCHER	IP	WLS	BF	H	R	ER	SO	BB	IBB	HBP	BLK	WP	HR	S	P	ERA	WHIP
Ken Johnson, R (1, 1) ERA: 3.67	10.0	W	38	4	2	2	8	5	0	0	0	1	1	49	69	1.80	0.900

PITCHER	IP	WLS	BF	H	R	ER	SO	BB	IBB	HBP	BLK	WP	HR	S	P	ERA	WHIP

BOTTOM

Houston Colt 45's @ San Francisco Giants

Candlestick Park, San Francisco, CA

Fri May 18 1962, 10:05 PM EDT

Att. 18,544 - Unknown - 54 F

livebaseballscorecards.com

AB	33
R	2
H	4
RBI	2
BB	5
SO	8
LOB	12

WP: 1	PA: 38		
PB: 0			
SB: 1			
CS: 1			

Batter	1	2	3	4	5	6	7	8	9	AB	R	H	RBI	BB	SO	LOB
Bob Lillis, R (1, 6) OBP: 0.206, SLG: 0.179	6-3		F9		F9		1-3	1-3		5	0	0	0	0	0	2
Joey Amalfitano, R (1, 4) OBP: 0.264, SLG: 0.215	4-3		1B		FC4-6, 2-3, 1B		F9		1-3	5	0	2	0	0	0	0
Roman Mejias, R (1, 9) OBP: 0.308, SLG: 0.507	1B		K		K		E6		K	5	0	1	0	0	3	3
Norm Larker, L (1, 3) OBP: 0.355, SLG: 0.468	F9		K		FC4-6, 1-2f		4-3		F5	5	0	0	0	0	1	5
Carl Warwick, R (1, 8) OBP: 0.319, SLG: 0.439		BB, 1B		G3		FC5-4, 1B		F8		4	0	2	0	0	0	0
Jim Pendleton, R (1, 7) OBP: 0.294, SLG: 0.433		F9		F8		F8		3B, 1B		4	1	1	0	0	0	2
Bob Aspromonte, R (1, 5) OBP: 0.357, SLG: 0.375		BBBB, 4-0, 1-2, BB		BBBB, 4-0, BB		FC5-4, 1-2f, E		1-H, 1B, 3B		2	1	1	1	2	0	1
Merritt Ranew, L (1, 2) OBP: 0.265, SLG: 0.477		F8		K		E4, 1-2		3-H, 1B		3	0	0	0	0	1	4
Jim Busby, R (8, PH) OBP: 0.500, SLG: 0.500 (8, 2)										1	0	1	1	0	0	0
George Witt, R (1, 1) OBP: 0.250, SLG: 0.250		F8			1B, 2B	K		F4		1	0	0	0	0	0	2
Dave Giusti, R (3, 1) OBP: 0.500, SLG: 0.556										2	0	1	0	0	1	2
Pidge Browne, L (8, PH) OBP: 0.364, SLG: 0.417										1	0	0	0	0	0	1
Don McMahon, R (8, 1)										0	0	0	0	0	0	0
Inning Stats	R: 0 E: 0 K: 0 S: 4 H: 1 LOB: 1 BB: 0 P: 4	R: 0 E: 0 K: 0 S: 4 H: 1 LOB: 2 BB: 1 P: 8	R: 0 E: 0 K: 2 S: 8 H: 1 LOB: 1 BB: 0 P: 8	R: 0 E: 0 K: 1 S: 5 H: 0 LOB: 1 BB: 1 P: 9	R: 0 E: 0 K: 1 S: 7 H: 2 LOB: 2 BB: 0 P: 7	R: 0 E: 1 K: 1 S: 7 H: 1 LOB: 2 BB: 0 P: 7	R: 0 E: 1 K: 0 S: 4 H: 0 LOB: 1 BB: 0 P: 4	R: 2 E: 0 K: 0 S: 6 H: 3 LOB: 1 BB: 0 P: 6	R: 0 E: 0 K: 1 S: 5 H: 0 LOB: 0 BB: 0 P: 5	1B: 7 2B: 1 3B: 1 HR: 0 SF: 0 SAC: 0 DP: 0 HBP: 0						

PITCHER	IP	WLS	BF	H	R	ER	SO	BB	IBB	HBP	BLK	WP	HR	S	P	ERA	WHIP
Mike McCormick, L (1, 1) ERA: 5.51	8.0	W	37	9	2	2	5	2	0	0	0	0	0	45	53	2.25	1.375
Don Larsen, R (9, 1) ERA: 3.6	1.0	S	3	0	0	0	1	0	0	0	0	0	0	5	5	0.00	0.000

PITCHER	IP	WLS	BF	H	R	ER	SO	BB	IBB	HBP	BLK	WP	HR	S	P	ERA	WHIP

TOP

Houston Colt 45's @ San Francisco Giants

Candlestick Park, San Francisco, CA

Sat May 19 1962, 6:33 AM EDT

Att. 16,701 - Unknown - 54 F

livebaseballscorecards.com

AB	38
R	2
H	9
RBI	2
BB	2
SO	6
LOB	22

WP: 0	PA: 40		
PB: 0			
SB: 0			
CS: 0			

Batter	1	2	3	4	5	6	7	8	9	AB	R	H	RBI	BB	SO	LOB
Harvey Kuenn, R (1, 9) (4, 7) OBP: 0.434, SLG: 0.465	E9 S 1B		SH3-4 1-2		F9		F9	FC8-5 1B 1-2 1B		4	0	2	0	0	0	0
Willie Mays, R (1, 8) OBP: 0.401, SLG: 0.593	5-3		1B 2-H 2B		BB 1B		HR	1B FC8-5 1-2 2-H 1B		5	2	4	3	0	0	1
Chuck Hiller, L (1, 4) OBP: 0.352, SLG: 0.333	S HBP		1B G3 1B		F8		HR BB	FC8-5 1B 1-2 2-3f		3	2	1	0	1	0	3
Orlando Cepeda, R (1, 3) OBP: 0.377, SLG: 0.623	K 1-2 2-3		G3 WP 1-3 2-H 1B		FC6-4 1-2 BB		1-H HR	1B 1-2 2-3 1B		4	2	3	3	1	1	2
Willie McCovey, L (1, 7) OBP: 0.455, SLG: 0.750 Matty Alou, L (4, 9) OBP: 0.345, SLG: 0.346	4-3		G3 1-2 3-H		FC6-4 1-2f		E5 HR 1B	5-3		2 3	0 1	0 1	1 0	0 0	0 0	3 5
Ed Bailey, L (1, 2) OBP: 0.400, SLG: 0.582		G4-6-3 1B	3-1 2-H			F5	3-H HR			4	1	2	2	0	0	0
Jim Davenport, R (1, 5) OBP: 0.373, SLG: 0.496		G4-6-3 1-2f	K			6-3	K			4	0	0	0	0	2	1
Jose Pagan, R (1, 6) OBP: 0.291, SLG: 0.390		1-3	1-3			K		6-3		4	0	0	0	0	1	0
Mike McCormick, L (1, 1) OBP: 0.333, SLG: 0.800 Bob Nieman, R (8, PH) OBP: 0.250, SLG: 0.333 Felipe Alou, R (8, PR) OBP: 0.364, SLG: 0.504 Don Larsen, R (9, 1) OBP: 0.333, SLG: 0.333			SH3-4 2B BB		F2		4-3	1B 1B 1B		2 1 0 0	1 0 1 0	0 1 0 0	0 0 0 0	1 0 0 0	0 0 0 0	0 0 0 0
Inning Stats	R: 0 E: 1 K: 1 S: 6 H: 1 LOB: 2 BB: 0 P: 7	R: 0 E: 0 K: 0 S: 3 H: 1 LOB: 0 BB: 0 P: 3	R: 4 E: 0 K: 0 S: 6 H: 3 LOB: 0 BB: 1 P: 10	R: 0 E: 0 K: 1 S: 5 H: 0 LOB: 0 BB: 0 P: 5	R: 0 E: 0 K: 0 S: 4 H: 1 LOB: 2 BB: 1 P: 8	R: 0 E: 0 K: 1 S: 5 H: 0 LOB: 0 BB: 0 P: 5	R: 5 E: 1 K: 1 S: 9 H: 4 LOB: 0 BB: 1 P: 13	R: 1 E: 0 K: 0 S: 7 H: 4 LOB: 3 BB: 0 P: 7		1B: 10 2B: 1 3B: 0 HR: 3	SF: 0 SAC: 1 DP: 1 HBP: 1					

PITCHER	IP	WLS	BF	H	R	ER	SO	BB	IBB	HBP	BLK	WP	HR	S	P	ERA	WHIP
George Witt, R (1, 1) ERA: 9.49	2.1	L	13	5	4	4	1	1	0	1	0	0	0	13	18	15.43	2.571
Dave Giusti, R (3, 1) ERA: 7.18	4.2		21	5	5	5	3	2	0	0	0	1	3	25	33	9.64	1.500
Don McMahon, R (8, 1) ERA: 3.24	1.0		7	4	1	1	0	0	0	0	0	0	0	7	7	9.00	4.000

PITCHER	IP	WLS	BF	H	R	ER	SO	BB	IBB	HBP	BLK	WP	HR	S	P	ERA	WHIP

BOTTOM

Houston Colt 45's @ San Francisco Giants

Candlestick Park, San Francisco, CA

Sat May 19 1962, 6:33 AM EDT

Att. 16,701 - Unknown - 54 F

livebaseballscorecards.com

AB	36
R	10
H	14
RBI	9
BB	3
SO	4
LOB	15

GIANTS

Batter	1	2	3	4	5	6	7	8	9	AB	R	H	RBI	BB	SO	LOB
Al Spangler, L (1, 7) OBP: 0.347, SLG: 0.311	S S S 0-3 ① K	x 0-0 ③ 3-1	x 0-0 ③ FC4-6 1-2f			x 0-0 FC6-4 1-2 1B		B B B B 4-0 G5-4-3 BB		4	0	1	0	1	1	3
Billy Goodman, L (1, 5) OBP: 0.190, SLG: 0.150	x 0-0 ② F7		B B B B 4-0 1B 1B BB	x 0-0 ① F7		x 0-0 ② FC6-4 1B 1-2f 2-3		x 0-0 ①② G5-4-3 1-2f		4	1	0	0	1	0	3
Roman Mejias, R (1, 9) OBP: 0.311, SLG: 0.503	x 0-0 E5 1B 1B		x 0-0 1-3 1B 1-3 1B	x 0-0 ② 5-3		x 0-0 1-2 3-H 1B		x 0-0 ③ F8		5	2	2	1	0	0	0
Norm Larker, L (1, 3) OBP: 0.357, SLG: 0.465	x 0-0 1B 1-3 1B		x 0-0 1-3 1-2 3-H 1B	x 0-0 ③ F3		x 0-0 ③ G3			S S S 0-3 ① K	5	1	2	1	0	1	2
Carl Warwick, R (1, 8) OBP: 0.338, SLG: 0.443	x 0-0 1-2 3-H 1B		x 0-0 ① 1-3 1-2 2-3		x 0-0 ① F6		x 0-0 1B 1B		B B B B 4-0 S BB	4	0	2	1	1	0	2
Merritt Ranew, L (1, 2) OBP: 0.260, SLG: 0.449	x 0-0 ③ F8		I I I I 4-0 FC5-4 1B 1B IBB		x 0-0 ② F9		x 0-0 ① F9		x 0-0 ② F7	4	1	0	0	1	0	4
Joey Amalfitano, R (1, 4) OBP: 0.267, SLG: 0.219		x 0-0 ① F8	x 0-0 FC5-4 1-2 2-H 3-H 1B		x 0-0 ③ 5-3		x 0-0 ② F9		x 0-0 ③ F7 1-2	2	0	1	2	0	0	0
Bob Lillis, R (3, 4) OBP: 0.200, SLG: 0.173										3	0	0	0	0	0	2
Bob Aspromonte, R (1, 6) OBP: 0.361, SLG: 0.379		x 0-0 SH3-4 1B	x 0-0 ② FC5-4 1B 1-2f 2-3			x 0-0 ① F7	x 0-0 1-3 1B			4	0	2	0	0	0	2
Bob Bruce, R (1, 1) OBP: 0.538, SLG: 0.333		x 0-0 ② SH3-4 1-2	x 0-0 FC4-6 1-2 3-H 1B			B B B B 4-0 FC6-4 1B 1B BB	x 0-0 ③ 6-3			2	1	1	1	1	0	2
Turk Farrell, R (9, 1) OBP: 0.231, SLG: 0.462										0	0	0	0	0	0	0

| Inning Stats | | | | | | | | | |

BOTTOM

Houston Colt 45's @ San Francisco Giants

Candlestick Park, San Francisco, CA

Sun May 20 1962, 6:33 AM EDT

Unknown

livebaseballscorecards.com

Batter	1	2	3	4	5	6	7	8	9	AB	R	H	RBI	BB	SO	LOB
Chuck Hiller, L (1, 4) OBP: 0.341, SLG: 0.327	5-3		F2		SF7 3-H		K		SF7 3-H	3	0	0	2	0	1	2
Willie Mays, R (1, 8) OBP: 0.401, SLG: 0.580	G4-6-3 BB		3-1 WP 1-2 BB		1-3		5-3		K	3	0	0	0	2	1	2
Matty Alou, L (1, 9) OBP: 0.303, SLG: 0.300	G4-6-3 1-2f		3-1 1-3 2-H			F5		F9		4	0	0	1	0	0	2
Orlando Cepeda, R (1, 3) OBP: 0.367, SLG: 0.607		F7	5-3			5-3		5-3		4	0	0	0	0	0	1
Willie McCovey, L (1, 7) OBP: 0.486, SLG: 0.833		HR		G6-3 BB		1B BB		F2		2	1	1	1	2	0	0
Jim Davenport, R (1, 5) OBP: 0.370, SLG: 0.488		K		G6-3 1-2f		1-2 1B			E5 FC6-4 1B 1B	4	1	1	0	0	1	1
Tom Haller, L (1, 2) OBP: 0.390, SLG: 0.529		FC6-4 BB		K		K			FC6-4 1-2 1B	3	0	1	0	1	2	2
Jose Pagan, R (1, 6) OBP: 0.296, SLG: 0.396		FC6-4 1-2f			SH5-3 SF7 2B		BB		FC6-4 1B 1-2f 2-3 SF7	3	2	1	0	1	0	3
Juan Marichal, R (1, 1) OBP: 0.346, SLG: 0.333			WP BB 3-1 1B		SH5-3 2-3		K		1-3 3-H 1B	1	1	1	0	0	0	0
Ed Bailey, L (7, PH) OBP: 0.397, SLG: 0.576										1	0	0	0	0	1	1
Bobby Bolin, R (8, 1)										0	0	0	0	0	0	0
Harvey Kuenn, R (9, PH) OBP: 0.440, SLG: 0.471										1	0	1	1	0	0	0
Ernie Bowman, R (9, PR)										0	0	0	0	0	0	0
Inning Stats	R: 0 E: 0 K: 0 S: 2 H: 0 LOB: 0 BB: 1 P: 6	R: 1 E: 0 K: 1 S: 6 H: 1 LOB: 1 BB: 1 P: 10	R: 1 E: 0 K: 0 S: 4 H: 1 LOB: 1 BB: 1 P: 8	R: 0 E: 0 K: 1 S: 4 H: 0 LOB: 0 BB: 1 P: 8	R: 1 E: 0 K: 0 S: 4 H: 1 LOB: 0 BB: 0 P: 4	R: 0 E: 0 K: 1 S: 6 H: 1 LOB: 2 BB: 1 P: 10	R: 0 E: 0 K: 2 S: 7 H: 0 LOB: 1 BB: 1 P: 11	R: 0 E: 0 K: 0 S: 3 H: 0 LOB: 0 BB: 0 P: 3	R: 2 E: 1 K: 1 S: 8 H: 2 LOB: 1 BB: 0 P: 8	1B: 4 2B: 1 3B: 0 HR: 1	SF: 2 SAC: 1 DP: 2 HBP: 0			WP: 1 PB: 0 SB: 0 CS: 0	PA: 38		

	AB	29
	R	5
	H	6
	RBI	5
	BB	6
	SO	6
	LOB	14

PITCHER	IP	WLS	BF	H	R	ER	SO	BB	IBB	HBP	BLK	WP	HR	S	P	ERA	WHIP
Bob Bruce, R (1, 1) ERA: 3.57	8.1	W	36	6	5	3	5	6	0	0	0	1	1	40	64	3.24	1.440
Turk Farrell, R (9, 1) ERA: 1.85	0.2	S	2	0	0	0	1	0	0	0	0	0	0	4	4	0.00	0.000

PITCHER	IP	WLS	BF	H	R	ER	SO	BB	IBB	HBP	BLK	WP	HR	S	P	ERA	WHIP

Houston Colt 45's @ San Francisco Giants

Candlestick Park, San Francisco, CA

Sun May 20 1962, 6:38 AM EDT

Att. 40,932 - Unknown

livebaseballscorecards.com

TOP

Batter	1	2	3	4	5	6	7	8	9	AB	R	H	RBI	BB	SO	LOB
Bob Lillis, R (1, 4) OBP: 0.193, SLG: 0.167	F2		6-3		5-3			6-3		4	0	0	0	0	0	1
Roman Mejias, R (1, 9) OBP: 0.310, SLG: 0.497	P3		L6		F8			FC4-6 1B		4	0	1	0	0	0	1
Jim Pendleton, R (1, 7) OBP: 0.283, SLG: 0.417	4-3			F8		F7		K		4	0	0	0	0	1	1
Norm Larker, L (1, 3) OBP: 0.345, SLG: 0.447		5-3		4-3		F8		FC4-6 1-2f		4	0	0	0	0	0	1
Carl Warwick, R (1, 8) OBP: 0.321, SLG: 0.419		F7		F7		6-3			F4	4	0	0	0	0	0	0
Hal Smith, R (1, 2) OBP: 0.295, SLG: 0.422		BBBB HR BB			4-3 1B 2B		1-3		F4	3	2	1	0	1	0	0
Bob Aspromonte, R (1, 5) OBP: 0.372, SLG: 0.414		1-H HR			4-3 2-3		1B		1B	4	1	3	2	0	0	1
Don Buddin, R (1, 6) OBP: 0.370, SLG: 0.257		F5			2B 3-H 1B		P3		F3	4	1	1	1	0	0	2
Hal Woodeshick, R (1, 1)			K		1-H 2B		K			0	0	0	0	0	0	0
John Anderson, R (1, 1)										1	0	0	0	0	1	0
Pidge Browne, L (5, PH) OBP: 0.375, SLG: 0.449										1	0	1	1	0	0	0
Don McMahon, R (5, 1)										0	0	0	0	0	0	0
Dave Giusti, R (7, PH) OBP: 0.455, SLG: 0.500										1	0	0	0	0	1	1
Dean Stone, L (7, 1) OBP: 0.308, SLG: 0.308										0	0	0	0	0	0	0
Inning Stats	R: 0 E: 0 K: 0 S: 3 H: 0 LOB: 0 BB: 0 P: 3	R: 2 E: 0 K: 0 S: 4 H: 1 LOB: 0 BB: 1 P: 8	R: 0 E: 0 K: 1 S: 5 H: 0 LOB: 0 BB: 0 P: 5	R: 0 E: 0 K: 0 S: 3 H: 0 LOB: 0 BB: 0 P: 3	R: 2 E: 0 K: 0 S: 6 H: 3 LOB: 1 BB: 0 P: 6	R: 0 E: 0 K: 0 S: 3 H: 0 LOB: 0 BB: 0 P: 3	R: 0 E: 0 K: 1 S: 6 H: 1 LOB: 1 BB: 0 P: 6	R: 0 E: 0 K: 1 S: 6 H: 1 LOB: 1 BB: 0 P: 6	R: 0 E: 0 K: 0 S: 4 H: 1 LOB: 1 BB: 0 P: 4	1B: 4 2B: 2 3B: 0 HR: 1 SF: 0 SAC: 0 DP: 0 HBP: 0						

	AB	34
	R	4
	H	7
	RBI	4
	BB	1
	SO	3
	LOB	8

WP: 0 PB: 0 SB: 0 CS: 0 PA: 35

PITCHER	IP	WLS	BF	H	R	ER	SO	BB	IBB	HBP	BLK	WP	HR	S	P	ERA	WHIP
Billy Pierce, L (1, 1) ERA: 2.47	9.0	W	35	7	4	4	3	1	0	0	0	0	1	40	44	4.00	0.889

PITCHER	IP	WLS	BF	H	R	ER	SO	BB	IBB	HBP	BLK	WP	HR	S	P	ERA	WHIP

BOTTOM

Batter	1	2	3	4	5	6	7	8	9	AB	R	H	RBI	BB	SO	LOB
Harvey Kuenn, R (1, 7) OBP: 0.429, SLG: 0.457	F7 1B			6-3		4-3		F6		5	0	1	2	0	0	2
Chuck Hiller, L (1, 4) OBP: 0.339, SLG: 0.321	BB 5-3			1-3			K			3	1	0	0	1	1	2
Willie Mays, R (1, 8) OBP: 0.398, SLG: 0.567	1B FC4-6 BB	K		K			4-3			3	1	0	0	1	2	0
Orlando Cepeda, R (1, 3) OBP: 0.371, SLG: 0.601	FC4-6 BB 1B 1B	F4			6-3		BB			3	1	1	1	1	0	0
Jim Davenport, R (1, 5) OBP: 0.366, SLG: 0.477	FC4-6 BB	F4			K		K			3	0	0	0	1	2	1
Manny Mota, R (1, 9) OBP: 0.292, SLG: 0.267	FC4-6 1B	F9			K			1B		4	1	1	1	0	1	2
Ed Bailey, L (1, 2) OBP: 0.400, SLG: 0.583	1B 1B 1B	L3				2B		F2		4	1	2	1	0	0	1
Jose Pagan, R (1, 6) OBP: 0.308, SLG: 0.405	1B 1B	1B				K		1B		4	2	3	1	0	1	1
Billy Pierce, L (1, 1) OBP: 0.389, SLG: 0.313	1B	F8				K		1B		4	0	2	1	0	1	2
Inning Stats	R: 6 E: 0 K: 0 S: 8 H: 5 LOB: 2 BB: 3 P: 20	R: 0 E: 0 K: 1 S: 5 H: 0 LOB: 0 BB: 0 P: 5	R: 0 E: 0 K: 0 S: 4 H: 1 LOB: 1 BB: 0 P: 4	R: 0 E: 0 K: 1 S: 5 H: 0 LOB: 0 BB: 0 P: 5	R: 0 E: 0 K: 2 S: 7 H: 0 LOB: 0 BB: 0 P: 7	R: 0 E: 0 K: 2 S: 8 H: 1 LOB: 1 BB: 0 P: 8	R: 0 E: 0 K: 2 S: 7 H: 0 LOB: 1 BB: 1 P: 11	R: 1 E: 0 K: 0 S: 5 H: 3 LOB: 1 BB: 0 P: 5		1B: 9 2B: 1 3B: 0 HR: 0 SF: 0 SAC: 0 DP: 0 HBP: 0	WP: 0 PB: 0 SB: 0 CS: 0 PA: 37					

PITCHER		IP	WLS	BF	H	R	ER	SO	BB	IBB	HBP	BLK	WP	HR	S	P	ERA	WHIP
Hal Woodeshick, L ERA: 3.92	(1, 1)	0.2	L	7	2	5	5	0	3	0	0	0	0	0	4	16	67.50	7.500
John Anderson, R ERA: 2.31	(1, 1)	3.1		14	4	1	1	2	0	0	0	0	0	0	18	18	2.70	1.200
Don McMahon, R ERA: 2.61	(5, 1)	2.0		7	1	0	0	4	0	0	0	0	0	0	15	15	0.00	0.500
Dean Stone, L ERA: 4.05	(7, 1)	2.0		9	3	1	1	2	1	0	0	0	0	0	12	16	4.50	2.000

PITCHER	IP	WLS	BF	H	R	ER	SO	BB	IBB	HBP	BLK	WP	HR	S	P	ERA	WHIP

Houston Colt 45's @ San Francisco Giants

Candlestick Park, San Francisco, CA

Sun May 20 1962, 6:38 AM EDT

Att. 40,932 - Unknown

livebaseballscorecards.com

AB	33
R	7
H	10
RBI	7
BB	4
SO	8
LOB	11

Batter	1	2	3	4	5	6	7	8	9	AB	R	H	RBI	BB	SO	LOB
Jim Hickman, R (1, 8) OBP: 0.371, SLG: 0.500	S S S 0-3 ① K	x 0-0 ③ F7			x 0-0 ② F3			S S S 0-3 ① K	x 0-0 ② F5	4	0	0	0	0	2	3
Hobie Landrith, L (9, PH) OBP: 0.432, SLG: 0.533										1	0	0	0	0	0	2
Elio Chacon, R (1, 6) OBP: 0.383, SLG: 0.312	x 0-0 ② P4		B B B B 4-0 G5-4-3 BB		x 0-0 ③ F3			x 0-0 ② F7	x 0-0 ③ F8	4	0	0	0	1	0	3
Joe Christopher, R (1, 9) OBP: 0.250, SLG: 0.500	x 0-0 ③ P4		S S S 0-3 ① K			x 0-0 ① 6-3		x 0-0 WP 2B		4	0	1	0	0	1	1
Frank Thomas, R (1, 7) OBP: 0.378, SLG: 0.661		x 0-0 E 1B 1B	x 0-0 ② ③ G5-4-3 1-2f			x 0-0 ② P6		B B B B 4-0 BB 2-3 BB		3	1	1	0	1	0	1
Ed Bouchee, L (1, 3) OBP: 0.377, SLG: 0.385		x 0-0 E1 1B 1-2 SF7		x 0-0 ① 2-3		x 0-0 ③ L4		B B B B 4-0 FC5-4 1-2 BB		3	1	0	0	1	0	1
Charlie Neal, R (1, 4) OBP: 0.338, SLG: 0.421		x 0-0 1-3 2-H 1B		x 0-0 ② L6			x 0-0 ① F7	x 0-0 ③ FC5-4 1-2f		4	0	1	1	0	0	3
Felix Mantilla, R (1, 5) OBP: 0.368, SLG: 0.412		B B B B 4-0 BB		x 0-0 ③ 5-3			S S S 0-3 ② K		x 0-0 ① F7	3	0	0	0	1	1	0
Sammy Taylor, L (1, 2) OBP: 0.281, SLG: 0.218	x 0-0 ① SF7 3-H				S S S 0-3 ① K		x 0-0 1B		x 0-0 1B	3	0	2	1	0	1	0
Rod Kanehl, R (9, PR) OBP: 0.375, SLG: 0.400										0	0	0	0	0	0	0
Dave Hillman, R (1, 1)		S S S 0-3 ② K			x 0-0 1B		S S S 0-3 ③ K		x 0-0 1-2 1B	1	0	0	0	0	1	2
Vinegar Bend Mizell, R (3, 1) OBP: 0.273, SLG: 0.200										2	0	1	0	0	1	1
Richie Ashburn, L (9, PH) OBP: 0.444, SLG: 0.351										1	0	1	0	0	0	0
Inning Stats	R: 0 E: 0 K: 1 S: 5 H: 0 LOB: 0 BB: 0 P: 5	R: 2 E: 1 K: 1 S: 8 H: 2 LOB: 2 BB: 1 P: 12	R: 0 E: 0 K: 1 S: 4 H: 0 LOB: 0 BB: 1 P: 8	R: 0 E: 0 K: 0 S: 3 H: 0 LOB: 0 BB: 0 P: 3	R: 0 E: 0 K: 1 S: 6 H: 1 LOB: 1 BB: 0 P: 6	R: 0 E: 0 K: 0 S: 3 H: 0 LOB: 0 BB: 0 P: 3	R: 0 E: 0 K: 2 S: 8 H: 1 LOB: 1 BB: 0 P: 8	R: 0 E: 0 K: 1 S: 6 H: 1 LOB: 3 BB: 2 P: 14	R: 0 E: 0 K: 0 S: 5 H: 2 LOB: 2 BB: 0 P: 5	1B: 6 2B: 1 3B: 0 HR: 0 SF: 1 SAC: 0 DP: 1 HBP: 0						

PITCHER	IP	WLS	BF	H	R	ER	SO	BB	IBB	HBP	BLK	WP	HR	S	P	ERA	WHIP
Jim Golden, R (1, 1) ERA: 2.18	9.0	W	38	7	2	1	7	4	0	0	0	1	0	48	64	1.00	1.222

PITCHER	IP	WLS	BF	H	R	ER	SO	BB	IBB	HBP	BLK	WP	HR	S	P	ERA	WHIP

TOP

New York Mets @ Houston Colt 45's

Colt Stadium, Houston, TX

Mon May 21 1962, 8:05 PM EDT

Att. 16,317 - Unknown

livebaseballscorecards.com

AB	33
R	2
H	7
RBI	2
BB	4
SO	7
LOB	17

WP: 1	PA: 38
PB: 0	
SB: 0	
CS: 0	

Batter	1	2	3	4	5	6	7	8	9	AB	R	H	RBI	BB	SO	LOB
Al Spangler, L (1, 7) OBP: 0.362, SLG: 0.323	P6		S, 1B		PB, SH5-4, BB		PO, 1B			3	1	2	0	1	0	0
Billy Goodman, L (1, 5) OBP: 0.217, SLG: 0.182	F7		F8, 1-H, 1B		SH5-4, 1-2		PO, 1-2	SF8, 3B		2	0	1	1	0	0	0
Jim Pendleton, R (8, PH) (9, 5) OBP: 0.289, SLG: 0.440										1	1	1	0	0	0	0
Roman Mejias, R (1, 9) OBP: 0.308, SLG: 0.490	1-3		F8, 2-3		G4-6-3, 2-3, BB			SF8, 3-H		2	0	0	1	1	0	1
Norm Larker, L (1, 3) OBP: 0.333, SLG: 0.430		4-3	4-3		G4-6-3, 1-2f			4-3		4	0	0	0	0	0	3
Carl Warwick, R (1, 8) OBP: 0.341, SLG: 0.436		E2, 1B		1-3		G5-4-3, 1B		BB, 1B		4	0	3	0	0	0	0
Hal Smith, R (1, 2) OBP: 0.293, SLG: 0.407		F5		F8		G5-4-3, 1-2f		FC6-4, 1-2, BB		3	0	0	0	1	0	2
Bob Aspromonte, R (1, 4) (9, 6) OBP: 0.368, SLG: 0.409		F2		E, S, 1B		F8		FC6-4, 1-2f		4	0	1	0	0	0	3
Don Buddin, R (1, 6) OBP: 0.388, SLG: 0.324			3-1, 3B	FC3-6, 1-3, BB			F7			2	1	1	0	1	0	0
Bob Lillis, R (9, 4) OBP: 0.193, SLG: 0.167										0	0	0	0	0	0	0
Jim Golden, L (1, 1) OBP: 0.133, SLG: 0.200			3-1, 3-H	FC3-6, 1-2f			P6			3	0	0	1	0	0	2
Inning Stats	R: 0 E: 0 K: 0 S: 3 H: 0 LOB: 0 BB: 0 P: 3	R: 0 E: 1 K: 0 S: 4 H: 1 LOB: 1 BB: 0 P: 4	R: 2 E: 0 K: 0 S: 6 H: 3 LOB: 1 BB: 0 P: 6	R: 0 E: 0 K: 0 S: 4 H: 1 LOB: 2 BB: 1 P: 8	R: 0 E: 0 K: 0 S: 2 H: 0 LOB: 1 BB: 2 P: 10	R: 0 E: 0 K: 0 S: 3 H: 1 LOB: 0 BB: 0 P: 3	R: 0 E: 0 K: 0 S: 3 H: 1 LOB: 0 BB: 0 P: 3	R: 1 E: 0 K: 0 S: 5 H: 2 LOB: 2 BB: 1 P: 9		1B: 7 2B: 0 3B: 2 HR: 0 SF: 1 SAC: 1 DP: 2 HBP: 0						

PITCHER		IP	WLS	BF	H	R	ER	SO	BB	IBB	HBP	BLK	WP	HR	S	P	ERA	WHIP
Dave Hillman, R ERA: 6.17	(1, 1)	2.2		12	4	2	2	0	0	0	0	0	0	0	12	12	6.75	1.500
Vinegar Bend Mizell, L ERA: 4.23	(3, 1)	5.1	L	22	5	1	1	0	4	0	0	0	0	0	18	34	1.69	1.688

PITCHER	IP	WLS	BF	H	R	ER	SO	BB	IBB	HBP	BLK	WP	HR	S	P	ERA	WHIP

BOTTOM

New York Mets @ Houston Colt 45's

Colt Stadium, Houston, TX

Mon May 21 1962, 8:05 PM EDT

Att. 16,317 - Unknown

livebaseballscorecards.com

AB	28
R	3
H	9
RBI	3
BB	4
SO	0
LOB	11

WP: 0 PA: 35
PB: 1
SB: 2
CS: 0

New York Mets @ Houston Colt 45's

Colt Stadium, Houston, TX

Tue May 22 1962, 8:05 PM EDT

Att. 11,980 - Unknown

TOP

livebaseballscorecards.com

Batter	1	2	3	4	5	6	7	8	9	AB	R	H	RBI	BB	SO	LOB
Richie Ashburn, L (1, 8) OBP: 0.440, SLG: 0.341	B B B B 4-0 S BB		x 0-0 ② P6		x 0-0 ② F3		S S S 0-3 ③ K		x 0-0 1-3 2-H 1B	4	0	1	1	1	1	2
Elio Chacon, R (1, 6) OBP: 0.374, SLG: 0.305	x 0-0 ① F8 1-2		x 0-0 1B		x 0-0 ③ 5-3			x 0-0 ① 4-3	x 0-0 ③ 5-3	5	0	1	0	0	0	4
Joe Christopher, R (1, 9) OBP: 0.125, SLG: 0.250	S S S 0-3 ② K		x 0-0 ③ L7			x 0-0 ① L6		S S S 0-3 ② K		4	0	0	0	0	2	2
Frank Thomas, R (1, 7) OBP: 0.381, SLG: 0.664	S S S 0-3 ③ K			x 0-0 F8 SF7 2B		x 0-0 ② F5		x 0-0 FC6 1B		4	1	2	0	0	1	1
Ed Bouchee, L (1, 3) OBP: 0.370, SLG: 0.393		x 0-0 ① F8		x 0-0 ① F8 2-3		x 0-0 2B		x 0-0 ③ FC6 1-2f		4	0	1	0	0	0	2
Charlie Neal, R (1, 4) OBP: 0.350, SLG: 0.427		x 0-0 1B		B B B B 4-0 CS BB		x 0-0 ③ F8			x 0-0 1B 1B 1B	3	1	2	0	1	0	1
Felix Mantilla, R (1, 5) OBP: 0.364, SLG: 0.410		x 0-0 ② F8		x 0-0 ② SF7 3-H			x 0-0 ① F9		x 0-0 1B 1-2 1B	3	0	1	1	0	0	1
Sammy Taylor, L (1, 2) OBP: 0.294, SLG: 0.237		x 0-0 ③ F8		0-0 ③ CS 1-2	x 0-0 1B		x 0-0 1-3 1B		x 0-0 ① F7	4	0	2	0	0	0	3
Jay Hook, L (1, 1) OBP: 0.316, SLG: 0.278			S S S 0-3 ① K		x 0-0 ① F3		x 0-0 ② 1-3 1-2		S S S 0-3 ② K	4	0	0	0	0	2	4
Inning Stats	R: 0 E: 0 K: 2 S: 7 H: 0 LOB: 1 BB: 1 P: 11	R: 0 E: 0 K: 0 S: 4 H: 1 LOB: 1 BB: 0 P: 4	R: 0 E: 0 K: 1 S: 6 H: 1 LOB: 1 BB: 0 P: 6	R: 1 E: 0 K: 0 S: 3 H: 1 LOB: 0 BB: 1 P: 7	R: 0 E: 0 K: 0 S: 4 H: 1 LOB: 1 BB: 0 P: 4	R: 0 E: 0 K: 0 S: 4 H: 1 LOB: 1 BB: 0 P: 4	R: 0 E: 0 K: 1 S: 6 H: 1 LOB: 1 BB: 0 P: 6	R: 0 E: 0 K: 1 S: 6 H: 1 LOB: 1 BB: 0 P: 6	R: 1 E: 0 K: 1 S: 8 H: 3 LOB: 2 BB: 0 P: 8	1B: 8 2B: 2 3B: 0 HR: 0 SF: 1 SAC: 0 DP: 0 HBP: 0						

PITCHER	IP	WLS	BF	H	R	ER	SO	BB	IBB	HBP	BLK	WP	HR	S	P	ERA	WHIP
Turk Farrell, R (1, 1) ERA: 1.88	9.0	W	38	10	2	2	6	2	0	0	0	0	0	48	56	2.00	1.333

PITCHER	IP	WLS	BF	H	R	ER	SO	BB	IBB	HBP	BLK	WP	HR	S	P	ERA	WHIP

AB	35
R	2
H	10
RBI	2
BB	2
SO	6
LOB	20

WP: 0 PA: 39
PB: 0
SB: 1
CS: 1

Batter	1	2	3	4	5	6	7	8	9	AB	R	H	RBI	BB	SO	LOB
Al Spangler, L (1, 7) OBP: 0.367, SLG: 0.323	BBBB 4-0 G6-3 BB	x 0-0 1B	SSS 0-3 ③ K					x 0-0 ② 3-1		3	0	1	0	1	1	0
Billy Goodman, L (1, 4) (6, 5) OBP: 0.259, SLG: 0.200	x 0-0 ①② G6-3 1-2f	x 0-0 ③ G3				BBBB 4-0 FC BB		x 0-0 1B 3B 1B		3	1	1	0	1	0	2
Roman Mejias, R (1, 9) OBP: 0.313, SLG: 0.510	SSS 0-3 ③ K			x 0-0 HR		x 0-0 ① P6		x 0-0 1-2 3B 1B		4	2	2	1	0	1	1
Norm Larker, L (1, 3) OBP: 0.339, SLG: 0.450		x 0-0 1B		x 0-0 ① 4-3		x 0-0 ② F7		x 0-0 1-H 2-H 3B		4	0	2	2	0	0	1
Carl Warwick, R (1, 8) OBP: 0.326, SLG: 0.415		SSS 0-3 ① K		x 0-0 ② F7		x 0-0 ③ FC 1-2f		SSS 0-3 ③ K		4	0	0	0	0	2	3
Hal Smith, R (1, 2) OBP: 0.295, SLG: 0.404		x 0-0 ② P5		x 0-0 FC5-4 1B			x 0-0 ① 1-3			3	0	1	0	0	0	1
Bob Aspromonte, R (1, 5) OBP: 0.364, SLG: 0.403 Bob Lillis, R (6, 4) OBP: 0.191, SLG: 0.165		x 0-0 ③ F8		x 0-0 ③ FC5-4 1-2f			x 0-0 ② 6-3			2 1	0 0	0 0	0 0	0 0	0 0	2 0
Don Buddin, R (1, 6) OBP: 0.365, SLG: 0.300		x 0-0 ① F8			x 0-0 ① F7		SSS 0-3 ③ K			3	0	0	0	0	1	0
Turk Farrell, R (1, 1) OBP: 0.188, SLG: 0.375		x 0-0 ② 6-3			x 0-0 ② 6-3			SSS 0-3 ① K		3	0	0	0	0	1	0
Inning Stats	R: 0 E: 0 K: 1 S: 4 H: 0 LOB: 0 BB: 1 P: 8	R: 0 E: 0 K: 1 S: 6 H: 1 LOB: 1 BB: 0 P: 6	R: 0 E: 0 K: 0 S: 4 H: 1 LOB: 1 BB: 0 P: 4	R: 1 E: 0 K: 0 S: 5 H: 2 LOB: 1 BB: 0 P: 5	R: 0 E: 0 K: 1 S: 5 H: 0 LOB: 0 BB: 0 P: 5	R: 0 E: 0 K: 0 S: 3 H: 0 LOB: 1 BB: 1 P: 7	R: 0 E: 0 K: 1 S: 5 H: 0 LOB: 0 BB: 0 P: 5	R: 2 E: 0 K: 2 S: 10 H: 3 LOB: 1 BB: 0 P: 10		1B: 5 2B: 0 3B: 1 HR: 1	SF: 0 SAC: 0 DP: 1 HBP: 0					

PITCHER	IP	WLS	BF	H	R	ER	SO	BB	IBB	HBP	BLK	WP	HR	S	P	ERA	WHIP
Jay Hook, R (1, 1) ERA: 4.06	8.0	L	32	7	3	3	6	2	0	0	0	0	1	42	50	3.38	1.125

PITCHER	IP	WLS	BF	H	R	ER	SO	BB	IBB	HBP	BLK	WP	HR	S	P	ERA	WHIP

BOTTOM

New York Mets @ Houston Colt 45's

Colt Stadium, Houston, TX

Tue May 22 1962, 8:05 PM EDT

Att. 11,980 - Unknown

livebaseballscorecards.com

AB	30
R	3
H	7
RBI	3
BB	2
SO	6
LOB	10

PA: 32

WP: 0
PB: 0
SB: 0
CS: 0

Batter	1	2	3	4	5	6	7	8	9	AB	R	H	RBI	BB	SO	LOB
Leo Cardenas, R (1, 6) OBP: 0.311, SLG: 0.347	F8		5-3		FC4-6 E 1-2f		6-3			4	0	0	0	0	0	1
Don Zimmer, R (1, 5) OBP: 0.211, SLG: 0.194 Jerry Lynch, L (8, PH) OBP: 0.324, SLG: 0.484 Cookie Rojas, R (8, 5) OBP: 0.317, SLG: 0.250	E 2B		K		K			4-3		3 1 0	0 0 0	1 0 0	0 0 0	0 0 0	2 0 0	1 0 0
Vada Pinson, L (1, 8) OBP: 0.377, SLG: 0.687	5-3		2B		G3 1-3			4-3		4	0	1	0	0	0	2
Frank Robinson, R (1, 9) OBP: 0.350, SLG: 0.418	E1 2-3		5-3			4-3		E5		4	0	0	0	0	0	2
Gordy Coleman, L (1, 3) OBP: 0.350, SLG: 0.438	F7			F7		F9		4-3		4	0	0	0	0	0	3
Wally Post, R (1, 7) OBP: 0.372, SLG: 0.544		K		P6		BB			5-3	3	0	0	0	1	1	0
Johnny Edwards, L (1, 2) OBP: 0.356, SLG: 0.457		FC1-6 BB		3B		5-3			F7	3	0	1	0	1	0	1
Don Blasingame, L (1, 4) OBP: 0.365, SLG: 0.300		FC1-6 1-2f		6-3			F2		1B	4	0	1	0	0	0	2
Bob Purkey, R (1, 1) OBP: 0.118, SLG: 0.091 Don Pavletich, R (9, PH) OBP: 0.385, SLG: 0.273		K			FC4-6 1B		K		K	3 1	0 0	1 0	0 0	0 0	2 1	1 1
Inning Stats	R: 0 E: 1 K: 0 S: 5 H: 1 LOB: 2 BB: 0 P: 5	R: 0 E: 0 K: 2 S: 7 H: 0 LOB: 1 BB: 1 P: 11	R: 0 E: 0 K: 1 S: 6 H: 1 LOB: 1 BB: 0 P: 6	R: 0 E: 0 K: 0 S: 4 H: 1 LOB: 1 BB: 0 P: 4	R: 0 E: 1 K: 1 S: 6 H: 1 LOB: 1 BB: 0 P: 6	R: 0 E: 0 K: 0 S: 3 H: 0 LOB: 1 BB: 1 P: 7	R: 0 E: 0 K: 1 S: 5 H: 0 LOB: 0 BB: 0 P: 5	R: 0 E: 1 K: 0 S: 4 H: 0 LOB: 1 BB: 0 P: 4	R: 0 E: 0 K: 1 S: 6 H: 1 LOB: 1 BB: 0 P: 6	1B: 2 2B: 2 3B: 1 HR: 0 SF: 0 SAC: 0 DP: 0 HBP: 0						

PITCHER	IP	WLS	BF	H	R	ER	SO	BB	IBB	HBP	BLK	WP	HR	S	P	ERA	WHIP
Ken Johnson, R (1, 1) ERA: 3.1	9.0	W	36	5	0	0	6	2	0	0	0	0	0	46	54	0.00	0.778

PITCHER	IP	WLS	BF	H	R	ER	SO	BB	IBB	HBP	BLK	WP	HR	S	P	ERA	WHIP

TOP

Cincinnati Reds @ Houston Colt 45's

Colt Stadium, Houston, TX

Wed May 23 1962, 8:05 PM EDT

Att. 9,266 - Unknown - 76 F

livebaseballscorecards.com

AB	34
R	0
H	5
RBI	0
BB	2
SO	6
LOB	14

WP: 0 PA: 36
PB: 0
SB: 0
CS: 0

Batter	1	2	3	4	5	6	7	8	9	AB	R	H	RBI	BB	SO	LOB
Al Spangler, L (1, 7) OBP: 0.381, SLG: 0.333	F8		1B			BBB 4-0 CS BB		1B 2-H 1B		3	0	2	1	1	0	0
Billy Goodman, L (1, 4) OBP: 0.290, SLG: 0.241	1B		G3			F8 1-2		1-3 1B		4	0	2	0	0	0	1
Bob Lillis, R (8, PR) (9, 4) OBP: 0.191, SLG: 0.165										0	0	0	0	0	0	0
Roman Mejias, R (1, 9) OBP: 0.305, SLG: 0.497	F8			6-3		F8		P4		4	0	0	0	0	0	3
Norm Larker, L (1, 3) OBP: 0.338, SLG: 0.447	F9			2B 1B			F8			3	1	1	0	0	0	1
Carl Warwick, R (1, 8) OBP: 0.326, SLG: 0.424		5-3		1-H 2B			F9			3	0	1	1	0	0	0
Merritt Ranew, L (1, 2) OBP: 0.250, SLG: 0.431		5-3		4-3			SSS K			3	0	0	0	0	1	0
Hal Smith, R (1, 5) OBP: 0.296, SLG: 0.413		2B			F3			F7		3	0	1	0	0	0	0
Don Buddin, R (1, 6) OBP: 0.364, SLG: 0.326		5-3			P3			PB 1B 2B		3	1	1	0	0	0	1
Ken Johnson, R (1, 1) OBP: 0.063, SLG: 0.063			SSS K		SSS K			P4		3	0	0	0	0	2	1
Inning Stats	R: 0 E: 0 K: 0 S: 4 H: 1 LOB: 1 BB: 0 P: 4	R: 0 E: 0 K: 0 S: 4 H: 1 LOB: 1 BB: 0 P: 4	R: 0 E: 0 K: 1 S: 5 H: 1 LOB: 0 BB: 0 P: 5	R: 1 E: 0 K: 0 S: 4 H: 2 LOB: 0 BB: 0 P: 4	R: 0 E: 0 K: 1 S: 5 H: 0 LOB: 0 BB: 0 P: 5	R: 0 E: 0 K: 0 S: 2 H: 0 LOB: 0 BB: 1 P: 6	R: 0 E: 0 K: 1 S: 5 H: 0 LOB: 0 BB: 0 P: 5	R: 1 E: 0 K: 0 S: 6 H: 3 LOB: 2 BB: 0 P: 6		1B: 5 2B: 3 3B: 0 HR: 0	SF: 0 SAC: 0 DP: 0 HBP: 0					

PITCHER	IP	WLS	BF	H	R	ER	SO	BB	IBB	HBP	BLK	WP	HR	S	P	ERA	WHIP
Bob Purkey, R (1, 1) ERA: 3.3	8.0	L	30	8	2	2	3	1	0	0	0	0	0	35	39	2.25	1.125

PITCHER	IP	WLS	BF	H	R	ER	SO	BB	IBB	HBP	BLK	WP	HR	S	P	ERA	WHIP

BOTTOM

Cincinnati Reds @ Houston Colt 45's

Colt Stadium, Houston, TX

Wed May 23 1962, 8:05 PM EDT

Att. 9,266 - Unknown - 76 F

livebaseballscorecards.com

AB	29
R	2
H	8
RBI	2
BB	1
SO	3
LOB	7

1B: 5	SF: 0	WP: 0	PA: 30
2B: 3	SAC: 0	PB: 1	
3B: 0	DP: 0	SB: 0	
HR: 0	HBP: 0	CS: 1	

Cincinnati Reds @ Houston Colt 45's

Colt Stadium, Houston, TX

Thu May 24 1962, 8:05 PM EDT

Att. 8,570 - Unknown - 77 F

TOP

livebaseballscorecards.com

Batter	1	2	3	4	5	6	7	8	9	AB	R	H	RBI	BB	SO	LOB
Leo Cardenas, R (1, 6) OBP: 0.314, SLG: 0.373	HR	K			WP 1B 3-H 1B		K	F3		5	1	2	2	0	2	2
Don Zimmer, R (1, 5) OBP: 0.237, SLG: 0.236	G3 2B		L9		WP 1-2 1B		P6	1-2 1B		5	0	3	0	0	0	0
Vada Pinson, L (1, 8) OBP: 0.372, SLG: 0.671	1-3		K		4-3 1-2 2-3		1B 1B 1B	2-3		5	1	1	0	0	1	5
Gordy Coleman, L (1, 3) OBP: 0.345, SLG: 0.429	G3 2-3		G1		G3		1B 1B 1-3 1B		F8	5	1	1	0	0	0	3
Wally Post, R (1, 7) OBP: 0.371, SLG: 0.534 Jerry Lynch, L (7, PH) OBP: 0.343, SLG: 0.500 Marty Keough, L (7, 7) OBP: 0.333, SLG: 0.111	BB			K	F3		1B 1-2 3-H 1B		K	2 1 1	0 0 0	0 1 0	0 1 0	1 0 0	1 0 1	0 0 0
Johnny Edwards, L (1, 2) OBP: 0.350, SLG: 0.445	4-3			4-3	K		1-2 2-H 1B		4-3	5	0	1	1	0	1	2
Frank Robinson, R (1, 9) OBP: 0.348, SLG: 0.413		P6		K	3B 1B		K			4	1	1	0	0	2	2
Don Blasingame, L (1, 4) OBP: 0.393, SLG: 0.378		1-3 1B			SH3-4 1B 2B	1-H 3B		FC6-4 1B		4	1	4	1	0	0	0
Joey Jay, S (1, 1) OBP: 0.160, SLG: 0.250		1-3 1-2			SH3-4 2-3	K		FC6-4 1-2f 1B		3	0	0	0	0	1	3

AB	40
R	5
H	14
RBI	5
BB	1
SO	9
LOB	17

Inning Stats	1	2	3	4	5	6	7	8	9
	R: 1 E: 0 K: 0 S: 5	H: 2 LOB: 2 BB: 1 P: 9	R: 0 E: 0 K: 1 S: 6	H: 1 LOB: 1 BB: 0 P: 6	R: 0 E: 0 K: 1 S: 5	H: 0 LOB: 0 BB: 0 P: 5	R: 0 E: 0 K: 2 S: 7	H: 0 LOB: 0 BB: 0 P: 7	R: 1 E: 0 K: 0 S: 6	H: 3 LOB: 2 BB: 0 P: 6	R: 1 E: 0 K: 2 S: 9	H: 2 LOB: 1 BB: 0 P: 9	R: 2 E: 0 K: 2 S: 11	H: 4 LOB: 2 BB: 0 P: 11	R: 0 E: 0 K: 0 S: 5	H: 2 LOB: 2 BB: 0 P: 5	R: 0 E: 0 K: 1 S: 5	H: 0 LOB: 0 BB: 0 P: 5

| | | |

BOTTOM

Cincinnati Reds @ Houston Colt 45's

Colt Stadium, Houston, TX

Thu May 24 1962, 8:05 PM EDT

Att. 8,570 - Unknown - 77 F

livebaseballscorecards.com

Batter	1	2	3	4	5	6	7	8	9	AB	R	H	RBI	BB	SO	LOB
Al Spangler, L (1, 7) OBP: 0.402, SLG: 0.347	BBBB 4-0 G6-4-3 BB BB		x 0-0 CS 1B			BBBB 4-0 1B BB		x 0-0 6-3 1B		2	0	2	0	2	0	0
Billy Goodman, L (1, 4) OBP: 0.343, SLG: 0.258	BBBB 4-0 G6-4-3 1-2 BB		0-0 ③ CS 1-2	BBBB 4-0 BB		x 0-0 G4-6-3 1-2 1B		x 0-0 ② 6-3 1-2		2	0	1	0	2	0	1
Roman Mejias, R (1, 9) OBP: 0.298, SLG: 0.485	x 0-0 ①② G6-4-3 1-2f 2-3			x 0-0 ① F8		SSS 0-3 ① K		x 0-0 ③ 6-3		4	0	0	0	0	1	6
Norm Larker, L (1, 3) OBP: 0.328, SLG: 0.432	x 0-0 ③ 4-3			x 0-0 ② F7		x 0-0 ②③ G4-6-3 1-2f			SSS 0-3 ① K	4	0	0	0	0	1	4
Carl Warwick, R (1, 8) OBP: 0.313, SLG: 0.404		x 0-0 ① 6-3		x 0-0 ③ G3			x 0-0 ① 6-3		x 0-0 ② P6	4	0	0	0	0	0	1
Merritt Ranew, L (1, 2) OBP: 0.263, SLG: 0.461		x 0-0 G6-4-3 1B			x 0-0 ① F7		x 0-0 3B		SSS 0-3 ③ K	4	0	2	0	0	1	0
Hal Smith, R (1, 5) OBP: 0.297, SLG: 0.411		x 0-0 ②③ G6-4-3 1-2f			x 0-0 1B		SSS 0-3 ② K			3	0	1	0	0	1	2
Don Buddin, R (1, 6) OBP: 0.351, SLG: 0.311			x 0-0 ① F2		x 0-0 ② P3		x 0-0 ③ 5-3			2	0	0	0	0	0	1
Jim Pendleton, R (7, PH) OBP: 0.287, SLG: 0.436 (8, 6)										1	0	0	0	0	0	1
George Witt, R (1, 1) OBP: 0.200, SLG: 0.200			SSS 0-3 ② K		x 0-0 ③ 4-3			x 0-0 ① 3-4-1		1	0	0	0	0	1	0
Dave Giusti, R (5, 1) OBP: 0.417, SLG: 0.455										1	0	0	0	0	0	1
John Anderson, R (7, 1)										0	0	0	0	0	0	0
Pidge Browne, L (8, PH) OBP: 0.368, SLG: 0.440										1	0	0	0	0	0	0
Bobby Tiefenauer, R (9, 1)										0	0	0	0	0	0	0
Inning Stats	R: 0 E: 0 K: 0 S: 2 H: 0 LOB: 1 BB: 2 P: 10	R: 0 E: 0 K: 0 S: 3 H: 1 LOB: 0 BB: 0 P: 3	R: 0 E: 0 K: 1 S: 5 H: 1 LOB: 0 BB: 0 P: 5	R: 0 E: 0 K: 0 S: 3 H: 0 LOB: 1 BB: 1 P: 7	R: 0 E: 0 K: 0 S: 4 H: 1 LOB: 1 BB: 0 P: 4	R: 0 E: 0 K: 1 S: 5 H: 1 LOB: 1 BB: 1 P: 9	R: 0 E: 0 K: 1 S: 6 H: 1 LOB: 1 BB: 0 P: 6	R: 0 E: 0 K: 0 S: 4 H: 1 LOB: 1 BB: 0 P: 4	R: 0 E: 0 K: 2 S: 7 H: 0 LOB: 0 BB: 0 P: 7							

	AB	29
	R	0
	H	6
	RBI	0
	BB	4
	SO	5
	LOB	17

1B: 5 SF: 0 WP: 0 PA: 34
2B: 0 SAC: 0 PB: 0
3B: 1 DP: 3 SB: 0
HR: 0 HBP: 0 CS: 1

PITCHER		IP	WLS	BF	H	R	ER	SO	BB	IBB	HBP	BLK	WP	HR	S	P	ERA	WHIP
Joey Jay, R ERA: 3.58	(1, 1)	9.0	W	33	6	0	0	5	4	0	0	0	0	0	39	55	0.00	1.111

PITCHER		IP	WLS	BF	H	R	ER	SO	BB	IBB	HBP	BLK	WP	HR	S	P	ERA	WHIP

Batter	1	2	3	4	5	6	7	8	9	10	11	12	13	AB	R	H	RBI	BB	SO	LOB
Dick Schofield, S (1, 4) OBP: 0.391, SLG: 0.415	BBBB 4-0 BB		x 0-0 G1-6-3 1B			x 0-0 P5 ②		x 0-0 1B 1-2 1B 1B		x 0-0 F8 ②			SSS 0-3 K ①	5	1	2	0	1	1	0
Dick Groat, R (1, 6) OBP: 0.365, SLG: 0.384	x 0-0 P3 ①		x 0-0 G1-6-3 ②③ 1-2f			x 0-0 5-3 ③		x 0-0 1B 1-2 2-H 1B		SSS 0-3 K ③			x 0-0 6-3 ②	6	0	1	1	0	1	2
Bob Skinner, L (1, 7) OBP: 0.348, SLG: 0.458	BBBB 4-0 1-2 BB			x 0-0 CS 1B			x 0-0 WP 3B	SSS 0-3 K ②			x 0-0 6-3 ①		x 0-0 1B 3B	5	2	3	0	1	1	2
Dick Stuart, R (1, 3) OBP: 0.307, SLG: 0.366 Roy Face, R (8, 1) Johnny Logan, R (13, PH) OBP: 0.522, SLG: 0.450 Tom Sturdivant, L (13, 1) OBP: 0.125, SLG: 0.125	SSS 0-3 K ②			x 0-0 F8 ①			x 0-0 6-3 ① 3-H	x 0-0 FC6-4 1B 1-2 2-H			x 0-0 5-3 ②		x 0-0 1B 3-H	4 1 1 0	0 0 0 0	1 0 1 0	1 0 1 0	0 0 0 0	1 0 0 0	3 0 0 0
Donn Clendenon, R (1, 9) OBP: 0.289, SLG: 0.273 Roberto Clemente, R (8, PH) OBP: 0.313, SLG: 0.380 (8, 9)	SSS 0-3 K ③			x 0-0 4-3 ②③ 1-2			BBBB 4-0 S FC4-6-3-2 BB	x 0-0 FC6-4 ③ 1-2f			x 0-0 F7 ③		x 0-0 4-3 ③	2 3	0 0	0 0	0 0	1 0	1 0	3 3
Smoky Burgess, L (1, 2) OBP: 0.358, SLG: 0.397		x 0-0 F9 ①			x 0-0 F9 ①		BBBB 4-0 1-2 FC4-6-3-2 BB		x 0-0 3-1 ①			x 0-0 6-3 ①		4	0	0	0	1	0	0
Don Hoak, R (1, 5) OBP: 0.354, SLG: 0.372		SSS 0-3 K ②			x 0-0 5-3 ②		x 0-0 FC4-6-3-2 ②③ 1-2 2-H		SSS 0-3 K ②			BBBB 4-0 S BB		4	0	0	0	1	2	2
Howie Goss, R (1, 8) OBP: 0.300, SLG: 0.389		x 0-0 5-3 ③			x 0-0 5-3 ③			x 0-0 L4 ①	x 0-0 F8 ③			x 0-0 F2 ②		5	0	0	0	0	0	1
Earl Francis, R (1, 1) OBP: 0.087, SLG: 0.067 Bob Veale, S (7, 1) OBP: 0.100, SLG: 0.100 Jack Lamabe, R (7, 1) Jim Marshall, L (8, PH) OBP: 0.350, SLG: 0.556 (8, 3)			x 0-0 F2 ①			x 0-0 5-3 ①		BBBB 4-0 1B 1B BB		x 0-0 F5 ①			SSS 0-3 K ③ 1-2	2 0 0 2	0 0 0 1	0 0 0 0	0 0 0 1	0 0 0 1	0 0 0 1	0 0 0 1
Inning Stats	R: 0 E: 0 K: 2 S: 7 H: 0 LOB: 2 BB: 2 P: 15	R: 0 E: 0 K: 1 S: 5 H: 0 LOB: 0 BB: 0 P: 5	R: 0 E: 0 K: 0 S: 3 H: 1 LOB: 0 BB: 0 P: 3	R: 0 E: 0 K: 0 S: 3 H: 1 LOB: 0 BB: 0 P: 3	R: 0 E: 0 K: 0 S: 3 H: 0 LOB: 0 BB: 0 P: 3	R: 0 E: 0 K: 0 S: 3 H: 0 LOB: 0 BB: 0 P: 3	R: 1 E: 0 K: 0 S: 3 H: 1 LOB: 1 BB: 2 P: 11	R: 2 E: 0 K: 1 S: 8 H: 3 LOB: 2 BB: 1 P: 12	R: 0 E: 0 K: 1 S: 5 H: 0 LOB: 0 BB: 0 P: 5	R: 0 E: 0 K: 1 S: 5 H: 0 LOB: 0 BB: 0 P: 5	R: 0 E: 0 K: 0 S: 3 H: 0 LOB: 0 BB: 0 P: 3	R: 0 E: 0 K: 1 S: 5 H: 0 LOB: 1 BB: 1 P: 9	R: 1 E: 0 K: 1 S: 7 H: 2 LOB: 1 BB: 0 P: 7	1B: 6 2B: 1 3B: 2 HR: 0 SF: 0 SAC: 0 DP: 2 HBP: 0			WP: 1 PB: 0 SB: 2 CS: 1	PA: 50		

PITCHER		IP	WLS	BF	H	R	ER	SO	BB	IBB	HBP	BLK	WP	HR	S	P	ERA	WHIP
Bob Bruce, R ERA: 3.59	(1, 1)	7.1		28	4	3	3	3	5	0	0	0	1	0	29	49	3.68	1.227
Turk Farrell, R ERA: 1.76	(8, 1)	3.2		13	2	0	0	3	0	0	0	0	0	0	19	19	0.00	0.545
Bobby Tiefenauer, R ERA: 3.74	(12, 1)	2.0	L	9	2	1	1	2	1	0	0	0	0	0	12	16	4.50	1.500

PITCHER	IP	WLS	BF	H	R	ER	SO	BB	IBB	HBP	BLK	WP	HR	S	P	ERA	WHIP

TOP

Pittsburgh Pirates @ Houston Colt 45's

Colt Stadium, Houston, TX

Fri May 25 1962, 8:05 PM EDT

Att. 11,350 - Cloudy - 80 F

livebaseballscorecards.com

AB	44
R	4
H	8
RBI	3
BB	6
SO	8
LOB	17

Batter	1	2	3	4	5	6	7	8	9	10	11	12	13	AB	R	H	RBI	BB	SO	LOB
Al Spangler, L (1, 7) OBP: 0.403, SLG: 0.346	6-3		G5-4-3 1B		G3 1-2		BB 1B 1-2 BB	4-3			1B		K	6	0	2	0	1	1	4
Billy Goodman, L (1, 4) Jim Pendleton, R (7, PH) Joey Amalfitano, R (8, 4) OBP: 0.342, SLG: 0.265 OBP: 0.293, SLG: 0.441 OBP: 0.261, SLG: 0.214	HR 1B		F8		4-3		BB 1-2 2-3 1B		F9		F8		F5	3 1 3	1 0 0	1 1 0	0 0 0	0 0 0	0 0 0	2 0 2
Roman Mejias, R (1, 9) OBP: 0.305, SLG: 0.500	HR 1-H		G5-4-3 1-2f			S 1B	P6		HBP		5-3			5	1	2	2	0	0	5
Norm Larker, L (1, 3) OBP: 0.329, SLG: 0.418	3-1			L4		BB 1-2	BB 1-2 2-3 3-H		F8			F7		4	0	0	1	2	0	1
Carl Warwick, R (1, 8) OBP: 0.304, SLG: 0.383	5-3			BB		K	F2		P6			5-3		5	0	0	0	1	1	6
Hal Smith, R (1, 2) OBP: 0.290, SLG: 0.390		L8		K		F8		K		1-3		BB		5	0	0	0	1	2	3
Bob Aspromonte, R (1, 5) OBP: 0.350, SLG: 0.386		4-3		K		F8		F8		6-3		G3		6	0	0	0	0	1	4
Bob Lillis, R (1, 6) OBP: 0.216, SLG: 0.185		1B			G3 1B		6-3	1B 1B		1-3			SH1-3 BB	5	0	3	0	1	0	0
Bob Bruce, R (1, 1) OBP: 0.500, SLG: 0.273 Turk Farrell, R (8, 1) OBP: 0.235, SLG: 0.412 Pidge Browne, L (11, PH) OBP: 0.362, SLG: 0.431 Bobby Tiefenauer, R (12, 1) Merritt Ranew, L (13, PH) OBP: 0.263, SLG: 0.461	K				K		1B BB BB BB	1-2 1B			3-1		SH1-3 1-2	2 1 1 0 0	1 0 0 0 0	0 1 0 0 0	0 0 0 0 0	1 0 0 0 0	2 0 0 0 0	2 0 0 0 0
Inning Stats	R: 2 H: 2 E: 0 LOB: 0 K: 0 BB: 0 S: 5 P: 5	R: 0 H: 1 E: 0 LOB: 1 K: 1 BB: 0 S: 6 P: 6	R: 0 H: 1 E: 0 LOB: 0 K: 0 BB: 0 S: 3 P: 3	R: 0 H: 0 E: 0 LOB: 1 K: 2 BB: 1 S: 7 P: 11	R: 0 H: 1 E: 0 LOB: 1 K: 1 BB: 0 S: 6 P: 6	R: 0 H: 1 E: 0 LOB: 2 K: 1 BB: 1 S: 6 P: 10	R: 1 H: 1 E: 0 LOB: 3 K: 0 BB: 3 S: 4 P: 16	R: 0 H: 2 E: 0 LOB: 2 K: 1 BB: 0 S: 7 P: 7	R: 0 H: 0 E: 0 LOB: 1 K: 0 BB: 0 S: 3 P: 4	R: 0 H: 0 E: 0 LOB: 0 K: 0 BB: 0 S: 3 P: 3	R: 0 H: 1 E: 0 LOB: 1 K: 0 BB: 1 S: 4 P: 4	R: 0 H: 0 E: 0 LOB: 1 K: 0 BB: 1 S: 3 P: 7	R: 0 H: 0 E: 0 LOB: 1 K: 1 BB: 1 S: 5 P: 9	1B: 9 SF: 0 2B: 0 SAC: 1 3B: 0 DP: 1 HR: 1 HBP: 1			WP: 0 PA: 56 PB: 0 SB: 1 CS: 0			

PITCHER		IP	WLS	BF	H	R	ER	SO	BB	IBB	HBP	BLK	WP	HR	S	P	ERA	WHIP
Earl Francis, R ERA: 3.63	(1, 1)	6.1		28	6	3	3	5	4	0	0	0	0	1	34	50	4.26	1.579
Bob Veale, L ERA: 4.85	(7, 1)	0.1		3	1	0	0	0	1	0	0	0	0	0	2	6	0.00	6.000
Jack Lamabe, R ERA: 1.69	(7, 1)	0.1		1	0	0	0	0	0	0	0	0	0	0	1	1	0.00	0.000
Roy Face, R ERA: 1.83	(8, 1)	5.0	W	20	3	0	0	1	1	0	1	0	0	0	20	25	0.00	0.800
Tom Sturdivant, R ERA: 5.52	(13, 1)	1.0	S	4	0	0	0	1	1	0	0	0	0	0	5	9	0.00	1.000

PITCHER	IP	WLS	BF	H	R	ER	SO	BB	IBB	HBP	BLK	WP	HR	S	P	ERA	WHIP

BOTTOM

Pittsburgh Pirates @ Houston Colt 45's

Colt Stadium, Houston, TX

Fri May 25 1962, 8:05 PM EDT

Att. 11,350 - Cloudy - 80 F

livebaseballscorecards.com

AB	47
R	3
H	10
RBI	3
BB	7
SO	7
LOB	29

Batter	1	2	3	4	5	6	7	8	9	AB	R	H	RBI	BB	SO	LOB
Don Hoak, R (1, 5) OBP: 0.350, SLG: 0.367	4-3		1B			1-3			6-3	4	0	1	0	0	0	0
Dick Groat, R (1, 6) OBP: 0.356, SLG: 0.374	6-3		4-3			6-3			L1	4	0	0	0	0	0	1
Bob Skinner, L (1, 7) OBP: 0.338, SLG: 0.444	K			1-3		4-3			6-3	4	0	0	0	0	1	0
Dick Stuart, R (1, 3) OBP: 0.300, SLG: 0.357		6-3		6-3			6-3			3	0	0	0	0	0	0
Roberto Clemente, R (1, 9) OBP: 0.306, SLG: 0.371		K		K			F9			3	0	0	0	0	2	0
Don Leppert, R (1, 2) OBP: 0.340, SLG: 0.463		1B			P4		P6			3	0	1	0	0	0	0
Bill Mazeroski, R (1, 4) OBP: 0.295, SLG: 0.446		5-3			K			K		3	0	0	0	0	2	1
Howie Goss, R (1, 8) OBP: 0.302, SLG: 0.385			F8		FC6-4 1B			6-3		3	0	1	0	0	0	0
Bob Friend, R (1, 1) OBP: 0.125, SLG: 0.167			K		FC6-4 1-2f			P5		2	0	0	0	0	1	1
Dick Schofield, S (8, PH) OBP: 0.383, SLG: 0.405										1	0	0	0	0	0	0
Jack Lamabe, R (8, 1)										0	0	0	0	0	0	0
Inning Stats	R: 0 E: 0 K: 1 S: 5 H: 0 LOB: 0 BB: 0 P: 5	R: 0 E: 0 K: 1 S: 6 H: 1 LOB: 1 BB: 0 P: 6	R: 0 E: 0 K: 1 S: 6 H: 1 LOB: 1 BB: 0 P: 6	R: 0 E: 0 K: 1 S: 5 H: 0 LOB: 0 BB: 0 P: 5	R: 0 E: 0 K: 1 S: 6 H: 1 LOB: 1 BB: 0 P: 6	R: 0 E: 0 K: 0 S: 3 H: 0 LOB: 0 BB: 0 P: 3	R: 0 E: 0 K: 0 S: 3 H: 0 LOB: 0 BB: 0 P: 3	R: 0 E: 0 K: 1 S: 5 H: 0 LOB: 0 BB: 0 P: 5	R: 0 E: 0 K: 0 S: 3 H: 0 LOB: 0 BB: 0 P: 3	1B: 3 2B: 0 3B: 0 HR: 0 SF: 0 SAC: 0 DP: 0 HBP: 0						

PITCHER		IP	WLS	BF	H	R	ER	SO	BB	IBB	HBP	BLK	WP	HR	S	P	ERA	WHIP
Jim Golden, R ERA: 1.79	(1, 1)	9.0	W	30	3	0	0	6	0	0	0	0	0	0	42	42	0.00	0.333

PITCHER		IP	WLS	BF	H	R	ER	SO	BB	IBB	HBP	BLK	WP	HR	S	P	ERA	WHIP

TOP

Pittsburgh Pirates @ Houston Colt 45's

Colt Stadium, Houston, TX

Sat May 26 1962, 8:05 PM EDT
Att. 13,909 - Unknown - 82 F

livebaseballscorecards.com

AB	30
R	0
H	3
RBI	0
BB	0
SO	6
LOB	3

Batter	1	2	3	4	5	6	7	8	9	AB	R	H	RBI	BB	SO	LOB
Al Spangler, L (1, 7) OBP: 0.391, SLG: 0.333	F8		4-3	4-3			6-3			4	0	0	0	0	0	0
Billy Goodman, L (1, 4) (7, 5) OBP: 0.357, SLG: 0.270	5-3		HBP, 1B, BB		3-1		G6-4-3, 1B			3	1	1	0	1	0	0
Roman Mejias, R (1, 9) OBP: 0.309, SLG: 0.497	S, 1B		1B, 1B, HBP (1-2)		5-3		G6-4-3 (1-2f)			3	1	1	0	0	0	1
Norm Larker, L (1, 3) OBP: 0.333, SLG: 0.416	BB (1-2)		1B (1-2, 2-H)		F8			3-1		3	0	1	1	1	0	0
Carl Warwick, R (1, 8) OBP: 0.311, SLG: 0.381	F5		K			G1-6-3, 1B		CS, BB		3	0	1	0	1	1	4
Hal Smith, R (1, 2) OBP: 0.288, SLG: 0.385		F9	1B (1-2, 2-H)			G1-6-3 (1-2f)		F5		4	0	1	1	0	0	2
Bob Aspromonte, R (1, 5) OBP: 0.352, SLG: 0.387 Joey Amalfitano, R (6, PH) (7, 4) OBP: 0.266, SLG: 0.214	1B		K			BB, 1B		CS (1-2)		2 0	0 0	1 0	0 0	0 1	1 0	2 0
Bob Lillis, R (1, 6) OBP: 0.218, SLG: 0.189		F8		5-3		1B (1-2)				3	0	1	0	0	0	1
Jim Golden, L (1, 1) OBP: 0.111, SLG: 0.167		F7		F9		F9				3	0	0	0	0	0	3
Inning Stats	R: 0 E: 0 K: 0 S: 4	H: 1 LOB: 2 BB: 1 P: 8	R: 0 E: 0 K: 0 S: 4	H: 1 LOB: 1 BB: 0 P: 4	R: 2 E: 0 K: 2 S: 9	H: 2 LOB: 2 BB: 1 P: 14	R: 0 E: 0 K: 0 S: 3	H: 0 LOB: 0 BB: 0 P: 3	R: 0 E: 0 K: 0 S: 3	H: 0 LOB: 0 BB: 0 P: 3	R: 0 E: 0 K: 0 S: 4	H: 2 LOB: 2 BB: 1 P: 8	R: 0 E: 0 K: 0 S: 3	H: 1 LOB: 0 BB: 0 P: 3	R: 0 E: 0 K: 0 S: 2	H: 0 LOB: 0 BB: 1 P: 6

PITCHER		IP	WLS	BF	H	R	ER	SO	BB	IBB	HBP	BLK	WP	HR	S	P	ERA	WHIP
Bob Friend, R ERA: 3.73	(1, 1)	7.0	L	30	7	2	2	2	3	0	1	0	0	0	30	43	2.57	1.429
Jack Lamabe, R ERA: 1.61	(8, 1)	1.0		3	0	0	0	0	1	0	0	0	0	0	2	6	0.00	1.000

PITCHER	IP	WLS	BF	H	R	ER	SO	BB	IBB	HBP	BLK	WP	HR	S	P	ERA	WHIP

BOTTOM

Pittsburgh Pirates @ Houston Colt 45's

Colt Stadium, Houston, TX

Sat May 26 1962, 8:05 PM EDT

Att. 13,909 - Unknown - 82 F

livebaseballscorecards.com

AB	28
R	2
H	7
RBI	2
BB	4
SO	2
LOB	13

1B: 7 SF: 0
2B: 0 SAC: 0
3B: 0 DP: 2
HR: 0 HBP: 1

WP: 0 PA: 34
PB: 0
SB: 1
CS: 1

Batter	1	2	3	4	5	6	7	8	9	AB	R	H	RBI	BB	SO	LOB
Don Hoak, R (1, 5) OBP: 0.352, SLG: 0.363	S S S 0-3 ① K			x 0-0 ① P4		x 0-0 FC1-5 1B 1B	B B B B 4-0 G5-4-3 BB		S S S 0-3 ② K	4	0	1	0	1	2	1
Dick Groat, R (1, 6) OBP: 0.358, SLG: 0.375	x 0-0 ② P4			x 0-0 E 1B 1B		x 0-0 1-2 E FC1-5 1B	x 0-0 ②③ G5-4-3 1-2f		x 0-0 ③ 4-3	5	2	2	0	0	0	2
Bob Skinner, L (1, 7) OBP: 0.343, SLG: 0.445	x 0-0 ③ F7			x 0-0 E8 G3 1-H 1B 1B		x 0-0 ① FC1-5 E 1-2 2-3f 1B		x 0-0 1B 1B		4	2	2	0	0	0	2
Roberto Clemente, R (1, 9) OBP: 0.297, SLG: 0.359		x 0-0 ① 4-3		x 0-0 ② G3 2-3		x 0-0 E4 1B 1-2 2-H 1B		x 0-0 ① F7		4	1	0	0	0	0	3
Smoky Burgess, L (1, 2) OBP: 0.377, SLG: 0.418		S S S 0-3 ② K		x 0-0 3-H 1B		x 0-0 1B 1-2 2-H E 1B		x 0-0 FC6-4 1-2 1B		4	1	3	2	0	1	0
Dick Stuart, R (1, 3) OBP: 0.299, SLG: 0.354		S S S 0-3 ③ K		x 0-0 ③ P6		x 0-0 E5 1-H 2-H E 1B		S S S 0-3 ② K		4	1	1	1	0	2	3
Bill Mazeroski, R (1, 4) OBP: 0.287, SLG: 0.434			x 0-0 ① P6		x 0-0 ① P3	x 0-0 ② F7 3-H		x 0-0 ③ FC6-4 1-2f		4	0	0	0	0	0	2
Howie Goss, R (1, 8) OBP: 0.298, SLG: 0.357			x 0-0 ② F7		x 0-0 ② P6	S S S 0-3 ③ K			B B B B 4-0 SH1-4 E BB	3	0	0	0	1	1	0
Vern Law, R (1, 1)			S S S 0-3 ③ K		x 0-0 ③ 5-3		x 0-0 ① 5-3		x 0-0 ① SH1-4 1-3	3	0	0	0	0	1	0
Inning Stats	R: 0 H: 0 E: 0 LOB: 0 K: 1 BB: 0 S: 5 P: 5	R: 0 H: 0 E: 0 LOB: 0 K: 2 BB: 0 S: 7 P: 7	R: 0 H: 0 E: 0 LOB: 0 K: 1 BB: 0 S: 5 P: 5	R: 2 H: 3 E: 1 LOB: 1 K: 0 BB: 0 S: 6 P: 6	R: 0 H: 0 E: 0 LOB: 0 K: 0 BB: 0 S: 3 P: 3	R: 5 H: 4 E: 3 LOB: 0 K: 1 BB: 0 S: 10 P: 10	R: 0 H: 0 E: 0 LOB: 0 K: 0 BB: 1 S: 2 P: 6	R: 0 H: 2 E: 0 LOB: 2 K: 1 BB: 0 S: 7 P: 7	R: 0 H: 0 E: 1 LOB: 1 K: 1 BB: 1 S: 5 P: 9	1B: 9 SF: 0 2B: 0 SAC: 1 3B: 0 DP: 1 HR: 0 HBP: 0						

TOP

Pittsburgh Pirates @ Houston Colt 45's

Colt Stadium, Houston, TX

Sun May 27 1962, 4:33 AM EDT

Att. 11,793 - Cloudy - 88 F

livebaseballscorecards.com

AB	35
R	7
H	9
RBI	3
BB	2
SO	7
LOB	13

PITCHER		IP	WLS	BF	H	R	ER	SO	BB	IBB	HBP	BLK	WP	HR	S	P	ERA	WHIP
Ken Johnson, R ERA: 3.09	(1, 1)	6.0	L	26	7	7	2	5	0	0	0	0	0	0	36	36	3.00	1.167
George Witt, R ERA: 7.64	(7, 1)	1.0		3	0	0	0	0	1	0	0	0	0	0	2	6	0.00	1.000
Dave Giusti, R ERA: 7.27	(8, 1)	1.0		5	2	0	0	1	0	0	0	0	0	0	7	7	0.00	2.000
Don McMahon, R ERA: 2.38	(9, 1)	1.0		4	0	0	0	1	1	0	0	0	0	0	5	9	0.00	1.000

PITCHER	IP	WLS	BF	H	R	ER	SO	BB	IBB	HBP	BLK	WP	HR	S	P	ERA	WHIP

Batter	1	2	3	4	5	6	7	8	9	AB	R	H	RBI	BB	SO	LOB
Jim Pendleton, R (1, 7) OBP: 0.292, SLG: 0.443	P5		F8		3-H 2B		4-3			4	0	1	1	0	0	0
Billy Goodman, L (1, 5) OBP: 0.348, SLG: 0.268	4-3		F8		F7			L6-3 1B		4	0	1	0	0	0	1
Roman Mejias, R (1, 9) OBP: 0.308, SLG: 0.492	K			E S 1B		5-3		K		4	0	1	0	0	2	1
Norm Larker, L (1, 3) OBP: 0.333, SLG: 0.414		2B 6-3 1B		P6		F2		L6-3 1-2		3	1	1	0	0	0	1
Dave Giusti, R (8, 1) OBP: 0.417, SLG: 0.455										0	0	0	0	0	0	0
Merritt Ranew, L (8, PH) OBP: 0.259, SLG: 0.455										1	0	0	0	0	0	1
Don McMahon, R (9, 1)										0	0	0	0	0	0	0
Carl Warwick, R (1, 8) OBP: 0.309, SLG: 0.376		F8		K 1-3		WP 1B			5-3	4	0	1	0	0	1	2
Hal Smith, R (1, 2) OBP: 0.296, SLG: 0.398		1-3 2B		F5		WP 1-2 1B			K	4	0	2	0	0	1	1
Bob Aspromonte, R (1, 6) OBP: 0.343, SLG: 0.377		6-3 3-H			E6 G3 SH3-4 2B	K 1-2 2-3			F2	4	1	0	1	0	1	3
Bob Lillis, R (1, 4) OBP: 0.223, SLG: 0.195		6-3			SH3-4 1-2		G1-6-3 1B			2	0	1	0	0	0	1
Ken Johnson, R (1, 1) OBP: 0.056, SLG: 0.056			P4		G3 2-3					2	0	0	0	0	0	1
George Witt, R (7, 1) OBP: 0.200, SLG: 0.200										0	0	0	0	0	0	0
Pidge Browne, L (7, PH) OBP: 0.356, SLG: 0.423 (8, 3)							G1-6-3 1-2f			1	0	0	0	0	0	1
Inning Stats	R: 0 E: 0 K: 1 S: 5 H: 0 LOB: 0 BB: 0 P: 5	R: 1 E: 0 K: 0 S: 5 H: 2 LOB: 1 BB: 0 P: 5	R: 0 E: 0 K: 0 S: 3 H: 0 LOB: 0 BB: 0 P: 3	R: 0 E: 0 K: 1 S: 6 H: 1 LOB: 1 BB: 0 P: 6	R: 1 E: 1 K: 0 S: 5 H: 1 LOB: 1 BB: 0 P: 5	R: 0 E: 0 K: 1 S: 7 H: 2 LOB: 2 BB: 0 P: 7	R: 0 E: 0 K: 0 S: 3 H: 1 LOB: 0 BB: 0 P: 3	R: 0 E: 0 K: 1 S: 5 H: 1 LOB: 0 BB: 0 P: 5	R: 0 E: 0 K: 1 S: 5 H: 0 LOB: 0 BB: 0 P: 5	1B: 6 2B: 3 3B: 0 HR: 0	SF: 0 SAC: 1 DP: 2 HBP: 0						

PITCHER	IP	WLS	BF	H	R	ER	SO	BB	IBB	HBP	BLK	WP	HR	S	P	ERA	WHIP
Vern Law, R (1, 1) ERA: 1.88	9.0	W	34	8	2	1	5	0	0	0	0	1	0	44	44	1.00	0.889

PITCHER	IP	WLS	BF	H	R	ER	SO	BB	IBB	HBP	BLK	WP	HR	S	P	ERA	WHIP

BOTTOM

Pittsburgh Pirates @ Houston Colt 45's

Colt Stadium, Houston, TX

Sun May 27 1962, 4:33 AM EDT

Att. 11,793 - Cloudy - 88 F

livebaseballscorecards.com

AB	33
R	2
H	8
RBI	2
BB	0
SO	5
LOB	13

1B: 6	SF: 0	WP: 1	PA: 34
2B: 3	SAC: 1	PB: 0	
3B: 0	DP: 2	SB: 1	
HR: 0	HBP: 0	CS: 0	

Batter	1	2	3	4	5	6	7	8	9	AB	R	H	RBI	BB	SO	LOB
Al Spangler, L (1, 8) OBP: 0.376, SLG: 0.319	1-3		K		K			4-3	P6	5	0	0	0	0	2	3
Billy Goodman, L (1, 4) OBP: 0.353, SLG: 0.283	L4		F8			1B		3-1	HR 1-2 2-H	5	1	2	1	0	0	0
Roman Mejias, R (1, 9) OBP: 0.316, SLG: 0.516	P3			F9 6-3		F9		E	HR 1-H 2-H	5	2	3	3	0	0	1
Norm Larker, L (1, 3) OBP: 0.329, SLG: 0.406		P6		F9 2-3		1B 1-2		E4 FC4-6 1-2	F9	5	0	1	0	0	0	2
Jim Pendleton, R (1, 7) OBP: 0.282, SLG: 0.429		F2		6-3 3-H		K		FC4-6 1-2f		4	0	0	1	0	1	4
Hal Smith, R (1, 2) OBP: 0.297, SLG: 0.391 Don Buddin, R (7, 5) OBP: 0.362, SLG: 0.348	1B BB			F2		5-3			1B 2B	2 1	0 1	0 1	0 1	1 0	0 0	2 0
Bob Aspromonte, R (1, 5) OBP: 0.349, SLG: 0.378 Don McMahon, R (7, 1) Carl Warwick, R (9, PH) OBP: 0.315, SLG: 0.382	1B 1-2			G4-6-3 1B HBP			L5		1B 1B 2-3	2 0 1	0 0 1	1 0 1	0 0 1	0 0 0	0 0 0	0 0 0
Bob Lillis, R (1, 6) OBP: 0.224, SLG: 0.197	F2				G4-6-3 1B 1-2		5-3		F2	4	0	1	0	0	0	4
Turk Farrell, R (1, 1) OBP: 0.235, SLG: 0.412 John Anderson, R (2, 1) Pidge Browne, L (5, PH) OBP: 0.350, SLG: 0.415 Bobby Tiefenauer, R (5, 1) Merritt Ranew, L (7, PH) OBP: 0.265, SLG: 0.456 (7, 2)			F5		G4-6-3 1-2f 2-3		P4		1B HR 1-2 3-H	0 1 1 0 2	0 0 0 0 1	0 0 0 0 1	0 0 0 0 1	0 0 0 0 0	0 0 2 0 0	0 0 0 0 0
Inning Stats	R: 0 E: 0 K: 0 S: 3 H: 0 LOB: 0 BB: 0 P: 3	R: 0 E: 0 K: 0 S: 4 H: 1 LOB: 2 BB: 1 P: 8	R: 0 E: 0 K: 1 S: 5 H: 0 LOB: 0 BB: 0 P: 5	R: 1 E: 0 K: 0 S: 4 H: 1 LOB: 0 BB: 0 P: 4	R: 0 E: 0 K: 1 S: 5 H: 1 LOB: 1 BB: 0 P: 6	R: 0 E: 0 K: 1 S: 7 H: 2 LOB: 2 BB: 0 P: 7	R: 0 E: 0 K: 0 S: 3 H: 0 LOB: 0 BB: 0 P: 3	R: 0 E: 1 K: 0 S: 5 H: 1 LOB: 2 BB: 0 P: 5	R: 5 E: 0 K: 0 S: 8 H: 5 LOB: 0 BB: 0 P: 8	1B: 8 2B: 2 3B: 0 HR: 1	SF: 0 SAC: 0 DP: 1 HBP: 1					

PITCHER	IP	WLS	BF	H	R	ER	SO	BB	IBB	HBP	BLK	WP	HR	S	P	ERA	WHIP
Joey Jay, R (1, 1) ERA: 3.84	9.0	W	40	11	6	6	3	1	0	1	0	0	1	44	49	6.00	1.333

PITCHER	IP	WLS	BF	H	R	ER	SO	BB	IBB	HBP	BLK	WP	HR	S	P	ERA	WHIP

TOP

Houston Colt 45's @ Cincinnati Reds

Crosley Field, Cincinnati, OH

Mon May 28 1962, 7:05 PM EDT

Att. 8,979 - Unknown - 77 F

livebaseballscorecards.com

AB	38
R	6
H	11
RBI	6
BB	1
SO	3
LOB	18

HOUSTON COLT 45s

Houston Colt 45's @ Cincinnati Reds

Crosley Field, Cincinnati, OH

Mon May 28 1962, 7:05 PM EDT

Att. 8,979 - Unknown - 77 F

BOTTOM

Batter	1	2	3	4	5	6	7	8	9	AB	R	H	RBI	BB	SO	LOB
Leo Cardenas, R (1, 6) OBP: 0.333, SLG: 0.394	0-0 E 2B	0-0 WP 1-3 2B	0-0 ③ 2-3		0-0 ③ F7			0-0 ① 6-3		5	1	2	0	0	0	2
Don Blasingame, L (1, 4) OBP: 0.363, SLG: 0.356	0-0 ① F2	0-0 ② 3-4-3 3-H		0-0 ① L3		0-0 ① P4		0-0 ② F9		5	0	0	1	0	0	2
Vada Pinson, L (1, 8) OBP: 0.366, SLG: 0.641	0-0 E9 2B 2-H 1B	0-0 ③ F8 2-3		0-0 ② 3-1		0-0 ② 4-3		B B B B 4-0 BB		4	1	1	1	1	0	1
Jerry Lynch, L (1, 7) OBP: 0.348, SLG: 0.524	0-0 2-H 2B	0-0 E 1B 1B		0-0 ③ F7		0-0 ③ F7		S S S 0-3 ③ K		5	1	2	1	0	1	1
Gordy Coleman, L (1, 3) OBP: 0.352, SLG: 0.445	0-0 ② F2	0-0 E8 1-3 1B 1B			0-0 1B 1B 1B		S S S 0-3 ① K			4	2	2	0	0	1	1
Johnny Edwards, L (1, 2) OBP: 0.355, SLG: 0.455	S S S 0-3 ③ K	0-0 ① 1-6-3			0-0 1B 1-2 1B		B B B 4-0 FC3-6 1B BB			3	0	1	0	1	1	3
Frank Robinson, R (1, 9) OBP: 0.373, SLG: 0.450		0-0 ① P6	I I I 4-0 1B IBB		S S S 0-3 ① K		0-0 FC3-6 1-2 1B			3	0	1	0	1	1	2
Don Zimmer, R (1, 5) OBP: 0.242, SLG: 0.267		0-0 HR	0-0 ② F3		0-0 ② HR 1-3 2-H 1B		0-0 ② FC3-6 FC6 1-2f 2-3			4	2	2	2	0	0	5
Joey Jay, S (1, 1) OBP: 0.241, SLG: 0.429		0-0 2B 3-4-3 1B	0-0 1-2 2-H 3-H 1B		0-0 1-H HR		0-0 ③ FC6 1-2f			4	2	3	4	0	0	2
Inning Stats	R: 2 E: 1 K: 1 S: 8 H: 3 LOB: 1 BB: 0 P: 8	R: 2 E: 0 K: 0 S: 6 H: 3 LOB: 1 BB: 0 P: 6	R: 2 E: 1 K: 0 S: 6 H: 3 LOB: 2 BB: 1 P: 10	R: 0 E: 0 K: 0 S: 3 H: 0 LOB: 0 BB: 0 P: 3	R: 3 E: 0 K: 1 S: 8 H: 4 LOB: 0 BB: 0 P: 8	R: 0 E: 0 K: 0 S: 3 H: 0 LOB: 0 BB: 0 P: 3	R: 0 E: 0 K: 1 S: 6 H: 1 LOB: 2 BB: 1 P: 10	R: 0 E: 0 K: 1 S: 5 H: 0 LOB: 1 BB: 1 P: 9		1B: 9 2B: 3 3B: 0 HR: 2 SF: 0 SAC: 0 DP: 0 HBP: 0						

livebaseballscorecards.com

AB	37
R	9
H	14
RBI	9
BB	3
SO	4
LOB	19

WP: 1 PB: 0 SB: 0 CS: 0 PA: 40

PITCHER		IP	WLS	BF	H	R	ER	SO	BB	IBB	HBP	BLK	WP	HR	S	P	ERA	WHIP
Turk Farrell, R ERA: 2.18	(1, 1)	1.1	L	10	6	4	3	1	0	0	0	0	0	1	12	12	20.25	4.500
John Anderson, R ERA: 2.87	(2, 1)	2.2		12	3	2	2	0	0	1	0	0	1	0	11	15	6.75	1.125
Bobby Tiefenauer, R ERA: 4.56	(5, 1)	2.0		9	4	3	3	1	0	0	0	0	0	1	11	11	13.50	2.000
Don McMahon, R ERA: 2.03	(7, 1)	2.0		9	1	0	0	2	2	0	0	0	0	0	11	19	0.00	1.500

PITCHER		IP	WLS	BF	H	R	ER	SO	BB	IBB	HBP	BLK	WP	HR	S	P	ERA	WHIP

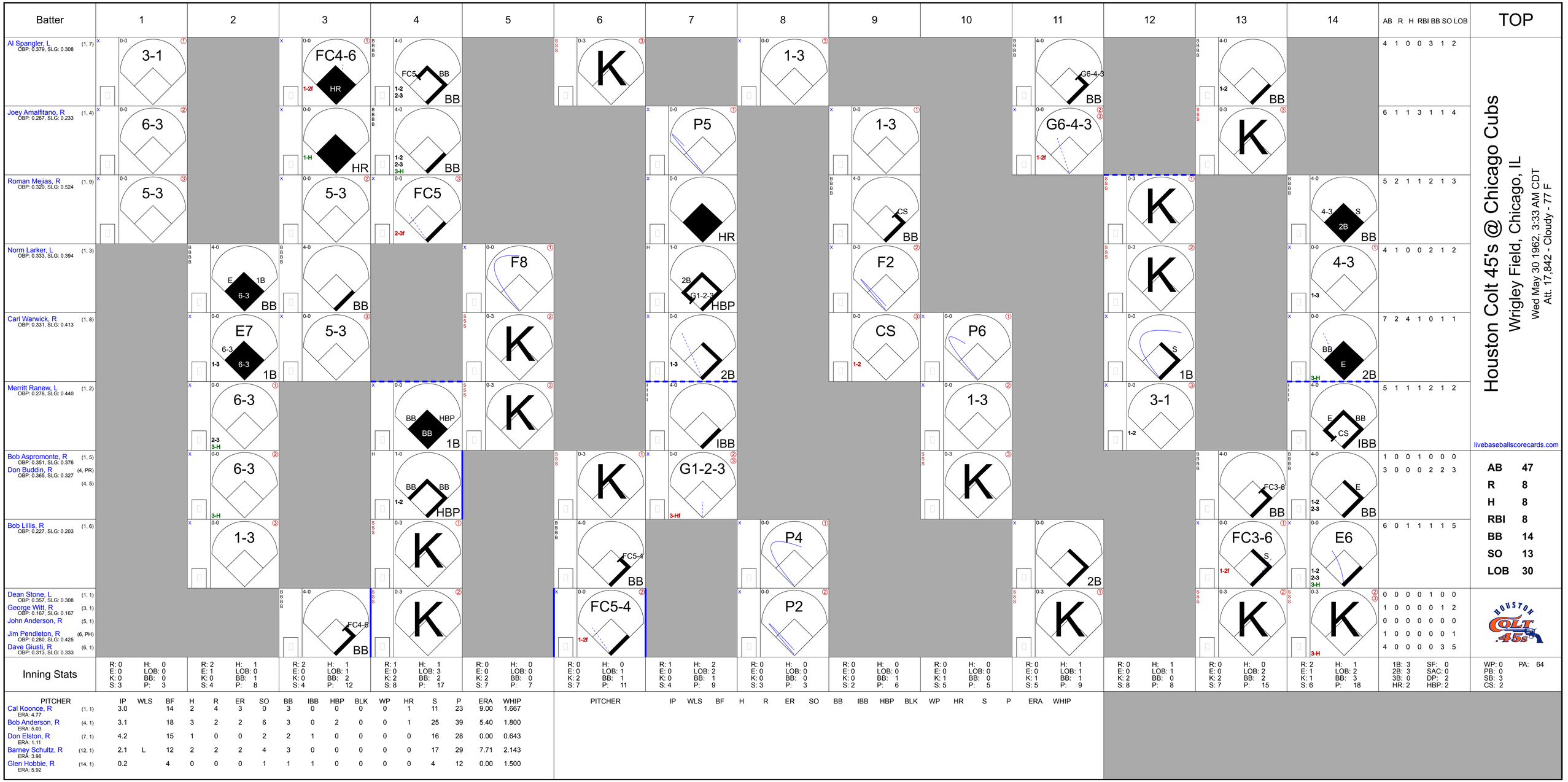
Batter
1
2
3
4
5
6
7
8
9
10
11
12
13
14
AB R H RBI BB SO LOB
TOP
Al Spangler, L (1, 7)
OBP: 0.379, SLG: 0.308
3-1
FC4-6
HR
FC5
BB
K
1-3
G6-4-3
BB
4 1 0 0 3 1 2
Joey Amalfitano, R (1, 4)
OBP: 0.267, SLG: 0.233
6-3
HR
P5
1-3
G6-4-3
K
6 1 1 3 1 1 4
Roman Mejias, R (1, 9)
OBP: 0.320, SLG: 0.524
5-3
5-3
FC5
HR
CS
BB
K
4-3
2B
BB
5 2 1 1 2 1 3
Norm Larker, L (1, 3)
OBP: 0.333, SLG: 0.394
E 1B
6-3
BB
BB
F8
2B
G1-2-3
HBP
F2
K
4-3
4 1 0 0 2 1 2
Carl Warwick, R (1, 8)
OBP: 0.331, SLG: 0.413
E7
6-3
6-3
1B
5-3
K
CS
P6
S
1B
BB
E
2B
7 2 4 1 0 1 1
Merritt Ranew, L (1, 2)
OBP: 0.278, SLG: 0.440
6-3
BB
HBP
BB
1B
K
G1-2-3
IBB
1-3
K
3-1
E
CS
IBB
5 1 1 1 2 1 2
Bob Aspromonte, R (1, 5)
OBP: 0.351, SLG: 0.376
Don Buddin, R (4, PR) (4, 5)
OBP: 0.365, SLG: 0.327
6-3
BB
HBP
HBP
K
G1-2-3
K
FC3-6
BB
E
BB
1 0 0 1 0 0 0
3 0 0 0 2 2 3
Bob Lillis, R (1, 6)
OBP: 0.227, SLG: 0.203
1-3
K
FC5-4
BB
P4
2B
FC3-6
S
E6
6 0 1 1 1 1 5
Dean Stone, L (1, 1)
OBP: 0.357, SLG: 0.308
George Witt, R (3, 1)
OBP: 0.167, SLG: 0.167
John Anderson, R (5, 1)
Jim Pendleton, R (6, PH)
OBP: 0.280, SLG: 0.425
Dave Giusti, R (6, 1)
OBP: 0.313, SLG: 0.333
FC4-6
BB
K
FC5-4
P2
K
K
K
0 0 0 0 1 0 0
1 0 0 0 0 0 1 2
0 0 0 0 0 0 0 0
1 0 0 0 0 0 0 1
4 0 0 0 0 3 5
Inning Stats
R: 0 H: 0 E: 0 LOB: 0 K: 0 BB: 0 S: 3 P: 3
R: 2 H: 1 E: 1 LOB: 0 K: 0 BB: 1 S: 4 P: 8
R: 2 H: 1 E: 0 LOB: 1 K: 0 BB: 2 S: 4 P: 12
R: 1 H: 1 E: 0 LOB: 0 K: 2 BB: 2 S: 8 P: 17
R: 0 H: 0 E: 0 LOB: 0 K: 2 BB: 0 S: 7 P: 7
R: 0 H: 0 E: 0 LOB: 1 K: 2 BB: 1 S: 7 P: 11
R: 1 H: 2 E: 0 LOB: 2 K: 0 BB: 1 S: 4 P: 9
R: 0 H: 0 E: 0 LOB: 0 K: 0 BB: 0 S: 3 P: 3
R: 0 H: 0 E: 0 LOB: 0 K: 0 BB: 1 S: 2 P: 6
R: 0 H: 0 E: 0 LOB: 0 K: 1 BB: 0 S: 5 P: 5
R: 0 H: 1 E: 0 LOB: 1 K: 1 BB: 1 S: 5 P: 9
R: 0 H: 1 E: 0 LOB: 1 K: 2 BB: 0 S: 8 P: 8
R: 0 H: 0 E: 0 LOB: 2 K: 2 BB: 2 S: 7 P: 15
R: 2 H: 1 E: 1 LOB: 2 K: 1 BB: 3 S: 6 P: 18
1B: 3 SF: 0 2B: 3 SAC: 0 3B: 0 DP: 2 HR: 2 HBP: 2
WP: 0 PA: 64 PB: 0 SB: 3 CS: 2
Houston Colt 45's @ Chicago Cubs
Wrigley Field, Chicago, IL
Wed May 30 1962, 3:33 AM CDT
Att. 17,842 - Cloudy - 77 F
livebaseballscorecards.com
AB 47
R 8
H 8
RBI 8
BB 14
SO 13
LOB 30
PITCHER IP WLS BF H R ER SO BB IBB HBP BLK WP HR S P ERA WHIP
Cal Koonce, R (1, 1) ERA: 4.77 3.0 14 2 4 3 0 3 0 0 0 0 1 11 23 9.00 1.667
Bob Anderson, R (4, 1) ERA: 5.03 3.1 18 3 2 2 6 3 0 2 0 0 1 25 39 5.40 1.800
Don Elston, R (7, 1) ERA: 1.11 4.2 15 1 0 0 2 2 1 0 0 0 0 16 28 0.00 0.643
Barney Schultz, R (12, 1) ERA: 3.98 2.1 L 12 2 2 2 4 3 0 0 0 0 0 17 29 7.71 2.143
Glen Hobbie, R (14, 1) ERA: 5.92 0.2 4 0 0 0 1 1 1 0 0 0 0 4 12 0.00 1.500
PITCHER IP WLS BF H R ER SO BB IBB HBP BLK WP HR S P ERA WHIP

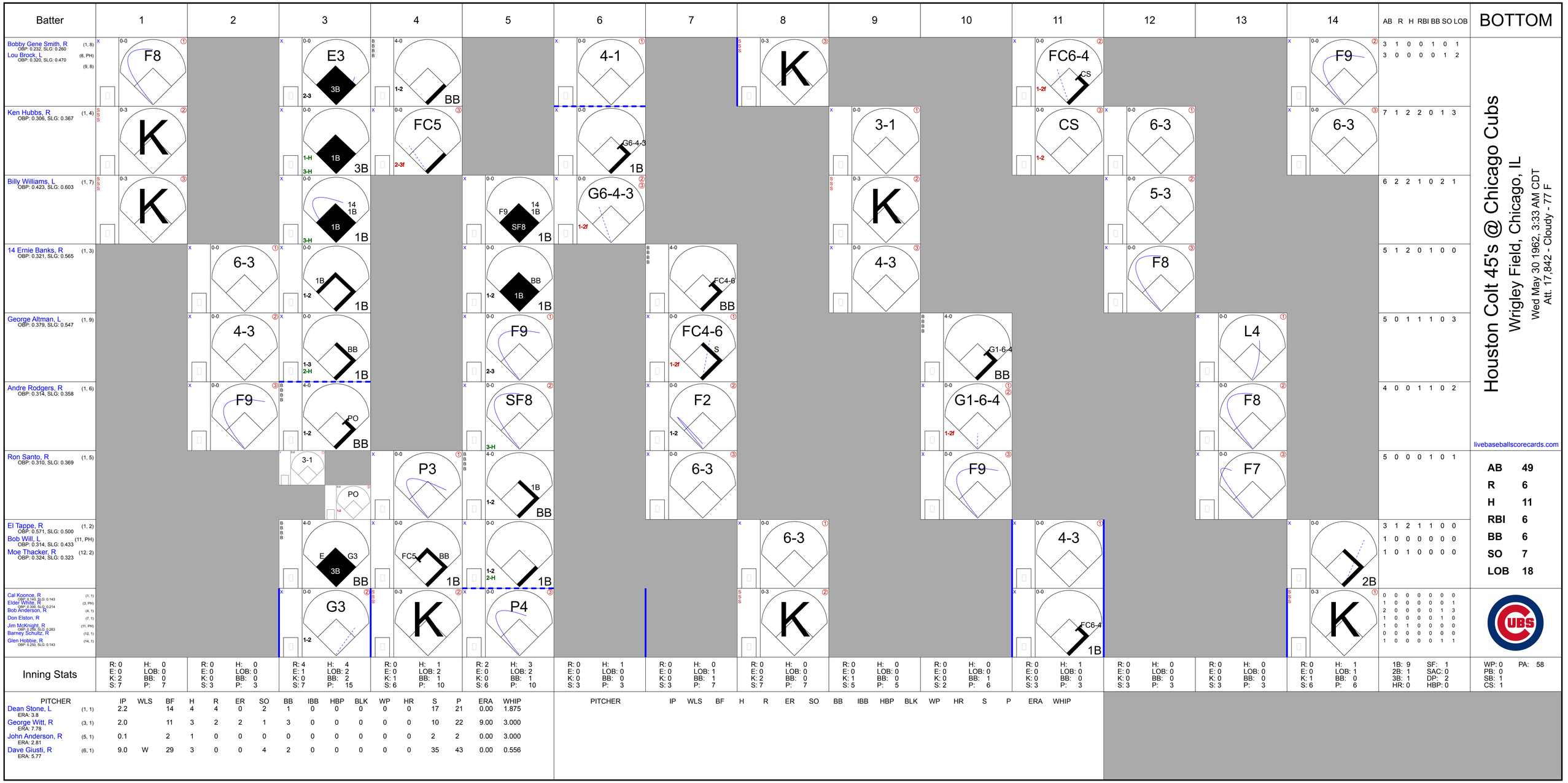
Batter
1
2
3
4
5
6
7
8
9
10
11
12
13
14
AB R H RBI BB SO LOB
BOTTOM
Bobby Gene Smith, R (1, 8)
OBP: 0.232, SLG: 0.260
Lou Brock, L (8, PH) (9, 8)
OBP: 0.320, SLG: 0.470
F8
E3
3B
2-3
BB
1-2
4-1
K
FC6-4
CS
1-2f
F9
3 1 0 0 1 0 1
3 0 0 0 0 1 2
Ken Hubbs, R (1, 4)
OBP: 0.306, SLG: 0.367
K
1B
1-H
3-H
FC5
2-3f
G6-4-3
3-1
CS
1-2
6-3
7 1 2 2 0 1 3
Billy Williams, L (1, 7)
OBP: 0.423, SLG: 0.603
K
14
1B
F9
SF8
G6-4-3
1-2f
6 2 2 1 0 2 1
14 Ernie Banks, R (1, 3)
OBP: 0.321, SLG: 0.565
6-3
1-2
4-3
5 1 2 0 1 0 0
George Altman, L (1, 9)
OBP: 0.379, SLG: 0.547
4-3
BB
1-3
2-H
F9
2-3
FC4-6
S
1-2f
G1-6-4
L4
F8
5 0 1 1 1 0 3
Andre Rodgers, R (1, 6)
OBP: 0.314, SLG: 0.358
F9
PO
SF8
3-H
F2
F8
4 0 0 1 1 0 2
Ron Santo, R (1, 5)
OBP: 0.310, SLG: 0.369
3-1
PO
P3
6-3
F9
F7
5 0 0 0 1 0 1
El Tappe, R (1, 2)
OBP: 0.571, SLG: 0.500
Bob Will, L (11, PH)
OBP: 0.314, SLG: 0.433
Moe Thacker, R (12, 2)
OBP: 0.324, SLG: 0.323
E
G3
3B
FC5
1-2
2-H
4-3
2B
3 1 2 1 1 0 0
1 0 0 0 0 0 0
1 0 1 0 0 0 0
Cal Koonce, R (1, 1)
OBP: 0.143, SLG: 0.143
Elder White, R (3, PH)
OBP: 0.500, SLG: 0.214
Bob Anderson, R (4, 1)
Don Elston, R (7, 1)
Jim McKnight, R (11, PH)
OBP: 0.259, SLG: 0.283
Barney Schultz, R (12, 1)
Glen Hobbie, R (14, 1)
OBP: 0.250, SLG: 0.143
G3
P3
P4
FC6-4
0 0 0 0 0 0 0
1 0 0 0 0 0 1
2 0 0 0 0 1 3
1 0 0 0 0 1 0
1 0 1 0 0 0 0
0 0 0 0 0 0 0
1 0 0 0 0 1 1
Houston Colt 45's @ Chicago Cubs
Wrigley Field, Chicago, IL
Wed May 30 1962, 3:33 AM CDT
Att. 17,842 - Cloudy - 77 F
livebaseballscorecards.com
AB 49
R 6
H 11
RBI 6
BB 6
SO 7
LOB 18
Inning Stats
R: 0 H: 0 E: 0 LOB: 0 K: 2 BB: 0 S: 7 P: 7
R: 0 H: 0 E: 0 LOB: 0 K: 0 BB: 0 S: 3 P: 3
R: 4 H: 4 E: 1 LOB: 2 K: 0 BB: 2 S: 7 P: 15
R: 0 H: 1 E: 0 LOB: 2 K: 1 BB: 1 S: 6 P: 10
R: 2 H: 3 E: 0 LOB: 2 K: 0 BB: 1 S: 6 P: 10
R: 0 H: 1 E: 0 LOB: 0 K: 0 BB: 0 S: 3 P: 3
R: 0 H: 0 E: 0 LOB: 1 K: 0 BB: 1 S: 3 P: 7
R: 0 H: 0 E: 0 LOB: 0 K: 2 BB: 0 S: 7 P: 7
R: 0 H: 0 E: 0 LOB: 0 K: 1 BB: 0 S: 5 P: 5
R: 0 H: 0 E: 0 LOB: 0 K: 0 BB: 1 S: 2 P: 6
R: 0 H: 1 E: 0 LOB: 0 K: 0 BB: 0 S: 3 P: 3
R: 0 H: 0 E: 0 LOB: 0 K: 0 BB: 0 S: 3 P: 3
R: 0 H: 0 E: 0 LOB: 0 K: 0 BB: 0 S: 3 P: 3
R: 0 H: 1 E: 0 LOB: 1 K: 1 BB: 0 S: 6 P: 6
1B: 9 SF: 1 2B: 1 SAC: 0 3B: 1 DP: 2 HR: 0 HBP: 0
WP: 0 PA: 58 PB: 0 SB: 1 CS: 1
PITCHER IP WLS BF H R ER SO BB IBB HBP BLK WP HR S P ERA WHIP
Dean Stone, L (1, 1) ERA: 3.8 2.2 14 4 4 0 2 1 0 0 0 0 0 0 17 21 0.00 1.875
George Witt, R (3, 1) ERA: 7.78 2.0 11 3 2 2 1 3 0 0 0 0 0 0 10 22 9.00 3.000
John Anderson, R (5, 1) ERA: 2.81 0.1 2 1 0 0 0 0 0 0 0 0 0 0 2 2 0.00 3.000
Dave Giusti, R (6, 1) ERA: 5.77 9.0 W 29 3 0 0 4 2 0 0 0 0 0 0 35 43 0.00 0.556
PITCHER IP WLS BF H R ER SO BB IBB HBP BLK WP HR S P ERA WHIP

Houston Colt 45's @ Chicago Cubs

Wrigley Field, Chicago, IL

Thu May 31 1962, 3:33 AM CDT

Att. 3,722 - Sunny - 79 F

TOP

livebaseballscorecards.com

Batter	1	2	3	4	5	6	7	8	9	AB	R	H	RBI	BB	SO	LOB
Bob Lillis, R (1, 6) OBP: 0.230, SLG: 0.206	6-3		K		1B 1-3 2-H 1B		SH3-4 1-2		SH1-4 BB 1B 1B	3	0	1	1	0	1	0
Merritt Ranew, L (9, PH) OBP: 0.286, SLG: 0.447										1	1	1	0	0	0	0
(9, 2)																
Joey Amalfitano, R (1, 4) OBP: 0.261, SLG: 0.228	K		K		SF8 3-H		6-3		SH1-4 1-2 1B BB	3	0	0	1	0	2	1
Al Spangler, L (9, PH) OBP: 0.383, SLG: 0.308										0	1	0	0	1	0	0
(9, 7)																
Roman Mejias, R (1, 9) OBP: 0.318, SLG: 0.518	K			5-3	WP 1-3 1B		6-3		SH1-4 1-2 2-3	4	0	1	0	0	1	1
Norm Larker, L (1, 3) OBP: 0.341, SLG: 0.400		4-3		G3	IBB 1-2			FC1-2 BB 2B	HR 1B IBB	3	1	1	0	2	0	0
Carl Warwick, R (1, 8) OBP: 0.341, SLG: 0.434		6-3 3B		BB	F7			F8	HR 1-2 2-H 3-H 1B	4	2	2	2	1	0	3
Jim Pendleton, R (1, 7) OBP: 0.292, SLG: 0.452		6-3 3-H		5-3		G5-4-3 1B		BB BB	HR 1-H 2-H	4	1	2	4	1	0	1
(9, 6)																
Hal Smith, R (1, 2) OBP: 0.301, SLG: 0.412	HR				2B HBP	G5-4-3 1-2f		K	F7	4	2	1	1	0	1	3
(9, 5)																
Don Buddin, R (1, 5) OBP: 0.364, SLG: 0.346	5-3				1B 1-H 2B	F7		BB 1-2 2-3	K	3	1	1	1	0	0	0
Pidge Browne, L (8, PH) OBP: 0.361, SLG: 0.415										0	0	0	0	1	0	0
Don McMahon, R (8, 1)										1	0	0	0	0	1	0
Bob Bruce, R (1, 1) OBP: 0.526, SLG: 0.250			K		1B SF8 BB		SH3-4 BB	FC1-2 3-Hf		1	1	0	0	2	1	0
Dean Stone, L (7, 1) OBP: 0.357, SLG: 0.308										0	0	0	0	0	0	0
Billy Goodman, L (8, PH) OBP: 0.346, SLG: 0.277										1	0	0	0	0	0	3
(8, 5)																
(9, 4)																
Inning Stats	R: 0 E: 0 K: 2 S: 7 H: 0 LOB: 0 BB: 0 P: 7	R: 2 E: 0 K: 0 S: 5 H: 2 LOB: 0 BB: 0 P: 5	R: 0 E: 0 K: 3 S: 9 H: 0 LOB: 0 BB: 0 P: 9	R: 0 E: 0 K: 0 S: 3 H: 0 LOB: 1 BB: 1 P: 7	R: 3 E: 0 K: 0 S: 5 H: 3 LOB: 2 BB: 2 P: 14	R: 0 E: 0 K: 0 S: 3 H: 1 LOB: 0 BB: 0 P: 3	R: 0 E: 0 K: 0 S: 3 H: 0 LOB: 1 BB: 1 P: 7	R: 0 E: 0 K: 1 S: 6 H: 1 LOB: 3 BB: 2 P: 14	R: 5 E: 0 K: 1 S: 8 H: 3 LOB: 0 BB: 2 P: 16	1B: 5 2B: 2 3B: 1 HR: 2 SF: 1 SAC: 2 DP: 1 HBP: 1						

	AB	32
	R	10
	H	10
	RBI	10
	BB	8
	SO	7
	LOB	12

WP: 1 PA: 44
PB: 0
SB: 0
CS: 0

PITCHER		IP	WLS	BF	H	R	ER	SO	BB	IBB	HBP	BLK	WP	HR	S	P	ERA	WHIP
Dick Ellsworth, L ERA: 6.12	(1, 1)	4.0		19	4	5	5	5	2	0	1	0	0	1	26	35	11.25	1.500
Bob Buhl, R ERA: 4.85	(5, 1)	3.0		12	3	0	0	0	1	1	0	0	1	0	10	18	0.00	1.333
Don Elston, R ERA: 1.78	(8, 1)	1.0	L	7	1	2	2	1	3	0	0	0	0	0	6	18	18.00	4.000
Barney Schultz, R ERA: 4.68	(9, 1)	1.0		6	2	3	3	1	0	1	0	0	0	1	7	11	27.00	2.000

PITCHER	IP	WLS	BF	H	R	ER	SO	BB	IBB	HBP	BLK	WP	HR	S	P	ERA	WHIP

Batter	1	2	3	4	5	6	7	8	9	AB	R	H	RBI	BB	SO	LOB
Lou Brock, L (1, 8) OBP: 0.328, SLG: 0.485	HR HBP		F7		FC4-6 BB		HR		G1	3	2	1	1	1	0	0
Ken Hubbs, R (1, 4) OBP: 0.310, SLG: 0.381	1-H HR		5-3		FC4-6 G3-6-3 1-2f		1B BB			3	1	1	2	1	0	1
Billy Williams, L (1, 7) OBP: 0.419, SLG: 0.596	F8		4-3		G3-6-3 1-2f		14 G4-3 1-2 1B			4	0	1	0	0	0	1
14 Ernie Banks, R (1, 3) OBP: 0.315, SLG: 0.552	2-3			L7		K	G4-3 1-2f			4	0	0	0	0	1	2
George Altman, L (1, 9) OBP: 0.387, SLG: 0.552	S HBP			1B 1B E HBP		HR 2B		F7		2	2	1	0	0	0	0
Ron Santo, R (1, 5) OBP: 0.319, SLG: 0.390	F8 1-2			1B 1-2 E5 1B		2-H HR		F8 BB		3	1	2	2	1	0	1
Elder White, R (1, 6) OBP: 0.296, SLG: 0.217		6-3		E5 1-2 2-3 1B		K		F8 1-2		4	0	1	0	0	1	1
El Tappe, R (1, 2) OBP: 0.471, SLG: 0.400		1-3		E5 1-2 2-H 3-H		5-3			4-3	3	0	0	1	0	0	2
Bob Will, L (9, PH) OBP: 0.306, SLG: 0.419										1	0	0	0	0	0	0
Dick Ellsworth, L (1, 1) OBP: 0.250, SLG: 0.087		K		1-3			6-3		1-3	2	0	0	0	0	1	2
Bob Buhl, R (5, 1)										1	0	0	0	0	0	0
Don Elston, R (8, 1)										0	0	0	0	0	0	0
Barney Schultz, R (9, 1)										0	0	0	0	0	0	0
Jim McKnight, R (9, PH) OBP: 0.255, SLG: 0.278										1	0	0	0	0	0	0
Inning Stats	R: 2 E: 0 K: 0 S: 4 H: 1 LOB: 1 BB: 0 P: 6		R: 0 E: 0 K: 1 S: 5 H: 0 LOB: 0 BB: 0 P: 5	R: 0 E: 0 K: 0 S: 3 H: 0 LOB: 0 BB: 0 P: 3	R: 1 E: 1 K: 0 S: 5 H: 2 LOB: 2 BB: 0 P: 6	R: 0 E: 0 K: 0 S: 2 H: 0 LOB: 0 BB: 1 P: 6	R: 2 E: 0 K: 2 S: 9 H: 2 LOB: 0 BB: 0 P: 9	R: 1 E: 0 K: 0 S: 4 H: 2 LOB: 1 BB: 1 P: 8	R: 0 E: 0 K: 0 S: 2 H: 0 LOB: 1 BB: 1 P: 6	R: 0 E: 0 K: 0 S: 3 H: 0 LOB: 0 BB: 0 P: 3	1B: 3 2B: 1 3B: 0 HR: 3 SF: 0 SAC: 0 DP: 2 HBP: 3						

PITCHER		IP	WLS	BF	H	R	ER	SO	BB	IBB	HBP	BLK	WP	HR	S	P	ERA	WHIP
Bob Bruce, R ERA: 4.22	(1, 1)	6.1		29	6	6	6	3	2	0	3	0	0	3	30	41	8.53	1.263
Dean Stone, L ERA: 3.74	(7, 1)	0.2		2	1	0	0	0	0	0	0	0	0	0	2	2	0.00	1.500
Don McMahon, R ERA: 1.76	(8, 1)	2.0	W	6	0	0	0	0	1	0	0	0	0	0	5	9	0.00	0.500

PITCHER		IP	WLS	BF	H	R	ER	SO	BB	IBB	HBP	BLK	WP	HR	S	P	ERA	WHIP

BOTTOM

Houston Colt 45's @ Chicago Cubs

Wrigley Field, Chicago, IL

Thu May 31 1962, 3:33 AM CDT

Att. 3,722 - Sunny - 79 F

livebaseballscorecards.com

AB	31
R	6
H	7
RBI	6
BB	3
SO	3
LOB	10

WP: 0	PA: 37					
PB: 0						
SB: 1						
CS: 0						

Batter	1	2	3	4	5	6	7	8	9	AB	R	H	RBI	BB	SO	LOB
Bob Lillis, R (1, 6) OBP: 0.229, SLG: 0.206	x 0-0 ① L9		S S S 0-3 ③ K		x 0-0 BB BB 1-2 1B	x 0-0 ③ FC6-4 1-2f		x 0-0 ③ F2		5	0	1	0	0	1	2
Joey Amalfitano, R (1, 4) OBP: 0.265, SLG: 0.235	x 0-0 ② 4-3			x 0-0 ① 6-3	B B B B 4-0 BB 1-2 2-3 BB		x 0-0 1B 2B		x 0-0 ① 5-3	4	1	1	0	1	0	0
Roman Mejias, R (1, 9) OBP: 0.325, SLG: 0.518	x 0-0 ③ 6-3			x 0-0 4-3 1B 1B 1B	B B B B 4-0 1-2 2-3 3-H BB		x 0-0 1B FC6-4-5 2-H 1B		S S S 0-3 ② K	4	1	2	2	1	1	0
Norm Larker, L (1, 3) OBP: 0.343, SLG: 0.400		x 0-0 ① F9		x 0-0 4-3 1-2 1B 1B	x 0-0 ① L6		x 0-0 FC6-4-5 1-2 1B		x 0-0 ③ G3	5	1	2	0	0	0	3
Carl Warwick, R (1, 8) OBP: 0.339, SLG: 0.427		x 0-0 L6-4 BB 1B		x 0-0 ② 4-3 1-2 2-3	x 0-0 ② F2		x 0-0 ① ② FC6-4-5 1-2 2-H			4	0	1	0	0	0	7
Jim Pendleton, R (1, 7) OBP: 0.299, SLG: 0.449		B B B B 4-0 1-2 BB		x 0-0 1B 2-H 3-H 1B	S S S 0-3 ③ K		S S S 0-3 ③ K			3	0	1	2	1	2	4
Hal Smith, R (1, 2) OBP: 0.307, SLG: 0.415		x 0-0 ② ③ L6-4 2-3		x 0-0 1-2 1B		x 0-0 ① F7		x 0-0 1B		4	0	2	0	0	0	2
Don Buddin, R (1, 5) OBP: 0.353, SLG: 0.333 Billy Goodman, L (6, PH) (6, 5) OBP: 0.352, SLG: 0.286			x 0-0 ① F9	S S S 0-3 ③ K		x 0-0 FC6-4 1B		S S S 0-3 ① K		2 2	0 0	0 1	0 0	0 1	1 1	2 1
Jim Golden, L (1, 1) OBP: 0.105, SLG: 0.158 John Anderson, R (3, 1) George Witt, R (4, 1) OBP: 0.286, SLG: 0.286 Al Spangler, L (6, PH) OBP: 0.380, SLG: 0.306 Bobby Tiefenauer, R (6, 1) Pidge Browne, L (8, PH) OBP: 0.355, SLG: 0.407 Dean Stone, L (8, 1) OBP: 0.357, SLG: 0.308			x 0-0 ② 4-3		x 0-0 BB 1B BB 1B	x 0-0 ② F8		x 0-0 ② L7		1 0 1 1 0 1 0	0 0 1 0 0 0 0	0 0 1 0 0 0 0	0 0 0 0 0 0 0	0 0 0 0 0 0 0	0 0 0 0 0 0 0	0 0 0 1 1 0 0
Inning Stats	R: 0 E: 0 K: 0 S: 3 H: 0 LOB: 0 BB: 0 P: 3	R: 0 E: 0 K: 0 S: 3 H: 1 LOB: 1 BB: 1 P: 7	R: 0 E: 0 K: 1 S: 5 H: 0 LOB: 0 BB: 0 P: 5	R: 2 E: 0 K: 1 S: 9 H: 4 LOB: 2 BB: 0 P: 9	R: 1 E: 0 K: 1 S: 7 H: 2 LOB: 3 BB: 2 P: 15	R: 0 E: 0 K: 0 S: 4 H: 1 LOB: 1 BB: 0 P: 4	R: 1 E: 0 K: 1 S: 7 H: 3 LOB: 1 BB: 0 P: 7	R: 0 E: 0 K: 1 S: 6 H: 1 LOB: 1 BB: 0 P: 6	R: 0 E: 0 K: 1 S: 5 H: 0 LOB: 0 BB: 0 P: 5	1B: 11 2B: 3 3B: 0 HR: 0	SF: 0 SAC: 0 DP: 2 HBP: 0					

PITCHER	IP	WLS	BF	H	R	ER	SO	BB	IBB	HBP	BLK	WP	HR	S	P	ERA	WHIP
Joe Gibbon, L (1, 1) ERA: 6.75	4.0		21	7	3	3	2	3	0	0	0	0	0	22	34	6.75	2.500
Jack Lamabe, R (5, 1) ERA: 1.85	2.0		10	4	1	1	1	0	0	0	0	0	0	12	12	4.50	2.000
Roy Face, R (7, 1) ERA: 1.54	3.0	W	9	1	0	0	3	0	0	0	0	0	0	15	15	0.00	0.333

PITCHER	IP	WLS	BF	H	R	ER	SO	BB	IBB	HBP	BLK	WP	HR	S	P	ERA	WHIP

TOP

Houston Colt 45's @ Pittsburgh Pirates

Forbes Field, Pittsburgh, PA

Fri Jun 01 1962, 7:05 PM EDT

Att. 14,961 - Cloudy - 75 F

livebaseballscorecards.com

AB	37
R	4
H	12
RBI	4
BB	3
SO	6
LOB	23

WP: 0 PB: 0 SB: 0 CS: 0 PA: 40

Batter	1	2	3	4	5	6	7	8	9	AB	R	H	RBI	BB	SO	LOB
Bill Virdon, L (1, 8) OBP: 0.319, SLG: 0.442	F9	F7		BB 1B SF8 1B	F7			4-3		5	1	1	0	0	0	2
Dick Groat, R (1, 6) OBP: 0.368, SLG: 0.380	4-3 BB		F9	SF8 BB S 1-2 1B		K		1B 1B		4	1	2	0	1	1	0
Bob Skinner, L (1, 7) OBP: 0.350, SLG: 0.424	4-3 1-2		F9	S 2B 1-2 2-3 BB		P6		1-3 1B		4	1	1	0	1	0	1
Dick Stuart, R (1, 3) OBP: 0.291, SLG: 0.369	F2		HR 2B	SF8 2-3 3-H		K				3	1	1	1	0	1	1
Roberto Clemente, R (1, 9) OBP: 0.327, SLG: 0.422		BB 1B FC5 1B	2-H HR	K 1-2 3-H			F2 SF8 2B			4	3	3	2	0	1	1
Smoky Burgess, L (1, 2) OBP: 0.404, SLG: 0.462		FC5 BB 1-2 1B	1B 1B	2-H 2B			F2 2-3			4	1	3	1	0	0	1
Don Hoak, R (1, 5) OBP: 0.357, SLG: 0.353		FC6-4 FC5 1-2 2-3 BB	1B 1-2 1B	F2			SF8 3-H			2	0	1	1	1	0	1
Bill Mazeroski, R (1, 4) OBP: 0.296, SLG: 0.453		FC5 FC6-4 1-2 2-3f 3-H	1-2 2-H 1B		P5		6-3			4	0	1	2	0	0	2
Joe Gibbon, R (1, 1) Jack Lamabe, R (5, 1) Roy Face, R (7, 1)		FC6-4 1-2f 2-3	F9		K			4-3		2 1 1	0 0 0	0 0 0	0 0 0	0 0 0	0 1 0	4 0 0
Inning Stats	R: 0 E: 0 K: 0 S: 3 H: 0 LOB: 1 BB: 1 P: 7	R: 1 E: 0 K: 0 S: 5 H: 2 LOB: 2 BB: 1 P: 9	R: 3 E: 0 K: 0 S: 8 H: 5 LOB: 2 BB: 0 P: 8	R: 3 E: 0 K: 1 S: 8 H: 3 LOB: 1 BB: 1 P: 12	R: 0 E: 0 K: 1 S: 5 H: 0 LOB: 0 BB: 0 P: 5	R: 0 E: 0 K: 2 S: 7 H: 0 LOB: 0 BB: 0 P: 7	R: 1 E: 0 K: 0 S: 4 H: 1 LOB: 0 BB: 0 P: 4	R: 0 E: 0 K: 0 S: 4 H: 2 LOB: 2 BB: 0 P: 4		1B: 9 2B: 3 3B: 0 HR: 1	SF: 2 SAC: 0 DP: 0 HBP: 0					WP: 0 PB: 0 SB: 2 CS: 0	PA: 39

PITCHER		IP	WLS	BF	H	R	ER	SO	BB	IBB	HBP	BLK	WP	HR	S	P	ERA	WHIP
Jim Golden, R ERA: 2.38	(1, 1)	2.2	L	16	6	4	4	0	2	0	0	0	0	1	14	22	13.50	3.000
John Anderson, R ERA: 4.41	(3, 1)	0.1		5	3	3	3	0	1	0	0	0	0	0	4	8	81.00	12.000
George Witt, R ERA: 7.06	(4, 1)	2.0		7	1	0	0	2	0	0	0	0	0	0	11	11	0.00	0.500
Bobby Tiefenauer, R ERA: 4.56	(6, 1)	2.0		7	1	1	1	2	0	0	0	0	0	0	11	11	4.50	0.500
Dean Stone, L ERA: 3.65	(8, 1)	1.0		4	2	0	0	0	0	0	0	0	0	0	4	4	0.00	2.000

PITCHER	IP	WLS	BF	H	R	ER	SO	BB	IBB	HBP	BLK	WP	HR	S	P	ERA	WHIP

BOTTOM

Houston Colt 45's @ Pittsburgh Pirates

Forbes Field, Pittsburgh, PA

Fri Jun 01 1962, 7:05 PM EDT

Att. 14,961 - Cloudy - 75 F

livebaseballscorecards.com

AB	34
R	8
H	13
RBI	7
BB	3
SO	4
LOB	13

Houston Colt 45's @ Pittsburgh Pirates

Forbes Field, Pittsburgh, PA

Sat Jun 02 1962, 3:33 AM EDT

Att. 11,703 - Unknown - 75 F

livebaseballscorecards.com

TOP

Batter	1	2	3	4	5	6	7	8	9	AB	R	H	RBI	BB	SO	LOB
Al Spangler, L (1, 7) OBP: 0.388, SLG: 0.349	L4		F8		2B		PB 1B		HR	5	1	3	1	0	0	1
Billy Goodman, L (1, 5) OBP: 0.345, SLG: 0.283	1B		P6		6-3		F8 1-2		1B	4	0	1	0	0	0	3
George Witt, R (7, 1) OBP: 0.286, SLG: 0.286										0	0	0	0	0	0	0
Hal Smith, R (9, PH) OBP: 0.313, SLG: 0.420										1	0	1	0	0	0	0
Roman Mejias, R (1, 9) OBP: 0.327, SLG: 0.515	P5			E 1B		1B 1B	F7		F8	5	1	2	0	0	0	3
Norm Larker, L (1, 3) OBP: 0.341, SLG: 0.396	P6			L8		1B 1-2		F9		4	0	1	0	0	0	2
Carl Warwick, R (1, 8) OBP: 0.336, SLG: 0.421		K		E5 FC5-4 1-2		FC4-6 1-2 2-H		F7		4	0	1	1	0	1	1
Merritt Ranew, L (1, 2) OBP: 0.284, SLG: 0.438		K		P5		F8		1B		4	0	1	0	0	1	4
Joey Amalfitano, R (1, 4) OBP: 0.259, SLG: 0.229		5-3		FC5-4 1-2f		F7		K		4	0	0	0	0	1	5
Bob Lillis, R (1, 6) OBP: 0.224, SLG: 0.201			E4		K	FC4-6 1-2f			F8	3	0	0	0	0	1	2
Pidge Browne, L (9, PH) OBP: 0.349, SLG: 0.400										1	0	0	0	0	0	0
Turk Farrell, R (1, 1) OBP: 0.222, SLG: 0.389			K		F9		K		K	1	0	0	0	0	1	1
Dave Giusti, R (5, PH) OBP: 0.294, SLG: 0.313										1	0	0	0	0	0	0
John Anderson, R (5, 1)										0	0	0	0	0	0	0
Don Buddin, R (7, PH) OBP: 0.343, SLG: 0.321										2	0	0	0	0	2	0
(7, 5)																

Inning Stats	1	2	3	4	5	6	7	8	9	1B: 8	SF: 0	WP: 0	PA: 39
	R: 0 H: 1	R: 0 H: 0	R: 0 H: 0	R: 0 H: 1	R: 0 H: 1	R: 1 H: 3	R: 0 H: 1	R: 0 H: 1	R: 1 H: 2	2B: 1	SAC: 0	PB: 1	
	E: 0 LOB: 1	E: 0 LOB: 0	E: 1 LOB: 1	E: 1 LOB: 2	E: 0 LOB: 1	E: 0 LOB: 2	E: 0 LOB: 1	E: 0 LOB: 1	E: 0 LOB: 1	3B: 0	DP: 0	SB: 0	
	K: 0 BB: 0	K: 2 BB: 0	K: 1 BB: 0	K: 0 BB: 1	K: 1 BB: 0	K: 0 BB: 0	K: 1 BB: 0	K: 1 BB: 0	K: 1 BB: 0	HR: 1	HBP: 0	CS: 0	
	S: 4 P: 4	S: 7 P: 7	S: 6 P: 6	S: 5 P: 5	S: 6 P: 6	S: 6 P: 6	S: 6 P: 6	S: 6 P: 6	S: 7 P: 7				

PITCHER	IP	WLS	BF	H	R	ER	SO	BB	IBB	HBP	BLK	WP	HR	S	P	ERA	WHIP
Vern Law, R (1, 1) ERA: 1.91	9.0	W	39	10	2	2	7	0	0	0	0	0	1	53	53	2.00	1.111

PITCHER	IP	WLS	BF	H	R	ER	SO	BB	IBB	HBP	BLK	WP	HR	S	P	ERA	WHIP

Houston Colt 45's @ Pittsburgh Pirates

Forbes Field, Pittsburgh, PA

Sat Jun 02 1962, 3:33 AM EDT

Att. 11,703 - Unknown - 75 F

BOTTOM

livebaseballscorecards.com

Batter	1	2	3	4	5	6	7	8	9	AB	R	H	RBI	BB	SO	LOB
Bill Virdon, L (1, 8) OBP: 0.316, SLG: 0.435	G3	F8		E7 2-H: 1B		E3 FC1-6		6-3		5	1	1	1	0	0	1
Dick Groat, R (1, 6) OBP: 0.369, SLG: 0.380	L5	4-3		1B 2-H: 1B		FC1-6 FC3-6 1-2f		1B		5	0	2	1	0	0	2
Bob Skinner, L (1, 7) OBP: 0.351, SLG: 0.419	HR 1B BB	K		1-2: 1B		FC3-6 1-2f: HR		K		4	2	1	0	1	2	3
Dick Stuart, R (1, 3) OBP: 0.296, SLG: 0.392	HR 1-2 1B		E5 G6-4-3	F7		HR 1-H				4	2	2	2	0	0	2
Roberto Clemente, R (1, 9) OBP: 0.325, SLG: 0.437	HR 1-H 2-H		G6-4-3 1-2f		P4	K				4	1	1	3	0	1	1
Smoky Burgess, L (1, 2) OBP: 0.398, SLG: 0.451	3B 1B		F8		F9		P4			4	1	1	0	0	0	0
Don Hoak, R (1, 5) OBP: 0.363, SLG: 0.393 Johnny Logan, R (6, 5) OBP: 0.542, SLG: 0.450	3B 1-H			E6 SH1-4 E	1B 3B		G5-4-3 BB			3 0	2 0	2 0	1 0	0 1	0 0	0 0
Bill Mazeroski, R (1, 4) OBP: 0.295, SLG: 0.448	K			F3	1B 3-H		G5-4-3 1-2f			4	0	1	1	0	1	3
Vern Law, R (1, 1) OBP: 0.083, SLG: 0.182		2B		SH1-4 1-2	F5			F8		3	0	1	0	0	0	1
Inning Stats	R: 4 H: 4 E: 0 LOB: 1 K: 1 BB: 1 S: 9 P: 13	R: 0 H: 1 E: 0 LOB: 1 K: 1 BB: 0 S: 6 P: 6	R: 0 H: 0 E: 1 LOB: 0 K: 0 BB: 0 S: 3 P: 3	R: 2 H: 3 E: 2 LOB: 2 K: 0 BB: 0 S: 7 P: 7	R: 1 H: 2 E: 0 LOB: 1 K: 0 BB: 0 S: 5 P: 5	R: 2 H: 1 E: 1 LOB: 0 K: 1 BB: 0 S: 7 P: 7	R: 0 H: 0 E: 0 LOB: 0 K: 0 BB: 1 S: 2 P: 6	R: 0 H: 1 E: 0 LOB: 1 K: 1 BB: 0 S: 6 P: 6		1B: 7 SF: 0 2B: 1 SAC: 1 3B: 2 DP: 2 HR: 2 HBP: 0						WP: 0 PA: 39 PB: 0 SB: 0 CS: 0

	AB	36
	R	9
	H	12
	RBI	9
	BB	2
	SO	4
	LOB	13

PITCHER		IP	WLS	BF	H	R	ER	SO	BB	IBB	HBP	BLK	WP	HR	S	P	ERA	WHIP
Turk Farrell, R ERA: 2.63	(1, 1)	4.0	L	22	8	6	4	2	1	0	0	0	0	1	25	29	9.00	2.250
John Anderson, R ERA: 4.42	(5, 1)	2.0		10	3	3	1	1	0	0	0	0	0	1	12	12	4.50	1.500
George Witt, R ERA: 6.46	(7, 1)	2.0		7	1	0	0	1	1	0	0	0	0	0	8	12	0.00	1.000

PITCHER	IP	WLS	BF	H	R	ER	SO	BB	IBB	HBP	BLK	WP	HR	S	P	ERA	WHIP

Houston Colt 45's @ Pittsburgh Pirates

Forbes Field, Pittsburgh, PA

Sun Jun 03 1962, 3:33 AM EDT

Unknown - 80 F

TOP

livebaseballscorecards.com

Batter	1	2	3	4	5	6	7	8	9	AB	R	H	RBI	BB	SO	LOB
Bob Lillis, R (1, 6) OBP: 0.243, SLG: 0.237	1B	G6-4-3 1B		P6		5-3-2 3B		FC1-5 1B		5	1	4	3	0	0	0
Joey Amalfitano, R (1, 4) OBP: 0.251, SLG: 0.222	F9	G6-4-3		G3		5-3-2		FC1-5		5	1	0	0	0	0	6
Roman Mejias, R (1, 9) OBP: 0.338, SLG: 0.537	P6		1B 2B 1B		S 1B		HR	FC6-4 1B		5	2	4	2	0	0	1
Norm Larker, L (1, 3) OBP: 0.337, SLG: 0.390	K		2B 1B		L8		F2	FC6-4 1B		5	0	1	0	0	1	4
Carl Warwick, R (1, 8) OBP: 0.346, SLG: 0.437		2B 1B	2B		F9		F8	1B		5	1	3	2	0	0	1
Jim Pendleton, R (1, 7) OBP: 0.309, SLG: 0.454 Don McMahon, R (8, 1)		E 1B 2B	G5-4-3 IBB		BB		6-3	P6		3 0	1 0	1 0	1 0	2 0	0 0	2 0
Hal Smith, R (1, 2) OBP: 0.311, SLG: 0.415 Al Spangler, L (8, PR) OBP: 0.385, SLG: 0.346 (8, 7)	E5 1B 1B	P6			5-3			1B 1B	4-3	4 1	1 1	1 0	0 0	0 0	0 0	6 0
Don Buddin, R (1, 5) OBP: 0.333, SLG: 0.310 Billy Goodman, L (6, PH) OBP: 0.344, SLG: 0.286 (6, 5)	P5	G5-4-3				K		1B 1B	P5	2 3	0 1	0 1	0 0	0 1	0 0	5 0
Dave Giusti, R (1, 1) OBP: 0.316, SLG: 0.333 Bobby Tiefenauer, R (5, 1) Pidge Browne, L (8, PH) OBP: 0.359, SLG: 0.411 Jim Golden, L (8, PR) OBP: 0.105, SLG: 0.158 Merritt Ranew, L (8, 2) OBP: 0.281, SLG: 0.433	1B 1B		5-3			3B BB		FC1-5 1B 1B	K	2 0 1 0 1	0 1 0 0 0	1 0 1 0 0	1 0 1 0 0	0 1 0 0 0	0 0 0 0 0	0 0 0 0 0

Inning Stats																																			
	R: 0	E: 0	K: 1	S: 6	H: 1	LOB: 1	BB: 0	P: 6	R: 3	E: 1	K: 0	S: 7	H: 4	LOB: 1	BB: 0	P: 7	R: 1	E: 0	K: 0	S: 5	H: 3	LOB: 2	BB: 1	P: 9	R: 0	E: 0	K: 0	S: 3	H: 0	LOB: 0	BB: 0	P: 3	R: 0	E: 0	K: 0	S: 4	H: 1	LOB: 2	BB: 1	P: 8
	R: 1	E: 0	K: 1	S: 5	H: 1	LOB: 0	BB: 1	P: 9	R: 1	E: 0	K: 0	S: 4	H: 1	LOB: 0	BB: 0	P: 4	R: 4	E: 0	K: 0	S: 9	H: 6	LOB: 2	BB: 0	P: 9	R: 0	E: 0	K: 1	S: 5	H: 0	LOB: 0	BB: 0	P: 5	1B: 13	2B: 3	3B: 1	HR: 1	SF: 0	SAC: 0	DP: 3	HBP: 0	WP: 0	PB: 0	SB: 1	CS: 0	PA: 45

PITCHER		IP	WLS	BF	H	R	ER	SO	BB	IBB	HBP	BLK	WP	HR	S	P	ERA	WHIP
Harvey Haddix, L ERA: 4.83	(1, 1)	2.0		14	8	4	3	1	0	0	0	0	0	0	16	16	13.50	4.000
Tom Sturdivant, R ERA: 5.82	(3, 1)	5.0	L	21	5	4	4	1	2	1	0	0	0	1	20	32	7.20	1.400
Diomedes Olivo, L ERA: 1.67	(8, 1)	0.0		2	2	0	0	0	0	0	0	0	0	0	2	2	∞	∞
Jack Lamabe, R ERA: 1.78	(8, 1)	1.0		5	2	2	2	0	0	0	0	0	0	0	5	5	18.00	2.000
Roy Face, R ERA: 1.48	(9, 1)	1.0		3	0	0	0	1	0	0	0	0	0	0	5	5	0.00	0.000

PITCHER	IP	WLS	BF	H	R	ER	SO	BB	IBB	HBP	BLK	WP	HR	S	P	ERA	WHIP

AB	42
R	10
H	17
RBI	10
BB	3
SO	3
LOB	25

Batter	1	2	3	4	5	6	7	8	9	AB	R	H	RBI	BB	SO	LOB
Bill Virdon, L (1, 8) OBP: 0.307, SLG: 0.423	6-3	L4		4-3		F3		P4		5	0	0	0	0	0	3
Dick Groat, R (1, 6) OBP: 0.370, SLG: 0.381	G1		1-3		1-3 BB 1B	F3			1B	5	0	2	0	0	0	1
Bob Skinner, L (1, 7) OBP: 0.358, SLG: 0.428	K		2B		1-2 1-3 BB		L3		1-2 1B	4	0	2	0	1	1	0
Dick Stuart, R (1, 3) OBP: 0.295, SLG: 0.389 Donn Clendenon, R (7, PR) OBP: 0.282, SLG: 0.265 (8, 3)		P6	1-3		K		3B 1B		K	4 1	0 1	1 0	0 0	0 0	1 1	3 2
Roberto Clemente, R (1, 9) OBP: 0.327, SLG: 0.449		2B WP 1B	6-3		1-2 2-3 1-3		1-H 9-2 3B		K	5	1	2	1	0	1	5
Smoky Burgess, L (1, 2) OBP: 0.408, SLG: 0.500		WP HR 1-3 2B		HR	IBB		9-2 3-Hf		K	4	2	2	1	1	1	4
Don Hoak, R (1, 5) OBP: 0.367, SLG: 0.387		HR 2-3 3-H BB		5-3 BB	L8			E5 3-1		2	1	0	0	2	0	3
Bill Mazeroski, R (1, 4) OBP: 0.294, SLG: 0.444		F9		5-3 1-2		PB SH2-4 1B		K		4	0	1	0	0	1	4
Harvey Haddix, L (1, 1) OBP: 0.462, SLG: 0.846 Tom Sturdivant, L (3, 1) OBP: 0.091, SLG: 0.091 Diomedes Olivo, L (8, 1) OBP: 0.375, SLG: 0.429 Jack Lamabe, R (8, 1) Dick Schofield, S (8, PH) OBP: 0.375, SLG: 0.395 Roy Face, R (9, 1)		1-H 3-H HR		L6		SH2-4 1-2		3-1 2-3		1 1 0 0 1 0	1 0 0 0 0 0	1 0 0 0 0 0	3 0 0 0 0 0	0 0 0 0 0 0	0 1 0 0 1 0	0 1 0 0 1 0
Inning Stats	R: 0 E: 0 K: 1 S: 5 H: 0 LOB: 0 BB: 0 P: 5	R: 4 E: 0 K: 0 S: 6 H: 3 LOB: 0 BB: 1 P: 10	R: 0 E: 0 K: 0 S: 4 H: 1 LOB: 1 BB: 0 P: 4	R: 1 E: 0 K: 0 S: 4 H: 1 LOB: 1 BB: 1 P: 8	R: 0 E: 0 K: 1 S: 6 H: 1 LOB: 3 BB: 2 P: 14	R: 0 E: 0 K: 0 S: 4 H: 1 LOB: 1 BB: 0 P: 4	R: 1 E: 0 K: 0 S: 4 H: 2 LOB: 1 BB: 0 P: 4	R: 0 E: 1 K: 1 S: 6 H: 0 LOB: 1 BB: 0 P: 6	R: 0 E: 0 K: 3 S: 11 H: 2 LOB: 2 BB: 0 P: 11	1B: 6 2B: 3 3B: 1 HR: 2	SF: 0 SAC: 1 DP: 1 HBP: 0						

PITCHER	IP	WLS	BF	H	R	ER	SO	BB	IBB	HBP	BLK	WP	HR	S	P	ERA	WHIP
Dave Giusti, R (1, 1) ERA: 6.23	4.0		21	6	5	5	1	3	0	0	0	1	2	20	32	11.25	2.250
Bobby Tiefenauer, R (5, 1) ERA: 4.4	3.0	W	12	3	1	1	1	0	1	0	0	0	0	13	17	3.00	1.000
Don McMahon, R (8, 1) ERA: 1.56	2.0	S	9	2	0	0	4	0	0	0	0	0	0	17	17	0.00	1.000

PITCHER	IP	WLS	BF	H	R	ER	SO	BB	IBB	HBP	BLK	WP	HR	S	P	ERA	WHIP

BOTTOM

Houston Colt 45's @ Pittsburgh Pirates

Forbes Field, Pittsburgh, PA

Sun Jun 03 1962, 3:33 AM EDT

Unknown - 80 F

livebaseballscorecards.com

AB	37
R	6
H	11
RBI	5
BB	4
SO	6
LOB	27

1B: 6	SF: 0	WP: 1	PA: 42		
2B: 3	SAC: 1	PB: 1			
3B: 1	DP: 1	SB: 0			
HR: 2	HBP: 0	CS: 0			

Batter	1	2	3	4	5	6	7	8	9	AB	R	H	RBI	BB	SO	LOB
Al Spangler, L (1, 7) OBP: 0.379, SLG: 0.341	3B 1B F9		P4 ①		4-3 ③		4-3 ③			5	1	1	0	0	0	3
Billy Goodman, L (1, 5) OBP: 0.338, SLG: 0.283	F9 ① 1-2 2-H 1B		F7 ②			1-3 ①		SSS K ①		4	0	1	1	0	0	1
Don Buddin, R (6, 5) OBP: 0.329, SLG: 0.305										1	0	0	0	0	1	0
Roman Mejias, R (1, 9) OBP: 0.339, SLG: 0.541	1-H 1B 3B P5 ③		P6 ③			BBBB 4-0 G3 1B BB		0-0 6-3 ②		4	2	1	1	1	0	2
Norm Larker, L (1, 3) OBP: 0.344, SLG: 0.396	BB 1B E 1B 3-H	1B 1B 1B		4-3 1B		0-0 G3 ② 1-2		SSS 0-3 K ③		5	2	3	1	0	1	1
Carl Warwick, R (1, 8) OBP: 0.355, SLG: 0.450	BB E 1B 1-2	F8 ①	F7 ①			FC4-6 1B 2-H			1B SF7 2B	5	2	3	1	0	0	2
Merritt Ranew, L (1, 2) OBP: 0.287, SLG: 0.426	BBBB CI E 1B BB 1-2 2-3	BB 1B 1B 1-2	4-3 ②	1-2		FC4-6 ③ 1-2f			SSS 0-3 K ①	4	1	1	0	1	1	3
Joey Amalfitano, R (1, 4) OBP: 0.261, SLG: 0.234	E4 1B CI E 1-2 2-H 3-H	BB 1B 1-2 2-H	6-3 ③				FC6-4 1B		2-3 1B	5	1	3	2	0	0	2
Bob Lillis, R (1, 6) OBP: 0.243, SLG: 0.234	S 0-1 CI E 1B 1-2 2-3	BBB 4-0 G6-4-3 1-2 2-3 BB			F9 ①		FC6-4 SH1-4 ① 1-2f		0-0 SF7 ② 3-H	2	1	0	1	1	0	1
Ken Johnson, R (1, 1) OBP: 0.091, SLG: 0.091	E6 1B 1-2 2-H 3-H	G6-4-3 ② ③ 1-2f			F9 ②		SH1-4 ② 1-2		F5 ③	4	0	1	1	0	0	4
Inning Stats	R: 7 E: 3 K: 0 S: 11 H: 6 LOB: 2 BB: 1 P: 15	R: 1 E: 0 K: 0 S: 5 H: 3 LOB: 2 BB: 1 P: 9	R: 0 E: 0 K: 0 S: 3 H: 0 LOB: 0 BB: 0 P: 3	R: 0 E: 0 K: 0 S: 4 H: 1 LOB: 1 BB: 0 P: 4	R: 0 E: 0 K: 0 S: 3 H: 0 LOB: 0 BB: 0 P: 3	R: 1 E: 0 K: 0 S: 4 H: 1 LOB: 1 BB: 1 P: 8	R: 0 E: 0 K: 0 S: 4 H: 1 LOB: 1 BB: 0 P: 4	R: 0 E: 0 K: 2 S: 7 H: 0 LOB: 0 BB: 0 P: 7	R: 1 E: 0 K: 1 S: 7 H: 2 LOB: 1 BB: 0 P: 7	1B: 12 2B: 1 3B: 1 HR: 0 SF: 1 SAC: 1 DP: 1 HBP: 0						

TOP

Houston Colt 45's @ Pittsburgh Pirates

Forbes Field, Pittsburgh, PA

Sun Jun 03 1962, 3:38 AM EDT

Att. 24,282 - Unknown

livebaseballscorecards.com

AB	39
R	10
H	14
RBI	8
BB	3
SO	3
LOB	19

WP: 0 PB: 0 SB: 0 CS: 0 PA: 45

PITCHER		IP	WLS	BF	H	R	ER	SO	BB	IBB	HBP	BLK	WP	HR	S	P	ERA	WHIP
Al McBean, R ERA: 3.31	(1, 1)	0.2	L	11	6	7	4	0	1	0	0	0	0	0	10	14	54.00	10.500
Jack Lamabe, R ERA: 1.99	(1, 1)	6.1		26	6	2	2	0	2	0	0	0	0	0	24	32	2.84	1.263
Tom Sturdivant, R ERA: 5.75	(8, 1)	2.0		8	2	1	1	3	0	0	0	0	0	0	14	14	4.50	1.000

PITCHER	IP	WLS	BF	H	R	ER	SO	BB	IBB	HBP	BLK	WP	HR	S	P	ERA	WHIP

Batter	1	2	3	4	5	6	7	8	9	AB	R	H	RBI	BB	SO	LOB
Bill Virdon, L (1, 8) OBP: 0.306, SLG: 0.419	G6-4-3 1B		K		4-3		F8			4	0	1	0	0	1	1
Dick Groat, R (1, 6) OBP: 0.363, SLG: 0.373	G6-4-3 1-2f		F8		K		P3			4	0	0	0	0	1	2
Bob Skinner, L (1, 7) OBP: 0.356, SLG: 0.442	F7		G3			HR		F8		4	1	1	1	0	0	0
Dick Stuart, R (1, 3) OBP: 0.299, SLG: 0.391		2B SF7 1B		E 1B		5-3		F5		4	1	2	0	0	0	0
Roberto Clemente, R (1, 9) OBP: 0.326, SLG: 0.450		1-3 1B 2B		F8		6-3		P6		4	1	1	0	0	0	1
Dick Schofield, S (1, 5) OBP: 0.365, SLG: 0.413		SF7 3-H		F7		2B			K	3	0	1	1	0	1	1
Don Leppert, R (1, 2) OBP: 0.322, SLG: 0.434		FC6-4 2-H 1B		E5 1-2		5-3			F7	4	0	1	1	0	0	2
Bill Mazeroski, R (1, 4) OBP: 0.287, SLG: 0.434		F8		6-3			E5		E5	4	0	0	0	0	0	3
Al McBean, R (1, 1) OBP: 0.238, SLG: 0.333										0	0	0	0	0	0	0
Jack Lamabe, R (1, 1)										2	0	0	0	0	1	1
Jim Marshall, L (7, PH) OBP: 0.344, SLG: 0.545										1	0	0	0	0	0	1
Tom Sturdivant, L (8, 1) OBP: 0.091, SLG: 0.091										0	0	0	0	0	0	0
Smoky Burgess, L (9, PH) OBP: 0.404, SLG: 0.494										1	0	0	0	0	1	1
Inning Stats	R: 0 E: 0 K: 0 S: 3 H: 1 LOB: 0 BB: 0 P: 3	R: 2 E: 0 K: 0 S: 6 H: 3 LOB: 1 BB: 0 P: 6	R: 0 E: 0 K: 1 S: 5 H: 0 LOB: 0 BB: 0 P: 5	R: 0 E: 1 K: 0 S: 5 H: 1 LOB: 2 BB: 0 P: 5	R: 0 E: 0 K: 2 S: 7 H: 0 LOB: 0 BB: 0 P: 7	R: 1 E: 0 K: 0 S: 5 H: 2 LOB: 1 BB: 0 P: 5	R: 0 E: 1 K: 0 S: 4 H: 0 LOB: 1 BB: 0 P: 4	R: 0 E: 0 K: 0 S: 3 H: 0 LOB: 0 BB: 0 P: 3	R: 0 E: 1 K: 2 S: 8 H: 0 LOB: 1 BB: 0 P: 8	1B: 4 2B: 2 3B: 0 HR: 1 SF: 1 SAC: 0 DP: 1 HBP: 0	WP: 0 PB: 0 SB: 0 CS: 0 PA: 36					

PITCHER	IP	WLS	BF	H	R	ER	SO	BB	IBB	HBP	BLK	WP	HR	S	P	ERA	WHIP
Ken Johnson, R (1, 1) ERA: 3.08	9.0	W	36	7	3	3	5	0	0	0	0	0	1	46	46	3.00	0.778

PITCHER	IP	WLS	BF	H	R	ER	SO	BB	IBB	HBP	BLK	WP	HR	S	P	ERA	WHIP

BOTTOM

Houston Colt 45's @ Pittsburgh Pirates

Forbes Field, Pittsburgh, PA

Sun Jun 03 1962, 3:38 AM EDT

Att. 24,282 - Unknown

livebaseballscorecards.com

AB	35
R	3
H	7
RBI	3
BB	0
SO	5
LOB	13

Batter	1	2	3	4	5	6	7	8	9	AB	R	H	RBI	BB	SO	LOB
Howie Bedell, L (1, 7) OBP: 0.256, SLG: 0.248	F9		K		F5			FC4-6 G5-4-3 1-2f		4	0	0	0	0	1	1
Roy McMillan, R (1, 6) OBP: 0.376, SLG: 0.359	K		2B BLK 1B			F2		G5-4-3 1-2f		4	1	1	0	0	1	1
Eddie Mathews, L (1, 5) OBP: 0.353, SLG: 0.462	6-3		1-H 2B			1-3			5-3 1B	4	0	2	1	0	0	0
Hank Aaron, R (1, 8) OBP: 0.383, SLG: 0.546		6-3	6-3			K			5-3 1-2	4	0	0	0	0	1	2
Mack Jones, L (1, 9) OBP: 0.376, SLG: 0.439		1B BB		G6-4-3 1B			G3		K	3	0	1	0	1	1	1
Del Crandall, R (1, 3) OBP: 0.331, SLG: 0.414		FC1-4 1-2 1B		G6-4-3 1-2f			1B		K	4	0	2	0	0	1	2
Joe Torre, R (1, 2) OBP: 0.359, SLG: 0.358		FC1-4 FC6-4 1-2f		K			K			3	0	0	0	0	2	3
Denis Menke, R (1, 4) OBP: 0.260, SLG: 0.272		FC6-4 1-2f			1-3		K			3	0	0	0	0	1	3
Don Nottebart, R (8, 1) OBP: 0.750, SLG: 0.667										0	0	0	0	0	0	0
Ron Piche, R (1, 1) OBP: 0.125, SLG: 0.067			K		K			FC4-6 1B		0	0	0	0	0	0	0
Tony Cloninger, R (2, 1)										0	0	0	0	0	0	0
Jack Curtis, L (2, 1) OBP: 0.235, SLG: 0.188										2	0	0	0	0	2	0
Amado Samuel, R (8, PH) OBP: 0.200, SLG: 0.241										1	0	1	0	0	0	0
(8, 4)																
Inning Stats	R: 0 E: 0 K: 1 S: 5 H: 0 LOB: 0 BB: 0 P: 5	R: 0 E: 0 K: 0 S: 4 H: 1 LOB: 2 BB: 1 P: 8	R: 1 E: 0 K: 2 S: 9 H: 2 LOB: 1 BB: 0 P: 9	R: 0 E: 0 K: 1 S: 5 H: 1 LOB: 0 BB: 0 P: 5	R: 0 E: 0 K: 1 S: 5 H: 0 LOB: 0 BB: 0 P: 5	R: 0 E: 0 K: 1 S: 5 H: 0 LOB: 0 BB: 0 P: 5	R: 0 E: 0 K: 2 S: 8 H: 1 LOB: 1 BB: 0 P: 8	R: 0 E: 0 K: 0 S: 3 H: 1 LOB: 0 BB: 0 P: 3	R: 0 E: 0 K: 2 S: 8 H: 1 LOB: 1 BB: 0 P: 8	1B: 6 2B: 1 3B: 0 HR: 0 SF: 0 SAC: 0 DP: 2 HBP: 0						

PITCHER	IP	WLS	BF	H	R	ER	SO	BB	IBB	HBP	BLK	WP	HR	S	P	ERA	WHIP
Bob Bruce, R (1, 1) ERA: 3.72	9.0	W	33	7	1	1	10	1	0	0	1	0	0	52	56	1.00	0.889

PITCHER	IP	WLS	BF	H	R	ER	SO	BB	IBB	HBP	BLK	WP	HR	S	P	ERA	WHIP

TOP

Milwaukee Braves @ Houston Colt 45's

Colt Stadium, Houston, TX

Tue Jun 05 1962, 8:05 PM EDT

Att. 11,593 - Unknown - 78 F

livebaseballscorecards.com

AB	32
R	1
H	7
RBI	1
BB	1
SO	10
LOB	13

PA: 33

WP: 0
PB: 0
SB: 0
CS: 0

Batter	1	2	3	4	5	6	7	8	9	AB	R	H	RBI	BB	SO	LOB
Al Spangler, L (1, 7) OBP: 0.392, SLG: 0.370	HR	BB		BB	1B			F5		3	1	2	2	2	0	0
Joey Amalfitano, R (1, 4) OBP: 0.265, SLG: 0.234	K	BB		1B		1-3		F3		4	0	1	1	1	1	0
Roman Mejias, R (1, 9) OBP: 0.341, SLG: 0.538	BB	SF8		1B		1-3		K		3	1	1	1	1	1	0
Norm Larker, L (1, 3) OBP: 0.353, SLG: 0.407	2B	4-3		1B		HBP				3	0	2	1	0	0	2
Carl Warwick, R (1, 8) OBP: 0.359, SLG: 0.452	1B		1B	G3		F7				4	1	2	0	0	0	3
Merritt Ranew, L (1, 2) OBP: 0.295, SLG: 0.433	G4-6-3		E9	2B	BB		K			3	2	1	0	1	1	2
Bob Aspromonte, R (1, 5) OBP: 0.349, SLG: 0.373		P4	K		F8		1B			4	0	1	0	0	1	2
Bob Lillis, R (1, 6) OBP: 0.250, SLG: 0.241		WP WP BB	G4-6-3		F7		F9			4	1	2	1	0	0	2
Bob Bruce, R (1, 1) OBP: 0.522, SLG: 0.267		BB WP SF8	G4-6-3		1B		4-3			3	1	1	0	1	0	2
Inning Stats	R: 2 E: 0 K: 1 S: 7 H: 3 LOB: 1 BB: 1 P: 11	R: 2 E: 0 K: 0 S: 4 H: 1 LOB: 2 BB: 3 P: 16	R: 2 E: 1 K: 1 S: 7 H: 3 LOB: 0 BB: 0 P: 7	R: 0 E: 0 K: 0 S: 4 H: 3 LOB: 2 BB: 1 P: 8	R: 1 E: 0 K: 0 S: 4 H: 2 LOB: 2 BB: 1 P: 8	R: 0 E: 0 K: 0 S: 3 H: 0 LOB: 1 BB: 0 P: 4	R: 0 E: 0 K: 1 S: 6 H: 1 LOB: 1 BB: 0 P: 6	R: 0 E: 0 K: 1 S: 5 H: 0 LOB: 0 BB: 0 P: 5		1B: 10 2B: 2 3B: 0 HR: 1 SF: 1 SAC: 0 DP: 2 HBP: 1							

PITCHER		IP	WLS	BF	H	R	ER	SO	BB	IBB	HBP	BLK	WP	HR	S	P	ERA	WHIP
Ron Piche, R ERA: 3.92	(1, 1)	1.1	L	9	4	4	4	1	2	0	0	0	1	1	9	17	27.00	4.500
Tony Cloninger, R ERA: 7.5	(2, 1)	0.0		2	0	0	0	0	2	0	0	0	1	0	0	8	∞	∞
Jack Curtis, L ERA: 4.13	(2, 1)	5.2		25	9	3	3	2	2	0	1	0	0	0	26	35	4.76	1.941
Don Nottebart, R ERA: 2.84	(8, 1)	1.0		3	0	0	0	1	0	0	0	0	0	0	5	5	0.00	0.000

PITCHER	IP	WLS	BF	H	R	ER	SO	BB	IBB	HBP	BLK	WP	HR	S	P	ERA	WHIP

BOTTOM

Milwaukee Braves @ Houston Colt 45's

Colt Stadium, Houston, TX

Tue Jun 05 1962, 8:05 PM EDT
Att. 11,593 - Unknown - 78 F

livebaseballscorecards.com

AB	31
R	7
H	13
RBI	6
BB	6
SO	4
LOB	13

WP: 2	PA: 39		
PB: 0			
SB: 0			
CS: 1			

Batter	1	2	3	4	5	6	7	8	9	AB	R	H	RBI	BB	SO	LOB
Howie Bedell, L (1, 7) OBP: 0.254, SLG: 0.240	5-3	FC6 1-2f			P4		SH1-4 BB		F5	4	0	0	0	1	0	1
Roy McMillan, R (1, 6) OBP: 0.378, SLG: 0.363	E 1B		1B 2B 1B		L7		SH1-4 1-2		5-3	4	2	2	0	0	0	0
Eddie Mathews, L (1, 5) OBP: 0.349, SLG: 0.453	E4 BB 1-H		1-2 2B 1B		3-1		F9		P3	5	1	1	0	0	0	1
Hank Aaron, R (1, 8) OBP: 0.389, SLG: 0.563	F8		CS 1-H 2-H 2B			1B 3B		SH5-4 S 4-6-3 HBP		3	2	2	2	0	0	1
Mack Jones, L (1, 9) OBP: 0.378, SLG: 0.434	1-2 BB		K			K		4-6-3 SH5-4 1-2 1B BB		2	1	0	0	2	2	2
Tommie Aaron, R (1, 3) OBP: 0.284, SLG: 0.317	L1		F7 2-3			K		SH5-4 1-2 2-3		3	0	0	0	0	1	4
Del Crandall, R (1, 2) OBP: 0.336, SLG: 0.412		F9		7-4 1-4-3 BB		1B 3-H		4-6-3 2-3 3-H		3	0	1	2	1	0	1
Amado Samuel, R (1, 4) OBP: 0.203, SLG: 0.242		F7		1-4-3 1-2		F9		FC4-6 1B 3-H		4	0	1	1	0	0	2
Lew Burdette, R (1, 1) OBP: 0.235, SLG: 0.235		FC6 1B		7-4 2-3f			4-3	FC4-6 1-2f		4	0	1	0	0	0	2
Inning Stats	R: 1 E: 1 K: 0 S: 5 H: 1 LOB: 2 BB: 1 P: 9	R: 0 E: 0 K: 0 S: 4 H: 1 LOB: 1 BB: 0 P: 4	R: 2 E: 0 K: 1 S: 7 H: 3 LOB: 0 BB: 0 P: 7	R: 0 E: 0 K: 0 S: 2 H: 0 LOB: 0 BB: 1 P: 6	R: 0 E: 0 K: 0 S: 3 H: 0 LOB: 0 BB: 0 P: 3	R: 1 E: 0 K: 2 S: 9 H: 2 LOB: 1 BB: 0 P: 9	R: 0 E: 0 K: 0 S: 3 H: 0 LOB: 1 BB: 1 P: 7	R: 2 E: 0 K: 0 S: 4 H: 1 LOB: 1 BB: 1 P: 9	R: 0 E: 0 K: 0 S: 3 H: 0 LOB: 0 BB: 0 P: 3	1B: 6 2B: 2 3B: 1 HR: 0 SF: 0 SAC: 2 DP: 1 HBP: 1						

PITCHER	IP	WLS	BF	H	R	ER	SO	BB	IBB	HBP	BLK	WP	HR	S	P	ERA	WHIP
Jim Golden, R (1, 1) ERA: 2.55	7.0	L	30	7	4	3	3	3	0	0	0	0	0	33	45	3.86	1.429
Bobby Tiefenauer, R (8, 1) ERA: 4.7	2.0		9	1	2	2	0	1	0	1	0	0	0	7	12	9.00	1.000

PITCHER	IP	WLS	BF	H	R	ER	SO	BB	IBB	HBP	BLK	WP	HR	S	P	ERA	WHIP

TOP

Milwaukee Braves @ Houston Colt 45's

Colt Stadium, Houston, TX

Wed Jun 06 1962, 8:05 PM EDT

Att. 11,569 - Unknown - 80 F

livebaseballscorecards.com

AB	32
R	6
H	8
RBI	5
BB	4
SO	3
LOB	14

1B: 6	SF: 0	WP: 0	PA: 39		
2B: 2	SAC: 2	PB: 0			
3B: 1	DP: 1	SB: 1			
HR: 0	HBP: 1	CS: 1			

BOTTOM

Milwaukee Braves @ Houston Colt 45's

Colt Stadium, Houston, TX

Wed Jun 06 1962, 8:05 PM EDT

Att. 11,569 - Unknown - 80 F

Batter	1	2	3	4	5	6	7	8	9	AB	R	H	RBI	BB	SO	LOB
Al Spangler, L (1, 7) OBP: 0.393, SLG: 0.371	FC5-4 1B		G3		K		FC6-4 1B		F7	5	0	2	0	0	1	3
Joey Amalfitano, R (1, 4) OBP: 0.264, SLG: 0.246	FC5-4 1-2f			F7	1-H 2-H 3B		FC6-4 1-2f			4	0	1	2	0	0	2
Roman Mejias, R (1, 9) OBP: 0.339, SLG: 0.546	F9			K	P4			HR		4	1	1	1	0	1	2
Norm Larker, L (1, 3) OBP: 0.356, SLG: 0.410	4-3			1B 1B		G6-4-3 1B		4-3		4	0	2	0	0	0	1
Carl Warwick, R (1, 8) OBP: 0.356, SLG: 0.446		K		1-2 1B		G6-4-3 1-2f		F7		4	0	1	0	0	1	1
Merritt Ranew, L (1, 2) OBP: 0.294, SLG: 0.446		K		4-3		3B		1-3		4	0	1	0	0	1	2
Bob Aspromonte, R (1, 5) OBP: 0.352, SLG: 0.376		2-4 1B			P6	4-3			FC1-6 1B	4	0	2	0	0	0	1
Bob Lillis, R (1, 6) OBP: 0.252, SLG: 0.243 Hal Smith, R (9, PH) OBP: 0.308, SLG: 0.411	2-4 1-2	4-3			1B 3B 1B		F8		FC1-6 FC1-6 1-2f	3 1	1 0	1 0	0 0	0 0	0 0	0 1
Jim Golden, L (1, 1) OBP: 0.143, SLG: 0.190 Billy Goodman, L (7, PH) OBP: 0.333, SLG: 0.279 Bobby Tiefenauer, R (8, 1) Pidge Browne, L (9, PH) OBP: 0.354, SLG: 0.404		F8		1-2 3B 1B			3-1		FC1-6 1-2f	2 1 0 1	1 0 0 0	1 0 0 0	0 0 0 0	0 0 0 0	0 0 0 0	0 0 0 1
Inning Stats	R: 0 E: 0 K: 0 S: 4 H: 1 LOB: 1 BB: 0 P: 4	R: 0 E: 0 K: 2 S: 7 H: 1 LOB: 1 BB: 0 P: 7	R: 0 E: 0 K: 0 S: 3 H: 0 LOB: 0 BB: 0 P: 3	R: 0 E: 0 K: 1 S: 7 H: 2 LOB: 2 BB: 0 P: 7	R: 2 E: 0 K: 1 S: 8 H: 3 LOB: 1 BB: 0 P: 8	R: 0 E: 0 K: 0 S: 4 H: 2 LOB: 1 BB: 0 P: 4	R: 0 E: 0 K: 0 S: 4 H: 1 LOB: 1 BB: 0 P: 4	R: 1 E: 0 K: 0 S: 4 H: 1 LOB: 0 BB: 0 P: 4	R: 0 E: 0 K: 0 S: 4 H: 1 LOB: 1 BB: 0 P: 4	1B: 9 2B: 0 3B: 2 HR: 1 SF: 0 SAC: 0 DP: 1 HBP: 0	WP: 0 PB: 0 SB: 0 CS: 0 PA: 37					

PITCHER	IP	WLS	BF	H	R	ER	SO	BB	IBB	HBP	BLK	WP	HR	S	P	ERA	WHIP
Lew Burdette, R (1, 1) ERA: 5.44	9.0	W	38	12	3	3	4	0	0	0	0	0	1	45	45	3.00	1.333

PITCHER	IP	WLS	BF	H	R	ER	SO	BB	IBB	HBP	BLK	WP	HR	S	P	ERA	WHIP

AB	37
R	3
H	12
RBI	3
BB	0
SO	4
LOB	14

livebaseballscorecards.com

Batter	1	2	3	4	5	6	7	8	9	AB	R	H	RBI	BB	SO	LOB
Tommie Aaron, R (1, 3) OBP: 0.290, SLG: 0.325	K		F5		SH3-4, 1B, BB		2B			3	1	1	0	1	1	1
Roy McMillan, R (1, 6) OBP: 0.378, SLG: 0.362	K		1-2, 1B		SH3-4, 1-2		4-3			3	0	1	0	0	1	1
Eddie Mathews, L (1, 5) OBP: 0.352, SLG: 0.461	P3		K		G6-4-3, 2-H, 1B			2B		4	0	2	1	0	1	2
Hank Aaron, R (1, 8) OBP: 0.387, SLG: 0.562		F9		1B, 2B	G6-4-3, 1-2f			K		4	1	1	0	0	1	2
Gus Bell, L (1, 7) OBP: 0.242, SLG: 0.273		F5		1B, FC1-2, 2-H, 1B		G6-3, 1B		F9		4	0	2	1	0	0	1
Del Crandall, R (1, 2) OBP: 0.341, SLG: 0.415		1B		FC1-2, 1-3, 1B		P4		F5		4	0	2	0	0	0	2
Mack Jones, L (1, 9) OBP: 0.372, SLG: 0.426		K		K		G6-3, 1-2f			5-3	4	0	0	0	0	2	4
Amado Samuel, R (1, 4) OBP: 0.206, SLG: 0.242			6-3	FC1-2, 1-2, 3-H			CS, 1B		K	4	0	1	0	0	1	2
Warren Spahn, L (1, 1) OBP: 0.257, SLG: 0.303			1B	K			K, 1-2		K	4	0	1	0	0	3	3
Hank Fischer, R (9, 1)										0	0	0	0	0	0	0

TOP

Milwaukee Braves @ Houston Colt 45's

Colt Stadium, Houston, TX

Thu Jun 07 1962, 8:05 PM EDT

Att. 14,818 - Unknown - 80 F

livebaseballscorecards.com

AB	34
R	2
H	11
RBI	2
BB	1
SO	10
LOB	18

Inning Stats	1	2	3	4	5	6	7	8	9
	R: 0 E: 0 K: 2 S: 7	H: 0 LOB: 0 BB: 0 P: 7	R: 0 E: 0 K: 1 S: 6	H: 1 LOB: 1 BB: 0 P: 6	R: 0 E: 0 K: 1 S: 7	H: 2 LOB: 2 BB: 0 P: 7	R: 1 E: 0 K: 2 S: 10	H: 3 LOB: 2 BB: 0 P: 10	R: 1 E: 0 K: 0 S: 3	H: 1 LOB: 0 BB: 1 P: 7
	R: 0 E: 0 K: 0 S: 3	H: 1 LOB: 0 BB: 0 P: 3	R: 0 E: 0 K: 1 S: 6	H: 2 LOB: 1 BB: 0 P: 6	R: 0 E: 0 K: 1 S: 6	H: 1 LOB: 1 BB: 0 P: 6	R: 0 E: 0 K: 2 S: 7	H: 0 LOB: 0 BB: 0 P: 7	1B: 8 2B: 3 3B: 0 HR: 0	SF: 0 SAC: 1 DP: 2 HBP: 0	WP: 0 PB: 0 SB: 0 CS: 1	PA: 36

PITCHER		IP	WLS	BF	H	R	ER	SO	BB	IBB	HBP	BLK	WP	HR	S	P	ERA	WHIP
Turk Farrell, R ERA: 2.58	(1, 1)	8.0		33	11	2	2	8	1	0	0	0	0	0	48	52	2.25	1.500
Don McMahon, R ERA: 1.47	(9, 1)	1.0	W	3	0	0	0	2	0	0	0	0	0	0	7	7	0.00	0.000

PITCHER	IP	WLS	BF	H	R	ER	SO	BB	IBB	HBP	BLK	WP	HR	S	P	ERA	WHIP

Batter	1	2	3	4	5	6	7	8	9	AB	R	H	RBI	BB	SO	LOB
Bob Lillis, R (1, 6) (9, 4) OBP: 0.245, SLG: 0.237	K		G1-6-3 1-2f			6-3		F8		4	0	0	0	0	1	1
Jim Pendleton, R (1, 7) OBP: 0.315, SLG: 0.455	6-3			6-3		1B			1B	4	1	2	0	0	0	0
Roman Mejias, R (1, 9) OBP: 0.342, SLG: 0.559	HR			FC6-4 1B		P6			F7	4	1	2	1	0	0	2
Norm Larker, L (1, 3) OBP: 0.359, SLG: 0.412	F7			K			FC6-4 1B		1B 1-2	4	0	2	0	0	1	1
Al Spangler, L (9, PR) OBP: 0.393, SLG: 0.371										0	1	0	0	0	0	0
Carl Warwick, R (1, 8) OBP: 0.353, SLG: 0.441		K		FC6-4 1-2f			FC6-4 1-2		F9	4	0	1	0	0	1	3
Merritt Ranew, L (1, 2) OBP: 0.292, SLG: 0.438		K			F8		FC6-4 1-2f 2-3		1B 1-2 2-H	4	0	1	1	0	1	2
Bob Aspromonte, R (1, 5) OBP: 0.346, SLG: 0.369		5-3			F8		P3			3	0	0	0	0	0	1
Billy Goodman, L (9, PH) OBP: 0.343, SLG: 0.290									1B 1-2 2-H	1	0	1	1	0	0	0
Joey Amalfitano, R (1, 4) OBP: 0.267, SLG: 0.244					4-3			5-3		1	0	0	0	1	0	0
Hal Smith, R (8, PH) OBP: 0.306, SLG: 0.408										1	0	0	0	0	0	0
Don McMahon, R (9, 1)			G1-6-3 BB							0	0	0	0	0	0	0
Turk Farrell, R (1, 1) OBP: 0.200, SLG: 0.350			P3			4-3		L5		2	0	0	0	0	0	1
Don Buddin, R (8, PH) OBP: 0.324, SLG: 0.300										1	0	0	0	0	0	0
(9, 6)																
Inning Stats	R: 1 E: 0 K: 1 S: 6 H: 1 LOB: 0 BB: 0 P: 6	R: 0 E: 0 K: 2 S: 7 H: 0 LOB: 0 BB: 0 P: 7	R: 0 E: 0 K: 0 S: 2 H: 0 LOB: 0 BB: 1 P: 6	R: 0 E: 0 K: 1 S: 6 H: 1 LOB: 1 BB: 0 P: 6	R: 0 E: 0 K: 0 S: 3 H: 0 LOB: 0 BB: 0 P: 3	R: 0 E: 0 K: 0 S: 4 H: 1 LOB: 1 BB: 0 P: 4	R: 0 E: 0 K: 0 S: 4 H: 2 LOB: 1 BB: 0 P: 4	R: 0 E: 0 K: 0 S: 3 H: 0 LOB: 0 BB: 0 P: 3	R: 2 E: 0 K: 0 S: 6 H: 4 LOB: 2 BB: 0 P: 6	1B: 8 2B: 0 3B: 0 HR: 1 SF: 0 SAC: 0 DP: 1 HBP: 0						

PITCHER	IP	WLS	BF	H	R	ER	SO	BB	IBB	HBP	BLK	WP	HR	S	P	ERA	WHIP
Warren Spahn, L (1, 1) ERA: 3.22	8.2	L	33	8	3	3	4	1	0	0	0	0	1	40	44	3.12	1.038
Hank Fischer, R (9, 1) ERA: 2.08	0.0		1	1	0	0	0	0	0	0	0	0	0	1	1	∞	∞

PITCHER	IP	WLS	BF	H	R	ER	SO	BB	IBB	HBP	BLK	WP	HR	S	P	ERA	WHIP

BOTTOM

Milwaukee Braves @ Houston Colt 45's

Colt Stadium, Houston, TX

Thu Jun 07 1962, 8:05 PM EDT

Att. 14,818 - Unknown - 80 F

livebaseballscorecards.com

AB	33
R	3
H	9
RBI	3
BB	1
SO	4
LOB	11

HOUSTON COLT .45s

PA:	34		
WP:	0		
PB:	0		
SB:	0		
CS:	0		

Batter	1	2	3	4	5	6	7	8	9	10	11	12	13	AB	R	H	RBI	BB	SO	LOB
Maury Wills, S OBP: 0.327, SLG: 0.337 (1, 6)	C F C 0-3 ① K		S B B X 2-1 ① 4-3			B C F B X 2-2 ① F7		C X 0-1 ② F8			B B B B 4-0 G3 SH1-4 BB		C B B B 4-1 S S SF8 BB	4	1	0	0	2	1	0
Jim Gilliam, S OBP: 0.375, SLG: 0.346 (1, 5) (8, 4)	F B B F X 2-2 ② F8		B B X 2-0 ② F9			X 0-0 FC5-4 1B		B F B B X 3-1 ③ G3			B B B X 2-0 ① SH1-4 1-2		B L X 1-1 ① F8 1-2	5	0	1	0	0	0	1
Willie Davis, L OBP: 0.376, SLG: 0.526 (1, 8)	C X 0-1 ③ F3		S B C B F S 2-3 ③ K			X 0-0 ② FC5-4 E 1-2f			B X 1-0 ① G3		B B B X 3-0 ② G3 2-3		B B B X 3-0 ② SF8 2-H	5	0	0	1	0	1	2
Tommy Davis, R OBP: 0.369, SLG: 0.549 (1, 7)		C C C 0-3 ① K		S X 0-1 FC3-6 1B		S F B B B X 2-2 ③ F9 1-2			C C X 0-2 1B		B F B B C X 2-2 ③ F4		X 0-0 1B	6	0	3	0	0	1	2
Ron Fairly, L OBP: 0.433, SLG: 0.540 (1, 3) (9, 9)		X 0-0 2B 3B		C X 0-1 ① FC3-6 CS 1-2f			C B B X 2-1 ① F7		C B B X 1-1 ② F3			B F B X 2-1 ① F7	C B X 1-1 ③ L8	6	1	1	0	0	0	3
Wally Moon, L OBP: 0.376, SLG: 0.377 (1, 9) (9, 3) Tim Harkness, L OBP: 0.333, SLG: 0.366 (9, 3)		B C C B B X 3-2 E 1B 2B 3-H		B F X 1-1 ② F7			C B B C B F X 3-2 ② L7		B B B B X 3-1 ③ 3-1			B F B F X 2-1 ② 1-3		4	1	1	1	0	0	2
John Roseboro, L OBP: 0.369, SLG: 0.403 (1, 2)		2 SAFE X 0-0 2-H 1B		C F F F B B B 3-2 ③ CS 1-2	X 0-0 6-3 1B		F B B X 2-1 ③ F9			S S X 0-2 ① F3		B B B C S B 4-2 1B BB		4	0	2	1	1	0	0
Larry Burright, R OBP: 0.326, SLG: 0.452 (1, 4) Frank Howard, R OBP: 0.352, SLG: 0.464 (8, PH) Andy Carey, R OBP: 0.362, SLG: 0.410 (8, 5)		B S B C B S 3-3 ② K			B B C F X 2-2 ① F3			X 0-0 HR		B F X 1-1 ② L5		S X 0-1 1-2 1B		2	0	0	0	0	1	2
														1	1	1	1	0	0	0
														2	0	1	0	0	0	0
Sandy Koufax, R OBP: 0.136, SLG: 0.095 (1, 1) Ed Roebuck, R (6, 1) Duke Snider, L OBP: 0.453, SLG: 0.574 (8, PH) Ron Perranoski, L (8, 1) Larry Sherry, R OBP: 0.222, SLG: 0.222 (9, 1)		X 0-0 ③ 4-3			L 1 SAFE X 0-1 ② ③ 6-3 1-2			X 0-0 ① F6		F B S S 1-3 ③ K		S B C F F F X 1-2 ③ F5		2	0	0	0	0	0	2
														0	0	0	0	0	0	0
														1	0	0	0	0	0	0
														0	0	0	0	0	0	0
														2	0	0	0	0	1	2
Inning Stats	R: 0 E: 0 K: 1 S: 8 H: 0 LOB: 0 BB: 0 P: 10	R: 2 E: 1 K: 2 S: 12 H: 3 LOB: 1 BB: 0 P: 18	R: 0 E: 0 K: 1 S: 7 H: 0 LOB: 0 BB: 0 P: 13	R: 0 E: 0 K: 0 S: 10 H: 1 LOB: 0 BB: 0 P: 14	R: 0 E: 0 K: 0 S: 6 H: 1 LOB: 0 BB: 0 P: 8	R: 0 E: 0 K: 0 S: 8 H: 1 LOB: 1 BB: 0 P: 12	R: 0 E: 0 K: 0 S: 7 H: 0 LOB: 0 BB: 0 P: 14	R: 1 E: 0 K: 0 S: 6 H: 1 LOB: 0 BB: 0 P: 9	R: 0 E: 0 K: 0 S: 8 H: 1 LOB: 1 BB: 0 P: 13	R: 0 E: 0 K: 1 S: 8 H: 0 LOB: 0 BB: 0 P: 10	R: 0 E: 0 K: 0 S: 5 H: 0 LOB: 1 BB: 1 P: 16	R: 0 E: 0 K: 0 S: 14 H: 1 LOB: 2 BB: 1 P: 23	R: 1 E: 0 K: 0 S: 7 H: 1 LOB: 1 BB: 1 P: 16	1B: 7 2B: 1 3B: 1 HR: 1	SF: 1 SAC: 1 DP: 0 HBP: 0		WP: 0 PB: 0 SB: 2 CS: 1	PA: 51		

PITCHER	IP	WLS	BF	H	R	ER	SO	BB	IBB	HBP	BLK	WP	HR	S	P	ERA	WHIP
Ken Johnson, R (1, 1) ERA: 2.86	9.0		33	8	3	2	4	0	0	0	0	0	1	72	111	2.00	0.889
Don McMahon, R (10, 1) ERA: 1.61	4.0	L	17	2	1	1	1	3	0	0	0	0	0	34	65	2.25	1.250

PITCHER	IP	WLS	BF	H	R	ER	SO	BB	IBB	HBP	BLK	WP	HR	S	P	ERA	WHIP

TOP

Los Angeles Dodgers @ Houston Colt 45's

Colt Stadium, Houston, TX

Fri Jun 08 1962, 8:05 PM EDT

Att. 15,877 - Unknown

livebaseballscorecards.com

AB	45
R	4
H	10
RBI	4
BB	3
SO	5
LOB	16

Batter	1	2	3	4	5	6	7	8	9	10	11	12	13	AB	R	H	RBI	BB	SO	LOB
Bob Lillis, R (1, 6) OBP: 0.244, SLG: 0.236	B C F F X 1-2 F7 ①		C X 0-1 F8 ②		B X 1-0 F9 ②		X 0-0 F9 ①		X 0-0 BB S 1B		B B C C B X 3-2 F4 ①		C B X 1-1 1B	5	0	1	0	0	0	1
Al Spangler, L (11, PH) OBP: 0.394, SLG: 0.373														2	0	1	0	0	0	0
(12, 7)																				
Jim Pendleton, R (1, 7) OBP: 0.304, SLG: 0.439	B B F X 2-1 F5 ②		B F B B X 3-1 1-3 ③		C X 0-1 F4 ③		F C B X 2-2 6-3 ②		C B S S 1-3 K ②		C B S S 1-3 K ②		C X 0-1 F8 ③	5	0	0	0	0	1	2
Billy Goodman, L (11, PH) OBP: 0.333, SLG: 0.281														2	0	0	0	0	1	1
(12, 5)																				
Roman Mejias, R (1, 9) OBP: 0.342, SLG: 0.551	B S F B F S 2-3 K ③			B F X 1-1 FC4 1B 1B		B F B B B S S 3-3 K ①	B F X 1-1 6-3 ③		B B B I 4-0 BB 1-2 IBB		S B S C 1-3 K ③			5	1	1	0	1	3	0
Norm Larker, L (1, 3) OBP: 0.363, SLG: 0.408		C B C B F X 2-2 F5 ①		F S B F X 1-2 FC4 1B 1-2		B B B C B 4-1 WP BB 1B BB	C C F X 0-2 F5 ①		B B B 4-0 BB 1-2 2-3			C B S X 1-2 FC3-6 1B		4	1	1	0	2	0	1
Jim Golden, L (12, PR) OBP: 0.143, SLG: 0.190														0	0	0	0	0	0	0
Pidge Browne, L (13, 3) OBP: 0.354, SLG: 0.404														0	0	0	0	0	0	0
Carl Warwick, R (1, 8) OBP: 0.346, SLG: 0.426		B F B C S 2-3 K ②		B S F C 1-3 K ①		L B B B B 4-1 WP BB 1B 1-2		B X 1-0 F7 ②	B B S S F B S 3-3 K ③			X 0-0 FC3-6 1B 1-2f		5	1	0	0	1	3	6
Merritt Ranew, L (1, 2) OBP: 0.303, SLG: 0.436	B B B B 4-1 BB		B C S S 1-3 K ②			F B S S X 1-2 1-3 1B 1-H 2-H		C B C F X 1-2 BB 1B		C B F X 1-2 F7 ①		B F X 1-1 L7 ②		5	0	2	2	1	1	3
Bob Aspromonte, R (1, 5) OBP: 0.351, SLG: 0.370	B B X 2-0 F4 ③		B C X 1-1 1B 1-2 2-H			C B B X 1-2 1-3 1-2		B B B C B 4-1 FC6-4 BB 1-2		B F X 1-1 FC4-6 1B		C B C 1-3 K ③		5	0	2	1	1	1	3
(12, 6)																				
Joey Amalfitano, R (1, 4) OBP: 0.269, SLG: 0.239			B C B B C B 4-2 BB	C B B S X 2-2 4-3 ③		I I I I 4-0 FC5-4 IBB		B B B S F X 2-2 FC6-4 ③ 1-2f		C B X 1-1 FC4-6 ② 1-2f			X 0-0 F7 ①	4	0	0	0	2	0	5
Ken Johnson, R (1, 1) OBP: 0.080, SLG: 0.080		L S X 0-2 B2 ①			C B S S C 1-3 K ①	S B F X 1-2 FC5-4 ③ 1-2f		B F S X 1-2 F3 ①	S S S 0-3 K ③				B X 1-0 1-3 ②	3	0	0	0	1	3
Hal Smith, R (9, PH) OBP: 0.304, SLG: 0.405														1	0	0	0	0	0	0
Don McMahon, R (10, 1)														1	0	0	0	1	1	1
Don Buddin, R (13, PH) OBP: 0.320, SLG: 0.295														1	0	0	0	0	0	0
Inning Stats	R: 0 E: 0 K: 1 S: 10 H: 0 LOB: 0 BB: 0 P: 15	R: 0 E: 0 K: 1 S: 9 H: 0 LOB: 1 BB: 1 P: 19	R: 0 E: 0 K: 0 S: 9 H: 0 LOB: 1 BB: 1 P: 16	R: 1 E: 0 K: 2 S: 17 H: 2 LOB: 2 BB: 0 P: 24	R: 0 E: 0 K: 1 S: 6 H: 0 LOB: 0 BB: 0 P: 8	R: 2 E: 0 K: 1 S: 14 H: 1 LOB: 2 BB: 3 P: 32	R: 0 E: 0 K: 0 S: 6 H: 0 LOB: 0 BB: 0 P: 9	R: 0 E: 0 K: 0 S: 13 H: 1 LOB: 2 BB: 1 P: 21	R: 0 E: 0 K: 2 S: 11 H: 1 LOB: 3 BB: 2 P: 24	R: 0 E: 0 K: 1 S: 10 H: 1 LOB: 1 BB: 0 P: 13	R: 0 E: 0 K: 2 S: 9 H: 0 LOB: 0 BB: 0 P: 14	R: 0 E: 0 K: 1 S: 9 H: 1 LOB: 1 BB: 0 P: 12	R: 0 E: 0 K: 0 S: 6 H: 1 LOB: 1 BB: 0 P: 8	1B: 8 2B: 0 3B: 0 HR: 0 SF: 0 SAC: 0 DP: 0 HBP: 0	WP: 1 PB: 0 SB: 1 CS: 0 PA: 56						

PITCHER		IP	WLS	BF	H	R	ER	SO	BB	IBB	HBP	BLK	WP	HR	S	P	ERA	WHIP
Sandy Koufax, L ERA: 3.02	(1, 1)	5.1		22	2	2	2	6	3	0	0	0	0	0	55	93	3.38	0.938
Ed Roebuck, R ERA: 2.83	(6, 1)	1.2		8	1	1	1	0	1	1	0	0	1	0	16	30	5.40	1.200
Ron Perranoski, L ERA: 1.41	(8, 1)	1.2		10	2	0	0	1	2	1	0	0	0	0	20	38	0.00	2.400
Larry Sherry, R ERA: 2.36	(9, 1)	4.1	W	16	3	0	0	5	0	0	0	0	0	0	38	54	0.00	0.692

PITCHER	IP	WLS	BF	H	R	ER	SO	BB	IBB	HBP	BLK	WP	HR	S	P	ERA	WHIP

BOTTOM

Los Angeles Dodgers @ Houston Colt 45's

Colt Stadium, Houston, TX

Fri Jun 08 1962, 8:05 PM EDT

Att. 15,877 - Unknown

livebaseballscorecards.com

AB	48
R	3
H	8
RBI	3
BB	8
SO	12
LOB	26

Batter	1	2	3	4	5	6	7	8	9	AB	R	H	RBI	BB	SO	LOB
Maury Wills, S (1, 6) OBP: 0.327, SLG: 0.337	B M B X 2-1 ① F8		C B X 1-1 ② G3		B C X 1-1 S 1B			B X 1-0 1B 1B		3	0	1	0	0	0	0
Daryl Spencer, R (6, 6) OBP: 0.393, SLG: 0.380										1	0	1	0	0	0	0
Jim Gilliam, S (1, 5) OBP: 0.378, SLG: 0.347	L B B B C X 3-2 G4-6-3 1B		C B B B B 4-1 BB		B C S B X 2-2 ③ F4 1-2			B B B C X 3-1 1-2 1B		2	0	1	0	1	0	1
Lee Walls, R (6, 5) OBP: 0.325, SLG: 0.286										1	0	1	0	0	0	0
Willie Davis, L (1, 8) OBP: 0.374, SLG: 0.518	B F B L X 2-2 ②③ G4-6-3 1-2f		X 0-0 ③ G3			C B B B F B 4-2 4-3 3-1 BB		X 0-0 ① F9		3	0	0	0	1	0	4
Tommy Davis, R (1, 7) OBP: 0.368, SLG: 0.556		B X 1-0 HR		B S S B F X 2-2 ① 4-3		B S X 1-1 ① 3-1 1-2		X 0-0 ② F7		4	1	1	1	0	0	3
Ron Fairly, L (1, 3) OBP: 0.422, SLG: 0.523		B X 1-0 ① 4-3		B B C X 2-1 ② L4		X 0-0 ② 4-3 2-3		B X 1-0 ③ 1-3		4	0	0	0	0	0	3
Wally Moon, L (1, 9) OBP: 0.379, SLG: 0.380		B B X 2-0 ② G3		B F B X 2-1 FC6 1B		C F B B C 2-3 ③ K			C F X 0-2 1B	4	0	2	0	0	1	1
John Roseboro, L (1, 2) OBP: 0.370, SLG: 0.400		S B B C F B F B 4-2 S BB		B C B X 2-1 ③ FC6 1-2f			C X 0-1 ① F7		X 0-0 ① F5	1	0	0	0	1	0	1
Doug Camilli, R (6, 2) OBP: 0.419, SLG: 0.607										2	0	0	0	0	0	1
Larry Burright, R (1, 4) OBP: 0.317, SLG: 0.438		B B C X 2-1 ③ F4 1-2			B X 1-0 ① 4-3		X 0-0 ② 5-6-3		C F X 0-2 ② F9	4	0	0	0	0	0	2
Stan Williams, R (1, 1) OBP: 0.095, SLG: 0.050			B C S B F S 2-3 ① K		S C S 0-3 ② K		S C C 0-3 ③ K		B S X 1-1 ③ 4-3	2	0	0	0	0	2	0
Ed Roebuck, R (5, 1)										0	0	0	0	0	0	0
Phil Ortega, R (5, 1)										1	0	0	0	0	1	0
Frank Howard, R (9, PH) OBP: 0.349, SLG: 0.460										1	0	0	0	0	0	1
Inning Stats	R: 0 H: 1 E: 0 LOB: 0 K: 0 BB: 0 S: 8 P: 15	R: 1 H: 1 E: 0 LOB: 1 K: 0 BB: 1 S: 9 P: 19	R: 0 H: 0 E: 0 LOB: 1 K: 1 BB: 1 S: 8 P: 15	R: 0 H: 1 E: 0 LOB: 1 K: 0 BB: 0 S: 10 P: 18	R: 0 H: 1 E: 0 LOB: 1 K: 1 BB: 0 S: 9 P: 13	R: 0 H: 0 E: 0 LOB: 1 K: 1 BB: 1 S: 8 P: 15	R: 0 H: 0 E: 0 LOB: 0 K: 1 BB: 0 S: 6 P: 6	R: 0 H: 2 E: 0 LOB: 2 K: 0 BB: 0 S: 6 P: 11	R: 0 H: 1 E: 0 LOB: 1 K: 0 BB: 0 S: 9 P: 10	1B: 6 SF: 0 2B: 0 SAC: 0 3B: 0 DP: 1 HR: 1 HBP: 0						

PITCHER	IP	WLS	BF	H	R	ER	SO	BB	IBB	HBP	BLK	WP	HR	S	P	ERA	WHIP
Bob Bruce, R (1, 1) ERA: 3.36	9.0	W	36	7	1	1	4	3	0	0	0	0	1	73	122	1.00	1.111

PITCHER	IP	WLS	BF	H	R	ER	SO	BB	IBB	HBP	BLK	WP	HR	S	P	ERA	WHIP

TOP

Los Angeles Dodgers @ Houston Colt 45's

Colt Stadium, Houston, TX

Sat Jun 09 1962, 4:33 AM EDT

Att. 11,908 - Unknown

livebaseballscorecards.com

AB	33
R	1
H	7
RBI	1
BB	3
SO	4
LOB	17

WP: 0 PA: 36
PB: 0
SB: 2
CS: 0

Batter	1	2	3	4	5	6	7	8	9	AB	R	H	RBI	BB	SO	LOB
Al Spangler, L (1, 7) OBP: 0.386, SLG: 0.378	B B B C C X 3-2 ① F5	B F S B F B F S 3-3 ② K		B X 1-0 ③ G3	F F B F X 1-2 1-H 1B 3B	B X 1-0 ③ FC6-4 1-2f		C B C X 1-2 ③ 1-3		6	1	1	1	0	1	7
Joey Amalfitano, R (1, 4) OBP: 0.282, SLG: 0.257	C B B B B 4-1 S 1B BB	C F B B F S 2-3 ③ K			B B B B 4-0 HR BB F C FC3-6 BB 1B 3-H		X 0-0 6-3 3B			3	3	2	1	2	1	2
Roman Mejias, R (1, 9) OBP: 0.343, SLG: 0.559 Jim Pendleton, R (8, 9) OBP: 0.304, SLG: 0.439	B B S S T S 2-3 ② K		B F S F B F X 2-2 ① 5-3		B B B X 3-1 1-H HR B B B B 4-0 FC3-6 1-2 BB		B C X 1-1 ① 6-3 3-H			4 0	1 0	1 0	1 0	3 0	1 0	1 0
Norm Larker, L (1, 3) OBP: 0.364, SLG: 0.404 Don Buddin, R (8, 6) OBP: 0.320, SLG: 0.295	B B C B X 3-1 1-H HR 1B		C T B S 1-3 ② K		B B B B 2-0 1B 3B BB C X 1-1 ② FC3-6 1-3f 2-3		X 0-0 ② 4-3			4 0	2 0	1 0	1 0	1 0	1 0	2 0
Carl Warwick, R (1, 8) OBP: 0.348, SLG: 0.444 Jim Busby, R (8, 8) OBP: 0.500, SLG: 0.500	X 0-0 2-H HR		B F B B X 3-1 ③ 1-3		L X 0-2 1-2 3B 1B B B B B 3-0 ③ 5-3		B X 1-0 ③ L7			5 0	2 0	2 0	2 0	0 0	0 0	2 0
Merritt Ranew, L (1, 2) OBP: 0.306, SLG: 0.452	B X 1-0 ③ 4-3			B X 1-0 ① 4-3	B S B F F X 2-2 1-H 2-H HR 3B	C C B B X 2-2 ① F8		X 0-0 1B 4-3 1B		5	2	2	2	0	0	0
Bob Aspromonte, R (1, 5) OBP: 0.352, SLG: 0.385		B B B B 4-0 FC2-5 1B BB		X 0-0 E7	B B X 2-0 3-H HR	B C B X 2-1 ② 5-3		C B B X 2-1 ① L7		4	1	1	2	1	0	1
Bob Lillis, R (1, 6) OBP: 0.256, SLG: 0.244 Pidge Browne, L (8, 3) OBP: 0.364, SLG: 0.414	B X 1-0 FC2-5 1-2 1B			B B B B 4-0 BB	C X 0-1 E6 3B	B B B X 2-0 BB 1B		B F X 1-1 4-3 1-3 1B		3 1	1 0	2 1	0 0	1 0	0 0	0 0
Bob Bruce, R (1, 1) OBP: 0.464, SLG: 0.211	X 0-0 ① FC2-5 1-2 2-3f			B C B C C 2-3 ② K	L B B X 2-1 ① F3	B B B B 4-0 FC6-4 1-2 BB		B X 1-0 ② 4-3 1-2 3-H		4	0	0	1	1	1	6
Inning Stats	R: 3 H: 2 E: 0 LOB: 0 K: 1 BB: 1 S: 12 P: 25	R: 0 H: 1 E: 0 LOB: 2 K: 2 BB: 1 S: 11 P: 21	R: 0 H: 0 E: 0 LOB: 0 K: 1 BB: 0 S: 10 P: 16	R: 0 H: 0 E: 1 LOB: 2 K: 1 BB: 1 S: 6 P: 14	R: 8 H: 6 E: 1 LOB: 2 K: 0 BB: 3 S: 22 P: 48	R: 0 H: 1 E: 0 LOB: 2 K: 0 BB: 1 S: 7 P: 18	R: 1 H: 1 E: 0 LOB: 0 K: 0 BB: 0 S: 5 P: 7	R: 1 H: 2 E: 0 LOB: 1 K: 0 BB: 0 S: 9 P: 14		1B: 7 SF: 0 2B: 0 SAC: 0 3B: 3 DP: 0 HR: 3 HBP: 0						

PITCHER		IP	WLS	BF	H	R	ER	SO	BB	IBB	HBP	BLK	WP	HR	S	P	ERA	WHIP
Stan Williams, R ERA: 5.03	(1, 1)	4.0	L	21	4	5	5	5	4	0	0	0	0	2	41	85	11.25	2.000
Ed Roebuck, R ERA: 3.82	(5, 1)	0.1		7	4	5	4	0	1	0	0	0	0	1	16	27	108.00	15.000
Phil Ortega, R ERA: 10.03	(5, 1)	3.2		18	5	3	3	0	2	0	0	0	0	0	25	51	7.36	1.909

PITCHER	IP	WLS	BF	H	R	ER	SO	BB	IBB	HBP	BLK	WP	HR	S	P	ERA	WHIP

BOTTOM

Los Angeles Dodgers @ Houston Colt 45's

Colt Stadium, Houston, TX

Sat Jun 09 1962, 4:33 AM EDT

Att. 11,908 - Unknown

livebaseballscorecards.com

AB	39
R	13
H	13
RBI	13
BB	7
SO	5
LOB	21

HOUSTON COLT 45s

Batter	1	2	3	4	5	6	7	8	9	AB	R	H	RBI	BB	SO	LOB
Maury Wills, S (1, 6) OBP: 0.328, SLG: 0.337	4-3		1B	4-3	S	F8		K		6	2	2	0	0	1	3
Jim Gilliam, S (1, 4) (4, 5) OBP: 0.377, SLG: 0.347	F8		1B FC3-2-5	1B PB	F8		K		F7	6	1	2	0	0	1	1
Willie Davis, L (1, 8) OBP: 0.382, SLG: 0.527	1B		3B FC3-2-5	1B	F9		F5		2B	6	2	4	1	0	0	1
Tommy Davis, R (1, 7) OBP: 0.367, SLG: 0.551	K		FC3-2-5	BB FC1-2 1B	2B		1-3		F9	6	2	2	2	0	1	4
Ron Fairly, L (1, 3) (8, 9) OBP: 0.431, SLG: 0.552		FC3-6 S		FC1-2 BB				6-3	F4	6	1	4	4	0	0	1
Lee Walls, R (9, 9) OBP: 0.325, SLG: 0.286		1B	3B	1B	2B					0	0	0	0	0	0	0
Wally Moon, L (1, 9) OBP: 0.376, SLG: 0.378										1	0	0	0	0	1	1
Frank Howard, R (3, PH) (3, 9) OBP: 0.354, SLG: 0.452		K	BB	BB FC1-2	6-3			5-3		2	0	0	0	2	0	1
Tim Harkness, L (8, 3) OBP: 0.333, SLG: 0.366			BB	BB						0	0	0	0	0	0	0
John Roseboro, L (1, 2) OBP: 0.383, SLG: 0.413		FC3-6 IBB	FC6-4 BB	FC1-2 FC5 BB		SH1-4 1B		PB 1B 2B		3	1	2	0	2	0	3
Daryl Spencer, R (1, 5) OBP: 0.381, SLG: 0.365										2	0	0	0	0	0	5
Duke Snider, L (4, PH) OBP: 0.460, SLG: 0.574		FC3-6 FC4	F6			F8		1B		0	0	0	1	1	0	0
Larry Burright, R (4, PR) (4, 4) OBP: 0.319, SLG: 0.435				BB				BB		1	0	0	0	1	0	1
Don Drysdale, R (1, 1) OBP: 0.317, SLG: 0.375		FC4	FC6-4	FC5		SH1-4				4	0	1	1	0	0	8

TOP

Los Angeles Dodgers @ Houston Colt 45's

Colt Stadium, Houston, TX

Sun Jun 10 1962, 4:33 AM EDT

Unknown

livebaseballscorecards.com

AB	43
R	9
H	17
RBI	9
BB	6
SO	4
LOB	29

Inning Stats	1	2	3	4	5	6	7	8	9	1B: 13	SF: 0	WP: 0	PA: 50
R	0	0	3	3	2	0	0	1	0	2B: 3	SAC: 1	PB: 2	
E	0	0	0	0	0	0	0	0	0	3B: 1	DP: 0	SB: 2	
K	1	1	0	0	0	0	1	1	0	HR: 0	HBP: 0	CS: 0	
S	7	10	15	20	11	7	6	10	5				
H	1	1	4	4	3	1	0	2	1				
LOB	1	2	3	3	1	1	0	2	1				
BB	0	1	2	2	0	0	0	1	0				
P	8	21	29	36	15	7	7	19	7				

PITCHER		IP	WLS	BF	H	R	ER	SO	BB	IBB	HBP	BLK	WP	HR	S	P	ERA	WHIP
Jim Golden, R ERA: 2.89	(1, 1)	2.1	L	14	6	3	3	2	0	1	0	0	0	0	27	42	11.57	2.571
Dean Stone, L ERA: 3.65	(3, 1)	0.0		2	0	0	0	0	2	0	0	0	0	0	1	9	∞	∞
Dave Giusti, R ERA: 6.66	(3, 1)	1.0		8	4	3	3	0	1	0	0	0	0	0	18	32	27.00	5.000
John Anderson, R ERA: 4.71	(4, 1)	2.2		13	4	2	2	0	1	0	0	0	0	0	24	33	6.75	1.875
Bobby Tiefenauer, R ERA: 4.68	(7, 1)	2.0		9	2	1	1	2	1	0	0	0	0	0	16	26	4.50	1.500

PITCHER		IP	WLS	BF	H	R	ER	SO	BB	IBB	HBP	BLK	WP	HR	S	P	ERA	WHIP
George Witt, R ERA: 6.2	(9, 1)	1.0		4	1	0	0	0	0	0	0	0	0	0	5	7	0.00	1.000

BOTTOM

Los Angeles Dodgers @ Houston Colt 45's

Colt Stadium, Houston, TX

Sun Jun 10 1962, 4:33 AM EDT

Unknown

livebaseballscorecards.com

Batter	1	2	3	4	5	6	7	8	9	AB	R	H	RBI	BB	SO	LOB
Al Spangler, L (1, 7) OBP: 0.377, SLG: 0.368	F B B X 2-1 ① F8		B C X 1-1 ② F8			X 0-0 ② 4-3		B C C F B B X 3-2 ① FC6-4 FC1-2 1-2f 2-3		4	0	0	0	0	0	2
Joey Amalfitano, R (1, 4) OBP: 0.278, SLG: 0.253	B B X 2-0 ② L3		B C X 1-1 ③ 5-3			C B X 1-1 ③ L5		S B F F B B X 3-2 ② FC1-2 1-2 3-H		3	0	0	0	0	0	0
Bobby Tiefenauer, R (7, 1)										0	0	0	0	0	0	0
Pidge Browne, L (8, PH) OBP: 0.358, SLG: 0.407										1	0	0	0	0	0	2
George Witt, R (9, 1) OBP: 0.286, SLG: 0.286										0	0	0	0	0	0	0
Roman Mejias, R (1, 9) OBP: 0.341, SLG: 0.554	B B C S B X 3-2 ③ 6-3			X 0-0 ① F5			C X 0-1 G6-4-3 1B 1B 1B	C F X 0-2 ③ F7		4	1	1	0	0	0	2
Jim Pendleton, R (9, 9) OBP: 0.304, SLG: 0.439										0	0	0	0	0	0	0
Norm Larker, L (1, 3) OBP: 0.367, SLG: 0.403		B B X 2-0 ① F6		X 0-0 ② 4-3			B C X 1-1 G6-4-3 1-2 1B		C F H 1-2 4-3 HBP	3	0	1	0	0	0	0
Carl Warwick, R (1, 8) OBP: 0.339, SLG: 0.433		B S B C X 2-2 ② 1-3		C B B F F C 2-3 ③ K			S X 0-1 ①② G6-4-3 1-2f 2-3		F F S 0-3 ① K	4	0	0	0	0	2	3
Merritt Ranew, L (1, 2) OBP: 0.313, SLG: 0.454		C X 0-1 HR 1B			C X 0-1 ① 4-3		B B S C F X 2-2 3-H 1B		B C X 1-1 ② 4-3 1-2	4	1	2	1	0	0	1
Bob Aspromonte, R (1, 5) OBP: 0.350, SLG: 0.399	C F B B X 2-2 1-H HR				B B B C C S 3-3 ② K		B F X 1-1 ③ 6-3		C X 0-1 ③ P1	4	1	1	2	0	1	2
Bob Lillis, R (1, 6) OBP: 0.257, SLG: 0.245	X 0-0 ③ 6-3				B S C X 1-2 ③ F7			L X 0-1 E6 FC6-4 FC1-2 1B		3	0	1	0	0	0	0
Jim Golden, L (1, 1) OBP: 0.143, SLG: 0.190			S X 0-1 ① 5-3			B X 1-0 ① F8		B B C B B 4-1 FC6-4 BB		0	0	0	0	0	0	0
Dean Stone, L (3, 1) OBP: 0.357, SLG: 0.308										0	0	0	0	0	0	0
Dave Giusti, R (3, 1) OBP: 0.300, SLG: 0.316										1	0	0	0	0	0	0
John Anderson, R (4, 1)										0	0	0	0	0	0	0
Billy Goodman, L (6, PH) OBP: 0.338, SLG: 0.277										1	0	0	0	1	0	0
(7, 4)																
Inning Stats	R: 0 E: 0 K: 0 S: 6 H: 0 LOB: 0 BB: 0 P: 13	R: 2 E: 0 K: 0 S: 10 H: 2 LOB: 0 BB: 0 P: 16	R: 0 E: 0 K: 0 S: 6 H: 0 LOB: 0 BB: 0 P: 8	R: 0 E: 0 K: 1 S: 6 H: 0 LOB: 0 BB: 0 P: 8	R: 0 E: 0 K: 1 S: 8 H: 0 LOB: 0 BB: 0 P: 12	R: 0 E: 0 K: 0 S: 4 H: 0 LOB: 0 BB: 0 P: 6	R: 1 E: 0 K: 0 S: 12 H: 3 LOB: 1 BB: 0 P: 16	R: 0 E: 1 K: 0 S: 14 H: 1 LOB: 2 BB: 1 P: 24	R: 0 E: 0 K: 1 S: 9 H: 0 LOB: 1 BB: 0 P: 11	1B: 5 2B: 0 3B: 0 HR: 1 SF: 0 SAC: 0 DP: 1 HBP: 1							

	AB	32
	R	3
	H	6
	RBI	3
	BB	1
	SO	3
	LOB	12

WP: 0 PB: 0 SB: 0 CS: 0 PA: 34

PITCHER		IP	WLS	BF	H	R	ER	SO	BB	IBB	HBP	BLK	WP	HR	S	P	ERA	WHIP
Don Drysdale, R ERA: 3.32	(1, 1)	9.0	W	34	6	3	3	3	1	0	1	0	0	1	75	114	3.00	0.778

PITCHER	IP	WLS	BF	H	R	ER	SO	BB	IBB	HBP	BLK	WP	HR	S	P	ERA	WHIP

Batter	1	2	3	4	5	6	7	8	9	AB	R	H	RBI	BB	SO	LOB
Willie Davis, L (1, 8) OBP: 0.382, SLG: 0.519	B S S C 1-3 ① K		H 1-0 HBP		F B B F F F B F B 4-2 1B SF8 1-2 BB	F X 0-1 E4 S E		B X 1-0 ① B3		3	2	0	0	1	1	0
Lee Walls, R (1, 3) OBP: 0.318, SLG: 0.282 Tim Harkness, L (8, PH) OBP: 0.326, SLG: 0.357 (8, 3)	B B X 2-0 ② 5-3		F B S F B F X 2-2 ② F3		B X 1-0 SF8 1-3 2-H 1B	B X 1-0 ② F3 1-2		F B F F S 1-3 ② K		4 1	0 0	1 0	1 0	0 0	0 1	2 0
Tommy Davis, R (1, 7) OBP: 0.364, SLG: 0.544	B X 1-0 ③ 5-3		P X 1-0 ③ F3		B X 1-0 ② SF8 2-3 3-H	B B B B 4-0 E E BB		B C F B B X 3-2 ③ 5-3		3	1	0	1	1	0	1
Frank Howard, R (1, 9) OBP: 0.343, SLG: 0.437 Ron Fairly, L (8, 9) OBP: 0.429, SLG: 0.548		B B X 2-0 ① 1-3		X 0-0 ① 6-3	B S X 1-1 ③ 4-3	F B X 1-1 E6 FC5 E 1-3 2-H			B F B C X 2-2 ① 1-3	4 1	0 0	0 0	0 0	0 0	0 0	2 0
Daryl Spencer, R (1, 6) OBP: 0.382, SLG: 0.386 John Roseboro, L (9, 2) OBP: 0.383, SLG: 0.413		C F C 0-3 ② K		X 0-0 1B		3B 2B B B B X 3-2 E6 1-2 3-H 2-H HR 3B 0-1 FC5 2-3H			B C X 1-1 ② F4	5 0	1 0	2 0	0 0	0 0	1 0	1 0
Andy Carey, R (1, 5) OBP: 0.365, SLG: 0.431		F C B F B B F F B B 4-2 WP 1B BB		X 0-0 ② F9					C F F X 0-2 ③ 5-3	4	2	1	1	1	0	3
Larry Burright, R (1, 4) OBP: 0.324, SLG: 0.429	B S B B F F B 4-2 1B 1-2 BB			X 0-0 ③ 5-3		C B B B C F B 4-2 HR BB		L B F B S 2-3 ① K		2	1	0	0	2	1	1
Norm Sherry, R (1, 2) OBP: 0.267, SLG: 0.291 Maury Wills, S (9, 6) OBP: 0.328, SLG: 0.337	B S X 1-1 ③ 1-3 2-H 1B				B F S F B F B X 3-2 ① 5-3	B B B X 3-0 1-H 3-H HR		S X 0-1 ② 4-3		4 0	1 0	2 0	4 0	0 0	0 0	0 0
Joe Moeller, R (1, 1) OBP: 0.154, SLG: 0.154 Ron Perranoski, L (6, 1)			B C F B X 2-2 ① 4-3		X 0-0 BB 1B 1B	C B F S 1-3 ① K	C S C 0-3 ③ K			3 1	1 0	1 0	0 0	0 0	1 1	0 0
Inning Stats	R: 0 H: 0 E: 0 LOB: 0 K: 1 BB: 0 S: 5 P: 9	R: 1 H: 1 E: 0 LOB: 2 K: 1 BB: 2 S: 14 P: 25	R: 0 H: 0 E: 0 LOB: 1 K: 0 BB: 0 S: 10 P: 15	R: 0 H: 1 E: 0 LOB: 1 K: 0 BB: 0 S: 4 P: 4	R: 2 H: 2 E: 0 LOB: 2 K: 0 BB: 1 S: 15 P: 25	R: 6 H: 3 E: 3 LOB: 2 K: 1 BB: 2 S: 22 P: 40	R: 0 H: 0 E: 0 LOB: 0 K: 2 BB: 0 S: 8 P: 10	R: 0 H: 0 E: 0 LOB: 0 K: 1 BB: 0 S: 8 P: 13	R: 0 H: 0 E: 0 LOB: 0 K: 0 BB: 0 S: 9 P: 12	1B: 4 SF: 1 2B: 1 SAC: 0 3B: 1 DP: 0 HR: 1 HBP: 1					WP: 1 PA: 42 PB: 0 SB: 1 CS: 0	

PITCHER		IP	WLS	BF	H	R	ER	SO	BB	IBB	HBP	BLK	WP	HR	S	P	ERA	WHIP
Hal Woodeshick, L ERA: 4.09	(1, 1)	5.0	L	22	4	3	3	2	3	0	1	0	1	0	48	78	5.40	1.400
George Witt, R ERA: 7.46	(6, 1)	0.2		8	3	6	4	1	2	0	0	0	0	1	15	29	54.00	7.500
Dave Giusti, R ERA: 6.23	(6, 1)	3.1		12	0	0	0	3	0	0	0	0	0	0	32	46	0.00	0.000

PITCHER	IP	WLS	BF	H	R	ER	SO	BB	IBB	HBP	BLK	WP	HR	S	P	ERA	WHIP

TOP

Los Angeles Dodgers @ Houston Colt 45's

Colt Stadium, Houston, TX

Sun Jun 10 1962, 4:38 AM EDT

Att. 30,027 - Unknown

livebaseballscorecards.com

AB	35
R	9
H	7
RBI	7
BB	5
SO	6
LOB	10

Batter	1	2	3	4	5	6	7	8	9	AB	R	H	RBI	BB	SO	LOB
Al Spangler, L (1, 7) OBP: 0.371, SLG: 0.364	1-2 4-3		0-0 F9		0-0 SF9 3-H		4-1 4-3 BB		4-1 FC4 SF8 1B BB	2	0	0	1	0	0	1
George Witt, R (6, 1) OBP: 0.286, SLG: 0.286										0	0	0	0	0	0	0
Dave Giusti, R (6, 1) OBP: 0.333, SLG: 0.316										0	0	0	0	1	0	0
Jim Busby, R (9, PH) OBP: 0.667, SLG: 0.500										0	1	0	0	1	0	0
Billy Goodman, L (1, 4) OBP: 0.333, SLG: 0.304	1-0 3B		3-3 K		2-1 4-3		3-2 4-3 1-2		2-1 FC4 1-2 2-3 1B	4	0	1	0	0	1	4
Joey Amalfitano, R (9, PH) OBP: 0.281, SLG: 0.257										1	0	1	0	0	0	0
Roman Mejias, R (1, 9) OBP: 0.335, SLG: 0.542	1-0 F2			1-0 E4 G6-3		2-0 6-3	0-1 1-3		0-2 FC4 1B E 1-2f 2-3 3-H	5	0	0	1	0	0	4
Pidge Browne, L (1, 3) OBP: 0.347, SLG: 0.381	0-0 4-3			0-0 G6-3 1-2f		4-2 WP HR 1B BB	0-2 4-3		1-2 E1 1B 1-2	4	1	0	0	1	0	5
Carl Warwick, R (1, 8) OBP: 0.335, SLG: 0.429		0-0 F2		0-0 5-3		2-2 WP HR 1-2 1B		3-2 6-3	1-0 SF8 3-H	4	1	1	1	0	0	0
Hal Smith, R (1, 2) OBP: 0.300, SLG: 0.397		1-0 F3			0-0 F9	2-3 K		2-3 K	0-0 FC6-4 1-2 2-3 1B	5	0	1	0	0	2	2
Bob Aspromonte, R (1, 5) OBP: 0.356, SLG: 0.398		2-1 4-3			1-2 1B BB SF9 1B	4-2 HR 1-2 2-3 BB		4-2 FC5-4 BB	0-1 FC6-4 1-2f	3	2	1	0	2	0	3
Don Buddin, R (1, 6) OBP: 0.342, SLG: 0.349			4-1 BB		4-1 1B 1-2 BB	3-2 1-H 2-H 3-H HR		1-2 FC5-4 1-2f		2	1	1	4	2	0	1
Hal Woodeshick, R (1, 1)			3-3 K		1-2 1-2 2-3 1B	2-2 6-3			1-2 1B FC4 2B	1	0	0	0	0	1	1
Jim Pendleton, R (5, PH) OBP: 0.311, SLG: 0.451 (6, 7)										3	1	2	0	0	0	0
Inning Stats	R: 0 E: 0 K: 0 S: 6 H: 1 LOB: 1 BB: 0 P: 9	R: 0 E: 0 K: 0 S: 4 H: 0 LOB: 0 BB: 0 P: 7	R: 0 E: 0 K: 2 S: 8 H: 0 LOB: 1 BB: 1 P: 18	R: 0 E: 1 K: 0 S: 3 H: 0 LOB: 0 BB: 0 P: 4	R: 1 E: 0 K: 0 S: 12 H: 2 LOB: 2 BB: 1 P: 20	R: 4 E: 0 K: 1 S: 21 H: 2 LOB: 0 BB: 2 P: 40	R: 0 E: 0 K: 0 S: 9 H: 0 LOB: 1 BB: 1 P: 16	R: 0 E: 0 K: 1 S: 11 H: 0 LOB: 1 BB: 1 P: 21	R: 2 E: 1 K: 0 S: 17 H: 3 LOB: 3 BB: 1 P: 26	1B: 5 2B: 1 3B: 1 HR: 1	SF: 2 SAC: 0 DP: 1 HBP: 0						

PITCHER	IP	WLS	BF	H	R	ER	SO	BB	IBB	HBP	BLK	WP	HR	S	P	ERA	WHIP
Joe Moeller, R (1, 1) ERA: 4.36	5.2	W	26	5	5	5	3	4	0	0	0	1	1	51	93	7.94	1.588
Ron Perranoski, L (6, 1) ERA: 1.53	3.1	S	17	3	2	1	1	3	0	0	0	0	0	40	68	2.70	1.800

PITCHER	IP	WLS	BF	H	R	ER	SO	BB	IBB	HBP	BLK	WP	HR	S	P	ERA	WHIP

BOTTOM

Los Angeles Dodgers @ Houston Colt 45's

Colt Stadium, Houston, TX

Sun Jun 10 1962, 4:38 AM EDT

Att. 30,027 - Unknown

livebaseballscorecards.com

AB	34
R	7
H	8
RBI	7
BB	7
SO	4
LOB	21

WP: 1	PA: 43				
PB: 0					
SB: 0					
CS: 0					

Batter	1	2	3	4	5	6	7	8	9	AB	R	H	RBI	BB	SO	LOB
Richie Ashburn, L (1, 8) OBP: 0.421, SLG: 0.398	SSS 0-3 ① K		x 0-0 ③ P5		x 0-0 ② F2		BBB 4-0 1B BB			3	0	0	0	1	1	1
Joe Christopher, R (8, 8) OBP: 0.262, SLG: 0.328										0	0	0	0	0	0	0
Elio Chacon, R (1, 6) OBP: 0.375, SLG: 0.305	x 0-0 ② 5-3			SSS 0-3 ① K	x 0-0 ③ F2		x 0-0 1-3 1B			4	0	1	0	0	1	1
Cliff Cook, R (1, 5) OBP: 0.243, SLG: 0.389	SSS 0-3 ③ K			SSS 0-3 ② K		x 0-0 ① P6	SSS 0-3 ③ K			4	0	0	0	0	3	2
Rod Kanehl, R (8, 5) OBP: 0.404, SLG: 0.489				x 0-0 2B		BBB 4-0 6-3 1B BB				0	0	0	0	0	0	0
Frank Thomas, R (1, 7) OBP: 0.356, SLG: 0.565		x 0-0 E6 1B						x 0-0 ① F7		3	1	1	0	1	0	0
Marv Throneberry, L (1, 3) OBP: 0.303, SLG: 0.219	SSS 0-3 ① K			SSS 0-3 ③ K		x 0-0 ② 6-3 1-2		x 0-0 ② F8		4	0	0	0	0	2	3
Gil Hodges, R (8, 3) OBP: 0.378, SLG: 0.622										0	0	0	0	0	0	0
Charlie Neal, R (1, 4) OBP: 0.351, SLG: 0.409		x 0-0 1-2 G4-6-3 1B			BBB 4-0 3B BB	x 0-0 2-H 1B		BBB 4-0 2-6 BB		2	1	2	1	2	0	0
Sammy Taylor, L (1, 2) OBP: 0.284, SLG: 0.250		x 0-0 ② ③ G4-6-3 1-2f			x 0-0 1-H 1B 3B	x 0-0 ③ 6-3		x 0-0 ③ 2-6 1-2	SSS 0-3 ① K	4	1	1	1	0	1	3
Jim Hickman, R (1, 9) OBP: 0.358, SLG: 0.486			SSS 0-3 ① K		x 0-0 3-H SH1-4 1B		x 0-0 ① 5-3		SSS 0-3 ② K	4	0	1	1	0	2	0
Al Jackson, L (1, 1) OBP: 0.154, SLG: 0.125			x 0-0 ② L6		x 0-0 ① SH1-4 1-2		SSS 0-3 ② K		SSS 0-3 ③ K	3	0	0	0	0	2	0
Inning Stats	R: 0 E: 0 K: 2 S: 7 H: 0 LOB: 0 BB: 0 P: 7	R: 0 E: 1 K: 1 S: 6 H: 1 LOB: 1 BB: 0 P: 6	R: 0 E: 0 K: 1 S: 5 H: 0 LOB: 0 BB: 0 P: 5	R: 0 E: 0 K: 3 S: 10 H: 1 LOB: 1 BB: 0 P: 10	R: 2 E: 0 K: 0 S: 5 H: 2 LOB: 1 BB: 1 P: 9	R: 1 E: 0 K: 0 S: 4 H: 1 LOB: 1 BB: 1 P: 8	R: 0 E: 0 K: 2 S: 8 H: 1 LOB: 2 BB: 1 P: 12	R: 0 E: 0 K: 0 S: 2 H: 0 LOB: 1 BB: 1 P: 6	R: 0 E: 0 K: 3 S: 9 H: 0 LOB: 0 BB: 0 P: 9	1B: 4 2B: 1 3B: 1 HR: 0	SF: 0 SAC: 1 DP: 1 HBP: 0						

PITCHER		IP	WLS	BF	H	R	ER	SO	BB	IBB	HBP	BLK	WP	HR	S	P	ERA	WHIP
Turk Farrell, R ERA: 2.67	(1, 1)	8.0	L	34	6	3	3	9	4	0	0	0	0	0	47	63	3.38	1.250
Don McMahon, R ERA: 1.54	(9, 1)	1.0		3	0	0	0	3	0	0	0	0	0	0	9	9	0.00	0.000

PITCHER	IP	WLS	BF	H	R	ER	SO	BB	IBB	HBP	BLK	WP	HR	S	P	ERA	WHIP

TOP

New York Mets @ Houston Colt 45's

Colt Stadium, Houston, TX

Mon Jun 11 1962, 8:05 PM EDT

Att. 8,920 - Sunny - 85 F

livebaseballscorecards.com

AB	31
R	3
H	6
RBI	3
BB	4
SO	12
LOB	10

WP: 0 PB: 0 SB: 0 CS: 0 PA: 36

Batter	1	2	3	4	5	6	7	8	9	AB	R	H	RBI	BB	SO	LOB
Jim Busby, R (1, 8) OBP: 0.571, SLG: 0.400	F9			F8		1B			BB, G6-4-3	3	0	1	0	1	0	0
Joey Amalfitano, R (1, 4) OBP: 0.280, SLG: 0.262	2B			4-3		4-3			G6-4-3, 1-2f	4	0	1	0	0	0	2
Jim Pendleton, R (1, 9) OBP: 0.303, SLG: 0.438	6-3			K			K		6-3	4	0	0	0	0	2	0
Norm Larker, L (1, 3) OBP: 0.371, SLG: 0.413		4-3			6-3, 2B		1-4-3			3	1	2	0	0	0	0
Carl Warwick, R (1, 7) OBP: 0.335, SLG: 0.427		G3-6, 1B			6-3, 2-3		1-4-3, 1-2			3	0	1	0	0	0	2
Merritt Ranew, L (1, 2) OBP: 0.313, SLG: 0.459		G3-6, 1-2f			FC6-4, 3-H, 2B		4-3			3	0	1	1	0	0	2
Bob Aspromonte, R (1, 5) OBP: 0.356, SLG: 0.397			K		FC6-4, 2-4, 2-3			FC4, 1B		3	0	1	0	0	1	1
Bob Lillis, R (1, 6) OBP: 0.253, SLG: 0.241			6-3		2-4, 1-2	F8		FC4, G5-4-3, 1-2f		3	0	0	0	0	0	1
Turk Farrell, R (1, 1) OBP: 0.182, SLG: 0.318 Roman Mejias, R (8, PH) OBP: 0.333, SLG: 0.540 Don McMahon, R (9, 1)			K			5-3		G5-4-3, 1-2f		2 1 0	0 0 0	0 0 0	0 0 0	0 0 0	1 0 0	0 1 0
Inning Stats	R: 0 E: 0 K: 0 S: 3 H: 1 LOB: 0 BB: 0 P: 3	R: 0 E: 0 K: 0 S: 3 H: 1 LOB: 0 BB: 0 P: 3	R: 0 E: 0 K: 2 S: 7 H: 0 LOB: 0 BB: 0 P: 7	R: 0 E: 0 K: 1 S: 5 H: 0 LOB: 0 BB: 0 P: 5	R: 1 E: 0 K: 0 S: 4 H: 2 LOB: 1 BB: 0 P: 4	R: 0 E: 0 K: 0 S: 4 H: 1 LOB: 1 BB: 0 P: 4	R: 0 E: 0 K: 1 S: 6 H: 1 LOB: 1 BB: 0 P: 6	R: 0 E: 0 K: 0 S: 3 H: 1 LOB: 0 BB: 0 P: 3	R: 0 E: 0 K: 0 S: 2 H: 0 LOB: 0 BB: 1 P: 6	1B: 4 2B: 3 3B: 0 HR: 0 SF: 0 SAC: 0 DP: 3 HBP: 0						

PITCHER	IP	WLS	BF	H	R	ER	SO	BB	IBB	HBP	BLK	WP	HR	S	P	ERA	WHIP
Al Jackson, L (1, 1) ERA: 4.77	9.0	W	31	7	1	1	4	1	0	0	0	0	0	37	41	1.00	0.889

PITCHER	IP	WLS	BF	H	R	ER	SO	BB	IBB	HBP	BLK	WP	HR	S	P	ERA	WHIP

BOTTOM

New York Mets @ Houston Colt 45's

Colt Stadium, Houston, TX

Mon Jun 11 1962, 8:05 PM EDT

Att. 8,920 - Sunny - 85 F

livebaseballscorecards.com

AB	29
R	1
H	7
RBI	1
BB	1
SO	4
LOB	9

Batter	1	2	3	4	5	6	7	8	9	AB	R	H	RBI	BB	SO	LOB
Richie Ashburn, L (1, 8) OBP: 0.414, SLG: 0.407	G3		P6-3-4 1-2f			SF8 3-H		2B		3	0	1	1	0	0	1
Elio Chacon, R (1, 6) OBP: 0.367, SLG: 0.297	E6		5-3			G3		K		4	0	0	0	0	1	1
Cliff Cook, R (1, 5) OBP: 0.231, SLG: 0.368	K			5-3		K		F7		4	0	0	0	0	2	2
Rod Kanehl, R (8, 5) OBP: 0.404, SLG: 0.489										0	0	0	0	0	0	0
Frank Thomas, R (1, 7) OBP: 0.351, SLG: 0.558	K			F7			F2		3-1	3	0	0	0	0	1	1
Joe Christopher, R (8, 7) OBP: 0.258, SLG: 0.323										1	0	0	0	0	0	0
Marv Throneberry, L (1, 3) OBP: 0.304, SLG: 0.224		G3		K			E 1B		K	3	1	1	0	0	1	0
Gil Hodges, R (8, 3) OBP: 0.374, SLG: 0.614							1B			1	0	0	0	0	1	0
Charlie Neal, R (1, 4) OBP: 0.353, SLG: 0.407		BB			2-3		E6 1-H		K	3	0	1	0	1	1	0
Sammy Taylor, L (1, 2) OBP: 0.277, SLG: 0.242		F5			P6		F7			3	0	0	0	0	0	2
Jim Hickman, R (1, 9) OBP: 0.352, SLG: 0.476		K			F8		F5			3	0	0	0	0	1	2
Bob Miller, R (1, 1) OBP: 0.263, SLG: 0.368			P6-3-4 1B			SF8 3B		K		2	1	2	0	0	0	0
Craig Anderson, R (6, 1)										1	0	0	0	0	1	0
Inning Stats	R: 0 E: 1 K: 2 S: 8 H: 0 LOB: 1 BB: 0 P: 8	R: 0 E: 0 K: 1 S: 5 H: 0 LOB: 1 BB: 1 P: 9	R: 0 E: 0 K: 0 S: 3 H: 1 LOB: 0 BB: 0 P: 3	R: 0 E: 0 K: 1 S: 5 H: 0 LOB: 0 BB: 0 P: 5	R: 0 E: 0 K: 0 S: 3 H: 0 LOB: 0 BB: 0 P: 3	R: 1 E: 0 K: 1 S: 6 H: 1 LOB: 0 BB: 0 P: 6	R: 1 E: 1 K: 0 S: 5 H: 2 LOB: 1 BB: 0 P: 5	R: 0 E: 0 K: 2 S: 8 H: 1 LOB: 1 BB: 0 P: 8	R: 0 E: 0 K: 2 S: 7 H: 0 LOB: 0 BB: 0 P: 7	1B: 3 2B: 2 3B: 1 HR: 0 SF: 1 SAC: 0 DP: 1 HBP: 0						

PITCHER	IP	WLS	BF	H	R	ER	SO	BB	IBB	HBP	BLK	WP	HR	S	P	ERA	WHIP
Ken Johnson, R (1, 1) ERA: 2.77	9.0	W	33	5	2	1	9	1	0	0	0	0	0	50	54	1.00	0.667

PITCHER	IP	WLS	BF	H	R	ER	SO	BB	IBB	HBP	BLK	WP	HR	S	P	ERA	WHIP

TOP

New York Mets @ Houston Colt 45's

Colt Stadium, Houston, TX

Tue Jun 12 1962, 8:05 PM EDT

Att. 7,344 - Cloudy - 82 F

livebaseballscorecards.com

AB	31
R	2
H	5
RBI	1
BB	1
SO	9
LOB	9

Batter	1	2	3	4	5	6	7	8	9	AB	R	H	RBI	BB	SO	LOB
Al Spangler, L (1, 7) OBP: 0.372, SLG: 0.357	F8		E1 G3		4-3 1B BB		G3		1B IBB	3	0	0	0	2	0	0
Joey Amalfitano, R (1, 4) OBP: 0.288, SLG: 0.267	K		6-3		1-2 4-3 1B		G1-6-3 BB		1-2 3-H 1B	4	0	2	1	1	1	1
Jim Pendleton, R (1, 9) OBP: 0.302, SLG: 0.430	K		G3 BB		K		G1-6-3 1-2f			3	0	0	0	1	2	3
Norm Larker, L (1, 3) OBP: 0.364, SLG: 0.404		P4	G3 1-2 2-3		4-3 1-2 2-3			P6		4	0	0	0	0	0	4
Carl Warwick, R (1, 8) OBP: 0.333, SLG: 0.419		FC4-6 BB	5-3		L6			F2		3	0	0	0	1	0	4
Merritt Ranew, L (1, 2) OBP: 0.304, SLG: 0.444		FC4-6 E 1B 1-2f		K		F7		F5		4	1	0	0	0	1	1
Bob Aspromonte, R (1, 5) OBP: 0.349, SLG: 0.388		E5 1B 1-3		1-3		6-3			P4	4	0	0	0	0	0	1
Bob Lillis, R (1, 6) OBP: 0.265, SLG: 0.250		FC6 1-2 3-H 1B		BB		1B			3B 1B	2	0	2	1	1	0	0
Billy Goodman, L (9, PH) OBP: 0.342, SLG: 0.314										1	0	1	0	0	0	0
Jim Busby, R (9, PR) OBP: 0.571, SLG: 0.400										0	1	0	0	0	0	0
Ken Johnson, R (1, 1) OBP: 0.071, SLG: 0.071		FC6 1-2f		K		F7			1-H 3B	3	0	0	0	0	1	4
Pidge Browne, L (9, PH) OBP: 0.356, SLG: 0.422										1	0	1	1	0	0	0
Roman Mejias, R (9, PR) OBP: 0.333, SLG: 0.540										0	1	0	0	0	0	0
Inning Stats	R: 0 E: 0 K: 2 S: 7 H: 0 LOB: 0 BB: 0 P: 7	R: 1 E: 1 K: 0 S: 5 H: 1 LOB: 2 BB: 1 P: 9	R: 0 E: 1 K: 0 S: 4 H: 0 LOB: 2 BB: 1 P: 8	R: 0 E: 0 K: 2 S: 7 H: 0 LOB: 1 BB: 1 P: 11	R: 0 E: 0 K: 1 S: 6 H: 1 LOB: 2 BB: 1 P: 10	R: 0 E: 0 K: 0 S: 4 H: 1 LOB: 1 BB: 0 P: 4	R: 0 E: 0 K: 0 S: 2 H: 0 LOB: 0 BB: 1 P: 6	R: 0 E: 0 K: 0 S: 3 H: 0 LOB: 0 BB: 0 P: 3	R: 2 E: 0 K: 0 S: 4 H: 3 LOB: 3 BB: 1 P: 8	1B: 5 2B: 0 3B: 1 HR: 0	SF: 0 SAC: 0 DP: 1 HBP: 0					

PITCHER		IP	WLS	BF	H	R	ER	SO	BB	IBB	HBP	BLK	WP	HR	S	P	ERA	WHIP
Bob Miller, R ERA: 4.27	(1, 1)	5.0		23	2	1	0	5	4	0	0	0	0	0	29	45	0.00	1.200
Craig Anderson, R ERA: 3.43	(6, 1)	3.1	L	15	4	2	2	0	1	1	0	0	0	0	13	21	5.40	1.500

PITCHER	IP	WLS	BF	H	R	ER	SO	BB	IBB	HBP	BLK	WP	HR	S	P	ERA	WHIP

BOTTOM

New York Mets @ Houston Colt 45's

Colt Stadium, Houston, TX

Tue Jun 12 1962, 8:05 PM EDT

Att. 7,344 - Cloudy - 82 F

livebaseballscorecards.com

AB	32
R	3
H	6
RBI	3
BB	6
SO	5
LOB	18

Batter	1	2	3	4	5	6	7	8	9	AB	R	H	RBI	BB	SO	LOB
Richie Ashburn, L (1, 8) OBP: 0.397, SLG: 0.385	5-3		K	4-3	G3		F7			5	0	0	0	0	1	0
Elio Chacon, R (1, 6) OBP: 0.378, SLG: 0.300	K		1B	BB	S BB		BB BB			2	0	1	0	3	1	0
Cliff Cook, R (1, 5) OBP: 0.229, SLG: 0.350	K		F8	P4	K 1-2		BB 1-2			4	0	0	0	1	2	3
Frank Thomas, R (1, 7) OBP: 0.348, SLG: 0.548		P6	F5	E2 1B 6-3			3-1 1-2 2-3		BB	4	1	0	0	1	0	0
Marv Throneberry, L (1, 3) OBP: 0.333, SLG: 0.296		HR	G3 1B BB	6-3 1-3			FC5-4	3-1		4	1	3	1	1	0	3
Charlie Neal, R (1, 4) OBP: 0.356, SLG: 0.409		G5-3 BB 1B	G3 1-2	K			FC5-4 1-2f BB			4	0	2	0	0	1	3
Sammy Taylor, L (1, 2) OBP: 0.284, SLG: 0.238		BB 1-2	G3 1-2 2-3	6-3 2-3 3-H			BB 1-2			2	0	0	1	2	0	3
Jim Hickman, R (1, 9) OBP: 0.343, SLG: 0.463		G5-3 2-3f	P4	5-3			K			4	0	0	0	0	1	7
Jay Hook, L (1, 1) OBP: 0.286, SLG: 0.259			6-3	F8		P5	K			0	0	0	0	0	0	0
Vinegar Bend Mizell, R (1, 1) OBP: 0.214, SLG: 0.154										2	0	0	0	0	0	0
Joe Christopher, R (7, PH) OBP: 0.254, SLG: 0.317										1	0	0	0	0	0	0
Bob Moorhead, R (7, 1)										0	0	0	0	0	0	0
Felix Mantilla, R (9, PH) OBP: 0.331, SLG: 0.409										1	0	0	0	0	1	0
Inning Stats	R: 0 E: 0 K: 2 S: 7 H: 0 LOB: 0 BB: 0 P: 7	R: 1 E: 0 K: 0 S: 4 H: 2 LOB: 1 BB: 1 P: 8	R: 0 E: 0 K: 1 S: 6 H: 1 LOB: 1 BB: 0 P: 6	R: 0 E: 0 K: 0 S: 4 H: 1 LOB: 2 BB: 1 P: 8	R: 0 E: 0 K: 0 S: 3 H: 0 LOB: 1 BB: 1 P: 7	R: 1 E: 1 K: 1 S: 7 H: 1 LOB: 1 BB: 0 P: 7	R: 0 E: 0 K: 1 S: 5 H: 0 LOB: 1 BB: 1 P: 9	R: 0 E: 0 K: 1 S: 6 H: 1 LOB: 2 BB: 1 P: 10	R: 0 E: 0 K: 1 S: 5 H: 0 LOB: 3 BB: 3 P: 17	1B: 5 2B: 0 3B: 0 HR: 1	SF: 0 SAC: 0 DP: 1 HBP: 0					

PITCHER	IP	WLS	BF	H	R	ER	SO	BB	IBB	HBP	BLK	WP	HR	S	P	ERA	WHIP
Bob Bruce, R (1, 1) ERA: 3.08	9.0	W	41	6	2	1	7	8	0	0	0	0	1	47	79	1.00	1.556

PITCHER	IP	WLS	BF	H	R	ER	SO	BB	IBB	HBP	BLK	WP	HR	S	P	ERA	WHIP

TOP

New York Mets @ Houston Colt 45's

Colt Stadium, Houston, TX

Thu Jun 14 1962, 8:05 PM EDT

Att. 10,761 - Cloudy

livebaseballscorecards.com

AB	33
R	2
H	6
RBI	2
BB	8
SO	7
LOB	19

WP: 0 PA: 41
PB: 0
SB: 1
CS: 0

BOTTOM

New York Mets @ Houston Colt 45's

Colt Stadium, Houston, TX

Thu Jun 14 1962, 8:05 PM EDT

Att. 10,761 - Cloudy

livebaseballscorecards.com

Batter	1	2	3	4	5	6	7	8	9	AB	R	H	RBI	BB	SO	LOB
Al Spangler, L (1, 7) OBP: 0.372, SLG: 0.354	E1 1B E	1B		F8	F2	F2		1B FC5-2 1-2 2-3 BB		4	1	1	2	1	0	1
Joey Amalfitano, R (1, 4) OBP: 0.290, SLG: 0.266	E 1-3 1B 1B	1-3		G6-4-3 1-2f			SH1-3 BB	FC5-2 1B 1-2 2-3 3-Hf		4	1	1	0	1	0	5
Jim Pendleton, R (1, 9) OBP: 0.307, SLG: 0.431	E8 1-3 1B 3-H 1B	F8			F2		SH1-3 1-2	FC4-6 1-2 2-3 3-H 1B		4	1	2	2	0	0	0
Norm Larker, L (1, 3) OBP: 0.365, SLG: 0.404	HR 2-H 3-H 1B	P6			E 1B 1B		F7	FC4-6 1-2f		5	2	2	2	0	0	4
Carl Warwick, R (1, 8) OBP: 0.332, SLG: 0.433	HR 1-H	F7			F7		K			4	1	1	2	0	1	2
Merritt Ranew, L (1, 2) OBP: 0.307, SLG: 0.445 Hal Smith, R (5, PH) OBP: 0.303, SLG: 0.398 (6, 2)	6-3 BB 1B 1B		4-3		E8 1-H 1B			F7		2 2	1 0	1 1	0 0	0 0	0 0	0 0
Bob Aspromonte, R (1, 5) OBP: 0.343, SLG: 0.380	F8		F8		F8			E4 BB 1B		4	1	0	0	0	0	2
Bob Lillis, R (1, 6) OBP: 0.270, SLG: 0.247	6-3 1-2 1B BB		4-3			F8		BB 1B 1-2 FC5-2 BB		2	1	0	0	2	0	0
Bob Bruce, R (1, 1) OBP: 0.469, SLG: 0.227	6-3 1-2 2-3			G6-4-3 BB		5-3		FC5-2 BB 1-2 2-H 1B		3	1	1	1	1	0	2
Inning Stats	R: 7 E: 2 K: 0 S: 10 H: 6 LOB: 1 BB: 1 P: 14	R: 0 E: 0 K: 0 S: 3 H: 0 LOB: 0 BB: 0 P: 3	R: 0 E: 0 K: 0 S: 3 H: 0 LOB: 0 BB: 0 P: 3	R: 0 E: 0 K: 0 S: 2 H: 0 LOB: 0 BB: 1 P: 6	R: 1 E: 1 K: 0 S: 5 H: 2 LOB: 1 BB: 0 P: 5	R: 0 E: 0 K: 0 S: 3 H: 0 LOB: 0 BB: 0 P: 3	R: 0 E: 0 K: 1 S: 5 H: 0 LOB: 1 BB: 1 P: 9	R: 2 E: 1 K: 0 S: 6 H: 2 LOB: 3 BB: 2 P: 14		1B: 9 2B: 0 3B: 0 HR: 1 SF: 0 SAC: 1 DP: 1 HBP: 0					

	AB	34
	R	10
	H	10
	RBI	9
	BB	5
	SO	1
	LOB	16

PITCHER		IP	WLS	BF	H	R	ER	SO	BB	IBB	HBP	BLK	WP	HR	S	P	ERA	WHIP
Jay Hook, R ERA: 5.75	(1, 1)	0.0	L	6	5	6	4	0	0	0	0	0	0	1	6	6	∞	∞
Vinegar Bend Mizell, L ERA: 4.81	(1, 1)	6.0		22	3	2	0	0	2	0	0	0	0	0	20	28	0.00	0.833
Bob Moorhead, R ERA: 5.48	(7, 1)	2.0		12	2	2	0	1	3	0	0	0	0	0	11	23	0.00	2.500

PITCHER	IP	WLS	BF	H	R	ER	SO	BB	IBB	HBP	BLK	WP	HR	S	P	ERA	WHIP

1B: 9	SF: 0	WP: 0	PA: 40
2B: 0	SAC: 1	PB: 0	
3B: 0	DP: 1	SB: 0	
HR: 1	HBP: 0	CS: 0	

Batter	1	2	3	4	5	6	7	8	9	AB	R	H	RBI	BB	SO	LOB
Al Spangler, L (1, 7) OBP: 0.370, SLG: 0.352	B S F X 1-2 1B 1B 1B		X 0-0 E3 G1-6-3			C B X 1-1 ① F9		F B B X 2-1 ② F9		4	1	1	0	0	0	1
Joey Amalfitano, R (1, 4) OBP: 0.294, SLG: 0.271	C C B X 1-2 1B 1-3 1B		S X 0-1 ② ③ G1-6-3 1-2f			C C C 0-3 ② K		B X 1-0 1-3 1B		4	0	2	0	0	1	1
Jim Pendleton, R (1, 9) OBP: 0.299, SLG: 0.420	F B S S 1-3 ① K			X 0-0 ① F9		B B C X 2-1 ③ F8		B S B F C 2-3 ③ K		4	0	0	0	0	2	4
Norm Larker, L (1, 3) OBP: 0.363, SLG: 0.401	B X 1-0 G6-4-3 1-2 3-H 1B			X 0-0 ② F8			C X 0-1 ① 1-3		C B B B X 3-1 ① 4-3	4	0	1	1	0	0	0
Carl Warwick, R (1, 8) OBP: 0.324, SLG: 0.423	B X 1-0 ② ③ G6-4-3 1-2f			B F X 1-1 ③ F3			C B C S 1-3 ② K		B C B X 2-1 ② 6-3	4	0	0	0	0	1	2
Merritt Ranew, L (1, 2) OBP: 0.298, SLG: 0.432		S S B S 1-3 ① K			C F B F S 1-3 ① K		X 0-0 ③ F7		B X 1-0 ③ G3	4	0	0	0	0	2	0
Bob Aspromonte, R (1, 5) OBP: 0.343, SLG: 0.379		B X 1-0 ② 5-3			C F F X 0-2 1B			C X 0-1 ① 5-3		3	0	1	0	0	0	0
Bob Lillis, R (1, 6) OBP: 0.271, SLG: 0.260		S X 0-1 ③ F8			B F F F F B B X 3-2 ② F6			X 0-0 FC4 3B		3	1	1	0	0	0	1
Jim Golden, L (1, 1) OBP: 0.125, SLG: 0.167			B X 1-0 ① 1-4-3		F F B B B X 3-2 ③ L6			B S S F X 1-2 FC4 1B 3-H		3	0	0	1	0	0	1
Inning Stats	R: 1 H: 3 E: 0 LOB: 1 K: 1 BB: 0 S: 11 P: 16	R: 0 H: 0 E: 0 LOB: 0 K: 1 BB: 0 S: 6 P: 8	R: 0 H: 0 E: 1 LOB: 0 K: 0 BB: 0 S: 4 P: 5	R: 0 H: 0 E: 0 LOB: 0 K: 0 BB: 0 S: 4 P: 5	R: 0 H: 1 E: 0 LOB: 1 K: 1 BB: 0 S: 16 P: 23	R: 0 H: 0 E: 0 LOB: 0 K: 1 BB: 0 S: 7 P: 10	R: 0 H: 0 E: 0 LOB: 0 K: 1 BB: 0 S: 6 P: 7	R: 1 H: 2 E: 0 LOB: 2 K: 1 BB: 0 S: 13 P: 19	R: 0 H: 0 E: 0 LOB: 0 K: 0 BB: 0 S: 5 P: 11	1B: 5 SF: 0 2B: 0 SAC: 0 3B: 1 DP: 2 HR: 0 HBP: 0						

PITCHER		IP	WLS	BF	H	R	ER	SO	BB	IBB	HBP	BLK	WP	HR	S	P	ERA	WHIP
Don Drysdale, R ERA: 3.25	(1, 1)	8.0	L	30	6	2	2	6	0	0	0	0	0	0	67	93	2.25	0.750
Larry Sherry, R ERA: 2.45	(9, 1)	1.0		3	0	0	0	0	0	0	0	0	0	0	5	11	0.00	0.000

PITCHER	IP	WLS	BF	H	R	ER	SO	BB	IBB	HBP	BLK	WP	HR	S	P	ERA	WHIP

TOP

Houston Colt 45's @ Los Angeles Dodgers

Dodger Stadium, Los Angeles, CA

Fri Jun 15 1962, 7:05 PM PDT

Att. 22,709 - Unknown

livebaseballscorecards.com

AB	33
R	2
H	6
RBI	2
BB	0
SO	6
LOB	10

HOUSTON COLT 45s

WP: 0	PA: 33		
PB: 0			
SB: 0			
CS: 0			

Batter	1	2	3	4	5	6	7	8	9	AB	R	H	RBI	BB	SO	LOB
Maury Wills, S (1, 6) OBP: 0.325, SLG: 0.341	F8		1-3			4-3			FC4-6	4	0	2	0	0	0	1
Jim Gilliam, S (1, 4) (9, 5) OBP: 0.361, SLG: 0.335	F2		F5			4-3			F7	4	0	0	0	0	0	3
Willie Davis, L (1, 8) OBP: 0.373, SLG: 0.509	L8			G3		F9			FC4-6	4	0	0	0	0	0	2
Tommy Davis, R (1, 7) OBP: 0.361, SLG: 0.529		F8		F8			6-3		1-3	4	0	0	0	0	0	1
Ron Fairly, L (1, 3) OBP: 0.415, SLG: 0.517		7-2		3-1			F4			3	0	1	0	0	0	0
Wally Moon, L (1, 9) OBP: 0.367, SLG: 0.366		1-3			4-3		F8			3	0	1	0	0	0	0
John Roseboro, L (1, 2) OBP: 0.367, SLG: 0.392		7-2			L8			L4		3	0	0	0	0	0	2
Daryl Spencer, R (1, 5) OBP: 0.380, SLG: 0.373					F2			K		2	0	1	0	0	0	0
Duke Snider, L (8, PH) OBP: 0.449, SLG: 0.557										1	0	0	0	0	1	0
Larry Burright, R (9, 4) OBP: 0.316, SLG: 0.416										0	0	0	0	0	0	0
Don Drysdale, R (1, 1) OBP: 0.302, SLG: 0.357			FC3-6			F6		6-3		2	0	0	0	0	0	1
Frank Howard, R (8, PH) OBP: 0.336, SLG: 0.419										1	0	0	0	0	0	0
Larry Sherry, R (9, 1) OBP: 0.222, SLG: 0.222										0	0	0	0	0	0	0
Inning Stats	R: 0 E: 0 K: 0 S: 9 H: 0 LOB: 0 BB: 0 P: 11	R: 0 E: 0 K: 0 S: 8 H: 2 LOB: 1 BB: 0 P: 13	R: 0 E: 0 K: 0 S: 11 H: 1 LOB: 1 BB: 0 P: 19	R: 0 E: 0 K: 0 S: 4 H: 0 LOB: 0 BB: 0 P: 4	R: 0 E: 0 K: 0 S: 7 H: 0 LOB: 0 BB: 0 P: 10	R: 0 E: 0 K: 0 S: 10 H: 1 LOB: 1 BB: 0 P: 13	R: 0 E: 0 K: 0 S: 7 H: 0 LOB: 0 BB: 0 P: 10	R: 0 E: 0 K: 1 S: 8 H: 0 LOB: 0 BB: 0 P: 11	R: 0 E: 0 K: 0 S: 9 H: 1 LOB: 1 BB: 0 P: 14	1B: 5 2B: 1 3B: 0 HR: 0 SF: 0 SAC: 0 DP: 1 HBP: 0	WP: 0 PB: 0 SB: 0 CS: 0	PA: 31				

PITCHER		IP	WLS	BF	H	R	ER	SO	BB	IBB	HBP	BLK	WP	HR	S	P	ERA	WHIP
Jim Golden, R ERA: 2.52	(1, 1)	9.0	W	31	5	0	0	1	0	0	0	0	0	0	73	105	0.00	0.556

PITCHER	IP	WLS	BF	H	R	ER	SO	BB	IBB	HBP	BLK	WP	HR	S	P	ERA	WHIP

BOTTOM

Houston Colt 45's @ Los Angeles Dodgers

Dodger Stadium, Los Angeles, CA

Fri Jun 15 1962, 7:05 PM PDT

Att. 22,709 - Unknown

livebaseballscorecards.com

AB	31
R	0
H	5
RBI	0
BB	0
SO	1
LOB	10

Batter	1	2	3	4	5	6	7	8	9	AB	R	H	RBI	BB	SO	LOB
Jim Busby, R (1, 8) OBP: 0.400, SLG: 0.250 Al Spangler, L (7, PH) OBP: 0.371, SLG: 0.353 (7, 7)	B B C F C 2-3 K		B F X 1-1 FC2-6 CS 1-2f		X 0-0 F3		X 0-0 E8 1-3 2-H 3-H 1B		C B X 1-1 4-3	3 2	0 0	0 1	0 2	0 0	1 0	3 0
Joey Amalfitano, R (1, 4) OBP: 0.293, SLG: 0.275	B X 1-0 4-3 2B		F B B 1 SAFE 2-1 CS 1-2	F F B B F X 2-2 F9	B B C B C X 3-2 F7		B B S S S 2-3 K			4	0	1	0	0	1	4
Jim Pendleton, R (1, 9) OBP: 0.304, SLG: 0.425	C X 0-1 4-3 2-3			F F B B X 2-2 1-3		S B F B X 2-2 1B 2B	I I I 4-0 IBB			3	1	1	0	1	0	1
Norm Larker, L (1, 3) OBP: 0.361, SLG: 0.398	X 0-0 F5			B C X 1-1 E6 2B		F X 0-1 B1-3-6 2-H 1B	X 0-0 G3-2 3-Hf			4	1	1	1	0	0	4
Carl Warwick, R (1, 7) OBP: 0.323, SLG: 0.425 (7, 8)		B B S S C S 2-3 K	C S B B B F F X 3-2 1-H 2B		X 0-0 B1-3-6 1-2f			X 0-0 2-3		4	0	1	1	0	1	1
Hal Smith, R (1, 2) OBP: 0.295, SLG: 0.387		B X 1-0 5-3	S B F X 1-2 1-3		C B X 1-1 5-3			F B B C X 2-2 6-3		4	0	0	0	0	0	1
Bob Aspromonte, R (1, 5) OBP: 0.345, SLG: 0.378		C C T B B F X 2-2 5-3			F X 0-1 FC3-5 1B		H 1-0 E BB 1B HBP	B C B C B X 3-2 1-3		3	1	1	0	0	0	0
Bob Lillis, R (1, 6) OBP: 0.276, SLG: 0.261			F S F F B S 1-3 K		X 0-0 FC3-5 1-2 1B		B B B B 4-0 E 1-2 1B BB		C X 0-1 5-3	3	1	1	0	1	1	0
Turk Farrell, R (1, 1) OBP: 0.192, SLG: 0.308			S S F B B B X 3-2 FC2-6 1B		S B X 1-1 FC3-5 1-2 2-3f		L X 0-1 E6 E 1B 1-2 2-3 G3-2		C B S S 1-3 K	4	0	1	0	0	1	4
Inning Stats	R: 0 H: 1 E: 0 LOB: 1 K: 1 BB: 0 S: 7 P: 10	R: 0 H: 0 E: 0 LOB: 0 K: 1 BB: 0 S: 9 P: 14	R: 0 H: 1 E: 0 LOB: 0 K: 1 BB: 0 S: 12 P: 19	R: 1 H: 1 E: 1 LOB: 1 K: 0 BB: 0 S: 17 P: 26	R: 0 H: 2 E: 0 LOB: 2 K: 0 BB: 0 S: 9 P: 13	R: 1 H: 2 E: 0 LOB: 0 K: 0 BB: 0 S: 8 P: 11	R: 2 H: 1 E: 2 LOB: 2 K: 1 BB: 2 S: 7 P: 18	R: 0 H: 0 E: 0 LOB: 0 K: 0 BB: 0 S: 7 P: 12	R: 0 H: 0 E: 0 LOB: 0 K: 1 BB: 0 S: 7 P: 9	1B: 5 2B: 4 3B: 0 HR: 0	SF: 0 SAC: 0 DP: 2 HBP: 1					

PITCHER		IP	WLS	BF	H	R	ER	SO	BB	IBB	HBP	BLK	WP	HR	S	P	ERA	WHIP
Johnny Podres, L ERA: 4.96	(1, 1)	6.0	L	24	7	2	1	3	0	0	0	0	0	0	62	93	1.50	1.167
Ed Roebuck, R ERA: 3.95	(7, 1)	0.0		3	0	2	1	0	1	0	1	0	0	0	2	7	∞	∞
Ron Perranoski, L ERA: 1.37	(7, 1)	2.0		7	1	0	0	1	0	1	0	0	0	0	12	23	0.00	0.500
Stan Williams, R ERA: 5.22	(9, 1)	1.0		3	0	0	0	1	0	0	0	0	0	0	7	9	0.00	0.000

PITCHER	IP	WLS	BF	H	R	ER	SO	BB	IBB	HBP	BLK	WP	HR	S	P	ERA	WHIP

Houston Colt 45's @ Los Angeles Dodgers

Dodger Stadium, Los Angeles, CA

Sat Jun 16 1962, 7:05 PM PDT

Att. 51,530 - Unknown

TOP

livebaseballscorecards.com

AB	34
R	4
H	8
RBI	4
BB	2
SO	5
LOB	18

WP: 0 PA: 38
PB: 0
SB: 0
CS: 1

Batter	1	2	3	4	5	6	7	8	9	AB	R	H	RBI	BB	SO	LOB
Maury Wills, S (1, 6) OBP: 0.320, SLG: 0.336	6-3		4-3			FC4-6 (1-2f)			F8	4	0	0	0	0	0	1
Jim Gilliam, S (1, 4) OBP: 0.356, SLG: 0.329	F8			4-3		F5			L7	4	0	0	0	0	0	1
Willie Davis, L (1, 8) OBP: 0.375, SLG: 0.518	S, 1B			4-3			4-3, 3B		3-1	4	1	2	0	0	0	0
Ron Fairly, L (1, 3) OBP: 0.409, SLG: 0.507	F3 (1-2)			4-3			4-3 (3-H)			3	0	0	1	0	0	1
Tommy Davis, R (1, 7) OBP: 0.357, SLG: 0.523		6-3			F8		6-3			3	0	0	0	0	0	0
Wally Moon, L (1, 9) OBP: 0.361, SLG: 0.359		L9			L3		F3			3	0	0	0	0	0	0
John Roseboro, L (1, 2) OBP: 0.361, SLG: 0.385		K			K			4-3		3	0	0	0	0	2	0
Daryl Spencer, R (1, 5) OBP: 0.378, SLG: 0.371			F5			FC4-6, 1B		F7		3	0	1	0	0	0	0
Johnny Podres, L (1, 1) OBP: 0.194, SLG: 0.207										1	0	0	0	0	0	0
Duke Snider, L (6, PH) OBP: 0.444, SLG: 0.549										1	0	0	0	0	0	1
Ed Roebuck, R (7, 1) OBP: 0.143, SLG: 0.143										0	0	0	0	0	0	0
Ron Perranoski, L (7, 1)										0	0	0	0	0	0	0
Frank Howard, R (8, PH) OBP: 0.333, SLG: 0.416										1	0	0	0	0	0	0
Stan Williams, R (9, 1) OBP: 0.095, SLG: 0.050			4-3			F6		F3		0	0	0	0	0	0	0
Inning Stats	R: 0 E: 0 K: 0 S: 10 H: 1 LOB: 1 BB: 0 P: 16	R: 0 E: 0 K: 1 S: 6 H: 0 LOB: 0 BB: 0 P: 11	R: 0 E: 0 K: 0 S: 6 H: 0 LOB: 0 BB: 0 P: 10	R: 0 E: 0 K: 0 S: 5 H: 0 LOB: 0 BB: 0 P: 7	R: 0 E: 0 K: 1 S: 10 H: 0 LOB: 0 BB: 0 P: 15	R: 0 E: 0 K: 0 S: 8 H: 1 LOB: 1 BB: 0 P: 14	R: 1 E: 0 K: 0 S: 9 H: 1 LOB: 0 BB: 0 P: 15	R: 0 E: 0 K: 0 S: 9 H: 0 LOB: 0 BB: 0 P: 15	R: 0 E: 0 K: 0 S: 9 H: 0 LOB: 0 BB: 0 P: 13	1B: 2 2B: 0 3B: 1 HR: 0 SF: 0 SAC: 0 DP: 0 HBP: 0						

PITCHER	IP	WLS	BF	H	R	ER	SO	BB	IBB	HBP	BLK	WP	HR	S	P	ERA	WHIP
Turk Farrell, R (1, 1) ERA: 2.49	9.0	W	30	3	1	1	2	0	0	0	0	0	0	72	116	1.00	0.333

PITCHER	IP	WLS	BF	H	R	ER	SO	BB	IBB	HBP	BLK	WP	HR	S	P	ERA	WHIP

BOTTOM

Houston Colt 45's @ Los Angeles Dodgers

Dodger Stadium, Los Angeles, CA

Sat Jun 16 1962, 7:05 PM PDT

Att. 51,530 - Unknown

livebaseballscorecards.com

AB	30
R	1
H	3
RBI	1
BB	0
SO	2
LOB	4

WP: 0 PA: 30
PB: 0
SB: 1
CS: 0

Houston Colt 45's @ Los Angeles Dodgers

Dodger Stadium, Los Angeles, CA

Sun Jun 17 1962, 3:33 AM PDT

Att. 47,397 - Unknown

livebaseballscorecards.com

TOP

Batter	1	2	3	4	5	6	7	8	9	AB	R	H	RBI	BB	SO	LOB
Al Spangler, L (1, 7) OBP: 0.374, SLG: 0.353	CFBFBFBB 4-2 CS BB		C X 0-1 S 1B 1B		X 0-0 ② F4			C X 0-1 ② F4		3	1	1	0	1	0	2
Joey Amalfitano, R (1, 4) OBP: 0.297, SLG: 0.276	B X 1-0 ① F8		C B B X 2-1 1-H 1B		B B X 2-0 ③ F8			C F B B B B 4-2 1B BB		3	0	1	1	1	0	3
Jim Pendleton, R (1, 9) OBP: 0.303, SLG: 0.421	C X 0-1 ② F9		B B C S B C 3-3 ③ K			C X 0-1 ① 6-3		C X 0-1 1-2 1B		4	0	1	0	0	1	2
Norm Larker, L (1, 3) OBP: 0.359, SLG: 0.392	B 1-0 ③ CS 1-2	B S B B C F B 4-2 FC1-6 BB		C B S B X 2-2 ① F5		B F F C 1-3 ② K		B F F X 1-2 ③ 4-3		3	0	0	0	1	1	2
Carl Warwick, R (1, 8) OBP: 0.316, SLG: 0.415		X 0-0 ① FC1-6 CS 1-2f		C B B B S X 3-2 ② F4		F B F X 1-2 ③ F4			X 0-0 ① 5-3	4	0	0	0	0	0	1
Merritt Ranew, L (1, 2) OBP: 0.297, SLG: 0.426		F B F B S 2-3 ② K		F B X 1-1 ③ F9			C B X 1-1 ① 4-3		B C B F X 2-2 1B BB 1B	4	0	1	0	0	1	1
Bob Aspromonte, R (1, 5) OBP: 0.353, SLG: 0.395		C C 0-2 ③ CS 1-2	B B X 2-0 HR		B B B C B 4-1 FC3-5 1B BB		C B X 1-1 ② 5-3		B C B B B 4-1 1B 1-2 BB	2	1	1	1	2	0	0
Bob Lillis, R (1, 6) OBP: 0.281, SLG: 0.267			B C X 1-1 ① F5		B F F X 1-2 FC3-5 1-2 1B		C B F S 1-3 ③ K		B C F F X 1-2 G4-6-3 1-2 2-3 1B	4	0	2	0	0	1	0
Ken Johnson, R (1, 1) OBP: 0.067, SLG: 0.067 Dean Stone, L (6, 1) OBP: 0.357, SLG: 0.308 Bobby Tiefenauer, R (6, 1) Billy Goodman, L (8, PH) OBP: 0.338, SLG: 0.310 John Anderson, R (8, 1) Pidge Browne, L (9, PH) OBP: 0.351, SLG: 0.415			C S S 0-3 ② K		L X 0-1 ① FC3-5 1-2 2-3f			B C B B C X 3-2 ① G3	B C B F F F B X 3-2 ② ③ G4-6-3 1-2f	2 0 0 1 0 1	0 0 0 0 0 0	0 0 0 0 0 0	0 0 0 0 0 0	1 0 0 0 0 0	0 0 0 0 0 0	2 0 0 0 0 3
Inning Stats	R: 0 H: 0 E: 0 LOB: 0 K: 0 BB: 1 S: 7 P: 13	R: 0 H: 0 E: 0 LOB: 0 K: 1 BB: 1 S: 9 P: 15	R: 2 H: 3 E: 0 LOB: 1 K: 2 BB: 0 S: 13 P: 21	R: 0 H: 0 E: 0 LOB: 0 K: 0 BB: 0 S: 8 P: 14	R: 0 H: 1 E: 0 LOB: 2 K: 0 BB: 1 S: 8 P: 15	R: 0 H: 0 E: 0 LOB: 0 K: 1 BB: 0 S: 8 P: 10	R: 0 H: 0 E: 0 LOB: 0 K: 1 BB: 0 S: 7 P: 10	R: 0 H: 1 E: 0 LOB: 2 K: 0 BB: 1 S: 12 P: 20	R: 0 H: 2 E: 0 LOB: 2 K: 0 BB: 1 S: 14 P: 24	1B: 6 SF: 0 2B: 0 SAC: 0 3B: 0 DP: 1 HR: 1 HBP: 0						

	AB	31
	R	2
	H	7
	RBI	2
	BB	5
	SO	5
	LOB	16

WP: 0 PA: 38
PB: 0
SB: 1
CS: 2

PITCHER		IP	WLS	BF	H	R	ER	SO	BB	IBB	HBP	BLK	WP	HR	S	P	ERA	WHIP
Joe Moeller, R ERA: 4.31	(1, 1)	5.0		20	4	2	2	3	3	0	0	0	0	1	45	78	3.60	1.400
Ed Roebuck, R ERA: 3.65	(6, 1)	3.1	W	15	3	0	0	2	2	0	0	0	0	0	36	56	0.00	1.500
Larry Sherry, R ERA: 2.42	(9, 1)	0.2	S	1	0	0	0	0	0	0	0	0	0	0	5	8	0.00	0.000

PITCHER		IP	WLS	BF	H	R	ER	SO	BB	IBB	HBP	BLK	WP	HR	S	P	ERA	WHIP

Batter	1	2	3	4	5	6	7	8	9	AB	R	H	RBI	BB	SO	LOB
Maury Wills, S (1, 6) OBP: 0.318, SLG: 0.334	B2		3-1		FC6-2 1-2 2-3 3-Hf	SF8 1-2 2-H		S 1-3 1B		4	0	1	1	0	0	3
Jim Gilliam, S (1, 4) (6, 5) OBP: 0.350, SLG: 0.323	4-3			F6	6-3	K		F7 1-2		5	0	0	0	0	1	6
Willie Davis, L (1, 8) OBP: 0.374, SLG: 0.511	6-3			4-3		2B HR BB	K			3	1	0	0	1	1	0
Ron Fairly, L (1, 3) OBP: 0.411, SLG: 0.510		4-3		F7		HR 1-3 2B	1B BB			3	1	1	0	1	0	0
Tommy Davis, R (1, 7) OBP: 0.362, SLG: 0.537		1B			K	HR 2-H 3-H	G4-6-3 1-2 1B			4	1	3	3	0	1	0
Wally Moon, L (1, 9) OBP: 0.364, SLG: 0.363		F5			2B 1B 1B	1B FC5-2-5 1B	G4-6-3 1-2f			4	1	2	0	0	0	3
John Roseboro, L (1, 2) OBP: 0.364, SLG: 0.394		F9			1B FC6-2 1-3 2B	FC5-2-5 1B 1-3 1B		F8		4	1	2	0	0	0	1
Daryl Spencer, R (1, 5) OBP: 0.373, SLG: 0.366 Duke Snider, L (5, PH) OBP: 0.451, SLG: 0.549 Larry Burright, R (5, PR) OBP: 0.312, SLG: 0.410 (6, 4)			K		FC6-2 1B BB	FC5-2-5 PB 1B SF8 1-2 3-H		F8		1 0 2	0 0 1	0 0 0	0 0 0	0 1 0	1 0 0	0 0 2
Joe Moeller, R (1, 1) OBP: 0.148, SLG: 0.148 Tim Harkness, L (5, PH) OBP: 0.340, SLG: 0.372 Ed Roebuck, R (6, 1) OBP: 0.333, SLG: 0.333 Larry Sherry, R (9, 1) OBP: 0.222, SLG: 0.222			K		FC6-2 1-2 2-3 3-H 1B	PB 1-2 2-H 1B		1B 1B		1 1 2 0	0 0 0 0	0 1 2 0	0 1 1 0	1 0 0 0	0 0 0 0	0 0 0 0
Inning Stats	R: 0 E: 0 K: 0 S: 5 H: 0 LOB: 0 BB: 0 P: 6	R: 0 E: 0 K: 0 S: 5 H: 1 LOB: 1 BB: 0 P: 9	R: 0 E: 0 K: 2 S: 9 H: 0 LOB: 0 BB: 0 P: 17	R: 0 E: 0 K: 0 S: 6 H: 0 LOB: 0 BB: 0 P: 10	R: 1 E: 0 K: 1 S: 14 H: 3 LOB: 3 BB: 1 P: 24	R: 5 E: 0 K: 1 S: 23 H: 5 LOB: 1 BB: 1 P: 35	R: 0 E: 0 K: 1 S: 8 H: 1 LOB: 1 BB: 1 P: 14	R: 0 E: 0 K: 0 S: 17 H: 2 LOB: 2 BB: 0 P: 28		1B: 9 2B: 2 3B: 0 HR: 1 SF: 1 SAC: 0 DP: 1 HBP: 0						

PITCHER		IP	WLS	BF	H	R	ER	SO	BB	IBB	HBP	BLK	WP	HR	S	P	ERA	WHIP
Ken Johnson, R ERA: 3.0	(1, 1)	5.0	L	23	6	4	4	3	2	0	0	0	0	1	45	77	7.20	1.600
Dean Stone, L ERA: 3.86	(6, 1)	0.0		2	2	0	0	0	0	0	0	0	0	0	6	7	∞	∞
Bobby Tiefenauer, R ERA: 4.41	(6, 1)	2.0		8	2	2	1	2	1	0	0	0	0	0	19	31	4.50	1.500
John Anderson, R ERA: 4.5	(8, 1)	1.0		5	2	0	0	0	0	0	0	0	0	0	17	28	0.00	2.000

PITCHER	IP	WLS	BF	H	R	ER	SO	BB	IBB	HBP	BLK	WP	HR	S	P	ERA	WHIP

BOTTOM

Houston Colt 45's @ Los Angeles Dodgers

Dodger Stadium, Los Angeles, CA

Sun Jun 17 1962, 3:33 AM PDT

Att. 47,397 - Unknown

livebaseballscorecards.com

AB	34
R	6
H	12
RBI	6
BB	3
SO	5
LOB	15

WP: 0 PA: 38
PB: 1
SB: 1
CS: 0

Batter	1	2	3	4	5	6	7	8	9	AB	R	H	RBI	BB	SO	LOB
Bob Lillis, R (1, 6) OBP: 0.284, SLG: 0.270	F2	BB, 1B 2-H 3-H		FC4-6, S 1-2f		2B, SF9, 1B 2-H		F7		5	1	2	3	0	0	1
Joey Amalfitano, R (1, 4) OBP: 0.303, SLG: 0.282	1-3	FC5-4, BB 1-2		F8		SF9, 2B 1-3		BB		3	0	1	0	2	0	1
Roman Mejias, R (1, 9) OBP: 0.331, SLG: 0.535	1B	FC5-4 1-2f		6-3 1-2		SF9 2-3 3-H		K		4	0	1	1	0	1	4
Norm Larker, L (1, 3) OBP: 0.356, SLG: 0.388	6-3	K		F6		G3			SH1-4, 1B	5	0	1	0	0	1	2
Carl Warwick, R (1, 8) OBP: 0.320, SLG: 0.417		F8	2B, 1B	FC6-4, 1B			K		SH1-4 1-2	4	0	2	0	0	1	0
Jim Pendleton, R (1, 7) OBP: 0.306, SLG: 0.432		1B, 2B	1-3, 2B	FC6-4 1-2f			K		K	5	1	2	0	0	2	2
Hal Smith, R (1, 2) OBP: 0.298, SLG: 0.408		2B, 1B, 1B 2-H	P4	6-3			HR		K	5	2	2	2	0	1	4
Bob Aspromonte, R (1, 5) OBP: 0.355, SLG: 0.402		1-3, 1B, 2B	K			SH3, 1B, 1B	K			4	2	2	0	0	2	2
Hal Woodeshick, R (1, 1) Dave Giusti, R (5, 1) OBP: 0.318, SLG: 0.300 Turk Farrell, R (9, 1) OBP: 0.192, SLG: 0.308		K	FC4-6, BB			SH3 1-2		F9		1 1 0	0 0 0	0 0 0	0 0 0	1 0 0	1 0 0	2 0 0
Inning Stats	R: 0 E: 0 K: 0 S: 4 H: 1 LOB: 1 BB: 0 P: 4	R: 3 E: 0 K: 1 S: 9 H: 4 LOB: 2 BB: 1 P: 13	R: 0 E: 0 K: 2 S: 9 H: 2 LOB: 2 BB: 0 P: 9	R: 0 E: 0 K: 0 S: 3 H: 0 LOB: 1 BB: 1 P: 7	R: 0 E: 0 K: 0 S: 4 H: 1 LOB: 1 BB: 0 P: 4	R: 2 E: 0 K: 0 S: 6 H: 3 LOB: 1 BB: 0 P: 6	R: 1 E: 0 K: 3 S: 10 H: 1 LOB: 0 BB: 0 P: 10	R: 0 E: 0 K: 1 S: 5 H: 0 LOB: 1 BB: 1 P: 9	R: 0 E: 0 K: 2 S: 8 H: 1 LOB: 1 BB: 0 P: 8	1B: 8 2B: 4 3B: 0 HR: 1 SF: 1 SAC: 2 DP: 0 HBP: 0						

PITCHER		IP	WLS	BF	H	R	ER	SO	BB	IBB	HBP	BLK	WP	HR	S	P	ERA	WHIP
Billy O'Dell, L ERA: 3.62	(1, 1)	2.1	L	15	7	3	3	2	1	0	0	0	0	0	18	22	11.57	3.429
Don Larsen, R ERA: 5.08	(3, 1)	3.2		16	4	2	2	1	1	0	0	0	0	0	17	21	4.91	1.364
Bobby Bolin, R ERA: 2.91	(7, 1)	3.0		12	2	1	1	6	1	0	0	0	0	1	23	27	3.00	1.000

PITCHER	IP	WLS	BF	H	R	ER	SO	BB	IBB	HBP	BLK	WP	HR	S	P	ERA	WHIP

TOP

Houston Colt 45's @ San Francisco Giants

Candlestick Park, San Francisco, CA

Tue Jun 19 1962, 10:05 PM EDT

Att. 18,749 - Unknown - 75 F

livebaseballscorecards.com

AB	37
R	6
H	13
RBI	6
BB	3
SO	9
LOB	18

1B: 8	SF: 1	WP: 0	PA: 43
2B: 4	SAC: 2	PB: 0	
3B: 0	DP: 0	SB: 1	
HR: 1	HBP: 0	CS: 0	

BOTTOM

Houston Colt 45's @ San Francisco Giants

Candlestick Park, San Francisco, CA

Tue Jun 19 1962, 10:05 PM EDT

Att. 18,749 - Unknown - 75 F

livebaseballscorecards.com

Batter	AB	R	H	RBI	BB	SO	LOB
Harvey Kuenn, R (1, 7) OBP: 0.377, SLG: 0.398	3	1	1	0	2	0	2
Chuck Hiller, L (1, 4) OBP: 0.332, SLG: 0.311	1	0	0	0	0	0	1
Bob Nieman, R (5, PH) OBP: 0.167, SLG: 0.273	1	0	0	0	0	1	2
Ernie Bowman, R (6, 4) OBP: 0.143, SLG: 0.143	1	0	0	0	0	1	0
Willie McCovey, L (9, PH) OBP: 0.411, SLG: 0.649	1	0	1	0	0	0	0
Manny Mota, R (9, PR) OBP: 0.264, SLG: 0.203	0	0	0	0	0	0	0
Willie Mays, R (1, 8) OBP: 0.414, SLG: 0.651	5	0	2	3	0	0	1
Orlando Cepeda, R (1, 3) OBP: 0.358, SLG: 0.556	2	0	1	0	3	0	0
Felipe Alou, R (1, 9) OBP: 0.372, SLG: 0.532	5	0	0	0	0	2	8
Jim Davenport, R (1, 5) OBP: 0.359, SLG: 0.469	5	0	0	0	0	1	4
Tom Haller, L (1, 2) OBP: 0.373, SLG: 0.478	3	1	1	0	1	1	1
Jose Pagan, R (1, 6) OBP: 0.315, SLG: 0.363	4	0	2	1	0	0	1
Billy O'Dell, S (1, 1) OBP: 0.176, SLG: 0.125	1	0	0	0	0	1	1
Don Larsen, R (3, 1) OBP: 0.313, SLG: 0.438	1	1	1	0	0	0	0
Matty Alou, L (6, PH) OBP: 0.294, SLG: 0.295	1	0	0	0	0	0	1
Bobby Bolin, R (7, 1)	0	0	0	0	0	0	0
Ed Bailey, L (9, PH) OBP: 0.383, SLG: 0.496	0	0	0	0	1	0	0
Stu Miller, R (9, PR) OBP: 0.200, SLG: 0.200	0	1	0	0	0	0	0

	AB	34
	R	4
	H	9
	RBI	4
	BB	7
	SO	7
	LOB	22

Inning Stats	1	2	3	4	5	6	7	8	9
	R: 0 E: 0 K: 0 S: 3	H: 0 LOB: 2 BB: 2 P: 11	R: 0 E: 0 K: 1 S: 6	H: 1 LOB: 1 BB: 0 P: 6	R: 0 E: 0 K: 0 S: 2	H: 0 LOB: 0 BB: 1 P: 6	R: 0 E: 0 K: 1 S: 5	H: 0 LOB: 1 BB: 1 P: 9	R: 2 E: 0 K: 2 S: 11	H: 4 LOB: 2 BB: 0 P: 11	R: 1 E: 0 K: 0 S: 4	H: 1 LOB: 1 BB: 1 P: 8	R: 0 E: 0 K: 1 S: 5	H: 0 LOB: 0 BB: 0 P: 5	R: 0 E: 0 K: 0 S: 4	H: 1 LOB: 1 BB: 0 P: 4	R: 1 E: 0 K: 2 S: 9	H: 2 LOB: 3 BB: 2 P: 17

	1B: 7	SF: 0	WP: 2	PA: 42
	2B: 2	SAC: 1	PB: 0	
	3B: 0	DP: 1	SB: 1	
	HR: 0	HBP: 0	CS: 0	

PITCHER		IP	WLS	BF	H	R	ER	SO	BB	IBB	HBP	BLK	WP	HR	S	P	ERA	WHIP
Hal Woodeshick, L ERA: 4.07	(1, 1)	4.2		22	5	2	2	3	4	0	0	0	1	0	24	40	3.86	1.929
Dave Giusti, R ERA: 6.14	(5, 1)	3.2	W	17	4	2	2	2	2	0	0	0	1	0	19	27	4.91	1.636
Turk Farrell, R ERA: 2.47	(9, 1)	0.2	S	3	0	0	0	2	1	0	0	0	0	0	6	10	0.00	1.500

PITCHER		IP	WLS	BF	H	R	ER	SO	BB	IBB	HBP	BLK	WP	HR	S	P	ERA	WHIP

Batter	1	2	3	4	5	6	7	8	9	AB	R	H	RBI	BB	SO	LOB
Al Spangler, L (1, 7) OBP: 0.374, SLG: 0.351	5-3		K		FC6-4 BB 1B		SH5-4 1B 2B BB	F4		4	1	1	0	1	1	1
Joey Amalfitano, R (1, 4) OBP: 0.313, SLG: 0.296	6-3		BB HR BB		FC6-4 1-2 BB		SH5-4 1-2 2B 1B	PB 3B		3	3	2	0	2	0	0
Roman Mejias, R (1, 9) OBP: 0.333, SLG: 0.545	HR		HR 1-2 2-3 BB		FC6-4 BB 1-2f 2-3		SH5-4 1-2 2-3	E5 E 3-H		3	2	1	1	1	0	2
Norm Larker, L (1, 3) OBP: 0.361, SLG: 0.401	F9		HR 1-H 2-H 3-H		FC6-4 1-2 BB		2B BB IBB	E4 1-2		3	2	1	4	2	0	1
Carl Warwick, R (1, 8) OBP: 0.315, SLG: 0.411 Pidge Browne, L (7, PH) OBP: 0.360, SLG: 0.439 Jim Busby, R (7, PR) OBP: 0.364, SLG: 0.222 (7, 8)		F7	5-3		FC6-4 1-2f		BB 1-3 2-H 3-H 2B	K		3 1 1	0 0 0	0 1 0	0 2 0	0 0 1	0 0 1	3 0 2
Merritt Ranew, L (1, 2) OBP: 0.300, SLG: 0.417		F5		4-3		BB	BB IBB		F7	3	0	0	0	2	0	0
Bob Aspromonte, R (1, 5) OBP: 0.352, SLG: 0.394		6-3		6-3		F9	G6-3 1-2 2-3 3-H BB		F4	4	0	0	1	1	0	1
Bob Lillis, R (1, 6) OBP: 0.286, SLG: 0.274			BB SH1-3 HR 1B	F7		F8	G6-3 1-2f		1B	5	1	2	0	0	0	4
Bob Bruce, R (1, 1) OBP: 0.469, SLG: 0.227 Dean Stone, L (1, 1) OBP: 0.313, SLG: 0.267 Don McMahon, R (7, 1)			SH1-3 1-2		K	6-3		K	F9	0 2 2	0 0 0	0 0 0	0 0 0	0 1 1	0 1 1	0 1 1
Inning Stats	R: 1 E: 0 K: 0 S: 4 H: 1 LOB: 0 BB: 0 P: 4	R: 0 E: 0 K: 0 S: 3 H: 0 LOB: 0 BB: 0 P: 3	R: 4 E: 0 K: 1 S: 7 H: 2 LOB: 0 BB: 2 P: 15	R: 0 E: 0 K: 0 S: 3 H: 0 LOB: 0 BB: 0 P: 3	R: 0 E: 0 K: 1 S: 6 H: 1 LOB: 3 BB: 2 P: 14	R: 0 E: 0 K: 0 S: 3 H: 0 LOB: 1 BB: 1 P: 7	R: 3 E: 0 K: 0 S: 4 H: 2 LOB: 2 BB: 4 P: 20	R: 1 E: 2 K: 2 S: 10 H: 1 LOB: 2 BB: 0 P: 10	R: 0 E: 0 K: 0 S: 4 H: 1 LOB: 1 BB: 0 P: 4	1B: 4 2B: 1 3B: 1 HR: 2 SF: 0 SAC: 2 DP: 1 HBP: 0						

PITCHER		IP	WLS	BF	H	R	ER	SO	BB	IBB	HBP	BLK	WP	HR	S	P	ERA	WHIP
Juan Marichal, R ERA: 2.75	(1, 1)	6.0		27	4	5	5	2	5	0	0	0	0	2	26	46	7.50	1.500
Stu Miller, R ERA: 3.49	(7, 1)	2.0	L	14	3	4	3	2	2	2	0	0	0	0	14	30	13.50	2.500
Jim Duffalo, R ERA: 4.38	(9, 1)	1.0		4	1	0	0	0	0	0	0	0	0	0	4	4	0.00	1.000

PITCHER	IP	WLS	BF	H	R	ER	SO	BB	IBB	HBP	BLK	WP	HR	S	P	ERA	WHIP

TOP

Houston Colt 45's @ San Francisco Giants

Candlestick Park, San Francisco, CA

Wed Jun 20 1962, 6:33 AM EDT

Att. 10,430 - Unknown - 80 F

livebaseballscorecards.com

AB	34
R	9
H	8
RBI	8
BB	9
SO	4
LOB	16

WP: 0 PB: 1 SB: 0 CS: 0 PA: 45

Batter	1	2	3	4	5	6	7	8	9	AB	R	H	RBI	BB	SO	LOB
Harvey Kuenn, R (1, 5) (4, 7) OBP: 0.387, SLG: 0.402	BBBB 4-0 BB 1B BB	BBBB 4-0 BB		x 0-0 FC4-6 1B		x 0-0 E S 3-H 1B			x 0-0 ① 5-3	3	1	2	1	2	0	0
Chuck Hiller, L (1, 4) OBP: 0.330, SLG: 0.306	BBBB 4-0 1B 3-1 1-2 BB	x 0-0 ③ 4-3		x 0-0 ③ FC4-6 1-2f		SSS 0-3 ③ K 1-3			x 0-0 ② F5	4	1	0	0	1	1	3
Willie Mays, R (1, 8) OBP: 0.417, SLG: 0.650	x 0-0 ① 1-3 2-H 1B		x 0-0 ① F3		x 0-0 S SH3-4 1B		x 0-0 ① F5		x 0-0 FC5 1B 1B	5	0	3	1	0	0	0
Willie McCovey, L (1, 7) OBP: 0.407, SLG: 0.641	x 0-0 ② 3-1 3-H		SSS 0-3 ② K		x 0-0 ① SH3-4 1-2		x 0-0 1B		x 0-0 1-2 1B	1	0	0	1	0	0	0
Manny Mota, R (3, PH) (4, 5) OBP: 0.270, SLG: 0.212										2	0	1	0	0	1	0
Matty Alou, L (9, PH) OBP: 0.304, SLG: 0.306										1	0	1	0	0	0	0
Orlando Cepeda, R (1, 3) OBP: 0.355, SLG: 0.548	H 1-0 1B HBP		x 0-0 ③ 6-3		SSS 0-3 ② K		SSS 0-3 ② K		x 0-0 ③ FC5 2-3f	4	0	0	0	0	2	4
Felipe Alou, R (1, 9) OBP: 0.370, SLG: 0.527	x 0-0 FC6-4 1-3 1B			x 0-0 ① 4-3	x 0-0 ③ 5-3 2-3		x 0-0 ③ F4			4	0	1	0	0	0	2
Jose Pagan, R (1, 6) OBP: 0.318, SLG: 0.360	x 0-0 ③ FC6-4 1-2f			BBBB 4-0 HR BB		BBBB 4-0 1-3 SH1-4 1B BB		x 0-0 ① F3		2	2	0	0	2	0	2
Tom Haller, L (1, 2) OBP: 0.372, SLG: 0.505		SSS 0-3 ① K		x 0-0 1-H HR		x 0-0 ① SH1-4 1-2		x 0-0 ② F9		3	1	1	2	0	1	0
Juan Marichal, R (1, 1) OBP: 0.295, SLG: 0.268		x 0-0 ② 1-3		SSS 0-3 ② K		x 0-0 ② 1-3 2-3		x 0-0 ③ 6-3		2	0	0	0	0	1	0
Bob Nieman, R (6, PH) OBP: 0.154, SLG: 0.250										1	0	0	0	0	0	1
Stu Miller, R (7, 1) OBP: 0.200, SLG: 0.200										0	0	0	0	0	0	0
Ernie Bowman, R (8, PH) OBP: 0.125, SLG: 0.125										1	0	0	0	0	0	0
Jim Duffalo, R (9, 1)										0	0	0	0	0	0	0
Inning Stats	R: 2 E: 0 K: 0 S: 4 H: 2 LOB: 2 BB: 2 P: 13	R: 0 E: 0 K: 1 S: 5 H: 0 LOB: 1 BB: 1 P: 9	R: 0 E: 0 K: 1 S: 5 H: 0 LOB: 0 BB: 0 P: 5	R: 2 E: 0 K: 1 S: 7 H: 2 LOB: 1 BB: 1 P: 11	R: 0 E: 0 K: 1 S: 6 H: 1 LOB: 1 BB: 0 P: 6	R: 1 E: 0 K: 1 S: 6 H: 1 LOB: 1 BB: 1 P: 10	R: 0 E: 0 K: 1 S: 6 H: 1 LOB: 1 BB: 0 P: 6	R: 0 E: 0 K: 0 S: 3 H: 0 LOB: 0 BB: 0 P: 3	R: 0 E: 0 K: 0 S: 5 H: 2 LOB: 2 BB: 0 P: 5	1B: 8 2B: 0 3B: 0 HR: 1	SF: 0 SAC: 2 DP: 0 HBP: 1						

PITCHER		IP	WLS	BF	H	R	ER	SO	BB	IBB	HBP	BLK	WP	HR	S	P	ERA	WHIP
Bob Bruce, R ERA: 3.29	(1, 1)	0.2		6	2	2	2	0	2	0	1	0	0	0	3	12	27.00	6.000
Dean Stone, L ERA: 3.99	(1, 1)	5.1	W	23	4	3	3	5	3	0	0	0	0	1	30	42	5.06	1.312
Don McMahon, R ERA: 1.37	(7, 1)	3.0	S	12	3	0	0	1	0	0	0	0	0	0	14	14	0.00	1.000

PITCHER	IP	WLS	BF	H	R	ER	SO	BB	IBB	HBP	BLK	WP	HR	S	P	ERA	WHIP

BOTTOM

Houston Colt 45's @ San Francisco Giants

Candlestick Park, San Francisco, CA

Wed Jun 20 1962, 6:33 AM EDT

Att. 10,430 - Unknown - 80 F

livebaseballscorecards.com

AB	33
R	5
H	9
RBI	5
BB	5
SO	6
LOB	12

WP: 0	PB: 0	SB: 2	CS: 0
PA: 41			

Batter	1	2	3	4	5	6	7	8	9	AB	R	H	RBI	BB	SO	LOB
Bob Lillis, R (1, 6) OBP: 0.281, SLG: 0.268	6-3		5-3			F7			F7	4	0	0	0	0	0	1
Joey Amalfitano, R (1, 4) OBP: 0.312, SLG: 0.295	BB 1B		K			6-3			K	4	0	1	0	0	2	1
Roman Mejias, R (1, 9) OBP: 0.328, SLG: 0.536	K			6-3			F3		K	4	0	0	0	0	2	2
Norm Larker, L (1, 3) OBP: 0.360, SLG: 0.397	BB			K			F9			2	0	0	0	1	1	0
Carl Warwick, R (1, 8) OBP: 0.311, SLG: 0.404	K			5-3			6-3			3	0	0	0	0	1	2
Jim Pendleton, R (1, 7) OBP: 0.301, SLG: 0.424		1-3			F9			L6		3	0	0	0	0	0	0
Bob Aspromonte, R (1, 5) OBP: 0.347, SLG: 0.388		L5			K			6-3		3	0	0	0	0	1	0
Hal Smith, R (1, 2) OBP: 0.292, SLG: 0.400		6-3			F9			6-4-3		3	0	0	0	0	0	0
Turk Farrell, R (1, 1) OBP: 0.179, SLG: 0.286			K			K			BB	2	0	0	0	0	2	0
Pidge Browne, L (9, PH) OBP: 0.368, SLG: 0.439										0	0	0	0	1	0	0
Al Spangler, L (9, PR) OBP: 0.374, SLG: 0.351										0	0	0	0	0	0	0
Inning Stats	R: 0 E: 0 K: 2 S: 8 H: 1 LOB: 2 BB: 1 P: 12	R: 0 E: 0 K: 0 S: 3 H: 0 LOB: 0 BB: 0 P: 3	R: 0 E: 0 K: 2 S: 7 H: 0 LOB: 0 BB: 0 P: 7	R: 0 E: 0 K: 1 S: 5 H: 0 LOB: 0 BB: 0 P: 5	R: 0 E: 0 K: 1 S: 5 H: 0 LOB: 0 BB: 0 P: 5	R: 0 E: 0 K: 1 S: 5 H: 0 LOB: 0 BB: 0 P: 5	R: 0 E: 0 K: 0 S: 3 H: 0 LOB: 0 BB: 0 P: 3	R: 0 E: 0 K: 0 S: 3 H: 0 LOB: 0 BB: 0 P: 3	R: 0 E: 0 K: 2 S: 7 H: 0 LOB: 1 BB: 1 P: 11	1B: 1 2B: 0 3B: 0 HR: 0 SF: 0 SAC: 0 DP: 0 HBP: 0						

PITCHER		IP	WLS	BF	H	R	ER	SO	BB	IBB	HBP	BLK	WP	HR	S	P	ERA	WHIP
Al Jackson, L ERA: 4.31	(1, 1)	9.0	W	30	1	0	0	9	2	0	0	0	0	0	46	54	0.00	0.333

PITCHER	IP	WLS	BF	H	R	ER	SO	BB	IBB	HBP	BLK	WP	HR	S	P	ERA	WHIP

TOP

Houston Colt 45's @ New York Mets

Polo Grounds, New York, NY

Fri Jun 22 1962, 7:05 PM EDT

Cloudy - 75 F

livebaseballscorecards.com

AB	28
R	0
H	1
RBI	0
BB	2
SO	9
LOB	6

PA: 30

Batter	1	2	3	4	5	6	7	8	9	AB	R	H	RBI	BB	SO	LOB
Richie Ashburn, L (1, 9) OBP: 0.411, SLG: 0.444	HR		E5 S			BBB 4-0 SH3-4 1B BB		F8 ②		3	2	1	1	1	0	0
Charlie Neal, R (1, 4) OBP: 0.336, SLG: 0.396	SSS 0-3 K ①		0-0 G3 ③ 1-2			0-0 SH3-4 ① 1-2		0-0 F7 ③		3	0	0	0	0	1	1
Felix Mantilla, R (1, 5) OBP: 0.328, SLG: 0.415	SSS 0-3 K2-3 ②			0-0 F8 ①		0-0 2-H 1B				3	0	1	1	0	1	0
Gene Woodling, L (1, 7) OBP: 0.422, SLG: 0.462 Jim Hickman, R (9, 7) OBP: 0.342, SLG: 0.453	0-0 4-3 ③			0-0 F8 ②		0-0 F9 ②				3 0	0 0	0 0	0 0	0 0	0 0	1 0
Marv Throneberry, L (1, 3) OBP: 0.318, SLG: 0.333 Gil Hodges, R (8, 3) OBP: 0.356, SLG: 0.565		0-0 P5 ①		SSS 0-3 K ③		SSS 0-3 K ③				3 0	0 0	0 0	0 0	0 0	2 0	1 0
Sammy Taylor, L (1, 2) OBP: 0.289, SLG: 0.237		SSS 0-3 K ②			0-0 FC6-4 1B		0-0 F5 ①			3	0	1	0	0	1	0
Joe Christopher, R (1, 8) OBP: 0.289, SLG: 0.346		0-0 F9 ③			0-0 FC6-4 ① S 1-2f		0-0 F8 ②			3	0	0	0	0	0	1
Elio Chacon, R (1, 6) OBP: 0.362, SLG: 0.292			0-0 F2 ①		BBB 4-0 G4-6-3 1-2 BB		SSS 0-3 K ③			2	0	0	0	1	1	0
Al Jackson, L (1, 1) OBP: 0.156, SLG: 0.133			0-0 F8 ②		0-0 G4-6-3 ②③ 1-2f			0-0 6-3 ①		3	0	0	0	0	0	2
Inning Stats	R: 1 E: 0 K: 2 S: 8 H: 1 LOB: 0 BB: 0 P: 8	R: 0 E: 0 K: 1 S: 5 H: 0 LOB: 0 BB: 0 P: 5	R: 0 E: 1 K: 0 S: 4 H: 0 LOB: 1 BB: 0 P: 4	R: 0 E: 0 K: 1 S: 5 H: 0 LOB: 0 BB: 0 P: 5	R: 0 E: 0 K: 0 S: 3 H: 1 LOB: 1 BB: 1 P: 7	R: 1 E: 0 K: 1 S: 6 H: 1 LOB: 1 BB: 1 P: 10	R: 0 E: 0 K: 1 S: 5 H: 0 LOB: 0 BB: 0 P: 5	R: 0 E: 0 K: 0 S: 3 H: 0 LOB: 0 BB: 0 P: 3		1B: 2 2B: 0 3B: 0 HR: 1 SF: 0 SAC: 1 DP: 1 HBP: 0						

PITCHER	IP	WLS	BF	H	R	ER	SO	BB	IBB	HBP	BLK	WP	HR	S	P	ERA	WHIP
Turk Farrell, R (1, 1) ERA: 2.45	8.0	L	29	3	2	2	6	2	0	0	0	0	1	39	47	2.25	0.625

PITCHER	IP	WLS	BF	H	R	ER	SO	BB	IBB	HBP	BLK	WP	HR	S	P	ERA	WHIP

BOTTOM

Houston Colt 45's @ New York Mets

Polo Grounds, New York, NY

Fri Jun 22 1962, 7:05 PM EDT

Cloudy - 75 F

livebaseballscorecards.com

AB	26
R	2
H	3
RBI	2
BB	2
SO	6
LOB	6

WP: 0 PB: 0 SB: 2 CS: 0 PA: 29

Houston Colt 45's @ New York Mets

Polo Grounds, New York, NY

Fri Jun 22 1962, 7:05 PM EDT

Att. 11,484 - Cloudy - 67 F

livebaseballscorecards.com

TOP

Batter	1	2	3	4	5	6	7	8	9	AB	R	H	RBI	BB	SO	LOB
Al Spangler, L (1, 7) OBP: 0.377, SLG: 0.354	0-0 G3-6-3 1B		0-0 ③ 4-3		0-0 SH1-3 HR 3-H 1B	0-0 E4		0-0 1-H HR	0-0 ② 6-3	4	1	2	1	0	0	0
Jim Pendleton, R (7, 7) OBP: 0.303, SLG: 0.443										2	1	1	2	0	0	1
Joey Amalfitano, R (1, 4) OBP: 0.314, SLG: 0.298	0-0 ① ② G3-6-3 1-2f			0-0 E 1B BB 1B	0-0 ① SH1-3 1-2	0-0 ② F3		0-0 ② P4	0-0 E8 3-H 1B	5	2	2	1	0	0	2
Billy Goodman, L (9, 4) OBP: 0.338, SLG: 0.310										0	0	0	0	0	0	0
Roman Mejias, R (1, 9) OBP: 0.332, SLG: 0.547	0-0 ③ F8			0-0 BB E 1-2 SF8-5 1B	0-0 2-H HR	0-0 ③ F8		0-0 1B	0-0 ③ P6	6	2	3	2	0	0	1
Norm Larker, L (1, 3) OBP: 0.361, SLG: 0.397		0-0 ① 4-3		0-0 FC3 SF8-5 BB 1-2 2-3	0-0 FC5-4 1B		0-0 G3 1B	0-0 ③ F8		5	0	2	0	0	0	3
Pidge Browne, L (8, 3) OBP: 0.368, SLG: 0.439										0	0	0	0	0	0	0
Carl Warwick, R (1, 8) OBP: 0.318, SLG: 0.418		0-0 HR		B B B B 4-0 1B WP 1-2 2-3 3-H BB	0-0 ② FC5-4 1-2f HR		S S S 0-3 ① K		B B B B 4-0 E 1B BB	3	4	1	2	2	1	2
Merritt Ranew, L (1, 2) OBP: 0.297, SLG: 0.434		0-0 E3 FC6-4		0-0 ① ② SF8-5 2-3 3-H	0-0 1-H HR		0-0 ② G3 1-2		0-0 ① F9	4	1	1	3	0	0	2
Bob Aspromonte, R (1, 5) OBP: 0.353, SLG: 0.388	0-0 ② FC6-4 CS 1-2f			0-0 E 1-2 1B	B B B 4-0 BB		0-0 ③ 4-3		H 1-0 1B 3B 1-2 HBP	3	1	1	0	1	0	2
Bob Lillis, R (1, 6) OBP: 0.276, SLG: 0.263	0-0 ③ CS 1-2	0-0 ① P6		0-0 ③ F7 1-3 2-H	0-0 F8			0-0 ① 5-3	0-0 1-2 2-H 3B 1B	4	0	0	0	0	0	2
Don Buddin, R (9, PH) OBP: 0.350, SLG: 0.359										1	1	1	1	0	0	0
(9, 6)																
Jim Golden, L (1, 1) OBP: 0.207, SLG: 0.379		0-0 ② 3-1			0-0 1B 3B	0-0 ① 3-1		0-0 HR 1B	0-0 1-H 2-H E 3B	5	3	3	2	0	0	0
Inning Stats	R: 0 E: 0 K: 0 S: 3 H: 1 LOB: 0 BB: 0 P: 3	R: 1 E: 1 K: 0 S: 4 H: 1 LOB: 0 BB: 0 P: 4	R: 0 E: 0 K: 0 S: 3 H: 0 LOB: 0 BB: 0 P: 3	R: 3 E: 1 K: 0 S: 6 H: 3 LOB: 1 BB: 1 P: 10	R: 5 E: 0 K: 0 S: 8 H: 5 LOB: 1 BB: 1 P: 12	R: 0 E: 1 K: 0 S: 4 H: 0 LOB: 1 BB: 0 P: 4	R: 0 E: 0 K: 1 S: 6 H: 1 LOB: 1 BB: 0 P: 6	R: 2 E: 0 K: 0 S: 6 H: 3 LOB: 1 BB: 0 P: 6	R: 5 E: 2 K: 0 S: 6 H: 3 LOB: 0 BB: 1 P: 11	1B: 11 2B: 1 3B: 2 HR: 4 SF: 1 SAC: 1 DP: 2 HBP: 1						

	AB	42
	R	16
	H	17
	RBI	14
	BB	3
	SO	1
	LOB	15

		PA: 49
WP: 2		
PB: 0		
SB: 0		
CS: 1		

PITCHER		IP	WLS	BF	H	R	ER	SO	BB	IBB	HBP	BLK	WP	HR	S	P	ERA	WHIP
Bob Miller, R ERA: 4.46	(1, 1)	4.1	L	22	9	8	6	0	1	0	0	0	1	2	21	25	12.46	2.308
Dave Hillman, R ERA: 6.98	(5, 1)	0.2		4	1	1	1	0	1	0	0	0	0	1	3	7	13.50	3.000
Bob Moorhead, R ERA: 4.64	(6, 1)	2.0		8	1	0	0	1	0	0	0	0	0	0	10	10	0.00	0.500
Vinegar Bend Mizell, L ERA: 6.11	(8, 1)	2.0		14	6	7	6	0	1	0	1	0	0	1	12	17	27.00	3.500

PITCHER		IP	WLS	BF	H	R	ER	SO	BB	IBB	HBP	BLK	WP	HR	S	P	ERA	WHIP

Batter	1	2	3	4	5	6	7	8	9	AB	R	H	RBI	BB	SO	LOB
Richie Ashburn, L (1, 9) OBP: 0.418, SLG: 0.451	F9			FC4-6 1B		FC5-4 BB 2B 1B	1-2 1B		G5-4-3 1-2f	5	1	3	0	0	0	1
Charlie Neal, R (1, 4) OBP: 0.336, SLG: 0.392 Rod Kanehl, R (7, 4) OBP: 0.392, SLG: 0.458	F8			FC4-6 BLK 1-2f		FC5-4 BB 1-2	K			2 1	0 0	0 0	0 0	1 0	0 1	1 2
Felix Mantilla, R (1, 5) OBP: 0.321, SLG: 0.406	F7			F8		FC5-4 2B 1-2f 2-3	P4			4	1	0	0	0	0	5
Gene Woodling, L (1, 7) OBP: 0.412, SLG: 0.448		K		K 1-2		F5		4-3		4	0	0	0	0	2	3
Marv Throneberry, L (1, 3) OBP: 0.325, SLG: 0.344		3-1			1-3	2B 1-H 3-H		PB BB		3	0	1	2	1	0	0
Joe Christopher, R (1, 8) OBP: 0.277, SLG: 0.329		K			K	P6		P6 1-2		4	0	0	0	0	2	2
Elio Chacon, R (1, 6) OBP: 0.365, SLG: 0.296			K		BB 1B		WP BB SF7 1B	1-3		4	1	2	0	0	1	1
Chris Cannizzaro, R (1, 2) OBP: 0.364, SLG: 0.257			F8		1-2 BB		1-3 1B BB		G5-4-3 1B	2	0	1	0	2	0	0
Bob Miller, R (1, 1) OBP: 0.238, SLG: 0.333 Dave Hillman, R (5, 1) Frank Thomas, R (5, PH) OBP: 0.344, SLG: 0.510 Bob Moorhead, R (6, 1) Jim Hickman, R (7, PH) OBP: 0.341, SLG: 0.453 Vinegar Bend Mizell, R (8, 1) PBP: 0.200, SLG: 0.143 Gil Hodges, R (9, PH) OBP: 0.353, SLG: 0.559			4-3		6-3		SF7 3-H		K	1 0 1 0 0 0 1	0 0 0 0 0 0 0	0 0 0 0 1 0 0	0 0 0 0 0 0 0	0 0 0 0 0 0 1	0 0 2 0 0 0 1	0 0 0 0 0 0 1
Inning Stats	R: 0 H: 0 E: 0 LOB: 0 K: 0 BB: 0 S: 3 P: 3	R: 0 H: 0 E: 0 LOB: 0 K: 2 BB: 0 S: 7 P: 7	R: 0 H: 0 E: 0 LOB: 0 K: 1 BB: 0 S: 5 P: 5	R: 0 H: 1 E: 0 LOB: 1 K: 1 BB: 0 S: 6 P: 6	R: 0 H: 1 E: 0 LOB: 2 K: 1 BB: 1 S: 6 P: 10	R: 2 H: 2 E: 0 LOB: 1 K: 0 BB: 1 S: 5 P: 9	R: 1 H: 2 E: 0 LOB: 2 K: 1 BB: 1 S: 7 P: 11	R: 0 H: 0 E: 0 LOB: 1 K: 0 BB: 1 S: 3 P: 7	R: 0 H: 1 E: 0 LOB: 0 K: 1 BB: 0 S: 5 P: 5	1B: 6 2B: 1 3B: 0 HR: 0	SF: 1 SAC: 0 DP: 1 HBP: 0			WP: 1 PB: 1 SB: 0 CS: 0	PA: 37		

PITCHER	IP	WLS	BF	H	R	ER	SO	BB	IBB	HBP	BLK	WP	HR	S	P	ERA	WHIP
Jim Golden, R (1, 1) ERA: 2.58	9.0	W	37	7	3	3	7	4	0	0	1	1	0	47	63	3.00	1.222

PITCHER	IP	WLS	BF	H	R	ER	SO	BB	IBB	HBP	BLK	WP	HR	S	P	ERA	WHIP

BOTTOM

Houston Colt 45's @ New York Mets

Polo Grounds, New York, NY

Fri Jun 22 1962, 7:05 PM EDT

Att. 11,484 - Cloudy - 67 F

livebaseballscorecards.com

AB	32
R	3
H	7
RBI	3
BB	4
SO	7
LOB	18

Batter	1	2	3	4	5	6	7	8	9	AB	R	H	RBI	BB	SO	LOB
Al Spangler, L (1, 7) OBP: 0.377, SLG: 0.372	HR	P6			4-3		1B		L7	5	1	2	1	0	0	2
Billy Goodman, L (1, 4) OBP: 0.317, SLG: 0.289	F9		L9		1-3		F7		6-3	5	0	0	0	0	0	2
Roman Mejias, R (1, 9) OBP: 0.329, SLG: 0.541	F7		5-3			6-3	F8			3	0	0	0	0	0	0
Jim Pendleton, R (6, 9) OBP: 0.301, SLG: 0.440										1	0	0	0	0	0	2
Norm Larker, L (1, 3) OBP: 0.365, SLG: 0.395	HBP		BB FC6-4			G3	1-3			1	0	0	0	1	0	0
Pidge Browne, L (6, 3) OBP: 0.364, SLG: 0.433										1	0	0	0	0	0	2
Carl Warwick, R (1, 8) OBP: 0.318, SLG: 0.417	F8		FC6-4 1-2f			E8 1B		6-3		3	1	1	0	0	0	2
Jim Busby, R (6, 8) OBP: 0.333, SLG: 0.200										1	0	0	0	0	0	0
Merritt Ranew, L (1, 2) OBP: 0.302, SLG: 0.449		3B		4-3		1B 2-H 1B		F9		4	0	2	1	0	0	0
Bob Aspromonte, R (1, 5) OBP: 0.359, SLG: 0.399		L5		L4-3 1B		1-2 1B		2B		4	0	3	0	0	0	1
Bobby Tiefenauer, R (8, 1)										0	0	0	0	0	0	0
Bob Lillis, R (1, 6) OBP: 0.276, SLG: 0.260		BB		L4-3 1-2		6-3		F8		2	0	0	0	1	0	3
John Anderson, R (6, 1)										0	0	0	0	0	0	0
Hal Smith, R (8, PH) OBP: 0.290, SLG: 0.397										1	0	0	0	0	0	1
(8, 5)																
Ken Johnson, R (1, 1) OBP: 0.065, SLG: 0.065		P6			F8		BB 1B		P6	1	0	0	0	0	0	2
Dean Stone, L (3, 1) OBP: 0.294, SLG: 0.250										1	0	0	0	0	0	0
Don Buddin, R (6, 6) OBP: 0.354, SLG: 0.354										1	0	0	0	1	0	0
Inning Stats	R: 1 E: 0 K: 0 S: 4 H: 1 LOB: 1 BB: 0 P: 5	R: 0 E: 0 K: 0 S: 4 H: 1 LOB: 2 BB: 1 P: 8	R: 0 E: 0 K: 0 S: 3 H: 0 LOB: 1 BB: 1 P: 7	R: 0 E: 0 K: 0 S: 3 H: 1 LOB: 0 BB: 0 P: 3	R: 0 E: 0 K: 0 S: 3 H: 0 LOB: 0 BB: 0 P: 3	R: 1 E: 1 K: 0 S: 6 H: 3 LOB: 2 BB: 0 P: 6	R: 0 E: 0 K: 0 S: 4 H: 1 LOB: 2 BB: 1 P: 8	R: 0 E: 0 K: 0 S: 4 H: 1 LOB: 1 BB: 0 P: 4	R: 0 E: 0 K: 0 S: 3 H: 0 LOB: 0 BB: 0 P: 3	1B: 5 2B: 2 3B: 1 HR: 1 SF: 0 SAC: 0 DP: 1 HBP: 1	WP: 0 PB: 0 SB: 0 CS: 0 PA: 38					

PITCHER	IP	WLS	BF	H	R	ER	SO	BB	IBB	HBP	BLK	WP	HR	S	P	ERA	WHIP
Jay Hook, R (1, 1) ERA: 5.72	9.0	W	38	8	2	2	0	3	0	1	0	0	1	34	47	2.00	1.222

PITCHER	IP	WLS	BF	H	R	ER	SO	BB	IBB	HBP	BLK	WP	HR	S	P	ERA	WHIP

TOP

Houston Colt 45's @ New York Mets

Polo Grounds, New York, NY

Sat Jun 23 1962, 3:33 AM EDT

Att. 6,425 - Cloudy

livebaseballscorecards.com

AB	34
R	2
H	8
RBI	2
BB	3
SO	0
LOB	17

Batter	1	2	3	4	5	6	7	8	9	AB	R	H	RBI	BB	SO	LOB
Richie Ashburn, L (1, 9) OBP: 0.430, SLG: 0.508	2B 1B 1B		1-H HR	IHR	K 1-2			BB 1B E 6-3 1-2		4	4	3	3	1	1	1
Charlie Neal, R (1, 4) OBP: 0.341, SLG: 0.403	1-3 1B 2B		F7	E FC6-4 2B	F8			BB 6-3 1B 1-2 2-3		4	2	2	0	1	0	1
Felix Mantilla, R (1, 5) OBP: 0.323, SLG: 0.404	F9		BB 3B BB	E1 FC6-4 2-3		G3-6-3 1B		SF7 3-H		3	1	1	1	1	0	3
Frank Thomas, R (1, 7) OBP: 0.346, SLG: 0.508 Jim Hickman, R (8, 7) OBP: 0.344, SLG: 0.457	G4-6-3 2-H 3-H 1B		1-2 3B BB	FC6-4 1-2f 3-H		K		6-3 1-2 2-3 1B		3 1	1 0	1 1	3 0	1 0	1 0	2 0
Marv Throneberry, L (1, 3) OBP: 0.322, SLG: 0.360 Gil Hodges, R (8, 3) OBP: 0.350, SLG: 0.553	G4-6-3 1-2f		1-H 2-H 2B 3B	F9		G3-6-3 1-2f		6-3 1-2 2-3 3-H		4 1	1 0	1 0	2 1	0 0	0 0	3 2
Sammy Taylor, L (1, 2) OBP: 0.293, SLG: 0.252		4-3	E 2B 3-H	K			1B	F9		5	1	2	1	0	1	3
Joe Christopher, R (1, 8) OBP: 0.276, SLG: 0.360		6-3	4-3	HR			P6			4	1	1	1	0	0	1
Elio Chacon, R (1, 6) OBP: 0.367, SLG: 0.300		5-3	E7 2-H 1B	FC1-6 1B			6-3			4	0	2	1	0	0	0
Jay Hook, L (1, 1) OBP: 0.313, SLG: 0.290		HR 1B 1-3	FC1-6 WP 1-2f					E BB SF7 1B		4	2	2	0	0	0	2
Inning Stats	R: 2 H: 3 E: 0 LOB: 0 K: 0 BB: 0 S: 5 P: 5	R: 0 H: 0 E: 0 LOB: 0 K: 0 BB: 0 S: 3 P: 3	R: 6 H: 5 E: 1 LOB: 1 K: 0 BB: 2 S: 8 P: 16	R: 2 H: 2 E: 1 LOB: 1 K: 1 BB: 0 S: 8 P: 8	R: 1 H: 2 E: 0 LOB: 1 K: 1 BB: 0 S: 7 P: 7	R: 0 H: 1 E: 0 LOB: 0 K: 1 BB: 0 S: 5 P: 5	R: 0 H: 1 E: 0 LOB: 0 K: 0 BB: 0 S: 3 P: 3	R: 2 H: 2 E: 1 LOB: 2 K: 0 BB: 2 S: 5 P: 13		1B: 9 SF: 1 2B: 3 SAC: 0 3B: 1 DP: 2 HR: 3 HBP: 0						

PITCHER		IP	WLS	BF	H	R	ER	SO	BB	IBB	HBP	BLK	WP	HR	S	P	ERA	WHIP
Ken Johnson, R ERA: 3.57	(1, 1)	2.1	L	14	6	7	7	0	2	0	0	0	0	1	12	20	27.00	3.429
Dean Stone, L ERA: 4.47	(3, 1)	2.2		15	6	4	4	2	0	0	0	0	1	1	19	19	13.50	2.250
John Anderson, R ERA: 4.13	(6, 1)	2.0		6	2	0	0	1	0	0	0	0	0	0	8	8	0.00	1.000
Bobby Tiefenauer, R ERA: 4.79	(8, 1)	1.0		7	2	2	2	0	2	0	0	0	0	0	5	13	18.00	4.000

PITCHER	IP	WLS	BF	H	R	ER	SO	BB	IBB	HBP	BLK	WP	HR	S	P	ERA	WHIP

BOTTOM

Houston Colt 45's @ New York Mets

Polo Grounds, New York, NY

Sat Jun 23 1962, 3:33 AM EDT

Att. 6,425 - Cloudy

livebaseballscorecards.com

AB	37
R	13
H	16
RBI	13
BB	4
SO	3
LOB	18

WP: 1 PA: 42
PB: 0
SB: 0
CS: 0

Batter	1	2	3	4	5	6	7	8	9	AB	R	H	RBI	BB	SO	LOB
Al Spangler, L (1, 7) OBP: 0.370, SLG: 0.364	S S S 0-3 ① **K**		x 0-0 ② F2		x 0-0 ② F3		x 0-0 ③ P6			4	0	0	0	0	1	0
Joey Amalfitano, R (1, 4) OBP: 0.313, SLG: 0.297	x 0-0 ② 5-3		x 0-0 ③ G3		x 0-0 FC5-4 1B			x 0-0 ① 1-3		4	0	1	0	0	0	0
Roman Mejias, R (1, 9) OBP: 0.331, SLG: 0.551	x 0-0 BB 1B			x 0-0 HR	x 0-0 ③ FC5-4 1-2f			x 0-0 ② P4		4	1	2	1	0	0	1
Norm Larker, L (1, 3) OBP: 0.371, SLG: 0.404	B B B B 4-0 **BB** 1-2			x 0-0 2B 3-1 1B		x 0-0 2B		x 0-0 ③ 4-3		3	1	2	0	1	0	0
Carl Warwick, R (1, 8) OBP: 0.317, SLG: 0.419	x 0-0 ③ F8			x 0-0 3-1 1B 2B 1-3		x 0-0 ① 6-3			x 0-0 ① L8	4	1	1	0	0	0	3
Merritt Ranew, L (1, 2) OBP: 0.294, SLG: 0.437		x 0-0 ① 4-1		x 0-0 ① 3-1 2-3 3-H		x 0-0 ② F8			x 0-0 ② 3-1	4	0	0	1	0	0	2
Bob Aspromonte, R (1, 5) OBP: 0.361, SLG: 0.401		x 0-0 ② 6-3		x 0-0 CS 1B 3-H		x 0-0 ③ 3-1			x 0-0 1B	4	0	2	1	0	0	1
Bob Lillis, R (1, 6) OBP: 0.271, SLG: 0.255		x 0-0 ③ P4		x 0-0 ② ③ F7 1-2			x 0-0 ① F8		x 0-0 ③ 5-3	4	0	0	0	0	0	2
Hal Woodeshick, R (1, 1)			S S S 0-3 ① **K**		x 0-0 ① 1-3		S S S 0-3 ② **K**			3	0	0	0	0	2	0
Don McMahon, R (9, 1)										0	0	0	0	0	0	0
Inning Stats	R: 0 H: 1 E: 0 LOB: 2 K: 1 BB: 1 S: 6 P: 10	R: 0 H: 0 E: 0 LOB: 0 K: 0 BB: 0 S: 3 P: 3	R: 0 H: 0 E: 0 LOB: 0 K: 1 BB: 0 S: 5 P: 5	R: 3 H: 4 E: 0 LOB: 0 K: 0 BB: 0 S: 6 P: 6	R: 0 H: 1 E: 0 LOB: 1 K: 0 BB: 0 S: 4 P: 4	R: 0 H: 1 E: 0 LOB: 1 K: 0 BB: 0 S: 4 P: 4	R: 0 H: 0 E: 0 LOB: 0 K: 1 BB: 0 S: 5 P: 5	R: 0 H: 0 E: 0 LOB: 0 K: 0 BB: 0 S: 3 P: 3	R: 0 H: 1 E: 0 LOB: 1 K: 0 BB: 0 S: 4 P: 4	1B: 5 SF: 0 2B: 2 SAC: 0 3B: 0 DP: 0 HR: 1 HBP: 0						

PITCHER	IP	WLS	BF	H	R	ER	SO	BB	IBB	HBP	BLK	WP	HR	S	P	ERA	WHIP
Cal McLish, R (1, 1) ERA: 4.69	5.0		22	7	3	3	2	1	0	0	0	0	1	25	29	5.40	1.600
Dallas Green, R (6, 1) ERA: 3.7	4.0	W	13	1	0	0	1	0	0	0	0	0	0	15	15	0.00	0.250

PITCHER	IP	WLS	BF	H	R	ER	SO	BB	IBB	HBP	BLK	WP	HR	S	P	ERA	WHIP

TOP

Houston Colt 45's @ Philadelphia Phillies

Connie Mack Stadium, Philadelphia, PA

Mon Jun 25 1962, 7:05 PM EDT

Att. 8,087 - Unknown - 84 F

livebaseballscorecards.com

AB	34
R	3
H	8
RBI	3
BB	1
SO	3
LOB	9

1B: 5	SF: 0	WP: 0	PA: 35
2B: 2	SAC: 0	PB: 0	
3B: 0	DP: 0	SB: 0	
HR: 1	HBP: 0	CS: 1	

Batter	1	2	3	4	5	6	7	8	9	AB	R	H	RBI	BB	SO	LOB
Tony Taylor, R (1, 4) OBP: 0.371, SLG: 0.391	S S S 0-3 K ①		x 0-0 2-H 1B		x 0-0 1-2 3-H 1B		B B B B 4-0 1-2 FC6-4 BB		x 0-0 2-H 1B	4	0	3	3	1	1	0
Johnny Callison, L (1, 9) OBP: 0.376, SLG: 0.496	S S S 0-3 K ②		S S S 0-3 K ②		S S S 0-3 K ②		S S S 0-3 K ②			4	0	0	0	0	4	5
Ted Savage, R (1, 7) OBP: 0.378, SLG: 0.413	x 0-0 L9 ③		x 0-0 1-3 ③		x 0-0 4-3 ③		x 0-0 FC6-4 ③ 1-2f			4	0	0	0	0	0	5
Roy Sievers, R (1, 3) OBP: 0.329, SLG: 0.399		x 0-0 E 2B		x 0-0 P4 ①		x 0-0 E5 G6-4-3		x 0-0 6-3 ①		4	1	1	0	0	0	0
Don Demeter, R (1, 5) OBP: 0.355, SLG: 0.520		x 0-0 E8 G6-4-3 2-H 1B		x 0-0 6-3 ②		x 0-0 ① G6-4-3 ② 1-2f		x 0-0 1B		4	0	2	0	0	0	1
Tony Gonzalez, L (1, 8) OBP: 0.383, SLG: 0.493		x 0-0 F9 ①		S S S 0-3 K ③		B B B 4-0 BB		S S S 0-3 K ②		3	0	0	0	1	2	2
Sammy White, R (1, 2) OBP: 0.234, SLG: 0.350		x 0-0 G6-4-3 ② ③ 1-2f			x 0-0 WP 1-3 1B 1B	x 0-0 F9 ③		x 0-0 F2 ③		4	1	1	0	0	0	3
Bobby Wine, R (1, 6) OBP: 0.248, SLG: 0.298			x 0-0 SH2-4 1B 1B		x 0-0 ① 1-3 1-2		x 0-0 ① 5-3		x 0-0 SH3-4 1B 1B	4	2	2	0	0	0	1
Cal McLish, S (1, 1) OBP: 0.200, SLG: 0.091 Dallas Green, L (6, 1) OBP: 0.333, SLG: 0.111			x 0-0 SH2-4 ① 1-2		B B B 4-0 1B 2-3 BB		B B B 4-0 BB BB		x 0-0 ① SH3-4 1-2	0 0	0 0	0 0	0 0	1 1	0 0	0 0
Inning Stats	R: 0 E: 0 K: 2 S: 7 H: 0 LOB: 0 BB: 0 P: 7	R: 1 E: 1 K: 0 S: 4 H: 2 LOB: 0 BB: 0 P: 4	R: 1 E: 0 K: 1 S: 7 H: 2 LOB: 1 BB: 0 P: 7	R: 0 E: 0 K: 1 S: 5 H: 0 LOB: 0 BB: 0 P: 5	R: 1 E: 0 K: 1 S: 7 H: 2 LOB: 2 BB: 1 P: 11	R: 0 E: 1 K: 0 S: 3 H: 0 LOB: 1 BB: 1 P: 7	R: 0 E: 0 K: 1 S: 5 H: 0 LOB: 2 BB: 2 P: 13	R: 0 E: 0 K: 1 S: 6 H: 1 LOB: 1 BB: 0 P: 6	R: 1 E: 0 K: 0 S: 3 H: 2 LOB: 1 BB: 0 P: 3	1B: 8 2B: 1 3B: 0 HR: 0	SF: 0 SAC: 2 DP: 2 HBP: 0						

PITCHER	IP	WLS	BF	H	R	ER	SO	BB	IBB	HBP	BLK	WP	HR	S	P	ERA	WHIP
Hal Woodeshick, L (1, 1) ERA: 3.97	8.0	L	35	8	4	3	7	4	0	0	0	1	0	45	61	3.38	1.500
Don McMahon, R (9, 1) ERA: 1.35	0.1		2	1	0	0	0	0	0	0	0	0	0	2	2	0.00	3.000

PITCHER	IP	WLS	BF	H	R	ER	SO	BB	IBB	HBP	BLK	WP	HR	S	P	ERA	WHIP

BOTTOM

Houston Colt 45's @ Philadelphia Phillies

Connie Mack Stadium, Philadelphia, PA

Mon Jun 25 1962, 7:05 PM EDT

Att. 8,087 - Unknown - 84 F

livebaseballscorecards.com

AB	31
R	4
H	9
RBI	3
BB	4
SO	7
LOB	17

1B: 8	SF: 0	WP: 1	PA: 37
2B: 1	SAC: 2	PB: 0	
3B: 0	DP: 2	SB: 0	
HR: 0	HBP: 0	CS: 0	

Batter	1	2	3	4	5	6	7	8	9	AB	R	H	RBI	BB	SO	LOB
Al Spangler, L (1, 7) OBP: 0.368, SLG: 0.358	BBBB 4-0 G4-6-3 BB	x 0-0 ① F8	x 0-0 ① F8	x 0-0 ① F8		x 0-0 ② 3-1				3	0	0	0	1	0	0
Joey Amalfitano, R (1, 4) OBP: 0.312, SLG: 0.293	x 0-0 ①② G4-6-3 1-2f	x 0-0 ② 5-3	x 0-0 ② 1-3	BBBB 4-0 E BB						3	0	0	0	1	0	1
Roman Mejias, R (1, 9) OBP: 0.333, SLG: 0.549	x 0-0 WP S 1B	x 0-0 ③ F8	H 1-0 HBP	x 0-0 E6 1-3						3	0	1	0	0	0	1
Norm Larker, L (1, 3) OBP: 0.369, SLG: 0.398 Jim Busby, R (8, PR) OBP: 0.333, SLG: 0.200 (8, 8)	x 0-0 ③ 4-3 1-3	x 0-0 ① 4-3	x 0-0 ③ 3-1	BBBB 4-0 BB						3 0	0 0	0 0	0 0	1 0	0 0	2 0
Carl Warwick, R (1, 8) OBP: 0.317, SLG: 0.417 Pidge Browne, L (8, PH) OBP: 0.359, SLG: 0.426 (8, 3)	x 0-0 FC6-4 3-1 1B	SSS 0-3 ② K	x 0-0 ① 6-3	x 0-0 ③ G3						3 1	0 0	1 0	0 0	0 0	1 0	0 3
Merritt Ranew, L (1, 2) OBP: 0.287, SLG: 0.426	x 0-0 ① 3-1 1-2	SSS 0-3 ③ K	x 0-0 ② 1-3					x 0-0 ① F9		4	0	0	0	0	1	1
Bob Aspromonte, R (1, 5) OBP: 0.368, SLG: 0.399	BBBB 4-0 FC6-4 BB		BBBB 4-0 G6-4-3 BB			BBBB 4-0 FC6-4 BB			x 0-0 ② P4	1	0	0	0	3	0	0
Bob Lillis, R (1, 6) OBP: 0.268, SLG: 0.251 Jim Pendleton, R (9, PH) OBP: 0.299, SLG: 0.438	x 0-0 ② FC6-4 FC6-4 1-2f 2-3	x 0-0 ①② G6-4-3 1-2f	x 0-0 ③ FC6-4 1-2f				SSS 0-3 ③ K			3 1	0 0	0 0	0 0	0 1	0 0	4 0
Turk Farrell, R (1, 1) OBP: 0.167, SLG: 0.267 Billy Goodman, L (8, PH) OBP: 0.313, SLG: 0.286 Don McMahon, R (8, 1)	x 0-0 ③ FC6-4 1-2f	x 0-0 ③ 5-3				x 0-0 ① F8				2 1 0	0 0 0	0 0 0	0 0 0	0 0 0	0 0 0	2 0 0
Inning Stats	R: 0 H: 1 E: 0 LOB: 1 K: 0 BB: 1 S: 3 P: 7	R: 0 H: 1 E: 0 LOB: 2 K: 0 BB: 1 S: 4 P: 8	R: 0 H: 0 E: 0 LOB: 0 K: 0 BB: 0 S: 3 P: 3	R: 0 H: 0 E: 0 LOB: 0 K: 2 BB: 0 S: 7 P: 7	R: 0 H: 0 E: 0 LOB: 0 K: 0 BB: 1 S: 2 P: 6	R: 0 H: 0 E: 0 LOB: 1 K: 0 BB: 0 S: 3 P: 4	R: 0 H: 0 E: 0 LOB: 1 K: 0 BB: 1 S: 3 P: 7	R: 0 H: 0 E: 1 LOB: 3 K: 0 BB: 2 S: 4 P: 12	R: 0 H: 0 E: 0 LOB: 0 K: 1 BB: 0 S: 5 P: 5	1B: 2 SF: 0 2B: 0 SAC: 0 3B: 0 DP: 2 HR: 0 HBP: 1						

PITCHER	IP	WLS	BF	H	R	ER	SO	BB	IBB	HBP	BLK	WP	HR	S	P	ERA	WHIP
Jack Hamilton, R (1, 1) ERA: 4.97	9.0	W	35	2	0	0	3	6	0	1	0	1	0	34	59	0.00	0.889

PITCHER	IP	WLS	BF	H	R	ER	SO	BB	IBB	HBP	BLK	WP	HR	S	P	ERA	WHIP

TOP

Houston Colt 45's @ Philadelphia Phillies

Connie Mack Stadium, Philadelphia, PA

Tue Jun 26 1962, 7:05 PM EDT

Cloudy - 85 F

livebaseballscorecards.com

AB	28
R	0
H	2
RBI	0
BB	6
SO	3
LOB	14

WP: 1 PA: 35
PB: 0
SB: 1
CS: 0

Batter	1	2	3	4	5	6	7	8	9	AB	R	H	RBI	BB	SO	LOB
Tony Taylor, R (1, 4) OBP: 0.372, SLG: 0.388	S S S 0-3 ① K		B B B B 4-0 FC5-4 BB		x 0-0 ③ F9			B B B B 4-0 P4 BB		2	0	0	0	2	1	0
Johnny Callison, L (1, 9) OBP: 0.371, SLG: 0.489	x 0-0 ② F7		x 0-0 ① F8			x 0-0 ① 4-3		x 0-0 ②③ P4 1-2		4	0	0	0	0	0	2
Tony Gonzalez, L (1, 8) OBP: 0.379, SLG: 0.487	x 0-0 ③ L8		S S S 0-3 ② K			x 0-0 ② F8				3	0	0	0	0	1	1
Wes Covington, L (1, 7) OBP: 0.307, SLG: 0.401 Jacke Davis, R (9, 7) OBP: 0.277, SLG: 0.323		x 0-0 ① P6	x 0-0 ③ FC5-4 1-2f			x 0-0 ③ 3-1				3 0	0 0	0 0	0 0	0 0	0 0	1 0
Clay Dalrymple, L (1, 2) OBP: 0.432, SLG: 0.422		x 0-0 1B 2B		x 0-0 ① F7			x 0-0 ① P5			3	1	1	0	0	0	0
Don Demeter, R (1, 5) OBP: 0.355, SLG: 0.518		x 0-0 FC6-4 1B WP 2-H 1B		x 0-0 ② F7			x 0-0 ② F7			3	1	1	1	0	0	0
Frank Torre, L (1, 3) OBP: 0.409, SLG: 0.365		x 0-0 FC6-4 1-2 1B		x 0-0 ③ G3			B B B B 4-0 BB			2	0	1	0	1	0	0
Bobby Wine, R (1, 6) OBP: 0.242, SLG: 0.291		x 0-0 ② FC6-4 1-2f 2-3			x 0-0 ① P4		x 0-0 ③ F9			3	0	0	0	0	0	3
Jack Hamilton, R (1, 1) OBP: 0.129, SLG: 0.069		x 0-0 ③ F8 3-H			x 0-0 ② 5-3			S S S 0-3 ① K		3	0	0	0	0	1	1
Inning Stats	R: 0 E: 0 K: 1 S: 5 H: 0 LOB: 0 BB: 0 P: 5	R: 2 E: 0 K: 0 S: 6 H: 3 LOB: 1 BB: 0 P: 6	R: 0 E: 0 K: 1 S: 5 H: 0 LOB: 1 BB: 1 P: 9	R: 0 E: 0 K: 0 S: 3 H: 0 LOB: 0 BB: 0 P: 3	R: 0 E: 0 K: 0 S: 3 H: 0 LOB: 0 BB: 0 P: 3	R: 0 E: 0 K: 0 S: 3 H: 0 LOB: 0 BB: 0 P: 3	R: 0 E: 0 K: 0 S: 3 H: 0 LOB: 1 BB: 1 P: 7	R: 0 E: 0 K: 1 S: 4 H: 0 LOB: 1 BB: 1 P: 8		1B: 2 2B: 1 3B: 0 HR: 0	SF: 0 SAC: 0 DP: 0 HBP: 0					

PITCHER		IP	WLS	BF	H	R	ER	SO	BB	IBB	HBP	BLK	WP	HR	S	P	ERA	WHIP
Turk Farrell, R ERA: 2.46	(1, 1)	7.0	L	26	3	2	2	2	2	0	0	0	1	0	28	36	2.57	0.714
Don McMahon, R ERA: 1.3	(8, 1)	1.0		3	0	0	0	1	1	0	0	0	0	0	4	8	0.00	1.000

PITCHER	IP	WLS	BF	H	R	ER	SO	BB	IBB	HBP	BLK	WP	HR	S	P	ERA	WHIP

BOTTOM

Houston Colt 45's @ Philadelphia Phillies

Connie Mack Stadium, Philadelphia, PA

Tue Jun 26 1962, 7:05 PM EDT

Cloudy - 85 F

livebaseballscorecards.com

AB	26
R	2
H	3
RBI	1
BB	3
SO	3
LOB	8

1B: 2 SF: 0
2B: 1 SAC: 0
3B: 0 DP: 0
HR: 0 HBP: 0

WP: 1 PA: 29
PB: 0
SB: 0
CS: 0

Batter	1	2	3	4	5	6	7	8	9	AB	R	H	RBI	BB	SO	LOB
Bob Lillis, R (1, 6) OBP: 0.272, SLG: 0.256	0-0 1B		0-0 L4 ③			0-0 FC6 1B		0-0 P3 ②		4	0	2	0	0	0	1
Al Spangler, L (1, 7) OBP: 0.366, SLG: 0.352	0-3 K ①			0-0 L9 ①		0-0 FC6 ③ 1-2f		4-0 BB		3	0	0	0	1	1	2
Roman Mejias, R (1, 9) OBP: 0.329, SLG: 0.541 Bobby Tiefenauer, R (8, 1)	0-3 K ②			0-3 K ②			0-0 F8 ①	0-0 F7 ③		4 0	0 0	0 0	0 0	0 0	2 0	3 0
Norm Larker, L (1, 3) OBP: 0.363, SLG: 0.391	0-0 G3 ③			0-0 P6 ③			0-0 F7 ②		0-0 3-1 ①	4	0	0	0	0	0	1
Hal Smith, R (1, 2) (6, 5) OBP: 0.289, SLG: 0.393		0-3 K ①			0-0 F7 ①		0-0 5-3 ③		0-0 HR 1B	4	1	1	0	0	1	0
Carl Warwick, R (1, 8) OBP: 0.320, SLG: 0.433		0-0 F9 ②			0-3 K ②			0-0 3B 1B	0-0 1-H HR	4	2	2	2	0	1	0
Bob Aspromonte, R (1, 5) OBP: 0.365, SLG: 0.395 Merritt Ranew, L (6, 2) OBP: 0.284, SLG: 0.420		0-0 6-3 ③			0-0 F9 ③			0-3 K ①	0-0 F8 ②	2 2	0 0	0 0	0 0	0 0	0 1	0 1
Joey Amalfitano, R (1, 4) OBP: 0.309, SLG: 0.291 Russ Kemmerer, R (6, 1) OBP: 0.667, SLG: 0.500 Jim Pendleton, R (8, PH) OBP: 0.302, SLG: 0.449 (8, 9)			0-0 F8 ①			0-0 L8 ①		0-0 2B 3B 1-H	0-0 L8 ③	2 0 2	0 0 1	0 0 1	0 0 1	0 0 0	0 0 0	0 0 0
Jim Golden, L (1, 1) OBP: 0.200, SLG: 0.367 Dave Giusti, R (4, 1) OBP: 0.318, SLG: 0.300 Billy Goodman, L (6, PH) OBP: 0.318, SLG: 0.304 (6, 4)			0-0 2-3 ②			0-0 G3 ②		0-0 2B 3-H		1 0 2	0 0 0	0 0 1	0 0 1	0 0 0	0 0 0	0 0 0
Inning Stats	R: 0 E: 0 K: 2 S: 8 H: 1 LOB: 1 BB: 0 P: 8	R: 0 E: 0 K: 1 S: 5 H: 0 LOB: 0 BB: 0 P: 5	R: 0 E: 0 K: 0 S: 3 H: 0 LOB: 0 BB: 0 P: 3	R: 0 E: 0 K: 1 S: 5 H: 0 LOB: 0 BB: 0 P: 5	R: 0 E: 0 K: 1 S: 5 H: 0 LOB: 0 BB: 0 P: 5	R: 0 E: 0 K: 0 S: 4 H: 1 LOB: 1 BB: 0 P: 4	R: 0 E: 0 K: 0 S: 3 H: 0 LOB: 0 BB: 0 P: 3	R: 2 E: 0 K: 1 S: 8 H: 3 LOB: 2 BB: 1 P: 12	R: 2 E: 0 K: 0 S: 5 H: 2 LOB: 0 BB: 0 P: 5	1B: 4 2B: 1 3B: 1 HR: 1 SF: 0 SAC: 0 DP: 0 HBP: 0						

PITCHER		IP	WLS	BF	H	R	ER	SO	BB	IBB	HBP	BLK	WP	HR	S	P	ERA	WHIP
Art Mahaffey, R ERA: 3.96	(1, 1)	9.0	W	35	7	4	4	6	1	0	0	0	0	1	46	50	4.00	0.889

PITCHER	IP	WLS	BF	H	R	ER	SO	BB	IBB	HBP	BLK	WP	HR	S	P	ERA	WHIP

TOP

Houston Colt 45's @ Philadelphia Phillies

Connie Mack Stadium, Philadelphia, PA

Tue Jun 26 1962, 7:05 PM EDT
Att. 18,707 - Cloudy - 80 F

livebaseballscorecards.com

AB	34
R	4
H	7
RBI	4
BB	1
SO	6
LOB	8

WP: 0 PA: 35
PB: 0
SB: 0
CS: 0

Batter	1	2	3	4	5	6	7	8	9	AB	R	H	RBI	BB	SO	LOB
Tony Taylor, R (1, 4) OBP: 0.371, SLG: 0.386	E6 1B S G6-3		F7 2-H 1B	FC6-4 1-2f			5-3			4	1	1	1	0	0	1
Johnny Callison, L (1, 9) OBP: 0.369, SLG: 0.485	G6-3 1-3 1B		F7 1-2		P5		F7			4	0	1	0	0	0	1
Tony Gonzalez, L (1, 8) OBP: 0.377, SLG: 0.480	G6-3 1-2f 3-H		K S S S		BBBB S 2B BB		F9			3	1	0	0	1	1	2
Roy Sievers, R (1, 3) OBP: 0.332, SLG: 0.406 Frank Torre, L (9, 3) OBP: 0.409, SLG: 0.365	K S S S			1B 3B 1B	1-H 2B			6-3		4 0	1 0	2 0	1 0	0 0	1 0	0 0
Wes Covington, L (1, 7) OBP: 0.307, SLG: 0.400 Ted Savage, R (6, 7) OBP: 0.376, SLG: 0.410		L4		1-2 3B 1B	P5			6-3		3 1	1 0	1 0	0 0	0 0	0 0	1 0
Don Demeter, R (1, 5) OBP: 0.349, SLG: 0.509		5-3		F8	F7			5-3		4	0	0	0	0	0	3
Clay Dalrymple, L (1, 2) OBP: 0.431, SLG: 0.433		6-3		1-H 2-H 1B 3B		F8				3	1	1	2	0	0	0
Bobby Wine, R (1, 6) OBP: 0.244, SLG: 0.292			SH5-4 1B 1B	F3		4-3				3	1	1	0	0	0	1
Art Mahaffey, R (1, 1) OBP: 0.209, SLG: 0.225			SH5-4 1-2	FC6-4 3-H 1B		6-3				2	0	1	1	0	0	0
Inning Stats	R: 1 H: 1 E: 1 LOB: 0 K: 1 BB: 0 S: 6 P: 6	R: 0 H: 0 E: 0 LOB: 0 K: 0 BB: 0 S: 3 P: 3	R: 1 H: 2 E: 0 LOB: 1 K: 1 BB: 0 S: 7 P: 7	R: 3 H: 4 E: 0 LOB: 1 K: 0 BB: 0 S: 7 P: 7	R: 1 H: 1 E: 0 LOB: 1 K: 0 BB: 1 S: 4 P: 8	R: 0 H: 0 E: 0 LOB: 0 K: 0 BB: 0 S: 3 P: 3	R: 0 H: 0 E: 0 LOB: 0 K: 0 BB: 0 S: 3 P: 3	R: 0 H: 0 E: 0 LOB: 0 K: 0 BB: 0 S: 3 P: 3		1B: 6 SF: 0 2B: 1 SAC: 1 3B: 1 DP: 1 HR: 0 HBP: 0						

PITCHER		IP	WLS	BF	H	R	ER	SO	BB	IBB	HBP	BLK	WP	HR	S	P	ERA	WHIP
Jim Golden, R ERA: 2.9	(1, 1)	3.1	L	16	6	5	4	2	0	0	0	0	0	0	20	20	10.80	1.800
Dave Giusti, R ERA: 6.12	(4, 1)	1.2		8	2	1	1	0	1	0	0	0	0	0	7	11	5.40	1.800
Russ Kemmerer, R ERA: 3.6	(6, 1)	2.0		6	0	0	0	0	0	0	0	0	0	0	6	6	0.00	0.000
Bobby Tiefenauer, R ERA: 4.66	(8, 1)	1.0		3	0	0	0	0	0	0	0	0	0	0	3	3	0.00	0.000

PITCHER	IP	WLS	BF	H	R	ER	SO	BB	IBB	HBP	BLK	WP	HR	S	P	ERA	WHIP

BOTTOM

Houston Colt 45's @ Philadelphia Phillies

Connie Mack Stadium, Philadelphia, PA

Tue Jun 26 1962, 7:05 PM EDT

Att. 18,707 - Cloudy - 80 F

livebaseballscorecards.com

AB	31
R	6
H	8
RBI	5
BB	1
SO	2
LOB	9

WP: 0 PA: 33
PB: 0
SB: 2
CS: 0

Batter	1	2	3	4	5	6	7	8	9	AB	R	H	RBI	BB	SO	LOB
Eddie Kasko, R (1, 6) (3, 5) OBP: 0.281, SLG: 0.319	K		F5		E7 3-H 1B		F9		F8	5	0	1	1	0	1	0
Don Blasingame, L (1, 4) OBP: 0.343, SLG: 0.349	1B 2B		K		K		F5			2	1	1	0	0	1	0
Leo Cardenas, R (3, 6) OBP: 0.315, SLG: 0.374										2	0	0	0	0	1	1
Vada Pinson, L (1, 8) OBP: 0.345, SLG: 0.538	1B HBP			G4-6-3 BB 1B		2B 1B		F9		3	1	2	0	0	0	0
Frank Robinson, R (1, 9) OBP: 0.395, SLG: 0.556	G4-6-3 1-3 2-H 1B			G4-6-3 1-2 BB		1B 1-H 2B		WP BB		2	1	2	2	2	0	0
Gordy Coleman, L (1, 3) OBP: 0.317, SLG: 0.413	G4-6-3 1-2f			G4-6-3 1-2f 2-3		K		1-2 BB		3	0	0	0	1	1	5
Marty Keough, L (1, 7) OBP: 0.396, SLG: 0.424		1-3		4-3		2-H 1B		K		1	0	0	0	0	0	0
Jerry Lynch, L (3, 7) OBP: 0.359, SLG: 0.517										3	0	1	1	0	1	3
Johnny Edwards, L (1, 2) OBP: 0.324, SLG: 0.400		L7			4-3 E 2B	F8		F8		4	1	1	0	0	0	3
Don Zimmer, R (1, 5) (3, 4) OBP: 0.278, SLG: 0.319		K2-3			6-3	4-3			F6	4	0	0	0	0	1	2
Jim O'Toole, S (1, 1) OBP: 0.200, SLG: 0.179			K		4-3 2-3		K		L3	4	0	0	0	0	2	1

Inning Stats	1	2	3	4	5	6	7	8	9	1B: 5	SF: 0	WP: 1	PA: 37
R:	1	0	0	0	1	2	0	0	0	2B: 3	SAC: 0	PB: 0	
E:	0	0	0	0	1	0	0	0	0	3B: 0	DP: 2	SB: 0	
K:	1	1	2	0	1	1	1	1	0	HR: 0	HBP: 1	CS: 0	
S:	6	5	7	3	7	8	5	5	3				
H:	2	0	0	1	2	3	0	0	0				
LOB:	1	0	0	1	1	1	0	0	0				
BB:	0	0	0	1	0	0	0	2	0				
P:	7	5	7	7	7	8	5	13	3				

PITCHER		IP	WLS	BF	H	R	ER	SO	BB	IBB	HBP	BLK	WP	HR	S	P	ERA	WHIP
Ken Johnson, R ERA: 3.71	(1, 1)	6.0	L	26	8	4	4	6	1	0	1	0	0	0	36	41	6.00	1.500
Dave Giusti, R ERA: 5.82	(7, 1)	3.0		11	0	0	0	2	2	0	0	0	1	0	13	21	0.00	0.667

PITCHER	IP	WLS	BF	H	R	ER	SO	BB	IBB	HBP	BLK	WP	HR	S	P	ERA	WHIP

TOP

Cincinnati Reds @ Houston Colt 45's

Colt Stadium, Houston, TX

Fri Jun 29 1962, 8:05 PM EDT

Att. 7,612 - Unknown

livebaseballscorecards.com

AB	33
R	4
H	8
RBI	4
BB	3
SO	8
LOB	15

Batter	1	2	3	4	5	6	7	8	9	AB	R	H	RBI	BB	SO	LOB
Bob Lillis, R (1, 6) OBP: 0.267, SLG: 0.251	6-3		F5			F8			K	4	0	0	0	0	1	0
Joey Amalfitano, R (1, 4) OBP: 0.305, SLG: 0.286	6-3		K			6-3			4-3	4	0	0	0	0	1	0
Roman Mejias, R (1, 9) OBP: 0.334, SLG: 0.547	2B			2-6 1B			6-3 1B		F8	4	0	3	0	0	0	0
Norm Larker, L (1, 3) OBP: 0.359, SLG: 0.386	K			K			F9			3	0	0	0	0	2	3
Bob Cerv, R (1, 7) OBP: 0.217, SLG: 0.150		F4		F9			6-3 1-2			3	0	0	0	0	0	2
Carl Warwick, R (1, 8) OBP: 0.316, SLG: 0.427		K		2-6 1-2	F8		F9			3	0	0	0	0	1	1
Bob Aspromonte, R (1, 5) OBP: 0.364, SLG: 0.395		FC6-4 1B			F9			F4		3	0	1	0	0	0	0
Hal Smith, R (1, 2) OBP: 0.284, SLG: 0.386		FC6-4 1-2f			6-3			6-3		3	0	0	0	0	0	1
Ken Johnson, R (1, 1) OBP: 0.063, SLG: 0.063			K			K		5-3		1	0	0	0	0	1	0
Jim Busby, R (6, PH) OBP: 0.308, SLG: 0.182										1	0	0	0	0	1	0
Dave Giusti, R (7, 1) OBP: 0.304, SLG: 0.286										1	0	0	0	0	0	0
Inning Stats	R: 0 H: 1 E: 0 LOB: 1 K: 1 BB: 0 S: 6 P: 6	R: 0 H: 1 E: 0 LOB: 1 K: 1 BB: 0 S: 6 P: 6	R: 0 H: 0 E: 0 LOB: 0 K: 2 BB: 0 S: 7 P: 7	R: 0 H: 1 E: 0 LOB: 1 K: 1 BB: 0 S: 5 P: 5	R: 0 H: 0 E: 0 LOB: 0 K: 0 BB: 0 S: 3 P: 3	R: 0 H: 0 E: 0 LOB: 0 K: 1 BB: 0 S: 5 P: 5	R: 0 H: 1 E: 0 LOB: 1 K: 0 BB: 0 S: 4 P: 4	R: 0 H: 0 E: 0 LOB: 0 K: 0 BB: 0 S: 3 P: 3	R: 0 H: 0 E: 0 LOB: 0 K: 1 BB: 0 S: 5 P: 5	1B: 3 SF: 0 2B: 1 SAC: 0 3B: 0 DP: 0 HR: 0 HBP: 0						

PITCHER	IP	WLS	BF	H	R	ER	SO	BB	IBB	HBP	BLK	WP	HR	S	P	ERA	WHIP
Jim O'Toole, L (1, 1) ERA: 4.04	9.0	W	31	4	0	0	7	0	0	0	0	0	0	44	44	0.00	0.444

PITCHER	IP	WLS	BF	H	R	ER	SO	BB	IBB	HBP	BLK	WP	HR	S	P	ERA	WHIP

BOTTOM

Cincinnati Reds @ Houston Colt 45's

Colt Stadium, Houston, TX

Fri Jun 29 1962, 8:05 PM EDT

Att. 7,612 - Unknown

livebaseballscorecards.com

AB	30
R	0
H	4
RBI	0
BB	0
SO	7
LOB	7

Batter	1	2	3	4	5	6	7	8	9	AB	R	H	RBI	BB	SO	LOB
Eddie Kasko, R (1, 6) OBP: 0.284, SLG: 0.319	F6		K		HBP		1B			3	1	1	0	0	1	1
Don Blasingame, L (1, 4) OBP: 0.345, SLG: 0.349	G6-3, BB		1B		F9		3-1			3	0	1	0	1	0	3
Vada Pinson, L (1, 8) OBP: 0.344, SLG: 0.534	G6-3		F8		G3		1B			4	0	1	2	0	0	4
Frank Robinson, R (1, 9) OBP: 0.394, SLG: 0.554		F7		G3, 1B		5-3				3	1	1	0	0	0	0
Gordy Coleman, L (1, 3) OBP: 0.313, SLG: 0.408		F7		G3		4-3				3	0	0	0	0	0	1
Marty Keough, L (1, 7) OBP: 0.413, SLG: 0.436		1B		S		BB				2	0	2	1	1	0	0
Johnny Edwards, L (1, 2) OBP: 0.320, SLG: 0.394		K		K		G3				3	0	0	0	0	2	3
Don Zimmer, R (1, 5) OBP: 0.279, SLG: 0.316			L5	K			3-1, 1B, BB			2	1	0	0	1	1	1
Jim Maloney, L (1, 1) OBP: 0.300, SLG: 0.400			1B, 2B		5-3		F6			1	0	1	0	0	0	0
Dave Sisler, R (3, 1)										0	0	0	0	0	0	0
Joe Gaines, R (5, PH) OBP: 0.440, SLG: 0.500										1	0	0	0	0	0	0
Johnny Klippstein, R (5, 1) OBP: 0.222, SLG: 0.125										0	0	0	0	0	0	0
Wally Post, R (7, PH) OBP: 0.346, SLG: 0.509										1	0	0	0	0	0	1
Inning Stats	R: 0 E: 0 K: 0 S: 2 H: 0 LOB: 0 BB: 1 P: 6	R: 0 E: 0 K: 1 S: 6 H: 1 LOB: 1 BB: 0 P: 6	R: 0 E: 0 K: 1 S: 7 H: 2 LOB: 2 BB: 0 P: 7	R: 1 E: 0 K: 2 S: 9 H: 2 LOB: 1 BB: 0 P: 9	R: 0 E: 0 K: 0 S: 3 H: 0 LOB: 1 BB: 0 P: 4	R: 0 E: 0 K: 0 S: 3 H: 0 LOB: 1 BB: 1 P: 7	R: 2 E: 0 K: 0 S: 4 H: 2 LOB: 1 BB: 1 P: 8			1B: 6 2B: 1 3B: 0 HR: 0 SF: 0 SAC: 0 DP: 1 HBP: 1				WP: 0 PB: 0 SB: 1 CS: 0 PA: 30		

PITCHER	IP	WLS	BF	H	R	ER	SO	BB	IBB	HBP	BLK	WP	HR	S	P	ERA	WHIP
Bob Bruce, R (1, 1) ERA: 3.33	7.0	W	30	7	3	3	4	3	0	1	0	0	0	34	47	3.86	1.429

PITCHER	IP	WLS	BF	H	R	ER	SO	BB	IBB	HBP	BLK	WP	HR	S	P	ERA	WHIP

TOP

Cincinnati Reds @ Houston Colt 45's

Colt Stadium, Houston, TX

Sat Jun 30 1962, 8:05 PM EDT

Att. 9,758 - Unknown

livebaseballscorecards.com

AB	26
R	3
H	7
RBI	3
BB	3
SO	4
LOB	14

Batter	1	2	3	4	5	6	7	8	9	AB	R	H	RBI	BB	SO	LOB
Al Spangler, L (1, 7) OBP: 0.373, SLG: 0.367	BBBB 4-0 G6-4-3 WP BB		0-0 1B 3B 0-0 1-2 2-H 3-H 1B		X 0-0 ③ 4-3					3	1	2	2	1	0	1
Billy Goodman, L (1, 4) OBP: 0.326, SLG: 0.317 Joey Amalfitano, R (6, PR) OBP: 0.305, SLG: 0.286 (7, 4)	BBBB 4-0 G6-4-3 1-2 BB		0-3 ① K 0-3 ③ K			X 0-0 6-3 2B 2B				3 0	0 1	1 0	0 0	1 0	2 0	3 0
Roman Mejias, R (1, 9) OBP: 0.337, SLG: 0.547	X 0-0 ① ② G6-4-3 1-2f 2-3		X 0-0 1B SF7 3-H 1B	X 0-0 4-3 1B		X 0-0 ① 6-3 2-3				4	1	2	1	0	0	3
Norm Larker, L (1, 3) OBP: 0.365, SLG: 0.387	BBBB 4-0 BB		X 0-0 SF7 1-3 1B 1B	X 0-0 ① 4-3 1-2		BBBB 4-0 2B BB				2	1	1	0	2	0	1
Carl Warwick, R (1, 8) OBP: 0.315, SLG: 0.431	X 0-0 ③ 4-3		X 0-0 ② SF7 1-2 3-H	X 0-0 ② F8		X 0-0 1-3 3-H 2B				3	0	1	2	0	0	3
Merritt Ranew, L (1, 2) OBP: 0.295, SLG: 0.421		X 0-0 FC1-5 5-3 1B	BBBB 4-0 1B BB BB	X 0-0 ③ F6		4-0 G6-4-3 IBB				2	1	1	0	2	0	1
Bob Aspromonte, R (1, 5) OBP: 0.363, SLG: 0.392		SSS 0-3 ① K	X 0-0 BB 1-3 2-H 1B		SSS 0-3 ① K	X 0-0 ② ③ G6-4-3 1-2f				4	1	1	1	0	2	4
Don Buddin, R (1, 6) OBP: 0.353, SLG: 0.343		X 0-0 ② 5-3 1-2	BBBB 4-0 BB 1B BB		X 0-0 ② 6-3					2	1	0	0	1	0	1
Bob Bruce, R (1, 1) OBP: 0.486, SLG: 0.250		X 0-0 ③ FC1-5 2-3	BBBB 4-0 1B 1-2 2-3 3-H BB		X 0-0 1B					2	0	1	1	1	0	1
Inning Stats	R: 0 H: 0 E: 0 LOB: 2 K: 0 BB: 3 S: 2 P: 14	R: 0 H: 1 E: 0 LOB: 1 K: 1 BB: 0 S: 6 P: 6	R: 6 H: 5 E: 0 LOB: 2 K: 2 BB: 3 S: 12 P: 24	R: 0 H: 1 E: 0 LOB: 1 K: 0 BB: 0 S: 4 P: 4	R: 0 H: 1 E: 0 LOB: 1 K: 1 BB: 0 S: 6 P: 6	R: 1 H: 2 E: 0 LOB: 2 K: 0 BB: 2 S: 4 P: 12				1B: 7 SF: 1 2B: 2 SAC: 0 3B: 1 DP: 2 HR: 0 HBP: 0				WP: 1 PA: 34 PB: 0 SB: 0 CS: 0		

PITCHER		IP	WLS	BF	H	R	ER	SO	BB	IBB	HBP	BLK	WP	HR	S	P	ERA	WHIP
Jim Maloney, R ERA: 7.04	(1, 1)	2.2	L	17	5	6	6	2	5	0	0	0	1	0	16	36	20.25	3.750
Dave Sisler, R ERA: 4.13	(3, 1)	1.1		7	2	0	0	1	1	0	0	0	0	0	8	12	0.00	2.250
Johnny Klippstein, R ERA: 5.12	(5, 1)	2.0		10	3	1	1	1	1	1	0	0	0	0	10	18	4.50	2.000

PITCHER	IP	WLS	BF	H	R	ER	SO	BB	IBB	HBP	BLK	WP	HR	S	P	ERA	WHIP

BOTTOM

Cincinnati Reds @ Houston Colt 45's

Colt Stadium, Houston, TX

Sat Jun 30 1962, 8:05 PM EDT

Att. 9,758 - Unknown

livebaseballscorecards.com

AB	25
R	7
H	10
RBI	7
BB	8
SO	4
LOB	18

Batter	1	2	3	4	5	6	7	8	9	AB	R	H	RBI	BB	SO	LOB
Eddie Kasko, R (1, 6) OBP: 0.283, SLG: 0.317	F7		F7		1B E 1B	F9 2-3 3-H		4-3		5	1	1	0	0	0	1
Don Blasingame, L (1, 4) OBP: 0.347, SLG: 0.350	1B 1B		1-3		E 1-3 1B	K		1-3		5	0	2	0	0	1	1
Vada Pinson, L (1, 8) OBP: 0.341, SLG: 0.527	F7		4-3		E3 1-2 3-H		4-3		S 1B	5	1	1	0	0	0	2
Frank Robinson, R (1, 9) OBP: 0.398, SLG: 0.554	FC4-6 1-2 1B			1-3	4-3		1B 1B		G3 1-H 1B	5	1	3	1	0	0	2
Gordy Coleman, L (1, 3) OBP: 0.319, SLG: 0.422	FC4-6 1-2f			BBBB BB		HR	1B 1-3 1B		G3 1-2	4	1	2	1	1	0	3
Marty Keough, L (1, 7) OBP: 0.412, SLG: 0.444		4-3		F8		1B 2B 2B	SSS K			5	1	2	0	0	1	3
Johnny Edwards, L (1, 2) OBP: 0.322, SLG: 0.394		5-3		F7		2B WP 2-3 1B	1-2 3-H 1B		SSS K2-3	5	1	2	1	0	1	2
Don Zimmer, R (1, 5) OBP: 0.283, SLG: 0.321		BBBB BB			4-3	WP 1-3 3-H 2B	F7			3	0	1	1	1	0	2
Joey Jay, S (1, 1) OBP: 0.212, SLG: 0.300		SSS K			SSS K	SSS K		6-3		4	0	0	0	0	3	3
Inning Stats	R: 0 E: 0 K: 0 S: 5 H: 2 LOB: 2 BB: 0 P: 5	R: 0 E: 0 K: 1 S: 5 H: 0 LOB: 1 BB: 1 P: 9	R: 0 E: 0 K: 0 S: 3 H: 0 LOB: 0 BB: 0 P: 3	R: 0 E: 0 K: 0 S: 3 H: 0 LOB: 1 BB: 1 P: 7	R: 1 E: 1 K: 1 S: 8 H: 2 LOB: 2 BB: 0 P: 8	R: 3 E: 0 K: 2 S: 11 H: 4 LOB: 1 BB: 0 P: 11	R: 1 E: 0 K: 1 S: 8 H: 3 LOB: 2 BB: 0 P: 8	R: 0 E: 0 K: 0 S: 3 H: 0 LOB: 0 BB: 0 P: 3	R: 1 E: 0 K: 1 S: 7 H: 3 LOB: 1 BB: 0 P: 7	1B: 11 2B: 2 3B: 0 HR: 1 SF: 0 SAC: 0 DP: 0 HBP: 0							

Cincinnati Reds @ Houston Colt 45's

Colt Stadium, Houston, TX

Sun Jul 01 1962, 4:33 AM EDT

Att. 6,666 - Unknown

TOP

livebaseballscorecards.com

AB	41
R	6
H	14
RBI	4
BB	2
SO	6
LOB	19

PITCHER		IP	WLS	BF	H	R	ER	SO	BB	IBB	HBP	BLK	WP	HR	S	P	ERA	WHIP	PITCHER	IP	WLS	BF	H	R	ER	SO	BB	IBB	HBP	BLK	WP	HR	S	P	ERA	WHIP
Jim Golden, R ERA: 3.05	(1, 1)	5.0	L	26	8	4	3	2	2	0	0	0	0	1	28	36	5.40	2.000																	
Dave Giusti, R ERA: 5.78	(6, 1)	2.0		9	3	1	1	3	0	0	0	0	1	0	15	15	4.50	1.500																	
Russ Kemmerer, R ERA: 3.66	(8, 1)	2.0		8	3	1	1	1	0	0	0	0	0	0	10	10	4.50	1.500																	

Batter	1	2	3	4	5	6	7	8	9	AB	R	H	RBI	BB	SO	LOB
Al Spangler, L (1, 7) OBP: 0.379, SLG: 0.379	BBBB 4-0 L6-3 BB		BBBB 4-0 2-6 BB		x 0-0 ③ F4		x 0-0 ② 1-H 3-H 3B			2	0	1	1	2	0	1
Billy Goodman, L (1, 4) OBP: 0.323, SLG: 0.314	x 0-0 ① F5		0-0 ③ 2-6 1-2	x 0-0 ① F6		x 0-0 FC6-4 1B	x 0-0 ③ F7			4	0	1	0	0	0	2
Roman Mejias, R (1, 9) OBP: 0.336, SLG: 0.543	x 0-0 ②③ L6-3 1-2			x 0-0 ② F5		x 0-0 ① FC6-4 1B 1-2f		x 0-0 G5-4-3 1B		4	0	1	0	0	0	2
Norm Larker, L (1, 3) OBP: 0.367, SLG: 0.393		x 0-0 5-3 1B		x 0-0 2B		x 0-0 ② F8		x 0-0 ① F8		4	0	2	0	0	0	2
Carl Warwick, R (1, 8) OBP: 0.318, SLG: 0.429		x 0-0 ① 5-3 1-2		BBBB 4-0 BB		x 0-0 1-2 1B		x 0-0 ②③ G5-4-3 1-2f		3	0	1	0	1	0	2
Merritt Ranew, L (1, 2) OBP: 0.288, SLG: 0.411		SSS 0-3 ② K		x 0-0 ③ G3		x 0-0 ③ F8			SSS 0-3 ① K2-3	4	0	0	0	0	2	5
Bob Aspromonte, R (1, 5) OBP: 0.365, SLG: 0.394		x 0-0 ③ 5-3			x 0-0 6-3 SH3-1 1B		x 0-0 E 1B 3B 1B		x 0-0 ② 6-3	4	1	2	0	0	0	1
Don Buddin, R (1, 6) OBP: 0.345, SLG: 0.333 Jim Pendleton, R (9, PH) OBP: 0.305, SLG: 0.449			x 0-0 ① F3		x 0-0 ① SH3-1 1-2		SSS 0-3 ① K		BBBB 4-0 BB	2	0	0	0	0	1	1
										0	0	0	0	1	0	0
Jim Golden, L (1, 1) OBP: 0.188, SLG: 0.344 Dave Giusti, R (6, 1) OBP: 0.304, SLG: 0.286 Bob Cery, R (7, PH) OBP: 0.250, SLG: 0.190 Russ Kemmerer, R (8, 1) OBP: 0.667, SLG: 0.500 Pidge Browne, L (9, PH) OBP: 0.354, SLG: 0.420			x 0-0 ② 4-3		x 0-0 ② 6-3 2-3		x 0-0 E9 1-3 3B 1B		x 0-0 ③ F9	2	0	0	0	0	0	1
										0	0	0	0	0	0	0
										1	0	1	0	0	0	0
										0	0	0	0	0	0	0
										1	0	0	0	0	0	1
Inning Stats	R: 0 E: 0 K: 0 S: 2 H: 0 LOB: 0 BB: 1 P: 6	R: 0 E: 0 K: 1 S: 6 H: 1 LOB: 1 BB: 0 P: 6	R: 0 E: 0 K: 0 S: 2 H: 0 LOB: 1 BB: 1 P: 6	R: 0 E: 0 K: 0 S: 4 H: 1 LOB: 2 BB: 1 P: 8	R: 0 E: 0 K: 0 S: 4 H: 1 LOB: 1 BB: 0 P: 4	R: 0 E: 0 K: 0 S: 5 H: 2 LOB: 2 BB: 0 P: 5	R: 1 E: 1 K: 1 S: 7 H: 3 LOB: 1 BB: 0 P: 7	R: 0 E: 0 K: 0 S: 3 H: 1 LOB: 0 BB: 0 P: 3	R: 0 E: 0 K: 1 S: 5 H: 0 LOB: 1 BB: 1 P: 9	1B: 7 2B: 2 3B: 1 HR: 0	SF: 0 SAC: 1 DP: 2 HBP: 0					

PITCHER	IP	WLS	BF	H	R	ER	SO	BB	IBB	HBP	BLK	WP	HR	S	P	ERA	WHIP
Joey Jay, R (1, 1) ERA: 4.07	9.0	W	37	9	1	1	3	4	0	0	0	0	0	38	54	1.00	1.444

PITCHER	IP	WLS	BF	H	R	ER	SO	BB	IBB	HBP	BLK	WP	HR	S	P	ERA	WHIP

BOTTOM

Cincinnati Reds @ Houston Colt 45's

Colt Stadium, Houston, TX

Sun Jul 01 1962, 4:33 AM EDT

Att. 6,666 - Unknown

livebaseballscorecards.com

AB	31
R	1
H	9
RBI	1
BB	4
SO	3
LOB	18

HOUSTON COLT 45s

WP: 0	PA: 36		
PB: 0			
SB: 0			
CS: 0			

Batter	1	2	3	4	5	6	7	8	9	AB	R	H	RBI	BB	SO	LOB
Bill Virdon, L (1, 8) OBP: 0.301, SLG: 0.403	SSS 0-3 ① K		x 0-0 ③ F9			x 0-0 ② L8		x 0-0 ② 6-3		4	0	0	0	0	1	0
Dick Groat, R (1, 6) OBP: 0.356, SLG: 0.351	x 0-0 ② F8			x 0-0 G6-4-3 1B		x 0-0 ③ 5-3		BBBB 4-0 BB		3	0	1	0	1	0	0
Roberto Clemente, R (1, 9) OBP: 0.358, SLG: 0.462	x 0-0 ③ 6-3			x 0-0 ①② G6-4-3 1-2f			BBBB 4-0 1B 2B BB	SSS 0-3 ③ K		3	1	0	0	1	1	2
Dick Stuart, R (1, 3) OBP: 0.284, SLG: 0.401		SSS 0-3 ① K		x 0-0 ③ F9			x 0-0 2B 1B 1-2 1B		x 0-0 HR	4	2	2	1	0	1	0
Don Hoak, R (1, 5) OBP: 0.342, SLG: 0.407		BBBB 4-0 1B BB			x 0-0 ① F8		x 0-0 1B 1-3 2-H 2B		x 0-0 ① F7	3	1	1	1	1	0	0
Donn Clendenon, R (1, 7) OBP: 0.348, SLG: 0.431 Bob Skinner, L (7, PH) OBP: 0.413, SLG: 0.508 (7, 7)		x 0-0 G5-4-3 1-2 1B			x 0-0 FC1-6 1B		x 0-0 ① 1B 2-H 3-H		BBBB 4-0 CS BB	2 1	0 0	2 1	0 2	0 1	0 0	0 0
Don Leppert, R (1, 2) OBP: 0.271, SLG: 0.354		x 0-0 ②③ G5-4-3 1-2f			x 0-0 ② FC1-6 1-2f		x 0-0 ② F5		x 0-0 ② 1B 1-2	4	0	1	0	0	0	3
Bill Mazeroski, R (1, 4) OBP: 0.286, SLG: 0.418			x 0-0 ① F9		x 0-0 ③ G3		SSS 0-3 ③ K		SSS 0-3 ③ K	4	0	0	0	0	2	2
Bob Friend, R (1, 1) OBP: 0.156, SLG: 0.178 Diomedes Olivo, L (9, 1) OBP: 0.300, SLG: 0.333 Roy Face, R (9, 1)			x 0-0 ② 6-3			x 0-0 ① G3		SSS 0-3 ① K		3 0 0	0 0 0	0 0 0	0 0 0	0 0 0	1 0 0	0 0 0
Inning Stats	R: 0 H: 0 E: 0 LOB: 0 K: 1 BB: 0 S: 5 P: 5	R: 0 H: 1 E: 0 LOB: 1 K: 1 BB: 1 S: 5 P: 9	R: 0 H: 0 E: 0 LOB: 0 K: 0 BB: 0 S: 3 P: 3	R: 0 H: 1 E: 0 LOB: 0 K: 0 BB: 0 S: 3 P: 3	R: 0 H: 1 E: 0 LOB: 1 K: 0 BB: 0 S: 4 P: 4	R: 0 H: 0 E: 0 LOB: 0 K: 0 BB: 0 S: 3 P: 3	R: 3 H: 3 E: 0 LOB: 0 K: 1 BB: 1 S: 7 P: 11	R: 0 H: 0 E: 0 LOB: 1 K: 2 BB: 1 S: 7 P: 11	R: 1 H: 2 E: 0 LOB: 1 K: 1 BB: 1 S: 6 P: 10	1B: 6 SF: 0 2B: 1 SAC: 0 3B: 0 DP: 2 HR: 1 HBP: 0						

PITCHER		IP	WLS	BF	H	R	ER	SO	BB	IBB	HBP	BLK	WP	HR	S	P	ERA	WHIP
Hal Woodeshick, L ERA: 4.02	(1, 1)	6.0	L	23	5	3	3	2	2	0	0	0	0	0	25	33	4.50	1.167
Don McMahon, R ERA: 1.47	(7, 1)	3.0		12	3	1	1	4	2	0	0	0	0	1	18	26	3.00	1.667

PITCHER	IP	WLS	BF	H	R	ER	SO	BB	IBB	HBP	BLK	WP	HR	S	P	ERA	WHIP

TOP

Pittsburgh Pirates @ Houston Colt 45's

Colt Stadium, Houston, TX

Mon Jul 02 1962, 8:05 PM EDT

Att. 11,760 - Unknown - 86 F

livebaseballscorecards.com

AB	31
R	4
H	8
RBI	4
BB	4
SO	6
LOB	7

1B: 6	SF: 0	WP: 0	PA: 35
2B: 1	SAC: 0	PB: 0	
3B: 0	DP: 2	SB: 0	
HR: 1	HBP: 0	CS: 1	

Batter	1	2	3	4	5	6	7	8	9	AB	R	H	RBI	BB	SO	LOB
Al Spangler, L (1, 7) OBP: 0.373, SLG: 0.371	4-3		F9		6-3			K		4	0	0	0	0	1	0
Joey Amalfitano, R (1, 4) OBP: 0.305, SLG: 0.290	CI 1-3 1B		1B 1B 2B		6-3			K		3	1	1	0	0	1	0
Roman Mejias, R (1, 9) OBP: 0.341, SLG: 0.545	1-3 1-2 1B		1B SF9 2-3 1B		P4			1B		4	1	3	0	0	0	0
Norm Larker, L (1, 3) OBP: 0.365, SLG: 0.391	1-3 1-2 2-3		1-3 3-H 1B			F7		4-3		4	0	1	1	0	0	3
Carl Warwick, R (1, 8) OBP: 0.313, SLG: 0.423	K		SF9 3-H			5-3			4-3	3	0	0	1	0	1	2
Merritt Ranew, L (1, 2) OBP: 0.287, SLG: 0.404		6-3	4-3			P4			BBBB 1B BB	3	0	0	0	1	0	1
Bob Aspromonte, R (1, 5) OBP: 0.370, SLG: 0.400		1B	G4-6-3 1B				G3		1-2 1B	4	0	3	0	0	0	0
Bob Lillis, R (1, 6) OBP: 0.264, SLG: 0.248		F8	G4-6-3 1-2f				L4		K	3	0	0	0	0	0	2
Pidge Browne, L (9, PH) OBP: 0.354, SLG: 0.420										0	0	0	0	0	0	0
Jim Pendleton, R (9, PH) OBP: 0.304, SLG: 0.447										1	0	0	0	0	1	2
Hal Woodeshick, R (1, 1)		P6					K		K	2	0	0	0	0	1	1
Don McMahon, R (7, 1)										1	0	0	0	0	1	0
Bob Cerv, R (9, PH) OBP: 0.240, SLG: 0.182										1	0	0	0	0	1	2
Inning Stats	R: 0 H: 1 E: 1 LOB: 2 K: 1 BB: 0 S: 7 P: 7	R: 0 H: 1 E: 0 LOB: 1 K: 0 BB: 0 S: 4 P: 4	R: 2 H: 3 E: 0 LOB: 1 K: 0 BB: 0 S: 6 P: 6	R: 0 H: 1 E: 0 LOB: 0 K: 1 BB: 0 S: 5 P: 5	R: 0 H: 0 E: 0 LOB: 0 K: 0 BB: 0 S: 3 P: 0	R: 0 H: 0 E: 0 LOB: 0 K: 0 BB: 0 S: 3 P: 3	R: 0 H: 0 E: 0 LOB: 0 K: 1 BB: 0 S: 5 P: 5	R: 0 H: 1 E: 0 LOB: 1 K: 2 BB: 0 S: 8 P: 8	R: 0 H: 1 E: 0 LOB: 2 K: 2 BB: 1 S: 8 P: 12	1B: 7 SF: 1 2B: 1 SAC: 0 3B: 0 DP: 1 HR: 0 HBP: 0						

PITCHER	IP	WLS	BF	H	R	ER	SO	BB	IBB	HBP	BLK	WP	HR	S	P	ERA	WHIP
Bob Friend, R (1, 1) ERA: 3.81	8.1	W	34	8	2	2	5	1	0	0	0	0	0	43	47	2.16	1.080
Diomedes Olivo, L (9, 1) ERA: 1.99	0.1		1	0	0	0	1	0	0	0	0	0	0	3	3	0.00	0.000
Roy Face, R (9, 1) ERA: 1.34	0.1	S	1	0	0	0	1	0	0	0	0	0	0	3	3	0.00	0.000

PITCHER	IP	WLS	BF	H	R	ER	SO	BB	IBB	HBP	BLK	WP	HR	S	P	ERA	WHIP

BOTTOM

Pittsburgh Pirates @ Houston Colt 45's

Colt Stadium, Houston, TX

Mon Jul 02 1962, 8:05 PM EDT

Att. 11,760 - Unknown - 86 F

livebaseballscorecards.com

AB	33
R	2
H	8
RBI	2
BB	1
SO	7
LOB	13

WP: 0 PA: 36
PB: 0
SB: 0
CS: 0

Batter	1	2	3	4	5	6	7	8	9	AB	R	H	RBI	BB	SO	LOB
Bill Virdon, L (1, 8) OBP: 0.297, SLG: 0.397	4-3	K		F7			1-3		F7	5	0	0	0	0	1	3
Dick Groat, R (1, 6) OBP: 0.355, SLG: 0.350	4-3		P4		FC4-6, 1B			K		4	0	1	0	0	1	0
Bob Skinner, L (1, 7) OBP: 0.414, SLG: 0.510	K		1B, 2B		FC4-6, G6-4-3 1-2f			BB, 1B, 3B		3	2	1	0	1	1	1
Dick Stuart, R (1, 3) OBP: 0.284, SLG: 0.396		4-3	1-3		G6-4-3 1-2f			1B 1-2		3	0	0	0	1	0	2
Donn Clendenon, R (8, PR) OBP: 0.348, SLG: 0.431 (8, 3)								BB, 3B		0	1	0	0	0	0	0
Roberto Clemente, R (1, 9) OBP: 0.360, SLG: 0.463		K	1B 2-H			K		3B 1-2 2-3		4	1	2	1	0	2	0
Smoky Burgess, L (1, 2) OBP: 0.422, SLG: 0.546	1B, 1B	1B 1-2				G6-4-3		P3-5 1-H 2-H 3-H		4	1	4	3	0	0	0
Don Hoak, R (1, 5) OBP: 0.341, SLG: 0.404	1B, 1B 1-2	F3				G6-4-3 1-2f		P3-5 3-Hf		4	0	1	0	0	0	5
Bill Mazeroski, R (1, 4) OBP: 0.286, SLG: 0.415	1B 1-2 2-H			5-3			6-3		K	4	0	1	1	0	1	0
Harvey Haddix, L (1, 1) OBP: 0.308, SLG: 0.560				F7			K		K	3	0	1	0	0	1	0
Roy Face, R (8, 1)	1-2 2-3									1	0	0	0	0	1	0
Inning Stats	R: 0 E: 0 K: 1 S: 5 H: 0 LOB: 0 BB: 0 P: 5	R: 1 E: 0 K: 2 S: 11 H: 4 LOB: 3 BB: 0 P: 11	R: 1 E: 0 K: 0 S: 6 H: 3 LOB: 2 BB: 0 P: 6	R: 0 E: 0 K: 0 S: 3 H: 0 LOB: 0 BB: 0 P: 3	R: 0 E: 0 K: 0 S: 3 H: 1 LOB: 0 BB: 0 P: 3	R: 0 E: 0 K: 1 S: 5 H: 1 LOB: 0 BB: 0 P: 5	R: 0 E: 0 K: 1 S: 5 H: 0 LOB: 0 BB: 0 P: 5	R: 3 E: 0 K: 1 S: 6 H: 2 LOB: 1 BB: 2 P: 14	R: 0 E: 0 K: 2 S: 7 H: 0 LOB: 0 BB: 0 P: 7	1B: 9 2B: 2 3B: 1 HR: 0 SF: 0 SAC: 0 DP: 3 HBP: 0						

PITCHER		IP	WLS	BF	H	R	ER	SO	BB	IBB	HBP	BLK	WP	HR	S	P	ERA	WHIP
Ken Johnson, R ERA: 3.87	(1, 1)	7.1	L	33	11	5	5	6	2	0	0	0	0	0	43	51	6.14	1.773
Don McMahon, R ERA: 1.44	(8, 1)	0.2		1	0	0	0	0	0	0	0	0	0	0	1	1	0.00	0.000
Russ Kemmerer, R ERA: 3.55	(9, 1)	1.0		3	0	0	0	2	0	0	0	0	0	0	7	7	0.00	0.000

PITCHER	IP	WLS	BF	H	R	ER	SO	BB	IBB	HBP	BLK	WP	HR	S	P	ERA	WHIP

TOP

Pittsburgh Pirates @ Houston Colt 45's

Colt Stadium, Houston, TX

Tue Jul 03 1962, 8:05 PM EDT
Att. 10,729 - Unknown - 85 F

livebaseballscorecards.com

AB	35
R	5
H	11
RBI	5
BB	2
SO	8
LOB	11

BOTTOM

Pittsburgh Pirates @ Houston Colt 45's

Colt Stadium, Houston, TX

Tue Jul 03 1962, 8:05 PM EDT

Att. 10,729 - Unknown - 85 F

livebaseballscorecards.com

Batter	1	2	3	4	5	6	7	8	9	AB	R	H	RBI	BB	SO	LOB
Bob Lillis, R (1, 6) OBP: 0.261, SLG: 0.244 Pidge Browne, L (8, PH) OBP: 0.350, SLG: 0.414 Russ Kemmerer, R (9, 1) OBP: 0.667, SLG: 0.500	L4		3-1			FC3-5 FC6-4 2-3		K		3 1 0	0 0 0	0 0 0	0 0 0	0 0 0	0 1 0	1 2 0
Joey Amalfitano, R (1, 4) OBP: 0.302, SLG: 0.287 Billy Goodman, L (8, PH) OBP: 0.319, SLG: 0.310 (9, 4)	6-3		K			K		4-3		3 1	0 0	0 0	0 0	0 0	2 0	1 2
Roman Mejias, R (1, 9) OBP: 0.337, SLG: 0.538	K			P4		FC6-4 1-2f			F7	4	0	0	0	0	1	1
Norm Larker, L (1, 3) OBP: 0.360, SLG: 0.385		K		3-1			3-1		P6	4	0	0	0	0	1	0
Carl Warwick, R (1, 8) OBP: 0.307, SLG: 0.416		6-3		L5			F7		F8	4	0	0	0	0	0	0
Jim Pendleton, R (1, 7) OBP: 0.304, SLG: 0.462		HR		F9			F8			3	1	1	1	0	0	0
Bob Aspromonte, R (1, 5) OBP: 0.370, SLG: 0.412		HR		F2				4-3		3	1	1	1	0	0	0
Hal Smith, R (1, 2) OBP: 0.285, SLG: 0.385		F9		5-3				1B		3	0	1	0	0	0	0
Ken Johnson, R (1, 1) OBP: 0.088, SLG: 0.118 Don McMahon, R (8, 1) Bob Cerv, R (8, PH) OBP: 0.269, SLG: 0.217 Ernie Fazio, R (8, PR) (9, 6)			F7			FC3-5 2B		1-2 1B		2 0 1 0	0 0 0 0	1 0 1 0	0 0 0 0	0 0 0 0	0 0 0 0	0 0 0 0

Inning Stats	1	2	3	4	5	6	7	8	9
	R: 0 E: 0 K: 1 S: 5	R: 2 E: 0 K: 1 S: 7	R: 0 E: 0 K: 1 S: 5	R: 0 E: 0 K: 0 S: 3	R: 0 E: 0 K: 0 S: 3	R: 0 E: 0 K: 1 S: 6	R: 0 E: 0 K: 0 S: 3	R: 0 E: 0 K: 1 S: 7	R: 0 E: 0 K: 0 S: 3
	H: 0 LOB: 0 BB: 0 P: 5	H: 2 LOB: 0 BB: 0 P: 7	H: 0 LOB: 0 BB: 0 P: 5	H: 0 LOB: 0 BB: 0 P: 3	H: 0 LOB: 0 BB: 0 P: 3	H: 1 LOB: 1 BB: 0 P: 6	H: 0 LOB: 0 BB: 0 P: 3	H: 2 LOB: 2 BB: 0 P: 7	H: 0 LOB: 0 BB: 0 P: 3

	1B: 2 2B: 1 3B: 0 HR: 2	SF: 0 SAC: 0 DP: 0 HBP: 0	WP: 0 PB: 0 SB: 0 CS: 0	PA: 32

	AB	32
	R	2
	H	5
	RBI	2
	BB	0
	SO	5
	LOB	7

PITCHER	IP	WLS	BF	H	R	ER	SO	BB	IBB	HBP	BLK	WP	HR	S	P	ERA	WHIP
Harvey Haddix, L (1, 1) ERA: 4.17	7.1	W	27	5	2	2	4	0	0	0	0	0	2	35	35	2.46	0.682
Roy Face, R (8, 1) ERA: 1.29	1.2	S	5	0	0	0	1	0	0	0	0	0	0	7	7	0.00	0.000

PITCHER	IP	WLS	BF	H	R	ER	SO	BB	IBB	HBP	BLK	WP	HR	S	P	ERA	WHIP

Batter	1	2	3	4	5	6	7	8	9	AB	R	H	RBI	BB	SO	LOB
Bill Virdon, L (1, 8) OBP: 0.299, SLG: 0.395	0-0 1B 1B	0-0 4-3 ②		0-0 P6 ②		4-0 FC3-6 BB		0-3 K ③ 2-3		4	1	1	0	1	1	2
Dick Groat, R (1, 6) OBP: 0.356, SLG: 0.350	0-0 E 1B 1-2 1B	0-3 K ③		0-0 1B 3-H		0-0 FC3-6 ① L3 1-2f			0-0 5-3 ①	5	1	2	1	0	1	1
Bob Skinner, L (1, 7) OBP: 0.410, SLG: 0.511	0-3 K ①		0-0 SF8 3B	0-3 K ③		0-0 L3 ②③ 1-2			0-0 F5 ②	5	1	1	0	0	2	4
Dick Stuart, R (1, 3) OBP: 0.279, SLG: 0.390	0-0 F5 ②		0-0 SF8 ① 3-H		0-0 F8 ①		0-0 P6 ①		0-0 F8 ③	4	0	0	1	0	0	2
Roberto Clemente, R (1, 9) OBP: 0.365, SLG: 0.467	0-0 E9 1B 1-H 2-H 1B		0-0 6-3 ②		0-0 1B FC3-2-5 1B		0-0 G4-6-3 1B			4	1	3	1	0	0	0
Smoky Burgess, L (1, 2) OBP: 0.423, SLG: 0.542	4-0 1B IBB		0-0 G3 ③		0-0 FC3-2-5 1B 1-3 1B		0-0 G4-6-3 ②③ 1-2f			3	1	1	0	1	0	1
Don Hoak, R (1, 5) OBP: 0.343, SLG: 0.403	0-0 1B 1-2 2-H			4-0 5-3 3B BB		0-0 FC3-2-5 ② WP 1B 1-2 3-H		0-0 E5 PB SH2-3		3	1	1	1	1	0	2
Bill Mazeroski, R (1, 4) OBP: 0.285, SLG: 0.413	0-0 F8 ③			0-0 5-3 ① 1-2		0-0 WP 1-2 2-H 1B		0-0 L7 ①		4	0	1	1	0	0	4
Vern Law, R (1, 1) OBP: 0.241, SLG: 0.385		0-0 6-3 ①		0-0 1B 2-H 3B		0-0 6-3 ③ 1-2 2-3		0-0 SH2-3 ② 1-2		3	1	1	1	0	0	2
Inning Stats	R: 3 H: 4 E: 1 LOB: 2 K: 1 BB: 1 S: 9 P: 13	R: 0 H: 0 E: 0 LOB: 0 K: 1 BB: 0 S: 5 P: 5	R: 1 H: 1 E: 0 LOB: 0 K: 0 BB: 0 S: 4 P: 4	R: 2 H: 2 E: 0 LOB: 1 K: 1 BB: 1 S: 7 P: 11	R: 1 H: 3 E: 0 LOB: 2 K: 0 BB: 0 S: 6 P: 6	R: 0 H: 0 E: 0 LOB: 0 K: 0 BB: 1 S: 2 P: 6	R: 0 H: 1 E: 0 LOB: 0 K: 0 BB: 0 S: 3 P: 3	R: 0 H: 0 E: 1 LOB: 1 K: 1 BB: 0 S: 6 P: 6	R: 0 H: 0 E: 0 LOB: 0 K: 0 BB: 0 S: 3 P: 3	1B: 9 SF: 1 2B: 1 SAC: 1 3B: 2 DP: 2 HR: 0 HBP: 0						

TOP

Pittsburgh Pirates @ Houston Colt 45's

Colt Stadium, Houston, TX

Wed Jul 04 1962, 8:05 PM EDT

Cloudy - 92 F

livebaseballscorecards.com

AB	35
R	7
H	11
RBI	6
BB	3
SO	4
LOB	18

WP: 1 PA: 40
PB: 1
SB: 0
CS: 0

PITCHER		IP	WLS	BF	H	R	ER	SO	BB	IBB	HBP	BLK	WP	HR	S	P	ERA	WHIP
Bob Bruce, R ERA: 3.72	(1, 1)	3.1	L	18	6	6	5	2	1	1	0	0	0	0	20	28	13.50	2.100
Dave Giusti, R ERA: 5.59	(4, 1)	3.2		15	5	1	1	1	1	0	0	0	1	0	16	20	2.46	1.636
Bobby Tiefenauer, R ERA: 4.42	(8, 1)	2.0		7	0	0	0	1	0	0	0	0	0	0	9	9	0.00	0.000

PITCHER	IP	WLS	BF	H	R	ER	SO	BB	IBB	HBP	BLK	WP	HR	S	P	ERA	WHIP

Batter	1	2	3	4	5	6	7	8	9	AB	R	H	RBI	BB	SO	LOB
Al Spangler, L (1, 7) OBP: 0.375, SLG: 0.368	4-3		BBBB 1B BB		P6		BBBB FC6-4 BB			2	0	0	0	2	0	0
Joey Amalfitano, R (1, 4) OBP: 0.301, SLG: 0.286	1B 1B		P4		6-3		P4			4	0	1	0	0	0	2
Roman Mejias, R (1, 9) OBP: 0.342, SLG: 0.541 Bobby Tiefenauer, R (8, 1)	G1-4-6-3 1-2 1B		1-2 1B		1B		FC6-4 1-2f			4 0	0 0	3 0	0 0	0 0	0 0	1 0
Norm Larker, L (1, 3) OBP: 0.355, SLG: 0.378	G1-4-6-3 1-2f		P4		G3			5-3		4	0	0	0	0	0	5
Carl Warwick, R (1, 8) OBP: 0.306, SLG: 0.413 Jim Busby, R (9, 8) OBP: 0.308, SLG: 0.182		P4		2B FC5-1 1B		5-3		F7		4 0	0 0	1 0	0 0	0 0	0 0	0 0
Merritt Ranew, L (1, 2) OBP: 0.292, SLG: 0.412		6-3		FC5-1 1-3 2B		FC5-4 1B		4-3		4	0	2	0	0	0	0
Bob Aspromonte, R (1, 5) OBP: 0.370, SLG: 0.411 Don Buddin, R (9, 5) OBP: 0.341, SLG: 0.329		1B		FC5-1 2-3 3-H		FC5-4 1-2f			6-3	3 1	0 0	1 0	0 0	0 0	0 0	3 0
Bob Lillis, R (1, 6) OBP: 0.257, SLG: 0.241 Jim Pendleton, R (8, 9) OBP: 0.303, SLG: 0.459		L5		P6		F8			6-3	3 1	0 0	0 0	0 0	0 0	0 0	4 0
Bob Bruce, R (1, 1) OBP: 0.472, SLG: 0.240 Dave Giusti, R (4, 1) OBP: 0.292, SLG: 0.273 Ernie Fazio, R (7, PH) (8, 6)		SSS K		P6			P3		F8	1 1 2	0 0 0	0 0 0	0 0 0	1 0 0	0 0 0	0 2 0
Inning Stats	R: 0 H: 2 E: 0 LOB: 1 K: 0 BB: 0 S: 4 P: 4	R: 0 H: 1 E: 0 LOB: 1 K: 0 BB: 0 S: 4 P: 4	R: 0 H: 1 E: 0 LOB: 2 K: 1 BB: 1 S: 6 P: 10	R: 0 H: 2 E: 0 LOB: 2 K: 0 BB: 0 S: 5 P: 5	R: 0 H: 1 E: 0 LOB: 1 K: 0 BB: 0 S: 4 P: 4	R: 0 H: 1 E: 0 LOB: 1 K: 0 BB: 0 S: 4 P: 4	R: 0 H: 0 E: 0 LOB: 1 K: 0 BB: 1 S: 3 P: 7	R: 0 H: 0 E: 0 LOB: 0 K: 0 BB: 0 S: 3 P: 3	R: 0 H: 0 E: 0 LOB: 0 K: 0 BB: 0 S: 3 P: 3	1B: 7 2B: 1 3B: 0 HR: 0	SF: 0 SAC: 0 DP: 1 HBP: 0			WP: 0 PB: 0 SB: 0 CS: 0	PA: 36		

PITCHER	IP	WLS	BF	H	R	ER	SO	BB	IBB	HBP	BLK	WP	HR	S	P	ERA	WHIP
Vern Law, R (1, 1) ERA: 2.96	9.0	W	36	8	0	0	1	2	0	0	0	0	0	36	44	0.00	1.111

PITCHER	IP	WLS	BF	H	R	ER	SO	BB	IBB	HBP	BLK	WP	HR	S	P	ERA	WHIP

BOTTOM

Pittsburgh Pirates @ Houston Colt 45's

Colt Stadium, Houston, TX

Wed Jul 04 1962, 8:05 PM EDT

Cloudy - 92 F

livebaseballscorecards.com

AB	34
R	0
H	8
RBI	0
BB	2
SO	1
LOB	17

Batter	1	2	3	4	5	6	7	8	9	AB	R	H	RBI	BB	SO	LOB
Bill Virdon, L (1, 8) OBP: 0.300, SLG: 0.398	F9		1B SF8 1B	G3			1B 2B		F9	5	2	2	0	0	0	1
Dick Groat, R (1, 6) OBP: 0.359, SLG: 0.354	FC4-6 1B		1-3 1B		6-3		2-H BB 1B		K	5	0	3	1	0	1	0
Bob Skinner, L (1, 7) OBP: 0.408, SLG: 0.508	FC4-6 1-2f		SF8 3-H		3-1		BBBB 4-0 FC4-6 1-2 BB		K	2	0	0	1	1	0	1
Howie Goss, R (7, 7) OBP: 0.308, SLG: 0.362										1	0	0	0	0	1	0
Dick Stuart, R (1, 3) OBP: 0.275, SLG: 0.384	F8		SSS 0-3 K		P5		SSS 0-3 K			4	0	0	0	0	2	4
Roberto Clemente, R (1, 9) OBP: 0.367, SLG: 0.468		E 1B	F9			CS 1B	FC4-6 1-2f			4	1	2	0	0	0	3
Dick Schofield, S (1, 5) OBP: 0.392, SLG: 0.441		F8		BBBB 4-0 1B 1B BB		SSS 0-3 K 1-2		L1		3	1	0	0	1	1	2
Don Leppert, R (1, 2) OBP: 0.292, SLG: 0.373		E1 PB 1-H		CS 1-H 1B		1B		FC6-4 1B		4	0	3	1	0	0	0
Bill Mazeroski, R (1, 4) OBP: 0.282, SLG: 0.407		F7 2-3		SSS 0-3 K 1-2		P6		P4		4	0	0	0	0	1	4
Earl Francis, R (1, 1) OBP: 0.188, SLG: 0.219		F8					SSS 0-3 K	FC6-4 1-2f		3	0	1	0	0	1	1
Roy Face, R (7, 1)										1	0	0	0	0	0	1
Inning Stats	R: 0 E: 1 K: 0 S: 4 H: 1 LOB: 1 BB: 0 P: 4	R: 1 E: 1 K: 0 S: 5 H: 1 LOB: 1 BB: 0 P: 5	R: 1 E: 0 K: 1 S: 7 H: 2 LOB: 1 BB: 0 P: 7	R: 1 E: 0 K: 1 S: 6 H: 2 LOB: 1 BB: 1 P: 10	R: 0 E: 0 K: 0 S: 3 H: 0 LOB: 0 BB: 0 P: 3	R: 0 E: 0 K: 1 S: 6 H: 2 LOB: 1 BB: 0 P: 6	R: 1 E: 0 K: 2 S: 9 H: 2 LOB: 2 BB: 1 P: 13	R: 0 E: 0 K: 0 S: 4 H: 1 LOB: 1 BB: 0 P: 4	R: 0 E: 0 K: 2 S: 7 H: 0 LOB: 0 BB: 0 P: 7	1B: 10 2B: 1 3B: 0 HR: 0	SF: 1 SAC: 0 DP: 0 HBP: 0						

TOP

Pittsburgh Pirates @ Houston Colt 45's

Colt Stadium, Houston, TX

Wed Jul 04 1962, 8:05 PM EDT

Att. 20,005 - Unknown - 80 F

livebaseballscorecards.com

AB	36
R	4
H	11
RBI	3
BB	2
SO	7
LOB	17

PITCHER		IP	WLS	BF	H	R	ER	SO	BB	IBB	HBP	BLK	WP	HR	S	P	ERA	WHIP
Jim Golden, R ERA: 3.13	(1, 1)	6.1	L	29	10	4	3	4	1	0	0	0	0	0	36	40	4.26	1.737
Russ Kemmerer, R ERA: 3.38	(7, 1)	1.2		7	1	0	0	1	1	0	0	0	0	0	8	12	0.00	1.200
Don McMahon, R ERA: 1.39	(9, 1)	1.0		3	0	0	0	2	0	0	0	0	0	0	7	7	0.00	0.000

PITCHER		IP	WLS	BF	H	R	ER	SO	BB	IBB	HBP	BLK	WP	HR	S	P	ERA	WHIP

WP: 0 PB: 1 SB: 0 CS: 2 PA: 39

Batter	1	2	3	4	5	6	7	8	9	AB	R	H	RBI	BB	SO	LOB
Ernie Fazio, R (1, 6)	6-3		BB			6-3		1-3		3	0	0	0	1	0	0
Al Spangler, L (1, 8) OBP: 0.373, SLG: 0.365	F9		1-2 3-H			6-3		F8		4	0	1	1	0	0	0
Roman Mejias, R (1, 9) OBP: 0.344, SLG: 0.540	K		K			1B			1B E	4	1	2	0	0	2	2
Jim Pendleton, R (1, 7) OBP: 0.296, SLG: 0.449		K		K		5-3			F8	4	0	0	0	0	2	2
Pidge Browne, L (1, 3) OBP: 0.357, SLG: 0.411		F9		K			G4-6-3 BB		E7 1-H 6-3 1B	3	1	1	0	1	1	0
Bob Aspromonte, R (1, 5) OBP: 0.368, SLG: 0.408		K		P6			1-2 G4-6-3 1B		6-3 3-H	4	0	1	1	0	1	0
Hal Smith, R (1, 2) OBP: 0.286, SLG: 0.390			4-3 1B 2B		6-3		G4-6-3 1-2f 2-3		1B	3	1	1	0	0	0	2
Norm Larker, L (9, PH) OBP: 0.357, SLG: 0.381										1	0	1	0	0	0	0
Bob Lillis, R (9, PR) OBP: 0.257, SLG: 0.241										0	0	0	0	0	0	0
Joey Amalfitano, R (1, 4) OBP: 0.298, SLG: 0.283			4-3 2-3		K		5-3		4-3	3	0	0	0	0	1	2
Merritt Ranew, L (9, PH) OBP: 0.290, SLG: 0.409										1	0	0	0	0	0	1
Jim Golden, L (1, 1) OBP: 0.176, SLG: 0.324			K		4-3			F8		2	0	0	0	0	1	1
Russ Kemmerer, R (7, 1) OBP: 0.667, SLG: 0.500										0	0	0	0	0	0	0
Billy Goodman, L (8, PH) OBP: 0.316, SLG: 0.307										1	0	0	0	0	0	0
Don McMahon, R (9, 1)										0	0	0	0	0	0	0
Inning Stats	R: 0 E: 0 K: 1 S: 5 H: 0 LOB: 0 BB: 0 P: 5	R: 0 E: 0 K: 2 S: 7 H: 0 LOB: 0 BB: 0 P: 7	R: 1 E: 0 K: 2 S: 9 H: 2 LOB: 2 BB: 1 P: 13	R: 0 E: 0 K: 2 S: 7 H: 0 LOB: 0 BB: 0 P: 7	R: 0 E: 0 K: 1 S: 5 H: 0 LOB: 0 BB: 0 P: 5	R: 0 E: 0 K: 0 S: 4 H: 1 LOB: 1 BB: 0 P: 4	R: 0 E: 0 K: 0 S: 3 H: 1 LOB: 1 BB: 1 P: 7	R: 0 E: 0 K: 0 S: 3 H: 0 LOB: 0 BB: 0 P: 3	R: 2 E: 1 K: 0 S: 6 H: 3 LOB: 1 BB: 0 P: 6	1B: 6 2B: 1 3B: 0 HR: 0	SF: 0 SAC: 0 DP: 1 HBP: 0						

PITCHER		IP	WLS	BF	H	R	ER	SO	BB	IBB	HBP	BLK	WP	HR	S	P	ERA	WHIP
Earl Francis, R ERA: 2.96	(1, 1)	6.0	W	24	4	1	1	8	2	0	0	0	0	0	38	46	1.50	1.000
Roy Face, R ERA: 1.4	(7, 1)	3.0	S	11	3	2	1	0	0	0	0	0	0	0	11	11	3.00	1.000

PITCHER	IP	WLS	BF	H	R	ER	SO	BB	IBB	HBP	BLK	WP	HR	S	P	ERA	WHIP

BOTTOM

Pittsburgh Pirates @ Houston Colt 45's

Colt Stadium, Houston, TX

Wed Jul 04 1962, 8:05 PM EDT

Att. 20,005 - Unknown - 80 F

livebaseballscorecards.com

AB	33
R	3
H	7
RBI	2
BB	2
SO	8
LOB	10

WP: 0	PA: 35		
PB: 0			
SB: 0			
CS: 0			

Batter	1	2	3	4	5	6	7	8	9	AB	R	H	RBI	BB	SO	LOB
Al Spangler, L (1, 7) OBP: 0.379, SLG: 0.370	S S S 0-3 ① K		B B B B 4-0 K BB			x 0-0 G1-6-3 1B		x 0-0 BB 1B		3	0	2	0	1	1	0
Joey Amalfitano, R (1, 4) OBP: 0.297, SLG: 0.280	S S S 0-3 ② K		S S S 0-3 ① ② K 1-2			x 0-0 ① ② G1-6-3 1-2f		B B B B 4-0 FC6-4 1-2 BB		3	0	0	0	1	2	2
Roman Mejias, R (1, 9) OBP: 0.340, SLG: 0.533	S S S 0-3 ③ K		x 0-0 ③ 1-3			x 0-0 ③ 5-3		x 0-0 ③ FC6-4 1-2f		4	0	0	0	0	1	2
Norm Larker, L (1, 3) OBP: 0.356, SLG: 0.379		x 0-0 E 1B SF8 1B		x 0-0 ① F9			x 0-0 ① F9		x 0-0 ① F9	4	1	1	0	0	0	0
Carl Warwick, R (1, 8) OBP: 0.310, SLG: 0.415		x 0-0 E6 1-3 1B 1B		x 0-0 ② 5-3			x 0-0 1B		S S S 0-3 ② K	4	1	2	0	0	1	0
Merritt Ranew, L (1, 2) OBP: 0.289, SLG: 0.408		x 0-0 ① SF8 3-H		S S S 0-3 ③ K			x 0-0 ② F9		x 0-0 FC6-4 1B	3	0	1	1	0	1	1
Bob Lillis, R (1, 5) OBP: 0.257, SLG: 0.241		x 0-0 2-H 1B			x 0-0 ① L8		x 0-0 ③ 5-3		x 0-0 ③ FC6-4 1-2f	4	0	1	1	0	0	2
Ernie Fazio, R (1, 6)		S S S 0-3 ② K			S S S 0-3 ② K			S S S 0-3 ① K		3	0	0	0	0	3	1
Hal Woodeshick, R (1, 1)		S S S 0-3 ③ K			x 0-0 ③ P4			S S S 0-3 ② K		3	0	0	0	0	2	1
Inning Stats	R: 0 H: 0 E: 0 LOB: 0 K: 3 BB: 0 S: 9 P: 9	R: 2 H: 3 E: 1 LOB: 1 K: 2 BB: 0 S: 10 P: 10	R: 0 H: 0 E: 0 LOB: 0 K: 1 BB: 1 S: 4 P: 8	R: 0 H: 0 E: 0 LOB: 0 K: 1 BB: 0 S: 5 P: 5	R: 0 H: 0 E: 0 LOB: 0 K: 1 BB: 0 S: 5 P: 5	R: 0 H: 1 E: 0 LOB: 0 K: 0 BB: 0 S: 3 P: 3	R: 0 H: 1 E: 0 LOB: 1 K: 0 BB: 0 S: 4 P: 4	R: 0 H: 1 E: 0 LOB: 2 K: 2 BB: 1 S: 8 P: 12	R: 0 H: 1 E: 0 LOB: 1 K: 1 BB: 0 S: 6 P: 6	1B: 7 SF: 1 2B: 0 SAC: 0 3B: 0 DP: 1 HR: 0 HBP: 0						

PITCHER		IP	WLS	BF	H	R	ER	SO	BB	IBB	HBP	BLK	WP	HR	S	P	ERA	WHIP
Joey Jay, R ERA: 3.93	(1, 1)	7.0	L	25	5	2	1	8	1	0	0	0	0	0	40	44	1.29	0.857
Jim Brosnan, R ERA: 3.21	(8, 1)	2.0		9	2	0	0	3	1	0	0	0	0	0	14	18	0.00	1.500

PITCHER	IP	WLS	BF	H	R	ER	SO	BB	IBB	HBP	BLK	WP	HR	S	P	ERA	WHIP

TOP

Houston Colt 45's @ Cincinnati Reds

Crosley Field, Cincinnati, OH

Fri Jul 06 1962, 7:05 PM EDT

Att. 15,871 - Unknown

livebaseballscorecards.com

AB	31
R	2
H	7
RBI	2
BB	2
SO	11
LOB	9

HOUSTON COLT .45s

PA: 34

WP: 0
PB: 0
SB: 0
CS: 0

BOTTOM

Houston Colt 45's @ Cincinnati Reds

Crosley Field, Cincinnati, OH

Fri Jul 06 1962, 7:05 PM EDT

Att. 15,871 - Unknown

Batter	1	2	3	4	5	6	7	8	9	AB	R	H	RBI	BB	SO	LOB
Leo Cardenas, R (1, 6) OBP: 0.310, SLG: 0.368	6-3		G5-4-3 1-2f			G3 E 1B		6-3		4	0	1	0	0	0	1
Eddie Kasko, R (1, 5) OBP: 0.279, SLG: 0.319	5-3			E6 FC1-6		E4 G3 1-2		E 2B		4	0	1	0	0	0	1
Vada Pinson, L (1, 8) OBP: 0.337, SLG: 0.510	K			FC1-6 G3 1-2f		G3 1-2 2-3		E4 2-3		4	0	0	0	0	1	4
Frank Robinson, R (1, 9) OBP: 0.395, SLG: 0.556		G4-6-3 1B		G3 2-3		6-3		K		4	0	1	0	0	1	5
Wally Post, R (1, 7) OBP: 0.349, SLG: 0.503		G4-6-3 1-2f		F9			K	P3		4	0	0	0	0	1	4
Hank Foiles, R (1, 2) OBP: 0.397, SLG: 0.590		1B			5-3		WP 1B 1B		FC6-4 1B	4	0	3	0	0	0	0
Gordy Coleman, L (1, 3) OBP: 0.324, SLG: 0.437		2-3			K		WP 1-2 1B		P6	4	0	1	0	0	1	2
Don Blasingame, L (1, 4) OBP: 0.351, SLG: 0.346 Don Zimmer, R (7, PH) OBP: 0.274, SLG: 0.310 (8, 4)			K		3-1		F9 1-2 2-3		FC6-4 1-2f	2 2	0 0	0 0	0 0	0 0	1 0	0 3
Joey Jay, S (1, 1) OBP: 0.222, SLG: 0.308 Joe Gaines, R (7, PH) OBP: 0.393, SLG: 0.435 Jim Brosnan, R (8, 1) Jerry Lynch, L (9, PH) OBP: 0.362, SLG: 0.528			G5-4-3 1B			K	K	K	K	2 1 0 1	0 0 0 0	1 0 0 0	0 0 0 0	0 0 0 0	1 1 0 1	0 2 0 1
Inning Stats	R: 0 E: 0 K: 1 S: 5 H: 0 LOB: 0 BB: 0 P: 5	R: 0 E: 0 K: 0 S: 4 H: 2 LOB: 1 BB: 0 P: 4	R: 0 E: 0 K: 1 S: 5 H: 1 LOB: 0 BB: 0 P: 5	R: 0 E: 2 K: 0 S: 4 H: 0 LOB: 1 BB: 0 P: 4	R: 0 E: 0 K: 1 S: 5 H: 0 LOB: 0 BB: 0 P: 5	R: 0 E: 1 K: 1 S: 7 H: 1 LOB: 2 BB: 0 P: 7	R: 0 E: 0 K: 2 S: 9 H: 2 LOB: 2 BB: 0 P: 9	R: 0 E: 1 K: 1 S: 7 H: 1 LOB: 2 BB: 0 P: 7	R: 0 E: 0 K: 1 S: 6 H: 1 LOB: 1 BB: 0 P: 6	1B: 7 2B: 1 3B: 0 HR: 0 SF: 0 SAC: 0 DP: 2 HBP: 0						

livebaseballscorecards.com

AB	36
R	0
H	8
RBI	0
BB	0
SO	8
LOB	23

WP: 1 PA: 36
PB: 0
SB: 0
CS: 0

PITCHER	IP	WLS	BF	H	R	ER	SO	BB	IBB	HBP	BLK	WP	HR	S	P	ERA	WHIP
Hal Woodeshick, L (1, 1) ERA: 3.52	9.0	W	36	8	0	0	8	0	0	0	0	1	0	52	52	0.00	0.889

PITCHER	IP	WLS	BF	H	R	ER	SO	BB	IBB	HBP	BLK	WP	HR	S	P	ERA	WHIP

Batter	1	2	3	4	5	6	7	8	9	AB	R	H	RBI	BB	SO	LOB
Al Spangler, L (1, 7) OBP: 0.376, SLG: 0.366	G3		K			K		F9		2	0	0	0	0	1	2
Jim Pendleton, R (3, 7) OBP: 0.294, SLG: 0.444 (6, 9)										2	0	0	0	0	1	0
Joey Amalfitano, R (1, 4) OBP: 0.294, SLG: 0.276	1-3		1-3			1-3		K		3	0	0	0	0	0	2
Bob Cerv, R (6, 7) OBP: 0.259, SLG: 0.208										1	0	0	0	0	1	0
Roman Mejias, R (1, 9) OBP: 0.340, SLG: 0.531	F2			P6		1B		F7		3	0	1	0	0	0	0
Pidge Browne, L (6, 3) OBP: 0.353, SLG: 0.405										1	0	0	0	0	0	0
Norm Larker, L (1, 3) OBP: 0.356, SLG: 0.378		P5		1B		1-3			BB 1B	3	0	1	0	0	0	1
Billy Goodman, L (6, 4) OBP: 0.323, SLG: 0.315										1	1	1	0	0	0	0
Carl Warwick, R (1, 8) OBP: 0.313, SLG: 0.411		F8		K			WP 1B BB		1-2 1B BB	2	0	0	0	2	1	1
Merritt Ranew, L (1, 2) OBP: 0.289, SLG: 0.404		K		F7			1-2 WP 1B		F8	4	0	1	0	0	1	3
Bob Aspromonte, R (1, 5) OBP: 0.369, SLG: 0.409			BB 1B		F8		P6 1-2 2-3		P4	2	0	1	0	0	0	0
Bobby Tiefenauer, R (5, 1)										1	0	0	0	0	0	2
Hal Smith, R (9, PH) OBP: 0.284, SLG: 0.388										1	0	0	0	0	0	2
Ernie Fazio, R (1, 6) OBP: 0.154, SLG: 0.083			K		F2		K		1-2 2-H FC6-4 1B	4	0	1	1	0	2	3
Ken Johnson, R (1, 1) OBP: 0.088, SLG: 0.118			1-2 BB		F2		F2		1-2f FC6-4	0	0	0	0	0	0	0
Dave Giusti, R (2, 1) OBP: 0.292, SLG: 0.273										0	0	0	0	0	0	0
Russ Kemmerer, R (2, 1) OBP: 0.750, SLG: 0.500										0	0	0	0	1	0	0
Don Buddin, R (5, PH) OBP: 0.330, SLG: 0.315 (5, 5)										3	0	0	0	0	0	4
Inning Stats	R: 0 E: 0 K: 0 S: 3 H: 0 LOB: 0 BB: 0 P: 3	R: 0 E: 0 K: 1 S: 5 H: 0 LOB: 0 BB: 0 P: 5	R: 0 E: 0 K: 2 S: 8 H: 1 LOB: 2 BB: 1 P: 12	R: 0 E: 0 K: 1 S: 6 H: 1 LOB: 1 BB: 0 P: 6	R: 0 E: 0 K: 0 S: 3 H: 0 LOB: 0 BB: 0 P: 3	R: 0 E: 0 K: 1 S: 6 H: 1 LOB: 1 BB: 0 P: 6	R: 0 E: 0 K: 1 S: 6 H: 1 LOB: 2 BB: 1 P: 10	R: 0 E: 0 K: 1 S: 5 H: 0 LOB: 0 BB: 0 P: 5	R: 1 E: 0 K: 0 S: 5 H: 2 LOB: 2 BB: 1 P: 9	1B: 6 2B: 0 3B: 0 HR: 0	SF: 0 SAC: 0 DP: 0 HBP: 0						

PITCHER		IP	WLS	BF	H	R	ER	SO	BB	IBB	HBP	BLK	WP	HR	S	P	ERA	WHIP
Bob Purkey, R ERA: 2.59	(1, 1)	9.0	W	36	6	1	1	7	3	0	0	0	1	0	47	59	1.00	1.000

PITCHER		IP	WLS	BF	H	R	ER	SO	BB	IBB	HBP	BLK	WP	HR	S	P	ERA	WHIP

TOP

Houston Colt 45's @ Cincinnati Reds

Crosley Field, Cincinnati, OH

Sat Jul 07 1962, 3:33 AM EDT

Att. 6,936 - Cloudy - 86 F

livebaseballscorecards.com

AB	33
R	1
H	6
RBI	1
BB	3
SO	7
LOB	20

HOUSTON COLT 45s

PA: 36

WP: 1
PB: 0
SB: 0
CS: 0

Batter	1	2	3	4	5	6	7	8	9	AB	R	H	RBI	BB	SO	LOB
Eddie Kasko, R (1, 5) (6, 6) OBP: 0.289, SLG: 0.326	B B B B 4-0 E 2B BB	x 0-0 BB 1B 1-2 1B	x 0-0 ③ 6-3		x 0-0 1B 1B		x 0-0 1B 2B 1B			4	3	3	0	1	0	0
Don Blasingame, L (1, 4) OBP: 0.354, SLG: 0.346 Cookie Rojas, R (6, 4) OBP: 0.299, SLG: 0.221	x 0-0 ① F8	B B B B 4-0 1B WP 1-2 2-3 BB		x 0-0 ① 6-3	x 0-0 1-2 1B		x 0-0 ① F8			3 1	1 0	1 0	0 0	1 0	0 0	1 1
Jerry Lynch, L (1, 7) OBP: 0.371, SLG: 0.539	x 0-0 E6 2B FC3-2 1-2	x 0-0 WP 1-3 2-H 3-H 1B		x 0-0 1B 2B	x 0-0 ③ F7		x 0-0 ② 1-3 1B			5	1	3	2	0	0	3
Frank Robinson, R (1, 9) OBP: 0.402, SLG: 0.563 Joe Gaines, R (6, PR) (7, 9) OBP: 0.414, SLG: 0.500	x 0-0 FC3-2 1-3 2-H 2B	B B B B 4-0 1-2 3-H BB		x 0-0 2-H 2B 1B		x 0-0 F8 BB SF7 1B	x 0-0 3-H 2B			3 1	1 1	3 1	2 1	1 0	0 0	0 0
Gordy Coleman, L (1, 3) OBP: 0.321, SLG: 0.430	x 0-0 ② FC3-2 2-3 3-H	x 0-0 ② F2		x 0-0 ② F8		B B B B 4-0 1B 1-2 BB	x 0-0 ③ G3			4	0	0	0	1	0	6
Johnny Edwards, L (1, 2) OBP: 0.325, SLG: 0.395	S S S 0-3 ③ K	x 0-0 ③ 3-1		x 0-0 1-H 2B		x 0-0 ① F8 2-3		B B B B 4-0 BB		4	0	1	1	1	1	6
Vada Pinson, L (1, 8) OBP: 0.335, SLG: 0.519 Marty Keough, L (7, 8) OBP: 0.390, SLG: 0.417		x 0-0 HR	x 0-0 ① F7	x 0-0 ③ P4		x 0-0 ② SF7 3-H		x 0-0 ① F8		3 1	1 0	1 0	2 0	0 0	0 0	1 1
Leo Cardenas, R (1, 6) OBP: 0.307, SLG: 0.364 Don Zimmer, R (6, 5) OBP: 0.276, SLG: 0.312		S S S 0-3 ① K	x 0-0 ② 5-3		x 0-0 ① 6-3	x 0-0 1-2 1B		x 0-0 ② F8		3 2	0 0	0 1	0 0	0 0	1 0	0 1
Bob Purkey, R (1, 1) OBP: 0.169, SLG: 0.254		B B B B 4-0 BB 1B 1B BB	x 0-0 HR		S S S 0-3 ② K	x 0-0 ③ F3		S S S 0-3 ③ K		4	2	1	1	1	2	3
Inning Stats	R: 1 H: 1 E: 1 LOB: 2 K: 1 BB: 1 S: 7 P: 11	R: 4 H: 3 E: 0 LOB: 2 K: 1 BB: 3 S: 8 P: 20	R: 1 H: 1 E: 0 LOB: 0 K: 0 BB: 0 S: 4 P: 4	R: 2 H: 3 E: 0 LOB: 1 K: 0 BB: 0 S: 6 P: 6	R: 0 H: 2 E: 0 LOB: 2 K: 1 BB: 0 S: 7 P: 7	R: 1 H: 2 E: 0 LOB: 2 K: 0 BB: 1 S: 5 P: 9	R: 1 H: 3 E: 0 LOB: 1 K: 0 BB: 0 S: 5 P: 5	R: 0 H: 0 E: 0 LOB: 1 K: 1 BB: 1 S: 5 P: 9		1B: 9 SF: 1 2B: 4 SAC: 0 3B: 0 DP: 0 HR: 2 HBP: 0						

PITCHER		IP	WLS	BF	H	R	ER	SO	BB	IBB	HBP	BLK	WP	HR	S	P	ERA	WHIP
Ken Johnson, R ERA: 4.06	(1, 1)	1.1	L	10	3	4	3	2	2	0	0	0	0	1	12	20	20.25	3.750
Dave Giusti, R ERA: 5.73	(2, 1)	0.0		3	1	1	1	0	2	0	0	0	1	0	1	9	∞	∞
Russ Kemmerer, R ERA: 3.86	(2, 1)	2.2		12	4	3	3	0	0	0	0	0	0	1	12	12	10.12	1.500
Bobby Tiefenauer, R ERA: 4.43	(5, 1)	4.0		20	7	2	2	2	2	0	0	0	0	0	22	30	4.50	2.250

PITCHER	IP	WLS	BF	H	R	ER	SO	BB	IBB	HBP	BLK	WP	HR	S	P	ERA	WHIP

BOTTOM

Houston Colt 45's @ Cincinnati Reds

Crosley Field, Cincinnati, OH

Sat Jul 07 1962, 3:33 AM EDT

Att. 6,936 - Cloudy - 86 F

livebaseballscorecards.com

AB	38
R	10
H	15
RBI	9
BB	6
SO	4
LOB	23

WP: 1 PA: 45
PB: 0
SB: 0
CS: 0

Batter	1	2	3	4	5	6	7	8	9	AB	R	H	RBI	BB	SO	LOB
Bob Lillis, R (1, 6) OBP: 0.260, SLG: 0.246	P4		2B		BB	E5 WP		G6-3 1-2f		4	1	1	0	1	0	1
Joey Amalfitano, R (1, 4) OBP: 0.296, SLG: 0.279	F8		4-3		HR	F2			1B	5	1	2	0	0	0	2
Roman Mejias, R (1, 9) OBP: 0.343, SLG: 0.531	K			BB HR	HR	K			G6-4-3	4	2	2	1	1	2	1
Norm Larker, L (1, 3) OBP: 0.356, SLG: 0.388		F7		HR	HR		G3		F9	4	2	1	3	1	0	2
Carl Warwick, R (1, 8) OBP: 0.310, SLG: 0.419		P3		HR	F2		K		G6-4-3	5	1	1	3	0	1	2
Bob Aspromonte, R (1, 5) OBP: 0.371, SLG: 0.414		E5		5-3	1B		2B			4	0	2	0	0	0	0
Jim Pendleton, R (1, 7) OBP: 0.288, SLG: 0.435		4-3		K	F8		L6			4	0	0	0	0	1	3
Hal Smith, R (1, 2) OBP: 0.283, SLG: 0.402			4-3	HR	K			4-3		4	1	1	1	0	1	1
Bob Bruce, R (1, 1) OBP: 0.447, SLG: 0.222			K	K		K		G6-3 1B		2	0	0	0	0	2	0
Turk Farrell, R (5, 1) OBP: 0.167, SLG: 0.267										0	0	0	0	0	0	0
Pidge Browne, L (6, PH) OBP: 0.349, SLG: 0.400										1	0	0	0	0	1	0
Russ Kemmerer, R (6, 1) OBP: 0.750, SLG: 0.500										0	0	0	0	0	0	0
Billy Goodman, L (8, PH) OBP: 0.330, SLG: 0.322										1	0	1	0	0	0	0
Don McMahon, R (8, 1)										0	0	0	0	0	0	0
Inning Stats	R: 0 E: 0 K: 1 S: 5 H: 0 LOB: 0 BB: 0 P: 5	R: 0 E: 1 K: 0 S: 4 H: 0 LOB: 1 BB: 0 P: 4	R: 0 E: 0 K: 1 S: 6 H: 1 LOB: 1 BB: 0 P: 6	R: 4 E: 0 K: 2 S: 9 H: 2 LOB: 0 BB: 2 P: 17	R: 4 E: 0 K: 1 S: 9 H: 4 LOB: 1 BB: 1 P: 13	R: 0 E: 1 K: 2 S: 8 H: 0 LOB: 1 BB: 0 P: 8	R: 0 E: 0 K: 1 S: 6 H: 1 LOB: 1 BB: 0 P: 6	R: 0 E: 0 K: 0 S: 3 H: 1 LOB: 0 BB: 0 P: 3	R: 0 E: 0 K: 0 S: 4 H: 2 LOB: 1 BB: 0 P: 4	1B: 6 2B: 2 3B: 0 HR: 3 SF: 0 SAC: 0 DP: 2 HBP: 0						

PITCHER		IP	WLS	BF	H	R	ER	SO	BB	IBB	HBP	BLK	WP	HR	S	P	ERA	WHIP
Jim O'Toole, L ERA: 4.05	(1, 1)	4.0		19	3	5	5	4	3	0	0	0	0	2	24	36	11.25	1.500
Moe Drabowsky, R ERA: 5.68	(5, 1)	1.0		7	4	3	3	1	0	0	0	0	0	1	9	9	27.00	4.000
Jim Maloney, R ERA: 5.19	(6, 1)	4.0	W	15	4	0	0	3	0	0	0	0	1	0	21	21	0.00	1.000

PITCHER	IP	WLS	BF	H	R	ER	SO	BB	IBB	HBP	BLK	WP	HR	S	P	ERA	WHIP

TOP

Houston Colt 45's @ Cincinnati Reds

Crosley Field, Cincinnati, OH

Sun Jul 08 1962, 3:33 AM EDT

Cloudy - 85 F

livebaseballscorecards.com

AB	38
R	8
H	11
RBI	8
BB	3
SO	8
LOB	12

WP: 1 PB: 0 SB: 0 CS: 0 PA: 41

BOTTOM

Houston Colt 45's @ Cincinnati Reds

Crosley Field, Cincinnati, OH

Sun Jul 08 1962, 3:33 AM EDT

Cloudy - 85 F

livebaseballscorecards.com

Batter	1	2	3	4	5	6	7	8	9	AB	R	H	RBI	BB	SO	LOB
Eddie Kasko, R (1, 5) OBP: 0.291, SLG: 0.332	6-3		2B		1B, HR, BB, 1B FC5		5-3 1-2 3-H			5	1	2	1	0	0	2
Don Blasingame, L (1, 4) OBP: 0.355, SLG: 0.341	BB G3-6-3		F8		BB 1-2 1B, HR	4-3	L9			3	1	0	0	2	0	2
Jerry Lynch, L (1, 7) OBP: 0.365, SLG: 0.526 Joe Gaines, R (9, 7) OBP: 0.414, SLG: 0.500	G3-6-3 1-2f		K		1B, HR 1-2 2-3	F7		K		5 0	1 0	1 0	0 0	0 0	2 0	2 0
Frank Robinson, R (1, 9) OBP: 0.408, SLG: 0.574		1B, 2B BB	BB		HR 1-H 2-H 3-H	BB, HR, WP		1-3		3	3	2	4	2	0	0
Gordy Coleman, L (1, 3) OBP: 0.326, SLG: 0.448		HR, 2B 1-H	K		1B, E 1B	HR 1-H		P6		5	3	3	3	0	1	2
Johnny Edwards, L (1, 2) OBP: 0.324, SLG: 0.406		HR 2-H	F7		K	4-3				4	1	1	2	0	1	1
Vada Pinson, L (1, 8) OBP: 0.334, SLG: 0.515	F3		P4		WP, WP 1-2 1B		4-3			4	1	1	0	0	0	0
Leo Cardenas, R (1, 6) OBP: 0.310, SLG: 0.366	5-3		1B		K 1-H 2-H		1B, 5-3 1B			4	1	2	0	0	1	0
Jim O'Toole, S (1, 1) OBP: 0.200, SLG: 0.182 Moe Drabowsky, R (5, 1) Marty Keough, L (5, PH) OBP: 0.395, SLG: 0.417 Jim Maloney, L (6, 1) OBP: 0.333, SLG: 0.357	K		F7		FC5, S, BB		5-3 1-3 1B			2 0 0 1	0 0 0 0	0 0 0 1	0 0 1 0	0 0 0 0	1 0 0 0	1 0 0 0
Inning Stats	R: 0 E: 0 K: 0 S: 2 H: 0 LOB: 0 BB: 1 P: 6	R: 3 E: 0 K: 1 S: 8 H: 3 LOB: 0 BB: 0 P: 8	R: 0 E: 0 K: 2 S: 8 H: 1 LOB: 2 BB: 1 P: 12	R: 0 E: 0 K: 0 S: 4 H: 1 LOB: 1 BB: 0 P: 4	R: 6 E: 0 K: 2 S: 12 H: 5 LOB: 1 BB: 2 P: 20	R: 2 E: 0 K: 0 S: 4 H: 1 LOB: 0 BB: 1 P: 8	R: 1 E: 0 K: 0 S: 5 H: 2 LOB: 1 BB: 0 P: 5	R: 0 E: 0 K: 1 S: 5 H: 0 LOB: 0 BB: 0 P: 5		1B: 8 2B: 2 3B: 0 HR: 3 SF: 0 SAC: 0 DP: 1 HBP: 0						

AB	36
R	12
H	13
RBI	10
BB	5
SO	6
LOB	10

PITCHER	IP	WLS	BF	H	R	ER	SO	BB	IBB	HBP	BLK	WP	HR	S	P	ERA	WHIP
Bob Bruce, R (1, 1) ERA: 4.25	4.0		22	8	7	7	3	3	0	0	0	0	2	25	37	15.75	2.750
Turk Farrell, R (5, 1) ERA: 2.44	1.0	L	6	2	2	0	2	1	0	0	0	1	0	9	13	0.00	3.000
Russ Kemmerer, R (6, 1) ERA: 4.35	2.0		10	3	3	3	0	1	0	0	0	1	1	9	13	13.50	2.000
Don McMahon, R (8, 1) ERA: 1.35	1.0		3	0	0	0	1	0	0	0	0	0	0	5	5	0.00	0.000

PITCHER	IP	WLS	BF	H	R	ER	SO	BB	IBB	HBP	BLK	WP	HR	S	P	ERA	WHIP

Batter	1	2	3	4	5	6	7	8	9	10	11	12	13	AB	R	H	RBI	BB	SO	LOB
Bob Lillis, R (1, 6) OBP: 0.257, SLG: 0.239	F8		F7	FC4-6 1-2f		FC3-6 S 1B 1-2f		P3		FC6 E BB		K		6	1	0	0	1	1	3
Joey Amalfitano, R (1, 4) OBP: 0.299, SLG: 0.280	1B		L5		2B 2B BB	L7 1-2		BB 1B 1-2 G5-2-3		E4 FC6 1-2		F8		6	1	2	0	1	0	2
Roman Mejias, R (1, 9) OBP: 0.345, SLG: 0.532	P4		6-3		1-3 2B 2B	S 1B 2-H		BB 1B 1-2 2-H		FC6 BB 1-2f 2-3		K		7	1	3	2	0	1	3
Norm Larker, L (1, 3) OBP: 0.361, SLG: 0.399 Jim Busby, R (13, PR) OBP: 0.308, SLG: 0.182 (13, 8)	1-3			HR	F8	P4 1-2		BB 1-2 2-3		BB 1-2			WP SH3-4 SF8 1B	5 0	1 1	2 0	1 0	2 0	0 0	4 0
Carl Warwick, R (1, 8) OBP: 0.311, SLG: 0.421 (13, 7)		HR 1B		5-3	2B 2-H 3-H		K	G5-2-3 3-Hf		F3			SH3-4 1-2	6	1	2	2	0	1	6
Bob Aspromonte, R (1, 5) OBP: 0.379, SLG: 0.427		HR 1-H		HR	FC6 BB		F9		1-3		FC1-6 1B		1B 2-3 BB	4	2	2	2	3	0	0
Bob Cerv, R (1, 7) OBP: 0.290, SLG: 0.464 Jim Pendleton, R (7, 7) OBP: 0.285, SLG: 0.431 Pidge Browne, L (13, PH) OBP: 0.345, SLG: 0.400 (13, 3)	F3			HR 1-H	P4		HR		K		FC1-6 1-2f		SF8 3-H	4 2 0	2 0 0	2 0 0	3 0 1	0 1 0	0 1 0	2 1 0
Merritt Ranew, L (1, 2) OBP: 0.284, SLG: 0.395	F7			4-3	FC6 1-2f		K		K		F8		FC6-4 1-2 1B	7	0	1	0	0	2	3
Jim Golden, L (1, 1) OBP: 0.171, SLG: 0.314 Dave Giusti, R (3, 1) OBP: 0.346, SLG: 0.333 Don McMahon, R (6, 1) OBP: 0.167, SLG: 0.167 Ernie Fazio, L (8, PR) OBP: 0.000, SLG: 0.083 Turk Farrell, R (8, 1) OBP: 0.152, SLG: 0.242 Hal Woodeshick, R (13, 1)	F8			FC4-6 1B		FC3-6 1B		1B 1B		K		K	FC6-4 1-2f	1 2 1 0 3 0	0 0 0 1 0 0	0 2 1 0 0 0	0 0 0 0 0 0	0 0 0 0 2 0	0 0 0 0 0 0	0 0 0 0 3 0
Inning Stats	R: 0 E: 0 K: 0 S: 4 H: 1 LOB: 1 BB: 0 P: 4	R: 2 E: 0 K: 0 S: 5 H: 2 LOB: 0 BB: 0 P: 5	R: 0 E: 0 K: 0 S: 3 H: 0 LOB: 0 BB: 0 P: 3	R: 3 E: 0 K: 0 S: 6 H: 3 LOB: 1 BB: 1 P: 10	R: 2 E: 0 K: 0 S: 5 H: 2 LOB: 2 BB: 2 P: 13	R: 1 E: 0 K: 0 S: 5 H: 2 LOB: 1 BB: 0 P: 5	R: 1 E: 0 K: 2 S: 8 H: 1 LOB: 0 BB: 0 P: 8	R: 1 E: 0 K: 0 S: 5 H: 3 LOB: 2 BB: 1 P: 9	R: 0 E: 0 K: 2 S: 7 H: 0 LOB: 0 BB: 0 P: 7	R: 0 E: 1 K: 1 S: 6 H: 0 LOB: 3 BB: 2 P: 14	R: 0 E: 0 K: 1 S: 6 H: 1 LOB: 1 BB: 0 P: 6	R: 0 E: 0 K: 2 S: 7 H: 0 LOB: 0 BB: 0 P: 7	R: 1 E: 0 K: 0 S: 5 H: 2 LOB: 2 BB: 1 P: 9	1B: 11 2B: 2 3B: 0 HR: 4 SF: 1 SAC: 1 DP: 1 HBP: 0	WP: 1 PB: 0 SB: 2 CS: 0 PA: 63						

PITCHER		IP	WLS	BF	H	R	ER	SO	BB	IBB	HBP	BLK	WP	HR	S	P	ERA	WHIP
Ted Wills, L ERA: 7.05	(1, 1)	3.1		16	5	5	5	0	1	0	0	0	0	3	15	19	13.50	1.800
Johnny Klippstein, R ERA: 5.29	(4, 1)	1.0		8	3	2	2	0	2	0	0	0	0	0	6	14	18.00	5.000
Dave Sisler, R ERA: 4.15	(5, 1)	1.2		7	2	1	1	0	0	0	0	0	0	0	7	7	5.40	1.200
Jim Brosnan, R ERA: 3.6	(7, 1)	1.1		8	4	2	2	2	0	0	0	0	0	1	12	12	13.50	3.000
Bill Henry, L ERA: 4.84	(8, 1)	0.0		1	0	0	0	0	1	0	0	0	0	0	0	4	∞	∞

PITCHER		IP	WLS	BF	H	R	ER	SO	BB	IBB	HBP	BLK	WP	HR	S	P	ERA	WHIP
Joey Jay, R ERA: 3.89	(8, 1)	1.2		4	0	0	0	2	0	0	0	0	0	0	8	8	0.00	0.000
Moe Drabowsky, R ERA: 5.43	(10, 1)	3.0		13	1	0	0	4	2	0	0	0	0	0	19	27	0.00	1.000
Jim Maloney, R ERA: 5.4	(13, 1)	0.1		3	1	1	1	0	1	0	0	0	1	0	2	6	27.00	6.000
Jim O'Toole, L ERA: 4.03	(13, 1)	0.2	W	3	1	0	0	0	0	0	0	0	0	0	3	3	0.00	1.500

TOP

Houston Colt 45's @ Cincinnati Reds

Crosley Field, Cincinnati, OH

Sun Jul 08 1962, 3:38 AM EDT

Att. 18,332 - Unknown

livebaseballscorecards.com

AB	54
R	11
H	17
RBI	11
BB	7
SO	8
LOB	27

Houston Colt 45's @ Cincinnati Reds

Crosley Field, Cincinnati, OH

Sun Jul 08 1962, 3:38 AM EDT

Att. 18,332 - Unknown

livebaseballscorecards.com

BOTTOM

Batter	1	2	3	4	5	6	7	8	9	10	11	12	13	AB	R	H	RBI	BB	SO	LOB
Eddie Kasko, R (1, 5) OBP: 0.295, SLG: 0.339	G3 1B 2B	1-2 1B		F9		FC3-6 1-2 1B	F9		4-3			1-3 1-2		7	1	3	0	0	0	3
Don Blasingame, L (1, 4) OBP: 0.350, SLG: 0.336	G3 2-3	1-3		2-3		F2	2-H 1B			F7		F7		3	0	0	0	0	0	3
Jerry Lynch, L (6, PH) OBP: 0.362, SLG: 0.522														1	0	0	0	0	0	2
Cookie Rojas, R (7, 4) OBP: 0.299, SLG: 0.221														0	0	0	0	0	0	0
Johnny Edwards, L (7, PH) OBP: 0.327, SLG: 0.409														1	0	1	0	0	0	0
Don Zimmer, R (8, 4) OBP: 0.274, SLG: 0.309														2	0	0	0	0	0	1
Marty Keough, L (1, 7) OBP: 0.405, SLG: 0.452	2B 3-H 1B		BB BB 1B 1B		1B	FC3-6 1B 1-2f 2B 2-3		F8		P6			HR	7	3	4	2	0	0	2
Frank Robinson, R (1, 9) OBP: 0.414, SLG: 0.588	HR 1-H 2B		BB 1-2 1B BB	L6		2B 1-2 3-H 1B		HR		6-3			FC3-6 E 1B 1B	6	5	4	2	1	0	1
Gordy Coleman, L (1, 3) OBP: 0.329, SLG: 0.461	HR 2-H		WP 1B 1-2 2-3 BB		4-3	1B 1-H 2-H 2B		K			4-3		E1 FC3-6 1-2	6	2	2	4	1	1	1
Vada Pinson, L (1, 8) OBP: 0.333, SLG: 0.510	F8		WP 1-2 2-H 3-H 1B		F9	WP 2-H 1B		4-3			P4		FC3-6 1B IBB 1-2f 2-3	7	0	2	3	0	0	2
Hank Foiles, R (1, 2) OBP: 0.400, SLG: 0.582		K	K 1-2 2-3		2B	K 2-3			FC5-6 1B		F7		1B IBB 1-2	6	0	2	0	1	3	3
Leo Cardenas, R (1, 6) OBP: 0.313, SLG: 0.366		K	5-3		6-3		WP 1B BB		FC5-6 WP 1-2f			1-3 1B	1B 1-2 2-3 3-H	6	0	2	1	1	1	4
Ted Wills, L (1, 5) ERA: 3.53	1B 1B		4-3			FC3-6 1B 1B 1B	F2 1-2		K 1-3			K		2	0	1	0	0	0	2
Johnny Klippstein, R (6, 1) ERA: 5.94														0	0	0	0	0	0	0
Dave Sisler, R (8, 1) ERA: 1.3														1	1	1	0	0	0	0
Joe Gaines, R (9, PH) OBP: 0.000, SLG: 0.000														1	0	0	0	0	1	0
Jim Brosnan, R (7, 1) ERA: 2.58														0	0	0	0	0	0	0
Bill Henry, L (8, 1) OBP: 0.000, SLG: 0.000														0	0	0	0	0	0	0
Joey Jay, R (8, 1) OBP: 0.000, SLG: 0.000														0	0	0	0	0	0	0
Wally Post, R (9, PH) OBP: 0.000, SLG: 0.000														1	0	0	0	0	1	1
Moe Drabowsky, R (10, 1) ERA: 0.00														0	0	0	0	0	0	0
Jim Maloney, L (10, PH) OBP: 0.000, SLG: 0.000														0	0	0	0	0	0	0
Jim O'Toole, S (10, 1) ERA: 0.00, SLG: 0.000														0	0	0	0	0	0	0
Inning Stats	R: 3 E: 0 K: 0 S: 6 H: 4 LOB: 0 BB: 0 P: 6	R: 0 E: 0 K: 2 S: 9 H: 2 LOB: 2 BB: 0 P: 9	R: 2 E: 0 K: 1 S: 7 H: 2 LOB: 2 BB: 2 P: 15	R: 0 E: 0 K: 0 S: 4 H: 1 LOB: 1 BB: 0 P: 4	R: 0 E: 0 K: 0 S: 4 H: 1 LOB: 1 BB: 0 P: 4	R: 4 E: 0 K: 1 S: 10 H: 5 LOB: 1 BB: 0 P: 10	R: 0 E: 0 K: 0 S: 3 H: 1 LOB: 2 BB: 1 P: 7	R: 1 E: 0 K: 1 S: 6 H: 1 LOB: 0 BB: 0 P: 6	R: 0 E: 0 K: 1 S: 6 H: 1 LOB: 1 BB: 0 P: 6	R: 0 E: 0 K: 0 S: 3 H: 0 LOB: 0 BB: 0 P: 3	R: 0 E: 0 K: 0 S: 3 H: 0 LOB: 0 BB: 0 P: 3	R: 0 E: 0 K: 1 S: 6 H: 1 LOB: 1 BB: 0 P: 6	R: 2 E: 1 K: 0 S: 5 H: 3 LOB: 3 BB: 1 P: 9	1B: 15 2B: 4 3B: 0 HR: 3 SF: 0 SAC: 0 DP: 0 HBP: 0						

PITCHER		IP	WLS	BF	H	R	ER	SO	BB	IBB	HBP	BLK	WP	HR	S	P	ERA	WHIP
Jim Golden, R	(1, 1)	2.0		13	7	5	5	2	1	0	0	0	0	1	16	20	22.50	4.000
ERA: 3.53																		
Dave Giusti, R	(3, 1)	3.2		19	7	4	4	1	1	0	0	0	1	0	20	24	9.82	2.182
ERA: 5.94																		
Don McMahon, R	(6, 1)	1.1		6	2	0	0	1	1	0	0	0	2	0	7	11	0.00	2.250
ERA: 1.3																		
Turk Farrell, R	(8, 1)	5.0	L	20	5	3	3	3	0	0	0	0	1	2	26	26	5.40	1.000
ERA: 2.58																		
Hal Woodeshick, L	(13, 1)	0.1		4	1	0	0	0	0	1	0	0	0	0	3	7	0.00	3.000
ERA: 3.5																		

PITCHER	IP	WLS	BF	H	R	ER	SO	BB	IBB	HBP	BLK	WP	HR	S	P	ERA	WHIP

AB	58
R	12
H	22
RBI	12
BB	4
SO	7
LOB	27

WP: 5 PA: 62
PB: 0
SB: 0
CS: 0

Batter	1	2	3	4	5	6	7	8	9	AB	R	H	RBI	BB	SO	LOB
Al Spangler, L (1, 7) OBP: 0.370, SLG: 0.359	SSS 0-3 ① K		x 0-0 ③ F9		x 0-0 ③ L3			x 0-0 ③ 5-3		4	0	0	0	0	1	2
Joey Amalfitano, R (1, 4) OBP: 0.298, SLG: 0.283	x 0-0 ② P3			x 0-0 2B		x 0-0 ① F8			x 0-0 ① F7	4	0	1	0	0	0	0
Roman Mejias, R (1, 9) OBP: 0.344, SLG: 0.531	x 0-0 ③ F8			SSS 0-3 ① K		x 0-0 ② 5-3			x 0-0 1B FC4-6 2B	4	1	1	0	0	1	1
Norm Larker, L (1, 3) OBP: 0.363, SLG: 0.396		BBB 4-0 FC5-4 BB		x 0-0 ② P4		x 0-0 ③ 6-3			BBB 4-0 FC4-6 1B BB	2	0	0	0	2	0	1
Carl Warwick, R (1, 8) OBP: 0.310, SLG: 0.418		x 0-0 ① FC5-4 FC5-4 1-2f		x 0-0 ③ P4			x 0-0 ① F8		x 0-0 FC4-6 1B 1-2 2-3	4	0	1	0	0	0	2
Merritt Ranew, L (1, 2) OBP: 0.283, SLG: 0.392		x 0-0 ② L7			x 0-0 FC6 1B 1B		x 0-0 ② 4-3		x 0-0 ② FC4-6 1-2f 2-3 3-H	4	0	1	1	0	0	3
Bob Aspromonte, R (1, 5) OBP: 0.374, SLG: 0.421		x 0-0 ③ FC5-4 1-2f			x 0-0 ① P4		x 0-0 ③ P5		x 0-0 ③ F8	4	0	0	0	0	0	4
Bob Lillis, R (1, 6) OBP: 0.258, SLG: 0.241			x 0-0 ① F9		x 0-0 FC6 1B 1-2			x 0-0 ① F7		3	0	1	0	0	0	0
Hal Woodeshick, R (1, 1)			SSS 0-3 ② K		x 0-0 ② FC6 1-2f 2-3			x 0-0 ② 3-1		1	0	0	0	0	1	0
Pidge Browne, L (5, PH) OBP: 0.341, SLG: 0.395										1	0	0	0	0	0	2
Dick Drott, R (5, 1)										0	0	0	0	0	0	0
Billy Goodman, L (8, PH) OBP: 0.327, SLG: 0.319										1	0	0	0	0	0	0
Bobby Tiefenauer, R (8, 1)										0	0	0	0	0	0	0
Inning Stats	R: 0 E: 0 K: 1 S: 5 H: 0 LOB: 0 BB: 0 P: 5	R: 0 E: 0 K: 0 S: 3 H: 0 LOB: 1 BB: 1 P: 7	R: 0 E: 0 K: 1 S: 5 H: 0 LOB: 0 BB: 0 P: 5	R: 0 E: 0 K: 1 S: 6 H: 1 LOB: 1 BB: 0 P: 6	R: 0 E: 0 K: 0 S: 5 H: 2 LOB: 2 BB: 0 P: 5	R: 0 E: 0 K: 0 S: 3 H: 0 LOB: 0 BB: 0 P: 3	R: 0 E: 0 K: 0 S: 3 H: 0 LOB: 0 BB: 0 P: 3	R: 0 E: 0 K: 0 S: 3 H: 0 LOB: 0 BB: 0 P: 3	R: 1 E: 0 K: 0 S: 5 H: 2 LOB: 2 BB: 1 P: 9	1B: 3 2B: 2 3B: 0 HR: 0 SF: 0 SAC: 0 DP: 0 HBP: 0						

PITCHER	IP	WLS	BF	H	R	ER	SO	BB	IBB	HBP	BLK	WP	HR	S	P	ERA	WHIP
Art Mahaffey, R (1, 1) ERA: 3.75	9.0	W	34	5	1	1	3	2	0	0	0	0	0	38	46	1.00	0.778

PITCHER	IP	WLS	BF	H	R	ER	SO	BB	IBB	HBP	BLK	WP	HR	S	P	ERA	WHIP

TOP

Houston Colt 45's @ Philadelphia Phillies

Connie Mack Stadium, Philadelphia, PA

Wed Jul 11 1962, 7:05 PM EDT

Att. 3,441 - Unknown

livebaseballscorecards.com

AB	32
R	1
H	5
RBI	1
BB	2
SO	3
LOB	15

HOUSTON COLT .45s

WP: 0 PB: 0 SB: 0 CS: 0 PA: 34

Batter	1	2	3	4	5	6	7	8	9	AB	R	H	RBI	BB	SO	LOB
Tony Taylor, R (1, 4) OBP: 0.364, SLG: 0.385	SH FC3-2-5-2 2B		6-3 2B		F8		P4			4	1	2	0	0	0	0
Johnny Callison, L (1, 9) OBP: 0.372, SLG: 0.486	SH FC3-2-5-2 HR 2-3		K		HR BB		4-3			2	2	0	0	1	1	1
Ted Savage, R (1, 7) OBP: 0.366, SLG: 0.439	FC3-2-5-2 HR 1-3 3-H		6-3 2-3		HR 1-H			4-3		4	2	1	2	0	0	3
Roy Sievers, R (1, 3) OBP: 0.336, SLG: 0.413 Frank Torre, L (9, 3) OBP: 0.394, SLG: 0.365	HR 2-H 3-H		2B 3-H		3-1			F9		4 0	1 0	2 0	4 0	0 0	0 0	0 0
Don Demeter, R (1, 5) OBP: 0.346, SLG: 0.504	4-3		6-3			1B		5-3		4	0	1	0	0	0	1
Tony Gonzalez, L (1, 8) OBP: 0.366, SLG: 0.450	4-3			5-3		F5				3	0	0	0	0	0	1
Sammy White, R (1, 2) OBP: 0.232, SLG: 0.338		6-3		6-3		K				3	0	0	0	0	1	1
Bobby Wine, R (1, 6) OBP: 0.247, SLG: 0.322		L8		6-3		K				3	0	0	0	0	1	1
Art Mahaffey, R (1, 1) OBP: 0.200, SLG: 0.196		K			F8		F5			3	0	0	0	0	1	0
Inning Stats	R: 3 H: 2 E: 0 LOB: 0 K: 0 BB: 0 S: 6 P: 6	R: 0 H: 0 E: 0 LOB: 0 K: 1 BB: 0 S: 5 P: 5	R: 1 H: 2 E: 0 LOB: 1 K: 1 BB: 0 S: 7 P: 7	R: 0 H: 0 E: 0 LOB: 0 K: 0 BB: 0 S: 3 P: 3	R: 2 H: 1 E: 0 LOB: 0 K: 0 BB: 1 S: 4 P: 8	R: 0 H: 1 E: 0 LOB: 1 K: 2 BB: 0 S: 8 P: 8	R: 0 H: 0 E: 0 LOB: 0 K: 0 BB: 0 S: 3 P: 3	R: 0 H: 0 E: 0 LOB: 0 K: 0 BB: 0 S: 3 P: 3		1B: 1 SF: 0 2B: 3 SAC: 1 3B: 0 DP: 0 HR: 2 HBP: 0						WP: 0 PA: 32 PB: 0 SB: 0 CS: 0	

PITCHER		IP	WLS	BF	H	R	ER	SO	BB	IBB	HBP	BLK	WP	HR	S	P	ERA	WHIP
Hal Woodeshick, L ERA: 3.79	(1, 1)	4.0	L	17	4	4	4	2	0	0	0	0	0	1	21	21	9.00	1.000
Dick Drott, R ERA: 6.0	(5, 1)	3.0		12	2	2	2	2	1	0	0	0	0	1	15	19	6.00	1.000
Bobby Tiefenauer, R ERA: 4.33	(8, 1)	1.0		3	0	0	0	0	0	0	0	0	0	0	3	3	0.00	0.000

PITCHER	IP	WLS	BF	H	R	ER	SO	BB	IBB	HBP	BLK	WP	HR	S	P	ERA	WHIP

BOTTOM

Houston Colt 45's @ Philadelphia Phillies

Connie Mack Stadium, Philadelphia, PA

Wed Jul 11 1962, 7:05 PM EDT

Att. 3,441 - Unknown

livebaseballscorecards.com

AB	30
R	6
H	6
RBI	6
BB	1
SO	4
LOB	8

Batter	1	2	3	4	5	6	7	8	9	AB	R	H	RBI	BB	SO	LOB
Al Spangler, L (1, 7) OBP: 0.376, SLG: 0.371	0-0 4-1 SF4 2B		0-3 K			0-0 1B	0-0 1B 2-3 1B			4	1	3	0	0	1	1
Billy Goodman, L (1, 4) OBP: 0.324, SLG: 0.316	0-0 4-1 2-3		0-0 L7			0-0 P6	0-0 1-3 3-H 1B			4	0	1	1	0	0	3
Roman Mejias, R (1, 9) OBP: 0.340, SLG: 0.526	0-0 SF4 3-H			0-0 F3		0-0 P6		0-0 P4		3	0	0	1	0	0	1
Norm Larker, L (1, 3) OBP: 0.358, SLG: 0.391	0-0 4-3			0-0 F7		0-0 L9		0-3 K		4	0	0	0	0	1	1
Bob Aspromonte, R (1, 5) OBP: 0.375, SLG: 0.422		0-3 K		0-0 1B			0-0 1B G1-2-3 1B	0-0 P4		4	0	2	0	0	1	0
Carl Warwick, R (1, 8) OBP: 0.309, SLG: 0.416		0-0 5-3		0-3 K			0-0 G1-2-3 1B E 1-2 1B		0-3 K	4	1	1	0	0	2	1
Hal Smith, R (1, 2) OBP: 0.282, SLG: 0.399		0-0 4-3			0-0 6-3		0-0 G1-2-3 E 1-2 2-3 1B		0-0 F9	4	1	1	0	0	0	0
Bob Lillis, R (1, 6) OBP: 0.260, SLG: 0.240 Bob Cerv, R (7, PH) OBP: 0.281, SLG: 0.448 Dave Giusti, R (7, 1) OBP: 0.346, SLG: 0.333 Merritt Ranew, L (9, PH) OBP: 0.282, SLG: 0.389			0-0 4-3		B B B B 4-0 G6-4-3 BB		0-0 G1-2-3 1-2 2-3 3-Hf		0-0 4-3	1 1 0 1	0 0 0 0	0 0 0 0	0 0 0 0	1 0 0 0	0 0 0 0	0 3 0 0
Jim Golden, L (1, 1) OBP: 0.194, SLG: 0.333 Don Buddin, R (5, PH) OBP: 0.326, SLG: 0.311 Russ Kemmerer, R (5, 1) OBP: 0.750, SLG: 0.500 Pidge Browne, L (7, PH) OBP: 0.337, SLG: 0.390 Ernie Fazio, R (7, PR) OBP: 0.154, SLG: 0.083 (7, 6)			0-0 1B		0-0 G6-4-3 1-2f		0-0 E6 1B 1B 2-H 3-H			1 1 0 1 0	0 0 0 0 1	1 0 0 0 0	0 0 0 0 0	0 0 0 0 0	0 0 0 0 0	0 1 0 0 0
Inning Stats	R: 1 E: 0 K: 0 S: 4 H: 1 LOB: 0 BB: 0 P: 4	R: 0 E: 0 K: 1 S: 5 H: 0 LOB: 0 BB: 0 P: 5	R: 0 E: 0 K: 1 S: 6 H: 1 LOB: 1 BB: 0 P: 6	R: 0 E: 0 K: 1 S: 6 H: 1 LOB: 1 BB: 0 P: 6	R: 0 E: 0 K: 0 S: 2 H: 0 LOB: 0 BB: 1 P: 6	R: 0 E: 0 K: 0 S: 4 H: 1 LOB: 1 BB: 0 P: 4	R: 3 E: 1 K: 0 S: 7 H: 5 LOB: 3 BB: 0 P: 7	R: 0 E: 0 K: 1 S: 5 H: 0 LOB: 0 BB: 0 P: 5	R: 0 E: 0 K: 1 S: 5 H: 0 LOB: 0 BB: 0 P: 5	1B: 8 2B: 1 3B: 0 HR: 0	SF: 1 SAC: 0 DP: 2 HBP: 0						

TOP

Houston Colt 45's @ Pittsburgh Pirates

Forbes Field, Pittsburgh, PA

Thu Jul 12 1962, 3:33 AM EDT

Att. 14,784 - Cloudy

livebaseballscorecards.com

AB	33
R	4
H	9
RBI	2
BB	1
SO	5
LOB	11

PITCHER		IP	WLS	BF	H	R	ER	SO	BB	IBB	HBP	BLK	WP	HR	S	P	ERA	WHIP
Al McBean, R ERA: 2.89	(1, 1)	9.0	W	35	9	4	1	5	1	0	0	0	0	0	44	48	1.00	1.111

PITCHER		IP	WLS	BF	H	R	ER	SO	BB	IBB	HBP	BLK	WP	HR	S	P	ERA	WHIP

Batter	1	2	3	4	5	6	7	8	9	AB	R	H	RBI	BB	SO	LOB
Bill Virdon, L (1, 8) OBP: 0.294, SLG: 0.386	3-1	6-3		G4-3 1-2f		3-1		F7		5	0	0	0	0	0	5
Dick Groat, R (1, 6) OBP: 0.358, SLG: 0.362	F9		L9		F9		BBBB 4-0 FC6-4 BB			3	0	0	0	1	0	0
Bob Skinner, L (1, 7) OBP: 0.414, SLG: 0.516	HR 2B		4-3		HR		FC6-4 1B 1-2f			4	2	2	1	0	0	1
Dick Stuart, R (1, 3) OBP: 0.277, SLG: 0.397	2-H HR		BBBB 4-0 1B HR BB		6-3		F8			3	2	1	2	1	0	1
Roberto Clemente, R (1, 9) OBP: 0.383, SLG: 0.510	3B		1-2 HR 1B		F9		1-2 1B			4	1	3	0	0	0	0
Smoky Burgess, L (1, 2) OBP: 0.407, SLG: 0.532	G3		1-H 2-H HR			L6	1-3			4	1	1	3	0	0	3
Don Hoak, R (1, 5) OBP: 0.344, SLG: 0.402 Dick Schofield, S (4, 5) OBP: 0.405, SLG: 0.437		BBBB 4-0 FC3-6 BB	SSS 0-3 K			BBBB 4-0 1B BB		BBBB 4-0 SH3 BB		1 0	0 0	0 0	0 0	1 2	1 0	0 0
Bill Mazeroski, R (1, 4) OBP: 0.277, SLG: 0.404		F8		F3		1-2 1B		F8		4	0	1	0	0	0	2
Al McBean, R (1, 1) OBP: 0.237, SLG: 0.316		1-2f FC3-6		G4-3 1B		F9		1-2 SH3		3	0	1	0	0	0	3
Inning Stats	R: 2 H: 3 E: 0 LOB: 1 K: 0 BB: 0 S: 6 P: 6	R: 0 H: 0 E: 0 LOB: 1 K: 0 BB: 1 S: 3 P: 7	R: 3 H: 2 E: 0 LOB: 0 K: 1 BB: 1 S: 7 P: 11	R: 0 H: 1 E: 0 LOB: 0 K: 0 BB: 0 S: 3 P: 3	R: 1 H: 1 E: 0 LOB: 0 K: 0 BB: 0 S: 4 P: 4	R: 0 H: 1 E: 0 LOB: 2 K: 0 BB: 1 S: 4 P: 8	R: 0 H: 1 E: 0 LOB: 2 K: 0 BB: 1 S: 4 P: 8	R: 0 H: 0 E: 0 LOB: 1 K: 0 BB: 1 S: 3 P: 7		1B: 4 SF: 0 2B: 1 SAC: 1 3B: 1 DP: 1 HR: 3 HBP: 0						

PITCHER		IP	WLS	BF	H	R	ER	SO	BB	IBB	HBP	BLK	WP	HR	S	P	ERA	WHIP
Jim Golden, R ERA: 3.83	(1, 1)	4.0	L	19	6	5	5	1	2	0	0	0	0	2	19	27	11.25	2.000
Russ Kemmerer, R ERA: 4.35	(5, 1)	2.0		9	2	1	1	0	1	0	0	0	0	1	8	12	4.50	1.500
Dave Giusti, R ERA: 5.78	(7, 1)	2.0		9	1	0	0	0	2	0	0	0	0	0	7	15	0.00	1.500

PITCHER	IP	WLS	BF	H	R	ER	SO	BB	IBB	HBP	BLK	WP	HR	S	P	ERA	WHIP

BOTTOM

Houston Colt 45's @ Pittsburgh Pirates

Forbes Field, Pittsburgh, PA

Thu Jul 12 1962, 3:33 AM EDT

Att. 14,784 - Cloudy

livebaseballscorecards.com

AB	31
R	6
H	9
RBI	6
BB	5
SO	1
LOB	15

Batter	1	2	3	4	5	6	7	8	9	AB	R	H	RBI	BB	SO	LOB
Al Spangler, L (1, 7) OBP: 0.370, SLG: 0.364	S S S 0-3 ① K		S S S 0-3 ③ K			x 0-0 ② 6-3		x 0-0 ③ G3		4	0	0	0	0	2	1
Billy Goodman, L (1, 4) OBP: 0.330, SLG: 0.323	x 0-0 FC5-3 1B			x 0-0 G6-4-3 1B		x 0-0 ③ 6-3			S S S 0-3 ① K	4	0	2	0	0	1	0
Roman Mejias, R (1, 9) OBP: 0.342, SLG: 0.526	x 0-0 ② FC5-3 1-2f			x 0-0 G6-4-3 1-2 1B			x 0-0 1B 1-3 1B		x 0-0 ② P4	4	0	2	0	0	0	1
Pidge Browne, L (1, 3) OBP: 0.323, SLG: 0.370	x 0-0 ③ G3			x 0-0 ①② G6-4-3 1-2f 2-3			x 0-0 ① 1-3 1-2		x 0-0 ③ 4-3	4	0	0	0	0	0	4
Bob Aspromonte, R (1, 5) OBP: 0.375, SLG: 0.421		x 0-0 ① 6-3		x 0-0 ③ F9			x 0-0 2-3 G5-4-3 1B			3	0	1	0	0	0	1
Carl Warwick, R (1, 8) OBP: 0.309, SLG: 0.415		x 0-0 ② F9			x 0-0 G4-3 1B		x 0-0 ②③ G5-4-3 1-2f			3	0	1	0	0	0	2
Hal Smith, R (1, 2) OBP: 0.283, SLG: 0.398		S S S 0-3 ③ K			x 0-0 ① F8			x 0-0 G6-3 1B		3	0	1	0	0	1	1
Bob Lillis, R (1, 6) OBP: 0.261, SLG: 0.242 Bob Cerv, R (8, PH) OBP: 0.273, SLG: 0.433 Ernie Fazio, R (8, 6) OBP: 0.154, SLG: 0.083			x 0-0 G6-4-3 1B		x 0-0 ②③ G4-3 1-2f			x 0-0 ①② G6-3 1-2f		2 1 0	0 0 0	1 0 0	0 0 0	0 0 0	0 0 0	1 1 0
Turk Farrell, R (1, 1) OBP: 0.143, SLG: 0.229 Merritt Ranew, L (8, PH) OBP: 0.280, SLG: 0.387 Don McMahon, R (8, 1) OBP: 0.167, SLG: 0.167 Dick Drott, R (8, 1)			x 0-0 ①② G6-4-3 1-2f			x 0-0 ① L9		x 0-0 E6		2 1 0 0	0 0 0 0	0 0 0 0	0 0 0 0	0 0 0 0	1 0 0 0	1 0 0 0
Inning Stats	R: 0 H: 1 E: 0 LOB: 1 K: 1 BB: 0 S: 6 P: 6	R: 0 H: 0 E: 0 LOB: 0 K: 1 BB: 0 S: 5 P: 5	R: 0 H: 1 E: 0 LOB: 0 K: 1 BB: 0 S: 5 P: 5	R: 0 H: 2 E: 0 LOB: 1 K: 0 BB: 0 S: 4 P: 4	R: 0 H: 1 E: 0 LOB: 0 K: 0 BB: 0 S: 3 P: 3	R: 0 H: 0 E: 0 LOB: 0 K: 0 BB: 0 S: 3 P: 3	R: 0 H: 2 E: 0 LOB: 1 K: 0 BB: 0 S: 4 P: 4	R: 0 H: 1 E: 1 LOB: 1 K: 0 BB: 0 S: 4 P: 4	R: 0 H: 0 E: 0 LOB: 0 K: 1 BB: 0 S: 5 P: 5	1B: 8 SF: 0 2B: 0 SAC: 0 3B: 0 DP: 5 HR: 0 HBP: 0						

PITCHER		IP	WLS	BF	H	R	ER	SO	BB	IBB	HBP	BLK	WP	HR	S	P	ERA	WHIP
Bob Friend, R ERA: 3.66	(1, 1)	9.0	W	31	8	0	0	4	0	0	0	0	0	0	39	39	0.00	0.889

PITCHER		IP	WLS	BF	H	R	ER	SO	BB	IBB	HBP	BLK	WP	HR	S	P	ERA	WHIP

TOP

Houston Colt 45's @ Pittsburgh Pirates

Forbes Field, Pittsburgh, PA

Fri Jul 13 1962, 7:05 PM EDT

Att. 15,376 - Unknown - 82 F

livebaseballscorecards.com

AB	31
R	0
H	8
RBI	0
BB	0
SO	4
LOB	13

WP: 0 PA: 31
PB: 0
SB: 0
CS: 0

Batter	1	2	3	4	5	6	7	8	9	AB	R	H	RBI	BB	SO	LOB
Bill Virdon, L (1, 8) OBP: 0.297, SLG: 0.390	3-1 1B	4-3		L8			FC5 5-3 1B			4	1	2	0	0	0	2
Dick Groat, R (1, 6) OBP: 0.357, SLG: 0.363	3-1 2-3		1B S 2B		F9		5-3 1-2			4	1	1	0	0	0	2
Bob Skinner, L (1, 7) OBP: 0.415, SLG: 0.516	S 1B 3-H 1B		S 2-3 1B		1-3		FC5 FC6-4 2-3			4	1	2	1	0	0	1
Dick Stuart, R (1, 3) OBP: 0.277, SLG: 0.395	K 1-2		P3 1-2 3-H		1B		FC6-4 1-2f			4	0	1	0	0	1	3
Roberto Clemente, R (1, 9) OBP: 0.384, SLG: 0.510	2-H 1B		K		4-3			2B 1B 1B		4	1	2	1	0	1	2
Smoky Burgess, L (1, 2) OBP: 0.404, SLG: 0.532	6-3		F8			F7		1-3 1B 2B		4	0	1	0	0	0	2
Dick Schofield, S (1, 5) OBP: 0.391, SLG: 0.419		F7		3-1		G3		2-H 3-H 1B		3	0	0	0	0	0	0
Johnny Logan, R (7, 5) OBP: 0.457, SLG: 0.400										1	0	1	1	0	0	0
Bill Mazeroski, R (1, 4) OBP: 0.280, SLG: 0.410		B B B B SH1-4 BB		3B		E5		F8		3	0	1	0	1	0	1
Bob Friend, R (1, 1) OBP: 0.140, SLG: 0.160		SH1-4 1-2		6-3		S S S K		1-3		3	0	0	0	0	1	3
Inning Stats	R: 2 E: 0 K: 1 S: 8 H: 3 LOB: 1 BB: 0 P: 8	R: 0 E: 0 K: 0 S: 3 H: 0 LOB: 1 BB: 1 P: 7	R: 1 E: 0 K: 1 S: 7 H: 2 LOB: 1 BB: 0 P: 7	R: 0 E: 0 K: 0 S: 4 H: 1 LOB: 1 BB: 0 P: 4	R: 0 E: 0 K: 0 S: 4 H: 1 LOB: 1 BB: 0 P: 4	R: 0 E: 1 K: 1 S: 6 H: 0 LOB: 1 BB: 0 P: 6	R: 0 E: 0 K: 0 S: 4 H: 1 LOB: 1 BB: 0 P: 4	R: 1 E: 0 K: 0 S: 5 H: 3 LOB: 1 BB: 0 P: 5		1B: 7 2B: 3 3B: 1 HR: 0 SF: 0 SAC: 1 DP: 0 HBP: 0						

PITCHER		IP	WLS	BF	H	R	ER	SO	BB	IBB	HBP	BLK	WP	HR	S	P	ERA	WHIP
Turk Farrell, R ERA: 2.65	(1, 1)	7.0	L	31	8	3	3	3	1	0	0	0	0	0	36	40	3.86	1.286
Don McMahon, R ERA: 1.54	(8, 1)	0.1		3	3	1	1	0	0	0	0	0	0	0	3	3	27.00	9.000
Dick Drott, R ERA: 4.91	(8, 1)	0.2		2	0	0	0	0	0	0	0	0	0	0	2	2	0.00	0.000

PITCHER	IP	WLS	BF	H	R	ER	SO	BB	IBB	HBP	BLK	WP	HR	S	P	ERA	WHIP

BOTTOM

Houston Colt 45's @ Pittsburgh Pirates

Forbes Field, Pittsburgh, PA

Fri Jul 13 1962, 7:05 PM EDT
Att. 15,376 - Unknown - 82 F

livebaseballscorecards.com

AB	34
R	4
H	11
RBI	3
BB	1
SO	3
LOB	16

Batter	1	2	3	4	5	6	7	8	9	AB	R	H	RBI	BB	SO	LOB
Joey Amalfitano, R (1, 4) OBP: 0.304, SLG: 0.290	HR 1B		1B		L4			1B		4	1	3	0	0	0	1
Al Spangler, L (1, 8) OBP: 0.368, SLG: 0.362	K		F5			G4-6-3 1B		F7		4	0	1	0	0	1	3
Roman Mejias, R (1, 9) OBP: 0.344, SLG: 0.535	1-H HR		F3			1-2 G4-6-3 1B		F9		4	1	2	2	0	0	2
Pidge Browne, L (1, 3) OBP: 0.320, SLG: 0.365 Ernie Fazio, R (9, PR) OBP: 0.154, SLG: 0.083	P5			F8		G4-6-3 1-2f 2-3			1B	4 0	0 0	1 0	0 0	0 0	0 0	2 0
Jim Pendleton, R (1, 7) OBP: 0.280, SLG: 0.422	K			5-3		5-3			K	4	0	0	0	0	2	2
Bob Aspromonte, R (1, 5) OBP: 0.370, SLG: 0.415		K		1-3			6-3		F7	4	0	0	0	0	1	1
Hal Smith, R (1, 2) OBP: 0.277, SLG: 0.389		4-3			F9		F8		F8	4	0	0	0	0	0	1
Don Buddin, R (1, 6) OBP: 0.326, SLG: 0.325		6-3			4-3 2B		K			3	0	1	0	0	1	0
Bob Bruce, R (1, 1) OBP: 0.425, SLG: 0.207 Russ Kemmerer, R (5, 1) OBP: 0.750, SLG: 0.500 Billy Goodman, L (8, PH) OBP: 0.327, SLG: 0.320 Bobby Tiefenauer, R (8, 1)			K		4-3 2-3			1-3		2 0 1 0	0 0 0 0	0 0 0 0	0 0 0 0	0 0 0 0	1 0 0 0	1 0 0 0
Inning Stats	R: 2 E: 0 K: 2 S: 9 H: 2 LOB: 0 BB: 0 P: 9	R: 0 E: 0 K: 1 S: 5 H: 0 LOB: 0 BB: 0 P: 5	R: 0 E: 0 K: 1 S: 6 H: 1 LOB: 1 BB: 0 P: 6	R: 0 E: 0 K: 0 S: 3 H: 0 LOB: 0 BB: 0 P: 3	R: 0 E: 0 K: 0 S: 4 H: 1 LOB: 1 BB: 0 P: 4	R: 0 E: 0 K: 0 S: 4 H: 2 LOB: 1 BB: 0 P: 4	R: 0 E: 0 K: 1 S: 5 H: 0 LOB: 0 BB: 0 P: 5	R: 0 E: 0 K: 0 S: 4 H: 1 LOB: 1 BB: 0 P: 4	R: 0 E: 0 K: 1 S: 6 H: 1 LOB: 1 BB: 0 P: 6	1B: 6 2B: 1 3B: 0 HR: 1	SF: 0 SAC: 0 DP: 1 HBP: 0					

PITCHER	IP	WLS	BF	H	R	ER	SO	BB	IBB	HBP	BLK	WP	HR	S	P	ERA	WHIP
Vern Law, R (1, 1) ERA: 3.23	9.0	W	34	8	2	2	6	0	0	0	0	0	1	46	46	2.00	0.889

PITCHER	IP	WLS	BF	H	R	ER	SO	BB	IBB	HBP	BLK	WP	HR	S	P	ERA	WHIP

TOP

Houston Colt 45's @ Pittsburgh Pirates

Forbes Field, Pittsburgh, PA

Sat Jul 14 1962, 7:05 PM EDT

Att. 7,343 - Unknown - 63 F

livebaseballscorecards.com

AB	34
R	2
H	8
RBI	2
BB	0
SO	6
LOB	13

WP: 0 PA: 34
PB: 0
SB: 0
CS: 0

Batter	1	2	3	4	5	6	7	8	9	AB	R	H	RBI	BB	SO	LOB
Bill Virdon, L (1, 8) OBP: 0.294, SLG: 0.386	F7		L6	L4		6-3				4	0	0	0	0	0	2
Dick Groat, R (1, 6) OBP: 0.353, SLG: 0.359	F2		K		5-3	6-3				4	0	0	0	0	1	0
Bob Skinner, L (1, 7) OBP: 0.416, SLG: 0.529	4-3		HR		3B 2B		K			4	2	2	1	0	1	0
Dick Stuart, R (1, 3) OBP: 0.283, SLG: 0.410		4-3 4-3 2B	FC6 1B		2-H 1B 3B		K			4	2	3	1	0	1	0
Roberto Clemente, R (1, 9) OBP: 0.386, SLG: 0.508		4-3 2-3	FC6 1-2f		3-H 1B 1B		CS HBP			3	0	1	1	0	0	2
Smoky Burgess, L (1, 2) OBP: 0.406, SLG: 0.531		4-3 3-H		1B 1B	FC6-4 1-2 1B		CS 1-2	K		4	0	2	1	0	1	0
Johnny Logan, R (1, 5) OBP: 0.436, SLG: 0.382		1B 1B		F8	F8			4-3		4	0	1	0	0	0	3
Bill Mazeroski, R (1, 4) OBP: 0.279, SLG: 0.408		1-2 1B		F7	FC6-4 1-2f			F7		4	0	1	0	0	0	3
Vern Law, R (1, 1) OBP: 0.242, SLG: 0.367		F8		1-2 1B		F9				3	0	1	0	0	0	2
Inning Stats	R: 0 E: 0 K: 0 S: 3 H: 0 LOB: 0 BB: 0 P: 3	R: 1 E: 0 K: 0 S: 6 H: 3 LOB: 2 BB: 0 P: 6	R: 1 E: 0 K: 1 S: 7 H: 2 LOB: 1 BB: 0 P: 7	R: 0 E: 0 K: 0 S: 5 H: 2 LOB: 2 BB: 0 P: 5	R: 2 E: 0 K: 0 S: 7 H: 4 LOB: 2 BB: 0 P: 7	R: 0 E: 0 K: 0 S: 3 H: 0 LOB: 0 BB: 0 P: 3	R: 0 E: 0 K: 2 S: 6 H: 0 LOB: 0 BB: 0 P: 7	R: 0 E: 0 K: 1 S: 5 H: 0 LOB: 0 BB: 0 P: 5		1B: 7 2B: 2 3B: 1 HR: 1 SF: 0 SAC: 0 DP: 0 HBP: 1						

PITCHER		IP	WLS	BF	H	R	ER	SO	BB	IBB	HBP	BLK	WP	HR	S	P	ERA	WHIP
Bob Bruce, R ERA: 4.44	(1, 1)	4.1	L	23	10	4	4	1	0	0	0	0	0	1	25	25	8.31	2.308
Russ Kemmerer, R ERA: 4.09	(5, 1)	2.2		9	1	0	0	2	0	0	1	0	0	0	12	13	0.00	0.375
Bobby Tiefenauer, R ERA: 4.23	(8, 1)	1.0		3	0	0	0	1	0	0	0	0	0	0	5	5	0.00	0.000

PITCHER	IP	WLS	BF	H	R	ER	SO	BB	IBB	HBP	BLK	WP	HR	S	P	ERA	WHIP

BOTTOM

Houston Colt 45's @ Pittsburgh Pirates

Forbes Field, Pittsburgh, PA

Sat Jul 14 1962, 7:05 PM EDT

Att. 7,343 - Unknown - 63 F

livebaseballscorecards.com

AB	34
R	4
H	11
RBI	4
BB	0
SO	4
LOB	12

Chicago Cubs @ Houston Colt 45's

Colt Stadium, Houston, TX

Sun Jul 15 1962, 4:33 AM EDT

Cloudy - 94 F

livebaseballscorecards.com

Batter	1	2	3	4	5	6	7	8	9	AB	R	H	RBI	BB	SO	LOB
Lou Brock, L (1, 8) OBP: 0.319, SLG: 0.425	E6 (PB, 1B, 6-3)		1B, SF7, 1B		E, 2B, 1B	4-3			G3	3	3	2	0	0	0	0
Don Landrum, L (5, 8) OBP: 0.425, SLG: 0.323										2	0	0	0	0	0	1
Ken Hubbs, R (1, 4) OBP: 0.296, SLG: 0.354	6-3, PB, 14, 2B, 1-2, 1B		14, E, 1-3, 1B		14, FC6-5, 1-H, 2B		L9			4	1	3	1	0	0	0
Billy Williams, L (1, 7) OBP: 0.397, SLG: 0.534	6-3, 1-3, 2-H		SF7, 3-H		K		F8			3	0	0	2	0	1	2
14 Ernie Banks, R (1, 3) OBP: 0.306, SLG: 0.511	FC1-6-5, 3-H, 2B		E3, FC6-4, 1-3		FC6-5, WP, 2-3		5-3			4	0	1	1	0	0	2
George Altman, L (1, 9) OBP: 0.403, SLG: 0.508	FC1-6-5, 2-3		K		BB, 1-2			6-3		3	0	0	0	1	1	3
Ron Santo, R (1, 5) OBP: 0.313, SLG: 0.389	K		FC6-4, 1-2f		G3			K		4	0	0	0	0	2	5
Andre Rodgers, R (1, 6) OBP: 0.353, SLG: 0.424		P4		P6		E5, FC5-4		6-3		4	0	0	0	0	0	0
Dick Bertell, R (1, 2) OBP: 0.311, SLG: 0.354		F9		F8		FC5-4, 1-2f			K	4	0	0	0	0	1	1
Bob Buhl, R (1, 1)		6-3		K		K			P5	3	0	0	0	0	2	1
Bob Will, L (9, PH) OBP: 0.329, SLG: 0.362										1	0	0	0	0	0	0

Inning Stats	1	2	3	4	5	6	7	8	9		
	R: 2 H: 2	R: 0 H: 0	R: 1 H: 2	R: 0 H: 0	R: 1 H: 2	R: 0 H: 0	R: 0 H: 0	R: 0 H: 0	R: 0 H: 0	1B: 4 SF: 1	WP: 1 PA: 37
	E: 1 LOB: 1	E: 0 LOB: 0	E: 1 LOB: 2	E: 0 LOB: 0	E: 1 LOB: 2	E: 1 LOB: 1	E: 0 LOB: 0	E: 0 LOB: 0	E: 0 LOB: 0	2B: 2 SAC: 0	PB: 1
	K: 1 BB: 0	K: 0 BB: 0	K: 1 BB: 0	K: 1 BB: 0	K: 1 BB: 1	K: 1 BB: 0	K: 0 BB: 0	K: 1 BB: 0	K: 1 BB: 0	3B: 0 DP: 0	SB: 0
	S: 8 P: 8	S: 3 P: 3	S: 8 P: 8	S: 5 P: 5	S: 7 P: 11	S: 6 P: 6	S: 3 P: 3	S: 5 P: 5	S: 5 P: 5	HR: 0 HBP: 0	CS: 0

PITCHER	IP	WLS	BF	H	R	ER	SO	BB	IBB	HBP	BLK	WP	HR	S	P	ERA	WHIP
Hal Woodeshick, L (1, 1) ERA: 3.69	7.0	W	31	6	4	2	5	1	0	0	0	1	0	40	44	2.57	1.000
Don McMahon, R (8, 1) ERA: 1.46	2.0	S	6	0	0	0	2	0	0	0	0	0	0	10	10	0.00	0.000

PITCHER	IP	WLS	BF	H	R	ER	SO	BB	IBB	HBP	BLK	WP	HR	S	P	ERA	WHIP

AB	35
R	4
H	6
RBI	4
BB	1
SO	7
LOB	15

Chicago Cubs @ Houston Colt 45's

Colt Stadium, Houston, TX

Sun Jul 15 1962, 4:33 AM EDT

Cloudy - 94 F

BOTTOM

Batter	1	2	3	4	5	6	7	8	9	AB	R	H	RBI	BB	SO	LOB
Al Spangler, L (1, 7) OBP: 0.370, SLG: 0.386	F8		3B		K		1-H HR			4	1	2	2	0	1	0
Joey Amalfitano, R (8, 4) OBP: 0.304, SLG: 0.290										0	0	0	0	0	0	0
Billy Goodman, L (1, 4) OBP: 0.315, SLG: 0.308	F2		4-3			F9	1-3			4	0	0	0	0	0	2
Don McMahon, R (8, 1) OBP: 0.167, SLG: 0.167										0	0	0	0	0	0	0
Roman Mejias, R (1, 9) OBP: 0.343, SLG: 0.540	HR			F7		F7		K		4	1	1	1	0	1	0
Pidge Browne, L (1, 3) OBP: 0.317, SLG: 0.360	P4			4-3		1B 1B		4-3		4	0	1	0	0	0	0
Bob Aspromonte, R (1, 5) OBP: 0.372, SLG: 0.414		F7		HR BB		FC6-4 1-2 1B		K		3	1	1	0	1	1	0
Carl Warwick, R (1, 8) OBP: 0.310, SLG: 0.425		K		1-H HR		FC6-4 1-2f				3	1	1	2	0	1	2
Merritt Ranew, L (1, 2) OBP: 0.276, SLG: 0.381		K		K			4-3			3	0	0	0	0	2	0
Bob Lillis, R (1, 6) OBP: 0.259, SLG: 0.240			K		P6		L4			2	0	0	0	0	1	0
Jim Pendleton, R (7, PH) OBP: 0.278, SLG: 0.420 (8, 7)										1	0	0	0	0	0	0
Hal Woodeshick, R (1, 1)			F3		1-3		HR BB			2	0	0	0	0	0	0
Bob Cerv, R (7, PH) OBP: 0.294, SLG: 0.433										0	0	0	0	1	0	0
Ernie Fazio, R (7, PR) OBP: 0.154, SLG: 0.083 (8, 6)										0	1	0	0	0	0	0
Inning Stats	R: 1 E: 0 K: 0 S: 4 H: 1 LOB: 0 BB: 0 P: 4	R: 0 E: 0 K: 2 S: 7 H: 0 LOB: 0 BB: 0 P: 7	R: 0 E: 0 K: 1 S: 6 H: 1 LOB: 1 BB: 0 P: 6	R: 2 E: 0 K: 1 S: 6 H: 1 LOB: 0 BB: 1 P: 10	R: 0 E: 0 K: 1 S: 5 H: 0 LOB: 0 BB: 0 P: 5	R: 0 E: 0 K: 0 S: 5 H: 2 LOB: 2 BB: 0 P: 5	R: 2 E: 0 K: 0 S: 4 H: 1 LOB: 1 BB: 1 P: 8	R: 0 E: 0 K: 2 S: 7 H: 0 LOB: 0 BB: 0 P: 7		1B: 2 2B: 0 3B: 1 HR: 3	SF: 0 SAC: 0 DP: 0 HBP: 0						

PITCHER	IP	WLS	BF	H	R	ER	SO	BB	IBB	HBP	BLK	WP	HR	S	P	ERA	WHIP
Bob Buhl, R (1, 1) ERA: 4.78	8.0	L	32	6	5	5	7	2	0	0	0	0	3	44	52	5.62	1.000

PITCHER	IP	WLS	BF	H	R	ER	SO	BB	IBB	HBP	BLK	WP	HR	S	P	ERA	WHIP

AB	30
R	5
H	6
RBI	5
BB	2
SO	7
LOB	4

WP: 0	PA: 32		
PB: 0			
SB: 0			
CS: 0			

livebaseballscorecards.com

Batter	1	2	3	4	5	6	7	8	9	AB	R	H	RBI	BB	SO	LOB
Don Landrum, L (1, 8) OBP: 0.415, SLG: 0.337	S S S 0-3 ① K		x 0-0 1B 3B		x 0-0 ① F8		x 0-0 ③ 3-1		x 0-0 ② F2 1-3	5	1	1	0	0	1	1
Ken Hubbs, R (1, 4) OBP: 0.300, SLG: 0.356	x 0-0 ② L7		x 0-0 L4-3 1B 3-H		x 0-0 ② 6-3			x 0-0 1B 1B B B B B	4-0 BB	4	0	2	1	1	0	0
Billy Williams, L (1, 7) OBP: 0.392, SLG: 0.526	x 0-0 ③ G3		x 0-0 ① ② L4-3 1-2		x 0-0 ③ 3-1			x 0-0 ① L4 S S S	0-3 ③ K	5	0	0	0	0	1	4
14 Ernie Banks, R (1, 3) OBP: 0.307, SLG: 0.511 Bob Will, L (3, 9) OBP: 0.347, SLG: 0.383		x 0-0 S 1B 1B	x 0-0 ③ F5			x 0-0 E5 1B		x 0-0 FC6-4 1B 1-2		2	1	1	0	0	0	0
										2	0	2	0	0	0	0
George Altman, L (1, 9) OBP: 0.402, SLG: 0.503 (3, 3)	S S S 0-3 ① K 1-2			B B B B 4-0 4-3 BB		x 0-0 ① F7		x 0-0 ② P6		3	0	0	0	1	1	4
Jim McKnight, R (1, 5) OBP: 0.267, SLG: 0.274 Ron Santo, R (8, 5) OBP: 0.313, SLG: 0.389	x 0-0 ② 6-3			x 0-0 ① 4-3 1-2		x 0-0 ② L7		x 0-0 ③ FC6-4 1-2f		4	0	0	0	0	0	5
										0	0	0	0	0	0	0
Andre Rodgers, R (1, 6) OBP: 0.355, SLG: 0.425	x 0-0 E 1B 1B 2-H			x 0-0 ② F7		x 0-0 ③ 5-3			x 0-0 SH3-4 E 1B	4	2	2	1	0	0	2
Cuno Barragan, R (1, 2) OBP: 0.306, SLG: 0.292	x 0-0 FC4-6 1B 1-H			4-0 IBB			x 0-0 ① 5-3		x 0-0 ① SH3-4 1-2	2	0	1	1	1	0	0
Dick Ellsworth, L (1, 1) OBP: 0.289, SLG: 0.139	x 0-0 ③ FC4-6 1-2f			x 0-0 ③ F8			x 0-0 ② F5		x 0-0 E9 WP E 1B 2-H	4	0	1	0	0	0	3
Inning Stats	R: 0 H: 0 E: 0 LOB: 0 K: 1 BB: 0 S: 5 P: 5	R: 2 H: 3 E: 1 LOB: 1 K: 1 BB: 0 S: 8 P: 8	R: 1 H: 2 E: 0 LOB: 0 K: 0 BB: 0 S: 4 P: 4	R: 0 H: 0 E: 0 LOB: 2 K: 0 BB: 2 S: 3 P: 11	R: 0 H: 0 E: 0 LOB: 0 K: 0 BB: 0 S: 3 P: 3	R: 0 H: 1 E: 1 LOB: 1 K: 0 BB: 0 S: 4 P: 4	R: 0 H: 0 E: 0 LOB: 0 K: 0 BB: 0 S: 3 P: 3	R: 0 H: 2 E: 0 LOB: 2 K: 0 BB: 0 S: 5 P: 5	R: 1 H: 2 E: 2 LOB: 2 K: 1 BB: 1 S: 7 P: 11	1B: 9 SF: 0 2B: 1 SAC: 1 3B: 1 DP: 1 HR: 0 HBP: 0						

TOP

Chicago Cubs @ Houston Colt 45's

Colt Stadium, Houston, TX

Sun Jul 15 1962, 4:38 AM EDT

Att. 6,907 - Unknown

livebaseballscorecards.com

AB	35
R	4
H	10
RBI	3
BB	3
SO	3
LOB	19

WP: 1 PA: 39
PB: 0
SB: 1
CS: 0

PITCHER		IP	WLS	BF	H	R	ER	SO	BB	IBB	HBP	BLK	WP	HR	S	P	ERA	WHIP
Ken Johnson, R ERA: 4.15	(1, 1)	2.0	L	11	5	3	2	2	0	0	0	0	0	0	15	15	9.00	2.500
Dave Giusti, R ERA: 5.62	(3, 1)	2.0		7	0	0	0	0	1	1	0	0	0	0	5	13	0.00	0.500
Bobby Tiefenauer, R ERA: 3.97	(5, 1)	3.0		10	1	0	0	0	0	0	0	0	0	0	10	10	0.00	0.333
Jim Golden, R ERA: 3.82	(8, 1)	0.1		3	2	0	0	0	0	0	0	0	0	0	3	3	0.00	6.000
Dick Drott, R ERA: 3.6	(8, 1)	1.1		7	2	1	0	0	1	0	0	0	1	0	6	10	0.00	2.250

PITCHER		IP	WLS	BF	H	R	ER	SO	BB	IBB	HBP	BLK	WP	HR	S	P	ERA	WHIP
Don McMahon, R ERA: 1.45	(9, 1)	0.1		1	0	0	0	1	0	0	0	0	0	0	3	3	0.00	0.000

BOTTOM

Chicago Cubs @ Houston Colt 45's

Colt Stadium, Houston, TX

Sun Jul 15 1962, 4:38 AM EDT

Att. 6,907 - Unknown

Batter	1	2	3	4	5	6	7	8	9	AB	R	H	RBI	BB	SO	LOB
Bob Lillis, R (1, 6) OBP: 0.259, SLG: 0.240	0-0 FC5-4 1B	0-0 F7		0-0 L6			0-0 L6			4	0	1	0	0	0	2
Joey Amalfitano, R (1, 4) OBP: 0.300, SLG: 0.286	0-0 G3		0-0 5-3		0-0 F9		0-0 F8			4	0	0	0	0	0	1
Roman Mejias, R (1, 9) OBP: 0.342, SLG: 0.537	0-0 FC5-4 1B E 1-2f		0-0 FC6-4 1B		0-0 F2			0-0 6-3		4	1	1	0	0	0	1
Jim Pendleton, R (1, 7) OBP: 0.278, SLG: 0.417	0-0 E7 E HBP 1B 1-H		0-0 FC6-4 FC6-4 1-2f		0-0 5-3			0-0 4-3		4	0	1	0	0	0	1
Bob Aspromonte, R (1, 5) OBP: 0.373, SLG: 0.413	H 1-0 E HBP 1-2		0-0 FC6-4 1-2f			0-0 G5-3 BB 1B		0-0 F9		3	0	1	0	0	0	1
Carl Warwick, R (1, 8) OBP: 0.312, SLG: 0.428	0-0 E5 1-2 2-3			0-0 SH3-4 2B		B B B B 4-0 1-2 BB			0-0 F8	3	0	1	0	1	0	2
Pidge Browne, L (1, 3) OBP: 0.314, SLG: 0.348	0-0 1-3			B B B B 4-0 SH3-4 BB		0-0 L1		0-0 6-3		3	0	0	0	1	0	5
Hal Smith, R (1, 2) OBP: 0.273, SLG: 0.382		0-0 F7		0-0 SH3-4 1-2 2-3		0-0 G5-3 2-3f			0-0 F8	3	0	0	0	0	0	2
Ken Johnson, R (1, 1) OBP: 0.086, SLG: 0.114 Dave Giusti, R (3, 1) OBP: 0.346, SLG: 0.333 Bob Cerv, R (4, PH) OBP: 0.286, SLG: 0.419 Bobby Tiefenauer, R (5, 1) Don Buddin, R (7, PH) OBP: 0.323, SLG: 0.321 Jim Golden, L (8, 1) OBP: 0.194, SLG: 0.333 Dick Drott, R (8, 1) Don McMahon, R (9, 1) OBP: 0.167, SLG: 0.167		S S S 0-3 K		S S S 0-3 K			0-0 5-3			1 0 1 0 1 0 0 0	0 0 0 0 0 0 0 0	0 0 0 0 0 0 0 0	0 0 0 0 0 0 0 0	1 0 1 0 0 0 0 0	0 0 2 0 0 0 0 0	0 0 0 0 0 0 0 0
Inning Stats	R: 1 H: 2 E: 2 LOB: 3 K: 0 BB: 0 S: 6 P: 7	R: 0 H: 0 E: 0 LOB: 0 K: 1 BB: 0 S: 5 P: 5	R: 0 H: 1 E: 0 LOB: 1 K: 0 BB: 0 S: 4 P: 4	R: 0 H: 1 E: 0 LOB: 2 K: 1 BB: 1 S: 6 P: 10	R: 0 H: 0 E: 0 LOB: 0 K: 0 BB: 0 S: 3 P: 3	R: 0 H: 1 E: 0 LOB: 1 K: 0 BB: 1 S: 3 P: 7	R: 0 H: 0 E: 0 LOB: 0 K: 0 BB: 0 S: 3 P: 3	R: 0 H: 0 E: 0 LOB: 0 K: 0 BB: 0 S: 3 P: 3	R: 0 H: 0 E: 0 LOB: 0 K: 0 BB: 0 S: 3 P: 3	1B: 4 SF: 0 2B: 1 SAC: 1 3B: 0 DP: 1 HR: 0 HBP: 1						

livebaseballscorecards.com

	AB	31
	R	1
	H	5
	RBI	0
	BB	2
	SO	2
	LOB	17

PITCHER	IP	WLS	BF	H	R	ER	SO	BB	IBB	HBP	BLK	WP	HR	S	P	ERA	WHIP
Dick Ellsworth, L (1, 1) ERA: 5.62	9.0	W	35	5	1	0	2	2	0	1	0	0	0	36	45	0.00	0.778

PITCHER	IP	WLS	BF	H	R	ER	SO	BB	IBB	HBP	BLK	WP	HR	S	P	ERA	WHIP

Philadelphia Phillies @ Houston Colt 45's

Colt Stadium, Houston, TX

Tue Jul 17 1962, 8:05 PM EDT

Cloudy - 92 F

TOP

livebaseballscorecards.com

Batter	1	2	3	4	5	6	7	8	9	AB	R	H	RBI	BB	SO	LOB
Tony Taylor, R (1, 4) OBP: 0.353, SLG: 0.372	P4		5-3			4-3		5-3		4	0	0	0	0	0	0
Johnny Callison, L (1, 9) OBP: 0.360, SLG: 0.471	HR			G3		L8		4-3		4	1	1	1	0	0	0
Tony Gonzalez, L (1, 8) OBP: 0.365, SLG: 0.452	CS 1B			6-3		3B 1B		1B		4	1	3	0	0	0	0
Roy Sievers, R (1, 3) OBP: 0.341, SLG: 0.445	K 1-2			6-3		1-H 3B		1-3		4	0	1	1	0	1	2
Frank Torre, L (8, 3) OBP: 0.390, SLG: 0.360										0	0	0	0	0	0	0
Don Demeter, R (1, 5) OBP: 0.346, SLG: 0.493		5-3			5-3	5-3			E9 SF8-3	3	0	0	0	0	0	1
Billy Klaus, L (9, PH) OBP: 0.289, SLG: 0.310										1	1	0	0	0	0	0
(9, 5)																
Ted Savage, R (1, 7) OBP: 0.357, SLG: 0.414		K			1B IBB 1B		K		SF8-3 BB	3	0	1	0	1	2	0
Sammy White, R (1, 2) OBP: 0.241, SLG: 0.333		P6			IBB 1-3 1B		2-3		SF8-3 1-1 3-H	3	0	1	0	0	0	0
Wes Covington, L (9, PH) OBP: 0.305, SLG: 0.380										0	0	0	1	0	0	0
Bob Oldis, R (9, 2) OBP: 0.263, SLG: 0.152										0	0	0	0	0	0	0
Bobby Wine, R (1, 6) OBP: 0.266, SLG: 0.350			K		1-2 3-H IBB	2B			K	3	0	1	0	1	2	0
Jack Hamilton, R (1, 1) OBP: 0.103, SLG: 0.054			K		K	6-3				3	0	0	0	0	2	3
Jack Baldschun, R (8, 1)										0	0	0	0	0	0	0
AB										**32**						
R										**3**						
H										**8**						
RBI										**3**						
BB										**2**						
SO										**7**						
LOB										**6**						
Inning Stats	R: 1 E: 0 K: 1 S: 6 H: 2 LOB: 0 BB: 0 P: 6	R: 0 E: 0 K: 1 S: 5 H: 0 LOB: 0 BB: 0 P: 5	R: 0 E: 0 K: 2 S: 7 H: 0 LOB: 0 BB: 0 P: 7	R: 0 E: 0 K: 0 S: 3 H: 0 LOB: 0 BB: 0 P: 3	R: 0 E: 0 K: 1 S: 6 H: 2 LOB: 2 BB: 1 P: 10	R: 1 E: 0 K: 0 S: 5 H: 2 LOB: 1 BB: 0 P: 5	R: 0 E: 0 K: 1 S: 6 H: 1 LOB: 1 BB: 0 P: 6	R: 0 E: 0 K: 0 S: 4 H: 1 LOB: 1 BB: 0 P: 4	R: 1 E: 1 K: 1 S: 5 H: 0 LOB: 0 BB: 1 P: 9	1B: 5 2B: 2 3B: 1 HR: 1 SF: 1 SAC: 0 DP: 1 HBP: 0						
										WP: 0 PB: 0 SB: 0 CS: 1			PA: 35			

PITCHER		IP	WLS	BF	H	R	ER	SO	BB	IBB	HBP	BLK	WP	HR	S	P	ERA	WHIP
Russ Kemmerer, R ERA: 3.96	(1, 1)	6.0	L	23	6	2	2	5	0	1	0	0	0	1	32	36	3.00	1.000
Jim Umbricht, R ERA: 1.54	(7, 1)	3.0		12	2	1	0	2	1	0	0	0	0	0	15	19	0.00	1.000

PITCHER	IP	WLS	BF	H	R	ER	SO	BB	IBB	HBP	BLK	WP	HR	S	P	ERA	WHIP

BOTTOM

Batter	1	2	3	4	5	6	7	8	9	AB	R	H	RBI	BB	SO	LOB
Al Spangler, L (1, 7) OBP: 0.365, SLG: 0.380	4-3		F5			F7			F7	4	0	0	0	0	0	2
Billy Goodman, L (1, 4) OBP: 0.307, SLG: 0.299	L7			6-3		E5 PO 2-3			K	3	0	0	0	0	0	1
Jim Umbricht, R (7, 1)										0	0	0	0	0	0	0
Jim Pendleton, R (9, PH) OBP: 0.276, SLG: 0.415										1	0	0	0	0	1	0
Roman Mejias, R (1, 9) OBP: 0.341, SLG: 0.534	F8			K2-3		PO 1-2	G6-4-3 1B		K	4	0	1	0	0	2	0
Pidge Browne, L (1, 3) OBP: 0.308, SLG: 0.340		F7		F9			G6-4-3 1-2f			2	0	0	0	0	0	0
Joey Amalfitano, R (7, 4) OBP: 0.299, SLG: 0.285										1	0	0	0	0	0	1
Bob Aspromonte, R (1, 5) OBP: 0.373, SLG: 0.416		F7			L4-6 2B		P4			3	0	1	0	0	0	0
Jim Campbell, R (1, 2)		L7			L4-6 2-3			BBBB G6-3 BB		2	0	0	0	1	0	1
Carl Warwick, R (1, 8) OBP: 0.309, SLG: 0.423			K		K			G6-3 1-2f		3	0	0	0	0	2	1
Bob Lillis, R (1, 6) OBP: 0.257, SLG: 0.238			1-3			6-3		1B		2	0	0	0	0	0	0
Bob Cerv, R (8, PH) OBP: 0.306, SLG: 0.438										1	0	1	0	0	0	0
Ernie Fazio, R (8, PR) OBP: 0.154, SLG: 0.083										0	0	0	0	0	0	0
(9, 6)																
Russ Kemmerer, R (1, 1) OBP: 0.800, SLG: 0.667			1B			E 2B			P3	1	0	1	0	0	0	0
Norm Larker, L (6, PH) OBP: 0.359, SLG: 0.395										2	0	1	0	0	0	1
(7, 3)																
Inning Stats	R: 0 E: 0 K: 0 S: 3 H: 0 LOB: 0 BB: 0 P: 3	R: 0 E: 0 K: 0 S: 3 H: 0 LOB: 0 BB: 0 P: 3	R: 0 E: 0 K: 1 S: 6 H: 1 LOB: 1 BB: 0 P: 6	R: 0 E: 0 K: 1 S: 5 H: 0 LOB: 0 BB: 0 P: 5	R: 0 E: 0 K: 1 S: 5 H: 1 LOB: 0 BB: 0 P: 5	R: 0 E: 1 K: 0 S: 4 H: 1 LOB: 1 BB: 0 P: 4	R: 0 E: 0 K: 0 S: 3 H: 1 LOB: 0 BB: 0 P: 3	R: 0 E: 0 K: 0 S: 3 H: 1 LOB: 1 BB: 1 P: 7	R: 0 E: 0 K: 2 S: 7 H: 0 LOB: 0 BB: 0 P: 7	1B: 3 2B: 3 3B: 0 HR: 0	SF: 0 SAC: 0 DP: 3 HBP: 0						

PITCHER	IP	WLS	BF	H	R	ER	SO	BB	IBB	HBP	BLK	WP	HR	S	P	ERA	WHIP
Jack Hamilton, R (1, 1) ERA: 4.69	7.0	W	24	4	0	0	3	1	0	0	0	0	0	29	33	0.00	0.714
Jack Baldschun, R (8, 1) ERA: 3.05	2.0	S	6	1	0	0	2	0	0	0	0	0	0	10	10	0.00	0.500

PITCHER	IP	WLS	BF	H	R	ER	SO	BB	IBB	HBP	BLK	WP	HR	S	P	ERA	WHIP

Philadelphia Phillies @ Houston Colt 45's

Colt Stadium, Houston, TX

Tue Jul 17 1962, 8:05 PM EDT

Cloudy - 92 F

livebaseballscorecards.com

AB	29
R	0
H	5
RBI	0
BB	1
SO	5
LOB	7

Philadelphia Phillies @ Houston Colt 45's

Colt Stadium, Houston, TX

Tue Jul 17 1962, 8:05 PM EDT

Att. 8,115 - Unknown - 82 F

TOP

livebaseballscorecards.com

Batter	1	2	3	4	5	6	7	8	9	AB	R	H	RBI	BB	SO	LOB
Tony Taylor, R (1, 4) OBP: 0.348, SLG: 0.367	K		6-3		5-3		K		6-3 1-2 2-3 3-H	5	0	0	1	0	2	2
Johnny Callison, L (1, 9) OBP: 0.363, SLG: 0.476	2B			1B	K		4-3		1B	5	1	3	1	0	1	0
Tony Gonzalez, L (1, 8) OBP: 0.363, SLG: 0.458	P4			K		HR		K	K	5	1	1	1	0	3	4
Wes Covington, L (1, 7) OBP: 0.311, SLG: 0.385 Ted Savage, R (6, PR) OBP: 0.354, SLG: 0.411 (6, 7)	K			FC1-6 1B 1-3 3B 1B		1B 1B		K	K	3 2	1 1	2 0	0 0	0 0	1 2	1 2
Clay Dalrymple, L (1, 2) OBP: 0.418, SLG: 0.446		6-3		FC1-6 1-2 3-H 1B		1B S 1-3 1B		4-3		4	0	2	1	0	0	0
Billy Klaus, L (1, 5) OBP: 0.288, SLG: 0.308		K		FC1-6 1-2f 2-3 3B		K			1B 1B	4	2	1	0	0	2	4
Frank Torre, L (1, 3) OBP: 0.404, SLG: 0.400		4-3		1-H 3-H 3B		G5-4-3 1-3 3-H 1B			E 1B 1-3 6-3 1B	4	1	3	3	0	0	0
Bobby Wine, R (1, 6) OBP: 0.265, SLG: 0.348			F8	4-3		G5-4-3 1-2f			6-3 E 1-2 1B 3-H 1B	4	1	1	1	0	0	3
Cal McLish, S (1, 1) OBP: 0.179, SLG: 0.080 Dennis Bennett, L (6, 1) OBP: 0.219, SLG: 0.167			K		F8		F8		E6 1B 6-3 1-2 2-3	2 2	0 0	0 0	0 0	0 0	1 0	0 2
Inning Stats	R: 0 E: 0 K: 2 S: 8 H: 1 LOB: 1 BB: 0 P: 8	R: 0 E: 0 K: 1 S: 5 H: 0 LOB: 0 BB: 0 P: 5	R: 0 E: 0 K: 1 S: 5 H: 0 LOB: 0 BB: 0 P: 5	R: 3 E: 0 K: 1 S: 9 H: 4 LOB: 1 BB: 0 P: 9	R: 0 E: 0 K: 1 S: 5 H: 0 LOB: 0 BB: 0 P: 5	R: 2 E: 0 K: 1 S: 8 H: 4 LOB: 2 BB: 0 P: 8	R: 0 E: 0 K: 1 S: 5 H: 0 LOB: 0 BB: 0 P: 5	R: 0 E: 0 K: 2 S: 7 H: 0 LOB: 0 BB: 0 P: 7	R: 3 E: 1 K: 2 S: 12 H: 4 LOB: 2 BB: 0 P: 12	1B: 10 2B: 1 3B: 1 HR: 1 SF: 0 SAC: 0 DP: 1 HBP: 0						

	AB	40
	R	8
	H	13
	RBI	8
	BB	0
	SO	12
	LOB	18

		WP: 0	PA: 40
		PB: 0	
		SB: 1	
		CS: 0	

PITCHER		IP	WLS	BF	H	R	ER	SO	BB	IBB	HBP	BLK	WP	HR	S	P	ERA	WHIP
Turk Farrell, R ERA: 2.92	(1, 1)	5.0	L	22	7	5	5	6	0	0	0	0	0	1	34	34	9.00	1.400
Bobby Tiefenauer, R ERA: 3.81	(6, 1)	2.0		7	2	0	0	2	0	0	0	0	0	0	11	11	0.00	1.000
Jim Umbricht, R ERA: 2.63	(8, 1)	2.0		11	4	3	2	4	0	0	0	0	0	0	19	19	9.00	2.000

PITCHER	IP	WLS	BF	H	R	ER	SO	BB	IBB	HBP	BLK	WP	HR	S	P	ERA	WHIP

BOTTOM

Philadelphia Phillies @ Houston Colt 45's

Colt Stadium, Houston, TX

Tue Jul 17 1962, 8:05 PM EDT

Att. 8,115 - Unknown - 82 F

livebaseballscorecards.com

Batter	1	2	3	4	5	6	7	8	9	AB	R	H	RBI	BB	SO	LOB
Joey Amalfitano, R (1, 4) OBP: 0.296, SLG: 0.281	L7		4-3		P6		K2-3			4	0	0	0	0	1	2
Al Spangler, L (1, 8) OBP: 0.365, SLG: 0.388	K		6-3			3B		K		3	0	1	0	0	1	0
Carl Warwick, R (8, PH) OBP: 0.308, SLG: 0.422 (9, 8)										1	0	0	0	0	1	0
Norm Larker, L (1, 3) OBP: 0.355, SLG: 0.389	F7			G3		P3		F9		4	0	0	0	0	0	1
Bob Cerv, R (1, 7) OBP: 0.300, SLG: 0.417		FC6-4 1B		K		K		4-3		4	0	1	0	0	2	1
Roman Mejias, R (1, 9) OBP: 0.340, SLG: 0.530		FC6-4 1B 1-2f		HR 1B		P4			F7	4	1	1	0	0	0	2
Bob Aspromonte, R (1, 5) OBP: 0.375, SLG: 0.428		1-3 1B		1-H HR			K		K	4	1	2	2	0	2	0
Bob Lillis, R (1, 6) OBP: 0.255, SLG: 0.236		L3		6-3			6-3		K	2	0	0	0	0	0	2
Jim Pendleton, R (7, PH) OBP: 0.275, SLG: 0.413										1	0	0	0	0	0	0
Jim Umbricht, R (8, 1)										0	0	0	0	0	0	0
Jim Campbell, R (9, PH)										1	0	0	0	0	1	0
Hal Smith, R (1, 2) OBP: 0.274, SLG: 0.381		K2-1-3			G3		BB 1B			3	0	1	0	0	1	2
Turk Farrell, R (1, 1) OBP: 0.135, SLG: 0.216			K		K		1-2 BB			2	0	0	0	0	2	0
Bobby Tiefenauer, R (6, 1)										0	0	0	0	0	0	0
Ernie Fazio, R (7, PH) OBP: 0.214, SLG: 0.083										0	0	0	0	1	0	0
(8, 6)																
AB										**33**						
R										**2**						
H										**6**						
RBI										**2**						
BB										**1**						
SO										**11**						
LOB										**10**						

Inning Stats	1	2	3	4	5	6	7	8	9
	R: 0 H: 0 E: 0 LOB: 0 K: 1 BB: 0 S: 5 P: 5	R: 0 H: 2 E: 0 LOB: 2 K: 1 BB: 0 S: 7 P: 7	R: 0 H: 0 E: 0 LOB: 0 K: 1 BB: 0 S: 5 P: 5	R: 2 H: 2 E: 0 LOB: 0 K: 1 BB: 0 S: 7 P: 7	R: 0 H: 0 E: 0 LOB: 0 K: 1 BB: 0 S: 5 P: 5	R: 0 H: 1 E: 0 LOB: 1 K: 1 BB: 0 S: 6 P: 6	R: 0 H: 1 E: 0 LOB: 2 K: 2 BB: 1 S: 8 P: 12	R: 0 H: 0 E: 0 LOB: 0 K: 1 BB: 0 S: 5 P: 5	R: 0 H: 0 E: 0 LOB: 0 K: 2 BB: 0 S: 7 P: 7

1B: 4	SF: 0	WP: 0	PA: 34
2B: 0	SAC: 0	PB: 0	
3B: 1	DP: 0	SB: 0	
HR: 1	HBP: 0	CS: 0	

PITCHER		IP	WLS	BF	H	R	ER	SO	BB	IBB	HBP	BLK	WP	HR	S	P	ERA	WHIP
Cal McLish, R ERA: 5.68	(1, 1)	5.0	W	20	5	2	2	5	0	0	0	0	0	1	30	30	3.60	1.000
Dennis Bennett, L ERA: 4.52	(6, 1)	4.0	S	14	1	0	0	6	1	0	0	0	0	0	25	29	0.00	0.500

PITCHER	IP	WLS	BF	H	R	ER	SO	BB	IBB	HBP	BLK	WP	HR	S	P	ERA	WHIP

Batter	1	2	3	4	5	6	7	8	9	AB	R	H	RBI	BB	SO	LOB
Tony Taylor, R (1, 4) OBP: 0.351, SLG: 0.370	x 0-0 PB 2B 1B x 0-0 F8 ③			x 0-0 1B FC4-6-3-2 1B		x 0-0 S 1B	S S S 0-3 K ③			5	2	3	0	0	1	2
Johnny Callison, L (1, 9) OBP: 0.366, SLG: 0.476	B B B B 4-0 1-2 2B BB	x 0-0 E6		x 0-0 1-3 FC4-6-3-2 1B		S S S 0-3 ② K 1-2			x 0-0 FC4-6 1B	4	1	2	0	1	1	1
Tony Gonzalez, L (1, 8) OBP: 0.361, SLG: 0.457	x 0-0 ① 1-H 2-H 2B 2B	x 0-0 ① 5-3		x 0-0 ① 1-3		x 0-0 ③ F7			x 0-0 ① FC4-6 CS 1-2f	5	1	1	2	0	0	5
Roy Sievers, R (1, 3) OBP: 0.342, SLG: 0.442 Frank Torre, L (9, 3) OBP: 0.404, SLG: 0.400	S S S 0-3 K ①	x 0-0 ② L9		B B B 4-0 FC4-6-3-2 BB			x 0-0 FC3-6 1B		x 0-0 ② F8	4 0	0 0	1 0	0 0	1 0	1 0	3 0
Wes Covington, L (1, 7) OBP: 0.309, SLG: 0.378 Ted Savage, R (7, PR) OBP: 0.354, SLG: 0.411 (7, 7)	H 1-0 2B E HBP	x 0-0 ③ 3-1		x 0-0 ② ③ FC4-6-3-2 1-2 2-H 3-H			x 0-0 ① FC3-6 S 1-2f		0-0 ③ CS 1-2	3 0	1 0	0 0	1 0	0 0	0 0	4 0
Don Demeter, R (1, 5) OBP: 0.345, SLG: 0.493	x 0-0 1-3 2-H E 2B	x 0-0 ① P4	S S S 0-3 ① K				S S S 0-3 ② K			4	1	1	1	0	2	1
Clay Dalrymple, L (1, 2) OBP: 0.424, SLG: 0.443	I I I 4-0 E IBB	B B B B 4-0 FC1-6 BB		B B B B 4-0 G6-4-3 BB			x 0-0 ③ F9 1-2			1	0	0	0	3	0	1
Bobby Wine, R (1, 6) OBP: 0.260, SLG: 0.341	S S S 0-3 ② K	x 0-0 ② FC1-6 1-2f		x 0-0 ② ③ G6-4-3 1-2f				S S S 0-3 ① K		4	0	0	0	0	2	5
Dallas Green, L (1, 1) OBP: 0.250, SLG: 0.118	x 0-0 E6 1-2 2-H 3-H	S S S 0-3 ③ K				x 0-0 ① 4-3		x 0-0 ② 4-3		4	0	0	0	0	1	2
Inning Stats	R: 5 E: 1 K: 2 S: 11 H: 3 LOB: 2 BB: 2 P: 20	R: 0 E: 1 K: 0 S: 4 H: 0 LOB: 1 BB: 0 P: 4	R: 0 E: 0 K: 1 S: 5 H: 0 LOB: 1 BB: 1 P: 9	R: 1 E: 0 K: 0 S: 4 H: 2 LOB: 1 BB: 1 P: 8	R: 0 E: 0 K: 1 S: 4 H: 0 LOB: 0 BB: 1 P: 8	R: 0 E: 0 K: 1 S: 6 H: 1 LOB: 1 BB: 0 P: 6	R: 0 E: 0 K: 1 S: 6 H: 1 LOB: 2 BB: 0 P: 6	R: 0 E: 0 K: 2 S: 7 H: 0 LOB: 0 BB: 0 P: 7	R: 0 E: 0 K: 0 S: 3 H: 1 LOB: 0 BB: 0 P: 3	1B: 6 2B: 3 3B: 0 HR: 0	SF: 0 SAC: 0 DP: 2 HBP: 1					

TOP

Philadelphia Phillies @ Houston Colt 45's

Colt Stadium, Houston, TX

Wed Jul 18 1962, 8:05 PM EDT

Att. 5,140 - Cloudy - 81 F

livebaseballscorecards.com

AB	34
R	6
H	8
RBI	4
BB	5
SO	8
LOB	24

WP: 0 PB: 1 SB: 2 CS: 1 PA: 41

PITCHER		IP	WLS	BF	H	R	ER	SO	BB	IBB	HBP	BLK	WP	HR	S	P	ERA	WHIP
Bob Bruce, R ERA: 4.7	(1, 1)	0.1	L	6	3	5	3	1	1	0	1	0	0	0	6	11	81.00	12.000
Jim Golden, R ERA: 3.7	(1, 1)	5.2		24	3	1	1	4	3	1	0	0	0	0	28	44	1.59	1.059
Bobby Tiefenauer, R ERA: 3.59	(7, 1)	3.0		10	2	0	0	3	0	0	0	0	0	0	16	16	0.00	0.667

PITCHER	IP	WLS	BF	H	R	ER	SO	BB	IBB	HBP	BLK	WP	HR	S	P	ERA	WHIP

Batter	1	2	3	4	5	6	7	8	9	AB	R	H	RBI	BB	SO	LOB
Al Spangler, L (1, 7) OBP: 0.358, SLG: 0.380	P6		FC4-6 1-2f		P4		F9		P6	5	1	0	0	0	0	1
Joey Amalfitano, R (1, 4) OBP: 0.294, SLG: 0.277	F9		K		1B BB		6-3		L6	4	0	0	0	1	1	1
Roman Mejias, R (1, 9) OBP: 0.344, SLG: 0.530	1B		2B BB 1-2		1B BB 1-2		F2			2	1	1	0	2	0	0
Norm Larker, L (1, 3) OBP: 0.357, SLG: 0.394	F8		2B 1-H 2-H		1B 1-2 2-3			3-1		4	0	2	2	0	0	1
Bob Aspromonte, R (1, 5) (7, 6) OBP: 0.373, SLG: 0.423		6-3	5-3		F7			1B BB		3	0	0	0	1	0	4
Carl Warwick, R (1, 8) OBP: 0.304, SLG: 0.415		6-3		5-3		F8		F2		4	0	0	0	0	0	1
Jim Campbell, R (1, 2) OBP: 0.375, SLG: 0.167		BB		K		K		1B 1-2		3	0	1	0	1	2	0
Don Buddin, R (1, 6) OBP: 0.316, SLG: 0.313		L4		F2		2B		K		2	0	0	0	0	0	1
Billy Goodman, L (6, PH) (7, 5) OBP: 0.310, SLG: 0.312										2	0	1	0	0	1	2
Bob Bruce, R (1, 1) OBP: 0.425, SLG: 0.207			FC4-6 1B		F7	F9			3-1	0	0	0	0	0	0	0
Jim Golden, L (1, 1) OBP: 0.211, SLG: 0.342										2	0	1	0	0	0	0
Bob Cerv, R (6, PH) OBP: 0.293, SLG: 0.405										1	0	0	0	0	0	1
Bobby Tiefenauer, R (7, 1)										0	0	0	0	0	0	0
Pidge Browne, L (9, PH) OBP: 0.306, SLG: 0.337										1	0	0	0	0	0	0
Inning Stats	R: 0 E: 0 K: 0 S: 4 H: 1 LOB: 1 BB: 0 P: 4	R: 0 E: 0 K: 0 S: 3 H: 0 LOB: 1 BB: 1 P: 7	R: 2 E: 0 K: 1 S: 7 H: 2 LOB: 1 BB: 1 P: 11	R: 0 E: 0 K: 1 S: 5 H: 0 LOB: 0 BB: 0 P: 5	R: 0 E: 0 K: 0 S: 4 H: 1 LOB: 3 BB: 2 P: 12	R: 0 E: 0 K: 1 S: 6 H: 1 LOB: 1 BB: 0 P: 6	R: 0 E: 0 K: 0 S: 3 H: 0 LOB: 0 BB: 0 P: 3	R: 0 E: 0 K: 1 S: 6 H: 1 LOB: 2 BB: 1 P: 10	R: 0 E: 0 K: 0 S: 3 H: 0 LOB: 0 BB: 0 P: 3	1B: 4 2B: 2 3B: 0 HR: 0 SF: 0 SAC: 0 DP: 0 HBP: 0						

PITCHER	IP	WLS	BF	H	R	ER	SO	BB	IBB	HBP	BLK	WP	HR	S	P	ERA	WHIP
Dallas Green, R (1, 1) ERA: 3.58	9.0	W	38	6	2	2	4	5	0	0	0	0	0	41	61	2.00	1.222

PITCHER	IP	WLS	BF	H	R	ER	SO	BB	IBB	HBP	BLK	WP	HR	S	P	ERA	WHIP

BOTTOM

Philadelphia Phillies @ Houston Colt 45's

Colt Stadium, Houston, TX

Wed Jul 18 1962, 8:05 PM EDT

Att. 5,140 - Cloudy - 81 F

livebaseballscorecards.com

AB	33
R	2
H	6
RBI	2
BB	5
SO	4
LOB	12

WP: 0	PA: 38		
PB: 0			
SB: 0			
CS: 0			

Philadelphia Phillies @ Houston Colt 45's

Colt Stadium, Houston, TX

Thu Jul 19 1962, 8:05 PM EDT

Att. 5,017 - Cloudy - 82 F

TOP

livebaseballscorecards.com

Batter	1	2	3	4	5	6	7	8	9	AB	R	H	RBI	BB	SO	LOB
Tony Taylor, R (1, 4) OBP: 0.359, SLG: 0.378	BBBB 4-0 1B BB		x 0-0 1B FC6-2-5 1B		x 0-0 F9 2B		x 0-0 CS 1B	BBBB 4-0 1B 2-3 3-H BB		3	1	3	0	2	0	0
Ted Savage, R (1, 7) OBP: 0.360, SLG: 0.417 Johnny Callison, L (8, PH) OBP: 0.368, SLG: 0.477 (8, 9)	x 0-0 F9 1-3 1B		x 0-0 FC6-2-5 S 1-3 1B		SSS 0-3 ① K		x 0-0 ① FC6-4 1-2 1B	x 0-0 1-3 3-H 1B		4 1	0 0	3 1	0 1	0 0	1 0	1 0
Don Demeter, R (1, 8) OBP: 0.340, SLG: 0.485 (9, 7)	SSS 0-3 ① K		x 0-0 ① FC6-2-5 1-3 3-H 1B		x 0-0 ② F9 2-3		x 0-0 ② FC6-4 FC5-4 1-2f	SSS 0-3 ③ K		5	1	0	1	0	2	7
Roy Sievers, R (1, 3) OBP: 0.339, SLG: 0.436 Frank Torre, L (9, 3) OBP: 0.404, SLG: 0.400	x 0-0 ② F9 1-2		x 0-0 ② 5-3		BBBB 4-0 BB		x 0-0 ③ FC5-4 1-2f		SSS 0-3 ① K	4 0	0 0	0 0	0 0	1 0	1 0	4 0
Mel Roach, R (1, 5) OBP: 0.253, SLG: 0.260	x 0-0 ③ 5-3		x 0-0 FC6-4 2-H 1B		x 0-0 ③ P3			BBBB 4-0 1B SH SH3 BB	BBBB 4-0 1B BB BB	3	2	1	1	2	0	4
Jacke Davis, R (1, 9) OBP: 0.253, SLG: 0.280 (8, 7) Tony Gonzalez, L (9, PH) OBP: 0.363, SLG: 0.457 (9, 8)		x 0-0 ① 6-3	x 0-0 ③ FC6-4 1-2f			x 0-0 ① F3		x 0-0 SH SH3 1B 1-2 WP	BBBB 4-0 1B 1-2 BB	3 0	1 0	0 0	0 0	0 1	0 0	1 0
Sammy White, R (1, 2) OBP: 0.250, SLG: 0.338		x 0-0 FC6 1B		x 0-0 ① 4-3		x 0-0 ② 6-3		SSS 0-3 ① K	x 0-0 ② WP 1-3 2-H 1B	5	0	2	1	0	1	2
Bobby Wine, R (1, 6) OBP: 0.273, SLG: 0.349		SSS 0-3 ② K		x 0-0 G6-4-3 1B		x 0-0 1B		x 0-0 WP SH3 1B 1-2 2-3 1B	BBBB 4-0 1-2 BB	4	1	3	0	1	1	1
Paul Brown, R (1, 1) OBP: 0.214, SLG: 0.231 Chris Short, R (7, 1) OBP: 0.133, SLG: 0.214 Bob Oldis, R (8, PH) OBP: 0.263, SLG: 0.152 Jack Baldschun, R (8, 1)		x 0-0 ③ FC6 1-2f		x 0-0 ②③ G6-4-3 1-2f		SSS 0-3 ③ K2-3		x 0-0 ② SH3 1-2 2-3 3-H	SSS 0-3 ③ K	3 0 0 1	0 0 0 0	0 0 0 0	0 0 1 0	1 0 0 0	3 0 0 1	3 0 0 2

Inning Stats	R: 0 E: 0 K: 1 S: 6	H: 1 LOB: 2 BB: 1 P: 10	R: 0 E: 0 K: 1 S: 6	H: 1 LOB: 1 BB: 0 P: 6	R: 2 E: 0 K: 0 S: 6	H: 3 LOB: 1 BB: 0 P: 6	R: 0 E: 0 K: 0 S: 3	H: 1 LOB: 0 BB: 0 P: 3	R: 0 E: 0 K: 1 S: 6	H: 1 LOB: 2 BB: 1 P: 10
	R: 0 E: 0 K: 1 S: 6	H: 1 LOB: 1 BB: 0 P: 6	R: 0 E: 0 K: 0 S: 4	H: 2 LOB: 1 BB: 0 P: 4	R: 3 E: 1 K: 2 S: 10	H: 2 LOB: 2 BB: 2 P: 18	R: 1 E: 0 K: 2 S: 7	H: 1 LOB: 2 BB: 3 P: 19	1B: 12 2B: 1 3B: 0 HR: 0	SF: 0 SAC: 2 DP: 1 HBP: 0

	AB	36
	R	6
	H	13
	RBI	5
	BB	7
	SO	8
	LOB	25

WP: 2 PA: 45
PB: 0
SB: 1
CS: 1

PITCHER		IP	WLS	BF	H	R	ER	SO	BB	IBB	HBP	BLK	WP	HR	S	P	ERA	WHIP
Hal Woodeshick, L ERA: 3.57	(1, 1)	7.2	L	36	11	5	2	5	3	0	0	0	0	0	43	55	2.35	1.826
Don McMahon, R ERA: 1.63	(8, 1)	1.1		9	2	1	1	3	4	0	0	0	2	0	11	27	6.75	4.500

PITCHER	IP	WLS	BF	H	R	ER	SO	BB	IBB	HBP	BLK	WP	HR	S	P	ERA	WHIP

Batter	1	2	3	4	5	6	7	8	9	AB	R	H	RBI	BB	SO	LOB
Al Spangler, L (1, 8) OBP: 0.358, SLG: 0.377	BBBB 4-0 CS BB	x 0-0 L9 ③			x 0-0 G3 ①		x 0-0 L6-4 ②③ 1-2			2	0	0	0	1	0	2
Carl Warwick, R (7, PH) OBP: 0.303, SLG: 0.414 (8, 8)										1	0	0	0	0	0	2
Billy Goodman, L (1, 5) OBP: 0.308, SLG: 0.304	x 0-0 3-1 ①② 1-2		x 0-0 L5 ①		x 0-0 F8 ②			BBBB 4-0 3-1 BB		3	0	0	0	1	0	1
Roman Mejias, R (1, 9) OBP: 0.340, SLG: 0.524	x 0-0 F3 ③		x 0-0 6-3 ②		x 0-0 6-3 ③			SSS 0-3 K ①		4	0	0	0	0	1	1
Norm Larker, L (1, 3) OBP: 0.355, SLG: 0.390		BBBB 4-0 1B E 1B BB	x 0-0 G3 ③			x 0-0 3-1 ①		x 0-0 3-1 ② 1-2		3	1	0	0	1	0	1
Bob Aspromonte, R (1, 6) OBP: 0.372, SLG: 0.421		x 0-0 E 1-2 1B 1B		x 0-0 E6 1B		x 0-0 P4 ②		SSS 0-3 K ③		4	1	1	0	0	1	1
Jim Pendleton, R (1, 7) OBP: 0.279, SLG: 0.411		x 0-0 E9 1B 1-3 2-H 1B		x 0-0 L7 ①		x 0-0 6-3 ③			BBBB 4-0 1B BB	3	0	1	0	1	0	1
Jim Campbell, R (1, 2) OBP: 0.333, SLG: 0.200		SSS 0-3 K ①		x 0-0 1-2 1B			SSS 0-3 K ①		SSS 0-3 K ①	4	0	1	0	0	3	3
Joey Amalfitano, R (1, 4) OBP: 0.297, SLG: 0.280		x 0-0 F7 ②		x 0-0 F9 ②			x 0-0 1B 1B		x 0-0 G4-6-3 1-2 1B	4	0	2	0	0	0	4
Hal Woodeshick, R (1, 1) OBP: 0.111, SLG: 0.077		x 0-0 1-2 3-H 1B		SSS 0-3 K ③			x 0-0 L6-4 1-2 1B		x 0-0 G4-6-3 ②③ 1-2f	3	0	2	1	0	1	2
Don McMahon, R (8, 1) OBP: 0.167, SLG: 0.167										0	0	0	0	0	0	0
Pidge Browne, L (9, PH) OBP: 0.303, SLG: 0.333										1	0	0	0	0	0	2
Inning Stats	R: 0 E: 0 K: 0 S: 2 H: 0 LOB: 0 BB: 1 P: 6	R: 2 E: 1 K: 1 S: 8 H: 3 LOB: 2 BB: 1 P: 12	R: 0 E: 0 K: 0 S: 3 H: 0 LOB: 0 BB: 0 P: 3	R: 0 E: 1 K: 1 S: 7 H: 1 LOB: 2 BB: 0 P: 7	R: 0 E: 0 K: 0 S: 3 H: 0 LOB: 0 BB: 0 P: 3	R: 0 E: 0 K: 0 S: 3 H: 0 LOB: 0 BB: 0 P: 3	R: 0 E: 0 K: 1 S: 6 H: 2 LOB: 1 BB: 0 P: 6	R: 0 E: 0 K: 2 S: 7 H: 0 LOB: 1 BB: 1 P: 11	R: 0 E: 0 K: 1 S: 5 H: 1 LOB: 1 BB: 1 P: 9	1B: 7 2B: 1 3B: 0 HR: 0	SF: 0 SAC: 0 DP: 2 HBP: 0			WP: 0 PB: 0 SB: 0 CS: 1	PA: 36		

PITCHER		IP	WLS	BF	H	R	ER	SO	BB	IBB	HBP	BLK	WP	HR	S	P	ERA	WHIP
Paul Brown, R ERA: 5.94	(1, 1)	6.1		27	6	2	2	3	2	0	0	0	0	0	31	39	2.84	1.263
Chris Short, L ERA: 4.26	(7, 1)	0.2	W	1	0	0	0	0	0	0	0	0	0	0	1	1	0.00	0.000
Jack Baldschun, R ERA: 2.97	(8, 1)	2.0	S	8	1	0	0	3	2	0	0	0	0	0	12	20	0.00	1.500

PITCHER	IP	WLS	BF	H	R	ER	SO	BB	IBB	HBP	BLK	WP	HR	S	P	ERA	WHIP

BOTTOM

Philadelphia Phillies @ Houston Colt 45's

Colt Stadium, Houston, TX

Thu Jul 19 1962, 8:05 PM EDT

Att. 5,017 - Cloudy - 82 F

livebaseballscorecards.com

AB	32
R	2
H	7
RBI	1
BB	4
SO	6
LOB	20

Batter	1	2	3	4	5	6	7	8	9	AB	R	H	RBI	BB	SO	LOB
Curt Flood, R (1, 8) OBP: 0.329, SLG: 0.404	x 0-0 WP 1B 2B 1B	x 0-0 ③ F8			x 0-0 ③ F8			S S S 0-3 K ①		4	1	1	0	0	1	1
Julian Javier, R (1, 4) OBP: 0.310, SLG: 0.340	x 0-0 WP 1-2 2B 1B		x 0-0 ① F6			x 0-0 ① 5-3		S S S 0-3 K S 1B		4	2	1	0	0	1	0
Bill White, L (1, 3) OBP: 0.364, SLG: 0.484	S S S 0-3 K ①		x 0-0 ② 1-3			S S S 0-3 K ②		x 0-0 1-H 1B		4	0	1	1	0	2	2
Stan Musial, L (1, 7) OBP: 0.421, SLG: 0.544 Bobby Gene Smith, R (8, 7) OBP: 0.274, SLG: 0.293	x 0-0 1-H 2-H 2B		x 0-0 ③ F9			x 0-0 1B		x 0-0 ② F4		4 0	0 0	2 0	2 0	0 0	0 0	1 0
Ken Boyer, R (1, 5) OBP: 0.394, SLG: 0.500	x 0-0 ② 6-3			x 0-0 ① 1-3		S S S 0-3 K ③		S S S 0-3 K ③		4	0	0	0	0	2	3
Charlie James, R (1, 9) OBP: 0.320, SLG: 0.421	S S S 0-3 K ③			x 0-0 ② F2			x 0-0 1B		x 0-0 ① F3	4	0	1	0	0	1	1
Gene Oliver, R (1, 2) OBP: 0.362, SLG: 0.418 Red Schoendienst, S (7, PH) OBP: 0.394, SLG: 0.452 Jimmie Schaffer, R (7, 2) OBP: 0.300, SLG: 0.250		x 0-0 FC4-6 1B		S S S 0-3 K ③			S S S 0-3 K ①		x 0-0 ② L4	2 1 1	0 0 0	1 0 0	0 0 0	0 0 0	1 1 0	0 1 0
Julio Gotay, R (1, 6) OBP: 0.333, SLG: 0.319		x 0-0 ① FC4-6 SH3-4 1-2f			x 0-0 ① 6-3		S S S 0-3 K ②		x 0-0 ③ F8	4	0	0	0	0	1	2
Ray Washburn, R (1, 1) OBP: 0.250, SLG: 0.265 Bob Duliba, R (2, 1) Minnie Minoso, R (7, PH) OBP: 0.247, SLG: 0.250 Lindy McDaniel, R (7, 1)		x 0-0 ② SH3-4 1-2			S S S 0-3 K ②		S S S 0-3 K ③			0 1 1 0	0 0 0 0	0 0 0 0	0 0 0 0	0 0 0 0	0 1 1 0	0 0 1 0
Inning Stats	R: 2 E: 0 K: 2 S: 10 H: 3 LOB: 1 BB: 0 P: 10	R: 0 E: 0 K: 0 S: 4 H: 1 LOB: 1 BB: 0 P: 4	R: 0 E: 0 K: 0 S: 3 H: 0 LOB: 0 BB: 0 P: 3	R: 0 E: 0 K: 1 S: 5 H: 0 LOB: 0 BB: 0 P: 5	R: 0 E: 0 K: 1 S: 5 H: 0 LOB: 0 BB: 0 P: 5	R: 0 E: 0 K: 2 S: 8 H: 1 LOB: 1 BB: 0 P: 8	R: 0 E: 0 K: 3 S: 10 H: 1 LOB: 1 BB: 0 P: 10	R: 1 E: 0 K: 3 S: 11 H: 1 LOB: 1 BB: 0 P: 11	R: 0 E: 0 K: 0 S: 3 H: 0 LOB: 0 BB: 0 P: 3	1B: 6 2B: 1 3B: 0 HR: 0	SF: 0 SAC: 1 DP: 0 HBP: 0					

PITCHER	IP	WLS	BF	H	R	ER	SO	BB	IBB	HBP	BLK	WP	HR	S	P	ERA	WHIP
Turk Farrell, R (1, 1) ERA: 2.85	9.0	W	35	7	3	2	12	0	0	0	0	1	0	59	59	2.00	0.778

PITCHER	IP	WLS	BF	H	R	ER	SO	BB	IBB	HBP	BLK	WP	HR	S	P	ERA	WHIP

TOP

St. Louis Cardinals @ Houston Colt 45's

Colt Stadium, Houston, TX

Fri Jul 20 1962, 8:05 PM EDT

Att. 15,422 - Unknown

livebaseballscorecards.com

AB	34
R	3
H	7
RBI	3
BB	0
SO	12
LOB	12

Batter	1	2	3	4	5	6	7	8	9	AB	R	H	RBI	BB	SO	LOB
Joey Amalfitano, R (1, 4) OBP: 0.296, SLG: 0.279	E1 BB 1B	5-3			K		1B		SH5-4 1-2 2-3	4	0	1	0	0	1	1
Al Spangler, L (1, 7) OBP: 0.362, SLG: 0.378	BB 1-2 1B		FC5-4 1B		4-3		K		1B IBB	4	0	2	0	1	1	1
Roman Mejias, R (1, 9) OBP: 0.341, SLG: 0.522	K		FC5-4 1-2 1B		K		6-3		1-2 2-H 3-H 1B	5	0	2	2	0	2	3
Norm Larker, L (1, 3) OBP: 0.357, SLG: 0.390	G4-6-3 1-2 2-3 BB		F6			SH 1B		G3		3	0	1	0	1	0	2
Bob Aspromonte, R (1, 5) OBP: 0.371, SLG: 0.430	G4-6-3 1-2f		FC5-4 1-2f 2-3			SH 1-2		HR		3	1	1	1	0	0	5
Carl Warwick, R (1, 8) OBP: 0.302, SLG: 0.412		PB 1B WP 1B	1-3			F8		F8		4	1	1	0	0	0	4
Jim Campbell, R (1, 2) OBP: 0.250, SLG: 0.143		K		5-3		F8		5-3		4	0	0	0	0	1	3
Bob Lillis, R (1, 6) OBP: 0.256, SLG: 0.237 Billy Goodman, L (9, PH) OBP: 0.314, SLG: 0.310 Jim Golden, L (9, PR) OBP: 0.211, SLG: 0.342		WP PB 1-2 1B		5-3		4-3			SH5-4 BB 1B 1B	3 1 0	0 0 1	1 1 0	0 0 0	0 0 0	0 0 0	2 0 0
Turk Farrell, R (1, 1) OBP: 0.125, SLG: 0.200 Pidge Browne, L (9, PH) OBP: 0.309, SLG: 0.333 Jim Pendleton, R (9, PR) OBP: 0.279, SLG: 0.411		K 1-3 2-H		5-3			5-3		SH5-4 1-2 1B BB	3 0 0	0 0 1	0 0 0	0 0 0	0 1 0	1 0 0	1 0 0
Inning Stats	R: 0 H: 1 E: 1 LOB: 2 K: 1 BB: 1 S: 6 P: 10	R: 1 H: 2 E: 0 LOB: 1 K: 2 BB: 0 S: 9 P: 9	R: 0 H: 2 E: 0 LOB: 2 K: 0 BB: 0 S: 5 P: 5	R: 0 H: 0 E: 0 LOB: 0 K: 0 BB: 0 S: 3 P: 3	R: 0 H: 0 E: 0 LOB: 0 K: 2 BB: 0 S: 7 P: 7	R: 0 H: 1 E: 1 LOB: 2 K: 0 BB: 0 S: 5 P: 5	R: 0 H: 1 E: 0 LOB: 1 K: 1 BB: 0 S: 6 P: 6	R: 1 H: 1 E: 0 LOB: 0 K: 0 BB: 0 S: 4 P: 4	R: 2 H: 2 E: 0 LOB: 2 K: 0 BB: 2 S: 3 P: 11	1B: 9 2B: 0 3B: 0 HR: 1	SF: 0 SAC: 2 DP: 1 HBP: 0						

PITCHER	IP	WLS	BF	H	R	ER	SO	BB	IBB	HBP	BLK	WP	HR	S	P	ERA	WHIP
Ray Washburn, R (1, 1) ERA: 4.05	1.1		8	3	1	0	2	1	0	0	0	0	0	11	15	0.00	3.000
Bob Duliba, R (2, 1) ERA: 0.63	4.2		18	3	0	0	3	0	0	0	0	1	0	24	24	0.00	0.643
Lindy McDaniel, R (7, 1) ERA: 2.86	2.1	L	13	4	3	3	1	1	1	0	0	0	1	13	21	11.57	2.143

PITCHER	IP	WLS	BF	H	R	ER	SO	BB	IBB	HBP	BLK	WP	HR	S	P	ERA	WHIP

BOTTOM

St. Louis Cardinals @ Houston Colt 45's

Colt Stadium, Houston, TX

Fri Jul 20 1962, 8:05 PM EDT

Att. 15,422 - Unknown

livebaseballscorecards.com

AB	34
R	4
H	10
RBI	3
BB	3
SO	6
LOB	22

WP: 1	PA: 39		
PB: 1			
SB: 0			
CS: 0			

Batter	1	2	3	4	5	6	7	8	9	AB	R	H	RBI	BB	SO	LOB
Red Schoendienst, S (1, 4) OBP: 0.398, SLG: 0.454 Julian Javier, R (6, PR) (6, 4) OBP: 0.309, SLG: 0.339	1B	4-3		F9		G4-6-3 2-H		F3		4	0	2	1	0	0	1
						1B				1	0	0	0	0	0	1
Bobby Gene Smith, R (1, 8) OBP: 0.271, SLG: 0.289	K		5-3	F8		G4-6-3 1-2f		2-H 1B		5	0	1	1	0	1	3
Bill White, L (1, 7) OBP: 0.364, SLG: 0.482	G1-6-3 1-2 1B		5-3		WP 1B BB		F8	F7		4	1	1	0	1	0	1
Fred Whitfield, L (1, 3) OBP: 0.372, SLG: 0.627	G1-6-3 1-2f		HBP 1B		F9		1B		G6-4-3 1B	5	0	3	0	0	0	3
Ken Boyer, R (1, 5) OBP: 0.397, SLG: 0.510		HR	HBP 1-2 1B		WP 1-3 1B		K		F7	5	1	3	1	0	1	2
Charlie James, R (1, 9) OBP: 0.322, SLG: 0.417		HR 1B	1-2 2-3 HBP		6-3 1-2 3-H		F4		G6-4-3 1-2f	4	1	1	0	0	0	3
Carl Sawatski, L (1, 2) OBP: 0.385, SLG: 0.485		1-H HR	K		K			4-3 BB		3	2	1	2	1	2	4
Julio Gotay, R (1, 6) OBP: 0.339, SLG: 0.325		6-3			1B	2B 1B		4-3 1-3 1B		4	1	3	0	0	0	0
Larry Jackson, R (1, 1) OBP: 0.283, SLG: 0.291		F9		F2		1B 1-2 2B		4-3 1-2 3-H		4	1	1	1	0	0	2
Inning Stats	R: 0 E: 0 K: 1 S: 6 H: 2 LOB: 1 BB: 0 P: 6	R: 3 E: 0 K: 0 S: 6 H: 3 LOB: 0 BB: 0 P: 6	R: 0 E: 0 K: 1 S: 7 H: 2 LOB: 3 BB: 0 P: 8	R: 0 E: 0 K: 0 S: 4 H: 1 LOB: 1 BB: 0 P: 4	R: 1 E: 0 K: 1 S: 6 H: 1 LOB: 1 BB: 1 P: 10	R: 1 E: 0 K: 0 S: 4 H: 3 LOB: 1 BB: 0 P: 4	R: 0 E: 0 K: 1 S: 6 H: 1 LOB: 1 BB: 0 P: 6	R: 2 E: 0 K: 0 S: 5 H: 2 LOB: 1 BB: 1 P: 9	R: 0 E: 0 K: 0 S: 3 H: 1 LOB: 0 BB: 0 P: 3	1B: 13 2B: 1 3B: 0 HR: 2 SF: 0 SAC: 0 DP: 3 HBP: 1						

PITCHER		IP	WLS	BF	H	R	ER	SO	BB	IBB	HBP	BLK	WP	HR	S	P	ERA	WHIP
Russ Kemmerer, R ERA: 4.27	(1, 1)	2.2	L	15	7	3	3	1	0	0	1	0	0	2	16	17	10.12	2.625
Jim Umbricht, R ERA: 3.79	(3, 1)	5.1		24	8	4	4	3	2	0	0	0	1	0	28	36	6.75	1.875
Bobby Tiefenauer, R ERA: 3.52	(9, 1)	1.0		3	1	0	0	0	0	0	0	0	0	0	3	3	0.00	1.000

PITCHER	IP	WLS	BF	H	R	ER	SO	BB	IBB	HBP	BLK	WP	HR	S	P	ERA	WHIP

TOP

St. Louis Cardinals @ Houston Colt 45's

Colt Stadium, Houston, TX

Sat Jul 21 1962, 4:33 AM EDT

Att. 4,580 - Unknown - 96 F

livebaseballscorecards.com

AB	39
R	7
H	16
RBI	6
BB	2
SO	4
LOB	20

WP: 1 PA: 42
PB: 0
SB: 0
CS: 0

Batter	1	2	3	4	5	6	7	8	9	AB	R	H	RBI	BB	SO	LOB
Joey Amalfitano, R (1, 4) OBP: 0.296, SLG: 0.277	B B B B 4-0 BB		x 0-0 ② 1-3			S S S 0-3 ① K		x 0-0 ② F4		3	0	0	0	1	1	2
Al Spangler, L (1, 7) OBP: 0.361, SLG: 0.376	x 0-0 ① F9		x 0-0 1B			x 0-0 ② F7		x 0-0 ③ 4-3		4	0	1	0	0	0	3
Roman Mejias, R (1, 9) OBP: 0.338, SLG: 0.517	x 0-0 ② F7		x 0-0 ③ F4			x 0-0 ③ F7			x 0-0 ① F8	4	0	0	0	0	0	2
Norm Larker, L (1, 3) OBP: 0.356, SLG: 0.388	x 0-0 ③ 4-3			x 0-0 ① F9			x 0-0 ① F5		x 0-0 1B	4	0	1	0	0	0	1
Bob Aspromonte, R (1, 5) OBP: 0.368, SLG: 0.426 J C Hartman, R (8, 6)		x 0-0 ① F3		x 0-0 ② F9			x 0-0 ② F7		S S S 0-3 ② K	3 1	0 0	0 0	0 0	0 0	0 1	0 1
Carl Warwick, R (1, 8) OBP: 0.298, SLG: 0.406		x 0-0 ② 6-3		x 0-0 ③ F8			x 0-0 ③ F7		x 0-0 ③ 1-3	4	0	0	0	0	0	1
Jim Campbell, R (1, 2) OBP: 0.263, SLG: 0.176		x 0-0 1B			S S S 0-3 ① K			x 0-0 ① 4-3		3	0	1	0	0	1	0
Bob Lillis, R (1, 6) OBP: 0.257, SLG: 0.238 (8, 5) Bobby Tiefenauer, R (9, 1)		x 0-0 ③ 4-3			x 0-0 ② L5			x 0-0 E 1B		3 0	0 0	1 0	0 0	0 0	0 0	1 0
Russ Kemmerer, R (1, 1) OBP: 0.800, SLG: 0.667 Jim Umbricht, R (3, 1) Hal Smith, R (8, PH) OBP: 0.272, SLG: 0.379 (9, 5)			x 0-0 ① 3-1		x 0-0 ③ F3			x 0-0 E6 1-2		0 2 1	0 0 0	0 0 0	0 0 0	0 0 0	0 0 0	0 0 1
Inning Stats	R: 0 H: 0 E: 0 LOB: 1 K: 0 BB: 1 S: 3 P: 7	R: 0 H: 1 E: 0 LOB: 1 K: 0 BB: 0 S: 4 P: 4	R: 0 H: 1 E: 0 LOB: 1 K: 0 BB: 0 S: 4 P: 4	R: 0 H: 0 E: 0 LOB: 0 K: 0 BB: 0 S: 3 P: 3	R: 0 H: 0 E: 0 LOB: 0 K: 1 BB: 0 S: 5 P: 5	R: 0 H: 0 E: 0 LOB: 0 K: 1 BB: 0 S: 5 P: 5	R: 0 H: 0 E: 0 LOB: 0 K: 0 BB: 0 S: 3 P: 3	R: 0 H: 1 E: 1 LOB: 2 K: 0 BB: 0 S: 5 P: 5	R: 0 H: 1 E: 0 LOB: 1 K: 1 BB: 0 S: 6 P: 6	1B: 4 SF: 0 2B: 0 SAC: 0 3B: 0 DP: 0 HR: 0 HBP: 0						WP: 0 PA: 33 PB: 0 SB: 0 CS: 0	

PITCHER	IP	WLS	BF	H	R	ER	SO	BB	IBB	HBP	BLK	WP	HR	S	P	ERA	WHIP
Larry Jackson, R (1, 1) ERA: 3.99	9.0	W	33	4	0	0	3	1	0	0	0	0	0	38	42	0.00	0.556

PITCHER	IP	WLS	BF	H	R	ER	SO	BB	IBB	HBP	BLK	WP	HR	S	P	ERA	WHIP

BOTTOM

St. Louis Cardinals @ Houston Colt 45's

Colt Stadium, Houston, TX

Sat Jul 21 1962, 4:33 AM EDT

Att. 4,580 - Unknown - 96 F

livebaseballscorecards.com

AB	32
R	0
H	4
RBI	0
BB	1
SO	3
LOB	12

Batter	1	2	3	4	5	6	7	8	9	AB	R	H	RBI	BB	SO	LOB
Julian Javier, R (1, 4) OBP: 0.317, SLG: 0.341	BBBB 4-0 1-3 1B BB	BBBB 4-0 PO BB			BBB 4-0 3B BB		x 0-0 1B 1B			1	2	1	0	3	0	0
Curt Flood, R (1, 8) OBP: 0.330, SLG: 0.410	x 0-0 ① 1-3 1-2	0-0 ③ PO 1-2	x 0-0 ① 4-3		x 0-0 1-H 3B		x 0-0 G4-6-3 1-3 1B			4	0	2	1	0	0	1
Bill White, L (1, 9) OBP: 0.361, SLG: 0.476	x 0-0 ② F9		x 0-0 ② F7		x 0-0 ③ 1-3		x 0-0 ②③ G4-6-3 1-2f			4	0	0	0	0	0	4
Stan Musial, L (1, 7) OBP: 0.418, SLG: 0.539	x 0-0 WP 1B 2-H 1B		x 0-0 ③ F3			SSS 0-3 ① K		SSS 0-3 ① K		4	0	1	1	0	2	0
Ken Boyer, R (1, 5) OBP: 0.398, SLG: 0.518	x 0-0 WP 1-2 1B			SSS 0-3 ① K		x 0-0 HR		x 0-0 ② 6-3		4	1	2	1	0	1	0
Fred Whitfield, L (1, 3) OBP: 0.354, SLG: 0.595	SSS 0-3 K 1-2 2-3			SSS 0-3 ② K		x 0-0 ② L1		SSS 0-3 ③ K		4	0	0	0	0	3	2
Gene Oliver, R (1, 2) OBP: 0.360, SLG: 0.415	x 0-0 ③ 1-3			x 0-0 ③ F8		x 0-0 1B			x 0-0 ① F7	4	0	1	0	0	0	3
Julio Gotay, R (1, 6) OBP: 0.334, SLG: 0.321		SSS 0-3 ① K			x 0-0 ① 5-3	x 0-0 ③ F5			x 0-0 ② 5-3	4	0	0	0	0	1	1
Curt Simmons, L (1, 1) OBP: 0.262, SLG: 0.216 Don Ferrarese, R (6, 1) OBP: 0.500, SLG: 1.250 Red Schoendienst, S (7, PH) OBP: 0.394, SLG: 0.449 Bobby Shantz, R (7, 1) Minnie Minoso, R (9, PH) OBP: 0.243, SLG: 0.246		SSS 0-3 ② K			x 0-0 ② 1-3		x 0-0 ① 4-3		SSS 0-3 ③ K	2 0 1 0 1	0 0 0 0 0	0 0 0 0 0	0 0 0 0 0	0 0 0 0 0	1 0 0 0 1	0 0 0 0 0
Inning Stats	R: 1 E: 0 K: 1 S: 8 H: 2 LOB: 3 BB: 1 P: 12	R: 0 E: 0 K: 2 S: 6 H: 0 LOB: 0 BB: 1 P: 10	R: 0 E: 0 K: 0 S: 3 H: 0 LOB: 0 BB: 0 P: 3	R: 0 E: 0 K: 2 S: 7 H: 0 LOB: 0 BB: 0 P: 7	R: 1 E: 0 K: 0 S: 4 H: 1 LOB: 1 BB: 1 P: 8	R: 1 E: 0 K: 1 S: 7 H: 2 LOB: 1 BB: 0 P: 7	R: 0 E: 0 K: 0 S: 4 H: 2 LOB: 1 BB: 0 P: 4	R: 0 E: 0 K: 2 S: 7 H: 0 LOB: 0 BB: 0 P: 7	R: 0 E: 0 K: 1 S: 5 H: 0 LOB: 0 BB: 0 P: 5	1B: 5 2B: 0 3B: 1 HR: 1 SF: 0 SAC: 0 DP: 1 HBP: 0						

PITCHER		IP	WLS	BF	H	R	ER	SO	BB	IBB	HBP	BLK	WP	HR	S	P	ERA	WHIP
Ken Johnson, R ERA: 4.18	(1, 1)	5.2	W	25	5	3	3	6	3	0	0	0	1	1	34	46	4.76	1.412
Jim Golden, R ERA: 3.59	(6, 1)	3.1	S	11	2	0	0	3	0	0	0	0	0	0	17	17	0.00	0.600

PITCHER	IP	WLS	BF	H	R	ER	SO	BB	IBB	HBP	BLK	WP	HR	S	P	ERA	WHIP

TOP

St. Louis Cardinals @ Houston Colt 45's

Colt Stadium, Houston, TX

Sat Jul 21 1962, 8:05 PM EDT

Att. 12,742 - Unknown

livebaseballscorecards.com

AB	33
R	3
H	7
RBI	3
BB	3
SO	9
LOB	11

WP: 1 PA: 37
PB: 0
SB: 0
CS: 0

Batter	1	2	3	4	5	6	7	8	9	AB	R	H	RBI	BB	SO	LOB
Joey Amalfitano, R (1, 4) OBP: 0.294, SLG: 0.279	F4		5-3		1B 2B 1-3	K		5-3		5	1	1	0	0	1	4
Jim Pendleton, R (1, 7) OBP: 0.283, SLG: 0.413	K		G1-6-3 1B		1B 2-H 3-H		F8			4	0	2	2	0	1	0
Roman Mejias, R (1, 9) OBP: 0.339, SLG: 0.515	6-3		G1-6-3 1-2f			1B 1B 1B	4-0 BB			3	1	1	0	1	0	1
Norm Larker, L (1, 3) OBP: 0.355, SLG: 0.386		4-3		K		1B 1B 1-3	K			4	1	1	0	0	2	1
Bob Aspromonte, R (1, 5) OBP: 0.370, SLG: 0.430		2B 2B		F8		SH 1B 1B 1-3 3-H	1-3			4	2	2	1	0	0	1
Carl Warwick, R (1, 8) OBP: 0.298, SLG: 0.403		2B BB		5-3		SH FC1-5 1B 1-2		K		2	1	0	0	1	1	0
Hal Smith, R (1, 2) OBP: 0.282, SLG: 0.389		1B 8-2 2B 1-H 2-H		3-1		FC1-5 1-2 2-H 3-H 1B		1B BB		3	0	2	4	1	0	0
Bob Lillis, R (1, 6) OBP: 0.257, SLG: 0.239		1B 2-3		F8		F4		F3		4	0	1	0	0	0	3
Ken Johnson, R (1, 1) OBP: 0.108, SLG: 0.135 Jim Golden, L (6, 1) OBP: 0.225, SLG: 0.350		8-2 3-Hf			2B 1B 1B	FC1-5 1-2 2-3f		1B 1-2		2 2	1 0	1 1	0 0	0 0	0 0	2 2
Inning Stats	R: 0 H: 0 E: 0 LOB: 0 K: 1 BB: 0 S: 5 P: 5	R: 2 H: 3 E: 0 LOB: 1 K: 0 BB: 1 S: 5 P: 9	R: 0 H: 1 E: 0 LOB: 0 K: 0 BB: 0 S: 3 P: 3	R: 0 H: 0 E: 0 LOB: 0 K: 1 BB: 0 S: 5 P: 5	R: 2 H: 3 E: 0 LOB: 1 K: 0 BB: 0 S: 5 P: 5	R: 3 H: 4 E: 0 LOB: 2 K: 1 BB: 0 S: 10 P: 10	R: 0 H: 0 E: 0 LOB: 1 K: 1 BB: 1 S: 5 P: 9	R: 0 H: 1 E: 0 LOB: 2 K: 1 BB: 1 S: 6 P: 10		1B: 9 SF: 0 2B: 4 SAC: 1 3B: 0 DP: 2 HR: 0 HBP: 0						

PITCHER		IP	WLS	BF	H	R	ER	SO	BB	IBB	HBP	BLK	WP	HR	S	P	ERA	WHIP
Curt Simmons, L ERA: 3.91	(1, 1)	5.0	L	23	10	7	7	2	1	0	0	0	0	0	26	30	12.60	2.200
Don Ferrarese, L ERA: 3.41	(6, 1)	1.0		5	1	0	0	1	0	0	0	0	0	0	7	7	0.00	1.000
Bobby Shantz, L ERA: 2.21	(7, 1)	2.0		9	1	0	0	2	2	0	0	0	0	0	11	19	0.00	1.500

PITCHER	IP	WLS	BF	H	R	ER	SO	BB	IBB	HBP	BLK	WP	HR	S	P	ERA	WHIP

BOTTOM

St. Louis Cardinals @ Houston Colt 45's

Colt Stadium, Houston, TX

Sat Jul 21 1962, 8:05 PM EDT

Att. 12,742 - Unknown

livebaseballscorecards.com

AB	33
R	7
H	12
RBI	7
BB	3
SO	5
LOB	14

St. Louis Cardinals @ Houston Colt 45's

Colt Stadium, Houston, TX

Sun Jul 22 1962, 4:33 AM EDT

Att. 8,685 - Unknown - 95 F

TOP

livebaseballscorecards.com

Batter	1	2	3	4	5	6	7	8	9	AB	R	H	RBI	BB	SO	LOB
Julian Javier, R (1, 4) OBP: 0.316, SLG: 0.340	F4	FC6-4 1-2 3-H 1B		K			F6			4	0	1	1	0	1	3
Curt Flood, R (1, 8) OBP: 0.327, SLG: 0.406	F8	FC6-4 1-2f		6-3			6-3			4	0	0	0	0	0	5
Bill White, L (1, 7) (8, 3) OBP: 0.357, SLG: 0.471	K		4-3		F8			F5		4	0	0	0	0	1	0
Fred Whitfield, L (1, 3) OBP: 0.337, SLG: 0.566 Bobby Gene Smith, R (8, 7) OBP: 0.271, SLG: 0.289		F8	K		K2-3			K		4 0	0 0	0 0	0 0	0 0	3 0	0 0
Ken Boyer, R (1, 5) OBP: 0.396, SLG: 0.518		2B 2B	K		6-3			F4		4	1	1	0	0	1	0
Charlie James, R (1, 9) OBP: 0.325, SLG: 0.423		1B 2-H 2B		1B 1B 1B		6-3			F7	4	1	2	1	0	0	0
Gene Oliver, R (1, 2) OBP: 0.364, SLG: 0.416 Jimmie Schaffer, R (7, 2) OBP: 0.293, SLG: 0.243	BBB 1B 1B BB			1-2 1B	F8				K	2 1	1 0	1 0	0 0	1 0	0 1	0 0
Julio Gotay, R (1, 6) OBP: 0.333, SLG: 0.320	F5			1-2 2-3	3-1				6-3	4	0	1	0	0	0	2
Bob Gibson, R (1, 1) OBP: 0.345, SLG: 0.360 Lindy McDaniel, R (9, 1)	1B 1-3 2-H 1B			F3			F8			3 0	0 0	1 0	1 0	0 0	0 0	3 0
Inning Stats	R: 0 E: 0 K: 1 S: 5 H: 0 LOB: 0 BB: 0 P: 5	R: 3 E: 0 K: 0 S: 7 H: 4 LOB: 2 BB: 1 P: 11	R: 0 E: 0 K: 2 S: 7 H: 0 LOB: 0 BB: 0 P: 7	R: 0 E: 0 K: 1 S: 8 H: 3 LOB: 3 BB: 0 P: 8	R: 0 E: 0 K: 1 S: 5 H: 0 LOB: 0 BB: 0 P: 5	R: 0 E: 0 K: 0 S: 3 H: 0 LOB: 0 BB: 0 P: 3	R: 0 E: 0 K: 0 S: 3 H: 0 LOB: 0 BB: 0 P: 3	R: 0 E: 0 K: 1 S: 5 H: 0 LOB: 0 BB: 0 P: 5	R: 0 E: 0 K: 1 S: 5 H: 0 LOB: 0 BB: 0 P: 5	1B: 5 2B: 2 3B: 0 HR: 0 SF: 0 SAC: 0 DP: 0 HBP: 0						

	AB	34
	R	3
	H	7
	RBI	3
	BB	1
	SO	7
	LOB	13

WP: 0 PB: 0 SB: 0 CS: 0 PA: 35

PITCHER	IP	WLS	BF	H	R	ER	SO	BB	IBB	HBP	BLK	WP	HR	S	P	ERA	WHIP
Bob Bruce, R (1, 1) ERA: 4.65	7.0	L	29	7	3	3	5	1	0	0	0	0	0	38	42	3.86	1.143
Don McMahon, R (8, 1) ERA: 1.55	2.0		6	0	0	0	2	0	0	0	0	0	0	10	10	0.00	0.000

PITCHER	IP	WLS	BF	H	R	ER	SO	BB	IBB	HBP	BLK	WP	HR	S	P	ERA	WHIP

Batter	1	2	3	4	5	6	7	8	9	AB	R	H	RBI	BB	SO	LOB
Joey Amalfitano, R (1, 4) OBP: 0.297, SLG: 0.279	BBBB 4-0 1B SH5-3 1B BB		x 0-0 1B 1B		SSS 0-3 ② K			x 0-0 ① 3-1		3	1	1	0	1	1	0
Al Spangler, L (1, 7) OBP: 0.367, SLG: 0.384	x 0-0 ① SH5-3 1-2		x 0-0 1-3 1B		x 0-0 1B			x 0-0 1B		3	0	3	0	0	0	0
Roman Mejias, R (1, 9) OBP: 0.338, SLG: 0.512	x 0-0 1B 2-3 1B		x 0-0 ① F7		x 0-0 ③ F4			x 0-0 ② F9		4	0	1	0	0	0	4
Norm Larker, L (1, 3) OBP: 0.353, SLG: 0.384	x 0-0 G5-4-3 1-2 3-H 1B		x 0-0 ② F5			x 0-0 ① F8		x 0-0 ③ F9		4	0	1	1	0	0	3
Bob Aspromonte, R (1, 5) OBP: 0.368, SLG: 0.426	x 0-0 ② ③ G5-4-3 1-2f		SSS 0-3 ③ K			x 0-0 ② 1-3		BBBB 4-0 4-3 1B BB		3	0	0	0	1	1	4
Carl Warwick, R (1, 8) OBP: 0.298, SLG: 0.399		x 0-0 ① 4-3		BBBB 4-0 G1-6-3 BB		x 0-0 ③ F7		x 0-0 ① F8		3	0	0	0	1	0	1
Hal Smith, R (1, 2) OBP: 0.281, SLG: 0.386 J C Hartman, R (9, PR)		SSS 0-3 ② K	x 0-0 ① ② G1-6-3 1-2f			x 0-0 ① 5-3		x 0-0 4-3 1-2 1B		4 0	0 0	1 0	0 0	0 0	1 0	1 0
Bob Lillis, R (1, 6) OBP: 0.258, SLG: 0.237 Pidge Browne, L (9, PH) OBP: 0.306, SLG: 0.330		BBBB 4-0 BB	x 0-0 ③ 6-3			x 0-0 ② 5-3		x 0-0 ② 4-3 1-2 2-3		2 1	0 0	0 0	0 0	1 0	0 0	0 2
Bob Bruce, R (1, 1) OBP: 0.405, SLG: 0.194 Bob Cerv, R (7, PH) OBP: 0.286, SLG: 0.395 Don McMahon, R (8, 1) OBP: 0.167, SLG: 0.167 Billy Goodman, L (9, PH) OBP: 0.311, SLG: 0.307		SSS 0-3 ③ K			x 0-0 ① 4-3		x 0-0 ③ F9	x 0-0 ③ 6-3		2 1 0 1	0 0 0 0	0 0 0 0	0 0 0 0	1 0 0 0	1 0 0 3	
Inning Stats	R: 1 E: 0 K: 0 S: 4 H: 2 LOB: 1 BB: 1 P: 8	R: 0 E: 0 K: 2 S: 7 H: 0 LOB: 1 BB: 1 P: 11	R: 0 E: 0 K: 1 S: 7 H: 2 LOB: 2 BB: 0 P: 7	R: 0 E: 0 K: 0 S: 2 H: 0 LOB: 0 BB: 1 P: 6	R: 0 E: 0 K: 1 S: 6 H: 1 LOB: 1 BB: 0 P: 6	R: 0 E: 0 K: 0 S: 3 H: 0 LOB: 0 BB: 0 P: 3	R: 0 E: 0 K: 0 S: 3 H: 0 LOB: 0 BB: 0 P: 3	R: 0 E: 0 K: 0 S: 4 H: 1 LOB: 1 BB: 0 P: 4	R: 0 E: 0 K: 0 S: 4 H: 1 LOB: 3 BB: 1 P: 8	1B: 7 2B: 0 3B: 0 HR: 0 SF: 0 SAC: 1 DP: 2 HBP: 0						

PITCHER	IP	WLS	BF	H	R	ER	SO	BB	IBB	HBP	BLK	WP	HR	S	P	ERA	WHIP
Bob Gibson, R (1, 1) ERA: 2.64	8.2	W	35	7	1	1	4	4	0	0	0	0	0	39	55	1.04	1.269
Lindy McDaniel, R (9, 1) ERA: 2.84	0.1	S	1	0	0	0	0	0	0	0	0	0	0	1	1	0.00	0.000

PITCHER	IP	WLS	BF	H	R	ER	SO	BB	IBB	HBP	BLK	WP	HR	S	P	ERA	WHIP

BOTTOM

St. Louis Cardinals @ Houston Colt 45's

Colt Stadium, Houston, TX

Sun Jul 22 1962, 4:33 AM EDT

Att. 8,685 - Unknown - 95 F

livebaseballscorecards.com

AB	31
R	1
H	7
RBI	1
BB	4
SO	4
LOB	19

WP: 0 PB: 0 SB: 0 CS: 0 PA: 36

San Francisco Giants @ Houston Colt 45's

Colt Stadium, Houston, TX

Mon Jul 23 1962, 8:05 PM EDT

Att. 12,096 - Cloudy - 84 F

TOP

livebaseballscorecards.com

Batter	1	2	3	4	5	6	7	8	9	AB	R	H	RBI	BB	SO	LOB
Harvey Kuenn, R (1, 7) OBP: 0.373, SLG: 0.418	2B 3B		E4 FC1-6	FC6-4 1-2f			4-3		4-3	5	1	1	0	0	0	1
Jim Davenport, R (1, 5) OBP: 0.378, SLG: 0.506	6-3		FC1-6 1-2f 2B	F7			F7		2B	5	1	1	0	0	0	3
Willie Mays, R (1, 8) OBP: 0.383, SLG: 0.614	1-3		1-H 2B 2B		6-3		HR		K	5	2	2	2	0	1	2
Orlando Cepeda, R (1, 3) OBP: 0.348, SLG: 0.519	3-H 2B		2-H E 2B		E9 K 1B		4-3		K	5	1	3	2	0	1	1
Felipe Alou, R (1, 9) OBP: 0.364, SLG: 0.529	4-3		5-3		H 1-0 K HBP				6-3	3	0	0	0	0	0	2
John Orsino, R (1, 2) OBP: 0.353, SLG: 0.286		F3	2-H E9		S S S 0-3 1-2 2-3 K				2B	4	0	1	0	0	1	2
Jose Pagan, R (1, 6) OBP: 0.318, SLG: 0.344		F8	5-3			4-3			1B	4	0	1	0	0	0	1
Ernie Bowman, R (1, 4) OBP: 0.240, SLG: 0.250		1B	B B B B FC6-4 BB			4-3		S S S K		3	0	1	0	1	1	2
Bobby Bolin, R (1, 1) OBP: 0.250, SLG: 0.263		S S S K	S S S K			S S S K			1-3	4	0	0	0	0	3	4
Inning Stats	R: 1 H: 2 E: 0 LOB: 1 K: 0 BB: 0 S: 5 P: 5	R: 0 H: 1 E: 0 LOB: 1 K: 1 BB: 0 S: 6 P: 6	R: 3 H: 2 E: 2 LOB: 1 K: 0 BB: 0 S: 7 P: 7	R: 0 H: 0 E: 0 LOB: 1 K: 1 BB: 1 S: 5 P: 9	R: 0 H: 1 E: 1 LOB: 2 K: 1 BB: 0 S: 5 P: 6	R: 0 H: 0 E: 0 LOB: 0 K: 1 BB: 0 S: 5 P: 5	R: 1 H: 1 E: 0 LOB: 0 K: 0 BB: 0 S: 4 P: 4	R: 0 H: 2 E: 0 LOB: 2 K: 1 BB: 0 S: 7 P: 7	R: 0 H: 1 E: 0 LOB: 1 K: 2 BB: 0 S: 8 P: 8	1B: 3 SF: 0 2B: 5 SAC: 0 3B: 1 DP: 0 HR: 1 HBP: 1							

	AB	38
	R	5
	H	10
	RBI	4
	BB	1
	SO	7
	LOB	18

WP: 0 PA: 40
PB: 0
SB: 0
CS: 0

PITCHER		IP	WLS	BF	H	R	ER	SO	BB	IBB	HBP	BLK	WP	HR	S	P	ERA	WHIP
Hal Woodeshick, L ERA: 3.65	(1, 1)	3.0	L	16	5	4	2	1	0	0	0	0	0	0	18	18	6.00	1.667
Russ Kemmerer, R ERA: 4.13	(4, 1)	4.0		15	2	1	1	3	1	0	1	0	0	1	19	24	2.25	0.750
Jim Umbricht, R ERA: 3.43	(8, 1)	2.0		9	3	0	0	3	0	0	0	0	0	0	15	15	0.00	1.500

PITCHER		IP	WLS	BF	H	R	ER	SO	BB	IBB	HBP	BLK	WP	HR	S	P	ERA	WHIP

Batter	1	2	3	4	5	6	7	8	9	AB	R	H	RBI	BB	SO	LOB
Joey Amalfitano, R (1, 4) OBP: 0.299, SLG: 0.286	BBBB 4-0 K2-6-2 BB		x 0-0 E8 3B		x 0-0 ③ F3		x 0-0 ③ F9			3	1	1	0	1	0	1
Al Spangler, L (1, 7) OBP: 0.369, SLG: 0.385	SSS 0-3 ①② K2-6-2 1-2f		SSS 0-3 ② K			x 0-0 F9 HBP 1B		x 0-0 1B 1B		4	0	2	0	0	2	1
Roman Mejias, R (1, 9) OBP: 0.340, SLG: 0.511	x 0-0 E5		x 0-0 ③ F7			H 1-0 F8 1-2 HBP		x 0-0 1-2 1B		3	0	1	0	0	0	0
Norm Larker, L (1, 3) OBP: 0.349, SLG: 0.379	x 0-0 ③ F5			x 0-0 ① F3		x 0-0 ① F9 2-3		x 0-0 ① F9		4	0	0	0	0	0	5
Bob Aspromonte, R (1, 5) OBP: 0.370, SLG: 0.427		x 0-0 FC5-4 1B		x 0-0 1B		x 0-0 ② F8 1-2		x 0-0 ② F8		4	0	2	0	0	0	4
Carl Warwick, R (1, 8) OBP: 0.294, SLG: 0.393		x 0-0 ① F6		x 0-0 ② F9		x 0-0 ③ 6-3		x 0-0 ③ F3		4	0	0	0	0	0	6
Hal Smith, R (1, 2) OBP: 0.276, SLG: 0.378		x 0-0 ② F8		x 0-0 ③ 6-3			SSS 0-3 ① K		x 0-0 ① F7	4	0	0	0	0	1	2
Bob Lillis, R (1, 6) OBP: 0.255, SLG: 0.234 Billy Goodman, L (9, PH) OBP: 0.309, SLG: 0.304		x 0-0 ③ FC5-4 1-2f			x 0-0 ① F2		x 0-0 ② 4-3		x 0-0 ② F8	3 1	0 0	0 0	0 0	0 0	0 0	1 0
Hal Woodeshick, R (1, 1) OBP: 0.111, SLG: 0.077 J C Hartman, R (3, PH) Russ Kemmerer, R (4, 1) OBP: 0.667, SLG: 0.500 Jim Pendleton, R (7, PH) OBP: 0.286, SLG: 0.416 Jim Umbricht, R (8, 1) Pidge Browne, L (9, PH) OBP: 0.304, SLG: 0.327			x 0-0 ① F5		SSS 0-3 ② K		x 0-0 1B		SSS 0-3 ③ K	0 1 1 1 0 1	0 0 0 0 0 0	0 0 0 1 0 0	0 0 0 0 0 0	0 0 0 0 0 0	0 0 1 0 0 0	0 0 0 0 0 0
Inning Stats	R: 0 E: 1 K: 1 S: 5 H: 0 LOB: 1 BB: 1 P: 9	R: 0 E: 0 K: 0 S: 4 H: 1 LOB: 1 BB: 0 P: 4	R: 1 E: 1 K: 1 S: 6 H: 1 LOB: 0 BB: 0 P: 6	R: 0 E: 0 K: 0 S: 4 H: 1 LOB: 1 BB: 0 P: 4	R: 0 E: 0 K: 1 S: 5 H: 0 LOB: 0 BB: 0 P: 5	R: 0 E: 0 K: 0 S: 4 H: 1 LOB: 2 BB: 0 P: 5	R: 0 E: 0 K: 1 S: 6 H: 1 LOB: 1 BB: 0 P: 6	R: 0 E: 0 K: 0 S: 5 H: 2 LOB: 2 BB: 0 P: 5	R: 0 E: 0 K: 1 S: 5 H: 0 LOB: 0 BB: 0 P: 5	1B: 6 2B: 1 3B: 1 HR: 0	SF: 0 SAC: 0 DP: 1 HBP: 1						

PITCHER		IP	WLS	BF	H	R	ER	SO	BB	IBB	HBP	BLK	WP	HR	S	P	ERA	WHIP
Bobby Bolin, R ERA: 3.0	(1, 1)	9.0	W	36	7	1	0	5	1	0	1	0	0	0	44	49	0.00	0.889

PITCHER	IP	WLS	BF	H	R	ER	SO	BB	IBB	HBP	BLK	WP	HR	S	P	ERA	WHIP

BOTTOM

San Francisco Giants @ Houston Colt 45's

Colt Stadium, Houston, TX

Mon Jul 23 1962, 8:05 PM EDT

Att. 12,096 - Cloudy - 84 F

livebaseballscorecards.com

AB	34
R	1
H	7
RBI	0
BB	1
SO	5
LOB	20

1B: 6	SF: 0	WP: 0	PA: 36
2B: 1	SAC: 0	PB: 0	
3B: 1	DP: 1	SB: 0	
HR: 0	HBP: 1	CS: 0	

Batter	1	2	3	4	5	6	7	8	9	AB	R	H	RBI	BB	SO	LOB
Chuck Hiller, L (1, 4) OBP: 0.336, SLG: 0.325	F6		4-3		1B		BB 1B 1-2		F9 SH3-4 1B	5	0	3	0	0	0	0
Jim Davenport, R (1, 5) OBP: 0.377, SLG: 0.501	K		F5		5-3		BB 1-2 2-3		SH3-4 1-2	3	0	0	0	1	1	1
Willie Mays, R (1, 8) OBP: 0.385, SLG: 0.628	HR			HR		1B SF8 HBP	K		F9 2-3	4	3	2	2	0	1	4
Willie McCovey, L (1, 7) OBP: 0.366, SLG: 0.586	E8			F7		F8		2B	K	5	0	1	0	0	1	2
Manny Mota, R (9, 7) OBP: 0.256, SLG: 0.192										0	0	0	0	0	0	0
Orlando Cepeda, R (1, 3) OBP: 0.350, SLG: 0.519	4-3			6-3		CS 1-3 1B		BB BB 1B		4	0	2	0	0	0	1
Felipe Alou, R (1, 9) OBP: 0.363, SLG: 0.527		F3		1B		SF8 3-H		F8		3	0	1	1	0	0	1
Tom Haller, L (1, 2) OBP: 0.414, SLG: 0.507		K		K		CS 1-2	G3	BB 1-2 BB		3	0	0	0	1	2	1
Jose Pagan, R (1, 6) OBP: 0.320, SLG: 0.344		4-3			G3-6-4 1B		6-3	BB 1-2 2-3 BB		3	0	1	0	1	0	0
Jack Sanford, R (1, 1) OBP: 0.200, SLG: 0.196			K		G3-6-4 1-2f		K BB 1B		3-1	3	0	0	0	0	2	1
Don Larsen, R (7, 1) OBP: 0.227, SLG: 0.318										1	0	0	0	0	0	3
Inning Stats	R: 1 E: 1 K: 1 S: 7 H: 1 LOB: 1 BB: 0 P: 7	R: 0 E: 0 K: 1 S: 5 H: 0 LOB: 0 BB: 0 P: 5	R: 0 E: 0 K: 1 S: 5 H: 0 LOB: 0 BB: 0 P: 5	R: 1 E: 0 K: 1 S: 7 H: 2 LOB: 1 BB: 0 P: 7	R: 0 E: 0 K: 0 S: 4 H: 2 LOB: 1 BB: 0 P: 4	R: 1 E: 0 K: 0 S: 3 H: 1 LOB: 0 BB: 0 P: 4	R: 0 E: 0 K: 2 S: 9 H: 1 LOB: 3 BB: 1 P: 13	R: 0 E: 0 K: 0 S: 4 H: 2 LOB: 3 BB: 2 P: 12	R: 0 E: 0 K: 1 S: 6 H: 1 LOB: 1 BB: 0 P: 6	1B: 7 2B: 1 3B: 0 HR: 2 SF: 1 SAC: 1 DP: 1 HBP: 1						

PITCHER		IP	WLS	BF	H	R	ER	SO	BB	IBB	HBP	BLK	WP	HR	S	P	ERA	WHIP
Turk Farrell, R ERA: 2.9	(1, 1)	7.0	L	30	7	3	3	6	1	0	1	0	1	2	40	45	3.86	1.143
Don McMahon, R ERA: 1.48	(8, 1)	2.0		10	3	0	0	1	2	0	0	0	0	0	10	18	0.00	2.500

PITCHER	IP	WLS	BF	H	R	ER	SO	BB	IBB	HBP	BLK	WP	HR	S	P	ERA	WHIP

TOP

San Francisco Giants @ Houston Colt 45's

Colt Stadium, Houston, TX

Tue Jul 24 1962, 8:05 PM EDT

Att. 11,289 - Unknown - 90 F

livebaseballscorecards.com

AB	34
R	3
H	10
RBI	3
BB	3
SO	7
LOB	14

WP: 1	PA: 41		
PB: 0			
SB: 0			
CS: 1			

Batter	1	2	3	4	5	6	7	8	9	AB	R	H	RBI	BB	SO	LOB
Joey Amalfitano, R (1, 4) OBP: 0.301, SLG: 0.287	1B		BB		F7		K			3	0	1	0	1	1	2
Don McMahon, R (8, 1) OBP: 0.167, SLG: 0.167										0	0	0	0	0	0	0
Al Spangler, L (1, 8) OBP: 0.364, SLG: 0.380	F9		F7		F8			F7		4	0	0	0	0	0	3
Norm Larker, L (1, 3) OBP: 0.346, SLG: 0.374	F8		K			3-1		K		4	0	0	0	0	2	2
Bob Cerv, R (1, 7) OBP: 0.261, SLG: 0.357	K		5-3			4-3		K		4	0	0	0	0	2	2
Bob Aspromonte, R (1, 5) OBP: 0.365, SLG: 0.421		F4		F8		F8			F8	4	0	0	0	0	0	0
Jim Pendleton, R (1, 9) OBP: 0.281, SLG: 0.408		K		F8			G3		K	4	0	0	0	0	2	0
Hal Smith, R (1, 2) OBP: 0.280, SLG: 0.378		1B BB		F7			5-3 1B		F8	3	1	1	0	1	0	0
Bob Lillis, R (1, 6) OBP: 0.256, SLG: 0.235		1-2 1B			F7		5-3 1-2			3	0	1	0	0	0	1
Turk Farrell, R (1, 1) OBP: 0.143, SLG: 0.214		K			1B		2-H 1B			2	0	1	0	0	1	2
Billy Goodman, L (7, PH) OBP: 0.315, SLG: 0.310 (8, 4)										1	0	1	1	0	0	0
Inning Stats	R: 0 E: 0 K: 1 S: 6 H: 1 LOB: 1 BB: 0 P: 6	R: 0 E: 0 K: 2 S: 8 H: 1 LOB: 2 BB: 1 P: 12	R: 0 E: 0 K: 1 S: 5 H: 0 LOB: 1 BB: 1 P: 9	R: 0 E: 0 K: 0 S: 3 H: 0 LOB: 0 BB: 0 P: 3	R: 0 E: 0 K: 0 S: 4 H: 1 LOB: 1 BB: 0 P: 4	R: 0 E: 0 K: 0 S: 3 H: 0 LOB: 0 BB: 0 P: 3	R: 1 E: 0 K: 1 S: 7 H: 2 LOB: 1 BB: 0 P: 7	R: 0 E: 0 K: 2 S: 7 H: 0 LOB: 0 BB: 0 P: 7	R: 0 E: 0 K: 1 S: 5 H: 0 LOB: 0 BB: 0 P: 5	1B: 5 2B: 0 3B: 0 HR: 0	SF: 0 SAC: 0 DP: 0 HBP: 0						

PITCHER		IP	WLS	BF	H	R	ER	SO	BB	IBB	HBP	BLK	WP	HR	S	P	ERA	WHIP
Jack Sanford, R ERA: 3.43	(1, 1)	6.2	W	27	5	1	1	4	2	0	0	0	0	0	33	41	1.35	1.050
Don Larsen, R ERA: 4.91	(7, 1)	2.1	S	7	0	0	0	4	0	0	0	0	0	0	15	15	0.00	0.000

PITCHER	IP	WLS	BF	H	R	ER	SO	BB	IBB	HBP	BLK	WP	HR	S	P	ERA	WHIP

BOTTOM

San Francisco Giants @ Houston Colt 45's

Colt Stadium, Houston, TX

Tue Jul 24 1962, 8:05 PM EDT

Att. 11,289 - Unknown - 90 F

livebaseballscorecards.com

AB	32
R	1
H	5
RBI	1
BB	2
SO	8
LOB	12

San Francisco Giants @ Houston Colt 45's

Colt Stadium, Houston, TX

Wed Jul 25 1962, 8:05 PM EDT

Att. 12,344 - Unknown - 87 F

livebaseballscorecards.com

TOP

Batter	1	2	3	4	5	6	7	8	9	AB	R	H	RBI	BB	SO	LOB
Chuck Hiller, L (1, 4) OBP: 0.335, SLG: 0.323	6-3	1-3 2-H 1B		F8			F4		1-3 1-2	5	0	1	1	0	0	2
Jim Davenport, R (1, 5) OBP: 0.374, SLG: 0.506	HR	K			F6		E3		K	5	1	1	1	0	2	3
Willie Mays, R (1, 8) OBP: 0.386, SLG: 0.627	1-6-3 1B		1B		F3		F7			4	0	2	0	0	0	1
Willie McCovey, L (1, 7) OBP: 0.364, SLG: 0.583	1-6-3 1-2		2B		F5		4-3			4	0	1	0	0	0	2
Orlando Cepeda, R (1, 3) OBP: 0.347, SLG: 0.514	6-3		F8			K		4-3		4	0	0	0	0	1	2
Felipe Alou, R (1, 9) OBP: 0.364, SLG: 0.533		1B 1B 1B	K			1B 3B			F8	4	2	2	0	0	1	1
Tom Haller, L (1, 2) OBP: 0.410, SLG: 0.500		F8		K					F9	4	0	1	1	0	1	1
Stu Miller, R (8, 1) OBP: 0.214, SLG: 0.154										0	0	0	0	0	0	0
Jose Pagan, R (1, 6) OBP: 0.319, SLG: 0.343		F8		K		F7			1-3 1B	4	0	1	0	0	1	2
Billy O'Dell, S (1, 1) OBP: 0.241, SLG: 0.154										3	0	2	0	0	0	1
Don Larsen, R (7, 1) OBP: 0.227, SLG: 0.318										0	0	0	0	0	0	0
Ed Bailey, L (8, 2) OBP: 0.342, SLG: 0.495		1B 1-2 1B		1B		F4			F9	1	0	0	0	0	0	1
Inning Stats	R: 1 E: 0 K: 0 S: 5 H: 2 LOB: 1 BB: 0 P: 5	R: 1 E: 0 K: 1 S: 8 H: 3 LOB: 2 BB: 0 P: 8	R: 0 E: 0 K: 1 S: 6 H: 2 LOB: 1 BB: 0 P: 6	R: 0 E: 0 K: 2 S: 8 H: 1 LOB: 1 BB: 0 P: 8	R: 0 E: 0 K: 0 S: 3 H: 0 LOB: 0 BB: 0 P: 3	R: 1 E: 0 K: 1 S: 7 H: 2 LOB: 1 BB: 0 P: 7	R: 0 E: 1 K: 0 S: 4 H: 0 LOB: 1 BB: 0 P: 4	R: 0 E: 0 K: 0 S: 3 H: 0 LOB: 0 BB: 0 P: 3	R: 0 E: 0 K: 1 S: 6 H: 1 LOB: 1 BB: 0 P: 6	1B: 8 2B: 1 3B: 1 HR: 1 SF: 0 SAC: 0 DP: 0 HBP: 0						

	AB	38
	R	3
	H	11
	RBI	3
	BB	0
	SO	6
	LOB	16

WP: 0 PA: 38
PB: 0
SB: 0
CS: 0

PITCHER		IP	WLS	BF	H	R	ER	SO	BB	IBB	HBP	BLK	WP	HR	S	P	ERA	WHIP
Jim Golden, R ERA: 3.67	(1, 1)	2.1	L	13	7	2	2	1	0	0	0	0	0	1	15	15	7.71	3.000
Ken Johnson, R ERA: 4.09	(3, 1)	4.2		18	3	1	1	4	0	0	0	0	0	0	26	26	1.93	0.643
Bob Bruce, R ERA: 4.6	(8, 1)	1.0		3	0	0	0	0	0	0	0	0	0	0	3	3	0.00	0.000
Don McMahon, R ERA: 1.44	(9, 1)	1.0		4	1	0	0	1	0	0	0	0	0	0	6	6	0.00	1.000

PITCHER	IP	WLS	BF	H	R	ER	SO	BB	IBB	HBP	BLK	WP	HR	S	P	ERA	WHIP

Batter	1	2	3	4	5	6	7	8	9	AB	R	H	RBI	BB	SO	LOB
Joey Amalfitano, R (1, 4) OBP: 0.303, SLG: 0.290 Pidge Browne, L (9, PH) OBP: 0.301, SLG: 0.323	0-0 1B 2B		0-0 5-3 ①		0-0 F9 ②		BBBB 4-0 1-2 2-3 BB		SSS 0-3 K ②	3 1	1 0	1 0	0 0	1 0	0 1	1 1
Jim Pendleton, R (1, 9) OBP: 0.280, SLG: 0.404 (8, 8)	0-0 F8 1B 2-H 1B		0-0 6-3 ②		0-0 F9 ③		0-0 F9 ③		0-0 F3 ③	5	0	1	1	0	0	5
Bob Aspromonte, R (1, 5) OBP: 0.364, SLG: 0.429	SSS 0-3 K ①		0-0 1-3 ③			0-0 4-3 ①		0-0 HR		4	1	1	1	0	1	1
Bob Cerv, R (1, 7) OBP: 0.260, SLG: 0.348 Don McMahon, R (9, 1) OBP: 0.167, SLG: 0.167	0-0 1-2 1B			SSS 0-3 K ①		SSS 0-3 K ②		SSS 0-3 K ①		4 0	0 0	1 0	0 0	0 0	3 0	0 0
Norm Larker, L (1, 3) OBP: 0.347, SLG: 0.374	0-0 F8 ② 2-3			0-0 FC6-4 1B		SSS 0-3 K ③		BBBB 4-0 BB		3	0	1	0	1	1	2
Carl Warwick, R (1, 8) OBP: 0.291, SLG: 0.389 Bob Bruce, R (8, 1) OBP: 0.405, SLG: 0.194 Al Spangler, L (8, PH) OBP: 0.363, SLG: 0.378 (9, 7)	0-0 F2 ③			0-0 FC6-4 ② 1-2f			0-0 F4 ①	0-0 F8 ②		3 0 1	0 0 0	0 0 0	0 0 0	0 0 0	0 0 0	3 0 1
Hal Smith, R (1, 2) OBP: 0.275, SLG: 0.370		SSS 0-3 K ①		SSS 0-3 K ③			0-0 5-3 ②	0-0 F5 ③		4	0	0	0	0	2	2
Bob Lillis, R (1, 6) OBP: 0.264, SLG: 0.244 Billy Goodman, L (9, PH) OBP: 0.312, SLG: 0.308		0-0 L5-3 1B			0-0 SH2-4 WP 1B		0-0 BB PB 1B		0-0 F7 ①	3 1	0 0	3 0	0 0	0 0	0 0	0 0
Jim Golden, L (1, 1) OBP: 0.220, SLG: 0.341 Ken Johnson, R (3, 1) OBP: 0.108, SLG: 0.135 Roman Mejias, R (7, PH) OBP: 0.343, SLG: 0.511 (8, 9)		0-0 L5-3 ② ③ 1-2			0-0 SH2-4 ① 1-3		BBBB 4-0 BB 1-2 BB		BBBB 4-0 BB	1 0 0	0 0 0	0 0 0	0 0 0	0 0 2	0 0 0	1 0 0
Inning Stats	R: 1 H: 3 E: 0 LOB: 2 K: 1 BB: 0 S: 8 P: 8	R: 0 H: 1 E: 0 LOB: 0 K: 1 BB: 0 S: 5 P: 5	R: 0 H: 0 E: 0 LOB: 0 K: 0 BB: 0 S: 3 P: 3	R: 0 H: 1 E: 0 LOB: 1 K: 2 BB: 0 S: 8 P: 8	R: 0 H: 1 E: 0 LOB: 1 K: 0 BB: 0 S: 4 P: 4	R: 0 H: 0 E: 0 LOB: 0 K: 2 BB: 0 S: 7 P: 7	R: 0 H: 1 E: 0 LOB: 3 K: 0 BB: 2 S: 4 P: 12	R: 1 H: 1 E: 0 LOB: 1 K: 1 BB: 1 S: 6 P: 10	R: 0 H: 0 E: 0 LOB: 1 K: 1 BB: 1 S: 5 P: 9	1B: 6 2B: 2 3B: 0 HR: 1	SF: 0 SAC: 1 DP: 1 HBP: 0						

PITCHER		IP	WLS	BF	H	R	ER	SO	BB	IBB	HBP	BLK	WP	HR	S	P	ERA	WHIP
Billy O'Dell, L ERA: 3.32	(1, 1)	6.2	W	28	7	1	1	6	2	0	0	0	1	0	38	46	1.35	1.350
Don Larsen, R ERA: 4.88	(7, 1)	0.1		1	0	0	0	0	0	0	0	0	0	0	1	1	0.00	0.000
Stu Miller, R ERA: 3.38	(8, 1)	2.0	S	9	1	1	1	2	2	0	0	0	0	1	11	19	4.50	1.500

PITCHER	IP	WLS	BF	H	R	ER	SO	BB	IBB	HBP	BLK	WP	HR	S	P	ERA	WHIP

BOTTOM

San Francisco Giants @ Houston Colt 45's

Colt Stadium, Houston, TX

Wed Jul 25 1962, 8:05 PM EDT

Att. 12,344 - Unknown - 87 F

livebaseballscorecards.com

AB	33
R	2
H	8
RBI	2
BB	4
SO	8
LOB	17

WP: 1	PA: 38		
PB: 1			
SB: 0			
CS: 0			

Batter	1	2	3	4	5	6	7	8	9	AB	R	H	RBI	BB	SO	LOB
Joey Amalfitano, R (1, 4) OBP: 0.306, SLG: 0.293	FC1-4 1B		F9		1-3			G6-4-3 1B		4	0	2	0	0	0	0
Jim Pendleton, R (1, 7) OBP: 0.279, SLG: 0.401	L7		F8			5-3		1-2 G6-4-3 1B		4	0	1	0	0	0	1
Roman Mejias, R (1, 9) OBP: 0.342, SLG: 0.508	FC1-4 1-2f			5-3		G3 1B		G6-4-3 1-2f 2-3		4	0	1	0	0	0	3
Norm Larker, L (1, 3) OBP: 0.346, SLG: 0.372	P5			FC5 1B		G3 1-2		K		4	0	1	0	0	1	3
Bob Aspromonte, R (1, 5) OBP: 0.360, SLG: 0.423		5-3		F8		K			G3	4	0	0	0	0	1	2
Carl Warwick, R (1, 8) OBP: 0.297, SLG: 0.404		HR		1-2 1B			F8		G6-3 1B	4	1	3	1	0	0	0
Hal Smith, R (1, 2) OBP: 0.270, SLG: 0.363		P6		FC5 2-3f			K		G6-3 1-2f	4	0	0	0	0	1	3
Bob Lillis, R (1, 6) OBP: 0.268, SLG: 0.248		1-3			G4-6-3 1B		1B			3	0	2	0	0	0	0
Hal Woodeshick, R (1, 1) OBP: 0.107, SLG: 0.074			F9		G4-6-3 1-2f		P4			1	0	0	0	0	0	0
Jim Umbricht, R (4, 1)										0	0	0	0	0	0	0
J C Hartman, R (5, PH)										1	0	0	0	0	0	1
Bobby Tiefenauer, R (5, 1)										0	0	0	0	0	0	0
Bob Cerv, R (7, PH) OBP: 0.255, SLG: 0.340										1	0	0	0	0	0	1
Russ Kemmerer, R (7, 1) OBP: 0.667, SLG: 0.500										0	0	0	0	0	0	0
Inning Stats	R: 0 E: 0 K: 0 S: 4 H: 1 LOB: 1 BB: 0 P: 4	R: 1 E: 0 K: 0 S: 4 H: 1 LOB: 0 BB: 0 P: 4	R: 0 E: 0 K: 0 S: 3 H: 0 LOB: 0 BB: 0 P: 3	R: 0 E: 0 K: 0 S: 5 H: 2 LOB: 2 BB: 0 P: 5	R: 0 E: 0 K: 0 S: 3 H: 1 LOB: 0 BB: 0 P: 3	R: 0 E: 0 K: 1 S: 6 H: 1 LOB: 1 BB: 0 P: 6	R: 0 E: 0 K: 1 S: 6 H: 1 LOB: 1 BB: 0 P: 6	R: 0 E: 0 K: 1 S: 6 H: 2 LOB: 1 BB: 0 P: 6	R: 0 E: 0 K: 0 S: 3 H: 1 LOB: 0 BB: 0 P: 3	1B: 9 2B: 0 3B: 0 HR: 1	SF: 0 SAC: 0 DP: 3 HBP: 0						

TOP

Houston Colt 45's @ Chicago Cubs

Wrigley Field, Chicago, IL

Fri Jul 27 1962, 3:33 AM CDT

Att. 6,111 - Cloudy - 73 F

livebaseballscorecards.com

AB	34
R	1
H	10
RBI	1
BB	0
SO	3
LOB	14

	WP: 0	PA: 34
1B: 9	PB: 0	
2B: 0	SB: 0	
3B: 0	CS: 0	
HR: 1		

PITCHER	IP	WLS	BF	H	R	ER	SO	BB	IBB	HBP	BLK	WP	HR	S	P	ERA	WHIP
Dick Ellsworth, L (1, 1) ERA: 5.19	9.0	W	34	10	1	1	3	0	0	0	0	0	1	40	40	1.00	1.111

PITCHER	IP	WLS	BF	H	R	ER	SO	BB	IBB	HBP	BLK	WP	HR	S	P	ERA	WHIP

Batter	1	2	3	4	5	6	7	8	9	AB	R	H	RBI	BB	SO	LOB
Don Landrum, L (1, 8) OBP: 0.394, SLG: 0.315	K	K		S 1B 3-H			5-3			4	0	1	1	0	2	1
Ken Hubbs, R (1, 4) OBP: 0.298, SLG: 0.365	1B 1B 1B		14 1B 2B	6-3 1-2			5-3			4	2	2	0	0	0	1
Ron Santo, R (1, 5) OBP: 0.314, SLG: 0.393	1B 1-3 1B		6-3		F8		F9			4	0	1	0	0	0	1
George Altman, L (1, 9) OBP: 0.409, SLG: 0.509	14 G6-3 1-2 3-H 1B		P6		P6			S 14 S G3 1B		4	1	2	1	0	0	1
14 Ernie Banks, R (1, 3) OBP: 0.306, SLG: 0.516	G6-3 1-2f		2-H 1B		F8			5-3 1-2		4	0	1	1	0	0	3
Billy Williams, L (1, 7) OBP: 0.376, SLG: 0.502		G6-4-3 E 1B 1B	1-3			K		G3 2-H		4	1	1	1	0	1	1
Andre Rodgers, R (1, 6) OBP: 0.358, SLG: 0.420		E4 1-2 G6-4-3		1-3 1B 1B		E4 1B		G3		4	1	2	0	0	0	1
Cuno Barragan, R (1, 2) OBP: 0.284, SLG: 0.244		G6-4-3 1-2f 2-3		1-3 1-3		K				3	0	0	0	0	1	4
Dick Ellsworth, L (1, 1) OBP: 0.280, SLG: 0.146		3-H 1B		K		F9				3	0	1	1	0	1	2
Inning Stats	R: 1 H: 3 E: 0 LOB: 1 K: 1 BB: 0 S: 7 P: 7	R: 1 H: 2 E: 1 LOB: 1 K: 1 BB: 0 S: 7 P: 7	R: 1 H: 2 E: 0 LOB: 1 K: 0 BB: 0 S: 5 P: 5	R: 1 H: 2 E: 0 LOB: 1 K: 1 BB: 0 S: 7 P: 7	R: 0 H: 0 E: 0 LOB: 0 K: 0 BB: 0 S: 3 P: 3	R: 0 H: 1 E: 1 LOB: 1 K: 2 BB: 0 S: 8 P: 8	R: 0 H: 0 E: 0 LOB: 0 K: 0 BB: 0 S: 3 P: 3	R: 1 H: 1 E: 0 LOB: 0 K: 0 BB: 0 S: 4 P: 4		1B: 10 SF: 0 2B: 1 SAC: 0 3B: 0 DP: 2 HR: 0 HBP: 0						

PITCHER		IP	WLS	BF	H	R	ER	SO	BB	IBB	HBP	BLK	WP	HR	S	P	ERA	WHIP
Hal Woodeshick, L ERA: 3.79	(1, 1)	3.2	L	19	9	4	3	3	0	0	0	0	0	0	25	25	7.36	2.455
Jim Umbricht, R ERA: 3.38	(4, 1)	0.1		1	0	0	0	0	0	0	0	0	0	0	1	1	0.00	0.000
Bobby Tiefenauer, R ERA: 3.4	(5, 1)	2.0		7	1	0	0	2	0	0	0	0	0	0	11	11	0.00	0.500
Russ Kemmerer, R ERA: 4.14	(7, 1)	2.0		7	1	1	1	0	0	0	0	0	0	0	7	7	4.50	0.500

PITCHER	IP	WLS	BF	H	R	ER	SO	BB	IBB	HBP	BLK	WP	HR	S	P	ERA	WHIP

BOTTOM

Houston Colt 45's @ Chicago Cubs

Wrigley Field, Chicago, IL

Fri Jul 27 1962, 3:33 AM CDT

Att. 6,111 - Cloudy - 73 F

livebaseballscorecards.com

AB	34
R	5
H	11
RBI	5
BB	0
SO	5
LOB	15

WP: 0 PA: 34
PB: 0
SB: 3
CS: 0

Batter	1	2	3	4	5	6	7	8	9	AB	R	H	RBI	BB	SO	LOB
Bob Lillis, R (1, 4) OBP: 0.274, SLG: 0.255 George Brunet, R (8, 1)	CS 1B			G6-4-3 BB 1B	S 1B 1B 2-H 3-H			6-3		4 0	0 0	3 0	2 0	0 0	0 0	0 0
Al Spangler, L (1, 7) OBP: 0.368, SLG: 0.379	F8			BBBB 4-0 G6-4-3 BB 1-2	1-H 1B			BBBB 4-0 BB BB		2	0	1	0	2	0	1
Roman Mejias, R (1, 9) OBP: 0.344, SLG: 0.507	P6			G6-4-3 1-2f 2-3		CS 1B		BBBB 4-0 1-2 BB		3	0	1	0	1	0	3
Norm Larker, L (1, 3) OBP: 0.345, SLG: 0.369	CS 1-2	G3		BBBB 4-0 BB		F9		1-3		3	0	0	0	1	0	3
Bob Aspromonte, R (1, 5) OBP: 0.356, SLG: 0.418		P6		F8		P3			F8	4	0	0	0	0	0	3
Carl Warwick, R (1, 8) OBP: 0.299, SLG: 0.405		5-3			2B 1B 1B	CS 1-2	F7		1B	4	1	2	0	0	0	0
Jim Campbell, R (1, 2) OBP: 0.261, SLG: 0.238			P5		1-3 1B 2B		F8		F9	4	1	1	0	0	0	1
J C Hartman, R (1, 6) Bob Cerv, R (9, PH) OBP: 0.250, SLG: 0.333			6-3	F8			F7		6-3	3 1	0 0	0 0	0 0	0 0	0 0	2 1
Bob Bruce, R (1, 1) OBP: 0.395, SLG: 0.188 Pidge Browne, L (5, PH) OBP: 0.298, SLG: 0.320 Jim Golden, L (5, 1) OBP: 0.220, SLG: 0.341 Don McMahon, R (6, 1) OBP: 0.167, SLG: 0.167 Billy Goodman, L (8, PH) OBP: 0.310, SLG: 0.305 (8, 4)			F8	F9				5-3		1 1 0 0 1	0 0 0 0 0	0 0 0 0 0	0 0 0 0 0	0 0 0 0 0	0 2 0 0 0	0 0 0 0 0

TOP

Houston Colt 45's @ Chicago Cubs

Wrigley Field, Chicago, IL

Sun Jul 29 1962, 3:33 AM CDT

Cloudy - 67 F

livebaseballscorecards.com

AB	31
R	2
H	8
RBI	2
BB	4
SO	0
LOB	16

Inning Stats	1	2	3	4	5	6	7	8	9
	R: 0 E: 0 K: 0 S: 3	R: 0 E: 0 K: 0 S: 3	R: 0 E: 0 K: 0 S: 3	R: 0 E: 0 K: 0 S: 3	R: 2 E: 0 K: 0 S: 6	R: 0 E: 0 K: 0 S: 3	R: 0 E: 0 K: 0 S: 3	R: 0 E: 0 K: 0 S: 3	R: 0 E: 0 K: 0 S: 4
	H: 1 LOB: 0 BB: 0 P: 3	H: 0 LOB: 0 BB: 0 P: 3	H: 0 LOB: 0 BB: 0 P: 3	H: 1 LOB: 2 BB: 2 P: 11	H: 4 LOB: 2 BB: 0 P: 6	H: 1 LOB: 0 BB: 0 P: 3	H: 0 LOB: 0 BB: 0 P: 3	H: 0 LOB: 2 BB: 2 P: 11	H: 1 LOB: 1 BB: 0 P: 4

| | | | |

Batter	1	2	3	4	5	6	7	8	9	AB	R	H	RBI	BB	SO	LOB
Don Landrum, L (1, 8) OBP: 0.390, SLG: 0.307	4-3		BBB 4-0 E 1-2 BB		4-3		SSS 0-3 K			3	0	0	0	1	1	0
Ken Hubbs, R (1, 4) OBP: 0.296, SLG: 0.362	6-3		E7 1-3 2-H		SSS 0-3 K		SSS 0-3 K			4	0	0	0	0	2	1
Ron Santo, R (1, 5) OBP: 0.311, SLG: 0.389	5-3		5-3			F9	F8			4	0	0	0	0	0	2
George Altman, L (1, 9) OBP: 0.410, SLG: 0.516		6-3		HR		BBBB 4-0 14 S 1B BB		1-3		3	2	1	1	1	0	0
14 Ernie Banks, R (1, 3) OBP: 0.308, SLG: 0.520		5-3		6-3		BBBB 4-0 BB 1B 1-2 SF8 BB		3B		3	1	1	0	1	0	0
Billy Williams, L (1, 7) OBP: 0.377, SLG: 0.501		6-3		F9		BB 1-2 2-H 1B		BBBB 4-0 BB		3	0	1	1	1	0	0
Andre Rodgers, R (1, 6) OBP: 0.360, SLG: 0.419			6-3	E S 1B		BBBB 4-0 1-2 2-3 BB		SSS 0-3 K		3	0	1	0	1	1	2
Cuno Barragan, R (1, 2) OBP: 0.283, SLG: 0.238			BBBB 4-0 CS BB	SSS 0-3 K 1-3		SF8 3-H		SSS 0-3 K		2	0	0	1	1	2	3
Cal Koonce, R (1, 1) OBP: 0.120, SLG: 0.140 Don Cardwell, R (8, 1) OBP: 0.163, SLG: 0.077			0-0 BB 1-2 E 1B		SSS 0-3 K	4-3				3 0	1 0	1 0	0 0	0 0	1 0	2 0
Inning Stats	R: 0 E: 0 K: 0 S: 3 H: 0 LOB: 0 BB: 0 P: 3	R: 0 E: 0 K: 0 S: 3 H: 0 LOB: 0 BB: 0 P: 3	R: 1 E: 1 K: 0 S: 4 H: 1 LOB: 2 BB: 2 P: 12	R: 1 E: 0 K: 1 S: 7 H: 2 LOB: 1 BB: 0 P: 7	R: 0 E: 0 K: 2 S: 7 H: 0 LOB: 0 BB: 0 P: 7	R: 2 E: 0 K: 0 S: 4 H: 1 LOB: 2 BB: 3 P: 16	R: 0 E: 0 K: 2 S: 7 H: 0 LOB: 0 BB: 0 P: 7	R: 0 E: 0 K: 2 S: 8 H: 1 LOB: 2 BB: 1 P: 12		1B: 3 2B: 0 3B: 1 HR: 1	SF: 1 SAC: 0 DP: 0 HBP: 0			WP: 0 PB: 0 SB: 2 CS: 1	PA: 35		

PITCHER		IP	WLS	BF	H	R	ER	SO	BB	IBB	HBP	BLK	WP	HR	S	P	ERA	WHIP
Bob Bruce, R ERA: 4.51	(1, 1)	4.0		17	3	2	1	1	2	0	0	0	0	1	17	25	2.25	1.250
Jim Golden, R ERA: 3.79	(5, 1)	1.1	L	7	1	2	2	2	2	0	0	0	0	0	9	17	13.50	2.250
Don McMahon, R ERA: 1.39	(6, 1)	1.2		6	0	0	0	2	1	0	0	0	0	0	9	13	0.00	0.600
George Brunet, L ERA:	(8, 1)	1.0		5	1	0	0	2	1	0	0	0	0	0	8	12	0.00	2.000

PITCHER	IP	WLS	BF	H	R	ER	SO	BB	IBB	HBP	BLK	WP	HR	S	P	ERA	WHIP

BOTTOM

Houston Colt 45's @ Chicago Cubs

Wrigley Field, Chicago, IL

Sun Jul 29 1962, 3:33 AM CDT

Cloudy - 67 F

livebaseballscorecards.com

AB	28
R	4
H	5
RBI	3
BB	6
SO	7
LOB	10

Batter	1	2	3	4	5	6	7	8	9	AB	R	H	RBI	BB	SO	LOB
Bob Lillis, R (1, 4) OBP: 0.273, SLG: 0.254	P6		G6-4-3 1-2f 2-3		G5-3-5 2-3f		1-3		FC3-6, 1B 1B	5	0	1	0	0	0	4
Al Spangler, L (1, 7) OBP: 0.375, SLG: 0.385	K		BB 3-H 1B			SH2-4, 1B 1B		6-3, SH SF8-9 BB	FC3-6 1-2 1B	4	1	3	1	1	1	0
Norm Larker, L (1, 3) OBP: 0.347, SLG: 0.368	K		FC5-4 1-2 BB			FC5-4, SH2-4 1-2 1B		SH SF8-9, 6-3 1-2 1B	FC3-6 1-2f 2-3	3	1	1	0	1	1	2
Jim Pendleton, R (1, 9) OBP: 0.275, SLG: 0.394		5-3	FC5-4 1-2f			SH2-4 1-2 2-3		6-3 1-2 2-3	F8	4	0	0	0	0	0	6
Bob Aspromonte, R (1, 5) OBP: 0.360, SLG: 0.422		5-3 2B		K		FC5-4 IBB		1B IBB		2	0	1	0	2	1	0
Carl Warwick, R (1, 8) OBP: 0.296, SLG: 0.401		5-3 2-3		5-3		FC5-4 1-2 2-3		SF8-9 2-3 3-H		3	0	0	1	0	0	4
Hal Smith, R (1, 2) OBP: 0.269, SLG: 0.361		1-3		6-3			K	1-3 3-H 1B		4	0	1	1	0	1	1
J C Hartman, R (1, 6) OBP: 0.200, SLG: 0.200			G6-4-3, SH 1B 1B		G5-3-5, SH3 1B		K	4-3		4	1	2	0	0	1	2
Ken Johnson, R (1, 1) OBP: 0.108, SLG: 0.135 Bob Cerv, R (7, PH) OBP: 0.264, SLG: 0.333 Jim Golden, L (7, PR) OBP: 0.220, SLG: 0.341 Turk Farrell, R (7, 1) OBP: 0.140, SLG: 0.209			SH G6-4-3 1-2		SH3 1-2		BB		K	0 0 0 1	0 0 0 0	0 0 0 0	0 0 0 0	0 1 0 0	0 0 0 1	0 0 0 0
Inning Stats	R: 0 E: 0 K: 2 S: 7 H: 0 LOB: 0 BB: 0 P: 7	R: 0 E: 0 K: 0 S: 4 H: 1 LOB: 1 BB: 0 P: 4	R: 1 E: 0 K: 0 S: 5 H: 2 LOB: 2 BB: 1 P: 9	R: 0 E: 0 K: 1 S: 5 H: 0 LOB: 0 BB: 0 P: 5	R: 0 E: 0 K: 0 S: 3 H: 1 LOB: 0 BB: 0 P: 3	R: 0 E: 0 K: 0 S: 4 H: 2 LOB: 2 BB: 1 P: 8	R: 0 E: 0 K: 2 S: 7 H: 0 LOB: 1 BB: 1 P: 11	R: 2 E: 1 K: 0 S: 5 H: 1 LOB: 2 BB: 2 P: 13	R: 0 E: 0 K: 1 S: 7 H: 2 LOB: 2 BB: 0 P: 7	1B: 8 2B: 2 3B: 0 HR: 0 SF: 1 SAC: 4 DP: 3 HBP: 0						

PITCHER		IP	WLS	BF	H	R	ER	SO	BB	IBB	HBP	BLK	WP	HR	S	P	ERA	WHIP
Glen Hobbie, R ERA: 5.15	(1, 1)	7.2	L	34	7	3	1	5	3	2	0	0	0	0	39	59	1.17	1.304
Don Elston, R ERA: 2.54	(8, 1)	0.1		1	0	0	0	0	0	0	0	0	0	0	1	1	0.00	0.000
Dave Gerard, R ERA: 4.58	(9, 1)	1.0		5	2	0	0	1	0	0	0	0	0	0	7	7	0.00	2.000

PITCHER	IP	WLS	BF	H	R	ER	SO	BB	IBB	HBP	BLK	WP	HR	S	P	ERA	WHIP

TOP

Houston Colt 45's @ Chicago Cubs

Wrigley Field, Chicago, IL

Sun Jul 29 1962, 3:38 AM CDT

Att. 10,334 - Overcast - 68 F

livebaseballscorecards.com

AB	30
R	3
H	9
RBI	3
BB	5
SO	6
LOB	19

WP: 0 PB: 0 SB: 0 CS: 0 PA: 40

BOTTOM

Houston Colt 45's @ Chicago Cubs

Wrigley Field, Chicago, IL

Sun Jul 29 1962, 3:38 AM CDT

Att. 10,334 - Overcast - 68 F

livebaseballscorecards.com

Batter	1	2	3	4	5	6	7	8	9	AB	R	H	RBI	BB	SO	LOB
Don Landrum, L (1, 8) OBP: 0.393, SLG: 0.314	G6-4-3 1B		G1-6-3 1-2f			P6		G6-4-3 1B		4	0	2	0	0	0	1
Ken Hubbs, R (1, 4) OBP: 0.295, SLG: 0.360	F8			F8		1B 1B		G6-4-3 1-2f		4	0	1	0	0	0	2
Ron Santo, R (1, 5) OBP: 0.312, SLG: 0.390	G6-4-3 1-2f			14 FC6-4 1B		1-2 1B			F7	4	0	2	0	0	0	1
George Altman, L (1, 9) OBP: 0.405, SLG: 0.510		P5		K		F7			F7	4	0	0	0	0	1	3
14 Ernie Banks, R (1, 3) OBP: 0.305, SLG: 0.515		6-3		FC6-4 1-2f			K		K	4	0	0	0	0	2	1
Billy Williams, L (1, 7) OBP: 0.381, SLG: 0.515		2B			CS 1B		HR			3	1	3	1	0	0	0
Andre Rodgers, R (1, 6) OBP: 0.356, SLG: 0.415		K			F8 1-2		5-3			3	0	0	0	0	1	2
Dick Bertell, R (1, 2) OBP: 0.326, SLG: 0.372			G1-6-3 1B		1-3		K			3	0	1	0	0	1	0
Glen Hobbie, R (1, 1) OBP: 0.154, SLG: 0.108 Don Elston, R (8, 1) Bob Will, L (8, PH) OBP: 0.333, SLG: 0.364 Dave Gerard, R (9, 1) OBP: 0.500, SLG: 0.429			K			6-3		K		2 0 1 0	0 0 0 0	0 0 0 0	0 0 0 0	0 0 1 0	1 0 0 0	1 0 0 0

Inning Stats	1	2	3	4	5	6	7	8	9
	R: 0 E: 0 K: 0 S: 3	H: 1 LOB: 0 BB: 0 P: 3	R: 0 E: 0 K: 1 S: 6	H: 1 LOB: 1 BB: 0 P: 6	R: 0 E: 0 K: 1 S: 5	H: 1 LOB: 0 BB: 0 P: 5	R: 0 E: 0 K: 1 S: 6	H: 1 LOB: 1 BB: 0 P: 6	R: 0 E: 0 K: 3 S: 3	H: 1 LOB: 0 BB: 0 P: 3	R: 0 E: 0 K: 0 S: 5	H: 2 LOB: 2 BB: 0 P: 5	R: 1 E: 0 K: 2 S: 8	H: 1 LOB: 0 BB: 0 P: 8	R: 0 E: 0 K: 1 S: 5	H: 1 LOB: 0 BB: 0 P: 5	R: 0 E: 0 K: 1 S: 5	H: 0 LOB: 0 BB: 0 P: 5

1B: 7	SF: 0	WP: 0	PA: 32
2B: 1	SAC: 0	PB: 0	
3B: 0	DP: 3	SB: 0	
HR: 1	HBP: 0	CS: 1	

	AB	32
	R	1
	H	9
	RBI	1
	BB	0
	SO	7
	LOB	11

PITCHER	IP	WLS	BF	H	R	ER	SO	BB	IBB	HBP	BLK	WP	HR	S	P	ERA	WHIP
Ken Johnson, R (1, 1) ERA: 3.91	6.0		22	7	0	0	3	0	0	0	0	0	0	28	28	0.00	1.167
Turk Farrell, R (7, 1) ERA: 2.91	3.0	W	10	2	1	1	4	0	0	0	0	0	1	18	18	3.00	0.667

PITCHER	IP	WLS	BF	H	R	ER	SO	BB	IBB	HBP	BLK	WP	HR	S	P	ERA	WHIP

Houston Colt 45's @ Milwaukee Braves

Milwaukee County Stadium, Milwaukee, WI

Wed Aug 01 1962, 8:05 PM EDT

Att. 10,829 - Unknown - 64 F

livebaseballscorecards.com

TOP

Batter	1	2	3	4	5	6	7	8	9	AB	R	H	RBI	BB	SO	LOB
Bob Lillis, R (1, 4) OBP: 0.276, SLG: 0.258	1-3		P4		1B (1-2)			1B		4	0	2	0	0	0	0
Ron Davis, R (1, 8) OBP: 0.250, SLG: 0.250	K		1B		K			F8		4	0	1	0	0	2	3
Al Spangler, L (1, 7) OBP: 0.376, SLG: 0.384	BB		F7			F9		1B (1-2)		3	0	1	0	1	0	1
Carl Warwick, R (8, PR) OBP: 0.296, SLG: 0.401 (8, 7)										0	0	0	0	0	0	0
Norm Larker, L (1, 3) OBP: 0.344, SLG: 0.365	F9			4-3		6-3		F8		3	0	0	0	0	0	1
Billy Goodman, L (8, PH) OBP: 0.307, SLG: 0.303										1	0	0	0	0	0	2
Hal Smith, R (8, 3) OBP: 0.269, SLG: 0.361										0	0	0	0	0	0	0
Roman Mejias, R (1, 9) OBP: 0.343, SLG: 0.504		5-3 1B		5-3		5-3		P6		4	0	1	0	0	0	2
Bob Aspromonte, R (1, 5) OBP: 0.357, SLG: 0.416		5-3 (1-2)		K			K		6-3	4	0	0	0	0	2	1
Jim Campbell, R (1, 2) OBP: 0.259, SLG: 0.240		K			L6		1B		6-3	4	0	1	0	0	1	1
J C Hartman, R (1, 6) OBP: 0.286, SLG: 0.286		L4			1B		F7		1B	4	0	2	0	0	0	2
Hal Woodeshick, R (1, 1) OBP: 0.103, SLG: 0.071			K		K		P4		6-3	1	0	0	0	0	1	0
Jim Umbricht, R (3, 1)										1	0	0	0	0	1	1
Jim Pendleton, R (7, PH) OBP: 0.273, SLG: 0.392										1	0	0	0	0	0	1
Russ Kemmerer, R (7, 1) OBP: 0.667, SLG: 0.500										0	0	0	0	0	0	0
Don Taussig, R (9, PH) OBP: 0.235, SLG: 0.375										1	0	0	0	0	0	1
Inning Stats	R: 0 E: 0 K: 1 S: 5 H: 0 LOB: 1 BB: 1 P: 9	R: 0 E: 0 K: 1 S: 6 H: 1 LOB: 1 BB: 0 P: 6	R: 0 E: 0 K: 1 S: 6 H: 1 LOB: 1 BB: 0 P: 6	R: 0 E: 0 K: 1 S: 5 H: 0 LOB: 0 BB: 0 P: 5	R: 0 E: 0 K: 2 S: 9 H: 2 LOB: 2 BB: 0 P: 9	R: 0 E: 0 K: 0 S: 3 H: 0 LOB: 0 BB: 0 P: 3	R: 0 E: 0 K: 1 S: 6 H: 1 LOB: 1 BB: 0 P: 6	R: 0 E: 0 K: 0 S: 5 H: 2 LOB: 2 BB: 0 P: 5	R: 0 E: 0 K: 0 S: 4 H: 1 LOB: 1 BB: 0 P: 4	1B: 8 2B: 0 3B: 0 HR: 0 SF: 0 SAC: 0 DP: 0 HBP: 0	WP: 0 PB: 0 SB: 0 CS: 0 PA: 36					

PITCHER	IP	WLS	BF	H	R	ER	SO	BB	IBB	HBP	BLK	WP	HR	S	P	ERA	WHIP
Bob Shaw, R (1, 1) ERA: 2.35	9.0	W	36	8	0	0	7	1	0	0	0	0	0	49	53	0.00	1.000

PITCHER	IP	WLS	BF	H	R	ER	SO	BB	IBB	HBP	BLK	WP	HR	S	P	ERA	WHIP

AB	35
R	0
H	8
RBI	0
BB	1
SO	7
LOB	16

Batter	1	2	3	4	5	6	7	8	9	AB	R	H	RBI	BB	SO	LOB
Lou Johnson, R (1, 8) OBP: 0.333, SLG: 0.317	BBBB 4-0 FC1-6 BB		x 0-0 ② 5-3	x 0-0 ② FC6-4 1-2f			x 0-0 CS 1B			3	0	1	0	1	0	1
Roy McMillan, R (1, 6) OBP: 0.352, SLG: 0.386	x 0-0 ① FC1-6 1B 1-2f		x 0-0 BB 1B 1B	x 0-0 ③ 4-3			x 0-0 ① ② 1-3 1-2			4	1	1	0	0	0	3
Eddie Mathews, L (1, 5) OBP: 0.380, SLG: 0.506	SSS 0-3 ② K		BBBB 4-0 BB 1B BB 1-2 BB		x 0-0 ① F8		x 0-0 ③ 4-3			3	1	0	0	1	1	1
Hank Aaron, R (1, 9) OBP: 0.391, SLG: 0.629	x 0-0 FC6-4 1-2 1B		x 0-0 BB BB 1-2 2-H 1B		x 0-0 ② 5-3			x 0-0 ① 4-3		4	0	2	1	0	0	0
Joe Adcock, R (1, 3) OBP: 0.332, SLG: 0.491 Tommie Aaron, R (9, 3) OBP: 0.264, SLG: 0.320	x 0-0 ③ FC6-4 1-2f		BBBB 4-0 BB 1-2 2-3 BB		x 0-0 HR			x 0-0 ② F8		3 0	1 0	1 0	1 0	1 0	0 0	2 0
Lee Maye, L (1, 7) OBP: 0.297, SLG: 0.354		x 0-0 ① 6-3	BBBB 4-0 1-2 2-3 3-H BB		SSS 0-3 ③ K			x 0-0 ③ 1-3		3	0	0	1	1	1	0
Del Crandall, R (1, 2) OBP: 0.338, SLG: 0.395		x 0-0 ② 6-3	SSS 0-3 ③ K			x 0-0 ① F8				3	0	0	0	0	1	3
Frank Bolling, R (1, 4) OBP: 0.324, SLG: 0.402		x 0-0 ③ F2		x 0-0 ① L7		x 0-0 ② L7				3	0	0	0	0	0	0
Bob Shaw, R (1, 1) OBP: 0.273, SLG: 0.172			SSS 0-3 ① K	BBBB 4-0 FC6-4 BB		x 0-0 ③ 6-3				2	0	0	0	1	1	0
Inning Stats	R: 0 H: 1 E: 0 LOB: 2 K: 1 BB: 1 S: 6 P: 10	R: 0 H: 0 E: 0 LOB: 0 K: 0 BB: 0 S: 3 P: 3	R: 2 H: 2 E: 0 LOB: 3 K: 2 BB: 3 S: 9 P: 21	R: 0 H: 0 E: 0 LOB: 1 K: 0 BB: 1 S: 3 P: 7	R: 1 H: 1 E: 0 LOB: 0 K: 1 BB: 0 S: 6 P: 6	R: 0 H: 0 E: 0 LOB: 0 K: 0 BB: 0 S: 3 P: 3	R: 0 H: 1 E: 0 LOB: 0 K: 0 BB: 0 S: 3 P: 3	R: 0 H: 0 E: 0 LOB: 0 K: 0 BB: 0 S: 3 P: 3		1B: 4 2B: 0 3B: 0 HR: 1	SF: 0 SAC: 0 DP: 0 HBP: 0				WP: 0 PB: 0 SB: 0 CS: 1	PA: 33	

PITCHER		IP	WLS	BF	H	R	ER	SO	BB	IBB	HBP	BLK	WP	HR	S	P	ERA	WHIP
Hal Woodeshick, L ERA: 3.87	(1, 1)	2.2	L	15	3	2	2	2	4	0	0	0	0	0	15	31	6.75	2.625
Jim Umbricht, R ERA: 3.28	(3, 1)	3.1		12	1	1	1	2	1	0	0	0	0	1	15	19	2.70	0.600
Russ Kemmerer, R ERA: 4.01	(7, 1)	2.0		6	1	0	0	0	0	0	0	0	0	0	6	6	0.00	0.500

PITCHER	IP	WLS	BF	H	R	ER	SO	BB	IBB	HBP	BLK	WP	HR	S	P	ERA	WHIP

BOTTOM

Houston Colt 45's @ Milwaukee Braves

Milwaukee County Stadium, Milwaukee, WI

Wed Aug 01 1962, 8:05 PM EDT

Att. 10,829 - Unknown - 64 F

livebaseballscorecards.com

AB	28
R	3
H	5
RBI	3
BB	5
SO	4
LOB	10

Batter	1	2	3	4	5	6	7	8	9	AB	R	H	RBI	BB	SO	LOB
Bob Lillis, R (1, 4) OBP: 0.275, SLG: 0.258	0-0 2-3 1B 1B 1B	0-0 P4 ②			0-0 F8 ①		0-0 1-3 ③			4	1	1	0	0	0	1
Al Spangler, L (1, 7) OBP: 0.378, SLG: 0.386	0-0 2-3 1-2 1B 1B	0-0 F5 ③			0-0 G6-4-3 1B			0-3 K ①		4	1	2	0	0	1	1
Roman Mejias, R (1, 9) OBP: 0.340, SLG: 0.499	0-0 2-3 ① 1-2 2-3		0-0 F7 ①		0-0 G6-4-3 ② ③ 1-2f			0-0 P3 ②		4	0	0	0	0	0	3
Norm Larker, L (1, 3) OBP: 0.351, SLG: 0.367	4-0 1B 1B IBB		B B B B S BB			0-0 SH5-3 1B		B B B B BB		1	1	1	0	3	0	0
Bob Aspromonte, R (1, 5) OBP: 0.356, SLG: 0.416	0-0 1B 1-2 2-H 3-H 1B		S S S 0-3 K ② 1-2			0-0 SH5-3 ① 1-2		0-0 5-3 ③		3	0	1	2	0	1	2
Jim Campbell, R (1, 2) OBP: 0.258, SLG: 0.241	0-0 G6-4-3 1-2 2-H 1B		S S S 0-3 K ③			S S S 0-3 K ②			0-0 F9 ①	4	0	1	1	0	2	2
Ron Davis, R (1, 8) OBP: 0.143, SLG: 0.143	0-0 G6-4-3 ② ③ 1-2f			S S S 0-3 K ①		0-0 F5 ③			0-1 CI 2-6	3	0	0	0	0	1	3
J C Hartman, R (1, 6) OBP: 0.278, SLG: 0.278		0-0 SH1-4 1B		0-0 6-3 ②			0-0 P4 ①		0-0 F8 ②	4	0	1	0	0	0	1
Turk Farrell, R (1, 1) OBP: 0.133, SLG: 0.200		0-0 SH1-4 ① 1-2		S S S 0-3 K ③			0-0 1-3 ②		0-0 2-6 ③ 1-2	2	0	0	0	0	1	0
Inning Stats	R: 3 E: 0 K: 0 S: 6 H: 4 LOB: 1 BB: 1 P: 10	R: 0 E: 0 K: 0 S: 4 H: 1 LOB: 1 BB: 0 P: 4	R: 0 E: 0 K: 2 S: 7 H: 0 LOB: 1 BB: 1 P: 11	R: 0 E: 0 K: 2 S: 7 H: 0 LOB: 0 BB: 0 P: 7	R: 0 E: 0 K: 0 S: 3 H: 1 LOB: 0 BB: 0 P: 3	R: 0 E: 0 K: 1 S: 6 H: 1 LOB: 1 BB: 0 P: 6	R: 0 E: 0 K: 0 S: 3 H: 0 LOB: 0 BB: 0 P: 3	R: 0 E: 0 K: 1 S: 5 H: 0 LOB: 1 BB: 1 P: 9	R: 0 E: 1 K: 0 S: 3 H: 0 LOB: 1 BB: 0 P: 3	1B: 7 2B: 0 3B: 0 HR: 0	SF: 0 SAC: 2 DP: 2 HBP: 0						

PITCHER		IP	WLS	BF	H	R	ER	SO	BB	IBB	HBP	BLK	WP	HR	S	P	ERA	WHIP
Lew Burdette, R ERA: 4.82	(1, 1)	0.1	L	6	4	3	3	0	0	1	0	0	0	0	5	9	81.00	12.000
Tony Cloninger, R ERA: 5.4	(1, 1)	4.2		15	2	0	0	4	1	0	0	0	0	0	22	26	0.00	0.643
Don Nottebart, R ERA: 3.21	(6, 1)	3.0		11	1	0	0	2	1	0	0	0	0	0	14	18	0.00	0.667
Carl Willey, R ERA: 5.88	(9, 1)	1.0		4	0	0	0	0	0	0	0	0	0	0	3	3	0.00	0.000

PITCHER	IP	WLS	BF	H	R	ER	SO	BB	IBB	HBP	BLK	WP	HR	S	P	ERA	WHIP

TOP

Houston Colt 45's @ Milwaukee Braves

Milwaukee County Stadium, Milwaukee, WI

Thu Aug 02 1962, 8:05 PM EDT
Att. 8,338 - Unknown - 67 F

livebaseballscorecards.com

AB	29
R	3
H	7
RBI	3
BB	3
SO	6
LOB	13

1B: 7 2B: 0 3B: 0 HR: 0 SF: 0 SAC: 2 DP: 2 HBP: 0

WP: 0 PB: 0 SB: 1 CS: 0 PA: 35

Colt 45's @ Milwaukee Braves

Houston Colt 45's @ Milwaukee Braves
Milwaukee County Stadium, Milwaukee, WI
Thu Aug 02 1962, 8:05 PM EDT
Att. 8,338 - Unknown - 67 F

livebaseballscorecards.com

Batter	1	2	3	4	5	6	7	8	9	AB	R	H	RBI	BB	SO	LOB
Roy McMillan, R (1, 6) OBP: 0.348, SLG: 0.382	P4		6-3			F8		K		4	0	0	0	0	1	0
Gus Bell, L (1, 7) OBP: 0.267, SLG: 0.328	4-3			4-3		2B		F7		4	0	1	0	0	0	0
Eddie Mathews, L (1, 5) OBP: 0.377, SLG: 0.500	L9			F2		K			4-3	4	0	0	0	0	1	1
Hank Aaron, R (1, 9) OBP: 0.390, SLG: 0.626		5-3		1B		F8			K	4	0	1	0	0	1	1
Joe Adcock, R (1, 3) OBP: 0.328, SLG: 0.484		K		K			K		P4	4	0	0	0	0	3	1
Lee Maye, L (1, 8) OBP: 0.303, SLG: 0.360		1B			FC6-4 1B		6-3			3	0	2	0	0	0	0
Joe Torre, R (1, 2) OBP: 0.344, SLG: 0.348		K			FC6-4 FC5-4 1-2f		1B			3	0	1	0	0	1	2
Ken Aspromonte, R (1, 4) OBP: 0.350, SLG: 0.294			F7		FC5-4 1-2f		K			3	0	0	0	0	1	2
Lew Burdette, R (1, 1) OBP: 0.217, SLG: 0.182 Tony Cloninger, R (1, 1) OBP: 0.067, SLG: 0.067 Frank Bolling, R (5, PH) OBP: 0.323, SLG: 0.401 Don Nottebart, R (6, 1) OBP: 0.500, SLG: 0.400 Lou Johnson, R (8, PH) OBP: 0.327, SLG: 0.310 Carl Willey, R (9, 1) OBP: 0.400, SLG: 0.444			K		K			K		0 1 1 0 1 0	0 0 0 0 0 0	0 0 0 0 0 0	0 0 0 0 0 0	0 0 0 0 0 0	0 1 1 0 1 0	0 0 1 0 0 0
Inning Stats	R: 0 E: 0 K: 0 S: 3 H: 0 LOB: 0 BB: 0 P: 3	R: 0 E: 0 K: 2 S: 8 H: 1 LOB: 1 BB: 0 P: 8	R: 0 E: 0 K: 1 S: 5 H: 0 LOB: 0 BB: 0 P: 5	R: 0 E: 0 K: 1 S: 6 H: 1 LOB: 1 BB: 0 P: 6	R: 0 E: 0 K: 1 S: 6 H: 1 LOB: 1 BB: 0 P: 6	R: 0 E: 0 K: 1 S: 6 H: 1 LOB: 1 BB: 0 P: 6	R: 0 E: 0 K: 2 S: 8 H: 1 LOB: 1 BB: 0 P: 8	R: 0 E: 0 K: 2 S: 7 H: 0 LOB: 0 BB: 0 P: 7	R: 0 E: 0 K: 1 S: 5 H: 0 LOB: 0 BB: 0 P: 5	1B: 4 2B: 1 3B: 0 HR: 0 SF: 0 SAC: 0 DP: 0 HBP: 0						

PITCHER	IP	WLS	BF	H	R	ER	SO	BB	IBB	HBP	BLK	WP	HR	S	P	ERA	WHIP
Turk Farrell, R (1, 1) ERA: 2.73	9.0	W	32	5	0	0	11	0	0	0	0	0	0	54	54	0.00	0.556

PITCHER	IP	WLS	BF	H	R	ER	SO	BB	IBB	HBP	BLK	WP	HR	S	P	ERA	WHIP

AB	32
R	0
H	5
RBI	0
BB	0
SO	11
LOB	8

WP: 0 PA: 32
PB: 0
SB: 0
CS: 0

Batter	1	2	3	4	5	6	7	8	9	AB	R	H	RBI	BB	SO	LOB
Bob Lillis, R (1, 4) OBP: 0.274, SLG: 0.257	0-0 1B 2B 1B	0-0 1-3 1-2		0-0 P6	0-0 3-1			0-0 SH 5-3 E 1-2	0-3 K	5	2	1	0	0	1	2
Al Spangler, L (1, 7) OBP: 0.380, SLG: 0.389 Jim Pendleton, R (6, PH) OBP: 0.271, SLG: 0.389 (6, 9)	0-0 2B 1B 1-2	0-0 F8		0-0 HR 1B		0-0 6-3		0-0 5-3 1-2 2-3		3 2	2 0	2 0	0 0	0 0	0 0	1 2
Carl Warwick, R (1, 9) OBP: 0.306, SLG: 0.422 (6, 7)	0-0 1B 2B 1-H 2-H	0-0 2B 1B		0-0 HR 1-H		0-0 0-3 1B		4-0 E 1B IBB		4	3	4	4	1	0	0
Norm Larker, L (1, 3) OBP: 0.352, SLG: 0.367	0-0 F8 BB 1B 2-H	0-0 4-3		0-0 1B		0-0 9-3 1-2f		0-0 E3 1-3 2-H 3-H		5	0	2	2	0	0	4
Bob Aspromonte, R (1, 5) OBP: 0.360, SLG: 0.417	B B B B 4-0 FC6-4 BB 1-2		0-3 K	0-0 P4			0-0 G1-4-3 1B	0-0 1B 1B 3-H		4	0	2	1	1	1	1
Jim Campbell, R (1, 2) OBP: 0.278, SLG: 0.242	0-0 F8 2-3		B B B B 4-0 1B BB	0-3 K			0-0 G1-4-3 1-2f	0-0 FC6-4 1B 1-2		4	0	1	0	1	1	4
Ron Davis, R (1, 8) OBP: 0.250, SLG: 0.182	0-3 K		0-3 K		0-0 SH1-4 1B		B B B B 4-0 S BB	0-0 FC6-4 1-2f		4	0	1	0	1	2	5
J C Hartman, R (1, 6) OBP: 0.261, SLG: 0.261	0-0 FC6-4 1-2f		0-0 1B 1-2		0-0 F8		0-0 5-3 1-2		0-0 L1	5	0	1	0	0	0	4
Ken Johnson, R (1, 1) OBP: 0.128, SLG: 0.132 George Brunet, R (7, 1) OBP: 1.000, SLG: 1.000 Don McMahon, R (8, 1) OBP: 0.143, SLG: 0.143		B B B B 4-0 1B 1-3 BB	0-3 K		0-0 SH1-4 1-2			0-0 5-3 SH E 1B	0-0 F7	1 1 1	0 1 0	0 1 0	0 0 0	1 0 0	1 0 0	2 0 0
Inning Stats	R: 3 E: 0 K: 1 S: 9 H: 4 LOB: 2 BB: 1 P: 13	R: 0 E: 0 K: 0 S: 4 H: 1 LOB: 2 BB: 1 P: 8	R: 0 E: 0 K: 3 S: 10 H: 1 LOB: 2 BB: 1 P: 14	R: 2 E: 0 K: 1 S: 8 H: 3 LOB: 1 BB: 0 P: 8	R: 0 E: 0 K: 0 S: 4 H: 1 LOB: 1 BB: 0 P: 4	R: 0 E: 0 K: 0 S: 3 H: 1 LOB: 0 BB: 0 P: 3	R: 0 E: 0 K: 0 S: 3 H: 1 LOB: 1 BB: 1 P: 7	R: 3 E: 2 K: 0 S: 7 H: 3 LOB: 2 BB: 1 P: 11	R: 0 E: 0 K: 1 S: 5 H: 0 LOB: 0 BB: 0 P: 5	1B: 13 2B: 2 3B: 0 HR: 1	SF: 0 SAC: 2 DP: 2 HBP: 0						

PITCHER		IP	WLS	BF	H	R	ER	SO	BB	IBB	HBP	BLK	WP	HR	S	P	ERA	WHIP
Bob Gibson, R ERA: 2.82	(1, 1)	3.1	L	22	9	5	5	4	3	0	0	0	0	1	27	39	13.50	3.600
Bob Duliba, R ERA: 0.86	(4, 1)	0.2		2	0	0	0	1	0	0	0	0	0	0	4	4	0.00	0.000
Don Ferrarese, L ERA: 2.93	(5, 1)	3.0		11	3	0	0	0	1	0	0	0	0	0	10	14	0.00	1.333
Curt Simmons, L ERA: 3.84	(8, 1)	1.0		8	3	3	0	0	0	1	0	0	0	0	7	11	0.00	3.000
Bobby Shantz, L ERA: 2.09	(9, 1)	1.0		3	0	0	0	1	0	0	0	0	0	0	5	5	0.00	0.000

PITCHER	IP	WLS	BF	H	R	ER	SO	BB	IBB	HBP	BLK	WP	HR	S	P	ERA	WHIP

TOP

Houston Colt 45's @ St. Louis Cardinals

Sportsman's Park, St. Louis, MO

Fri Aug 03 1962, 8:05 PM EDT

Att. 11,853 - Unknown

livebaseballscorecards.com

AB	39
R	8
H	15
RBI	7
BB	5
SO	6
LOB	25

WP: 0 PA: 46
PB: 0
SB: 1
CS: 0

BOTTOM

Houston Colt 45's @ St. Louis Cardinals

Sportsman's Park, St. Louis, MO

Fri Aug 03 1962, 8:05 PM EDT

Att. 11,853 - Unknown

livebaseballscorecards.com

Batter	1	2	3	4	5	6	7	8	9	AB	R	H	RBI	BB	SO	LOB
Curt Flood, R (1, 8) OBP: 0.340, SLG: 0.430	K		HR		6-3		6-3		4-3	5	1	1	1	0	1	0
Julian Javier, R (1, 4) OBP: 0.312, SLG: 0.355	5-3		6-3		K		FC6-4 1B		5-3	5	0	1	0	0	1	0
Bill White, L (1, 9) OBP: 0.355, SLG: 0.466 (9, 3)	1B		2B		1B		FC6-4 1B 1-2f		1B	5	0	4	0	0	0	1
Stan Musial, L (1, 7) OBP: 0.433, SLG: 0.543	1-2 1B		BB		K		1-2 1B		5-3	4	0	2	0	1	1	2
Ken Boyer, R (1, 5) OBP: 0.380, SLG: 0.489	4-3		F8			K	5-3			4	0	0	0	0	1	6
Fred Whitfield, L (1, 3) OBP: 0.302, SLG: 0.524 Bobby Gene Smith, R (8, PH) OBP: 0.277, SLG: 0.309 (9, 9)		K		K		F5		1B 1B		3 1	0 0	0 1	0 0	0 0	2 0	0 0
Carl Sawatski, L (1, 2) OBP: 0.379, SLG: 0.463 Gene Oliver, R (8, PH) OBP: 0.365, SLG: 0.415 (9, 2)		3-1		4-3		K		G6-4-3 1-2 1B		3 1	0 0	0 1	0 0	0 0	1 0	0 0
Dal Maxvill, R (1, 6) OBP: 0.250, SLG: 0.262		4-3		1B			HR 1B	K		4	1	2	0	0	1	2
Bob Gibson, R (1, 1) OBP: 0.345, SLG: 0.358 Bob Duliba, R (4, 1) Minnie Minoso, R (4, PH) OBP: 0.247, SLG: 0.239 Don Ferrarese, R (5, 1) OBP: 0.500, SLG: 1.250 Charlie James, R (7, PH) OBP: 0.320, SLG: 0.432 Curt Simmons, L (8, 1) OBP: 0.262, SLG: 0.216 Red Schoendienst, S (8, PH) OBP: 0.372, SLG: 0.415 Bobby Shantz, R (9, 1)			6-3	K			1-H HR	G6-4-3 1-2f		1 0 1 0 1 0 0 1 0	0 0 0 0 1 0 0 0 0	0 0 0 0 1 0 2 0 0	0 0 0 0 1 0 0 0 0	0 0 0 0 0 0 0 0 0	0 0 0 0 1 0 0 0 0	0 0 0 0 1 0 2 0 0
Inning Stats	R: 0 E: 0 K: 1 S: 7 H: 2 LOB: 2 BB: 0 P: 7	R: 0 E: 0 K: 1 S: 5 H: 0 LOB: 0 BB: 0 P: 5	R: 1 E: 0 K: 0 S: 5 H: 2 LOB: 2 BB: 1 P: 9	R: 0 E: 0 K: 2 S: 8 H: 1 LOB: 1 BB: 0 P: 8	R: 0 E: 0 K: 2 S: 8 H: 1 LOB: 1 BB: 0 P: 8	R: 0 E: 0 K: 2 S: 7 H: 0 LOB: 0 BB: 0 P: 7	R: 2 E: 0 K: 0 S: 7 H: 4 LOB: 2 BB: 0 P: 7	R: 0 E: 0 K: 1 S: 6 H: 2 LOB: 1 BB: 0 P: 6	R: 0 E: 0 K: 0 S: 4 H: 1 LOB: 1 BB: 0 P: 4	1B: 10 2B: 1 3B: 0 HR: 2	SF: 0 SAC: 0 DP: 1 HBP: 0						

AB	39
R	3
H	13
RBI	3
BB	1
SO	9
LOB	14

WP: 0 PB: 0 SB: 0 CS: 0 PA: 40

PITCHER		IP	WLS	BF	H	R	ER	SO	BB	IBB	HBP	BLK	WP	HR	S	P	ERA	WHIP
Ken Johnson, R ERA: 3.92	(1, 1)	6.1	W	29	9	3	3	8	1	0	0	0	0	2	44	48	4.26	1.579
George Brunet, L ERA:	(7, 1)	0.2		5	3	0	0	0	0	0	0	0	0	0	5	5	0.00	4.500
Don McMahon, R ERA: 1.33	(8, 1)	2.0	S	6	1	0	0	1	0	0	0	0	0	0	8	8	0.00	0.500

PITCHER		IP	WLS	BF	H	R	ER	SO	BB	IBB	HBP	BLK	WP	HR	S	P	ERA	WHIP

Batter	1	2	3	4	5	6	7	8	9	AB	R	H	RBI	BB	SO	LOB
Bob Lillis, R (1, 5) (8, 6) OBP: 0.271, SLG: 0.253	1-3		1-3			6-3			P4	4	0	0	0	0	0	0
Joey Amalfitano, R (1, 4) OBP: 0.307, SLG: 0.292 Billy Goodman, L (7, PH) (7, 4) OBP: 0.310, SLG: 0.306	BBBB S BB			1-3			F5		FC4-6 1B	1 2	0 0	0 1	0 0	1 0	0 0	0 0
Carl Warwick, R (1, 7) (4, 9) (8, 8) OBP: 0.306, SLG: 0.420	SSS K			SSS K			G3-6-3 1B		FC4-6 1-2f	4	0	1	0	0	2	2
Norm Larker, L (1, 3) OBP: 0.348, SLG: 0.363	P6 1-2			L9			G3-6-3 1-2f		P4	4	0	0	0	0	0	3
Don Taussig, R (1, 9) (4, 7) OBP: 0.211, SLG: 0.333 Al Spangler, L (8, PH) (8, 7) OBP: 0.382, SLG: 0.391		SSS K			5-3			2B 1B		2 1	0 0	0 1	0 0	0 0	1 0	0 0
Jim Campbell, R (1, 2) OBP: 0.256, SLG: 0.222		F9			5-3			F9		3	0	0	0	0	0	1
Ron Davis, R (1, 8) OBP: 0.214, SLG: 0.154 Roman Mejias, R (8, PH) (8, 9) OBP: 0.339, SLG: 0.497		SSS K			SSS K			F9		2 1	0 0	0 0	0 0	0 0	2 0	0 1
J C Hartman, R (1, 6) OBP: 0.269, SLG: 0.308 Hal Smith, R (8, 5) OBP: 0.269, SLG: 0.361			1-3			SSS K		1-3 2B		3 0	0 0	1 0	0 0	0 0	1 0	0 0
Bob Bruce, R (1, 1) OBP: 0.378, SLG: 0.176 Jim Pendleton, R (8, PH) OBP: 0.270, SLG: 0.387 Russ Kemmerer, R (8, 1) OBP: 0.667, SLG: 0.500			SSS K			SSS K		4-3		2 1 0	0 0 0	0 0 0	0 0 0	0 0 0	2 0 0	0 2 0
Inning Stats	R: 0 E: 0 K: 1 S: 5 H: 0 LOB: 1 BB: 1 P: 9	R: 0 E: 0 K: 2 S: 7 H: 0 LOB: 0 BB: 0 P: 7	R: 0 E: 0 K: 1 S: 5 H: 0 LOB: 0 BB: 0 P: 5	R: 0 E: 0 K: 1 S: 5 H: 0 LOB: 0 BB: 0 P: 5	R: 0 E: 0 K: 1 S: 5 H: 0 LOB: 0 BB: 0 P: 5	R: 0 E: 0 K: 2 S: 7 H: 0 LOB: 0 BB: 0 P: 7	R: 0 E: 0 K: 0 S: 3 H: 1 LOB: 0 BB: 0 P: 3	R: 0 E: 0 K: 0 S: 5 H: 2 LOB: 2 BB: 0 P: 5	R: 0 E: 0 K: 0 S: 4 H: 1 LOB: 1 BB: 0 P: 4	1B: 3 2B: 1 3B: 0 HR: 0	SF: 0 SAC: 0 DP: 1 HBP: 0						

PITCHER	IP	WLS	BF	H	R	ER	SO	BB	IBB	HBP	BLK	WP	HR	S	P	ERA	WHIP
Ray Washburn, R (1, 1) ERA: 3.66	9.0	W	31	4	0	0	8	1	0	0	0	0	0	46	50	0.00	0.556

PITCHER	IP	WLS	BF	H	R	ER	SO	BB	IBB	HBP	BLK	WP	HR	S	P	ERA	WHIP

TOP

Houston Colt 45's @ St. Louis Cardinals

Sportsman's Park, St. Louis, MO

Sat Aug 04 1962, 4:33 AM EDT

Att. 9,390 - Unknown

livebaseballscorecards.com

AB	30
R	0
H	4
RBI	0
BB	1
SO	8
LOB	9

1B: 3	SF: 0	WP: 0	PA: 31		
2B: 1	SAC: 0	PB: 0			
3B: 0	DP: 1	SB: 1			
HR: 0	HBP: 0	CS: 0			

Batter	1	2	3	4	5	6	7	8	9	AB	R	H	RBI	BB	SO	LOB
Curt Flood, R (1, 8) OBP: 0.337, SLG: 0.427	F9		F3		K		P6			4	0	0	0	0	1	1
Julian Javier, R (1, 4) OBP: 0.314, SLG: 0.359	6-3		S 1B		2B			5-3		4	0	2	0	0	0	0
Bill White, L (1, 3) OBP: 0.357, SLG: 0.471	2B		F8 1-2		1-6-3			9-4 2B		4	0	2	0	0	0	2
Ken Boyer, R (1, 5) OBP: 0.379, SLG: 0.486	BB			K		L8		9-4 2-3f		3	0	0	0	1	1	1
Charlie James, R (1, 9) OBP: 0.321, SLG: 0.429	K			2B HBP		F9				2	1	0	0	0	1	2
Minnie Minoso, R (1, 7) OBP: 0.238, SLG: 0.230		5-3		F2		F7				3	0	0	0	0	0	1
Bobby Gene Smith, R (7, 7) OBP: 0.277, SLG: 0.309										0	0	0	0	0	0	0
Gene Oliver, R (1, 2) OBP: 0.369, SLG: 0.423		F9		1-H 1B 2B						3	1	2	1	0	0	0
Bob Gibson, R (7, PR) OBP: 0.345, SLG: 0.358							1B			0	0	0	0	0	0	0
Jimmie Schaffer, R (8, 2) OBP: 0.275, SLG: 0.255										0	0	0	0	0	0	0
Dal Maxvill, R (1, 6) OBP: 0.254, SLG: 0.266		F8		2-H 1B			K			3	0	1	1	0	1	1
Ray Washburn, R (1, 1) OBP: 0.233, SLG: 0.244			6-3		P4		F7			3	0	0	0	0	0	1
Inning Stats	R: 0 E: 0 K: 1 S: 6 H: 1 LOB: 2 BB: 1 P: 10	R: 0 E: 0 K: 0 S: 3 H: 0 LOB: 0 BB: 0 P: 3	R: 0 E: 0 K: 0 S: 4 H: 1 LOB: 1 BB: 0 P: 4	R: 2 E: 0 K: 1 S: 6 H: 2 LOB: 1 BB: 0 P: 7	R: 0 E: 0 K: 1 S: 6 H: 1 LOB: 1 BB: 0 P: 6	R: 0 E: 0 K: 0 S: 3 H: 0 LOB: 0 BB: 0 P: 3	R: 0 E: 0 K: 1 S: 6 H: 1 LOB: 1 BB: 0 P: 6	R: 0 E: 0 K: 0 S: 3 H: 1 LOB: 0 BB: 0 P: 3		1B: 3 2B: 5 3B: 0 HR: 0	SF: 0 SAC: 0 DP: 1 HBP: 1					

PITCHER	IP	WLS	BF	H	R	ER	SO	BB	IBB	HBP	BLK	WP	HR	S	P	ERA	WHIP
Bob Bruce, R (1, 1) ERA: 4.4	7.0	L	28	6	2	2	4	1	0	1	0	0	0	34	39	2.57	1.000
Russ Kemmerer, R (8, 1) ERA: 3.94	1.0		3	1	0	0	0	0	0	0	0	0	0	3	3	0.00	1.000

PITCHER	IP	WLS	BF	H	R	ER	SO	BB	IBB	HBP	BLK	WP	HR	S	P	ERA	WHIP

BOTTOM

Houston Colt 45's @ St. Louis Cardinals

Sportsman's Park, St. Louis, MO

Sat Aug 04 1962, 4:33 AM EDT

Att. 9,390 - Unknown

livebaseballscorecards.com

AB	29
R	2
H	7
RBI	2
BB	1
SO	4
LOB	9

1B: 3	SF: 0	WP: 0	PA: 31
2B: 5	SAC: 0	PB: 0	
3B: 0	DP: 1	SB: 1	
HR: 0	HBP: 1	CS: 0	

Batter	1	2	3	4	5	6	7	8	9	AB	R	H	RBI	BB	SO	LOB
Bob Lillis, R (1, 5) (9, 4) OBP: 0.279, SLG: 0.262	BLK 1B 1B		E5 WP 1-3		FC6-4 1-2 1B			G3-6 1B	WP 2-H 3-H 1B	5	1	4	2	0	0	0
Al Spangler, L (1, 7) OBP: 0.383, SLG: 0.389	BLK 1-2 1B		L4		9-6 2-3f			G3-6 1-2f	1B BB BB	4	1	1	0	1	0	4
Don McMahon, R (9, 1) OBP: 0.143, SLG: 0.143										0	0	0	0	0	0	0
Roman Mejias, R (1, 9) OBP: 0.340, SLG: 0.496	P6 1-2 2-3		1-3 1-2		FC6-4 1-2f			3B 1B	BB WP 1-3 2-H 1B	5	2	2	1	0	0	4
Norm Larker, L (1, 3) OBP: 0.349, SLG: 0.368	F7		K 2-3			4-3		1B 1-H 3B	BB 1-2 1B BB	4	1	1	1	1	1	3
Carl Warwick, R (1, 8) (9, 7) OBP: 0.304, SLG: 0.416	6-3			K		F9		1B 3-H	F9	5	0	1	1	0	1	5
Hal Smith, R (1, 2) OBP: 0.268, SLG: 0.354		6-3		6-3		P5		K	1B 1-2 2-3 3-H BB	4	0	0	1	1	1	1
Joey Amalfitano, R (1, 4) OBP: 0.310, SLG: 0.293		FC6-4 1B		FC6-4 BB			F8		SH1-3 1B 1B 1-2 2-H 3-H 1B	2	0	1	0	1	0	0
Billy Goodman, L (9, PH) OBP: 0.315, SLG: 0.311										1	0	1	0	0	0	0
Ron Davis, R (9, PR) OBP: 0.267, SLG: 0.214										1	1	1	1	0	0	0
(9, 8)																
J C Hartman, R (1, 6) OBP: 0.267, SLG: 0.300		FC6-4 FC6 1-2f		FC6-4 1-2f			L7		SH1-3 1-2 1B 1B	4	1	1	0	0	0	2
George Brunet, R (1, 1) OBP: 1.000, SLG: 1.000										0	0	0	0	0	0	0
Jim Umbricht, R (1, 1)										1	0	0	0	0	0	1
Don Taussig, R (5, PH) OBP: 0.250, SLG: 0.333										0	0	0	0	1	0	0
Russ Kemmerer, R (5, 1) OBP: 0.571, SLG: 0.400										1	0	0	0	0	0	0
Jim Pendleton, R (9, PH) OBP: 0.270, SLG: 0.387		FC6 1-2f			9-6 1B BB		6-3		SH1-3 1-2 2-3 1B	0	0	0	0	0	0	0
(9, 5)																

Inning Stats									
	R: 0 H: 2 E: 0 LOB: 2 K: 0 BB: 0 S: 5 P: 5	R: 0 H: 1 E: 0 LOB: 1 K: 0 BB: 0 S: 4 P: 4	R: 0 H: 0 E: 1 LOB: 1 K: 1 BB: 0 S: 6 P: 6	R: 0 H: 0 E: 0 LOB: 1 K: 1 BB: 1 S: 5 P: 9	R: 0 H: 1 E: 0 LOB: 1 K: 0 BB: 1 S: 3 P: 7	R: 0 H: 0 E: 0 LOB: 0 K: 0 BB: 0 S: 3 P: 3	R: 0 H: 0 E: 0 LOB: 0 K: 0 BB: 0 S: 3 P: 3	R: 2 H: 4 E: 0 LOB: 1 K: 1 BB: 0 S: 8 P: 8	R: 5 H: 5 E: 0 LOB: 2 K: 0 BB: 3 S: 7 P: 19

1B: 12 SF: 0
2B: 1 SAC: 1
3B: 1 DP: 2
HR: 0 HBP: 0

WP: 3 PA: 43
PB: 0
SB: 0
CS: 0

PITCHER		IP	WLS	BF	H	R	ER	SO	BB	IBB	HBP	BLK	WP	HR	S	P	ERA	WHIP
Larry Jackson, R ERA: 3.96	(1, 1)	7.2		32	8	2	2	2	2	0	0	1	1	0	34	42	2.35	1.304
Lindy McDaniel, R ERA: 3.25	(8, 1)	0.2	L	7	4	5	5	1	1	0	0	0	1	0	8	12	67.50	7.500
Don Ferrarese, L ERA: 2.93	(9, 1)	0.0		1	0	0	0	0	1	0	0	0	1	0	0	4	∞	∞
Bob Duliba, R ERA: 0.83	(9, 1)	0.2		3	1	0	0	0	1	0	0	0	0	0	2	6	0.00	3.000

PITCHER	IP	WLS	BF	H	R	ER	SO	BB	IBB	HBP	BLK	WP	HR	S	P	ERA	WHIP

TOP

Houston Colt 45's @ St. Louis Cardinals

Sportsman's Park, St. Louis, MO

Sun Aug 05 1962, 4:33 AM EDT

Unknown

livebaseballscorecards.com

AB	37
R	7
H	13
RBI	7
BB	5
SO	3
LOB	20

Batter	1	2	3	4	5	6	7	8	9	AB	R	H	RBI	BB	SO	LOB
Curt Flood, R (1, 8) OBP: 0.340, SLG: 0.425	BBBB 4-0 SH3 1B 1B BB	x 0-0 ① 1-3		x 0-0 ③ 5-3			BBBB 4-0 1B BB		BBBB 4-0 G3 1B 1-2 BB	2	1	0	0	3	0	0
Julian Javier, R (1, 4) OBP: 0.317, SLG: 0.362	x 0-0 SH3 1-2 1B 1B	x 0-0 ② F8			x 0-0 ① 5-3		x 0-0 G4-6-3 1-3 1B		x 0-0 G3 1-2 2-3 1B	5	1	3	0	0	0	0
Bill White, L (1, 3) OBP: 0.356, SLG: 0.469	x 0-0 ① SH3 1-2 2-3	x 0-0 ③ F7			x 0-0 F8 1B 2-4-2 1B		x 0-0 ② ③ G4-6-3 1-2f		x 0-0 ② G3 1-2 2-3 3-H	4	0	1	1	0	0	4
Ken Boyer, R (1, 5) OBP: 0.381, SLG: 0.486	BBBB 4-0 1B E BB		x 0-0 G3 1B		x 0-0 1-2 1B			x 0-0 ① 6-3	SSS 0-3 ③ K2-3	4	1	2	0	1	1	2
Stan Musial, L (1, 7) OBP: 0.434, SLG: 0.546 Bobby Gene Smith, R (8, PR) OBP: 0.277, SLG: 0.309 (9, 7)	x 0-0 BB E 1-3 2-H 3-H 1B		x 0-0 ① G3 1-2		x 0-0 ② F8 2-3			x 0-0 2B		4 0	0 0	2 0	2 0	0 0	0 0	3 0
Charlie James, R (1, 9) OBP: 0.316, SLG: 0.422	x 0-0 E4 BB 1-2 3-H		SSS 0-3 ② K		0-0 ③ 2-4-2 3-H	x 0-0 ① 6-3		x 0-0 ② F7		4	0	0	1	0	1	3
Gene Oliver, R (1, 2) OBP: 0.367, SLG: 0.417 Jimmie Schaffer, R (9, 2) OBP: 0.275, SLG: 0.255	BBBB 4-0 1-2 2-3 BB		SSS 0-3 ③ K			x 0-0 ② F9		x 0-0 ③ 6-3		3 0	0 0	0 0	0 0	1 0	1 0	2 0
Dal Maxvill, R (1, 6) OBP: 0.243, SLG: 0.254 Red Schoendienst, S (9, PH) OBP: 0.377, SLG: 0.415	x 0-0 ② F3			x 0-0 ① P6		x 0-0 ③ L7			H 1-0 1B BB G3 HBP	3 0	0 1	0 0	0 0	0 0	0 0	3 0
Larry Jackson, R (1, 1) OBP: 0.254, SLG: 0.258 Lindy McDaniel, R (8, 1) Don Ferrarese, R (9, 1) OBP: 0.500, SLG: 1.250 Bob Duliba, R (9, 1) Fred Whitfield, L (9, PH) OBP: 0.299, SLG: 0.519	SSS 0-3 ③ K			SSS 0-3 ② K			x 0-0 ① 6-3		SSS 0-3 ① K	3 0 0 0 1	0 0 0 0 0	0 0 0 0 0	0 0 0 0 0	0 0 0 0 1	2 0 0 0 1	3 0 0 0 1
Inning Stats	R: 3 H: 2 E: 1 LOB: 3 K: 1 BB: 3 S: 8 P: 20	R: 0 H: 0 E: 0 LOB: 0 K: 0 BB: 0 S: 3 P: 3	R: 0 H: 1 E: 0 LOB: 1 K: 2 BB: 0 S: 8 P: 8	R: 0 H: 0 E: 0 LOB: 0 K: 1 BB: 0 S: 5 P: 5	R: 0 H: 2 E: 0 LOB: 2 K: 0 BB: 0 S: 4 P: 4	R: 0 H: 0 E: 0 LOB: 0 K: 0 BB: 0 S: 3 P: 3	R: 0 H: 1 E: 0 LOB: 1 K: 0 BB: 1 S: 3 P: 7	R: 0 H: 1 E: 0 LOB: 1 K: 0 BB: 0 S: 4 P: 4	R: 1 H: 1 E: 0 LOB: 2 K: 2 BB: 1 S: 8 P: 13	1B: 7 2B: 1 3B: 0 HR: 0	SF: 0 SAC: 1 DP: 1 HBP: 1					

PITCHER		IP	WLS	BF	H	R	ER	SO	BB	IBB	HBP	BLK	WP	HR	S	P	ERA	WHIP
George Brunet, L ERA: 13.5	(1, 1)	0.1		7	2	3	3	0	3	0	0	0	0	0	4	16	81.00	15.000
Jim Umbricht, R ERA: 2.86	(1, 1)	3.2		12	1	0	0	4	0	0	0	0	0	0	20	20	0.00	0.273
Russ Kemmerer, R ERA: 3.7	(5, 1)	4.0	W	16	4	0	0	0	1	0	0	0	0	0	14	18	0.00	1.250
Don McMahon, R ERA: 1.49	(9, 1)	1.0	S	6	1	1	1	2	1	0	1	0	0	0	8	13	9.00	2.000

PITCHER	IP	WLS	BF	H	R	ER	SO	BB	IBB	HBP	BLK	WP	HR	S	P	ERA	WHIP

BOTTOM

Houston Colt 45's @ St. Louis Cardinals

Sportsman's Park, St. Louis, MO

Sun Aug 05 1962, 4:33 AM EDT

Unknown

livebaseballscorecards.com

AB	33
R	4
H	8
RBI	4
BB	5
SO	6
LOB	21

1B: 7 SF: 0 WP: 0 PA: 40
2B: 1 SAC: 1 PB: 0
3B: 0 DP: 1 SB: 0
HR: 0 HBP: 1 CS: 0

Batter	1	2	3	4	5	6	7	8	9	AB	R	H	RBI	BB	SO	LOB
Bob Lillis, R (1, 5) OBP: 0.275, SLG: 0.259	x 0-0 ① P6		x 0-0 ③ 6-3		x 0-0 ② 6-3		x 0-0 ② F9			4	0	0	0	0	0	1
Al Spangler, L (1, 7) OBP: 0.383, SLG: 0.388	x 0-0 ② F7			B B B B 4-0 1B 1B BB	x 0-0 ③ F3		x 0-0 ③ F3			1	1	0	0	1	0	0
Jim Pendleton, R (4, 7) OBP: 0.268, SLG: 0.384										2	0	0	0	0	0	1
Roman Mejias, R (1, 9) OBP: 0.341, SLG: 0.496	x 0-0 ③ P6			x 0-0 1B 1B 1-2 1B		x 0-0 1B FC6-4 1B		x 0-0 ① P6		4	2	2	0	0	0	0
Norm Larker, L (1, 3) OBP: 0.353, SLG: 0.370		B B B B 4-0 G4-6-3 1B BB		x 0-0 1B BB G6-4-3 1-3 2-H 1B		x 0-0 FC6-4 1-3 1B		x 0-0 ② F7		3	1	2	1	1	0	0
Carl Warwick, R (1, 8) OBP: 0.306, SLG: 0.416		x 0-0 G4-6-3 1-2 1B		B B B B 4-0 G6-4-3 1B 1-2 BB		x 0-0 ① FC6-4 G3 1-2f 3-H		x 0-0 ③ P2		3	0	1	1	1	0	1
Billy Goodman, L (1, 4) OBP: 0.313, SLG: 0.310		x 0-0 ① ② G4-6-3 1-2f 2-3		x 0-0 G6-4-3 1-2 2-3 3-H 1B		x 0-0 ② G3 1-2			x 0-0 ① L6	4	0	1	1	0	0	3
Jim Campbell, R (1, 2) OBP: 0.233, SLG: 0.200		S S S 0-3 ③ K		x 0-0 ① ② G6-4-3 1-2f 2-3 3-H		S S S 0-3 ③ K			x 0-0 ② F7	4	0	0	0	0	2	4
J C Hartman, R (1, 6) OBP: 0.235, SLG: 0.265			x 0-0 ① 6-3	x 0-0 ③ 5-3			x 0-0 ① P3		x 0-0 ③ P5	4	0	0	0	0	0	1
Hal Woodeshick, R (1, 1) OBP: 0.097, SLG: 0.067			x 0-0 ② F3		x 0-0 ① F9		x 0-0 1B			2	0	0	0	0	0	0
Bobby Tiefenauer, R (5, 1)										0	0	0	0	0	0	0
Don Taussig, R (7, PH) OBP: 0.286, SLG: 0.368										1	0	1	0	0	0	0
Jim Umbricht, R (7, 1)										0	0	0	0	0	0	0
Inning Stats	R: 0 H: 0 E: 0 LOB: 0 K: 0 BB: 0 S: 3 P: 3	R: 0 H: 1 E: 0 LOB: 1 K: 1 BB: 1 S: 5 P: 9	R: 0 H: 0 E: 0 LOB: 0 K: 0 BB: 0 S: 3 P: 3	R: 3 H: 3 E: 0 LOB: 1 K: 0 BB: 2 S: 5 P: 13	R: 0 H: 0 E: 0 LOB: 0 K: 0 BB: 0 S: 3 P: 3	R: 1 H: 2 E: 0 LOB: 1 K: 1 BB: 0 S: 7 P: 7	R: 0 H: 1 E: 0 LOB: 1 K: 0 BB: 0 S: 4 P: 4	R: 0 H: 0 E: 0 LOB: 0 K: 0 BB: 0 S: 3 P: 3	R: 0 H: 0 E: 0 LOB: 0 K: 0 BB: 0 S: 3 P: 3	1B: 7 SF: 0 2B: 0 SAC: 0 3B: 0 DP: 2 HR: 0 HBP: 0						

PITCHER		IP	WLS	BF	H	R	ER	SO	BB	IBB	HBP	BLK	WP	HR	S	P	ERA	WHIP
Paul Toth, R ERA: 5.73	(1, 1)	9.0	W	35	7	4	4	2	3	0	0	0	0	0	36	48	4.00	1.111

PITCHER	IP	WLS	BF	H	R	ER	SO	BB	IBB	HBP	BLK	WP	HR	S	P	ERA	WHIP

TOP

Houston Colt 45's @ St. Louis Cardinals

Sportsman's Park, St. Louis, MO

Sun Aug 05 1962, 4:38 AM EDT

Att. 14,954 - Unknown

livebaseballscorecards.com

AB	32
R	4
H	7
RBI	3
BB	3
SO	2
LOB	11

HOUSTON COLT 45s

Batter	1	2	3	4	5	6	7	8	9	AB	R	H	RBI	BB	SO	LOB
Curt Flood, R (1, 8) OBP: 0.343, SLG: 0.430	1B	FC6-4 1-2f			SH3-4 1B 1-2 1B	2B				4	1	3	0	0	0	2
Julian Javier, R (1, 4) OBP: 0.315, SLG: 0.360	P6		5-3		SH3-4 1-2 2-3	F9				3	0	0	0	0	0	2
Minnie Minoso, R (1, 7) OBP: 0.238, SLG: 0.231 Bobby Gene Smith, R (8, 7) OBP: 0.277, SLG: 0.309	F9		6-3		F8 1B HR 2-H 3-H 1B		F3			4 0	1 0	1 0	2 0	0 0	0 0	1 0
Ken Boyer, R (1, 5) OBP: 0.384, SLG: 0.488	2-3		1B		HR 1-2 1B		G5-4-3 1B			4	1	3	0	0	0	1
Charlie James, R (1, 9) OBP: 0.315, SLG: 0.419		5-3		G3 WP SF9 1B	F8 2-3		G5-4-3 1-2f			4	1	1	0	0	0	3
Bill White, L (1, 3) OBP: 0.359, SLG: 0.481		PB SF9 2B		G3 1-3	HR 1-H 3-H			SH1-4 1B		4	2	3	3	0	0	1
Jimmie Schaffer, R (1, 2) OBP: 0.278, SLG: 0.250		1B 2-3 BB		SF9 3-H	K			SH1-4 1-2		1	0	0	1	1	1	0
Dal Maxvill, R (1, 6) OBP: 0.230, SLG: 0.243		SF9 3-H		5-3		4-3		F8		3	0	0	1	0	0	1
Paul Toth, R (1, 1) OBP: 0.500, SLG: 0.500		FC6-4 1-2 1B			SH3-4 1B 1B 1B	P4		K		4	1	2	0	0	1	1
Inning Stats	R: 0 E: 0 K: 0 S: 4 H: 1 LOB: 1 BB: 0 P: 4	R: 1 E: 0 K: 0 S: 5 H: 2 LOB: 2 BB: 1 P: 9	R: 0 E: 0 K: 0 S: 3 H: 1 LOB: 1 BB: 0 P: 3	R: 1 E: 0 K: 0 S: 4 H: 1 LOB: 0 BB: 0 P: 4	R: 5 E: 0 K: 1 S: 10 H: 5 LOB: 0 BB: 0 P: 10	R: 0 E: 0 K: 0 S: 4 H: 1 LOB: 1 BB: 0 P: 4	R: 0 E: 0 K: 0 S: 3 H: 1 LOB: 0 BB: 0 P: 3	R: 0 E: 0 K: 1 S: 6 H: 1 LOB: 1 BB: 0 P: 6		1B: 10 2B: 2 3B: 0 HR: 1 SF: 2 SAC: 2 DP: 1 HBP: 0						

PITCHER	IP	WLS	BF	H	R	ER	SO	BB	IBB	HBP	BLK	WP	HR	S	P	ERA	WHIP
Hal Woodeshick, L (1, 1) ERA: 4.14	4.1	L	21	8	5	5	0	1	0	0	0	1	0	20	24	10.38	2.077
Bobby Tiefenauer, R (5, 1) ERA: 3.61	1.2		8	3	2	2	1	0	0	0	0	0	1	10	10	10.80	1.800
Jim Umbricht, R (7, 1) ERA: 2.67	2.0		7	2	0	0	1	0	0	0	0	0	0	9	9	0.00	1.000

PITCHER	IP	WLS	BF	H	R	ER	SO	BB	IBB	HBP	BLK	WP	HR	S	P	ERA	WHIP

BOTTOM

Houston Colt 45's @ St. Louis Cardinals

Sportsman's Park, St. Louis, MO

Sun Aug 05 1962, 4:38 AM EDT

Att. 14,954 - Unknown

livebaseballscorecards.com

AB	31
R	7
H	13
RBI	7
BB	1
SO	2
LOB	12

WP: 1 PA: 36
PB: 1
SB: 0
CS: 0

Batter	1	2	3	4	5	6	7	8	9	10	11	12	13	AB	R	H	RBI	BB	SO	LOB
Leo Cardenas, R (1, 6) OBP: 0.324, SLG: 0.386	K			G4-6-3 1B		K			1B		6-3		K	6	0	2	0	0	3	0
Don Blasingame, L (1, 4) OBP: 0.351, SLG: 0.338	K			G4-6-3 1-2f			5-3 1B		F9		1-3			5	0	1	0	0	1	2
Vada Pinson, L (1, 8) OBP: 0.336, SLG: 0.492	1-3			3B			5-3 1-2		F8			F5		5	0	1	0	0	0	2
Jerry Lynch, L (1, 7) OBP: 0.359, SLG: 0.515		BB CS		F7			P6			F7		1B		4	0	1	0	1	0	2
Frank Robinson, R (1, 9) OBP: 0.409, SLG: 0.585		F8			4-3		P6			HBP 1B		F8		5	0	1	0	0	0	3
Gordy Coleman, L (1, 3) OBP: 0.328, SLG: 0.484		K 1-2			3-1			F9		P5		G3		5	0	0	0	0	1	3
Johnny Edwards, L (1, 2) OBP: 0.324, SLG: 0.391			K		K			P4		HBP 1-2			P5	4	0	0	0	0	2	0
Don Zimmer, R (1, 5) OBP: 0.270, SLG: 0.300			P4			6-3		F8		F9			5-3	5	0	0	0	0	0	2
Bob Purkey, R (1, 1) OBP: 0.134, SLG: 0.203			K			K			K			F8	HR	3	0	0	0	0	3	0
Marty Keough, L (11, PH) OBP: 0.366, SLG: 0.407														1	0	0	0	0	0	0
Johnny Klippstein, R (11, 1) OBP: 0.263, SLG: 0.353														1	1	1	1	0	0	0
Inning Stats	R: 0 E: 0 K: 2 S: 7 / H: 0 LOB: 0 BB: 0 P: 7	R: 0 E: 0 K: 1 S: 4 / H: 0 LOB: 1 BB: 1 P: 8	R: 0 E: 0 K: 2 S: 7 / H: 0 LOB: 0 BB: 0 P: 7	R: 0 E: 0 K: 0 S: 4 / H: 2 LOB: 1 BB: 0 P: 4	R: 0 E: 0 K: 1 S: 5 / H: 0 LOB: 0 BB: 0 P: 5	R: 0 E: 0 K: 2 S: 7 / H: 0 LOB: 0 BB: 0 P: 7	R: 0 E: 0 K: 0 S: 4 / H: 1 LOB: 1 BB: 0 P: 4	R: 0 E: 0 K: 0 S: 3 / H: 0 LOB: 0 BB: 0 P: 3	R: 0 E: 0 K: 1 S: 6 / H: 1 LOB: 1 BB: 0 P: 6	R: 0 E: 0 K: 0 S: 4 / H: 1 LOB: 2 BB: 0 P: 5	R: 0 E: 0 K: 0 S: 3 / H: 0 LOB: 0 BB: 0 P: 3	R: 0 E: 0 K: 0 S: 4 / H: 1 LOB: 1 BB: 0 P: 4	R: 1 E: 0 K: 1 S: 6 / H: 1 LOB: 0 BB: 0 P: 6	1B: 5 2B: 1 3B: 1 HR: 1 / SF: 0 SAC: 0 DP: 2 HBP: 1	WP: 0 PB: 0 SB: 0 CS: 1 / PA: 46					

TOP

Cincinnati Reds @ Houston Colt 45's

Colt Stadium, Houston, TX

Mon Aug 06 1962, 8:05 PM EDT

Att. 8,507 - Unknown - 87 F

livebaseballscorecards.com

AB	44
R	1
H	7
RBI	1
BB	1
SO	10
LOB	14

PITCHER		IP	WLS	BF	H	R	ER	SO	BB	IBB	HBP	BLK	WP	HR	S	P	ERA	WHIP
Turk Farrell, R ERA: 2.53	(1, 1)	12.0		42	6	0	0	9	1	0	1	0	0	0	58	63	0.00	0.583
Don McMahon, R ERA: 1.64	(13, 1)	1.0	L	4	1	1	1	1	0	0	0	0	0	1	6	6	9.00	1.000

Batter	1	2	3	4	5	6	7	8	9	10	11	12	13	AB	R	H	RBI	BB	SO	LOB
Bob Lillis, R (1, 4) (10, 6) OBP: 0.274, SLG: 0.260	G3		FC6-4 1-2f		5-3			2B		F3			F9	6	0	1	0	0	0	3
Al Spangler, L (1, 7) OBP: 0.388, SLG: 0.389	P4			HBP BB		G3-6-1 1B		IBB		4-3			1B 1B	4	0	2	0	2	0	0
Roman Mejias, R (1, 9) OBP: 0.341, SLG: 0.493	CS S 1B			G6-4-3 1-2 HBP		P4		F7			1-3		F9	5	0	1	0	0	0	4
Norm Larker, L (1, 3) OBP: 0.351, SLG: 0.366	CS 1-3	F2		F8		G3-6-1 1-2f			F8		BB		1B 1-2	4	0	0	0	1	0	3
Ron Davis, R (11, PR) OBP: 0.267, SLG: 0.214														0	0	0	0	0	0	0
Jim Pendleton, R (12, 3) OBP: 0.271, SLG: 0.387														1	0	1	0	0	0	0
Bob Aspromonte, R (1, 5) OBP: 0.354, SLG: 0.409		5-3		G6-4-3 1-2f			F9		6-3		F3		6-3	6	0	0	0	0	0	5
Carl Warwick, R (1, 8) OBP: 0.305, SLG: 0.410	K		P5			P6			1B BB		K			4	0	0	0	1	2	1
Hal Smith, R (1, 2) OBP: 0.275, SLG: 0.364			G1-6-3 1B		2B	5-3			FC6-4 1-2 1B			K		5	0	3	0	0	1	0
J C Hartman, R (1, 6) OBP: 0.216, SLG: 0.243			G1-6-3 1-2f		6-3			P6	FC6-4 1-2f			4-3		3	0	0	0	0	0	2
Billy Goodman, L (9, PH) OBP: 0.311, SLG: 0.307														1	0	0	0	0	0	2
Joey Amalfitano, R (10, 4) OBP: 0.309, SLG: 0.292														1	0	0	0	0	0	0
Turk Farrell, R (1, 1) OBP: 0.163, SLG: 0.208			FC6-4 1B		HBP			5-3		6-3			K	3	0	1	0	0	0	0
Don Taussig, R (12, PH) OBP: 0.273, SLG: 0.350														1	0	0	0	0	1	0
Don McMahon, R (13, 1) OBP: 0.143, SLG: 0.143														0	0	0	0	0	0	0
Inning Stats	R: 0 E: 0 K: 0 S: 3 H: 1 LOB: 0 BB: 0 P: 3	R: 0 E: 0 K: 1 S: 5 H: 0 LOB: 0 BB: 0 P: 5	R: 0 E: 0 K: 0 S: 4 H: 2 LOB: 1 BB: 0 P: 4	R: 0 E: 0 K: 0 S: 2 H: 0 LOB: 1 BB: 1 P: 7	R: 0 E: 0 K: 0 S: 4 H: 1 LOB: 2 BB: 0 P: 5	R: 0 E: 0 K: 0 S: 3 H: 1 LOB: 0 BB: 0 P: 3	R: 0 E: 0 K: 0 S: 3 H: 0 LOB: 0 BB: 0 P: 3	R: 0 E: 0 K: 0 S: 4 H: 1 LOB: 2 BB: 1 P: 8	R: 0 E: 0 K: 0 S: 4 H: 1 LOB: 2 BB: 1 P: 8	R: 0 E: 0 K: 0 S: 3 H: 0 LOB: 0 BB: 0 P: 3	R: 0 E: 0 K: 1 S: 5 H: 0 LOB: 1 BB: 1 P: 9	R: 0 E: 0 K: 2 S: 7 H: 0 LOB: 0 BB: 0 P: 7	R: 0 E: 0 K: 0 S: 5 H: 2 LOB: 2 BB: 0 P: 5	1B: 7 2B: 2 3B: 0 HR: 0 SF: 0 SAC: 0 DP: 3 HBP: 2	WP: 0 PB: 0 SB: 1 CS: 1 PA: 51					

PITCHER		IP	WLS	BF	H	R	ER	SO	BB	IBB	HBP	BLK	WP	HR	S	P	ERA	WHIP
Bob Purkey, R ERA: 2.91	(1, 1)	10.0		38	7	0	0	1	2	1	2	0	0	0	35	49	0.00	0.900
Johnny Klippstein, R ERA: 4.58	(11, 1)	3.0	W	12	2	0	0	3	1	0	0	0	0	0	17	21	0.00	1.000

PITCHER	IP	WLS	BF	H	R	ER	SO	BB	IBB	HBP	BLK	WP	HR	S	P	ERA	WHIP

BOTTOM

Cincinnati Reds @ Houston Colt 45's

Colt Stadium, Houston, TX

Mon Aug 06 1962, 8:05 PM EDT

Att. 8,507 - Unknown - 87 F

livebaseballscorecards.com

AB	44
R	0
H	9
RBI	0
BB	4
SO	4
LOB	20

Batter	1	2	3	4	5	6	7	8	9	AB	R	H	RBI	BB	SO	LOB
Leo Cardenas, R (1, 6) OBP: 0.320, SLG: 0.381	S S S 0-3 ① K		x 0-0 ② FC4-2 BB 2-3 3-H	x 0-0 ③ FC4-6 1-2 2-3			x 0-0 ② P4		x 0-0 ② F8	5	0	0	0	0	1	5
Don Blasingame, L (1, 4) OBP: 0.357, SLG: 0.341	x 0-0 G3-6 1B		B B B B 4-0 1-2 BB		x 0-0 CS 1B		B B B B 4-0 BB		x 0-0 ③ 6-3	3	0	2	0	2	0	0
Vada Pinson, L (1, 8) OBP: 0.333, SLG: 0.487	x 0-0 ② ③ G3-6 1-2f		x 0-0 ③ 4-3		S S S 0-3 ① ② K 1-2		x 0-0 ③ 4-3			4	0	0	0	0	1	6
Jerry Lynch, L (1, 7) OBP: 0.357, SLG: 0.510 Marty Keough, L (8, 7) OBP: 0.366, SLG: 0.407		x 0-0 ① F7		x 0-0 PB HR 1B	x 0-0 ③ F9			S S S 0-3 ① K		4 0	1 0	1 0	0 0	0 0	1 0	0 0
Frank Robinson, R (1, 9) OBP: 0.408, SLG: 0.589		S S S 0-3 ② K		S S S 0-3 ① K 1-2		x 0-0 ① F9		x 0-0 HR		4	1	1	1	0	2	1
Gordy Coleman, L (1, 3) OBP: 0.330, SLG: 0.492		S S S 0-3 ③ K		x 0-0 2-H HR		x 0-0 ② 6-3		x 0-0 1B 1B		4	1	2	2	0	1	0
Johnny Edwards, L (1, 2) OBP: 0.326, SLG: 0.390			x 0-0 4-3 E FC4-2 1B	x 0-0 ② 4-3		B B B B 4-0 BB		x 0-0 ② P6		3	0	1	0	1	0	1
Don Zimmer, R (1, 5) OBP: 0.269, SLG: 0.298 Eddie Kasko, R (3, PR) (3, 5) OBP: 0.294, SLG: 0.325			x 0-0 E2 FC4-2 4-3 1-2	B B B B 4-0 BLK BB BB		x 0-0 ③ 4-3		x 0-0 ③ 1-3 1B		1 2	0 0	0 1	0 0	0 1	0 0	1 1
Joey Jay, S (1, 1) OBP: 0.231, SLG: 0.250			x 0-0 ① 4-3 1-2 2-3	B B B B 4-0 FC4-6 BLK 1-2 BB			S S S 0-3 ① K		x 0-0 ① G3	3	0	0	0	1	1	2
Inning Stats	R: 0 E: 0 K: 1 S: 5 H: 1 LOB: 0 BB: 0 P: 5	R: 0 E: 0 K: 2 S: 7 H: 0 LOB: 0 BB: 0 P: 7	R: 0 E: 1 K: 0 S: 5 H: 1 LOB: 3 BB: 1 P: 9	R: 2 E: 0 K: 1 S: 7 H: 2 LOB: 2 BB: 2 P: 15	R: 0 E: 0 K: 1 S: 5 H: 1 LOB: 0 BB: 0 P: 5	R: 0 E: 0 K: 0 S: 3 H: 0 LOB: 1 BB: 1 P: 7	R: 0 E: 0 K: 1 S: 5 H: 0 LOB: 1 BB: 1 P: 9	R: 1 E: 0 K: 1 S: 7 H: 3 LOB: 2 BB: 0 P: 7	R: 0 E: 0 K: 0 S: 3 H: 0 LOB: 0 BB: 0 P: 3	1B: 6 2B: 0 3B: 0 HR: 2 SF: 0 SAC: 0 DP: 1 HBP: 0						

WP: 0 PA: 38
PB: 1
SB: 0
CS: 1

PITCHER		IP	WLS	BF	H	R	ER	SO	BB	IBB	HBP	BLK	WP	HR	S	P	ERA	WHIP
Ken Johnson, R ERA: 3.91	(1, 1)	5.0	L	22	5	2	2	5	3	0	0	1	0	1	29	41	3.60	1.600
Jim Golden, R ERA: 3.77	(6, 1)	3.0		13	3	1	1	2	2	0	0	0	0	1	15	23	3.00	1.667
Jim Umbricht, R ERA: 2.59	(9, 1)	1.0		3	0	0	0	0	0	0	0	0	0	0	3	3	0.00	0.000

PITCHER	IP	WLS	BF	H	R	ER	SO	BB	IBB	HBP	BLK	WP	HR	S	P	ERA	WHIP

TOP

Cincinnati Reds @ Houston Colt 45's

Colt Stadium, Houston, TX

Tue Aug 07 1962, 8:05 PM EDT
Att. 6,523 - Unknown - 88 F

livebaseballscorecards.com

AB	33
R	3
H	8
RBI	3
BB	5
SO	7
LOB	17

Batter	1	2	3	4	5	6	7	8	9	AB	R	H	RBI	BB	SO	LOB
Bob Lillis, R (1, 4) OBP: 0.273, SLG: 0.260	4-3			FC6-4 1B 1B		F9		F8		4	0	1	0	0	0	0
Al Spangler, L (1, 7) OBP: 0.387, SLG: 0.387	F8			FC6-4 1-2 1B		G3			F9	4	0	1	0	0	0	0
Carl Warwick, R (1, 8) OBP: 0.301, SLG: 0.405	F9			F9		5-3			K	4	0	0	0	0	1	2
Roman Mejias, R (1, 9) OBP: 0.340, SLG: 0.490		6-3		FC6-4 1-2f 2-3			1B		K	4	0	1	0	0	1	2
Bob Aspromonte, R (1, 5) OBP: 0.351, SLG: 0.406		F2		K			F8			3	0	0	0	0	1	3
Norm Larker, L (1, 3) OBP: 0.348, SLG: 0.363		F3			1-3		F8			3	0	0	0	0	0	1
Hal Smith, R (1, 2) OBP: 0.272, SLG: 0.359			P6		5-3		F9			3	0	0	0	0	0	1
J C Hartman, R (1, 6) OBP: 0.225, SLG: 0.250			F8		1B			P4		3	0	1	0	0	0	0
Ken Johnson, R (1, 1) OBP: 0.125, SLG: 0.128			K		K			K		1	0	0	0	0	1	0
Don Taussig, R (5, PH) OBP: 0.261, SLG: 0.333										1	0	0	0	0	1	1
Jim Golden, L (6, 1) OBP: 0.220, SLG: 0.341										0	0	0	0	0	0	0
Billy Goodman, L (8, PH) OBP: 0.309, SLG: 0.305										1	0	0	0	0	1	0
Jim Umbricht, R (9, 1)										0	0	0	0	0	0	0
Inning Stats	R: 0 E: 0 K: 0 S: 3 H: 0 LOB: 0 BB: 0 P: 3	R: 0 E: 0 K: 0 S: 3 H: 0 LOB: 0 BB: 0 P: 3	R: 0 E: 0 K: 1 S: 5 H: 0 LOB: 0 BB: 0 P: 5	R: 0 E: 0 K: 1 S: 7 H: 2 LOB: 2 BB: 0 P: 7	R: 0 E: 0 K: 1 S: 6 H: 1 LOB: 1 BB: 0 P: 6	R: 0 E: 0 K: 0 S: 3 H: 0 LOB: 0 BB: 0 P: 3	R: 0 E: 0 K: 0 S: 4 H: 1 LOB: 1 BB: 0 P: 4	R: 0 E: 0 K: 1 S: 5 H: 0 LOB: 0 BB: 0 P: 5	R: 0 E: 0 K: 2 S: 7 H: 0 LOB: 0 BB: 0 P: 7	1B: 4 2B: 0 3B: 0 HR: 0 SF: 0 SAC: 0 DP: 0 HBP: 0						

PITCHER	IP	WLS	BF	H	R	ER	SO	BB	IBB	HBP	BLK	WP	HR	S	P	ERA	WHIP
Joey Jay, R (1, 1) ERA: 3.64	9.0	W	31	4	0	0	6	0	0	0	0	0	0	43	43	0.00	0.444

PITCHER	IP	WLS	BF	H	R	ER	SO	BB	IBB	HBP	BLK	WP	HR	S	P	ERA	WHIP

BOTTOM

Cincinnati Reds @ Houston Colt 45's

Colt Stadium, Houston, TX

Tue Aug 07 1962, 8:05 PM EDT

Att. 6,523 - Unknown - 88 F

livebaseballscorecards.com

AB	31
R	0
H	4
RBI	0
BB	0
SO	6
LOB	10

WP: 0 PA: 31
PB: 0
SB: 0
CS: 0

Batter	1	2	3	4	5	6	7	8	9	AB	R	H	RBI	BB	SO	LOB
Eddie Kasko, R (1, 5) OBP: 0.294, SLG: 0.324	K		F7		S 1B			F8		4	0	1	0	0	1	0
Don Blasingame, L (1, 4) OBP: 0.355, SLG: 0.340	G1-6-3 1B		K		K 1-2			5-3		4	0	1	0	0	2	1
Jerry Lynch, L (1, 7) OBP: 0.357, SLG: 0.522	G1-6-3 1-2f		HR			F9		K		3	1	1	1	0	0	1
Wally Post, R (8, PH) OBP: 0.325, SLG: 0.474 (8, 7)										1	0	0	0	0	1	0
Frank Robinson, R (1, 9) OBP: 0.407, SLG: 0.585		K	F8			BB CS			K	3	0	0	0	1	2	0
Gordy Coleman, L (1, 3) OBP: 0.329, SLG: 0.488		K		K		6-3 1-2			BB 3B	3	1	0	0	1	2	1
Johnny Edwards, L (1, 2) OBP: 0.328, SLG: 0.396		BB 3B		G3			1-3		3B 1-H	3	1	1	1	1	0	0
Vada Pinson, L (1, 8) OBP: 0.333, SLG: 0.490		3B 1B 1-H		P6			K		4-3	4	1	1	1	0	1	1
Leo Cardenas, R (1, 6) OBP: 0.322, SLG: 0.383		1B 3-H			5-3		1B		G3	4	0	2	1	0	0	1
Joe Nuxhall, L (1, 1) OBP: 0.143, SLG: 0.286		F8			F7		F8			3	0	0	0	0	0	2
Jim Brosnan, R (8, 1)										0	0	0	0	0	0	0
Inning Stats	R: 0 E: 0 K: 1 S: 5 H: 1 LOB: 0 BB: 0 P: 5	R: 2 E: 0 K: 2 S: 9 H: 2 LOB: 1 BB: 1 P: 13	R: 1 E: 0 K: 1 S: 6 H: 1 LOB: 0 BB: 0 P: 6	R: 0 E: 0 K: 1 S: 5 H: 0 LOB: 0 BB: 0 P: 5	R: 0 E: 0 K: 1 S: 6 H: 1 LOB: 1 BB: 0 P: 6	R: 0 E: 0 K: 0 S: 2 H: 0 LOB: 0 BB: 1 P: 6	R: 0 E: 0 K: 1 S: 6 H: 1 LOB: 1 BB: 0 P: 6	R: 0 E: 0 K: 1 S: 5 H: 0 LOB: 0 BB: 0 P: 5	R: 1 E: 0 K: 1 S: 6 H: 1 LOB: 1 BB: 1 P: 10	1B: 4 2B: 0 3B: 2 HR: 1	SF: 0 SAC: 0 DP: 1 HBP: 0						

TOP

Cincinnati Reds @ Houston Colt 45's

Colt Stadium, Houston, TX

Wed Aug 08 1962, 8:05 PM EDT

Att. 7,350 - Unknown - 92 F

livebaseballscorecards.com

AB	32
R	4
H	7
RBI	4
BB	3
SO	9
LOB	7

WP: 0 PB: 0 SB: 1 CS: 1 PA: 35

PITCHER		IP	WLS	BF	H	R	ER	SO	BB	IBB	HBP	BLK	WP	HR	S	P	ERA	WHIP
Bob Bruce, R ERA: 4.44	(1, 1)	5.0	L	20	5	3	3	6	1	0	0	0	0	1	31	35	5.40	1.200
Russ Kemmerer, R ERA: 3.59	(6, 1)	2.0		7	1	0	0	1	1	0	0	0	0	0	8	12	0.00	1.000
George Brunet, L ERA: 9.0	(8, 1)	2.0		8	1	1	1	2	1	0	0	0	0	0	11	15	4.50	1.000

PITCHER	IP	WLS	BF	H	R	ER	SO	BB	IBB	HBP	BLK	WP	HR	S	P	ERA	WHIP

Batter	1	2	3	4	5	6	7	8	9	AB	R	H	RBI	BB	SO	LOB
Bob Lillis, R (1, 4) (7, 5) OBP: 0.270, SLG: 0.257	P3		F8 2-3		F8		F5			4	0	0	0	0	0	2
Jim Pendleton, R (1, 7) OBP: 0.271, SLG: 0.382	6-3		BBBB BB		P3			F8		3	0	0	0	1	0	0
Bob Aspromonte, R (1, 5) OBP: 0.349, SLG: 0.402	K		F9			K		FC4-6 HBP 1B		3	0	0	0	0	2	2
Joey Amalfitano, R (7, 4) OBP: 0.311, SLG: 0.294										1	0	1	0	0	0	0
Roman Mejias, R (1, 9) OBP: 0.344, SLG: 0.494		5-3		E 2B		FC6-4 1B		1-2 FC4-6 HBP		3	0	2	0	0	0	0
Carl Warwick, R (1, 8) OBP: 0.302, SLG: 0.405		1B		E3 FC6 2-3		FC6-4 1-2f		FC4-6 1-2f 2-3		3	0	1	0	0	0	2
Al Spangler, L (8, PH) (9, 8) OBP: 0.386, SLG: 0.386										1	0	0	0	0	0	2
Hal Smith, R (1, 3) OBP: 0.267, SLG: 0.353		F8		K		P6		6-3		4	0	0	0	0	1	6
Jim Campbell, R (1, 2) OBP: 0.213, SLG: 0.182	K			F5			F7		F8	4	0	0	0	0	1	3
J C Hartman, R (1, 6) OBP: 0.227, SLG: 0.250			WP 5-3 1B	FC6 1-2f			F7		4-3	4	0	1	0	0	0	2
Bob Bruce, R (1, 1) OBP: 0.370, SLG: 0.171			5-3 1-2		K		3B		F7	1	0	0	0	0	0	1
Don Taussig, R (5, PH) OBP: 0.250, SLG: 0.318										1	0	0	0	0	1	0
Russ Kemmerer, R (6, 1) OBP: 0.571, SLG: 0.400										0	0	0	0	0	0	0
Norm Larker, L (7, PH) OBP: 0.350, SLG: 0.370										1	0	1	0	0	0	0
George Brunet, R (8, 1) OBP: 1.000, SLG: 1.000										0	0	0	0	0	0	0
Billy Goodman, L (9, PH) OBP: 0.307, SLG: 0.302										1	0	0	0	0	0	0
Inning Stats	R: 0 H: 0 E: 0 LOB: 0 K: 1 BB: 0 S: 5 P: 5	R: 0 H: 1 E: 0 LOB: 1 K: 1 BB: 0 S: 6 P: 6	R: 0 H: 1 E: 0 LOB: 2 K: 0 BB: 1 S: 4 P: 8	R: 0 H: 1 E: 1 LOB: 2 K: 1 BB: 0 S: 7 P: 7	R: 0 H: 0 E: 0 LOB: 0 K: 1 BB: 0 S: 5 P: 5	R: 0 H: 1 E: 0 LOB: 1 K: 1 BB: 0 S: 6 P: 6	R: 0 H: 1 E: 0 LOB: 1 K: 0 BB: 0 S: 4 P: 4	R: 0 H: 1 E: 0 LOB: 2 K: 0 BB: 0 S: 4 P: 5	R: 0 H: 0 E: 0 LOB: 0 K: 0 BB: 0 S: 3 P: 3	1B: 4 SF: 0 2B: 1 SAC: 0 3B: 1 DP: 0 HR: 0 HBP: 1							

PITCHER		IP	WLS	BF	H	R	ER	SO	BB	IBB	HBP	BLK	WP	HR	S	P	ERA	WHIP
Joe Nuxhall, L ERA: 2.67	(1, 1)	7.1	W	31	6	0	0	5	1	0	1	0	1	0	39	44	0.00	0.955
Jim Brosnan, R ERA: 3.24	(8, 1)	1.2	S	5	0	0	0	0	0	0	0	0	0	0	5	5	0.00	0.000

PITCHER	IP	WLS	BF	H	R	ER	SO	BB	IBB	HBP	BLK	WP	HR	S	P	ERA	WHIP

BOTTOM

Cincinnati Reds @ Houston Colt 45's

Colt Stadium, Houston, TX

Wed Aug 08 1962, 8:05 PM EDT

Att. 7,350 - Unknown - 92 F

livebaseballscorecards.com

AB	34
R	0
H	6
RBI	0
BB	1
SO	5
LOB	20

WP: 1 PA: 36
PB: 0
SB: 0
CS: 0

Batter	1	2	3	4	5	6	7	8	9	AB	R	H	RBI	BB	SO	LOB
Leo Cardenas, R (1, 6) OBP: 0.320, SLG: 0.380	L6	PO, BB 3-H 1B		6-3			L4		F8	5	0	1	1	0	0	1
Eddie Kasko, R (1, 5) OBP: 0.296, SLG: 0.324	2B 3B 1B	B B B B 1-2 BB			K			F3		3	1	1	0	1	1	0
Frank Robinson, R (1, 9) OBP: 0.407, SLG: 0.593	1-3 3B 2B	PO 2-3	HR		F8			6-3		4	2	2	1	0	0	0
Wally Post, R (1, 7) OBP: 0.324, SLG: 0.479	2-H 3-H 3B		K		F2			5-3		4	0	1	2	0	1	0
Don Pavletich, R (1, 3) OBP: 0.327, SLG: 0.302	K		2B 1B			F8			K	4	1	1	0	0	2	1
Johnny Edwards, L (1, 2) OBP: 0.330, SLG: 0.404	P6		1-H 2B			F7			1B 2B	4	1	2	1	0	0	1
Vada Pinson, L (1, 8) OBP: 0.334, SLG: 0.488		B B B G4-6-3 S 1B BB	4-3			6-3			2-H E 1B	3	2	1	1	1	0	0
Don Blasingame, L (1, 4) OBP: 0.354, SLG: 0.337		B B B 1-2 G4-6-3 BB		F5			1-3		E4 1-H	3	0	0	0	1	0	0
Jim O'Toole, S (1, 1) OBP: 0.152, SLG: 0.138		G4-6-3 1-2f 2-3		F2			K		F7	4	0	0	0	0	1	3
Inning Stats	R: 2 E: 0 K: 1 S: 8 H: 3 LOB: 1 BB: 0 P: 8	R: 1 E: 0 K: 0 S: 2 H: 1 LOB: 1 BB: 3 P: 14	R: 2 E: 0 K: 1 S: 7 H: 3 LOB: 0 BB: 0 P: 7	R: 0 E: 0 K: 0 S: 3 H: 0 LOB: 0 BB: 0 P: 3	R: 0 E: 0 K: 1 S: 5 H: 0 LOB: 0 BB: 0 P: 5	R: 0 E: 0 K: 0 S: 3 H: 0 LOB: 0 BB: 0 P: 3	R: 0 E: 0 K: 1 S: 5 H: 0 LOB: 0 BB: 0 P: 5	R: 0 E: 0 K: 0 S: 3 H: 0 LOB: 0 BB: 0 P: 3	R: 2 E: 1 K: 1 S: 8 H: 2 LOB: 1 BB: 0 P: 8	1B: 4 2B: 3 3B: 1 HR: 1 SF: 0 SAC: 0 DP: 1 HBP: 0						

PITCHER		IP	WLS	BF	H	R	ER	SO	BB	IBB	HBP	BLK	WP	HR	S	P	ERA	WHIP
Hal Woodeshick, L ERA: 4.36	(1, 1)	1.0	L	8	3	3	3	1	2	0	0	0	0	0	8	16	27.00	5.000
Jim Umbricht, R ERA: 2.97	(2, 1)	2.0		8	4	2	2	1	1	0	0	0	0	1	9	13	9.00	2.500
Bobby Tiefenauer, R ERA: 3.49	(4, 1)	2.0		6	0	0	0	1	0	0	0	0	0	0	8	8	0.00	0.000
Russ Kemmerer, R ERA: 3.49	(6, 1)	2.0		6	0	0	0	1	0	0	0	0	0	0	8	8	0.00	0.000
Jim Golden, R ERA: 3.78	(8, 1)	2.0		9	2	2	1	1	0	0	0	0	0	0	11	11	4.50	1.000

PITCHER	IP	WLS	BF	H	R	ER	SO	BB	IBB	HBP	BLK	WP	HR	S	P	ERA	WHIP

TOP

Cincinnati Reds @ Houston Colt 45's

Colt Stadium, Houston, TX

Thu Aug 09 1962, 8:05 PM EDT

Att. 5,196 - Unknown - 83 F

livebaseballscorecards.com

AB	34
R	7
H	9
RBI	6
BB	3
SO	5
LOB	6

WP: 0	PB: 0	SB: 1	CS: 0
PA: 38			

Batter	1	2	3	4	5	6	7	8	9	AB	R	H	RBI	BB	SO	LOB
Carl Warwick, R (1, 8) OBP: 0.298, SLG: 0.399	G3		K		FC5 1-2 2-3f 3-H		K		F5	5	0	0	1	0	2	4
Bob Lillis, R (1, 5) OBP: 0.267, SLG: 0.254	F3			F8	K			F8		4	0	0	0	0	1	2
Jim Pendleton, R (1, 7) OBP: 0.274, SLG: 0.384	1B			K		6-3		FC1-4 1B		4	0	2	0	0	1	0
Roman Mejias, R (1, 9) OBP: 0.343, SLG: 0.490	K			K		BB		FC1-4 1-2f		3	0	0	0	1	2	2
Norm Larker, L (1, 3) OBP: 0.349, SLG: 0.369		K			1B E 1B	F5		P6		4	1	1	0	0	1	2
Hal Smith, R (1, 2) OBP: 0.263, SLG: 0.346		K			F2	F2			4-3	4	0	0	0	0	1	2
Joey Amalfitano, R (1, 4) OBP: 0.313, SLG: 0.297		6-3			BB E 1-3 FC5 1B		E8 FC3-2 1B		6-3	4	1	2	0	0	0	0
J C Hartman, R (1, 6) OBP: 0.229, SLG: 0.250			1-3		E2 FC5 BB 1-2 3-H		1-3		2B 1B	4	1	1	0	0	0	2
Hal Woodeshick, R (1, 1) OBP: 0.667, SLG: 0.667 Jim Umbricht, R (0, 1) Don Taussig, R (3, PH) OBP: 0.000, SLG: 0.000 Bobby Tiefenauer, R (4, 1) Bob Aspromonte, R (5, PH) OBP: 0.000, SLG: 0.000 Russ Kemmerer, R (6, 1) OBP: 0.571, SLG: 0.643 Billy Goodman, L (7, PH) OBP: 0.364, SLG: 0.500 Jim Golden, L (8, 1) OBP: 0.000, SLG: 0.000 Jim Campbell, R (9, PH) OBP: 0.200, SLG: 0.222			4-3		BB FC5 1-2 2-3		FC3-2 3-H		2B 1-H	0 0 1 0 0 0 0 1 0	0 0 0 0 0 0 0 0 1	0 0 0 0 1 0 0 0 1	0 0 0 0 0 0 0 0 1	0 0 0 0 0 0 0 0 0	0 0 0 0 0 0 0 0 0	0 0 0 0 0 0 0 1 0
Inning Stats	R: 0 E: 0 K: 1 S: 6 H: 1 LOB: 1 BB: 0 P: 6	R: 0 E: 0 K: 2 S: 7 H: 0 LOB: 0 BB: 0 P: 7	R: 0 E: 0 K: 1 S: 5 H: 0 LOB: 0 BB: 0 P: 5	R: 0 E: 0 K: 2 S: 7 H: 0 LOB: 0 BB: 0 P: 7	R: 2 E: 1 K: 1 S: 8 H: 2 LOB: 2 BB: 1 P: 12	R: 0 E: 0 K: 0 S: 3 H: 0 LOB: 1 BB: 1 P: 7	R: 0 E: 1 K: 1 S: 6 H: 1 LOB: 1 BB: 0 P: 6	R: 0 E: 0 K: 0 S: 4 H: 1 LOB: 1 BB: 0 P: 4	R: 1 E: 0 K: 0 S: 5 H: 2 LOB: 1 BB: 0 P: 5	1B: 6 2B: 1 3B: 0 HR: 0	SF: 0 SAC: 0 DP: 0 HBP: 0					

PITCHER	IP	WLS	BF	H	R	ER	SO	BB	IBB	HBP	BLK	WP	HR	S	P	ERA	WHIP
Jim O'Toole, L (1, 1) ERA: 3.47	9.0	W	37	7	3	1	8	2	0	0	0	0	0	51	59	1.00	1.000

PITCHER	IP	WLS	BF	H	R	ER	SO	BB	IBB	HBP	BLK	WP	HR	S	P	ERA	WHIP

BOTTOM

Cincinnati Reds @ Houston Colt 45's

Colt Stadium, Houston, TX

Thu Aug 09 1962, 8:05 PM EDT

Att. 5,196 - Unknown - 83 F

livebaseballscorecards.com

AB	35
R	3
H	7
RBI	2
BB	2
SO	8
LOB	15

WP: 0 PB: 0 SB: 0 CS: 0 PA: 37

Batter	1	2	3	4	5	6	7	8	9	AB	R	H	RBI	BB	SO	LOB
Roy McMillan, R (1, 6) OBP: 0.341, SLG: 0.368	0-0 1B 1B 1B	0-3 K		4-0 BB BB		0-0 P4		0-0 F8		4	1	1	0	1	1	0
Tommie Aaron, R (1, 7) (7, 3) OBP: 0.282, SLG: 0.340	0-0 1B 1B 1B 1-2	0-0 5-3		4-0 BB BB 1-2		0-0 L8		0-0 P4		4	1	1	0	1	0	0
Eddie Mathews, L (1, 5) OBP: 0.369, SLG: 0.486 Ken Aspromonte, R (4, 5) OBP: 0.360, SLG: 0.301	0-3 K		0-3 K	4-0 BB 1-2		0-0 4-3			0-0 F8	2 2	0 0	0 0	0 0	1 0	2 0	2 0
Hank Aaron, R (1, 9) OBP: 0.395, SLG: 0.619	0-0 1B 1B 1B 1-2 2-H		0-0 S HR 1B	0-0 F8			0-0 S E 1B		0-3 K	5	3	3	1	0	1	2
Joe Adcock, R (1, 3) OBP: 0.340, SLG: 0.528 Lou Johnson, R (7, 7) OBP: 0.304, SLG: 0.306	0-3 K		0-0 HR 1-H		4-0 FC4-6 BB		0-0 F9 1-2		0-3 K	3 1	1 0	1 0	2 0	1 0	1 1	3 0
Lee Maye, L (1, 8) OBP: 0.298, SLG: 0.370	0-0 1B 1B 1-2 2-H		0-3 K		0-0 FC4-6 S 1B 1-2f		0-0 E3 FC4-6 2-H			4	1	1	1	0	1	1
Del Crandall, R (1, 2) OBP: 0.343, SLG: 0.398	0-0 FC5-4 1B 1-2 2-H	0-0 1B			0-3 K 1-2		0-0 FC4-6 1-2f			4	0	2	1	0	1	2
Amado Samuel, R (1, 4) OBP: 0.243, SLG: 0.260	0-0 FC5-4 1-2f	0-0 4-3			0-0 1B 2-H		0-0 F8			4	0	1	1	0	0	4
Warren Spahn, L (1, 1) OBP: 0.254, SLG: 0.288 Don Nottebart, R (6, 1) OBP: 0.429, SLG: 0.333 Claude Raymond, R (8, 1)		0-0 P6		0-0 3-1	0-0 1-3			0-0 F9		3 1 0	0 0 0	0 0 0	0 0 0	0 0 0	0 0 0	1 0 0
Inning Stats	R: 3 H: 5 E: 0 LOB: 2 K: 2 BB: 0 S: 12 P: 12	R: 0 H: 0 E: 0 LOB: 0 K: 1 BB: 0 S: 5 P: 5	R: 2 H: 3 E: 0 LOB: 1 K: 2 BB: 0 S: 10 P: 10	R: 0 H: 0 E: 0 LOB: 2 K: 0 BB: 3 S: 2 P: 14	R: 1 H: 1 E: 0 LOB: 1 K: 1 BB: 1 S: 6 P: 10	R: 0 H: 0 E: 0 LOB: 0 K: 0 BB: 0 S: 3 P: 3	R: 1 H: 1 E: 1 LOB: 1 K: 0 BB: 0 S: 5 P: 5	R: 0 H: 0 E: 0 LOB: 0 K: 0 BB: 0 S: 3 P: 3	R: 0 H: 0 E: 0 LOB: 0 K: 2 BB: 0 S: 7 P: 7	1B: 9 2B: 0 3B: 0 HR: 1	SF: 0 SAC: 0 DP: 0 HBP: 0						

PITCHER		IP	WLS	BF	H	R	ER	SO	BB	IBB	HBP	BLK	WP	HR	S	P	ERA	WHIP
George Brunet, L ERA: 13.5	(1, 1)	0.2	L	7	5	3	3	2	0	0	0	0	0	0	11	11	40.50	7.500
Bobby Tiefenauer, R ERA: 3.68	(1, 1)	4.1		20	4	3	3	4	4	0	0	0	0	1	24	40	6.23	1.846
Hal Woodeshick, L ERA: 4.32	(6, 1)	1.0		3	0	0	0	0	0	0	0	0	0	0	3	3	0.00	0.000
Russ Kemmerer, R ERA: 3.39	(7, 1)	2.0		8	1	1	0	0	0	0	0	0	0	0	8	8	0.00	0.500
Jim Golden, R ERA: 3.75	(9, 1)	1.0		3	0	0	0	2	0	0	0	0	0	0	7	7	0.00	0.000

PITCHER	IP	WLS	BF	H	R	ER	SO	BB	IBB	HBP	BLK	WP	HR	S	P	ERA	WHIP

TOP

Milwaukee Braves @ Houston Colt 45's

Colt Stadium, Houston, TX

Fri Aug 10 1962, 8:05 PM EDT
Att. 7,047 - Unknown - 79 F

livebaseballscorecards.com

AB	37
R	7
H	10
RBI	6
BB	4
SO	8
LOB	15

WP: 0 PA: 41
PB: 0
SB: 3
CS: 0

Batter	1	2	3	4	5	6	7	8	9	AB	R	H	RBI	BB	SO	LOB
Bob Lillis, R (1, 4) OBP: 0.272, SLG: 0.265	SF9 3B		F9		FC6-4 1-2 1B	FC6 1-2f		1-2 2-H 1B		5	1	3	1	0	0	2
Jim Pendleton, R (1, 7) OBP: 0.273, SLG: 0.382	SF9 3-H		K		FC6-4 1-2f		1B	K		4	0	1	1	0	2	4
Norm Larker, L (1, 3) OBP: 0.349, SLG: 0.370	5-3			2B		HR BB	F5		F2	4	1	1	0	1	0	1
Roman Mejias, R (1, 9) OBP: 0.344, SLG: 0.496	1B			F2		1-H HR	P4		K	5	1	2	2	0	1	2
Carl Warwick, R (1, 8) OBP: 0.299, SLG: 0.399	K			1-3		1B SF8 1B	K		E5 1B	5	2	2	0	0	2	3
Bob Aspromonte, R (1, 5) OBP: 0.351, SLG: 0.402		5-3		K		1B 1-3		1-3	1B 2-H	5	0	2	1	0	1	1
Jim Campbell, R (1, 2) OBP: 0.229, SLG: 0.222 Hal Smith, R (2, 2) OBP: 0.261, SLG: 0.345		F8	K		SF8 3-H		FC6-4 1B	4-3		0 4	0 0	0 1	0 1	0 0	0 1	0 1
J C Hartman, R (1, 6) OBP: 0.212, SLG: 0.231		G3			F2			FC6-4 HBP 1-2f 1B		4	1	0	0	0	0	2
George Brunet, R (1, 1) OBP: 1.000, SLG: 1.000 Bobby Tiefenauer, R (1, 1) Billy Goodman, L (5, PH) OBP: 0.309, SLG: 0.305 Hal Woodeshick, R (6, 1) OBP: 0.097, SLG: 0.067 Don Taussig, R (6, PH) OBP: 0.269, SLG: 0.333 Russ Kemmerer, R (7, 1) OBP: 0.571, SLG: 0.400 Al Spangler, L (8, PH) OBP: 0.387, SLG: 0.386 Jim Golden, L (9, 1) OBP: 0.220, SLG: 0.341			K		1B	FC6 1-2 1B		1B 1-2 HBP		0 1 1 0 1 0 0 0 0	0 0 0 0 0 0 0 0 0	0 1 1 0 1 0 0 0 0	0 0 0 0 0 0 0 0 0	0 1 0 0 0 0 0 0 0	0 0 0 0 0 0 0 0 0	0 0 0 0 0 0 0 0 0
Inning Stats	R: 1 E: 0 K: 1 S: 7 H: 2 LOB: 1 BB: 0 P: 7	R: 0 E: 0 K: 0 S: 3 H: 0 LOB: 0 BB: 0 P: 3	R: 0 E: 0 K: 2 S: 7 H: 0 LOB: 0 BB: 0 P: 7	R: 0 E: 0 K: 1 S: 6 H: 1 LOB: 1 BB: 0 P: 6	R: 0 E: 0 K: 1 S: 7 H: 2 LOB: 2 BB: 0 P: 7	R: 3 E: 0 K: 0 S: 7 H: 4 LOB: 2 BB: 1 P: 11	R: 0 E: 0 K: 1 S: 6 H: 1 LOB: 1 BB: 0 P: 6	R: 1 E: 0 K: 1 S: 7 H: 2 LOB: 2 BB: 0 P: 8	R: 1 E: 1 K: 1 S: 7 H: 2 LOB: 1 BB: 0 P: 7	1B: 11 2B: 1 3B: 1 HR: 1	SF: 2 SAC: 0 DP: 0 HBP: 1					

PITCHER		IP	WLS	BF	H	R	ER	SO	BB	IBB	HBP	BLK	WP	HR	S	P	ERA	WHIP
Warren Spahn, L ERA: 3.04	(1, 1)	5.2	W	27	9	4	4	5	1	0	0	0	0	1	36	40	6.35	1.765
Don Nottebart, R ERA: 3.26	(6, 1)	2.0		10	3	1	1	1	0	0	1	0	0	0	11	12	4.50	1.500
Claude Raymond, R ERA: 1.88	(8, 1)	1.1	S	6	2	1	0	2	0	0	0	0	0	0	10	10	0.00	1.500

PITCHER	IP	WLS	BF	H	R	ER	SO	BB	IBB	HBP	BLK	WP	HR	S	P	ERA	WHIP

BOTTOM

Milwaukee Braves @ Houston Colt 45's

Colt Stadium, Houston, TX

Fri Aug 10 1962, 8:05 PM EDT

Att. 7,047 - Unknown - 79 F

livebaseballscorecards.com

AB	39
R	6
H	14
RBI	6
BB	1
SO	8
LOB	16

HOUSTON COLT .45s

WP: 0 PA: 43
PB: 0
SB: 0
CS: 0

Batter	1	2	3	4	5	6	7	8	9	AB	R	H	RBI	BB	SO	LOB
Roy McMillan, R (1, 6) OBP: 0.347, SLG: 0.375	BBBB 4-0 G3-6-3 BB		x 0-0 4-3 SH3 1B 1B		x 0-0 2B 2B		x 0-0 ① 5-3		x 0-0 FC6-4 1B	4	2	3	0	1	0	0
Gus Bell, L (1, 7) OBP: 0.271, SLG: 0.335	x 0-0 ①② G3-6-3 1-2f		x 0-0 ① SH3 1-2		x 0-0 2-H 2B		x 0-0 1B		x 0-0 ③ FC6-4 1-2f	2	0	1	1	0	0	1
Lou Johnson, R (5, PR) (5, 7) OBP: 0.310, SLG: 0.314										2	0	1	0	0	0	1
Eddie Mathews, L (1, 5) OBP: 0.366, SLG: 0.481	x 0-0 ③ 4-3		x 0-0 ② 4-3 2-3		x 0-0 ② F9		x 0-0 ② P4			4	0	0	0	0	0	3
Hank Aaron, R (1, 9) OBP: 0.393, SLG: 0.616		x 0-0 ① F8	x 0-0 1B 3-H		x 0-0 ③ F8		x 0-0 ③ 4-3			4	0	1	1	0	0	2
Joe Adcock, R (1, 3) OBP: 0.342, SLG: 0.538		x 0-0 WP 1B 1B	x 0-0 ③ F7			x 0-0 HR		x 0-0 ① 6-3		4	1	2	1	0	0	1
Tommie Aaron, R (8, 3) OBP: 0.282, SLG: 0.340										0	0	0	0	0	0	0
Lee Maye, L (1, 8) OBP: 0.297, SLG: 0.368		x 0-0 ② P5		x 0-0 ① 4-3		x 0-0 1B		x 0-0 ② 4-1		4	0	1	0	0	0	1
Del Crandall, R (1, 2) OBP: 0.342, SLG: 0.396		x 0-0 WP 1-2 1B		x 0-0 ② 1-4-3		x 0-0 ① P4		x 0-0 ③ F2		4	0	1	0	0	0	1
Amado Samuel, R (1, 4) OBP: 0.243, SLG: 0.254	BBBB 4-0 1-2 2-3 BB			x 0-0 ③ 5-3		SSS 0-3 ② K			SSS 0-3 ① K	3	0	0	0	1	2	1
Bob Shaw, R (1, 1) OBP: 0.250, SLG: 0.156		x 0-0 ③ 6-3			x 0-0 ① F9	SSS 0-3 ③ K			SSS 0-3 ② K	3	0	0	0	0	1	4
Hawk Taylor, R (9, PH)										1	0	0	0	0	1	0
Claude Raymond, R (9, 1)										0	0	0	0	0	0	0
Inning Stats	R: 0 H: 0 E: 0 LOB: 0 K: 0 BB: 1 S: 2 P: 6	R: 0 H: 2 E: 0 LOB: 3 K: 0 BB: 1 S: 5 P: 9	R: 1 H: 2 E: 0 LOB: 1 K: 0 BB: 0 S: 5 P: 5	R: 0 H: 0 E: 0 LOB: 0 K: 0 BB: 0 S: 3 P: 3	R: 1 H: 2 E: 0 LOB: 1 K: 0 BB: 0 S: 5 P: 5	R: 1 H: 2 E: 0 LOB: 1 K: 2 BB: 0 S: 9 P: 9	R: 0 H: 1 E: 0 LOB: 1 K: 0 BB: 0 S: 4 P: 4	R: 0 H: 0 E: 0 LOB: 0 K: 0 BB: 0 S: 3 P: 3	R: 0 H: 1 E: 0 LOB: 1 K: 2 BB: 0 S: 8 P: 8	1B: 7 SF: 0 2B: 2 SAC: 1 3B: 0 DP: 1 HR: 1 HBP: 0						

PITCHER	IP	WLS	BF	H	R	ER	SO	BB	IBB	HBP	BLK	WP	HR	S	P	ERA	WHIP
Turk Farrell, R (1, 1) ERA: 2.58	7.0	L	31	9	3	3	2	2	0	0	0	1	1	33	41	3.86	1.571
Don McMahon, R (8, 1) ERA: 1.58	2.0		7	1	0	0	2	0	0	0	0	0	0	11	11	0.00	0.500

PITCHER	IP	WLS	BF	H	R	ER	SO	BB	IBB	HBP	BLK	WP	HR	S	P	ERA	WHIP

TOP

Milwaukee Braves @ Houston Colt 45's

Colt Stadium, Houston, TX

Sat Aug 11 1962, 8:05 PM EDT

Att. 14,630 - Unknown - 90 F

livebaseballscorecards.com

AB	35
R	3
H	10
RBI	3
BB	2
SO	4
LOB	15

1B: 7	SF: 0	WP: 1	PA: 38
2B: 2	SAC: 1	PB: 0	
3B: 0	DP: 1	SB: 0	
HR: 1	HBP: 0	CS: 0	

Batter	1	2	3	4	5	6	7	8	9	AB	R	H	RBI	BB	SO	LOB
Bob Lillis, R (1, 4) (6, 6) OBP: 0.274, SLG: 0.268	CS 1B		G3 1B		6-3		FC4 1-2f			4	0	2	0	0	0	2
Al Spangler, L (1, 7) OBP: 0.386, SLG: 0.384	K		G3 1-2		2-H 1B			5-3		4	0	1	1	0	1	2
Norm Larker, L (1, 3) OBP: 0.348, SLG: 0.367	K		HBP		P3			K		3	0	0	0	0	2	2
Roman Mejias, R (1, 9) OBP: 0.343, SLG: 0.493	CS 1-2	5-3	P6			BBBB G4-6-3 BB		P5		3	0	0	0	1	0	2
Jim Pendleton, R (1, 8) OBP: 0.270, SLG: 0.377		K		P3		G4-6-3 1-2f			K	3	0	0	0	0	1	1
Don McMahon, R (8, 1) OBP: 0.143, SLG: 0.143										0	0	0	0	0	0	0
Don Taussig, R (9, PH) OBP: 0.259, SLG: 0.320										1	0	0	0	0	1	0
Hal Smith, R (1, 2) OBP: 0.261, SLG: 0.343		1B 1B		1-3		6-3			5-3	4	0	1	0	0	0	0
Bob Aspromonte, R (1, 5) OBP: 0.355, SLG: 0.406		1-2 1B		5-3			G4-6-3 1B		1B	4	0	3	0	0	0	0
J C Hartman, R (1, 6) OBP: 0.222, SLG: 0.241		K			E 1B 1B		G4-6-3 1-2f		6-3	2	1	1	0	0	1	2
Billy Goodman, L (6, 4) OBP: 0.305, SLG: 0.301										2	0	0	0	0	0	2
Turk Farrell, R (1, 1) OBP: 0.157, SLG: 0.200			6-3		6-3 1-2		E5 FC4			2	0	0	0	0	0	1
Carl Warwick, R (7, PH) (8, 8) OBP: 0.298, SLG: 0.398										1	0	0	0	0	0	0
Inning Stats	R: 0 E: 0 K: 2 S: 7 H: 1 LOB: 0 BB: 0 P: 7	R: 0 E: 0 K: 2 S: 9 H: 2 LOB: 2 BB: 0 P: 9	R: 0 E: 0 K: 0 S: 4 H: 1 LOB: 2 BB: 0 P: 5	R: 0 E: 0 K: 0 S: 3 H: 0 LOB: 0 BB: 0 P: 3	R: 1 E: 1 K: 0 S: 5 H: 2 LOB: 1 BB: 0 P: 5	R: 0 E: 0 K: 0 S: 2 H: 0 LOB: 0 BB: 1 P: 6	R: 0 E: 1 K: 0 S: 4 H: 1 LOB: 1 BB: 0 P: 4	R: 0 E: 0 K: 1 S: 5 H: 0 LOB: 0 BB: 0 P: 5	R: 0 E: 0 K: 1 S: 6 H: 1 LOB: 1 BB: 0 P: 6	1B: 8 2B: 0 3B: 0 HR: 0	SF: 0 SAC: 0 DP: 2 HBP: 1						

PITCHER		IP	WLS	BF	H	R	ER	SO	BB	IBB	HBP	BLK	WP	HR	S	P	ERA	WHIP
Bob Shaw, R ERA: 2.19	(1, 1)	8.0	W	31	7	1	0	5	1	0	1	0	0	0	39	44	0.00	1.000
Claude Raymond, R ERA: 1.8	(9, 1)	1.0	S	4	1	0	0	1	0	0	0	0	0	0	6	6	0.00	1.000

PITCHER	IP	WLS	BF	H	R	ER	SO	BB	IBB	HBP	BLK	WP	HR	S	P	ERA	WHIP

BOTTOM

Milwaukee Braves @ Houston Colt 45's

Colt Stadium, Houston, TX

Sat Aug 11 1962, 8:05 PM EDT

Att. 14,630 - Unknown - 90 F

livebaseballscorecards.com

AB	33
R	1
H	8
RBI	1
BB	1
SO	6
LOB	14

1B: 8	SF: 0	WP: 0	PA: 36
2B: 0	SAC: 0	PB: 0	
3B: 0	DP: 2	SB: 0	
HR: 0	HBP: 1	CS: 1	

Milwaukee Braves @ Houston Colt 45's

Colt Stadium, Houston, TX

Sun Aug 12 1962, 4:33 AM EDT

Att. 4,902 - Sunny - 105 F

TOP

livebaseballscorecards.com

Batter	1	2	3	4	5	6	7	8	9	AB	R	H	RBI	BB	SO	LOB
Roy McMillan, R (1, 6) OBP: 0.349, SLG: 0.388	HR		2B 1-3		FC6-4 G3 1-2f		5-3		HR	3	1	2	1	0	0	1
Amado Samuel, R (5, 6) OBP: 0.246, SLG: 0.280										2	1	1	1	0	0	0
Tommie Aaron, R (1, 7) OBP: 0.284, SLG: 0.338	BB K2-4-2		3-1		G3 1-2		L8		E 1B 1B	4	1	1	0	1	0	3
Eddie Mathews, L (1, 5) OBP: 0.368, SLG: 0.486	F7		BB FC6-4		4-3		1B 3B		E9 BB 1-H 1B	4	1	2	0	1	0	2
Hank Aaron, R (1, 9) OBP: 0.391, SLG: 0.611	K2-4-2 1-2f		FC6-4 1-2f			P1	1B 3-H		6-3	5	0	1	1	0	1	5
Joe Adcock, R (1, 3) OBP: 0.340, SLG: 0.531		K	F8			BB SF8 1B	P6		1-3	4	1	0	0	1	1	2
Lee Maye, L (1, 8) OBP: 0.304, SLG: 0.367		F8	1-3			BB 1-2 1B		BB	BB	3	0	1	0	2	0	0
Joe Torre, R (1, 2) OBP: 0.337, SLG: 0.331		5-3	1B			BB 1-2 2-3		F7	BB 1-2 2-3	3	0	1	0	2	0	1
Hawk Taylor, R (9, PR)										0	0	0	0	0	0	0
Frank Bolling, R (1, 4) OBP: 0.320, SLG: 0.399			FC3-6 1B	F5		SF8 3-H		F8	4-3	4	0	1	1	0	0	5
Lew Burdette, R (1, 1) OBP: 0.220, SLG: 0.188			FC3-6 2B 1-2f		FC6-4 1B	4-3		F7		1	0	0	0	0	0	1
Denny Lemaster, R (4, 1) OBP: 0.273, SLG: 0.200										1	0	1	0	0	0	0
Gus Bell, L (6, PH) OBP: 0.270, SLG: 0.333										1	0	0	0	0	0	2
Carl Willey, R (6, 1) OBP: 0.364, SLG: 0.400										0	0	0	0	0	0	0
Ken Aspromonte, R (8, PH) OBP: 0.356, SLG: 0.297										1	0	0	0	0	0	1
Don Nottebart, R (8, 1) OBP: 0.429, SLG: 0.333										0	0	0	0	0	0	0

	AB	36
	R	5
	H	11
	RBI	4
	BB	7
	SO	2
	LOB	23

Inning Stats	1	2	3	4	5	6	7	8	9	1B: 7	SF: 1	WP: 0	PA: 44
R:	1	0	0	0	0	1	1	0	2	2B: 2	SAC: 0	PB: 0	
E:	0	0	0	0	0	0	0	0	1	3B: 1	DP: 1	SB: 0	
K:	1	1	0	0	0	0	0	0	1	HR: 2	HBP: 0	CS: 0	
S:	5	5	5	4	4	4	5	3	6				
H:	1	0	2	1	1	1	2	0	3				
LOB:	1	0	3	1	1	2	1	1	3				
BB:	1	0	1	0	0	2	0	1	2				
P:	9	5	9	4	4	12	5	7	14				

PITCHER		IP	WLS	BF	H	R	ER	SO	BB	IBB	HBP	BLK	WP	HR	S	P	ERA	WHIP
Bob Bruce, R	(1, 1)	5.1	W	25	6	2	2	2	4	0	0	0	0	1	25	41	3.38	1.875
ERA: 4.39																		
Jim Golden, R	(6, 1)	2.2		13	4	3	3	0	1	0	0	0	0	1	12	16	10.12	1.875
ERA: 3.89																		
Don McMahon, R	(9, 1)	0.2		5	1	0	0	0	2	0	0	0	0	0	3	11	0.00	4.500
ERA: 1.56																		
Russ Kemmerer, R	(9, 1)	0.1	S	1	0	0	0	0	0	0	0	0	0	0	1	1	0.00	0.000
ERA: 3.38																		

PITCHER		IP	WLS	BF	H	R	ER	SO	BB	IBB	HBP	BLK	WP	HR	S	P	ERA	WHIP

Batter	1	2	3	4	5	6	7	8	9	AB	R	H	RBI	BB	SO	LOB
Bob Lillis, R (1, 4) OBP: 0.281, SLG: 0.276	E7 1B 1B		6-3	1-3 2-H 2B		E7 2-H 1B		BBBB 1B 1B BB		4	2	3	2	1	0	0
Al Spangler, L (1, 7) OBP: 0.389, SLG: 0.388 Carl Warwick, R (4, PH) OBP: 0.298, SLG: 0.397 (5, 8)	SH1-3 2-H 1B		1B	F7		6-3		1B 1-2 1B		2 3	0 0	2 1	1 0	0 0	0 0	0 3
Jim Pendleton, R (1, 8) OBP: 0.269, SLG: 0.375 (5, 7)	SH1-3 1-2		F7		F8		1-4-3	1-2 2-H 1B		4	0	1	1	0	0	1
Roman Mejias, R (1, 9) OBP: 0.339, SLG: 0.487	6-3			F7	P6		SSS K	5-3		5	0	0	0	0	1	3
Norm Larker, L (1, 3) OBP: 0.350, SLG: 0.377	SSS K			HR	F9		2B 1B			4	2	2	1	0	1	1
Bob Aspromonte, R (1, 5) OBP: 0.359, SLG: 0.413		6-3		1B 1B		S 2B 1B	1-H 2B			4	2	3	1	0	0	0
Hal Smith, R (1, 2) OBP: 0.261, SLG: 0.342		L9		1B 1-2 FC5-2-5 1B		F9 1-2	6-3			4	0	1	0	0	0	2
J C Hartman, R (1, 6) OBP: 0.241, SLG: 0.276		5-3		FC5-2-5 1-3 2-H 2B 1B		E 2-H 2B		F9		4	2	2	2	0	0	0
Bob Bruce, R (1, 1) OBP: 0.354, SLG: 0.162			5-3	FC5-2-5 1-2 3-H 2B		P6		F7		2	0	0	0	0	0	2
Jim Golden, L (6, 1) OBP: 0.209, SLG: 0.326										2	0	0	0	0	0	1
Don McMahon, R (9, 1) OBP: 0.143, SLG: 0.143										0	0	0	0	0	0	0
Russ Kemmerer, R (9, 1) OBP: 0.571, SLG: 0.400										0	0	0	0	0	0	0
Inning Stats	R: 1 E: 1 K: 1 S: 7 H: 2 LOB: 1 BB: 0 P: 7	R: 0 E: 0 K: 0 S: 3 H: 0 LOB: 0 BB: 0 P: 3	R: 0 E: 0 K: 0 S: 4 H: 1 LOB: 1 BB: 0 P: 4	R: 3 E: 0 K: 0 S: 8 H: 5 LOB: 2 BB: 0 P: 8	R: 0 E: 0 K: 0 S: 3 H: 0 LOB: 0 BB: 0 P: 3	R: 2 E: 1 K: 0 S: 6 H: 3 LOB: 1 BB: 0 P: 6	R: 1 E: 0 K: 1 S: 7 H: 2 LOB: 1 BB: 0 P: 7	R: 1 E: 0 K: 0 S: 5 H: 2 LOB: 2 BB: 1 P: 9		1B: 11 2B: 3 3B: 0 HR: 1 SF: 0 SAC: 1 DP: 0 HBP: 0						

PITCHER		IP	WLS	BF	H	R	ER	SO	BB	IBB	HBP	BLK	WP	HR	S	P	ERA	WHIP
Lew Burdette, R ERA: 4.63	(1, 1)	3.2	L	19	8	4	3	1	0	0	0	0	0	1	21	21	7.36	2.182
Denny Lemaster, L ERA: 3.49	(4, 1)	1.1		4	0	0	0	0	0	0	0	0	0	0	4	4	0.00	0.000
Carl Willey, R ERA: 6.19	(6, 1)	2.0		11	5	3	3	1	0	0	0	0	0	0	13	13	13.50	2.500
Don Nottebart, R ERA: 3.38	(8, 1)	1.0		6	2	1	1	0	1	0	0	0	0	0	5	9	9.00	3.000

PITCHER	IP	WLS	BF	H	R	ER	SO	BB	IBB	HBP	BLK	WP	HR	S	P	ERA	WHIP

BOTTOM

Milwaukee Braves @ Houston Colt 45's

Colt Stadium, Houston, TX

Sun Aug 12 1962, 4:33 AM EDT
Att. 4,902 - Sunny - 105 F

livebaseballscorecards.com

AB	38
R	8
H	15
RBI	8
BB	1
SO	2
LOB	13

WP: 0	PA: 40		
PB: 0			
SB: 1			
CS: 0			

Batter	1	2	3	4	5	6	7	8	9	10	AB	R	H	RBI	BB	SO	LOB
Julian Javier, R (1, 4) OBP: 0.322, SLG: 0.367	F5		K2-5-2		K			5-3		2-4	4	1	2	0	1	1	1
Curt Flood, R (1, 8) OBP: 0.342, SLG: 0.438	K		K2-5-2 2-3f			K2-3		K		F9	5	0	0	0	0	4	3
Stan Musial, L (1, 7) OBP: 0.418, SLG: 0.513 Bobby Gene Smith, R (8, 7) OBP: 0.275, SLG: 0.307	BB			L8		G3		5-3 1-2		2-4 1-2	3 0	0 0	0 0	0 0	1 0	0 0	1 0
Fred Whitfield, L (1, 3) OBP: 0.314, SLG: 0.548 Charlie James, R (6, PR) OBP: 0.318, SLG: 0.416 (6, 9)	K2-3			K		1B		2B 2-H			3 1	0 0	1 1	0 1	0 0	2 0	1 0
Bill White, L (1, 9) OBP: 0.360, SLG: 0.476 (6, 3)		K2-4-2 1B		L9		1-3		6-3			4	0	1	0	0	0	2
Ken Boyer, R (1, 5) OBP: 0.385, SLG: 0.485		K			FC6-4 1B BB		5-3		F9		3	1	0	0	1	1	1
Gene Oliver, R (1, 2) OBP: 0.368, SLG: 0.410 Jimmie Schaffer, R (7, 2) OBP: 0.259, SLG: 0.231		K2-4-2 1-2f			FC6-4 1-3 1B		S 1B		K		3 1	0 0	2 0	0 0	0 0	1 1	1 0
Dal Maxvill, R (1, 6) OBP: 0.206, SLG: 0.200			1-3		FC6-4 S 1-2f 3-H		K 1-2		K		4	0	0	1	0	2	2
Bob Gibson, R (1, 1) OBP: 0.348, SLG: 0.410			HR		K 1-2		K			K	4	1	1	1	0	3	2

Inning Stats	1	2	3	4	5	6	7	8	9	10
	R: 0 E: 0 K: 2 S: 7	H: 0 LOB: 1 BB: 1 P: 11	R: 0 E: 0 K: 2 S: 7	H: 1 LOB: 1 BB: 0 P: 7	R: 1 E: 0 K: 1 S: 6	H: 2 LOB: 1 BB: 0 P: 6	R: 0 E: 0 K: 1 S: 5	H: 0 LOB: 0 BB: 0 P: 5	R: 1 E: 0 K: 2 S: 8	H: 1 LOB: 1 BB: 1 P: 12
	R: 0 E: 0 K: 1 S: 6	H: 1 LOB: 1 BB: 0 P: 6	R: 0 E: 0 K: 2 S: 8	H: 1 LOB: 1 BB: 0 P: 8	R: 1 E: 0 K: 1 S: 6	H: 1 LOB: 1 BB: 1 P: 10	R: 0 E: 0 K: 2 S: 7	H: 0 LOB: 0 BB: 0 P: 7	R: 0 E: 0 K: 1 S: 5	H: 1 LOB: 1 BB: 0 P: 5

PITCHER		IP	WLS	BF	H	R	ER	SO	BB	IBB	HBP	BLK	WP	HR	S	P	ERA	WHIP
Ken Johnson, R ERA: 3.88	(1, 1)	8.0		32	7	3	3	12	3	0	0	0	0	1	53	65	3.38	1.250
Don McMahon, R ERA: 1.5	(9, 1)	2.0	W	7	1	0	0	3	0	0	0	0	0	0	12	12	0.00	0.500

PITCHER	IP	WLS	BF	H	R	ER	SO	BB	IBB	HBP	BLK	WP	HR	S	P	ERA	WHIP

TOP

St. Louis Cardinals @ Houston Colt 45's

Colt Stadium, Houston, TX

Tue Aug 14 1962, 8:05 PM EDT

Att. 9,604 - Unknown

livebaseballscorecards.com

AB	35
R	3
H	8
RBI	3
BB	3
SO	15
LOB	14

1B: 5	SF: 0	WP: 0	PA: 38
2B: 4	SAC: 0	PB: 0	
3B: 0	DP: 2	SB: 2	
HR: 1	HBP: 0	CS: 0	

St. Louis Cardinals @ Houston Colt 45's

Colt Stadium, Houston, TX

Tue Aug 14 1962, 8:05 PM EDT

Att. 9,604 - Unknown

BOTTOM

livebaseballscorecards.com

Batter	1	2	3	4	5	6	7	8	9	10	AB	R	H	RBI	BB	SO	LOB
Bob Lillis, R (1, 6) OBP: 0.278, SLG: 0.272	K		G3-6-1 1-2f		6-3		6-3		6-3		5	0	0	0	0	1	1
Al Spangler, L (1, 7) OBP: 0.389, SLG: 0.392	L9			1B 2B	S 1B		P6		F9		5	1	2	0	0	0	0
Jim Pendleton, R (1, 8) OBP: 0.268, SLG: 0.369	BB			F3	K 1-2		K		K		4	0	0	0	1	3	2
Roman Mejias, R (1, 9) OBP: 0.342, SLG: 0.487	K			E FC1-2 2-H 1B	6-3			1B 6-3 1B		SH3 E BB	4	2	2	1	1	1	2
Norm Larker, L (1, 3) OBP: 0.354, SLG: 0.379		F3 1B		E1 BB E 1-3		5-3 BB		6-3 1-3 1B		SH3 1-2	3	1	2	0	1	0	1
Bob Aspromonte, R (1, 5) OBP: 0.359, SLG: 0.409		F3 1-2		E 1-2 BB	5-3 1-2			6-3 1-2 3-H		FC5-4 IBB	3	0	0	1	2	0	3
Hal Smith, R (1, 2) OBP: 0.256, SLG: 0.335		K		FC1-2 1-3 2-H 3-Hf	K			5-3		FC5-4 1-2f 2-H	5	0	0	0	0	2	5
Joey Amalfitano, R (1, 4) OBP: 0.320, SLG: 0.299			G3-6-1 1B	IBB	IBB			IBB			1	0	1	0	3	0	0
Ken Johnson, R (1, 1) OBP: 0.116, SLG: 0.119			K	K	K			P5			3	0	0	0	0	3	6
Billy Goodman, L (8, PH) OBP: 0.303, SLG: 0.299											1	0	0	0	0	0	2
Don McMahon, R (9, 1) OBP: 0.143, SLG: 0.143											0	0	0	0	0	0	0
Inning Stats	R: 0 E: 0 K: 2 S: 7 H: 0 LOB: 1 BB: 1 P: 11	R: 0 E: 0 K: 1 S: 5 H: 1 LOB: 0 BB: 0 P: 5	R: 0 E: 0 K: 1 S: 5 H: 1 LOB: 0 BB: 0 P: 5	R: 2 E: 2 K: 1 S: 8 H: 2 LOB: 3 BB: 2 P: 16	R: 0 E: 0 K: 1 S: 6 H: 1 LOB: 1 BB: 0 P: 6	R: 0 E: 0 K: 2 S: 7 H: 0 LOB: 2 BB: 2 P: 15	R: 0 E: 0 K: 1 S: 5 H: 0 LOB: 0 BB: 0 P: 5	R: 1 E: 0 K: 0 S: 5 H: 2 LOB: 2 BB: 1 P: 9	R: 0 E: 0 K: 1 S: 5 H: 0 LOB: 0 BB: 0 P: 5	R: 1 E: 1 K: 0 S: 2 H: 0 LOB: 2 BB: 2 P: 10	1B: 6 2B: 1 3B: 0 HR: 0 SF: 0 SAC: 1 DP: 1 HBP: 0				WP: 0 PB: 0 SB: 1 CS: 0		PA: 43

PITCHER	IP	WLS	BF	H	R	ER	SO	BB	IBB	HBP	BLK	WP	HR	S	P	ERA	WHIP
Bob Gibson, R (1, 1) ERA: 2.64	9.2	L	43	7	4	2	10	4	4	0	0	0	0	55	87	1.86	1.138

PITCHER	IP	WLS	BF	H	R	ER	SO	BB	IBB	HBP	BLK	WP	HR	S	P	ERA	WHIP

AB	34
R	4
H	7
RBI	2
BB	8
SO	10
LOB	22

Batter	1	2	3	4	5	6	7	8	9	AB	R	H	RBI	BB	SO	LOB
Julian Javier, R (1, 4) OBP: 0.321, SLG: 0.366	F2		1-3		1-2 2-3 1B			L1		4	0	1	0	0	0	0
Curt Flood, R (1, 8) OBP: 0.339, SLG: 0.435	6-3			5-3	1-3			F7		4	0	0	0	0	0	3
Ken Boyer, R (1, 5) OBP: 0.384, SLG: 0.485	5-3			6-3		2B		F9		4	0	1	0	0	0	0
Bill White, L (1, 3) OBP: 0.361, SLG: 0.476		E1		FC6-4 1B		K			FC6-4 1B	4	0	2	0	0	1	1
Charlie James, R (1, 9) OBP: 0.314, SLG: 0.411		K		FC6-4 1-2f		5-3			FC6-4 1B 1-2f 1B	4	1	0	0	0	1	4
Minnie Minoso, R (1, 7) OBP: 0.245, SLG: 0.230		6-3			1B 1B 1B	4-3			1B 1-3 1B	4	0	2	0	0	0	2
Gene Oliver, R (1, 2) OBP: 0.364, SLG: 0.404		5-3			F8		K			3	0	0	0	0	1	2
Julio Gotay, R (7, 6) OBP: 0.328, SLG: 0.314									G4-6-3 1-3 3-H 1B	1	0	1	1	0	0	0
Dal Maxvill, R (1, 6) OBP: 0.212, SLG: 0.207			6-3		1B 1-2 1B		4-3		G4-6-3 1-2f	2	0	1	0	0	0	0
Red Schoendienst, S (7, PH) OBP: 0.357, SLG: 0.392										1	0	0	0	0	0	0
Jimmie Schaffer, R (7, 2) OBP: 0.259, SLG: 0.231										0	0	0	0	0	0	0
Stan Musial, L (9, PH) OBP: 0.416, SLG: 0.511										1	0	0	0	0	0	2
Ray Washburn, R (1, 1) OBP: 0.239, SLG: 0.250			6-3		K		5-3			2	0	0	0	0	1	2
Bobby Gene Smith, R (7, PH) OBP: 0.273, SLG: 0.304										1	0	0	0	0	0	0
Bob Duliba, R (7, 1)										0	0	0	0	0	0	0
Paul Toth, R (8, 1) OBP: 0.400, SLG: 0.400										0	0	0	0	0	0	0

Inning Stats	1	2	3	4	5	6	7	8	9
R:	0	0	0	0	0	0	0	0	1
E:	0	1	0	0	0	0	0	0	0
K:	0	1	0	0	1	1	1	0	0
S:	3	6	3	4	8	6	5	3	5
H:	0	0	0	1	3	1	0	0	3
LOB:	0	1	0	1	3	1	0	0	1
BB:	0	0	0	0	0	0	0	0	0
P:	3	6	3	4	8	6	5	3	5

1B:	7	SF: 0
2B:	1	SAC: 0
3B:	0	DP: 1
HR:	0	HBP: 0

WP:	0	PA: 35
PB:	0	
SB:	0	
CS:	0	

PITCHER		IP	WLS	BF	H	R	ER	SO	BB	IBB	HBP	BLK	WP	HR	S	P	ERA	WHIP
Hal Woodeshick, L ERA: 4.08	(1, 1)	8.1	W	34	8	1	1	4	0	0	0	0	0	0	42	42	1.08	0.960
Russ Kemmerer, R ERA: 3.34	(9, 1)	0.2	S	1	0	0	0	0	0	0	0	0	0	0	1	1	0.00	0.000

PITCHER	IP	WLS	BF	H	R	ER	SO	BB	IBB	HBP	BLK	WP	HR	S	P	ERA	WHIP

TOP

St. Louis Cardinals @ Houston Colt 45's

Colt Stadium, Houston, TX

Wed Aug 15 1962, 8:05 PM EDT

Att. 8,843 - Unknown

livebaseballscorecards.com

AB	35
R	1
H	8
RBI	1
BB	0
SO	4
LOB	16

Batter	1	2	3	4	5	6	7	8	9	AB	R	H	RBI	BB	SO	LOB
Bob Lillis, R (1, 6) OBP: 0.280, SLG: 0.273	6-3		BB, 1B		G6-3, 1-2f			BBBB, SH3-4, 1B, BB		3	1	1	0	1	0	1
Al Spangler, L (1, 7) OBP: 0.389, SLG: 0.389 Jim Pendleton, R (9, 7) OBP: 0.268, SLG: 0.369	4-3		BBBB, 4-0, 1-2, BB			3-1		SH3-4, 1-2		2 0	0 0	0 0	0 0	1 0	0 0	0 0
Carl Warwick, R (1, 8) OBP: 0.301, SLG: 0.405	P4		F7			HR		BBBB, 1B, BB		3	1	1	1	1	0	2
Roman Mejias, R (1, 9) OBP: 0.343, SLG: 0.487		1-3	P4			1B		1-3, 2-H, 1B		4	0	2	1	0	0	0
Norm Larker, L (1, 3) OBP: 0.353, SLG: 0.381		G3	2B			F8		4-3		4	0	1	0	0	0	1
Bob Aspromonte, R (1, 5) OBP: 0.357, SLG: 0.406		SSS, K	F9				6-3			3	0	0	0	0	1	1
Hal Smith, R (1, 2) OBP: 0.257, SLG: 0.347			HR	SSS, K			SSS, K			3	1	1	1	0	2	1
Joey Amalfitano, R (1, 4) OBP: 0.320, SLG: 0.299			P3		P6		1B			3	0	1	0	0	0	0
Hal Woodeshick, R (1, 1) OBP: 0.118, SLG: 0.091 Russ Kemmerer, R (9, 1) OBP: 0.571, SLG: 0.400			SSS, K		G6-3, 1B		SSS, K			3 0	0 0	1 0	0 0	0 0	2 0	1 0
Inning Stats	R: 0 E: 0 K: 0 S: 3 H: 0 LOB: 0 BB: 0 P: 3	R: 0 E: 0 K: 1 S: 5 H: 0 LOB: 0 BB: 0 P: 5	R: 1 E: 0 K: 1 S: 7 H: 2 LOB: 2 BB: 1 P: 11	R: 0 E: 0 K: 1 S: 6 H: 1 LOB: 1 BB: 0 P: 6	R: 0 E: 0 K: 0 S: 3 H: 1 LOB: 0 BB: 0 P: 3	R: 1 E: 0 K: 0 S: 4 H: 2 LOB: 0 BB: 0 P: 4	R: 0 E: 0 K: 2 S: 8 H: 1 LOB: 1 BB: 0 P: 8	R: 1 E: 0 K: 0 S: 3 H: 1 LOB: 1 BB: 2 P: 11		1B: 5 2B: 1 3B: 0 HR: 2 SF: 0 SAC: 1 DP: 1 HBP: 0						

PITCHER		IP	WLS	BF	H	R	ER	SO	BB	IBB	HBP	BLK	WP	HR	S	P	ERA	WHIP
Ray Washburn, R ERA: 3.7	(1, 1)	6.0	L	23	6	2	2	3	1	0	0	0	0	2	28	32	3.00	1.167
Bob Duliba, R ERA: 1.48	(7, 1)	1.1		7	1	1	1	2	2	0	0	0	0	0	9	17	6.75	2.250
Paul Toth, R ERA: 5.74	(8, 1)	0.2		2	1	0	0	0	0	0	0	0	0	0	2	2	0.00	1.500

PITCHER	IP	WLS	BF	H	R	ER	SO	BB	IBB	HBP	BLK	WP	HR	S	P	ERA	WHIP

BOTTOM

St. Louis Cardinals @ Houston Colt 45's

Colt Stadium, Houston, TX

Wed Aug 15 1962, 8:05 PM EDT

Att. 8,843 - Unknown

livebaseballscorecards.com

AB	28
R	3
H	8
RBI	3
BB	3
SO	5
LOB	7

WP: 0 PA: 32
PB: 0
SB: 0
CS: 0

Batter	1	2	3	4	5	6	7	8	9	AB	R	H	RBI	BB	SO	LOB
Julian Javier, R (1, 4) OBP: 0.322, SLG: 0.365	6-3			F8		P4		SH5-4 1B BB	1B	4	1	1	0	1	0	0
Curt Flood, R (1, 8) OBP: 0.337, SLG: 0.431	5-3			5-3		F9		SH5-4 1-2	G3	4	0	0	0	0	0	1
Bill White, L (1, 3) OBP: 0.364, SLG: 0.478	K			BB 1B			1B BB WP 1B	BB 1B 2-H 1B		4	2	3	1	0	1	0
Stan Musial, L (1, 9) OBP: 0.420, SLG: 0.510 Bobby Gene Smith, R (8, PR) OBP: 0.273, SLG: 0.304 (8, 7)		F8		1-2 BB			WP 1B 1-2 BB	1B 1-2 BB		1 0	0 0	0 0	0 0	3 0	0 0	0 0
Ken Boyer, R (1, 5) OBP: 0.383, SLG: 0.483		K		F7			WP 1-2 2-3 1B	F8		4	0	1	0	0	1	4
Minnie Minoso, R (1, 7) OBP: 0.245, SLG: 0.231 Charlie James, R (8, 9) OBP: 0.314, SLG: 0.411		4-3			P6		F3	S 1-3 2-H 1B		4 0	0 0	1 0	1 0	0 0	0 0	3 0
Carl Sawatski, L (1, 2) OBP: 0.369, SLG: 0.460 Jimmie Schaffer, R (7, 2) OBP: 0.254, SLG: 0.226			F5		P6		K	K 1-2		3 1	0 0	0 0	0 0	0 0	1 1	3 2
Julio Gotay, R (1, 6) OBP: 0.326, SLG: 0.312 Fred Whitfield, L (7, PH) OBP: 0.319, SLG: 0.548 Dal Maxvill, R (7, 6) OBP: 0.210, SLG: 0.204			5-3		F7		1-2 2-3 3-H IBB		K	2 0 1	0 0 0	0 0 0	0 1 0	0 0 0	0 0 1	0 0 0
Larry Jackson, R (1, 1) OBP: 0.239, SLG: 0.242			5-3			F8	K		K	4	0	0	0	0	2	3
Inning Stats	R: 0 E: 0 K: 1 S: 5 H: 0 LOB: 0 BB: 0 P: 5	R: 0 E: 0 K: 1 S: 5 H: 0 LOB: 0 BB: 0 P: 5	R: 0 E: 0 K: 0 S: 3 H: 0 LOB: 0 BB: 0 P: 3	R: 0 E: 0 K: 0 S: 4 H: 1 LOB: 2 BB: 1 P: 8	R: 0 E: 0 K: 0 S: 3 H: 0 LOB: 0 BB: 0 P: 3	R: 0 E: 0 K: 0 S: 3 H: 0 LOB: 0 BB: 0 P: 3	R: 1 E: 0 K: 2 S: 9 H: 2 LOB: 3 BB: 2 P: 17	R: 2 E: 0 K: 1 S: 7 H: 2 LOB: 3 BB: 2 P: 15	R: 0 E: 0 K: 2 S: 8 H: 1 LOB: 1 BB: 0 P: 8	1B: 6 2B: 0 3B: 0 HR: 0	SF: 0 SAC: 1 DP: 0 HBP: 0						

PITCHER		IP	WLS	BF	H	R	ER	SO	BB	IBB	HBP	BLK	WP	HR	S	P	ERA	WHIP
Turk Farrell, R ERA: 2.63	(1, 1)	7.1	L	30	4	3	3	4	3	1	0	0	1	0	34	50	3.68	0.955
Jim Umbricht, R ERA: 2.91	(8, 1)	0.2		4	1	0	0	1	1	0	0	0	0	0	5	9	0.00	3.000
Don McMahon, R ERA: 1.47	(9, 1)	1.0		4	1	0	0	2	0	0	0	0	0	0	8	8	0.00	1.000

PITCHER	IP	WLS	BF	H	R	ER	SO	BB	IBB	HBP	BLK	WP	HR	S	P	ERA	WHIP

TOP

St. Louis Cardinals @ Houston Colt 45's

Colt Stadium, Houston, TX

Thu Aug 16 1962, 8:05 PM EDT

Att. 9,159 - Unknown

livebaseballscorecards.com

AB	32
R	3
H	6
RBI	2
BB	5
SO	7
LOB	16

WP: 1 PA: 38
PB: 0
SB: 1
CS: 0

St. Louis Cardinals @ Houston Colt 45's

Colt Stadium, Houston, TX

Thu Aug 16 1962, 8:05 PM EDT

Att. 9,159 - Unknown

livebaseballscorecards.com

Batter	1	2	3	4	5	6	7	8	9	AB	R	H	RBI	BB	SO	LOB
Bob Lillis, R (1, 6) OBP: 0.280, SLG: 0.272	5-3		F9			FC3-6 2B E 1-2f		L6 HBP 1B		4	1	1	0	0	0	1
Al Spangler, L (1, 7) OBP: 0.396, SLG: 0.399	BB			F8 2B		E6 1B 2B 1-H		HBP 1-2		2	0	2	0	1	0	0
Jim Pendleton, R (8, PR) OBP: 0.268, SLG: 0.369 (9, 7)										0	0	0	0	0	0	0
Carl Warwick, R (1, 8) OBP: 0.297, SLG: 0.401	F9			F8 2-3		K		L6 2-3		4	0	0	0	0	1	5
Roman Mejias, R (1, 9) OBP: 0.343, SLG: 0.485	P4			5-3		1B 2-3			F3	4	0	1	0	0	0	2
Norm Larker, L (1, 3) OBP: 0.349, SLG: 0.377		K		K		3-1			4-3	4	0	0	0	0	2	3
Bob Aspromonte, R (1, 5) OBP: 0.353, SLG: 0.402		5-3			5-3		6-3		5-3	4	0	0	0	0	0	0
Jim Campbell, R (1, 2) OBP: 0.216, SLG: 0.208		6-3			F8		L9			3	0	0	0	0	0	0
Joey Amalfitano, R (1, 4) OBP: 0.318, SLG: 0.297			6-3		P6		5-3			3	0	0	0	0	0	0
Turk Farrell, R (1, 1) OBP: 0.170, SLG: 0.212			4-3			FC3-6 1B		F8		2	0	1	0	0	0	0
Jim Umbricht, R (8, 1)										0	0	0	0	0	0	0
Billy Goodman, L (8, PH) OBP: 0.301, SLG: 0.296										1	0	0	0	0	0	0
Don McMahon, R (9, 1) OBP: 0.143, SLG: 0.143										0	0	0	0	0	0	0

Inning Stats	1	2	3	4	5	6	7	8	9	1B	SF	WP	PA
	R: 0 H: 0 E: 0 LOB: 1 K: 0 BB: 1 S: 3 P: 7	R: 0 H: 0 E: 0 LOB: 0 K: 1 BB: 0 S: 5 P: 5	R: 0 H: 0 E: 0 LOB: 0 K: 0 BB: 0 S: 3 P: 3	R: 0 H: 1 E: 0 LOB: 1 K: 1 BB: 0 S: 6 P: 6	R: 0 H: 0 E: 0 LOB: 0 K: 0 BB: 0 S: 3 P: 3	R: 1 H: 3 E: 1 LOB: 2 K: 1 BB: 0 S: 8 P: 8	R: 0 H: 0 E: 0 LOB: 0 K: 0 BB: 0 S: 3 P: 3	R: 0 H: 1 E: 0 LOB: 1 K: 0 BB: 0 S: 3 P: 4	R: 0 H: 0 E: 0 LOB: 0 K: 0 BB: 0 S: 3 P: 3	1B: 3 2B: 3 3B: 0 HR: 0	SF: 0 SAC: 0 DP: 1 HBP: 1	WP: 0 PB: 0 SB: 0 CS: 0	PA: 33

PITCHER	IP	WLS	BF	H	R	ER	SO	BB	IBB	HBP	BLK	WP	HR	S	P	ERA	WHIP
Larry Jackson, R (1, 1) ERA: 4.02	9.0	W	33	5	1	0	3	1	0	1	0	0	0	37	42	0.00	0.667

PITCHER	IP	WLS	BF	H	R	ER	SO	BB	IBB	HBP	BLK	WP	HR	S	P	ERA	WHIP

Batter	1	2	3	4	5	6	7	8	9	AB	R	H	RBI	BB	SO	LOB
Don Landrum, L (1, 8) OBP: 0.385, SLG: 0.341	0-0 E 4-3 1B		0-0 2B		0-0 ② 1B		0-3 ③ FC6 1-2f			4	1	3	0	0	0	2
Ken Hubbs, R (1, 4) OBP: 0.304, SLG: 0.362	0-3 ① K		0-3 ③ K		0-0 ③ 4-3			0-0 ① 4-3		4	0	0	0	0	2	2
Billy Williams, L (1, 7) OBP: 0.376, SLG: 0.499	0-0 ② 4-3 1-H			0-0 WP 14 1B 1B		0-3 ① K		0-0 G4-6-3 1B		4	1	2	1	0	1	0
George Altman, L (1, 9) OBP: 0.397, SLG: 0.533	0-3 ③ K			0-3 ① K 1-3		0-3 ② K		0-0 ②③ G4-6-3 1-2f		4	0	0	0	0	3	2
14 Ernie Banks, R (1, 3) OBP: 0.315, SLG: 0.525		0-0 L6-3 1B		0-0 1B 3-H 1B		0-0 ③ 5-3			0-0 ① 6-3	4	0	2	1	0	0	0
Ron Santo, R (1, 5) OBP: 0.304, SLG: 0.390		0-0 ① F8		0-0 FC6-4 1-3 1B			0-3 ① K		0-0 ② F8	4	0	1	0	0	1	1
Andre Rodgers, R (1, 6) OBP: 0.352, SLG: 0.402		0-0 ②③ L6-3 1-2		0-0 ② P6			0-3 ② K		0-3 ③ K	4	0	0	0	0	2	3
Dick Bertell, R (1, 2) OBP: 0.335, SLG: 0.368 Moe Thacker, R (9, 2) OBP: 0.294, SLG: 0.253			0-0 ① 1-3	0-0 ③ FC6-4 1-2f			0-0 BB 1B			3 0	0 0	1 0	0 0	0 0	0 0	2 0
Dick Ellsworth, L (1, 1) OBP: 0.254, SLG: 0.122 Bob Anderson, R (9, 1) OBP: 0.167, SLG: 0.217 Barney Schultz, R (9, 1)			0-0 ② 4-3		0-0 ① 6-3		4-0 FC6 1-2 BB			2 0 0	0 0 0	0 0 0	0 0 0	1 0 0	0 0 0	0 0 0
Inning Stats	R: 1 E: 0 K: 2 S: 8 H: 1 LOB: 0 BB: 0 P: 8	R: 0 E: 0 K: 0 S: 3 H: 1 LOB: 0 BB: 0 P: 3	R: 0 E: 0 K: 1 S: 6 H: 1 LOB: 1 BB: 0 P: 6	R: 1 E: 0 K: 1 S: 8 H: 3 LOB: 2 BB: 0 P: 8	R: 0 E: 0 K: 0 S: 3 H: 1 LOB: 0 BB: 0 P: 3	R: 0 E: 0 K: 2 S: 7 H: 0 LOB: 0 BB: 0 P: 7	R: 0 E: 0 K: 2 S: 8 H: 1 LOB: 2 BB: 1 P: 12	R: 0 E: 0 K: 0 S: 3 H: 1 LOB: 0 BB: 0 P: 3	R: 0 E: 0 K: 1 S: 5 H: 0 LOB: 0 BB: 0 P: 5	1B: 8 2B: 2 3B: 0 HR: 0	SF: 0 SAC: 0 DP: 2 HBP: 0						

PITCHER		IP	WLS	BF	H	R	ER	SO	BB	IBB	HBP	BLK	WP	HR	S	P	ERA	WHIP
Bob Bruce, R ERA: 4.23	(1, 1)	7.0		28	8	2	1	8	1	0	0	0	1	0	43	47	1.29	1.286
Russ Kemmerer, R ERA: 3.25	(8, 1)	2.0	W	6	1	0	0	1	0	0	0	0	0	0	8	8	0.00	0.500

PITCHER	IP	WLS	BF	H	R	ER	SO	BB	IBB	HBP	BLK	WP	HR	S	P	ERA	WHIP

TOP

Chicago Cubs @ Houston Colt 45's

Colt Stadium, Houston, TX

Fri Aug 17 1962, 4:33 AM EDT
Att. 6,539 - Unknown - 85 F

livebaseballscorecards.com

AB	33
R	2
H	9
RBI	2
BB	1
SO	9
LOB	12

WP: 2	PA: 34					
PB: 0						
SB: 1						
CS: 0						

Batter	1	2	3	4	5	6	7	8	9	AB	R	H	RBI	BB	SO	LOB
Bob Lillis, R (1, 4) OBP: 0.279, SLG: 0.275	P6		1B 2B			6-3		F9		4	0	1	0	0	0	0
Jim Pendleton, R (1, 3) OBP: 0.271, SLG: 0.383	6-3		2-H 1B			HR		F7		4	1	2	1	0	0	0
Al Heist, R (1, 8) OBP: 0.300, SLG: 0.263	F8			FC6-4 1B		5-3 1B		F8		4	0	2	0	0	0	0
Roman Mejias, R (1, 9) OBP: 0.344, SLG: 0.484		BBB 5-3 BB		SSS K		5-3 1-2			1B WP 1B	3	1	1	0	1	1	2
Bob Aspromonte, R (1, 5) OBP: 0.352, SLG: 0.400		5-3 1-2		FC6-4 FC6-4 1-2f		4-3			WP F8 1B 1-3	4	1	1	0	0	0	3
Jim Campbell, R (1, 2) OBP: 0.204, SLG: 0.196	SSS K			FC6-4 1-2f			6-3		F8 1-2	3	0	0	0	0	1	2
Norm Larker, L (9, PH) OBP: 0.349, SLG: 0.376										1	0	0	0	0	0	2
Carl Warwick, R (1, 7) OBP: 0.300, SLG: 0.403		1-3			G1-6-3 1B		1B		1B WP IBB	3	0	2	0	0	0	1
Al Spangler, L (9, PH) OBP: 0.397, SLG: 0.399										0	0	0	0	1	0	0
J C Hartman, R (1, 6) OBP: 0.230, SLG: 0.262			SSS K		F7		SSS K		1B 1-2 2-3 3-H IBB	3	0	0	0	0	2	2
Billy Goodman, L (9, PH) OBP: 0.306, SLG: 0.296										0	0	0	0	1	0	0
Bob Bruce, R (1, 1) OBP: 0.340, SLG: 0.154			4-3		G1-6-3 1-2f		F7		1B 1-2 2-3 3-H	2	0	0	0	0	0	1
Johnny Temple, R (7, PH) OBP: 0.351, SLG: 0.310										1	0	0	0	0	0	1
Russ Kemmerer, R (8, 1) OBP: 0.571, SLG: 0.400										0	0	0	0	0	0	0
Hal Smith, R (9, PH) OBP: 0.260, SLG: 0.349										1	0	1	1	0	0	0
Inning Stats	R: 0 H: 0 E: 0 LOB: 0 K: 0 BB: 0 S: 3 P: 3	R: 0 H: 0 E: 0 LOB: 1 K: 1 BB: 1 S: 5 P: 9	R: 0 H: 2 E: 0 LOB: 2 K: 1 BB: 0 S: 6 P: 6	R: 0 H: 1 E: 0 LOB: 1 K: 1 BB: 0 S: 6 P: 6	R: 0 H: 1 E: 0 LOB: 0 K: 0 BB: 0 S: 3 P: 3	R: 1 H: 2 E: 0 LOB: 1 K: 0 BB: 0 S: 5 P: 5	R: 0 H: 1 E: 0 LOB: 1 K: 1 BB: 0 S: 6 P: 6	R: 0 H: 0 E: 0 LOB: 0 K: 0 BB: 0 S: 3 P: 3	R: 2 H: 3 E: 0 LOB: 3 K: 0 BB: 2 S: 4 P: 12	1B: 8 SF: 0 2B: 1 SAC: 0 3B: 0 DP: 1 HR: 1 HBP: 0						

PITCHER		IP	WLS	BF	H	R	ER	SO	BB	IBB	HBP	BLK	WP	HR	S	P	ERA	WHIP
Dick Ellsworth, L ERA: 5.23	(1, 1)	8.0		31	8	2	2	4	1	0	0	0	0	1	38	42	2.25	1.125
Bob Anderson, R ERA: 4.61	(9, 1)	0.0	L	1	1	0	0	0	0	0	0	0	0	0	1	1	∞	∞
Barney Schultz, R ERA: 4.06	(9, 1)	0.1		4	1	1	1	0	0	2	0	0	1	0	2	10	27.00	3.000

PITCHER	IP	WLS	BF	H	R	ER	SO	BB	IBB	HBP	BLK	WP	HR	S	P	ERA	WHIP

BOTTOM

Chicago Cubs @ Houston Colt 45's

Colt Stadium, Houston, TX

Fri Aug 17 1962, 4:33 AM EDT

Att. 6,539 - Unknown - 85 F

livebaseballscorecards.com

AB	33
R	3
H	10
RBI	2
BB	3
SO	4
LOB	14

1B: 8	SF: 0	WP: 1	PA: 36
2B: 1	SAC: 0	PB: 0	
3B: 0	DP: 1	SB: 0	
HR: 1	HBP: 0	CS: 0	

Batter	1	2	3	4	5	6	7	8	9	AB	R	H	RBI	BB	SO	LOB
Don Landrum, L (1, 8) OBP: 0.388, SLG: 0.341	F7			BBBB 4-0 14 S 1B BB		x 0-0 E8 1-H 1B		x 0-0 G3		3	0	1	0	1	0	0
Ken Hubbs, R (1, 4) OBP: 0.303, SLG: 0.361	5-3			SSS 0-3 K		x 0-0 6-3			x 0-0 1B	4	0	1	0	0	1	2
Billy Williams, L (1, 7) OBP: 0.375, SLG: 0.497	3-1			x 0-0 14 S 1-2 1B		SSS 0-3 K			x 0-0 F9	4	0	1	0	0	1	2
14 Ernie Banks, R (1, 3) OBP: 0.312, SLG: 0.521		SSS 0-3 K		SSS 0-3 K 1-2 2-3		SSS 0-3 K2-3			x 0-0 P4	4	0	0	0	0	3	4
George Altman, L (1, 9) OBP: 0.394, SLG: 0.528		x 0-0 6-3		x 0-0 P4			x 0-0 5-3		x 0-0 F8	4	0	0	0	0	0	3
Ron Santo, R (1, 5) OBP: 0.303, SLG: 0.387		x 0-0 1-3			x 0-0 P5		x 0-0 1-3			3	0	0	0	0	0	0
Andre Rodgers, R (1, 6) OBP: 0.350, SLG: 0.399			x 0-0 F3		x 0-0 F9		x 0-0 F9			3	0	0	0	0	0	0
Dick Bertell, R (1, 2) OBP: 0.329, SLG: 0.361			x 0-0 5-3		SSS 0-3 K			x 0-0 F9		3	0	0	0	0	1	0
Cal Koonce, R (1, 1) OBP: 0.125, SLG: 0.127			x 0-0 4-3			BBBB 4-0 1B E BB		SSS 0-3 K		1	1	0	0	1	0	0
Jim McKnight, R (8, PH) OBP: 0.259, SLG: 0.266										1	0	0	0	0	1	0
Dave Gerard, R (8, 1) OBP: 0.444, SLG: 0.375										0	0	0	0	0	0	0
Inning Stats	R: 0 E: 0 K: 0 S: 3 H: 0 LOB: 0 BB: 0 P: 3	R: 0 E: 0 K: 1 S: 5 H: 0 LOB: 0 BB: 0 P: 5	R: 0 E: 0 K: 0 S: 3 H: 0 LOB: 0 BB: 0 P: 3	R: 0 E: 0 K: 2 S: 8 H: 1 LOB: 2 BB: 1 P: 12	R: 0 E: 0 K: 1 S: 5 H: 0 LOB: 0 BB: 0 P: 5	R: 1 E: 1 K: 2 S: 8 H: 1 LOB: 1 BB: 1 P: 12	R: 0 E: 0 K: 0 S: 3 H: 0 LOB: 0 BB: 0 P: 3	R: 0 E: 0 K: 1 S: 5 H: 0 LOB: 0 BB: 0 P: 5	R: 0 E: 0 K: 0 S: 4 H: 1 LOB: 1 BB: 0 P: 4	1B: 3 2B: 0 3B: 0 HR: 0 SF: 0 SAC: 0 DP: 0 HBP: 0						

PITCHER	IP	WLS	BF	H	R	ER	SO	BB	IBB	HBP	BLK	WP	HR	S	P	ERA	WHIP
George Brunet, L (1, 1) ERA: 4.61	9.0	W	32	3	1	0	7	2	0	0	0	0	0	44	52	0.00	0.556

PITCHER	IP	WLS	BF	H	R	ER	SO	BB	IBB	HBP	BLK	WP	HR	S	P	ERA	WHIP

TOP

Chicago Cubs @ Houston Colt 45's

Colt Stadium, Houston, TX

Sat Aug 18 1962, 4:33 AM EDT

Sunny - 92 F

livebaseballscorecards.com

AB	30
R	1
H	3
RBI	0
BB	2
SO	7
LOB	11

WP: 0 PA: 32
PB: 0
SB: 2
CS: 0

Batter	1	2	3	4	5	6	7	8	9	AB	R	H	RBI	BB	SO	LOB
Bob Lillis, R (1, 4) OBP: 0.279, SLG: 0.275	4-3		F3		5-3		E SH3-4 1B			4	0	1	0	0	0	0
Al Spangler, L (1, 7) OBP: 0.399, SLG: 0.402	BB 2B 1B		P8		1B 1B		SH3-4 1-2			3	1	2	0	0	0	0
Al Heist, R (1, 8) OBP: 0.333, SLG: 0.273	P4		BBB BB		G6-4-3 1-3 1B		SSS K			3	0	1	0	1	1	2
Roman Mejias, R (1, 9) OBP: 0.343, SLG: 0.481	BBBB 1-2 2B BB		F7		G6-4-3 1-2f		E6 2-3			3	1	0	0	1	0	4
Norm Larker, L (1, 3) OBP: 0.348, SLG: 0.377	1-H 2-H 2B			F5		F8	F4			4	0	1	2	0	0	2
Bob Aspromonte, R (1, 5) OBP: 0.351, SLG: 0.401	6-3			CS 2B		6-3		5-3		4	0	1	0	0	0	1
Jim Campbell, R (1, 2) OBP: 0.224, SLG: 0.189		6-3		BBBB FC5 1B 2-3 BB		BBBB E 1B BB		1-3		2	0	0	0	2	0	0
J C Hartman, R (1, 6) OBP: 0.246, SLG: 0.277		E3 CS		1-2 1B		E7 1-3 1B		1-3		4	0	2	0	0	0	0
George Brunet, R (1, 1) OBP: 0.250, SLG: 0.250		SSS K 1-2		FC5 2-3f		SSS K				3	0	0	0	0	2	5
Inning Stats	R: 2 H: 2 E: 0 LOB: 1 K: 0 BB: 1 S: 5 P: 9	R: 0 H: 0 E: 1 LOB: 0 K: 1 BB: 0 S: 5 P: 5	R: 0 H: 0 E: 0 LOB: 1 K: 0 BB: 1 S: 3 P: 7	R: 0 H: 2 E: 0 LOB: 2 K: 0 BB: 1 S: 4 P: 8	R: 0 H: 2 E: 0 LOB: 1 K: 0 BB: 0 S: 4 P: 4	R: 0 H: 1 E: 1 LOB: 2 K: 1 BB: 1 S: 6 P: 10	R: 0 H: 1 E: 1 LOB: 2 K: 1 BB: 0 S: 7 P: 7	R: 0 H: 0 E: 0 LOB: 0 K: 0 BB: 0 S: 3 P: 3		1B: 6 SF: 0 2B: 2 SAC: 1 3B: 0 DP: 1 HR: 0 HBP: 0						

PITCHER		IP	WLS	BF	H	R	ER	SO	BB	IBB	HBP	BLK	WP	HR	S	P	ERA	WHIP
Cal Koonce, R ERA: 3.96	(1, 1)	7.0	L	32	8	2	2	3	4	0	0	0	0	0	34	50	2.57	1.714
Dave Gerard, R ERA: 4.76	(8, 1)	1.0		3	0	0	0	0	0	0	0	0	0	0	3	3	0.00	0.000

PITCHER	IP	WLS	BF	H	R	ER	SO	BB	IBB	HBP	BLK	WP	HR	S	P	ERA	WHIP

BOTTOM

Chicago Cubs @ Houston Colt 45's

Colt Stadium, Houston, TX

Sat Aug 18 1962, 4:33 AM EDT

Sunny - 92 F

livebaseballscorecards.com

AB	30
R	2
H	8
RBI	2
BB	4
SO	3
LOB	14

WP: 0 PA: 35
PB: 0
SB: 0
CS: 2

Chicago Cubs @ Houston Colt 45's

Colt Stadium, Houston, TX

Sat Aug 18 1962, 4:38 AM EDT

Att. 12,243 - Sunny - 80 F

TOP

livebaseballscorecards.com

Batter	1	2	3	4	5	6	7	8	9	AB	R	H	RBI	BB	SO	LOB
Lou Brock, L (1, 8) OBP: 0.327, SLG: 0.434	K		F7			1B 1B FC3-6 1-2 BB		3B BB	CS 3-H 1B	3	2	1	1	2	1	1
Ron Santo, R (1, 5) OBP: 0.300, SLG: 0.383	4-3		F2			F9		F7	F8	5	0	0	0	0	0	5
Don Landrum, L (1, 9) OBP: 0.390, SLG: 0.355	F7			1-3		FC3-6 1B 1-2 2-3 1B		1-H E 3B	CS 1-2	4	1	2	1	0	0	0
Billy Williams, L (1, 7) OBP: 0.374, SLG: 0.495		K		4-3		FC3-6 1-2 2-3 3-H 1B		E2 S 3-H		4	0	1	2	0	1	0
George Altman, L (1, 3) OBP: 0.393, SLG: 0.524		L6		1-3		FC3-6 1-2f 2-3 3-H		1-2 BB		3	0	0	1	1	0	2
Andre Rodgers, R (1, 6) OBP: 0.346, SLG: 0.394		K			5-3	K		K		4	0	0	0	0	3	4
Ken Hubbs, R (1, 4) OBP: 0.303, SLG: 0.366			HR		K		1-3	4-3		4	1	1	1	0	1	2
Cuno Barragan, R (1, 2) OBP: 0.270, SLG: 0.248			K		F7		1-3		1B 3B	4	1	1	0	0	1	0
Glen Hobbie, R (1, 1) OBP: 0.191, SLG: 0.136 Al Lary, R (5, 1) OBP: 0.429, SLG: 0.200 Bob Will, L (7, PH) OBP: 0.337, SLG: 0.355 Don Elston, R (7, 1) 14 Ernie Banks, R (9, PH) OBP: 0.312, SLG: 0.520 Don Cardwell, R (9, 1) OBP: 0.160, SLG: 0.087			1B			1B BB 1B	1-3		K	1 0 1 0 0 0 0 1 1 1 0 0 0 0 1 0 0 0 0 0 0 0 0 0 0 0 0 0 1 0 0 0 0 1 1 0 0 0 0 0 0 0							

Inning Stats	1	2	3	4	5	6	7	8	9
	R: 0 H: 0 E: 0 LOB: 0 K: 1 BB: 0 S: 5 P: 5	R: 0 H: 0 E: 0 LOB: 0 K: 2 BB: 0 S: 7 P: 7	R: 1 H: 2 E: 0 LOB: 1 K: 1 BB: 0 S: 7 P: 7	R: 0 H: 0 E: 0 LOB: 0 K: 0 BB: 0 S: 3 P: 3	R: 0 H: 0 E: 0 LOB: 0 K: 1 BB: 0 S: 5 P: 5	R: 2 H: 3 E: 0 LOB: 2 K: 1 BB: 1 S: 8 P: 12	R: 0 H: 0 E: 0 LOB: 0 K: 0 BB: 0 S: 3 P: 3	R: 2 H: 1 E: 1 LOB: 2 K: 1 BB: 2 S: 7 P: 15	R: 1 H: 2 E: 0 LOB: 0 K: 1 BB: 0 S: 6 P: 6

AB	35	
R	6	
H	8	
RBI	6	
BB	3	
SO	8	
LOB	15	

1B: 5 SF: 0
2B: 0 SAC: 0
3B: 2 DP: 0
HR: 1 HBP: 0

WP: 0 PA: 39
PB: 0
SB: 1
CS: 1

PITCHER		IP	WLS	BF	H	R	ER	SO	BB	IBB	HBP	BLK	WP	HR	S	P	ERA	WHIP
Ken Johnson, R ERA: 3.92	(1, 1)	5.1		22	5	3	3	5	1	0	0	0	0	1	31	35	5.06	1.125
Jim Golden, R ERA: 3.9	(6, 1)	2.0		8	1	2	1	1	1	0	0	0	0	0	9	13	4.50	1.000
Don McMahon, R ERA: 1.59	(8, 1)	1.2	L	8	2	1	1	2	1	0	0	0	0	0	11	15	5.40	1.800

PITCHER	IP	WLS	BF	H	R	ER	SO	BB	IBB	HBP	BLK	WP	HR	S	P	ERA	WHIP

Batter	1	2	3	4	5	6	7	8	9	AB	R	H	RBI	BB	SO	LOB
Bob Lillis, R (1, 4) OBP: 0.278, SLG: 0.274	E 1B 1B	P3		6-3 2-3		5-3		F5		5	1	1	0	0	0	3
Al Spangler, L (1, 7) OBP: 0.399, SLG: 0.400	E9 1-H 1B	K		F5		F9		BB FC BB		4	1	1	0	1	1	3
Carl Warwick, R (1, 8) OBP: 0.302, SLG: 0.402 Al Heist, R (8, PH) OBP: 0.320, SLG: 0.261 (9, 8)	1B BB		K		2B SF8 1B		K	FC 1-2 BB		3 1	1 0	1 0	0 0	1 0	2 0	0 1
Norm Larker, L (1, 3) OBP: 0.355, SLG: 0.386	1-2 3-H 1B		1B		SF8 1-3 SF3 2B		1B 1B 1B	1-2 2-3 BB		4	1	4	1	1	0	0
Bob Aspromonte, R (1, 5) OBP: 0.350, SLG: 0.399	F3	K			SF8 2-3 3-H		1B 1-2 1B	4-3		4	0	1	1	0	1	6
Jim Pendleton, R (1, 9) OBP: 0.274, SLG: 0.384	K	P3			SF3 3-H		1-2 2-3 1B		FC3-6 1B	4	0	2	1	0	1	3
Hal Smith, R (1, 2) OBP: 0.258, SLG: 0.358 Joey Amalfitano, R (9, PR) OBP: 0.318, SLG: 0.297	F7			HR	F3		K		FC3-6 1-2f FC6	5 0	1 0	1 0	1 0	0 0	1 0	6 0
J C Hartman, R (1, 6) OBP: 0.271, SLG: 0.314		SH3-4 1B		6-3 2B		SH1-4 1B	P4		FC6 1-2f	5	0	3	0	0	0	4
Ken Johnson, R (1, 1) OBP: 0.114, SLG: 0.116 Jim Golden, L (6, 1) OBP: 0.209, SLG: 0.326 Don McMahon, R (8, 1) OBP: 0.125, SLG: 0.125 Billy Goodman, L (9, PH) OBP: 0.303, SLG: 0.294		SH3-4 1-2		K	SH1-4 1-2			4-3	4-3	1 0 1 1	0 0 0 0	0 0 0 0	0 0 0 0	1 0 0 0	1 0 0 0	1 0 0 1
Inning Stats	R: 2 E: 1 K: 1 S: 8 H: 3 LOB: 2 BB: 1 P: 12	R: 0 E: 0 K: 1 S: 6 H: 1 LOB: 1 BB: 0 P: 6	R: 0 E: 0 K: 2 S: 8 H: 1 LOB: 1 BB: 0 P: 8	R: 1 E: 0 K: 1 S: 7 H: 2 LOB: 1 BB: 0 P: 7	R: 2 E: 0 K: 0 S: 5 H: 2 LOB: 0 BB: 0 P: 5	R: 0 E: 0 K: 0 S: 4 H: 1 LOB: 1 BB: 0 P: 4	R: 0 E: 0 K: 2 S: 10 H: 3 LOB: 3 BB: 0 P: 10	R: 0 E: 0 K: 0 S: 4 H: 0 LOB: 3 BB: 2 P: 12	R: 0 E: 0 K: 0 S: 4 H: 1 LOB: 1 BB: 0 P: 4	1B: 11 2B: 2 3B: 0 HR: 1	SF: 2 SAC: 2 DP: 0 HBP: 0			WP: 0 PB: 0 SB: 0 CS: 0	PA: 45	

PITCHER		IP	WLS	BF	H	R	ER	SO	BB	IBB	HBP	BLK	WP	HR	S	P	ERA	WHIP
Glen Hobbie, R ERA: 5.49	(1, 1)	4.0		22	9	5	4	5	1	0	0	0	0	1	31	35	9.00	2.500
Al Lary, R ERA: 6.21	(5, 1)	2.0		7	1	0	0	0	0	0	0	0	0	0	7	7	0.00	0.500
Don Elston, R ERA: 2.8	(7, 1)	2.0	W	12	3	0	0	2	2	0	0	0	0	0	14	22	0.00	2.500
Don Cardwell, R ERA: 4.78	(9, 1)	1.0	S	4	1	0	0	0	0	0	0	0	0	0	4	4	0.00	1.000

PITCHER	IP	WLS	BF	H	R	ER	SO	BB	IBB	HBP	BLK	WP	HR	S	P	ERA	WHIP

BOTTOM

Chicago Cubs @ Houston Colt 45's

Colt Stadium, Houston, TX

Sat Aug 18 1962, 4:38 AM EDT

Att. 12,243 - Sunny - 80 F

livebaseballscorecards.com

AB	38
R	5
H	14
RBI	4
BB	3
SO	7
LOB	28

Batter	1	2	3	4	5	6	7	8	9	AB	R	H	RBI	BB	SO	LOB
Don Landrum, L (1, 9) OBP: 0.399, SLG: 0.360	BBBB 4-0 SH2-3 1B BB	x 0-0 ③ F8			x 0-0 5-3 1B		BBBB 4-0 FC6-4 BB	x 0-0 1-2 2-3 1B		3	1	2	0	2	0	0
Ken Hubbs, R (1, 4) OBP: 0.301, SLG: 0.363	x 0-0 ① SH2-3 1-2		SSS 0-3 ① K		x 0-0 ① 5-3 1-2		x 0-0 ② FC6-4 1-2f 3B	SSS 0-3 ② K		4	1	0	0	0	2	5
Lou Brock, L (1, 8) OBP: 0.325, SLG: 0.436	x 0-0 E3 BB 1B		SSS 0-3 ② K		x 0-0 ② P3		x 0-0 1-H 1B 3B	SSS 0-3 ③ K		5	1	1	1	0	2	5
Billy Williams, L (1, 7) OBP: 0.376, SLG: 0.495	SSS 0-3 ② K		x 0-0 1B 1B		BBBB 4-0 BB		x 0-0 E 3-H 1B		x 0-0 ① G3	4	1	2	1	1	1	2
George Altman, L (1, 3) OBP: 0.397, SLG: 0.530	x 0-0 BB 1-2 2-H 1B		x 0-0 1-2 1B		x 0-0 ③ F7		x 0-0 E9 1-H 2B		x 0-0 1B	5	0	4	2	0	0	2
Ron Santo, R (1, 5) OBP: 0.299, SLG: 0.380	BBBB 4-0 FC6-4 1-2 2-3 BB		SSS 0-3 ③ K			x 0-0 ① 6-3	SSS 0-3 ③ K		x 0-0 ② F8	4	0	0	0	1	2	4
Andre Rodgers, R (1, 6) OBP: 0.344, SLG: 0.389	x 0-0 ③ FC6-4 1-2f			x 0-0 ① 3-1		x 0-0 ② 4-3		BBBB 4-0 1B 1B BB	x 0-0 ③ 4-3	4	0	0	0	1	0	4
Dick Bertell, R (1, 2) OBP: 0.327, SLG: 0.358		x 0-0 ① 4-3		x 0-0 ② F2		x 0-0 ③ 5-3		x 0-0 1-2 1B 1B		4	0	1	0	0	0	0
Bob Buhl, R (1, 1) Bob Anderson, R (8, 1) OBP: 0.167, SLG: 0.217		SSS 0-3 ② K		x 0-0 ③ 4-3			x 0-0 ① L3	x 0-0 ① B5		4 0	0 0	0 0	0 0	0 0	1 0	2 0
Inning Stats	R: 1 E: 1 K: 1 S: 7 / H: 1 LOB: 3 BB: 2 P: 15	R: 0 E: 0 K: 1 S: 5 / H: 0 LOB: 0 BB: 0 P: 5	R: 0 E: 0 K: 3 S: 11 / H: 2 LOB: 2 BB: 0 P: 11	R: 0 E: 0 K: 0 S: 3 / H: 0 LOB: 0 BB: 0 P: 3	R: 0 E: 0 K: 0 S: 4 / H: 1 LOB: 2 BB: 1 P: 8	R: 0 E: 0 K: 0 S: 3 / H: 0 LOB: 0 BB: 0 P: 3	R: 3 E: 1 K: 1 S: 8 / H: 3 LOB: 1 BB: 1 P: 12	R: 0 E: 0 K: 2 S: 9 / H: 2 LOB: 3 BB: 1 P: 13	R: 0 E: 0 K: 0 S: 4 / H: 1 LOB: 1 BB: 0 P: 4	1B: 8 2B: 1 3B: 1 HR: 0	SF: 0 SAC: 1 DP: 0 HBP: 0						

TOP

Chicago Cubs @ Houston Colt 45's

Colt Stadium, Houston, TX

Sun Aug 19 1962, 4:33 AM EDT
Att. 4,543 - Sunny - 91 F

livebaseballscorecards.com

AB	37
R	4
H	10
RBI	4
BB	5
SO	8
LOB	24

PITCHER		IP	WLS	BF	H	R	ER	SO	BB	IBB	HBP	BLK	WP	HR	S	P	ERA	WHIP
Hal Woodeshick, L ERA: 3.94	(1, 1)	4.0	L	18	3	1	0	5	2	0	0	0	0	0	26	34	0.00	1.250
Russ Kemmerer, R ERA: 3.49	(5, 1)	2.2		14	4	3	3	0	2	0	0	0	0	0	12	20	10.12	2.250
Jim Umbricht, R ERA: 2.88	(7, 1)	0.1		1	0	0	0	1	0	0	0	0	0	0	3	3	0.00	0.000
Bobby Tiefenauer, R ERA: 3.56	(8, 1)	2.0		10	3	0	0	2	1	0	0	0	0	0	13	17	0.00	2.000

PITCHER	IP	WLS	BF	H	R	ER	SO	BB	IBB	HBP	BLK	WP	HR	S	P	ERA	WHIP

WP: 0	PB: 0	SB: 0	CS: 0	PA: 43													

Batter	1	2	3	4	5	6	7	8	9	AB	R	H	RBI	BB	SO	LOB
Bob Lillis, R (1, 4) (8, 6) OBP: 0.278, SLG: 0.273	F9			F9		F8		FC1-6-4 1B		4	0	1	0	0	0	0
Al Spangler, L (1, 7) OBP: 0.401, SLG: 0.399	4-3			BBB 4-0 G6-3 BB		1B		FC1-6-4 1B 1-2f		3	1	1	0	1	0	1
Al Heist, R (1, 8) OBP: 0.310, SLG: 0.259	P4			G6-3 1-2f		P6		1B FC6-4 1B 1-2		4	1	1	0	0	0	2
Norm Larker, L (1, 3) OBP: 0.354, SLG: 0.385		L3			F8		F8	FC6-4 1B 1-3 2-H		4	0	1	1	0	0	0
Bob Aspromonte, R (1, 5) OBP: 0.349, SLG: 0.401		6-3			F8		1B 2B	FC6-4 1-2f 3-H		4	1	1	1	0	0	1
Carl Warwick, R (1, 9) OBP: 0.304, SLG: 0.402		SSS K			BBB 4-0 1B BB		FC5 1B 2-H 1B	1-3		3	0	1	1	1	1	1
Jim Campbell, R (1, 2) OBP: 0.246, SLG: 0.214 Hal Smith, R (8, 2) OBP: 0.257, SLG: 0.357			6-3		1-2 1B		FC5 1-2 1B		F9	3 1	0 0	2 0	0 0	0 0	0 0	0 0
J C Hartman, R (1, 6) OBP: 0.264, SLG: 0.306 Roman Mejias, R (7, PH) OBP: 0.342, SLG: 0.480 Bobby Tiefenauer, R (8, 1) Jim Pendleton, R (9, PH) OBP: 0.273, SLG: 0.383			1-3		P6		FC5 1-2 2-3f		K	2 1 0 1	0 0 0 0	0 0 0 0	0 0 0 0	0 0 0 1	0 0 0 0	2 2 0 0
Hal Woodeshick, R (1, 1) OBP: 0.114, SLG: 0.088 Russ Kemmerer, R (5, 1) OBP: 0.500, SLG: 0.333 Jim Umbricht, R (7, 1) Billy Goodman, L (7, PH) OBP: 0.299, SLG: 0.290 (8, 4)			6-3			5-3	F8		1-3	1 1 0 2	0 0 0 0	0 0 0 0	0 0 0 0	0 0 0 0	0 0 0 0	0 0 0 2
Inning Stats	R: 0 E: 0 K: 0 S: 3 H: 0 LOB: 0 BB: 0 P: 3	R: 0 E: 0 K: 1 S: 5 H: 0 LOB: 0 BB: 0 P: 5	R: 0 E: 0 K: 0 S: 3 H: 0 LOB: 0 BB: 0 P: 3	R: 0 E: 0 K: 0 S: 2 H: 0 LOB: 0 BB: 1 P: 6	R: 0 E: 0 K: 0 S: 4 H: 1 LOB: 2 BB: 1 P: 8	R: 0 E: 0 K: 0 S: 4 H: 1 LOB: 1 BB: 0 P: 4	R: 1 E: 0 K: 0 S: 6 H: 3 LOB: 2 BB: 0 P: 6	R: 2 E: 0 K: 0 S: 6 H: 3 LOB: 1 BB: 0 P: 6	R: 0 E: 0 K: 1 S: 5 H: 0 LOB: 0 BB: 0 P: 5	1B: 7 2B: 1 3B: 0 HR: 0	SF: 0 SAC: 0 DP: 1 HBP: 0						

PITCHER	IP	WLS	BF	H	R	ER	SO	BB	IBB	HBP	BLK	WP	HR	S	P	ERA	WHIP
Bob Buhl, R (1, 1) ERA: 4.28	7.1	W	31	8	3	3	1	2	0	0	0	0	0	31	39	3.68	1.364
Bob Anderson, R (8, 1) ERA: 4.53	1.2	S	5	0	0	0	1	0	0	0	0	0	0	7	7	0.00	0.000

PITCHER	IP	WLS	BF	H	R	ER	SO	BB	IBB	HBP	BLK	WP	HR	S	P	ERA	WHIP

BOTTOM

Chicago Cubs @ Houston Colt 45's

Colt Stadium, Houston, TX

Sun Aug 19 1962, 4:33 AM EDT

Att. 4,543 - Sunny - 91 F

livebaseballscorecards.com

AB	34
R	3
H	8
RBI	3
BB	2
SO	2
LOB	11

1B: 7	SF: 0	WP: 0	PA: 36
2B: 1	SAC: 0	PB: 0	
3B: 0	DP: 1	SB: 0	
HR: 0	HBP: 0	CS: 0	

Batter	1	2	3	4	5	6	7	8	9	AB	R	H	RBI	BB	SO	LOB
Bob Lillis, R (1, 4) OBP: 0.280, SLG: 0.274	0-0 1B S 1B	4-0 2-3 BB		x 0-0 ① L8		x 0-0 ② L6		x 0-0 ③ 6-3		3	0	1	0	1	0	1
Bobby Tiefenauer, R (6, 1)		BBB								0	0	0	0	0	0	0
Jim Pendleton, R (8, PH) OBP: 0.272, SLG: 0.381										1	0	0	0	0	0	0
Don McMahon, R (8, 1) OBP: 0.125, SLG: 0.125										0	0	0	0	0	0	0
Al Spangler, L (1, 7) OBP: 0.395, SLG: 0.393	SSS 0-3 ① K 1-2	SSS 0-3 ③ K		x 0-0 ② P4		x 0-0 ③ P4			x 0-0 ① P1	5	0	0	0	0	2	4
Al Heist, R (1, 8) OBP: 0.294, SLG: 0.250	x 0-0 ② L6		x 0-0 ① 3-1	x 0-0 ③ 6-3			x 0-0 1B 1B		x 0-0 ② 4-3	5	0	1	0	0	0	2
Norm Larker, L (1, 3) OBP: 0.357, SLG: 0.388	BBB 4-0 1B BB		x 0-0 1B 1B 2B		x 0-0 ① P4		x 0-0 1-2 1B		SSS 0-3 ③ K	4	1	2	0	1	1	0
Roman Mejias, R (1, 9) OBP: 0.344, SLG: 0.480	x 0-0 1-2 2-3 1B		x 0-0 1B 2-3 1B		x 0-0 ② F2		x 0-0 ① F8			4	0	2	0	0	0	2
Bob Aspromonte, R (1, 5) OBP: 0.350, SLG: 0.402	x 0-0 ③ F8		x 0-0 FC6-4 1-3 3-H 1B		x 0-0 2B 1B		x 0-0 ② F3			4	0	2	1	0	0	5
Jim Campbell, R (1, 2) OBP: 0.262, SLG: 0.250		x 0-0 WP 4-3 1B	SSS 0-3 ② K		x 0-0 1-3 2B		SSS 0-3 ③ K			4	0	2	0	0	2	4
J C Hartman, R (1, 6) OBP: 0.250, SLG: 0.289		x 0-0 ① 4-3 1-2	x 0-0 ③ FC6-4 1-2f		x 0-0 ③ 1-3			x 0-0 ① 1-3		4	0	0	0	0	0	5
Turk Farrell, R (1, 1) OBP: 0.182, SLG: 0.222		x 0-0 ② F8		x 0-0 1B		x 0-0 ① 6-3		x 0-0 ② 1-3		2	0	1	0	0	0	1
Johnny Temple, R (6, PH) OBP: 0.348, SLG: 0.308 (6, 4)										2	0	0	0	0	0	0

Inning Stats	1	2	3	4	5	6	7	8	9
	R: 0 E: 0 K: 1 S: 7	H: 2 LOB: 3 BB: 1 P: 11	R: 0 E: 0 K: 1 S: 6	H: 1 LOB: 2 BB: 1 P: 10	R: 1 E: 0 K: 1 S: 8	H: 3 LOB: 2 BB: 0 P: 8	R: 0 E: 0 K: 0 S: 4	H: 1 LOB: 1 BB: 0 P: 4	R: 0 E: 0 K: 0 S: 5	H: 2 LOB: 2 BB: 0 P: 5	R: 0 E: 0 K: 0 S: 3	H: 0 LOB: 0 BB: 0 P: 3	R: 0 E: 0 K: 1 S: 7	H: 2 LOB: 2 BB: 0 P: 7	R: 0 E: 0 K: 0 S: 3	H: 0 LOB: 0 BB: 0 P: 3	R: 0 E: 0 K: 1 S: 5	H: 0 LOB: 0 BB: 0 P: 5

| | | | | | | | | | |

Batter	1	2	3	4	5	6	7	8	9	AB	R	H	RBI	BB	SO	LOB
Tony Taylor, R (1, 4) OBP: 0.334, SLG: 0.348	BBBB 4-0 E 1B BB	x 0-0 ③ L9		x 0-0 ② 6-3		x 0-0 CS 1B		SSS 0-3 ① K		4	1	1	0	1	1	2
Billy Klaus, L (1, 5)	x 0-0 E2 HBP 1-H 1B		SSS 0-3 ① K	x 0-0 ③ L8		SSS 0-3 ②③ K 1-2		x 0-0 ② G3 2-3		5	0	1	0	0	2	2
Johnny Callison, L (1, 9) OBP: 0.364, SLG: 0.478	x 0-0 ① P6		x 0-0 1B 1B		x 0-0 ① 6-3		x 0-0 1B 3B	SSS 0-3 ③ K		5	2	2	0	0	1	2
Tony Gonzalez, L (1, 8) OBP: 0.371, SLG: 0.494 Don Demeter, R (4, 8) OBP: 0.358, SLG: 0.505	H 1-0 1-2 HBP		x 0-0 1B E 1-2 1B		SSS 0-3 ② K		x 0-0 1B 3-H 1B			1 2	1 0	1 1	0 1	0 0	0 1	0 0
Wes Covington, L (1, 7) OBP: 0.313, SLG: 0.409 Ted Savage, R (8, 7) OBP: 0.340, SLG: 0.380	x 0-0 ② F9		x 0-0 E E 1-2 2-H 1B		x 0-0 HR		SSS 0-3 ① K			4 0	2 0	2 0	2 0	0 0	1 0	3 0
Clay Dalrymple, L (1, 2) OBP: 0.414, SLG: 0.456	x 0-0 ③ F9		x 0-0 E6 FC3-6 1-2 2-H		x 0-0 HR		x 0-0 ② F8			4	1	1	1	0	0	4
Frank Torre, L (1, 3) OBP: 0.418, SLG: 0.416		x 0-0 ① L7	x 0-0 ② FC3-6 1-2f 2-H		x 0-0 3B		x 0-0 1-2 1B			4	0	2	0	0	0	1
Bobby Wine, R (1, 6) OBP: 0.274, SLG: 0.348		x 0-0 E S 1B	x 0-0 ③ F9		x 0-0 ③ 6-3		x 0-0 ③ F7			4	0	1	0	0	0	4
Dallas Green, L (1, 1) OBP: 0.156, SLG: 0.069		SSS 0-3 ② K 1-3		x 0-0 ① F7		SSS 0-3 ① K		x 0-0 E6 G3		4	0	0	0	0	2	1
Inning Stats	R: 1 H: 1 E: 1 LOB: 2 K: 0 BB: 1 S: 4 P: 9	R: 0 H: 1 E: 1 LOB: 1 K: 1 BB: 0 S: 6 P: 6	R: 3 H: 3 E: 2 LOB: 1 K: 1 BB: 0 S: 9 P: 9	R: 0 H: 0 E: 0 LOB: 0 K: 0 BB: 0 S: 3 P: 3	R: 2 H: 3 E: 0 LOB: 1 K: 1 BB: 0 S: 8 P: 8	R: 0 H: 1 E: 0 LOB: 1 K: 2 BB: 0 S: 7 P: 7	R: 1 H: 3 E: 0 LOB: 2 K: 1 BB: 0 S: 8 P: 8	R: 0 H: 0 E: 1 LOB: 1 K: 2 BB: 0 S: 8 P: 8		1B: 8 SF: 0 2B: 1 SAC: 0 3B: 2 DP: 1 HR: 2 HBP: 1				WP: 0 PA: 39 PB: 0 SB: 1 CS: 1		

PITCHER		IP	WLS	BF	H	R	ER	SO	BB	IBB	HBP	BLK	WP	HR	S	P	ERA	WHIP
Turk Farrell, R ERA: 2.71	(1, 1)	5.0	L	26	8	6	3	3	1	0	1	0	0	2	30	35	5.40	1.800
Bobby Tiefenauer, R ERA: 3.59	(6, 1)	2.0		9	4	1	1	3	0	0	0	0	0	0	15	15	4.50	2.000
Don McMahon, R ERA: 1.56	(8, 1)	1.0		4	0	0	0	2	0	0	0	0	0	0	8	8	0.00	0.000

PITCHER	IP	WLS	BF	H	R	ER	SO	BB	IBB	HBP	BLK	WP	HR	S	P	ERA	WHIP

BOTTOM

Houston Colt 45's @ Philadelphia Phillies

Connie Mack Stadium, Philadelphia, PA

Mon Aug 20 1962, 7:05 PM EDT

Att. 14,601 - Unknown

livebaseballscorecards.com

AB	37
R	7
H	12
RBI	4
BB	1
SO	8
LOB	19

Batter	1	2	3	4	5	6	7	8	9	AB	R	H	RBI	BB	SO	LOB
Carl Warwick, R (1, 8) OBP: 0.306, SLG: 0.405	P5		1-H 1B 2B		1-2 3-H 1B		FC6-4 1-2f			4	1	2	2	0	0	2
Johnny Temple, R (1, 4) OBP: 0.350, SLG: 0.310	6-3		3-H 1B			6-3 G3 1B		6-3		4	0	2	1	0	0	0
Norm Larker, L (1, 3) OBP: 0.354, SLG: 0.384	F8		F9			G3 1-2		G3		4	0	0	0	0	0	2
Bob Aspromonte, R (1, 5) OBP: 0.347, SLG: 0.397		6-3		P4		6-3 2-3		F7		4	0	0	0	0	0	1
Roman Mejias, R (1, 9) OBP: 0.343, SLG: 0.477		F7		F8		K			BBBB G6-4-3 BB	3	0	0	0	1	1	1
Jim Pendleton, R (1, 7) OBP: 0.271, SLG: 0.380		P6		K			1B 1B		SSS K	4	0	1	0	0	2	1
Hal Smith, R (1, 2) OBP: 0.254, SLG: 0.351			SSS K		5-3		F8		G6-4-3 1-2f	4	0	0	0	0	1	2
J C Hartman, R (1, 6) OBP: 0.266, SLG: 0.295			SSS K		BBBB 1B 1B BB		FC6-4 1-3 1B			2	1	1	0	1	1	0
Bob Bruce, R (1, 1) OBP: 0.365, SLG: 0.175			BBBB 2B BB		1B 1-3 1B		P6			1	1	1	0	1	0	0
Al Spangler, L (7, PH) OBP: 0.394, SLG: 0.392										1	0	0	0	0	0	2
Russ Kemmerer, R (7, 1) OBP: 0.500, SLG: 0.333										0	0	0	0	0	0	0
Jim Umbricht, R (7, 1)										0	0	0	0	0	0	0
Inning Stats	R: 0 E: 0 K: 0 S: 3 H: 0 LOB: 0 BB: 0 P: 3	R: 0 E: 0 K: 0 S: 3 H: 0 LOB: 0 BB: 0 P: 3	R: 2 E: 0 K: 2 S: 9 H: 2 LOB: 1 BB: 1 P: 13	R: 0 E: 0 K: 1 S: 5 H: 0 LOB: 0 BB: 0 P: 5	R: 1 E: 0 K: 0 S: 3 H: 2 LOB: 1 BB: 1 P: 7	R: 0 E: 0 K: 1 S: 6 H: 1 LOB: 1 BB: 0 P: 6	R: 0 E: 0 K: 0 S: 5 H: 2 LOB: 2 BB: 0 P: 5	R: 0 E: 0 K: 0 S: 3 H: 0 LOB: 0 BB: 0 P: 3	R: 0 E: 0 K: 1 S: 4 H: 0 LOB: 0 BB: 1 P: 8	1B: 6 2B: 1 3B: 0 HR: 0	SF: 0 SAC: 0 DP: 1 HBP: 0					

PITCHER	IP	WLS	BF	H	R	ER	SO	BB	IBB	HBP	BLK	WP	HR	S	P	ERA	WHIP
Art Mahaffey, R (1, 1) ERA: 3.4	9.0	W	34	7	3	3	5	3	0	0	0	0	0	41	53	3.00	1.111

PITCHER	IP	WLS	BF	H	R	ER	SO	BB	IBB	HBP	BLK	WP	HR	S	P	ERA	WHIP

TOP

Houston Colt 45's @ Philadelphia Phillies

Connie Mack Stadium, Philadelphia, PA

Tue Aug 21 1962, 7:05 PM EDT

Unknown

livebaseballscorecards.com

AB	31
R	3
H	7
RBI	3
BB	3
SO	5
LOB	11

PA: 34

WP: 0 PB: 0 SB: 0 CS: 0

Batter	1	2	3	4	5	6	7	8	9	AB	R	H	RBI	BB	SO	LOB
Tony Taylor, R (1, 4) OBP: 0.335, SLG: 0.346	BB HBP FC BB	6-3		1-2 BB		K		F9		3	1	0	0	2	1	1
Billy Klaus, L (1, 5) OBP: 0.294, SLG: 0.352	FC HBP BB G4-6-3 1-2		F8	K			G3 1B 2B			4	2	1	0	0	1	3
Johnny Callison, L (1, 9) OBP: 0.365, SLG: 0.476	G4-6-3 HBP 1B BB 1-2 2-3		F8		S BB		G3 2-3			2	1	0	0	2	0	1
Roy Sievers, R (1, 3) Tony Gonzalez, L (7, PR) Frank Torre, L (8, 3) OBP: 0.418, SLG: 0.416	G4-6-3 HBP 1-2 2-3 3-H		1B	K	K		FC3-6 1B 3-H			3 0 0	0 0 0	2 0 0	2 0 0	0 0 0	1 0 0	1 0 0
Wes Covington, L (1, 7) Ted Savage, R (7, PR) (8, 7) OBP: 0.340, SLG: 0.380	G4-6-3 1-2f 2-3 3-H		K	K	K		FC3-6 FC6-4 1-2f			4 0	0 0	0 0	0 0	0 0	2 0	5 0
Don Demeter, R (1, 8) OBP: 0.361, SLG: 0.505	1B 3-H			1B SF9 BB	1-2 BB		FC6-4 1-2f			2	1	1	1	2	0	1
Clay Dalrymple, L (1, 2) OBP: 0.412, SLG: 0.453	P5			FC1-6 1B 1-3	K			F2		4	0	1	0	0	1	3
Ruben Amaro, R (1, 6) OBP: 0.380, SLG: 0.335		5-3		SF9 3-H		6-3		SH1-4 1B		3	0	1	1	0	0	0
Art Mahaffey, R (1, 1) OBP: 0.183, SLG: 0.244		K		FC1-6 BB 1-2f		K		SH1-4 1-2		3	0	0	0	0	2	1
Inning Stats	R: 3 H: 1 E: 0 LOB: 1 K: 0 BB: 2 S: 4 P: 13	R: 0 H: 0 E: 0 LOB: 0 K: 1 BB: 0 S: 5 P: 5	R: 0 H: 1 E: 0 LOB: 1 K: 1 BB: 0 S: 6 P: 6	R: 1 H: 1 E: 0 LOB: 2 K: 1 BB: 2 S: 6 P: 14	R: 0 H: 0 E: 0 LOB: 2 K: 3 BB: 2 S: 9 P: 17	R: 0 H: 0 E: 0 LOB: 0 K: 2 BB: 0 S: 7 P: 7	R: 1 H: 2 E: 0 LOB: 1 K: 0 BB: 0 S: 5 P: 5	R: 0 H: 1 E: 0 LOB: 1 K: 0 BB: 0 S: 4 P: 4		1B: 5 SF: 1 2B: 1 SAC: 1 3B: 0 DP: 1 HR: 0 HBP: 1						

PITCHER		IP	WLS	BF	H	R	ER	SO	BB	IBB	HBP	BLK	WP	HR	S	P	ERA	WHIP
Bob Bruce, R ERA: 4.3	(1, 1)	6.0	L	28	3	4	4	8	6	0	1	0	0	0	37	62	6.00	1.500
Russ Kemmerer, R ERA: 3.59	(7, 1)	0.1		3	2	1	1	0	0	0	0	0	0	0	3	3	27.00	6.000
Jim Umbricht, R ERA: 2.75	(7, 1)	1.2		6	1	0	0	0	0	0	0	0	0	0	6	6	0.00	0.600

PITCHER	IP	WLS	BF	H	R	ER	SO	BB	IBB	HBP	BLK	WP	HR	S	P	ERA	WHIP

BOTTOM

Houston Colt 45's @ Philadelphia Phillies

Connie Mack Stadium, Philadelphia, PA

Tue Aug 21 1962, 7:05 PM EDT

Unknown

livebaseballscorecards.com

AB	28
R	5
H	6
RBI	4
BB	6
SO	8
LOB	16

Batter	1	2	3	4	5	6	7	8	9	AB	R	H	RBI	BB	SO	LOB
Carl Warwick, R (1, 7) OBP: 0.308, SLG: 0.416	F2	FC5 2-3f			L9 2B 2B		5-3		1-H HR	5	2	2	2	0	0	2
Bob Lillis, R (1, 4) OBP: 0.281, SLG: 0.274	BB BB		4-3		L9 2-3		1B 1B		F5	4	0	1	0	1	0	1
Norm Larker, L (1, 3) OBP: 0.354, SLG: 0.387	L7		P5		3-H 2B		1-3 1B		F8	5	0	2	1	0	0	1
Bob Aspromonte, R (1, 5) OBP: 0.350, SLG: 0.398	1-2 BB		FC4 1B		K		1-2 1B		5-3	4	0	2	0	1	1	1
Roman Mejias, R (1, 9) OBP: 0.340, SLG: 0.473	F8		FC4 1-2f		6-3		F9			4	0	0	0	0	0	6
Al Heist, R (1, 8) OBP: 0.263, SLG: 0.222		G3		L8		K		P4		4	0	0	0	0	1	0
Jim Campbell, R (1, 2) OBP: 0.261, SLG: 0.297		6-3		K		HR		6-3		4	1	1	1	0	1	0
J C Hartman, R (1, 6) OBP: 0.277, SLG: 0.288		FC5 BB HBP		BB		5-3		6-3		2	0	0	0	1	0	0
Jim Golden, L (1, 1) OBP: 0.222, SLG: 0.318 Bobby Tiefenauer, R (5, 1) Jim Pendleton, R (6, PH) OBP: 0.271, SLG: 0.378 Jim Umbricht, R (6, 1) Billy Goodman, L (9, PH) OBP: 0.304, SLG: 0.295		1-2 BB		P4		F9			HR 1B	1 0 1 0 1	0 0 0 0 1	0 0 0 0 1	0 0 0 0 1	1 0 0 0 0	0 0 0 0 0	1 0 0 0 0
Inning Stats	R: 0 E: 0 K: 0 S: 3 H: 0 LOB: 2 BB: 2 P: 11	R: 0 E: 0 K: 0 S: 3 H: 0 LOB: 2 BB: 1 P: 8	R: 0 E: 0 K: 0 S: 4 H: 1 LOB: 1 BB: 0 P: 4	R: 0 E: 0 K: 1 S: 5 H: 0 LOB: 1 BB: 1 P: 9	R: 1 E: 0 K: 1 S: 7 H: 2 LOB: 1 BB: 0 P: 7	R: 1 E: 0 K: 1 S: 6 H: 1 LOB: 0 BB: 0 P: 6	R: 0 E: 0 K: 0 S: 5 H: 3 LOB: 2 BB: 0 P: 5	R: 0 E: 0 K: 0 S: 3 H: 0 LOB: 0 BB: 0 P: 3	R: 2 E: 0 K: 0 S: 5 H: 2 LOB: 0 BB: 0 P: 5	1B: 5 2B: 2 3B: 0 HR: 2 SF: 0 SAC: 0 DP: 0 HBP: 1						

PITCHER	IP	WLS	BF	H	R	ER	SO	BB	IBB	HBP	BLK	WP	HR	S	P	ERA	WHIP
Jack Hamilton, R (1, 1) ERA: 5.31	9.0	W	40	9	4	4	3	4	0	1	0	0	2	41	58	4.00	1.444

PITCHER	IP	WLS	BF	H	R	ER	SO	BB	IBB	HBP	BLK	WP	HR	S	P	ERA	WHIP

TOP

Houston Colt 45's @ Philadelphia Phillies

Connie Mack Stadium, Philadelphia, PA

Tue Aug 21 1962, 7:05 PM EDT

Att. 5,489 - Unknown

livebaseballscorecards.com

AB	35
R	4
H	9
RBI	4
BB	4
SO	3
LOB	12

HOUSTON COLT 45s

WP: 0 PB: 0 SB: 0 CS: 0 PA: 40

Batter	1	2	3	4	5	6	7	8	9	AB	R	H	RBI	BB	SO	LOB
Tony Taylor, R (1, 4) OBP: 0.335, SLG: 0.346	6-3	F7			FC1-6 1B	K		G4-6-3 1B		5	0	2	0	0	1	2
Billy Klaus, L (1, 5) OBP: 0.292, SLG: 0.347	F7		F7		FC1-6 1B 1-2f	1B S 1B		G4-6-3 1B 1-2f		5	2	1	0	0	0	2
Johnny Callison, L (1, 9) OBP: 0.370, SLG: 0.487	HR		FC5 1B		1B 1B 1-2	S 1-3				4	2	4	1	0	0	0
Roy Sievers, R (1, 3) OBP: 0.336, SLG: 0.449	HR		F8		1B 1B 1-3 2-H	K				4	2	2	2	0	1	3
Wes Covington, L (1, 7) OBP: 0.312, SLG: 0.405 Ted Savage, R (5, PR) OBP: 0.339, SLG: 0.379 (6, 7)	K		1-2		1B 1B 1-3 3-H	F8 1-2 3-H				3 1	0 1	2 0	1 0	0 0	1 0	0 1
Don Demeter, R (1, 8) OBP: 0.360, SLG: 0.502		K	FC5 2-3f		1B 1-2 3-H		5-3			4	0	1	1	0	1	2
Clay Dalrymple, L (1, 2) OBP: 0.410, SLG: 0.450		G3		F8	1-3 2-H		F3			4	0	1	1	0	0	0
Bobby Wine, R (1, 6) OBP: 0.273, SLG: 0.344		1B BB		K	L4		P6			3	0	0	0	1	1	2
Jack Hamilton, R (1, 1) OBP: 0.096, SLG: 0.060		1-2 1B		1-3	K			L6		4	0	1	0	0	1	2
Inning Stats	R: 2 H: 2 E: 0 LOB: 0 K: 1 BB: 0 S: 7 P: 7	R: 0 H: 1 E: 0 LOB: 2 K: 1 BB: 1 S: 6 P: 10	R: 0 H: 2 E: 0 LOB: 2 K: 0 BB: 0 S: 5 P: 5	R: 0 H: 0 E: 0 LOB: 0 K: 1 BB: 0 S: 5 P: 5	R: 4 H: 6 E: 0 LOB: 2 K: 1 BB: 0 S: 11 P: 11	R: 1 H: 2 E: 0 LOB: 1 K: 2 BB: 0 S: 9 P: 9	R: 0 H: 0 E: 0 LOB: 0 K: 0 BB: 0 S: 3 P: 3	R: 0 H: 1 E: 0 LOB: 0 K: 0 BB: 0 S: 3 P: 3		1B: 12 SF: 0 2B: 0 SAC: 0 3B: 0 DP: 1 HR: 2 HBP: 0						

PITCHER		IP	WLS	BF	H	R	ER	SO	BB	IBB	HBP	BLK	WP	HR	S	P	ERA	WHIP
Jim Golden, R ERA: 4.19	(1, 1)	4.1	L	23	9	6	6	3	1	0	0	0	0	2	28	32	12.46	2.308
Bobby Tiefenauer, R ERA: 3.56	(5, 1)	0.2		4	2	0	0	1	0	0	0	0	0	0	6	6	0.00	3.000
Jim Umbricht, R ERA: 2.77	(6, 1)	3.0		11	3	1	1	2	0	0	0	0	0	0	15	15	3.00	1.000

PITCHER	IP	WLS	BF	H	R	ER	SO	BB	IBB	HBP	BLK	WP	HR	S	P	ERA	WHIP

BOTTOM

Houston Colt 45's @ Philadelphia Phillies

Connie Mack Stadium, Philadelphia, PA

Tue Aug 21 1962, 7:05 PM EDT

Att. 5,489 - Unknown

livebaseballscorecards.com

AB	37
R	7
H	14
RBI	6
BB	1
SO	6
LOB	14

WP: 0 PA: 38
PB: 0
SB: 2
CS: 0

Batter	1	2	3	4	5	6	7	8	9	AB	R	H	RBI	BB	SO	LOB
Carl Warwick, R (1, 8) OBP: 0.307, SLG: 0.413	x 0-0 ① L7			B B B B 4-0 PB BB BB		x 0-0 ① F7		x 0-0 ③ F8		3	0	0	0	1	0	0
Bob Lillis, R (1, 4) OBP: 0.284, SLG: 0.277	S S S 0-3 ② K			B B B B 4-0 PB BB 1-2 BB		x 0-0 ② F5			x 0-0 2B	3	0	1	0	1	1	0
Al Spangler, L (1, 7) OBP: 0.393, SLG: 0.390	x 0-0 ③ 6-3			S S S 0-3 ① K 1-2 2-3		x 0-0 1B			S S S 0-3 ① K	4	0	1	0	0	2	3
Roman Mejias, R (1, 9) OBP: 0.337, SLG: 0.468		x 0-0 ① 5-3		S S S 0-3 ② K		x 0-0 ③ F3			S S S 0-3 ② K	4	0	0	0	0	2	4
Norm Larker, L (1, 3) OBP: 0.353, SLG: 0.385 Jim Pendleton, R (4, 3) OBP: 0.269, SLG: 0.375		S S S 0-3 ② K		x 0-0 ③ 4-3			x 0-0 ① 5-3		x 0-0 ③ F9	2 2	0 0	0 0	0 0	0 0	1 0	2 1
Bob Aspromonte, R (1, 5) OBP: 0.347, SLG: 0.396		x 0-0 ③ P2			x 0-0 ① F7		x 0-0 ② 5-3			3	0	0	0	0	0	0
Hal Smith, R (1, 2) OBP: 0.255, SLG: 0.351			x 0-0 ① F7		x 0-0 FC6-4 1B		x 0-0 ③ F9			3	0	1	0	0	0	0
J C Hartman, R (1, 6) OBP: 0.267, SLG: 0.277			S S S 0-3 ② K		x 0-0 ② F9			x 0-0 ① 1-3		3	0	0	0	0	1	1
George Brunet, R (1, 1) OBP: 0.167, SLG: 0.167 Billy Goodman, L (8, PH) OBP: 0.302, SLG: 0.293 Don McMahon, R (8, 1) OBP: 0.125, SLG: 0.125			S S S 0-3 ③ K		x 0-0 ③ FC6-4 1-2f			x 0-0 ② F9		2 1 0	0 0 0	0 0 0	0 0 0	0 0 0	1 0 0	1 0 0
Inning Stats	R: 0 H: 0 E: 0 LOB: 0 K: 1 BB: 0 S: 5 P: 5	R: 0 H: 0 E: 0 LOB: 0 K: 1 BB: 0 S: 5 P: 5	R: 0 H: 0 E: 0 LOB: 0 K: 2 BB: 0 S: 7 P: 7	R: 0 H: 0 E: 0 LOB: 2 K: 2 BB: 2 S: 7 P: 15	R: 0 H: 1 E: 0 LOB: 1 K: 0 BB: 0 S: 4 P: 4	R: 0 H: 1 E: 0 LOB: 1 K: 0 BB: 0 S: 4 P: 4	R: 0 H: 0 E: 0 LOB: 0 K: 0 BB: 0 S: 3 P: 3	R: 0 H: 0 E: 0 LOB: 0 K: 0 BB: 0 S: 3 P: 3	R: 0 H: 1 E: 0 LOB: 1 K: 2 BB: 0 S: 8 P: 8	1B: 2 SF: 0 2B: 1 SAC: 0 3B: 0 DP: 0 HR: 0 HBP: 0						

PITCHER	IP	W/L/S	BF	H	R	ER	SO	BB	IBB	HBP	BLK	WP	HR	S	P	ERA	WHIP
Tom Sturdivant, R (1, 1) ERA: 4.48	9.0	W	32	3	0	0	8	2	0	0	0	0	0	46	54	0.00	0.556

PITCHER	IP	W/L/S	BF	H	R	ER	SO	BB	IBB	HBP	BLK	WP	HR	S	P	ERA	WHIP

TOP

Houston Colt 45's @ Pittsburgh Pirates

Forbes Field, Pittsburgh, PA

Wed Aug 22 1962, 7:05 PM EDT

Att. 10,553 - Unknown - 75 F

livebaseballscorecards.com

AB	30
R	0
H	3
RBI	0
BB	2
SO	8
LOB	12

WP: 0 PA: 32
PB: 1
SB: 0
CS: 0

Houston Colt 45's @ Pittsburgh Pirates

Forbes Field, Pittsburgh, PA

Wed Aug 22 1962, 7:05 PM EDT

Att. 10,553 - Unknown - 75 F

livebaseballscorecards.com

BOTTOM

Batter	1	2	3	4	5	6	7	8	9	AB	R	H	RBI	BB	SO	LOB
Don Hoak, R (1, 5) OBP: 0.322, SLG: 0.367	S S S 0-3 K ①		x 0-0 1B 3B 1B		x 0-0 F9 1B			x 0-0 F7 ①		4	1	2	0	0	1	0
Dick Groat, R (1, 6) OBP: 0.339, SLG: 0.360	x 0-0 2B		x 0-0 1-2 3B 1B		x 0-0 ② ③ F9 1-2			x 0-0 1B		4	1	3	0	0	0	1
Bob Skinner, L (1, 7) OBP: 0.402, SLG: 0.542	S S S 0-3 K ②		x 0-0 1-H 2-H SF7 3B			B B B B 4-0 G4-6-3 BB		x 0-0 F9 ②		3	1	1	2	1	1	2
Roberto Clemente, R (1, 9) OBP: 0.358, SLG: 0.462	S S S 0-3 K ③		x 0-0 SF7 ② 3-H			x 0-0 ① ② G4-6-3 1-2f		x 0-0 4-3 ③		3	0	0	1	0	1	3
Donn Clendenon, R (1, 3) OBP: 0.366, SLG: 0.421		x 0-0 3B	x 0-0 5-3 ③			S S S 0-3 K ③				3	0	1	0	0	1	0
Smoky Burgess, L (1, 2) OBP: 0.395, SLG: 0.534		x 0-0 F7 ①		x 0-0 L6 ①			x 0-0 1B			3	0	1	0	0	0	1
Bill Mazeroski, R (1, 4) OBP: 0.296, SLG: 0.416		x 0-0 6-3 ②		x 0-0 F8 ②			x 0-0 F3 ①			3	0	0	0	0	0	2
Howie Goss, R (1, 8) OBP: 0.306, SLG: 0.371		S S S 0-3 K ③		S S S 0-3 K ③			S S S 0-3 K ②			3	0	0	0	0	3	2
Tom Sturdivant, L (1, 1) OBP: 0.095, SLG: 0.143			x 0-0 4-3 ①		S S S 0-3 K ①		S S S 0-3 K ③			3	0	0	0	0	2	1
Inning Stats	R: 0 E: 0 K: 3 S: 10 H: 1 LOB: 1 BB: 0 P: 10	R: 0 E: 0 K: 1 S: 6 H: 1 LOB: 1 BB: 0 P: 6	R: 3 E: 0 K: 0 S: 6 H: 3 LOB: 0 BB: 0 P: 6	R: 0 E: 0 K: 1 S: 5 H: 0 LOB: 0 BB: 0 P: 5	R: 0 E: 0 K: 1 S: 5 H: 1 LOB: 0 BB: 0 P: 5	R: 0 E: 0 K: 1 S: 4 H: 0 LOB: 0 BB: 1 P: 8	R: 0 E: 0 K: 2 S: 8 H: 1 LOB: 1 BB: 0 P: 8	R: 0 E: 0 K: 0 S: 4 H: 1 LOB: 1 BB: 0 P: 4		1B: 5 2B: 1 3B: 2 HR: 0	SF: 1 SAC: 0 DP: 1 HBP: 0						

	AB	29
	R	3
	H	8
	RBI	3
	BB	1
	SO	9
	LOB	12

WP: 0 PB: 0 SB: 0 CS: 0 PA: 31

PITCHER		IP	WLS	BF	H	R	ER	SO	BB	IBB	HBP	BLK	WP	HR	S	P	ERA	WHIP
George Brunet, L ERA: 4.35	(1, 1)	7.0	L	27	7	3	3	9	1	0	0	0	0	0	44	48	3.86	1.143
Don McMahon, R ERA: 1.53	(8, 1)	1.0		4	1	0	0	0	0	0	0	0	0	0	4	4	0.00	1.000

PITCHER	IP	WLS	BF	H	R	ER	SO	BB	IBB	HBP	BLK	WP	HR	S	P	ERA	WHIP

Batter	1	2	3	4	5	6	7	8	9	AB	R	H	RBI	BB	SO	LOB
Carl Warwick, R (1, 9) OBP: 0.304, SLG: 0.408	L9		L7			K		F7		4	0	0	0	0	1	0
Al Spangler, L (1, 7) OBP: 0.391, SLG: 0.389	P4		S 1B			4-3			G1	4	0	1	0	0	0	0
Johnny Temple, R (1, 4) OBP: 0.352, SLG: 0.311	1B		6-3 1-2			BB			F7	3	0	1	0	1	0	1
Norm Larker, L (1, 3) OBP: 0.352, SLG: 0.384	1-3			G6-4-3 1B		F8			F7	4	0	1	0	0	0	2
Bob Aspromonte, R (1, 5) OBP: 0.345, SLG: 0.393		6-3		K			1-3			3	0	0	0	0	1	1
Al Heist, R (1, 8) OBP: 0.268, SLG: 0.231		FC5-4 1B		G6-4-3 1-2f			F7			3	0	1	0	0	0	1
Hal Smith, R (1, 2) OBP: 0.252, SLG: 0.347		F7			K		F8			3	0	0	0	0	1	1
J C Hartman, R (1, 6) OBP: 0.258, SLG: 0.267		FC5-4 1-2f			F7			F8		3	0	0	0	0	0	1
Ken Johnson, R (1, 1) OBP: 0.109, SLG: 0.111			F3		K			K		2	0	0	0	0	1	0
Billy Goodman, L (8, PH) OBP: 0.300, SLG: 0.291										1	0	0	0	0	1	0
Russ Kemmerer, R (8, 1) OBP: 0.500, SLG: 0.333										0	0	0	0	0	0	0
Inning Stats	R: 0 E: 0 K: 0 S: 4 H: 1 LOB: 1 BB: 0 P: 4	R: 0 E: 0 K: 0 S: 4 H: 1 LOB: 1 BB: 0 P: 4	R: 0 E: 0 K: 0 S: 4 H: 1 LOB: 1 BB: 0 P: 4	R: 0 E: 0 K: 1 S: 5 H: 1 LOB: 0 BB: 0 P: 5	R: 0 E: 0 K: 2 S: 7 H: 0 LOB: 0 BB: 0 P: 7	R: 0 E: 0 K: 1 S: 5 H: 0 LOB: 1 BB: 1 P: 9	R: 0 E: 0 K: 0 S: 3 H: 0 LOB: 0 BB: 0 P: 3	R: 0 E: 0 K: 1 S: 5 H: 0 LOB: 0 BB: 0 P: 5	R: 0 E: 0 K: 0 S: 3 H: 0 LOB: 0 BB: 0 P: 3	1B: 4 2B: 0 3B: 0 HR: 0 SF: 0 SAC: 0 DP: 1 HBP: 0						

PITCHER	IP	WLS	BF	H	R	ER	SO	BB	IBB	HBP	BLK	WP	HR	S	P	ERA	WHIP
Vern Law, R (1, 1) ERA: 3.36	9.0	W	31	4	0	0	5	1	0	0	0	0	0	40	44	0.00	0.556

PITCHER	IP	WLS	BF	H	R	ER	SO	BB	IBB	HBP	BLK	WP	HR	S	P	ERA	WHIP

TOP

Houston Colt 45's @ Pittsburgh Pirates

Forbes Field, Pittsburgh, PA

Thu Aug 23 1962, 7:05 PM EDT

Att. 10,742 - Unknown - 81 F

livebaseballscorecards.com

AB	30
R	0
H	4
RBI	0
BB	1
SO	5
LOB	7

PA: 31

WP: 0
PB: 0
SB: 1
CS: 0

Batter	1	2	3	4	5	6	7	8	9	AB	R	H	RBI	BB	SO	LOB
Bill Virdon, L (1, 8) OBP: 0.280, SLG: 0.358	G6-4-3 1B		1-H HR			6-3		2-3 1-2		4	1	2	2	0	0	1
Dick Groat, R (1, 6) OBP: 0.340, SLG: 0.361	G6-4-3 1-2f		K			1B		2-H 1B		4	0	2	1	0	1	1
Bob Skinner, L (1, 7) OBP: 0.400, SLG: 0.538	K			WP 1B BB		P4		K		3	1	0	0	1	2	2
Smoky Burgess, L (1, 2) OBP: 0.392, SLG: 0.528		4-3		F9 1-2		P4				3	0	0	0	0	0	2
Roberto Clemente, R (1, 9) OBP: 0.356, SLG: 0.459		5-3		6-3			1-3			3	0	0	0	0	0	1
Donn Clendenon, R (1, 3) OBP: 0.366, SLG: 0.419		4-3		2-H 1B			K			3	0	1	1	0	1	0
Don Hoak, R (1, 5) OBP: 0.320, SLG: 0.364			F8		K		6-3			3	0	0	0	0	1	0
Bill Mazeroski, R (1, 4) OBP: 0.296, SLG: 0.416			FC1-6 1B		4-3			5-3		3	0	1	0	0	0	0
Vern Law, R (1, 1) OBP: 0.295, SLG: 0.439			FC1-6 1-2f HR		4-3			2-3 1B 1B		3	2	1	0	0	0	1
Inning Stats	R: 0 E: 0 K: 1 S: 5 H: 1 LOB: 0 BB: 0 P: 5	R: 0 E: 0 K: 0 S: 3 H: 0 LOB: 0 BB: 0 P: 3	R: 2 E: 0 K: 1 S: 7 H: 2 LOB: 0 BB: 0 P: 7	R: 1 E: 0 K: 0 S: 3 H: 1 LOB: 1 BB: 1 P: 7	R: 0 E: 0 K: 1 S: 5 H: 0 LOB: 0 BB: 0 P: 5	R: 0 E: 0 K: 0 S: 4 H: 1 LOB: 1 BB: 0 P: 4	R: 0 E: 0 K: 1 S: 5 H: 0 LOB: 0 BB: 0 P: 5	R: 1 E: 0 K: 1 S: 7 H: 2 LOB: 1 BB: 0 P: 7		1B: 6 2B: 0 3B: 0 HR: 1	SF: 0 SAC: 0 DP: 1 HBP: 0					

PITCHER		IP	WLS	BF	H	R	ER	SO	BB	IBB	HBP	BLK	WP	HR	S	P	ERA	WHIP
Ken Johnson, R ERA: 3.92	(1, 1)	7.0	L	25	5	3	3	4	1	0	0	0	1	1	32	36	3.86	0.857
Russ Kemmerer, R ERA: 3.66	(8, 1)	1.0		5	2	1	1	1	0	0	0	0	0	0	7	7	9.00	2.000

PITCHER	IP	WLS	BF	H	R	ER	SO	BB	IBB	HBP	BLK	WP	HR	S	P	ERA	WHIP

BOTTOM

Houston Colt 45's @ Pittsburgh Pirates

Forbes Field, Pittsburgh, PA

Thu Aug 23 1962, 7:05 PM EDT

Att. 10,742 - Unknown - 81 F

livebaseballscorecards.com

AB	29
R	4
H	7
RBI	4
BB	1
SO	5
LOB	8

WP: 1 PA: 30
PB: 0
SB: 0
CS: 0

Batter	1	2	3	4	5	6	7	8	9	AB	R	H	RBI	BB	SO	LOB
Carl Warwick, R (1, 9) (4, 8) OBP: 0.306, SLG: 0.409	0-0 ① 6-3		0-0 ② P4			0-0 1B 1B		0-0 1B 1B		4	0	2	0	0	0	0
Al Spangler, L (1, 7) OBP: 0.392, SLG: 0.388	0-3 ② K		4-0 BB			0-0 G4-6-3 1-2 1B		0-0 ② F3		3	0	1	0	1	1	1
Johnny Temple, R (1, 4) OBP: 0.351, SLG: 0.310	0-0 ③ 6-3		0-0 ③ 4-3			0-0 ① P3		0-0 1-2 1B		4	0	1	0	0	0	3
Don McMahon, R (8, 1) OBP: 0.125, SLG: 0.125										0	0	0	0	0	0	0
Norm Larker, L (1, 3) OBP: 0.349, SLG: 0.380		0-0 ① L8		0-0 ① 3-1		0-0 ② ③ G4-6-3 1-2f		0-0 ③ P3		4	0	0	0	0	0	4
Bob Aspromonte, R (1, 5) OBP: 0.344, SLG: 0.394		0-0 HR 2B		0-0 ② P3			0-0 ① 6-3		0-0 ① 5-3	4	1	1	0	0	0	0
Al Heist, R (1, 8) OBP: 0.256, SLG: 0.220		0-0 ② F3		0-0 ③ 1-3			0-0 ② 1B		0-0 ② P5	2	0	0	0	0	0	1
Roman Mejias, R (4, 9) OBP: 0.338, SLG: 0.469										2	0	1	0	0	0	0
Hal Smith, R (1, 2) OBP: 0.255, SLG: 0.361		0-0 2-H HR			SSS 0-3 ① K		0-0 FC5-4 1B		SSS 0-3 ③ K	4	1	2	2	0	2	0
J C Hartman, R (1, 6) OBP: 0.250, SLG: 0.258		0-0 ③ 4-3			0-0 ② 6-3		0-0 ③ FC5-4 1-2f			3	0	0	0	0	0	1
Hal Woodeshick, R (1, 1) OBP: 0.111, SLG: 0.086			0-0 ① G3		0-0 ③ 4-3			0-0 ① L3		1	0	0	0	0	0	0
Jim Umbricht, R (3, 1)										1	0	0	0	0	0	0
Billy Goodman, L (8, PH) (8, 4) OBP: 0.298, SLG: 0.289										1	0	0	0	0	0	0
Inning Stats	R: 0 E: 0 K: 1 S: 5 H: 0 LOB: 0 BB: 0 P: 5	R: 2 E: 0 K: 0 S: 5 H: 2 LOB: 0 BB: 0 P: 5	R: 0 E: 0 K: 0 S: 3 H: 0 LOB: 1 BB: 1 P: 7	R: 0 E: 0 K: 0 S: 3 H: 0 LOB: 0 BB: 0 P: 3	R: 0 E: 0 K: 1 S: 5 H: 0 LOB: 0 BB: 0 P: 5	R: 0 E: 0 K: 0 S: 4 H: 2 LOB: 1 BB: 0 P: 4	R: 0 E: 0 K: 0 S: 4 H: 2 LOB: 1 BB: 0 P: 4	R: 0 E: 0 K: 0 S: 5 H: 2 LOB: 2 BB: 0 P: 5	R: 0 E: 0 K: 1 S: 5 H: 0 LOB: 0 BB: 0 P: 5	1B: 6 2B: 1 3B: 0 HR: 1			SF: 0 SAC: 0 DP: 1 HBP: 0				

PITCHER		IP	WLS	BF	H	R	ER	SO	BB	IBB	HBP	BLK	WP	HR	S	P	ERA	WHIP
Bob Purkey, R (1, 1) ERA: 2.8		9.0	W	34	8	2	2	3	1	0	0	0	0	1	39	43	2.00	1.000

PITCHER	IP	WLS	BF	H	R	ER	SO	BB	IBB	HBP	BLK	WP	HR	S	P	ERA	WHIP

TOP

Houston Colt 45's @ Cincinnati Reds

Crosley Field, Cincinnati, OH

Fri Aug 24 1962, 7:05 PM EDT

Att. 18,879 - Unknown - 86 F

livebaseballscorecards.com

AB	33
R	2
H	8
RBI	2
BB	1
SO	3
LOB	10

1B: 6	SF: 0	WP: 0	PA: 34
2B: 1	SAC: 0	PB: 0	
3B: 0	DP: 1	SB: 0	
HR: 1	HBP: 0	CS: 0	

Houston Colt 45's @ Cincinnati Reds

Crosley Field, Cincinnati, OH

Fri Aug 24 1962, 7:05 PM EDT

Att. 18,879 - Unknown - 86 F

BOTTOM

Batter	1	2	3	4	5	6	7	8	9	AB	R	H	RBI	BB	SO	LOB
Leo Cardenas, R (1, 6) OBP: 0.325, SLG: 0.395	4-3		L6		F3		F8			4	0	0	0	0	0	3
Eddie Kasko, R (1, 5) OBP: 0.306, SLG: 0.333	6-3		1-3 1B 1-H 2-H 3-H 1B		F8			5-3		4	1	1	2	0	0	0
Vada Pinson, L (1, 8) OBP: 0.340, SLG: 0.486	K		1-3 1-2		4-3			F8		4	0	0	0	0	1	1
Frank Robinson, R (1, 9) OBP: 0.421, SLG: 0.640		G6-4-3 1B	E 2-H 1B			P3		BB		3	0	2	1	1	0	0
Wally Post, R (1, 7) OBP: 0.320, SLG: 0.477 Jerry Lynch, L (8, PH) OBP: 0.345, SLG: 0.483 Marty Keough, L (9, 7) OBP: 0.363, SLG: 0.423		G6-4-3 1-2f	K 1-2			K		K		3 1 0	0 0 0	0 0 0	0 0 0	0 0 0	2 1 0	2 1 0
Don Pavletich, R (1, 3) OBP: 0.324, SLG: 0.333		5-3		6-3		WP 1B				3	0	1	0	0	0	0
Hank Foiles, R (1, 2) OBP: 0.366, SLG: 0.542 Johnny Edwards, L (6, PH) OBP: 0.323, SLG: 0.386 (7, 2)			1B WP 2B	WP 1-3 1B		K 1-2				2 1	1 0	2 0	0 0	0 0	0 1	0 1
Don Blasingame, L (1, 4) OBP: 0.351, SLG: 0.332			WP BB 1B 2-3 1B	1-3 1-2			K			3	1	1	0	0	1	1
Bob Purkey, R (1, 1) OBP: 0.140, SLG: 0.202			WP 1B 1-2 BB	K 2-3			K			2	1	0	0	1	2	1
Inning Stats	R: 0 E: 0 K: 1 S: 5 H: 0 LOB: 0 BB: 0 P: 5	R: 0 E: 0 K: 0 S: 3 H: 1 LOB: 0 BB: 0 P: 3	R: 4 E: 1 K: 1 S: 9 H: 4 LOB: 1 BB: 1 P: 13	R: 0 E: 0 K: 1 S: 6 H: 1 LOB: 1 BB: 0 P: 6	R: 0 E: 0 K: 0 S: 3 H: 0 LOB: 0 BB: 0 P: 3	R: 0 E: 0 K: 2 S: 8 H: 1 LOB: 1 BB: 0 P: 8	R: 0 E: 0 K: 2 S: 7 H: 0 LOB: 0 BB: 0 P: 7	R: 0 E: 0 K: 1 S: 5 H: 0 LOB: 1 BB: 1 P: 9		1B: 6 2B: 1 3B: 0 HR: 0 SF: 0 SAC: 0 DP: 1 HBP: 0				WP: 4 PB: 0 SB: 0 CS: 0 PA: 32		

livebaseballscorecards.com

	AB	30
	R	4
	H	7
	RBI	3
	BB	2
	SO	8
	LOB	10

PITCHER		IP	WLS	BF	H	R	ER	SO	BB	IBB	HBP	BLK	WP	HR	S	P	ERA	WHIP
Hal Woodeshick, L ERA: 4.15	(1, 1)	2.2	L	13	5	4	4	1	1	0	0	0	1	0	14	18	13.50	2.250
Jim Umbricht, R ERA: 2.49	(3, 1)	4.1		15	2	0	0	6	0	0	0	0	2	0	27	27	0.00	0.462
Don McMahon, R ERA: 1.51	(8, 1)	1.0		4	0	0	0	1	1	0	0	0	1	0	5	9	0.00	1.000

PITCHER	IP	WLS	BF	H	R	ER	SO	BB	IBB	HBP	BLK	WP	HR	S	P	ERA	WHIP

Houston Colt 45's @ Cincinnati Reds

Crosley Field, Cincinnati, OH

Sat Aug 25 1962, 3:33 AM EDT

Att. 12,680 - Cloudy - 88 F

TOP

livebaseballscorecards.com

Batter	1	2	3	4	5	6	7	8	9	AB	R	H	RBI	BB	SO	LOB
Carl Warwick, R (1, 8) OBP: 0.307, SLG: 0.409	F7		2-6 1B		K		4-3 2-3 1B		P5	5	0	2	0	0	1	0
Al Spangler, L (1, 7) OBP: 0.390, SLG: 0.384	F9		2-6 1-2	G6-3 BB		F7	4-3 1-2 3-H		F7	4	0	0	1	1	0	1
Johnny Temple, R (1, 4) OBP: 0.350, SLG: 0.309 Jim Golden, L (7, 1) OBP: 0.222, SLG: 0.318 Al Heist, R (9, PH) OBP: 0.250, SLG: 0.214	1B			G6-3 1-2f		K	5-3		P4	4 0 1	0 0 0	1 0 0	0 0 0	0 0 0	1 0 0	2 0 0
Norm Larker, L (1, 3) OBP: 0.350, SLG: 0.381	F9			1B		1B		P4		4	0	2	0	0	0	1
Roman Mejias, R (1, 9) OBP: 0.337, SLG: 0.467		L7		K		1-2 1B		P4		4	0	1	0	0	1	1
Bob Aspromonte, R (1, 5) OBP: 0.346, SLG: 0.397		6-3			HR 1B	F9		2B 2B		4	2	2	0	0	0	2
Hal Smith, R (1, 2) OBP: 0.262, SLG: 0.379		F7			1-H HR		1B E 2B	BB		3	3	2	2	1	0	0
J C Hartman, R (1, 6) OBP: 0.245, SLG: 0.253 Billy Goodman, L (7, PH) OBP: 0.307, SLG: 0.306 (7, 4) Joey Amalfitano, R (8, 4) OBP: 0.318, SLG: 0.297			L7		6-3		1B WP 4-3 2-3 1B	1-H 2-H 2B		2 2 0	0 1 0	0 2 0	0 2 0	0 0 0	0 0 0	0 0 0
Turk Farrell, R (1, 1) OBP: 0.175, SLG: 0.214 Bobby Tiefenauer, R (5, 1) Jim Pendleton, R (7, PH) OBP: 0.268, SLG: 0.374 Bob Lillis, R (7, 6) OBP: 0.283, SLG: 0.276			L8		K		K 1-2 3-H	L6		2 0 1 1	0 0 0 0	0 0 0 0	0 0 0 0	0 0 1 0	1 0 1 0	0 0 1 1
Inning Stats	R: 0 E: 0 K: 0 S: 4 H: 1 LOB: 1 BB: 0 P: 4	R: 0 E: 0 K: 0 S: 3 H: 0 LOB: 0 BB: 0 P: 3	R: 0 E: 0 K: 0 S: 3 H: 1 LOB: 1 BB: 0 P: 3	R: 0 E: 0 K: 1 S: 5 H: 1 LOB: 1 BB: 1 P: 9	R: 2 E: 0 K: 2 S: 9 H: 2 LOB: 0 BB: 0 P: 9	R: 0 E: 0 K: 1 S: 7 H: 2 LOB: 2 BB: 0 P: 7	R: 2 E: 0 K: 1 S: 8 H: 3 LOB: 1 BB: 0 P: 8	R: 2 E: 0 K: 0 S: 5 H: 2 LOB: 1 BB: 1 P: 9	R: 0 E: 0 K: 0 S: 3 H: 0 LOB: 0 BB: 0 P: 3	1B: 8 2B: 3 3B: 0 HR: 1	SF: 0 SAC: 0 DP: 1 HBP: 0						

	AB	37
	R	6
	H	12
	RBI	5
	BB	2
	SO	5
	LOB	9

PITCHER		IP	W/L/S	BF	H	R	ER	SO	BB	IBB	HBP	BLK	WP	HR	S	P	ERA	WHIP	PITCHER	IP	W/L/S	BF	H	R	ER	SO	BB	IBB	HBP	BLK	WP	HR	S	P	ERA	WHIP
Joey Jay, R ERA: 3.72	(1, 1)	7.2	W	36	12	6	6	5	2	0	0	0	1	1	43	51	7.04	1.826																	
Jim Brosnan, R ERA: 3.0	(8, 1)	1.1	S	4	0	0	0	0	0	0	0	0	0	0	4	4	0.00	0.000																	

BOTTOM

Houston Colt 45's @ Cincinnati Reds

Crosley Field, Cincinnati, OH

Sat Aug 25 1962, 3:33 AM EDT

Att. 12,680 - Cloudy - 88 F

livebaseballscorecards.com

Batter	1	2	3	4	5	6	7	8	9	AB	R	H	RBI	BB	SO	LOB
Eddie Kasko, R (1, 5) OBP: 0.309, SLG: 0.335	F8		E6		2B 2B 1B	1-2 1B		BBBB BB		4	1	2	0	1	0	0
Don Blasingame, L (1, 4) OBP: 0.349, SLG: 0.332	F8		SSS K		1-3 2B 2B	F9		4-3		5	1	1	0	0	1	4
Vada Pinson, L (1, 8) OBP: 0.338, SLG: 0.483 Joe Gaines, R (6, 7) OBP: 0.395, SLG: 0.444	3-1			4-3	F7		F7			3 1	0 0	0 0	0 0	0 0	0 0	2 0
Frank Robinson, R (1, 9) OBP: 0.422, SLG: 0.643		F7		HR 2B	4-3 2-H 3-H 2B		SSS K 1B			4	2	2	2	0	1	0
Gordy Coleman, L (1, 3) OBP: 0.329, SLG: 0.491		4-3		BBBB HR BB	4-3 2-3		SSS K			3	1	0	0	1	1	2
Marty Keough, L (1, 7) OBP: 0.371, SLG: 0.446 (6, 8)		BBBB BB		1-H 2-H HR	F5		FC1-6 2-H 1B			3	1	2	4	1	0	1
Leo Cardenas, R (1, 6) OBP: 0.325, SLG: 0.400		SSS K		HR		SSS K	FC1-6 1-2f			4	1	1	1	0	2	2
Johnny Edwards, L (1, 2) OBP: 0.319, SLG: 0.381			F7	F7		F7		2-3		4	0	0	0	0	0	0
Joey Jay, S (1, 1) OBP: 0.239, SLG: 0.238 Jim Brosnan, R (8, 1)			F8	F7		1B 1B		4-3		3 1	0 0	1 0	0 0	0 0	0 0	0 0
Inning Stats	R: 0 E: 0 K: 0 S: 3 H: 0 LOB: 0 BB: 0 P: 3	R: 0 E: 0 K: 1 S: 5 H: 0 LOB: 1 BB: 1 P: 9	R: 0 E: 1 K: 1 S: 6 H: 0 LOB: 1 BB: 0 P: 6	R: 4 E: 0 K: 0 S: 6 H: 3 LOB: 0 BB: 1 P: 10	R: 2 E: 0 K: 0 S: 6 H: 3 LOB: 1 BB: 0 P: 6	R: 0 E: 0 K: 1 S: 7 H: 2 LOB: 2 BB: 0 P: 7	R: 1 E: 0 K: 2 S: 9 H: 1 LOB: 1 BB: 0 P: 9	R: 0 E: 0 K: 0 S: 3 H: 0 LOB: 1 BB: 1 P: 7		1B: 4 2B: 3 3B: 0 HR: 2	SF: 0 SAC: 0 DP: 0 HBP: 0						

PITCHER		IP	WLS	BF	H	R	ER	SO	BB	IBB	HBP	BLK	WP	HR	S	P	ERA	WHIP
Turk Farrell, R ERA: 2.94	(1, 1)	4.0	L	20	5	6	6	2	2	0	0	0	0	2	22	30	13.50	1.750
Bobby Tiefenauer, R ERA: 3.45	(5, 1)	2.0		9	3	0	0	1	0	0	0	0	0	0	11	11	0.00	1.500
Jim Golden, R ERA: 4.12	(7, 1)	2.0		9	1	1	0	2	1	0	0	0	0	0	12	16	0.00	1.000

PITCHER	IP	WLS	BF	H	R	ER	SO	BB	IBB	HBP	BLK	WP	HR	S	P	ERA	WHIP

AB	35
R	7
H	9
RBI	7
BB	3
SO	5
LOB	11

WP: 0 PA: 38
PB: 1
SB: 0
CS: 0

Batter	1	2	3	4	5	6	7	8	9	AB	R	H	RBI	BB	SO	LOB
Carl Warwick, R (1, 8) OBP: 0.306, SLG: 0.405	SSS 0-3 ① K		BBBB 4-0 FC4-6 BB		x 0-0 ① FC3-6 2B 1B 1-2f		x 0-0 ② 1-3		x 0-0 ② 3-1	4	1	0	0	1	1	1
Al Spangler, L (1, 7) OBP: 0.388, SLG: 0.384	x 0-0 ② P4		x 0-0 ② F9		x 0-0 1B 1-3 2B		x 0-0 ③ 4-3		x 0-0 ③ P5	5	0	1	0	0	0	1
Billy Goodman, L (1, 5) OBP: 0.312, SLG: 0.301 Bob Aspromonte, R (8, 5) OBP: 0.346, SLG: 0.397	BBBB 4-0 BB		x 0-0 ③ FC4-6 1-2f		4-0 1B IBB			x 0-0 ① F7		2 0	0 0	0 0	0 0	2 0	0 0	1 0
Norm Larker, L (1, 3) OBP: 0.353, SLG: 0.383	x 0-0 ③ P4			x 0-0 FC5-6 1B	x 0-0 G5-4-3 1-2 2-3 3-H 1B			BBBB 4-0 E 1B BB		3	0	2	1	1	0	1
Roman Mejias, R (1, 9) OBP: 0.337, SLG: 0.465		x 0-0 ① 5-3		x 0-0 ① FC5-6 S 1B 1-2f	x 0-0 ② ③ G5-4-3 1-2f			x 0-0 E 1-2 1B		4	1	1	0	0	0	4
Hal Smith, R (1, 2) OBP: 0.266, SLG: 0.378		BBBB 4-0 BB		x 0-0 FC6-4 1-H 1B		SSS 0-3 ① K		x 0-0 E4 1-2 2-3		3	0	1	1	1	1	2
Bob Lillis, R (1, 4) OBP: 0.280, SLG: 0.273		x 0-0 ② F9		x 0-0 ② P6		x 0-0 ② P4		x 0-0 ② F3		4	0	0	0	0	0	5
J C Hartman, R (1, 6) OBP: 0.235, SLG: 0.242		SSS 0-3 ③ K		x 0-0 ③ FC6-4 1-2f		x 0-0 ③ F8		SSS 0-3 ③ K		4	0	0	0	0	2	5
George Brunet, R (1, 1) OBP: 0.200, SLG: 0.111			SSS 0-3 ① K		BBBB 4-0 FC3-6 BB		SSS 0-3 ① K		SSS 0-3 ① K	3	0	0	0	1	3	0

Inning Stats	1	2	3	4	5	6	7	8	9	1B	SF	WP	PA
R	0	0	0	1	1	0	0	0	0	4	0	0	38
E	0	0	0	0	0	0	0	1	0	2B 1	SAC 0	PB 0	
K	1	1	1	0	0	1	1	1	1	3B 0	DP 1	SB 1	
S	5	5	5	5	4	5	5	7	5	HR 0	HBP 0	CS 0	
LOB	1	1	1	2	2	0	0	3	0				
BB	1	1	1	0	2	0	0	1	0				
H	0	0	0	2	2	0	0	1	0				
P	9	9	9	5	12	5	5	11	5				

PITCHER		IP	WLS	BF	H	R	ER	SO	BB	IBB	HBP	BLK	WP	HR	S	P	ERA	WHIP
Jim Maloney, R ERA: 3.89	(1, 1)	8.0	L	35	5	2	2	6	5	1	0	0	0	0	41	65	2.25	1.250
Jim Brosnan, R ERA: 2.95	(9, 1)	1.0		3	0	0	0	1	0	0	0	0	0	0	5	5	0.00	0.000

PITCHER	IP	WLS	BF	H	R	ER	SO	BB	IBB	HBP	BLK	WP	HR	S	P	ERA	WHIP

TOP

Houston Colt 45's @ Cincinnati Reds

Crosley Field, Cincinnati, OH

Sun Aug 26 1962, 3:33 AM EDT

Cloudy - 71 F

livebaseballscorecards.com

AB	32
R	2
H	5
RBI	2
BB	6
SO	7
LOB	20

Houston Colt 45's @ Cincinnati Reds

Crosley Field, Cincinnati, OH

Sun Aug 26 1962, 3:33 AM EDT

Cloudy - 71 F

livebaseballscorecards.com

BOTTOM

Batter	1	2	3	4	5	6	7	8	9	AB	R	H	RBI	BB	SO	LOB
Leo Cardenas, R (1, 6) OBP: 0.324, SLG: 0.399	6-3			F8		2B 1B		G6-4-3 1-2f		4	0	1	0	0	0	1
Eddie Kasko, R (1, 5) OBP: 0.311, SLG: 0.339	5-3			5-3		1-3 2B			FC4-6 1B	4	0	2	0	0	0	0
Vada Pinson, L (1, 8) OBP: 0.335, SLG: 0.479	6-3			F7		F8			FC4-6 G6-4-3 1-2f	4	0	0	0	0	0	3
Frank Robinson, R (1, 9) OBP: 0.422, SLG: 0.641		G6-4-3 1B			BB		F7		G6-4-3 1-2f	3	0	1	0	1	0	1
Wally Post, R (1, 7) OBP: 0.320, SLG: 0.488		G6-4-3 1-2f			F4		HR			3	1	1	1	0	0	2
Don Pavletich, R (1, 3) OBP: 0.310, SLG: 0.317 (9, 2)		K			F8		P4			3	0	0	0	0	1	1
Don Zimmer, R (1, 4) OBP: 0.269, SLG: 0.306			5-3		F7		L6			3	0	0	0	0	0	1
Johnny Edwards, L (1, 2) OBP: 0.318, SLG: 0.379			4-3			4-3				2	0	0	0	0	0	0
Gene Freese, R (8, PH) OBP: 0.462, SLG: 0.300										0	0	0	0	1	0	0
Marty Keough, L (8, PR) (9, 3) OBP: 0.371, SLG: 0.446								G6-4-3 BB		0	0	0	0	0	0	0
Jim Maloney, L (1, 1) OBP: 0.242, SLG: 0.250			5-3			P4		F7		2	0	0	0	0	0	0
Joe Gaines, R (8, PH) OBP: 0.386, SLG: 0.432										1	0	0	0	0	0	1
Jim Brosnan, R (9, 1)										0	0	0	0	0	0	0
Inning Stats	R: 0 E: 0 K: 0 S: 3 H: 0 LOB: 0 BB: 0 P: 3	R: 0 E: 0 K: 1 S: 5 H: 1 LOB: 0 BB: 0 P: 5	R: 0 E: 0 K: 0 S: 3 H: 0 LOB: 0 BB: 0 P: 3	R: 0 E: 0 K: 0 S: 3 H: 0 LOB: 0 BB: 0 P: 3	R: 0 E: 0 K: 0 S: 3 H: 0 LOB: 1 BB: 1 P: 7	R: 0 E: 0 K: 0 S: 5 H: 2 LOB: 2 BB: 0 P: 5	R: 1 E: 0 K: 0 S: 4 H: 1 LOB: 0 BB: 0 P: 4	R: 0 E: 0 K: 0 S: 2 H: 0 LOB: 1 BB: 1 P: 6	R: 0 E: 0 K: 0 S: 3 H: 1 LOB: 0 BB: 0 P: 3	1B: 3 2B: 1 3B: 0 HR: 1 SF: 0 SAC: 0 DP: 3 HBP: 0						

	AB	29
	R	1
	H	5
	RBI	1
	BB	2
	SO	1
	LOB	10

PITCHER	IP	WLS	BF	H	R	ER	SO	BB	IBB	HBP	BLK	WP	HR	S	P	ERA	WHIP
George Brunet, L (1, 1) ERA: 3.34	9.0	W	31	5	1	1	1	2	0	0	0	0	1	31	39	1.00	0.778

PITCHER	IP	WLS	BF	H	R	ER	SO	BB	IBB	HBP	BLK	WP	HR	S	P	ERA	WHIP

Batter	1	2	3	4	5	6	7	8	9	AB	R	H	RBI	BB	SO	LOB
Carl Warwick, R (1, 7) (9, 8) OBP: 0.307, SLG: 0.404	F8		5-3		5-3 1-2f		1B 1-2 2-H		BB 1B 1-2 2-3	4	0	1	1	1	0	1
Johnny Temple, R (1, 4) OBP: 0.347, SLG: 0.307 J C Hartman, R (9, PR) (9, 6) OBP: 0.235, SLG: 0.242	L7		F7		K		F7		1B 1-3 2-H 3-H	5 0	0 0	1 0	2 0	0 0	1 0	2 0
Bob Aspromonte, R (1, 5) OBP: 0.344, SLG: 0.393	6-3			SH1-3 1B BB		F8		P4	K	4	1	0	0	1	1	2
Norm Larker, L (1, 3) OBP: 0.353, SLG: 0.383		FC6-4 1B		SH1-3 1-2		F8		F3		3	0	1	0	0	0	0
Roman Mejias, R (1, 9) OBP: 0.336, SLG: 0.463		FC6-4 HR 1-2f		E 1B 2-H		K		5-3		4	1	1	1	0	1	1
Al Heist, R (1, 8) OBP: 0.250, SLG: 0.200 Jim Umbricht, R (9, 1)		F8		E6 1-2			K		G3-6-3 HBP	3 0	0 0	0 0	0 0	0 0	1 0	2 0
Jim Campbell, R (1, 2) OBP: 0.274, SLG: 0.353		HR 1-H		L8			BB 1B 1B		G3-6-3 1-2f	4	2	2	2	0	0	3
Bob Lillis, R (1, 6) (9, 4) OBP: 0.280, SLG: 0.273		5-3		F3			F2		BB 1B 1B	4	1	1	0	0	0	3
Hal Woodeshick, R (1, 1) OBP: 0.154, SLG: 0.083 Don McMahon, R (7, 1) OBP: 0.125, SLG: 0.125 Jim Pendleton, R (9, PH) (9, 7) OBP: 0.270, SLG: 0.376			F7		5-3 BB		1B 1-2 BB		BB 1B 1-2 1B	1 0 1	0 0 1	0 0 1	0 0 0	2 0 0	0 0 0	0 0 0
Inning Stats	R: 0 E: 0 K: 0 S: 3 H: 0 LOB: 0 BB: 0 P: 3	R: 2 E: 0 K: 0 S: 5 H: 2 LOB: 0 BB: 0 P: 5	R: 0 E: 0 K: 0 S: 3 H: 0 LOB: 0 BB: 0 P: 3	R: 1 E: 1 K: 0 S: 5 H: 1 LOB: 2 BB: 1 P: 9	R: 0 E: 0 K: 1 S: 4 H: 0 LOB: 0 BB: 1 P: 8	R: 0 E: 0 K: 1 S: 5 H: 0 LOB: 0 BB: 0 P: 5	R: 1 E: 0 K: 1 S: 7 H: 2 LOB: 2 BB: 1 P: 11	R: 0 E: 0 K: 0 S: 3 H: 0 LOB: 0 BB: 0 P: 3	R: 2 E: 0 K: 1 S: 7 H: 3 LOB: 2 BB: 1 P: 12	1B: 7 2B: 1 3B: 0 HR: 1 SF: 0 SAC: 1 DP: 2 HBP: 1						

PITCHER		IP	WLS	BF	H	R	ER	SO	BB	IBB	HBP	BLK	WP	HR	S	P	ERA	WHIP
Jim O'Toole, L ERA: 3.53	(1, 1)	7.0		29	5	4	4	3	3	0	0	0	0	1	32	44	5.14	1.143
Johnny Klippstein, R ERA: 4.68	(8, 1)	1.0		3	0	0	0	0	0	0	0	0	0	0	3	3	0.00	0.000
Ted Wills, L ERA: 5.72	(9, 1)	0.2	L	5	2	2	2	0	1	0	1	0	0	0	3	8	27.00	4.500
Bill Henry, L ERA: 4.86	(9, 1)	0.1		2	1	0	0	1	0	0	0	0	0	0	4	4	0.00	3.000

PITCHER	IP	WLS	BF	H	R	ER	SO	BB	IBB	HBP	BLK	WP	HR	S	P	ERA	WHIP

TOP

Houston Colt 45's @ Cincinnati Reds

Crosley Field, Cincinnati, OH

Sun Aug 26 1962, 3:38 AM EDT

Att. 25,808 - Unknown

livebaseballscorecards.com

AB	33
R	6
H	8
RBI	6
BB	4
SO	4
LOB	14

HOUSTON COLT .45s

WP: 0 PB: 0 SB: 0 CS: 0 PA: 39

Batter	1	2	3	4	5	6	7	8	9	AB	R	H	RBI	BB	SO	LOB
Leo Cardenas, R (1, 6) OBP: 0.327, SLG: 0.401	5-3		WP HBP			1B FC 2B	1B E 1-2 BB		K	3	2	1	0	1	1	0
Eddie Kasko, R (1, 5) OBP: 0.310, SLG: 0.337	5-3		1-3 1-2			G5-3 FC 1B 2-3	P3		K	5	0	1	0	0	1	3
Vada Pinson, L (1, 8) OBP: 0.334, SLG: 0.476	F7			K		FC G5-3 1B 1-2 3-H	E S 1B 1-3 2-H		K	5	1	1	2	0	2	1
Frank Robinson, R (1, 9) OBP: 0.419, SLG: 0.636		F7		6-3		G5-3 1-2 2-3f	F7 1-3 3-H			4	0	0	0	0	0	3
Wally Post, R (1, 7) OBP: 0.327, SLG: 0.490 Marty Keough, L (8, PH) OBP: 0.369, SLG: 0.443 (9, 7)		1B		BB		1B BB		F7		1 1	0 0	1 0	0 0	2 0	0 0	0 0
Gordy Coleman, L (1, 3) OBP: 0.328, SLG: 0.489	K			L1		FC4-6 1B 1-3 2-H		F2		4	0	1	1	0	1	2
Johnny Edwards, L (1, 2) OBP: 0.317, SLG: 0.380	K		1-3			FC4-6 1-2f		2B		4	0	1	0	0	1	3
Don Blasingame, L (1, 4) OBP: 0.348, SLG: 0.330			G3	1-3			K	IBB		3	0	0	0	1	1	0
Jim O'Toole, S (1, 1) OBP: 0.133, SLG: 0.122 Joe Gaines, R (7, PH) OBP: 0.400, SLG: 0.447 Johnny Klippstein, R (8, 1) OBP: 0.217, SLG: 0.286 Jerry Lynch, L (8, PH) OBP: 0.344, SLG: 0.481 Ted Wills, L (9, 1) OBP: 0.313, SLG: 0.313 Bill Henry, L (9, 1) OBP: 0.333, SLG: 0.333			1-3	4-3			PB 1B 1B	P3		2 1 0 1 0 0	0 1 0 0 0 0	0 1 0 0 0 0	0 0 0 0 0 0	0 0 0 0 0 0	0 0 0 2 0 0	0 0 0 0 0 0
Inning Stats	R: 0 H: 0 E: 0 LOB: 0 K: 0 BB: 0 S: 3 P: 3	R: 0 H: 1 E: 0 LOB: 1 K: 2 BB: 0 S: 8 P: 8	R: 0 H: 0 E: 0 LOB: 1 K: 0 BB: 0 S: 3 P: 4	R: 0 H: 0 E: 0 LOB: 1 K: 1 BB: 1 S: 5 P: 9	R: 0 H: 0 E: 0 LOB: 0 K: 0 BB: 0 S: 3 P: 3	R: 2 H: 3 E: 0 LOB: 2 K: 0 BB: 1 S: 6 P: 10	R: 2 H: 2 E: 0 LOB: 1 K: 1 BB: 1 S: 7 P: 11	R: 0 H: 1 E: 0 LOB: 2 K: 0 BB: 1 S: 4 P: 8	R: 0 H: 0 E: 0 LOB: 0 K: 3 BB: 0 S: 9 P: 9	1B: 5 SF: 0 2B: 2 SAC: 0 3B: 0 DP: 1 HR: 0 HBP: 1						WP: 1 PA: 39 PB: 1 SB: 1 CS: 0

PITCHER	IP	WLS	BF	H	R	ER	SO	BB	IBB	HBP	BLK	WP	HR	S	P	ERA	WHIP
Hal Woodeshick, L (1, 1) ERA: 4.16	6.1		28	5	4	3	4	3	0	1	0	1	0	32	45	4.26	1.263
Don McMahon, R (7, 1) ERA: 1.47	1.2	W	8	2	0	0	0	0	1	0	0	0	0	7	11	0.00	1.200
Jim Umbricht, R (9, 1) ERA: 2.44	1.0	S	3	0	0	0	3	0	0	0	0	0	0	9	9	0.00	0.000

PITCHER	IP	WLS	BF	H	R	ER	SO	BB	IBB	HBP	BLK	WP	HR	S	P	ERA	WHIP

BOTTOM

Houston Colt 45's @ Cincinnati Reds

Crosley Field, Cincinnati, OH

Sun Aug 26 1962, 3:38 AM EDT

Att. 25,808 - Unknown

livebaseballscorecards.com

AB	34
R	4
H	7
RBI	3
BB	4
SO	7
LOB	14

Batter	1	2	3	4	5	6	7	8	9	AB	R	H	RBI	BB	SO	LOB
Carl Warwick, R (1, 8) OBP: 0.306, SLG: 0.409	HR	6-3 1-2 2-3		4-3		2-3			K	5	1	1	1	0	1	2
Al Spangler, L (1, 7) OBP: 0.388, SLG: 0.381	4-3	BB			SH1-3 1B 2B BB	P4			K	3	1	0	0	2	1	0
Johnny Temple, R (1, 4) OBP: 0.346, SLG: 0.306 J C Hartman, R (9, 6) OBP: 0.235, SLG: 0.242	F8	K			SH1-3 1-2 2B 1B	6-3				4 0	1 0	1 0	0 0	0 0	1 0	3 0
Norm Larker, L (1, 3) OBP: 0.353, SLG: 0.381	1B BB		3-1		SH1-3 1-2 2-3		K			2	0	0	0	1	1	0
Roman Mejias, R (1, 9) OBP: 0.337, SLG: 0.465	1-2 1B		K		1B 2-H 3-H 2B		F8			4	1	2	2	0	1	0
Bob Aspromonte, R (1, 5) OBP: 0.345, SLG: 0.391	F7		BB		1B IBB			6-3		2	0	0	0	2	0	2
Jim Campbell, R (1, 2) OBP: 0.260, SLG: 0.333		K	F8		F7			F9		4	0	0	0	0	1	3
Bob Lillis, R (1, 6) (9, 4) OBP: 0.282, SLG: 0.275		6-3 1B 1B		F8	1-3 2-H 1B			6-3		4	0	2	1	0	0	0
Bob Bruce, R (1, 1) OBP: 0.364, SLG: 0.186 Don McMahon, R (6, 1) OBP: 0.111, SLG: 0.111		6-3 1-2 1B		4-3		G3			F3	3 1	0 0	1 0	0 0	0 0	0 0	0 0
Inning Stats	R: 1 H: 2 E: 0 LOB: 2 K: 0 BB: 1 S: 5 P: 9	R: 0 H: 2 E: 0 LOB: 3 K: 2 BB: 1 S: 9 P: 13	R: 0 H: 0 E: 0 LOB: 1 K: 1 BB: 1 S: 5 P: 9	R: 0 H: 0 E: 0 LOB: 0 K: 0 BB: 0 S: 3 P: 3	R: 3 H: 3 E: 0 LOB: 2 K: 0 BB: 2 S: 5 P: 13	R: 0 H: 0 E: 0 LOB: 0 K: 0 BB: 0 S: 3 P: 3	R: 0 H: 0 E: 0 LOB: 0 K: 1 BB: 0 S: 5 P: 5	R: 0 H: 0 E: 0 LOB: 0 K: 0 BB: 0 S: 3 P: 3	R: 0 H: 0 E: 0 LOB: 0 K: 2 BB: 0 S: 7 P: 7	1B: 5 SF: 0 2B: 1 SAC: 1 3B: 0 DP: 0 HR: 1 HBP: 0						

PITCHER	IP	WLS	BF	H	R	ER	SO	BB	IBB	HBP	BLK	WP	HR	S	P	ERA	WHIP
Ernie Broglio, R (1, 1) ERA: 3.26	5.0	L	26	7	4	4	3	4	1	0	0	0	1	27	47	7.20	2.200
Bob Duliba, R (6, 1) ERA: 1.26	1.0		3	0	0	0	0	0	0	0	0	0	0	3	3	0.00	0.000
Curt Simmons, L (7, 1) ERA: 3.91	3.0		9	0	0	0	3	0	0	0	0	0	0	15	15	0.00	0.000

PITCHER	IP	WLS	BF	H	R	ER	SO	BB	IBB	HBP	BLK	WP	HR	S	P	ERA	WHIP

TOP

Houston Colt 45's @ St. Louis Cardinals

Sportsman's Park, St. Louis, MO

Tue Aug 28 1962, 8:05 PM EDT
Att. 9,510 - Unknown

livebaseballscorecards.com

AB	32
R	4
H	7
RBI	4
BB	5
SO	6
LOB	10

WP: 0	PA: 38		
PB: 0			
SB: 0			
CS: 0			

Batter	1	2	3	4	5	6	7	8	9	AB	R	H	RBI	BB	SO	LOB
Julian Javier, R (1, 4) OBP: 0.323, SLG: 0.372	K		F8		E 1B 1B	P5			P6	5	1	1	0	0	1	2
Bob Burda, L (1, 9) OBP: 0.250, SLG: 0.077 Julio Gotay, R (7, 6) OBP: 0.320, SLG: 0.306	FC1-6 BB		6-3		E6 1B 1-3		K			2 1	0 0	0 0	0 0	1 0	0 0	1 0
Stan Musial, L (1, 7) OBP: 0.419, SLG: 0.502	FC1-6 1B 1-2f		4-3		P6		6-3			4	0	0	0	0	0	3
Bill White, L (1, 3) OBP: 0.380, SLG: 0.499 (7, 9)	1B 1-3			1B E BB	1B 1-3 3-H		K			3	1	2	1	1	1	0
Ken Boyer, R (1, 5) OBP: 0.387, SLG: 0.483	K			FC6-4 1B 1-2	F9			K2-3		4	0	1	0	0	2	4
Bobby Gene Smith, R (1, 8) OBP: 0.267, SLG: 0.299		F8		FC6-4 1-2f 2-H		1B G3 BB		5-3		3	0	0	0	1	0	1
Gene Oliver, R (1, 2) OBP: 0.357, SLG: 0.411		F8		P4		G3 1-2		6-3		4	0	0	0	0	0	2
Dal Maxvill, R (1, 6) OBP: 0.236, SLG: 0.239 Fred Whitfield, L (6, PH) OBP: 0.323, SLG: 0.531 (7, 3)		BB		K		1B 2-3			F5	1 2	0 0	0 1	0 0	1 0	1 0	1 0
Ernie Broglio, R (1, 1) OBP: 0.140, SLG: 0.105 Red Schoendienst, S (5, PH) OBP: 0.359, SLG: 0.391 Bob Duliba, R (6, 1) Carl Sawatski, L (6, PH) OBP: 0.364, SLG: 0.463 Curt Simmons, L (7, 1) OBP: 0.267, SLG: 0.225 Charlie James, R (9, PH) OBP: 0.319, SLG: 0.412		F9			K	K			K	1 1 0 1 0 0 1	0 0 0 0 0 0 0	0 0 0 0 0 0 0	0 0 0 0 0 0 0	0 1 0 0 0 0 1	1 0 0 1 0 0 0	1 0 0 2 0 0 0
Inning Stats	R: 0 H: 1 E: 0 LOB: 2 K: 2 BB: 1 S: 8 P: 12	R: 0 H: 0 E: 0 LOB: 1 K: 0 BB: 1 S: 3 P: 7	R: 0 H: 0 E: 0 LOB: 0 K: 0 BB: 0 S: 3 P: 3	R: 1 H: 1 E: 1 LOB: 1 K: 1 BB: 1 S: 6 P: 10	R: 1 H: 2 E: 1 LOB: 2 K: 1 BB: 0 S: 8 P: 8	R: 0 H: 1 E: 0 LOB: 2 K: 1 BB: 1 S: 6 P: 10	R: 0 H: 0 E: 0 LOB: 0 K: 2 BB: 0 S: 7 P: 7	R: 0 H: 0 E: 0 LOB: 0 K: 1 BB: 0 S: 5 P: 5	R: 0 H: 0 E: 0 LOB: 0 K: 1 BB: 0 S: 5 P: 5	1B: 5 2B: 0 3B: 0 HR: 0	SF: 0 SAC: 0 DP: 0 HBP: 0			WP: 0 PB: 0 SB: 0 CS: 0	PA: 37		

PITCHER	IP	WLS	BF	H	R	ER	SO	BB	IBB	HBP	BLK	WP	HR	S	P	ERA	WHIP
Bob Bruce, R (1, 1) ERA: 4.14	5.1	W	26	5	2	0	4	4	0	0	0	0	0	30	46	0.00	1.688
Don McMahon, R (6, 1) ERA: 1.38	3.2	S	11	0	0	0	5	0	0	0	0	0	0	21	21	0.00	0.000

PITCHER	IP	WLS	BF	H	R	ER	SO	BB	IBB	HBP	BLK	WP	HR	S	P	ERA	WHIP

BOTTOM

Houston Colt 45's @ St. Louis Cardinals

Sportsman's Park, St. Louis, MO

Tue Aug 28 1962, 8:05 PM EDT

Att. 9,510 - Unknown

livebaseballscorecards.com

AB	33
R	2
H	5
RBI	1
BB	4
SO	9
LOB	17

Batter	1	2	3	4	5	6	7	8	9	AB	R	H	RBI	BB	SO	LOB
Carl Warwick, R (1, 8) OBP: 0.307, SLG: 0.409	0-0 1B	0-3 K			0-0 FC5-4 1B			0-0 F8		4	0	2	0	0	1	2
Al Spangler, L (1, 7) OBP: 0.384, SLG: 0.376	0-0 F9	0-0 FC4-6 1-2f			0-0 P1			0-0 F8		4	0	0	0	0	0	4
Johnny Temple, R (1, 4) OBP: 0.344, SLG: 0.304 Joey Amalfitano, R (4, 4) OBP: 0.319, SLG: 0.296	0-0 F8		0-3 K		0-0 FC5-4 CS 1-2f			4-0 BB		2 1	0 0	0 0	0 0	0 1	1 0	1 1
Norm Larker, L (1, 3) OBP: 0.356, SLG: 0.382	0-0 FC6-4 1-3 1B		0-0 3-1		0-0 CS 1-2	4-0 G4-6-3 BB		4-0 BB 1-2		2	0	1	0	2	0	0
Roman Mejias, R (1, 9) OBP: 0.337, SLG: 0.470	0-0 FC6-4 1-2f		0-0 HR			0-0 F9		0-0 6-3		4	1	1	1	0	0	5
Bob Aspromonte, R (1, 5) OBP: 0.342, SLG: 0.388 J C Hartman, R (9, 6) OBP: 0.235, SLG: 0.242		0-0 E6 FC3-6 WP 1B	0-0 3-1			0-0 G4-6-3 1-2f			0-0 F7	4 0	1 0	0 0	0 0	0 0	0 0	1 0
Jim Campbell, R (1, 2) OBP: 0.272, SLG: 0.373	4-0 FC3-6 BB 1-2		0-3 K	0-3 K			0-3 K		0-0 HR	3	1	1	1	1	2	0
Bob Lillis, R (1, 6) OBP: 0.279, SLG: 0.273 (9, 5)	0-0 FC3-6 1B 1-2f 2-3		0-3 K				0-0 4-3		0-0 5-3	4	0	0	0	0	1	2
Turk Farrell, R (1, 1) OBP: 0.180, SLG: 0.217	0-0 FC4-6 1-2 3-H 1B		0-0 2-3				0-3 K		0-0 6-3	4	0	1	1	0	1	0
Inning Stats	R: 0 H: 2 E: 0 LOB: 2 K: 0 BB: 0 S: 5 P: 5	R: 1 H: 1 E: 1 LOB: 2 K: 1 BB: 1 S: 7 P: 11	R: 1 H: 1 E: 0 LOB: 0 K: 1 BB: 0 S: 6 P: 6	R: 0 H: 0 E: 0 LOB: 0 K: 2 BB: 0 S: 7 P: 7	R: 0 H: 1 E: 0 LOB: 0 K: 0 BB: 0 S: 3 P: 3	R: 0 H: 0 E: 0 LOB: 0 K: 0 BB: 1 S: 2 P: 6	R: 0 H: 0 E: 0 LOB: 0 K: 2 BB: 0 S: 7 P: 7	R: 0 H: 0 E: 0 LOB: 2 K: 0 BB: 2 S: 3 P: 11	R: 1 H: 1 E: 0 LOB: 0 K: 0 BB: 0 S: 4 P: 4	1B: 4 SF: 0 2B: 0 SAC: 0 3B: 0 DP: 1 HR: 2 HBP: 0						WP: 1 PA: 37 PB: 0 SB: 0 CS: 1	

PITCHER	IP	WLS	BF	H	R	ER	SO	BB	IBB	HBP	BLK	WP	HR	S	P	ERA	WHIP
Bob Gibson, R (1, 1) ERA: 2.49	9.0	L	36	6	3	2	6	4	0	0	0	1	2	44	60	2.00	1.111

PITCHER	IP	WLS	BF	H	R	ER	SO	BB	IBB	HBP	BLK	WP	HR	S	P	ERA	WHIP

TOP

Houston Colt 45's @ St. Louis Cardinals

Sportsman's Park, St. Louis, MO

Wed Aug 29 1962, 8:05 PM EDT

Att. 8,295 - Unknown

livebaseballscorecards.com

AB	32
R	3
H	6
RBI	3
BB	4
SO	6
LOB	16

Batter	1	2	3	4	5	6	7	8	9	AB	R	H	RBI	BB	SO	LOB
Julian Javier, R (1, 4) OBP: 0.320, SLG: 0.369	6-3		F9		6-3		1-3			4	0	0	0	0	0	1
Bobby Gene Smith, R (1, 8) OBP: 0.261, SLG: 0.292	K		K		5-3			F8		4	0	0	0	0	2	0
Stan Musial, L (1, 7) OBP: 0.417, SLG: 0.501	2B		K			F2		F8		4	0	1	0	0	1	0
Bill White, L (1, 3) OBP: 0.379, SLG: 0.497	4-3			2B 1B 1B		F3		F8		4	1	1	0	0	0	1
Ken Boyer, R (1, 5) OBP: 0.388, SLG: 0.485		F8		1-3 1B 2B		1B			L4	4	1	2	0	0	0	0
Charlie James, R (1, 9) OBP: 0.316, SLG: 0.408 Red Schoendienst, S (9, PH) OBP: 0.362, SLG: 0.395	K	K	K		L5				BB 1B	3 1	0 0	0 1	0 0	0 0	2 0	3 0
Gene Oliver, R (1, 2) OBP: 0.363, SLG: 0.418 Jimmie Schaffer, R (8, 2) OBP: 0.279, SLG: 0.290 Fred Whitfield, L (9, PH) OBP: 0.321, SLG: 0.527	BB 1B		2-H 3-H 1B				E 1B		K	3 0 1	0 0 0	3 0 0	2 0 0	0 0 1	0 0 1	0 0 1
Julio Gotay, R (1, 6) OBP: 0.320, SLG: 0.304 Carl Sawatski, L (9, PH) OBP: 0.367, SLG: 0.463	1-2 BB		6-3				K		1-2 BB	2 0	0 0	0 0	0 0	1 1	1 0	1 0
Bob Gibson, R (1, 1) OBP: 0.338, SLG: 0.382 Bob Burda, L (9, PH) OBP: 0.235, SLG: 0.071	P5				K		1-2 K		K	3 1	0 0	0 0	0 0	0 0	2 1	3 2
Inning Stats	R: 0 E: 0 K: 1 S: 6 H: 1 LOB: 1 BB: 0 P: 6	R: 0 E: 0 K: 1 S: 6 H: 1 LOB: 2 BB: 1 P: 10	R: 0 E: 0 K: 2 S: 7 H: 0 LOB: 0 BB: 0 P: 7	R: 2 E: 0 K: 1 S: 7 H: 3 LOB: 0 BB: 0 P: 7	R: 0 E: 0 K: 1 S: 5 H: 0 LOB: 0 BB: 0 P: 5	R: 0 E: 0 K: 0 S: 4 H: 1 LOB: 1 BB: 0 P: 4	R: 0 E: 1 K: 2 S: 8 H: 1 LOB: 1 BB: 0 P: 8	R: 0 E: 0 K: 0 S: 3 H: 0 LOB: 0 BB: 0 P: 3	R: 0 E: 0 K: 2 S: 8 H: 1 LOB: 2 BB: 1 P: 12	1B: 6 2B: 2 3B: 0 HR: 0	SF: 0 SAC: 0 DP: 0 HBP: 0						

PITCHER	IP	WLS	BF	H	R	ER	SO	BB	IBB	HBP	BLK	WP	HR	S	P	ERA	WHIP
Turk Farrell, R (1, 1) ERA: 2.9	9.0	W	36	8	2	2	10	2	0	0	0	0	0	54	62	2.00	1.111

PITCHER	IP	WLS	BF	H	R	ER	SO	BB	IBB	HBP	BLK	WP	HR	S	P	ERA	WHIP

BOTTOM

Houston Colt 45's @ St. Louis Cardinals

Sportsman's Park, St. Louis, MO

Wed Aug 29 1962, 8:05 PM EDT

Att. 8,295 - Unknown

livebaseballscorecards.com

AB	34
R	2
H	8
RBI	2
BB	2
SO	10
LOB	12

1B: 6	SF: 0	WP: 0	PA: 36
2B: 2	SAC: 0	PB: 0	
3B: 0	DP: 0	SB: 0	
HR: 0	HBP: 0	CS: 0	

Batter	1	2	3	4	5	6	7	8	9	AB	R	H	RBI	BB	SO	LOB
Carl Warwick, R (1, 7) (8, 8) OBP: 0.309, SLG: 0.410	FC3-6 1B		FC5-4 1B 1-2		E5 1B		5-3			4	0	2	0	0	0	2
Johnny Temple, R (1, 4) OBP: 0.346, SLG: 0.307	FC3-6 G6-4-3 1-2f		FC5-4 E 1-2f 2-3		1-2 1B		2-H 3-H 1B			4	0	2	2	0	0	3
Al Heist, R (1, 8) OBP: 0.235, SLG: 0.188	G6-4-3 1-2f		E6 1-3 3-H		L4			G3		3	0	0	0	0	0	4
Al Spangler, L (8, PH) (8, 7) OBP: 0.383, SLG: 0.375										1	0	0	0	0	0	0
Norm Larker, L (1, 3) OBP: 0.354, SLG: 0.378		4-3	G3			F9		F9		4	0	0	0	0	0	2
Roman Mejias, R (1, 9) OBP: 0.334, SLG: 0.466		F7		5-3		F7		K		4	0	0	0	0	1	0
Bob Aspromonte, R (1, 5) OBP: 0.342, SLG: 0.385		BB		4-3		5-3			K	3	0	0	0	1	1	0
Jim Campbell, R (1, 2) OBP: 0.271, SLG: 0.367		5-3		5-3			SH5-4 BB 1B		K	4	1	1	0	0	1	1
Bob Lillis, R (1, 6) OBP: 0.281, SLG: 0.273			FC5-6 1B		6-3		4-0 SH5-4 1-2 1B BB		6-3	3	1	1	0	1	0	0
George Brunet, R (1, 1) OBP: 0.167, SLG: 0.091			FC5-6 FC5-4 1B 1-2f E		K2-3		SH5-4 1-2 2-3			2	1	0	0	0	1	1
Joey Amalfitano, R (7, PH) OBP: 0.319, SLG: 0.296										0	0	0	0	0	0	0
Don McMahon, R (7, 1) OBP: 0.111, SLG: 0.111										0	0	0	0	0	0	0
Russ Kemmerer, R (7, 1) OBP: 0.500, SLG: 0.333										0	0	0	0	0	0	0
Inning Stats	R: 0 H: 1 E: 0 LOB: 0 K: 0 BB: 0 S: 3 P: 3	R: 0 H: 0 E: 0 LOB: 1 K: 0 BB: 1 S: 3 P: 7	R: 1 H: 2 E: 1 LOB: 2 K: 0 BB: 0 S: 6 P: 6	R: 0 H: 0 E: 0 LOB: 0 K: 0 BB: 0 S: 3 P: 3	R: 0 H: 1 E: 1 LOB: 2 K: 1 BB: 0 S: 7 P: 7	R: 0 H: 0 E: 0 LOB: 0 K: 0 BB: 0 S: 3 P: 3	R: 2 H: 2 E: 0 LOB: 1 K: 0 BB: 1 S: 4 P: 8	R: 0 H: 0 E: 0 LOB: 0 K: 1 BB: 0 S: 5 P: 5	R: 0 H: 0 E: 0 LOB: 0 K: 2 BB: 0 S: 7 P: 7	1B: 6 SF: 0 2B: 0 SAC: 1 3B: 0 DP: 1 HR: 0 HBP: 0						WP: 0 PA: 35 PB: 0 SB: 0 CS: 0

TOP

Houston Colt 45's @ Chicago Cubs

Wrigley Field, Chicago, IL

Sat Sep 01 1962, 3:33 AM CDT

Att. 9,887 - Cloudy - 70 F

livebaseballscorecards.com

AB	32
R	3
H	6
RBI	2
BB	2
SO	4
LOB	13

PITCHER		IP	WLS	BF	H	R	ER	SO	BB	IBB	HBP	BLK	WP	HR	S	P	ERA	WHIP
Dick Ellsworth, L ERA: 4.94	(1, 1)	7.0	W	29	6	3	2	1	2	0	0	0	0	0	29	37	2.57	1.143
Barney Schultz, R ERA: 3.96	(8, 1)	2.0	S	6	0	0	0	3	0	0	0	0	0	0	12	12	0.00	0.000

PITCHER	IP	WLS	BF	H	R	ER	SO	BB	IBB	HBP	BLK	WP	HR	S	P	ERA	WHIP

Batter	1	2	3	4	5	6	7	8	9	AB	R	H	RBI	BB	SO	LOB
Ron Santo, R (1, 5) OBP: 0.299, SLG: 0.375	6-3		F8 2-3		F9		1-H HR			4	1	1	2	0	0	3
Ken Hubbs, R (1, 4) OBP: 0.297, SLG: 0.356	K		P6		K		14 E 1B			4	0	1	0	0	2	3
Billy Williams, L (1, 7) OBP: 0.378, SLG: 0.489	F8			1B 2B		K	L8			4	1	1	0	0	1	1
14 Ernie Banks, R (1, 3) OBP: 0.311, SLG: 0.512		P4		K		1B SH4-3 1B	E6 1-2			4	1	1	0	0	1	2
George Altman, L (1, 9) OBP: 0.391, SLG: 0.520		4-3		P5		SH4-3 1-3 1B	6-3			4	0	1	0	0	0	3
Andre Rodgers, R (1, 6) OBP: 0.342, SLG: 0.382		F9		2-H 1B		SH4-3 1-2 3-H		1-3		3	0	1	2	0	0	0
Don Landrum, L (1, 8) OBP: 0.382, SLG: 0.341			1-3	1-3		F9		4-3		4	0	0	0	0	0	2
Dick Bertell, R (1, 2) OBP: 0.326, SLG: 0.379 Moe Thacker, R (8, 2) OBP: 0.291, SLG: 0.250			F8 2B		FC1-6 1B		HR BB	F8		2 1	1 0	2 0	0 0	1 0	0 0	0 0
Dick Ellsworth, L (1, 1) OBP: 0.284, SLG: 0.130 Bob Will, L (7, PH) OBP: 0.337, SLG: 0.346 Barney Schultz, R (8, 1)			BB		FC1-6 1-2f		K			1 1 0	0 0 0	0 0 0	0 0 0	1 0 0	0 1 0	1 1 0
Inning Stats	R: 0 H: 0 E: 0 LOB: 0 K: 1 BB: 0 S: 5 P: 5	R: 0 H: 0 E: 0 LOB: 0 K: 0 BB: 0 S: 3 P: 3	R: 0 H: 1 E: 0 LOB: 2 K: 0 BB: 1 S: 4 P: 8	R: 1 H: 2 E: 0 LOB: 1 K: 1 BB: 0 S: 7 P: 7	R: 0 H: 1 E: 0 LOB: 1 K: 1 BB: 0 S: 6 P: 6	R: 1 H: 2 E: 0 LOB: 1 K: 1 BB: 0 S: 7 P: 7	R: 2 H: 2 E: 1 LOB: 2 K: 1 BB: 1 S: 8 P: 12	R: 0 H: 0 E: 0 LOB: 0 K: 0 BB: 0 S: 3 P: 3		1B: 5 SF: 0 2B: 2 SAC: 1 3B: 0 DP: 0 HR: 1 HBP: 0						

PITCHER		IP	WLS	BF	H	R	ER	SO	BB	IBB	HBP	BLK	WP	HR	S	P	ERA	WHIP
George Brunet, L ERA: 3.28	(1, 1)	6.0		25	6	2	2	4	1	0	0	0	0	0	32	36	3.00	1.167
Don McMahon, R ERA: 1.65	(7, 1)	0.1	L	4	2	2	2	1	1	0	0	0	0	1	5	9	54.00	9.000
Russ Kemmerer, R ERA: 3.59	(7, 1)	1.2		6	0	0	0	0	0	0	0	0	0	0	6	6	0.00	0.000

PITCHER	IP	WLS	BF	H	R	ER	SO	BB	IBB	HBP	BLK	WP	HR	S	P	ERA	WHIP

BOTTOM

Houston Colt 45's @ Chicago Cubs

Wrigley Field, Chicago, IL

Sat Sep 01 1962, 3:33 AM CDT

Att. 9,887 - Cloudy - 70 F

livebaseballscorecards.com

AB	32
R	4
H	8
RBI	4
BB	2
SO	5
LOB	16

WP: 0 PA: 35
PB: 0
SB: 0
CS: 0

Batter	1	2	3	4	5	6	7	8	9	AB	R	H	RBI	BB	SO	LOB
Carl Warwick, R (1, 8) OBP: 0.310, SLG: 0.410	SSS 0-3 ① K		x 0-0 ① 1B		x 0-0 ③ F9			x 0-0 E SH3-1 1B	x 0-0 ③ F7	5	1	2	0	0	1	1
Al Spangler, L (1, 7) OBP: 0.382, SLG: 0.372	x 0-0 ② 3-1		x 0-0 ② F7			BBBB 4-0 5-3 1-3 BB		x 0-0 E1 SH3-1 1-3 2B		3	1	0	0	1	0	1
Johnny Temple, R (1, 4) OBP: 0.343, SLG: 0.304 J C Hartman, R (9, 6) OBP: 0.235, SLG: 0.242	x 0-0 ③ 1-3		x 0-0 ③ 4-3			x 0-0 ① 1-3 1-2		x 0-0 ① SH3-1 1-2 3-H		3 0	0 0	0 0	1 0	0 0	0 0	1 0
Norm Larker, L (1, 3) OBP: 0.353, SLG: 0.377		x 0-0 ① P5		x 0-0 G6-4-3 1B		x 0-0 ② 5-3 2-3		x 0-0 ② F9		4	0	1	0	0	0	2
Roman Mejias, R (1, 9) OBP: 0.335, SLG: 0.467		BBBB 4-0 1-4-3 1B BB		x 0-0 ① ② G6-4-3 1-2f		x 0-0 ③ F9		x 0-0 2-H 2B 2B		3	1	1	1	1	0	2
Bob Aspromonte, R (1, 5) OBP: 0.343, SLG: 0.388		x 0-0 1-4-3 1-2 1B		x 0-0 ③ F8			x 0-0 ① 5-3	x 0-0 2-H 2B		4	0	2	1	0	0	0
Hal Smith, R (1, 2) OBP: 0.269, SLG: 0.380		x 0-0 ② 1-4-3 1-2 2-3			x 0-0 1B		x 0-0 1B	x 0-0 ③ 6-3		4	0	2	0	0	0	3
Bob Lillis, R (1, 6) OBP: 0.283, SLG: 0.273 (9, 4)		IIII 4-0 IBB			x 0-0 ① L4		x 0-0 ② F9		x 0-0 G1-6-4 1B	3	0	1	0	1	0	2
Ken Johnson, R (1, 1) OBP: 0.104, SLG: 0.106 Billy Goodman, L (7, PH) OBP: 0.310, SLG: 0.299 Don McMahon, R (7, 1) OBP: 0.100, SLG: 0.100		SSS 0-3 ③ K			x 0-0 ② B3		x 0-0 ③ F9		x 0-0 ① ② G1-6-4 1-2f	2 1 1	0 0 0	0 0 0	0 0 0	0 0 0	1 0 0	4 1 1
Inning Stats	R: 0 H: 0 E: 0 LOB: 0 K: 1 BB: 0 S: 5 P: 5	R: 0 H: 1 E: 0 LOB: 3 K: 1 BB: 2 S: 6 P: 14	R: 0 H: 1 E: 0 LOB: 0 K: 0 BB: 0 S: 3 P: 3	R: 0 H: 1 E: 0 LOB: 0 K: 0 BB: 0 S: 3 P: 3	R: 0 H: 1 E: 0 LOB: 1 K: 0 BB: 0 S: 4 P: 4	R: 0 H: 0 E: 0 LOB: 1 K: 0 BB: 1 S: 3 P: 7	R: 0 H: 1 E: 0 LOB: 1 K: 0 BB: 0 S: 4 P: 4	R: 3 H: 3 E: 1 LOB: 1 K: 0 BB: 0 S: 7 P: 7	R: 0 H: 1 E: 0 LOB: 0 K: 0 BB: 0 S: 3 P: 3	1B: 7 2B: 2 3B: 0 HR: 0	SF: 0 SAC: 1 DP: 2 HBP: 0					

PITCHER	IP	WLS	BF	H	R	ER	SO	BB	IBB	HBP	BLK	WP	HR	S	P	ERA	WHIP
Bob Buhl, R (1, 1) ERA: 4.1	9.0	L	37	9	3	0	2	2	1	0	0	0	0	38	50	0.00	1.222

PITCHER	IP	WLS	BF	H	R	ER	SO	BB	IBB	HBP	BLK	WP	HR	S	P	ERA	WHIP

TOP

Houston Colt 45's @ Chicago Cubs

Wrigley Field, Chicago, IL

Sun Sep 02 1962, 3:33 AM CDT

Att. 13,088 - Sunny - 74 F

livebaseballscorecards.com

AB	33
R	3
H	9
RBI	3
BB	3
SO	2
LOB	18

WP: 0	PA: 37																
PB: 0																	
SB: 0																	
CS: 0																	

BOTTOM

Houston Colt 45's @ Chicago Cubs

Wrigley Field, Chicago, IL

Sun Sep 02 1962, 3:33 AM CDT

Att. 13,088 - Sunny - 74 F

livebaseballscorecards.com

Batter	1	2	3	4	5	6	7	8	9	AB	R	H	RBI	BB	SO	LOB
Lou Brock, L (1, 8) OBP: 0.326, SLG: 0.428	0-0 S E 1B		0-0 F8 ②		0-0 E4 FC5-4 1-2		0-0 F5 ②		0-0 1B	5	1	2	0	0	0	2
Ken Hubbs, R (1, 4) OBP: 0.294, SLG: 0.352	0-3 K ①		0-0 4-3 ③		0-0 FC5-4 BB ② 1-2f 2-3		0-0 FC5-4 ③ 1-2f		0-0 F8 ③	5	0	0	0	0	1	5
Billy Williams, L (1, 7) OBP: 0.378, SLG: 0.486	0-0 E6 1-H			0-0 4-3 ①	4-0 BBB 1-2 BB			0-0 4-3 ①		3	0	0	0	1	0	0
George Altman, L (1, 9) OBP: 0.388, SLG: 0.516	0-0 F7 ②			0-0 1-3 ②	0-0 F9 ③			0-3 K ②		4	0	0	0	0	1	4
14 Ernie Banks, R (1, 3) OBP: 0.310, SLG: 0.510	0-0 P6 ③			0-0 1B 1B		0-3 K ①		0-0 E6		4	0	1	0	0	1	1
Ron Santo, R (1, 5) OBP: 0.303, SLG: 0.377		0-0 F3 ①		0-0 1-2 1B		0-0 G4-6-3 1B		4-0 BBB FC6-4 BB		3	0	2	0	1	0	0
Andre Rodgers, R (1, 6) OBP: 0.339, SLG: 0.378		0-3 K ②		0-0 1-3 ③		0-0 G4-6-3 ② ③ 1-2f		0-0 FC6-4 ③ 1-2f		4	0	0	0	0	1	5
Dick Bertell, R (1, 2) OBP: 0.332, SLG: 0.384 Don Landrum, L (9, PH) OBP: 0.381, SLG: 0.339		0-3 K2-3 ③			0-0 FC5-4 E 1B		0-0 FC3-6 1B		0-0 G3 ①	3 1	0 0	2 0	0 0	0 0	1 0	0 0
Bob Buhl, R (1, 1) Bob Will, L (9, PH) OBP: 0.333, SLG: 0.341			0-3 K ①		0-0 B5 ①		0-0 FC3-6 FC5-4 ① 1-2f		0-3 K ②	3 1	0 0	0 0	0 0	0 0	1 1	2 0
Inning Stats	R: 1 E: 1 K: 1 S: 7 H: 1 LOB: 1 BB: 0 P: 7	R: 0 E: 0 K: 2 S: 7 H: 0 LOB: 0 BB: 0 P: 7	R: 0 E: 0 K: 1 S: 5 H: 0 LOB: 0 BB: 0 P: 5	R: 0 E: 0 K: 0 S: 5 H: 2 LOB: 2 BB: 0 P: 5	R: 0 E: 1 K: 0 S: 5 H: 1 LOB: 3 BB: 1 P: 9	R: 0 E: 0 K: 1 S: 5 H: 1 LOB: 0 BB: 0 P: 5	R: 0 E: 0 K: 0 S: 4 H: 1 LOB: 1 BB: 0 P: 4	R: 0 E: 1 K: 1 S: 6 H: 0 LOB: 2 BB: 1 P: 10	R: 0 E: 0 K: 1 S: 6 H: 1 LOB: 1 BB: 0 P: 6	1B: 7 2B: 0 3B: 0 HR: 0	SF: 0 SAC: 0 DP: 1 HBP: 0						

	AB	36
	R	1
	H	7
	RBI	0
	BB	2
	SO	7
	LOB	19

WP: 0 PB: 0 SB: 1 CS: 0 PA: 38

PITCHER		IP	WLS	BF	H	R	ER	SO	BB	IBB	HBP	BLK	WP	HR	S	P	ERA	WHIP
Ken Johnson, R ERA: 3.78	(1, 1)	6.0		25	5	1	0	5	1	0	0	0	0	0	34	38	0.00	1.000
Don McMahon, R ERA: 1.58	(7, 1)	3.0	W	13	2	0	0	2	1	0	0	0	0	0	16	20	0.00	1.000

PITCHER	IP	WLS	BF	H	R	ER	SO	BB	IBB	HBP	BLK	WP	HR	S	P	ERA	WHIP

Philadelphia Phillies @ Houston Colt 45's

Colt Stadium, Houston, TX

Mon Sep 03 1962, 8:05 PM EDT

Unknown

TOP

livebaseballscorecards.com

Batter	1	2	3	4	5	6	7	8	9	AB	R	H	RBI	BB	SO	LOB
Tony Taylor, R (1, 4) OBP: 0.332, SLG: 0.343	4-3		6-3			6-3			1B 3B	4	1	1	0	0	0	0
Billy Klaus, L (1, 5) OBP: 0.297, SLG: 0.348	5-3			K			HR BB		G4-6-3 1B	3	1	1	1	1	1	0
Johnny Callison, L (1, 9) OBP: 0.367, SLG: 0.492	1-3			K			1-H HR		G4-6-3 1-2f	4	1	1	2	0	1	1
Wes Covington, L (1, 7) OBP: 0.332, SLG: 0.433		E1 F9 1B		4-3			G4-6-3 1B		E4 S	4	0	2	0	0	0	0
Ted Savage, R (9, PR) (9, 7) OBP: 0.336, SLG: 0.365										0	0	0	0	0	0	0
Clay Dalrymple, L (1, 2) OBP: 0.404, SLG: 0.449		F9 2-3			G3		F7		FC6-4 1-3 BB	3	0	0	0	1	0	2
Frank Torre, L (1, 3) OBP: 0.413, SLG: 0.406		G3			F9		G4-6-3 1-2f		FC6-4 1-2f	4	0	0	0	0	0	4
Don Demeter, R (1, 8) OBP: 0.364, SLG: 0.518		K			6-3			L7		3	0	0	0	0	1	1
Bobby Wine, R (1, 6) OBP: 0.278, SLG: 0.345			G5-6-3 1B			K		F5		3	0	1	0	0	1	0
Art Mahaffey, R (1, 1) OBP: 0.170, SLG: 0.226			G5-6-3 1-2f			K		K		3	0	0	0	0	2	1

	AB	31
	R	3
	H	6
	RBI	3
	BB	2
	SO	6
	LOB	9

Inning Stats	1	2	3	4	5	6	7	8	9
	R: 0 E: 0 K: 0 S: 3	R: 0 E: 1 K: 1 S: 6	R: 0 E: 0 K: 0 S: 3	R: 0 E: 0 K: 2 S: 7	R: 0 E: 0 K: 0 S: 3	R: 0 E: 0 K: 2 S: 7	R: 2 E: 0 K: 0 S: 4	R: 0 E: 0 K: 1 S: 5	R: 1 E: 1 K: 0 S: 5
	H: 0 LOB: 0 BB: 0 P: 3	H: 1 LOB: 1 BB: 0 P: 6	H: 1 LOB: 0 BB: 0 P: 3	H: 0 LOB: 0 BB: 0 P: 7	H: 0 LOB: 0 BB: 0 P: 3	H: 0 LOB: 0 BB: 0 P: 7	H: 2 LOB: 0 BB: 1 P: 8	H: 0 LOB: 0 BB: 0 P: 5	H: 2 LOB: 2 BB: 1 P: 9

1B: 4	SF: 0	WP: 0	PA: 33						
2B: 0	SAC: 0	PB: 0							
3B: 1	DP: 3	SB: 2							
HR: 1	HBP: 0	CS: 0							

PITCHER		IP	WLS	BF	H	R	ER	SO	BB	IBB	HBP	BLK	WP	HR	S	P	ERA	WHIP
Turk Farrell, R ERA: 2.92	(1, 1)	8.0	L	29	6	3	3	6	1	0	0	0	0	1	40	44	3.38	0.875
Russ Kemmerer, R ERA: 3.54	(9, 1)	1.0		4	0	0	0	0	1	0	0	0	0	0	3	7	0.00	1.000

PITCHER	IP	WLS	BF	H	R	ER	SO	BB	IBB	HBP	BLK	WP	HR	S	P	ERA	WHIP

Batter	1	2	3	4	5	6	7	8	9	AB	R	H	RBI	BB	SO	LOB
Carl Warwick, R (1, 8) OBP: 0.310, SLG: 0.411	SH5-3 FC5-4 2B		F8		FC6-4 HBP 1-2f		F8			4	1	1	0	0	0	1
Al Spangler, L (1, 7) OBP: 0.385, SLG: 0.371	FC5-4 SH5-3 BB		S BB		1-2 HBP		4-3			1	0	0	0	2	0	0
Johnny Temple, R (1, 4) OBP: 0.340, SLG: 0.301	SH5-3 1-2 2-3		K		P5			F9		3	0	0	0	0	1	3
Norm Larker, L (1, 3) OBP: 0.354, SLG: 0.377	FC5-4 IBB		3-1 1-2			FC3-6 1B		P3		3	0	1	0	1	0	1
Roman Mejias, R (1, 9) OBP: 0.333, SLG: 0.463	FC5-4 1-2f 2-3 3-H			F5		FC3-6 1-2f 2B		6-3		4	1	0	1	0	0	3
Bob Aspromonte, R (1, 5) OBP: 0.342, SLG: 0.389	P6			6-3		1-H 2B			6-3	4	0	1	1	0	0	2
Hal Smith, R (1, 2) OBP: 0.265, SLG: 0.375		5-3		6-3		P4			F8	4	0	0	0	0	0	1
Bob Lillis, R (1, 6) OBP: 0.281, SLG: 0.271		6-3			1-3	5-3			F7	3	0	0	0	0	0	1
Billy Goodman, L (9, PH) OBP: 0.308, SLG: 0.297										1	0	0	0	0	0	0
Turk Farrell, R (1, 1) OBP: 0.188, SLG: 0.222		K			FC6-4 1B		F5			3	0	1	0	0	1	0
Russ Kemmerer, R (9, 1) OBP: 0.500, SLG: 0.333										0	0	0	0	0	0	0
Inning Stats	R: 1 H: 1 E: 0 LOB: 2 K: 0 BB: 2 S: 4 P: 12	R: 0 H: 0 E: 0 LOB: 0 K: 1 BB: 0 S: 5 P: 5	R: 0 H: 0 E: 0 LOB: 1 K: 1 BB: 1 S: 5 P: 9	R: 0 H: 0 E: 0 LOB: 0 K: 0 BB: 0 S: 3 P: 3	R: 0 H: 1 E: 0 LOB: 2 K: 0 BB: 0 S: 4 P: 5	R: 1 H: 2 E: 0 LOB: 1 K: 0 BB: 0 S: 5 P: 5	R: 0 H: 0 E: 0 LOB: 0 K: 0 BB: 0 S: 3 P: 3	R: 0 H: 0 E: 0 LOB: 0 K: 0 BB: 0 S: 3 P: 3	R: 0 H: 0 E: 0 LOB: 0 K: 0 BB: 0 S: 3 P: 3	1B: 2 SF: 0 2B: 2 SAC: 1 3B: 0 DP: 0 HR: 0 HBP: 1						WP: 0 PA: 35 PB: 0 SB: 1 CS: 0	

PITCHER	IP	WLS	BF	H	R	ER	SO	BB	IBB	HBP	BLK	WP	HR	S	P	ERA	WHIP
Art Mahaffey, R (1, 1) ERA: 3.6	9.0	W	35	4	2	2	2	2	1	1	0	0	0	35	48	2.00	0.667

PITCHER	IP	WLS	BF	H	R	ER	SO	BB	IBB	HBP	BLK	WP	HR	S	P	ERA	WHIP

BOTTOM

Philadelphia Phillies @ Houston Colt 45's

Colt Stadium, Houston, TX

Mon Sep 03 1962, 8:05 PM EDT

Unknown

livebaseballscorecards.com

AB	30
R	2
H	4
RBI	2
BB	3
SO	2
LOB	12

Batter	1	2	3	4	5	6	7	8	9	AB	R	H	RBI	BB	SO	LOB
Tony Taylor, R (1, 4) OBP: 0.330, SLG: 0.341	1-3		G6-4-3 1-2f 2-3 3-H		5-3		4-3			4	0	0	0	0	0	2
Johnny Callison, L (1, 9) OBP: 0.369, SLG: 0.496	K		1B 3B 3-H 1B		BB			E 3B		3	2	2	1	1	1	0
Ted Savage, R (1, 7) OBP: 0.338, SLG: 0.365	6-3		3B 1-3 1B		F9			E BB		3	1	1	0	1	0	1
Roy Sievers, R (1, 3) OBP: 0.332, SLG: 0.444		5-3	3B 1-H 3-H			5-3		F2 1-2 3-H		4	0	1	2	0	0	1
Don Demeter, R (1, 8) OBP: 0.363, SLG: 0.516		CS 1B	F8			6-3		K		4	0	1	0	0	1	2
Mel Roach, R (1, 5) OBP: 0.229, SLG: 0.232 Billy Klaus, L (3, 5) OBP: 0.297, SLG: 0.345		F7 1-2		1-3		BB		6-3		1 2	0 0	0 0	0 0	0 1	0 0	1 1
Bob Oldis, R (1, 2) OBP: 0.356, SLG: 0.307 Clay Dalrymple, L (4, PH) OBP: 0.401, SLG: 0.445 (4, 2)			SH 1B G6-4-3 BB	4-3	F7				K	0 3	1 0	0 0	0 0	1 0	0 1	0 1
Bobby Wine, R (1, 6) OBP: 0.278, SLG: 0.344			G6-4-3 SH 1-2 1B 1B	F8			L5		5-3	4	1	1	0	0	0	0
Jack Hamilton, R (1, 1) OBP: 0.094, SLG: 0.059 Jack Baldschun, R (6, 1) Wes Covington, L (7, PH) OBP: 0.331, SLG: 0.431 Dennis Bennett, L (7, 1) OBP: 0.189, SLG: 0.200			SH G6-4-3 1-2 2-3		K		K		3-1	1 0 1 1	0 0 0 0	0 0 0 0	0 0 0 0	1 0 1 0	0 0 0 0	0 0 0 0
Inning Stats	R: 0 E: 0 K: 1 S: 5 H: 0 LOB: 0 BB: 0 P: 5	R: 0 E: 0 K: 0 S: 3 H: 1 LOB: 0 BB: 0 P: 3	R: 4 E: 0 K: 0 S: 7 H: 4 LOB: 1 BB: 1 P: 11	R: 0 E: 0 K: 0 S: 3 H: 0 LOB: 0 BB: 0 P: 3	R: 0 E: 0 K: 1 S: 5 H: 0 LOB: 1 BB: 1 P: 9	R: 0 E: 0 K: 0 S: 3 H: 0 LOB: 1 BB: 1 P: 7	R: 0 E: 0 K: 1 S: 5 H: 0 LOB: 0 BB: 0 P: 5	R: 1 E: 1 K: 1 S: 6 H: 1 LOB: 1 BB: 1 P: 10	R: 0 E: 0 K: 1 S: 5 H: 0 LOB: 0 BB: 0 P: 5	1B: 4 2B: 0 3B: 2 HR: 0 SF: 0 SAC: 1 DP: 1 HBP: 0						

TOP

Philadelphia Phillies @ Houston Colt 45's

Colt Stadium, Houston, TX

Mon Sep 03 1962, 8:05 PM EDT

Att. 17,302 - Unknown

livebaseballscorecards.com

AB	31
R	5
H	6
RBI	3
BB	4
SO	5
LOB	9

WP: 0 PB: 0 SB: 0 CS: 1 PA: 36

PITCHER	IP	WLS	BF	H	R	ER	SO	BB	IBB	HBP	BLK	WP	HR	S	P	ERA	WHIP
Hal Woodeshick, L (1, 1) ERA: 4.35	2.2	L	13	5	4	4	1	1	0	0	0	0	0	14	18	13.50	2.250
Jim Golden, R (3, 1) ERA: 4.02	3.1		12	0	0	0	1	2	0	0	0	0	0	12	20	0.00	0.600
Jim Umbricht, R (7, 1) ERA: 2.28	3.0		11	1	1	0	3	1	0	0	0	0	0	16	20	0.00	0.667

PITCHER	IP	WLS	BF	H	R	ER	SO	BB	IBB	HBP	BLK	WP	HR	S	P	ERA	WHIP

Batter	1	2	3	4	5	6	7	8	9	AB	R	H	RBI	BB	SO	LOB
Carl Warwick, R (1, 8) (8, 7) OBP: 0.309, SLG: 0.410	1-3		WP WP 1-2 1B		F2 1-2 2-3		6-3			4	0	1	0	0	0	2
Al Spangler, L (1, 7) OBP: 0.383, SLG: 0.369	4-3		1-3 1-2 2-3		SF8 3-H		6-3			2	0	0	1	0	0	2
Al Heist, R (7, PH) (8, 8) OBP: 0.231, SLG: 0.184										1	0	0	0	0	0	0
Roman Mejias, R (1, 9) OBP: 0.332, SLG: 0.461	4-3		BBB 2-3 3-H BB		P6		SSS K			3	0	0	0	1	1	1
Jim Pendleton, R (1, 3) OBP: 0.273, SLG: 0.378		1-3 1B	F7			1B 1B SF7 1B		SSS K		4	1	2	0	0	1	2
Bob Aspromonte, R (1, 5) OBP: 0.339, SLG: 0.386		1-3 1-2		4-3		SSS K		F7		4	0	0	0	0	1	2
Jim Campbell, R (1, 2) OBP: 0.270, SLG: 0.361		F7		P6		1B 1-2 1B		P3		4	0	1	0	0	0	1
Bob Lillis, R (1, 4) (7, 6) OBP: 0.281, SLG: 0.271		4-3		L7		1-2 2-3 1B		SSS K		4	0	1	0	0	1	1
J C Hartman, R (1, 6) OBP: 0.240, SLG: 0.247			6-3		WP HBP SF8 1B					2	1	1	0	0	0	0
Johnny Temple, R (6, PH) (7, 4) OBP: 0.338, SLG: 0.300						SF7 3-H		6-3		1	0	0	1	0	0	0
Hal Woodeshick, R (1, 1) OBP: 0.154, SLG: 0.083										0	0	0	0	0	0	0
Jim Golden, L (3, 1) OBP: 0.255, SLG: 0.333										1	1	1	0	0	0	0
Norm Larker, L (6, PH) OBP: 0.353, SLG: 0.376			WP 1B WP 1B		WP HBP 1-2	4-3		P4		1	0	0	0	0	0	2
Jim Umbricht, R (7, 1)										0	0	0	0	0	0	0
Hal Smith, R (9, PH) OBP: 0.264, SLG: 0.373										1	0	0	0	0	0	0
Inning Stats	R: 0 E: 0 K: 0 S: 3 H: 0 LOB: 0 BB: 0 P: 3	R: 0 E: 0 K: 0 S: 4 H: 1 LOB: 1 BB: 0 P: 4	R: 1 E: 0 K: 0 S: 5 H: 2 LOB: 2 BB: 1 P: 9	R: 0 E: 0 K: 0 S: 3 H: 0 LOB: 0 BB: 0 P: 3	R: 1 E: 0 K: 0 S: 4 H: 1 LOB: 1 BB: 0 P: 5	R: 1 E: 0 K: 1 S: 8 H: 3 LOB: 2 BB: 0 P: 8	R: 0 E: 0 K: 1 S: 5 H: 0 LOB: 0 BB: 0 P: 5	R: 0 E: 0 K: 1 S: 5 H: 0 LOB: 0 BB: 0 P: 5	R: 0 E: 0 K: 1 S: 5 H: 0 LOB: 0 BB: 0 P: 5	1B: 7 2B: 0 3B: 0 HR: 0	SF: 2 SAC: 0 DP: 0 HBP: 1					

PITCHER		IP	WLS	BF	H	R	ER	SO	BB	IBB	HBP	BLK	WP	HR	S	P	ERA	WHIP
Jack Hamilton, R ERA: 5.29	(1, 1)	5.0	W	22	5	3	3	0	1	0	1	0	3	0	20	25	5.40	1.200
Jack Baldschun, R ERA: 3.13	(6, 1)	1.0		5	2	0	0	1	0	0	0	0	0	0	7	7	0.00	2.000
Dennis Bennett, L ERA: 4.54	(7, 1)	3.0	S	9	0	0	0	3	0	0	0	0	0	0	15	15	0.00	0.000

PITCHER	IP	WLS	BF	H	R	ER	SO	BB	IBB	HBP	BLK	WP	HR	S	P	ERA	WHIP

BOTTOM

Philadelphia Phillies @ Houston Colt 45's

Colt Stadium, Houston, TX

Mon Sep 03 1962, 8:05 PM EDT

Att. 17,302 - Unknown

livebaseballscorecards.com

AB	32
R	3
H	7
RBI	2
BB	1
SO	4
LOB	13

1B: 7 SF: 2
2B: 0 SAC: 0
3B: 0 DP: 0
HR: 0 HBP: 1

WP: 3 PA: 36
PB: 0
SB: 0
CS: 0

Batter	1	2	3	4	5	6	7	8	9	AB	R	H	RBI	BB	SO	LOB
Tony Taylor, R (1, 4) OBP: 0.331, SLG: 0.341	BBBB 4-0 E SH3 BB		SSS 0-3 ① K		x 0-0 ③ L3			x 0-0 G3-6-3 1B		3	0	1	0	1	1	0
Billy Klaus, L (1, 5) (5, 6) OBP: 0.293, SLG: 0.340	x 0-0 ① SH3 1-2		x 0-0 ② F8			x 0-0 ① F2		x 0-0 ①② G3-6-3 1-2f		3	0	0	0	0	0	1
Johnny Callison, L (1, 9) (5, 8) OBP: 0.367, SLG: 0.493	x 0-0 FC 2-3		SSS 0-3 ③ K			x 0-0 ② 4-3		x 0-0 ③ F2		4	0	0	0	0	1	1
Roy Sievers, R (1, 3) (5, 9) OBP: 0.331, SLG: 0.442	SSS 0-3 ② K			x 0-0 ① 6-3		x 0-0 1B			x 0-0 ① F7	4	0	1	0	0	1	2
Wes Covington, L (1, 7) OBP: 0.330, SLG: 0.429	x 0-0 ③ F8			x 0-0 E4 1B		SSS 0-3 ③ K			x 0-0 ② F9	4	0	1	0	0	1	3
Don Demeter, R (1, 8) (5, 5) OBP: 0.362, SLG: 0.520		x 0-0 HR		x 0-0 ② 5-3			SSS 0-3 ① K		SSS 0-3 ③ K	4	1	1	1	0	2	1
Clay Dalrymple, L (1, 2) OBP: 0.397, SLG: 0.441		x 0-0 ① F9		x 0-0 ③ 6-3			x 0-0 ② 4-3			3	0	0	0	0	0	1
Bobby Wine, R (1, 6) OBP: 0.277, SLG: 0.343 Frank Torre, L (5, PH) (5, 3) OBP: 0.414, SLG: 0.403		x 0-0 ② F3			x 0-0 ① 4-3		BBBB 4-0 BB			1	0	0	0	0	0	0
										1	0	0	0	1	0	0
Cal McLish, S (1, 1) OBP: 0.170, SLG: 0.104 Dallas Green, L (5, PH) (5, 1) OBP: 0.167, SLG: 0.063 Mel Roach, R (7, PH) OBP: 0.226, SLG: 0.230 Chris Short, R (7, 1) OBP: 0.120, SLG: 0.167		x 0-0 ③ F7			SSS 0-3 ② K		x 0-0 ③ L7			1	0	0	0	0	0	0
										1	0	0	0	0	1	0
										1	0	0	0	0	0	1
										0	0	0	0	0	0	0
Inning Stats	R: 0 E: 1 K: 1 S: 6 H: 0 LOB: 2 BB: 1 P: 10	R: 1 E: 0 K: 0 S: 4 H: 1 LOB: 0 BB: 0 P: 4	R: 0 E: 0 K: 2 S: 7 H: 0 LOB: 0 BB: 0 P: 7	R: 0 E: 1 K: 0 S: 4 H: 1 LOB: 1 BB: 0 P: 4	R: 0 E: 0 K: 1 S: 5 H: 0 LOB: 0 BB: 0 P: 5	R: 0 E: 0 K: 1 S: 6 H: 1 LOB: 1 BB: 0 P: 6	R: 0 E: 0 K: 1 S: 5 H: 0 LOB: 1 BB: 1 P: 9	R: 0 E: 0 K: 0 S: 3 H: 1 LOB: 0 BB: 0 P: 3	R: 0 E: 0 K: 1 S: 5 H: 0 LOB: 0 BB: 0 P: 5	1B: 3 2B: 0 3B: 0 HR: 1	SF: 0 SAC: 1 DP: 1 HBP: 0						

TOP

Philadelphia Phillies @ Houston Colt 45's

Colt Stadium, Houston, TX

Tue Sep 04 1962, 8:05 PM EDT

Att. 4,537 - Unknown

livebaseballscorecards.com

AB	30
R	1
H	4
RBI	1
BB	2
SO	7
LOB	10

PITCHER		IP	WLS	BF	H	R	ER	SO	BB	IBB	HBP	BLK	WP	HR	S	P	ERA	WHIP
Bob Bruce, R ERA: 3.96	(1, 1)	9.0	W	33	4	1	1	7	2	0	0	0	0	1	45	53	1.00	0.667

PITCHER	IP	WLS	BF	H	R	ER	SO	BB	IBB	HBP	BLK	WP	HR	S	P	ERA	WHIP

Batter	1	2	3	4	5	6	7	8	9	AB	R	H	RBI	BB	SO	LOB
Carl Warwick, R (1, 8) OBP: 0.309, SLG: 0.407	P6	K			P4	FC4-6 1-2 BB				3	0	0	0	1	1	1
Al Spangler, L (1, 7) OBP: 0.384, SLG: 0.372	F9		SH1-3 2B		PB 1B BB	F7				3	0	1	0	1	0	2
Johnny Temple, R (1, 4) OBP: 0.338, SLG: 0.300	F7		SH1-3 2-3		PB 1-2 1B	FC4-6 1-2f				3	0	1	0	0	0	2
Norm Larker, L (1, 3) OBP: 0.352, SLG: 0.373		K	4-3		FC6-4 1-2 2-3 IBB		4-3			3	0	0	0	1	1	1
Roman Mejias, R (1, 9) OBP: 0.330, SLG: 0.457		P3	5-3		F3		6-3			4	0	0	0	0	0	4
Bob Aspromonte, R (1, 5) OBP: 0.339, SLG: 0.385		1B 3B 1B		1-3	FC6-4 1-2f		5-3			4	1	1	0	0	0	3
Hal Smith, R (1, 2) OBP: 0.267, SLG: 0.378		1-3 3B 1B		F7		1B 2B		K		4	2	2	0	0	1	0
Bob Lillis, R (1, 6) OBP: 0.283, SLG: 0.278		1-H 2B 3H 3B		FC6-4 1B		1-3		6-3		4	1	2	2	0	0	1
Bob Bruce, R (1, 1) OBP: 0.373, SLG: 0.234		3-H 2B		FC6-4 1-2f		BB 2-H 1B		K		4	0	2	2	0	1	1
Inning Stats	R: 0 E: 0 K: 0 S: 3 H: 0 LOB: 0 BB: 0 P: 3	R: 3 E: 0 K: 2 S: 11 H: 4 LOB: 1 BB: 0 P: 11	R: 0 E: 0 K: 0 S: 4 H: 1 LOB: 1 BB: 0 P: 4	R: 0 E: 0 K: 0 S: 4 H: 1 LOB: 1 BB: 0 P: 4	R: 0 E: 0 K: 0 S: 4 H: 1 LOB: 3 BB: 2 P: 12	R: 1 E: 0 K: 0 S: 5 H: 2 LOB: 2 BB: 1 P: 9	R: 0 E: 0 K: 0 S: 3 H: 0 LOB: 0 BB: 0 P: 3	R: 0 E: 0 K: 2 S: 7 H: 0 LOB: 0 BB: 0 P: 7		1B: 5 2B: 3 3B: 1 HR: 0 SF: 0 SAC: 1 DP: 0 HBP: 0				WP: 0 PB: 1 SB: 0 CS: 0 PA: 36	

PITCHER	IP	WLS	BF	H	R	ER	SO	BB	IBB	HBP	BLK	WP	HR	S	P	ERA	WHIP
Cal McLish, R (1, 1) ERA: 4.42	4.0	L	18	6	3	3	2	0	0	0	0	0	0	22	22	6.75	1.500
Dallas Green, R (5, 1) ERA: 3.97	2.0		12	3	1	1	0	2	1	0	0	0	0	9	21	4.50	2.500
Chris Short, L (7, 1) ERA: 3.36	2.0		6	0	0	0	2	0	0	0	0	0	0	10	10	0.00	0.000

PITCHER	IP	WLS	BF	H	R	ER	SO	BB	IBB	HBP	BLK	WP	HR	S	P	ERA	WHIP

BOTTOM

Philadelphia Phillies @ Houston Colt 45's

Colt Stadium, Houston, TX

Tue Sep 04 1962, 8:05 PM EDT

Att. 4,537 - Unknown

livebaseballscorecards.com

AB	32
R	4
H	9
RBI	4
BB	3
SO	4
LOB	15

Batter	1	2	3	4	5	6	7	8	9	AB	R	H	RBI	BB	SO	LOB
Bill Virdon, L (1, 8) OBP: 0.275, SLG: 0.351	4-3 1B	L1-6 2-3		L9			F8		FC6-4 1-2f 2-3	5	0	1	0	0	0	6
Dick Groat, R (1, 6) OBP: 0.341, SLG: 0.375	K	F8		5-3			1B		F7	5	0	1	0	0	1	3
Roberto Clemente, R (1, 9) OBP: 0.351, SLG: 0.448	4-3 1-2	4-3		L3			L3			4	0	0	0	0	0	2
Dick Stuart, R (1, 3) OBP: 0.290, SLG: 0.405	5-3	K		4-3				K		4	0	0	0	0	2	1
Donn Clendenon, R (1, 7) OBP: 0.370, SLG: 0.476		1B 3B		S 1B 1B		P3		F8		4	2	2	0	0	0	0
Smoky Burgess, L (1, 2) OBP: 0.383, SLG: 0.512		FC4-6 1B 3-H		G1-6-3 1B 1-H		F7		F8		4	0	2	2	0	0	0
Don Hoak, R (1, 5) OBP: 0.318, SLG: 0.352		FC4-6 1B 1-2f		G1-6-3 1-2f		BB			F9	3	1	0	0	1	0	2
Bill Mazeroski, R (1, 4) OBP: 0.315, SLG: 0.427		L1-6 1B 1-2 1B		1B BB		P6			FC6-4 HBP BB	2	0	1	0	2	0	1
Vern Law, R (1, 1) OBP: 0.313, SLG: 0.444							K			3	0	2	1	0	1	0
Diomedes Olivo, L (7, 1) OBP: 0.267, SLG: 0.286										0	0	0	0	0	0	0
Jack Lamabe, R (7, 1)										0	0	0	0	0	0	0
Bob Skinner, L (9, PH) OBP: 0.403, SLG: 0.534										0	0	0	0	0	0	0
Howie Goss, R (9, PR) OBP: 0.306, SLG: 0.371		1-2 2-H 1B		1-2 1B					FC6-4 1-2 HBP	0	0	0	0	0	0	0
Inning Stats	R: 0 E: 0 K: 1 S: 6 H: 1 LOB: 1 BB: 0 P: 6	R: 2 E: 0 K: 0 S: 6 H: 4 LOB: 1 BB: 0 P: 6	R: 0 E: 0 K: 1 S: 5 H: 0 LOB: 0 BB: 0 P: 5	R: 1 E: 0 K: 0 S: 5 H: 3 LOB: 2 BB: 1 P: 9	R: 0 E: 0 K: 0 S: 3 H: 0 LOB: 0 BB: 0 P: 3	R: 0 E: 0 K: 0 S: 3 H: 0 LOB: 1 BB: 1 P: 7	R: 0 E: 0 K: 1 S: 6 H: 1 LOB: 1 BB: 0 P: 6	R: 0 E: 0 K: 1 S: 5 H: 0 LOB: 0 BB: 0 P: 5	R: 0 E: 0 K: 0 S: 3 H: 0 LOB: 2 BB: 1 P: 8	1B: 8 2B: 1 3B: 1 HR: 0 SF: 0 SAC: 0 DP: 2 HBP: 1						

PITCHER		IP	WLS	BF	H	R	ER	SO	BB	IBB	HBP	BLK	WP	HR	S	P	ERA	WHIP
George Brunet, L ERA: 3.66	(1, 1)	3.2		18	8	3	3	2	1	0	0	0	0	0	21	25	7.36	2.455
Russ Kemmerer, R ERA: 3.53	(4, 1)	0.1		1	0	0	0	0	0	0	0	0	0	0	1	1	0.00	0.000
Jim Umbricht, R ERA: 2.09	(5, 1)	4.1	W	17	1	0	0	2	2	0	1	0	0	0	18	27	0.00	0.692
Don McMahon, R ERA: 1.57	(9, 1)	0.2	S	2	0	0	0	0	0	0	0	0	0	0	2	2	0.00	0.000

PITCHER	IP	WLS	BF	H	R	ER	SO	BB	IBB	HBP	BLK	WP	HR	S	P	ERA	WHIP

TOP

Pittsburgh Pirates @ Houston Colt 45's

Colt Stadium, Houston, TX

Wed Sep 05 1962, 8:05 PM EDT

Att. 4,593 - Unknown - 80 F

livebaseballscorecards.com

AB	34
R	3
H	9
RBI	3
BB	3
SO	4
LOB	15

WP: 0 PB: 0 SB: 1 CS: 0 PA: 38

BOTTOM

Pittsburgh Pirates @ Houston Colt 45's

Colt Stadium, Houston, TX

Wed Sep 05 1962, 8:05 PM EDT

Att. 4,593 - Unknown - 80 F

livebaseballscorecards.com

Batter	1	2	3	4	5	6	7	8	9	AB	R	H	RBI	BB	SO	LOB
Carl Warwick, R (1, 8) OBP: 0.307, SLG: 0.404	P4		5-3		F7		FC1-5, BB, 1B	F7		5	0	1	0	0	0	0
Al Spangler, L (1, 7) OBP: 0.389, SLG: 0.373	S, BB		1B, BB		1B, 1B		1B, FC1-5, BB			1	3	1	0	3	0	0
Johnny Temple, R (1, 4) OBP: 0.340, SLG: 0.303	F7		1B, 1B		1B, FC9-6, 1B		FC1-5, 1B, 1B			4	2	2	0	0	0	3
Norm Larker, L (1, 3) OBP: 0.354, SLG: 0.375	K		FC5-4, 1B		FC9-6, 1B		K			3	0	2	2	0	1	1
Roman Mejias, R (7, PH) (8, 9) OBP: 0.329, SLG: 0.456										1	0	0	0	0	1	2
Jim Pendleton, R (1, 9) (5, 5) OBP: 0.273, SLG: 0.376		F8	FC5-4		FC9-6, FC6-4		1B			4	0	1	2	0	0	3
Bob Aspromonte, R (1, 5) OBP: 0.337, SLG: 0.383		5-3		P4	FC6-4					2	0	0	0	0	0	0
Jim Umbricht, R (5, 1) OBP: 0.125, SLG: 0.125										2	0	1	1	0	0	1
Don McMahon, R (9, 1) OBP: 0.100, SLG: 0.100										0	0	0	0	0	0	0
Hal Smith, R (1, 2) OBP: 0.267, SLG: 0.377		1B	K		5-3		K			4	0	1	0	0	2	2
J C Hartman, R (1, 6) OBP: 0.240, SLG: 0.248		P3	1B		1-3			4-3		4	0	1	0	0	0	1
George Brunet, R (1, 1) OBP: 0.154, SLG: 0.083			F8	L4	4-3			K		1	0	0	0	0	0	0
Russ Kemmerer, R (4, 1) OBP: 0.500, SLG: 0.333										0	0	0	0	0	0	0
Dave Roberts, L (4, PH) (5, 9) (8, 3)										3	0	0	0	0	1	1
Inning Stats	R: 0 E: 0 K: 1 S: 5 H: 0 LOB: 1 BB: 1 P: 9	R: 0 E: 0 K: 0 S: 4 H: 1 LOB: 1 BB: 0 P: 4	R: 1 E: 0 K: 0 S: 5 H: 2 LOB: 2 BB: 1 P: 9	R: 0 E: 0 K: 1 S: 6 H: 1 LOB: 1 BB: 0 P: 6	R: 2 E: 0 K: 0 S: 6 H: 3 LOB: 1 BB: 0 P: 6	R: 0 E: 0 K: 0 S: 3 H: 0 LOB: 0 BB: 0 P: 3	R: 2 E: 0 K: 2 S: 10 H: 3 LOB: 2 BB: 1 P: 14	R: 0 E: 0 K: 1 S: 5 H: 0 LOB: 0 BB: 0 P: 5		1B: 10 2B: 0 3B: 0 HR: 0	SF: 0 SAC: 0 DP: 0 HBP: 0						

	AB	34
	R	5
	H	10
	RBI	5
	BB	3
	SO	5
	LOB	14

WP: 0 PB: 0 SB: 1 CS: 0 PA: 37

PITCHER		IP	WLS	BF	H	R	ER	SO	BB	IBB	HBP	BLK	WP	HR	S	P	ERA	WHIP
Vern Law, R ERA: 3.86	(1, 1)	6.1	L	30	8	5	5	2	3	0	0	0	0	0	31	43	7.11	1.737
Diomedes Olivo, L ERA: 2.75	(7, 1)	0.1		3	2	0	0	1	0	0	0	0	0	0	5	5	0.00	6.000
Jack Lamabe, R ERA: 3.03	(7, 1)	1.1		4	0	0	0	2	0	0	0	0	0	0	8	8	0.00	0.000

PITCHER	IP	WLS	BF	H	R	ER	SO	BB	IBB	HBP	BLK	WP	HR	S	P	ERA	WHIP

Batter	1	2	3	4	5	6	7	8	9	AB	R	H	RBI	BB	SO	LOB
Bill Virdon, L (1, 8) OBP: 0.274, SLG: 0.350	CS 1B	1-3		G3			P4		K	5	0	1	0	0	1	4
Dick Groat, R (1, 6) OBP: 0.339, SLG: 0.372	4-3 1-2		L3		K		K			4	0	0	0	0	2	1
Donn Clendenon, R (1, 7) OBP: 0.373, SLG: 0.503	K CS		1-3		CS 2B			HR		4	1	2	1	0	1	0
Smoky Burgess, L (1, 2) OBP: 0.384, SLG: 0.513	CS 1-2	K	2B		IBB			4-3		3	0	1	0	1	1	0
Jim Marshall, L (1, 3) OBP: 0.338, SLG: 0.444		L7	F8		K 2-3			K		4	0	0	0	0	2	3
Don Hoak, R (1, 5) OBP: 0.320, SLG: 0.354		HBP BB 1B 1B		6-3		K		1B		4	1	2	0	0	1	0
Bill Mazeroski, R (1, 4) OBP: 0.317, SLG: 0.427		BBBB HBP 1B 1-2 BB		1B 1B		F9		F4		3	1	1	0	1	0	1
Howie Goss, R (1, 9) OBP: 0.304, SLG: 0.359		H 1B 1-2 2-3 HBP		K		K			F7	3	0	0	0	0	2	1
Tom Sturdivant, L (1, 1) OBP: 0.172, SLG: 0.214 Roy Face, R (9, 1) OBP: 0.083, SLG: 0.083		1-2 2-H 3-H 1B		1-2 1B			F2		5-3	4 0	0 0	2 0	2 0	0 0	0 0	0 0
Inning Stats	R: 0 E: 1 K: 1 S: 5 H: 1 LOB: 0 BB: 0 P: 5	R: 2 E: 0 K: 1 S: 7 H: 2 LOB: 2 BB: 1 P: 12	R: 0 E: 0 K: 0 S: 4 H: 1 LOB: 1 BB: 0 P: 4	R: 0 E: 0 K: 1 S: 7 H: 2 LOB: 2 BB: 0 P: 7	R: 0 E: 0 K: 2 S: 7 H: 1 LOB: 2 BB: 1 P: 11	R: 0 E: 0 K: 2 S: 7 H: 0 LOB: 0 BB: 0 P: 7	R: 0 E: 0 K: 1 S: 5 H: 0 LOB: 0 BB: 0 P: 5	R: 1 E: 0 K: 1 S: 7 H: 2 LOB: 1 BB: 0 P: 7	R: 0 E: 0 K: 1 S: 5 H: 0 LOB: 0 BB: 0 P: 5	1B: 6 2B: 3 3B: 0 HR: 1 SF: 0 SAC: 0 DP: 1 HBP: 1						

PITCHER		IP	WLS	BF	H	R	ER	SO	BB	IBB	HBP	BLK	WP	HR	S	P	ERA	WHIP
Ken Johnson, R ERA: 3.76	(1, 1)	8.0		34	9	3	3	9	1	1	1	0	0	1	49	58	3.38	1.250
Russ Kemmerer, R ERA: 3.48	(9, 1)	1.0	W	3	0	0	0	1	0	0	0	0	0	0	5	5	0.00	0.000

PITCHER	IP	WLS	BF	H	R	ER	SO	BB	IBB	HBP	BLK	WP	HR	S	P	ERA	WHIP

TOP

Pittsburgh Pirates @ Houston Colt 45's

Colt Stadium, Houston, TX

Thu Sep 06 1962, 8:05 PM EDT

Att. 5,196 - Unknown - 79 F

livebaseballscorecards.com

AB	34
R	3
H	9
RBI	3
BB	2
SO	10
LOB	10

WP: 0 PB: 0 SB: 0 CS: 3 PA: 38

Batter	1	2	3	4	5	6	7	8	9	AB	R	H	RBI	BB	SO	LOB
Carl Warwick, R (1, 8) OBP: 0.307, SLG: 0.401	BBBB 4-0 1B BB		x 0-0 ② F7		SSS 0-3 ② K			x 0-0 ② F7		3	0	0	0	1	1	0
Al Spangler, L (1, 7) OBP: 0.386, SLG: 0.369	x 0-0 ① F5		x 0-0 ③ 4-1		x 0-0 ③ 4-3			x 0-0 ③ F3		4	0	0	0	0	0	1
Johnny Temple, R (1, 4) OBP: 0.347, SLG: 0.313	x 0-0 FC5-4 1-2 1B			BBBB 4-0 FC1-5 HBP BB		x 0-0 G4-6-3 1B			x 0-0 1B SF9 2B	3	1	3	0	1	0	0
Norm Larker, L (1, 3) OBP: 0.355, SLG: 0.374	x 0-0 ② F9			H 1-0 FC1-5 E 1-2 HBP		x 0-0 ① ② G4-6-3 1-2f			BBBB 4-0 1B 2B BB	2	1	0	0	1	0	3
Joey Amalfitano, R (9, PR) OBP: 0.319, SLG: 0.296										0	1	0	0	0	0	0
Jim Pendleton, R (1, 9) OBP: 0.273, SLG: 0.375	x 0-0 ③ FC5-4 1-2f			x 0-0 ① FC1-5 E 1-2 2-3f	SSS 0-3 ③ K				x 0-0 2B 1-2 2-3 1B	4	1	1	0	0	1	4
Bob Aspromonte, R (1, 5) OBP: 0.337, SLG: 0.383		x 0-0 ① P4		x 0-0 E8 G5-3 1-3 2-H 1B			x 0-0 ① 4-3		x 0-0 ① SF9 3-H	3	0	1	2	0	0	0
Hal Smith, R (1, 2) OBP: 0.270, SLG: 0.376		x 0-0 G1-6-3 1B		4-0 IBB			SSS 0-3 ② K		x 0-0 ② F8	3	0	1	0	1	1	2
J C Hartman, R (1, 6) OBP: 0.234, SLG: 0.240		x 0-0 ② ③ G1-6-3 1-2f		x 0-0 ② ③ G5-3 2-3f			x 0-0 ③ F8		x 0-0 1-H 2-H 2B	3	0	0	0	0	0	4
Dave Roberts, L (9, PH) OBP: 0.250, SLG: 0.500										1	0	1	2	0	0	0
Ken Johnson, R (1, 1) OBP: 0.100, SLG: 0.102			x 0-0 ① F9		x 0-0 ① 1-3			x 0-0 ① 3-1		2	0	0	0	0	0	0
Billy Goodman, L (8, PH) OBP: 0.306, SLG: 0.295										1	0	0	0	0	0	0
Russ Kemmerer, R (9, 1) OBP: 0.500, SLG: 0.333										0	0	0	0	0	0	0
Inning Stats	R: 0 E: 0 K: 0 S: 4 H: 1 LOB: 2 BB: 1 P: 8	R: 0 E: 0 K: 0 S: 3 H: 1 LOB: 0 BB: 0 P: 3	R: 0 E: 0 K: 0 S: 3 H: 0 LOB: 0 BB: 0 P: 3	R: 1 E: 1 K: 0 S: 3 H: 1 LOB: 2 BB: 2 P: 12	R: 0 E: 0 K: 1 S: 5 H: 0 LOB: 0 BB: 0 P: 5	R: 0 E: 0 K: 1 S: 5 H: 1 LOB: 0 BB: 0 P: 5	R: 0 E: 0 K: 1 S: 5 H: 0 LOB: 0 BB: 0 P: 5	R: 0 E: 0 K: 0 S: 3 H: 0 LOB: 0 BB: 0 P: 3	R: 3 E: 0 K: 0 S: 5 H: 3 LOB: 2 BB: 1 P: 9	1B: 5 2B: 2 3B: 0 HR: 0	SF: 1 SAC: 0 DP: 3 HBP: 1						

PITCHER		IP	WLS	BF	H	R	ER	SO	BB	IBB	HBP	BLK	WP	HR	S	P	ERA	WHIP
Tom Sturdivant, R ERA: 4.22	(1, 1)	8.0		31	5	3	3	3	3	1	1	0	0	0	32	49	3.38	1.000
Roy Face, R ERA: 1.75	(9, 1)	0.2	L	4	2	1	1	0	0	0	0	0	0	0	4	4	13.50	3.000

PITCHER	IP	WLS	BF	H	R	ER	SO	BB	IBB	HBP	BLK	WP	HR	S	P	ERA	WHIP

BOTTOM

Pittsburgh Pirates @ Houston Colt 45's

Colt Stadium, Houston, TX

Thu Sep 06 1962, 8:05 PM EDT

Att. 5,196 - Unknown - 79 F

livebaseballscorecards.com

AB	29
R	4
H	7
RBI	4
BB	4
SO	3
LOB	14

1B: 5	SF: 1	WP: 0	PA: 35
2B: 2	SAC: 0	PB: 0	
3B: 0	DP: 3	SB: 0	
HR: 0	HBP: 1	CS: 0	

Batter	1	2	3	4	5	6	7	8	9	AB	R	H	RBI	BB	SO	LOB
Richie Ashburn, L (1, 7) OBP: 0.425, SLG: 0.393	4-3			FC6-4 BB		K 2-H		BB		2	0	0	0	2	1	0
Rod Kanehl, R (1, 4) OBP: 0.304, SLG: 0.332	1-3			FC6-4 1B SF8 1-2f		5-3		K		4	1	0	0	0	1	2
Charlie Neal, R (1, 5) OBP: 0.320, SLG: 0.380	P4			FC6-4 1B 1-3		BB		K		3	0	1	0	1	1	1
Frank Thomas, R (1, 3) OBP: 0.318, SLG: 0.489		P4		SF8 3-H		P4		F7		3	0	0	1	0	0	2
Jim Hickman, R (1, 8) OBP: 0.341, SLG: 0.433		K		FC6-4 1-2f			1B		F5	4	0	1	0	0	1	1
Joe Christopher, R (1, 9) OBP: 0.309, SLG: 0.327		5-3			5-3		1-2 1B		K	3	0	1	0	0	0	0
Marv Throneberry, L (9, PH) OBP: 0.313, SLG: 0.425										1	0	0	0	0	1	0
Rick Herrscher, R (1, 6) OBP: 0.237, SLG: 0.333			L9		5-3		P6		P5	2	0	0	0	0	0	0
Gene Woodling, L (7, PH) OBP: 0.381, SLG: 0.437										1	0	0	0	0	0	2
Choo-Choo Coleman, L (7, 2) OBP: 0.305, SLG: 0.474										1	0	0	0	0	0	0
Joe Pignatano, R (1, 2) OBP: 0.306, SLG: 0.268			F2		5-3		K			2	0	0	0	0	0	0
Sammy Taylor, L (7, PH) OBP: 0.318, SLG: 0.321										1	0	0	0	0	1	2
Elio Chacon, R (7, 6) OBP: 0.352, SLG: 0.283										0	0	0	0	0	0	0
Al Jackson, L (1, 1) OBP: 0.099, SLG: 0.101			K			E4 WP 1B	G3			3	1	1	0	0	1	2

TOP

New York Mets @ Houston Colt 45's

Colt Stadium, Houston, TX

Fri Sep 07 1962, 8:05 PM EDT

Att. 6,208 - Cloudy - 80 F

livebaseballscorecards.com

	AB	R	H	RBI	BB	SO	LOB
	30	2	4	1	3	7	12

Inning Stats	1	2	3	4	5	6	7	8	9
R	0	0	0	1	0	1	0	0	0
E	0	0	0	0	0	1	0	0	0
K	0	1	1	0	0	1	1	2	1
S	3	5	5	4	3	6	7	7	5
H	0	0	0	1	0	1	2	0	0
LOB	0	0	0	1	0	1	2	1	0
BB	0	0	0	1	0	1	0	1	0
P	3	5	5	8	3	10	7	11	5

1B	4
2B	0
3B	0
HR	0
SF	1
SAC	0
DP	0
HBP	0
WP	2
PB	0
SB	0
CS	0
PA	34

PITCHER		IP	WLS	BF	H	R	ER	SO	BB	IBB	HBP	BLK	WP	HR	S	P	ERA	WHIP
Hal Woodeshick, L ERA: 4.29	(1, 1)	6.0		24	4	2	2	3	2	0	0	0	1	0	28	36	3.00	1.000
Jim Golden, R ERA: 3.99	(7, 1)	1.0	W	4	0	0	0	1	1	0	0	0	0	0	5	9	0.00	1.000
Don McMahon, R ERA: 1.52	(8, 1)	2.0	S	6	0	0	0	3	0	0	0	0	0	0	12	12	0.00	0.000

PITCHER		IP	WLS	BF	H	R	ER	SO	BB	IBB	HBP	BLK	WP	HR	S	P	ERA	WHIP

Batter	1	2	3	4	5	6	7	8	9	AB	R	H	RBI	BB	SO	LOB
Carl Warwick, R (1, 7) OBP: 0.304, SLG: 0.398	6-3		K		5-3		F8			4	0	0	0	0	1	3
Johnny Temple, R (1, 4) Joey Amalfitano, R (7, PR) (8, 4) OBP: 0.349, SLG: 0.318 OBP: 0.319, SLG: 0.296	K		6-3			1B 2B	S 1B 1B 2-H			4 0	1 1	2 0	1 0	0 0	1 0	0 0
Jim Pendleton, R (1, 9) (7, 3) OBP: 0.279, SLG: 0.383	2B			K2-6-2 1B		6-3	1-H 1B			4	0	3	1	0	0	1
Norm Larker, L (1, 3) Roman Mejias, R (6, PH) (7, 9) OBP: 0.354, SLG: 0.372 OBP: 0.330, SLG: 0.455	6-3		K2-6-2 1-2f			1B BB	F8			2 1	0 0	0 0	0 0	0 1	1 0	2 1
Bob Aspromonte, R (1, 5) OBP: 0.334, SLG: 0.379		K			E5 FC6 1B	F7		1-3		4	1	0	0	0	1	2
Al Heist, R (1, 8) OBP: 0.232, SLG: 0.189		2-3			F8	1-2 1B 2-H		6-3		4	0	1	1	0	0	1
Hal Smith, R (1, 2) OBP: 0.267, SLG: 0.371		5-3			FC6 SH5-4 1B 2-3	F7		6-3		4	0	0	0	0	0	3
J C Hartman, R (1, 6) OBP: 0.245, SLG: 0.245			F7		SH5-4 1-2 3-H 1B		SH1-4 1B BB			2	1	1	1	1	0	0
Hal Woodeshick, R (1, 1) Jim Golden, L (7, 1) Don McMahon, R (8, 1) OBP: 0.150, SLG: 0.081 OBP: 0.255, SLG: 0.333 OBP: 0.100, SLG: 0.100			L4		SH5-4 1-2 2-3		SH1-4 1-2			1 0 0	0 0 0	0 0 0	0 0 0	0 0 0	0 0 0	0 0 0
Inning Stats	R: 0 E: 0 K: 1 S: 6 H: 1 LOB: 1 BB: 0 P: 6	R: 0 E: 0 K: 1 S: 5 H: 0 LOB: 0 BB: 0 P: 5	R: 0 E: 0 K: 1 S: 5 H: 0 LOB: 0 BB: 0 P: 5	R: 0 E: 0 K: 1 S: 5 H: 1 LOB: 1 BB: 0 P: 5	R: 1 E: 1 K: 0 S: 6 H: 1 LOB: 2 BB: 0 P: 6	R: 1 E: 0 K: 0 S: 5 H: 2 LOB: 2 BB: 1 P: 9	R: 2 E: 0 K: 0 S: 5 H: 2 LOB: 1 BB: 1 P: 9	R: 0 E: 0 K: 0 S: 3 H: 0 LOB: 0 BB: 0 P: 3		1B: 5 2B: 3 3B: 0 HR: 0	SF: 0 SAC: 2 DP: 1 HBP: 0			WP: 0 PB: 0 SB: 1 CS: 0	PA: 34	

PITCHER	IP	WLS	BF	H	R	ER	SO	BB	IBB	HBP	BLK	WP	HR	S	P	ERA	WHIP
Al Jackson, L (1, 1) ERA: 4.07	8.0	L	34	7	4	3	4	2	0	0	0	0	0	40	48	3.38	1.125

PITCHER	IP	WLS	BF	H	R	ER	SO	BB	IBB	HBP	BLK	WP	HR	S	P	ERA	WHIP

BOTTOM

New York Mets @ Houston Colt 45's

Colt Stadium, Houston, TX

Fri Sep 07 1962, 8:05 PM EDT

Att. 6,208 - Cloudy - 80 F

livebaseballscorecards.com

AB	30
R	4
H	7
RBI	4
BB	2
SO	4
LOB	13

Batter	1	2	3	4	5	6	7	8	9	AB	R	H	RBI	BB	SO	LOB
Rod Kanehl, R (1, 4) OBP: 0.305, SLG: 0.337	SSS 0-3 ① K		x 0-0 ① 5-3		x 0-0 ① 2B		x 0-0 ②③ L5-4 2-3		x 0-0 1-2 3-H 1B	5	0	2	1	0	1	1
Choo-Choo Coleman, L (1, 2) OBP: 0.300, SLG: 0.460	x 0-0 E FC4-6 1B		x 0-0 ② 4-3		x 0-0 ② F7			x 0-0 ① 3-1	x 0-0 ③ 1-3	5	1	1	0	0	0	3
Felix Mantilla, R (1, 5) OBP: 0.332, SLG: 0.400 Rick Herrscher, R (8, PR) OBP: 0.237, SLG: 0.333 (8, 5)	x 0-0 E1 E 1-3		BBBB 4-0 BB		x 0-0 ③ F8			x 0-0 1B		3	1	1	0	1	0	2
										0	0	0	0	0	0	0
Frank Thomas, R (1, 7) OBP: 0.318, SLG: 0.487	BBBB 4-0 FC4-6 BB		x 0-0 ③ G3			x 0-0 ① 6-3		x 0-0 ② P6		3	0	0	0	1	0	2
Charlie Neal, R (1, 6) OBP: 0.322, SLG: 0.380 Elio Chacon, R (8, 6) OBP: 0.352, SLG: 0.283	x 0-0 ② FC4-6 1-2f 2-H 3-H			x 0-0 1B		BBBB 4-0 S BB		x 0-0 ③ 4-3		3	0	1	1	1	0	2
										0	0	0	0	0	0	0
Marv Throneberry, L (1, 3) OBP: 0.309, SLG: 0.419	x 0-0 ③ 1-3			SSS 0-3 ① K		x 0-0 ② 4-3 1-2			x 0-0 ① G3	4	0	0	0	0	1	3
Jim Hickman, R (1, 8) OBP: 0.338, SLG: 0.427		x 0-0 ① F5		x 0-0 ② P3		x 0-0 ③ F3			SSS 0-3 ② K	4	0	0	0	0	1	2
Joe Christopher, R (1, 9) OBP: 0.312, SLG: 0.337		x 0-0 ② P5		x 0-0 ③ F9			BBBB 4-0 L5-4 SH1-4 BB		x 0-0 1B 3B	3	1	1	0	1	0	1
Jay Hook, L (1, 1) OBP: 0.314, SLG: 0.226 Ray Daviault, R (7, 1) OBP: 0.133, SLG: 0.071 Gene Woodling, L (9, PH) OBP: 0.383, SLG: 0.437 Richie Ashburn, L (9, PR) OBP: 0.425, SLG: 0.393 Willard Hunter, R (9, 1) OBP: 0.231, SLG: 0.231 Craig Anderson, R (9, 1) OBP: 0.133, SLG: 0.103		SSS 0-3 ③ K			SSS 0-3 ① K		x 0-0 ① SH1-4 1-2		BBBB 4-0 1B BB	2	0	0	0	0	2	0
										0	0	0	0	0	0	0
										0	0	0	0	1	0	0
										0	0	0	0	0	0	0
										0	0	0	0	0	0	0
										0	0	0	0	0	0	0
Inning Stats	R: 2 E: 2 K: 1 S: 7 H: 1 LOB: 1 BB: 1 P: 11	R: 0 E: 0 K: 1 S: 5 H: 0 LOB: 0 BB: 0 P: 5	R: 0 E: 0 K: 0 S: 3 H: 0 LOB: 1 BB: 1 P: 7	R: 0 E: 0 K: 1 S: 6 H: 1 LOB: 0 BB: 0 P: 6	R: 0 E: 0 K: 1 S: 6 H: 1 LOB: 1 BB: 0 P: 6	R: 0 E: 0 K: 0 S: 3 H: 0 LOB: 1 BB: 1 P: 7	R: 0 E: 0 K: 0 S: 2 H: 0 LOB: 0 BB: 1 P: 6	R: 0 E: 0 K: 0 S: 4 H: 1 LOB: 1 BB: 0 P: 4	R: 1 E: 0 K: 1 S: 7 H: 2 LOB: 2 BB: 1 P: 11	1B: 4 2B: 2 3B: 1 HR: 0		SF: 0 SAC: 1 DP: 1 HBP: 0				

TOP

New York Mets @ Houston Colt 45's

Colt Stadium, Houston, TX

Sat Sep 08 1962, 4:33 AM EDT

Att. 1,638 - Cloudy - 85 F

livebaseballscorecards.com

AB	32
R	3
H	6
RBI	2
BB	5
SO	5
LOB	16

PITCHER		IP	WLS	BF	H	R	ER	SO	BB	IBB	HBP	BLK	WP	HR	S	P	ERA	WHIP
George Brunet, L ERA: 3.11	(1, 1)	7.0		28	3	2	0	4	4	0	0	0	0	0	32	48	0.00	1.000
Russ Kemmerer, R ERA: 3.51	(8, 1)	2.0	W	10	3	1	1	1	1	0	0	0	0	0	11	15	4.50	2.000

PITCHER	IP	WLS	BF	H	R	ER	SO	BB	IBB	HBP	BLK	WP	HR	S	P	ERA	WHIP

Batter	1	2	3	4	5	6	7	8	9	AB	R	H	RBI	BB	SO	LOB
Carl Warwick, R (1, 8) OBP: 0.301, SLG: 0.393	E3 FC1-5	K			K 1B		E6 1B E	F8		5	1	0	0	0	2	2
Al Spangler, L (1, 7) OBP: 0.389, SLG: 0.372 Bob Lillis, R (9, PH) OBP: 0.285, SLG: 0.280	BB FC1-5 BB	F8			1B		BB E 1-3 1B		G6-5-3 1B 1B	3 1	0 0	2 1	0 0	1 0	0 0	2 0
Johnny Temple, R (1, 4) OBP: 0.347, SLG: 0.316	FC1-5 BB 1-2 2-3f		6-3		F3		E5 BB 1-2 3-H		G6-5-3 1B 1B	5	1	1	1	0	0	4
Dave Roberts, L (1, 3) (8, 9) Joey Amalfitano, R (9, PH) OBP: 0.318, SLG: 0.295	P4		K		F8		K		G6-5-3 1-2 2-3f	4 1	0 0	0 0	0 0	0 0	2 0	5 2
Jim Pendleton, R (1, 9) OBP: 0.279, SLG: 0.380 Norm Larker, L (7, PH) OBP: 0.356, SLG: 0.372 (8, 3)	BB 1-2 2-3		P4			P6	BB 1-2 2-3		E 1B IBB	2 0	0 1	0 0	0 0	1 2	0 0	0 0
Bob Aspromonte, R (1, 5) OBP: 0.335, SLG: 0.379	F8			F2		FC6-4 1B	L5		E7 1-H 2-H 1B	5	0	2	1	0	0	6
Jim Campbell, R (1, 2) OBP: 0.272, SLG: 0.372 Hal Smith, R (8, PH) OBP: 0.269, SLG: 0.383 (9, 2)		FC1-5 2B		P4	FC6-4 1-2f			HR		3 1	0 1	1 1	0 1	0 0	0 0	1 0
J C Hartman, R (1, 6) OBP: 0.254, SLG: 0.264		FC1-5 1B		2B	F7			1-3		4	0	2	0	0	0	1
George Brunet, R (1, 1) OBP: 0.133, SLG: 0.071 Billy Goodman, L (7, PH) OBP: 0.304, SLG: 0.293 Russ Kemmerer, R (8, 1) OBP: 0.444, SLG: 0.286		FC1-5 1-2 2-3f		6-3			4-3	4-3		2 1 1	0 0 0	0 0 0	0 0 0	0 0 0	0 0 0	3 0 0
Inning Stats	R: 0 E: 1 K: 0 S: 4 H: 0 LOB: 3 BB: 2 P: 12	R: 0 E: 0 K: 1 S: 7 H: 2 LOB: 2 BB: 0 P: 7	R: 0 E: 0 K: 1 S: 5 H: 0 LOB: 0 BB: 0 P: 5	R: 0 E: 0 K: 0 S: 4 H: 1 LOB: 1 BB: 0 P: 4	R: 0 E: 0 K: 1 S: 6 H: 1 LOB: 1 BB: 0 P: 6	R: 0 E: 1 K: 0 S: 4 H: 1 LOB: 1 BB: 0 P: 4	R: 1 E: 2 K: 1 S: 8 H: 1 LOB: 3 BB: 1 P: 12	R: 1 E: 0 K: 0 S: 4 H: 1 LOB: 0 BB: 0 P: 4	R: 2 E: 1 K: 0 S: 4 H: 3 LOB: 1 BB: 1 P: 8	1B: 7 2B: 2 3B: 0 HR: 1 SF: 0 SAC: 0 DP: 1 HBP: 0						

PITCHER		IP	WLS	BF	H	R	ER	SO	BB	IBB	HBP	BLK	WP	HR	S	P	ERA	WHIP
Jay Hook, R ERA: 4.72	(1, 1)	6.0		26	5	0	0	3	2	0	0	0	0	0	30	38	0.00	1.167
Ray Daviault, R ERA: 6.5	(7, 1)	2.0		11	2	2	1	1	1	0	0	0	0	1	12	16	4.50	1.500
Willard Hunter, L ERA: 7.17	(9, 1)	0.0		2	2	2	1	0	0	0	0	0	0	0	2	2	∞	∞
Craig Anderson, R ERA: 5.49	(9, 1)	0.2	L	3	1	0	0	0	0	1	0	0	0	0	2	6	0.00	1.500

PITCHER		IP	WLS	BF	H	R	ER	SO	BB	IBB	HBP	BLK	WP	HR	S	P	ERA	WHIP

BOTTOM

New York Mets @ Houston Colt 45's

Colt Stadium, Houston, TX

Sat Sep 08 1962, 4:33 AM EDT

Att. 1,638 - Cloudy - 85 F

livebaseballscorecards.com

AB	38
R	4
H	10
RBI	3
BB	4
SO	4
LOB	26

WP: 0 PA: 42
PB: 0
SB: 0
CS: 0

Batter	1	2	3	4	5	6	7	8	9	10	AB	R	H	RBI	BB	SO	LOB
Elio Chacon, R (1, 6) OBP: 0.356, SLG: 0.286	K		BB, 1B, 1B 1-2 2-3 BB		1B 1B		CS 1B	G3			4	1	2	0	1	1	2
Charlie Neal, R (1, 5) OBP: 0.324, SLG: 0.382	F9		BB 1B 1-2 2-H 3-H 1B		1-2 1B		1-2 1B		F9		5	1	3	2	0	0	0
Gene Woodling, L (1, 7) OBP: 0.381, SLG: 0.433	P3		5-3-5, 1B 1-2 2-3 BB		F8		F8		F9		3	0	0	0	1	0	3
Rick Herrscher, R (9, PH) (9, 7) OBP: 0.231, SLG: 0.324											1	0	0	0	0	0	0
Marv Throneberry, L (1, 3) OBP: 0.308, SLG: 0.416		K	1-2 2-H 3-H 1B		P1		K		4-3		5	0	1	2	0	2	3
Jim Hickman, R (1, 8) OBP: 0.336, SLG: 0.427		K	5-3-5 2-3f			5-3		1B, SF9 2B		5-3	5	1	1	0	0	1	2
Joe Christopher, R (1, 9) OBP: 0.314, SLG: 0.338		K		F8		1B 1B		E 2-3 1B		1-3	5	0	2	0	0	1	0
Rod Kanehl, R (1, 4) OBP: 0.303, SLG: 0.333			P4	1-3		K		SF9 3-H		6-3	3	0	0	0	0	1	1
Choo-Choo Coleman, L (8, PH) OBP: 0.297, SLG: 0.460											0	0	0	1	0	0	0
Felix Mantilla, R (8, 4) OBP: 0.331, SLG: 0.399											1	0	0	0	0	0	0
Chris Cannizzaro, R (1, 2) OBP: 0.326, SLG: 0.264			BB, 1B, 1B 1B	K		S 1-3 1B		E9 1-3 1B			4	1	3	0	0	1	0
Roger Craig, R (1, 1) OBP: 0.118, SLG: 0.056			BB 1-2 1B	K		K 1-2		F2			4	1	1	0	0	2	4
Inning Stats	R: 0 E: 0 K: 1 S: 5	H: 0 LOB: 0 BB: 0 P: 5	R: 0 E: 0 K: 3 S: 9	H: 0 LOB: 0 BB: 0 P: 9	R: 4 E: 0 K: 0 S: 6	H: 4 LOB: 1 BB: 2 P: 14	R: 0 E: 0 K: 1 S: 5	H: 0 LOB: 0 BB: 0 P: 5	R: 0 E: 0 K: 1 S: 7	H: 2 LOB: 2 BB: 0 P: 7	R: 0 E: 0 K: 2 S: 9	H: 2 LOB: 2 BB: 0 P: 9	R: 0 E: 0 K: 1 S: 6	H: 2 LOB: 1 BB: 0 P: 6	R: 1 E: 1 K: 0 S: 6	H: 3 LOB: 2 BB: 0 P: 6	R: 0 E: 0 K: 0 S: 3	H: 0 LOB: 0 BB: 0 P: 3	R: 0 E: 0 K: 0 S: 3	H: 0 LOB: 0 BB: 0 P: 3	1B: 12 2B: 2 3B: 0 HR: 0	SF: 1 SAC: 0 DP: 1 HBP: 0	WP: 0 PB: 0 SB: 1 CS: 1	PA: 43

PITCHER	IP	WLS	BF	H	R	ER	SO	BB	IBB	HBP	BLK	WP	HR	S	P	ERA	WHIP
Turk Farrell, R (1, 1) ERA: 3.0	9.0		40	13	5	5	9	2	0	0	0	0	0	56	64	5.00	1.667
Jim Umbricht, R (10, 1) ERA: 2.05	1.0	W	3	0	0	0	0	0	0	0	0	0	0	3	3	0.00	0.000

PITCHER	IP	WLS	BF	H	R	ER	SO	BB	IBB	HBP	BLK	WP	HR	S	P	ERA	WHIP

TOP

New York Mets @ Houston Colt 45's

Colt Stadium, Houston, TX

Sat Sep 08 1962, 8:05 PM EDT

Att. 6,568 - Cloudy - 83 F

livebaseballscorecards.com

AB	40
R	5
H	13
RBI	5
BB	2
SO	9
LOB	15

New York Mets @ Houston Colt 45's

Colt Stadium, Houston, TX

Sat Sep 08 1962, 8:05 PM EDT

Att. 6,568 - Cloudy - 83 F

livebaseballscorecards.com

BOTTOM

Batter	1	2	3	4	5	6	7	8	9	10	AB	R	H	RBI	BB	SO	LOB
Bob Lillis, R (1, 6) OBP: 0.290, SLG: 0.288	F8	1-3 2-H 2B		BB 1B		4-3		SH1-4 1B 1B		5-3 SH3-4 WP 1B	6	2	4	1	0	0	0
Al Spangler, L (1, 7) OBP: 0.388, SLG: 0.369	F9 SSS	K		BBBB 1-2 BB		E4		SH1-4 1-2		SH3-4 1-2	3	0	0	0	1	1	2
Roman Mejias, R (1, 9) OBP: 0.328, SLG: 0.452	FC5 S 1B		6-3	SSS K		E4 1-2		SSS K		5-3 2-3	6	0	1	0	0	2	5
Norm Larker, L (1, 3) OBP: 0.358, SLG: 0.372 Dave Roberts, L (3, PH) OBP: 0.231, SLG: 0.250 (4, 3)	BBBB 1-2 BB		G3	F8		F2		2-H 1B		BBBB BB	0 4	0 0	0 1	0 1	1 1	0 0	0 4
Carl Warwick, R (1, 8) OBP: 0.302, SLG: 0.394	FC5 2-3f		1B 2B		F8		BBBB 1B E BB	5-3		WP 3-H	5	2	1	0	1	0	4
Bob Aspromonte, R (1, 5) OBP: 0.335, SLG: 0.380		1B 2B 1B	BB 2-H 1B		F8	F8	F8		F8		5	1	2	1	0	0	1
Hal Smith, R (1, 2) OBP: 0.271, SLG: 0.380		P3	BBBB 1-2 BB		F8	F2			BBBB BB		3	0	0	0	2	0	2
Joey Amalfitano, R (1, 4) OBP: 0.315, SLG: 0.292 Billy Goodman, L (7, PH) OBP: 0.307, SLG: 0.296 (8, 4)		F7 SSS K				6-3	E8 1-H 1B		F8		3 2	0 0	0 1	0 0	0 0	1 0	3 1
Turk Farrell, R (1, 1) OBP: 0.206, SLG: 0.284 Johnny Temple, R (9, PH) OBP: 0.346, SLG: 0.315 Jim Umbricht, R (10, 1) OBP: 0.125, SLG: 0.125		2B 1-2 1B		F7		HR	4-3		SSS K		4 1 0	1 0 0	2 0 0	1 0 0	0 0 0	0 1 0	1 1 0

Inning Stats	1	2	3	4	5	6	7	8	9	10
	R: 0 H: 1 E: 0 LOB: 2 K: 0 BB: 1 S: 4 P: 8	R: 1 H: 3 E: 0 LOB: 2 K: 1 BB: 0 S: 8 P: 8	R: 1 H: 2 E: 0 LOB: 2 K: 1 BB: 1 S: 7 P: 11	R: 0 H: 1 E: 0 LOB: 2 K: 1 BB: 1 S: 6 P: 10	R: 0 H: 0 E: 0 LOB: 0 K: 0 BB: 0 S: 3 P: 3	R: 1 H: 1 E: 2 LOB: 2 K: 0 BB: 0 S: 6 P: 6	R: 1 H: 1 E: 1 LOB: 1 K: 0 BB: 1 S: 4 P: 8	R: 1 H: 2 E: 0 LOB: 1 K: 1 BB: 0 S: 7 P: 7	R: 0 H: 0 E: 0 LOB: 1 K: 1 BB: 1 S: 5 P: 9	R: 1 H: 1 E: 0 LOB: 1 K: 0 BB: 1 S: 3 P: 7

	AB	42
	R	6
	H	12
	RBI	4
	BB	6
	SO	5
	LOB	24

1B: 9 SF: 0 PA: 50
2B: 2 SAC: 2
3B: 0 DP: 0
HR: 1 HBP: 0

WP: 1
PB: 0
SB: 1
CS: 0

PITCHER	IP	WLS	BF	H	R	ER	SO	BB	IBB	HBP	BLK	WP	HR	S	P	ERA	WHIP
Roger Craig, R (1, 1) ERA: 4.57	9.2	L	50	12	6	5	5	6	0	0	0	1	1	53	77	4.66	1.862

PITCHER	IP	WLS	BF	H	R	ER	SO	BB	IBB	HBP	BLK	WP	HR	S	P	ERA	WHIP

Batter	1	2	3	4	5	6	7	8	9	AB	R	H	RBI	BB	SO	LOB
Elio Chacon, R (1, 6) OBP: 0.359, SLG: 0.284	5-3	1B 1-2 2-3 BB		BB	K		IBB BB			2	0	0	0	3	1	2
Choo-Choo Coleman, L (1, 2) OBP: 0.310, SLG: 0.462	S 1B	1B 1-2 2-H 3-H		6-3	L6		IBB 1-2			4	0	2	2	1	0	1
Felix Mantilla, R (1, 4) OBP: 0.334, SLG: 0.403	BB 1-2	F9			E7 1B 1B	1B 2B	SF8 3-H			3	2	2	1	1	0	2
Gene Woodling, L (1, 7) OBP: 0.379, SLG: 0.429 Rod Kanehl, R (7, 7) OBP: 0.303, SLG: 0.333	K		5-3		3-1	FC5 BB 2-H 1B	1-3			5 0	0 0	1 0	1 0	0 0	1 0	5 0
Charlie Neal, R (1, 5) OBP: 0.327, SLG: 0.383	F9		6-3 1B		2B 2-H 2B 1B	K		FC1-6 BB		4	1	2	1	1	1	3
Marv Throneberry, L (1, 3) OBP: 0.309, SLG: 0.417		L9	6-3 1-2		2B 1-3 2B	BB 1-2		FC1-6 BB 1-2f		4	1	1	0	1	0	2
Jim Hickman, R (1, 8) OBP: 0.339, SLG: 0.431		BB BB 1B 1B	1-3		2B 2-H 3-H 2B	FC5 2-3f		L4-3 1-2 BB		4	1	2	2	1	0	3
Joe Christopher, R (1, 9) OBP: 0.316, SLG: 0.333		BB 1-2 1B BB	1-3	K		WP SF8 BB		L4-3 1-2		3	2	0	0	2	1	3
Craig Anderson, R (1, 1) OBP: 0.133, SLG: 0.103 Galen Cisco, R (1, 1) OBP: 0.167, SLG: 0.111 Sammy Taylor, L (5, PH) OBP: 0.321, SLG: 0.321 Al Jackson, L (5, PR) OBP: 0.099, SLG: 0.101 Sherman Jones, L (5, 1) OBP: 0.429, SLG: 0.429 Bob Miller, R (6, 1) OBP: 0.147, SLG: 0.206 Frank Thomas, R (7, PH) OBP: 0.317, SLG: 0.486 Ray Daviault, R (7, 1) OBP: 0.133, SLG: 0.071		K		4-3	HBP		K 1-3			0 2 0 0 0 0 0 1 0	0 0 0 0 0 0 0 0 0	0 0 0 0 0 0 0 0 0	0 0 0 0 0 0 0 0 0	0 1 0 0 0 0 0 1 0	0 0 0 0 0 0 0 1 0	0 2 0 0 0 0 0 1 0
Inning Stats	R: 0 E: 0 K: 1 S: 6 H: 1 LOB: 2 BB: 1 P: 10	R: 2 E: 0 K: 1 S: 7 H: 2 LOB: 2 BB: 2 P: 15	R: 0 E: 0 K: 0 S: 4 H: 1 LOB: 1 BB: 0 P: 4	R: 0 E: 0 K: 0 S: 3 H: 0 LOB: 1 BB: 1 P: 7	R: 3 E: 1 K: 2 S: 11 H: 4 LOB: 2 BB: 0 P: 12	R: 1 E: 0 K: 1 S: 7 H: 2 LOB: 2 BB: 1 P: 11	R: 1 E: 0 K: 1 S: 5 H: 0 LOB: 2 BB: 3 P: 17	R: 0 E: 0 K: 0 S: 2 H: 0 LOB: 1 BB: 2 P: 10								

1B: 7 SF: 1
2B: 4 SAC: 0
3B: 0 DP: 1
HR: 0 HBP: 1

WP: 2 PA: 44
PB: 0
SB: 1
CS: 0

PITCHER		IP	WLS	BF	H	R	ER	SO	BB	IBB	HBP	BLK	WP	HR	S	P	ERA	WHIP
Bob Bruce, R ERA: 4.03	(1, 1)	1.2		11	3	2	2	2	3	0	0	0	0	0	12	24	10.80	3.600
Russ Kemmerer, R ERA: 3.71	(2, 1)	2.2		14	5	3	3	0	1	0	0	0	0	0	13	17	10.12	2.250
Jim Umbricht, R ERA: 2.15	(5, 1)	1.2		9	2	1	1	3	1	0	1	0	0	0	13	18	5.40	1.800
Jim Golden, R ERA: 4.05	(7, 1)	0.1		4	0	1	1	1	2	1	0	0	1	0	3	15	27.00	6.000
Don McMahon, R ERA: 1.49	(7, 1)	1.2		6	0	0	0	0	2	0	0	0	0	0	4	12	0.00	1.200

PITCHER	IP	WLS	BF	H	R	ER	SO	BB	IBB	HBP	BLK	WP	HR	S	P	ERA	WHIP

TOP

New York Mets @ Houston Colt 45's

Colt Stadium, Houston, TX

Sun Sep 09 1962, 4:33 AM EDT
Att. 3,630 - Cloudy - 90 F

livebaseballscorecards.com

AB	32
R	7
H	10
RBI	7
BB	10
SO	6
LOB	24

BOTTOM

New York Mets @ Houston Colt 45's

Colt Stadium, Houston, TX

Sun Sep 09 1962, 4:33 AM EDT

Att. 3,630 - Cloudy - 90 F

livebaseballscorecards.com

Batter	1	2	3	4	5	6	7	8	9	AB	R	H	RBI	BB	SO	LOB
Bob Lillis, R (1, 6) OBP: 0.289, SLG: 0.287	1B	FC1-6		G3		F7				4	2	1	0	0	0	2
Al Spangler, L (1, 7) OBP: 0.391, SLG: 0.375	1B	2B		1B		P6				4	1	3	2	0	0	0
Johnny Temple, R (1, 4) OBP: 0.345, SLG: 0.317	2B	5-3		F7		P6				4	1	1	1	0	0	2
Dave Roberts, L (1, 3) OBP: 0.176, SLG: 0.188	E4	K		4-3			P6			4	0	0	1	0	1	2
Carl Warwick, R (1, 8) OBP: 0.302, SLG: 0.393	1B		P5		F8		F7			4	0	1	0	0	0	0
Roman Mejias, R (1, 9) OBP: 0.329, SLG: 0.451	FC6-4		S	3B	BB		P6			3	1	1	0	1	0	2
Bob Aspromonte, R (1, 5) OBP: 0.335, SLG: 0.383	FC5-2		L7	SF7	3B			F8		4	1	1	1	0	0	3
Hal Smith, R (1, 2) OBP: 0.268, SLG: 0.376	6-3		K	SF7				F8		3	0	0	1	0	1	3
Bob Bruce, R (1, 1) OBP: 0.373, SLG: 0.234		FC1-6		G3	F8			P6		0	0	0	0	0	0	0
Russ Kemmerer, R (2, 1) OBP: 0.545, SLG: 0.444										2	1	2	0	0	0	0
Jim Umbricht, R (5, 1) OBP: 0.111, SLG: 0.111										1	0	0	0	0	0	0
Jim Golden, L (7, 1) OBP: 0.255, SLG: 0.333										0	0	0	0	0	0	0
Don McMahon, R (7, 1) OBP: 0.091, SLG: 0.091										1	0	0	0	0	0	0
Inning Stats	R: 3 E: 1 K: 0 S: 8 H: 4 LOB: 2 BB: 0 P: 8	R: 1 E: 0 K: 1 S: 7 H: 2 LOB: 1 BB: 0 P: 7	R: 0 E: 0 K: 1 S: 6 H: 1 LOB: 1 BB: 0 P: 6	R: 1 E: 0 K: 0 S: 5 H: 2 LOB: 1 BB: 0 P: 5	R: 2 E: 0 K: 0 S: 4 H: 1 LOB: 0 BB: 1 P: 8	R: 0 E: 0 K: 0 S: 3 H: 0 LOB: 0 BB: 0 P: 3	R: 0 E: 0 K: 0 S: 3 H: 0 LOB: 0 BB: 0 P: 3	R: 0 E: 0 K: 0 S: 3 H: 0 LOB: 0 BB: 0 P: 3		1B: 7 2B: 2 3B: 1 HR: 0	SF: 1 SAC: 0 DP: 0 HBP: 0					

AB	34
R	7
H	10
RBI	6
BB	1
SO	2
LOB	14

WP: 0 PB: 0 SB: 1 CS: 0 PA: 36

PITCHER		IP	WLS	BF	H	R	ER	SO	BB	IBB	HBP	BLK	WP	HR	S	P	ERA	WHIP
Craig Anderson, R (1, 1) ERA: 5.73		0.0		5	4	3	3	0	0	0	0	0	0	0	5	5	∞	∞
Galen Cisco, R (1, 1) ERA: 6.62		4.0		17	5	2	2	2	0	0	0	0	0	0	21	21	4.50	1.250
Sherman Jones, R (5, 1) ERA: 7.71		1.0		5	1	2	2	0	1	0	0	0	0	0	4	8	18.00	2.000
Bob Miller, R (6, 1) ERA: 5.31		0.0		0	0	0	0	0	0	0	0	0	0	0	0	0	∞	∞
Ray Daviault, R (7, 1) ERA: 6.32		2.0		6	0	0	0	0	0	0	0	0	0	0	6	6	0.00	0.000

PITCHER	IP	WLS	BF	H	R	ER	SO	BB	IBB	HBP	BLK	WP	HR	S	P	ERA	WHIP

Batter	1	2	3	4	5	6	7	8	9	AB	R	H	RBI	BB	SO	LOB
Maury Wills, S (1, 6) OBP: 0.342, SLG: 0.373	L B L S 1-3 ① K			B B X 2-0 ① 5-3		C F F B B F F S 2-3 ② K			B C B X 2-1 ① 5-3	4	0	0	0	0	2	0
Jim Gilliam, S (1, 4) OBP: 0.371, SLG: 0.344 (8, 5)	C B X 1-1 ② F6			C F X 0-2 ② 4-3		B B B C X 3-1 1B			B X 1-0 ② F7	4	0	1	0	0	0	0
Duke Snider, L (1, 7) OBP: 0.409, SLG: 0.458	B B C S C 2-3 ③ K			S B S F B B C 3-3 ③ K		B B X 2-0 ③ F7			X 0-0 ③ 1-3	4	0	0	0	0	2	1
Tommy Davis, R (1, 8) OBP: 0.368, SLG: 0.531		B C B B X 3-1 ① 5-3			B B S C X 2-2 ① 1-3		F F F S 0-3 ① K			3	0	0	0	0	1	0
Frank Howard, R (1, 9) OBP: 0.360, SLG: 0.584		C F S 0-3 ② K			B B C F X 2-2 HR		B B C B B C 3-3 ② K			3	1	1	1	0	2	0
Ron Fairly, L (1, 3) OBP: 0.395, SLG: 0.463		C B B X 2-1 ③ 4-3			B B X 2-0 ② F4		B F C B X 2-2 ③ F7			3	0	0	0	0	0	0
Doug Camilli, R (1, 2) OBP: 0.373, SLG: 0.534 John Roseboro, L (8, 2) OBP: 0.343, SLG: 0.396			B B X 2-0 ① F7		B B F X 2-1 1B			C B B S B F S 3-3 ① K		3 0	0 0	1 0	0 0	0 0	1 0	0 0
Andy Carey, R (1, 5) OBP: 0.350, SLG: 0.371 Larry Burright, R (8, 4) OBP: 0.261, SLG: 0.320			B S C C 1-3 ② K		F B S S 1-3 ③ K			X 0-0 ② 4-3		3 0	0 0	0 0	0 0	0 0	2 0	1 0
Pete Richert, L (1, 1) OBP: 0.120, SLG: 0.083 Ed Roebuck, R (4, 1) OBP: 0.261, SLG: 0.261 Ron Perranoski, L (9, 1) OBP: 0.143, SLG: 0.077			X 0-0 ③ 4-3			C B X 1-1 ① F7		X 0-0 ③ 1-3		1 2 0	0 0 0	0 0 0	0 0 0	0 0 0	0 0 0	0 0 0
Inning Stats	R: 0 H: 0 E: 0 LOB: 0 K: 2 BB: 0 S: 8 P: 12	R: 0 H: 0 E: 0 LOB: 0 K: 1 BB: 0 S: 7 P: 12	R: 0 H: 0 E: 0 LOB: 0 K: 1 BB: 0 S: 5 P: 8	R: 0 H: 0 E: 0 LOB: 0 K: 1 BB: 0 S: 8 P: 13	R: 1 H: 2 E: 0 LOB: 1 K: 1 BB: 0 S: 12 P: 21	R: 0 H: 1 E: 0 LOB: 1 K: 1 BB: 0 S: 11 P: 19	R: 0 H: 0 E: 0 LOB: 0 K: 2 BB: 0 S: 10 P: 15	R: 0 H: 0 E: 0 LOB: 0 K: 1 BB: 0 S: 6 P: 9	R: 0 H: 0 E: 0 LOB: 0 K: 0 BB: 0 S: 4 P: 7	1B: 2 SF: 0 2B: 0 SAC: 0 3B: 0 DP: 0 HR: 1 HBP: 0						WP: 0 PA: 30 PB: 0 SB: 0 CS: 0	

PITCHER		IP	WLS	BF	H	R	ER	SO	BB	IBB	HBP	BLK	WP	HR	S	P	ERA	WHIP
Ken Johnson, R ERA: 3.67	(1, 1)	7.0	L	24	3	1	1	9	0	0	0	0	0	1	61	100	1.29	0.429
Don McMahon, R ERA: 1.45	(8, 1)	2.0		6	0	0	0	1	0	0	0	0	0	0	10	16	0.00	0.000

PITCHER	IP	WLS	BF	H	R	ER	SO	BB	IBB	HBP	BLK	WP	HR	S	P	ERA	WHIP

TOP

Los Angeles Dodgers @ Houston Colt 45's

Colt Stadium, Houston, TX

Wed Sep 12 1962, 8:05 PM EDT

Att. 28,669 - Unknown

livebaseballscorecards.com

AB	30
R	1
H	3
RBI	1
BB	0
SO	10
LOB	2

Batter	1	2	3	4	5	6	7	8	9	AB	R	H	RBI	BB	SO	LOB
Bob Lillis, R (1, 6) OBP: 0.291, SLG: 0.287	L4-3 BB		1B 1-2		1-3		FC5-4 1-2f		K	4	0	1	0	1	1	3
Johnny Temple, R (1, 4) OBP: 0.347, SLG: 0.318	K		1B 1-2 2-H		F3			SH2-4 BB		3	0	1	0	1	1	1
Jim Pendleton, R (1, 3) OBP: 0.277, SLG: 0.377	L4-3 1-2		F8			5-3		SH2-4 1-2		3	0	0	0	0	0	3
Roman Mejias, R (1, 9) OBP: 0.330, SLG: 0.451		F8	SH1-4 1B			1B		F7		4	0	2	0	0	0	1
Carl Warwick, R (1, 7) (5, 8) OBP: 0.307, SLG: 0.398		WP E 1B	SH1-4 1-2			G6-4-3 1-2 1B		FC6-4 1B		4	0	4	0	0	0	0
Bob Aspromonte, R (1, 5) OBP: 0.333, SLG: 0.380		K 1-3	SH1-4 1-2 2-3			G6-4-3 1-2f		FC6-4 1-2f		3	0	0	0	0	1	5
Al Heist, R (1, 8) OBP: 0.228, SLG: 0.185 Al Spangler, L (4, PH) OBP: 0.391, SLG: 0.373 (5, 7)		K	G4-6-3 IBB				F6		4-3	1 2	0 0	0 0	0 0	1 1	1 0	1 0
Hal Smith, R (1, 2) OBP: 0.274, SLG: 0.377 Jim Golden, L (9, PR) OBP: 0.255, SLG: 0.333			1B 1B BB	G4-6-3 1-2f			FC5-4 1B		WP BB	2 0	0 0	1 0	0 0	2 0	0 0	3 0
Ken Johnson, R (1, 1) OBP: 0.096, SLG: 0.098 Norm Larker, L (7, PH) OBP: 0.357, SLG: 0.371 Don McMahon, R (8, 1) OBP: 0.091, SLG: 0.091 Billy Goodman, L (9, PH) OBP: 0.305, SLG: 0.294			K		1-3		F9		F6 1-2	2 1 0 1	0 0 0 0	0 0 0 0	0 0 0 0	0 0 0 0	1 0 0 0	1 1 0 1
Inning Stats	R: 0 E: 0 K: 1 S: 7 H: 0 LOB: 0 BB: 1 P: 14	R: 0 E: 1 K: 2 S: 8 H: 1 LOB: 1 BB: 0 P: 10	R: 0 E: 0 K: 1 S: 15 H: 2 LOB: 2 BB: 1 P: 22	R: 0 E: 0 K: 0 S: 7 H: 2 LOB: 2 BB: 1 P: 14	R: 0 E: 0 K: 0 S: 8 H: 0 LOB: 0 BB: 0 P: 10	R: 0 E: 0 K: 0 S: 5 H: 2 LOB: 1 BB: 0 P: 9	R: 0 E: 0 K: 0 S: 6 H: 1 LOB: 1 BB: 0 P: 13	R: 0 E: 0 K: 0 S: 6 H: 1 LOB: 2 BB: 1 P: 14	R: 0 E: 0 K: 1 S: 11 H: 0 LOB: 2 BB: 1 P: 18	1B: 9 2B: 1 3B: 0 HR: 0 SF: 0 SAC: 2 DP: 3 HBP: 0						

PITCHER		IP	WLS	BF	H	R	ER	SO	BB	IBB	HBP	BLK	WP	HR	S	P	ERA	WHIP
Pete Richert, L ERA: 3.82	(1, 1)	3.0		14	5	0	0	4	2	0	0	0	1	0	33	49	0.00	2.333
Ed Roebuck, R ERA: 3.05	(4, 1)	5.1	W	21	4	0	0	0	2	1	0	0	0	0	34	66	0.00	1.125
Ron Perranoski, L ERA: 2.18	(9, 1)	0.2	S	2	0	0	0	1	0	0	0	0	1	0	6	9	0.00	0.000

PITCHER	IP	WLS	BF	H	R	ER	SO	BB	IBB	HBP	BLK	WP	HR	S	P	ERA	WHIP

BOTTOM

Los Angeles Dodgers @ Houston Colt 45's

Colt Stadium, Houston, TX

Wed Sep 12 1962, 8:05 PM EDT

Att. 28,669 - Unknown

livebaseballscorecards.com

AB	30
R	0
H	9
RBI	0
BB	5
SO	5
LOB	20

WP: 2 PA: 37
PB: 0
SB: 0
CS: 0

Batter	1	2	3	4	5	6	7	8	9	AB	R	H	RBI	BB	SO	LOB
Bob Lillis, R (1, 6) OBP: 0.290, SLG: 0.287	0-0 1B 1B 1B	0-0 E4 1-2			0-0 6-3 ①			0-0 L1 ①		4	0	1	0	0	0	1
Johnny Temple, R (1, 4) (4, 5) OBP: 0.346, SLG: 0.317	0-0 1B 1B 1-2	0-0 G3 ③			0-3 K ②			0-3 K ②		4	0	1	0	0	2	2
Jim Pendleton, R (1, 3) OBP: 0.276, SLG: 0.375	0-0 1B 1-2 2-3		0-3 K ①		0-0 F8 ③			0-0 F8 ③		4	0	1	0	0	1	0
Roman Mejias, R (1, 9) OBP: 0.330, SLG: 0.450	0-3 K ①		0-0 5-3 ②			0-0 F9 ①			0-0 5-4-3 1B	4	0	1	0	0	1	3
Carl Warwick, R (1, 7) OBP: 0.307, SLG: 0.404	0-0 F3 ②		0-0 HR			0-3 K ②			0-3 K ①	4	1	1	1	0	2	4
Hal Smith, R (1, 2) OBP: 0.270, SLG: 0.372	0-0 1-3 ③		0-3 K ③			0-0 1-3 ③			0-0 5-4-3 ② 1-2	4	0	0	0	0	1	4
Al Heist, R (1, 8) OBP: 0.230, SLG: 0.175 Dave Roberts, L (9, PR) OBP: 0.176, SLG: 0.188		0-0 E4 E ①		0-0 L7 ①			0-3 K ①		B B B B 4-0 BB	3 0	0 0	0 0	0 0	1 0	1 0	0 0
Bob Aspromonte, R (1, 5) OBP: 0.331, SLG: 0.379 George Williams, R (4, 4)		0-0 F8 ①		0-0 1-3 ②			0-0 F8 ②		0-0 1-3 ③	2 2	0 0	0 0	0 0	0 0	0 0	1 2
Turk Farrell, R (1, 1) OBP: 0.197, SLG: 0.271		0-3 K ②		0-0 1-3 ③			0-3 K ③			3	0	0	0	0	2	1
Inning Stats	R: 0 E: 0 K: 1 S: 8 H: 3 LOB: 3 BB: 0 P: 8	R: 0 E: 2 K: 1 S: 7 H: 0 LOB: 2 BB: 0 P: 7	R: 1 E: 0 K: 2 S: 8 H: 1 LOB: 0 BB: 0 P: 8	R: 0 E: 0 K: 0 S: 3 H: 0 LOB: 0 BB: 0 P: 3	R: 0 E: 0 K: 1 S: 5 H: 0 LOB: 0 BB: 0 P: 5	R: 0 E: 0 K: 1 S: 5 H: 0 LOB: 0 BB: 0 P: 5	R: 0 E: 0 K: 2 S: 7 H: 0 LOB: 0 BB: 0 P: 7	R: 0 E: 0 K: 1 S: 5 H: 0 LOB: 0 BB: 0 P: 5	R: 0 E: 0 K: 1 S: 6 H: 1 LOB: 2 BB: 1 P: 10	1B: 4 2B: 0 3B: 0 HR: 1	SF: 0 SAC: 0 DP: 0 HBP: 0						

PITCHER	IP	WLS	BF	H	R	ER	SO	BB	IBB	HBP	BLK	WP	HR	S	P	ERA	WHIP
Bob Hendley, L (1, 1) ERA: 3.59	9.0	W	35	5	1	1	10	1	0	0	0	0	1	54	58	1.00	0.667

PITCHER	IP	WLS	BF	H	R	ER	SO	BB	IBB	HBP	BLK	WP	HR	S	P	ERA	WHIP

TOP

Houston Colt 45's @ Milwaukee Braves

Milwaukee County Stadium, Milwaukee, WI

Fri Sep 14 1962, 8:05 PM EDT
Att. 5,505 - Unknown - 70 F

livebaseballscorecards.com

AB	34
R	1
H	5
RBI	1
BB	1
SO	10
LOB	18

WP: 0 PB: 0 SB: 0 CS: 0 PA: 35

Batter	1	2	3	4	5	6	7	8	9	AB	R	H	RBI	BB	SO	LOB
Roy McMillan, R (1, 6) OBP: 0.336, SLG: 0.357	P3		1B 1-2 3-H 1B		1B G6-4-3 1B		4-3 2-3			4	1	2	1	0	0	1
Eddie Mathews, L (1, 5) OBP: 0.377, SLG: 0.479	P6		FC6 1-2 2-3 1B		G6-4-3 1-3 1B		F9			4	0	2	0	0	0	1
Tommie Aaron, R (1, 7) (9, 3) OBP: 0.310, SLG: 0.372	2B		SF9 3-H		G6-4-3 1-2f 3-H			6-3		3	0	1	1	0	0	1
Joe Adcock, R (1, 3) Lou Johnson, R (9, 7) OBP: 0.326, SLG: 0.499 OBP: 0.352, SLG: 0.465	6-3		K		F9			6-3		4 0	0 0	0 0	0 0	0 0	1 0	3 0
Lee Maye, L (1, 8) OBP: 0.295, SLG: 0.369		CS 1B	FC6 1-2f			4-3		F7		4	0	1	0	0	0	2
Joe Torre, R (1, 2) OBP: 0.357, SLG: 0.404		K		F8		G3				3	0	0	0	0	1	1
Gus Bell, L (1, 9) OBP: 0.290, SLG: 0.352		K		FC6-4 1B		F8				3	0	1	0	0	1	1
Amado Samuel, R (1, 4) OBP: 0.245, SLG: 0.286		CS 1-2	E SH 1B 1B	K				4-3 2B		3	1	2	0	0	1	1
Bob Hendley, R (1, 1) OBP: 0.203, SLG: 0.175			SH 1B 1B 1-3 SF9	FC6-4 1-2f				F2		2	1	0	0	0	0	2
Inning Stats	R: 0 E: 0 K: 0 S: 4 H: 1 LOB: 1 BB: 0 P: 4	R: 0 E: 0 K: 2 S: 7 H: 1 LOB: 0 BB: 0 P: 7	R: 2 E: 1 K: 1 S: 9 H: 3 LOB: 2 BB: 0 P: 9	R: 0 E: 0 K: 1 S: 6 H: 1 LOB: 1 BB: 0 P: 6	R: 1 E: 0 K: 0 S: 4 H: 2 LOB: 0 BB: 0 P: 4	R: 0 E: 0 K: 0 S: 3 H: 0 LOB: 0 BB: 0 P: 3	R: 0 E: 0 K: 0 S: 4 H: 1 LOB: 1 BB: 0 P: 4	R: 0 E: 0 K: 0 S: 3 H: 0 LOB: 0 BB: 0 P: 3		1B: 7 2B: 2 3B: 0 HR: 0 SF: 1 SAC: 1 DP: 1 HBP: 0						

PITCHER	IP	WLS	BF	H	R	ER	SO	BB	IBB	HBP	BLK	WP	HR	S	P	ERA	WHIP
Turk Farrell, R (1, 1) ERA: 3.02	8.0	L	32	9	3	3	4	0	0	0	0	0	0	40	40	3.38	1.125

PITCHER	IP	WLS	BF	H	R	ER	SO	BB	IBB	HBP	BLK	WP	HR	S	P	ERA	WHIP

BOTTOM

Houston Colt 45's @ Milwaukee Braves

Milwaukee County Stadium, Milwaukee, WI

Fri Sep 14 1962, 8:05 PM EDT

Att. 5,505 - Unknown - 70 F

livebaseballscorecards.com

AB	30
R	3
H	9
RBI	2
BB	0
SO	4
LOB	13

WP: 0 PA: 33
PB: 0
SB: 0
CS: 1

Houston Colt 45's @ Milwaukee Braves

Milwaukee County Stadium, Milwaukee, WI

Sat Sep 15 1962, 8:05 PM EDT

Att. 6,872 - Unknown - 62 F

TOP

livebaseballscorecards.com

Batter	1	2	3	4	5	6	7	8	9	AB	R	H	RBI	BB	SO	LOB
Bob Lillis, R (1, 6) OBP: 0.289, SLG: 0.287	5-3	1-3 2-H 2B		4-3	6-3 1-2			F9	6-3	6	0	1	1	0	0	2
Al Spangler, L (1, 7) OBP: 0.391, SLG: 0.374	SH1-3 1B	6-3		BB SF7 1B		F8		S S S K		5	1	2	0	0	1	2
Johnny Temple, R (1, 4) OBP: 0.350, SLG: 0.320	SH1-3 1-2		F7	BB 1-2 1B		4-3 1B		B B B B HR BB		3	2	2	0	1	0	0
Norm Larker, L (1, 3) OBP: 0.361, SLG: 0.373	B B B B BB		1B HBP 1B	B B B 1B 1-2 2-3 BB		4-3 1-2		HR 1-2 1B		3	2	2	0	2	0	1
Carl Warwick, R (1, 9) OBP: 0.310, SLG: 0.413	P6		HBP SF8 1-2 1B	SF7 3-H		2-H 1B		1-H 2-H HR		4	2	3	5	0	0	2
Al Heist, R (1, 8) OBP: 0.242, SLG: 0.194		S S S K	HBP 1-2 2-3 1B	1-2 2-H 1B		F9		6-3		5	0	2	0	0	1	1
Bob Aspromonte, R (1, 5) OBP: 0.334, SLG: 0.382 Joey Amalfitano, R (9, PR) OBP: 0.315, SLG: 0.292 (9, 5)		BB 2B 1B	1-2 2-3 3-H HBP		5-3	F8			2B	4 0	1 0	2 0	1 0	0 0	0 0	0 0
Hal Smith, R (1, 2) OBP: 0.272, SLG: 0.369		B B B B 2B 1-2 BB	SF8 3-H	B B B FC1-6 BB		L5		S S S K		2	0	0	1	2	1	1
George Brunet, R (1, 1) OBP: 0.125, SLG: 0.067 Jim Golden, L (2, 1) OBP: 0.240, SLG: 0.313 Don McMahon, R (7, 1) OBP: 0.083, SLG: 0.083 Russ Kemmerer, R (9, 1) OBP: 0.545, SLG: 0.444 Jim Umbricht, R (9, 1) OBP: 0.111, SLG: 0.111		S S S K	4-3	FC1-6 WP 1-2f		1-3		1-3		1 3 1 0 0	0 0 0 0 0	0 0 0 0 0	0 0 0 0 0	0 0 0 0 0	1 0 0 0 0	2 3 1 0 0

	AB	R	H	RBI	BB	SO	LOB
	37	8	14	8	5	4	15

Inning Stats																		
	R: 0	H: 1	R: 1	H: 2	R: 2	H: 3	R: 1	H: 3	R: 0	H: 0	R: 1	H: 2	R: 0	H: 0	R: 3	H: 2	R: 0	H: 1
	E: 0	LOB: 2	E: 0	LOB: 2	E: 0	LOB: 2	E: 0	LOB: 2	E: 0	LOB: 1	E: 0	LOB: 1	E: 0	LOB: 0	E: 0	LOB: 0	E: 0	LOB: 1
	K: 0	BB: 1	K: 2	BB: 1	K: 0	BB: 0	K: 0	BB: 1	K: 0	BB: 1	K: 0	BB: 0	K: 0	BB: 0	K: 1	BB: 1	K: 1	BB: 0
	S: 4	P: 8	S: 9	P: 13	S: 6	P: 7	S: 5	P: 9	S: 3	P: 7	S: 5	P: 5	S: 3	P: 3	S: 7	P: 11	S: 6	P: 6

	1B: 11	SF: 2	WP: 1	PA: 46
	2B: 2	SAC: 1	PB: 0	
	3B: 0	DP: 0	SB: 0	
	HR: 1	HBP: 1	CS: 0	

PITCHER		IP	WLS	BF	H	R	ER	SO	BB	IBB	HBP	BLK	WP	HR	S	P	ERA	WHIP
Bob Shaw, R ERA: 2.8	(1, 1)	5.2		32	11	5	5	2	4	0	1	0	1	0	31	48	7.94	2.647
Lew Burdette, R ERA: 4.9	(6, 1)	0.1		1	0	0	0	0	0	0	0	0	0	0	1	1	0.00	0.000
Jack Curtis, L ERA: 4.26	(7, 1)	2.0		9	2	3	3	1	1	0	0	0	0	1	10	14	13.50	1.500
Don Nottebart, R ERA: 3.14	(9, 1)	1.0	W	4	1	0	0	1	0	0	0	0	0	0	6	6	0.00	1.000

PITCHER		IP	WLS	BF	H	R	ER	SO	BB	IBB	HBP	BLK	WP	HR	S	P	ERA	WHIP

BOTTOM

Houston Colt 45's @ Milwaukee Braves

Milwaukee County Stadium, Milwaukee, WI

Sat Sep 15 1962, 8:05 PM EDT

Att. 6,872 - Unknown - 62 F

livebaseballscorecards.com

Batter	1	2	3	4	5	6	7	8	9	AB	R	H	RBI	BB	SO	LOB
Lou Johnson, R (1, 8) OBP: 0.345, SLG: 0.447	F8	6-3		P6			WP G3 1B BB	F9		4	1	0	0	1	0	4
Don Nottebart, R (9, 1) OBP: 0.429, SLG: 0.333										0	0	0	0	0	0	0
Eddie Mathews, L (1, 5) OBP: 0.379, SLG: 0.477	P6	IBB		1-2 2-3 BB			G3 1-2		HR BB	2	1	0	0	3	0	1
Tommie Aaron, R (1, 7) OBP: 0.305, SLG: 0.365	F2	F5		FC5 2-3f			5-3		F7	5	0	0	0	0	0	8
Joe Adcock, R (1, 3) OBP: 0.329, SLG: 0.506		1B BB	F8		5-3		WP BB		1-H HR	3	3	1	2	2	0	0
Frank Bolling, R (1, 4) OBP: 0.334, SLG: 0.409		1B 1-2 1B	5-3		6-3		1-H 2-H 1B		6-3	5	1	2	2	0	0	0
Joe Torre, R (1, 2) OBP: 0.354, SLG: 0.399		1B 2B 1-2 2-H 1B	1-3		F8		L8		E5 1B	5	2	1	1	0	0	1
Hawk Taylor, R (1, 9) OBP: 0.289, SLG: 0.270		2B 1-2 2-H 1B		BB SH 1B			CS 1B	WP WP SF7 1B	1-2 1B	5	1	5	1	0	0	0
Amado Samuel, R (1, 6) OBP: 0.247, SLG: 0.291		1-3 2-H 2B		K			K	P6 1-2	1-2 2-H 1B	3	0	1	1	0	2	2
Lee Maye, L (8, PH) (9, 8) OBP: 0.296, SLG: 0.370										2	0	1	1	0	0	1
Bob Shaw, R (1, 1) OBP: 0.232, SLG: 0.137		K		SH FC5 BB 1-2			K 1-2	SF7 2-H		1	0	0	0	0	1	2
Lew Burdette, R (6, 1) OBP: 0.208, SLG: 0.176										0	0	0	0	0	0	0
Gus Bell, L (6, PH) OBP: 0.289, SLG: 0.350										1	0	0	0	0	1	1
Jack Curtis, L (7, 1) OBP: 0.346, SLG: 0.273										0	0	0	0	0	0	0
Roy McMillan, R (8, PH) (9, 6) OBP: 0.335, SLG: 0.357										0	0	0	1	0	0	0

Inning Stats	1	2	3	4	5	6	7	8	9
	R: 0 E: 0 K: 0 S: 3	H: 0 LOB: 0 BB: 0 P: 3	R: 3 E: 0 K: 1 S: 9	H: 4 LOB: 3 BB: 2 P: 17	R: 0 E: 0 K: 0 S: 3	H: 0 LOB: 0 BB: 0 P: 3	R: 0 E: 0 K: 1 S: 7	H: 1 LOB: 3 BB: 1 P: 11	R: 0 E: 0 K: 0 S: 3	H: 0 LOB: 0 BB: 0 P: 3	R: 0 E: 0 K: 2 S: 7	H: 1 LOB: 1 BB: 0 P: 7	R: 2 E: 0 K: 0 S: 4	H: 1 LOB: 1 BB: 2 P: 12	R: 1 E: 0 K: 0 S: 4	H: 1 LOB: 0 BB: 0 P: 4	R: 3 E: 1 K: 0 S: 6	H: 3 LOB: 2 BB: 1 P: 10

1B: 9	SF: 1
2B: 2	SAC: 1
3B: 0	DP: 1
HR: 1	HBP: 0

WP: 3	PA: 44
PB: 0	
SB: 0	
CS: 1	

AB	36
R	9
H	11
RBI	9
BB	6
SO	4
LOB	20

PITCHER		IP	WLS	BF	H	R	ER	SO	BB	IBB	HBP	BLK	WP	HR	S	P	ERA	WHIP
George Brunet, L ERA: 3.61	(1, 1)	1.0		8	4	3	3	0	1	0	0	0	0	0	7	11	27.00	5.000
Jim Golden, R ERA: 4.01	(2, 1)	5.2		23	2	2	2	4	3	1	0	0	0	0	27	43	3.18	0.882
Don McMahon, R ERA: 1.66	(7, 1)	1.1		7	2	2	2	0	1	0	0	0	3	0	6	10	13.50	2.250
Russ Kemmerer, R ERA: 3.78	(9, 1)	0.2	L	5	2	1	1	0	0	0	0	0	0	1	5	5	13.50	3.000
Jim Umbricht, R ERA: 2.15	(9, 1)	0.0		1	1	1	0	0	0	0	0	0	0	0	1	1	∞	∞

PITCHER	IP	WLS	BF	H	R	ER	SO	BB	IBB	HBP	BLK	WP	HR	S	P	ERA	WHIP

Batter	1	2	3	4	5	6	7	8	9	AB	R	H	RBI	BB	SO	LOB
Bob Lillis, R (1, 6) OBP: 0.290, SLG: 0.298	5-3		HR	1B 2B 1-3 2-H		6-3		G6-4-3 1-2f		5	2	2	2	0	0	3
Al Spangler, L (1, 7) OBP: 0.393, SLG: 0.379	F9		WP FC3-2 2B	2-H 3-H 1B			5-3 1B		F7	5	0	3	2	0	0	0
Carl Warwick, R (1, 8) OBP: 0.309, SLG: 0.409	L9		B B B B 4-0 FC3-2 2-3 BB	S S S 0-3 K			5-3 1-2		5-3	4	0	0	0	1	1	2
Norm Larker, L (1, 3) OBP: 0.360, SLG: 0.370 Jim Pendleton, R (9, PR) OBP: 0.276, SLG: 0.375 (9, 3)		1-3	FC3-2 1-2 3-H		4-3 1B		P1		B B B B 4-0 BB 1B BB	4 0	0 0	0 0	0 0	1 0	0 0	3 0
Bob Aspromonte, R (1, 5) OBP: 0.336, SLG: 0.384		CS 1B	P4		1B		P4		BB 1-2 1B	5	0	3	0	0	0	3
Dave Roberts, L (1, 9) OBP: 0.273, SLG: 0.300		1B 1-2 1B		F8	L9			4-3 2B	B B B B 4-0 1-2 2-3 BB	4	0	2	0	1	0	1
Merritt Ranew, L (1, 2) OBP: 0.274, SLG: 0.377		FC6-4 1-2 1B		P6	S S S K			4-3 2-3	1-4-3	5	0	1	0	0	1	5
Joey Amalfitano, R (1, 4) OBP: 0.317, SLG: 0.293		FC6-4 1-2f		E 2B 1B		P1		B B B B 4-0 BB BB		3	1	1	0	1	0	2
Bob Bruce, R (1, 1) OBP: 0.355, SLG: 0.220 Jim Umbricht, R (7, 1) OBP: 0.111, SLG: 0.111 Billy Goodman, L (8, PH) OBP: 0.309, SLG: 0.294 George Williams, R (8, PR) Don McMahon, R (8, 1) OBP: 0.083, SLG: 0.083			4-3	E4 2B 1-2 1B		4-3		B B B B 4-0 G6-4-3 1-2 BB		3 0 0 0 0	1 0 0 0 0	0 0 0 0 0	0 0 0 0 0	0 0 1 0 0	0 0 0 0 0	1 0 0 0 0
Inning Stats	R: 0 E: 0 K: 0 S: 3 H: 0 LOB: 0 BB: 0 P: 3	R: 0 E: 0 K: 0 S: 5 H: 3 LOB: 2 BB: 0 P: 5	R: 1 E: 0 K: 0 S: 5 H: 2 LOB: 2 BB: 1 P: 9	R: 3 E: 1 K: 1 S: 9 H: 3 LOB: 1 BB: 0 P: 9	R: 0 E: 0 K: 1 S: 6 H: 1 LOB: 1 BB: 0 P: 6	R: 0 E: 0 K: 0 S: 3 H: 0 LOB: 0 BB: 0 P: 3	R: 0 E: 0 K: 0 S: 4 H: 1 LOB: 1 BB: 0 P: 4	R: 0 E: 0 K: 0 S: 3 H: 1 LOB: 3 BB: 2 P: 11	R: 0 E: 0 K: 0 S: 4 H: 1 LOB: 3 BB: 2 P: 12	1B: 8 2B: 3 3B: 0 HR: 1 SF: 0 SAC: 0 DP: 1 HBP: 0						

TOP

Houston Colt 45's @ Milwaukee Braves

Milwaukee County Stadium, Milwaukee, WI

Sun Sep 16 1962, 8:05 PM EDT

Att. 5,477 - Unknown - 75 F

livebaseballscorecards.com

AB	38
R	4
H	12
RBI	4
BB	5
SO	2
LOB	20

WP: 1 PA: 43
PB: 0
SB: 0
CS: 1

PITCHER		IP	WLS	BF	H	R	ER	SO	BB	IBB	HBP	BLK	WP	HR	S	P	ERA	WHIP
Tony Cloninger, R ERA: 4.41	(1, 1)	3.2		20	8	4	1	0	1	0	0	0	1	1	19	23	2.46	2.455
Carl Willey, R ERA: 5.5	(4, 1)	1.1		5	1	0	0	2	0	0	0	0	0	0	9	9	0.00	0.750
Jack Curtis, L ERA: 4.16	(6, 1)	2.0		7	1	0	0	0	0	0	0	0	0	0	7	7	0.00	0.500
Claude Raymond, R ERA: 2.04	(8, 1)	1.2		10	2	0	0	0	4	0	0	0	0	0	6	22	0.00	3.600
Lew Burdette, R ERA: 4.89	(9, 1)	0.1	W	1	0	0	0	0	0	0	0	0	0	0	1	1	0.00	0.000

PITCHER	IP	WLS	BF	H	R	ER	SO	BB	IBB	HBP	BLK	WP	HR	S	P	ERA	WHIP

BOTTOM

Houston Colt 45's @ Milwaukee Braves

Milwaukee County Stadium, Milwaukee, WI

Sun Sep 16 1962, 8:05 PM EDT

Att. 5,477 - Unknown - 75 F

livebaseballscorecards.com

Batter	1	2	3	4	5	6	7	8	9	AB	R	H	RBI	BB	SO	LOB
Amado Samuel, R (1, 6) OBP: 0.248, SLG: 0.297	0-0 2B		0-0 6-3 ②		0-0 FC4-6 ③ 1-2f		BBBB 4-0 2B 1-2 2-3 BB			3	0	1	0	0	0	1
Hank Aaron, R (7, PH) OBP: 0.386, SLG: 0.599										0	0	0	0	1	0	0
Bob Hendley, R (7, PR) OBP: 0.203, SLG: 0.175										0	0	0	0	0	0	0
Claude Raymond, R (8, 1)										0	0	0	0	0	0	0
Lew Burdette, R (9, 1) OBP: 0.208, SLG: 0.176										0	0	0	0	0	0	0
Eddie Mathews, L (1, 5) OBP: 0.378, SLG: 0.478	0-0 F5 ①		0-0 3-1 ③			0-0 P4 ①	0-0 1-3 2-H 3-H 2B			4	0	1	2	0	0	1
Tommie Aaron, R (1, 7) OBP: 0.301, SLG: 0.360	0-0 6-3 ②			0-0 4-3 ①		0-0 1-4-3 ②	0-0 F8 ③			4	0	0	0	0	0	4
(9, 3)																
Joe Adcock, R (1, 3) OBP: 0.326, SLG: 0.500	SSS 0-3 K ③			SSS 0-3 K ②		0-0 P6 ③		0-0 P4 ①		4	0	0	0	0	2	1
Lou Johnson, R (9, 7) OBP: 0.345, SLG: 0.447										0	0	0	0	0	0	0
Lee Maye, L (1, 8) OBP: 0.295, SLG: 0.368		0-0 F8 ①		0-0 4-3 ③			0-0 WP 1B 1B	SSS 0-3 K ②		4	1	1	0	0	1	0
Del Crandall, R (1, 2) OBP: 0.346, SLG: 0.422		0-0 3-1 2B			0-0 HR		0-0 WP BB 1-H 2B 1B	BBBB 4-0 BB		3	2	3	2	1	0	0
Hawk Taylor, R (1, 9) OBP: 0.293, SLG: 0.256	0-0 3-1 ② 2-3				BBBB 4-0 FC4-6 BB		0-0 P6 ①	BBBB 4-0 FC6-4 1-2 BB		2	0	0	0	1	0	2
Roy McMillan, R (8, 6) OBP: 0.337, SLG: 0.357										0	0	0	0	1	0	0
Frank Bolling, R (1, 4) OBP: 0.333, SLG: 0.406	0-0 6-3 ③				SSS 0-3 K ①		BBBB 4-0 WP 1-2 2B BB	0-0 FC6-4 ③ 1-2f		3	1	0	0	1	1	4
Tony Cloninger, R (1, 1) OBP: 0.086, SLG: 0.086		SSS 0-3 K ①			SSS 0-3 K ②		0-0 F2 ②		0-0 HR	1	0	0	0	0	1	0
Carl Willey, R (4, 1) OBP: 0.333, SLG: 0.364										0	0	0	0	0	0	0
Ethan Blackaby, L (5, PH) OBP: 0.200, SLG: 0.400										1	0	0	0	0	1	1
Jack Curtis, L (6, 1) OBP: 0.346, SLG: 0.273										0	0	0	0	0	0	0
Gus Bell, L (7, PH) OBP: 0.290, SLG: 0.361										2	1	1	1	0	0	2
(8, 9)																
Inning Stats	R: 0 E: 0 K: 1 S: 6 H: 1 LOB: 1 BB: 0 P: 6	R: 0 E: 0 K: 0 S: 4 H: 1 LOB: 1 BB: 0 P: 4	R: 0 E: 0 K: 1 S: 5 H: 0 LOB: 0 BB: 0 P: 5	R: 0 E: 0 K: 1 S: 5 H: 0 LOB: 0 BB: 0 P: 5	R: 1 E: 0 K: 2 S: 8 H: 1 LOB: 1 BB: 1 P: 12	R: 0 E: 0 K: 0 S: 3 H: 0 LOB: 0 BB: 0 P: 3	R: 3 E: 0 K: 0 S: 6 H: 3 LOB: 3 BB: 2 P: 14	R: 0 E: 0 K: 1 S: 5 H: 0 LOB: 2 BB: 2 P: 13	R: 1 E: 0 K: 0 S: 1 H: 1 LOB: 0 BB: 0 P: 1							

AB	31
R	5
H	7
RBI	5
BB	5
SO	6
LOB	16

PITCHER		IP	WLS	BF	H	R	ER	SO	BB	IBB	HBP	BLK	WP	HR	S	P	ERA	WHIP
Bob Bruce, R	(1, 1)	6.2		29	6	4	4	5	3	0	0	0	2	1	36	48	5.40	1.350
ERA: 4.09																		
Jim Umbricht, R	(7, 1)	0.1		1	0	0	0	0	0	0	0	0	0	0	1	1	0.00	0.000
ERA: 2.14																		
Don McMahon, R	(8, 1)	1.0	L	6	1	1	1	1	2	0	0	0	0	1	6	14	9.00	3.000
ERA: 1.75																		

PITCHER	IP	WLS	BF	H	R	ER	SO	BB	IBB	HBP	BLK	WP	HR	S	P	ERA	WHIP

1B: 2	SF: 0	WP: 2	PA: 36
2B: 3	SAC: 0	PB: 0	
3B: 0	DP: 0	SB: 0	
HR: 2	HBP: 0	CS: 0	

Batter	1	2	3	4	5	6	7	8	9	AB	R	H	RBI	BB	SO	LOB
Bob Lillis, R (1, 6) OBP: 0.291, SLG: 0.301	F8		2B		2B 1B		P4	6-3		5	0	2	0	0	0	3
Joey Amalfitano, R (1, 4) OBP: 0.321, SLG: 0.303	2B		F9		2B		1B 1B 1B 1-2 2-H		E6 E SH1-4 WP	5	2	3	1	0	0	1
Jim Pendleton, R (1, 7) OBP: 0.276, SLG: 0.373	5-3			F8	6-3		1B 1B 1-2 2-3		SH1-4 1-2	4	0	1	0	0	0	3
Norm Larker, L (1, 3) OBP: 0.360, SLG: 0.369	4-3			3-1		4-3	1B 1-2 2-H 3-H		B B B B E BB	4	0	1	2	1	0	1
Carl Warwick, R (1, 8) OBP: 0.308, SLG: 0.406		F7		B B B B 4-0 BB		S S S 0-3 K	F5		F5	4	0	0	0	1	1	4
Bob Aspromonte, R (1, 5) OBP: 0.333, SLG: 0.380		L6		5-3		F9	F8		E5 1-2 2-3	5	0	0	0	0	0	5
Roman Mejias, R (1, 9) OBP: 0.330, SLG: 0.453		6-3			SH1-4 3B		1B SH 1B	P6	F2 3-H	5	2	2	0	0	0	2
Hal Smith, R (1, 2) OBP: 0.275, SLG: 0.369			F3		F2		SH 1B 1B 1-2	B B B B 4-0 SH1-4 BB		3	1	1	0	1	0	1
Ken Johnson, R (1, 1) OBP: 0.094, SLG: 0.096			P3		SH1-4 3-H		SH 1B 1B 1B 1-2 2-H	SH1-4 1-2		1	1	0	1	0	0	0
Inning Stats	R: 0 E: 0 K: 0 S: 4 H: 1 LOB: 1 BB: 0 P: 4	R: 0 E: 0 K: 0 S: 3 H: 0 LOB: 0 BB: 0 P: 3	R: 0 E: 0 K: 0 S: 4 H: 1 LOB: 1 BB: 0 P: 4	R: 0 E: 0 K: 0 S: 3 H: 0 LOB: 1 BB: 1 P: 7	R: 1 E: 0 K: 0 S: 6 H: 3 LOB: 2 BB: 0 P: 6	R: 0 E: 0 K: 1 S: 5 H: 0 LOB: 0 BB: 0 P: 5	R: 4 E: 1 K: 0 S: 9 H: 5 LOB: 2 BB: 0 P: 9	R: 0 E: 0 K: 0 S: 3 H: 0 LOB: 1 BB: 1 P: 7	R: 1 E: 2 K: 0 S: 5 H: 0 LOB: 2 BB: 1 P: 9	1B: 6 2B: 3 3B: 1 HR: 0 SF: 0 SAC: 4 DP: 0 HBP: 0						

TOP

Houston Colt 45's @ New York Mets

Polo Grounds, New York, NY

Tue Sep 18 1962, 7:05 PM EDT

Cloudy - 75 F

livebaseballscorecards.com

AB	36
R	6
H	10
RBI	4
BB	3
SO	1
LOB	20

WP: 1 PB: 0 SB: 0 CS: 0 PA: 43

PITCHER		IP	WLS	BF	H	R	ER	SO	BB	IBB	HBP	BLK	WP	HR	S	P	ERA	WHIP
Al Jackson, L ERA: 4.24	(1, 1)	8.0	L	37	10	5	4	1	2	0	0	0	0	0	37	45	4.50	1.500
Craig Anderson, R ERA: 5.66	(9, 1)	1.0		6	0	1	0	0	1	0	0	0	1	0	5	9	0.00	1.000

PITCHER		IP	WLS	BF	H	R	ER	SO	BB	IBB	HBP	BLK	WP	HR	S	P	ERA	WHIP

Batter	1	2	3	4	5	6	7	8	9	AB	R	H	RBI	BB	SO	LOB
Elio Chacon, R (1, 6) OBP: 0.360, SLG: 0.301	F7		K		F8			F9		4	0	0	0	0	1	2
Choo-Choo Coleman, L (1, 2) OBP: 0.319, SLG: 0.472	K			P1		1B		4-3 1-2		4	0	1	0	0	1	1
Felix Mantilla, R (1, 5) OBP: 0.335, SLG: 0.403	1-3			6-3		FC6-4 HBP		F2		3	0	0	0	0	0	1
Marv Throneberry, L (1, 3) OBP: 0.311, SLG: 0.429		CS 1B		P4		K			4-3	4	0	1	0	0	1	1
Frank Thomas, R (1, 7) OBP: 0.320, SLG: 0.482		WP 1-2 BB			1B 1B BB	FC6-4 1-2f			K	2	1	0	0	2	1	1
Joe Christopher, R (1, 9) OBP: 0.333, SLG: 0.369		K 1-2			SH1-4 1B 3-4 1-2 1B		P3		1B	4	1	2	0	0	1	1
Sammy Drake, S (1, 4) OBP: 0.273, SLG: 0.200		F5			3-4 SH1-4 1-2 2-H 1B		K		K	4	0	1	1	0	2	2
Jim Hickman, R (1, 8) OBP: 0.333, SLG: 0.418			F2		SH1-4 1-2 2-3		K			2	0	0	0	0	1	0
Al Jackson, L (1, 1) OBP: 0.093, SLG: 0.096 Richie Ashburn, L (8, PH) OBP: 0.425, SLG: 0.393 Craig Anderson, R (9, 1) OBP: 0.129, SLG: 0.100			K		3-4 2-3 3-H			4-3 1B		2 1 0	0 0 0	0 1 0	1 0 0	0 0 0	1 0 0	1 0 0
Inning Stats	R: 0 E: 0 K: 1 S: 5 H: 0 LOB: 0 BB: 0 P: 5	R: 0 E: 0 K: 1 S: 5 H: 1 LOB: 1 BB: 1 P: 9	R: 0 E: 0 K: 2 S: 7 H: 0 LOB: 0 BB: 0 P: 7	R: 0 E: 0 K: 0 S: 3 H: 0 LOB: 0 BB: 0 P: 3	R: 2 E: 0 K: 0 S: 5 H: 2 LOB: 1 BB: 1 P: 9	R: 0 E: 0 K: 1 S: 5 H: 1 LOB: 1 BB: 0 P: 6	R: 0 E: 0 K: 2 S: 7 H: 0 LOB: 0 BB: 0 P: 7	R: 0 E: 0 K: 0 S: 4 H: 1 LOB: 1 BB: 0 P: 4	R: 0 E: 0 K: 2 S: 8 H: 1 LOB: 1 BB: 0 P: 8	1B: 6 2B: 0 3B: 0 HR: 0 SF: 0 SAC: 1 DP: 0 HBP: 1						

PITCHER	IP	WLS	BF	H	R	ER	SO	BB	IBB	HBP	BLK	WP	HR	S	P	ERA	WHIP
Ken Johnson, R (1, 1) ERA: 3.59	9.0	W	34	6	2	2	9	2	0	1	0	1	0	49	58	2.00	0.889

PITCHER	IP	WLS	BF	H	R	ER	SO	BB	IBB	HBP	BLK	WP	HR	S	P	ERA	WHIP

BOTTOM

Houston Colt 45's @ New York Mets

Polo Grounds, New York, NY

Tue Sep 18 1962, 7:05 PM EDT

Cloudy - 75 F

livebaseballscorecards.com

AB	30
R	2
H	6
RBI	2
BB	2
SO	9
LOB	10

WP: 1	PA: 34
PB: 0	
SB: 0	
CS: 1	

Batter	1	2	3	4	5	6	7	8	9	AB	R	H	RBI	BB	SO	LOB
Bob Lillis, R (1, 6) OBP: 0.292, SLG: 0.300	P4		P6	1B		BB, 1-3, BB, 1B		6-3		4	1	1	0	1	0	0
Al Spangler, L (1, 8) OBP: 0.396, SLG: 0.378	BB		2B, BB	G3		BB, 1-2, 1-3, 1B		E5		1	2	0	0	3	0	1
Carl Warwick, R (8, PH) OBP: 0.307, SLG: 0.405 (8, 8)										1	0	0	0	0	0	0
Dave Roberts, L (1, 7) OBP: 0.308, SLG: 0.435	BB, 1-2		P4		HR	F8		L5		3	1	1	1	1	0	3
Jim Pendleton, R (8, PH) OBP: 0.275, SLG: 0.372 (8, 7)										1	0	0	0	0	0	1
Norm Larker, L (1, 3) OBP: 0.359, SLG: 0.369	F8		1-H, 2B		4-1	1-3, 1-2, 2-3		P6		5	0	1	1	0	0	5
Roman Mejias, R (1, 9) OBP: 0.331, SLG: 0.453	P3		K		3B	FC6-4, 2-H, 3-H, 1B			1-3	5	1	2	2	0	1	3
Bob Aspromonte, R (1, 5) OBP: 0.334, SLG: 0.384		1B		1-3	1-H, SF9, 3B	1-2f, FC6-4			F7	5	1	2	1	0	0	1
Joey Amalfitano, R (1, 4) OBP: 0.322, SLG: 0.311		B2-5-4, HBP, 1B		HR, 3B	3-H, SF9		F9		6-3	4	1	2	1	0	0	0
Merritt Ranew, L (1, 2) OBP: 0.283, SLG: 0.396		1-2, HBP	3-H, HR		1B		K			3	1	2	2	0	1	0
Dick Drott, R (1, 1)		B2-5-4, 2-3f	P6		6-3		K			3	0	0	0	0	0	3
Russ Kemmerer, R (6, 1) OBP: 0.500, SLG: 0.400										1	0	0	0	0	1	0
Jim Umbricht, R (7, 1) OBP: 0.111, SLG: 0.111										0	0	0	0	0	0	0
Inning Stats	R: 0 E: 0 K: 0 S: 3 H: 0 LOB: 2 BB: 2 P: 11	R: 0 E: 0 K: 0 S: 3 H: 2 LOB: 1 BB: 0 P: 4	R: 1 E: 0 K: 1 S: 6 H: 1 LOB: 1 BB: 1 P: 10	R: 2 E: 0 K: 0 S: 6 H: 3 LOB: 1 BB: 0 P: 6	R: 3 E: 0 K: 0 S: 7 H: 4 LOB: 1 BB: 0 P: 7	R: 2 E: 0 K: 0 S: 4 H: 1 LOB: 1 BB: 2 P: 12	R: 0 E: 0 K: 2 S: 7 H: 0 LOB: 0 BB: 0 P: 7	R: 0 E: 1 K: 0 S: 4 H: 0 LOB: 1 BB: 0 P: 4	R: 0 E: 0 K: 0 S: 3 H: 0 LOB: 0 BB: 0 P: 3	1B: 6 2B: 1 3B: 2 HR: 2 SF: 1 SAC: 0 DP: 1 HBP: 1	WP: 0 PB: 0 SB: 0 CS: 0 PA: 43					

PITCHER		IP	WLS	BF	H	R	ER	SO	BB	IBB	HBP	BLK	WP	HR	S	P	ERA	WHIP
Larry Foss, R ERA: 7.04	(1, 1)	5.0	L	27	10	6	6	1	3	0	1	0	0	2	25	38	10.80	2.600
Ray Daviault, R ERA: 6.48	(6, 1)	1.0		6	1	2	2	0	2	0	0	0	0	0	4	12	18.00	3.000
Willard Hunter, L ERA: 6.71	(7, 1)	2.0		7	0	0	0	2	0	0	0	0	0	0	11	11	0.00	0.000
Bob Miller, R ERA: 5.4	(9, 1)	0.0		0	0	0	0	0	0	0	0	0	0	0	0	0	∞	∞

PITCHER	IP	WLS	BF	H	R	ER	SO	BB	IBB	HBP	BLK	WP	HR	S	P	ERA	WHIP

TOP

Houston Colt 45's @ New York Mets

Polo Grounds, New York, NY

Tue Sep 18 1962, 7:05 PM EDT

Att. 3,670 - Unknown - 60 F

livebaseballscorecards.com

AB	36
R	8
H	11
RBI	8
BB	5
SO	3
LOB	17

Batter	1	2	3	4	5	6	7	8	9	AB	R	H	RBI	BB	SO	LOB
Elio Chacon, R (1, 6) OBP: 0.358, SLG: 0.298	BBBB 4-0 BB S BB BB		SSS 0-3 ① K		x 0-0 ① F8	x 0-0 ③ P4		x 0-0 ① FC1-6-4 1-3 BB 1-2f		4	1	0	0	1	1	5
Rod Kanehl, R (1, 5) OBP: 0.302, SLG: 0.329	x 0-0 ① F2		x 0-0 FC3-6 1B		x 0-0 ② F3		x 0-0 1B WP 1B 1B	BBBB 4-0 1-3 1-2 BB		4	1	2	0	1	0	3
Marv Throneberry, L (1, 3) OBP: 0.307, SLG: 0.423	SSS 0-3 ② K		x 0-0 FC3-6 FC5-4 1-2f		x 0-0 ③ F8		x 0-0 ① P6 1-2	x 0-0 ② 1-3 1-2 2-3		5	0	0	0	0	1	7
Frank Thomas, R (1, 7) OBP: 0.320, SLG: 0.481	BBBB 4-0 S BB 1-2 BB		x 0-0 ③ FC5-4 1-2f			SSS 0-3 ① K	x 0-0 1B BB 2-3 1B	x 0-0 ③ L7		4	0	1	0	1	1	3
Joe Christopher, R (1, 9) OBP: 0.338, SLG: 0.369	BBBB 4-0 S 1-2 2-3 BB			x 0-0 ① 5-3		BBBB 4-0 WP BB 1B BB	SSS 0-3 ② K		x 0-0 HR 1B	3	2	1	0	2	1	2
Jim Hickman, R (1, 8) OBP: 0.336, SLG: 0.426	SSS 0-3 ③ K 1-2 2-3 3-H			SSS 0-3 ② K		BBBB 4-0 WP 1B 1-2 BB	BBBB 4-0 1B 1-2 BB		x 0-0 1-H HR	3	2	1	2	2	2	2
Sammy Drake, S (1, 4) OBP: 0.296, SLG: 0.240		x 0-0 ① 4-3		x 0-0 ③ P4		x 0-0 3-1 BB 1-H 2-H 1B	x 0-0 1-2 2-3 3-H 1B		SSS 0-3 ① K	5	0	2	3	0	1	0
Chris Cannizzaro, R (1, 2) OBP: 0.329, SLG: 0.264		x 0-0 ② F8			x 0-0 BB 1B	BBBB 4-0 3-1 1-2 BB	x 0-0 ③ F9		x 0-0 ② F9	4	0	1	0	1	0	3
Larry Foss, R (1, 1) Richie Ashburn, L (5, PH) OBP: 0.426, SLG: 0.393 Ray Daviault, R (6, 1) OBP: 0.133, SLG: 0.071 Sammy Taylor, L (6, PH) OBP: 0.321, SLG: 0.321 Willard Hunter, R (7, 1) OBP: 0.231, SLG: 0.231 Rick Herrscher, R (8, PH) OBP: 0.256, SLG: 0.325 Bob Miller, R (9, 1) OBP: 0.139, SLG: 0.194 Choo-Choo Coleman, L (9, PH) OBP: 0.317, SLG: 0.468		x 0-0 ③ 6-3			BBBB 4-0 1-2 BB	x 0-0 ② 3-1 1-2 2-3		x 0-0 FC1-6-4 1B	x 0-0 ③ G3	1 0 0 1 0 1 0 1 0 1	0 0 0 0 0 0 0 0 0 0	0 0 0 0 0 0 0 1 0 0	0 0 0 0 0 0 0 0 0 0	0 1 0 0 0 0 0 0 0 0	0 0 0 0 0 0 0 0 0 0	0 2 0 0 0 0 0 0 0 0
Inning Stats	R: 1 E: 0 K: 2 S: 7 H: 0 LOB: 2 BB: 3 P: 19	R: 0 E: 0 K: 0 S: 3 H: 0 LOB: 0 BB: 0 P: 3	R: 0 E: 0 K: 1 S: 6 H: 1 LOB: 1 BB: 0 P: 6	R: 0 E: 0 K: 1 S: 5 H: 0 LOB: 0 BB: 0 P: 5	R: 0 E: 0 K: 0 S: 4 H: 1 LOB: 2 BB: 1 P: 8	R: 2 E: 0 K: 1 S: 6 H: 1 LOB: 2 BB: 3 P: 18	R: 1 E: 0 K: 1 S: 8 H: 3 LOB: 3 BB: 1 P: 12	R: 0 E: 0 K: 0 S: 4 H: 1 LOB: 2 BB: 1 P: 8	R: 2 E: 0 K: 1 S: 7 H: 2 LOB: 0 BB: 0 P: 7	1B: 8 2B: 0 3B: 0 HR: 1 SF: 0 SAC: 0 DP: 0 HBP: 0				WP: 2 PB: 0 SB: 3 CS: 0	PA: 45	

PITCHER		IP	WLS	BF	H	R	ER	SO	BB	IBB	HBP	BLK	WP	HR	S	P	ERA	WHIP
Dick Drott, R ERA: 4.35	(1, 1)	5.1	W	25	3	3	3	5	6	0	0	0	1	0	29	53	5.06	1.688
Russ Kemmerer, R ERA: 3.83	(6, 1)	1.1		9	3	1	1	1	2	0	0	0	1	0	9	17	6.75	3.750
Jim Umbricht, R ERA: 2.37	(7, 1)	2.1	S	11	3	2	2	1	1	0	0	0	0	1	12	16	7.71	1.714

PITCHER	IP	WLS	BF	H	R	ER	SO	BB	IBB	HBP	BLK	WP	HR	S	P	ERA	WHIP

BOTTOM

Houston Colt 45's @ New York Mets

Polo Grounds, New York, NY

Tue Sep 18 1962, 7:05 PM EDT

Att. 3,670 - Unknown - 60 F

AB	36
R	6
H	9
RBI	5
BB	9
SO	7
LOB	27

livebaseballscorecards.com

Batter	1	2	3	4	5	6	7	8	9	AB	R	H	RBI	BB	SO	LOB
Bob Lillis, R (1, 6) OBP: 0.292, SLG: 0.300	1-3	1B			F8		6-3	F8		1	0	0	0	0	0	0
J C Hartman, R (1, 6) OBP: 0.254, SLG: 0.263										4	0	1	0	0	0	1
Al Spangler, L (1, 8) OBP: 0.393, SLG: 0.374	P4	F8			F8		E3		E4 1B	4	0	0	0	0	0	2
Carl Warwick, R (9, PH) (9, 8) OBP: 0.308, SLG: 0.406									1B	1	1	1	0	0	0	0
Dave Roberts, L (1, 7) OBP: 0.290, SLG: 0.370	P6		BBBB 4-1 BB		F5		G3		L4	4	0	0	0	1	0	2
Jim Pendleton, R (9, 7) OBP: 0.275, SLG: 0.372										0	0	0	0	0	0	0
Norm Larker, L (1, 3) OBP: 0.359, SLG: 0.369		F9	4-1 1-2			F2		SH 2B 1B	FC5-4 1B 2-H	5	1	2	1	0	0	1
Roman Mejias, R (1, 9) OBP: 0.329, SLG: 0.449		E5 1B	F8			SSS K		SH 2B 5-3 1-3	FC5-4 FC6-4 1-2f	4	2	0	0	0	1	2
Bob Aspromonte, R (1, 5) OBP: 0.333, SLG: 0.381		BBBB 1B 1B BB	SSS K			E5 HBP		F2	FC6-4 1-2f	4	1	0	0	1	1	4
Merritt Ranew, L (1, 2) OBP: 0.296, SLG: 0.407		1B SH1-3 1-3 2-H 1B		BBBB CS BB		H 1-0 1-2 HBP		2B 1-3 3-H 2B		2	2	2	2	1	0	0
Joey Amalfitano, R (1, 4) OBP: 0.319, SLG: 0.308		SH1-3 1-2		SSS 1 2 K 1-2		F7		5-3 3-H		3	0	0	1	0	1	4
Jim Golden, L (1, 1) OBP: 0.259, SLG: 0.346		1B 2-H 3-H 1B		SSS K			3-1	2B 2-H		4	0	2	3	0	1	0
Russ Kemmerer, R (8, 1) OBP: 0.500, SLG: 0.400										0	0	0	0	0	0	0
Inning Stats	R: 0 E: 0 K: 0 S: 3 H: 0 LOB: 0 BB: 0 P: 3	R: 3 E: 1 K: 0 S: 7 H: 3 LOB: 2 BB: 1 P: 11	R: 0 E: 0 K: 1 S: 5 H: 0 LOB: 1 BB: 1 P: 9	R: 0 E: 0 K: 2 S: 6 H: 0 LOB: 0 BB: 1 P: 10	R: 0 E: 0 K: 0 S: 3 H: 0 LOB: 0 BB: 0 P: 3	R: 0 E: 1 K: 1 S: 6 H: 0 LOB: 2 BB: 0 P: 7	R: 0 E: 1 K: 0 S: 4 H: 0 LOB: 1 BB: 0 P: 4	R: 3 E: 1 K: 0 S: 7 H: 3 LOB: 1 BB: 0 P: 7	R: 1 E: 1 K: 0 S: 5 H: 2 LOB: 1 BB: 0 P: 5	1B: 6 2B: 2 3B: 0 HR: 0	SF: 0 SAC: 2 DP: 0 HBP: 1						

PITCHER	IP	WLS	BF	H	R	ER	SO	BB	IBB	HBP	BLK	WP	HR	S	P	ERA	WHIP
Jay Hook, R (1, 1) ERA: 4.73	8.0	L	37	6	6	1	4	3	0	1	0	0	0	41	54	1.12	1.125
Willard Hunter, L (9, 1) ERA: 6.61	1.0		5	2	1	0	0	0	0	0	0	0	0	5	5	0.00	2.000

PITCHER	IP	WLS	BF	H	R	ER	SO	BB	IBB	HBP	BLK	WP	HR	S	P	ERA	WHIP

TOP

Houston Colt 45's @ New York Mets

Polo Grounds, New York, NY

Thu Sep 20 1962, 3:33 AM EDT

Cloudy - 61 F

livebaseballscorecards.com

AB	36
R	7
H	8
RBI	7
BB	3
SO	4
LOB	16

WP: 0 PB: 0 SB: 0 CS: 1 PA: 42

Batter	1	2	3	4	5	6	7	8	9	AB	R	H	RBI	BB	SO	LOB
Elio Chacon, R (1, 6) OBP: 0.360, SLG: 0.300	WP SH1-3 1B 1B		K		G4-6-3 1B			E5 6-3 1B 1-2		4	1	2	0	0	1	1
Choo-Choo Coleman, L (1, 2) OBP: 0.317, SLG: 0.465	SH1-3 1-2		1B S 1B		G4-6-3 1-2f			F9		3	0	1	0	0	0	3
Joe Christopher, R (1, 9) OBP: 0.344, SLG: 0.375	S 2-H 1B		G1-6-3 1-3 1B			5-3		6-3 1-2 2-H 1B		4	0	3	2	0	0	0
Marv Throneberry, L (1, 3) OBP: 0.304, SLG: 0.419	P6 1-2		G1-6-3 1-2f			K		6-3 1-2 2-3		4	0	0	0	0	1	5
Frank Thomas, R (1, 7) OBP: 0.320, SLG: 0.479	2-3			3-1 5-3 1B		K		6-3		4	0	1	0	0	1	3
Jim Hickman, R (1, 8) OBP: 0.335, SLG: 0.422		G6-4-3 1B BB		5-3 1-2			K		F9	3	0	0	0	1	1	1
Sammy Drake, S (1, 4) OBP: 0.290, SLG: 0.241		G6-4-3 1-2 1B		3-1 2-3			K		F7	4	0	1	0	0	1	1
Rod Kanehl, R (1, 5) OBP: 0.299, SLG: 0.326 Sammy Taylor, L (9, PH) OBP: 0.325, SLG: 0.325		G6-4-3 1-2f 2-3		1-3			G3		FC6-4 1B	3 1	0 0	0 1	0 0	0 0	0 0	3 0
Jay Hook, L (1, 1) OBP: 0.297, SLG: 0.212 Richie Ashburn, L (8, PH) OBP: 0.428, SLG: 0.395 Willard Hunter, R (9, 1) OBP: 0.231, SLG: 0.231 Felix Mantilla, R (9, PH) OBP: 0.334, SLG: 0.402		4-3			4-3			E 1B 1B	FC6-4 1-2f	2 1 0 1	0 1 0 0	0 1 0 0	0 0 0 0	0 0 0 0	0 0 0 0	1 0 0 1
Inning Stats	R: 1 E: 0 K: 0 S: 5 H: 2 LOB: 1 BB: 0 P: 5	R: 0 E: 0 K: 0 S: 3 H: 1 LOB: 1 BB: 1 P: 7	R: 0 E: 0 K: 1 S: 6 H: 2 LOB: 1 BB: 0 P: 6	R: 0 E: 0 K: 0 S: 4 H: 1 LOB: 1 BB: 0 P: 4	R: 0 E: 0 K: 0 S: 3 H: 1 LOB: 0 BB: 0 P: 3	R: 0 E: 0 K: 2 S: 7 H: 0 LOB: 0 BB: 0 P: 7	R: 0 E: 0 K: 2 S: 7 H: 0 LOB: 0 BB: 0 P: 7	R: 1 E: 1 K: 0 S: 6 H: 2 LOB: 2 BB: 0 P: 6	R: 0 E: 0 K: 0 S: 4 H: 1 LOB: 1 BB: 0 P: 4	1B: 10 2B: 0 3B: 0 HR: 0	SF: 0 SAC: 1 DP: 3 HBP: 0						

PITCHER		IP	WLS	BF	H	R	ER	SO	BB	IBB	HBP	BLK	WP	HR	S	P	ERA	WHIP
Jim Golden, R ERA: 3.93	(1, 1)	7.1	W	30	9	2	2	5	1	0	0	0	1	0	39	43	2.46	1.364
Russ Kemmerer, R ERA: 3.76	(8, 1)	1.2	S	6	1	0	0	0	0	0	0	0	0	0	6	6	0.00	0.600

PITCHER	IP	WLS	BF	H	R	ER	SO	BB	IBB	HBP	BLK	WP	HR	S	P	ERA	WHIP

BOTTOM

Houston Colt 45's @ New York Mets

Polo Grounds, New York, NY

Thu Sep 20 1962, 3:33 AM EDT

Cloudy - 61 F

livebaseballscorecards.com

AB	34
R	2
H	10
RBI	2
BB	1
SO	5
LOB	19

1B: 10	SF: 0	WP: 1	PA: 36
2B: 0	SAC: 1	PB: 0	
3B: 0	DP: 3	SB: 2	
HR: 0	HBP: 0	CS: 0	

Houston Colt 45's @ New York Mets

Polo Grounds, New York, NY

Thu Sep 20 1962, 3:38 AM EDT

Att. 1,481 - Cloudy - 64 F

TOP

livebaseballscorecards.com

Batter	1	2	3	4	5	6	7	8	9	10	11	12	AB	R	H	RBI	BB	SO	LOB
J C Hartman, R (1, 6) OBP: 0.248, SLG: 0.256	K		K			F7		F8	BB 1B		P6		3	0	0	0	0	2	0
Merritt Ranew, L (8, PH) OBP: 0.295, SLG: 0.405													1	0	0	0	0	0	0
George Williams, R (8, 4) OBP: 0.250, SLG: 0.250													2	0	1	0	0	0	0
Al Spangler, L (1, 8) OBP: 0.390, SLG: 0.370	K		K			F8		P6	BB 1B		4-3		5	0	0	0	1	2	0
Dave Roberts, L (1, 7) OBP: 0.270, SLG: 0.333 (8, 3)	4-3			F8			F9	E1 BB	K			FC3-6 1B	6	0	1	0	0	1	3
Norm Larker, L (1, 3) OBP: 0.358, SLG: 0.367		3-1		4-3			1-3	BB 1B		F8		FC3-6 1B	3	0	0	0	1	0	0
Jim Pendleton, R (8, PR) OBP: 0.274, SLG: 0.370 (8, 7)													2	1	0	0	0	0	1
Roman Mejias, R (1, 9) OBP: 0.329, SLG: 0.450		1B 1B		F7			1B 2B	K		F8		P4	6	1	2	0	0	1	3
Bob Aspromonte, R (1, 5) OBP: 0.338, SLG: 0.387 (8, 6)					P4		HR 1B 2-H		1B 1-3 1B	WP 1B		1B 1B 1-2	6	2	5	1	0	0	0
Hal Smith, R (1, 2) OBP: 0.282, SLG: 0.382		K			F7		HR 1-H		1B 1-3 1-3 1B	BB 1-2		1-H 1B 2-H	5	1	3	3	1	1	2
Joey Amalfitano, R (1, 4) OBP: 0.318, SLG: 0.307 (8, 5)	P3				K			1-3 1-2 3-H		3-1			5	0	1	1	0	1	5
Turk Farrell, R (1, 1) OBP: 0.192, SLG: 0.264			K			F9	F7		P6		F5		2	0	0	0	0	1	0
Billy Goodman, L (7, PH) OBP: 0.307, SLG: 0.292													1	0	0	0	0	0	1
Don McMahon, R (7, 1) OBP: 0.083, SLG: 0.083													0	0	0	0	0	0	0
Johnny Temple, R (9, PH) OBP: 0.349, SLG: 0.319													1	0	0	0	0	0	1
Russ Kemmerer, R (9, 1) OBP: 0.462, SLG: 0.364													1	0	0	0	0	0	0
Inning Stats	R: 0 E: 0 K: 2 S: 7 H: 0 LOB: 0 BB: 0 P: 7	R: 0 E: 0 K: 1 S: 7 H: 2 LOB: 2 BB: 0 P: 7	R: 0 E: 0 K: 3 S: 9 H: 0 LOB: 0 BB: 0 P: 9	R: 0 E: 0 K: 0 S: 3 H: 0 LOB: 0 BB: 0 P: 3	R: 0 E: 0 K: 1 S: 5 H: 0 LOB: 0 BB: 0 P: 5	R: 0 E: 0 K: 0 S: 3 H: 0 LOB: 0 BB: 0 P: 3	R: 3 E: 0 K: 0 S: 7 H: 4 LOB: 1 BB: 0 P: 7	R: 0 E: 1 K: 1 S: 6 H: 0 LOB: 2 BB: 1 P: 10	R: 1 E: 0 K: 1 S: 8 H: 3 LOB: 3 BB: 1 P: 12	R: 0 E: 0 K: 0 S: 4 H: 1 LOB: 2 BB: 1 P: 8	R: 0 E: 0 K: 0 S: 3 H: 0 LOB: 0 BB: 0 P: 3	R: 1 E: 0 K: 0 S: 5 H: 3 LOB: 2 BB: 0 P: 5	1B: 11 2B: 1 3B: 0 HR: 1 SF: 0 SAC: 0 DP: 0 HBP: 0	WP: 1 PB: 0 SB: 0 CS: 0 PA: 52					

	AB	49
	R	5
	H	13
	RBI	5
	BB	3
	SO	9
	LOB	16

PITCHER		IP	WLS	BF	H	R	ER	SO	BB	IBB	HBP	BLK	WP	HR	S	P	ERA	WHIP
Roger Craig, R ERA: 4.43	(1, 1)	7.0		27	6	3	3	7	0	0	0	0	0	1	41	41	3.86	0.857
Craig Anderson, R ERA: 5.64	(8, 1)	2.0		12	3	1	1	2	2	0	0	0	0	0	14	22	4.50	2.500
Ray Daviault, R ERA: 6.35	(10, 1)	3.0	L	13	4	1	1	0	1	0	0	0	1	0	12	16	3.00	1.667

PITCHER	IP	WLS	BF	H	R	ER	SO	BB	IBB	HBP	BLK	WP	HR	S	P	ERA	WHIP

Batter	1	2	3	4	5	6	7	8	9	10	11	12	AB	R	H	RBI	BB	SO	LOB
Elio Chacon, R (1, 6) OBP: 0.354, SLG: 0.295	F8		1-3		K		F9			6-3		5-3	6	0	0	0	0	1	3
Sammy Drake, S (1, 5) OBP: 0.278, SLG: 0.212	BB			G3	G3 1-2 3-H		F2			K		4-3	4	0	0	1	1	1	2
Choo-Choo Coleman, L (12, PH) OBP: 0.315, SLG: 0.462													1	0	0	0	0	0	0
Joe Christopher, R (1, 9) OBP: 0.342, SLG: 0.369	K			HR BB	F8			F8		F7			4	1	0	0	1	1	2
Frank Thomas, R (1, 7) OBP: 0.322, SLG: 0.491	P4			1-H HR		HR		K			5-3		3	2	2	3	0	0	1
Rick Herrscher, R (8, 7) OBP: 0.244, SLG: 0.310													2	0	0	0	0	1	0
Sammy Taylor, L (1, 2) OBP: 0.323, SLG: 0.324		F2		1B		4-3		4-3			FC5 BB 1B		4	0	1	0	0	0	0
Chris Cannizzaro, R (9, 2) OBP: 0.333, SLG: 0.270													1	0	1	0	0	0	0
Gil Hodges, R (1, 3) OBP: 0.333, SLG: 0.480		5-3		F7		K			5-3		1-2 BB		4	0	0	0	1	1	1
Jim Hickman, R (1, 8) OBP: 0.333, SLG: 0.419		F8		K		K			FC6 1B		F7		5	0	1	0	0	2	3
Rod Kanehl, R (1, 4) OBP: 0.301, SLG: 0.330			F9		SH G3 2B			E 1B	FC6 1-2f		FC5 2-3f		5	1	2	0	0	0	3
Roger Craig, R (1, 1) OBP: 0.113, SLG: 0.053			K		SH G3 2-3			P5 1-2	F7			F8	1	0	0	0	0	1	0
Richie Ashburn, L (7, PH) OBP: 0.407, SLG: 0.394													1	0	0	0	0	0	1
Craig Anderson, R (8, 1) OBP: 0.105, SLG: 0.100													0	0	0	0	0	0	0
Marv Throneberry, L (9, PH) OBP: 0.303, SLG: 0.417													1	0	0	0	0	0	1
Ray Daviault, R (10, 1) OBP: 0.153, SLG: 0.071													0	0	0	0	0	0	0
Felix Mantilla, R (12, PH) OBP: 0.333, SLG: 0.401													1	0	0	0	0	0	0
Inning Stats	R: 0 E: 0 K: 1 S: 5 H: 0 LOB: 1 BB: 1 P: 9	R: 0 E: 0 K: 0 S: 3 H: 0 LOB: 0 BB: 0 P: 3	R: 0 E: 0 K: 1 S: 5 H: 0 LOB: 0 BB: 0 P: 5	R: 2 E: 0 K: 1 S: 7 H: 2 LOB: 1 BB: 1 P: 11	R: 1 E: 0 K: 1 S: 7 H: 1 LOB: 1 BB: 0 P: 7	R: 1 E: 0 K: 2 S: 8 H: 1 LOB: 0 BB: 0 P: 8	R: 0 E: 0 K: 0 S: 4 H: 1 LOB: 1 BB: 0 P: 4	R: 0 E: 0 K: 1 S: 5 H: 0 LOB: 0 BB: 0 P: 5	R: 0 E: 1 K: 0 S: 4 H: 1 LOB: 1 BB: 0 P: 4	R: 0 E: 0 K: 1 S: 5 H: 0 LOB: 0 BB: 0 P: 5	R: 0 E: 0 K: 0 S: 4 H: 1 LOB: 2 BB: 1 P: 8	R: 0 E: 0 K: 0 S: 3 H: 0 LOB: 0 BB: 0 P: 3	1B: 4 2B: 1 3B: 0 HR: 2	SF: 0 SAC: 1 DP: 0 HBP: 0	WP: 0 PB: 0 SB: 0 CS: 0	PA: 47

PITCHER	IP	WLS	BF	H	R	ER	SO	BB	IBB	HBP	BLK	WP	HR	S	P	ERA	WHIP
Turk Farrell, R (1, 1) ERA: 3.1	6.0		25	4	4	4	6	2	0	0	0	0	2	35	43	6.00	1.000
Don McMahon, R (7, 1) ERA: 1.71	2.0		7	1	0	0	1	0	0	0	0	0	0	9	9	0.00	0.500
Russ Kemmerer, R (9, 1) ERA: 3.6	4.0	W	15	2	0	0	1	1	0	0	0	0	0	16	20	0.00	0.750

PITCHER	IP	WLS	BF	H	R	ER	SO	BB	IBB	HBP	BLK	WP	HR	S	P	ERA	WHIP

Houston Colt 45's @ New York Mets

Polo Grounds, New York, NY

Thu Sep 20 1962, 3:38 AM EDT

Att. 1,481 - Cloudy - 64 F

BOTTOM

livebaseballscorecards.com

AB	43
R	4
H	7
RBI	4
BB	3
SO	8
LOB	17

San Francisco Giants @ Houston Colt 45's

Colt Stadium, Houston, TX

Fri Sep 21 1962, 8:05 PM EDT

Att. 12,180 - Unknown - 74 F

livebaseballscorecards.com

TOP

Batter	1	2	3	4	5	6	7	8	9	AB	R	H	RBI	BB	SO	LOB
Harvey Kuenn, R (1, 7) OBP: 0.376, SLG: 0.446	1B		F8	F3		FC6-4 1-2f	6-3			5	2	1	0	0	0	3
Chuck Hiller, L (1, 4) OBP: 0.334, SLG: 0.332	E 1-2		1B	3-1		1B 1-2		F7		5	3	3	0	0	0	0
Ernie Bowman, R (9, 4) OBP: 0.233, SLG: 0.293										0	0	0	0	0	0	0
Felipe Alou, R (1, 9) OBP: 0.356, SLG: 0.521	E9 1-H 2-H		1B 1-2	F9		1B 1-2 2-3		K		5	1	3	1	0	1	0
Willie Mays, R (1, 8) OBP: 0.379, SLG: 0.613			1B 1-2 2-H		F7 2B	G3-6-3 1-3 2-H 3-H		3B		4	2	4	3	0	0	0
Matty Alou, L (6, 8) OBP: 0.321, SLG: 0.329										1	0	1	0	0	0	0
Orlando Cepeda, R (1, 3) OBP: 0.345, SLG: 0.514	K		1B 1-3 2-H		F7 2-3	G3-6-3 1-2f		K		5	1	1	1	0	2	5
Jim Davenport, R (1, 5) OBP: 0.358, SLG: 0.461	F8		4-3 BB		WP 1B 3-H		FC3-6 BB		F7	3	1	1	1	2	0	1
Tom Haller, L (1, 2) OBP: 0.375, SLG: 0.492		F7	4-3 1B 1-3 2-H 3-H		4-3 1-3		FC3-6 1B 1-2f		F7	5	1	1	2	0	0	2
Jose Pagan, R (1, 6) OBP: 0.311, SLG: 0.354		F7	4-3 1-2 3-H		6-3		1B 1-3		1-3	5	0	1	1	0	0	2
Gaylord Perry, R (1, 1) OBP: 0.231, SLG: 0.231		K	1B 2-H			FC6-4 1B	K			4	0	2	1	0	2	2
Stu Miller, R (9, 1) OBP: 0.200, SLG: 0.143										0	0	0	0	0	0	0

	AB	42
	R	11
	H	18
	RBI	10
	BB	2
	SO	5
	LOB	15

Inning Stats	1	2	3	4	5	6	7	8	9
	R: 2 E: 1 K: 1 S: 8	H: 4 LOB: 1 BB: 0 P: 8	R: 0 E: 0 K: 1 S: 5	H: 0 LOB: 0 BB: 0 P: 5	R: 6 E: 0 K: 0 S: 8	H: 6 LOB: 1 BB: 1 P: 12	R: 0 E: 0 K: 0 S: 3	H: 0 LOB: 0 BB: 0 P: 3	R: 1 E: 0 K: 0 S: 5	H: 2 LOB: 1 BB: 0 P: 5	R: 2 E: 0 K: 0 S: 6	H: 4 LOB: 1 BB: 0 P: 6	R: 0 E: 0 K: 1 S: 6	H: 1 LOB: 2 BB: 1 P: 10	R: 0 E: 0 K: 2 S: 8	H: 1 LOB: 1 BB: 0 P: 8	R: 0 E: 0 K: 0 S: 3	H: 0 LOB: 0 BB: 0 P: 3

	1B: 16	SF: 0	WP: 2	PA: 44
	2B: 1	SAC: 0	PB: 0	
	3B: 1	DP: 1	SB: 0	
	HR: 0	HBP: 0	CS: 0	

PITCHER		IP	WLS	BF	H	R	ER	SO	BB	IBB	HBP	BLK	WP	HR	S	P	ERA	WHIP
George Brunet, L ERA: 3.97	(1, 1)	0.1	L	4	4	2	2	0	0	0	0	0	0	0	4	4	54.00	12.000
Dick Drott, R ERA: 8.03	(1, 1)	2.0		12	5	6	6	2	1	0	0	0	0	0	15	19	27.00	3.000
Bobby Tiefenauer, R ERA: 3.38	(3, 1)	1.2		5	1	0	0	0	0	0	0	0	0	0	5	5	0.00	0.600
Hal Woodeshick, L ERA: 4.39	(5, 1)	3.0		16	7	3	3	1	1	0	0	0	1	0	17	21	9.00	2.667
Jim Umbricht, R ERA: 2.29	(8, 1)	2.0		7	1	0	0	2	0	0	0	0	0	0	11	11	0.00	0.500

PITCHER		IP	WLS	BF	H	R	ER	SO	BB	IBB	HBP	BLK	WP	HR	S	P	ERA	WHIP

Batter	1	2	3	4	5	6	7	8	9	AB	R	H	RBI	BB	SO	LOB
J C Hartman, R (1, 6) OBP: 0.242, SLG: 0.250	6-3 ①		6-3 ①	F8 ③			5-3 ②		K ②	3	0	0	0	0	0	1
Hal Woodeshick, R (5, 1) OBP: 0.150, SLG: 0.081										0	0	0	0	0	0	0
Johnny Temple, R (7, PH) OBP: 0.348, SLG: 0.318										1	0	0	0	0	0	0
Jim Umbricht, R (8, 1) OBP: 0.111, SLG: 0.111										0	0	0	0	0	0	0
Carl Warwick, R (9, PH) OBP: 0.308, SLG: 0.406										1	0	0	0	0	1	1
Al Spangler, L (1, 8) OBP: 0.392, SLG: 0.375	BB		SF8 3B		G3 ①		1B		1B 2B 1-H	2	1	1	0	1	0	0
Al Heist, R (6, 8) OBP: 0.265, SLG: 0.234										2	1	2	1	0	0	0
Dave Roberts, L (1, 7) OBP: 0.262, SLG: 0.324	F9 ②		SF8 ② 3-H		3-1 ②		1-3 ③		BB 1B 2-H	4	0	1	2	0	0	2
Norm Larker, L (1, 3) OBP: 0.360, SLG: 0.370	F8 ③		1B		F7 ③			E 4-3 2B	BB 1-2	4	1	2	0	1	0	1
Roman Mejias, R (1, 9) OBP: 0.326, SLG: 0.446		6-3 ①	K ③			E6 FC5-4 1B		F7 ① 2-3	4-3	5	0	0	0	0	1	4
Bob Aspromonte, R (1, 5) OBP: 0.341, SLG: 0.390		1B 1B		1B 6-3 1B		FC5-4 1-2 1B		4-3 ② 3-H		4	1	3	1	0	0	0
(5, 6)																
Hal Smith, R (1, 2) OBP: 0.281, SLG: 0.380		K ②		1-3 1B		FC5-4 ① G1-6-3 1-2f 2-3		K ③		4	0	1	0	0	2	3
Joey Amalfitano, R (1, 4) OBP: 0.320, SLG: 0.309		1-2 1B		6-3 ① 3-H		G1-6-3 ②③ 1-2f			2B 1B	4	1	2	1	0	0	3
(5, 5)																
George Brunet, R (1, 1) OBP: 0.125, SLG: 0.067		F8 ③		6-3 ②			F8 ①		F4 ①	0	0	0	0	0	0	0
Dick Drott, R (1, 1)										1	0	0	0	0	0	2
Bobby Tiefenauer, R (3, 1)										0	0	0	0	0	0	0
Billy Goodman, L (4, PH) OBP: 0.302, SLG: 0.287										3	0	0	0	0	0	2
(5, 4)																
Inning Stats	R: 0 H: 0 E: 0 LOB: 1 K: 0 BB: 1 S: 3 P: 7	R: 0 H: 2 E: 0 LOB: 2 K: 1 BB: 0 S: 7 P: 7	R: 1 H: 2 E: 0 LOB: 1 K: 1 BB: 0 S: 7 P: 7	R: 1 H: 2 E: 0 LOB: 1 K: 0 BB: 0 S: 5 P: 5	R: 0 H: 0 E: 0 LOB: 0 K: 0 BB: 0 S: 3 P: 3	R: 0 H: 1 E: 1 LOB: 1 K: 0 BB: 0 S: 4 P: 4	R: 0 H: 1 E: 0 LOB: 1 K: 0 BB: 0 S: 4 P: 4	R: 1 H: 1 E: 1 LOB: 0 K: 1 BB: 0 S: 6 P: 6	R: 2 H: 3 E: 0 LOB: 2 K: 1 BB: 1 S: 8 P: 12	1B: 9 SF: 1 2B: 2 SAC: 0 3B: 1 DP: 1 HR: 0 HBP: 0						

PITCHER	IP	WLS	BF	H	R	ER	SO	BB	IBB	HBP	BLK	WP	HR	S	P	ERA	WHIP
Gaylord Perry, R (1, 1) ERA: 5.27	8.2	W	40	12	5	4	4	2	0	0	0	0	0	46	54	4.15	1.615
Stu Miller, R (9, 1) ERA: 4.21	0.1	S	1	0	0	0	0	0	0	0	0	0	0	1	1	0.00	0.000

PITCHER	IP	WLS	BF	H	R	ER	SO	BB	IBB	HBP	BLK	WP	HR	S	P	ERA	WHIP

BOTTOM

San Francisco Giants @ Houston Colt 45's

Colt Stadium, Houston, TX

Fri Sep 21 1962, 8:05 PM EDT

Att. 12,180 - Unknown - 74 F

livebaseballscorecards.com

AB	38
R	5
H	12
RBI	5
BB	2
SO	4
LOB	19

1B: 9	SF: 1
2B: 2	SAC: 0
3B: 1	DP: 1
HR: 0	HBP: 0

WP: 0	PA: 41
PB: 0	
SB: 0	
CS: 0	

San Francisco Giants @ Houston Colt 45's

Colt Stadium, Houston, TX

Sat Sep 22 1962, 8:05 PM EDT

Att. 17,125 - Unknown - 82 F

TOP

livebaseballscorecards.com

Batter	1	2	3	4	5	6	7	8	9	AB	R	H	RBI	BB	SO	LOB
Harvey Kuenn, R (1, 5) (6, 7) OBP: 0.376, SLG: 0.450	S S S 0-3 ① K		x 0-0 1B 3B	x 0-0 1B			x 0-0 ① G3		x 0-0 ① F2	5	1	2	0	0	1	0
Chuck Hiller, L (1, 4) OBP: 0.333, SLG: 0.329	B B B B 4-0 L4-3 BB		x 0-0 ① F7	x 0-0 ③ 5-3			x 0-0 ② 4-3		x 0-0 ② F8	4	0	0	0	1	0	2
Felipe Alou, R (1, 9) OBP: 0.355, SLG: 0.518	x 0-0 ② ③ L4-3 1-2		B B B B 4-0 1B 1B BB		x 0-0 ① F3		x 0-0 ③ 6-3		x 0-0 ③ 1-3	4	1	0	0	1	0	1
Willie McCovey, L (1, 7) OBP: 0.371, SLG: 0.591 Jim Davenport, R (6, 5) OBP: 0.357, SLG: 0.460		x 0-0 PB 1B SF7 1B	x 0-0 ② F4		x 0-0 CS 1B			x 0-0 ① L1		3 1	1 0	2 0	0 0	0 0	0 0	2 0
Willie Mays, R (1, 8) OBP: 0.381, SLG: 0.619		x 0-0 SF7 PB 2B 1-2 1B	x 0-0 1B 1-3 3-H 1B		S S S 0-3 ② ③ K 1-2			x 0-0 HR		4	2	3	2	0	1	1
Orlando Cepeda, R (1, 3) OBP: 0.346, SLG: 0.514		x 0-0 ① SF7 1-3 2-H	x 0-0 1-2 3-H 1B			x 0-0 FC5-6 1B		x 0-0 E6 1B		3	0	2	2	0	0	0
Tom Haller, L (1, 2) OBP: 0.377, SLG: 0.496		x 0-0 3-H 2B	S S S 0-3 ③ K			x 0-0 ① FC5-6 1-2f		x 0-0 1-2 1B		4	0	2	1	0	1	3
Jose Pagan, R (1, 6) OBP: 0.309, SLG: 0.352		x 0-0 ② F7		x 0-0 ① 5-3		x 0-0 ② F9		x 0-0 ② F4		4	0	0	0	0	0	4
Juan Marichal, R (1, 1) OBP: 0.256, SLG: 0.235 Bobby Bolin, R (6, 1) OBP: 0.292, SLG: 0.348 Stu Miller, R (6, 1) OBP: 0.188, SLG: 0.133 Billy Pierce, L (9, 1) OBP: 0.288, SLG: 0.245 Jack Sanford, R (9, 1) OBP: 0.200, SLG: 0.202		S S S 0-3 ③ K		x 0-0 ② F2		S S S 0-3 ③ K		x 0-0 ③ F2		3 0 1 0 0	0 0 0 0 0	0 0 0 0 0	0 0 0 0 0	2 0 0 0 0	2 0 2 0 0	2 0 0 0 0
Inning Stats	R: 0 E: 0 K: 1 S: 4 H: 0 LOB: 0 BB: 1 P: 8	R: 2 E: 0 K: 1 S: 8 H: 3 LOB: 1 BB: 0 P: 8	R: 2 E: 0 K: 1 S: 8 H: 3 LOB: 2 BB: 1 P: 12	R: 0 E: 0 K: 0 S: 4 H: 1 LOB: 1 BB: 0 P: 4	R: 0 E: 0 K: 1 S: 5 H: 1 LOB: 0 BB: 0 P: 5	R: 0 E: 0 K: 1 S: 6 H: 1 LOB: 1 BB: 0 P: 6	R: 0 E: 0 K: 0 S: 3 H: 0 LOB: 0 BB: 0 P: 3	R: 1 E: 1 K: 0 S: 6 H: 2 LOB: 2 BB: 0 P: 6	R: 0 E: 0 K: 0 S: 3 H: 0 LOB: 0 BB: 0 P: 3	1B: 8 2B: 2 3B: 1 HR: 1	SF: 1 SAC: 0 DP: 1 HBP: 0						

	AB	36
	R	5
	H	11
	RBI	5
	BB	2
	SO	5
	LOB	17

WP: 0 PB: 1 SB: 0 CS: 1 PA: 39

PITCHER		IP	WLS	BF	H	R	ER	SO	BB	IBB	HBP	BLK	WP	HR	S	P	ERA	WHIP
Ken Johnson, R ERA: 3.73	(1, 1)	2.2		15	6	4	4	2	2	0	0	0	0	0	17	25	13.50	3.000
Bobby Tiefenauer, R ERA: 3.27	(3, 1)	2.1		8	2	0	0	2	0	0	0	0	0	0	12	12	0.00	0.857
George Brunet, L ERA: 3.96	(6, 1)	2.1		11	3	1	1	1	0	0	0	0	0	1	13	13	3.86	1.286
Don McMahon, R ERA: 1.69	(8, 1)	0.2		2	0	0	0	0	0	0	0	0	0	0	2	2	0.00	0.000
Jim Umbricht, R ERA: 2.25	(9, 1)	1.0	W	3	0	0	0	0	0	0	0	0	0	0	3	3	0.00	0.000

PITCHER		IP	WLS	BF	H	R	ER	SO	BB	IBB	HBP	BLK	WP	HR	S	P	ERA	WHIP

Batter	1	2	3	4	5	6	7	8	9	AB	R	H	RBI	BB	SO	LOB
Carl Warwick, R (1, 8) OBP: 0.313, SLG: 0.415	HR		1-3			1B BB G4-6-3 1B	BB		HBP SH3-4 1B 1B	4	3	3	1	1	0	0
Joey Amalfitano, R (1, 4) OBP: 0.321, SLG: 0.307 (7, 5)	1-3		BB			G4-6-3 1B 1-2 1B BB	F9		SH3-4 1-2	2	1	0	0	2	0	1
Dave Roberts, L (1, 7) OBP: 0.298, SLG: 0.325	F7		G3			G4-6-3 1-2 2-3 1B	1-2 BB		HBP 1B BB	3	1	1	0	2	0	1
Norm Larker, L (1, 3) OBP: 0.360, SLG: 0.369 Jim Pendleton, R (9, PH) OBP: 0.276, SLG: 0.370	FC6-4 1B			6-3		G4-6-3 1-2f 2-3 3-H	K		1B 1-2 2-3 HBP	4 0	0 0	1 0	0 0	0 0	1 0	4 0
Roman Mejias, R (1, 9) OBP: 0.327, SLG: 0.445	FC6-4 1-2f			6-3		1B 1B 3-H 1B		F8	1-2 2-H 3-H 1B	5	1	2	3	0	0	1
Bob Aspromonte, R (1, 5) (7, 6) OBP: 0.340, SLG: 0.389		K	F3			1B 1-2 1B		E6 1B		4	0	1	0	0	1	0
Merritt Ranew, L (1, 2) OBP: 0.298, SLG: 0.407		K			L3 1B	1-3 2-H 1B		K		4	0	2	1	0	2	1
J C Hartman, R (1, 6) OBP: 0.238, SLG: 0.246 Billy Goodman, L (6, PH) OBP: 0.304, SLG: 0.289 (7, 4)	F3				F7	G3		1-2 1B		2 2	0 0	0 1	0 0	0 0	0 0	1 2
Ken Johnson, R (1, 1) OBP: 0.094, SLG: 0.096 Bobby Tiefenauer, R (3, 1) Al Spangler, L (5, PH) OBP: 0.391, SLG: 0.374 George Brunet, R (6, 1) OBP: 0.118, SLG: 0.063 Don McMahon, R (8, 1) OBP: 0.083, SLG: 0.083 Hal Smith, R (8, PH) OBP: 0.280, SLG: 0.379 Jim Umbricht, R (9, 1) OBP: 0.111, SLG: 0.111			K		L3 1-2		K		K	0 1 1 1 0 1 0	0 0 0 0 0 0 0	0 0 0 0 0 1 0	0 0 0 0 0 0 0	0 1 0 0 1 1 2	0 0 0 0 0 0 0	0 0 1 0 0 0 0
Inning Stats	R: 1 H: 2 E: 0 LOB: 1 K: 0 BB: 0 S: 5 P: 5	R: 0 H: 0 E: 0 LOB: 0 K: 2 BB: 0 S: 7 P: 7	R: 0 H: 0 E: 0 LOB: 1 K: 1 BB: 1 S: 5 P: 9	R: 0 H: 0 E: 0 LOB: 0 K: 0 BB: 0 S: 3 P: 3	R: 0 H: 1 E: 0 LOB: 0 K: 0 BB: 0 S: 3 P: 3	R: 3 H: 5 E: 0 LOB: 2 K: 0 BB: 1 S: 7 P: 11	R: 0 H: 0 E: 0 LOB: 2 K: 2 BB: 2 S: 7 P: 15	R: 0 H: 1 E: 1 LOB: 2 K: 2 BB: 0 S: 9 P: 9	R: 2 H: 2 E: 0 LOB: 2 K: 0 BB: 1 S: 3 P: 8	1B: 10 SF: 0 2B: 1 SAC: 1 3B: 0 DP: 2 HR: 1 HBP: 1						

PITCHER		IP	WLS	BF	H	R	ER	SO	BB	IBB	HBP	BLK	WP	HR	S	P	ERA	WHIP
Juan Marichal, R ERA: 3.26	(1, 1)	5.0		21	5	4	4	3	2	0	0	0	0	1	25	33	7.20	1.400
Bobby Bolin, R ERA: 3.64	(6, 1)	0.2		4	3	0	0	0	0	0	0	0	0	0	4	4	0.00	4.500
Stu Miller, R ERA: 4.28	(6, 1)	2.2	L	14	2	2	2	4	3	0	0	0	0	0	19	31	6.75	1.875
Billy Pierce, L ERA: 3.72	(9, 1)	0.0		1	0	0	0	0	0	0	1	0	0	0	0	1	∞	∞
Jack Sanford, R ERA: 3.41	(9, 1)	0.0		1	1	0	0	0	0	0	0	0	0	0	1	1	∞	∞

PITCHER	IP	WLS	BF	H	R	ER	SO	BB	IBB	HBP	BLK	WP	HR	S	P	ERA	WHIP

BOTTOM

San Francisco Giants @ Houston Colt 45's

Colt Stadium, Houston, TX

Sat Sep 22 1962, 8:05 PM EDT

Att. 17,125 - Unknown - 82 F

livebaseballscorecards.com

AB	34
R	6
H	11
RBI	5
BB	5
SO	7
LOB	14

1B: 10	SF: 0	WP: 0	PA: 41
2B: 1	SAC: 1	PB: 0	
3B: 0	DP: 2	SB: 0	
HR: 1	HBP: 1	CS: 0	

San Francisco Giants @ Houston Colt 45's

Colt Stadium, Houston, TX

Sun Sep 23 1962, 4:33 AM EDT

Att. 9,623 - Unknown - 88 F

TOP

livebaseballscorecards.com

Batter	1	2	3	4	5	6	7	8	9	AB	R	H	RBI	BB	SO	LOB
Harvey Kuenn, R (1, 5) OBP: 0.375, SLG: 0.448	5-3	6-3			SH, 1B	K	6-3			4	1	1	0	0	1	3
Jim Davenport, R (6, 5) OBP: 0.356, SLG: 0.459										1	0	0	0	0	0	0
Chuck Hiller, L (1, 4) OBP: 0.335, SLG: 0.331	1B, BB		F8		SH, G4-6-3, 1B, PB	2B, 3-H		1B		3	2	2	1	1	0	0
Matty Alou, L (1, 7) OBP: 0.333, SLG: 0.349	1B		G4-6-3, 1B		G4-6-3, 1B	1B, HR, 2B		F5		5	1	4	3	0	0	1
Willie Mays, R (1, 8) OBP: 0.380, SLG: 0.615	F5		G4-6-3		G4-6-3	HR, 1B		K		5	1	1	0	0	1	6
Willie McCovey, L (1, 9) OBP: 0.369, SLG: 0.599	F8			K	F7	HR		K2-3		4	1	1	3	0	1	2
Felipe Alou, R (6, 9) OBP: 0.354, SLG: 0.517										1	0	0	0	0	1	1
Orlando Cepeda, R (1, 3) OBP: 0.347, SLG: 0.513		WP, 2B, 1B		F3		K; 1B			6-3	5	1	2	0	0	1	0
Ed Bailey, L (1, 2) OBP: 0.336, SLG: 0.450		1-H, 2B		1B, BB		2B, 1B, BB; 4-3			F9	3	1	1	1	2	0	1
Jose Pagan, R (1, 6) OBP: 0.309, SLG: 0.354	5-3		1-2, 1B		1B, 1B, 2B	5-3			3-1	5	1	2	0	0	0	1
Billy O'Dell, S (1, 1) OBP: 0.194, SLG: 0.138		K	4-3		1B, 2B, 1B	F7				4	1	1	1	0	1	3

Inning Stats	R: 0 E: 0 K: 0 S: 4	H: 1 LOB: 2 BB: 1 P: 8	R: 1 E: 0 K: 1 S: 7	H: 2 LOB: 1 BB: 0 P: 7	R: 0 E: 0 K: 0 S: 3	H: 1 LOB: 0 BB: 0 P: 3	R: 0 E: 0 K: 1 S: 6	H: 1 LOB: 2 BB: 1 P: 10	R: 2 E: 0 K: 0 S: 5	H: 2 LOB: 0 BB: 0 P: 5	R: 7 E: 0 K: 2 S: 14	H: 7 LOB: 1 BB: 1 P: 18	R: 0 E: 0 K: 0 S: 3	H: 0 LOB: 0 BB: 0 P: 3	R: 0 E: 0 K: 2 S: 8	H: 1 LOB: 1 BB: 0 P: 8	R: 0 E: 0 K: 0 S: 3	H: 0 LOB: 0 BB: 0 P: 3	1B: 11 2B: 3 3B: 0 HR: 1	SF: 0 SAC: 1 DP: 2 HBP: 0	WP: 1 PB: 1 SB: 0 CS: 0	PA: 44

PITCHER	IP	WLS	BF	H	R	ER	SO	BB	IBB	HBP	BLK	WP	HR	S	P	ERA	WHIP
Bob Bruce, R (1, 1) ERA: 4.17	5.1	L	26	8	5	4	3	3	0	0	0	1	0	29	41	6.75	2.062
Bobby Tiefenauer, R (6, 1) ERA: 3.62	0.1		4	3	2	2	1	0	0	0	0	0	0	6	6	54.00	9.000
Russ Kemmerer, R (6, 1) ERA: 3.78	0.1		4	3	3	3	0	0	0	0	0	0	1	4	4	81.00	9.000
Jim Umbricht, R (7, 1) ERA: 2.14	3.0		10	1	0	0	2	0	0	0	0	0	0	14	14	0.00	0.333

PITCHER	IP	WLS	BF	H	R	ER	SO	BB	IBB	HBP	BLK	WP	HR	S	P	ERA	WHIP

AB	40
R	10
H	15
RBI	9
BB	3
SO	6
LOB	18

BOTTOM

San Francisco Giants @ Houston Colt 45's

Colt Stadium, Houston, TX

Sun Sep 23 1962, 4:33 AM EDT

Att. 9,623 - Unknown - 88 F

livebaseballscorecards.com

Batter	1	2	3	4	5	6	7	8	9	AB	R	H	RBI	BB	SO	LOB
Carl Warwick, R (1, 8) (7, 9) OBP: 0.312, SLG: 0.413	S S S 0-3 K ①		x 0-0 6-3 ②			x 0-0 G3 ②	x 0-0 5-3-5 ② ③ 3-Hf		x 0-0 2-H 1B	5	0	1	1	0	1	3
Joey Amalfitano, R (1, 4) OBP: 0.321, SLG: 0.307	x 0-0 F7 ②		x 0-0 4-3 ③			x 0-0 BB 1B 1B		x 0-0 F8 ①	x 0-0 F9 ③	3	0	1	0	0	0	0
Al Heist, R (7, 8) OBP: 0.257, SLG: 0.227										2	0	0	0	0	0	1
Jim Pendleton, R (1, 7) OBP: 0.275, SLG: 0.368	S S S 0-3 K ③			x 0-0 F7 ①		x 0-0 BB 1-2 1B		x 0-0 6-3 ②		4	0	1	0	0	1	0
Norm Larker, L (1, 3) OBP: 0.359, SLG: 0.367		S S S 0-3 K ①		x 0-0 F7 ②		B B B B 4-0 1-2 2-3 BB		x 0-0 F5 ③		3	0	0	0	1	1	0
Roman Mejias, R (1, 9) OBP: 0.327, SLG: 0.445		x 0-0 FC5 1-3 1B		x 0-0 5-3 ③		S S S 0-3 K ③			x 0-0 E6 E 2B	3	0	1	0	0	1	3
Jim Umbricht, R (7, 1) OBP: 0.111, SLG: 0.111										0	0	0	0	0	0	0
Johnny Temple, R (9, PH) OBP: 0.347, SLG: 0.317										1	1	0	0	0	0	0
Bob Aspromonte, R (1, 5) OBP: 0.338, SLG: 0.386		x 0-0 1-3 ② 1-2			x 0-0 F3 ①		x 0-0 F9 ①		x 0-0 F3 ①	4	0	0	0	0	0	2
Hal Smith, R (1, 2) OBP: 0.283, SLG: 0.377	B B B B 4-0 BB				x 0-0 F8 ②		B B B B 4-0 1B 1B 5-3-5 BB		x 0-0 E5 1-2 2B	2	1	0	0	2	0	1
J C Hartman, R (1, 6) OBP: 0.238, SLG: 0.246		x 0-0 FC5 ③ 2-3f			S S S 0-3 K ③		x 0-0 1B 1-2 1B		x 0-0 F2 ②	4	0	1	0	0	1	4
Bob Bruce, R (1, 1) OBP: 0.349, SLG: 0.216			x 0-0 4-3 ①			S S S 0-3 K ①	x 0-0 1-2 2-3 1B		x 0-0 1-H 2-H 1B 2B	1	0	0	0	0	0	0
Bobby Tiefenauer, R (6, 1)										0	0	0	0	0	0	0
Russ Kemmerer, R (6, 1) OBP: 0.462, SLG: 0.364										0	0	0	0	0	0	0
George Williams, R (6, PH) (7, 4) OBP: 0.429, SLG: 0.571										3	1	2	2	0	1	0
Inning Stats	R: 0 E: 0 K: 2 S: 7 H: 0 LOB: 0 BB: 0 P: 7	R: 0 E: 0 K: 1 S: 6 H: 1 LOB: 2 BB: 1 P: 10	R: 0 E: 0 K: 0 S: 3 H: 0 LOB: 0 BB: 0 P: 3	R: 0 E: 0 K: 0 S: 3 H: 0 LOB: 0 BB: 0 P: 3	R: 0 E: 0 K: 1 S: 5 H: 0 LOB: 0 BB: 0 P: 5	R: 0 E: 0 K: 2 S: 9 H: 2 LOB: 3 BB: 1 P: 13	R: 0 E: 0 K: 0 S: 4 H: 2 LOB: 2 BB: 1 P: 8	R: 0 E: 0 K: 0 S: 3 H: 0 LOB: 0 BB: 0 P: 3	R: 3 E: 2 K: 0 S: 7 H: 2 LOB: 1 BB: 0 P: 7	1B: 6 2B: 2 3B: 0 HR: 0	SF: 0 SAC: 0 DP: 1 HBP: 0						

	AB	35
	R	3
	H	7
	RBI	3
	BB	3
	SO	6
	LOB	14

WP: 0 PB: 0 SB: 0 CS: 0 PA: 38

PITCHER	IP	WLS	BF	H	R	ER	SO	BB	IBB	HBP	BLK	WP	HR	S	P	ERA	WHIP
Billy O'Dell, L (1, 1) ERA: 3.38	9.0	W	38	7	3	0	6	3	0	0	0	0	0	47	59	0.00	1.111

PITCHER	IP	WLS	BF	H	R	ER	SO	BB	IBB	HBP	BLK	WP	HR	S	P	ERA	WHIP

Batter	1	2	3	4	5	6	7	8	9	10	AB	R	H	RBI	BB	SO	LOB
Carl Warwick, R (1, 8) OBP: 0.313, SLG: 0.412	BSBBB 4-1 FC5-6 BB		FBBFX 2-2 1B 1B		LX 0-1 ① SH5-4 1-2 2-3		SBCBBX 3-2 ② F2			BBCX 2-1 ① 5-3	3	0	1	0	1	0	1
Al Spangler, L (1, 7) OBP: 0.391, SLG: 0.387	BSX 1-1 ① FC5-6 E E 1-2f		X 0-0 ② L9		BFFX 1-2 ② FC6-2 2-3 3-H		X 0-0 1-H 3B			BFFX 1-2 HR	5	2	2	2	0	0	4
Dave Roberts, L (1, 9) OBP: 0.288, SLG: 0.311	BSX 1-1 FC4 FC5-4 1-2		BX 1-0 FC6-4 1-2 1B		CCBFFS 1-3 ③ K		BCSX 1-2 ③ 4-3			BX 1-0 ② 3-1	5	0	1	0	0	1	4
Norm Larker, L (1, 3) OBP: 0.359, SLG: 0.366	FCBBFX 2-2 ② FC5-4 1-2f 2-H		BX 1-0 ③ FC6-4 1-2f			FBCFBFX 2-2 G3 1B		BFFBFX 3-2 ① 4-3		BBBB 4-0 BB	4	0	1	0	1	0	3
Bob Aspromonte, R (1, 5) OBP: 0.339, SLG: 0.386	LTFX 0-2 ③ L8			X 0-0 ① 5-3		LX 0-1 ① B3		CBFBFX 2-2 G5-4-3 1B		CBX 1-1 ③ 1B	5	0	2	0	0	0	2
Merritt Ranew, L (1, 2) OBP: 0.294, SLG: 0.401 Hal Smith, R (8, PH) OBP: 0.282, SLG: 0.376 (8, 2)		X 0-0 ① F8		CBFFX 1-2 ② P6		CFBBBFX 3-2 ② G3 1-2		X 0-0 ②③ G5-4-3 1-2f			3 1	0 0	0 0	0 0	0 0	0 0	1 1
Joey Amalfitano, R (1, 4) OBP: 0.318, SLG: 0.304	FCX 0-2 ② 4-3		BBX 2-0 ③ F3			BBCX 2-1 ③ F9			X 0-0 ① 6-3		4	0	0	0	0	0	1
J C Hartman, R (1, 6) OBP: 0.246, SLG: 0.254	BFX 1-1 ③ 5-3				X 0-0 SH5-4 SH FC6-2 1B		X 0-0 3B 1B			CX 0-1 ② 6-3	4	1	2	0	0	0	0
Turk Farrell, R (1, 1) OBP: 0.184, SLG: 0.253			BSSSS 1-3 ① K		LX 0-1 SH FC6-2 SH5-4 1-2		LLBL 1-3 ① K			SSBBS 2-3 ③ K	3	0	0	0	0	3	1
Inning Stats	R: 1 E: 2 K: 0 S: 12 H: 0 LOB: 1 BB: 1 P: 20	R: 0 E: 0 K: 0 S: 6 H: 0 LOB: 0 BB: 0 P: 7	R: 0 E: 0 K: 1 S: 9 H: 2 LOB: 2 BB: 0 P: 14	R: 0 E: 0 K: 0 S: 6 H: 0 LOB: 0 BB: 0 P: 9	R: 0 E: 1 K: 1 S: 13 H: 1 LOB: 2 BB: 0 P: 15	R: 0 E: 0 K: 0 S: 13 H: 1 LOB: 1 BB: 0 P: 20	R: 1 E: 0 K: 1 S: 11 H: 2 LOB: 1 BB: 0 P: 16	R: 0 E: 0 K: 0 S: 8 H: 1 LOB: 0 BB: 0 P: 13	R: 0 E: 0 K: 1 S: 6 H: 0 LOB: 0 BB: 0 P: 8	R: 1 E: 0 K: 0 S: 8 H: 2 LOB: 1 BB: 1 P: 17	1B: 7 2B: 0 3B: 1 HR: 1	SF: 0 SAC: 2 DP: 1 HBP: 0						

PITCHER	IP	WLS	BF	H	R	ER	SO	BB	IBB	HBP	BLK	WP	HR	S	P	ERA	WHIP
Don Drysdale, R (1, 1) ERA: 2.87	7.0		30	6	2	1	3	1	0	0	0	0	0	70	101	1.29	1.000
Ron Perranoski, L (8, 1) ERA: 2.78	2.0		6	1	0	0	1	0	0	0	0	0	0	14	21	0.00	0.500
Ed Roebuck, R (10, 1) ERA: 2.82	1.0	L	5	2	1	1	0	1	0	0	0	0	1	8	17	9.00	3.000

PITCHER	IP	WLS	BF	H	R	ER	SO	BB	IBB	HBP	BLK	WP	HR	S	P	ERA	WHIP

TOP

Houston Colt 45's @ Los Angeles Dodgers

Dodger Stadium, Los Angeles, CA

Tue Sep 25 1962, 7:05 PM PDT

Att. 25,036 - Unknown

livebaseballscorecards.com

AB	37
R	3
H	9
RBI	2
BB	2
SO	4
LOB	18

1B: 7 SF: 0
2B: 0 SAC: 2
3B: 1 DP: 1
HR: 1 HBP: 0

WP: 0 PA: 41
PB: 0
SB: 0
CS: 0

Batter	1	2	3	4	5	6	7	8	9	10	AB	R	H	RBI	BB	SO	LOB
Maury Wills, S (1, 6) OBP: 0.345, SLG: 0.371	C B F F B B S 3-3 ① K		C B S F B B X 3-2 CS 1B			X 0-0 6-3 S S 1B		C B L X 1-2 ① F8		L F F F B B F X 2-2 ① 5-3	5	1	2	0	0	1	0
Jim Gilliam, S (1, 5) (10, 4) OBP: 0.378, SLG: 0.348	B F F B F F F X 2-2 ② 4-3		B F B 2-1 ③ CS 1-2	F B X 1-1 ① F5		F B C F X 1-2 ② 6-3 1-3		F B F B F B X 3-2 S 1B		B F X 1-1 ② 4-3	5	0	1	0	0	0	1
Willie Davis, L (1, 8) OBP: 0.339, SLG: 0.467	F B F S 1-3 ③ K			X 0-0 ② F8		F B L X 1-2 ③ 1-3 3-H		F L F X 0-2 ② F4		X 0-0 1B	5	0	1	0	0	1	1
Tommy Davis, R (1, 7) OBP: 0.371, SLG: 0.536		B X 1-0 1-3 2B		C B C S 1-3 ③ K			F B X 1-1 1B SF7 1B	B C C X 1-2 ③ 1-3 1-2		F B B X 2-1 ③ F7	5	1	2	0	0	1	2
Ron Fairly, L (1, 3) OBP: 0.384, SLG: 0.440		F B F F B F X 2-2 ① L8			C X 0-1 ① F6		L L S 0-3 ① K		F B F X 1-2 ① F9		4	0	0	0	0	1	2
Frank Howard, R (1, 9) OBP: 0.353, SLG: 0.574		X 0-0 ② 1-3 2-3			B B C S F B F B 4-2 FC4 BB		B X 1-0 1B 1-3 1B		B X 1-0 ② 6-3		3	0	1	0	1	0	1
John Roseboro, L (1, 2) OBP: 0.341, SLG: 0.381	C S F F S 0-3 ③ K				F F B X 1-2 ② FC4 1-2f		C S X 0-2 ② SF7 3-H		X 0-0 S 1B		3	0	1	1	0	1	2
Larry Burright, R (1, 4) OBP: 0.263, SLG: 0.320			F C C 0-3 ① K		F B X 1-1 ③ F8		X 0-0 1-2 1B		P B I I 4-0 1-2 IBB		3	0	1	0	0	1	1
Tim Harkness, L (9, PH) OBP: 0.386, SLG: 0.407											0	0	0	0	1	0	0
Andy Carey, R (10, 5) OBP: 0.336, SLG: 0.367											0	0	0	0	0	0	0
Don Drysdale, R (1, 1) OBP: 0.254, SLG: 0.262			B F S X 1-2 ② 6-3			B F S C 1-3 ① K	B X 1-0 ③ F9		C B B X 2-1 ③ F7		2	0	0	0	0	1	0
Duke Snider, L (7, PH) OBP: 0.410, SLG: 0.473											1	0	0	0	0	0	2
Ron Perranoski, L (8, 1) OBP: 0.143, SLG: 0.077											0	0	0	0	0	0	0
Wally Moon, L (9, PH) OBP: 0.328, SLG: 0.342											1	0	0	0	0	0	2
Ed Roebuck, R (10, 1) OBP: 0.240, SLG: 0.240											0	0	0	0	0	0	0
Inning Stats	R: 0 H: 0 E: 0 LOB: 0 K: 2 BB: 0 S: 13 P: 19	R: 0 H: 1 E: 0 LOB: 1 K: 1 BB: 0 S: 12 P: 15	R: 0 H: 1 E: 0 LOB: 0 K: 1 BB: 0 S: 11 P: 17	R: 0 H: 0 E: 0 LOB: 0 K: 1 BB: 0 S: 6 P: 8	R: 0 H: 0 E: 0 LOB: 1 K: 0 BB: 1 S: 11 P: 17	R: 1 H: 1 E: 0 LOB: 0 K: 1 BB: 0 S: 11 P: 14	R: 1 H: 3 E: 0 LOB: 2 K: 1 BB: 0 S: 11 P: 14	R: 0 H: 1 E: 0 LOB: 1 K: 0 BB: 0 S: 14 P: 19	R: 0 H: 1 E: 0 LOB: 2 K: 0 BB: 1 S: 8 P: 15	R: 0 H: 1 E: 0 LOB: 1 K: 0 BB: 0 S: 11 P: 16	1B: 8 2B: 1 3B: 0 HR: 0	SF: 1 SAC: 0 DP: 0 HBP: 0	WP: 0 PB: 0 SB: 4 CS: 1	PA: 41				

PITCHER	IP	WLS	BF	H	R	ER	SO	BB	IBB	HBP	BLK	WP	HR	S	P	ERA	WHIP
Turk Farrell, R (1, 1) ERA: 3.04	10.0	W	40	9	2	2	7	1	1	0	0	0	0	108	154	1.80	1.000

PITCHER	IP	WLS	BF	H	R	ER	SO	BB	IBB	HBP	BLK	WP	HR	S	P	ERA	WHIP

BOTTOM

Houston Colt 45's @ Los Angeles Dodgers

Dodger Stadium, Los Angeles, CA

Tue Sep 25 1962, 7:05 PM PDT

Att. 25,036 - Unknown

livebaseballscorecards.com

AB	37
R	2
H	9
RBI	1
BB	2
SO	7
LOB	14

Houston Colt 45's @ Los Angeles Dodgers

Dodger Stadium, Los Angeles, CA

Wed Sep 26 1962, 7:05 PM PDT

Att. 25,813 - Unknown

livebaseballscorecards.com

TOP

Batter	1	2	3	4	5	6	7	8	9	AB	R	H	RBI	BB	SO	LOB
Carl Warwick, R (1, 7) OBP: 0.313, SLG: 0.411	5-3	F9			G4-6-3 1B		FC6-4 1-2f			4	0	1	0	0	0	3
Joey Amalfitano, R (1, 5) OBP: 0.318, SLG: 0.303	6-3		G6-4-3 1B		G4-6-3 1-2f			F4		4	0	1	0	0	0	1
Al Heist, R (1, 8) OBP: 0.257, SLG: 0.229	1B 1B 1B		G6-4-3 1-2f			F6		L6		4	1	1	0	0	0	1
Jim Pendleton, R (1, 3) OBP: 0.275, SLG: 0.367	1B 1-2 1B		1-3			F3		4-3		4	0	1	0	0	0	0
Johnny Temple, R (1, 4) OBP: 0.349, SLG: 0.319	1-3 2-H 1B			1B		F3			F8	4	0	2	1	0	0	0
Roman Mejias, R (1, 9) OBP: 0.324, SLG: 0.441	K			K			6-3		6-3	4	0	0	0	0	2	3
Hal Smith, R (1, 2) OBP: 0.285, SLG: 0.380		F5		F8			1B 2B		1B	4	0	2	0	0	0	1
J C Hartman, R (1, 6) OBP: 0.254, SLG: 0.256		SH5-3 BB		K			FC6-4 2-3 1B		1-3	3	0	1	0	1	1	2
George Brunet, R (1, 1) OBP: 0.118, SLG: 0.063										0	0	0	0	0	0	0
Dick Drott, R (3, 1)										0	0	0	0	0	0	0
Russ Kemmerer, R (4, 1) OBP: 0.462, SLG: 0.364										0	0	0	0	0	0	0
Bobby Tiefenauer, R (4, 1)		SH5-3 1-2			K		K			2	0	0	0	0	2	2
Inning Stats	R: 1 E: 0 K: 1 S: 16 H: 3 LOB: 2 BB: 0 P: 20	R: 0 E: 0 K: 0 S: 6 H: 0 LOB: 1 BB: 1 P: 14	R: 0 E: 0 K: 0 S: 7 H: 1 LOB: 0 BB: 0 P: 10	R: 0 E: 0 K: 2 S: 10 H: 1 LOB: 1 BB: 0 P: 13	R: 0 E: 0 K: 1 S: 9 H: 1 LOB: 0 BB: 0 P: 11	R: 0 E: 0 K: 0 S: 5 H: 0 LOB: 0 BB: 0 P: 8	R: 0 E: 0 K: 1 S: 12 H: 2 LOB: 2 BB: 0 P: 19	R: 0 E: 0 K: 0 S: 6 H: 0 LOB: 0 BB: 0 P: 9	R: 0 E: 0 K: 0 S: 11 H: 1 LOB: 1 BB: 0 P: 20	1B: 8 2B: 1 3B: 0 HR: 0 SF: 0 SAC: 1 DP: 2 HBP: 0							

	AB	33
	R	1
	H	9
	RBI	1
	BB	1
	SO	5
	LOB	13

WP: 0 PB: 0 SB: 0 CS: 0 PA: 35

PITCHER		IP	WLS	BF	H	R	ER	SO	BB	IBB	HBP	BLK	WP	HR	S	P	ERA	WHIP
Johnny Podres, L	(1, 1)	7.0	W	28	8	1	1	5	1	0	0	0	0	0	65	95	1.29	1.286
ERA: 3.96																		
Jack Smith, R	(8, 1)	1.0		3	0	0	0	0	0	0	0	0	0	0	6	9	0.00	0.000
ERA: 5.63																		
Larry Sherry, R	(9, 1)	1.0	S	4	1	0	0	0	0	0	0	0	0	0	11	20	0.00	1.000
ERA: 3.0																		

PITCHER	IP	WLS	BF	H	R	ER	SO	BB	IBB	HBP	BLK	WP	HR	S	P	ERA	WHIP

Batter	1	2	3	4	5	6	7	8	9	AB	R	H	RBI	BB	SO	LOB
Maury Wills, S (1, 6) OBP: 0.347, SLG: 0.372 Dick Tracewski, R (6, PH) (7, 6)	B B C C F X 2-2 ① 6-3		B B B C B 4-1 S 1B 1B BB	B X 1-0 FC4-6 1B 1-2	L X 0-1 1B 1B 1-2 2-3	B B C B B 4-1 BB		B C F X 1-2 ③ F4		3 2 2 0 1 0 0 1 0 0 0 1 0 0						
Jim Gilliam, S (1, 4) OBP: 0.377, SLG: 0.346 Larry Burright, R (8, 4) OBP: 0.263, SLG: 0.320	C B X 1-1 ② 5-3		B C F X 2-2 ① F6	B F B X 2-1 ② FC4-6 1B HR 1-2f 2-3	B B F C X 2-2 1B 1B 1-2 2-3 3-H	B X 1-0 ③ L9				5 2 1 1 0 0 4 0 0 0 0 0 0 0						
Tommy Davis, R (1, 7) OBP: 0.373, SLG: 0.537	F B C F X 1-2 ③ F8		B B F X 2-1 S 1B 1B 1-2	B B C C F X 2-2 HR 1B 1-2 3-H	F B B F S 2-3 ① K		X 0-0 S 1B 1B			5 3 3 1 0 1 3						
Frank Howard, R (1, 9) OBP: 0.356, SLG: 0.579		X 0-0 ① 6-3	B I I I 4-0 1B IBB 1-2 2-3	F B X 1-1 HR 1-H 2-H	C B B S F B X 3-2 1B 1B 1-2 2-H 3-H		B X 1-0 ① F8			4 1 2 5 1 0 1						
Lee Walls, R (1, 3) OBP: 0.333, SLG: 0.310 Tim Harkness, L (5, 3) OBP: 0.375, SLG: 0.393		B B B C B 4-1 E WP BB	F B B X 2-1 1B 1-2 2-H 3-H	B C X 1-1 2B 1B	C S S 1-3 ② K		B F B F B F S 3-3 ② K 1-2			2 1 2 2 1 0 0 2 0 0 0 0 2 3						
Doug Camilli, R (1, 2) OBP: 0.357, SLG: 0.506 John Roseboro, L (3, PH) OBP: 0.345, SLG: 0.388 (4, 2)		1 SAFE B C C F S 1-3 ② K 1-3	B B C B X 3-1 ② F8	B F X 1-1 2B 1-3	F B B S F B X 3-2 1B 1-3 2-H		B S F X 1-2 E 1B 2-H			1 0 0 0 0 1 1 4 0 3 2 0 0 2						
Willie Davis, L (1, 8) OBP: 0.338, SLG: 0.464		B L F F X 1-2 E3 2B 1B 3-H	B S B B S S 3-3 ③ K	F F X 0-2 ③ F6	F S X 0-2 ③ F9		B 1 SAFE X 1-0 ③ 3-1 1-3			5 1 1 0 0 1 7						
Andy Carey, R (1, 5) OBP: 0.339, SLG: 0.373		B X 1-0 2B 2-H	B C X 1-1 ① F4	B C F B F F F B B 4-2 1B 1B 1B BB	B C F B B S 3-3 ① K			F S S 0-3 ① K		4 1 1 1 1 2 0						
Johnny Podres, L (1, 1) OBP: 0.195, SLG: 0.226 Jack Smith, R (8, 1) Ron Fairly, L (8, PH) OBP: 0.383, SLG: 0.439 Larry Sherry, R (9, 1) OBP: 0.167, SLG: 0.118		B X 1-0 ③ 2-3	C B X 1-1 FC4-6 1B 1B	L B L F X 1-2 1B 1B 1B 1-2	C B X 1-1 ② 4-3			C X 0-1 ② 4-3		4 2 2 0 0 0 1 0 0 0 0 0 0 0 1 0 0 0 0 0 0 0 0 0 0 0 0 0						
Inning Stats	R: 0 H: 0 E: 0 LOB: 0 K: 0 BB: 0 S: 10 P: 14	R: 2 H: 2 E: 2 LOB: 1 K: 1 BB: 1 S: 12 P: 20	R: 2 H: 2 E: 0 LOB: 2 K: 1 BB: 2 S: 14 P: 33	R: 4 H: 6 E: 0 LOB: 2 K: 0 BB: 0 S: 20 P: 30	R: 4 H: 5 E: 0 LOB: 2 K: 2 BB: 1 S: 31 P: 47	R: 0 H: 0 E: 0 LOB: 1 K: 1 BB: 1 S: 7 P: 16	R: 1 H: 2 E: 1 LOB: 1 K: 1 BB: 0 S: 10 P: 16	R: 0 H: 0 E: 0 LOB: 0 K: 1 BB: 0 S: 8 P: 9		1B: 14 SF: 0 2B: 2 SAC: 0 3B: 0 DP: 0 HR: 1 HBP: 0					WP: 1 PA: 46 PB: 0 SB: 3 CS: 0	

BOTTOM

Houston Colt 45's @ Los Angeles Dodgers

Dodger Stadium, Los Angeles, CA

Wed Sep 26 1962, 7:05 PM PDT

Att. 25,813 - Unknown

livebaseballscorecards.com

AB	41
R	13
H	17
RBI	12
BB	5
SO	7
LOB	22

PITCHER		IP	WLS	BF	H	R	ER	SO	BB	IBB	HBP	BLK	WP	HR	S	P	ERA	WHIP
George Brunet, L ERA: 4.47	(1, 1)	2.1	L	14	4	4	4	1	2	1	0	0	1	0	31	56	15.43	2.571
Dick Drott, R ERA: 7.62	(3, 1)	0.2		2	0	0	0	1	0	0	0	0	0	0	5	11	0.00	0.000
Russ Kemmerer, R ERA: 4.13	(4, 1)	0.2		8	6	4	4	0	0	0	0	0	0	1	17	27	54.00	9.000
Bobby Tiefenauer, R ERA: 3.99	(4, 1)	4.1		22	7	5	5	5	2	0	0	0	0	0	59	91	10.38	2.077

PITCHER	IP	WLS	BF	H	R	ER	SO	BB	IBB	HBP	BLK	WP	HR	S	P	ERA	WHIP

Batter	1	2	3	4	5	6	7	8	9	AB	R	H	RBI	BB	SO	LOB
Carl Warwick, R (1, 7) (6, 8) OBP: 0.311, SLG: 0.409	C C C 0-3 ① K			B B C F X 2-2 ① 5-3	S C B X 1-2 ③ 5-3		B B X 2-0 1B E FC4-6 1B	X 0-0 ③ 6-3		5	1	1	0	0	1	2
Johnny Temple, R (1, 4) OBP: 0.347, SLG: 0.315	B C B F X 2-2 ② F2			B X 1-0 ② F9		C B B B B 4-1 S 3B BB	C B X 1-1 E5 FC4-6 1B 1-2 6-3		L B B X 2-1 ① 5-3	4	2	0	0	1	0	1
Al Heist, R (1, 8) OBP: 0.263, SLG: 0.236 Al Spangler, L (6, PH) OBP: 0.391, SLG: 0.386 (6, 7)	B F B B S S 3-3 ③ K			C X 0-1 1B		X 0-0 ① F5	B S X 1-1 FC4-6 1-2 2-3 1B		B C B F X 2-2 ② 3-1	2 3	0 0	1 1	0 0	0 0	1 0	0 1
Norm Larker, L (1, 3) OBP: 0.360, SLG: 0.370		B C B F F F B F F 3-2 X ① F9		C B B X 2-1 ③ F4		B C F F B F X 2-2 1-H 1B 3B	B B X 2-0 ① FC4-6 6-3 1-2f 2-3 3-H		X 0-0 FC5-4 1B	5	1	2	2	0	0	3
Bob Aspromonte, R (1, 5) OBP: 0.337, SLG: 0.383		B B X 2-0 ② F8			B C B B B 4-1 HR BB	B B X 2-0 ② 4-3	C X 0-1 ② 6-3 1-2 3-H		B C B F F F X 2-2 ③ FC5-4 1-2f	4	1	0	1	1	0	3
Roman Mejias, R (1, 9) OBP: 0.326, SLG: 0.447		C S S 0-3 ③ K			X 0-0 1-H HR	B X 1-0 1B 2B 3-H 1B	C X 0-1 ③ 6-3			4	2	2	3	0	1	1
Hal Smith, R (1, 2) OBP: 0.287, SLG: 0.382			B B X 2-0 ① F3		C S B X 1-2 ① F5	F B C X 1-2 1-3 2B 1B		B C C X 1-2 FC1-6 1B		4	1	2	0	0	0	0
J C Hartman, R (1, 6) OBP: 0.261, SLG: 0.270			B B S B X 3-1 ② F9		X 0-0 FC5-6 1B	F B B F F F X 2-2 1-H 3-H 2B		X 0-0 ① FC1-6 SH2-3 1-2f		4	0	2	2	0	0	1
Jim Golden, L (1, 1) OBP: 0.250, SLG: 0.333 George Brunet, R (5, 1) OBP: 0.111, SLG: 0.059 Jim Umbricht, R (6, 1) OBP: 0.111, SLG: 0.111			B C C B S 2-3 ③ K		C L X 0-2 ② FC5-6 1-2f	B X 1-0 ③ 5-3		X 0-0 ② SH2-3 1-2		2 1 0	0 0 0	0 0 0	0 0 0	0 0 0	1 0 0	1 1 0
Inning Stats	R: 0 E: 0 K: 2 S: 9 H: 0 LOB: 0 BB: 0 P: 14	R: 0 E: 0 K: 1 S: 11 H: 0 LOB: 0 BB: 0 P: 16	R: 0 E: 0 K: 1 S: 6 H: 0 LOB: 0 BB: 0 P: 13	R: 0 E: 0 K: 0 S: 8 H: 1 LOB: 1 BB: 0 P: 13	R: 2 E: 0 K: 0 S: 12 H: 2 LOB: 1 BB: 1 P: 18	R: 4 E: 0 K: 0 S: 18 H: 4 LOB: 1 BB: 1 P: 31	R: 2 E: 1 K: 0 S: 10 H: 2 LOB: 1 BB: 0 P: 16	R: 0 E: 0 K: 0 S: 6 H: 1 LOB: 1 BB: 0 P: 7	R: 0 E: 0 K: 0 S: 11 H: 1 LOB: 1 BB: 0 P: 17	1B: 8 2B: 1 3B: 1 HR: 1 SF: 0 SAC: 1 DP: 0 HBP: 0						

PITCHER		IP	WLS	BF	H	R	ER	SO	BB	IBB	HBP	BLK	WP	HR	S	P	ERA	WHIP
Sandy Koufax, L ERA: 2.41	(1, 1)	5.0		19	3	2	2	4	1	0	0	0	0	1	46	74	3.60	0.800
Ed Roebuck, R ERA: 3.06	(6, 1)	0.2		5	2	3	3	0	1	0	0	0	0	0	9	18	40.50	4.500
Larry Sherry, R ERA: 3.09	(6, 1)	0.1		3	2	1	1	0	0	0	0	0	0	0	9	13	27.00	6.000
Ron Perranoski, L ERA: 2.81	(7, 1)	2.0	L	10	3	2	1	0	0	0	0	0	0	0	16	23	4.50	1.500
Stan Williams, R ERA: 4.51	(9, 1)	1.0		4	1	0	0	0	0	0	0	0	0	0	11	17	0.00	1.000

PITCHER	IP	WLS	BF	H	R	ER	SO	BB	IBB	HBP	BLK	WP	HR	S	P	ERA	WHIP

Houston Colt 45's @ Los Angeles Dodgers

Dodger Stadium, Los Angeles, CA

Thu Sep 27 1962, 7:05 PM PDT

Att. 29,855 - Unknown

TOP

livebaseballscorecards.com

AB	38
R	8
H	11
RBI	8
BB	2
SO	4
LOB	14

Batter	1	2	3	4	5	6	7	8	9	AB	R	H	RBI	BB	SO	LOB
Maury Wills, S (1, 6) OBP: 0.349, SLG: 0.377	3-2 B B B C C X ① 4-3		2-1 C B B X ① 1B 3B		1-2 C C F B X ① 1B 1B 1B	0-2 C F X 1-2 3-H 1B		0-1 C X ② 4-3		5	2	3	1	0	0	0
Jim Gilliam, S (1, 4) OBP: 0.376, SLG: 0.345	1-0 B X ② F5		1-0 B X FC5 1B 3-H 1B		3-1 B F B B X ① L7	2-1 B B C X ② F8		1-0 B X ③ F7		5	0	1	1	0	0	3
Willie Davis, L (1, 8) OBP: 0.340, SLG: 0.466	0-0 X 1B 1B		0-1 F X E 1-2 2B 1B		1-0 B X 1B 1-2 1B	1-0 B X ③ F4			1-2 F B F X ① 6-3	5	1	3	0	0	0	2
Tommy Davis, R (1, 7) OBP: 0.375, SLG: 0.537	2-0 B B X FC6-4 1-3 1B		0-2 C C X ② FC5 2B 1-3 2-3f		0-0 X G4-3 1-3 2-H 1B		4-0 B B B B 1B BB		0-1 C X ② B5	4	1	2	1	1	0	2
Frank Howard, R (1, 9) OBP: 0.356, SLG: 0.580	0-0 X ③ FC6-4 1-2f		2-0 B B X 1-H 3-H 2B		0-1 S X ② ③ G4-3 1-2f		0-3 C F C ① K		0-0 X 1B	5	0	2	2	0	1	5
Ron Fairly, L (1, 3) OBP: 0.382, SLG: 0.436		1-0 B X ① L8	1-0 B X ③ F9			1-2 F F B X 1B E 1B	2-3 C B F B S ② K		0-0 X ③ F6	5	1	1	0	0	1	3
John Roseboro, L (1, 2) OBP: 0.346, SLG: 0.389		0-0 X ② 4-3		0-1 C X ① F8		1-0 B X E 1-2 1B 1B	0-2 C S X 1-2 1B			4	1	2	0	0	0	0
Andy Carey, R (1, 5) OBP: 0.333, SLG: 0.365 Wally Moon, L (6, PH) OBP: 0.327, SLG: 0.340 Daryl Spencer, R (7, 5) OBP: 0.367, SLG: 0.321		3-1 B S B B X ③ 5-3		1-2 C C B X ② F8		2-1 C B B X E4 1B 1-3 2-H	1-0 B X ③ F8			2 1 1	0 0 0	0 0 0	0 0 0	0 0 0	0 0 0	0 1 2
Sandy Koufax, R (1, 1) OBP: 0.113, SLG: 0.130 Ed Roebuck, R (6, 1) OBP: 0.240, SLG: 0.240 Larry Sherry, R (6, 1) OBP: 0.167, SLG: 0.118 Duke Snider, L (6, PH) OBP: 0.406, SLG: 0.470 Ron Perranoski, L (7, 1) OBP: 0.143, SLG: 0.077 Lee Walls, R (8, PH) OBP: 0.330, SLG: 0.307 Stan Williams, R (9, 1) OBP: 0.104, SLG: 0.169			1-3 C S B C ① K	1-1 B C X ③ 6-3		3-3 B C S B B S ① K		3-2 B B C C B F X ① F8		2 0 0 1 0 1 0 0	0 0 0 0 0 0 0 0	0 0 0 0 0 0 0 0	0 0 0 0 0 0 0 0	1 0 0 0 0 0 0 0	0 0 0 2 0 0 0 0	0 0 0 2 0 0 0 0
Inning Stats	R: 0 E: 0 K: 0 S: 7 H: 2 LOB: 2 BB: 0 P: 13	R: 0 E: 0 K: 0 S: 4 H: 0 LOB: 0 BB: 0 P: 8	R: 3 E: 1 K: 1 S: 13 H: 4 LOB: 1 BB: 0 P: 20	R: 0 E: 0 K: 0 S: 7 H: 0 LOB: 0 BB: 0 P: 9	R: 1 E: 0 K: 0 S: 10 H: 3 LOB: 1 BB: 0 P: 15	R: 2 E: 1 K: 1 S: 15 H: 3 LOB: 2 BB: 0 P: 25	R: 0 E: 0 K: 2 S: 10 H: 1 LOB: 2 BB: 1 P: 17	R: 0 E: 0 K: 0 S: 7 H: 0 LOB: 0 BB: 0 P: 11	R: 0 E: 0 K: 0 S: 7 H: 1 LOB: 1 BB: 0 P: 8	1B: 12 2B: 1 3B: 1 HR: 0 SF: 0 SAC: 0 DP: 1 HBP: 0						

PITCHER		IP	WLS	BF	H	R	ER	SO	BB	IBB	HBP	BLK	WP	HR	S	P	ERA	WHIP
Jim Golden, R ERA: 4.06	(1, 1)	4.1		22	9	4	4	1	0	0	0	0	0	0	39	63	8.31	2.077
George Brunet, L ERA: 4.58	(5, 1)	0.2		3	2	2	1	0	0	0	0	0	0	0	6	8	13.50	3.000
Jim Umbricht, R ERA: 2.01	(6, 1)	4.0	W	17	3	0	0	3	1	0	0	0	0	0	35	55	0.00	1.000

PITCHER	IP	WLS	BF	H	R	ER	SO	BB	IBB	HBP	BLK	WP	HR	S	P	ERA	WHIP

BOTTOM

Houston Colt 45's @ Los Angeles Dodgers

Dodger Stadium, Los Angeles, CA

Thu Sep 27 1962, 7:05 PM PDT

Att. 29,855 - Unknown

livebaseballscorecards.com

AB	41
R	6
H	14
RBI	5
BB	1
SO	4
LOB	20

WP: 0 PA: 42
PB: 0
SB: 0
CS: 0

Houston Colt 45's @ San Francisco Giants

Candlestick Park, San Francisco, CA

Sat Sep 29 1962, 6:33 AM EDT

Unknown - 64 F

TOP

livebaseballscorecards.com

Batter	1	2	3	4	5	6	7	8	9	AB	R	H	RBI	BB	SO	LOB
Carl Warwick, R (1, 8) OBP: 0.316, SLG: 0.409	BBBB 4-0 2B 6-3 BB	x 0-0 F8 ③		BBBB 4-0 BB		x 0-0 BB 1B		BBBB 4-0 FC3-6 1-2 BB		2	1	1	0	3	0	0
Al Spangler, L (1, 7) OBP: 0.391, SLG: 0.388	x 0-0 1-3 1B 2B		BBBB 4-0 BB 1B BB	x 0-0 6-3 ③		x 0-0 F7 ②		x 0-0 FC3-6 ② 1-2f 2-3		4	2	1	0	1	0	5
Johnny Temple, R (1, 4) OBP: 0.351, SLG: 0.319 Joey Amalfitano, R (6, PR) OBP: 0.317, SLG: 0.303 (6, 4)	x 0-0 6-3 ① 3-H		BBBB 4-0 1B G5-4-3 1-2 BB		x 0-0 4-3 1B 2B	BBBB 4-0 1-2 BB		x 0-0 F8 ③		2 1	2 0	1 0	1 0	2 0	0 0	1 2
Norm Larker, L (1, 3) OBP: 0.360, SLG: 0.371	x 0-0 1B 2-H 1B		x 0-0 G5-4-3 1-3 2-H 1B		x 0-0 4-3 ① 2-3	x 0-0 F9 ③			x 0-0 4-3 ①	5	0	2	2	0	0	3
Bob Aspromonte, R (1, 5) OBP: 0.334, SLG: 0.379	x 0-0 F8 ②		x 0-0 G5-4-3 ① ② 1-2f 3-H		x 0-0 F9 ②		x 0-0 6-3 ①		x 0-0 F7 ②	5	0	0	0	0	0	3
Dave Roberts, L (1, 9) OBP: 0.316, SLG: 0.327	x 0-0 1-2 1B		x 0-0 4-3 ③		x 0-0 E 3-H 1B		SSS 0-3 K ②		H 1-0 HBP	4	0	2	1	0	1	0
Merritt Ranew, L (1, 2) OBP: 0.288, SLG: 0.392	x 0-0 4-3 ③			x 0-0 G3 ①	x 0-0 E5 FC5-4 1-2		x 0-0 F8 ③		x 0-0 F9 ③	5	0	0	0	0	0	4
J C Hartman, R (1, 6) OBP: 0.253, SLG: 0.262		x 0-0 F6 ①		x 0-0 5-3 ②	x 0-0 FC5-4 ③ 1-2f			SSS 0-3 K ①		4	0	0	0	0	1	2
Ken Johnson, R (1, 1) OBP: 0.094, SLG: 0.096 George Williams, R (2, PH) OBP: 0.375, SLG: 0.500 Bobby Tiefenauer, R (2, 1) OBP: 0.200, SLG: 0.222 Billy Goodman, L (8, PH) OBP: 0.308, SLG: 0.294 George Brunet, R (8, 1) OBP: 0.111, SLG: 0.059		x 0-0 F7 ②		x 0-0 2B		x 0-0 6-3 ①		x 0-0 FC3-6 BB 1B		0 1 2 1 0	0 0 0 0 0	0 0 1 1 0	0 0 0 0 0	0 0 0 0 0	0 0 0 0 0	0 0 0 0 0
Inning Stats	R: 2 E: 0 K: 0 S: 6 H: 3 LOB: 2 BB: 1 P: 10	R: 0 E: 0 K: 0 S: 3 H: 0 LOB: 0 BB: 0 P: 3	R: 2 E: 0 K: 0 S: 3 H: 1 LOB: 0 BB: 2 P: 11	R: 0 E: 0 K: 0 S: 4 H: 1 LOB: 2 BB: 1 P: 8	R: 1 E: 1 K: 0 S: 6 H: 2 LOB: 2 BB: 0 P: 6	R: 0 E: 0 K: 0 S: 4 H: 1 LOB: 2 BB: 1 P: 8	R: 0 E: 0 K: 1 S: 5 H: 0 LOB: 0 BB: 0 P: 5	R: 0 E: 0 K: 1 S: 6 H: 1 LOB: 2 BB: 1 P: 10	R: 0 E: 0 K: 0 S: 3 H: 0 LOB: 1 BB: 0 P: 4	1B: 6 2B: 3 3B: 0 HR: 0	SF: 0 SAC: 0 DP: 1 HBP: 1						

	AB	36
	R	5
	H	9
	RBI	4
	BB	6
	SO	2
	LOB	20

WP: 0 PB: 0 SB: 0 CS: 0 PA: 43

PITCHER		IP	WLS	BF	H	R	ER	SO	BB	IBB	HBP	BLK	WP	HR	S	P	ERA	WHIP
Jack Sanford, R ERA: 3.46	(1, 1)	5.2	W	30	8	5	5	0	5	0	0	0	0	0	25	45	7.94	2.294
Stu Miller, R ERA: 4.06	(6, 1)	3.1	S	13	1	0	0	2	1	0	1	0	0	0	15	20	0.00	0.600

PITCHER		IP	WLS	BF	H	R	ER	SO	BB	IBB	HBP	BLK	WP	HR	S	P	ERA	WHIP

BOTTOM

Houston Colt 45's @ San Francisco Giants

Candlestick Park, San Francisco, CA

Sat Sep 29 1962, 6:33 AM EDT

Unknown - 64 F

livebaseballscorecards.com

Batter	1	2	3	4	5	6	7	8	9	AB	R	H	RBI	BB	SO	LOB
Chuck Hiller, L (1, 4) OBP: 0.340, SLG: 0.332	BBBB 4-0 BB 1B SF9 BB	SSS 0-3 ① K	x 0-0 ③ F5			BBBB 4-0 FC6-4 BB		x 0-0 FC6-4 BB 1B		3	1	1	0	2	1	0
Matty Alou, L (1, 9) OBP: 0.340, SLG: 0.355 (7, 7)	x 0-0 BB 1-2 1B 1B	x 0-0 E S 1B 1B		x 0-0 ① 4-3		x 0-0 ① FC6-4 FC4-6 S 1-2f		SSS 0-3 ① K		5	2	2	0	0	1	2
Willie Mays, R (1, 8) OBP: 0.380, SLG: 0.608	x 0-0 ① F4	x 0-0 ② F8 1-3		x 0-0 ② 6-3		x 0-0 E4 FC4-6 1-2		BBBB 4-0 FC6-4 1-2 BB		4	0	0	0	1	0	4
Willie McCovey, L (1, 7) OBP: 0.369, SLG: 0.604 Felipe Alou, R (6, PR) OBP: 0.354, SLG: 0.515 (7, 9)	BBBB 4-0 1B 1B 1-2 2-3 BB	x 0-0 1B HR 3-H 1B		x 0-0 HR		x 0-0 ② FC4-6 1-2f 2-3		x 0-0 ② FC6-4 1-2f 2-3		3 1	3 0	2 0	2 0	1 0	0 0	2 2
Orlando Cepeda, R (1, 3) OBP: 0.349, SLG: 0.520	x 0-0 ② SF9 3-H	x 0-0 HR 1-2 1B		x 0-0 HR		SSS 0-3 ③ K		x 0-0 5-3		4	2	2	2	0	1	4
Tom Haller, L (1, 2) OBP: 0.386, SLG: 0.524	x 0-0 1B E 1-3 2-H 1B	x 0-0 1-H 2-H HR		SSS 0-3 ③ K			x 0-0 ① F8			4	2	2	4	0	1	0
Jim Davenport, R (1, 5) OBP: 0.357, SLG: 0.456	x 0-0 E 1-3 3-H 1B	x 0-0 ③ 6-3			SSS 0-3 ① K		SSS 0-3 ② K			4	1	1	1	0	2	0
Jose Pagan, R (1, 6) OBP: 0.307, SLG: 0.352	x 0-0 E5 1-H 3-H	SSS 0-3 ① K			x 0-0 ② F9		x 0-0 1B			4	0	1	0	0	1	0
Jack Sanford, R (1, 1) OBP: 0.188, SLG: 0.189 Stu Miller, R (6, 1) OBP: 0.176, SLG: 0.125	SSS 0-3 ③ K	x 0-0 ② 6-3			x 0-0 ③ 6-3		x 0-0 ③ F6			3 1	0 0	0 0	0 0	0 0	1 0	1 1
Inning Stats	R: 5 H: 3 E: 1 LOB: 1 K: 1 BB: 2 S: 9 P: 17	R: 4 H: 4 E: 0 LOB: 0 K: 1 BB: 0 S: 9 P: 9	R: 0 H: 0 E: 0 LOB: 0 K: 1 BB: 0 S: 5 P: 5	R: 2 H: 2 E: 0 LOB: 0 K: 1 BB: 0 S: 7 P: 7	R: 0 H: 0 E: 0 LOB: 0 K: 1 BB: 0 S: 5 P: 5	R: 0 H: 0 E: 1 LOB: 2 K: 1 BB: 1 S: 6 P: 10	R: 0 H: 1 E: 0 LOB: 1 K: 1 BB: 0 S: 6 P: 6	R: 0 H: 1 E: 0 LOB: 2 K: 1 BB: 1 S: 6 P: 10		1B: 8 SF: 1 2B: 0 SAC: 0 3B: 0 DP: 0 HR: 3 HBP: 0						WP: 0 PA: 41 PB: 0 SB: 2 CS: 0

	AB	36
	R	11
	H	11
	RBI	9
	BB	4
	SO	8
	LOB	16

PITCHER		IP	WLS	BF	H	R	ER	SO	BB	IBB	HBP	BLK	WP	HR	S	P	ERA	WHIP
Ken Johnson, R ERA: 3.84	(1, 1)	1.0	L	9	3	5	3	1	2	0	0	0	0	0	9	17	27.00	5.000
Bobby Tiefenauer, R ERA: 4.34	(2, 1)	6.0		27	7	6	6	6	1	0	0	0	0	3	38	42	9.00	1.333
George Brunet, L ERA: 4.5	(8, 1)	1.0		5	1	0	0	1	1	0	0	0	0	0	6	10	0.00	2.000

PITCHER	IP	WLS	BF	H	R	ER	SO	BB	IBB	HBP	BLK	WP	HR	S	P	ERA	WHIP

Batter	1	2	3	4	5	6	7	8	9	AB	R	H	RBI	BB	SO	LOB
Carl Warwick, R (1, 8) OBP: 0.317, SLG: 0.407	BBBB 4-0 2B BB		BBBB 4-0 G4-6-3 BB		x 0-0 ① SH1-3 1-2		x 0-0 ① FC5-4 1-2f		SSS 0-3 ③ K	2	1	0	0	2	1	2
Johnny Temple, R (1, 4) OBP: 0.347, SLG: 0.316	SSS 0-3 ① K		x 0-0 ①② G4-6-3 1-2f		x 0-0 E6 1B		x 0-0 ② F8			4	0	0	0	0	1	4
Dave Roberts, L (1, 7) OBP: 0.344, SLG: 0.365	x 0-0 FC 1-H 2B		BBBB 4-0 HR BB		x 0-0 G4-6-3 1-3 2-H 1B		SSS 0-3 ③ K			3	1	2	2	1	1	1
Norm Larker, L (1, 3) OBP: 0.359, SLG: 0.376	x 0-0 FC 2-3		x 0-0 1-H HR		x 0-0 ②③ G4-6-3 1-2f			x 0-0 ① 1-3		4	1	1	2	0	0	3
Bob Aspromonte, R (1, 5) OBP: 0.332, SLG: 0.376	x 0-0 ② F6		x 0-0 ③ F8			x 0-0 ① 6-3		SSS 0-3 ② K		4	0	0	0	0	1	2
Roman Mejias, R (1, 9) OBP: 0.323, SLG: 0.444	x 0-0 ③ F8			SSS 0-3 ① K		x 0-0 ② 6-3		x 0-0 ③ F5		4	0	0	0	0	1	2
Hal Smith, R (1, 2) OBP: 0.286, SLG: 0.383		x 0-0 ① F7		x 0-0 ② F7		x 0-0 2B			SSS 0-3 ① K	4	0	1	0	0	1	0
J C Hartman, R (1, 6) OBP: 0.247, SLG: 0.255		x 0-0 ② 6-3		x 0-0 ③ 6-3		x 0-0 ③ F7			x 0-0 E5	4	0	0	0	0	0	1
Bob Bruce, R (1, 1) OBP: 0.343, SLG: 0.218		x 0-0 ③ 6-3			x 0-0 SH1-3 1B 1B		x 0-0 E6 FC5-4		x 0-0 ② F2	4	1	1	0	0	0	1
Inning Stats	R: 1 H: 1 E: 0 LOB: 2 K: 1 BB: 1 S: 7 P: 11	R: 0 H: 0 E: 0 LOB: 0 K: 0 BB: 0 S: 3 P: 3	R: 2 H: 1 E: 0 LOB: 0 K: 0 BB: 2 S: 3 P: 11	R: 0 H: 0 E: 0 LOB: 0 K: 1 BB: 0 S: 5 P: 5	R: 1 H: 2 E: 1 LOB: 1 K: 0 BB: 0 S: 5 P: 5	R: 0 H: 1 E: 0 LOB: 1 K: 0 BB: 0 S: 4 P: 4	R: 0 H: 0 E: 1 LOB: 1 K: 1 BB: 0 S: 6 P: 6	R: 0 H: 0 E: 0 LOB: 0 K: 1 BB: 0 S: 5 P: 5	R: 0 H: 0 E: 1 LOB: 1 K: 2 BB: 0 S: 8 P: 8	1B: 2 SF: 0 2B: 2 SAC: 1 3B: 0 DP: 2 HR: 1 HBP: 0						

TOP

Houston Colt 45's @ San Francisco Giants

Candlestick Park, San Francisco, CA

Sat Sep 29 1962, 6:38 AM EDT

Att. 26,268 - Unknown

livebaseballscorecards.com

AB	33
R	4
H	5
RBI	4
BB	3
SO	6
LOB	16

WP: 0 PA: 37
PB: 0
SB: 0
CS: 0

PITCHER		IP	WLS	BF	H	R	ER	SO	BB	IBB	HBP	BLK	WP	HR	S	P	ERA	WHIP
Juan Marichal, R ERA: 3.34	(1, 1)	4.1	L	21	4	4	4	2	3	0	0	0	0	1	22	34	8.31	1.615
Stu Miller, R ERA: 3.96	(5, 1)	2.2		9	1	0	0	1	0	0	0	0	0	0	11	11	0.00	0.375
Bobby Bolin, R ERA: 3.56	(8, 1)	2.0		7	0	0	0	3	0	0	0	0	0	0	13	13	0.00	0.000

PITCHER	IP	WLS	BF	H	R	ER	SO	BB	IBB	HBP	BLK	WP	HR	S	P	ERA	WHIP

Batter	1	2	3	4	5	6	7	8	9	AB	R	H	RBI	BB	SO	LOB
Harvey Kuenn, R (1, 7) OBP: 0.369, SLG: 0.441	1-3	FC5-2 1-2 2-3 3-Hf			F4		6-3 1-2			4	0	0	0	0	0	4
Chuck Hiller, L (1, 4) OBP: 0.338, SLG: 0.329	1-3	F9			K			F2		4	0	0	0	0	1	3
Matty Alou, L (1, 9) OBP: 0.343, SLG: 0.379	HR		F8		3-1			2B		4	1	2	1	0	0	0
Willie Mays, R (1, 8) OBP: 0.379, SLG: 0.605	1-3		F7			K		BB		3	0	0	0	1	1	0
Orlando Cepeda, R (1, 3) OBP: 0.349, SLG: 0.520		SH5-4 HBP 1B 1B	1B			K		F7		4	1	2	0	0	1	2
Tom Haller, L (1, 2) OBP: 0.385, SLG: 0.519		1B SH5-4 1-2 FC5-2 HBP	K			K		F7		3	0	0	0	0	2	3
Jim Davenport, R (1, 5) OBP: 0.355, SLG: 0.453		SH5-4 1-2 2-3		K			F7		K	3	0	0	0	0	2	0
Jose Pagan, R (1, 6) OBP: 0.309, SLG: 0.353 Felipe Alou, R (9, PH) OBP: 0.353, SLG: 0.514		FC5-2 1B IBB		K S 1B			K		F8	2 1	0 0	1 0	0 0	1 0	1 0	0 0
Juan Marichal, R (1, 1) OBP: 0.281, SLG: 0.241 Stu Miller, R (5, 1) OBP: 0.176, SLG: 0.125 Ed Bailey, L (7, PH) OBP: 0.340, SLG: 0.465 Billy O'Dell, S (7, PR) OBP: 0.191, SLG: 0.136 Bobby Bolin, R (8, 1) OBP: 0.292, SLG: 0.348 Willie McCovey, L (9, PH) OBP: 0.368, SLG: 0.601		FC5-2 1-2 2-3 3-H 1B		K 1-3			WP HBP		4-3	2 0 0 0 0 1	0 0 0 0 0 0	1 0 0 0 0 0	1 0 0 0 0 0	0 0 0 0 0 0	1 0 0 0 0 0	1 0 0 0 0 0
Inning Stats	R: 1 H: 1 E: 0 LOB: 0 K: 0 BB: 0 S: 4 P: 4	R: 1 H: 2 E: 0 LOB: 3 K: 0 BB: 1 S: 5 P: 10	R: 0 H: 1 E: 0 LOB: 1 K: 1 BB: 0 S: 6 P: 6	R: 0 H: 1 E: 0 LOB: 0 K: 2 BB: 0 S: 7 P: 7	R: 0 H: 0 E: 0 LOB: 0 K: 1 BB: 0 S: 5 P: 5	R: 0 H: 0 E: 0 LOB: 0 K: 3 BB: 0 S: 9 P: 9	R: 0 H: 0 E: 0 LOB: 2 K: 1 BB: 0 S: 5 P: 6	R: 0 H: 1 E: 0 LOB: 2 K: 0 BB: 1 S: 4 P: 8	R: 0 H: 0 E: 0 LOB: 0 K: 1 BB: 0 S: 5 P: 5	1B: 4 2B: 1 3B: 0 HR: 1	SF: 0 SAC: 1 DP: 0 HBP: 2			WP: 1 PB: 0 SB: 1 CS: 0		PA: 36	

PITCHER	IP	WLS	BF	H	R	ER	SO	BB	IBB	HBP	BLK	WP	HR	S	P	ERA	WHIP
Bob Bruce, R (1, 1) ERA: 4.06	9.0	W	36	6	2	2	9	1	1	2	0	1	1	50	60	2.00	0.778

PITCHER	IP	WLS	BF	H	R	ER	SO	BB	IBB	HBP	BLK	WP	HR	S	P	ERA	WHIP

BOTTOM

Houston Colt 45's @ San Francisco Giants

Candlestick Park, San Francisco, CA

Sat Sep 29 1962, 6:38 AM EDT

Att. 26,268 - Unknown

livebaseballscorecards.com

AB	31
R	2
H	6
RBI	2
BB	2
SO	9
LOB	13

Batter	1	2	3	4	5	6	7	8	9	AB	R	H	RBI	BB	SO	LOB
Carl Warwick, R (1, 8) OBP: 0.315, SLG: 0.404	6-3		K		F9		B1			4	0	0	0	0	1	2
Johnny Temple, R (1, 4) OBP: 0.344, SLG: 0.312	F4		F9		F2		5-3			4	0	0	0	0	0	2
Roman Mejias, R (1, 9) OBP: 0.325, SLG: 0.444	1B		F2			1B	4-3			4	1	2	0	0	0	1
Norm Larker, L (1, 3) OBP: 0.358, SLG: 0.374	4-3			5-3 BB		P6		P4		3	0	0	0	1	0	2
Bob Aspromonte, R (1, 5) OBP: 0.333, SLG: 0.377		SH1-3 1B		F9		1B 1-2		6-3		4	0	2	0	0	0	1
Jim Pendleton, R (1, 7) OBP: 0.276, SLG: 0.368		SH1-3 1-2		5-3 1-2		1B 1-2 2-H		4-3		2	0	1	1	0	0	1
Dave Roberts, L (8, PH) OBP: 0.339, SLG: 0.358 (8, 7)										1	0	0	0	0	0	0
Hal Smith, R (1, 2) OBP: 0.286, SLG: 0.380		BB		F6		F3			F7	3	0	0	0	1	0	3
J C Hartman, R (1, 6) OBP: 0.248, SLG: 0.257		K			S 1B	F7			F2	3	0	1	0	0	1	4
Merritt Ranew, L (9, PH) OBP: 0.287, SLG: 0.390										1	0	0	0	0	0	0
Turk Farrell, R (1, 1) OBP: 0.190, SLG: 0.269		K			K 1-2		2B		K	3	0	1	0	0	2	3
Billy Goodman, L (9, PH) OBP: 0.306, SLG: 0.292										1	0	0	0	0	1	0
Inning Stats	R: 0 E: 0 K: 0 S: 4 H: 1 LOB: 1 BB: 0 P: 4	R: 0 E: 0 K: 2 S: 8 H: 1 LOB: 2 BB: 1 P: 12	R: 0 E: 0 K: 1 S: 5 H: 0 LOB: 0 BB: 0 P: 5	R: 0 E: 0 K: 0 S: 3 H: 0 LOB: 1 BB: 1 P: 7	R: 0 E: 0 K: 1 S: 6 H: 1 LOB: 1 BB: 0 P: 6	R: 1 E: 0 K: 0 S: 6 H: 3 LOB: 2 BB: 0 P: 6	R: 0 E: 0 K: 0 S: 4 H: 1 LOB: 1 BB: 0 P: 4	R: 0 E: 0 K: 0 S: 3 H: 0 LOB: 0 BB: 0 P: 3	R: 0 E: 0 K: 1 S: 5 H: 0 LOB: 0 BB: 0 P: 5	1B: 6 2B: 1 3B: 0 HR: 0	SF: 0 SAC: 1 DP: 0 HBP: 0						

TOP

Houston Colt 45's @ San Francisco Giants

Candlestick Park, San Francisco, CA

Sun Sep 30 1962, 6:33 AM EDT

Att. 41,327 - Unknown - 70 F

livebaseballscorecards.com

AB	33
R	1
H	7
RBI	1
BB	2
SO	5
LOB	19

WP: 0 PB: 0 SB: 1 CS: 0 PA: 36

PITCHER		IP	WLS	BF	H	R	ER	SO	BB	IBB	HBP	BLK	WP	HR	S	P	ERA	WHIP
Billy O'Dell, L ERA: 3.46	(1, 1)	7.0		30	7	1	1	4	2	0	0	0	0	0	36	44	1.29	1.286
Stu Miller, R ERA: 3.88	(8, 1)	2.0	W	6	0	0	0	1	0	0	0	0	0	0	8	8	0.00	0.000

PITCHER		IP	WLS	BF	H	R	ER	SO	BB	IBB	HBP	BLK	WP	HR	S	P	ERA	WHIP

Batter	1	2	3	4	5	6	7	8	9	AB	R	H	RBI	BB	SO	LOB
Harvey Kuenn, R (1, 7) OBP: 0.370, SLG: 0.440	L1		G6-3, 1B		F7		HBP			3	0	1	0	0	0	0
Felipe Alou, R (8, 9) OBP: 0.353, SLG: 0.514										0	0	0	0	0	0	0
Matty Alou, L (1, 9) (8, 7) OBP: 0.346, SLG: 0.387	2B		G6-3, 1-2f			FC1-6, 1B	P4			4	0	2	0	0	0	4
Willie Mays, R (1, 8) OBP: 0.380, SLG: 0.608	BB		K			P6		HR		3	1	1	1	1	1	1
Willie McCovey, L (1, 3) OBP: 0.362, SLG: 0.590	P6			P5		FC1-6, 1-2f		F8		4	0	0	0	0	0	3
Orlando Cepeda, R (9, 3) OBP: 0.349, SLG: 0.520										0	0	0	0	0	0	0
Ed Bailey, L (1, 2) OBP: 0.339, SLG: 0.474	P6			HR		F3		F9		4	1	1	1	0	0	3
Jim Davenport, R (1, 5) OBP: 0.354, SLG: 0.451		F3		G1-6-3, 1B			5-3	5-3		4	0	1	0	0	0	0
Chuck Hiller, L (1, 4) OBP: 0.339, SLG: 0.333		2B		G1-6-3, 1-2f			1B, 1B			3	0	2	0	0	0	1
Jose Pagan, R (1, 6) OBP: 0.309, SLG: 0.353		F6			K		F9, 1-3, 1B			3	0	1	0	0	1	1
Billy O'Dell, S (1, 1) OBP: 0.188, SLG: 0.133		K			K		F9, 1-2			2	0	0	0	0	2	1
Tom Haller, L (7, PH) OBP: 0.383, SLG: 0.517										1	0	0	0	0	0	2
Stu Miller, R (8, 1) OBP: 0.176, SLG: 0.125										0	0	0	0	0	0	0
Inning Stats	R: 0 E: 0 K: 0 S: 4 H: 1 LOB: 2 BB: 1 P: 8	R: 0 E: 0 K: 1 S: 6 H: 1 LOB: 1 BB: 0 P: 6	R: 0 E: 0 K: 1 S: 5 H: 1 LOB: 0 BB: 0 P: 5	R: 1 E: 0 K: 0 S: 4 H: 2 LOB: 0 BB: 0 P: 4	R: 0 E: 0 K: 2 S: 7 H: 0 LOB: 0 BB: 0 P: 7	R: 0 E: 0 K: 0 S: 4 H: 1 LOB: 1 BB: 0 P: 4	R: 0 E: 0 K: 0 S: 5 H: 2 LOB: 3 BB: 0 P: 6	R: 1 E: 0 K: 0 S: 4 H: 1 LOB: 0 BB: 0 P: 4		1B: 5 2B: 2 3B: 0 HR: 2	SF: 0 SAC: 0 DP: 2 HBP: 1						

PITCHER		IP	WLS	BF	H	R	ER	SO	BB	IBB	HBP	BLK	WP	HR	S	P	ERA	WHIP
Turk Farrell, R ERA: 3.02	(1, 1)	8.0	L	33	9	2	2	4	1	0	1	0	0	2	39	44	2.25	1.250

PITCHER		IP	WLS	BF	H	R	ER	SO	BB	IBB	HBP	BLK	WP	HR	S	P	ERA	WHIP

BOTTOM

Houston Colt 45's @ San Francisco Giants

Candlestick Park, San Francisco, CA

Sun Sep 30 1962, 6:33 AM EDT

Att. 41,327 - Unknown - 70 F

livebaseballscorecards.com

AB	31
R	2
H	9
RBI	2
BB	1
SO	4
LOB	16

WP: 0 PB: 0 SB: 0 CS: 0 PA: 33