Houston Colt 45's - 1963

Batter	1	2	3	4	5	6	7	8	9	AB	R	H	RBI	BB	SO	LOB
Chuck Hiller, L (1, 4) OBP: 0.400, SLG: 0.400	F7	3-H 1B		1-2 1B			4-3		4-3	5	0	2	1	0	0	0
Jim Davenport, R (1, 5) OBP: 0.200, SLG: 0.200	F8	5-3		F9			5-3		1B	5	0	1	0	0	0	3
Willie Mays, R (1, 8) OBP: 0.400, SLG: 1.000	K		HR	F7			F9		1B BLK 1B	5	2	2	1	0	1	2
Willie McCovey, L (1, 7) OBP: 0.400, SLG: 1.000		K	K		K			HR	1-3 1B	5	1	2	1	0	3	0
Orlando Cepeda, R (1, 3) OBP: 0.600, SLG: 1.400		HR	F8		4-3 2B			K	1-2 3-H 1B	5	1	3	2	0	1	0
Tom Haller, L (1, 2) OBP: 0.200, SLG: 0.200		FC5-4 1B 3B 1B	F8		4-3 2-3			4-3	K	5	1	1	0	0	1	3
Felipe Alou, R (1, 9) OBP: 0.750, SLG: 1.750		1-2 FC5-4 1B		1B 2B		E6 G6-4-3		HR		4	2	3	1	0	0	0
Jose Pagan, R (1, 6) OBP: 0.250, SLG: 0.250		FC5-4 1-2f 2-3		P6		G6-4-3 1-2f		1B		4	1	1	0	0	0	4
Jack Sanford, R (1, 1) OBP: 0.667, SLG: 1.333 Jack Fisher, R (6, 1)		1-H 1B 3B		1B 2-H 1B		3-1		5-3		3 1	1 0	2 0	3 0	0 0	0 0	0 1
Inning Stats	R: 0 E: 0 K: 1 S: 5 H: 0 LOB: 0 BB: 0 P: 5	R: 4 E: 0 K: 1 S: 10 H: 5 LOB: 1 BB: 0 P: 10	R: 1 E: 0 K: 1 S: 6 H: 1 LOB: 0 BB: 0 P: 6	R: 1 E: 0 K: 0 S: 6 H: 3 LOB: 2 BB: 0 P: 6	R: 0 E: 0 K: 1 S: 5 H: 1 LOB: 0 BB: 0 P: 5	R: 0 E: 1 K: 0 S: 3 H: 0 LOB: 0 BB: 0 P: 3	R: 0 E: 0 K: 0 S: 3 H: 0 LOB: 0 BB: 0 P: 3	R: 2 E: 0 K: 1 S: 8 H: 3 LOB: 1 BB: 0 P: 8	R: 1 E: 0 K: 1 S: 8 H: 4 LOB: 2 BB: 0 P: 8	1B: 10 2B: 2 3B: 1 HR: 4	SF: 0 SAC: 0 DP: 1 HBP: 0						

TOP

San Francisco Giants @ Houston Colt 45's

Colt Stadium, Houston, TX

Tue Apr 09 1963, 4:33 AM EST
Att. 19,591 - Cloudy - 85 F

livebaseballscorecards.com

AB	42
R	9
H	17
RBI	9
BB	0
SO	6
LOB	13

PITCHER		IP	WLS	BF	H	R	ER	SO	BB	IBB	HBP	BLK	WP	HR	S	P	ERA	WHIP
Turk Farrell, R ERA: 15.0	(1, 1)	3.0	L	15	6	5	5	3	0	0	0	0	0	2	21	21	15.00	2.000
Russ Kemmerer, R ERA: 4.5	(4, 1)	2.0		9	4	1	1	1	0	0	0	0	0	0	11	11	4.50	2.000
Hal Woodeshick, L ERA:	(6, 1)	2.0		6	0	0	0	0	0	0	0	0	0	0	6	6	0.00	0.000
George Brunet, L ERA: 13.5	(8, 1)	2.0		12	7	3	3	2	0	0	0	1	0	2	16	16	13.50	3.500

PITCHER	IP	WLS	BF	H	R	ER	SO	BB	IBB	HBP	BLK	WP	HR	S	P	ERA	WHIP

Batter	1	2	3	4	5	6	7	8	9	AB	R	H	RBI	BB	SO	LOB
Ernie Fazio, R (1, 4)	6-3		K		FC5-4 1-2f		5-3			4	0	0	0	0	1	2
Al Spangler, L (1, 7) OBP: 0.750, SLG: 1.000	G6-4-3 1B		1-3 2B			E 1B 1B 1B		6-3		4	1	3	0	0	0	0
Pete Runnels, L (1, 3) OBP: 0.250, SLG: 0.250	G6-4-3 1-2f		5-3			E8 1B 1-3 SF9 1B		F8		4	1	1	0	0	0	3
Rusty Staud, L (1, 9) OBP: 0.500, SLG: 0.333		BB	F9			1-3 1B 3-H		F4		3	0	1	1	1	0	0
Bob Aspromonte, R (1, 5)		F3	P5			SF9 3-H			F8	3	0	0	1	0	0	1
Howie Goss, R (1, 8)		K	5-3			F9			K	4	0	0	0	0	2	2
Jim Campbell, R (1, 2)		K			E6 FC5-4	P4			P5	4	0	0	0	0	1	2
Bob Lillis, R (1, 6)			BB FC4-6		F9		P4			2	0	0	0	1	0	1
Turk Farrell, R (1, 1) Carroll Hardy, R (3, PH) Russ Kemmerer, R (4, 1) Carl Warwick, R (5, PH) Hal Woodeshick, R (6, 1) Brock Davis, L (7, PH) George Brunet, R (8, 1)			FC4-6 2B 1-2f		K		F9			0 1 0 1 0 1 0	0 0 0 0 0 0 0	0 0 0 0 0 0 0	0 0 0 0 0 0 0	0 0 0 0 0 0 0	0 0 0 1 0 0 0	0 1 0 1 0 0 0
Inning Stats	R: 0 E: 0 K: 0 S: 3 H: 1 LOB: 0 BB: 0 P: 3	R: 0 E: 0 K: 2 S: 7 H: 0 LOB: 1 BB: 1 P: 11	R: 0 E: 0 K: 1 S: 6 H: 1 LOB: 2 BB: 1 P: 10	R: 0 E: 0 K: 0 S: 3 H: 0 LOB: 0 BB: 0 P: 3	R: 0 E: 1 K: 1 S: 6 H: 0 LOB: 1 BB: 0 P: 6	R: 2 E: 1 K: 0 S: 6 H: 3 LOB: 1 BB: 0 P: 6	R: 0 E: 0 K: 0 S: 3 H: 0 LOB: 0 BB: 0 P: 3	R: 0 E: 0 K: 0 S: 3 H: 0 LOB: 0 BB: 0 P: 3	R: 0 E: 0 K: 1 S: 5 H: 0 LOB: 0 BB: 0 P: 5	1B: 4 2B: 1 3B: 0 HR: 0	SF: 1 SAC: 0 DP: 1 HBP: 0						

PITCHER		IP	WLS	BF	H	R	ER	SO	BB	IBB	HBP	BLK	WP	HR	S	P	ERA	WHIP
Jack Sanford, R ERA: 3.6	(1, 1)	5.0	W	22	5	2	2	4	2	0	0	0	0	0	28	36	3.60	1.400
Jack Fisher, R ERA:	(6, 1)	4.0	S	12	0	0	0	1	0	0	0	0	0	0	14	14	0.00	0.000

PITCHER	IP	WLS	BF	H	R	ER	SO	BB	IBB	HBP	BLK	WP	HR	S	P	ERA	WHIP

BOTTOM

San Francisco Giants @ Houston Colt 45's

Colt Stadium, Houston, TX

Tue Apr 09 1963, 4:33 AM EST
Att. 19,591 - Cloudy - 85 F

livebaseballscorecards.com

AB	31
R	2
H	5
RBI	2
BB	2
SO	5
LOB	13

1B: 4	SF: 1	WP: 0	PA: 34
2B: 1	SAC: 0	PB: 0	
3B: 0	DP: 1	SB: 0	
HR: 0	HBP: 0	CS: 0	

San Francisco Giants @ Houston Colt 45's

Colt Stadium, Houston, TX

Wed Apr 10 1963, 7:05 PM EST

Att. 12,469 - Unknown - 71 F

livebaseballscorecards.com

TOP

Batter	1	2	3	4	5	6	7	8	9	AB	R	H	RBI	BB	SO	LOB
Chuck Hiller, L (1, 4) OBP: 0.200, SLG: 0.200	2-3		F7		L7		F7		F9	5	0	0	0	0	0	0
Jim Davenport, R (1, 5) OBP: 0.200, SLG: 0.200	CS 1B		F7		5-3		P4		K	5	0	1	0	0	1	0
Willie Mays, R (1, 8) OBP: 0.600, SLG: 0.833	WP 2B BB		BB		1B 1B BB			FC4-6 BB	6-3	1	2	0	0	4	0	0
Willie McCovey, L (1, 7) OBP: 0.444, SLG: 0.750	2B BB		K		1B 1B			FC4-6 BB BB HR		3	1	1	0	1	1	2
Orlando Cepeda, R (1, 3) OBP: 0.667, SLG: 1.222	2B			WP HR 1B	1B			F5		4	1	3	2	0	0	1
Tom Haller, L (1, 2) OBP: 0.222, SLG: 0.125	K			F7		4-3		HR BB		3	1	0	0	1	1	3
Felipe Alou, R (1, 9) OBP: 0.750, SLG: 1.714		3-1		HR		G6-4-3 1B		HR BB		3	2	2	2	1	0	0
Jose Pagan, R (1, 6) OBP: 0.143, SLG: 0.143 Ed Bailey, L (8, PH) OBP: 1.000, SLG: 4.000 Ernie Bowman, R (8, 6)	K		1-3		G6-4-3			HR		3 1 0	0 1 0	0 1 0	0 4 0	0 0 0	1 0 0	1 0 0
Juan Marichal, R (1, 1) Gaylord Perry, R (3, 1) Matty Alou, L (7, PH) Jim Duffalo, R (7, 1) Harvey Kuenn, R (8, PH) Bobby Bolin, R (8, 1)	K		K				K	6-3		1 1 1 0 1 0	0 0 0 0 0 0	0 0 0 0 0 0	0 0 0 0 0 0	1 1 1 0 0 0	0 0 0 0 0 0	0 0 0 0 0 0

Inning Stats	1	2	3	4	5	6	7	8	9
	R: 1 E: 0 K: 1 S: 6	H: 2 LOB: 2 BB: 2 P: 14	R: 0 E: 0 K: 2 S: 7	H: 0 LOB: 0 BB: 0 P: 7	R: 0 E: 0 K: 1 S: 5	H: 0 LOB: 1 BB: 1 P: 9	R: 2 E: 0 K: 1 S: 7	H: 2 LOB: 0 BB: 0 P: 7	R: 1 E: 0 K: 0 S: 4	H: 2 LOB: 2 BB: 1 P: 8	R: 0 E: 0 K: 0 S: 3	H: 1 LOB: 0 BB: 0 P: 3	R: 0 E: 0 K: 1 S: 5	H: 0 LOB: 0 BB: 0 P: 5	R: 4 E: 0 K: 0 S: 4	H: 1 LOB: 0 BB: 3 P: 16	R: 0 E: 0 K: 1 S: 5	H: 0 LOB: 0 BB: 0 P: 5

AB	32
R	8
H	8
RBI	8
BB	7
SO	7
LOB	7

		1B: 5	SF: 0	WP: 2	PA: 39
		2B: 1	SAC: 0	PB: 0	
		3B: 0	DP: 1	SB: 0	
		HR: 2	HBP: 0	CS: 1	

PITCHER		IP	WLS	BF	H	R	ER	SO	BB	IBB	HBP	BLK	WP	HR	S	P	ERA	WHIP
Bob Bruce, R ERA: 7.2	(1, 1)	5.0		23	6	4	4	5	4	0	0	0	2	1	29	45	7.20	2.000
Don McMahon, R ERA: 13.5	(6, 1)	2.2	L	12	2	4	4	1	3	0	0	0	0	1	11	23	13.50	1.875
Don Nottebart, R ERA:	(8, 1)	1.1		4	0	0	0	1	0	0	0	0	0	0	6	6	0.00	0.000

PITCHER		IP	WLS	BF	H	R	ER	SO	BB	IBB	HBP	BLK	WP	HR	S	P	ERA	WHIP

Batter	1	2	3	4	5	6	7	8	9	AB	R	H	RBI	BB	SO	LOB
Ernie Fazio, R (1, 4)	F7	P4	E5 3-H		F3		F5			5	0	0	0	0	0	3
Al Spangler, L (1, 7) OBP: 0.667, SLG: 0.714	BBBB 1B BB	1-2 2B 1B	SSS K			BBBB F8	4-0 BB			3	1	1	0	2	1	1
Pete Runnels, L (1, 3) OBP: 0.444, SLG: 0.556	1-2 1B 1B	1-3 2-H 2B		F7		1B 1B 1B	F8			5	1	3	1	0	0	2
Rusty Staub, L (1, 9) OBP: 0.333, SLG: 0.250	P5	4-3		3-1		1-2 1B		6-3		5	0	1	0	0	0	4
Bob Aspromonte, R (1, 5) OBP: 0.222, SLG: 0.250	1-2 2-H 1B		E 1B 1B 1B	F6		F8		4-3		5	1	2	1	0	0	2
Howie Goss, R (1, 8) OBP: 0.444, SLG: 0.444	1-2 2-H 1B		E2 1-3 1B 1B		SH3-4 1B 1B	1-2 2-3 1B		SSS K		5	2	4	1	0	1	0
Jim Campbell, R (1, 2) OBP: 0.125, SLG: 0.125	F7		4-3 E 1-3 2-H 3-H 1B		SH3-4 1-2	SSS K			F8	4	1	1	2	0	1	5
Bob Lillis, R (1, 6) OBP: 0.500, SLG: 0.429		1B 2B 1B	1-3 1-2		1-3 2-H 1B		S 1B		F8	5	1	3	1	0	0	1
Bob Bruce, R (1, 1)		SSS K	4-3 2-3		1-3 1-2		P1 1-2		F6	2	0	0	0	0	1	2
Hal Smith, R (5, PH)										1	0	0	0	0	0	1
Don McMahon, R (6, 1)										1	0	0	0	0	0	1
Don Nottebart, R (8, 1)										0	0	0	0	0	0	0
Carl Warwick, R (9, PH)										1	0	0	0	0	0	0
Inning Stats	R: 2 E: 0 K: 0 S: 6 H: 3 LOB: 2 BB: 1 P: 10	R: 1 E: 0 K: 1 S: 8 H: 3 LOB: 2 BB: 0 P: 8	R: 3 E: 2 K: 1 S: 9 H: 3 LOB: 1 BB: 0 P: 9	R: 0 E: 0 K: 0 S: 3 H: 0 LOB: 0 BB: 0 P: 3	R: 1 E: 0 K: 0 S: 5 H: 2 LOB: 3 BB: 0 P: 5	R: 0 E: 0 K: 1 S: 8 H: 3 LOB: 3 BB: 0 P: 8	R: 0 E: 0 K: 0 S: 4 H: 1 LOB: 2 BB: 1 P: 8	R: 0 E: 0 K: 1 S: 5 H: 0 LOB: 0 BB: 0 P: 5	R: 0 E: 0 K: 0 S: 3 H: 0 LOB: 0 BB: 0 P: 3	1B: 14 2B: 1 3B: 0 HR: 0 SF: 0 SAC: 1 DP: 0 HBP: 0						

PITCHER	IP	WLS	BF	H	R	ER	SO	BB	IBB	HBP	BLK	WP	HR	S	P	ERA	WHIP
Juan Marichal, R (1, 1) ERA: 18.0	2.0		15	8	5	4	1	1	0	0	0	0	0	16	20	18.00	4.500
Gaylord Perry, R (3, 1) ERA: 2.25	4.0		19	6	2	1	2	0	0	0	0	0	0	23	23	2.25	1.500
Jim Duffalo, R (7, 1) ERA:	1.0	W	5	1	0	0	0	1	0	0	0	0	0	4	8	0.00	2.000
Bobby Bolin, R (8, 1) ERA:	2.0	S	6	0	0	0	1	0	0	0	0	0	0	8	8	0.00	0.000

PITCHER	IP	WLS	BF	H	R	ER	SO	BB	IBB	HBP	BLK	WP	HR	S	P	ERA	WHIP

BOTTOM

San Francisco Giants @ Houston Colt 45's

Colt Stadium, Houston, TX

Wed Apr 10 1963, 7:05 PM EST
Att. 12,469 - Unknown - 71 F

livebaseballscorecards.com

AB	42
R	7
H	15
RBI	6
BB	2
SO	4
LOB	22

PA: 45
WP: 0
PB: 0
SB: 1
CS: 0

Batter	1	2	3	4	5	6	7	8	9	AB	R	H	RBI	BB	SO	LOB
Chuck Hiller, L (1, 4) OBP: 0.267, SLG: 0.214	SH2-3 1B	BBB 1B 1-2 BB		G3		4-3		6-3		4	0	1	0	1	0	2
Jim Davenport, R (1, 5) OBP: 0.214, SLG: 0.214	SH2-3 1-2	1-3 2-H 1B			SSS K	F2		SSS K		4	0	1	1	0	2	1
Willie Mays, R (1, 8) OBP: 0.467, SLG: 0.500	1-3	F2			SSS K		SSS K		BBB 1B HR BB	4	1	0	0	1	2	3
Willie McCovey, L (1, 7) OBP: 0.571, SLG: 0.750	4-3		L1-3 1B		BBB BB 1B BB		1B 1B 1B		1-3 HR 1B	4	2	3	0	1	0	1
Orlando Cepeda, R (1, 3) OBP: 0.643, SLG: 1.214		E7 2B	L1-3 1-2		1-2 BB 1B		1-2 1B 1B		1-H 3-H HR	5	2	3	3	0	0	1
Tom Haller, L (1, 2) OBP: 0.214, SLG: 0.083		F2	F6		BBB 1-2 2-3 BB		F7		4-3	4	0	0	0	1	0	3
Felipe Alou, R (1, 9) OBP: 0.692, SLG: 1.333		1B 2-H 2B		SH2-3 1B	SSS K		FC6-4 1-2 2-H 1B		F5	5	1	3	2	0	1	3
Jose Pagan, R (1, 6) OBP: 0.083, SLG: 0.083	6-3			F5		E6 SH1-4	FC6-4 1-2f		6-3	5	0	0	0	0	0	4
Billy O'Dell, S (1, 1) OBP: 0.500, SLG: 0.500	BB 1B 2-H 1B			SH2-3 1-2		SH1-4 1-2		SSS K		2	1	1	1	0	1	0
Inning Stats	R: 0 E: 0 K: 0 S: 4 H: 1 LOB: 1 BB: 0 P: 4	R: 3 E: 1 K: 0 S: 7 H: 3 LOB: 2 BB: 1 P: 11	R: 0 E: 0 K: 0 S: 3 H: 1 LOB: 0 BB: 0 P: 3	R: 0 E: 0 K: 0 S: 4 H: 1 LOB: 1 BB: 0 P: 4	R: 0 E: 0 K: 3 S: 10 H: 1 LOB: 3 BB: 2 P: 18	R: 0 E: 1 K: 0 S: 4 H: 0 LOB: 1 BB: 0 P: 4	R: 1 E: 0 K: 1 S: 8 H: 3 LOB: 2 BB: 0 P: 8	R: 0 E: 0 K: 2 S: 7 H: 0 LOB: 0 BB: 0 P: 7	R: 3 E: 0 K: 0 S: 5 H: 2 LOB: 0 BB: 1 P: 9	1B: 10 2B: 2 3B: 0 HR: 1 SF: 0 SAC: 3 DP: 1 HBP: 0						

PITCHER		IP	WLS	BF	H	R	ER	SO	BB	IBB	HBP	BLK	WP	HR	S	P	ERA	WHIP
Ken Johnson, R ERA:	(1, 1)	5.0	L	25	7	3	0	3	3	0	0	0	0	0	28	40	0.00	2.000
Conrad Cardinal, R ERA: 3.0	(6, 1)	3.0		13	3	1	1	3	0	0	0	0	0	0	19	19	3.00	1.000
Chris Zachary, R ERA: 27.0	(9, 1)	1.0		6	2	3	3	0	1	0	0	0	0	1	5	9	27.00	3.000

PITCHER	IP	WLS	BF	H	R	ER	SO	BB	IBB	HBP	BLK	WP	HR	S	P	ERA	WHIP

TOP

San Francisco Giants @ Houston Colt 45's

Colt Stadium, Houston, TX

Thu Apr 11 1963, 7:05 PM EST
Att. 8,827 - Unknown - 73 F

livebaseballscorecards.com

AB	37
R	7
H	12
RBI	7
BB	4
SO	6
LOB	18

Totals	37	7	12	7	4	6	18	1B: 10	SF: 0	WP: 0	PA: 44
								2B: 2	SAC: 3	PB: 0	
								3B: 0	DP: 1	SB: 0	
								HR: 1	HBP: 0	CS: 0	

Batter	1	2	3	4	5	6	7	8	9	AB	R	H	RBI	BB	SO	LOB
Bob Lillis, R (1, 6) OBP: 0.333, SLG: 0.273	4-3		F4		F9			F9		4	0	0	0	0	0	1
Johnny Temple, R (1, 4)	E6 E FC4-6		F7			F8			F8	4	1	0	0	0	0	0
Carl Warwick, R (1, 9) OBP: 0.500, SLG: 0.400	BBBB 4-0 FC4-6 1-3 BB			FC5-4 1B		G5-4-3 1B			SSS 0-3 K	3	0	2	0	1	1	0
Carroll Hardy, R (1, 7)	FC4-6 1-2f 3-H			FC5-4 1-2f		G5-4-3 1-2f			SSS 0-3 K	4	0	0	1	0	1	3
Bob Aspromonte, R (1, 5) OBP: 0.167, SLG: 0.182	6-3			F7			5-3			3	0	0	0	0	0	2
Howie Goss, R (1, 8) OBP: 0.333, SLG: 0.333		F8		SSS 0-3 K			6-3			3	0	0	0	0	1	1
Rusty Staub, L (1, 3) OBP: 0.417, SLG: 0.300		BBBB 4-0 G6-4-3 BB			1B		1-3			2	0	1	0	1	0	0
Jim Campbell, R (1, 2) OBP: 0.091, SLG: 0.091		G6-4-3 1-2f			SSS K			F8		3	0	0	0	0	1	2
Ken Johnson, R (1, 1)			SSS 0-3 K		SSS K			F7		1	0	0	0	0	1	0
Hal Smith, R (5, PH)										1	0	0	0	0	1	1
Conrad Cardinal, R (6, 1)										0	0	0	0	0	0	0
J C Hartman, R (8, PH)										1	0	0	0	0	0	0
Chris Zachary, L (9, 1)										0	0	0	0	0	0	0
Inning Stats	R: 1 E: 1 K: 0 S: 4 H: 0 LOB: 1 BB: 1 P: 8	R: 0 E: 0 K: 0 S: 2 H: 0 LOB: 0 BB: 1 P: 6	R: 0 E: 0 K: 1 S: 5 H: 0 LOB: 0 BB: 0 P: 5	R: 0 E: 0 K: 1 S: 6 H: 1 LOB: 1 BB: 0 P: 6	R: 0 E: 0 K: 2 S: 8 H: 1 LOB: 1 BB: 0 P: 8	R: 0 E: 0 K: 0 S: 3 H: 1 LOB: 0 BB: 0 P: 3	R: 0 E: 0 K: 0 S: 3 H: 0 LOB: 0 BB: 0 P: 3	R: 0 E: 0 K: 0 S: 3 H: 0 LOB: 0 BB: 0 P: 3	R: 0 E: 0 K: 2 S: 7 H: 0 LOB: 0 BB: 0 P: 7	1B: 3 2B: 0 3B: 0 HR: 0 SF: 0 SAC: 0 DP: 2 HBP: 0						

PITCHER	IP	WLS	BF	H	R	ER	SO	BB	IBB	HBP	BLK	WP	HR	S	P	ERA	WHIP
Billy O'Dell, L (1, 1) ERA:	9.0	W	31	3	1	0	6	2	0	0	0	0	0	41	49	0.00	0.556

PITCHER	IP	WLS	BF	H	R	ER	SO	BB	IBB	HBP	BLK	WP	HR	S	P	ERA	WHIP

BOTTOM

San Francisco Giants @ Houston Colt 45's

Colt Stadium, Houston, TX

Thu Apr 11 1963, 7:05 PM EST
Att. 8,827 - Unknown - 73 F

livebaseballscorecards.com

AB	29
R	1
H	3
RBI	1
BB	2
SO	6
LOB	10

PA: 31
WP: 0
PB: 0
SB: 0
CS: 0

Batter	1	2	3	4	5	6	7	8	9	10	11	12	AB	R	H	RBI	BB	SO	LOB
Willie Davis, L (1, 8) OBP: 0.250, SLG: 0.333	0-0 F5 ①		0-1 G3 ②		0-1 F2 ③			0-0 6-3 ③		0-1 F5 ③			5	0	0	0	0	0	1
Nate Oliver, R (1, 4) OBP: 0.118, SLG: 0.118	1-0 F3 ②		3-3 K ③			0-0 6-3 ①			2-2 1-3 ①		0-1 6-3 ①		5	0	0	0	0	1	0
Tommy Davis, R (1, 7) OBP: 0.364, SLG: 0.364	0-0 FC4-6 1B			1-2 1B		0-3 K ②			1-0 BB 1B 1B		1-0 5-3 ②		4	0	3	0	0	1	0
Lee Walls, R (9, PR) (9, 7)													1	1	0	0	0	0	0
Bill Skowron, R (1, 3)	1-2 FC4-6 ③ 1-2f			3-1 F6 ①		1-0 5-3 ③			4-2 1B BB 1-2		1-3 K ③		4	0	0	0	1	1	2
John Roseboro, L (1, 2) OBP: 0.250, SLG: 0.250		0-1 F9 ①		2-1 F9 ②			2-3 K ①		1-0 F5 ②			0-0 F6 ①	5	0	0	0	0	1	3
Frank Howard, R (1, 9) OBP: 0.182, SLG: 0.100		3-3 K ②		3-2 L8 ③			0-1 F4 ②		0-0 1-2 2-H 1B			1-0 6-3 ②	4	0	1	1	0	1	1
Ron Fairly, L (9, 9) OBP: 0.250, SLG: 0.143													1	0	0	0	0	0	0
Ken McMullen, R (1, 5) OBP: 0.286, SLG: 0.250		2-2 FC6-4 HBP			0-0 F8 ①		0-3 K2-3 ③		1-2 G3 ③			4-1 E S BB	2	0	0	0	0	1	0
Jim Gilliam, S (9, PH) (9, 5)													1	0	0	0	1	0	2
Dick Tracewski, R (1, 6)		0-1 FC6-4 ③ 1-2f			1-2 E5			0-3 K ①		2-3 K ①		1-3 K ③ 1-3	2	0	0	0	0	0	1
Don Zimmer, R (8, PH) (8, 6)													3	0	0	0	0	3	1
Bob Miller, R (1, 1)			1-3 K ①		0-0 F9 ②			0-3 K ②		0-1 F8 ②			3	0	0	0	0	2	1
Ron Perranoski, L (8, 1)													0	0	0	0	0	0	0
Ed Roebuck, R (9, 1)													1	0	0	0	0	0	0
Inning Stats	R: 0 H: 1 E: 0 LOB: 1 K: 0 BB: 0 S: 6 P: 8	R: 0 H: 0 E: 0 LOB: 1 K: 1 BB: 0 S: 9 P: 14	R: 0 H: 0 E: 0 LOB: 0 K: 2 BB: 0 S: 8 P: 12	R: 0 H: 1 E: 0 LOB: 1 K: 0 BB: 0 S: 11 P: 20	R: 0 H: 0 E: 1 LOB: 1 K: 0 BB: 0 S: 7 P: 8	R: 0 H: 0 E: 0 LOB: 0 K: 1 BB: 0 S: 5 P: 6	R: 0 H: 0 E: 0 LOB: 0 K: 2 BB: 0 S: 8 P: 10	R: 0 H: 0 E: 0 LOB: 0 K: 2 BB: 0 S: 7 P: 7	R: 1 H: 2 E: 0 LOB: 2 K: 0 BB: 1 S: 16 P: 25	R: 0 H: 0 E: 0 LOB: 0 K: 1 BB: 0 S: 7 P: 9	R: 0 H: 0 E: 0 LOB: 0 K: 1 BB: 0 S: 6 P: 8	R: 0 H: 0 E: 0 LOB: 1 K: 1 BB: 1 S: 7 P: 13	1B: 4 SF: 0 2B: 0 SAC: 0 3B: 0 DP: 0 HR: 0 HBP: 1						

PITCHER	IP	WLS	BF	H	R	ER	SO	BB	IBB	HBP	BLK	WP	HR	S	P	ERA	WHIP
Turk Farrell, R (1, 1) ERA: 3.6	12.0	W	44	4	1	1	11	2	0	1	0	0	0	97	140	0.75	0.500

PITCHER	IP	WLS	BF	H	R	ER	SO	BB	IBB	HBP	BLK	WP	HR	S	P	ERA	WHIP

TOP

Los Angeles Dodgers @ Houston Colt 45's

Colt Stadium, Houston, TX

Fri Apr 12 1963, 7:05 PM EST

Att. 12,044 - Unknown - 74 F

livebaseballscorecards.com

AB	41
R	1
H	4
RBI	1
BB	2
SO	11
LOB	12

WP: 0	PB: 0	SB: 1	CS: 0
PA: 44			

Batter	1	2	3	4	5	6	7	8	9	10	11	12	AB	R	H	RBI	BB	SO	LOB
Ernie Fazio, R (1, 4)	2-0 F8 ①		0-0 F8 ②		4-0 BB			0-0 1-3 ②	1-3 K ③		0-3 K ③		5	0	0	0	1	2	3
Al Spangler, L (1, 7) OBP: 0.533, SLG: 0.538	2-1 L7 ②		0-1 6-3 ③		1-1 3-1 ③			1-0 BB BB 1B		2-0 5-3 ①		1-0 E SH1-3 1B 1B	6	1	2	0	0	0	4
Pete Runnels, L (1, 3) OBP: 0.429, SLG: 0.462	0-1 6-3 ③			0-0 5-3 ①		2-2 4-3 ①		4-0 FC5 BB 1-2 BB		0-1 G3 1B		0-1 SH1-3 ① 1-2	4	0	1	0	1	0	0
Rusty Staub, L (1, 9) OBP: 0.389, SLG: 0.214		3-2 L8 ①		0-0 4-3 ②		1-1 L9 ②		4-1 1-2 2-3 BB		3-2 G3 ② 1-2		4-0 1B E IBB	4	0	0	0	2	0	1
Bob Aspromonte, R (1, 5) OBP: 0.167, SLG: 0.125		1-1 1-3 ②		2-2 6-3 ③		2-2 1-3 ③		2-2 FC5 ③ 2-3f		4-0 BB		2-2 E6 1B 1-2 2-3	5	0	0	0	1	0	5
Howie Goss, R (1, 8) OBP: 0.444, SLG: 0.444	1-1 1B		3-2 SH1-4 E 1B				0-2 F6 ①		0-0 SH3-4 1B 1B	3-3 K2-3 ③		2-0 1-2 2-3 3-H 1B	6	1	4	1	0	1	2
Jim Campbell, R (1, 2) OBP: 0.067, SLG: 0.067	1-0 L8 ③		1-0 F8 ①				2-1 6-3 ②		1-0 SH3-4 ① 1-2		0-3 K ①		4	0	0	0	0	1	2
Bob Lillis, R (1, 6) OBP: 0.267, SLG: 0.214			2-2 1-6-3 ①		0-0 E1 SH1-4 1-2		0-0 1-3 ③		2-2 SH3-4 2-H 1B		1-2 1B		3	0	0	0	0	0	1
Carl Warwick, R (9, PH) OBP: 0.571, SLG: 0.500													1	0	1	1	0	0	0
J C Hartman, R (10, 6) OBP: 0.500, SLG: 0.500													1	0	1	0	0	0	0
Turk Farrell, R (1, 1)			4-1 BB		1-0 SH1-4 ② 1-2 2-3			2-2 1-3 ①	0-0 SH3-4 1-2		1-3 K ②		2	0	0	0	1	1	1
Inning Stats	R: 0 H: 0 E: 0 LOB: 0 K: 0 BB: 0 S: 5 P: 9	R: 0 H: 1 E: 0 LOB: 1 K: 0 BB: 0 S: 8 P: 14	R: 0 H: 0 E: 0 LOB: 1 K: 0 BB: 1 S: 12 P: 18	R: 0 H: 0 E: 0 LOB: 0 K: 0 BB: 0 S: 6 P: 8	R: 0 H: 1 E: 1 LOB: 3 K: 0 BB: 1 S: 8 P: 18	R: 0 H: 0 E: 0 LOB: 0 K: 0 BB: 0 S: 8 P: 13	R: 0 H: 0 E: 0 LOB: 0 K: 0 BB: 0 S: 6 P: 8	R: 0 H: 1 E: 0 LOB: 3 K: 0 BB: 2 S: 9 P: 22	R: 1 H: 2 E: 0 LOB: 1 K: 1 BB: 0 S: 9 P: 13	R: 0 H: 1 E: 0 LOB: 2 K: 1 BB: 1 S: 9 P: 21	R: 0 H: 1 E: 0 LOB: 1 K: 3 BB: 0 S: 12 P: 14	R: 1 H: 2 E: 1 LOB: 3 K: 0 BB: 1 S: 9 P: 18	1B: 9 2B: 0 3B: 0 HR: 0	SF: 0 SAC: 4 DP: 0 HBP: 0	WP: 0 PB: 0 SB: 0 CS: 0	PA: 51			

PITCHER		IP	WLS	BF	H	R	ER	SO	BB	IBB	HBP	BLK	WP	HR	S	P	ERA	WHIP
Bob Miller, R ERA:	(1, 1)	7.2		30	3	0	0	0	3	0	0	0	0	0	58	100	0.00	0.783
Ron Perranoski, L ERA: 9.0	(8, 1)	1.0		6	2	1	1	0	1	0	0	0	0	0	10	19	9.00	3.000
Ed Roebuck, R ERA: 3.38	(9, 1)	2.2	L	15	4	1	1	5	1	1	0	0	0	0	33	57	3.38	1.875

PITCHER	IP	WLS	BF	H	R	ER	SO	BB	IBB	HBP	BLK	WP	HR	S	P	ERA	WHIP

BOTTOM

Los Angeles Dodgers @ Houston Colt 45's

Colt Stadium, Houston, TX

Fri Apr 12 1963, 7:05 PM EST

Att. 12,044 - Unknown - 74 F

livebaseballscorecards.com

AB	41
R	2
H	9
RBI	2
BB	6
SO	5
LOB	19

Batter	1	2	3	4	5	6	7	8	9	AB	R	H	RBI	BB	SO	LOB
Willie Davis, L (1, 8) OBP: 0.250, SLG: 0.278	B B X 2-0 ① L7		B B B B 4-0 S 3B BB	B B B X 3-0 ③ L8			X 0-0 ① 1-3			3	1	0	0	1	0	1
Nate Oliver, R (1, 4) OBP: 0.143, SLG: 0.238	B S C B B X 3-2 ② G3		B S S F B X 2-2 1-H 2B 3B		B L F B S 2-3 ① K		F X 0-1 ② 6-3			4	1	1	1	0	1	0
Tommy Davis, R (1, 7) OBP: 0.400, SLG: 0.429 Ron Fairly, L (9, 7) OBP: 0.250, SLG: 0.143	B F B B B 4-1 BB		X 0-0 3-H 1B 2B		C B B F X 2-2 ② 5-3		C X 0-1 ③ 1-3			3 0	1 0	1 0	1 0	1 0	0 0	0 0
Frank Howard, R (1, 9) OBP: 0.267, SLG: 0.214	B C X 1-1 ③ F8		B B S F X 2-2 2-H 1B 1B		B S B X 2-1 1B			B F B C F S 2-3 ① K		4	0	2	1	0	1	1
Bill Skowron, R (1, 3) OBP: 0.188, SLG: 0.133		B X 1-0 5-3 1B	X 0-0 1-2 G4-3 1B		S F S 0-3 ③ K			F B F B S 2-3 ② K		4	0	2	0	0	2	1
Ken McMullen, R (1, 5) OBP: 0.222, SLG: 0.188		F C F B S 1-3 ① K	B B B C X 3-1 ② ③ 1-2f G4-3			C X 0-1 ① F8		X 0-0 ③ 5-3		4	0	0	0	0	1	3
Doug Camilli, R (1, 2) OBP: 0.250, SLG: 0.250		F X 0-1 ② 1-2 5-3		C S X 0-2 ① 4-3		C F B F F B X 2-2 FC6-4 1B			B X 1-0 ① F7	4	0	1	0	0	0	1
Dick Tracewski, R (1, 6)		B F X 1-1 ③ F9		B X 1-0 ② L7		X 0-0 ② 1-2f FC6-4 FC6-4			B F B X 2-1 ② 5-3	4	0	0	0	0	0	2
Don Drysdale, R (1, 1) OBP: 0.500, SLG: 0.667			S C B B B S 3-3 ① K	B X 1-0 3B		S X 0-1 ③ 1-2f FC6-4			B B F B X 3-1 ③ 5-3	4	0	1	0	0	1	1
Inning Stats	R: 0 E: 0 K: 0 S: 7 H: 0 LOB: 1 BB: 1 P: 17	R: 0 E: 0 K: 1 S: 9 H: 1 LOB: 1 BB: 0 P: 12	R: 3 E: 0 K: 1 S: 14 H: 4 LOB: 1 BB: 1 P: 28	R: 0 E: 0 K: 0 S: 6 H: 1 LOB: 1 BB: 0 P: 11	R: 0 E: 0 K: 2 S: 11 H: 1 LOB: 1 BB: 0 P: 17	R: 0 E: 0 K: 0 S: 10 H: 1 LOB: 1 BB: 0 P: 12	R: 0 E: 0 K: 0 S: 5 H: 0 LOB: 0 BB: 0 P: 5	R: 0 E: 0 K: 2 S: 8 H: 0 LOB: 0 BB: 0 P: 12	R: 0 E: 0 K: 0 S: 5 H: 0 LOB: 0 BB: 0 P: 11	1B: 5 2B: 1 3B: 2 HR: 0	SF: 0 SAC: 0 DP: 1 HBP: 0						

TOP

Los Angeles Dodgers @ Houston Colt 45's

Colt Stadium, Houston, TX

Sat Apr 13 1963, 7:05 PM EST
Att. 15,164 - Unknown - 69 F

livebaseballscorecards.com

AB	34
R	3
H	8
RBI	3
BB	2
SO	6
LOB	10

WP: 0 PB: 0 SB: 1 CS: 0 PA: 36

PITCHER		IP	WLS	BF	H	R	ER	SO	BB	IBB	HBP	BLK	WP	HR	S	P	ERA	WHIP
George Brunet, L ERA: 12.46	(1, 1)	2.1	L	13	4	3	3	2	2	0	0	0	0	0	27	51	11.57	2.571
Russ Kemmerer, R ERA: 1.59	(3, 1)	3.2		14	4	0	0	2	0	0	0	0	0	0	30	46	0.00	1.091
Dick Drott, R ERA:	(7, 1)	2.0		6	0	0	0	2	0	0	0	0	0	0	13	17	0.00	0.000
Don McMahon, R ERA: 9.82	(9, 1)	1.0		3	0	0	0	0	0	0	0	0	0	0	5	11	0.00	0.000

BOTTOM

Los Angeles Dodgers @ Houston Colt 45's

Colt Stadium, Houston, TX

Sat Apr 13 1963, 7:05 PM EST

Att. 15,164 - Unknown - 69 F

livebaseballscorecards.com

Batter	1	2	3	4	5	6	7	8	9	AB	R	H	RBI	BB	SO	LOB
Bob Lillis, R (1, 6) OBP: 0.211, SLG: 0.167	C X 0-1 ① F8			B X 1-0 ① F7		B C X 1-1 ② F9		F F S 0-3 ③ K		4	0	0	0	0	1	3
Al Spangler, L (1, 7) OBP: 0.474, SLG: 0.529	F X 0-1 ② G3			B B L C X 2-2 ② 4-3		S X 0-1 ③ F4			B B C C X 2-2 1B WP 2B	4	1	1	0	0	0	2
Pete Runnels, L (1, 3) OBP: 0.389, SLG: 0.412	F B B C B F C 3-3 ③ K			B X 1-0 ③ 4-3			C X 0-1 FC4-6 1B		C B B C C 2-3 ① K	4	0	1	0	0	2	1
Rusty Staub, L (1, 9) OBP: 0.364, SLG: 0.222		B X 1-0 ① F6			B C S S 1-3 ① K		B C B X 2-1 ① F2		X 0-0 WP 1B 2-3	4	0	1	0	0	1	1
Bob Aspromonte, R (1, 5) OBP: 0.182, SLG: 0.150		C B X 1-1 G6-3 1B			B B B C F F S 3-3 ② K		F B F X 1-2 ② FC4-6 FC6-4 1-2f		B B X 2-0 ② F7 1-2 3-H	4	0	1	0	0	1	2
Howie Goss, R (1, 8) OBP: 0.364, SLG: 0.364		C C X 0-2 ② ③ G6-3 1-2f			X 0-0 ③ F8		X 0-0 ③ FC6-4 1-2f		C B F F F S 1-3 ③ K	4	0	0	0	0	1	3
Jim Campbell, R (1, 2) OBP: 0.056, SLG: 0.056			F B X 1-1 ① F8			C S B B X 2-2 ① F4		S C S 0-3 ① K		3	0	0	0	0	1	0
Ernie Fazio, R (1, 4)			C X 0-1 ② 5-3			H 1-0 BB HBP		X 0-0 ② F8		2	0	0	0	0	0	0
George Brunet, R (1, 1) Russ Kemmerer, R (3, 1) Brock Davis, L (6, PH) Dick Drott, R (7, 1) Carl Warwick, R (8, PH) OBP: 0.625, SLG: 0.571 Don McMahon, R (9, 1)			F F C 0-3 ③ K			B S S S B B B 4-2 1-2 BB		C C B B X 2-2 1B		0 0 0 0 0 0 0 1 0 0 0 0 1 0 0 0 0 0 1 0 0 0 0 0 0 0 0 0 1 0 1 0 0 0 0 0 0 0 0 0 0 0						
Inning Stats	R: 0 H: 0 E: 0 LOB: 0 K: 1 BB: 0 S: 8 P: 11	R: 0 H: 1 E: 0 LOB: 0 K: 0 BB: 0 S: 6 P: 8	R: 0 H: 0 E: 0 LOB: 0 K: 1 BB: 0 S: 7 P: 8	R: 0 H: 0 E: 0 LOB: 0 K: 0 BB: 0 S: 5 P: 9	R: 0 H: 0 E: 0 LOB: 0 K: 2 BB: 0 S: 8 P: 12	R: 0 H: 0 E: 0 LOB: 2 K: 0 BB: 1 S: 9 P: 17	R: 0 H: 1 E: 0 LOB: 1 K: 0 BB: 0 S: 8 P: 11	R: 0 H: 1 E: 0 LOB: 1 K: 2 BB: 0 S: 10 P: 12	R: 1 H: 2 E: 0 LOB: 1 K: 2 BB: 0 S: 13 P: 20	1B: 4 SF: 0 2B: 1 SAC: 0 3B: 0 DP: 1 HR: 0 HBP: 1						

	AB	31
	R	1
	H	5
	RBI	0
	BB	1
	SO	8
	LOB	12

WP: 1 PA: 33
PB: 0
SB: 0
CS: 0

PITCHER		IP	WLS	BF	H	R	ER	SO	BB	IBB	HBP	BLK	WP	HR	S	P	ERA	WHIP
Don Drysdale, R ERA: 1.0	(1, 1)	9.0	W	33	5	1	1	8	1	0	1	0	1	0	74	108	1.00	0.667

PITCHER	IP	WLS	BF	H	R	ER	SO	BB	IBB	HBP	BLK	WP	HR	S	P	ERA	WHIP

Batter	1	2	3	4	5	6	7	8	9	AB	R	H	RBI	BB	SO	LOB
Willie Davis, L (1, 8) OBP: 0.200, SLG: 0.217	M B C B X 2-2 F7 ①		X 0-0 4-3 ①		B B F X 2-1 1-3 ①	X 0-0 F8 ③			C X 0-1 F6 ①	5	0	0	0	0	0	1
Nate Oliver, R (1, 4) OBP: 0.154, SLG: 0.231	B B C F F X 2-2 5-3 ②		F M B B F X 2-2 F8 ②		B F F X 1-2 F6 ②		B X 1-0 F6 ①		C B F B X 2-2 BLK G3 1B	5	0	1	0	0	0	0
Ron Fairly, L (1, 3) OBP: 0.308, SLG: 0.182	C B B X 2-1 1B		B C C C 1-3 K ③		B B B B 4-0 FC6-4 BB		B X 1-0 G3 ②		C C B B X 2-2 G3 1-2	4	0	1	0	1	1	1
Tommy Davis, R (1, 7) OBP: 0.350, SLG: 0.421	C X 0-1 F3-4 ③			B X 1-0 1B 2B	C B X 1-1 FC6-4 ③ 1-2f		X 0-0 F4 ③		X 0-0 F8 ③ 2-3	5	1	1	0	0	0	3
John Roseboro, L (1, 2) OBP: 0.250, SLG: 0.250		C C B B X 1-2 F8 ①		F F B B B F X 2-2 2-H 1B ①		B S X 1-1 F9 ①		C C B B B X 2-2 F8 ①		4	0	1	1	0	0	0
Frank Howard, R (1, 9) OBP: 0.368, SLG: 0.389		B X 1-0 1B 2B		S S X 0-2 E 1B		X 0-0 E6 1B 1B		B S B B B X 3-1 1B 1B		4	2	3	0	0	0	0
Ken McMullen, R (1, 5) OBP: 0.238, SLG: 0.211 Wally Moon, L (8, PH) OBP: 0.200, SLG: 0.400 Ron Perranoski, L (8, 1)		F F C 0-3 K ②		S F B B F X 2-2 F8 ②		C X 0-1 1B 1-2 SF7 1B		X 0-0 F5 ②		3	1	1	0	0	1	2
										1	0	0	0	0	0	1
										0	0	0	0	0	0	0
Dick Tracewski, R (1, 6) OBP: 0.222, SLG: 0.176		X 0-0 K 2-H 1B		F B F B X 2-2 E6 1-3		F X 0-1 1-3 2-H 1B		F X 0-1 FC4-6 1-2 1B		4	0	3	2	0	0	1
Sandy Koufax, R (1, 1) Ed Roebuck, R (6, 1) Ken Rowe, R (7, 1) Jim Gilliam, S (8, PH) (8, 5)		B B C T C 2-3 K ③		S B B C B C 3-3 K ③		X 0-0 SF7 3-H ②		B S T T F B X 2-2 FC4-6 1-2f ③		2	0	0	1	0	2	3
										0	0	0	0	0	0	0
										0	0	0	0	0	0	0
										1	0	0	0	0	0	2
Inning Stats	R: 0 E: 0 K: 0 S: 11 H: 1 LOB: 1 BB: 0 P: 17	R: 1 E: 0 K: 2 S: 11 H: 2 LOB: 1 BB: 0 P: 15	R: 0 E: 0 K: 1 S: 8 H: 0 LOB: 0 BB: 0 P: 11	R: 1 E: 1 K: 1 S: 18 H: 3 LOB: 2 BB: 0 P: 28	R: 0 E: 0 K: 0 S: 7 H: 0 LOB: 1 BB: 1 P: 15	R: 2 E: 1 K: 0 S: 9 H: 2 LOB: 1 BB: 0 P: 10	R: 0 E: 0 K: 0 S: 3 H: 0 LOB: 0 BB: 0 P: 5	R: 0 E: 0 K: 0 S: 13 H: 2 LOB: 2 BB: 0 P: 20	R: 0 E: 0 K: 0 S: 9 H: 1 LOB: 1 BB: 0 P: 13	1B: 9 2B: 2 3B: 0 HR: 0 SF: 1 SAC: 0 DP: 0 HBP: 0							

TOP

Los Angeles Dodgers @ Houston Colt 45's

Colt Stadium, Houston, TX

Sun Apr 14 1963, 4:33 AM EST

Att. 10,180 - Unknown

livebaseballscorecards.com

AB	38
R	4
H	11
RBI	4
BB	1
SO	4
LOB	14

WP: 0 PB: 0 SB: 0 CS: 0 PA: 40

PITCHER		IP	WLS	BF	H	R	ER	SO	BB	IBB	HBP	BLK	WP	HR	S	P	ERA	WHIP
Don Nottebart, R ERA: 2.0	(1, 1)	7.2	W	35	10	4	2	4	1	0	0	0	0	0	75	114	2.35	1.435
Don McMahon, R ERA: 7.2	(8, 1)	1.1	S	5	1	0	0	0	0	0	0	1	0	0	14	20	0.00	0.750

PITCHER		IP	WLS	BF	H	R	ER	SO	BB	IBB	HBP	BLK	WP	HR	S	P	ERA	WHIP

Batter	1	2	3	4	5	6	7	8	9	AB	R	H	RBI	BB	SO	LOB
J C Hartman, R (1, 6) OBP: 0.167, SLG: 0.167	C S S 0-3 ① K		B S C X 1-2 ② L8		X 0-0 ② F4	F B F X 1-2 ③ 6-3				4	0	0	0	0	1	1
Johnny Temple, R (1, 4)	B C B B B 4-1 S BB		B F B F X 2-2 ③ 5-3		C B B F B X 3-2 ③ F3		X 0-0 ① 1-3			3	0	0	0	1	0	0
Pete Runnels, L (1, 3) OBP: 0.409, SLG: 0.476	S B B B X 3-1 ② F7 1-2			B S B S F X 2-2 SH 1B 2B		F B F F B B F X 3-2 E 1B 1B	C X 0-1 ② G3			4	2	2	0	0	0	1
Carl Warwick, R (1, 9) OBP: 0.583, SLG: 0.500	F X 0-1 ③ 6-3			F B B B S B F B 4-2 1B SH FC5-2 BB		F B B B X 2-1 FC5 1B 1B 1-2	X 0-0 1B			3	1	1	0	1	0	2
Bob Aspromonte, R (1, 5) OBP: 0.200, SLG: 0.174		C B X 1-1 FC6-4 1B		X 0-0 SH FC5-2 1B 1-2 2-3		C X 0-1 ① F3	C X 0-1 ③ F4			3	0	1	0	0	0	3
Howie Goss, R (1, 8) OBP: 0.385, SLG: 0.385		X 0-0 ① FC6-4 1-2f		F X 0-1 FC5-2 1-2 2-3 3-H 1B		B X 1-0 1B E 1-2 2-H 1B		S S S 0-3 ① K		4	1	2	2	0	1	1
Carroll Hardy, R (1, 7) OBP: 0.111, SLG: 0.111		C S B C 1-3 ② K		S X 0-1 ① FC5-2 G6-4-3 1-2 2-3 3-Hf		C C X 0-2 E8 1B 1B 1-H 2-H		X 0-0 ② F4		4	1	1	1	0	1	4
Hal Smith, R (1, 2) OBP: 0.333, SLG: 0.200		S C B B X 2-2 ③ F2		C F B F F B X 2-2 ② ③ G6-4-3 1-2f		X 0-0 2-H 1B		B B B B 4-0 BB		3	0	1	1	1	0	4
Don Nottebart, R (1, 1) Don McMahon, R (8, 1)			S S B C 1-3 ① K		S S F S 0-3 ① K	B S B X 2-1 ② 5-3		F B F S 1-3 ③ K		3 1	0 0	0 0	0 0	0 0	2 1	1 1
Inning Stats	R: 0 E: 0 K: 1 S: 8 H: 0 LOB: 1 BB: 1 P: 15	R: 0 E: 0 K: 1 S: 9 H: 1 LOB: 1 BB: 0 P: 13	R: 0 E: 0 K: 1 S: 9 H: 0 LOB: 0 BB: 0 P: 13	R: 1 E: 1 K: 0 S: 17 H: 2 LOB: 2 BB: 1 P: 25	R: 0 E: 0 K: 1 S: 8 H: 0 LOB: 0 BB: 0 P: 11	R: 4 E: 2 K: 0 S: 19 H: 4 LOB: 1 BB: 0 P: 28	R: 0 E: 0 K: 0 S: 6 H: 1 LOB: 1 BB: 0 P: 6	R: 0 E: 0 K: 2 S: 7 H: 0 LOB: 1 BB: 1 P: 12		1B: 7 2B: 1 3B: 0 HR: 0 SF: 0 SAC: 1 DP: 1 HBP: 0						

PITCHER		IP	WLS	BF	H	R	ER	SO	BB	IBB	HBP	BLK	WP	HR	S	P	ERA	WHIP
Sandy Koufax, L ERA: 3.14	(1, 1)	5.1	L	25	6	5	4	4	2	0	0	0	0	0	64	96	6.75	1.500
Ed Roebuck, R ERA: 2.7	(6, 1)	0.2		3	1	0	0	0	0	0	0	0	0	0	6	9	0.00	1.500
Ken Rowe, R ERA:	(7, 1)	1.0		4	1	0	0	0	0	0	0	0	0	0	6	6	0.00	1.000
Ron Perranoski, L ERA: 4.5	(8, 1)	1.0		4	0	0	0	2	1	0	0	0	0	0	7	12	0.00	1.000

PITCHER	IP	WLS	BF	H	R	ER	SO	BB	IBB	HBP	BLK	WP	HR	S	P	ERA	WHIP

BOTTOM

Los Angeles Dodgers @ Houston Colt 45's

Colt Stadium, Houston, TX

Sun Apr 14 1963, 4:33 AM EST

Att. 10,180 - Unknown

livebaseballscorecards.com

AB	32
R	5
H	8
RBI	4
BB	3
SO	6
LOB	18

WP: 0	PA: 36		
PB: 0			
SB: 1			
CS: 0			

Batter	1	2	3	4	5	6	7	8	9	AB	R	H	RBI	BB	SO	LOB
J C Hartman, R (1, 6) OBP: 0.200, SLG: 0.200	0-0 ① 2-3			0-0 ① E3		0-0 ② 4-3		0-0 BB 1-2 1B		4	0	1	0	0	0	0
Johnny Temple, R (1, 4) OBP: 0.182, SLG: 0.100	0-0 ② F6			0-0 ② L6		0-0 BLK 1B		0-3 ② K		3	0	1	0	0	0	0
Ernie Fazio, R (6, PR)										1	0	0	0	0	1	2
(6, 4)																
Pete Runnels, L (1, 3) OBP: 0.423, SLG: 0.435	0-0 ③ F6			BBBB 4-0 BB		SSS 0-3 ③ K 1-3		BBBB 4-0 1-2 2-3 BB		2	0	0	0	2	1	1
Carl Warwick, R (1, 9) OBP: 0.438, SLG: 0.357		0-0 ① F9		0-0 ③ F8			0-0 ① F8	SSS 0-3 ③ K		4	0	0	0	0	1	4
Bob Aspromonte, R (1, 5) OBP: 0.207, SLG: 0.185		0-0 ② 5-3			SSS 0-3 ① K		0-0 1B		0-0 ① F6	4	0	1	0	0	1	0
Howie Goss, R (1, 8) OBP: 0.367, SLG: 0.367		0-0 ③ F6			0-0 1B		SSS 0-3 ② K		0-0 ② F7	4	0	1	0	0	1	1
Carroll Hardy, R (1, 7) OBP: 0.231, SLG: 0.250			BBBB 4-0 G1-6-3 BB		SSS 0-3 ② K		0-0 ③ 4-3		0-0 2B	3	0	1	0	1	1	2
Hal Smith, R (1, 2) OBP: 0.300, SLG: 0.222			0-0 ① F8		0-0 ③ F8			0-0 BB 1B 1B	0-0 ③ 4-3	4	0	1	0	0	0	3
Bob Bruce, R (1, 1)			0-0 ② ③ G1-6-3 1-2f			0-0 ① F7		0-0 ① F9		0	0	0	0	0	0	0
Conrad Cardinal, R (1, 1)										2	0	0	0	0	0	1
Bob Lillis, R (8, PH) OBP: 0.200, SLG: 0.158										1	0	0	0	0	0	1
Dick Drott, R (8, 1)										0	0	0	0	0	0	0
Inning Stats	R: 0 E: 0 K: 0 S: 3	H: 0 LOB: 0 BB: 0 P: 3	R: 0 E: 0 K: 0 S: 3	H: 0 LOB: 0 BB: 0 P: 3	R: 0 E: 0 K: 0 S: 2	H: 0 LOB: 0 BB: 1 P: 6	R: 0 E: 1 K: 0 S: 3	H: 0 LOB: 1 BB: 1 P: 7	R: 0 E: 0 K: 2 S: 8	H: 1 LOB: 1 BB: 0 P: 8	R: 0 E: 0 K: 1 S: 6	H: 1 LOB: 2 BB: 0 P: 6	R: 0 E: 0 K: 1 S: 6	H: 1 LOB: 1 BB: 0 P: 6	R: 0 E: 0 K: 2 S: 9	H: 2 LOB: 3 BB: 1 P: 13	R: 0 E: 0 K: 0 S: 4	H: 1 LOB: 1 BB: 0 P: 4	1B: 5 2B: 1 3B: 0 HR: 0	SF: 0 SAC: 0 DP: 1 HBP: 0	WP: 0 PB: 0 SB: 0 CS: 0	PA: 35		

PITCHER	IP	WLS	BF	H	R	ER	SO	BB	IBB	HBP	BLK	WP	HR	S	P	ERA	WHIP
Billy Pierce, L (1, 1) ERA:	9.0	W	35	6	0	0	6	3	0	0	1	0	0	44	56	0.00	1.000

PITCHER	IP	WLS	BF	H	R	ER	SO	BB	IBB	HBP	BLK	WP	HR	S	P	ERA	WHIP

TOP

Houston Colt 45's @ San Francisco Giants

Candlestick Park, San Francisco, CA

Tue Apr 16 1963, 6:33 AM EST
Att. 40,782 - Cloudy - 51 F

livebaseballscorecards.com

AB	32
R	0
H	6
RBI	0
BB	3
SO	6
LOB	15

Batter	1	2	3	4	5	6	7	8	9	AB	R	H	RBI	BB	SO	LOB
Chuck Hiller, L (1, 4) OBP: 0.250, SLG: 0.160	G3	G6-4-3 1B	BB			4-3		F8		4	0	1	0	1	0	0
Jim Davenport, R (1, 5) OBP: 0.192, SLG: 0.160	BLK 1B 1B	G6-4-3 1-2f	FC5 2-3f			K				4	1	1	0	0	1	4
Willie Mays, R (1, 8) OBP: 0.444, SLG: 0.550	1B 1-H 1B		BLK BB SF8 BB	1-3		BB				2	2	1	1	2	0	0
Willie McCovey, L (1, 7) OBP: 0.500, SLG: 0.773	BLK 1B 2B BB		1B BLK 1B 1-2 BB	2B		F7				2	2	1	0	2	0	1
Orlando Cepeda, R (1, 3) OBP: 0.500, SLG: 0.792	BLK 2B 1B 1-2 2-H		K 1-2 2-3	F3			K			4	1	1	1	0	2	3
Tom Haller, L (1, 2) OBP: 0.269, SLG: 0.190	2B 5-3 BB 1-2 2-3		SF8 3-H	4-3			6-3			2	0	0	1	1	0	1
Felipe Alou, R (1, 9) OBP: 0.583, SLG: 1.043	2B 1-3 2-H 3-H		E 1B WP 1B 2-3		F9		6-3			4	1	2	2	0	0	0
Jose Pagan, R (1, 6) OBP: 0.087, SLG: 0.087	5-3 3-H		WP E 1-2 3-H 1B		F8			K		4	0	1	1	0	1	2
Billy Pierce, L (1, 1)		1-3	E6 FC5 WP 1-2 2-3		1-3			1-3		4	0	0	0	0	0	2
Inning Stats	R: 4 E: 0 K: 0 S: 6 H: 4 LOB: 1 BB: 2 P: 14	R: 0 E: 0 K: 0 S: 3 H: 1 LOB: 0 BB: 0 P: 3	R: 3 E: 1 K: 1 S: 8 H: 2 LOB: 3 BB: 3 P: 20	R: 0 E: 0 K: 0 S: 4 H: 1 LOB: 1 BB: 0 P: 4	R: 0 E: 0 K: 0 S: 3 H: 0 LOB: 0 BB: 0 P: 3	R: 0 E: 0 K: 1 S: 5 H: 0 LOB: 1 BB: 1 P: 9	R: 0 E: 0 K: 1 S: 5 H: 0 LOB: 0 BB: 0 P: 5	R: 0 E: 0 K: 1 S: 5 H: 0 LOB: 0 BB: 0 P: 5		1B: 6 2B: 2 3B: 0 HR: 0	SF: 1 SAC: 0 DP: 1 HBP: 0					

PITCHER		IP	WLS	BF	H	R	ER	SO	BB	IBB	HBP	BLK	WP	HR	S	P	ERA	WHIP
Bob Bruce, R ERA: 13.5	(1, 1)	0.1	L	7	4	4	4	0	2	0	0	2	0	0	5	13	108.00	18.000
Conrad Cardinal, R ERA: 2.79	(1, 1)	6.2		27	4	3	2	3	4	0	0	1	1	0	29	45	2.70	1.200
Dick Drott, R ERA:	(8, 1)	1.0		3	0	0	0	1	0	0	0	0	0	0	5	5	0.00	0.000

PITCHER	IP	WLS	BF	H	R	ER	SO	BB	IBB	HBP	BLK	WP	HR	S	P	ERA	WHIP

BOTTOM

Houston Colt 45's @ San Francisco Giants

Candlestick Park, San Francisco, CA

Tue Apr 16 1963, 6:33 AM EST
Att. 40,782 - Cloudy - 51 F

livebaseballscorecards.com

AB	30
R	7
H	8
RBI	6
BB	6
SO	4
LOB	13

1B: 6	SF: 1	WP: 1	PA: 37
2B: 2	SAC: 0	PB: 0	
3B: 0	DP: 1	SB: 0	
HR: 0	HBP: 0	CS: 0	

Batter	1	2	3	4	5	6	7	8	9	10	11	12	13	AB	R	H	RBI	BB	SO	LOB
Bob Lillis, R (1, 6) OBP: 0.192, SLG: 0.160	P3		6-3		L3		5-3		5-3		1B			6	0	1	0	0	0	0
Johnny Temple, R (1, 4) OBP: 0.235, SLG: 0.133	4-3		F7		F9		FC4-6 1B		BB		1-3			5	0	1	0	1	0	1
Pete Runnels, L (1, 3) OBP: 0.375, SLG: 0.379	K		1B 1B		F2		FC4-6 FC5-4 1-2f		K			F8		6	0	1	0	0	2	2
Carl Warwick, R (1, 9) OBP: 0.364, SLG: 0.300		F7	1-2 1B			F7	FC5-4 1-2f		1-3			5-3		6	0	1	0	0	0	2
Howie Goss, R (1, 8) OBP: 0.333, SLG: 0.361		1B S 2B	K			L5		4-3		5-3		K		6	1	1	0	0	2	2
Carroll Hardy, R (1, 7) OBP: 0.316, SLG: 0.333		S 2-3 1B		4-3		1B 1B		BB 1B		6-3			F8	6	0	3	0	0	0	0
Bob Aspromonte, R (1, 5) OBP: 0.229, SLG: 0.188		S IBB		P6		IBB 1B 1-3		F5		F7			K	5	0	1	0	1	1	1
Jim Campbell, R (1, 2) OBP: 0.208, SLG: 0.273		P3		1B		FC5-4 IBB 1-2		1-2 BB			F9		HR	4	1	2	1	2	0	3
Ken Johnson, R (1, 1) Al Spangler, L (13, PH) OBP: 0.450, SLG: 0.500 Don McMahon, R (13, 1)		F5 1-2 2-3 3-H		K		FC5-4 1-2f		1-3			K		6-3	5 1 0	0 0 0	0 0 0	0 0 0	0 0 0	2 0 0	8 0 0
Inning Stats	R: 0 E: 0 K: 1 S: 5 H: 0 LOB: 0 BB: 0 P: 5	R: 1 E: 0 K: 0 S: 5 H: 2 LOB: 2 BB: 1 P: 9	R: 0 E: 0 K: 1 S: 7 H: 2 LOB: 2 BB: 0 P: 7	R: 0 E: 0 K: 1 S: 6 H: 1 LOB: 1 BB: 0 P: 6	R: 0 E: 0 K: 0 S: 3 H: 0 LOB: 0 BB: 0 P: 3	R: 0 E: 0 K: 0 S: 5 H: 2 LOB: 3 BB: 1 P: 9	R: 0 E: 0 K: 0 S: 4 H: 1 LOB: 1 BB: 0 P: 4	R: 0 E: 0 K: 0 S: 4 H: 1 LOB: 2 BB: 1 P: 8	R: 0 E: 0 K: 1 S: 5 H: 0 LOB: 1 BB: 1 P: 9	R: 0 E: 0 K: 0 S: 3 H: 0 LOB: 0 BB: 0 P: 3	R: 0 E: 0 K: 1 S: 6 H: 1 LOB: 1 BB: 0 P: 6	R: 0 E: 0 K: 0 S: 5 H: 0 LOB: 0 BB: 0 P: 5	R: 1 E: 0 K: 1 S: 6 H: 1 LOB: 0 BB: 0 P: 6	1B: 9 2B: 1 3B: 0 HR: 1 SF: 0 SAC: 0 DP: 0 HBP: 0						

PITCHER	IP	WLS	BF	H	R	ER	SO	BB	IBB	HBP	BLK	WP	HR	S	P	ERA	WHIP
Billy O'Dell, L (1, 1) ERA: 0.53	8.0		36	9	1	1	3	1	2	0	0	0	0	39	51	1.12	1.250
Bobby Bolin, R (9, 1) ERA: 1.5	3.0		11	1	0	0	2	1	0	0	0	0	0	14	18	0.00	0.667
Don Larsen, R (12, 1) ERA: 4.5	2.0	L	7	1	1	1	2	0	0	0	0	0	1	11	11	4.50	0.500

PITCHER	IP	WLS	BF	H	R	ER	SO	BB	IBB	HBP	BLK	WP	HR	S	P	ERA	WHIP

TOP

Houston Colt 45's @ San Francisco Giants

Candlestick Park, San Francisco, CA

Wed Apr 17 1963, 9:05 PM EST

Att. 10,190 - Unknown - 50 F

livebaseballscorecards.com

AB	50
R	2
H	11
RBI	1
BB	4
SO	7
LOB	19

WP: 0 PB: 0 SB: 3 CS: 0

PA: 54

Batter	1	2	3	4	5	6	7	8	9	10	11	12	13	AB	R	H	RBI	BB	SO	LOB
Chuck Hiller, L (1, 4) OBP: 0.242, SLG: 0.167	0-0 SH3 1B		0-0 5-3		0-0 P5			0-0 F7			0-0 4-3		0-0 SH1-4 1-2	5	0	1	0	0	0	1
Jim Davenport, R (1, 5) Ed Bailey, R (8, PH) OBP: 0.333, SLG: 1.333 Bobby Bolin, R (9, 1) Jose Cardenal, R (11, PR) Don Larsen, R (12, 1) Joey Amalfitano, R (13, PH)	0-0 SH3 1-2		0-0 F3			0-3 K2-3		0-3 K			4-0 BB BB		0-0 F7 2-3	2 1 0 0 0 0 1	0 0 0 0 0 0 0	0 0 0 0 0 0 1	0 0 1 0 0 0 0	1 0 0 0 0 0 0	0 1 0 0 0 0 0	0 1 0 0 0 0 1
Willie Mays, R (1, 8) OBP: 0.394, SLG: 0.440	4-0 BB		0-3 K			0-0 5-3			0-3 K		0-0 F3		0-3 K	5	0	0	0	1	3	2
Willie McCovey, L (1, 7) OBP: 0.484, SLG: 0.808	0-0 F8			0-0 G3		0-3 K			0-0 HR		4-0 1-2 BB			4	1	1	1	1	1	2
Orlando Cepeda, R (1, 3) OBP: 0.419, SLG: 0.655	0-3 K			0-0 F9			0-0 F8		0-0 F9		0-0 1-3			5	0	0	0	0	1	4
Tom Haller, L (1, 2) OBP: 0.290, SLG: 0.200		0-0 4-3		0-0 S 1B			0-0 F3		0-0 G3			4-0 FC5-4 BB		4	0	1	0	1	0	0
Felipe Alou, R (1, 9) OBP: 0.483, SLG: 0.857		0-0 6-3		0-0 F2 1-2			0-0 6-3			0-0 4-3		0-0 FC5-4 2-4 1-2f		5	0	0	0	0	0	2
Jose Pagan, R (1, 6) OBP: 0.143, SLG: 0.143		0-0 1B			0-0 6-3			0-0 S 1B		0-0 F6		0-0 F7		5	0	2	0	0	0	1
Billy O'Dell, S (1, 1) OBP: 0.200, SLG: 0.200 Harvey Kuenn, R (8, PH) Ernie Bowman, R (9, 5) OBP: 0.500, SLG: 0.500		0-0 4-3			0-0 G3			0-3 K 1-2		0-0 F8		0-0 2-4 1-2	0-0 BLK SH1-4 1B	2 1 2	0 0 0	0 0 1	0 0 0	0 1 0	0 1 0	1 1 0
Inning Stats	R: 0 H: 1 E: 0 LOB: 2 K: 1 BB: 1 S: 6 P: 10	R: 0 H: 1 E: 0 LOB: 1 K: 0 BB: 0 S: 4 P: 4	R: 0 H: 0 E: 0 LOB: 0 K: 1 BB: 0 S: 5 P: 5	R: 0 H: 1 E: 0 LOB: 1 K: 0 BB: 0 S: 4 P: 4	R: 0 H: 0 E: 0 LOB: 0 K: 1 BB: 0 S: 3 P: 3	R: 0 H: 0 E: 0 LOB: 0 K: 2 BB: 0 S: 7 P: 7	R: 0 H: 0 E: 0 LOB: 0 K: 0 BB: 0 S: 3 P: 3	R: 0 H: 1 E: 0 LOB: 1 K: 2 BB: 0 S: 8 P: 8	R: 1 H: 1 E: 0 LOB: 0 K: 1 BB: 0 S: 6 P: 6	R: 0 H: 0 E: 0 LOB: 0 K: 0 BB: 0 S: 3 P: 3	R: 0 H: 0 E: 0 LOB: 2 K: 0 BB: 2 S: 3 P: 11	R: 0 H: 0 E: 0 LOB: 1 K: 0 BB: 1 S: 2 P: 6	R: 0 H: 1 E: 0 LOB: 1 K: 1 BB: 0 S: 6 P: 6	1B: 5 SF: 0 2B: 0 SAC: 2 3B: 0 DP: 0 HR: 1 HBP: 0						

PITCHER		IP	WLS	BF	H	R	ER	SO	BB	IBB	HBP	BLK	WP	HR	S	P	ERA	WHIP
Ken Johnson, R ERA: 0.53	(1, 1)	12.0	W	45	5	1	1	7	4	0	0	0	0	1	54	70	0.75	0.750
Don McMahon, R ERA: 6.0	(13, 1)	1.0	S	4	1	0	0	1	0	0	0	1	0	0	6	6	0.00	1.000

PITCHER	IP	WLS	BF	H	R	ER	SO	BB	IBB	HBP	BLK	WP	HR	S	P	ERA	WHIP

BOTTOM

Houston Colt 45's @ San Francisco Giants

Candlestick Park, San Francisco, CA

Wed Apr 17 1963, 9:05 PM EST

Att. 10,190 - Unknown - 50 F

livebaseballscorecards.com

AB	42
R	1
H	6
RBI	1
BB	4
SO	8
LOB	16

PA: 48

WP: 0
PB: 0
SB: 2
CS: 0

Houston Colt 45's @ San Francisco Giants

Candlestick Park, San Francisco, CA

Thu Apr 18 1963, 6:33 AM EST

Att. 6,462 - Cloudy - 54 F

livebaseballscorecards.com

Batter	1	2	3	4	5	6	7	8	9	AB	R	H	RBI	BB	SO	LOB
Al Spangler, L (1, 7) OBP: 0.417, SLG: 0.455	SSS 0-3 ① K		x 0-0 ① 4-3			x 0-0 BLK SH2-3 1B 1B		x 0-0 ① G3		4	1	1	0	0	1	0
Johnny Temple, R (1, 4) OBP: 0.200, SLG: 0.111	x 0-0 ② 1-3		x 0-0 ② F4			x 0-0 ① SH2-3 1-2		x 0-0 ② F9		3	0	0	0	0	0	0
Pete Runnels, L (1, 3) OBP: 0.361, SLG: 0.344	BBBB 4-0 HR BB		x 0-0 ③ 5-3			x 0-0 ② 1-3		x 0-0 ③ F8		3	1	0	0	1	0	1
Howie Goss, R (1, 8) OBP: 0.350, SLG: 0.450	x 0-0 1-H HR			SSS 0-3 ① K		x 0-0 2B 2-H 1B			SSS 0-3 ① K	4	1	2	3	0	2	0
Rusty Staub, L (1, 9) OBP: 0.385, SLG: 0.286	x 0-0 ③ F8			x 0-0 ② 1-3		x 0-0 1-3 2B			BBBB 4-0 BB	3	0	1	0	1	0	0
Jim Campbell, R (1, 2) OBP: 0.179, SLG: 0.231		x 0-0 ① 5-3		x 0-0 ③ 5-3		x 0-0 ③ F9			SSS 0-3 ② K	4	0	0	0	0	1	3
Bob Aspromonte, R (1, 5) OBP: 0.205, SLG: 0.167		x 0-0 ② 4-3			x 0-0 ① 5-3		x 0-0 ① F8		x 0-0 ③ F2	4	0	0	0	0	0	1
Bob Lillis, R (1, 6) OBP: 0.207, SLG: 0.179		x 0-0 BLK 1B			x 0-0 ② 1-3		x 0-0 ② 1-3			3	0	1	0	0	0	0
George Brunet, R (1, 1)		x 0-0 ③ 6-3 1-2			x 0-0 ③ 1-3		x 0-0 ③ F8			1	0	0	0	0	0	1
Russ Kemmerer, R (3, 1)										1	0	0	0	0	0	0
Brock Davis, L (7, PH)										1	0	0	0	0	0	0
Dick Drott, R (7, 1)										0	0	0	0	0	0	0

Inning Stats	1	2	3	4	5	6	7	8	9	
	R: 2 H: 1	R: 0 H: 1	R: 0 H: 0	R: 0 H: 0	R: 0 H: 0	R: 1 H: 3	R: 0 H: 0	R: 0 H: 0	R: 0 H: 0	1B: 3 SF: 0
	E: 0 LOB: 0	E: 0 LOB: 1	E: 0 LOB: 0	E: 0 LOB: 0	E: 0 LOB: 0	E: 0 LOB: 2	E: 0 LOB: 0	E: 0 LOB: 0	E: 0 LOB: 1	2B: 1 SAC: 1
	K: 1 BB: 1	K: 0 BB: 0	K: 0 BB: 0	K: 1 BB: 0	K: 0 BB: 0	K: 0 BB: 0	K: 0 BB: 0	K: 0 BB: 0	K: 2 BB: 1	3B: 0 DP: 0
	S: 6 P: 10	S: 4 P: 4	S: 3 P: 3	S: 5 P: 5	S: 3 P: 3	S: 6 P: 6	S: 3 P: 3	S: 3 P: 3	S: 7 P: 11	HR: 1 HBP: 0

WP: 0 PA: 34
PB: 0
SB: 0
CS: 0

PITCHER	IP	WLS	BF	H	R	ER	SO	BB	IBB	HBP	BLK	WP	HR	S	P	ERA	WHIP
Jack Sanford, R (1, 1) ERA: 1.96	9.0	W	34	5	3	3	4	2	0	0	2	0	1	40	48	3.00	0.778

PITCHER	IP	WLS	BF	H	R	ER	SO	BB	IBB	HBP	BLK	WP	HR	S	P	ERA	WHIP

AB	31
R	3
H	5
RBI	3
BB	2
SO	4
LOB	6

Batter	1	2	3	4	5	6	7	8	9	AB	R	H	RBI	BB	SO	LOB
Jim Davenport, R (1, 5) OBP: 0.152, SLG: 0.125	S S S 0-3 K ①	S S S 0-3 K ③		x 0-0 4-3 ②		x 0-0 F9 ②		x 0-0 F5 ②		5	0	0	0	0	2	3
Chuck Hiller, L (1, 4) OBP: 0.211, SLG: 0.143	x 0-0 F7 ②		x 0-0 F2 ①	x 0-0 G3 ③		x 0-0 4-1 ③		x 0-0 F7 ③		5	0	0	0	0	0	1
Willie Mays, R (1, 8) OBP: 0.432, SLG: 0.517	x 0-0 6-3 ③		x 0-0 2B 1B		x 0-0 BLK BLK 2B		x 0-0 1B BLK 1B			4	2	3	0	0	0	0
Willie McCovey, L (1, 7) OBP: 0.543, SLG: 0.862		x 0-0 2B 1B 1B	x 0-0 ② 1-2 1B 2B	B B B 4-0 3-1 BLK 2B 2-3 BB			x 0-0 1B BLK 1B 1-3			3	3	3	0	1	0	0
Orlando Cepeda, R (1, 3) OBP: 0.429, SLG: 0.656		x 0-0 1-3 1B 2B	B B B B 4-0 1B BB		x 0-0 ① 3-1 1-3 3-H		x 0-0 ① P4			3	1	1	0	1	0	3
Felipe Alou, R (1, 9) OBP: 0.515, SLG: 0.875		x 0-0 ① F9	x 0-0 1-3 2-H 1B		x 0-0 FC1-5 3-H 2B		x 0-0 1-3 3-H 1B			4	0	3	2	0	0	2
Tom Haller, L (1, 2) OBP: 0.286, SLG: 0.179		B B B B 4-0 1-3 1B BB	x 0-0 ③ F8		x 0-0 ② FC1-5 WP 2-3		x 0-0 ② F5			3	0	0	0	1	0	5
Jose Pagan, R (1, 6) OBP: 0.188, SLG: 0.188		x 0-0 1-3 1-2 2-H 3-H 1B		x 0-0 WP S 1B	x 0-0 ③ P3 1-2		x 0-0 ③ F3			4	0	2	2	0	0	3
Jack Sanford, R (1, 1) OBP: 0.364, SLG: 0.600		x 0-0 ② 1-3 1-2 2-3		x 0-0 ① B3 1-3		x 0-0 ① 1-3		S S S 0-3 K ①		4	0	0	0	0	1	3
Inning Stats	R: 0 E: 0 K: 1 S: 5 H: 0 LOB: 0 BB: 0 P: 5	R: 2 E: 0 K: 1 S: 8 H: 3 LOB: 2 BB: 1 P: 12	R: 1 E: 0 K: 0 S: 5 H: 3 LOB: 2 BB: 1 P: 9	R: 0 E: 0 K: 0 S: 4 H: 1 LOB: 1 BB: 0 P: 4	R: 2 E: 0 K: 0 S: 5 H: 2 LOB: 1 BB: 1 P: 9	R: 0 E: 0 K: 0 S: 3 H: 0 LOB: 0 BB: 0 P: 3	R: 1 E: 0 K: 0 S: 6 H: 3 LOB: 2 BB: 0 P: 6	R: 0 E: 0 K: 1 S: 5 H: 0 LOB: 0 BB: 0 P: 5		1B: 8 2B: 4 3B: 0 HR: 0	SF: 0 SAC: 0 DP: 0 HBP: 0					

PITCHER		IP	WLS	BF	H	R	ER	SO	BB	IBB	HBP	BLK	WP	HR	S	P	ERA	WHIP
George Brunet, L ERA: 11.57	(1, 1)	2.2	L	15	6	3	3	2	2	0	0	0	0	0	17	25	10.12	3.000
Russ Kemmerer, R ERA: 3.0	(3, 1)	3.1		14	3	2	2	0	1	0	0	2	2	0	13	17	5.40	1.200
Dick Drott, R ERA: 1.8	(7, 1)	2.0		9	3	1	1	1	0	0	0	1	0	0	11	11	4.50	1.500

PITCHER		IP	WLS	BF	H	R	ER	SO	BB	IBB	HBP	BLK	WP	HR	S	P	ERA	WHIP

BOTTOM

Houston Colt 45's @ San Francisco Giants

Candlestick Park, San Francisco, CA

Thu Apr 18 1963, 6:33 AM EST

Att. 6,462 - Cloudy - 54 F

livebaseballscorecards.com

AB	35
R	6
H	12
RBI	4
BB	3
SO	3
LOB	20

1B: 8	SF: 0	WP: 2	PA: 38
2B: 4	SAC: 0	PB: 0	
3B: 0	DP: 0	SB: 1	
HR: 0	HBP: 0	CS: 0	

Houston Colt 45's @ Los Angeles Dodgers

Dodger Stadium, Los Angeles, CA

Fri Apr 19 1963, 6:05 PM PST

Att. 15,654 - Unknown

TOP

livebaseballscorecards.com

Batter	1	2	3	4	5	6	7	8	9	AB	R	H	RBI	BB	SO	LOB
Bob Lillis, R (1, 6) OBP: 0.212, SLG: 0.161	C X 0-1 ① F6		X 0-0 ③ F9			B B C X 2-1 ① 4-3			B B B C B 4-1 FC5-4 BB	3	0	0	0	1	0	0
Johnny Temple, R (1, 4) OBP: 0.208, SLG: 0.136 Ernie Fazio, R (9, PR)	C S T B B X 2-2 1B			C B B X 2-1 ① 5-3		C B F F B B F X 3-2 ② 6-3			C B F F X 1-2 ① FC5-4 FC6-4 1-2f	4 0	0 0	1 0	0 0	0 0	0 0	1 0
Pete Runnels, L (1, 3) OBP: 0.350, SLG: 0.333	B T F B C 2-3 ② K			B B S C F X 2-2 BB 1B		X 0-0 ③ 4-3			F C C 0-3 ② K	4	0	1	0	0	2	2
Carl Warwick, R (1, 9) OBP: 0.346, SLG: 0.261	X 0-0 ③ F8			B B F B F B 4-2 1-2 BB			B B S B C S 3-3 ① K		X 0-0 ③ FC6-4 1-2f	3	0	0	0	1	1	2
Howie Goss, R (1, 8) OBP: 0.326, SLG: 0.419		S S S 0-3 ① K		S F S 0-3 ② K			F C B F S 1-3 ② K			3	0	0	0	0	3	2
Carroll Hardy, R (1, 7) OBP: 0.273, SLG: 0.286		B B C B S T T F S 3-3 ② K		B B F C B X 3-2 ③ F9			F B C C 1-3 ③ K			3	0	0	0	0	2	2
Bob Aspromonte, R (1, 5) OBP: 0.190, SLG: 0.154		C S X 0-2 ③ 4-3			F F S 0-3 ① K			X 0-0 ① F9		3	0	0	0	0	1	0
Jim Campbell, R (1, 2) OBP: 0.161, SLG: 0.207			X 0-0 ① F8		C C C 0-3 ② K			C B F S 1-3 ② K		3	0	0	0	0	2	0
Turk Farrell, R (1, 1) John Bateman, R (8, PH) Jim Golden, L (8, 1)		S S B B S 2-3 ② K			S F S 0-3 ③ K			B B B C S S 3-3 ③ K		2 1 0	0 0 0	0 0 0	0 0 0	0 0 0	2 1 0	0 0 0

	AB	29
	R	0
	H	2
	RBI	0
	BB	2
	SO	14
	LOB	9

Inning Stats																																		
	R: 0	H: 1		R: 0	H: 0		R: 0	H: 0		R: 0	H: 1		R: 0	H: 0		R: 0	H: 0		R: 0	H: 0		R: 0	H: 0		1B: 2	SF: 0		WP: 0	PA: 31					
	E: 0	LOB: 1		E: 0	LOB: 0		E: 0	LOB: 0		E: 0	LOB: 2		E: 0	LOB: 0		E: 0	LOB: 0		E: 0	LOB: 0		E: 0	LOB: 1		2B: 0	SAC: 0		PB: 0						
	K: 1	BB: 0		K: 2	BB: 0		K: 1	BB: 0		K: 1	BB: 1		K: 0	BB: 0		K: 3	BB: 0		K: 2	BB: 0		K: 1	BB: 1		3B: 0	DP: 0		SB: 0						
	S: 10	P: 14		S: 12	P: 15		S: 5	P: 7		S: 14	P: 25		S: 8	P: 13		S: 10	P: 15		S: 7	P: 11		S: 9	P: 14		HR: 0	HBP: 0		CS: 0						

PITCHER		IP	WLS	BF	H	R	ER	SO	BB	IBB	HBP	BLK	WP	HR	S	P	ERA	WHIP
Sandy Koufax, L	(1, 1)	9.0	W	31	2	0	0	14	2	0	0	0	0	0	84	123	0.00	0.444
ERA: 1.93																		

PITCHER	IP	WLS	BF	H	R	ER	SO	BB	IBB	HBP	BLK	WP	HR	S	P	ERA	WHIP

Batter	1	2	3	4	5	6	7	8	9	AB	R	H	RBI	BB	SO	LOB
Maury Wills, S (1, 6) OBP: 0.286, SLG: 0.250	B B C X 2-1 L6 ①			C C C 0-3 K ①		X 0-0 FC6-4 CS 2-3 ②				3	0	0	0	0	1	1
Jim Gilliam, S (1, 5) OBP: 0.222, SLG: 0.250	C F F B X 1-2 1-3 ②			X 0-0 F7 ②		C C 0-2 CS 1-2 ③	C X 0-1 SH1-3 HR 2B			3	1	1	0	0	0	0
Wally Moon, L (1, 7) OBP: 0.400, SLG: 0.500	B F F X 1-2 F2 ③			X 0-0 3-1 ③			X 0-0 SH1-3 2-3 ①			2	0	0	0	0	0	0
Frank Howard, R (1, 9) OBP: 0.444, SLG: 0.529		B B C B C S 3-3 K ①			X 0-0 WP SH2-4 1B		B F S B X 2-2 HR 3-H			3	1	2	2	0	1	0
Ron Fairly, L (1, 3) OBP: 0.292, SLG: 0.238		C X 0-1 3-1 ②			X 0-0 SH2-4 1-2 ①		B B F C X 2-2 F3 ②			2	0	0	0	0	0	0
John Roseboro, L (1, 2) OBP: 0.147, SLG: 0.147		B B B C F C F X 3-2 1-3 ③			B B B C F F F X 3-2 F5 2-3 ②		B F F X 1-2 F8 ③			3	0	0	0	0	0	1
Willie Davis, L (1, 8) OBP: 0.200, SLG: 0.237			B X 1-0 4-3 ①		C B B B X 2-1 F6 ③			B F B F S 2-3 K ①		3	0	0	0	0	1	1
Nate Oliver, R (1, 4) OBP: 0.233, SLG: 0.262			X 0-0 6-3 ②			C X 0-1 FC6-4 SH3-4 1B		B C S B X 2-2 F6 ②		3	0	1	0	0	0	0
Sandy Koufax, R (1, 1)			C C B X 1-2 4-3 ③			C X 0-1 SH3-4 1-2 ①		X 0-0 F8 ③		2	0	0	0	0	0	0
Inning Stats	R: 0 E: 0 K: 0 S: 9 H: 0 LOB: 0 BB: 0 P: 13	R: 0 E: 0 K: 1 S: 9 H: 0 LOB: 0 BB: 0 P: 15	R: 0 E: 0 K: 0 S: 5 H: 0 LOB: 0 BB: 0 P: 7	R: 0 E: 0 K: 1 S: 5 H: 0 LOB: 0 BB: 0 P: 5	R: 0 E: 0 K: 0 S: 9 H: 1 LOB: 1 BB: 0 P: 14	R: 0 E: 0 K: 0 S: 7 H: 1 LOB: 0 BB: 0 P: 7	R: 2 E: 0 K: 0 S: 12 H: 2 LOB: 0 BB: 0 P: 17	R: 0 E: 0 K: 1 S: 7 H: 0 LOB: 0 BB: 0 P: 11		1B: 2 2B: 1 3B: 0 HR: 1 SF: 0 SAC: 3 DP: 0 HBP: 0						

PITCHER		IP	WLS	BF	H	R	ER	SO	BB	IBB	HBP	BLK	WP	HR	S	P	ERA	WHIP
Turk Farrell, R ERA: 3.27	(1, 1)	7.0	L	24	4	2	2	2	0	0	0	0	1	1	56	78	2.57	0.571
Jim Golden, R ERA:	(8, 1)	1.0		3	0	0	0	1	0	0	0	0	0	0	7	11	0.00	0.000

PITCHER	IP	WLS	BF	H	R	ER	SO	BB	IBB	HBP	BLK	WP	HR	S	P	ERA	WHIP

BOTTOM

Houston Colt 45's @ Los Angeles Dodgers

Dodger Stadium, Los Angeles, CA

Fri Apr 19 1963, 6:05 PM PST

Att. 15,654 - Unknown

livebaseballscorecards.com

AB	24
R	2
H	4
RBI	2
BB	0
SO	3
LOB	3

Batter	1	2	3	4	5	6	7	8	9	AB	R	H	RBI	BB	SO	LOB
Carroll Hardy, R (1, 7) OBP: 0.296, SLG: 0.320	C C B F X 1-2 5-3 ①		X 0-0 1B BLK 2B 1-3	B C F B F F F 4-2 B WP E BB 1-2 2-3		C B B F X 2-2 F9 ②		B X 1-0 5-3 ①		4	2	1	0	1	0	1
Johnny Temple, R (1, 4) OBP: 0.250, SLG: 0.192 Ernie Fazio, R (7, 4)	B X 1-0 FC6-4 1B	F B B B C X 3-2 BLK 1B 2-3 3-H	B B X 2-0 E6 1-H 2-H 3-H	B X 1-0 F9 ③		B B B B 4-0 WP 1-4-3 1B BB				4 0	0 1	2 0	1 0	0 1	0 0	1 0
Pete Runnels, L (1, 3) OBP: 0.333, SLG: 0.317 Brock Davis, L (8, 8)	X 0-0 FC6-4 FC6-4 ② 1-2f	X 0-0 F7 ② B B X	B B F X 2-1 F7 ③				X 0-0 E 2B 1B	B X 1-0 1-4-3 ② 1-2		5 0	1 0	1 0	0 0	0 0	0 0	5 0
Carl Warwick, R (1, 9) OBP: 0.355, SLG: 0.286	X 0-0 FC6-4 ③ 1-2f	F F B B X 2-2 F7 ③ 1-2 3-H	X 0-0 1-3 1B				B L L F X 1-2 FC1 2B 1-2	B C B X 2-1 WP S 1B 2-H		5	1	2	1	0	0	3
Howie Goss, R (1, 8) OBP: 0.313, SLG: 0.396 Bob Lillis, R (8, 5) OBP: 0.212, SLG: 0.161		S B C X 1-2 F6 ①	X 0-0 1B FC6-4 1B	L C S 0-3 K ①			X 0-0 B5 ①	B C S B F S 2-3 K ③ 1-3		5 0	1 0	1 0	0 0	0 0	2 0	4 0
Bob Aspromonte, R (1, 5) OBP: 0.174, SLG: 0.140 Rusty Staub, L (8, 3) OBP: 0.370, SLG: 0.273		C B B X 2-1 F8 ②	X 0-0 F6 ①	B X 1-0 1-3 ② 1-2			B F F B X 2-2 F2 ②		B C X 1-1 4-3 ①	4 1	0 0	0 0	0 0	0 0	0 0	4 0
John Bateman, R (1, 2) OBP: 0.333, SLG: 0.500		C B S S 1-3 K ③	C B S X 1-2 FC6-4 1B 1-3	S S B F S 1-3 K ③			X 0-0 2B 1-H 2-H		B F S S 1-3 K ②	5	0	2	2	0	3	1
J C Hartman, R (1, 6) OBP: 0.200, SLG: 0.143			B B C F F C 2-3 K ①	X 0-0 FC6-4 ② BB BB WP 1-2f 3-H		B C X 1-1 1-3 ① I I I I	4-0 IBB		S B X 1-1 E6 FC4-6	4	1	0	1	1	1	1
Don Nottebart, R (1, 1) OBP: 0.429, SLG: 0.333 Don McMahon, R (8, 1)		B F B S X 2-2 2B 1B 1B	B B B C C B 4-2 WP BB E BB 1-2			X 0-0 1B	B S S S 1-3 K ③		X 0-0 FC4-6 ③ 1-2f	3 1	2 0	2 0	0 0	1 0	1 0	2 1
Inning Stats	R: 0 H: 1 E: 0 LOB: 1 K: 0 BB: 0 S: 7 P: 9	R: 0 H: 0 E: 0 LOB: 0 K: 1 BB: 0 S: 8 P: 12	R: 2 H: 3 E: 0 LOB: 1 K: 1 BB: 0 S: 15 P: 24	R: 4 H: 2 E: 1 LOB: 1 K: 0 BB: 2 S: 17 P: 30	R: 0 H: 1 E: 0 LOB: 1 K: 2 BB: 0 S: 9 P: 11	R: 0 H: 1 E: 0 LOB: 1 K: 0 BB: 0 S: 7 P: 11	R: 2 H: 2 E: 1 LOB: 2 K: 1 BB: 1 S: 13 P: 21	R: 1 H: 1 E: 0 LOB: 1 K: 1 BB: 1 S: 8 P: 18	R: 0 H: 0 E: 1 LOB: 1 K: 1 BB: 0 S: 8 P: 11	1B: 9 2B: 2 3B: 0 HR: 0	SF: 0 SAC: 0 DP: 0 HBP: 0					

PITCHER		IP	WLS	BF	H	R	ER	SO	BB	IBB	HBP	BLK	WP	HR	S	P	ERA	WHIP
Johnny Podres, L ERA: 3.2	(1, 1)	3.2	L	19	6	6	4	2	2	0	0	1	0	0	44	68	9.82	2.182
Ken Rowe, R ERA:	(4, 1)	3.1		17	4	2	0	3	0	1	0	0	1	0	32	50	0.00	1.200
Jack Smith, R ERA: 4.5	(8, 1)	2.0		9	1	1	1	2	1	0	0	0	2	0	16	29	4.50	1.000

PITCHER	IP	WLS	BF	H	R	ER	SO	BB	IBB	HBP	BLK	WP	HR	S	P	ERA	WHIP

TOP

Houston Colt 45's @ Los Angeles Dodgers

Dodger Stadium, Los Angeles, CA

Sat Apr 20 1963, 3:33 AM PST
Att. 17,110 - Cloudy - 61 F

livebaseballscorecards.com

AB	41
R	9
H	11
RBI	5
BB	4
SO	7
LOB	23

WP: 3	PA: 45				
PB: 0					
SB: 1					
CS: 0					

Batter	1	2	3	4	5	6	7	8	9	AB	R	H	RBI	BB	SO	LOB
Maury Wills, S (1, 6) OBP: 0.240, SLG: 0.208	B C X 1-1 ① B3		B L X 1-1 ① SH5-4 1-2 2-3		C X 0-1 ② 1-3		X 0-0 ③ 6-3		C C X 0-2 ② 6-3	4	0	0	0	0	0	1
Jim Gilliam, S (1, 5) OBP: 0.214, SLG: 0.167	C B B F X 2-2 ② G3		C X 0-1 ② 4-3 2-3 3-H		F F X 0-2 ③ 4-3			B B B C B 4-1 2B 2B BB	C F F B B X 2-2 ③ F9	4	1	0	1	1	0	1
Wally Moon, L (1, 7) OBP: 0.357, SLG: 0.385	C B C B X 2-2 ③ 5-3		B B F B B 4-1 1B BB			B F X 1-1 ① 4-3		F B C X 1-2 ① F7		3	0	0	0	1	0	1
Frank Howard, R (1, 9) OBP: 0.475, SLG: 0.579		C B B F B F S 3-3 ① K	C S X 0-2 1-2 3-H 1B			C S B X 1-2 G4-6-3 1B		C S X 0-2 1-3 2B 2B		4	1	3	1	0	1	0
Ron Fairly, L (1, 3) OBP: 0.286, SLG: 0.280	C E B F X 1-2 4-3 2B		F B F B S 2-3 ③ K			X 0-0 ② ③ G4-6-3 1-2f		B B C F X 2-2 ② L6		4	0	1	0	0	1	5
John Roseboro, L (1, 2) OBP: 0.184, SLG: 0.189	B F B B S F X 2-2 ② 4-3 2-3		B C F B B C 3-3 ① K				F F B B B B 4-2 2B 4-3 BB	X 0-0 1B 2-H 3-H 2B		3	2	1	2	1	1	1
Willie Davis, L (1, 8) OBP: 0.227, SLG: 0.286	X 0-0 ③ F9		S C X 0-2 ② 5-3				B X 1-0 1-3 2B	X 0-0 2-H 1B		4	0	2	1	0	0	1
Nate Oliver, R (1, 4) OBP: 0.234, SLG: 0.261			B F F F F X 1-2 SH5-4 E 4-3 1B	C F X 0-2 ③ F4			X 0-0 ① 4-3 3-H	F F F X 0-2 ③ F7		4	1	1	1	0	0	2
Johnny Podres, L (1, 1) OBP: 0.250, SLG: 0.250 Ken Rowe, R (4, 1) Bill Skowron, R (7, PH) OBP: 0.167, SLG: 0.138 Jack Smith, R (8, 1) Lee Walls, R (9, PH) OBP: 0.200, SLG: 0.200			B B C M B X 3-2 E4 4-3 SH5-4 1-2 1B		B B C F S 2-3 ① K		C F S 0-3 ② K		B C X 1-1 ① 6-3	1 1 1 0 1	1 0 0 0 0	0 0 0 0 0	0 0 0 0 0	0 1 1 0 0	0 0 1 0 0	1 0 1 0 0
Inning Stats	R: 0 E: 0 K: 0 S: 8 H: 0 LOB: 0 BB: 0 P: 13	R: 0 E: 0 K: 1 S: 13 H: 1 LOB: 1 BB: 0 P: 19	R: 2 E: 1 K: 1 S: 19 H: 2 LOB: 2 BB: 1 P: 30	R: 0 E: 0 K: 1 S: 9 H: 0 LOB: 0 BB: 0 P: 12	R: 0 E: 0 K: 1 S: 8 H: 0 LOB: 0 BB: 0 P: 10	R: 0 E: 0 K: 0 S: 6 H: 1 LOB: 0 BB: 0 P: 8	R: 1 E: 0 K: 1 S: 8 H: 1 LOB: 1 BB: 1 P: 13	R: 3 E: 0 K: 0 S: 16 H: 3 LOB: 1 BB: 1 P: 23	R: 0 E: 0 K: 0 S: 9 H: 0 LOB: 0 BB: 0 P: 12	1B: 4 2B: 4 3B: 0 HR: 0	SF: 0 SAC: 1 DP: 1 HBP: 0			WP: 0 PB: 0 SB: 0 CS: 0	PA: 38	

PITCHER		IP	WLS	BF	H	R	ER	SO	BB	IBB	HBP	BLK	WP	HR	S	P	ERA	WHIP
Don Nottebart, R ERA: 2.76	(1, 1)	7.1	W	31	6	5	3	5	3	0	0	0	0	0	78	117	3.68	1.227
Don McMahon, R ERA: 5.87	(8, 1)	1.2	S	7	2	1	1	0	0	0	0	0	0	0	18	23	5.40	1.200

PITCHER	IP	WLS	BF	H	R	ER	SO	BB	IBB	HBP	BLK	WP	HR	S	P	ERA	WHIP

BOTTOM

Houston Colt 45's @ Los Angeles Dodgers

Dodger Stadium, Los Angeles, CA

Sat Apr 20 1963, 3:33 AM PST

Att. 17,110 - Cloudy - 61 F

livebaseballscorecards.com

AB	34
R	6
H	8
RBI	6
BB	3
SO	5
LOB	14

Houston Colt 45's @ Los Angeles Dodgers

Dodger Stadium, Los Angeles, CA

Sun Apr 21 1963, 3:33 AM PST

Sunny - 61 F

livebaseballscorecards.com

Batter	1	2	3	4	5	6	7	8	9	AB	R	H	RBI	BB	SO	LOB
Al Spangler, L (1, 7) OBP: 0.345, SLG: 0.370	G3		F7		F8	4-3			FC4-6 6-3 1-2f	5	0	0	0	0	0	4
Johnny Temple, R (1, 4) OBP: 0.323, SLG: 0.276	G1-4-3 1B		WP 1B			2B 1B	K		6-3 1-2	3	1	3	0	0	0	0
Chris Zachary, L (6, 1)										1	0	0	0	0	1	0
Carroll Hardy, R (9, PH) OBP: 0.286, SLG: 0.308										1	0	0	0	0	0	1
Pete Runnels, L (1, 3) OBP: 0.319, SLG: 0.302	G1-4-3 1-2f		5-3 1-2			2B 1B 1-2	K		K	2	0	0	0	0	0	2
Jim Golden, L (3, 1)										0	0	0	0	0	0	0
Ernie Fazio, R (6, PH) OBP: 0.174, SLG: 0.050										3	1	1	0	0	2	1
(6, 4)																
Rusty Staub, L (1, 9) OBP: 0.419, SLG: 0.360		FC4-6 BB		6-3		1B 2B 1-3 2-H	1B			3	1	2	1	1	0	0
(3, 3)																
John Bateman, R (1, 2) OBP: 0.300, SLG: 0.400	K		F5			BB WP 1B 2-H 3-H	F9			4	0	1	2	0	1	2
Brock Davis, L (1, 8)	FC4-6 1B 1-2f		E1			K 1-2		F8		2	0	0	0	0	0	1
Howie Goss, R (6, PH) OBP: 0.300, SLG: 0.380										2	0	0	0	0	1	1
(6, 8)																
Bob Aspromonte, R (1, 5) OBP: 0.200, SLG: 0.152	1B 1-3		F7			BB		6-3		3	0	1	0	1	0	1
J C Hartman, R (1, 6) OBP: 0.158, SLG: 0.111	4-3				1-3	F8		1-3		4	0	0	0	0	0	4
Conrad Cardinal, R (1, 1)			K		K	BB 1-2 2-3			E5 FC4-6	0	0	0	0	0	0	0
Hal Woodeshick, R (1, 1)										0	0	0	0	0	0	0
Carl Warwick, R (3, PH) OBP: 0.343, SLG: 0.258										3	0	0	0	1	2	0
(3, 9)																
Inning Stats	R: 0 E: 0 K: 0 S: 4 H: 1 LOB: 0 BB: 0 P: 5	R: 0 E: 0 K: 1 S: 11 H: 1 LOB: 2 BB: 1 P: 25	R: 0 E: 0 K: 1 S: 10 H: 1 LOB: 1 BB: 0 P: 14	R: 0 E: 1 K: 0 S: 9 H: 0 LOB: 1 BB: 0 P: 11	R: 0 E: 0 K: 1 S: 10 H: 0 LOB: 0 BB: 0 P: 15	R: 3 E: 0 K: 1 S: 26 H: 4 LOB: 3 BB: 2 P: 47	R: 0 E: 0 K: 2 S: 12 H: 1 LOB: 1 BB: 0 P: 17	R: 0 E: 0 K: 0 S: 7 H: 0 LOB: 0 BB: 0 P: 9	R: 0 E: 1 K: 1 S: 10 H: 0 LOB: 1 BB: 0 P: 15	1B: 7 2B: 1 3B: 0 HR: 0	SF: 0 SAC: 0 DP: 1 HBP: 0						

	AB	36
	R	3
	H	8
	RBI	3
	BB	3
	SO	7
	LOB	17

WP: 2 PB: 0 SB: 0 CS: 0 PA: 39

PITCHER		IP	WLS	BF	H	R	ER	SO	BB	IBB	HBP	BLK	WP	HR	S	P	ERA	WHIP
Bob Miller, R ERA: 1.25	(1, 1)	5.0	W	23	7	3	3	3	1	0	0	0	1	0	61	95	5.40	1.600
Ron Perranoski, L ERA: 1.0	(6, 1)	4.0	S	16	1	0	0	4	2	0	0	0	1	0	38	63	0.00	0.750

PITCHER	IP	WLS	BF	H	R	ER	SO	BB	IBB	HBP	BLK	WP	HR	S	P	ERA	WHIP

Batter	1	2	3	4	5	6	7	8	9	AB	R	H	RBI	BB	SO	LOB
Maury Wills, S (1, 6) OBP: 0.276, SLG: 0.250										4	1	2	0	0	0	3
Dick Tracewski, R (8, 6) OBP: 0.211, SLG: 0.167										1	0	0	0	0	0	0
Jim Gilliam, S (1, 5) OBP: 0.278, SLG: 0.200										3	2	1	0	1	0	3
Ken McMullen, R (8, 5) OBP: 0.231, SLG: 0.208										1	0	0	0	0	0	0
Wally Moon, L (1, 7) OBP: 0.412, SLG: 0.438										3	2	2	1	0	1	1
Bill Skowron, R (5, 3) OBP: 0.188, SLG: 0.194										2	1	1	0	0	0	0
Frank Howard, R (1, 9) OBP: 0.489, SLG: 0.561										3	2	1	1	2	2	1
Ron Fairly, L (1, 3) (5, 7) OBP: 0.333, SLG: 0.345										4	1	2	3	1	1	3
John Roseboro, L (1, 2) OBP: 0.209, SLG: 0.268										4	1	2	2	0	1	3
Doug Camilli, R (9, 2) OBP: 0.250, SLG: 0.143										0	0	0	0	0	0	0
Willie Davis, L (1, 8) OBP: 0.229, SLG: 0.273										2	1	0	1	1	1	3
Nate Oliver, R (1, 4) OBP: 0.275, SLG: 0.286										3	0	2	1	1	0	0
Bob Miller, R (1, 1)										3	0	0	0	0	2	3
Ron Perranoski, L (6, 1)										1	0	0	0	0	0	0
Inning Stats	R: 5 E: 1 K: 0 S: 20 H: 3 LOB: 2 BB: 3 P: 38	R: 1 E: 0 K: 3 S: 16 H: 1 LOB: 2 BB: 2 P: 28	R: 0 E: 0 K: 1 S: 7 H: 1 LOB: 1 BB: 0 P: 8	R: 2 E: 0 K: 1 S: 12 H: 3 LOB: 0 BB: 0 P: 19	R: 0 E: 0 K: 1 S: 8 H: 2 LOB: 1 BB: 0 P: 8	R: 0 E: 0 K: 2 S: 9 H: 0 LOB: 0 BB: 0 P: 12	R: 1 E: 0 K: 0 S: 11 H: 1 LOB: 0 BB: 0 P: 16	R: 2 E: 0 K: 0 S: 14 H: 2 LOB: 1 BB: 1 P: 25		1B: 10 2B: 2 3B: 1 HR: 0 SF: 2 SAC: 0 DP: 1 HBP: 0						

PITCHER		IP	WLS	BF	H	R	ER	SO	BB	IBB	HBP	BLK	WP	HR	S	P	ERA	WHIP
Conrad Cardinal, R ERA: 5.23	(1, 1)	0.2	L	8	3	5	3	0	3	0	0	0	0	0	18	34	40.50	9.000
Hal Woodeshick, L ERA: 2.7	(1, 1)	1.1		8	1	1	1	3	2	0	0	0	1	0	18	32	6.75	2.250
Jim Golden, R ERA: 4.5	(3, 1)	3.0		13	6	2	2	3	0	0	0	1	0	0	27	35	6.00	2.000
Chris Zachary, R ERA: 11.25	(6, 1)	3.0		13	3	3	2	2	1	0	0	0	0	0	34	53	6.00	1.333

PITCHER	IP	WLS	BF	H	R	ER	SO	BB	IBB	HBP	BLK	WP	HR	S	P	ERA	WHIP

BOTTOM

Houston Colt 45's @ Los Angeles Dodgers

Dodger Stadium, Los Angeles, CA

Sun Apr 21 1963, 3:33 AM PST

Sunny - 61 F

livebaseballscorecards.com

AB	34
R	11
H	13
RBI	9
BB	6
SO	8
LOB	20

Houston Colt 45's @ Los Angeles Dodgers

Dodger Stadium, Los Angeles, CA

Sun Apr 21 1963, 3:38 AM PST

Att. 33,196 - Sunny - 58 F

livebaseballscorecards.com

TOP

Batter	1	2	3	4	5	6	7	8	9	AB	R	H	RBI	BB	SO	LOB
Carroll Hardy, R (1, 7) OBP: 0.333, SLG: 0.387	BBCX 2-1 BB 1B 1B	X 0-0 1-H 1B 2B		BBCX 2-1 BB E 1B		CBCM 1-3 ② K			BBCSFFX 2-2 ① F8	5	2	3	1	0	1	0
Johnny Temple, R (1, 4) OBP: 0.333, SLG: 0.294	BX 1-0 ① F7	BX 1-0 2-H CS 1B		CBX 1-1 ② F8		BSBSS 2-3 ③ K			FX 0-1 4-3 1B	5	0	2	1	0	1	2
Ernie Fazio, R (9, PR) OBP: 0.174, SLG: 0.050 (9, 4)										0	0	0	0	0	0	0
Rusty Staub, L (1, 3) OBP: 0.389, SLG: 0.310	CBSBBBFFB 4-2 1-2 1B BB	FSB 1-2 ③ 1-2 CS	BCBFBX 3-2 ① F8	BCX 1-1 1-2 E3 BB			CFBS 1-3 ① K		BFFX 1-2 ② 1-3 4-3	4	0	0	0	1	1	2
Carl Warwick, R (1, 9) OBP: 0.400, SLG: 0.273	BCX 1-1 1-2 2-H 1B		BBBCB 4-1 FC6-4 BB	BBFBB 4-1 1-2 2-3 BB			CBBBBB 4-2 FC6-4 BB		BCBX 2-1 ③ 5-3	2	0	1	1	3	0	2
Howie Goss, R (1, 8) OBP: 0.278, SLG: 0.352	FFS 0-3 ② K		CCBBX 1-2 ② FC6-4 1-2f HR	CBFS 1-3 ③ K			CSBBBFX 2-2 ② F5			4	1	0	0	0	2	7
John Bateman, R (1, 2) OBP: 0.286, SLG: 0.571	BSSSBFFS 2-3 ③ K		FX 0-1 1-H HR		BBSSS 2-3 ① K		BX 1-0 1-2f ③ FC6-4			4	1	1	2	0	2	3
Bob Aspromonte, R (1, 5) OBP: 0.204, SLG: 0.160		CCBBS 1-3 ① K	BFBX 2-1 1B		BBBCCX 3-2 ② F6			BBBCCFX 3-2 ① 6-3		4	0	1	0	0	1	0
Bob Lillis, R (1, 6) OBP: 0.189, SLG: 0.143		CX 0-1 ② 1-3	X 0-0 ③ F9		CBBBX 2-1 ③ 6-3			FLX 0-2 ② L6		4	0	0	0	0	0	1
Bob Bruce, R (1, 1)		BCFBBBB 4-2 2B BB		BCBX 2-1 ① L9		BBCSX 2-2 ① L8		CCBBS 1-3 ③ K		1	1	0	0	1	0	0
George Brunet, R (4, 1)										2	0	0	0	0	1	0

	AB	R	H	RBI	BB	SO	LOB
	35	5	8	5	5	9	17

Inning Stats	1	2	3	4	5	6	7	8	9	1B	SF	WP	PA
R	1	2	2	0	0	0	0	0	0	6	0	0	41
E	0	0	0	1	0	0	0	0	0	2B 1	SAC 0	PB 0	
K	2	1	0	1	1	2	1	1	0	3B 0	DP 0	SB 0	
S	17	11	12	12	8	9	10	10	12	HR 1	HBP 0	CS 1	
H	2	2	2	1	0	0	0	0	1				
LOB	2	0	1	3	0	0	1	0	2				
BB	1	1	1	1	0	0	1	0	0				
P	27	18	22	23	15	14	18	14	17				

PITCHER		IP	WLS	BF	H	R	ER	SO	BB	IBB	HBP	BLK	WP	HR	S	P	ERA	WHIP
Pete Richert, L ERA: 16.88	(1, 1)	2.2		16	6	5	5	3	3	0	0	0	0	1	39	66	16.88	3.375
Larry Sherry, R ERA:	(3, 1)	4.1		17	1	0	0	5	2	0	0	0	0	0	40	71	0.00	0.692
Ed Roebuck, R ERA: 2.16	(8, 1)	2.0	W	7	1	0	0	1	0	0	0	0	0	0	22	31	0.00	0.500

PITCHER	IP	WLS	BF	H	R	ER	SO	BB	IBB	HBP	BLK	WP	HR	S	P	ERA	WHIP

BOTTOM

Houston Colt 45's @ Los Angeles Dodgers

Dodger Stadium, Los Angeles, CA

Sun Apr 21 1963, 3:38 AM PST

Att. 33,196 - Sunny - 58 F

livebaseballscorecards.com

Batter	1	2	3	4	5	6	7	8	9	AB	R	H	RBI	BB	SO	LOB
Maury Wills, S (1, 6) OBP: 0.324, SLG: 0.258	C B F B B B 4-2 1B SF9-3-6 BB		C B B B C X 3-2 ① 5-3		B B B B 4-0 1B BB		C S F B B F X 2-2 1B 1B 1B		B C B X 2-1 ② L3	3	2	1	0	2	0	0
Jim Gilliam, S (1, 5) OBP: 0.304, SLG: 0.250	X 0-0 SF9-3-6 1-3 1B		B X 1-0 ② F9		F B F B X 2-2 1-2 1B		B F F S 1-3 ② K		B X 1-0 E5 E 1B 1B	5	1	2	0	0	1	1
Wally Moon, L (1, 7) OBP: 0.368, SLG: 0.412 Bill Skowron, R (5, PH) OBP: 0.229, SLG: 0.235 (6, 3)	F X 0-1 ① ② SF9-3-6 1-2 3-H		B B C C F F X 2-2 ③ 1-3		F F B X 1-2 ② F3		X 0-0 1B 1-3 1B		F B X 1-1 E5 1B IBB 1-3 1B	1	0	0	1	0	0	0
										3	0	2	0	0	0	2
Frank Howard, R (1, 9) OBP: 0.500, SLG: 0.545	F B S F S 1-3 ③ K			S B B B C F B 4-2 WP HR BB	B S B X 2-1 ③ F7		F B X 1-1 1-2 3-H 1B		I I I I 4-0 1B 1-2 IBB	3	1	1	1	2	1	2
Ron Fairly, L (1, 3) OBP: 0.368, SLG: 0.500 (6, 7) (7, 8)		B B F B B X 3-1 3B 2B		B X 1-0 1-H HR		C F F X 0-2 E4 FC3-6	C S B X 1-2 ③ 3-1		S X 0-1 1-2 2-3 3-H 1B	5	2	3	3	0	0	2
John Roseboro, L (1, 2) OBP: 0.213, SLG: 0.311		B C B X 2-1 ① 2-H 3B		C B B F B F X 3-2 ① F4		L L X 0-2 ① FC3-6 1-2f		B B F B X 3-1 ① F8		4	0	1	1	0	0	1
Willie Davis, L (1, 8) OBP: 0.220, SLG: 0.261 Lee Walls, R (6, PH) OBP: 0.167, SLG: 0.167 (7, 7)		X 0-0 ② 1-3		S S X 0-2 ② F6		C C B S 1-3 ② K		B F X 1-1 ② 5-3		2	0	0	0	0	0	0
										2	0	0	0	0	1	1
Nate Oliver, R (1, 4) OBP: 0.273, SLG: 0.269		H 1-0 HBP		C X 0-1 ③ 3-1		B F B S B S 3-3 ③ K		B C B S S 3-3 ③ K		3	0	0	0	0	2	1
Pete Richert, L (1, 1) Larry Sherry, R (3, 1) Daryl Spencer, R (7, PH) OBP: 0.444, SLG: 0.167 Ed Roebuck, R (8, 1) Doug Camilli, R (9, PH) OBP: 0.222, SLG: 0.125		B C F C 1-3 ③ K			C S S 0-3 ① K		B X 1-0 ① F9		B X 1-0 ① F6	1	0	0	0	0	1	1
										1	0	0	0	0	1	0
										1	0	0	0	0	0	0
										0	0	0	0	0	0	0
										1	0	0	0	0	0	0
Inning Stats	R: 1 E: 0 K: 1 S: 9 H: 1 LOB: 0 BB: 1 P: 14	R: 1 E: 0 K: 1 S: 8 H: 2 LOB: 1 BB: 0 P: 15	R: 0 E: 0 K: 0 S: 8 H: 0 LOB: 0 BB: 0 P: 14	R: 2 E: 0 K: 0 S: 13 H: 1 LOB: 0 BB: 1 P: 21	R: 0 E: 0 K: 1 S: 11 H: 1 LOB: 2 BB: 1 P: 20	R: 0 E: 2 K: 2 S: 13 H: 0 LOB: 1 BB: 0 P: 17	R: 1 E: 0 K: 1 S: 15 H: 3 LOB: 2 BB: 0 P: 21	R: 0 E: 0 K: 1 S: 7 H: 0 LOB: 0 BB: 0 P: 14	R: 1 E: 2 K: 0 S: 8 H: 2 LOB: 3 BB: 1 P: 17	1B: 7 2B: 2 3B: 1 HR: 1	SF: 1 SAC: 0 DP: 1 HBP: 1					

	AB	35
	R	6
	H	10
	RBI	6
	BB	4
	SO	7
	LOB	11

WP: 1 PB: 0 SB: 0 CS: 0 PA: 41

PITCHER		IP	WLS	BF	H	R	ER	SO	BB	IBB	HBP	BLK	WP	HR	S	P	ERA	WHIP
Bob Bruce, R ERA: 12.96	(1, 1)	3.0		14	4	4	4	2	2	0	1	0	1	1	29	52	12.00	2.000
George Brunet, L ERA: 7.11	(4, 1)	5.2	L	27	6	2	1	5	1	1	0	0	0	0	63	101	1.59	1.235

PITCHER	IP	WLS	BF	H	R	ER	SO	BB	IBB	HBP	BLK	WP	HR	S	P	ERA	WHIP

Batter	1	2	3	4	5	6	7	8	9	AB	R	H	RBI	BB	SO	LOB
Curt Flood, R (1, 8) OBP: 0.323, SLG: 0.352	SSS 0-3 ① K		SSS 0-3 ① K		x 0-0 ① 1-3	SSS 0-3 ③ K			BBBB 4-0 1B BB	4	0	0	0	1	3	0
Dick Groat, R (1, 6) OBP: 0.459, SLG: 0.588	x 0-0 ② L5		x 0-0 ② F3		BBBB 4-0 BB 1B BB		x 0-0 ① 4-3		x 0-0 L3 1-3 1B	4	1	1	0	1	0	0
Bill White, L (1, 3) OBP: 0.362, SLG: 0.460	x 0-0 ③ 4-3		x 0-0 HR		BBBB 4-0 1B 1-2 1B BB		x 0-0 ② F5		x 0-0 ①② L3 1-2	4	2	1	1	1	0	2
George Altman, L (1, 9) OBP: 0.392, SLG: 0.490		x 0-0 1B 1B 1B	x 0-0 1B		x 0-0 ② F8		x 0-0 1B		x 0-0 ③ L9	5	1	3	0	0	0	3
Ken Boyer, R (1, 5) OBP: 0.345, SLG: 0.346		x 0-0 1-3 1B 1-3 1B	SSS 0-3 ③ K		x 0-0 1B 1-2 2-H 1B		x 0-0 ③ 4-3			4	0	2	1	0	1	2
Charlie James, R (1, 7) OBP: 0.267, SLG: 0.367		x 0-0 1-3 1-2 3-H 1B		x 0-0 ① F6	x 0-0 1-3 2-H 1B			x 0-0 ① 5-3		4	0	2	2	0	0	0
Carl Sawatski, L (1, 2) OBP: 0.464, SLG: 0.760 Gene Oliver, R (5, PH) OBP: 0.348, SLG: 0.389 (5, 2)		x 0-0 ① F4		x 0-0 HR	x 0-0 ③ F9			x 0-0 ② 5-3		2 2	1 0	1 0	1 0	0 0	0 0	2 2
Julian Javier, R (1, 4) OBP: 0.260, SLG: 0.326		x 0-0 ② 1-3 1-2 2-3		SSS 0-3 ② K		x 0-0 ① G3		x 0-0 1B		4	0	1	0	0	1	2
Ray Washburn, R (1, 1) OBP: 0.125, SLG: 0.125		SSS 0-3 ③ K		SSS 0-3 ③ K		x 0-0 ② F2		x 0-0 ③ G3		4	0	0	0	0	2	3
Inning Stats	R: 0 E: 0 K: 1 S: 5 H: 0 LOB: 0 BB: 0 P: 5	R: 1 E: 0 K: 1 S: 8 H: 3 LOB: 2 BB: 0 P: 8	R: 1 E: 0 K: 2 S: 9 H: 2 LOB: 1 BB: 0 P: 9	R: 1 E: 0 K: 2 S: 8 H: 1 LOB: 0 BB: 0 P: 8	R: 2 E: 0 K: 0 S: 5 H: 2 LOB: 2 BB: 2 P: 13	R: 0 E: 0 K: 1 S: 5 H: 0 LOB: 0 BB: 0 P: 5	R: 0 E: 0 K: 0 S: 4 H: 1 LOB: 1 BB: 0 P: 4	R: 0 E: 0 K: 0 S: 4 H: 1 LOB: 1 BB: 0 P: 4	R: 0 E: 0 K: 0 S: 3 H: 1 LOB: 1 BB: 1 P: 7	1B: 9 2B: 1 3B: 0 HR: 2 SF: 0 SAC: 0 DP: 1 HBP: 0							

PITCHER	IP	WLS	BF	H	R	ER	SO	BB	IBB	HBP	BLK	WP	HR	S	P	ERA	WHIP
Ken Johnson, R (1, 1) ERA: 2.49	4.2	L	24	8	5	5	6	2	0	0	0	0	2	34	42	9.64	2.143
Hal Woodeshick, L (5, 1) ERA: 1.93	1.1		4	0	0	0	1	0	0	0	0	0	0	6	6	0.00	0.000
Bob Bruce, R (7, 1) ERA: 9.53	3.0		12	3	0	0	0	1	0	0	0	0	0	11	15	0.00	1.333

PITCHER	IP	WLS	BF	H	R	ER	SO	BB	IBB	HBP	BLK	WP	HR	S	P	ERA	WHIP

TOP

St. Louis Cardinals @ Houston Colt 45's

Colt Stadium, Houston, TX

Mon Apr 22 1963, 7:05 PM EST
Att. 10,047 - Sunny - 75 F

livebaseballscorecards.com

AB	37
R	5
H	11
RBI	5
BB	3
SO	7
LOB	16

1B: 9	SF: 0	WP: 0	PA: 40
2B: 1	SAC: 0	PB: 0	
3B: 0	DP: 1	SB: 0	
HR: 2	HBP: 0	CS: 0	

Batter	1	2	3	4	5	6	7	8	9	AB	R	H	RBI	BB	SO	LOB
Al Spangler, L (1, 7) OBP: 0.353, SLG: 0.387	K		BB	FC4-6			4-3		1-6-3	4	1	1	0	1	1	2
Johnny Temple, R (1, 4) OBP: 0.325, SLG: 0.270	L3		BB		K		6-3			3	0	0	0	1	1	1
Rusty Staub, L (1, 3) OBP: 0.375, SLG: 0.303	F7		1B		L1		4-3			4	0	1	2	0	0	1
Carl Warwick, R (1, 9) OBP: 0.386, SLG: 0.250		F9	F9		BB		F7			3	0	0	0	1	0	3
Howie Goss, R (1, 8) OBP: 0.276, SLG: 0.345		K	F8		K			G6-4-3		4	0	1	0	0	2	3
John Bateman, R (1, 2) OBP: 0.278, SLG: 0.500		1B		5-3		K		G6-4-3		4	0	1	0	0	1	1
Bob Aspromonte, R (1, 5) OBP: 0.224, SLG: 0.185		1-3		1B		1B		F2		4	0	2	0	0	0	1
Bob Lillis, R (1, 6) OBP: 0.195, SLG: 0.132			BB	F4		K			F8	3	1	0	0	1	1	2
Ken Johnson, R (1, 1) OBP: 0.143, SLG: 0.143			SH1	FC4-6		K			K	1	0	1	0	0	0	0
Hal Woodeshick, R (5, 1)										0	0	0	0	0	0	0
Pete Runnels, L (6, PH) OBP: 0.313, SLG: 0.295										1	0	0	0	0	1	1
Bob Bruce, R (7, 1)										0	0	0	0	0	0	0
Jim Campbell, R (9, PH) OBP: 0.156, SLG: 0.200										1	0	0	0	0	1	0
Inning Stats	R: 0 E: 0 K: 1 S: 5 H: 0 LOB: 0 BB: 0 P: 5	R: 0 E: 0 K: 1 S: 6 H: 1 LOB: 1 BB: 0 P: 6	R: 2 E: 0 K: 0 S: 4 H: 1 LOB: 2 BB: 3 P: 16	R: 0 E: 0 K: 0 S: 5 H: 2 LOB: 2 BB: 0 P: 5	R: 0 E: 0 K: 2 S: 7 H: 0 LOB: 1 BB: 1 P: 11	R: 0 E: 0 K: 3 S: 10 H: 1 LOB: 1 BB: 0 P: 10	R: 0 E: 0 K: 0 S: 4 H: 1 LOB: 1 BB: 0 P: 4	R: 0 E: 0 K: 0 S: 3 H: 1 LOB: 0 BB: 0 P: 3	R: 0 E: 0 K: 1 S: 5 H: 0 LOB: 0 BB: 0 P: 5	1B: 6 2B: 1 3B: 0 HR: 0	SF: 0 SAC: 1 DP: 1 HBP: 0		WP: 0 PB: 0 SB: 0 CS: 0		PA: 37		

PITCHER	IP	WLS	BF	H	R	ER	SO	BB	IBB	HBP	BLK	WP	HR	S	P	ERA	WHIP
Ray Washburn, R (1, 1) ERA: 1.67	9.0	W	37	7	2	2	8	4	0	0	0	0	0	49	65	2.00	1.222

PITCHER	IP	WLS	BF	H	R	ER	SO	BB	IBB	HBP	BLK	WP	HR	S	P	ERA	WHIP

BOTTOM

St. Louis Cardinals @ Houston Colt 45's

Colt Stadium, Houston, TX

Mon Apr 22 1963, 7:05 PM EST

Att. 10,047 - Sunny - 75 F

livebaseballscorecards.com

AB	32
R	2
H	7
RBI	2
BB	4
SO	8
LOB	15

Batter	1	2	3	4	5	6	7	8	9	AB	R	H	RBI	BB	SO	LOB
Curt Flood, R (1, 8) OBP: 0.324, SLG: 0.350	S 1B	FC6-4 1-2f		FC S 2B 3-H		F7		BB 1B	FC6-5 1B E 2-3	6	4	2	1	0	0	3
Dick Groat, R (1, 6) OBP: 0.462, SLG: 0.600	K		F2	1B 1-H 2B		E 1B E 1B		1B SF7 1-2 BB	BB E BB 1-3 1B	4	1	2	1	0	1	1
Dal Maxvill, R (6, PR) OBP: 1.000, SLG: 1.000 (6, 6)										1	3	1	0	1	0	0
Bill White, L (1, 3) OBP: 0.413, SLG: 0.500	1B 1-H 1B		WP 1B BB	3B 2-H 1B		E8 E 6-3 1-3 1B		SF7 1-3 2-H 1B	E6 BB BB BB 1-2 3-H	4	3	4	3	1	0	0
Leo Burke, R (8, 9) OBP: 0.200, SLG: 0.600										1	1	0	0	0	0	1
George Altman, L (1, 9) OBP: 0.411, SLG: 0.538	1-3 1B		1B 1-2 BB	1B 1-H 3B		E2 6-3 2-3 3-H		SF7 1-2 3-H	BB BB 1-2 2-3 BB	3	1	2	2	1	0	2
Gary Kolb, L (8, 7)										0	0	0	0	1	0	0
Ken Boyer, R (1, 5) OBP: 0.359, SLG: 0.351	F7		1B 1-2 2-H 1B	G4-6-3 3-H 1B		6-3 1-2 3-H		6-3	BB 1-2 2-3 3-H BB	5	0	2	4	1	0	3
Stan Musial, L (1, 7) OBP: 0.258, SLG: 0.367		FC4-6 1B	F9	G4-6-3 1-2f		G3		F7	BB 1-2 2-3 3-H BB	3	0	1	0	0	0	3
Duke Carmel, L (4, 7) OBP: 0.455, SLG: 0.571										2	0	0	1	1	0	3
(8, 3)																
Carl Sawatski, L (1, 2) OBP: 0.419, SLG: 0.679		FC4-6 1-2f 1B	F4		K		F5	1B 3B F9		3	0	0	0	0	1	3
Tim McCarver, L (5, 2) OBP: 0.500, SLG: 0.833										3	1	1	0	0	0	3
Julian Javier, R (1, 4) OBP: 0.241, SLG: 0.300	F8			E6 SH1-4 FC	6-3		F3	FC6-5 SH1-3 3-H 1B		4	1	0	0	0	0	1
Phil Gagliano, R (8, 4) OBP: 0.500, SLG: 0.500										1	0	1	1	0	0	0
Ernie Broglio, R (1, 1) OBP: 0.091, SLG: 0.091	FC6-4 1-2 1B			SH1-4 2-3	F4		K		SH1-3 1-2	3	0	1	0	0	1	0
Inning Stats	R: 1 E: 0 K: 1 S: 7 H: 3 LOB: 1 BB: 0 P: 7	R: 0 E: 0 K: 0 S: 5 H: 2 LOB: 2 BB: 0 P: 5	R: 1 E: 0 K: 0 S: 4 H: 1 LOB: 2 BB: 2 P: 12	R: 5 E: 1 K: 0 S: 8 H: 4 LOB: 0 BB: 0 P: 8	R: 0 E: 0 K: 1 S: 5 H: 0 LOB: 0 BB: 0 P: 5	R: 2 E: 2 K: 0 S: 6 H: 2 LOB: 2 BB: 0 P: 6	R: 0 E: 0 K: 1 S: 5 H: 0 LOB: 0 BB: 0 P: 5	R: 2 E: 0 K: 0 S: 5 H: 2 LOB: 1 BB: 1 P: 9	R: 4 E: 1 K: 0 S: 7 H: 3 LOB: 3 BB: 3 P: 19	1B: 14 2B: 1 3B: 2 HR: 0 SF: 1 SAC: 2 DP: 1 HBP: 0						

PITCHER		IP	WLS	BF	H	R	ER	SO	BB	IBB	HBP	BLK	WP	HR	S	P	ERA	WHIP
Jim Golden, R ERA: 5.68	(1, 1)	2.1	L	14	6	2	2	1	2	0	0	0	1	0	14	22	7.71	3.429
Russ Kemmerer, R ERA: 6.3	(3, 1)	1.0		8	3	5	4	0	0	0	0	0	0	0	8	8	36.00	3.000
Conrad Cardinal, R ERA: 4.15	(4, 1)	2.2		11	3	2	0	1	0	0	0	0	0	0	13	13	0.00	1.125
Chris Zachary, R ERA: 10.29	(7, 1)	3.0		19	5	6	3	1	4	0	0	0	0	0	17	33	9.00	3.000

PITCHER	IP	WLS	BF	H	R	ER	SO	BB	IBB	HBP	BLK	WP	HR	S	P	ERA	WHIP

TOP

St. Louis Cardinals @ Houston Colt 45's

Colt Stadium, Houston, TX

Tue Apr 23 1963, 4:33 AM EST

Att. 2,551 - Unknown - 83 F

livebaseballscorecards.com

AB	43
R	15
H	17
RBI	13
BB	6
SO	3
LOB	23

WP: 1	PA: 52		
PB: 0			
SB: 2			
CS: 0			

St. Louis Cardinals @ Houston Colt 45's

Colt Stadium, Houston, TX

Tue Apr 23 1963, 4:33 AM EST

Att. 2,551 - Unknown - 83 F

BOTTOM

livebaseballscorecards.com

Batter	1	2	3	4	5	6	7	8	9	AB	R	H	RBI	BB	SO	LOB
Al Spangler, L (1, 7) OBP: 0.342, SLG: 0.371	F9		1B			F8		6-3		4	0	1	0	0	0	1
Johnny Temple, R (1, 4) OBP: 0.302, SLG: 0.250	F7		K			F7		K		3	0	0	0	0	1	1
Chris Zachary, L (7, 1)										1	0	0	0	0	1	1
Rusty Staub, L (1, 9) OBP: 0.364, SLG: 0.278	F8			F8			BB		F9	3	0	0	0	1	0	0
Carl Warwick, R (1, 8) OBP: 0.391, SLG: 0.243		F2		G4-6-3 BB			F7		F7	1	0	0	0	1	0	0
Brock Davis, L (5, 8)										2	0	0	0	0	0	1
Pete Runnels, L (1, 3) OBP: 0.308, SLG: 0.277		6-3		G4-6-3 1-2f			1-2 BB		F7	3	0	0	0	1	0	1
John Bateman, R (1, 2) OBP: 0.238, SLG: 0.429		E5 FC5 WP			1-3		F7			3	0	0	0	0	0	2
Bob Aspromonte, R (1, 5) OBP: 0.213, SLG: 0.175		FC5 1-3			F5		4-3			3	0	0	0	0	0	3
Bob Lillis, R (1, 6) OBP: 0.205, SLG: 0.171			5-3		F9			2B		3	0	1	0	0	0	0
Jim Golden, L (1, 1)			6-3			F8		F7		0	0	0	0	0	0	0
Russ Kemmerer, R (3, 1)										1	0	0	0	0	0	0
Conrad Cardinal, R (4, 1)										0	0	0	0	0	0	0
Ernie Fazio, R (6, PH) OBP: 0.160, SLG: 0.045										2	0	0	0	0	0	1
(7, 4)																

Inning Stats	1	2	3	4	5	6	7	8	9
	R: 0 H: 0 E: 0 LOB: 0 K: 0 BB: 0 S: 3 P: 3	R: 0 H: 0 E: 1 LOB: 1 K: 0 BB: 0 S: 4 P: 4	R: 0 H: 1 E: 0 LOB: 1 K: 1 BB: 0 S: 6 P: 6	R: 0 H: 0 E: 0 LOB: 0 K: 0 BB: 1 S: 2 P: 6	R: 0 H: 0 E: 0 LOB: 0 K: 0 BB: 0 S: 3 P: 3	R: 0 H: 0 E: 0 LOB: 0 K: 0 BB: 0 S: 3 P: 3	R: 0 H: 0 E: 0 LOB: 2 K: 0 BB: 2 S: 3 P: 11	R: 0 H: 1 E: 0 LOB: 1 K: 1 BB: 0 S: 6 P: 6	R: 0 H: 0 E: 0 LOB: 0 K: 0 BB: 0 S: 3 P: 3

1B: 1 SF: 0
2B: 1 SAC: 0
3B: 0 DP: 1
HR: 0 HBP: 0

WP: 1 PA: 32
PB: 0
SB: 0
CS: 0

	AB	29
	R	0
	H	2
	RBI	0
	BB	3
	SO	2
	LOB	11

PITCHER	IP	WLS	BF	H	R	ER	SO	BB	IBB	HBP	BLK	WP	HR	S	P	ERA	WHIP
Ernie Broglio, R (1, 1) ERA: 0.82	9.0	W	32	2	0	0	2	3	0	0	0	1	0	33	45	0.00	0.556

PITCHER	IP	WLS	BF	H	R	ER	SO	BB	IBB	HBP	BLK	WP	HR	S	P	ERA	WHIP

Batter	1	2	3	4	5	6	7	8	9	AB	R	H	RBI	BB	SO	LOB
Lee Maye, L (1, 7) OBP: 0.200, SLG: 0.348	F5		1-3		G4-6-3 2-H 1B		1-3			4	0	1	1	0	0	1
Tommie Aaron, R (7, 3) OBP: 0.227, SLG: 0.300			1-2		1B					0	0	0	0	0	0	0
Frank Bolling, R (1, 4) OBP: 0.313, SLG: 0.339	F5		2-H 1B		G4-6-3 1-2f			G2		4	0	1	1	0	0	1
Hank Aaron, R (1, 9) OBP: 0.412, SLG: 0.656	F8		F8			F8		CS 1B		4	0	1	0	0	0	1
Eddie Mathews, L (1, 5) OBP: 0.464, SLG: 0.569		1-3		HR		F9		F9 1-2		4	1	1	1	0	0	1
Joe Torre, R (1, 2) OBP: 0.442, SLG: 0.409		3B		P4		BB			PB 1B	3	0	2	0	1	0	0
Len Gabrielson, L (1, 3) OBP: 0.167, SLG: 0.333		F4		6-3		F8				3	0	0	0	0	0	2
Ty Cline, L (7, 8) OBP: 0.234, SLG: 0.226									1-2 1B	1	0	1	0	0	0	0
Mack Jones, L (1, 8) OBP: 0.231, SLG: 0.257		K		2-4 BB				HR		3	1	1	1	1	2	3
(7, 7)									2-3							
Denis Menke, R (1, 6) OBP: 0.286, SLG: 0.462			BLK 1-3 1B	2-4 1-2	SH1-4 1B		L3		K	4	2	2	0	0	1	2
			1B		1B											
Warren Spahn, L (1, 1) OBP: 0.231, SLG: 0.182			K		SH1-4 1-2		K		F7	3	0	0	0	0	2	3
Inning Stats	R: 0 E: 0 K: 0 S: 3 H: 0 LOB: 0 BB: 0 P: 3	R: 0 E: 0 K: 1 S: 6 H: 1 LOB: 1 BB: 0 P: 6	R: 1 E: 0 K: 1 S: 7 H: 2 LOB: 1 BB: 0 P: 7	R: 1 E: 0 K: 0 S: 3 H: 1 LOB: 1 BB: 1 P: 7	R: 1 E: 0 K: 0 S: 4 H: 2 LOB: 0 BB: 0 P: 4	R: 0 E: 0 K: 0 S: 3 H: 0 LOB: 1 BB: 1 P: 7	R: 1 E: 0 K: 1 S: 6 H: 1 LOB: 0 BB: 0 P: 6	R: 0 E: 0 K: 0 S: 3 H: 1 LOB: 0 BB: 0 P: 3	R: 0 E: 0 K: 2 S: 9 H: 2 LOB: 2 BB: 0 P: 9	1B: 7 2B: 0 3B: 1 HR: 2 SF: 0 SAC: 1 DP: 1 HBP: 0						

PITCHER	IP	WLS	BF	H	R	ER	SO	BB	IBB	HBP	BLK	WP	HR	S	P	ERA	WHIP
Turk Farrell, R (1, 1) ERA: 3.48	9.0	L	37	10	4	4	5	2	0	0	1	0	2	44	52	4.00	1.333

PITCHER	IP	WLS	BF	H	R	ER	SO	BB	IBB	HBP	BLK	WP	HR	S	P	ERA	WHIP

TOP

Milwaukee Braves @ Houston Colt 45's

Colt Stadium, Houston, TX

Wed Apr 24 1963, 7:05 PM EST
Att. 7,367 - Cloudy - 76 F

livebaseballscorecards.com

AB	33
R	4
H	10
RBI	4
BB	2
SO	5
LOB	14

WP: 0	PA: 36
PB: 1	
SB: 0	
CS: 1	

Batter	1	2	3	4	5	6	7	8	9	AB	R	H	RBI	BB	SO	LOB
Ernie Fazio, R (1, 4) OBP: 0.172, SLG: 0.154	F6			K		G1-4-3 1-H 3B	P3			4	1	1	1	0	1	1
Johnny Temple, R (1, 5) OBP: 0.319, SLG: 0.238	F6			1-3 BB		G1-4-3 BB		F7		2	0	0	0	2	0	0
Pete Runnels, L (1, 3) OBP: 0.286, SLG: 0.255	F7			1-3 1-2		G1-4-3 1-2f 3-H		6-3		4	0	0	0	0	0	2
Carl Warwick, R (1, 9) OBP: 0.400, SLG: 0.341		5-3		F9		1B 1B		HR		4	1	2	1	0	0	1
Howie Goss, R (1, 8) OBP: 0.274, SLG: 0.339		5-3			5-3	1-2 1B		6-3		4	0	1	0	0	0	0
Carroll Hardy, R (1, 7) OBP: 0.297, SLG: 0.343		6-3			F6	F8			F7	4	0	0	0	0	0	2
Jim Campbell, R (1, 2) OBP: 0.167, SLG: 0.206			K		FC1-4 1B		1-3		4-3	4	0	1	0	0	1	0
Bob Lillis, R (1, 6) OBP: 0.213, SLG: 0.182 Bob Aspromonte, R (9, PH) OBP: 0.210, SLG: 0.172		L9			FC1-4 1-2f		FC6-4 1B		1-3	3 1	0 0	1 0	0 0	0 0	0 0	1 0
Turk Farrell, R (1, 1) OBP: 0.250, SLG: 0.143		1-3				3B 1B	FC6-4 1-2f			3	1	1	0	0	0	1
Inning Stats	R: 0 H: 0 E: 0 LOB: 0 K: 0 BB: 0 S: 3 P: 3	R: 0 H: 0 E: 0 LOB: 0 K: 0 BB: 0 S: 3 P: 3	R: 0 H: 0 E: 0 LOB: 0 K: 1 BB: 0 S: 5 P: 5	R: 0 H: 0 E: 0 LOB: 1 K: 1 BB: 1 S: 5 P: 9	R: 0 H: 1 E: 0 LOB: 1 K: 0 BB: 0 S: 4 P: 4	R: 2 H: 4 E: 0 LOB: 2 K: 0 BB: 1 S: 6 P: 10	R: 0 H: 1 E: 0 LOB: 1 K: 0 BB: 0 S: 4 P: 4	R: 1 H: 1 E: 0 LOB: 0 K: 0 BB: 0 S: 4 P: 4	R: 0 H: 0 E: 0 LOB: 0 K: 0 BB: 0 S: 3 P: 3	1B: 5 SF: 0 2B: 0 SAC: 0 3B: 1 DP: 1 HR: 1 HBP: 0						WP: 0 PA: 35 PB: 0 SB: 0 CS: 0	

PITCHER		IP	WLS	BF	H	R	ER	SO	BB	IBB	HBP	BLK	WP	HR	S	P	ERA	WHIP
Warren Spahn, L ERA: 1.85	(1, 1)	9.0	W	35	7	3	3	2	2	0	0	0	0	1	37	45	3.00	1.000

PITCHER	IP	WLS	BF	H	R	ER	SO	BB	IBB	HBP	BLK	WP	HR	S	P	ERA	WHIP

BOTTOM

Milwaukee Braves @ Houston Colt 45's

Colt Stadium, Houston, TX

Wed Apr 24 1963, 7:05 PM EST
Att. 7,367 - Cloudy - 76 F

livebaseballscorecards.com

AB	33
R	3
H	7
RBI	2
BB	2
SO	2
LOB	8

Batter	1	2	3	4	5	6	7	8	9	AB	R	H	RBI	BB	SO	LOB
Ty Cline, L (1, 8) OBP: 0.232, SLG: 0.224	L6-3		L9		L3 3-H			L3	2-H 3-H 1B	5	0	1	2	0	0	1
Frank Bolling, R (1, 4) OBP: 0.306, SLG: 0.318	K2-3		P4		6-3			BB 1B 1B	K	4	1	0	0	1	2	2
Hank Aaron, R (1, 9) OBP: 0.403, SLG: 0.631	K			F2		K		1-2 1B		4	0	1	0	0	2	0
Eddie Mathews, L (1, 5) OBP: 0.452, SLG: 0.548		F8		5-3		F5		1-2 2-H FC6-4 1B		4	0	1	1	0	0	0
Joe Torre, R (1, 2) OBP: 0.429, SLG: 0.458		K		HR		5-3		1-2f FC6-4		4	1	1	1	0	1	2
Len Gabrielson, L (1, 3) OBP: 0.227, SLG: 0.364		1B		1B			L3		G3	4	0	2	0	0	0	0
Mack Jones, L (1, 7) OBP: 0.233, SLG: 0.256		K		P6			F9	BLK 1B 1B		4	1	1	0	0	1	2
Denis Menke, R (1, 6) OBP: 0.389, SLG: 0.588			SH1-4 1B		SH1-4 E 2B		5-3	1-2 BLK 1B	1B	4	2	3	0	0	0	0
Tony Cloninger, R (1, 1)			SH1-4 1-2		SH1-4 2-3			G3	P4 1-2 2-3	0	0	0	0	0	0	0
Hank Fischer, R (6, 1)										0	0	0	0	0	0	0
Ron Piche, R (7, 1)										0	0	0	0	0	0	0
Don Dillard, L (8, PH) OBP: 0.600, SLG: 0.333										1	0	0	0	0	0	0
Claude Raymond, R (8, 1)										0	0	0	0	0	0	0
Lee Maye, L (9, PH) OBP: 0.192, SLG: 0.333										1	0	0	0	0	0	2
Inning Stats	R: 0 E: 0 K: 2 S: 7 H: 0 LOB: 0 BB: 0 P: 7	R: 0 E: 0 K: 2 S: 8 H: 1 LOB: 1 BB: 0 P: 8	R: 0 E: 0 K: 0 S: 4 H: 1 LOB: 1 BB: 0 P: 4	R: 1 E: 0 K: 0 S: 5 H: 2 LOB: 1 BB: 0 P: 5	R: 1 E: 1 K: 0 S: 4 H: 1 LOB: 0 BB: 0 P: 4	R: 0 E: 0 K: 1 S: 5 H: 0 LOB: 0 BB: 0 P: 5	R: 0 E: 0 K: 0 S: 3 H: 0 LOB: 0 BB: 0 P: 3	R: 1 E: 0 K: 0 S: 5 H: 2 LOB: 2 BB: 1 P: 9	R: 2 E: 0 K: 1 S: 8 H: 3 LOB: 1 BB: 0 P: 8	1B: 8 2B: 1 3B: 0 HR: 1 SF: 0 SAC: 2 DP: 0 HBP: 0						

PITCHER		IP	WLS	BF	H	R	ER	SO	BB	IBB	HBP	BLK	WP	HR	S	P	ERA	WHIP
Don Nottebart, R ERA: 2.63	(1, 1)	7.2	W	31	7	3	2	5	1	0	0	0	0	1	40	44	2.35	1.043
Don McMahon, R ERA: 7.0	(8, 1)	1.1	S	7	3	2	2	1	0	0	0	1	0	0	9	9	13.50	2.250

PITCHER	IP	WLS	BF	H	R	ER	SO	BB	IBB	HBP	BLK	WP	HR	S	P	ERA	WHIP

TOP

Milwaukee Braves @ Houston Colt 45's

Colt Stadium, Houston, TX

Thu Apr 25 1963, 4:33 AM EST
Att. 5,270 - Unknown - 75 F

livebaseballscorecards.com

AB	35
R	5
H	10
RBI	4
BB	1
SO	6
LOB	9

WP: 0	PA: 38
PB: 0	
SB: 0	
CS: 0	

BOTTOM

Milwaukee Braves @ Houston Colt 45's

Colt Stadium, Houston, TX

Thu Apr 25 1963, 4:33 AM EST

Att. 5,270 - Unknown - 75 F

livebaseballscorecards.com

Batter	1	2	3	4	5	6	7	8	9	AB	R	H	RBI	BB	SO	LOB
Ernie Fazio, R (1, 4) OBP: 0.235, SLG: 0.241	6-3		F5		BBB 4-0 3B BB		0-0 1B 3B	BBB 4-0 BB		3	2	1	0	2	0	0
Johnny Temple, R (8, PR) OBP: 0.319, SLG: 0.238 (9, 4)										0	0	0	0	0	0	0
Pete Runnels, L (1, 3) OBP: 0.283, SLG: 0.291	L8		L9		1-H 0-0 3B		P6	1-3 4-0 BB		4	0	1	1	0	0	1
Carl Warwick, R (8, 9) OBP: 0.412, SLG: 0.341										0	0	0	0	1	0	0
Al Spangler, L (1, 7) OBP: 0.326, SLG: 0.350	L8		4-3		3-1		3-H S 3B 1B	F5		5	1	1	1	0	0	3
Rusty Staub, L (1, 9) OBP: 0.367, SLG: 0.341 (8, 3)		4-3		F7		FC3-6 BB 1B	1-H 1B 3B	4-3		5	1	2	1	0	0	2
Bob Aspromonte, R (1, 5) OBP: 0.258, SLG: 0.250		BBB 4-0 5-3 1B BB		0-0 HR		BBB 4-0 1-2 FC3-6 BB	3-H E 1B			2	2	2	2	2	0	0
Howie Goss, R (1, 8) OBP: 0.273, SLG: 0.333		0-0 1-2 5-3 1B		0-0 L8		0-0 1 FC3-6 G5-3 HBP 1-2f 2-3	1-H E1 2B			4	1	1	0	0	0	2
Bob Lillis, R (1, 6) OBP: 0.235, SLG: 0.213		0-0 5-3 1-2 2-3		0-0 6-3		H 1-0 1-2 HBP	0-0 1-H 2B			3	0	1	1	0	0	2
John Bateman, R (1, 2) OBP: 0.240, SLG: 0.375		IIII 4-0 IBB			SSS 0-3 1 K	0-0 2 3 G5-3 2-3f	SSS 0-3 3 K			3	0	0	0	1	2	4
Don Nottebart, R (1, 1) OBP: 0.300, SLG: 0.222		0-0 3 4-3			0-0 2 L8		0-0 1 F3	0-0 1 6-3		3	0	0	0	0	0	3
Don McMahon, R (8, 1)										1	0	0	0	0	0	0
Inning Stats	R: 0 E: 0 K: 0 S: 3 H: 0 LOB: 0 BB: 0 P: 3	R: 0 E: 0 K: 0 S: 4 H: 1 LOB: 3 BB: 2 P: 12	R: 0 E: 0 K: 0 S: 3 H: 0 LOB: 0 BB: 0 P: 3	R: 1 E: 0 K: 0 S: 4 H: 1 LOB: 0 BB: 0 P: 4	R: 1 E: 0 K: 1 S: 6 H: 1 LOB: 1 BB: 1 P: 10	R: 0 E: 0 K: 0 S: 3 H: 1 LOB: 2 BB: 1 P: 8	R: 5 E: 1 K: 1 S: 11 H: 5 LOB: 1 BB: 0 P: 11	R: 0 E: 0 K: 0 S: 3 H: 0 LOB: 2 BB: 2 P: 11		1B: 4 2B: 1 3B: 3 HR: 1	SF: 0 SAC: 0 DP: 1 HBP: 1						

	AB	33
	R	7
	H	9
	RBI	6
	BB	6
	SO	2
	LOB	17

WP: 0 PB: 0 SB: 2 CS: 0 PA: 40

PITCHER		IP	WLS	BF	H	R	ER	SO	BB	IBB	HBP	BLK	WP	HR	S	P	ERA	WHIP
Tony Cloninger, R ERA: 6.14	(1, 1)	5.0		23	4	2	2	1	3	1	0	0	0	1	21	37	3.60	1.400
Hank Fischer, R ERA: 6.75	(6, 1)	1.2	L	10	4	5	3	0	0	0	1	0	0	0	9	10	16.20	2.400
Ron Piche, R ERA: 2.7	(7, 1)	0.1		2	1	0	0	1	0	0	0	0	0	0	4	4	0.00	3.000
Claude Raymond, R ERA: 6.35	(8, 1)	1.0		5	0	0	0	0	2	0	0	1	0	0	3	11	0.00	2.000

PITCHER	IP	WLS	BF	H	R	ER	SO	BB	IBB	HBP	BLK	WP	HR	S	P	ERA	WHIP

Batter	1	2	3	4	5	6	7	8	9	AB	R	H	RBI	BB	SO	LOB
Eddie Kasko, R (1, 5) OBP: 0.303, SLG: 0.233	0-0 5-3		0-3 K			0-0 5-3			0-3 K	3	0	0	0	0	1	0
Jerry Lynch, L (9, PH) OBP: 0.200, SLG: 0.444										1	0	0	0	0	1	1
Don Blasingame, L (1, 4) OBP: 0.300, SLG: 0.240	0-0			0-0 6-3			0-0 6-3		4-0 1-2 BB	3	0	0	0	1	0	0
Vada Pinson, L (1, 8) OBP: 0.259, SLG: 0.346	0-0 1B			0-0 F9			0-0 F9		0-0 G3	4	0	1	0	0	0	2
Frank Robinson, R (1, 7) OBP: 0.390, SLG: 0.510	0-3 K			0-0 P6			0-0 F8			3	0	0	0	0	1	1
Gordy Coleman, L (1, 3) OBP: 0.298, SLG: 0.444		0-0 3-1			0-3 K			0-0 4-3		3	0	0	0	0	1	0
Johnny Edwards, L (1, 2) OBP: 0.429, SLG: 0.531		1-0 G6-4-3 HBP			0-3 K			0-0 G3		2	0	0	0	0	1	0
Leo Cardenas, R (1, 6) OBP: 0.288, SLG: 0.429		0-0 G6-4-3 1-2f			0-0 F9			0-3 K		3	0	0	0	0	1	1
Marty Keough, L (1, 9) OBP: 0.226, SLG: 0.222			0-0 G3			0-0 1-3			4-0 BB BB	2	0	0	0	1	0	0
Jim Maloney, L (1, 1) OBP: 0.167, SLG: 0.167			0-0 F7			0-0 F8			0-3 K	2	0	0	0	0	0	0
Jesse Gonder, L (9, PH) OBP: 0.167, SLG: 0.667										1	0	0	0	0	1	1
Inning Stats	R: 0 H: 1 E: 0 LOB: 1 K: 1 BB: 0 S: 6 P: 6	R: 0 H: 0 E: 0 LOB: 0 K: 0 BB: 0 S: 2 P: 3	R: 0 H: 0 E: 0 LOB: 0 K: 1 BB: 0 S: 5 P: 5	R: 0 H: 0 E: 0 LOB: 0 K: 0 BB: 0 S: 3 P: 3	R: 0 H: 0 E: 0 LOB: 0 K: 2 BB: 0 S: 7 P: 7	R: 0 H: 0 E: 0 LOB: 0 K: 0 BB: 0 S: 3 P: 3	R: 0 H: 0 E: 0 LOB: 0 K: 0 BB: 0 S: 3 P: 3	R: 0 H: 0 E: 0 LOB: 0 K: 1 BB: 0 S: 5 P: 5	R: 0 H: 0 E: 0 LOB: 2 K: 2 BB: 2 S: 7 P: 15	1B: 1 SF: 0 2B: 0 SAC: 0 3B: 0 DP: 1 HR: 0 HBP: 1						

TOP

Cincinnati Reds @ Houston Colt 45's

Colt Stadium, Houston, TX

Fri Apr 26 1963, 7:05 PM EST
Att. 7,584 - Unknown - 74 F

livebaseballscorecards.com

AB	27
R	0
H	1
RBI	0
BB	2
SO	7
LOB	6

PITCHER		IP	WLS	BF	H	R	ER	SO	BB	IBB	HBP	BLK	WP	HR	S	P	ERA	WHIP
Bob Bruce, R ERA: 5.31	(1, 1)	9.0	W	30	1	0	0	7	2	0	1	0	0	0	41	50	0.00	0.333

PITCHER	IP	WLS	BF	H	R	ER	SO	BB	IBB	HBP	BLK	WP	HR	S	P	ERA	WHIP

Batter	1	2	3	4	5	6	7	8	9	AB	R	H	RBI	BB	SO	LOB
Johnny Temple, R (1, 4) OBP: 0.333, SLG: 0.261	5-3		G4-6-3 1B			4-3 1B		F7		4	0	2	0	0	0	0
Pete Runnels, L (1, 3) Carl Warwick, R (9, 9) OBP: 0.286, SLG: 0.293 OBP: 0.412, SLG: 0.341	WP 1B 1B		G4-6-3 1-2f			4-3 1-2				3 0	1 0	1 0	0 0	0 0	0 0	2 0
Al Spangler, L (1, 7) OBP: 0.326, SLG: 0.349	CS 1-H 1B			P6		F8				3	0	1	1	0	0	1
Rusty Staub, L (1, 9) (9, 3) OBP: 0.365, SLG: 0.364	P6			K			1B 2B			3	1	1	0	0	1	1
Bob Aspromonte, R (1, 5) OBP: 0.246, SLG: 0.238	CS 1-2	P5		K			P4			3	0	0	0	0	1	1
Howie Goss, R (1, 8) OBP: 0.261, SLG: 0.319		E5			K		1-3			3	0	0	0	0	1	1
Bob Lillis, R (1, 6) OBP: 0.241, SLG: 0.220		K			5-3		CS 2-H 1B			3	0	1	1	0	1	1
John Bateman, R (1, 2) OBP: 0.214, SLG: 0.333		5-3			K		CS 1-2	5-3		3	0	0	0	0	1	1
Bob Bruce, R (1, 1)			K			5-3		1-3		3	0	0	0	0	1	0
Inning Stats	R: 1 E: 0 K: 0 S: 4 H: 2 LOB: 0 BB: 0 P: 4	R: 0 E: 1 K: 1 S: 6 H: 0 LOB: 1 BB: 0 P: 6	R: 0 E: 0 K: 1 S: 5 H: 1 LOB: 0 BB: 0 P: 5	R: 0 E: 0 K: 2 S: 7 H: 0 LOB: 0 BB: 0 P: 7	R: 0 E: 0 K: 2 S: 7 H: 0 LOB: 0 BB: 0 P: 7	R: 0 E: 0 K: 0 S: 4 H: 1 LOB: 1 BB: 0 P: 4	R: 1 E: 0 K: 0 S: 4 H: 2 LOB: 0 BB: 0 P: 4	R: 0 E: 0 K: 0 S: 3 H: 0 LOB: 0 BB: 0 P: 3		1B: 5 2B: 1 3B: 0 HR: 0	SF: 0 SAC: 0 DP: 1 HBP: 0			WP: 1 PB: 0 SB: 0 CS: 2	PA: 30	

PITCHER	IP	WLS	BF	H	R	ER	SO	BB	IBB	HBP	BLK	WP	HR	S	P	ERA	WHIP
Jim Maloney, R (1, 1) ERA: 3.1	8.0	L	28	6	2	2	6	0	0	0	0	1	0	40	40	2.25	0.750

PITCHER	IP	WLS	BF	H	R	ER	SO	BB	IBB	HBP	BLK	WP	HR	S	P	ERA	WHIP

BOTTOM

Cincinnati Reds @ Houston Colt 45's

Colt Stadium, Houston, TX

Fri Apr 26 1963, 7:05 PM EST
Att. 7,584 - Unknown - 74 F

livebaseballscorecards.com

AB	28
R	2
H	6
RBI	2
BB	0
SO	6
LOB	8

Batter	1	2	3	4	5	6	7	8	9	AB	R	H	RBI	BB	SO	LOB
Leo Cardenas, R (1, 6) OBP: 0.302, SLG: 0.433	S S S 0-3 ① K		x 0-0 CS 1B			S S S 0-3 ③ K			x 0-0 FC4-6 SH 1B	4	0	2	0	0	2	0
Pete Rose, S (1, 4) Don Blasingame, L (9, 4) OBP: 0.300, SLG: 0.240	x 0-0 CS 1B		x 0-0 ③ CS 1-2	x 0-0 ① 1-6-3			x 0-0 F8		x 0-0 SH FC4-6 1-2	3 0	0 0	1 0	0 0	0 0	0 0	0 0
Vada Pinson, L (1, 9) OBP: 0.242, SLG: 0.321	x 0-0 ② ③ P6 1-2			x 0-0 ② 6-3			x 0-0 ② 1-3		x 0-0 ① F7	4	0	0	0	0	0	3
Frank Robinson, R (1, 7) OBP: 0.377, SLG: 0.491 Marty Keough, L (9, PH) (9, 7) OBP: 0.219, SLG: 0.214		x 0-0 ① F8		x 0-0 ③ F7			s 0-1 CI S 1B		x 0-0 ② FC4-6 1-2f 2-3	2 1	1 0	0 0	0 0	0 0	0 2	0 2
Gordy Coleman, L (1, 3) OBP: 0.295, SLG: 0.421		x 0-0 ② F2			x 0-0 ① 4-3		B B B B 4-0 1B 1-2 2-1-2 BB		x 0-0 ③ 6-3	3	0	0	0	1	0	2
Johnny Edwards, L (1, 2) OBP: 0.458, SLG: 0.577		x 0-0 2B			x 0-0 FC5-4 1B		x 0-0 1-3 2-H 1B			3	0	3	1	0	0	0
Gene Freese, R (1, 5) OBP: 0.231, SLG: 0.136		x 0-0 ③ F7			x 0-0 ② FC5-4 CS 1-2f		0-0 ③ 2-1-2 3-H	x 0-0 ① 5-3		3	0	0	0	0	0	2
Tommy Harper, R (1, 8) OBP: 0.208, SLG: 0.095			x 0-0 ① 1-3		0-0 ③ CS 1-2	x 0-0 ① F9		x 0-0 ② P4		3	0	0	0	0	0	0
Jim O'Toole, S (1, 1) OBP: 0.077, SLG: 0.077			S S S 0-3 ② K			x 0-0 ② 4-3		x 0-0 ③ 4-3		3	0	0	0	0	1	0

TOP

Cincinnati Reds @ Houston Colt 45's

Colt Stadium, Houston, TX

Sat Apr 27 1963, 7:05 PM EST
Att. 9,787 - Unknown - 76 F

livebaseballscorecards.com

AB	29
R	1
H	6
RBI	1
BB	1
SO	3
LOB	9

Inning Stats	1	2	3	4	5	6	7	8	9
	R: 0 E: 0 K: 1 S: 5	H: 1 LOB: 0 BB: 0 P: 5	R: 0 E: 0 K: 0 S: 4	H: 1 LOB: 1 BB: 0 P: 4	R: 0 E: 0 K: 1 S: 5	H: 1 LOB: 0 BB: 0 P: 5	R: 0 E: 0 K: 0 S: 3	H: 0 LOB: 0 BB: 0 P: 3	R: 0 E: 0 K: 1 S: 3	H: 1 LOB: 0 BB: 0 P: 3	R: 0 E: 0 K: 1 S: 5	H: 0 LOB: 0 BB: 0 P: 5	R: 1 E: 1 K: 0 S: 4	H: 1 LOB: 2 BB: 1 P: 8	R: 0 E: 0 K: 0 S: 3	H: 0 LOB: 0 BB: 0 P: 3	R: 0 E: 1 K: 0 S: 5	H: 1 LOB: 2 BB: 0 P: 5

| | | |

Batter	1	2	3	4	5	6	7	8	9	AB	R	H	RBI	BB	SO	LOB
Johnny Temple, R (1, 4) OBP: 0.327, SLG: 0.260	F8			6-3		1B			6-3	4	0	1	0	0	0	0
Pete Runnels, L (1, 3) OBP: 0.269, SLG: 0.274	K			K			F7		6-3	4	0	0	0	0	2	0
Carl Warwick, R (1, 7) OBP: 0.400, SLG: 0.333	5-3			1B			K		F4	4	0	1	0	0	1	0
Rusty Staub, L (1, 9) OBP: 0.364, SLG: 0.383		F9		G3			2B			3	0	1	0	0	0	1
Bob Aspromonte, R (1, 5) OBP: 0.236, SLG: 0.227		6-3			K		F8			3	0	0	0	0	1	1
Howie Goss, R (1, 8) OBP: 0.264, SLG: 0.310		1-3			F2			BB		2	0	0	0	1	0	0
Bob Lillis, R (1, 6) OBP: 0.228, SLG: 0.208			L1		6-3			K		3	0	0	0	0	1	1
John Bateman, R (1, 2) OBP: 0.194, SLG: 0.300			P1			6-3		K		3	0	0	0	0	1	1
Ken Johnson, R (1, 1) OBP: 0.111, SLG: 0.111			K			K		K		2	0	0	0	0	2	0
Carroll Hardy, R (8, PH) OBP: 0.289, SLG: 0.333										1	0	0	0	0	1	1
Don McMahon, R (9, 1)										0	0	0	0	0	0	0
Inning Stats	R: 0 E: 0 K: 1 S: 5 H: 0 LOB: 0 BB: 0 P: 5	R: 0 E: 0 K: 0 S: 3 H: 0 LOB: 0 BB: 0 P: 3	R: 0 E: 0 K: 1 S: 5 H: 0 LOB: 0 BB: 0 P: 5	R: 0 E: 0 K: 1 S: 6 H: 1 LOB: 1 BB: 0 P: 6	R: 0 E: 0 K: 1 S: 5 H: 0 LOB: 0 BB: 0 P: 5	R: 0 E: 0 K: 1 S: 5 H: 1 LOB: 1 BB: 0 P: 5	R: 0 E: 0 K: 1 S: 6 H: 1 LOB: 1 BB: 0 P: 6	R: 0 E: 0 K: 3 S: 9 H: 0 LOB: 1 BB: 1 P: 13	R: 0 E: 0 K: 0 S: 3 H: 0 LOB: 0 BB: 0 P: 3	1B: 2 2B: 1 3B: 0 HR: 0 SF: 0 SAC: 0 DP: 0 HBP: 0						

PITCHER	IP	WLS	BF	H	R	ER	SO	BB	IBB	HBP	BLK	WP	HR	S	P	ERA	WHIP
Jim O'Toole, L (1, 1) ERA: 1.54	9.0	W	30	3	0	0	9	1	0	0	0	0	0	47	51	0.00	0.444

PITCHER	IP	WLS	BF	H	R	ER	SO	BB	IBB	HBP	BLK	WP	HR	S	P	ERA	WHIP

BOTTOM

Cincinnati Reds @ Houston Colt 45's

Colt Stadium, Houston, TX

Sat Apr 27 1963, 7:05 PM EST

Att. 9,787 - Unknown - 76 F

livebaseballscorecards.com

AB	29
R	0
H	3
RBI	0
BB	1
SO	9
LOB	5

WP: 0	PB: 0	SB: 0	CS: 0
PA: 30			

Batter	1	2	3	4	5	6	7	8	9	AB	R	H	RBI	BB	SO	LOB
Leo Cardenas, R (1, 6) OBP: 0.279, SLG: 0.400	K2-3		K		4-3		K		P6	5	0	0	0	0	3	4
Pete Rose, S (1, 4) OBP: 0.306, SLG: 0.233	4-3		4-3		FC4-6 1B			6-3		4	0	1	0	0	0	1
Vada Pinson, L (1, 9) OBP: 0.227, SLG: 0.300	K			F7	FC4-6 1-2f			K		4	0	0	0	0	2	1
Frank Robinson, R (1, 7) OBP: 0.385, SLG: 0.482		6-3		S 1B 1B		F7		BB		3	1	1	0	1	0	0
Gordy Coleman, L (1, 3) OBP: 0.277, SLG: 0.393		F8		F7 1-2		K		4-3		4	0	0	0	0	1	2
Johnny Edwards, L (1, 2) OBP: 0.444, SLG: 0.554		3-1		1B 1B 2-H		K			K	4	0	1	1	0	2	0
Gene Freese, R (1, 5) OBP: 0.267, SLG: 0.269			1B 3B	1-2 1B			F8		K FC6-4 BB	4	1	2	0	0	1	0
Tommy Harper, R (1, 8) OBP: 0.286, SLG: 0.167			SH1-4 1B 3-H	F8			SH2-3 1B		FC6-4 1-2 BB	3	0	2	1	1	0	2
Joe Nuxhall, L (1, 1) Wally Post, R (9, PH) Jim Brosnan, R (9, 1)			SH1-4 1-2		L6		SH2-3 1-2		FC6-4 1-2f 2-3	1 1 0	0 0 0	0 0 0	0 0 0	0 0 0	0 0 0	0 2 0
Inning Stats	R: 0 E: 0 K: 2 S: 7 H: 0 LOB: 0 BB: 0 P: 7	R: 0 E: 0 K: 0 S: 3 H: 0 LOB: 0 BB: 0 P: 3	R: 1 E: 0 K: 1 S: 7 H: 2 LOB: 1 BB: 0 P: 7	R: 1 E: 0 K: 0 S: 6 H: 3 LOB: 2 BB: 0 P: 6	R: 0 E: 0 K: 0 S: 4 H: 1 LOB: 1 BB: 0 P: 4	R: 0 E: 0 K: 2 S: 7 H: 0 LOB: 0 BB: 0 P: 7	R: 0 E: 0 K: 1 S: 6 H: 1 LOB: 1 BB: 0 P: 6	R: 0 E: 0 K: 1 S: 5 H: 0 LOB: 1 BB: 1 P: 9	R: 0 E: 0 K: 2 S: 8 H: 0 LOB: 2 BB: 1 P: 12	1B: 6 2B: 0 3B: 1 HR: 0 SF: 0 SAC: 2 DP: 0 HBP: 0						

PITCHER		IP	WLS	BF	H	R	ER	SO	BB	IBB	HBP	BLK	WP	HR	S	P	ERA	WHIP
Hal Brown, R ERA: 3.6	(1, 1)	5.0		21	6	2	2	3	0	0	0	0	0	0	27	27	3.60	1.200
Hal Woodeshick, L ERA: 1.04	(6, 1)	4.0	W	16	1	0	0	6	2	0	0	0	0	0	26	34	0.00	0.750

PITCHER	IP	WLS	BF	H	R	ER	SO	BB	IBB	HBP	BLK	WP	HR	S	P	ERA	WHIP

TOP

Cincinnati Reds @ Houston Colt 45's

Colt Stadium, Houston, TX

Sun Apr 28 1963, 4:33 AM EDT

Att. 9,569 - Cloudy - 83 F

livebaseballscorecards.com

AB	33
R	2
H	7
RBI	2
BB	2
SO	9
LOB	12

Batter	1	2	3	4	5	6	7	8	9	AB	R	H	RBI	BB	SO	LOB
Carroll Hardy, R (1, 7) OBP: 0.262, SLG: 0.300	F9		6-3		1-3 1-2			F8		4	0	0	0	0	0	2
Johnny Temple, R (1, 4) OBP: 0.316, SLG: 0.250	F9		5-3		L6			F7		2	0	0	0	0	0	1
J C Hartman, R (5, 6) OBP: 0.143, SLG: 0.100										2	0	0	0	0	0	1
Carl Warwick, R (1, 9) OBP: 0.407, SLG: 0.375	P4			2B 3B		F7			BBB SH3-4 1B BB	3	2	1	0	1	0	0
Rusty Staub, L (1, 3) OBP: 0.362, SLG: 0.400		F9		3-H 2B		F7			SH3-4 1-2	3	0	1	1	0	0	0
Bob Aspromonte, R (1, 5) OBP: 0.237, SLG: 0.229		P6		P6		4-3			2-H 1B	4	0	1	1	0	0	1
Howie Goss, R (1, 8) OBP: 0.267, SLG: 0.324		2B		F5			F7			3	0	1	0	0	0	1
Bob Lillis, R (1, 6) OBP: 0.233, SLG: 0.214 (5, 4)			2B 1B	SSS K			F3			3	1	1	0	0	1	1
John Bateman, R (1, 2) OBP: 0.206, SLG: 0.333			1-H 2B		P3		F7			3	0	1	1	0	0	0
Hal Brown, R (1, 1)			P4		BBBB 1-3 BB			6-3		1	0	0	0	0	0	1
Brock Davis, L (5, PH)										0	0	0	0	1	0	0
Hal Woodeshick, R (6, 1)										1	0	0	0	0	0	0
Inning Stats	R: 0 E: 0 K: 0 S: 3 H: 0 LOB: 0 BB: 0 P: 3	R: 0 E: 0 K: 0 S: 3 H: 1 LOB: 1 BB: 0 P: 3	R: 1 E: 0 K: 0 S: 5 H: 2 LOB: 1 BB: 0 P: 5	R: 1 E: 0 K: 1 S: 7 H: 2 LOB: 1 BB: 0 P: 7	R: 0 E: 0 K: 0 S: 3 H: 0 LOB: 1 BB: 1 P: 7	R: 0 E: 0 K: 0 S: 3 H: 0 LOB: 0 BB: 0 P: 3	R: 0 E: 0 K: 0 S: 3 H: 0 LOB: 0 BB: 0 P: 3	R: 0 E: 0 K: 0 S: 3 H: 0 LOB: 0 BB: 0 P: 3	R: 1 E: 0 K: 0 S: 2 H: 1 LOB: 1 BB: 1 P: 6	1B: 2 2B: 3 3B: 1 HR: 0	SF: 0 SAC: 1 DP: 0 HBP: 0					

PITCHER		IP	WLS	BF	H	R	ER	SO	BB	IBB	HBP	BLK	WP	HR	S	P	ERA	WHIP
Joe Nuxhall, L ERA: 2.37	(1, 1)	8.0		29	5	2	2	1	1	0	0	0	0	0	30	34	2.25	0.750
Jim Brosnan, R ERA: 9.82	(9, 1)	0.1	L	3	1	1	1	0	1	0	0	0	0	0	2	6	27.00	6.000

PITCHER	IP	WLS	BF	H	R	ER	SO	BB	IBB	HBP	BLK	WP	HR	S	P	ERA	WHIP

BOTTOM

Cincinnati Reds @ Houston Colt 45's

Colt Stadium, Houston, TX

Sun Apr 28 1963, 4:33 AM EDT

Att. 9,569 - Cloudy - 83 F

livebaseballscorecards.com

AB	29
R	3
H	6
RBI	3
BB	2
SO	1
LOB	8

1B: 2 SF: 0 WP: 0 PA: 32
2B: 3 SAC: 1 PB: 0
3B: 1 DP: 0 SB: 0
HR: 0 HBP: 0 CS: 0

Batter	1	2	3	4	5	6	7	8	9	AB	R	H	RBI	BB	SO	LOB
Johnny Temple, R (1, 4) OBP: 0.339, SLG: 0.298	F8		1-3 1-2		2B		1-2 2-H 1B		1-3 1B	5	0	3	1	0	0	1
Pete Runnels, L (1, 3) OBP: 0.264, SLG: 0.258	4-3		HBP		3-1		P6		K	4	0	0	0	0	1	5
Carl Warwick, R (1, 7) OBP: 0.381, SLG: 0.346	6-3		L1			5-3		F2		4	0	0	0	0	0	2
Rusty Staub, L (1, 9) OBP: 0.355, SLG: 0.377		K		BB		3-1		4-3		3	0	0	0	1	1	0
Bob Aspromonte, R (1, 5) OBP: 0.244, SLG: 0.236 J C Hartman, R (4, 6) OBP: 0.130, SLG: 0.091		3B 1B		K		P4		L6		2 2	1 0	1 0	0 0	0 0	1 0	1 0
Howie Goss, R (1, 8) OBP: 0.278, SLG: 0.397		1-H 3B		F8			K		HR	4	1	2	2	0	1	1
Bob Lillis, R (1, 6) OBP: 0.250, SLG: 0.233 (4, 5)		K		F8			BB 1B		1B 1B	4	1	2	0	0	1	1
John Bateman, R (1, 2) OBP: 0.211, SLG: 0.306			FC5-4 BB		F7		K		F7	3	0	0	0	1	1	2
Don Nottebart, R (1, 1) OBP: 0.250, SLG: 0.182 Russ Kemmerer, R (5, 1) Carroll Hardy, R (7, PH) OBP: 0.279, SLG: 0.300 Conrad Cardinal, R (7, 1) Hal Woodeshick, R (7, 1) Chris Zachary, L (8, 1) Jim Campbell, R (9, PH) OBP: 0.162, SLG: 0.200			FC5-4 1-3 1-2f		K		1B 1-2 BB		L8	2 0 0 0 0 0 1	0 0 0 0 0 0 0	0 0 0 0 0 0 0	0 0 0 0 0 0 0	0 0 1 0 0 0 0	1 0 0 0 0 0 0	1 0 0 0 0 0 1
Inning Stats	R: 0 E: 0 K: 0 S: 3 H: 0 LOB: 0 BB: 0 P: 3	R: 1 E: 0 K: 2 S: 8 H: 2 LOB: 0 BB: 0 P: 8	R: 0 E: 0 K: 0 S: 3 H: 0 LOB: 2 BB: 1 P: 8	R: 0 E: 0 K: 1 S: 5 H: 0 LOB: 1 BB: 1 P: 9	R: 0 E: 0 K: 1 S: 6 H: 1 LOB: 1 BB: 0 P: 6	R: 0 E: 0 K: 0 S: 3 H: 0 LOB: 0 BB: 0 P: 3	R: 1 E: 0 K: 2 S: 9 H: 2 LOB: 2 BB: 1 P: 13	R: 0 E: 0 K: 0 S: 3 H: 0 LOB: 0 BB: 0 P: 3	R: 1 E: 0 K: 1 S: 8 H: 3 LOB: 2 BB: 0 P: 8	1B: 5 2B: 1 3B: 1 HR: 1	SF: 0 SAC: 0 DP: 0 HBP: 1				WP: 0 PB: 0 SB: 0 CS: 0	PA: 38	

PITCHER		IP	WLS	BF	H	R	ER	SO	BB	IBB	HBP	BLK	WP	HR	S	P	ERA	WHIP
Al Jackson, L ERA: 2.82	(1, 1)	7.0	W	29	5	2	2	6	3	0	1	0	0	0	37	50	2.57	1.143
Ken MacKenzie, L ERA: 0.9	(8, 1)	2.0	S	9	3	1	1	1	0	0	0	0	0	1	11	11	4.50	1.500

PITCHER	IP	WLS	BF	H	R	ER	SO	BB	IBB	HBP	BLK	WP	HR	S	P	ERA	WHIP

TOP

Houston Colt 45's @ New York Mets

Polo Grounds, New York, NY

Thu May 02 1963, 7:05 PM EDT

Att. 2,020 - Cloudy - 52 F

livebaseballscorecards.com

AB	34
R	3
H	8
RBI	3
BB	3
SO	7
LOB	15

BOTTOM

Houston Colt 45's @ New York Mets

Polo Grounds, New York, NY

Thu May 02 1963, 7:05 PM EDT

Att. 2,020 - Cloudy - 52 F

livebaseballscorecards.com

Batter	1	2	3	4	5	6	7	8	9	AB	R	H	RBI	BB	SO	LOB
Choo-Choo Coleman, L (1, 2) OBP: 0.260, SLG: 0.159	6-3	1B 1-3 1B			1-3	L8		K		5	0	1	0	0	1	0
Charlie Neal, R (1, 5) OBP: 0.288, SLG: 0.264	FC6-4 1B	G4-6-3 1-2 3-H 1B			1B E 1B		FC 1B BB 1B	F9		5	2	4	1	0	0	0
Ed Kranepool, L (1, 9) OBP: 0.319, SLG: 0.444	FC6-4 1B 1-2f	G4-6-3 1-2f			K		BB FC 1-2 FC5-2 1B	L8		5	0	1	0	0	1	4
Duke Snider, L (1, 7) OBP: 0.286, SLG: 0.371 Rod Kanehl, R (7, PR) (8, 7) OBP: 0.333, SLG: 0.250	1-3 1B	5-3			E 1B 1-3 2B 1B		FC FC5-2 BB 1-2 2-3 WP			4 0	1 1	2 0	0 0	0 0	0 0	2 0
Tim Harkness, L (1, 3) OBP: 0.233, SLG: 0.222 Gil Hodges, R (7, PH) (8, 3) OBP: 0.278, SLG: 0.188	G3	K			E9 1-3 2B 3-H 1B		WP FC5-2 1-2 2-3 3-H 2B BB			3 0	1 1	1 0	1 1	0 1	1 0	2 0
Jim Hickman, R (1, 8) OBP: 0.429, SLG: 0.614		3B BB	1-3		1-H 2B 3-H		FC5-2 WP 1-2 2-3 3-Hf 2B			3	2	1	2	1	0	3
Al Moran, R (1, 6) OBP: 0.245, SLG: 0.275		F9	6-3	5-3			K 1-2 2-3 3-H			4	0	0	0	0	1	4
Larry Burright, R (1, 4) OBP: 0.240, SLG: 0.400		1-H 1B 3B	L7			F8	2-H 3-H 2B			4	1	2	3	0	0	0
Al Jackson, L (1, 1) OBP: 0.250, SLG: 0.250 Cliff Cook, R (7, PH) OBP: 0.125, SLG: 0.067 Ken MacKenzie, R (8, 1)	1B 1B 3-H 1B		F8			P6	P3			3 1 0	1 0 0	1 0 0	1 0 0	0 0 0	0 0 0	0 2 0
Inning Stats	R: 0 E: 0 K: 0 S: 5 H: 2 LOB: 2 BB: 0 P: 5	R: 3 E: 0 K: 0 S: 6 H: 4 LOB: 1 BB: 1 P: 10	R: 0 E: 0 K: 1 S: 5 H: 0 LOB: 0 BB: 0 P: 5	R: 0 E: 0 K: 0 S: 3 H: 0 LOB: 0 BB: 0 P: 3	R: 3 E: 1 K: 1 S: 9 H: 4 LOB: 1 BB: 0 P: 9	R: 0 E: 0 K: 0 S: 3 H: 0 LOB: 0 BB: 0 P: 3	R: 4 E: 0 K: 1 S: 9 H: 3 LOB: 2 BB: 1 P: 13	R: 0 E: 0 K: 1 S: 5 H: 0 LOB: 0 BB: 0 P: 5		1B: 10 2B: 2 3B: 1 HR: 0 SF: 0 SAC: 0 DP: 1 HBP: 0						

	AB	37
	R	10
	H	13
	RBI	9
	BB	2
	SO	4
	LOB	17

WP: 1 PB: 0 SB: 0 CS: 0 PA: 39

PITCHER		IP	WLS	BF	H	R	ER	SO	BB	IBB	HBP	BLK	WP	HR	S	P	ERA	WHIP
Don Nottebart, R ERA: 4.08	(1, 1)	4.2	L	23	9	6	6	2	1	0	0	0	0	0	26	30	11.57	2.143
Russ Kemmerer, R ERA: 5.56	(5, 1)	1.1		5	1	0	0	0	0	0	0	0	0	0	5	5	0.00	0.750
Conrad Cardinal, R ERA: 6.23	(7, 1)	0.0		3	2	3	3	0	0	0	0	0	0	0	3	3	∞	∞
Hal Woodeshick, L ERA: 1.86	(7, 1)	1.0		5	1	1	1	1	1	0	0	0	1	0	6	10	9.00	2.000
Chris Zachary, R ERA: 9.0	(8, 1)	1.0		3	0	0	0	1	0	0	0	0	0	0	5	5	0.00	0.000

PITCHER	IP	WLS	BF	H	R	ER	SO	BB	IBB	HBP	BLK	WP	HR	S	P	ERA	WHIP

Houston Colt 45's @ Philadelphia Phillies

Connie Mack Stadium, Philadelphia, PA

Fri May 03 1963, 7:05 PM EDT

Att. 5,843 - Unknown

TOP

livebaseballscorecards.com

Batter	1	2	3	4	5	6	7	8	9	AB	R	H	RBI	BB	SO	LOB
Carroll Hardy, R (1, 7) OBP: 0.283, SLG: 0.302	C X 0-1 ① F9		X 0-0 FC2-5 BB 1B		X 0-0 ② 6-3		X 0-0 ① 4-3		F B F B F X 2-2 ② FC5-4 1-3 1B	3	0	1	0	0	0	0
Al Spangler, L (7, PH) (7, 7) OBP: 0.333, SLG: 0.356										2	0	1	0	0	0	0
Johnny Temple, R (1, 4) OBP: 0.358, SLG: 0.311	B B C C B X 3-2 1B		B B F B B 4-1 WP FC2-5 1-2 BB		X 0-0 2B 1B		B C B X 2-1 F7		X 0-0 ③ FC5-4 1-2f	4	1	2	0	1	0	1
Carl Warwick, R (1, 9) OBP: 0.373, SLG: 0.357	B X 1-0 ② L9		B B F X 2-1 ① FC2-5 WP 1-2 2-3f		X 0-0 1-H 2B		X 0-0 ③ 6-3			4	0	1	1	0	0	3
Rusty Staub, L (1, 3) OBP: 0.364, SLG: 0.375	X 0-0 ③ G3		B B B C F C 3-3 ② K 1-2 2-3		B B B 4-0 BB			B B S S F X 2-2 FC1-5 WP 1B		3	0	1	0	1	1	3
Bob Aspromonte, R (1, 5) OBP: 0.256, SLG: 0.240		B F B F X 2-2 HR 1B	C F B F B S 2-3 ③ K		C X 0-1 ③ 5-3			F B B S B F B 4-2 FC1-5 1-2 BB		3	1	1	0	1	1	4
Howie Goss, R (1, 8) OBP: 0.289, SLG: 0.439		B S F F X 1-2 1-H HR		B S B F F F S 2-3 ① K		X 0-0 G3 1B		L C X 0-2 ① FC1-5 G4-6-3 1-2 2-3f		4	1	2	2	0	1	2
Bob Lillis, R (1, 6) OBP: 0.239, SLG: 0.222	B X 1-0 ① 6-3		B B F C X 2-2 ② L7		S S S 0-3 ① K			C B B X 2-1 ②③ G4-6-3 1-2f		3	0	0	0	0	1	1
Pete Runnels, L (8, PH) OBP: 0.260, SLG: 0.254										1	0	0	0	0	0	2
J C Hartman, R (8, 6) OBP: 0.130, SLG: 0.091										0	0	0	0	0	0	0
John Bateman, R (1, 2) OBP: 0.214, SLG: 0.300	X 0-0 ② 6-3		B B C X 2-1 ③ F5		B B B F C X 3-2 ② G3 1-2				X 0-0 1B 1B	4	0	1	0	0	0	1
Brock Davis, L (9, PR)										0	0	0	0	0	0	0
Bob Bruce, R (1, 1)	C X 0-1 ③ F3				X 0-0 ① P4		B S S C C 1-3 ③ K		S S B S 1-3 ① K	3	0	0	0	0	1	1
George Brunet, R (6, 1)										0	0	0	0	0	0	0
Hal Woodeshick, R (6, 1)										0	0	0	0	0	0	0
Jim Campbell, R (9, PH) OBP: 0.158, SLG: 0.194										1	0	0	0	0	1	1

	AB	35
	R	3
	H	10
	RBI	3
	BB	3
	SO	6
	LOB	19

Inning Stats										
	R: 0	H: 1	R: 2	H: 2	R: 0	H: 1	R: 0	H: 0	R: 1	H: 2
	E: 0	LOB: 1	E: 0	LOB: 0	E: 0	LOB: 2	E: 0	LOB: 0	E: 0	LOB: 2
	K: 0	BB: 0	K: 0	BB: 0	K: 2	BB: 1	K: 1	BB: 0	K: 0	BB: 1
	S: 7	P: 11	S: 11	P: 15	S: 11	P: 22	S: 10	P: 16	S: 6	P: 10

Inning Stats										
	R: 0	H: 1	R: 0	H: 0	R: 0	H: 1	R: 0	H: 2	1B: 8	SF: 0
	E: 0	LOB: 1	E: 0	LOB: 0	E: 0	LOB: 1	E: 0	LOB: 1	2B: 1	SAC: 0
	K: 0	BB: 0	K: 0	BB: 0	K: 1	BB: 1	K: 1	BB: 0	3B: 0	DP: 1
	S: 10	P: 14	S: 4	P: 6	S: 12	P: 20	S: 9	P: 12	HR: 1	HBP: 0

Inning Stats		
	WP: 2	PA: 38
	PB: 0	
	SB: 0	
	CS: 0	

PITCHER		IP	WLS	BF	H	R	ER	SO	BB	IBB	HBP	BLK	WP	HR	S	P	ERA	WHIP
Chris Short, L ERA: 4.32	(1, 1)	4.2		22	6	3	3	3	2	0	0	0	1	1	43	72	5.79	1.714
Dallas Green, R ERA:	(5, 1)	0.1		1	0	0	0	0	0	0	0	0	0	0	2	2	0.00	0.000
Jack Hamilton, R ERA: 10.57	(6, 1)	1.0	W	4	1	0	0	2	0	0	0	0	0	0	10	14	0.00	1.000
Jack Baldschun, R ERA: 1.84	(7, 1)	3.0	S	11	3	0	0	1	1	0	0	0	1	0	25	38	0.00	1.333

PITCHER	IP	WLS	BF	H	R	ER	SO	BB	IBB	HBP	BLK	WP	HR	S	P	ERA	WHIP

Houston Colt 45's @ Philadelphia Phillies

Connie Mack Stadium, Philadelphia, PA

Fri May 03 1963, 7:05 PM EDT

Att. 5,843 - Unknown

livebaseballscorecards.com

BOTTOM

Batter	1	2	3	4	5	6	7	8	9	AB	R	H	RBI	BB	SO	LOB
Tony Taylor, R (1, 4) OBP: 0.348, SLG: 0.367	5-3			WP, 3B	FC6-4 1-2f 2-3		6-3			4	1	1	0	0	0	2
Johnny Callison, L (1, 9) OBP: 0.307, SLG: 0.390	K			K	K		K			4	0	0	0	0	4	3
Tony Gonzalez, L (1, 8) OBP: 0.358, SLG: 0.367	F7			1B FC3-2-5-2 3-H, 1B		BB, BB 2B, 1B	6-3			4	1	2	0	0	0	0
Wes Covington, L (1, 7) OBP: 0.396, SLG: 0.708		6-3		FC3-2-5-2 1-3, 1B		BB 1-2, 2B, BB		6-3		3	1	1	0	1	0	0
Don Demeter, R (1, 3) OBP: 0.388, SLG: 0.568		K		FC3-2-5-2 1-3 3-H		K		K		4	0	0	0	0	3	4
Don Hoak, R (1, 5) OBP: 0.338, SLG: 0.366		K		F7		2B, E 1-2 2-3, BB		BB		2	1	0	0	2	1	2
Clay Dalrymple, L (1, 2) OBP: 0.314, SLG: 0.362 Roy Sievers, R (6, PH) OBP: 0.321, SLG: 0.423 Cookie Rojas, R (6, PR) Bob Oldis, R (7, 2) OBP: 0.143, SLG: 0.143		P3			FC5-4, BB	E4 1-H 2-H 3-H, 2B		K		1 1 0 1	0 0 0 0	0 1 0 0	0 2 0 0	1 0 0 0	0 0 0 1	0 0 0 1
Bobby Wine, R (1, 6) OBP: 0.341, SLG: 0.375		P6			FC5-4 FC6-4, 1B 1-2f	G3				3	0	0	0	0	0	2
Chris Short, R (1, 1) OBP: 0.083, SLG: 0.250 Dallas Green, L (5, 1) Billy Klaus, L (5, PH) OBP: 0.143, SLG: 0.077 Jack Hamilton, R (6, 1) Wayne Graham, R (6, PH) OBP: 0.300, SLG: 0.176 Jack Baldschun, R (7, 1)		K			FC6-4 1-2, 1B	1-3				1 0 1 0 1 0	0 0 0 0 0 0	0 0 1 0 0 0	0 0 0 0 0 0	1 0 0 0 0 0	0 0 0 0 0 0	0 0 0 0 1 0
Inning Stats	R: 0 E: 0 K: 1 S: 6 H: 0 LOB: 0 BB: 0 P: 7	R: 0 E: 0 K: 2 S: 11 H: 0 LOB: 0 BB: 0 P: 16	R: 0 E: 0 K: 1 S: 7 H: 0 LOB: 0 BB: 0 P: 11	R: 1 E: 0 K: 1 S: 12 H: 3 LOB: 2 BB: 0 P: 23	R: 0 E: 0 K: 1 S: 14 H: 1 LOB: 2 BB: 1 P: 23	R: 3 E: 1 K: 1 S: 19 H: 2 LOB: 1 BB: 2 P: 31	R: 0 E: 0 K: 1 S: 7 H: 0 LOB: 0 BB: 0 P: 10	R: 0 E: 0 K: 2 S: 11 H: 0 LOB: 1 BB: 1 P: 21		1B: 4 2B: 1 3B: 1 HR: 0 SF: 0 SAC: 0 DP: 0 HBP: 0					

	AB	30
	R	4
	H	6
	RBI	2
	BB	4
	SO	10
	LOB	15

WP: 1 PA: 34
PB: 0
SB: 0
CS: 0

PITCHER		IP	WLS	BF	H	R	ER	SO	BB	IBB	HBP	BLK	WP	HR	S	P	ERA	WHIP
Bob Bruce, R ERA: 5.26	(1, 1)	5.1	L	24	5	4	3	7	3	0	0	0	1	0	60	99	5.06	1.500
George Brunet, L ERA: 7.11	(6, 1)	0.0		1	1	0	0	0	0	0	0	0	0	0	5	8	∞	∞
Hal Woodeshick, L ERA: 1.46	(6, 1)	2.2		9	0	0	0	3	1	0	0	0	0	0	22	35	0.00	0.375

PITCHER	IP	WLS	BF	H	R	ER	SO	BB	IBB	HBP	BLK	WP	HR	S	P	ERA	WHIP

Batter	1	2	3	4	5	6	7	8	9	AB	R	H	RBI	BB	SO	LOB
Johnny Temple, R (1, 4) OBP: 0.352, SLG: 0.297	B B B B 4-0 HBP BB		x 0-0 ① P6			x 0-0 ① L8		x 0-0 ③ P4		3	0	0	0	1	0	0
Chris Zachary, L (8, 1)										0	0	0	0	0	0	0
Pete Runnels, L (1, 3) OBP: 0.260, SLG: 0.254	x 0-0 ① F8		x 0-0 ② 5-3			x 0-0 ② 6-3			x 0-0 4-3-6 1B	4	0	1	0	0	0	1
Al Spangler, L (1, 7) OBP: 0.308, SLG: 0.327	x 0-0 ② F5		x 0-0 ③ P6			x 0-0 ③ 3-1			x 0-0 ① ② 4-3-6 1-2f	4	0	0	0	0	0	2
Rusty Staub, L (1, 9) OBP: 0.371, SLG: 0.373	H 1-0 1-2 HBP			S S S 0-3 ① K			x 0-0 1B		x 0-0 ③ F8	3	0	1	0	0	1	0
Bob Aspromonte, R (1, 5) OBP: 0.247, SLG: 0.231	x 0-0 ③ F8			x 0-0 ② 6-3			x 0-0 ① F9			3	0	0	0	0	0	3
Howie Goss, R (1, 8) OBP: 0.291, SLG: 0.429		B B B B 4-0 1B BB		S S S 0-3 ③ K			S S S 0-3 ② K			2	0	0	0	1	2	1
Bob Lillis, R (1, 6) OBP: 0.243, SLG: 0.227 (8, 4)		x 0-0 ① 1-3 1B			x 0-0 ① 6-3		x 0-0 ③ F7			3	0	1	0	0	0	1
John Bateman, R (1, 2) OBP: 0.200, SLG: 0.279		S S S 0-3 ② K			S S S 0-3 ② K			x 0-0 ① L6		3	0	0	0	0	2	1
Ken Johnson, R (1, 1) OBP: 0.091, SLG: 0.091		S S S 0-3 ③ K			S S S 0-3 ③ K			x 0-0 ② L8		2	0	0	0	0	2	1
Russ Kemmerer, R (7, 1)										0	0	0	0	0	0	0
Conrad Cardinal, R (7, 1)										0	0	0	0	0	0	0
J C Hartman, R (8, PH) OBP: 0.125, SLG: 0.087 (8, 6)										1	0	0	0	0	0	0
Inning Stats	R: 0 E: 0 K: 0 S: 3 H: 0 LOB: 2 BB: 1 P: 8	R: 0 E: 0 K: 2 S: 7 H: 1 LOB: 1 BB: 1 P: 11	R: 0 E: 0 K: 0 S: 3 H: 0 LOB: 0 BB: 0 P: 3	R: 0 E: 0 K: 2 S: 7 H: 0 LOB: 0 BB: 0 P: 7	R: 0 E: 0 K: 2 S: 7 H: 0 LOB: 0 BB: 0 P: 7	R: 0 E: 0 K: 0 S: 3 H: 0 LOB: 0 BB: 0 P: 3	R: 0 E: 0 K: 1 S: 6 H: 1 LOB: 1 BB: 0 P: 6	R: 0 E: 0 K: 0 S: 3 H: 0 LOB: 0 BB: 0 P: 3	R: 0 E: 0 K: 0 S: 3 H: 1 LOB: 0 BB: 0 P: 3	1B: 3 2B: 1 3B: 0 HR: 0 SF: 0 SAC: 0 DP: 1 HBP: 1						

TOP

Houston Colt 45's @ Philadelphia Phillies

Connie Mack Stadium, Philadelphia, PA

Sat May 04 1963, 3:33 AM EDT

Att. 3,361 - Sunny - 77 F

livebaseballscorecards.com

AB	28
R	0
H	3
RBI	0
BB	2
SO	7
LOB	10

WP: 0 PB: 0 SB: 0 CS: 0 PA: 31

PITCHER		IP	WLS	BF	H	R	ER	SO	BB	IBB	HBP	BLK	WP	HR	S	P	ERA	WHIP
Ray Culp, R ERA: 2.51	(1, 1)	9.0	W	31	3	0	0	7	2	0	1	0	0	0	42	51	0.00	0.556

PITCHER	IP	WLS	BF	H	R	ER	SO	BB	IBB	HBP	BLK	WP	HR	S	P	ERA	WHIP

BOTTOM

Houston Colt 45's @ Philadelphia Phillies

Connie Mack Stadium, Philadelphia, PA

Sat May 04 1963, 3:33 AM EDT

Att. 3,361 - Sunny - 77 F

livebaseballscorecards.com

Batter	1	2	3	4	5	6	7	8	9	AB	R	H	RBI	BB	SO	LOB
Tony Taylor, R (1, 4) OBP: 0.355, SLG: 0.373	CS 1B		F8		F9		SH1-3 1B			4	1	2	0	0	0	1
Johnny Callison, L (1, 9) OBP: 0.308, SLG: 0.400	K 1-2			2B 2B	L9		SH1-3 1-2			3	1	1	0	0	1	1
Tony Gonzalez, L (1, 8) OBP: 0.352, SLG: 0.375	F2			2B 2-3	6-3		P6			4	1	1	0	0	0	1
Wes Covington, L (1, 7) OBP: 0.404, SLG: 0.712		4-3		E SF7 2-H 3-H		K	2B 2-H			4	2	2	3	0	1	0
Roy Sievers, R (1, 3) OBP: 0.344, SLG: 0.467		L8		E6 2-3		FC6-4	2B 1-H			4	0	2	1	0	0	1
Don Hoak, R (1, 5) OBP: 0.321, SLG: 0.347		6-3		P6		FC6-4 1-2f	6-3			4	1	0	0	0	0	4
Clay Dalrymple, L (1, 2) OBP: 0.345, SLG: 0.420			1B 2B	IBB		1B 1-H		4-3		3	1	2	1	1	0	0
Bobby Wine, R (1, 6) OBP: 0.333, SLG: 0.372			1-3	SF7 3-H		1B 2-H		1-3		3	0	1	2	0	0	1
Ray Culp, R (1, 1) OBP: 0.333, SLG: 0.333			1B 2-3	K		K		K		4	0	1	0	0	3	3
Inning Stats	R: 0 E: 0 K: 1 S: 5 H: 1 LOB: 0 BB: 0 P: 5	R: 0 E: 0 K: 0 S: 3 H: 0 LOB: 0 BB: 0 P: 3	R: 0 E: 0 K: 0 S: 4 H: 2 LOB: 1 BB: 0 P: 4	R: 3 E: 1 K: 1 S: 9 H: 3 LOB: 2 BB: 1 P: 13	R: 0 E: 0 K: 0 S: 3 H: 0 LOB: 0 BB: 0 P: 3	R: 2 E: 0 K: 2 S: 10 H: 3 LOB: 1 BB: 0 P: 10	R: 2 E: 0 K: 0 S: 6 H: 3 LOB: 1 BB: 0 P: 6	R: 0 E: 0 K: 1 S: 5 H: 0 LOB: 0 BB: 0 P: 5		1B: 6 2B: 7 3B: 0 HR: 0	SF: 1 SAC: 1 DP: 1 HBP: 0					

	AB	33
	R	7
	H	12
	RBI	7
	BB	1
	SO	5
	LOB	12

WP: 0 PB: 0 SB: 0 CS: 1 PA: 36

PITCHER		IP	WLS	BF	H	R	ER	SO	BB	IBB	HBP	BLK	WP	HR	S	P	ERA	WHIP
Ken Johnson, R ERA: 2.52	(1, 1)	6.0	L	27	9	5	4	4	0	1	0	0	0	0	34	38	6.00	1.500
Russ Kemmerer, R ERA: 6.75	(7, 1)	0.2		5	3	2	2	0	0	0	0	0	0	0	5	5	27.00	4.500
Conrad Cardinal, R ERA: 6.08	(7, 1)	0.1		1	0	0	0	0	0	0	0	0	0	0	1	1	0.00	0.000
Chris Zachary, R ERA: 8.0	(8, 1)	1.0		3	0	0	0	1	0	0	0	0	0	0	5	5	0.00	0.000

PITCHER	IP	WLS	BF	H	R	ER	SO	BB	IBB	HBP	BLK	WP	HR	S	P	ERA	WHIP

Batter	1	2	3	4	5	6	7	8	9	AB	R	H	RBI	BB	SO	LOB
Al Spangler, L (1, 7) OBP: 0.316, SLG: 0.308	F2		FC6-4 CS 1-2f	L9		BBB 4-0 CI BB		BBB 4-0 BB		3	0	0	0	2	0	3
Johnny Temple, R (1, 4) OBP: 0.360, SLG: 0.324	G1-6-3 1B		CS 1-2	1B 2B 2B	2-3	S 0-1 CI 1-2 2-3		F7		4	1	2	0	0	0	1
J C Hartman, R (8, 6) OBP: 0.125, SLG: 0.087										0	0	0	0	0	0	0
Pete Runnels, L (1, 3) OBP: 0.256, SLG: 0.240	G1-6-3 1-2f			BBB 4-0 1B 2B BB	4-3	SSS 0-3 K			L7	4	1	0	0	1	1	4
Rusty Staub, L (1, 9) OBP: 0.373, SLG: 0.365		P5		2B 1B 1-2 2-3 1B	BBB 4-0 1B BB		SSS 0-3 K		L8	4	1	1	0	1	1	0
Bob Aspromonte, R (1, 5) OBP: 0.278, SLG: 0.268		F8		1B 1-3 2-H 3-H 2B	1-3 1B		BBB 4-0 BB		1B	4	1	3	2	1	0	0
Howie Goss, R (1, 8) OBP: 0.275, SLG: 0.404		SSS 0-3 K		SSS 0-3 K	SSS 0-3 K		SSS 0-3 K		F9	5	0	0	0	0	4	6
Bob Lillis, R (1, 6) OBP: 0.270, SLG: 0.246 (8, 4)			1B FC4-6 1B	4-0 1B IBB		X 0-0 CI SH2 1B	X 0-0 F2			3	1	2	0	1	0	1
John Bateman, R (1, 2) OBP: 0.224, SLG: 0.298			0-0 FC4-6 1-3 1B	0-0 1-3 2-H 3-H 1B		SSS 0-3 K		0-0 6-3		4	0	2	2	0	1	1
Hal Brown, R (1, 1) Don McMahon, R (6, 1) Hal Woodeshick, R (8, 1)			0-0 FC4-6 FC6-4 1-2f 3-H	SSS 0-3 K		0-0 SH2 1-2		SSS 0-3 K		2	0	0	1	0	1	3
										1	0	0	0	0	1	0
										0	0	0	0	0	0	0

TOP

Houston Colt 45's @ Philadelphia Phillies

Connie Mack Stadium, Philadelphia, PA

Sun May 05 1963, 3:33 AM EDT

Sunny - 78 F

livebaseballscorecards.com

AB	34
R	5
H	10
RBI	5
BB	6
SO	9
LOB	19

Inning Stats	1	2	3	4	5	6	7	8	9
	R: 0 E: 0 K: 0 S: 3	H: 1 LOB: 0 BB: 0 P: 3	R: 0 E: 0 K: 1 S: 5	H: 0 LOB: 0 BB: 0 P: 5	R: 1 E: 0 K: 0 S: 4	H: 2 LOB: 0 BB: 0 P: 4	R: 4 E: 0 K: 2 S: 11	H: 4 LOB: 2 BB: 2 P: 19	R: 0 E: 0 K: 1 S: 6	H: 1 LOB: 2 BB: 1 P: 10
	R: 0 E: 1 K: 2 S: 9	H: 1 LOB: 3 BB: 1 P: 13	R: 0 E: 0 K: 2 S: 7	H: 0 LOB: 1 BB: 1 P: 11	R: 0 E: 0 K: 1 S: 5	H: 0 LOB: 1 BB: 1 P: 9	R: 0 E: 0 K: 0 S: 4	H: 1 LOB: 1 BB: 0 P: 4		

PITCHER		IP	WLS	BF	H	R	ER	SO	BB	IBB	HBP	BLK	WP	HR	S	P	ERA	WHIP	PITCHER	IP	WLS	BF	H	R	ER	SO	BB	IBB	HBP	BLK	WP	HR	S	P	ERA	WHIP
Cal McLish, R ERA: 6.55	(1, 1)	3.1		15	6	5	5	2	1	0	0	0	0	0	18	22	13.50	2.100																	
Dallas Green, R ERA:	(4, 1)	1.2		9	2	0	0	2	1	1	0	0	0	0	11	19	0.00	1.800																	
Ryne Duren, R ERA: 7.5	(6, 1)	2.0		10	1	0	0	4	2	0	0	0	0	0	16	24	0.00	1.500																	
Jack Hamilton, R ERA: 8.38	(8, 1)	2.0	W	8	1	0	0	1	1	0	0	0	0	0	9	13	0.00	1.000																	

PITCHER		IP	WLS	BF	H	R	ER	SO	BB	IBB	HBP	BLK	WP	HR	S	P	ERA	WHIP	PITCHER	IP	WLS	BF	H	R	ER	SO	BB	IBB	HBP	BLK	WP	HR	S	P	ERA	WHIP

PITCHER		IP	WLS	BF	H	R	ER	SO	BB	IBB	HBP	BLK	WP	HR	S	P	ERA	WHIP	PITCHER	IP	WLS	BF	H	R	ER	SO	BB	IBB	HBP	BLK	WP	HR	S	P	ERA	WHIP

1B: 8	SF: 0	WP: 0	PA: 43
2B: 2	SAC: 1	PB: 0	
3B: 0	DP: 1	SB: 0	
HR: 0	HBP: 0	CS: 1	

BOTTOM

Batter	1	2	3	4	5	6	7	8	9	AB	R	H	RBI	BB	SO	LOB
Tony Taylor, R (1, 4) OBP: 0.347, SLG: 0.364	6-3		6-3		6-3		F9		E 1-3 1B 3-H	5	0	1	1	0	0	1
Johnny Callison, L (1, 9) OBP: 0.305, SLG: 0.393	P5			K		P6		1B SF8 1B	FC1 1-2 3-H	4	1	1	0	0	1	0
Wayne Graham, R (9, PH) OBP: 0.286, SLG: 0.167										1	0	0	0	0	0	1
Tony Gonzalez, L (1, 8) OBP: 0.387, SLG: 0.426	1B			HR 1B		1B 2B		1B 1-2 1B		4	2	4	0	0	0	0
Wes Covington, L (1, 7) OBP: 0.426, SLG: 0.768	P5			1-H HR		WP BB 2-H 1B		G6-4-3 1-2 2-3 1B		4	1	3	3	0	0	1
Roy Sievers, R (1, 3) OBP: 0.333, SLG: 0.438		F8	6-3			WP 1-2 BB		SF8 3-H		2	0	0	1	1	0	0
Don Hoak, R (1, 5) OBP: 0.307, SLG: 0.329		E3 8-3	6-3			P3		G6-4-3 1-2f		4	0	0	0	0	0	4
Clay Dalrymple, L (1, 2) OBP: 0.328, SLG: 0.396		8-3 1-2f		P4	K 1-2 2-3				K	3	0	0	0	0	1	3
Ruben Amaro, R (9, PH) OBP: 0.261, SLG: 0.150										1	0	0	0	0	1	0
Bobby Wine, R (1, 6) OBP: 0.347, SLG: 0.447			K	2B			K		1B 3B	4	1	2	0	0	2	0
Cal McLish, S (1, 1) OBP: 0.143, SLG: 0.143			K	P4			3-1		1B E BB	1	0	0	0	0	1	0
Dallas Green, L (4, 1)										0	0	0	0	0	0	0
Jim Lemon, R (5, PH) OBP: 0.158, SLG: 0.111										1	0	0	0	0	0	1
Ryne Duren, R (6, 1)										0	0	0	0	0	0	0
Frank Torre, L (7, PH)										1	0	0	0	0	0	0
Jack Hamilton, R (8, 1)										0	0	0	0	0	0	0
Don Demeter, R (9, PH) OBP: 0.395, SLG: 0.568										0	1	0	0	1	0	0
Inning Stats	R: 0 E: 0 K: 0 S: 4 H: 1 LOB: 1 BB: 0 P: 4	R: 0 E: 1 K: 0 S: 3 H: 0 LOB: 0 BB: 0 P: 3	R: 0 E: 0 K: 2 S: 7 H: 0 LOB: 0 BB: 0 P: 7	R: 2 E: 0 K: 1 S: 7 H: 2 LOB: 0 BB: 0 P: 7	R: 0 E: 0 K: 0 S: 4 H: 1 LOB: 1 BB: 0 P: 4	R: 1 E: 0 K: 1 S: 7 H: 2 LOB: 2 BB: 1 P: 11	R: 0 E: 0 K: 1 S: 5 H: 0 LOB: 0 BB: 0 P: 5	R: 1 E: 0 K: 0 S: 5 H: 3 LOB: 1 BB: 0 P: 5	R: 2 E: 1 K: 1 S: 6 H: 2 LOB: 2 BB: 1 P: 10	1B: 7 2B: 3 3B: 1 HR: 1 SF: 1 SAC: 0 DP: 2 HBP: 0						

PITCHER		IP	WLS	BF	H	R	ER	SO	BB	IBB	HBP	BLK	WP	HR	S	P	ERA	WHIP
Hal Brown, R ERA: 4.35	(1, 1)	5.1		22	6	3	3	3	0	0	0	0	0	1	28	28	5.06	1.125
Don McMahon, R ERA: 6.17	(6, 1)	1.2		8	2	1	1	2	1	0	0	0	1	0	11	15	5.40	1.800
Hal Woodeshick, L ERA: 1.98	(8, 1)	1.1	L	8	3	2	1	1	1	0	0	0	0	0	9	13	6.75	3.000

PITCHER	IP	WLS	BF	H	R	ER	SO	BB	IBB	HBP	BLK	WP	HR	S	P	ERA	WHIP

Houston Colt 45's @ Philadelphia Phillies

Connie Mack Stadium, Philadelphia, PA

Sun May 05 1963, 3:33 AM EDT

Sunny - 78 F

livebaseballscorecards.com

AB	35
R	6
H	11
RBI	5
BB	2
SO	6
LOB	11

WP: 1 PA: 38
PB: 0
SB: 0
CS: 0

Batter	1	2	3	4	5	6	7	8	9	AB	R	H	RBI	BB	SO	LOB
Al Spangler, L (1, 7) OBP: 0.306, SLG: 0.316	F7		1-3 1B 2B		F8		4-3		F7	5	1	1	0	0	0	1
Bob Lillis, R (1, 4) OBP: 0.282, SLG: 0.260	5-3		2-H 3-H 1B		G6-4-3 1B			F8		4	0	2	2	0	0	0
Carl Warwick, R (1, 9) OBP: 0.380, SLG: 0.373	2B		P4		G6-4-3 1-2f			BBBB 3B E BB		3	1	1	0	1	0	1
Rusty Staub, L (1, 3) OBP: 0.367, SLG: 0.373	4-3			4-3		2B 2B		E1 1-2 3B		4	2	1	0	0	0	2
Bob Aspromonte, R (1, 5) OBP: 0.277, SLG: 0.291		P6		F9		F7		1-H 2-H PO 3B		4	0	1	2	0	0	1
Howie Goss, R (1, 8) OBP: 0.284, SLG: 0.413		SSS K		BBBB S 2B BB		2-H CS 2B		F8		3	1	1	1	1	1	1
J C Hartman, R (1, 6) OBP: 0.179, SLG: 0.185		5-3		1-H 2B	SSS K 2-3			PO 3-H	FC5-4 1B	4	0	2	1	0	1	1
Jim Campbell, R (1, 2) OBP: 0.190, SLG: 0.205			2B 1B 1B	IBB			5-3		SSS K	3	1	1	0	1	1	1
Turk Farrell, R (1, 1) OBP: 0.167, SLG: 0.091			SSS K	SSS K			SSS K		FC5-4 1-2f	4	0	0	0	0	3	4
Inning Stats	R: 0 E: 0 K: 0 S: 4 H: 1 LOB: 1 BB: 0 P: 4	R: 0 E: 0 K: 1 S: 5 H: 0 LOB: 0 BB: 0 P: 5	R: 2 E: 0 K: 1 S: 7 H: 3 LOB: 0 BB: 0 P: 7	R: 1 E: 0 K: 1 S: 6 H: 1 LOB: 2 BB: 2 P: 14	R: 0 E: 0 K: 0 S: 3 H: 1 LOB: 0 BB: 0 P: 3	R: 1 E: 0 K: 1 S: 6 H: 2 LOB: 0 BB: 0 P: 6	R: 0 E: 0 K: 1 S: 5 H: 0 LOB: 0 BB: 0 P: 5	R: 2 E: 1 K: 0 S: 4 H: 1 LOB: 0 BB: 1 P: 8	R: 0 E: 1 K: 1 S: 6 H: 1 LOB: 1 BB: 0 P: 6	1B: 4 2B: 5 3B: 1 HR: 0	SF: 0 SAC: 0 DP: 1 HBP: 0						

TOP

Houston Colt 45's @ Philadelphia Phillies

Connie Mack Stadium, Philadelphia, PA

Sun May 05 1963, 3:38 AM EDT

Att. 11,185 - Unknown - 78 F

livebaseballscorecards.com

AB	34
R	6
H	10
RBI	6
BB	3
SO	6
LOB	12

| | | | | | |

Batter	1	2	3	4	5	6	7	8	9	AB	R	H	RBI	BB	SO	LOB
Tony Taylor, R (1, 4) OBP: 0.343, SLG: 0.359	SH3-4 1B 1B		L8			K		2-3		4	1	1	0	0	1	0
Billy Klaus, L (1, 5) (6, 6) OBP: 0.118, SLG: 0.063	SH3-4 1-2		F7			G3		6-3		3	0	0	0	0	0	0
Tony Gonzalez, L (1, 8) OBP: 0.380, SLG: 0.417	CS 2-H 1B			4-3			6-3		L9	4	0	1	1	0	0	0
Wes Covington, L (1, 7) OBP: 0.431, SLG: 0.783	K 1-2			F8			2B 2B		4-3 2B	4	1	2	0	0	1	1
Johnny Callison, L (1, 9) OBP: 0.303, SLG: 0.398		1-3		K			F3 2-H 2B		4-3 2-3	4	0	1	1	0	1	1
Frank Torre, L (1, 3) OBP: 0.429, SLG: 0.111 Ruben Amaro, R (7, PR) OBP: 0.261, SLG: 0.150 Jack Baldschun, R (8, 1) Jim Lemon, R (9, PH) OBP: 0.150, SLG: 0.105		E 1B 1B			P4		BB		5-3	2 0 0 1	0 0 0 0	1 0 0 0	0 0 0 0	1 0 0 0	0 0 0 1	0 0 0 1
Clay Dalrymple, L (1, 2) OBP: 0.328, SLG: 0.393		E9 G6-4-3 1-3 1B			L1		F3 2-3			3	0	1	0	0	0	2
Bobby Wine, R (1, 6) OBP: 0.333, SLG: 0.429		G6-4-3 1-2f			L7		K			2	0	0	0	0	0	2
Johnny Klippstein, R (1, 1) Jack Hamilton, R (6, 1) Don Hoak, R (6, 5) OBP: 0.300, SLG: 0.321 Roy Sievers, R (7, PH) OBP: 0.324, SLG: 0.424 (8, 3)			K			1-3		F2		1 0 2 1	0 0 0 0	0 0 0 0	0 0 0 0	0 0 0 0	1 0 0 1	0 0 0 2
Inning Stats	R: 1 E: 0 K: 1 S: 6 H: 2 LOB: 0 BB: 0 P: 6	R: 0 E: 1 K: 0 S: 4 H: 2 LOB: 1 BB: 0 P: 4	R: 0 E: 0 K: 1 S: 5 H: 0 LOB: 0 BB: 0 P: 5	R: 0 E: 0 K: 1 S: 5 H: 0 LOB: 0 BB: 0 P: 5	R: 0 E: 0 K: 0 S: 3 H: 0 LOB: 0 BB: 0 P: 3	R: 0 E: 0 K: 1 S: 5 H: 0 LOB: 0 BB: 0 P: 5	R: 1 E: 0 K: 1 S: 7 H: 2 LOB: 2 BB: 1 P: 11	R: 0 E: 0 K: 0 S: 3 H: 0 LOB: 0 BB: 0 P: 3	R: 0 E: 0 K: 0 S: 4 H: 1 LOB: 1 BB: 0 P: 4	1B: 4 2B: 3 3B: 0 HR: 0 SF: 0 SAC: 1 DP: 1 HBP: 0						

PITCHER	IP	WLS	BF	H	R	ER	SO	BB	IBB	HBP	BLK	WP	HR	S	P	ERA	WHIP
Turk Farrell, R (1, 1) ERA: 3.15	9.0	W	33	7	2	2	5	1	0	0	0	0	0	42	46	2.00	0.889

PITCHER	IP	WLS	BF	H	R	ER	SO	BB	IBB	HBP	BLK	WP	HR	S	P	ERA	WHIP

BOTTOM

Houston Colt 45's @ Philadelphia Phillies

Connie Mack Stadium, Philadelphia, PA

Sun May 05 1963, 3:38 AM EDT

Att. 11,185 - Unknown - 78 F

livebaseballscorecards.com

AB	31
R	2
H	7
RBI	2
BB	1
SO	5
LOB	9

WP: 0 PB: 0 SB: 0 CS: 1 PA: 33

Houston Colt 45's @ Cincinnati Reds

Crosley Field, Cincinnati, OH

Tue May 07 1963, 7:05 PM EDT

Att. 5,714 - Unknown - 72 F

TOP

livebaseballscorecards.com

Batter	1	2	3	4	5	6	7	8	9	AB	R	H	RBI	BB	SO	LOB
Johnny Temple, R (1, 4) OBP: 0.367, SLG: 0.347 Russ Kemmerer, R (8, 1)	F9		F8			SH3-4 FC4-2 2B		1B 1B 1B 1-2		4	1	2	0	0	0	0
										0	0	0	0	0	0	0
Bob Lillis, R (1, 6) OBP: 0.296, SLG: 0.289 (8, 4)	BLK 2B			F8		SH3-4 2-3		1B 1B 1-2 2-H		3	0	2	1	0	0	0
Al Spangler, L (1, 7) OBP: 0.303, SLG: 0.300	F8 2-3			BBBB E 2B BB		FC4-2 3-H		P6		3	1	0	0	1	0	4
Rusty Staub, L (1, 3) OBP: 0.361, SLG: 0.366	4-3			P2 1-2		3-1		1B 1-2 2-H		4	0	1	1	0	0	3
Bob Aspromonte, R (1, 5) OBP: 0.276, SLG: 0.300		F9		2B 2-H			6-3 SSS	K		4	0	1	1	0	1	2
Howie Goss, R (1, 8) OBP: 0.293, SLG: 0.417		1B G6-4-3		K SSS			1B G6-4-3		K SSS	4	0	2	0	0	2	1
Carl Warwick, R (1, 9) OBP: 0.360, SLG: 0.349		G6-4-3 1-2f			F5		G6-4-3 1-2f		5-3	4	0	0	0	0	0	2
Jim Campbell, R (1, 2) OBP: 0.217, SLG: 0.233			K SSS		L6			1B 1B 1B	FC6-4 1B	4	1	2	0	0	1	0
Don Nottebart, R (1, 1) OBP: 0.214, SLG: 0.154 Pete Runnels, L (8, PH) OBP: 0.253, SLG: 0.237 J C Hartman, R (8, 6) OBP: 0.172, SLG: 0.179			5-3		4-3			K SSS	FC6-4 1-2f	2	0	0	0	0	0	0
										1	0	0	0	0	1	1
										1	0	0	0	0	0	1

Inning Stats										
	R: 0	H: 1	R: 0	H: 1	R: 0	H: 0	R: 1	H: 1	R: 0	H: 0
	E: 0	LOB: 1	E: 0	LOB: 0	E: 0	LOB: 0	E: 1	LOB: 1	E: 0	LOB: 0
	K: 0	BB: 0	K: 0	BB: 0	K: 1	BB: 0	K: 1	BB: 1	K: 0	BB: 0
	S: 4	P: 4	S: 3	P: 3	S: 5	P: 5	S: 6	P: 10	S: 3	P: 3

Inning Stats										
	R: 0	H: 1	R: 0	H: 1	R: 2	H: 4	R: 0	H: 1		
	E: 0	LOB: 1	E: 0	LOB: 0	E: 0	LOB: 2	E: 0	LOB: 1		
	K: 0	BB: 0	K: 3	BB: 0	K: 2	BB: 0	K: 1	BB: 0		
	S: 4	P: 4	S: 3	P: 3	S: 11	P: 11	S: 6	P: 6		

AB	34
R	3
H	10
RBI	3
BB	1
SO	5
LOB	14

1B: 7	SF: 0	WP: 0	PA: 36
2B: 3	SAC: 1	PB: 0	
3B: 0	DP: 2	SB: 0	
HR: 0	HBP: 0	CS: 0	

PITCHER		IP	WLS	BF	H	R	ER	SO	BB	IBB	HBP	BLK	WP	HR	S	P	ERA	WHIP
Bob Purkey, R ERA:	(1, 1)	5.1		20	4	1	0	2	1	0	0	1	0	0	23	27	0.00	0.938
Bill Henry, L ERA: 5.4	(6, 1)	0.2		2	0	0	0	0	0	0	0	0	0	0	2	2	0.00	0.000
Joey Jay, R ERA: 3.75	(7, 1)	3.0	L	14	6	2	2	3	0	0	0	0	0	0	20	20	6.00	2.000

PITCHER		IP	WLS	BF	H	R	ER	SO	BB	IBB	HBP	BLK	WP	HR	S	P	ERA	WHIP

Batter	1	2	3	4	5	6	7	8	9	AB	R	H	RBI	BB	SO	LOB
Leo Cardenas, R (1, 6) OBP: 0.283, SLG: 0.458	6-3		6-3		1-3 2-H 2B		F5		6-3	5	0	1	1	0	0	1
Pete Rose, S (1, 4) OBP: 0.373, SLG: 0.375	K			F8	4-3		FC6-4 1-2 1B			4	0	1	0	0	1	2
Vada Pinson, L (1, 9) OBP: 0.258, SLG: 0.333	S 1B			6-3		F9	K			4	0	1	0	0	1	2
Frank Robinson, R (1, 7) OBP: 0.347, SLG: 0.440	4-3 1-2			F7		F7	FC6-4 1-2f			4	0	0	0	0	0	3
Gordy Coleman, L (1, 3) OBP: 0.267, SLG: 0.422		F8			HR	BB 2B		P6		4	1	2	1	0	0	0
Johnny Edwards, L (1, 2) OBP: 0.419, SLG: 0.486		L8			2B 2B	BB BB		4-3		3	1	1	0	1	0	0
Gene Freese, R (1, 5) OBP: 0.236, SLG: 0.245 Jerry Lynch, L (8, PH) OBP: 0.250, SLG: 0.727 Eddie Kasko, R (9, 5) OBP: 0.324, SLG: 0.233		1-3			K	BB 1-2 2-3		5-3		2 1 0	0 0 0	0 0 0	0 0 0	1 0 0	1 0 0	1 0 0
Tommy Harper, R (1, 8) OBP: 0.352, SLG: 0.222 Jesse Gonder, L (9, PH) OBP: 0.143, SLG: 0.571			K		6-3	K			K	3 1	0 0	0 0	0 0	0 0	2 1	4 0
Bob Purkey, R (1, 1) Bill Henry, L (6, 1) Joey Jay, S (7, 1) OBP: 0.222, SLG: 0.222 Marty Keough, L (9, PH) OBP: 0.212, SLG: 0.207			6-3		2B BB		1B 1B		K	1 0 1 1	0 0 0 0	0 0 1 0	0 0 0 0	1 0 0 0	0 0 0 1	0 0 0 0
Inning Stats	R: 0 H: 1 E: 0 LOB: 1 K: 1 BB: 0 S: 6 P: 6	R: 0 H: 0 E: 0 LOB: 0 K: 0 BB: 0 S: 3 P: 3	R: 0 H: 0 E: 0 LOB: 0 K: 1 BB: 0 S: 5 P: 5	R: 0 H: 0 E: 0 LOB: 0 K: 0 BB: 0 S: 3 P: 3	R: 2 H: 3 E: 0 LOB: 2 K: 1 BB: 1 S: 8 P: 12	R: 0 H: 1 E: 0 LOB: 3 K: 1 BB: 2 S: 6 P: 14	R: 0 H: 2 E: 0 LOB: 2 K: 1 BB: 0 S: 7 P: 7	R: 0 H: 0 E: 0 LOB: 0 K: 0 BB: 0 S: 3 P: 3	R: 0 H: 0 E: 0 LOB: 0 K: 2 BB: 0 S: 7 P: 7	1B: 3 SF: 0 2B: 3 SAC: 0 3B: 0 DP: 0 HR: 1 HBP: 0						

PITCHER	IP	WLS	BF	H	R	ER	SO	BB	IBB	HBP	BLK	WP	HR	S	P	ERA	WHIP
Don Nottebart, R (1, 1) ERA: 3.79	7.0	W	31	7	2	2	5	3	0	0	0	0	1	38	50	2.57	1.429
Russ Kemmerer, R (8, 1) ERA: 5.79	2.0	S	6	0	0	0	2	0	0	0	0	0	0	10	10	0.00	0.000

PITCHER	IP	WLS	BF	H	R	ER	SO	BB	IBB	HBP	BLK	WP	HR	S	P	ERA	WHIP

BOTTOM

Houston Colt 45's @ Cincinnati Reds

Crosley Field, Cincinnati, OH

Tue May 07 1963, 7:05 PM EDT

Att. 5,714 - Unknown - 72 F

livebaseballscorecards.com

AB	34
R	2
H	7
RBI	2
BB	3
SO	7
LOB	13

Batter	1	2	3	4	5	6	7	8	9	AB	R	H	RBI	BB	SO	LOB
Johnny Temple, R (1, 4) OBP: 0.349, SLG: 0.329	5-3		6-3			FC6-4 1B 1-2f		5-3		4	0	0	0	0	0	1
J C Hartman, R (1, 6) OBP: 0.182, SLG: 0.188	F8			E4 G4-6-3		1-2 1B		L6		4	0	1	0	0	0	0
Al Spangler, L (1, 7) OBP: 0.286, SLG: 0.281	K			L3		P5			G3	4	0	0	0	0	1	3
Rusty Staub, L (1, 3) OBP: 0.356, SLG: 0.351		BB 1B SF8		G4-6-3 1-2f		G3			K	3	1	0	0	1	1	3
Bob Aspromonte, R (1, 5) OBP: 0.265, SLG: 0.287		F8			P6		E6 1B 1B		P3	4	1	0	0	0	0	1
Howie Goss, R (1, 8) OBP: 0.304, SLG: 0.424		CS 1-3 1B			5-3		1B CS 1-2 1B			3	0	2	0	0	0	0
Carl Warwick, R (1, 9) OBP: 0.372, SLG: 0.385		SF8 3-H			1B 2B		1-3 2-H 1B			2	0	2	2	0	0	0
Jim Campbell, R (1, 2) OBP: 0.224, SLG: 0.239		CS 1-2	F2		2-H 1B		K			3	0	1	0	0	1	1
Bob Bruce, R (1, 1) OBP: 0.167, SLG: 0.091			K			FC6-4 1B	CS 3-H	F8		2	0	1	0	0	1	0
John Bateman, R (7, PH) OBP: 0.224, SLG: 0.298										0	0	0	0	0	0	0
Hal Woodeshick, R (7, 1)										0	0	0	0	0	0	0
Carroll Hardy, R (8, PH) OBP: 0.277, SLG: 0.295										1	0	0	0	0	0	0
Don McMahon, R (8, 1)										0	0	0	0	0	0	0
Inning Stats	R: 0 E: 0 K: 1 S: 5 H: 0 LOB: 0 BB: 0 P: 5	R: 1 E: 0 K: 0 S: 3 H: 1 LOB: 0 BB: 1 P: 7	R: 0 E: 0 K: 1 S: 5 H: 0 LOB: 0 BB: 0 P: 5	R: 0 E: 1 K: 0 S: 3 H: 0 LOB: 0 BB: 0 P: 3	R: 0 E: 0 K: 0 S: 4 H: 2 LOB: 2 BB: 0 P: 4	R: 0 E: 0 K: 0 S: 5 H: 2 LOB: 2 BB: 0 P: 5	R: 1 E: 1 K: 1 S: 6 H: 2 LOB: 0 BB: 0 P: 6	R: 0 E: 0 K: 0 S: 3 H: 0 LOB: 0 BB: 0 P: 3	R: 0 E: 0 K: 1 S: 5 H: 0 LOB: 0 BB: 0 P: 5	1B: 6 2B: 1 3B: 0 HR: 0	SF: 1 SAC: 0 DP: 1 HBP: 0						

TOP

Houston Colt 45's @ Cincinnati Reds

Crosley Field, Cincinnati, OH

Wed May 08 1963, 7:05 PM EDT

Att. 5,002 - Unknown - 81 F

livebaseballscorecards.com

AB	30
R	2
H	7
RBI	2
BB	1
SO	4
LOB	9

PITCHER		IP	WLS	BF	H	R	ER	SO	BB	IBB	HBP	BLK	WP	HR	S	P	ERA	WHIP
Joe Nuxhall, L ERA: 1.46	(1, 1)	9.0	W	32	7	2	1	4	1	0	0	0	0	0	39	43	1.00	0.889

PITCHER		IP	WLS	BF	H	R	ER	SO	BB	IBB	HBP	BLK	WP	HR	S	P	ERA	WHIP

Batter	1	2	3	4	5	6	7	8	9	AB	R	H	RBI	BB	SO	LOB
Leo Cardenas, R (1, 6) OBP: 0.291, SLG: 0.480	SF7 3B		K		CS 1B			F8		4	1	2	0	0	1	0
Pete Rose, S (1, 4) OBP: 0.366, SLG: 0.373	SF7 3-H		K		CS 1-2	4-3		FC5-4 1B		3	0	1	1	0	1	0
Vada Pinson, L (1, 9) OBP: 0.248, SLG: 0.319	6-3		1-3			K		FC5-4 E S 1-2f		4	0	0	0	0	1	1
Frank Robinson, R (1, 7) OBP: 0.343, SLG: 0.432	F7		1B 1B			K		1-3 1-3		4	1	1	0	0	1	1
Gordy Coleman, L (1, 3) OBP: 0.269, SLG: 0.419		4-3	S 1B 1-3				K			3	1	1	0	0	1	0
Johnny Edwards, L (1, 2) OBP: 0.427, SLG: 0.506		F8	1B 1-H 3-H				BLK 2B			3	0	2	2	0	0	0
Gene Freese, R (1, 5) OBP: 0.224, SLG: 0.231		K	K				6-3 2-3			3	0	0	0	0	2	2
Tommy Harper, R (1, 8) OBP: 0.351, SLG: 0.213			5-3		L7		IBB			2	0	0	0	1	0	0
Joe Nuxhall, L (1, 1) OBP: 0.100, SLG: 0.100			K		K		1-3			3	0	0	0	0	2	2
Inning Stats	R: 1 E: 0 K: 0 S: 4 H: 1 LOB: 0 BB: 0 P: 4	R: 0 E: 0 K: 1 S: 5 H: 0 LOB: 0 BB: 0 P: 5	R: 0 E: 0 K: 2 S: 7 H: 0 LOB: 0 BB: 0 P: 7	R: 2 E: 0 K: 2 S: 10 H: 3 LOB: 1 BB: 0 P: 10	R: 0 E: 0 K: 1 S: 5 H: 1 LOB: 0 BB: 0 P: 5	R: 0 E: 0 K: 2 S: 7 H: 0 LOB: 0 BB: 0 P: 7	R: 0 E: 0 K: 1 S: 6 H: 1 LOB: 2 BB: 1 P: 10	R: 0 E: 0 K: 0 S: 4 H: 1 LOB: 1 BB: 0 P: 4		1B: 5 2B: 1 3B: 1 HR: 0 SF: 1 SAC: 0 DP: 0 HBP: 0						

PITCHER		IP	WLS	BF	H	R	ER	SO	BB	IBB	HBP	BLK	WP	HR	S	P	ERA	WHIP
Bob Bruce, R ERA: 5.12	(1, 1)	6.0	L	22	5	3	3	8	0	0	0	0	0	0	38	38	4.50	0.833
Hal Woodeshick, L ERA: 1.84	(7, 1)	1.0		5	1	0	0	1	0	1	0	1	0	0	6	10	0.00	1.000
Don McMahon, R ERA: 5.68	(8, 1)	1.0		4	1	0	0	0	0	0	0	0	0	0	4	4	0.00	1.000

PITCHER		IP	WLS	BF	H	R	ER	SO	BB	IBB	HBP	BLK	WP	HR	S	P	ERA	WHIP

BOTTOM

Houston Colt 45's @ Cincinnati Reds

Crosley Field, Cincinnati, OH

Wed May 08 1963, 7:05 PM EDT

Att. 5,002 - Unknown - 81 F

livebaseballscorecards.com

AB	29
R	3
H	7
RBI	3
BB	1
SO	9
LOB	6

WP: 0 PA: 32
PB: 0
SB: 2
CS: 1

Batter	1	2	3	4	5	6	7	8	9	AB	R	H	RBI	BB	SO	LOB
Johnny Temple, R (1, 4) OBP: 0.341, SLG: 0.313	L8		4-3			FC5-4 1-2f		BB 2B 1B	FC6-4 1-2f	4	1	0	0	1	0	3
Al Spangler, L (1, 7) OBP: 0.288, SLG: 0.284 Jim Umbricht, R (6, 1) Brock Davis, L (7, 8) OBP: 0.333, SLG: 0.286	F7			1-3		1-2 1B		1-3 1B 2B		3 0 1	0 0 1	1 0 1	0 0 1	0 0 0	0 0 0	0 0 0
Carl Warwick, R (1, 9) OBP: 0.366, SLG: 0.377 (6, 7)	4-3			F7		L1		2-3 3-H 1B		4	0	1	1	0	0	2
Rusty Staub, L (1, 3) OBP: 0.352, SLG: 0.346 (6, 9)		4-3		P5			1-3	1-2 3-H 1B		4	0	1	1	0	0	0
Bob Aspromonte, R (1, 5) OBP: 0.264, SLG: 0.278		F9			E4 G4-6-3		FC5-4 BB	F9		3	0	0	0	1	0	2
Howie Goss, R (1, 8) OBP: 0.295, SLG: 0.412 Chris Zachary, L (7, 1)		F2			P4		K	K		3 1	0 0	0 0	0 0	0 0	1 1	2 2
J C Hartman, R (1, 6) OBP: 0.189, SLG: 0.194			S 1B		G4-6-3 1-2f		FC5-4 1-2f		1-3	4	0	1	0	0	0	2
Jim Campbell, R (1, 2) OBP: 0.216, SLG: 0.229 John Bateman, R (6, 2) OBP: 0.235, SLG: 0.367			K 1-2			F9		HR	F7	2 2	0 1	0 1	0 1	0 0	1 0	1 0
Ken Johnson, R (1, 1) OBP: 0.083, SLG: 0.083 Russ Kemmerer, R (3, 1) Pete Runnels, L (6, PH) OBP: 0.267, SLG: 0.244 (6, 3)			K			FC5-4 BB		4-3	FC6-4 1B	1 0 2	0 0 0	0 0 1	0 0 0	0 0 1	1 0 0	1 0 0
Inning Stats	R: 0 E: 0 K: 0 S: 3 H: 0 LOB: 0 BB: 0 P: 3	R: 0 E: 0 K: 0 S: 3 H: 0 LOB: 0 BB: 0 P: 3	R: 0 E: 0 K: 2 S: 8 H: 1 LOB: 1 BB: 0 P: 8	R: 0 E: 0 K: 0 S: 3 H: 0 LOB: 0 BB: 0 P: 3	R: 0 E: 1 K: 0 S: 3 H: 0 LOB: 0 BB: 0 P: 3	R: 0 E: 0 K: 0 S: 4 H: 1 LOB: 2 BB: 1 P: 8	R: 0 E: 0 K: 1 S: 5 H: 0 LOB: 1 BB: 1 P: 9	R: 3 E: 0 K: 1 S: 9 H: 4 LOB: 2 BB: 1 P: 13	R: 0 E: 0 K: 0 S: 4 H: 1 LOB: 1 BB: 0 P: 4	1B: 5 2B: 1 3B: 0 HR: 1 SF: 0 SAC: 0 DP: 1 HBP: 0						

PITCHER	IP	WLS	BF	H	R	ER	SO	BB	IBB	HBP	BLK	WP	HR	S	P	ERA	WHIP
Jim Maloney, R (1, 1) ERA: 2.49	9.0	W	37	7	3	3	4	3	0	0	0	0	1	42	54	3.00	1.111

PITCHER	IP	WLS	BF	H	R	ER	SO	BB	IBB	HBP	BLK	WP	HR	S	P	ERA	WHIP

TOP

Houston Colt 45's @ Cincinnati Reds

Crosley Field, Cincinnati, OH

Thu May 09 1963, 7:05 PM EDT

Att. 5,870 - Unknown - 83 F

livebaseballscorecards.com

AB	34
R	3
H	7
RBI	3
BB	3
SO	4
LOB	15

WP: 0 PA: 37
PB: 0
SB: 1
CS: 0

BOTTOM

Houston Colt 45's @ Cincinnati Reds

Crosley Field, Cincinnati, OH

Thu May 09 1963, 7:05 PM EDT

Att. 5,870 - Unknown - 83 F

livebaseballscorecards.com

Batter	1	2	3	4	5	6	7	8	9	AB	R	H	RBI	BB	SO	LOB
Eddie Kasko, R (1, 5) OBP: 0.385, SLG: 0.294	0-0 FC4-6 1B		0-0 BB 1-2 2B 1B	0-0 2-3 1B		BBBB 4-0 2B 1B BB		0-0 ① 6-3		4	2	3	0	1	0	0
Pete Rose, S (1, 4) OBP: 0.382, SLG: 0.403	0-0 ① FC4-6 1B 4-3 1-2f		BBBB 4-0 2B 1-2 2-3 2B BB	0-0 ② SF7 3-H		0-0 1-3 1B 2B		0-0 1B HR 1B		3	3	2	1	1	0	1
Vada Pinson, L (1, 9) OBP: 0.264, SLG: 0.343	0-0 ② 4-3 1-2		0-0 1-3 2-H 3-H 2B 2B	0-0 ③ 1-3		0-0 2-H 3-H HR 1B		0-0 1-2 HR 1B		5	3	3	4	0	0	2
Frank Robinson, R (1, 7) OBP: 0.375, SLG: 0.538	0-0 2-3 1B		0-0 G3 2-H 3-H 2B		0-0 PB 1B 4-3 1B	0-0 1-H HR		0-0 1-H 2-H HR		5	3	5	7	0	0	0
Gordy Coleman, L (1, 3) OBP: 0.265, SLG: 0.407	0-0 ③ F7		0-0 ① G3 2-3		0-0 4-3 PB 1-2 1B	0-0 ② F7		0-0 ② F9		5	0	1	0	0	0	3
Johnny Edwards, L (1, 2) OBP: 0.404, SLG: 0.476		0-0 ① P6	0-0 ② G3		0-0 ① 4-3 1-3 2-H	0-0 ③ G3		SSS 0-3 ③ K		5	0	0	1	0	1	2
Leo Cardenas, R (1, 6) OBP: 0.280, SLG: 0.462		0-0 ② 6-3	0-0 ③ 5-3		0-0 ② 6-3		SSS 0-3 ① K			4	0	0	0	0	1	2
Tommy Harper, R (1, 8) OBP: 0.344, SLG: 0.216		SSS 0-3 ③ K		0-0 1B SH3-4 SF7 1B	0-0 ③ F3		0-0 ② F8			4	1	1	0	0	1	1
Jim Maloney, L (1, 1) OBP: 0.167, SLG: 0.118			BBBB 4-0 BB 1B 2B BB	0-0 ① SH3-4 1-2		0-0 ① F7	0-0 ③ F9			2	1	0	0	1	0	0
Inning Stats	R: 0 E: 0 K: 0 S: 5 H: 2 LOB: 2 BB: 0 P: 5	R: 0 E: 0 K: 1 S: 5 H: 0 LOB: 0 BB: 0 P: 5	R: 4 E: 0 K: 0 S: 6 H: 3 LOB: 1 BB: 2 P: 14	R: 1 E: 0 K: 0 S: 5 H: 2 LOB: 1 BB: 0 P: 5	R: 1 E: 0 K: 0 S: 5 H: 2 LOB: 1 BB: 0 P: 5	R: 4 E: 0 K: 0 S: 6 H: 3 LOB: 0 BB: 1 P: 10	R: 0 E: 0 K: 1 S: 5 H: 0 LOB: 0 BB: 0 P: 5	R: 3 E: 0 K: 1 S: 8 H: 3 LOB: 0 BB: 0 P: 8		1B: 10 2B: 3 3B: 0 HR: 2	SF: 1 SAC: 1 DP: 0 HBP: 0					

	AB	37
	R	13
	H	15
	RBI	13
	BB	3
	SO	3
	LOB	11

WP: 0 PB: 1 SB: 0 CS: 0 PA: 42

PITCHER		IP	WLS	BF	H	R	ER	SO	BB	IBB	HBP	BLK	WP	HR	S	P	ERA	WHIP
Ken Johnson, R ERA: 3.35	(1, 1)	2.0	L	13	5	4	4	1	2	0	0	0	0	0	13	21	18.00	3.500
Russ Kemmerer, R ERA: 5.29	(3, 1)	3.0		13	4	2	1	0	0	0	0	0	0	0	13	13	3.00	1.333
Jim Umbricht, R ERA: 36.0	(6, 1)	1.0		7	3	4	4	0	1	0	0	0	0	1	6	10	36.00	4.000
Chris Zachary, R ERA: 9.0	(7, 1)	2.0		9	3	3	3	2	0	0	0	0	0	1	13	13	13.50	1.500

PITCHER	IP	WLS	BF	H	R	ER	SO	BB	IBB	HBP	BLK	WP	HR	S	P	ERA	WHIP

Chicago Cubs @ Houston Colt 45's

Colt Stadium, Houston, TX

Fri May 10 1963, 8:05 PM EDT

Att. 7,238 - Unknown - 78 F

TOP

livebaseballscorecards.com

Batter	1	2	3	4	5	6	7	8	9	AB	R	H	RBI	BB	SO	LOB
Lou Brock, L (1, 9) OBP: 0.336, SLG: 0.380	1-3			5-3			3B 1B		K	4	1	1	0	0	1	0
Ken Hubbs, R (1, 4) OBP: 0.286, SLG: 0.405	5-3			F7			K		F8	4	0	0	0	0	1	1
Billy Williams, L (1, 7) OBP: 0.339, SLG: 0.402	K			K			1-H 3B			3	0	1	1	0	2	0
Ron Santo, R (1, 5) OBP: 0.316, SLG: 0.486		L8			K		K			3	0	0	0	0	2	1
14 Ernie Banks, R (1, 3) OBP: 0.278, SLG: 0.438		6-3			K		6-3			3	0	0	0	0	1	1
Andre Rodgers, R (1, 6) OBP: 0.296, SLG: 0.248		K			K			K		3	0	0	0	0	3	0
Nelson Mathews, R (1, 8) OBP: 0.271, SLG: 0.340			2-3			2-3		K		3	0	0	0	0	1	0
Jimmie Schaffer, R (1, 2) OBP: 0.296, SLG: 0.417			P6			P4		5-3		2	0	0	0	0	0	0
Bob Will, L (8, PH) OBP: 0.182, SLG: 0.182										1	0	0	0	0	0	0
Dick Bertell, R (8, 2) OBP: 0.294, SLG: 0.273										0	0	0	0	0	0	0
Glen Hobbie, R (1, 1) OBP: 0.083, SLG: 0.083			K			K			F7	2	0	0	0	0	2	0
Don Landrum, L (9, PH) OBP: 0.281, SLG: 0.231										1	0	0	0	0	0	0

Inning Stats	1	2	3	4	5	6	7	8	9
	R: 0 E: 0 K: 1 S: 5	H: 0 LOB: 0 BB: 0 P: 5	R: 0 E: 0 K: 1 S: 5	H: 0 LOB: 0 BB: 0 P: 5	R: 0 E: 0 K: 1 S: 5	H: 0 LOB: 0 BB: 0 P: 5	R: 0 E: 0 K: 3 S: 9	H: 0 LOB: 0 BB: 0 P: 9	R: 0 E: 0 K: 1 S: 5	H: 0 LOB: 0 BB: 0 P: 5	R: 0 E: 0 K: 2 S: 7	H: 0 LOB: 0 BB: 0 P: 7	R: 1 E: 0 K: 2 S: 9	H: 2 LOB: 1 BB: 0 P: 9	R: 0 E: 0 K: 1 S: 5	H: 0 LOB: 0 BB: 0 P: 5

1B: 1	SF: 0
2B: 0	SAC: 0
3B: 1	DP: 0
HR: 0	HBP: 0

WP: 0	PA: 29
PB: 0	
SB: 0	
CS: 0	

AB	29
R	1
H	2
RBI	1
BB	0
SO	13
LOB	3

PITCHER	IP	WLS	BF	H	R	ER	SO	BB	IBB	HBP	BLK	WP	HR	S	P	ERA	WHIP
Turk Farrell, R (1, 1) ERA: 2.76	9.0	W	29	2	1	1	13	0	0	0	0	0	0	55	55	1.00	0.222

PITCHER	IP	WLS	BF	H	R	ER	SO	BB	IBB	HBP	BLK	WP	HR	S	P	ERA	WHIP

Batter	1	2	3	4	5	6	7	8	9	AB	R	H	RBI	BB	SO	LOB
Johnny Temple, R (1, 4) OBP: 0.326, SLG: 0.298	5-3		6-3		F7		F9			4	0	0	0	0	0	2
Al Spangler, L (1, 7) OBP: 0.299, SLG: 0.296	K			1B WP 1B 1B	F9			4-3 S 1B 1B		4	2	2	0	0	1	1
Pete Runnels, L (1, 3) OBP: 0.267, SLG: 0.244	F8			1B FC4-6 1-3 1B		6-3		4-3 1-3		4	1	1	0	0	0	1
Rusty Staub, L (1, 9) OBP: 0.368, SLG: 0.366		F8		FC4-6 1-3 3-H 1B		G5-4-3 1B		FC5-4 3-H 1B		4	0	3	2	0	0	0
Bob Aspromonte, R (1, 5) OBP: 0.255, SLG: 0.267		5-3		FC4-6 FC6 1-2f 3-H		G5-4-3 1-2f		FC5-4 1-2f		4	0	0	1	0	0	3
Howie Goss, R (1, 8) OBP: 0.303, SLG: 0.410		B B B B 4-0 S BB		P6				SH1-4 1B 1B	5-3	3	1	1	0	1	0	2
J C Hartman, R (1, 6) OBP: 0.179, SLG: 0.184		4-3 1-2		FC6 1-2f				SH1-4 1-2		2	0	0	0	0	0	2
John Bateman, R (1, 2) OBP: 0.241, SLG: 0.353			S S S K		H HBP		S S S K			2	0	0	0	0	2	1
Turk Farrell, R (1, 1) OBP: 0.200, SLG: 0.143			1-3		F2		2-H			3	0	1	1	0	0	1
Inning Stats	R: 0 H: 0 E: 0 LOB: 0 K: 1 BB: 0 S: 5 P: 5	R: 0 H: 0 E: 0 LOB: 1 K: 0 BB: 1 S: 3 P: 7	R: 0 H: 0 E: 0 LOB: 0 K: 1 BB: 0 S: 5 P: 5	R: 2 H: 3 E: 0 LOB: 1 K: 0 BB: 0 S: 6 P: 6	R: 0 H: 0 E: 0 LOB: 1 K: 0 BB: 0 S: 3 P: 4	R: 0 H: 1 E: 0 LOB: 0 K: 0 BB: 0 S: 3 P: 3	R: 1 H: 2 E: 0 LOB: 1 K: 1 BB: 0 S: 7 P: 7	R: 1 H: 2 E: 0 LOB: 1 K: 0 BB: 0 S: 5 P: 5		1B: 8 SF: 0 2B: 0 SAC: 1 3B: 0 DP: 1 HR: 0 HBP: 1						

PITCHER		IP	WLS	BF	H	R	ER	SO	BB	IBB	HBP	BLK	WP	HR	S	P	ERA	WHIP
Glen Hobbie, R ERA: 3.19	(1, 1)	8.0	L	33	8	4	4	3	1	0	1	0	1	0	37	42	4.50	1.125

PITCHER	IP	WLS	BF	H	R	ER	SO	BB	IBB	HBP	BLK	WP	HR	S	P	ERA	WHIP

BOTTOM

Chicago Cubs @ Houston Colt 45's

Colt Stadium, Houston, TX

Fri May 10 1963, 8:05 PM EDT

Att. 7,238 - Unknown - 78 F

livebaseballscorecards.com

AB	30
R	4
H	8
RBI	4
BB	1
SO	3
LOB	13

WP: 1 PA: 33
PB: 0
SB: 2
CS: 0

Chicago Cubs @ Houston Colt 45's

Colt Stadium, Houston, TX

Sat May 11 1963, 8:05 PM EDT

Unknown - 84 F

TOP

livebaseballscorecards.com

Batter	1	2	3	4	5	6	7	8	9	AB	R	H	RBI	BB	SO	LOB
Lou Brock, L (1, 9) OBP: 0.333, SLG: 0.393	0-0 1B 3B	0-3 K			S S S 0-3 K		S S S 0-3 K			4	1	1	0	0	3	2
Ken Hubbs, R (1, 4) OBP: 0.284, SLG: 0.398	0-0 3B 1B 3-H	0-0 5-3			0-0 6-3		S S S 0-3 K			4	1	1	1	0	1	2
Billy Williams, L (1, 7) OBP: 0.344, SLG: 0.419	0-0 SF9 3B 1-H		B B B 4-0 E S BB		S S S 0-3 K			0-0 G3		3	1	1	1	1	1	0
Ron Santo, R (1, 5) OBP: 0.314, SLG: 0.482	0-0 SF9 3-H		0-0 F7 1-3			0-0 1-3		0-0 G6-3 1B		3	0	1	1	0	0	1
Steve Boros, R (1, 3)	0-0 L9		0-0 F9			0-0 5-3		0-0 G6-3 1-2f		4	0	0	0	0	0	2
Andre Rodgers, R (1, 6) OBP: 0.303, SLG: 0.250	0-0 F7		0-0 4-3			B B B B 4-0 PB WP BB			0-0 G6-4-3 1B	3	0	1	0	1	0	1
Nelson Mathews, R (1, 8) OBP: 0.290, SLG: 0.345		0-0 E 1B		0-0 1-3		B B B B 4-0 1-3 BB			0-0 P4	2	0	1	0	1	0	0
14 Ernie Banks, R (9, PH) OBP: 0.276, SLG: 0.434										1	0	0	0	0	0	1
Dick Bertell, R (1, 2) OBP: 0.273, SLG: 0.250		0-0 E6 SH3-4 1-3		0-0 6-3		0-0 5-3			0-0 G6-4-3 1-2f	4	0	0	0	0	0	4
Cal Koonce, R (1, 1) OBP: 0.400, SLG: 0.250		0-0 SH3-4 1-2		S S S 0-3 K			0-0 2-3			0	0	0	0	0	0	0
Paul Toth, R (2, 1)										2	0	0	0	0	1	0
Barney Schultz, R (7, 1)										0	0	0	0	0	0	0

	AB	30
	R	3
	H	6
	RBI	3
	BB	3
	SO	6
	LOB	13

Inning Stats	1	2	3	4	5	6	7	8	9
	R: 3 E: 0 K: 0 S: 6 H: 3 LOB: 0 BB: 0 P: 6	R: 0 E: 1 K: 1 S: 7 H: 1 LOB: 2 BB: 0 P: 7	R: 0 E: 0 K: 0 S: 3 H: 0 LOB: 1 BB: 1 P: 7	R: 0 E: 0 K: 1 S: 5 H: 0 LOB: 0 BB: 0 P: 5	R: 0 E: 0 K: 2 S: 7 H: 0 LOB: 0 BB: 0 P: 7	R: 0 E: 0 K: 0 S: 3 H: 0 LOB: 2 BB: 2 P: 11	R: 0 E: 0 K: 2 S: 7 H: 0 LOB: 0 BB: 0 P: 7	R: 0 E: 0 K: 0 S: 3 H: 1 LOB: 0 BB: 0 P: 3	R: 0 E: 0 K: 0 S: 3 H: 1 LOB: 0 BB: 0 P: 3

1B: 4	SF: 1	WP: 1	PA: 35
2B: 0	SAC: 1	PB: 1	
3B: 2	DP: 2	SB: 1	
HR: 0	HBP: 0	CS: 0	

PITCHER		IP	WLS	BF	H	R	ER	SO	BB	IBB	HBP	BLK	WP	HR	S	P	ERA	WHIP
Hal Brown, R ERA: 6.17	(1, 1)	1.1		9	4	3	3	0	0	0	0	0	0	0	9	9	20.25	3.000
Hal Woodeshick, L ERA: 1.21	(2, 1)	7.2	W	26	2	0	0	6	3	0	0	0	1	0	35	47	0.00	0.652

PITCHER		IP	WLS	BF	H	R	ER	SO	BB	IBB	HBP	BLK	WP	HR	S	P	ERA	WHIP

Batter	1	2	3	4	5	6	7	8	9	AB	R	H	RBI	BB	SO	LOB
Johnny Temple, R (1, 4) OBP: 0.344, SLG: 0.330 Bob Lillis, R (7, PR) OBP: 0.296, SLG: 0.289 (8, 4)	SH5-3 1B 1-3 1B	G4-3 1-2 3-H 1B		K			1B 1-3 2B			4 0	1 1	3 0	1 0	0 0	1 0	0 0
Al Spangler, L (1, 7) OBP: 0.296, SLG: 0.297	SH5-3 1-2 1B	G4-3 1-2f			L6		SF7 3-H			3	0	1	1	0	0	2
Pete Runnels, L (1, 3) OBP: 0.280, SLG: 0.259	SH5-3 1-2 2-3		6-3 1B		K		S 2-H 1B			3	0	2	1	0	1	0
Rusty Staub, L (1, 9) OBP: 0.354, SLG: 0.349	1-3 3-H		6-3 1-2		K		K 1-2			4	0	0	1	0	2	4
Bob Aspromonte, R (1, 5) OBP: 0.263, SLG: 0.269	K		FC6-4 BB			K		1-3 1B		3	0	1	0	1	2	1
Howie Goss, R (1, 8) OBP: 0.301, SLG: 0.404		SH1-3 2B 1B	K			F7		1-3 1-2		4	1	1	0	0	1	3
J C Hartman, R (1, 6) OBP: 0.190, SLG: 0.175		SH1-3 1-2	FC6-4 1-2f			PO BB		K		2	0	0	0	1	1	3
John Bateman, R (1, 2) OBP: 0.241, SLG: 0.364		1B 1B 2-H 2B		F8		PO 1-2	6-3	F8		4	1	1	1	0	0	1
Hal Brown, R (1, 1) Hal Woodeshick, R (2, 1) OBP: 0.500, SLG: 0.500		1B 2-3 1B		F2			2B SF7 1B			0 3	0 1	0 2	0 0	0 0	0 0	0 0
Inning Stats	R: 1 H: 2 E: 0 LOB: 1 K: 1 BB: 0 S: 7 P: 7	R: 2 H: 4 E: 0 LOB: 1 K: 0 BB: 0 S: 6 P: 6	R: 0 H: 1 E: 0 LOB: 2 K: 1 BB: 1 S: 6 P: 10	R: 0 H: 0 E: 0 LOB: 0 K: 1 BB: 0 S: 5 P: 5	R: 0 H: 0 E: 0 LOB: 0 K: 2 BB: 0 S: 7 P: 7	R: 0 H: 0 E: 0 LOB: 0 K: 1 BB: 1 S: 4 P: 8	R: 2 H: 3 E: 0 LOB: 1 K: 1 BB: 0 S: 8 P: 8	R: 0 H: 1 E: 0 LOB: 1 K: 1 BB: 0 S: 6 P: 6		1B: 9 SF: 1 2B: 2 SAC: 2 3B: 0 DP: 1 HR: 0 HBP: 0						WP: 0 PA: 36 PB: 0 SB: 1 CS: 0

PITCHER		IP	WLS	BF	H	R	ER	SO	BB	IBB	HBP	BLK	WP	HR	S	P	ERA	WHIP
Cal Koonce, R ERA: 6.19	(1, 1)	1.1		8	4	3	3	1	0	0	0	0	0	0	10	10	20.25	3.000
Paul Toth, R ERA: 3.15	(2, 1)	5.1	L	21	5	2	2	5	2	0	0	0	0	0	29	37	3.38	1.312
Barney Schultz, R ERA: 2.16	(7, 1)	1.1		6	2	0	0	2	0	0	0	0	0	0	10	10	0.00	1.500

PITCHER	IP	WLS	BF	H	R	ER	SO	BB	IBB	HBP	BLK	WP	HR	S	P	ERA	WHIP

BOTTOM

Chicago Cubs @ Houston Colt 45's

Colt Stadium, Houston, TX

Sat May 11 1963, 8:05 PM EDT

Unknown - 84 F

livebaseballscorecards.com

AB	30
R	5
H	11
RBI	5
BB	2
SO	8
LOB	14

Chicago Cubs @ Houston Colt 45's

Colt Stadium, Houston, TX

Sat May 11 1963, 8:05 PM EDT

Att. 11,224 - Unknown - 73 F

TOP

Batter	1	2	3	4	5	6	7	8	9	AB	R	H	RBI	BB	SO	LOB
Lou Brock, L (1, 9) OBP: 0.323, SLG: 0.379	P6		P4		F7			F9		4	0	0	0	0	0	2
Ken Hubbs, R (1, 4) OBP: 0.293, SLG: 0.402	4-3			G5-3, 1B 1B		5-3		1B		4	0	2	0	0	0	0
Billy Williams, L (1, 7) OBP: 0.349, SLG: 0.417	P6			G5-3 1-2 1B		S HBP		F5		3	0	1	0	0	0	1
Ron Santo, R (1, 5) OBP: 0.312, SLG: 0.470		K		G5-3 1-2 2-3f		K 1-2			14 SH1-3 BB	3	0	0	0	1	2	3
14 Ernie Banks, R (1, 3) OBP: 0.277, SLG: 0.431		1B		K		G3			SH1-3 1-2	3	0	1	0	0	1	2
Andre Rodgers, R (1, 6) OBP: 0.309, SLG: 0.245		K			SH1-3 BB		CS BB		P4	2	0	0	0	2	1	2
Don Landrum, L (1, 8) OBP: 0.267, SLG: 0.218		K			SH1-3 1-2		F7		F8	3	0	0	0	0	1	3
Jimmie Schaffer, R (1, 2) OBP: 0.267, SLG: 0.370			5-3		5-3		F9 1-2			3	0	0	0	0	0	2
Larry Jackson, R (1, 1) OBP: 0.190, SLG: 0.200			K		BB			L3		1	0	0	0	1	1	0
Bob Will, L (8, PH) OBP: 0.167, SLG: 0.167										1	0	0	0	0	0	0
Don Elston, R (8, 1)										0	0	0	0	0	0	0
Inning Stats	R: 0 E: 0 K: 0 S: 3 H: 0 LOB: 0 BB: 0 P: 3	R: 0 E: 0 K: 3 S: 10 H: 1 LOB: 1 BB: 0 P: 10	R: 0 E: 0 K: 1 S: 5 H: 0 LOB: 0 BB: 0 P: 5	R: 0 E: 0 K: 1 S: 6 H: 2 LOB: 1 BB: 0 P: 6	R: 0 E: 0 K: 0 S: 3 H: 0 LOB: 2 BB: 2 P: 11	R: 0 E: 0 K: 1 S: 5 H: 0 LOB: 1 BB: 0 P: 6	R: 0 E: 0 K: 0 S: 2 H: 0 LOB: 0 BB: 1 P: 6	R: 0 E: 0 K: 0 S: 4 H: 1 LOB: 1 BB: 0 P: 4	R: 0 E: 0 K: 0 S: 3 H: 0 LOB: 1 BB: 1 P: 7	1B: 4 2B: 0 3B: 0 HR: 0 SF: 0 SAC: 2 DP: 1 HBP: 1						

	AB	27
	R	0
	H	4
	RBI	0
	BB	4
	SO	6
	LOB	15

WP: 0 PB: 0 SB: 1 CS: 1 PA: 34

livebaseballscorecards.com

PITCHER	IP	WLS	BF	H	R	ER	SO	BB	IBB	HBP	BLK	WP	HR	S	P	ERA	WHIP
Dick Drott, R (1, 1) ERA: 0.69	8.0	W	31	4	0	0	6	4	0	1	0	0	0	38	55	0.00	1.000
Ken Johnson, R (9, 1) ERA: 3.26	1.0	S	3	0	0	0	0	0	0	0	0	0	0	3	3	0.00	0.000

PITCHER	IP	WLS	BF	H	R	ER	SO	BB	IBB	HBP	BLK	WP	HR	S	P	ERA	WHIP

Batter	1	2	3	4	5	6	7	8	9	AB	R	H	RBI	BB	SO	LOB
Bob Lillis, R (1, 4) OBP: 0.306, SLG: 0.304	BBBB 4-0 4-6-3 BB		x 0-0 SF9 1-3 2B		x 0-0 ② 5-3			x 0-0 ② 6-3		3	0	1	0	1	0	0
Al Spangler, L (1, 7) OBP: 0.293, SLG: 0.293 Carl Warwick, R (2, 7) OBP: 0.365, SLG: 0.366	SSS 0-3 ① K		BBBB 4-0 BB		x 0-0 ③ F7			SSS 0-3 ③ K		1 2	0 0	0 0	0 0	0 1	1 1	1 0
Pete Runnels, L (1, 3) OBP: 0.271, SLG: 0.253	x 0-0 ② 4-6-3 1-2		x 0-0 ② SF9 2-3 3-H			x 0-0 ① 6-3				2	0	0	1	0	0	1
Rusty Staub, L (1, 9) OBP: 0.343, SLG: 0.337	x 0-0 ③ G3		x 0-0 ③ G3			SSS 0-3 ② K				3	0	0	0	0	1	3
Bob Aspromonte, R (1, 5) OBP: 0.256, SLG: 0.262		x 0-0 ① 4-3		x 0-0 ① 6-3		x 0-0 ③ F9				3	0	0	0	0	0	0
Howie Goss, R (1, 8) OBP: 0.293, SLG: 0.393		x 0-0 ② L4		x 0-0 ② F7			x 0-0 ① G3			3	0	0	0	0	0	0
J C Hartman, R (1, 6) OBP: 0.178, SLG: 0.163		x 0-0 ③ 1-3		x 0-0 E3			x 0-0 ② 6-3			3	0	0	0	0	0	0
John Bateman, R (1, 2) OBP: 0.230, SLG: 0.345			x 0-0 ① F8	x 0-0 ③ F5			x 0-0 ③ 6-3			3	0	0	0	0	0	1
Dick Drott, R (1, 1) OBP: 0.333, SLG: 0.333 Ken Johnson, R (9, 1) OBP: 0.083, SLG: 0.083			x 0-0 2B SF9 1B		x 0-0 ① 6-3			x 0-0 ① P4		3 0	1 0	1 0	0 0	0 0	0 0	0 0
Inning Stats	R: 0 E: 0 K: 1 S: 5 H: 0 LOB: 1 BB: 1 P: 9	R: 0 E: 0 K: 0 S: 3 H: 0 LOB: 0 BB: 0 P: 3	R: 1 E: 0 K: 0 S: 5 H: 2 LOB: 2 BB: 1 P: 9	R: 0 E: 1 K: 0 S: 4 H: 0 LOB: 1 BB: 0 P: 4	R: 0 E: 0 K: 0 S: 3 H: 0 LOB: 0 BB: 0 P: 3	R: 0 E: 0 K: 1 S: 5 H: 0 LOB: 0 BB: 0 P: 5	R: 0 E: 0 K: 0 S: 3 H: 0 LOB: 0 BB: 0 P: 3	R: 0 E: 0 K: 1 S: 5 H: 0 LOB: 0 BB: 0 P: 5		1B: 1 2B: 1 3B: 0 HR: 0 SF: 1 SAC: 0 DP: 0 HBP: 0						

PITCHER		IP	WLS	BF	H	R	ER	SO	BB	IBB	HBP	BLK	WP	HR	S	P	ERA	WHIP
Larry Jackson, R ERA: 2.56	(1, 1)	7.0	L	26	2	1	1	2	2	0	0	0	0	0	28	36	1.29	0.571
Don Elston, R ERA:	(8, 1)	1.0		3	0	0	0	1	0	0	0	0	0	0	5	5	0.00	0.000

PITCHER	IP	WLS	BF	H	R	ER	SO	BB	IBB	HBP	BLK	WP	HR	S	P	ERA	WHIP

BOTTOM

Chicago Cubs @ Houston Colt 45's

Colt Stadium, Houston, TX

Sat May 11 1963, 8:05 PM EDT

Att. 11,224 - Unknown - 73 F

livebaseballscorecards.com

AB	26
R	1
H	2
RBI	1
BB	2
SO	3
LOB	6

WP: 0 PA: 29
PB: 0
SB: 0
CS: 0

Batter	1	2	3	4	5	6	7	8	9	10	AB	R	H	RBI	BB	SO	LOB
Lou Brock, L (1, 9) OBP: 0.313, SLG: 0.367	K		3-1		FC6-4 1-2f			P5			4	0	0	0	0	1	2
Ken Hubbs, R (1, 4) OBP: 0.281, SLG: 0.385	F2			P4		P6			5-3		4	0	0	0	0	0	0
Billy Williams, L (1, 7) OBP: 0.354, SLG: 0.429	2B			1-3		G4-3 1B			4-3		4	0	2	0	0	0	0
Ron Santo, R (1, 5) OBP: 0.302, SLG: 0.454	F9			K		G4-3 1-2f			6-3		4	0	0	0	0	1	2
14 Ernie Banks, R (1, 3) OBP: 0.268, SLG: 0.416		5-3			6-3		1-3			P6	4	0	0	0	0	0	0
Andre Rodgers, R (1, 6) OBP: 0.299, SLG: 0.236		5-3			F3		F8			F8	4	0	0	0	0	0	0
Don Landrum, L (1, 8) OBP: 0.266, SLG: 0.220		4-3			1B 1B 1B		P6			F7	4	1	1	0	0	0	0
Jimmie Schaffer, R (1, 2) OBP: 0.273, SLG: 0.367			K		1B 1-2 1B			F7			3	0	1	0	0	1	0
Bob Buhl, R (1, 1) OBP: 0.100, SLG: 0.100			F9		FC6-4 1-3 2-H 1B			K			3	0	1	1	0	1	0
Inning Stats	R: 0 H: 1 E: 0 LOB: 1 K: 1 BB: 0 S: 6 P: 6	R: 0 H: 0 E: 0 LOB: 0 K: 0 BB: 0 S: 3 P: 3	R: 0 H: 0 E: 0 LOB: 0 K: 1 BB: 0 S: 5 P: 5	R: 0 H: 0 E: 0 LOB: 0 K: 1 BB: 0 S: 5 P: 5	R: 1 H: 3 E: 0 LOB: 2 K: 0 BB: 0 S: 6 P: 6	R: 0 H: 1 E: 0 LOB: 0 K: 0 BB: 0 S: 3 P: 3	R: 0 H: 0 E: 0 LOB: 0 K: 0 BB: 0 S: 3 P: 3	R: 0 H: 0 E: 0 LOB: 0 K: 1 BB: 0 S: 5 P: 5	R: 0 H: 0 E: 0 LOB: 0 K: 0 BB: 0 S: 3 P: 3	R: 0 H: 0 E: 0 LOB: 0 K: 0 BB: 0 S: 3 P: 3	1B: 4 2B: 1 3B: 0 HR: 0	SF: 0 SAC: 0 DP: 1 HBP: 0						

PITCHER		IP	WLS	BF	H	R	ER	SO	BB	IBB	HBP	BLK	WP	HR	S	P	ERA	WHIP
Don Nottebart, R ERA: 3.3	(1, 1)	8.0		28	5	1	1	4	0	0	0	0	0	0	36	36	1.12	0.625
Jim Umbricht, R ERA: 12.0	(9, 1)	2.0	W	6	0	0	0	0	0	0	0	0	0	0	6	6	0.00	0.000

PITCHER	IP	WLS	BF	H	R	ER	SO	BB	IBB	HBP	BLK	WP	HR	S	P	ERA	WHIP

TOP

Chicago Cubs @ Houston Colt 45's

Colt Stadium, Houston, TX

Sun May 12 1963, 4:33 AM EDT

Att. 4,910 - Cloudy - 85 F

livebaseballscorecards.com

AB	34
R	1
H	5
RBI	1
BB	0
SO	4
LOB	4

1B: 4	SF: 0	WP: 0	PA: 34
2B: 1	SAC: 0	PB: 0	
3B: 0	DP: 1	SB: 0	
HR: 0	HBP: 0	CS: 0	

Chicago Cubs @ Houston Colt 45's

Colt Stadium, Houston, TX

Sun May 12 1963, 4:33 AM EDT

Att. 4,910 - Cloudy - 85 F

livebaseballscorecards.com

Batter	1	2	3	4	5	6	7	8	9	10	AB	R	H	RBI	BB	SO	LOB
Johnny Temple, R (1, 4) OBP: 0.340, SLG: 0.319	F9		6-3			1-3			BB, FC3-6		3	0	0	0	1	0	0
Al Spangler, L (1, 7) OBP: 0.291, SLG: 0.304	1B, 2B			6-3		F8			FC3-6, 4-3, 3B, 1-2f		4	1	1	0	0	0	1
Pete Runnels, L (1, 3) OBP: 0.270, SLG: 0.253	G6-3, 1B, 2-3			F7			6-3		4-3, 1-2		4	0	1	0	0	0	1
Rusty Staub, L (1, 9) OBP: 0.349, SLG: 0.359	G6-3, 1-2f			BB			6-3		3B, 2-H		3	0	1	1	1	0	2
Bob Aspromonte, R (1, 5) OBP: 0.264, SLG: 0.291		6-3		P3			BB			HR	3	1	1	1	1	0	1
Howie Goss, R (1, 8) OBP: 0.286, SLG: 0.383		F7		F7			K				3	0	0	0	0	1	1
Bob Lillis, R (1, 6) OBP: 0.318, SLG: 0.317		F8		CS, 1B				FC4-6, 1B			3	0	2	0	0	0	0
John Bateman, R (1, 2) OBP: 0.219, SLG: 0.328			F8	F8, 1-2				FC4-6, L4-3, 1-2f			3	0	0	0	0	0	2
Brock Davis, L (8, PR) OBP: 0.333, SLG: 0.286											0	0	0	0	0	0	0
Jim Campbell, R (9, 2) OBP: 0.216, SLG: 0.229											0	0	0	0	0	0	0
Dave Adlesh, R (10, 2)											0	0	0	0	0	0	0
Don Nottebart, R (1, 1) OBP: 0.188, SLG: 0.133			F9			1-5-3		L4-3, 1-2			2	0	0	0	0	0	0
Carl Warwick, R (8, PH) OBP: 0.360, SLG: 0.361											1	0	0	0	0	0	1
Jim Umbricht, R (9, 1)											0	0	0	0	0	0	0

Inning Stats	1	2	3	4	5	6	7	8	9	10
	R: 0 H: 2 E: 0 LOB: 1 K: 0 BB: 0 S: 4 P: 4	R: 0 H: 0 E: 0 LOB: 0 K: 0 BB: 0 S: 3 P: 3	R: 0 H: 0 E: 0 LOB: 0 K: 0 BB: 0 S: 3 P: 3	R: 0 H: 0 E: 0 LOB: 1 K: 0 BB: 1 S: 3 P: 7	R: 0 H: 1 E: 0 LOB: 0 K: 0 BB: 0 S: 3 P: 3	R: 0 H: 0 E: 0 LOB: 0 K: 0 BB: 0 S: 3 P: 3	R: 0 H: 0 E: 0 LOB: 1 K: 1 BB: 1 S: 5 P: 9	R: 0 H: 1 E: 0 LOB: 1 K: 0 BB: 0 S: 3 P: 3	R: 1 H: 1 E: 0 LOB: 1 K: 0 BB: 1 S: 3 P: 7	R: 1 H: 1 E: 0 LOB: 0 K: 0 BB: 0 S: 1 P: 1

1B: 3 SF: 0
2B: 2 SAC: 0
3B: 1 DP: 2
HR: 1 HBP: 0

WP: 0 PA: 32
PB: 0
SB: 0
CS: 1

BOTTOM	
AB	29
R	2
H	6
RBI	2
BB	3
SO	1
LOB	9

PITCHER	IP	WLS	BF	H	R	ER	SO	BB	IBB	HBP	BLK	WP	HR	S	P	ERA	WHIP
Bob Buhl, R (1, 1) ERA: 1.97	9.0	L	32	6	2	2	1	3	0	0	0	0	1	31	43	2.00	1.000

PITCHER	IP	WLS	BF	H	R	ER	SO	BB	IBB	HBP	BLK	WP	HR	S	P	ERA	WHIP

Batter	1	2	3	4	5	6	7	8	9	AB	R	H	RBI	BB	SO	LOB
Larry Burright, R (1, 4) OBP: 0.278, SLG: 0.371	6-3		L8		FC1-4-6 1-2f			K	K	2	0	0	0	0	0	0
Frank Thomas, R (5, PH) OBP: 0.268, SLG: 0.345										1	0	0	0	0	0	3
Cliff Cook, R (5, 5) OBP: 0.178, SLG: 0.190										2	0	0	0	0	2	2
Ron Hunt, R (1, 5) (5, 4) OBP: 0.396, SLG: 0.417	2B			5-3		E5 4-3		5-3		4	0	1	0	0	0	0
Ed Kranepool, L (1, 9) OBP: 0.309, SLG: 0.402	K			4-3		K2-3		4-3		4	0	0	0	0	2	2
Duke Snider, L (1, 7) OBP: 0.333, SLG: 0.471	K			P5		4-3 2-3			BB G3 1B BB	3	1	0	0	1	1	2
Tim Harkness, L (1, 3) OBP: 0.273, SLG: 0.333		P3			K	BB			G3 1-2	3	0	0	0	1	1	1
Jim Hickman, R (1, 8) OBP: 0.375, SLG: 0.511		K			BB HBP 1B	F8			F3	4	0	1	0	0	1	3
Al Moran, R (1, 6) OBP: 0.227, SLG: 0.226		F7			BB 1-2 HBP		K		BB 1B HBP	2	0	0	0	0	1	0
Choo-Choo Coleman, L (9, PH) OBP: 0.338, SLG: 0.262										0	1	0	0	0	0	0
Norm Sherry, R (1, 2) OBP: 0.159, SLG: 0.262			6-3		K		K		1B 1-2 2-3 BB	3	0	0	0	0	2	2
Charlie Neal, R (9, PH) OBP: 0.328, SLG: 0.337										0	0	0	0	1	0	0
Al Jackson, L (9, PR) OBP: 0.176, SLG: 0.176										0	0	0	0	0	0	0
Roger Craig, R (1, 1)			K		BB 1-2 2-3 FC1-4-6		K		1B 1-3 2-H 3-H	2	0	0	0	1	2	0
Chris Cannizzaro, R (9, PH) OBP: 0.500, SLG: 0.500										1	0	1	2	0	0	0
Chico Fernandez, R (9, PR) OBP: 0.258, SLG: 0.186										0	0	0	0	0	0	0
Inning Stats	R: 0 E: 0 K: 2 S: 8 H: 1 LOB: 1 BB: 0 P: 8	R: 0 E: 0 K: 1 S: 5 H: 0 LOB: 0 BB: 0 P: 5	R: 0 E: 0 K: 1 S: 5 H: 0 LOB: 0 BB: 0 P: 5	R: 0 E: 0 K: 0 S: 3 H: 0 LOB: 0 BB: 0 P: 3	R: 0 E: 0 K: 2 S: 8 H: 1 LOB: 3 BB: 1 P: 13	R: 0 E: 1 K: 1 S: 6 H: 0 LOB: 2 BB: 1 P: 10	R: 0 E: 0 K: 3 S: 9 H: 0 LOB: 0 BB: 0 P: 9	R: 0 E: 0 K: 1 S: 5 H: 0 LOB: 0 BB: 0 P: 5	R: 2 E: 0 K: 1 S: 6 H: 1 LOB: 2 BB: 2 P: 15	1B: 2 2B: 1 3B: 0 HR: 0 SF: 0 SAC: 0 DP: 0 HBP: 2	WP: 0 PB: 0 SB: 0 CS: 0 PA: 37					

PITCHER	IP	WLS	BF	H	R	ER	SO	BB	IBB	HBP	BLK	WP	HR	S	P	ERA	WHIP
Bob Bruce, R (1, 1) ERA: 4.46	8.2	W	36	3	2	2	11	4	0	2	0	0	0	52	70	2.08	0.808
Don McMahon, R (9, 1) ERA: 5.54	0.1	S	1	0	0	0	1	0	0	0	0	0	0	3	3	0.00	0.000

PITCHER	IP	WLS	BF	H	R	ER	SO	BB	IBB	HBP	BLK	WP	HR	S	P	ERA	WHIP

New York Mets @ Houston Colt 45's

Colt Stadium, Houston, TX

Mon May 13 1963, 8:05 PM EDT

Att. 7,320 - Unknown - 75 F

TOP

livebaseballscorecards.com

AB	31
R	2
H	3
RBI	2
BB	4
SO	12
LOB	15

New York Mets @ Houston Colt 45's

Colt Stadium, Houston, TX

Mon May 13 1963, 8:05 PM EDT

Att. 7,320 - Unknown - 75 F

livebaseballscorecards.com

BOTTOM

Batter	1	2	3	4	5	6	7	8	9	AB	R	H	RBI	BB	SO	LOB
Johnny Temple, R (1, 4) OBP: 0.343, SLG: 0.323	6-3	1B 1-2 2-H			CI SH 1B 1B	4-3		6-3		5	1	2	1	0	0	2
Al Spangler, L (1, 7) OBP: 0.292, SLG: 0.296	BB BB	3-1			SH CI 1B 1-2		6-3			2	1	0	0	1	0	2
Pete Runnels, L (1, 3) OBP: 0.272, SLG: 0.255 Carl Warwick, R (8, 9) OBP: 0.360, SLG: 0.361	K		3-1		CI FC5 1B 1-2 2-3		3B 1B			3 0	1 0	1 0	0 0	0 0	1 0	1 0
Rusty Staub, L (1, 9) (8, 3) OBP: 0.355, SLG: 0.358	1-2 BB		G3		FC5 1-2 2-H 3-H 1B		F9			3	0	1	2	1	0	1
Bob Aspromonte, R (1, 5) OBP: 0.264, SLG: 0.307	F8		K		FC5 G1-4-3 1-2 2-3f		1-H 3B			4	0	1	1	0	1	4
Howie Goss, R (1, 8) OBP: 0.285, SLG: 0.378		FC6-4 1B		F2	G1-4-3 1-2f		K			4	0	1	0	0	1	3
Bob Lillis, R (1, 6) OBP: 0.315, SLG: 0.314		FC6-4 E 1B 1-2f		4-3 1B		P6		F8		4	1	1	0	0	0	1
John Bateman, R (1, 2) OBP: 0.221, SLG: 0.323		F5		4-3 1-2		P6		SH3-4 1B		4	0	1	0	0	0	2
Bob Bruce, R (1, 1) OBP: 0.133, SLG: 0.071 Don McMahon, R (9, 1)		E1 1B 1-2		G3		E6		SH3-4 1-2		3 0	0 0	0 0	0 0	0 0	0 0	2 0
Inning Stats	R: 0 E: 0 K: 1 S: 5 H: 0 LOB: 2 BB: 2 P: 13	R: 1 E: 1 K: 0 S: 6 H: 2 LOB: 2 BB: 0 P: 6	R: 0 E: 0 K: 1 S: 5 H: 0 LOB: 0 BB: 0 P: 5	R: 0 E: 0 K: 0 S: 4 H: 1 LOB: 1 BB: 0 P: 4	R: 2 E: 2 K: 0 S: 6 H: 2 LOB: 1 BB: 0 P: 6	R: 0 E: 1 K: 0 S: 4 H: 0 LOB: 1 BB: 0 P: 4	R: 1 E: 0 K: 1 S: 7 H: 2 LOB: 1 BB: 0 P: 7	R: 0 E: 0 K: 0 S: 4 H: 1 LOB: 1 BB: 0 P: 4		1B: 7 2B: 0 3B: 1 HR: 0 SF: 0 SAC: 2 DP: 1 HBP: 0						

	AB	32
	R	4
	H	8
	RBI	4
	BB	2
	SO	3
	LOB	18

WP: 0 PA: 37
PB: 0
SB: 0
CS: 0

PITCHER	IP	WLS	BF	H	R	ER	SO	BB	IBB	HBP	BLK	WP	HR	S	P	ERA	WHIP
Roger Craig, R (1, 1) ERA: 3.52	8.0	L	37	8	4	2	3	2	0	0	0	0	0	41	49	2.25	1.250

PITCHER	IP	WLS	BF	H	R	ER	SO	BB	IBB	HBP	BLK	WP	HR	S	P	ERA	WHIP

Batter	1	2	3	4	5	6	7	8	9	AB	R	H	RBI	BB	SO	LOB
Charlie Neal, R (1, 5) OBP: 0.317, SLG: 0.324	F5		K		F3			4-3		4	0	0	0	0	1	0
Ron Hunt, R (1, 4) OBP: 0.390, SLG: 0.409	K		P5			K			FC4-6, BB, G3, 1B	4	1	1	0	0	2	0
Ed Kranepool, L (1, 9) OBP: 0.306, SLG: 0.389	F8			E2, 1B		K			FC4-6, BB	3	1	0	0	1	1	0
Duke Snider, L (1, 7) OBP: 0.330, SLG: 0.472 Larry Burright, R (9, PR) OBP: 0.278, SLG: 0.371		4-3, 2B		6-3		K			FC4-6, G3, 1B	4 0	0 1	1 0	0 0	0 0	1 0	3 0
Tim Harkness, L (1, 3) OBP: 0.300, SLG: 0.349		4-3, BB		1B			CS, 1B		G3	3	0	2	2	1	0	1
Jim Hickman, R (1, 8) OBP: 0.371, SLG: 0.500		P4		F8			P6		1B	4	0	1	1	0	0	4
Choo-Choo Coleman, L (1, 2) OBP: 0.321, SLG: 0.246		4-3		G3			3-1		4-3	4	0	0	0	0	0	4
Al Moran, R (1, 6) OBP: 0.222, SLG: 0.221 Chico Fernandez, R (8, PH) OBP: 0.254, SLG: 0.183 (8, 6)		6-3			F9			K		2 1	0 0	0 0	0 0	0 0	0 1	2 0
Carl Willey, R (1, 1) OBP: 0.182, SLG: 0.100 Frank Thomas, R (8, PH) OBP: 0.265, SLG: 0.341 Tracy Stallard, R (8, 1) Ken MacKenzie, R (8, 1)			K		K			4-3		2 1 0 0	0 0 0 0	0 0 0 0	0 0 0 0	2 0 0 0	0 0 0 0	0 0 0 0
Inning Stats	R: 0 E: 0 K: 1 S: 5 H: 0 LOB: 0 BB: 0 P: 5	R: 0 E: 0 K: 0 S: 4 H: 1 LOB: 2 BB: 1 P: 8	R: 0 E: 0 K: 2 S: 7 H: 0 LOB: 0 BB: 0 P: 7	R: 1 E: 1 K: 0 S: 5 H: 1 LOB: 1 BB: 0 P: 5	R: 0 E: 0 K: 1 S: 5 H: 0 LOB: 0 BB: 0 P: 5	R: 0 E: 0 K: 3 S: 9 H: 0 LOB: 0 BB: 0 P: 9	R: 0 E: 0 K: 0 S: 3 H: 1 LOB: 0 BB: 0 P: 3	R: 0 E: 0 K: 1 S: 5 H: 0 LOB: 0 BB: 0 P: 5	R: 2 E: 0 K: 0 S: 5 H: 2 LOB: 1 BB: 1 P: 9	1B: 4 2B: 1 3B: 0 HR: 0 SF: 0 SAC: 0 DP: 0 HBP: 0						

PITCHER	IP	WLS	BF	H	R	ER	SO	BB	IBB	HBP	BLK	WP	HR	S	P	ERA	WHIP
Turk Farrell, R (1, 1) ERA: 2.64	9.0	W	34	5	3	2	8	2	0	0	0	0	0	48	56	2.00	0.778

PITCHER	IP	WLS	BF	H	R	ER	SO	BB	IBB	HBP	BLK	WP	HR	S	P	ERA	WHIP

New York Mets @ Houston Colt 45's

Colt Stadium, Houston, TX

Tue May 14 1963, 8:05 PM EDT

Att. 9,147 - Unknown - 78 F

TOP

livebaseballscorecards.com

AB	32
R	3
H	5
RBI	3
BB	2
SO	8
LOB	14

WP: 0	PB: 0	SB: 0	CS: 1	PA: 34		

Batter	1	2	3	4	5	6	7	8	9	AB	R	H	RBI	BB	SO	LOB
Johnny Temple, R (1, 4) OBP: 0.364, SLG: 0.347	BB 1B	BB 1B 1-2 2-3		P4		BB 1B		FC1-4 1B 1-2 2-H		5	0	4	1	0	0	1
Al Spangler, L (1, 7) OBP: 0.301, SLG: 0.289 Carl Warwick, R (8, PH) OBP: 0.356, SLG: 0.356 (9, 7)	F9 BBBB	FC6-4 BB 1-2 2-3 3-H			F2 BBBB	BB 1-2		FC1-4 1B 1-2f 2-3		2 1	0 0	0 0	1 0	2 0	0 0	1 2
Pete Runnels, L (1, 3) OBP: 0.278, SLG: 0.255	BB 1-2 BBBB	FC6-4 1-2f			F8	P6		1B 1-2 3-H		4	0	1	1	1	0	5
Rusty Staub, L (1, 9) OBP: 0.348, SLG: 0.360	L7	P2			2B		L3	P4		5	0	1	0	0	0	4
Bob Aspromonte, R (1, 5) OBP: 0.264, SLG: 0.299	K SSS	5-3			BB BBBB		6-3			3	0	0	0	1	1	2
Howie Goss, R (1, 8) OBP: 0.276, SLG: 0.366		6-3	F5		L5		K SSS			4	0	0	0	0	1	2
Bob Lillis, R (1, 6) OBP: 0.323, SLG: 0.315		1B BB BB 1B		6-3		F9		CI 1B BB BBBB		3	2	1	0	1	0	0
John Bateman, R (1, 2) OBP: 0.236, SLG: 0.377		P2		E 1B		HR		K SSS		4	1	2	1	0	1	2
Turk Farrell, R (1, 1) OBP: 0.222, SLG: 0.125		BB 1B BB 1-2 BBBB		K SSS 1-2		K SSS		CI FC1-4 1B 1B 1-2 S		2	1	0	0	1	2	1
Inning Stats	R: 0 H: 1 E: 0 LOB: 2 K: 1 BB: 1 S: 6 P: 10	R: 1 H: 2 E: 0 LOB: 3 K: 0 BB: 2 S: 5 P: 13	R: 0 H: 0 E: 0 LOB: 0 K: 0 BB: 0 S: 3 P: 3	R: 0 H: 1 E: 1 LOB: 1 K: 1 BB: 0 S: 6 P: 6	R: 0 H: 1 E: 0 LOB: 2 K: 0 BB: 1 S: 4 P: 8	R: 1 H: 2 E: 0 LOB: 2 K: 1 BB: 1 S: 7 P: 11	R: 0 H: 0 E: 0 LOB: 0 K: 1 BB: 0 S: 5 P: 5	R: 2 H: 2 E: 1 LOB: 2 K: 1 BB: 1 S: 8 P: 12		1B: 7 SF: 0 2B: 1 SAC: 0 3B: 0 DP: 0 HR: 1 HBP: 0						

PITCHER		IP	WLS	BF	H	R	ER	SO	BB	IBB	HBP	BLK	WP	HR	S	P	ERA	WHIP
Carl Willey, R ERA: 1.72	(1, 1)	7.0	L	33	7	2	2	4	5	0	0	0	0	1	36	56	2.57	1.714
Tracy Stallard, R ERA: 8.38	(8, 1)	0.1		4	1	2	1	1	1	0	0	0	0	0	5	9	27.00	6.000
Ken MacKenzie, L ERA: 3.14	(8, 1)	0.2		3	1	0	0	0	0	0	0	0	0	0	3	3	0.00	1.500

PITCHER	IP	WLS	BF	H	R	ER	SO	BB	IBB	HBP	BLK	WP	HR	S	P	ERA	WHIP

BOTTOM

New York Mets @ Houston Colt 45's

Colt Stadium, Houston, TX

Tue May 14 1963, 8:05 PM EDT
Att. 9,147 - Unknown - 78 F

livebaseballscorecards.com

AB	33
R	4
H	9
RBI	4
BB	6
SO	5
LOB	20

WP: 0	PA: 40		
PB: 0			
SB: 0			
CS: 0			

Batter	1	2	3	4	5	6	7	8	9	AB	R	H	RBI	BB	SO	LOB
Charlie Neal, R (1, 5) OBP: 0.328, SLG: 0.330	K2-3		PB, 1B, L5 1-2 1B		2B 2-H 1B		1B 1-2 SF9 BB	FC6-4 1-2f		4	2	2	1	1	1	1
Ron Hunt, R (1, 4) OBP: 0.400, SLG: 0.430	4-3 2B		PB 1-2 2-3 1B		K		1-3 2-H 1B		F8	5	0	3	1	0	1	1
Ed Kranepool, L (1, 9) OBP: 0.301, SLG: 0.394	4-3 2-3		K 1-2 2-3 3-H		2B 1-H		SF9 3-H		K	4	0	1	1	0	2	3
Frank Thomas, R (1, 7) OBP: 0.262, SLG: 0.333	G3		L5 3-H		6-3		F8		1B	5	0	1	0	0	0	5
Tim Harkness, L (1, 3) OBP: 0.293, SLG: 0.368		4-3		K		L3		1B 3B	F9	5	1	1	0	0	1	1
Jim Hickman, R (1, 8) OBP: 0.367, SLG: 0.490		6-3		K		K		FC9-6 3-H 1B		4	0	1	1	0	2	0
Choo-Choo Coleman, L (1, 2) OBP: 0.318, SLG: 0.247		FC6-4 1B		K		G3		FC9-6 1B 1-2f SF8		4	1	1	0	0	1	1
Chico Fernandez, R (1, 6) OBP: 0.254, SLG: 0.188		FC6-4 1-2f			E6 3-4 1B		5-3	FC6-4 1-3 1B		4	1	1	0	0	0	1
Al Jackson, L (1, 1) OBP: 0.238, SLG: 0.250			1B, 1B PB 1B		3-4 1-2		BB 1B 1B	SF8 3-H		3	2	2	1	0	0	1
Inning Stats	R: 0 E: 0 K: 1 S: 6 H: 1 LOB: 1 BB: 0 P: 6	R: 0 E: 0 K: 0 S: 4 H: 1 LOB: 1 BB: 0 P: 4	R: 1 E: 0 K: 1 S: 7 H: 3 LOB: 1 BB: 0 P: 7	R: 0 E: 0 K: 3 S: 9 H: 0 LOB: 0 BB: 0 P: 9	R: 2 E: 1 K: 1 S: 8 H: 2 LOB: 1 BB: 0 P: 8	R: 0 E: 0 K: 1 S: 5 H: 0 LOB: 0 BB: 0 P: 5	R: 2 E: 0 K: 0 S: 5 H: 2 LOB: 1 BB: 1 P: 9	R: 2 E: 0 K: 0 S: 6 H: 3 LOB: 1 BB: 0 P: 6	R: 0 E: 0 K: 1 S: 6 H: 1 LOB: 1 BB: 0 P: 6	1B: 10 2B: 3 3B: 1 HR: 0 SF: 2 SAC: 0 DP: 1 HBP: 0						

PITCHER		IP	WLS	BF	H	R	ER	SO	BB	IBB	HBP	BLK	WP	HR	S	P	ERA	WHIP
Ken Johnson, R ERA: 2.89	(1, 1)	5.0	L	22	7	3	0	6	0	0	0	0	0	0	34	34	0.00	1.400
Russ Kemmerer, R ERA: 5.89	(6, 1)	1.1		7	2	2	2	1	1	0	0	0	0	0	8	12	13.50	2.250
Don McMahon, R ERA: 5.27	(7, 1)	0.2		2	0	0	0	0	0	0	0	0	0	0	2	2	0.00	0.000
Chris Zachary, R ERA: 10.32	(8, 1)	0.1		4	3	2	2	0	0	0	0	0	0	0	4	4	54.00	9.000
Hal Woodeshick, L ERA: 1.13	(8, 1)	1.2		6	1	0	0	1	0	0	0	0	0	0	8	8	0.00	0.600

PITCHER	IP	WLS	BF	H	R	ER	SO	BB	IBB	HBP	BLK	WP	HR	S	P	ERA	WHIP

TOP

New York Mets @ Houston Colt 45's

Colt Stadium, Houston, TX

Wed May 15 1963, 4:33 AM EDT

Att. 2,240 - Cloudy - 84 F

livebaseballscorecards.com

AB	38
R	7
H	13
RBI	5
BB	1
SO	8
LOB	14

Batter	1	2	3	4	5	6	7	8	9	AB	R	H	RBI	BB	SO	LOB
Bob Lillis, R (1, 6) OBP: 0.317, SLG: 0.309	5-3		PO 1B		1-3		P6		F7	5	0	1	0	0	0	4
Johnny Temple, R (1, 4) OBP: 0.360, SLG: 0.343	SH1-3 1B		PO 1-2	K	5-3			F8		4	0	1	0	0	1	0
Pete Runnels, L (1, 3) OBP: 0.279, SLG: 0.257	SH1-3 1-2			1-3	1B			L9		3	0	1	0	0	0	0
Rusty Staub, L (1, 9) OBP: 0.336, SLG: 0.346	4-3			K	F7			F7		4	0	0	0	0	1	2
Bob Aspromonte, R (1, 5) OBP: 0.263, SLG: 0.298		F8			E4 1B E	5-3			HR 1B	4	2	1	0	0	0	1
Howie Goss, R (1, 8) OBP: 0.282, SLG: 0.370		L7			1B E 1-2 1B		K		HR 1-2 1B	4	1	2	0	0	1	0
Carl Warwick, R (1, 7) OBP: 0.352, SLG: 0.342		6-3			F7 1-2 2-H		BB 1B		F8	3	0	0	0	1	0	3
John Bateman, R (1, 2) OBP: 0.250, SLG: 0.425			K		F7		1-2 1B		1-H 2-H HR	4	1	2	3	0	1	1
Ken Johnson, R (1, 1) OBP: 0.077, SLG: 0.077 J C Hartman, R (5, PH) OBP: 0.196, SLG: 0.182 Russ Kemmerer, R (6, 1) Don McMahon, R (7, 1) Jim Campbell, R (7, PH) OBP: 0.212, SLG: 0.224 Chris Zachary, L (8, 1) Hal Woodeshick, R (8, 1) OBP: 0.500, SLG: 0.500 Ernie Fazio, R (9, PH) OBP: 0.229, SLG: 0.233			K		2-3 1B		F9		K	1 1 0 0 1 0 0 0 1	0 0 0 0 0 0 0 0 0	0 1 0 0 0 0 0 0 0	0 0 0 0 0 0 0 0 0	0 0 0 0 0 0 0 0 0	1 0 0 0 0 0 0 0 1	0 0 0 0 2 0 0 0 0
Inning Stats	R: 0 E: 0 K: 0 S: 4 H: 1 LOB: 1 BB: 0 P: 4	R: 0 E: 0 K: 0 S: 3 H: 0 LOB: 0 BB: 0 P: 3	R: 0 E: 0 K: 2 S: 7 H: 1 LOB: 0 BB: 0 P: 7	R: 0 E: 0 K: 2 S: 7 H: 0 LOB: 0 BB: 0 P: 7	R: 1 E: 2 K: 0 S: 6 H: 2 LOB: 2 BB: 0 P: 6	R: 0 E: 0 K: 0 S: 4 H: 1 LOB: 1 BB: 0 P: 4	R: 0 E: 0 K: 1 S: 6 H: 1 LOB: 2 BB: 1 P: 10	R: 0 E: 0 K: 0 S: 3 H: 0 LOB: 0 BB: 0 P: 3	R: 3 E: 0 K: 1 S: 8 H: 3 LOB: 0 BB: 0 P: 8	1B: 8 2B: 0 3B: 0 HR: 1	SF: 0 SAC: 1 DP: 0 HBP: 0						

PITCHER	IP	WLS	BF	H	R	ER	SO	BB	IBB	HBP	BLK	WP	HR	S	P	ERA	WHIP
Al Jackson, L (1, 1) ERA: 2.7	9.0	W	37	9	4	3	6	1	0	0	0	0	1	48	52	3.00	1.111

PITCHER	IP	WLS	BF	H	R	ER	SO	BB	IBB	HBP	BLK	WP	HR	S	P	ERA	WHIP

BOTTOM

New York Mets @ Houston Colt 45's

Colt Stadium, Houston, TX

Wed May 15 1963, 4:33 AM EDT
Att. 2,240 - Cloudy - 84 F

livebaseballscorecards.com

AB	35
R	4
H	9
RBI	3
BB	1
SO	6
LOB	13

WP: 0 PB: 0 SB: 0 CS: 0 PA: 38

Batter	1	2	3	4	5	6	7	8	9	AB	R	H	RBI	BB	SO	LOB
Tony Taylor, R (1, 4) OBP: 0.353, SLG: 0.370	SH5-3 1B	F8			4-3 S 1B		4-3 SF8		G3	5	2	3	0	0	0	0
Johnny Callison, L (1, 9) OBP: 0.328, SLG: 0.409	SH5-3 1-2		G3		K 1-2		4-3 2-3		4-3	4	0	0	0	0	1	2
Tony Gonzalez, L (1, 8) OBP: 0.395, SLG: 0.378	2B FC5-2 2-H 1B		F2		4-3 2-3		SF8 3-H			3	0	1	2	0	0	1
Wes Covington, L (1, 7) OBP: 0.432, SLG: 0.767 Frank Torre, L (7, 3) OBP: 0.421, SLG: 0.214	FC5-2 1-3 1B 2B		HR BB		F8		1B			3 0	2 0	2 0	0 0	1 0	0 0	1 0
Don Demeter, R (1, 3) (7, 7) OBP: 0.372, SLG: 0.541	FC5-2 1B 2-3 3-H		HR 1-H			1B FC5-2 1B	6-3			4	1	2	2	0	0	3
Clay Dalrymple, L (1, 2) OBP: 0.326, SLG: 0.367	1-3 3-H 1B		3-1			B2		K		4	0	1	1	0	1	1
Don Hoak, R (1, 5) OBP: 0.261, SLG: 0.286	P4			F7		FC5-2 1-3 1B		4-3		4	0	1	0	0	0	2
Bobby Wine, R (1, 6) OBP: 0.311, SLG: 0.419		K		F8		FC5-2 1-2 3-H		F7		4	0	0	0	0	1	2
Ray Culp, R (1, 1) OBP: 0.313, SLG: 0.214 Jack Baldschun, R (7, 1)		K		F9		K			F7	3 1	0 0	0 0	0 0	0 0	2 0	2 0
Inning Stats	R: 2 E: 0 K: 0 S: 14 H: 4 LOB: 2 BB: 0 P: 18	R: 0 E: 0 K: 2 S: 7 H: 0 LOB: 0 BB: 0 P: 7	R: 2 E: 0 K: 0 S: 10 H: 1 LOB: 0 BB: 1 P: 17	R: 0 E: 0 K: 0 S: 6 H: 0 LOB: 0 BB: 0 P: 9	R: 0 E: 0 K: 1 S: 8 H: 1 LOB: 1 BB: 0 P: 14	R: 0 E: 0 K: 1 S: 11 H: 2 LOB: 2 BB: 0 P: 13	R: 1 E: 0 K: 0 S: 7 H: 2 LOB: 1 BB: 0 P: 10	R: 0 E: 0 K: 1 S: 7 H: 0 LOB: 0 BB: 0 P: 8	R: 0 E: 0 K: 0 S: 8 H: 0 LOB: 0 BB: 0 P: 9	1B: 7 2B: 2 3B: 0 HR: 1 SF: 1 SAC: 1 DP: 0 HBP: 0						

PITCHER		IP	WLS	BF	H	R	ER	SO	BB	IBB	HBP	BLK	WP	HR	S	P	ERA	WHIP
Dick Drott, R ERA: 2.81	(1, 1)	3.0	L	15	5	4	4	2	1	0	0	0	0	1	31	42	12.00	2.000
Hal Brown, R ERA: 5.17	(4, 1)	4.0		17	5	1	1	2	0	0	0	0	0	0	32	46	2.25	1.250
Don McMahon, R ERA: 4.6	(8, 1)	2.0		6	0	0	0	1	0	0	0	0	0	0	15	17	0.00	0.000

PITCHER	IP	WLS	BF	H	R	ER	SO	BB	IBB	HBP	BLK	WP	HR	S	P	ERA	WHIP

TOP

Philadelphia Phillies @ Houston Colt 45's

Colt Stadium, Houston, TX

Thu May 16 1963, 8:05 PM EDT

Att. 7,027 - Unknown - 79 F

livebaseballscorecards.com

AB	35
R	5
H	10
RBI	5
BB	1
SO	5
LOB	14

1B: 7	SF: 1	WP: 0	PA: 38
2B: 2	SAC: 1	PB: 0	
3B: 0	DP: 0	SB: 1	
HR: 1	HBP: 0	CS: 0	

Batter	1	2	3	4	5	6	7	8	9	AB	R	H	RBI	BB	SO	LOB
Johnny Temple, R (1, 4) OBP: 0.356, SLG: 0.339	K			G1-4-6-3 1B 1B		4-3		1-3		4	0	1	0	0	1	0
Al Spangler, L (1, 7) OBP: 0.309, SLG: 0.299	G3-6-3 1B			1-2 G1-4-6-3 1B		1-3		K		4	0	2	0	0	1	0
Pete Runnels, L (1, 3) OBP: 0.278, SLG: 0.257	G3-6-3 1-2f			1-2f 2-3 G1-4-6-3			3B 1B	K		4	1	1	0	0	1	3
Rusty Staub, L (1, 9) OBP: 0.341, SLG: 0.364		F8		HBP			1-H FC6-4 3B		6-3	3	1	1	1	0	0	0
Bob Aspromonte, R (1, 5) OBP: 0.263, SLG: 0.290		F3		F5			FC6-4 BB		P6	3	0	0	0	1	0	2
Howie Goss, R (1, 8) OBP: 0.274, SLG: 0.359		K			P6		1-2f 3-H FC6-4 1B		K	4	0	0	1	0	2	1
Bob Lillis, R (1, 6) OBP: 0.308, SLG: 0.299			5-3		F9		F7			3	0	0	0	0	0	1
John Bateman, R (1, 2) OBP: 0.253, SLG: 0.421			F7		F7		1-2 1-2 1B			3	0	1	0	0	0	0
Dick Drott, R (1, 1) OBP: 0.333, SLG: 0.333			6-3			F8	1-3			0	0	0	0	0	0	0
Brock Davis, L (3, PH) OBP: 0.300, SLG: 0.250										1	0	0	0	0	0	0
Hal Brown, R (4, 1)										1	0	0	0	0	0	0
Jim Campbell, R (7, PH) OBP: 0.208, SLG: 0.220										1	0	0	0	0	0	2
Don McMahon, R (8, 1)										0	0	0	0	0	0	0
Inning Stats	R: 0 E: 0 K: 1 S: 7 H: 1 LOB: 0 BB: 0 P: 11	R: 0 E: 0 K: 1 S: 7 H: 0 LOB: 0 BB: 0 P: 11	R: 0 E: 0 K: 0 S: 4 H: 0 LOB: 0 BB: 0 P: 5	R: 0 E: 0 K: 0 S: 13 H: 2 LOB: 2 BB: 0 P: 18	R: 0 E: 0 K: 0 S: 3 H: 0 LOB: 0 BB: 0 P: 5	R: 0 E: 0 K: 0 S: 8 H: 0 LOB: 0 BB: 0 P: 14	R: 2 E: 0 K: 0 S: 18 H: 3 LOB: 2 BB: 1 P: 34	R: 0 E: 0 K: 2 S: 7 H: 0 LOB: 0 BB: 0 P: 13	R: 0 E: 0 K: 1 S: 7 H: 0 LOB: 0 BB: 0 P: 10	1B: 5 2B: 0 3B: 1 HR: 0	SF: 0 SAC: 0 DP: 2 HBP: 1					

PITCHER		IP	WLS	BF	H	R	ER	SO	BB	IBB	HBP	BLK	WP	HR	S	P	ERA	WHIP
Ray Culp, R ERA: 3.11	(1, 1)	6.0	W	23	5	2	2	2	1	0	1	0	0	0	50	81	3.00	1.000
Jack Baldschun, R ERA: 2.16	(7, 1)	3.0	S	10	1	0	0	3	0	0	0	0	0	0	24	40	0.00	0.333

PITCHER	IP	WLS	BF	H	R	ER	SO	BB	IBB	HBP	BLK	WP	HR	S	P	ERA	WHIP

BOTTOM

Philadelphia Phillies @ Houston Colt 45's

Colt Stadium, Houston, TX

Thu May 16 1963, 8:05 PM EDT

Att. 7,027 - Unknown - 79 F

livebaseballscorecards.com

AB	31
R	2
H	6
RBI	2
BB	1
SO	5
LOB	9

Philadelphia Phillies @ Houston Colt 45's

Colt Stadium, Houston, TX

Fri May 17 1963, 8:05 PM EDT

Att. 8,223 - Unknown - 81 F

TOP

livebaseballscorecards.com

Batter	1	2	3	4	5	6	7	8	9	AB	R	H	RBI	BB	SO	LOB
Tony Taylor, R (1, 4) OBP: 0.350, SLG: 0.360	4-3		F3			BB		K		3	0	0	0	1	1	1
Johnny Callison, L (1, 9) OBP: 0.319, SLG: 0.395	F8			K		P6			F8	4	0	0	0	0	1	1
Tony Gonzalez, L (1, 8) OBP: 0.381, SLG: 0.363	K			6-3		L7			F7	4	0	0	0	0	1	1
Wes Covington, L (1, 7) OBP: 0.414, SLG: 0.733		5-3		F8			K		F7	4	0	0	0	0	1	0
Don Demeter, R (1, 3) (7, 5) OBP: 0.363, SLG: 0.526		K			E6 SH1-3 SF8		F8			3	1	0	0	0	1	0
Clay Dalrymple, L (1, 2) OBP: 0.330, SLG: 0.363		F9			SH1-3 2-3		BB			1	0	0	0	1	0	0
Don Hoak, R (1, 5) OBP: 0.257, SLG: 0.283			K		SF8 3-H		F8			1	0	0	1	0	1	0
Roy Sievers, R (7, PH) (7, 3) OBP: 0.333, SLG: 0.375										1	0	0	0	0	0	1
Bobby Wine, R (1, 6) OBP: 0.312, SLG: 0.409			BB		6-3			5-3		2	0	0	0	1	0	0
Jack Hamilton, R (1, 1)			K			K		G3		2	0	0	0	0	2	1
Billy Klaus, L (8, PH) OBP: 0.105, SLG: 0.056										1	0	0	0	0	0	0
Ryne Duren, R (8, 1)										0	0	0	0	0	0	0

	AB	26
	R	1
	H	0
	RBI	1
	BB	3
	SO	8
	LOB	5

Inning Stats	1	2	3	4	5	6	7	8	9
	R: 0 E: 0 K: 1 S: 8 H: 0 LOB: 0 BB: 0 P: 13	R: 0 E: 0 K: 1 S: 7 H: 0 LOB: 0 BB: 0 P: 12	R: 0 E: 0 K: 2 S: 7 H: 0 LOB: 1 BB: 1 P: 12	R: 0 E: 0 K: 1 S: 6 H: 0 LOB: 0 BB: 0 P: 7	R: 1 E: 1 K: 0 S: 7 H: 0 LOB: 0 BB: 0 P: 9	R: 0 E: 0 K: 1 S: 8 H: 0 LOB: 1 BB: 1 P: 16	R: 0 E: 0 K: 1 S: 11 H: 0 LOB: 1 BB: 1 P: 17	R: 0 E: 0 K: 1 S: 7 H: 0 LOB: 0 BB: 0 P: 10	R: 0 E: 0 K: 0 S: 6 H: 0 LOB: 0 BB: 0 P: 9

	1B: 0	SF: 1	WP: 0	PA: 31
	2B: 0	SAC: 1	PB: 0	
	3B: 0	DP: 0	SB: 0	
	HR: 0	HBP: 0	CS: 0	

PITCHER	IP	WLS	BF	H	R	ER	SO	BB	IBB	HBP	BLK	WP	HR	S	P	ERA	WHIP
Don Nottebart, R (1, 1) ERA: 2.73	9.0	W	31	0	1	0	8	3	0	0	0	0	0	67	105	0.00	0.333

PITCHER	IP	WLS	BF	H	R	ER	SO	BB	IBB	HBP	BLK	WP	HR	S	P	ERA	WHIP

Batter	1	2	3	4	5	6	7	8	9	AB	R	H	RBI	BB	SO	LOB
Johnny Temple, R (1, 5) OBP: 0.352, SLG: 0.336	C C B S 1-3 ① K		B X 1-0 ③ L8			B C B X 2-1 FC3-6 1B		S F S 0-3 ① K		4	0	1	0	0	2	0
Bob Aspromonte, R (9, 5) OBP: 0.263, SLG: 0.290										0	0	0	0	0	0	0
Al Spangler, L (1, 7) OBP: 0.297, SLG: 0.286	B X 1-0 ② F8			X 0-0 ① 3-1		L X 0-1 ① FC3-6 FC6-4 1B HR 1-2f		S S S 0-3 ② K		4	1	0	0	0	1	1
Carl Warwick, R (1, 9) OBP: 0.379, SLG: 0.438	B F F X 1-2 HR			B S S X 1-2 1B 1B		S F F B B X 2-2 FC6-4 1B 1-2		B S C X 1-2 3B		4	1	4	1	0	0	0
Rusty Staub, L (1, 3) OBP: 0.344, SLG: 0.367	S S F B F S 2-3 ③ K			F X 0-1 1B 1-2		B C X 1-1 ② FC6-4 HR 1-2f 2-3		B B B B 4-0 BB		2	0	1	0	0	1	0
Pete Runnels, L (4, PR) OBP: 0.282, SLG: 0.255 (5, 3)										1	1	0	0	1	0	2
Howie Goss, R (1, 8) OBP: 0.273, SLG: 0.378		F B B B X 3-1 ① P6		B C S F B B S 3-3 ② K		X 0-0 1-H 3-H HR		F L X 0-2 ③ F8		4	1	1	3	0	1	4
John Bateman, R (1, 2) OBP: 0.244, SLG: 0.405		C C B X 1-2 ② 6-3		B B S C X 2-2 ③ F8		X 0-0 ③ 6-3				3	0	0	0	0	0	2
Bob Lillis, R (1, 4) OBP: 0.299, SLG: 0.290		X 0-0 ③ 1-3			X 0-0 ① 4-3		X 0-0 ① 5-3			3	0	0	0	0	0	0
J C Hartman, R (1, 6) OBP: 0.184, SLG: 0.170			B B C C X 2-2 ① 6-3		X 0-0 ② F9		X 0-0 ② 5-3			3	0	0	0	0	0	0
Don Nottebart, R (1, 1) OBP: 0.158, SLG: 0.111			S B B F C 2-3 ② K		S S F S 0-3 ③ K		X 0-0 ③ F9			3	0	0	0	0	2	0
Inning Stats	R: 1 H: 1 E: 0 LOB: 0 K: 2 BB: 0 S: 12 P: 17	R: 0 H: 0 E: 0 LOB: 0 K: 0 BB: 0 S: 6 P: 10	R: 0 H: 0 E: 0 LOB: 0 K: 1 BB: 0 S: 7 P: 12	R: 0 H: 2 E: 0 LOB: 2 K: 1 BB: 0 S: 13 P: 19	R: 0 H: 0 E: 0 LOB: 0 K: 1 BB: 0 S: 6 P: 6	R: 3 H: 3 E: 0 LOB: 0 K: 0 BB: 0 S: 12 P: 17	R: 0 H: 0 E: 0 LOB: 0 K: 0 BB: 0 S: 3 P: 3	R: 0 H: 1 E: 0 LOB: 2 K: 2 BB: 1 S: 12 P: 17		1B: 4 SF: 0 2B: 0 SAC: 0 3B: 1 DP: 0 HR: 2 HBP: 0						

PITCHER		IP	WLS	BF	H	R	ER	SO	BB	IBB	HBP	BLK	WP	HR	S	P	ERA	WHIP
Jack Hamilton, R ERA: 5.01	(1, 1)	7.0	L	27	6	4	4	5	0	0	0	0	0	2	59	84	5.14	0.857
Ryne Duren, R ERA: 4.09	(8, 1)	1.0		5	1	0	0	2	1	0	0	0	0	0	12	17	0.00	2.000

PITCHER	IP	WLS	BF	H	R	ER	SO	BB	IBB	HBP	BLK	WP	HR	S	P	ERA	WHIP

BOTTOM

Philadelphia Phillies @ Houston Colt 45's

Colt Stadium, Houston, TX

Fri May 17 1963, 8:05 PM EDT

Att. 8,223 - Unknown - 81 F

livebaseballscorecards.com

AB	31
R	4
H	7
RBI	4
BB	1
SO	7
LOB	9

HOUSTON COLT .45s

WP: 0 PA: 32
PB: 0
SB: 0
CS: 0

Philadelphia Phillies @ Houston Colt 45's

Colt Stadium, Houston, TX

Sat May 18 1963, 8:05 PM EDT

Att. 5,409 - Cloudy - 87 F

TOP

livebaseballscorecards.com

Batter	1	2	3	4	5	6	7	8	9	AB	R	H	RBI	BB	SO	LOB
Tony Taylor, R (1, 4) OBP: 0.344, SLG: 0.353	F7		1B		K		FC5-4 1-2f		6-3	5	0	1	0	0	1	3
Johnny Callison, L (1, 9) OBP: 0.317, SLG: 0.390	F7		L3			5-3		G4-6-3 1B		4	0	1	0	0	0	1
Tony Gonzalez, L (1, 8) OBP: 0.369, SLG: 0.349	6-3		4-3 1-3			6-3		G4-6-3 1-2f		4	0	0	0	0	0	2
Wes Covington, L (1, 7) OBP: 0.427, SLG: 0.728		1B BB		1-3 1B		BB				2	0	1	0	2	0	0
Don Hoak, R (8, 5) OBP: 0.257, SLG: 0.283								F9		0	0	0	0	0	0	0
Don Demeter, R (1, 5) OBP: 0.367, SLG: 0.525		3-1 1-2 1B		K		L5			2B 1B 1B	4	1	2	0	0	1	2
(8, 7)																
Roy Sievers, R (1, 3) OBP: 0.328, SLG: 0.385		K		1-3 1-2			K		1B 2B	4	0	1	0	0	2	3
Ruben Amaro, R (9, PR) OBP: 0.261, SLG: 0.150										0	1	0	0	0	0	0
Earl Averill, R (9, 2) OBP: 0.333, SLG: 0.304										0	0	0	0	0	0	0
Clay Dalrymple, L (1, 2) OBP: 0.330, SLG: 0.354		3-1 1-2 2-3		3-1			4-0 1B BB		L3	2	0	0	0	1	0	3
Cookie Rojas, R (7, PR) OBP: 0.189, SLG: 0.118										0	0	0	0	0	0	0
Bob Oldis, R (7, 2) OBP: 0.176, SLG: 0.176										0	0	0	0	0	0	0
Frank Torre, L (9, PH) OBP: 0.400, SLG: 0.200										1	0	0	0	0	0	2
(9, 3)																
Bobby Wine, R (1, 6) OBP: 0.320, SLG: 0.413		P4			1-3		0-0 FC5-4 1-3 1B		1-0 2-H 3-H 1B	4	0	2	2	0	0	2
Dallas Green, L (1, 1)			P6		4-3		2-3		1-3	2	0	0	0	0	0	0
Jim Lemon, R (7, PH) OBP: 0.176, SLG: 0.188										1	0	0	0	0	1	2
Jack Baldschun, R (7, 1)										1	0	0	0	0	0	1
Inning Stats	R: 0 E: 0 K: 0 S: 5 H: 0 LOB: 0 BB: 0 P: 10	R: 0 E: 0 K: 1 S: 9 H: 1 LOB: 2 BB: 1 P: 15	R: 0 E: 0 K: 0 S: 6 H: 1 LOB: 1 BB: 0 P: 7	R: 0 E: 0 K: 1 S: 6 H: 1 LOB: 1 BB: 0 P: 10	R: 0 E: 0 K: 1 S: 6 H: 0 LOB: 0 BB: 0 P: 7	R: 0 E: 0 K: 0 S: 8 H: 0 LOB: 1 BB: 1 P: 14	R: 0 E: 0 K: 2 S: 10 H: 1 LOB: 2 BB: 1 P: 18	R: 0 E: 0 K: 0 S: 5 H: 1 LOB: 0 BB: 0 P: 9	R: 2 E: 0 K: 0 S: 10 H: 3 LOB: 1 BB: 0 P: 15	1B: 7 2B: 1 3B: 0 HR: 0 SF: 0 SAC: 0 DP: 1 HBP: 0						

	AB	34
	R	2
	H	8
	RBI	2
	BB	3
	SO	5
	LOB	21

PITCHER		IP	WLS	BF	H	R	ER	SO	BB	IBB	HBP	BLK	WP	HR	S	P	ERA	WHIP
Bob Bruce, R ERA: 4.1	(1, 1)	8.0		33	7	2	2	5	3	0	0	0	0	0	59	95	2.25	1.250
Ken Johnson, R ERA: 2.82	(9, 1)	1.0	W	4	1	0	0	0	0	0	0	0	0	0	6	10	0.00	1.000

PITCHER		IP	WLS	BF	H	R	ER	SO	BB	IBB	HBP	BLK	WP	HR	S	P	ERA	WHIP

BOTTOM

Batter	1	2	3	4	5	6	7	8	9	AB	R	H	RBI	BB	SO	LOB
Johnny Temple, R (1, 5) OBP: 0.357, SLG: 0.342	1-1 5-3 1B		0-0 F7		0-0 L6			2-2 4-3 HBP	2-2 SF8 3-H	4	1	2	0	0	0	0
Bob Aspromonte, R (8, PR) OBP: 0.261, SLG: 0.290 (9, 5)								1B		0	0	0	1	0	0	0
Al Spangler, L (1, 7) OBP: 0.305, SLG: 0.287	0-0 5-3 1-2		0-1 6-3			2-0 G5-4-3 1B		1-2 4-3 1-2 HBP		3	0	1	0	0	0	1
Pete Runnels, L (1, 3) OBP: 0.289, SLG: 0.264	0-0 1B 2-H 1B		1-0 1B			1-2 G5-4-3 1-2f		1-2 4-3 1-2 2-3		4	0	2	1	0	0	3
Carl Warwick, R (1, 9) OBP: 0.384, SLG: 0.440	0-0 FC6-4 1-2 1B		1-2 P4			2-1 1B		0-0 B2-3		4	0	2	0	0	0	4
Howie Goss, R (1, 8) OBP: 0.273, SLG: 0.370	0-3 K			0-3 K		0-0 P4			4-2 SH5-4 1B FC5 BB	3	1	0	0	1	2	3
John Bateman, R (1, 2) OBP: 0.244, SLG: 0.398	0-0 FC6-4 1-2f			2-3 K			3-2 L5		2-2 BB SH5-4 SF8 1-2 1B	4	0	1	0	0	1	2
Brock Davis, L (9, PR) OBP: 0.300, SLG: 0.250										0	1	0	0	0	0	0
Bob Lillis, R (1, 4) OBP: 0.291, SLG: 0.282		1-2 6-3		1-0 4-3			0-0 F8		1-1 SH5-4 1-2 2-3	3	0	0	0	0	0	0
J C Hartman, R (1, 6) OBP: 0.170, SLG: 0.157		2-3 K	1-0 1-3				0-0 L4		0-0 FC5 BB 3-H	4	0	0	1	0	1	2
Bob Bruce, R (1, 1) OBP: 0.111, SLG: 0.059		0-3 K	0-3 K					0-0 6-3	4-2 1-2 2-3 BB	3	0	0	0	0	2	0
Ken Johnson, R (9, 1) OBP: 0.077, SLG: 0.077										0	0	0	0	0	0	0
Jim Campbell, R (9, PH) OBP: 0.222, SLG: 0.220										0	0	0	0	1	0	0

Inning Stats	1	2	3	4	5	6	7	8	9	1B	SF	WP	PA
R	1	0	0	0	0	0	0	0	2	8	1	0	37
E	0	0	0	0	0	0	0	0	0	2B: 0	SAC: 1	PB: 0	
K	1	2	0	0	1	0	0	0	0	3B: 0	DP: 1	SB: 0	
S	9	9	7	7	6	7	6	10	17	HR: 0	HBP: 1	CS: 0	
H	3	0	1	0	0	2	0	1	1				
LOB	2	0	1	0	0	1	0	3	2				
BB	0	0	0	0	0	0	0	0	2				
P	10	12	9	10	7	12	9	14	30				

PITCHER		IP	WLS	BF	H	R	ER	SO	BB	IBB	HBP	BLK	WP	HR	S	P	ERA	WHIP
Dallas Green, R	(1, 1)	6.0		23	6	1	1	6	0	0	0	0	0	0	45	60	1.50	1.000
ERA: 0.83																		
Jack Baldschun, R	(7, 1)	2.2	L	14	2	2	2	0	2	0	1	0	0	0	33	53	6.75	1.500
ERA: 2.6																		

PITCHER	IP	WLS	BF	H	R	ER	SO	BB	IBB	HBP	BLK	WP	HR	S	P	ERA	WHIP

Philadelphia Phillies @ Houston Colt 45's

Colt Stadium, Houston, TX

Sat May 18 1963, 8:05 PM EDT

Att. 5,409 - Cloudy - 87 F

livebaseballscorecards.com

AB	32
R	3
H	8
RBI	3
BB	2
SO	6
LOB	15

Batter	1	2	3	4	5	6	7	8	9	AB	R	H	RBI	BB	SO	LOB
Dick Schofield, S (1, 6) OBP: 0.323, SLG: 0.264	G3			G3	F8			1B 1B 2B		4	1	1	0	0	0	1
Bill Virdon, L (1, 8) OBP: 0.296, SLG: 0.336	4-3			F8		F9		BB 1B 1B 2-3		4	1	1	0	0	0	0
Bob Skinner, L (1, 7) OBP: 0.346, SLG: 0.386	K			S 1B 1B		4-1		BB 1B BB 1-2		3	1	1	0	1	1	0
Bill Mazeroski, R (1, 4) OBP: 0.388, SLG: 0.409		F9		1-H 1B		6-3		1-2 2-H 3-H 1B		4	0	2	3	0	0	0
Willie Stargell, L (1, 9) OBP: 0.396, SLG: 0.488 Roberto Clemente, R (8, PH) OBP: 0.315, SLG: 0.400 (8, 9)		G3-6-3 1B		K			F8	F8		3 1	0 0	1 0	0 0	0 0	1 0	1 2
Smoky Burgess, L (1, 2) OBP: 0.313, SLG: 0.452		G3-6-3 1-2f			E 2B		G6-4-3 1B		F9	4	1	2	0	0	0	1
Donn Clendenon, R (1, 3) OBP: 0.333, SLG: 0.510			6-3		F3		G6-4-3 1-2f		HR	4	1	1	1	0	0	2
Bob Bailey, R (1, 5) OBP: 0.299, SLG: 0.372			K		E7 2B 1B			5-3	5-3	4	0	1	1	0	1	0
Bob Friend, R (1, 1) OBP: 0.136, SLG: 0.095			K		F7			F8	F9	4	0	0	0	0	1	1
Inning Stats	R: 0 E: 0 K: 1 S: 5 H: 0 LOB: 0 BB: 0 P: 5	R: 0 E: 0 K: 0 S: 3 H: 1 LOB: 0 BB: 0 P: 3	R: 0 E: 0 K: 2 S: 7 H: 0 LOB: 0 BB: 0 P: 7	R: 1 E: 0 K: 1 S: 7 H: 2 LOB: 1 BB: 0 P: 7	R: 1 E: 1 K: 0 S: 5 H: 2 LOB: 1 BB: 0 P: 5	R: 0 E: 0 K: 0 S: 3 H: 0 LOB: 0 BB: 0 P: 3	R: 0 E: 0 K: 0 S: 3 H: 1 LOB: 0 BB: 0 P: 3	R: 2 E: 0 K: 0 S: 6 H: 3 LOB: 2 BB: 1 P: 10	R: 1 E: 0 K: 0 S: 4 H: 1 LOB: 0 BB: 0 P: 4	1B: 7 2B: 2 3B: 0 HR: 1	SF: 0 SAC: 0 DP: 2 HBP: 0						

TOP

Pittsburgh Pirates @ Houston Colt 45's

Colt Stadium, Houston, TX

Sun May 19 1963, 4:33 AM EDT

Att. 8,847 - Cloudy - 87 F

livebaseballscorecards.com

AB	35
R	5
H	10
RBI	5
BB	1
SO	4
LOB	8

PITCHER		IP	WLS	BF	H	R	ER	SO	BB	IBB	HBP	BLK	WP	HR	S	P	ERA	WHIP
Turk Farrell, R ERA: 2.63	(1, 1)	7.0	L	25	6	2	2	4	0	0	0	0	0	0	33	33	2.57	0.857
Don McMahon, R ERA: 5.51	(8, 1)	0.2		6	3	2	2	0	1	0	0	0	0	0	5	9	27.00	6.000
Hal Woodeshick, L ERA: 1.42	(8, 1)	1.1		5	1	1	1	0	0	0	0	0	0	1	5	5	6.75	0.750

PITCHER	IP	WLS	BF	H	R	ER	SO	BB	IBB	HBP	BLK	WP	HR	S	P	ERA	WHIP

Batter	1	2	3	4	5	6	7	8	9	AB	R	H	RBI	BB	SO	LOB
Johnny Temple, R (1, 5) OBP: 0.362, SLG: 0.347	6-3		1-2 1B		2-3 1B		K			4	0	2	0	0	1	1
Don McMahon, R (8, 1)										0	0	0	0	0	0	0
Hal Woodeshick, R (8, 1) OBP: 0.500, SLG: 0.500										0	0	0	0	0	0	0
Al Spangler, L (1, 7) OBP: 0.294, SLG: 0.276	4-3		P4		P4			F9		4	0	0	0	0	0	4
Pete Runnels, L (1, 3) OBP: 0.288, SLG: 0.263	F7		F8		F7			1B 1B		4	0	1	0	0	0	4
Carl Warwick, R (1, 9) OBP: 0.388, SLG: 0.455		F7		2B		E6 G5-4-3		1-2 1B		4	0	2	0	0	0	0
Howie Goss, R (1, 8) OBP: 0.272, SLG: 0.366		1B		P6		K		K		4	0	1	0	0	2	4
John Bateman, R (1, 2) OBP: 0.233, SLG: 0.379		F8		F8		G5-4-3 1-2f		P6		4	0	0	0	0	0	5
Bob Lillis, R (1, 4) OBP: 0.298, SLG: 0.283		1-3		F9			BB		G4-6-3 1B	3	0	1	0	1	0	2
J C Hartman, R (1, 6) OBP: 0.175, SLG: 0.164			1B 1B		G3		P4		G4-6-3 1-2f	4	0	1	0	0	0	2
Turk Farrell, R (1, 1) OBP: 0.250, SLG: 0.222			K		1B 2B		K		4-3	2	0	1	0	0	1	1
Bob Aspromonte, R (7, PH) (8, 5) OBP: 0.257, SLG: 0.286										2	0	0	0	0	1	1
Inning Stats	R: 0 H: 0 E: 0 LOB: 0 K: 0 BB: 0 S: 3 P: 3	R: 0 H: 1 E: 0 LOB: 1 K: 0 BB: 0 S: 4 P: 4	R: 0 H: 2 E: 0 LOB: 2 K: 1 BB: 0 S: 7 P: 7	R: 0 H: 1 E: 0 LOB: 1 K: 0 BB: 0 S: 4 P: 4	R: 0 H: 2 E: 0 LOB: 2 K: 0 BB: 0 S: 5 P: 5	R: 0 H: 0 E: 1 LOB: 0 K: 1 BB: 0 S: 5 P: 5	R: 0 H: 0 E: 0 LOB: 1 K: 2 BB: 1 S: 7 P: 11	R: 0 H: 2 E: 0 LOB: 2 K: 1 BB: 0 S: 7 P: 7	R: 0 H: 1 E: 0 LOB: 0 K: 0 BB: 0 S: 3 P: 3	1B: 7 SF: 0 2B: 2 SAC: 0 3B: 0 DP: 2 HR: 0 HBP: 0						

PITCHER	IP	WLS	BF	H	R	ER	SO	BB	IBB	HBP	BLK	WP	HR	S	P	ERA	WHIP
Bob Friend, R (1, 1) ERA: 2.78	9.0	W	36	9	0	0	5	1	0	0	0	0	0	45	49	0.00	1.111

PITCHER	IP	WLS	BF	H	R	ER	SO	BB	IBB	HBP	BLK	WP	HR	S	P	ERA	WHIP

BOTTOM

Pittsburgh Pirates @ Houston Colt 45's

Colt Stadium, Houston, TX

Sun May 19 1963, 4:33 AM EDT

Att. 8,847 - Cloudy - 87 F

livebaseballscorecards.com

AB	35
R	0
H	9
RBI	0
BB	1
SO	5
LOB	24

1B: 7	SF: 0	WP: 0	PA: 36
2B: 2	SAC: 0	PB: 0	
3B: 0	DP: 2	SB: 0	
HR: 0	HBP: 0	CS: 0	

Batter	1	2	3	4	5	6	7	8	9	AB	R	H	RBI	BB	SO	LOB
Dick Schofield, S (1, 6) OBP: 0.321, SLG: 0.271	0-0 2B		0-0 F9 ②			0-0 F8 ①		0-0 6-3 ②		4	0	1	0	0	0	2
Bill Virdon, L (1, 8) OBP: 0.294, SLG: 0.327	0-0 G3 ①		0-0 P4 ③			0-0 F7 ②		BBBB 4-0 BB		3	0	0	0	1	0	3
Bob Skinner, L (1, 7) OBP: 0.344, SLG: 0.381	SSS 0-3 K ②			0-0 F8 ①		1-2 0-0 1B		0-0 P4 ③		4	0	1	0	0	1	2
Bill Mazeroski, R (1, 4) OBP: 0.377, SLG: 0.395	SSS 0-3 K ③			SSS 0-3 K ②		0-0 P4 ③			0-0 5-3 ①	4	0	0	0	0	2	3
Willie Stargell, L (1, 9) OBP: 0.365, SLG: 0.447		0-0 P3 ①		0-0 P5 ③			SSS 0-3 K ①		0-0 F9 ②	4	0	0	0	0	1	0
Smoky Burgess, L (1, 2) OBP: 0.310, SLG: 0.439		0-0 CS 1B			0-0 4-3 ①		0-0 G3 ②		0-0 F8 ③	4	0	1	0	0	0	0
Donn Clendenon, R (1, 3) OBP: 0.333, SLG: 0.505		SSS 0-3 K ②③ 1-2			SSS 0-3 K ②		0-0 E S 1B			3	0	1	0	0	2	1
Bob Bailey, R (1, 5) OBP: 0.299, SLG: 0.371			0-0 1B		0-0 P6 ③		0-0 6-3 ③ 1-3			3	0	1	0	0	0	1
Don Cardwell, R (1, 1) Ted Savage, R (8, PH) OBP: 0.294, SLG: 0.458 Roy Face, R (8, 1)		SSS 0-3 K ①				BBBB 4-0 1B BB		0-0 5-3 ①		1 1 0	0 0 0	0 0 0	0 0 0	1 0 0	1 0 0	1 0 0

TOP

Pittsburgh Pirates @ Houston Colt 45's

Colt Stadium, Houston, TX

Mon May 20 1963, 8:05 PM EDT

Att. 5,281 - Cloudy - 75 F

livebaseballscorecards.com

AB	31
R	0
H	5
RBI	0
BB	2
SO	7
LOB	13

Inning Stats	1	2	3	4	5	6	7	8	9
	R: 0 E: 0 K: 2 S: 8	H: 1 LOB: 1 BB: 0 P: 8	R: 0 E: 0 K: 1 S: 5	H: 1 LOB: 1 BB: 0 P: 5	R: 0 E: 0 K: 1 S: 6	H: 1 LOB: 1 BB: 0 P: 6	R: 0 E: 0 K: 1 S: 5	H: 0 LOB: 0 BB: 0 P: 5	R: 0 E: 0 K: 0 S: 4	H: 1 LOB: 2 BB: 1 P: 8	R: 0 E: 0 K: 1 S: 6	H: 1 LOB: 1 BB: 0 P: 6	R: 0 E: 0 K: 0 S: 3	H: 0 LOB: 1 BB: 1 P: 7	R: 0 E: 0 K: 0 S: 3	H: 0 LOB: 0 BB: 0 P: 3

| | | | |

Batter	1	2	3	4	5	6	7	8	9	AB	R	H	RBI	BB	SO	LOB
Johnny Temple, R (1, 4) OBP: 0.358, SLG: 0.360	4-3		P4		2-H 3B			F8		4	0	1	1	0	0	1
Al Spangler, L (1, 7) OBP: 0.301, SLG: 0.284	6-3		1-3 FC5-4 1B		P6			1B 1B		4	0	2	0	0	0	1
Pete Runnels, L (1, 3) OBP: 0.287, SLG: 0.256	BB		FC5-4 1-2f			4-3		P6		3	0	0	0	1	0	3
Carl Warwick, R (1, 9) OBP: 0.383, SLG: 0.446	K			6-3		F7		1-3 1B		4	0	1	0	0	1	1
Howie Goss, R (1, 8) OBP: 0.265, SLG: 0.356		5-3		F7		F9		K		4	0	0	0	0	1	2
Bob Lillis, R (1, 6) OBP: 0.299, SLG: 0.284		K		1-3			E S SF7 1B			3	1	1	0	0	1	0
Bob Aspromonte, R (1, 5) OBP: 0.259, SLG: 0.287		F9			SH3-4 3B 1B		K 1-3			3	1	1	0	0	1	1
John Bateman, R (1, 2) OBP: 0.237, SLG: 0.375			FC1-6 BB		K		SF7 3-H			1	0	0	1	1	1	1
Dick Drott, R (1, 1) OBP: 0.200, SLG: 0.200			FC1-6 1B 1-2f		SH3-4 1-2		6-3			2	0	0	0	0	0	1
Inning Stats	R: 0 H: 0 E: 0 LOB: 1 K: 1 BB: 1 S: 5 P: 9	R: 0 H: 0 E: 0 LOB: 0 K: 1 BB: 0 S: 5 P: 5	R: 0 H: 1 E: 0 LOB: 2 K: 0 BB: 1 S: 4 P: 8	R: 0 H: 0 E: 0 LOB: 0 K: 0 BB: 0 S: 3 P: 3	R: 1 H: 2 E: 0 LOB: 1 K: 1 BB: 0 S: 7 P: 7	R: 0 H: 0 E: 0 LOB: 0 K: 0 BB: 0 S: 3 P: 3	R: 1 H: 1 E: 0 LOB: 0 K: 1 BB: 0 S: 6 P: 6	R: 0 H: 2 E: 0 LOB: 2 K: 1 BB: 0 S: 7 P: 7		1B: 5 SF: 1 2B: 0 SAC: 1 3B: 1 DP: 0 HR: 0 HBP: 0						

BOTTOM

Pittsburgh Pirates @ Houston Colt 45's

Colt Stadium, Houston, TX

Mon May 20 1963, 8:05 PM EDT

Att. 5,281 - Cloudy - 75 F

livebaseballscorecards.com

AB	28
R	2
H	6
RBI	2
BB	2
SO	5
LOB	11

WP: 0 PA: 32
PB: 0
SB: 1
CS: 0

PITCHER		IP	WLS	BF	H	R	ER	SO	BB	IBB	HBP	BLK	WP	HR	S	P	ERA	WHIP
Don Cardwell, R ERA: 4.28	(1, 1)	7.0	L	27	4	2	1	4	2	0	0	0	0	0	33	41	1.29	0.857
Roy Face, R ERA: 4.09	(8, 1)	1.0		5	2	0	0	1	0	0	0	0	0	0	7	7	0.00	2.000

PITCHER	IP	WLS	BF	H	R	ER	SO	BB	IBB	HBP	BLK	WP	HR	S	P	ERA	WHIP

Pittsburgh Pirates @ Houston Colt 45's

Colt Stadium, Houston, TX

Tue May 21 1963, 8:05 PM EDT

Att. 6,329 - Cloudy - 79 F

TOP

livebaseballscorecards.com

Batter	1	2	3	4	5	6	7	8	9	AB	R	H	RBI	BB	SO	LOB
Dick Schofield, S (1, 6) OBP: 0.317, SLG: 0.268	6-3	G3			CS, 3-H, 1B		1-3		G1-6-3, 1-2f, 2-3	5	0	1	1	0	0	4
Bill Virdon, L (1, 8) OBP: 0.290, SLG: 0.322	1-3		K		K		1-3		1B, 3-H	5	0	1	1	0	2	1
Ted Savage, R (1, 7) OBP: 0.296, SLG: 0.451	1B		4-3		5-3, 1-2		FC6-4, 1B		P6	3	0	1	0	0	0	1
Al McBean, R (5, 1) OBP: 0.154, SLG: 0.154										2	0	1	0	0	0	1
Roy Face, R (9, 1)										0	0	0	0	0	0	0
Bill Mazeroski, R (1, 4) OBP: 0.366, SLG: 0.382	P6		F7			P4	FC6-4, 1-2f			4	0	0	0	0	0	2
Willie Stargell, L (1, 9) OBP: 0.375, SLG: 0.451		1B, 1B		K		FC5-4, 1B		K		4	1	2	0	0	2	0
Smoky Burgess, L (9, 2) OBP: 0.310, SLG: 0.439										0	0	0	0	0	0	0
Donn Clendenon, R (1, 3) OBP: 0.331, SLG: 0.490		K		F8		FC5-4, BB, HR, 1-2f		CS, BB		3	1	0	0	1	1	2
Bob Bailey, R (1, 5) OBP: 0.312, SLG: 0.378		1B, 1-2		1B		HR, 1-2		K		3	1	2	0	1	1	1
Jim Pagliaroni, R (1, 2) OBP: 0.387, SLG: 0.462		1B, 1-2, 2-H		5-3		HR, 1-H, 2-H		CS, 1-2	G1-6-3, E, 1B, HBP	3	1	2	4	0	0	1
Roberto Clemente, R (9, PR) OBP: 0.315, SLG: 0.400										0	1	0	0	0	0	0
(9, 9)																
Don Schwall, R (1, 1) OBP: 0.188, SLG: 0.143		K			1B, 3B	3-1			E5, G1-6-3, 1-2	1	0	0	0	0	1	2
Tommie Sisk, R (4, 1)										0	0	0	0	0	0	0
Bob Skinner, L (5, PH) OBP: 0.343, SLG: 0.397										3	1	1	0	0	0	1
(5, 7)																

	AB	36
	R	6
	H	11
	RBI	6
	BB	2
	SO	7
	LOB	16

Inning Stats	1	2	3	4	5	6	7	8	9
	R: 0 E: 0 K: 0 S: 4	H: 1 LOB: 1 BB: 0 P: 4	R: 1 E: 0 K: 2 S: 10	H: 3 LOB: 2 BB: 0 P: 10	R: 0 E: 0 K: 1 S: 5	H: 0 LOB: 0 BB: 0 P: 5	R: 0 E: 0 K: 1 S: 6	H: 1 LOB: 1 BB: 0 P: 6	R: 1 E: 0 K: 1 S: 6	H: 2 LOB: 0 BB: 0 P: 6	R: 3 E: 0 K: 0 S: 5	H: 2 LOB: 0 BB: 1 P: 9	R: 0 E: 0 K: 0 S: 4	H: 1 LOB: 1 BB: 0 P: 4	R: 0 E: 0 K: 2 S: 6	H: 0 LOB: 0 BB: 1 P: 10	R: 1 E: 1 K: 0 S: 4	H: 1 LOB: 1 BB: 0 P: 5

	1B: 9	SF: 0
	2B: 0	SAC: 0
	3B: 1	DP: 1
	HR: 1	HBP: 1

	WP: 0	PA: 40
	PB: 0	
	SB: 0	
	CS: 2	

PITCHER		IP	WLS	BF	H	R	ER	SO	BB	IBB	HBP	BLK	WP	HR	S	P	ERA	WHIP
Ken Johnson, R ERA: 3.22	(1, 1)	5.2		25	8	4	4	5	1	0	0	0	0	0	34	38	6.35	1.588
Jim Umbricht, R ERA: 13.5	(6, 1)	0.1	L	2	1	1	1	0	0	0	0	0	0	1	2	2	27.00	3.000
Hal Woodeshick, L ERA: 1.27	(7, 1)	3.0		12	2	1	0	2	1	0	1	0	0	0	14	19	0.00	1.000

PITCHER		IP	WLS	BF	H	R	ER	SO	BB	IBB	HBP	BLK	WP	HR	S	P	ERA	WHIP

Batter	1	2	3	4	5	6	7	8	9	AB	R	H	RBI	BB	SO	LOB
Johnny Temple, R (1, 4) OBP: 0.355, SLG: 0.352	6-3	4-3		BB 1-2 2-3		1-3			SH1-3 1-2	3	0	0	0	1	0	1
Al Spangler, L (1, 7) OBP: 0.297, SLG: 0.283	4-3		1B 1B	SF7 3-H		F7			G3 2-3	4	0	1	1	0	0	2
Pete Runnels, L (1, 3) OBP: 0.306, SLG: 0.279	1B 1B		FC6-4 1-2 1B	1B 1-2 2-H			4-3		FC6-4 3-H 1B	5	0	4	2	0	0	0
Carl Warwick, R (1, 9) OBP: 0.375, SLG: 0.433	1B 1-2		K S S S	L6			6-3		FC6-4 1-2f	5	0	1	0	0	1	5
Howie Goss, R (1, 8) OBP: 0.265, SLG: 0.373	6-3		K S S S		HR		F8			4	1	1	1	0	1	4
Bob Lillis, R (1, 6) OBP: 0.298, SLG: 0.310		HR	FC6-4 1-2f		E6 G6-4-3			4-3		4	1	1	1	0	0	2
Bob Aspromonte, R (1, 5) OBP: 0.259, SLG: 0.280		BB FC1-6		6-3	G6-4-3 1-2f			5-3		3	0	0	0	1	0	1
John Bateman, R (1, 2) OBP: 0.227, SLG: 0.359		K S S S		E5 BB SH SF7	P6			5-3		4	1	0	0	0	1	1
Ken Johnson, R (1, 1) OBP: 0.071, SLG: 0.071 Jim Umbricht, R (6, 1) Brock Davis, L (6, PH) OBP: 0.273, SLG: 0.222 Hal Woodeshick, R (7, 1) OBP: 0.500, SLG: 0.500 Rusty Staub, L (9, PH) OBP: 0.349, SLG: 0.367 Ernie Fazio, R (9, PR) OBP: 0.229, SLG: 0.233		FC1-6 1-2f		SH BB 1-2 1B		1-3			BB G3 SH1-3 1B	1 0 1 0 0 0	1 0 0 0 0 0	0 0 0 0 0 1	0 0 0 0 0 0	0 0 0 0 0 0	0 0 0 0 0 0	1 0 0 0 0 0
Inning Stats	R: 0 E: 0 K: 0 S: 5 H: 2 LOB: 2 BB: 0 P: 5	R: 1 E: 0 K: 1 S: 6 H: 1 LOB: 1 BB: 1 P: 10	R: 0 E: 0 K: 2 S: 9 H: 2 LOB: 2 BB: 0 P: 9	R: 2 E: 1 K: 0 S: 6 H: 1 LOB: 2 BB: 1 P: 10	R: 1 E: 1 K: 0 S: 4 H: 1 LOB: 0 BB: 0 P: 4	R: 0 E: 0 K: 0 S: 3 H: 0 LOB: 0 BB: 0 P: 3	R: 0 E: 0 K: 0 S: 3 H: 0 LOB: 0 BB: 0 P: 3	R: 0 E: 0 K: 0 S: 3 H: 0 LOB: 0 BB: 0 P: 3	R: 1 E: 0 K: 0 S: 4 H: 1 LOB: 1 BB: 1 P: 8	1B: 6 2B: 0 3B: 0 HR: 2	SF: 1 SAC: 2 DP: 1 HBP: 0					

PITCHER	IP	WLS	BF	H	R	ER	SO	BB	IBB	HBP	BLK	WP	HR	S	P	ERA	WHIP
Don Schwall, R (1, 1) ERA: 1.44	3.2		21	6	3	1	3	2	0	0	0	0	1	25	33	2.46	2.182
Tommie Sisk, R (4, 1) ERA: 0.96	0.1		1	0	0	0	0	0	0	0	0	0	0	1	1	0.00	0.000
Al McBean, R (5, 1) ERA: 3.09	4.0	W	14	1	2	2	0	1	0	0	0	0	1	13	17	4.50	0.500
Roy Face, R (9, 1) ERA: 3.75	1.0	S	4	1	0	0	0	0	0	0	0	0	0	4	4	0.00	1.000

PITCHER	IP	WLS	BF	H	R	ER	SO	BB	IBB	HBP	BLK	WP	HR	S	P	ERA	WHIP

BOTTOM

Pittsburgh Pirates @ Houston Colt 45's

Colt Stadium, Houston, TX

Tue May 21 1963, 8:05 PM EDT

Att. 6,329 - Cloudy - 79 F

livebaseballscorecards.com

AB	34
R	5
H	8
RBI	5
BB	3
SO	3
LOB	17

WP: 0 PB: 0 SB: 0 CS: 0 PA: 40

Batter	1	2	3	4	5	6	7	8	9	AB	R	H	RBI	BB	SO	LOB
Dick Schofield, S (1, 6) OBP: 0.316, SLG: 0.268	S S S 0-3 ① K		x 0-0 ① F7			x 0-0 ① F8		x 0-0 E 1B	x 0-0 SH1-4 ① 1-2 2-3	4	0	1	0	0	1	1
Bill Virdon, L (1, 8) OBP: 0.287, SLG: 0.311	x 0-0 ② 4-3		x 0-0 ② ③ G1-6-3 1-2f			x 0-0 ② 4-3		x 0-0 E4 G6-3 1-2	4-0 IBB	4	0	0	0	1	0	2
Ted Savage, R (1, 7) OBP: 0.305, SLG: 0.436	B B B 4-0 BB			x 0-0 ① P4		x 0-0 1B		x 0-0 ② ③ G6-3 1-2f	S S S 0-3 ② K	4	0	1	0	1	1	5
Bill Mazeroski, R (1, 4) OBP: 0.367, SLG: 0.391	x 0-0 ③ P6			x 0-0 1-3 1B		x 0-0 ③ F8			x 0-0 1B 2B S S S 0-3 ③ K	5	1	2	0	0	1	5
Willie Stargell, L (1, 9) OBP: 0.367, SLG: 0.426 Jim Pagliaroni, R (9, 2) OBP: 0.387, SLG: 0.462		S S S 0-3 ① K		x 0-0 ② 1-3 1-2			S S S 0-3 ① K		B B B B 4-0 1B 1B BB	3 0	1 0	0 0	0 0	1 0	2 0	1 0
Smoky Burgess, L (1, 2) OBP: 0.320, SLG: 0.443 Al McBean, R (9, PR) OBP: 0.154, SLG: 0.154 Harvey Haddix, L (9, 1) OBP: 0.200, SLG: 0.400 Roy Face, R (9, 1)		x 0-0 1B		x 0-0 ③ F8			x 0-0 ② F8		x 0-0 SH 1B 1-2 2-H 1B	4 0 0 0	0 1 0 0	2 0 0 0	1 0 0 0	0 0 0 0	0 0 0 0	1 0 0 0
Donn Clendenon, R (1, 3) OBP: 0.336, SLG: 0.491		S S S 0-3 ② K			x 0-0 ① 6-3		x 0-0 FC5-4 1B		x 0-0 SH 1B 1-2 2-H 1B	4	1	2	1	0	1	1
Bob Bailey, R (1, 5) OBP: 0.306, SLG: 0.369		S S S 0-3 ③ K			x 0-0 ② F5		x 0-0 ③ FC5-4 1-2f		x 0-0 SH SH1-4 1B 1-2 2-3	3	0	0	0	0	1	2
Vern Law, R (1, 1) OBP: 0.167, SLG: 0.167 Bob Skinner, L (8, PH) OBP: 0.341, SLG: 0.393 Earl Francis, R (8, 1) OBP: 0.143, SLG: 0.143 Roberto Clemente, R (9, PH) OBP: 0.321, SLG: 0.405 (9, 9)			x 0-0 E5 G1-6-3		x 0-0 ③ 6-3			x 0-0 ① G3	x 0-0 SH1-4 1B 1-2 2-H 3-H	2 1 0 1	0 0 0 0	0 0 0 1	0 0 0 2	0 0 0 0	0 0 0 0	0 0 0 0
Inning Stats	R: 0 H: 0 E: 0 LOB: 1 K: 1 BB: 1 S: 5 P: 9	R: 0 H: 1 E: 0 LOB: 1 K: 3 BB: 0 S: 10 P: 10	R: 0 H: 0 E: 1 LOB: 0 K: 0 BB: 0 S: 3 P: 3	R: 0 H: 1 E: 0 LOB: 1 K: 0 BB: 0 S: 4 P: 4	R: 0 H: 0 E: 0 LOB: 0 K: 0 BB: 0 S: 3 P: 3	R: 0 H: 1 E: 0 LOB: 1 K: 0 BB: 0 S: 4 P: 4	R: 0 H: 1 E: 0 LOB: 1 K: 1 BB: 0 S: 6 P: 6	R: 0 H: 1 E: 1 LOB: 1 K: 0 BB: 0 S: 4 P: 4	R: 4 H: 4 E: 1 LOB: 3 K: 2 BB: 2 S: 12 P: 20	1B: 8 SF: 0 2B: 1 SAC: 2 3B: 0 DP: 2 HR: 0 HBP: 0						

PITCHER		IP	WLS	BF	H	R	ER	SO	BB	IBB	HBP	BLK	WP	HR	S	P	ERA	WHIP
Don Nottebart, R ERA: 2.97	(1, 1)	8.0	L	34	8	4	4	5	2	0	0	0	0	0	42	50	4.50	1.250
Don McMahon, R ERA: 5.19	(9, 1)	1.0		6	1	0	0	2	0	1	0	0	0	0	9	13	0.00	1.000

PITCHER	IP	WLS	BF	H	R	ER	SO	BB	IBB	HBP	BLK	WP	HR	S	P	ERA	WHIP

TOP

Pittsburgh Pirates @ Houston Colt 45's

Colt Stadium, Houston, TX

Wed May 22 1963, 8:05 PM EDT
Att. 5,577 - Overcast - 70 F

livebaseballscorecards.com

AB	35
R	4
H	9
RBI	4
BB	3
SO	7
LOB	18

WP: 0 PA: 40
PB: 0
SB: 0
CS: 0

Batter	1	2	3	4	5	6	7	8	9	AB	R	H	RBI	BB	SO	LOB
Ernie Fazio, R (1, 4) OBP: 0.231, SLG: 0.235	S S S 0-3 K ①		S S S 0-3 K ②			x 0-0 F7 ①		x 0-0 G4-6-3 1-2 1B		4	0	1	0	0	2	0
Johnny Temple, R (1, 5) OBP: 0.352, SLG: 0.348	x 0-0 F9 ②		x 0-0 L4 ③			x 0-0 L3 1B		x 0-0 ②③ G4-6-3 1-2f		4	0	1	0	0	0	2
Bob Aspromonte, R (9, 5) OBP: 0.259, SLG: 0.280										0	0	0	0	0	0	0
Pete Runnels, L (1, 3) OBP: 0.297, SLG: 0.270	x 0-0 4-3 ③			x 0-0 F9 ①		x 0-0 ②③ L3 1-2			x 0-0 L1 ①	4	0	0	0	0	0	1
Carl Warwick, R (1, 9) OBP: 0.388, SLG: 0.450		x 0-0 1B E 1B		x 0-0 1B 2B			x 0-0 F7 ①		B B B B 4-0 1B BB	3	2	2	0	1	0	0
Al Spangler, L (1, 7) OBP: 0.320, SLG: 0.309		x 0-0 ① 1-3 1B		x 0-0 CS 2-H 1B			x 0-0 1-3 1B 1B		x 0-0 1-2 1B	4	1	4	1	0	0	0
Howie Goss, R (1, 8) OBP: 0.259, SLG: 0.366		x 0-0 ② F6		x 0-0 ②③ P6 1-2			x 0-0 ② 1-3 1-2		x 0-0 ② F9	3	0	0	0	0	0	3
Rusty Staub, L (9, PH) OBP: 0.346, SLG: 0.364										1	0	0	0	0	0	2
Bob Lillis, R (1, 6) OBP: 0.296, SLG: 0.308		x 0-0 E6 3-H			x 0-0 ① F8		x 0-0 CS 2-H 1B		S S S 0-3 K ③	4	0	1	1	0	1	2
John Bateman, R (1, 2) OBP: 0.230, SLG: 0.351		S S S 0-3 K ③			x 0-0 ② 5-3		0-0 ③ CS 1-2	H 1-0 1B HBP		2	0	0	0	0	1	1
Don Nottebart, R (1, 1) OBP: 0.136, SLG: 0.095			x 0-0 ① 1-3		x 0-0 ③ P6			S S S 0-3 K ①		3	0	0	0	0	1	1
Don McMahon, R (9, 1)										0	0	0	0	0	0	0
Inning Stats	R: 0 E: 0 K: 1 S: 5 H: 0 LOB: 0 BB: 0 P: 5	R: 1 E: 1 K: 1 S: 7 H: 2 LOB: 1 BB: 0 P: 7	R: 0 E: 0 K: 1 S: 5 H: 0 LOB: 0 BB: 0 P: 5	R: 1 E: 0 K: 0 S: 4 H: 2 LOB: 0 BB: 0 P: 4	R: 0 E: 0 K: 0 S: 3 H: 0 LOB: 0 BB: 0 P: 3	R: 0 E: 0 K: 0 S: 3 H: 1 LOB: 0 BB: 0 P: 3	R: 1 E: 0 K: 0 S: 4 H: 2 LOB: 0 BB: 0 P: 4	R: 0 E: 0 K: 1 S: 5 H: 1 LOB: 1 BB: 0 P: 6	R: 0 E: 0 K: 1 S: 6 H: 1 LOB: 2 BB: 1 P: 10	1B: 8 2B: 2 3B: 0 HR: 0	SF: 0 SAC: 0 DP: 2 HBP: 1						

PITCHER	IP	WLS	BF	H	R	ER	SO	BB	IBB	HBP	BLK	WP	HR	S	P	ERA	WHIP
Vern Law, R (1, 1) ERA: 5.11	7.0		25	7	3	2	3	0	0	0	0	0	0	31	31	2.57	1.000
Earl Francis, R (8, 1) ERA: 3.18	1.0	W	4	1	0	0	1	0	0	1	0	0	0	5	6	0.00	1.000
Harvey Haddix, L (9, 1) ERA: 2.7	0.1		3	1	0	0	0	1	0	0	0	0	0	2	6	0.00	6.000
Roy Face, R (9, 1) ERA: 3.55	0.2	S	2	0	0	0	1	0	0	0	0	0	0	4	4	0.00	0.000

PITCHER	IP	WLS	BF	H	R	ER	SO	BB	IBB	HBP	BLK	WP	HR	S	P	ERA	WHIP

BOTTOM

Pittsburgh Pirates @ Houston Colt 45's

Colt Stadium, Houston, TX

Wed May 22 1963, 8:05 PM EDT

Att. 5,577 - Overcast - 70 F

livebaseballscorecards.com

AB	32
R	3
H	9
RBI	2
BB	1
SO	5
LOB	12

1B: 8	SF: 0	WP: 0	PA: 35
2B: 2	SAC: 0	PB: 0	
3B: 0	DP: 2	SB: 0	
HR: 0	HBP: 1	CS: 2	

Batter	1	2	3	4	5	6	7	8	9	10	11	12	AB	R	H	RBI	BB	SO	LOB
Bob Lillis, R (1, 6) OBP: 0.290, SLG: 0.301	E6 1B 6-3	FC5-4 1-2f			SH1-3 2B 1B	F7		F9		6-3			6	2	1	0	0	0	1
Pete Runnels, L (1, 3) OBP: 0.299, SLG: 0.267 Ernie Fazio, R (11, PR) OBP: 0.231, SLG: 0.235 Rusty Staub, L (11, 3) OBP: 0.346, SLG: 0.364	SH1-3 1-3 1B	4-3			F3	4-3		6-3			BBBB 8-6 SH1-4 BB		5 0 0	0 0 0	1 0 0	0 0 0	1 0 0	0 0 0	1 0 0
Johnny Temple, R (1, 4) OBP: 0.352, SLG: 0.348	SH1-3 1-2		1B		SH1-3 1-2	F8			F8		SH1-4 1-2		3	0	1	0	0	0	0
Carl Warwick, R (1, 9) OBP: 0.385, SLG: 0.453	6-3 3-H		K		2B 2-H 2B		FC1-5 1B 1B		F3		8-6 2-3f		6	1	2	2	0	1	4
Al Spangler, L (1, 7) OBP: 0.344, SLG: 0.339	BBBB BB		4-3		PB 2B 2-H 2B		FC1-5 1-2 1B		1B 1B			WP 1B 1B	5	2	4	1	1	0	1
Bob Aspromonte, R (1, 5) OBP: 0.268, SLG: 0.297	K			1B	1B 2-H 2B		FC1-5 1-2 2-3f	K	S 1-3 1B			K	6	1	3	1	0	2	5
Howie Goss, R (1, 8) OBP: 0.262, SLG: 0.361		4-3		K	1B IBB		K	K	K 1-2			1-H 1B	5	0	1	1	1	3	5
John Bateman, R (1, 2) OBP: 0.226, SLG: 0.340		6-3		K	1-2 2-H 1B		P4			K2-3		K	6	0	1	1	0	3	4
Bob Bruce, R (1, 1) OBP: 0.143, SLG: 0.053 Hal Brown, R (5, 1) Hal Woodeshick, R (7, 1) OBP: 0.286, SLG: 0.286		BBBB FC5-4 BB		F9	K			K		K		F9	2 0 3	0 0 0	0 0 0	0 0 0	1 0 2	1 0 1	3 0 1
Inning Stats	R: 1 H: 1 E: 1 LOB: 2 K: 1 BB: 1 S: 7 P: 11	R: 0 H: 0 E: 0 LOB: 1 K: 0 BB: 1 S: 3 P: 7	R: 0 H: 1 E: 0 LOB: 1 K: 1 BB: 0 S: 6 P: 6	R: 0 H: 1 E: 0 LOB: 1 K: 2 BB: 0 S: 8 P: 8	R: 4 H: 5 E: 0 LOB: 2 K: 1 BB: 1 S: 10 P: 14	R: 0 H: 0 E: 0 LOB: 0 K: 0 BB: 0 S: 3 P: 3	R: 0 H: 2 E: 0 LOB: 2 K: 1 BB: 0 S: 7 P: 7	R: 0 H: 0 E: 0 LOB: 0 K: 1 BB: 0 S: 5 P: 5	R: 0 H: 2 E: 0 LOB: 2 K: 1 BB: 0 S: 7 P: 7	R: 0 H: 0 E: 0 LOB: 0 K: 2 BB: 0 S: 7 P: 7	R: 0 H: 0 E: 0 LOB: 1 K: 0 BB: 1 S: 2 P: 6	R: 1 H: 2 E: 0 LOB: 1 K: 2 BB: 0 S: 9 P: 9	1B: 11 2B: 4 3B: 0 HR: 0	SF: 0 SAC: 3 DP: 1 HBP: 0		WP: 1 PB: 1 SB: 1 CS: 0		PA: 54	

PITCHER		IP	WLS	BF	H	R	ER	SO	BB	IBB	HBP	BLK	WP	HR	S	P	ERA	WHIP
Cal Koonce, R ERA: 6.65	(1, 1)	4.2		26	8	5	4	4	2	1	0	0	0	0	31	43	7.71	2.143
Glen Hobbie, R ERA: 3.92	(5, 1)	2.1		9	2	0	0	2	0	0	0	0	0	0	13	13	0.00	0.857
Lindy McDaniel, R ERA: 2.29	(8, 1)	5.0	L	19	4	1	1	6	1	0	0	0	1	0	30	34	1.80	1.000

PITCHER	IP	WLS	BF	H	R	ER	SO	BB	IBB	HBP	BLK	WP	HR	S	P	ERA	WHIP

TOP

Houston Colt 45's @ Chicago Cubs

Wrigley Field, Chicago, IL

Fri May 24 1963, 3:33 AM CDT

Att. 3,087 - Unknown - 55 F

livebaseballscorecards.com

AB	47
R	6
H	14
RBI	6
BB	4
SO	12
LOB	25

Batter	1	2	3	4	5	6	7	8	9	10	11	12	AB	R	H	RBI	BB	SO	LOB
Lou Brock, L (1, 9) OBP: 0.318, SLG: 0.388	K		1B BB	G3		SF7 3-H		6-3 WP 1B		K		F7	5	1	1	1	1	2	2
Ken Hubbs, R (1, 4) OBP: 0.308, SLG: 0.386	E7 1B		1B 1-2 3-H 1B		1B 1B	P4		6-3 1-2 BB		F8		FC4-6 1B	6	0	4	1	1	0	3
Billy Williams, L (1, 7) OBP: 0.379, SLG: 0.443	K		K		P6	3-1		K		E5 14 FC5 E 1-2		FC4-6 1-2f	7	0	0	0	0	3	10
Ron Santo, R (1, 5) OBP: 0.305, SLG: 0.429	F2		1-2 2-H 1B		1-3 1B		6-3	6-3 1-2 2-3		E5 1-2 2-3		P4	7	0	2	1	0	0	6
14 Ernie Banks, R (1, 3) OBP: 0.253, SLG: 0.381		5-3	F7		F3		E5 1B E	F8		FC5 2-3f			6	1	0	0	0	0	9
Andre Rodgers, R (1, 6) OBP: 0.310, SLG: 0.270	K			3-1 1B	F9		1B E 1-3		1-3		CS		6	1	3	0	0	1	2
Don Landrum, L (1, 8) OBP: 0.256, SLG: 0.222	6-3			3-1 1-2		1B SF7 1B	E6 1B 1-2 3-H		K		6-3 1-2		3	1	1	0	0	0	1
Ken Aspromonte, R (7, PH) OBP: 0.200, SLG: 0.242													1	0	0	1	0	0	1
Lindy McDaniel, R (8, 1)													2	0	0	0	0	1	1
Dick Bertell, R (1, 2) OBP: 0.295, SLG: 0.282			SH3-4 1B 2B	1-2 2-H 1B		1-2 1B	1-2 2-3 FC6-4 1B		6-3		1B		6	1	5	1	0	0	0
Cal Koonce, R (1, 1) OBP: 0.333, SLG: 0.200			SH3-4 2-3	K		1-2 2-3 1B	FC6-4 1-2f			E4 E E		1-3	1	0	0	0	0	1	1
Glen Hobbie, R (5, 1) OBP: 0.154, SLG: 0.154													1	0	1	0	0	0	0
Nelson Mathews, R (7, PH) OBP: 0.263, SLG: 0.271													3	0	0	0	0	0	3
(8, 8)																			
Inning Stats	R: 0 E: 1 K: 2 S: 8 H: 1 LOB: 1 BB: 0 P: 8	R: 0 E: 0 K: 1 S: 5 H: 0 LOB: 0 BB: 0 P: 5	R: 2 E: 0 K: 1 S: 8 H: 3 LOB: 2 BB: 1 P: 12	R: 1 E: 0 K: 1 S: 7 H: 2 LOB: 1 BB: 0 P: 7	R: 0 E: 0 K: 0 S: 5 H: 2 LOB: 2 BB: 0 P: 5	R: 1 E: 0 K: 0 S: 6 H: 3 LOB: 2 BB: 0 P: 6	R: 1 E: 2 K: 0 S: 6 H: 2 LOB: 2 BB: 0 P: 6	R: 0 E: 0 K: 1 S: 6 H: 1 LOB: 2 BB: 1 P: 10	R: 0 E: 0 K: 1 S: 5 H: 0 LOB: 0 BB: 0 P: 5	R: 0 E: 3 K: 1 S: 8 H: 0 LOB: 3 BB: 0 P: 8	R: 0 E: 0 K: 0 S: 4 H: 2 LOB: 1 BB: 0 P: 4	R: 0 E: 0 K: 0 S: 4 H: 1 LOB: 1 BB: 0 P: 4	1B: 16 2B: 1 3B: 0 HR: 0	SF: 1 SAC: 1 DP: 0 HBP: 0	WP: 1 PB: 0 SB: 0 CS: 1	PA: 58			

PITCHER	IP	WLS	BF	H	R	ER	SO	BB	IBB	HBP	BLK	WP	HR	S	P	ERA	WHIP
Bob Bruce, R (1, 1) ERA: 4.27	4.1		22	8	3	3	5	1	0	0	0	0	0	31	35	6.23	2.077
Hal Brown, R (5, 1) ERA: 5.09	2.0		11	4	2	1	0	0	0	0	0	0	0	11	11	4.50	2.000
Hal Woodeshick, L (7, 1) ERA: 1.06	5.2	W	25	5	0	0	3	1	0	0	0	1	0	30	34	0.00	1.059

PITCHER	IP	WLS	BF	H	R	ER	SO	BB	IBB	HBP	BLK	WP	HR	S	P	ERA	WHIP

BOTTOM

Houston Colt 45's @ Chicago Cubs

Wrigley Field, Chicago, IL

Fri May 24 1963, 3:33 AM CDT

Att. 3,087 - Unknown - 55 F

livebaseballscorecards.com

AB	54
R	5
H	17
RBI	5
BB	2
SO	8
LOB	39

Batter	1	2	3	4	5	6	7	8	9	AB	R	H	RBI	BB	SO	LOB
Bob Lillis, R (1, 4) OBP: 0.289, SLG: 0.299	E4 G4-3		FC5-4 1-2f			FC3-6 1-2 1B		F8		4	0	1	0	0	0	1
Pete Runnels, L (1, 3) OBP: 0.291, SLG: 0.259	G4-3 1-2f		4-3			FC3-6 PB 1-2f 2-3		F8		4	0	0	0	0	0	4
Al Spangler, L (1, 7) OBP: 0.341, SLG: 0.336	F8			5-3		6-3 1-2 3-H		FC4-6 1B		4	0	1	0	0	0	1
Carl Warwick, R (1, 9) OBP: 0.373, SLG: 0.436		F7		5-3		K		FC4-6 1-2f		4	0	0	0	0	1	2
Bob Aspromonte, R (1, 5) OBP: 0.274, SLG: 0.298		CS 1B BB		G3			HBP 1B		P3	3	0	1	0	1	0	0
Howie Goss, R (1, 8) OBP: 0.262, SLG: 0.358		1-2 1B			4-3		K		1-3	4	0	1	0	0	1	1
J C Hartman, R (1, 6) OBP: 0.183, SLG: 0.158		K 2-3			5-3		1-2 HBP		F8	2	0	0	0	0	1	2
Brock Davis, L (9, PH) OBP: 0.250, SLG: 0.200										1	0	0	0	0	0	0
John Bateman, R (1, 2) OBP: 0.229, SLG: 0.340			FC1-6 1B		5-3		F8			3	0	1	0	0	0	2
Turk Farrell, R (1, 1) OBP: 0.273, SLG: 0.211			FC1-6 FC5-4 1-2f			FC3-6 1B PB BB	K			1	1	0	0	1	0	1
Rusty Staub, L (7, PH) OBP: 0.344, SLG: 0.360										1	0	0	0	0	1	2
Russ Kemmerer, R (7, 1)										0	0	0	0	0	0	0
Inning Stats	R: 0 E: 1 K: 0 S: 3 H: 0 LOB: 0 BB: 0 P: 3	R: 0 E: 0 K: 1 S: 5 H: 1 LOB: 2 BB: 1 P: 9	R: 0 E: 0 K: 0 S: 4 H: 1 LOB: 1 BB: 0 P: 4	R: 0 E: 0 K: 0 S: 3 H: 0 LOB: 0 BB: 0 P: 3	R: 0 E: 0 K: 0 S: 3 H: 0 LOB: 0 BB: 0 P: 3	R: 1 E: 0 K: 1 S: 6 H: 1 LOB: 1 BB: 1 P: 10	R: 0 E: 0 K: 2 S: 8 H: 1 LOB: 2 BB: 0 P: 9	R: 0 E: 0 K: 0 S: 4 H: 1 LOB: 1 BB: 0 P: 4	R: 0 E: 0 K: 0 S: 3 H: 0 LOB: 0 BB: 0 P: 3	1B: 5 2B: 1 3B: 0 HR: 0 SF: 0 SAC: 0 DP: 2 HBP: 1						

PITCHER	IP	WLS	BF	H	R	ER	SO	BB	IBB	HBP	BLK	WP	HR	S	P	ERA	WHIP
Larry Jackson, R (1, 1) ERA: 2.24	9.0	W	34	5	1	0	4	2	0	1	0	0	0	39	48	0.00	0.778

PITCHER	IP	WLS	BF	H	R	ER	SO	BB	IBB	HBP	BLK	WP	HR	S	P	ERA	WHIP

TOP

Houston Colt 45's @ Chicago Cubs

Wrigley Field, Chicago, IL

Sat May 25 1963, 3:33 AM CDT

Att. 9,786 - Cloudy - 61 F

livebaseballscorecards.com

AB	31
R	1
H	5
RBI	0
BB	2
SO	4
LOB	16

Batter	1	2	3	4	5	6	7	8	9	AB	R	H	RBI	BB	SO	LOB
Lou Brock, L (1, 9) OBP: 0.318, SLG: 0.387	4-3 S 1B		FC6-5 S 1B 2-3		SH4-3 1-2		4-3			3	1	1	0	0	0	1
Ken Hubbs, R (1, 4) OBP: 0.313, SLG: 0.390	4-3 1-3		1-H 1B		CS 1B 2-H			6-3		4	0	2	2	0	0	1
Billy Williams, L (1, 7) OBP: 0.376, SLG: 0.438	1-3		P8		F8			1B		4	0	1	0	0	0	3
Ron Santo, R (1, 5) OBP: 0.303, SLG: 0.421	K			14 5-3 1B BB	CS 1-2	F7		K		3	1	0	0	1	2	2
14 Ernie Banks, R (1, 3) OBP: 0.253, SLG: 0.397		P4		5-3 1-2		HR		F8		4	1	1	1	0	0	2
Andre Rodgers, R (1, 6) OBP: 0.310, SLG: 0.272		4-3		2-H 1B		F9				3	0	1	1	0	0	0
Don Landrum, L (1, 8) OBP: 0.247, SLG: 0.214		1-3		F7		G3				3	0	0	0	0	0	1
Dick Bertell, R (1, 2) OBP: 0.297, SLG: 0.275			FC6-5 SH1-4 BB	5-3			K			2	0	0	0	1	1	1
Larry Jackson, R (1, 1) OBP: 0.214, SLG: 0.222			SH1-4 1-2		SH4-3 1B 1B		6-3			2	1	1	0	0	0	0
Inning Stats	R: 0 E: 0 K: 1 S: 6 H: 1 LOB: 1 BB: 0 P: 6	R: 0 E: 0 K: 0 S: 3 H: 0 LOB: 0 BB: 0 P: 3	R: 1 E: 0 K: 0 S: 4 H: 1 LOB: 1 BB: 1 P: 8	R: 1 E: 0 K: 0 S: 4 H: 1 LOB: 1 BB: 1 P: 8	R: 1 E: 0 K: 0 S: 4 H: 2 LOB: 0 BB: 0 P: 4	R: 1 E: 0 K: 0 S: 4 H: 1 LOB: 0 BB: 0 P: 4	R: 0 E: 0 K: 1 S: 5 H: 0 LOB: 0 BB: 0 P: 5	R: 0 E: 0 K: 1 S: 6 H: 1 LOB: 1 BB: 0 P: 6		1B: 6 2B: 0 3B: 0 HR: 1	SF: 0 SAC: 2 DP: 0 HBP: 0						

PITCHER		IP	WLS	BF	H	R	ER	SO	BB	IBB	HBP	BLK	WP	HR	S	P	ERA	WHIP
Turk Farrell, R ERA: 2.92	(1, 1)	6.0	L	25	6	4	4	1	2	0	0	0	0	1	25	33	6.00	1.333
Russ Kemmerer, R ERA: 5.31	(7, 1)	2.0		7	1	0	0	2	0	0	0	0	0	0	11	11	0.00	0.500

PITCHER	IP	WLS	BF	H	R	ER	SO	BB	IBB	HBP	BLK	WP	HR	S	P	ERA	WHIP

BOTTOM

Houston Colt 45's @ Chicago Cubs

Wrigley Field, Chicago, IL

Sat May 25 1963, 3:33 AM CDT

Att. 9,786 - Cloudy - 61 F

livebaseballscorecards.com

AB	28
R	4
H	7
RBI	4
BB	2
SO	3
LOB	11

Batter	1	2	3	4	5	6	7	8	9	AB	R	H	RBI	BB	SO	LOB
Al Spangler, L (1, 7) OBP: 0.350, SLG: 0.341	BBBB 4-0 FC5-6 BB		x 0-0 ② F9		x 0-0 1B		x 0-0 ②③ G4-6-3 1-2f		x 0-0 PO 1B	4	0	2	0	1	0	1
Johnny Temple, R (1, 4) OBP: 0.356, SLG: 0.360	x 0-0 ① FC5-6 1B 1-2f		x 0-0 2B		x 0-0 ③ L9			x 0-0 F9 WP 1B 1B	0-0 ③ PO 1-2	4	1	2	0	0	0	2
Pete Runnels, L (1, 3) OBP: 0.283, SLG: 0.252	SSS 0-3 ② K		x 0-0 ③ F8			x 0-0 ① 6-3		x 0-0 ① F9 1-3		4	0	0	0	0	1	3
Carl Warwick, R (1, 8) OBP: 0.392, SLG: 0.446	x 0-0 1-3 1B			BBBB 4-0 BB		BBBB 4-0 1B BB		x 0-0 1B 3-H 1B		2	0	2	1	2	0	0
Rusty Staub, L (1, 9) OBP: 0.333, SLG: 0.348	x 0-0 ③ F9			x 0-0 ① F7		x 0-0 ② F2		x 0-0 ② F8		4	0	0	0	0	0	5
Bob Aspromonte, R (1, 5) OBP: 0.286, SLG: 0.306		BBBB 4-0 FC6-4 BB		x 0-0 ② F9		x 0-0 FC6 1-2 1B		x 0-0 1-2 1B		3	0	2	0	1	0	1
Bob Lillis, R (1, 6) OBP: 0.281, SLG: 0.290		x 0-0 ① FC6-4 G6-4-3 1-2f		x 0-0 ③ F8		x 0-0 ③ FC6 1-2f		x 0-0 ③ 1-3		4	0	0	0	0	0	6
John Bateman, R (1, 2) OBP: 0.221, SLG: 0.327		x 0-0 ②③ G6-4-3 1-2f			SSS 0-3 ① K		x 0-0 ① 1-3		x 0-0 ① F9	4	0	0	0	0	1	1
Dick Drott, R (1, 1) OBP: 0.143, SLG: 0.143 Ken Johnson, R (5, 1) OBP: 0.071, SLG: 0.071 Brock Davis, L (7, PH) OBP: 0.308, SLG: 0.273 Don McMahon, R (7, 1) Jim Campbell, R (9, PH) OBP: 0.218, SLG: 0.216			x 0-0 ① 1-3		SSS 0-3 ② K		x 0-0 G4-6-3 1B		x 0-0 ② 6-3	2 0 1 0 1	0 0 0 0 0	0 0 1 0 0	0 0 0 0 0	1 0 0 0 0	0 0 0 0 0	0 0 0 0 0
Inning Stats	R: 0 H: 1 E: 0 LOB: 2 K: 1 BB: 1 S: 6 P: 10	R: 0 H: 0 E: 0 LOB: 0 K: 0 BB: 1 S: 2 P: 6	R: 0 H: 1 E: 0 LOB: 1 K: 0 BB: 0 S: 4 P: 4	R: 0 H: 0 E: 0 LOB: 1 K: 0 BB: 1 S: 3 P: 7	R: 0 H: 1 E: 0 LOB: 1 K: 2 BB: 0 S: 8 P: 8	R: 0 H: 1 E: 0 LOB: 2 K: 0 BB: 1 S: 4 P: 8	R: 0 H: 1 E: 0 LOB: 0 K: 0 BB: 0 S: 3 P: 3	R: 1 H: 3 E: 0 LOB: 2 K: 0 BB: 0 S: 6 P: 6	R: 0 H: 1 E: 0 LOB: 0 K: 0 BB: 0 S: 3 P: 3	1B: 8 2B: 1 3B: 0 HR: 0	SF: 0 SAC: 0 DP: 2 HBP: 0					

PITCHER	IP	WLS	BF	H	R	ER	SO	BB	IBB	HBP	BLK	WP	HR	S	P	ERA	WHIP
Bob Buhl, R (1, 1) ERA: 2.58	9.0	W	37	9	1	1	3	4	0	0	0	1	0	39	55	1.00	1.444

PITCHER	IP	WLS	BF	H	R	ER	SO	BB	IBB	HBP	BLK	WP	HR	S	P	ERA	WHIP

TOP

Houston Colt 45's @ Chicago Cubs

Wrigley Field, Chicago, IL

Sun May 26 1963, 3:33 AM CDT

Att. 15,316 - Unknown - 61 F

livebaseballscorecards.com

AB	33
R	1
H	9
RBI	1
BB	4
SO	3
LOB	19

WP: 1	PA: 38																
PB: 0																	
SB: 0																	
CS: 0																	

Batter	1	2	3	4	5	6	7	8	9	AB	R	H	RBI	BB	SO	LOB
Lou Brock, L (1, 9) OBP: 0.322, SLG: 0.401	P3		1B 3B 1-H		4-3 S FC4-2-5-6 1B		F7			4	1	2	1	0	0	0
Ken Hubbs, R (1, 4) OBP: 0.318, SLG: 0.414	K S S S		1B 3-H		4-3 1-3		HR			4	1	2	2	0	1	1
Billy Williams, L (1, 7) OBP: 0.368, SLG: 0.427	P6		F9		FC4-2-5-6 HR 3-H		6-3			4	1	0	0	0	0	2
Ron Santo, R (1, 5) OBP: 0.313, SLG: 0.446		F8		3-1 BB 1B	HR 2-H			14 FC4-9-6 1B		4	1	3	2	0	0	0
14 Ernie Banks, R (1, 3) OBP: 0.247, SLG: 0.387		F8		K S S S	6-3			FC4-9-6 FC4-6 1-2f		4	0	0	0	0	1	2
Andre Rodgers, R (1, 6) OBP: 0.309, SLG: 0.266		L8		3-1 B B B 1-2 BB		K S S S		FC4-6 1-2f		3	0	0	0	1	1	1
Don Landrum, L (1, 8) OBP: 0.237, SLG: 0.205			P6	3-1 1-2 2-3		6-3		1-3		4	0	0	0	0	0	3
Dick Bertell, R (1, 2) OBP: 0.309, SLG: 0.272			3B B B B B BB	IBB I I I		P6				1	1	0	0	2	0	0
Bob Buhl, R (1, 1) OBP: 0.111, SLG: 0.111			K S S S	K S S S			K S S S			3	0	0	0	0	3	4
Inning Stats	R: 0 H: 0 E: 0 LOB: 0 K: 1 BB: 0 S: 5 P: 5	R: 0 H: 0 E: 0 LOB: 0 K: 0 BB: 0 S: 3 P: 3	R: 2 H: 2 E: 0 LOB: 1 K: 1 BB: 1 S: 7 P: 11	R: 0 H: 1 E: 0 LOB: 3 K: 2 BB: 2 S: 8 P: 16	R: 2 H: 2 E: 0 LOB: 0 K: 0 BB: 0 S: 5 P: 5	R: 0 H: 0 E: 0 LOB: 0 K: 1 BB: 0 S: 5 P: 5	R: 1 H: 1 E: 0 LOB: 0 K: 1 BB: 0 S: 6 P: 6	R: 0 H: 1 E: 0 LOB: 1 K: 0 BB: 0 S: 4 P: 4		1B: 4 SF: 0 2B: 0 SAC: 0 3B: 1 DP: 0 HR: 2 HBP: 0						WP: 0 PA: 34 PB: 0 SB: 1 CS: 0

PITCHER		IP	WLS	BF	H	R	ER	SO	BB	IBB	HBP	BLK	WP	HR	S	P	ERA	WHIP
Dick Drott, R ERA: 2.73	(1, 1)	4.2	L	22	5	4	4	4	2	1	0	0	0	1	27	39	7.71	1.500
Ken Johnson, R ERA: 3.14	(5, 1)	1.1		4	0	0	0	1	0	0	0	0	0	0	6	6	0.00	0.000
Don McMahon, R ERA: 5.12	(7, 1)	2.0		8	2	1	1	1	0	0	0	0	0	1	10	10	4.50	1.000

PITCHER	IP	WLS	BF	H	R	ER	SO	BB	IBB	HBP	BLK	WP	HR	S	P	ERA	WHIP

BOTTOM

Houston Colt 45's @ Chicago Cubs

Wrigley Field, Chicago, IL

Sun May 26 1963, 3:33 AM CDT

Att. 15,316 - Unknown - 61 F

livebaseballscorecards.com

AB	31
R	5
H	7
RBI	5
BB	3
SO	6
LOB	13

Batter	1	2	3	4	5	6	7	8	9	10	AB	R	H	RBI	BB	SO	LOB
Bob Lillis, R (1, 6) (6, 5) OBP: 0.278, SLG: 0.287	K		F2		F7		F9			SH1-3 1B	5	0	1	0	0	1	1
Johnny Temple, R (1, 4) OBP: 0.346, SLG: 0.350	K		F8		L6		G6-3 1-2f			SH1-3 1-2	4	0	0	0	0	1	1
Al Spangler, L (1, 7) OBP: 0.338, SLG: 0.328	G3		K			F8		F9		K	5	0	0	0	0	2	1
Carl Warwick, R (1, 9) OBP: 0.396, SLG: 0.443		BB HR BB		F6		G3		G4-6-3 1B			3	1	1	0	1	0	0
Rusty Staub, L (1, 3) OBP: 0.338, SLG: 0.342		HR 1-2 BB		4-3		1B 3B BB		G4-6-3 1-2f			2	2	0	0	2	0	1
Bob Aspromonte, R (1, 5) OBP: 0.287, SLG: 0.306 J C Hartman, R (6, 6) OBP: 0.180, SLG: 0.155	K			5-3		3B 1B 1-2			K		3 1	1 0	1 0	0 0	0 0	1 1	2 0
Howie Goss, R (1, 8) OBP: 0.279, SLG: 0.418		HR 1-H 2-H			HR	3B 1-H 2-H			BB L6-3		3	2	3	6	1	0	0
John Bateman, R (1, 2) OBP: 0.222, SLG: 0.351		1-3			HR	F6			L6-3 1-2		4	1	1	1	0	0	2
Don Nottebart, R (1, 1) OBP: 0.130, SLG: 0.091 Russ Kemmerer, R (3, 1) OBP: 0.200, SLG: 0.200 Hal Woodeshick, R (7, 1) OBP: 0.286, SLG: 0.286 Ken Johnson, R (9, 1) OBP: 0.067, SLG: 0.067		5-3			F9		G6-3 1B			F9	1 2 0 1	0 0 0 0	0 1 0 0	0 0 0 0	0 0 0 0	0 0 0 0	0 0 0 0
Inning Stats	R: 0 E: 0 K: 2 S: 7 H: 0 LOB: 0 BB: 0 P: 7	R: 3 E: 0 K: 1 S: 6 H: 1 LOB: 0 BB: 2 P: 14	R: 0 E: 0 K: 1 S: 5 H: 0 LOB: 0 BB: 0 P: 5	R: 0 E: 0 K: 0 S: 3 H: 0 LOB: 0 BB: 0 P: 3	R: 2 E: 0 K: 0 S: 5 H: 2 LOB: 0 BB: 0 P: 5	R: 2 E: 0 K: 0 S: 5 H: 2 LOB: 1 BB: 1 P: 9	R: 0 E: 0 K: 0 S: 3 H: 1 LOB: 0 BB: 0 P: 3	R: 0 E: 0 K: 0 S: 3 H: 1 LOB: 0 BB: 0 P: 3	R: 0 E: 0 K: 1 S: 4 H: 0 LOB: 0 BB: 1 P: 8	R: 0 E: 0 K: 1 S: 6 H: 1 LOB: 1 BB: 0 P: 6	1B: 4 2B: 1 3B: 1 HR: 3	SF: 0 SAC: 1 DP: 3 HBP: 0					

PITCHER		IP	WLS	BF	H	R	ER	SO	BB	IBB	HBP	BLK	WP	HR	S	P	ERA	WHIP
Ernie Broglio, R ERA: 2.65	(1, 1)	5.2		25	5	7	7	4	3	0	0	0	0	3	30	42	11.12	1.412
Ed Bauta, R ERA: 1.8	(6, 1)	1.1		4	1	0	0	0	0	0	0	0	0	0	4	4	0.00	0.750
Diomedes Olivo, L ERA: 3.97	(8, 1)	2.0		6	1	0	0	1	1	0	0	0	0	0	7	11	0.00	1.000
Ron Taylor, R ERA: 2.08	(10, 1)	1.0	W	4	1	0	0	1	0	0	0	0	0	0	6	6	0.00	1.000

PITCHER	IP	WLS	BF	H	R	ER	SO	BB	IBB	HBP	BLK	WP	HR	S	P	ERA	WHIP

TOP

Houston Colt 45's @ St. Louis Cardinals

Sportsman's Park, St. Louis, MO

Tue May 28 1963, 8:05 PM EDT
Att. 6,836 - Unknown - 70 F

livebaseballscorecards.com

AB	34
R	7
H	8
RBI	7
BB	4
SO	6
LOB	8

1B: 4 SF: 0
2B: 1 SAC: 1
3B: 1 DP: 3
HR: 3 HBP: 0

WP: 0 PA: 39
PB: 0
SB: 0
CS: 0

Batter	1	2	3	4	5	6	7	8	9	10	AB	R	H	RBI	BB	SO	LOB
Curt Flood, R (1, 8) OBP: 0.318, SLG: 0.401	3B 1B	6-3		F8			1B 2B 1-3	CS 1B		2B 1-3 2-H	6	2	4	1	0	0	1
Bill White, L (1, 3) OBP: 0.383, SLG: 0.472	2B 3B 1-H	1B 2B	F9				1B FC4-6 1B 2-H 3-H	CS 1-2	4-3		5	3	3	3	0	0	0
Dick Groat, R (1, 6) OBP: 0.427, SLG: 0.508	2B 3-H	2-H 1B	4-3				FC4-6 1B 1-3		HBP FC4-6		4	0	3	2	0	0	0
Stan Musial, L (1, 7) OBP: 0.320, SLG: 0.487 Dal Maxvill, R (7, PR) OBP: 0.286, SLG: 0.167 Diomedes Olivo, L (8, 1) Carl Sawatski, L (9, PH) OBP: 0.313, SLG: 0.424 Bob Gibson, R (9, PR) OBP: 0.368, SLG: 0.471 Ron Taylor, R (10, 1)	L8	3B	2-3				FC4-6 1B 2B 1-2f 3-H		BB HBP FC4-6 1-2f		4 0 0 1 0 0	0 1 0 0 0 0	1 0 0 0 0 0	1 0 0 0 0 0	0 0 0 0 0 0	0 0 0 1 0 0	2 0 0 1 0 0
Ken Boyer, R (1, 5) OBP: 0.388, SLG: 0.466	BB G4-6-3	F4		FC4-6 1B		2B 1B 1-2		HBP FC5 BB 1-2		3	0	2	0	1	0	1
George Altman, L (1, 9) OBP: 0.330, SLG: 0.350 Leo Burke, R (7, PH) OBP: 0.333, SLG: 0.472 (8, 9)	G4-6-3 1-2f	BB FC6-4		FC4-6 FC5-4 1-2f		2B 1-H 2-H		BB 1-2 2-3		2 1	0 0	0 1	0 1	1 1	0 0	3 0
Julian Javier, R (1, 4) OBP: 0.317, SLG: 0.429	F7	FC6-4 1-2f		L7		F8		FC5 2-3f		5	0	0	0	0	0	8
Gene Oliver, R (1, 2) OBP: 0.292, SLG: 0.426 Tim McCarver, L (10, PR) OBP: 0.343, SLG: 0.394	2B	5-3		FC5-4 1-2f			F8			1B 2B 1B	5 0	0 1	2 0	0 0	0 0	0 0	1 0
Ernie Broglio, R (1, 1) OBP: 0.107, SLG: 0.107 Ed Bauta, R (6, 1) Charlie James, R (7, PH) OBP: 0.324, SLG: 0.444 (8, 7)	F3	3-1				2B 1B 1B		6-3		2B 1B 1-2	2 0 3	0 0 1	0 0 2	0 0 0	0 0 0	0 0 0	1 0 0
Inning Stats	R: 2 H: 3 E: 0 LOB: 1 K: 0 BB: 1 S: 5 P: 9	R: 0 H: 1 E: 0 LOB: 1 K: 0 BB: 0 S: 4 P: 4	R: 1 H: 3 E: 0 LOB: 2 K: 0 BB: 1 S: 5 P: 9	R: 0 H: 0 E: 0 LOB: 0 K: 0 BB: 0 S: 3 P: 3	R: 0 H: 0 E: 0 LOB: 0 K: 0 BB: 0 S: 3 P: 3	R: 0 H: 1 E: 0 LOB: 1 K: 0 BB: 0 S: 4 P: 4	R: 4 H: 6 E: 0 LOB: 2 K: 0 BB: 0 S: 8 P: 8	R: 0 H: 1 E: 0 LOB: 0 K: 0 BB: 0 S: 3 P: 3	R: 0 H: 0 E: 0 LOB: 3 K: 0 BB: 1 S: 3 P: 9	R: 1 H: 3 E: 0 LOB: 3 K: 0 BB: 0 S: 3 P: 3	1B: 10 SF: 0 2B: 6 SAC: 0 3B: 2 DP: 1 HR: 0 HBP: 2						

PITCHER		IP	WLS	BF	H	R	ER	SO	BB	IBB	HBP	BLK	WP	HR	S	P	ERA	WHIP
Don Nottebart, R ERA: 3.29	(1, 1)	2.1		13	7	3	3	0	1	0	0	0	0	0	12	16	11.57	3.429
Russ Kemmerer, R ERA: 6.0	(3, 1)	3.2		17	5	4	4	0	1	0	0	0	0	0	16	20	9.82	1.636
Hal Woodeshick, L ERA: 0.98	(7, 1)	2.2		12	3	0	0	0	1	0	2	0	0	0	9	15	0.00	1.500
Ken Johnson, R ERA: 3.29	(9, 1)	0.1	L	4	3	1	1	0	0	0	0	0	0	0	4	4	27.00	9.000

PITCHER	IP	WLS	BF	H	R	ER	SO	BB	IBB	HBP	BLK	WP	HR	S	P	ERA	WHIP

BOTTOM

Houston Colt 45's @ St. Louis Cardinals

Sportsman's Park, St. Louis, MO

Tue May 28 1963, 8:05 PM EDT
Att. 6,836 - Unknown - 70 F

livebaseballscorecards.com

AB	41
R	8
H	18
RBI	8
BB	3
SO	0
LOB	18

WP: 0 PA: 47
PB: 0
SB: 0
CS: 1

Batter	1	2	3	4	5	6	7	8	9	10	AB	R	H	RBI	BB	SO	LOB
Ernie Fazio, R (1, 4) OBP: 0.227, SLG: 0.211	K2-3		BB			6-3		B1		L5	4	0	0	0	1	1	1
Johnny Temple, R (1, 5) OBP: 0.348, SLG: 0.351	6-3		F8 1-2			CS 1B		L5		1B	5	0	2	0	0	0	2
Al Spangler, L (1, 7) OBP: 0.336, SLG: 0.333	K			F9		F9 1-2		2B 2-H		1-3	4	0	1	1	0	1	1
Jim Umbricht, R (8, 1)											0	0	0	0	0	0	0
John Bateman, R (10, PH) OBP: 0.220, SLG: 0.348											1	0	0	0	0	0	1
Don McMahon, R (10, 1)											0	0	0	0	0	0	0
Carl Warwick, R (1, 9) OBP: 0.391, SLG: 0.445		K		5-3			FC3-5 2B	F5			4	0	1	0	0	1	1
Rusty Staub, L (1, 3) OBP: 0.336, SLG: 0.347		2B		F6			FC3-5 1B 2-3		4-3		4	0	1	0	0	0	1
Howie Goss, R (1, 8) OBP: 0.278, SLG: 0.432		F6			HR		K		K		4	1	1	1	0	2	2
Bob Lillis, R (1, 6) OBP: 0.284, SLG: 0.293		3-1			6-3		1B 1-2		1B		4	0	2	0	0	0	1
Jim Campbell, R (1, 2) OBP: 0.203, SLG: 0.200			4-3		K		6-3		G3		4	0	0	0	0	1	3
Bob Bruce, R (1, 1) OBP: 0.130, SLG: 0.048			6-3		K			2B		K	2	0	0	0	0	1	0
Brock Davis, L (8, PH) OBP: 0.333, SLG: 0.385 (8, 7)											2	1	1	0	0	1	0
Inning Stats	R: 0 E: 0 K: 2 S: 7 H: 0 LOB: 0 BB: 0 P: 7	R: 0 E: 0 K: 1 S: 6 H: 1 LOB: 1 BB: 0 P: 6	R: 0 E: 0 K: 0 S: 3 H: 0 LOB: 1 BB: 1 P: 7	R: 0 E: 0 K: 0 S: 3 H: 0 LOB: 0 BB: 0 P: 3	R: 1 E: 0 K: 2 S: 8 H: 1 LOB: 0 BB: 0 P: 8	R: 0 E: 0 K: 0 S: 3 H: 1 LOB: 0 BB: 0 P: 3	R: 0 E: 0 K: 1 S: 7 H: 2 LOB: 2 BB: 0 P: 7	R: 1 E: 0 K: 0 S: 5 H: 2 LOB: 1 BB: 0 P: 5	R: 0 E: 0 K: 1 S: 6 H: 1 LOB: 1 BB: 0 P: 6	R: 0 E: 0 K: 1 S: 6 H: 1 LOB: 1 BB: 0 P: 6	1B: 4 2B: 4 3B: 0 HR: 1	SF: 0 SAC: 0 DP: 0 HBP: 0						

PITCHER	IP	WLS	BF	H	R	ER	SO	BB	IBB	HBP	BLK	WP	HR	S	P	ERA	WHIP
Ray Washburn, R (1, 1) ERA: 3.09	2.2		10	1	0	0	3	1	0	0	0	0	0	15	19	0.00	0.750
Bob Gibson, R (3, 1) ERA: 5.82	6.1		25	7	2	2	4	0	0	0	0	0	1	33	33	2.84	1.105
Bobby Shantz, L (10, 1) ERA: 2.88	1.0	W	4	1	0	0	1	0	0	0	0	0	0	6	6	0.00	1.000

PITCHER	IP	WLS	BF	H	R	ER	SO	BB	IBB	HBP	BLK	WP	HR	S	P	ERA	WHIP

TOP

Houston Colt 45's @ St. Louis Cardinals

Sportsman's Park, St. Louis, MO

Wed May 29 1963, 8:05 PM EDT
Att. 8,346 - Unknown - 74 F

livebaseballscorecards.com

AB	38
R	2
H	9
RBI	2
BB	1
SO	8
LOB	13

1B: 4	SF: 0	WP: 0	PA: 39
2B: 4	SAC: 0	PB: 0	
3B: 0	DP: 0	SB: 1	
HR: 1	HBP: 0	CS: 1	

Batter	1	2	3	4	5	6	7	8	9	10	AB	R	H	RBI	BB	SO	LOB
Curt Flood, R (1, 8) OBP: 0.316, SLG: 0.396	5-3 4-3 1B		F9		L6		F8			K	5	0	1	0	0	1	1
Bill White, L (1, 3) OBP: 0.384, SLG: 0.482	4-3 1-2		F6			1B 4-3 1B BB		6-3		HR	4	2	1	1	1	0	1
Dick Groat, R (1, 6) OBP: 0.419, SLG: 0.497	5-3 2-3		K			4-3 1-2		1-3			4	0	0	0	0	1	2
George Altman, L (1, 9) OBP: 0.328, SLG: 0.348	G3			G3		1B SF9 2-3 1B		G3			4	1	1	0	0	0	1
Ken Boyer, R (1, 5) OBP: 0.395, SLG: 0.473		FC6-4 1B		K2-4-2 1B		1-3 3-H 1B			6-3		4	0	3	1	0	0	0
Charlie James, R (1, 7) OBP: 0.317, SLG: 0.436		F5		K2-4-2 1-2f		SF9 3-H			2B		2	0	0	0	0	1	2
Stan Musial, L (6, PH) OBP: 0.318, SLG: 0.487											0	0	0	1	0	0	0
Duke Carmel, L (7, 7) OBP: 0.385, SLG: 0.400											1	0	1	0	0	0	0
Julian Javier, R (1, 4) OBP: 0.310, SLG: 0.419		FC6-4 S 1-2f			5-3				F5		4	0	0	0	0	1	3
Carl Sawatski, L (1, 2) OBP: 0.338, SLG: 0.426							K			IBB	2	0	1	0	2	1	0
Dal Maxvill, R (9, PR) OBP: 0.286, SLG: 0.167		1-2 IBB			FC6-4 1B						0	0	0	0	0	0	0
Bobby Shantz, R (10, 1)											0	0	0	0	0	0	0
Ray Washburn, R (1, 1) OBP: 0.100, SLG: 0.053		K			FC6-4 1-2f		K			6-3	1	0	0	0	0	1	2
Bob Gibson, R (3, 1) OBP: 0.333, SLG: 0.421											2	0	0	0	0	1	1
Tim McCarver, L (9, PH) OBP: 0.333, SLG: 0.382											1	0	0	0	0	0	2
(10, 2)																	
Inning Stats	R: 0 H: 1 E: 0 LOB: 1 K: 0 BB: 0 S: 4 P: 4	R: 0 H: 1 E: 0 LOB: 2 K: 1 BB: 1 S: 6 P: 10	R: 0 H: 0 E: 0 LOB: 0 K: 1 BB: 0 S: 5 P: 5	R: 0 H: 1 E: 0 LOB: 1 K: 1 BB: 0 S: 5 P: 5	R: 0 H: 1 E: 0 LOB: 1 K: 0 BB: 0 S: 4 P: 4	R: 2 H: 2 E: 0 LOB: 1 K: 1 BB: 1 S: 7 P: 11	R: 0 H: 0 E: 0 LOB: 0 K: 2 BB: 0 S: 7 P: 7	R: 0 H: 0 E: 0 LOB: 0 K: 0 BB: 0 S: 3 P: 3	R: 0 H: 1 E: 0 LOB: 2 K: 0 BB: 1 S: 4 P: 8	R: 1 H: 1 E: 0 LOB: 0 K: 1 BB: 0 S: 4 P: 4	1B: 6 SF: 1 2B: 2 SAC: 0 3B: 0 DP: 1 HR: 1 HBP: 0						

PITCHER		IP	WLS	BF	H	R	ER	SO	BB	IBB	HBP	BLK	WP	HR	S	P	ERA	WHIP
Bob Bruce, R	(1, 1)	7.0		28	6	2	2	6	1	1	0	0	0	0	38	46	2.57	1.000
ERA: 4.07																		
Jim Umbricht, R	(8, 1)	2.0		8	1	0	0	0	0	1	0	0	0	0	7	11	0.00	0.500
ERA: 8.44																		
Don McMahon, R	(10, 1)	0.1	L	2	1	1	1	1	0	0	0	0	0	1	4	4	27.00	3.000
ERA: 5.49																		

PITCHER	IP	WLS	BF	H	R	ER	SO	BB	IBB	HBP	BLK	WP	HR	S	P	ERA	WHIP

BOTTOM

Houston Colt 45's @ St. Louis Cardinals

Sportsman's Park, St. Louis, MO

Wed May 29 1963, 8:05 PM EDT

Att. 8,346 - Unknown - 74 F

livebaseballscorecards.com

AB	34
R	3
H	8
RBI	3
BB	3
SO	7
LOB	15

WP: 0 PA: 38
PB: 0
SB: 1
CS: 0

Batter	1	2	3	4	5	6	7	8	9	AB	R	H	RBI	BB	SO	LOB
Ernie Fazio, R (1, 4) OBP: 0.265, SLG: 0.262	F8			F6		5-3 2B		1B BB 1B	BLK BB	4	1	2	0	1	0	0
Johnny Temple, R (1, 5) OBP: 0.356, SLG: 0.351	1-3			G6-3 1B		BBBB 5-3 BB		BBBB 1B 1-2 1B BB	1-2 1-3	3	1	1	0	2	0	1
Al Spangler, L (1, 7) OBP: 0.333, SLG: 0.331	4-3			1-2f G6-3		F3		1B 1-2 2-3 1B		4	1	1	0	0	0	3
Carl Warwick, R (1, 9) OBP: 0.394, SLG: 0.443		F6			BBBB 4-0 BB 2B BB	5-3 1-2 2-3		1B 1-2 2-H 3-H 1B		3	1	1	2	1	0	2
Rusty Staub, L (1, 3) OBP: 0.333, SLG: 0.339		SSS 0-3 K			BBBB 4-0 2B 1-2 6-3 BB		4-3	SSS 0-3 K		3	1	0	0	1	2	4
Howie Goss, R (1, 8) OBP: 0.283, SLG: 0.439		F2			WP 1-3 2-H 2B		F8	FC4-6 1-2 2-H 1B		4	0	2	2	0	0	0
Bob Lillis, R (1, 6) OBP: 0.276, SLG: 0.285			6-3		6-3 3-H		6-3	FC4-6 1-2f		4	0	0	1	0	0	3
Jim Campbell, R (1, 2) OBP: 0.206, SLG: 0.203			G2-6-3 1B		SSS 0-3 K 2-3		4-3		4-3	4	0	1	0	0	1	1
Turk Farrell, R (1, 1) OBP: 0.261, SLG: 0.200 Russ Kemmerer, R (4, 1) OBP: 0.167, SLG: 0.167 Hal Brown, R (5, 1) Bob Aspromonte, R (8, PH) OBP: 0.285, SLG: 0.304 Chris Zachary, L (8, 1) Brock Davis, L (9, PH) OBP: 0.313, SLG: 0.357			G2-6-3 1-2f		SSS 0-3 K			F9	K2-3	1 0 0 0 0 0 1 1 0 0 0 0 1 1 0 0 0 0 0 0 0 1 0 0 0 0 0 0 0 0 0 0 0 0 0 1 0 0 0 0 1 0						
Inning Stats	R: 0 E: 0 K: 0 S: 3 H: 0 LOB: 0 BB: 0 P: 3	R: 0 E: 0 K: 1 S: 5 H: 0 LOB: 0 BB: 0 P: 5	R: 0 E: 0 K: 0 S: 3 H: 1 LOB: 0 BB: 0 P: 3	R: 0 E: 0 K: 0 S: 3 H: 1 LOB: 0 BB: 0 P: 3	R: 2 E: 0 K: 2 S: 8 H: 1 LOB: 1 BB: 2 P: 16	R: 0 E: 0 K: 0 S: 4 H: 1 LOB: 2 BB: 1 P: 8	R: 0 E: 0 K: 0 S: 3 H: 0 LOB: 0 BB: 0 P: 3	R: 3 E: 0 K: 1 S: 9 H: 4 LOB: 2 BB: 1 P: 13	R: 0 E: 0 K: 1 S: 5 H: 0 LOB: 1 BB: 1 P: 9	1B: 6 2B: 2 3B: 0 HR: 0 SF: 0 SAC: 0 DP: 2 HBP: 0							

PITCHER		IP	WLS	BF	H	R	ER	SO	BB	IBB	HBP	BLK	WP	HR	S	P	ERA	WHIP
Ray Sadecki, L ERA: 6.16	(1, 1)	7.2	W	33	8	5	5	4	4	0	0	0	1	0	37	53	5.87	1.565
Ed Bauta, R ERA: 1.69	(8, 1)	1.1	S	5	0	0	0	1	1	0	0	1	0	0	6	10	0.00	0.750

PITCHER	IP	WLS	BF	H	R	ER	SO	BB	IBB	HBP	BLK	WP	HR	S	P	ERA	WHIP

TOP

Houston Colt 45's @ St. Louis Cardinals

Sportsman's Park, St. Louis, MO

Thu May 30 1963, 4:33 AM EDT

Att. 10,497 - Unknown - 79 F

livebaseballscorecards.com

AB	33
R	5
H	8
RBI	5
BB	5
SO	5
LOB	16

WP: 1 PA: 38
PB: 0
SB: 0
CS: 0

Batter	1	2	3	4	5	6	7	8	9	AB	R	H	RBI	BB	SO	LOB
Curt Flood, R (1, 8) OBP: 0.309, SLG: 0.387	5-3		E6 SH 1-2 3-H	F9		K		5-3		5	1	0	1	0	1	1
Bill White, L (1, 3) OBP: 0.383, SLG: 0.477	BB		SH HR 1-H 2-H		F6	K				2	1	0	0	1	1	0
Dick Groat, R (1, 6) OBP: 0.418, SLG: 0.493	K		HR BB		E6 WP 1B 1B	5-3				2	2	0	0	1	1	1
Dal Maxvill, R (6, 6) OBP: 0.250, SLG: 0.143										1	0	0	0	0	0	0
Stan Musial, L (1, 7) OBP: 0.323, SLG: 0.512	F9		HR 1-H 2-H		1B WP SF8 1-2 1B		F6			4	2	2	3	0	0	1
Charlie James, R (8, 7) OBP: 0.317, SLG: 0.436										0	0	0	0	0	0	0
Ken Boyer, R (1, 5) OBP: 0.392, SLG: 0.465		6-3	F7		1B BB 1-2 2-3		5-3			3	1	0	0	1	0	0
George Altman, L (1, 9) OBP: 0.337, SLG: 0.357		G6-4-3 1B	F7		1B 1-2 2-3 3-H 1B		E S 1B			4	0	3	1	0	0	0
Julian Javier, R (1, 4) OBP: 0.303, SLG: 0.411		G6-4-3 1-2f	5-3		SF8 3-H		F4 1-3			3	0	0	1	0	0	2
Tim McCarver, L (1, 2) OBP: 0.350, SLG: 0.421			SH E 2B	4-3	1B 1-2 2-H			F8		4	1	2	1	0	0	0
Ray Sadecki, L (1, 1) OBP: 0.227, SLG: 0.227			SH E SH 2-3	4-3	F5			4-3		2	1	0	0	0	0	2
Ed Bauta, R (8, 1)										1	0	0	0	0	0	0
Inning Stats	R: 0 E: 0 K: 1 S: 5 H: 0 LOB: 1 BB: 1 P: 9	R: 0 E: 0 K: 0 S: 3 H: 1 LOB: 0 BB: 0 P: 3	R: 6 E: 3 K: 0 S: 8 H: 2 LOB: 0 BB: 1 P: 12	R: 0 E: 0 K: 0 S: 3 H: 0 LOB: 0 BB: 0 P: 3	R: 3 E: 1 K: 0 S: 7 H: 3 LOB: 2 BB: 1 P: 11	R: 0 E: 0 K: 2 S: 7 H: 0 LOB: 0 BB: 0 P: 7	R: 0 E: 0 K: 0 S: 4 H: 1 LOB: 1 BB: 0 P: 4	R: 0 E: 0 K: 0 S: 3 H: 0 LOB: 0 BB: 0 P: 3		1B: 5 2B: 1 3B: 0 HR: 1 SF: 1 SAC: 2 DP: 1 HBP: 0						

BOTTOM

Houston Colt 45's @ St. Louis Cardinals

Sportsman's Park, St. Louis, MO

Thu May 30 1963, 4:33 AM EDT

Att. 10,497 - Unknown - 79 F

livebaseballscorecards.com

AB	31
R	9
H	7
RBI	7
BB	3
SO	3
LOB	7

WP: 1 PB: 0 SB: 1 CS: 0 PA: 37

PITCHER		IP	WLS	BF	H	R	ER	SO	BB	IBB	HBP	BLK	WP	HR	S	P	ERA	WHIP
Turk Farrell, R ERA: 2.92	(1, 1)	3.0	L	16	3	6	1	1	2	0	0	0	0	1	16	24	3.00	1.667
Russ Kemmerer, R ERA: 5.61	(4, 1)	1.2		10	3	3	0	0	1	0	0	0	1	0	9	13	0.00	2.400
Hal Brown, R ERA: 4.5	(5, 1)	2.1		8	1	0	0	2	0	0	0	0	0	0	12	12	0.00	0.429
Chris Zachary, R ERA: 9.49	(8, 1)	1.0		3	0	0	0	0	0	0	0	0	0	0	3	3	0.00	0.000

PITCHER	IP	WLS	BF	H	R	ER	SO	BB	IBB	HBP	BLK	WP	HR	S	P	ERA	WHIP

Batter	1	2	3	4	5	6	7	8	9	AB	R	H	RBI	BB	SO	LOB
Ernie Fazio, R (1, 4) OBP: 0.264, SLG: 0.244	B B B B 4-0 FC3-6 E FC5-4 BB		x 0-0 ② 6-3	S S S 0-3 ③ K			x 0-0 ② F8			3	1	0	0	1	1	3
Johnny Temple, R (1, 5) OBP: 0.353, SLG: 0.344	x 0-0 E1 FC3-6 1-2		B B B B 4-0 BB		S S S 0-3 ① K		S S S 0-3 ③ K			3	0	0	0	1	2	2
Al Spangler, L (1, 7) OBP: 0.325, SLG: 0.321	x 0-0 ① FC3-6 FC5-4 1-2f 2-3		x 0-0 ③ F9		x 0-0 ② F7			x 0-0 ① 3-1		4	0	0	0	0	0	3
Carl Warwick, R (1, 9) OBP: 0.390, SLG: 0.437	x 0-0 ② FC5-4 1-2f 3-H			x 0-0 E S 1B 1B	x 0-0 ③ 6-3			x 0-0 ② F2		4	1	1	1	0	0	1
Rusty Staub, L (1, 3) OBP: 0.331, SLG: 0.331	x 0-0 ③ G3			S S S 0-3 ① K 1-2		x 0-0 ① 3-1		B B B B 4-0 FC6-4 BB		3	0	0	0	1	1	2
Howie Goss, R (1, 8) OBP: 0.283, SLG: 0.432		x 0-0 ① F5		B B B B 4-0 E 1B BB		x 0-0 ② 5-3		x 0-0 ③ FC6-4 1-2f		3	1	0	0	1	0	1
Bob Lillis, R (1, 6) OBP: 0.269, SLG: 0.277		x 0-0 ② F9		x 0-0 E3 SH1-4 1B 1-2 2-3		x 0-0 ③ F9			x 0-0 ① P5	4	0	0	0	0	0	2
John Bateman, R (1, 2) OBP: 0.230, SLG: 0.348		S S S 0-3 ③ K		x 0-0 SH1-4 1B 1-2 2-H 3-H			B B B B 4-0 BB		x 0-0 ② F8	3	0	1	2	1	1	0
Ken Johnson, R (1, 1) OBP: 0.056, SLG: 0.056			S S S 0-3 ① K	x 0-0 ② SH1-4 1-2 2-3			S S S 0-3 ① K		S S S 0-3 ③ K	3	0	0	0	0	3	1
Inning Stats	R: 1 H: 0 E: 1 LOB: 1 K: 0 BB: 1 S: 4 P: 8	R: 0 H: 0 E: 0 LOB: 0 K: 1 BB: 0 S: 5 P: 5	R: 0 H: 0 E: 0 LOB: 1 K: 1 BB: 1 S: 5 P: 9	R: 2 H: 2 E: 1 LOB: 2 K: 2 BB: 1 S: 10 P: 14	R: 0 H: 0 E: 0 LOB: 0 K: 1 BB: 0 S: 5 P: 5	R: 0 H: 0 E: 0 LOB: 0 K: 0 BB: 0 S: 3 P: 3	R: 0 H: 0 E: 0 LOB: 1 K: 2 BB: 1 S: 7 P: 11	R: 0 H: 0 E: 0 LOB: 1 K: 0 BB: 1 S: 3 P: 7	R: 0 H: 0 E: 0 LOB: 0 K: 1 BB: 0 S: 5 P: 5	1B: 2 SF: 0 2B: 0 SAC: 1 3B: 0 DP: 0 HR: 0 HBP: 0						

TOP

Houston Colt 45's @ Milwaukee Braves

Milwaukee County Stadium, Milwaukee, WI

Fri May 31 1963, 8:05 PM EDT

Att. 6,619 - Unknown - 67 F

livebaseballscorecards.com

AB	30
R	3
H	2
RBI	3
BB	5
SO	8
LOB	15

WP: 0 PA: 36
PB: 0
SB: 1
CS: 0

PITCHER		IP	WLS	BF	H	R	ER	SO	BB	IBB	HBP	BLK	WP	HR	S	P	ERA	WHIP
Bob Shaw, R ERA: 3.67	(1, 1)	6.0	L	25	2	3	1	5	3	0	0	0	0	0	32	44	1.50	0.833
Tony Cloninger, R ERA: 3.38	(7, 1)	2.0		8	0	0	0	2	2	0	0	0	0	0	10	18	0.00	1.000
Ron Piche, R ERA: 3.38	(9, 1)	1.0		3	0	0	0	1	0	0	0	0	0	0	5	5	0.00	0.000

PITCHER	IP	WLS	BF	H	R	ER	SO	BB	IBB	HBP	BLK	WP	HR	S	P	ERA	WHIP

BOTTOM

Houston Colt 45's @ Milwaukee Braves

Milwaukee County Stadium, Milwaukee, WI

Fri May 31 1963, 8:05 PM EDT
Att. 6,619 - Unknown - 67 F

livebaseballscorecards.com

Batter	1	2	3	4	5	6	7	8	9	AB	R	H	RBI	BB	SO	LOB
Lee Maye, L (1, 8) OBP: 0.288, SLG: 0.333	S S S 0-3 ① K		x 0-0 ② F7			x 0-0 E1 6-3 HR		x 0-0 ① SH2-4 1-2		3	1	0	0	0	1	1
Eddie Mathews, L (1, 5) OBP: 0.429, SLG: 0.462	S S S 0-3 ② K		x 0-0 ③ 6-3			x 0-0 ② 6-3 1-2		x 0-0 ② 3-1		4	0	0	0	0	1	3
Hank Aaron, R (1, 9) OBP: 0.414, SLG: 0.643	B B B B 4-0 BB			x 0-0 ① P4		x 0-0 2-H HR		x 0-0 ③ F8		3	1	1	2	1	0	1
Joe Torre, R (1, 2) OBP: 0.366, SLG: 0.417	x 0-0 ③ F8			x 0-0 ② 4-3		x 0-0 ③ F7			x 0-0 ① 6-3	4	0	0	0	0	0	1
Don Dillard, L (1, 7) OBP: 0.313, SLG: 0.424		x 0-0 CS 1B		x 0-0 ③ 4-3			x 0-0 ① G3		x 0-0 ② F7	4	0	1	0	0	0	0
Norm Larker, L (1, 3) OBP: 0.333, SLG: 0.319		x 0-0 ① ② G3 1-2			x 0-0 ① F8		x 0-0 ② F7		x 0-0 ③ 4-3	4	0	0	0	0	0	1
Denis Menke, R (1, 6) OBP: 0.285, SLG: 0.354 (8, 4)		x 0-0 ③ 1-3			x 0-0 ② 1-3		B B B B 4-0 BB			2	0	0	0	1	0	0
Amado Samuel, R (1, 4) OBP: 0.176, SLG: 0.235 Tommie Aaron, R (7, PH) OBP: 0.222, SLG: 0.242 Roy McMillan, R (8, 6) OBP: 0.291, SLG: 0.389			x 0-0 E4 SH1-4		x 0-0 ③ 6-3		x 0-0 ③ 1-3			2 1 0	0 0 0	0 0 0	0 0 0	0 0 0	0 0 0	0 1 0
Bob Shaw, R (1, 1) OBP: 0.389, SLG: 0.267 Bubba Morton, R (6, PH) OBP: 0.263, SLG: 0.152 Tony Cloninger, R (7, 1) Mack Jones, L (8, PH) OBP: 0.257, SLG: 0.282 Ron Piche, R (9, 1)			x 0-0 ① SH1-4 1-2			x 0-0 ① 4-3		x 0-0 SH2-4 1B		0 1 0 1 0	0 0 0 0 0	0 0 0 1 0	0 0 0 0 0	0 0 0 0 0	0 0 0 0 0	0 0 0 0 0
Inning Stats	R: 0 H: 0 E: 0 LOB: 1 K: 2 BB: 1 S: 7 P: 11	R: 0 H: 1 E: 0 LOB: 0 K: 0 BB: 0 S: 3 P: 3	R: 0 H: 0 E: 1 LOB: 1 K: 0 BB: 0 S: 4 P: 4	R: 0 H: 0 E: 0 LOB: 0 K: 0 BB: 0 S: 3 P: 3	R: 0 H: 0 E: 0 LOB: 0 K: 0 BB: 0 S: 3 P: 3	R: 2 H: 1 E: 1 LOB: 0 K: 0 BB: 0 S: 5 P: 5	R: 0 H: 0 E: 0 LOB: 1 K: 0 BB: 1 S: 3 P: 7	R: 0 H: 1 E: 0 LOB: 1 K: 0 BB: 0 S: 4 P: 4	R: 0 H: 0 E: 0 LOB: 0 K: 0 BB: 0 S: 3 P: 3	1B: 2 2B: 0 3B: 0 HR: 1	SF: 0 SAC: 2 DP: 0 HBP: 0			WP: 0 PB: 0 SB: 0 CS: 1	PA: 33		

PITCHER	IP	WLS	BF	H	R	ER	SO	BB	IBB	HBP	BLK	WP	HR	S	P	ERA	WHIP
Ken Johnson, R (1, 1) ERA: 2.8	9.0	W	33	3	2	0	2	2	0	0	0	0	1	35	43	0.00	0.556

PITCHER	IP	WLS	BF	H	R	ER	SO	BB	IBB	HBP	BLK	WP	HR	S	P	ERA	WHIP

AB	29
R	2
H	3
RBI	2
BB	2
SO	2
LOB	8

Batter	1	2	3	4	5	6	7	8	9	AB	R	H	RBI	BB	SO	LOB
J C Hartman, R (1, 6) OBP: 0.169, SLG: 0.145	6-3	6-3			F3		1-3			4	0	0	0	0	0	3
Johnny Temple, R (1, 5) OBP: 0.345, SLG: 0.335	F8		F9		F7			F9		4	0	0	0	0	0	0
Al Spangler, L (1, 7) OBP: 0.329, SLG: 0.329	1B 2B		BBBB 2B BB		3-1			P6		3	1	1	0	1	0	0
Carl Warwick, R (1, 9) OBP: 0.387, SLG: 0.431	2-H 1B		F8			5-3		6-3		4	0	1	1	0	0	1
Rusty Staub, L (1, 3) OBP: 0.329, SLG: 0.336	5-3		1-3 2B			4-3			L6	4	0	1	0	0	0	1
Howie Goss, R (1, 8) OBP: 0.277, SLG: 0.422		L5	P4			5-3			F8	4	0	0	0	0	0	2
Bob Lillis, R (1, 4) OBP: 0.269, SLG: 0.272		BBBB 1B BB		P5			5-3		6-3	3	0	0	0	1	0	0
John Bateman, R (1, 2) OBP: 0.236, SLG: 0.353 Jim Campbell, R (2, PR) OBP: 0.215, SLG: 0.230 (2, 2)	1-2 1B			F7			2B			1 2	0 0	1 1	0 0	0 0	0 0	0 0
Don Nottebart, R (1, 1) OBP: 0.115, SLG: 0.080	SSS K			6-3			P4			3	0	0	0	0	1	3
Inning Stats	R: 1 E: 0 K: 0 S: 5 H: 2 LOB: 1 BB: 0 P: 5	R: 0 E: 0 K: 1 S: 6 H: 1 LOB: 2 BB: 1 P: 10	R: 0 E: 0 K: 0 S: 4 H: 1 LOB: 2 BB: 1 P: 8	R: 0 E: 0 K: 0 S: 3 H: 0 LOB: 0 BB: 0 P: 3	R: 0 E: 0 K: 0 S: 3 H: 0 LOB: 0 BB: 0 P: 3	R: 0 E: 0 K: 0 S: 3 H: 0 LOB: 0 BB: 0 P: 3	R: 0 E: 0 K: 0 S: 4 H: 1 LOB: 1 BB: 0 P: 4	R: 0 E: 0 K: 0 S: 3 H: 0 LOB: 0 BB: 0 P: 3	R: 0 E: 0 K: 0 S: 3 H: 0 LOB: 0 BB: 0 P: 3	1B: 2 2B: 3 3B: 0 HR: 0	SF: 0 SAC: 0 DP: 0 HBP: 0						

PITCHER	IP	WLS	BF	H	R	ER	SO	BB	IBB	HBP	BLK	WP	HR	S	P	ERA	WHIP
Lew Burdette, R (1, 1) ERA: 3.77	9.0	W	34	5	1	1	1	2	0	0	0	0	0	34	42	1.00	0.778

PITCHER	IP	WLS	BF	H	R	ER	SO	BB	IBB	HBP	BLK	WP	HR	S	P	ERA	WHIP

Houston Colt 45's @ Milwaukee Braves

Milwaukee County Stadium, Milwaukee, WI

Sat Jun 01 1963, 4:33 AM EDT

Att. 5,135 - Unknown - 77 F

TOP

livebaseballscorecards.com

AB	32
R	1
H	5
RBI	1
BB	2
SO	1
LOB	10

WP: 0 PB: 0 SB: 0 CS: 0 PA: 34

Batter	1	2	3	4	5	6	7	8	9	AB	R	H	RBI	BB	SO	LOB
Lee Maye, L (1, 8) OBP: 0.286, SLG: 0.329	F7			F7		FC4-6, 1B		K		4	0	1	0	0	1	0
Eddie Mathews, L (1, 5) OBP: 0.420, SLG: 0.450	F9			F9		FC4-6 1-2f		5-3		4	0	0	0	0	0	1
Hank Aaron, R (1, 9) OBP: 0.408, SLG: 0.632	3-1			F7			P6			3	0	0	0	0	0	0
Joe Torre, R (1, 2) OBP: 0.372, SLG: 0.419		BBBB, G4-6-3, BB			E5, SH1-4, 1B		2B, 3B, 1B			2	2	1	0	1	0	0
Don Dillard, L (1, 7) OBP: 0.318, SLG: 0.443		G4-6-3 1-2f			SH1-4 1-2		1-3, 3B, 2B			2	1	1	0	0	0	1
Tommie Aaron, R (1, 3) OBP: 0.256, SLG: 0.333		SSS, K			2-H, 1B		2-H 3-H, SF9, 3B			3	1	2	3	0	1	0
Denis Menke, R (1, 4) OBP: 0.279, SLG: 0.348			1-3		F8		SF9 3-H			2	0	0	1	0	0	0
Roy McMillan, R (1, 6) OBP: 0.280, SLG: 0.373			5-3			4-3	6-3			3	0	0	0	0	0	0
Lew Burdette, R (1, 1) OBP: 0.174, SLG: 0.150			SSS, K			1-3		3-1		3	0	0	0	0	1	0
Inning Stats	R: 0 E: 0 K: 0 S: 3 H: 0 LOB: 0 BB: 0 P: 3	R: 0 E: 0 K: 1 S: 4 H: 0 LOB: 0 BB: 1 P: 8	R: 0 E: 0 K: 1 S: 5 H: 0 LOB: 0 BB: 0 P: 5	R: 0 E: 0 K: 0 S: 3 H: 0 LOB: 0 BB: 0 P: 3	R: 1 E: 1 K: 0 S: 4 H: 1 LOB: 0 BB: 0 P: 4	R: 0 E: 0 K: 0 S: 4 H: 1 LOB: 1 BB: 0 P: 4	R: 3 E: 0 K: 0 S: 6 H: 3 LOB: 0 BB: 0 P: 6	R: 0 E: 0 K: 1 S: 5 H: 0 LOB: 0 BB: 0 P: 5		1B: 3 2B: 1 3B: 1 HR: 0 SF: 1 SAC: 1 DP: 1 HBP: 0						

PITCHER	IP	WLS	BF	H	R	ER	SO	BB	IBB	HBP	BLK	WP	HR	S	P	ERA	WHIP
Don Nottebart, R (1, 1) ERA: 3.3	8.0	L	29	5	4	3	3	1	0	0	0	0	0	34	38	3.38	0.750

PITCHER	IP	WLS	BF	H	R	ER	SO	BB	IBB	HBP	BLK	WP	HR	S	P	ERA	WHIP

BOTTOM

Houston Colt 45's @ Milwaukee Braves

Milwaukee County Stadium, Milwaukee, WI

Sat Jun 01 1963, 4:33 AM EDT

Att. 5,135 - Unknown - 77 F

livebaseballscorecards.com

AB	26
R	4
H	5
RBI	4
BB	1
SO	3
LOB	2

WP: 0 PA: 29
PB: 0
SB: 0
CS: 0

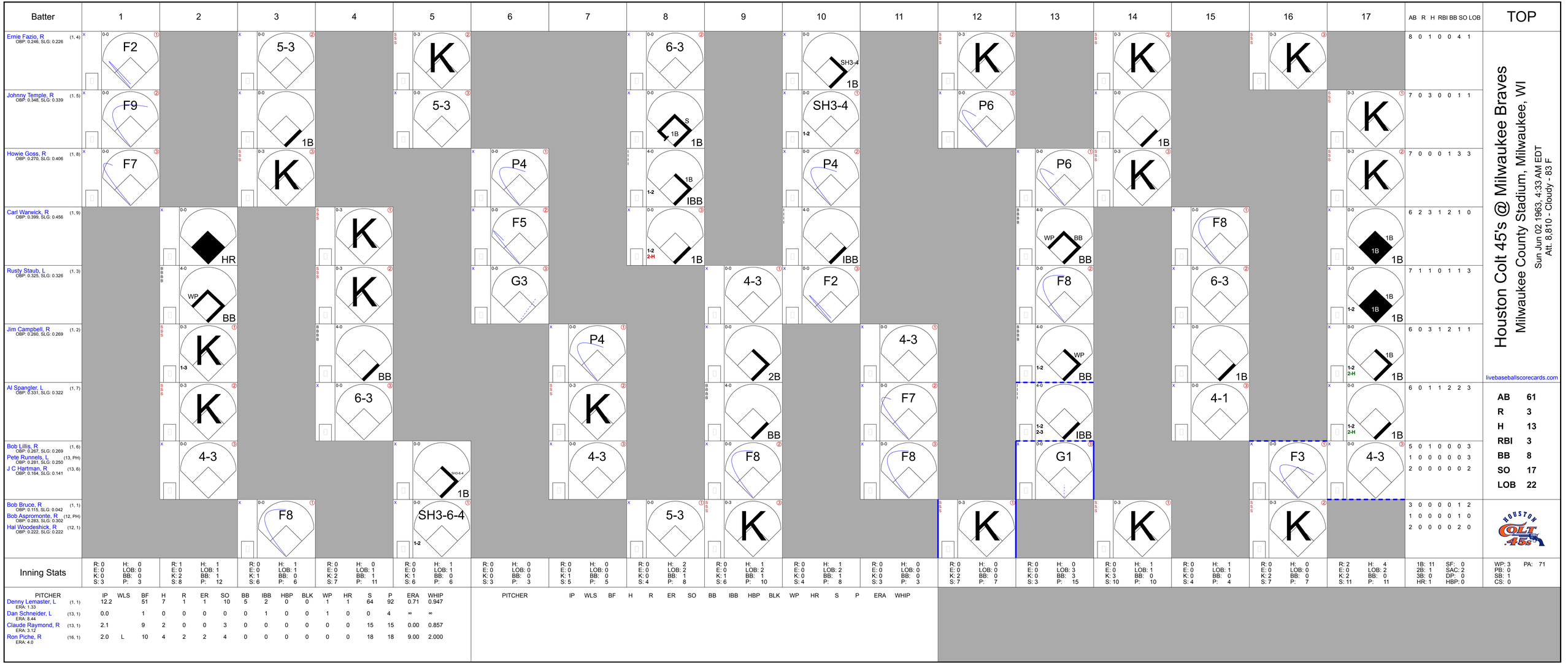
Batter
1
2
3
4
5
6
7
8
9
10
11
12
13
14
15
16
17
AB R H RBI BB SO LOB
TOP
Ernie Fazio, R (1, 4) OBP: 0.246, SLG: 0.226
F2
5-3
K
6-3
SH3-4
1B
K
K
K
8 0 1 0 0 4 1
Johnny Temple, R (1, 5) OBP: 0.348, SLG: 0.339
F9
5-3
SH3-4
P6
1B
K
7 0 3 0 0 1 1
Howie Goss, R (1, 8) OBP: 0.270, SLG: 0.406
F7
K
P4
P4
P6
K
K
7 0 0 0 1 3 3
Carl Warwick, R (1, 9) OBP: 0.399, SLG: 0.456
HR
K
F5
P4
P6
F8
K
6 2 3 1 2 1 0
Rusty Staub, L (1, 3) OBP: 0.325, SLG: 0.326
WP
BB
K
G3
4-3
F2
F8
6-3
7 1 1 0 1 1 3
Jim Campbell, R (1, 2) OBP: 0.260, SLG: 0.269
K
BB
P4
2B
4-3
WP
BB
1B
6 0 3 1 2 1 1
Al Spangler, L (1, 7) OBP: 0.331, SLG: 0.322
K
6-3
K
BB
F7
IBB
4-1
6 0 1 1 2 2 3
Bob Lillis, R (1, 6) OBP: 0.267, SLG: 0.269
Pete Runnels, L (13, PH) OBP: 0.281, SLG: 0.250
J C Hartman, R (13, 6) OBP: 0.164, SLG: 0.141
4-3
SH3-6-4
4-3
F8
F8
G1
F3
4-3
5 0 1 0 0 0 3
1 0 0 0 0 0 3
2 0 0 0 0 0 2
Houston Colt 45's @ Milwaukee Braves
Milwaukee County Stadium, Milwaukee, WI
Sun Jun 02 1963, 4:33 AM EDT
Att: 8,810 - Cloudy - 83 F
livebaseballscorecards.com
AB 61
R 3
H 13
RBI 3
BB 8
SO 17
LOB 22
Bob Bruce, R (1, 1) OBP: 0.115, SLG: 0.042
Bob Aspromonte, R (12, PH) OBP: 0.283, SLG: 0.302
Hal Woodeshick, R (12, 1) OBP: 0.222, SLG: 0.222
F8
SH3-6-4
5-3
K
K
K
K
3 0 0 0 0 1 2
1 0 0 0 0 1 0
2 0 0 0 0 2 0
HOUSTON COLT 45's
Inning Stats
R: 0 E: 0 K: 0 S: 3
H: 0 LOB: 0 BB: 0 P: 3
R: 1 E: 0 K: 2 S: 8
H: 1 LOB: 1 BB: 1 P: 12
R: 0 E: 0 K: 1 S: 6
H: 1 LOB: 1 BB: 0 P: 6
R: 0 E: 0 K: 2 S: 7
H: 0 LOB: 1 BB: 1 P: 11
R: 0 E: 0 K: 1 S: 6
H: 1 LOB: 1 BB: 0 P: 6
R: 0 E: 0 K: 0 S: 3
H: 0 LOB: 0 BB: 0 P: 3
R: 0 E: 0 K: 1 S: 5
H: 0 LOB: 0 BB: 0 P: 5
R: 0 E: 0 K: 0 S: 4
H: 2 LOB: 2 BB: 1 P: 8
R: 0 E: 0 K: 1 S: 6
H: 1 LOB: 2 BB: 1 P: 10
R: 0 E: 0 K: 0 S: 4
H: 1 LOB: 2 BB: 1 P: 8
R: 0 E: 0 K: 0 S: 3
H: 0 LOB: 0 BB: 0 P: 3
R: 0 E: 0 K: 2 S: 7
H: 0 LOB: 0 BB: 0 P: 7
R: 0 E: 0 K: 0 S: 3
H: 0 LOB: 3 BB: 3 P: 15
R: 0 E: 0 K: 3 S: 10
H: 1 LOB: 1 BB: 0 P: 10
R: 0 E: 0 K: 0 S: 4
H: 1 LOB: 1 BB: 0 P: 4
R: 0 E: 0 K: 2 S: 7
H: 0 LOB: 0 BB: 0 P: 7
R: 2 E: 0 K: 2 S: 11
H: 4 LOB: 2 BB: 0 P: 11
1B: 11 2B: 1 3B: 0 HR: 1
SF: 0 SAC: 2 DP: 0 HBP: 0
WP: 3 PB: 0 SB: 1 CS: 0
PA: 71
PITCHER IP WLS BF H R ER SO BB IBB HBP BLK WP HR S P ERA WHIP
Denny Lemaster, L (1, 1) ERA: 1.33 12.2 51 7 1 1 10 5 2 0 0 1 0 1 64 92 0.71 0.947
Dan Schneider, L (13, 1) ERA: 8.44 0.0 1 0 0 0 0 0 1 0 0 1 0 0 4 ∞ ∞
Claude Raymond, R (13, 1) ERA: 3.12 2.1 9 2 0 0 3 0 0 0 0 0 0 1 15 15 0.00 0.857
Ron Piche, R (16, 1) ERA: 4.0 2.0 L 10 4 2 2 4 0 0 0 0 0 0 1 18 18 9.00 2.000
PITCHER IP WLS BF H R ER SO BB IBB HBP BLK WP HR S P ERA WHIP

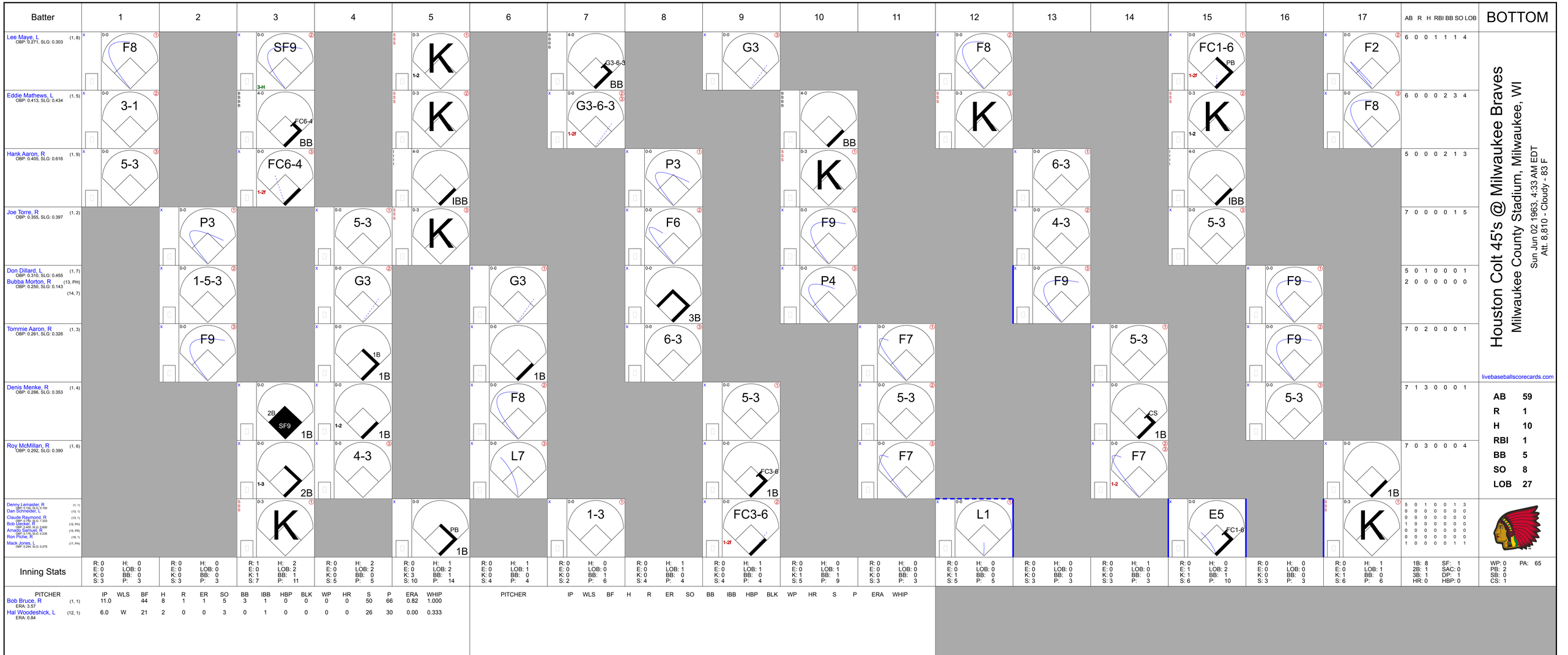
Batter
1
2
3
4
5
6
7
8
9
10
11
12
13
14
15
16
17
AB R H RBI BB SO LOB
BOTTOM
Lee Maye, L (1, 8) OBP: 0.271, SLG: 0.303
F8
6 0 0 1 1 1 4
Eddie Mathews, L (1, 5) OBP: 0.413, SLG: 0.434
3-1
SF9
3-H
FC6-4
BB
G3-6-3
BB
G3
F8
FC1-6
PB
1-2f
K
F2
F8
6 0 0 0 2 3 4
Hank Aaron, R (1, 9) OBP: 0.405, SLG: 0.616
5-3
FC6-4
1-2f
IBB
P3
6-3
IBB
5 0 0 0 2 1 3
Joe Torre, R (1, 2) OBP: 0.355, SLG: 0.397
P3
5-3
K
F6
F9
4-3
5-3
7 0 0 0 0 1 5
Don Dillard, L (1, 7) OBP: 0.310, SLG: 0.455
1-5-3
G3
G3
P4
F9
F9
5 0 1 0 0 0 1
Bubba Morton, R (13, PH) (14, 7) OBP: 0.250, SLG: 0.143
3B
2 0 0 0 0 0 0
Tommie Aaron, R (1, 3) OBP: 0.261, SLG: 0.326
F9
1B
1B
6-3
F7
5-3
F9
7 0 2 0 0 0 1
Denis Menke, R (1, 4) OBP: 0.286, SLG: 0.353
2B
SF9
1B
1-2
1B
F8
5-3
5-3
5-3
7 1 3 0 0 0 1
Roy McMillan, R (1, 6) OBP: 0.292, SLG: 0.390
1-3
2B
4-3
L7
FC3-6
1B
F7
F7
1-2
1B
7 0 3 0 0 0 4
Denny Lemaster, R (1, 1)
Dan Schneider, L (13, 1) OBP: 0.100, SLG: 0.100
Claude Raymond, R (13, 1) OBP: 0.750, SLG: 1.000
Bob Uecker, R (15, PH) OBP: 0.400, SLG: 0.600
Amado Samuel, R (15, PB) OBP: 0.000, SLG: 0.235
Ron Piche, R (16, 1)
Mack Jones, L (17, PH) OBP: 0.294, SLG: 0.279
K
PB
1B
1-3
FC3-6
1-2f
L1
E5
FC1-6
K
5 0 1 0 0 1 3
0 0 0 0 0 0 0
0 0 0 0 0 0 0
1 0 0 0 0 0 0
0 0 0 0 0 0 0
0 0 0 0 0 0 0
1 0 0 0 0 1 1
Houston Colt 45's @ Milwaukee Braves
Milwaukee County Stadium, Milwaukee, WI
Sun Jun 02 1963, 4:33 AM EDT
Att. 8,810 - Cloudy - 83 F
livebaseballscorecards.com
AB 59
R 1
H 10
RBI 1
BB 5
SO 8
LOB 27
Inning Stats
R: 0 E: 0 K: 0 S: 3 H: 0 LOB: 0 BB: 0 P: 3
R: 0 E: 0 K: 0 S: 3 H: 0 LOB: 0 BB: 0 P: 3
R: 1 E: 0 K: 1 S: 7 H: 2 LOB: 2 BB: 1 P: 11
R: 0 E: 0 K: 0 S: 5 H: 2 LOB: 2 BB: 0 P: 5
R: 0 E: 0 K: 3 S: 10 H: 1 LOB: 2 BB: 1 P: 14
R: 0 E: 0 K: 0 S: 4 H: 1 LOB: 1 BB: 0 P: 4
R: 0 E: 0 K: 0 S: 2 H: 0 LOB: 0 BB: 1 P: 6
R: 0 E: 0 K: 0 S: 4 H: 1 LOB: 1 BB: 0 P: 4
R: 0 E: 0 K: 0 S: 4 H: 1 LOB: 1 BB: 0 P: 4
R: 0 E: 0 K: 0 S: 5 H: 0 LOB: 1 BB: 1 P: 9
R: 0 E: 0 K: 1 S: 5 H: 0 LOB: 1 BB: 1 P: 9
R: 0 E: 0 K: 0 S: 3 H: 0 LOB: 0 BB: 0 P: 3
R: 0 E: 0 K: 1 S: 5 H: 0 LOB: 0 BB: 0 P: 5
R: 0 E: 0 K: 0 S: 3 H: 0 LOB: 0 BB: 0 P: 3
R: 0 E: 0 K: 0 S: 3 H: 1 LOB: 0 BB: 0 P: 3
R: 0 E: 1 K: 1 S: 6 H: 0 LOB: 2 BB: 1 P: 10
R: 0 E: 0 K: 0 S: 3 H: 0 LOB: 0 BB: 0 P: 3
R: 0 E: 0 K: 1 S: 6 H: 1 LOB: 1 BB: 0 P: 6
1B: 8 2B: 1 3B: 1 HR: 0 SF: 1 SAC: 0 DP: 1 HBP: 0
WP: 0 PB: 2 SB: 0 CS: 1 PA: 65
PITCHER IP WLS BF H R ER SO BB IBB HBP BLK WP HR S P ERA WHIP
Bob Bruce, R (1, 1) ERA: 3.57 11.0 44 8 1 1 5 3 1 0 0 0 0 50 66 0.82 1.000
Hal Woodeshick, L (12, 1) ERA: 0.84 6.0 W 21 2 0 0 3 0 1 0 0 0 0 26 30 0.00 0.333
PITCHER IP WLS BF H R ER SO BB IBB HBP BLK WP HR S P ERA WHIP

Batter	1	2	3	4	5	6	7	8	9	AB	R	H	RBI	BB	SO	LOB
Wally Moon, L (1, 7) OBP: 0.360, SLG: 0.360	L B C X 1-2 ① 6-3			C B C X 1-2 ① F4		B F B B B B 4-1 1-2 BB		S S X 0-2 ③ F8		3	0	0	0	1	0	1
Jim Gilliam, S (1, 4) OBP: 0.365, SLG: 0.436	B C T B X 2-2 ② F3			B X 1-0 ② L4		F B X 1-1 ② F6			C X 0-1 SF8 3B	4	1	1	0	0	0	2
Ron Fairly, L (1, 3) OBP: 0.372, SLG: 0.435	C S S 0-3 ③ K			B B B C B 4-1 BB		X 0-0 ③ 4-3			B B F F X 2-2 ① F4	3	0	0	0	1	1	3
Tommy Davis, R (1, 5) OBP: 0.354, SLG: 0.423		B B X 2-0 ① 6-3		C S F F B X 1-2 ③ 1-3			X 0-0 ① F9		S B C X 1-2 ② SF8 3-H	3	0	0	1	0	0	1
Frank Howard, R (1, 9) OBP: 0.333, SLG: 0.485		F B F S 1-3 ② K			B F S S 1-3 ① K		S C S 0-3 ② K		S S T S 0-3 ③ K	4	0	0	0	0	4	0
John Roseboro, L (1, 2) OBP: 0.301, SLG: 0.376		B X 1-0 ③ F5			C B X 1-1 ② F8		C X 0-1 ③ L9			3	0	0	0	0	0	0
Willie Davis, L (1, 8) OBP: 0.256, SLG: 0.380			M B X 1-1 ① F8		S X 0-1 ③ 4-3			X 0-0 ① F6		3	0	0	0	0	0	0
Dick Tracewski, R (1, 6) OBP: 0.309, SLG: 0.233			C B B X 2-1 ② L8			C X 0-1 ① 6-3		C X 0-1 FC6-4 1B		3	0	1	0	0	0	0
Don Drysdale, R (1, 1) OBP: 0.237, SLG: 0.235 Lee Walls, R (8, PH) OBP: 0.226, SLG: 0.323 Ron Perranoski, L (8, 1)			B B X 2-0 ③ F8			C F B B B F F B 4-2 BB BB		B S B C X 3-1 ② FC6-4 1-2f		1 1 0	0 0 0	0 0 0	0 0 0	1 0 0	0 0 0	0 1 0
Inning Stats	R: 0 E: 0 K: 1 S: 9 H: 0 LOB: 0 BB: 0 P: 12	R: 0 E: 0 K: 1 S: 5 H: 0 LOB: 0 BB: 0 P: 9	R: 0 E: 0 K: 0 S: 5 H: 0 LOB: 0 BB: 0 P: 10	R: 0 E: 0 K: 0 S: 10 H: 0 LOB: 1 BB: 1 P: 17	R: 0 E: 0 K: 1 S: 7 H: 0 LOB: 0 BB: 0 P: 9	R: 0 E: 0 K: 0 S: 10 H: 0 LOB: 2 BB: 2 P: 19	R: 0 E: 0 K: 1 S: 6 H: 0 LOB: 0 BB: 0 P: 6	R: 0 E: 0 K: 0 S: 8 H: 1 LOB: 1 BB: 0 P: 11	R: 1 E: 0 K: 1 S: 12 H: 1 LOB: 0 BB: 0 P: 15	1B: 1 2B: 0 3B: 1 HR: 0	SF: 1 SAC: 0 DP: 0 HBP: 0					

PITCHER	IP	WLS	BF	H	R	ER	SO	BB	IBB	HBP	BLK	WP	HR	S	P	ERA	WHIP
Turk Farrell, R (1, 1) ERA: 2.71	9.0	W	32	2	1	1	5	3	0	0	0	0	0	72	108	1.00	0.556

PITCHER	IP	WLS	BF	H	R	ER	SO	BB	IBB	HBP	BLK	WP	HR	S	P	ERA	WHIP

Los Angeles Dodgers @ Houston Colt 45's

Colt Stadium, Houston, TX

Mon Jun 03 1963, 8:05 PM EDT

Att. 15,659 - Unknown

TOP

livebaseballscorecards.com

AB	28
R	1
H	2
RBI	1
BB	3
SO	5
LOB	8

1B: 1	SF: 1	WP: 0	PA: 32
2B: 0	SAC: 0	PB: 0	
3B: 1	DP: 0	SB: 0	
HR: 0	HBP: 0	CS: 0	

Batter	1	2	3	4	5	6	7	8	9	AB	R	H	RBI	BB	SO	LOB
Ernie Fazio, R (1, 4) OBP: 0.246, SLG: 0.228	B S F S 1-3 ① K		B B B C X 3-1 1B 1B		B B C L B C 3-3 ② K		C B F C 1-3 ③ K			4	0	1	0	0	3	1
Johnny Temple, R (1, 5) OBP: 0.357, SLG: 0.349	F C X 0-2 1B 1B		X 0-0 K 1-2 1B		B B C X 2-1 FC4-6 1B			C B C B B X 3-2 ① 6-3		4	0	3	0	0	0	0
Al Spangler, L (1, 7) OBP: 0.335, SLG: 0.327	B X 1-0 1-2 1B		C F F B 1 S 1-3 ② ③ K 1-2 SAFE		X 0-0 ③ FC4-6 1-2f			C X 0-1 FC4-6 1B		4	0	2	0	0	1	3
Carl Warwick, R (1, 9) OBP: 0.395, SLG: 0.446	S B X 1-1 ② F4			B B B 4-0 HR BB		S F B B C 1-3 ① K		S B X 1-1 ② FC4-6 1-2f		3	1	0	0	1	1	3
Rusty Staub, L (1, 3) OBP: 0.323, SLG: 0.345	B B B C F F F X 3-2 ③ 6-3			X 0-0 1-H HR		B B X 2-0 ② 4-3		C B S X 1-2 ③ 4-3		4	1	1	2	0	0	3
Howie Goss, R (1, 8) OBP: 0.266, SLG: 0.400		C S S 0-3 ① K		C S F C 0-3 ① K		B B B C C C 3-3 ③ K				3	0	0	0	0	3	0
Bob Lillis, R (1, 6) OBP: 0.262, SLG: 0.264		X 0-0 ② 5-3		F X 0-1 ② F3			C F B S 1-3 ① K			3	0	0	0	0	1	0
Jim Campbell, R (1, 2) OBP: 0.263, SLG: 0.271		C C S 0-3 ③ K		B F F F B S 2-3 ③ K			B B X 2-0 1B			3	0	1	0	0	2	0
Turk Farrell, R (1, 1) OBP: 0.231, SLG: 0.174			B B C F S 2-3 ① K		C B X 1-1 ① F4		S M B S 1-3 ② K			3	0	0	0	0	2	1
Inning Stats	R: 0 E: 0 K: 1 S: 14 H: 2 LOB: 2 BB: 0 P: 20	R: 0 E: 0 K: 2 S: 7 H: 0 LOB: 0 BB: 0 P: 7	R: 0 E: 0 K: 2 S: 10 H: 2 LOB: 1 BB: 0 P: 16	R: 2 E: 0 K: 2 S: 11 H: 1 LOB: 0 BB: 1 P: 17	R: 0 E: 0 K: 1 S: 8 H: 1 LOB: 1 BB: 0 P: 14	R: 0 E: 0 K: 2 S: 7 H: 0 LOB: 0 BB: 0 P: 13	R: 0 E: 0 K: 3 S: 10 H: 1 LOB: 1 BB: 0 P: 15	R: 0 E: 0 K: 0 S: 10 H: 1 LOB: 1 BB: 0 P: 15		1B: 7 2B: 0 3B: 0 HR: 1	SF: 0 SAC: 0 DP: 0 HBP: 0					

PITCHER		IP	WLS	BF	H	R	ER	SO	BB	IBB	HBP	BLK	WP	HR	S	P	ERA	WHIP
Don Drysdale, R ERA: 3.1	(1, 1)	7.0	L	28	7	2	2	13	1	0	0	0	0	1	67	102	2.57	1.143
Ron Perranoski, L ERA: 2.39	(8, 1)	1.0		4	1	0	0	0	0	0	0	0	0	0	10	15	0.00	1.000

PITCHER	IP	WLS	BF	H	R	ER	SO	BB	IBB	HBP	BLK	WP	HR	S	P	ERA	WHIP

BOTTOM

Los Angeles Dodgers @ Houston Colt 45's

Colt Stadium, Houston, TX

Mon Jun 03 1963, 8:05 PM EDT

Att. 15,659 - Unknown

livebaseballscorecards.com

AB	31
R	2
H	8
RBI	2
BB	1
SO	13
LOB	11

1B: 7	SF: 0	WP: 0	PA: 32
2B: 0	SAC: 0	PB: 0	
3B: 0	DP: 0	SB: 0	
HR: 1	HBP: 0	CS: 0	

Batter	1	2	3	4	5	6	7	8	9	AB	R	H	RBI	BB	SO	LOB
Maury Wills, S (1, 5) OBP: 0.321, SLG: 0.302	BBCBB 4-1 2B WP BB		X 0-0 4-3 S 1B 1B		CX 0-1 ③ F8			BBCFBFX 3-2 ① 4-3		3	2	1	0	1	0	0
Jim Gilliam, S (1, 4) OBP: 0.368, SLG: 0.441	FFBX 1-2 WP 1-3 2B		CCPBX 2-2 ② 4-3 1-3			BBBCB 4-1 S BB		BX 1-0 ② L5		3	0	1	0	1	0	1
Ron Fairly, L (1, 3) OBP: 0.374, SLG: 0.436	SBBBBX 3-1 ① F9		X 0-0 FC6-4 3-H 1B			X 0-0 ① F5		BBX 2-0 2B 1B		4	0	2	1	0	0	3
Tommy Davis, R (1, 7) OBP: 0.351, SLG: 0.425	FCBBFX 2-2 ② F4 2-3 3-H		BCX 1-1 ③ FC6-4 1-2f			CFPX 1-2 ② F3		X 0-0 1-3 2B		4	0	1	0	0	0	3
Frank Howard, R (1, 9) OBP: 0.332, SLG: 0.476	X 0-0 ③ F4			BCX 1-1 ① F6		BBFSBB 4-2 1-2 BB		CFS 0-3 ③ K		3	0	0	0	1	1	3
John Roseboro, L (1, 2) OBP: 0.295, SLG: 0.368		CFBS 1-3 ① K		FBBX 2-1 ② F7		FX 0-1 ③ F8			LBFX 1-2 ① F4	4	0	0	0	0	1	2
Willie Davis, L (1, 8) OBP: 0.256, SLG: 0.377		X 0-0 ② 1-3		CFBBBX 2-2 ③ F9			BFBFX 2-2 ① F4		X 0-0 S 1B	4	0	1	0	0	0	0
Dick Tracewski, R (1, 6) OBP: 0.297, SLG: 0.222		BCCBBS 3-3 ③ K			X 0-0 ① F8		BBCFX 2-2 ② F3		BFPBC 2-3 ② K 1-2	4	0	0	0	0	2	1
Bob Miller, R (1, 1) Ron Perranoski, L (9, 1)			CBSFC 1-3 ① K		X 0-0 ② F6		CCBC 1-3 ③ K		CBCC 1-3 ③ K	4 0	0 0	0 0	0 0	0 0	3 0	1 0
Inning Stats	R: 1 H: 1 E: 0 LOB: 1 K: 0 BB: 1 S: 11 P: 21	R: 0 H: 0 E: 0 LOB: 0 K: 2 BB: 0 S: 7 P: 11	R: 1 H: 2 E: 0 LOB: 1 K: 1 BB: 0 S: 12 P: 15	R: 0 H: 0 E: 0 LOB: 0 K: 0 BB: 0 S: 7 P: 12	R: 0 H: 0 E: 0 LOB: 0 K: 0 BB: 0 S: 4 P: 4	R: 0 H: 0 E: 0 LOB: 2 K: 0 BB: 2 S: 10 P: 18	R: 0 H: 0 E: 0 LOB: 0 K: 1 BB: 0 S: 9 P: 14	R: 0 H: 2 E: 0 LOB: 2 K: 1 BB: 0 S: 10 P: 16	R: 0 H: 1 E: 0 LOB: 1 K: 2 BB: 0 S: 10 P: 14	1B: 4 SF: 0 2B: 2 SAC: 0 3B: 0 DP: 0 HR: 0 HBP: 0						

PITCHER		IP	WLS	BF	H	R	ER	SO	BB	IBB	HBP	BLK	WP	HR	S	P	ERA	WHIP
Dick Drott, R ERA: 2.7	(1, 1)	7.0	L	27	3	2	2	4	3	0	0	0	1	0	60	95	2.57	0.857
Don McMahon, R ERA: 4.98	(8, 1)	2.0		9	3	0	0	3	0	0	0	0	0	0	20	30	0.00	1.500

PITCHER	IP	WLS	BF	H	R	ER	SO	BB	IBB	HBP	BLK	WP	HR	S	P	ERA	WHIP

TOP

Los Angeles Dodgers @ Houston Colt 45's

Colt Stadium, Houston, TX

Tue Jun 04 1963, 8:05 PM EDT

Att. 10,429 - Unknown

livebaseballscorecards.com

AB	33
R	2
H	6
RBI	1
BB	3
SO	7
LOB	14

1B: 4	SF: 0	WP: 1	PA:	36
2B: 2	SAC: 0	PB: 0		
3B: 0	DP: 0	SB: 3		
HR: 0	HBP: 0	CS: 0		

Batter	1	2	3	4	5	6	7	8	9	AB	R	H	RBI	BB	SO	LOB
Ernie Fazio, R (1, 4) OBP: 0.261, SLG: 0.279	F5		FC6-4 1B		3B			F7		4	0	2	0	0	0	0
Johnny Temple, R (1, 5) OBP: 0.349, SLG: 0.341	K		FC6-4		F8			F8		4	0	0	0	0	1	2
Al Spangler, L (1, 7) OBP: 0.328, SLG: 0.318	4-3			4-3		G3		K		4	0	0	0	0	1	0
Carl Warwick, R (1, 9) OBP: 0.404, SLG: 0.476		4-3 1B		F8		2B			1B 3B	4	1	3	0	0	0	0
Pete Runnels, L (1, 3) OBP: 0.282, SLG: 0.246		4-3 1-2		BB BB		6-3			5-3	2	0	0	0	1	0	2
Bob Aspromonte, R (9, PH) OBP: 0.281, SLG: 0.300										1	0	0	0	0	0	1
Howie Goss, R (1, 8) OBP: 0.276, SLG: 0.401		G4-6-3 BB		1-2 BB		F8			FC6-4 3-H 1B	2	0	1	1	2	0	1
Bob Lillis, R (1, 6) OBP: 0.256, SLG: 0.258		G4-6-3 1-2f		F7		6-3			FC6-4 FC6-4 1-2f	4	0	0	0	0	0	5
Jim Campbell, R (1, 2) OBP: 0.250, SLG: 0.257			K		K	0-3 K			FC6-4 1-2f	4	0	0	0	0	3	1
Dick Drott, R (1, 1) OBP: 0.111, SLG: 0.111			0-3 K		6-3	3-2 1-3				2	0	0	0	0	1	0
Brock Davis, L (7, PH) OBP: 0.294, SLG: 0.333										1	0	0	0	0	0	0
Don McMahon, R (8, 1)										0	0	0	0	0	0	0
Inning Stats	R: 0 E: 0 K: 1 S: 10 H: 0 LOB: 0 BB: 0 P: 16	R: 0 E: 0 K: 0 S: 9 H: 1 LOB: 1 BB: 1 P: 19	R: 0 E: 0 K: 2 S: 8 H: 1 LOB: 1 BB: 0 P: 11	R: 0 E: 0 K: 0 S: 10 H: 0 LOB: 2 BB: 2 P: 22	R: 0 E: 0 K: 1 S: 7 H: 1 LOB: 1 BB: 0 P: 10	R: 0 E: 0 K: 0 S: 6 H: 1 LOB: 1 BB: 0 P: 7	R: 0 E: 0 K: 1 S: 8 H: 0 LOB: 0 BB: 0 P: 12	R: 0 E: 0 K: 1 S: 8 H: 0 LOB: 0 BB: 0 P: 12	R: 1 E: 0 K: 0 S: 11 H: 2 LOB: 1 BB: 0 P: 16	1B: 3 2B: 1 3B: 2 HR: 0	SF: 0 SAC: 0 DP: 1 HBP: 0						

PITCHER	IP	WLS	BF	H	R	ER	SO	BB	IBB	HBP	BLK	WP	HR	S	P	ERA	WHIP
Bob Miller, R (1, 1) ERA: 2.98	8.0	W	31	5	1	1	6	3	0	0	0	0	0	69	114	1.12	1.000
Ron Perranoski, L (9, 1) ERA: 2.33	1.0	S	4	1	0	0	0	0	0	0	0	0	0	8	11	0.00	1.000

PITCHER	IP	WLS	BF	H	R	ER	SO	BB	IBB	HBP	BLK	WP	HR	S	P	ERA	WHIP

BOTTOM

Los Angeles Dodgers @ Houston Colt 45's

Colt Stadium, Houston, TX

Tue Jun 04 1963, 8:05 PM EDT

Att. 10,429 - Unknown

livebaseballscorecards.com

AB	32
R	1
H	6
RBI	1
BB	3
SO	6
LOB	12

1B: 3	SF: 0	WP: 0	PA: 35
2B: 1	SAC: 0	PB: 0	
3B: 2	DP: 1	SB: 0	
HR: 0	HBP: 0	CS: 0	

Batter	1	2	3	4	5	6	7	8	9	AB	R	H	RBI	BB	SO	LOB
Maury Wills, S (1, 5) OBP: 0.317, SLG: 0.305	1-2 E SF9 2B	0-0 6-3			0-1 F8	1-0 F5		0-0 F3		5	1	1	0	0	0	2
Jim Gilliam, S (1, 4) OBP: 0.363, SLG: 0.429	0-1 E4 1B 2-3		3-2 4-3		4-1 S BB	2-2 F7			1-1 6-3	4	0	0	0	1	0	2
Ron Fairly, L (1, 3) OBP: 0.365, SLG: 0.427	2-0 SF9 3-H		0-0 F7		1-3 K		0-0 F2		0-0 5-3	4	0	0	1	0	1	1
Tommy Davis, R (1, 7) OBP: 0.346, SLG: 0.417	1-1 1-2 1B		0-1 6-3		3-1 F9 1-2		0-1 B2		0-0 6-3	5	0	1	0	0	0	1
Frank Howard, R (1, 9) OBP: 0.335, SLG: 0.482	2-3 K			2-0 E5 1B		3-2 SH3-4 1B 1B	2-2 1B 2B			4	2	2	0	0	1	2
John Roseboro, L (1, 2) OBP: 0.295, SLG: 0.367	1-0 L9			0-1 F7		0-0 SH3-4 1-2	0-1 2-H 1B			3	0	1	1	0	0	3
Willie Davis, L (1, 8) OBP: 0.256, SLG: 0.373		0-3 K		1-1 F4		1-0 1B 2-H 1B	0-1 F6			4	1	1	1	0	1	2
Dick Tracewski, R (1, 6) OBP: 0.314, SLG: 0.245		3-2 1B		2-1 FC6-4 1-2 1B		0-0 1B E 1B		0-1 6-3		4	1	3	0	0	0	0
Sandy Koufax, R (1, 1) OBP: 0.143, SLG: 0.065		3-3 K		0-0 FC6-4 1-2f		0-1 E8 1-H 2-H 1B		0-3 K		4	0	1	1	0	2	3
Inning Stats	R: 1 H: 2 E: 1 LOB: 2 K: 1 BB: 0 S: 12 P: 19	R: 0 H: 1 E: 0 LOB: 1 K: 2 BB: 0 S: 11 P: 17	R: 0 H: 0 E: 0 LOB: 0 K: 0 BB: 0 S: 6 P: 9	R: 0 H: 1 E: 1 LOB: 2 K: 0 BB: 0 S: 8 P: 13	R: 0 H: 0 E: 0 LOB: 1 K: 1 BB: 1 S: 8 P: 16	R: 3 H: 4 E: 1 LOB: 1 K: 0 BB: 0 S: 13 P: 20	R: 1 H: 2 E: 0 LOB: 1 K: 0 BB: 0 S: 12 P: 14	R: 0 H: 0 E: 0 LOB: 0 K: 1 BB: 0 S: 6 P: 6	R: 0 H: 0 E: 0 LOB: 0 K: 0 BB: 0 S: 4 P: 5	1B: 8 SF: 1 2B: 2 SAC: 1 3B: 0 DP: 0 HR: 0 HBP: 0						

PITCHER		IP	WLS	BF	H	R	ER	SO	BB	IBB	HBP	BLK	WP	HR	S	P	ERA	WHIP
Ken Johnson, R ERA: 2.98	(1, 1)	5.1	L	27	8	4	3	4	1	0	0	0	0	0	53	86	5.06	1.688
Hal Brown, R ERA: 4.57	(6, 1)	1.2		7	2	1	1	0	0	0	0	0	0	0	17	22	5.40	1.200
Jim Umbricht, R ERA: 6.14	(8, 1)	2.0		6	0	0	0	1	0	0	0	0	0	0	10	11	0.00	0.000

PITCHER	IP	WLS	BF	H	R	ER	SO	BB	IBB	HBP	BLK	WP	HR	S	P	ERA	WHIP

TOP

Los Angeles Dodgers @ Houston Colt 45's

Colt Stadium, Houston, TX

Wed Jun 05 1963, 8:05 PM EDT

Att. 15,365 - Unknown

livebaseballscorecards.com

AB	37
R	5
H	10
RBI	4
BB	1
SO	5
LOB	16

WP: 0 PA: 40
PB: 0
SB: 1
CS: 0

Batter	1	2	3	4	5	6	7	8	9	AB	R	H	RBI	BB	SO	LOB
Ernie Fazio, R (1, 4) OBP: 0.260, SLG: 0.266	C S B B F S 2-3 K ①		C B X 1-1 F4 ②		F B S B B F B 4-2 BB		B X 1-0 F2 ③			3	0	0	0	1	1	2
Al Spangler, L (1, 7) OBP: 0.326, SLG: 0.329	C F B B C 2-3 K ②		B X 1-0 2-H 3B		C F B X 1-2 F9 ②			B S S X 1-2 L9 ①		4	0	1	1	0	1	2
Johnny Temple, R (1, 5) OBP: 0.347, SLG: 0.345	B B C X 2-1 1B 2B		B C F B X 2-2 F6 ③		B B F F X 2-2 F7 ③			C X 0-1 F4 ②		4	0	1	0	0	0	3
Carl Warwick, R (1, 9) OBP: 0.406, SLG: 0.483	X 0-0 2-H 1B ③			X 0-0 2B		B B S F F B F X 3-2 F4 ①		B X 1-0 F8 ③		4	0	2	0	0	0	0
Howie Goss, R (1, 8) OBP: 0.275, SLG: 0.395		S C C 0-3 K ①		F B S B S 2-3 K ①		C C B S 1-3 K ②			C B B S B F F B 4-2 1B BB	3	0	0	0	1	3	1
Bob Aspromonte, R (1, 3) OBP: 0.280, SLG: 0.298 Pete Runnels, L (4, 3) OBP: 0.283, SLG: 0.248		B B B C F S 3-3 K ②		C S C 0-3 K ②		C C X 0-2 1-3 ③			C B X 1-1 1-2 1B	1	0	0	0	0	1	0
										3	0	1	0	0	1	1
Bob Lillis, R (1, 6) OBP: 0.250, SLG: 0.251		B B C S B X 3-2 F5 ③		C X 0-1 6-3 ③			B B C F F B X 3-2 F8 ①		F X 0-1 F4 ①	4	0	0	0	0	0	3
Jim Campbell, R (1, 2) OBP: 0.262, SLG: 0.269			C X 0-1 FC3-6 1B		C B S X 1-2 SH5-4 1B		X 0-0 6-3 ②		B F F F B X 2-2 L8 ②	4	0	2	0	0	0	2
Ken Johnson, R (1, 1) OBP: 0.053, SLG: 0.053 Hal Brown, R (6, 1) J C Hartman, R (7, PH) OBP: 0.176, SLG: 0.154 Jim Umbricht, R (8, 1) Brock Davis, L (9, PH) OBP: 0.278, SLG: 0.313			X 0-0 1-2f FC3-6 3B ①		L S X 0-2 1-2 SH5-4 ①		B C X 1-1 1B		S B S C 1-3 K ③	1	1	0	0	0	0	1
										0	0	0	0	0	0	0
										1	0	1	0	0	0	0
										0	0	0	0	0	0	0
										1	0	0	0	0	1	2
Inning Stats	R: 0 E: 0 K: 2 S: 10 H: 2 LOB: 2 BB: 0 P: 16	R: 0 E: 0 K: 2 S: 9 H: 0 LOB: 0 BB: 0 P: 15	R: 1 E: 1 K: 0 S: 9 H: 2 LOB: 1 BB: 0 P: 13	R: 0 E: 0 K: 2 S: 9 H: 1 LOB: 1 BB: 0 P: 11	R: 0 E: 0 K: 0 S: 15 H: 1 LOB: 2 BB: 1 P: 23	R: 0 E: 0 K: 1 S: 11 H: 0 LOB: 0 BB: 0 P: 15	R: 0 E: 0 K: 0 S: 8 H: 1 LOB: 1 BB: 0 P: 13	R: 0 E: 0 K: 0 S: 6 H: 0 LOB: 0 BB: 0 P: 8	R: 0 E: 0 K: 1 S: 15 H: 1 LOB: 2 BB: 1 P: 23	1B: 5 2B: 2 3B: 1 HR: 0	SF: 0 SAC: 1 DP: 0 HBP: 0					

PITCHER	IP	WLS	BF	H	R	ER	SO	BB	IBB	HBP	BLK	WP	HR	S	P	ERA	WHIP
Sandy Koufax, L (1, 1) ERA: 1.45	9.0	W	36	8	1	1	8	2	0	0	0	0	0	92	137	1.00	1.111

PITCHER	IP	WLS	BF	H	R	ER	SO	BB	IBB	HBP	BLK	WP	HR	S	P	ERA	WHIP

BOTTOM

Los Angeles Dodgers @ Houston Colt 45's

Colt Stadium, Houston, TX

Wed Jun 05 1963, 8:05 PM EDT

Att. 15,365 - Unknown

livebaseballscorecards.com

AB	33
R	1
H	8
RBI	1
BB	2
SO	8
LOB	17

1B: 5	SF: 0	WP: 0	PA: 36
2B: 2	SAC: 1	PB: 0	
3B: 1	DP: 0	SB: 0	
HR: 0	HBP: 0	CS: 0	

San Francisco Giants @ Houston Colt 45's

Colt Stadium, Houston, TX

Fri Jun 07 1963, 8:05 PM EDT
Att. 17,014 - Unknown - 83 F

livebaseballscorecards.com

Batter	1	2	3	4	5	6	7	8	9	10	AB	R	H	RBI	BB	SO	LOB
Harvey Kuenn, R (1, 7) OBP: 0.271, SLG: 0.317	F9		P5			1-3		P4			4	0	0	0	0	0	1
Matty Alou, L (1, 9) OBP: 0.200, SLG: 0.200	6-3		P6			F8		6-3			3	0	0	0	0	0	1
Felipe Alou, R (8, PH) OBP: 0.339, SLG: 0.541 (8, 9)											1	0	0	0	0	0	0
Willie Mays, R (1, 8) OBP: 0.346, SLG: 0.463	F6		K			1B			K		4	0	1	0	0	2	1
Willie McCovey, L (1, 3) OBP: 0.372, SLG: 0.506		1B WP 1B 1B		F7		F2			P2-6 1B		4	1	2	0	0	0	1
Tom Haller, L (1, 2) OBP: 0.295, SLG: 0.376		1B 1-3 1B		F3			SH1-4 2B		P2-6 1-2f		4	0	2	0	0	0	1
Chuck Hiller, L (1, 4) OBP: 0.186, SLG: 0.144		F8-2-6 2-3 3-H 1B		F9			SH1-4 2-3			1-3	2	0	1	1	0	0	0
Joey Amalfitano, R (10, PH) OBP: 0.269, SLG: 0.240 (10, 4)											1	0	0	0	0	0	0
Jim Davenport, R (1, 5) OBP: 0.287, SLG: 0.348		F8-2-6 1-2			F7		F2			5-3	4	0	0	0	0	0	3
Jose Pagan, R (1, 6) OBP: 0.251, SLG: 0.256		F6			E3 L3-4		6-3			F9	4	0	0	0	0	0	2
Bobby Bolin, R (1, 1) OBP: 0.444, SLG: 0.167			BB 4-0		L3-4 1-2			K			2	0	0	0	1	1	1
Gaylord Perry, R (10, 1)											0	0	0	0	0	0	0

Inning Stats	1	2	3	4	5	6	7	8	9	10	
	R: 0 H: 0 E: 0 LOB: 0 K: 0 BB: 0 S: 3 P: 3	R: 1 H: 3 E: 0 LOB: 1 K: 0 BB: 0 S: 5 P: 5	R: 0 H: 0 E: 0 LOB: 1 K: 1 BB: 1 S: 5 P: 9	R: 0 H: 0 E: 0 LOB: 0 K: 0 BB: 0 S: 3 P: 3	R: 0 H: 0 E: 1 LOB: 0 K: 0 BB: 0 S: 3 P: 3	R: 0 H: 1 E: 0 LOB: 1 K: 0 BB: 0 S: 4 P: 4	R: 0 H: 1 E: 0 LOB: 1 K: 0 BB: 0 S: 4 P: 4	R: 0 H: 0 E: 0 LOB: 0 K: 1 BB: 0 S: 5 P: 5	R: 0 H: 1 E: 0 LOB: 0 K: 1 BB: 0 S: 5 P: 5	R: 0 H: 0 E: 0 LOB: 0 K: 0 BB: 0 S: 3 P: 3	1B: 5 SF: 0 2B: 4 SAC: 1 3B: 0 DP: 3 HR: 0 HBP: 0

WP: 1 PA: 35
PB: 0
SB: 0
CS: 0

PITCHER	IP	WLS	BF	H	R	ER	SO	BB	IBB	HBP	BLK	WP	HR	S	P	ERA	WHIP
Don Nottebart, R (1, 1) ERA: 3.12	7.0		26	5	1	1	1	1	0	0	0	1	0	27	31	1.29	0.857
Hal Woodeshick, L (8, 1) ERA: 0.79	3.0	W	9	1	0	0	2	0	0	0	0	0	0	13	13	0.00	0.333

PITCHER	IP	WLS	BF	H	R	ER	SO	BB	IBB	HBP	BLK	WP	HR	S	P	ERA	WHIP

AB	33
R	1
H	6
RBI	1
BB	1
SO	3
LOB	11

San Francisco Giants @ Houston Colt 45's

Colt Stadium, Houston, TX

Fri Jun 07 1963, 8:05 PM EDT

Att. 17,014 - Unknown - 83 F

livebaseballscorecards.com

BOTTOM

Batter	1	2	3	4	5	6	7	8	9	10	AB	R	H	RBI	BB	SO	LOB
Ernie Fazio, R (1, 4) OBP: 0.282, SLG: 0.269	BBBBB 4-0 BB		BBBBB 4-0 1-2 BB		x 0-0 ② F4	x 0-0 ③ P6				x 0-0 4-3 SH3-4 1B 1B	3	1	1	0	2	0	1
Al Spangler, L (1, 7) OBP: 0.319, SLG: 0.321	SSS 0-3 ① K		x 0-0 ② F7		x 0-0 ③ F9			x 0-0 ① F6		x 0-0 ① SH3-4 1-2	4	0	0	0	0	1	3
Bob Aspromonte, R (1, 5) OBP: 0.272, SLG: 0.288	x 0-0 ② F8		x 0-0 ③ F7			x 0-0 ① F9		x 0-0 ② 6-3		x 0-0 ② 4-3 2-3	5	0	0	0	0	0	4
Carl Warwick, R (1, 9) OBP: 0.411, SLG: 0.480	x 0-0 ③ 5-3			BBBBB 4-0 FC1-5 1B BB		BBBBB 4-0 WP BB		SSS 0-3 ③ K		x 0-0 3-H 1B	3	0	1	1	2	1	1
Rusty Staub, L (1, 3) OBP: 0.327, SLG: 0.370		x 0-0 ① F8		x 0-0 1-2 FC1-5 1B		x 0-0 ② F8 1-2			x 0-0 HR		4	1	2	1	0	0	1
Howie Goss, R (1, 8) OBP: 0.270, SLG: 0.387		x 0-0 ② F8		x 0-0 ① FC1-5 1-2 2-3f		x 0-0 ③ 5-3			SSS 0-3 ① K		4	0	0	0	0	1	3
Bob Lillis, R (1, 6) OBP: 0.247, SLG: 0.249		x 0-0 ③ P3		x 0-0 ② F8			x 0-0 SH1-4 1B		x 0-0 ② F7		2	0	0	0	0	0	2
Brock Davis, L (7, PH) OBP: 0.316, SLG: 0.353											1	0	1	0	0	0	0
J C Hartman, R (8, 6) OBP: 0.174, SLG: 0.152											1	0	0	0	0	0	0
Jim Campbell, R (1, 2) OBP: 0.276, SLG: 0.284			x 0-0 FC3-6 1B	x 0-0 ③ P5			x 0-0 ① SH1-4 1-2		x 0-0 1B		3	0	2	0	0	0	2
Don Nottebart, R (1, 1) OBP: 0.107, SLG: 0.074			x 0-0 ① FC3-6 BB 1-2f		SSS 0-3 ① K		x 0-0 ② 6-3		SSS 0-3 ③ K		2	0	0	0	0	1	1
Pete Runnels, L (7, PH) OBP: 0.281, SLG: 0.247											1	0	0	0	0	0	1
Hal Woodeshick, R (8, 1) OBP: 0.200, SLG: 0.200											1	0	0	0	0	1	1
Inning Stats	R: 0 E: 0 K: 1 S: 5 H: 0 LOB: 1 BB: 1 P: 9	R: 0 E: 0 K: 0 S: 3 H: 0 LOB: 0 BB: 0 P: 3	R: 0 E: 0 K: 0 S: 4 H: 1 LOB: 2 BB: 1 P: 8	R: 0 E: 0 K: 0 S: 4 H: 1 LOB: 2 BB: 1 P: 8	R: 0 E: 0 K: 1 S: 5 H: 0 LOB: 0 BB: 0 P: 5	R: 0 E: 0 K: 0 S: 3 H: 0 LOB: 1 BB: 1 P: 7	R: 0 E: 0 K: 0 S: 4 H: 1 LOB: 1 BB: 0 P: 4	R: 0 E: 0 K: 1 S: 5 H: 0 LOB: 0 BB: 0 P: 5	R: 1 E: 0 K: 2 S: 9 H: 2 LOB: 1 BB: 0 P: 9	R: 1 E: 0 K: 0 S: 4 H: 2 LOB: 1 BB: 0 P: 4	1B: 6 2B: 0 3B: 0 HR: 1	SF: 0 SAC: 2 DP: 0 HBP: 0						

	AB	34
	R	2
	H	7
	RBI	2
	BB	4
	SO	5
	LOB	20

WP: 1 PB: 0 SB: 0 CS: 0 PA: 40

PITCHER		IP	WLS	BF	H	R	ER	SO	BB	IBB	HBP	BLK	WP	HR	S	P	ERA	WHIP
Bobby Bolin, R ERA: 1.95	(1, 1)	9.0		36	5	1	1	5	4	0	0	0	1	1	42	58	1.00	1.000
Gaylord Perry, R ERA: 2.59	(10, 1)	0.2	L	4	2	1	1	0	0	0	0	0	0	0	4	4	13.50	3.000

PITCHER	IP	WLS	BF	H	R	ER	SO	BB	IBB	HBP	BLK	WP	HR	S	P	ERA	WHIP

San Francisco Giants @ Houston Colt 45's

Colt Stadium, Houston, TX

Sat Jun 08 1963, 8:05 PM EDT

Att. 19,134 - Unknown - 83 F

TOP

livebaseballscorecards.com

Batter	1	2	3	4	5	6	7	8	9	AB	R	H	RBI	BB	SO	LOB
Harvey Kuenn, R (1, 7) OBP: 0.258, SLG: 0.302	6-3		5-3			F3		F8		4	0	0	0	0	0	0
Chuck Hiller, L (1, 4) OBP: 0.188, SLG: 0.149	PB, 1B			4-3		F7		6-3		4	0	1	0	0	0	0
Willie Mays, R (1, 8) OBP: 0.345, SLG: 0.457	5-3 1-2			P3		F7			BBBBB, FC3-5, E, BB	3	0	0	0	1	0	1
Willie McCovey, L (1, 3) OBP: 0.375, SLG: 0.500	F8			G3			BBBBB, 1B, BB		BBBBB, FC3-5 1-2, BB	2	0	0	0	2	0	1
Felipe Alou, R (1, 9) OBP: 0.339, SLG: 0.538		P3			1B 1B, 1B		F7		FC3-5, G6-4-3 1-2 2-3f	3	1	1	0	0	0	1
Matty Alou, L (9, PH) OBP: 0.192, SLG: 0.192										1	0	0	0	0	0	2
Tom Haller, L (1, 2) OBP: 0.296, SLG: 0.375		G3			CS, 1B 1-3 1B		F9		G6-4-3 1-2f	3	0	1	0	0	0	1
Orlando Cepeda, R (9, PH) OBP: 0.373, SLG: 0.549										1	0	0	0	0	0	2
Jim Davenport, R (1, 5) OBP: 0.293, SLG: 0.353		F7			1-2 3-H 1B		FC4 1-3 1B			3	0	2	1	0	0	0
Jose Pagan, R (1, 6) OBP: 0.248, SLG: 0.253			F7		SSS, K 2-3		FC4 1-2f			3	0	0	0	0	1	4
Billy O'Dell, S (1, 1) OBP: 0.121, SLG: 0.121			5-3					F7		3	0	0	0	0	0	1
Don Larsen, R (8, 1)										0	0	0	0	0	0	0

	AB	30
	R	1
	H	5
	RBI	1
	BB	3
	SO	1
	LOB	13

Inning Stats																																
	R: 0	H: 1	R: 0	H: 0	R: 0	H: 0	R: 0	H: 0	R: 1	H: 3	R: 0	H: 0	R: 0	H: 1	R: 0	H: 0	R: 0	H: 0	1B: 5	SF: 0	WP: 0	PA: 33
	E: 0	LOB: 1	E: 0	LOB: 0	E: 0	LOB: 0	E: 0	LOB: 0	E: 0	LOB: 1	E: 0	LOB: 0	E: 0	LOB: 2	E: 0	LOB: 0	E: 1	LOB: 1	2B: 0	SAC: 0	PB: 1	
	K: 0	BB: 0	K: 0	BB: 0	K: 0	BB: 0	K: 0	BB: 0	K: 1	BB: 0	K: 0	BB: 0	K: 0	BB: 1	K: 0	BB: 0	K: 0	BB: 2	3B: 0	DP: 1	SB: 0	
	S: 4	P: 4	S: 3	P: 3	S: 3	P: 3	S: 3	P: 3	S: 7	P: 7	S: 3	P: 3	S: 4	P: 8	S: 3	P: 3	S: 2	P: 10	HR: 0	HBP: 0	CS: 1	

PITCHER		IP	WLS	BF	H	R	ER	SO	BB	IBB	HBP	BLK	WP	HR	S	P	ERA	WHIP
Bob Bruce, R ERA: 3.32	(1, 1)	8.0	W	31	5	1	1	1	3	0	0	0	0	0	30	42	1.12	1.000
Hal Woodeshick, L ERA: 0.77	(9, 1)	1.0	S	2	0	0	0	0	0	0	0	0	0	0	2	2	0.00	0.000

PITCHER		IP	WLS	BF	H	R	ER	SO	BB	IBB	HBP	BLK	WP	HR	S	P	ERA	WHIP

Batter	1	2	3	4	5	6	7	8	9	AB	R	H	RBI	BB	SO	LOB
Ernie Fazio, R (1, 4) OBP: 0.280, SLG: 0.257	F7		E5			P6		BB, SH3-4, 1B		3	1	0	0	1	0	0
Al Spangler, L (1, 7) OBP: 0.319, SLG: 0.321	P4		F8			FC5-4, 1B		SH3-4, 1-2		3	0	1	0	0	0	1
Bob Aspromonte, R (1, 5) OBP: 0.266, SLG: 0.281	F9			6-3		FC5-4, BB, 1-2f		F7		4	0	0	0	0	0	2
Carl Warwick, R (1, 9) OBP: 0.413, SLG: 0.474		5-3		5-3		BB, 1-2		1B, IBB		2	0	0	0	2	0	0
Rusty Staub, L (1, 3) OBP: 0.331, SLG: 0.369		F5		BB		4-3		1-3, 2-H, 1B		3	0	1	1	1	0	2
Howie Goss, R (1, 8) OBP: 0.274, SLG: 0.394		1B		L7			1B, G4-3-6, 2B	K		4	1	2	0	0	1	3
John Bateman, R (1, 2) OBP: 0.238, SLG: 0.353		F2	P6				G4-3-6, 2-3, 1B			3	0	1	0	0	0	1
J C Hartman, R (1, 6) OBP: 0.167, SLG: 0.145			L9	L5			G4-3-6, 1-2f, 3-H			3	0	0	0	0	0	1
Bob Bruce, R (1, 1) OBP: 0.103, SLG: 0.037 Hal Woodeshick, R (9, 1) OBP: 0.200, SLG: 0.200			3-1	6-3			F9			3 0	0 0	0 0	0 0	0 0	0 0	0 0
Inning Stats	R: 0 E: 0 K: 0 S: 3 H: 0 LOB: 0 BB: 0 P: 3	R: 0 E: 0 K: 0 S: 4 H: 1 LOB: 1 BB: 0 P: 4	R: 0 E: 1 K: 0 S: 4 H: 0 LOB: 1 BB: 0 P: 4	R: 0 E: 0 K: 0 S: 3 H: 0 LOB: 1 BB: 1 P: 7	R: 0 E: 0 K: 0 S: 3 H: 0 LOB: 0 BB: 0 P: 3	R: 0 E: 0 K: 0 S: 4 H: 1 LOB: 2 BB: 1 P: 8	R: 1 E: 0 K: 0 S: 4 H: 2 LOB: 0 BB: 0 P: 4	R: 1 E: 0 K: 1 S: 6 H: 1 LOB: 2 BB: 2 P: 14		1B: 4 2B: 1 3B: 0 HR: 0 SF: 0 SAC: 1 DP: 1 HBP: 0						

PITCHER		IP	WLS	BF	H	R	ER	SO	BB	IBB	HBP	BLK	WP	HR	S	P	ERA	WHIP
Billy O'Dell, L ERA: 3.0	(1, 1)	7.2	L	32	5	2	2	0	3	1	0	0	0	0	28	44	2.35	1.043
Don Larsen, R ERA: 2.3	(8, 1)	0.1		1	0	0	0	1	0	0	0	0	0	0	3	3	0.00	0.000

PITCHER		IP	WLS	BF	H	R	ER	SO	BB	IBB	HBP	BLK	WP	HR	S	P	ERA	WHIP

BOTTOM

San Francisco Giants @ Houston Colt 45's

Colt Stadium, Houston, TX

Sat Jun 08 1963, 8:05 PM EDT

Att. 19,134 - Unknown - 83 F

livebaseballscorecards.com

AB	28
R	2
H	5
RBI	1
BB	4
SO	1
LOB	10

HOUSTON COLT .45s

Batter	1	2	3	4	5	6	7	8	9	AB	R	H	RBI	BB	SO	LOB
Felipe Alou, R (1, 9) OBP: 0.333, SLG: 0.528	S S S 0-3 ① K		x 0-0 ② 5-3			x 0-0 ① P5			S S S 0-3 ① K	4	0	0	0	0	2	0
Chuck Hiller, L (1, 4) OBP: 0.190, SLG: 0.153	x 0-0 ② F8		x 0-0 1B			x 0-0 ② 4-3			x 0-0 ② P6	4	0	1	0	0	0	0
Willie McCovey, L (1, 7) OBP: 0.373, SLG: 0.494	x 0-0 1B		S S S 0-3 ③ K			S S S 0-3 ③ K			x 0-0 ③ F5	4	0	1	0	0	2	1
Willie Mays, R (1, 8) OBP: 0.344, SLG: 0.455	x 0-0 ③ P4			x 0-0 CS 1B			x 0-0 ① F7			3	0	1	0	0	0	1
Orlando Cepeda, R (1, 3) OBP: 0.372, SLG: 0.545		x 0-0 CS BB 1B		S S S 0-3 ① ② K 1-2			x 0-0 ② F7			3	0	1	0	0	1	1
Tom Haller, L (1, 2) OBP: 0.297, SLG: 0.367		B B B B 4-0 1-2 BB		x 0-0 ③ F7			S S S 0-3 ③ K			2	0	0	0	1	1	0
Jim Davenport, R (1, 5) OBP: 0.288, SLG: 0.347		S S S 0-3 ① K			S S S 0-3 ① K			x 0-0 ① F7		3	0	0	0	0	2	2
Ernie Bowman, R (1, 6) OBP: 0.200, SLG: 0.300 Matty Alou, L (8, PH) OBP: 0.185, SLG: 0.185 Jose Pagan, R (8, 6) OBP: 0.248, SLG: 0.253		x 0-0 ② ③ F8 2-3			x 0-0 ② F9			x 0-0 ② 4-3		2 1 0	0 0 0	0 0 0	0 0 0	0 0 0	0 0 0	2 0 0
Jack Sanford, R (1, 1) OBP: 0.238, SLG: 0.243 Ed Bailey, L (8, PH) OBP: 0.403, SLG: 0.629 Jim Duffalo, R (8, 1)			x 0-0 ① 6-3		x 0-0 ③ F8			x 0-0 ③ P4		2 1 0	0 0 0	0 0 0	0 0 0	0 0 0	0 0 0	0 0 0
Inning Stats	R: 0 H: 1 E: 0 LOB: 1 K: 1 BB: 0 S: 6 P: 6	R: 0 H: 1 E: 0 LOB: 1 K: 1 BB: 1 S: 5 P: 9	R: 0 H: 1 E: 0 LOB: 1 K: 1 BB: 0 S: 6 P: 6	R: 0 H: 1 E: 0 LOB: 0 K: 1 BB: 0 S: 5 P: 5	R: 0 H: 0 E: 0 LOB: 0 K: 1 BB: 0 S: 5 P: 5	R: 0 H: 0 E: 0 LOB: 0 K: 1 BB: 0 S: 5 P: 5	R: 0 H: 0 E: 0 LOB: 0 K: 1 BB: 0 S: 5 P: 5	R: 0 H: 0 E: 0 LOB: 0 K: 0 BB: 0 S: 3 P: 3	R: 0 H: 0 E: 0 LOB: 0 K: 1 BB: 0 S: 5 P: 5	1B: 4 2B: 0 3B: 0 HR: 0	SF: 0 SAC: 0 DP: 0 HBP: 0			WP: 0 PB: 0 SB: 0 CS: 2	PA: 30		

TOP

San Francisco Giants @ Houston Colt 45's

Colt Stadium, Houston, TX

Sun Jun 09 1963, 8:05 PM EDT
Att. 17,437 - Unknown - 83 F

livebaseballscorecards.com

AB	29
R	0
H	4
RBI	0
BB	1
SO	8
LOB	7

PITCHER		IP	WLS	BF	H	R	ER	SO	BB	IBB	HBP	BLK	WP	HR	S	P	ERA	WHIP
Turk Farrell, R ERA: 2.63	(1, 1)	2.2		11	3	0	0	2	1	0	0	0	0	0	14	18	0.00	1.500
Hal Brown, R ERA: 3.54	(3, 1)	6.1	W	19	1	0	0	6	0	0	0	0	0	0	31	31	0.00	0.158

PITCHER		IP	WLS	BF	H	R	ER	SO	BB	IBB	HBP	BLK	WP	HR	S	P	ERA	WHIP

Batter	1	2	3	4	5	6	7	8	9	AB	R	H	RBI	BB	SO	LOB
Ernie Fazio, R (1, 4) OBP: 0.291, SLG: 0.260	F7	BB 1-2			CS 1B		F8			3	0	1	0	1	0	0
Al Spangler, L (1, 7) OBP: 0.317, SLG: 0.316	PB 1B BB	F9			F8 1-2		F7			3	1	0	0	1	0	4
Bob Aspromonte, R (1, 5) OBP: 0.260, SLG: 0.274	P3		4-3			P6		6-3		4	0	0	0	0	0	1
Carl Warwick, R (1, 9) OBP: 0.421, SLG: 0.477	1-H 1B		G6-4-3 1B			1B BB		4-3		3	1	2	1	1	0	0
Rusty Staub, L (1, 3) OBP: 0.335, SLG: 0.373	5-3		G6-4-3 1-2f			1B 1-2		2B 1B		4	1	2	0	0	0	2
Howie Goss, R (1, 8) OBP: 0.274, SLG: 0.396		6-3		K		K		2B 1-H		4	0	1	1	0	2	2
John Bateman, R (1, 2) OBP: 0.246, SLG: 0.352		1B BB	F8			1B 1-2 2-H		F2		3	0	1	1	1	0	1
J C Hartman, R (1, 6) OBP: 0.173, SLG: 0.153		BB 1B 1-3	F9			5-3				3	0	1	0	0	0	2
Turk Farrell, R (1, 1) OBP: 0.222, SLG: 0.167		K			K		3-1			1	0	0	0	0	1	2
Hal Brown, R (3, 1)										2	0	0	0	0	1	0
Inning Stats	R: 1 E: 0 K: 0 S: 4 H: 1 LOB: 1 BB: 1 P: 8	R: 0 E: 0 K: 1 S: 6 H: 1 LOB: 3 BB: 2 P: 14	R: 0 E: 0 K: 0 S: 3 H: 1 LOB: 0 BB: 0 P: 3	R: 0 E: 0 K: 1 S: 5 H: 0 LOB: 0 BB: 0 P: 5	R: 0 E: 0 K: 1 S: 5 H: 1 LOB: 0 BB: 0 P: 5	R: 1 E: 0 K: 1 S: 7 H: 2 LOB: 2 BB: 1 P: 11	R: 0 E: 0 K: 0 S: 3 H: 0 LOB: 0 BB: 0 P: 3	R: 1 E: 0 K: 0 S: 5 H: 2 LOB: 1 BB: 0 P: 5		1B: 7 2B: 1 3B: 0 HR: 0 SF: 0 SAC: 0 DP: 1 HBP: 0						

PITCHER		IP	WLS	BF	H	R	ER	SO	BB	IBB	HBP	BLK	WP	HR	S	P	ERA	WHIP
Jack Sanford, R ERA: 2.67	(1, 1)	7.0	L	29	6	2	1	4	4	0	0	0	0	0	33	49	1.29	1.429
Jim Duffalo, R ERA: 1.77	(8, 1)	1.0		5	2	1	1	0	0	0	0	0	0	0	5	5	9.00	2.000

PITCHER		IP	WLS	BF	H	R	ER	SO	BB	IBB	HBP	BLK	WP	HR	S	P	ERA	WHIP

BOTTOM

San Francisco Giants @ Houston Colt 45's

Colt Stadium, Houston, TX

Sun Jun 09 1963, 8:05 PM EDT

Att. 17,437 - Unknown - 83 F

livebaseballscorecards.com

AB	30
R	3
H	8
RBI	3
BB	4
SO	4
LOB	14

Batter	1	2	3	4	5	6	7	8	9	AB	R	H	RBI	BB	SO	LOB
Don Landrum, L (1, 9) OBP: 0.265, SLG: 0.243	F8		F8		4-3		F8 2B		L5	5	0	1	0	0	0	2
Ken Hubbs, R (1, 4) OBP: 0.315, SLG: 0.411	K		P3		6-3		F8 2-3		2-H 1B	5	0	1	1	0	1	1
Billy Williams, L (1, 7) OBP: 0.387, SLG: 0.509	K		P6		HR		P5		6-3	5	1	1	1	0	1	2
Ron Santo, R (1, 5) OBP: 0.325, SLG: 0.485		1B 2B		4-3	BB		5-3			3	1	1	0	1	0	1
14 Ernie Banks, R (1, 3) OBP: 0.278, SLG: 0.462		1B BB		L6	5-3			F7		3	0	0	0	1	0	1
Andre Rodgers, R (1, 6) OBP: 0.298, SLG: 0.280		K		BB BB BB		K		P3		3	0	0	0	1	2	2
Nelson Mathews, R (1, 8) OBP: 0.248, SLG: 0.271		K		1-2 BB BB		P4		F8		3	0	0	0	1	1	2
Dick Bertell, R (1, 2) OBP: 0.319, SLG: 0.286 Jimmie Schaffer, R (9, PR) OBP: 0.306, SLG: 0.395 (9, 2)	1-3 2-H 1B			1-2 2-3 BB					SH5-4 1B 1B	3 0	0 1	3 0	1 0	1 0	0 0	0 0
Glen Hobbie, R (1, 1) OBP: 0.100, SLG: 0.100 Lindy McDaniel, R (8, 1) OBP: 0.200, SLG: 0.800	K			F3		4-3			1-2 SH5-4	3 0	0 0	0 0	0 0	0 0	1 0	6 0
Inning Stats	R: 0 E: 0 K: 2 S: 7 H: 0 LOB: 0 BB: 0 P: 7	R: 1 E: 0 K: 3 S: 11 H: 2 LOB: 2 BB: 1 P: 15	R: 0 E: 0 K: 0 S: 3 H: 0 LOB: 0 BB: 0 P: 3	R: 0 E: 0 K: 0 S: 3 H: 0 LOB: 3 BB: 3 P: 15	R: 1 E: 0 K: 0 S: 4 H: 1 LOB: 1 BB: 1 P: 8	R: 0 E: 0 K: 1 S: 6 H: 1 LOB: 1 BB: 0 P: 6	R: 0 E: 0 K: 0 S: 4 H: 1 LOB: 1 BB: 0 P: 4	R: 0 E: 0 K: 0 S: 3 H: 0 LOB: 0 BB: 0 P: 3	R: 1 E: 0 K: 0 S: 5 H: 2 LOB: 1 BB: 0 P: 5	1B: 4 2B: 2 3B: 0 HR: 1 SF: 0 SAC: 1 DP: 0 HBP: 0						

PITCHER		IP	WLS	BF	H	R	ER	SO	BB	IBB	HBP	BLK	WP	HR	S	P	ERA	WHIP
Dick Drott, R ERA: 2.62	(1, 1)	8.0		34	5	2	2	6	5	0	0	0	0	1	41	61	2.25	1.250
Hal Woodeshick, L ERA: 0.94	(9, 1)	1.0	L	5	2	1	1	0	0	0	0	0	0	0	5	5	9.00	2.000

PITCHER	IP	WLS	BF	H	R	ER	SO	BB	IBB	HBP	BLK	WP	HR	S	P	ERA	WHIP

TOP

Chicago Cubs @ Houston Colt 45's

Colt Stadium, Houston, TX

Mon Jun 10 1963, 8:05 PM EDT

Att. 10,124 - Unknown - 84 F

livebaseballscorecards.com

AB	33
R	3
H	7
RBI	3
BB	5
SO	6
LOB	17

WP: 0	PA: 39					
PB: 0						
SB: 0						
CS: 0						

Chicago Cubs @ Houston Colt 45's

Colt Stadium, Houston, TX

Mon Jun 10 1963, 8:05 PM EDT

Att. 10,124 - Unknown - 84 F

Batter	1	2	3	4	5	6	7	8	9	AB	R	H	RBI	BB	SO	LOB
Ernie Fazio, R (1, 4) OBP: 0.289, SLG: 0.273	F7			3-1		5-3		S 2B		4	0	1	0	0	0	0
Al Spangler, L (1, 7) OBP: 0.316, SLG: 0.326	G3			E 3B		F9		K 2-3		4	1	1	0	0	1	1
Bob Aspromonte, R (1, 5) OBP: 0.265, SLG: 0.275	P4			K		FC5-4 1B		FC6-4 BB		3	0	1	0	1	1	1
Carl Warwick, R (1, 9) OBP: 0.412, SLG: 0.465		F2		E3 3-H		FC5-4 1-2f		FC6-4 1-2f		4	0	0	0	0	0	3
Rusty Staub, L (1, 3) OBP: 0.328, SLG: 0.363		4-3		F2			4-3		6-3	4	0	0	0	0	0	1
Howie Goss, R (1, 8) OBP: 0.278, SLG: 0.410		CS BB			HR		K		K	3	1	1	1	1	2	0
John Bateman, R (1, 2) OBP: 0.239, SLG: 0.341		CS 1-2	F9		5-3		E6		K	4	0	0	0	0	1	0
J C Hartman, R (1, 6) OBP: 0.167, SLG: 0.147			L8		K		6-3			3	0	0	0	0	1	1
Dick Drott, R (1, 1) OBP: 0.091, SLG: 0.091			K		F7			P4		2	0	0	0	0	1	0
Brock Davis, L (8, PH) OBP: 0.300, SLG: 0.333										1	0	0	0	0	0	0
Hal Woodeshick, R (9, 1) OBP: 0.200, SLG: 0.200										0	0	0	0	0	0	0

livebaseballscorecards.com

AB	32
R	2
H	4
RBI	1
BB	2
SO	7
LOB	7

Inning Stats	1	2	3	4	5	6	7	8	9					
	R: 0 H: 0 E: 0 LOB: 0 K: 0 BB: 0 S: 3 P: 3	R: 0 H: 0 E: 0 LOB: 0 K: 0 BB: 1 S: 2 P: 6	R: 0 H: 0 E: 0 LOB: 0 K: 1 BB: 0 S: 5 P: 5	R: 1 H: 1 E: 1 LOB: 1 K: 1 BB: 0 S: 7 P: 7	R: 1 H: 1 E: 0 LOB: 0 K: 1 BB: 0 S: 6 P: 6	R: 0 H: 1 E: 0 LOB: 1 K: 0 BB: 0 S: 4 P: 4	R: 0 H: 0 E: 1 LOB: 1 K: 1 BB: 0 S: 6 P: 6	R: 0 H: 1 E: 0 LOB: 2 K: 1 BB: 1 S: 6 P: 10	R: 0 H: 0 E: 0 LOB: 0 K: 2 BB: 0 S: 7 P: 7	1B: 1 SF: 0 2B: 1 SAC: 0 3B: 1 DP: 0 HR: 1 HBP: 0	WP: 0 PA: 35 PB: 0 SB: 1 CS: 1				

PITCHER		IP	WLS	BF	H	R	ER	SO	BB	IBB	HBP	BLK	WP	HR	S	P	ERA	WHIP
Glen Hobbie, R ERA: 3.5	(1, 1)	7.1		28	4	2	1	4	1	0	0	0	0	1	35	39	1.23	0.682
Lindy McDaniel, R ERA: 2.51	(8, 1)	1.2	W	6	0	0	0	3	1	0	0	0	0	0	11	15	0.00	0.600

PITCHER	IP	WLS	BF	H	R	ER	SO	BB	IBB	HBP	BLK	WP	HR	S	P	ERA	WHIP

Batter	1	2	3	4	5	6	7	8	9	10	AB	R	H	RBI	BB	SO	LOB
Don Landrum, L (1, 9) (8, 8) OBP: 0.270, SLG: 0.243	B B B B 4-0 4-3 BB		x 0-0 ① 1-3		x 0-0 ① P3		x 0-0 ② 4-3		x 0-0 FC1-5 1-2 3-H 1B		4	0	1	1	1	0	0
Ken Hubbs, R (1, 4) OBP: 0.308, SLG: 0.401	S S S 0-3 ① K		x 0-0 ② 5-3		x 0-0 ② P6		S S S 0-3 ③ K		x 0-0 ① FC1-5 1-2 2-3f		5	0	0	0	0	2	3
Billy Williams, L (1, 7) OBP: 0.379, SLG: 0.498	x 0-0 ② 4-3 1-2		x 0-0 ③ F9		x 0-0 ③ F7			x 0-0 ① 6-3	S S S 0-3 ② K		5	0	0	0	0	1	3
Ron Santo, R (1, 5) OBP: 0.331, SLG: 0.485	x 0-0 ③ 5-3			x 0-0 SH1-4 14 1B 1B		x 0-0 14 2B 1B		H 1-0 14 WP HBP	x 0-0 ③ F9		4	1	2	0	0	0	3
14 Ernie Banks, R (1, 3) OBP: 0.285, SLG: 0.471		x 0-0 1B 1B		x 0-0 SH1-4 1-2 1B		x 0-0 FC3 1-H 7-2 2B		S S S 0-3 ② K 1-2		S S S 0-3 ① K	5	0	3	1	0	2	1
Andre Rodgers, R (1, 6) OBP: 0.295, SLG: 0.277 Merritt Ranew, L (8, PH) OBP: 0.538, SLG: 0.750 Alex Grammas, R (8, PR) (8, 6)		S S S 0-3 ① K		x 0-0 ① SH1-4 1-2 2-3		x 0-0 FC3 2-3		H 1-0 HBP		x 0-0 ② 3-1	2 0 1	0 0 0	0 0 0	0 0 0	0 0 0	1 0 0	2 0 0
Nelson Mathews, R (1, 8) OBP: 0.250, SLG: 0.273 Lou Brock, L (8, PH) OBP: 0.306, SLG: 0.403 (8, 9)	x 0-0 1-2 1B			S S S 0-3 ② K		S S S 0-3 ① K		x 0-0 ③ F9		x 0-0 ③ L4	3 2	0 0	1 0	0 0	0 0	2 0	4 2
Dick Bertell, R (1, 2) OBP: 0.324, SLG: 0.303	S S S 0-3 ② K			I I I 4-0 FC6 IBB		x 0-0 ②③ 7-2 3-Hf			x 0-0 1B 3B		3	1	1	0	1	1	4
Larry Jackson, R (1, 1) OBP: 0.216, SLG: 0.229 Bob Will, L (9, PH) OBP: 0.217, SLG: 0.182 Ken Aspromonte, R (9, PH) OBP: 0.222, SLG: 0.242 Lindy McDaniel, R (9, 1) OBP: 0.200, SLG: 0.800	x 0-0 ③ 4-3			x 0-0 ③ FC6 1-2f			x 0-0 ① F8		B B B B 4-0 FC1-5 1B BB		3 0 0 0	0 0 0 0	0 0 0 0	0 0 1 0	0 0 0 0	0 0 0 0	5 0 0 0
Inning Stats	R: 0 H: 0 E: 0 LOB: 1 K: 1 BB: 1 S: 5 P: 9	R: 0 H: 2 E: 0 LOB: 2 K: 2 BB: 0 S: 9 P: 9	R: 0 H: 0 E: 0 LOB: 0 K: 0 BB: 0 S: 3 P: 3	R: 0 H: 2 E: 0 LOB: 3 K: 1 BB: 1 S: 7 P: 11	R: 0 H: 0 E: 0 LOB: 0 K: 0 BB: 0 S: 3 P: 3	R: 1 H: 2 E: 0 LOB: 1 K: 1 BB: 0 S: 7 P: 7	R: 0 H: 0 E: 0 LOB: 0 K: 1 BB: 0 S: 5 P: 5	R: 0 H: 0 E: 0 LOB: 2 K: 1 BB: 0 S: 5 P: 7	R: 1 H: 2 E: 0 LOB: 2 K: 1 BB: 1 S: 7 P: 11	R: 0 H: 0 E: 0 LOB: 0 K: 1 BB: 0 S: 5 P: 5	1B: 6 2B: 2 3B: 1 HR: 0	SF: 0 SAC: 1 DP: 1 HBP: 2					

PITCHER	IP	WLS	BF	H	R	ER	SO	BB	IBB	HBP	BLK	WP	HR	S	P	ERA	WHIP
Ken Johnson, R (1, 1) ERA: 2.91	8.0		36	7	2	2	7	2	1	2	0	1	0	45	59	2.25	1.125
Hal Woodeshick, L (9, 1) ERA: 0.91	2.0	W	7	1	0	0	2	0	0	0	0	0	0	11	11	0.00	0.500

PITCHER	IP	WLS	BF	H	R	ER	SO	BB	IBB	HBP	BLK	WP	HR	S	P	ERA	WHIP

TOP

Chicago Cubs @ Houston Colt 45's

Colt Stadium, Houston, TX

Tue Jun 11 1963, 8:05 PM EDT
Att. 12,327 - Unknown - 84 F

livebaseballscorecards.com

AB	37
R	2
H	8
RBI	2
BB	3
SO	9
LOB	27

1B: 6	SF: 0	WP: 1	PA: 43
2B: 2	SAC: 1	PB: 0	
3B: 1	DP: 1	SB: 0	
HR: 0	HBP: 2	CS: 0	

Batter	1	2	3	4	5	6	7	8	9	10	AB	R	H	RBI	BB	SO	LOB
Ernie Fazio, R (1, 4) OBP: 0.287, SLG: 0.272	K		P4			F8	G4-6-3			SH / HR	4	1	1	0	0	1	1
Brock Davis, L (1, 7) OBP: 0.320, SLG: 0.318	K		F9			1B / 1B	G4-6-3			HR / IBB	4	2	1	0	1	1	3
Bob Aspromonte, R (1, 5) OBP: 0.268, SLG: 0.297	5-3		1-3			1B / 1B		5-3		HR	5	2	2	4	0	0	1
Carl Warwick, R (1, 9) OBP: 0.408, SLG: 0.460		FC5-4 / 1B		5-3		K		F8			4	0	1	0	0	1	2
Rusty Staub, L (1, 3) OBP: 0.326, SLG: 0.360		FC5-4 / BB		4-3		1B / 1B		1-3			4	0	1	1	0	0	1
Howie Goss, R (1, 8) OBP: 0.282, SLG: 0.408		BB		K		1B			K		3	0	1	1	1	2	0
John Bateman, R (1, 2) OBP: 0.232, SLG: 0.331		F8			F8	F8			P6		4	0	0	0	0	0	4
J C Hartman, R (1, 6) OBP: 0.159, SLG: 0.139		K			5-3		E6 / 1B		K		4	0	0	0	0	2	2
Ken Johnson, R (1, 1) OBP: 0.091, SLG: 0.048			HBP		6-3		K			SH / HR / 1B	2	0	0	0	0	1	1
Hal Woodeshick, R (9, 1) OBP: 0.273, SLG: 0.273											1	0	1	0	0	0	0
Bob Lillis, R (10, PR) OBP: 0.247, SLG: 0.249											0	1	0	0	0	0	0
Inning Stats	R: 0 E: 0 K: 2 S: 7 / H: 0 LOB: 0 BB: 0 P: 7	R: 0 E: 0 K: 1 S: 6 / H: 1 LOB: 2 BB: 1 P: 10	R: 0 E: 0 K: 0 S: 3 / H: 0 LOB: 1 BB: 0 P: 4	R: 0 E: 0 K: 0 S: 5 / H: 0 LOB: 0 BB: 0 P: 5	R: 0 E: 0 K: 0 S: 3 / H: 0 LOB: 0 BB: 0 P: 3	R: 2 E: 0 K: 1 S: 9 / H: 4 LOB: 2 BB: 0 P: 9	R: 0 E: 1 K: 1 S: 6 / H: 1 LOB: 1 BB: 0 P: 6	R: 0 E: 0 K: 0 S: 3 / H: 0 LOB: 0 BB: 0 P: 3	R: 0 E: 0 K: 2 S: 7 / H: 0 LOB: 0 BB: 0 P: 7	R: 4 E: 1 K: 0 S: 3 / H: 2 LOB: 1 BB: 1 P: 7	1B: 7 2B: 0 3B: 0 HR: 1	SF: 0 SAC: 1 DP: 1 HBP: 1						

PITCHER		IP	WLS	BF	H	R	ER	SO	BB	IBB	HBP	BLK	WP	HR	S	P	ERA	WHIP
Larry Jackson, R ERA: 2.06	(1, 1)	8.0		32	6	2	2	6	1	0	1	0	0	0	42	47	2.25	0.875
Lindy McDaniel, R ERA: 3.34	(9, 1)	1.0	L	7	2	4	3	2	0	1	0	0	0	1	10	14	27.00	2.000

PITCHER	IP	WLS	BF	H	R	ER	SO	BB	IBB	HBP	BLK	WP	HR	S	P	ERA	WHIP

BOTTOM

Chicago Cubs @ Houston Colt 45's

Colt Stadium, Houston, TX

Tue Jun 11 1963, 8:05 PM EDT

Att. 12,327 - Unknown - 84 F

livebaseballscorecards.com

AB	35
R	6
H	8
RBI	6
BB	2
SO	8
LOB	15

Batter	1	2	3	4	5	6	7	8	9	AB	R	H	RBI	BB	SO	LOB
Ernie Fazio, R (1, 4) OBP: 0.283, SLG: 0.267	K	K			G6-4-3 1B		6-3		F7	5	0	1	0	0	2	2
Brock Davis, L (1, 7) OBP: 0.345, SLG: 0.346	1B 2B 1B	FC4 1-2f			G6-4-3 1-2		F8			4	1	2	0	0	0	2
Bob Aspromonte, R (1, 5) OBP: 0.273, SLG: 0.301	2B FC1-5-2 1-2		K		G6-4-3 1-2f 2-3					4	0	2	0	0	1	2
Carl Warwick, R (1, 9) OBP: 0.405, SLG: 0.461	FC1-5-2 1-3 2-H		K		K		K			4	0	1	1	0	3	2
Rusty Staub, L (1, 3) OBP: 0.324, SLG: 0.358	FC1-5-2 2-3 3-H		G3			E 1B		4-3		4	0	1	0	0	0	2
Howie Goss, R (1, 8) OBP: 0.277, SLG: 0.401	6-3			K		L7		F6		4	0	0	0	0	1	3
John Bateman, R (1, 2) OBP: 0.232, SLG: 0.328		K		1B		L8		F4		4	0	1	0	0	1	1
J C Hartman, R (1, 6) OBP: 0.163, SLG: 0.145		1B 1B		F8		E5 FC6-4 1-2			1-3	4	0	1	0	0	0	2
Don Nottebart, R (1, 1) OBP: 0.133, SLG: 0.103		FC4 1-2		K		FC6-4 1-2f			F7	2	0	1	0	0	1	1
Russ Kemmerer, R (5, 1) OBP: 0.167, SLG: 0.167										0	0	0	0	0	0	0
Johnny Temple, R (6, PH) OBP: 0.346, SLG: 0.343										1	0	0	0	0	0	2
Don McMahon, R (6, 1)										0	0	0	0	0	0	0
Bob Lillis, R (9, PH) OBP: 0.246, SLG: 0.247										1	0	0	0	0	0	0
Inning Stats	R: 1 E: 0 K: 1 S: 12 H: 3 LOB: 2 BB: 0 P: 17	R: 0 E: 0 K: 2 S: 18 H: 2 LOB: 2 BB: 0 P: 23	R: 0 E: 0 K: 2 S: 11 H: 0 LOB: 0 BB: 0 P: 16	R: 0 E: 0 K: 2 S: 12 H: 1 LOB: 1 BB: 0 P: 18	R: 0 E: 0 K: 1 S: 10 H: 2 LOB: 1 BB: 0 P: 10	R: 0 E: 1 K: 0 S: 11 H: 1 LOB: 2 BB: 0 P: 18	R: 0 E: 0 K: 1 S: 9 H: 1 LOB: 1 BB: 0 P: 13	R: 0 E: 0 K: 0 S: 5 H: 0 LOB: 0 BB: 0 P: 6	R: 0 E: 0 K: 0 S: 4 H: 0 LOB: 0 BB: 0 P: 6	1B: 9 2B: 1 3B: 0 HR: 0 SF: 0 SAC: 0 DP: 1 HBP: 0						

PITCHER	IP	WLS	BF	H	R	ER	SO	BB	IBB	HBP	BLK	WP	HR	S	P	ERA	WHIP
Johnny Podres, L (1, 1) ERA: 2.84	9.0	W	37	10	1	1	9	0	0	0	0	0	0	92	127	1.00	1.111

PITCHER	IP	WLS	BF	H	R	ER	SO	BB	IBB	HBP	BLK	WP	HR	S	P	ERA	WHIP

TOP

Houston Colt 45's @ Los Angeles Dodgers

Dodger Stadium, Los Angeles, CA

Wed Jun 12 1963, 7:05 PM PDT

Att. 17,389 - Unknown

livebaseballscorecards.com

AB	37
R	1
H	10
RBI	1
BB	0
SO	9
LOB	19

WP: 0 PA: 37
PB: 0
SB: 0
CS: 0

Batter	1	2	3	4	5	6	7	8	9	AB	R	H	RBI	BB	SO	LOB
Maury Wills, S (1, 5) OBP: 0.379, SLG: 0.380	C B X 1-1 BB 1B 1B		F L X 0-2 4-3 S SF9 1B		C B M F X 1-2 SH2-3 1B 1B	B C S B F X 2-2 ③ 1-3		X 0-0 2B		5	3	4	0	0	0	0
Jim Gilliam, S (1, 4) OBP: 0.335, SLG: 0.388 Nate Oliver, R (8, 4) OBP: 0.293, SLG: 0.295	B F B P B 4-1 S 1B 1-2 SF8 BB		S S B X 1-2 ① 4-3 1-3		X 0-0 ① SH2-3 1-2		B B B C F X 3-2 ① 4-3	C F C 0-3 ③ K		2 1	1 0	0 0	0 0	1 0	0 1	1 1
Ron Fairly, L (1, 3) OBP: 0.353, SLG: 0.399	F B X 1-1 SF8 S SF7 1-2 2-H 1B		B B C X 2-1 ② SF9 3-H		F B F B F X 2-2 1B 2-H 1B		B B B C B 4-1 2B 1B BB			2	3	2	3	1	0	0
Tommy Davis, R (1, 7) OBP: 0.378, SLG: 0.482	B C X 1-1 ① SF8 1-3 2-H		S X 0-1 1B		C C B B X 2-2 FC6-4 1B 2-H 1B		X 0-0 1B SF4 1-3 2B			3	1	3	2	0	0	0
Wally Moon, L (1, 9) OBP: 0.361, SLG: 0.349	B X 1-0 ② SF7 3-H		B B B C F X 3-2 ③ F8		B X 1-0 FC6-4 1-2 1B		X 0-0 E 2-3 3-H 1B			3	0	2	2	0	0	1
John Roseboro, L (1, 2) OBP: 0.292, SLG: 0.362 Doug Camilli, R (9, 2) OBP: 0.238, SLG: 0.316	X 0-0 ③ F7			X 0-0 ① F7	B B X 2-0 ② FC6-4 1-2f 2-3		F B B B X 3-1 ② SF4 1-2 3-H			3 0	0 0	0 0	1 0	0 0	0 0	2 0
Willie Davis, L (1, 8) OBP: 0.266, SLG: 0.379		X 0-0 G4-3 1B		M B C B B X 3-2 ② 6-3	S B X 1-1 ③ L8		F B B B C S 3-3 ③ K			4	0	1	0	0	1	3
Dick Tracewski, R (1, 6) OBP: 0.315, SLG: 0.283		B L C X 1-2 ① ② G4-3 1-2f		B X 1-0 HR	C B B X 2-1 ① F8			X 0-0 ① 6-3		4	1	1	1	0	0	1
Johnny Podres, L (1, 1) OBP: 0.037, SLG: 0.040		X 0-0 ③ 1-3		F F F X 0-2 ③ 6-3		B F B F X 2-2 ② 1-3		X 0-0 ② L9		4	0	0	0	0	0	0
Inning Stats	R: 3 H: 2 E: 0 LOB: 0 K: 0 BB: 1 S: 10 P: 17	R: 0 H: 1 E: 0 LOB: 0 K: 0 BB: 0 S: 5 P: 6	R: 1 H: 2 E: 0 LOB: 1 K: 0 BB: 0 S: 13 P: 19	R: 1 H: 1 E: 0 LOB: 0 K: 0 BB: 0 S: 9 P: 13	R: 2 H: 4 E: 0 LOB: 2 K: 0 BB: 0 S: 16 P: 25	R: 0 H: 0 E: 0 LOB: 0 K: 0 BB: 0 S: 9 P: 15	R: 2 H: 2 E: 1 LOB: 1 K: 1 BB: 1 S: 11 P: 24	R: 0 H: 1 E: 0 LOB: 1 K: 1 BB: 0 S: 6 P: 6		1B: 10 SF: 4 2B: 2 SAC: 1 3B: 0 DP: 1 HR: 1 HBP: 0						

PITCHER		IP	WLS	BF	H	R	ER	SO	BB	IBB	HBP	BLK	WP	HR	S	P	ERA	WHIP
Don Nottebart, R ERA: 3.51	(1, 1)	4.0	L	18	6	5	5	0	1	0	0	0	0	1	37	55	11.25	1.750
Russ Kemmerer, R ERA: 6.08	(5, 1)	1.0		7	4	2	2	0	0	0	0	0	0	0	16	25	18.00	4.000
Don McMahon, R ERA: 5.11	(6, 1)	3.0		13	3	2	2	2	1	0	0	0	0	0	26	45	6.00	1.333

PITCHER	IP	WLS	BF	H	R	ER	SO	BB	IBB	HBP	BLK	WP	HR	S	P	ERA	WHIP

BOTTOM

Houston Colt 45's @ Los Angeles Dodgers

Dodger Stadium, Los Angeles, CA

Wed Jun 12 1963, 7:05 PM PDT

Att. 17,389 - Unknown

livebaseballscorecards.com

AB	31
R	9
H	13
RBI	9
BB	2
SO	2
LOB	9

Batter	1	2	3	4	5	6	7	8	9	AB	R	H	RBI	BB	SO	LOB
Ernie Fazio, R (1, 4) OBP: 0.282, SLG: 0.267	C B B B F F S 3-3 ① K			B F B X 2-1 BLK SH3-4 1B		C B S S 1-3 ① K		B C F B B S 3-3 ② K		4	0	1	0	0	3	2
Brock Davis, L (1, 7) OBP: 0.344, SLG: 0.321	B B B B 4-0 G5-4-3 BB			L X 0-1 ① SH3-4 1-2		C S X 0-2 ② 5-3		S X 0-1 ③ F3		2	0	0	0	1	0	2
Bob Aspromonte, R (1, 5) OBP: 0.268, SLG: 0.294	B F B X 2-1 ②③ G5-4-3 1-2f			C B S B X 2-2 ② F6 2-3		B F X 1-1 ③ 6-3			X 0-0 ① 5-3	4	0	0	0	0	0	2
Carl Warwick, R (1, 9) OBP: 0.397, SLG: 0.450		C S X 0-2 ① F6		L F F X 0-2 ③ 6-3			F B S C 1-3 ① K		B F B X 2-1 ② F5	4	0	0	0	0	1	1
Rusty Staub, L (1, 3) OBP: 0.323, SLG: 0.355		B C B B S X 3-2 ② F3			B B F F F F B X 3-2 BB 1B		X 0-0 ② F6		C B B B X 3-1 ③ F2	4	0	1	0	0	0	0
Howie Goss, R (1, 8) OBP: 0.278, SLG: 0.397		S F S 0-3 ③ K			B B B B F B 4-1 1-2 BB		B B F S F C 2-3 ③ K			2	0	0	0	1	2	0
Bob Lillis, R (1, 6) OBP: 0.247, SLG: 0.260			B X 1-0 ① F3		C F C 0-3 ① K			B F X 1-1 FC1-2 3B		3	0	1	0	0	1	2
John Bateman, R (1, 2) OBP: 0.234, SLG: 0.324			S S F S 0-3 ② K		S B S S 1-3 ② K			S S F H 1-2 FC1-2 HBP		2	0	0	0	0	2	2
Bob Bruce, R (1, 1) OBP: 0.097, SLG: 0.034 Johnny Temple, R (8, PH) OBP: 0.344, SLG: 0.341 Jim Umbricht, R (8, 1)			B C S S 1-3 ③ K		X 0-0 ③ 4-3			X 0-0 ① FC1-2 1-2 3-H		2 1 0	0 0 0	0 0 0	0 0 0	0 0 0	1 0 0	2 2 0
Inning Stats	R: 0 H: 0 E: 0 LOB: 0 K: 1 BB: 1 S: 7 P: 16	R: 0 H: 0 E: 0 LOB: 0 K: 1 BB: 0 S: 9 P: 12	R: 0 H: 0 E: 0 LOB: 0 K: 2 BB: 0 S: 8 P: 10	R: 0 H: 1 E: 0 LOB: 1 K: 0 BB: 0 S: 11 P: 15	R: 0 H: 1 E: 0 LOB: 2 K: 2 BB: 1 S: 13 P: 21	R: 0 H: 0 E: 0 LOB: 0 K: 1 BB: 0 S: 8 P: 10	R: 0 H: 0 E: 0 LOB: 0 K: 2 BB: 0 S: 8 P: 11	R: 0 H: 1 E: 0 LOB: 2 K: 1 BB: 0 S: 11 P: 16	R: 0 H: 0 E: 0 LOB: 0 K: 0 BB: 0 S: 5 P: 10	1B: 2 SF: 0 2B: 0 SAC: 1 3B: 1 DP: 1 HR: 0 HBP: 1						

PITCHER	IP	WLS	BF	H	R	ER	SO	BB	IBB	HBP	BLK	WP	HR	S	P	ERA	WHIP
Sandy Koufax, L (1, 1) ERA: 1.77	9.0	W	32	3	0	0	10	2	0	1	1	0	0	80	121	0.00	0.556

PITCHER	IP	WLS	BF	H	R	ER	SO	BB	IBB	HBP	BLK	WP	HR	S	P	ERA	WHIP

TOP

Houston Colt 45's @ Los Angeles Dodgers

Dodger Stadium, Los Angeles, CA

Thu Jun 13 1963, 7:05 PM PDT

Att. 21,873 - Unknown

livebaseballscorecards.com

AB	28
R	0
H	3
RBI	0
BB	2
SO	10
LOB	15

WP: 0 PA: 32
PB: 0
SB: 0
CS: 0

Batter	1	2	3	4	5	6	7	8	9	AB	R	H	RBI	BB	SO	LOB
Maury Wills, S (1, 5) OBP: 0.376, SLG: 0.377	X 0-0 5-3 1B		B B B C C X 3-2 ② 3-1		L C X 0-2 ① 4-3		B X 1-0 ② 6-3			4	0	1	0	0	0	0
Jim Gilliam, S (1, 4) OBP: 0.338, SLG: 0.387 Nate Oliver, R (8, 4) OBP: 0.293, SLG: 0.295	B B X 2-0 ① 5-3 1-2		B F B B B 4-1 S BB		F B C X 1-2 ② 4-3		C B F B B X 3-2 1B 1B 1B			3 0	0 0	1 0	0 0	1 0	0 0	1 0
Ron Fairly, L (1, 3) OBP: 0.351, SLG: 0.396	B S B B X 3-1 ② F8		B C B B X 3-1 ③ G3 1-2		C B F B F X 2-2 ③ 4-3		B C S B X 2-2 ③ 1-H 1B			4	0	1	0	0	0	2
Tommy Davis, R (1, 7) OBP: 0.380, SLG: 0.482	B X 1-0 ③ L8			X 0-0 1B 1B 1B		B B B C X 3-1 SH5-4 1B 1B		S B F X 1-2 ① F8		4	2	2	0	0	0	1
Wally Moon, L (1, 9) OBP: 0.380, SLG: 0.365		L F X 0-2 G3 1B		B B X 2-0 BB 1-3 1B 1B		X 0-0 ① SH5-4 1-2		C B B B B 4-1 G3-6-3 BB		2	1	2	0	1	0	0
John Roseboro, L (1, 2) OBP: 0.296, SLG: 0.361		X 0-0 ① G3 1-2		B B B 4-0 1B 1-2 BB		C X 0-1 2-H 1B		B L L X 1-2 ② ③ G3-6-3 1-2f		3	0	1	1	1	0	2
Willie Davis, L (1, 8) OBP: 0.267, SLG: 0.378		B X 1-0 ② F2		S X 0-1 G1-6-3 1-2 2-H 3-H 1B		F X 0-1 ② F7				3	0	1	2	0	0	2
Dick Tracewski, R (1, 6) OBP: 0.308, SLG: 0.276		C B B X 2-1 ③ F6		L B L X 1-2 ① L7		C S B L S 1-3 ③ K				3	0	0	0	0	1	4
Sandy Koufax, R (1, 1) OBP: 0.150, SLG: 0.083			F B M B B X 3-2 ① L6	B M C X 1-2 ② ③ G1-6-3 1-2f			B B C C X 2-2 ① 5-3			3	0	0	0	0	0	2
Inning Stats	R: 0 E: 0 K: 0 S: 5 H: 1 LOB: 1 BB: 0 P: 11	R: 0 E: 0 K: 0 S: 7 H: 1 LOB: 1 BB: 0 P: 10	R: 0 E: 0 K: 0 S: 9 H: 0 LOB: 1 BB: 1 P: 22	R: 2 E: 0 K: 0 S: 10 H: 3 LOB: 1 BB: 1 P: 18	R: 0 E: 0 K: 0 S: 10 H: 0 LOB: 0 BB: 0 P: 13	R: 1 E: 0 K: 1 S: 10 H: 2 LOB: 1 BB: 0 P: 14	R: 0 E: 0 K: 0 S: 10 H: 2 LOB: 2 BB: 0 P: 18	R: 0 E: 0 K: 0 S: 7 H: 0 LOB: 0 BB: 1 P: 13		1B: 9 2B: 0 3B: 0 HR: 0 SF: 0 SAC: 1 DP: 2 HBP: 0						

PITCHER	IP	WLS	BF	H	R	ER	SO	BB	IBB	HBP	BLK	WP	HR	S	P	ERA	WHIP
Bob Bruce, R (1, 1) ERA: 3.36	7.0	L	30	9	3	3	1	2	0	0	0	0	0	61	106	3.86	1.571
Jim Umbricht, R (8, 1) ERA: 5.4	1.0		3	0	0	0	0	1	0	0	0	0	0	7	13	0.00	1.000

PITCHER	IP	WLS	BF	H	R	ER	SO	BB	IBB	HBP	BLK	WP	HR	S	P	ERA	WHIP

BOTTOM

Houston Colt 45's @ Los Angeles Dodgers

Dodger Stadium, Los Angeles, CA

Thu Jun 13 1963, 7:05 PM PDT

Att. 21,873 - Unknown

livebaseballscorecards.com

AB	29
R	3
H	9
RBI	3
BB	3
SO	1
LOB	14

Batter	1	2	3	4	5	6	7	8	9	AB	R	H	RBI	BB	SO	LOB
Ernie Fazio, R (1, 4) OBP: 0.271, SLG: 0.255	G3			F2		K		5-3		4	0	0	0	0	1	2
Brock Davis, L (1, 8) OBP: 0.333, SLG: 0.406	4-3			F7		1-3			HR	4	1	1	1	0	0	1
Bob Aspromonte, R (1, 5) OBP: 0.267, SLG: 0.299	P1			2B			F7		P4	4	0	1	0	0	0	0
Carl Warwick, R (1, 9) OBP: 0.399, SLG: 0.451		1-3		4-3			1B		1B	4	0	2	0	0	0	1
Rusty Staub, L (1, 3) OBP: 0.316, SLG: 0.347		6-3			3-1		F7		F8	4	0	0	0	0	0	2
Al Spangler, L (1, 7) OBP: 0.310, SLG: 0.318		G3			P4		P6		4-3	4	0	0	0	0	0	2
Bob Lillis, R (1, 6) OBP: 0.249, SLG: 0.261			6-3		5-3			F7-4-3		3	0	1	0	0	0	0
John Bateman, R (1, 2) OBP: 0.236, SLG: 0.324			6-3			1B		F7-4-3		3	0	1	0	0	0	1
Hal Brown, R (1, 1)			F8			P5		1B		2	0	0	0	0	0	1
Pete Runnels, L (8, PH) OBP: 0.286, SLG: 0.252										1	0	1	0	0	0	0
J C Hartman, R (8, PR) OBP: 0.163, SLG: 0.145										0	0	0	0	0	0	0
Hal Woodeshick, R (8, 1) OBP: 0.273, SLG: 0.273										0	0	0	0	0	0	0
Inning Stats	R: 0 E: 0 K: 0 S: 3	R: 0 E: 0 K: 0 S: 3	R: 0 E: 0 K: 0 S: 3	R: 0 E: 0 K: 0 S: 4	R: 0 E: 0 K: 0 S: 3	R: 0 E: 0 K: 1 S: 6	R: 0 E: 0 K: 0 S: 4	R: 0 E: 0 K: 0 S: 4	R: 1 E: 0 K: 0 S: 5							
	H: 0 LOB: 0 BB: 0 P: 3	H: 0 LOB: 0 BB: 0 P: 3	H: 0 LOB: 0 BB: 0 P: 3	H: 1 LOB: 1 BB: 0 P: 4	H: 0 LOB: 0 BB: 0 P: 3	H: 1 LOB: 1 BB: 0 P: 6	H: 1 LOB: 1 BB: 0 P: 4	H: 2 LOB: 1 BB: 0 P: 4	H: 2 LOB: 1 BB: 0 P: 5							
										1B: 5 2B: 2 3B: 0 HR: 1	SF: 0 SAC: 0 DP: 1 HBP: 0			WP: 0 PB: 0 SB: 0 CS: 0	PA: 33	

TOP

Houston Colt 45's @ San Francisco Giants

Candlestick Park, San Francisco, CA

Fri Jun 14 1963, 10:05 PM EDT
Att. 15,775 - Unknown - 59 F

livebaseballscorecards.com

AB	33
R	1
H	7
RBI	1
BB	0
SO	1
LOB	10

PITCHER		IP	WLS	BF	H	R	ER	SO	BB	IBB	HBP	BLK	WP	HR	S	P	ERA	WHIP
Jack Sanford, R ERA: 2.56	(1, 1)	8.1	W	31	7	1	1	1	0	0	0	0	0	1	33	33	1.08	0.840
Billy Pierce, L ERA: 3.52	(9, 1)	0.2	S	2	0	0	0	0	0	0	0	0	0	0	2	2	0.00	0.000

PITCHER		IP	WLS	BF	H	R	ER	SO	BB	IBB	HBP	BLK	WP	HR	S	P	ERA	WHIP

Batter	1	2	3	4	5	6	7	8	9	AB	R	H	RBI	BB	SO	LOB
Harvey Kuenn, R (1, 5) (8, 7) OBP: 0.258, SLG: 0.292	F7		F8			F9				3	0	0	0	0	0	0
Felipe Alou, R (1, 9) OBP: 0.335, SLG: 0.524	K			K			F9			3	0	0	0	0	2	0
Willie McCovey, L (1, 7) OBP: 0.371, SLG: 0.536	6-3			G3			F8			3	0	0	0	0	0	0
Jim Davenport, R (8, 5) OBP: 0.284, SLG: 0.338										0	0	0	0	0	0	0
Willie Mays, R (1, 8) OBP: 0.352, SLG: 0.465		6-3		K			4-3			3	0	0	0	0	1	0
Orlando Cepeda, R (1, 3) OBP: 0.361, SLG: 0.531		L3			F9			1B SH1-4 FC1-6 1B		3	1	1	0	0	0	0
Tom Haller, L (1, 2) OBP: 0.293, SLG: 0.388		HR			F5			SH1-4 1-2		2	1	1	1	0	0	0
Chuck Hiller, L (1, 4) OBP: 0.203, SLG: 0.156		F7			6-3			FC1-6 2-3 1B		2	0	0	0	0	0	0
Joey Amalfitano, R (8, PH) (9, 4) OBP: 0.265, SLG: 0.238										1	0	1	0	0	0	0
Jose Pagan, R (1, 6) OBP: 0.247, SLG: 0.248			F2			F8		FC1-6 1-2f 3-H		3	0	0	1	0	0	1
Jack Sanford, R (1, 1) OBP: 0.222, SLG: 0.225			4-3			F8		K		3	0	0	0	0	1	1
Billy Pierce, L (9, 1)										0	0	0	0	0	0	0
Inning Stats	R: 0 E: 0 K: 1 S: 5 H: 0 LOB: 0 BB: 0 P: 5	R: 1 E: 0 K: 0 S: 4 H: 1 LOB: 0 BB: 0 P: 4	R: 0 E: 0 K: 0 S: 3 H: 0 LOB: 0 BB: 0 P: 3	R: 0 E: 0 K: 2 S: 7 H: 0 LOB: 0 BB: 0 P: 7	R: 0 E: 0 K: 0 S: 3 H: 0 LOB: 0 BB: 0 P: 3	R: 0 E: 0 K: 0 S: 3 H: 0 LOB: 0 BB: 0 P: 3	R: 0 E: 0 K: 0 S: 3 H: 0 LOB: 0 BB: 0 P: 3	R: 1 E: 0 K: 1 S: 7 H: 2 LOB: 1 BB: 0 P: 7		1B: 2 2B: 0 3B: 0 HR: 1	SF: 0 SAC: 1 DP: 0 HBP: 0						

PITCHER	IP	WLS	BF	H	R	ER	SO	BB	IBB	HBP	BLK	WP	HR	S	P	ERA	WHIP
Hal Brown, R (1, 1) ERA: 3.09	7.0	L	22	1	1	1	3	0	0	0	0	0	1	28	28	1.29	0.143
Hal Woodeshick, L (8, 1) ERA: 1.07	1.0		5	2	1	1	1	0	0	0	0	0	0	7	7	9.00	2.000

PITCHER	IP	WLS	BF	H	R	ER	SO	BB	IBB	HBP	BLK	WP	HR	S	P	ERA	WHIP

BOTTOM

Houston Colt 45's @ San Francisco Giants

Candlestick Park, San Francisco, CA

Fri Jun 14 1963, 10:05 PM EDT

Att. 15,775 - Unknown - 59 F

livebaseballscorecards.com

AB	26
R	2
H	3
RBI	2
BB	0
SO	4
LOB	2

Houston Colt 45's @ San Francisco Giants

Candlestick Park, San Francisco, CA

Sat Jun 15 1963, 6:33 AM EDT

Att. 18,869 - Unknown - 59 F

TOP

livebaseballscorecards.com

Batter	1	2	3	4	5	6	7	8	9	AB	R	H	RBI	BB	SO	LOB
Ernie Fazio, R (1, 4) OBP: 0.264, SLG: 0.247	S S S 0-3 ① K			x 0-0 ① B5-3		x 0-0 ③ F3			S S S 0-3 ② K	3	0	0	0	0	1	0
Pete Runnels, L (9, PH) OBP: 0.284, SLG: 0.250										1	0	0	0	0	1	0
Brock Davis, L (1, 8) OBP: 0.300, SLG: 0.361	x 0-0 ② G3			S S S 0-3 ② K			x 0-0 ① G3		S S S 0-3 ③ K	4	0	0	0	0	2	0
Bob Aspromonte, R (1, 5) OBP: 0.268, SLG: 0.296	x 0-0 ③ P6			x 0-0 ③ 5-3			B B B 4-0 BB			2	0	0	0	1	0	0
Carl Warwick, R (1, 9) OBP: 0.393, SLG: 0.444		x 0-0 ① F7			x 0-0 ① 6-3		x 0-0 ② F7			3	0	0	0	0	0	1
Rusty Staub, L (1, 3) OBP: 0.312, SLG: 0.341		x 0-0 ② P4			x 0-0 ② 1-3		x 0-0 ③ F8			3	0	0	0	0	0	1
Al Spangler, L (1, 7) OBP: 0.310, SLG: 0.315		x 0-0 ③ F9			B B B 4-0 FC5-4 BB			x 0-0 ① P3		2	0	0	0	1	0	0
Bob Lillis, R (1, 6) OBP: 0.245, SLG: 0.257			x 0-0 ① F5		x 0-0 ③ FC5-4 1-2f			x 0-0 ② F8		3	0	0	0	0	0	1
John Bateman, R (1, 2) OBP: 0.232, SLG: 0.317			x 0-0 ② P6			x 0-0 ① F8		x 0-0 ③ 5-3		3	0	0	0	0	0	0
Dick Drott, R (1, 1) OBP: 0.077, SLG: 0.077			x 0-0 ③ F3			S S S 0-3 ② K			x 0-0 ① F3	2	0	0	0	0	1	0
Johnny Temple, R (9, PH) OBP: 0.342, SLG: 0.339										1	0	0	0	0	0	0

	AB	27
	R	0
	H	0
	RBI	0
	BB	2
	SO	5
	LOB	3

Inning Stats										
	R: 0 E: 0 K: 1 S: 5	H: 0 LOB: 0 BB: 0 P: 5	R: 0 E: 0 K: 0 S: 3	H: 0 LOB: 0 BB: 0 P: 3	R: 0 E: 0 K: 0 S: 3	H: 0 LOB: 0 BB: 0 P: 3	R: 0 E: 0 K: 1 S: 5	H: 0 LOB: 0 BB: 0 P: 5	R: 0 E: 0 K: 0 S: 3	H: 0 LOB: 1 BB: 1 P: 7
	R: 0 E: 0 K: 1 S: 5	H: 0 LOB: 0 BB: 0 P: 5	R: 0 E: 0 K: 0 S: 3	H: 0 LOB: 1 BB: 1 P: 7	R: 0 E: 0 K: 0 S: 3	H: 0 LOB: 0 BB: 0 P: 3	R: 0 E: 0 K: 2 S: 7	H: 0 LOB: 0 BB: 0 P: 7	1B: 0 2B: 0 3B: 0 HR: 0	SF: 0 SAC: 0 DP: 0 HBP: 0
	WP: 0 PB: 0 SB: 0 CS: 0	PA: 29								

PITCHER	IP	WLS	BF	H	R	ER	SO	BB	IBB	HBP	BLK	WP	HR	S	P	ERA	WHIP
Juan Marichal, R (1, 1) ERA: 2.52	9.0	W	29	0	0	0	5	2	0	0	0	0	0	37	45	0.00	0.222

PITCHER	IP	WLS	BF	H	R	ER	SO	BB	IBB	HBP	BLK	WP	HR	S	P	ERA	WHIP

Batter	1	2	3	4	5	6	7	8	9	AB	R	H	RBI	BB	SO	LOB
Chuck Hiller, L (1, 4) OBP: 0.213, SLG: 0.170	F9		BB			4-3		2B		3	0	1	1	1	0	0
Felipe Alou, R (1, 9) OBP: 0.329, SLG: 0.515	K		K			F7		F5		4	0	0	0	0	2	2
Willie Mays, R (1, 8) OBP: 0.352, SLG: 0.463	1B			6-3		P6				3	0	1	0	0	0	0
Willie McCovey, L (1, 7) OBP: 0.370, SLG: 0.531	K			K			BB			2	0	0	0	1	2	1
Orlando Cepeda, R (1, 3) OBP: 0.357, SLG: 0.524		K		6-3			F2			3	0	0	0	0	1	1
Ed Bailey, L (1, 2) OBP: 0.388, SLG: 0.610		G3			G3		K			3	0	0	0	0	1	1
Jim Davenport, R (1, 5) OBP: 0.284, SLG: 0.343		F9			L6			2B		3	1	1	0	0	0	0
Jose Pagan, R (1, 6) OBP: 0.249, SLG: 0.247			5-3		BB			K		1	0	0	0	1	0	0
Matty Alou, L (8, PH) OBP: 0.179, SLG: 0.179										1	0	0	0	0	1	1
Ernie Bowman, R (9, 6) OBP: 0.182, SLG: 0.273										0	0	0	0	0	0	0
Juan Marichal, R (1, 1) OBP: 0.190, SLG: 0.195			P4		P6			F7		3	0	0	0	0	0	2
Inning Stats	R: 0 E: 0 K: 2 S: 8 H: 1 LOB: 1 BB: 0 P: 8	R: 0 E: 0 K: 1 S: 5 H: 0 LOB: 0 BB: 0 P: 5	R: 0 E: 0 K: 1 S: 5 H: 0 LOB: 1 BB: 1 P: 9	R: 0 E: 0 K: 1 S: 5 H: 0 LOB: 0 BB: 0 P: 5	R: 0 E: 0 K: 0 S: 3 H: 0 LOB: 1 BB: 1 P: 7	R: 0 E: 0 K: 0 S: 3 H: 0 LOB: 0 BB: 0 P: 3	R: 0 E: 0 K: 1 S: 4 H: 0 LOB: 1 BB: 1 P: 8	R: 1 E: 0 K: 1 S: 7 H: 2 LOB: 1 BB: 0 P: 7		1B: 1 2B: 3 3B: 0 HR: 0 SF: 0 SAC: 0 DP: 1 HBP: 0						

PITCHER	IP	WLS	BF	H	R	ER	SO	BB	IBB	HBP	BLK	WP	HR	S	P	ERA	WHIP
Dick Drott, R (1, 1) ERA: 2.39	8.0	L	29	3	1	1	7	3	0	0	0	0	0	40	52	1.12	0.750

PITCHER	IP	WLS	BF	H	R	ER	SO	BB	IBB	HBP	BLK	WP	HR	S	P	ERA	WHIP

BOTTOM

Houston Colt 45's @ San Francisco Giants

Candlestick Park, San Francisco, CA

Sat Jun 15 1963, 6:33 AM EDT

Att. 18,869 - Unknown - 59 F

livebaseballscorecards.com

AB	26
R	1
H	3
RBI	1
BB	3
SO	7
LOB	8

PA: 29

Houston Colt 45's @ San Francisco Giants

Candlestick Park, San Francisco, CA

Sun Jun 16 1963, 6:33 AM EDT

Unknown - 61 F

TOP

livebaseballscorecards.com

Batter	1	2	3	4	5	6	7	8	9	AB	R	H	RBI	BB	SO	LOB
Al Spangler, L (1, 7) OBP: 0.307, SLG: 0.314	S 1B		G3		FC4-6 1-2f 2-3		SF9 3-H		F8	4	0	1	1	0	0	4
Johnny Temple, R (1, 4) OBP: 0.345, SLG: 0.335 Ernie Fazio, R (7, 4) OBP: 0.270, SLG: 0.247	F9 1-2		BB		F3		S BB		BB	2 0	0 0	0 0	0 0	2 1	0 0	3 0
Rusty Staub, L (1, 9) (9, 3) OBP: 0.304, SLG: 0.331	F7		F7			F8	F8 1-2		F4	5	0	0	0	0	0	6
Carl Warwick, R (1, 8) (9, 9) OBP: 0.386, SLG: 0.434	F9			P4		F7		F7		4	0	0	0	0	0	1
Pete Runnels, L (1, 3) OBP: 0.283, SLG: 0.245 Howie Goss, R (9, 8) OBP: 0.278, SLG: 0.397		K		K		BB 1B 2B		4-3		3 0	1 0	0 0	0 0	1 0	2 0	0 0
Bob Aspromonte, R (1, 5) OBP: 0.273, SLG: 0.300		K		F8		1B 1-2 2B		1B		4	1	2	0	0	1	0
Jim Campbell, R (1, 2) OBP: 0.275, SLG: 0.294		F8			F5	2B 1-H 2-H		F7		4	0	1	2	0	0	1
Bob Lillis, R (1, 6) OBP: 0.250, SLG: 0.262			E7 SH3-4		FC4-6 1B		E2 SH5-3 SF9		SH1-4 1B	4	1	2	0	0	0	0
Don Nottebart, R (1, 1) OBP: 0.161, SLG: 0.133 Jim Umbricht, R (5, 1)			SH3-4 2-3		FC4-6 1-2 1B		SH5-3 2-3		SH1-4 1-2	1 0	0 0	1 0	0 0	0 0	0 0	0 0
Inning Stats	R: 0 E: 0 K: 0 S: 4 H: 1 LOB: 1 BB: 0 P: 4	R: 0 E: 0 K: 2 S: 7 H: 0 LOB: 0 BB: 0 P: 7	R: 0 E: 1 K: 0 S: 4 H: 0 LOB: 2 BB: 1 P: 8	R: 0 E: 0 K: 1 S: 5 H: 0 LOB: 0 BB: 0 P: 5	R: 0 E: 0 K: 0 S: 5 H: 2 LOB: 2 BB: 0 P: 5	R: 2 E: 0 K: 0 S: 4 H: 2 LOB: 1 BB: 1 P: 8	R: 1 E: 1 K: 0 S: 4 H: 0 LOB: 1 BB: 1 P: 8	R: 0 E: 0 K: 0 S: 4 H: 1 LOB: 1 BB: 0 P: 4	R: 0 E: 0 K: 0 S: 4 H: 1 LOB: 2 BB: 1 P: 8	1B: 6 2B: 1 3B: 0 HR: 0 SF: 1 SAC: 3 DP: 0 HBP: 0	WP: 0 PB: 0 SB: 2 CS: 0 PA: 39					

	AB	31
	R	3
	H	7
	RBI	3
	BB	4
	SO	3
	LOB	15

PITCHER		IP	WLS	BF	H	R	ER	SO	BB	IBB	HBP	BLK	WP	HR	S	P	ERA	WHIP
Bobby Bolin, R ERA: 1.82	(1, 1)	8.0	L	34	6	3	2	3	3	0	0	0	0	0	37	49	2.25	1.125
Jack Fisher, R ERA: 4.73	(9, 1)	1.0		5	1	0	0	0	1	0	0	0	0	0	4	8	0.00	2.000

PITCHER		IP	WLS	BF	H	R	ER	SO	BB	IBB	HBP	BLK	WP	HR	S	P	ERA	WHIP

Batter	1	2	3	4	5	6	7	8	9	AB	R	H	RBI	BB	SO	LOB
Chuck Hiller, L (1, 4) OBP: 0.222, SLG: 0.174	SH1-4 1B		6-3		P6			BB L1-3		3	0	1	0	1	0	2
Jim Davenport, R (1, 5) OBP: 0.281, SLG: 0.338	SH1-4 1-2		F6			K		L1-3 1-2		3	0	0	0	0	1	2
Willie Mays, R (1, 8) OBP: 0.354, SLG: 0.472	F8			F8		4-3 2B			2B	4	0	2	0	0	0	1
Willie McCovey, L (1, 7) OBP: 0.368, SLG: 0.525	F8			1B		4-3 2-3			F8	4	0	1	0	0	0	3
Orlando Cepeda, R (1, 3) OBP: 0.352, SLG: 0.515		K		F7		5-3			K	4	0	0	0	0	2	3
Ed Bailey, L (1, 2) OBP: 0.378, SLG: 0.590		K		K			F5		F2	4	0	0	0	0	2	2
Felipe Alou, R (1, 9) OBP: 0.326, SLG: 0.508		F8			E6 1-3		F7			3	0	0	0	0	0	0
Jose Pagan, R (1, 6) OBP: 0.250, SLG: 0.244			SH3-4 BB		1-3 1-2		F9			2	0	0	0	1	0	1
Bobby Bolin, R (1, 1) OBP: 0.308, SLG: 0.100			SH3-4 1-2		6-3			K		1	0	0	0	0	0	1
Matty Alou, L (8, PH) OBP: 0.172, SLG: 0.172										1	0	0	0	0	1	0
Jack Fisher, R (9, 1) OBP: 0.261, SLG: 0.250										0	0	0	0	0	0	0
Inning Stats	R: 0 H: 1 E: 0 LOB: 1 K: 0 BB: 0 S: 4 P: 4	R: 0 H: 0 E: 0 LOB: 0 K: 2 BB: 0 S: 7 P: 7	R: 0 H: 0 E: 0 LOB: 1 K: 0 BB: 1 S: 3 P: 7	R: 0 H: 1 E: 0 LOB: 1 K: 1 BB: 0 S: 6 P: 6	R: 0 H: 0 E: 1 LOB: 1 K: 0 BB: 0 S: 4 P: 4	R: 0 H: 1 E: 0 LOB: 1 K: 1 BB: 0 S: 6 P: 6	R: 0 H: 0 E: 0 LOB: 0 K: 0 BB: 0 S: 3 P: 3	R: 0 H: 0 E: 0 LOB: 0 K: 1 BB: 1 S: 4 P: 8	R: 0 H: 1 E: 0 LOB: 1 K: 1 BB: 0 S: 6 P: 6	1B: 2 SF: 0 2B: 3 SAC: 2 3B: 0 DP: 1 HR: 0 HBP: 0						WP: 0 PA: 33 PB: 0 SB: 0 CS: 0	

PITCHER		IP	WLS	BF	H	R	ER	SO	BB	IBB	HBP	BLK	WP	HR	S	P	ERA	WHIP
Don Nottebart, R ERA: 3.34	(1, 1)	4.1		17	2	0	0	3	1	0	0	0	0	0	22	26	0.00	0.692
Jim Umbricht, R ERA: 3.46	(5, 1)	4.2	W	16	2	0	0	3	1	0	0	0	0	0	21	25	0.00	0.643

PITCHER	IP	WLS	BF	H	R	ER	SO	BB	IBB	HBP	BLK	WP	HR	S	P	ERA	WHIP

BOTTOM

Houston Colt 45's @ San Francisco Giants

Candlestick Park, San Francisco, CA

Sun Jun 16 1963, 6:33 AM EDT

Unknown - 61 F

livebaseballscorecards.com

AB	29
R	0
H	4
RBI	0
BB	2
SO	6
LOB	15

Batter	1	2	3	4	5	6	7	8	9	AB	R	H	RBI	BB	SO	LOB
Bob Lillis, R (1, 6) OBP: 0.250, SLG: 0.258	F8		K		F8		SH2-3 1-2 3-H		G4-6-3 1B 1-2 BB	3	0	0	1	1	1	3
Johnny Temple, R (1, 4) OBP: 0.351, SLG: 0.335	BB			4-3	6-3		BB		G4-6-3 1B 1-2 2-3	3	0	1	0	2	0	3
Rusty Staub, L (1, 9) OBP: 0.297, SLG: 0.323	K			6-3		F7	P6		G4-6-3 1-2f 2-3 3-H	5	0	0	0	0	1	5
Carl Warwick, R (1, 7) OBP: 0.386, SLG: 0.430	K			F7		F9		1B	BB	4	0	1	0	1	1	1
Pete Runnels, L (1, 3) OBP: 0.292, SLG: 0.256		F8			FC6-4 1B	1B		1-2 1B	K	5	0	3	0	0	1	2
Bob Aspromonte, R (1, 5) OBP: 0.268, SLG: 0.294		5-3			FC6-4 1B 1-2f	K		P3		4	1	0	0	0	1	4
Howie Goss, R (1, 8) OBP: 0.282, SLG: 0.399		F7			BB 1B 1-3		1B SH2-3	K		4	1	2	0	0	1	2
Jim Campbell, R (1, 2) OBP: 0.284, SLG: 0.303			G3		BB 1-2 3-H		SH2-3 1-3	F7		4	0	2	1	0	0	2
Ken Johnson, R (1, 1) OBP: 0.125, SLG: 0.045			K		BB 1-2 2-3		K		1B BB G4-6-3	1	0	0	0	1	1	0
Brock Davis, L (7, PH) OBP: 0.293, SLG: 0.351										1	0	0	0	0	1	2
Hal Woodeshick, R (7, 1) OBP: 0.273, SLG: 0.273										0	0	0	0	0	0	0
Don McMahon, R (7, 1)										0	0	0	0	0	0	0
Al Spangler, L (9, PH) OBP: 0.311, SLG: 0.317										1	1	1	0	0	0	0
Inning Stats	R: 0 E: 0 K: 2 S: 7 H: 0 LOB: 1 BB: 1 P: 11	R: 0 E: 0 K: 0 S: 3 H: 0 LOB: 0 BB: 0 P: 3	R: 0 E: 0 K: 2 S: 7 H: 0 LOB: 0 BB: 0 P: 7	R: 0 E: 0 K: 0 S: 3 H: 0 LOB: 0 BB: 0 P: 3	R: 1 E: 0 K: 0 S: 6 H: 3 LOB: 3 BB: 1 P: 10	R: 0 E: 0 K: 1 S: 6 H: 1 LOB: 1 BB: 0 P: 6	R: 1 E: 0 K: 1 S: 7 H: 2 LOB: 2 BB: 1 P: 11	R: 0 E: 0 K: 1 S: 7 H: 2 LOB: 2 BB: 0 P: 7	R: 1 E: 0 K: 1 S: 6 H: 2 LOB: 2 BB: 2 P: 14	1B: 10 2B: 0 3B: 0 HR: 0 SF: 0 SAC: 1 DP: 1 HBP: 0						

PITCHER		IP	WLS	BF	H	R	ER	SO	BB	IBB	HBP	BLK	WP	HR	S	P	ERA	WHIP
Gaylord Perry, R ERA: 2.65	(1, 1)	6.0		26	6	2	2	5	2	0	0	0	0	0	34	42	3.00	1.333
Don Larsen, R ERA: 2.14	(7, 1)	2.0	W	12	4	1	1	2	2	0	0	0	0	0	14	22	4.50	3.000
Billy Pierce, L ERA: 3.46	(9, 1)	0.2		1	0	0	0	0	0	0	0	0	0	0	1	1	0.00	0.000
Jim Duffalo, R ERA: 1.74	(9, 1)	0.1	S	2	0	0	0	1	1	0	0	0	0	0	3	7	0.00	3.000

PITCHER	IP	WLS	BF	H	R	ER	SO	BB	IBB	HBP	BLK	WP	HR	S	P	ERA	WHIP

TOP

Houston Colt 45's @ San Francisco Giants

Candlestick Park, San Francisco, CA

Sun Jun 16 1963, 6:38 AM EDT

Att. 40,499 - Unknown

livebaseballscorecards.com

AB	35
R	3
H	10
RBI	2
BB	5
SO	8
LOB	24

WP: 0	PA: 41		
PB: 0			
SB: 0			
CS: 0			

BOTTOM

Houston Colt 45's @ San Francisco Giants

Candlestick Park, San Francisco, CA

Sun Jun 16 1963, 6:38 AM EDT

Att. 40,499 - Unknown

livebaseballscorecards.com

Batter	1	2	3	4	5	6	7	8	9	AB	R	H	RBI	BB	SO	LOB
Chuck Hiller, L (1, 4) OBP: 0.229, SLG: 0.176	F8		CS, 1B		G3-6		BB	P5		4	1	1	0	1	0	3
Harvey Kuenn, R (1, 9) (9, 7) OBP: 0.265, SLG: 0.290	1-3		2B, BB		K		BB, 1B	F8		4	1	1	1	1	1	2
Willie McCovey, L (1, 7) (9, 3) OBP: 0.370, SLG: 0.529	1B		2B			G3	K			4	0	2	1	0	1	2
Willie Mays, R (1, 8) OBP: 0.353, SLG: 0.466	5-3			F8		F7	BB			3	0	0	0	1	0	1
Tom Haller, L (1, 2) OBP: 0.308, SLG: 0.419		CS, BB		3-1		HR	BB			2	1	1	2	2	0	0
Orlando Cepeda, R (1, 3) OBP: 0.354, SLG: 0.519	1-3			1B, 2B		1B	K			4	0	2	0	0	1	4
Felipe Alou, R (9, 9) OBP: 0.326, SLG: 0.508										0	0	0	0	0	0	0
Cap Peterson, R (1, 5) OBP: 0.303, SLG: 0.455	2B		1B		K			1B		3	0	2	0	0	1	1
Jim Davenport, R (7, 5) OBP: 0.284, SLG: 0.341										1	0	1	0	0	0	0
Ernie Bowman, R (1, 6) OBP: 0.167, SLG: 0.250	P4		5-3			F9	1B	1B		1	0	0	0	0	0	1
Matty Alou, L (4, PH) OBP: 0.167, SLG: 0.167										1	0	0	0	0	0	2
Jose Pagan, R (5, 6) OBP: 0.252, SLG: 0.247										2	0	1	0	0	0	0
Gaylord Perry, R (1, 1) OBP: 0.222, SLG: 0.333			1B, 2B		G3-6, 1B		BB, 1B	1-2, 1B		2	0	2	0	0	0	0
Don Larsen, R (7, 1) OBP: 0.286, SLG: 0.286										2	1	2	0	0	0	0
Billy Pierce, L (9, 1)										0	0	0	0	0	0	0
Jim Duffalo, R (9, 1)										0	0	0	0	0	0	0
Inning Stats	R: 0 E: 0 K: 0 S: 4 H: 1 LOB: 1 BB: 0 P: 4	R: 0 E: 0 K: 0 S: 3 H: 1 LOB: 1 BB: 1 P: 7	R: 1 E: 0 K: 0 S: 3 H: 3 LOB: 1 BB: 1 P: 7	R: 0 E: 0 K: 0 S: 5 H: 2 LOB: 2 BB: 0 P: 5	R: 0 E: 0 K: 1 S: 5 H: 1 LOB: 0 BB: 0 P: 5	R: 1 E: 0 K: 1 S: 7 H: 2 LOB: 1 BB: 0 P: 7	R: 2 E: 0 K: 2 S: 9 H: 2 LOB: 3 BB: 3 P: 21	R: 0 E: 0 K: 0 S: 5 H: 3 LOB: 2 BB: 0 P: 5		1B: 10 2B: 4 3B: 0 HR: 1	SF: 0 SAC: 0 DP: 1 HBP: 0					

PITCHER		IP	WLS	BF	H	R	ER	SO	BB	IBB	HBP	BLK	WP	HR	S	P	ERA	WHIP
Ken Johnson, R ERA: 2.91	(1, 1)	6.0		25	10	2	2	2	2	0	0	0	0	1	27	35	3.00	2.000
Hal Woodeshick, L ERA: 1.4	(7, 1)	0.2	L	7	2	2	2	1	3	0	0	0	0	0	6	18	27.00	7.500
Don McMahon, R ERA: 4.85	(7, 1)	1.1		6	3	0	0	1	0	0	0	0	0	0	8	8	0.00	2.250

PITCHER	IP	WLS	BF	H	R	ER	SO	BB	IBB	HBP	BLK	WP	HR	S	P	ERA	WHIP

AB	33
R	4
H	15
RBI	4
BB	5
SO	4
LOB	16

WP: 0 PB: 0 SB: 0 CS: 2 PA: 38

Houston Colt 45's @ Chicago Cubs

Wrigley Field, Chicago, IL

Tue Jun 18 1963, 3:33 AM CDT

Att. 10,425 - Unknown - 72 F

livebaseballscorecards.com

Batter	1	2	3	4	5	6	7	8	9	AB	R	H	RBI	BB	SO	LOB
Bob Lillis, R (1, 6) (8, 4) OBP: 0.250, SLG: 0.258	F3		5-3			L8		BB 1B		4	0	1	0	0	0	1
Johnny Temple, R (1, 4) OBP: 0.350, SLG: 0.333 Ernie Fazio, R (1, 4) OBP: 0.272, SLG: 0.242 Don McMahon, R (8, 1)	K			4-3		K		BB 1-2		1 2 0	0 0 0	0 0 0	0 0 0	0 1 0	1 1 0	0 1 0
Rusty Staub, L (1, 9) OBP: 0.291, SLG: 0.316	K			4-3			P6	P6		4	0	0	0	0	1	2
Carl Warwick, R (1, 7) OBP: 0.388, SLG: 0.432		K		6-3			FC5 1B		WP E 6-3 1B	4	1	2	0	0	1	0
Pete Runnels, L (1, 3) OBP: 0.291, SLG: 0.256		2-3			L6		1-2 1B		F7	4	0	1	0	0	0	1
Bob Aspromonte, R (1, 5) OBP: 0.267, SLG: 0.293		FC6-4 1B			6-3		F8		E1 WP 1-2	4	0	1	0	0	0	3
Howie Goss, R (1, 8) OBP: 0.277, SLG: 0.392		FC6-4 1-2f			1-3		FC5 2-3f		6-3 1-2 2-H	4	0	0	1	0	0	4
Jim Campbell, R (1, 2) OBP: 0.283, SLG: 0.301			5-3			SH2-4 1B		6-3	K2-3	4	0	1	0	0	1	1
Bob Bruce, R (1, 1) OBP: 0.094, SLG: 0.033 J C Hartman, R (8, PH) (8, 6) OBP: 0.161, SLG: 0.143			1-3			SH2-4 1-2		6-3		1 1	0 0	0 0	0 0	0 0	0 0	0 0

TOP

	AB	R	H	RBI	BB	SO	LOB
	33	1	6	1	1	5	13

Inning Stats	1	2	3	4	5	6	7	8	9
R	0	0	0	0	0	0	0	0	1
E	0	0	0	0	0	0	0	0	1
K	2	1	0	0	0	1	0	0	1
S	7	6	3	3	3	6	5	4	7
H	0	1	0	0	0	1	2	1	1
LOB	0	1	0	0	0	1	2	2	1
BB	0	0	0	0	0	0	0	1	0
P	7	6	3	3	3	6	5	8	7

	1B	2B	3B	HR	SF	SAC	DP	HBP	WP	PB	SB	CS	PA
	6	0	0	0	0	1	0	0	1	0	0	0	35

PITCHER	IP	WLS	BF	H	R	ER	SO	BB	IBB	HBP	BLK	WP	HR	S	P	ERA	WHIP
Dick Ellsworth, L (1, 1) ERA: 1.83	8.1	W	33	6	1	0	4	1	0	0	0	0	0	40	44	0.00	0.840
Lindy McDaniel, R (9, 1) ERA: 3.26	0.2	S	2	0	0	0	1	0	0	0	0	1	0	4	4	0.00	0.000

PITCHER	IP	WLS	BF	H	R	ER	SO	BB	IBB	HBP	BLK	WP	HR	S	P	ERA	WHIP

Batter	1	2	3	4	5	6	7	8	9	AB	R	H	RBI	BB	SO	LOB
Don Landrum, L (1, 8) OBP: 0.276, SLG: 0.248	K		G3			E SH2-4 1B		4-1		4	1	1	0	0	1	0
Andre Rodgers, R (1, 6) OBP: 0.285, SLG: 0.266	BB 14 SF7 1B BB		6-3			SH2-4 1-2		5-3		2	1	0	0	1	0	0
Billy Williams, L (1, 7) OBP: 0.387, SLG: 0.504	BB 1-2 1B		P6			E3 6-3 14 1B 2-H 1B		S 1B		4	1	3	0	0	0	0
Ron Santo, R (1, 5) OBP: 0.336, SLG: 0.483	1-2 2-3 BB			K		6-3 2-3		K 1-2		3	0	0	0	1	2	2
14 Ernie Banks, R (1, 3) OBP: 0.289, SLG: 0.469	SF7 3-H			F5		3-H 1B				2	0	1	2	0	0	0
Ken Hubbs, R (1, 4) OBP: 0.289, SLG: 0.366	F7			F3		6-3				3	0	0	0	0	0	3
Ellis Burton, S (1, 9) OBP: 0.300, SLG: 0.409		F7			CS 1B		7-2 3B			3	0	2	0	0	0	0
Dick Bertell, R (1, 2) OBP: 0.311, SLG: 0.306		6-3			P4 1-2		7-2 3-Hf			3	0	0	0	0	0	2
Dick Ellsworth, L (1, 1) OBP: 0.128, SLG: 0.081		1-3			F9		1-3			3	0	0	0	0	0	0
Lindy McDaniel, R (9, 1) OBP: 0.200, SLG: 0.800										0	0	0	0	0	0	0
Inning Stats	R: 1 H: 1 E: 0 LOB: 2 K: 1 BB: 2 S: 6 P: 14	R: 0 H: 0 E: 0 LOB: 0 K: 0 BB: 0 S: 3 P: 3	R: 0 H: 0 E: 0 LOB: 0 K: 0 BB: 0 S: 3 P: 3	R: 0 H: 0 E: 0 LOB: 0 K: 1 BB: 0 S: 5 P: 5	R: 0 H: 1 E: 0 LOB: 0 K: 0 BB: 0 S: 3 P: 3	R: 2 H: 3 E: 1 LOB: 1 K: 0 BB: 0 S: 6 P: 6	R: 0 H: 1 E: 0 LOB: 0 K: 0 BB: 0 S: 3 P: 3	R: 0 H: 1 E: 0 LOB: 1 K: 1 BB: 0 S: 6 P: 6		1B: 6 SF: 1 2B: 1 SAC: 1 3B: 1 DP: 1 HR: 0 HBP: 0						

PITCHER		IP	WLS	BF	H	R	ER	SO	BB	IBB	HBP	BLK	WP	HR	S	P	ERA	WHIP
Bob Bruce, R ERA: 3.4	(1, 1)	7.0	L	27	6	3	3	2	2	0	0	0	0	0	29	37	3.86	1.143
Don McMahon, R ERA: 4.67	(8, 1)	1.0		4	1	0	0	1	0	0	0	0	0	0	6	6	0.00	1.000

PITCHER	IP	WLS	BF	H	R	ER	SO	BB	IBB	HBP	BLK	WP	HR	S	P	ERA	WHIP

BOTTOM

Houston Colt 45's @ Chicago Cubs

Wrigley Field, Chicago, IL

Tue Jun 18 1963, 3:33 AM CDT

Att. 10,425 - Unknown - 72 F

livebaseballscorecards.com

AB	27
R	3
H	7
RBI	2
BB	2
SO	3
LOB	7

WP: 0 PA: 31
PB: 0
SB: 1
CS: 1

Batter	1	2	3	4	5	6	7	8	9	AB	R	H	RBI	BB	SO	LOB
Al Spangler, L (1, 7) OBP: 0.310, SLG: 0.316	4-3		F9		1-3			1B		4	0	1	0	0	0	1
Johnny Temple, R (1, 4) OBP: 0.353, SLG: 0.337	E6 S		FC5-4 1-2f			G4-6-3 1B		FC5-4 1-2 1B		4	0	2	0	0	0	1
Rusty Staub, L (1, 9) OBP: 0.286, SLG: 0.309	K 1-2		P4			G4-6-3 1-2f		F2		4	0	0	0	0	1	5
Carl Warwick, R (1, 8) OBP: 0.386, SLG: 0.443	6-3			P6		HR		FC5-4 1-2f		4	1	1	1	0	0	3
Pete Runnels, L (1, 3) OBP: 0.291, SLG: 0.256		F5		FC5-4 1B		L5			4-3	4	0	1	0	0	0	0
Bob Aspromonte, R (1, 5) OBP: 0.271, SLG: 0.294		FC6-4 1B		F2			6-3		4-3 BB	3	0	1	0	1	0	1
Bob Lillis, R (1, 6) OBP: 0.250, SLG: 0.254		FC6-4 FC5-4 1-2f		FC5-4 1-2f			G6-4-3 BB		4-3 1-2	3	0	0	0	1	0	3
Jim Campbell, R (1, 2) OBP: 0.272, SLG: 0.289		FC5-4 1-2f			F7		G6-4-3 1-2f		F8	4	0	0	0	0	0	3
Hal Brown, R (1, 1)										0	0	0	0	0	0	0
Russ Kemmerer, R (2, 1) OBP: 0.286, SLG: 0.286										1	0	1	0	0	0	0
Brock Davis, L (5, PH) OBP: 0.286, SLG: 0.342										1	0	0	0	0	0	0
Chris Zachary, L (5, 1)			FC5-4 1B		F9			K		1	0	0	0	0	1	0
Inning Stats	R: 0 E: 1 K: 1 S: 6 H: 0 LOB: 1 BB: 0 P: 6	R: 0 E: 0 K: 0 S: 4 H: 1 LOB: 1 BB: 0 P: 4	R: 0 E: 0 K: 0 S: 4 H: 1 LOB: 1 BB: 0 P: 4	R: 0 E: 0 K: 0 S: 4 H: 1 LOB: 1 BB: 0 P: 4	R: 0 E: 0 K: 0 S: 3 H: 0 LOB: 0 BB: 0 P: 3	R: 1 E: 0 K: 0 S: 4 H: 2 LOB: 0 BB: 0 P: 4	R: 0 E: 0 K: 0 S: 2 H: 0 LOB: 0 BB: 1 P: 6	R: 0 E: 0 K: 1 S: 7 H: 2 LOB: 2 BB: 0 P: 7	R: 0 E: 0 K: 0 S: 3 H: 0 LOB: 1 BB: 1 P: 7	1B: 6 2B: 0 3B: 0 HR: 1	SF: 0 SAC: 0 DP: 2 HBP: 0						

PITCHER		IP	WLS	BF	H	R	ER	SO	BB	IBB	HBP	BLK	WP	HR	S	P	ERA	WHIP
Glen Hobbie, R ERA: 2.86	(1, 1)	8.0	W	31	7	1	1	2	1	0	0	0	0	1	34	38	1.12	1.000
Don Elston, R ERA: 0.65	(9, 1)	1.0	S	4	0	0	0	0	1	0	0	0	0	0	3	7	0.00	1.000

PITCHER		IP	WLS	BF	H	R	ER	SO	BB	IBB	HBP	BLK	WP	HR	S	P	ERA	WHIP

TOP

Houston Colt 45's @ Chicago Cubs

Wrigley Field, Chicago, IL

Wed Jun 19 1963, 3:33 AM CDT

Att. 8,216 - Unknown - 80 F

livebaseballscorecards.com

AB	33
R	1
H	7
RBI	1
BB	2
SO	2
LOB	17

WP: 0	PA: 35			
PB: 0				
SB: 1				
CS: 0				

Batter	1	2	3	4	5	6	7	8	9	AB	R	H	RBI	BB	SO	LOB
Don Landrum, L (1, 8) OBP: 0.281, SLG: 0.277	F9	14 1B BB 1-2 1B		4-3	K			HR		5	2	2	1	0	1	2
Andre Rodgers, R (1, 6) OBP: 0.291, SLG: 0.270	3B 1B	F8		5-3 1B 1B		G4-6-3 BB		F7		4	2	2	0	1	0	2
Billy Williams, L (1, 7) OBP: 0.387, SLG: 0.500	F8	14 1B 1-2 2-3 BB		5-3 1-2		G4-6-3 1-2f		1B		4	0	1	0	1	0	3
Ron Santo, R (1, 5) OBP: 0.340, SLG: 0.491	14 HR 1-H 3B	K		2-H 1B		14 FC6-4 BB		F3		4	1	2	2	1	1	4
14 Ernie Banks, R (1, 3) OBP: 0.296, SLG: 0.487	HR 3-H	1-3 2-H 3-H 1B			FC5-4 1B	FC6-4 1-2f				4	1	3	4	0	0	1
Ken Hubbs, R (1, 4) OBP: 0.288, SLG: 0.364	1B	F8			FC5-4 1B 1-2f E		6-3			4	1	1	0	0	0	3
Ellis Burton, S (1, 9) OBP: 0.296, SLG: 0.396	P6		F8		E 1-2 1B		F7			4	0	1	0	0	0	1
Dick Bertell, R (1, 2) OBP: 0.309, SLG: 0.324		HR	F8		E6 1-3 2-H		K			4	1	1	1	0	1	1
Glen Hobbie, R (1, 1) OBP: 0.111, SLG: 0.077 Nelson Mathews, R (8, PH) OBP: 0.255, SLG: 0.303 Don Elston, R (9, 1)		BB 14 1B 1B BB	4-3		K			K		2 1 0	1 0 0	0 0 0	0 0 0	1 0 0	1 1 0	2 0 0
Inning Stats	R: 3 E: 0 K: 0 S: 7 H: 4 LOB: 1 BB: 0 P: 7	R: 3 E: 0 K: 1 S: 8 H: 3 LOB: 2 BB: 2 P: 16	R: 0 E: 0 K: 0 S: 3 H: 0 LOB: 0 BB: 0 P: 3	R: 1 E: 0 K: 0 S: 4 H: 2 LOB: 1 BB: 0 P: 4	R: 1 E: 1 K: 2 S: 10 H: 2 LOB: 2 BB: 0 P: 10	R: 0 E: 0 K: 0 S: 2 H: 0 LOB: 1 BB: 2 P: 10	R: 0 E: 0 K: 1 S: 5 H: 0 LOB: 0 BB: 0 P: 5	R: 1 E: 0 K: 1 S: 7 H: 2 LOB: 1 BB: 0 P: 7		1B: 9 2B: 0 3B: 1 HR: 3	SF: 0 SAC: 0 DP: 1 HBP: 0						

BOTTOM

Houston Colt 45's @ Chicago Cubs

Wrigley Field, Chicago, IL

Wed Jun 19 1963, 3:33 AM CDT

Att. 8,216 - Unknown - 80 F

livebaseballscorecards.com

AB	36
R	9
H	13
RBI	8
BB	4
SO	5
LOB	19

WP: 0 PB: 0 SB: 0 CS: 0 PA: 40

PITCHER		IP	WLS	BF	H	R	ER	SO	BB	IBB	HBP	BLK	WP	HR	S	P	ERA	WHIP
Hal Brown, R ERA: 4.25	(1, 1)	1.0	L	9	5	5	5	0	1	0	0	0	0	2	8	12	45.00	6.000
Russ Kemmerer, R ERA: 6.07	(2, 1)	3.0		13	4	2	2	1	1	0	0	0	0	0	14	18	6.00	1.667
Chris Zachary, R ERA: 7.71	(5, 1)	4.0		18	4	2	1	4	2	0	0	0	0	1	24	32	2.25	1.500

PITCHER	IP	WLS	BF	H	R	ER	SO	BB	IBB	HBP	BLK	WP	HR	S	P	ERA	WHIP

Batter	1	2	3	4	5	6	7	8	9	AB	R	H	RBI	BB	SO	LOB
Al Spangler, L (1, 7) OBP: 0.308, SLG: 0.314	F7		FC6-4 CS 1-2f			FC4-3-6 BB 1-2			FC4-6 1B	4	0	1	0	0	0	2
Johnny Temple, R (1, 4) OBP: 0.351, SLG: 0.332	K 1B		CS 1-2	F7		BB 1-2			F9	3	0	0	0	1	1	1
Brock Davis, L (1, 9) OBP: 0.283, SLG: 0.333	1B			F7		F9			FC4-6 1-2f	4	0	1	0	0	0	3
Carl Warwick, R (1, 8) OBP: 0.383, SLG: 0.439	F8			K			G1-6-3 1B		4-3	4	0	1	0	0	1	2
Pete Runnels, L (1, 3) OBP: 0.286, SLG: 0.251		F7			1-3		G1-6-3 1-2f			3	0	0	0	0	0	1
Bob Aspromonte, R (1, 5) OBP: 0.268, SLG: 0.289		5-3			6-3		1-3			3	0	0	0	0	0	0
Bob Lillis, R (1, 6) OBP: 0.246, SLG: 0.250		4-3			5-3			1-3		3	0	0	0	0	0	0
Jim Campbell, R (1, 2) OBP: 0.274, SLG: 0.283			F7			BB FC4-3-6		1-3		2	0	0	0	1	0	0
Dick Drott, R (1, 1) OBP: 0.143, SLG: 0.143			FC6-4 1B			K		3-1		1	0	1	0	0	0	0
Don McMahon, R (5, 1)										0	0	0	0	0	0	0
J C Hartman, R (6, PH) OBP: 0.159, SLG: 0.141										1	0	0	0	0	1	1
Russ Kemmerer, R (6, 1) OBP: 0.286, SLG: 0.286										0	0	0	0	0	0	0
Rusty Staub, L (8, PH) OBP: 0.284, SLG: 0.308										1	0	0	0	0	0	0
Hal Woodeshick, R (8, 1) OBP: 0.273, SLG: 0.273										0	0	0	0	0	0	0
Inning Stats	R: 0 E: 0 K: 1 S: 6 H: 1 LOB: 1 BB: 0 P: 6	R: 0 E: 0 K: 0 S: 3 H: 0 LOB: 0 BB: 0 P: 3	R: 0 E: 0 K: 0 S: 3 H: 1 LOB: 0 BB: 0 P: 3	R: 0 E: 0 K: 1 S: 5 H: 0 LOB: 0 BB: 0 P: 5	R: 0 E: 0 K: 0 S: 3 H: 0 LOB: 0 BB: 0 P: 3	R: 0 E: 0 K: 1 S: 5 H: 0 LOB: 2 BB: 2 P: 13	R: 0 E: 0 K: 0 S: 3 H: 1 LOB: 0 BB: 0 P: 3	R: 0 E: 0 K: 0 S: 3 H: 0 LOB: 0 BB: 0 P: 3	R: 0 E: 0 K: 0 S: 4 H: 1 LOB: 1 BB: 0 P: 4	1B: 4 2B: 0 3B: 0 HR: 0	SF: 0 SAC: 0 DP: 1 HBP: 0					

TOP

Houston Colt 45's @ Chicago Cubs

Wrigley Field, Chicago, IL

Thu Jun 20 1963, 3:33 AM CDT

Att. 7,422 - Unknown - 56 F

livebaseballscorecards.com

AB	29
R	0
H	4
RBI	0
BB	2
SO	3
LOB	10

WP: 0 PB: 0 SB: 0 CS: 1 PA: 32

PITCHER		IP	WLS	BF	H	R	ER	SO	BB	IBB	HBP	BLK	WP	HR	S	P	ERA	WHIP
Larry Jackson, R ERA: 2.09	(1, 1)	9.0	W	31	4	0	0	3	2	0	0	0	0	0	35	43	0.00	0.667

PITCHER	IP	WLS	BF	H	R	ER	SO	BB	IBB	HBP	BLK	WP	HR	S	P	ERA	WHIP

Batter	1	2	3	4	5	6	7	8	9	AB	R	H	RBI	BB	SO	LOB
Don Landrum, L (1, 8) OBP: 0.280, SLG: 0.276	S S S 0-3 ① K		x 0-0 ① F7		x 0-0 HR 1B	x 0-0 ② P6				4	1	1	0	0	1	1
Andre Rodgers, R (1, 6) OBP: 0.287, SLG: 0.265	x 0-0 ② 5-3		x 0-0 ② P4		x 0-0 ① F6	x 0-0 ③ 5-3				4	0	0	0	0	0	2
Billy Williams, L (1, 7) OBP: 0.395, SLG: 0.533	x 0-0 HR		B B B B 4-0 1B BB		x 0-0 1-H HR		x 0-0 1B 2B			3	3	3	3	1	0	0
Ron Santo, R (1, 5) OBP: 0.349, SLG: 0.500	B B B B 4-0 BB		x 0-0 1-3 1B		x 0-0 14 2B 2B		x 0-0 ① 2-H 1B			3	1	3	1	1	0	0
14 Ernie Banks, R (1, 3) OBP: 0.296, SLG: 0.487	x 0-0 ③ F8		x 0-0 ③ F5		x 0-0 2-H 2B		x 0-0 ② F7			4	0	1	1	0	0	3
Ken Hubbs, R (1, 4) OBP: 0.284, SLG: 0.358		x 0-0 ① L5		x 0-0 ① 5-3	x 0-0 ② F3		x 0-0 ③ 6-3			4	0	0	0	0	0	1
Ellis Burton, S (1, 9) OBP: 0.276, SLG: 0.365		S S S 0-3 ② K		x 0-0 ② 4-3	x 0-0 ③ P4			x 0-0 ① P5		4	0	0	0	0	1	1
Dick Bertell, R (1, 2) OBP: 0.320, SLG: 0.342		x 0-0 2B		x 0-0 1B		x 0-0 6-4 1B		x 0-0 ② 6-3		4	0	3	0	0	0	0
Larry Jackson, R (1, 1) OBP: 0.209, SLG: 0.244		x 0-0 ③ F8		x 0-0 ③ F7		x 0-0 ① 1-2 6-4		S S S 0-3 ③ K		4	0	0	0	0	1	3
Inning Stats	R: 1 H: 1 E: 0 LOB: 1 K: 1 BB: 1 S: 6 P: 10	R: 0 H: 1 E: 0 LOB: 1 K: 1 BB: 0 S: 6 P: 6	R: 0 H: 1 E: 0 LOB: 2 K: 0 BB: 1 S: 4 P: 8	R: 0 H: 1 E: 0 LOB: 1 K: 0 BB: 0 S: 4 P: 4	R: 3 H: 4 E: 0 LOB: 1 K: 0 BB: 0 S: 7 P: 7	R: 0 H: 1 E: 0 LOB: 1 K: 0 BB: 0 S: 4 P: 4	R: 1 H: 2 E: 0 LOB: 0 K: 0 BB: 0 S: 4 P: 4	R: 0 H: 0 E: 0 LOB: 0 K: 1 BB: 0 S: 5 P: 5		1B: 5 SF: 0 2B: 4 SAC: 0 3B: 0 DP: 0 HR: 2 HBP: 0						

PITCHER		IP	WLS	BF	H	R	ER	SO	BB	IBB	HBP	BLK	WP	HR	S	P	ERA	WHIP
Dick Drott, R ERA: 2.84	(1, 1)	4.1	L	23	8	4	4	2	2	0	0	0	0	2	25	33	8.31	2.308
Don McMahon, R ERA: 4.55	(5, 1)	0.2		2	0	0	0	0	0	0	0	0	0	0	2	2	0.00	0.000
Russ Kemmerer, R ERA: 5.97	(6, 1)	2.0		8	3	1	1	0	0	0	0	0	0	0	8	8	4.50	1.500
Hal Woodeshick, L ERA: 1.38	(8, 1)	1.0		3	0	0	0	1	0	0	0	0	0	0	5	5	0.00	0.000

PITCHER		IP	WLS	BF	H	R	ER	SO	BB	IBB	HBP	BLK	WP	HR	S	P	ERA	WHIP

BOTTOM

Houston Colt 45's @ Chicago Cubs

Wrigley Field, Chicago, IL

Thu Jun 20 1963, 3:33 AM CDT

Att. 7,422 - Unknown - 56 F

livebaseballscorecards.com

AB	34
R	5
H	11
RBI	5
BB	2
SO	3
LOB	11

WP: 0 PA: 36
PB: 0
SB: 0
CS: 0

Batter	1	2	3	4	5	6	7	8	9	AB	R	H	RBI	BB	SO	LOB
Al Spangler, L (1, 7) OBP: 0.307, SLG: 0.310	BBBB 4-0 BB		x 0-0 1-3 ③			x 0-0 F2 ①		x 0-0 P4 ①		3	0	0	0	1	0	0
Johnny Temple, R (1, 4) OBP: 0.344, SLG: 0.325	x 0-0 P4 ①			x 0-0 4-3 ①		x 0-0 F8 ②		x 0-0 4-3 ②		4	0	0	0	0	0	1
Pete Runnels, L (1, 3) OBP: 0.280, SLG: 0.246	x 0-0 F2 ②			SSS 0-3 K ②		x 0-0 P5 ③		x 0-0 P6 ③		4	0	0	0	0	1	1
Carl Warwick, R (1, 8) OBP: 0.385, SLG: 0.446	x 0-0 P3 ③			x 0-0 2B			x 0-0 SH1-4 1B FC5-2 1B		x 0-0 6-3 ①	4	0	2	0	0	0	1
Brock Davis, L (1, 9) OBP: 0.280, SLG: 0.326		x 0-0 F7 ①		x 0-0 4-3 ③			x 0-0 FC5-2 SH1-4 1-2 1B		x 0-0 4-3 ②	4	0	1	0	0	0	1
Bob Aspromonte, R (1, 5) OBP: 0.264, SLG: 0.285		SSS 0-3 K ②			x 0-0 P4 ①		x 0-0 SH1-4 ① 1-2 2-3		SSS 0-3 K ③	3	0	0	0	0	2	0
John Bateman, R (1, 2) OBP: 0.234, SLG: 0.313		SSS 0-3 K ③			SSS 0-3 K ②		BBBB 4-0 FC5-2 BB			2	0	0	0	1	2	0
Bob Lillis, R (1, 6) OBP: 0.248, SLG: 0.251			x 0-0 F3 ①		x 0-0 WP 1B		x 0-0 FC5-2 ② 1-2 2-3 3-Hf			3	0	1	0	0	0	3
Ken Johnson, R (1, 1) OBP: 0.111, SLG: 0.040 Hal Woodeshick, R (8, 1) OBP: 0.273, SLG: 0.273			x 0-0 5-3 ②		SSS 0-3 K ③ 1-2		SSS 0-3 K ③			3 0	0 0	0 0	0 0	0 0	2 0	4 0
Inning Stats	R: 0 E: 0 K: 0 S: 3 H: 0 LOB: 1 BB: 1 P: 7	R: 0 E: 0 K: 2 S: 7 H: 0 LOB: 0 BB: 0 P: 7	R: 0 E: 0 K: 0 S: 3 H: 0 LOB: 0 BB: 0 P: 3	R: 0 E: 0 K: 1 S: 6 H: 1 LOB: 1 BB: 0 P: 6	R: 0 E: 0 K: 2 S: 8 H: 1 LOB: 1 BB: 0 P: 8	R: 0 E: 0 K: 0 S: 3 H: 0 LOB: 0 BB: 0 P: 3	R: 0 E: 0 K: 1 S: 7 H: 2 LOB: 3 BB: 1 P: 11	R: 0 E: 0 K: 0 S: 3 H: 0 LOB: 0 BB: 0 P: 3	R: 0 E: 0 K: 1 S: 5 H: 0 LOB: 0 BB: 0 P: 5	1B: 3 2B: 1 3B: 0 HR: 0	SF: 0 SAC: 1 DP: 0 HBP: 0						

PITCHER	IP	WLS	BF	H	R	ER	SO	BB	IBB	HBP	BLK	WP	HR	S	P	ERA	WHIP
Jim Maloney, R (1, 1) ERA: 2.98	9.0	W	33	4	0	0	7	2	0	0	0	1	0	45	53	0.00	0.667

PITCHER	IP	WLS	BF	H	R	ER	SO	BB	IBB	HBP	BLK	WP	HR	S	P	ERA	WHIP

TOP

Houston Colt 45's @ Cincinnati Reds

Crosley Field, Cincinnati, OH

Fri Jun 21 1963, 7:05 PM EDT

Att. 12,729 - Unknown - 69 F

livebaseballscorecards.com

AB	30
R	0
H	4
RBI	0
BB	2
SO	7
LOB	11

1B: 3 SF: 0
2B: 1 SAC: 1
3B: 0 DP: 0
HR: 0 HBP: 0

WP: 1 PA: 33
PB: 0
SB: 0
CS: 0

Batter	1	2	3	4	5	6	7	8	9	AB	R	H	RBI	BB	SO	LOB
Pete Rose, S (1, 4) OBP: 0.351, SLG: 0.362	S, 1B		K			L6		BB		3	1	1	0	1	1	0
Bob Skinner, L (1, 7) OBP: 0.329, SLG: 0.377	F7 1-2		K			1B		FC, 1B 1-3 2-H		4	1	2	1	0	1	1
Vada Pinson, L (1, 8) OBP: 0.354, SLG: 0.504	K			E5, 1B		G1-6-3 1-2		FC FC6, 1B 1-2 3-H		4	0	1	1	0	1	2
Gordy Coleman, L (1, 3) OBP: 0.273, SLG: 0.398 Frank Robinson, R (8, PH) OBP: 0.417, SLG: 0.477 Tommy Harper, R (8, PR) OBP: 0.307, SLG: 0.276 (9, 9)	K			P6		G1-6-3 1-2f		FC6 1-2 2-H		3 1 0	0 0 0	0 1 0	0 1 0	0 0 0	1 0 0	4 0 0
Johnny Edwards, L (1, 2) OBP: 0.335, SLG: 0.395		K		1B			F8	FC6 1-2f 2-3		4	0	1	0	0	1	2
Marty Keough, L (1, 9) OBP: 0.299, SLG: 0.368 (9, 3)		BB		F9			K	4-3		3	0	0	0	1	1	3
Daryl Spencer, R (1, 5) OBP: 0.368, SLG: 0.331		K			4-3		P4			3	0	0	0	0	1	1
Leo Cardenas, R (1, 6) OBP: 0.277, SLG: 0.374		6-3			K2-3			SH3, 1B		3	1	1	0	0	1	1
Jim Maloney, L (1, 1) OBP: 0.150, SLG: 0.081			1-3		F8			SH3 1-2		2	0	0	0	0	0	0
Inning Stats	R: 0 E: 0 K: 2 S: 8 H: 1 LOB: 1 BB: 0 P: 8	R: 0 E: 0 K: 2 S: 7 H: 0 LOB: 1 BB: 1 P: 11	R: 0 E: 0 K: 2 S: 7 H: 0 LOB: 0 BB: 0 P: 7	R: 0 E: 1 K: 0 S: 4 H: 1 LOB: 1 BB: 0 P: 4	R: 0 E: 0 K: 1 S: 5 H: 0 LOB: 0 BB: 0 P: 5	R: 0 E: 0 K: 0 S: 4 H: 2 LOB: 1 BB: 0 P: 4	R: 0 E: 0 K: 1 S: 5 H: 0 LOB: 0 BB: 0 P: 5	R: 3 E: 0 K: 0 S: 7 H: 3 LOB: 2 BB: 1 P: 11		1B: 7 2B: 0 3B: 0 HR: 0	SF: 0 SAC: 1 DP: 1 HBP: 0						

PITCHER		IP	WLS	BF	H	R	ER	SO	BB	IBB	HBP	BLK	WP	HR	S	P	ERA	WHIP
Ken Johnson, R ERA: 2.98	(1, 1)	7.1	L	29	6	3	3	8	2	0	0	0	0	0	43	51	3.68	1.091
Hal Woodeshick, L ERA: 1.36	(8, 1)	0.2		4	1	0	0	0	0	0	0	0	0	0	4	4	0.00	1.500

PITCHER	IP	WLS	BF	H	R	ER	SO	BB	IBB	HBP	BLK	WP	HR	S	P	ERA	WHIP

BOTTOM

Houston Colt 45's @ Cincinnati Reds

Crosley Field, Cincinnati, OH

Fri Jun 21 1963, 7:05 PM EDT

Att. 12,729 - Unknown - 69 F

livebaseballscorecards.com

AB	30
R	3
H	7
RBI	3
BB	2
SO	8
LOB	14

WP: 0 PB: 0 SB: 1 CS: 0 PA: 33

Batter	1	2	3	4	5	6	7	8	9	AB	R	H	RBI	BB	SO	LOB
Johnny Temple, R (1, 5) OBP: 0.341, SLG: 0.318	F8		FC6-4 1-2f		F8		BBBB 1B BB		5-3	4	0	0	0	1	0	3
Al Spangler, L (1, 7) OBP: 0.311, SLG: 0.313	SSS K			3-1	1-2 2-3 1B		1-2 1B			4	0	2	0	0	1	0
Pete Runnels, L (1, 3) OBP: 0.279, SLG: 0.241 Hal Woodeshick, R (7, 1) OBP: 0.273, SLG: 0.273	F8			BBBB FC6-4 BB	F2		P6			3 0	0 0	0 0	0 0	1 0	0 0	5 0
Carl Warwick, R (1, 8) OBP: 0.379, SLG: 0.437		F2		FC6-4 BB 1B 1-2f	SSS K			1-3		4	0	0	0	0	1	4
Rusty Staub, L (1, 9) OBP: 0.284, SLG: 0.307 (7, 3)		P5		BB 1-2 1B		4-3		6-3		4	0	1	0	0	0	0
Ernie Fazio, R (1, 4) OBP: 0.280, SLG: 0.245		SSS K		BBBB 1-2 2-3 BB		F8		1B		3	0	1	0	1	1	0
John Bateman, R (1, 2) OBP: 0.228, SLG: 0.304			5-3	P6		F2		SSS K		4	0	0	0	0	1	4
Bob Lillis, R (1, 6) OBP: 0.248, SLG: 0.251			F2		1B HBP 1B		L8		P6	4	0	1	0	0	0	0
Bob Bruce, R (1, 1) OBP: 0.147, SLG: 0.065 Brock Davis, L (7, PH) OBP: 0.269, SLG: 0.313 (7, 9)			FC6-4 1B	H 1-2 1B HBP			6-3		G3	1 2	0 0	1 0	0 0	0 0	0 0	0 0
Inning Stats	R: 0 E: 0 K: 1 S: 5 H: 0 LOB: 0 BB: 0 P: 5	R: 0 E: 0 K: 1 S: 5 H: 0 LOB: 0 BB: 0 P: 5	R: 0 E: 0 K: 0 S: 4 H: 1 LOB: 1 BB: 0 P: 4	R: 0 E: 0 K: 0 S: 4 H: 1 LOB: 3 BB: 2 P: 12	R: 0 E: 0 K: 1 S: 7 H: 2 LOB: 3 BB: 0 P: 8	R: 0 E: 0 K: 0 S: 3 H: 0 LOB: 0 BB: 0 P: 3	R: 0 E: 0 K: 0 S: 4 H: 1 LOB: 2 BB: 1 P: 8	R: 0 E: 0 K: 1 S: 6 H: 1 LOB: 1 BB: 0 P: 6	R: 0 E: 0 K: 0 S: 3 H: 0 LOB: 0 BB: 0 P: 3	1B: 6 2B: 0 3B: 0 HR: 0 SF: 0 SAC: 0 DP: 0 HBP: 1						

PITCHER	IP	WLS	BF	H	R	ER	SO	BB	IBB	HBP	BLK	WP	HR	S	P	ERA	WHIP
John Tsitouris, R (1, 1) ERA: 3.86	9.0	W	37	6	0	0	4	3	0	1	0	0	0	41	54	0.00	1.000

PITCHER	IP	WLS	BF	H	R	ER	SO	BB	IBB	HBP	BLK	WP	HR	S	P	ERA	WHIP

TOP

Houston Colt 45's @ Cincinnati Reds

Crosley Field, Cincinnati, OH

Sat Jun 22 1963, 3:33 AM EDT

Att. 6,197 - Unknown - 70 F

livebaseballscorecards.com

AB	33
R	0
H	6
RBI	0
BB	3
SO	4
LOB	16

WP: 0 PA: 37
PB: 0
SB: 0
CS: 0

Batter	1	2	3	4	5	6	7	8	9	AB	R	H	RBI	BB	SO	LOB
Pete Rose, S (1, 4) OBP: 0.361, SLG: 0.375	0-0 PB E 1B		4-0 S 2B BB	0-0 ③ PO 3-H	0-0 2B		0-0 E 1B			3	2	3	0	1	0	0
Bob Skinner, L (1, 7) OBP: 0.324, SLG: 0.370	0-0 ① F9 1-2		0-3 ② K 1-2		0-0 ① 4-3		0-0 ② F7 1-2			4	0	0	0	0	1	4
Vada Pinson, L (1, 8) OBP: 0.353, SLG: 0.504	0-0 ② L9		0-0 2-H 1B 2B		0-3 ② K		0-0 ③ P6			4	0	1	1	0	1	3
Gordy Coleman, L (1, 3) OBP: 0.278, SLG: 0.402 Don Pavletich, R (8, PH) OBP: 0.340, SLG: 0.282 (9, 3)	0-0 E2 2-H 1B		0-0 ③ 2-H 1B		0-0 ③ P4			0-0 ① F5		3 1	0 0	2 0	1 0	0 0	0 0	1 0
Johnny Edwards, L (1, 2) OBP: 0.333, SLG: 0.393	0-0 ③ P4			0-0 2B SF8 1B		0-0 ① 4-3		0-0 ② F8		4	1	1	0	0	0	1
Marty Keough, L (1, 9) OBP: 0.324, SLG: 0.410		0-0 7-6-3 1B		0-0 SF8 1-3 PO 2B		0-3 ② K		0-0 WP 1B		4	0	3	0	0	1	0
Daryl Spencer, R (1, 5) OBP: 0.365, SLG: 0.323		0-0 ① ② 7-6-3 1-2f		0-0 ① F7		4-0 BB		0-0 ③ 1-4-3 1-2		3	0	0	0	1	0	4
Leo Cardenas, R (1, 6) OBP: 0.278, SLG: 0.371		0-0 ③ F9		4-0 IBB		0-0 ③ 5-3				2	0	0	0	1	0	1
John Tsitouris, R (1, 1) OBP: 0.063, SLG: 0.067			0-3 ① K	0-0 ② SF8 2-3 3-H			0-3 ① K			2	0	0	1	0	2	0
Inning Stats	R: 1 E: 1 K: 0 S: 5 / H: 2 LOB: 1 BB: 0 P: 5	R: 0 E: 0 K: 0 S: 3 / H: 1 LOB: 0 BB: 0 P: 3	R: 1 E: 0 K: 2 S: 8 / H: 2 LOB: 2 BB: 1 P: 12	R: 1 E: 0 K: 0 S: 4 / H: 2 LOB: 1 BB: 1 P: 8	R: 0 E: 0 K: 1 S: 6 / H: 1 LOB: 1 BB: 0 P: 6	R: 0 E: 0 K: 1 S: 5 / H: 0 LOB: 1 BB: 1 P: 9	R: 0 E: 1 K: 1 S: 6 / H: 1 LOB: 1 BB: 0 P: 6	R: 0 E: 0 K: 0 S: 4 / H: 1 LOB: 1 BB: 0 P: 4		1B: 7 2B: 4 3B: 0 HR: 0	SF: 1 SAC: 0 DP: 1 HBP: 0			WP: 1 PB: 1 SB: 1 CS: 0	PA: 35		

PITCHER		IP	WLS	BF	H	R	ER	SO	BB	IBB	HBP	BLK	WP	HR	S	P	ERA	WHIP
Bob Bruce, R ERA: 3.38	(1, 1)	6.0	L	26	8	3	2	4	2	1	0	0	0	0	31	43	3.00	1.667
Hal Woodeshick, L ERA: 1.31	(7, 1)	2.0		8	2	0	0	1	0	0	0	0	1	0	10	10	0.00	1.000

PITCHER	IP	WLS	BF	H	R	ER	SO	BB	IBB	HBP	BLK	WP	HR	S	P	ERA	WHIP

BOTTOM

Houston Colt 45's @ Cincinnati Reds

Crosley Field, Cincinnati, OH

Sat Jun 22 1963, 3:33 AM EDT

Att. 6,197 - Unknown - 70 F

livebaseballscorecards.com

AB	30
R	3
H	10
RBI	3
BB	3
SO	5
LOB	14

Batter	1	2	3	4	5	6	7	8	9	AB	R	H	RBI	BB	SO	LOB
Ernie Fazio, R (1, 4) OBP: 0.270, SLG: 0.236	x 0-0 ① P4			S S S 0-3 ① K		x 0-0 ③ F9			x 0-0 ① F9 1-2	4	0	0	0	0	1	2
Johnny Temple, R (1, 5) OBP: 0.335, SLG: 0.312	x 0-0 ② 6-3			S S S 0-3 ② K			x 0-0 ① F9		x 0-0 ② 5-3	4	0	0	0	0	1	1
Al Spangler, L (1, 7) OBP: 0.305, SLG: 0.307	x 0-0 ③ L9			x 0-0 ③ P4			x 0-0 ② G3		x 0-0 ③ F7	4	0	0	0	0	0	1
Carl Warwick, R (1, 8) OBP: 0.374, SLG: 0.431		x 0-0 ① 1-3			x 0-0 ① F3		x 0-0 ③ F7			3	0	0	0	0	0	0
Rusty Staub, L (1, 9) OBP: 0.284, SLG: 0.307		x 0-0 SH5-3-5-2-6 1B			x 0-0 ② L7			x 0-0 ① 4-3		3	0	1	0	0	0	0
Pete Runnels, L (1, 3) OBP: 0.276, SLG: 0.239		x 0-0 ② ③ SH5-3-5-2-6 1-3f			S S S 0-3 ③ K			x 0-0 ② 1-3		2	0	0	0	0	1	0
John Bateman, R (1, 2) OBP: 0.230, SLG: 0.305			S S S 0-3 ① K			x 0-0 ① 5-3		x 0-0 1B		3	0	1	0	0	1	0
Bob Lillis, R (1, 6) OBP: 0.249, SLG: 0.257			S S S 0-3 ② K			x 0-0 2B		x 0-0 ③ 1-3		3	0	1	0	0	1	1
Jim Umbricht, R (1, 1) Don McMahon, R (4, 1) Brock Davis, L (6, PH) OBP: 0.264, SLG: 0.306 Russ Kemmerer, R (6, 1) OBP: 0.286, SLG: 0.286 Howie Goss, R (9, PH) OBP: 0.280, SLG: 0.395			x 0-0 ③ 1-3			S S S 0-3 ② K			x 0-0 E 1B	1 0 1 0 1	0 0 0 0 0	0 0 0 0 1	0 0 0 0 0	0 0 0 0 0	0 0 1 0 0	0 0 1 0 0
Inning Stats	R: 0 E: 0 K: 0 S: 3 H: 0 LOB: 0 BB: 0 P: 3	R: 0 E: 0 K: 0 S: 3 H: 1 LOB: 0 BB: 0 P: 3	R: 0 E: 0 K: 2 S: 7 H: 0 LOB: 0 BB: 0 P: 7	R: 0 E: 0 K: 2 S: 7 H: 0 LOB: 0 BB: 0 P: 7	R: 0 E: 0 K: 1 S: 5 H: 0 LOB: 0 BB: 0 P: 5	R: 0 E: 0 K: 1 S: 6 H: 1 LOB: 1 BB: 0 P: 6	R: 0 E: 0 K: 0 S: 3 H: 0 LOB: 0 BB: 0 P: 3	R: 0 E: 0 K: 0 S: 4 H: 1 LOB: 1 BB: 0 P: 4	R: 0 E: 1 K: 0 S: 4 H: 1 LOB: 1 BB: 0 P: 4	1B: 3 2B: 2 3B: 0 HR: 0	SF: 0 SAC: 1 DP: 1 HBP: 0						

PITCHER		IP	WLS	BF	H	R	ER	SO	BB	IBB	HBP	BLK	WP	HR	S	P	ERA	WHIP
Bob Purkey, R ERA: 3.63	(1, 1)	9.0	W	30	4	0	0	6	0	0	0	0	0	0	42	42	0.00	0.444

PITCHER		IP	WLS	BF	H	R	ER	SO	BB	IBB	HBP	BLK	WP	HR	S	P	ERA	WHIP

TOP

Houston Colt 45's @ Cincinnati Reds

Crosley Field, Cincinnati, OH

Sun Jun 23 1963, 3:33 AM EDT

Unknown - 82 F

livebaseballscorecards.com

AB	29
R	0
H	4
RBI	0
BB	0
SO	6
LOB	6

PA: 30

WP: 0 PB: 0 SB: 0 CS: 0

Houston Colt 45's @ Cincinnati Reds

Crosley Field, Cincinnati, OH

Sun Jun 23 1963, 3:33 AM EDT

Unknown - 82 F

BOTTOM

Batter	1	2	3	4	5	6	7	8	9	AB	R	H	RBI	BB	SO	LOB
Pete Rose, S (1, 4) OBP: 0.359, SLG: 0.373	1-3		1B (BB)	5-3			K			4	1	1	0	0	1	1
Bob Skinner, L (1, 7) OBP: 0.331, SLG: 0.376	2B		HR (1-2) (BB)		BB		3-1			2	1	1	0	2	0	0
Vada Pinson, L (1, 8) OBP: 0.351, SLG: 0.500	K		HR (1-2) (2-H)		F8		4-3			4	1	1	1	0	1	2
Gordy Coleman, L (1, 3) OBP: 0.274, SLG: 0.394	1-3		P5		F8			3-1		4	0	0	0	0	0	4
Johnny Edwards, L (1, 2) OBP: 0.336, SLG: 0.408		L3	HR (1-H) (2-H)		4-3			1B		4	1	2	3	0	0	1
Marty Keough, L (1, 9) OBP: 0.320, SLG: 0.400		1B (CS)	F9			F8		L9		4	0	1	0	0	0	1
Daryl Spencer, R (1, 5) OBP: 0.369, SLG: 0.318		BB (FC5-4) (1-2)		P6		BB		F8		2	0	0	0	2	0	1
Leo Cardenas, R (1, 6) OBP: 0.279, SLG: 0.370		FC5-4 (1-2f)		1B (SH1-4)		L9				3	0	1	0	0	0	2
Bob Purkey, R (1, 1) OBP: 0.238, SLG: 0.059			F5	SH1-4 (1-2)		K				2	0	0	0	0	1	1
Inning Stats	R: 0 H: 1 E: 0 LOB: 1 K: 1 BB: 0 S: 6 P: 6	R: 0 H: 1 E: 0 LOB: 1 K: 0 BB: 1 S: 3 P: 7	R: 4 H: 3 E: 0 LOB: 0 K: 0 BB: 1 S: 6 P: 10	R: 0 H: 1 E: 0 LOB: 1 K: 0 BB: 0 S: 4 P: 4	R: 0 H: 0 E: 0 LOB: 1 K: 0 BB: 1 S: 3 P: 7	R: 0 H: 0 E: 0 LOB: 1 K: 1 BB: 1 S: 5 P: 9	R: 0 H: 0 E: 0 LOB: 0 K: 1 BB: 0 S: 5 P: 5	R: 0 H: 1 E: 0 LOB: 1 K: 0 BB: 0 S: 4 P: 4		1B: 5 SF: 0 2B: 1 SAC: 1 3B: 0 DP: 0 HR: 1 HBP: 0						

	AB	29
	R	4
	H	7
	RBI	4
	BB	4
	SO	3
	LOB	13

WP: 0 PA: 34
PB: 0
SB: 0
CS: 1

livebaseballscorecards.com

PITCHER		IP	WLS	BF	H	R	ER	SO	BB	IBB	HBP	BLK	WP	HR	S	P	ERA	WHIP
Jim Umbricht, R ERA: 5.06	(1, 1)	3.0	L	15	5	4	4	1	2	0	0	0	0	1	15	23	12.00	2.333
Don McMahon, R ERA: 4.25	(4, 1)	2.0		8	1	0	0	0	1	0	0	0	0	0	7	11	0.00	1.000
Russ Kemmerer, R ERA: 5.45	(6, 1)	3.0		11	1	0	0	2	1	0	0	0	0	0	14	18	0.00	0.667

PITCHER	IP	WLS	BF	H	R	ER	SO	BB	IBB	HBP	BLK	WP	HR	S	P	ERA	WHIP

Batter	1	2	3	4	5	6	7	8	9	AB	R	H	RBI	BB	SO	LOB
Ernie Fazio, R (1, 4) OBP: 0.270, SLG: 0.236	K	L7			K2-3		FC6-4 1B			4	0	1	0	0	2	3
Al Spangler, L (1, 7) OBP: 0.300, SLG: 0.301	5-3		F2		F8		K			4	0	0	0	0	1	2
Bob Aspromonte, R (1, 5) OBP: 0.260, SLG: 0.280	6-3		K		5-3		FC6-4			4	0	0	0	0	1	2
Russ Kemmerer, R (7, 1) OBP: 0.286, SLG: 0.286										0	0	0	0	0	0	0
Carl Warwick, R (1, 9) OBP: 0.376, SLG: 0.437		1B 2B	1B			P4		6-3		4	1	2	0	0	0	0
Howie Goss, R (1, 8) OBP: 0.279, SLG: 0.392		FC1-6 1B 1B	K			P4		K		4	0	1	1	0	2	1
Rusty Staub, L (1, 3) OBP: 0.293, SLG: 0.320		FC1-6 1B	1B			2B		P4		4	0	3	0	0	0	0
Jim Campbell, R (1, 2) OBP: 0.264, SLG: 0.272		K	K		K				K	4	0	0	0	0	4	4
J C Hartman, R (1, 6) OBP: 0.152, SLG: 0.135		FC1-6 BB	K				P4		K	4	0	0	0	0	2	3
Chris Zachary, L (1, 1)		BB							L9	1	0	0	0	1	0	1
Hal Woodeshick, R (5, 1) OBP: 0.273, SLG: 0.273										0	0	0	0	0	0	0
Johnny Temple, R (7, PH) (7, 5) OBP: 0.336, SLG: 0.314							1B			2	0	1	0	0	0	0
Inning Stats	R: 0 E: 0 K: 1 S: 5 H: 0 LOB: 0 BB: 0 P: 5	R: 1 E: 0 K: 1 S: 8 H: 3 LOB: 3 BB: 1 P: 12	R: 0 E: 0 K: 2 S: 8 H: 1 LOB: 1 BB: 0 P: 8	R: 0 E: 0 K: 2 S: 8 H: 1 LOB: 1 BB: 0 P: 8	R: 0 E: 0 K: 1 S: 5 H: 0 LOB: 0 BB: 0 P: 5	R: 0 E: 0 K: 1 S: 6 H: 1 LOB: 1 BB: 0 P: 6	R: 0 E: 0 K: 1 S: 7 H: 2 LOB: 2 BB: 0 P: 7	R: 0 E: 0 K: 1 S: 5 H: 0 LOB: 0 BB: 0 P: 5	R: 0 E: 0 K: 2 S: 7 H: 0 LOB: 0 BB: 0 P: 7	1B: 6 2B: 2 3B: 0 HR: 0 SF: 0 SAC: 0 DP: 0 HBP: 0						

PITCHER		IP	WLS	BF	H	R	ER	SO	BB	IBB	HBP	BLK	WP	HR	S	P	ERA	WHIP
Joe Nuxhall, L ERA: 2.67	(1, 1)	7.0	W	30	8	1	1	9	1	0	0	0	0	0	47	51	1.29	1.286
Dom Zanni, R ERA: 7.0	(8, 1)	2.0	S	6	0	0	0	3	0	0	0	0	0	0	12	12	0.00	0.000

PITCHER	IP	WLS	BF	H	R	ER	SO	BB	IBB	HBP	BLK	WP	HR	S	P	ERA	WHIP

TOP

Houston Colt 45's @ Cincinnati Reds

Crosley Field, Cincinnati, OH

Sun Jun 23 1963, 3:38 AM EDT

Att. 16,913 - Unknown

livebaseballscorecards.com

AB	35
R	1
H	8
RBI	1
BB	1
SO	12
LOB	16

HOUSTON COLT 45s

BOTTOM

Houston Colt 45's @ Cincinnati Reds

Crosley Field, Cincinnati, OH

Sun Jun 23 1963, 3:38 AM EDT

Att. 16,913 - Unknown

livebaseballscorecards.com

Batter	1	2	3	4	5	6	7	8	9	AB	R	H	RBI	BB	SO	LOB
Pete Rose, S (1, 4) OBP: 0.363, SLG: 0.372	4-3		FC4-6 BB		4-3	1B 1B 1-2 2-H		BB BB		3	0	1	1	2	0	1
Bob Skinner, L (1, 7) OBP: 0.336, SLG: 0.391	K		F8		HR 3-H	1B 1-2 2-H		G1-6-3 BB 1-2		4	1	2	3	1	1	1
Vada Pinson, L (1, 8) OBP: 0.349, SLG: 0.505	4-3		FC4-6 1-2f		HR	F9		G1-6-3 1-2f		5	1	1	1	0	0	5
Gordy Coleman, L (1, 3) OBP: 0.275, SLG: 0.393 Don Pavletich, R (5, PH) (6, 3) OBP: 0.347, SLG: 0.293	6-3 1B HBP	F7			6-3		HR 1B			1 2	1 1	0 1	0 0	0 0	0 0	1 0
Jesse Gonder, L (1, 2) OBP: 0.367, SLG: 0.724	6-3 1-2			5-3	K		HR 1-H			4	1	1	2	0	1	1
Marty Keough, L (1, 9) OBP: 0.342, SLG: 0.426	1B BB			P4		1B 2B	G5-4-3 1B			3	1	2	0	1	0	0
Leo Cardenas, R (1, 6) OBP: 0.282, SLG: 0.372	1B 1-2 2-H			1B	5-3	G5-4-3 1-2f				4	0	2	1	0	0	2
Eddie Kasko, R (1, 5) OBP: 0.338, SLG: 0.290	L4			K		1B 1B BB	6-3			3	1	0	0	1	1	3
Joe Nuxhall, L (1, 1) OBP: 0.154, SLG: 0.160 Dom Zanni, R (8, 1)	K				E5 HR 2B	K		K		3 1	1 0	1 0	0 0	0 0	2 1	4 0
Inning Stats	R: 0 E: 0 K: 1 S: 5 H: 0 LOB: 0 BB: 0 P: 5	R: 1 E: 0 K: 1 S: 6 H: 1 LOB: 2 BB: 1 P: 11	R: 0 E: 0 K: 0 S: 3 H: 0 LOB: 1 BB: 1 P: 7	R: 0 E: 0 K: 1 S: 6 H: 1 LOB: 1 BB: 0 P: 6	R: 3 E: 1 K: 1 S: 8 H: 3 LOB: 0 BB: 0 P: 8	R: 2 E: 0 K: 1 S: 8 H: 3 LOB: 2 BB: 1 P: 12	R: 2 E: 0 K: 0 S: 5 H: 3 LOB: 0 BB: 0 P: 5	R: 0 E: 0 K: 1 S: 4 H: 0 LOB: 1 BB: 2 P: 12		1B: 6 2B: 2 3B: 0 HR: 3	SF: 0 SAC: 0 DP: 2 HBP: 1			WP: 0 PB: 0 SB: 0 CS: 0	PA: 39		

	AB	33
	R	8
	H	11
	RBI	8
	BB	5
	SO	6
	LOB	18

PITCHER		IP	WLS	BF	H	R	ER	SO	BB	IBB	HBP	BLK	WP	HR	S	P	ERA	WHIP
Chris Zachary, R ERA: 7.4	(1, 1)	4.1	L	21	5	4	3	3	2	0	1	0	0	2	24	33	6.23	1.615
Hal Woodeshick, L ERA: 1.59	(5, 1)	1.2		9	3	2	2	2	1	0	0	0	0	0	12	16	10.80	2.400
Russ Kemmerer, R ERA: 5.65	(7, 1)	2.0		9	3	2	2	1	2	0	0	0	0	1	9	17	9.00	2.500

PITCHER	IP	WLS	BF	H	R	ER	SO	BB	IBB	HBP	BLK	WP	HR	S	P	ERA	WHIP

Batter	1	2	3	4	5	6	7	8	9	AB	R	H	RBI	BB	SO	LOB
Ernie Fazio, R (1, 4) OBP: 0.262, SLG: 0.228	S S S 0-3 ① K		S S S 0-3 ① K		x 0-0 ① 5-3		S S S 0-3 ③ K			4	0	0	0	0	3	0
Johnny Temple, R (1, 5) OBP: 0.339, SLG: 0.314	x 0-0 ② F9		B B B B 4-0 S BB		x 0-0 ② F7			x 0-0 FC6-4 1B		3	0	1	0	1	0	0
Al Spangler, L (1, 7) OBP: 0.303, SLG: 0.302	x 0-0 BB 1B		B B B B 4-0 1-2 BB		x 0-0 ③ 4-3			x 0-0 ① L9		3	0	1	0	1	0	1
Carl Warwick, R (1, 9) OBP: 0.374, SLG: 0.431	B B B B 4-0 1-2 BB		x 0-0 ② P3			x 0-0 ① 6-3		x 0-0 ② F8		3	0	0	0	1	0	3
Howie Goss, R (1, 8) OBP: 0.275, SLG: 0.386	S S S 0-3 ③ K		S S S 0-3 ③ K			x 0-0 ② F7		x 0-0 ③ FC6-4 1-2f		4	0	0	0	0	2	5
Rusty Staub, L (1, 3) OBP: 0.296, SLG: 0.321		x 0-0 ① F7		x 0-0 1B		B B B B 4-0 FC5 WP BB			x 0-0 ① F9	3	0	1	0	1	0	0
John Bateman, R (1, 2) OBP: 0.230, SLG: 0.303		x 0-0 1B		x 0-0 ① L5		x 0-0 ③ FC5 1-3			x 0-0 ② P4	4	0	1	0	0	0	2
Bob Lillis, R (1, 6) OBP: 0.244, SLG: 0.252		x 0-0 ② F8		x 0-0 ② P3			x 0-0 ① F8		x 0-0 ③ P4	4	0	0	0	0	0	2
Hal Brown, R (1, 1)		x 0-0 ③ 5-3		S S S 0-3 ③ K			x 0-0 ② F7			2	0	0	0	0	1	2
J C Hartman, R (7, PH) OBP: 0.151, SLG: 0.133										1	0	0	0	0	0	0
Don McMahon, R (7, 1)										0	0	0	0	0	0	0
Inning Stats	R: 0 H: 1 E: 0 LOB: 2 K: 2 BB: 1 S: 8 P: 12	R: 0 H: 1 E: 0 LOB: 1 K: 0 BB: 0 S: 4 P: 4	R: 0 H: 0 E: 0 LOB: 2 K: 2 BB: 2 S: 7 P: 15	R: 0 H: 1 E: 0 LOB: 1 K: 1 BB: 0 S: 6 P: 6	R: 0 H: 0 E: 0 LOB: 0 K: 0 BB: 0 S: 3 P: 3	R: 0 H: 0 E: 0 LOB: 1 K: 0 BB: 1 S: 3 P: 7	R: 0 H: 0 E: 0 LOB: 0 K: 1 BB: 0 S: 5 P: 5	R: 0 H: 1 E: 0 LOB: 1 K: 0 BB: 0 S: 4 P: 4	R: 0 H: 0 E: 0 LOB: 0 K: 0 BB: 0 S: 3 P: 3	1B: 4 SF: 0 2B: 0 SAC: 0 3B: 0 DP: 0 HR: 0 HBP: 0						WP: 1 PA: 35 PB: 0 SB: 1 CS: 0

PITCHER	IP	WLS	BF	H	R	ER	SO	BB	IBB	HBP	BLK	WP	HR	S	P	ERA	WHIP
Denny Lemaster, L (1, 1) ERA: 1.79	9.0	W	35	4	0	0	6	4	0	0	0	1	0	43	59	0.00	0.889

PITCHER	IP	WLS	BF	H	R	ER	SO	BB	IBB	HBP	BLK	WP	HR	S	P	ERA	WHIP

TOP

Houston Colt 45's @ Milwaukee Braves

Milwaukee County Stadium, Milwaukee, WI

Mon Jun 24 1963, 8:05 PM EDT

Att. 6,592 - Unknown - 74 F

livebaseballscorecards.com

AB	31
R	0
H	4
RBI	0
BB	4
SO	6
LOB	15

Batter	1	2	3	4	5	6	7	8	9	AB	R	H	RBI	BB	SO	LOB
Lee Maye, L (1, 7) OBP: 0.299, SLG: 0.405	P6			HR	1-2 2-3 1B			1-3		4	1	2	1	0	0	0
Frank Bolling, R (1, 4) OBP: 0.266, SLG: 0.290	5-3			6-3		F6		1B		4	0	1	0	0	0	0
Hank Aaron, R (1, 9) OBP: 0.380, SLG: 0.588	F7			6-3		F8		F9		4	0	0	0	0	0	1
Eddie Mathews, L (1, 5) OBP: 0.387, SLG: 0.429		G3		4-3		HR				3	1	1	1	0	0	0
Joe Torre, R (1, 2) OBP: 0.358, SLG: 0.414		F9			6-3	6-3				3	0	0	0	0	0	0
Mack Jones, L (1, 8) OBP: 0.330, SLG: 0.361		4-3			1B 2B		6-3			3	1	1	0	0	0	0
Gene Oliver, R (1, 3) OBP: 0.313, SLG: 0.409 Tommie Aaron, R (8, 3) OBP: 0.275, SLG: 0.325			F7	FC1-5 2-H 1B	FC		SSS K			3 0	0 0	1 0	1 0	0 0	1 0	0 0
Denis Menke, R (1, 6) OBP: 0.311, SLG: 0.371			5-3		FC 1B FC1-5 1-2		SSS K			3	0	0	0	0	1	1
Denny Lemaster, R (1, 1) OBP: 0.167, SLG: 0.367			4-3		FC1-5 1-2 2-3f 1B			6-3		3	0	0	0	0	0	2
Inning Stats	R: 0 E: 0 K: 0 S: 3 H: 0 LOB: 0 BB: 0 P: 3	R: 0 E: 0 K: 0 S: 3 H: 0 LOB: 0 BB: 0 P: 3	R: 0 E: 0 K: 0 S: 3 H: 0 LOB: 0 BB: 0 P: 3	R: 1 E: 0 K: 0 S: 4 H: 1 LOB: 0 BB: 0 P: 4	R: 1 E: 0 K: 0 S: 6 H: 3 LOB: 2 BB: 0 P: 6	R: 1 E: 0 K: 0 S: 4 H: 1 LOB: 0 BB: 0 P: 4	R: 0 E: 0 K: 2 S: 7 H: 0 LOB: 0 BB: 0 P: 7	R: 0 E: 0 K: 0 S: 4 H: 1 LOB: 1 BB: 0 P: 4		1B: 3 2B: 1 3B: 0 HR: 2 SF: 0 SAC: 0 DP: 0 HBP: 0						

PITCHER		IP	WLS	BF	H	R	ER	SO	BB	IBB	HBP	BLK	WP	HR	S	P	ERA	WHIP
Hal Brown, R ERA: 4.29	(1, 1)	6.0	L	23	5	3	3	0	0	0	0	0	0	2	23	23	4.50	0.833
Don McMahon, R ERA: 3.98	(7, 1)	2.0		7	1	0	0	2	0	0	0	0	0	0	11	11	0.00	0.500

PITCHER	IP	WLS	BF	H	R	ER	SO	BB	IBB	HBP	BLK	WP	HR	S	P	ERA	WHIP

BOTTOM

Houston Colt 45's @ Milwaukee Braves

Milwaukee County Stadium, Milwaukee, WI

Mon Jun 24 1963, 8:05 PM EDT

Att. 6,592 - Unknown - 74 F

livebaseballscorecards.com

AB	30
R	3
H	6
RBI	3
BB	0
SO	2
LOB	4

WP: 0 PA: 30
PB: 0
SB: 0
CS: 0

Batter	1	2	3	4	5	6	7	8	9	AB	R	H	RBI	BB	SO	LOB
Bob Lillis, R (1, 6) OBP: 0.240, SLG: 0.248	6-3		F9			F8		F2		4	0	0	0	0	0	1
Johnny Temple, R (1, 5) OBP: 0.333, SLG: 0.308	4-3		K			F8			F9	4	0	0	0	0	1	0
Johnny Weekly, R (1, 7)	F8		F8			K			6-3	4	0	0	0	0	1	0
Carl Warwick, R (1, 9) OBP: 0.372, SLG: 0.427		F2		K			K		1B	4	0	1	0	0	2	0
Rusty Staub, L (1, 3) OBP: 0.291, SLG: 0.315		4-3		4-3			4-3		P3	4	0	0	0	0	0	1
Al Spangler, L (1, 8) OBP: 0.304, SLG: 0.302		BB 1B 1B		3-1			F7			3	0	1	0	0	0	0
John Bateman, R (1, 2) OBP: 0.232, SLG: 0.304		BB 1-2 1B			5-3			K		3	0	1	0	0	1	0
Ernie Fazio, R (1, 4) OBP: 0.263, SLG: 0.224		FC6-4 1-2 2-3 BB			F5			6-3		2	0	0	0	1	0	0
Ken Johnson, R (1, 1) OBP: 0.103, SLG: 0.037		FC6-4 1-2f			F9			1B		2	0	0	0	0	0	3
Pete Runnels, L (8, PH) OBP: 0.280, SLG: 0.243										1	0	1	0	0	0	0
Jim Umbricht, R (8, 1)										0	0	0	0	0	0	0
Inning Stats	R: 0 E: 0 K: 0 S: 3 H: 0 LOB: 0 BB: 0 P: 3	R: 0 E: 0 K: 0 S: 5 H: 2 LOB: 3 BB: 1 P: 9	R: 0 E: 0 K: 1 S: 5 H: 0 LOB: 0 BB: 0 P: 5	R: 0 E: 0 K: 1 S: 5 H: 0 LOB: 0 BB: 0 P: 5	R: 0 E: 0 K: 0 S: 3 H: 0 LOB: 0 BB: 0 P: 3	R: 0 E: 0 K: 1 S: 5 H: 0 LOB: 0 BB: 0 P: 5	R: 0 E: 0 K: 1 S: 5 H: 0 LOB: 0 BB: 0 P: 5	R: 0 E: 0 K: 1 S: 6 H: 1 LOB: 1 BB: 0 P: 6	R: 0 E: 0 K: 0 S: 4 H: 1 LOB: 1 BB: 0 P: 4	1B: 4 2B: 0 3B: 0 HR: 0	SF: 0 SAC: 0 DP: 0 HBP: 0					

PITCHER	IP	WLS	BF	H	R	ER	SO	BB	IBB	HBP	BLK	WP	HR	S	P	ERA	WHIP
Tony Cloninger, R (1, 1) ERA: 2.65	9.0	W	32	4	0	0	5	1	0	0	0	0	0	41	45	0.00	0.556

PITCHER	IP	WLS	BF	H	R	ER	SO	BB	IBB	HBP	BLK	WP	HR	S	P	ERA	WHIP

TOP

Houston Colt 45's @ Milwaukee Braves

Milwaukee County Stadium, Milwaukee, WI

Tue Jun 25 1963, 8:05 PM EDT

Att. 7,444 - Unknown - 80 F

livebaseballscorecards.com

AB	31
R	0
H	4
RBI	0
BB	1
SO	5
LOB	5

1B: 4 SF: 0
2B: 0 SAC: 0
3B: 0 DP: 0
HR: 0 HBP: 0

WP: 0 PA: 32
PB: 0
SB: 0
CS: 0

Batter	1	2	3	4	5	6	7	8	9	AB	R	H	RBI	BB	SO	LOB
Lee Maye, L (1, 7) OBP: 0.310, SLG: 0.436	HR	BB			F8		2B			3	2	2	1	1	0	0
Frank Bolling, R (1, 4) OBP: 0.270, SLG: 0.295	G4-6-3 BB 1B BB	6-3 1-2			P4		1B 2-H			3	2	1	1	1	0	1
Hank Aaron, R (1, 9) OBP: 0.381, SLG: 0.585	G4-6-3 1-2 BB		P3		1B		F8			3	0	1	0	1	0	1
Eddie Mathews, L (1, 5) OBP: 0.385, SLG: 0.426	G4-6-3 1-2f 2-3		K		G3		FC6-4 2-H 1B			4	0	1	1	0	1	3
Joe Torre, R (1, 2) OBP: 0.361, SLG: 0.413	E 1B 3-H 1B		6-3			FC6-4 HBP	FC6-4 1-2f			3	0	1	1	0	0	1
Mack Jones, L (1, 8) OBP: 0.333, SLG: 0.371	E 1-2 1B			2B		F8		F7		4	0	2	0	0	0	1
Gene Oliver, R (1, 3) OBP: 0.306, SLG: 0.400	E5 1-2 2-3			K		P6		1-3		3	0	0	0	0	1	4
Tommie Aaron, R (8, 3) OBP: 0.272, SLG: 0.321										1	0	0	0	0	0	0
Denis Menke, R (1, 6) OBP: 0.306, SLG: 0.364	L7			1-3		FC6-4 1-2f		F2		4	0	0	0	0	0	5
Tony Cloninger, R (1, 1) OBP: 0.100, SLG: 0.100		K		K			4-3			3	0	0	0	0	2	1
Inning Stats	R: 2 E: 1 K: 0 S: 6 H: 3 LOB: 3 BB: 2 P: 14	R: 0 E: 0 K: 1 S: 4 H: 0 LOB: 0 BB: 1 P: 8	R: 0 E: 0 K: 1 S: 5 H: 0 LOB: 0 BB: 0 P: 5	R: 0 E: 0 K: 2 S: 8 H: 1 LOB: 1 BB: 0 P: 8	R: 0 E: 0 K: 0 S: 4 H: 1 LOB: 1 BB: 0 P: 4	R: 0 E: 0 K: 0 S: 3 H: 0 LOB: 1 BB: 0 P: 4	R: 2 E: 0 K: 0 S: 6 H: 3 LOB: 1 BB: 0 P: 6	R: 0 E: 0 K: 0 S: 3 H: 0 LOB: 0 BB: 0 P: 3		1B: 4 2B: 3 3B: 0 HR: 1 SF: 0 SAC: 0 DP: 1 HBP: 1						

PITCHER		IP	WLS	BF	H	R	ER	SO	BB	IBB	HBP	BLK	WP	HR	S	P	ERA	WHIP
Ken Johnson, R ERA: 3.14	(1, 1)	7.0	L	32	8	4	4	4	3	0	1	0	0	1	36	49	5.14	1.571
Jim Umbricht, R ERA: 4.76	(8, 1)	1.0		3	0	0	0	0	0	0	0	0	0	0	3	3	0.00	0.000

PITCHER	IP	WLS	BF	H	R	ER	SO	BB	IBB	HBP	BLK	WP	HR	S	P	ERA	WHIP

BOTTOM

Houston Colt 45's @ Milwaukee Braves

Milwaukee County Stadium, Milwaukee, WI

Tue Jun 25 1963, 8:05 PM EDT

Att. 7,444 - Unknown - 80 F

livebaseballscorecards.com

AB	31
R	4
H	8
RBI	4
BB	3
SO	4
LOB	17

WP: 0 PB: 0 SB: 0 CS: 1 PA: 35

Batter	1	2	3	4	5	6	7	8	9	10	11	12	13	AB	R	H	RBI	BB	SO	LOB
Johnny Temple, R (1, 5) OBP: 0.340, SLG: 0.315	6-3		F3			K		1B		SH1-4		BB	WP 1-3 2-H 3-H 2B	5	1	2	2	2	1	1
Al Spangler, L (1, 8) (13, 7) OBP: 0.309, SLG: 0.318	CS 1B		6-3			HR		L4		SH1-4 1-2		F3	2-3 3-H IBB	5	1	2	1	1	0	3
Johnny Weekly, R (1, 7) OBP: 0.091, SLG: 0.091 Howie Goss, R (13, 8) OBP: 0.275, SLG: 0.386	K 1-2			6-3		F8		1B 1-2 1B		5-3		F7	K	7 0	0 0	1 0	0 0	0 0	2 0	5 0
Carl Warwick, R (1, 9) OBP: 0.381, SLG: 0.434		1B		E 1B		4-3		1-3 2-H 1B		IBB		SH3-4 1B	K	6	1	4	1	1	1	2
Rusty Staub, L (1, 3) OBP: 0.289, SLG: 0.312	K			E3 G4-3 1-2			G4-6-3 1B	F7		L7			SH3-4 1-2	5	0	1	0	0	1	6
Jim Campbell, R (1, 2) OBP: 0.259, SLG: 0.259	F8			G4-3 1-2f			G4-6-3 1-2f		K		E3 G6-4-3		1B E 1B IBB	5	1	0	0	1	1	4
Bob Lillis, R (1, 6) OBP: 0.247, SLG: 0.255	L9				G6-4-3 1B		1B		P6		F3		E 1-2 2-H 2B 1B	6	1	3	1	0	0	2
Ernie Fazio, R (1, 4) OBP: 0.273, SLG: 0.246		2B			G6-4-3 1-2f		5-3		FC6-4 1B		G6-4-3 1-2f		E7 1-3 2-H 2B 1B	6	1	3	0	0	0	3
Bob Bruce, R (1, 1) OBP: 0.139, SLG: 0.061 Pete Runnels, L (8, PH) OBP: 0.278, SLG: 0.242 Hal Woodeshick, R (8, 1) OBP: 0.286, SLG: 0.231		K			6-3			F8	FC6-4 1-2f			K	2B WP BB	2 1 2	0 0 1	0 0 0	0 0 1	1 0 1	1 0 1	1 0 1
Inning Stats	R: 0 E: 0 K: 1 S: 5 H: 1 LOB: 1 BB: 0 P: 5	R: 0 E: 0 K: 1 S: 6 H: 1 LOB: 1 BB: 0 P: 6	R: 0 E: 0 K: 1 S: 6 H: 1 LOB: 1 BB: 0 P: 6	R: 0 E: 1 K: 0 S: 4 H: 1 LOB: 1 BB: 0 P: 4	R: 0 E: 0 K: 0 S: 3 H: 1 LOB: 0 BB: 0 P: 3	R: 1 E: 0 K: 1 S: 6 H: 1 LOB: 0 BB: 0 P: 6	R: 0 E: 0 K: 0 S: 4 H: 2 LOB: 1 BB: 0 P: 4	R: 1 E: 0 K: 0 S: 6 H: 3 LOB: 2 BB: 0 P: 6	R: 0 E: 0 K: 1 S: 6 H: 1 LOB: 1 BB: 0 P: 6	R: 0 E: 0 K: 0 S: 3 H: 0 LOB: 2 BB: 2 P: 11	R: 0 E: 1 K: 0 S: 3 H: 0 LOB: 0 BB: 0 P: 3	R: 0 E: 0 K: 1 S: 5 H: 0 LOB: 1 BB: 1 P: 9	R: 5 E: 1 K: 2 S: 11 H: 4 LOB: 2 BB: 3 P: 23	1B: 13 2B: 3 3B: 0 HR: 1 SF: 0 SAC: 2 DP: 5 HBP: 0			WP: 1 PB: 0 SB: 0 CS: 1	PA: 58		

PITCHER		IP	WLS	BF	H	R	ER	SO	BB	IBB	HBP	BLK	WP	HR	S	P	ERA	WHIP
Bob Shaw, R ERA: 3.33	(1, 1)	7.2		31	11	2	2	4	0	0	0	0	0	1	39	39	2.35	1.435
Bob Hendley, L ERA: 3.61	(8, 1)	4.2	L	22	4	4	4	2	2	2	0	0	0	0	22	38	7.71	1.286
Claude Raymond, R ERA: 3.93	(13, 1)	0.2		5	1	1	1	2	1	1	0	0	1	0	7	15	13.50	3.000

PITCHER	IP	WLS	BF	H	R	ER	SO	BB	IBB	HBP	BLK	WP	HR	S	P	ERA	WHIP

TOP

Houston Colt 45's @ Milwaukee Braves

Milwaukee County Stadium, Milwaukee, WI

Wed Jun 26 1963, 8:05 PM EDT

Att. 7,729 - Cloudy - 84 F

livebaseballscorecards.com

AB	50
R	7
H	16
RBI	5
BB	6
SO	8
LOB	28

Batter	1	2	3	4	5	6	7	8	9	10	11	12	13	AB	R	H	RBI	BB	SO	LOB
Lee Maye, L (1, 7) OBP: 0.299, SLG: 0.420	3-1	F9			6-3		L4		F9		4-3			6	0	0	0	0	0	0
Frank Bolling, R (1, 4) OBP: 0.276, SLG: 0.301	1B		5-3		6-3		BLK		WP BB			F8		6	2	3	0	0	0	0
Hank Aaron, R (1, 9) OBP: 0.383, SLG: 0.582	L7		E S		E5		1B 1-H		WP 1-2			F8		5	0	2	1	1	0	1
Eddie Mathews, L (1, 5) OBP: 0.384, SLG: 0.424	BB 1B 1-2		F6 1-3		K 1-2		1-2		K 1-2 2-3			4-3		6	0	2	0	0	2	4
Joe Torre, R (1, 2) OBP: 0.356, SLG: 0.405	BB 1-2 2-H		K2-3	4-3	1-3					4-3			6-3	6	0	1	1	0	1	3
Mack Jones, L (1, 8) OBP: 0.333, SLG: 0.366	FC6-4 BB 1-2 2-3			F9	FC4-6 1B		4-3			K			K	5	0	1	0	1	2	0
Gene Oliver, R (1, 3) OBP: 0.301, SLG: 0.385	FC6-4 1-2f			5-3	FC4-6 1-2f		4-3			L6			FC6-4 BB	5	0	0	0	1	0	4
Denis Menke, R (1, 6) OBP: 0.302, SLG: 0.359		F9		1B	F4		6-3				6-3		FC6-4 1-2f	6	0	1	0	0	0	2
Bob Shaw, R (1, 1) OBP: 0.276, SLG: 0.160 Bob Hendley, R (8, 1) OBP: 0.179, SLG: 0.148 Claude Raymond, R (13, 1) OBP: 0.800, SLG: 1.333		K		G3			G1		5-3		6-3			3 2 0	0 0 0	0 0 0	0 0 0	1 0 0	1 0 0	1 0 0
Inning Stats	R: 1 H: 3 E: 0 LOB: 3 K: 0 BB: 1 S: 6 P: 10	R: 0 H: 0 E: 0 LOB: 0 K: 1 BB: 0 S: 5 P: 5	R: 0 H: 1 E: 0 LOB: 1 K: 1 BB: 0 S: 6 P: 6	R: 0 H: 1 E: 0 LOB: 1 K: 0 BB: 0 S: 4 P: 4	R: 0 H: 0 E: 1 LOB: 1 K: 1 BB: 0 S: 6 P: 6	R: 0 H: 1 E: 0 LOB: 1 K: 0 BB: 0 S: 4 P: 4	R: 1 H: 3 E: 0 LOB: 2 K: 0 BB: 0 S: 6 P: 6	R: 0 H: 0 E: 0 LOB: 0 K: 0 BB: 0 S: 3 P: 3	R: 0 H: 1 E: 0 LOB: 2 K: 1 BB: 1 S: 6 P: 10	R: 0 H: 0 E: 0 LOB: 0 K: 1 BB: 0 S: 5 P: 5	R: 0 H: 0 E: 0 LOB: 0 K: 0 BB: 0 S: 3 P: 3	R: 0 H: 0 E: 0 LOB: 0 K: 0 BB: 0 S: 3 P: 3	R: 0 H: 0 E: 0 LOB: 1 K: 1 BB: 1 S: 5 P: 9	1B: 10 SF: 0 2B: 0 SAC: 0 3B: 0 DP: 0 HR: 0 HBP: 0		WP: 1 PA: 53 PB: 0 SB: 2 CS: 0			

PITCHER		IP	WLS	BF	H	R	ER	SO	BB	IBB	HBP	BLK	WP	HR	S	P	ERA	WHIP
Bob Bruce, R ERA: 3.32	(1, 1)	7.0		32	9	2	2	3	1	0	0	1	0	0	37	41	2.57	1.429
Hal Woodeshick, L ERA: 1.44	(8, 1)	6.0	W	21	1	0	0	3	2	0	0	0	1	0	25	33	0.00	0.500

PITCHER		IP	WLS	BF	H	R	ER	SO	BB	IBB	HBP	BLK	WP	HR	S	P	ERA	WHIP

BOTTOM

Houston Colt 45's @ Milwaukee Braves

Milwaukee County Stadium, Milwaukee, WI

Wed Jun 26 1963, 8:05 PM EDT

Att. 7,729 - Cloudy - 84 F

livebaseballscorecards.com

AB	50
R	2
H	10
RBI	2
BB	3
SO	6
LOB	15

Batter	1	2	3	4	5	6	7	8	9	AB	R	H	RBI	BB	SO	LOB
Julian Javier, R (1, 4) OBP: 0.332, SLG: 0.459	BBBB 4-0 E S FC8-2 BB	x 0-0 ③ 1-3		x 0-0 FC3-6 1B			x 0-0 F8 SF9 2B	x 0-0 ③ F7		4	1	2	0	1	0	3
Bill White, L (1, 3) OBP: 0.387, SLG: 0.530	x 0-0 ① L9		x 0-0 E5 1B SF8	x 0-0 ② FC3-6 1-2f			x 0-0 ① F8 2-3		x 0-0 WP E 1B	5	2	1	0	0	0	3
Dick Groat, R (1, 6) OBP: 0.409, SLG: 0.483	x 0-0 ②③ FC8-2 1-H		H 1-0 SF8 1B E HBP	x 0-0 ③ F9			x 0-0 ② SF9 3-H		x 0-0 E4 1-H 1B	3	1	1	1	0	0	2
Stan Musial, L (1, 7) OBP: 0.356, SLG: 0.464 Duke Carmel, L (5, 7) OBP: 0.375, SLG: 0.344 (8, 8)		BBBB 4-0 SH1-4 1B 1B BB	x 0-0 SF8 E 1-2 2-3 1B		x 0-0 ① F6		SSS 0-3 ③ K		x 0-0 ① F4	2 2	2 0	1 0	0 0	1 0	0 1	0 1
Ken Boyer, R (1, 5) OBP: 0.377, SLG: 0.442		x 0-0 1B SH1-4 FC 1-2 1B	x 0-0 ① F4		x 0-0 ② F8			BBBB 4-0 PB 3B BB	SSS 0-3 ② K	4	2	1	0	1	1	4
George Altman, L (1, 9) OBP: 0.351, SLG: 0.398		x 0-0 ① SH1-4 1-2 2-3	x 0-0 ② SF8 1-2 2-3 3-H		SSS 0-3 ③ K			x 0-0 1-H 1B 3B	SSS 0-3 ③ K	3	1	1	2	0	2	1
Curt Flood, R (1, 8) OBP: 0.326, SLG: 0.380 Charlie James, R (8, PR) OBP: 0.317, SLG: 0.429 (8, 7)		x 0-0 E FC 2-3 3-H 1B	x 0-0 E8 2-H 3-H 1B			SSS 0-3 ① K		x 0-0 3-H 1B		4 0	0 0	3 0	4 0	0 0	1 0	0 0
Tim McCarver, L (1, 2) OBP: 0.353, SLG: 0.447		x 0-0 FC 1-3 3-H	x 0-0 ③ F5			x 0-0 ② F6		x 0-0 ① L4		4	0	0	1	0	0	3
Bob Gibson, R (1, 1) OBP: 0.250, SLG: 0.294		x 0-0 ② 5-3		SSS 0-3 ① K		SSS 0-3 ③ K		x 0-0 ② L7		4	0	0	0	0	2	3
Inning Stats	R: 0 E: 0 K: 0 S: 2 H: 0 LOB: 0 BB: 1 P: 6	R: 2 E: 1 K: 0 S: 6 H: 2 LOB: 2 BB: 1 P: 10	R: 3 E: 2 K: 0 S: 6 H: 2 LOB: 1 BB: 0 P: 7	R: 0 E: 0 K: 1 S: 6 H: 1 LOB: 1 BB: 0 P: 6	R: 0 E: 0 K: 1 S: 5 H: 0 LOB: 0 BB: 0 P: 5	R: 0 E: 0 K: 2 S: 7 H: 0 LOB: 0 BB: 0 P: 7	R: 1 E: 0 K: 1 S: 6 H: 1 LOB: 0 BB: 0 P: 6	R: 2 E: 0 K: 0 S: 5 H: 2 LOB: 1 BB: 1 P: 9	R: 1 E: 1 K: 2 S: 9 H: 2 LOB: 1 BB: 0 P: 9	1B: 8 2B: 2 3B: 1 HR: 0 SF: 2 SAC: 1 DP: 1 HBP: 1						

WP: 1 PB: 1 SB: 1 CS: 0 PA: 42

PITCHER		IP	WLS	BF	H	R	ER	SO	BB	IBB	HBP	BLK	WP	HR	S	P	ERA	WHIP
Dick Drott, R ERA: 3.02	(1, 1)	2.2	L	16	4	5	2	0	2	0	1	0	0	0	13	22	6.75	2.250
Don McMahon, R ERA: 3.71	(3, 1)	2.1		8	1	0	0	2	0	0	0	0	0	0	12	12	0.00	0.429
Jim Umbricht, R ERA: 5.4	(6, 1)	3.0		13	3	3	3	3	1	0	0	0	0	0	18	22	9.00	1.333
Chris Zachary, R ERA: 7.06	(9, 1)	1.0		5	2	1	0	2	0	0	0	0	1	0	9	9	0.00	2.000

PITCHER	IP	WLS	BF	H	R	ER	SO	BB	IBB	HBP	BLK	WP	HR	S	P	ERA	WHIP

TOP

St. Louis Cardinals @ Houston Colt 45's

Colt Stadium, Houston, TX

Fri Jun 28 1963, 8:05 PM EDT

Att. 18,840 - Unknown

livebaseballscorecards.com

AB	35
R	9
H	10
RBI	8
BB	3
SO	7
LOB	20

Batter	1	2	3	4	5	6	7	8	9	AB	R	H	RBI	BB	SO	LOB
Johnny Temple, R (1, 5) OBP: 0.339, SLG: 0.311	K FC5-4		5-3			K		BB G3 1B		3	1	0	0	1	2	0
Al Spangler, L (1, 8) (9, 7) OBP: 0.308, SLG: 0.317	K		1B			E1		G3 1-2		4	0	1	0	0	1	2
Johnny Weekly, R (1, 7) OBP: 0.133, SLG: 0.133	K		1-3			K		2-H 1B		4	0	1	1	0	2	3
Chris Zachary, L (9, 1)										0	0	0	0	0	0	0
Carl Warwick, R (1, 9) OBP: 0.375, SLG: 0.426	FC5-4 1-2f			K		L1		F6		4	0	0	0	0	1	3
Rusty Staub, L (1, 3) OBP: 0.297, SLG: 0.329		1B		L8			SF7		G6-3 1B	4	1	3	0	0	0	0
John Bateman, R (1, 2) OBP: 0.233, SLG: 0.304		L9		K			SF7 3-H		G6-3 1-2 1B	3	0	1	1	0	1	1
Bob Lillis, R (1, 6) OBP: 0.243, SLG: 0.250		F4			L6		6-3		G6-3 1-2f 2-3	4	0	0	0	0	0	3
Ernie Fazio, R (1, 4) OBP: 0.273, SLG: 0.240		F6			K		K		BB	3	0	0	0	1	2	1
Dick Drott, R (1, 1) OBP: 0.143, SLG: 0.143			K		K			K	K	0	0	0	0	0	0	0
Don McMahon, R (3, 1)										1	0	0	0	0	1	0
Brock Davis, L (5, PH) OBP: 0.250, SLG: 0.300										1	0	0	0	0	1	0
Jim Umbricht, R (6, 1)										0	0	0	0	0	0	0
Howie Goss, R (8, PH) OBP: 0.273, SLG: 0.382										2	0	0	0	0	2	2
(9, 8)																
Inning Stats	R: 0 E: 0 K: 3 S: 10 H: 0 LOB: 1 BB: 0 P: 10	R: 0 E: 0 K: 0 S: 4 H: 1 LOB: 1 BB: 0 P: 4	R: 0 E: 0 K: 1 S: 6 H: 1 LOB: 1 BB: 0 P: 6	R: 0 E: 0 K: 2 S: 7 H: 0 LOB: 0 BB: 0 P: 7	R: 0 E: 0 K: 2 S: 7 H: 0 LOB: 0 BB: 0 P: 7	R: 0 E: 1 K: 2 S: 8 H: 0 LOB: 1 BB: 0 P: 8	R: 1 E: 0 K: 1 S: 6 H: 1 LOB: 0 BB: 0 P: 6	R: 1 E: 0 K: 1 S: 6 H: 1 LOB: 1 BB: 1 P: 10	R: 0 E: 0 K: 1 S: 6 H: 2 LOB: 2 BB: 1 P: 10	1B: 5 2B: 0 3B: 1 HR: 0 SF: 1 SAC: 0 DP: 1 HBP: 0							

PITCHER	IP	WLS	BF	H	R	ER	SO	BB	IBB	HBP	BLK	WP	HR	S	P	ERA	WHIP
Bob Gibson, R (1, 1) ERA: 4.25	9.0	W	36	6	2	2	13	2	0	0	0	0	0	60	68	2.00	0.889

PITCHER	IP	WLS	BF	H	R	ER	SO	BB	IBB	HBP	BLK	WP	HR	S	P	ERA	WHIP

BOTTOM

St. Louis Cardinals @ Houston Colt 45's

Colt Stadium, Houston, TX

Fri Jun 28 1963, 8:05 PM EDT

Att. 18,840 - Unknown

livebaseballscorecards.com

AB	33
R	2
H	6
RBI	2
BB	2
SO	13
LOB	15

1B: 5	SF: 1	WP: 0	PA: 36
2B: 0	SAC: 0	PB: 1	
3B: 1	DP: 1	SB: 0	
HR: 0	HBP: 0	CS: 0	

Batter	1	2	3	4	5	6	7	8	9	AB	R	H	RBI	BB	SO	LOB
Julian Javier, R (1, 4) OBP: 0.328, SLG: 0.453	S S S 0-3 ① K		x 0-0 ② 5-3			x 0-0 ① F6		x 0-0 ② F7		4	0	0	0	0	1	0
Bill White, L (1, 3) OBP: 0.386, SLG: 0.529	S S S 0-3 ② K		x 0-0 ③ 4-3			x 0-0 1B 2B		S S S 0-3 ③ K		4	1	1	0	0	2	0
Dick Groat, R (1, 6) OBP: 0.411, SLG: 0.483	x 0-0 ③ F7			S S S 0-3 ① K		x 0-0 FC6-4 2-H 1B			x 0-0 FC4-6 BB 1B	4	0	2	1	0	1	0
Stan Musial, L (1, 7) OBP: 0.356, SLG: 0.458 Charlie James, R (6, PR) OBP: 0.315, SLG: 0.426 (6, 7)		B B B B 4-0 1B SF7 BB		S S S 0-3 ② K		x 0-0 ② FC6-4 2-3			S S S 0-3 ① K	2 1	1 0	0 0	0 0	1 0	1 1	1 1
Ken Boyer, R (1, 5) OBP: 0.382, SLG: 0.445		x 0-0 SF7 1-3 1B		x 0-0 BLK 1B		x 0-0 ③ F7			B B B B 4-0 FC4-6 1-2 BB	3	0	2	0	1	0	1
George Altman, L (1, 9) OBP: 0.346, SLG: 0.394		x 0-0 ① SF7 1-2 3-H		S S S 0-3 ③ K 1-2			x 0-0 ① F5		x 0-0 ② FC4-6 1-2f 2-3	3	0	0	1	0	1	3
Curt Flood, R (1, 8) OBP: 0.323, SLG: 0.375		x 0-0 ② F3			x 0-0 ① 6-3		x 0-0 ② G3		x 0-0 ③ G3	4	0	0	0	0	0	3
Tim McCarver, L (1, 2) OBP: 0.344, SLG: 0.436		x 0-0 ③ 3-1			x 0-0 ② F7		x 0-0 ③ 1-3			3	0	0	0	0	0	1
Ernie Broglio, R (1, 1) OBP: 0.093, SLG: 0.116 Ron Taylor, R (8, 1) OBP: 0.059, SLG: 0.059			x 0-0 ① 5-3		x 0-0 ③ F7			S S S 0-3 ① K		3 0	0 0	0 0	0 0	0 0	1 0	0 0
Inning Stats	R: 0 H: 0 E: 0 LOB: 0 K: 2 BB: 0 S: 7 P: 7	R: 1 H: 1 E: 0 LOB: 1 K: 0 BB: 1 S: 4 P: 8	R: 0 H: 0 E: 0 LOB: 0 K: 0 BB: 0 S: 3 P: 3	R: 0 H: 1 E: 0 LOB: 1 K: 3 BB: 0 S: 10 P: 10	R: 0 H: 0 E: 0 LOB: 0 K: 0 BB: 0 S: 3 P: 3	R: 1 H: 2 E: 0 LOB: 1 K: 0 BB: 0 S: 5 P: 5	R: 0 H: 0 E: 0 LOB: 0 K: 0 BB: 0 S: 3 P: 3	R: 0 H: 0 E: 0 LOB: 0 K: 2 BB: 0 S: 7 P: 7	R: 0 H: 1 E: 0 LOB: 2 K: 1 BB: 1 S: 6 P: 10	1B: 4 SF: 1 2B: 1 SAC: 0 3B: 0 DP: 0 HR: 0 HBP: 0						

PITCHER		IP	WLS	BF	H	R	ER	SO	BB	IBB	HBP	BLK	WP	HR	S	P	ERA	WHIP
Ken Johnson, R ERA: 3.07	(1, 1)	8.0	L	29	4	2	2	7	1	0	0	1	0	0	42	46	2.25	0.625
Don McMahon, R ERA: 3.6	(9, 1)	1.0		5	1	0	0	1	1	0	0	0	0	0	6	10	0.00	2.000

PITCHER	IP	WLS	BF	H	R	ER	SO	BB	IBB	HBP	BLK	WP	HR	S	P	ERA	WHIP

TOP

St. Louis Cardinals @ Houston Colt 45's

Colt Stadium, Houston, TX

Sat Jun 29 1963, 8:05 PM EDT

Att. 12,734 - Unknown

livebaseballscorecards.com

AB	31
R	2
H	5
RBI	2
BB	2
SO	8
LOB	10

WP: 0 PA: 34
PB: 0
SB: 0
CS: 0

Batter	1	2	3	4	5	6	7	8	9	AB	R	H	RBI	BB	SO	LOB
Al Spangler, L (1, 8) OBP: 0.315, SLG: 0.330	F8		1-3 1B		3B			FC6-4 SH3-4 BB		3	0	2	0	1	0	0
Johnny Temple, R (1, 5) OBP: 0.335, SLG: 0.307	K		F9		F8			SH3-4 1-2		3	0	0	0	0	1	3
Pete Runnels, L (1, 4) OBP: 0.278, SLG: 0.238 Ernie Fazio, R (8, PR) (9, 4) OBP: 0.273, SLG: 0.240	F7			K	F9			FC6-4 BB		3 0	0 0	0 0	0 0	1 0	1 0	0 0
Carl Warwick, R (1, 9) OBP: 0.374, SLG: 0.423		F8		G3 1B	L7			FC6-4 1-2f 2-3		4	1	1	0	0	0	2
Rusty Staub, L (1, 3) OBP: 0.296, SLG: 0.327		5-3		G3 1-2	1B			4-3		4	0	1	0	0	0	3
Johnny Weekly, R (1, 7) OBP: 0.158, SLG: 0.158		6-3		2-H 1B	F7				F8	4	0	1	1	0	0	1
John Bateman, R (1, 2) OBP: 0.227, SLG: 0.297			F4	F9			K		K	4	0	0	0	0	2	1
Bob Lillis, R (1, 6) OBP: 0.244, SLG: 0.251 Howie Goss, R (9, PH) OBP: 0.272, SLG: 0.381			1B 1B		6-3		F7		K	3 1	0 0	1 0	0 0	0 1	0 0	0 0
Ken Johnson, R (1, 1) OBP: 0.094, SLG: 0.033 Don McMahon, R (9, 1)			F2		5-3		F4			3 0	0 0	0 0	0 0	0 0	1 0	1 0
Inning Stats	R: 0 H: 0 E: 0 LOB: 0 K: 1 BB: 0 S: 5 P: 5	R: 0 H: 0 E: 0 LOB: 0 K: 0 BB: 0 S: 3 P: 3	R: 0 H: 2 E: 0 LOB: 2 K: 0 BB: 0 S: 5 P: 5	R: 1 H: 2 E: 0 LOB: 1 K: 1 BB: 0 S: 7 P: 7	R: 0 H: 1 E: 0 LOB: 1 K: 0 BB: 0 S: 4 P: 4	R: 0 H: 1 E: 0 LOB: 1 K: 0 BB: 0 S: 4 P: 4	R: 0 H: 0 E: 0 LOB: 0 K: 1 BB: 0 S: 5 P: 5	R: 0 H: 0 E: 0 LOB: 2 K: 0 BB: 2 S: 3 P: 11	R: 0 H: 0 E: 0 LOB: 0 K: 2 BB: 0 S: 7 P: 7	1B: 5 SF: 0 2B: 0 SAC: 1 3B: 1 DP: 0 HR: 0 HBP: 0						

PITCHER	IP	WLS	BF	H	R	ER	SO	BB	IBB	HBP	BLK	WP	HR	S	P	ERA	WHIP
Ernie Broglio, R (1, 1) ERA: 2.45	7.0	W	28	6	1	1	3	1	0	0	0	0	0	33	37	1.29	1.000
Ron Taylor, R (8, 1) ERA: 2.71	2.0	S	7	0	0	0	2	1	0	0	0	0	0	10	14	0.00	0.500

PITCHER	IP	WLS	BF	H	R	ER	SO	BB	IBB	HBP	BLK	WP	HR	S	P	ERA	WHIP

BOTTOM

St. Louis Cardinals @ Houston Colt 45's

Colt Stadium, Houston, TX

Sat Jun 29 1963, 8:05 PM EDT

Att. 12,734 - Unknown

livebaseballscorecards.com

AB	32
R	1
H	6
RBI	1
BB	2
SO	5
LOB	11

Batter	1	2	3	4	5	6	7	8	9	AB	R	H	RBI	BB	SO	LOB
Julian Javier, R (1, 4) OBP: 0.327, SLG: 0.450	2-3		6-3		F7			1B		4	0	1	0	0	0	1
Bill White, L (1, 3) OBP: 0.384, SLG: 0.526	E S 1B		K			F6		K		4	0	1	0	0	2	1
Dick Groat, R (1, 6) OBP: 0.412, SLG: 0.482	B B B B 4-0 E 1-2 BB		5-3			L6		1-3 1B		3	0	1	0	1	0	0
Stan Musial, L (1, 7) OBP: 0.356, SLG: 0.456	F2			F3		1B		F3		3	0	1	0	0	0	2
Dal Maxvill, R (6, PR) OBP: 0.182, SLG: 0.100										0	0	0	0	0	0	0
Charlie James, R (6, 7) OBP: 0.313, SLG: 0.423										1	0	0	0	0	0	2
Ken Boyer, R (1, 5) OBP: 0.377, SLG: 0.439	E6 1-2 2-3			K		F6		F7		4	0	0	0	0	1	5
George Altman, L (1, 9) OBP: 0.345, SLG: 0.399	F6			F2			3B		K	4	0	1	0	0	1	3
Curt Flood, R (1, 8) OBP: 0.325, SLG: 0.377		E6 CS 1B			SH3-4 1B		6-3		K	4	0	2	0	0	1	1
Tim McCarver, L (1, 2) OBP: 0.333, SLG: 0.421		K 2-3			F8		G3		F5	4	0	0	0	0	1	3
Lew Burdette, R (1, 1) OBP: 0.139, SLG: 0.121		F8			SH3-4 1-2		F9			1	0	0	0	0	0	0
Carl Sawatski, L (7, PH) OBP: 0.345, SLG: 0.384										1	0	0	0	0	0	1
Barney Schultz, R (7, 1)										0	0	0	0	0	0	0
Inning Stats	R: 0 H: 1 E: 1 LOB: 3 K: 0 BB: 1 S: 5 P: 9	R: 0 H: 1 E: 1 LOB: 0 K: 1 BB: 0 S: 5 P: 5	R: 0 H: 0 E: 0 LOB: 0 K: 1 BB: 0 S: 5 P: 5	R: 0 H: 0 E: 0 LOB: 0 K: 1 BB: 0 S: 5 P: 5	R: 0 H: 1 E: 0 LOB: 1 K: 0 BB: 0 S: 4 P: 4	R: 0 H: 1 E: 0 LOB: 1 K: 0 BB: 0 S: 4 P: 4	R: 0 H: 1 E: 0 LOB: 1 K: 0 BB: 0 S: 4 P: 4	R: 0 H: 2 E: 0 LOB: 2 K: 1 BB: 0 S: 7 P: 7	R: 0 H: 0 E: 0 LOB: 0 K: 2 BB: 0 S: 7 P: 7	1B: 6 SF: 0 2B: 0 SAC: 1 3B: 1 DP: 0 HR: 0 HBP: 0						

TOP

St. Louis Cardinals @ Houston Colt 45's

Colt Stadium, Houston, TX

Sun Jun 30 1963, 8:05 PM EDT

Att. 10,856 - Unknown

livebaseballscorecards.com

AB	33
R	0
H	7
RBI	0
BB	1
SO	6
LOB	19

PITCHER	IP	WLS	BF	H	R	ER	SO	BB	IBB	HBP	BLK	WP	HR	S	P	ERA	WHIP
Hal Brown, R (1, 1) ERA: 3.53	9.0	W	35	7	0	0	6	1	0	0	0	0	0	46	50	0.00	0.889

Batter	1	2	3	4	5	6	7	8	9	AB	R	H	RBI	BB	SO	LOB
Al Spangler, L (1, 7) OBP: 0.314, SLG: 0.329	F8		K	F4			HBP, SH1-4, 1B			4	0	1	0	0	1	3
Johnny Temple, R (1, 5) OBP: 0.339, SLG: 0.311	6-3		1-2, 1B		1B		SH1-4, 1-2			3	0	2	0	0	0	0
Pete Runnels, L (1, 4) OBP: 0.282, SLG: 0.239	5-3		F3		FC4, 1B		BBB, 4-0, HBP, BB			3	0	1	0	1	0	2
Ernie Fazio, R (7, PR) (8, 4) OBP: 0.273, SLG: 0.240										0	0	0	0	0	0	0
Carl Warwick, R (1, 9) OBP: 0.375, SLG: 0.419		1B, HBP	F8	FC4, 1-2f			L3, 1-2, 2-3, HBP			2	0	0	0	0	0	3
Rusty Staub, L (1, 3) OBP: 0.295, SLG: 0.326		1-2, 1B		1-3	G3		L3, 1-2			4	0	1	0	0	0	4
Howie Goss, R (1, 8) OBP: 0.275, SLG: 0.391		F2		1B, 2B		2B		6-3		4	1	2	0	0	0	2
John Bateman, R (1, 2) OBP: 0.233, SLG: 0.302		F3		FC1-5, 1B, 2-H, 1B		F3		FC5-4, 1B		4	0	2	1	0	0	3
Bob Lillis, R (1, 6) OBP: 0.244, SLG: 0.251		F9		FC1-5, 1-2, 1B		F8		FC5-4, PB, 1-2f		4	0	1	0	0	0	4
Hal Brown, R (1, 1) OBP: 0.071, SLG: 0.071			1B	FC1-5, 1-2, 2-3f		L7		K, 1-2		4	0	1	0	0	1	4
Inning Stats	R: 0 E: 0 K: 0 S: 3 H: 0 LOB: 0 BB: 0 P: 3	R: 0 E: 0 K: 0 S: 4 H: 1 LOB: 2 BB: 0 P: 5	R: 0 E: 0 K: 1 S: 7 H: 2 LOB: 2 BB: 0 P: 7	R: 1 E: 0 K: 0 S: 6 H: 3 LOB: 2 BB: 0 P: 6	R: 0 E: 0 K: 0 S: 4 H: 2 LOB: 1 BB: 0 P: 4	R: 0 E: 0 K: 0 S: 4 H: 1 LOB: 1 BB: 0 P: 4	R: 0 E: 0 K: 0 S: 3 H: 1 LOB: 3 BB: 1 P: 8	R: 0 E: 0 K: 1 S: 6 H: 1 LOB: 1 BB: 0 P: 6		1B: 9 2B: 3 3B: 0 HR: 0 SF: 0 SAC: 1 DP: 1 HBP: 2						

PITCHER		IP	WLS	BF	H	R	ER	SO	BB	IBB	HBP	BLK	WP	HR	S	P	ERA	WHIP
Lew Burdette, R ERA: 3.39	(1, 1)	6.0	L	27	9	1	1	1	0	0	1	0	0	0	28	29	1.50	1.500
Barney Schultz, R ERA: 3.13	(7, 1)	2.0		9	2	0	0	1	1	0	1	0	0	0	9	14	0.00	1.500

PITCHER	IP	WLS	BF	H	R	ER	SO	BB	IBB	HBP	BLK	WP	HR	S	P	ERA	WHIP

BOTTOM

St. Louis Cardinals @ Houston Colt 45's

Colt Stadium, Houston, TX

Sun Jun 30 1963, 8:05 PM EDT

Att. 10,856 - Unknown

livebaseballscorecards.com

AB	32
R	1
H	11
RBI	1
BB	1
SO	2
LOB	25

1B: 9	SF: 0	WP: 0	PA: 36
2B: 3	SAC: 1	PB: 1	
3B: 0	DP: 1	SB: 0	
HR: 0	HBP: 2	CS: 0	

Batter	1	2	3	4	5	6	7	8	9	10	11	AB	R	H	RBI	BB	SO	LOB
Julian Javier, R (1, 4) OBP: 0.323, SLG: 0.444	K		6-3		3B 1B		F3		1-3 1-2		F9	6	1	1	0	0	1	2
Bill White, L (1, 3) OBP: 0.383, SLG: 0.528	K		G3		1-H 3B		F4		FC4-6 2-H 1B		1-3	6	0	2	2	0	1	1
Dick Groat, R (1, 6) OBP: 0.410, SLG: 0.477	5-3			1B E 1B 1B	6-3		G3		FC4-6 IBB		K	5	1	1	0	1	1	1
Stan Musial, L (1, 7) OBP: 0.348, SLG: 0.446 Duke Carmel, L (8, 7) OBP: 0.366, SLG: 0.333		6-3		F9	K			6-3	FC4-6 BB 1-2f 2-3			4 1	0 0	0 0	0 0	0 0	1 0	2 2
Ken Boyer, R (1, 5) OBP: 0.378, SLG: 0.439		K		F4	L5			WP 2B	1-2 BB			4	0	1	0	1	1	2
George Altman, L (1, 9) OBP: 0.349, SLG: 0.398		BB		E 1B 1-2 1B		G3		2-3 BB	L4			3	0	1	0	2	0	3
Curt Flood, R (1, 8) OBP: 0.326, SLG: 0.375		1-3		E 1-2 2-3 1B		4-3 BB		F4		6-3		4	0	1	0	1	0	3
Tim McCarver, L (1, 2) OBP: 0.321, SLG: 0.405			F7	E3 1-2 2-3 3-H		4-3 1-2		4-3		F7		5	0	0	0	0	0	5
Ray Sadecki, L (1, 1) OBP: 0.229, SLG: 0.286 Bobby Shantz, R (7, 1) OBP: 0.200, SLG: 0.200 Charlie James, R (9, PH) OBP: 0.317, SLG: 0.427 Bob Gibson, R (9, PR) OBP: 0.250, SLG: 0.294 Ed Bauta, R (9, 1) Red Schoendienst, S (10, PH) Ron Taylor, R (10, 1) OBP: 0.059, SLG: 0.059			3B	F2			4-3		1-3 1B 1B	2-3		3 0 1 0 0 1 0	0 0 0 1 0 0 0	1 0 0 0 0 0 0	0 0 0 0 0 0 0	0 0 0 0 0 0 0	0 0 0 0 0 0 0	4 0 0 0 0 0 0

Inning Stats										
1	R: 0 E: 0 K: 2 S: 7	H: 0 LOB: 0 BB: 0 P: 7								
2	R: 0 E: 0 K: 1 S: 5	H: 0 LOB: 1 BB: 1 P: 9								
3	R: 0 E: 0 K: 0 S: 4	H: 1 LOB: 1 BB: 0 P: 4								
4	R: 1 E: 1 K: 0 S: 7	H: 3 LOB: 3 BB: 0 P: 7								
5	R: 1 E: 0 K: 1 S: 7	H: 2 LOB: 1 BB: 0 P: 7								
6	R: 0 E: 0 K: 0 S: 3	H: 0 LOB: 1 BB: 1 P: 7								
7	R: 0 E: 0 K: 0 S: 3	H: 0 LOB: 0 BB: 0 P: 3								
8	R: 0 E: 0 K: 0 S: 4	H: 1 LOB: 2 BB: 1 P: 8								
9	R: 1 E: 0 K: 0 S: 5	H: 2 LOB: 3 BB: 2 P: 13								
10	R: 0 E: 0 K: 0 S: 3	H: 0 LOB: 0 BB: 0 P: 3								
11	R: 0 E: 0 K: 1 S: 5	H: 0 LOB: 0 BB: 0 P: 5								

PITCHER		IP	WLS	BF	H	R	ER	SO	BB	IBB	HBP	BLK	WP	HR	S	P	ERA	WHIP
Bob Bruce, R ERA: 3.17	(1, 1)	8.0		35	7	2	1	4	3	0	0	0	1	0	40	52	1.12	1.250
Hal Woodeshick, L ERA: 1.51	(9, 1)	3.0	W	13	2	1	1	1	1	1	0	0	0	0	13	21	3.00	1.000

PITCHER	IP	WLS	BF	H	R	ER	SO	BB	IBB	HBP	BLK	WP	HR	S	P	ERA	WHIP

TOP

St. Louis Cardinals @ Houston Colt 45's

Colt Stadium, Houston, TX

Mon Jul 01 1963, 8:05 PM EDT

Att. 8,485 - Unknown

livebaseballscorecards.com

AB	43
R	3
H	9
RBI	2
BB	5
SO	5
LOB	25

1B: 6	SF: 0	WP: 1	PA: 48
2B: 1	SAC: 0	PB: 0	
3B: 2	DP: 0	SB: 0	
HR: 0	HBP: 0	CS: 0	

St. Louis Cardinals @ Houston Colt 45's

Colt Stadium, Houston, TX

Mon Jul 01 1963, 8:05 PM EDT

Att. 8,485 - Unknown

livebaseballscorecards.com

BOTTOM

Batter	1	2	3	4	5	6	7	8	9	10	11	AB	R	H	RBI	BB	SO	LOB
Ernie Fazio, R (1, 4) OBP: 0.282, SLG: 0.246	K	1-2 1B			6-3		5-3	1-2 2-3 BB			WP SH3-4 1B	5	1	2	0	1	1	0
Johnny Temple, R (1, 5) OBP: 0.344, SLG: 0.319	6-3	L6			S 2B		WP BB	1-3 2-H 3-H 1B			1-2 SH3-4	4	0	2	2	1	0	2
Al Spangler, L (1, 7) OBP: 0.318, SLG: 0.328	BLK 1B 1B		L9		2-3 BB		F8 1-2	4-3			1B WP IBB	4	1	1	0	2	0	4
Carl Warwick, R (1, 9) OBP: 0.375, SLG: 0.413	1B 1-2 BB		5-3		F6		BB		F2		F7 1-2 2-3	4	0	0	0	2	0	4
Rusty Staub, L (1, 3) OBP: 0.300, SLG: 0.328	1-3 2-H 1B		BB		L9		K		6-3		2-3 3-H 1B	5	0	2	2	1	1	4
Howie Goss, R (1, 8) OBP: 0.270, SLG: 0.383	F2		F7			K		3-1	K			5	0	0	0	0	2	3
Jim Campbell, R (1, 2) OBP: 0.267, SLG: 0.261		1B BB			6-3		F8	BB 1B 1B		K		3	0	1	0	1	0	0
J C Hartman, R (8, PR) OBP: 0.151, SLG: 0.133												0	1	0	0	0	0	0
Hal Woodeshick, R (9, 1) OBP: 0.267, SLG: 0.214												1	0	0	0	0	1	0
Bob Lillis, R (1, 6) OBP: 0.243, SLG: 0.250		L7			F2	1B		F6		1-6-3		5	0	1	0	0	0	2
Bob Bruce, R (1, 1) OBP: 0.128, SLG: 0.056		K			L4	K		BB 1-2 1B		6-3		3	0	0	0	0	2	2
John Bateman, R (8, PH) OBP: 0.236, SLG: 0.304 (9, 2)												2	1	1	0	0	0	0
Inning Stats	R: 1 H: 2 E: 0 LOB: 2 K: 1 BB: 1 S: 7 P: 11	R: 0 H: 1 E: 0 LOB: 2 K: 1 BB: 1 S: 6 P: 10	R: 0 H: 0 E: 0 LOB: 1 K: 0 BB: 1 S: 3 P: 7	R: 0 H: 0 E: 0 LOB: 0 K: 0 BB: 0 S: 3 P: 3	R: 0 H: 1 E: 0 LOB: 2 K: 0 BB: 1 S: 4 P: 8	R: 0 H: 1 E: 0 LOB: 1 K: 2 BB: 0 S: 8 P: 8	R: 0 H: 0 E: 0 LOB: 2 K: 1 BB: 2 S: 5 P: 13	R: 2 H: 3 E: 0 LOB: 3 K: 0 BB: 1 S: 6 P: 10	R: 0 H: 0 E: 0 LOB: 0 K: 1 BB: 0 S: 5 P: 5	R: 0 H: 0 E: 0 LOB: 0 K: 1 BB: 0 S: 5 P: 5	R: 1 H: 2 E: 0 LOB: 2 K: 0 BB: 1 S: 4 P: 8							

1B: 9	SF: 0	PA: 50	AB	41
2B: 1	SAC: 1		R	4
3B: 0	DP: 0		H	10
HR: 0	HBP: 0		RBI	4
			BB	8
WP: 2			SO	7
PB: 0			LOB	21
SB: 1				
CS: 0				

PITCHER		IP	WLS	BF	H	R	ER	SO	BB	IBB	HBP	BLK	WP	HR	S	P	ERA	WHIP
Ray Sadecki, L	(1, 1)	6.2		31	5	1	1	4	6	0	0	1	1	0	33	57	1.35	1.650
ERA: 5.22																		
Bobby Shantz, L	(7, 1)	1.1		8	3	2	2	1	1	0	0	0	0	0	9	13	13.50	3.000
ERA: 3.29																		
Ed Bauta, R	(9, 1)	1.0		3	0	0	0	1	0	0	0	0	0	0	5	5	0.00	0.000
ERA: 1.7																		
Ron Taylor, R	(10, 1)	1.2	L	8	2	1	1	1	0	1	0	0	1	0	9	13	5.40	1.200
ERA: 2.78																		

PITCHER	IP	WLS	BF	H	R	ER	SO	BB	IBB	HBP	BLK	WP	HR	S	P	ERA	WHIP

Batter	1	2	3	4	5	6	7	8	9	AB	R	H	RBI	BB	SO	LOB
Pete Rose, S (1, 4) OBP: 0.354, SLG: 0.362	0-0 1B 3-1 1B		0-0 1B		0-0 1B SF8 1B		0-0 ② G3 1-2	0-0 ② 4-3 1-2 2-3		5	2	3	0	0	0	3
Bob Skinner, L (1, 7) OBP: 0.327, SLG: 0.376	S S S 0-3 ① K		0-0 ① L4		0-0 ① G1-6-3 1-3 1B		B B B 4-0 2B 1B BB	x 0-0 ③ F9		4	1	1	0	1	1	4
Vada Pinson, L (1, 8) OBP: 0.351, SLG: 0.514	0-0 3-1 1-3 1B		0-0 ② L4		0-0 ① SF8 3-H		0-0 1B 1-3 2-H 2B		0-0 ① F7	4	1	2	2	0	0	1
Gordy Coleman, L (1, 3) OBP: 0.277, SLG: 0.387	0-0 ② 3-1 2-3 3-H		0-0 ③ G3		0-0 ②③ G1-6-3 1-2f		0-0 2-H 3-H 1B		0-0 ② F8	5	0	1	3	0	0	3
Marty Keough, L (1, 9) OBP: 0.363, SLG: 0.455	B B B B 4-0 S BB			0-0 1B K2-5-1-2 1B		0-0 ① P3	0-0 ③ P4		0-0 ③ F9	4	0	1	0	1	0	1
Johnny Edwards, L (1, 2) OBP: 0.322, SLG: 0.379	0-0 ③ 4-3 1-2			0-0 1-3 1-3 1B		0-0 ② F8		0-0 ① 4-3		4	0	1	0	0	0	2
Daryl Spencer, R (1, 5) OBP: 0.383, SLG: 0.308		0-0 ① 4-3		0-0 ① 1-3 1-2		0-0 ③ 5-3		B B B 4-0 1B E BB		3	1	0	0	1	0	2
Leo Cardenas, R (1, 6) OBP: 0.278, SLG: 0.355		S S S 0-3 ② K		4-0 IBB			0-0 ① 5-3	0-0 4-3 E 1-3 1B		3	0	1	0	1	1	0
Bob Purkey, R (1, 1) OBP: 0.200, SLG: 0.048 Tommy Harper, R (7, PH) OBP: 0.328, SLG: 0.320 Al Worthington, R (7, 1)		S S S 0-3 ③ K		S S S 0-3 ②③ K2-5-1-2 3-3			0-0 G3 2B 1B	0-0 E6 4-3 1-2 3-H		2 1 1	0 1 0	0 1 0	0 0 1	2 0 0	2 0 1	3 0 1
Inning Stats	R: 1 H: 2 E: 0 LOB: 2 K: 1 BB: 1 S: 7 P: 11	R: 0 H: 0 E: 0 LOB: 0 K: 2 BB: 0 S: 7 P: 7	R: 0 H: 1 E: 0 LOB: 1 K: 0 BB: 0 S: 4 P: 4	R: 0 H: 2 E: 0 LOB: 3 K: 1 BB: 1 S: 6 P: 10	R: 1 H: 2 E: 0 LOB: 0 K: 0 BB: 0 S: 4 P: 4	R: 0 H: 0 E: 0 LOB: 0 K: 0 BB: 0 S: 3 P: 3	R: 3 H: 3 E: 0 LOB: 1 K: 0 BB: 1 S: 6 P: 10	R: 1 H: 1 E: 1 LOB: 2 K: 0 BB: 1 S: 5 P: 9	R: 0 H: 0 E: 0 LOB: 0 K: 0 BB: 0 S: 3 P: 3	1B: 10 SF: 1 2B: 2 SAC: 0 3B: 0 DP: 2 HR: 0 HBP: 0						

PITCHER		IP	WLS	BF	H	R	ER	SO	BB	IBB	HBP	BLK	WP	HR	S	P	ERA	WHIP
Don McMahon, R ERA: 4.1	(1, 1)	6.2	L	30	9	5	5	4	2	1	0	0	0	0	35	47	6.75	1.650
Jim Dickson, R ERA:	(7, 1)	0.1		2	1	0	0	0	0	0	0	0	0	0	2	2	0.00	3.000
Don Nottebart, R ERA: 3.36	(8, 1)	2.0		9	1	1	1	0	1	0	0	0	0	0	8	12	4.50	1.000

PITCHER	IP	WLS	BF	H	R	ER	SO	BB	IBB	HBP	BLK	WP	HR	S	P	ERA	WHIP

TOP

Cincinnati Reds @ Houston Colt 45's

Colt Stadium, Houston, TX

Tue Jul 02 1963, 8:05 PM EDT

Att. 6,769 - Cloudy - 79 F

livebaseballscorecards.com

AB	36
R	6
H	11
RBI	6
BB	4
SO	4
LOB	20

WP: 0	PA:	41
PB: 0		
SB: 1		
CS: 0		

Batter	1	2	3	4	5	6	7	8	9	AB	R	H	RBI	BB	SO	LOB
Ernie Fazio, R (1, 4) OBP: 0.279, SLG: 0.244	1B 4-3 1B		6-3		K		K		K	5	1	1	0	0	3	4
Johnny Temple, R (1, 5) OBP: 0.349, SLG: 0.319	4-3 1B 1-3		L5		E4 2-H		BB 1-2 2-3		S BB	3	0	1	0	2	0	1
Al Spangler, L (1, 7) OBP: 0.320, SLG: 0.328	4-3 1-2 3-H		1B 2-H		F9		SF8 3-H		BB 1-2	3	0	1	3	1	0	2
Carl Warwick, R (1, 9) OBP: 0.369, SLG: 0.406 Don Nottebart, R (8, 1) OBP: 0.161, SLG: 0.133 Jim Campbell, R (9, PH) OBP: 0.264, SLG: 0.259	F7		6-3			5-3	K		F9	4 0 1	0 0 0	0 0 0	0 0 0	0 0 0	1 0 0	4 0 2
Rusty Staub, L (1, 3) (8, 9) OBP: 0.295, SLG: 0.322	4-3			6-3		E1 FC1-6		P5		4	0	0	0	0	0	1
Howie Goss, R (1, 8) OBP: 0.270, SLG: 0.381		5-3		1B		FC1-6 S 1-2f		F8		4	0	1	0	0	0	1
John Bateman, R (1, 2) OBP: 0.237, SLG: 0.303		F5		K		P6 1-2		1B		4	0	1	0	0	1	1
Bob Lillis, R (1, 6) OBP: 0.247, SLG: 0.254		5-3			E S 1B		BB 1B SF8 1B		L6	4	2	2	0	0	0	1
Don McMahon, R (1, 1) OBP: 0.125, SLG: 0.250 Jim Dickson, L (7, 1) Pete Runnels, L (7, PH) OBP: 0.284, SLG: 0.242 (8, 3)			2B		L3 1-2		BB 1-2 1B		F8	2 0 2	1 0 0	1 0 1	0 0 0	0 0 0	0 0 0	1 0 0
Inning Stats	R: 1 E: 0 K: 0 S: 5 H: 2 LOB: 1 BB: 0 P: 5	R: 0 E: 0 K: 0 S: 3 H: 0 LOB: 0 BB: 0 P: 3	R: 1 E: 0 K: 0 S: 5 H: 2 LOB: 1 BB: 0 P: 5	R: 0 E: 0 K: 1 S: 5 H: 1 LOB: 0 BB: 0 P: 5	R: 1 E: 1 K: 1 S: 7 H: 1 LOB: 1 BB: 0 P: 7	R: 0 E: 1 K: 0 S: 4 H: 0 LOB: 1 BB: 0 P: 4	R: 1 E: 0 K: 2 S: 9 H: 2 LOB: 2 BB: 1 P: 13	R: 0 E: 0 K: 0 S: 4 H: 1 LOB: 1 BB: 0 P: 4	R: 0 E: 0 K: 1 S: 5 H: 0 LOB: 2 BB: 2 P: 13	1B: 8 2B: 1 3B: 0 HR: 0 SF: 1 SAC: 0 DP: 0 HBP: 0							WP: 0 PB: 0 SB: 3 CS: 0 PA: 40

PITCHER	IP	WLS	BF	H	R	ER	SO	BB	IBB	HBP	BLK	WP	HR	S	P	ERA	WHIP
Bob Purkey, R (1, 1) ERA: 3.65	6.0	W	25	6	3	2	2	0	0	0	0	0	0	29	29	3.00	1.000
Al Worthington, R (7, 1) ERA: 2.84	3.0	S	15	3	1	1	3	3	0	0	0	0	0	18	30	3.00	2.000

PITCHER	IP	WLS	BF	H	R	ER	SO	BB	IBB	HBP	BLK	WP	HR	S	P	ERA	WHIP

BOTTOM

Cincinnati Reds @ Houston Colt 45's

Colt Stadium, Houston, TX

Tue Jul 02 1963, 8:05 PM EDT

Att. 6,769 - Cloudy - 79 F

livebaseballscorecards.com

AB	36
R	4
H	9
RBI	3
BB	3
SO	5
LOB	18

Batter	1	2	3	4	5	6	7	8	9	AB	R	H	RBI	BB	SO	LOB
Pete Rose, S (1, 4) OBP: 0.353, SLG: 0.358	F7		G3 2-3			BBBB 4-0 E BB		F9		3	1	0	0	1	0	1
Bob Skinner, L (1, 7) OBP: 0.325, SLG: 0.373	1-3			SSS 0-3 K		L4		H 1-0 CS HBP		2	0	0	0	0	1	0
Ken Walters, R (6, PH) (6, 7) OBP: 0.250, SLG: 0.349										1	0	0	0	0	0	1
Vada Pinson, L (1, 8) OBP: 0.350, SLG: 0.511	F8			0-0 E S 1B		SSS 0-3 K 1-H		0-0 CS 1-2	4-3	4	0	1	0	0	1	0
Gordy Coleman, L (1, 3) OBP: 0.275, SLG: 0.384		3-1		F7 1-3		6-3			6-3	2	0	0	0	0	0	1
Don Pavletich, R (6, PH) (6, 3) OBP: 0.324, SLG: 0.271										2	0	0	0	0	0	0
Marty Keough, L (1, 9) OBP: 0.355, SLG: 0.443		F9		SSS K			BBBB 4-0 BB		SSS K	2	0	0	0	0	1	1
Tommy Harper, R (7, PH) (7, 9) OBP: 0.331, SLG: 0.317										1	0	0	0	1	1	0
Johnny Edwards, L (1, 2) OBP: 0.322, SLG: 0.390		F9			HR		F8			3	1	1	1	0	0	1
Daryl Spencer, R (1, 5) OBP: 0.376, SLG: 0.301			SSS K		SSS K		SSS K			3	0	0	0	0	3	1
Leo Cardenas, R (1, 6) OBP: 0.279, SLG: 0.353			H 1-0 PB SH1-4 HBP		F3		F5			2	0	0	0	0	0	1
John Tsitouris, R (1, 1) OBP: 0.056, SLG: 0.059			SH1-4 1-2		6-3			SSS K		2	0	0	0	0	1	0
Inning Stats	R: 0 E: 0 K: 0 S: 3 H: 0 LOB: 0 BB: 0 P: 3	R: 0 E: 0 K: 0 S: 3 H: 0 LOB: 0 BB: 0 P: 3	R: 0 E: 0 K: 1 S: 5 H: 0 LOB: 0 BB: 0 P: 6	R: 0 E: 0 K: 2 S: 8 H: 1 LOB: 1 BB: 0 P: 8	R: 1 E: 0 K: 1 S: 6 H: 1 LOB: 0 BB: 0 P: 6	R: 1 E: 1 K: 1 S: 5 H: 0 LOB: 0 BB: 1 P: 9	R: 0 E: 0 K: 1 S: 5 H: 0 LOB: 1 BB: 1 P: 9	R: 0 E: 0 K: 1 S: 4 H: 0 LOB: 0 BB: 0 P: 5	R: 0 E: 0 K: 1 S: 5 H: 0 LOB: 0 BB: 0 P: 5	1B: 1 2B: 0 3B: 0 HR: 1 SF: 0 SAC: 1 DP: 0 HBP: 2							

TOP

Cincinnati Reds @ Houston Colt 45's

Colt Stadium, Houston, TX

Wed Jul 03 1963, 8:05 PM EDT

Att. 6,051 - Cloudy - 76 F

livebaseballscorecards.com

AB	27
R	2
H	2
RBI	1
BB	2
SO	8
LOB	7

WP: 0 PB: 1 SB: 1 CS: 1 PA: 33

PITCHER		IP	WLS	BF	H	R	ER	SO	BB	IBB	HBP	BLK	WP	HR	S	P	ERA	WHIP
Jim Umbricht, R ERA: 4.68	(1, 1)	5.0		18	2	1	1	4	0	0	1	0	0	1	25	26	1.80	0.400
Hal Woodeshick, L ERA: 1.44	(6, 1)	3.0	L	11	0	1	0	3	2	0	1	0	0	0	14	23	0.00	0.667
Jim Dickson, R ERA:	(9, 1)	1.0		3	0	0	0	1	0	0	0	0	0	0	5	5	0.00	0.000

PITCHER		IP	WLS	BF	H	R	ER	SO	BB	IBB	HBP	BLK	WP	HR	S	P	ERA	WHIP

Batter	1	2	3	4	5	6	7	8	9	AB	R	H	RBI	BB	SO	LOB
Al Spangler, L (1, 7) OBP: 0.319, SLG: 0.326	P4		1B			F8		F9		4	1	1	0	0	0	0
Johnny Temple, R (1, 4) OBP: 0.347, SLG: 0.318	6-3		1-H 1B			F8			F8	4	0	1	1	0	0	0
Pete Runnels, L (1, 5) OBP: 0.279, SLG: 0.237	G3		F5			6-3			F7	4	0	0	0	0	0	1
Carl Warwick, R (1, 9) OBP: 0.364, SLG: 0.399		K		6-3			6-3		K	4	0	0	0	0	2	0
Rusty Staub, L (1, 3) OBP: 0.296, SLG: 0.320		BB		4-3			4-3			2	0	0	0	1	0	0
Howie Goss, R (1, 8) OBP: 0.270, SLG: 0.378		K		6-3			BB			2	0	0	0	1	1	1
John Bateman, R (1, 2) OBP: 0.233, SLG: 0.298		K			F8		F8			3	0	0	0	0	1	2
Bob Lillis, R (1, 6) OBP: 0.244, SLG: 0.251			5-3		F8			K		3	0	0	0	0	1	0
Jim Umbricht, R (1, 1)			F2		K			P5		1	0	0	0	0	0	0
Johnny Weekly, R (5, PH) OBP: 0.150, SLG: 0.150										1	0	0	0	0	1	0
Hal Woodeshick, R (6, 1) OBP: 0.267, SLG: 0.214										0	0	0	0	0	0	0
Jim Campbell, R (8, PH) OBP: 0.262, SLG: 0.257										1	0	0	0	0	0	0
Jim Dickson, L (9, 1)										0	0	0	0	0	0	0
Inning Stats	R: 0 E: 0 K: 0 S: 3 H: 0 LOB: 0 BB: 0 P: 3	R: 0 E: 0 K: 3 S: 9 H: 0 LOB: 1 BB: 1 P: 13	R: 1 E: 0 K: 0 S: 5 H: 2 LOB: 1 BB: 0 P: 5	R: 0 E: 0 K: 0 S: 3 H: 0 LOB: 0 BB: 0 P: 3	R: 0 E: 0 K: 1 S: 5 H: 0 LOB: 0 BB: 0 P: 5	R: 0 E: 0 K: 0 S: 3 H: 0 LOB: 0 BB: 0 P: 3	R: 0 E: 0 K: 0 S: 3 H: 0 LOB: 1 BB: 1 P: 7	R: 0 E: 0 K: 1 S: 5 H: 0 LOB: 0 BB: 0 P: 5	R: 0 E: 0 K: 1 S: 5 H: 0 LOB: 0 BB: 0 P: 5	1B: 2 2B: 0 3B: 0 HR: 0 SF: 0 SAC: 0 DP: 0 HBP: 0				WP: 0 PB: 0 SB: 1 CS: 0		PA: 31

PITCHER	IP	WLS	BF	H	R	ER	SO	BB	IBB	HBP	BLK	WP	HR	S	P	ERA	WHIP
John Tsitouris, R (1, 1) ERA: 3.48	9.0	W	31	2	1	1	6	2	0	0	0	0	0	41	49	1.00	0.444

PITCHER	IP	WLS	BF	H	R	ER	SO	BB	IBB	HBP	BLK	WP	HR	S	P	ERA	WHIP

BOTTOM

Cincinnati Reds @ Houston Colt 45's

Colt Stadium, Houston, TX

Wed Jul 03 1963, 8:05 PM EDT

Att. 6,051 - Cloudy - 76 F

livebaseballscorecards.com

AB	29
R	1
H	2
RBI	1
BB	2
SO	6
LOB	4

Cincinnati Reds @ Houston Colt 45's

Colt Stadium, Houston, TX

Thu Jul 04 1963, 8:05 PM EDT

Cloudy - 81 F

TOP

livebaseballscorecards.com

Batter	1	2	3	4	5	6	7	8	9	AB	R	H	RBI	BB	SO	LOB
Pete Rose, S (1, 4) OBP: 0.352, SLG: 0.364	1-3		K		P6			FC6-4 3B		4	1	1	0	0	1	0
Bob Skinner, L (1, 7) OBP: 0.327, SLG: 0.376	4-3		2B 2B			G3		FC6-4 1B BB		3	1	1	0	1	0	0
Vada Pinson, L (1, 8) OBP: 0.355, SLG: 0.517	1B		2-H 2B			4-3		1-2 FC6-4 1B		4	0	3	1	0	0	0
Gordy Coleman, L (1, 3) OBP: 0.275, SLG: 0.383	G3		4-3			PB 1B		FC6-4 FC4-6 1-2f 2-3 3-H		3	0	1	0	0	0	2
Don Pavletich, R (8, PH) OBP: 0.319, SLG: 0.267 (8, 3)										1	0	0	1	0	0	2
Marty Keough, L (1, 9) OBP: 0.354, SLG: 0.432		FC5-4 HBP		6-3		K 1-2		FC4-6 1-2f		2	0	0	0	0	1	1
Ken Walters, R (8, PH) OBP: 0.244, SLG: 0.341										1	0	0	0	0	0	2
Dom Zanni, R (8, 1)										0	0	0	0	0	0	0
Sammy Taylor, L (1, 2) OBP: 0.318, SLG: 0.289		F7		4-3			L6		L7	3	0	0	0	0	0	1
Daryl Spencer, R (9, PH) OBP: 0.374, SLG: 0.299										1	0	0	0	0	0	0
Charlie Neal, R (1, 5) OBP: 0.298, SLG: 0.311		FC5-4 1-2f		1-3			F2		1-3	4	0	0	0	0	0	1
Leo Cardenas, R (1, 6) OBP: 0.276, SLG: 0.348		F7			2-3		P6		5-3	4	0	0	0	0	0	1
Joe Nuxhall, L (1, 1) OBP: 0.194, SLG: 0.200			G3		3-1			5-3		1	0	0	0	0	0	0
Eddie Kasko, R (5, PH) OBP: 0.308, SLG: 0.300										1	0	0	0	0	0	0
Jim Owens, R (5, 1)										0	0	0	0	0	0	0
Tommy Harper, R (8, PH) OBP: 0.328, SLG: 0.314 (8, 9)										1	0	0	0	0	0	0
Inning Stats	R: 0 E: 0 K: 0 S: 4 H: 1 LOB: 1 BB: 0 P: 4	R: 0 E: 0 K: 0 S: 3 H: 0 LOB: 1 BB: 0 P: 4	R: 1 E: 0 K: 1 S: 7 H: 2 LOB: 1 BB: 0 P: 7	R: 0 E: 0 K: 0 S: 3 H: 0 LOB: 0 BB: 0 P: 3	R: 0 E: 0 K: 0 S: 3 H: 0 LOB: 0 BB: 0 P: 3	R: 0 E: 0 K: 1 S: 6 H: 1 LOB: 1 BB: 0 P: 6	R: 0 E: 0 K: 0 S: 3 H: 0 LOB: 0 BB: 0 P: 3	R: 1 E: 0 K: 0 S: 5 H: 2 LOB: 2 BB: 1 P: 9	R: 0 E: 0 K: 0 S: 3 H: 0 LOB: 0 BB: 0 P: 3	1B: 3 2B: 2 3B: 1 HR: 0	SF: 0 SAC: 0 DP: 0 HBP: 1						

	AB	33
	R	2
	H	6
	RBI	2
	BB	1
	SO	2
	LOB	10

WP: 0 PB: 1 SB: 0 CS: 0 PA: 35

PITCHER	IP	WLS	BF	H	R	ER	SO	BB	IBB	HBP	BLK	WP	HR	S	P	ERA	WHIP
Ken Johnson, R (1, 1) ERA: 3.03	7.1	W	30	6	2	2	2	1	0	1	0	0	0	32	37	2.46	0.955
Hal Woodeshick, L (8, 1) ERA: 1.41	1.2	S	5	0	0	0	0	0	0	0	0	0	0	5	5	0.00	0.000

PITCHER	IP	WLS	BF	H	R	ER	SO	BB	IBB	HBP	BLK	WP	HR	S	P	ERA	WHIP

Batter	1	2	3	4	5	6	7	8	9	AB	R	H	RBI	BB	SO	LOB
Ernie Fazio, R (1, 4) OBP: 0.285, SLG: 0.254	5-3			E 2B	BB		1-3			3	1	1	0	1	0	0
Al Spangler, L (1, 7) OBP: 0.318, SLG: 0.325	F9			E2 SH3-1 2-H 2B 1B	G3			4-3		4	1	1	1	0	0	1
Johnny Temple, R (1, 5) OBP: 0.351, SLG: 0.324	6-3			SH3-1 2-3		BB E 1B		2B		2	1	1	0	1	0	0
Carl Warwick, R (1, 9) OBP: 0.362, SLG: 0.401		6-3		HR 2B 3-H		F9 1-2		F2		4	1	1	1	0	0	2
Rusty Staub, L (1, 3) OBP: 0.299, SLG: 0.335		4-3		HR 2-H		1B 2-H		L9		4	1	2	3	0	0	1
Howie Goss, R (1, 8) OBP: 0.267, SLG: 0.374		K		P3		L6				3	0	0	0	0	1	1
John Bateman, R (1, 2) OBP: 0.229, SLG: 0.293			1-3	P6		K				3	0	0	0	0	1	1
Bob Lillis, R (1, 6) OBP: 0.241, SLG: 0.248			P4		E5		6-3			3	0	0	0	0	0	0
Ken Johnson, R (1, 1) OBP: 0.086, SLG: 0.030 Hal Woodeshick, R (8, 1) OBP: 0.267, SLG: 0.214			K		K		6-3			3 0	0 0	0 0	0 0	0 0	2 0	0 0
Inning Stats	R: 0 E: 0 K: 0 S: 3 H: 0 LOB: 0 BB: 0 P: 3	R: 0 E: 0 K: 1 S: 5 H: 0 LOB: 0 BB: 0 P: 5	R: 0 E: 0 K: 1 S: 5 H: 0 LOB: 0 BB: 0 P: 5	R: 4 E: 1 K: 0 S: 7 H: 4 LOB: 0 BB: 0 P: 7	R: 0 E: 1 K: 1 S: 5 H: 0 LOB: 1 BB: 1 P: 9	R: 1 E: 1 K: 1 S: 6 H: 1 LOB: 1 BB: 1 P: 10	R: 0 E: 0 K: 0 S: 3 H: 0 LOB: 0 BB: 0 P: 3	R: 0 E: 0 K: 0 S: 4 H: 1 LOB: 1 BB: 0 P: 4		1B: 2 2B: 3 3B: 0 HR: 1 SF: 0 SAC: 1 DP: 0 HBP: 0						

PITCHER		IP	WLS	BF	H	R	ER	SO	BB	IBB	HBP	BLK	WP	HR	S	P	ERA	WHIP
Joe Nuxhall, L ERA: 2.78	(1, 1)	4.0	L	16	4	4	4	2	0	0	0	0	0	1	20	20	9.00	1.000
Jim Owens, R ERA: 5.12	(5, 1)	3.0		12	1	1	0	2	2	0	0	0	0	0	14	22	0.00	1.000
Dom Zanni, R ERA: 6.0	(8, 1)	1.0		4	1	0	0	0	0	0	0	0	0	0	4	4	0.00	1.000

PITCHER	IP	WLS	BF	H	R	ER	SO	BB	IBB	HBP	BLK	WP	HR	S	P	ERA	WHIP

BOTTOM

Cincinnati Reds @ Houston Colt 45's

Colt Stadium, Houston, TX

Thu Jul 04 1963, 8:05 PM EDT

Cloudy - 81 F

livebaseballscorecards.com

AB	29
R	5
H	6
RBI	5
BB	2
SO	4
LOB	6

WP: 0 PA: 32
PB: 0
SB: 0
CS: 0

Cincinnati Reds @ Houston Colt 45's

Colt Stadium, Houston, TX

Thu Jul 04 1963, 8:05 PM EDT

Att. 13,912 - Cloudy - 81 F

TOP

livebaseballscorecards.com

Batter	1	2	3	4	5	6	7	8	9	AB	R	H	RBI	BB	SO	LOB
Pete Rose, S (1, 4) OBP: 0.350, SLG: 0.361	4-3	6-3			4-3 S 1B	1-3			4-3	5	0	1	0	0	0	3
Bob Skinner, L (1, 7) OBP: 0.325, SLG: 0.371	1B 1B HBP		5-3		4-3 1-3		P6		F8	4	1	0	0	0	0	1
Vada Pinson, L (1, 8) OBP: 0.355, SLG: 0.520	F8		G3		BB		3B		K	4	0	1	0	1	1	1
Gordy Coleman, L (1, 3) OBP: 0.275, SLG: 0.381	1B 1B 1-2 1B		3-1		G3		4-3			4	1	1	0	0	0	3
Marty Keough, L (1, 9) OBP: 0.380, SLG: 0.446	1B 1-3 2-H 1B			G4-6-3 BB		1B FC5-2 1B	BB			2	0	2	1	2	0	0
Johnny Edwards, L (1, 2) OBP: 0.325, SLG: 0.392	1-2 3-H 1B			G4-6-3 1-2f		5-3 FC5-2 1-3 1B	F8			4	0	2	1	0	0	3
Daryl Spencer, R (1, 5) OBP: 0.372, SLG: 0.298	F8			1B		FC5-2 5-3 1-2 3-H		K		4	0	1	0	0	1	4
Leo Cardenas, R (1, 6) OBP: 0.272, SLG: 0.344		1-3		K		5-3 1-2 2-3		6-3		4	0	0	0	0	1	3
Joey Jay, S (1, 1) OBP: 0.129, SLG: 0.133		4-3			K	BB		K		3	0	0	0	1	2	0

Inning Stats	1	2	3	4	5	6	7	8	9
R	2	0	0	0	0	0	0	0	0
E	0	0	0	0	0	0	0	0	0
K	0	0	0	1	1	0	0	2	1
S	6	3	3	5	6	5	4	7	5
H	3	0	0	1	1	2	1	0	0
LOB	2	0	0	1	2	3	2	0	0
BB	0	0	0	1	1	1	1	0	0
P	7	3	3	9	10	9	8	7	5

	AB	34
	R	2
	H	8
	RBI	2
	BB	4
	SO	5
	LOB	18

	1B	7	SF	0	WP	0	PA	39
	2B	0	SAC	0	PB	0		
	3B	1	DP	1	SB	1		
	HR	0	HBP	1	CS	0		

PITCHER		IP	WLS	BF	H	R	ER	SO	BB	IBB	HBP	BLK	WP	HR	S	P	ERA	WHIP
Chris Zachary, R (1, 1) ERA: 6.26		5.2		27	7	2	2	2	3	0	1	0	0	0	27	40	3.18	1.765
Turk Farrell, R (6, 1) ERA: 2.53		3.1	W	12	1	0	0	3	1	0	0	0	0	0	17	21	0.00	0.600

PITCHER	IP	WLS	BF	H	R	ER	SO	BB	IBB	HBP	BLK	WP	HR	S	P	ERA	WHIP

Batter	1	2	3	4	5	6	7	8	9	AB	R	H	RBI	BB	SO	LOB
Al Spangler, L (1, 7) OBP: 0.324, SLG: 0.331	BBBB 4-0 PB 1B BB	x 0-0 ③ F9			x 0-0 2B		BBBB 4-0 CS BB			2	1	1	0	2	0	0
Johnny Temple, R (1, 4) (9, 5) OBP: 0.349, SLG: 0.320	x 0-0 ① P4 1-2		BBBB 4-0 1B E BB		x 0-0 ① P4		0-0 ③ CS 1-2	x 0-0 ① F8		3	1	0	0	1	0	2
Pete Runnels, L (1, 5) OBP: 0.283, SLG: 0.238 Ernie Fazio, R (8, PR) (9, 4) OBP: 0.285, SLG: 0.254	SSS 0-3 ② K		x 0-0 1-3 E6 1B		x 0-0 ② 1-3			BBBB 4-0 BB S HR BB		3 0	0 1	1 0	0 0	1 0	1 0	2 0
Carl Warwick, R (1, 9) OBP: 0.361, SLG: 0.396	BBBB 4-0 BB 1B BB		SSS 0-3 ① K		x 0-0 ③ F8			x 0-0 ② F8 1-2		3	0	0	0	1	1	4
Rusty Staub, L (1, 3) OBP: 0.305, SLG: 0.339	x 0-0 BB 1-2 2-H 1B		SSS 0-3 ② K			x 0-0 G6-4-3 1B		IIII 4-0 BB HR IBB		3	1	2	1	1	1	2
Howie Goss, R (1, 8) OBP: 0.271, SLG: 0.371	BBBB 4-0 1-2 2-3 BB		x 0-0 ③ E6 1-H 3-H			SSS 0-3 ① K		BBBB 4-0 HR 1-2 2-3 BB		2	1	0	0	2	1	2
Jim Campbell, R (1, 2) OBP: 0.270, SLG: 0.291	SSS 0-3 ③ K			x 0-0 G3-6-3 1B		x 0-0 ② G6-4-3 ③ 1-2f		x 0-0 1-H 2-H 3-H HR		4	1	2	4	0	1	4
Bob Lillis, R (1, 6) OBP: 0.238, SLG: 0.244		x 0-0 ① 5-3		x 0-0 ① G3-6-3 ② 1-2f			x 0-0 ① F7	x 0-0 ③ 6-3		4	0	0	0	0	0	2
Chris Zachary, L (1, 1) Turk Farrell, R (6, 1) OBP: 0.214, SLG: 0.160		x 0-0 ② F7		SSS 0-3 ③ K			x 0-0 ② 1-3			2 1	0 0	0 0	0 0	0 0	1 0	0 0
Inning Stats	R: 1 H: 1 E: 0 LOB: 3 K: 2 BB: 3 S: 8 P: 20	R: 0 H: 0 E: 0 LOB: 0 K: 0 BB: 0 S: 3 P: 3	R: 1 H: 1 E: 1 LOB: 1 K: 2 BB: 1 S: 8 P: 12	R: 0 H: 1 E: 0 LOB: 0 K: 1 BB: 0 S: 5 P: 5	R: 0 H: 1 E: 0 LOB: 1 K: 0 BB: 0 S: 4 P: 4	R: 0 H: 1 E: 0 LOB: 0 K: 1 BB: 0 S: 5 P: 5	R: 0 H: 0 E: 0 LOB: 0 K: 0 BB: 1 S: 2 P: 6	R: 4 H: 1 E: 0 LOB: 1 K: 0 BB: 3 S: 4 P: 16		1B: 4 SF: 0 2B: 1 SAC: 0 3B: 0 DP: 2 HR: 1 HBP: 0						

PITCHER	IP	WLS	BF	H	R	ER	SO	BB	IBB	HBP	BLK	WP	HR	S	P	ERA	WHIP
Joey Jay, R (1, 1) ERA: 4.28	8.0	L	35	6	6	5	6	7	1	0	0	0	1	39	71	5.62	1.625

PITCHER	IP	WLS	BF	H	R	ER	SO	BB	IBB	HBP	BLK	WP	HR	S	P	ERA	WHIP

BOTTOM

Cincinnati Reds @ Houston Colt 45's

Colt Stadium, Houston, TX

Thu Jul 04 1963, 8:05 PM EDT

Att. 13,912 - Cloudy - 81 F

livebaseballscorecards.com

AB	27
R	6
H	6
RBI	5
BB	8
SO	6
LOB	18

Batter	1	2	3	4	5	6	7	8	9	AB	R	H	RBI	BB	SO	LOB
Lee Maye, L (1, 8) OBP: 0.306, SLG: 0.426	H 1-0 FC6-4 HBP	x 0-0 ②③ G4-6-3 1-2f			x 0-0 ① 4-3		x 0-0 1-2 1B		x 0-0 ② G3	4	0	1	0	0	0	1
Frank Bolling, R (1, 4) OBP: 0.276, SLG: 0.292	x 0-0 ① FC6-4 BB 1B 1B 1-2f		x 0-0 ① 5-3		x 0-0 ① 1B 1B		S S S 0-3 ① K		S S S 0-3 ③ K	5	1	1	0	0	2	3
Hank Aaron, R (1, 9) OBP: 0.391, SLG: 0.598	x 0-0 BB 1B 1-2 1B		x 0-0 S 1B		x 0-0 ② F6		x 0-0 ②③ G5-3 2-3f			4	1	2	0	0	0	3
Joe Torre, R (1, 3) OBP: 0.353, SLG: 0.414	x 0-0 ② F7		x 0-0 ② F8 1-2		x 0-0 1-2 1B			x 0-0 ① P5		4	0	1	0	0	0	3
Eddie Mathews, L (1, 5) OBP: 0.385, SLG: 0.407	B B B B 4-0 1B 1-2 2-3 BB		x 0-0 ③ 4-3		x 0-0 ③ L8			x 0-0 BB 1B		3	0	1	0	1	0	3
Gene Oliver, R (1, 7) OBP: 0.322, SLG: 0.429	x 0-0 1-2 2-H 3-H 1B			x 0-0 2B		x 0-0 ① 5-3		x 0-0 ② F7		4	0	2	2	0	0	1
Denis Menke, R (1, 6) OBP: 0.287, SLG: 0.336	S S S 0-3 ③ K			S S S 0-3 ① K		x 0-0 ② 5-3		B B B B 4-0 FC6-4 1-2 BB		3	0	0	0	1	2	3
Del Crandall, R (1, 2) OBP: 0.260, SLG: 0.233		x 0-0 G4-6-3 1B		x 0-0 ② F7		x 0-0 ③ F6		x 0-0 ③ FC6-4 1-2f		4	0	1	0	0	0	3
Bob Sadowski, R (1, 1) Dan Schneider, L (6, 1) Norm Larker, L (7, PH) OBP: 0.329, SLG: 0.268 Mack Jones, L (7, PR) OBP: 0.320, SLG: 0.340 Bob Hendley, R (7, 1) OBP: 0.200, SLG: 0.143 Don Dillard, L (9, PH) OBP: 0.271, SLG: 0.367		x 0-0 ① F2		S S S 0-3 ③ K			x 0-0 G5-3 1B 1B		x 0-0 ① 4-3	2 0 1 0 0 0	0 0 0 0 0 0	0 0 1 0 0 0	0 0 0 0 0 0	0 0 0 0 0 0	1 0 0 0 0 0	2 0 0 0 0 0
Inning Stats	R: 2 E: 0 K: 1 S: 7 H: 2 LOB: 2 BB: 1 P: 12	R: 0 E: 0 K: 0 S: 3 H: 1 LOB: 0 BB: 0 P: 3	R: 0 E: 0 K: 0 S: 4 H: 1 LOB: 1 BB: 0 P: 4	R: 0 E: 0 K: 2 S: 8 H: 1 LOB: 1 BB: 0 P: 8	R: 0 E: 0 K: 0 S: 5 H: 2 LOB: 2 BB: 0 P: 5	R: 0 E: 0 K: 0 S: 3 H: 0 LOB: 0 BB: 0 P: 3	R: 0 E: 0 K: 1 S: 6 H: 2 LOB: 1 BB: 0 P: 6	R: 0 E: 0 K: 0 S: 4 H: 1 LOB: 2 BB: 1 P: 8	R: 0 E: 0 K: 1 S: 5 H: 0 LOB: 0 BB: 0 P: 5	1B: 9 2B: 1 3B: 0 HR: 0 SF: 0 SAC: 0 DP: 2 HBP: 1						

PITCHER		IP	WLS	BF	H	R	ER	SO	BB	IBB	HBP	BLK	WP	HR	S	P	ERA	WHIP
Bob Bruce, R ERA: 3.12	(1, 1)	7.2	W	34	10	2	2	4	2	0	1	0	0	0	39	48	2.35	1.565
Jim Dickson, R ERA:	(8, 1)	1.1	S	4	0	0	0	1	0	0	0	0	0	0	6	6	0.00	0.000

PITCHER		IP	WLS	BF	H	R	ER	SO	BB	IBB	HBP	BLK	WP	HR	S	P	ERA	WHIP

TOP

Milwaukee Braves @ Houston Colt 45's

Colt Stadium, Houston, TX

Fri Jul 05 1963, 8:05 PM EDT

Att. 7,111 - Unknown - 86 F

livebaseballscorecards.com

AB	35
R	2
H	10
RBI	2
BB	2
SO	5
LOB	22

WP: 0	PA: 38																	
PB: 0																		
SB: 1																		
CS: 0																		

BOTTOM

Milwaukee Braves @ Houston Colt 45's

Colt Stadium, Houston, TX

Fri Jul 05 1963, 8:05 PM EDT

Att. 7,111 - Unknown - 86 F

livebaseballscorecards.com

Batter	1	2	3	4	5	6	7	8	9	AB	R	H	RBI	BB	SO	LOB
Al Spangler, L (1, 7) OBP: 0.326, SLG: 0.333	x 0-0 SH1-3 1B		x 0-0 ① 4-3		x 0-0 E4 1B 2-H SF7 1B	S S S 0-3 ③ K				4	2	2	0	0	1	1
Johnny Temple, R (1, 4) OBP: 0.353, SLG: 0.321	x 0-0 ① SH1-3 1-2		x 0-0 ② F9		x 0-0 1-3	B B B B 4-0 FC3-6 BB				2	0	1	0	1	0	0
Ernie Fazio, R (9, 4) OBP: 0.285, SLG: 0.254					1B					0	0	0	0	0	0	0
Pete Runnels, L (1, 5) OBP: 0.287, SLG: 0.241	x 0-0 BB 2-H 1B		B B B 4-0 1B BB		x 0-0 ① SF7 3-H	x 0-0 ① FC3-6 G6-4-3 1-2f				2	0	1	2	1	0	1
Carl Warwick, R (1, 9) OBP: 0.359, SLG: 0.394	S S S 0-3 ② K		x 0-0 FC1-6 1-2 1B		x 0-0 ② F9	x 0-0 ②③ G6-4-3 1-2f				4	0	1	0	0	1	3
Rusty Staub, L (1, 3) OBP: 0.305, SLG: 0.335	B B B B 4-0 1-2 BB		x 0-0 ③ FC1-6 1-2f		x 0-0 ③ L6			x 0-0 ① 4-3		3	0	0	0	1	0	3
Howie Goss, R (1, 8) OBP: 0.270, SLG: 0.366	S S S 0-3 ③ K			B B B 4-0 G6-3 BB		S S S 0-3 ① K		S S S 0-3 ② K		3	0	0	0	1	3	2
Jim Campbell, R (1, 2) OBP: 0.262, SLG: 0.281		x 0-0 ① 6-3		x 0-0 ①② G6-3 1-2f		x 0-0 ② F7		x 0-0 ③ 4-3		4	0	0	0	0	0	1
Bob Lillis, R (1, 6) OBP: 0.239, SLG: 0.245		x 0-0 ② P3		x 0-0 ③ P3		x 0-0 3B 1B				3	1	1	0	0	0	0
Bob Bruce, R (1, 1) OBP: 0.167, SLG: 0.179		S S S 0-3 ③ K			x 0-0 E 2B	x 0-0 1-H 3B				3	1	2	1	0	1	0
Jim Dickson, L (8, 1)										0	0	0	0	0	0	0
Inning Stats	R: 1 E: 0 K: 2 S: 9 H: 2 LOB: 2 BB: 1 P: 13	R: 0 E: 0 K: 1 S: 5 H: 0 LOB: 0 BB: 0 P: 5	R: 0 E: 0 K: 0 S: 4 H: 1 LOB: 2 BB: 1 P: 8	R: 0 E: 0 K: 0 S: 2 H: 0 LOB: 0 BB: 1 P: 6	R: 2 E: 1 K: 0 S: 6 H: 3 LOB: 1 BB: 0 P: 6	R: 1 E: 0 K: 2 S: 9 H: 2 LOB: 1 BB: 0 P: 9	R: 0 E: 0 K: 0 S: 2 H: 0 LOB: 0 BB: 1 P: 6	R: 0 E: 0 K: 1 S: 5 H: 0 LOB: 0 BB: 0 P: 5		1B: 6 2B: 1 3B: 1 HR: 0	SF: 1 SAC: 1 DP: 2 HBP: 0			WP: 0 PB: 0 SB: 0 CS: 0	PA: 34		

	AB	28
	R	4
	H	8
	RBI	3
	BB	4
	SO	6
	LOB	11

PITCHER		IP	WLS	BF	H	R	ER	SO	BB	IBB	HBP	BLK	WP	HR	S	P	ERA	WHIP
Bob Sadowski, R ERA: 4.5	(1, 1)	5.2	L	27	8	4	4	4	3	0	0	0	0	0	32	44	6.35	1.941
Dan Schneider, L ERA: 4.32	(6, 1)	0.1		1	0	0	0	1	0	0	0	0	0	0	3	3	0.00	0.000
Bob Hendley, L ERA: 3.5	(7, 1)	2.0		6	0	0	0	1	1	0	0	0	0	0	7	11	0.00	0.500

PITCHER	IP	WLS	BF	H	R	ER	SO	BB	IBB	HBP	BLK	WP	HR	S	P	ERA	WHIP

Batter	1	2	3	4	5	6	7	8	9	AB	R	H	RBI	BB	SO	LOB
Lee Maye, L (1, 8) (7, 7) OBP: 0.300, SLG: 0.417	0-3 ① K		0-0 ② F9			0-0 ① L3		0-0 E1 1B 2-3		4	0	0	0	0	1	1
Frank Bolling, R (1, 4) OBP: 0.279, SLG: 0.295	0-0 ② F7		0-0 ③ 5-3			0-0 G6-4-3 1B		0-0 G1-4-3 1B 1-2 3-H		4	0	2	1	0	0	0
Hank Aaron, R (1, 9) OBP: 0.387, SLG: 0.590	0-3 ③ K			0-0 ① F3		0-0 ②③ G6-4-3 1-2f		0-0 ②③ G1-4-3 1-2f		4	0	0	0	0	1	3
Joe Torre, R (1, 3) OBP: 0.355, SLG: 0.429		0-0 HR 1B		0-3 ② K			0-0 HR		0-0 ① F9	4	2	2	1	0	1	0
Eddie Mathews, L (1, 5) OBP: 0.384, SLG: 0.404		0-0 ① P4		0-3 ③ K			0-0 ① 4-3		0-0 WP 1B 1B	4	1	1	0	0	1	1
Gene Oliver, R (1, 7) OBP: 0.322, SLG: 0.446		0-0 1-H HR			0-0 ① F3		0-0 ② F7		0-3 ② K 1-2	3	1	1	2	0	0	0
Mack Jones, L (7, 8) OBP: 0.318, SLG: 0.338										1	0	0	0	0	1	1
Denis Menke, R (1, 6) OBP: 0.287, SLG: 0.335		0-3 ② K			0-3 ② K		0-0 ③ F7		0-0 S HR 2-H 1B	4	1	1	1	0	2	0
Del Crandall, R (1, 2) OBP: 0.275, SLG: 0.269		0-3 ③ K			0-0 1B			4-0 E SH4 1B BB	0-0 1-H HR	3	2	2	2	1	1	0
Denny Lemaster, R (1, 1) OBP: 0.194, SLG: 0.389			0-0 ① 5-3		0-0 ③ 5-3			0-0 ① SH4 1-2	0-3 ③ K	3	0	0	0	0	1	1
Inning Stats	R: 0 E: 0 K: 2 S: 7 H: 0 LOB: 0 BB: 0 P: 7	R: 2 E: 0 K: 2 S: 9 H: 2 LOB: 0 BB: 0 P: 9	R: 0 E: 0 K: 0 S: 3 H: 0 LOB: 0 BB: 0 P: 3	R: 0 E: 0 K: 2 S: 7 H: 0 LOB: 0 BB: 0 P: 7	R: 0 E: 0 K: 1 S: 6 H: 1 LOB: 1 BB: 0 P: 6	R: 0 E: 0 K: 0 S: 3 H: 1 LOB: 0 BB: 0 P: 3	R: 1 E: 0 K: 0 S: 4 H: 1 LOB: 0 BB: 0 P: 4	R: 1 E: 1 K: 0 S: 4 H: 1 LOB: 1 BB: 1 P: 8	R: 3 E: 0 K: 2 S: 10 H: 3 LOB: 0 BB: 0 P: 10	1B: 6 2B: 0 3B: 0 HR: 3	SF: 0 SAC: 1 DP: 2 HBP: 0						

PITCHER	IP	WLS	BF	H	R	ER	SO	BB	IBB	HBP	BLK	WP	HR	S	P	ERA	WHIP
Don McMahon, R (1, 1) ERA: 4.07	7.0	L	25	5	3	3	7	0	0	0	0	0	2	39	39	3.86	0.714
Don Nottebart, R (8, 1) ERA: 3.69	2.0		11	4	4	4	2	1	0	0	0	1	1	14	18	18.00	2.500

PITCHER	IP	WLS	BF	H	R	ER	SO	BB	IBB	HBP	BLK	WP	HR	S	P	ERA	WHIP

TOP

Milwaukee Braves @ Houston Colt 45's

Colt Stadium, Houston, TX

Sat Jul 06 1963, 8:05 PM EDT

Unknown - 85 F

livebaseballscorecards.com

AB	34
R	7
H	9
RBI	7
BB	1
SO	9
LOB	7

1B: 6	SF: 0	WP: 1	PA: 36
2B: 0	SAC: 1	PB: 0	
3B: 0	DP: 2	SB: 1	
HR: 3	HBP: 0	CS: 0	

Batter	1	2	3	4	5	6	7	8	9	AB	R	H	RBI	BB	SO	LOB
Ernie Fazio, R (1, 4) OBP: 0.284, SLG: 0.275	F7		HR		FC1-6 1B 1-2f		F8			4	1	1	1	0	0	1
Al Spangler, L (1, 7) OBP: 0.336, SLG: 0.345	1-3 1B		BB BB		1-2 1B		2B			3	0	3	0	1	0	0
Johnny Temple, R (1, 5) OBP: 0.351, SLG: 0.317	1-3 1-2		BB 1-2		F3		F3			3	0	0	0	1	0	4
Carl Warwick, R (1, 9) OBP: 0.358, SLG: 0.389	BB		P4		P6			5-3		3	0	0	0	1	0	4
Rusty Staub, L (1, 3) OBP: 0.304, SLG: 0.331	P5		F9			SH1-3 BB		L8		3	0	0	0	1	0	4
Howie Goss, R (1, 8) OBP: 0.268, SLG: 0.362		4-3		F2		SH1-3 1-2		K		3	0	0	0	0	1	0
Jim Campbell, R (1, 2) OBP: 0.254, SLG: 0.272		K		P3		K			K	4	0	0	0	0	3	1
Bob Lillis, R (1, 6) OBP: 0.235, SLG: 0.241		K2-3		5-3		P4			L7	4	0	0	0	0	1	1
Don McMahon, R (1, 1) OBP: 0.200, SLG: 0.222			K		FC1-6 BB		K2-3		K	1	0	0	0	1	1	0
John Bateman, R (7, PH) OBP: 0.228, SLG: 0.291										1	0	0	0	0	1	0
Don Nottebart, R (8, 1) OBP: 0.161, SLG: 0.133										0	0	0	0	0	0	0
Pete Runnels, L (9, PH) OBP: 0.286, SLG: 0.240										1	0	0	0	0	1	0
Inning Stats	R: 0 E: 0 K: 0 S: 4 H: 1 LOB: 2 BB: 1 P: 8	R: 0 E: 0 K: 2 S: 7 H: 0 LOB: 0 BB: 0 P: 7	R: 1 E: 0 K: 1 S: 6 H: 1 LOB: 2 BB: 2 P: 14	R: 0 E: 0 K: 0 S: 3 H: 0 LOB: 0 BB: 0 P: 3	R: 0 E: 0 K: 0 S: 4 H: 1 LOB: 2 BB: 1 P: 8	R: 0 E: 0 K: 1 S: 5 H: 0 LOB: 1 BB: 1 P: 9	R: 0 E: 0 K: 1 S: 6 H: 1 LOB: 1 BB: 0 P: 6	R: 0 E: 0 K: 1 S: 5 H: 0 LOB: 0 BB: 0 P: 5	R: 0 E: 0 K: 2 S: 7 H: 0 LOB: 0 BB: 0 P: 7	1B: 2 2B: 1 3B: 0 HR: 1	SF: 0 SAC: 1 DP: 0 HBP: 0						

PITCHER	IP	WLS	BF	H	R	ER	SO	BB	IBB	HBP	BLK	WP	HR	S	P	ERA	WHIP
Denny Lemaster, L (1, 1) ERA: 2.08	9.0	W	36	4	1	1	8	5	0	0	0	0	1	47	67	1.00	1.000

PITCHER	IP	WLS	BF	H	R	ER	SO	BB	IBB	HBP	BLK	WP	HR	S	P	ERA	WHIP

BOTTOM

Milwaukee Braves @ Houston Colt 45's

Colt Stadium, Houston, TX

Sat Jul 06 1963, 8:05 PM EDT

Unknown - 85 F

livebaseballscorecards.com

AB	30
R	1
H	4
RBI	1
BB	5
SO	8
LOB	15

PB: 0 SB: 0 CS: 0 PA: 36

Milwaukee Braves @ Houston Colt 45's

Colt Stadium, Houston, TX

Sat Jul 06 1963, 8:05 PM EDT
Att. 13,776 - Unknown - 85 F

livebaseballscorecards.com

Batter	1	2	3	4	5	6	7	8	9	AB	R	H	RBI	BB	SO	LOB
Lee Maye, L (1, 8) (7, 7) OBP: 0.304, SLG: 0.423	F5			G3		2-H 2B		2-H 1B 1B		4	0	2	2	0	0	0
Frank Bolling, R (1, 4) OBP: 0.278, SLG: 0.294	F7			P6		F7		2-H 1B		4	0	1	0	0	0	1
Hank Aaron, R (1, 9) OBP: 0.385, SLG: 0.589	F7			P5			G3 2B		F8	4	0	1	0	0	0	0
Joe Torre, R (1, 3) OBP: 0.354, SLG: 0.426		F9			CS 1B		G3 2-3		F7	4	0	1	0	0	0	1
Eddie Mathews, L (1, 5) OBP: 0.379, SLG: 0.399		F9			SSS 0-3 K 1-2		G3		SSS 0-3 K	4	0	0	0	0	2	2
Gene Oliver, R (1, 7) OBP: 0.317, SLG: 0.438		5-3			SSS 0-3 K		L5			3	0	0	0	0	1	1
Mack Jones, L (7, 8) OBP: 0.318, SLG: 0.338										0	0	0	0	0	0	0
Denis Menke, R (1, 6) OBP: 0.287, SLG: 0.332			1-3			BBBB 4-0 SH3-4 2B BB		F7		2	1	0	0	1	0	0
Del Crandall, R (1, 2) OBP: 0.286, SLG: 0.275			CS 1B			SH3-4 1-2		BBBB 4-0 SH2-4 1B BB		1	1	1	0	1	0	0
Bob Shaw, R (1, 1) OBP: 0.235, SLG: 0.133			6-3 1-2			F8		SH2-4 1-2		2	0	0	0	0	0	2

Inning Stats	1	2	3	4	5	6	7	8	9	
	R: 0 H: 0 E: 0 LOB: 0 K: 0 BB: 0 S: 3 P: 3	R: 0 H: 0 E: 0 LOB: 0 K: 0 BB: 0 S: 3 P: 3	R: 0 H: 1 E: 0 LOB: 0 K: 0 BB: 0 S: 3 P: 3	R: 0 H: 0 E: 0 LOB: 0 K: 0 BB: 0 S: 3 P: 3	R: 0 H: 1 E: 0 LOB: 0 K: 2 BB: 0 S: 7 P: 7	R: 1 H: 1 E: 0 LOB: 1 K: 0 BB: 1 S: 4 P: 8	R: 0 H: 1 E: 0 LOB: 1 K: 0 BB: 0 S: 4 P: 4	R: 1 H: 2 E: 0 LOB: 2 K: 0 BB: 1 S: 4 P: 8	R: 0 H: 0 E: 0 LOB: 0 K: 1 BB: 0 S: 5 P: 5	1B: 4 SF: 0 2B: 3 SAC: 2 3B: 0 DP: 1 HR: 0 HBP: 0

WP: 0 PA: 32
PB: 0
SB: 0
CS: 2

PITCHER	IP	WLS	BF	H	R	ER	SO	BB	IBB	HBP	BLK	WP	HR	S	P	ERA	WHIP
Hal Brown, R (1, 1) ERA: 3.3	9.0	L	32	6	2	2	3	2	0	0	0	0	0	36	44	2.00	0.889

PITCHER	IP	WLS	BF	H	R	ER	SO	BB	IBB	HBP	BLK	WP	HR	S	P	ERA	WHIP

Batter	1	2	3	4	5	6	7	8	9	AB	R	H	RBI	BB	SO	LOB
Ernie Fazio, R (1, 4) OBP: 0.295, SLG: 0.290	BBBB 4-0 CS BB		x 0-0 4-3 2B		SSS 0-3 ① K		x 0-0 G6-4-3 1B			3	0	2	0	1	1	0
Johnny Temple, R (1, 5) OBP: 0.350, SLG: 0.316	x 0-0 ① BB 1B 1-2		x 0-0 ② 4-3 2-3		x 0-0 ② 6-3		x 0-0 ②③ G6-4-3 1-2f			4	0	1	0	0	0	2
Pete Runnels, L (1, 3) OBP: 0.285, SLG: 0.236	x 0-0 ② F9		BBBB 4-0 FC6-4 BB		x 0-0 E6			x 0-0 ① F9		3	0	0	0	1	0	1
Carl Warwick, R (1, 7) OBP: 0.356, SLG: 0.385	BBBB 4-0 1-2 BB		x 0-0 ③ FC6-4 1-2f		x 0-0 ③ 5-3			x 0-0 ② F7		3	0	0	0	1	0	3
Rusty Staub, L (1, 9) OBP: 0.300, SLG: 0.326	SSS 0-3 ③ K			x 0-0 ① 6-3		x 0-0 ① 6-3		x 0-0 ③ 4-3		4	0	0	0	0	1	2
Howie Goss, R (1, 8) OBP: 0.267, SLG: 0.364		x 0-0 ① F2		SSS 0-3 ② K		x 0-0 2B			SSS 0-3 ① K	4	0	1	0	0	2	0
John Bateman, R (1, 2) OBP: 0.228, SLG: 0.290		x 0-0 ② 5-3		x 0-0 1B 1B		x 0-0 ② F8			x 0-0 ② P4	4	0	1	0	0	0	1
Bob Lillis, R (1, 6) OBP: 0.235, SLG: 0.241		x 0-0 ③ 1-3		x 0-0 1-2 1B		x 0-0 ③ F8			x 0-0 ③ F5	4	0	1	0	0	0	1
Hal Brown, R (1, 1) OBP: 0.059, SLG: 0.059			SSS 0-3 ① K	x 0-0 ③ F8			SSS 0-3 ① K			3	0	0	0	0	2	2
Inning Stats	R: 0 H: 1 E: 0 LOB: 2 K: 1 BB: 2 S: 5 P: 13	R: 0 H: 0 E: 0 LOB: 0 K: 0 BB: 0 S: 3 P: 3	R: 0 H: 1 E: 0 LOB: 2 K: 1 BB: 1 S: 6 P: 10	R: 0 H: 2 E: 0 LOB: 2 K: 1 BB: 0 S: 7 P: 7	R: 0 H: 0 E: 1 LOB: 1 K: 1 BB: 0 S: 6 P: 6	R: 0 H: 1 E: 0 LOB: 1 K: 0 BB: 0 S: 4 P: 4	R: 0 H: 1 E: 0 LOB: 0 K: 1 BB: 0 S: 5 P: 5	R: 0 H: 0 E: 0 LOB: 0 K: 0 BB: 0 S: 3 P: 3	R: 0 H: 0 E: 0 LOB: 0 K: 1 BB: 0 S: 5 P: 5	1B: 4 SF: 0 2B: 2 SAC: 0 3B: 0 DP: 1 HR: 0 HBP: 0						

PITCHER		IP	WLS	BF	H	R	ER	SO	BB	IBB	HBP	BLK	WP	HR	S	P	ERA	WHIP
Bob Shaw, R ERA: 3.0	(1, 1)	9.0	W	35	6	0	0	6	3	0	0	0	0	0	44	56	0.00	1.000

PITCHER	IP	WLS	BF	H	R	ER	SO	BB	IBB	HBP	BLK	WP	HR	S	P	ERA	WHIP

BOTTOM

Milwaukee Braves @ Houston Colt 45's

Colt Stadium, Houston, TX

Sat Jul 06 1963, 8:05 PM EDT
Att. 13,776 - Unknown - 85 F

livebaseballscorecards.com

AB	32
R	0
H	6
RBI	0
BB	3
SO	6
LOB	12

HOUSTON COLT .45s

WP: 0 PA: 35
PB: 0
SB: 0
CS: 1

Batter	1	2	3	4	5	6	7	8	9	AB	R	H	RBI	BB	SO	LOB
Lee Maye, L (1, 8) (7, 7) OBP: 0.307, SLG: 0.419	B B B B 4-0 FC6-4-5 6-3 BB		S S S 0-3 ③ K			X 0-0 ② G3		B B B B 4-0 BB 1B BB BB		2	1	0	0	2	1	0
Frank Bolling, R (1, 4) OBP: 0.285, SLG: 0.301	X 0-0 ① 6-3 1-2			X 0-0 1B		X 0-0 1B		X 0-0 BB BB 1-2 1B 1B		4	1	3	0	0	0	1
Hank Aaron, R (1, 9) OBP: 0.381, SLG: 0.582	X 0-0 ② FC6-4-5 2-3			S S S 0-3 ① K		S S S 0-3 ③ K		X 0-0 ② F3		4	0	0	0	0	2	5
Joe Torre, R (1, 3) OBP: 0.352, SLG: 0.420	S S S 0-3 ③ K			X 0-0 ② F8			S S S 0-3 ① K	B B B B 4-0 BB 1-2 1B 2-3 BB		3	1	0	0	1	2	2
Eddie Mathews, L (1, 5) OBP: 0.381, SLG: 0.398		X 0-0 ① F8		X 0-0 ③ 4-3			X 0-0 3B 1B	B B B B 4-0 1B 1-2 CS 2-3 3-H BB		3	1	1	1	1	0	1
Gene Oliver, R (1, 7) OBP: 0.311, SLG: 0.429 Mack Jones, L (7, 8) OBP: 0.321, SLG: 0.342		S S S 0-3 ② K			X 0-0 E5 G1-6-3		X 0-0 ② F9	X 0-0 1-3 2-H 3-H 1B		3 1	0 0	0 1	0 2	0 0	1 0	1 0
Denis Menke, R (1, 6) OBP: 0.287, SLG: 0.338	X 0-0 ③ F7		S S S 0-3 ① K				X 0-0 ③ 1-H 3B	0-0 ③ CS 3-H	X 0-0 ① 5-3	4	0	1	1	0	1	1
Del Crandall, R (1, 2) OBP: 0.277, SLG: 0.266		X 0-0 ① F8		X 0-0 ② ③ G1-6-3 1-2f		X 0-0 F9		S S S 0-3 ② K		4	0	0	0	0	1	2
Warren Spahn, L (1, 1) OBP: 0.200, SLG: 0.269		X 0-0 ② F7			S S S 0-3 ① K		S S S 0-3 ① K	X 0-0 ③ F7		4	0	0	0	0	2	0
Inning Stats	R: 0 H: 0 E: 0 LOB: 1 K: 1 BB: 1 S: 5 P: 9	R: 0 H: 0 E: 0 LOB: 0 K: 1 BB: 0 S: 5 P: 5	R: 0 H: 0 E: 0 LOB: 0 K: 1 BB: 0 S: 5 P: 5	R: 0 H: 1 E: 0 LOB: 1 K: 1 BB: 0 S: 6 P: 6	R: 0 H: 0 E: 1 LOB: 0 K: 1 BB: 0 S: 5 P: 5	R: 0 H: 1 E: 0 LOB: 1 K: 2 BB: 0 S: 8 P: 8	R: 1 H: 2 E: 0 LOB: 1 K: 1 BB: 0 S: 7 P: 7	R: 3 H: 2 E: 0 LOB: 1 K: 1 BB: 3 S: 6 P: 18	R: 0 H: 0 E: 0 LOB: 0 K: 1 BB: 0 S: 5 P: 5	1B: 5 SF: 0 2B: 0 SAC: 0 3B: 1 DP: 1 HR: 0 HBP: 0						WP: 0 PA: 37 PB: 0 SB: 0 CS: 1	

PITCHER		IP	WLS	BF	H	R	ER	SO	BB	IBB	HBP	BLK	WP	HR	S	P	ERA	WHIP
Jim Umbricht, R ERA: 3.94	(1, 1)	7.0	L	26	4	1	1	8	1	0	0	0	0	0	41	45	1.29	0.714
Turk Farrell, R ERA: 2.8	(8, 1)	1.0		7	2	3	3	1	3	0	0	0	0	0	6	18	27.00	5.000
Chris Zachary, R ERA: 6.04	(9, 1)	1.0		3	0	0	0	1	0	0	0	0	0	0	5	5	0.00	0.000

PITCHER	IP	WLS	BF	H	R	ER	SO	BB	IBB	HBP	BLK	WP	HR	S	P	ERA	WHIP

TOP

Milwaukee Braves @ Houston Colt 45's

Colt Stadium, Houston, TX

Sun Jul 07 1963, 8:05 PM EDT
Att. 9,665 - Unknown - 84 F

livebaseballscorecards.com

AB	32
R	4
H	6
RBI	4
BB	4
SO	10
LOB	13

Batter	1	2	3	4	5	6	7	8	9	AB	R	H	RBI	BB	SO	LOB
Ernie Fazio, R (1, 4) OBP: 0.294, SLG: 0.289	K		1B			F7		K		4	0	1	0	0	2	0
Johnny Temple, R (1, 5) OBP: 0.345, SLG: 0.311	1-3		K			6-3			L8	4	0	0	0	0	1	1
Pete Runnels, L (1, 3) OBP: 0.289, SLG: 0.241	1B		L4			F8			1B	4	0	2	0	0	0	1
Carl Warwick, R (1, 7) OBP: 0.358, SLG: 0.384	4-3			G3-6-3 1B			BB		F9	3	0	1	0	1	0	2
Rusty Staub, L (1, 9) OBP: 0.296, SLG: 0.321		5-3		G3-6-3 1-2f			F9		F9	4	0	0	0	0	0	3
Howie Goss, R (1, 8) OBP: 0.265, SLG: 0.360		F8		P5			F7			3	0	0	0	0	0	1
Jim Campbell, R (1, 2) OBP: 0.255, SLG: 0.273		1B		P3			F8			3	0	1	0	0	0	1
Bob Lillis, R (1, 6) OBP: 0.233, SLG: 0.239		4-3		F8				P5		3	0	0	0	0	0	1
Jim Umbricht, R (1, 1) Turk Farrell, R (8, 1) OBP: 0.214, SLG: 0.160 John Bateman, R (8, PH) OBP: 0.227, SLG: 0.289 Chris Zachary, L (9, 1)			F5	P3				K		2 0 1 0	0 0 0 0	0 0 0 0	0 0 0 0	0 0 1 0	0 0 0 0	0 0 0 0
Inning Stats	R: 0 E: 0 K: 1 S: 6 H: 1 LOB: 1 BB: 0 P: 6	R: 0 E: 0 K: 0 S: 4 H: 1 LOB: 1 BB: 0 P: 4	R: 0 E: 0 K: 1 S: 6 H: 1 LOB: 1 BB: 0 P: 6	R: 0 E: 0 K: 0 S: 3 H: 1 LOB: 0 BB: 0 P: 3	R: 0 E: 0 K: 0 S: 3 H: 0 LOB: 0 BB: 0 P: 3	R: 0 E: 0 K: 0 S: 3 H: 0 LOB: 0 BB: 0 P: 3	R: 0 E: 0 K: 0 S: 3 H: 0 LOB: 1 BB: 1 P: 7	R: 0 E: 0 K: 2 S: 7 H: 0 LOB: 0 BB: 0 P: 7	R: 0 E: 0 K: 0 S: 4 H: 1 LOB: 1 BB: 0 P: 4	1B: 5 2B: 0 3B: 0 HR: 0	SF: 0 SAC: 0 DP: 1 HBP: 0					WP: 0 PB: 0 SB: 0 CS: 0	PA: 32

PITCHER	IP	WLS	BF	H	R	ER	SO	BB	IBB	HBP	BLK	WP	HR	S	P	ERA	WHIP
Warren Spahn, L (1, 1) ERA: 2.67	9.0	W	32	5	0	0	4	1	0	0	0	0	0	39	43	0.00	0.667

PITCHER	IP	WLS	BF	H	R	ER	SO	BB	IBB	HBP	BLK	WP	HR	S	P	ERA	WHIP

BOTTOM

Milwaukee Braves @ Houston Colt 45's

Colt Stadium, Houston, TX

Sun Jul 07 1963, 8:05 PM EDT

Att. 9,665 - Unknown - 84 F

livebaseballscorecards.com

AB	31
R	0
H	5
RBI	0
BB	1
SO	4
LOB	10

Houston Colt 45's @ Pittsburgh Pirates

Forbes Field, Pittsburgh, PA

Wed Jul 10 1963, 7:05 PM EDT

Att. 6,517 - Cloudy - 64 F

TOP

livebaseballscorecards.com

Batter	1	2	3	4	5	6	7	8	9	AB	R	H	RBI	BB	SO	LOB
Ernie Fazio, R (1, 4) OBP: 0.297, SLG: 0.294	0-0 1B 1B 2B	4-0 1-2 BB			S S S 0-3 ① K			S S S 0-3 ① K	S S S 0-3 ③ K	4	1	1	0	1	3	3
Al Spangler, L (1, 8) (8, 7) OBP: 0.338, SLG: 0.351	0-0 1B FC 2-3 1B	0-0 ③ G3			x 0-0 ② F5			x 0-0 2B		4	1	2	0	0	0	3
Pete Runnels, L (1, 3) OBP: 0.293, SLG: 0.243	0-0 G6-4-3 FC 1-3 3-H 1B	x 0-0 ① 1-3			x 0-0 ③ F7			4-0 IBB		3	0	1	1	1	0	1
Carl Warwick, R (1, 7) (8, 9) OBP: 0.354, SLG: 0.379	0-0 FC G6-4-3 1-2 3-H	S S S 0-3 ② K				x 0-0 ① F8		x 0-0 ② P5		4	0	0	1	0	1	3
Rusty Staub, L (1, 9) OBP: 0.292, SLG: 0.316 Hal Woodeshick, R (8, 1) OBP: 0.267, SLG: 0.214	0-0 ① ② G6-4-3 1-2f 2-3	x 0-0 ③ 1-3				x 0-0 ② P3		x 0-0 ③ P6		4 0	0 0	0 0	0 0	0 0	0 0	4 0
Jimmy Wynn, R (1, 6) OBP: 0.250, SLG: 0.250	0-0 ③ F7			x 0-0 ① F8		x 0-0 ③ F8			x 0-0 S 1B	4	0	1	0	0	0	1
Bob Lillis, R (1, 5) OBP: 0.229, SLG: 0.235		x 0-0 ① 6-3		x 0-0 ② 4-3			x 0-0 ① 6-3		x 0-0 ① F2 1-2	4	0	0	0	0	0	1
John Bateman, R (1, 2) OBP: 0.223, SLG: 0.283		x 0-0 E8 FC6-5		x 0-0 ③ P6			S S S 0-3 ② K		x 0-0 ② P6	4	0	0	0	0	1	1
Ken Johnson, R (1, 1) OBP: 0.105, SLG: 0.056 Howie Goss, R (8, 8) OBP: 0.267, SLG: 0.360		x 0-0 ② FC6-5 BB 2-3			x 0-0 1B		S S S 0-3 ③ K	B B B B 4-0 BB		3 0	0 0	1 0	0 0	0 1	1 0	1 0
Inning Stats	R: 2 E: 0 K: 0 S: 6 H: 3 LOB: 1 BB: 0 P: 6	R: 0 E: 1 K: 0 S: 4 H: 0 LOB: 2 BB: 1 P: 8	R: 0 E: 0 K: 1 S: 5 H: 0 LOB: 0 BB: 0 P: 5	R: 0 E: 0 K: 0 S: 3 H: 0 LOB: 0 BB: 0 P: 3	R: 0 E: 0 K: 1 S: 6 H: 1 LOB: 1 BB: 0 P: 6	R: 0 E: 0 K: 0 S: 3 H: 0 LOB: 0 BB: 0 P: 3	R: 0 E: 0 K: 2 S: 7 H: 0 LOB: 0 BB: 0 P: 7	R: 0 E: 0 K: 1 S: 6 H: 1 LOB: 2 BB: 1 P: 10	R: 0 E: 0 K: 1 S: 6 H: 1 LOB: 2 BB: 1 P: 10	1B: 4 2B: 2 3B: 0 HR: 0	SF: 0 SAC: 0 DP: 1 HBP: 0						

	AB	34
	R	2
	H	6
	RBI	2
	BB	3
	SO	6
	LOB	18

PITCHER	IP	WLS	BF	H	R	ER	SO	BB	IBB	HBP	BLK	WP	HR	S	P	ERA	WHIP
Bob Friend, R (1, 1) ERA: 1.99	9.0	L	37	6	2	2	6	2	1	0	0	0	0	46	58	2.00	0.889

PITCHER	IP	WLS	BF	H	R	ER	SO	BB	IBB	HBP	BLK	WP	HR	S	P	ERA	WHIP

Houston Colt 45's @ Pittsburgh Pirates

Forbes Field, Pittsburgh, PA

Wed Jul 10 1963, 7:05 PM EDT

Att. 6,517 - Cloudy - 64 F

livebaseballscorecards.com

BOTTOM

Batter	1	2	3	4	5	6	7	8	9	AB	R	H	RBI	BB	SO	LOB
Dick Schofield, S (1, 6) OBP: 0.342, SLG: 0.295	G4-3 1B		P6		BB BB			FC1-4 BB		2	0	1	0	2	0	0
Bill Virdon, L (1, 8) OBP: 0.305, SLG: 0.340	F7			2B 1B	1-2 2-3 BB			K		3	0	1	0	1	1	2
Roberto Clemente, R (1, 9) OBP: 0.352, SLG: 0.476	G4-3 1-2f			L8	F2			FC1-4 2B 1-2f		4	0	0	0	0	0	6
Bill Mazeroski, R (1, 4) OBP: 0.348, SLG: 0.457		P4		P3		F6		1-3 2B		4	0	1	0	0	0	1
Willie Stargell, L (1, 7) OBP: 0.301, SLG: 0.391		F2		1-3 2B		K		BB		3	0	1	0	1	1	0
Smoky Burgess, L (1, 2) OBP: 0.337, SLG: 0.418		BB		1-3		F9		K		3	0	0	0	1	1	5
Donn Clendenon, R (1, 3) OBP: 0.351, SLG: 0.472		4-3			F8	5-3		G6-4-3 BB		3	0	0	0	1	0	1
Bob Bailey, R (1, 5) OBP: 0.319, SLG: 0.353			K		BB 1-3 1B	P6		G6-4-3 1-2f		4	0	1	0	0	1	1
Bob Friend, R (1, 1) OBP: 0.107, SLG: 0.091 Jim Pagliaroni, R (9, PH) OBP: 0.333, SLG: 0.411			K		1-3 1-2	P6			F7	3 1	0 0	0 0	0 0	0 0	1 0	1 0
Inning Stats	R: 0 H: 1 E: 0 LOB: 0 K: 0 BB: 0 S: 3 P: 3	R: 0 H: 0 E: 0 LOB: 1 K: 0 BB: 1 S: 3 P: 7	R: 0 H: 0 E: 0 LOB: 0 K: 2 BB: 0 S: 7 P: 7	R: 0 H: 2 E: 0 LOB: 2 K: 0 BB: 0 S: 5 P: 5	R: 0 H: 1 E: 0 LOB: 3 K: 0 BB: 2 S: 4 P: 12	R: 0 H: 0 E: 0 LOB: 0 K: 1 BB: 0 S: 5 P: 5	R: 0 H: 0 E: 0 LOB: 0 K: 0 BB: 0 S: 3 P: 3	R: 0 H: 1 E: 0 LOB: 3 K: 2 BB: 2 S: 8 P: 16	R: 0 H: 0 E: 0 LOB: 0 K: 0 BB: 1 S: 2 P: 6	1B: 3 SF: 0 2B: 2 SAC: 0 3B: 0 DP: 2 HR: 0 HBP: 0						

	AB	30
	R	0
	H	5
	RBI	0
	BB	6
	SO	5
	LOB	17

WP: 0 PA: 36
PB: 0
SB: 0
CS: 0

PITCHER		IP	WLS	BF	H	R	ER	SO	BB	IBB	HBP	BLK	WP	HR	S	P	ERA	WHIP
Ken Johnson, R ERA: 2.83	(1, 1)	7.2	W	32	5	0	0	4	5	0	0	0	0	0	35	55	0.00	1.304
Hal Woodeshick, L ERA: 1.38	(8, 1)	1.1	S	4	0	0	0	1	1	0	0	0	0	0	5	9	0.00	0.750

PITCHER	IP	WLS	BF	H	R	ER	SO	BB	IBB	HBP	BLK	WP	HR	S	P	ERA	WHIP

Batter	1	2	3	4	5	6	7	8	9	AB	R	H	RBI	BB	SO	LOB
Ernie Fazio, R (1, 4) OBP: 0.291, SLG: 0.287	2-3		K			F8			K	4	0	0	0	0	2	0
Al Spangler, L (1, 8) OBP: 0.333, SLG: 0.346	4-3			F8		F8			3-1	4	0	0	0	0	0	0
Pete Runnels, L (1, 3) OBP: 0.288, SLG: 0.238	6-3			3-1		6-3			F8	4	0	0	0	0	0	0
Carl Warwick, R (1, 7) OBP: 0.350, SLG: 0.375		K		G3			F8			3	0	0	0	0	1	0
Rusty Staub, L (1, 9) OBP: 0.289, SLG: 0.312		4-3			K		4-3			3	0	0	0	0	1	0
Jimmy Wynn, R (1, 6) OBP: 0.429, SLG: 0.429		1B			5-3 1B		P5			3	0	2	0	0	0	0
Jim Campbell, R (1, 2) OBP: 0.250, SLG: 0.267		K			5-3 1-2			P6		3	0	0	0	0	1	2
Bob Lillis, R (1, 5) OBP: 0.230, SLG: 0.233			4-3		HBP			4-3		2	0	0	0	0	0	0
Turk Farrell, R (1, 1) OBP: 0.200, SLG: 0.148			F8		5-3			F9		2	0	0	0	0	0	2
John Bateman, R (8, PH) OBP: 0.222, SLG: 0.281										1	0	0	0	0	0	0
Don Nottebart, R (8, 1) OBP: 0.161, SLG: 0.133										0	0	0	0	0	0	0
Inning Stats	R: 0 E: 0 K: 0 S: 3 H: 0 LOB: 0 BB: 0 P: 3	R: 0 E: 0 K: 2 S: 8 H: 1 LOB: 1 BB: 0 P: 8	R: 0 E: 0 K: 1 S: 5 H: 0 LOB: 0 BB: 0 P: 5	R: 0 E: 0 K: 0 S: 3 H: 0 LOB: 0 BB: 0 P: 3	R: 0 E: 0 K: 1 S: 6 H: 1 LOB: 2 BB: 0 P: 7	R: 0 E: 0 K: 0 S: 3 H: 0 LOB: 0 BB: 0 P: 3	R: 0 E: 0 K: 0 S: 3 H: 0 LOB: 0 BB: 0 P: 3	R: 0 E: 0 K: 0 S: 3 H: 0 LOB: 0 BB: 0 P: 3	R: 0 E: 0 K: 1 S: 5 H: 0 LOB: 0 BB: 0 P: 5	1B: 2 2B: 0 3B: 0 HR: 0	SF: 0 SAC: 0 DP: 0 HBP: 1					

TOP

Houston Colt 45's @ Pittsburgh Pirates

Forbes Field, Pittsburgh, PA

Thu Jul 11 1963, 7:05 PM EDT

Att. 6,896 - Cloudy - 75 F

livebaseballscorecards.com

AB	29
R	0
H	2
RBI	0
BB	0
SO	5
LOB	4

PITCHER		IP	WLS	BF	H	R	ER	SO	BB	IBB	HBP	BLK	WP	HR	S	P	ERA	WHIP
Don Cardwell, R ERA: 3.64	(1, 1)	9.0	W	30	2	0	0	5	0	0	1	0	0	0	39	40	0.00	0.222

PITCHER		IP	WLS	BF	H	R	ER	SO	BB	IBB	HBP	BLK	WP	HR	S	P	ERA	WHIP

Batter	1	2	3	4	5	6	7	8	9	AB	R	H	RBI	BB	SO	LOB
Dick Schofield, S (1, 6) OBP: 0.344, SLG: 0.297	F9			1B FC4-6 1B		1B 1B 1-2	F9			4	1	2	0	0	0	2
Bill Virdon, L (1, 8) OBP: 0.308, SLG: 0.343	F8			FC4-6 1B 1-3		1B 1-2 2-3		F7		4	0	2	0	0	0	0
Roberto Clemente, R (1, 9) OBP: 0.350, SLG: 0.476	6-3			FC4-6 1-2f 3-H		K		3-1 2B 2B		4	1	1	1	0	1	4
Bill Mazeroski, R (1, 4) OBP: 0.343, SLG: 0.450		6-3		K		F2		E6 3-1 2B		4	1	0	0	0	1	5
Willie Stargell, L (1, 7) OBP: 0.294, SLG: 0.381		F7		P5		K		3-1 1-2 2-3		4	0	0	0	0	1	6
Donn Clendenon, R (1, 3) OBP: 0.350, SLG: 0.472		K			F9		6-3	2B 2-H 3-H		4	0	1	2	0	1	0
Bob Bailey, R (1, 5) OBP: 0.315, SLG: 0.348			F8		F2		1-3	4-3		4	0	0	0	0	0	1
Jim Pagliaroni, R (1, 2) OBP: 0.333, SLG: 0.409			K		K		BB 1B			3	0	1	0	0	2	0
Don Cardwell, R (1, 1) OBP: 0.175, SLG: 0.057			K			1B 1B 1B	BB 1-2			2	0	1	0	1	1	0
Inning Stats	R: 0 H: 0 E: 0 LOB: 0 K: 0 BB: 0 S: 3 P: 3	R: 0 H: 0 E: 0 LOB: 0 K: 1 BB: 0 S: 5 P: 5	R: 0 H: 0 E: 0 LOB: 0 K: 2 BB: 0 S: 7 P: 7	R: 1 H: 2 E: 0 LOB: 1 K: 1 BB: 0 S: 7 P: 7	R: 0 H: 0 E: 0 LOB: 0 K: 1 BB: 0 S: 5 P: 5	R: 0 H: 3 E: 0 LOB: 3 K: 2 BB: 0 S: 10 P: 10	R: 0 H: 1 E: 0 LOB: 2 K: 0 BB: 1 S: 4 P: 8	R: 2 H: 2 E: 1 LOB: 1 K: 0 BB: 0 S: 6 P: 6		1B: 6 SF: 0 2B: 2 SAC: 0 3B: 0 DP: 0 HR: 0 HBP: 0				WP: 0 PA: 34 PB: 0 SB: 0 CS: 0		

PITCHER		IP	WLS	BF	H	R	ER	SO	BB	IBB	HBP	BLK	WP	HR	S	P	ERA	WHIP
Turk Farrell, R ERA: 2.69	(1, 1)	7.0	L	28	6	1	1	7	1	0	0	0	0	0	41	45	1.29	1.000
Don Nottebart, R ERA: 3.65	(8, 1)	1.0		6	2	2	0	0	0	0	0	0	0	0	6	6	0.00	2.000

PITCHER	IP	WLS	BF	H	R	ER	SO	BB	IBB	HBP	BLK	WP	HR	S	P	ERA	WHIP

BOTTOM

Houston Colt 45's @ Pittsburgh Pirates

Forbes Field, Pittsburgh, PA

Thu Jul 11 1963, 7:05 PM EDT

Att. 6,896 - Cloudy - 75 F

livebaseballscorecards.com

AB	33
R	3
H	8
RBI	3
BB	1
SO	7
LOB	18

Batter	1	2	3	4	5	6	7	8	9	AB	R	H	RBI	BB	SO	LOB
Ernie Fazio, R (1, 4) OBP: 0.290, SLG: 0.281	F8		F7		BB, FC4-6		F8		FC6-5, 2-3	3	0	0	0	1	0	2
Bob Aspromonte, R (7, 5) OBP: 0.259, SLG: 0.278										1	0	0	0	0	0	1
Al Spangler, L (1, 8) OBP: 0.331, SLG: 0.343	4-3		FC3-6, 1-2f		FC4-6, 1-2f		BB, 1B, 1-2		SSS, K	5	0	1	0	0	1	4
Pete Runnels, L (1, 3) OBP: 0.291, SLG: 0.236	6-3		4-3			BB, 1B, SF7	BB, 1-2, 2-3			2	1	0	0	2	0	1
Carl Warwick, R (1, 7) OBP: 0.346, SLG: 0.369		4-3		4-3		P6, SSS	K			4	0	0	0	0	1	4
Rusty Staub, L (1, 9) OBP: 0.288, SLG: 0.311		6-3		4-3		1B, 1-3		4-3		4	0	1	0	0	0	0
Jimmy Wynn, R (1, 6) OBP: 0.455, SLG: 0.375		BB, 1B		SSS, K		SF7, 3-H		BB, CS		1	0	0	1	2	1	0
John Bateman, R (1, 2) OBP: 0.227, SLG: 0.286		1B, 1-2			1B, 3-1, 5-3	4-3		P4		4	0	2	0	0	0	2
Bob Lillis, R (1, 5) OBP: 0.228, SLG: 0.231		F7			5-3, 1-2		6-3	CS, 1-2		3	0	0	0	0	0	3
(7, 4)																
Johnny Temple, R (8, 4) OBP: 0.347, SLG: 0.311									FC6-5, SH1-4	0	0	0	0	1	0	0
Bob Bruce, R (1, 1) OBP: 0.200, SLG: 0.175			BB, FC3-6		3-1, 2-3		BB, 1B			1	0	0	0	2	0	1
Jim Dickson, L (7, 1)									SH1-4, 1-2	0	0	0	0	0	0	0
Jim Campbell, R (9, PH) OBP: 0.250, SLG: 0.267										0	0	0	0	0	0	0
Inning Stats	R: 0 E: 0 K: 0 S: 3 H: 0 LOB: 0 BB: 0 P: 3	R: 0 E: 0 K: 0 S: 4 H: 1 LOB: 2 BB: 1 P: 8	R: 0 E: 0 K: 0 S: 3 H: 0 LOB: 1 BB: 1 P: 7	R: 0 E: 0 K: 1 S: 5 H: 0 LOB: 0 BB: 0 P: 5	R: 0 E: 0 K: 0 S: 4 H: 1 LOB: 2 BB: 1 P: 8	R: 1 E: 0 K: 0 S: 4 H: 1 LOB: 1 BB: 1 P: 8	R: 0 E: 0 K: 1 S: 6 H: 1 LOB: 3 BB: 2 P: 14	R: 0 E: 0 K: 0 S: 2 H: 0 LOB: 0 BB: 1 P: 6	R: 0 E: 0 K: 1 S: 5 H: 0 LOB: 1 BB: 1 P: 9	1B: 4 2B: 0 3B: 0 HR: 0 SF: 1 SAC: 1 DP: 0 HBP: 0	WP: 0 PB: 0 SB: 0 CS: 1 PA: 39					

PITCHER	IP	WLS	BF	H	R	ER	SO	BB	IBB	HBP	BLK	WP	HR	S	P	ERA	WHIP
Don Schwall, R (1, 1) ERA: 2.19	6.2	W	30	4	1	1	1	6	0	0	0	0	0	26	50	1.35	1.500
Roy Face, R (7, 1) ERA: 3.34	2.1	S	8	0	0	0	2	2	0	0	0	0	0	10	18	0.00	0.857

PITCHER	IP	WLS	BF	H	R	ER	SO	BB	IBB	HBP	BLK	WP	HR	S	P	ERA	WHIP

TOP

Houston Colt 45's @ Pittsburgh Pirates

Forbes Field, Pittsburgh, PA

Fri Jul 12 1963, 7:05 PM EDT
Att. 8,997 - Cloudy - 80 F

livebaseballscorecards.com

AB	28
R	1
H	4
RBI	1
BB	8
SO	3
LOB	18

Houston Colt 45's @ Pittsburgh Pirates

Forbes Field, Pittsburgh, PA

Fri Jul 12 1963, 7:05 PM EDT

Att. 8,997 - Cloudy - 80 F

livebaseballscorecards.com

BOTTOM

Batter	1	2	3	4	5	6	7	8	9	AB	R	H	RBI	BB	SO	LOB
Dick Schofield, S (1, 6) OBP: 0.345, SLG: 0.307	F8			F8		HR	BB			3	1	1	1	1	0	0
Bill Virdon, L (1, 8) OBP: 0.311, SLG: 0.342	G3			FC6-4 1B		K2-3	BB			3	0	1	0	1	1	0
Roberto Clemente, R (1, 9) OBP: 0.349, SLG: 0.473	L6			FC6-4 E 1-2f		1B 1B	4-3			4	1	1	0	0	0	4
Bill Mazeroski, R (1, 4) OBP: 0.342, SLG: 0.447		P6		E6 1-2		1B 1-2		6-3		4	0	1	0	0	0	1
Willie Stargell, L (1, 7) OBP: 0.293, SLG: 0.378		P4		2-3		1B 1-2 2-H		K		4	0	1	1	0	1	2
Donn Clendenon, R (1, 3) OBP: 0.346, SLG: 0.466		6-3			F7	K		F9		4	0	0	0	0	1	2
Bob Bailey, R (1, 5) OBP: 0.315, SLG: 0.346			K	PO BB			6-3			2	0	0	0	1	1	0
Jim Pagliaroni, R (1, 2) OBP: 0.326, SLG: 0.398			K		P6		K			3	0	0	0	0	2	1
Don Schwall, R (1, 1) OBP: 0.188, SLG: 0.167			K		PO 1-2	5-3	K BB BB			2	0	0	0	0	1	0
Roy Face, R (7, 1)										1	0	0	0	0	1	0
Inning Stats	R: 0 E: 0 K: 0 S: 3 H: 0 LOB: 0 BB: 0 P: 3	R: 0 E: 0 K: 0 S: 3 H: 0 LOB: 0 BB: 0 P: 3	R: 0 E: 0 K: 3 S: 9 H: 0 LOB: 0 BB: 0 P: 9	R: 0 E: 1 K: 0 S: 5 H: 1 LOB: 2 BB: 0 P: 5	R: 0 E: 0 K: 0 S: 2 H: 0 LOB: 0 BB: 1 P: 6	R: 2 E: 0 K: 2 S: 11 H: 4 LOB: 2 BB: 0 P: 11	R: 0 E: 0 K: 2 S: 8 H: 0 LOB: 3 BB: 2 P: 16	R: 0 E: 0 K: 1 S: 5 H: 0 LOB: 0 BB: 0 P: 5								

AB	30
R	2
H	5
RBI	2
BB	3
SO	8
LOB	10

1B: 4 SF: 0
2B: 0 SAC: 0
3B: 0 DP: 0
HR: 1 HBP: 0

WP: 1 PA: 34
PB: 0
SB: 0
CS: 0

PITCHER		IP	WLS	BF	H	R	ER	SO	BB	IBB	HBP	BLK	WP	HR	S	P	ERA	WHIP
Bob Bruce, R ERA: 3.09	(1, 1)	6.2	L	29	5	2	2	7	3	0	0	0	1	1	40	52	2.70	1.200
Jim Dickson, R ERA:	(7, 1)	1.1		4	0	0	0	1	0	0	0	0	0	0	6	6	0.00	0.000

PITCHER		IP	WLS	BF	H	R	ER	SO	BB	IBB	HBP	BLK	WP	HR	S	P	ERA	WHIP

Batter	1	2	3	4	5	6	7	8	9	AB	R	H	RBI	BB	SO	LOB
Al Spangler, L (1, 7) OBP: 0.333, SLG: 0.343	x 0-0 WP 1B		x 0-0 ③ 6-3			BBBB 4-0 G4-6-3 BB		x 0-0 ③ 4-3		3	0	1	0	1	0	0
Pete Runnels, L (1, 3) OBP: 0.290, SLG: 0.236	x 0-0 ① P6 1-2			x 0-0 G6-4-3 1B		x 0-0 ①② G4-6-3 1-2f			x 0-0 ① P4	4	0	1	0	0	0	2
Bob Aspromonte, R (1, 5) OBP: 0.258, SLG: 0.278	x 0-0 ② F5			x 0-0 ①② G6-4-3 1-2f		x 0-0 ③ F2			x 0-0 1B	4	0	1	0	0	0	2
Rusty Staub, L (1, 9) OBP: 0.284, SLG: 0.307	x 0-0 ③ F9			x 0-0 ③ 1-3			x 0-0 ① 4-3		x 0-0 ② F8	4	0	0	0	0	0	2
Jimmy Wynn, R (1, 6) OBP: 0.400, SLG: 0.333		x 0-0 ① F7			x 0-0 1B 1B		x 0-0 ② 5-3		x 0-0 ③ P6	4	0	1	0	0	0	1
Howie Goss, R (1, 8) OBP: 0.268, SLG: 0.360		x 0-0 ② P6			x 0-0 ① P3		x 0-0 1B			3	0	1	0	0	0	1
Jim Campbell, R (1, 2) OBP: 0.252, SLG: 0.269		SSS 0-3 ③ K			x 0-0 1-2 1B		x 0-0 ③ 4-3			3	0	1	0	0	1	1
Bob Lillis, R (1, 4) OBP: 0.226, SLG: 0.228			x 0-0 ① 6-3		x 0-0 ② F9			x 0-0 ① 6-3		3	0	0	0	0	0	2
Dick Drott, R (1, 1) OBP: 0.133, SLG: 0.133			x 0-0 ② P3		x 0-0 ③ F9			SSS 0-3 ② K		1	0	0	0	0	0	0
Johnny Temple, R (5, PH) OBP: 0.346, SLG: 0.310										1	0	0	0	0	0	2
Jim Umbricht, R (5, 1)										0	0	0	0	0	0	0
John Bateman, R (8, PH) OBP: 0.226, SLG: 0.284										1	0	0	0	0	1	0
Don McMahon, R (8, 1) OBP: 0.200, SLG: 0.222										0	0	0	0	0	0	0
Inning Stats	R: 0 E: 0 K: 0 S: 4 H: 1 LOB: 1 BB: 0 P: 4	R: 0 E: 0 K: 1 S: 5 H: 0 LOB: 0 BB: 0 P: 5	R: 0 E: 0 K: 0 S: 3 H: 0 LOB: 0 BB: 0 P: 3	R: 0 E: 0 K: 0 S: 3 H: 1 LOB: 0 BB: 0 P: 3	R: 0 E: 0 K: 0 S: 5 H: 2 LOB: 2 BB: 0 P: 5	R: 0 E: 0 K: 0 S: 2 H: 0 LOB: 0 BB: 1 P: 6	R: 0 E: 0 K: 0 S: 4 H: 1 LOB: 1 BB: 0 P: 4	R: 0 E: 0 K: 1 S: 5 H: 0 LOB: 0 BB: 0 P: 5	R: 0 E: 0 K: 0 S: 4 H: 1 LOB: 1 BB: 0 P: 4	1B: 6 2B: 0 3B: 0 HR: 0	SF: 0 SAC: 0 DP: 2 HBP: 0						

TOP

Houston Colt 45's @ Pittsburgh Pirates

Forbes Field, Pittsburgh, PA

Sat Jul 13 1963, 3:33 AM EDT

Att. 6,775 - Cloudy - 79 F

livebaseballscorecards.com

AB	31
R	0
H	6
RBI	0
BB	1
SO	2
LOB	13

| | | | | | | | | | |

Batter	1	2	3	4	5	6	7	8	9	AB	R	H	RBI	BB	SO	LOB
Dick Schofield, S (1, 6) OBP: 0.347, SLG: 0.305	BBBB 4-0 E S 1B BB	H 1-0 1-2 HBP		x 0-0 ③ F9		x 0-0 ③ F7				2	1	0	0	1	0	3
Bill Virdon, L (1, 8) OBP: 0.306, SLG: 0.337	x 0-0 ① L9 1-3	x 0-0 ③ F8			SSS 0-3 ① K		x 0-0 ① F7			4	0	0	0	0	1	3
Roberto Clemente, R (1, 9) OBP: 0.351, SLG: 0.473	x 0-0 3-H 1B	x 0-0 ① F8			x 0-0 1B		x 0-0 ② 5-3			4	0	2	1	0	0	0
Bill Mazeroski, R (1, 4) OBP: 0.337, SLG: 0.440	x 0-0 ② F7	x 0-0 ② F7			x 0-0 ② F8		x 0-0 ③ F7			4	0	0	0	0	0	2
Willie Stargell, L (1, 7) OBP: 0.293, SLG: 0.381	x 0-0 ③ G3	x 0-0 2B			x 0-0 ③ 4-3			x 0-0 ① F8		4	0	1	0	0	0	2
Smoky Burgess, L (1, 2) OBP: 0.335, SLG: 0.414		x 0-0 ① F7	x 0-0 ③ F8			x 0-0 FC5-4 1B		x 0-0 ② 6-3		4	0	1	0	0	0	1
Donn Clendenon, R (1, 3) OBP: 0.348, SLG: 0.486		x 0-0 HR		x 0-0 ① F9		x 0-0 ① FC5-4 E 1-2f		x 0-0 HR		4	2	2	2	0	0	1
Bob Bailey, R (1, 5) OBP: 0.312, SLG: 0.341		x 0-0 ② 6-3		x 0-0 ② F8		x 0-0 E5 1-3		SSS 0-3 ③ K		4	0	0	0	0	1	1
Vern Law, R (1, 1) OBP: 0.238, SLG: 0.238		x 0-0 HBP 1B		x 0-0 1B		x 0-0 ② 3-4				3	0	2	0	0	0	2
Inning Stats	R: 1 E: 0 K: 0 S: 4 H: 1 LOB: 1 BB: 1 P: 8	R: 1 E: 0 K: 0 S: 5 H: 2 LOB: 2 BB: 0 P: 6	R: 0 E: 0 K: 0 S: 4 H: 1 LOB: 1 BB: 0 P: 4	R: 0 E: 0 K: 0 S: 4 H: 1 LOB: 1 BB: 0 P: 4	R: 0 E: 0 K: 1 S: 6 H: 1 LOB: 1 BB: 0 P: 6	R: 0 E: 1 K: 0 S: 5 H: 1 LOB: 2 BB: 0 P: 5	R: 0 E: 0 K: 0 S: 3 H: 0 LOB: 0 BB: 0 P: 3	R: 1 E: 0 K: 1 S: 6 H: 1 LOB: 0 BB: 0 P: 6		1B: 5 2B: 1 3B: 0 HR: 2 SF: 0 SAC: 0 DP: 0 HBP: 1					

BOTTOM

Houston Colt 45's @ Pittsburgh Pirates

Forbes Field, Pittsburgh, PA

Sat Jul 13 1963, 3:33 AM EDT

Att. 6,775 - Cloudy - 79 F

livebaseballscorecards.com

AB	33
R	3
H	8
RBI	3
BB	1
SO	2
LOB	15

WP: 0 PB: 0 SB: 1 CS: 0 PA: 35

PITCHER		IP	WLS	BF	H	R	ER	SO	BB	IBB	HBP	BLK	WP	HR	S	P	ERA	WHIP
Dick Drott, R ERA: 3.11	(1, 1)	4.0	L	19	5	2	2	0	1	0	1	0	0	1	17	22	4.50	1.500
Jim Umbricht, R ERA: 3.6	(5, 1)	3.0		12	2	0	0	1	0	0	0	0	0	0	14	14	0.00	0.667
Don McMahon, R ERA: 4.17	(8, 1)	1.0		4	1	1	1	1	0	0	0	0	0	1	6	6	9.00	1.000

PITCHER	IP	WLS	BF	H	R	ER	SO	BB	IBB	HBP	BLK	WP	HR	S	P	ERA	WHIP

Batter	1	2	3	4	5	6	7	8	9	AB	R	H	RBI	BB	SO	LOB
Al Spangler, L (1, 7) OBP: 0.338, SLG: 0.354	HR	F5		P5		FC8-6 BB		BB		3	1	1	1	2	0	1
Johnny Temple, R (1, 4) Ernie Fazio, R (4, PR) (4, 4) OBP: 0.346, SLG: 0.310 OBP: 0.286, SLG: 0.278	E6 BB 1B BB	L7		FC5-4 1B		FC8-6 1-2f		F7		3 2	1 0	1 0	1 0	0 0	0 0	1 2
Pete Runnels, L (1, 3) Carl Warwick, R (4, PH) (4, 9) OBP: 0.292, SLG: 0.239 OBP: 0.344, SLG: 0.367	BB BB 1B 1B 1-2	F8		FC5-4 1-2f		P4				2 2	1 0	1 0	0 0	0 0	0 0	0 2
Rusty Staub, L (1, 9) (4, 3) OBP: 0.287, SLG: 0.305	1B BB 3B BB 1-2 2-3	FC5-4 HBP		K			L1			2	1	0	0	1	1	1
Bob Aspromonte, R (1, 5) OBP: 0.258, SLG: 0.274	1B 3B BB 1-2 2-3 3-H	FC5-4 1-2f			L5		P4			3	1	0	1	1	0	1
Jimmy Wynn, R (1, 6) OBP: 0.474, SLG: 0.600	3B 1B 1-2 2-3 3-H	F3			HR		FC5-4 BB			3	2	2	2	1	0	1
Howie Goss, R (1, 8) OBP: 0.264, SLG: 0.355	P4		K		6-3		FC5-4 1-2f			4	0	0	0	0	1	4
John Bateman, R (1, 2) OBP: 0.226, SLG: 0.294	1B 3B 1-H 2-H 3-H		6-3		F8			5-3		4	1	1	3	0	0	0
Hal Brown, R (1, 1) OBP: 0.095, SLG: 0.095	3-H 1B		P4			K		5-3		4	0	1	1	0	1	0
Inning Stats	R: 7 H: 5 E: 1 LOB: 1 K: 0 BB: 2 S: 9 P: 17	R: 0 H: 0 E: 0 LOB: 1 K: 0 BB: 0 S: 3 P: 4	R: 0 H: 0 E: 0 LOB: 0 K: 1 BB: 0 S: 5 P: 5	R: 0 H: 1 E: 0 LOB: 1 K: 1 BB: 0 S: 6 P: 6	R: 1 H: 1 E: 0 LOB: 0 K: 0 BB: 0 S: 4 P: 4	R: 0 H: 0 E: 0 LOB: 1 K: 1 BB: 1 S: 5 P: 9	R: 0 H: 0 E: 0 LOB: 1 K: 0 BB: 1 S: 3 P: 7	R: 0 H: 0 E: 0 LOB: 1 K: 0 BB: 1 S: 3 P: 7		1B: 4 SF: 0 2B: 0 SAC: 0 3B: 1 DP: 0 HR: 2 HBP: 1				WP: 0 PA: 38 PB: 0 SB: 0 CS: 0		

TOP

Houston Colt 45's @ New York Mets

Polo Grounds, New York, NY

Sun Jul 14 1963, 3:33 AM EDT

Att. 8,639 - Unknown

livebaseballscorecards.com

AB	32
R	8
H	7
RBI	8
BB	5
SO	3
LOB	13

PITCHER		IP	WLS	BF	H	R	ER	SO	BB	IBB	HBP	BLK	WP	HR	S	P	ERA	WHIP
Galen Cisco, R ERA: 4.97	(1, 1)	0.0	L	5	2	5	4	0	2	0	0	0	0	1	3	11	∞	∞
Don Rowe, L ERA: 3.95	(1, 1)	8.0		33	5	3	3	3	3	0	1	0	0	1	35	48	3.38	1.000

PITCHER	IP	WLS	BF	H	R	ER	SO	BB	IBB	HBP	BLK	WP	HR	S	P	ERA	WHIP

Batter	1	2	3	4	5	6	7	8	9	AB	R	H	RBI	BB	SO	LOB
Ron Hunt, R (1, 4) OBP: 0.331, SLG: 0.365	5-3		F7	L7			1B			4	0	1	0	0	0	2
Jim Hickman, R (1, 5) OBP: 0.309, SLG: 0.393	K		P6		5-3		1-2 1B			4	0	1	0	0	1	0
Duke Snider, L (1, 9) OBP: 0.352, SLG: 0.445	BB		1B		F8		4-3			3	0	1	0	1	0	2
Jesse Gonder, L (1, 2) OBP: 0.346, SLG: 0.680 Choo-Choo Coleman, L (6, 2) OBP: 0.291, SLG: 0.224	G3		L8		F8			HR 1B		3 1	0 1	0 1	0 1	0 0	0 0	2 0
Frank Thomas, R (1, 7) OBP: 0.316, SLG: 0.384		6-3		1B 1B 1B		L7		1-H HR		4	2	2	2	0	0	0
Tim Harkness, L (1, 3) OBP: 0.293, SLG: 0.340		K		K		F3				3	0	0	0	0	2	1
Joe Hicks, L (1, 8) OBP: 0.143, SLG: 0.286		2B		F9		4-3				3	0	1	0	0	0	1
Larry Burright, R (1, 6) OBP: 0.259, SLG: 0.278		BB		1-2 1B			1-3			2	0	1	0	1	0	0
Galen Cisco, R (1, 1) OBP: 0.125, SLG: 0.095 Don Rowe, L (1, 1) OBP: 0.231, SLG: 0.231		F9		1-2 2-H 1B			P6			0 3	0 0	0 1	0 1	0 0	0 0	0 2
Inning Stats	R: 0 E: 0 K: 1 S: 5 H: 0 LOB: 1 BB: 1 P: 9	R: 0 E: 0 K: 1 S: 6 H: 1 LOB: 2 BB: 1 P: 10	R: 0 E: 0 K: 0 S: 4 H: 1 LOB: 1 BB: 0 P: 4	R: 1 E: 0 K: 1 S: 8 H: 3 LOB: 2 BB: 0 P: 8	R: 0 E: 0 K: 0 S: 3 H: 0 LOB: 0 BB: 0 P: 3	R: 0 E: 0 K: 0 S: 3 H: 0 LOB: 0 BB: 0 P: 3	R: 0 E: 0 K: 0 S: 5 H: 2 LOB: 2 BB: 0 P: 5	R: 2 E: 0 K: 0 S: 2 H: 2 LOB: 0 BB: 0 P: 2		1B: 7 2B: 1 3B: 0 HR: 1 SF: 0 SAC: 0 DP: 0 HBP: 0						

PITCHER	IP	WLS	BF	H	R	ER	SO	BB	IBB	HBP	BLK	WP	HR	S	P	ERA	WHIP
Hal Brown, R (1, 1) ERA: 3.36	7.0	W	32	9	3	3	3	2	0	0	0	0	1	36	44	3.86	1.571

PITCHER	IP	WLS	BF	H	R	ER	SO	BB	IBB	HBP	BLK	WP	HR	S	P	ERA	WHIP

BOTTOM

Houston Colt 45's @ New York Mets

Polo Grounds, New York, NY

Sun Jul 14 1963, 3:33 AM EDT

Att. 8,639 - Unknown

livebaseballscorecards.com

AB	30
R	3
H	9
RBI	3
BB	2
SO	3
LOB	10

Houston Colt 45's @ New York Mets

Polo Grounds, New York, NY

Mon Jul 15 1963, 7:05 PM EDT

Unknown

TOP

livebaseballscorecards.com

Batter	1	2	3	4	5	6	7	8	9	AB	R	H	RBI	BB	SO	LOB
Al Spangler, L (1, 7) OBP: 0.332, SLG: 0.348	G3	4-3		P5		F9		P4		5	0	0	0	0	0	4
Johnny Temple, R (1, 4) OBP: 0.347, SLG: 0.321	L7		HR		BB (HBP, E)		5-3	L7		4	2	1	1	1	0	2
Pete Runnels, L (1, 3) OBP: 0.294, SLG: 0.239	1B		F7		HBP (E, G5-4-3; 1-2)		L6		F8	4	1	1	0	0	0	0
Rusty Staub, L (1, 9) OBP: 0.289, SLG: 0.304	G3		G3		E3, G5-4-3; 1-3, 2-H		BB (E)		G5-4-3; 1B	4	0	1	0	1	0	2
Bob Aspromonte, R (1, 5) OBP: 0.257, SLG: 0.272		F7	1B		G5-4-3; 1-2f, 3-H		E4; 1-2		G5-4-3; 1-2f	5	0	1	0	0	0	3
Jimmy Wynn, R (1, 6) OBP: 0.478, SLG: 0.611		2B	L5		BB		K			3	1	1	0	1	1	3
Howie Goss, R (1, 8) OBP: 0.271, SLG: 0.354		BB (2B)		BB (FC6-4)	K			BB (E)		1	1	0	0	3	1	1
John Bateman, R (1, 2) OBP: 0.227, SLG: 0.298		2B (1-H, 2-H)		FC6-4; 1-2f	K			F9		4	0	1	2	0	1	2
Ken Johnson, R (1, 1) OBP: 0.103, SLG: 0.054 Don McMahon, R (2, 1) OBP: 0.200, SLG: 0.222 Jim Umbricht, R (3, 1) Ernie Fazio, R (4, PH) OBP: 0.263, SLG: 0.276 Chris Zachary, L (4, 1) Jim Campbell, R (5, PH) OBP: 0.000, SLG: 0.207 Dick Drott, R (5, 1) OBP: 0.133, SLG: 0.133 Carl Warwick, R (5, PH) OBP: 0.364, SLG: 0.364 Jim Dickson, L (6, 1)	F5			K		K		E1; 1-2		1 0 0 0 0 0 1 0 0 0 0 0 0 0 0 0 0 0 0 0 0 1 0 0 0 0 1 1 0 0 0 0 0 0 0 1 0 0 0 0 0 0 0 0 0 0 0 0 0 1 0 0 0 0 0 1 0 0 0 0 0 0 0							
Inning Stats	R: 0 E: 0 K: 0 S: 4 H: 1 LOB: 1 BB: 0 P: 4	R: 2 E: 0 K: 0 S: 5 H: 2 LOB: 1 BB: 1 P: 9	R: 1 E: 0 K: 0 S: 5 H: 2 LOB: 1 BB: 0 P: 5	R: 0 E: 0 K: 1 S: 5 H: 0 LOB: 1 BB: 1 P: 9	R: 2 E: 1 K: 1 S: 5 H: 0 LOB: 1 BB: 2 P: 14	R: 0 E: 0 K: 2 S: 7 H: 0 LOB: 0 BB: 0 P: 7	R: 0 E: 1 K: 1 S: 6 H: 0 LOB: 2 BB: 1 P: 10	R: 0 E: 1 K: 0 S: 4 H: 0 LOB: 2 BB: 1 P: 8	R: 0 E: 0 K: 0 S: 3 H: 1 LOB: 0 BB: 0 P: 3	1B: 3 2B: 2 3B: 0 HR: 1	SF: 0 SAC: 0 DP: 2 HBP: 1						

AB	34
R	5
H	6
RBI	3
BB	6
SO	5
LOB	20

WP: 0 PB: 0 SB: 0 CS: 0 PA: 41

PITCHER		IP	WLS	BF	H	R	ER	SO	BB	IBB	HBP	BLK	WP	HR	S	P	ERA	WHIP
Carl Willey, R (1, 1) ERA: 2.77		5.0	W	25	5	5	4	2	4	0	1	0	0	1	24	41	7.20	1.800
Jay Hook, R (6, 1) ERA: 5.99		4.0	S	16	1	0	0	3	2	0	0	0	0	0	20	28	0.00	0.750

PITCHER	IP	WLS	BF	H	R	ER	SO	BB	IBB	HBP	BLK	WP	HR	S	P	ERA	WHIP

Batter	1	2	3	4	5	6	7	8	9	AB	R	H	RBI	BB	SO	LOB
Ron Hunt, R (1, 4) OBP: 0.338, SLG: 0.377	L1	PB 2B 1B	2-H 2B		2B		SF7 WP 1B 1-2 2-3 HBP	SF9 1-2 2-H 3-H		4	2	3	1	0	0	0
Al Moran, R (8, PH) (9, 6) OBP: 0.239, SLG: 0.224										0	0	0	1	0	0	0
Tim Harkness, L (1, 3) OBP: 0.290, SLG: 0.332	F3	K 1-2	BB		K		F2 1-2 2-3 3-H	F2		5	0	0	0	1	2	5
Duke Snider, L (1, 9) OBP: 0.348, SLG: 0.444	4-3	1B 2-H 2B	K		1-3		SF7 2-3 3-H	K		5	0	1	2	0	2	4
Jesse Gonder, L (1, 2) OBP: 0.386, SLG: 0.691		1B 2B 1B BB 2-3 1B	S 1B 1B			1-3	3-H 1B			5	2	4	1	0	0	0
Frank Thomas, R (1, 7) OBP: 0.321, SLG: 0.383		2B 1-2 HR 1B	K 1-2			BB	5-3			3	1	1	0	2	1	2
Rod Kanehl, R (8, 7) OBP: 0.250, SLG: 0.258		BB 1-2								0	0	0	0	0	0	0
Jim Hickman, R (1, 5) OBP: 0.307, SLG: 0.389	F7	F2		K	K			1B SF 1B		5	1	1	0	0	2	7
Joe Hicks, L (1, 8) OBP: 0.333, SLG: 0.500	HR 1-3 2-H 2B	L9		2-H 1B		F9		SF 1B 1-2 WP 1B		5	2	3	2	0	0	1
Larry Burright, R (1, 6) (9, 4) OBP: 0.302, SLG: 0.298	HR IBB	S 2B BB	1-3				HBP SH WP 1B	WP SF SF9 1-2 2-3 1B		3	4	2	0	2	0	1
Carl Willey, R (1, 1) OBP: 0.150, SLG: 0.205										2	1	1	4	0	1	1
Joe Christopher, R (5, PH) OBP: 0.167, SLG: 0.167										1	0	0	0	0	0	0
Jay Hook, L (6, 1) OBP: 0.214, SLG: 0.200	HR 1-H 2-H 3-H	K 1-2		F3			SH WP HBP SF7 1-2	SF WP 1-2 2-3 3-H		0	1	0	1	0	0	0
Inning Stats	R: 0 H: 0 E: 0 LOB: 0 K: 0 BB: 0 S: 3 P: 3	R: 6 H: 7 E: 0 LOB: 3 K: 1 BB: 2 S: 12 P: 20	R: 1 H: 1 E: 0 LOB: 2 K: 2 BB: 2 S: 8 P: 16	R: 1 H: 2 E: 0 LOB: 1 K: 2 BB: 0 S: 9 P: 9	R: 0 H: 1 E: 0 LOB: 1 K: 1 BB: 0 S: 6 P: 6	R: 0 H: 0 E: 0 LOB: 1 K: 1 BB: 1 S: 5 P: 9	R: 3 H: 2 E: 1 LOB: 1 K: 0 BB: 0 S: 6 P: 7	R: 3 H: 3 E: 1 LOB: 1 K: 1 BB: 0 S: 9 P: 9		1B: 11 SF: 3 2B: 4 SAC: 1 3B: 0 DP: 0 HR: 1 HBP: 1						

BOTTOM

Houston Colt 45's @ New York Mets

Polo Grounds, New York, NY

Mon Jul 15 1963, 7:05 PM EDT

Unknown

livebaseballscorecards.com

AB	38
R	14
H	16
RBI	12
BB	5
SO	8
LOB	21

WP: 2 PA: 48
PB: 1
SB: 2
CS: 0

PITCHER		IP	WLS	BF	H	R	ER	SO	BB	IBB	HBP	BLK	WP	HR	S	P	ERA	WHIP
Ken Johnson, R ERA: 3.25	(1, 1)	1.1	L	10	5	6	6	0	0	1	0	0	0	1	9	13	40.50	3.750
Don McMahon, R ERA: 4.24	(2, 1)	1.1		10	3	1	1	2	3	0	0	0	0	0	11	23	6.75	4.500
Jim Umbricht, R ERA: 3.57	(3, 1)	0.1		1	0	0	0	1	0	0	0	0	0	0	3	3	0.00	0.000
Chris Zachary, R ERA: 5.93	(4, 1)	2.0		9	3	1	1	3	0	0	0	0	0	0	15	15	4.50	1.500
Dick Drott, R ERA: 3.02	(6, 1)	2.0		11	2	3	0	1	1	0	1	0	1	0	11	16	0.00	1.500

PITCHER		IP	WLS	BF	H	R	ER	SO	BB	IBB	HBP	BLK	WP	HR	S	P	ERA	WHIP
Jim Dickson, R ERA: 1.8	(8, 1)	1.0		7	3	3	1	1	0	0	0	0	1	0	9	9	9.00	3.000

Houston Colt 45's @ New York Mets

Polo Grounds, New York, NY

Mon Jul 15 1963, 7:05 PM EDT

Att. 6,505 - Unknown

TOP

livebaseballscorecards.com

Batter	1	2	3	4	5	6	7	8	9	AB	R	H	RBI	BB	SO	LOB
Al Spangler, L (1, 8) (6, 7) OBP: 0.330, SLG: 0.345	0-0 5-3 1B 1B 1B	0-0 L6 ②		0-0 E4 1B 1-2	0-0 F8 ③			0-3 K ①		5	1	1	0	0	1	2
Pete Runnels, L (1, 3) OBP: 0.298, SLG: 0.243	0-0 1B 5-3 1B 1-2 1B	0-0 6-3 ③		0-0 1-2 2-3 1B		0-0 P4 ①		0-0 P4 ②		4	1	2	0	0	0	0
Howie Goss, R (6, 8) OBP: 0.270, SLG: 0.352										1	0	0	0	0	0	0
Bob Aspromonte, R (1, 5) OBP: 0.256, SLG: 0.271	0-0 5-3 ① 1-2 2-3		0-0 F9 ①	0-3 K ②		0-0 6-3 ②		0-0 1B		5	0	1	0	0	1	5
Carl Warwick, R (1, 7) (6, 9) OBP: 0.344, SLG: 0.364	0-0 1B HR 1B 2-3 3-H		4-0 BB	0-0 F3 ③		0-3 K ③		0-0 F8 ③		4	1	1	1	1	1	4
Rusty Staub, L (1, 9) (6, 3) OBP: 0.291, SLG: 0.306	0-0 HR 1B 1-2 3-H		0-3 K ②		0-0 1B 1B 1B		0-0 4-3 ①		0-3 K ①	5	2	2	1	0	2	1
Jimmy Wynn, R (1, 6) OBP: 0.464, SLG: 0.565	0-0 F8 ②		0-3 K ③		0-0 1B 5-3 1B 1-2		0-0 6-3 ②		0-0 1B	5	1	2	0	0	1	3
Jim Campbell, R (1, 2) OBP: 0.255, SLG: 0.288	0-0 1-H 2-H HR			0-3 K 1-3 1B	0-0 F2 ①		4-0 1B BB		0-0 F8 ②	4	2	1	3	1	1	3
Bob Lillis, R (1, 4) OBP: 0.229, SLG: 0.231	0-0 F3 ③			0-0 1-3 ① 1-2	0-0 5-3 1-3 2-H 1B		0-0 FC4-6 1-3 1B		0-0 1-3 ③	5	0	2	1	0	0	2
Don Nottebart, R (1, 1) OBP: 0.171, SLG: 0.147		0-0 1-3 ①		0-0 1B E 2-H 1B	0-0 5-3 ② 1-2 3-H		0-0 FC4-6 ③ 1-2f			4	0	1	2	0	0	3
Hal Woodeshick, R (9, 1) OBP: 0.267, SLG: 0.214										0	0	0	0	0	0	0
Inning Stats	R: 5 E: 0 K: 0 S: 8 H: 5 LOB: 0 BB: 0 P: 8	R: 0 E: 0 K: 0 S: 3 H: 0 LOB: 0 BB: 0 P: 3	R: 0 E: 0 K: 2 S: 7 H: 0 LOB: 1 BB: 1 P: 11	R: 1 E: 1 K: 2 S: 11 H: 2 LOB: 3 BB: 0 P: 11	R: 2 E: 0 K: 0 S: 6 H: 3 LOB: 1 BB: 0 P: 6	R: 0 E: 0 K: 1 S: 5 H: 0 LOB: 0 BB: 0 P: 5	R: 0 E: 0 K: 0 S: 4 H: 1 LOB: 2 BB: 1 P: 8	R: 0 E: 0 K: 1 S: 6 H: 1 LOB: 1 BB: 0 P: 6	R: 0 E: 0 K: 1 S: 6 H: 1 LOB: 1 BB: 0 P: 6	1B: 12 2B: 0 3B: 0 HR: 1	SF: 0 SAC: 0 DP: 0 HBP: 0						

	AB	42
	R	8
	H	13
	RBI	8
	BB	2
	SO	7
	LOB	23

WP: 0 PB: 1 SB: 0 CS: 0 PA: 44

PITCHER		IP	WLS	BF	H	R	ER	SO	BB	IBB	HBP	BLK	WP	HR	S	P	ERA	WHIP
Roger Craig, R ERA: 3.98	(1, 1)	0.2	L	7	5	5	5	0	0	0	0	0	0	1	7	7	67.50	7.500
Ken MacKenzie, L ERA: 5.17	(1, 1)	3.2		19	5	3	2	4	1	0	0	0	0	0	26	30	4.91	1.636
Galen Cisco, R ERA: 4.76	(5, 1)	3.2		14	2	0	0	2	1	0	0	0	0	0	17	21	0.00	0.818
Grover Powell, L ERA:	(9, 1)	1.0		4	1	0	0	1	0	0	0	0	0	0	6	6	0.00	1.000

PITCHER	IP	WLS	BF	H	R	ER	SO	BB	IBB	HBP	BLK	WP	HR	S	P	ERA	WHIP

Houston Colt 45's @ New York Mets

Polo Grounds, New York, NY

Mon Jul 15 1963, 7:05 PM EDT

Att. 6,505 - Unknown

BOTTOM

Batter	1	2	3	4	5	6	7	8	9	AB	R	H	RBI	BB	SO	LOB
Rod Kanehl, R (1, 3) OBP: 0.240, SLG: 0.247	E3		6-3		K			5-3		4	0	0	0	0	1	1
Joe Hicks, L (1, 8) OBP: 0.313, SLG: 0.438	F7		F8			K			1B	4	0	1	0	0	1	1
Joe Christopher, R (1, 9) OBP: 0.100, SLG: 0.100	F8			6-3		L7			L4	4	0	0	0	0	0	2
Frank Thomas, R (1, 7) OBP: 0.320, SLG: 0.385	P4			2B		F7			P6	4	0	1	0	0	0	2
Jim Hickman, R (1, 5) OBP: 0.303, SLG: 0.383		5-3		P4			F9		K	4	0	0	0	0	1	2
Norm Sherry, R (1, 2) OBP: 0.173, SLG: 0.186		3-1		4-3			F5			2	0	0	0	0	0	1
Jesse Gonder, L (7, PH) OBP: 0.379, SLG: 0.679										1	0	0	0	0	0	0
Choo-Choo Coleman, L (8, 2) OBP: 0.291, SLG: 0.224										0	0	0	0	0	0	0
Larry Burright, R (1, 4) OBP: 0.318, SLG: 0.317		1B			1B		L8			3	0	2	0	0	0	0
Al Moran, R (1, 6) OBP: 0.235, SLG: 0.220		K			K			5-3		3	0	0	0	0	2	2
Roger Craig, R (1, 1) OBP: 0.133, SLG: 0.093										0	0	0	0	0	0	0
Ken MacKenzie, R (1, 1)										1	0	0	0	0	0	0
Galen Cisco, R (5, 1) OBP: 0.120, SLG: 0.091										1	0	0	0	0	1	1
Duke Snider, L (8, PH) OBP: 0.346, SLG: 0.442										1	0	0	0	0	1	0
Grover Powell, L (9, 1)			4-3		K			K		0	0	0	0	0	0	0
Inning Stats	R: 0 E: 1 K: 0 S: 4 H: 0 LOB: 1 BB: 0 P: 4	R: 0 E: 0 K: 1 S: 6 H: 1 LOB: 1 BB: 0 P: 6	R: 0 E: 0 K: 0 S: 3 H: 0 LOB: 0 BB: 0 P: 3	R: 0 E: 0 K: 0 S: 4 H: 1 LOB: 1 BB: 0 P: 4	R: 0 E: 0 K: 3 S: 10 H: 1 LOB: 1 BB: 0 P: 10	R: 0 E: 0 K: 1 S: 5 H: 0 LOB: 0 BB: 0 P: 5	R: 0 E: 0 K: 0 S: 3 H: 0 LOB: 0 BB: 0 P: 3	R: 0 E: 0 K: 1 S: 5 H: 0 LOB: 0 BB: 0 P: 5	R: 0 E: 0 K: 1 S: 6 H: 1 LOB: 1 BB: 0 P: 6	1B: 3 2B: 1 3B: 0 HR: 0 SF: 0 SAC: 0 DP: 0 HBP: 0						

livebaseballscorecards.com

AB	32
R	0
H	4
RBI	0
BB	0
SO	7
LOB	12

WP: 0 PB: 0 SB: 0 CS: 0 PA: 32

PITCHER	IP	WLS	BF	H	R	ER	SO	BB	IBB	HBP	BLK	WP	HR	S	P	ERA	WHIP
Don Nottebart, R (1, 1) ERA: 3.33	8.2	W	31	4	0	0	6	0	0	0	0	0	0	43	43	0.00	0.462
Hal Woodeshick, L (9, 1) ERA: 1.38	0.1	S	1	0	0	0	1	0	0	0	0	0	0	3	3	0.00	0.000

PITCHER	IP	WLS	BF	H	R	ER	SO	BB	IBB	HBP	BLK	WP	HR	S	P	ERA	WHIP

Houston Colt 45's @ New York Mets

Polo Grounds, New York, NY

Tue Jul 16 1963, 3:33 AM EDT

Att. 5,955 - Unknown

TOP

livebaseballscorecards.com

Batter	1	2	3	4	5	6	7	8	9	AB	R	H	RBI	BB	SO	LOB
Al Spangler, L (1, 8) (9, 7) OBP: 0.326, SLG: 0.340	G3		6-3	F9		4-3				4	0	0	0	0	0	0
Johnny Temple, R (1, 4) OBP: 0.346, SLG: 0.323	5-3		P3	F3					1B G6-4-3 2B	4	0	1	0	0	0	0
Ernie Fazio, R (9, PR) (9, 4) OBP: 0.285, SLG: 0.276										0	1	0	0	0	0	0
Pete Runnels, L (1, 3) OBP: 0.301, SLG: 0.248	6-3		1B				4-3		G6-4-3 1B 2-3	4	0	2	0	0	0	0
Howie Goss, R (9, PR) (9, 8) OBP: 0.270, SLG: 0.352										0	0	0	0	0	0	0
Carl Warwick, R (1, 7) (9, 9) OBP: 0.339, SLG: 0.359		L7	L5				5-3		G6-4-3 1-2f 3-H	4	0	0	0	0	0	3
Rusty Staub, L (1, 9) (9, 3) OBP: 0.293, SLG: 0.316		3-1			K		HR		BB	3	1	1	1	1	1	0
Jimmy Wynn, R (1, 6) OBP: 0.438, SLG: 0.500		F8			PB BB		F7		F3	3	0	0	0	1	0	2
Bob Aspromonte, R (1, 5) OBP: 0.253, SLG: 0.267			L8		3-1 1-2			F3		3	0	0	0	0	0	1
Jim Campbell, R (1, 2) OBP: 0.257, SLG: 0.310			1-3		1-3			HR		3	1	1	1	0	0	1
Turk Farrell, R (1, 1) OBP: 0.188, SLG: 0.138			K			K		1-3		2	0	0	0	0	2	0
John Bateman, R (8, PH) OBP: 0.226, SLG: 0.296										1	0	0	0	0	0	0
Hal Woodeshick, R (8, 1) OBP: 0.267, SLG: 0.214										0	0	0	0	0	0	0
Inning Stats	R: 0 E: 0 K: 0 S: 3 H: 0 LOB: 0 BB: 0 P: 3	R: 0 E: 0 K: 0 S: 3 H: 0 LOB: 0 BB: 0 P: 3	R: 0 E: 0 K: 1 S: 5 H: 0 LOB: 0 BB: 0 P: 5	R: 0 E: 0 K: 0 S: 4 H: 1 LOB: 1 BB: 0 P: 4	R: 0 E: 0 K: 1 S: 5 H: 0 LOB: 1 BB: 1 P: 9	R: 0 E: 0 K: 1 S: 5 H: 0 LOB: 0 BB: 0 P: 5	R: 1 E: 0 K: 0 S: 4 H: 1 LOB: 0 BB: 0 P: 4	R: 1 E: 0 K: 0 S: 4 H: 1 LOB: 0 BB: 0 P: 4	R: 1 E: 0 K: 0 S: 4 H: 2 LOB: 2 BB: 1 P: 8	1B: 2 2B: 1 3B: 0 HR: 2 SF: 0 SAC: 0 DP: 1 HBP: 0	WP: 0 PB: 1 SB: 0 CS: 0 PA: 33					

	AB	31
	R	3
	H	5
	RBI	2
	BB	2
	SO	3
	LOB	7

PITCHER		IP	WLS	BF	H	R	ER	SO	BB	IBB	HBP	BLK	WP	HR	S	P	ERA	WHIP
Al Jackson, L ERA: 4.02	(1, 1)	8.0		30	5	3	3	3	1	0	0	0	0	2	35	39	3.38	0.750
Galen Cisco, R ERA: 4.71	(9, 1)	1.0	W	3	0	0	0	0	1	0	0	0	0	0	2	6	0.00	1.000

PITCHER	IP	WLS	BF	H	R	ER	SO	BB	IBB	HBP	BLK	WP	HR	S	P	ERA	WHIP

BOTTOM

Batter	1	2	3	4	5	6	7	8	9	AB	R	H	RBI	BB	SO	LOB
Jim Hickman, R (1, 5) OBP: 0.306, SLG: 0.397	S S S 0-3 ① K		x 0-0 1B		x 0-0 HR		x 0-0 ② F5			4	1	2	1	0	1	0
Larry Burright, R (1, 4) OBP: 0.314, SLG: 0.313	x 0-0 FC6-4 1B		x 0-0 ② F8		x 0-0 ② F9		S S S 0-3 ③ K2-3			4	0	1	0	0	1	1
Duke Snider, L (1, 9) OBP: 0.341, SLG: 0.434 Jim Piersall, R (9, 8) OBP: 0.265, SLG: 0.275	S S S 0-3 ② K		x 0-0 ③ F9		x 0-0 ③ P4			x 0-0 ① 1-3		4 0	0 0	0 0	0 0	0 0	1 0	2 0
Jesse Gonder, L (1, 2) OBP: 0.371, SLG: 0.650	x 0-0 ③ FC6-4 1-2f			x 0-0 CS 1B		x 0-0 ① F2		x 0-0 ② 4-3		4	0	1	0	0	0	1
Frank Thomas, R (1, 7) OBP: 0.323, SLG: 0.391 Joe Christopher, R (8, PR) OBP: 0.100, SLG: 0.100 (9, 7)		x 0-0 ① F7		x 0-0 ① ② L6 1-2		x 0-0 2B 2B		x 0-0 1B		4 0	1 0	2 0	0 0	0 0	0 0	1 0
Joe Hicks, L (1, 8) OBP: 0.400, SLG: 0.700 (9, 9)		x 0-0 1B		x 0-0 HR		x 0-0 2-H 2B		x 0-0 ③ 5-3		4	1	3	2	0	0	1
Tim Harkness, L (1, 3) OBP: 0.291, SLG: 0.330 Rod Kanehl, R (4, PR) OBP: 0.245, SLG: 0.253 (5, 3)		x 0-0 ② F9		H 1-0 HBP		x 0-0 ② P4			x 0-0 E 1B 1B	1 2	0 1	0 1	0 0	0 0	0 0	1 1
Al Moran, R (1, 6) OBP: 0.235, SLG: 0.216		x 0-0 ③ F5		x 0-0 ③ F8		x 0-0 ③ P6			B B B B 4-0 1-3 1B BB	3	0	0	0	1	0	3
Al Jackson, L (1, 1) OBP: 0.209, SLG: 0.195 Galen Cisco, R (9, 1) OBP: 0.120, SLG: 0.091 Norm Sherry, R (9, PH) OBP: 0.180, SLG: 0.194			x 0-0 ① F7		x 0-0 ① 5-3		x 0-0 ① 5-3		x 0-0 1-2 3-H 1B	3 0 1	0 0 0	0 0 1	0 0 1	0 0 0	0 0 0	0 0 0
Inning Stats	R: 0 E: 0 K: 2 S: 8 H: 1 LOB: 1 BB: 0 P: 8	R: 0 E: 0 K: 0 S: 4 H: 1 LOB: 1 BB: 0 P: 4	R: 0 E: 0 K: 0 S: 4 H: 1 LOB: 1 BB: 0 P: 4	R: 1 E: 0 K: 0 S: 4 H: 2 LOB: 1 BB: 0 P: 5	R: 1 E: 0 K: 0 S: 4 H: 1 LOB: 0 BB: 0 P: 4	R: 1 E: 0 K: 0 S: 5 H: 2 LOB: 1 BB: 0 P: 5	R: 0 E: 0 K: 1 S: 5 H: 0 LOB: 0 BB: 0 P: 5	R: 0 E: 0 K: 0 S: 4 H: 1 LOB: 1 BB: 0 P: 4	R: 1 E: 1 K: 0 S: 2 H: 2 LOB: 2 BB: 1 P: 6	1B: 7 2B: 2 3B: 0 HR: 2	SF: 0 SAC: 0 DP: 0 HBP: 1	WP: 0 PB: 0 SB: 0 CS: 1	PA: 36				

PITCHER	IP	WLS	BF	H	R	ER	SO	BB	IBB	HBP	BLK	WP	HR	S	P	ERA	WHIP
Turk Farrell, R (1, 1) ERA: 2.77	7.0		29	8	3	3	3	0	0	1	0	0	2	34	35	3.86	1.143
Hal Woodeshick, L (8, 1) ERA: 1.36	1.0	L	7	3	1	0	0	1	0	0	0	0	0	6	10	0.00	4.000

PITCHER	IP	WLS	BF	H	R	ER	SO	BB	IBB	HBP	BLK	WP	HR	S	P	ERA	WHIP

Houston Colt 45's @ New York Mets

Polo Grounds, New York, NY

Tue Jul 16 1963, 3:33 AM EDT

Att. 5,955 - Unknown

livebaseballscorecards.com

AB	34
R	4
H	11
RBI	4
BB	1
SO	3
LOB	11

Batter	1	2	3	4	5	6	7	8	9	10	AB	R	H	RBI	BB	SO	LOB
Al Spangler, L (1, 8) (9, 9) OBP: 0.327, SLG: 0.337	BB L3		HR BB		F9			F9			3	2	0	0	2	0	2
Pete Runnels, L (1, 3) OBP: 0.307, SLG: 0.265 Howie Goss, R (9, 8) OBP: 0.270, SLG: 0.352	FC5-4 1B	S BB	HR			K			1-3		4 0	2 0	2 0	2 0	1 0	1 0	0 0
Bob Aspromonte, R (1, 5) OBP: 0.252, SLG: 0.266	FC5-4 1B	K	L7			P4			FC6-4 1B		5	1	1	0	0	1	3
Carl Warwick, R (1, 7) OBP: 0.340, SLG: 0.366	1B	K		3B		6-3			K		5	1	2	1	0	2	2
Rusty Staub, L (1, 9) (9, 3) OBP: 0.295, SLG: 0.313	1B BB	2B IBB		K			G3		FC6-4		3	2	0	0	2	1	2
Jimmy Wynn, R (1, 6) OBP: 0.432, SLG: 0.516	E 1B	2B		P9			F9			5-3	5	1	2	3	0	0	1
Jim Campbell, R (1, 2) OBP: 0.261, SLG: 0.313	E 1B	6-3		K			K			1B	5	0	2	2	0	2	2
Bob Lillis, R (1, 4) OBP: 0.225, SLG: 0.227	P6		L4		5-3			6-3		P6	5	0	0	0	0	0	3
Bob Bruce, R (1, 1) OBP: 0.191, SLG: 0.167 Jim Umbricht, R (4, 1) Hal Woodeshick, R (7, 1) OBP: 0.250, SLG: 0.200 Don McMahon, R (9, 1) OBP: 0.200, SLG: 0.222 John Bateman, R (10, PH) OBP: 0.225, SLG: 0.295 Jim Dickson, L (10, 1)	E3		F8		F5			P3		K	2 1 1 0 1 0	0 0 0 0 0 0	0 0 0 0 0 0	0 0 0 0 0 0	0 0 0 0 1 0	0 0 0 0 0 0	1 0 0 0 1 0
Inning Stats	R: 5 E: 1 K: 0 S: 22 H: 4 LOB: 2 BB: 2 P: 39	R: 2 E: 0 K: 2 S: 9 H: 1 LOB: 1 BB: 2 P: 20	R: 2 E: 0 K: 0 S: 6 H: 1 LOB: 0 BB: 1 P: 10	R: 0 E: 0 K: 2 S: 13 H: 1 LOB: 1 BB: 0 P: 18	R: 0 E: 0 K: 0 S: 3 H: 0 LOB: 0 BB: 0 P: 3	R: 0 E: 0 K: 1 S: 5 H: 0 LOB: 0 BB: 0 P: 5	R: 0 E: 0 K: 1 S: 5 H: 0 LOB: 0 BB: 0 P: 5	R: 0 E: 0 K: 0 S: 3 H: 0 LOB: 0 BB: 0 P: 3	R: 0 E: 0 K: 1 S: 6 H: 1 LOB: 1 BB: 0 P: 6	R: 0 E: 0 K: 1 S: 9 H: 1 LOB: 1 BB: 0 P: 12	1B: 6 2B: 1 3B: 1 HR: 1	SF: 0 SAC: 0 DP: 0 HBP: 0		WP: 0 PB: 0 SB: 1 CS: 0	PA: 45			

PITCHER		IP	WLS	BF	H	R	ER	SO	BB	IBB	HBP	BLK	WP	HR	S	P	ERA	WHIP
Ryne Duren, R ERA: 3.77	(1, 1)	0.1		7	4	5	4	0	2	0	0	0	0	0	14	26	108.00	18.000
Johnny Klippstein, R ERA: 2.26	(1, 1)	1.2		9	1	2	2	2	1	1	0	0	0	0	17	33	10.80	1.200
Art Mahaffey, R ERA: 4.17	(3, 1)	1.0		5	1	2	2	0	1	0	0	0	0	1	6	10	18.00	2.000
Chris Short, L ERA: 4.13	(4, 1)	4.0		13	1	0	0	4	0	0	0	0	0	0	26	31	0.00	0.250
Jack Baldschun, R ERA: 2.27	(8, 1)	2.0		7	1	0	0	1	0	0	0	0	0	0	9	9	0.00	0.500

PITCHER		IP	WLS	BF	H	R	ER	SO	BB	IBB	HBP	BLK	WP	HR	S	P	ERA	WHIP
Dennis Bennett, L ERA: 1.93	(10, 1)	1.0	W	4	1	0	0	1	0	0	0	0	0	0	9	12	0.00	1.000

TOP

Houston Colt 45's @ Philadelphia Phillies

Connie Mack Stadium, Philadelphia, PA

Wed Jul 17 1963, 7:05 PM EDT

Att. 5,796 - Unknown

livebaseballscorecards.com

AB	40
R	9
H	9
RBI	8
BB	5
SO	8
LOB	17

Batter	1	2	3	4	5	6	7	8	9	10	AB	R	H	RBI	BB	SO	LOB
Tony Taylor, R (1, 4) OBP: 0.337, SLG: 0.349	B B C X 2-1 L8 ①	C F B B S 2-3 K ③		X 0-0 G3 ②			C F B S 1-3 K ①	B F F S 1-3 K ②		X 0-0 F8 ①	6	0	0	0	0	3	3
Johnny Callison, L (1, 9) OBP: 0.348, SLG: 0.478	F B B B F F C 2-3 K ②		X 0-0 G3 1B	X 0-0 F8 ③			F X 0-1 HR	B S S S C 1-3 K ③		B X 1-0 P4 ②	6	1	2	1	0	2	2
Tony Gonzalez, L (1, 7) (3, 8) OBP: 0.372, SLG: 0.436	X 0-0 3B	X 0-0 G3 ① 1-2	X 0-0 4-3 ①				C B B F B X 3-2 4-3 ②		X 0-0 SF9 3B	B C B F F F F B 3-2 F F X 1B 1B 1B	6	2	3	0	0	0	1
Roy Sievers, R (1, 3) OBP: 0.312, SLG: 0.441 Chris Short, R (4, 1) OBP: 0.080, SLG: 0.160 Frank Torre, L (7, PH) OBP: 0.296, SLG: 0.310 Dallas Green, L (7, PR) OBP: 0.059, SLG: 0.059 Jack Baldschun, R (8, 1) Bobby Wine, R (9, PH) OBP: 0.245, SLG: 0.293 (10, 6)	X 0-0 P4 ③		F B S S S 1-3 K ②		F X 0-1 L7 ②		S X 0-1 1B		F B B X 2-1 SF9 ① 3-H	X 0-0 1B 1-3 1B	2 1 1 0 0 1	0 0 0 0 0 0	0 0 1 0 0 1	0 0 0 0 0 1	1 0 0 0 0 0	0 0 0 0 0 0	2 0 0 0 0 0
Don Demeter, R (1, 8) OBP: 0.338, SLG: 0.474 Art Mahaffey, R (3, 1) OBP: 0.156, SLG: 0.205 Cal Emery, L (3, PH) OBP: 0.230, SLG: 0.250 (4, 3) Bob Oldis, R (9, PH) OBP: 0.222, SLG: 0.278 (10, 2)	C X 0-1 P6 ①	B B X 2-0 G3 ③			B B X 2-0 5-3 ③		C X 0-1 1-3 1B		C X 0-1 F3 ②	C X 0-1 1-2 3-H 1B	1 0 3 2	0 0 0 0	0 0 1 1	0 0 0 0	0 0 0 0	0 0 0 0	0 0 1 0
Clay Dalrymple, L (1, 2) OBP: 0.340, SLG: 0.355 Earl Averill, R (7, PH) OBP: 0.327, SLG: 0.381 (8, 2) Dennis Bennett, L (10, 1)	B S S X 1-2 4-3 ②	B B C B C X 3-2 HR 1B			C F X 0-2 F8 ①	B C B S C 2-3 K ③		B C X 1-1 3B 2B		3 2 0	1 1 0	1 1 0	0 0 0	0 1 0	0 2 0	0 2 0
Don Hoak, R (1, 5) OBP: 0.287, SLG: 0.319	B C B B C B 4-2 2B BB	B F C X 1-2 L9 ①			B B C X 2-1 1B		B B C B B 4-1 2B BB	C B X 1-1 1B 3B 2-H		3	2	2	1	2	0	1
Ruben Amaro, R (1, 6) (10, 3) OBP: 0.259, SLG: 0.311	L X 0-1 1-2 2B 1B	C X 0-1 1-2 HR 1B			F B S X 1-2 F8 ②		C B F C 1-3 K ①	X 0-0 3-H 1B		5	2	3	1	0	1	2
Ryne Duren, R (1, 1) OBP: 0.278, SLG: 0.188 Johnny Klippstein, R (1, 1) Wes Covington, L (2, PH) OBP: 0.390, SLG: 0.584 (3, 7)	B X 1-0 1-H 2-H 2B	B B S X 2-1 1-H 2-H HR			B X 1-0 L4 ③		F B C B B X 3-2 1-3 2B	S S B F S 1-3 K ③		0 0 5	0 0 1	0 0 3	0 0 5	0 0 0	0 0 1	0 0 2
Inning Stats	R: 0 H: 1 E: 0 LOB: 1 K: 1 BB: 0 S: 8 P: 12	R: 2 H: 2 E: 0 LOB: 1 K: 1 BB: 1 S: 13 P: 21	R: 0 H: 1 E: 0 LOB: 1 K: 1 BB: 0 S: 6 P: 9	R: 3 H: 3 E: 0 LOB: 0 K: 0 BB: 0 S: 12 P: 18	R: 0 H: 0 E: 0 LOB: 0 K: 0 BB: 0 S: 4 P: 6	R: 0 H: 1 E: 0 LOB: 1 K: 0 BB: 0 S: 9 P: 13	R: 1 H: 3 E: 0 LOB: 2 K: 2 BB: 0 S: 15 P: 21	R: 0 H: 1 E: 0 LOB: 2 K: 3 BB: 1 S: 13 P: 23	R: 3 H: 4 E: 0 LOB: 1 K: 1 BB: 0 S: 14 P: 19	R: 1 H: 3 E: 0 LOB: 2 K: 0 BB: 0 S: 14 P: 18	1B: 11 SF: 1 2B: 3 SAC: 0 3B: 3 DP: 0 HR: 2 HBP: 0						

PITCHER		IP	WLS	BF	H	R	ER	SO	BB	IBB	HBP	BLK	WP	HR	S	P	ERA	WHIP
Bob Bruce, R ERA: 3.36	(1, 1)	3.1		18	7	5	5	3	1	0	0	0	0	1	37	58	13.50	2.400
Jim Umbricht, R ERA: 3.49	(4, 1)	3.1		14	4	1	1	1	0	0	0	0	0	1	27	37	2.70	1.200
Hal Woodeshick, L ERA: 1.68	(7, 1)	2.0		11	4	3	3	4	1	0	0	0	0	0	25	41	13.50	2.500
Don McMahon, R ERA: 4.21	(9, 1)	0.1		2	1	0	0	1	0	0	0	0	0	0	5	6	0.00	3.000
Jim Dickson, R ERA: 3.18	(10, 1)	0.2	L	5	3	1	1	0	0	0	0	0	0	0	14	18	13.50	4.500

PITCHER	IP	WLS	BF	H	R	ER	SO	BB	IBB	HBP	BLK	WP	HR	S	P	ERA	WHIP

BOTTOM

Houston Colt 45's @ Philadelphia Phillies

Connie Mack Stadium, Philadelphia, PA

Wed Jul 17 1963, 7:05 PM EDT

Att. 5,796 - Unknown

livebaseballscorecards.com

AB	47
R	10
H	19
RBI	10
BB	2
SO	9
LOB	16

WP: 0	PA: 50		
PB: 0			
SB: 0			
CS: 0			

Batter	1	2	3	4	5	6	7	8	9	AB	R	H	RBI	BB	SO	LOB
Al Spangler, L (1, 8) OBP: 0.323, SLG: 0.332	B B C F C 2-3 ① K	C B B F B X 3-2 ③ P5	F B X 1-1 ② F9	X 0-0 ③ F9			4	0	0	0	0	1	0
Pete Runnels, L (1, 3) OBP: 0.306, SLG: 0.262	F C X 0-2 ② 6-3	B B B 4-0 FC6-4 BB	S B B B C X 2-2 ③ 4-3	X 0-0 ① 4-3			3	0	0	0	1	0	0
Bob Aspromonte, R (1, 5) OBP: 0.252, SLG: 0.266	B X 1-0 ③ F8	B C X 1-1 ① F5	C C B B X 2-2 FC6-4 1B	X 0-0 ② F9			4	0	1	0	0	0	1
Carl Warwick, R (1, 7) OBP: 0.336, SLG: 0.361	X 0-0 ① F7	C X 0-1 ② F2	F F F F B X 1-2 ① FC6-4 3B 1-2f	X 0-0 ③ F8			4	1	0	0	0	0	2
Rusty Staub, L (1, 9) OBP: 0.295, SLG: 0.313	S B B F X 2-2 1B	C C X 0-2 ③ FC6-4 1-2f	B F S S 1-3 ② K				3	0	1	0	0	1	2
Jimmy Wynn, R (1, 6) OBP: 0.425, SLG: 0.559	B B X 2-0 ② F8	C S F B X 1-2 ① 5-3	X 0-0 1-H 3B				3	0	1	1	0	0	1
John Bateman, R (1, 2) OBP: 0.222, SLG: 0.290	S S S 0-3 ③ K	S X 0-1 ② 6-3	X 0-0 ③ F5				3	0	0	0	0	1	2
Bob Lillis, R (1, 4) Johnny Temple, R (8, PH) OBP: 0.348, SLG: 0.323 Ernie Fazio, R (8, 4) OBP: 0.285, SLG: 0.276		C F X 0-2 ① L4	X 0-0 ③ F7			B B B B 4-0 G5-4-3 BB	2 0 0	0 0 0	0 0 0	0 0 0	0 1 0	0 0 0	0 0 0
Ken Johnson, R (1, 1) OBP: 0.098, SLG: 0.051 Jim Campbell, R (8, PH) OBP: 0.259, SLG: 0.311 Don McMahon, R (8, 1) OBP: 0.200, SLG: 0.222		B C C X 1-2 ② F8	S S B S 1-3 ① K	C X 0-1 ① ② G5-4-3 1-2f			2 1 0	0 0 0	0 0 0	0 0 0	1 0 0	0 1 0	0 1 0
Inning Stats	R: 0 E: 0 K: 1 S: 7 H: 0 LOB: 0 BB: 0 P: 10	R: 0 E: 0 K: 1 S: 8 H: 1 LOB: 1 BB: 0 P: 12	R: 0 E: 0 K: 0 S: 9 H: 0 LOB: 0 BB: 0 P: 13	R: 0 E: 0 K: 0 S: 7 H: 0 LOB: 1 BB: 1 P: 12	R: 0 E: 0 K: 0 S: 7 H: 0 LOB: 0 BB: 0 P: 8	R: 0 E: 0 K: 1 S: 8 H: 0 LOB: 0 BB: 0 P: 12	R: 1 E: 0 K: 1 S: 13 H: 2 LOB: 1 BB: 0 P: 17	R: 0 E: 0 K: 0 S: 3 H: 0 LOB: 0 BB: 1 P: 7	R: 0 E: 0 K: 0 S: 3 H: 0 LOB: 0 BB: 0 P: 3	1B: 2 2B: 0 3B: 1 HR: 0	SF: 0 SAC: 0 DP: 1 HBP: 0				

PITCHER	IP	WLS	BF	H	R	ER	SO	BB	IBB	HBP	BLK	WP	HR	S	P	ERA	WHIP
John Boozer, R (1, 1) ERA: 3.13	9.0	W	31	3	1	1	4	2	0	0	0	0	0	65	94	1.00	0.556

PITCHER	IP	WLS	BF	H	R	ER	SO	BB	IBB	HBP	BLK	WP	HR	S	P	ERA	WHIP

TOP

Houston Colt 45's @ Philadelphia Phillies

Connie Mack Stadium, Philadelphia, PA

Thu Jul 18 1963, 7:05 PM EDT

Att. 5,646 - Unknown

livebaseballscorecards.com

AB	29
R	1
H	3
RBI	1
BB	2
SO	4
LOB	9

WP: 0 PA: 31
PB: 0
SB: 0
CS: 0

Batter	1	2	3	4	5	6	7	8	9	AB	R	H	RBI	BB	SO	LOB
Tony Taylor, R (1, 4) OBP: 0.339, SLG: 0.349	0-2 ① 5-3	4-1 1-2 2-3 3-H BB		B C F C 1-3 ③ K			B F B X 2-1 E 1B			3	0	1	1	1	1	0
Johnny Callison, L (1, 9) OBP: 0.344, SLG: 0.472	1-3 ② K	2-3 ③ K			L F B F B F B X 3-2 ① F7		B F B X 2-1 E4 1-2			4	0	0	0	0	2	4
Tony Gonzalez, L (1, 7) OBP: 0.376, SLG: 0.438	4-0 BB		C X 0-1 BLK HR 1B		B F B B B C F F X 3-2 CS 1B		C X 0-1 ③ 1-3			3	1	2	0	1	0	2
Roy Sievers, R (1, 3) OBP: 0.307, SLG: 0.433 Frank Torre, L (9, 3) OBP: 0.298, SLG: 0.310	3-3 ③ K		B F F S 1-3 ① K		B C S S B B X 3-2 ② F5			S B F C 1-3 ① K		4 0	0 0	0 0	0 0	0 0	3 0	3 0
Don Demeter, R (1, 8) OBP: 0.340, SLG: 0.483		X 0-0 PB SH FC5-2 1B	C B X 1-1 1-H HR		B C 1-1 ③ CS 1-2	B C B B X 3-1 ① F2		B S S S X 1-2 ② L5		4	1	2	2	0	0	0
Clay Dalrymple, L (1, 2) OBP: 0.337, SLG: 0.351		X 0-0 SH FC5-2 PB 1-2 BB	B S X 1-1 ② 4-3			F C F X 0-2 ② 4-3		B S C X 1-2 E6 HR		3	2	0	0	0	0	0
Don Hoak, R (1, 5) OBP: 0.291, SLG: 0.333	B F C B T F H 3-2 BB FC5-2 1-2 2-3 HBP		X 0-0 ③ 5-3			B B B C X 3-1 ③ L7		B C S B F X 2-2 1-H HR		3	1	1	2	0	0	0
Ruben Amaro, R (1, 6) OBP: 0.252, SLG: 0.301		X 0-0 ① F4		X 0-0 ① 5-3			F B X 1-1 ① F9	B S F B B X 3-2 ③ P4		4	0	0	0	0	0	3
John Boozer, R (1, 1)		B S B F X 2-2 ② FC5-2 BB 1-2 2-3 3-Hf		B B B C F S 3-3 ② K			S S B C 1-3 ② K			3	0	0	0	0	2	3
Inning Stats	R: 0 E: 0 K: 2 S: 10 H: 0 LOB: 1 BB: 1 P: 18	R: 1 E: 1 K: 1 S: 14 H: 1 LOB: 3 BB: 1 P: 25	R: 2 E: 0 K: 1 S: 11 H: 2 LOB: 0 BB: 0 P: 14	R: 0 E: 0 K: 2 S: 7 H: 0 LOB: 0 BB: 0 P: 11	R: 0 E: 0 K: 0 S: 14 H: 1 LOB: 0 BB: 0 P: 24	R: 0 E: 0 K: 0 S: 8 H: 0 LOB: 0 BB: 0 P: 14	R: 0 E: 1 K: 1 S: 11 H: 1 LOB: 2 BB: 0 P: 17	R: 2 E: 1 K: 1 S: 16 H: 1 LOB: 0 BB: 0 P: 24		1B: 4 2B: 0 3B: 0 HR: 2	SF: 0 SAC: 1 DP: 0 HBP: 1			WP: 0 PB: 1 SB: 0 CS: 1	PA: 36		

PITCHER		IP	WLS	BF	H	R	ER	SO	BB	IBB	HBP	BLK	WP	HR	S	P	ERA	WHIP
Ken Johnson, R ERA: 3.21	(1, 1)	7.0	L	30	5	3	2	7	2	0	1	1	0	1	75	123	2.57	1.000
Don McMahon, R ERA: 4.13	(8, 1)	1.0		5	1	2	0	1	0	0	0	0	0	1	16	24	0.00	1.000

PITCHER	IP	WLS	BF	H	R	ER	SO	BB	IBB	HBP	BLK	WP	HR	S	P	ERA	WHIP

BOTTOM

Houston Colt 45's @ Philadelphia Phillies

Connie Mack Stadium, Philadelphia, PA

Thu Jul 18 1963, 7:05 PM EDT

Att. 5,646 - Unknown

livebaseballscorecards.com

AB	31
R	5
H	6
RBI	5
BB	2
SO	8
LOB	15

Houston Colt 45's @ St. Louis Cardinals

Sportsman's Park, St. Louis, MO

Fri Jul 19 1963, 8:05 PM EDT

Att. 12,443 - Unknown - 92 F

TOP

livebaseballscorecards.com

Batter	1	2	3	4	5	6	7	8	9	AB	R	H	RBI	BB	SO	LOB
Al Spangler, L (1, 8) OBP: 0.321, SLG: 0.330	0-0 1B 1B 1B		0-0 ① 4-3		0-0 ① F3		0-0 ① F6		0-0 ① F8	5	1	1	0	0	0	0
Johnny Temple, R (1, 4) OBP: 0.355, SLG: 0.332	0-0 1B 1-3 1B		0-0 1B 2B 1B		0-0 FC6-4 E 1B		0-0 ② 4-3		0-0 1B	5	1	4	0	0	0	0
Bob Lillis, R (9, PR) OBP: 0.223, SLG: 0.226										0	0	0	0	0	0	0
Pete Runnels, L (1, 3) OBP: 0.311, SLG: 0.266	0-0 1-2 3-H 1B		0-0 2B 1-2 1B		0-0 E4 FC6-4 1-2		B B B B 4-0 FC6-4 BB		0-0 ② F7	4	0	2	1	1	0	2
Carl Warwick, R (1, 7) OBP: 0.334, SLG: 0.362	0-0 ① L7		0-0 ② 1-3 2-H 2B		0-0 ② FC6-4 1-2f 2-3		0-0 ③ FC6-4 1-2f		0-0 ③ F7	5	0	1	1	0	0	6
Rusty Staub, L (1, 9) OBP: 0.292, SLG: 0.309	0-0 ② F9		0-0 ② F7		0-0 ③ G3			0-0 ① F4		4	0	0	0	0	0	6
Jimmy Wynn, R (1, 6) OBP: 0.409, SLG: 0.514	0-0 ③ F4		0-0 ③ F3			0-0 ① 5-3		B B B B 4-0 1B BB		3	0	0	0	1	0	4
Bob Aspromonte, R (1, 5) OBP: 0.252, SLG: 0.265		0-0 ① F4		0-0 ① G3		0-0 6-3 1B		0-0 ② F8		4	0	1	0	0	0	1
Jim Campbell, R (1, 2) OBP: 0.265, SLG: 0.316		0-0 G1-6-3 1B		S S S 0-3 ② K		0-0 ② 6-3 1-2		0-0 1-2 1B		4	0	2	0	0	1	1
Dick Drott, R (1, 1) OBP: 0.125, SLG: 0.125 Don McMahon, R (3, 1) OBP: 0.182, SLG: 0.200 Ernie Fazio, R (6, PH) OBP: 0.283, SLG: 0.274 Chris Zachary, L (6, 1) John Bateman, R (8, PH) OBP: 0.221, SLG: 0.289 Bob Bruce, R (8, 1) OBP: 0.191, SLG: 0.167		0-0 ② ③ G1-6-3 1-2f		0-0 ③ 4-3		0-0 ③ F3		0-0 ③ F3		1 1 1 0 1 0	0 0 0 0 0 0	0 0 0 0 0 0	0 0 0 0 0 0	0 0 0 0 0 0	0 0 0 0 0 0	1 0 1 0 2 0

	AB	38
	R	2
	H	11
	RBI	2
	BB	2
	SO	1
	LOB	24

Inning Stats																		
	R: 1	H: 3	R: 0	H: 1	R: 1	H: 3	R: 0	H: 0	R: 0	H: 1	R: 0	H: 0	R: 0	H: 1	R: 0	H: 1	1B: 10	SF: 0
	E: 0	LOB: 2	E: 0	LOB: 0	E: 0	LOB: 2	E: 0	LOB: 0	E: 1	LOB: 2	E: 0	LOB: 1	E: 0	LOB: 2	E: 0	LOB: 1	2B: 1	SAC: 0
	K: 0	BB: 0	K: 0	BB: 0	K: 0	BB: 0	K: 1	BB: 0	K: 0	BB: 0	K: 0	BB: 1	K: 0	BB: 1	K: 0	BB: 0	3B: 0	DP: 1
	S: 6	P: 6	S: 3	P: 3	S: 6	P: 6	S: 5	P: 5	S: 5	P: 5	S: 4	P: 4	S: 3	P: 7	S: 4	P: 8	HR: 0	HBP: 0

PITCHER		IP	WLS	BF	H	R	ER	SO	BB	IBB	HBP	BLK	WP	HR	S	P	ERA	WHIP	PITCHER	IP	WLS	BF	H	R	ER	SO	BB	IBB	HBP	BLK	WP	HR	S	P	ERA	WHIP
Ernie Broglio, R	(1, 1)	2.1		13	7	2	2	0	0	0	0	0	0	0	13	13	7.71	3.000																		
ERA: 2.94																																				
Ron Taylor, R	(3, 1)	6.2	W	27	4	0	0	1	2	0	0	0	0	0	27	35	0.00	0.900																		
ERA: 2.9																																				

WP: 0 PB: 0 SB: 0 CS: 0 PA: 40

BOTTOM

Houston Colt 45's @ St. Louis Cardinals

Sportsman's Park, St. Louis, MO

Fri Jul 19 1963, 8:05 PM EDT

Att. 12,443 - Unknown - 92 F

livebaseballscorecards.com

Batter	1	2	3	4	5	6	7	8	9	AB	R	H	RBI	BB	SO	LOB
Curt Flood, R (1, 8) OBP: 0.320, SLG: 0.371	4-3		S 1B 1B		K	4-3 3-H				4	1	1	1	0	1	0
Bill White, L (1, 3) OBP: 0.378, SLG: 0.532	HR		K 1-2		2B 1B 1B	4-3				4	2	2	1	0	1	1
Dick Groat, R (1, 6) OBP: 0.397, SLG: 0.469	F9		BB 2-H 1B		1B 1-3 2B		G5-4-3 1B			4	1	3	1	0	0	0
Dal Maxvill, R (7, PR) OBP: 0.231, SLG: 0.167 (8, 6)										0	0	0	0	0	0	0
Ken Boyer, R (1, 5) OBP: 0.372, SLG: 0.437	F7		BB 1-2		1B 2-H 3-H		G5-4-3 1-2f			3	0	1	2	1	0	1
Tim McCarver, L (1, 2) OBP: 0.337, SLG: 0.387		3B 1B	F5		S 1B		F5			4	1	2	0	0	0	3
George Altman, L (1, 7) OBP: 0.333, SLG: 0.374		K	4-3		BB 1-2			K		3	0	0	0	1	2	3
Julian Javier, R (1, 4) OBP: 0.309, SLG: 0.413		SF9 1-H 3B	1-3		F9			6-3		4	1	1	1	0	0	2
Gary Kolb, L (1, 9) OBP: 0.410, SLG: 0.613		SF9 3-H	G3			4-3 3B		3-1		3	1	1	1	0	0	0
Ernie Broglio, R (1, 1) OBP: 0.118, SLG: 0.120		K	K		K	K				1	0	0	0	0	1	0
Ron Taylor, R (3, 1) OBP: 0.048, SLG: 0.048										2	0	0	0	0	2	1
Inning Stats	R: 1 E: 0 K: 0 S: 4 H: 1 LOB: 0 BB: 0 P: 4	R: 2 E: 0 K: 2 S: 9 H: 2 LOB: 0 BB: 0 P: 9	R: 1 E: 0 K: 1 S: 7 H: 2 LOB: 2 BB: 1 P: 11	R: 0 E: 0 K: 1 S: 5 H: 0 LOB: 0 BB: 0 P: 5	R: 2 E: 0 K: 1 S: 8 H: 4 LOB: 2 BB: 1 P: 12	R: 1 E: 0 K: 1 S: 6 H: 1 LOB: 0 BB: 0 P: 6	R: 0 E: 0 K: 0 S: 3 H: 1 LOB: 1 BB: 0 P: 3	R: 0 E: 0 K: 1 S: 5 H: 0 LOB: 0 BB: 0 P: 5		1B: 7 2B: 1 3B: 2 HR: 1	SF: 1 SAC: 0 DP: 1 HBP: 0					

AB	32
R	7
H	11
RBI	7
BB	2
SO	7
LOB	11

WP: 0 PB: 0 SB: 2 CS: 0 PA: 35

PITCHER		IP	WLS	BF	H	R	ER	SO	BB	IBB	HBP	BLK	WP	HR	S	P	ERA	WHIP
Dick Drott, R ERA: 3.44	(1, 1)	2.1	L	12	5	4	4	3	0	0	0	0	0	1	18	18	15.43	2.143
Don McMahon, R ERA: 4.25	(3, 1)	2.2		13	4	2	2	2	2	0	0	0	0	0	15	23	6.75	2.250
Chris Zachary, R ERA: 5.85	(6, 1)	2.0		7	2	1	1	1	0	0	0	0	0	0	9	9	4.50	1.000
Bob Bruce, R ERA: 3.33	(8, 1)	1.0		3	0	0	0	1	0	0	0	0	0	0	5	5	0.00	0.000

PITCHER	IP	WLS	BF	H	R	ER	SO	BB	IBB	HBP	BLK	WP	HR	S	P	ERA	WHIP

Batter	1	2	3	4	5	6	7	8	9	AB	R	H	RBI	BB	SO	LOB
Al Spangler, L (1, 7) OBP: 0.318, SLG: 0.326	S S S 0-3 ① K		S S S 0-3 ① K		x 0-0 ② 5-3		x 0-0 ③ F2			4	0	0	0	0	2	2
Pete Runnels, L (1, 3) OBP: 0.310, SLG: 0.262	x 0-0 ② 4-3		B B B B 4-0 1B BB		x 0-0 ③ 4-3			x 0-0 ① F8		3	0	0	0	1	0	0
Johnny Temple, R (1, 4) OBP: 0.357, SLG: 0.335 Bob Lillis, R (8, 4) OBP: 0.223, SLG: 0.226	x 0-0 1B		x 0-0 ② L7			x 0-0 SH2-3 1B		x 0-0 ② 1-3		4 0	0 0	2 0	0 0	0 0	0 0	2 0
Carl Warwick, R (1, 9) OBP: 0.334, SLG: 0.362	x 0-0 ③ F7		x 0-0 1-2 2-3 1B			x 0-0 ① SH2-3 1-2		x 0-0 ③ 6-3		3	0	1	0	0	0	1
Jimmy Wynn, R (1, 6) OBP: 0.396, SLG: 0.488		x 0-0 ① F5	S S S 0-3 ③ K			x 0-0 ② L7			x 0-0 1B 1B 1B	4	1	1	0	0	1	4
Bob Aspromonte, R (1, 5) OBP: 0.252, SLG: 0.265		x 0-0 E6		x 0-0 ① L6		x 0-0 ③ F8			x 0-0 1B 1-2 1B	4	0	1	0	0	0	1
Howie Goss, R (1, 8) OBP: 0.273, SLG: 0.354		S S S 0-3 ② K		x 0-0 ② G3			x 0-0 FC5-4 1B		x 0-0 1-3 2-H L5-3 1B	4	0	2	1	0	1	1
Jim Campbell, R (1, 2) OBP: 0.261, SLG: 0.310 Chris Zachary, L (7, 1) John Bateman, R (9, PH) OBP: 0.220, SLG: 0.288		x 0-0 ③ 1-3		x 0-0 ③ 5-3			x 0-0 ① FC5-4 1-2f		x 0-0 ① F8	3 0 1	0 0 0	0 0 0	0 0 0	0 0 0	0 0 0	2 0 2
Turk Farrell, R (1, 1) OBP: 0.212, SLG: 0.200 Jim Dickson, L (3, 1) Ernie Fazio, R (5, PH) OBP: 0.282, SLG: 0.273 Jim Umbricht, R (5, 1) Dave Adlesh, R (7, PH) (7, 2)			x 0-0 1B 2B		x 0-0 ① 6-3		S S S 0-3 ② K		x 0-0 ② ③ L5-3 1-2	1 0 1 0 2	0 0 0 0 0	1 0 0 0 0	0 0 0 0 1	0 0 0 0 0	0 0 0 0 1	0 0 0 0 3
Inning Stats	R: 0 H: 1 E: 0 LOB: 1 K: 1 BB: 0 S: 6 P: 6	R: 0 H: 0 E: 1 LOB: 1 K: 1 BB: 0 S: 6 P: 6	R: 0 H: 2 E: 0 LOB: 3 K: 2 BB: 1 S: 9 P: 13	R: 0 H: 0 E: 0 LOB: 0 K: 0 BB: 0 S: 3 P: 3	R: 0 H: 0 E: 0 LOB: 0 K: 0 BB: 0 S: 3 P: 3	R: 0 H: 1 E: 0 LOB: 1 K: 0 BB: 0 S: 4 P: 4	R: 0 H: 1 E: 0 LOB: 1 K: 1 BB: 0 S: 6 P: 6	R: 0 H: 0 E: 0 LOB: 0 K: 0 BB: 0 S: 3 P: 3	R: 1 H: 3 E: 0 LOB: 1 K: 0 BB: 0 S: 5 P: 5	1B: 7 SF: 0 2B: 2 SAC: 1 3B: 0 DP: 1 HR: 0 HBP: 0						

PITCHER		IP	WLS	BF	H	R	ER	SO	BB	IBB	HBP	BLK	WP	HR	S	P	ERA	WHIP
Curt Simmons, L ERA: 3.1	(1, 1)	9.0	W	36	8	1	1	5	1	0	0	0	0	0	45	49	1.00	1.000

PITCHER	IP	WLS	BF	H	R	ER	SO	BB	IBB	HBP	BLK	WP	HR	S	P	ERA	WHIP

TOP

Houston Colt 45's @ St. Louis Cardinals

Sportsman's Park, St. Louis, MO

Sat Jul 20 1963, 8:05 PM EDT

Att. 15,602 - Unknown - 83 F

livebaseballscorecards.com

AB	34
R	1
H	8
RBI	1
BB	1
SO	5
LOB	18

1B: 7	SF: 0
2B: 2	SAC: 1
3B: 0	DP: 1
HR: 0	HBP: 0

WP: 0	PA: 36
PB: 0	
SB: 0	
CS: 0	

Batter	1	2	3	4	5	6	7	8	9	AB	R	H	RBI	BB	SO	LOB
Curt Flood, R (1, 8) OBP: 0.323, SLG: 0.379	3-1 2B	FC6-4 1-2f		1B FC4-6 1-3 1B		2B 2B	1-5-3			5	2	3	0	0	0	3
Dick Groat, R (1, 6) OBP: 0.400, SLG: 0.474	K	1B 2B 1B		FC4-6 1-3 3-H 1B		1B 2-H 2B		F9		4	1	3	2	0	1	1
Dal Maxvill, R (6, PR) OBP: 0.214, SLG: 0.154 (7, 6)										1	0	0	0	0	0	0
Stan Musial, L (1, 7) OBP: 0.335, SLG: 0.430	3-1 2-3		1-3 2B 1B	FC4-6 1-2f 3-H 2B		F4		BB 1B 1B		4	1	1	1	0	0	3
George Altman, L (7, 7) OBP: 0.335, SLG: 0.376										1	0	1	0	0	0	0
Bill White, L (1, 3) OBP: 0.381, SLG: 0.536	F8		F2	1-H 2B		FC6-4 2-3 1B		BB 1-2 1B		5	0	3	1	0	0	3
Ken Boyer, R (1, 5) OBP: 0.374, SLG: 0.440		2B 1B	WP 1-H 3-H 2B	5-3		FC6-4 1-2f		BBBB 4-0 1-2 2-3 BB		4	2	2	1	1	0	4
Tim McCarver, L (1, 2) OBP: 0.338, SLG: 0.398		SH3-4 1-H 1B 2B	2-H 2B		4-3		F9	F5		5	1	2	2	0	0	3
Julian Javier, R (1, 4) OBP: 0.307, SLG: 0.410		SH3-4 2-3	F8		F2		SSS 0-3 K	SSS 0-3 K		2	0	0	0	0	0	1
Jack Damaska, R (7, PH) OBP: 0.200, SLG: 0.200 (8, 4)										2	0	0	0	0	2	3
Gary Kolb, L (1, 9) OBP: 0.442, SLG: 0.606		FC6-4 3-H 1B		BBBB 4-0 1B 1B BB	3-1		BBBB 4-0 E BB			2	1	1	1	2	0	0
Curt Simmons, L (1, 1) OBP: 0.170, SLG: 0.156		SSS 0-3 K		F3		F2	E5 1-2			4	0	0	0	0	1	3
Inning Stats	R: 0 E: 0 K: 1 S: 6 H: 1 LOB: 1 BB: 0 P: 6	R: 2 E: 0 K: 1 S: 8 H: 3 LOB: 1 BB: 0 P: 8	R: 2 E: 0 K: 0 S: 6 H: 4 LOB: 1 BB: 0 P: 6	R: 3 E: 0 K: 0 S: 6 H: 3 LOB: 1 BB: 1 P: 10	R: 0 E: 0 K: 0 S: 3 H: 0 LOB: 0 BB: 0 P: 3	R: 1 E: 0 K: 0 S: 6 H: 3 LOB: 3 BB: 0 P: 6	R: 0 E: 1 K: 1 S: 6 H: 0 LOB: 2 BB: 1 P: 10	R: 0 E: 0 K: 1 S: 7 H: 2 LOB: 3 BB: 1 P: 11								

PITCHER		IP	WLS	BF	H	R	ER	SO	BB	IBB	HBP	BLK	WP	HR	S	P	ERA	WHIP
Turk Farrell, R ERA: 3.04	(1, 1)	2.2	L	15	8	4	4	2	0	0	0	0	1	0	19	19	13.50	3.000
Jim Dickson, R ERA: 6.43	(3, 1)	1.1		8	3	3	3	0	1	0	0	0	0	0	7	11	20.25	3.000
Jim Umbricht, R ERA: 3.54	(5, 1)	2.0		9	3	1	1	0	0	0	0	0	0	0	9	9	4.50	1.500
Chris Zachary, R ERA: 5.5	(7, 1)	2.0		11	2	0	0	2	2	0	0	0	0	0	13	21	0.00	2.000

PITCHER	IP	WLS	BF	H	R	ER	SO	BB	IBB	HBP	BLK	WP	HR	S	P	ERA	WHIP

BOTTOM

Houston Colt 45's @ St. Louis Cardinals

Sportsman's Park, St. Louis, MO

Sat Jul 20 1963, 8:05 PM EDT

Att. 15,602 - Unknown - 83 F

livebaseballscorecards.com

AB	39
R	8
H	16
RBI	8
BB	3
SO	4
LOB	24

1B: 9	SF: 0	WP: 1	PA: 43
2B: 7	SAC: 1	PB: 0	
3B: 0	DP: 0	SB: 0	
HR: 0	HBP: 0	CS: 0	

Batter	1	2	3	4	5	6	7	8	9	AB	R	H	RBI	BB	SO	LOB
Al Spangler, L (1, 8) OBP: 0.316, SLG: 0.327	G3		FC5-4, BB 1-2f		F7		2B 1-3 2-H		F9	5	0	1	1	0	0	1
Johnny Temple, R (1, 4) OBP: 0.357, SLG: 0.332	4-3		BB 1-2			F6	F6		BB, 1B	2	0	0	0	1	0	0
Ernie Fazio, R (6, 4) OBP: 0.284, SLG: 0.271										1	1	0	0	1	0	3
Pete Runnels, L (1, 3) OBP: 0.312, SLG: 0.262	1B		F6			L8	L6		BB 1-2	4	0	1	0	1	0	5
Carl Warwick, R (1, 7) OBP: 0.335, SLG: 0.360	F9			FC4-6, BB		F3		5-3	1B 1-2 2-H	4	0	1	1	1	0	1
Jimmy Wynn, R (1, 6) OBP: 0.358, SLG: 0.435		K		F7			5-3	K	K	5	0	0	0	0	3	3
Rusty Staub, L (1, 9) OBP: 0.294, SLG: 0.311		4-3		FC4-6 1-2f			1B, BB, 1B	FC5, BB, 1B		4	1	2	0	0	0	1
Bob Aspromonte, R (1, 5) OBP: 0.255, SLG: 0.263		K		FC4-6 1-2f			1B, 1B, BB 1-2	1B, BB 1-2		2	1	0	0	2	1	1
John Bateman, R (1, 2) OBP: 0.226, SLG: 0.293			FC5-4, 1B	K			1B, 2B, 1B 1-2 2-3	FC5 2-3f		3	0	2	0	0	1	0
Bob Bruce, R (7, PR) OBP: 0.191, SLG: 0.167										0	1	0	0	0	0	0
Dick Drott, R (7, 1) OBP: 0.125, SLG: 0.125										0	0	0	0	0	0	0
Howie Goss, R (8, PH) OBP: 0.272, SLG: 0.353										1	0	0	0	0	0	2
Hal Woodeshick, R (8, 1) OBP: 0.250, SLG: 0.200										0	0	0	0	0	0	0
Hal Brown, R (1, 1) OBP: 0.095, SLG: 0.095			K	4-3			2B, 1B 1-2 2-H 3-H		K	0	0	0	0	0	0	0
Don McMahon, R (2, 1) OBP: 0.167, SLG: 0.182										1	0	0	0	0	1	1
Bob Lillis, R (5, PH) OBP: 0.223, SLG: 0.225										1	0	0	0	0	0	0
Jim Dickson, L (5, 1)										0	0	0	0	0	0	0
Jim Umbricht, R (5, 1)										0	0	0	0	0	0	0
Jim Campbell, R (7, PH) OBP: 0.263, SLG: 0.312										2	0	1	2	0	1	0
(7, 2)																
Inning Stats	R: 0 E: 0 K: 0 S: 4 H: 1 LOB: 1 BB: 0 P: 4	R: 0 E: 0 K: 2 S: 7 H: 0 LOB: 0 BB: 0 P: 7	R: 0 E: 0 K: 1 S: 6 H: 1 LOB: 2 BB: 1 P: 10	R: 0 E: 0 K: 0 S: 3 H: 0 LOB: 1 BB: 1 P: 7	R: 0 E: 0 K: 1 S: 5 H: 0 LOB: 0 BB: 0 P: 5	R: 0 E: 0 K: 0 S: 3 H: 0 LOB: 0 BB: 0 P: 3	R: 3 E: 0 K: 0 S: 7 H: 4 LOB: 3 BB: 1 P: 11	R: 0 E: 0 K: 1 S: 6 H: 1 LOB: 2 BB: 1 P: 10	R: 1 E: 0 K: 2 S: 8 H: 1 LOB: 2 BB: 2 P: 16	1B: 7 2B: 1 3B: 0 HR: 0 SF: 0 SAC: 0 DP: 0 HBP: 0						

PITCHER		IP	WLS	BF	H	R	ER	SO	BB	IBB	HBP	BLK	WP	HR	S	P	ERA	WHIP
Bob Gibson, R ERA: 3.75	(1, 1)	9.0	W	41	8	4	4	7	6	0	0	0	0	0	49	73	4.00	1.556

PITCHER	IP	WLS	BF	H	R	ER	SO	BB	IBB	HBP	BLK	WP	HR	S	P	ERA	WHIP

TOP

Houston Colt 45's @ St. Louis Cardinals

Sportsman's Park, St. Louis, MO

Sun Jul 21 1963, 4:33 AM EDT

Att. 10,310 - Unknown - 84 F

livebaseballscorecards.com

AB	35
R	4
H	8
RBI	4
BB	6
SO	7
LOB	18

PA:	41
WP:	0
PB:	0
SB:	0
CS:	0

BOTTOM

Batter	1	2	3	4	5	6	7	8	9	AB	R	H	RBI	BB	SO	LOB
Curt Flood, R (1, 8) OBP: 0.327, SLG: 0.386	2B 3B	1-2 3-H 1B		BBB 4-0 WP 3B BB	0-0 4-3		0-0 2-3 1B			3	2	2	1	1	0	2
Dal Maxvill, R (6, 6) OBP: 0.267, SLG: 0.214										1	0	1	0	0	0	0
Dick Groat, R (1, 6) OBP: 0.402, SLG: 0.483	F9 HR 3-H 2B	F9		1-H 2-H 3B		F2		FC1-4 1B		3	1	2	3	0	0	2
Mike Shannon, R (6, 8) OBP: 0.500, SLG: 0.500										2	0	1	0	0	0	0
Bill White, L (1, 3) OBP: 0.376, SLG: 0.529	F9 2-3	4-3		L1		4-3		S S S K		5	0	0	0	0	1	5
Ken Boyer, R (1, 5) OBP: 0.377, SLG: 0.451	3-H HR	F5			1B 1B 1B	1B		FC1-4 1-2f		5	2	3	2	0	0	1
Tim McCarver, L (1, 2) OBP: 0.335, SLG: 0.393	G3	L4			1B 1-2 1B	F7		4-3		5	1	1	0	0	0	2
George Altman, L (1, 7) OBP: 0.337, SLG: 0.388	F7	4-3			CS 1B 1-3 2-H 1B		HR			4	1	2	2	0	0	0
Julian Javier, R (1, 4) OBP: 0.309, SLG: 0.411		FC4-6 1B		F8	CS 1-2 3-H 1B		6-3			4	0	2	1	0	0	0
Gary Kolb, L (1, 9) OBP: 0.468, SLG: 0.611		FC4-6 1B 1-2f 1B		WP SH2-3 3B 1B	BBB 4-0 1-2 2-3 BB		1B SH1-4 1B			3	2	2	0	1	0	1
Bob Gibson, R (1, 1) OBP: 0.275, SLG: 0.277		1B 1-3 1B		SH2-3 1-2	F2		SH1-4 1-2			2	0	1	0	0	0	2
Inning Stats	R: 3 E: 0 K: 0 S: 6 H: 3 LOB: 0 BB: 0 P: 6	R: 1 E: 0 K: 0 S: 6 H: 3 LOB: 2 BB: 0 P: 6	R: 0 E: 0 K: 0 S: 3 H: 0 LOB: 0 BB: 0 P: 3	R: 2 E: 0 K: 0 S: 5 H: 2 LOB: 1 BB: 1 P: 9	R: 2 E: 0 K: 0 S: 6 H: 4 LOB: 2 BB: 1 P: 10	R: 0 E: 0 K: 0 S: 4 H: 1 LOB: 1 BB: 0 P: 4	R: 1 E: 0 K: 0 S: 5 H: 3 LOB: 2 BB: 0 P: 5	R: 0 E: 0 K: 1 S: 6 H: 1 LOB: 1 BB: 0 P: 6		1B: 12 2B: 1 3B: 2 HR: 2	SF: 0 SAC: 2 DP: 0 HBP: 0					

Houston Colt 45's @ St. Louis Cardinals

Sportsman's Park, St. Louis, MO

Sun Jul 21 1963, 4:33 AM EDT

Att. 10,310 - Unknown - 84 F

livebaseballscorecards.com

AB	37
R	9
H	17
RBI	9
BB	2
SO	1
LOB	15

WP: 1 PB: 0 SB: 0 CS: 2 PA: 41

PITCHER		IP	WLS	BF	H	R	ER	SO	BB	IBB	HBP	BLK	WP	HR	S	P	ERA	WHIP
Hal Brown, R ERA: 3.82	(1, 1)	1.1	L	10	6	4	4	0	0	0	0	0	0	1	10	10	27.00	4.500
Don McMahon, R ERA: 4.37	(2, 1)	2.2		11	2	2	2	0	1	0	0	0	1	0	10	14	6.75	1.125
Jim Dickson, R ERA: 9.0	(5, 1)	0.0		4	4	2	2	0	0	0	0	0	0	0	4	4	∞	∞
Jim Umbricht, R ERA: 3.38	(5, 1)	2.0		7	1	0	0	0	1	0	0	0	0	0	6	10	0.00	1.000
Dick Drott, R ERA: 3.52	(7, 1)	1.0		5	3	1	1	0	0	0	0	0	0	1	5	5	9.00	3.000

PITCHER		IP	WLS	BF	H	R	ER	SO	BB	IBB	HBP	BLK	WP	HR	S	P	ERA	WHIP
Hal Woodeshick, L ERA: 1.66	(8, 1)	1.0		4	1	0	0	1	0	0	0	0	0	0	6	6	0.00	1.000

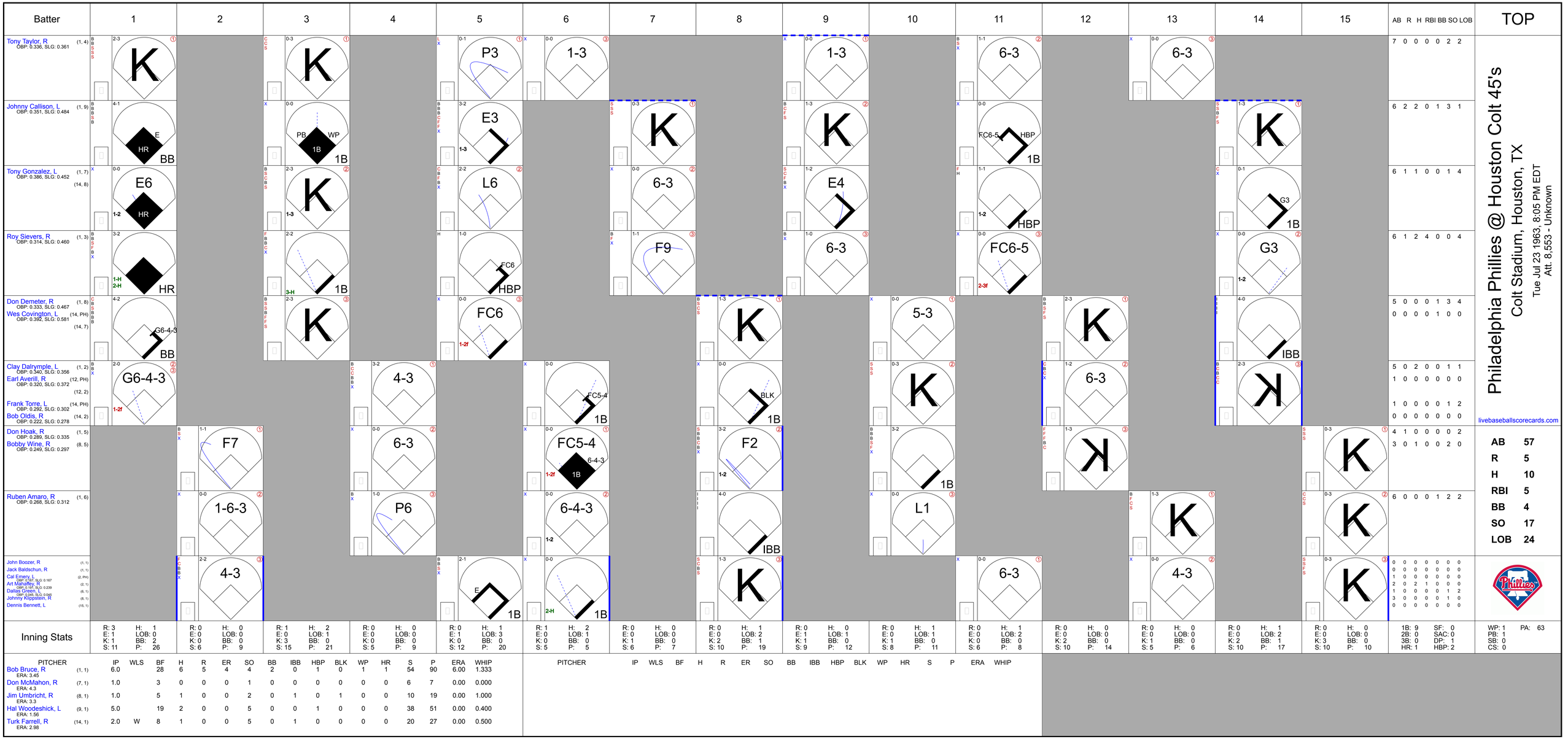
Batter
1
2
3
4
5
6
7
8
9
10
11
12
13
14
15
AB R H RBI BB SO LOB
TOP
Tony Taylor, R (1, 4) OBP: 0.336, SLG: 0.361
Johnny Callison, L (1, 9) OBP: 0.351, SLG: 0.484
Tony Gonzalez, L (1, 7) (14, 8) OBP: 0.386, SLG: 0.452
Roy Sievers, R (1, 3) OBP: 0.314, SLG: 0.460
Don Demeter, R (1, 8) OBP: 0.333, SLG: 0.467
Wes Covington, L (14, PH) OBP: 0.392, SLG: 0.581 (14, 7)
Clay Dalrymple, L (1, 2) OBP: 0.340, SLG: 0.356
Earl Averill, R (12, PH) OBP: 0.320, SLG: 0.372 (12, 2)
Frank Torre, L (14, PH) OBP: 0.292, SLG: 0.302
Bob Oldis, R (14, 2) OBP: 0.222, SLG: 0.278
Don Hoak, R (1, 5) OBP: 0.289, SLG: 0.335
Bobby Wine, R (8, 5) OBP: 0.249, SLG: 0.297
Ruben Amaro, R (1, 6) OBP: 0.268, SLG: 0.312
John Boozer, R (1, ?)
Jack Baldschun, R (1, ?)
Cal Emery, L (2, PH) OBP: 0.167, SLG: 0.167
Art Mahaffey, R (2, ?) OBP: 0.167, SLG: 0.239
Dallas Green, L (6, ?) OBP: 0.045, SLG: 0.045
Johnny Klippstein, R (8, ?)
Dennis Bennett, L (15, ?)
7 0 0 0 0 2 2
6 2 2 0 1 3 1
6 1 1 0 0 1 4
6 1 2 4 0 0 4
5 0 0 0 0 1 3 4
0 0 0 0 0 1 0 0
5 0 2 0 0 1 1
1 0 0 0 0 0 0 0
1 0 0 0 0 1 2
0 0 0 0 0 0 0 0
4 1 0 0 0 0 2
3 0 1 0 0 2 0
6 0 0 0 1 2 2
0 0 0 0 0 0 0
0 0 0 0 0 0 0
1 0 0 0 0 0 0
2 0 2 1 0 0 0
1 0 0 0 0 1 2
3 0 0 0 0 0 1 0
0 0 0 0 0 0 0
Philadelphia Phillies @ Houston Colt 45's
Colt Stadium, Houston, TX
Tue Jul 23 1963, 8:05 PM EDT
Att. 8,553 - Unknown
livebaseballscorecards.com
AB 57
R 5
H 10
RBI 5
BB 4
SO 17
LOB 24
Inning Stats
R: 3 E: 1 K: 1 S: 11 H: 1 LOB: 0 BB: 2 P: 26
R: 0 E: 0 K: 0 S: 6 H: 0 LOB: 0 BB: 0 P: 9
R: 1 E: 0 K: 3 S: 15 H: 2 LOB: 1 BB: 0 P: 21
R: 0 E: 0 K: 0 S: 5 H: 0 LOB: 0 BB: 0 P: 9
R: 0 E: 1 K: 0 S: 12 H: 1 LOB: 3 BB: 0 P: 20
R: 1 E: 0 K: 0 S: 5 H: 2 LOB: 1 BB: 0 P: 5
R: 0 E: 0 K: 1 S: 6 H: 0 LOB: 0 BB: 0 P: 7
R: 0 E: 0 K: 2 S: 10 H: 1 LOB: 2 BB: 1 P: 19
R: 0 E: 1 K: 1 S: 9 H: 0 LOB: 1 BB: 0 P: 12
R: 0 E: 0 K: 1 S: 8 H: 1 LOB: 1 BB: 0 P: 11
R: 0 E: 0 K: 0 S: 6 H: 1 LOB: 2 BB: 0 P: 8
R: 0 E: 0 K: 2 S: 10 H: 0 LOB: 0 BB: 0 P: 14
R: 0 E: 0 K: 1 S: 5 H: 0 LOB: 0 BB: 0 P: 6
R: 0 E: 0 K: 2 S: 10 H: 1 LOB: 2 BB: 1 P: 17
R: 0 E: 0 K: 3 S: 10 H: 0 LOB: 0 BB: 0 P: 10
1B: 9 2B: 0 3B: 0 HR: 1 SF: 0 SAC: 0 DP: 1 HBP: 2
WP: 1 PB: 1 SB: 0 CS: 0 PA: 63
PITCHER IP WLS BF H R ER SO BB IBB HBP BLK WP HR S P ERA WHIP
Bob Bruce, R (1, 1) ERA: 3.45 6.0 28 6 5 4 4 2 0 1 0 1 0 0 54 90 6.00 1.333
Don McMahon, R (7, 1) ERA: 4.3 1.0 3 0 0 0 1 0 0 0 0 0 0 6 7 0.00 0.000
Jim Umbricht, R (8, 1) ERA: 3.3 1.0 5 1 0 0 2 0 1 0 1 0 0 10 19 0.00 1.000
Hal Woodeshick, L (9, 1) ERA: 1.56 5.0 19 2 0 0 5 0 0 1 0 0 0 38 51 0.00 0.400
Turk Farrell, R (14, 1) ERA: 2.98 2.0 W 8 1 0 0 5 0 1 0 0 0 0 20 27 0.00 0.500
PITCHER IP WLS BF H R ER SO BB IBB HBP BLK WP HR S P ERA WHIP

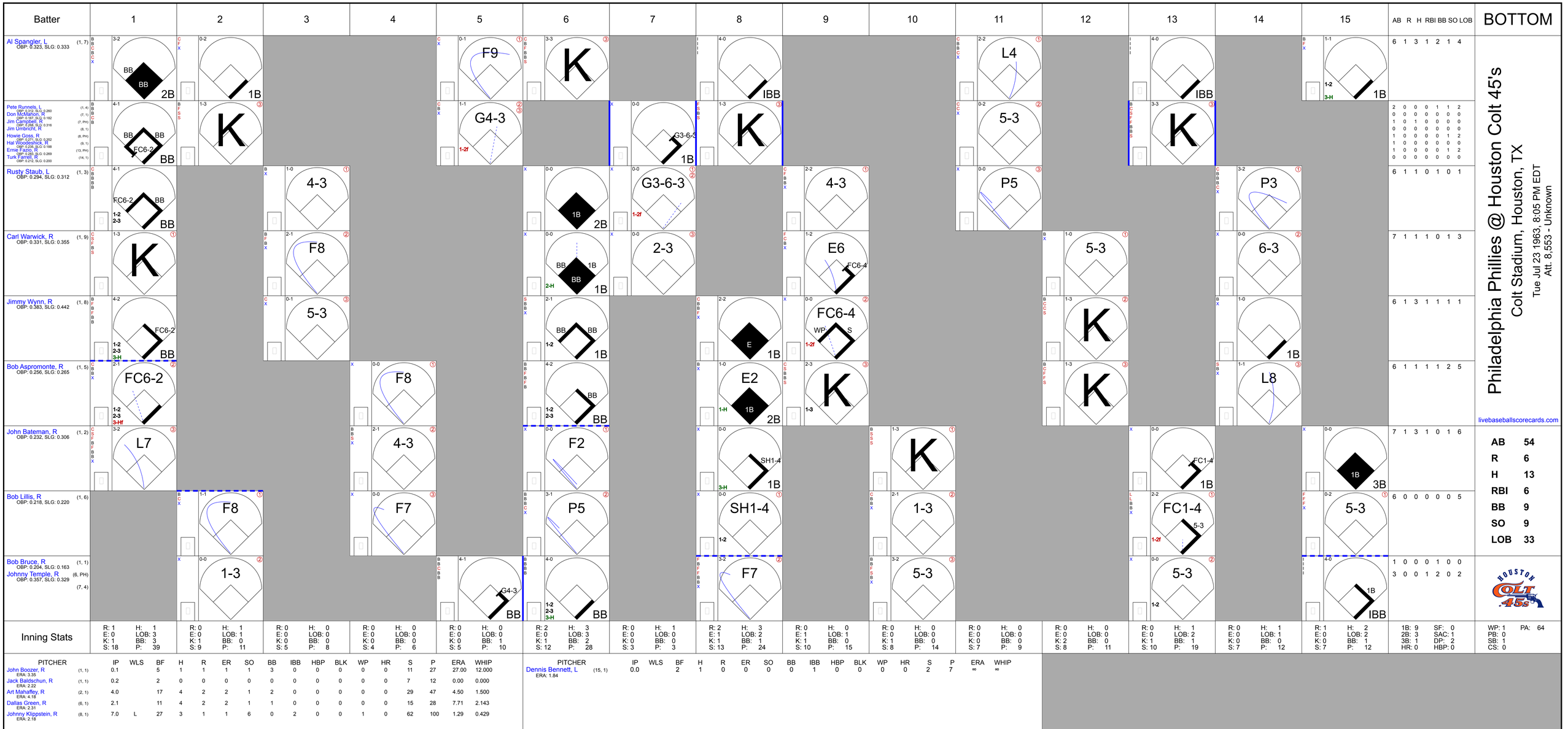
Batter
1
2
3
4
5
6
7
8
9
10
11
12
13
14
15
AB R H RBI BB SO LOB
BOTTOM
Al Spangler, L (1, 7) OBP: 0.323, SLG: 0.333
3-2 BB BB 2B
0-2 1B
0-1 F9
3-3 K
4-0 IBB
2-2 L4
4-0 IBB
1-1 1-2 3-H 1B
6 1 3 1 2 1 4
Pete Runnels, L (1, 4) OBP: 0.312, SLG: 0.260
Don McMahon, R (7, 1) OBP: 0.167, SLG: 0.182
Jim Campbell, R (7, PH) OBP: 0.258, SLG: 0.316
Jim Umbricht, R (8, 1)
Howie Goss, R (8, PH) OBP: 0.271, SLG: 0.352
Hal Woodeshick, R (9, 1)
Ernie Broglio, R (13, PH) OBP: 0.200, SLG: 0.269
Turk Farrell, R (14, 1) OBP: 0.212, SLG: 0.200
4-1 FC6-2 BB BB BB
1-3 K
1-1 G4-3 1-2f
0-0 G3-6-3 1B
4-0 K
0-2 5-3
3-3 K
2 0 0 0 1 1 2
0 0 0 0 0 0 0
1 0 1 0 0 0 0
0 0 0 0 0 0 0
1 0 0 0 0 1 2
1 0 0 0 0 0 0
1 0 0 0 0 1 2
0 0 0 0 0 0 0
Rusty Staub, L (1, 3) OBP: 0.294, SLG: 0.312
4-1 FC6-2 BB 1-2 2-3 BB
1-0 4-3
0-0 1B 2B
0-0 G3-6-3 1-2f
2-2 4-3
0-0 P5
3-2 P3
6 1 1 0 1 0 1
Carl Warwick, R (1, 9) OBP: 0.331, SLG: 0.355
1-3 K
2-1 F8
0-0 BB 1B 2-H BB 1B
0-0 2-3
1-2 E6 FC6-4
1-0 5-3
0-0 6-3
7 1 1 1 0 1 3
Jimmy Wynn, R (1, 8) OBP: 0.383, SLG: 0.442
4-2 FC6-2 1-2 2-3 3-H BB
0-1 5-3
2-1 BB BB 1-2 1B
2-2 E 1B
0-0 FC6-4 WP S 1-2f
1-3 K
1-0 1B
6 1 3 1 1 1 1
Bob Aspromonte, R (1, 5) OBP: 0.256, SLG: 0.265
2-1 FC6-2 1-2 2-3 3-H
0-0 F8
4-2 BB 1-2 2-3 BB
1-0 E2 1-H 1B 2B
2-3 K 1-3
1-3 K
1-1 L8
6 1 1 1 1 2 5
John Bateman, R (1, 2) OBP: 0.232, SLG: 0.306
3-2 L7
2-1 4-3
0-0 F2
0-0 SH1-4 3-H 1B
1-3 K
0-0 FC1-4 1B
0-0 1B 3B
7 1 3 1 0 1 6
Bob Lillis, R (1, 6) OBP: 0.218, SLG: 0.220
1-1 F8
0-0 F7
3-1 P5
0-0 SH1-4 1-2
2-1 1-3
2-2 FC1-4 5-3 1-2f
0-2 5-3
6 0 0 0 0 0 5
Bob Bruce, R (1, 1) OBP: 0.204, SLG: 0.163
Johnny Temple, R (6, PH) OBP: 0.357, SLG: 0.329
(7, 4)
0-0 1-3
4-1 G4-3 BB
4-0 1-2 2-3 3-H BB
3-2 F7
3-2 5-3
0-0 5-3 1-2
4-0 1B IBB
1 0 0 0 1 0 0
3 0 0 1 2 0 2
Inning Stats
R: 1 H: 1 E: 0 LOB: 3 K: 1 BB: 3 S: 18 P: 39
R: 0 H: 1 E: 0 LOB: 1 K: 1 BB: 0 S: 9 P: 11
R: 0 H: 0 E: 0 LOB: 0 K: 0 BB: 0 S: 5 P: 8
R: 0 H: 0 E: 0 LOB: 0 K: 0 BB: 0 S: 4 P: 6
R: 0 H: 0 E: 0 LOB: 0 K: 0 BB: 0 S: 5 P: 10
R: 2 H: 3 E: 0 LOB: 3 K: 1 BB: 2 S: 12 P: 28
R: 0 H: 1 E: 0 LOB: 0 K: 0 BB: 0 S: 3 P: 3
R: 2 H: 3 E: 1 LOB: 2 K: 1 BB: 1 S: 13 P: 24
R: 0 H: 0 E: 1 LOB: 1 K: 1 BB: 0 S: 10 P: 15
R: 0 H: 0 E: 0 LOB: 0 K: 1 BB: 0 S: 8 P: 14
R: 0 H: 0 E: 0 LOB: 0 K: 0 BB: 0 S: 7 P: 9
R: 0 H: 0 E: 0 LOB: 0 K: 2 BB: 0 S: 8 P: 11
R: 0 H: 1 E: 0 LOB: 2 K: 1 BB: 1 S: 10 P: 19
R: 0 H: 1 E: 0 LOB: 1 K: 0 BB: 0 S: 7 P: 12
R: 1 H: 2 E: 0 LOB: 2 K: 0 BB: 1 S: 7 P: 12
1B: 9 SF: 0 2B: 3 SAC: 1 3B: 1 DP: 2 HR: 0 HBP: 0
WP: 1 PA: 64 PB: 0 SB: 1 CS: 0
PITCHER IP WLS BF H R ER SO BB IBB HBP BLK WP HR S P ERA WHIP
John Boozer, R (1, 1) ERA: 3.35 0.1 5 1 1 1 1 3 0 0 0 0 0 0 11 27 27.00 12.000
Jack Baldschun, R (1, 1) ERA: 2.22 0.2 2 0 0 0 0 0 0 0 0 0 0 0 7 12 0.00 0.000
Art Mahaffey, R (2, 1) ERA: 4.18 4.0 17 4 2 2 1 2 0 0 0 0 0 0 29 47 4.50 1.500
Dallas Green, R (6, 1) ERA: 2.31 2.1 11 4 2 2 1 1 0 0 0 0 0 0 15 28 7.71 2.143
Johnny Klippstein, R (8, 1) ERA: 2.18 7.0 L 27 3 1 1 6 0 2 0 0 1 0 62 100 1.29 0.429
PITCHER IP WLS BF H R ER SO BB IBB HBP BLK WP HR S P ERA WHIP
Dennis Bennett, L (15, 1) ERA: 1.84 0.0 2 1 0 0 0 0 1 0 0 0 0 0 2 7 ∞ ∞
Philadelphia Phillies @ Houston Colt 45's
Colt Stadium, Houston, TX
Tue Jul 23 1963, 8:05 PM EDT
Att. 8,553 - Unknown
livebaseballscorecards.com
AB 54
R 6
H 13
RBI 6
BB 9
SO 9
LOB 33

Batter	1	2	3	4	5	6	7	8	9	AB	R	H	RBI	BB	SO	LOB
Tony Taylor, R (1, 4) OBP: 0.334, SLG: 0.360	G3		2-H 1B		SF8 3-H		F3		K	4	0	1	2	0	1	2
Johnny Callison, L (1, 9) OBP: 0.347, SLG: 0.478	F8		P4		F7		K			4	0	0	0	0	1	4
Tony Gonzalez, L (1, 7) OBP: 0.385, SLG: 0.458	6-3			F9		HR		E5 WP SF8		4	2	1	1	0	0	0
Roy Sievers, R (1, 3) OBP: 0.310, SLG: 0.454		K		1-3		F7		SF8 1-H		3	0	0	1	0	1	0
Frank Torre, L (8, 3) OBP: 0.292, SLG: 0.302										0	0	0	0	0	0	0
Don Demeter, R (1, 8) OBP: 0.330, SLG: 0.462		K		1-3		F9		L7		4	0	0	0	0	1	0
Clay Dalrymple, L (1, 2) OBP: 0.339, SLG: 0.355		L9			FC6-4 1B	G3		F8		4	0	1	0	0	0	0
Don Hoak, R (1, 5) OBP: 0.288, SLG: 0.346			5-3		FC6-4 1-2f 1B		5-3		HR	4	2	1	1	0	0	1
Bobby Wine, R (9, 5) OBP: 0.249, SLG: 0.297										0	0	0	0	0	0	0
Ruben Amaro, R (1, 6) OBP: 0.279, SLG: 0.314			BB BLK 1B		1-2 1B SF8		BB 1B		1-3	2	2	1	0	2	0	0
Cal McLish, S (1, 1) OBP: 0.327, SLG: 0.333			K 1-2		1-3 2-H 1B		1-2 1B		P3	3	0	2	1	0	1	1
Jack Baldschun, R (7, 1)										1	0	0	0	0	0	0

Philadelphia Phillies @ Houston Colt 45's

Colt Stadium, Houston, TX

Wed Jul 24 1963, 8:05 PM EDT

Att. 6,879 - Cloudy - 86 F

TOP

livebaseballscorecards.com

	AB	33
	R	6
	H	7
	RBI	6
	BB	2
	SO	5
	LOB	8

Inning Stats	1	2	3	4	5	6	7	8	9	1B: 5	SF: 2	WP: 2	PA: 37
R:	0	0	1	0	2	1	0	1	1	2B: 0	SAC: 0	PB: 0	
E:	0	0	0	0	0	0	0	0	0	3B: 0	DP: 0	SB: 0	
K:	0	2	1	0	0	0	1	0	1	HR: 2	HBP: 0	CS: 0	
S:	3	7	6	3	6	4	6	4	6				
H:	0	0	1	0	3	1	1	0	1				
LOB:	0	0	1	0	1	0	2	0	0				
BB:	0	0	0	0	0	0	1	0	0				
P:	3	7	10	3	6	4	10	4	6				

PITCHER		IP	WLS	BF	H	R	ER	SO	BB	IBB	HBP	BLK	WP	HR	S	P	ERA	WHIP
Ken Johnson, R ERA: 3.33	(1, 1)	6.1	L	27	6	4	4	3	2	0	0	1	0	1	31	39	5.68	1.263
Jim Dickson, R ERA: 8.22	(7, 1)	0.2		2	0	0	0	1	0	0	0	0	0	0	4	4	0.00	0.000
Jim Umbricht, R ERA: 3.35	(8, 1)	2.0		8	1	2	1	1	0	0	0	0	1	1	10	10	4.50	0.500

PITCHER	IP	WLS	BF	H	R	ER	SO	BB	IBB	HBP	BLK	WP	HR	S	P	ERA	WHIP

Batter	1	2	3	4	5	6	7	8	9	AB	R	H	RBI	BB	SO	LOB
Al Spangler, L (1, 7) OBP: 0.324, SLG: 0.335	4-3		G3			BB	1-H 2B		G3 2-3	4	0	1	1	1	0	1
Pete Runnels, L (1, 4) OBP: 0.310, SLG: 0.259	F7			4-3		1-2 1B	L7		L5	5	1	1	0	0	0	3
Rusty Staub, L (1, 3) OBP: 0.293, SLG: 0.311	K			G3		1-2 2-H 1B		K		4	1	1	0	0	2	0
Carl Warwick, R (1, 9) OBP: 0.336, SLG: 0.356		5-3		BB		1-2 2-3 1B		BB		2	0	1	0	2	0	0
Jimmy Wynn, R (1, 8) OBP: 0.375, SLG: 0.429		K		1-2 1B		F7		P6		4	0	1	0	0	1	4
Bob Aspromonte, R (1, 5) OBP: 0.263, SLG: 0.272		FC5-4 1B		K		1-H 2-H 3-H 1B		1-2 1B		4	0	3	2	0	1	2
John Bateman, R (1, 2) OBP: 0.228, SLG: 0.301		FC5-4 1-2f		K		4-3		F5		4	0	0	0	0	1	3
Bob Lillis, R (1, 6) OBP: 0.219, SLG: 0.221			5-3	F5		2B 1B			L9	4	1	1	0	0	0	0
Ken Johnson, R (1, 1) OBP: 0.093, SLG: 0.049 Jim Dickson, L (7, 1) Howie Goss, R (7, PH) OBP: 0.270, SLG: 0.351 Jim Umbricht, R (8, 1) Johnny Temple, R (9, PH) OBP: 0.359, SLG: 0.335 Ernie Fazio, R (9, PR) OBP: 0.283, SLG: 0.269			5-3	1-3		P6			G3 2B	2 0 1 0 1 0	0 0 0 0 0 0	0 0 0 0 1 0	0 0 0 0 0 0	0 0 0 0 0 0	0 0 0 0 0 0	0 0 1 0 0 0
Inning Stats	R: 0 H: 0 E: 0 LOB: 0 K: 1 BB: 0 S: 5 P: 5	R: 0 H: 1 E: 0 LOB: 1 K: 1 BB: 0 S: 6 P: 6	R: 0 H: 0 E: 0 LOB: 0 K: 0 BB: 0 S: 3 P: 3	R: 0 H: 1 E: 0 LOB: 2 K: 1 BB: 1 S: 6 P: 10	R: 0 H: 0 E: 0 LOB: 0 K: 1 BB: 0 S: 5 P: 5	R: 2 H: 4 E: 0 LOB: 2 K: 0 BB: 1 S: 5 P: 9	R: 1 H: 2 E: 0 LOB: 1 K: 0 BB: 0 S: 5 P: 5	R: 0 H: 1 E: 0 LOB: 2 K: 1 BB: 1 S: 6 P: 10	R: 0 H: 1 E: 0 LOB: 2 K: 0 BB: 0 S: 4 P: 4	1B: 8 SF: 0 2B: 2 SAC: 0 3B: 0 DP: 0 HR: 0 HBP: 0						PA: 38 WP: 0 PB: 0 SB: 0 CS: 0

PITCHER		IP	WLS	BF	H	R	ER	SO	BB	IBB	HBP	BLK	WP	HR	S	P	ERA	WHIP
Cal McLish, R ERA: 2.95	(1, 1)	6.2	W	28	8	3	3	4	2	0	0	0	0	0	34	42	4.05	1.500
Jack Baldschun, R ERA: 2.15	(7, 1)	2.1	S	10	2	0	0	1	1	0	0	0	0	0	11	15	0.00	1.286

PITCHER	IP	WLS	BF	H	R	ER	SO	BB	IBB	HBP	BLK	WP	HR	S	P	ERA	WHIP

BOTTOM

Philadelphia Phillies @ Houston Colt 45's

Colt Stadium, Houston, TX

Wed Jul 24 1963, 8:05 PM EDT

Att. 6,879 - Cloudy - 86 F

livebaseballscorecards.com

AB	35
R	3
H	10
RBI	3
BB	3
SO	5
LOB	14

Batter	1	2	3	4	5	6	7	8	9	AB	R	H	RBI	BB	SO	LOB
Tony Taylor, R (1, 4) OBP: 0.331, SLG: 0.356	B C C F B X 2-2 ① P2		B X 1-0 ③ 5-3			X 0-0 ② 5-3			L S X 0-2 ① 6-3	4	0	0	0	0	0	0
Johnny Callison, L (1, 9) OBP: 0.344, SLG: 0.473	X 0-0 ② 6-3			S S S 0-3 ① K		X 0-0 ③ F8			B F X 1-1 ② F8	4	0	0	0	0	1	0
Tony Gonzalez, L (1, 7) OBP: 0.389, SLG: 0.464	F B X 1-1 2B			X 0-0 1B			B X 1-0 ① 6-3		B B X 2-0 1B	4	0	3	0	0	0	0
Roy Sievers, R (1, 3) OBP: 0.305, SLG: 0.447	B B X 2-0 ③ 4-3			B S B F S 2-3 ② K			S C S 0-3 ② K		F F B B B X 3-2 ③ F2	4	0	0	0	0	2	3
Don Demeter, R (1, 8) OBP: 0.327, SLG: 0.458		B X 1-0 ① F7		S X 0-1 ③ F7			X 0-0 ③ 6-3			3	0	0	0	0	0	1
Clay Dalrymple, L (1, 2) OBP: 0.335, SLG: 0.351		X 0-0 ② L9			B F X 1-1 ① 4-3			X 0-0 ① F9		3	0	0	0	0	0	0
Don Hoak, R (1, 5) OBP: 0.285, SLG: 0.342		B S B F X 2-2 ③ F3			C C X 0-2 ② 4-3			B B B S C X 3-2 ② 4-3		3	0	0	0	0	0	0
Ruben Amaro, R (1, 6) OBP: 0.280, SLG: 0.314			X 0-0 ① 6-3		M F B X 1-2 ③ F3			X 0-0 1B		3	0	1	0	0	0	0
Ray Culp, R (1, 1) OBP: 0.184, SLG: 0.170			F S S 0-3 ② K			S B X 1-1 ① F7		B B B F F F C 3-3 ③ K		1	0	0	0	0	1	0
Wes Covington, L (6, PH) OBP: 0.390, SLG: 0.578										1	0	0	0	0	0	0
John Boozer, R (6, 1)										0	0	0	0	0	0	0
Earl Averill, R (8, PH) OBP: 0.314, SLG: 0.364										1	0	0	0	0	1	1
Ryne Duren, R (8, 1) OBP: 0.278, SLG: 0.188										0	0	0	0	0	0	0
Inning Stats	R: 0 H: 1 E: 0 LOB: 1 K: 0 BB: 0 S: 8 P: 13	R: 0 H: 0 E: 0 LOB: 0 K: 0 BB: 0 S: 5 P: 8	R: 0 H: 0 E: 0 LOB: 0 K: 1 BB: 0 S: 5 P: 6	R: 0 H: 1 E: 0 LOB: 1 K: 2 BB: 0 S: 9 P: 11	R: 0 H: 0 E: 0 LOB: 0 K: 0 BB: 0 S: 8 P: 10	R: 0 H: 0 E: 0 LOB: 0 K: 0 BB: 0 S: 4 P: 5	R: 0 H: 0 E: 0 LOB: 0 K: 1 BB: 0 S: 5 P: 6	R: 0 H: 1 E: 0 LOB: 1 K: 1 BB: 0 S: 10 P: 16	R: 0 H: 1 E: 0 LOB: 1 K: 0 BB: 0 S: 9 P: 15	1B: 3 SF: 0 2B: 1 SAC: 0 3B: 0 DP: 0 HR: 0 HBP: 0						

Philadelphia Phillies @ Houston Colt 45's

Colt Stadium, Houston, TX

Thu Jul 25 1963, 8:05 PM EDT

Att. 5,357 - Unknown

TOP

livebaseballscorecards.com

AB	31
R	0
H	4
RBI	0
BB	0
SO	5
LOB	5

WP: 0 PA: 31
PB: 0
SB: 0
CS: 0

PITCHER		IP	WLS	BF	H	R	ER	SO	BB	IBB	HBP	BLK	WP	HR	S	P	ERA	WHIP
Hal Brown, R ERA: 3.38	(1, 1)	9.0	W	31	4	0	0	5	0	0	0	0	0	0	63	90	0.00	0.444

PITCHER	IP	WLS	BF	H	R	ER	SO	BB	IBB	HBP	BLK	WP	HR	S	P	ERA	WHIP

Batter	1	2	3	4	5	6	7	8	9	AB	R	H	RBI	BB	SO	LOB
Al Spangler, L (1, 7) OBP: 0.331, SLG: 0.351	B B C X 2-1 3B		X 0-0 1B 1B 1-3 2B	S S B B B X 3-2 1B			C B F B B B 4-2 G1-4-3 BB			3	1	3	0	1	0	0
Pete Runnels, L (1, 4) OBP: 0.313, SLG: 0.260 Ernie Fazio, R (8, 4) OBP: 0.283, SLG: 0.269	S B B S B B 4-2 BB		B X 1-0 1B SF8 2-3 3-H 1B	X 0-0 ③ F7			B B B C F X 3-2 ② ③ G1-4-3 1-2f			3 0	1 0	1 0	1 0	1 0	0 0	2 0
Rusty Staub, L (1, 3) OBP: 0.293, SLG: 0.310	B B X 2-0 ① L9		F B B B X 3-1 SF8 FC5 1-3 3-H 1B		C B B F X 2-2 ① 4-3			B B B F X 3-1 ① P6		4	0	1	1	0	0	2
Carl Warwick, R (1, 9) OBP: 0.332, SLG: 0.352	C B X 1-1 ② P6		F F B X 1-2 FC5 1-2		X 0-0 ② P6			X 0-0 ② 6-3		4	0	0	0	0	0	4
Jimmy Wynn, R (1, 8) OBP: 0.353, SLG: 0.407 Howie Goss, R (9, 8) OBP: 0.270, SLG: 0.351	S B S S 1-3 ③ K		B B B X 3-0 ① SF8 2-3 3-H		C X 0-1 ③ P6			B S X 1-1 ③ F8		3 0	0 0	0 0	1 0	0 0	1 0	2 0
Bob Aspromonte, R (1, 5) OBP: 0.260, SLG: 0.269		B S S S B B X 3-2 ① F7	C F S 0-3 ② K			X 0-0 ① 5-3				3	0	0	0	0	1	2
John Bateman, R (1, 2) OBP: 0.225, SLG: 0.297		X 0-0 ② P4	S S F S 0-3 ③ K			S S S 0-3 ② K				3	0	0	0	0	2	2
Bob Lillis, R (1, 6) OBP: 0.220, SLG: 0.222		S S S 0-3 ③ K		B B C X 2-1 G2-6-3 1B		X 0-0 ③ 4-3				3	0	1	0	0	1	0
Hal Brown, R (1, 1) OBP: 0.125, SLG: 0.125			B S X 1-1 2B 1B 1B	X 0-0 ① ② G2-6-3 1-2f			S C C 0-3 ① K			3	1	1	0	0	1	1
Inning Stats	R: 0 H: 1 E: 0 LOB: 2 K: 1 BB: 1 S: 10 P: 20	R: 0 H: 0 E: 0 LOB: 0 K: 1 BB: 0 S: 7 P: 10	R: 3 H: 4 E: 0 LOB: 2 K: 2 BB: 0 S: 18 P: 27	R: 0 H: 2 E: 0 LOB: 1 K: 0 BB: 0 S: 7 P: 12	R: 0 H: 0 E: 0 LOB: 0 K: 0 BB: 0 S: 6 P: 8	R: 0 H: 0 E: 0 LOB: 0 K: 1 BB: 0 S: 5 P: 5	R: 0 H: 0 E: 0 LOB: 0 K: 1 BB: 1 S: 8 P: 15	R: 0 H: 0 E: 0 LOB: 0 K: 0 BB: 0 S: 5 P: 9		1B: 5 SF: 1 2B: 1 SAC: 0 3B: 1 DP: 2 HR: 0 HBP: 0				WP: 0 PA: 32 PB: 0 SB: 0 CS: 0		

PITCHER		IP	WLS	BF	H	R	ER	SO	BB	IBB	HBP	BLK	WP	HR	S	P	ERA	WHIP
Ray Culp, R ERA: 2.68	(1, 1)	5.0	L	23	7	3	3	4	1	0	0	0	0	0	48	77	5.40	1.600
John Boozer, R ERA: 3.18	(6, 1)	2.0		6	0	0	0	2	1	0	0	0	0	0	13	20	0.00	0.500
Ryne Duren, R ERA: 3.7	(8, 1)	1.0		3	0	0	0	0	0	0	0	0	0	0	5	9	0.00	0.000

PITCHER	IP	WLS	BF	H	R	ER	SO	BB	IBB	HBP	BLK	WP	HR	S	P	ERA	WHIP

BOTTOM

Philadelphia Phillies @ Houston Colt 45's

Colt Stadium, Houston, TX

Thu Jul 25 1963, 8:05 PM EDT

Att. 5,357 - Unknown

livebaseballscorecards.com

AB	29
R	3
H	7
RBI	3
BB	2
SO	6
LOB	15

Batter	1	2	3	4	5	6	7	8	9	AB	R	H	RBI	BB	SO	LOB
Joe Christopher, R (1, 7) OBP: 0.321, SLG: 0.319	F3		BBBB 4-0 1B 1B BB		F7		F3			3	1	0	0	1	0	1
Ron Hunt, R (1, 4) OBP: 0.336, SLG: 0.370	6-3		0-0 S 1-3 1B 1B		6-3			F8		4	1	1	0	0	0	0
Duke Snider, L (1, 9) OBP: 0.337, SLG: 0.446	4-3		0-0 P5 1-2		F9			F5		4	0	0	0	0	0	2
Frank Thomas, R (1, 3) OBP: 0.328, SLG: 0.395		0-0 1B 1B	0-0 3B 2-H 3-H 1B			P6		4-3		4	1	2	2	0	0	0
Joe Hicks, L (1, 8) OBP: 0.254, SLG: 0.500		F7	0-0 1-H 3B			5-3			6-3	4	0	1	1	0	0	1
Jim Hickman, R (1, 5) OBP: 0.303, SLG: 0.377		0-0 FC1-6 1-2 1B	5-3			5-3			5-3	4	0	1	0	0	0	1
Choo-Choo Coleman, L (1, 2) OBP: 0.286, SLG: 0.213		P6		F9			P4		F5	4	0	0	0	0	0	2
Larry Burright, R (1, 6) OBP: 0.308, SLG: 0.277		FC1-6 1-2f		F8			5-3			3	0	0	0	0	0	2
Tracy Stallard, R (1, 1) OBP: 0.043, SLG: 0.043			F7	6-3			1B			0	0	0	0	0	0	0
Galen Cisco, R (1, 1) OBP: 0.125, SLG: 0.103										3	0	1	0	0	0	0
Inning Stats	R: 0 H: 0 E: 0 LOB: 0 K: 0 BB: 0 S: 3 P: 3	R: 0 H: 2 E: 0 LOB: 2 K: 0 BB: 0 S: 5 P: 5	R: 3 H: 3 E: 0 LOB: 1 K: 0 BB: 1 S: 6 P: 10	R: 0 H: 0 E: 0 LOB: 0 K: 0 BB: 0 S: 3 P: 3	R: 0 H: 0 E: 0 LOB: 0 K: 0 BB: 0 S: 3 P: 3	R: 0 H: 0 E: 0 LOB: 0 K: 0 BB: 0 S: 3 P: 3	R: 0 H: 1 E: 0 LOB: 1 K: 0 BB: 0 S: 4 P: 4	R: 0 H: 0 E: 0 LOB: 0 K: 0 BB: 0 S: 3 P: 3	R: 0 H: 0 E: 0 LOB: 0 K: 0 BB: 0 S: 3 P: 3	1B: 5 SF: 0 2B: 0 SAC: 0 3B: 1 DP: 0 HR: 0 HBP: 0						

PITCHER	IP	WLS	BF	H	R	ER	SO	BB	IBB	HBP	BLK	WP	HR	S	P	ERA	WHIP
Turk Farrell, R (1, 1) ERA: 2.98	9.0	W	34	6	3	3	0	1	0	0	0	0	0	33	37	3.00	0.778

PITCHER	IP	WLS	BF	H	R	ER	SO	BB	IBB	HBP	BLK	WP	HR	S	P	ERA	WHIP

TOP

New York Mets @ Houston Colt 45's

Colt Stadium, Houston, TX

Fri Jul 26 1963, 8:05 PM EDT

Att. 6,907 - Unknown

livebaseballscorecards.com

AB	33
R	3
H	6
RBI	3
BB	1
SO	0
LOB	9

WP: 0 PA: 34
PB: 0
SB: 1
CS: 0

BOTTOM

New York Mets @ Houston Colt 45's

Colt Stadium, Houston, TX

Fri Jul 26 1963, 8:05 PM EDT

Att. 6,907 - Unknown

livebaseballscorecards.com

Batter	1	2	3	4	5	6	7	8	9	AB	R	H	RBI	BB	SO	LOB
Al Spangler, L (1, 7) OBP: 0.335, SLG: 0.354	FC4-6 BB E 1-3 2-H 2B		1B FC1-2 BB		FC4-6 PO 1-2f			P6		3	0	1	1	2	0	2
Pete Runnels, L (1, 4) Ernie Fazio, R (9, 4) OBP: 0.283, SLG: 0.269	FC4-6 1B HR 1-2 E4 BB 2-3 3-H		FC1-2 1-3 1B		PO 1-2	6-3		1-3		5 0	1 0	1 0	1 0	0 0	0 0	3 0
Rusty Staub, L (1, 3) OBP: 0.298, SLG: 0.314	HR 1-3 BB 1B BB 1-2		FC1-2 1-2 3-H			G6-4-3 1B				3	1	2	0	1	0	2
Carl Warwick, R (1, 9) OBP: 0.329, SLG: 0.348	K F2		4-3			G6-4-3 1-2f				4	0	0	0	0	1	8
Jimmy Wynn, R (1, 8) OBP: 0.347, SLG: 0.387	HR 1-2 BB	P3		5-3			6-3			3	1	0	0	1	0	0
Bob Aspromonte, R (1, 5) OBP: 0.260, SLG: 0.280	HR 1-H 2-H 3-H	F9		5-3			6-3			4	1	1	4	0	0	0
John Bateman, R (1, 2) OBP: 0.230, SLG: 0.294	1B 1B HBP	HBP		P1			6-3			2	1	0	0	0	0	0
Bob Lillis, R (1, 6) OBP: 0.220, SLG: 0.222	1B 2B 1-2 1B	L6			6-3			P2		4	1	1	0	0	0	1
Turk Farrell, R (1, 1) OBP: 0.270, SLG: 0.265	2B E 1-2 2-H 1B		F8		FC4-6 1B			1B		4	1	3	1	0	0	0
Inning Stats	R: 7 E: 1 K: 1 S: 11 H: 5 LOB: 3 BB: 3 P: 24	R: 0 E: 0 K: 0 S: 3 H: 0 LOB: 1 BB: 0 P: 4	R: 0 E: 0 K: 0 S: 4 H: 1 LOB: 2 BB: 1 P: 8	R: 0 E: 0 K: 0 S: 3 H: 0 LOB: 0 BB: 0 P: 3	R: 0 E: 0 K: 0 S: 3 H: 1 LOB: 0 BB: 0 P: 3	R: 0 E: 0 K: 0 S: 3 H: 1 LOB: 0 BB: 0 P: 3	R: 0 E: 0 K: 0 S: 3 H: 0 LOB: 0 BB: 0 P: 3	R: 0 E: 0 K: 0 S: 4 H: 1 LOB: 1 BB: 0 P: 4		1B: 7 2B: 1 3B: 0 HR: 1 SF: 0 SAC: 0 DP: 1 HBP: 2						

	AB	32
	R	7
	H	9
	RBI	6
	BB	4
	SO	1
	LOB	16

WP: 0 PB: 0 SB: 0 CS: 0 PA: 39

PITCHER		IP	WLS	BF	H	R	ER	SO	BB	IBB	HBP	BLK	WP	HR	S	P	ERA	WHIP
Tracy Stallard, R ERA: 5.5	(1, 1)	0.2	L	9	4	7	6	1	2	0	1	0	0	1	8	17	81.00	9.000
Galen Cisco, R ERA: 4.58	(1, 1)	7.1		29	5	0	0	0	2	0	1	0	0	0	26	35	0.00	0.955

PITCHER	IP	WLS	BF	H	R	ER	SO	BB	IBB	HBP	BLK	WP	HR	S	P	ERA	WHIP

Batter	1	2	3	4	5	6	7	8	9	AB	R	H	RBI	BB	SO	LOB
Ron Hunt, R (1, 4) OBP: 0.332, SLG: 0.366	5-3		6-3			5-3			FC1-6	4	0	0	0	0	0	1
Joe Hicks, L (1, 8) OBP: 0.254, SLG: 0.484	K			3-1		G3			E6	4	0	1	0	0	1	0
Duke Snider, L (1, 9) OBP: 0.336, SLG: 0.443	K			G5-4-3			K		K	4	0	1	0	0	3	2
Frank Thomas, R (1, 3) OBP: 0.323, SLG: 0.389		K		G5-4-3			5-3		FC6-4	4	0	0	0	0	1	3
Jesse Gonder, L (1, 2) OBP: 0.347, SLG: 0.554		6-3			1B		K			3	0	1	0	0	1	0
Jim Hickman, R (1, 7) OBP: 0.300, SLG: 0.373		E5			K			F9		3	0	0	0	0	1	1
Rod Kanehl, R (1, 5) OBP: 0.246, SLG: 0.239		P5			P4			6-3		3	0	0	0	0	0	2
Larry Burright, R (1, 6) OBP: 0.299, SLG: 0.268			5-3		K			G3		3	0	0	0	0	1	1
Roger Craig, R (1, 1) OBP: 0.140, SLG: 0.104			K			K			FC1-6	2	0	0	0	0	2	0
Joe Christopher, R (9, PH) OBP: 0.333, SLG: 0.333										1	0	1	0	0	0	0
Inning Stats	R: 0 H: 0 E: 0 LOB: 0 K: 2 BB: 0 S: 7 P: 7	R: 0 H: 0 E: 1 LOB: 1 K: 1 BB: 0 S: 6 P: 6	R: 0 H: 0 E: 0 LOB: 0 K: 1 BB: 0 S: 5 P: 5	R: 0 H: 1 E: 0 LOB: 0 K: 0 BB: 0 S: 3 P: 3	R: 0 H: 1 E: 0 LOB: 1 K: 2 BB: 0 S: 8 P: 8	R: 0 H: 0 E: 0 LOB: 0 K: 1 BB: 0 S: 5 P: 5	R: 0 H: 0 E: 0 LOB: 0 K: 2 BB: 0 S: 7 P: 7	R: 0 H: 0 E: 0 LOB: 0 K: 0 BB: 0 S: 3 P: 3	R: 0 H: 2 E: 1 LOB: 2 K: 1 BB: 0 S: 7 P: 7	1B: 4 SF: 0 2B: 0 SAC: 0 3B: 0 DP: 1 HR: 0 HBP: 0						

PITCHER		IP	WLS	BF	H	R	ER	SO	BB	IBB	HBP	BLK	WP	HR	S	P	ERA	WHIP
Bob Bruce, R ERA: 3.25	(1, 1)	8.1	W	29	4	0	0	9	0	0	0	0	0	0	47	47	0.00	0.480
Hal Woodeshick, L ERA: 1.54	(9, 1)	0.2	S	2	0	0	0	1	0	0	0	0	0	0	4	4	0.00	0.000

PITCHER	IP	WLS	BF	H	R	ER	SO	BB	IBB	HBP	BLK	WP	HR	S	P	ERA	WHIP

TOP

New York Mets @ Houston Colt 45's

Colt Stadium, Houston, TX

Sat Jul 27 1963, 8:05 PM EDT

Att. 9,123 - Unknown

livebaseballscorecards.com

AB	31
R	0
H	4
RBI	0
BB	0
SO	10
LOB	10

WP: 0	PA: 31
PB: 0	
SB: 0	
CS: 0	

Batter	1	2	3	4	5	6	7	8	9	AB	R	H	RBI	BB	SO	LOB
Al Spangler, L (1, 7) (4, 8) (9, 7) OBP: 0.332, SLG: 0.350	4-3			4-3		F8		5-3		4	0	0	0	0	0	0
Pete Runnels, L (1, 4) (4, 3) OBP: 0.311, SLG: 0.259	6-3			F8		1B				3	0	1	0	0	0	0
Howie Goss, R (9, 8) OBP: 0.270, SLG: 0.351										0	0	0	0	0	0	0
Rusty Staub, L (1, 3) (4, 9) (9, 3) OBP: 0.296, SLG: 0.311	F9			3-1		K				3	0	0	0	0	1	1
Carl Warwick, R (1, 9) (4, 7) (9, 9) OBP: 0.329, SLG: 0.347		FC6-4 1B			1-3		F7			3	0	1	0	0	0	0
Jimmy Wynn, R (1, 8) OBP: 0.342, SLG: 0.381		FC6-4 5-3 1-2f			6-3		6-3			1	0	0	0	0	0	1
Johnny Temple, R (4, 4) OBP: 0.357, SLG: 0.332										2	0	0	0	0	0	0
Ernie Fazio, R (8, 4) OBP: 0.283, SLG: 0.269										0	0	0	0	0	0	0
Bob Aspromonte, R (1, 5) OBP: 0.261, SLG: 0.280		5-3 1-2			E 1B		6-3			3	0	1	0	0	0	1
John Bateman, R (1, 2) OBP: 0.231, SLG: 0.308		L4			E5 FC6-4 1-2			HR		3	1	1	1	0	0	1
Bob Lillis, R (1, 6) OBP: 0.218, SLG: 0.220		5-3			FC6-4 1-2f			P6		3	0	0	0	0	0	2
Bob Bruce, R (1, 1) OBP: 0.192, SLG: 0.152		6-3				1-3		K		3	0	0	0	0	1	0
Hal Woodeshick, R (9, 1) OBP: 0.235, SLG: 0.188										0	0	0	0	0	0	0
Inning Stats	R: 0 E: 0 K: 0 S: 3 H: 0 LOB: 0 BB: 0 P: 3	R: 0 E: 0 K: 0 S: 3 H: 1 LOB: 1 BB: 0 P: 3	R: 0 E: 0 K: 0 S: 3 H: 0 LOB: 0 BB: 0 P: 3	R: 0 E: 0 K: 0 S: 3 H: 0 LOB: 0 BB: 0 P: 3	R: 0 E: 1 K: 0 S: 5 H: 1 LOB: 2 BB: 0 P: 5	R: 0 E: 0 K: 1 S: 6 H: 1 LOB: 1 BB: 0 P: 6	R: 0 E: 0 K: 0 S: 3 H: 0 LOB: 0 BB: 0 P: 3	R: 1 E: 0 K: 1 S: 6 H: 1 LOB: 0 BB: 0 P: 6		1B: 3 2B: 0 3B: 0 HR: 1	SF: 0 SAC: 0 DP: 0 HBP: 0					

PITCHER	IP	WLS	BF	H	R	ER	SO	BB	IBB	HBP	BLK	WP	HR	S	P	ERA	WHIP
Roger Craig, R (1, 1) ERA: 3.91	8.0	L	28	4	1	1	2	0	0	0	0	0	1	32	32	1.12	0.500

PITCHER	IP	WLS	BF	H	R	ER	SO	BB	IBB	HBP	BLK	WP	HR	S	P	ERA	WHIP

BOTTOM

New York Mets @ Houston Colt 45's

Colt Stadium, Houston, TX

Sat Jul 27 1963, 8:05 PM EDT

Att. 9,123 - Unknown

livebaseballscorecards.com

AB	28
R	1
H	4
RBI	1
BB	0
SO	2
LOB	6

1B: 3	SF: 0	WP: 0	PA: 28
2B: 0	SAC: 0	PB: 0	
3B: 0	DP: 0	SB: 0	
HR: 1	HBP: 0	CS: 0	

New York Mets @ Houston Colt 45's

Colt Stadium, Houston, TX

Sun Jul 28 1963, 8:05 PM EDT

Att. 6,522 - Unknown

TOP

livebaseballscorecards.com

Batter	1	2	3	4	5	6	7	8	9	AB	R	H	RBI	BB	SO	LOB
Ron Hunt, R (1, 4) OBP: 0.332, SLG: 0.373	0-0 ① 5-3		HR	FC4-6 1-2f			F2			4	1	1	1	0	0	2
Joe Hicks, L (1, 8) OBP: 0.254, SLG: 0.462	B B B B 4-0 BB		0-0 ① 4-3		0-0 ① F9			0-0 ① F6		3	0	0	0	1	0	0
Duke Snider, L (1, 9) OBP: 0.334, SLG: 0.440	S S S 0-3 ② K		0-0 G3 1B		S S S 0-3 ② K			0-0 ② F7		4	0	1	0	0	2	1
Frank Thomas, R (1, 3) OBP: 0.319, SLG: 0.384	S S S 0-3 ③ K		0-0 ② G3 1-2		S S S 0-3 ③ K			0-0 ③ L6		4	0	0	0	0	2	2
Jesse Gonder, L (1, 2) OBP: 0.343, SLG: 0.542		0-0 1B 1-3 1B	0-0 ③ F6			0-0 ① 4-3			0-0 ① F5	4	1	1	0	0	0	1
Jim Hickman, R (1, 7) OBP: 0.299, SLG: 0.372		0-0 1-3 1-3 1B		0-0 ① 4-3		0-0 ② 1-3			0-0 ② F8	4	0	1	0	0	0	0
Rod Kanehl, R (1, 5) OBP: 0.246, SLG: 0.248		0-0 ① 1-3 1-2 3-H		0-0 1B 2B		0-0 ③ F9			0-0 ③ F8	4	0	1	1	0	0	1
Larry Burright, R (1, 6) OBP: 0.291, SLG: 0.260		0-0 ② 6-3		0-0 ② 1-3			S S S 0-3 ① K			3	0	0	0	0	1	2
Al Jackson, L (1, 1) OBP: 0.213, SLG: 0.222		0-0 ③ G3		0-0 FC4-6 2-3 1B			0-0 ② F8			0	0	0	0	0	0	0
Jay Hook, L (1, 1) OBP: 0.242, SLG: 0.233										2	0	1	0	0	0	1
Joe Christopher, R (7, PH) OBP: 0.327, SLG: 0.327										1	0	0	0	0	0	0
Ken MacKenzie, R (7, 1)										0	0	0	0	0	0	0

	AB	33
	R	2
	H	6
	RBI	2
	BB	1
	SO	5
	LOB	10

Inning Stats										
	R: 0 E: 0 K: 2 S: 7	H: 0 LOB: 1 BB: 1 P: 11	R: 1 E: 0 K: 0 S: 5	H: 2 LOB: 1 BB: 0 P: 5	R: 1 E: 0 K: 0 S: 5	H: 2 LOB: 1 BB: 0 P: 5	R: 0 E: 0 K: 0 S: 5	H: 2 LOB: 2 BB: 0 P: 5	R: 0 E: 0 K: 2 S: 7	H: 0 LOB: 0 BB: 0 P: 7
	R: 0 E: 0 K: 0 S: 3	H: 0 LOB: 0 BB: 0 P: 3	R: 0 E: 0 K: 1 S: 5	H: 0 LOB: 0 BB: 0 P: 5	R: 0 E: 0 K: 0 S: 3	H: 0 LOB: 0 BB: 0 P: 3	R: 0 E: 0 K: 0 S: 3	H: 0 LOB: 0 BB: 0 P: 3	1B: 4 2B: 1 3B: 0 HR: 1	SF: 0 SAC: 0 DP: 0 HBP: 0

	WP: 0	PA: 34
	PB: 0	
	SB: 0	
	CS: 0	

PITCHER	IP	WLS	BF	H	R	ER	SO	BB	IBB	HBP	BLK	WP	HR	S	P	ERA	WHIP
Ken Johnson, R (1, 1) ERA: 3.25	9.0	W	34	6	2	2	5	1	0	0	0	0	1	43	47	2.00	0.778

PITCHER	IP	WLS	BF	H	R	ER	SO	BB	IBB	HBP	BLK	WP	HR	S	P	ERA	WHIP

New York Mets @ Houston Colt 45's

Colt Stadium, Houston, TX

Sun Jul 28 1963, 8:05 PM EDT

Att. 6,522 - Unknown

livebaseballscorecards.com

BOTTOM

Batter	1	2	3	4	5	6	7	8	9	AB	R	H	RBI	BB	SO	LOB
Al Spangler, L (1, 7) OBP: 0.335, SLG: 0.351	BBBB 4-0 6-3 5-3 HR BB	x 0-0 ① F5	x 0-0 BB 1B		x 0-0 ② FC4-6 1-2f		x 0-0 E1 1B 1-3 1B			4	1	2	0	1	0	1
Johnny Temple, R (1, 4) OBP: 0.358, SLG: 0.331 Ernie Fazio, R (7, PR) OBP: 0.283, SLG: 0.269 (8, 4)	x 0-0 ① 5-3 1-2	x 0-0 ② P3	BBBB 4-0 1-2 BB		x 0-0 ③ 4-3		x 0-0 1-2 3-H 1B			4 0	0 0	1 0	1 0	1 0	0 0	2 0
Bob Aspromonte, R (1, 5) OBP: 0.257, SLG: 0.275	x 0-0 ② 6-3 2-3	x 0-0 E6 1B	x 0-0 ③ F8			x 0-0 ① 6-3	x 0-0 ② F7			5	1	0	0	0	0	5
Carl Warwick, R (1, 9) OBP: 0.332, SLG: 0.356	x 0-0 HR 3-H	BBBB 4-0 BB 1B BB		x 0-0 ① P6		BBBB 4-0 1-3 1B BB	x 0-0 ③ F7			3	2	1	2	2	0	2
Jimmy Wynn, R (1, 8) OBP: 0.346, SLG: 0.412	x 0-0 2B 3B	x 0-0 BB 1-2 2-H 1B		SSS 0-3 ② K		x 0-0 ② 1-3 1-2		x 0-0 ① 5-3		5	1	2	1	0	1	1
Pete Runnels, L (1, 3) OBP: 0.317, SLG: 0.261 Rusty Staub, L (6, PR) OBP: 0.295, SLG: 0.310 (7, 3)	BBBB 4-0 2B BB	BBBB 4-0 1-2 2-3 BB		x 0-0 ③ F8		x 0-0 2-H 1B		x 0-0 ② 4-3		2 1	1 0	1 0	1 0	2 0	0 0	0 0
John Bateman, R (1, 2) OBP: 0.238, SLG: 0.331	x 0-0 BLK 1-H 3-H 2B	x 0-0 ③ F3			x 0-0 HR	x 0-0 ③ P6		x 0-0 1B		5	1	3	3	0	0	4
Bob Lillis, R (1, 6) OBP: 0.221, SLG: 0.220	H 1-0 BLK HBP	x 0-0 ① F5			SSS 0-3 ① K		x 0-0 E 1B 1B 1B	x 0-0 ③ F8		4	1	1	0	0	1	1
Ken Johnson, R (1, 1) OBP: 0.106, SLG: 0.067	SSS 0-3 ③ K 1-2 2-3	SSS 0-3 ② K			x 0-0 FC4-6 1B		x 0-0 ① B2			4	0	1	0	0	2	3
Inning Stats	R: 4 E: 0 K: 1 S: 8 H: 3 LOB: 2 BB: 2 P: 17	R: 1 E: 1 K: 0 S: 5 H: 1 LOB: 3 BB: 2 P: 13	R: 0 E: 0 K: 1 S: 6 H: 1 LOB: 2 BB: 1 P: 10	R: 0 E: 0 K: 1 S: 5 H: 0 LOB: 0 BB: 0 P: 5	R: 1 E: 0 K: 1 S: 7 H: 2 LOB: 1 BB: 0 P: 7	R: 1 E: 0 K: 0 S: 4 H: 1 LOB: 1 BB: 1 P: 8	R: 1 E: 1 K: 0 S: 6 H: 3 LOB: 2 BB: 0 P: 6	R: 0 E: 0 K: 0 S: 4 H: 1 LOB: 1 BB: 0 P: 4		1B: 8 2B: 1 3B: 1 HR: 2 SF: 0 SAC: 0 DP: 0 HBP: 1				WP: 0 PB: 0 SB: 0 CS: 0 PA: 44		

	AB	37
	R	8
	H	12
	RBI	8
	BB	6
	SO	4
	LOB	19

PITCHER		IP	WLS	BF	H	R	ER	SO	BB	IBB	HBP	BLK	WP	HR	S	P	ERA	WHIP
Al Jackson, L ERA: 4.41	(1, 1)	0.2	L	8	3	4	4	0	2	0	1	0	0	1	5	14	54.00	7.500
Jay Hook, R ERA: 5.76	(1, 1)	5.1		26	5	3	2	4	4	0	0	1	0	1	30	46	3.38	1.688
Ken MacKenzie, L ERA: 4.98	(7, 1)	2.0		10	4	1	1	0	0	0	0	0	0	0	10	10	4.50	2.000

PITCHER	IP	WLS	BF	H	R	ER	SO	BB	IBB	HBP	BLK	WP	HR	S	P	ERA	WHIP

Pittsburgh Pirates @ Houston Colt 45's

Colt Stadium, Houston, TX

Tue Jul 30 1963, 8:05 PM EDT

Att. 6,976 - Cloudy - 85 F

TOP

livebaseballscorecards.com

Batter	1	2	3	4	5	6	7	8	9	AB	R	H	RBI	BB	SO	LOB
Bob Bailey, R (1, 5) OBP: 0.319, SLG: 0.344	K		2B 1B 1B	5-3		1B 2B		BB FC4-6		4	2	2	0	1	1	0
Bill Virdon, L (1, 8) OBP: 0.304, SLG: 0.349	F2		1B 1-3 1B 2B	4-3		2-H 1B		1-2f FC4-6 FC6		5	1	2	1	0	0	1
Roberto Clemente, R (1, 9) OBP: 0.365, SLG: 0.487	1B 1B		1B SF7 2-3 3-H 1B		G3	L4		1-2f FC6		5	1	2	1	0	0	2
Jerry Lynch, L (1, 7) OBP: 0.353, SLG: 0.478 Manny Mota, R (9, PR) OBP: 0.382, SLG: 0.375 (9, 7)	1-2 FC6-4 1B		1-3 G3 3-H 1B		5-3	6-3			WP PB 2B	5 0	0 1	3 0	1 0	0 0	0 0	1 0
Bill Mazeroski, R (1, 4) OBP: 0.314, SLG: 0.396	1-2f FC6-4		3-H SF7		1B 1B		G6-4-3 1B BB		2-H P6	3	1	1	1	1	0	2
Donn Clendenon, R (1, 3) OBP: 0.350, SLG: 0.471		K2-3	1-2 G3		1-3 S 1B 1B		1-2 G6-4-3 1B		F7	5	1	2	0	0	1	2
Jim Pagliaroni, R (1, 2) OBP: 0.369, SLG: 0.460		HR	BB		1-H 3-H FC6-4 1B		1-2f 2-3 G6-4-3		L4	4	1	2	3	1	0	3
Johnny Logan, R (1, 6) OBP: 0.294, SLG: 0.231		K	G3		1-2f FC6-4		F7			4	0	0	0	0	1	4
Joe Gibbon, R (1, 1) OBP: 0.040, SLG: 0.040		4-3		6-3		1-3		K		4	0	0	0	0	1	0

	AB	39
	R	8
	H	14
	RBI	7
	BB	3
	SO	4
	LOB	15

Inning Stats																		
	R: 0	H: 2	R: 1	H: 1	R: 3	H: 4	R: 0	H: 0	R: 2	H: 3	R: 1	H: 2	R: 0	H: 1	R: 0	H: 0	R: 1	H: 1
	E: 0	LOB: 2	E: 0	LOB: 0	E: 0	LOB: 2	E: 0	LOB: 0	E: 0	LOB: 1	E: 0	LOB: 1	E: 0	LOB: 1	E: 0	LOB: 1	E: 0	LOB: 1
	K: 1	BB: 0	K: 2	BB: 0	K: 0	BB: 1	K: 0	BB: 0	K: 0	BB: 0	K: 0	BB: 1	K: 0	BB: 1	K: 1	BB: 1	K: 0	BB: 0
	S: 7	P: 7	S: 8	P: 8	S: 7	P: 11	S: 3	P: 3	S: 6	P: 6	S: 5	P: 5	S: 3	P: 7	S: 5	P: 9	S: 4	P: 4

	1B: 10	SF: 1	WP: 1	PA: 43
	2B: 3	SAC: 0	PB: 1	
	3B: 0	DP: 1	SB: 1	
	HR: 1	HBP: 0	CS: 0	

PITCHER		IP	WLS	BF	H	R	ER	SO	BB	IBB	HBP	BLK	WP	HR	S	P	ERA	WHIP
Hal Brown, R ERA: 3.63	(1, 1)	2.0	L	11	5	3	3	3	0	0	0	0	0	1	17	17	13.50	2.500
Jim Umbricht, R ERA: 3.55	(3, 1)	0.0		2	2	0	0	0	0	0	0	0	0	0	2	2	∞	∞
Don McMahon, R ERA: 4.15	(3, 1)	2.0		7	0	1	1	0	1	0	0	0	0	0	6	10	4.50	0.500
Jim Dickson, R ERA: 9.31	(5, 1)	2.0		11	5	3	3	0	0	0	0	0	0	0	11	11	13.50	2.500
Dick Drott, R ERA: 3.5	(7, 1)	3.0		12	2	1	1	1	2	0	0	0	1	0	12	20	3.00	1.333

PITCHER		IP	WLS	BF	H	R	ER	SO	BB	IBB	HBP	BLK	WP	HR	S	P	ERA	WHIP

Pittsburgh Pirates @ Houston Colt 45's

Colt Stadium, Houston, TX

Tue Jul 30 1963, 8:05 PM EDT

Att. 6,976 - Cloudy - 85 F

livebaseballscorecards.com

BOTTOM

Batter	1	2	3	4	5	6	7	8	9	AB	R	H	RBI	BB	SO	LOB
Al Spangler, L (1, 7) OBP: 0.334, SLG: 0.348	BBBB 4-0 1B BB		SSS 0-3 K ②		x 0-0 F5 ①		x 0-0 P6 ③			3	0	0	0	1	1	2
Johnny Temple, R (1, 4) OBP: 0.356, SLG: 0.330	x 0-0 G1-4-3 1B 1-2		x 0-0 F8 ③		x 0-0 F3 ②			x 0-0 L9 ①		4	0	1	0	0	0	2
Bob Aspromonte, R (1, 5) OBP: 0.253, SLG: 0.271	x 0-0 P6 ①			x 0-0 6-3 ①	x 0-0 6-3 ③			x 0-0 F7 ②		4	0	0	0	0	0	3
Carl Warwick, R (1, 9) OBP: 0.332, SLG: 0.355	x 0-0 G1-4-3 ②③ 1-2f			x 0-0 F8 ②		x 0-0 F8 ①		x 0-0 E 1B		4	0	1	0	0	0	2
Jimmy Wynn, R (1, 8) OBP: 0.341, SLG: 0.394		SSS 0-3 K ①		BBBB 4-0 1B 2B BB		x 0-0 P4 ②		SSS 0-3 K ③ 1-2		3	1	0	0	1	2	1
Pete Runnels, L (1, 3) OBP: 0.320, SLG: 0.263 Dick Drott, R (7, 1) OBP: 0.125, SLG: 0.125 Ernie Fazio, R (9, PH) OBP: 0.281, SLG: 0.268		x 0-0 F7 ②		x 0-0 2B 1B 1-2		H 1-0 HBP			x 0-0 F3 ①	2 0 1	0 0 0	1 0 0	0 0 0	0 0 0	0 0 0	0 0 0
John Bateman, R (1, 2) OBP: 0.237, SLG: 0.329 Jim Dickson, L (5, 1) Rusty Staub, L (6, PH) OBP: 0.293, SLG: 0.308 (7, 3)		x 0-0 6-3 ③		x 0-0 2B 1-3 2-H		SSS 0-3 K ③			x 0-0 F9 ②	1 0 2	0 0 0	0 0 0	0 0 0	0 0 1	0 0 1	0 0 1
Bob Lillis, R (1, 6) OBP: 0.221, SLG: 0.221			x 0-0 1B 1B	x 0-0 F3 ③			x 0-0 G3 ①		x 0-0 F8 ③	4	0	1	0	0	0	2
Hal Brown, R (1, 1) OBP: 0.125, SLG: 0.125 Jim Umbricht, R (3, 1) Don McMahon, R (3, 1) OBP: 0.167, SLG: 0.182 Hal Smith, R (3, 2) OBP: 0.385, SLG: 0.417 Howie Goss, R (4, PH) OBP: 0.272, SLG: 0.356			x 0-0 1-3 1B ①		x 0-0 2B		x 0-0 F3 ②			0 0 0 3 1	0 0 0 0 0	0 0 0 2 1	0 0 0 0 1	0 0 0 0 0	0 0 0 0 0	0 0 0 0 0
Inning Stats	R: 0 E: 0 K: 0 S: 3 H: 1 LOB: 1 BB: 1 P: 7	R: 0 E: 0 K: 1 S: 5 H: 0 LOB: 0 BB: 0 P: 5	R: 0 E: 0 K: 1 S: 6 H: 2 LOB: 1 BB: 0 P: 6	R: 1 E: 0 K: 0 S: 5 H: 2 LOB: 2 BB: 1 P: 9	R: 0 E: 0 K: 0 S: 4 H: 1 LOB: 1 BB: 0 P: 4	R: 0 E: 0 K: 1 S: 5 H: 0 LOB: 1 BB: 0 P: 6	R: 0 E: 0 K: 0 S: 3 H: 0 LOB: 0 BB: 0 P: 3	R: 0 E: 1 K: 1 S: 6 H: 1 LOB: 1 BB: 0 P: 6	R: 0 E: 0 K: 0 S: 3 H: 0 LOB: 0 BB: 0 P: 3	1B: 5 2B: 2 3B: 0 HR: 0	SF: 0 SAC: 0 DP: 1 HBP: 1						

PITCHER		IP	WLS	BF	H	R	ER	SO	BB	IBB	HBP	BLK	WP	HR	S	P	ERA	WHIP
Joe Gibbon, L ERA: 2.25	(1, 1)	9.0	W	35	7	1	1	4	2	0	1	0	0	0	40	49	1.00	1.000

PITCHER	IP	WLS	BF	H	R	ER	SO	BB	IBB	HBP	BLK	WP	HR	S	P	ERA	WHIP

AB	32
R	1
H	7
RBI	1
BB	2
SO	4
LOB	13

WP: 0 PB: 0 SB: 0 CS: 0 PA: 35

Batter	1	2	3	4	5	6	7	8	9	AB	R	H	RBI	BB	SO	LOB
Bob Bailey, R (1, 5) OBP: 0.317, SLG: 0.342	6-3		5-3		F8		F8	1B 3-H		5	0	1	1	0	0	2
Bill Virdon, L (1, 8) OBP: 0.305, SLG: 0.350	F7		1B 1B		4-3		2B 1B 1B 1-2 2-H	F8		5	1	2	1	0	0	1
Roberto Clemente, R (1, 9) OBP: 0.365, SLG: 0.487	S BB		K			4-3	1B 2B 1-3 2-H		F8	4	1	1	1	1	1	1
Jerry Lynch, L (1, 7) OBP: 0.353, SLG: 0.476 Manny Mota, R (7, PH) OBP: 0.400, SLG: 0.394 Roy Face, R (7, 1) OBP: 0.143, SLG: 0.143	F7 1-2		1B 1-2			P4	1B 2-H 3-H		1B	3 1 1	0 0 0	1 1 1	0 2 0	0 0 0	0 0 0	1 0 0
Bill Mazeroski, R (1, 4) OBP: 0.315, SLG: 0.394		G6-4-3 1B	P4			FC6-4 BB	K		K	4	0	1	0	1	2	4
Donn Clendenon, R (1, 3) OBP: 0.346, SLG: 0.465		G6-4-3 1-2f		P3		FC6-4 1-2f		K	5-3	5	0	0	0	0	1	3
Jim Pagliaroni, R (1, 2) OBP: 0.378, SLG: 0.464		BB 1B		L6-3 BB			1B 1B 1B	F7		3	1	2	0	1	0	0
Johnny Logan, R (1, 6) OBP: 0.300, SLG: 0.228		FC4-6 1-2 BB		L6-3 1-2			F3	3B BB		2	1	0	0	2	0	2
Bob Friend, R (1, 1) OBP: 0.108, SLG: 0.094 Willie Stargell, L (7, PH) OBP: 0.277, SLG: 0.387 (7, 7)		FC4-6 1-2f			P5		1B 2B 1B 1-2	1B 3B 1-H		2 2	0 2	0 2	0 1	0 0	0 0	2 0
Inning Stats	R: 0 E: 0 K: 0 S: 3 H: 0 LOB: 1 BB: 1 P: 7	R: 0 E: 0 K: 0 S: 4 H: 2 LOB: 2 BB: 1 P: 8	R: 0 E: 0 K: 1 S: 7 H: 2 LOB: 2 BB: 0 P: 7	R: 0 E: 0 K: 0 S: 2 H: 0 LOB: 0 BB: 1 P: 6	R: 0 E: 0 K: 0 S: 3 H: 0 LOB: 0 BB: 0 P: 3	R: 0 E: 0 K: 0 S: 3 H: 0 LOB: 1 BB: 1 P: 7	R: 4 E: 0 K: 1 S: 10 H: 5 LOB: 1 BB: 0 P: 10	R: 2 E: 0 K: 1 S: 7 H: 2 LOB: 1 BB: 1 P: 11	R: 0 E: 0 K: 1 S: 6 H: 1 LOB: 1 BB: 0 P: 6	1B: 10 2B: 2 3B: 1 HR: 0 SF: 0 SAC: 0 DP: 2 HBP: 0						

PITCHER		IP	WLS	BF	H	R	ER	SO	BB	IBB	HBP	BLK	WP	HR	S	P	ERA	WHIP
Don Nottebart, R ERA: 3.38	(1, 1)	6.2		29	7	3	3	1	4	0	0	0	0	0	27	43	4.05	1.650
Hal Woodeshick, L ERA: 1.65	(7, 1)	0.1	L	3	2	1	1	1	0	0	0	0	0	0	5	5	27.00	6.000
Bob Bruce, R ERA: 3.35	(8, 1)	1.0		6	2	2	2	1	1	0	0	0	0	0	7	11	18.00	3.000
Ken Johnson, R ERA: 3.22	(9, 1)	1.0		4	1	0	0	1	0	0	0	0	0	0	6	6	0.00	1.000

PITCHER	IP	WLS	BF	H	R	ER	SO	BB	IBB	HBP	BLK	WP	HR	S	P	ERA	WHIP

TOP

Pittsburgh Pirates @ Houston Colt 45's

Colt Stadium, Houston, TX

Wed Jul 31 1963, 8:05 PM EDT

Att. 6,093 - Unknown - 85 F

livebaseballscorecards.com

AB	37
R	6
H	12
RBI	6
BB	5
SO	4
LOB	16

WP: 0 PA: 42
PB: 0
SB: 1
CS: 0

Batter	1	2	3	4	5	6	7	8	9	AB	R	H	RBI	BB	SO	LOB
Al Spangler, L (1, 7) OBP: 0.333, SLG: 0.345	4-3			4-3	BB		P5			3	0	0	0	1	0	1
Johnny Temple, R (1, 4) OBP: 0.355, SLG: 0.329	4-3			FC5-4 1B, 1B	F8		CS	E6		4	1	1	0	0	0	3
Bob Aspromonte, R (1, 5) OBP: 0.256, SLG: 0.278	F2			FC5-4	2B			G4-6-3		4	0	2	2	0	0	1
Carl Warwick, R (1, 9) OBP: 0.328, SLG: 0.351		K2-3		FC5-4	5-3			5-3		4	0	0	0	0	1	4
Rusty Staub, L (1, 3) OBP: 0.295, SLG: 0.310		3-1		1B	5-3				HBP	4	0	2	1	0	0	0
Jimmy Wynn, R (1, 8) OBP: 0.326, SLG: 0.373		G3		F8	F2				P6	4	0	0	0	0	0	3
Hal Smith, R (1, 2) OBP: 0.353, SLG: 0.375			5-3		FC2-5 1B, 1B	F9			F7	4	0	1	0	0	0	1
Bob Lillis, R (1, 6) OBP: 0.225, SLG: 0.222			F8		BB FC2-5, 2B		P3		HBP	3	1	1	0	0	0	0
Don Nottebart, R (1, 1) OBP: 0.182, SLG: 0.139 Hal Woodeshick, R (7, 1) OBP: 0.235, SLG: 0.188 John Bateman, R (7, PH) OBP: 0.240, SLG: 0.332 Ernie Fazio, R (7, PR) OBP: 0.281, SLG: 0.268 Bob Bruce, R (8, 1) OBP: 0.192, SLG: 0.152 Ken Johnson, R (9, 1) OBP: 0.106, SLG: 0.067 Howie Goss, R (9, PH) OBP: 0.272, SLG: 0.355			K		FC2-5 BB, 2B		CS, 1B		1-3	2 0 1 0 0 0 1	1 0 0 0 0 0 0	0 0 1 0 0 0 0	0 0 0 0 0 0 0	0 0 0 0 0 0 0	1 0 0 0 0 0 0	2 0 0 0 0 0 2
Inning Stats	R: 0 E: 0 K: 0 S: 3 H: 0 LOB: 0 BB: 0 P: 3	R: 0 E: 0 K: 1 S: 5 H: 0 LOB: 0 BB: 0 P: 5	R: 0 E: 0 K: 1 S: 5 H: 0 LOB: 0 BB: 0 P: 5	R: 1 E: 0 K: 0 S: 6 H: 3 LOB: 2 BB: 0 P: 6	R: 2 E: 0 K: 0 S: 6 H: 3 LOB: 2 BB: 1 P: 10	R: 0 E: 0 K: 0 S: 3 H: 0 LOB: 0 BB: 0 P: 3	R: 0 E: 0 K: 0 S: 3 H: 1 LOB: 1 BB: 0 P: 3	R: 0 E: 1 K: 0 S: 3 H: 0 LOB: 0 BB: 0 P: 3	R: 0 E: 0 K: 0 S: 4 H: 1 LOB: 2 BB: 0 P: 5	1B: 7 2B: 1 3B: 0 HR: 0	SF: 0 SAC: 0 DP: 1 HBP: 1			WP: 0 PB: 0 SB: 0 CS: 1	PA: 37		

PITCHER		IP	WLS	BF	H	R	ER	SO	BB	IBB	HBP	BLK	WP	HR	S	P	ERA	WHIP
Bob Friend, R ERA: 2.04	(1, 1)	6.0	W	25	6	3	3	2	1	0	0	0	0	0	28	32	4.50	1.167
Roy Face, R ERA: 3.25	(7, 1)	3.0	S	11	2	0	0	0	0	0	1	0	0	0	10	11	0.00	0.667

PITCHER	IP	WLS	BF	H	R	ER	SO	BB	IBB	HBP	BLK	WP	HR	S	P	ERA	WHIP

BOTTOM

Pittsburgh Pirates @ Houston Colt 45's

Colt Stadium, Houston, TX

Wed Jul 31 1963, 8:05 PM EDT
Att. 6,093 - Unknown - 85 F

livebaseballscorecards.com

AB	34
R	3
H	8
RBI	3
BB	1
SO	2
LOB	17

Batter	1	2	3	4	5	6	7	8	9	AB	R	H	RBI	BB	SO	LOB
Maury Wills, S (1, 6) OBP: 0.347, SLG: 0.329	C F B B B C 3-3 ① K			B C B B X 3-1 ① 1-3		B C X 1-1 ① 6-3		X 0-0 ③ F7		4	0	0	0	0	1	0
Jim Gilliam, S (1, 4) OBP: 0.352, SLG: 0.397	B X 1-0 ② 6-3			C B B X 2-1 BB 1B 1B		B C B X 2-1 ② L4			C B B X 2-1 ① 1-3	4	1	1	0	0	0	0
Wally Moon, L (1, 9) OBP: 0.381, SLG: 0.436	B B X 2-0 CS 3B			B C B F F B B 4-2 1B 1-2 BB		C F X 0-2 ③ F9			B F X 1-1 ② B3	3	0	1	0	1	0	0
Tommy Davis, R (1, 7) OBP: 0.364, SLG: 0.442	B B 2-0 ③ CS 3-H	S B B S B X 3-2 G4-6-3 1B		X 0-0 ② F6			C X 0-1 E6 G3		C X 0-1 1B 1B	4	0	2	0	0	0	2
Ron Fairly, L (1, 3) OBP: 0.360, SLG: 0.421		L X 0-1 ① F9		C C F B B X 2-2 1-3 2-H 1B			X 0-0 ① F3		F X 0-1 1-2 1B	4	0	2	1	0	0	2
John Roseboro, L (1, 2) OBP: 0.296, SLG: 0.342		B X 1-0 ②③ G4-6-3 1-2f		C S X 0-2 ③ G3			B F S F X 1-2 ② G3 2-3		F X 0-1 ③ 4-3	4	0	0	0	0	0	6
Willie Davis, L (1, 8) OBP: 0.256, SLG: 0.357			B S F F X 1-2 ① F4		C L X 0-2 ① F8		F S B F X 1-2 ③ L8			3	0	0	0	0	0	1
Ken McMullen, R (1, 5) OBP: 0.270, SLG: 0.335			F B F C 1-3 ② K		B F X 1-1 ② 5-3			C C S 0-3 ① K		3	0	0	0	0	2	0
Don Drysdale, R (1, 1) OBP: 0.222, SLG: 0.200			B B X 2-0 ③ F3		X 0-0 ③ F8			F X 0-1 ② 6-3		2	0	0	0	0	0	0
Larry Sherry, R (7, 1)										0	0	0	0	0	0	0
Al Ferrara, R (8, PH)										1	0	0	0	0	0	0
Dick Calmus, R (8, 1)										0	0	0	0	0	0	0
Inning Stats	R: 0 E: 0 K: 1 S: 5 H: 1 LOB: 0 BB: 0 P: 13	R: 0 E: 0 K: 0 S: 6 H: 1 LOB: 0 BB: 0 P: 10	R: 0 E: 0 K: 1 S: 8 H: 0 LOB: 0 BB: 0 P: 12	R: 1 E: 0 K: 0 S: 15 H: 2 LOB: 2 BB: 1 P: 26	R: 0 E: 0 K: 0 S: 6 H: 0 LOB: 0 BB: 0 P: 7	R: 0 E: 0 K: 0 S: 7 H: 0 LOB: 0 BB: 0 P: 10	R: 0 E: 1 K: 0 S: 11 H: 0 LOB: 1 BB: 0 P: 13	R: 0 E: 0 K: 1 S: 6 H: 0 LOB: 0 BB: 0 P: 6	R: 0 E: 0 K: 0 S: 10 H: 2 LOB: 2 BB: 0 P: 13	1B: 5 2B: 0 3B: 1 HR: 0 SF: 0 SAC: 0 DP: 1 HBP: 0						

TOP

Los Angeles Dodgers @ Houston Colt 45's

Colt Stadium, Houston, TX

Fri Aug 02 1963, 8:05 PM EDT
Att. 13,054 - Cloudy - 80 F

livebaseballscorecards.com

AB	32
R	1
H	6
RBI	1
BB	1
SO	3
LOB	11

WP: 0 PB: 0 SB: 0 CS: 1 PA: 34

PITCHER	IP	WLS	BF	H	R	ER	SO	BB	IBB	HBP	BLK	WP	HR	S	P	ERA	WHIP
Turk Farrell, R (1, 1) ERA: 2.84	9.0	W	33	6	1	1	3	1	0	0	0	0	0	74	110	1.00	0.778

PITCHER	IP	WLS	BF	H	R	ER	SO	BB	IBB	HBP	BLK	WP	HR	S	P	ERA	WHIP

Batter	1	2	3	4	5	6	7	8	9	AB	R	H	RBI	BB	SO	LOB
Al Spangler, L (1, 7) OBP: 0.338, SLG: 0.353	C F B S 1-3 K ①	B F X 1-1 1-2 2-H 1B ③			B F X 1-1 G6-4-3 1-3 2B		L B X 1-1 1B 1-2 1B			4	0	3	0	0	1	0
Pete Runnels, L (1, 4) OBP: 0.319, SLG: 0.260	B X 1-0 6-3 ②		F C B S 1-3 K ①		I I I I 4-0 G6-4-3 IBB		L B X 1-1 F7 ①			3	0	0	0	1	1	2
Ernie Fazio, R (8, 4) OBP: 0.281, SLG: 0.268										0	0	0	0	0	0	0
Bob Aspromonte, R (1, 5) OBP: 0.253, SLG: 0.274	X 0-0 6-3 ③		B B X 2-0 6-3 ②		C X 0-1 G6-4-3 1-2f 2-3 3-H ① ②		C S B B S 2-3 K ②			4	0	0	0	0	1	4
Carl Warwick, R (1, 9) OBP: 0.332, SLG: 0.354		B X 1-0 HR 1B	S B S B X 2-2 F8 ③		C B F B F B B 4-2 BB		B B X 2-0 BB 1-3 2-H 1B			3	1	2	1	1	0	0
Rusty Staub, L (1, 3) OBP: 0.295, SLG: 0.307		B B C X 2-1 F8 ①	B C C B X 2-2 G3 ①	X 0-0 4-3 ③			B B B C B 4-1 1-2 BB			3	0	0	0	1	0	3
Jimmy Wynn, R (1, 8) OBP: 0.344, SLG: 0.443	C S X 0-2 1-H HR	X 0-0 2B			B B B C X 3-1 G4-3 1B		C B S B X 2-2 L8 ③			4	1	3	2	0	0	3
Howie Goss, R (8, 8) OBP: 0.272, SLG: 0.355										0	0	0	0	0	0	0
John Bateman, R (1, 2) OBP: 0.240, SLG: 0.328	B H 2-0 1B 1B HBP	F X 0-1 F8 ②			X 0-0 G4-3 1-2f ① ②		C B X 1-1 4-3 ①			3	0	0	0	0	0	2
Bob Lillis, R (1, 6) OBP: 0.225, SLG: 0.222	X 0-0 1B 1-2 1B	X 0-0 4-3 ③			B F X 1-1 F6 ③		B X 1-0 F8 ②			4	0	1	0	0	0	1
Turk Farrell, R (1, 1) OBP: 0.293, SLG: 0.270	C C X 0-2 F8 ②				F B B B B 4-1 2B G6-4-3 BB		X 0-0 1B 1B 1B		S B X 1-1 F8 ③	3	2	1	0	1	0	2
Inning Stats	R: 0 E: 0 K: 1 S: 5 H: 0 LOB: 0 BB: 0 P: 7	R: 2 E: 0 K: 0 S: 12 H: 4 LOB: 2 BB: 0 P: 18	R: 0 E: 0 K: 1 S: 7 H: 0 LOB: 0 BB: 0 P: 12	R: 0 E: 0 K: 0 S: 7 H: 1 LOB: 1 BB: 0 P: 9	R: 1 E: 0 K: 0 S: 9 H: 1 LOB: 2 BB: 3 P: 22	R: 0 E: 0 K: 0 S: 5 H: 1 LOB: 0 BB: 0 P: 9	R: 1 E: 0 K: 1 S: 13 H: 3 LOB: 3 BB: 1 P: 25	R: 0 E: 0 K: 0 S: 5 H: 0 LOB: 0 BB: 0 P: 8		1B: 7 2B: 2 3B: 0 HR: 1	SF: 0 SAC: 0 DP: 2 HBP: 1			WP: 0 PB: 0 SB: 0 CS: 0	PA: 36	

PITCHER		IP	WLS	BF	H	R	ER	SO	BB	IBB	HBP	BLK	WP	HR	S	P	ERA	WHIP
Don Drysdale, R ERA: 3.0	(1, 1)	6.0	L	28	9	4	4	2	2	1	1	0	0	1	48	81	6.00	1.833
Larry Sherry, R ERA: 3.12	(7, 1)	1.0		5	1	0	0	1	1	0	0	0	0	0	10	21	0.00	2.000
Dick Calmus, R ERA: 2.74	(8, 1)	1.0		3	0	0	0	0	0	0	0	0	0	0	5	8	0.00	0.000

PITCHER	IP	WLS	BF	H	R	ER	SO	BB	IBB	HBP	BLK	WP	HR	S	P	ERA	WHIP

BOTTOM

Los Angeles Dodgers @ Houston Colt 45's

Colt Stadium, Houston, TX

Fri Aug 02 1963, 8:05 PM EDT

Att. 13,054 - Cloudy - 80 F

livebaseballscorecards.com

AB	31
R	4
H	10
RBI	3
BB	4
SO	3
LOB	17

Batter	1	2	3	4	5	6	7	8	9	AB	R	H	RBI	BB	SO	LOB
Maury Wills, S (1, 6) OBP: 0.346, SLG: 0.327	L X 0-1 ① L9		X 0-0 ① F8		B B B C C B 4-2 E 1-2 BB		C X 0-1 ③ F7			3	0	0	0	1	0	0
Jim Gilliam, S (1, 5) OBP: 0.357, SLG: 0.399	B B B C B 4-1 G3 3B BB		C X 0-1 S 1B		C B X 1-1 E4 1-2 2-3			X 0-0 G3 1B 1B		3	1	2	0	1	0	2
Wally Moon, L (1, 7) (8, 9) OBP: 0.374, SLG: 0.428	C X 0-1 ② G3 1-2		B S B F S 2-3 ② K 1-2		X 0-0 ② ③ G3-2-3 3-Hf			L B B B C 2-3 ① K		4	0	0	0	0	2	6
Tommy Davis, R (1, 8) (8, 7) OBP: 0.368, SLG: 0.451	C B X 1-1 1B 2-H 3B		X 0-0 ③ F8			X 0-0 6-3 S 1B		X 0-0 G3 1-2 1B		4	1	3	1	0	0	1
Ron Fairly, L (1, 3) OBP: 0.359, SLG: 0.419	B B F B X 3-1 3-H 1B			C F X 0-2 ① 1-3		B C B B F S 3-3 ① K 1-2		B B C C X 2-1 ② G3 1-2 2-3		4	0	1	1	0	1	3
Frank Howard, R (1, 9) Willie Davis, L (8, 8) OBP: 0.299, SLG: 0.468 OBP: 0.256, SLG: 0.357	B S S S B S 2-3 ③ K			X 0-0 ② F2		S B X 1-1 ② 6-3 2-3		B S S X 1-2 ③ L9		4 0	0 0	0 0	0 0	0 0	1 0	4 0
John Roseboro, L (1, 2) OBP: 0.293, SLG: 0.338		F B F S 1-3 ① K		C C B B X 2-2 ③ F5		C B F B X 2-2 ③ 3-1			C X 0-1 ① 4-3	4	0	0	0	0	1	1
Marv Breeding, R (1, 4) OBP: 0.293, SLG: 0.338		S B X 1-1 ② 5-3			C S X 0-2 ① 5-3		X 0-0 ① 4-3		B F F X 1-2 ② 6-3	4	0	0	0	0	0	0
Sandy Koufax, R (1, 1) OBP: 0.133, SLG: 0.116		C S B C 1-3 ③ K			B F C B B B 4-2 E BB G3-2-3 BB		S B B F X 2-2 ② 5-3		F B B F C 2-3 ③ K	3	0	0	0	1	2	0
Inning Stats	R: 2 E: 0 K: 1 S: 12 H: 2 LOB: 1 BB: 1 P: 22	R: 0 E: 0 K: 2 S: 8 H: 0 LOB: 0 BB: 0 P: 11	R: 0 E: 0 K: 1 S: 7 H: 1 LOB: 1 BB: 0 P: 9	R: 0 E: 0 K: 0 S: 7 H: 0 LOB: 0 BB: 0 P: 9	R: 0 E: 1 K: 0 S: 10 H: 0 LOB: 2 BB: 2 P: 19	R: 0 E: 0 K: 1 S: 9 H: 1 LOB: 1 BB: 0 P: 15	R: 0 E: 0 K: 0 S: 6 H: 0 LOB: 0 BB: 0 P: 8	R: 0 E: 0 K: 1 S: 10 H: 2 LOB: 2 BB: 0 P: 15	R: 0 E: 0 K: 1 S: 8 H: 0 LOB: 0 BB: 0 P: 11	1B: 5 2B: 0 3B: 1 HR: 0	SF: 0 SAC: 0 DP: 1 HBP: 0					

Los Angeles Dodgers @ Houston Colt 45's

Colt Stadium, Houston, TX

Sat Aug 03 1963, 8:05 PM EDT

Att. 25,473 - Unknown

TOP

livebaseballscorecards.com

AB	33
R	2
H	6
RBI	2
BB	3
SO	7
LOB	17

WP: 0 PB: 0 SB: 2 CS: 0 PA: 36

PITCHER	IP	WLS	BF	H	R	ER	SO	BB	IBB	HBP	BLK	WP	HR	S	P	ERA	WHIP
Bob Bruce, R (1, 1) ERA: 3.3	8.0	L	33	6	2	2	6	3	0	0	0	0	0	69	108	2.25	1.125
Hal Woodeshick, L (9, 1) ERA: 1.63	1.0		3	0	0	0	1	0	0	0	0	0	0	8	11	0.00	0.000

PITCHER	IP	WLS	BF	H	R	ER	SO	BB	IBB	HBP	BLK	WP	HR	S	P	ERA	WHIP

Batter	1	2	3	4	5	6	7	8	9	AB	R	H	RBI	BB	SO	LOB
Bob Lillis, R (1, 6) OBP: 0.222, SLG: 0.220	C B F B X 2-2 F5 ①			B F F B B X 3-2 F7 ①		F X 0-1 F6 ②		B C X 1-1 L7 ③		4	0	0	0	0	0	1
Johnny Temple, R (1, 4) OBP: 0.351, SLG: 0.325	B F X 1-1 F9 ②			B F B X 2-1 F3 ②		C X 0-1 5-3 ③			C B F B X 2-2 F8 ①	4	0	0	0	0	0	0
Bob Aspromonte, R (1, 5) OBP: 0.250, SLG: 0.271	C F B X 1-2 5-3 ③			B X 1-0 F8 ③			B F F X 1-2 F4 ①		B B C X 2-1 F7 ②	4	0	0	0	0	0	0
Carl Warwick, R (1, 9) OBP: 0.332, SLG: 0.352		F C B S 1-3 K ①			X 0-0 1B 1B		B B S B X 3-1 F8 ②		S T B B F F X 2-2 F6 ③	4	0	1	0	0	1	0
Jimmy Wynn, R (1, 7) OBP: 0.344, SLG: 0.439		B B B C C S 3-3 K ②			B X 1-0 F5 ①		B B S F B F F F X 3-2 1B			3	0	1	0	0	1	1
John Bateman, R (1, 2) OBP: 0.241, SLG: 0.328		B S C S 1-3 K ③			F X 0-1 1-2 1B		B C S X 1-2 F3 ③			3	0	1	0	0	1	1
Rusty Staub, L (1, 3) OBP: 0.293, SLG: 0.305		B C C T X 1-2 F9 ①			X 0-0 F2 ②			B B C X 2-1 E3		3	0	0	0	0	0	2
Howie Goss, R (1, 8) OBP: 0.269, SLG: 0.352		S B B S X 2-2 F3 ②			X 0-0 F3 ③			B S C X 1-2 F7 ①		3	0	0	0	0	0	3
Bob Bruce, R (1, 1) OBP: 0.185, SLG: 0.146 Hal Smith, R (8, PH) OBP: 0.333, SLG: 0.353 Hal Woodeshick, R (9, 1) OBP: 0.235, SLG: 0.188		B C T B X 2-2 1-3 ③				F B B F C 2-3 K ①		B C T X 1-2 F3 ②		2 1 0	0 0 0	0 0 0	0 0 0	0 0 0	1 0 0	0 1 0
Inning Stats	R: 0 H: 0 E: 0 LOB: 0 K: 0 BB: 0 S: 8 P: 12	R: 0 H: 0 E: 0 LOB: 0 K: 3 BB: 0 S: 9 P: 14	R: 0 H: 0 E: 0 LOB: 0 K: 0 BB: 0 S: 10 P: 15	R: 0 H: 0 E: 0 LOB: 0 K: 0 BB: 0 S: 6 P: 12	R: 0 H: 2 E: 0 LOB: 2 K: 0 BB: 0 S: 6 P: 7	R: 0 H: 0 E: 0 LOB: 0 K: 1 BB: 0 S: 7 P: 9	R: 0 H: 1 E: 0 LOB: 1 K: 0 BB: 0 S: 14 P: 22	R: 0 H: 0 E: 1 LOB: 1 K: 0 BB: 0 S: 10 P: 15	R: 0 H: 0 E: 0 LOB: 0 K: 0 BB: 0 S: 10 P: 16	1B: 3 SF: 0 2B: 0 SAC: 0 3B: 0 DP: 0 HR: 0 HBP: 0						WP: 0 PA: 31 PB: 0 SB: 0 CS: 0

PITCHER	IP	WLS	BF	H	R	ER	SO	BB	IBB	HBP	BLK	WP	HR	S	P	ERA	WHIP
Sandy Koufax, L (1, 1) ERA: 1.81	9.0	W	31	3	0	0	4	0	0	0	0	0	0	80	122	0.00	0.333

PITCHER	IP	WLS	BF	H	R	ER	SO	BB	IBB	HBP	BLK	WP	HR	S	P	ERA	WHIP

BOTTOM

Los Angeles Dodgers @ Houston Colt 45's

Colt Stadium, Houston, TX

Sat Aug 03 1963, 8:05 PM EDT

Att. 25,473 - Unknown

livebaseballscorecards.com

AB	31
R	0
H	3
RBI	0
BB	0
SO	4
LOB	9

Batter	1	2	3	4	5	6	7	8	9	AB	R	H	RBI	BB	SO	LOB
Maury Wills, S (1, 6) OBP: 0.344, SLG: 0.325	6-3		K			F6	S 1B 2-H		L6	5	0	1	1	0	1	1
Jim Gilliam, S (1, 5) OBP: 0.358, SLG: 0.401	K		1B			4-3 1B	4-3 1-2			4	1	2	0	0	1	1
Wally Moon, L (1, 7) (7, 9) OBP: 0.368, SLG: 0.420	F6		F9			4-3 1-2		L9		4	0	0	0	0	0	2
Tommy Davis, R (1, 8) (7, 7) OBP: 0.366, SLG: 0.449		F3		5-3		CS 1B 2-H		6-3		4	0	1	1	0	0	0
Ron Fairly, L (1, 3) OBP: 0.360, SLG: 0.417		1B BB		F3		CS 1-2	F7	BB		2	0	0	0	2	0	0
Frank Howard, R (1, 9) OBP: 0.296, SLG: 0.463		F8		5-3			5-3	L3		3	0	0	0	0	0	1
Willie Davis, L (7, 8) OBP: 0.256, SLG: 0.356										1	0	0	0	0	0	1
John Roseboro, L (1, 2) OBP: 0.298, SLG: 0.343		1-3 1B			F5		BB 2B 1B		S SH1-3 1B	4	1	3	0	0	0	0
Marv Breeding, R (1, 4) OBP: 0.294, SLG: 0.335		4-3			F3		1-2 2B BB		SH1-3 1-2	2	1	0	0	1	0	2
Johnny Podres, L (1, 1) OBP: 0.118, SLG: 0.167			4-3		K		1-H 2-H 1B 2B		K 2-3	4	1	1	2	0	2	1
Larry Sherry, R (9, 1)										0	0	0	0	0	0	0

TOP

Los Angeles Dodgers @ Houston Colt 45's

Colt Stadium, Houston, TX

Sun Aug 04 1963, 8:05 PM EDT

Att. 14,237 - Cloudy - 87 F

livebaseballscorecards.com

AB	33
R	4
H	8
RBI	4
BB	3
SO	4
LOB	9

Inning Stats	1	2	3	4	5	6	7	8	9
R	0	0	0	0	0	1	3	0	0
E	0	0	0	0	0	0	0	0	0
K	1	0	1	0	0	0	0	0	1
S	6	7	10	5	6	9	13	12	10
H	0	1	1	0	0	2	3	0	1
LOB	0	2	1	0	0	0	1	1	1
BB	0	1	0	0	0	0	1	1	0
P	9	12	15	7	11	18	24	22	13

1B	7
2B	1
3B	0
HR	0
SF	0
SAC	1
DP	0
HBP	0
WP	0
PB	0
SB	2
CS	1
PA	38

PITCHER	IP	WLS	BF	H	R	ER	SO	BB	IBB	HBP	BLK	WP	HR	S	P	ERA	WHIP
Ken Johnson, R (1, 1) ERA: 3.32	6.2	L	28	7	4	4	3	2	0	0	0	0	0	53	91	5.40	1.350
Don McMahon, R (7, 1) ERA: 4.06	1.1		5	0	0	0	0	1	0	0	0	0	0	15	27	0.00	0.750
Jim Dickson, R (9, 1) ERA: 8.44	1.0		4	1	0	0	1	0	0	0	0	0	0	10	13	0.00	1.000

PITCHER	IP	WLS	BF	H	R	ER	SO	BB	IBB	HBP	BLK	WP	HR	S	P	ERA	WHIP

Batter	1	2	3	4	5	6	7	8	9	AB	R	H	RBI	BB	SO	LOB
Bob Lillis, R (1, 6) OBP: 0.220, SLG: 0.217	C F C 0-3 ① K		X 0-0 ② F7		B X 1-0 ③ F6			X 0-0 ③ 5-3		4	0	0	0	0	1	2
Johnny Temple, R (1, 4) OBP: 0.350, SLG: 0.324	B B B C C X 3-2 ② 6-3		B C X 1-1 ③ F3			B F F X 1-2 ① F9			C X 0-1 HBP 1B	4	0	1	0	0	0	2
Bob Aspromonte, R (1, 5) OBP: 0.250, SLG: 0.268	C B C X 1-2 ③ 6-3			C B X 1-1 ① 6-3		B B X 2-0 ② 6-3			C B B B H 4-1 1-2 HBP	3	0	0	0	0	0	0
Carl Warwick, R (1, 9) OBP: 0.328, SLG: 0.348		X 0-0 ① F7		X 0-0 ② 5-3		C C B F B F B X 3-2 ③ F8			B B C F F F X 2-2 ① F8	4	0	0	0	0	0	2
Jimmy Wynn, R (1, 7) OBP: 0.340, SLG: 0.424		C S B X 1-2 ② F2		B B C B B 4-1 BB BB			B X 1-0 ① L8		B X 1-0 ② F4	3	0	0	0	1	0	2
John Bateman, R (1, 2) OBP: 0.242, SLG: 0.324		B B F S S F S 2-3 ③ K		B F B B B 4-1 1-2 BB			X 0-0 ② F3		B F B F S 2-3 ③ K	3	0	0	0	1	2	2
Rusty Staub, L (1, 3) OBP: 0.293, SLG: 0.303			C B B B B 4-1 SH BB	C B X 1-1 ③ 4-3			X 0-0 ③ L9			2	0	0	0	1	0	2
Howie Goss, R (1, 8) OBP: 0.266, SLG: 0.348			F B S S 1-3 ① K		C B C X 1-2 ① F4			B C S S X 1-2 ① F6		3	0	0	0	0	1	1
Ken Johnson, R (1, 1) OBP: 0.104, SLG: 0.065 Don McMahon, R (7, 1) OBP: 0.167, SLG: 0.182 Hal Smith, R (8, PH) OBP: 0.316, SLG: 0.333 Jim Dickson, L (9, 1)			X 0-0 SH 1-3		B C C X 1-2 ② 1-3			B B S B F F F X 3-2 ② G3		1 0 1 0	0 0 0 0	0 0 0 0	0 0 0 0	0 0 0 0	0 0 0 0	0 0 0 0
Inning Stats	R: 0 H: 0 E: 0 LOB: 0 K: 1 BB: 0 S: 9 P: 13	R: 0 H: 0 E: 0 LOB: 0 K: 1 BB: 0 S: 8 P: 11	R: 0 H: 0 E: 1 LOB: 2 K: 1 BB: 1 S: 8 P: 14	R: 0 H: 0 E: 0 LOB: 2 K: 0 BB: 2 S: 7 P: 17	R: 0 H: 0 E: 0 LOB: 0 K: 0 BB: 0 S: 7 P: 10	R: 0 H: 0 E: 0 LOB: 0 K: 0 BB: 0 S: 9 P: 15	R: 0 H: 0 E: 0 LOB: 0 K: 0 BB: 0 S: 3 P: 4	R: 0 H: 0 E: 0 LOB: 0 K: 0 BB: 0 S: 9 P: 13	R: 0 H: 1 E: 0 LOB: 2 K: 1 BB: 0 S: 12 P: 21	1B: 1 SF: 0 2B: 0 SAC: 1 3B: 0 DP: 0 HR: 0 HBP: 1						WP: 0 PA: 33 PB: 0 SB: 0 CS: 0

PITCHER		IP	WLS	BF	H	R	ER	SO	BB	IBB	HBP	BLK	WP	HR	S	P	ERA	WHIP
Johnny Podres, L ERA: 2.59	(1, 1)	8.0	W	30	1	0	0	3	3	0	1	0	0	0	63	104	0.00	0.500
Larry Sherry, R ERA: 3.06	(9, 1)	1.0	S	3	0	0	0	1	0	0	0	0	0	0	9	14	0.00	0.000

PITCHER	IP	WLS	BF	H	R	ER	SO	BB	IBB	HBP	BLK	WP	HR	S	P	ERA	WHIP

BOTTOM

Los Angeles Dodgers @ Houston Colt 45's

Colt Stadium, Houston, TX

Sun Aug 04 1963, 8:05 PM EDT

Att. 14,237 - Cloudy - 87 F

livebaseballscorecards.com

AB	28
R	0
H	1
RBI	0
BB	3
SO	4
LOB	13

Batter	1	2	3	4	5	6	7	8	9	AB	R	H	RBI	BB	SO	LOB
Chuck Hiller, L (1, 4) OBP: 0.253, SLG: 0.266	F9		FC6-4 BB	F7			6-3	K		4	0	0	0	1	1	5
Felipe Alou, R (1, 9) OBP: 0.319, SLG: 0.474	4-3 1B 1B		FC6-4 1B 1-2f		K		F8		K	5	1	1	0	0	2	1
Willie McCovey, L (1, 7) OBP: 0.366, SLG: 0.587	4-3 1-2		1B 1-3		BB			HR	K	4	1	2	1	1	1	1
Willie Mays, R (1, 8) OBP: 0.359, SLG: 0.543	1B 2-H		F5		F7			1B E 1B	HR	5	2	3	2	0	0	3
Orlando Cepeda, R (1, 3) OBP: 0.348, SLG: 0.513	K		5-3		F4			SH E FC4-2 1-3 1B	F9	5	0	1	0	0	1	4
Ed Bailey, L (1, 2) OBP: 0.357, SLG: 0.468		K		F6		F7		E6 FC4-2 SH 1-2 3-H		3	0	0	0	0	1	0
Harvey Kuenn, R (8, PH) OBP: 0.366, SLG: 0.433										1	0	0	1	0	0	1
Billy O'Dell, S (8, PR) OBP: 0.238, SLG: 0.250										0	0	0	0	0	0	0
Jack Fisher, R (8, 1) OBP: 0.200, SLG: 0.185										0	0	0	0	0	0	0
Jim Davenport, R (1, 5) OBP: 0.287, SLG: 0.335		K		F7		F9		SH FC4-2 1-2 2-3		3	0	0	0	0	1	0
Jose Pagan, R (1, 6) OBP: 0.268, SLG: 0.270		WP 3B		BB 1B		F6		FC4-2 1-2 2-3 3-Hf		2	1	2	0	0	0	0
Ernie Bowman, R (4, PR) OBP: 0.172, SLG: 0.190										2	0	0	0	0	0	3
(4, 6)																
Juan Marichal, R (1, 1) OBP: 0.158, SLG: 0.149		4-3 3-H		BB 1-2			F9	K		2	0	0	0	1	0	0
Joey Amalfitano, R (8, PH) OBP: 0.245, SLG: 0.219										1	0	0	0	0	1	3
Tom Haller, L (8, 2) OBP: 0.324, SLG: 0.404										0	0	0	0	0	0	0
Inning Stats	R: 1 E: 0 K: 1 S: 7 H: 2 LOB: 1 BB: 0 P: 7	R: 1 E: 0 K: 2 S: 8 H: 1 LOB: 0 BB: 0 P: 8	R: 0 E: 0 K: 0 S: 4 H: 1 LOB: 2 BB: 1 P: 8	R: 0 E: 0 K: 0 S: 4 H: 1 LOB: 2 BB: 1 P: 8	R: 0 E: 0 K: 1 S: 5 H: 0 LOB: 1 BB: 1 P: 9	R: 0 E: 0 K: 0 S: 3 H: 0 LOB: 0 BB: 0 P: 3	R: 0 E: 0 K: 0 S: 3 H: 0 LOB: 0 BB: 0 P: 3	R: 2 E: 1 K: 2 S: 12 H: 3 LOB: 3 BB: 0 P: 12	R: 1 E: 0 K: 2 S: 8 H: 1 LOB: 0 BB: 0 P: 8	1B: 6 2B: 0 3B: 1 HR: 2 SF: 0 SAC: 1 DP: 0 HBP: 0						

PITCHER		IP	WLS	BF	H	R	ER	SO	BB	IBB	HBP	BLK	WP	HR	S	P	ERA	WHIP
Don Nottebart, R ERA: 3.48	(1, 1)	7.0		31	7	4	4	4	3	0	0	0	1	1	36	48	5.14	1.429
Hal Woodeshick, L ERA: 1.69	(8, 1)	2.0	W	10	2	1	1	4	0	0	0	0	0	1	18	18	4.50	1.000

PITCHER	IP	WLS	BF	H	R	ER	SO	BB	IBB	HBP	BLK	WP	HR	S	P	ERA	WHIP

TOP

San Francisco Giants @ Houston Colt 45's

Colt Stadium, Houston, TX

Mon Aug 05 1963, 8:05 PM EDT

Att. 11,822 - Unknown - 80 F

livebaseballscorecards.com

AB	37
R	5
H	9
RBI	4
BB	3
SO	8
LOB	21

WP: 1 PA: 41
PB: 0
SB: 0
CS: 0

Batter	1	2	3	4	5	6	7	8	9	AB	R	H	RBI	BB	SO	LOB
Al Spangler, L (1, 8) OBP: 0.341, SLG: 0.356	3B 1B		F7 ①		E3 1-2 3-H		2B 1B 1-2		1B 1B 2-H	5	3	3	1	0	0	1
Johnny Temple, R (1, 4) OBP: 0.351, SLG: 0.326	F3 ①		F4 ②		F9 ②		2B 1-H 2-H		BB 1B B B B B	4	0	1	2	1	0	3
Pete Runnels, L (1, 3) OBP: 0.315, SLG: 0.256 Carl Warwick, R (8, 9) OBP: 0.330, SLG: 0.350	F7 ②		F8 ③		F7 ③		K ③ S S S 0-3		1B 1-2 2-H	4 1	0 0	0 1	0 1	0 0	1 0	4 0
John Bateman, R (1, 2) OBP: 0.242, SLG: 0.331	3B 1-H			6-3 ①		K ① S S S 0-3		F4 ①		4	0	1	1	0	1	0
Rusty Staub, L (1, 9) (8, 3) OBP: 0.290, SLG: 0.299	F9 ③			F7 ②		G3 ②		4-3 ②		4	0	0	0	0	0	1
Jimmy Wynn, R (1, 7) OBP: 0.337, SLG: 0.416		1B		K ③ S S S 0-3		K ③ S S S 0-3		K ③ S S S 0-3		4	0	1	0	0	3	0
Bob Aspromonte, R (1, 5) OBP: 0.253, SLG: 0.271		F8 ①			S 1B E 1B		F9 ①		SH3 1B 1B	4	2	2	0	0	0	1
Bob Lillis, R (1, 6) OBP: 0.221, SLG: 0.218		F8 ②			E 1B 1-2		F4 ②		SH3 ① 1-2	3	0	1	0	0	0	1
Don Nottebart, R (1, 1) OBP: 0.175, SLG: 0.154 Hal Woodeshick, R (8, 1) OBP: 0.235, SLG: 0.188 Hal Smith, R (9, PH) OBP: 0.300, SLG: 0.316		F6 ③			K ① S S S 0-3 2-3		1B 2B 1B		K ② S S S 0-3	3 0 1	1 0 0	1 0 0	0 0 0	0 0 1	1 0 1	3 0 1
Inning Stats	R: 1 E: 0 K: 0 S: 5 H: 2 LOB: 1 BB: 0 P: 5	R: 0 E: 0 K: 0 S: 4 H: 1 LOB: 1 BB: 0 P: 4	R: 0 E: 0 K: 0 S: 3 H: 0 LOB: 0 BB: 0 P: 3	R: 0 E: 0 K: 1 S: 5 H: 0 LOB: 0 BB: 0 P: 5	R: 1 E: 1 K: 1 S: 8 H: 2 LOB: 2 BB: 0 P: 8	R: 0 E: 0 K: 2 S: 7 H: 0 LOB: 0 BB: 0 P: 7	R: 2 E: 0 K: 1 S: 8 H: 3 LOB: 1 BB: 0 P: 8	R: 0 E: 0 K: 1 S: 5 H: 0 LOB: 0 BB: 0 P: 5	R: 2 E: 0 K: 1 S: 7 H: 3 LOB: 2 BB: 1 P: 11	1B: 9 2B: 1 3B: 1 HR: 0	SF: 0 SAC: 1 DP: 0 HBP: 0						

PITCHER		IP	WLS	BF	H	R	ER	SO	BB	IBB	HBP	BLK	WP	HR	S	P	ERA	WHIP
Juan Marichal, R ERA: 2.14	(1, 1)	7.0		30	8	4	3	5	0	0	0	0	0	0	40	40	3.86	1.143
Jack Fisher, R ERA: 3.69	(8, 1)	1.2	L	9	3	2	2	2	1	0	0	0	0	0	12	16	10.80	2.400

PITCHER	IP	WLS	BF	H	R	ER	SO	BB	IBB	HBP	BLK	WP	HR	S	P	ERA	WHIP

BOTTOM

San Francisco Giants @ Houston Colt 45's

Colt Stadium, Houston, TX

Mon Aug 05 1963, 8:05 PM EDT
Att. 11,822 - Unknown - 80 F

livebaseballscorecards.com

AB	37
R	6
H	11
RBI	5
BB	1
SO	7
LOB	15

HOUSTON COLT 45s

1B: 9 2B: 1 3B: 1 HR: 0 SF: 0 SAC: 1 DP: 0 HBP: 0 PA: 39

WP: 0 PB: 0 SB: 1 CS: 0

San Francisco Giants @ Houston Colt 45's

Colt Stadium, Houston, TX

Tue Aug 06 1963, 8:05 PM EDT

Att. 10,466 - Unknown - 85 F

livebaseballscorecards.com

TOP

Batter	1	2	3	4	5	6	7	8	9	AB	R	H	RBI	BB	SO	LOB
Chuck Hiller, L (1, 4) OBP: 0.252, SLG: 0.265	K		3-4		4-3		1B		F8	5	0	1	0	0	1	2
Felipe Alou, R (1, 9) OBP: 0.318, SLG: 0.472	F4		S 1B 3-H			6-3	4-3			4	0	1	1	0	0	1
Willie McCovey, L (1, 7) OBP: 0.367, SLG: 0.589	F3		F8 1-2			F9 1B 1B		2B		4	1	2	0	0	0	1
Willie Mays, R (1, 8) OBP: 0.362, SLG: 0.550		5-3 1B		SF7 3B		1B 1-2		F7		4	1	3	0	0	0	1
Orlando Cepeda, R (1, 3) OBP: 0.345, SLG: 0.509		5-3 1-3		SF7 3-H		F9 2-3		F4		3	0	0	1	0	0	4
Tom Haller, L (1, 2) OBP: 0.327, SLG: 0.406		5-3		CS 1B		1-3 1B 3-H		3-1		4	0	2	1	0	0	2
Jim Davenport, R (1, 5) OBP: 0.286, SLG: 0.334		F6		F4		1-3			6-3 SH1-4 1B	4	0	1	0	0	0	4
Ernie Bowman, R (1, 6) OBP: 0.194, SLG: 0.227			SH2-3 1B 2B	CS 1-2	K		CS 1B		SH1-4 1-2	3	1	2	0	0	1	0
Jim Duffalo, R (1, 1) OBP: 0.143, SLG: 0.143			SH2-3 2-3		F6		K 1-2		6-3 2-3	3	0	0	0	0	1	2
Don Larsen, R (9, 1) OBP: 0.250, SLG: 0.250										0	0	0	0	0	0	0
Inning Stats	R: 0 E: 0 K: 1 S: 5 H: 0 LOB: 0 BB: 0 P: 5	R: 0 E: 0 K: 0 S: 4 H: 1 LOB: 1 BB: 0 P: 4	R: 1 E: 0 K: 0 S: 5 H: 2 LOB: 1 BB: 0 P: 5	R: 1 E: 0 K: 0 S: 4 H: 2 LOB: 0 BB: 0 P: 4	R: 0 E: 0 K: 1 S: 5 H: 0 LOB: 0 BB: 0 P: 5	R: 1 E: 0 K: 0 S: 6 H: 3 LOB: 2 BB: 0 P: 6	R: 0 E: 0 K: 1 S: 6 H: 2 LOB: 1 BB: 0 P: 6	R: 0 E: 0 K: 0 S: 4 H: 1 LOB: 1 BB: 0 P: 4	R: 0 E: 0 K: 0 S: 4 H: 1 LOB: 1 BB: 0 P: 4	1B: 9 2B: 2 3B: 1 HR: 0	SF: 1 SAC: 2 DP: 0 HBP: 0						

	AB	34
	R	3
	H	12
	RBI	3
	BB	0
	SO	3
	LOB	17

WP: 0 PB: 0 SB: 1 CS: 2 PA: 38

PITCHER		IP	WLS	BF	H	R	ER	SO	BB	IBB	HBP	BLK	WP	HR	S	P	ERA	WHIP
Hal Brown, R (1, 1) ERA: 3.71		5.2	L	24	8	3	3	2	0	0	0	0	0	0	28	28	4.76	1.412
Don McMahon, R (6, 1) ERA: 3.98		1.1		5	2	0	0	1	0	0	0	0	0	0	7	7	0.00	1.500
Jim Umbricht, R (8, 1) ERA: 3.4		2.0		8	2	0	0	0	0	0	0	0	0	0	8	8	0.00	1.000

PITCHER	IP	WLS	BF	H	R	ER	SO	BB	IBB	HBP	BLK	WP	HR	S	P	ERA	WHIP

Batter	1	2	3	4	5	6	7	8	9	AB	R	H	RBI	BB	SO	LOB
Al Spangler, L (1, 8) OBP: 0.343, SLG: 0.359	F6 ①		1B BB		F8 2B		F5 ②			3	0	1	0	1	0	0
Johnny Temple, R (1, 4) OBP: 0.349, SLG: 0.325	E SF9 1B		K ①		F8 ② 2-3		4-3 ③			4	1	1	0	0	1	2
Pete Runnels, L (1, 3) OBP: 0.318, SLG: 0.257	E4 1-3		G5-4-3 1-3 1B		BB			G3 ①		3	0	1	0	1	0	1
John Bateman, R (1, 2) OBP: 0.238, SLG: 0.327	SF9 ② 3-H		G5-4-3 ②③ 1-2f		F2 ③			F6 ②		3	0	0	1	0	0	4
Rusty Staub, L (1, 9) OBP: 0.289, SLG: 0.302	F5 ③			2B	K ①			F8 ③		4	0	1	0	0	1	1
Jimmy Wynn, R (1, 7) OBP: 0.343, SLG: 0.430 (7, 6)		2B	K ①		5-3 ②				G6-4-3 1B	4	0	2	0	0	1	1
Bob Aspromonte, R (1, 5) OBP: 0.253, SLG: 0.268		F8 ①	F8 ②		FC6-4 BB				F7 ①	3	0	0	0	1	0	3
Bob Lillis, R (1, 6) OBP: 0.219, SLG: 0.217 Carl Warwick, R (6, PH) OBP: 0.328, SLG: 0.348 (7, 7)		F6 ②	F5 ③		FC6-4 ③ 1-2f				G6-4-3 ②③ 1-2f	2 2	0 0	0 0	0 0	0 0	0 0	2 2
Hal Brown, R (1, 1) OBP: 0.115, SLG: 0.115 Don McMahon, R (6, 1) OBP: 0.167, SLG: 0.182 Howie Goss, R (7, PH) OBP: 0.266, SLG: 0.347 Jim Umbricht, R (8, 1)		F6 ③			6-3 ①		K ①			2 0 1 0	0 0 0 0	0 0 0 0	0 0 0 0	0 0 1 0	0 0 0 0	1 0 0 0
Inning Stats	R: 1 H: 1 E: 1 LOB: 1 K: 0 BB: 0 S: 5 P: 5	R: 0 H: 1 E: 0 LOB: 1 K: 0 BB: 0 S: 4 P: 4	R: 0 H: 1 E: 0 LOB: 1 K: 1 BB: 1 S: 5 P: 9	R: 0 H: 1 E: 0 LOB: 1 K: 1 BB: 0 S: 6 P: 6	R: 0 H: 1 E: 0 LOB: 2 K: 0 BB: 1 S: 4 P: 8	R: 0 H: 0 E: 0 LOB: 1 K: 1 BB: 1 S: 5 P: 9	R: 0 H: 0 E: 0 LOB: 0 K: 1 BB: 0 S: 5 P: 5	R: 0 H: 0 E: 0 LOB: 0 K: 0 BB: 0 S: 3 P: 3	R: 0 H: 1 E: 0 LOB: 0 K: 0 BB: 0 S: 3 P: 3	1B: 3 SF: 1 2B: 3 SAC: 0 3B: 0 DP: 2 HR: 0 HBP: 0						

PITCHER		IP	WLS	BF	H	R	ER	SO	BB	IBB	HBP	BLK	WP	HR	S	P	ERA	WHIP
Jim Duffalo, R ERA: 2.55	(1, 1)	8.0	W	33	6	1	0	4	3	0	0	0	0	0	38	50	0.00	1.125
Don Larsen, R ERA: 3.03	(9, 1)	1.0	S	2	0	0	0	0	0	0	0	0	0	0	2	2	0.00	0.000

PITCHER	IP	WLS	BF	H	R	ER	SO	BB	IBB	HBP	BLK	WP	HR	S	P	ERA	WHIP

BOTTOM

San Francisco Giants @ Houston Colt 45's

Colt Stadium, Houston, TX

Tue Aug 06 1963, 8:05 PM EDT
Att. 10,466 - Unknown - 85 F

livebaseballscorecards.com

AB	31
R	1
H	6
RBI	1
BB	3
SO	4
LOB	17

HOUSTON COLT .45s

PA: 35

WP: 0
PB: 0
SB: 0
CS: 0

San Francisco Giants @ Houston Colt 45's

Colt Stadium, Houston, TX

Wed Aug 07 1963, 4:33 AM EDT

Att. 15,604 - Cloudy - 85 F

livebaseballscorecards.com

TOP

Batter	1	2	3	4	5	6	7	8	9	AB	R	H	RBI	BB	SO	LOB
Chuck Hiller, L (1, 4) OBP: 0.252, SLG: 0.264	F8		4-3 1-2		F7			G4-6-3 1B		4	0	1	0	0	0	3
Felipe Alou, R (1, 9) OBP: 0.318, SLG: 0.470	1B		F7			5-3		G4-6-3 1-2f		4	0	1	0	0	0	2
Willie McCovey, L (1, 7) OBP: 0.366, SLG: 0.588	K			K		F7		2B		4	0	1	0	0	2	1
Willie Mays, R (1, 8) OBP: 0.361, SLG: 0.547	F9			F9		1B 1B		F8		4	0	1	0	0	0	2
Orlando Cepeda, R (1, 3) OBP: 0.346, SLG: 0.509		1-3		F9		1-3 1B			1B 1B	4	0	2	0	0	0	0
Tom Haller, L (1, 2) OBP: 0.326, SLG: 0.403		G3			SH1-4 1B	F8			F7	4	0	1	0	0	0	3
Jim Davenport, R (1, 5) OBP: 0.284, SLG: 0.331		K			K		K		G6-4-3 1-3 1B	3	0	0	0	0	3	1
Matty Alou, L (9, PH) OBP: 0.181, SLG: 0.159										1	0	1	0	0	0	0
Ernie Bowman, R (1, 6) OBP: 0.200, SLG: 0.232			F7		SH1-4 1-2 1B		F7		G6-4-3 1-2f	3	0	1	0	0	0	0
Ed Bailey, L (9, PH) OBP: 0.357, SLG: 0.468										0	0	0	0	0	0	0
Harvey Kuenn, R (9, PH) OBP: 0.365, SLG: 0.431			BB 4-3		SH1-4 1-2 2-3		K			1	0	0	0	0	0	2
Jack Sanford, R (1, 1) OBP: 0.230, SLG: 0.185										1	0	0	0	1	1	0

	AB	33
	R	0
	H	9
	RBI	0
	BB	1
	SO	6
	LOB	14

Inning Stats	1	2	3	4	5	6	7	8	9							
	R: 0 E: 0 K: 1 S: 6	H: 1 LOB: 1 BB: 0 P: 6	R: 0 E: 0 K: 1 S: 5	H: 0 LOB: 0 BB: 0 P: 5	R: 0 E: 0 K: 0 S: 3	H: 0 LOB: 1 BB: 1 P: 7	R: 0 E: 0 K: 1 S: 5	H: 0 LOB: 0 BB: 0 P: 5	R: 0 E: 0 K: 1 S: 7	H: 2 LOB: 2 BB: 0 P: 7	R: 0 E: 0 K: 0 S: 5	H: 2 LOB: 2 BB: 0 P: 5	R: 0 E: 0 K: 2 S: 7	H: 0 LOB: 0 BB: 0 P: 7	R: 0 E: 0 K: 0 S: 4	H: 2 LOB: 1 BB: 0 P: 4	R: 0 E: 0 K: 0 S: 4	H: 2 LOB: 1 BB: 0 P: 4

1B: 8	SF: 0
2B: 1	SAC: 1
3B: 0	DP: 2
HR: 0	HBP: 0

WP: 0	PA: 35
PB: 0	
SB: 0	
CS: 0	

PITCHER		IP	WLS	BF	H	R	ER	SO	BB	IBB	HBP	BLK	WP	HR	S	P	ERA	WHIP
Turk Farrell, R ERA: 2.67	(1, 1)	8.1	W	34	9	0	0	6	1	0	0	0	0	0	45	49	0.00	1.200
Hal Woodeshick, L ERA: 1.68	(9, 1)	0.2	S	1	0	0	0	0	0	0	0	0	0	0	1	1	0.00	0.000

PITCHER	IP	WLS	BF	H	R	ER	SO	BB	IBB	HBP	BLK	WP	HR	S	P	ERA	WHIP

Batter	1	2	3	4	5	6	7	8	9	AB	R	H	RBI	BB	SO	LOB
Al Spangler, L (1, 8) OBP: 0.343, SLG: 0.359	G3			SH1-3 1B 1B		F6				3	1	1	0	0	0	0
Johnny Temple, R (1, 4) OBP: 0.347, SLG: 0.323	F8			SH1-3 1-2		6-3				2	0	0	0	0	0	0
Pete Runnels, L (1, 3) OBP: 0.318, SLG: 0.255	1-3			BBB F8 1B BB		F8				2	0	0	0	1	0	0
John Bateman, R (1, 2) OBP: 0.239, SLG: 0.327		SSS K		1-2 2-H 1B			F7			3	0	1	1	0	1	0
Rusty Staub, L (1, 9) OBP: 0.290, SLG: 0.302		F7 1B		F8 2-3			4-3			3	0	1	0	0	0	2
Jimmy Wynn, R (1, 7) OBP: 0.333, SLG: 0.417		F7 1-2		SSS K			F7			3	0	0	0	0	1	3
Bob Aspromonte, R (1, 5) OBP: 0.251, SLG: 0.266			4-3	SSS K				F2		3	0	0	0	0	1	0
Bob Lillis, R (1, 6) OBP: 0.218, SLG: 0.215			5-3	F7				SSS K		3	0	0	0	0	1	0
Turk Farrell, R (1, 1) OBP: 0.273, SLG: 0.250 Hal Woodeshick, R (9, 1) OBP: 0.235, SLG: 0.188			5-3	4-3				6-3		3 0	0 0	0 0	0 0	0 0	0 0	0 0
Inning Stats	R: 0 E: 0 K: 0 S: 3 H: 0 LOB: 0 BB: 0 P: 3	R: 0 E: 0 K: 1 S: 5 H: 1 LOB: 0 BB: 0 P: 5	R: 0 E: 0 K: 0 S: 3 H: 0 LOB: 0 BB: 0 P: 3	R: 1 E: 0 K: 1 S: 7 H: 2 LOB: 2 BB: 1 P: 11	R: 0 E: 0 K: 1 S: 5 H: 0 LOB: 0 BB: 0 P: 5	R: 0 E: 0 K: 0 S: 3 H: 0 LOB: 0 BB: 0 P: 3	R: 0 E: 0 K: 0 S: 3 H: 0 LOB: 0 BB: 0 P: 3	R: 0 E: 0 K: 1 S: 5 H: 0 LOB: 0 BB: 0 P: 5		1B: 3 2B: 0 3B: 0 HR: 0 SF: 0 SAC: 1 DP: 0 HBP: 0						

PITCHER	IP	WLS	BF	H	R	ER	SO	BB	IBB	HBP	BLK	WP	HR	S	P	ERA	WHIP
Jack Sanford, R (1, 1) ERA: 3.59	8.0	L	27	3	1	1	4	1	0	0	0	0	0	34	38	1.12	0.500

PITCHER	IP	WLS	BF	H	R	ER	SO	BB	IBB	HBP	BLK	WP	HR	S	P	ERA	WHIP

BOTTOM

San Francisco Giants @ Houston Colt 45's

Colt Stadium, Houston, TX

Wed Aug 07 1963, 4:33 AM EDT
Att. 15,604 - Cloudy - 85 F

livebaseballscorecards.com

AB	25
R	1
H	3
RBI	1
BB	1
SO	4
LOB	5

HOUSTON COLT .45s

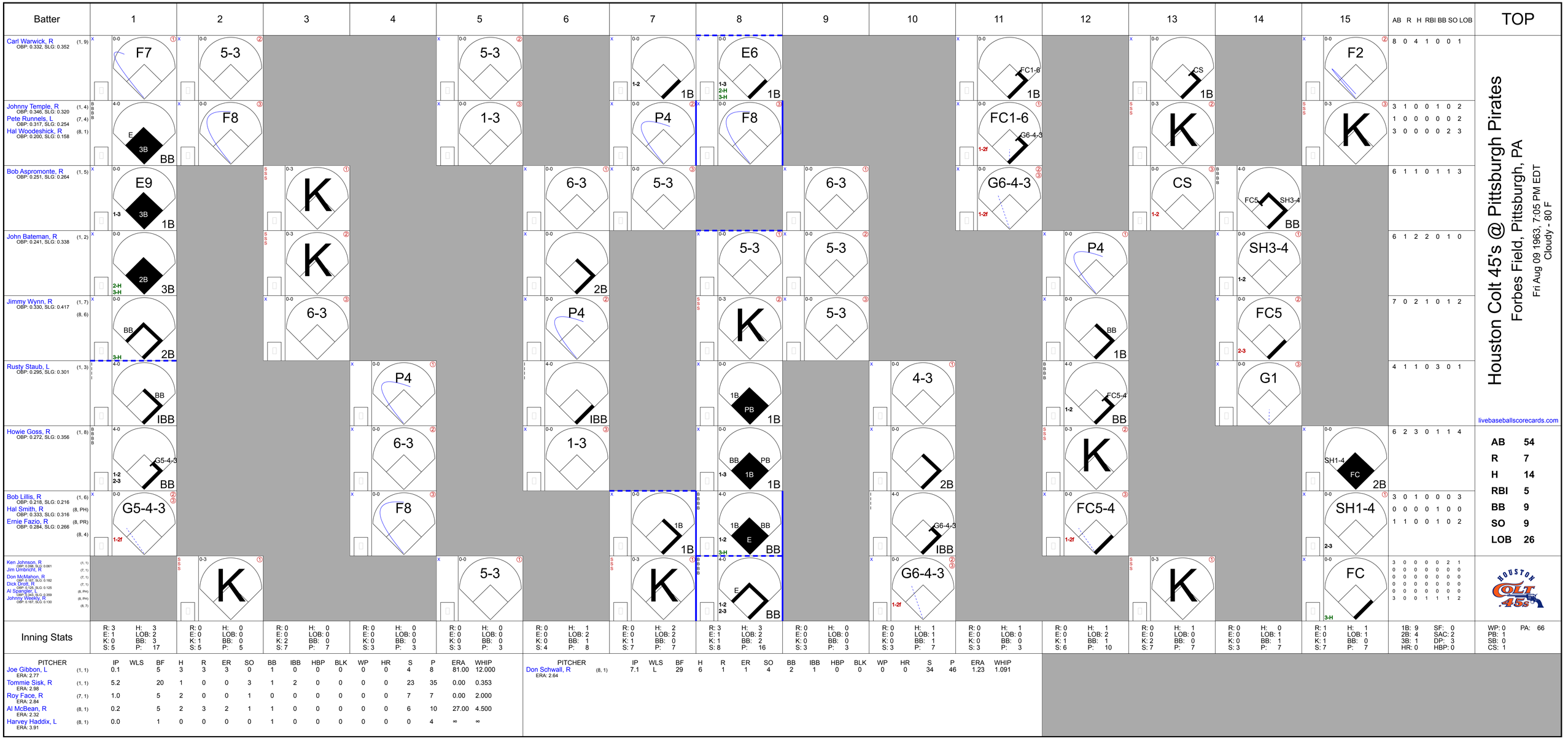
Batter
1
2
3
4
5
6
7
8
9
10
11
12
13
14
15
AB R H RBI BB SO LOB
TOP
Carl Warwick, R (1, 9)
OBP: 0.332, SLG: 0.352
F7
5-3
5-3
1-2
1B
E6
1-3
2-H
3-H
1B
FC1-6
1B
CS
1B
F2
8 0 4 1 0 0 1
Johnny Temple, R (1, 4)
OBP: 0.346, SLG: 0.320
Pete Runnels, L (7, 4)
OBP: 0.317, SLG: 0.254
Hal Woodeshick, R (8, 1)
OBP: 0.200, SLG: 0.158
E
3B
BB
F8
1-3
P4
F8
FC1-6
G6-4-3
1-2f
K
K
3 1 0 0 1 0 2
1 0 0 0 0 0 2
3 0 0 0 0 2 3
Houston Colt 45's @ Pittsburgh Pirates
Forbes Field, Pittsburgh, PA
Fri Aug 09 1963, 7:05 PM EDT
Cloudy - 80 F
Bob Aspromonte, R (1, 5)
OBP: 0.251, SLG: 0.264
E9
1-3
3B
1B
K
6-3
5-3
6-3
G6-4-3
1-2f
CS
1-2
FC5
SH3-4
BB
6 1 1 0 1 1 3
John Bateman, R (1, 2)
OBP: 0.241, SLG: 0.338
2B
2-H
3-H
3B
K
2B
5-3
5-3
P4
SH3-4
1-2
6 1 2 2 0 1 0
Jimmy Wynn, R (1, 7)
(8, 6)
OBP: 0.330, SLG: 0.417
BB
3-H
2B
6-3
P4
K
5-3
BB
1B
FC5
2-3
7 0 2 1 0 1 2
livebaseballscorecards.com
Rusty Staub, L (1, 3)
OBP: 0.295, SLG: 0.301
BB
IBB
P4
IBB
1B
PB
1B
4-3
2B
FC5-4
1-2
BB
G1
4 1 1 0 3 0 1
AB 54
R 7
H 14
RBI 5
BB 9
SO 9
LOB 26
Howie Goss, R (1, 8)
OBP: 0.272, SLG: 0.356
G5-4-3
1-2
2-3
BB
6-3
1-3
1B
PB
1B
BB
PB
1-3
1B
K
SH1-4
FC
2B
6 2 3 0 1 1 4
Bob Lillis, R (1, 6)
OBP: 0.218, SLG: 0.216
Hal Smith, R (8, PH)
OBP: 0.333, SLG: 0.316
Ernie Fazio, R (8, PR)
OBP: 0.284, SLG: 0.266
(8, 4)
G5-4-3
1-2f
F8
1B
1B
1B
BB
E
BB
FC5-4
1-2f
SH1-4
2-3
3 0 1 0 0 0 3
0 0 0 0 1 0 0
1 1 0 0 1 0 2
Ken Johnson, R (1, 1)
OBP: 0.208, SLG: 0.061
Jim Umbricht, R (7, 1)
Don McMahon, R (7, 1)
OBP: 0.182, SLG: 0.182
Dick Drott, R (7, 1)
OBP: 0.125, SLG: 0.125
Al Spangler, L (8, PH)
OBP: 0.343, SLG: 0.359
Johnny Weekly, R (8, PH)
OBP: 0.167, SLG: 0.130
(8, 7)
K
5-3
K
E
1-2
2-3
BB
G6-4-3
1-2f
K
FC
3-H
3 0 0 0 0 2 1
0 0 0 0 0 0 0
0 0 0 0 0 0 0
0 0 0 0 0 0 0
3 0 0 1 1 1 2
Inning Stats
R: 3 E: 1 K: 0 S: 5
H: 3 LOB: 2 BB: 3 P: 17
R: 0 E: 0 K: 1 S: 5
H: 0 LOB: 0 BB: 0 P: 5
R: 0 E: 0 K: 2 S: 7
H: 0 LOB: 0 BB: 0 P: 7
R: 0 E: 0 K: 0 S: 3
H: 0 LOB: 0 BB: 0 P: 3
R: 0 E: 0 K: 0 S: 3
H: 0 LOB: 0 BB: 0 P: 3
R: 0 E: 0 K: 0 S: 4
H: 1 LOB: 2 BB: 1 P: 8
R: 0 E: 0 K: 1 S: 7
H: 2 LOB: 2 BB: 0 P: 7
R: 3 E: 1 K: 1 S: 8
H: 3 LOB: 2 BB: 2 P: 16
R: 0 E: 0 K: 0 S: 3
H: 0 LOB: 0 BB: 0 P: 3
R: 0 E: 0 K: 0 S: 3
H: 1 LOB: 1 BB: 1 P: 7
R: 0 E: 0 K: 0 S: 3
H: 1 LOB: 0 BB: 0 P: 3
R: 0 E: 0 K: 1 S: 6
H: 1 LOB: 2 BB: 1 P: 10
R: 0 E: 0 K: 2 S: 7
H: 1 LOB: 0 BB: 0 P: 7
R: 0 E: 0 K: 0 S: 3
H: 0 LOB: 1 BB: 1 P: 7
R: 1 E: 0 K: 1 S: 7
H: 1 LOB: 1 BB: 0 P: 7
1B: 9 2B: 4 3B: 1 HR: 0
SF: 0 SAC: 2 DP: 3 HBP: 0
WP: 0 PB: 1 SB: 0 CS: 1
PA: 66
PITCHER IP WLS BF H R ER SO BB IBB HBP BLK WP HR S P ERA WHIP
Joe Gibbon, L (1, 1) 0.1 5 3 3 3 0 1 0 0 0 0 0 4 8 81.00 12.000
ERA: 2.77
Tommie Sisk, R (1, 1) 5.2 20 1 0 0 3 1 2 0 0 0 0 23 35 0.00 0.353
ERA: 2.98
Roy Face, R (7, 1) 1.0 5 2 0 0 1 0 0 0 0 0 0 7 7 0.00 2.000
ERA: 2.84
Al McBean, R (8, 1) 0.2 5 2 3 2 1 1 0 0 0 0 0 6 10 27.00 4.500
ERA: 2.32
Harvey Haddix, L (8, 1) 0.0 1 0 0 0 0 1 0 0 0 0 0 0 4 ∞ ∞
ERA: 3.91
PITCHER IP WLS BF H R ER SO BB IBB HBP BLK WP HR S P ERA WHIP
Don Schwall, R (8, 1) 7.1 L 29 6 1 1 4 2 1 0 0 0 0 0 34 46 1.23 1.091
ERA: 2.64

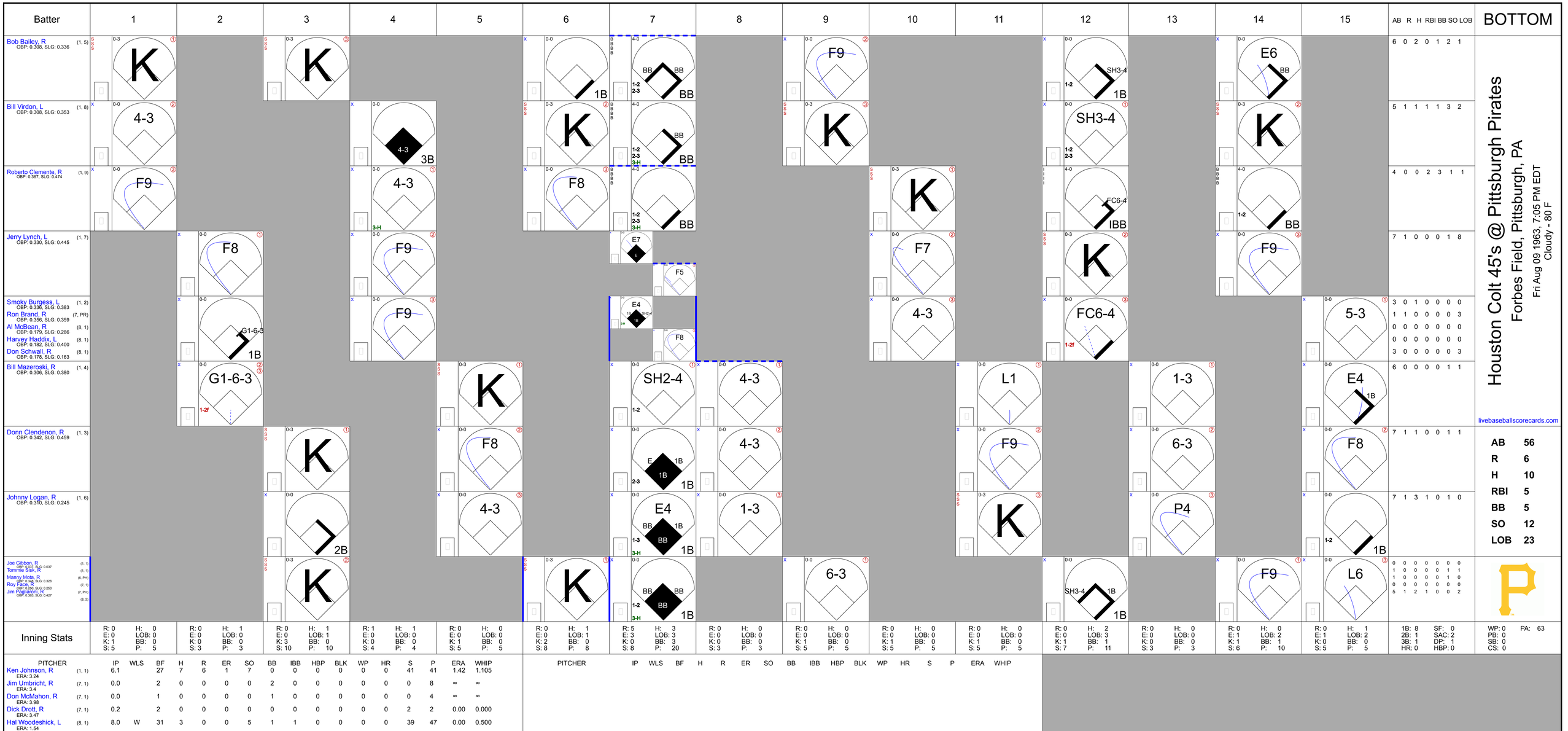
Batter
1
2
3
4
5
6
7
8
9
10
11
12
13
14
15
AB R H RBI BB SO LOB
BOTTOM
Bob Bailey, R (1, 5)
OBP: 0.308, SLG: 0.336
Bill Virdon, L (1, 8)
OBP: 0.308, SLG: 0.353
Roberto Clemente, R (1, 9)
OBP: 0.367, SLG: 0.474
Jerry Lynch, L (1, 7)
OBP: 0.330, SLG: 0.445
Smoky Burgess, L (1, 2)
OBP: 0.336, SLG: 0.383
Ron Brand, R (7, PR)
OBP: 0.356, SLG: 0.359
Al McBean, R (8, 1)
OBP: 0.179, SLG: 0.286
Harvey Haddix, L (8, 1)
OBP: 0.162, SLG: 0.400
Don Schwall, R (8, 1)
OBP: 0.178, SLG: 0.163
Bill Mazeroski, R (1, 4)
OBP: 0.306, SLG: 0.380
Donn Clendenon, R (1, 3)
OBP: 0.342, SLG: 0.459
Johnny Logan, R (1, 6)
OBP: 0.310, SLG: 0.245
Joe Gibbon, R (1, 1)
OBP: 0.037, SLG: 0.037
Tommie Sisk, R (1, 1)
Manny Mota, R (6, PH)
OBP: 0.326, SLG: 0.326
Roy Face, R (7, 1)
OBP: 0.250, SLG: 0.250
Jim Pagliaroni, R (7, PH)
OBP: 0.363, SLG: 0.427
(8, 2)
Houston Colt 45's @ Pittsburgh Pirates
Forbes Field, Pittsburgh, PA
Fri Aug 09 1963, 7:05 PM EDT
Cloudy - 80 F
livebaseballscorecards.com
AB 56
R 6
H 10
RBI 5
BB 5
SO 12
LOB 23
Inning Stats
PITCHER IP WLS BF H R ER SO BB IBB HBP BLK WP HR S P ERA WHIP
Ken Johnson, R (1, 1) ERA: 3.24 6.1 27 7 6 1 1 7 0 0 0 0 0 0 0 41 41 1.42 1.105
Jim Umbricht, R (7, 1) ERA: 3.4 0.0 2 0 0 0 0 2 0 0 0 0 0 0 0 8 ∞ ∞
Don McMahon, R (7, 1) ERA: 3.98 0.0 1 0 0 0 0 1 0 0 0 0 0 0 0 4 ∞ ∞
Dick Drott, R (7, 1) ERA: 3.47 0.2 2 0 0 0 0 0 0 0 0 0 0 0 0 2 2 0.00 0.000
Hal Woodeshick, L (8, 1) ERA: 1.54 8.0 W 31 3 0 0 5 1 1 0 0 0 0 0 39 47 0.00 0.500
PITCHER IP WLS BF H R ER SO BB IBB HBP BLK WP HR S P ERA WHIP
1B: 8 SF: 0
2B: 1 SAC: 2
3B: 1 DP: 1
HR: 0 HBP: 0
WP: 0 PA: 63
PB: 0
SB: 0
CS: 0

Houston Colt 45's @ Pittsburgh Pirates

Forbes Field, Pittsburgh, PA

Fri Aug 09 1963, 7:05 PM EDT

Att. 9,420 - Cloudy - 74 F

TOP

livebaseballscorecards.com

Batter	1	2	3	4	5	6	7	8	9	10	11	AB	R	H	RBI	BB	SO	LOB
Al Spangler, L (1, 8) (8, 7) OBP: 0.342, SLG: 0.361	F7		3B 2B	1-3		FC6-4 1-3		1B 1B		P6		6	1	2	0	0	0	3
Pete Runnels, L (1, 4) OBP: 0.318, SLG: 0.254	6-3		E6 3B		2B FC6-2-5 BB	1-3		1-2 2-H 1B			L1	4	1	1	1	1	0	3
Ernie Fazio, R (8, PR) (8, 4) OBP: 0.282, SLG: 0.265												1	0	0	0	0	0	0
Bob Aspromonte, R (1, 5) OBP: 0.253, SLG: 0.274	K		1-H 2-H 3-H 9-2 3B		FC6-2-5 1-3 WP 2B	6-3		K			F9	6	1	2	3	0	2	3
Hal Smith, R (1, 2) OBP: 0.296, SLG: 0.280		E6 BB	9-2 3-Hf		FC6-2-5 2-3 3-H WP		5-3		K		1B	6	1	1	0	0	1	3
Rusty Staub, L (1, 3) OBP: 0.300, SLG: 0.302		1-2 BB	BB		1-H 3-H BB BB		F7		G6-4-3 1B		F9	3	0	1	0	3	0	1
Carl Warwick, R (1, 9) OBP: 0.328, SLG: 0.347		K	P6		K		6-3		1-2f G6-4-3			5	0	0	0	0	2	5
Jimmy Wynn, R (1, 7) (8, 6) OBP: 0.325, SLG: 0.402		K		P5	1-2 BB			E6 1B 1B		E3 FC3-6		4	1	0	0	1	1	2
Bob Lillis, R (1, 6) OBP: 0.217, SLG: 0.214		1-3		5-3	5-3			K		FC3-6 1-2f		3	0	0	0	0	0	4
Howie Goss, R (8, PH) (8, 8) OBP: 0.271, SLG: 0.354												2	0	0	0	0	1	2
Bob Bruce, R (1, 1) OBP: 0.228, SLG: 0.216			2B 3B 1B	2B		FC6-4 1B		K		K		3	1	3	0	0	0	0
Don McMahon, R (7, 1) OBP: 0.167, SLG: 0.182												0	0	0	0	0	0	0
John Bateman, R (8, PH) OBP: 0.240, SLG: 0.337												1	0	0	0	0	1	1
Jim Umbricht, R (8, 1)												0	0	0	0	0	0	0
Dick Drott, R (8, 1) OBP: 0.118, SLG: 0.118												1	0	0	0	0	1	1
Inning Stats	R: 0 E: 0 K: 1 S: 5 / H: 0 LOB: 0 BB: 0 P: 5	R: 0 E: 1 K: 2 S: 8 / H: 0 LOB: 2 BB: 1 P: 12	R: 3 E: 1 K: 0 S: 6 / H: 3 LOB: 1 BB: 1 P: 10	R: 0 E: 0 K: 0 S: 4 / H: 1 LOB: 1 BB: 0 P: 4	R: 2 E: 0 K: 1 S: 6 / H: 1 LOB: 2 BB: 3 P: 18	R: 0 E: 0 K: 0 S: 4 / H: 1 LOB: 1 BB: 0 P: 4	R: 0 E: 0 K: 0 S: 3 / H: 0 LOB: 0 BB: 0 P: 3	R: 1 E: 1 K: 3 S: 12 / H: 2 LOB: 2 BB: 0 P: 12	R: 0 E: 0 K: 1 S: 5 / H: 1 LOB: 0 BB: 0 P: 5	R: 0 E: 1 K: 1 S: 6 / H: 0 LOB: 1 BB: 0 P: 6	R: 0 E: 0 K: 0 S: 4 / H: 1 LOB: 1 BB: 0 P: 4	1B: 6 2B: 4 3B: 1 HR: 0	SF: 0 SAC: 0 DP: 2 HBP: 0					

	AB	45
	R	6
	H	10
	RBI	4
	BB	5
	SO	9
	LOB	28

WP: 3 PB: 0 SB: 0 CS: 0 PA: 50

PITCHER		IP	WLS	BF	H	R	ER	SO	BB	IBB	HBP	BLK	WP	HR	S	P	ERA	WHIP
Earl Francis, R ERA: 5.12	(1, 1)	4.0		21	5	5	4	3	3	0	0	0	0	0	24	36	9.00	2.000
Bob Veale, L ERA: 0.71	(5, 1)	0.2		4	0	0	0	1	2	0	0	0	1	0	4	12	0.00	3.000
Roy Face, R ERA: 2.72	(5, 1)	2.1		8	1	0	0	0	0	0	0	0	0	0	8	8	0.00	0.429
Al McBean, R ERA: 2.23	(8, 1)	4.0	W	17	4	1	0	5	0	0	0	0	0	0	27	27	0.00	1.000

PITCHER		IP	WLS	BF	H	R	ER	SO	BB	IBB	HBP	BLK	WP	HR	S	P	ERA	WHIP

Batter	1	2	3	4	5	6	7	8	9	10	11	AB	R	H	RBI	BB	SO	LOB
Bob Bailey, R (1, 5) OBP: 0.311, SLG: 0.337	5-3	L6			FC1-6		WP 1-3 1-2 2B BB	6-3			1B FC3-2 1-2 2-3 1B	5	1	2	0	1	0	2
Bill Virdon, L (1, 8) OBP: 0.309, SLG: 0.363	1B 2B		HR		F7		1-3 1-2 2-3		4-3		FC3-2 1B 1-2 2-3 3-Hf	6	2	2	1	0	0	6
Roberto Clemente, R (1, 9) OBP: 0.371, SLG: 0.476	1B 2-H 1B		G3-6-3 1B		FC1-6 1-2f		BB 2-3 3-H 2B BB		4-3		1-2 2-3 3-H 1B	5	2	3	2	1	0	1
Jerry Lynch, L (1, 7) OBP: 0.329, SLG: 0.438 Al McBean, R (8, 1) OBP: 0.172, SLG: 0.276	F8		G3-6-3 1-2f		K		2B 1-2 BB		K			3 1	0 0	0 0	0 0	1 0	1 1	3 0
Bill Mazeroski, R (1, 4) OBP: 0.307, SLG: 0.383	FC5 HBP 2-H 1B		L3			5-3	1-3 2-H 3-H 2B			P6		5	0	2	3	0	0	0
Donn Clendenon, R (1, 3) OBP: 0.341, SLG: 0.454	1-2 HBP			6-3		K	F8			K		4	0	0	0	0	2	2
Jim Pagliaroni, R (1, 2) OBP: 0.361, SLG: 0.419 Ron Brand, R (8, PR) OBP: 0.348, SLG: 0.350 (9, 2)	FC5 2-3f			K		K	SH1-4 BB			F8		3 1	0 0	0 0	0 0	1 0	2 0	2 0
Johnny Logan, R (1, 6) OBP: 0.314, SLG: 0.247		F8		1B		K	SH1-4 1-2				1B 1B FC3-2 BB	3	0	1	0	1	1	0
Earl Francis, R (1, 1) OBP: 0.348, SLG: 0.478 Bob Veale, S (5, 1) Roy Face, R (5, 1) OBP: 0.250, SLG: 0.250 Manny Mota, R (7, PH) OBP: 0.367, SLG: 0.348 (8, 7)		K		K			1-3 WP BB 1B	F8			FC3-2 1-2 1B 1B	2 0 0 3	0 0 0 2	0 0 0 2	0 0 0 0	0 0 0 2	2 0 0 2	1 0 0 2
Inning Stats	R: 2 H: 3 E: 0 LOB: 2 K: 0 BB: 0 S: 6 P: 7	R: 0 H: 0 E: 0 LOB: 0 K: 1 BB: 0 S: 5 P: 5	R: 1 H: 2 E: 0 LOB: 0 K: 0 BB: 0 S: 4 P: 4	R: 0 H: 1 E: 0 LOB: 1 K: 2 BB: 0 S: 8 P: 8	R: 0 H: 1 E: 0 LOB: 1 K: 1 BB: 0 S: 6 P: 6	R: 0 H: 0 E: 0 LOB: 0 K: 2 BB: 0 S: 7 P: 7	R: 3 H: 2 E: 0 LOB: 2 K: 1 BB: 3 S: 7 P: 19	R: 0 H: 0 E: 0 LOB: 2 K: 0 BB: 1 S: 3 P: 7	R: 0 H: 0 E: 0 LOB: 0 K: 1 BB: 0 S: 5 P: 5	R: 0 H: 0 E: 0 LOB: 0 K: 1 BB: 0 S: 5 P: 5	R: 1 H: 3 E: 0 LOB: 3 K: 0 BB: 1 S: 4 P: 8	1B: 9 2B: 2 3B: 0 HR: 1	SF: 0 SAC: 1 DP: 1 HBP: 1		WP: 1 PB: 0 SB: 0 CS: 0	PA: 48		

PITCHER		IP	WLS	BF	H	R	ER	SO	BB	IBB	HBP	BLK	WP	HR	S	P	ERA	WHIP
Bob Bruce, R ERA: 3.49	(1, 1)	6.2		31	8	6	6	7	3	0	1	0	1	1	41	54	8.10	1.650
Don McMahon, R ERA: 3.96	(7, 1)	0.1		2	1	0	0	0	0	0	0	0	0	0	2	2	0.00	3.000
Jim Umbricht, R ERA: 3.38	(8, 1)	0.1		2	0	0	0	0	1	0	0	0	0	0	1	5	0.00	3.000
Dick Drott, R ERA: 3.45	(8, 1)	3.0	L	13	3	1	1	2	1	0	0	0	0	0	16	20	3.00	1.333

PITCHER	IP	WLS	BF	H	R	ER	SO	BB	IBB	HBP	BLK	WP	HR	S	P	ERA	WHIP

BOTTOM

Houston Colt 45's @ Pittsburgh Pirates

Forbes Field, Pittsburgh, PA

Fri Aug 09 1963, 7:05 PM EDT

Att. 9,420 - Cloudy - 74 F

livebaseballscorecards.com

AB	41
R	7
H	12
RBI	6
BB	5
SO	9
LOB	19

Batter	1	2	3	4	5	6	7	8	9	AB	R	H	RBI	BB	SO	LOB
Al Spangler, L (1, 8) OBP: 0.345, SLG: 0.361	G6-4-3 1B		F7		FC5-4 BB		E 4-3 1-2 BB		F7	3	0	1	0	2	0	0
Pete Runnels, L (1, 4) OBP: 0.313, SLG: 0.250	G6-4-3 1-2f		6-3		K		4-3 1-2 2-3		K	5	0	0	0	0	2	4
Bob Aspromonte, R (1, 5) OBP: 0.250, SLG: 0.271	K			F8	FC5-4 1-2f		E5 2-3 3-H			4	0	0	0	0	1	2
John Bateman, R (1, 2) OBP: 0.237, SLG: 0.332		P4		6-3		F8	F8			4	0	0	0	0	0	2
Rusty Staub, L (1, 3) OBP: 0.305, SLG: 0.303		FC5-4 BB		1B 1B BB		1B		3-1		2	1	1	0	2	0	0
Carl Warwick, R (1, 9) OBP: 0.327, SLG: 0.346		FC5-4 BB 1-2f		1B 1-2 1B		F9		5-3		4	0	1	0	0	0	2
Jimmy Wynn, R (1, 7) OBP: 0.339, SLG: 0.404		1-2 BB		1-2 2-H 1B		2-3		BB		2	0	1	1	2	0	1
Bob Lillis, R (1, 6) OBP: 0.218, SLG: 0.215 Hal Smith, R (8, PH) OBP: 0.286, SLG: 0.269 Ernie Fazio, R (8, 6) OBP: 0.282, SLG: 0.265		5-3		4-3			FC3-6 1B	K		3 1 0	0 0 0	1 0 0	0 0 0	0 0 0	0 1 0	4 1 0
Don Nottebart, R (1, 1) OBP: 0.163, SLG: 0.143 Howie Goss, R (9, PH) OBP: 0.270, SLG: 0.353			L4		G3		FC3-6 4-3 BB 1-2f E		K	3 1	1 0	0 0	0 0	0 0	0 1	1 0
Inning Stats	R: 0 H: 1 E: 0 LOB: 0 K: 1 BB: 0 S: 5 P: 5	R: 0 H: 0 E: 0 LOB: 2 K: 0 BB: 2 S: 3 P: 11	R: 0 H: 0 E: 0 LOB: 0 K: 0 BB: 0 S: 3 P: 3	R: 1 H: 2 E: 0 LOB: 2 K: 0 BB: 1 S: 5 P: 9	R: 0 H: 0 E: 0 LOB: 1 K: 1 BB: 1 S: 5 P: 9	R: 0 H: 1 E: 0 LOB: 1 K: 0 BB: 0 S: 4 P: 4	R: 1 H: 1 E: 1 LOB: 2 K: 0 BB: 1 S: 5 P: 9	R: 0 H: 0 E: 0 LOB: 1 K: 1 BB: 1 S: 5 P: 9	R: 0 H: 0 E: 0 LOB: 0 K: 2 BB: 0 S: 7 P: 7	1B: 5 SF: 0 2B: 0 SAC: 0 3B: 0 DP: 1 HR: 0 HBP: 0						

PITCHER		IP	WLS	BF	H	R	ER	SO	BB	IBB	HBP	BLK	WP	HR	S	P	ERA	WHIP
Don Cardwell, R ERA: 3.35	(1, 1)	7.2	W	34	5	2	1	2	6	0	0	0	0	0	32	56	1.17	1.435
Roy Face, R ERA: 2.65	(8, 1)	1.1	S	4	0	0	0	3	0	0	0	0	0	0	10	10	0.00	0.000

PITCHER	IP	WLS	BF	H	R	ER	SO	BB	IBB	HBP	BLK	WP	HR	S	P	ERA	WHIP

TOP

Houston Colt 45's @ Pittsburgh Pirates

Forbes Field, Pittsburgh, PA

Sat Aug 10 1963, 7:05 PM EDT
Att. 7,951 - Unknown - 76 F

livebaseballscorecards.com

AB	32
R	2
H	5
RBI	1
BB	6
SO	5
LOB	17

1B: 5	SF: 0	WP: 0	PA: 38
2B: 0	SAC: 0	PB: 0	
3B: 0	DP: 1	SB: 0	
HR: 0	HBP: 0	CS: 0	

Batter	1	2	3	4	5	6	7	8	9	AB	R	H	RBI	BB	SO	LOB
Bob Bailey, R (1, 5) OBP: 0.308, SLG: 0.333	F9		F8			P5		F8		4	0	0	0	0	0	0
Bill Virdon, L (1, 8) OBP: 0.313, SLG: 0.368	FC4 1B		BBBB BB			3B 2B		G3		3	1	2	0	1	0	0
Roberto Clemente, R (1, 9) OBP: 0.370, SLG: 0.478	K		SSS K			SF9 2-H 3B		F9		4	1	1	1	0	2	2
Jerry Lynch, L (1, 7) OBP: 0.324, SLG: 0.434	FC4 1-2f			L9		SF9 3-H				2	0	0	1	0	0	1
Manny Mota, R (7, 7) OBP: 0.367, SLG: 0.348										0	0	0	0	0	0	0
Bill Mazeroski, R (1, 4) OBP: 0.310, SLG: 0.385		1B		G6-4-3 1B		P3				3	0	2	0	0	0	0
Donn Clendenon, R (1, 3) OBP: 0.341, SLG: 0.453		P4		G6-4-3 1-2f			S 1B			3	1	1	0	0	0	2
Jim Pagliaroni, R (1, 2) OBP: 0.355, SLG: 0.412		F8			5-3		K 1-2			3	0	0	0	0	1	2
Johnny Logan, R (1, 6) OBP: 0.315, SLG: 0.248		SSS K			1-3		2-H 1B			3	0	1	1	0	1	1
Don Cardwell, R (1, 1) OBP: 0.151, SLG: 0.063			SSS K		SSS K		SSS K			3	0	0	0	0	3	0
Roy Face, R (8, 1) OBP: 0.250, SLG: 0.250										0	0	0	0	0	0	0
Inning Stats	R: 0 E: 0 K: 1 S: 6 H: 1 LOB: 1 BB: 0 P: 6	R: 0 E: 0 K: 1 S: 6 H: 1 LOB: 1 BB: 0 P: 6	R: 0 E: 0 K: 2 S: 7 H: 0 LOB: 1 BB: 1 P: 11	R: 0 E: 0 K: 0 S: 3 H: 1 LOB: 0 BB: 0 P: 3	R: 0 E: 0 K: 1 S: 5 H: 0 LOB: 0 BB: 0 P: 5	R: 2 E: 0 K: 0 S: 5 H: 2 LOB: 0 BB: 0 P: 5	R: 1 E: 0 K: 2 S: 8 H: 2 LOB: 0 BB: 0 P: 8	R: 0 E: 0 K: 0 S: 3 H: 0 LOB: 0 BB: 0 P: 3		1B: 5 2B: 1 3B: 1 HR: 0 SF: 1 SAC: 0 DP: 1 HBP: 0						

PITCHER	IP	WLS	BF	H	R	ER	SO	BB	IBB	HBP	BLK	WP	HR	S	P	ERA	WHIP
Don Nottebart, R (1, 1) ERA: 3.48	8.0	L	30	7	3	3	7	1	0	0	0	0	0	43	47	3.38	1.000

PITCHER	IP	WLS	BF	H	R	ER	SO	BB	IBB	HBP	BLK	WP	HR	S	P	ERA	WHIP

BOTTOM

Houston Colt 45's @ Pittsburgh Pirates

Forbes Field, Pittsburgh, PA

Sat Aug 10 1963, 7:05 PM EDT

Att. 7,951 - Unknown - 76 F

livebaseballscorecards.com

AB	28
R	3
H	7
RBI	3
BB	1
SO	7
LOB	8

1B: 5 SF: 1 WP: 0 PA: 30
2B: 1 SAC: 0 PB: 0
3B: 1 DP: 1 SB: 1
HR: 0 HBP: 0 CS: 0

Batter	1	2	3	4	5	6	7	8	9	AB	R	H	RBI	BB	SO	LOB
Ernie Fazio, R (1, 4) OBP: 0.281, SLG: 0.264	1-3			P6		SH3-4 1B	5-3			4	0	1	0	0	0	2
Carl Warwick, R (1, 9) OBP: 0.329, SLG: 0.348	F9			E 1-3 1B		SH3-4 1-2		SH1-4 1B		3	0	2	0	0	0	0
Bob Aspromonte, R (1, 5) OBP: 0.248, SLG: 0.269	F8			1-3 1-2		F9		SH1-4 1-2		3	0	0	0	0	0	2
John Bateman, R (1, 2) OBP: 0.234, SLG: 0.327		F3		E5 2-3		F5		K		4	0	0	0	0	1	3
Jimmy Wynn, R (1, 7) OBP: 0.344, SLG: 0.411		F7		F8			1B SF9 2B	IBB		3	1	1	0	1	0	2
Rusty Staub, L (1, 3) OBP: 0.304, SLG: 0.302		K			K		2B 2-3 1B	4-3		4	0	1	0	0	2	2
Howie Goss, R (1, 8) OBP: 0.266, SLG: 0.350			6-3		K		SF9 3-H		F8	3	0	0	1	0	1	0
Bob Lillis, R (1, 6) OBP: 0.223, SLG: 0.224			G6-4-3 1B		1B		1-3 2B		K	4	0	3	0	0	1	0
Hal Brown, R (1, 1) OBP: 0.100, SLG: 0.100			G6-4-3 1-2f		P6		F3		6-3	4	0	0	0	0	0	4
Inning Stats	R: 0 E: 0 K: 0 S: 3 H: 0 LOB: 0 BB: 0 P: 3	R: 0 E: 0 K: 1 S: 5 H: 0 LOB: 0 BB: 0 P: 5	R: 0 E: 0 K: 0 S: 3 H: 1 LOB: 0 BB: 0 P: 3	R: 0 E: 1 K: 0 S: 5 H: 1 LOB: 2 BB: 0 P: 5	R: 0 E: 0 K: 2 S: 8 H: 1 LOB: 1 BB: 0 P: 8	R: 0 E: 0 K: 0 S: 4 H: 1 LOB: 1 BB: 0 P: 4	R: 1 E: 0 K: 0 S: 6 H: 3 LOB: 2 BB: 0 P: 6	R: 0 E: 0 K: 1 S: 6 H: 1 LOB: 2 BB: 1 P: 10	R: 0 E: 0 K: 1 S: 5 H: 0 LOB: 0 BB: 0 P: 5	1B: 6 2B: 2 3B: 0 HR: 0 SF: 1 SAC: 2 DP: 1 HBP: 0	WP: 0 PB: 0 SB: 0 CS: 0 PA: 36					

PITCHER		IP	WLS	BF	H	R	ER	SO	BB	IBB	HBP	BLK	WP	HR	S	P	ERA	WHIP
Joe Gibbon, L ERA: 2.64	(1, 1)	8.0		33	8	1	1	4	0	1	0	0	0	0	40	44	1.12	1.000
Roy Face, R ERA: 2.6	(9, 1)	1.0	W	3	0	0	0	1	0	0	0	0	0	0	5	5	0.00	0.000

PITCHER	IP	WLS	BF	H	R	ER	SO	BB	IBB	HBP	BLK	WP	HR	S	P	ERA	WHIP

TOP

Houston Colt 45's @ Pittsburgh Pirates

Forbes Field, Pittsburgh, PA

Sun Aug 11 1963, 3:33 AM EDT
Att. 8,093 - Cloudy - 80 F

livebaseballscorecards.com

AB	32
R	1
H	8
RBI	1
BB	1
SO	5
LOB	15

BOTTOM

Houston Colt 45's @ Pittsburgh Pirates

Forbes Field, Pittsburgh, PA

Sun Aug 11 1963, 3:33 AM EDT

Att. 8,093 - Cloudy - 80 F

livebaseballscorecards.com

Batter	1	2	3	4	5	6	7	8	9	AB	R	H	RBI	BB	SO	LOB
Bob Bailey, R (1, 5) OBP: 0.306, SLG: 0.330	K			6-3		F7			F8	4	0	0	0	0	1	0
Bill Virdon, L (1, 8) OBP: 0.310, SLG: 0.364	F8			G1			4-3		4-3	4	0	0	0	0	0	0
Roberto Clemente, R (1, 9) OBP: 0.371, SLG: 0.479	K			6-3			G4-6-3		HR	4	1	2	0	0	1	0
Jerry Lynch, L (1, 7) OBP: 0.323, SLG: 0.445		F7			F7		G4-6-3		HR	4	1	1	2	0	0	1
Bill Mazeroski, R (1, 4) OBP: 0.313, SLG: 0.390		P5			FC6-4			1B		3	0	2	0	0	0	0
Donn Clendenon, R (1, 3) OBP: 0.339, SLG: 0.450		P4			F9			K		3	0	0	0	0	1	2
Jim Pagliaroni, R (1, 2) OBP: 0.360, SLG: 0.416			G6-3		FC6-4			S		3	0	2	0	0	0	1
Ted Savage, R (8, PR) OBP: 0.278, SLG: 0.348										0	0	0	0	0	0	0
Dick Schofield, S (9, 6) OBP: 0.344, SLG: 0.314										0	0	0	0	0	0	0
Johnny Logan, R (1, 6) OBP: 0.317, SLG: 0.252			G6-3			L3-4		P6		2	0	1	0	0	0	1
Smoky Burgess, L (8, PH) OBP: 0.335, SLG: 0.381										1	0	0	0	0	0	2
(9, 2)																
Joe Gibbon, R (1, 1) OBP: 0.034, SLG: 0.034			F8			L3-4		F3		2	0	0	0	0	0	1
Manny Mota, R (8, PH) OBP: 0.360, SLG: 0.340										1	0	0	0	0	0	3
Roy Face, R (9, 1) OBP: 0.250, SLG: 0.250										0	0	0	0	0	0	0

	AB	31
	R	2
	H	8
	RBI	2
	BB	0
	SO	3
	LOB	11

Inning Stats	1	2	3	4	5	6	7	8	9	1B: 6	SF: 0	WP: 0	PA: 31
R:	0	0	0	0	0	0	0	0	2	2B: 2	SAC: 0	PB: 0	
E:	0	0	0	0	0	0	0	0	0	3B: 0	DP: 3	SB: 1	
K:	2	0	0	0	0	0	0	1	0	HR: 1	HBP: 0	CS: 0	
S:	7	3	3	3	4	3	3	7	4				
H:	0	0	1	0	1	1	1	2	2				
LOB:	0	0	0	0	1	0	0	0	0				
BB:	0	0	0	0	0	0	0	0	0				
P:	7	3	3	3	4	3	3	7	4				

PITCHER		IP	WLS	BF	H	R	ER	SO	BB	IBB	HBP	BLK	WP	HR	S	P	ERA	WHIP
Hal Brown, R ERA: 3.56	(1, 1)	8.2	L	31	8	2	2	3	0	0	0	0	0	1	37	37	2.08	0.923

PITCHER		IP	WLS	BF	H	R	ER	SO	BB	IBB	HBP	BLK	WP	HR	S	P	ERA	WHIP

Batter	1	2	3	4	5	6	7	8	9	AB	R	H	RBI	BB	SO	LOB
Al Spangler, L (1, 8) OBP: 0.351, SLG: 0.372	1-3 1B		SH4-3 1B 2B		G4-6-3 1B		G3		1-3 2-H 2B	5	1	4	1	0	0	0
Pete Runnels, L (1, 4) OBP: 0.313, SLG: 0.250	1-3 1-2		SH4-3 2-3		G4-6-3 1-2f		1B		K	4	0	1	0	0	1	5
Bob Aspromonte, R (1, 5) OBP: 0.247, SLG: 0.267	L9		2B 1B 3-H		F5		K		1-3	5	0	1	1	0	1	5
John Bateman, R (1, 2) OBP: 0.234, SLG: 0.330	6-3		1-3 2B			F8		6-3		4	0	1	0	0	0	1
Rusty Staub, L (1, 3) OBP: 0.304, SLG: 0.302		5-3 1B 1B	L4			E3 FC5-4		6-3		4	0	1	0	0	0	2
Jimmy Wynn, R (1, 7) OBP: 0.341, SLG: 0.405		5-3 1-2 1B	6-3			FC5-4 1B 1-2f		6-3		4	0	1	0	0	0	3
Carl Warwick, R (1, 9) OBP: 0.329, SLG: 0.347		P6		K		1-2 1B			E6 1B 2B	4	1	1	0	0	1	2
Bob Lillis, R (1, 6) OBP: 0.222, SLG: 0.222 Hal Smith, R (9, PH) OBP: 0.310, SLG: 0.296 Ernie Fazio, R (9, PR) OBP: 0.281, SLG: 0.264		5-3 1-2 2-3		5-3		5-3			2B 1B 1-2	3 1 0	0 0 0	0 1 0	0 0 0	0 0 0	0 0 0	4 0 0
Turk Farrell, R (1, 1) OBP: 0.255, SLG: 0.233 Johnny Weekly, R (9, PH) OBP: 0.160, SLG: 0.125		4-3		K			F9		F9	3 1	0 0	0 0	0 0	0 0	1 0	2 2
Inning Stats	R: 0 H: 1 E: 0 LOB: 1 K: 0 BB: 0 S: 4 P: 4	R: 0 H: 2 E: 0 LOB: 2 K: 0 BB: 0 S: 5 P: 5	R: 1 H: 3 E: 0 LOB: 2 K: 0 BB: 0 S: 6 P: 6	R: 0 H: 0 E: 0 LOB: 0 K: 2 BB: 0 S: 7 P: 7	R: 0 H: 1 E: 0 LOB: 0 K: 0 BB: 0 S: 3 P: 3	R: 0 H: 1 E: 1 LOB: 2 K: 0 BB: 0 S: 5 P: 5	R: 0 H: 1 E: 0 LOB: 1 K: 1 BB: 0 S: 6 P: 6	R: 0 H: 0 E: 0 LOB: 0 K: 0 BB: 0 S: 3 P: 3	R: 1 H: 2 E: 1 LOB: 3 K: 1 BB: 0 S: 8 P: 8	1B: 8 SF: 0 2B: 3 SAC: 1 3B: 0 DP: 1 HR: 0 HBP: 0						

PITCHER	IP	WLS	BF	H	R	ER	SO	BB	IBB	HBP	BLK	WP	HR	S	P	ERA	WHIP
Bob Friend, R (1, 1) ERA: 2.0	8.0	W	35	10	2	1	3	0	0	0	0	0	0	41	41	1.12	1.250
Roy Face, R (9, 1) ERA: 2.56	1.0	S	4	1	0	0	1	0	0	0	0	0	0	6	6	0.00	1.000

PITCHER	IP	WLS	BF	H	R	ER	SO	BB	IBB	HBP	BLK	WP	HR	S	P	ERA	WHIP

TOP

Houston Colt 45's @ Pittsburgh Pirates

Forbes Field, Pittsburgh, PA

Mon Aug 12 1963, 7:05 PM EDT

Att. 7,240 - Cloudy - 74 F

livebaseballscorecards.com

AB	38
R	2
H	11
RBI	2
BB	0
SO	4
LOB	26

WP: 0 PA: 39
PB: 0
SB: 0
CS: 0

Houston Colt 45's @ Pittsburgh Pirates

Forbes Field, Pittsburgh, PA

Mon Aug 12 1963, 7:05 PM EDT

Att. 7,240 - Cloudy - 74 F

livebaseballscorecards.com

BOTTOM

Batter	1	2	3	4	5	6	7	8	9	AB	R	H	RBI	BB	SO	LOB
Bob Bailey, R (1, 5) OBP: 0.307, SLG: 0.330	BBBB 4-0 1B 1B 1B BB	x 0-0 ③ F8			SSS 0-3 ② K			x 0-0 SH1-3 1B 1B		3	2	1	0	1	1	0
Bill Virdon, L (1, 8) OBP: 0.313, SLG: 0.369	x 0-0 1B 1-2 1B 1B	x 0-0 2B			x 0-0 ③ 4-3			x 0-0 ① SH1-3 1-2		3	1	2	0	0	0	0
Roberto Clemente, R (1, 9) OBP: 0.370, SLG: 0.476	x 0-0 1B 1-2 2-3 1B	x 0-0 ① 3-1				x 0-0 ① 4-3		SSS 0-3 ② K		4	1	1	0	0	1	2
Jerry Lynch, L (1, 7) OBP: 0.323, SLG: 0.443 Manny Mota, R (8, 7) OBP: 0.373, SLG: 0.354	x 0-0 1B 1-2 2-H 3-H 1B	SSS 0-3 ② K				x 0-0 ② F2		x 0-0 1B 2-H 1B		3 1	0 0	1 1	2 1	0 0	1 0	1 0
Bill Mazeroski, R (1, 4) OBP: 0.312, SLG: 0.388	x 0-0 ① F5	x 0-0 ③ F9				x 0-0 ③ 3-1		x 0-0 1-2 1B		4	0	1	0	0	0	3
Donn Clendenon, R (1, 3) OBP: 0.338, SLG: 0.448	x 0-0 G6-4-3 1-2 2-H 1B		x 0-0 ① 5-3			x 0-0 ① F7		x 0-0 ③ P3		4	0	1	1	0	0	2
Jim Pagliaroni, R (1, 2) OBP: 0.355, SLG: 0.409	x 0-0 ② ③ G6-4-3 1-2f		x 0-0 ② F5			x 0-0 ② 5-3				3	0	0	0	0	0	2
Johnny Logan, R (1, 6) OBP: 0.317, SLG: 0.253		x 0-0 ① 6-3	x 0-0 ③ 6-3			x 0-0 1B				3	0	1	0	0	0	0
Bob Friend, R (1, 1) OBP: 0.127, SLG: 0.114 Roy Face, R (9, 1) OBP: 0.250, SLG: 0.250		x 0-0 ② P3			SSS 0-3 ① K		SSS 0-3 ③ K			3 0	0 0	0 0	0 0	0 0	2 0	1 0
Inning Stats	R: 3 H: 4 E: 0 LOB: 1 K: 0 BB: 1 S: 6 P: 10	R: 0 H: 0 E: 0 LOB: 0 K: 0 BB: 0 S: 3 P: 3	R: 0 H: 1 E: 0 LOB: 1 K: 1 BB: 0 S: 6 P: 6	R: 0 H: 0 E: 0 LOB: 0 K: 0 BB: 0 S: 3 P: 3	R: 0 H: 0 E: 0 LOB: 0 K: 2 BB: 0 S: 7 P: 7	R: 0 H: 0 E: 0 LOB: 0 K: 0 BB: 0 S: 3 P: 3	R: 0 H: 1 E: 0 LOB: 1 K: 1 BB: 0 S: 6 P: 6	R: 1 H: 3 E: 0 LOB: 2 K: 1 BB: 0 S: 8 P: 8		1B: 8 SF: 0 2B: 1 SAC: 1 3B: 0 DP: 1 HR: 0 HBP: 0						

AB	31
R	4
H	9
RBI	4
BB	1
SO	5
LOB	11

WP: 0 PB: 0 SB: 0 CS: 0 PA: 33

PITCHER	IP	WLS	BF	H	R	ER	SO	BB	IBB	HBP	BLK	WP	HR	S	P	ERA	WHIP
Turk Farrell, R (1, 1) ERA: 2.77	8.0	L	33	9	4	4	5	1	0	0	0	0	0	42	46	4.50	1.250

PITCHER	IP	WLS	BF	H	R	ER	SO	BB	IBB	HBP	BLK	WP	HR	S	P	ERA	WHIP

Batter	1	2	3	4	5	6	7	8	9	AB	R	H	RBI	BB	SO	LOB
Al Spangler, L (1, 8) (7, 7) OBP: 0.352, SLG: 0.379	HR		BB		F3		FC3-6 1-2f		F5	4	1	1	1	1	0	1
Pete Runnels, L (1, 4) OBP: 0.315, SLG: 0.257	F4		WP 1B 1-2		2B		K			4	0	2	0	0	1	1
Carl Warwick, R (1, 9) OBP: 0.326, SLG: 0.344	F8		K 1-2 2-3		F4			F4		4	0	0	0	0	1	3
John Bateman, R (1, 2) OBP: 0.237, SLG: 0.339	K		K			1B		1B 3B		4	1	2	0	0	2	2
Rusty Staub, L (1, 3) OBP: 0.303, SLG: 0.299		G6-4-3 BB		F9		K		G3		3	0	0	0	1	1	2
Jimmy Wynn, R (1, 7) (7, 6) OBP: 0.346, SLG: 0.408		G6-4-3 1-2f		1B		F8		3-H 1B		4	0	2	1	0	0	2
Bob Aspromonte, R (1, 5) OBP: 0.247, SLG: 0.267		1B		F6		L7		5-3		4	0	1	0	0	0	3
Bob Lillis, R (1, 6) OBP: 0.220, SLG: 0.221		F5		K			K		5-3	2	0	0	0	0	1	2
Howie Goss, R (7, PH) (7, 8) OBP: 0.265, SLG: 0.347										2	0	0	0	0	1	0
Bob Bruce, R (1, 1) OBP: 0.220, SLG: 0.208			4-1		F9				K	2	0	0	0	0	0	0
Dick Drott, R (6, 1) OBP: 0.118, SLG: 0.118										0	0	0	0	0	0	0
Johnny Weekly, R (7, PH) OBP: 0.192, SLG: 0.125										0	0	0	0	1	0	0
Jim Umbricht, R (7, 1)										0	0	0	0	0	0	0
Hal Smith, R (9, PH) OBP: 0.300, SLG: 0.286							FC3-6 BB			1	0	0	0	0	1	0
Inning Stats	R: 1 E: 0 K: 1 S: 6 H: 1 LOB: 0 BB: 0 P: 6	R: 0 E: 0 K: 0 S: 3 H: 1 LOB: 1 BB: 1 P: 7	R: 0 E: 0 K: 2 S: 8 H: 1 LOB: 2 BB: 1 P: 12	R: 0 E: 0 K: 1 S: 6 H: 1 LOB: 1 BB: 0 P: 6	R: 0 E: 0 K: 0 S: 4 H: 1 LOB: 1 BB: 0 P: 4	R: 0 E: 0 K: 1 S: 6 H: 1 LOB: 1 BB: 0 P: 6	R: 0 E: 0 K: 2 S: 7 H: 0 LOB: 1 BB: 1 P: 11	R: 1 E: 0 K: 0 S: 5 H: 2 LOB: 1 BB: 0 P: 5	R: 0 E: 0 K: 1 S: 5 H: 0 LOB: 0 BB: 0 P: 5	1B: 5 2B: 1 3B: 1 HR: 1	SF: 0 SAC: 0 DP: 1 HBP: 0					

PITCHER	IP	WLS	BF	H	R	ER	SO	BB	IBB	HBP	BLK	WP	HR	S	P	ERA	WHIP
Ernie Broglio, R (1, 1) ERA: 3.24	9.0	W	37	8	2	2	8	3	0	0	0	1	1	50	62	2.00	1.222

PITCHER	IP	WLS	BF	H	R	ER	SO	BB	IBB	HBP	BLK	WP	HR	S	P	ERA	WHIP

TOP

Houston Colt 45's @ St. Louis Cardinals

Sportsman's Park, St. Louis, MO

Tue Aug 13 1963, 8:05 PM EDT
Att. 11,085 - Unknown - 74 F

livebaseballscorecards.com

AB	34
R	2
H	8
RBI	2
BB	3
SO	8
LOB	16

1B: 5	SF: 0	WP: 1	PA: 37
2B: 1	SAC: 0	PB: 0	
3B: 1	DP: 1	SB: 0	
HR: 1	HBP: 0	CS: 0	

Batter	1	2	3	4	5	6	7	8	9	AB	R	H	RBI	BB	SO	LOB
Curt Flood, R (1, 8) OBP: 0.336, SLG: 0.384	HBP 3-1 2B 1B	1B		F9 ②		F3 ③				4	1	2	0	0	0	2
Gary Kolb, L (1, 9) OBP: 0.435, SLG: 0.537	K ①	K ③		F9 ③			2-3 ①			4	0	0	0	0	2	3
Dick Groat, R (1, 6) OBP: 0.403, SLG: 0.482	3-1 ② 1-2		L6-4 1B 1B		FC6-4 BB		F9 ②			3	0	1	0	1	0	1
Bill White, L (1, 3) OBP: 0.364, SLG: 0.504	HBP 2B BB		1-2 1B		F8 ①		FC4-6 BB			2	1	1	0	2	0	1
Charlie James, R (1, 7) OBP: 0.300, SLG: 0.435	1-2 2-3 2B HBP		L6-4 ① ② 2-3		F3 ②		FC4-6 ③ 1-2f			3	1	0	0	0	0	4
Ken Boyer, R (1, 5) OBP: 0.351, SLG: 0.421	1-H 2-H 3-H 2B		F6 ③		FC6-4 ③ 1-2f			FC6-4 1B		4	0	2	3	0	0	2
Julian Javier, R (1, 4) OBP: 0.309, SLG: 0.398	K ③			E SF7 1B		K ①		FC6-4 ① CS 1-2f		4	1	1	0	0	2	2
Tim McCarver, L (1, 2) OBP: 0.326, SLG: 0.378		4-1 ①		E9 1-3		WP BB		1-2 2B		3	0	1	0	1	0	1
Ernie Broglio, R (1, 1) OBP: 0.123, SLG: 0.129		5-3 ②		SF7 ① 3-H		K ② 1-2		3-1 ③		3	0	0	1	0	1	2
Inning Stats	R: 3 E: 0 K: 2 S: 9 H: 2 LOB: 1 BB: 1 P: 14	R: 0 E: 0 K: 1 S: 6 H: 1 LOB: 1 BB: 0 P: 6	R: 0 E: 0 K: 0 S: 4 H: 2 LOB: 1 BB: 0 P: 4	R: 1 E: 1 K: 0 S: 5 H: 1 LOB: 1 BB: 0 P: 5	R: 0 E: 0 K: 0 S: 3 H: 0 LOB: 1 BB: 1 P: 7	R: 0 E: 0 K: 2 S: 7 H: 0 LOB: 1 BB: 1 P: 11	R: 0 E: 0 K: 0 S: 3 H: 0 LOB: 1 BB: 1 P: 7	R: 0 E: 0 K: 0 S: 4 H: 2 LOB: 1 BB: 0 P: 4		1B: 6 2B: 3 3B: 0 HR: 0 SF: 1 SAC: 0 DP: 1 HBP: 1						

PITCHER		IP	WLS	BF	H	R	ER	SO	BB	IBB	HBP	BLK	WP	HR	S	P	ERA	WHIP
Bob Bruce, R ERA: 3.55	(1, 1)	5.0	L	24	6	4	3	3	2	0	1	0	0	0	27	36	5.40	1.600
Dick Drott, R ERA: 3.4	(6, 1)	1.0		4	0	0	0	2	1	0	0	0	1	0	7	11	0.00	1.000
Jim Umbricht, R ERA: 3.24	(7, 1)	2.0		8	2	0	0	0	1	0	0	0	0	0	7	11	0.00	1.500

PITCHER	IP	WLS	BF	H	R	ER	SO	BB	IBB	HBP	BLK	WP	HR	S	P	ERA	WHIP

BOTTOM

Houston Colt 45's @ St. Louis Cardinals

Sportsman's Park, St. Louis, MO

Tue Aug 13 1963, 8:05 PM EDT
Att. 11,085 - Unknown - 74 F

livebaseballscorecards.com

AB	30
R	4
H	8
RBI	4
BB	4
SO	5
LOB	18

WP: 1 PB: 0 SB: 0 CS: 1 PA: 36

Batter	1	2	3	4	5	6	7	8	9	AB	R	H	RBI	BB	SO	LOB
Al Spangler, L (1, 8) OBP: 0.348, SLG: 0.375	S S S 0-3 ① K			x 0-0 ① L8	S S S 0-3 ③ K2-3		x 0-0 ③ 6-3			4	0	0	0	0	2	3
Pete Runnels, L (1, 4) OBP: 0.314, SLG: 0.260	x 0-0 ② 6-3			x 0-0 1B 2B		x 0-0 ① 4-3		S S S 0-3 ① K		4	1	1	0	0	1	0
Jimmy Wynn, R (1, 7) OBP: 0.343, SLG: 0.403	S S S 0-3 ③ K			x 0-0 E5 1B 1B		x 0-0 FC6-4 1B		S S S 0-3 ② K		4	1	1	0	0	2	1
John Bateman, R (1, 2) OBP: 0.238, SLG: 0.338		S S S 0-3 ① K		x 0-0 1B 1-2 2-H 1B		x 0-0 ② FC6-4 1-2f		S S S 0-3 ③ K		4	0	1	1	0	2	1
Rusty Staub, L (1, 3) OBP: 0.307, SLG: 0.302		x 0-0 G6-4-3 1B		x 0-0 G5-4-3 1-3 2-H 1B		x 0-0 ③ L3			B B B B 4-0 SH1-3 BB	3	0	2	1	1	0	1
Carl Warwick, R (1, 9) OBP: 0.326, SLG: 0.344		x 0-0 ② ③ G6-4-3 1-2f		x 0-0 ② ③ G5-4-3 1-2f			x 0-0 1B 1B		x 0-0 ① SH1-3 1-2	3	0	1	0	0	0	3
Bob Aspromonte, R (1, 5) OBP: 0.245, SLG: 0.264			x 0-0 ① 6-3		S S S 0-3 ① K		S S S 0-3 ① K		x 0-0 ② F9	4	0	0	0	0	2	2
Bob Lillis, R (1, 6) Hal Smith, R (9, PH) OBP: 0.290, SLG: 0.276			S S S 0-3 ② K		x 0-0 1B		x 0-0 1-2 1B		x 0-0 ③ 4-3	3 1	0 0	2 0	0 0	0 0	1 0	0 1
Ken Johnson, R (1, 1) OBP: 0.093, SLG: 0.058			x 0-0 ③ F3		x 0-0 ② F3		x 0-0 ② F1			3	0	0	0	0	0	3
Inning Stats	R: 0 E: 0 K: 2 S: 7	H: 0 LOB: 0 BB: 0 P: 7	R: 0 E: 0 K: 1 S: 5	H: 1 LOB: 0 BB: 0 P: 5	R: 0 E: 0 K: 1 S: 5	H: 0 LOB: 0 BB: 0 P: 5	R: 2 E: 1 K: 0 S: 6	H: 3 LOB: 1 BB: 0 P: 6	R: 0 E: 0 K: 2 S: 8	H: 1 LOB: 1 BB: 0 P: 8	R: 0 E: 1 K: 0 S: 4	H: 1 LOB: 1 BB: 0 P: 4	R: 0 E: 0 K: 1 S: 7	H: 2 LOB: 2 BB: 0 P: 7	R: 0 E: 0 K: 3 S: 9	H: 0 LOB: 0 BB: 0 P: 9	R: 0 E: 0 K: 0 S: 3	H: 0 LOB: 1 BB: 1 P: 7	1B: 7 2B: 1 3B: 0 HR: 0	SF: 0 SAC: 1 DP: 2 HBP: 0	WP: 0 PB: 0 SB: 0 CS: 0	PA: 35

PITCHER	IP	WLS	BF	H	R	ER	SO	BB	IBB	HBP	BLK	WP	HR	S	P	ERA	WHIP
Bob Gibson, R (1, 1) ERA: 3.78	9.0	W	35	8	2	1	10	1	0	0	0	0	0	54	58	1.00	1.000

PITCHER	IP	WLS	BF	H	R	ER	SO	BB	IBB	HBP	BLK	WP	HR	S	P	ERA	WHIP

TOP

Houston Colt 45's @ St. Louis Cardinals

Sportsman's Park, St. Louis, MO

Wed Aug 14 1963, 8:05 PM EDT
Att. 12,798 - Unknown

livebaseballscorecards.com

AB	33
R	2
H	8
RBI	2
BB	1
SO	10
LOB	15

Batter	1	2	3	4	5	6	7	8	9	AB	R	H	RBI	BB	SO	LOB
Curt Flood, R (1, 8) OBP: 0.333, SLG: 0.381	5-3		6-3		E6, SH1-3, 1B		5-3			4	1	0	0	0	0	0
Dick Groat, R (1, 6) OBP: 0.405, SLG: 0.485	FC6-4, 1B		2B		SH1-3 1-2		4-3			3	0	2	0	0	0	0
Bill White, L (1, 3) OBP: 0.365, SLG: 0.510	FC6-4, CS 1-2f		1-3		4-3, 1B 2-H		HR			4	1	2	2	0	0	2
Stan Musial, L (1, 7) OBP: 0.331, SLG: 0.414 Gary Kolb, L (8, 9) OBP: 0.435, SLG: 0.537	CS 1-2	1B, 2B		BBBB, FC6-4, BB	4-3 2-3		4-3			3 0	1 0	1 0	0 0	1 0	0 0	1 0
Ken Boyer, R (1, 5) OBP: 0.351, SLG: 0.419		PB, 1B 2-H		FC6-4 2B 1-2f	K			F7		4	0	1	1	0	1	2
George Altman, L (1, 9) (8, 7) Mike Shannon, R (9, 7) OBP: 0.286, SLG: 0.286	K 1-2			F2		6-3		G6-4-3, BB		3 0	0 0	0 0	0 0	1 0	1 0	2 0
Julian Javier, R (1, 4) OBP: 0.309, SLG: 0.399	K			2B 1-3		K		G6-4-3 1-2f		4	0	1	0	0	2	2
Tim McCarver, L (1, 2) OBP: 0.330, SLG: 0.379	K			IBB		1B				2	0	1	0	1	1	1
Bob Gibson, R (1, 1) OBP: 0.270, SLG: 0.310			F7	K		K				3	0	0	0	0	2	4
Inning Stats	R: 0 E: 0 K: 0 S: 3 H: 1 LOB: 0 BB: 0 P: 3	R: 1 E: 0 K: 3 S: 11 H: 2 LOB: 1 BB: 0 P: 11	R: 0 E: 0 K: 0 S: 4 H: 1 LOB: 1 BB: 0 P: 4	R: 0 E: 0 K: 1 S: 6 H: 1 LOB: 3 BB: 2 P: 14	R: 1 E: 1 K: 1 S: 7 H: 1 LOB: 1 BB: 0 P: 7	R: 0 E: 0 K: 2 S: 8 H: 1 LOB: 1 BB: 0 P: 8	R: 1 E: 0 K: 0 S: 4 H: 1 LOB: 0 BB: 0 P: 4	R: 0 E: 0 K: 0 S: 2 H: 0 LOB: 0 BB: 1 P: 6		1B: 4 2B: 3 3B: 0 HR: 1 SF: 0 SAC: 1 DP: 1 HBP: 0				WP: 0 PB: 1 SB: 0 CS: 1 PA: 35		

PITCHER	IP	WLS	BF	H	R	ER	SO	BB	IBB	HBP	BLK	WP	HR	S	P	ERA	WHIP
Ken Johnson, R (1, 1) ERA: 3.2	8.0	L	34	8	3	2	7	2	1	0	0	0	1	45	57	2.25	1.250

PITCHER	IP	WLS	BF	H	R	ER	SO	BB	IBB	HBP	BLK	WP	HR	S	P	ERA	WHIP

BOTTOM

Houston Colt 45's @ St. Louis Cardinals

Sportsman's Park, St. Louis, MO

Wed Aug 14 1963, 8:05 PM EDT

Att. 12,798 - Unknown

livebaseballscorecards.com

AB	30
R	3
H	8
RBI	3
BB	3
SO	7
LOB	14

Batter	1	2	3	4	5	6	7	8	9	AB	R	H	RBI	BB	SO	LOB
Ernie Fazio, R (1, 4) OBP: 0.284, SLG: 0.268	0-0 BB HR 1B	0-3 K			0-0 FC3-6 1B				0-3 K	5	1	2	0	0	3	2
Rusty Staub, L (1, 3) OBP: 0.307, SLG: 0.300	4-0 1-2 HR BB		0-3 K		0-0 FC3-6 1B 1-2f		0-0 F9			3	2	0	0	1	1	1
Jimmy Wynn, R (1, 7) OBP: 0.333, SLG: 0.391	0-3 K		0-0 L8		0-0 F8		0-0 1-3			4	0	0	0	0	1	3
John Bateman, R (1, 2) OBP: 0.244, SLG: 0.352	0-0 1-H 2-H HR		4-0 FC6-4 BB		0-0 1B 1-3 1B			0-0 6-3		3	1	2	3	1	0	0
Carl Warwick, R (1, 9) OBP: 0.327, SLG: 0.344	0-0 F6		0-0 FC6-4 1-2f		0-0 1-2 3-H 1B			4-0 FC6-4 BB		3	0	1	1	1	0	1
Howie Goss, R (1, 8) OBP: 0.262, SLG: 0.343	0-0 4-3			0-0 F7	0-0 F8			0-0 FC6-4 CS 1-2f		4	0	0	0	0	0	3
Bob Aspromonte, R (1, 5) OBP: 0.245, SLG: 0.264		0-0 5-3		0-0 1B		0-0 F3		0-0 CS 1-2	0-0 L8	4	0	1	0	0	0	0
Bob Lillis, R (1, 6) OBP: 0.227, SLG: 0.227		0-0 5-3		0-0 F6		0-0 CS 1B			0-0 1B	4	0	2	0	0	0	1
Don Nottebart, R (1, 1) OBP: 0.170, SLG: 0.152 Hal Woodeshick, R (9, 1) OBP: 0.200, SLG: 0.158		0-0 1B		0-0 L9		0-3 1-2 K			0-3 K	4	0	1	0	0	2	3
										0	0	0	0	0	0	0
Inning Stats	R: 3 E: 0 K: 1 S: 7 H: 2 LOB: 0 BB: 1 P: 11	R: 0 E: 0 K: 1 S: 6 H: 1 LOB: 1 BB: 0 P: 6	R: 0 E: 0 K: 1 S: 5 H: 0 LOB: 1 BB: 1 P: 9	R: 0 E: 0 K: 0 S: 4 H: 1 LOB: 1 BB: 0 P: 4	R: 1 E: 0 K: 0 S: 6 H: 3 LOB: 2 BB: 0 P: 6	R: 0 E: 0 K: 1 S: 5 H: 1 LOB: 0 BB: 0 P: 5	R: 0 E: 0 K: 1 S: 5 H: 0 LOB: 0 BB: 0 P: 5	R: 0 E: 0 K: 0 S: 2 H: 0 LOB: 0 BB: 1 P: 6	R: 0 E: 0 K: 2 S: 8 H: 1 LOB: 1 BB: 0 P: 8	1B: 8 2B: 0 3B: 0 HR: 1 SF: 0 SAC: 0 DP: 0 HBP: 0							

PITCHER	IP	WLS	BF	H	R	ER	SO	BB	IBB	HBP	BLK	WP	HR	S	P	ERA	WHIP
Ray Sadecki, L (1, 1) ERA: 4.76	5.0	L	24	7	4	4	3	2	0	0	0	0	1	28	36	7.20	1.800
Ron Taylor, R (6, 1) ERA: 3.02	2.0		6	1	0	0	2	0	0	0	0	0	0	10	10	0.00	0.500
Sam Jones, R (8, 1) ERA: 9.82	2.0		7	1	0	0	2	1	0	0	0	0	0	10	14	0.00	1.000

PITCHER	IP	WLS	BF	H	R	ER	SO	BB	IBB	HBP	BLK	WP	HR	S	P	ERA	WHIP

TOP

Houston Colt 45's @ St. Louis Cardinals

Sportsman's Park, St. Louis, MO

Thu Aug 15 1963, 8:05 PM EDT
Att. 10,111 - Unknown - 76 F

livebaseballscorecards.com

AB	34
R	4
H	9
RBI	4
BB	3
SO	7
LOB	14

1B: 8	SF: 0	WP: 0	PA: 38
2B: 0	SAC: 0	PB: 0	
3B: 0	DP: 0	SB: 0	
HR: 1	HBP: 0	CS: 2	

BOTTOM

Batter	1	2	3	4	5	6	7	8	9	AB	R	H	RBI	BB	SO	LOB
Curt Flood, R (1, 8) OBP: 0.331, SLG: 0.378	6-3			4-3	1-3		2-3			4	0	0	0	0	0	5
Dick Groat, R (1, 6) OBP: 0.404, SLG: 0.483	F9			K		G3		L7-3, 1B		4	0	1	0	0	1	0
Bill White, L (1, 3) OBP: 0.362, SLG: 0.506	F7			4-1		K		L7-3		4	0	0	0	0	1	1
Stan Musial, L (1, 7) OBP: 0.326, SLG: 0.407		F8			3-1	L9		F8		4	0	0	0	0	0	0
Mike Shannon, R (9, 7) OBP: 0.286, SLG: 0.286										0	0	0	0	0	0	0
Ken Boyer, R (1, 5) OBP: 0.350, SLG: 0.424		F8			HR		F5		F5	4	1	1	1	0	0	0
George Altman, L (1, 9) OBP: 0.337, SLG: 0.397		K			E, 1B, FC5-2, 1B		1B, 1B		1-3, 1B	4	1	3	0	0	1	0
Julian Javier, R (1, 4) OBP: 0.309, SLG: 0.399			L6		FC5-2, E, 1B		K		1-3	3	0	1	0	0	1	1
Carl Sawatski, L (9, PH) OBP: 0.339, SLG: 0.429										1	0	0	0	0	0	1
Tim McCarver, L (1, 2) OBP: 0.329, SLG: 0.377			6-3		E6, FC5-2		1B, 1B		6-3	4	0	1	0	0	0	3
Ray Sadecki, L (1, 1) OBP: 0.180, SLG: 0.224			F7		FC5-2		1B			1	0	0	0	0	0	0
Gary Kolb, L (5, PH) OBP: 0.430, SLG: 0.529										1	0	0	0	0	0	3
Ron Taylor, R (6, 1) OBP: 0.040, SLG: 0.040										0	0	0	0	0	0	0
Charlie James, R (7, PH) OBP: 0.303, SLG: 0.437										1	0	1	1	0	0	0
Sam Jones, R (8, 1)										0	0	0	0	0	0	0
Inning Stats	R: 0, E: 0, K: 0, S: 3 / H: 0, LOB: 0, BB: 0, P: 3	R: 0, E: 0, K: 1, S: 5 / H: 0, LOB: 0, BB: 0, P: 5	R: 0, E: 0, K: 0, S: 3 / H: 0, LOB: 0, BB: 0, P: 3	R: 0, E: 0, K: 1, S: 5 / H: 0, LOB: 0, BB: 0, P: 5	R: 1, E: 1, K: 0, S: 7 / H: 3, LOB: 3, BB: 0, P: 7	R: 0, E: 0, K: 1, S: 5 / H: 0, LOB: 0, BB: 0, P: 5	R: 1, E: 0, K: 1, S: 8 / H: 3, LOB: 2, BB: 0, P: 8	R: 0, E: 0, K: 0, S: 3 / H: 1, LOB: 0, BB: 0, P: 3	R: 0, E: 0, K: 0, S: 4 / H: 1, LOB: 1, BB: 0, P: 4	1B: 7, 2B: 1, 3B: 0, HR: 1 / SF: 0, SAC: 0, DP: 1, HBP: 0						

PITCHER	IP	WLS	BF	H	R	ER	SO	BB	IBB	HBP	BLK	WP	HR	S	P	ERA	WHIP
Don Nottebart, R (1, 1) ERA: 3.39	8.1	W	33	8	2	2	4	0	0	0	0	0	1	41	41	2.16	0.960
Hal Woodeshick, L (9, 1) ERA: 1.53	0.2	S	2	0	0	0	0	0	0	0	0	0	0	2	2	0.00	0.000

PITCHER	IP	WLS	BF	H	R	ER	SO	BB	IBB	HBP	BLK	WP	HR	S	P	ERA	WHIP

Houston Colt 45's @ St. Louis Cardinals

Sportsman's Park, St. Louis, MO

Thu Aug 15 1963, 8:05 PM EDT

Att. 10,111 - Unknown - 76 F

livebaseballscorecards.com

AB	35
R	2
H	8
RBI	2
BB	0
SO	4
LOB	14

Batter	1	2	3	4	5	6	7	8	9	AB	R	H	RBI	BB	SO	LOB
Al Spangler, L (1, 8) OBP: 0.350, SLG: 0.376	F7 1B	1B 1B			CS 1B		6-3			4	0	2	0	0	0	0
Pete Runnels, L (1, 4) OBP: 0.319, SLG: 0.269	WP HR 2B	1-2 1B			1-2 5-3 1B		G3			4	1	3	0	0	0	0
Jimmy Wynn, R (1, 7) OBP: 0.324, SLG: 0.379	F9 2-3	F7			5-3 1-2			E5 FC1-5		4	0	0	0	0	0	4
John Bateman, R (1, 2) OBP: 0.244, SLG: 0.361	HR 3-H		SSS K		6-3			FC1-5 1B 2-3		4	1	1	2	0	1	2
Rusty Staub, L (1, 3) OBP: 0.309, SLG: 0.302	1B 1B		P6			1-3		G6-4-3 1-2 1B		4	0	2	0	0	0	0
Carl Warwick, R (1, 9) OBP: 0.327, SLG: 0.343	1-2 1B		6-3			F2		G6-4-3 1-2f		4	0	1	0	0	0	2
Bob Aspromonte, R (1, 5) OBP: 0.245, SLG: 0.264	F8			6-3		1B			6-3	4	0	1	0	0	0	2
Bob Lillis, R (1, 6) OBP: 0.225, SLG: 0.225		F3		5-3		P4			SSS K	4	0	0	0	0	1	1
Turk Farrell, R (1, 1) OBP: 0.235, SLG: 0.213		5-3		SSS K			4-1		SSS K	4	0	0	0	0	2	0
Hal Woodeshick, R (9, 1) OBP: 0.200, SLG: 0.158										0	0	0	0	0	0	0
Inning Stats	R: 2 E: 0 K: 0 S: 7 H: 4 LOB: 2 BB: 0 P: 7	R: 0 E: 0 K: 0 S: 5 H: 2 LOB: 2 BB: 0 P: 5	R: 0 E: 0 K: 1 S: 5 H: 0 LOB: 0 BB: 0 P: 5	R: 0 E: 0 K: 1 S: 5 H: 0 LOB: 0 BB: 0 P: 5	R: 0 E: 0 K: 0 S: 4 H: 2 LOB: 1 BB: 0 P: 4	R: 0 E: 0 K: 0 S: 4 H: 1 LOB: 1 BB: 0 P: 4	R: 0 E: 0 K: 0 S: 3 H: 0 LOB: 0 BB: 0 P: 3	R: 0 E: 1 K: 0 S: 4 H: 1 LOB: 1 BB: 0 P: 4	R: 0 E: 0 K: 2 S: 7 H: 0 LOB: 0 BB: 0 P: 7	1B: 8 2B: 1 3B: 0 HR: 1	SF: 0 SAC: 0 DP: 1 HBP: 0						

PITCHER	IP	WLS	BF	H	R	ER	SO	BB	IBB	HBP	BLK	WP	HR	S	P	ERA	WHIP
Tony Cloninger, R (1, 1) ERA: 3.41	7.0		29	9	2	2	2	0	0	0	0	1	1	33	33	2.57	1.286
Bob Shaw, R (8, 1) ERA: 2.98	2.0	W	7	1	0	0	2	0	0	0	0	0	0	11	11	0.00	0.500

PITCHER	IP	WLS	BF	H	R	ER	SO	BB	IBB	HBP	BLK	WP	HR	S	P	ERA	WHIP

TOP

Houston Colt 45's @ Milwaukee Braves

Milwaukee County Stadium, Milwaukee, WI

Fri Aug 16 1963, 8:05 PM EDT
Att. 7,506 - Cloudy - 71 F

livebaseballscorecards.com

AB	36
R	2
H	10
RBI	2
BB	0
SO	4
LOB	11

1B: 8	SF: 0	WP: 1	PA: 36
2B: 1	SAC: 0	PB: 0	
3B: 0	DP: 1	SB: 0	
HR: 1	HBP: 0	CS: 1	

BOTTOM

Houston Colt 45's @ Milwaukee Braves

Milwaukee County Stadium, Milwaukee, WI

Fri Aug 16 1963, 8:05 PM EDT

Att. 7,506 - Cloudy - 71 F

livebaseballscorecards.com

Batter	1	2	3	4	5	6	7	8	9	AB	R	H	RBI	BB	SO	LOB
Lee Maye, L (1, 8) OBP: 0.342, SLG: 0.435	F9		1B		4-3		6-3		BB PB 1B 2-H	5	1	2	1	0	0	1
Frank Bolling, R (1, 4) OBP: 0.305, SLG: 0.319	1B		1-2 FC6-4 1B			K		4-3 2B 1B	1-2 K	5	1	3	0	0	2	1
Hank Aaron, R (1, 9) OBP: 0.390, SLG: 0.577	F8		1-2f FC6-4			1B		4-3 1-2	1B BB IBB	4	0	1	0	1	0	4
Eddie Mathews, L (1, 7) OBP: 0.380, SLG: 0.431	K			F2		F3		2-H 2B	1-2 2-3 1B BB	4	0	1	1	1	1	2
Gene Oliver, R (1, 3) OBP: 0.332, SLG: 0.447		6-3		6-3		1-2 1B		BB	1-2 2-3 3-H 1B	4	0	2	1	1	0	0
Denis Menke, R (1, 5) OBP: 0.301, SLG: 0.381		K		1B		F9		K		4	0	1	0	0	2	4
Roy McMillan, R (1, 6) OBP: 0.269, SLG: 0.314		6-3		F7			1B	5-3		4	0	1	0	0	0	3
Del Crandall, R (1, 2) OBP: 0.260, SLG: 0.266			6-3		5-3		K		SH2-4 1B	3	0	0	0	0	1	1
Joe Torre, R (9, PH) OBP: 0.357, SLG: 0.435										1	0	1	0	0	0	0
Bob Hendley, R (9, PR) OBP: 0.167, SLG: 0.125										0	1	0	0	0	0	0
Tony Cloninger, R (1, 1) OBP: 0.133, SLG: 0.133			1B		F8		K		SH2-4 1-2	2	0	1	0	0	0	0
Lou Klimchock, L (7, PH) OBP: 0.186, SLG: 0.209										1	0	0	0	0	1	1
Bob Shaw, R (8, 1) OBP: 0.205, SLG: 0.114										0	0	0	0	0	0	0
Ty Cline, L (9, PH) OBP: 0.240, SLG: 0.204										0	0	0	0	0	0	0
Inning Stats	R: 0 E: 0 K: 1 S: 6 H: 1 LOB: 1 BB: 0 P: 6	R: 0 E: 0 K: 1 S: 5 H: 0 LOB: 0 BB: 0 P: 5	R: 0 E: 0 K: 0 S: 5 H: 3 LOB: 2 BB: 0 P: 5	R: 0 E: 0 K: 0 S: 4 H: 1 LOB: 1 BB: 0 P: 4	R: 0 E: 0 K: 0 S: 3 H: 0 LOB: 0 BB: 0 P: 3	R: 0 E: 0 K: 1 S: 7 H: 2 LOB: 2 BB: 0 P: 7	R: 0 E: 0 K: 2 S: 8 H: 1 LOB: 1 BB: 0 P: 8	R: 1 E: 0 K: 1 S: 7 H: 2 LOB: 2 BB: 1 P: 11	R: 2 E: 0 K: 1 S: 7 H: 3 LOB: 3 BB: 2 P: 15	1B: 12 2B: 1 3B: 0 HR: 0	SF: 0 SAC: 1 DP: 0 HBP: 0						

AB	37
R	3
H	13
RBI	3
BB	3
SO	7
LOB	17

WP: 0 PB: 1 SB: 0 CS: 0 PA: 41

PITCHER		IP	WLS	BF	H	R	ER	SO	BB	IBB	HBP	BLK	WP	HR	S	P	ERA	WHIP
Turk Farrell, R ERA: 2.74	(1, 1)	8.0		35	11	2	2	6	1	0	0	0	0	0	46	50	2.25	1.500
Hal Woodeshick, L ERA: 1.61	(9, 1)	0.2	L	6	2	1	1	1	1	1	0	0	0	0	6	14	13.50	4.500

PITCHER		IP	WLS	BF	H	R	ER	SO	BB	IBB	HBP	BLK	WP	HR	S	P	ERA	WHIP

Batter	1	2	3	4	5	6	7	8	9	AB	R	H	RBI	BB	SO	LOB
Al Spangler, L (1, 9) OBP: 0.346, SLG: 0.372	0-3 ① K		x 0-0 ② F9		x 0-0 ② F6			x 0-0 ① F5		4	0	0	0	0	1	0
Ernie Fazio, R (1, 4) OBP: 0.284, SLG: 0.268	0-3 ② K		x 0-0 1B 1B		x 0-0 ③ F3			0-3 ② K		4	0	1	0	0	2	0
Jimmy Wynn, R (1, 7) OBP: 0.329, SLG: 0.378	4-0 WP BB		x 0-0 1-2 1B			0-3 ① K		x 0-0 ③ F5		3	0	1	0	1	1	0
John Bateman, R (1, 2) OBP: 0.244, SLG: 0.357	0-3 ③ K 1-2		x 0-0 ③ F9			x 0-0 ② P3			4-0 BB	3	0	0	0	1	1	3
Rusty Staub, L (1, 3) OBP: 0.308, SLG: 0.304		x 0-0 G6-4-3 2B		0-3 ① K		0-3 ③ K			x 0-0 ① F8	4	0	1	0	0	2	1
Howie Goss, R (1, 8) OBP: 0.265, SLG: 0.343		x 0-0 G6-4-3 1B		4-0 CS WP BB			x 0-0 ① F2		x 0-0 ② F7	3	0	1	0	1	0	1
Bob Aspromonte, R (1, 5) OBP: 0.247, SLG: 0.275		x 0-0 ①② G6-4-3 1-2f 2-3		x 0-0 ② 1B 1-3			x 0-0 HR		x 0-0 ③ P3	4	1	2	1	0	0	3
Bob Lillis, R (1, 6) OBP: 0.223, SLG: 0.223		x 0-0 ③ 5-3		x 0-0 ③ F2			x 0-0 ② F5			3	0	0	0	0	0	2
Dick Drott, R (1, 1) OBP: 0.111, SLG: 0.111			0-3 ① K		x 0-0 ① 6-3		x 0-0 ③ 1-3			1	0	0	0	0	1	0
Don McMahon, R (3, 1) OBP: 0.167, SLG: 0.182										0	0	0	0	0	0	0
Johnny Weekly, R (5, PH) OBP: 0.185, SLG: 0.120										1	0	0	0	0	0	0
Jim Umbricht, R (5, 1)										1	0	0	0	0	0	0

TOP

Houston Colt 45's @ Milwaukee Braves

Milwaukee County Stadium, Milwaukee, WI

Sat Aug 17 1963, 8:05 PM EDT

Att. 8,937 - Unknown - 61 F

livebaseballscorecards.com

AB	31
R	1
H	6
RBI	1
BB	3
SO	8
LOB	10

Inning Stats	1	2	3	4	5	6	7	8	9
	R: 0 E: 0 K: 3 S: 9	R: 0 E: 0 K: 0 S: 4	R: 0 E: 0 K: 1 S: 7	R: 0 E: 0 K: 1 S: 5	R: 0 E: 0 K: 0 S: 3	R: 0 E: 0 K: 2 S: 7	R: 1 E: 0 K: 0 S: 4	R: 0 E: 0 K: 1 S: 5	R: 0 E: 0 K: 0 S: 3
	H: 0 LOB: 1 BB: 1 P: 13	H: 2 LOB: 1 BB: 0 P: 4	H: 2 LOB: 2 BB: 0 P: 7	H: 1 LOB: 1 BB: 1 P: 9	H: 0 LOB: 0 BB: 0 P: 3	H: 0 LOB: 0 BB: 0 P: 7	H: 1 LOB: 0 BB: 0 P: 4	H: 0 LOB: 0 BB: 0 P: 5	H: 0 LOB: 1 BB: 1 P: 7

1B: 4 2B: 1 3B: 0 HR: 1 SF: 0 SAC: 0 DP: 1 HBP: 0

WP: 2 PB: 0 SB: 0 CS: 1 PA: 34

PITCHER	IP	WLS	BF	H	R	ER	SO	BB	IBB	HBP	BLK	WP	HR	S	P	ERA	WHIP
Denny Lemaster, L (1, 1) ERA: 2.89	9.0	W	34	6	1	1	8	3	0	0	0	2	1	47	59	1.00	1.000

PITCHER	IP	WLS	BF	H	R	ER	SO	BB	IBB	HBP	BLK	WP	HR	S	P	ERA	WHIP

Batter	1	2	3	4	5	6	7	8	9	AB	R	H	RBI	BB	SO	LOB
Lee Maye, L (1, 8) OBP: 0.344, SLG: 0.433	BBBB 4-0 WP BB		H 1-0 BB 1B HBP	x 0-0 ② 4-3 2-3		SSS 0-3 ③ K				2	1	0	0	1	1	1
Frank Bolling, R (1, 4) OBP: 0.307, SLG: 0.319	x 0-0 ① L8 1-2		BBBB 4-0 BB 1B BB 1-2 2-3 BB	x 0-0 FC4 3-H 1B			x 0-0 ① 6-3			3	1	1	1	1	0	1
Hank Aaron, R (1, 9) OBP: 0.389, SLG: 0.574	x 0-0 ② 6-3		x 0-0 BB BB 1B 1-2 2-H 3-H	x 0-0 ③ FC4 1-2f			SSS 0-3 ② K			4	0	1	2	0	1	2
Eddie Mathews, L (1, 7) OBP: 0.383, SLG: 0.431	x 0-0 ③ F8		BBBB 4-0 BB 1-2 2-3 BB		BBBB 4-0 FC5-4 BB		x 0-0 2B 1B			2	0	1	0	2	0	1
Gene Oliver, R (1, 3) OBP: 0.338, SLG: 0.454		x 0-0 CS 1B	BBBB 4-0 FC4 1-2 2-3 3-H BB		SSS 0-3 ① K		x 0-0 1-3 2B			3	0	2	1	1	1	1
Denis Menke, R (1, 5) OBP: 0.298, SLG: 0.377		SSS 0-3 ①② K 1-2	x 0-0 ② P6		x 0-0 ② FC5-4 1-2f		x 0-0 ③ F9			4	0	0	0	0	1	7
Roy McMillan, R (1, 6) OBP: 0.263, SLG: 0.307		x 0-0 ③ F8	x 0-0 ③ FC4 1-2f		x 0-0 ③ L4			SSS 0-3 ① K		4	0	0	0	0	1	4
Del Crandall, R (1, 2) OBP: 0.264, SLG: 0.270			x 0-0 BB SH2-4 1B 1B	x 0-0 4-3 SH5-4 1B 1B		x 0-0 ① 5-3		SSS 0-3 ② K		4	2	2	0	0	1	0
Denny Lemaster, R (1, 1) OBP: 0.169, SLG: 0.288			x 0-0 ① SH2-4 1-2	x 0-0 ① SH5-4 1-2		SSS 0-3 ② K		SSS 0-3 ③ K		2	0	0	0	0	2	0
Inning Stats	R: 0 E: 0 K: 0 S: 3 H: 0 LOB: 1 BB: 1 P: 7	R: 0 E: 0 K: 1 S: 5 H: 1 LOB: 0 BB: 0 P: 5	R: 3 E: 0 K: 0 S: 5 H: 2 LOB: 3 BB: 3 P: 18	R: 1 E: 0 K: 0 S: 5 H: 2 LOB: 1 BB: 0 P: 5	R: 0 E: 0 K: 1 S: 5 H: 0 LOB: 1 BB: 1 P: 9	R: 0 E: 0 K: 2 S: 7 H: 0 LOB: 0 BB: 0 P: 7	R: 0 E: 0 K: 1 S: 7 H: 2 LOB: 2 BB: 0 P: 7	R: 0 E: 0 K: 3 S: 9 H: 0 LOB: 0 BB: 0 P: 9		1B: 6 2B: 1 3B: 0 HR: 0	SF: 0 SAC: 2 DP: 0 HBP: 1			WP: 1 PB: 0 SB: 0 CS: 1	PA: 36	

PITCHER		IP	WLS	BF	H	R	ER	SO	BB	IBB	HBP	BLK	WP	HR	S	P	ERA	WHIP
Dick Drott, R ERA: 3.65	(1, 1)	2.1	L	11	2	3	3	1	2	0	1	0	1	0	10	19	11.57	1.714
Don McMahon, R ERA: 3.99	(3, 1)	1.2		10	3	1	1	0	2	0	0	0	0	0	8	16	5.40	3.000
Jim Umbricht, R ERA: 3.0	(5, 1)	4.0		15	2	0	0	7	1	0	0	0	0	0	28	32	0.00	0.750

PITCHER	IP	WLS	BF	H	R	ER	SO	BB	IBB	HBP	BLK	WP	HR	S	P	ERA	WHIP

BOTTOM

Houston Colt 45's @ Milwaukee Braves

Milwaukee County Stadium, Milwaukee, WI

Sat Aug 17 1963, 8:05 PM EDT

Att. 8,937 - Unknown - 61 F

livebaseballscorecards.com

AB	28
R	4
H	7
RBI	4
BB	5
SO	8
LOB	17

Batter	1	2	3	4	5	6	7	8	9	AB	R	H	RBI	BB	SO	LOB
Al Spangler, L (1, 8) OBP: 0.343, SLG: 0.369	G3 ①		1-3 ②			6-3 ①		F8 ②		4	0	0	0	0	0	1
Pete Runnels, L (1, 3) OBP: 0.315, SLG: 0.266	F7 ②		F8 ③			F5 ②		FC6-4 ③ 1-2f		4	0	0	0	0	0	1
Jimmy Wynn, R (1, 7) OBP: 0.333, SLG: 0.396	6-3 ③			6-3 ①		1B			SF7 3B	4	1	2	0	0	0	0
John Bateman, R (1, 2) OBP: 0.248, SLG: 0.360		SH 1B		G4-6-3 1B		1-3 ③			SF7 ① 3-H	3	0	2	1	0	0	1
Rusty Staub, L (1, 9) OBP: 0.306, SLG: 0.302		SH 1-2		G4-6-3 ② ③ 1-2f			F5 ①		5-3 ②	3	0	0	0	0	0	1
Bob Aspromonte, R (1, 5) OBP: 0.250, SLG: 0.276		P1 ①			G6-3 1B		6-3 ②		B B B B BB	3	0	1	0	1	0	2
Bob Lillis, R (1, 6) OBP: 0.221, SLG: 0.221		F7 ②			G6-3 ① ② 1-2f		F7 ③		P4 ③	3	0	0	0	0	0	3
Johnny Weekly, R (9, PH) OBP: 0.179, SLG: 0.115										1	0	0	0	0	0	1
Ernie Fazio, R (1, 4) OBP: 0.284, SLG: 0.285		5-3 ③			HR			6-3 ①		3	1	1	1	0	0	2
Hal Brown, R (1, 1) OBP: 0.094, SLG: 0.094			S S S K ①		4-3 ③			FC6-4 1B		2	0	0	0	0	1	0
Hal Smith, R (8, PH) OBP: 0.313, SLG: 0.300										1	0	1	0	0	0	0
Hal Woodeshick, R (8, 1) OBP: 0.200, SLG: 0.158										0	0	0	0	0	0	0
Inning Stats	R: 0 E: 0 K: 0 S: 3 H: 0 LOB: 0 BB: 0 P: 3	R: 0 E: 0 K: 0 S: 5 H: 1 LOB: 2 BB: 0 P: 5	R: 0 E: 0 K: 1 S: 5 H: 0 LOB: 0 BB: 0 P: 5	R: 0 E: 0 K: 0 S: 3 H: 1 LOB: 0 BB: 0 P: 3	R: 1 E: 0 K: 0 S: 4 H: 2 LOB: 0 BB: 0 P: 4	R: 0 E: 0 K: 0 S: 4 H: 1 LOB: 1 BB: 0 P: 4	R: 0 E: 0 K: 0 S: 3 H: 0 LOB: 0 BB: 0 P: 3	R: 0 E: 0 K: 0 S: 4 H: 1 LOB: 1 BB: 0 P: 4	R: 1 E: 0 K: 0 S: 4 H: 1 LOB: 1 BB: 1 P: 8	1B: 5 2B: 0 3B: 1 HR: 1 SF: 1 SAC: 1 DP: 2 HBP: 0						

PITCHER	IP	WLS	BF	H	R	ER	SO	BB	IBB	HBP	BLK	WP	HR	S	P	ERA	WHIP
Warren Spahn, L (1, 1) ERA: 2.6	9.0	W	34	7	2	2	1	1	0	0	0	0	1	35	39	2.00	0.889

PITCHER	IP	WLS	BF	H	R	ER	SO	BB	IBB	HBP	BLK	WP	HR	S	P	ERA	WHIP

TOP

Houston Colt 45's @ Milwaukee Braves

Milwaukee County Stadium, Milwaukee, WI

Sun Aug 18 1963, 4:33 AM EDT
Att. 9,322 - Unknown - 64 F

livebaseballscorecards.com

AB	31
R	2
H	7
RBI	2
BB	1
SO	1
LOB	12

Batter	1	2	3	4	5	6	7	8	9	AB	R	H	RBI	BB	SO	LOB
Lee Maye, L (1, 8) OBP: 0.343, SLG: 0.433	P6			1B 2B	P5			K		4	1	1	0	0	1	0
Frank Bolling, R (1, 4) OBP: 0.306, SLG: 0.319	K			P3		F8		1B		4	0	1	0	0	1	1
Hank Aaron, R (1, 9) OBP: 0.390, SLG: 0.573	6-3			1B 1B BB		F7		1-2 1B		3	1	1	0	1	0	0
Eddie Mathews, L (1, 7) OBP: 0.382, SLG: 0.429		F9		1B 1-2 2-H 1B		L3		K		4	0	1	1	0	1	2
Gene Oliver, R (1, 3) OBP: 0.340, SLG: 0.455		1-3		1-2 2-H 1B			SH1-4 1B 1B	F8		4	1	2	1	0	0	2
Denis Menke, R (1, 5) OBP: 0.297, SLG: 0.375		K2-3		F8			SH1-4 1-2			2	0	0	0	0	1	2
Roy McMillan, R (1, 6) OBP: 0.264, SLG: 0.308			4-3	K			5-3 2-H 1B			3	0	1	1	0	1	2
Del Crandall, R (1, 2) OBP: 0.260, SLG: 0.267			P5		5-3		5-3 1-2			3	0	0	0	0	0	1
Warren Spahn, L (1, 1) OBP: 0.194, SLG: 0.238			P3		F8		F5			3	0	0	0	0	0	1
Inning Stats	R: 0 E: 0 K: 1 S: 5 H: 0 LOB: 0 BB: 0 P: 5	R: 0 E: 0 K: 1 S: 5 H: 0 LOB: 0 BB: 0 P: 5	R: 0 E: 0 K: 0 S: 3 H: 0 LOB: 0 BB: 0 P: 3	R: 2 E: 0 K: 1 S: 8 H: 3 LOB: 2 BB: 1 P: 12	R: 0 E: 0 K: 0 S: 3 H: 0 LOB: 0 BB: 0 P: 3	R: 0 E: 0 K: 0 S: 3 H: 0 LOB: 0 BB: 0 P: 3	R: 1 E: 0 K: 0 S: 5 H: 2 LOB: 1 BB: 0 P: 5	R: 0 E: 0 K: 2 S: 9 H: 2 LOB: 2 BB: 0 P: 9		1B: 6 2B: 1 3B: 0 HR: 0 SF: 0 SAC: 1 DP: 0 HBP: 0						

PITCHER		IP	WLS	BF	H	R	ER	SO	BB	IBB	HBP	BLK	WP	HR	S	P	ERA	WHIP
Hal Brown, R ERA: 3.58	(1, 1)	7.0	L	27	5	3	3	3	1	0	0	0	0	0	32	36	3.86	0.857
Hal Woodeshick, L ERA: 1.59	(8, 1)	1.0		5	2	0	0	2	0	0	0	0	0	0	9	9	0.00	2.000

PITCHER	IP	WLS	BF	H	R	ER	SO	BB	IBB	HBP	BLK	WP	HR	S	P	ERA	WHIP

BOTTOM

Houston Colt 45's @ Milwaukee Braves

Milwaukee County Stadium, Milwaukee, WI

Sun Aug 18 1963, 4:33 AM EDT

Att. 9,322 - Unknown - 64 F

livebaseballscorecards.com

AB	30
R	3
H	7
RBI	3
BB	1
SO	5
LOB	11

WP: 0 PA: 32
PB: 0
SB: 0
CS: 0

Batter	1	2	3	4	5	6	7	8	9	AB	R	H	RBI	BB	SO	LOB
Pete Rose, S (1, 4) OBP: 0.338, SLG: 0.369	F8		4-3			FC4-6 1B SF7 1-2f		SH5-4 1-2		3	1	0	0	0	0	1
Tommy Harper, R (1, 9) OBP: 0.366, SLG: 0.416	BB 1B		6-3			E 1-3 1B		5-3		4	0	2	0	0	0	1
Vada Pinson, L (1, 8) OBP: 0.355, SLG: 0.521	B B B B G1-4-3 1-2 BB			CS 1B		SF7 1-3 3-H		F7		2	0	1	1	1	0	1
Frank Robinson, R (1, 7) OBP: 0.387, SLG: 0.451	G1-4-3 1-2f			F7		HBP			G6-4-3 1B	3	0	1	0	0	0	3
Gordy Coleman, L (1, 3) OBP: 0.290, SLG: 0.380 Don Pavletich, R (9, PH) OBP: 0.284, SLG: 0.294 (9, 3)		G3		P5		P4			G6-4-3 1-2f	3 1	0 0	0 0	0 0	0 0	0 0	3 1
Johnny Edwards, L (1, 2) OBP: 0.317, SLG: 0.373		L6		CS 1-2	G3		F8		1-3	4	0	0	0	0	0	0
Leo Cardenas, R (1, 6) OBP: 0.261, SLG: 0.309		B B B B BB			F5		1-3			2	0	0	0	1	0	0
Charlie Neal, R (1, 5) OBP: 0.291, SLG: 0.293		F8			G3		S S S K			3	0	0	0	0	1	1
Joe Nuxhall, L (1, 1) OBP: 0.196, SLG: 0.218			F8			FC4-6 1B		SH5-4 1B		2	0	1	0	0	0	0
Bob Skinner, L (8, PH) OBP: 0.327, SLG: 0.364										1	0	1	0	0	0	0
Al Worthington, R (8, 1) OBP: 0.100, SLG: 0.200										0	0	0	0	0	0	0
Inning Stats	R: 0 E: 0 K: 0 S: 3 H: 1 LOB: 1 BB: 1 P: 7	R: 0 E: 0 K: 0 S: 3 H: 0 LOB: 1 BB: 1 P: 7	R: 0 E: 0 K: 0 S: 3 H: 0 LOB: 0 BB: 0 P: 3	R: 0 E: 0 K: 0 S: 3 H: 1 LOB: 0 BB: 0 P: 3	R: 0 E: 0 K: 0 S: 3 H: 0 LOB: 0 BB: 0 P: 3	R: 1 E: 1 K: 0 S: 5 H: 2 LOB: 2 BB: 0 P: 6	R: 0 E: 0 K: 1 S: 5 H: 0 LOB: 0 BB: 0 P: 5	R: 0 E: 0 K: 0 S: 4 H: 1 LOB: 1 BB: 0 P: 4	R: 0 E: 0 K: 0 S: 3 H: 1 LOB: 0 BB: 0 P: 3	1B: 6 2B: 0 3B: 0 HR: 0 SF: 1 SAC: 1 DP: 2 HBP: 1						

PITCHER		IP	WLS	BF	H	R	ER	SO	BB	IBB	HBP	BLK	WP	HR	S	P	ERA	WHIP
Ken Johnson, R ERA: 3.1	(1, 1)	8.0	L	30	5	1	1	1	2	0	1	0	0	0	29	38	1.12	0.875
Hal Woodeshick, L ERA: 1.58	(9, 1)	1.0		3	1	0	0	0	0	0	0	0	0	0	3	3	0.00	1.000

PITCHER	IP	WLS	BF	H	R	ER	SO	BB	IBB	HBP	BLK	WP	HR	S	P	ERA	WHIP

TOP

Cincinnati Reds @ Houston Colt 45's

Colt Stadium, Houston, TX

Tue Aug 20 1963, 8:05 PM EDT

Att. 7,912 - Cloudy - 80 F

livebaseballscorecards.com

AB	28
R	1
H	6
RBI	1
BB	2
SO	1
LOB	11

WP: 0 PA: 34
PB: 0
SB: 0
CS: 1

Batter	1	2	3	4	5	6	7	8	9	AB	R	H	RBI	BB	SO	LOB
Ernie Fazio, R (1, 4) OBP: 0.280, SLG: 0.280	G3		K			F2		K		3	0	0	0	0	1	0
Hal Smith, R (8, PH) OBP: 0.303, SLG: 0.290										1	0	0	0	0	1	0
Hal Woodeshick, R (9, 1) OBP: 0.200, SLG: 0.158										0	0	0	0	0	0	0
Rusty Staub, L (1, 3) OBP: 0.305, SLG: 0.299	FC5-4 HBP			F9		F8			G3	3	0	0	0	0	0	0
Jimmy Wynn, R (1, 7) (9, 6) OBP: 0.331, SLG: 0.392	FC5-4 1-2f			K		FC6-4 1B			K	4	0	1	0	0	2	1
John Bateman, R (1, 2) OBP: 0.248, SLG: 0.359	F7			L7		FC6-4 1-2f			1B	4	0	1	0	0	0	2
Carl Warwick, R (1, 9) OBP: 0.326, SLG: 0.342		4-3			FC1-5 1B 1B		K		K	4	0	1	0	0	2	1
Howie Goss, R (1, 8) OBP: 0.265, SLG: 0.343		K			4-3 FC1-5 1-2 1B		P6			3	0	1	0	0	1	0
Bob Aspromonte, R (1, 5) OBP: 0.248, SLG: 0.273		K			FC1-5 4-3 1-2 2-3f		6-3			3	0	0	0	0	1	2
Bob Lillis, R (1, 6) OBP: 0.220, SLG: 0.220			F6		4-3 1-2 2-3			F2		2	0	0	0	0	0	2
Al Spangler, L (8, PH) (9, 7) OBP: 0.342, SLG: 0.368										1	0	0	0	0	0	0
Ken Johnson, R (1, 1) OBP: 0.089, SLG: 0.056			K		F5			K		2	0	0	0	0	1	2
Pete Runnels, L (8, PH) (9, 4) OBP: 0.314, SLG: 0.265										1	0	0	0	0	1	0

Inning Stats	1	2	3	4	5	6	7	8	9	1B	SF	WP	PA
R	0	0	0	0	0	0	0	0	0	4	0	0	32
E	0	0	0	0	0	0	0	0	0	2B: 0	SAC: 0	PB: 0	
K	0	2	2	1	0	0	1	2	2	3B: 0	DP: 0	SB: 0	
S	3	7	7	5	5	4	5	7	8	HR: 0	HBP: 1	CS: 0	
H	0	0	0	0	2	1	0	0	1				
LOB	1	0	0	0	2	1	0	0	1				
BB	0	0	0	0	0	0	0	0	0				
P	4	7	7	5	5	4	5	7	8				

PITCHER	IP	WLS	BF	H	R	ER	SO	BB	IBB	HBP	BLK	WP	HR	S	P	ERA	WHIP
Joe Nuxhall, L (1, 1) ERA: 2.61	7.0	W	25	3	0	0	6	0	0	1	0	0	0	36	37	0.00	0.429
Al Worthington, R (8, 1) ERA: 2.85	2.0	S	7	1	0	0	4	0	0	0	0	0	0	15	15	0.00	0.500

PITCHER	IP	WLS	BF	H	R	ER	SO	BB	IBB	HBP	BLK	WP	HR	S	P	ERA	WHIP

BOTTOM

Cincinnati Reds @ Houston Colt 45's

Colt Stadium, Houston, TX

Tue Aug 20 1963, 8:05 PM EDT

Att. 7,912 - Cloudy - 80 F

livebaseballscorecards.com

AB	31
R	0
H	4
RBI	0
BB	0
SO	10
LOB	10

Batter	1	2	3	4	5	6	7	8	9	AB	R	H	RBI	BB	SO	LOB
Pete Rose, S (1, 4) OBP: 0.337, SLG: 0.368	S S S 0-3 ① K		x 0-0 ③ 1B			S S S 0-3 ① K		x 0-0 ② FC6-4 1-2f		4	0	1	0	0	2	1
Tommy Harper, R (1, 9) OBP: 0.365, SLG: 0.421	x 0-0 ② L9			x 0-0 3B		S S S 0-3 ② K		x 0-0 ③ F7		4	0	1	0	0	1	1
Vada Pinson, L (1, 8) OBP: 0.354, SLG: 0.519	x 0-0 1B			S S S 0-3 ① K		x 0-0 ③ F9			x 0-0 ① 4-3	4	0	1	0	0	1	1
Frank Robinson, R (1, 7) OBP: 0.384, SLG: 0.447	x 0-0 ③ P3			x 0-0 ② 4-3			S S S 0-3 ① K		x 0-0 ② F9	4	0	0	0	0	1	2
Gordy Coleman, L (1, 3) OBP: 0.287, SLG: 0.375 Ken Walters, R (9, PR) OBP: 0.246, SLG: 0.296		x 0-0 ① P6		x 0-0 ③ F5			x 0-0 ② F9		x 0-0 E6	4 0	0 0	0 0	0 0	0 0	0 0	1 0
Johnny Edwards, L (1, 2) OBP: 0.319, SLG: 0.373		S S S 0-3 ② K		x 0-0 SH2-3 1B			B B B 4-0 BB		x 0-0 ③ 4-3	3	0	1	0	1	1	1
Leo Cardenas, R (1, 6) OBP: 0.260, SLG: 0.308		x 0-0 ③ P3		x 0-0 ① SH2-3 1-2			S S S 0-3 ③ K			2	0	0	0	0	1	1
Charlie Neal, R (1, 5) OBP: 0.289, SLG: 0.291 Bob Skinner, L (8, PH) OBP: 0.326, SLG: 0.363 Eddie Kasko, R (8, 5) OBP: 0.291, SLG: 0.280			x 0-0 ① F9		S S S 0-3 ② K			x 0-0 ① 4-3		2 1 0	0 0 0	0 0 0	0 0 0	0 0 0	1 0 0	1 0 0
Jim O'Toole, S (1, 1) OBP: 0.152, SLG: 0.138 Marty Keough, L (8, PH) OBP: 0.352, SLG: 0.401 Bill Henry, L (8, 1) OBP: 0.167, SLG: 0.200			x 0-0 ② 1-3		S S S 0-3 ③ K			B B B 4-0 FC6-4 BB		2 0 0	0 0 0	0 0 0	0 0 0	0 1 0	1 0 0	1 0 0
Inning Stats	R: 0 E: 0 K: 1 S: 6 H: 1 LOB: 1 BB: 0 P: 6	R: 0 E: 0 K: 1 S: 5 H: 0 LOB: 0 BB: 0 P: 5	R: 0 E: 0 K: 0 S: 3 H: 1 LOB: 1 BB: 0 P: 3	R: 0 E: 0 K: 1 S: 6 H: 1 LOB: 1 BB: 0 P: 6	R: 0 E: 0 K: 2 S: 8 H: 1 LOB: 1 BB: 0 P: 8	R: 0 E: 0 K: 2 S: 7 H: 0 LOB: 0 BB: 0 P: 7	R: 0 E: 0 K: 2 S: 7 H: 0 LOB: 1 BB: 1 P: 11	R: 0 E: 0 K: 0 S: 3 H: 0 LOB: 1 BB: 1 P: 7	R: 0 E: 1 K: 0 S: 4 H: 0 LOB: 1 BB: 0 P: 4	1B: 3 2B: 0 3B: 1 HR: 0	SF: 0 SAC: 1 DP: 0 HBP: 0						

PITCHER	IP	WLS	BF	H	R	ER	SO	BB	IBB	HBP	BLK	WP	HR	S	P	ERA	WHIP
Don Nottebart, R (1, 1) ERA: 3.17	9.0	W	33	4	0	0	9	2	0	0	0	0	0	49	57	0.00	0.667

PITCHER	IP	WLS	BF	H	R	ER	SO	BB	IBB	HBP	BLK	WP	HR	S	P	ERA	WHIP

TOP

Cincinnati Reds @ Houston Colt 45's

Colt Stadium, Houston, TX

Wed Aug 21 1963, 8:05 PM EDT

Att. 7,286 - Cloudy - 82 F

livebaseballscorecards.com

AB	30
R	0
H	4
RBI	0
BB	2
SO	9
LOB	10

PA: 33

Batter	1	2	3	4	5	6	7	8	9	AB	R	H	RBI	BB	SO	LOB
Ernie Fazio, R (1, 4) OBP: 0.275, SLG: 0.275	P4	K			K		5-3			4	0	0	0	0	2	4
Rusty Staub, L (1, 3) OBP: 0.303, SLG: 0.296	G3		F5		F8			F9		4	0	0	0	0	0	0
Jimmy Wynn, R (1, 7) OBP: 0.329, SLG: 0.388	4-3		K			SH 1B		6-3		4	0	1	0	0	1	0
John Bateman, R (1, 2) OBP: 0.248, SLG: 0.358		5-3 1B				SH 1-2		K		3	0	1	0	0	1	0
Carl Warwick, R (1, 9) OBP: 0.326, SLG: 0.342		4-3 1B 1B	K			FC5-4-5 1-2 2-3				3	1	1	0	0	1	3
Howie Goss, R (1, 8) OBP: 0.263, SLG: 0.340		4-3 1-2		F8		K				3	0	0	0	0	1	2
Bob Aspromonte, R (1, 5) OBP: 0.251, SLG: 0.275		E 1B 2-H 1B		F3			BB SH1-4			2	0	1	1	1	0	0
Bob Lillis, R (1, 6) OBP: 0.221, SLG: 0.222		E 1-2 1B		5-3			SH1-4 1-2			2	0	1	0	0	0	0
Don Nottebart, R (1, 1) OBP: 0.160, SLG: 0.143		E5 1-2 2-3			P6		K			3	0	0	0	0	1	3
Inning Stats	R: 0 E: 0 K: 0 S: 3 H: 0 LOB: 0 BB: 0 P: 3	R: 1 E: 1 K: 1 S: 9 H: 3 LOB: 3 BB: 0 P: 9	R: 0 E: 0 K: 2 S: 8 H: 1 LOB: 1 BB: 0 P: 8	R: 0 E: 0 K: 0 S: 3 H: 0 LOB: 0 BB: 0 P: 3	R: 0 E: 0 K: 1 S: 5 H: 0 LOB: 0 BB: 0 P: 5	R: 0 E: 1 K: 1 S: 6 H: 1 LOB: 1 BB: 0 P: 6	R: 0 E: 0 K: 1 S: 5 H: 0 LOB: 1 BB: 1 P: 9	R: 0 E: 0 K: 1 S: 5 H: 0 LOB: 0 BB: 0 P: 5		1B: 5 2B: 0 3B: 0 HR: 0 SF: 0 SAC: 2 DP: 1 HBP: 0						

PITCHER		IP	WLS	BF	H	R	ER	SO	BB	IBB	HBP	BLK	WP	HR	S	P	ERA	WHIP
Jim O'Toole, L ERA: 2.74	(1, 1)	7.0	L	28	5	1	1	6	1	0	0	0	0	0	39	43	1.29	0.857
Bill Henry, L ERA: 5.09	(8, 1)	1.0		3	0	0	0	1	0	0	0	0	0	0	5	5	0.00	0.000

PITCHER	IP	WLS	BF	H	R	ER	SO	BB	IBB	HBP	BLK	WP	HR	S	P	ERA	WHIP

BOTTOM

Cincinnati Reds @ Houston Colt 45's

Colt Stadium, Houston, TX

Wed Aug 21 1963, 8:05 PM EDT

Att. 7,286 - Cloudy - 82 F

livebaseballscorecards.com

AB	28
R	1
H	5
RBI	1
BB	1
SO	7
LOB	12

WP: 0	PA: 31		
PB: 0			
SB: 0			
CS: 0			

Batter	1	2	3	4	5	6	7	8	9	AB	R	H	RBI	BB	SO	LOB
Curt Flood, R (1, 8) OBP: 0.336, SLG: 0.389	B B B B 4-0 S 1B E BB	x 0-0 ② F9			x 0-0 ① F7		x 0-0 ③ 6-3			3	1	0	0	1	0	0
Dick Groat, R (1, 6) OBP: 0.394, SLG: 0.466	S S S 0-3 ① K	x 0-0 ③ 5-3			x 0-0 ② 6-3			x 0-0 ① G3		4	0	0	0	0	1	1
Dal Maxvill, R (8, 6) OBP: 0.321, SLG: 0.208										0	0	0	0	0	0	0
Bill White, L (1, 3) OBP: 0.366, SLG: 0.508	x 0-0 S 1-2 2B 1B		x 0-0 G1-4-3 1B		x 0-0 2B			x 0-0 1B		4	1	4	0	0	0	0
Ken Boyer, R (1, 5) OBP: 0.359, SLG: 0.441	B B B B 4-0 1-3 2-H 2B BB		x 0-0 ① ② G1-4-3 1-2f		x 0-0 ③ 6-3			x 0-0 ② F9		3	1	0	0	1	0	3
Charlie James, R (1, 7) OBP: 0.292, SLG: 0.422	x 0-0 ② F3		x 0-0 3B			x 0-0 ① F3		x 0-0 ③ F3		4	0	1	0	0	0	3
George Altman, L (1, 9) OBP: 0.340, SLG: 0.400 Gary Kolb, L (9, 9) OBP: 0.433, SLG: 0.521	x 0-0 1-H 3-H 1B 2B		x 0-0 ③ F7			x 0-0 ② F8			x 0-0 ① 4-3	4	1	1	2	0	0	1
										0	0	0	0	0	0	0
Julian Javier, R (1, 4) OBP: 0.313, SLG: 0.403	x 0-0 S 2-H 1B			x 0-0 ① F5		x 0-0 ③ F8			x 0-0 G4-3 1B	4	0	2	1	0	0	0
Tim McCarver, L (1, 2) OBP: 0.338, SLG: 0.379	x 0-0 ③ 4-3 1-2			x 0-0 ② 4-3			x 0-0 ① F6		x 0-0 ② ③ G4-3 1-2f	4	0	0	0	0	0	2
Bob Gibson, R (1, 1) OBP: 0.250, SLG: 0.286		x 0-0 ① 6-3		x 0-0 ③ 5-3			x 0-0 ② F7			3	0	0	0	0	0	0
Inning Stats	R: 4 H: 3 E: 0 LOB: 1 K: 1 BB: 2 S: 8 P: 16	R: 0 H: 0 E: 0 LOB: 0 K: 0 BB: 0 S: 3 P: 3	R: 0 H: 2 E: 0 LOB: 1 K: 0 BB: 0 S: 4 P: 4	R: 0 H: 0 E: 0 LOB: 0 K: 0 BB: 0 S: 3 P: 3	R: 0 H: 1 E: 0 LOB: 1 K: 0 BB: 0 S: 4 P: 4	R: 0 H: 0 E: 0 LOB: 0 K: 0 BB: 0 S: 3 P: 3	R: 0 H: 0 E: 0 LOB: 0 K: 0 BB: 0 S: 3 P: 3	R: 0 H: 1 E: 0 LOB: 1 K: 0 BB: 0 S: 4 P: 4	R: 0 H: 1 E: 0 LOB: 0 K: 0 BB: 0 S: 3 P: 3	1B: 5 SF: 0 2B: 2 SAC: 0 3B: 1 DP: 2 HR: 0 HBP: 0						

TOP

St. Louis Cardinals @ Houston Colt 45's

Colt Stadium, Houston, TX

Fri Aug 23 1963, 8:05 PM EDT

Att. 14,483 - Unknown

livebaseballscorecards.com

AB	33
R	4
H	8
RBI	3
BB	2
SO	1
LOB	10

WP: 0 PA: 35
PB: 0
SB: 4
CS: 0

PITCHER		IP	WLS	BF	H	R	ER	SO	BB	IBB	HBP	BLK	WP	HR	S	P	ERA	WHIP
Turk Farrell, R ERA: 2.83	(1, 1)	8.0	L	32	7	4	4	1	2	0	0	0	0	0	32	40	4.50	1.125
Jim Umbricht, R ERA: 2.95	(9, 1)	1.0		3	1	0	0	0	0	0	0	0	0	0	3	3	0.00	1.000

PITCHER	IP	WLS	BF	H	R	ER	SO	BB	IBB	HBP	BLK	WP	HR	S	P	ERA	WHIP

BOTTOM

St. Louis Cardinals @ Houston Colt 45's

Colt Stadium, Houston, TX

Fri Aug 23 1963, 8:05 PM EDT

Att. 14,483 - Unknown

livebaseballscorecards.com

Batter	1	2	3	4	5	6	7	8	9	AB	R	H	RBI	BB	SO	LOB
Al Spangler, L (1, 8) OBP: 0.344, SLG: 0.367	BBBB 4-0 2B BB		SSS 0-3 ② K			x 0-0 ② L1		x 0-0 2-H 1B		3	0	1	1	1	1	0
Pete Runnels, L (1, 4) OBP: 0.311, SLG: 0.262	SSS 0-3 ① K		x 0-0 ③ 1-3			x 0-0 ③ F7		x 0-0 ③ 5-3		4	0	0	0	0	1	2
Jimmy Wynn, R (1, 7) OBP: 0.333, SLG: 0.404	x 0-0 1-3 2B			SSS 0-3 ① K			x 0-0 2B		SSS 0-3 ① K	4	0	2	0	0	2	0
John Bateman, R (1, 2) OBP: 0.245, SLG: 0.354	SSS 0-3 ② K			SSS 0-3 ② K			SSS 0-3 ① K		SSS 0-3 ② K	4	0	0	0	0	4	3
Rusty Staub, L (1, 3) OBP: 0.300, SLG: 0.293	x 0-0 ③ F8			SSS 0-3 ③ K2-3			x 0-0 ② F6		x 0-0 ③ L9	4	0	0	0	0	1	3
Carl Warwick, R (1, 9) OBP: 0.326, SLG: 0.342		x 0-0 G6-4-3 1B			x 0-0 ① 4-3		x 0-0 ③ F6			3	0	1	0	0	0	1
Bob Aspromonte, R (1, 5) OBP: 0.252, SLG: 0.275		x 0-0 ① ② G6-4-3 1-2f			SSS 0-3 ② K			x 0-0 5-3 1B 1B		3	1	1	0	0	1	1
Bob Lillis, R (1, 6) OBP: 0.220, SLG: 0.220		SSS 0-3 ③ K			SSS 0-3 ③ K2-3			x 0-0 ① F6		3	0	0	0	0	2	1
Turk Farrell, R (1, 1) OBP: 0.226, SLG: 0.204 Hal Smith, R (8, PH) OBP: 0.294, SLG: 0.281 Jim Umbricht, R (9, 1)			x 0-0 ① 5-3			x 0-0 ① F7		x 0-0 ② 5-3 1-2		2 1 0	0 0 0	0 0 0	0 0 0	0 0 0	0 0 0	0 1 0

Inning Stats										
	R: 0 E: 0 K: 2 S: 8	H: 1 LOB: 2 BB: 1 P: 12	R: 0 E: 0 K: 1 S: 5	H: 1 LOB: 0 BB: 0 P: 5	R: 0 E: 0 K: 1 S: 5	H: 0 LOB: 0 BB: 0 P: 5	R: 0 E: 0 K: 3 S: 9	H: 0 LOB: 0 BB: 0 P: 9	R: 0 E: 0 K: 2 S: 7	H: 0 LOB: 0 BB: 0 P: 7
	R: 0 E: 0 K: 0 S: 3	H: 0 LOB: 0 BB: 0 P: 3	R: 0 E: 0 K: 1 S: 6	H: 1 LOB: 1 BB: 0 P: 6	R: 1 E: 0 K: 0 S: 5	H: 2 LOB: 1 BB: 0 P: 5	R: 0 E: 0 K: 2 S: 7	H: 0 LOB: 0 BB: 0 P: 7		

	1B: 3	SF: 0	WP: 0	PA: 32
	2B: 2	SAC: 0	PB: 0	
	3B: 0	DP: 1	SB: 0	
	HR: 0	HBP: 0	CS: 0	

	AB	31
	R	1
	H	5
	RBI	1
	BB	1
	SO	12
	LOB	12

PITCHER	IP	WLS	BF	H	R	ER	SO	BB	IBB	HBP	BLK	WP	HR	S	P	ERA	WHIP
Bob Gibson, R (1, 1) ERA: 3.69	9.0	W	32	5	1	1	12	1	0	0	0	0	0	55	59	1.00	0.667

PITCHER	IP	WLS	BF	H	R	ER	SO	BB	IBB	HBP	BLK	WP	HR	S	P	ERA	WHIP

Batter	1	2	3	4	5	6	7	8	9	AB	R	H	RBI	BB	SO	LOB
Curt Flood, R (1, 8) OBP: 0.339, SLG: 0.391	F8 S 1B		E S 1B			1B		6-3		4	0	3	0	0	0	0
Dick Groat, R (1, 6) OBP: 0.391, SLG: 0.462	K 1-2		1-3 1-3			F8			F9	4	0	0	0	0	1	3
Bill White, L (1, 3) OBP: 0.363, SLG: 0.504	F8 2-3			L9		K			4-3	4	0	0	0	0	1	2
Stan Musial, L (1, 7) OBP: 0.320, SLG: 0.391	F7			G3			F5		K	3	0	0	0	0	0	1
Gary Kolb, L (7, 7) OBP: 0.429, SLG: 0.514										1	0	0	0	0	1	0
Ken Boyer, R (1, 5) OBP: 0.357, SLG: 0.439		F4		F9			K			3	0	0	0	0	1	0
George Altman, L (1, 9) OBP: 0.340, SLG: 0.399		6-3			F8		1B			3	0	1	0	0	0	0
Julian Javier, R (1, 4) OBP: 0.311, SLG: 0.401		F9			4-3		K			3	0	0	0	0	1	1
Tim McCarver, L (1, 2) OBP: 0.334, SLG: 0.375			K		4-3			4-3		3	0	0	0	0	1	0
Ron Taylor, R (1, 1) OBP: 0.037, SLG: 0.037			K			F9		F6		2	0	0	0	0	1	0
Carl Sawatski, L (8, PH) OBP: 0.333, SLG: 0.420										1	0	0	0	0	0	0
Sam Jones, R (8, 1)										0	0	0	0	0	0	0
Ken MacKenzie, R (8, 1)										0	0	0	0	0	0	0
Barney Schultz, R (8, 1)										0	0	0	0	0	0	0
Inning Stats	R: 0 E: 0 K: 1 S: 6 H: 1 LOB: 1 BB: 0 P: 6	R: 0 E: 0 K: 0 S: 3 H: 0 LOB: 0 BB: 0 P: 3	R: 0 E: 0 K: 2 S: 8 H: 1 LOB: 1 BB: 0 P: 8	R: 0 E: 0 K: 0 S: 3 H: 0 LOB: 0 BB: 0 P: 3	R: 0 E: 0 K: 0 S: 3 H: 0 LOB: 0 BB: 0 P: 3	R: 0 E: 0 K: 1 S: 6 H: 1 LOB: 1 BB: 0 P: 6	R: 0 E: 0 K: 2 S: 8 H: 1 LOB: 1 BB: 0 P: 8	R: 0 E: 0 K: 0 S: 3 H: 0 LOB: 0 BB: 0 P: 3	R: 0 E: 0 K: 1 S: 5 H: 0 LOB: 0 BB: 0 P: 5	1B: 4 2B: 0 3B: 0 HR: 0	SF: 0 SAC: 0 DP: 0 HBP: 0						

PITCHER	IP	WLS	BF	H	R	ER	SO	BB	IBB	HBP	BLK	WP	HR	S	P	ERA	WHIP
Hal Brown, R (1, 1) ERA: 3.28	9.0	W	31	4	0	0	7	0	0	0	0	0	0	45	45	0.00	0.444

PITCHER	IP	WLS	BF	H	R	ER	SO	BB	IBB	HBP	BLK	WP	HR	S	P	ERA	WHIP

TOP

St. Louis Cardinals @ Houston Colt 45's

Colt Stadium, Houston, TX

Sat Aug 24 1963, 8:05 PM EDT

Att. 23,119 - Unknown

livebaseballscorecards.com

AB	31
R	0
H	4
RBI	0
BB	0
SO	7
LOB	7

1B: 4	SF: 0	WP: 0	PA: 31
2B: 0	SAC: 0	PB: 0	
3B: 0	DP: 0	SB: 2	
HR: 0	HBP: 0	CS: 0	

BOTTOM

St. Louis Cardinals @ Houston Colt 45's

Colt Stadium, Houston, TX

Sat Aug 24 1963, 8:05 PM EDT

Att. 23,119 - Unknown

Batter	1	2	3	4	5	6	7	8	9	AB	R	H	RBI	BB	SO	LOB
Al Spangler, L (1, 8) OBP: 0.343, SLG: 0.369	4-3			K2-3		G3		1B 2B 1-3		4	1	1	0	0	1	0
Pete Runnels, L (1, 4) OBP: 0.314, SLG: 0.266	G6-4-3 1B			F8			SH 2B 1B	K		3	1	2	0	0	0	0
Hal Smith, R (8, PH) OBP: 0.286, SLG: 0.273										1	0	0	0	0	1	2
Ernie Fazio, R (9, 4) OBP: 0.275, SLG: 0.275										0	0	0	0	0	0	0
Jimmy Wynn, R (1, 7) OBP: 0.333, SLG: 0.399	G6-4-3 1-2f			5-3			SH 2B 1-2	1B 1B IBB		2	1	0	0	1	0	1
John Bateman, R (1, 2) OBP: 0.249, SLG: 0.354		K			E SH3-4 8-3-2 HBP		K	1B 1B 1-3 2-H 3-H		3	0	1	2	0	2	2
Rusty Staub, L (1, 3) OBP: 0.302, SLG: 0.299		4-3			SH3-4 1-2		2B 1-3 2-H	1B 1-3 3-H		3	0	2	2	0	0	0
Carl Warwick, R (1, 9) OBP: 0.323, SLG: 0.338		K			E6 2-3		F4	K		4	0	0	0	0	2	5
Bob Aspromonte, R (1, 5) OBP: 0.252, SLG: 0.273			F9		8-3-2 3-Hf		FC6-4 IBB	F7		3	0	0	0	1	0	4
Bob Lillis, R (1, 6) OBP: 0.218, SLG: 0.218			6-3			F3	FC6-4 1-2f			3	0	0	0	0	0	3
Hal Brown, R (1, 1) OBP: 0.114, SLG: 0.114			F5			6-3		2B 1B 1B		3	1	1	0	0	0	0
Inning Stats	R: 0 E: 0 K: 0 S: 3 H: 1 LOB: 0 BB: 0 P: 3	R: 0 E: 0 K: 2 S: 7 H: 0 LOB: 0 BB: 0 P: 7	R: 0 E: 0 K: 0 S: 3 H: 0 LOB: 0 BB: 0 P: 3	R: 0 E: 0 K: 1 S: 5 H: 0 LOB: 0 BB: 0 P: 5	R: 0 E: 1 K: 0 S: 3 H: 0 LOB: 1 BB: 0 P: 4	R: 0 E: 0 K: 0 S: 3 H: 0 LOB: 0 BB: 0 P: 3	R: 1 E: 1 K: 1 S: 8 H: 2 LOB: 3 BB: 1 P: 12	R: 3 E: 0 K: 2 S: 11 H: 4 LOB: 2 BB: 1 P: 15		1B: 5 2B: 3 3B: 0 HR: 0	SF: 0 SAC: 2 DP: 2 HBP: 1			WP: 0 PB: 0 SB: 0 CS: 0	PA: 34		

livebaseballscorecards.com

AB	29
R	4
H	7
RBI	4
BB	2
SO	6
LOB	17

PITCHER		IP	WLS	BF	H	R	ER	SO	BB	IBB	HBP	BLK	WP	HR	S	P	ERA	WHIP
Ron Taylor, R ERA: 2.95	(1, 1)	7.0	L	26	3	1	1	4	0	1	1	0	0	0	32	37	1.29	0.429
Sam Jones, R ERA: 14.29	(8, 1)	0.0		2	2	2	2	0	0	0	0	0	0	0	2	2	∞	∞
Ken MacKenzie, L ERA: 4.99	(8, 1)	0.1		2	0	0	0	1	0	1	0	0	0	0	3	7	0.00	0.000
Barney Schultz, R ERA: 3.21	(8, 1)	0.2		4	2	1	1	1	0	0	0	0	0	0	6	6	13.50	3.000

PITCHER	IP	WLS	BF	H	R	ER	SO	BB	IBB	HBP	BLK	WP	HR	S	P	ERA	WHIP

Batter	1	2	3	4	5	6	7	8	9	AB	R	H	RBI	BB	SO	LOB
Curt Flood, R (1, 8) OBP: 0.340, SLG: 0.394	4-3 1B		1-3		1-3 2-H 2B		L3			4	0	2	1	0	0	0
Julian Javier, R (1, 4) OBP: 0.309, SLG: 0.397	K		F8		F6			1-3		4	0	0	0	0	1	4
Bill White, L (1, 3) OBP: 0.364, SLG: 0.504	4-3 1-2			WP 1B	3-1			1B		4	0	2	0	0	0	4
Ken Boyer, R (1, 5) OBP: 0.356, SLG: 0.436	6-3			K 1-2		BB		K		3	0	0	0	1	2	3
George Altman, L (1, 9) OBP: 0.337, SLG: 0.395		K		K		L6		4-3		4	0	0	0	0	2	3
Charlie James, R (1, 7) OBP: 0.291, SLG: 0.423		2B		F9		F4			L9	4	0	1	0	0	0	2
Carl Sawatski, L (1, 2) OBP: 0.325, SLG: 0.408 Bobby Shantz, R (7, 1) OBP: 0.250, SLG: 0.143 Gary Kolb, L (9, PH) OBP: 0.424, SLG: 0.507		K	F9		K				1-3	3	0	0	0	0	2	2
										0	0	0	0	0	0	0
										1	0	0	0	0	0	0
Dal Maxvill, R (1, 6) OBP: 0.333, SLG: 0.231 Dick Groat, R (7, PH) OBP: 0.390, SLG: 0.461 (7, 6)		K	BLK 2B 1B			6-3			F8	2	1	1	0	0	1	1
										2	0	0	0	0	0	0
Lew Burdette, R (1, 1) OBP: 0.132, SLG: 0.140 Stan Musial, L (5, PH) OBP: 0.322, SLG: 0.391 Bob Gibson, R (5, PR) OBP: 0.250, SLG: 0.286 Ray Sadecki, L (5, 1) OBP: 0.180, SLG: 0.224 Tim McCarver, L (7, PH) OBP: 0.333, SLG: 0.374 (7, 2)			F8		2B 1-2 BB		K			1	0	0	0	0	0	0
										0	0	0	0	1	0	0
										0	0	0	0	0	0	0
										0	0	0	0	0	0	0
										1	0	0	0	0	1	0
Inning Stats	R: 0 E: 0 K: 1 S: 6 H: 1 LOB: 1 BB: 0 P: 6	R: 0 E: 0 K: 3 S: 10 H: 1 LOB: 1 BB: 0 P: 10	R: 0 E: 0 K: 0 S: 3 H: 0 LOB: 0 BB: 0 P: 3	R: 0 E: 0 K: 2 S: 8 H: 1 LOB: 1 BB: 0 P: 8	R: 1 E: 0 K: 0 S: 5 H: 2 LOB: 3 BB: 1 P: 9	R: 0 E: 0 K: 1 S: 5 H: 0 LOB: 1 BB: 1 P: 9	R: 0 E: 0 K: 1 S: 5 H: 0 LOB: 0 BB: 0 P: 5	R: 0 E: 0 K: 1 S: 6 H: 1 LOB: 1 BB: 0 P: 6	R: 0 E: 0 K: 0 S: 3 H: 0 LOB: 0 BB: 0 P: 3	1B: 4 2B: 2 3B: 0 HR: 0	SF: 0 SAC: 0 DP: 0 HBP: 0						

TOP

St. Louis Cardinals @ Houston Colt 45's

Colt Stadium, Houston, TX

Sun Aug 25 1963, 4:33 AM EDT
Att. 7,234 - Unknown - 94 F

livebaseballscorecards.com

AB	33
R	1
H	6
RBI	1
BB	2
SO	9
LOB	19

		WP: 1	PA: 35
		PB: 0	
		SB: 0	
		CS: 0	

PITCHER		IP	WLS	BF	H	R	ER	SO	BB	IBB	HBP	BLK	WP	HR	S	P	ERA	WHIP
Chris Zachary, R ERA: 5.12	(1, 1)	4.1		19	5	1	1	6	1	0	0	1	1	0	30	34	2.08	1.385
Jim Umbricht, R ERA: 2.72	(5, 1)	4.2	W	16	1	0	0	3	1	0	0	0	0	0	21	25	0.00	0.429

PITCHER	IP	WLS	BF	H	R	ER	SO	BB	IBB	HBP	BLK	WP	HR	S	P	ERA	WHIP

Batter	1	2	3	4	5	6	7	8	9	AB	R	H	RBI	BB	SO	LOB
Al Spangler, L (1, 8) OBP: 0.344, SLG: 0.370	FC6-4 1B		FC6 SF9 SF8 2-3 3-H		FC5-6 1B		K2-3			4	1	2	0	0	1	1
Pete Runnels, L (1, 4) OBP: 0.310, SLG: 0.263	F8		SF9 2-3 3-H		FC5-6 1-2f			K		3	0	0	1	0	1	2
Jimmy Wynn, R (1, 7) OBP: 0.326, SLG: 0.391	F4		SF8 3-H		K			K		3	0	0	1	0	2	2
John Bateman, R (1, 2) OBP: 0.246, SLG: 0.349	FC6-4 1-2f		F8		K			K		4	0	0	0	0	2	2
Rusty Staub, L (1, 3) OBP: 0.300, SLG: 0.296		4-3		F6		K				3	0	0	0	0	1	0
Carl Warwick, R (1, 9) OBP: 0.323, SLG: 0.338		F9		F7		G6-4-3 1B				3	0	1	0	0	0	0
Bob Aspromonte, R (1, 5) OBP: 0.253, SLG: 0.273		F8		FC5 1B 1B		G6-4-3 1-2f				3	0	1	0	0	0	1
Bob Lillis, R (1, 6) OBP: 0.221, SLG: 0.224			SH E 2B	1-2 1B			F3			3	1	2	0	0	0	0
Chris Zachary, L (1, 1)			SH E SF9 2-3	FC5 2-3f			1-3			1	1	0	0	0	0	2
Jim Umbricht, R (5, 1)										1	0	0	0	0	0	0
Inning Stats	R: 0 E: 0 K: 0 S: 4 H: 1 LOB: 1 BB: 0 P: 4	R: 0 E: 0 K: 0 S: 3 H: 0 LOB: 0 BB: 0 P: 3	R: 3 E: 2 K: 0 S: 6 H: 1 LOB: 0 BB: 0 P: 6	R: 0 E: 0 K: 0 S: 5 H: 2 LOB: 2 BB: 0 P: 5	R: 0 E: 0 K: 2 S: 8 H: 1 LOB: 1 BB: 0 P: 8	R: 0 E: 0 K: 1 S: 5 H: 1 LOB: 0 BB: 0 P: 5	R: 0 E: 0 K: 1 S: 5 H: 0 LOB: 0 BB: 0 P: 5	R: 0 E: 0 K: 3 S: 9 H: 0 LOB: 0 BB: 0 P: 9		1B: 5 2B: 1 3B: 0 HR: 0	SF: 2 SAC: 1 DP: 1 HBP: 0					

PITCHER		IP	WLS	BF	H	R	ER	SO	BB	IBB	HBP	BLK	WP	HR	S	P	ERA	WHIP
Lew Burdette, R ERA: 3.97	(1, 1)	4.0	L	18	4	3	0	0	0	0	0	0	0	0	18	18	0.00	1.000
Ray Sadecki, L ERA: 4.56	(5, 1)	2.0		7	2	0	0	3	0	0	0	0	0	0	13	13	0.00	1.000
Bobby Shantz, L ERA: 2.87	(7, 1)	2.0		6	0	0	0	4	0	0	0	0	0	0	14	14	0.00	0.000

PITCHER	IP	WLS	BF	H	R	ER	SO	BB	IBB	HBP	BLK	WP	HR	S	P	ERA	WHIP

BOTTOM

St. Louis Cardinals @ Houston Colt 45's

Colt Stadium, Houston, TX

Sun Aug 25 1963, 4:33 AM EDT

Att. 7,234 - Unknown - 94 F

livebaseballscorecards.com

AB	28
R	3
H	6
RBI	2
BB	0
SO	7
LOB	10

1B: 5 2B: 1 3B: 0 HR: 0 SF: 2 SAC: 1 DP: 1 HBP: 0

WP: 0 PB: 0 SB: 0 CS: 0 PA: 31

Batter	1	2	3	4	5	6	7	8	9	AB	R	H	RBI	BB	SO	LOB
Lee Maye, L (1, 8) (6, 7) OBP: 0.333, SLG: 0.429	F5	P5	3-1		F7		K		F8	6	0	0	0	0	1	5
Frank Bolling, R (1, 4) OBP: 0.316, SLG: 0.332	K		HR 1B 1B	K		BB BB SF8 1B		6-3	HR 1B	6	3	3	0	0	2	0
Hank Aaron, R (1, 9) OBP: 0.395, SLG: 0.578	6-3		1-2 HR 1B	F8		1-2 BB BB		1-H S 1B 1B	1-H HR	5	3	3	2	1	0	0
Eddie Mathews, L (1, 7) (6, 5) OBP: 0.396, SLG: 0.457		PB 1B 1B	1-H 2-H HR	2B BB		1-2 2-3 FC5-4 BB		BB 1B SF7 1B	K	3	3	2	3	3	1	0
Joe Torre, R (1, 2) OBP: 0.356, SLG: 0.434		1-2 K	K	1-3 2B		K		1-2 2-H BB BB 1B	F8	6	0	2	1	0	3	4
Gene Oliver, R (1, 3) OBP: 0.339, SLG: 0.445		K	6-3	6-3		3-H SF8		1-2 2-3 BB BB		3	0	0	1	1	1	3
Denis Menke, R (1, 5) (6, 6) OBP: 0.299, SLG: 0.367		1-0 1B 1B HBP	BB 1B BB		1-3	1-2f FC5-4		3-H SF7		2	1	0	1	1	0	2
Roy McMillan, R (1, 6) OBP: 0.265, SLG: 0.303 Ty Cline, L (6, 8) OBP: 0.248, SLG: 0.206		1-2 2-H 1B 1B	1-2 BB 1B		F5		K	1-2 2-3 BB		3 0 2 1 0 0 0 1 0 0 0 1 1 0						
Bob Hendley, R (1, 1) OBP: 0.156, SLG: 0.116 Lou Klimchock, L (2, PH) OBP: 0.196, SLG: 0.217 Hank Fischer, R (2, 1) OBP: 0.150, SLG: 0.105 Don Dillard, L (5, PH) OBP: 0.264, SLG: 0.390 Ron Piche, R (5, 1) Bobby Tiefenauer, R (8, 1)		1-2 2-H 1B	1-2 2-3 BB		HR		K	4-3		0 0 0 0 0 0 0 1 0 1 1 0 0 0 0 0 0 0 1 0 0 1 1 1 1 0 0 0 2 0 0 0 0 1 3 0 0 0 0 0 0 0						
Inning Stats	R: 0 E: 0 K: 1 S: 5 H: 0 LOB: 0 BB: 0 P: 5	R: 2 E: 0 K: 2 S: 10 H: 3 LOB: 2 BB: 0 P: 11	R: 3 E: 0 K: 1 S: 9 H: 4 LOB: 3 BB: 2 P: 17	R: 0 E: 0 K: 1 S: 6 H: 1 LOB: 2 BB: 1 P: 10	R: 1 E: 0 K: 0 S: 4 H: 1 LOB: 0 BB: 0 P: 4	R: 1 E: 0 K: 1 S: 6 H: 1 LOB: 2 BB: 2 P: 14	R: 0 E: 0 K: 3 S: 9 H: 0 LOB: 0 BB: 0 P: 9	R: 2 E: 0 K: 0 S: 5 H: 2 LOB: 3 BB: 3 P: 17	R: 2 E: 0 K: 1 S: 7 H: 2 LOB: 0 BB: 0 P: 7	1B: 10 2B: 1 3B: 0 HR: 3 SF: 2 SAC: 0 DP: 0 HBP: 1							

TOP

Milwaukee Braves @ Houston Colt 45's

Colt Stadium, Houston, TX

Mon Aug 26 1963, 8:05 PM EDT

Att. 5,908 - Cloudy - 85 F

livebaseballscorecards.com

AB	39
R	11
H	14
RBI	11
BB	8
SO	10
LOB	17

WP: 0 PB: 1 SB: 1 CS: 0 PA: 50

PITCHER		IP	WLS	BF	H	R	ER	SO	BB	IBB	HBP	BLK	WP	HR	S	P	ERA	WHIP
Ken Johnson, R ERA: 3.27	(1, 1)	2.0		12	5	4	4	3	0	0	1	0	0	0	17	18	18.00	2.500
Don McMahon, R ERA: 4.01	(3, 1)	2.0		12	3	1	1	2	3	0	0	0	0	1	13	25	4.50	3.000
Dick Drott, R ERA: 3.83	(5, 1)	1.0	L	6	2	2	2	0	1	0	0	0	0	1	5	9	18.00	3.000
Hal Woodeshick, L ERA: 1.71	(6, 1)	3.0		15	2	2	2	4	4	0	0	0	0	0	19	35	6.00	2.000
Hal Brown, R ERA: 3.42	(9, 1)	1.0		5	2	2	2	1	0	0	0	0	0	1	7	7	18.00	2.000

PITCHER	IP	WLS	BF	H	R	ER	SO	BB	IBB	HBP	BLK	WP	HR	S	P	ERA	WHIP

BOTTOM

Milwaukee Braves @ Houston Colt 45's

Colt Stadium, Houston, TX

Mon Aug 26 1963, 8:05 PM EDT

Att. 5,908 - Cloudy - 85 F

livebaseballscorecards.com

Batter	1	2	3	4	5	6	7	8	9	AB	R	H	RBI	BB	SO	LOB
Ernie Fazio, R (1, 4) OBP: 0.271, SLG: 0.270	F7	K		K		5-3		F2		3	0	0	0	0	2	2
Dick Drott, R (5, 1) OBP: 0.111, SLG: 0.111										0	0	0	0	0	0	0
Hal Woodeshick, R (6, 1) OBP: 0.190, SLG: 0.150										1	0	0	0	0	0	0
Howie Goss, R (8, PH) (9, 8) OBP: 0.262, SLG: 0.338										1	0	0	0	0	0	1
Al Spangler, L (1, 8) (9, 7) OBP: 0.347, SLG: 0.374	2B 1B BB	F7		F8		2B		1-2 1B		4	1	2	0	1	0	2
Jimmy Wynn, R (1, 7) (9, 6) OBP: 0.328, SLG: 0.388	K		BB 1B 1B	1-2 HR BB		L5		F3		4	1	1	0	1	1	4
John Bateman, R (1, 2) OBP: 0.248, SLG: 0.359	2B 1-2 1B 1B		K	1-H 2-H HR			K		5-3	5	2	2	3	0	2	1
Carl Warwick, R (1, 9) OBP: 0.324, SLG: 0.341	1-3 2-H 1B 2B		K	1-3			5-3		1B 1B FC5 1B	5	2	2	1	0	1	1
Rusty Staub, L (1, 3) OBP: 0.306, SLG: 0.301	2-H 3-H 1B		BB 1-2 1B	4-3			BB FC5-4		FC5 1B 1-2 1B	4	0	3	2	1	0	0
Bob Aspromonte, R (1, 5) OBP: 0.254, SLG: 0.273	F7		1-2 2-3 BB	6-3		FC5-4 1-2f			FC5 1-2 2-3 1B	4	0	1	0	1	0	2
Bob Lillis, R (1, 6) OBP: 0.222, SLG: 0.223		BB	4-3	5-3				K	FC5 1-2 2-3f 3-H	2	0	0	0	1	0	3
Hal Smith, R (8, PH) OBP: 0.278, SLG: 0.265										1	0	0	0	0	1	0
Hal Brown, R (9, 1) OBP: 0.114, SLG: 0.114										0	0	0	0	0	0	0
Johnny Weekly, R (9, PH) OBP: 0.172, SLG: 0.111										1	0	0	1	0	0	2
Ken Johnson, R (1, 1) OBP: 0.088, SLG: 0.055		K		BB HR 1B		6-3		1B BB	L8	1	0	0	0	0	1	1
Don McMahon, R (3, 1) OBP: 0.167, SLG: 0.182										0	0	0	0	0	0	0
Pete Runnels, L (4, PH) (5, 4) OBP: 0.313, SLG: 0.264										3	1	1	0	1	0	2
Inning Stats	R: 3 E: 0 K: 1 S: 8 H: 3 LOB: 1 BB: 1 P: 12	R: 0 E: 0 K: 2 S: 7 H: 0 LOB: 1 BB: 1 P: 11	R: 0 E: 0 K: 2 S: 9 H: 2 LOB: 3 BB: 1 P: 13	R: 3 E: 0 K: 1 S: 7 H: 2 LOB: 0 BB: 1 P: 11	R: 0 E: 0 K: 0 S: 3 H: 0 LOB: 0 BB: 0 P: 3	R: 0 E: 0 K: 0 S: 4 H: 1 LOB: 1 BB: 0 P: 4	R: 0 E: 0 K: 1 S: 5 H: 0 LOB: 1 BB: 1 P: 9	R: 0 E: 0 K: 1 S: 6 H: 1 LOB: 2 BB: 1 P: 10	R: 1 E: 0 K: 0 S: 6 H: 3 LOB: 2 BB: 0 P: 6	1B: 9 2B: 2 3B: 0 HR: 1 SF: 0 SAC: 0 DP: 0 HBP: 0						

	AB	39
	R	7
	H	12
	RBI	7
	BB	6
	SO	8
	LOB	21

WP: 0 PA: 45
PB: 0
SB: 0
CS: 0

PITCHER		IP	WLS	BF	H	R	ER	SO	BB	IBB	HBP	BLK	WP	HR	S	P	ERA	WHIP
Bob Hendley, L ERA: 3.59	(1, 1)	1.0		7	3	3	3	1	1	0	0	0	0	0	8	12	27.00	4.000
Hank Fischer, R ERA: 5.06	(2, 1)	3.0		16	4	3	3	5	3	0	0	0	0	1	23	35	9.00	2.333
Ron Piche, R ERA: 4.06	(5, 1)	3.2	W	15	2	0	0	2	2	0	0	0	0	0	17	25	0.00	1.091
Bobby Tiefenauer, R ERA: 1.69	(8, 1)	1.1	S	7	3	1	1	0	0	0	0	0	0	0	7	7	6.75	2.250

PITCHER	IP	WLS	BF	H	R	ER	SO	BB	IBB	HBP	BLK	WP	HR	S	P	ERA	WHIP

Batter	1	2	3	4	5	6	7	8	9	AB	R	H	RBI	BB	SO	LOB
Lee Maye, L (1, 8) OBP: 0.330, SLG: 0.425	K		FC6-4 1-2f		P6			3-1		4	0	0	0	0	1	1
Frank Bolling, R (1, 4) OBP: 0.315, SLG: 0.331	F9			HR 1B		F8		1-3		4	1	1	0	0	0	0
Hank Aaron, R (1, 9) OBP: 0.396, SLG: 0.583	4-3			1-H HR		F7			1B S 1B 1B	4	2	2	2	0	0	0
Eddie Mathews, L (1, 7) OBP: 0.397, SLG: 0.458		G6-4-3 1B		3-1		G3			1-3 1B	4	0	2	0	0	0	0
Joe Torre, R (1, 2) (9, 3) OBP: 0.357, SLG: 0.435		G6-4-3 1-2f		1B			K		1-2 3-H 1B	4	0	2	1	0	1	1
Gene Oliver, R (1, 3) OBP: 0.335, SLG: 0.439 Del Crandall, R (9, 2) OBP: 0.258, SLG: 0.264		K		K			F6		F5	4 0	0 0	0 0	0 0	0 0	2 0	3 0
Denis Menke, R (1, 5) OBP: 0.296, SLG: 0.364			K	5-3			E5		K	4	0	0	0	0	2	3
Roy McMillan, R (1, 6) OBP: 0.261, SLG: 0.298			P3		F9		F9		F8	4	0	0	0	0	0	3
Warren Spahn, L (1, 1) OBP: 0.189, SLG: 0.246			E4 FC6-4		G3			K		3	0	0	0	0	1	0
Inning Stats	R: 0 E: 0 K: 1 S: 5 H: 0 LOB: 0 BB: 0 P: 5	R: 0 E: 0 K: 1 S: 5 H: 1 LOB: 0 BB: 0 P: 5	R: 0 E: 1 K: 1 S: 6 H: 0 LOB: 1 BB: 0 P: 6	R: 2 E: 0 K: 1 S: 8 H: 3 LOB: 1 BB: 0 P: 8	R: 0 E: 0 K: 0 S: 3 H: 0 LOB: 0 BB: 0 P: 3	R: 0 E: 0 K: 0 S: 3 H: 0 LOB: 0 BB: 0 P: 3	R: 0 E: 1 K: 1 S: 6 H: 0 LOB: 1 BB: 0 P: 6	R: 0 E: 0 K: 1 S: 5 H: 0 LOB: 0 BB: 0 P: 5	R: 1 E: 0 K: 1 S: 8 H: 3 LOB: 2 BB: 0 P: 8	1B: 6 2B: 0 3B: 0 HR: 1 SF: 0 SAC: 0 DP: 1 HBP: 0						

PITCHER	IP	WLS	BF	H	R	ER	SO	BB	IBB	HBP	BLK	WP	HR	S	P	ERA	WHIP
Don Nottebart, R (1, 1) ERA: 3.16	9.0	L	35	7	3	3	7	0	0	0	0	0	1	49	49	3.00	0.778

PITCHER	IP	WLS	BF	H	R	ER	SO	BB	IBB	HBP	BLK	WP	HR	S	P	ERA	WHIP

TOP

Milwaukee Braves @ Houston Colt 45's

Colt Stadium, Houston, TX

Tue Aug 27 1963, 8:05 PM EDT

Att. 7,349 - Cloudy - 85 F

livebaseballscorecards.com

AB	35
R	3
H	7
RBI	3
BB	0
SO	7
LOB	11

WP: 0 PA: 35
PB: 0
SB: 1
CS: 0

Batter	1	2	3	4	5	6	7	8	9	AB	R	H	RBI	BB	SO	LOB
Al Spangler, L (1, 8) OBP: 0.352, SLG: 0.377	BB 4-0 1B 1B BB	1-2 2-H 0-0 1B 1B		0-0 1B			SH1-4 0-0 1B		1-2f G6-4-3 0-0 ②③	4	1	3	1	1	0	1
Pete Runnels, L (1, 4) OBP: 0.313, SLG: 0.264	F7 0-0 ①	1-2 2-3 0-0 1B		1-3 0-0 ③			SH1-4 1-2 0-0 ①			3	0	1	0	0	0	2
Jimmy Wynn, R (1, 7) OBP: 0.332, SLG: 0.390	1-2 1B 0-0 1B	K 0-3 ②			FC6-4 0-0 1B		4-3 0-0 ②			4	0	2	0	0	1	4
John Bateman, R (1, 2) OBP: 0.248, SLG: 0.358	1-2 2-H 0-0 1B	F8 0-0 ③			F2 0-0 ①		5-3 0-0 ③			4	0	1	1	0	0	5
Carl Warwick, R (1, 9) OBP: 0.321, SLG: 0.338	F7 0-0 ②	F9 0-0 ①			FC6-4 1-2f 0-0 ②			K 0-3 ①		4	0	0	0	0	1	3
Rusty Staub, L (1, 3) OBP: 0.303, SLG: 0.298	4-3 0-0 ③	F8 0-0 ②			1-3 0-0 ③			K 0-3 ②		4	0	0	0	0	1	3
Bob Aspromonte, R (1, 5) OBP: 0.252, SLG: 0.270		F3 0-0 ①	5-3 0-0 ③			F8 0-0 ①		F7 0-0 ③		4	0	0	0	0	0	0
Bob Lillis, R (1, 6) OBP: 0.223, SLG: 0.224 Hal Smith, R (9, PH) OBP: 0.270, SLG: 0.257		1B 1B 0-0 1B		P1 0-0 ①		L6 0-0 ②			1-3 0-0 ①	3 1	1 0	1 0	0 0	0 0	0 0	0 0
Don Nottebart, R (1, 1) OBP: 0.170, SLG: 0.154 Johnny Weekly, R (9, PH) OBP: 0.200, SLG: 0.143 Ernie Fazio, R (9, PR) OBP: 0.271, SLG: 0.270		1-2 1B 1B 0-0 1B		6-3 0-0 ②		K 0-3 ③			G6-4-3 0-0 ① 1B	3 1 0	0 0 0	1 1 0	0 0 0	1 0 0	0 0 0	0 0 0
Inning Stats	R: 1 E: 0 K: 0 S: 5 H: 2 LOB: 2 BB: 1 P: 9	R: 1 E: 0 K: 1 S: 9 H: 4 LOB: 3 BB: 0 P: 9	R: 0 E: 0 K: 0 S: 3 H: 0 LOB: 0 BB: 0 P: 3	R: 0 E: 0 K: 0 S: 4 H: 1 LOB: 1 BB: 0 P: 4	R: 0 E: 0 K: 0 S: 4 H: 1 LOB: 1 BB: 0 P: 4	R: 0 E: 0 K: 1 S: 5 H: 0 LOB: 0 BB: 0 P: 5	R: 0 E: 0 K: 0 S: 4 H: 1 LOB: 1 BB: 0 P: 4	R: 0 E: 0 K: 2 S: 7 H: 0 LOB: 0 BB: 0 P: 7	R: 0 E: 0 K: 0 S: 3 H: 1 LOB: 1 BB: 0 P: 3	1B: 10 2B: 0 3B: 0 HR: 0	SF: 0 SAC: 1 DP: 1 HBP: 0						

PITCHER	IP	WLS	BF	H	R	ER	SO	BB	IBB	HBP	BLK	WP	HR	S	P	ERA	WHIP
Warren Spahn, L (1, 1) ERA: 2.5	9.0	W	37	10	2	2	4	1	0	0	0	0	0	44	48	2.00	1.222

PITCHER	IP	WLS	BF	H	R	ER	SO	BB	IBB	HBP	BLK	WP	HR	S	P	ERA	WHIP

BOTTOM

Milwaukee Braves @ Houston Colt 45's

Colt Stadium, Houston, TX

Tue Aug 27 1963, 8:05 PM EDT

Att. 7,349 - Cloudy - 85 F

livebaseballscorecards.com

AB	35
R	2
H	10
RBI	2
BB	1
SO	4
LOB	18

1B: 10	SF: 0	WP: 0	PA: 37
2B: 0	SAC: 1	PB: 0	
3B: 0	DP: 1	SB: 0	
HR: 0	HBP: 0	CS: 0	

Milwaukee Braves @ Houston Colt 45's

Colt Stadium, Houston, TX

Wed Aug 28 1963, 8:05 PM EDT

Att. 6,695 - Unknown - 83 F

TOP

livebaseballscorecards.com

Batter	1	2	3	4	5	6	7	8	9	AB	R	H	RBI	BB	SO	LOB
Lee Maye, L (1, 8) (9, 7) OBP: 0.332, SLG: 0.428	P6		1-3			2-3 1B		SH5-4 (1-2)	2B (2-H) 2B	4	1	2	1	0	0	0
Frank Bolling, R (1, 4) OBP: 0.314, SLG: 0.330	F8		5-3			2-3 (1-2)		1B IBB HR (2-3) 1B	F9	5	1	1	0	0	0	2
Hank Aaron, R (1, 9) OBP: 0.396, SLG: 0.583	6-3			6-3		BBBB BB		SF7 (3-H)	2B (2-H)	3	0	1	2	1	0	0
Eddie Mathews, L (1, 7) OBP: 0.395, SLG: 0.454 Ty Cline, L (9, 8) OBP: 0.248, SLG: 0.206		F9		SSS K		F9		1B HR (1-2) IBB	F8	4 0	1 0	0 0	0 0	1 0	1 0	3 0
Joe Torre, R (1, 2) OBP: 0.358, SLG: 0.435		HR 1B		5-3			SSS K	HR (1-2 2-3) 1B		4	2	2	0	0	1	0
Gene Oliver, R (1, 3) OBP: 0.337, SLG: 0.460		HR (1-H)			6-3		F7	HR (1-H 2-H 3-H)		4	2	2	6	0	0	0
Denis Menke, R (1, 5) OBP: 0.296, SLG: 0.363		F5			5-3		E S 1B	F6		4	0	1	0	0	0	0
Roy McMillan, R (1, 6) OBP: 0.260, SLG: 0.297		5-3			F5		L8 (1-3)		SH5-4 2B 1B	4	1	1	0	0	0	1
Tony Cloninger, R (1, 1) OBP: 0.147, SLG: 0.147			P6			F8		1B SH5-4 SF7 1B	SH5-4 (1-2)	3	1	1	0	0	0	0
Inning Stats	R: 0 E: 0 K: 0 S: 3 / H: 0 LOB: 0 BB: 0 P: 3	R: 2 E: 0 K: 0 S: 5 / H: 2 LOB: 0 BB: 0 P: 5	R: 0 E: 0 K: 0 S: 3 / H: 0 LOB: 0 BB: 0 P: 3	R: 0 E: 0 K: 1 S: 5 / H: 0 LOB: 0 BB: 0 P: 5	R: 0 E: 0 K: 0 S: 3 / H: 0 LOB: 0 BB: 0 P: 3	R: 0 E: 0 K: 0 S: 4 / H: 1 LOB: 2 BB: 1 P: 8	R: 0 E: 0 K: 1 S: 6 / H: 1 LOB: 1 BB: 0 P: 6	R: 5 E: 0 K: 0 S: 7 / H: 4 LOB: 0 BB: 1 P: 11	R: 2 E: 0 K: 0 S: 6 / H: 3 LOB: 1 BB: 0 P: 6	1B: 7 2B: 2 3B: 0 HR: 2	SF: 1 SAC: 2 DP: 0 HBP: 0						

	AB	35
	R	9
	H	11
	RBI	9
	BB	2
	SO	2
	LOB	6

WP: 0 PB: 0 SB: 1 CS: 0 PA: 40

PITCHER	IP	WLS	BF	H	R	ER	SO	BB	IBB	HBP	BLK	WP	HR	S	P	ERA	WHIP
Turk Farrell, R (1, 1) ERA: 3.07	8.0	L	34	8	7	7	2	1	1	0	0	0	2	36	44	7.88	1.125
Jim Umbricht, R (9, 1) ERA: 2.97	1.0		6	3	2	2	0	0	0	0	0	0	0	6	6	18.00	3.000

PITCHER	IP	WLS	BF	H	R	ER	SO	BB	IBB	HBP	BLK	WP	HR	S	P	ERA	WHIP

Batter	1	2	3	4	5	6	7	8	9	AB	R	H	RBI	BB	SO	LOB
Al Spangler, L (1, 8) OBP: 0.353, SLG: 0.376	BBBB 4-0 S BB		x 0-0 ③ F7			BBBB 4-0 G4-3 BB		x 0-0 ② L9		2	0	0	0	2	0	1
Pete Runnels, L (1, 4) OBP: 0.309, SLG: 0.261	x 0-0 ① F8 1-2			x 0-0 ① F8		x 0-0 ②③ G4-3 1-2f		x 0-0 ③ FC4-6 1-2f		4	0	0	0	0	0	3
Jimmy Wynn, R (1, 7) OBP: 0.324, SLG: 0.381 (9, 6)	x 0-0 ② L8			x 0-0 ② F8			x 0-0 E7 1B		x 0-0 ① F7	4	1	0	0	0	0	1
John Bateman, R (1, 2) OBP: 0.245, SLG: 0.353	SSS 0-3 ③ K			SSS 0-3 ③ K			x 0-0 ① 1-3		x 0-0 ② 5-3	4	0	0	0	0	2	2
Rusty Staub, L (1, 3) OBP: 0.301, SLG: 0.295		x 0-0 ① F7			x 0-0 ① F9		x 0-0 ② F9		x 0-0 ③ L8	4	0	0	0	0	0	1
Carl Warwick, R (1, 9) OBP: 0.323, SLG: 0.340		x 0-0 ② F9			x 0-0 1B		x 0-0 2-H 1B			3	0	2	1	0	0	0
Bob Aspromonte, R (1, 5) OBP: 0.250, SLG: 0.268		x 0-0 ③ F8			x 0-0 ② P4		x 0-0 ③ P4			3	0	0	0	0	0	2
Bob Lillis, R (1, 6) OBP: 0.222, SLG: 0.223 Johnny Weekly, R (8, PH) OBP: 0.194, SLG: 0.138 (9, 7)			x 0-0 ① F7		SSS 0-3 ③ K			x 0-0 ① L1		2 1	0 0	0 0	0 0	1 0	1 0	1 0
Turk Farrell, R (1, 1) OBP: 0.218, SLG: 0.196 Hal Smith, R (8, PH) OBP: 0.289, SLG: 0.278 Jim Umbricht, R (9, 1)			SSS 0-3 ② K			SSS 0-3 ① K		x 0-0 FC4-6 1B		2 1 0	0 0 0	0 1 0	0 0 0	0 0 0	2 0 0	0 0 0
Inning Stats	R: 0 E: 0 K: 1 S: 5 H: 0 LOB: 1 BB: 1 P: 9	R: 0 E: 0 K: 0 S: 3 H: 0 LOB: 0 BB: 0 P: 3	R: 0 E: 0 K: 1 S: 5 H: 0 LOB: 0 BB: 0 P: 5	R: 0 E: 0 K: 1 S: 5 H: 0 LOB: 0 BB: 0 P: 5	R: 0 E: 0 K: 1 S: 6 H: 1 LOB: 1 BB: 0 P: 6	R: 0 E: 0 K: 1 S: 4 H: 0 LOB: 0 BB: 1 P: 8	R: 1 E: 1 K: 0 S: 5 H: 1 LOB: 1 BB: 0 P: 5	R: 0 E: 0 K: 0 S: 4 H: 1 LOB: 1 BB: 0 P: 4	R: 0 E: 0 K: 0 S: 3 H: 0 LOB: 0 BB: 0 P: 3	1B: 3 2B: 0 3B: 0 HR: 0	SF: 0 SAC: 0 DP: 1 HBP: 0			WP: 0 PB: 0 SB: 1 CS: 0	PA: 32		

PITCHER	IP	WLS	BF	H	R	ER	SO	BB	IBB	HBP	BLK	WP	HR	S	P	ERA	WHIP
Tony Cloninger, R (1, 1) ERA: 3.52	9.0	W	32	3	1	0	5	2	0	0	0	0	0	40	48	0.00	0.556

PITCHER	IP	WLS	BF	H	R	ER	SO	BB	IBB	HBP	BLK	WP	HR	S	P	ERA	WHIP

BOTTOM

Milwaukee Braves @ Houston Colt 45's

Colt Stadium, Houston, TX

Wed Aug 28 1963, 8:05 PM EDT

Att. 6,695 - Unknown - 83 F

livebaseballscorecards.com

AB	30
R	1
H	3
RBI	1
BB	2
SO	5
LOB	11

Houston Colt 45's @ Chicago Cubs

Wrigley Field, Chicago, IL

Fri Aug 30 1963, 3:33 AM CDT

Att. 8,279 - Cloudy - 71 F

TOP

livebaseballscorecards.com

Batter	1	2	3	4	5	6	7	8	9	AB	R	H	RBI	BB	SO	LOB
Al Spangler, L (1, 8) OBP: 0.356, SLG: 0.388 Howie Goss, R (9, 8) OBP: 0.262, SLG: 0.338	HR 2B	CS 1B			L7		FC4-2 BB 1-2 3-H		HR	5 0	2 0	3 0	1 0	0 0	0 0	2 0
Pete Runnels, L (1, 4) OBP: 0.313, SLG: 0.275 Ernie Fazio, R (9, PR) (9, 4) OBP: 0.271, SLG: 0.270	HR 2-H	P6 1-2			E 1B 1B		F7		CS 1B	5 0	1 0	3 0	2 0	0 0	0 0	3 0
Jimmy Wynn, R (1, 7) OBP: 0.326, SLG: 0.378	K		1-3		E8 1-3		BB 1-2 2-3		K	4	0	1	0	1	2	1
John Bateman, R (1, 2) OBP: 0.245, SLG: 0.352	FC6-4 1B		K		5-3		K		CS 1-2	4	0	1	0	0	2	5
Carl Warwick, R (1, 9) OBP: 0.323, SLG: 0.340	FC6-4 BB 1B 1-2f		P4			F7		E2 SH2-4 1B 1B		4	2	1	0	0	0	1
Rusty Staub, L (1, 3) OBP: 0.301, SLG: 0.294	BB 1-2			4-3		4-3		SH2-4 2-3		2	0	0	0	1	0	0
Bob Aspromonte, R (1, 5) OBP: 0.252, SLG: 0.270	1B 1-3 2-H			P6		4-3		G6-3 3-H		4	0	2	2	0	0	0
Bob Lillis, R (1, 6) OBP: 0.222, SLG: 0.226	F2			5-3			FC4-2 1B 2B	G6-3 1-2f		4	0	1	0	0	0	3
Ken Johnson, R (1, 1) OBP: 0.098, SLG: 0.068		K			5-3		BB FC4-2 1B 2-3		K	4	0	1	0	0	2	0
Inning Stats	R: 3 H: 4 E: 0 LOB: 2 K: 1 BB: 1 S: 9 P: 13	R: 0 H: 1 E: 0 LOB: 0 K: 1 BB: 0 S: 5 P: 5	R: 0 H: 0 E: 0 LOB: 0 K: 1 BB: 0 S: 5 P: 5	R: 0 H: 0 E: 0 LOB: 0 K: 0 BB: 0 S: 3 P: 3	R: 0 H: 2 E: 1 LOB: 2 K: 0 BB: 0 S: 5 P: 5	R: 0 H: 0 E: 0 LOB: 0 K: 0 BB: 0 S: 3 P: 3	R: 0 H: 2 E: 0 LOB: 3 K: 1 BB: 1 S: 7 P: 11	R: 1 H: 2 E: 1 LOB: 0 K: 0 BB: 0 S: 4 P: 4	R: 1 H: 2 E: 0 LOB: 1 K: 2 BB: 0 S: 8 P: 8	1B: 9 2B: 2 3B: 0 HR: 2	SF: 0 SAC: 1 DP: 1 HBP: 0					

	AB	36
	R	5
	H	13
	RBI	5
	BB	2
	SO	6
	LOB	15

PITCHER		IP	WLS	BF	H	R	ER	SO	BB	IBB	HBP	BLK	WP	HR	S	P	ERA	WHIP
Cal Koonce, R ERA: 5.79	(1, 1)	0.2	L	7	4	3	3	1	1	0	0	0	0	1	8	12	40.50	7.500
Glen Hobbie, R ERA: 3.88	(1, 1)	7.1		28	7	1	1	3	1	0	0	0	0	0	33	37	1.23	1.091
Don Elston, R ERA: 3.15	(9, 1)	1.0		4	2	1	1	2	0	0	0	0	0	1	8	8	9.00	2.000

PITCHER	IP	WLS	BF	H	R	ER	SO	BB	IBB	HBP	BLK	WP	HR	S	P	ERA	WHIP

Batter	1	2	3	4	5	6	7	8	9	AB	R	H	RBI	BB	SO	LOB
Andre Rodgers, R (1, 6) OBP: 0.309, SLG: 0.278	5-3		K		L5			K		4	0	0	0	0	2	1
Lou Brock, L (1, 9) OBP: 0.315, SLG: 0.411	P6		1B			1-3		4-3		4	0	1	0	0	0	0
Ellis Burton, S (1, 8) OBP: 0.314, SLG: 0.424	K		F7			P6			F8	4	0	0	0	0	1	2
Ron Santo, R (1, 5) OBP: 0.350, SLG: 0.511		K	K	K		1B			HR	4	1	2	1	0	2	0
Billy Williams, L (1, 7) OBP: 0.364, SLG: 0.515		K		L9		F9			1-3	4	0	0	0	0	1	1
Ken Hubbs, R (1, 4) OBP: 0.298, SLG: 0.340		1B		FC6-4 1B			F7		F3	4	0	2	0	0	0	0
Dick Bertell, R (1, 2) OBP: 0.297, SLG: 0.299		F2		FC6-4 1-2f			K			3	0	0	0	0	1	2
Steve Boros, R (1, 3) OBP: 0.304, SLG: 0.402			1B		K		F7			3	0	1	0	0	1	0
Cal Koonce, R (1, 1) OBP: 0.273, SLG: 0.200			F5		K			G3		0	0	0	0	0	0	0
Glen Hobbie, R (1, 1) OBP: 0.119, SLG: 0.075										2	0	0	0	0	1	1
Don Landrum, L (8, PH) OBP: 0.294, SLG: 0.285										1	0	0	0	0	0	0
Don Elston, R (9, 1)										0	0	0	0	0	0	0
Inning Stats	R: 0 E: 0 K: 1 S: 5 H: 0 LOB: 0 BB: 0 P: 5	R: 0 E: 0 K: 2 S: 8 H: 1 LOB: 1 BB: 0 P: 8	R: 0 E: 0 K: 1 S: 7 H: 2 LOB: 2 BB: 0 P: 7	R: 0 E: 0 K: 1 S: 6 H: 1 LOB: 1 BB: 0 P: 6	R: 0 E: 0 K: 2 S: 7 H: 0 LOB: 0 BB: 0 P: 7	R: 0 E: 0 K: 0 S: 4 H: 1 LOB: 1 BB: 0 P: 4	R: 0 E: 0 K: 1 S: 5 H: 0 LOB: 0 BB: 0 P: 5	R: 0 E: 0 K: 1 S: 5 H: 0 LOB: 0 BB: 0 P: 5	R: 1 E: 0 K: 0 S: 4 H: 1 LOB: 0 BB: 0 P: 4	1B: 5 2B: 0 3B: 0 HR: 1 SF: 0 SAC: 0 DP: 0 HBP: 0						

PITCHER	IP	WLS	BF	H	R	ER	SO	BB	IBB	HBP	BLK	WP	HR	S	P	ERA	WHIP
Ken Johnson, R (1, 1) ERA: 3.16	9.0	W	33	6	1	1	9	0	0	0	0	0	1	51	51	1.00	0.667

PITCHER	IP	WLS	BF	H	R	ER	SO	BB	IBB	HBP	BLK	WP	HR	S	P	ERA	WHIP

BOTTOM

Houston Colt 45's @ Chicago Cubs

Wrigley Field, Chicago, IL

Fri Aug 30 1963, 3:33 AM CDT

Att. 8,279 - Cloudy - 71 F

livebaseballscorecards.com

AB	33
R	1
H	6
RBI	1
BB	0
SO	9
LOB	7

Houston Colt 45's @ Chicago Cubs

Wrigley Field, Chicago, IL

Sat Aug 31 1963, 3:33 AM CDT

Att. 9,027 - Cloudy - 69 F

TOP

livebaseballscorecards.com

Batter	1	2	3	4	5	6	7	8	9	AB	R	H	RBI	BB	SO	LOB
Al Spangler, L (1, 8) OBP: 0.357, SLG: 0.392	0-0 FC6-4 2B	0-0 2B L6-5 1B 3-H		5-3		0-3 K		0-0 4-3		1	0	1	0	0	0	0
Howie Goss, R (1, PR) OBP: 0.262, SLG: 0.337										4	0	1	1	0	1	1
(1, 8)																
Pete Runnels, L (1, 4) OBP: 0.320, SLG: 0.282	BBBB 4-0 FC6-4 BB	0-0 1-3 2B		BBBB 4-0 1B BB		0-0 1B			0-0 F7	2	1	2	0	2	0	0
Ernie Fazio, R (8, 4) OBP: 0.270, SLG: 0.269										1	0	0	0	0	0	0
Jimmy Wynn, R (1, 7) OBP: 0.323, SLG: 0.373	0-0 FC6-4 G6-4-3 1-2f 2-3	0-0 L6-5 3-H		0-0 1B 1-2		0-0 P6			0-0 F9	5	0	1	0	0	0	5
John Bateman, R (1, 2) OBP: 0.244, SLG: 0.350	0-0 G6-4-3 1-2f		0-0 F8	0-0 1-3 2-H			0-0 L5		0-0 F8	5	0	1	1	0	0	3
Carl Warwick, R (1, 9) OBP: 0.324, SLG: 0.343		0-0 1B 1B	0-0 1B 2B	0-3 K			0-0 5-3			4	1	2	0	0	1	2
Rusty Staub, L (1, 3) OBP: 0.303, SLG: 0.296		0-0 1B 2B 1-3	0-0 2-3		0-0 F7		0-0 G3			4	1	2	0	0	0	0
Bob Aspromonte, R (1, 5) OBP: 0.252, SLG: 0.270	0-0 2B 1B 1-2 3-H	0-3 K			0-3 K			0-0 1-3		4	1	1	1	0	2	2
Bob Lillis, R (1, 6) OBP: 0.225, SLG: 0.231	0-0 SH1-4 1B 2B 1-H 2-H	0-3 K			0-0 6-3			0-0 SH3-4 1B		4	1	2	2	0	1	2
Hal Brown, R (1, 1) OBP: 0.108, SLG: 0.108	0-0 SH1-4 2-3		0-3 K			0-0 P6		0-0 SH3-4 1-2		2	0	0	0	0	1	0
Hal Woodeshick, R (9, 1) OBP: 0.190, SLG: 0.150										0	0	0	0	0	0	0
Inning Stats	R: 0 E: 0 K: 0 S: 3 H: 1 LOB: 2 BB: 1 P: 7	R: 4 E: 0 K: 0 S: 8 H: 6 LOB: 1 BB: 0 P: 8	R: 0 E: 0 K: 2 S: 9 H: 2 LOB: 2 BB: 0 P: 9	R: 1 E: 0 K: 2 S: 9 H: 2 LOB: 2 BB: 1 P: 13	R: 0 E: 0 K: 1 S: 5 H: 0 LOB: 0 BB: 0 P: 5	R: 0 E: 0 K: 1 S: 6 H: 1 LOB: 1 BB: 0 P: 6	R: 0 E: 0 K: 0 S: 3 H: 0 LOB: 0 BB: 0 P: 3	R: 0 E: 0 K: 0 S: 4 H: 1 LOB: 1 BB: 0 P: 4	R: 0 E: 0 K: 0 S: 3 H: 0 LOB: 0 BB: 0 P: 3	1B: 9 2B: 5 3B: 0 HR: 0 SF: 0 SAC: 2 DP: 2 HBP: 0						

	AB	36
	R	5
	H	13
	RBI	5
	BB	2
	SO	6
	LOB	15

WP: 0 PB: 0 SB: 0 CS: 0 PA: 40

PITCHER		IP	WLS	BF	H	R	ER	SO	BB	IBB	HBP	BLK	WP	HR	S	P	ERA	WHIP
Larry Jackson, R ERA: 2.36	(1, 1)	1.1		11	7	4	4	0	1	0	0	0	0	0	10	14	27.00	6.000
Don Elston, R ERA: 3.06	(2, 1)	1.2		6	2	0	0	2	0	0	0	0	0	0	10	10	0.00	1.200
Cal Koonce, R ERA: 5.48	(4, 1)	4.0		16	3	1	1	4	1	0	0	0	0	0	23	27	2.25	1.000
Jim Brewer, L ERA: 5.08	(8, 1)	2.0	W	7	1	0	0	0	0	0	0	0	0	0	7	7	0.00	0.500

PITCHER	IP	WLS	BF	H	R	ER	SO	BB	IBB	HBP	BLK	WP	HR	S	P	ERA	WHIP

Batter	1	2	3	4	5	6	7	8	9	AB	R	H	RBI	BB	SO	LOB
Andre Rodgers, R (1, 6) OBP: 0.312, SLG: 0.284	5-3		FC3-2 1B 1-2 1B		1B 2B		F9		BB HR 1-2 2-H 1B	5	2	3	1	0	0	1
Lou Brock, L (1, 9) OBP: 0.316, SLG: 0.412 Leo Burke, R (9, PH) OBP: 0.241, SLG: 0.313	6-3		FC5 FC3-2 1-2 2-3 1B		SH1-3 2-H 1B		P6		HR 1-2 2-3 BB	4 0	0 1	2 0	1 0	0 1	0 0	1 0
Ellis Burton, S (1, 8) OBP: 0.313, SLG: 0.433	G3		FC3-2 1-2 2-3 3-Hf		SH1-3 1-2			F7	HR 1-H 2-H 3-H	4	1	1	4	0	0	3
Ron Santo, R (1, 5) OBP: 0.349, SLG: 0.509		1-3 SH1-3 1B	FC5 2-3f		F8			F3		4	0	1	0	0	0	4
Billy Williams, L (1, 7) OBP: 0.362, SLG: 0.512		SH1-3 1-2		G3		K		F7		3	0	0	0	0	1	0
Ken Hubbs, R (1, 4) OBP: 0.295, SLG: 0.337		1-3 2-3		6-3		6-3			F7	4	0	0	0	0	0	1
Merritt Ranew, L (1, 3) OBP: 0.387, SLG: 0.508		1-3		FC6-4 1B		K			1B 1B	4	1	2	0	0	1	1
Dick Bertell, R (1, 2) OBP: 0.299, SLG: 0.302			1B 1B FC3-2 1B	FC6-4 1-2f			1B		F9	4	0	2	0	0	0	2
Larry Jackson, R (1, 1) OBP: 0.197, SLG: 0.243 Don Elston, R (2, 1) Nelson Mathews, R (3, PH) OBP: 0.236, SLG: 0.283 Cal Koonce, R (4, 1) OBP: 0.250, SLG: 0.182 Steve Boros, R (7, PH) OBP: 0.301, SLG: 0.398 Jim Brewer, L (8, 1) Don Landrum, L (9, PH) OBP: 0.297, SLG: 0.288			K		6-3		K		BB 1B HR 1-2 1B	0 0 1 1 1 0 1	0 0 0 0 0 0 1	0 0 0 0 0 0 1	0 0 0 0 0 0 1	0 0 0 0 0 0 0	0 0 1 0 1 0 0	0 0 1 0 1 0 0
Inning Stats	R: 0 E: 0 K: 0 S: 3 H: 0 LOB: 0 BB: 0 P: 3	R: 0 E: 0 K: 0 S: 4 H: 1 LOB: 1 BB: 0 P: 4	R: 0 E: 0 K: 1 S: 8 H: 3 LOB: 3 BB: 0 P: 8	R: 0 E: 0 K: 0 S: 4 H: 1 LOB: 1 BB: 0 P: 4	R: 1 E: 0 K: 0 S: 5 H: 2 LOB: 1 BB: 0 P: 5	R: 0 E: 0 K: 2 S: 7 H: 0 LOB: 0 BB: 0 P: 7	R: 0 E: 0 K: 1 S: 6 H: 1 LOB: 1 BB: 0 P: 6	R: 0 E: 0 K: 0 S: 3 H: 0 LOB: 0 BB: 0 P: 3	R: 5 E: 0 K: 0 S: 6 H: 4 LOB: 0 BB: 1 P: 10	1B: 10 2B: 1 3B: 0 HR: 1	SF: 0 SAC: 2 DP: 0 HBP: 0					

PITCHER		IP	WLS	BF	H	R	ER	SO	BB	IBB	HBP	BLK	WP	HR	S	P	ERA	WHIP
Hal Brown, R ERA: 3.47	(1, 1)	8.2		37	11	4	4	4	0	0	0	0	0	0	45	45	4.15	1.269
Hal Woodeshick, L ERA: 1.89	(9, 1)	0.0	L	2	1	2	2	0	1	0	0	0	0	1	1	5	∞	∞

PITCHER	IP	WLS	BF	H	R	ER	SO	BB	IBB	HBP	BLK	WP	HR	S	P	ERA	WHIP

BOTTOM

Houston Colt 45's @ Chicago Cubs

Wrigley Field, Chicago, IL

Sat Aug 31 1963, 3:33 AM CDT

Att. 9,027 - Cloudy - 69 F

livebaseballscorecards.com

AB	36
R	6
H	12
RBI	6
BB	1
SO	4
LOB	15

1B: 10	SF: 0	WP: 0	PA: 39
2B: 1	SAC: 2	PB: 0	
3B: 0	DP: 0	SB: 0	
HR: 1	HBP: 0	CS: 0	

Batter	1	2	3	4	5	6	7	8	9	AB	R	H	RBI	BB	SO	LOB
Howie Goss, R (1, 8) OBP: 0.262, SLG: 0.336	F7			6-3		6-3		FC4-6 1B		4	0	1	0	0	0	0
Pete Runnels, L (1, 4) OBP: 0.320, SLG: 0.282	G6-4-3 1B			G3		1-3		FC4-6 F8 1B 1-2f		4	0	1	0	0	0	1
Ernie Fazio, R (8, PR) OBP: 0.270, SLG: 0.269 (8, 4)										0	1	0	0	0	0	0
Jimmy Wynn, R (1, 7) OBP: 0.327, SLG: 0.369	G6-4-3 1-2f			BBBB E S 1B BB		BBBB 1B BB		F8 2-3		2	1	0	0	2	0	2
Hal Smith, R (1, 2) OBP: 0.357, SLG: 0.333		G6-4-3 1B		BBBB WP 1B 1-3 BB		1-3 1B		3-H 1B		3	0	3	1	1	0	0
Carl Warwick, R (1, 9) OBP: 0.324, SLG: 0.343	G6-4-3 1-2f			WP 1-2 3-H 1B		5-3		P6		4	0	1	1	0	0	5
Don McMahon, R (8, 1) OBP: 0.167, SLG: 0.182										0	0	0	0	0	0	0
Rusty Staub, L (1, 3) OBP: 0.300, SLG: 0.293	G3			SSS K 1-2 2-3			4-3		F9	4	0	0	0	0	1	2
Bob Aspromonte, R (1, 5) OBP: 0.252, SLG: 0.268			BBBB G1-6-3 BB		6-3		F8		6-3	3	0	0	0	1	0	0
Bob Lillis, R (1, 6) OBP: 0.223, SLG: 0.229			G1-6-3 1-2f		6-3		1-3		P6	4	0	0	0	0	0	1
Don Nottebart, R (1, 1) OBP: 0.164, SLG: 0.148			SSS K		5-3			HR		2	0	0	0	0	1	0
Jim Umbricht, R (6, 1)										0	0	0	0	0	0	0
Johnny Weekly, R (8, PH) OBP: 0.219, SLG: 0.267 (8, 9)										1	1	1	1	0	0	0
Inning Stats	R: 0 E: 0 K: 0 S: 3 H: 1 LOB: 0 BB: 0 P: 3	R: 0 E: 0 K: 0 S: 3 H: 1 LOB: 0 BB: 0 P: 3	R: 0 E: 0 K: 1 S: 4 H: 0 LOB: 0 BB: 1 P: 8	R: 1 E: 0 K: 1 S: 6 H: 1 LOB: 2 BB: 2 P: 14	R: 0 E: 0 K: 0 S: 3 H: 0 LOB: 0 BB: 0 P: 3	R: 0 E: 0 K: 0 S: 4 H: 1 LOB: 2 BB: 1 P: 8	R: 0 E: 0 K: 0 S: 3 H: 0 LOB: 0 BB: 0 P: 3	R: 2 E: 1 K: 0 S: 6 H: 3 LOB: 2 BB: 0 P: 6	R: 0 E: 0 K: 0 S: 3 H: 0 LOB: 0 BB: 0 P: 3	1B: 6 2B: 0 3B: 0 HR: 1	SF: 0 SAC: 0 DP: 3 HBP: 0			WP: 1 PB: 0 SB: 1 CS: 0	PA: 35		

PITCHER		IP	WLS	BF	H	R	ER	SO	BB	IBB	HBP	BLK	WP	HR	S	P	ERA	WHIP
Bob Buhl, R ERA: 3.48	(1, 1)	7.0		28	6	3	2	2	4	0	0	0	1	1	28	44	2.57	1.429
Lindy McDaniel, R ERA: 3.28	(8, 1)	2.0	W	7	1	0	0	0	0	0	0	0	0	0	7	7	0.00	0.500

PITCHER		IP	WLS	BF	H	R	ER	SO	BB	IBB	HBP	BLK	WP	HR	S	P	ERA	WHIP

TOP

Houston Colt 45's @ Chicago Cubs

Wrigley Field, Chicago, IL

Sun Sep 01 1963, 3:33 AM CDT

Att. 14,083 - Cloudy - 71 F

livebaseballscorecards.com

AB	31
R	3
H	7
RBI	3
BB	4
SO	2
LOB	11

Batter	1	2	3	4	5	6	7	8	9	AB	R	H	RBI	BB	SO	LOB
Lou Brock, L (1, 9) OBP: 0.317, SLG: 0.416	5-3		3B		P4		1-3		E 2B 1B	5	1	2	0	0	0	0
Andre Rodgers, R (1, 6) OBP: 0.314, SLG: 0.286	4-3 BB 1B		5-3			1B 1B 1B	FC1-6 BB		E4 2B 1-2	4	1	2	0	1	0	2
Ellis Burton, S (1, 8) OBP: 0.318, SLG: 0.432	4-3 1-2 BB		F9			1B 1B 1B 1-3 1B	FC1-6 1-2 BB		F8	3	1	1	0	2	0	3
Ron Santo, R (1, 5) OBP: 0.349, SLG: 0.509	4-3 1-2 2-3			K		1B 1B FC6-4 1-2 3-H 1B	FC1-6 1-2f 2-3		2B 1-3 2-H	5	1	2	2	0	1	4
Billy Williams, L (1, 7) OBP: 0.362, SLG: 0.510	K			3-1		FC6-4 1B 1-2 2-3 1B	P5			4	0	1	0	0	1	4
Ken Hubbs, R (1, 4) OBP: 0.297, SLG: 0.337		6-3		14 FC6-4 BB		FC6-4 1-2 2-3 3-H 1B		K		3	0	1	1	1	1	0
14 Ernie Banks, R (1, 3) OBP: 0.293, SLG: 0.411		4-3		FC6-4 1-2f		K		FC3-6 1B		4	0	1	0	0	1	4
Merritt Ranew, L (1, 2) OBP: 0.375, SLG: 0.492		K			F2	FC6-4 1-2f 2-3 3-H		FC3-6 1-2f		4	0	0	1	0	1	3
Bob Buhl, R (1, 1) OBP: 0.104, SLG: 0.104 Lindy McDaniel, R (8, 1) OBP: 0.056, SLG: 0.222			K		K	F8		F9		3 1	0 0	0 0	0 0	0 0	2 0	2 1
Inning Stats	R: 0 E: 0 K: 1 S: 6 H: 1 LOB: 2 BB: 1 P: 10	R: 0 E: 0 K: 1 S: 5 H: 0 LOB: 0 BB: 0 P: 5	R: 0 E: 0 K: 1 S: 6 H: 1 LOB: 1 BB: 0 P: 6	R: 0 E: 0 K: 1 S: 5 H: 0 LOB: 1 BB: 1 P: 9	R: 0 E: 0 K: 1 S: 5 H: 0 LOB: 0 BB: 0 P: 5	R: 3 E: 0 K: 1 S: 10 H: 5 LOB: 2 BB: 0 P: 10	R: 0 E: 0 K: 0 S: 3 H: 0 LOB: 2 BB: 2 P: 11	R: 0 E: 0 K: 1 S: 6 H: 1 LOB: 1 BB: 0 P: 6	R: 1 E: 1 K: 0 S: 4 H: 2 LOB: 2 BB: 0 P: 4	1B: 8 2B: 1 3B: 1 HR: 0	SF: 0 SAC: 0 DP: 0 HBP: 0						

BOTTOM

Houston Colt 45's @ Chicago Cubs

Wrigley Field, Chicago, IL

Sun Sep 01 1963, 3:33 AM CDT

Att. 14,083 - Cloudy - 71 F

livebaseballscorecards.com

AB	36
R	4
H	10
RBI	4
BB	4
SO	7
LOB	23

PITCHER		IP	WLS	BF	H	R	ER	SO	BB	IBB	HBP	BLK	WP	HR	S	P	ERA	WHIP
Don Nottebart, R ERA: 3.24	(1, 1)	5.0		24	7	3	3	5	2	0	0	0	0	0	32	40	5.40	1.800
Jim Umbricht, R ERA: 2.87	(6, 1)	2.0		8	0	0	0	1	2	0	0	0	0	0	8	16	0.00	1.000
Don McMahon, R ERA: 4.06	(8, 1)	1.1	L	8	3	1	1	1	0	0	0	0	0	0	10	10	6.75	2.250

PITCHER		IP	WLS	BF	H	R	ER	SO	BB	IBB	HBP	BLK	WP	HR	S	P	ERA	WHIP

WP: 0 PA: 40
PB: 0
SB: 0
CS: 0

Houston Colt 45's @ Los Angeles Dodgers

Dodger Stadium, Los Angeles, CA

Mon Sep 02 1963, 3:33 AM PDT

Unknown

TOP

livebaseballscorecards.com

Batter	1	2	3	4	5	6	7	8	9	AB	R	H	RBI	BB	SO	LOB
Ernie Fazio, R (1, 4) OBP: 0.270, SLG: 0.274	C S C 0-3 ① K		F F F C 0-3 ③ K		X 0-0 1-H 2B		F B F S 1-3 ③ K			4	0	1	1	0	3	1
Rusty Staub, L (1, 3) OBP: 0.300, SLG: 0.292	B B F B S X 3-2 ② F9			B B F C B F X 3-2 ① F9	F F B X 1-2 ③ 4-3			C B X 1-1 1B		4	0	1	0	0	0	1
Jimmy Wynn, R (1, 7) OBP: 0.325, SLG: 0.366	B S B S S S 2-3 ③ K			B B S F F F X 2-2 S 1B 1B		S F F F X 0-2 ① F6		F F X 0-2 ① F3		4	1	1	0	0	1	1
Hal Smith, R (1, 2) OBP: 0.341, SLG: 0.317 John Bateman, R (4, PH) (4, 2) OBP: 0.246, SLG: 0.351		S B B X 2-1 ① 5-3		B F F S 1-3 ② K		C X 0-1 1B		C C S 0-3 ② K		1 3	0 0	0 1	0 0	0 0	0 2	0 2
Carl Warwick, R (1, 9) OBP: 0.323, SLG: 0.342		F B F S 1-3 ② K		S X 0-1 1-H 1B		B F F S 1-3 ② K		S F C 0-3 ③ K		4	0	1	1	0	3	2
Howie Goss, R (1, 8) OBP: 0.259, SLG: 0.332		C C S 0-3 ③ K		S X 0-1 ③ F6		S B S B X 2-2 ③ L5			B F X 1-1 ① 6-3	4	0	0	0	0	1	2
Bob Aspromonte, R (1, 5) OBP: 0.252, SLG: 0.276			X 0-0 E8		B X 1-0 ① F3		X 0-0 HR		C B B X 2-1 ② F8	4	1	1	1	0	0	0
Bob Lillis, R (1, 6) OBP: 0.223, SLG: 0.229			X 0-0 ① F5		B F F X 1-2 2B 1B		B X 1-0 ① F9		L S X 0-2 E9	4	1	1	0	0	0	1
Turk Farrell, R (1, 1) OBP: 0.214, SLG: 0.192 Don McMahon, R (4, 1) OBP: 0.167, SLG: 0.182 Johnny Weekly, R (5, PH) OBP: 0.212, SLG: 0.258 Dick Drott, R (5, 1) OBP: 0.105, SLG: 0.105 Pete Runnels, L (9, PH) OBP: 0.319, SLG: 0.281			B B B C S S 3-3 ② K		X 0-0 ② F9		C S B S 1-3 ② K		C C B B B S 3-3 ③ K	1 0 1 1 1	0 0 0 0 0	0 0 0 0 0	0 0 0 0 0	0 0 0 0 0	1 0 0 1 1	1 0 1 0 1
Inning Stats	R: 0 H: 0 E: 0 LOB: 0 K: 2 BB: 0 S: 9 P: 14	R: 0 H: 0 E: 0 LOB: 0 K: 2 BB: 0 S: 8 P: 11	R: 0 H: 0 E: 1 LOB: 0 K: 2 BB: 0 S: 9 P: 12	R: 1 H: 2 E: 0 LOB: 1 K: 1 BB: 0 S: 15 P: 21	R: 1 H: 2 E: 0 LOB: 1 K: 0 BB: 0 S: 9 P: 12	R: 0 H: 1 E: 0 LOB: 1 K: 1 BB: 0 S: 13 P: 16	R: 1 H: 1 E: 0 LOB: 0 K: 2 BB: 0 S: 8 P: 11	R: 0 H: 1 E: 0 LOB: 1 K: 2 BB: 0 S: 11 P: 12	R: 0 H: 0 E: 1 LOB: 1 K: 1 BB: 0 S: 10 P: 16	1B: 5 SF: 0 2B: 1 SAC: 0 3B: 0 DP: 0 HR: 1 HBP: 0						

	AB	36
	R	3
	H	7
	RBI	3
	BB	0
	SO	13
	LOB	13

WP: 0 PA: 36
PB: 0
SB: 1
CS: 0

PITCHER	IP	WLS	BF	H	R	ER	SO	BB	IBB	HBP	BLK	WP	HR	S	P	ERA	WHIP
Sandy Koufax, L (1, 1) ERA: 1.97	9.0	W	36	7	3	3	13	0	0	0	0	0	1	92	125	3.00	0.778

PITCHER	IP	WLS	BF	H	R	ER	SO	BB	IBB	HBP	BLK	WP	HR	S	P	ERA	WHIP

Houston Colt 45's @ Los Angeles Dodgers

Dodger Stadium, Los Angeles, CA

Mon Sep 02 1963, 3:33 AM PDT

Unknown

livebaseballscorecards.com

BOTTOM

Batter	1	2	3	4	5	6	7	8	9	AB	R	H	RBI	BB	SO	LOB
Jim Gilliam, S (1, 4) OBP: 0.356, SLG: 0.388 Ken McMullen, R (8, 5) OBP: 0.266, SLG: 0.330	C B B B B 4-1 S 1B BB		M B B X 2-1 F8 ②	B 1-0 CS ③ 1-2	B C B F B B 4-2 4-3 BB		C B X 1-1 1B 2B			2 0	2 0	1 0	0 0	2 0	0 0	0 0
Wally Moon, L (1, 7) OBP: 0.344, SLG: 0.396 Marv Breeding, R (7, PR) OBP: 0.288, SLG: 0.324 (8, 4)	B S L B B F B F F X 3-2 F3 ① 1-2		C F X 0-2 F6 ③		B F B X 2-1 4-3 ① 1-2		F L B B F X 2-2 BB 1B 2-H			4 0	0 0	1 0	1 0	0 0	0 0	2 0
Tommy Davis, R (1, 5) OBP: 0.359, SLG: 0.453 (8, 7)	B C F X 1-2 2-H 1B			B F F X 1-2 1B 2B	C B B C B X 3-2 F3 ②		F X 0-1 F5 ①			4	1	2	1	0	0	2
Ron Fairly, L (1, 3) OBP: 0.351, SLG: 0.404	B C S X 1-2 F8 ②			C S X 0-2 2B SF9 2-H 1B	C B B C B B 4-2 BB		C B B B B 4-1 1-2 BB			2	1	1	1	2	0	1
Frank Howard, R (1, 9) OBP: 0.325, SLG: 0.511	B B B B F F S 3-3 K ③			C S X 0-2 1-3 3B 2B	C S B S 1-3 K ③		B F B F B F X 3-2 F7 ②			4	1	1	0	0	2	5
John Roseboro, L (1, 2) OBP: 0.300, SLG: 0.352 Doug Camilli, R (9, 2) OBP: 0.236, SLG: 0.294		C X 0-1 F8 ①		B B F F F X 2-2 SF9 ① 3-H		B B X 2-0 SF7 3B	B C F S 1-3 K ③			3 0	1 0	1 0	1 0	0 0	1 0	2 0
Willie Davis, L (1, 8) OBP: 0.264, SLG: 0.360		F F S 0-3 K ②		X 0-0 1B 2-H 3B		C B B B X 2-1 SF7 ① 3-H		B X 1-0 F8 ①		3	1	1	2	0	1	0
Dick Tracewski, R (1, 6) OBP: 0.294, SLG: 0.267		C C S 0-3 K ③		X 0-0 CS 3-H 1B		B X 1-0 1B		B X 1-0 F7 ②		4	0	2	1	0	1	0
Sandy Koufax, R (1, 1) OBP: 0.111, SLG: 0.087			B C S S 1-3 K ①	B L M C 1-3 K ②		F F X 0-2 1-3 ③		C S S 0-3 K ③		4	0	0	0	0	3	1
Inning Stats	R: 1 H: 1 E: 0 LOB: 1 K: 1 BB: 1 S: 16 P: 28	R: 0 H: 0 E: 0 LOB: 0 K: 2 BB: 0 S: 8 P: 8	R: 0 H: 0 E: 0 LOB: 0 K: 1 BB: 0 S: 8 P: 11	R: 4 H: 5 E: 0 LOB: 0 K: 1 BB: 0 S: 17 P: 22	R: 0 H: 0 E: 0 LOB: 2 K: 1 BB: 2 S: 12 P: 26	R: 1 H: 2 E: 0 LOB: 0 K: 0 BB: 0 S: 7 P: 12	R: 1 H: 2 E: 0 LOB: 2 K: 1 BB: 1 S: 16 P: 27	R: 0 H: 0 E: 0 LOB: 0 K: 1 BB: 0 S: 5 P: 7		1B: 5 SF: 2 2B: 3 SAC: 0 3B: 2 DP: 0 HR: 0 HBP: 0						

	AB	30
	R	7
	H	10
	RBI	7
	BB	4
	SO	8
	LOB	13

WP: 0 PA: 37
PB: 0
SB: 1
CS: 1

PITCHER		IP	WLS	BF	H	R	ER	SO	BB	IBB	HBP	BLK	WP	HR	S	P	ERA	WHIP
Turk Farrell, R ERA: 3.28	(1, 1)	3.1	L	16	5	5	5	4	1	0	0	0	0	0	45	63	13.50	1.800
Don McMahon, R ERA: 4.02	(4, 1)	0.2		2	1	0	0	1	0	0	0	0	0	0	4	6	0.00	1.500
Dick Drott, R ERA: 3.86	(5, 1)	4.0		18	4	2	2	3	3	0	0	0	0	0	40	72	4.50	1.750

PITCHER	IP	WLS	BF	H	R	ER	SO	BB	IBB	HBP	BLK	WP	HR	S	P	ERA	WHIP

Batter	1	2	3	4	5	6	7	8	9	AB	R	H	RBI	BB	SO	LOB
Ernie Fazio, R (1, 4) OBP: 0.270, SLG: 0.278	B B X 2-0 WP SF8 2B		F X 0-1 ② F3		X 0-0 ③ F2		B C F B X 2-2 ③ 5-3			4	1	1	0	0	0	3
Rusty Staub, L (1, 3) OBP: 0.299, SLG: 0.292	B B C X 2-1 ① F8		B C F X 1-2 ③ 4-3			X 0-0 1B		B F B B X 3-2 ① 4-3		4	0	1	0	0	0	1
Jimmy Wynn, R (1, 7) OBP: 0.324, SLG: 0.366	S F B F B X 2-2 ② SF8 2-H			C F B X 1-2 1B		C S B B F X 2-2 ① F8		C C B F F C 1-3 ② K		3	0	1	1	0	1	1
John Bateman, R (1, 2) OBP: 0.247, SLG: 0.350	C H 1-1 HBP			X 0-0 ① F7		B B C S B S 3-3 ② K		X 0-0 ③ F8		1	0	0	0	0	0	1
Dave Adlesh, R (5, 2)										2	0	0	0	0	1	1
Carl Warwick, R (1, 8) OBP: 0.320, SLG: 0.339	B B X 2-0 ③ F3			B X 1-0 ② L7		B F X 1-1 ③ F3			B F B X 2-1 ① 6-3	4	0	0	0	0	0	3
Johnny Weekly, R (1, 9) OBP: 0.216, SLG: 0.257		X 0-0 ① F7		B X 1-0 ③ F6			X 0-0 ① F6		C X 0-1 5-3 BB 1B	4	0	1	0	0	0	1
Bob Aspromonte, R (1, 5) OBP: 0.255, SLG: 0.276		B C B X 2-1 ② 6-3			C F F B S 1-3 ① K2-3		X 0-0 BB 1B		B B C B B 4-1 5-3 1-2 BB	3	0	1	0	1	1	0
Bob Lillis, R (1, 6) OBP: 0.223, SLG: 0.227		C F X 0-2 ③ 6-3			B B F B B 4-1 BB		X 0-0 ② F8		B C X 1-1 ② 5-3 1-2 2-3	3	0	0	0	1	0	3
Chris Zachary, L (1, 1)										0	0	0	0	0	0	0
Jim Umbricht, R (1, 1)										0	0	0	0	0	0	0
Bob Bruce, R (3, PH) OBP: 0.213, SLG: 0.200										2	0	0	0	0	1	1
(3, 1)																
Don McMahon, R (6, 1) OBP: 0.231, SLG: 0.182										0	0	0	0	1	0	0
Howie Goss, R (9, PH) OBP: 0.258, SLG: 0.331										1	0	0	0	0	0	2
Inning Stats	R: 1 H: 1 E: 0 LOB: 1 K: 0 BB: 0 S: 9 P: 18	R: 0 H: 0 E: 0 LOB: 0 K: 0 BB: 0 S: 6 P: 8	R: 0 H: 0 E: 0 LOB: 0 K: 0 BB: 0 S: 8 P: 10	R: 0 H: 1 E: 0 LOB: 1 K: 0 BB: 0 S: 6 P: 9	R: 0 H: 0 E: 0 LOB: 1 K: 2 BB: 1 S: 9 P: 17	R: 0 H: 1 E: 0 LOB: 1 K: 1 BB: 0 S: 10 P: 16	R: 0 H: 1 E: 0 LOB: 2 K: 0 BB: 1 S: 8 P: 14	R: 0 H: 0 E: 0 LOB: 0 K: 1 BB: 0 S: 9 P: 13	R: 0 H: 1 E: 0 LOB: 2 K: 0 BB: 1 S: 10 P: 19	1B: 4 SF: 1 2B: 1 SAC: 0 3B: 0 DP: 0 HR: 0 HBP: 1						

TOP

Houston Colt 45's @ Los Angeles Dodgers

Dodger Stadium, Los Angeles, CA

Mon Sep 02 1963, 3:38 AM PDT

Att. 39,378 - Unknown - 77 F

livebaseballscorecards.com

AB	31
R	1
H	5
RBI	1
BB	3
SO	4
LOB	17

WP: 1 PA: 36
PB: 0
SB: 0
CS: 0

PITCHER		IP	WLS	BF	H	R	ER	SO	BB	IBB	HBP	BLK	WP	HR	S	P	ERA	WHIP
Johnny Podres, L ERA: 3.28	(1, 1)	7.0	W	28	4	1	1	3	2	0	1	0	1	0	56	92	1.29	0.857
Ron Perranoski, L ERA: 1.83	(8, 1)	2.0	S	8	1	0	0	1	1	0	0	0	0	0	19	32	0.00	1.000

PITCHER	IP	WLS	BF	H	R	ER	SO	BB	IBB	HBP	BLK	WP	HR	S	P	ERA	WHIP

Batter	1	2	3	4	5	6	7	8	9	AB	R	H	RBI	BB	SO	LOB
Jim Gilliam, S (1, 4) (7, 5) OBP: 0.359, SLG: 0.388	B B B B 4-0 S 2B BB	B F C X 1-2 SF7 1-3 1B		B C F B B F F B 4-2 G3 PB BB		B X 1-0 ① L8		B B F C F B X 3-2 ③ F7		3	1	1	0	2	0	0
Wally Moon, L (1, 7) OBP: 0.340, SLG: 0.392	B C S B B S 3-3 ① K 1-2	C B B X 2-1 ② SF7 1-2 3-H		B B C F B X 3-2 ② G3 1-3		C B S F B X 2-2 ② F7				3	0	0	1	0	1	2
Marv Breeding, R (7, 4) OBP: 0.288, SLG: 0.324										0	0	0	0	0	0	0
Tommy Davis, R (1, 5) (7, 7) OBP: 0.359, SLG: 0.453	B C B X 2-1 1B 2-H 2B	B F C X 1-2 ③ F7		C X 0-1 ③ L8		F B B F S 2-3 ③ K				4	1	1	1	0	1	2
Ron Fairly, L (1, 3) OBP: 0.348, SLG: 0.400	B B C F B F F X 3-2 ② L5		C B C X 1-2 ① 6-3		S X 0-1 ① 4-3		B F C F B B F X 3-2 ① 4-3			4	0	0	0	0	0	1
Frank Howard, R (1, 9) OBP: 0.329, SLG: 0.514	S S B B X 2-2 2B 2-H 1B		B S S S 1-3 K 1B		B F B S S X 2-2 HR 1B		C B X 1-1 G4 1B 1B			4	3	3	1	0	1	0
John Roseboro, L (1, 2) OBP: 0.302, SLG: 0.363	B X 1-0 2-H 2B	B C B X 2-1 ② F6			X 0-0 1-H HR		X 0-0 ② G4 1-2			4	1	2	3	0	0	2
Willie Davis, L (1, 8) OBP: 0.268, SLG: 0.364	F X 0-1 ③ F4	F C B B X 2-2 1-2 1B			S B X 1-1 6-3 1B		X 0-0 ③ 2-H 1B			4	0	3	1	0	0	1
Dick Tracewski, R (1, 6) OBP: 0.289, SLG: 0.261		B X 1-0 ① 4-3	X 0-0 ③ F7		X 0-0 ② 6-3 1-3			C F C 0-3 ① K		4	0	0	0	0	1	3
Johnny Podres, L (1, 1) OBP: 0.161, SLG: 0.241		B B B C B 4-1 1B SF7 BB		C F S 0-3 ① K	X 0-0 ③ B3			C B C 1-3 ② K		2	1	0	0	1	1	1
Ron Perranoski, L (8, 1) OBP: 0.182, SLG: 0.100										1	0	0	0	0	1	0
Inning Stats	R: 3 H: 3 E: 0 LOB: 1 K: 1 BB: 1 S: 16 P: 31	R: 1 H: 1 E: 0 LOB: 1 K: 0 BB: 1 S: 10 P: 19	R: 0 H: 1 E: 0 LOB: 2 K: 1 BB: 0 S: 12 P: 18	R: 0 H: 0 E: 0 LOB: 1 K: 1 BB: 1 S: 12 P: 19	R: 2 H: 3 E: 0 LOB: 1 K: 0 BB: 0 S: 10 P: 13	R: 0 H: 0 E: 0 LOB: 0 K: 1 BB: 0 S: 8 P: 13	R: 1 H: 2 E: 0 LOB: 1 K: 0 BB: 0 S: 9 P: 13	R: 0 H: 0 E: 0 LOB: 0 K: 2 BB: 0 S: 10 P: 14		1B: 7 SF: 1 2B: 2 SAC: 0 3B: 0 DP: 0 HR: 1 HBP: 0					WP: 1 PA: 37 PB: 1 SB: 1 CS: 0	

PITCHER		IP	WLS	BF	H	R	ER	SO	BB	IBB	HBP	BLK	WP	HR	S	P	ERA	WHIP
Chris Zachary, R ERA: 5.72	(1, 1)	0.2	L	6	3	3	3	1	1	0	0	0	0	0	14	29	40.50	6.000
Jim Umbricht, R ERA: 2.95	(1, 1)	1.1		6	1	1	1	0	1	0	0	0	0	0	12	21	6.75	1.500
Bob Bruce, R ERA: 3.59	(3, 1)	3.0		15	4	2	2	2	1	0	0	0	1	1	34	50	6.00	1.667
Don McMahon, R ERA: 3.98	(6, 1)	3.0		10	2	1	1	3	0	0	0	0	0	0	27	40	3.00	0.667

PITCHER	IP	WLS	BF	H	R	ER	SO	BB	IBB	HBP	BLK	WP	HR	S	P	ERA	WHIP

BOTTOM

Houston Colt 45's @ Los Angeles Dodgers

Dodger Stadium, Los Angeles, CA

Mon Sep 02 1963, 3:38 AM PDT

Att. 39,378 - Unknown - 77 F

livebaseballscorecards.com

AB	33
R	7
H	10
RBI	7
BB	3
SO	6
LOB	12

Batter	1	2	3	4	5	6	7	8	9	10	AB	R	H	RBI	BB	SO	LOB
Carl Warwick, R (1, 8) (10, 9) OBP: 0.319, SLG: 0.337	F8		6-3		F9		L9			CS SH1-4 1B	5	0	1	0	0	0	0
Pete Runnels, L (1, 4) OBP: 0.321, SLG: 0.284	1B		6-3 1B			5-3		F7		SH1-4	4	0	2	0	0	0	0
Hal Woodeshick, R (8, 1) OBP: 0.190, SLG: 0.150											0	0	0	0	0	0	0
Jim Umbricht, R (8, 1)											0	0	0	0	0	0	0
Turk Farrell, R (10, 1) OBP: 0.214, SLG: 0.192											0	0	0	0	0	0	0
Jimmy Wynn, R (1, 7) OBP: 0.326, SLG: 0.368	K		6-3			1B 2B		K		WP 2B IBB	4	2	1	0	1	2	2
John Bateman, R (1, 2) OBP: 0.244, SLG: 0.345	K		K			F3		F2		FC 2B	5	0	0	0	0	2	5
Rusty Staub, L (1, 3) OBP: 0.304, SLG: 0.298		SH2-3 1B		1-3		IBB			FC6-4 SH3-4 1B	2B	4	1	3	1	1	0	0
Johnny Weekly, R (1, 9) OBP: 0.225, SLG: 0.263		SH2-3		1-3		1B			SH3-4	K	3	0	1	1	0	1	2
Howie Goss, R (10, 8) OBP: 0.258, SLG: 0.331											0	0	0	0	0	0	0
Bob Aspromonte, R (1, 5) OBP: 0.257, SLG: 0.276		1B		L8		F6			IBB		3	0	1	1	1	0	2
Bob Lillis, R (1, 6) OBP: 0.221, SLG: 0.225		F4			F8		F3		FC6-4		4	0	0	0	0	0	3
Ken Johnson, R (1, 1) OBP: 0.094, SLG: 0.065		K			L7		K		F8		3	0	0	0	0	2	1
Ernie Fazio, R (8, 4) OBP: 0.268, SLG: 0.277											1	0	0	0	0	0	2
Inning Stats	R: 0 E: 0 K: 2 S: 10 / H: 1 LOB: 1 BB: 0 P: 14	R: 1 E: 0 K: 1 S: 11 / H: 2 LOB: 1 BB: 0 P: 14	R: 0 E: 0 K: 1 S: 7 / H: 1 LOB: 1 BB: 0 P: 7	R: 0 E: 0 K: 0 S: 9 / H: 0 LOB: 0 BB: 0 P: 11	R: 0 E: 0 K: 0 S: 6 / H: 0 LOB: 0 BB: 0 P: 9	R: 1 E: 0 K: 0 S: 8 / H: 2 LOB: 2 BB: 1 P: 13	R: 0 E: 0 K: 1 S: 10 / H: 0 LOB: 0 BB: 0 P: 14	R: 0 E: 0 K: 1 S: 9 / H: 0 LOB: 0 BB: 0 P: 11	R: 0 E: 0 K: 0 S: 7 / H: 1 LOB: 2 BB: 1 P: 16	R: 1 E: 0 K: 1 S: 10 / H: 2 LOB: 2 BB: 1 P: 18	1B: 7 2B: 2 3B: 0 HR: 0 / SF: 0 SAC: 3 DP: 0 HBP: 0						WP: 1 PB: 0 SB: 0 CS: 1 / PA: 42

PITCHER		IP	WLS	BF	H	R	ER	SO	BB	IBB	HBP	BLK	WP	HR	S	P	ERA	WHIP
Don Drysdale, R ERA: 2.72	(1, 1)	8.0		31	6	2	2	6	0	1	0	0	0	0	70	93	2.25	0.750
Larry Sherry, R ERA: 3.55	(9, 1)	1.2		9	2	1	1	1	0	2	0	0	1	0	12	28	5.40	1.200
Ron Perranoski, L ERA: 1.82	(10, 1)	0.1	W	2	1	0	0	1	0	0	0	0	0	0	5	6	0.00	3.000

PITCHER	IP	WLS	BF	H	R	ER	SO	BB	IBB	HBP	BLK	WP	HR	S	P	ERA	WHIP

TOP

Houston Colt 45's @ Los Angeles Dodgers

Dodger Stadium, Los Angeles, CA

Tue Sep 03 1963, 7:05 PM PDT

Att. 23,235 - Cloudy - 69 F

livebaseballscorecards.com

AB	36
R	3
H	9
RBI	3
BB	3
SO	7
LOB	17

Batter	1	2	3	4	5	6	7	8	9	10	AB	R	H	RBI	BB	SO	LOB
Jim Gilliam, S (1, 4) OBP: 0.361, SLG: 0.389	F8		F8			FC5-4 1B		BB FC3-2		S 1B	4	1	2	0	1	0	0
Wally Moon, L (1, 7) OBP: 0.337, SLG: 0.390	5-3 1B			1-3		K		FC3-2		SF8	4	0	1	1	0	1	5
Tommy Davis, R (1, 5) OBP: 0.357, SLG: 0.451	5-3			F6		FC5-4		SF8		1B	4	0	1	2	0	0	3
Ron Fairly, L (1, 3) OBP: 0.345, SLG: 0.396	K			F5			F5	G3			4	0	0	0	0	1	3
Frank Howard, R (1, 9) OBP: 0.326, SLG: 0.508		K			K		5-3		K		4	0	0	0	0	3	0
John Roseboro, L (1, 2) OBP: 0.300, SLG: 0.360		F8			F6		3-1		F7		4	0	0	0	0	0	0
Willie Davis, L (1, 8) OBP: 0.268, SLG: 0.363		G3			F5			1B 1B	4-3		4	1	1	0	0	0	0
Dick Tracewski, R (1, 6) OBP: 0.291, SLG: 0.263			F3			1B		1B FC3-2		K	2	0	1	0	0	0	0
Lee Walls, R (8, PH) OBP: 0.273, SLG: 0.319											1	0	1	0	0	0	0
Marv Breeding, R (9, 6) OBP: 0.288, SLG: 0.324											0	0	0	0	0	0	0
Al Ferrara, R (10, PH) OBP: 0.293, SLG: 0.257											1	0	0	0	0	1	0
Don Drysdale, R (1, 1) OBP: 0.232, SLG: 0.190			F4			F5		FC3-2 SF8 1B		SF8 1B	2	0	0	0	0	0	1
Ken McMullen, R (8, PH) OBP: 0.269, SLG: 0.333											1	1	1	1	0	0	0
Larry Sherry, R (9, 1)											0	0	0	0	0	0	0
Ron Perranoski, L (10, 1) OBP: 0.182, SLG: 0.100											0	0	0	0	0	0	0
Bill Skowron, R (10, PH) OBP: 0.261, SLG: 0.309											1	0	1	0	0	0	0
Roy Gleason, S (10, PR)											0	1	0	0	0	0	0
Inning Stats	R: 0 E: 0 K: 1 S: 8 H: 1 LOB: 1 BB: 0 P: 15	R: 0 E: 0 K: 1 S: 7 H: 0 LOB: 0 BB: 0 P: 9	R: 0 E: 0 K: 0 S: 9 H: 0 LOB: 0 BB: 0 P: 13	R: 0 E: 0 K: 0 S: 7 H: 0 LOB: 0 BB: 0 P: 10	R: 0 E: 0 K: 1 S: 6 H: 0 LOB: 0 BB: 0 P: 9	R: 0 E: 0 K: 1 S: 12 H: 2 LOB: 2 BB: 0 P: 13	R: 0 E: 0 K: 0 S: 5 H: 0 LOB: 0 BB: 0 P: 6	R: 2 E: 0 K: 0 S: 13 H: 3 LOB: 2 BB: 1 P: 21	R: 0 E: 0 K: 1 S: 6 H: 0 LOB: 0 BB: 0 P: 9	R: 2 E: 0 K: 1 S: 13 H: 3 LOB: 1 BB: 0 P: 18	1B: 9 2B: 0 3B: 0 HR: 0	SF: 2 SAC: 0 DP: 0 HBP: 0					

PITCHER		IP	WLS	BF	H	R	ER	SO	BB	IBB	HBP	BLK	WP	HR	S	P	ERA	WHIP
Ken Johnson, R ERA: 3.04	(1, 1)	7.0		24	3	0	0	4	0	0	0	0	0	0	54	75	0.00	0.429
Hal Woodeshick, L ERA: 2.07	(8, 1)	0.0		3	3	2	2	0	0	0	0	0	0	0	6	8	∞	∞
Jim Umbricht, R ERA: 2.98	(8, 1)	2.1		9	1	1	1	2	1	0	0	0	0	0	21	32	3.86	0.857
Turk Farrell, R ERA: 3.32	(10, 1)	0.1	L	3	2	1	1	0	0	0	0	0	0	0	5	8	27.00	6.000

PITCHER	IP	WLS	BF	H	R	ER	SO	BB	IBB	HBP	BLK	WP	HR	S	P	ERA	WHIP

BOTTOM

Houston Colt 45's @ Los Angeles Dodgers

Dodger Stadium, Los Angeles, CA

Tue Sep 03 1963, 7:05 PM PDT
Att. 23,235 - Cloudy - 69 F

livebaseballscorecards.com

AB	36
R	4
H	9
RBI	4
BB	1
SO	6
LOB	12

WP: 0 PB: 0 SB: 1 CS: 0 PA: 39

Batter	1	2	3	4	5	6	7	8	9	AB	R	H	RBI	BB	SO	LOB
Carl Warwick, R (1, 8) OBP: 0.318, SLG: 0.336	1-3		SH5-3 1-2 3-H 1B		1-3		F5		F8	5	0	1	1	0	0	1
Pete Runnels, L (1, 4) OBP: 0.321, SLG: 0.287	4-3		SH5-3 1-2 2-3		E7 2B			F7		3	0	1	0	0	0	0
Jimmy Wynn, R (1, 7) OBP: 0.320, SLG: 0.363	F5		SF8 3-H		6-3			F9		3	0	0	1	0	0	1
Rusty Staub, L (1, 3) OBP: 0.306, SLG: 0.299		G3	IBB		F5			E 1B		3	0	1	0	1	0	1
John Bateman, R (1, 2) OBP: 0.244, SLG: 0.342		BB	K			F2		F7 1-2		3	0	0	0	1	1	3
Johnny Weekly, R (1, 9) OBP: 0.250, SLG: 0.268		F7		G6-4-3 BB		G6-4-3 1B			F8	3	0	1	0	1	0	1
Bob Aspromonte, R (1, 5) OBP: 0.255, SLG: 0.274		5-3		G6-4-3 1-2f		G6-4-3 1-2f			K	4	0	0	0	0	1	3
Bob Lillis, R (1, 6) OBP: 0.226, SLG: 0.235			1B 1B 2B	FC6 1B			4-3		1B 2B	4	2	3	0	0	0	0
Dick Drott, R (1, 1) OBP: 0.143, SLG: 0.143 Don McMahon, R (5, 1) OBP: 0.214, SLG: 0.167 Ernie Fazio, R (9, PH) OBP: 0.272, SLG: 0.280			SH5-3 1B SF8 2-3 1B	FC6 1-2f			4-3		2-H 1B	2 1 1	1 0 0	1 0 1	0 0 1	0 0 0	0 0 0	1 0 0
Inning Stats	R: 0 E: 0 K: 0 S: 3 H: 0 LOB: 0 BB: 0 P: 3	R: 0 E: 0 K: 0 S: 3 H: 0 LOB: 1 BB: 1 P: 7	R: 2 E: 0 K: 1 S: 8 H: 3 LOB: 2 BB: 1 P: 12	R: 0 E: 0 K: 0 S: 3 H: 1 LOB: 1 BB: 1 P: 7	R: 0 E: 1 K: 0 S: 4 H: 1 LOB: 1 BB: 0 P: 4	R: 0 E: 0 K: 0 S: 3 H: 1 LOB: 0 BB: 0 P: 3	R: 0 E: 0 K: 0 S: 3 H: 0 LOB: 0 BB: 0 P: 3	R: 0 E: 1 K: 0 S: 4 H: 1 LOB: 1 BB: 0 P: 4	R: 1 E: 0 K: 1 S: 7 H: 2 LOB: 1 BB: 0 P: 7	1B: 6 2B: 3 3B: 0 HR: 0 SF: 1 SAC: 1 DP: 2 HBP: 0						

PITCHER	IP	WLS	BF	H	R	ER	SO	BB	IBB	HBP	BLK	WP	HR	S	P	ERA	WHIP
Jack Sanford, R (1, 1) ERA: 3.58	9.0	W	37	9	3	3	2	2	1	0	0	0	0	38	50	3.00	1.222

PITCHER	IP	WLS	BF	H	R	ER	SO	BB	IBB	HBP	BLK	WP	HR	S	P	ERA	WHIP

TOP

Houston Colt 45's @ San Francisco Giants

Candlestick Park, San Francisco, CA

Wed Sep 04 1963, 6:33 AM EDT

Att. 4,559 - Cloudy - 66 F

livebaseballscorecards.com

AB	32
R	3
H	9
RBI	3
BB	3
SO	2
LOB	11

WP	0
PB	0
SB	0
CS	0
PA	37

Batter	1	2	3	4	5	6	7	8	9	AB	R	H	RBI	BB	SO	LOB
Harvey Kuenn, R (1, 9) OBP: 0.358, SLG: 0.392	B B B B 4-0 G6-4-3 BB	x 0-0 ③ F5			x 0-0 1B HR 1B	x 0-0 ① F9		x 0-0 ① F7		4	1	1	0	1	0	3
Chuck Hiller, L (1, 4) OBP: 0.266, SLG: 0.303	x 0-0 ① ② G6-4-3 1-2f		x 0-0 ① F8		x 0-0 1-3 HR 1B	x 0-0 ② F7		x 0-0 ② F7		5	1	1	0	0	0	1
Orlando Cepeda, R (1, 3) OBP: 0.361, SLG: 0.539	x 0-0 1B		x 0-0 ② F2		x 0-0 1-H 3-H HR	x 0-0 HR 1B		x 0-0 ③ 4-3		5	2	3	3	0	0	0
Willie McCovey, L (1, 7) OBP: 0.350, SLG: 0.549	x 0-0 ③ F9		x 0-0 1B		x 0-0 ② 1-3	x 0-0 1-H HR				4	1	2	2	0	0	1
Felipe Alou, R (1, 8) OBP: 0.327, SLG: 0.480		x 0-0 ① F2	x 0-0 ③ F4		x 0-0 S WP 1B	x 0-0 ③ F8				4	1	1	0	0	0	1
Tom Haller, L (1, 2) OBP: 0.344, SLG: 0.452		x 0-0 BB 2B		x 0-0 ① G3	B B B B 4-0 WP 1-2 E BB		x 0-0 ① 4-3			3	1	1	0	1	0	0
Jim Davenport, R (1, 5) OBP: 0.285, SLG: 0.331		x 0-0 ② F2		x 0-0 ② F3	B B B B 4-0 S 1-3 2-H 1B BB		x 0-0 ② F9			3	1	0	0	1	0	1
Jose Pagan, R (1, 6) OBP: 0.274, SLG: 0.283	I I I I	4-0 BB IBB		x 0-0 ③ F7	x 0-0 1-H 3-H 1B		x 0-0 1B			3	0	2	1	1	0	0
Jack Sanford, R (1, 1) OBP: 0.253, SLG: 0.195	B B B B	4-0 1-2 2-3 BB			x 0-0 ① 4-3 x 0-0 ③ F4		x 0-0 ③ F9			3	0	0	0	1	0	2
Inning Stats	R: 0 E: 0 K: 0 S: 3 H: 1 LOB: 1 BB: 1 P: 7	R: 0 E: 0 K: 0 S: 4 H: 1 LOB: 3 BB: 2 P: 12	R: 0 E: 0 K: 0 S: 4 H: 1 LOB: 1 BB: 0 P: 4	R: 0 E: 0 K: 0 S: 3 H: 0 LOB: 0 BB: 0 P: 3	R: 6 E: 0 K: 0 S: 8 H: 5 LOB: 1 BB: 2 P: 16	R: 2 E: 0 K: 0 S: 5 H: 2 LOB: 0 BB: 0 P: 5	R: 0 E: 0 K: 0 S: 4 H: 1 LOB: 1 BB: 0 P: 4	R: 0 E: 0 K: 0 S: 3 H: 0 LOB: 0 BB: 0 P: 3		1B: 8 2B: 1 3B: 0 HR: 2	SF: 0 SAC: 0 DP: 1 HBP: 0						

PITCHER		IP	WLS	BF	H	R	ER	SO	BB	IBB	HBP	BLK	WP	HR	S	P	ERA	WHIP
Dick Drott, R ERA: 4.26	(1, 1)	4.2	L	25	7	6	6	0	4	1	0	0	1	1	20	40	11.57	2.357
Don McMahon, R ERA: 4.04	(5, 1)	3.1		14	4	2	2	0	0	0	0	0	0	1	14	14	5.40	1.200

PITCHER	IP	WLS	BF	H	R	ER	SO	BB	IBB	HBP	BLK	WP	HR	S	P	ERA	WHIP

BOTTOM

Houston Colt 45's @ San Francisco Giants

Candlestick Park, San Francisco, CA

Wed Sep 04 1963, 6:33 AM EDT

Att. 4,559 - Cloudy - 66 F

livebaseballscorecards.com

AB	34
R	8
H	11
RBI	6
BB	5
SO	0
LOB	9

1B: 8	SF: 0	WP: 3	PA: 39
2B: 1	SAC: 0	PB: 0	
3B: 0	DP: 1	SB: 2	
HR: 2	HBP: 0	CS: 0	

Batter	1	2	3	4	5	6	7	8	9	10	AB	R	H	RBI	BB	SO	LOB
Carl Warwick, R (1, 9) OBP: 0.317, SLG: 0.334	F8		K			BB, 4-3, 1B	6-3		F2		5	0	1	0	0	1	3
Pete Runnels, L (1, 4) OBP: 0.319, SLG: 0.284	FC6-4, BB			F7		4-3, 1-2		F8		4-3	4	0	0	0	1	0	1
Jimmy Wynn, R (1, 7) OBP: 0.321, SLG: 0.357	FC6-4, 1-2f			K		BB		F7		E, 1B, BB	3	1	0	0	2	1	1
Rusty Staub, L (1, 3) OBP: 0.309, SLG: 0.297	4-3			BB		1-2, 2-3, BB		BB		E4, 1B, 1-2, HR	2	1	0	0	3	0	2
John Bateman, R (1, 2) OBP: 0.241, SLG: 0.337		K		K		K		K		F8	5	0	0	0	0	4	7
Howie Goss, R (1, 8) OBP: 0.257, SLG: 0.329		K2-3			F5		K		K	1-3, 2-H, HR, 1B	5	1	1	1	0	3	0
Bob Aspromonte, R (1, 5) OBP: 0.259, SLG: 0.287		6-3			K		2B, 1B		1B, 2B	1-H, 3-H, HR	5	2	3	3	0	1	0
Bob Lillis, R (1, 6) OBP: 0.228, SLG: 0.239			F3		K		1-3, 2B		SH3-4, 2-H, 1B	4-3	5	0	2	1	0	1	0
Don Nottebart, R (1, 1) OBP: 0.155, SLG: 0.140			K			6-3	K		SH3-4, 1-2		3	0	0	0	0	2	2
Inning Stats	R: 0 E: 0 K: 0 S: 3 H: 0 LOB: 1 BB: 1 P: 7	R: 0 E: 0 K: 2 S: 7 H: 0 LOB: 0 BB: 0 P: 7	R: 0 E: 0 K: 2 S: 7 H: 0 LOB: 0 BB: 0 P: 7	R: 0 E: 0 K: 2 S: 7 H: 0 LOB: 1 BB: 1 P: 11	R: 0 E: 0 K: 2 S: 7 H: 0 LOB: 0 BB: 0 P: 7	R: 0 E: 0 K: 1 S: 6 H: 1 LOB: 3 BB: 2 P: 14	R: 0 E: 0 K: 2 S: 9 H: 2 LOB: 2 BB: 0 P: 9	R: 0 E: 0 K: 1 S: 5 H: 0 LOB: 1 BB: 1 P: 9	R: 1 E: 0 K: 1 S: 7 H: 2 LOB: 1 BB: 0 P: 7	R: 4 E: 1 K: 0 S: 6 H: 2 LOB: 0 BB: 1 P: 10	1B: 4 2B: 2 3B: 0 HR: 1 SF: 0 SAC: 1 DP: 0 HBP: 0						

PITCHER	IP	WLS	BF	H	R	ER	SO	BB	IBB	HBP	BLK	WP	HR	S	P	ERA	WHIP
Bobby Bolin, R (1, 1) ERA: 3.04	9.2	L	42	6	4	1	13	6	0	0	0	0	0	62	86	0.93	1.241
Don Larsen, R (10, 1) ERA: 2.77	0.1		2	1	1	0	0	0	0	0	0	0	1	2	2	0.00	3.000

PITCHER	IP	WLS	BF	H	R	ER	SO	BB	IBB	HBP	BLK	WP	HR	S	P	ERA	WHIP

TOP

Houston Colt 45's @ San Francisco Giants

Candlestick Park, San Francisco, CA

Thu Sep 05 1963, 6:33 AM EDT

Att. 5,107 - Cloudy - 69 F

livebaseballscorecards.com

AB	37
R	5
H	7
RBI	5
BB	6
SO	13
LOB	16

HOUSTON COLT .45s

WP: 0	PB: 0	SB: 0	CS: 0
PA: 44			

Batter	1	2	3	4	5	6	7	8	9	10	AB	R	H	RBI	BB	SO	LOB
Harvey Kuenn, R (1, 9) OBP: 0.357, SLG: 0.389	6-3			4-3		F6			BB		3	0	0	0	1	0	0
Chuck Hiller, L (1, 4) OBP: 0.264, SLG: 0.299	G3			F9			F7		F7		4	0	0	0	0	0	2
Orlando Cepeda, R (1, 3) OBP: 0.359, SLG: 0.534	F7			5-3			F7		K		4	0	0	0	0	1	2
Willie McCovey, L (1, 7) OBP: 0.349, SLG: 0.553		F3			F9		K			HR	4	1	1	1	0	1	0
Felipe Alou, R (1, 8) OBP: 0.327, SLG: 0.478		F7			1B			F3		6-3	4	0	1	0	0	0	0
Tom Haller, L (1, 2) OBP: 0.346, SLG: 0.464		F9			HR			G6-4-3 1B		K	4	1	2	1	0	1	0
Jim Davenport, R (1, 5) OBP: 0.282, SLG: 0.328			F3		F8			G6-4-3 1-2f		F8	4	0	0	0	0	0	1
Jose Pagan, R (1, 6) OBP: 0.275, SLG: 0.283			K			K			BB 1B		3	0	1	0	0	2	0
Bobby Bolin, R (1, 1) OBP: 0.212, SLG: 0.103 Don Larsen, R (10, 1) OBP: 0.182, SLG: 0.182			3-1			F2			K		3 0	0 0	0 0	0 0	0 0	1 0	1 0
Inning Stats	R: 0 E: 0 K: 0 S: 3 H: 0 LOB: 0 BB: 0 P: 3	R: 0 E: 0 K: 0 S: 3 H: 0 LOB: 0 BB: 0 P: 3	R: 0 E: 0 K: 1 S: 5 H: 0 LOB: 0 BB: 0 P: 5	R: 0 E: 0 K: 0 S: 3 H: 0 LOB: 0 BB: 0 P: 3	R: 1 E: 0 K: 0 S: 4 H: 2 LOB: 0 BB: 0 P: 4	R: 0 E: 0 K: 1 S: 5 H: 0 LOB: 0 BB: 0 P: 5	R: 0 E: 0 K: 1 S: 5 H: 0 LOB: 0 BB: 0 P: 5	R: 0 E: 0 K: 0 S: 3 H: 1 LOB: 0 BB: 0 P: 3	R: 0 E: 0 K: 2 S: 8 H: 1 LOB: 2 BB: 1 P: 12	R: 1 E: 0 K: 1 S: 6 H: 1 LOB: 0 BB: 0 P: 6	1B: 3 2B: 0 3B: 0 HR: 2 SF: 0 SAC: 0 DP: 1 HBP: 0	WP: 0 PB: 0 SB: 0 CS: 0	PA: 34				

PITCHER	IP	WLS	BF	H	R	ER	SO	BB	IBB	HBP	BLK	WP	HR	S	P	ERA	WHIP
Don Nottebart, R (1, 1) ERA: 3.15	10.0	W	34	5	2	2	6	1	0	0	0	0	2	45	49	1.80	0.600

PITCHER	IP	WLS	BF	H	R	ER	SO	BB	IBB	HBP	BLK	WP	HR	S	P	ERA	WHIP

BOTTOM

Houston Colt 45's @ San Francisco Giants

Candlestick Park, San Francisco, CA

Thu Sep 05 1963, 6:33 AM EDT
Att. 5,107 - Cloudy - 69 F

livebaseballscorecards.com

AB	33
R	2
H	5
RBI	2
BB	1
SO	6
LOB	6

Batter	1	2	3	4	5	6	7	8	9	AB	R	H	RBI	BB	SO	LOB
Lou Brock, L (1, 9) OBP: 0.316, SLG: 0.408	6-3		FC6 1-2f		CS 1B		1-3			4	0	1	0	0	0	1
Andre Rodgers, R (1, 6) OBP: 0.318, SLG: 0.292	P6		5-3		CS 1-2	BBBB 4-0 1B BB		F7		3	0	0	0	1	0	1
Ellis Burton, S (1, 8) OBP: 0.321, SLG: 0.428	HR			F9		SSS 0-3 K		SSS 0-3 K		4	1	1	1	0	2	1
Ron Santo, R (1, 5) OBP: 0.351, SLG: 0.515	6-3			6-3		1-2 1B		5-3		4	0	1	0	0	0	0
Billy Williams, L (1, 7) OBP: 0.366, SLG: 0.509		F5		FC5 1B		SSS 0-3 K			4-3 SF8 2B	4	1	2	0	0	1	2
Ken Hubbs, R (1, 4) OBP: 0.293, SLG: 0.331		F3		1-2 1B		F8			4-3 2-3	4	0	1	0	0	0	3
John Boccabella, R (1, 3) OBP: 0.286, SLG: 0.417		F3		FC5 2-3f			SF8 3B		SF8 3-H	3	1	1	1	0	0	2
Merritt Ranew, L (1, 2) OBP: 0.368, SLG: 0.477			4-3		L4		SF8 3-H		SSS 0-3 K	3	0	0	1	0	1	0
Glen Hobbie, R (1, 1) OBP: 0.125, SLG: 0.087			FC6 1B		SSS 0-3 K		6-3			3	0	1	0	0	1	0
Lindy McDaniel, R (9, 1) OBP: 0.100, SLG: 0.250										0	0	0	0	0	0	0
Inning Stats	R: 1 E: 0 K: 0 S: 4 H: 1 LOB: 0 BB: 0 P: 4	R: 0 E: 0 K: 0 S: 3 H: 0 LOB: 0 BB: 0 P: 3	R: 0 E: 0 K: 0 S: 4 H: 1 LOB: 0 BB: 0 P: 4	R: 0 E: 0 K: 0 S: 5 H: 2 LOB: 2 BB: 0 P: 5	R: 0 E: 0 K: 1 S: 5 H: 1 LOB: 0 BB: 0 P: 5	R: 0 E: 0 K: 2 S: 8 H: 1 LOB: 2 BB: 1 P: 12	R: 1 E: 0 K: 0 S: 4 H: 1 LOB: 0 BB: 0 P: 4	R: 0 E: 0 K: 1 S: 5 H: 0 LOB: 0 BB: 0 P: 5	R: 1 E: 0 K: 1 S: 6 H: 1 LOB: 0 BB: 0 P: 6	1B: 5 2B: 1 3B: 1 HR: 1 SF: 2 SAC: 0 DP: 0 HBP: 0	WP: 0 PB: 0 SB: 0 CS: 1 PA: 36					

PITCHER		IP	WLS	BF	H	R	ER	SO	BB	IBB	HBP	BLK	WP	HR	S	P	ERA	WHIP
Hal Brown, R ERA: 3.42	(1, 1)	7.0	L	28	7	2	2	3	1	0	0	0	0	1	33	37	2.57	1.143
Chris Zachary, R ERA: 5.66	(8, 1)	2.0		7	1	1	1	2	0	0	0	0	0	0	11	11	4.50	0.500

PITCHER	IP	WLS	BF	H	R	ER	SO	BB	IBB	HBP	BLK	WP	HR	S	P	ERA	WHIP

TOP

Chicago Cubs @ Houston Colt 45's

Colt Stadium, Houston, TX

Fri Sep 06 1963, 8:05 PM EDT

Att. 5,131 - Cloudy - 85 F

livebaseballscorecards.com

AB	32
R	3
H	8
RBI	3
BB	1
SO	5
LOB	10

Batter	1	2	3	4	5	6	7	8	9	AB	R	H	RBI	BB	SO	LOB
Carl Warwick, R (1, 9) OBP: 0.316, SLG: 0.333	S S S 0-3 ① K		x 0-0 1B 1B		x 0-0 ② 5-3		x 0-0 ② F5		x 0-0 ② F7 1-2 2-3	5	0	1	0	0	1	2
Pete Runnels, L (1, 4) OBP: 0.323, SLG: 0.288	x 0-0 L4-3 1B		x 0-0 ② 1-3 1B		x 0-0 BB FC 1B		S S S 0-3 ③ K		x 0-0 ③ 3-1	5	0	3	0	0	1	3
Jimmy Wynn, R (1, 7) OBP: 0.320, SLG: 0.355	x 0-0 ② ③ L4-3 1-2		S S S 0-3 ③ K		x 0-0 FC BB 1-2			x 0-0 FC5-4 1B		4	0	1	0	0	1	3
Rusty Staub, L (1, 3) OBP: 0.312, SLG: 0.298		H 1-0 1B HBP		x 0-0 BB BB 1B	B B B 4-0 1-2 2-3 BB			S S S 0-3 ① K		2	0	1	0	1	1	1
Hal Smith, R (1, 2) OBP: 0.333, SLG: 0.311		x 0-0 1-3 1B		x 0-0 ① F2	x 0-0 ③ 1-3			x 0-0 ② F9		4	0	1	0	0	0	5
Howie Goss, R (1, 8) OBP: 0.257, SLG: 0.327		x 0-0 ① P3		B B B 4-0 BB 1-2 BB		S S S 0-3 ① K		x 0-0 ③ FC5-4 1-2f		3	0	0	0	1	1	3
Bob Aspromonte, R (1, 5) OBP: 0.261, SLG: 0.288		x 0-0 ② F7		B B B 4-0 G4-6-3 1-2 2-3 BB		x 0-0 ② F8			x 0-0 PB 1B 1B	3	0	1	0	1	0	2
Bob Lillis, R (1, 6) OBP: 0.226, SLG: 0.237		x 0-0 ③ 1-3		x 0-0 ② ③ G4-6-3 1-2f		x 0-0 ③ F9			x 0-0 ① F9	4	0	0	0	0	0	6
Hal Brown, R (1, 1) OBP: 0.103, SLG: 0.103			x 0-0 ① L7		x 0-0 ① 5-3		S S S 0-3 ① K		x 0-0 PB 1-2 1B	2	0	0	0	0	0	0
Johnny Weekly, R (7, PH) OBP: 0.244, SLG: 0.262										1	0	0	0	0	1	0
Chris Zachary, L (8, 1)										0	0	0	0	0	0	0
Al Spangler, L (9, PH) OBP: 0.359, SLG: 0.393										1	0	1	0	0	0	0
Ernie Fazio, R (9, PR) OBP: 0.272, SLG: 0.280										0	0	0	0	0	0	0
Inning Stats	R: 0 E: 0 K: 1 S: 5 H: 1 LOB: 0 BB: 0 P: 5	R: 0 E: 0 K: 0 S: 4 H: 1 LOB: 2 BB: 0 P: 5	R: 0 E: 0 K: 1 S: 6 H: 2 LOB: 1 BB: 0 P: 6	R: 0 E: 0 K: 0 S: 3 H: 1 LOB: 2 BB: 2 P: 11	R: 0 E: 0 K: 0 S: 5 H: 1 LOB: 3 BB: 1 P: 9	R: 0 E: 0 K: 1 S: 5 H: 0 LOB: 0 BB: 0 P: 5	R: 0 E: 0 K: 2 S: 7 H: 0 LOB: 0 BB: 0 P: 7	R: 0 E: 0 K: 1 S: 6 H: 1 LOB: 1 BB: 0 P: 6	R: 0 E: 0 K: 0 S: 5 H: 2 LOB: 3 BB: 0 P: 5	1B: 9 2B: 1 3B: 0 HR: 0	SF: 0 SAC: 0 DP: 2 HBP: 1						

PITCHER	IP	WLS	BF	H	R	ER	SO	BB	IBB	HBP	BLK	WP	HR	S	P	ERA	WHIP
Glen Hobbie, R (1, 1) ERA: 3.43	8.1	W	36	9	0	0	6	3	0	1	0	0	0	44	57	0.00	1.440
Lindy McDaniel, R (9, 1) ERA: 3.04	0.2	S	2	0	0	0	0	0	0	0	0	0	0	2	2	0.00	0.000

PITCHER	IP	WLS	BF	H	R	ER	SO	BB	IBB	HBP	BLK	WP	HR	S	P	ERA	WHIP

BOTTOM

Chicago Cubs @ Houston Colt 45's

Colt Stadium, Houston, TX

Fri Sep 06 1963, 8:05 PM EDT

Att. 5,131 - Cloudy - 85 F

livebaseballscorecards.com

AB	34
R	0
H	9
RBI	0
BB	3
SO	6
LOB	25

1B: 9 SF: 0
2B: 1 SAC: 0
3B: 0 DP: 2
HR: 0 HBP: 1

WP: 0 PA: 38
PB: 1
SB: 0
CS: 0

Batter	1	2	3	4	5	6	7	8	9	AB	R	H	RBI	BB	SO	LOB
Lou Brock, L (1, 9) OBP: 0.315, SLG: 0.405	B B B B 4-0 CS BB			x 0-0 ① F7		x 0-0 ② B2			S S S 0-3 ① K	3	0	0	0	1	1	0
Andre Rodgers, R (1, 6) OBP: 0.320, SLG: 0.294	S S S 0-3 ① ② K 1-2			x 0-0 1B SF8 1B		x 0-0 ③ F8			x 0-0 FC3-6 1B	4	1	2	0	0	1	1
Ellis Burton, S (1, 8) OBP: 0.320, SLG: 0.426	S S S 0-3 ③ K			x 0-0 1-3 1B			x 0-0 ① F8		x 0-0 ② FC3-6 1-2f	4	0	1	0	0	1	1
Ron Santo, R (1, 5) OBP: 0.350, SLG: 0.516		x 0-0 ① 5-3		x 0-0 ② SF8 3-H			x 0-0 2B		S S S 0-3 ③ K	3	0	1	1	0	1	1
Billy Williams, L (1, 7) OBP: 0.364, SLG: 0.506		x 0-0 ② 5-3		x 0-0 ③ G3			S S S 0-3 ② K			3	0	0	0	0	1	2
Ken Hubbs, R (1, 4) OBP: 0.292, SLG: 0.329		S S S 0-3 ③ K			S S S 0-3 ① K		x 0-0 ③ 5-3			3	0	0	0	0	2	1
John Boccabella, R (1, 3) OBP: 0.235, SLG: 0.333 14 Ernie Banks, R (8, 3) OBP: 0.293, SLG: 0.406			x 0-0 ① 6-3		x 0-0 ② F7			S S S 0-3 ① K		3 0	0 0	0 0	0 0	0 0	1 0	0 0
Merritt Ranew, L (1, 2) OBP: 0.360, SLG: 0.466			x 0-0 ② 1-3		x 0-0 ③ P6			x 0-0 ② 4-3		3	0	0	0	0	0	0
Dick Ellsworth, L (1, 1) OBP: 0.167, SLG: 0.096			x 0-0 ③ F7			S S S 0-3 ① K		S S S 0-3 ③ K		3	0	0	0	0	2	0
Inning Stats	R: 0 E: 0 K: 2 S: 6 H: 0 LOB: 0 BB: 1 P: 10	R: 0 E: 0 K: 1 S: 5 H: 0 LOB: 0 BB: 0 P: 5	R: 0 E: 0 K: 0 S: 3 H: 0 LOB: 0 BB: 0 P: 3	R: 1 E: 0 K: 0 S: 5 H: 2 LOB: 1 BB: 0 P: 5	R: 0 E: 0 K: 1 S: 5 H: 0 LOB: 0 BB: 0 P: 5	R: 0 E: 0 K: 1 S: 5 H: 0 LOB: 0 BB: 0 P: 5	R: 0 E: 0 K: 1 S: 6 H: 1 LOB: 1 BB: 0 P: 6	R: 0 E: 0 K: 2 S: 7 H: 0 LOB: 0 BB: 0 P: 7	R: 0 E: 0 K: 2 S: 8 H: 1 LOB: 1 BB: 0 P: 8	1B: 3 2B: 2 3B: 0 HR: 0 SF: 1 SAC: 0 DP: 1 HBP: 0						

PITCHER	IP	WLS	BF	H	R	ER	SO	BB	IBB	HBP	BLK	WP	HR	S	P	ERA	WHIP
Turk Farrell, R (1, 1) ERA: 3.21	9.0	W	31	4	1	1	10	1	0	0	0	0	0	50	54	1.00	0.556

PITCHER	IP	WLS	BF	H	R	ER	SO	BB	IBB	HBP	BLK	WP	HR	S	P	ERA	WHIP

TOP

Chicago Cubs @ Houston Colt 45's

Colt Stadium, Houston, TX

Sat Sep 07 1963, 8:05 PM EDT
Att. 4,802 - Cloudy - 76 F

livebaseballscorecards.com

AB	29
R	1
H	4
RBI	1
BB	1
SO	10
LOB	6

WP: 0 PB: 0 SB: 0 CS: 1 PA: 31

Batter	1	2	3	4	5	6	7	8	9	AB	R	H	RBI	BB	SO	LOB
Ernie Fazio, R (1, 4) OBP: 0.271, SLG: 0.276	F9		K			5-3			WP, 2B, BB	3	1	0	0	1	1	1
Carl Warwick, R (1, 9) OBP: 0.315, SLG: 0.332	G6-4-3, 1B		K			F8			K	4	0	1	0	0	2	3
Jimmy Wynn, R (1, 7) OBP: 0.319, SLG: 0.353	G6-4-3			K			G6-4-3, 1B		K	4	0	1	0	0	2	4
Hal Smith, R (1, 2) OBP: 0.346, SLG: 0.333		F8, 2B		K			G6-4-3		2B, IBB	3	0	1	0	1	1	1
Howie Goss, R (1, 8) OBP: 0.257, SLG: 0.329		F8		K			K		2B	4	0	1	2	0	2	1
Rusty Staub, L (1, 3) OBP: 0.310, SLG: 0.296		K	K					P6		3	0	0	0	0	2	1
Bob Aspromonte, R (1, 5) OBP: 0.259, SLG: 0.286		K	F9					L4	K	3	0	0	0	0	1	1
Bob Lillis, R (1, 6) OBP: 0.227, SLG: 0.236			SH1-4, BB					5-3		2	0	0	0	1	0	0
Turk Farrell, R (1, 1) OBP: 0.211, SLG: 0.189			SH1-4			F8			WP, WP, 2B, 1B	1	0	0	0	0	0	0
Johnny Weekly, R (9, PH) OBP: 0.261, SLG: 0.279										1	0	1	0	0	0	0
Bob Bruce, R (9, PR) OBP: 0.213, SLG: 0.200										0	1	0	0	0	0	0

Inning Stats	1	2	3	4	5	6	7	8	9
	R: 0 E: 0 K: 0 S: 3	R: 0 E: 0 K: 2 S: 8	R: 0 E: 0 K: 2 S: 7	R: 0 E: 0 K: 3 S: 9	R: 0 E: 0 K: 1 S: 5	R: 0 E: 0 K: 0 S: 3	R: 0 E: 0 K: 1 S: 5	R: 0 E: 0 K: 0 S: 3	R: 2 E: 0 K: 2 S: 8
	H: 1 LOB: 0 BB: 0 P: 3	H: 1 LOB: 1 BB: 0 P: 8	H: 0 LOB: 1 BB: 1 P: 11	H: 0 LOB: 0 BB: 0 P: 9	H: 0 LOB: 0 BB: 0 P: 5	H: 0 LOB: 0 BB: 0 P: 3	H: 1 LOB: 0 BB: 0 P: 5	H: 0 LOB: 0 BB: 0 P: 3	H: 2 LOB: 3 BB: 2 P: 16

PITCHER	IP	WLS	BF	H	R	ER	SO	BB	IBB	HBP	BLK	WP	HR	S	P	ERA	WHIP
Dick Ellsworth, L (1, 1) ERA: 2.09	8.2	L	32	5	2	2	11	2	1	0	0	2	0	51	63	2.08	0.808

PITCHER	IP	WLS	BF	H	R	ER	SO	BB	IBB	HBP	BLK	WP	HR	S	P	ERA	WHIP

BOTTOM

Chicago Cubs @ Houston Colt 45's

Colt Stadium, Houston, TX

Sat Sep 07 1963, 8:05 PM EDT

Att. 4,802 - Cloudy - 76 F

livebaseballscorecards.com

AB	28
R	2
H	5
RBI	2
BB	3
SO	11
LOB	12

Batter	1	2	3	4	5	6	7	8	9	AB	R	H	RBI	BB	SO	LOB
Lou Brock, L (1, 9) OBP: 0.313, SLG: 0.402	S S S 0-3 ① K		x 0-0 ① FC5-4 1B 1-2f		x 0-0 ③ F7			x 0-0 ②③ B3 1-2f		4	0	0	0	0	1	3
Andre Rodgers, R (1, 6) OBP: 0.323, SLG: 0.297	x 0-0 1B		x 0-0 G4-6-3 1-3 1B			x 0-0 ① 4-3			x 0-0 FC6-4 1B SF8 1B	4	1	3	0	0	0	0
Billy Williams, L (1, 7) OBP: 0.363, SLG: 0.505	x 0-0 ② F9		x 0-0 ②③ G4-6-3 1-2f			S S S 0-3 ② K			x 0-0 FC6-4 1-2 1B	4	0	1	0	0	1	3
Ron Santo, R (1, 5) OBP: 0.348, SLG: 0.512	x 0-0 ③ P3			x 0-0 ① 5-3		x 0-0 ③ F5			x 0-0 ① FC6-4 PB 1B 1-2f 2-3	4	0	0	0	0	0	3
Ellis Burton, S (1, 8) OBP: 0.319, SLG: 0.423		H 1-0 G6-4-3 HBP		x 0-0 ② F3			x 0-0 ① F9		x 0-0 ② SF8 3-H	2	0	0	1	0	0	0
Ken Hubbs, R (1, 4) Nelson Mathews, R (9, PR) OBP: 0.291, SLG: 0.328 OBP: 0.233, SLG: 0.279		x 0-0 ①② G6-4-3 1-2f		S S S 0-3 ③ K			x 0-0 ② F8		x 0-0 PB 1-2 1B	4 0	0 0	1 0	0 0	0 0	1 0	1 0
John Boccabella, R (1, 3) OBP: 0.286, SLG: 0.421		x 0-0 1B			x 0-0 2B		x 0-0 ③ G3		x 0-0 ③ L4 1-2 2-3	4	0	2	0	0	0	2
Jimmie Schaffer, R (1, 2) Merritt Ranew, L (8, PH) (8, 2) OBP: 0.322, SLG: 0.491 OBP: 0.364, SLG: 0.470		x 0-0 ③ 5-3			S S S 0-3 ① K			x 0-0 B3 1B		2 1	0 0	0 1	0 0	0 0	1 0	2 0
Larry Jackson, R (1, 1) Jimmy Stewart, S (8, PH) Don Elston, R (8, 1) OBP: 0.213, SLG: 0.256			x 0-0 FC5-4 1B		x 0-0 ② 6-3			x 0-0 ① F9		2 1 0	0 0 0	1 0 0	0 0 0	0 0 0	0 0 0	1 1 0
Inning Stats	R: 0 E: 0 K: 1 S: 6 H: 1 LOB: 1 BB: 0 P: 6	R: 0 E: 0 K: 0 S: 3 H: 1 LOB: 1 BB: 0 P: 4	R: 0 E: 0 K: 0 S: 4 H: 2 LOB: 1 BB: 0 P: 4	R: 0 E: 0 K: 1 S: 5 H: 0 LOB: 0 BB: 0 P: 5	R: 0 E: 0 K: 1 S: 6 H: 1 LOB: 1 BB: 0 P: 6	R: 0 E: 0 K: 1 S: 5 H: 0 LOB: 0 BB: 0 P: 5	R: 0 E: 0 K: 0 S: 3 H: 0 LOB: 0 BB: 0 P: 3	R: 0 E: 0 K: 0 S: 3 H: 1 LOB: 0 BB: 0 P: 3	R: 1 E: 0 K: 0 S: 6 H: 3 LOB: 3 BB: 0 P: 6	1B: 8 2B: 2 3B: 0 HR: 0	SF: 1 SAC: 0 DP: 3 HBP: 1						

TOP

Chicago Cubs @ Houston Colt 45's

Colt Stadium, Houston, TX

Sun Sep 08 1963, 8:05 PM EDT

Att. 6,533 - Cloudy - 85 F

livebaseballscorecards.com

AB	32
R	1
H	9
RBI	1
BB	0
SO	4
LOB	16

WP: 0 PB: 1 SB: 0 CS: 0 PA: 34

PITCHER		IP	WLS	BF	H	R	ER	SO	BB	IBB	HBP	BLK	WP	HR	S	P	ERA	WHIP
Ken Johnson, R ERA: 2.96	(1, 1)	8.0	W	30	8	1	1	4	0	0	1	0	0	0	37	38	1.12	1.000
Bob Bruce, R ERA: 3.59	(9, 1)	0.0		0	0	0	0	0	0	0	0	0	0	0	0	0	∞	∞
Hal Woodeshick, L ERA: 2.05	(9, 1)	1.0	S	4	1	0	0	0	0	0	0	0	0	0	4	4	0.00	1.000

PITCHER	IP	WLS	BF	H	R	ER	SO	BB	IBB	HBP	BLK	WP	HR	S	P	ERA	WHIP

Batter	1	2	3	4	5	6	7	8	9	AB	R	H	RBI	BB	SO	LOB
Carl Warwick, R (1, 9) OBP: 0.313, SLG: 0.330	L1			P5		F7				3	0	0	0	0	0	0
Pete Runnels, L (1, 4) OBP: 0.323, SLG: 0.288	4-3			F7			3B 1B			3	1	1	0	0	0	0
Ernie Fazio, R (9, 4) OBP: 0.271, SLG: 0.276										0	0	0	0	0	0	0
Jimmy Wynn, R (1, 7) OBP: 0.319, SLG: 0.362	5-3			F7			1-H BLK 3B			3	1	1	1	0	0	0
Hal Smith, R (1, 2) OBP: 0.327, SLG: 0.314		K			F8		3-H K			3	0	0	0	0	2	0
Rusty Staub, L (1, 3) OBP: 0.311, SLG: 0.296		4-3			1B		F3			3	0	1	0	0	0	0
Howie Goss, R (1, 8) OBP: 0.258, SLG: 0.329		CS 1B			P6		K			3	0	1	0	0	1	1
Bob Aspromonte, R (1, 5) OBP: 0.257, SLG: 0.284		CS 1-2		F9	1-3			5-3		3	0	0	0	0	0	1
Bob Lillis, R (1, 6) OBP: 0.225, SLG: 0.234				5-3		4-3		F7		3	0	0	0	0	0	0
Ken Johnson, R (1, 1) OBP: 0.090, SLG: 0.062				P6		5-3		6-3		3	0	0	0	0	0	0
Bob Bruce, R (9, 1) OBP: 0.213, SLG: 0.200										0	0	0	0	0	0	0
Hal Woodeshick, R (9, 1) OBP: 0.190, SLG: 0.150										0	0	0	0	0	0	0
Inning Stats	R: 0 E: 0 K: 0 S: 3 H: 0 LOB: 0 BB: 0 P: 3	R: 0 E: 0 K: 1 S: 5 H: 1 LOB: 0 BB: 0 P: 5	R: 0 E: 0 K: 0 S: 3 H: 0 LOB: 0 BB: 0 P: 3	R: 0 E: 0 K: 0 S: 3 H: 0 LOB: 0 BB: 0 P: 3	R: 0 E: 0 K: 0 S: 4 H: 1 LOB: 1 BB: 0 P: 4	R: 0 E: 0 K: 0 S: 3 H: 0 LOB: 0 BB: 0 P: 3	R: 2 E: 0 K: 2 S: 9 H: 2 LOB: 0 BB: 0 P: 9	R: 0 E: 0 K: 0 S: 3 H: 0 LOB: 0 BB: 0 P: 3		1B: 3 2B: 0 3B: 1 HR: 0 SF: 0 SAC: 0 DP: 0 HBP: 0						

PITCHER		IP	WLS	BF	H	R	ER	SO	BB	IBB	HBP	BLK	WP	HR	S	P	ERA	WHIP
Larry Jackson, R ERA: 2.41	(1, 1)	7.0	L	24	4	2	2	3	0	0	0	1	0	0	30	30	2.57	0.571
Don Elston, R ERA: 3.02	(8, 1)	1.0		3	0	0	0	0	0	0	0	0	0	0	3	3	0.00	0.000

PITCHER	IP	WLS	BF	H	R	ER	SO	BB	IBB	HBP	BLK	WP	HR	S	P	ERA	WHIP

BOTTOM

Chicago Cubs @ Houston Colt 45's

Colt Stadium, Houston, TX

Sun Sep 08 1963, 8:05 PM EDT

Att. 6,533 - Cloudy - 85 F

livebaseballscorecards.com

AB	27
R	2
H	4
RBI	1
BB	0
SO	3
LOB	2

Batter	1	2	3	4	5	6	7	8	9	AB	R	H	RBI	BB	SO	LOB
Ernie Fazio, R (1, 4) OBP: 0.271, SLG: 0.276	x 0-0 ① 4-3		x 0-0 ③ 1B		x 0-0 ③ 5-3			x 0-0 ② F7		4	0	1	0	0	0	0
Carl Warwick, R (1, 9) OBP: 0.315, SLG: 0.334	B B C B X 3-1 ② P4		S S S 0-3 ③ K			x 0-0 3B		B B B B 4-0 BB		3	0	1	0	1	1	1
Jimmy Wynn, R (1, 7) (5, 6) OBP: 0.314, SLG: 0.355	B X 1-0 ③ 6-3			B S S S B C 2-3 ① K		x 0-0 ① F9		x 0-0 ③ 6-3		4	0	0	0	0	1	2
John Bateman, R (1, 2) OBP: 0.242, SLG: 0.338 Dave Adlesh, R (4, 2)		B B X 2-0 1B		x 0-0 ② P4		S S S 0-3 ② K			x 0-0 ① 5-3	2 2	0 0	1 0	0 0	0 0	0 1	0 1
Howie Goss, R (1, 8) OBP: 0.258, SLG: 0.331		S S S B B C 2-3 ① K		x 0-0 2B		x 0-0 ③ F9			x 0-0 ② G3	4	0	1	0	0	1	2
Rusty Staub, L (1, 3) OBP: 0.310, SLG: 0.295		F S S 0-3 ② K		B B B B S S B 4-2 BB			x 0-0 ① G3		C C C 0-3 ③ K	3	0	0	0	1	2	1
Bob Aspromonte, R (1, 5) OBP: 0.256, SLG: 0.282		x 0-0 ③ P4		S S S 0-3 ③ K			x 0-0 ② F8			3	0	0	0	0	1	3
Bob Lillis, R (1, 6) OBP: 0.225, SLG: 0.233 Johnny Weekly, R (5, PH) (5, 7) OBP: 0.250, SLG: 0.267			x 0-0 ① F9		x 0-0 ① F3		x 0-0 ③ F3			1 2	0 0	0 0	0 0	0 0	0 0	0 0
Don Nottebart, R (1, 1) OBP: 0.155, SLG: 0.140 Dick Drott, R (2, 1) OBP: 0.130, SLG: 0.130 Johnny Temple, R (8, PH) OBP: 0.345, SLG: 0.319 Don McMahon, R (8, 1) OBP: 0.214, SLG: 0.167			S S S 0-3 ② K		x 0-0 ② 4-3			x 0-0 ① 6-3		0 2 1 0	0 0 0 0	0 0 0 0	0 0 0 0	0 0 0 0	0 1 0 0	0 0 0 0
Inning Stats	R: 0 H: 0 E: 0 LOB: 0 K: 0 BB: 0 S: 4 P: 8	R: 0 H: 1 E: 0 LOB: 1 K: 2 BB: 0 S: 8 P: 12	R: 0 H: 1 E: 0 LOB: 1 K: 2 BB: 0 S: 8 P: 8	R: 0 H: 1 E: 0 LOB: 2 K: 2 BB: 1 S: 10 P: 16	R: 0 H: 0 E: 0 LOB: 0 K: 0 BB: 0 S: 3 P: 3	R: 0 H: 1 E: 0 LOB: 1 K: 1 BB: 0 S: 6 P: 6	R: 0 H: 0 E: 0 LOB: 0 K: 0 BB: 0 S: 3 P: 3	R: 0 H: 0 E: 0 LOB: 1 K: 0 BB: 1 S: 3 P: 7	R: 0 H: 0 E: 0 LOB: 0 K: 1 BB: 0 S: 5 P: 5	1B: 2 SF: 0 2B: 1 SAC: 0 3B: 1 DP: 0 HR: 0 HBP: 0						

TOP

Houston Colt 45's @ Philadelphia Phillies

Connie Mack Stadium, Philadelphia, PA

Tue Sep 10 1963, 7:05 PM EDT

Att. 3,645 - Unknown

livebaseballscorecards.com

AB	31
R	0
H	4
RBI	0
BB	2
SO	8
LOB	10

WP: 0 PB: 0 SB: 0 CS: 0 PA: 33

PITCHER		IP	WLS	BF	H	R	ER	SO	BB	IBB	HBP	BLK	WP	HR	S	P	ERA	WHIP
Chris Short, L ERA: 3.21	(1, 1)	9.0	W	33	4	0	0	8	2	0	0	0	0	0	50	68	0.00	0.667

PITCHER	IP	WLS	BF	H	R	ER	SO	BB	IBB	HBP	BLK	WP	HR	S	P	ERA	WHIP

BOTTOM

Houston Colt 45's @ Philadelphia Phillies

Connie Mack Stadium, Philadelphia, PA

Tue Sep 10 1963, 7:05 PM EDT

Att. 3,645 - Unknown

livebaseballscorecards.com

Batter	1	2	3	4	5	6	7	8	9	AB	R	H	RBI	BB	SO	LOB
Tony Taylor, R (1, 4) OBP: 0.333, SLG: 0.368	HBP		L7		K	HR 1B	F2			2	1	0	0	0	0	3
Cookie Rojas, R (5, 4) OBP: 0.246, SLG: 0.204	F9									3	1	1	0	0	1	2
Johnny Callison, L (1, 9) OBP: 0.341, SLG: 0.489	K	E 2B	L7		E S PB 1B	1-H 2-H HR		FC6-4 1B		6	3	4	3	0	1	1
Wes Covington, L (1, 7) OBP: 0.368, SLG: 0.554	1B E 1-H 2B	E7 F8 1B 2-H 1B	F8		K 1-3	HR 1B		FC6-4 1B 1-2f		4	2	2	1	0	1	1
Dick Allen, R (6, 7) OBP: 0.154, SLG: 0.231										2	2	1	0	0	0	1
Tony Gonzalez, L (1, 8) OBP: 0.388, SLG: 0.457	E 1B 2-3	F8 2-3		G3 BB 2B BB	BB 3-H BB	1-H HR		5-3 1B 1-2 1B		4	3	3	2	2	0	1
Roy Sievers, R (1, 3) OBP: 0.307, SLG: 0.404	K	1B 1B BB		F5	1-2 BB	L7		5-3 1-2 2-H 1B		3	1	0	0	2	1	3
Ruben Amaro, R (7, 5) OBP: 0.278, SLG: 0.303										1	0	1	1	0	0	0
Clay Dalrymple, L (1, 2) OBP: 0.336, SLG: 0.369	E E IBB	1B 1-2 3-H 1B		G3 1-2 2B BB	F8	4-3		5-3 1-2 2-3		4	2	1	1	2	0	4
Don Hoak, R (1, 5) OBP: 0.273, SLG: 0.317	E5 E 1-3 2-H 3-H	P6		G3 1-2 2-3		6-3	HBP 1B	F8		4	0	0	0	0	0	5
John Herrnstein, L (7, 3) OBP: 0.182, SLG: 0.100										2	0	1	0	0	0	2
Bobby Wine, R (1, 6) OBP: 0.238, SLG: 0.290	E6 CI 2-3 3-H	1-2 2-H 1B		2-H 3-H 2B		P6	1-2 HBP			4	0	2	3	0	0	1
Chris Short, R (1, 1) OBP: 0.093, SLG: 0.130	CI 1-2	F9		1-3		HR 1B 1B	F7			4	1	1	0	0	0	5
Inning Stats	R: 4 E: 3 K: 2 S: 15 H: 2 LOB: 3 BB: 1 P: 29	R: 3 E: 1 K: 0 S: 17 H: 4 LOB: 2 BB: 1 P: 32	R: 0 E: 0 K: 0 S: 3 H: 0 LOB: 0 BB: 0 P: 3	R: 2 E: 0 K: 0 S: 5 H: 1 LOB: 1 BB: 2 P: 13	R: 1 E: 1 K: 2 S: 8 H: 1 LOB: 2 BB: 2 P: 16	R: 5 E: 0 K: 0 S: 8 H: 5 LOB: 0 BB: 0 P: 10	R: 0 E: 0 K: 0 S: 5 H: 1 LOB: 2 BB: 0 P: 7	R: 1 E: 0 K: 0 S: 10 H: 3 LOB: 2 BB: 0 P: 12		1B: 12 2B: 3 3B: 0 HR: 2 SF: 0 SAC: 0 DP: 0 HBP: 2						

AB	43
R	16
H	17
RBI	11
BB	6
SO	4
LOB	29

WP: 0 PB: 1 SB: 2 CS: 0 PA: 52

PITCHER		IP	WLS	BF	H	R	ER	SO	BB	IBB	HBP	BLK	WP	HR	S	P	ERA	WHIP
Don Nottebart, R ERA: 3.29	(1, 1)	1.0	L	12	4	6	3	2	0	1	1	0	0	0	20	37	27.00	4.000
Dick Drott, R ERA: 4.75	(2, 1)	6.0		34	10	9	8	2	5	0	1	0	0	2	41	73	12.00	2.500
Don McMahon, R ERA: 4.11	(8, 1)	1.0		6	3	1	1	0	0	0	0	0	0	0	10	12	9.00	3.000

PITCHER	IP	WLS	BF	H	R	ER	SO	BB	IBB	HBP	BLK	WP	HR	S	P	ERA	WHIP

Batter	1	2	3	4	5	6	7	8	9	AB	R	H	RBI	BB	SO	LOB
Al Spangler, L (1, 7) OBP: 0.356, SLG: 0.390	0-0 4-3		1-2 4-3			1-1 5-3	1-0 4-3		0-3 K	4	0	0	0	0	0	3
Johnny Weekly, R (8, 7) OBP: 0.245, SLG: 0.261										1	0	0	0	0	1	0
Pete Runnels, L (1, 4) OBP: 0.326, SLG: 0.293	2-1 F7			2-1 4-3		2-0 FC5-4 2-3 1B		0-0 HR 1B	0-0 1B	5	1	3	0	0	0	0
Ernie Fazio, R (9, PR) (9, 4) OBP: 0.271, SLG: 0.276										0	0	0	0	0	0	0
Jimmy Wynn, R (1, 5) OBP: 0.311, SLG: 0.366	1-3 K			0-0 G3		1-1 FC5-4 1-2f		0-2 1-H HR	0-0 P5	5	1	1	2	0	1	3
Carl Warwick, R (1, 9) OBP: 0.316, SLG: 0.335		1-2 5-3		0-1 P3			0-0 1B 1B 1B	0-0 1B		4	1	2	0	0	0	0
Rusty Staub, L (1, 3) OBP: 0.310, SLG: 0.294		1-3 K			1-0 G3		0-0 SH 1B 1-2 SF7 1B	0-0 F9		4	1	1	0	0	1	1
John Bateman, R (1, 2) OBP: 0.250, SLG: 0.345		0-1 FC6-4 1B			0-0 0-3 1B		1-0 SH 1-2 2-H 1B	0-0 1-2 1B		4	0	4	1	0	0	0
Howie Goss, R (1, 8) OBP: 0.256, SLG: 0.328		0-1 FC6-4 1-2f			0-1 9-3 1-2f		0-0 SH 1-2 2-3	0-0 F9		3	0	0	0	0	0	4
Bob Lillis, R (1, 6) OBP: 0.223, SLG: 0.232			1-0 F3			0-1 6-3	0-0 SF7 3-H	0-0 1-3		3	0	0	1	0	0	2
Turk Farrell, R (1, 1) OBP: 0.213, SLG: 0.211			0-1 F8			2-1 1B 2B	1-0 P5		1-0 6-3	4	0	1	0	0	0	2
Inning Stats	R: 0 H: 0 E: 0 LOB: 0 K: 1 BB: 0 S: 6 P: 9	R: 0 H: 1 E: 0 LOB: 1 K: 1 BB: 0 S: 10 P: 12	R: 0 H: 0 E: 0 LOB: 0 K: 0 BB: 0 S: 6 P: 8	R: 0 H: 0 E: 0 LOB: 0 K: 0 BB: 0 S: 5 P: 7	R: 0 H: 1 E: 0 LOB: 0 K: 0 BB: 0 S: 4 P: 5	R: 0 H: 2 E: 0 LOB: 2 K: 0 BB: 0 S: 9 P: 15	R: 2 H: 3 E: 0 LOB: 2 K: 0 BB: 0 S: 7 P: 10	R: 2 H: 4 E: 0 LOB: 2 K: 0 BB: 0 S: 9 P: 9	R: 0 H: 1 E: 0 LOB: 1 K: 1 BB: 0 S: 6 P: 7	1B: 10 SF: 1 2B: 2 SAC: 1 3B: 0 DP: 1 HR: 1 HBP: 0						

TOP

Houston Colt 45's @ Philadelphia Phillies

Connie Mack Stadium, Philadelphia, PA

Wed Sep 11 1963, 7:05 PM EDT

Att. 3,412 - Cloudy - 71 F

livebaseballscorecards.com

AB	37
R	4
H	12
RBI	4
BB	0
SO	3
LOB	15

PITCHER		IP	WLS	BF	H	R	ER	SO	BB	IBB	HBP	BLK	WP	HR	S	P	ERA	WHIP
Cal McLish, R ERA: 3.22	(1, 1)	7.0	L	30	9	4	4	2	0	0	0	0	0	1	51	70	5.14	1.286
Johnny Klippstein, R ERA: 1.86	(8, 1)	1.0		5	2	0	0	0	0	0	0	0	0	0	5	5	0.00	2.000
Jack Baldschun, R ERA: 2.31	(9, 1)	1.0		4	1	0	0	1	0	0	0	0	0	0	6	7	0.00	1.000

PITCHER	IP	WLS	BF	H	R	ER	SO	BB	IBB	HBP	BLK	WP	HR	S	P	ERA	WHIP

BOTTOM

Houston Colt 45's @ Philadelphia Phillies

Connie Mack Stadium, Philadelphia, PA

Wed Sep 11 1963, 7:05 PM EDT

Att. 3,412 - Cloudy - 71 F

livebaseballscorecards.com

Batter	1	2	3	4	5	6	7	8	9	AB	R	H	RBI	BB	SO	LOB
Tony Taylor, R (1, 4) OBP: 0.334, SLG: 0.368	E6		1B		6-3			BB		3	2	1	0	1	0	0
Johnny Callison, L (1, 9) OBP: 0.341, SLG: 0.490	4-3 1-H		SH1-3 1-H			F7		4-3		3	0	1	2	0	0	1
Wes Covington, L (1, 7) OBP: 0.364, SLG: 0.549	K		K			F5			K	3	0	0	0	0	2	1
Don Demeter, R (7, 7) OBP: 0.313, SLG: 0.440										1	0	0	0	0	1	0
Tony Gonzalez, L (1, 8) OBP: 0.386, SLG: 0.453	4-3 2-3			4-3		K			6-3	4	0	0	0	0	1	1
Clay Dalrymple, L (1, 2) OBP: 0.335, SLG: 0.368	F8			P4			1-3		1B	4	0	1	0	0	0	1
Frank Torre, L (1, 3) OBP: 0.316, SLG: 0.343		F9		2B			6-3		F5	4	0	1	0	0	0	1
Don Hoak, R (1, 5) OBP: 0.270, SLG: 0.315		K		F8			F8			3	0	0	0	0	1	1
Bobby Wine, R (1, 6) OBP: 0.237, SLG: 0.289		K			K			F5		2	0	0	0	0	2	0
Cal Emery, L (8, PH) OBP: 0.167, SLG: 0.222										1	0	0	0	0	0	0
Ruben Amaro, R (9, 6) OBP: 0.278, SLG: 0.303										0	0	0	0	0	0	0
Cal McLish, S (1, 1) OBP: 0.257, SLG: 0.246			K		4-3			K		2	0	0	0	0	1	0
Johnny Klippstein, R (8, 1) OBP: 0.038, SLG: 0.038										0	0	0	0	0	0	0
Roy Sievers, R (8, PH) OBP: 0.306, SLG: 0.403										1	0	0	0	0	1	0
Jack Baldschun, R (9, 1)										0	0	0	0	0	0	0
Inning Stats	R: 1 E: 1 K: 1 S: 16 H: 1 LOB: 1 BB: 0 P: 20	R: 0 E: 0 K: 2 S: 7 H: 0 LOB: 0 BB: 0 P: 9	R: 1 E: 0 K: 2 S: 10 H: 1 LOB: 0 BB: 0 P: 14	R: 0 E: 0 K: 0 S: 7 H: 1 LOB: 1 BB: 0 P: 8	R: 0 E: 0 K: 1 S: 7 H: 0 LOB: 0 BB: 0 P: 9	R: 0 E: 0 K: 1 S: 9 H: 0 LOB: 0 BB: 0 P: 10	R: 0 E: 0 K: 0 S: 4 H: 0 LOB: 0 BB: 0 P: 4	R: 0 E: 0 K: 1 S: 11 H: 0 LOB: 1 BB: 1 P: 21	R: 0 E: 0 K: 1 S: 14 H: 1 LOB: 1 BB: 0 P: 20	1B: 2 2B: 2 3B: 0 HR: 0 SF: 0 SAC: 1 DP: 0 HBP: 0						

	AB	31
	R	2
	H	4
	RBI	2
	BB	1
	SO	9
	LOB	6

WP: 0 PB: 0 SB: 2 CS: 0 PA: 33

PITCHER	IP	WLS	BF	H	R	ER	SO	BB	IBB	HBP	BLK	WP	HR	S	P	ERA	WHIP
Turk Farrell, R (1, 1) ERA: 3.05	9.0	W	33	4	2	0	9	1	0	0	0	0	0	85	115	0.00	0.556

PITCHER	IP	WLS	BF	H	R	ER	SO	BB	IBB	HBP	BLK	WP	HR	S	P	ERA	WHIP

Houston Colt 45's @ Philadelphia Phillies

Connie Mack Stadium, Philadelphia, PA

Thu Sep 12 1963, 7:05 PM EDT

Att. 2,849 - Cloudy - 81 F

livebaseballscorecards.com

TOP

Batter	1	2	3	4	5	6	7	8	9	AB	R	H	RBI	BB	SO	LOB
Howie Goss, R (1, 8) OBP: 0.258, SLG: 0.332	S S S 0-3 ① K		C F S 0-3 ② K		B X 1-0 1-3 2-H 2B			X 0-0 FC3-6 1B		4	0	2	1	0	2	0
Pete Runnels, L (1, 4) OBP: 0.325, SLG: 0.290 Ernie Fazio, R (8, PR) OBP: 0.271, SLG: 0.276 (8, 4)	B B F B B 4-1 BB		X 0-0 ③ F8		X 0-0 ③ F5			F B X 1-1 ① FC3-6 1-2f		3 0	0 0	0 0	0 0	1 0	0 0	3 0
Jimmy Wynn, R (1, 5) OBP: 0.306, SLG: 0.359	S S S 0-3 ② K			B F F B S 2-3 ① K		X 0-0 ① F5		B X 1-0 ② F3		4	0	0	0	0	2	2
Carl Warwick, R (1, 9) OBP: 0.314, SLG: 0.333	B S F B X 2-2 ③ L7			B B B C F S 3-3 ② K		X 0-0 ② L4		C F F B X 1-2 ③ P6		4	0	0	0	0	1	2
Rusty Staub, L (1, 3) OBP: 0.309, SLG: 0.296		B B X 2-0 2B		F B C B X 2-2 ③ 3-1		S F F X 0-2 ③ F9			F C B X 1-2 ① G3	4	0	1	0	0	0	0
John Bateman, R (1, 2) OBP: 0.247, SLG: 0.342		C B F S 1-3 ① K			X 0-0 ① 5-3		X 0-0 ① F8		X 0-0 ② 4-3	4	0	0	0	0	1	1
Johnny Weekly, R (1, 7) OBP: 0.245, SLG: 0.245		X 0-0 ② P4			B B S S B X 3-2 ② F7		F B B X 2-1 ② 6-3		B S B B B 4-1 DI BB	3	0	0	0	1	0	1
Bob Lillis, R (1, 6) OBP: 0.226, SLG: 0.237 Al Spangler, L (9, PH) OBP: 0.355, SLG: 0.389		B B X 2-0 ③ P6			X 0-0 BB 2B 1B		B S X 1-1 2B		B B X 2-0 ③ F8 1-2	3 1	1 0	2 0	0 0	0 0	0 0	1 1
Hal Brown, R (1, 1) OBP: 0.119, SLG: 0.098 Don McMahon, R (8, 1) OBP: 0.214, SLG: 0.167			B S C T X 1-2 ① F7		B B B C B 4-1 2B 1-2 BB		F S C 0-3 ③ K			2 0	0 0	0 0	0 0	1 0	1 0	1 0
Inning Stats	R: 0 E: 0 K: 2 S: 10 H: 0 LOB: 1 BB: 1 P: 16	R: 0 E: 0 K: 1 S: 6 H: 1 LOB: 1 BB: 0 P: 11	R: 0 E: 0 K: 1 S: 8 H: 0 LOB: 0 BB: 0 P: 9	R: 0 E: 0 K: 2 S: 9 H: 0 LOB: 0 BB: 0 P: 16	R: 1 E: 0 K: 0 S: 8 H: 2 LOB: 2 BB: 1 P: 16	R: 0 E: 0 K: 0 S: 6 H: 0 LOB: 0 BB: 0 P: 6	R: 0 E: 0 K: 1 S: 8 H: 1 LOB: 1 BB: 0 P: 11	R: 0 E: 0 K: 0 S: 8 H: 1 LOB: 1 BB: 0 P: 11	R: 0 E: 0 K: 0 S: 6 H: 0 LOB: 1 BB: 1 P: 13	1B: 2 2B: 3 3B: 0 HR: 0	SF: 0 SAC: 0 DP: 0 HBP: 0						

	AB	32
	R	1
	H	5
	RBI	1
	BB	3
	SO	7
	LOB	12

WP: 0 PB: 0 SB: 0 CS: 0 PA: 35

PITCHER	IP	WLS	BF	H	R	ER	SO	BB	IBB	HBP	BLK	WP	HR	S	P	ERA	WHIP
Ray Culp, R (1, 1) ERA: 2.73	9.0	W	35	5	1	1	7	3	0	0	0	0	0	69	109	1.00	0.889

PITCHER	IP	WLS	BF	H	R	ER	SO	BB	IBB	HBP	BLK	WP	HR	S	P	ERA	WHIP

BOTTOM

Batter	1	2	3	4	5	6	7	8	9	AB	R	H	RBI	BB	SO	LOB
Tony Taylor, R (1, 4) OBP: 0.334, SLG: 0.372	S S S 0-3 ① K		C X 0-1 ② 6-3		X 0-0 ③ F8			L X 0-1 HR		4	1	1	1	0	1	1
Johnny Callison, L (1, 9) OBP: 0.340, SLG: 0.488	L S T B X 1-2 ② 4-3		B F B F S 2-3 ③ K			X 0-0 ① F9		X 0-0 S SH1-3 1B 1B		4	1	1	0	0	1	1
Wes Covington, L (1, 7) OBP: 0.361, SLG: 0.544 Don Demeter, R (7, 7) OBP: 0.313, SLG: 0.440	S T S 0-3 ③ K			X 0-0 E4 HR		C B B F B X 3-2 ② 4-3		X 0-0 ① SH1-3 1-2		3 0	1 0	0 0	0 0	0 0	1 0	0 0
Tony Gonzalez, L (1, 8) OBP: 0.386, SLG: 0.454		B X 1-0 ① L4		X 0-0 ① F7		B B S X 2-1 1B		F B S X 1-2 F8 2-H 1B		4	0	2	1	0	0	1
Roy Sievers, R (1, 3) OBP: 0.305, SLG: 0.409 Frank Torre, L (9, 3) OBP: 0.316, SLG: 0.343		C S 0-3 ② K		B B X 2-0 1-H HR		B B X 2-0 ③ F8		X 0-0 ② F8 1-2		4 0	1 0	1 0	2 0	0 0	1 0	2 0
Clay Dalrymple, L (1, 2) OBP: 0.336, SLG: 0.371		X 0-0 1B		X 0-0 ② P4			S S F F B X 1-2 G3 2B	X 0-0 ③ 1-6-3		4	0	2	0	0	0	1
Don Hoak, R (1, 5) OBP: 0.268, SLG: 0.312		X 0-0 ③ F9		X 0-0 ③ P6			F B X 1-1 ① G3 2-3			3	0	0	0	0	0	2
Bobby Wine, R (1, 6) OBP: 0.237, SLG: 0.289			B B B C C X 3-2 SH2-3 1B		X 0-0 ① F7		B S X 1-1 ② F3			3	0	1	0	0	0	1
Ray Culp, R (1, 1) OBP: 0.182, SLG: 0.159			X 0-0 ① SH2-3 1-2		X 0-0 ② L4		B F X 1-1 ③ F7			2	0	0	0	0	0	1
Inning Stats	R: 0 H: 0 E: 0 LOB: 0 K: 2 BB: 0 S: 10 P: 11	R: 0 H: 1 E: 0 LOB: 1 K: 1 BB: 0 S: 6 P: 7	R: 0 H: 1 E: 0 LOB: 1 K: 1 BB: 0 S: 9 P: 14	R: 2 H: 1 E: 1 LOB: 0 K: 0 BB: 0 S: 5 P: 7	R: 0 H: 0 E: 0 LOB: 0 K: 0 BB: 0 S: 3 P: 3	R: 0 H: 1 E: 0 LOB: 1 K: 0 BB: 0 S: 7 P: 14	R: 0 H: 1 E: 0 LOB: 1 K: 0 BB: 0 S: 11 P: 15	R: 2 H: 3 E: 0 LOB: 1 K: 0 BB: 0 S: 9 P: 10		1B: 5 SF: 0 2B: 1 SAC: 2 3B: 0 DP: 0 HR: 2 HBP: 0						WP: 0 PA: 33 PB: 0 SB: 1 CS: 0

PITCHER		IP	WLS	BF	H	R	ER	SO	BB	IBB	HBP	BLK	WP	HR	S	P	ERA	WHIP
Hal Brown, R ERA: 3.43	(1, 1)	7.1	L	31	8	4	3	4	0	0	0	0	0	2	58	79	3.68	1.091
Don McMahon, R ERA: 4.07	(8, 1)	0.2		2	0	0	0	0	0	0	0	0	0	0	2	2	0.00	0.000

PITCHER	IP	WLS	BF	H	R	ER	SO	BB	IBB	HBP	BLK	WP	HR	S	P	ERA	WHIP

Houston Colt 45's @ Philadelphia Phillies

Connie Mack Stadium, Philadelphia, PA

Thu Sep 12 1963, 7:05 PM EDT

Att. 2,849 - Cloudy - 81 F

livebaseballscorecards.com

AB	31
R	4
H	8
RBI	4
BB	0
SO	4
LOB	10

Batter	1	2	3	4	5	6	7	8	9	AB	R	H	RBI	BB	SO	LOB
Howie Goss, R (1, 8) OBP: 0.261, SLG: 0.337	G1-6-3 1B			1B FC5-2-6 2B		5-3 ①		P6 ③		4	0	2	0	0	0	0
Pete Runnels, L (1, 4) OBP: 0.325, SLG: 0.290	G1-6-3 ①② 1-2f			FC5-2-6 2-3 1B		6-3 ②			L8 ①	4	0	1	0	0	0	1
Jimmy Wynn, R (1, 7) OBP: 0.302, SLG: 0.353	F8 ③			FC5-2-6 ① 1-2 3-H		6-3 ③			F8 ②	4	0	0	0	0	0	2
Carl Warwick, R (1, 9) OBP: 0.315, SLG: 0.333		6-3 ①		K ② S S S			FC2-6 1B		BB B B B B 1B 1B	3	1	1	0	1	1	2
Rusty Staub, L (1, 3) OBP: 0.309, SLG: 0.296		L4 ②		4-3 ③			FC2-6 ① 1-2f		1B 1-3 1B	4	0	1	0	0	0	3
John Bateman, R (1, 2) OBP: 0.247, SLG: 0.341		F5 ③			5-3 ①		L8 ②		1-2 3-H 1B	4	0	1	1	0	0	1
Bob Aspromonte, R (1, 5) OBP: 0.253, SLG: 0.279			F8 ①		F8 ②		F9 ③		K ③ S S S	4	0	0	0	0	1	3
Bob Lillis, R (1, 6) OBP: 0.226, SLG: 0.238			K ② S S S		1B			5-3 ①		3	0	1	0	0	1	0
Don Nottebart, R (1, 1) OBP: 0.148, SLG: 0.133			6-3 ③		F3 ③			6-3 ②		3	0	0	0	0	0	1
Inning Stats	R: 0 E: 0 K: 0 S: 3 H: 1 LOB: 0 BB: 0 P: 3	R: 0 E: 0 K: 0 S: 3 H: 0 LOB: 0 BB: 0 P: 3	R: 0 E: 0 K: 1 S: 5 H: 0 LOB: 0 BB: 0 P: 5	R: 0 E: 0 K: 1 S: 7 H: 2 LOB: 2 BB: 0 P: 7	R: 0 E: 0 K: 0 S: 4 H: 1 LOB: 1 BB: 0 P: 4	R: 0 E: 0 K: 0 S: 3 H: 0 LOB: 0 BB: 0 P: 3	R: 0 E: 0 K: 0 S: 4 H: 1 LOB: 1 BB: 0 P: 4	R: 0 E: 0 K: 0 S: 3 H: 0 LOB: 0 BB: 0 P: 3	R: 1 E: 0 K: 1 S: 7 H: 2 LOB: 2 BB: 1 P: 11	1B: 6 2B: 1 3B: 0 HR: 0 SF: 0 SAC: 0 DP: 1 HBP: 0						

TOP

Houston Colt 45's @ New York Mets

Polo Grounds, New York, NY

Fri Sep 13 1963, 7:05 PM EDT

Att. 4,886 - Cloudy - 58 F

livebaseballscorecards.com

AB	33
R	1
H	7
RBI	1
BB	1
SO	3
LOB	13

WP: 0 PB: 0 SB: 0 CS: 0 PA: 34

PITCHER	IP	WLS	BF	H	R	ER	SO	BB	IBB	HBP	BLK	WP	HR	S	P	ERA	WHIP
Roger Craig, R (1, 1) ERA: 3.85	9.0	L	34	7	1	1	3	1	0	0	0	0	0	39	43	1.00	0.889

PITCHER	IP	WLS	BF	H	R	ER	SO	BB	IBB	HBP	BLK	WP	HR	S	P	ERA	WHIP

BOTTOM

Houston Colt 45's @ New York Mets

Polo Grounds, New York, NY

Fri Sep 13 1963, 7:05 PM EDT

Att. 4,886 - Cloudy - 58 F

livebaseballscorecards.com

Batter	1	2	3	4	5	6	7	8	9	AB	R	H	RBI	BB	SO	LOB
Ed Kranepool, L (1, 9) OBP: 0.262, SLG: 0.294	BBBB 4-0 G4-6-3 BB		SSS 0-3 K ③			X 0-0 1B			X 0-0 L6 ①	3	0	1	0	1	1	0
Joe Hicks, L (1, 7) OBP: 0.292, SLG: 0.385 Duke Snider, L (9, PH) OBP: 0.353, SLG: 0.415	X 0-0 G4-6-3 ①② 1-2f			X 0-0 G3 ①		X 0-0 F2 ②			SSS 0-3 K ②	3 1	0 0	0 0	0 0	0 0	0 1	2 0
Duke Carmel, L (1, 8) OBP: 0.326, SLG: 0.361	X 0-0 F5 ③			X 0-0 4-3 ②		SSS 0-3 K ③			SSS 0-3 K ③	4	0	0	0	0	2	1
Tim Harkness, L (1, 3) OBP: 0.296, SLG: 0.338		X 0-0 F8 ①		X 0-0 1B			X 0-0 L5 ①			3	0	1	0	0	0	0
Jim Hickman, R (1, 5) OBP: 0.294, SLG: 0.401		BBBB 4-0 FC6-4 BB		X 0-0 P4 ③			X 0-0 P6 ②			2	0	0	0	1	0	1
Ted Schreiber, R (1, 4) OBP: 0.245, SLG: 0.167		SSS 0-3 K ②			X 0-0 6-3 ①		X 0-0 6-3 ③			3	0	0	0	0	1	1
Chris Cannizzaro, R (1, 2) OBP: 0.304, SLG: 0.318		X 0-0 FC6-4 ③ 1-2f			X 0-0 P3 ②		X 0-0 5-3 ①			3	0	0	0	0	0	1
Al Moran, R (1, 6) OBP: 0.270, SLG: 0.227			X 0-0 6-3 ①		SSS 0-3 K ③		X 0-0 P4 ②			3	0	0	0	0	1	0
Roger Craig, R (1, 1) OBP: 0.153, SLG: 0.090			X 0-0 P4 ②			X 0-0 1-3 ①	SSS 0-3 K ③			3	0	0	0	0	1	0

	AB	28
	R	0
	H	2
	RBI	0
	BB	2
	SO	7
	LOB	6

Inning Stats										
	R: 0 E: 0 K: 0 S: 2	H: 0 LOB: 0 BB: 1 P: 6	R: 0 E: 0 K: 1 S: 5	H: 0 LOB: 1 BB: 1 P: 9	R: 0 E: 0 K: 1 S: 5	H: 0 LOB: 0 BB: 0 P: 5	R: 0 E: 0 K: 0 S: 4	H: 1 LOB: 1 BB: 0 P: 4	R: 0 E: 0 K: 1 S: 5	H: 0 LOB: 0 BB: 0 P: 5
	R: 0 E: 0 K: 1 S: 6	H: 1 LOB: 1 BB: 0 P: 6	R: 0 E: 0 K: 0 S: 3	H: 0 LOB: 0 BB: 0 P: 3	R: 0 E: 0 K: 1 S: 5	H: 0 LOB: 0 BB: 0 P: 5	R: 0 E: 0 K: 2 S: 7	H: 0 LOB: 0 BB: 0 P: 7	1B: 2 2B: 0 3B: 0 HR: 0	SF: 0 SAC: 0 DP: 1 HBP: 0
	WP: 0 PB: 0 SB: 0 CS: 0	PA: 30								

PITCHER	IP	WLS	BF	H	R	ER	SO	BB	IBB	HBP	BLK	WP	HR	S	P	ERA	WHIP
Don Nottebart, R (1, 1) ERA: 3.12	9.0	W	30	2	0	0	7	2	0	0	0	0	0	42	50	0.00	0.444

PITCHER	IP	WLS	BF	H	R	ER	SO	BB	IBB	HBP	BLK	WP	HR	S	P	ERA	WHIP

Batter	1	2	3	4	5	6	7	8	9	AB	R	H	RBI	BB	SO	LOB
Howie Goss, R (1, 8) OBP: 0.261, SLG: 0.339	P4		6-3			L7		2B		4	1	1	0	0	0	0
Pete Runnels, L (1, 4) OBP: 0.326, SLG: 0.293	6-3			BBBB, E, HR, BB		F7		2-H, 2B		3	1	1	1	1	0	0
Jimmy Wynn, R (1, 7) OBP: 0.301, SLG: 0.348	B1			5-3, 1-2		F9		IBB		3	0	0	0	1	0	1
Carl Warwick, R (1, 9) OBP: 0.317, SLG: 0.340		5-3		2-H, HR			1B	4-3		4	1	2	2	0	0	2
Rusty Staub, L (1, 3) OBP: 0.308, SLG: 0.294		BBBB, BB		6-3			P4		G3	3	0	0	0	1	0	1
John Bateman, R (1, 2) OBP: 0.245, SLG: 0.337		SSS, K		F9			F8		SSS, K	4	0	0	0	0	2	2
Bob Aspromonte, R (1, 5) OBP: 0.253, SLG: 0.286		F7			1-3		L7		HR	4	1	1	1	0	0	2
Bob Lillis, R (1, 6) OBP: 0.224, SLG: 0.236			5-3		1-3			5-3	SSS, K2-3	4	0	0	0	0	1	0
Ken Johnson, R (1, 1) OBP: 0.086, SLG: 0.059			3-1		SSS, K			SSS, K		3	0	0	0	0	2	0
Inning Stats	R: 0 E: 0 K: 0 S: 3 H: 0 LOB: 0 BB: 0 P: 3	R: 0 E: 0 K: 1 S: 5 H: 0 LOB: 1 BB: 1 P: 9	R: 0 E: 0 K: 0 S: 3 H: 0 LOB: 0 BB: 0 P: 3	R: 2 E: 0 K: 0 S: 4 H: 1 LOB: 0 BB: 1 P: 8	R: 0 E: 0 K: 1 S: 5 H: 0 LOB: 0 BB: 0 P: 5	R: 0 E: 0 K: 0 S: 3 H: 0 LOB: 0 BB: 0 P: 3	R: 0 E: 0 K: 0 S: 4 H: 1 LOB: 1 BB: 0 P: 4	R: 1 E: 0 K: 1 S: 7 H: 2 LOB: 2 BB: 1 P: 11	R: 1 E: 0 K: 2 S: 8 H: 1 LOB: 0 BB: 0 P: 8	1B: 1 2B: 2 3B: 0 HR: 2 SF: 0 SAC: 0 DP: 0 HBP: 0						

TOP

Houston Colt 45's @ New York Mets

Polo Grounds, New York, NY

Sat Sep 14 1963, 3:33 AM EDT

Att. 5,544 - Cloudy - 57 F

livebaseballscorecards.com

AB	32
R	4
H	5
RBI	4
BB	3
SO	5
LOB	8

WP: 0 PA: 35
PB: 0
SB: 0
CS: 0

PITCHER		IP	WLS	BF	H	R	ER	SO	BB	IBB	HBP	BLK	WP	HR	S	P	ERA	WHIP
Carl Willey, R ERA: 2.91	(1, 1)	7.0	L	25	2	2	2	2	2	0	0	0	0	1	27	35	2.57	0.571
Larry Bearnarth, R ERA: 3.28	(8, 1)	2.0		10	3	2	2	3	0	1	0	0	0	1	15	19	9.00	1.500

PITCHER	IP	WLS	BF	H	R	ER	SO	BB	IBB	HBP	BLK	WP	HR	S	P	ERA	WHIP

BOTTOM

Houston Colt 45's @ New York Mets

Polo Grounds, New York, NY

Sat Sep 14 1963, 3:33 AM EDT
Att. 5,544 - Cloudy - 57 F

livebaseballscorecards.com

Batter	1	2	3	4	5	6	7	8	9	AB	R	H	RBI	BB	SO	LOB
Ed Kranepool, L (1, 7) OBP: 0.262, SLG: 0.290	4-3		BB		K 1-2 2-3		P6			3	0	0	0	1	1	2
Duke Carmel, L (1, 8) OBP: 0.320, SLG: 0.353	L4		L4		K			K		4	0	0	0	0	2	5
Cleon Jones, R (9, 8)										0	0	0	0	0	0	0
Duke Snider, L (1, 9) OBP: 0.349, SLG: 0.410	4-3			F8		4-3		4-3		4	0	0	0	0	0	0
Tim Harkness, L (1, 3) OBP: 0.296, SLG: 0.337		G3		F8		1B 1B		F9		4	0	1	0	0	0	0
Jim Hickman, R (1, 5) OBP: 0.292, SLG: 0.397		F2		F8		K			F5	4	0	0	0	0	1	1
Rod Kanehl, R (1, 4) OBP: 0.267, SLG: 0.288		3-1			PB 1B 1B	1-3 1B			1-3	4	0	2	0	0	0	0
Al Moran, R (1, 6) OBP: 0.268, SLG: 0.225			E5 SH2-3		P6	1-3			F9	2	0	0	0	0	0	1
Joe Hicks, L (6, PH) OBP: 0.290, SLG: 0.382										1	0	0	0	0	0	2
Ted Schreiber, R (7, 6) OBP: 0.245, SLG: 0.167										0	0	0	0	0	0	0
Frank Thomas, R (9, PH) OBP: 0.319, SLG: 0.395										1	0	0	0	0	0	0
Choo-Choo Coleman, L (1, 2) OBP: 0.271, SLG: 0.205			F8		PB 1-2 1B		BB P4			2	0	1	0	1	0	1
Carl Willey, R (1, 1) OBP: 0.135, SLG: 0.160			SH2-3 1-2		K		P4 1-2			1	0	0	0	0	1	2
Joe Christopher, R (7, PH) OBP: 0.303, SLG: 0.305										1	0	0	0	0	0	1
Larry Bearnarth, R (8, 1) OBP: 0.172, SLG: 0.179										0	0	0	0	0	0	0
Inning Stats	R: 0 E: 0 K: 0 S: 3 H: 0 LOB: 0 BB: 0 P: 3	R: 0 E: 0 K: 0 S: 3 H: 0 LOB: 0 BB: 0 P: 3	R: 0 E: 1 K: 0 S: 4 H: 0 LOB: 2 BB: 1 P: 8	R: 0 E: 0 K: 0 S: 3 H: 0 LOB: 0 BB: 0 P: 3	R: 0 E: 0 K: 3 S: 12 H: 2 LOB: 3 BB: 0 P: 12	R: 0 E: 0 K: 1 S: 7 H: 2 LOB: 2 BB: 0 P: 7	R: 0 E: 0 K: 0 S: 2 H: 0 LOB: 0 BB: 1 P: 6	R: 0 E: 0 K: 1 S: 5 H: 0 LOB: 0 BB: 0 P: 5	R: 0 E: 0 K: 0 S: 3 H: 0 LOB: 0 BB: 0 P: 3	1B: 4 2B: 0 3B: 0 HR: 0 SF: 0 SAC: 1 DP: 0 HBP: 0						

AB	31
R	0
H	4
RBI	0
BB	2
SO	5
LOB	15

WP: 0 PB: 1 SB: 0 CS: 0 PA: 34

PITCHER	IP	WLS	BF	H	R	ER	SO	BB	IBB	HBP	BLK	WP	HR	S	P	ERA	WHIP
Ken Johnson, R (1, 1) ERA: 2.84	9.0	W	34	4	0	0	5	2	0	0	0	0	0	42	50	0.00	0.667

PITCHER	IP	WLS	BF	H	R	ER	SO	BB	IBB	HBP	BLK	WP	HR	S	P	ERA	WHIP

Batter	1	2	3	4	5	6	7	8	9	AB	R	H	RBI	BB	SO	LOB
Ernie Fazio, R (1, 4) OBP: 0.273, SLG: 0.283	WP WP 2B		K		P3		BB E 1B	F5		5	2	2	0	0	1	0
Howie Goss, R (1, 8) OBP: 0.267, SLG: 0.341	P3		E8 1B		1B BB		WP 2B BB 1-2	WP 1B		3	1	2	0	2	0	1
Jimmy Wynn, R (1, 7) OBP: 0.300, SLG: 0.346	E5 WP E		K		FC6-4 1B 1-2		5-3 1-3 2-H	6-3 1-2		4	1	1	0	0	1	3
Johnny Weekly, R (7, 7) OBP: 0.241, SLG: 0.240										1	0	0	0	0	0	1
Carl Warwick, R (1, 9) OBP: 0.317, SLG: 0.343	K 1-2 2-3		1-3		FC6-4 1-2f		S SF9 2B 3-H		SH3-4 1B	5	1	2	1	0	1	5
John Bateman, R (1, 2) OBP: 0.245, SLG: 0.334	6-3 2-H 3-H			K	F2		1B BB 2-3		SH3-4 1-2	3	0	0	0	1	1	0
Rusty Staub, L (1, 3) OBP: 0.305, SLG: 0.291		1-3		4-3	L9		SF9 3-H		F3	4	0	0	1	0	0	1
Bob Aspromonte, R (1, 5) OBP: 0.261, SLG: 0.291		BB		1B	1B		1-3 1B		IBB	3	0	3	0	2	0	0
Bob Lillis, R (1, 6) OBP: 0.224, SLG: 0.235		K		F8	1-3 1B		1-3		F9	5	0	1	0	0	1	6
Turk Farrell, R (1, 1) OBP: 0.200, SLG: 0.197		K			1-3		K	K		4	0	0	0	0	3	3
Inning Stats	R: 2 E: 1 K: 1 S: 7 H: 1 LOB: 0 BB: 0 P: 7	R: 0 E: 0 K: 2 S: 7 H: 0 LOB: 1 BB: 1 P: 11	R: 0 E: 1 K: 2 S: 8 H: 1 LOB: 0 BB: 0 P: 8	R: 0 E: 0 K: 1 S: 6 H: 1 LOB: 1 BB: 0 P: 6	R: 0 E: 0 K: 0 S: 4 H: 1 LOB: 2 BB: 1 P: 8	R: 0 E: 0 K: 1 S: 7 H: 2 LOB: 2 BB: 0 P: 7	R: 3 E: 0 K: 0 S: 6 H: 3 LOB: 2 BB: 2 P: 14	R: 0 E: 0 K: 1 S: 6 H: 1 LOB: 1 BB: 0 P: 6	R: 0 E: 0 K: 0 S: 4 H: 1 LOB: 2 BB: 1 P: 8	1B: 9 2B: 2 3B: 0 HR: 0 SF: 1 SAC: 1 DP: 0 HBP: 0						

PITCHER	IP	WLS	BF	H	R	ER	SO	BB	IBB	HBP	BLK	WP	HR	S	P	ERA	WHIP
Al Jackson, L (1, 1) ERA: 4.17	6.2	L	34	9	5	3	7	4	0	0	0	3	0	44	60	4.05	1.950
Galen Cisco, R (7, 1) ERA: 4.18	1.1		5	1	0	0	1	0	0	0	0	1	0	7	7	0.00	0.750
Larry Bearnarth, R (9, 1) ERA: 3.25	1.0		5	1	0	0	0	0	1	0	0	0	0	4	8	0.00	1.000

PITCHER	IP	WLS	BF	H	R	ER	SO	BB	IBB	HBP	BLK	WP	HR	S	P	ERA	WHIP

TOP

Houston Colt 45's @ New York Mets

Polo Grounds, New York, NY

Sun Sep 15 1963, 3:33 AM EDT

Cloudy - 59 F

livebaseballscorecards.com

AB	37
R	5
H	11
RBI	2
BB	5
SO	8
LOB	20

WP: 5	PA: 44		
PB: 0			
SB: 1			
CS: 0			

BOTTOM

Houston Colt 45's @ New York Mets

Polo Grounds, New York, NY

Sun Sep 15 1963, 3:33 AM EDT

Cloudy - 59 F

livebaseballscorecards.com

Batter	1	2	3	4	5	6	7	8	9	AB	R	H	RBI	BB	SO	LOB
Ed Kranepool, L (1, 9) OBP: 0.258, SLG: 0.286	6-3			F8		F8		F2		4	0	0	0	0	0	0
Pumpsie Green, S (1, 5) OBP: 0.471, SLG: 0.346	F7			G3			2B 1B 1B	K		4	1	1	0	0	1	0
Jim Hickman, R (1, 7) OBP: 0.290, SLG: 0.394	5-3			E5			K		5-3	4	0	0	0	0	1	1
Tim Harkness, L (1, 3) OBP: 0.296, SLG: 0.339		P6		F7			1-3 1B 2B		K	4	1	1	0	0	1	1
Joe Hicks, L (1, 8) OBP: 0.289, SLG: 0.379		F8			K		2-H 3-H HR 1B		F2	4	1	1	2	0	1	0
Rod Kanehl, R (1, 4) OBP: 0.263, SLG: 0.283		5-3			K		K			3	0	0	0	0	2	1
Choo-Choo Coleman, L (1, 2) OBP: 0.272, SLG: 0.220			F8		P4		1-H HR			3	1	1	2	0	0	0
Al Moran, R (1, 6) OBP: 0.266, SLG: 0.224			K			K	K			2	0	0	0	0	2	0
Chico Fernandez, R (7, PH) OBP: 0.243, SLG: 0.230 (8, 6)										1	0	0	0	0	1	0
Al Jackson, L (1, 1) OBP: 0.194, SLG: 0.200			F9			K		K		2	0	0	0	0	1	0
Galen Cisco, R (7, 1) OBP: 0.209, SLG: 0.158										0	0	0	0	0	0	0
Duke Carmel, L (8, PH) OBP: 0.318, SLG: 0.351										1	0	0	0	0	1	0
Larry Bearnarth, R (9, 1) OBP: 0.172, SLG: 0.179										0	0	0	0	0	0	0

	AB	32
	R	4
	H	4
	RBI	4
	BB	0
	SO	11
	LOB	3

Inning Stats	1	2	3	4	5	6	7	8	9
	R: 0 E: 0 K: 0 S: 3	R: 0 E: 0 K: 0 S: 3	R: 0 E: 0 K: 1 S: 5	R: 0 E: 1 K: 0 S: 4	R: 0 E: 0 K: 2 S: 7	R: 0 E: 0 K: 2 S: 7	R: 4 E: 0 K: 3 S: 13	R: 0 E: 0 K: 2 S: 7	R: 0 E: 0 K: 1 S: 5
	H: 0 LOB: 0 BB: 0 P: 3	H: 0 LOB: 0 BB: 0 P: 3	H: 0 LOB: 0 BB: 0 P: 5	H: 0 LOB: 1 BB: 0 P: 4	H: 0 LOB: 0 BB: 0 P: 7	H: 0 LOB: 0 BB: 0 P: 7	H: 4 LOB: 0 BB: 0 P: 13	H: 0 LOB: 0 BB: 0 P: 7	H: 0 LOB: 0 BB: 0 P: 5

	1B: 2	SF: 0	WP: 0	PA: 32
	2B: 1	SAC: 0	PB: 0	
	3B: 0	DP: 0	SB: 0	
	HR: 1	HBP: 0	CS: 0	

PITCHER	IP	WLS	BF	H	R	ER	SO	BB	IBB	HBP	BLK	WP	HR	S	P	ERA	WHIP
Turk Farrell, R (1, 1) ERA: 3.1	9.0	W	32	4	4	4	11	0	0	0	0	0	1	54	54	4.00	0.444

PITCHER	IP	WLS	BF	H	R	ER	SO	BB	IBB	HBP	BLK	WP	HR	S	P	ERA	WHIP

Batter	1	2	3	4	5	6	7	8	9	AB	R	H	RBI	BB	SO	LOB
Howie Goss, R (1, 8) OBP: 0.264, SLG: 0.337	F5		K		F3		6-3		F7	5	0	0	0	0	1	2
Pete Runnels, L (1, 4) OBP: 0.330, SLG: 0.300	K			HR 1B	FC5-4 1B			WP 1B 2B		4	2	3	0	0	1	0
Johnny Weekly, R (1, 7) OBP: 0.259, SLG: 0.315	F8			HR 1-H	FC5-4 1-2f			WP 2-H 1B		4	1	2	3	0	0	1
Carl Warwick, R (1, 9) OBP: 0.319, SLG: 0.344		1B G6-4-3 1B		P5		G5-4-3 1B		K 1-2		4	1	2	0	0	1	1
Rusty Staub, L (1, 3) OBP: 0.307, SLG: 0.299		G6-4-3 1-3 1B		HR		P3		K		4	1	2	1	0	1	2
Hal Smith, R (1, 2) OBP: 0.305, SLG: 0.291		G6-4-3 1-2f 3-H		F7		G5-4-3 1-2f		P4		4	0	0	0	0	0	3
Bob Aspromonte, R (1, 5) OBP: 0.263, SLG: 0.291		P6		BB			F7		1B	3	0	1	0	1	0	0
Bob Lillis, R (1, 6) OBP: 0.224, SLG: 0.235			F2	F7			5-3 1B		K	4	0	1	0	0	1	2
Chris Zachary, L (1, 1)			P6		P6		5-3 1-2		K	2	0	0	0	0	0	0
Johnny Temple, R (7, PH) OBP: 0.344, SLG: 0.318										1	0	0	0	0	0	1
Hal Woodeshick, R (7, 1) OBP: 0.182, SLG: 0.143										1	0	0	0	0	1	1
Inning Stats	R: 0 E: 0 K: 1 S: 5 H: 0 LOB: 0 BB: 0 P: 5	R: 1 E: 0 K: 0 S: 4 H: 2 LOB: 0 BB: 0 P: 4	R: 0 E: 0 K: 1 S: 5 H: 0 LOB: 0 BB: 0 P: 5	R: 3 E: 0 K: 0 S: 6 H: 3 LOB: 1 BB: 1 P: 10	R: 0 E: 0 K: 0 S: 4 H: 1 LOB: 1 BB: 0 P: 4	R: 0 E: 0 K: 0 S: 3 H: 1 LOB: 0 BB: 0 P: 3	R: 0 E: 0 K: 0 S: 4 H: 1 LOB: 1 BB: 0 P: 4	R: 1 E: 0 K: 2 S: 9 H: 2 LOB: 1 BB: 0 P: 9	R: 0 E: 0 K: 2 S: 8 H: 1 LOB: 1 BB: 0 P: 8	1B: 8 2B: 1 3B: 0 HR: 2 SF: 0 SAC: 0 DP: 2 HBP: 0						

PITCHER		IP	WLS	BF	H	R	ER	SO	BB	IBB	HBP	BLK	WP	HR	S	P	ERA	WHIP
Jay Hook, R ERA: 5.3	(1, 1)	7.0	L	28	8	4	4	2	1	0	0	0	0	2	31	35	5.14	1.286
Grover Powell, L ERA: 1.38	(8, 1)	2.0		9	3	1	1	4	0	0	0	0	2	0	17	17	4.50	1.500

PITCHER		IP	WLS	BF	H	R	ER	SO	BB	IBB	HBP	BLK	WP	HR	S	P	ERA	WHIP

TOP

Houston Colt 45's @ New York Mets

Polo Grounds, New York, NY

Sun Sep 15 1963, 3:38 AM EDT

Att. 9,951 - Unknown - 62 F

livebaseballscorecards.com

AB	36
R	5
H	11
RBI	4
BB	1
SO	6
LOB	13

WP: 2	PA: 37		
PB: 0			
SB: 0			
CS: 0			

Houston Colt 45's @ New York Mets

Polo Grounds, New York, NY

Sun Sep 15 1963, 3:38 AM EDT

Att. 9,951 - Unknown - 62 F

BOTTOM

livebaseballscorecards.com

Batter	1	2	3	4	5	6	7	8	9	AB	R	H	RBI	BB	SO	LOB
Cleon Jones, R (1, 8) Duke Snider, L (5, PH) OBP: 0.348, SLG: 0.409 Joe Hicks, L (6, 8) OBP: 0.287, SLG: 0.376	1-3		1-3		F2			K		2 1 1	0 0 0	0 0 0	0 0 0	0 0 0	0 0 1	1 2 0
Pumpsie Green, S (1, 5) OBP: 0.474, SLG: 0.345	K			6-3		1B		BB		3	0	1	0	1	1	0
Jim Hickman, R (1, 7) OBP: 0.288, SLG: 0.391	P4			F7		L9		K		4	0	0	0	0	1	2
Tim Harkness, L (1, 3) OBP: 0.295, SLG: 0.336		L3		BB		F8		K		3	0	0	0	1	1	2
Chico Fernandez, R (1, 4) OBP: 0.238, SLG: 0.225		4-3		F9		L4			K	4	0	0	0	0	1	2
Ed Kranepool, L (1, 9) OBP: 0.255, SLG: 0.282 Grover Powell, L (8, 1) OBP: 0.222, SLG: 0.125 Frank Thomas, R (9, PH) OBP: 0.319, SLG: 0.394		5-3			F8		1-3		6-3	3 0 1	0 0 0	0 0 0	0 0 0	0 0 0	0 0 0	0 0 0
Norm Sherry, R (1, 2) OBP: 0.209, SLG: 0.193 Joe Christopher, R (7, PH) OBP: 0.306, SLG: 0.303 (8, 9)			P6		K		FC6-4		K	2 1	0 0	0 0	0 0	0 1	1 1	0 0
Al Moran, R (1, 6) OBP: 0.270, SLG: 0.225			SH1-4 1B		1B BB		K			2	0	1	0	1	1	1
Jay Hook, L (1, 1) OBP: 0.268, SLG: 0.263 Dick Smith, R (7, PH) OBP: 0.321, SLG: 0.208 Chris Cannizzaro, R (8, 2) OBP: 0.304, SLG: 0.318			SH1-4 1-2		1B 1-2		FC6-4 1-2f			1 1 0	0 0 0	1 0 0	0 0 0	0 0 0	0 0 0	0 1 0
Inning Stats	R: 0 H: 0 E: 0 LOB: 0 K: 1 BB: 0 S: 5 P: 5	R: 0 H: 0 E: 0 LOB: 0 K: 0 BB: 0 S: 3 P: 3	R: 0 H: 1 E: 0 LOB: 1 K: 0 BB: 0 S: 4 P: 4	R: 0 H: 0 E: 0 LOB: 1 K: 0 BB: 1 S: 3 P: 7	R: 0 H: 1 E: 0 LOB: 2 K: 1 BB: 1 S: 6 P: 10	R: 0 H: 1 E: 0 LOB: 1 K: 0 BB: 0 S: 4 P: 4	R: 0 H: 0 E: 0 LOB: 1 K: 1 BB: 1 S: 5 P: 9	R: 0 H: 0 E: 0 LOB: 1 K: 3 BB: 1 S: 9 P: 13	R: 0 H: 0 E: 0 LOB: 0 K: 2 BB: 0 S: 7 P: 7	1B: 3 SF: 0 2B: 0 SAC: 1 3B: 0 DP: 0 HR: 0 HBP: 0							

PITCHER		IP	WLS	BF	H	R	ER	SO	BB	IBB	HBP	BLK	WP	HR	S	P	ERA	WHIP	PITCHER		IP	WLS	BF	H	R	ER	SO	BB	IBB	HBP	BLK	WP	HR	S	P	ERA	WHIP
Chris Zachary, R (1, 1) ERA: 4.94		6.0	W	23	3	0	0	2	2	0	0	0	0	0	25	33	0.00	0.833																		
Hal Woodeshick, L (7, 1) ERA: 1.99		3.0	S	11	0	0	0	6	2	0	0	0	0	0	21	29	0.00	0.667																		

AB	29	
R	0	
H	3	
RBI	0	
BB	4	
SO	8	
LOB	11	

WP: 0	PA: 34		
PB: 0			
SB: 0			
CS: 0			

Batter	1	2	3	4	5	6	7	8	9	AB	R	H	RBI	BB	SO	LOB
Ernie Fazio, R (1, 4) OBP: 0.273, SLG: 0.287	SH3 SF8 2B	K		1-3			K			4	1	1	0	0	2	3
Howie Goss, R (1, 8) OBP: 0.262, SLG: 0.334	SH3 2-3	1-3			1-3		P4			3	0	0	0	0	0	2
Johnny Weekly, R (1, 7) OBP: 0.274, SLG: 0.339	SF8 3-H		2B		BB			F8		2	0	1	1	1	0	0
Carl Warwick, R (1, 9) OBP: 0.316, SLG: 0.341	F9		F9		F9			P4		4	0	0	0	0	0	2
John Bateman, R (1, 2) OBP: 0.245, SLG: 0.336		E 2B	F7		F2			F4		4	1	1	0	0	0	2
Rusty Staub, L (1, 3) OBP: 0.306, SLG: 0.299		E4 2-H 1B	4-3			F3			3-1	4	1	1	0	0	0	1
Bob Aspromonte, R (1, 5) OBP: 0.263, SLG: 0.291		F9		P4		1-3			G3 1B	4	0	1	0	0	0	1
Bob Lillis, R (1, 6) OBP: 0.225, SLG: 0.236 Pete Runnels, L (9, PH) OBP: 0.329, SLG: 0.299		SH 2-H 1B		F7	K				G3 1-2	3 1	0 0	1 0	1 0	0 0	1 0	0 1
Don Nottebart, R (1, 1) OBP: 0.159, SLG: 0.145 Al Spangler, L (9, PH) OBP: 0.355, SLG: 0.389 Jimmy Wynn, R (9, PH) OBP: 0.299, SLG: 0.345		SH 1-2		1B			1-3		K	2 0 1	0 0 0	1 0 0	0 0 0	0 0 0	0 0 1	0 0 1
Inning Stats	R: 1 E: 0 K: 0 S: 4 H: 1 LOB: 0 BB: 0 P: 4	R: 2 E: 2 K: 1 S: 9 H: 3 LOB: 2 BB: 0 P: 9	R: 0 E: 0 K: 0 S: 4 H: 1 LOB: 1 BB: 0 P: 4	R: 0 E: 0 K: 0 S: 4 H: 1 LOB: 1 BB: 0 P: 4	R: 0 E: 0 K: 0 S: 3 H: 0 LOB: 1 BB: 1 P: 7	R: 0 E: 0 K: 1 S: 5 H: 0 LOB: 0 BB: 0 P: 5	R: 0 E: 0 K: 1 S: 5 H: 0 LOB: 0 BB: 0 P: 5	R: 0 E: 0 K: 0 S: 3 H: 0 LOB: 0 BB: 0 P: 3	R: 0 E: 0 K: 1 S: 6 H: 1 LOB: 1 BB: 0 P: 6	1B: 4 2B: 3 3B: 0 HR: 0 SF: 1 SAC: 2 DP: 0 HBP: 0						WP: 0 PB: 0 SB: 0 CS: 0 PA: 36

PITCHER		IP	WLS	BF	H	R	ER	SO	BB	IBB	HBP	BLK	WP	HR	S	P	ERA	WHIP
Joe Nuxhall, L ERA: 2.71	(1, 1)	1.1		9	4	3	2	0	0	0	0	0	0	0	9	9	13.50	3.000
Al Worthington, R ERA: 3.04	(2, 1)	7.1	W	26	3	0	0	3	1	0	0	0	0	0	31	35	0.00	0.545
Bill Henry, L ERA: 4.47	(9, 1)	0.1	S	1	0	0	0	1	0	0	0	0	0	0	3	3	0.00	0.000

PITCHER	IP	WLS	BF	H	R	ER	SO	BB	IBB	HBP	BLK	WP	HR	S	P	ERA	WHIP

TOP

Houston Colt 45's @ Cincinnati Reds

Crosley Field, Cincinnati, OH

Tue Sep 17 1963, 7:05 PM EDT

Att. 3,115 - Unknown - 73 F

livebaseballscorecards.com

AB	32
R	3
H	7
RBI	2
BB	1
SO	4
LOB	13

BOTTOM

Houston Colt 45's @ Cincinnati Reds

Crosley Field, Cincinnati, OH

Tue Sep 17 1963, 7:05 PM EDT

Att. 3,115 - Unknown - 73 F

livebaseballscorecards.com

Batter	1	2	3	4	5	6	7	8	9	AB	R	H	RBI	BB	SO	LOB
Pete Rose, S (1, 4) OBP: 0.331, SLG: 0.369	BBBB 4-0 1B 1B BB	SSS 0-3 ② K		x 0-0 ③ 3-1		SSS 0-3 ③ K				3	1	0	0	1	2	3
Tommy Harper, R (1, 9) OBP: 0.329, SLG: 0.376	x 0-0 ① F8	x 0-0 1-2 1B			BBBB 4-0 S BB		x 0-0 ① F8			3	0	1	0	1	0	1
Vada Pinson, L (1, 8) OBP: 0.352, SLG: 0.518	x 0-0 1-2 1B 1B 1B	x 0-0 ③ 4-3			x 0-0 ① F7 1-2		x 0-0 G4-6-3 1B			4	1	2	0	0	0	3
Gordy Coleman, L (1, 3) OBP: 0.299, SLG: 0.423	x 0-0 1-2 2-H 1B 1B		x 0-0 ① 6-3		x 0-0 ② F5		x 0-0 ②③ G4-6-3 1-2f			4	0	1	1	0	0	2
Johnny Edwards, L (1, 2) OBP: 0.328, SLG: 0.388	SSS 0-3 ② K		x 0-0 ② P4		SSS 0-3 ③ K			x 0-0 ① G3		4	0	0	0	0	2	3
Bob Skinner, L (1, 7) OBP: 0.333, SLG: 0.372	x 0-0 1-2 2-H 1B		SSS 0-3 ③ K			x 0-0 SH3 1B 2B		x 0-0 HR		4	2	3	2	0	1	0
Leo Cardenas, R (1, 6) OBP: 0.268, SLG: 0.314	x 0-0 ③ F7			x 0-0 SH2-3 1B		x 0-0 ① SH3 2-3		x 0-0 ② 6-3		3	0	1	0	0	0	2
Eddie Kasko, R (1, 5) OBP: 0.319, SLG: 0.348		x 0-0 1B 1B		x 0-0 ① P6		x 0-0 3-H 1B		SSS 0-3 ③ K		4	0	2	1	0	1	1
Joe Nuxhall, L (1, 1) OBP: 0.186, SLG: 0.203		SSS 0-3 ① K		x 0-0 ② SH2-3 1-2		SSS 0-3 ② K				0	0	0	0	0	0	0
Al Worthington, R (2, 1) OBP: 0.083, SLG: 0.167										2	0	0	0	0	2	2
Bill Henry, L (9, 1) OBP: 0.167, SLG: 0.200										0	0	0	0	0	0	0

| | | | | | | | | | |

Batter	1	2	3	4	5	6	7	8	9	AB	R	H	RBI	BB	SO	LOB
Howie Goss, R (1, 8) OBP: 0.264, SLG: 0.335	F8		FC5-4, G4-6-3 1-2f		BB, 1B 1-2 2-H		K S S S		HR	5	2	2	1	0	1	2
Pete Runnels, L (1, 4) OBP: 0.330, SLG: 0.297	BB B B B B		G4-6-3 1-2f		1B, BB 1-2 2-3		4-3		F2	3	0	0	0	2	0	3
Johnny Weekly, R (1, 7) OBP: 0.299, SLG: 0.426	K S S S			F8				2B, 2B	HR 1-H	5	2	3	4	0	1	1
Carl Warwick, R (1, 9) OBP: 0.317, SLG: 0.344	1B 1-2			5-3	K S S S			2B, E 2-H	4-3	5	1	2	1	0	1	2
Rusty Staub, L (1, 3) OBP: 0.305, SLG: 0.300	K S S S			L9		P3		E, 2B 2-3	K S S S	5	1	1	0	0	2	2
John Bateman, R (1, 2) OBP: 0.245, SLG: 0.335		K S S S			5-3	K S S S		E8, 1B 2-H 3-H		4	0	1	2	0	2	0
Bob Aspromonte, R (1, 5) OBP: 0.263, SLG: 0.290		F4			BB, 1B	6-3		L6		4	1	1	0	0	0	1
Bob Lillis, R (1, 6) OBP: 0.225, SLG: 0.234		K S S S			F2		BB, WP B B B B	6-3		3	0	0	0	1	1	2
Dick Drott, R (1, 1) OBP: 0.130, SLG: 0.130			BB, FC5-4 B B B		BB, 1B, 1B B B B 1-2		K S S S 1-2	F9		0	0	0	0	0	0	0
Johnny Temple, R (3, PH) OBP: 0.346, SLG: 0.318										0	0	0	0	1	0	0
Ken Johnson, R (3, PR) OBP: 0.086, SLG: 0.059										0	0	0	0	0	0	0
Don McMahon, R (3, 1) OBP: 0.214, SLG: 0.167										0	0	0	0	0	0	0
Jimmy Wynn, R (5, PH) OBP: 0.302, SLG: 0.345										0	1	0	0	1	0	0
Jim Umbricht, R (5, 1)										0	0	0	0	0	0	0
Hal Smith, R (7, PH) OBP: 0.300, SLG: 0.286										1	0	0	0	0	1	1
Hal Woodeshick, R (7, 1) OBP: 0.174, SLG: 0.136										1	0	0	0	0	0	1
Inning Stats	R: 0 E: 0 K: 2 S: 8 H: 1 LOB: 2 BB: 1 P: 12	R: 0 E: 0 K: 2 S: 7 H: 0 LOB: 0 BB: 0 P: 7	R: 0 E: 0 K: 0 S: 2 H: 0 LOB: 1 BB: 1 P: 6	R: 0 E: 0 K: 0 S: 3 H: 0 LOB: 0 BB: 0 P: 3	R: 3 E: 0 K: 1 S: 8 H: 3 LOB: 2 BB: 2 P: 16	R: 0 E: 0 K: 1 S: 5 H: 0 LOB: 0 BB: 0 P: 5	R: 0 E: 0 K: 2 S: 7 H: 0 LOB: 1 BB: 1 P: 11	R: 3 E: 1 K: 0 S: 7 H: 4 LOB: 1 BB: 0 P: 7	R: 2 E: 0 K: 1 S: 7 H: 2 LOB: 0 BB: 0 P: 7	1B: 6 2B: 3 3B: 0 HR: 1 SF: 0 SAC: 0 DP: 1 HBP: 0						

PITCHER		IP	WLS	BF	H	R	ER	SO	BB	IBB	HBP	BLK	WP	HR	S	P	ERA	WHIP
Jim Maloney, R ERA: 2.78	(1, 1)	7.0	L	33	8	6	6	8	5	0	0	0	1	0	44	64	7.71	1.857
Dom Zanni, R ERA: 4.66	(8, 1)	2.0		8	2	2	2	1	0	0	0	0	0	1	10	10	9.00	1.000

PITCHER	IP	WLS	BF	H	R	ER	SO	BB	IBB	HBP	BLK	WP	HR	S	P	ERA	WHIP

TOP

Houston Colt 45's @ Cincinnati Reds

Crosley Field, Cincinnati, OH

Wed Sep 18 1963, 7:05 PM EDT

Att. 2,950 - Unknown - 76 F

livebaseballscorecards.com

AB	36
R	8
H	10
RBI	8
BB	5
SO	9
LOB	15

HOUSTON COLT 45s

WP: 1	PA: 41		
PB: 0			
SB: 0			
CS: 0			

Batter	1	2	3	4	5	6	7	8	9	AB	R	H	RBI	BB	SO	LOB
Pete Rose, S (1, 4) OBP: 0.333, SLG: 0.369	BBBB 4-0 HR BB	0-0 1-2 1B			0-0 F7 ①		0-0 FC1-6 1B		0-0 G4-6-3 ① ② 1-2f	4	1	2	0	1	0	1
Tommy Harper, R (1, 9) OBP: 0.328, SLG: 0.373	SSS 0-3 K ①	0-0 5-3 ③			0-0 G3 1B		0-0 FC1-6 ② 1-2f		0-0 F5 ③	5	0	1	0	0	1	4
Vada Pinson, L (1, 8) OBP: 0.351, SLG: 0.521	0-0 1-H HR		0-0 F7 ①		0-0 G3 ② 1-2		0-0 5-3 ③			4	1	1	2	0	0	2
Gordy Coleman, L (1, 3) OBP: 0.297, SLG: 0.420	0-0 P5 ②		0-0 F8 ②		0-0 F3 ③			0-0 5-3 ①		3	0	0	0	0	0	1
Don Pavletich, R (8, PH) (9, 3) OBP: 0.272, SLG: 0.331										1	0	0	0	0	0	0
Johnny Edwards, L (1, 2) OBP: 0.328, SLG: 0.387	0-0 P5 ③		0-0 4-3 ③			0-0 4-3 ①		0-0 SH1-3 BB 1B		4	0	1	0	0	0	0
Bob Skinner, L (1, 7) OBP: 0.333, SLG: 0.378		0-0 F9 ①		0-0 6-3 ①		0-0 3B	BBBB 4-0 SH1-3 1-2 BB			3	0	1	0	0	0	0
Ken Walters, R (8, PH) (9, 7) OBP: 0.250, SLG: 0.269										0	0	0	0	1	0	0
Leo Cardenas, R (1, 6) OBP: 0.269, SLG: 0.320		0-0 F8 ②		0-0 HR		SSS 0-3 K ②		0-0 SH1-3 ② 1-2 2-3		3	1	1	1	0	1	1
Eddie Kasko, R (1, 5) OBP: 0.317, SLG: 0.341		BBBB 4-0 1B E BB		0-0 L8 ②		SSS 0-3 K ③		SSS 0-3 K ③		3	1	0	0	1	2	3
Jim Maloney, L (1, 1) OBP: 0.193, SLG: 0.179		0-0 E9 1B ① 1-H 1B		0-0 F5 ③			SSS 0-3 K ①		H 1-0 G4-6-3 HBP	3	0	1	0	0	1	0
Dom Zanni, R (8, 1) OBP: 0.333, SLG: 0.333										0	0	0	0	0	0	0
Gene Green, R (9, PH) OBP: 0.261, SLG: 0.336										0	0	0	0	0	0	0
Inning Stats	R: 2 H: 1 E: 0 LOB: 0 K: 1 BB: 1 S: 6 P: 10	R: 1 H: 2 E: 1 LOB: 2 K: 0 BB: 1 S: 5 P: 9	R: 0 H: 0 E: 0 LOB: 0 K: 0 BB: 0 S: 3 P: 3	R: 1 H: 1 E: 0 LOB: 0 K: 0 BB: 0 S: 4 P: 4	R: 0 H: 1 E: 0 LOB: 1 K: 0 BB: 0 S: 4 P: 4	R: 0 H: 1 E: 0 LOB: 1 K: 2 BB: 0 S: 8 P: 8	R: 0 H: 1 E: 0 LOB: 1 K: 1 BB: 0 S: 6 P: 6	R: 0 H: 1 E: 0 LOB: 2 K: 1 BB: 1 S: 6 P: 10	R: 0 H: 0 E: 0 LOB: 0 K: 0 BB: 0 S: 2 P: 3	1B: 5 SF: 0 2B: 0 SAC: 1 3B: 1 DP: 1 HR: 2 HBP: 1						WP: 0 PA: 38 PB: 0 SB: 0 CS: 0	

PITCHER		IP	WLS	BF	H	R	ER	SO	BB	IBB	HBP	BLK	WP	HR	S	P	ERA	WHIP
Dick Drott, R ERA: 4.93	(1, 1)	2.0		11	3	3	3	1	2	0	0	0	0	1	11	19	13.50	2.500
Don McMahon, R ERA: 4.08	(3, 1)	2.0		7	1	1	1	0	0	0	0	0	0	1	7	7	4.50	0.500
Jim Umbricht, R ERA: 2.9	(5, 1)	2.0		8	2	0	0	2	0	0	0	0	0	0	12	12	0.00	1.000
Hal Woodeshick, L ERA: 1.93	(7, 1)	3.0	W	12	2	0	0	2	1	0	1	0	0	0	14	19	0.00	1.000

PITCHER	IP	WLS	BF	H	R	ER	SO	BB	IBB	HBP	BLK	WP	HR	S	P	ERA	WHIP

BOTTOM

Houston Colt 45's @ Cincinnati Reds

Crosley Field, Cincinnati, OH

Wed Sep 18 1963, 7:05 PM EDT

Att. 2,950 - Unknown - 76 F

livebaseballscorecards.com

AB	33
R	4
H	8
RBI	3
BB	3
SO	5
LOB	12

Batter	1	2	3	4	5	6	7	8	9	AB	R	H	RBI	BB	SO	LOB
Tony Taylor, R (1, 5) (7, 4) OBP: 0.332, SLG: 0.371	K		FC4-6 F9 1-2f		4-3			E5 1B		4	1	0	0	0	1	1
Johnny Callison, L (1, 9) OBP: 0.339, SLG: 0.491	E6 FC1-5		F9 1-2			K		2-H 1B		4	0	1	1	0	1	1
Wes Covington, L (1, 7) OBP: 0.355, SLG: 0.530	FC1-5 3B 2-3		F9			6-3		K		4	1	0	0	0	1	3
Dick Allen, R (8, 5) OBP: 0.143, SLG: 0.214										0	0	0	0	0	0	0
Tony Gonzalez, L (1, 8) OBP: 0.380, SLG: 0.449	1-H 3B			1-3		4-3			F7	4	0	1	1	0	0	0
Clay Dalrymple, L (1, 2) OBP: 0.329, SLG: 0.364	6-3			F9			4-3		4-3	4	0	0	0	0	0	1
Roy Sievers, R (1, 3) OBP: 0.310, SLG: 0.422		K		1B			K		1B	4	0	2	0	0	2	0
Bob Oldis, R (9, PR) OBP: 0.250, SLG: 0.260										0	0	0	0	0	0	0
Cookie Rojas, R (1, 4) OBP: 0.260, SLG: 0.288		CS 1B		K			K2-3		F7	3	0	1	0	0	2	1
Paul Brown, R (7, 1)										0	0	0	0	0	0	0
Earl Averill, R (9, PH) OBP: 0.350, SLG: 0.435										1	0	0	0	0	0	1
Bobby Wine, R (1, 6) OBP: 0.239, SLG: 0.296		F9 1-2			K			P6		2	0	0	0	0	1	1
Cal Emery, L (8, PH) OBP: 0.158, SLG: 0.211										1	0	0	0	0	0	0
Ruben Amaro, R (8, 6) OBP: 0.278, SLG: 0.303										0	0	0	0	0	0	0
Dennis Bennett, L (1, 1) OBP: 0.222, SLG: 0.176										2	0	1	0	0	0	0
Don Hoak, R (7, 5) OBP: 0.273, SLG: 0.317										0	0	0	0	0	0	0
John Herrnstein, L (8, PH) (8, 7) OBP: 0.167, SLG: 0.091			FC4-6 1B		P6			G3		1	0	0	0	0	0	0
Inning Stats	R: 1 E: 1 K: 1 S: 7 H: 1 LOB: 1 BB: 0 P: 7	R: 0 E: 0 K: 1 S: 5 H: 1 LOB: 0 BB: 0 P: 5	R: 0 E: 0 K: 0 S: 4 H: 1 LOB: 1 BB: 0 P: 4	R: 0 E: 0 K: 1 S: 6 H: 1 LOB: 1 BB: 0 P: 6	R: 0 E: 0 K: 1 S: 5 H: 0 LOB: 0 BB: 0 P: 5	R: 0 E: 0 K: 1 S: 5 H: 0 LOB: 0 BB: 0 P: 5	R: 0 E: 0 K: 2 S: 7 H: 0 LOB: 0 BB: 0 P: 7	R: 1 E: 1 K: 1 S: 7 H: 1 LOB: 1 BB: 0 P: 7	R: 0 E: 0 K: 0 S: 4 H: 1 LOB: 1 BB: 0 P: 4	1B: 5 2B: 0 3B: 1 HR: 0	SF: 0 SAC: 0 DP: 0 HBP: 0						

TOP

Philadelphia Phillies @ Houston Colt 45's

Colt Stadium, Houston, TX

Fri Sep 20 1963, 8:05 PM EDT

Att. 4,039 - Unknown - 76 F

livebaseballscorecards.com

AB	34
R	2
H	6
RBI	2
BB	0
SO	8
LOB	9

PITCHER		IP	WLS	BF	H	R	ER	SO	BB	IBB	HBP	BLK	WP	HR	S	P	ERA	WHIP
Ken Johnson, R ERA: 2.72	(1, 1)	9.0	W	34	6	2	0	8	0	0	0	0	0	0	50	50	0.00	0.667

PITCHER	IP	WLS	BF	H	R	ER	SO	BB	IBB	HBP	BLK	WP	HR	S	P	ERA	WHIP

Batter	1	2	3	4	5	6	7	8	9	AB	R	H	RBI	BB	SO	LOB
Ernie Fazio, R (1, 4) OBP: 0.273, SLG: 0.283	P4		K			HR, BB		F8		3	1	0	0	1	1	1
Glenn Vaughan, S (1, 6) Bob Lillis, R (9, 6) OBP: 0.225, SLG: 0.234	FC6-4, BB		4-3			K		4-3		3 0	0 0	0 0	0 0	1 0	1 0	3 0
Johnny Weekly, R (1, 7) OBP: 0.282, SLG: 0.400	P6			6-3		K		L7		4	0	0	0	0	1	3
Carl Warwick, R (1, 9) OBP: 0.317, SLG: 0.350	FC6-4			F5		HR				3	1	1	3	0	0	1
Howie Goss, R (1, 8) OBP: 0.262, SLG: 0.332		K		K		F8				3	0	0	0	0	2	0
Rusty Staub, L (1, 3) OBP: 0.304, SLG: 0.298		L9			4-3		F9			3	0	0	0	0	0	0
Bob Aspromonte, R (1, 5) OBP: 0.263, SLG: 0.295		P4			F8		FC5-2, 3B			3	0	1	0	0	0	0
John Bateman, R (1, 2) OBP: 0.246, SLG: 0.335			1B		L3		FC5-2			3	0	1	0	0	0	1
Ken Johnson, R (1, 1) OBP: 0.096, SLG: 0.070			K			BB, HR, 1B	K			3	1	1	0	0	2	2
Inning Stats	R: 0 E: 0 K: 0 S: 3 H: 0 LOB: 1 BB: 1 P: 7	R: 0 E: 0 K: 1 S: 5 H: 0 LOB: 0 BB: 0 P: 5	R: 0 E: 0 K: 2 S: 8 H: 1 LOB: 1 BB: 0 P: 8	R: 0 E: 0 K: 1 S: 5 H: 0 LOB: 0 BB: 0 P: 5	R: 0 E: 0 K: 0 S: 3 H: 0 LOB: 0 BB: 0 P: 3	R: 3 E: 0 K: 2 S: 9 H: 2 LOB: 0 BB: 1 P: 13	R: 0 E: 0 K: 1 S: 6 H: 1 LOB: 1 BB: 0 P: 6	R: 0 E: 0 K: 0 S: 3 H: 0 LOB: 0 BB: 0 P: 3		1B: 2 2B: 0 3B: 1 HR: 1 SF: 0 SAC: 0 DP: 0 HBP: 0						

PITCHER		IP	WLS	BF	H	R	ER	SO	BB	IBB	HBP	BLK	WP	HR	S	P	ERA	WHIP
Dennis Bennett, L ERA: 2.62	(1, 1)	6.1	L	25	4	3	3	6	2	0	0	0	0	1	35	43	4.26	0.947
Paul Brown, R ERA: 2.25	(7, 1)	1.2		5	0	0	0	1	0	0	0	0	0	0	7	7	0.00	0.000

PITCHER	IP	WLS	BF	H	R	ER	SO	BB	IBB	HBP	BLK	WP	HR	S	P	ERA	WHIP

BOTTOM

Philadelphia Phillies @ Houston Colt 45's

Colt Stadium, Houston, TX

Fri Sep 20 1963, 8:05 PM EDT

Att. 4,039 - Unknown - 76 F

livebaseballscorecards.com

AB	28
R	3
H	4
RBI	3
BB	2
SO	7
LOB	11

WP: 0 PA: 30
PB: 0
SB: 0
CS: 0

Philadelphia Phillies @ Houston Colt 45's

Colt Stadium, Houston, TX

Sat Sep 21 1963, 4:33 AM EDT

Att. 2,231 - Cloudy - 88 F

TOP

livebaseballscorecards.com

Batter	1	2	3	4	5	6	7	8	9	AB	R	H	RBI	BB	SO	LOB
Tony Taylor, R (1, 4) OBP: 0.331, SLG: 0.370	P4	2-H 1B		F9			F9		4-3	5	0	1	1	0	0	0
Johnny Callison, L (1, 9) OBP: 0.337, SLG: 0.488	1B FC6-4 1B	4-3			G3		F8		F8	5	1	1	0	0	0	1
Wes Covington, L (1, 7) OBP: 0.360, SLG: 0.535	FC6-4 1-3 1B		G3 1B 2B		4-3			SH3-4 1B 1B		4	1	3	0	0	0	0
Cookie Rojas, R (8, PR) OBP: 0.260, SLG: 0.288										0	1	0	0	0	0	0
Don Demeter, R (8, 7) OBP: 0.307, SLG: 0.431										0	0	0	0	0	0	0
Tony Gonzalez, L (1, 8) OBP: 0.380, SLG: 0.448	FC6-4 1B 1-2f 3-H		P4		1B			SH3-4 1-2		3	0	1	1	0	0	2
Clay Dalrymple, L (1, 2) OBP: 0.329, SLG: 0.363	1-3 1B		G3 2-3		G3			P5		4	0	1	0	0	0	4
Roy Sievers, R (1, 3) OBP: 0.312, SLG: 0.422	P4		3-H 1B			1-3		1B IBB		3	0	1	1	1	0	2
Don Hoak, R (1, 5) OBP: 0.273, SLG: 0.316		K	K			6-3		1-2 2-H FC4-6 1B		4	0	1	1	0	2	1
Ruben Amaro, R (1, 6) OBP: 0.278, SLG: 0.307		1B 2B		L4		P5		FC4-6 1-2f		4	1	1	0	0	0	2
Dallas Green, L (1, 1) OBP: 0.111, SLG: 0.086		K		K			K		F7	4	0	0	0	0	3	1

	AB	36
	R	4
	H	10
	RBI	4
	BB	1
	SO	5
	LOB	13

Inning Stats	1	2	3	4	5	6	7	8	9
	R: 1 E: 0 K: 0 S: 6	H: 3 LOB: 2 BB: 0 P: 6	R: 1 E: 0 K: 2 S: 9	H: 2 LOB: 1 BB: 0 P: 9	R: 1 E: 0 K: 1 S: 7	H: 2 LOB: 1 BB: 0 P: 7	R: 0 E: 0 K: 1 S: 5	H: 0 LOB: 0 BB: 0 P: 5	R: 0 E: 0 K: 0 S: 4	H: 1 LOB: 1 BB: 0 P: 4
	R: 0 E: 0 K: 0 S: 3	H: 0 LOB: 0 BB: 0 P: 3	R: 0 E: 0 K: 1 S: 5	H: 0 LOB: 0 BB: 0 P: 5	R: 1 E: 0 K: 0 S: 5	H: 2 LOB: 2 BB: 1 P: 9	R: 0 E: 0 K: 0 S: 3	H: 0 LOB: 0 BB: 0 P: 3	1B: 8 2B: 2 3B: 0 HR: 0	SF: 0 SAC: 1 DP: 0 HBP: 0
	WP: 0 PB: 0 SB: 0 CS: 0	PA: 38								

PITCHER		IP	WLS	BF	H	R	ER	SO	BB	IBB	HBP	BLK	WP	HR	S	P	ERA	WHIP
Don Nottebart, R ERA: 3.28	(1, 1)	3.0		16	7	3	3	3	0	0	0	0	0	0	22	22	9.00	2.333
Jim Umbricht, R ERA: 2.74	(4, 1)	4.0		13	1	0	0	2	0	0	0	0	0	0	17	17	0.00	0.250
Hal Woodeshick, L ERA: 1.98	(8, 1)	2.0	L	9	2	1	1	0	0	1	0	0	0	0	8	12	4.50	1.000

PITCHER		IP	WLS	BF	H	R	ER	SO	BB	IBB	HBP	BLK	WP	HR	S	P	ERA	WHIP

BOTTOM

Philadelphia Phillies @ Houston Colt 45's

Colt Stadium, Houston, TX

Sat Sep 21 1963, 4:33 AM EDT

Att. 2,231 - Cloudy - 88 F

livebaseballscorecards.com

Batter	1	2	3	4	5	6	7	8	9	AB	R	H	RBI	BB	SO	LOB
Glenn Vaughan, S (1, 6)	F7		FC1-6 1B 1-2f		G4-6-3 1-2f			1-3		4	0	0	0	0	0	2
Mike White, R (1, 4) OBP: 0.250, SLG: 0.250	4-3		1-2 1B		3-1			6-3		4	0	1	0	0	0	0
Johnny Weekly, R (1, 7) OBP: 0.267, SLG: 0.377	L8		F3			L9		P6		4	0	0	0	0	0	2
Carl Warwick, R (1, 9) OBP: 0.320, SLG: 0.355		E 6-3 2B		HR 1B		F7			FC9-6 1B	4	1	3	0	0	0	0
Howie Goss, R (1, 8) OBP: 0.259, SLG: 0.329		E7 6-3 2-3		F9		F8			F4	4	0	0	0	0	0	3
Rusty Staub, L (1, 3) OBP: 0.303, SLG: 0.304		K		1-H HR			F7		FC9-6 1-2f	4	1	1	2	0	1	3
Bob Aspromonte, R (1, 5) OBP: 0.263, SLG: 0.293		6-3 2-3 3-H		4-3			WP SF8 BB		5-3	3	1	0	0	1	0	3
John Bateman, R (1, 2) OBP: 0.247, SLG: 0.336			FC1-6 1B	6-3			SF8 1-H			2	0	1	0	0	0	0
Jerry Grote, R (5, 2)										0	0	0	1	0	0	0
Don Nottebart, R (1, 1) OBP: 0.159, SLG: 0.145			P4		G4-6-3 1B		6-3			0	0	0	0	0	0	0
Joe Morgan, L (3, PH)										1	0	0	0	0	0	1
Jim Umbricht, R (4, 1) OBP: 0.125, SLG: 0.125										1	0	1	0	0	0	0
Pete Runnels, L (7, PH) OBP: 0.330, SLG: 0.296										1	0	0	0	0	0	0
Hal Woodeshick, R (8, 1) OBP: 0.174, SLG: 0.136										0	0	0	0	0	0	0
Inning Stats	R: 0 E: 0 K: 0 S: 3 H: 0 LOB: 0 BB: 0 P: 3	R: 0 E: 1 K: 1 S: 6 H: 1 LOB: 2 BB: 0 P: 6	R: 0 E: 0 K: 0 S: 5 H: 2 LOB: 2 BB: 0 P: 5	R: 2 E: 0 K: 0 S: 5 H: 2 LOB: 0 BB: 0 P: 5	R: 0 E: 0 K: 0 S: 3 H: 1 LOB: 0 BB: 0 P: 3	R: 0 E: 0 K: 0 S: 3 H: 0 LOB: 0 BB: 0 P: 3	R: 1 E: 0 K: 0 S: 3 H: 0 LOB: 0 BB: 1 P: 7	R: 0 E: 0 K: 0 S: 3 H: 0 LOB: 0 BB: 0 P: 3	R: 0 E: 0 K: 0 S: 4 H: 1 LOB: 1 BB: 0 P: 4	1B: 5 2B: 1 3B: 0 HR: 1	SF: 1 SAC: 0 DP: 1 HBP: 0						

	AB	32
	R	3
	H	7
	RBI	3
	BB	1
	SO	1
	LOB	14

WP: 2 PB: 0 SB: 0 CS: 0 PA: 34

PITCHER	IP	WLS	BF	H	R	ER	SO	BB	IBB	HBP	BLK	WP	HR	S	P	ERA	WHIP
Dallas Green, R (1, 1) ERA: 3.02	9.0	W	34	7	3	3	1	1	0	0	0	1	1	35	39	3.00	0.889

PITCHER	IP	WLS	BF	H	R	ER	SO	BB	IBB	HBP	BLK	WP	HR	S	P	ERA	WHIP

Philadelphia Phillies @ Houston Colt 45's

Colt Stadium, Houston, TX

Sun Sep 22 1963, 8:05 PM EDT

Att. 3,493 - Unknown - 83 F

TOP

livebaseballscorecards.com

Batter	1	2	3	4	5	6	7	8	9	AB	R	H	RBI	BB	SO	LOB
Tony Taylor, R (1, 4) OBP: 0.331, SLG: 0.371	S X 0-1 ① F8		S S S 0-3 ① K		B S X 1-1 ③ L3			X 0-0 ② 1B 2-H 2B		4	1	1	0	0	1	1
Johnny Callison, L (1, 9) OBP: 0.337, SLG: 0.487	F X 0-1 ② P3		X 0-0 ② 1-3			S X 0-1 ① F8		X 0-0 1B 2-H 1B		4	0	1	1	0	0	0
Wes Covington, L (1, 7) OBP: 0.361, SLG: 0.535 Don Demeter, R (8, PR) OBP: 0.307, SLG: 0.431 (8, 7)	X 0-0 1B		S C B X 1-2 ③ F7			S X 0-1 ② F8		X 0-0 1-2 1B		4 0	0 0	2 0	0 0	0 0	0 0	0 0
Tony Gonzalez, L (1, 8) OBP: 0.377, SLG: 0.445	B F X 1-1 ③ F8			B X 1-0 ① 1-3		X 0-0 ③ 6-3		F C C 0-3 ③ K		4	0	0	0	0	1	3
Roy Sievers, R (1, 3) OBP: 0.309, SLG: 0.418		X 0-0 ① F8		X 0-0 ② P6			B S S S B S 2-3 ① K		B C S S B B S 3-3 ① K	4	0	0	0	0	2	0
Clay Dalrymple, L (1, 2) OBP: 0.328, SLG: 0.362		C T T T F X 0-2 1B 1B		X 0-0 ③ L9			F X 0-1 ② L3		X 0-0 ② G3	4	0	1	0	0	0	0
Don Hoak, R (1, 5) OBP: 0.275, SLG: 0.318 Bobby Wine, R (9, 6) OBP: 0.239, SLG: 0.296		C B F F X 1-2 FC6-4 1-2 1B			C B B X 2-1 6-3 SH2-4 1B		X 0-0 ③ L6		F B F B S 2-3 ③ K	4 0	0 0	2 0	0 0	0 0	1 0	0 0
Ruben Amaro, R (1, 6) OBP: 0.280, SLG: 0.308 (9, 5)		B F X 1-1 ② F7			L X 0-1 ① SH2-4 1-2			B X 1-0 SH3-4 2B 1B		2	0	1	0	0	0	2
Chris Short, R (1, 1) OBP: 0.095, SLG: 0.127 Johnny Klippstein, R (9, 1) OBP: 0.038, SLG: 0.038		X 0-0 ③ FC6-4 1-2f			X 0-0 ② 6-3 2-3			X 0-0 ① SH3-4 1-2		2 0	0 0	0 0	0 0	0 0	0 0	3 0
Inning Stats	R: 0 E: 0 K: 0 S: 7 H: 1 LOB: 1 BB: 0 P: 8	R: 0 E: 0 K: 0 S: 13 H: 2 LOB: 2 BB: 0 P: 15	R: 0 E: 0 K: 1 S: 7 H: 0 LOB: 0 BB: 0 P: 8	R: 0 E: 0 K: 0 S: 3 H: 0 LOB: 0 BB: 0 P: 4	R: 0 E: 0 K: 0 S: 7 H: 1 LOB: 1 BB: 0 P: 10	R: 0 E: 0 K: 0 S: 5 H: 0 LOB: 0 BB: 0 P: 5	R: 0 E: 0 K: 1 S: 6 H: 0 LOB: 0 BB: 0 P: 8	R: 1 E: 0 K: 1 S: 8 H: 4 LOB: 2 BB: 0 P: 9	R: 0 E: 0 K: 2 S: 7 H: 0 LOB: 0 BB: 0 P: 12	1B: 7 2B: 1 3B: 0 HR: 0	SF: 0 SAC: 2 DP: 0 HBP: 0						

	AB	32
	R	1
	H	8
	RBI	1
	BB	0
	SO	5
	LOB	9

WP: 0 PB: 0 SB: 0 CS: 0 PA: 34

PITCHER		IP	WLS	BF	H	R	ER	SO	BB	IBB	HBP	BLK	WP	HR	S	P	ERA	WHIP
Hal Brown, R ERA: 3.31	(1, 1)	7.2		30	8	1	1	2	0	0	0	0	0	0	53	64	1.17	1.043
Hal Woodeshick, L ERA: 1.98	(8, 1)	0.1		1	0	0	0	1	0	0	0	0	0	0	3	3	0.00	0.000
Turk Farrell, R ERA: 3.08	(9, 1)	1.0	W	3	0	0	0	2	0	0	0	0	0	0	7	12	0.00	0.000

PITCHER	IP	WLS	BF	H	R	ER	SO	BB	IBB	HBP	BLK	WP	HR	S	P	ERA	WHIP

BOTTOM

Philadelphia Phillies @ Houston Colt 45's

Colt Stadium, Houston, TX

Sun Sep 22 1963, 8:05 PM EDT

Att. 3,493 - Unknown - 83 F

Batter	1	2	3	4	5	6	7	8	9	AB	R	H	RBI	BB	SO	LOB
Glenn Vaughan, S (1, 6) OBP: 0.182, SLG: 0.100	0-0 E S 1B		0-0 F8 ①			3-1 6-3 ①		1-3 K ②		3	0	1	0	0	0	0
Hal Smith, R (8, PH) OBP: 0.295, SLG: 0.281										1	0	0	0	0	1	2
Turk Farrell, R (9, 1) OBP: 0.200, SLG: 0.197										0	0	0	0	0	0	0
Howie Goss, R (1, 8) OBP: 0.259, SLG: 0.328	2-3 K ①		2-2 1B ②			0-1 5-3 ②		1-3 K ③		4	0	1	0	0	2	3
Johnny Weekly, R (1, 9) OBP: 0.278, SLG: 0.384	0-1 F8 ②		0-1 6-3 ③			3-2 1B			1-2 FC1-6 1B	4	0	2	0	0	0	1
Aaron Pointer, R (9, PR)										0	0	0	0	0	0	0
Carl Warwick, R (1, 3) OBP: 0.318, SLG: 0.352	1-0 F7 ③ 1-3			2-1 F2 ①		0-0 F9 ③			0-1 FC1-6 BB ① 1B 1-2f	4	1	0	0	0	0	3
Jimmy Wynn, R (1, 7) OBP: 0.301, SLG: 0.340		1-1 5-3 ①		0-0 L6 ②			0-1 F8 ①		4-1 G3 1B 1B BB 1-2	3	1	0	0	1	0	0
Bob Aspromonte, R (1, 5) OBP: 0.265, SLG: 0.295		1-1 HBP 1B		0-0 5-3 ③			0-0 5-3 ②		0-2 1B G3 1B 1-2 2-H	4	0	2	1	0	0	0
John Bateman, R (1, 2) OBP: 0.248, SLG: 0.334		1-2 HBP 1-2			1-2 4-3 ①		0-0 6-3 ③		2-2 G3 ② 1-2 2-3	2	0	0	0	0	0	0
Rusty Staub, L (9, PH) OBP: 0.303, SLG: 0.303										1	0	0	0	0	0	2
Mike White, R (1, 4) OBP: 0.333, SLG: 0.333		1-2 F3 ②			2-1 G5-4-3 1B			4-1 SH1-3 BB	2-0 1B 2-3 3-H	2	0	1	0	0	0	2
Johnny Temple, R (8, PH) OBP: 0.348, SLG: 0.318										0	0	0	0	1	0	0
Joe Morgan, L (8, PR) OBP: 0.500, SLG: 0.500										1	0	1	1	0	0	0
(9, 4)																
Hal Brown, R (1, 1) OBP: 0.114, SLG: 0.093		2-1 L8 ③			1-1 G5-4-3 ②③ 1-2f			0-1 SH1-3 ① 1-2		2	0	0	0	0	0	3
Hal Woodeshick, R (8, 1) OBP: 0.174, SLG: 0.136										0	0	0	0	0	0	0
Bob Lillis, R (8, PH) OBP: 0.225, SLG: 0.234										0	0	0	0	0	0	0
(9, 6)																
Inning Stats	R: 0 H: 1 E: 0 LOB: 1 K: 1 BB: 0 S: 7 P: 10	R: 0 H: 1 E: 0 LOB: 2 K: 0 BB: 0 S: 11 P: 17	R: 0 H: 1 E: 0 LOB: 0 K: 0 BB: 0 S: 7 P: 9	R: 0 H: 0 E: 0 LOB: 0 K: 0 BB: 0 S: 4 P: 6	R: 0 H: 1 E: 0 LOB: 0 K: 0 BB: 0 S: 7 P: 11	R: 0 H: 1 E: 0 LOB: 1 K: 0 BB: 0 S: 10 P: 16	R: 0 H: 0 E: 0 LOB: 0 K: 0 BB: 0 S: 4 P: 4	R: 0 H: 0 E: 0 LOB: 2 K: 2 BB: 1 S: 10 P: 16	R: 2 H: 3 E: 0 LOB: 2 K: 0 BB: 1 S: 13 P: 22	1B: 8 SF: 0 2B: 0 SAC: 1 3B: 0 DP: 1 HR: 0 HBP: 1						PA: 35

livebaseballscorecards.com

	AB	31
	R	2
	H	8
	RBI	2
	BB	2
	SO	3
	LOB	16

WP: 0 PB: 0 SB: 1 CS: 0

PITCHER		IP	WLS	BF	H	R	ER	SO	BB	IBB	HBP	BLK	WP	HR	S	P	ERA	WHIP
Chris Short, L ERA: 3.0	(1, 1)	8.1	L	33	7	2	2	3	2	0	1	0	0	0	69	103	2.16	1.080
Johnny Klippstein, R ERA: 1.93	(9, 1)	0.1		2	1	0	0	0	0	0	0	0	0	0	4	8	0.00	3.000

PITCHER	IP	WLS	BF	H	R	ER	SO	BB	IBB	HBP	BLK	WP	HR	S	P	ERA	WHIP

Pittsburgh Pirates @ Houston Colt 45's

Colt Stadium, Houston, TX

Tue Sep 24 1963, 8:05 PM EDT

Att. 3,144 - Unknown - 76 F

TOP

livebaseballscorecards.com

Batter	1	2	3	4	5	6	7	8	9	AB	R	H	RBI	BB	SO	LOB
Dick Schofield, S (1, 6) OBP: 0.342, SLG: 0.313	P4		F7		3-1		F9		F8	5	0	0	0	0	0	4
Bill Virdon, L (1, 8) OBP: 0.320, SLG: 0.378	F7		F9			F7		WP 2B		4	1	1	0	0	0	1
Roberto Clemente, R (1, 9) OBP: 0.356, SLG: 0.470	BB 1B		1-2 1B			E4		2-H K		3	0	1	0	1	1	0
Willie Stargell, L (1, 7) OBP: 0.288, SLG: 0.416	1-2 1B		L4			F9		K		3	0	1	0	0	0	3
Manny Mota, R (8, PH) OBP: 0.313, SLG: 0.339 (8, 7)										1	0	0	0	0	1	0
Donn Clendenon, R (1, 3) OBP: 0.329, SLG: 0.439	K			5-3		K		1-3		4	0	0	0	0	2	3
Bob Bailey, R (1, 5) OBP: 0.302, SLG: 0.326		1-3		F8			BB 5-3 1B		4-3	3	1	0	0	1	0	0
Gene Alley, R (1, 4) OBP: 0.265, SLG: 0.250		6-3		F8			1-2 5-3		K	4	0	0	0	0	1	1
Ron Brand, R (1, 2) OBP: 0.361, SLG: 0.346		G3			P3		2-H 1B		BB E	3	0	1	1	1	0	0
Earl Francis, R (1, 1) OBP: 0.308, SLG: 0.423			E4 1B		K		K		E6 1-2	2	0	0	0	0	1	0
Jerry Lynch, L (7, PH) OBP: 0.332, SLG: 0.466										0	0	0	0	0	0	0
Ted Savage, R (7, PH) OBP: 0.277, SLG: 0.333										1	0	0	0	0	1	1
Don Schwall, R (7, 1) OBP: 0.173, SLG: 0.160										0	0	0	0	0	0	0
Bill Mazeroski, R (9, PH) OBP: 0.287, SLG: 0.345										1	0	0	0	0	0	1
Inning Stats	R: 0 E: 0 K: 1 S: 6 H: 1 LOB: 2 BB: 1 P: 10	R: 0 E: 0 K: 0 S: 3 H: 0 LOB: 0 BB: 0 P: 3	R: 0 E: 1 K: 0 S: 5 H: 1 LOB: 2 BB: 0 P: 5	R: 0 E: 0 K: 0 S: 3 H: 0 LOB: 0 BB: 0 P: 3	R: 0 E: 0 K: 1 S: 5 H: 0 LOB: 0 BB: 0 P: 5	R: 0 E: 1 K: 1 S: 6 H: 0 LOB: 1 BB: 0 P: 6	R: 1 E: 0 K: 1 S: 6 H: 1 LOB: 1 BB: 1 P: 10	R: 1 E: 0 K: 2 S: 8 H: 1 LOB: 0 BB: 0 P: 8	R: 0 E: 1 K: 1 S: 6 H: 0 LOB: 2 BB: 1 P: 10	1B: 3 2B: 1 3B: 0 HR: 0	SF: 0 SAC: 0 DP: 0 HBP: 0						

	AB	34
	R	2
	H	4
	RBI	1
	BB	3
	SO	7
	LOB	14

WP: 2 PB: 0 SB: 0 CS: 0 PA: 37

PITCHER		IP	WLS	BF	H	R	ER	SO	BB	IBB	HBP	BLK	WP	HR	S	P	ERA	WHIP
Chris Zachary, R ERA: 4.53	(1, 1)	6.1	W	26	3	1	1	3	2	0	0	0	0	0	30	38	1.42	0.789
Hal Woodeshick, L ERA: 2.01	(7, 1)	2.2	S	11	1	1	1	4	1	0	0	0	1	0	18	22	3.38	0.750

PITCHER	IP	WLS	BF	H	R	ER	SO	BB	IBB	HBP	BLK	WP	HR	S	P	ERA	WHIP

Pittsburgh Pirates @ Houston Colt 45's

Colt Stadium, Houston, TX

Tue Sep 24 1963, 8:05 PM EDT

Att. 3,144 - Unknown - 76 F

livebaseballscorecards.com

BOTTOM

Batter	1	2	3	4	5	6	7	8	9	AB	R	H	RBI	BB	SO	LOB
Glenn Vaughan, S (1, 6) OBP: 0.200, SLG: 0.077	BBBB 4-0 BB 1B SF7 BB	x 0-0 ③ 6-3			x 0-0 ① F9	x 0-0 ② 2-3				3	1	0	0	1	0	0
Joe Morgan, L (1, 4) OBP: 0.333, SLG: 0.333	x 0-0 SF7 BB WP 1-2 1B	x 0-0 ① 4-3			x 0-0 ② F8	x 0-0 ③ 4-3				4	1	1	0	0	0	0
Johnny Weekly, R (1, 9) OBP: 0.277, SLG: 0.390	x 0-0 ① F7	x 0-0 2B			x 0-0 ③ F7			x 0-0 ① 6-3		4	0	1	0	0	0	2
Carl Warwick, R (1, 7) OBP: 0.321, SLG: 0.353	BBBB 4-0 1B 1-2 2-3 BB	BBBB 4-0 G1-6-3 BB				x 0-0 SH2-3 1B 1B		x 0-0 ② 6-3		2	1	1	0	2	0	0
Rusty Staub, L (1, 3) OBP: 0.303, SLG: 0.304	x 0-0 ② SF7 2-3 3-H	x 0-0 ② ③ G1-6-3 1-2f				x 0-0 ① SH2-3 1-2		x 0-0 1B		2	0	1	1	0	0	2
Howie Goss, R (1, 8) OBP: 0.264, SLG: 0.331	x 0-0 1-2 3-H 1B			BBBB 4-0 BB		x 0-0 2-H 1B		SSS 0-3 ③ K		3	0	2	1	1	1	1
Bob Aspromonte, R (1, 5) OBP: 0.264, SLG: 0.293	SSS 0-3 ③ K			x 0-0 ① F8		SSS 0-3 ② K				3	0	0	0	0	2	4
John Bateman, R (1, 2) OBP: 0.246, SLG: 0.332		x 0-0 ① F8		x 0-0 ② L8		SSS 0-3 ③ K				3	0	0	0	0	1	2
Chris Zachary, L (1, 1) Hal Woodeshick, R (7, 1) OBP: 0.167, SLG: 0.130		x 0-0 ② 6-3		x 0-0 ③ 1-3			SSS 0-3 ① K			2 1	0 0	0 0	0 0	0 0	0 1	1 0
Inning Stats	R: 2 E: 0 K: 1 S: 7 H: 2 LOB: 2 BB: 2 P: 15	R: 0 E: 0 K: 0 S: 3 H: 0 LOB: 0 BB: 0 P: 3	R: 0 E: 0 K: 0 S: 3 H: 1 LOB: 1 BB: 1 P: 7	R: 0 E: 0 K: 0 S: 3 H: 0 LOB: 1 BB: 1 P: 7	R: 0 E: 0 K: 0 S: 3 H: 0 LOB: 0 BB: 0 P: 3	R: 1 E: 0 K: 2 S: 9 H: 2 LOB: 1 BB: 0 P: 9	R: 0 E: 0 K: 1 S: 5 H: 0 LOB: 0 BB: 0 P: 5	R: 0 E: 0 K: 1 S: 6 H: 1 LOB: 1 BB: 0 P: 6		1B: 5 2B: 1 3B: 0 HR: 0	SF: 1 SAC: 1 DP: 1 HBP: 0					

	AB	27
	R	3
	H	6
	RBI	2
	BB	4
	SO	5
	LOB	12

PITCHER		IP	WLS	BF	H	R	ER	SO	BB	IBB	HBP	BLK	WP	HR	S	P	ERA	WHIP
Earl Francis, R ERA: 4.53	(1, 1)	6.0	L	26	5	3	3	3	4	0	0	0	1	0	28	44	4.50	1.500
Don Schwall, R ERA: 3.33	(7, 1)	2.0		7	1	0	0	2	0	0	0	0	0	0	11	11	0.00	0.500

PITCHER	IP	WLS	BF	H	R	ER	SO	BB	IBB	HBP	BLK	WP	HR	S	P	ERA	WHIP

Batter	1	2	3	4	5	6	7	8	9	AB	R	H	RBI	BB	SO	LOB
Bob Bailey, R (1, 5) OBP: 0.302, SLG: 0.325	E5 G3-6-3		FC6-4 1-2f		S 1B		5-3			4	1	1	0	0	0	2
Dick Schofield, S (1, 6) OBP: 0.342, SLG: 0.312	G3-6-3 1-2f		K		1-H 1B			K		4	0	1	1	0	2	2
Willie Stargell, L (1, 7) OBP: 0.284, SLG: 0.410	K			F9	F8			K		4	0	0	0	0	2	1
Bill Virdon, L (1, 8) OBP: 0.318, SLG: 0.375		1-3		4-3		F8		1-3		4	0	0	0	0	0	0
Roberto Clemente, R (1, 9) OBP: 0.355, SLG: 0.468		F8		BB 1B		4-3			F2	4	0	1	0	0	0	0
Smoky Burgess, L (1, 2) OBP: 0.338, SLG: 0.394 Ted Savage, R (9, PR) OBP: 0.277, SLG: 0.333		FC6-4 1B		1-2 BB		F8			E3 1B CS	3 0	0 0	1 0	0 0	1 0	0 0	0 0
Donn Clendenon, R (1, 3) OBP: 0.329, SLG: 0.438		FC6-4 1-2f		P4			K		S 2-3 1B	4	0	1	0	0	1	3
Gene Alley, R (1, 4) OBP: 0.270, SLG: 0.257 Jerry Lynch, L (9, PH) OBP: 0.331, SLG: 0.464			6-3		6-3		SH2-4 1B		K	3 1	0 0	1 0	0 0	0 0	0 1	0 3
Tommie Sisk, R (1, 1) OBP: 0.188, SLG: 0.071 Bill Mazeroski, R (9, PH) OBP: 0.287, SLG: 0.345			FC6-4 1B		P6		SH2-4 1-2		CS 1-2 3-H	2 0	0 0	1 0	0 0	0 0	0 0	0 0
Inning Stats	R: 0 E: 1 K: 1 S: 5 H: 0 LOB: 0 BB: 0 P: 5	R: 0 E: 0 K: 0 S: 4 H: 1 LOB: 1 BB: 0 P: 4	R: 0 E: 0 K: 1 S: 6 H: 1 LOB: 1 BB: 0 P: 6	R: 0 E: 0 K: 0 S: 4 H: 1 LOB: 2 BB: 1 P: 8	R: 1 E: 0 K: 0 S: 5 H: 2 LOB: 1 BB: 0 P: 5	R: 0 E: 0 K: 0 S: 3 H: 0 LOB: 0 BB: 0 P: 3	R: 0 E: 0 K: 1 S: 6 H: 1 LOB: 1 BB: 0 P: 6	R: 0 E: 0 K: 2 S: 7 H: 0 LOB: 0 BB: 0 P: 7	R: 0 E: 1 K: 1 S: 6 H: 1 LOB: 1 BB: 0 P: 6	1B: 7 2B: 0 3B: 0 HR: 0	SF: 0 SAC: 1 DP: 1 HBP: 0						

TOP

Pittsburgh Pirates @ Houston Colt 45's

Colt Stadium, Houston, TX

Wed Sep 25 1963, 8:05 PM EDT

Att. 3,118 - Cloudy - 74 F

livebaseballscorecards.com

AB	33
R	1
H	7
RBI	1
BB	1
SO	6
LOB	11

PITCHER		IP	WLS	BF	H	R	ER	SO	BB	IBB	HBP	BLK	WP	HR	S	P	ERA	WHIP
Ken Johnson, R ERA: 2.66	(1, 1)	8.1	W	34	7	1	1	5	1	0	0	0	0	0	43	47	1.08	0.960
Turk Farrell, R ERA: 3.07	(9, 1)	0.2	S	1	0	0	0	1	0	0	0	0	0	0	3	3	0.00	0.000

PITCHER	IP	WLS	BF	H	R	ER	SO	BB	IBB	HBP	BLK	WP	HR	S	P	ERA	WHIP

Batter	1	2	3	4	5	6	7	8	9	AB	R	H	RBI	BB	SO	LOB
Glenn Vaughan, S (1, 6) OBP: 0.211, SLG: 0.118	FC5-4 1B		F8			6-3		G3		4	0	1	0	0	0	0
Bob Lillis, R (9, 6) OBP: 0.225, SLG: 0.234										0	0	0	0	0	0	0
Joe Morgan, L (1, 4) OBP: 0.200, SLG: 0.200	FC5-4 G5-4-3 1-2f		4-3			F8		4-3		4	0	0	0	0	0	1
Johnny Weekly, R (1, 9) OBP: 0.276, SLG: 0.375	G5-4-3 1-2f			K			1B E FC5-2 BB	K		3	0	0	0	1	2	1
Carl Warwick, R (1, 7) OBP: 0.319, SLG: 0.351		L6		6-3			E1 FC5-2 1B 1-2 1B			3	1	0	0	0	0	1
Rusty Staub, L (1, 3) OBP: 0.303, SLG: 0.304		4-3		4-3			FC5-2 1B 1-2 2-3			3	0	1	0	0	0	0
Howie Goss, R (1, 8) OBP: 0.264, SLG: 0.329		1B BB			1-3		FC5-2 1B E 1-2 2-3 3-Hf			2	1	0	0	1	0	3
Bob Aspromonte, R (1, 5) OBP: 0.266, SLG: 0.295		1-2 1B			F3		E 1-2 2-H 3-H 1B			3	0	2	1	0	0	0
John Bateman, R (1, 2) OBP: 0.244, SLG: 0.329		K			5-3		E5 1-2 2-H			3	0	0	0	0	1	3
Ken Johnson, R (1, 1) OBP: 0.092, SLG: 0.068			5-3			5-3	F7			3	0	0	0	0	0	2
Turk Farrell, R (9, 1) OBP: 0.200, SLG: 0.197										0	0	0	0	0	0	0
Inning Stats	R: 0 E: 0 K: 0 S: 3 H: 1 LOB: 0 BB: 0 P: 3	R: 0 E: 0 K: 1 S: 6 H: 1 LOB: 2 BB: 1 P: 10	R: 0 E: 0 K: 0 S: 3 H: 0 LOB: 0 BB: 0 P: 3	R: 0 E: 0 K: 1 S: 5 H: 0 LOB: 0 BB: 0 P: 5	R: 0 E: 0 K: 0 S: 3 H: 0 LOB: 0 BB: 0 P: 3	R: 0 E: 0 K: 0 S: 3 H: 0 LOB: 0 BB: 0 P: 3	R: 2 E: 2 K: 0 S: 6 H: 2 LOB: 2 BB: 1 P: 10	R: 0 E: 0 K: 1 S: 5 H: 0 LOB: 0 BB: 0 P: 5		1B: 4 2B: 0 3B: 0 HR: 0 SF: 0 SAC: 0 DP: 1 HBP: 0						

PITCHER	IP	WLS	BF	H	R	ER	SO	BB	IBB	HBP	BLK	WP	HR	S	P	ERA	WHIP
Tommie Sisk, R (1, 1) ERA: 3.03	8.0	L	30	4	2	1	3	2	0	0	0	0	0	34	42	1.12	0.750

PITCHER	IP	WLS	BF	H	R	ER	SO	BB	IBB	HBP	BLK	WP	HR	S	P	ERA	WHIP

BOTTOM

Pittsburgh Pirates @ Houston Colt 45's

Colt Stadium, Houston, TX

Wed Sep 25 1963, 8:05 PM EDT

Att. 3,118 - Cloudy - 74 F

livebaseballscorecards.com

AB	28
R	2
H	4
RBI	1
BB	2
SO	3
LOB	11

WP: 0 PA: 30
PB: 0
SB: 0
CS: 0

Batter	1	2	3	4	5	6	7	8	9	10	11	AB	R	H	RBI	BB	SO	LOB
Dick Schofield, S (1, 6) OBP: 0.339, SLG: 0.310	4-3	P6			E4 FC1-6	SF8 3-H			6-3		SH5-4 1-2	4	0	0	1	0	0	2
Roberto Clemente, R (1, 9) OBP: 0.352, SLG: 0.463	4-3		6-3		FC1-6 1-2f 1B	K			E1		G3	6	0	0	0	0	1	3
Willie Stargell, L (1, 7) OBP: 0.285, SLG: 0.409	1B		F5		1-2 1B		P4		K		K	6	0	2	0	0	2	2
Ted Savage, R (1, 8) OBP: 0.268, SLG: 0.322	1-3		4-3		P6		K		5-3			5	0	0	0	0	1	4
Donn Clendenon, R (1, 3) OBP: 0.328, SLG: 0.436		S 1B 1B		F7	F8		6-3			4-3		5	1	1	0	0	0	2
Bob Bailey, R (1, 5) OBP: 0.303, SLG: 0.327		K 1-2		E 2B		E 1B		6-3		P4		5	2	2	0	0	1	1
Gene Alley, R (1, 4) OBP: 0.262, SLG: 0.250		K		F8		E5 1B 1-2 SF8		5-3		1B		5	1	1	0	0	1	3
Ron Brand, R (1, 2) OBP: 0.379, SLG: 0.345		1B BB		E6 2-H		1-3 2-H 1B		BB		K		3	0	1	1	2	1	1
Tom Butters, R (1, 1) OBP: 0.250, SLG: 0.250		1-2 2-H 1B		K		K		K			SH5-4 BB	4	0	1	1	0	3	4
Al McBean, R (8, 1) OBP: 0.200, SLG: 0.333												0	0	0	0	0	0	0
Manny Mota, R (11, PH) OBP: 0.318, SLG: 0.339												0	0	0	0	1	0	0
Roy Face, R (11, 1) OBP: 0.250, SLG: 0.250												0	0	0	0	0	0	0
Inning Stats	R: 0 E: 0 K: 0 S: 4 H: 1 LOB: 1 BB: 0 P: 4	R: 1 E: 0 K: 2 S: 9 H: 2 LOB: 2 BB: 1 P: 13	R: 0 E: 0 K: 0 S: 3 H: 0 LOB: 0 BB: 0 P: 3	R: 1 E: 1 K: 1 S: 7 H: 1 LOB: 1 BB: 0 P: 7	R: 0 E: 1 K: 0 S: 5 H: 1 LOB: 2 BB: 0 P: 5	R: 2 E: 1 K: 2 S: 10 H: 2 LOB: 1 BB: 0 P: 10	R: 0 E: 0 K: 1 S: 5 H: 0 LOB: 0 BB: 0 P: 5	R: 0 E: 0 K: 1 S: 5 H: 0 LOB: 1 BB: 1 P: 9	R: 0 E: 1 K: 1 S: 6 H: 0 LOB: 1 BB: 0 P: 6	R: 0 E: 0 K: 1 S: 6 H: 1 LOB: 1 BB: 0 P: 6	R: 0 E: 0 K: 1 S: 5 H: 0 LOB: 1 BB: 1 P: 9	1B: 7 2B: 1 3B: 0 HR: 0	SF: 1 SAC: 1 DP: 0 HBP: 0		WP: 0 PB: 0 SB: 1 CS: 0	PA: 48		

PITCHER		IP	WLS	BF	H	R	ER	SO	BB	IBB	HBP	BLK	WP	HR	S	P	ERA	WHIP
Larry Yellen, R ERA: 3.6	(1, 1)	5.0		26	7	4	2	3	1	0	0	0	0	0	31	35	3.60	1.600
Jim Umbricht, R ERA: 2.63	(6, 1)	3.0		10	0	0	0	4	1	0	0	0	0	0	17	21	0.00	0.333
Hal Woodeshick, L ERA: 1.97	(9, 1)	2.0		8	1	0	0	2	0	0	0	0	0	0	12	12	0.00	0.500
Turk Farrell, R ERA: 3.07	(11, 1)	0.1		2	0	0	0	0	1	0	0	0	0	0	1	5	0.00	3.000
Don McMahon, R ERA: 4.05	(11, 1)	0.2	W	2	0	0	0	1	0	0	0	0	0	0	4	4	0.00	0.000

PITCHER	IP	WLS	BF	H	R	ER	SO	BB	IBB	HBP	BLK	WP	HR	S	P	ERA	WHIP

TOP

Pittsburgh Pirates @ Houston Colt 45's

Colt Stadium, Houston, TX

Thu Sep 26 1963, 8:05 PM EDT

Att. 2,782 - Unknown - 75 F

livebaseballscorecards.com

AB	43
R	4
H	8
RBI	3
BB	3
SO	10
LOB	22

Batter	1	2	3	4	5	6	7	8	9	10	11	AB	R	H	RBI	BB	SO	LOB
Glenn Vaughan, S (1, 6) OBP: 0.174, SLG: 0.095	F8	K			K		L5	1-3		K		4	0	0	0	0	2	0
Johnny Temple, R (8, PH) OBP: 0.347, SLG: 0.317												1	0	0	0	0	0	3
Hal Woodeshick, R (9, 1) OBP: 0.167, SLG: 0.130												0	0	0	0	0	0	0
Hal Smith, R (10, PH) OBP: 0.200, SLG: 0.276												1	0	0	0	0	1	1
Turk Farrell, R (11, 1) OBP: 0.200, SLG: 0.197												0	0	0	0	0	0	0
Don McMahon, R (11, 1) OBP: 0.214, SLG: 0.167												0	0	0	0	0	0	0
Joe Morgan, L (1, 4) OBP: 0.313, SLG: 0.267	BB		K		4-3		F9		E S 1B		SH1-4 1B	5	2	2	0	1	1	0
Johnny Weekly, R (1, 9) OBP: 0.284, SLG: 0.375	BB 1B HBP		3-1		1B		F8		F2		SH1-4	0	0	0	0	0	0	0
Al Spangler, L (1, PR) (2, 9) OBP: 0.354, SLG: 0.387												4	0	1	0	0	0	1
Carl Warwick, R (1, 3) OBP: 0.320, SLG: 0.349	BB 1B		5-3		P6			L7	K		1B IBB	5	0	1	0	1	1	2
Howie Goss, R (1, 8) OBP: 0.265, SLG: 0.331	SF9			FC5-4 G1-2-3 2B	K			F7	BB		K	4	0	1	1	1	2	2
Bob Aspromonte, R (1, 5) OBP: 0.273, SLG: 0.298	BB			FC5-4 BB	HR 1B			3B BB	F9		1B	3	2	2	1	3	0	2
Jimmy Wynn, R (1, 7) OBP: 0.306, SLG: 0.364	K			FC5-4 BB	HR			3B		SH5-4 BB		4	1	2	3	1	1	5
Jerry Grote, R (1, 2)		F5			HR							2	0	0	0	1	1	0
Rusty Staub, L (8, PH) OBP: 0.304, SLG: 0.304				BB	K			IBB		SH5-4		0	0	0	0	1	0	0
John Bateman, R (9, 2) OBP: 0.244, SLG: 0.329												0	0	0	0	0	0	0
Larry Yellen, R (1, 1)		K		G1-2-3	K			BB		6-3		2	0	0	0	0	1	3
Jim Umbricht, R (6, 1) OBP: 0.111, SLG: 0.111												1	0	0	0	0	1	0
Pete Runnels, L (8, PH) OBP: 0.331, SLG: 0.296												0	0	0	0	1	0	0
Ernie Fazio, R (8, PR) OBP: 0.273, SLG: 0.283												0	0	0	0	0	0	0
Bob Lillis, R (9, 6) OBP: 0.225, SLG: 0.234												1	0	0	0	0	0	1
Inning Stats	R: 1 E: 0 K: 1 S: 6 H: 1 LOB: 3 BB: 2 P: 15	R: 0 E: 0 K: 2 S: 7 H: 0 LOB: 0 BB: 0 P: 7	R: 0 E: 0 K: 1 S: 5 H: 0 LOB: 0 BB: 0 P: 5	R: 0 E: 0 K: 0 S: 3 H: 1 LOB: 2 BB: 2 P: 11	R: 0 E: 0 K: 1 S: 6 H: 1 LOB: 1 BB: 0 P: 6	R: 2 E: 0 K: 3 S: 11 H: 2 LOB: 0 BB: 0 P: 11	R: 0 E: 0 K: 0 S: 3 H: 0 LOB: 0 BB: 0 P: 3	R: 1 E: 0 K: 0 S: 4 H: 1 LOB: 3 BB: 3 P: 16	R: 0 E: 0 K: 1 S: 6 H: 1 LOB: 2 BB: 1 P: 10	R: 0 E: 0 K: 1 S: 5 H: 0 LOB: 1 BB: 1 P: 9	R: 1 E: 0 K: 1 S: 6 H: 2 LOB: 2 BB: 1 P: 10	1B: 6 2B: 1 3B: 1 HR: 1	SF: 1 SAC: 2 DP: 1 HBP: 1					

PITCHER		IP	WLS	BF	H	R	ER	SO	BB	IBB	HBP	BLK	WP	HR	S	P	ERA	WHIP
Tom Butters, R ERA: 4.41	(1, 1)	7.2		36	6	4	4	8	6	1	1	0	0	1	44	73	4.70	1.565
Al McBean, R ERA: 2.37	(8, 1)	2.1		10	1	0	0	2	2	0	0	0	0	0	12	20	0.00	1.286
Roy Face, R ERA: 3.23	(11, 1)	0.2	L	5	2	1	1	1	0	1	0	0	0	0	6	10	13.50	3.000

PITCHER	IP	WLS	BF	H	R	ER	SO	BB	IBB	HBP	BLK	WP	HR	S	P	ERA	WHIP

BOTTOM

Pittsburgh Pirates @ Houston Colt 45's

Colt Stadium, Houston, TX

Thu Sep 26 1963, 8:05 PM EDT

Att. 2,782 - Unknown - 75 F

livebaseballscorecards.com

AB	37
R	5
H	9
RBI	5
BB	10
SO	11
LOB	20

WP: 0 PB: 0 SB: 1 CS: 0

PA: 51

Batter	1	2	3	4	5	6	7	8	9	AB	R	H	RBI	BB	SO	LOB
Joe Christopher, R (1, 9) OBP: 0.297, SLG: 0.291	6-3	F9	1-3 2-H 1B		F3			BBB 6-3 BB		4	0	1	1	1	0	1
Dick Smith, R (1, 8) OBP: 0.304, SLG: 0.268	4-3		2B 1B 1-3			6-3		F7		5	1	1	0	0	0	3
Ron Hunt, R (1, 4) OBP: 0.334, SLG: 0.395	L3		1-H 1B 2B	P4		SSS K		6-3 1-2		5	1	1	1	0	1	1
Ted Schreiber, R (9, 4) OBP: 0.236, SLG: 0.160										0	0	0	0	0	0	0
Frank Thomas, R (1, 7) OBP: 0.318, SLG: 0.395		E WP 1B	F3	2B 1B		1-3		F8		5	1	2	0	0	0	2
Rod Kanehl, R (8, 7) OBP: 0.268, SLG: 0.288										0	0	0	0	0	0	0
Jim Hickman, R (1, 5) OBP: 0.292, SLG: 0.399		E7 G3 1-H 6-3 1B	FC6-4 2-H 1B	1-3 2B			6-3		F7	5	1	3	1	0	0	0
Tim Harkness, L (1, 3) OBP: 0.289, SLG: 0.337		G3 2-3	FC6-4 1B 1-2f PB	SSS K			P4		WP SF8 2B	5	2	1	0	0	1	4
Ed Kranepool, L (9, 3) OBP: 0.254, SLG: 0.288										0	0	0	0	0	0	0
Chris Cannizzaro, R (1, 2) OBP: 0.273, SLG: 0.290		6-3 3-H	PB 1-3 1B	L7			E7 1B		SF8 2-H	4	2	1	2	0	0	2
Al Moran, R (1, 6) OBP: 0.274, SLG: 0.229		E6 1B	1B 1-H 1B 3-H		5-3		2-H 1B		1B	5	2	3	2	0	0	0
Al Jackson, L (1, 1) OBP: 0.210, SLG: 0.228		2-H 1B	1B 1-2 1B		F8		F7		P6	5	0	2	1	0	0	2
Inning Stats	R: 0 E: 0 K: 0 S: 3 H: 0 LOB: 0 BB: 0 P: 3	R: 3 E: 2 K: 0 S: 7 H: 3 LOB: 1 BB: 0 P: 7	R: 5 E: 0 K: 0 S: 10 H: 7 LOB: 2 BB: 0 P: 10	R: 0 E: 0 K: 1 S: 7 H: 2 LOB: 2 BB: 0 P: 7	R: 0 E: 0 K: 0 S: 3 H: 0 LOB: 0 BB: 0 P: 3	R: 0 E: 0 K: 1 S: 5 H: 0 LOB: 0 BB: 0 P: 5	R: 1 E: 1 K: 0 S: 5 H: 1 LOB: 1 BB: 0 P: 5	R: 0 E: 0 K: 0 S: 3 H: 0 LOB: 1 BB: 1 P: 7	R: 1 E: 0 K: 0 S: 5 H: 2 LOB: 1 BB: 0 P: 5	1B: 12 2B: 3 3B: 0 HR: 0 SF: 1 SAC: 0 DP: 0 HBP: 0						

TOP

New York Mets @ Houston Colt 45's

Colt Stadium, Houston, TX

Fri Sep 27 1963, 8:05 PM EDT

Att. 5,802 - Cloudy - 76 F

livebaseballscorecards.com

AB	43
R	10
H	15
RBI	8
BB	1
SO	2
LOB	15

WP: 2 PA: 45
PB: 1
SB: 0
CS: 0

PITCHER		IP	WLS	BF	H	R	ER	SO	BB	IBB	HBP	BLK	WP	HR	S	P	ERA	WHIP
Jay Dahl, L ERA: 16.88	(1, 1)	2.2	L	16	7	7	5	0	0	0	0	0	1	0	16	16	16.88	2.625
Danny Coombs, L ERA: 27.0	(3, 1)	0.1		4	3	1	1	0	0	0	0	0	0	0	4	4	27.00	9.000
Joe Hoerner, L ERA:	(4, 1)	3.0		11	2	0	0	2	0	0	0	0	0	0	15	15	0.00	0.667
Jim Dickson, R ERA: 7.11	(7, 1)	2.0		9	1	1	0	0	1	0	0	0	0	0	8	12	0.00	1.000
Dick Drott, R ERA: 4.98	(9, 1)	1.0		5	2	1	1	0	0	0	0	0	1	0	5	5	9.00	2.000

PITCHER		IP	WLS	BF	H	R	ER	SO	BB	IBB	HBP	BLK	WP	HR	S	P	ERA	WHIP

BOTTOM

Batter	1	2	3	4	5	6	7	8	9	AB	R	H	RBI	BB	SO	LOB
Sonny Jackson, L (1, 6) Ernie Fazio, R (6, 5) OBP: 0.275, SLG: 0.282	L3		L6		K		5-3 BB		E5 3B	3 1	0 1	0 0	0 0	0 1	1 0	2 0
Joe Morgan, L (1, 4) OBP: 0.333, SLG: 0.400	K	F9	F9		1B 1-2 1B		5-3 1-2		1-H 3B	5	0	2	1	0	1	2
Jimmy Wynn, R (1, 8) OBP: 0.312, SLG: 0.366	CS 1B		F9		L9		1B		BB	4	0	2	0	1	0	3
Rusty Staub, L (1, 3) OBP: 0.305, SLG: 0.305	CS 1-2	F8		1B FC3-6 1B	1-3 2-H 1B		P4		K	5	1	2	1	0	1	4
Aaron Pointer, R (1, 9) OBP: 0.200, SLG: 0.200		P4		FC3-6 1-3 1B	L9		6-3		K	5	0	1	0	0	1	6
Brock Davis, L (1, 7) OBP: 0.254, SLG: 0.291		1B 1B		FC3-6 1-3 1-2f 3-H		4-3		K	1-3	5	0	1	1	0	1	3
Glenn Vaughan, S (1, 5) (6, 6) OBP: 0.222, SLG: 0.160		1-2 1B		1-3 1-2		F8		1B		4	0	2	0	0	0	1
Jerry Grote, R (1, 2) OBP: 0.286, SLG: 0.200 Dave Adlesh, R (7, 2)		K		K		1B		K		3 1	0 0	1 0	0 0	0 0	2 1	3 1
Jay Dahl, S (1, 1) Danny Coombs, R (3, 1) Johnny Weekly, R (3, PH) OBP: 0.292, SLG: 0.375 Joe Hoerner, R (4, 1) Mike White, R (6, PH) OBP: 0.286, SLG: 0.286 Jim Dickson, L (7, 1) Carl Warwick, R (8, PH) OBP: 0.319, SLG: 0.348 Dick Drott, R (9, 1) OBP: 0.130, SLG: 0.130			BB		E3 1B 1B	5-3		5-3		0 0 0 1 1 1 0 1 0	0 0 0 1 1 0 0 0 0	0 0 0 0 0 0 0 0 0	0 0 0 0 0 0 0 0 0	0 0 0 1 0 0 0 0 0	0 0 0 0 0 0 0 0 0	0 0 0 0 0 1 0 1 0
Inning Stats	R: 0 E: 0 K: 1 S: 5 H: 1 LOB: 0 BB: 0 P: 5	R: 0 E: 0 K: 1 S: 7 H: 2 LOB: 2 BB: 0 P: 7	R: 0 E: 0 K: 0 S: 3 H: 0 LOB: 1 BB: 1 P: 7	R: 1 E: 0 K: 1 S: 7 H: 2 LOB: 1 BB: 0 P: 7	R: 1 E: 1 K: 1 S: 8 H: 2 LOB: 2 BB: 0 P: 8	R: 0 E: 0 K: 0 S: 4 H: 1 LOB: 1 BB: 0 P: 4	R: 0 E: 0 K: 0 S: 4 H: 1 LOB: 2 BB: 1 P: 8	R: 0 E: 0 K: 2 S: 8 H: 1 LOB: 1 BB: 0 P: 8	R: 1 E: 1 K: 2 S: 9 H: 1 LOB: 2 BB: 1 P: 13	1B: 10 2B: 0 3B: 1 HR: 0	SF: 0 SAC: 0 DP: 0 HBP: 0					

PITCHER	IP	WLS	BF	H	R	ER	SO	BB	IBB	HBP	BLK	WP	HR	S	P	ERA	WHIP
Al Jackson, L (1, 1) ERA: 3.93	9.0	W	42	11	3	1	8	3	0	0	0	0	0	55	67	1.00	1.556

PITCHER	IP	WLS	BF	H	R	ER	SO	BB	IBB	HBP	BLK	WP	HR	S	P	ERA	WHIP

New York Mets @ Houston Colt 45's

Colt Stadium, Houston, TX

Fri Sep 27 1963, 8:05 PM EDT

Att. 5,802 - Cloudy - 76 F

livebaseballscorecards.com

AB	39
R	3
H	11
RBI	3
BB	3
SO	8
LOB	27

WP: 0 PA: 43
PB: 0
SB: 0
CS: 1

Batter	1	2	3	4	5	6	7	8	9	AB	R	H	RBI	BB	SO	LOB
Ed Kranepool, L (1, 9) OBP: 0.257, SLG: 0.291	F7		FC5-4 1-2 2-H 1B		2B 1B			5-3		4	0	2	1	0	0	0
Duke Carmel, L (1, 8) OBP: 0.321, SLG: 0.363	6-3		FC5-4 1-2f 2-3		1-3 2B			4-1		4	0	1	0	0	0	2
Ron Hunt, R (1, 4) OBP: 0.332, SLG: 0.392	5-3		F9		F7			6-3		4	0	0	0	0	0	4
Tim Harkness, L (1, 3) OBP: 0.288, SLG: 0.339		5-3		G3		4-3			4-3 2B	4	0	1	0	0	0	0
Jim Hickman, R (1, 5) OBP: 0.291, SLG: 0.400		F8		2B		P4			4-3 2-3	4	0	1	0	0	0	1
Joe Hicks, L (1, 7) OBP: 0.279, SLG: 0.381		3-1		1-3		G3			F7	4	0	0	0	0	0	2
Choo-Choo Coleman, L (1, 2) OBP: 0.263, SLG: 0.212			5-3	P6			SSS K		F7	4	0	0	0	0	1	2
Al Moran, R (1, 6) OBP: 0.275, SLG: 0.231 Joe Christopher, R (7, PH) OBP: 0.295, SLG: 0.289 Chico Fernandez, R (7, 6) OBP: 0.244, SLG: 0.240			1B 1B 1B		P4		4-3			2 1 0	1 0 0	1 0 0	0 0 0	0 0 0	0 0 0	0 0 0
Craig Anderson, R (1, 1) OBP: 0.333, SLG: 0.333 Galen Cisco, R (6, 1) OBP: 0.209, SLG: 0.158 Grover Powell, L (6, 1) OBP: 0.333, SLG: 0.200 Frank Thomas, R (7, PH) OBP: 0.317, SLG: 0.394 Tracy Stallard, R (7, 1) OBP: 0.063, SLG: 0.063			FC5-4 1-2 1B 1B		F8		1-3			2 0 0 1 0	0 0 0 0 0	1 0 0 0 0	0 0 0 0 0	0 0 0 0 0	0 0 0 0 0	0 0 0 0 0
Inning Stats	R: 0 E: 0 K: 0 S: 3 H: 0 LOB: 0 BB: 0 P: 3	R: 0 E: 0 K: 0 S: 3 H: 0 LOB: 0 BB: 0 P: 3	R: 1 E: 0 K: 0 S: 6 H: 3 LOB: 2 BB: 0 P: 6	R: 0 E: 0 K: 0 S: 4 H: 1 LOB: 1 BB: 0 P: 4	R: 0 E: 0 K: 0 S: 5 H: 2 LOB: 2 BB: 0 P: 5	R: 0 E: 0 K: 0 S: 3 H: 0 LOB: 0 BB: 0 P: 3	R: 0 E: 0 K: 1 S: 5 H: 0 LOB: 0 BB: 0 P: 5	R: 0 E: 0 K: 0 S: 3 H: 0 LOB: 0 BB: 0 P: 3	R: 0 E: 0 K: 0 S: 4 H: 1 LOB: 1 BB: 0 P: 4	1B: 4 2B: 3 3B: 0 HR: 0 SF: 0 SAC: 0 DP: 0 HBP: 0						

PITCHER		IP	WLS	BF	H	R	ER	SO	BB	IBB	HBP	BLK	WP	HR	S	P	ERA	WHIP
Don Nottebart, R ERA: 3.17	(1, 1)	9.0	W	34	7	1	1	1	0	0	0	0	0	0	36	36	1.00	0.778

PITCHER	IP	WLS	BF	H	R	ER	SO	BB	IBB	HBP	BLK	WP	HR	S	P	ERA	WHIP

TOP

New York Mets @ Houston Colt 45's

Colt Stadium, Houston, TX

Sat Sep 28 1963, 4:33 AM EDT
Att. 2,566 - Cloudy - 81 F

livebaseballscorecards.com

AB	34
R	1
H	7
RBI	1
BB	0
SO	1
LOB	11

WP: 0 PA: 34
PB: 0
SB: 0
CS: 0

Batter	1	2	3	4	5	6	7	8	9	AB	R	H	RBI	BB	SO	LOB
Glenn Vaughan, S (1, 6) OBP: 0.233, SLG: 0.179	G3	1-3			G3-2 E 1B	FC3-6 BB		F7		3	0	1	0	0	0	0
Pete Runnels, L (6, PH) OBP: 0.333, SLG: 0.296										0	0	0	1	1	0	0
Bob Lillis, R (6, PR) OBP: 0.224, SLG: 0.233										1	0	0	0	0	0	0
(7, 6)																
Joe Morgan, L (1, 4) OBP: 0.320, SLG: 0.348	K		K		G3-2 BB	FC3-6 BB 1B		F8		3	1	0	1	1	2	2
Ernie Fazio, R (7, 4) OBP: 0.273, SLG: 0.281										1	0	0	0	0	0	0
Al Spangler, L (1, 9) OBP: 0.353, SLG: 0.385	E4		K		G3-2	1B BB				3	1	0	0	1	1	3
Rusty Staub, L (1, 3) OBP: 0.308, SLG: 0.308	E 1B	1B			F8	G6-4-3 1B				4	1	3	2	0	0	2
Jimmy Wynn, R (1, 7) OBP: 0.314, SLG: 0.372	E8 E 2B		K			SH 2B 1B G6-4-3				4	2	2	2	0	1	3
Howie Goss, R (1, 8) OBP: 0.264, SLG: 0.328	E6 PB			P4		SH 2B 1B	F5			3	1	0	0	0	0	0
Ivan Murrell, R (8, 8)										0	0	0	0	0	0	0
Bob Aspromonte, R (1, 5) OBP: 0.273, SLG: 0.300	K			6-3		1B BB 2B	4-3			4	1	1	1	0	1	1
John Bateman, R (1, 2) OBP: 0.244, SLG: 0.327		6-3		K		BB 1B FC3-6 BB	P6			3	1	0	0	1	1	0
Don Nottebart, R (1, 1) OBP: 0.179, SLG: 0.167		4-1			E 1B G3-2 1B	FC3-6 BB 1B 1B		P4		4	1	2	1	0	0	0
Inning Stats	R: 3 H: 2 E: 3 LOB: 1 K: 2 BB: 0 S: 11 P: 11	R: 0 H: 0 E: 0 LOB: 0 K: 0 BB: 0 S: 3 P: 3	R: 0 H: 1 E: 0 LOB: 1 K: 3 BB: 0 S: 10 P: 10	R: 0 H: 0 E: 0 LOB: 0 K: 1 BB: 0 S: 5 P: 5	R: 0 H: 2 E: 1 LOB: 2 K: 0 BB: 1 S: 4 P: 8	R: 6 H: 4 E: 0 LOB: 2 K: 0 BB: 3 S: 7 P: 19	R: 0 H: 0 E: 0 LOB: 0 K: 0 BB: 0 S: 3 P: 3	R: 0 H: 0 E: 0 LOB: 0 K: 0 BB: 0 S: 3 P: 3		1B: 7 SF: 0 2B: 2 SAC: 1 3B: 0 DP: 2 HR: 0 HBP: 0						

PITCHER		IP	WLS	BF	H	R	ER	SO	BB	IBB	HBP	BLK	WP	HR	S	P	ERA	WHIP
Craig Anderson, R ERA: 8.68	(1, 1)	5.0	L	27	8	8	5	6	2	0	0	0	0	0	37	45	9.00	2.000
Galen Cisco, R ERA: 4.34	(6, 1)	0.1		3	0	0	0	0	2	0	0	0	0	0	1	9	0.00	6.000
Grover Powell, L ERA: 2.51	(6, 1)	0.2		2	1	1	1	0	0	0	0	0	0	0	2	2	13.50	1.500
Tracy Stallard, R ERA: 4.68	(7, 1)	2.0		6	0	0	0	0	0	0	0	0	0	0	6	6	0.00	0.000

PITCHER	IP	WLS	BF	H	R	ER	SO	BB	IBB	HBP	BLK	WP	HR	S	P	ERA	WHIP

BOTTOM

New York Mets @ Houston Colt 45's

Colt Stadium, Houston, TX

Sat Sep 28 1963, 4:33 AM EDT

Att. 2,566 - Cloudy - 81 F

livebaseballscorecards.com

AB	33
R	9
H	9
RBI	8
BB	4
SO	6
LOB	11

New York Mets @ Houston Colt 45's

Colt Stadium, Houston, TX

Sun Sep 29 1963, 4:33 AM EDT

Att. 3,899 - Unknown - 82 F

TOP

livebaseballscorecards.com

Batter	1	2	3	4	5	6	7	8	9	AB	R	H	RBI	BB	SO	LOB
Ed Kranepool, L (1, 9) OBP: 0.256, SLG: 0.289	4-3		L4-3 3-H 1B	3-1			P5		G4-6-3 1-2f	5	0	1	1	0	0	2
Duke Carmel, L (1, 8) OBP: 0.320, SLG: 0.358	K		K		2B BB		F8			3	0	0	0	1	2	1
Ron Hunt, R (1, 4) OBP: 0.334, SLG: 0.396	BB HBP		L4-3 1-2		1-3 2B		1B			3	0	2	0	0	0	1
Tim Harkness, L (1, 3) OBP: 0.290, SLG: 0.339	1-2 BB			1B 1B 1B	K		4-3			3	1	1	0	1	1	3
Jim Hickman, R (1, 5) OBP: 0.291, SLG: 0.399	K			1B 1-2 E 1B	F5			P5		4	1	1	0	0	1	4
Ted Schreiber, R (8, 5) OBP: 0.236, SLG: 0.160										0	0	0	0	0	0	0
Joe Hicks, L (1, 7) OBP: 0.272, SLG: 0.371		F9		P5	P6			G3		4	0	0	0	0	0	4
Choo-Choo Coleman, L (1, 2) OBP: 0.264, SLG: 0.215		G3		S 1-3 2-H E 1B		P3		F8		2	1	1	1	0	0	0
Chris Cannizzaro, R (5, 2) OBP: 0.257, SLG: 0.273										2	0	0	0	0	0	0
Al Moran, R (1, 6) OBP: 0.274, SLG: 0.230		F9		K 1-2		F2			4-3	2	0	0	0	0	1	2
Chico Fernandez, R (6, PH) OBP: 0.242, SLG: 0.237										2	0	0	0	0	0	0
(6, 6)																
Larry Bearnarth, R (1, 1) OBP: 0.226, SLG: 0.300			1B 3B	E7 2-H 3-H 1B		F8			G4-6-3 1B	2	1	2	2	0	0	0
Ed Bauta, R (4, 1)										0	0	0	0	0	0	0
Tracy Stallard, R (5, 1) OBP: 0.063, SLG: 0.063										0	0	0	0	0	0	0
Frank Thomas, R (6, PH) OBP: 0.317, SLG: 0.393										1	0	0	0	0	0	0
Grover Powell, L (6, 1) OBP: 0.333, SLG: 0.200										0	0	0	0	0	0	0
Dick Smith, R (9, PH) OBP: 0.319, SLG: 0.286										1	0	1	0	0	0	0

	AB	34
	R	4
	H	9
	RBI	4
	BB	2
	SO	5
	LOB	17

Inning Stats	1	2	3	4	5	6	7	8	9
	R: 0 E: 0 K: 2 S: 7	H: 0 LOB: 2 BB: 1 P: 12	R: 0 E: 0 K: 0 S: 3	H: 0 LOB: 0 BB: 0 P: 3	R: 1 E: 0 K: 1 S: 6	H: 2 LOB: 0 BB: 0 P: 6	R: 3 E: 1 K: 1 S: 9	H: 4 LOB: 1 BB: 0 P: 9	R: 0 E: 0 K: 1 S: 6	H: 1 LOB: 2 BB: 1 P: 10	R: 0 E: 0 K: 0 S: 3	H: 0 LOB: 0 BB: 0 P: 3	R: 0 E: 0 K: 0 S: 4	H: 1 LOB: 1 BB: 0 P: 4	R: 0 E: 0 K: 0 S: 3	H: 0 LOB: 0 BB: 0 P: 3	R: 0 E: 0 K: 0 S: 3	H: 1 LOB: 0 BB: 0 P: 3

	1B: 7	SF: 0
	2B: 2	SAC: 0
	3B: 1	DP: 2
	HR: 0	HBP: 1

	WP: 0	PA: 37
	PB: 0	
	SB: 1	
	CS: 0	

PITCHER		IP	WLS	BF	H	R	ER	SO	BB	IBB	HBP	BLK	WP	HR	S	P	ERA	WHIP
Chris Zachary, R ERA: 4.89	(1, 1)	3.1		16	5	4	4	3	1	0	1	0	0	0	20	25	10.80	1.800
Jim Umbricht, R ERA: 2.61	(4, 1)	0.2	W	3	1	0	0	1	0	0	0	0	0	0	5	5	0.00	1.500
Turk Farrell, R ERA: 3.02	(5, 1)	3.0		12	2	0	0	1	1	0	0	0	0	0	13	17	0.00	1.000
Jim Dickson, R ERA: 6.14	(8, 1)	2.0	S	6	1	0	0	0	0	0	0	0	0	0	6	6	0.00	0.500

PITCHER		IP	WLS	BF	H	R	ER	SO	BB	IBB	HBP	BLK	WP	HR	S	P	ERA	WHIP

New York Mets @ Houston Colt 45's

Colt Stadium, Houston, TX

Sun Sep 29 1963, 4:33 AM EDT

Att. 3,899 - Unknown - 82 F

BOTTOM

Batter	1	2	3	4	5	6	7	8	9	AB	R	H	RBI	BB	SO	LOB
Glenn Vaughan, S (1, 6) OBP: 0.219, SLG: 0.167	S S S 0-3 K ①		S S S 0-3 K ①	X 0-0 SF9 ① 3-H	S S S 0-3 K ②	X 0-0 1-3 ③		X 0-0 F5 ③		2	0	0	0	0	2	0
Pete Runnels, L (4, PH) OBP: 0.332, SLG: 0.296										0	0	0	1	0	0	0
Turk Farrell, R (5, 1) OBP: 0.194, SLG: 0.190										2	0	0	0	0	1	3
Jim Dickson, L (8, 1)										1	0	0	0	0	0	1
Joe Morgan, L (1, 4) OBP: 0.367, SLG: 0.320	X 0-0 P5 ②		B B B B 4-0 L3 BB	S S S 0-3 K ②	B B B B 4-0 BB BB		B B B B 4-0 FC4-6 FC6-4 BB			2	1	0	0	3	1	2
Jimmy Wynn, R (1, 7) OBP: 0.319, SLG: 0.372	S S S 0-3 K ③		X 0-0 L3 ② ③ 1-2	X 0-0 1-3 2-H 1B	B B B B 4-0 BB 1-2 2-3 3-H BB		B B B B 4-0 FC4-6 1-2 BB			3	0	1	2	2	1	1
Rusty Staub, L (1, 3) OBP: 0.309, SLG: 0.308		X 0-0 G3 ①	1B 1B 1B 1B 1-3	B B B B 4-0 1-2 2-3 3-H BB			X 0-0 FC4-6 FC6-4 ① 1-2f 2-3			4	1	1	1	1	0	4
Bob Aspromonte, R (1, 5) OBP: 0.276, SLG: 0.306		B B B B 4-0 BB 3B BB	X 0-0 1B 1-2 1B 1B 1B 3B F9				X 0-0 FC6-4 FC6-4 ② 1-2f 3-H			4	3	2	1	1	0	4
Ivan Murrell, R (1, 8) OBP: 0.200, SLG: 0.200	S S S 0-3 K ②			X 0-0 1B 1-2 2-3 1B F3 ①	S S S 0-3 K ①	X 0-0 FC6-4 ③ 1-2f				5	1	1	0	0	2	3
John Paciorek, R (1, 9) OBP: 1.000, SLG: 1.000		B B B B 4-0 3B 1-2 BB	X 0-0 1B 1B SF9 1-2 2-H 3-H 1B	X 0-0 BB 1B 3-H 1B	B B B B 4-0 WP E BB			X 0-0 G1-4-3 1B		3	4	3	3	2	0	0
John Bateman, R (1, 2) OBP: 0.249, SLG: 0.334	X 0-0 1-H 2-H 3B		X 0-0 1B 1-2 2-H 1B	B B B B 4-0 E 1B 1-2 BB BB	X 0-0 5-3 ② 1-2			X 0-0 G1-4-3 ① ② 1-2f		3	2	2	3	1	0	1
Dave Adlesh, R (8, PH) (9, 2)										1	0	0	0	0	0	1
Chris Zachary, L (1, 1)	S S S 0-3 K ③			X 0-0 1B 1-2 2-3 1B	X 0-0 E7 BB BB 1-3 2-H 1B	X 0-0 E8 2-H 1B		B B B B 4-0 BB		1	0	0	0	0	1	1
Jim Umbricht, R (4, 1) OBP: 0.111, SLG: 0.111										0	0	0	0	0	0	0
Al Spangler, L (4, PH) OBP: 0.355, SLG: 0.386										1	0	1	0	0	0	0
Bob Lillis, R (5, 6) OBP: 0.229, SLG: 0.237										2	1	2	2	1	0	0
Inning Stats	R: 0 E: 0 K: 2 S: 7 H: 0 LOB: 0 BB: 0 P: 7	R: 2 E: 0 K: 2 S: 8 H: 1 LOB: 1 BB: 2 P: 16	R: 0 E: 0 K: 1 S: 4 H: 0 LOB: 0 BB: 1 P: 8	R: 5 E: 0 K: 1 S: 12 H: 7 LOB: 2 BB: 0 P: 12	R: 4 E: 1 K: 1 S: 8 H: 3 LOB: 3 BB: 4 P: 24	R: 1 E: 1 K: 1 S: 6 H: 1 LOB: 1 BB: 1 P: 10	R: 1 E: 0 K: 0 S: 3 H: 0 LOB: 1 BB: 2 P: 11	R: 0 E: 0 K: 0 S: 3 H: 1 LOB: 1 BB: 1 P: 7		1B: 11 2B: 1 3B: 2 HR: 0	SF: 1 SAC: 0 DP: 2 HBP: 0					

livebaseballscorecards.com

AB	34
R	13
H	13
RBI	13
BB	11
SO	8
LOB	21

WP: 1 PB: 0 SB: 0 CS: 0 PA: 46

PITCHER		IP	WLS	BF	H	R	ER	SO	BB	IBB	HBP	BLK	WP	HR	S	P	ERA	WHIP
Larry Bearnarth, R ERA: 3.49	(1, 1)	3.0	L	17	6	7	7	5	3	0	0	0	0	0	24	36	21.00	3.000
Ed Bauta, R ERA: 4.27	(4, 1)	1.1		9	4	3	3	1	1	0	0	0	0	0	10	14	20.25	3.750
Tracy Stallard, R ERA: 4.71	(5, 1)	0.2		6	1	1	1	1	3	0	0	0	0	0	5	17	13.50	6.000
Grover Powell, L ERA: 2.72	(6, 1)	3.0		14	2	2	2	1	4	0	0	0	1	0	12	28	6.00	2.000

PITCHER	IP	WLS	BF	H	R	ER	SO	BB	IBB	HBP	BLK	WP	HR	S	P	ERA	WHIP