



# Houston Colt 45's - 1963

Batter	1	2	3	4	5	6	7	8	9	AB	R	H	RBI	BB	SO	LOB	TOP			
Chuck Hiller, L (1,4) OBP: 0.400, SLG: 0.400	F7						4-3		4-3	5	0	2	1	0	0	0	<b>San Francisco Giants @ Houston Colt 45's</b> Colt Stadium, Houston, TX Tue Apr 09 1963, 4:33 AM EST Att: 19,591 - Cloudy - 85 F <a href="http://livebaseballscorecards.com">livebaseballscorecards.com</a>			
Jim Davenport, R (1,5) OBP: 0.200, SLG: 0.200	F8	5-3		F9			5-3			5	0	1	0	0	0	3				
Willie Mays, R (1,8) OBP: 0.400, SLG: 1.000	K			F7			F9		1B BLK	5	2	2	1	0	1	2				
Willie McCovey, L (1,7) OBP: 0.400, SLG: 1.000		K	K						1B	5	1	2	1	0	3	0				
Orlando Cepeda, R (1,3) OBP: 0.600, SLG: 1.400			F8						1B	5	1	3	2	0	1	0				
Tom Haller, L (1,2) OBP: 0.200, SLG: 0.200		HR	F8						1B	5	1	1	0	0	1	3				
Felipe Alou, R (1,9) OBP: 0.750, SLG: 1.750									1B	4	2	3	1	0	0	0				
Jose Pagan, R (1,6) OBP: 0.250, SLG: 0.250		FC5-4		P6			G6-4-3			4	1	1	0	0	0	4				
Jack Sanford, R (1,1) OBP: 0.667, SLG: 1.333 Jack Fisher, R (6,1)							3-1		5-3	3	1	2	3	0	0	0				
<b>Inning Stats</b>	R: 0 E: 0 K: 1 S: 5	H: 0 LOB: 0 BB: 0 P: 5	R: 4 E: 0 K: 1 S: 10	H: 5 LOB: 1 BB: 0 P: 10	R: 1 E: 0 K: 1 S: 6	H: 1 LOB: 0 BB: 0 P: 6	R: 1 E: 0 K: 0 S: 6	H: 3 LOB: 2 BB: 0 P: 6	R: 0 E: 0 K: 1 S: 3	H: 0 LOB: 0 BB: 0 P: 3	R: 0 E: 0 K: 0 S: 3	H: 0 LOB: 0 BB: 0 P: 3	R: 2 E: 0 K: 1 S: 8	H: 3 LOB: 1 BB: 0 P: 8	R: 1 E: 0 K: 1 S: 8	H: 4 LOB: 2 BB: 0 P: 8		1B: 10 2B: 2 3B: 1 HR: 4	SF: 0 SAC: 0 DP: 1 HBP: 0	WP: 0 PB: 0 SB: 0 CS: 0
<b>PITCHER</b>	IP WLS BF H R ER SO BB IBB HBP BLK WP HR S P ERA WHIP																			
Turk Farrell, R (1,1) ERA: 15.0	3.0 L 15 6 5 5 3 0 0 0 0 0 0 2 21 21 15.00 2.000																			
Russ Kemmerer, R (4,1) ERA: 4.5	2.0 9 4 1 1 1 0 0 0 0 0 0 0 11 11 4.50 2.000																			
Hal Woodeshick, L (6,1) ERA:	2.0 6 0 0 0 0 0 0 0 0 0 0 0 6 6 0.00 0.000																			
George Brunet, L (8,1) ERA: 13.5	2.0 12 7 3 3 2 0 0 0 0 1 0 2 16 16 13.50 3.500																			

Batter	1	2	3	4	5	6	7	8	9	AB	R	H	RBI	BB	SO	LOB	BOTTOM			
Ernie Fazio, R (1,4)	6-3		K		FC5-4		5-3			4	0	0	0	0	1	2	<b>San Francisco Giants @ Houston Colt 45's</b> Colt Stadium, Houston, TX Tue Apr 09 1963, 4:33 AM EST Att: 19,591 - Cloudy - 85 F <a href="http://livebaseballscorecards.com">livebaseballscorecards.com</a>			
Al Spangler, L (1,7) OBP: 0.750, SLG: 1.000									6-3	4	1	3	0	0	0	0				
Pete Runnels, L (1,3) OBP: 0.250, SLG: 0.250										4	1	1	0	0	0	3				
Rusty Staub, L (1,9) OBP: 0.500, SLG: 0.333										3	0	1	1	1	0	0				
Bob Aspromonte, R (1,5)										3	0	0	1	0	0	1				
Howie Goss, R (1,8)										4	0	0	0	0	2	2				
Jim Campbell, R (1,2)										4	0	0	0	0	1	2				
Bob Lillis, R (1,6)										2	0	0	0	1	0	1				
Turk Farrell, R (3, PH) Carroll Hardy, R (4, PH) Russ Kemmerer, R (4, PH) Carl Warwick, R (5, PH) Hal Woodeshick, R (6, PH) Brock Davis, L (7, PH) George Brunet, R (8, PH)										0	0	0	0	0	0	0				
<b>Inning Stats</b>	R: 0 E: 0 K: 0 S: 3	H: 1 LOB: 0 BB: 0 P: 3	R: 0 E: 0 K: 2 S: 7	H: 0 LOB: 1 BB: 1 P: 11	R: 0 E: 0 K: 1 S: 6	H: 1 LOB: 2 BB: 1 P: 10	R: 0 E: 0 K: 0 S: 3	H: 0 LOB: 0 BB: 0 P: 3	R: 0 E: 1 K: 1 S: 6	H: 0 LOB: 1 BB: 0 P: 6	R: 2 E: 1 K: 0 S: 6	H: 3 LOB: 1 BB: 0 P: 6	R: 0 E: 0 K: 0 S: 3	H: 0 LOB: 0 BB: 0 P: 3	R: 0 E: 0 K: 1 S: 5	H: 0 LOB: 0 BB: 0 P: 5		1B: 4 2B: 1 3B: 0 HR: 0	SF: 1 SAC: 0 DP: 1 HBP: 0	WP: 0 PB: 0 SB: 0 CS: 0
<b>PITCHER</b>	IP WLS BF H R ER SO BB IBB HBP BLK WP HR S P ERA WHIP																			
Jack Sanford, R (1,1) ERA: 3.6	5.0 W 22 5 2 2 4 2 0 0 0 0 0 0 0 14 14 3.60 1.400																			
Jack Fisher, R (6,1) ERA:	4.0 S 12 0 0 0 1 0 0 0 0 0 0 0 0 14 14 0.00 0.000																			







Batter	1	2	3	4	5	6	7	8	9	AB	R	H	RBI	BB	SO	LOB	TOP				
Chuck Hiller, L (1,4) OBP: 0.267, SLG: 0.214	0-0 SH2-3 1B	4-0 1B 1-2 BB		0-0 G3		0-0 4-3		0-0 6-3		4	0	1	0	1	0	2					
Jim Davenport, R (1,5) OBP: 0.214, SLG: 0.214	0-0 SH2-3	0-0			0-3 K	0-0 F2		0-3 K		4	0	1	1	0	2	1					
Willie Mays, R (1,8) OBP: 0.467, SLG: 0.500	0-0 1-3	0-0 F2			0-3 K		0-3 K		4-0 1B HR	4	1	0	0	1	2	3					
Willie McCovey, L (1,7) OBP: 0.571, SLG: 0.750	0-0 4-3		0-0 L1-3 1B		4-0 BB 1B		0-0 1B 1B		0-0 1-3 HR	4	2	3	0	1	0	1					
Orlando Cepeda, R (1,3)		0-0 E7 2B	0-0 L1-3		0-0 BB 1B		0-0 1B 1B		0-0 1-3 HR	5	2	3	3	0	0	1					
Tom Haller, L (1,2) OBP: 0.214, SLG: 0.083		0-0 F2	0-0 F6		4-0 1-2 2-3 BB		0-0 F7		0-0 4-3	4	0	0	0	1	0	3					
Felipe Alou, R (1,9) OBP: 0.692, SLG: 1.333		0-0 1B 2B		0-0 SH2-3 1B		0-3 K		0-0 FC6-4 1B		5	1	3	2	0	1	3					
Jose Pagan, R (1,6) OBP: 0.083, SLG: 0.083		0-0 6-3		0-0 F5		0-0 E6 SH1-4		0-0 FC6-4		5	0	0	0	0	0	4					
Billy O'Dell, S (1,1) OBP: 0.500, SLG: 0.500		0-0 BB 1B		0-0 SH2-3		0-0 SH1-4		0-3 K		2	1	1	1	0	1	0					
<b>Inning Stats</b>	R: 0 E: 0 K: 0 S: 4	H: 1 LOB: 1 BB: 0 P: 4	R: 3 E: 1 K: 0 S: 7	H: 3 LOB: 2 BB: 1 P: 11	R: 0 E: 0 K: 0 S: 3	H: 1 LOB: 0 BB: 0 P: 3	R: 0 E: 0 K: 0 S: 4	H: 1 LOB: 1 BB: 0 P: 4	R: 0 E: 0 K: 3 S: 10	H: 0 LOB: 1 BB: 2 P: 18	R: 1 E: 0 K: 1 S: 8	H: 3 LOB: 2 BB: 0 P: 8	R: 0 E: 0 K: 2 S: 7	H: 0 LOB: 0 BB: 0 P: 7	R: 3 E: 0 K: 0 S: 5	H: 2 LOB: 0 BB: 1 P: 9	1B: 10 2B: 2 3B: 0 HR: 1	SF: 0 SAC: 3 DP: 1 HBP: 0	WP: 0 PB: 0 SB: 0 CS: 0	PA: 44	
<b>PITCHER</b>	IP	WLS	BF	H	R	ER	SO	BB	IBB	HBP	BLK	WP	HR	S	P	ERA	WHIP				
Ken Johnson, R (1,1) ERA: 27.0	5.0	L	25	7	3	0	3	3	0	0	0	0	0	28	40	0.00	2.000				
Conrad Cardinal, R (6,1) ERA: 3.0	3.0		13	3	1	1	3	0	0	0	0	0	0	19	19	3.00	1.000				
Chris Zachary, R (9,1) ERA: 27.0	1.0		6	2	3	3	0	1	0	0	0	0	1	5	9	27.00	3.000				

San Francisco Giants @ Houston Colt 45's  
Colt Stadium, Houston, TX  
Thu Apr 11 1963, 7:05 PM EST  
Att. 8,827 - Unknown - 73 F

AB 37  
R 7  
H 12  
RBI 7  
BB 4  
SO 6  
LOB 18

**GIANTS**

Batter	1	2	3	4	5	6	7	8	9	AB	R	H	RBI	BB	SO	LOB	BOTTOM				
Bob Lillis, R (1,6) OBP: 0.333, SLG: 0.273	0-0 4-3		0-0 F4		0-0 F9			0-0 F9		4	0	0	0	0	0	1					
Johnny Temple, R (1,4)	0-0 E6 FC4-6		0-0 F7			0-0 F8		0-0 F8		4	1	0	0	0	0	0					
Carl Warwick, R (1,9) OBP: 0.500, SLG: 0.400	4-0 FC4-6 1-3 BB			0-0 FC5-4 1B		0-0 G5-4-3 1B		0-3 K		3	0	2	0	1	1	0					
Carroll Hardy, R (1,7)	0-0 FC4-6			0-0 FC5-4		0-0 G5-4-3		0-3 K		4	0	0	1	0	1	3					
Bob Aspromonte, R (1,5) OBP: 0.167, SLG: 0.182	0-0 6-3			0-0 F7		0-0 5-3				3	0	0	0	0	0	2					
Howie Goss, R (1,8) OBP: 0.333, SLG: 0.333		0-0 F8		0-3 K		0-0 6-3				3	0	0	0	0	1	1					
Rusty Staub, L (1,3) OBP: 0.417, SLG: 0.300		4-0 G6-4-3 BB			0-0 1B		0-0 1-3			2	0	1	0	1	0	0					
Jim Campbell, R (1,2) OBP: 0.091, SLG: 0.091		0-0 G6-4-3			0-3 K			0-0 F8		3	0	0	0	0	1	2					
Ken Johnson, R (1,1)			0-3 K			0-3 K			0-0 F7		1	0	0	0	1	0					
Hal Smith, R (5,PH)										1	0	0	0	0	1	1					
Conrad Cardinal, R (6,1)										0	0	0	0	0	0	0					
J C Hartman, R (8,PH)										1	0	0	0	0	0	0					
Chris Zachary, L (9,1)										0	0	0	0	0	0	0					
<b>Inning Stats</b>	R: 1 E: 1 K: 0 S: 4	H: 0 LOB: 1 BB: 1 P: 8	R: 0 E: 0 K: 0 S: 2	H: 0 LOB: 0 BB: 1 P: 6	R: 0 E: 0 K: 1 S: 5	H: 0 LOB: 0 BB: 0 P: 5	R: 0 E: 0 K: 1 S: 6	H: 1 LOB: 1 BB: 0 P: 6	R: 0 E: 0 K: 2 S: 8	H: 1 LOB: 0 BB: 0 P: 8	R: 0 E: 0 K: 0 S: 3	H: 0 LOB: 0 BB: 0 P: 3	R: 0 E: 0 K: 0 S: 3	H: 0 LOB: 0 BB: 0 P: 3	R: 0 E: 0 K: 2 S: 7	H: 0 LOB: 0 BB: 0 P: 7	1B: 3 2B: 0 3B: 0 HR: 0	SF: 0 SAC: 0 DP: 2 HBP: 0	WP: 0 PB: 0 SB: 0 CS: 0	PA: 31	
<b>PITCHER</b>	IP	WLS	BF	H	R	ER	SO	BB	IBB	HBP	BLK	WP	HR	S	P	ERA	WHIP				
Billy O'Dell, L (1,1) ERA: 0.00	9.0	W	31	3	1	0	6	2	0	0	0	0	0	41	49	0.00	0.556				

San Francisco Giants @ Houston Colt 45's  
Colt Stadium, Houston, TX  
Thu Apr 11 1963, 7:05 PM EST  
Att. 8,827 - Unknown - 73 F

AB 29  
R 1  
H 3  
RBI 1  
BB 2  
SO 6  
LOB 10


**HOUSTON COLT 45's**



Batter	1	2	3	4	5	6	7	8	9	10	11	12	AB	R	H	RBI	BB	SO	LOB	TOP								
Wille Davis, L OBP: 0.290, SLG: 0.333 (1.8)	F5		G3		F2			6-3		F5			5	0	0	0	0	0	1									
Nate Oliver, R OBP: 0.118, SLG: 0.118 (1.4)	F3		K			6-3			1-3		6-3		5	0	0	0	0	1	0									
Tommy Davis, R OBP: 0.364, SLG: 0.364 (9, PR) Lee Walls, R (9, 7)	FC4-6 1B				1B					1B	5-3		4	0	3	0	0	1	0									
Bill Skowron, R (1.3)	FC4-6 1-2				F6					1B	K		4	0	0	0	1	1	2									
John Roseboro, L OBP: 0.250, SLG: 0.250 (1.2)		F9			F9					F5			5	0	0	0	0	1	3									
Frank Howard, R OBP: 0.286, SLG: 0.100 Ron Fairly, L OBP: 0.250, SLG: 0.143 (9, 9)		K			L8				F4				4	0	1	1	1	0	1									
Ken McMullen, R OBP: 0.192, SLG: 0.250 Jim Gilliam, S (9, PH) (9, 5)									K2-3				2	0	0	0	0	1	0									
Dick Tracewski, R (1.6) Don Zimmer, R (8, PH) (8, 0)		FC6-4 HBP											2	0	0	0	0	0	1									
Bob Miller, R (1.1) Ron Perranoski, L (8, 1) Ed Roebuck, R (9, 1)													3	0	0	0	0	0	0									
													0	0	0	0	0	0	0									
													1	0	0	0	0	0	0									
<b>Inning Stats</b>	R: 0 E: 0 K: 0 S: 6	H: 1 LOB: 1 BB: 0 P: 8	R: 0 E: 0 K: 1 S: 9	H: 0 LOB: 1 BB: 0 P: 14	R: 0 E: 0 K: 2 S: 8	H: 0 LOB: 0 BB: 0 P: 12	R: 0 E: 0 K: 0 S: 11	H: 1 LOB: 0 BB: 0 P: 20	R: 0 E: 1 K: 0 S: 7	H: 0 LOB: 1 BB: 0 P: 8	R: 0 E: 0 K: 1 S: 5	H: 0 LOB: 0 BB: 0 P: 6	R: 0 E: 0 K: 2 S: 8	H: 0 LOB: 0 BB: 0 P: 10	R: 0 E: 0 K: 2 S: 7	H: 0 LOB: 0 BB: 0 P: 7	R: 1 E: 0 K: 0 S: 16	H: 2 LOB: 2 BB: 1 P: 25	R: 0 E: 0 K: 1 S: 7	H: 0 LOB: 0 BB: 0 P: 9	R: 0 E: 0 K: 1 S: 6	H: 0 LOB: 0 BB: 0 P: 8	R: 0 E: 0 K: 1 S: 7	H: 0 LOB: 1 BB: 1 P: 13	1B: 4 2B: 0 3B: 0 HR: 0	SF: 0 SAC: 0 DP: 0 HBP: 1	WP: 0 PB: 0 SB: 0 CS: 0	PA: 44
<b>PITCHER</b> Turk Farrell, R ERA: 3.6 (1.1)	IP: 12.0 WLS: 44 BF: 44 H: 4 R: 1 ER: 1 SO: 11 BB: 2 IBB: 0 HBP: 1 BLK: 0 WP: 0 HR: 0 S: 97 P: 140 ERA: 0.75 WHIP: 0.500																											

**Los Angeles Dodgers @ Houston Colt 45's**  
Colt Stadium, Houston, TX  
Fri Apr 12 1963, 7:05 PM EST  
Att: 12,044 - Unknown - 74 F


AB	41
R	1
H	4
RBI	1
BB	2
SO	11
LOB	12



Batter	1	2	3	4	5	6	7	8	9	10	11	12	AB	R	H	RBI	BB	SO	LOB	BOTTOM					
Ernie Fazio, R (1.4)	F8		F8						1-3				5	0	0	0	1	2	3						
Al Spangler, L OBP: 0.533, SLG: 0.538 (1.7)	L7		6-3		3-1								6	1	2	0	0	0	4						
Pete Runnels, L OBP: 0.429, SLG: 0.462 (1.3)	6-3					4-3							4	0	1	0	1	0	0						
Rusty Staub, L OBP: 0.389, SLG: 0.214 (1.9)		L8											4	0	0	0	2	0	1						
Bob Aspromonte, R OBP: 0.167, SLG: 0.125 (1.5)		1-3			6-3								5	0	0	0	1	0	5						
Howie Coss, R OBP: 0.444, SLG: 0.444 (1.8)													6	1	4	1	0	1	2						
Jim Campbell, R OBP: 0.067, SLG: 0.067 (1.2)		L8											4	0	0	0	0	1	2						
Bob Lillis, R OBP: 0.267, SLG: 0.214 (9, PH) Carl Warwick, R OBP: 0.571, SLG: 0.500 J C Hartman, R OBP: 0.500, SLG: 0.500 (10, 6)			1-6-3										3	0	0	0	0	0	1						
Turk Farrell, R (1.1)													1	0	1	1	0	0	0						
													2	0	0	0	1	1	1						
<b>Inning Stats</b>	R: 0 E: 0 K: 0 S: 5	H: 0 LOB: 0 BB: 0 P: 9	R: 0 E: 0 K: 0 S: 8	H: 1 LOB: 1 BB: 0 P: 14	R: 0 E: 0 K: 0 S: 12	H: 0 LOB: 0 BB: 1 P: 18	R: 0 E: 0 K: 0 S: 6	H: 0 LOB: 0 BB: 0 P: 8	R: 0 E: 1 K: 0 S: 8	H: 1 LOB: 3 BB: 1 P: 18	R: 0 E: 0 K: 0 S: 6	H: 0 LOB: 0 BB: 0 P: 13	R: 0 E: 0 K: 1 S: 9	H: 1 LOB: 1 BB: 1 P: 21	R: 0 E: 0 K: 3 S: 12	H: 1 LOB: 3 BB: 1 P: 14	R: 1 E: 1 K: 0 S: 9	H: 2 LOB: 3 BB: 1 P: 18	1B: 9 2B: 0 3B: 0 HR: 0	SF: 0 SAC: 4 DP: 0 HBP: 0	WP: 0 PB: 0 SB: 0 CS: 0	PA: 51			
<b>PITCHER</b> Bob Miller, R ERA: 9.0 (1.1) Ron Perranoski, L ERA: 9.0 (8, 1) Ed Roebuck, R ERA: 3.38 (9, 1)	IP: 7.2 WLS: 30 BF: 30 H: 3 R: 0 ER: 0 SO: 0 BB: 3 IBB: 0 HBP: 0 BLK: 0 WP: 0 HR: 0 S: 58 P: 100 ERA: 0.00 WHIP: 0.783																								

**Los Angeles Dodgers @ Houston Colt 45's**  
Colt Stadium, Houston, TX  
Fri Apr 12 1963, 7:05 PM EST  
Att: 12,044 - Unknown - 74 F

AB	41
R	2
H	9
RBI	2
BB	6
SO	5
LOB	19





Batter	1	2	3	4	5	6	7	8	9	AB	R	H	RBI	BB	SO	LOB	TOP																					
Willie Davis, L OBP: 0.250, SLG: 0.278	L7		L8				1-3			3	1	0	0	1	0	1																						
Nate Oliver, R OBP: 0.143, SLG: 0.238	G3		2B				6-3			4	1	1	1	0	1	0																						
Tommy Davis, R OBP: 0.400, SLG: 0.429			3B				1-3			3	1	1	1	1	0	0																						
Ron Fairly, L OBP: 0.250, SLG: 0.143			1B							0	0	0	0	0	0	0																						
Frank Howard, R OBP: 0.267, SLG: 0.214	F8		1B							4	0	2	1	0	1	1																						
Bill Skowron, R OBP: 0.188, SLG: 0.133			1B							4	0	2	0	0	2	1																						
Ken McMullen, R OBP: 0.222, SLG: 0.188			G4-3							4	0	0	0	0	1	3																						
Doug Camilli, R OBP: 0.250, SLG: 0.250	5-3									4	0	1	0	0	0	1																						
Dick Tracewski, R	F9									4	0	0	0	0	0	2																						
Don Drysdale, R OBP: 0.500, SLG: 0.667			K							4	0	1	0	0	1	1																						
<b>Inning Stats</b>	R: 0 H: 0 E: 0 K: 0 S: 7	H: 0 LOB: 1 BB: 1 P: 17	R: 0 H: 1 E: 0 K: 1 S: 9	LOB: 1 BB: 0 P: 12	R: 3 H: 4 E: 0 K: 1 S: 14	LOB: 1 BB: 1 P: 28	R: 0 H: 1 E: 0 K: 0 S: 6	H: 1 LOB: 0 BB: 0 P: 11	R: 0 H: 1 E: 0 K: 2 S: 10	LOB: 1 BB: 0 P: 12	R: 0 H: 0 E: 0 K: 0 S: 5	H: 0 LOB: 0 BB: 0 P: 5	R: 0 H: 0 E: 0 K: 2 S: 8	LOB: 0 BB: 0 P: 12	R: 0 H: 0 E: 0 K: 0 S: 5	LOB: 0 BB: 0 P: 11	1B: 5 2B: 1 3B: 2 HR: 0	SF: 0 SAC: 0 DP: 1 HBP: 0	WP: 0 PB: 0 CS: 1	PA: 36																		
<b>PITCHER</b>	IP	WLS	BF	H	R	ER	SO	BB	IBB	HBP	BLK	WP	HR	S	P	ERA	WHIP	<b>PITCHER</b>				IP	WLS	BF	H	R	ER	SO	BB	IBB	HBP	BLK	WP	HR	S	P	ERA	WHIP
George Brunet, L ERA: 12.46	2.1	L	13	4	3	3	2	2	0	0	0	0	0	27	51	11.57	2.571																					
Russ Kemmerer, R ERA: 1.59	3.2		14	4	0	0	2	0	0	0	0	0	0	30	46	0.00	1.091																					
Dick Drott, R ERA:	7.1		2.0	6	0	0	2	0	0	0	0	0	0	13	17	0.00	0.000																					
Don McMahon, R ERA: 9.82	9.1		1.0	3	0	0	0	0	0	0	0	0	0	5	11	0.00	0.000																					

Los Angeles Dodgers @ Houston Colt 45's  
Colt Stadium, Houston, TX  
Sat Apr 13 1963, 7:05 PM EST  
Att: 15,164 - Unknown - 69 F

AB 34  
R 3  
H 8  
RBI 3  
BB 2  
SO 6  
LOB 10



Batter	1	2	3	4	5	6	7	8	9	AB	R	H	RBI	BB	SO	LOB	BOTTOM																					
Bob Lillis, R OBP: 0.211, SLG: 0.167	F8									4	0	0	0	0	1	3																						
Al Spangler, L OBP: 0.474, SLG: 0.529	G3									4	1	1	0	0	0	2																						
Pete Runnels, L OBP: 0.389, SLG: 0.412										4	0	1	0	0	2	1																						
Rusty Staub, L OBP: 0.364, SLG: 0.222										4	0	1	0	0	1	1																						
Bob Aspromonte, R OBP: 0.182, SLG: 0.150										4	0	1	0	0	1	2																						
Howie Goss, R OBP: 0.384, SLG: 0.364										4	0	0	0	0	1	3																						
Jim Campbell, R OBP: 0.056, SLG: 0.056										3	0	0	0	0	1	0																						
Ernie Fazio, R										2	0	0	0	0	0	0																						
George Brunet, R Russ Kemmerer, R Brock Davis, L Dick Drott, R Carl Warwick, R Don McMahon, R										0	0	0	0	0	0	0																						
<b>Inning Stats</b>	R: 0 H: 0 E: 0 K: 1 S: 8	H: 1 LOB: 0 BB: 0 P: 8	R: 0 H: 0 E: 0 K: 1 S: 7	LOB: 0 BB: 0 P: 8	R: 0 H: 0 E: 0 K: 0 S: 5	LOB: 0 BB: 0 P: 9	R: 0 H: 0 E: 0 K: 2 S: 8	LOB: 0 BB: 0 P: 12	R: 0 H: 0 E: 0 K: 0 S: 9	LOB: 2 BB: 1 P: 17	R: 0 H: 1 E: 0 K: 0 S: 8	LOB: 1 BB: 0 P: 11	R: 0 H: 1 E: 0 K: 2 S: 10	LOB: 1 BB: 0 P: 12	R: 1 H: 2 E: 0 K: 2 S: 13	LOB: 1 BB: 0 P: 20	1B: 4 2B: 1 3B: 0 HR: 0	SF: 0 SAC: 0 DP: 1 HBP: 1	WP: 1 PB: 0 SB: 0 CS: 0	PA: 33																		
<b>PITCHER</b>	IP	WLS	BF	H	R	ER	SO	BB	IBB	HBP	BLK	WP	HR	S	P	ERA	WHIP	<b>PITCHER</b>				IP	WLS	BF	H	R	ER	SO	BB	IBB	HBP	BLK	WP	HR	S	P	ERA	WHIP
Don Drysdale, R ERA: 1.0	9.0	W	33	5	1	1	8	1	0	1	0	1	0	74	108	1.00	0.667																					

Los Angeles Dodgers @ Houston Colt 45's  
Colt Stadium, Houston, TX  
Sat Apr 13 1963, 7:05 PM EST  
Att: 15,164 - Unknown - 69 F

AB 31  
R 1  
H 5  
RBI 0  
BB 1  
SO 8  
LOB 12





Batter	1	2	3	4	5	6	7	8	9	AB	R	H	RBI	BB	SO	LOB	TOP					
Willie Davis, L (1,8) OBP: 0.200, SLG: 0.217	F7		4-3		1-3	F8			F6	5	0	0	0	0	0	1	<b>Los Angeles Dodgers @ Houston Colt 45's</b> Colt Stadium, Houston, TX Sun Apr 14 1963, 4:33 AM EST Att: 10,180 - Unknown <a href="http://livebaseballscorecards.com">livebaseballscorecards.com</a>					
Nate Oliver, R (1,4) OBP: 0.154, SLG: 0.231	5-3		F8		F6		F6		BLK G3 1B	5	0	1	0	0	0	0						
Ron Fairly, L (1,3) OBP: 0.308, SLG: 0.182			K		FC6-4 BB		G3		G3	4	0	1	0	1	1							
Tommy Davis, R (1,7) OBP: 0.350, SLG: 0.421	F3-4				FC6-4 1B		F4		F8	5	1	1	0	0	0	3						
John Roseboro, L (1,2) OBP: 0.258, SLG: 0.250		F8					F9		F8	4	0	1	1	0	0	0						
Frank Howard, R (1,9) OBP: 0.368, SLG: 0.389		1B 2B			2H 1B		E6 1B		1B	4	2	3	0	0	0	0						
Ken McMullen, R (1,5) Wally Moon, L (8, PH) Ron Perranoski, L (8, 1)		K			F8		1B SF7 1B		F5	3	1	1	0	0	1	2						
Dick Tracewski, R (1,6) OBP: 0.222, SLG: 0.176					E6		1B		FC4-6 1B	4	0	3	2	0	0	1						
Sandy Koufax, R (1,1) Ed Roebuck, R (6, 1) Ken Rowe, R (7, 1) Jim Gilliam, S (8, 5)		K			K		SF7		FC4-6	2	0	0	1	0	2	3						
<b>Inning Stats</b>	R: 0 E: 0 K: 0 S: 11	H: 1 LOB: 1 BB: 0 P: 17	R: 1 E: 0 K: 2 S: 11	H: 2 LOB: 1 BB: 0 P: 15	R: 0 E: 0 K: 1 S: 8	H: 0 LOB: 0 BB: 0 P: 11	R: 1 E: 1 K: 1 S: 18	H: 3 LOB: 2 BB: 0 P: 28	R: 0 E: 0 K: 0 S: 7	H: 0 LOB: 1 BB: 1 P: 15	R: 2 E: 1 K: 0 S: 9	H: 2 LOB: 1 BB: 0 P: 10	R: 0 E: 0 K: 0 S: 3	H: 0 LOB: 0 BB: 0 P: 5	R: 0 E: 0 K: 0 S: 13	H: 2 LOB: 2 BB: 0 P: 20		R: 0 E: 0 K: 0 S: 9	H: 1 LOB: 1 BB: 0 P: 13	1B: 9 2B: 2 3B: 0 HR: 0	SF: 1 SAC: 0 DP: 0 HBP: 0	WP: 0 PB: 0 SB: 0 CS: 0
<b>PITCHER</b>	IP WLS BF H R ER SO BB IBB HBP BLK WP HR S P ERA WHIP																					
Don Nottebart, R (1,1) ERA: 2.0	7.2 W 35 10 4 2 4 1 0 0 0 0 0 75 114 2.35 1.435																					
Don McMahon, R (8,1) ERA: 7.2	1.1 S 5 1 0 0 0 0 0 0 0 1 0 0 14 20 0.00 0.750																					


Batter	1	2	3	4	5	6	7	8	9	AB	R	H	RBI	BB	SO	LOB	BOTTOM					
J C Hartman, R (1,6) OBP: 0.167, SLG: 0.167	K		L8		F4	6-3				4	0	0	0	0	1	1	<b>Los Angeles Dodgers @ Houston Colt 45's</b> Colt Stadium, Houston, TX Sun Apr 14 1963, 4:33 AM EST Att: 10,180 - Unknown <a href="http://livebaseballscorecards.com">livebaseballscorecards.com</a>					
Johnny Temple, R (1,4)	S BB		5-3		F3		1-3			3	0	0	0	1	0	0						
Pete Runnels, L (1,3) OBP: 0.409, SLG: 0.476	F7				SH 1B 2B		G3			4	2	2	0	0	0	1						
Carl Warwick, R (1,9) OBP: 0.583, SLG: 0.500	6-3				1B SH FC5-2 BB		FC5 1B		1B	3	1	1	0	1	0	2						
Bob Aspromonte, R (1,5) OBP: 0.200, SLG: 0.174					SH FC5-2 1B		F3		F4	3	0	1	0	0	0	3						
Howie Goss, R (1,8) OBP: 0.385, SLG: 0.385					FC6-4 1B		FC5-2 1B		K	4	1	2	2	0	1	1						
Carroll Hardy, R (1,7) OBP: 0.111, SLG: 0.111					FC5-2 G6-4-3 1B		E8 1B		F4	4	1	1	1	0	1	4						
Hal Smith, R (1,2) OBP: 0.333, SLG: 0.200					G6-4-3 1B		E8 1B			3	0	1	1	1	0	4						
Don Nottebart, R (1,1) Don McMahon, R (8,1)					K		5-3		K	3	0	0	0	0	2	1						
<b>Inning Stats</b>	R: 0 E: 0 K: 1 S: 8	H: 0 LOB: 1 BB: 1 P: 15	R: 0 E: 0 K: 1 S: 9	H: 1 LOB: 0 BB: 0 P: 13	R: 0 E: 0 K: 1 S: 9	H: 0 LOB: 0 BB: 0 P: 13	R: 1 E: 1 K: 0 S: 17	H: 2 LOB: 2 BB: 1 P: 25	R: 0 E: 0 K: 1 S: 8	H: 0 LOB: 0 BB: 0 P: 11	R: 4 E: 2 K: 0 S: 19	H: 4 LOB: 1 BB: 0 P: 28	R: 0 E: 0 K: 0 S: 6	H: 1 LOB: 1 BB: 0 P: 6	R: 0 E: 0 K: 2 S: 7	H: 0 LOB: 1 BB: 1 P: 12		R: 0 E: 0 K: 0 S: 9	H: 0 LOB: 1 BB: 1 P: 12	1B: 7 2B: 1 3B: 0 HR: 0	SF: 0 SAC: 1 DP: 1 HBP: 0	WP: 0 PB: 0 SB: 1 CS: 0
<b>PITCHER</b>	IP WLS BF H R ER SO BB IBB HBP BLK WP HR S P ERA WHIP																					
Sandy Koufax, L (1,1) ERA: 3.14	5.1 L 25 5 0 0 0 0 2 0 0 0 0 0 64 96 6.75 1.500																					
Ed Roebuck, R (6,1) ERA: 2.7	0.2 3 1 0 0 0 0 0 0 0 0 0 0 6 9 0.00 1.500																					
Ken Rowe, R (7,1) ERA:	1.0 4 1 0 0 0 0 0 0 0 0 0 0 6 6 0.00 1.000																					
Ron Perranoski, L (8,1) ERA: 4.5	1.0 4 0 0 0 0 2 1 0 0 0 0 0 7 12 0.00 1.000																					




Batter	1	2	3	4	5	6	7	8	9	AB	R	H	RBI	BB	SO	LOB	TOP			
J C Hartman, R OBP: 0.200, SLG: 0.200	0-0 2-3			0-0 E3		0-0 4-3		0-0 BB 1B		4	0	1	0	0	0	0	<b>Houston Colt 45's @ San Francisco Giants</b> Candlestick Park, San Francisco, CA Tue Apr 16 1963, 6:33 AM EST Att: 40,782 - Cloudy - 51 F			
Johnny Temple, R OBP: 0.182, SLG: 0.100 Ernie Fazio, R (6, FR) (6, 4)	0-0 F6			0-0 L6		0-0 BLK 1B		0-3 K		3	0	1	0	0	0	0				
Pete Runnels, L OBP: 0.423, SLG: 0.435	0-0 F6			4-0 BB		0-3 K		4-0 BB 1B		2	0	0	0	2	1	1				
Carl Warwick, R OBP: 0.438, SLG: 0.357		0-0 F9		0-0 F8			0-0 F8	0-3 K		4	0	0	0	0	1	4				
Bob Aspromonte, R OBP: 0.207, SLG: 0.185		0-0 5-3			0-3 K		0-0 1B		0-0 F6		4	0	1	0	0	1				
Howie Goss, R OBP: 0.387, SLG: 0.367		0-0 F6			0-0 1B		0-3 K		0-0 F7		4	0	1	0	0	1				
Carroll Hardy, R OBP: 0.231, SLG: 0.250			4-0 G1-6-3 BB		0-3 K		0-0 4-3		0-0 2B		3	0	1	0	1	2				
Hal Smith, R OBP: 0.300, SLG: 0.222			0-0 F8		0-0 F8			0-0 BB 1B	0-0 4-3		4	0	1	0	0	3				
Bob Bruce, R Conrad Cardinal, R Bob Lillis, R OBP: 0.200, SLG: 0.158 Dick Drott, R (8, 1)			0-0 G1-6-3			0-0 F7		0-0 F9		0	0	0	0	0	0	0				
<b>Inning Stats</b>	R: 0 E: 0 K: 0 S: 3	H: 0 LOB: 0 BB: 0 P: 3	R: 0 E: 0 K: 0 S: 3	H: 0 LOB: 0 BB: 0 P: 3	R: 0 E: 0 K: 0 S: 2	H: 0 LOB: 0 BB: 1 P: 6	R: 0 E: 1 K: 0 S: 3	H: 0 LOB: 1 BB: 0 P: 7	R: 0 E: 0 K: 2 S: 8	H: 1 LOB: 1 BB: 0 P: 8	R: 0 E: 0 K: 1 S: 6	H: 1 LOB: 1 BB: 0 P: 6	R: 0 E: 0 K: 2 S: 9	H: 2 LOB: 3 BB: 1 P: 13	R: 0 E: 0 K: 0 S: 4	H: 1 LOB: 1 BB: 0 P: 4		1B: 5 2B: 1 3B: 0 HR: 0	SF: 0 SAC: 0 DP: 1 HBP: 0	WP: 0 PB: 0 SB: 0 CS: 0
<b>PITCHER</b> Billy Pierce, L ERA:	IP: 9.0 WLS: W BF: 35 H: 6 R: 0 ER: 0 SO: 6 BB: 3 IBB: 0 HBP: 0 BLK: 1 WP: 0 HR: 0 S: 44 P: 56 ERA: 0.00 WHIP: 1.000																			

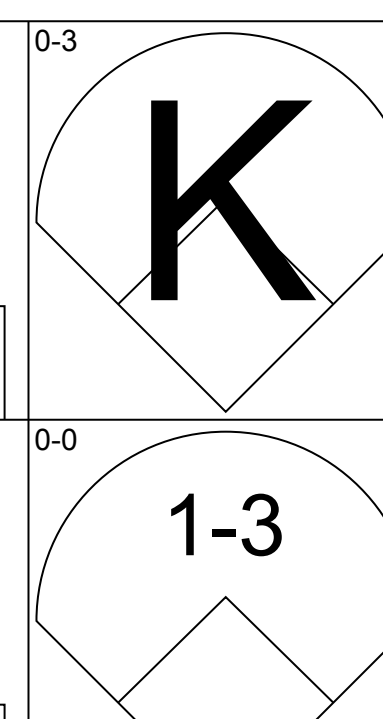
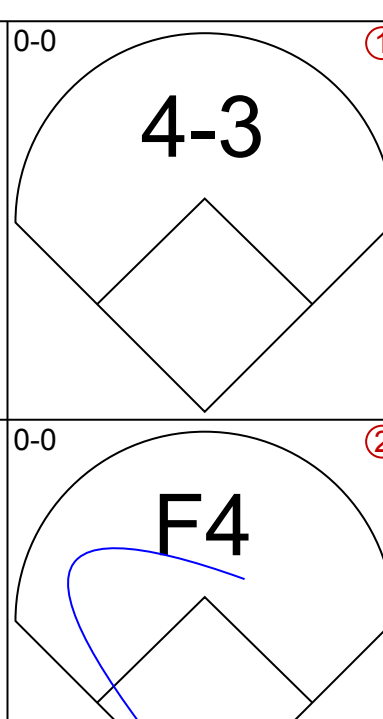
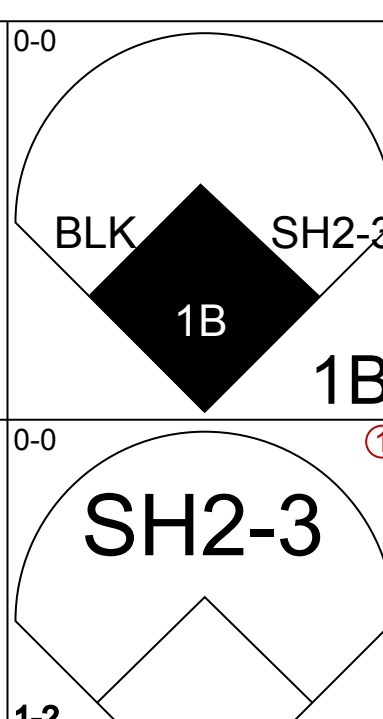
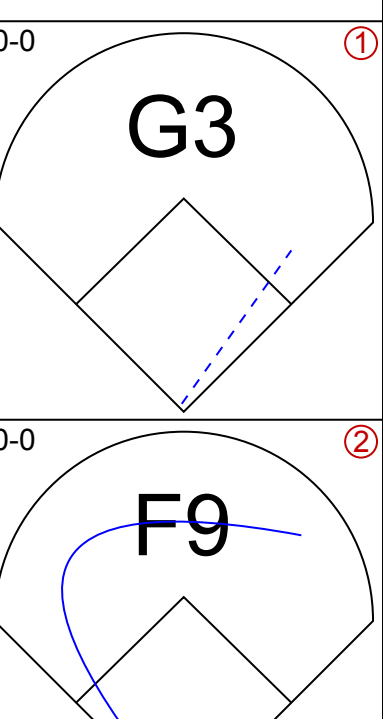
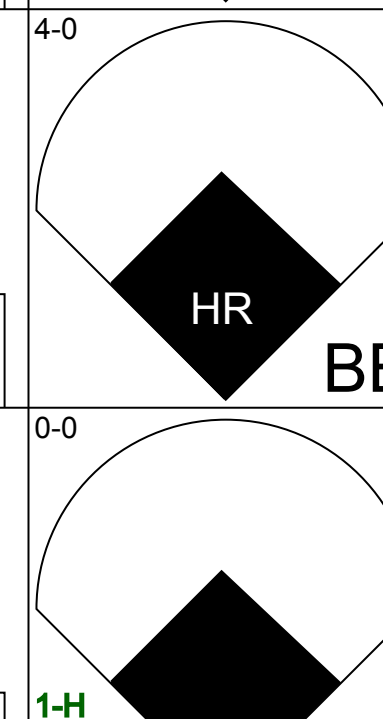
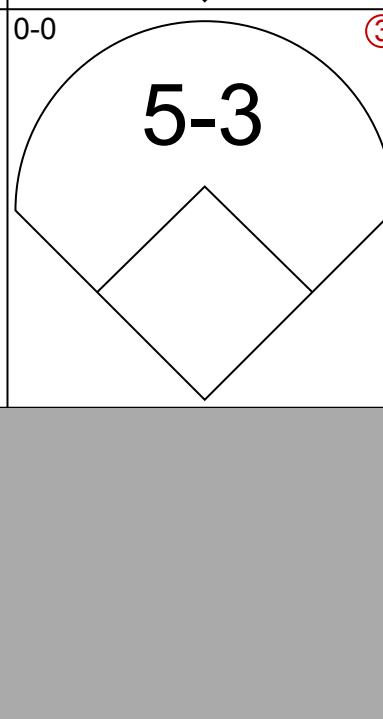
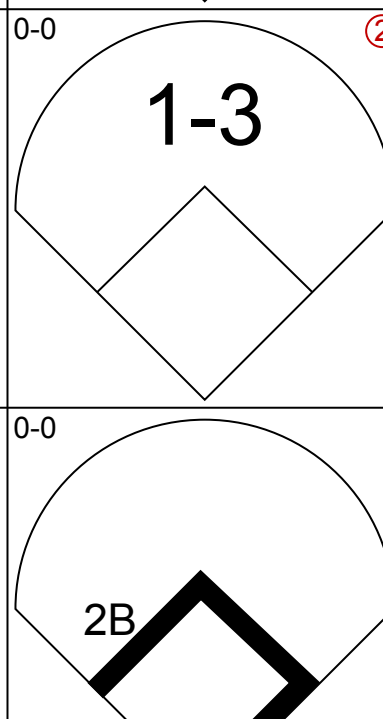
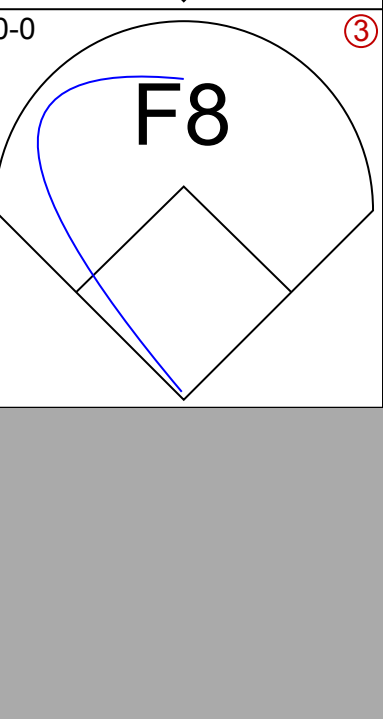
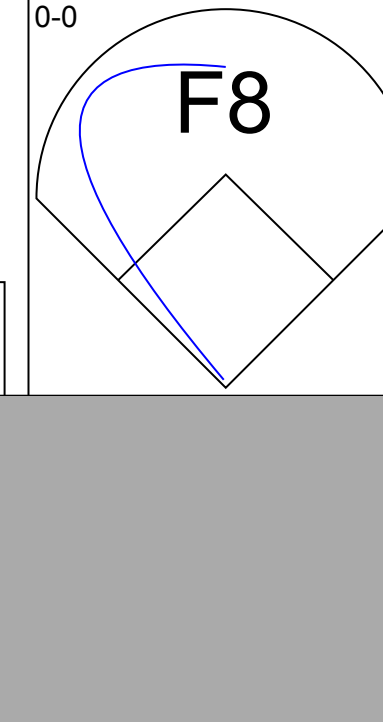

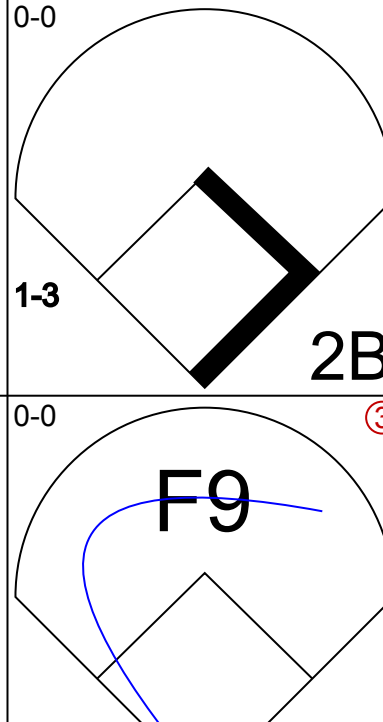




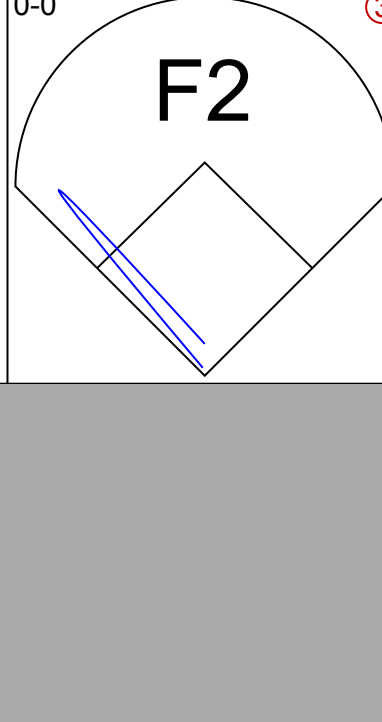
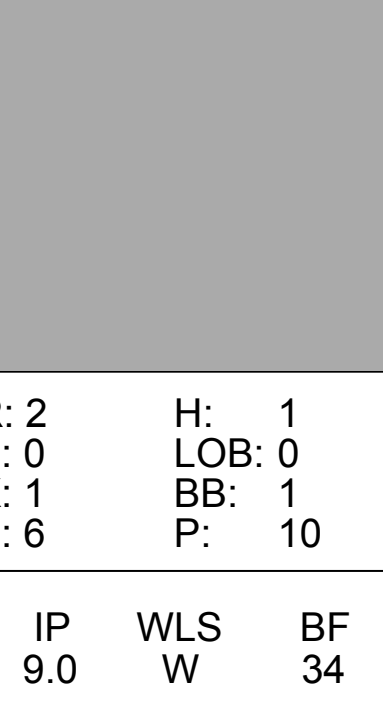



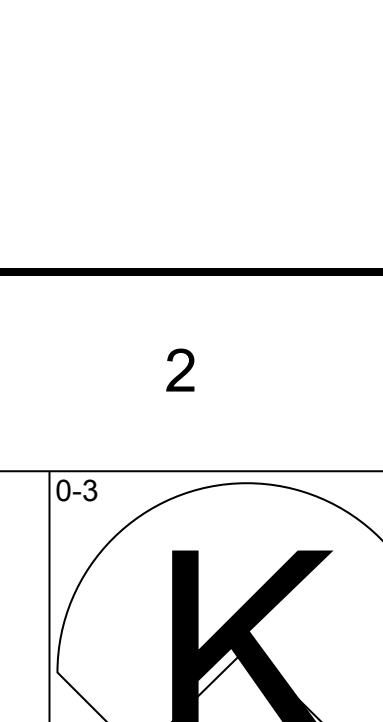
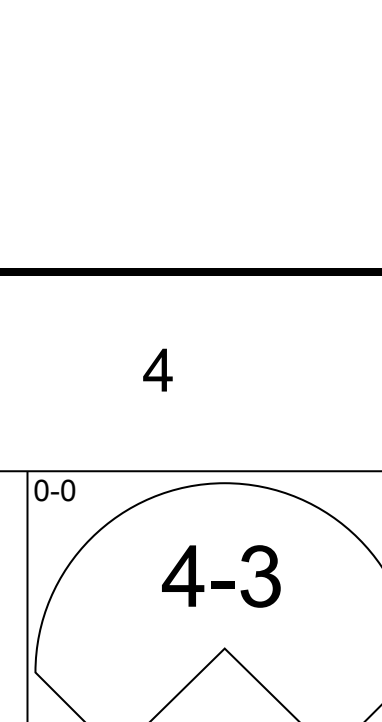
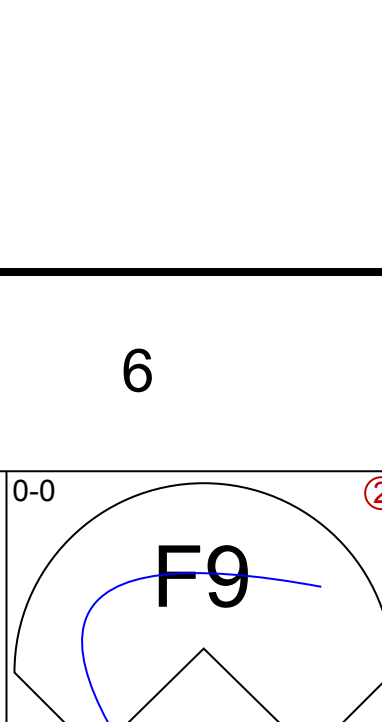
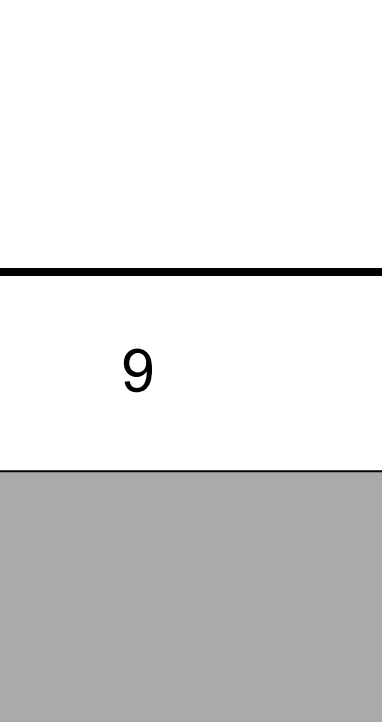

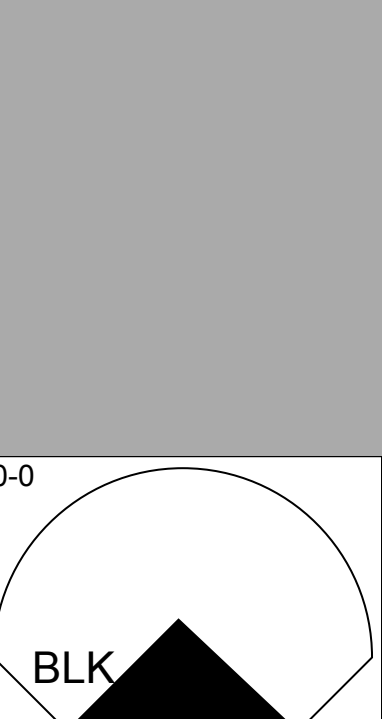
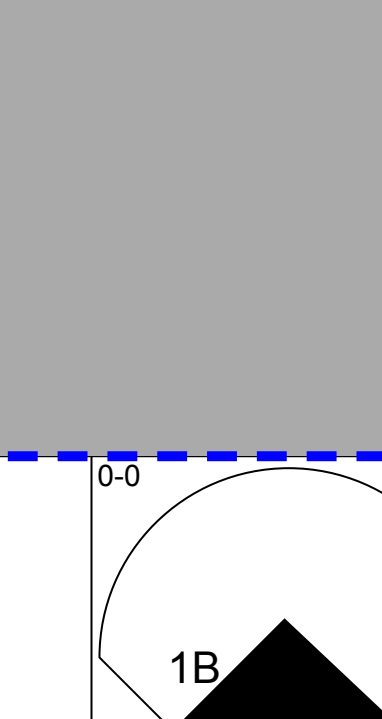

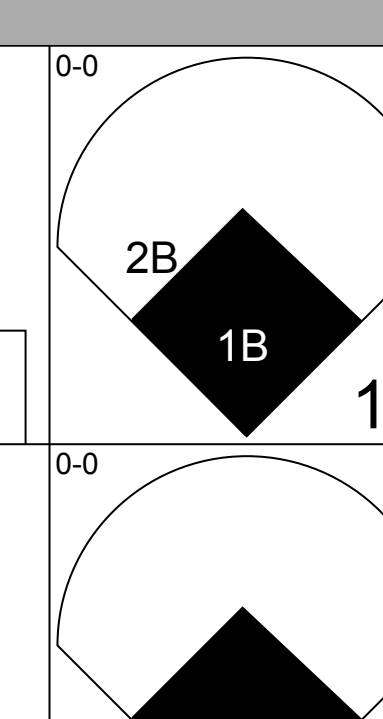
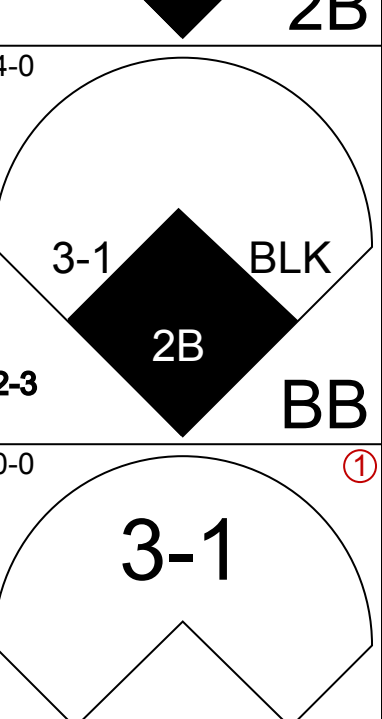
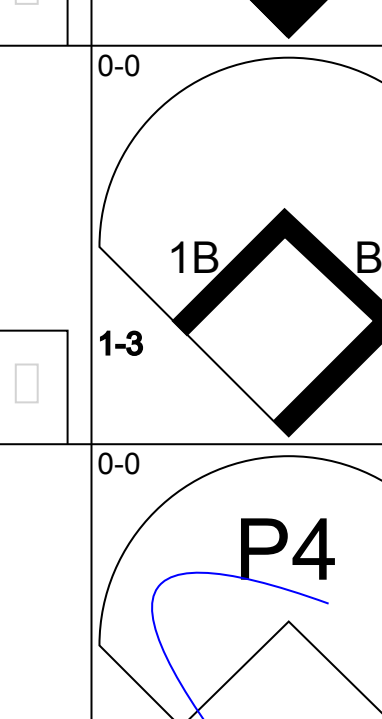
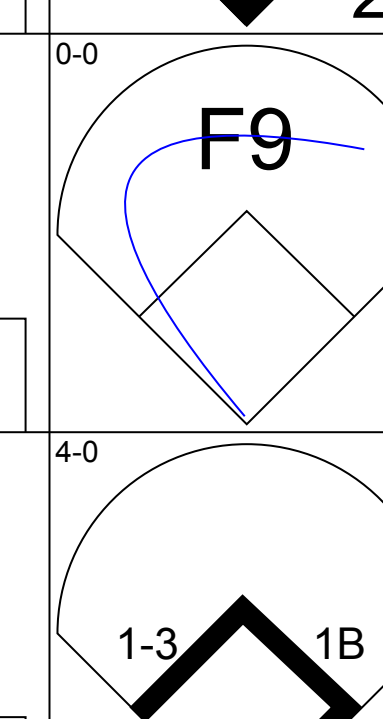
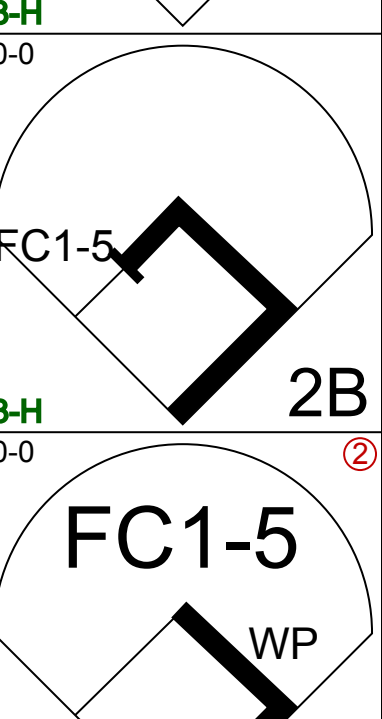
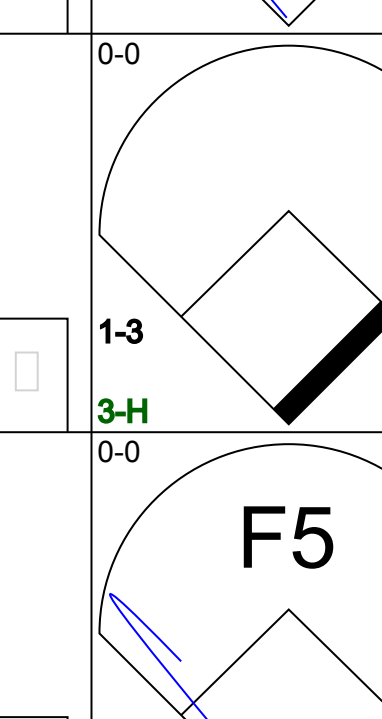
Batter	1	2	3	4	5	6	7	8	9	AB	R	H	RBI	BB	SO	LOB	BOTTOM			
Chuck Hiller, L OBP: 0.250, SLG: 0.160	0-0 G3		4-0 G6-4-3 1B			0-0 4-3		0-0 F8		4	0	1	0	1	0	0	<b>Houston Colt 45's @ San Francisco Giants</b> Candlestick Park, San Francisco, CA Tue Apr 16 1963, 6:33 AM EST Att: 40,782 - Cloudy - 51 F			
Jim Davenport, R OBP: 0.182, SLG: 0.160	0-0 BLK 1B	0-0 G6-4-3	0-0 FC5			0-3 K				4	1	1	0	0	1	4				
Willie Mays, R OBP: 0.444, SLG: 0.550	0-0 1B 1B		4-0 BLK SF8 BB		0-0 1-3		4-0 BB			2	2	1	1	2	0	0				
Willie McCovey, L OBP: 0.500, SLG: 0.773	4-0 BLK 2B BB		4-0 1B BLK BB		0-0 2B		0-0 F7			2	2	1	0	2	0	1				
Orlando Cepeda, R OBP: 0.500, SLG: 0.792	0-0 BLK 2B 1B		0-3 K		0-0 F3		0-3 K			4	1	1	1	0	2	3				
Tom Haller, L OBP: 0.269, SLG: 0.190	4-0 2B 5-3 BB		0-0 SF8		0-0 4-3		0-0 6-3			2	0	0	1	1	0	1				
Felipe Alou, R OBP: 0.583, SLG: 1.043	0-0 1-3 2H 3H		0-0 E 1B WP			0-0 F9		0-3 6-3		4	1	2	2	0	0	0				
Jose Pagan, R OBP: 0.087, SLG: 0.087	0-0 5-3		0-0 WP E 1B			0-0 F8				4	0	1	1	0	1	2				
Billy Pierce, L		0-0 1-3	0-0 FC5 WP			0-0 1-3		0-0 1-3		4	0	0	0	0	0	2				
<b>Inning Stats</b>	R: 4 E: 0 K: 0 S: 6	H: 4 LOB: 1 BB: 2 P: 14	R: 0 E: 0 K: 0 S: 3	H: 1 LOB: 0 BB: 0 P: 3	R: 3 E: 1 K: 1 S: 8	H: 2 LOB: 3 BB: 3 P: 20	R: 0 E: 0 K: 0 S: 4	H: 1 LOB: 1 BB: 0 P: 4	R: 0 E: 0 K: 0 S: 3	H: 0 LOB: 0 BB: 0 P: 3	R: 0 E: 0 K: 1 S: 5	H: 0 LOB: 1 BB: 1 P: 9	R: 0 E: 0 K: 1 S: 5	H: 0 LOB: 0 BB: 0 P: 5	R: 0 E: 0 K: 1 S: 5	H: 0 LOB: 0 BB: 0 P: 5		1B: 6 2B: 2 3B: 0 HR: 0	SF: 1 SAC: 0 DP: 1 HBP: 0	WP: 1 PB: 0 SB: 0 CS: 0
<b>PITCHER</b> Bob Bruce, R ERA: 13.5 Conrad Cardinal, R ERA: 2.79 Dick Drott, R ERA:	IP: 7 WLS: L BF: 27 H: 4 R: 3 ER: 2 SO: 3 BB: 4 IBB: 0 HBP: 0 BLK: 1 WP: 1 HR: 0 S: 29 P: 45 ERA: 2.70 WHIP: 1.200																			

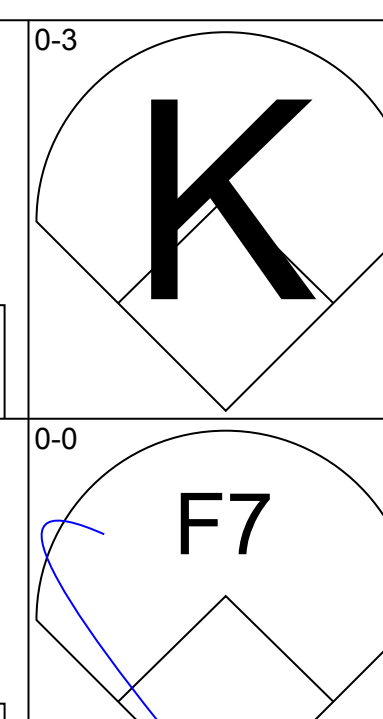
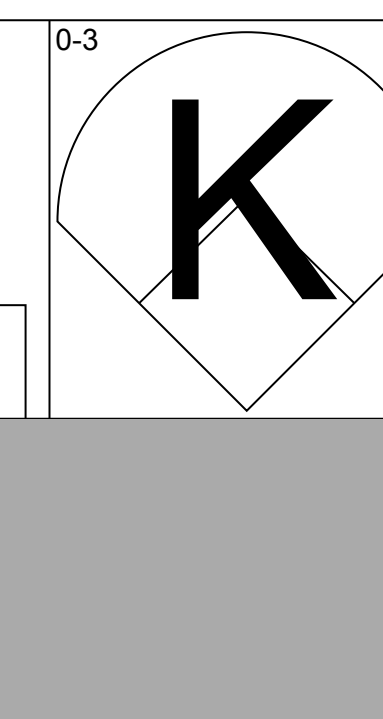
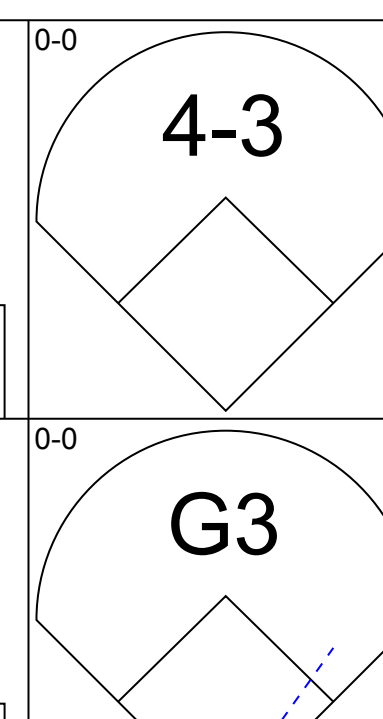
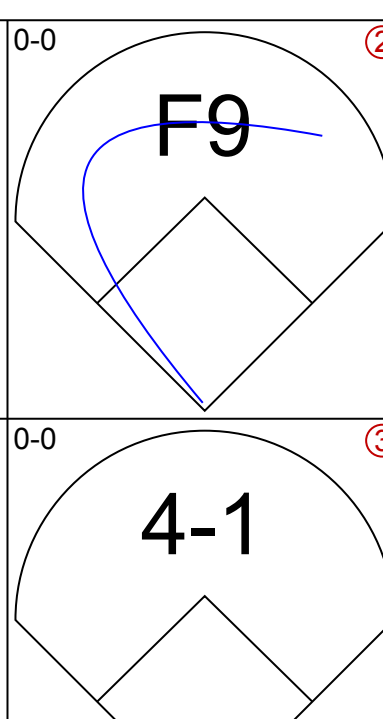
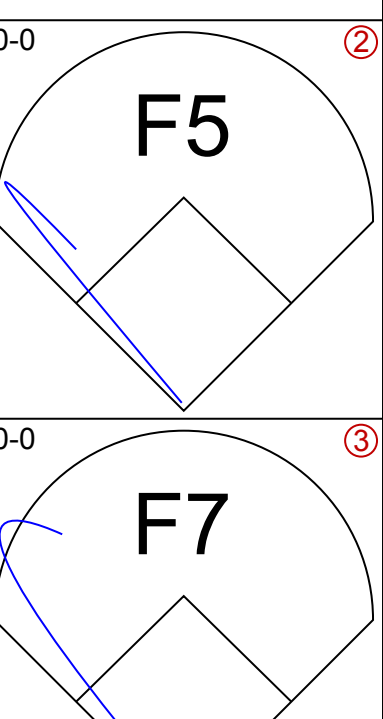
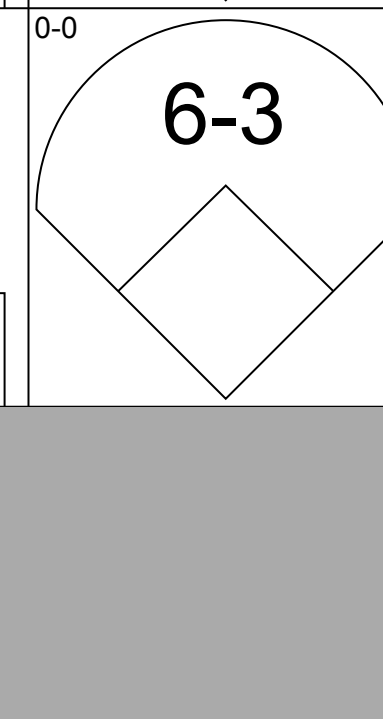
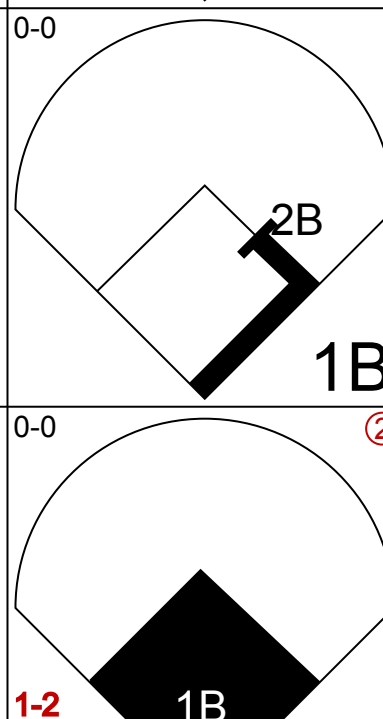




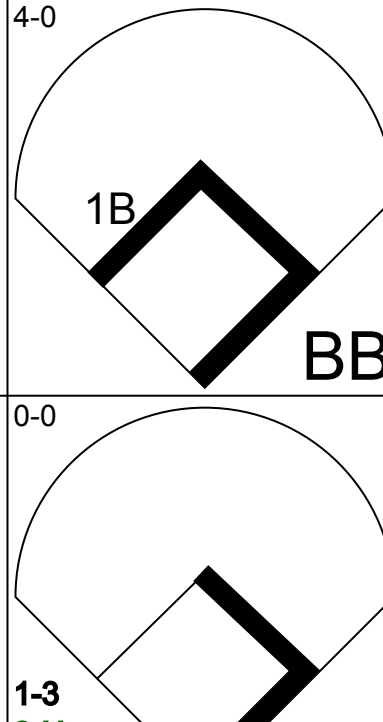
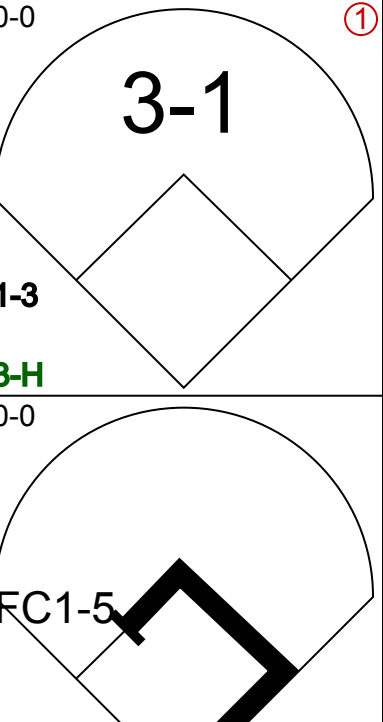
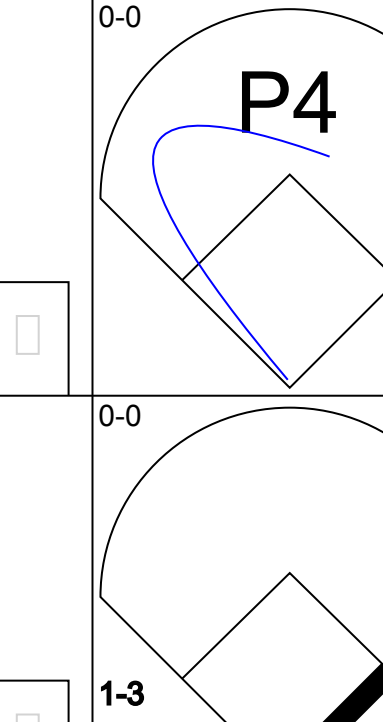
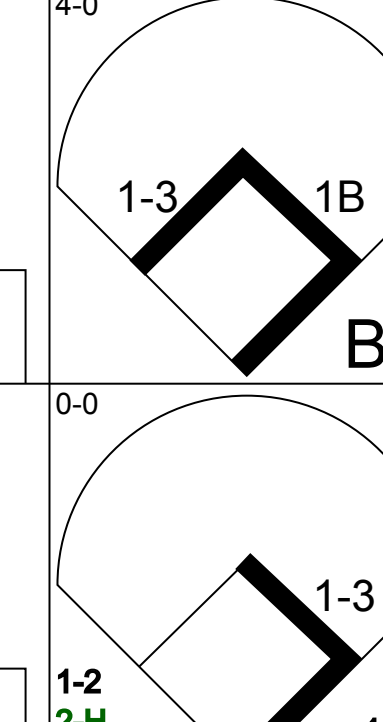
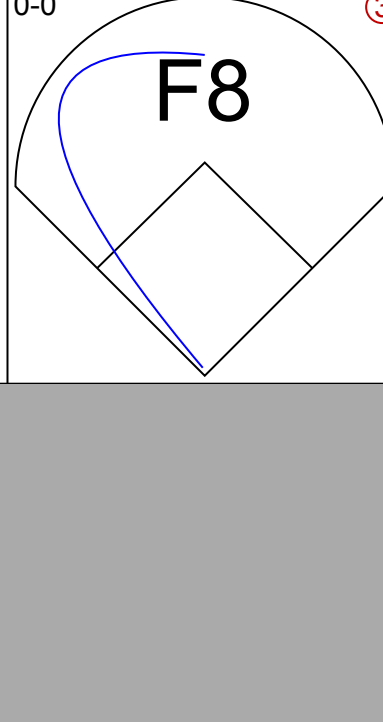
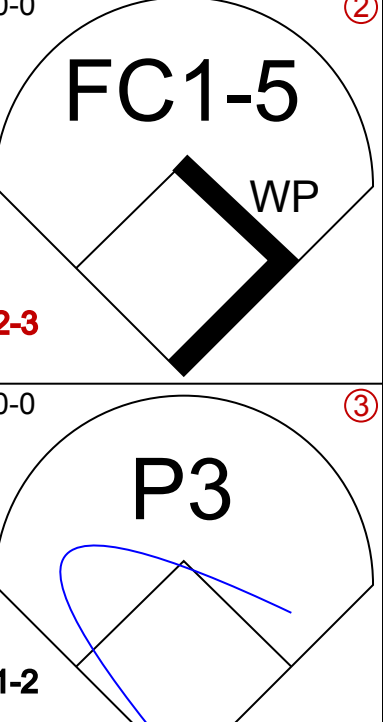
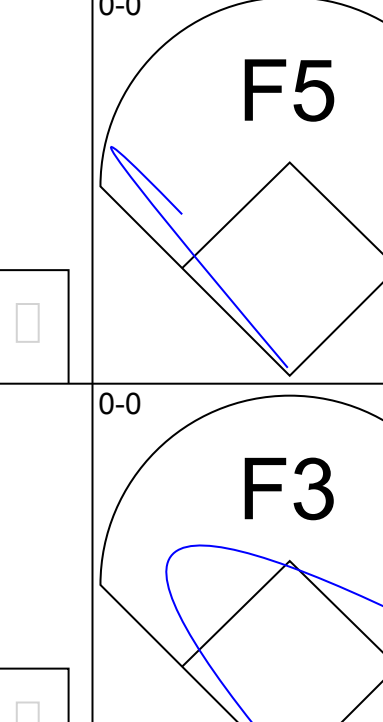
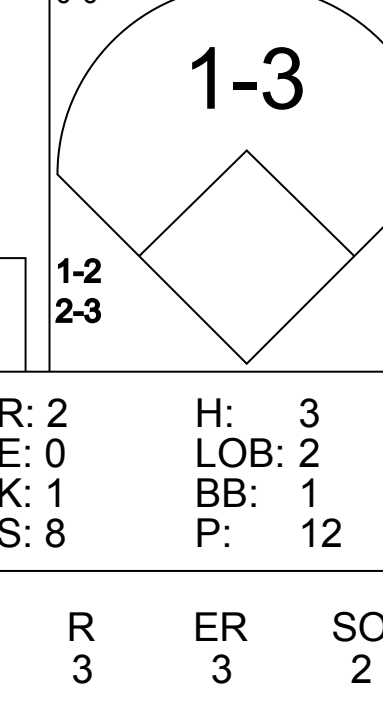
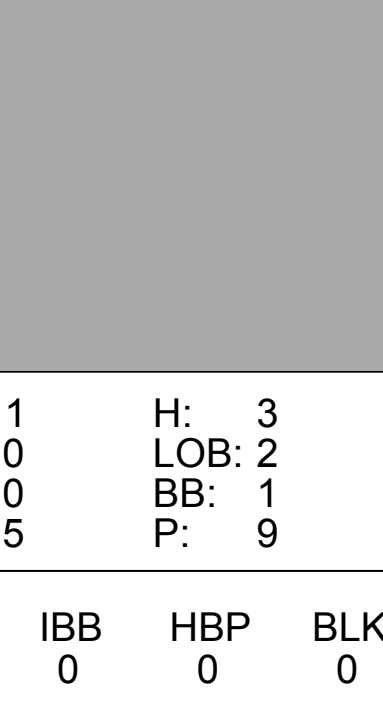

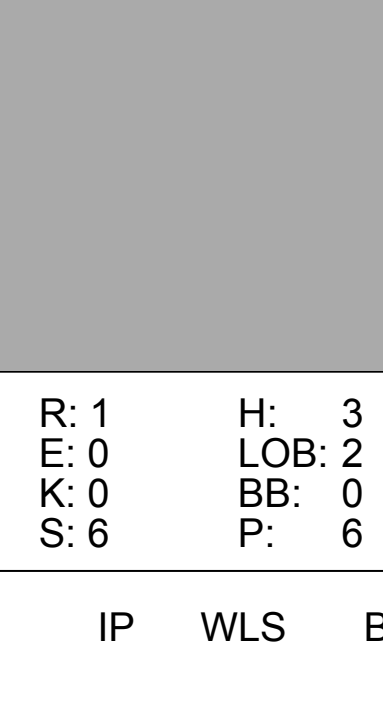


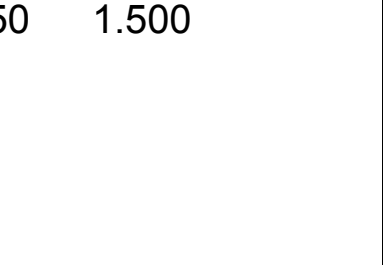



Batter	1	2	3	4	5	6	7	8	9	10	11	12	13	AB R H RBI BB SO LOB	TOP						
Bob Lillis, R OBP: 0.162, SLG: 0.160 (1.6)	P3		6-3		L3		5-3		5-3		1B			6 0 1 0 0 0 0	<b>Houston Colt 45's @ San Francisco Giants</b> Candlestick Park, San Francisco, CA Wed Apr 17 1963, 9:05 PM EST Att. 10,190 - Unknown - 50 F  <b>AB 50</b> <b>R 2</b> <b>H 11</b> <b>RBI 1</b> <b>BB 4</b> <b>SO 7</b> <b>LOB 19</b>  						
Johnny Temple, R OBP: 0.235, SLG: 0.133 (1.4)	4-3		F7		F9		FC4-6 1B		BB		1-3			5 0 1 0 1 0 1							
Pete Runnels, L OBP: 0.375, SLG: 0.379 (1.3)	K		1B		F2		FC4-6 FC5-4 1-2		K		F8			6 0 1 0 0 2 2							
Carl Warwick, R OBP: 0.364, SLG: 0.300 (1.9)		F7		1-2 1B		F7		FC5-4 1-2	1-3		5-3			6 0 1 0 0 0 2							
Howie Goss, R OBP: 0.333, SLG: 0.361 (1.8)	1B S 2B		K		L5		4-3		5-3		K			6 1 1 0 0 2 2							
Carroll Hardy, R OBP: 0.316, SLG: 0.333 (1.7)	S 2-3 1B		4-3		1B		BB 1B		6-3		F8			6 0 3 0 0 0 0							
Bob Aspromonte, R OBP: 0.229, SLG: 0.188 (1.5)	S IBB		P6		1-3 1B		F5		F7		K			5 0 1 0 1 1 1							
Jim Campbell, R OBP: 0.208, SLG: 0.273 (1.2)	P3		1B		FC5-4 IBB 1-2		BB		F9		HR			4 1 2 1 2 0 3							
Ken Johnson, R (1.1)	F5		K		FC5-4 1-2		1-3		K		6-3			5 0 0 0 0 2 8							
Al Spangler, L (13. PH) Don McMahon, R (13.1)	1-2 2-3 3-4													1 0 0 0 0 0 0 0 0 0 0 0 0 0							
<b>Inning Stats</b>	R: 0 E: 0 K: 1 S: 5	H: 0 LOB: 0 BB: 0 P: 5	R: 1 E: 0 K: 0 S: 5	H: 2 LOB: 2 BB: 1 P: 9	R: 0 E: 0 K: 1 S: 7	H: 2 LOB: 2 BB: 0 P: 7	R: 0 E: 0 K: 0 S: 5	H: 1 LOB: 0 BB: 0 P: 4	R: 0 E: 0 K: 0 S: 4	H: 1 LOB: 1 BB: 0 P: 4	R: 0 E: 0 K: 1 S: 6	H: 1 LOB: 1 BB: 0 P: 6	R: 0 E: 0 K: 1 S: 5	H: 0 LOB: 0 BB: 0 P: 5		R: 1 E: 0 K: 1 S: 6	H: 1 LOB: 0 BB: 0 P: 6	1B: 9 2B: 1 3B: 0 HR: 1	SF: 0 SAC: 0 DP: 0 HBP: 0	WP: 0 PB: 0 SB: 3 CS: 0	PA: 54
<b>PITCHER</b>	IP WLS BF H R ER SO BB IBB HBP BLK WP HR S P ERA WHIP																				
Billy O'Dell, L (1.1) ERA: 0.53	8.0	36	9	1	1	3	1	2	0	0	0	0	0	0		0	39	51	1.12	1.250	
Bobby Bolin, R (9.1) ERA: 1.5	3.0	11	1	0	0	2	1	0	0	0	0	0	0	0	14	18	0.00	0.667			
Don Larsen, R (12.1) ERA: 4.5	2.0	7	1	1	1	2	0	0	0	0	0	1	11	11	4.50	0.500					

Batter	1	2	3	4	5	6	7	8	9	10	11	12	13	AB R H RBI BB SO LOB	BOTTOM						
Chuck Hillier, L (1.4) OBP: 0.252, SLG: 0.167 (1.4)	SH3 1B		5-3		P5			F7		4-3			SH1-4	5 0 1 0 0 0 1	<b>Houston Colt 45's @ San Francisco Giants</b> Candlestick Park, San Francisco, CA Wed Apr 17 1963, 9:05 PM EST Att. 10,190 - Unknown - 50 F  <b>AB 42</b> <b>R 1</b> <b>H 6</b> <b>RBI 1</b> <b>BB 4</b> <b>SO 8</b> <b>LOB 16</b>  						
Jim Davenport, R (1.5) Eschery, R (8. PH) Bobby Bolin, R (9.1) Jose Cardenal, R (11. PH) Don Larsen, R (12.1) Joey Amalfitano, R (13. PH)	SH3		F3		K2-3		K		BB		BB		F7	2 0 0 0 0 1 0 1 0 0 0 0 1 1 0 0 0 0 0 1 0 0 0 0 0 0 0 0 1 0 0 0 0 0 0 1 0 0 0 0 0 0							
Wille Mays, R (1.8) OBP: 0.394, SLG: 0.440 (1.8)	BB		K		5-3		K		K		F3		K	5 0 0 0 1 3 2							
Wille McCovey, L (1.7) OBP: 0.494, SLG: 0.808 (1.7)	F8		G3		K		HR		BB		1-2 BB			4 1 1 1 1 1 2							
Orlando Cepeda, R (1.3) OBP: 0.419, SLG: 0.655 (1.3)	K		F9		F8		F9		F9		1-3			5 0 0 0 0 1 4							
Tom Haller, L (1.2) OBP: 0.290, SLG: 0.200 (1.2)	4-3		F3		F3		G3		G3		FC5-4 BB			4 0 1 0 1 0 0							
Felipe Alou, R (1.9) OBP: 0.483, SLG: 0.857 (1.9)	6-3		F2		6-3		4-3		4-3		FC5-4 2-4			5 0 0 0 0 0 2							
Jose Pagan, R (1.6) OBP: 0.143, SLG: 0.143 (1.6)	1B		6-3		S 1B		F6		F7		1-2			5 0 2 0 0 0 1							
Billy O'Dell, S (1.1) Harvey Kuenn, R (6. PH) Ernie Bowman, R (9.5) OBP: 0.500, SLG: 0.500 (9.5)	4-3		G3		K		F8		F8		2-4		BLK SH1-4 1B	2 0 0 0 0 0 1 1 0 0 0 0 1 1 2 0 1 0 0 0 0							
<b>Inning Stats</b>	R: 0 E: 0 K: 1 S: 6	H: 1 LOB: 2 BB: 1 P: 10	R: 0 E: 0 K: 0 S: 4	H: 1 LOB: 1 BB: 0 P: 4	R: 0 E: 0 K: 0 S: 4	H: 1 LOB: 1 BB: 0 P: 4	R: 0 E: 0 K: 2 S: 7	H: 0 LOB: 0 BB: 0 P: 7	R: 0 E: 0 K: 0 S: 3	H: 0 LOB: 0 BB: 0 P: 3	R: 0 E: 0 K: 0 S: 3	H: 0 LOB: 0 BB: 0 P: 3	R: 0 E: 0 K: 0 S: 2	H: 0 LOB: 1 BB: 1 P: 6		R: 0 E: 0 K: 1 S: 6	H: 1 LOB: 1 BB: 0 P: 6	1B: 5 2B: 0 3B: 0 HR: 1	SF: 0 SAC: 2 DP: 0 HBP: 0	WP: 0 PB: 0 SB: 2 CS: 0	PA: 48
<b>PITCHER</b>	IP WLS BF H R ER SO BB IBB HBP BLK WP HR S P ERA WHIP																				
Ken Johnson, R (1.1) ERA: 0.83	12.0	45	5	1	1	7	4	0	0	0	0	0	0	0		54	70	0.75	0.750		
Don McMahon, R (13.1) ERA: 6.0	1.0	4	1	0	0	1	0	0	0	1	0	0	6	6		0.00	1.000				



Batter	1	2	3	4	5	6	7	8	9	AB	R	H	RBI	BB	SO	LOB	TOP		
<b>Al Spangler, L</b> OBP: 0.417, SLG: 0.455 (1, 7)										4	1	1	0	0	1	0	<b>Houston Colt 45's @ San Francisco Giants</b> Candlestick Park, San Francisco, CA Thu Apr 18 1963, 6:33 AM EST Att: 6,462 - Cloudy - 54 F		
<b>Johnny Temple, R</b> OBP: 0.200, SLG: 0.111 (1, 4)										3	0	0	0	0	0	0			
<b>Pete Runnels, L</b> OBP: 0.361, SLG: 0.344 (1, 3)										3	1	0	0	1	0	1			
<b>Howie Goss, R</b> OBP: 0.350, SLG: 0.450 (1, 8)										4	1	2	3	0	2	0			
<b>Rusty Staub, L</b> OBP: 0.385, SLG: 0.286 (1, 9)										3	0	1	0	1	0	0			
<b>Jim Campbell, R</b> OBP: 0.175, SLG: 0.231 (1, 2)										4	0	0	0	0	1	3			
<b>Bob Aspromonte, R</b> OBP: 0.205, SLG: 0.167 (1, 5)											4	0	0	0	0	1			
<b>Bob Lillis, R</b> OBP: 0.207, SLG: 0.179 (1, 6)										3	0	1	0	0	0	0			
<b>George Brunet, R</b> (1, 1)										1	0	0	0	0	0	1			
<b>Russ Kemmerer, R</b> (3, 1)										1	0	0	0	0	0	0			
<b>Brock Davis, L</b> (7, PH)										1	0	0	0	0	0	0			
<b>Dick Drott, R</b> (7, 1)										0	0	0	0	0	0	0			
<b>Inning Stats</b>	R: 2 E: 0 K: 1 S: 6	H: 1 LOB: 0 BB: 1 P: 10	R: 0 E: 0 K: 0 S: 4	H: 1 LOB: 1 BB: 0 P: 4	R: 0 E: 0 K: 0 S: 3	H: 0 LOB: 0 BB: 0 P: 3	R: 0 E: 0 K: 1 S: 5	H: 0 LOB: 0 BB: 0 P: 5	R: 0 E: 0 K: 0 S: 3	H: 0 LOB: 0 BB: 0 P: 3	R: 1 E: 0 K: 0 S: 6	H: 3 LOB: 2 BB: 0 P: 6	R: 0 E: 0 K: 0 S: 3	H: 0 LOB: 0 BB: 0 P: 3	R: 0 E: 0 K: 2 S: 7	H: 0 LOB: 1 BB: 1 P: 11	1B: 3 2B: 1 3B: 0 HR: 1	SF: 0 SAC: 1 DP: 0 HBP: 0	WP: 0 PA: 34 PB: 0 SB: 0 CS: 0
<b>PITCHER</b> <b>Jack Sanford, R</b> ERA: 1.96 (1, 1)	IP: 9.0 WLS: W BF: 34 H: 5 R: 3 ER: 3 SO: 4 BB: 2 IBB: 0 HBP: 0 BLK: 2 WP: 0 HR: 1 S: 40 P: 48 ERA: 3.00 WHIP: 0.778															<b>PITCHER</b> IP: WLS: BF: H: R: ER: SO: BB: IBB: HBP: BLK: WP: HR: S: P: ERA: WHIP			

Batter	1	2	3	4	5	6	7	8	9	AB	R	H	RBI	BB	SO	LOB	BOTTOM		
<b>Jim Davenport, R</b> OBP: 0.152, SLG: 0.125 (1, 5)										5	0	0	0	0	2	3	<b>Houston Colt 45's @ San Francisco Giants</b> Candlestick Park, San Francisco, CA Thu Apr 18 1963, 6:33 AM EST Att: 6,462 - Cloudy - 54 F		
<b>Chuck Hiller, L</b> OBP: 0.211, SLG: 0.143 (1, 4)										5	0	0	0	0	1	0			
<b>Willie Mays, R</b> OBP: 0.432, SLG: 0.517 (1, 8)										4	2	3	0	0	0	0			
<b>Willie McCovey, L</b> OBP: 0.543, SLG: 0.862 (1, 7)										3	3	3	0	1	0	0			
<b>Orlando Cepeda, R</b> OBP: 0.429, SLG: 0.656 (1, 3)										3	1	1	0	1	0	3			
<b>Felipe Alou, R</b> OBP: 0.515, SLG: 0.875 (1, 9)										4	0	3	2	0	0	2			
<b>Tom Haller, L</b> OBP: 0.286, SLG: 0.179 (1, 2)										3	0	0	0	1	0	5			
<b>Jose Pagan, R</b> OBP: 0.188, SLG: 0.188 (1, 6)										4	0	2	2	0	0	3			
<b>Jack Sanford, R</b> OBP: 0.364, SLG: 0.600 (1, 1)										4	0	0	0	0	1	3			
<b>Inning Stats</b>	R: 0 E: 0 K: 1 S: 5	H: 0 LOB: 0 BB: 0 P: 5	R: 2 E: 0 K: 1 S: 8	H: 3 LOB: 2 BB: 1 P: 12	R: 1 E: 0 K: 0 S: 5	H: 3 LOB: 2 BB: 1 P: 9	R: 0 E: 0 K: 0 S: 4	H: 1 LOB: 1 BB: 0 P: 4	R: 2 E: 0 K: 0 S: 5	H: 2 LOB: 1 BB: 1 P: 9	R: 0 E: 0 K: 0 S: 3	H: 0 LOB: 0 BB: 0 P: 3	R: 1 E: 0 K: 0 S: 6	H: 3 LOB: 2 BB: 0 P: 6	R: 0 E: 0 K: 1 S: 5	H: 0 LOB: 0 BB: 0 P: 5		1B: 8 2B: 4 3B: 0 HR: 0	SF: 0 SAC: 0 DP: 0 HBP: 0
<b>PITCHER</b> <b>George Brunet, L</b> ERA: 11.57 (1, 1)	IP: 2.2 WLS: L BF: 15 H: 6 R: 3 ER: 3 SO: 2 BB: 2 IBB: 0 HBP: 0 BLK: 0 WP: 0 HR: 0 S: 17 P: 25 ERA: 10.12 WHIP: 3.000															<b>PITCHER</b> IP: WLS: BF: H: R: ER: SO: BB: IBB: HBP: BLK: WP: HR: S: P: ERA: WHIP			
<b>Russ Kemmerer, R</b> ERA: 3.0 (3, 1)	3.1 14 3 2 2 0 1 0 0 0 2 2 0 13 17 5.40 1.200																		
<b>Dick Drott, R</b> ERA: 1.8 (7, 1)	2.0 9 3 1 1 1 0 0 0 0 1 0 0 11 11 4.50 1.500																		



Batter	1	2	3	4	5	6	7	8	9	AB	R	H	RBI	BB	SO	LOB	TOP		
Bob Lillis, R OBP: 0.212, SLG: 0.161 (1, 6)	F6		F9			4-3			FC5-4 BB	3	0	0	0	1	0	0	<b>Houston Colt 45's @ Los Angeles Dodgers</b> Dodger Stadium, Los Angeles, CA Fri Apr 19 1963, 6:05 PM PST Att: 15,654 - Unknown <a href="http://livebaseballscorecards.com">livebaseballscorecards.com</a>		
Johnny Temple, R OBP: 0.208, SLG: 0.136 Ernie Fazio, R (9, FR)	1B			5-3		6-3		FC5-4 FC6-4 1-2	4	0	1	0	0	0	1	0			
Pete Runnels, L OBP: 0.350, SLG: 0.333 (1, 3)	1B			BB		4-3		BB	4	0	1	0	0	2	2	0			
Carl Warwick, R OBP: 0.346, SLG: 0.261 (1, 9)	F8			BB		1B		FC6-4 1-2	3	0	0	0	1	1	2	0			
Howie Goss, R OBP: 0.326, SLG: 0.419 (1, 8)		K		BB		BB			3	0	0	0	0	3	2	0			
Carroll Hardy, R OBP: 0.273, SLG: 0.286 (1, 7)	K			F9					3	0	0	0	0	2	2	0			
Bob Aspromonte, R OBP: 0.190, SLG: 0.154 (1, 5)	4-3					K		F9	3	0	0	0	0	1	0	0			
Jim Campbell, R OBP: 0.161, SLG: 0.207 (1, 2)			F8			K		K	3	0	0	0	0	2	0	0			
Turk Farrell, R John Bateman, R Jim Golden, L (8, PH)			K			K		K	2	0	0	0	0	2	0	0			
									3	0	0	0	0	1	0	0			
									0	0	0	0	0	0	0	0			
<b>Inning Stats</b>	R: 0 H: 1 E: 0 K: 1 S: 10	H: 0 LOB: 1 BB: 0 P: 14	R: 0 H: 0 E: 0 K: 2 S: 12	H: 0 LOB: 0 BB: 0 P: 15	R: 0 H: 0 E: 0 K: 1 S: 5	H: 0 LOB: 0 BB: 0 P: 7	R: 0 H: 1 E: 0 K: 1 S: 14	H: 1 LOB: 2 BB: 1 P: 25	R: 0 H: 0 E: 0 K: 3 S: 9	H: 0 LOB: 0 BB: 0 P: 9	R: 0 H: 0 E: 0 K: 3 S: 10	H: 0 LOB: 0 BB: 0 P: 15	R: 0 H: 0 E: 0 K: 2 S: 7	H: 0 LOB: 0 BB: 0 P: 11	R: 0 H: 0 E: 0 K: 1 S: 9	H: 0 LOB: 1 BB: 1 P: 14	1B: 2 2B: 0 3B: 0 HR: 0	SF: 0 SAC: 0 DP: 0 HBP: 0	WP: 0 PA: 31 PB: 0 SB: 0 CS: 0
<b>PITCHER</b> Sandy Koufax, L ERA: 1.93 (1, 1)	IP: 9.0 WLS: W BF: 31 H: 2 R: 0 ER: 0 SO: 14 BB: 2 IBB: 0 HBP: 0 BLK: 0 WP: 0 HR: 0 S: 84 P: 123 ERA: 0.00 WHIP: 0.444															<b>PITCHER</b> IP: WLS: BF: H: R: ER: SO: BB: IBB: HBP: BLK: WP: HR: S: P: ERA: WHIP			

Batter	1	2	3	4	5	6	7	8	9	AB	R	H	RBI	BB	SO	LOB	BOTTOM		
Maury Wills, S OBP: 0.286, SLG: 0.250 (1, 6)	L6			K		FC6-4 CS			CS	3	0	0	0	0	1	1	<b>Houston Colt 45's @ Los Angeles Dodgers</b> Dodger Stadium, Los Angeles, CA Fri Apr 19 1963, 6:05 PM PST Att: 15,654 - Unknown <a href="http://livebaseballscorecards.com">livebaseballscorecards.com</a>		
Jim Gilliam, S OBP: 0.222, SLG: 0.250 (1, 5)	1-3			F7		CS		SH1-3 HR	3	1	1	0	0	0	0	0			
Wally Moon, L OBP: 0.400, SLG: 0.500 (1, 7)	F2			3-1				SH1-3	2	0	0	0	0	0	0	0			
Frank Howard, R OBP: 0.444, SLG: 0.529 (1, 9)		K				WP SH2-4 1B		HR	3	1	2	2	0	1	0	0			
Ron Fairly, L OBP: 0.292, SLG: 0.238 (1, 3)	3-1					SH2-4		F3	2	0	0	0	0	0	0	0			
John Roseboro, L OBP: 0.147, SLG: 0.147 (1, 2)	1-3					F5		F8	3	0	0	0	0	0	1	0			
Willie Davis, L OBP: 0.200, SLG: 0.237 (1, 8)				4-3		F6		K	3	0	0	0	0	1	1	0			
Nate Oliver, R OBP: 0.233, SLG: 0.262 (1, 4)				6-3		FC6-4 SH3-4 1B		F6	3	0	1	0	0	0	0	0			
Sandy Koufax, R (1, 1)				4-3		SH3-4		F8	2	0	0	0	0	0	0	0			
<b>Inning Stats</b>	R: 0 H: 0 E: 0 K: 0 S: 9	H: 0 LOB: 0 BB: 0 P: 13	R: 0 H: 0 E: 0 K: 1 S: 9	H: 0 LOB: 0 BB: 0 P: 15	R: 0 H: 0 E: 0 K: 0 S: 5	H: 0 LOB: 0 BB: 0 P: 7	R: 0 H: 0 E: 0 K: 1 S: 5	H: 0 LOB: 0 BB: 0 P: 5	R: 0 H: 1 E: 0 K: 0 S: 7	H: 1 LOB: 1 BB: 0 P: 14	R: 2 H: 2 E: 0 K: 0 S: 12	H: 2 LOB: 0 BB: 0 P: 17	R: 0 H: 0 E: 0 K: 1 S: 7	H: 0 LOB: 0 BB: 0 P: 11	R: 0 H: 0 E: 0 K: 1 S: 7	H: 0 LOB: 0 BB: 0 P: 11	1B: 2 2B: 1 3B: 0 HR: 1	SF: 0 SAC: 3 DP: 0 HBP: 0	WP: 1 PA: 28 PB: 0 SB: 0 CS: 1
<b>PITCHER</b> Turk Farrell, R Jim Golden, R ERA: 3.27 (8, 1)	IP: 7.0 WLS: L BF: 24 H: 4 R: 2 ER: 2 SO: 2 BB: 4 IBB: 2 HBP: 2 BLK: 2 WP: 1 HR: 1 S: 56 P: 78 ERA: 2.57 WHIP: 0.571															<b>PITCHER</b> IP: WLS: BF: H: R: ER: SO: BB: IBB: HBP: BLK: WP: HR: S: P: ERA: WHIP			



Batter	1	2	3	4	5	6	7	8	9	AB	R	H	RBI	BB	SO	LOB	TOP					
Carroll Hardy, R OBP: 0.296, SLG: 0.320	1-2 5-3		0-0 1B BLK 2B	4-2 E WP BB		2-2 F9		1-0 5-3		4	2	1	0	1	0	1						
Johnny Temple, R OBP: 0.250, SLG: 0.192 Ernie Fazio, R (7, 4)	1-0 FC6-4 1B		3-2 BLK 1B	2-0 E6		1-0 F9		4-0 WP 1-4-3 1B BB		4	0	2	1	0	0	1						
Pete Runnels, L OBP: 0.333, SLG: 0.317 Brock Davis, L (8, 8)	0-0 FC6-4 FC6-4 1-2		0-0 F7	0-0 F7				1-0 1-4-3		5	1	1	0	0	0	5						
Carl Warwick, R OBP: 0.355, SLG: 0.286	0-0 FC6-4 1-2		2-2 F7		0-0 1-3 1B			1-2 FC1 2B	2-1 WP S 1B	5	1	2	1	0	0	3						
Howie Goss, R OBP: 0.313, SLG: 0.396 Bob Lillis, R OBP: 0.212, SLG: 0.161		1-2 F6		0-0 1B FC6-4 1B	0-3 K			0-0 B5	2-3 K	5	1	1	0	0	2	4						
Bob Aspromonte, R OBP: 0.174, SLG: 0.140 Rusty Staub, L OBP: 0.370, SLG: 0.273		2-1 F8		0-0 F6	1-0 1-3			2-2 F2	1-1 4-3	4	0	0	0	0	0	4						
John Bateman, R OBP: 0.333, SLG: 0.500		1-3 K		1-2 FC6-4 1B	1-3 K			0-0 1-H 2-H 2B	1-3 K	5	0	2	2	0	3	1						
J C Hartman, R OBP: 0.200, SLG: 0.143			2-3 K	0-0 FC6-4 BB WP 1-2 3-H				1-1 1-3	4-0 E6 FC4-6 IBB	4	1	0	1	1	1	1						
Don Nottebart, R OBP: 0.429, SLG: 0.333 Don McMahon, R (8, 1)			2-2 2B 1B	4-2 WP BB 1-2 E BB				0-0 1B	0-0 FC4-6 1-2	3	2	2	0	1	1	2						
<b>Inning Stats</b>	R: 0 E: 0 K: 0 S: 7	H: 1 LOB: 1 BB: 0 P: 9	R: 0 E: 0 K: 1 S: 8	H: 0 LOB: 0 BB: 0 P: 12	R: 2 E: 0 K: 1 S: 15	H: 3 LOB: 1 BB: 0 P: 24	R: 4 E: 1 K: 0 S: 17	H: 2 LOB: 1 BB: 2 P: 30	R: 0 E: 0 K: 2 S: 9	H: 1 LOB: 1 BB: 0 P: 11	R: 2 E: 1 K: 1 S: 13	H: 2 LOB: 2 BB: 1 P: 21	R: 1 E: 0 K: 1 S: 8	H: 1 LOB: 1 BB: 1 P: 18	R: 0 E: 1 K: 1 S: 8	H: 0 LOB: 1 BB: 0 P: 11	1B: 9 2B: 2 3B: 0 HR: 0	SF: 0 SAC: 0 DP: 0 HBP: 0	WP: 3 PA: 45 PB: 0 CS: 1			
<b>PITCHER</b>	IP WLS BF H R ER SO BB IBB HBP BLK WP HR S P ERA WHIP	IP WLS BF H R ER SO BB IBB HBP BLK WP HR S P ERA WHIP																				
Johnny Podres, L ERA: 3.2	(1, 1) 3.2 L 19 6 6 4 2 2 0 0 0 1 0 0 44 68 9.82 2.182	Ken Rowe, R ERA: 4.5	(4, 1) 3.1 17 4 2 0 3 0 1 0 0 1 0 32 50 0.00 1.200	Jack Smith, R ERA: 4.5	(8, 1) 2.0 9 1 1 1 2 1 0 0 0 2 0 16 29 4.50 1.000																	

Houston Colt 45's @ Los Angeles Dodgers  
Dodger Stadium, Los Angeles, CA  
Sat Apr 20 1963, 3:33 AM PST  
Att: 17,110 - Cloudy - 61 F

AB	41
R	9
H	11
RBI	5
BB	4
SO	7
LOB	23



Batter	1	2	3	4	5	6	7	8	9	AB	R	H	RBI	BB	SO	LOB	BOTTOM				
Maury Wills, S OBP: 0.240, SLG: 0.208	1-1 B3		1-1 SH5-4		0-1 1-3		0-0 6-3		0-2 6-3	4	0	0	0	0	0	1					
Jim Gilliam, S OBP: 0.214, SLG: 0.167	2-2 G3		0-1 4-3		0-2 4-3			4-1 2B BB	2-2 F9	4	1	0	1	1	0	1					
Wally Moon, L OBP: 0.357, SLG: 0.385	2-2 5-3		2-3 3-H 4-1 1B BB			1-1 4-3		1-2 F7		3	0	0	0	1	0	1					
Frank Howard, R OBP: 0.475, SLG: 0.579		3-3 K	0-2 1-2 3-H 1B			1-2 G4-6-3 1B		0-2 2B BB	1-3 2B	4	1	3	1	0	1	0					
Ron Fairly, L OBP: 0.286, SLG: 0.280		1-2 4-3 2B	2-3 K			0-0 G4-6-3 1-2		2-2 L6		4	0	1	0	0	1	5					
John Roseboro, L OBP: 0.184, SLG: 0.189		2-2 4-3		3-3 K			4-2 2B 4-3 BB	0-0 1B 2B		3	2	1	2	1	1	1					
Willie Davis, L OBP: 0.227, SLG: 0.286	0-0 F9		0-2 5-3				1-0 2B	1-3 2B	2-H 3-H 1B	4	0	2	1	0	0	1					
Nate Oliver, R OBP: 0.234, SLG: 0.261			1-2 SH5-4 4-3 1B		0-2 F4			0-0 4-3	0-2 F7	4	1	1	1	0	0	2					
Johnny Podres, L OBP: 0.250, SLG: 0.250 Ken Rowe, R (4, 1)	(1, 1) 7.1 W 31	Bill Skowron, R OBP: 0.167, SLG: 0.138 Jack Smith, R (8, 1) Lee Walls, R OBP: 0.200, SLG: 0.200 (8, PH)	(4, 1) 4.1 3 5 3 5	(7, PH) 7.1 W 31	(8, 1) 1.2 S 7	(1, 1) 2.76 Don McMahon, R ERA: 5.87	(8, 1) 1.2 S 7	(4, 1) 4.1 3 5	(7, PH) 7.1 W 31	(8, 1) 1.2 S 7	(1, 1) 2.76 Don McMahon, R ERA: 5.87	(8, 1) 1.2 S 7	(4, 1) 4.1 3 5	(7, PH) 7.1 W 31	(8, 1) 1.2 S 7	(1, 1) 2.76 Don McMahon, R ERA: 5.87					
<b>Inning Stats</b>	R: 0 E: 0 K: 0 S: 8	H: 0 LOB: 0 BB: 0 P: 13	R: 0 E: 0 K: 1 S: 13	H: 1 LOB: 1 BB: 0 P: 19	R: 2 E: 1 K: 1 S: 19	H: 2 LOB: 2 BB: 1 P: 30	R: 0 E: 0 K: 1 S: 9	H: 0 LOB: 0 BB: 0 P: 12	R: 0 E: 0 K: 1 S: 8	H: 0 LOB: 0 BB: 0 P: 10	R: 0 E: 0 K: 0 S: 6	H: 1 LOB: 0 BB: 0 P: 8	R: 1 E: 0 K: 1 S: 8	H: 1 LOB: 1 BB: 1 P: 13	R: 3 E: 0 K: 0 S: 16	H: 3 LOB: 1 BB: 1 P: 23	R: 0 E: 0 K: 0 S: 9	H: 0 LOB: 0 BB: 0 P: 12	1B: 4 2B: 4 3B: 0 HR: 0	SF: 0 SAC: 1 DP: 1 HBP: 0	WP: 0 PA: 38 PB: 0 CS: 0
<b>PITCHER</b>	IP WLS BF H R ER SO BB IBB HBP BLK WP HR S P ERA WHIP	IP WLS BF H R ER SO BB IBB HBP BLK WP HR S P ERA WHIP																			
Don Nottebart, R ERA: 2.76	(1, 1) 7.1 W 31	Don McMahon, R ERA: 5.87	(8, 1) 1.2 S 7	(4, 1) 4.1 3 5	(7, PH) 7.1 W 31	(8, 1) 1.2 S 7	(1, 1) 2.76 Don McMahon, R ERA: 5.87	(8, 1) 1.2 S 7	(4, 1) 4.1 3 5	(7, PH) 7.1 W 31	(8, 1) 1.2 S 7	(1, 1) 2.76 Don McMahon, R ERA: 5.87	(8, 1) 1.2 S 7	(4, 1) 4.1 3 5	(7, PH) 7.1 W 31	(8, 1) 1.2 S 7	(1, 1) 2.76 Don McMahon, R ERA: 5.87				

Houston Colt 45's @ Los Angeles Dodgers  
Dodger Stadium, Los Angeles, CA  
Sat Apr 20 1963, 3:33 AM PST  
Att: 17,110 - Cloudy - 61 F

AB	34
R	6
H	8
RBI	6
BB	3
SO	5
LOB	14





Batter	1	2	3	4	5	6	7	8	9	AB	R	H	RBI	BB	SO	LOB	TOP									
<b>Al Spangler, L</b> OBP: 0.345, SLG: 0.370 (1, 7)	G3		F7		F8	4-3			FC4-6	5	0	0	0	0	0	4	<b>Houston Colt 45's @ Los Angeles Dodgers</b> Dodger Stadium, Los Angeles, CA Sun Apr 21 1963, 3:33 AM PST Sunny - 61 F  <b>AB 36</b> <b>R 3</b> <b>H 8</b> <b>RBI 3</b> <b>BB 3</b> <b>SO 7</b> <b>LOB 17</b>									
<b>Johnny Temple, R</b> OBP: 0.323, SLG: 0.276 <b>Chris Zachary, L</b> (6, 1)	1-1						K		6-3	3	1	3	0	0	0	0										
<b>Carroll Hardy, R</b> OBP: 0.286, SLG: 0.308 (9, PH)	G1-4-3		1B			1B				1	0	0	0	0	1	0										
<b>Pete Runnels, L</b> OBP: 0.319, SLG: 0.302 <b>Jim Golden, L</b> (3, 1)	G1-4-3						K		K	2	0	0	0	0	0	2										
<b>Ernie Fazio, R</b> OBP: 0.174, SLG: 0.050 (6, PH)	1-2		5-3			2B			K	3	1	1	0	0	2	1										
<b>Rusty Staub, L</b> OBP: 0.419, SLG: 0.360 (3, 3)						1B				3	1	2	1	1	0	0										
<b>John Bateman, R</b> OBP: 0.300, SLG: 0.400 (1, 2)						2B				4	0	1	2	0	1	2										
<b>Brock Davis, L</b> <b>Howie Goss, R</b> OBP: 0.300, SLG: 0.380 (6, PH)	FC4-6					1B			F8	2	0	0	0	0	0	1										
<b>Bob Aspromonte, R</b> OBP: 0.200, SLG: 0.152 (1, 5)	1B								6-3	3	0	1	0	1	0	1										
<b>J C Hartman, R</b> OBP: 0.156, SLG: 0.111 (1, 6)			4-3						1-3	4	0	0	0	0	0	4										
<b>Conrad Cardinal, R</b> <b>Hal Woodeshick, R</b> <b>Carl Warwick, R</b> OBP: 0.343, SLG: 0.258 (3, PH)									E5	0	0	0	0	0	0	0										
<b>Inning Stats</b>	R: 0 E: 0 K: 0 S: 4	H: 1 LOB: 0 BB: 5	R: 0 E: 0 K: 1 S: 11	H: 1 LOB: 2 BB: 1 P: 25	R: 0 E: 0 K: 1 S: 10	H: 1 LOB: 1 BB: 0 P: 14	R: 0 E: 1 K: 0 S: 9	H: 0 LOB: 1 BB: 0 P: 11	R: 0 E: 0 K: 1 S: 10	H: 0 LOB: 0 BB: 0 P: 15	R: 3 E: 0 K: 1 S: 26	H: 4 LOB: 3 BB: 2 P: 47	R: 0 E: 0 K: 2 S: 12	H: 1 LOB: 1 BB: 0 P: 17	R: 0 E: 0 K: 0 S: 7	H: 0 LOB: 0 BB: 0 P: 9		R: 0 E: 1 K: 1 S: 10	H: 0 LOB: 1 BB: 0 P: 15	1B: 7 2B: 1 3B: 0 HR: 0	SF: 0 SAC: 0 DP: 1 HBP: 0	WP: 2 PB: 0 SB: 0 CS: 0	PA: 39			
<b>PITCHER</b>	IP	WLS	BF	H	R	ER	SO	BB	IBB	HBP	BLK	WP	HR	S	P	ERA		WHIP								
<b>Bob Miller, R</b> ERA: 1.25	5.0	W	23	7	3	3	3	1	0	0	0	1	0	61	95	5.40		1.600								
<b>Ron Perranoski, L</b> ERA: 1.0	4.0	S	16	1	0	0	4	2	0	0	0	1	0	38	63	0.00		0.750								

Batter	1	2	3	4	5	6	7	8	9	AB	R	H	RBI	BB	SO	LOB	BOTTOM									
<b>Maury Wills, S</b> OBP: 0.276, SLG: 0.250 <b>Dick Tracewski, R</b> OBP: 0.211, SLG: 0.167 (8, 6)	1B		6-3						1-3	4	1	2	0	0	0	3	<b>Houston Colt 45's @ Los Angeles Dodgers</b> Dodger Stadium, Los Angeles, CA Sun Apr 21 1963, 3:33 AM PST Sunny - 61 F  <b>AB 34</b> <b>R 11</b> <b>H 13</b> <b>RBI 9</b> <b>BB 6</b> <b>SO 8</b> <b>LOB 20</b>									
<b>Jim Gilliam, S</b> OBP: 0.278, SLG: 0.200 <b>Ken McMullen, R</b> OBP: 0.231, SLG: 0.208 (8, 5)	1-3									3	2	1	0	1	0	3										
<b>Wally Moon, L</b> OBP: 0.412, SLG: 0.438 <b>Bill Skowron, R</b> OBP: 0.188, SLG: 0.194 (5, 3)	1B		4-3						4-3	1	0	0	0	0	0	0										
<b>Frank Howard, R</b> OBP: 0.489, SLG: 0.561 (1, 9)	1B									3	2	1	1	0	1	1										
<b>Ron Fairly, L</b> OBP: 0.333, SLG: 0.345 (5, 7)	1B									2	1	1	0	0	0	0										
<b>John Roseboro, L</b> OBP: 0.209, SLG: 0.268 <b>Doug Camilli, R</b> OBP: 0.250, SLG: 0.143 (9, 2)	1B									4	1	2	2	0	1	3										
<b>Willie Davis, L</b> OBP: 0.229, SLG: 0.273 (1, 8)	1B									4	1	2	2	0	1	3										
<b>Nate Oliver, R</b> OBP: 0.275, SLG: 0.286 (1, 4)	1B									2	1	0	1	1	1	3										
<b>Bob Miller, R</b> <b>Ron Perranoski, L</b> (6, 1)	1B									3	0	2	1	1	0	0										
<b>Inning Stats</b>	R: 5 E: 1 K: 0 S: 20	H: 3 LOB: 2 BB: 3 P: 38	R: 1 E: 0 K: 3 S: 16	H: 1 LOB: 2 BB: 2 P: 28	R: 0 E: 0 K: 1 S: 7	H: 1 LOB: 1 BB: 0 P: 8	R: 2 E: 0 K: 1 S: 12	H: 3 LOB: 0 BB: 0 P: 19	R: 0 E: 0 K: 2 S: 9	H: 0 LOB: 0 BB: 0 P: 12	R: 1 E: 0 K: 0 S: 11	H: 1 LOB: 0 BB: 0 P: 16	R: 2 E: 0 K: 0 S: 14	H: 2 LOB: 1 BB: 1 P: 25	1B: 10 2B: 2 3B: 1 HR: 0	SF: 2 SAC: 0 DP: 1 HBP: 0		WP: 1 PB: 0 SB: 1 CS: 1	PA: 43							
<b>PITCHER</b>	IP	WLS	BF	H	R	ER	SO	BB	IBB	HBP	BLK	WP	HR	S	P	ERA		WHIP								
<b>Conrad Cardinal, R</b> ERA: 5.23	0.2	L	8	3	5	3	0	3	0	0	0	1	0	18	34	40.50		9.000								
<b>Hal Woodeshick, L</b> ERA: 2.7	1.1		8	1	1	1	3	2	0	0	0	1	0	18	32	6.75		2.250								
<b>Jim Golden, R</b> ERA: 4.5	3.0		13	6	2	2	3	0	0	0	1	0	0	27	35	6.00		2.000								
<b>Chris Zachary, R</b> ERA: 11.25	3.0		13	3	3	2	2	1	0	0	0	0	0	34	53	6.00		1.333								



Batter	1	2	3	4	5	6	7	8	9	AB	R	H	RBI	BB	SO	LOB	TOP					
<b>Carroll Hardy, R</b> OBP: 0.333, SLG: 0.387 (1, 7)	2-1 BB 1B	0-0 1B 2B		2-1 BB E 1B		1-3 K			2-2 F8	5	2	3	1	0	1	0						
<b>Johnny Temple, R</b> OBP: 0.333, SLG: 0.294 <b>Ernie Fazio, R</b> OBP: 0.174, SLG: 0.050 (9, FR) (9, 4)	1-0 F7	1-0 CS 1B		1-1 F8		2-3 K			0-1 4-3 1B	5	0	2	1	0	1	2						
<b>Rusty Staub, L</b> OBP: 0.389, SLG: 0.310 (1, 3)	4-2 1B BB	1-2 CS	3-2 F8	1-1 E3 BB				1-3 K	1-2 4-3	4	0	0	0	1	1	2						
<b>Carl Warwick, R</b> OBP: 0.400, SLG: 0.273 (1, 9)	1-1 2-H 1B		4-1 FC6-4 BB	4-1 1-2 3 BB				4-2 FC6-4 BB	2-1 5-3	2	0	1	1	3	0	2						
<b>Howie Goss, R</b> OBP: 0.278, SLG: 0.352 (1, 8)	0-3 K		1-2 FC6-4 HR	1-3 K				2-2 F5		4	1	0	0	0	2	7						
<b>John Bateman, R</b> OBP: 0.286, SLG: 0.571 (1, 2)	2-3 K		0-1 1-H HR		2-3 K			1-0 FC6-4 1-2		4	1	1	2	0	2	3						
<b>Bob Aspromonte, R</b> OBP: 0.204, SLG: 0.160 (1, 5)		1-3 K	2-1 1B		3-2 F6			3-2 6-3		4	0	1	0	0	1	0						
<b>Bob Lillis, R</b> OBP: 0.189, SLG: 0.143 (1, 6)		0-1 1-3	0-0 F9		2-1 6-3			0-2 L6		4	0	0	0	0	0	1						
<b>Bob Bruce, R</b> <b>George Brunet, R</b> (4, 1)		4-2 2B BB		2-1 L9				2-2 L8	1-3 K	1	1	0	0	1	0	0						
<b>Inning Stats</b>	R: 1 E: 0 K: 2 S: 17	H: 2 LOB: 2 BB: 1 P: 27	R: 2 E: 0 K: 1 S: 11	H: 2 LOB: 0 BB: 1 P: 18	R: 2 E: 0 K: 0 S: 12	H: 2 LOB: 1 BB: 1 P: 22	R: 0 E: 1 K: 1 S: 12	H: 1 LOB: 3 BB: 1 P: 23	R: 0 E: 0 K: 2 S: 9	H: 0 LOB: 0 BB: 0 P: 15	R: 0 E: 0 K: 1 S: 10	H: 0 LOB: 1 BB: 1 P: 18	R: 0 E: 0 K: 1 S: 10	H: 0 LOB: 0 BB: 0 P: 14	R: 0 E: 0 K: 1 S: 10	H: 0 LOB: 0 BB: 0 P: 14	R: 0 E: 0 K: 0 S: 12	H: 1 LOB: 2 BB: 0 P: 17	1B: 6 2B: 1 3B: 0 HR: 1	SF: 0 SAC: 0 DP: 0 HBP: 0	WP: 0 PB: 0 CS: 1 PA: 41	
<b>PITCHER</b>	IP WLS BF ERA WHIP	H R ER SO	BB IBB HBP BLK	WP HR S P	ERA WHIP	<b>PITCHER</b>																IP WLS BF ERA WHIP
<b>Pete Richert, L</b> ERA: 16.88 (1, 1)	2.2 16	6 5 5 3	3 0 0 0	0 1 39 66	16.88 3.375																	
<b>Larry Sherry, R</b> ERA: (3, 1)	4.1 17	1 0 0 5	2 0 0 0	0 0 40 71	0.00 0.692																	
<b>Ed Roebuck, R</b> ERA: 2.16 (8, 1)	2.0 W	7 1 0 0 1	0 0 0 0	0 0 22 31	0.00 0.500																	

Houston Colt 45's @ Los Angeles Dodgers  
Dodger Stadium, Los Angeles, CA  
Sun Apr 21 1963, 3:38 AM PST  
Att: 33,196 - Sunny - 58 F

AB	35
R	5
H	8
RBI	5
BB	5
SO	9
LOB	17



Batter	1	2	3	4	5	6	7	8	9	AB	R	H	RBI	BB	SO	LOB	BOTTOM					
<b>Maury Wills, S</b> OBP: 0.324, SLG: 0.258 (1, 6)	4-2 1B BB		3-2 5-3		4-0 1B BB		2-2 1B 1B		2-1 L3	3	2	1	0	2	0	0						
<b>Jim Gilliam, S</b> OBP: 0.304, SLG: 0.250 (1, 5)	0-0 1B		1-0 F9		2-2 1B		1-3 K		1-0 E5 1B	5	1	2	0	0	1	1						
<b>Wally Moon, L</b> OBP: 0.368, SLG: 0.412 <b>Bill Skowron, R</b> OBP: 0.229, SLG: 0.235 (6, PH) (6, 3)	0-1 SF9-3-6		2-2 1-3		1-2 F3		0-0 1B		1-1 E5 1B	1	0	0	1	0	0	0						
<b>Frank Howard, R</b> OBP: 0.500, SLG: 0.545 (1, 9)	1-2 3-H K			4-2 WP HR BB	2-1 F7		1-1 1B		4-0 1B	3	1	1	1	2	1	2						
<b>Ron Fairly, L</b> OBP: 0.368, SLG: 0.500 (6, 7) (7, 8)		3-1 3B 2B		1-0 1-H HR		0-2 E4 FC3-6		1-2 3-H 1B	0-1 1B	5	2	3	3	0	0	2						
<b>John Roseboro, L</b> OBP: 0.213, SLG: 0.311 (1, 2)		2-1 2-H 3B		3-2 F4		0-2 FC3-6 1-2		3-1 F8		4	0	1	1	0	0	1						
<b>Willie Davis, L</b> OBP: 0.220, SLG: 0.261 <b>Lee Walls, R</b> OBP: 0.167, SLG: 0.167 (6, PH) (7, 7)		0-0 1-3		0-2 F6		1-3 K		1-1 5-3		2	0	0	0	0	0	0						
<b>Nate Oliver, R</b> OBP: 0.273, SLG: 0.269 (1, 4)		1-0 HBP		0-1 3-1		3-3 K		3-3 K		3	0	0	0	0	2	1						
<b>Pete Richert, L</b> <b>Larry Sherry, R</b> <b>Daryl Spencer, R</b> OBP: 0.444, SLG: 0.167 <b>Ed Roebuck, R</b> (8, 1) <b>Doug Camilli, R</b> OBP: 0.222, SLG: 0.125 (9, PH)		1-3 K			0-3 K		1-0 F9		1-0 F6	1	0	0	0	0	1	1						
<b>Inning Stats</b>	R: 1 E: 0 K: 1 S: 9	H: 1 LOB: 0 BB: 1 P: 14	R: 1 E: 0 K: 1 S: 8	H: 2 LOB: 1 BB: 0 P: 15	R: 0 E: 0 K: 0 S: 8	H: 0 LOB: 0 BB: 0 P: 14	R: 2 E: 0 K: 0 S: 13	H: 1 LOB: 0 BB: 1 P: 21	R: 0 E: 0 K: 1 S: 11	H: 1 LOB: 2 BB: 1 P: 20	R: 0 E: 2 K: 2 S: 13	H: 0 LOB: 1 BB: 0 P: 17	R: 1 E: 0 K: 1 S: 15	H: 3 LOB: 2 BB: 0 P: 21	R: 0 E: 0 K: 1 S: 7	H: 0 LOB: 0 BB: 0 P: 14	R: 1 E: 2 K: 0 S: 8	H: 2 LOB: 3 BB: 1 P: 17	1B: 7 2B: 2 3B: 1 HR: 1	SF: 1 SAC: 0 DP: 1 HBP: 1	WP: 1 PB: 0 CS: 0 PA: 41	
<b>PITCHER</b>	IP WLS BF ERA WHIP	H R ER SO	BB IBB HBP BLK	WP HR S P	ERA WHIP	<b>PITCHER</b>																IP WLS BF ERA WHIP
<b>Bob Bruce, R</b> ERA: 12.96 <b>George Brunet, L</b> ERA: 7.11 (4, 1)	3.0 L	4 2 1 5	1 1 0 0	0 0 63 101	12.00 1.235																	

Houston Colt 45's @ Los Angeles Dodgers  
Dodger Stadium, Los Angeles, CA  
Sun Apr 21 1963, 3:38 AM PST  
Att: 33,196 - Sunny - 58 F

AB	35
R	6
H	10
RBI	6
BB	4
SO	7
LOB	11





Batter	1	2	3	4	5	6	7	8	9	AB	R	H	RBI	BB	SO	LOB	TOP										
<b>Curt Flood, R</b> OBP: 0.323, SLG: 0.352 (1, 8)	0-3 K		0-3 K		0-0 1-3	0-3 K			4-0 1B BB	4	0	0	0	1	3	0	<b>St. Louis Cardinals @ Houston Colt 45's</b> Colt Stadium, Houston, TX Mon Apr 22 1963, 7:05 PM EST Att: 10,047 - Sunny - 75 F										
<b>Dick Groat, R</b> OBP: 0.459, SLG: 0.588 (1, 6)	0-0 L5		0-0 F3		4-0 BB 1B BB		0-0 4-3		0-0 1-3 1B	4	1	1	0	1	0	0											
<b>Bill White, L</b> OBP: 0.362, SLG: 0.460 (1, 3)	0-0 4-3		0-0 HR		4-0 1B 1B BB		0-0 F5		0-0 L3	4	2	1	1	1	0	2											
<b>George Altman, L</b> OBP: 0.392, SLG: 0.490 (1, 9)		0-0 1B 1B	0-0 1B		0-0 F8		0-0 1B		0-0 L9	5	1	3	0	0	0	3											
<b>Ken Boyer, R</b> OBP: 0.345, SLG: 0.346 (1, 5)		0-0 1-3 1B	0-3 K		0-0 1B 1-2 2-H		0-0 4-3			4	0	2	1	0	1	2											
<b>Charlie James, R</b> OBP: 0.297, SLG: 0.367 (1, 7)		0-0 1-3 1B		0-0 F6	0-0 1-3 2-H		0-0 5-3			4	0	2	2	0	0	0											
<b>Carl Sawatski, L</b> OBP: 0.464, SLG: 0.760 (5, PH)	0-0 F4		0-0 HR		0-0 F9		0-0 5-3			2	1	1	1	0	0	2											
<b>Gene Oliver, R</b> OBP: 0.348, SLG: 0.389 (5, 2)										2	0	0	0	0	0	2											
<b>Julian Javier, R</b> OBP: 0.260, SLG: 0.326 (1, 4)	0-0 1-3		0-3 K		0-0 G3		0-0 1B			4	0	1	0	0	1	2											
<b>Ray Washburn, R</b> OBP: 0.125, SLG: 0.125 (1, 1)	0-3 K		0-3 K		0-0 F2		0-0 G3			4	0	0	0	0	2	3											
<b>Inning Stats</b>	R: 0 E: 0 K: 1 S: 5	H: 0 LOB: 0 BB: 0 P: 5	R: 1 E: 0 K: 1 S: 8	H: 3 LOB: 2 BB: 0 P: 8	R: 1 E: 0 K: 2 S: 9	H: 2 LOB: 1 BB: 0 P: 9	R: 1 E: 0 K: 2 S: 8	H: 1 LOB: 0 BB: 0 P: 8	R: 2 E: 0 K: 0 S: 5	H: 2 LOB: 2 BB: 2 P: 13	R: 0 E: 0 K: 1 S: 5	H: 0 LOB: 0 BB: 0 P: 5	R: 0 E: 0 K: 0 S: 4	H: 1 LOB: 1 BB: 0 P: 4	R: 0 E: 0 K: 0 S: 4	H: 1 LOB: 1 BB: 0 P: 4	R: 0 E: 0 K: 0 S: 3	H: 1 LOB: 1 BB: 1 P: 7	1B: 9 2B: 1 3B: 0 HR: 2	SF: 0 SAC: 0 DP: 1 HBP: 0	WP: 0 PB: 0 SB: 0 CS: 0	PA: 40					
<b>PITCHER</b>	IP	WLS	BF	H	R	ER	SO	BB	IBB	HBP	BLK	WP	HR	S	P	ERA	WHIP										
<b>Ken Johnson, R</b> ERA: 2.49 (1, 1)	4.2	L	24	8	5	5	6	2	0	0	0	0	2	34	42	9.64	2.143										
<b>Hal Woodeshick, L</b> ERA: 1.53 (5, 1)	1.1		4	0	0	0	1	0	0	0	0	0	0	6	6	0.00	0.000										
<b>Bob Bruce, R</b> ERA: 9.53 (7, 1)	3.0		12	3	0	0	0	1	0	0	0	0	0	11	15	0.00	1.333										

AB	37
R	5
H	11
RBI	5
BB	3
SO	7
LOB	16



Batter	1	2	3	4	5	6	7	8	9	AB	R	H	RBI	BB	SO	LOB	BOTTOM										
<b>Al Spangler, L</b> OBP: 0.353, SLG: 0.387 (1, 7)	0-3 K		4-0 BB 1B BB	0-0 FC4-6			0-0 4-3 2B		0-0 1-6-3	4	1	1	0	1	1	2	<b>St. Louis Cardinals @ Houston Colt 45's</b> Colt Stadium, Houston, TX Mon Apr 22 1963, 7:05 PM EST Att: 10,047 - Sunny - 75 F										
<b>Johnny Temple, R</b> OBP: 0.325, SLG: 0.270 (1, 4)	0-0 L3		4-0 1-2 2-3 BB		0-3 K		0-0 6-3			3	0	0	0	1	1	1											
<b>Rusty Staub, L</b> OBP: 0.375, SLG: 0.303 (1, 3)	0-0 F7		0-0 1-2 2-H 3-H 1B		0-0 L1		0-0 4-3			4	0	1	2	0	0	1											
<b>Carl Warwick, R</b> OBP: 0.386, SLG: 0.250 (1, 9)		0-0 F9	0-0 F9		4-0 BB		0-0 F7			3	0	0	0	1	0	3											
<b>Howie Goss, R</b> OBP: 0.276, SLG: 0.345 (1, 8)	0-3 K		0-0 F8		0-3 K			0-0 G6-4-3 1B		4	0	1	0	0	2	3											
<b>John Bateman, R</b> OBP: 0.278, SLG: 0.500 (1, 2)		0-0 1B		0-0 5-3		0-3 K		0-0 G6-4-3 1B		4	0	1	0	0	1	1											
<b>Bob Aspromonte, R</b> OBP: 0.224, SLG: 0.185 (1, 5)		0-0 1-3		0-0 1B 1B		0-0 K		0-0 F2		4	0	2	0	0	0	1											
<b>Bob Lillis, R</b> OBP: 0.195, SLG: 0.132 (1, 6)			4-0 BB SH1 1B BB	0-0 F4		0-3 K		0-0 F8		3	1	0	0	1	1	2											
<b>Ken Johnson, R</b> OBP: 0.143, SLG: 0.143 (5, 1)			0-0 SH1		0-0 FC4-6 1B		0-3 K		0-3 K	1	0	1	0	0	0	0											
<b>Pete Runnels, L</b> OBP: 0.313, SLG: 0.295 (6, PH)										1	0	0	0	0	1	1											
<b>Bob Bruce, R</b> OBP: 0.196, SLG: 0.200 (9, PH)										0	0	0	0	0	0	0											
<b>Inning Stats</b>	R: 0 E: 0 K: 1 S: 5	H: 0 LOB: 0 BB: 0 P: 5	R: 0 E: 0 K: 1 S: 6	H: 1 LOB: 1 BB: 0 P: 6	R: 2 E: 0 K: 0 S: 4	H: 1 LOB: 2 BB: 3 P: 16	R: 0 E: 0 K: 0 S: 5	H: 2 LOB: 2 BB: 0 P: 5	R: 0 E: 0 K: 2 S: 7	H: 0 LOB: 1 BB: 1 P: 11	R: 0 E: 0 K: 3 S: 10	H: 1 LOB: 1 BB: 0 P: 10	R: 0 E: 0 K: 0 S: 4	H: 1 LOB: 1 BB: 0 P: 4	R: 0 E: 0 K: 0 S: 3	H: 1 LOB: 0 BB: 0 P: 3	R: 0 E: 0 K: 1 S: 5	H: 0 LOB: 0 BB: 0 P: 5	1B: 6 2B: 1 3B: 0 HR: 0	SF: 0 SAC: 1 DP: 1 HBP: 0	WP: 0 PB: 0 SB: 0 CS: 0	PA: 37					
<b>PITCHER</b>	IP	WLS	BF	H	R	ER	SO	BB	IBB	HBP	BLK	WP	HR	S	P	ERA	WHIP										
<b>Ray Washburn, R</b> ERA: 1.67 (1, 1)	9.0	W	37	7	2	2	8	4	0	0	0	0	0	49	65	2.00	1.222										





Batter	1	2	3	4	5	6	7	8	9	AB	R	H	RBI	BB	SO	LOB	TOP								
<b>Curt Flood, R</b> OBP: 0.324, SLG: 0.350 (1, 8)										6	4	2	1	0	0	3	<b>St. Louis Cardinals @ Houston Colt 45's</b> Colt Stadium, Houston, TX Tue Apr 23 1963, 4:33 AM EST Alt. 2.551 - Unknown - 83 F								
<b>Dick Groat, R</b> OBP: 0.482, SLG: 0.600 (6, FR)										4	1	2	1	0	1	1									
<b>Dal Maxvill, R</b> OBP: 1.000, SLG: 1.000 (6, 6)										1	3	1	0	1	0	0									
<b>Bill White, L</b> OBP: 0.413, SLG: 0.500 <b>Leo Burke, R</b> OBP: 0.200, SLG: 0.600 (1, 3) (8, 9)										4	3	4	3	1	0	0									
<b>George Altman, L</b> OBP: 0.411, SLG: 0.538 <b>Gary Kolb, L</b> (1, 9) (8, 7)										3	1	2	2	1	0	2									
<b>Ken Boyer, R</b> OBP: 0.359, SLG: 0.351 (1, 5)										5	0	2	4	1	0	3									
<b>Stan Mustaj, L</b> OBP: 0.298, SLG: 0.367 <b>Duke Carmel, L</b> OBP: 0.455, SLG: 0.571 (1, 7) (4, 7) (8, 3)										3	0	1	0	0	0	3									
<b>Carl Sawatski, L</b> OBP: 0.419, SLG: 0.679 <b>Tim McCarver, L</b> OBP: 0.500, SLG: 0.833 (1, 2) (5, 2)										3	0	0	0	0	1	3									
<b>Julian Javier, R</b> OBP: 0.241, SLG: 0.300 <b>Phil Gagliano, R</b> OBP: 0.500, SLG: 0.500 (1, 4) (8, 4)										4	1	0	0	0	0	1									
<b>Ernie Broglio, R</b> OBP: 0.091, SLG: 0.091 (1, 1)										3	0	1	0	0	1	0									
<b>Inning Stats</b>	R: 1 E: 0 K: 1 S: 7	H: 3 LOB: 1 P: 7	R: 0 E: 0 K: 0 S: 5	H: 2 LOB: 2 BB: 0 P: 5	R: 1 E: 0 K: 0 S: 4	H: 1 LOB: 2 BB: 2 P: 12	R: 5 E: 1 K: 0 S: 8	H: 4 LOB: 0 BB: 0 P: 8	R: 0 E: 0 K: 1 S: 5	H: 0 LOB: 0 BB: 0 P: 5	R: 2 E: 2 K: 0 S: 6	H: 2 LOB: 2 BB: 0 P: 6	R: 0 E: 0 K: 1 S: 5	H: 0 LOB: 0 BB: 0 P: 5	R: 2 E: 0 K: 0 S: 5	H: 2 LOB: 1 BB: 1 P: 9	R: 4 E: 1 K: 0 S: 7	H: 3 LOB: 3 BB: 3 P: 19	1B: 14 2B: 1 3B: 2 HR: 0	SF: 1 SAC: 2 DP: 1 HBP: 0	WP: 1 PB: 0 SB: 2 CS: 0	PA: 52			
<b>PITCHER</b>	IP	WLS	BF	H	R	ER	SO	BB	IBB	HBP	BLK	WP	HR	S	P	ERA	WHIP								
<b>Jim Golden, R</b> ERA: 5.68 (1, 1)	2.1	L	14	6	2	2	1	2	0	0	0	1	0	14	22	7.71	3.429								
<b>Russ Kemmerer, R</b> ERA: 8.3 (3, 1)	1.0		8	3	5	4	0	0	0	0	0	0	0	8	8	36.00	3.000								
<b>Conrad Cardinal, R</b> ERA: 4.15 (4, 1)	2.2		11	3	2	0	1	0	0	0	0	0	0	13	13	0.00	1.125								
<b>Chris Zachary, R</b> ERA: 10.29 (7, 1)	3.0		19	5	6	3	1	4	0	0	0	0	0	17	33	9.00	3.000								

AB 43  
R 15  
H 17  
RBI 13  
BB 6  
SO 3  
LOB 23



Batter	1	2	3	4	5	6	7	8	9	AB	R	H	RBI	BB	SO	LOB	BOTTOM								
<b>Al Spangler, L</b> OBP: 0.342, SLG: 0.371 (1, 7)										4	0	1	0	0	0	1	<b>St. Louis Cardinals @ Houston Colt 45's</b> Colt Stadium, Houston, TX Tue Apr 23 1963, 4:33 AM EST Alt. 2.551 - Unknown - 83 F								
<b>Johnny Temple, R</b> OBP: 0.302, SLG: 0.250 <b>Chris Zachary, L</b> (1, 4) (7, 1)										3	0	0	0	0	1	1									
<b>Rusty Staub, L</b> OBP: 0.364, SLG: 0.278 (1, 9)										3	0	0	0	1	0	0									
<b>Carl Warwick, R</b> OBP: 0.391, SLG: 0.243 <b>Brock Davis, L</b> (1, 8) (5, 8)										1	0	0	0	1	0	0									
<b>Pete Runnels, L</b> OBP: 0.308, SLG: 0.277 (1, 3)										2	0	0	0	0	0	1									
<b>John Bateman, R</b> OBP: 0.238, SLG: 0.429 (1, 2)										3	0	0	0	0	0	2									
<b>Bob Aspromonte, R</b> OBP: 0.213, SLG: 0.175 (1, 5)										3	0	0	0	0	0	3									
<b>Bob Lillis, R</b> OBP: 0.205, SLG: 0.171 (1, 6)										3	0	1	0	0	0	0									
<b>Jim Golden, L</b> (1, 1)										0	0	0	0	0	0	0									
<b>Russ Kemmerer, R</b> (3, 1)										1	0	0	0	0	0	0									
<b>Conrad Cardinal, R</b> (4, 1)										0	0	0	0	0	0	0									
<b>Ernie Fazio, R</b> (6, PH) (7, 4)										2	0	0	0	0	0	1									
<b>Inning Stats</b>	R: 0 E: 0 K: 0 S: 3	H: 0 LOB: 0 P: 3	R: 0 E: 1 K: 0 S: 4	H: 0 LOB: 1 BB: 0 P: 4	R: 0 E: 0 K: 1 S: 6	H: 1 LOB: 0 BB: 0 P: 6	R: 0 E: 0 K: 0 S: 2	H: 0 LOB: 0 BB: 1 P: 6	R: 0 E: 0 K: 0 S: 3	H: 0 LOB: 0 BB: 0 P: 3	R: 0 E: 0 K: 0 S: 3	H: 0 LOB: 2 BB: 2 P: 11	R: 0 E: 0 K: 1 S: 6	H: 1 LOB: 0 BB: 0 P: 6	R: 0 E: 0 K: 0 S: 3	H: 0 LOB: 0 BB: 0 P: 3	1B: 1 2B: 1 3B: 0 HR: 0	SF: 0 SAC: 0 DP: 1 HBP: 0	WP: 1 PB: 0 SB: 0 CS: 0	PA: 32					
<b>PITCHER</b>	IP	WLS	BF	H	R	ER	SO	BB	IBB	HBP	BLK	WP	HR	S	P	ERA	WHIP								
<b>Ernie Broglio, R</b> ERA: 0.82 (1, 1)	9.0	W	32	2	0	0	2	3	0	0	0	1	0	33	45	0.00	0.556								






Batter	1	2	3	4	5	6	7	8	9	AB	R	H	RBI	BB	SO	LOB	TOP	
Lee Mays, L (1.7) OBP: 0.200, SLG: 0.348 Tommie Aaron, R (7.3) OBP: 0.227, SLG: 0.300	F5		1-3		G4-6-3		1-3			4	0	1	1	0	0	1	<b>Milwaukee Braves @ Houston Colt 45's</b> Colt Stadium, Houston, TX Wed Apr 24 1963, 7:05 PM EST Att: 7,367 - Cloudy - 76 F	
Frank Bolling, R (1.4) OBP: 0.313, SLG: 0.339	F5				G4-6-3			G2		4	0	1	1	0	0	1		
Hank Aaron, R (1.9) OBP: 0.412, SLG: 0.656	F8		F8					CS		4	0	1	0	0	0	1		
Eddie Mathews, L (1.5) OBP: 0.464, SLG: 0.569		1-3		HR			F9		F9	4	1	1	1	0	0	1		
Joe Torre, R (1.2) OBP: 0.442, SLG: 0.409				P4					PB	3	0	2	0	1	0	0		
Len Gabrielson, L (1.3) OBP: 0.167, SLG: 0.333 Ty Cline, L (7.8) OBP: 0.234, SLG: 0.226	F4			6-3			F8			3	0	0	0	0	0	2		
Mack Jones, L (1.8) OBP: 0.231, SLG: 0.257										1	0	1	0	0	0	0		
Denis Menke, R (1.6) OBP: 0.286, SLG: 0.462			BLK	2-4			L3			3	1	1	1	1	2	3		
Warren Spahn, L (1.1) OBP: 0.231, SLG: 0.182			1B							3	1	1	1	1	2	3		
										3	0	0	0	0	2	3		
<b>Inning Stats</b>	R: 0 E: 0 K: 0 S: 3	H: 0 LOB: 0 BB: 0 P: 3	R: 0 E: 0 K: 1 S: 6	H: 1 LOB: 1 BB: 0 P: 6	R: 1 E: 0 K: 1 S: 7	H: 2 LOB: 1 BB: 0 P: 7	R: 1 E: 0 K: 0 S: 3	H: 1 LOB: 0 BB: 0 P: 7	R: 1 E: 0 K: 1 S: 6	H: 1 LOB: 0 BB: 0 P: 6	R: 0 E: 0 K: 2 S: 9	H: 2 LOB: 2 BB: 0 P: 9	R: 0 E: 0 K: 2 S: 9	H: 2 LOB: 2 BB: 0 P: 9	1B: 7 2B: 0 3B: 1 HR: 2	SF: 0 SAC: 1 DP: 1 HBP: 0	WP: 0 PB: 1 CS: 0	PA: 36
<b>PITCHER</b> Turk Farrell, R (1.1) ERA: 3.48	IP: 9.0 WLS: L BF: 37 H: 10 R: 4 ER: 4 SO: 5	BB: 2 IBB: 0 HBP: 0 BLK: 1	WP: 0 HR: 2 S: 44 P: 52	ERA: 4.00 WHIP: 1.333	<b>PITCHER</b>													

Batter	1	2	3	4	5	6	7	8	9	AB	R	H	RBI	BB	SO	LOB	BOTTOM			
Ernie Fazio, R (1.4) OBP: 0.172, SLG: 0.154	F6			K		G1-4-3	P3			4	1	1	1	0	1	1	<b>Milwaukee Braves @ Houston Colt 45's</b> Colt Stadium, Houston, TX Wed Apr 24 1963, 7:05 PM EST Att: 7,367 - Cloudy - 76 F			
Johnny Temple, R (1.5) OBP: 0.319, SLG: 0.238	F6			1-3		G1-4-3		F7		2	0	0	0	2	0	0				
Pete Runnels, L (1.3) OBP: 0.286, SLG: 0.255	F7			1-3		G1-4-3		6-3		4	0	0	0	0	0	2				
Carl Warwick, R (1.9) OBP: 0.400, SLG: 0.341		5-3		F9						4	1	2	1	0	0	1				
Howie Goss, R (1.8) OBP: 0.274, SLG: 0.339		5-3								4	0	1	0	0	0	0				
Carroll Hardy, R (1.7) OBP: 0.297, SLG: 0.343		6-3								4	0	0	0	0	0	2				
Jim Campbell, R (1.2) OBP: 0.167, SLG: 0.206			K							4	0	1	0	0	1	0				
Bob Lillis, R (1.6) OBP: 0.213, SLG: 0.182 Bob Aspromonte, R (9, PH) OBP: 0.210, SLG: 0.172				L9						3	0	1	0	0	0	1				
Turk Farrell, R (1.1) OBP: 0.250, SLG: 0.143				1-3						3	1	1	0	0	0	1				
										3	1	1	0	0	0	1				
<b>Inning Stats</b>	R: 0 E: 0 K: 0 S: 3	H: 0 LOB: 0 BB: 0 P: 3	R: 0 E: 0 K: 1 S: 5	H: 0 LOB: 0 BB: 0 P: 5	R: 0 E: 0 K: 1 S: 5	H: 0 LOB: 1 BB: 1 P: 9	R: 0 E: 0 K: 0 S: 4	H: 1 LOB: 1 BB: 0 P: 4	R: 2 E: 0 K: 0 S: 6	H: 4 LOB: 2 BB: 1 P: 10	R: 0 E: 0 K: 0 S: 4	H: 1 LOB: 1 BB: 0 P: 4	R: 1 E: 0 K: 0 S: 4	H: 1 LOB: 0 BB: 0 P: 4	R: 0 E: 0 K: 0 S: 3	H: 0 LOB: 0 BB: 0 P: 3	1B: 5 2B: 0 3B: 1 HR: 1	SF: 0 SAC: 0 DP: 1 HBP: 0	WP: 0 PB: 0 CS: 0	PA: 35
<b>PITCHER</b> Warren Spahn, L (1.1) ERA: 1.85	IP: 9.0 WLS: W BF: 35 H: 7 R: 3 ER: 3 SO: 2	BB: 2 IBB: 0 HBP: 0 BLK: 0	WP: 0 HR: 1 S: 37 P: 45	ERA: 3.00 WHIP: 1.000	<b>PITCHER</b>															



Batter	1	2	3	4	5	6	7	8	9	AB	R	H	RBI	BB	SO	LOB	TOP					
Ty Cline, L OBP: 0.232, SLG: 0.224 (1, 8)	L6-3		L9		L3			L3		5	0	1	2	0	0	1	<b>Milwaukee Braves @ Houston Colt 45's</b> Colt Stadium, Houston, TX Thu Apr 25 1963, 4:33 AM EST Alt. 5,270 - Unknown - 75 F					
Frank Bolling, R OBP: 0.305, SLG: 0.318 (1, 4)	K2-3		P4		6-3			1B	1B	4	1	0	0	1	2	2						
Hank Aaron, R OBP: 0.403, SLG: 0.631 (1, 9)	K			F2		K		1B	1B	4	0	1	0	0	2	0						
Eddie Mathews, L OBP: 0.452, SLG: 0.548 (1, 5)		F8		5-3		F5		1B	1B	4	0	1	1	0	0	0						
Joe Torre, R OBP: 0.429, SLG: 0.458 (1, 2)	K			HR		5-3		1B	1B	4	1	1	1	0	1	2						
Len Gabrielson, L OBP: 0.227, SLG: 0.364 (1, 3)	1B			1B			L3		G3	4	0	2	0	0	0	0						
Mack Jones, L OBP: 0.233, SLG: 0.256 (1, 7)	K			P6			F9		1B	4	1	1	0	0	1	2						
Denis Menke, R OBP: 0.389, SLG: 0.588 (1, 6)			SH1-4	1B	2B		5-3		1B	4	2	3	0	0	0	0						
Tony Cloninger, R Hank Fischer, R Ron Piche, R Don Dillard, L Claude Raymond, R Lee Maye, L (1, 1) (6, 1) (7, 1) (8, PH) (8, PH) (8, PH)	SH1-4		SH1-4		SH1-4			G3	P4	0	0	0	0	0	0	0						
	1-2			2-3				1-2	2-3	0	0	0	0	0	0	2						
<b>Inning Stats</b>	R: 0 E: 0 K: 2 S: 7	H: 0 LOB: 0 BB: 0 P: 7	R: 0 E: 0 K: 2 S: 8	H: 1 LOB: 1 BB: 0 P: 8	R: 0 E: 0 K: 0 S: 4	H: 1 LOB: 1 BB: 0 P: 4	R: 1 E: 0 K: 0 S: 5	H: 2 LOB: 1 BB: 0 P: 5	R: 1 E: 1 K: 0 S: 4	H: 1 LOB: 0 BB: 0 P: 4	R: 0 E: 0 K: 1 S: 5	H: 0 LOB: 0 BB: 0 P: 5	R: 0 E: 0 K: 0 S: 3	H: 0 LOB: 0 BB: 0 P: 3	R: 1 E: 0 K: 0 S: 5	H: 2 LOB: 2 BB: 1 P: 9	R: 2 E: 0 K: 1 S: 8	H: 3 LOB: 1 BB: 0 P: 8	1B: 8 2B: 1 3B: 0 HR: 1	SF: 0 SAC: 2 DP: 0 HBP: 0	WP: 0 PB: 0 SB: 0 CS: 0	PA: 38
<b>PITCHER</b>	IP WLS BF H R ER SO BB IBB HBP BLK WP HR S P ERA WHIP																					
Don Nottebart, R ERA: 2.63 (1, 1)	7.2 W 31 7 3 2 5 1 0 0 0 0 1 40 44 2.35 1.043																					
Don McMahon, R ERA: 7.0 (8, 1)	1.1 S 7 3 2 2 1 0 0 0 0 1 0 0 9 9 13.50 2.250																					

Batter	1	2	3	4	5	6	7	8	9	AB	R	H	RBI	BB	SO	LOB	BOTTOM			
Ernie Fazio, R OBP: 0.235, SLG: 0.241 Johnny Temple, R OBP: 0.319, SLG: 0.238 (1, 4) (8, FR) (9, 4)	6-3		F5		3B		1B			3	2	1	0	2	0	0	<b>Milwaukee Braves @ Houston Colt 45's</b> Colt Stadium, Houston, TX Thu Apr 25 1963, 4:33 AM EST Alt. 5,270 - Unknown - 75 F			
Pete Runnels, L OBP: 0.283, SLG: 0.291 Carl Warwick, R OBP: 0.412, SLG: 0.341 (1, 3) (8, 9)	L8		L9		3B		P6		BB	4	0	1	1	0	0	1				
Al Spangler, L OBP: 0.326, SLG: 0.350 (1, 7)	L8		4-3		3-1		3B		F5	5	1	1	1	0	0	3				
Rusty Staub, L OBP: 0.367, SLG: 0.341 (1, 9) (8, 3)	4-3		F7		FC3-6		1B		4-3	5	1	2	1	0	0	2				
Bob Aspromonte, R OBP: 0.258, SLG: 0.250 (1, 5)	5-3	1B		HR		FC3-6		E	1B	2	2	2	2	2	0	0				
Howie Goss, R OBP: 0.273, SLG: 0.333 (1, 8)	5-3	1B		L8		FC3-6		E1	2B	4	1	1	0	0	0	2				
Bob Lillis, R OBP: 0.235, SLG: 0.213 (1, 6)	5-3		6-3							3	0	1	1	0	0	2				
John Bateman, R OBP: 0.240, SLG: 0.375 (1, 2)					K		G5-3		K	3	0	0	0	1	2	4				
Don Nottebart, R OBP: 0.300, SLG: 0.222 Don McMahon, R (1, 1) (8, 1)	4-3		L8				F3		6-3	3	0	0	0	0	0	3				
<b>Inning Stats</b>	R: 0 E: 0 K: 0 S: 3	H: 0 LOB: 0 BB: 0 P: 3	R: 0 E: 0 K: 0 S: 4	H: 1 LOB: 3 BB: 2 P: 12	R: 0 E: 0 K: 0 S: 3	H: 0 LOB: 0 BB: 0 P: 3	R: 1 E: 0 K: 0 S: 4	H: 1 LOB: 0 BB: 0 P: 4	R: 1 E: 0 K: 1 S: 6	H: 1 LOB: 1 BB: 1 P: 10	R: 0 E: 0 K: 0 S: 3	H: 1 LOB: 2 BB: 1 P: 8	R: 5 E: 1 K: 1 S: 11	H: 5 LOB: 1 BB: 0 P: 11	R: 0 E: 0 K: 0 S: 3	H: 0 LOB: 2 BB: 2 P: 11		1B: 4 2B: 1 3B: 3 HR: 1	SF: 0 SAC: 0 DP: 1 HBP: 1	WP: 0 PB: 0 SB: 2 CS: 0
<b>PITCHER</b>	IP WLS BF H R ER SO BB IBB HBP BLK WP HR S P ERA WHIP																			
Tony Cloninger, R ERA: 6.14 Hank Fischer, R ERA: 6.75 Ron Piche, R ERA: 2.7 Claude Raymond, R ERA: 6.35 (1, 1) (6, 1) (7, 1) (8, 1)	5.0 L 23 4 5 3 0 0 0 0 1 0 0 0 9 10 16.20 2.400																			
	1.0 5 0 0 0 0 2 0 0 0 1 0 0 3 11 0.00 2.000																			



Batter	1	2	3	4	5	6	7	8	9	AB	R	H	RBI	BB	SO	LOB	TOP			
Eddie Kasko, R (1,5) OBP: 0.303, SLG: 0.233 Jerry Lynch, L (9, PH) OBP: 0.200, SLG: 0.444	5-3		K			5-3			K	3	0	0	0	0	1	0	Cincinnati Reds @ Houston Colt 45's Colt Stadium, Houston, TX Fri Apr 26 1963, 7:05 PM EST Att. 7,584 - Unknown - 74 F			
Don Blasingame, L (1,4) OBP: 0.200, SLG: 0.240				6-3			6-3			3	0	0	0	1	0					
Vada Pinson, L (1,8) OBP: 0.259, SLG: 0.346				F9			F9		BB	4	0	1	0	0	2					
Frank Robinson, R (1,7) OBP: 0.390, SLG: 0.510	K			P6			F8			3	0	0	0	0	1					
Gordy Coleman, L (1,3) OBP: 0.298, SLG: 0.444		3-1			K				4-3	3	0	0	0	0	1					
Johnny Edwards, L (1,2) OBP: 0.426, SLG: 0.531			G6-4-3 HBP		K				G3	2	0	0	0	0	1					
Leo Cardenas, R (1,6) OBP: 0.288, SLG: 0.429			G6-4-3		F9				K	3	0	0	0	0	1					
Marty Keough, L (1,9) OBP: 0.226, SLG: 0.222					G3				1-3	2	0	0	0	1	0					
Jim Maloney, L (1,1) OBP: 0.167, SLG: 0.167 Jesse Gonder, L (9, PH) OBP: 0.167, SLG: 0.667					F7				F8	2	0	0	0	0	0					
<b>Inning Stats</b>	R: 0 E: 0 K: 1 S: 6	H: 1 LOB: 1 BB: 0 P: 6	R: 0 E: 0 K: 0 S: 2	H: 0 LOB: 0 BB: 0 P: 3	R: 0 E: 0 K: 1 S: 5	H: 0 LOB: 0 BB: 0 P: 5	R: 0 E: 0 K: 2 S: 3	H: 0 LOB: 0 BB: 0 P: 3	R: 0 E: 0 K: 0 S: 7	H: 0 LOB: 0 BB: 0 P: 7	R: 0 E: 0 K: 0 S: 3	H: 0 LOB: 0 BB: 0 P: 3	R: 0 E: 0 K: 1 S: 5	H: 0 LOB: 0 BB: 0 P: 5	R: 0 E: 0 K: 2 S: 7	H: 0 LOB: 0 BB: 2 P: 15	1B: 1 2B: 0 3B: 0 HR: 0	SF: 0 SAC: 0 DP: 1 HBP: 1	WP: 0 PB: 0 SB: 0 CS: 0	PA: 30
<b>PITCHER</b> Bob Bruce, R (1,1) ERA: 5.31	IP: 9.0 WLS: W BF: 30	H: 1 R: 0 ER: 0 SO: 7	BB: 2 IBB: 0 HBP: 1 BLK: 0	WP: 0 HR: 0 S: 41 P: 50	ERA: 0.00 WHIP: 0.333	<b>PITCHER</b>										ERA: 0.00 WHIP: 0.333				

AB	27
R	0
H	1
RBI	0
BB	2
SO	7
LOB	6



Batter	1	2	3	4	5	6	7	8	9	AB	R	H	RBI	BB	SO	LOB	BOTTOM			
Johnny Temple, R (1,4) OBP: 0.333, SLG: 0.261	5-3								F7	4	0	2	0	0	0	0	Cincinnati Reds @ Houston Colt 45's Colt Stadium, Houston, TX Fri Apr 26 1963, 7:05 PM EST Att. 7,584 - Unknown - 74 F			
Pete Runnels, L (1,3) OBP: 0.286, SLG: 0.293 Carl Warwick, R (9,9) OBP: 0.412, SLG: 0.341			G4-6-3 1B			4-3 1B				3	1	1	0	0	0	2				
Al Spangler, L (1,7) OBP: 0.326, SLG: 0.349			G4-6-3							0	0	0	0	0	0	0				
AI Spangler, L (1,7) OBP: 0.326, SLG: 0.349					P6				F8	3	0	1	1	0	0	1				
Rusty Staub, L (1,9) OBP: 0.365, SLG: 0.364						K				3	1	1	0	0	1	1				
Bob Aspromonte, R (1,5) OBP: 0.246, SLG: 0.238										3	0	0	0	0	1	1				
Howie Goss, R (1,8) OBP: 0.281, SLG: 0.319										3	0	0	0	0	1	1				
Bob Lillis, R (1,6) OBP: 0.241, SLG: 0.220										3	0	1	1	0	1	1				
John Bateman, R (1,2) OBP: 0.214, SLG: 0.333										3	0	0	0	0	1	1				
Bob Bruce, R (1,1)										3	0	0	0	0	1	0				
<b>Inning Stats</b>	R: 1 E: 0 K: 0 S: 4	H: 2 LOB: 0 BB: 0 P: 4	R: 0 E: 1 K: 1 S: 6	H: 0 LOB: 1 BB: 0 P: 6	R: 0 E: 0 K: 1 S: 5	H: 1 LOB: 0 BB: 0 P: 5	R: 0 E: 0 K: 2 S: 7	H: 0 LOB: 0 BB: 0 P: 7	R: 0 E: 0 K: 2 S: 7	H: 0 LOB: 0 BB: 0 P: 7	R: 0 E: 0 K: 0 S: 4	H: 1 LOB: 1 BB: 0 P: 4	R: 1 E: 0 K: 0 S: 4	H: 2 LOB: 2 BB: 0 P: 4	R: 0 E: 0 K: 0 S: 3	H: 0 LOB: 0 BB: 0 P: 3	1B: 5 2B: 1 3B: 0 HR: 0	SF: 0 SAC: 0 DP: 1 HBP: 0	WP: 1 PB: 0 SB: 0 CS: 2	PA: 30
<b>PITCHER</b> Jim Maloney, R (1,1) ERA: 3.1	IP: 8.0 WLS: L BF: 28	H: 6 R: 2 ER: 2 SO: 6	BB: 0 IBB: 0 HBP: 0 BLK: 0	WP: 1 HR: 0 S: 40 P: 40	ERA: 2.25 WHIP: 0.750	<b>PITCHER</b>										ERA: 2.25 WHIP: 0.750				

AB	28
R	2
H	6
RBI	2
BB	0
SO	6
LOB	8





Batter	1	2	3	4	5	6	7	8	9	AB	R	H	RBI	BB	SO	LOB	TOP			
Leo Cardenas, R (1, 6) OBP: 0.302, SLG: 0.433										4	0	2	0	0	2	0	<b>Cincinnati Reds @ Houston Colt 45's</b> Colt Stadium, Houston, TX Sat Apr 27 1963, 7:05 PM EST Att. 9,787 - Unknown - 76 F			
Pete Rose, S (1, 4) OBP: 0.313, SLG: 0.231 Don Blasingame, L (9, 4) OBP: 0.300, SLG: 0.240										3	0	1	0	0	0	0				
Vada Pinson, L (1, 9) OBP: 0.242, SLG: 0.321										4	0	0	0	0	0	3				
Frank Robinson, R (1, 7) OBP: 0.377, SLG: 0.491 Marty Keough, L (9, PH) OBP: 0.219, SLG: 0.214										2	1	0	0	0	0	0				
Gordy Coleman, L (1, 3) OBP: 0.295, SLG: 0.421										3	0	0	0	1	0	2				
Johnny Edwards, L (1, 2) OBP: 0.458, SLG: 0.577										3	0	3	1	0	0	0				
Gene Freese, R (1, 5) OBP: 0.231, SLG: 0.136										3	0	0	0	0	0	2				
Tommy Harper, R (1, 8) OBP: 0.208, SLG: 0.095										3	0	0	0	0	0	0				
Jim O'Toole, S (1, 1) OBP: 0.077, SLG: 0.077										3	0	0	0	0	1	0				
<b>Inning Stats</b>	R: 0 E: 0 K: 1 S: 5	H: 1 LOB: 0 BB: 0 P: 5	R: 0 E: 0 K: 0 S: 4	H: 1 LOB: 1 BB: 0 P: 4	R: 0 E: 0 K: 1 S: 5	H: 1 LOB: 0 BB: 0 P: 5	R: 0 E: 0 K: 0 S: 3	H: 0 LOB: 0 BB: 0 P: 3	R: 0 E: 0 K: 1 S: 5	H: 0 LOB: 0 BB: 0 P: 5	R: 1 E: 1 K: 0 S: 4	H: 1 LOB: 2 BB: 1 P: 8	R: 0 E: 0 K: 0 S: 3	H: 0 LOB: 0 BB: 0 P: 3	R: 0 E: 1 K: 0 S: 5	H: 1 LOB: 2 BB: 0 P: 5		1B: 5 2B: 1 3B: 0 HR: 0	SF: 0 SAC: 1 DP: 0 HBP: 0	WP: 0 PB: 0 SB: 1 CS: 3
<b>PITCHER</b>	IP WLS BF H R ER SO BB IBB HBP BLK WP HR S P ERA WHIP																			
Ken Johnson, R (1, 1) ERA: 1.82	8.0 L 28 5 1 0 3 1 0 0 0 0 0 0 32 36 0.00 0.750																			
Don McMahon, R (9, 1) ERA: 6.3	1.0 5 1 0 0 0 0 0 0 0 0 0 0 5 5 0.00 1.000																			

AB	29
R	1
H	6
RBI	1
BB	1
SO	3
LOB	9



Batter	1	2	3	4	5	6	7	8	9	AB	R	H	RBI	BB	SO	LOB	BOTTOM			
Johnny Temple, R (1, 4) OBP: 0.327, SLG: 0.260										4	0	1	0	0	0	0	<b>Cincinnati Reds @ Houston Colt 45's</b> Colt Stadium, Houston, TX Sat Apr 27 1963, 7:05 PM EST Att. 9,787 - Unknown - 76 F			
Pete Runnels, L (1, 3) OBP: 0.289, SLG: 0.274										4	0	0	0	0	2	0				
Carl Warwick, R (1, 7) OBP: 0.400, SLG: 0.333										4	0	1	0	0	1	0				
Rusty Staub, L (1, 9) OBP: 0.364, SLG: 0.383										3	0	1	0	0	0	1				
Bob Aspromonte, R (1, 5) OBP: 0.236, SLG: 0.227										3	0	0	0	0	1	1				
Howie Goss, R (1, 8) OBP: 0.284, SLG: 0.310										2	0	0	0	1	0	0				
Bob Lillis, R (1, 6) OBP: 0.228, SLG: 0.208										3	0	0	0	0	1	1				
John Bateman, R (1, 2) OBP: 0.194, SLG: 0.300										3	0	0	0	0	1	1				
Ken Johnson, R (1, 1) OBP: 0.111, SLG: 0.111 Carroll Hardy, R (8, PH) OBP: 0.289, SLG: 0.333 Don McMahon, R (9, 1)										2	0	0	0	0	2	0				
<b>Inning Stats</b>	R: 0 E: 0 K: 1 S: 5	H: 0 LOB: 0 BB: 0 P: 5	R: 0 E: 0 K: 0 S: 3	H: 0 LOB: 0 BB: 0 P: 3	R: 0 E: 0 K: 1 S: 5	H: 0 LOB: 0 BB: 0 P: 5	R: 0 E: 0 K: 1 S: 6	H: 1 LOB: 1 BB: 0 P: 6	R: 0 E: 0 K: 1 S: 5	H: 0 LOB: 0 BB: 0 P: 5	R: 0 E: 0 K: 1 S: 6	H: 1 LOB: 1 BB: 0 P: 6	R: 0 E: 0 K: 3 S: 9	H: 0 LOB: 1 BB: 1 P: 13	R: 0 E: 0 K: 0 S: 3	H: 0 LOB: 0 BB: 0 P: 3		1B: 2 2B: 1 3B: 0 HR: 0	SF: 0 SAC: 0 DP: 0 HBP: 0	WP: 0 PB: 0 SB: 0 CS: 0
<b>PITCHER</b>	IP WLS BF H R ER SO BB IBB HBP BLK WP HR S P ERA WHIP																			
Jim O'Toole, L (1, 1) ERA: 1.54	9.0 W 30 3 0 0 9 1 0 0 0 0 0 0 47 51 0.00 0.444																			

AB	29
R	0
H	3
RBI	0
BB	1
SO	9
LOB	5





Batter	1	2	3	4	5	6	7	8	9	AB	R	H	RBI	BB	SO	LOB	TOP										
Leo Cardenas, R OBP: 0.279, SLG: 0.400 (1, 6)	K2-3		K		4-3		K		P6	5	0	0	0	0	3	4	<b>Cincinnati Reds @ Houston Colt 45's</b> Colt Stadium, Houston, TX Sun Apr 28 1963, 4:33 AM EDT Att: 9,569 - Cloudy - 83 F										
Pete Rose, S OBP: 0.306, SLG: 0.233 (1, 4)	4-3		4-3		FC4-6 1B			6-3		4	0	1	0	0	0	1											
Vada Pinson, L OBP: 0.227, SLG: 0.300 (1, 9)	K			F7	FC4-6			K		4	0	0	0	0	2	1											
Frank Robinson, R OBP: 0.385, SLG: 0.482 (1, 7)		6-3		S 1B		F7			BB	3	1	1	0	1	0	0											
Gordy Coleman, L OBP: 0.277, SLG: 0.393 (1, 3)	F8			F7	1-2	K			4-3	4	0	0	0	0	1	2											
Johnny Edwards, L OBP: 0.444, SLG: 0.554 (1, 2)	3-1			1B	2-H 1B	K			K	4	0	1	1	0	2	0											
Gene Freese, R OBP: 0.267, SLG: 0.269 (1, 5)			1B	3B	1-2 1B		F8		K FC6-4 BB	4	1	2	0	0	1	0											
Tommy Harper, R OBP: 0.286, SLG: 0.167 (1, 8)			SH1-4 1B	3-H 1B	F8		SH2-3 1B		FC6-4 BB	3	0	2	1	1	0	2											
Joe Nuxhall, L Wally Post, R Jim Brosnan, R (1, 1) (9, PH) (9, 1)	SH1-4				L6		SH2-3		FC6-4	1	0	0	0	0	0	0											
			1-2				1-2		1-2 2-3	1	0	0	0	0	0	2											
										0	0	0	0	0	0	0											
<b>Inning Stats</b>	R: 0 E: 0 K: 2 S: 7	H: 0 LOB: 0 BB: 0 P: 7	R: 0 E: 0 K: 0 S: 3	H: 0 LOB: 0 BB: 0 P: 3	R: 1 E: 0 K: 1 S: 7	H: 2 LOB: 1 BB: 0 P: 7	R: 1 E: 0 K: 0 S: 6	H: 3 LOB: 2 BB: 0 P: 6	R: 0 E: 0 K: 0 S: 4	H: 1 LOB: 1 BB: 0 P: 4	R: 0 E: 0 K: 2 S: 7	H: 0 LOB: 0 BB: 0 P: 7	R: 0 E: 0 K: 1 S: 6	H: 1 LOB: 1 BB: 0 P: 6	R: 0 E: 0 K: 1 S: 5	H: 0 LOB: 1 BB: 1 P: 9	R: 0 E: 0 K: 2 S: 8	H: 0 LOB: 2 BB: 1 P: 12	1B: 6 2B: 0 3B: 1 HR: 0	SF: 0 SAC: 2 DP: 0 HBP: 0	WP: 0 PB: 1 SB: 1 CS: 0	PA: 37					
<b>PITCHER</b>	IP	WLS	BF	H	R	ER	SO	BB	IBB	HBP	BLK	WP	HR	S	P	ERA	WHIP										
Hal Brown, R ERA: 3.6 (1, 1)	5.0		21	6	2	2	3	0	0	0	0	0	0	27	27	3.60	1.200										
Hal Woodeshick, L ERA: 1.04 (6, 1)	4.0	W	16	1	0	0	6	2	0	0	0	0	0	26	34	0.00	0.750										

AB	33
R	2
H	7
RBI	2
BB	2
SO	9
LOB	12



Batter	1	2	3	4	5	6	7	8	9	AB	R	H	RBI	BB	SO	LOB	BOTTOM										
Carroll Hardy, R OBP: 0.262, SLG: 0.300 (1, 7)	F9		6-3		1-3			F8		4	0	0	0	0	0	2	<b>Cincinnati Reds @ Houston Colt 45's</b> Colt Stadium, Houston, TX Sun Apr 28 1963, 4:33 AM EDT Att: 9,569 - Cloudy - 83 F										
Johnny Temple, R OBP: 0.316, SLG: 0.250 J C Hartman, R OBP: 0.143, SLG: 0.100 (1, 4) (5, 6)	F9		5-3		L6			F7		2	0	0	0	0	0	1											
Carl Warwick, R OBP: 0.407, SLG: 0.375 (1, 9)	P4			2B	3B		F7		SH3-4 1B BB	3	2	1	0	1	0	0											
Rusty Staub, L OBP: 0.362, SLG: 0.400 (1, 3)		F9		3-H 2B		F7		SH3-4		3	0	1	1	0	0	0											
Bob Aspromonte, R OBP: 0.237, SLG: 0.229 (1, 5)		P6		P6		4-3			1B	4	0	1	1	0	0	1											
Howie Goss, R OBP: 0.287, SLG: 0.324 (1, 8)				F5			F7			3	0	1	0	0	0	1											
Bob Lillis, R OBP: 0.233, SLG: 0.214 (5, 4) (1, 6)			2B	1B	K		F3			3	1	1	0	0	1	1											
John Bateman, R OBP: 0.206, SLG: 0.333 (1, 2)				1-H 2B		P3		F7		3	0	1	1	0	0	0											
Hal Brown, R Brock Davis, L Hal Woodeshick, R (1, 1) (5, PH) (6, 1)				P4				6-3		1	0	0	0	0	0	1											
										0	0	0	0	1	0	0											
										1	0	0	0	0	0	0											
<b>Inning Stats</b>	R: 0 E: 0 K: 0 S: 3	H: 0 LOB: 0 BB: 0 P: 3	R: 0 E: 0 K: 0 S: 3	H: 1 LOB: 1 BB: 0 P: 3	R: 1 E: 0 K: 0 S: 5	H: 2 LOB: 1 BB: 0 P: 5	R: 1 E: 0 K: 1 S: 7	H: 2 LOB: 1 BB: 0 P: 7	R: 0 E: 0 K: 0 S: 3	H: 0 LOB: 0 BB: 1 P: 7	R: 0 E: 0 K: 0 S: 3	H: 0 LOB: 0 BB: 0 P: 3	R: 0 E: 0 K: 0 S: 3	H: 0 LOB: 0 BB: 0 P: 3	R: 1 E: 0 K: 0 S: 2	H: 1 LOB: 1 BB: 1 P: 6	1B: 2 2B: 3 3B: 1 HR: 0	SF: 0 SAC: 1 DP: 0 HBP: 0	WP: 0 PB: 0 SB: 0 CS: 0	PA: 32							
<b>PITCHER</b>	IP	WLS	BF	H	R	ER	SO	BB	IBB	HBP	BLK	WP	HR	S	P	ERA	WHIP										
Joe Nuxhall, L ERA: 2.37 (1, 1)	8.0		29	5	2	2	1	1	0	0	0	0	0	30	34	2.25	0.750										
Jim Brosnan, R ERA: 9.82 (9, 1)	0.1	L	3	1	1	1	0	1	0	0	0	0	0	2	6	27.00	6.000										

AB	29
R	3
H	6
RBI	3
BB	2
SO	1
LOB	8





Batter	1	2	3	4	5	6	7	8	9	AB	R	H	RBI	BB	SO	LOB	TOP					
Johnny Temple, R (1, 4) OBP: 0.339, SLG: 0.298	F8		1-3							5	0	3	1	0	0	1						
Pete Runnels, L (1, 3) OBP: 0.284, SLG: 0.258	4-3		HBP							4	0	0	0	0	1	5						
Carl Warwick, R (1, 7) OBP: 0.381, SLG: 0.346	6-3		L1							4	0	0	0	0	0	2						
Rusty Staub, L (1, 9) OBP: 0.355, SLG: 0.377		K								3	0	0	0	1	1	0						
Bob Aspromonte, R (1, 5) OBP: 0.244, SLG: 0.236										2	1	1	0	0	1	1						
J C Hartman, R (4, 6) OBP: 0.130, SLG: 0.091		3B								2	0	0	0	0	0	0						
Howie Goss, R (1, 8) OBP: 0.278, SLG: 0.397										4	1	2	2	0	1	1						
Bob Lillis, R (1, 6) OBP: 0.250, SLG: 0.233										4	1	2	0	0	1	1						
John Bateman, R (1, 2) OBP: 0.211, SLG: 0.306										3	0	0	0	1	1	2						
Don Nottebart, R (1, 1) OBP: 0.226, SLG: 0.182										2	0	0	0	0	1	1						
Russ Kemmerer, R (5, 1) OBP: 0.275, SLG: 0.320										0	0	0	0	0	0	0						
Carroll Hardy, R (7, PH) OBP: 0.275, SLG: 0.320										0	0	0	0	0	0	0						
Conrad Cardinal, R (7, 1) OBP: 0.275, SLG: 0.320										0	0	0	0	0	0	0						
Hal Woodeshick, R (7, 1) OBP: 0.275, SLG: 0.320										0	0	0	0	0	0	0						
Chris Zachary, L (8, 1) OBP: 0.162, SLG: 0.200										1	0	0	0	0	0	1						
Jim Campbell, R (9, PH) OBP: 0.162, SLG: 0.200										1	0	0	0	0	0	1						
<b>Inning Stats</b>	R: 0 E: 0 K: 0 S: 3	H: 0 LOB: 0 BB: 0 P: 3	R: 1 E: 0 K: 2 S: 8	H: 2 LOB: 0 BB: 0 P: 8	R: 0 E: 0 K: 1 S: 3	H: 0 LOB: 2 BB: 1 P: 8	R: 0 E: 0 K: 1 S: 5	H: 0 LOB: 1 BB: 1 P: 9	R: 0 E: 0 K: 1 S: 6	H: 1 LOB: 1 BB: 0 P: 6	R: 0 E: 0 K: 0 S: 3	H: 0 LOB: 0 BB: 0 P: 3	R: 1 E: 0 K: 2 S: 9	H: 2 LOB: 2 BB: 1 P: 13	R: 0 E: 0 K: 0 S: 3	H: 0 LOB: 0 BB: 0 P: 3	R: 1 E: 0 K: 1 S: 8	H: 3 LOB: 2 BB: 0 P: 8	1B: 5 2B: 1 3B: 1 HR: 1	SF: 0 SAC: 0 DP: 0 HBP: 1	WP: 0 PB: 0 SB: 0 CS: 0	PA: 38
<b>PITCHER</b>	IP WLS BF H R ER SO BB IBB HBP BLK WP HR S P ERA WHIP																					
Al Jackson, L (1, 1) ERA: 2.82	7.0 W 29 5 2 2 6 3 0 1 0 0 0 37 50 2.57 1.143																					
Ken MacKenzie, L (8, 1) ERA: 0.9	2.0 S 9 3 1 1 1 0 0 0 0 0 1 11 11 4.50 1.500																					

Houston Colt 45's @ New York Mets  
Polo Grounds, New York, NY  
Thu May 02 1963, 7:05 PM EDT  
Att: 2,020 - Cloudy - 52 F

AB	34
R	3
H	8
RBI	3
BB	3
SO	7
LOB	15



Batter	1	2	3	4	5	6	7	8	9	AB	R	H	RBI	BB	SO	LOB	BOTTOM			
Choo-Choo Coleman, L (1, 2) OBP: 0.280, SLG: 0.159	6-3									5	0	1	0	0	1	0				
Charlie Neal, R (1, 5) OBP: 0.288, SLG: 0.264										5	2	4	1	0	0	0				
Ed Kranepool, L (1, 9) OBP: 0.319, SLG: 0.444										5	0	1	0	0	1	4				
Duke Snider, L (1, 7) OBP: 0.286, SLG: 0.371										4	1	2	0	0	0	2				
Rod Kanehl, R (7, PR) OBP: 0.333, SLG: 0.250										0	1	0	0	0	0	0				
Tim Harkness, L (1, 3) OBP: 0.233, SLG: 0.222										3	1	1	1	0	1	2				
Gil Hodges, R (7, PH) OBP: 0.278, SLG: 0.188										0	1	0	1	1	0	0				
Jim Hickman, R (1, 8) OBP: 0.429, SLG: 0.614										3	2	1	2	1	0	3				
Al Moran, R (1, 6) OBP: 0.245, SLG: 0.275										4	0	0	0	0	1	4				
Larry Burright, R (1, 4) OBP: 0.240, SLG: 0.400										4	1	2	3	0	0	0				
Al Jackson, L (1, 1) OBP: 0.250, SLG: 0.250										3	1	1	1	0	0	0				
Cliff Cook, R (7, PH) OBP: 0.125, SLG: 0.067										1	0	0	0	0	0	2				
Ken MacKenzie, R (8, 1) OBP: 0.125, SLG: 0.067										0	0	0	0	0	0	0				
<b>Inning Stats</b>	R: 0 E: 0 K: 0 S: 5	H: 2 LOB: 2 BB: 0 P: 5	R: 3 E: 0 K: 0 S: 6	H: 4 LOB: 1 BB: 1 P: 10	R: 0 E: 0 K: 1 S: 5	H: 0 LOB: 0 BB: 0 P: 5	R: 0 E: 0 K: 0 S: 3	H: 0 LOB: 0 BB: 0 P: 3	R: 3 E: 1 K: 1 S: 9	H: 4 LOB: 1 BB: 0 P: 9	R: 0 E: 0 K: 0 S: 3	H: 0 LOB: 0 BB: 0 P: 3	R: 4 E: 0 K: 1 S: 9	H: 3 LOB: 2 BB: 1 P: 13	R: 0 E: 0 K: 1 S: 5	H: 0 LOB: 0 BB: 0 P: 5	1B: 10 2B: 2 3B: 1 HR: 0	SF: 0 SAC: 0 DP: 1 HBP: 0	WP: 1 PB: 0 SB: 0 CS: 0	PA: 39
<b>PITCHER</b>	IP WLS BF H R ER SO BB IBB HBP BLK WP HR S P ERA WHIP																			
Don Nottebart, R (1, 1) ERA: 4.08	4.2 L 23 9 6 6 2 1 0 0 0 0 0 0 5 5 0.00 0.750																			
Russ Kemmerer, R (5, 1) ERA: 5.56	1.1 5 1 0 0 0 0 0 0 0 0 0 5 5 0.00 0.750																			
Conrad Cardinal, R (7, 1) ERA: 6.23	0.0 3 2 3 3 0 0 0 0 0 0 0 3 3 ∞ ∞																			
Hal Woodeshick, L (7, 1) ERA: 1.86	1.0 5 1 1 1 1 1 0 0 0 1 0 6 10 9.00 2.000																			
Chris Zachary, R (8, 1) ERA: 9.0	1.0 3 0 0 0 1 0 0 0 0 0 0 5 5 0.00 0.000																			

Houston Colt 45's @ New York Mets  
Polo Grounds, New York, NY  
Thu May 02 1963, 7:05 PM EDT  
Att: 2,020 - Cloudy - 52 F

AB	37
R	10
H	13
RBI	9
BB	2
SO	4
LOB	17





Batter	1	2	3	4	5	6	7	8	9	AB	R	H	RBI	BB	SO	LOB	TOP										
Carroll Hardy, R (1, 7) OBP: 0.283, SLG: 0.302 Al Spangler, L (7, PH) OBP: 0.333, SLG: 0.356	F9		FC2-5 BB 1B		6-3		4-3		FC5-4 1B	3	0	1	0	0	0	0	Houston Colt 45's @ Philadelphia Phillies Connie Mack Stadium, Philadelphia, PA Fri May 03 1963, 7:05 PM EDT Att: 5,843 - Unknown										
Johnny Temple, R (1, 4) OBP: 0.358, SLG: 0.311	1B		WP FC2-5 BB		2B 1B		F7		FC5-4 1B	4	1	2	0	1	0	1											
Carl Warwick, R (1, 9) OBP: 0.373, SLG: 0.357	L9		FC2-5 1-2 2-3F		2B		6-3			4	0	1	1	0	0	3											
Rusty Staub, L (1, 3) OBP: 0.364, SLG: 0.375	G3		1-2 2-3		2B BB				FC1-5 WP 1B	3	0	1	0	1	1	3											
Bob Aspromonte, R (1, 5) OBP: 0.256, SLG: 0.240		HR 1B	K		5-3				FC1-5 BB	3	1	1	0	1	1	4											
Howie Goss, R (1, 8) OBP: 0.289, SLG: 0.439		HR							FC1-5 G4-6-3 1-2 2-3F	4	1	2	2	0	1	2											
Bob Lillis, R (1, 6) Pete Runnels, L (6, PH) OBP: 0.260, SLG: 0.254 J C Hartman, R (6, 6) OBP: 0.130, SLG: 0.091	6-3								G4-6-3 1-2F	3	0	0	0	0	1	1											
John Bateman, R (1, 2) OBP: 0.214, SLG: 0.300 Brock Davis, L (9, PR)	6-3									4	0	1	0	0	0	1											
Bob Bruce, R (1, 1) George Brunet, R (6, 1) Hal Woodeshick, R (6, 1) Jim Campbell, R (9, PH) OBP: 0.158, SLG: 0.194	F3									4	0	0	0	0	0	0											
Inning Stats	R: 0 E: 0 K: 7 S: 7	H: 1 LOB: 1 BB: 0 P: 11	R: 2 E: 0 K: 0 S: 11	H: 2 LOB: 0 BB: 0 P: 15	R: 0 E: 0 K: 2 S: 11	H: 1 LOB: 2 BB: 1 P: 22	R: 0 E: 0 K: 1 S: 10	H: 0 LOB: 0 BB: 0 P: 16	R: 1 E: 0 K: 0 S: 6	H: 2 LOB: 2 BB: 1 P: 10	R: 0 E: 0 K: 2 S: 10	H: 1 LOB: 1 BB: 0 P: 14	R: 0 E: 0 K: 0 S: 4	H: 0 LOB: 0 BB: 0 P: 6	R: 0 E: 0 K: 0 S: 12	H: 1 LOB: 1 BB: 1 P: 20		R: 0 E: 0 K: 1 S: 9	H: 2 LOB: 1 BB: 0 P: 12	1B: 8 2B: 1 3B: 0 HR: 1	SF: 0 SAC: 0 DP: 1 HBP: 0	WP: 2 PB: 0 SB: 0 CS: 0	PA: 38				
PITCHER	IP	WLS	BF	H	R	ER	SO	BB	IBB	HBP	BLK	WP	HR	S	P	ERA	WHIP										
Chris Short, L (1, 1) ERA: 4.32	4.2		22	6	3	3	3	2	0	0	0	1	1	43	72	5.79	1.714										
Dallas Green, R (5, 1) ERA:	0.1		1	0	0	0	0	0	0	0	0	0	0	2	2	0.00	0.000										
Jack Hamilton, R (6, 1) ERA: 10.57	1.0	W	4	1	0	0	2	0	0	0	0	0	0	10	14	0.00	1.000										
Jack Baldschun, R (7, 1) ERA: 1.84	3.0	S	11	3	0	0	1	1	0	0	0	1	0	25	38	0.00	1.333										

Batter	1	2	3	4	5	6	7	8	9	AB	R	H	RBI	BB	SO	LOB	BOTTOM										
Tony Taylor, R (1, 4) OBP: 0.348, SLG: 0.367	5-3			WP 3B	FC6-4 1-2F 2-3		6-3			4	1	1	0	0	0	2	Houston Colt 45's @ Philadelphia Phillies Connie Mack Stadium, Philadelphia, PA Fri May 03 1963, 7:05 PM EDT Att: 5,843 - Unknown										
Johnny Callison, L (1, 9) OBP: 0.307, SLG: 0.390	K			K	K		K			4	0	0	0	0	4	3											
Tony Gonzalez, L (1, 8) OBP: 0.358, SLG: 0.367	F7			1B FC3-2-5-3 3-H		BB 2B 1B	6-3			4	1	2	0	0	0	0											
Wes Covington, L (1, 7) OBP: 0.396, SLG: 0.708	6-3			FC3-2-5-3 1-3 1B		BB 2B BB	6-3			3	1	1	0	1	0	0											
Don Demeter, R (1, 3) OBP: 0.388, SLG: 0.568	K			FC3-2-5-2 1-3 3-H		K	K			4	0	0	0	0	3	4											
Don Hoak, R (1, 5) OBP: 0.338, SLG: 0.366	K			F7		2B E BB				2	1	0	0	2	1	2											
Clay Dalrymple, L (1, 2) OBP: 0.314, SLG: 0.362										1	0	0	0	1	0	0											
Roy Sievers, R (6, PH) OBP: 0.321, SLG: 0.423				P3		FC5-4 BB	E4			1	0	1	2	0	0	0											
Cookie Rojas, R (6, PR)										0	0	0	0	0	0	0											
Bob Oldis, R (7, 2) OBP: 0.143, SLG: 0.143				P6		FC5-4 FC6-4 1-2F	G3			3	0	0	0	0	0	2											
Bobby Wine, R (1, 6) OBP: 0.341, SLG: 0.375										1	0	0	0	0	1	0											
Chris Short, R (1, 1) OBP: 0.283, SLG: 0.250										0	0	0	0	0	0	0											
Dallas Green, L (5, 1) OBP: 0.343, SLG: 0.677										1	0	1	0	0	0	0											
Billy Klaus, L (5, PH) OBP: 0.321, SLG: 0.677										0	0	0	0	0	0	0											
Jack Hamilton, R (6, 1) OBP: 0.321, SLG: 0.677										0	0	0	0	0	0	0											
Wayne Graham, R (6, PH) OBP: 0.321, SLG: 0.677										1	0	0	0	0	0	1											
Jack Baldschun, R (7, 1) ERA: 1.84										0	0	0	0	0	0	0											
Inning Stats	R: 0 E: 0 K: 1 S: 6	H: 0 LOB: 0 BB: 0 P: 7	R: 0 E: 0 K: 2 S: 11	H: 0 LOB: 0 BB: 0 P: 16	R: 0 E: 0 K: 1 S: 7	H: 0 LOB: 0 BB: 0 P: 11	R: 1 E: 0 K: 1 S: 12	H: 3 LOB: 2 BB: 0 P: 23	R: 0 E: 0 K: 1 S: 14	H: 1 LOB: 2 BB: 1 P: 23	R: 3 E: 1 K: 1 S: 19	H: 2 LOB: 1 BB: 2 P: 31	R: 0 E: 0 K: 1 S: 7	H: 0 LOB: 0 BB: 0 P: 10	R: 0 E: 0 K: 2 S: 11	H: 0 LOB: 1 BB: 1 P: 21	1B: 4 2B: 1 3B: 1 HR: 0	SF: 0 SAC: 0 DP: 0 HBP: 0	WP: 1 PB: 0 SB: 0 CS: 0	PA: 34							
PITCHER	IP	WLS	BF	H	R	ER	SO	BB	IBB	HBP	BLK	WP	HR	S	P	ERA	WHIP										
Bob Bruce, R (1, 1) ERA: 5.26	5.1	L	24	5	4	3	7	3	0	0	0	1	0	60	99	5.06	1.500										
George Brunet, L (6, 1) ERA: 7.11	0.0		1	1	0	0	0	0	0	0	0	0	0	5	8	∞	∞										
Hal Woodeshick, L (6, 1) ERA: 1.46	2.2		9	0	0	0	3	1	0	0	0	0	0	22	35	0.00	0.375										



Batter	1	2	3	4	5	6	7	8	9	AB	R	H	RBI	BB	SO	LOB	TOP
Johnny Temple, R (1,4) OBP: 0.352, SLG: 0.297 Chris Zachary, L (8,1)	4-0 HBP BB		0-0 P6			0-0 L8		0-0 P4		3	0	0	0	1	0	0	
Pete Runnels, L (1,3) OBP: 0.280, SLG: 0.254	0-0 F8		0-0 5-3			0-0 6-3			0-0 1B	4	0	1	0	0	0	1	
Al Spangler, L (1,7) OBP: 0.308, SLG: 0.327	0-0 F5		0-0 P6			0-0 3-1			0-0 4-3-6	4	0	0	0	0	0	2	
Rusty Staub, L (1,9) OBP: 0.371, SLG: 0.373	1-0 1-2 HBP			0-3 K					0-0 F8	3	0	1	0	0	1	0	
Bob Aspromonte, R (1,5) OBP: 0.247, SLG: 0.231	0-0 F8			0-0 6-3					0-0 F9	3	0	0	0	0	0	3	
Howie Coss, R (1,8) OBP: 0.291, SLG: 0.429		4-0 1B BB		0-3 K					0-3 K	2	0	0	0	1	2	1	
Bob Lillis, R (1,6) OBP: 0.243, SLG: 0.227 (8,4)		0-0 1-3 1B			0-0 6-3				0-0 F7	3	0	1	0	0	0	1	
John Bateman, R (1,2) OBP: 0.200, SLG: 0.279		0-3 K			0-3 K				0-0 L6	3	0	0	0	0	2	1	
Ken Johnson, R (1,1) OBP: 0.091, SLG: 0.091 Russ Kemmerer, R (7,1) Conrad Cardinal, R (7,1) J C Hartman, R (8,PH) OBP: 0.125, SLG: 0.087 (8,6)		0-3 K			0-3 K				0-0 L8	2	0	0	0	0	2	1	
<b>Inning Stats</b>	R: 0 E: 0 K: 0 S: 3	H: 0 LOB: 2 BB: 1 P: 8	R: 0 E: 0 K: 2 S: 7	H: 1 LOB: 1 BB: 1 P: 11	R: 0 E: 0 K: 0 S: 3	H: 0 LOB: 0 BB: 0 P: 3	R: 0 E: 0 K: 2 S: 7	H: 0 LOB: 0 BB: 0 P: 7	R: 0 E: 0 K: 1 S: 6	H: 1 LOB: 1 BB: 0 P: 6	R: 0 E: 0 K: 0 S: 3	H: 0 LOB: 0 BB: 0 P: 3	R: 0 E: 0 K: 0 S: 3	H: 1 LOB: 0 BB: 0 P: 3	1B: 3 2B: 1 3B: 0 HR: 0	SF: 0 SAC: 0 DP: 1 HBP: 1	WP: 0 PA: 31 PB: 0 SB: 0 CS: 0
<b>PITCHER</b> Ray Culp, R (1,1) ERA: 2.51	IP: 9.0 WLS: W BF: 31 H: 3 R: 0 ER: 0 SO: 7 BB: 2 IBB: 0 HBP: 1 BLK: 0 WP: 0 HR: 0 S: 42 P: 51 ERA: 0.00 WHIP: 0.556											<b>PITCHER</b>	IP: WLS: BF: H: R: ER: SO: BB: IBB: HBP: BLK: WP: HR: S: P: ERA: WHIP:				

Houston Colt 45's @ Philadelphia Phillies  
 Connie Mack Stadium, Philadelphia, PA  
 Sat May 04 1963, 3:33 AM EDT  
 Att: 3,361 - Sunny - 77 F

AB 28  
 R 0  
 H 3  
 RBI 0  
 BB 2  
 SO 7  
 LOB 10



Batter	1	2	3	4	5	6	7	8	9	AB	R	H	RBI	BB	SO	LOB	BOTTOM		
Tony Taylor, R (1,4) OBP: 0.355, SLG: 0.373	0-0 CS 1B		0-0 F8				0-0 F9			4	1	2	0	0	0	1			
Johnny Callison, L (1,9) OBP: 0.308, SLG: 0.400	0-3 K 1-2			0-0 2B			0-0 L9		0-0 SH1-3 1B	3	1	1	0	0	1	1			
Tony Gonzalez, L (1,8) OBP: 0.352, SLG: 0.375	0-0 F2			0-0 2B			0-0 6-3		0-0 P6	4	1	1	0	0	0	1			
Wes Covington, L (1,7) OBP: 0.404, SLG: 0.712		0-0 4-3		0-0 SF7 2B			0-0 K		0-0 2B 1B	4	2	2	3	0	1	0			
Roy Sievers, R (1,3) OBP: 0.344, SLG: 0.467		0-0 L8		0-0 E6 2-3			0-0 FC6-4 1B		0-0 1B 2B	4	0	2	1	0	0	1			
Don Hoak, R (1,5) OBP: 0.321, SLG: 0.347		0-0 6-3		0-0 P6			0-0 FC6-4 1-2 2B		0-0 6-3	4	1	0	0	0	0	4			
Clay Dalrymple, L (1,2) OBP: 0.345, SLG: 0.420			0-0 1B 2B		4-0 IBB		0-0 1B 2B		0-0 4-3	3	1	2	1	1	0	0			
Bobby Wine, R (1,6) OBP: 0.333, SLG: 0.372			0-0 1-3		0-0 SF7		0-0 K		0-0 1-3	3	0	1	2	0	0	1			
Ray Culp, R (1,1) OBP: 0.333, SLG: 0.333			0-0 2-3 1B		0-3 K		0-3 K		0-3 K	4	0	1	0	0	3	3			
<b>Inning Stats</b>	R: 0 E: 0 K: 1 S: 5	H: 1 LOB: 0 BB: 0 P: 5	R: 0 E: 0 K: 0 S: 3	H: 0 LOB: 0 BB: 0 P: 3	R: 0 E: 0 K: 0 S: 4	H: 2 LOB: 1 BB: 0 P: 4	R: 3 E: 1 K: 1 S: 9	H: 3 LOB: 2 BB: 1 P: 13	R: 0 E: 0 K: 0 S: 3	H: 0 LOB: 0 BB: 0 P: 3	R: 2 E: 0 K: 2 S: 10	H: 3 LOB: 1 BB: 0 P: 10	R: 2 E: 0 K: 0 S: 6	H: 3 LOB: 1 BB: 0 P: 6	R: 0 E: 0 K: 1 S: 5	H: 0 LOB: 0 BB: 0 P: 5	1B: 6 2B: 7 3B: 0 HR: 0	SF: 1 SAC: 1 DP: 1 HBP: 0	WP: 0 PA: 36 PB: 0 SB: 0 CS: 1
<b>PITCHER</b> Ken Johnson, R (1,1) ERA: 2.52 Russ Kemmerer, R (7,1) ERA: 8.75 Conrad Cardinal, R (7,1) ERA: 6.08 Chris Zachary, R (8,1) ERA: 8.0	IP: 6.0 WLS: L BF: 27 H: 9 R: 5 ER: 4 SO: 4 BB: 0 IBB: 0 HBP: 0 BLK: 0 WP: 0 HR: 0 S: 34 P: 38 ERA: 6.00 WHIP: 1.500											<b>PITCHER</b>	IP: WLS: BF: H: R: ER: SO: BB: IBB: HBP: BLK: WP: HR: S: P: ERA: WHIP:						

Houston Colt 45's @ Philadelphia Phillies  
 Connie Mack Stadium, Philadelphia, PA  
 Sat May 04 1963, 3:33 AM EDT  
 Att: 3,361 - Sunny - 77 F

AB 33  
 R 7  
 H 12  
 RBI 7  
 BB 1  
 SO 5  
 LOB 12





Batter	1	2	3	4	5	6	7	8	9	AB	R	H	RBI	BB	SO	LOB	TOP				
<b>Al Spangler, L</b> OBP: 0.316, SLG: 0.308 (1, 7)	F2		FC6-4	L9						3	0	0	0	2	0	3	<b>Houston Colt 45's @ Philadelphia Phillies</b> Sun May 05 1963, 3:33 AM EDT Sunny - 78 F Connie Mack Stadium, Philadelphia, PA <a href="http://livebaseballscorecards.com">livebaseballscorecards.com</a>				
<b>Johnny Temple, R</b> OBP: 0.360, SLG: 0.324 <b>J C Hartman, R</b> OBP: 0.125, SLG: 0.087 (1, 4) (8, 6)			CS		2-3	CI		F7		4	1	2	0	0	0	1					
<b>Pete Runnels, L</b> OBP: 0.256, SLG: 0.240 (1, 3)	G1-6-3			1B	2B					0	0	0	0	0	0	0					
<b>Rusty Staub, L</b> OBP: 0.373, SLG: 0.365 (1, 9)				1B	2B	BB			L7	4	1	0	0	1	1	4					
<b>Bob Aspromonte, R</b> OBP: 0.278, SLG: 0.268 (1, 5)		P5		2B	1B	1B			L8	4	1	1	0	1	1	0					
<b>Howie Goss, R</b> OBP: 0.275, SLG: 0.404 (1, 8)		F8		1B	2B	1B				4	1	3	2	1	0	0					
<b>Bob Lillis, R</b> OBP: 0.270, SLG: 0.246 (8, 4)				1B	2B	1B			1B	5	0	0	0	0	4	6					
<b>John Bateman, R</b> OBP: 0.224, SLG: 0.298 (1, 2)				1B	2B	1B			F9	3	1	2	0	1	0	1					
<b>Hal Brown, R</b> <b>Don McMahon, R</b> <b>Hal Woodeshick, R</b> (1, 1) (6, 1) (8, 1)				1B	2B	1B				4	0	2	2	0	1	1					
<b>Inning Stats</b>	R: 0 E: 0 K: 0 S: 3	H: 1 LOB: 0 BB: 0 P: 3	R: 0 E: 0 K: 1 S: 5	H: 0 LOB: 0 BB: 0 P: 5	R: 1 E: 0 K: 0 S: 4	H: 2 LOB: 0 BB: 0 P: 4	R: 4 E: 0 K: 2 S: 11	H: 4 LOB: 2 BB: 2 P: 19	R: 0 E: 1 K: 1 S: 9	H: 1 LOB: 3 BB: 1 P: 13	R: 0 E: 0 K: 1 S: 7	H: 0 LOB: 1 BB: 1 P: 11	R: 0 E: 0 K: 1 S: 5	H: 0 LOB: 1 BB: 1 P: 9	R: 0 E: 0 K: 0 S: 4	H: 1 LOB: 1 BB: 0 P: 4		1B: 8 2B: 2 3B: 0 HR: 0	SF: 0 SAC: 1 DP: 1 HBP: 0	WP: 0 PB: 0 SB: 0 CS: 1	PA: 43
<b>PITCHER</b>	IP	WLS	BF	H	R	ER	SO	BB	IBB	HBP	BLK	WP	HR	S	P	ERA	WHIP				
<b>Cal McLish, R</b> ERA: 6.55 <b>Dallas Green, R</b> ERA: <b>Ryne Duren, R</b> ERA: 7.5 <b>Jack Hamilton, R</b> ERA: 8.38 (1, 1) (4, 1) (6, 1) (8, 1)	3.1		15	6	5	5	2	1	0	0	0	0	0	18	22	13.50	2.100				

Batter	1	2	3	4	5	6	7	8	9	AB	R	H	RBI	BB	SO	LOB	BOTTOM					
<b>Tony Taylor, R</b> OBP: 0.347, SLG: 0.364 (1, 4)	6-3		6-3		6-3				F9	5	0	1	1	0	0	1	<b>Houston Colt 45's @ Philadelphia Phillies</b> Sun May 05 1963, 3:33 AM EDT Sunny - 78 F Connie Mack Stadium, Philadelphia, PA <a href="http://livebaseballscorecards.com">livebaseballscorecards.com</a>					
<b>Johnny Callison, L</b> OBP: 0.305, SLG: 0.393 <b>Wayne Graham, R</b> OBP: 0.286, SLG: 0.167 (1, 9) (9, PH)				K					1B	4	1	1	0	0	1	0						
<b>Tony Gonzalez, L</b> OBP: 0.387, SLG: 0.426 (1, 8)				HR	1B				FC1	1	0	0	0	0	0	1						
<b>Wes Covington, L</b> OBP: 0.426, SLG: 0.768 (1, 7)				HR	1B					4	2	4	0	0	0	0						
<b>Roy Sievers, R</b> OBP: 0.333, SLG: 0.438 (1, 3)				HR	1B					4	1	3	3	0	0	1						
<b>Don Hoak, R</b> OBP: 0.307, SLG: 0.329 (1, 5)				HR	1B					2	0	0	1	1	0	0						
<b>Clay Dalrymple, L</b> OBP: 0.328, SLG: 0.396 <b>Ruben Amaro, R</b> OBP: 0.261, SLG: 0.150 (1, 2) (9, PH)				HR	1B					4	0	0	0	0	0	4						
<b>Bobby Wine, R</b> OBP: 0.347, SLG: 0.447 (1, 6)				HR	1B					4	0	0	0	0	0	4						
<b>Cal McLish, S</b> OBP: 0.143, SLG: 0.143 <b>Jim Lemon, R</b> OBP: 0.115 <b>Frank Torre, L</b> <b>Jack Hamilton, R</b> <b>Don Demeter, R</b> OBP: 0.265, SLG: 0.568 (1, 1) (4, 1) (5, PH) (8, 1) (7, PH) (8, 1) (9, PH)				K						3	0	0	0	0	1	3						
<b>Inning Stats</b>	R: 0 E: 0 K: 0 S: 4	H: 1 LOB: 1 BB: 0 P: 4	R: 0 E: 1 K: 0 S: 3	H: 0 LOB: 0 BB: 0 P: 3	R: 0 E: 0 K: 2 S: 7	H: 0 LOB: 0 BB: 0 P: 7	R: 2 E: 0 K: 1 S: 7	H: 2 LOB: 0 BB: 0 P: 7	R: 0 E: 0 K: 0 S: 4	H: 1 LOB: 1 BB: 0 P: 4	R: 1 E: 0 K: 1 S: 7	H: 2 LOB: 2 BB: 1 P: 11	R: 0 E: 0 K: 1 S: 5	H: 0 LOB: 0 BB: 0 P: 5	R: 1 E: 0 K: 0 S: 5	H: 3 LOB: 1 BB: 0 P: 5		R: 2 E: 1 K: 1 S: 6	H: 2 LOB: 2 BB: 1 P: 10	1B: 7 2B: 3 3B: 1 HR: 1	SF: 1 SAC: 0 DP: 2 HBP: 0	WP: 1 PB: 0 SB: 0 CS: 0
<b>PITCHER</b>	IP	WLS	BF	H	R	ER	SO	BB	IBB	HBP	BLK	WP	HR	S	P	ERA	WHIP					
<b>Hal Brown, R</b> ERA: 4.35 <b>Don McMahon, R</b> ERA: 6.17 <b>Hal Woodeshick, L</b> ERA: 1.98 (1, 1) (6, 1) (8, 1)	5.1		22	6	3	3	3	0	0	0	0	1	0	11	15	5.40	1.800					



Batter	1	2	3	4	5	6	7	8	9	AB	R	H	RBI	BB	SO	LOB	TOP								
<b>Al Spangler, L</b> OBP: 0.306, SLG: 0.316 (1, 7)										5	1	1	0	0	0	1									
<b>Bob Lillis, R</b> OBP: 0.282, SLG: 0.260 (1, 4)										4	0	2	2	0	0	0									
<b>Carl Warwick, R</b> OBP: 0.380, SLG: 0.373 (1, 9)										3	1	1	0	1	0	1									
<b>Rusty Staub, L</b> OBP: 0.367, SLG: 0.373 (1, 3)										4	2	1	0	0	0	2									
<b>Bob Aspromonte, R</b> OBP: 0.277, SLG: 0.291 (1, 5)										4	0	1	2	0	0	1									
<b>Howie Goss, R</b> OBP: 0.284, SLG: 0.413 (1, 8)										3	1	1	1	1	1	1									
<b>J C Hartman, R</b> OBP: 0.179, SLG: 0.185 (1, 6)										4	0	2	1	0	1	1									
<b>Jim Campbell, R</b> OBP: 0.190, SLG: 0.205 (1, 2)										3	1	1	0	1	1	1									
<b>Turk Farrell, R</b> OBP: 0.167, SLG: 0.091 (1, 1)										4	0	0	0	0	3	4									
<b>Inning Stats</b>	R: 0 E: 0 K: 0 S: 4	H: 1 LOB: 1 BB: 0 P: 4	R: 0 E: 0 K: 1 S: 5	H: 0 LOB: 0 BB: 0 P: 5	R: 2 E: 0 K: 1 S: 7	H: 3 LOB: 0 BB: 0 P: 7	R: 1 E: 0 K: 1 S: 6	H: 1 LOB: 2 BB: 2 P: 14	R: 0 E: 0 K: 0 S: 3	H: 1 LOB: 0 BB: 0 P: 3	R: 1 E: 0 K: 1 S: 6	H: 2 LOB: 0 BB: 0 P: 6	R: 0 E: 0 K: 0 S: 5	H: 0 LOB: 0 BB: 0 P: 5	R: 2 E: 1 K: 0 S: 4	H: 1 LOB: 0 BB: 1 P: 8	R: 0 E: 1 K: 1 S: 6	H: 1 LOB: 1 BB: 0 P: 6	1B: 4 2B: 5 3B: 1 HR: 0	SF: 0 SAC: 0 DP: 1 HBP: 0	WP: 0 PB: 0 SB: 1 CS: 1	PA: 38			
<b>PITCHER</b>	IP	WLS	BF	H	R	ER	SO	BB	IBB	HBP	BLK	WP	HR	S	P	ERA	WHIP								
<b>Johnny Klippstein, R</b> ERA: 2.08 (1, 1)	5.0	L	22	7	4	4	3	1	1	0	0	0	0	26	34	7.20	1.600								
<b>Jack Hamilton, R</b> ERA: 6.94 (6, 1)	2.0		6	1	0	0	2	0	0	0	0	0	0	10	10	0.00	0.500								
<b>Jack Baldschun, R</b> ERA: 2.16 (8, 1)	2.0		9	2	2	1	1	1	0	0	0	0	0	10	14	4.50	1.500								

Houston Colt 45's @ Philadelphia Phillies  
 Connie Mack Stadium, Philadelphia, PA  
 Sun May 05 1963, 3:38 AM EDT  
 Att: 11,185 - Unknown - 78 F

AB 34  
 R 6  
 H 10  
 RBI 6  
 BB 3  
 SO 6  
 LOB 12



Batter	1	2	3	4	5	6	7	8	9	AB	R	H	RBI	BB	SO	LOB	BOTTOM								
<b>Tony Taylor, R</b> OBP: 0.343, SLG: 0.359 (1, 4)										4	1	1	0	0	1	0									
<b>Billy Klaus, L</b> OBP: 0.118, SLG: 0.063 (1, 5) (6, 6)										3	0	0	0	0	0	0									
<b>Tony Gonzalez, L</b> OBP: 0.380, SLG: 0.417 (1, 8)										4	0	1	1	0	0	0									
<b>Wes Covington, L</b> OBP: 0.431, SLG: 0.783 (1, 7)										4	1	2	0	0	1	1									
<b>Johnny Callison, L</b> OBP: 0.303, SLG: 0.398 (1, 9)										4	0	1	1	0	1	1									
<b>Frank Torre, L</b> OBP: 0.426, SLG: 0.111 (1, 3)										2	0	1	0	1	0	0									
<b>Ruben Amaro, R</b> OBP: 0.261, SLG: 0.150 (7, FR)										0	0	0	0	0	0	0									
<b>Jack Baldschun, R</b> (8, 1)										0	0	0	0	0	0	0									
<b>Jim Lemon, R</b> OBP: 0.150, SLG: 0.105 (9, PH)										1	0	0	0	0	0	1									
<b>Clay Dalrymple, L</b> OBP: 0.328, SLG: 0.393 (1, 2)										3	0	1	0	0	0	2									
<b>Bobby Wine, R</b> OBP: 0.333, SLG: 0.429 (1, 6)										2	0	0	0	0	0	2									
<b>Johnny Klippstein, R</b> (1, 1)										1	0	0	0	0	1	0									
<b>Jack Hamilton, R</b> (6, 1)										0	0	0	0	0	0	0									
<b>Don Hoak, R</b> OBP: 0.300, SLG: 0.321 (6, 5)										2	0	0	0	0	0	0									
<b>Roy Sievers, R</b> OBP: 0.324, SLG: 0.424 (7, PH) (8, 3)										1	0	0	0	0	1	2									
<b>Inning Stats</b>	R: 1 E: 0 K: 1 S: 6	H: 2 LOB: 0 BB: 0 P: 6	R: 0 E: 1 K: 0 S: 4	H: 2 LOB: 1 BB: 0 P: 4	R: 0 E: 0 K: 1 S: 5	H: 0 LOB: 0 BB: 0 P: 5	R: 0 E: 0 K: 1 S: 5	H: 0 LOB: 0 BB: 0 P: 3	R: 0 E: 0 K: 1 S: 5	H: 0 LOB: 0 BB: 0 P: 5	R: 1 E: 0 K: 1 S: 7	H: 2 LOB: 2 BB: 1 P: 11	R: 0 E: 0 K: 0 S: 3	H: 0 LOB: 0 BB: 0 P: 3	R: 0 E: 0 K: 0 S: 4	H: 1 LOB: 1 BB: 0 P: 4	1B: 4 2B: 3 3B: 0 HR: 0	SF: 0 SAC: 1 DP: 1 HBP: 0	WP: 0 PB: 0 SB: 0 CS: 1	PA: 33					
<b>PITCHER</b>	IP	WLS	BF	H	R	ER	SO	BB	IBB	HBP	BLK	WP	HR	S	P	ERA	WHIP								
<b>Turk Farrell, R</b> ERA: 3.15 (1, 1)	9.0	W	33	7	2	2	5	1	0	0	0	0	0	42	46	2.00	0.889								

Houston Colt 45's @ Philadelphia Phillies  
 Connie Mack Stadium, Philadelphia, PA  
 Sun May 05 1963, 3:38 AM EDT  
 Att: 11,185 - Unknown - 78 F

AB 31  
 R 2  
 H 7  
 RBI 2  
 BB 1  
 SO 5  
 LOB 9





Batter	1	2	3	4	5	6	7	8	9	AB	R	H	RBI	BB	SO	LOB	TOP										
Johnny Temple, R (1,4) Russ Kemmerer, R (8,1)	F9		F8			SH3-4 FC4-2 2B		1B 1B		4	1	2	0	0	0	0											
Bob Lillis, R (1,6) OBP: 0.296, SLG: 0.289	BLK 2B			F8		SH3-4		1B 1B		3	0	2	1	0	0	0											
Al Spangler, L (1,7) OBP: 0.303, SLG: 0.300	F8			E 2B BB		FC4-2		P6		3	1	0	0	1	0	4											
Rusty Staub, L (1,3)	4-3			P2		3-1		1B		4	0	1	1	0	0	3											
Bob Aspromonte, R (1,5) OBP: 0.276, SLG: 0.300		F9					6-3	K		4	0	1	1	0	1	2											
Howie Goss, R (1,8) OBP: 0.293, SLG: 0.417				2H 2B					K	4	0	2	0	0	2	1											
Carl Warwick, R (1,9) OBP: 0.360, SLG: 0.349		G6-4-3 1B					G6-4-3 1B		K	4	0	0	0	0	0	2											
Jim Campbell, R (1,2) OBP: 0.217, SLG: 0.233			K					1B 1B	FC6-4 1B	4	1	2	0	0	1	0											
Don Nottebart, R (1,1) Pete Runnels, L (8,PH) J C Hartman, R (8,6)			5-3					K	FC6-4 1-2	2	0	0	0	0	0	0											
										1	0	0	0	0	1	1											
										1	0	0	0	0	0	1											
<b>Inning Stats</b>	R: 0 E: 0 K: 0 S: 4	H: 1 LOB: 1 BB: 0 P: 4	R: 0 E: 0 K: 0 S: 3	H: 1 LOB: 0 BB: 0 P: 3	R: 0 E: 0 K: 1 S: 5	H: 0 LOB: 0 BB: 0 P: 5	R: 1 E: 1 K: 1 S: 6	H: 1 LOB: 1 BB: 1 P: 10	R: 0 E: 0 K: 0 S: 3	H: 0 LOB: 1 BB: 0 P: 3	R: 0 E: 0 K: 0 S: 4	H: 1 LOB: 1 BB: 0 P: 4	R: 0 E: 0 K: 0 S: 3	H: 1 LOB: 0 BB: 0 P: 3	R: 2 E: 0 K: 2 S: 11	H: 4 LOB: 2 BB: 0 P: 11	R: 0 E: 0 K: 1 S: 6	H: 1 LOB: 1 BB: 0 P: 6	1B: 7 2B: 3 3B: 0 HR: 0	SF: 0 SAC: 1 DP: 2 HBP: 0	WP: 0 PA: 36 PB: 0 SB: 0 CS: 0						
<b>PITCHER</b>	IP	WLS	BF	H	R	ER	SO	BB	IBB	HBP	BLK	WP	HR	S	P	ERA	WHIP										
Bob Purkey, R (1,1) ERA: 3.79	5.1		20	4	1	0	2	1	0	0	1	0	0	23	27	0.00	0.938										
Bill Henry, L (6,1) ERA: 5.4	0.2		2	0	0	0	0	0	0	0	0	0	0	2	2	0.00	0.000										
Joey Jay, R (7,1) ERA: 3.75	3.0	L	14	6	2	2	3	0	0	0	0	0	0	20	20	6.00	2.000										

Houston Colt 45's @ Cincinnati Reds  
Crosley Field, Cincinnati, OH  
Tue May 07 1963, 7:05 PM EDT  
Att: 5,714 - Unknown - 72 F

AB	34
R	3
H	10
RBI	3
BB	1
SO	5
LOB	14



Batter	1	2	3	4	5	6	7	8	9	AB	R	H	RBI	BB	SO	LOB	BOTTOM											
Leo Cardenas, R (1,6) OBP: 0.283, SLG: 0.458	6-3		6-3			1-3 2H 2B			6-3	5	0	1	1	0	0	1												
Pete Rose, S (1,4)	K			F8	4-3			FC6-4 1B		4	0	1	0	0	1	2												
Vada Pinson, L (1,9) OBP: 0.258, SLG: 0.333	S 1B			6-3		F9		K		4	0	1	0	0	1	2												
Frank Robinson, R (1,7) OBP: 0.347, SLG: 0.440	4-3			F7		F7		FC6-4 1-2		4	0	0	0	0	0	3												
Gordy Coleman, L (1,3) OBP: 0.267, SLG: 0.422		F8				HR 2B		P6		4	1	2	1	0	0	0												
Johnny Edwards, L (1,2) OBP: 0.418, SLG: 0.486		L8			2B 2B			4-3		3	1	1	0	1	0	0												
Gene Freese, R (1,5) OBP: 0.236, SLG: 0.245										2	0	0	0	1	1	1												
Jerry Lynch, L (6,PH) OBP: 0.250, SLG: 0.727										1	0	0	0	0	0	0												
Eddie Kasko, R (9,5) OBP: 0.324, SLG: 0.233										0	0	0	0	0	0	0												
Tommy Harper, R (1,8) OBP: 0.352, SLG: 0.222										3	0	0	0	0	2	4												
Jesse Gonder, L (9,PH) OBP: 0.143, SLG: 0.571			K							1	0	0	0	0	1	0												
Bob Purkey, R (1,1)										1	0	0	0	1	0	0												
Bill Henry, L (6,1)										0	0	0	0	0	0	0												
Joey Jay, S (7,1) OBP: 0.222, SLG: 0.222										1	0	1	0	0	0	0												
Marty Keough, L (9,PH) OBP: 0.212, SLG: 0.207										1	0	0	0	0	1	0												
<b>Inning Stats</b>	R: 0 E: 0 K: 1 S: 6	H: 1 LOB: 1 BB: 0 P: 6	R: 0 E: 0 K: 0 S: 3	H: 0 LOB: 0 BB: 0 P: 3	R: 0 E: 0 K: 1 S: 5	H: 0 LOB: 0 BB: 0 P: 5	R: 0 E: 0 K: 0 S: 3	H: 0 LOB: 0 BB: 0 P: 3	R: 2 E: 0 K: 1 S: 8	H: 3 LOB: 2 BB: 1 P: 12	R: 0 E: 0 K: 1 S: 6	H: 1 LOB: 3 BB: 2 P: 14	R: 0 E: 0 K: 1 S: 7	H: 2 LOB: 2 BB: 0 P: 7	R: 0 E: 0 K: 0 S: 3	H: 0 LOB: 0 BB: 0 P: 3	R: 0 E: 0 K: 2 S: 7	H: 0 LOB: 0 BB: 0 P: 7	1B: 3 2B: 3 3B: 0 HR: 1	SF: 0 SAC: 0 DP: 0 HBP: 0	WP: 0 PA: 37 PB: 0 SB: 1 CS: 0							
<b>PITCHER</b>	IP	WLS	BF	H	R	ER	SO	BB	IBB	HBP	BLK	WP	HR	S	P	ERA	WHIP											
Don Nottebart, R (1,1) ERA: 3.79	7.0		31	7	2	2	5	3	0	0	0	0	0	1	38	50	2.57	1.429										
Russ Kemmerer, R (8,1) ERA: 5.79	2.0	S	6	0	0	0	2	0	0	0	0	0	0	10	10	0.00	0.000											

Houston Colt 45's @ Cincinnati Reds  
Crosley Field, Cincinnati, OH  
Tue May 07 1963, 7:05 PM EDT  
Att: 5,714 - Unknown - 72 F

AB	34
R	2
H	7
RBI	2
BB	3
SO	7
LOB	13







Batter	1	2	3	4	5	6	7	8	9	AB	R	H	RBI	BB	SO	LOB	TOP					
Johnny Temple, R (1,4) OBP: 0.349, SLG: 0.329	5-3		6-3			FC6-4 1B		5-3		4	0	0	0	0	0	1	Houston Colt 45's @ Cincinnati Reds Crosley Field, Cincinnati, OH Wed May 08 1963, 7:05 PM EDT Att: 5,002 - Unknown - 81 F					
J C Hartman, R (1,6) OBP: 0.192, SLG: 0.188	F8			E4 G4-6-3		1B		L6		4	0	1	0	0	0	0						
Al Spangler, L (1,7) OBP: 0.286, SLG: 0.281	K			L3		P5			G3	4	0	0	0	0	1	3						
Rusty Staub, L (1,3) OBP: 0.356, SLG: 0.351		1B SF8 BB		G4-6-3		G3			K	3	1	0	0	1	1	3						
Bob Aspromonte, R (1,5) OBP: 0.265, SLG: 0.287	F8				P6			E6 1B		4	1	0	0	0	0	1						
Howie Gross, R (1,8) OBP: 0.304, SLG: 0.424					5-3			1B CS 1B		3	0	2	0	0	0	0						
Carl Warwick, R (1,9) OBP: 0.372, SLG: 0.385						1B 2B		1B 1-3 2-H		2	0	2	2	0	0	0						
Jim Campbell, R (1,2) OBP: 0.224, SLG: 0.239		CS	F2			1B		K		3	0	1	0	0	1	1						
Bob Bruce, R (1,1) OBP: 0.167, SLG: 0.091 (7, PH)			K						F8	2	0	1	0	0	1	0						
John Bateman, R (7, PH) OBP: 0.224, SLG: 0.298						FC6-4 1B		CS		0	0	0	0	0	0	0						
Hal Woodeshick, R (7, 1) OBP: 0.277, SLG: 0.295										0	0	0	0	0	0	0						
Carroll Hardy, R (8, PH) OBP: 0.277, SLG: 0.295										1	0	0	0	0	0	0						
Don McMahon, R (8, 1)										0	0	0	0	0	0	0						
<b>Inning Stats</b>	R: 0 E: 0 K: 1 S: 5	H: 0 LOB: 0 BB: 0 P: 5	R: 1 E: 0 K: 0 S: 3	H: 1 LOB: 0 BB: 1 P: 7	R: 0 E: 0 K: 1 S: 5	H: 0 LOB: 0 BB: 0 P: 5	R: 0 E: 1 K: 0 S: 3	H: 0 LOB: 0 BB: 0 P: 3	R: 0 E: 0 K: 0 S: 4	H: 2 LOB: 2 BB: 0 P: 4	R: 0 E: 0 K: 0 S: 5	H: 2 LOB: 2 BB: 0 P: 5	R: 1 E: 1 K: 1 S: 6	H: 2 LOB: 0 BB: 0 P: 6	R: 0 E: 0 K: 0 S: 3	H: 0 LOB: 0 BB: 0 P: 3	R: 0 E: 0 K: 1 S: 5	H: 0 LOB: 0 BB: 0 P: 5	1B: 6 2B: 1 3B: 0 HR: 0	SF: 1 SAC: 0 DP: 1 HBP: 0	WP: 0 PB: 0 SB: 0 CS: 2	PA: 34
<b>PITCHER</b> Joe Nuxhall, L (1,1) ERA: 1.46	IP: 9.0 WLS: W BF: 32 H: 7 R: 2 ER: 1 SO: 4 BB: 1 IBB: 0 HBP: 0 BLK: 0 WP: 0 HR: 0 S: 39 P: 43 ERA: 1.00 WHIP: 0.889															<b>PITCHER</b>						

Batter	1	2	3	4	5	6	7	8	9	AB	R	H	RBI	BB	SO	LOB	BOTTOM			
Leo Cardenas, R (1,6) OBP: 0.291, SLG: 0.480	SF7 3B		K					F8		4	1	2	0	0	1	0	Houston Colt 45's @ Cincinnati Reds Crosley Field, Cincinnati, OH Wed May 08 1963, 7:05 PM EDT Att: 5,002 - Unknown - 81 F			
Pete Rose, S (1,4) OBP: 0.366, SLG: 0.373	SF7			K	CS	4-3		FC5-4 1B		3	0	1	1	0	1	0				
Vada Pinson, L (1,9) OBP: 0.248, SLG: 0.319	6-3			1-3		K		FC5-4 E S		4	0	0	0	0	1	1				
Frank Robinson, R (1,7) OBP: 0.343, SLG: 0.432	F7			1B 1B		K		1-3		4	1	1	0	0	1	1				
Gordy Coleman, L (1,3) OBP: 0.269, SLG: 0.419		4-3		S 1B		K				3	1	1	0	0	1	0				
Johnny Edwards, L (1,2) OBP: 0.427, SLG: 0.506	F8			1B		BLK		2B		3	0	2	2	0	0	0				
Gene Freese, R (1,5) OBP: 0.224, SLG: 0.231	K			1B		6-3				3	0	0	0	0	2	2				
Tommy Harper, R (1,8) OBP: 0.351, SLG: 0.213			5-3		L7					2	0	0	0	1	0	0				
Joe Nuxhall, L (1,1) OBP: 0.100, SLG: 0.100			K		K			1-3		3	0	0	0	0	2	2				
<b>Inning Stats</b>	R: 1 E: 0 K: 0 S: 4	H: 1 LOB: 0 BB: 0 P: 4	R: 0 E: 0 K: 1 S: 5	H: 0 LOB: 0 BB: 0 P: 5	R: 0 E: 0 K: 2 S: 7	H: 0 LOB: 0 BB: 0 P: 7	R: 2 E: 0 K: 2 S: 10	H: 3 LOB: 1 BB: 0 P: 10	R: 0 E: 0 K: 1 S: 5	H: 1 LOB: 0 BB: 0 P: 5	R: 0 E: 0 K: 2 S: 7	H: 0 LOB: 0 BB: 0 P: 7	R: 0 E: 0 K: 1 S: 6	H: 1 LOB: 2 BB: 1 P: 10	R: 0 E: 0 K: 0 S: 4	H: 1 LOB: 1 BB: 0 P: 4		1B: 5 2B: 1 3B: 1 HR: 0	SF: 1 SAC: 0 DP: 0 HBP: 0	WP: 0 PB: 0 SB: 2 CS: 1
<b>PITCHER</b> Bob Bruce, R (1,1) ERA: 5.12	IP: 6.0 WLS: L BF: 22 H: 5 R: 3 ER: 3 SO: 8 BB: 5 IBB: 3 HBP: 3 BLK: 8 WP: 0 HR: 0 S: 38 P: 38 ERA: 4.50 WHIP: 0.833															<b>PITCHER</b>				
Hal Woodeshick, L (7, 1) ERA: 1.94	IP: 1.0 WLS: 5 BF: 1 H: 0 R: 0 ER: 0 SO: 1 BB: 0 IBB: 0 HBP: 0 BLK: 1 WP: 0 HR: 0 S: 6 P: 10 ERA: 0.00 WHIP: 1.000															<b>PITCHER</b>				
Don McMahon, R (8, 1) ERA: 5.68	IP: 1.0 WLS: 4 BF: 1 H: 0 R: 0 ER: 0 SO: 0 BB: 0 IBB: 0 HBP: 0 BLK: 0 WP: 0 HR: 0 S: 4 P: 4 ERA: 0.00 WHIP: 1.000															<b>PITCHER</b>				

AB 30  
 R 2  
 H 7  
 RBI 2  
 BB 1  
 SO 4  
 LOB 9



AB 29  
 R 3  
 H 7  
 RBI 3  
 BB 1  
 SO 9  
 LOB 6





Batter	1	2	3	4	5	6	7	8	9	AB	R	H	RBI	BB	SO	LOB	TOP						
Johnny Temple, R OBP: 0.341, SLG: 0.313	L8		4-3			FC5-4		2B 1B BB	FC6-4	4	1	0	0	1	0	3							
Al Spangler, L OBP: 0.286, SLG: 0.284 Jim Umbricht, R	F7			1-3				1B 1B 2B		3	0	1	0	0	0	0							
Brock Davis, L OBP: 0.333, SLG: 0.286								1B 1B 2B		0	0	0	0	0	0	0							
Carl Warwick, R OBP: 0.366, SLG: 0.377	4-3			F7		L1		1B		4	0	1	1	0	0	2							
Rusty Staub, L OBP: 0.352, SLG: 0.346		4-3		P5			1-3	1B		4	0	1	1	0	0	0							
Bob Aspromonte, R OBP: 0.264, SLG: 0.278		F9			E4			F9		3	0	0	0	1	0	2							
Howie Goss, R OBP: 0.295, SLG: 0.412 Chris Zachary, L		F2			P4		K	K		3	0	0	0	0	1	2							
J C Hartman, R OBP: 0.189, SLG: 0.194				G4-6-3			FC5-4		1-3	4	0	1	0	0	0	2							
Jim Campbell, R OBP: 0.216, SLG: 0.229 John Bateman, R OBP: 0.235, SLG: 0.367			K			F9		HR	F7	2	0	0	0	0	1	1							
Ken Johnson, R OBP: 0.083, SLG: 0.083 Russ Kemmerer, R			K							2	1	1	1	0	0	0							
Pete Runnels, L OBP: 0.267, SLG: 0.244			K				FC5-4		4-3	1	0	0	0	0	1	1							
									FC6-4	2	0	1	0	1	0	0							
<b>Inning Stats</b>	R: 0 E: 0 K: 0 S: 3	H: 0 LOB: 0 BB: 0 P: 3	R: 0 E: 0 K: 0 S: 3	H: 0 LOB: 0 BB: 0 P: 3	R: 0 E: 0 K: 2 S: 8	H: 1 LOB: 1 BB: 0 P: 8	R: 0 E: 0 K: 0 S: 3	H: 0 LOB: 0 BB: 0 P: 3	R: 0 E: 1 K: 0 S: 4	H: 1 LOB: 2 BB: 1 P: 8	R: 0 E: 0 K: 1 S: 5	H: 0 LOB: 1 BB: 1 P: 9	R: 3 E: 0 K: 1 S: 9	H: 4 LOB: 2 BB: 1 P: 13	R: 0 E: 0 K: 0 S: 4	H: 1 LOB: 1 BB: 0 P: 4	1B: 5 2B: 1 3B: 0 HR: 1	SF: 0 SAC: 0 DP: 1 HBP: 0	WP: 0 PA: 37 PB: 0 SB: 1 CS: 0				
<b>PITCHER</b> Jim Maloney, R ERA: 2.49	IP: 9.0 WLS: W BF: 37 H: 7 R: 3 ER: 3 SO: 4 BB: 3 IBB: 0 HBP: 0 BLK: 0 WP: 0 HR: 1 S: 42 P: 54 ERA: 3.00 WHIP: 1.111											<b>PITCHER</b>	IP: 9.0 WLS: W BF: 37 H: 7 R: 3 ER: 3 SO: 4 BB: 3 IBB: 0 HBP: 0 BLK: 0 WP: 0 HR: 1 S: 42 P: 54 ERA: 3.00 WHIP: 1.111										

Houston Colt 45's @ Cincinnati Reds  
Crosley Field, Cincinnati, OH  
Thu May 09 1963, 7:05 PM EDT  
Att: 5,870 - Unknown - 83 F

AB	34
R	3
H	7
RBI	3
BB	3
SO	4
LOB	15



Batter	1	2	3	4	5	6	7	8	9	AB	R	H	RBI	BB	SO	LOB	BOTTOM						
Eddie Kasko, R OBP: 0.385, SLG: 0.294	FC4-6		2B			2B		6-3		4	2	3	0	1	0	0							
Pete Rose, S OBP: 0.382, SLG: 0.403	FC4-6		2B	SF7		1B		1B		3	3	2	1	1	0	1							
Vada Pinson, L OBP: 0.264, SLG: 0.343	4-3		2B	1-3		HR		1B		5	3	3	4	0	0	2							
Frank Robinson, R OBP: 0.375, SLG: 0.538			G3			HR		1B		5	3	5	7	0	0	0							
Gordy Coleman, L OBP: 0.265, SLG: 0.407	F7		G3			F7		F9		5	0	1	0	0	0	3							
Johnny Edwards, L OBP: 0.404, SLG: 0.476		P6	G3			G3		K		5	0	0	1	0	1	2							
Leo Cardenas, R OBP: 0.280, SLG: 0.462		6-3	5-3			6-3		K		4	0	0	0	0	1	2							
Tommy Harper, R OBP: 0.344, SLG: 0.216		K				F3		F8		4	1	1	0	0	1	1							
Jim Maloney, L OBP: 0.167, SLG: 0.118			BB	SH3-4		F7		F9		2	1	0	0	1	0	0							
<b>Inning Stats</b>	R: 0 E: 0 K: 0 S: 5	H: 2 LOB: 2 BB: 0 P: 5	R: 0 E: 0 K: 1 S: 5	H: 0 LOB: 0 BB: 0 P: 5	R: 4 E: 0 K: 0 S: 6	H: 3 LOB: 1 BB: 2 P: 14	R: 1 E: 0 K: 0 S: 5	H: 2 LOB: 1 BB: 0 P: 5	R: 1 E: 0 K: 0 S: 5	H: 2 LOB: 1 BB: 0 P: 5	R: 4 E: 0 K: 0 S: 6	H: 3 LOB: 0 BB: 1 P: 10	R: 0 E: 0 K: 1 S: 5	H: 0 LOB: 0 BB: 0 P: 5	R: 3 E: 0 K: 1 S: 8	H: 3 LOB: 0 BB: 0 P: 8	1B: 10 2B: 3 3B: 0 HR: 2	SF: 1 SAC: 1 DP: 0 HBP: 0	WP: 0 PA: 42 PB: 1 SB: 0 CS: 0				
<b>PITCHER</b> Ken Johnson, R ERA: 3.35 Russ Kemmerer, R ERA: 5.29 Jim Umbricht, R ERA: 36.0 Chris Zachary, R ERA: 9.0	IP: 2.0 WLS: L BF: 13 H: 5 R: 4 ER: 4 SO: 1 BB: 2 IBB: 0 HBP: 0 BLK: 0 WP: 0 HR: 0 S: 13 P: 21 ERA: 18.00 WHIP: 3.500											<b>PITCHER</b>	IP: 2.0 WLS: L BF: 13 H: 5 R: 4 ER: 4 SO: 1 BB: 2 IBB: 0 HBP: 0 BLK: 0 WP: 0 HR: 0 S: 13 P: 21 ERA: 18.00 WHIP: 3.500										

Houston Colt 45's @ Cincinnati Reds  
Crosley Field, Cincinnati, OH  
Thu May 09 1963, 7:05 PM EDT  
Att: 5,870 - Unknown - 83 F

AB	37
R	13
H	15
RBI	13
BB	3
SO	3
LOB	11





Batter	1	2	3	4	5	6	7	8	9	AB	R	H	RBI	BB	SO	LOB	TOP
<b>Lou Brock, L</b> OBP: 0.336, SLG: 0.380 (1,9)	0-0 1-3			0-0 5-3			0-0 3B 1B		0-3 K	4	1	1	0	0	1	0	<b>Chicago Cubs @ Houston Colt 45's</b> Colt Stadium, Houston, TX Fri May 10 1963, 8:05 PM EDT Att. 7,238 - Unknown - 78 F
<b>Ken Hubbs, R</b> OBP: 0.286, SLG: 0.405 (1,4)	0-0 5-3			0-0 F7			0-3 K		0-0 F8	4	0	0	0	0	1	1	
<b>Billy Williams, L</b> OBP: 0.339, SLG: 0.402 (1,7)	0-3 K			0-3 K			0-0 1-H 3B			3	0	1	1	0	2	0	
<b>Ron Santo, R</b> OBP: 0.316, SLG: 0.486 (1,5)		0-0 L8			0-3 K				0-3 K	3	0	0	0	0	2	1	
<b>14 Ernie Banks, R</b> OBP: 0.278, SLG: 0.438 (1,3)		0-0 6-3			0-3 K				0-0 6-3	3	0	0	0	0	1	1	
<b>Andre Rodgers, R</b> OBP: 0.296, SLG: 0.248 (1,6)		0-3 K			0-3 K					3	0	0	0	0	3	0	
<b>Nelson Mathews, R</b> OBP: 0.271, SLG: 0.340 (1,8)			0-0 2-3			0-0 2-3			0-3 K	3	0	0	0	0	1	0	
<b>Jimmie Schaffer, R</b> OBP: 0.296, SLG: 0.417 (1,2)			0-0 P6			0-0 P4			0-0 5-3	2	0	0	0	0	0	0	
<b>Bob Will, L</b> OBP: 0.182, SLG: 0.182 (8, PH)			0-3 K			0-3 K				1	0	0	0	0	0	0	
<b>Dick Bertell, R</b> OBP: 0.294, SLG: 0.273 (8,2)										0	0	0	0	0	0	0	
<b>Glen Hobbie, R</b> OBP: 0.083, SLG: 0.083 (1,1)			0-3 K			0-3 K			0-0 F7	2	0	0	0	0	2	0	
<b>Don Landrum, L</b> OBP: 0.281, SLG: 0.231 (9, PH)										1	0	0	0	0	0	0	
<b>Inning Stats</b>	R: 0 E: 0 K: 1 S: 5	H: 0 LOB: 0 BB: 0 P: 5	R: 0 E: 0 K: 1 S: 5	H: 0 LOB: 0 BB: 0 P: 5	R: 0 E: 0 K: 1 S: 5	H: 0 LOB: 0 BB: 0 P: 5	R: 0 E: 0 K: 3 S: 9	H: 0 LOB: 0 BB: 0 P: 9	R: 1 E: 0 K: 2 S: 9	H: 2 LOB: 1 BB: 0 P: 9	R: 0 E: 0 K: 2 S: 7	H: 0 LOB: 0 BB: 0 P: 7	R: 0 E: 0 K: 1 S: 5	H: 0 LOB: 0 BB: 0 P: 5	1B: 1 2B: 0 3B: 1 HR: 0	SF: 0 SAC: 0 DP: 0 HBP: 0	WP: 0 PA: 29 PB: 0 SB: 0 CS: 0
<b>PITCHER</b> <b>Turk Farrell, R</b> ERA: 2.76 (1,1)	IP: 9.0 WLS: W BF: 29 H: 2 R: 1 ER: 1 SO: 13 BB: 0 IBB: 0 HBP: 0 BLK: 0 WP: 0 HR: 0 S: 55 P: 55 ERA: 1.00 WHIP: 0.222																

AB	29
R	1
H	2
RBI	1
BB	0
SO	13
LOB	3



Batter	1	2	3	4	5	6	7	8	9	AB	R	H	RBI	BB	SO	LOB	BOTTOM
<b>Johnny Temple, R</b> OBP: 0.326, SLG: 0.298 (1,4)	0-0 5-3		0-0 6-3		0-0 F7		0-0 F9			4	0	0	0	0	0	2	<b>Chicago Cubs @ Houston Colt 45's</b> Colt Stadium, Houston, TX Fri May 10 1963, 8:05 PM EDT Att. 7,238 - Unknown - 78 F
<b>Al Spangler, L</b> OBP: 0.299, SLG: 0.296 (1,7)	0-3 K			0-0 1B WP 1B	0-0 F9			0-0 4-3 1B		4	2	2	0	0	1	1	
<b>Pete Runnels, L</b> OBP: 0.267, SLG: 0.244 (1,3)	0-0 F8			0-0 1B FC4-6 1B		0-0 6-3		0-0 4-3 1B		4	1	1	0	0	0	1	
<b>Rusty Staub, L</b> OBP: 0.368, SLG: 0.366 (1,9)		0-0 F8		0-0 FC4-6 1B	0-0 FC4-6 1B	0-0 G5-4-3 1B		0-0 FC5-4 1B		4	0	3	2	0	0	0	
<b>Bob Aspromonte, R</b> OBP: 0.255, SLG: 0.267 (1,5)		0-0 5-3		0-0 FC4-6 FC6 1-2 3-H	0-0 FC4-6 FC6 1-2 3-H	0-0 G5-4-3 1-2		0-0 FC5-4 1-2		4	0	0	1	0	0	3	
<b>Howie Goss, R</b> OBP: 0.393, SLG: 0.410 (1,8)		4-0 S BB		0-0 P6	0-0 P6		0-0 SH1-4 1B	0-0 5-3		3	1	1	0	1	0	2	
<b>J C Hartman, R</b> OBP: 0.179, SLG: 0.184 (1,6)		0-0 4-3		0-0 FC6 1-2	0-0 FC6 1-2		0-0 SH1-4 1-2			2	0	0	0	0	0	2	
<b>John Bateman, R</b> OBP: 0.241, SLG: 0.353 (1,2)			0-3 K		1-0 HBP		0-3 K			2	0	0	0	0	2	1	
<b>Turk Farrell, R</b> OBP: 0.200, SLG: 0.143 (1,1)			0-0 1-3		0-0 F2		0-0 2-H 1B			3	0	1	1	0	0	1	
<b>Inning Stats</b>	R: 0 E: 0 K: 1 S: 5	H: 0 LOB: 0 BB: 1 P: 7	R: 0 E: 0 K: 0 S: 3	H: 0 LOB: 0 BB: 1 P: 7	R: 2 E: 0 K: 0 S: 6	H: 3 LOB: 1 BB: 0 P: 6	R: 0 E: 0 K: 0 S: 3	H: 0 LOB: 0 BB: 0 P: 4	R: 0 E: 0 K: 0 S: 3	H: 1 LOB: 0 BB: 0 P: 3	R: 1 E: 0 K: 1 S: 7	H: 2 LOB: 1 BB: 0 P: 7	R: 1 E: 0 K: 0 S: 5	H: 2 LOB: 1 BB: 0 P: 5	1B: 8 2B: 0 3B: 0 HR: 0	SF: 0 SAC: 1 DP: 1 HBP: 1	
<b>PITCHER</b> <b>Glen Hobbie, R</b> ERA: 3.19 (1,1)	IP: 8.0 WLS: L BF: 33 H: 8 R: 4 ER: 4 SO: 3 BB: 1 IBB: 0 HBP: 1 BLK: 0 WP: 1 HR: 0 S: 37 P: 42 ERA: 4.50 WHIP: 1.125																

AB	30
R	4
H	8
RBI	4
BB	1
SO	3
LOB	13





Batter	1	2	3	4	5	6	7	8	9	AB	R	H	RBI	BB	SO	LOB	TOP															
Lou Brock, L (1, 9) OBP: 0.333, SLG: 0.393										4	1	1	0	0	3	2	<b>Chicago Cubs @ Houston Colt 45's</b> Colt Stadium, Houston, TX Sat May 11 1963, 8:05 PM EDT Unknown - 84 F															
Ken Hubbs, R (1, 4) OBP: 0.284, SLG: 0.398										4	1	1	1	0	1	2																
Billy Williams, L (1, 7) OBP: 0.344, SLG: 0.419										3	1	1	1	1	1	0																
Ron Santo, R (1, 5) OBP: 0.314, SLG: 0.482										3	0	1	1	0	0	1																
Steve Boros, R (1, 3)										4	0	0	0	0	0	2																
Andre Rodgers, R (1, 6) OBP: 0.303, SLG: 0.250										3	0	1	0	1	0	1																
Nelson Mathews, R (1, 8) 14 Ernie Banks, R (9, PH) OBP: 0.290, SLG: 0.345 OBP: 0.276, SLG: 0.434										2	0	1	0	1	0	0																
Dick Bertell, R (1, 2) OBP: 0.273, SLG: 0.250										4	0	0	0	0	0	4																
Cal Koonce, R (1, 1) OBP: 0.400, SLG: 0.250										0	0	0	0	0	0	0																
Paul Toth, R (2, 1)										2	0	0	0	0	1	0																
Barney Schultz, R (7, 1)										0	0	0	0	0	0	0																
<b>Inning Stats</b>	R: 3 E: 0 K: 0 S: 6	H: 3 LOB: 0 BB: 0 P: 6	R: 0 E: 1 K: 1 S: 7	H: 1 LOB: 2 BB: 0 P: 7	R: 0 E: 0 K: 0 S: 3	H: 0 LOB: 1 BB: 1 P: 7	R: 0 E: 0 K: 1 S: 5	H: 0 LOB: 0 BB: 0 P: 5	R: 0 E: 0 K: 2 S: 7	H: 0 LOB: 2 BB: 2 P: 11	R: 0 E: 0 K: 0 S: 3	H: 1 LOB: 0 BB: 0 P: 3	R: 0 E: 0 K: 0 S: 3	H: 1 LOB: 0 BB: 0 P: 3	1B: 4 2B: 0 3B: 2 HR: 0	SF: 1 SAC: 1 DP: 2 HBP: 0	WP: 1 PB: 1 SB: 1 CS: 0	PA: 35														
<b>PITCHER</b>	IP WLS BF H R ER SO BB IBB HBP BLK WP HR S P ERA WHIP																															
Hal Brown, R (1, 1) ERA: 6.17	1.1	9	4	3	3	0	0	0	0	0	0	9	9	20.25	3.000																	
Hal Woodeshick, L (2, 1) ERA: 1.21	7.2	W	26	2	0	0	6	3	0	0	0	1	0	35	47	0.00	0.652															

AB 30  
R 3  
H 6  
RBI 3  
BB 3  
SO 6  
LOB 13



Batter	1	2	3	4	5	6	7	8	9	AB	R	H	RBI	BB	SO	LOB	BOTTOM															
Johnny Temple, R (1, 4) OBP: 0.344, SLG: 0.330										4	1	3	1	0	1	0	<b>Chicago Cubs @ Houston Colt 45's</b> Colt Stadium, Houston, TX Sat May 11 1963, 8:05 PM EDT Unknown - 84 F															
Bob Lillis, R (7, FR) OBP: 0.296, SLG: 0.289										0	1	0	0	0	0	0																
Al Spangler, L (1, 7) OBP: 0.296, SLG: 0.297										3	0	1	1	0	0	2																
Pete Runnels, L (1, 3) OBP: 0.280, SLG: 0.259										3	0	2	1	0	1	0																
Rusty Staub, L (1, 9) OBP: 0.354, SLG: 0.349										4	0	0	1	0	2	4																
Bob Aspromonte, R (1, 5) OBP: 0.263, SLG: 0.269										3	0	1	0	1	2	1																
Howie Goss, R (1, 8) OBP: 0.301, SLG: 0.404										4	1	1	0	0	1	3																
J C Hartman, R (1, 6) OBP: 0.190, SLG: 0.175										2	0	0	0	1	1	3																
John Bateman, R (1, 2) OBP: 0.241, SLG: 0.364										4	1	1	1	0	0	1																
Hal Brown, R (1, 1)										0	0	0	0	0	0	0																
Hal Woodeshick, R (2, 1) OBP: 0.500, SLG: 0.500										3	1	2	0	0	0	0																
<b>Inning Stats</b>	R: 1 E: 0 K: 1 S: 7	H: 2 LOB: 1 BB: 0 P: 7	R: 2 E: 0 K: 0 S: 6	H: 4 LOB: 1 BB: 0 P: 6	R: 0 E: 0 K: 1 S: 6	H: 1 LOB: 2 BB: 1 P: 10	R: 0 E: 0 K: 1 S: 5	H: 0 LOB: 0 BB: 0 P: 5	R: 0 E: 0 K: 2 S: 7	H: 0 LOB: 0 BB: 0 P: 7	R: 0 E: 0 K: 1 S: 4	H: 0 LOB: 1 BB: 1 P: 8	R: 2 E: 0 K: 1 S: 8	H: 3 LOB: 1 BB: 0 P: 8	R: 0 E: 0 K: 1 S: 6	H: 1 LOB: 1 BB: 0 P: 6	1B: 9 2B: 2 3B: 0 HR: 0	SF: 1 SAC: 2 DP: 1 HBP: 0	WP: 0 PB: 0 SB: 1 CS: 0	PA: 36												
<b>PITCHER</b>	IP WLS BF H R ER SO BB IBB HBP BLK WP HR S P ERA WHIP																															
Cal Koonce, R (1, 1) ERA: 6.19	1.1	L	21	5	2	2	5	2	0	0	0	0	0	29	37	3.38	1.312															
Paul Toth, R (2, 1) ERA: 3.15	5.1																															
Barney Schultz, R (7, 1) ERA: 2.16	1.1																															

AB 30  
R 5  
H 11  
RBI 5  
BB 2  
SO 8  
LOB 14





Batter	1	2	3	4	5	6	7	8	9	AB	R	H	RBI	BB	SO	LOB	TOP										
<b>Lou Brock, L</b> OBP: 0.323, SLG: 0.379 (1, 9)										4	0	0	0	0	0	2	<b>Chicago Cubs @ Houston Colt 45's</b> Colt Stadium, Houston, TX Sat May 11 1963, 8:05 PM EDT Att: 11,224 - Unknown - 73 F										
<b>Ken Hubbs, R</b> OBP: 0.293, SLG: 0.402 (1, 4)										4	0	2	0	0	0	0											
<b>Billy Williams, L</b> OBP: 0.349, SLG: 0.417 (1, 7)										3	0	1	0	0	0	1											
<b>Ron Santo, R</b> OBP: 0.312, SLG: 0.470 (1, 5)										3	0	0	0	1	2	3											
<b>14 Ernie Banks, R</b> OBP: 0.277, SLG: 0.431 (1, 3)										3	0	1	0	0	1	2											
<b>Andre Rodgers, R</b> OBP: 0.305, SLG: 0.245 (1, 6)										2	0	0	0	2	1	2											
<b>Don Landrum, L</b> OBP: 0.267, SLG: 0.218 (1, 8)										3	0	0	0	0	1	3											
<b>Jimmie Schaffer, R</b> OBP: 0.267, SLG: 0.370 (1, 2)										3	0	0	0	0	0	2											
<b>Larry Jackson, R</b> OBP: 0.190, SLG: 0.200 (1, 1)										1	0	0	0	1	1	0											
<b>Bob Will, L</b> OBP: 0.167, SLG: 0.167 (8, PH)										1	0	0	0	0	0	0											
<b>Don Elston, R</b> (8, 1)										0	0	0	0	0	0	0											
<b>Inning Stats</b>	R: 0 E: 0 K: 0 S: 3	H: 0 LOB: 0 BB: 0 P: 3	R: 0 E: 0 K: 3 S: 10	H: 1 LOB: 1 BB: 0 P: 10	R: 0 E: 0 K: 1 S: 5	H: 0 LOB: 0 BB: 0 P: 5	R: 0 E: 0 K: 1 S: 6	H: 2 LOB: 1 BB: 0 P: 6	R: 0 E: 0 K: 0 S: 3	H: 0 LOB: 1 BB: 2 P: 11	R: 0 E: 0 K: 0 S: 2	H: 0 LOB: 0 BB: 1 P: 6	R: 0 E: 0 K: 0 S: 4	H: 1 LOB: 1 BB: 0 P: 4	R: 0 E: 0 K: 0 S: 3	H: 0 LOB: 1 BB: 1 P: 7	1B: 4 2B: 0 3B: 0 HR: 0	SF: 0 SAC: 2 DP: 1 HBP: 1	WP: 0 PB: 0 SB: 1 CS: 1	PA: 34							
<b>PITCHER</b>	IP	WLS	BF	H	R	ER	SO	BB	IBB	HBP	BLK	WP	HR	S	P	ERA	WHIP										
<b>Dick Drott, R</b> ERA: 0.69 (1, 1)	8.0	W	31	4	0	0	6	4	0	1	0	0	0	38	55	0.00	1.000										
<b>Ken Johnson, R</b> ERA: 3.25 (9, 1)	1.0	S	3	0	0	0	0	0	0	0	0	0	0	3	3	0.00	0.000										

AB	27
R	0
H	4
RBI	0
BB	4
SO	6
LOB	15

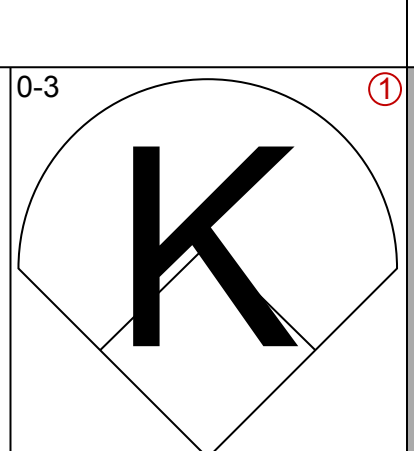
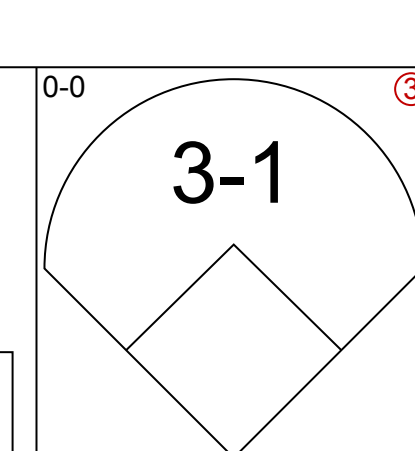
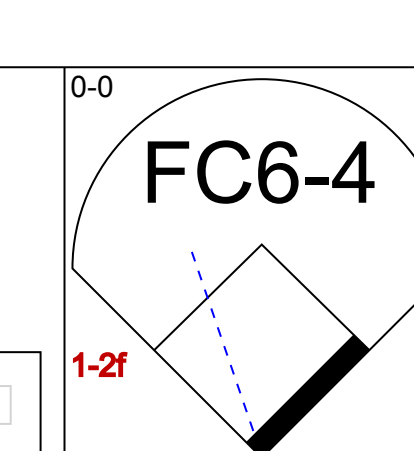
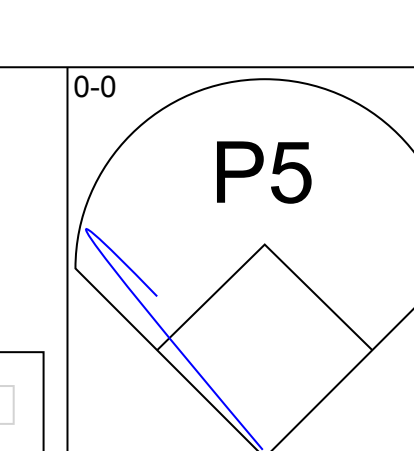
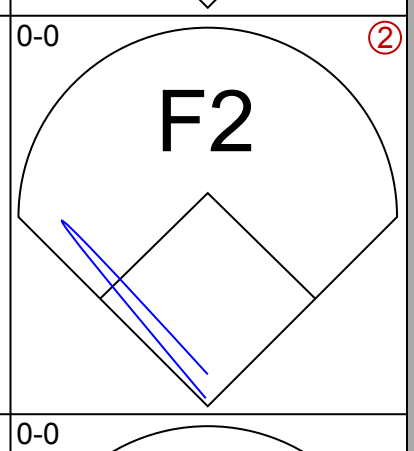
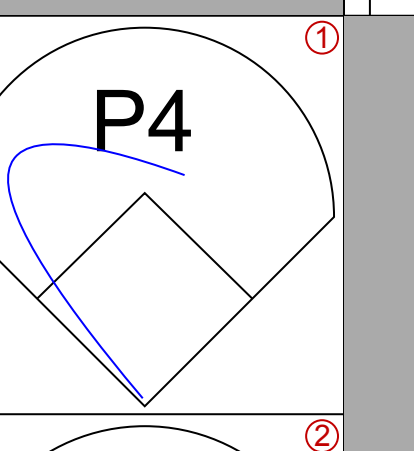
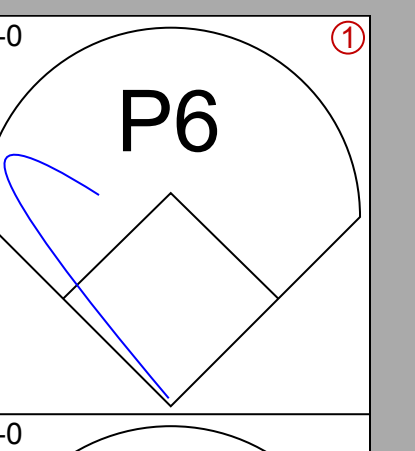
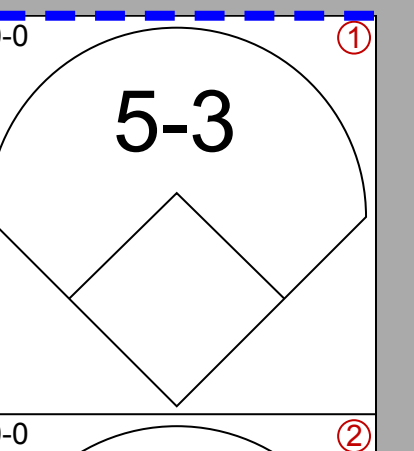
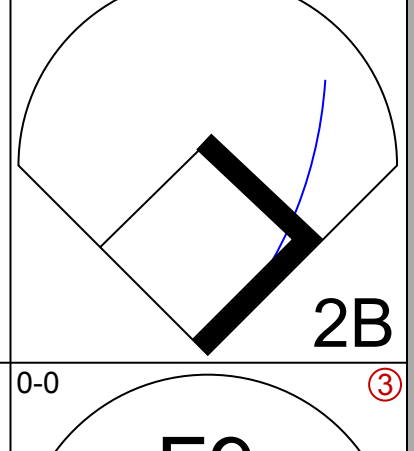
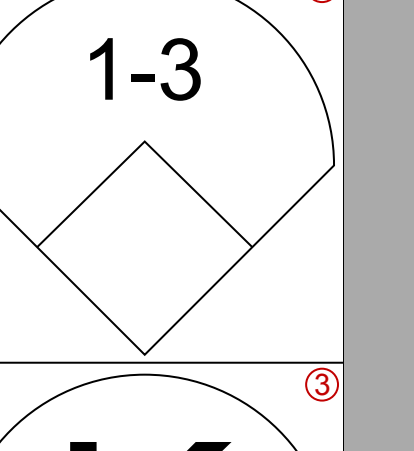
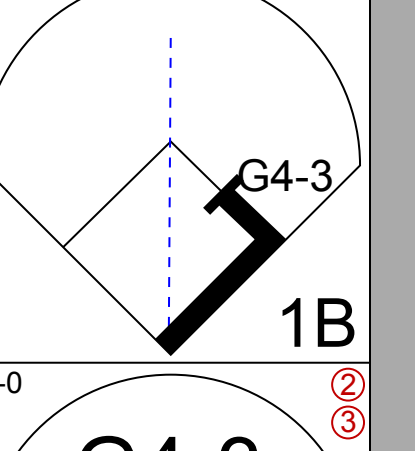

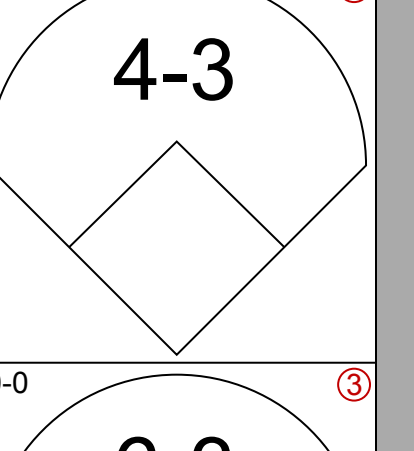
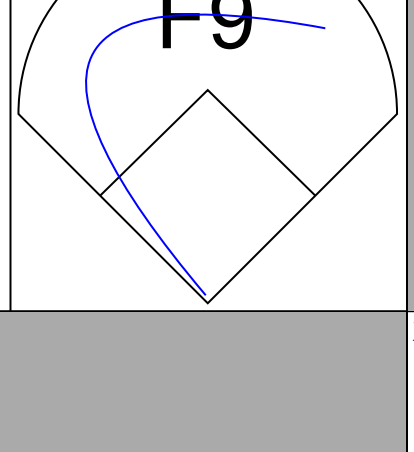
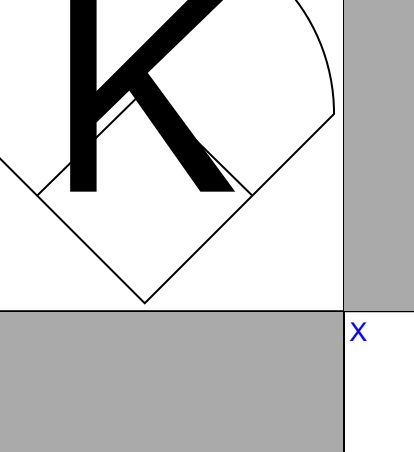
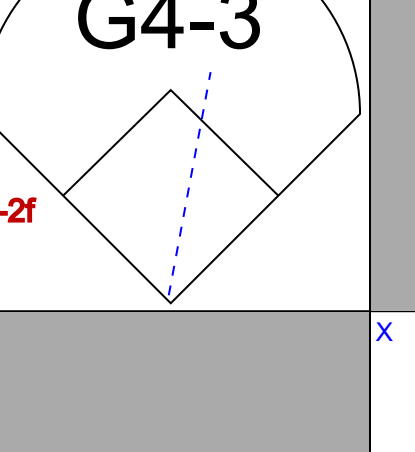
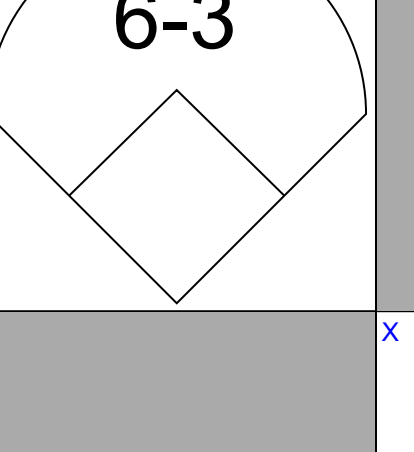
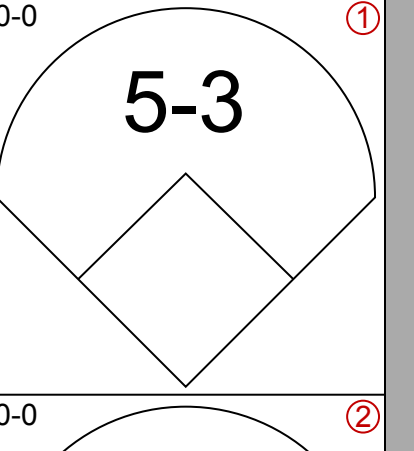
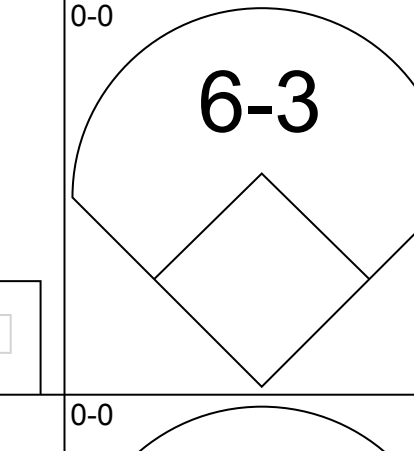
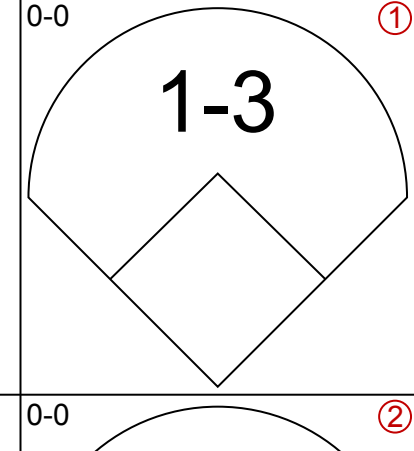
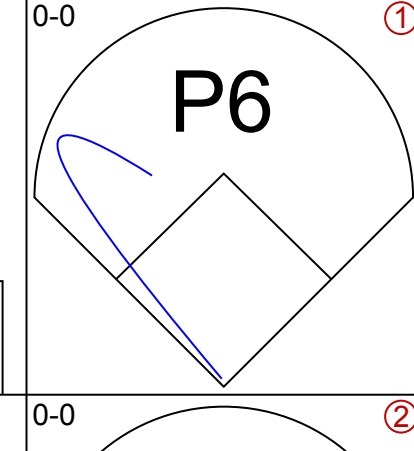
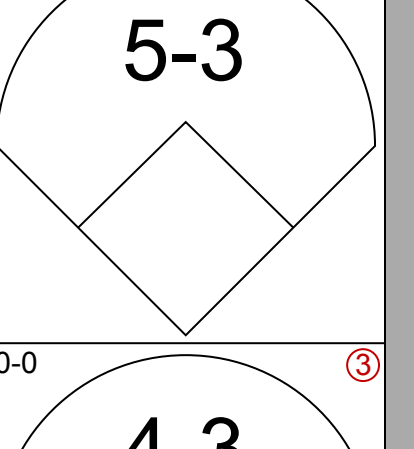
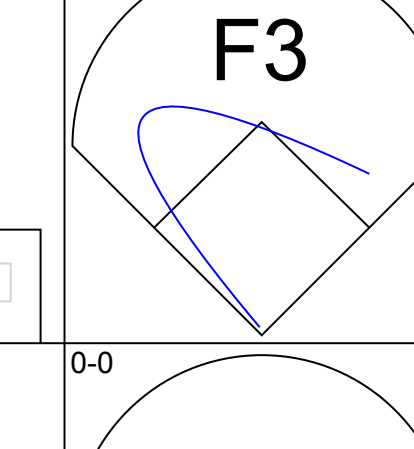
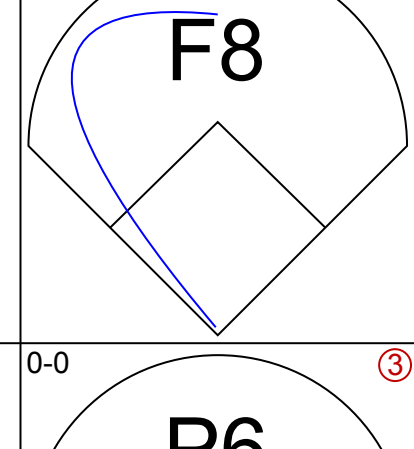
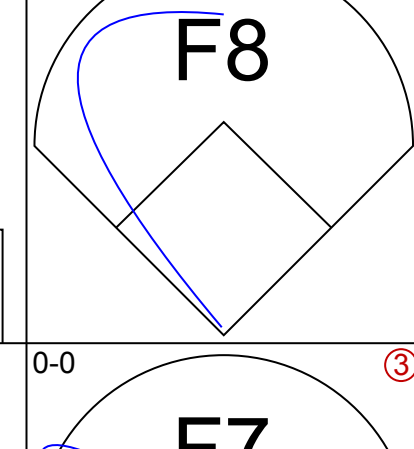
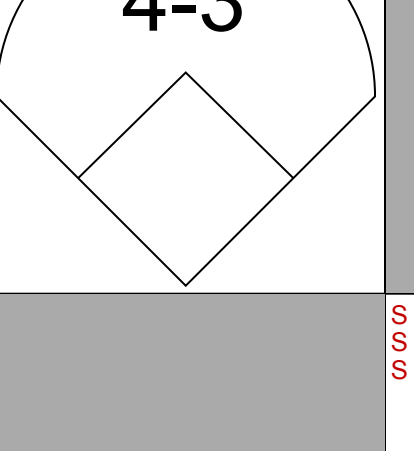
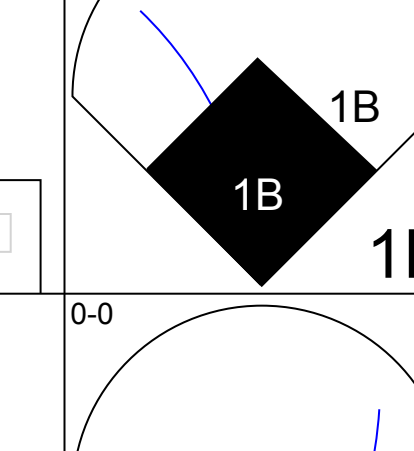
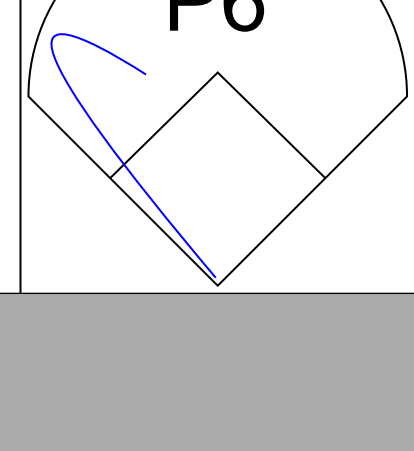
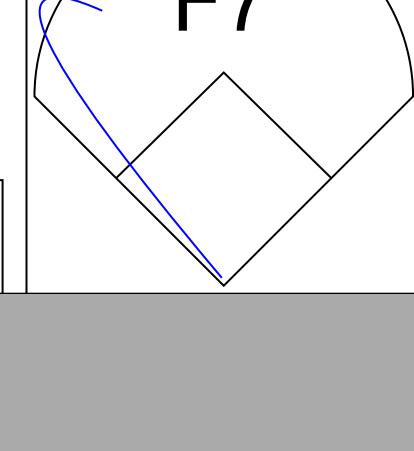
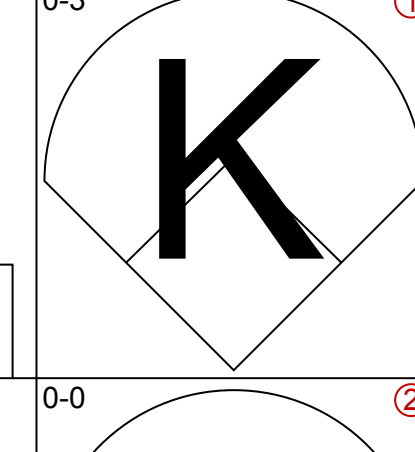
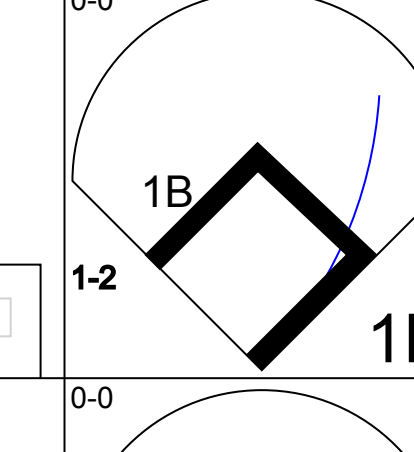
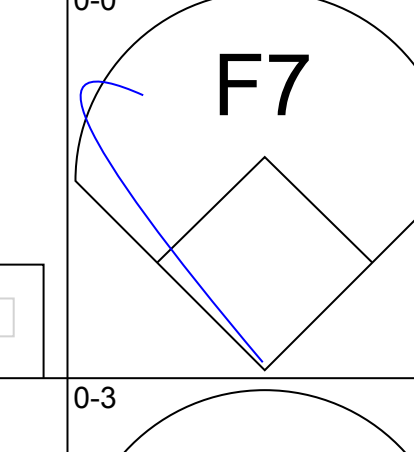
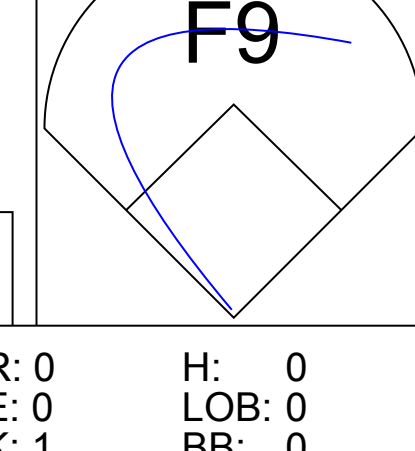
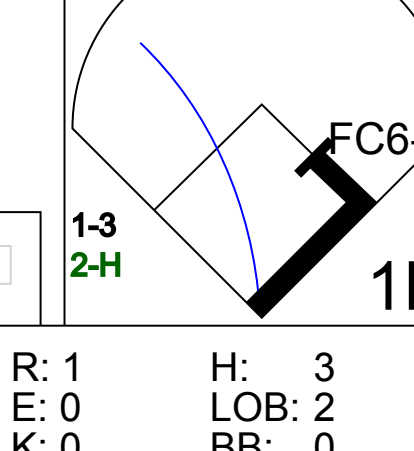
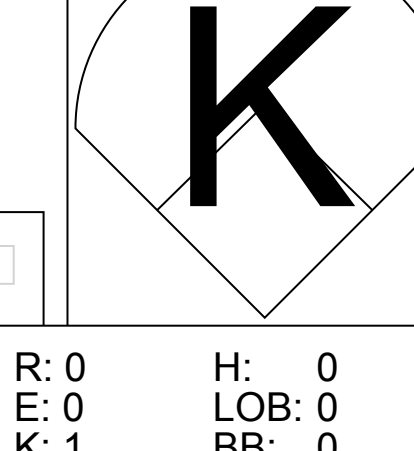


Batter	1	2	3	4	5	6	7	8	9	AB	R	H	RBI	BB	SO	LOB	BOTTOM										
<b>Bob Lillis, R</b> OBP: 0.306, SLG: 0.304 (1, 4)										3	0	1	0	1	0	0	<b>Chicago Cubs @ Houston Colt 45's</b> Colt Stadium, Houston, TX Sat May 11 1963, 8:05 PM EDT Att: 11,224 - Unknown - 73 F										
<b>Al Spangler, L</b> OBP: 0.293, SLG: 0.293 (1, 7)										1	0	0	0	0	1	1											
<b>Carl Warwick, R</b> OBP: 0.365, SLG: 0.366 (2, 7)										2	0	0	0	1	1	0											
<b>Pete Runnels, L</b> OBP: 0.271, SLG: 0.253 (1, 3)										2	0	0	1	0	0	1											
<b>Rusty Staub, L</b> OBP: 0.343, SLG: 0.337 (1, 9)										3	0	0	0	0	1	3											
<b>Bob Aspromonte, R</b> OBP: 0.256, SLG: 0.262 (1, 5)										3	0	0	0	0	0	0											
<b>Howie Goss, R</b> OBP: 0.293, SLG: 0.393 (1, 8)										3	0	0	0	0	0	0											
<b>J C Hartman, R</b> OBP: 0.178, SLG: 0.163 (1, 6)										3	0	0	0	0	0	0											
<b>John Bateman, R</b> OBP: 0.230, SLG: 0.345 (1, 2)										3	0	0	0	0	0	1											
<b>Dick Drott, R</b> OBP: 0.333, SLG: 0.333 (1, 1)										3	1	1	0	0	0	0											
<b>Ken Johnson, R</b> OBP: 0.083, SLG: 0.083 (9, 1)										0	0	0	0	0	0	0											
<b>Inning Stats</b>	R: 0 E: 0 K: 1 S: 5	H: 0 LOB: 1 BB: 1 P: 9	R: 0 E: 0 K: 0 S: 3	H: 0 LOB: 0 BB: 0 P: 3	R: 1 E: 0 K: 0 S: 5	H: 2 LOB: 2 BB: 1 P: 9	R: 0 E: 1 K: 0 S: 4	H: 0 LOB: 1 BB: 0 P: 4	R: 0 E: 0 K: 0 S: 3	H: 0 LOB: 0 BB: 0 P: 3	R: 0 E: 0 K: 1 S: 5	H: 0 LOB: 0 BB: 0 P: 5	R: 0 E: 0 K: 0 S: 3	H: 0 LOB: 0 BB: 0 P: 3	R: 0 E: 0 K: 1 S: 5	H: 0 LOB: 0 BB: 0 P: 5	1B: 1 2B: 1 3B: 0 HR: 0	SF: 1 SAC: 0 DP: 0 HBP: 0	WP: 0 PB: 0 SB: 0 CS: 0	PA: 29							
<b>PITCHER</b>	IP	WLS	BF	H	R	ER	SO	BB	IBB	HBP	BLK	WP	HR	S	P	ERA	WHIP										
<b>Larry Jackson, R</b> ERA: 2.56 (1, 1)	7.0	L	26	2	1	1	2	2	0	0	0	0	0	28	36	1.29	0.571										
<b>Don Elston, R</b> ERA: (8, 1)	1.0		3	0	0	0	1	0	0	0	0	0	0	5	5	0.00	0.000										

AB	26
R	1
H	2
RBI	1
BB	2
SO	3
LOB	6



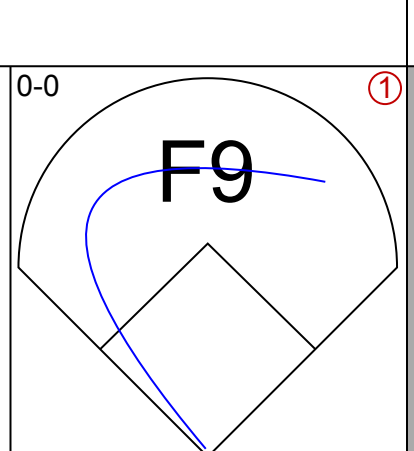
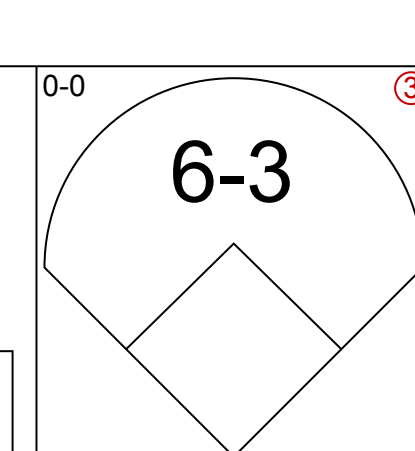
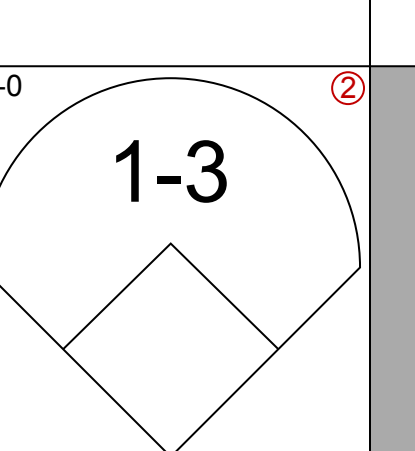
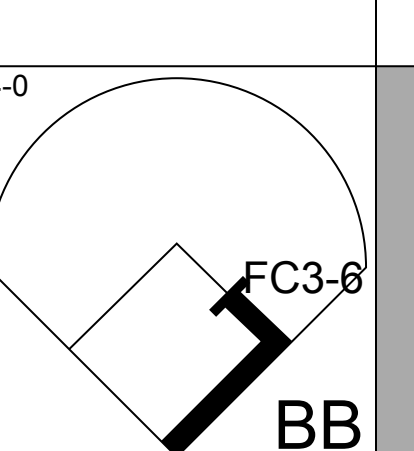
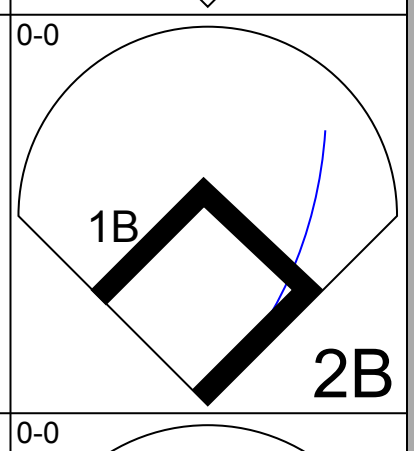

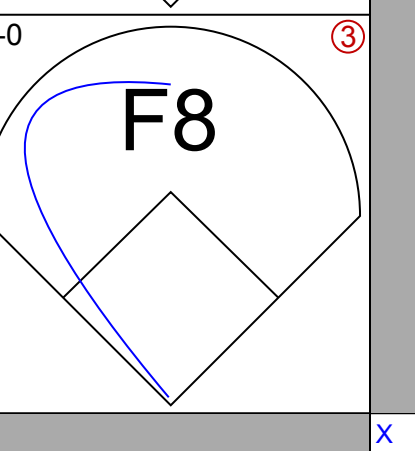
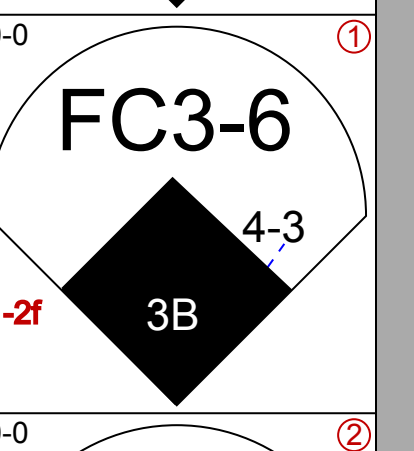
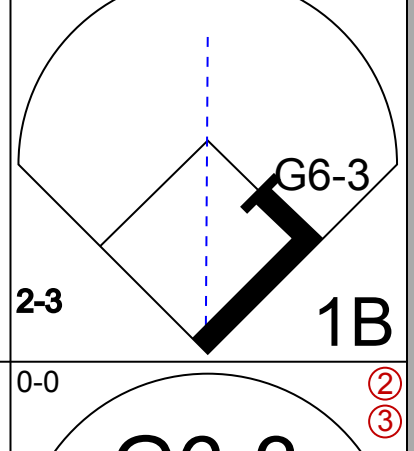
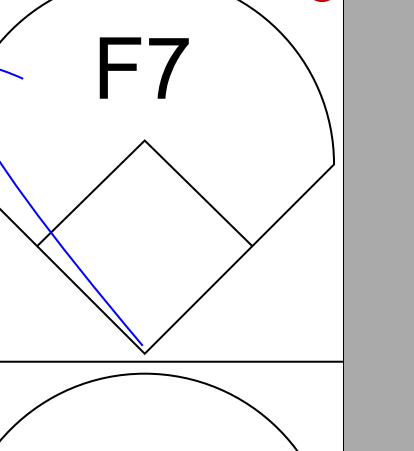
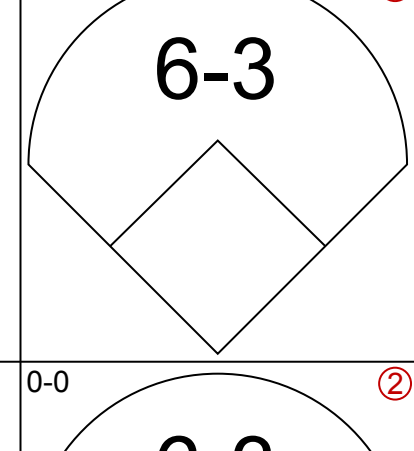
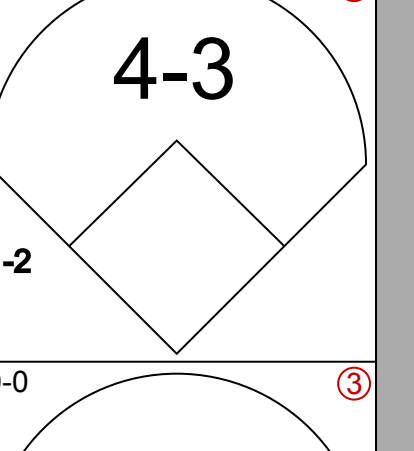
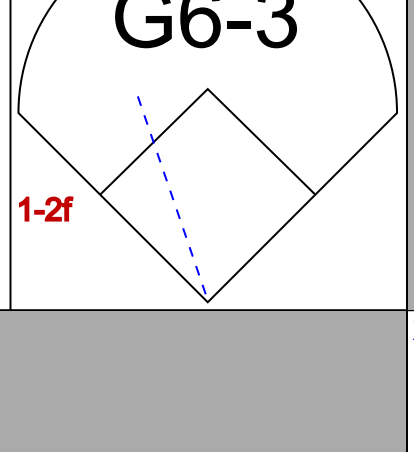
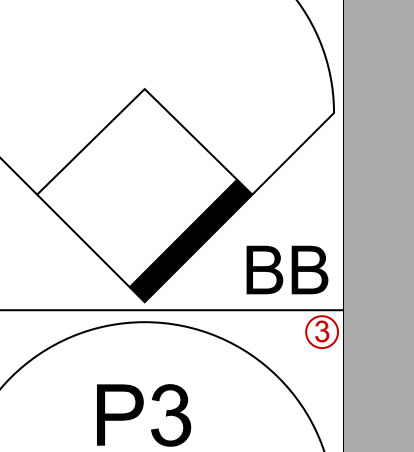

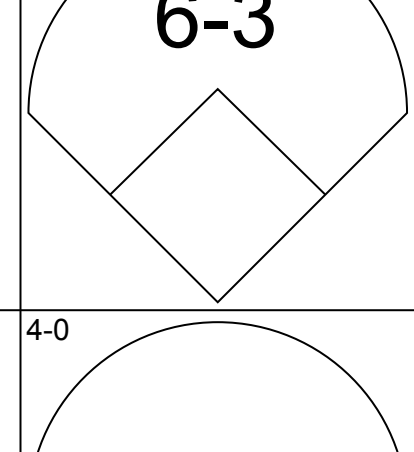
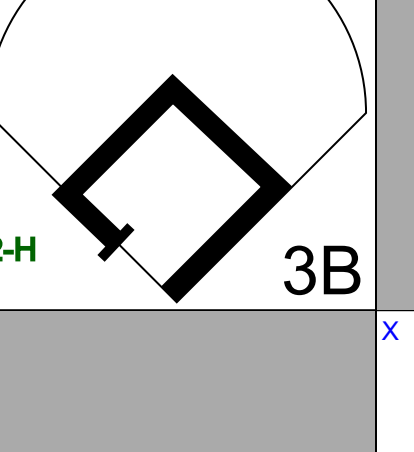
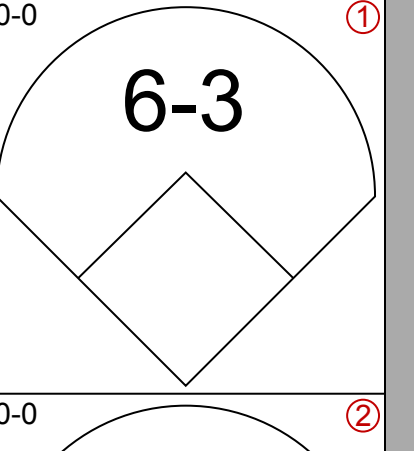
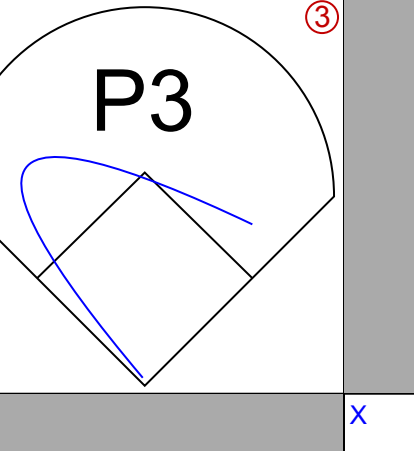

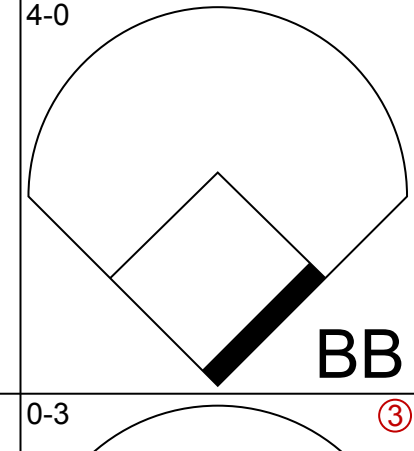
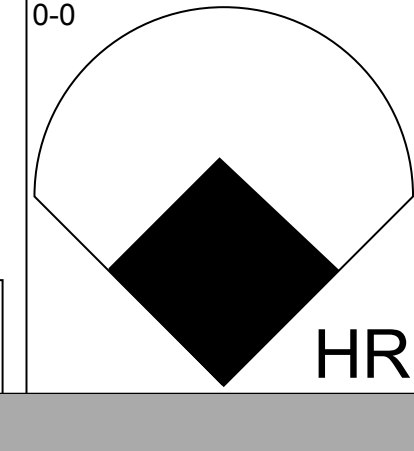
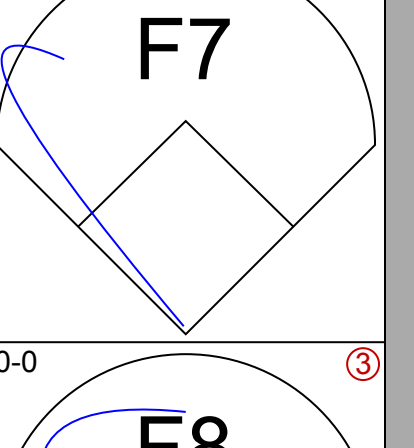
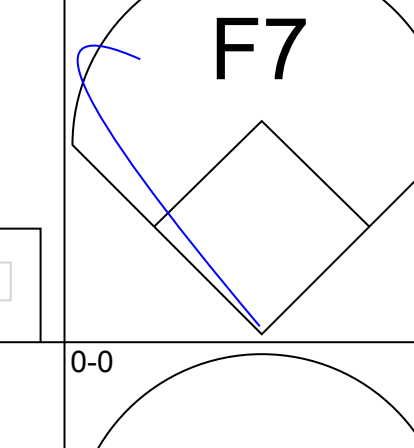

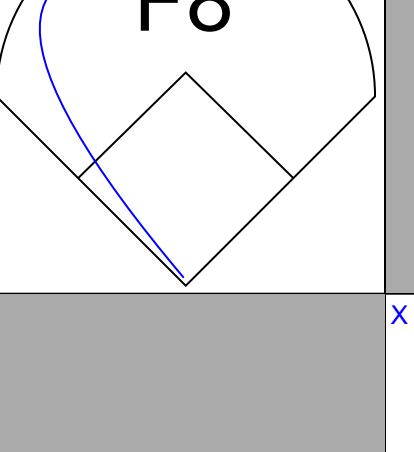
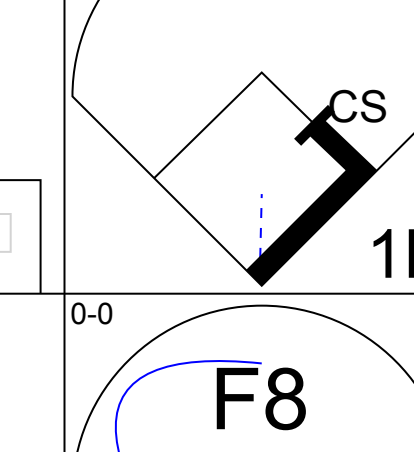
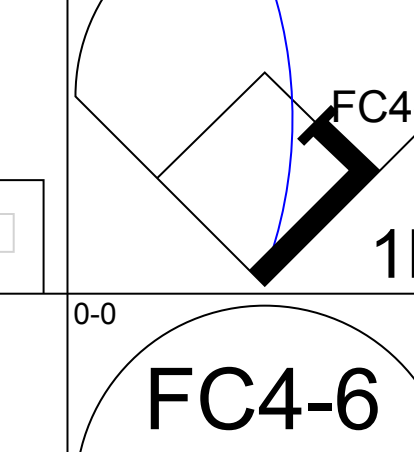
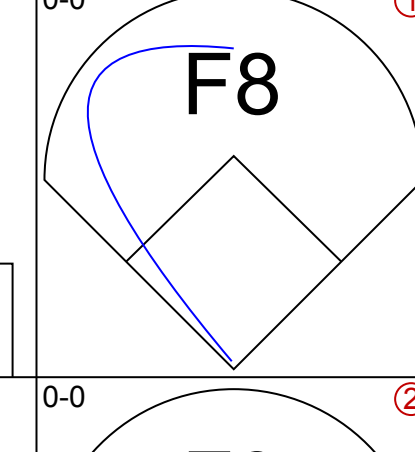
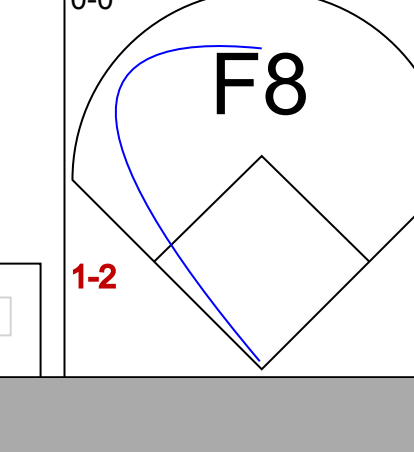
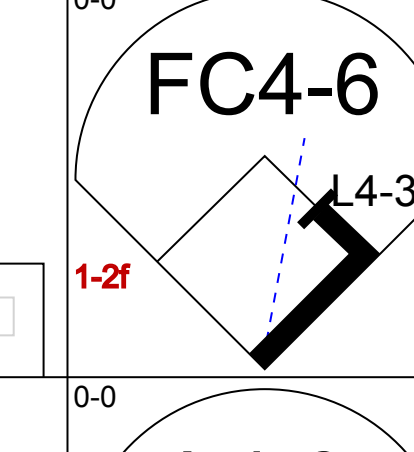
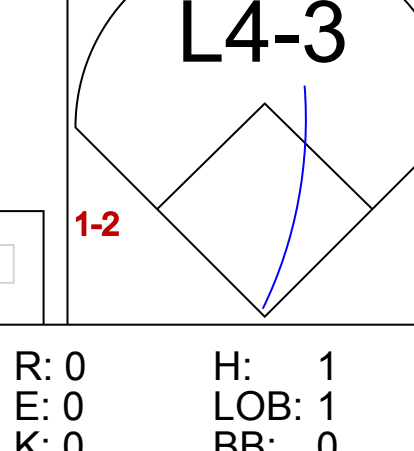
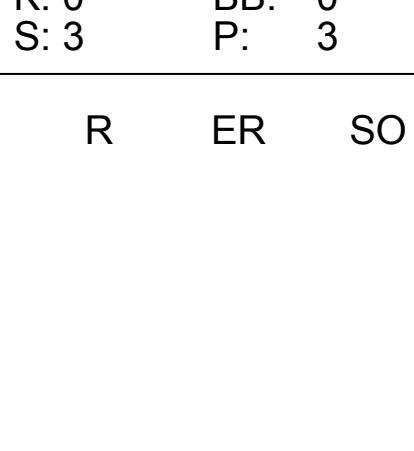
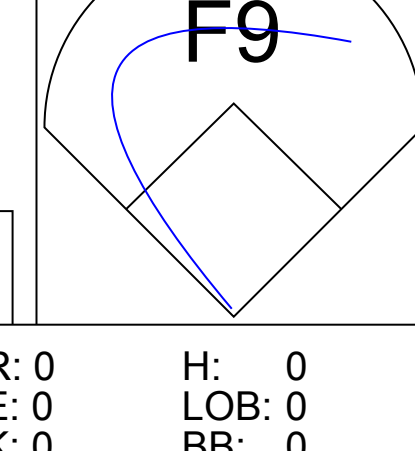
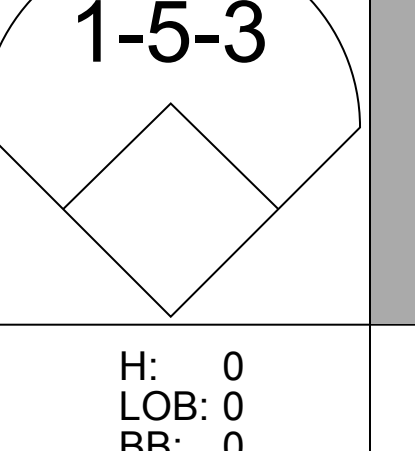


Batter	1	2	3	4	5	6	7	8	9	10	AB	R	H	RBI	BB	SO	LOB	TOP	
Lou Brock, L OBP: 0.313, SLG: 0.367 (1, 9)											4	0	0	0	0	1	2	Chicago Cubs @ Houston Colt 45's Colt Stadium, Houston, TX Sun May 12 1963, 4:33 AM EDT Att. 4,910 - Cloudy - 85 F	
Ken Hubbs, R OBP: 0.281, SLG: 0.385 (1, 4)											4	0	0	0	0	0	0		
Billy Williams, L OBP: 0.354, SLG: 0.429 (1, 7)											4	0	2	0	0	0	0		
Ron Santo, R OBP: 0.302, SLG: 0.454 (1, 5)											4	0	0	0	0	1	2		
14 Ernie Banks, R OBP: 0.268, SLG: 0.416 (1, 3)											4	0	0	0	0	0	0		
Andre Rodgers, R OBP: 0.229, SLG: 0.236 (1, 6)											4	0	0	0	0	0	0		
Don Landrum, L OBP: 0.266, SLG: 0.220 (1, 8)											4	1	1	0	0	0	0		
Jimmie Schaffer, R OBP: 0.273, SLG: 0.367 (1, 2)											3	0	1	0	0	1	0		
Bob Buhl, R OBP: 0.100, SLG: 0.100 (1, 1)											3	0	1	1	0	1	0		
<b>Inning Stats</b>	R: 0 E: 0 K: 1 S: 6	H: 1 LOB: 1 BB: 0 P: 6	R: 0 E: 0 K: 0 S: 3	H: 0 LOB: 0 BB: 0 P: 3	R: 0 E: 0 K: 1 S: 5	H: 0 LOB: 0 BB: 0 P: 5	R: 0 E: 0 K: 1 S: 5	H: 0 LOB: 0 BB: 0 P: 5	R: 0 E: 0 K: 0 S: 3	H: 0 LOB: 0 BB: 0 P: 3	R: 0 E: 0 K: 0 S: 3	H: 0 LOB: 0 BB: 0 P: 3	R: 0 E: 0 K: 0 S: 3	H: 0 LOB: 0 BB: 0 P: 3	R: 0 E: 0 K: 0 S: 3	H: 0 LOB: 0 BB: 0 P: 3	1B: 4 2B: 1 3B: 0 HR: 0		SF: 0 SAC: 0 DP: 1 HBP: 0
<b>PITCHER</b>	IP 8.0	WLS L	BF 28	H 5	R 1	ER 1	SO 4	BB 0	IBB 0	HBP 0	BLK 0	WP 0	HR 0	S 36	P 36	ERA 1.12	WHIP 0.625		
Don Nottebart, R ERA: 3.3	(1, 1)																		
Jim Umbricht, R ERA: 12.0	(9, 1)	2.0	W	6	0	0	0	0	0	0	0	0	0	6	6	0.00	0.000		

Chicago Cubs @ Houston Colt 45's  
Colt Stadium, Houston, TX  
Sun May 12 1963, 4:33 AM EDT  
Att. 4,910 - Cloudy - 85 F

AB	34
R	1
H	5
RBI	1
BB	0
SO	4
LOB	4



Batter	1	2	3	4	5	6	7	8	9	10	AB	R	H	RBI	BB	SO	LOB	BOTTOM	
Johnny Temple, R OBP: 0.340, SLG: 0.319 (1, 4)											3	0	0	0	1	0	0	Chicago Cubs @ Houston Colt 45's Colt Stadium, Houston, TX Sun May 12 1963, 4:33 AM EDT Att. 4,910 - Cloudy - 85 F	
Al Spangler, L OBP: 0.291, SLG: 0.304 (1, 7)											4	1	1	0	0	0	1		
Pete Runnels, L OBP: 0.270, SLG: 0.253 (1, 3)											4	0	1	0	0	0	1		
Rusty Staub, L OBP: 0.349, SLG: 0.359 (1, 9)											3	0	1	1	1	0	2		
Bob Aspromonte, R OBP: 0.264, SLG: 0.281 (1, 5)											3	1	1	1	1	0	1		
Howie Gosz, R OBP: 0.288, SLG: 0.383 (1, 8)											3	0	0	0	0	1	1		
Bob Lillis, R OBP: 0.318, SLG: 0.317 (1, 6)											3	0	2	0	0	0	0		
John Bateman, R OBP: 0.219, SLG: 0.328 (1, 2)											3	0	0	0	0	0	2		
Brock Davis, L OBP: 0.333, SLG: 0.286 (8, PR)											0	0	0	0	0	0	0		
Jim Campbell, R OBP: 0.216, SLG: 0.229 (9, 2)											0	0	0	0	0	0	0		
Dave Adlesh, R (10, 2)											0	0	0	0	0	0	0		
Don Nottebart, R OBP: 0.188, SLG: 0.133 (1, 1)											2	0	0	0	0	0	0		
Carl Warwick, R OBP: 0.350, SLG: 0.361 (8, PH)											1	0	0	0	0	0	1		
Jim Umbricht, R (9, 1)											0	0	0	0	0	0	0		
<b>Inning Stats</b>	R: 0 E: 0 K: 0 S: 4	H: 2 LOB: 1 BB: 4 P: 4	R: 0 E: 0 K: 0 S: 3	H: 0 LOB: 0 BB: 0 P: 3	R: 0 E: 0 K: 0 S: 3	H: 0 LOB: 1 BB: 1 P: 7	R: 0 E: 0 K: 0 S: 3	H: 0 LOB: 0 BB: 1 P: 3	R: 0 E: 0 K: 1 S: 5	H: 0 LOB: 1 BB: 1 P: 9	R: 0 E: 0 K: 0 S: 3	H: 1 LOB: 1 BB: 0 P: 3	R: 1 E: 0 K: 0 S: 3	H: 1 LOB: 1 BB: 1 P: 7	R: 1 E: 0 K: 0 S: 1	H: 1 LOB: 0 BB: 0 P: 1	1B: 3 2B: 2 3B: 1 HR: 1	SF: 0 SAC: 0 DP: 2 HBP: 0	WP: 0 PA: 32 PB: 0 SB: 0 CS: 1
<b>PITCHER</b>	IP 9.0	WLS L	BF 32	H 6	R 2	ER 2	SO 1	BB 3	IBB 0	HBP 0	BLK 0	WP 0	HR 1	S 31	P 43	ERA 2.00	WHIP 1.000		
Bob Buhl, R ERA: 1.97	(1, 1)																		

Chicago Cubs @ Houston Colt 45's  
Colt Stadium, Houston, TX  
Sun May 12 1963, 4:33 AM EDT  
Att. 4,910 - Cloudy - 85 F

AB	29
R	2
H	6
RBI	2
BB	3
SO	1
LOB	9






Batter	1	2	3	4	5	6	7	8	9	AB	R	H	RBI	BB	SO	LOB	TOP			
Larry Burright, R (1,4) OBP: 0.278, SLG: 0.371 Frank Thomas, R (5, PH) OBP: 0.268, SLG: 0.345 Cliff Cook, R (5,5) OBP: 0.178, SLG: 0.190	0-0 6-3		0-0 L8		0-0 FC1-4-6			0-3 K	0-3 K	2	0	0	0	0	0	0	<b>New York Mets @ Houston Colt 45's</b> Colt Stadium, Houston, TX Mon May 13 1963, 8:05 PM EDT Att. 7,320 - Unknown - 75 F			
Ron Hunt, R (1,5) OBP: 0.396, SLG: 0.417	0-0 2B			0-0 5-3				0-0 5-3		4	0	1	0	0	0	0				
Ed Kranepool, L (1,9) OBP: 0.309, SLG: 0.402	0-3 K			0-0 4-3				0-0 4-3		4	0	0	0	0	2	2				
Duke Snider, L (1,7) OBP: 0.333, SLG: 0.471	0-3 K			0-0 P5				0-0 4-3		3	1	0	0	1	1	2				
Tim Harkness, L (1,3)		0-0 P3			0-3 K			4-0 BB		3	0	0	0	1	1	1				
Jim Hickman, R (1,8) OBP: 0.375, SLG: 0.511	0-3 K			0-0 BB	0-0 HBP			0-0 F8		4	0	1	0	0	1	3				
Al Moran, R (1,6) OBP: 0.227, SLG: 0.226 Choo-Choo Coleman, L (9, PH) OBP: 0.338, SLG: 0.262	0-0 F7			1-0 BB	1-2 HBP			0-3 K		2	0	0	0	0	1	0				
Norm Sherry, R (1,2) OBP: 0.159, SLG: 0.262 Charlie Neal, R (9, PH) OBP: 0.328, SLG: 0.337 Al Jackson, L (9, FR) OBP: 0.176, SLG: 0.176	0-0 6-3		0-0 6-3		0-3 K			0-3 K		3	0	0	0	0	2	2				
Roger Craig, R (1,1) Chris Cannizzaro, R (9, PH) OBP: 0.500, SLG: 0.500 Chico Fernandez, R (9, FR) OBP: 0.259, SLG: 0.186	0-3 K		0-3 K		4-0 BB			0-3 K		2	0	0	0	1	2	0				
<b>Inning Stats</b>	R: 0 E: 0 K: 2 S: 8	H: 1 LOB: 1 BB: 0 P: 8	R: 0 E: 0 K: 1 S: 5	H: 0 LOB: 0 BB: 0 P: 5	R: 0 E: 0 K: 1 S: 5	H: 0 LOB: 0 BB: 0 P: 5	R: 0 E: 0 K: 0 S: 3	H: 0 LOB: 0 BB: 0 P: 3	R: 0 E: 0 K: 0 S: 6	H: 0 LOB: 2 BB: 1 P: 10	R: 0 E: 0 K: 3 S: 9	H: 0 LOB: 0 BB: 0 P: 9	R: 0 E: 0 K: 1 S: 5	H: 0 LOB: 0 BB: 0 P: 5	R: 2 E: 0 K: 1 S: 6	H: 1 LOB: 2 BB: 2 P: 15		1B: 2 2B: 1 3B: 0 HR: 0	SF: 0 SAC: 0 DP: 0 HBP: 2	WP: 0 PB: 0 SB: 0 CS: 0
<b>PITCHER</b>	IP WLS BF H R ER SO BB IBB HBP BLK WP HR S P ERA WHIP	8.2 W 36 3 2 2 11 4 0 2 0 0 0 0 52 70 2.08 0.808	0.1 S 1 0 0 0 1 0 0 0 0 0 0 0 3 3 0.00 0.000	<b>PITCHER</b>										IP WLS BF H R ER SO BB IBB HBP BLK WP HR S P ERA WHIP	8.2 L 37 8 4 2 3 2 0 0 0 0 0 0 41 49 2.25 1.250					

AB	31
R	2
H	3
RBI	2
BB	4
SO	12
LOB	15



Batter	1	2	3	4	5	6	7	8	9	AB	R	H	RBI	BB	SO	LOB	BOTTOM			
Johnny Temple, R (1,4) OBP: 0.343, SLG: 0.323	0-0 6-3				0-0 Cl SH	0-0 4-3		0-0 6-3		5	1	2	1	0	0	2	<b>New York Mets @ Houston Colt 45's</b> Colt Stadium, Houston, TX Mon May 13 1963, 8:05 PM EDT Att. 7,320 - Unknown - 75 F			
Al Spangler, L (1,7) OBP: 0.292, SLG: 0.296	4-0 BB	0-0 3-1			0-0 SH			0-0 6-3		2	1	0	0	1	0	2				
Pete Runnels, L (1,3) OBP: 0.272, SLG: 0.255 Carl Warwick, R (9,9) OBP: 0.360, SLG: 0.361	0-3 K		0-0 3-1		0-1 Cl			0-0 3B		3	1	1	0	0	1	1				
Rusty Staub, L (1,9) OBP: 0.355, SLG: 0.358	4-0 BB		0-0 G3		0-0 FC5			0-0 F9		3	0	1	2	1	0	1				
Bob Aspromonte, R (1,5)	0-0 F8		0-3 K		0-0 FC5			0-0 3B		4	0	1	1	0	1	4				
Howie Goss, R (1,8) OBP: 0.285, SLG: 0.378		0-0 FC6-4		0-0 F2	0-0 G1-4-3			0-3 K		4	0	1	0	0	1	3				
Bob Lillis, R (1,6) OBP: 0.315, SLG: 0.314		0-0 FC6-4		0-0 4-3		0-0 P6		0-0 F8		4	1	1	0	0	0	1				
John Bateman, R (1,2) OBP: 0.221, SLG: 0.323		0-0 F5		0-0 4-3		0-0 P6		0-0 SH3-4		4	0	1	0	0	0	2				
Bob Bruce, R (1,1) OBP: 0.133, SLG: 0.071 Don McMahon, R (9,1)		0-0 E1		0-0 G3		0-0 E6		0-0 SH3-4		3	0	0	0	0	0	2				
<b>Inning Stats</b>	R: 0 E: 0 K: 1 S: 5	H: 0 LOB: 2 BB: 2 P: 13	R: 1 E: 1 K: 0 S: 6	H: 2 LOB: 2 BB: 0 P: 6	R: 0 E: 0 K: 1 S: 5	H: 0 LOB: 0 BB: 0 P: 5	R: 0 E: 0 K: 0 S: 4	H: 1 LOB: 1 BB: 0 P: 4	R: 2 E: 2 K: 0 S: 6	H: 2 LOB: 1 BB: 0 P: 6	R: 0 E: 0 K: 0 S: 7	H: 0 LOB: 1 BB: 0 P: 7	R: 1 E: 0 K: 1 S: 4	H: 2 LOB: 1 BB: 0 P: 4	R: 0 E: 0 K: 0 S: 4	H: 1 LOB: 1 BB: 0 P: 4		1B: 7 2B: 0 3B: 1 HR: 0	SF: 0 SAC: 2 DP: 1 HBP: 0	WP: 0 PB: 0 SB: 0 CS: 0
<b>PITCHER</b>	IP WLS BF H R ER SO BB IBB HBP BLK WP HR S P ERA WHIP	8.0 L 37 8 4 2 3 2 0 0 0 0 0 0 41 49 2.25 1.250	<b>PITCHER</b>										IP WLS BF H R ER SO BB IBB HBP BLK WP HR S P ERA WHIP							

AB	32
R	4
H	8
RBI	4
BB	2
SO	3
LOB	18






Batter	1	2	3	4	5	6	7	8	9	AB	R	H	RBI	BB	SO	LOB	TOP			
Charlie Neal, R OBP: 0.317, SLG: 0.324 (1, 5)	F5		K		F3			4-3		4	0	0	0	0	1	0				
Ron Hunt, R OBP: 0.390, SLG: 0.409 (1, 4)	K		P5			K		FC4-6 BB G3 1B		4	1	1	0	0	2	0				
Ed Kranepool, L OBP: 0.306, SLG: 0.389 (1, 9)	F8			E2 1B		K		FC4-6 BB 1-2		3	1	0	0	1	1	0				
Duke Snider, L OBP: 0.330, SLG: 0.472 Larry Burright, R OBP: 0.276, SLG: 0.371 (9, PR)		4-3 2B		6-3		K		FC4-6 BB G3 1B 1-2 2-3		4	0	1	0	0	1	3				
Tim Harkness, L OBP: 0.300, SLG: 0.349 (1, 3)		4-0 BB 4-3 BB		0-0 1B				G3 1-2 3-H		3	0	2	2	1	0	1				
Jim Hickman, R OBP: 0.371, SLG: 0.500 (1, 8)		0-0 P4		0-0 F8				0-0 P6 1-2		4	0	1	1	0	0	4				
Choo-Choo Coleman, L OBP: 0.321, SLG: 0.246 (1, 2)		0-0 4-3 1-2 2-3		0-0 G3				0-0 3-1		4	0	0	0	0	0	4				
Al Moran, R OBP: 0.222, SLG: 0.221 Chico Fernandez, R OBP: 0.254, SLG: 0.183 (8, PH)		0-0 6-3			F9			0-3 K		2	0	0	0	0	0	2				
Carl Willey, R OBP: 0.182, SLG: 0.100 Frank Thomas, R OBP: 0.265, SLG: 0.341 Tracy Stallard, R OBP: 0.183, SLG: 0.183 Ken MacKenzie, R OBP: 0.183, SLG: 0.183 (8, 1)				0-3 K				0-0 4-3		2	0	0	0	0	0	2				
<b>Inning Stats</b>	R: 0 E: 0 K: 1 S: 5	H: 0 LOB: 0 BB: 0 P: 5	R: 0 E: 0 K: 0 S: 4	H: 1 LOB: 2 BB: 1 P: 8	R: 0 E: 0 K: 2 S: 7	H: 0 LOB: 0 BB: 0 P: 7	R: 1 E: 1 K: 0 S: 5	H: 1 LOB: 1 BB: 0 P: 5	R: 0 E: 0 K: 1 S: 9	H: 0 LOB: 0 BB: 0 P: 9	R: 0 E: 0 K: 0 S: 3	H: 1 LOB: 0 BB: 0 P: 3	R: 0 E: 0 K: 1 S: 5	H: 0 LOB: 1 BB: 1 P: 9	R: 2 E: 0 K: 0 S: 5	H: 2 LOB: 1 BB: 1 P: 9	1B: 4 2B: 1 3B: 0 HR: 0	SF: 0 SAC: 0 DP: 0 HBP: 0	WP: 0 PB: 0 SB: 0 CS: 1	PA: 34
<b>PITCHER</b> Turk Farrell, R ERA: 2.64 (1, 1)	IP: 9.0 WLS: W BF: 34 H: 5 R: 3 ER: 2 SO: 8 BB: 2 IBB: 0 HBP: 0 BLK: 0 WP: 0 HR: 0 S: 48 P: 56 ERA: 2.00 WHIP: 0.778																			

**New York Mets @ Houston Colt 45's**  
Colt Stadium, Houston, TX  
Tue May 14 1963, 8:05 PM EDT  
Att. 9,147 - Unknown - 78 F


AB	32
R	3
H	5
RBI	3
BB	2
SO	8
LOB	14



Batter	1	2	3	4	5	6	7	8	9	AB	R	H	RBI	BB	SO	LOB	BOTTOM			
Johnny Temple, R OBP: 0.364, SLG: 0.347 (1, 4)	BB 1B	BB 1B		P4		BB 1B		FC1-4 1B		5	0	4	1	0	0	1				
Al Spangler, L OBP: 0.301, SLG: 0.289 Carl Warwick, R OBP: 0.356, SLG: 0.356 (8, PH)	F9	FC6-4 BB			F2			FC1-4 1B		2	0	0	1	2	0	1				
Pete Runnels, L OBP: 0.278, SLG: 0.255 (1, 3)	4-0 BB	FC6-4 1-2			F8			1-2 2-3 3-H		4	0	1	1	1	0	5				
Rusty Staub, L OBP: 0.348, SLG: 0.360 (1, 9)	L7		P2			2B		L3		5	0	1	0	0	0	4				
Bob Aspromonte, R OBP: 0.264, SLG: 0.299 (1, 5)	K		5-3			BB		6-3		3	0	0	0	1	1	2				
Howie Goss, R OBP: 0.276, SLG: 0.366 (1, 8)		6-3	F5		L5			K		4	0	0	0	0	1	2				
Bob Lillis, R OBP: 0.323, SLG: 0.315 (1, 6)		1B BB 1B		6-3				F9		3	2	1	0	1	0	0				
John Bateman, R OBP: 0.236, SLG: 0.377 (1, 2)		P2				HR		K		4	1	2	1	0	1	2				
Turk Farrell, R OBP: 0.222, SLG: 0.125 (1, 1)	BB 1B BB			K				CI FC1-4 1B		2	1	0	0	1	2	1				
<b>Inning Stats</b>	R: 0 E: 0 K: 1 S: 6	H: 1 LOB: 2 BB: 1 P: 10	R: 1 E: 0 K: 0 S: 5	H: 2 LOB: 3 BB: 2 P: 13	R: 0 E: 0 K: 0 S: 3	H: 0 LOB: 0 BB: 0 P: 3	R: 0 E: 1 K: 1 S: 6	H: 1 LOB: 1 BB: 0 P: 6	R: 0 E: 0 K: 0 S: 4	H: 1 LOB: 2 BB: 1 P: 8	R: 1 E: 0 K: 1 S: 7	H: 2 LOB: 2 BB: 1 P: 11	R: 0 E: 0 K: 1 S: 5	H: 0 LOB: 0 BB: 0 P: 5	R: 2 E: 1 K: 1 S: 8	H: 2 LOB: 2 BB: 1 P: 12	1B: 7 2B: 1 3B: 0 HR: 1	SF: 0 SAC: 0 DP: 0 HBP: 0	WP: 0 PB: 0 SB: 0 CS: 0	PA: 40
<b>PITCHER</b> Carl Willey, R ERA: 1.72 Tracy Stallard, R ERA: 8.39 Ken MacKenzie, L ERA: 3.14	IP: 7.0 WLS: L BF: 33 H: 7 R: 2 ER: 2 SO: 4 BB: 5 IBB: 0 HBP: 0 BLK: 0 WP: 0 HR: 1 S: 36 P: 56 ERA: 2.57 WHIP: 1.714																			

**New York Mets @ Houston Colt 45's**  
Colt Stadium, Houston, TX  
Tue May 14 1963, 8:05 PM EDT  
Att. 9,147 - Unknown - 78 F

AB	33
R	4
H	9
RBI	4
BB	6
SO	5
LOB	20













Batter	1	2	3	4	5	6	7	8	9	AB	R	H	RBI	BB	SO	LOB	TOP					
Tony Taylor, R (1,4) OBP: 0.350, SLG: 0.360	2-1 4-3		1-0 F3			4-2 BB		1-3 K		3	0	0	0	1	1	1						
Johnny Callison, L (1,9) OBP: 0.319, SLG: 0.395	0-2 F8			1-3 K		2-1 P6		2-1 F8		4	0	0	0	0	1	1						
Tony Gonzalez, L (1,8) OBP: 0.381, SLG: 0.363	3-3 K			0-1 6-3		1-0 L7		1-1 F7		4	0	0	0	0	1	1						
Wes Covington, L (1,7) OBP: 0.414, SLG: 0.733		3-2 5-3		0-0 F8			1-3 K		0-1 F7		4	0	0	0	1	0						
Don Demeter, R (1,3) OBP: 0.363, SLG: 0.526 (7,5)		2-3 K			0-0 E6 SH1-3 SF8		1-2 F8				3	1	0	0	0	1	0					
Clay Dalrymple, L (1,2) OBP: 0.330, SLG: 0.363		0-0 F9			0-0 SH1-3		4-1 BB				1	0	0	0	1	0	0					
Don Hoak, R (1,5) OBP: 0.257, SLG: 0.283 (7,PH)			0-3 K		2-2 SF8		0-2 F8				1	0	0	1	0	1	0					
Roy Sievers, R (7,3) OBP: 0.333, SLG: 0.375 (7,3)					3-H 0-0 6-3						1	0	0	0	0	0	1					
Bobby Wine, R (1,6) OBP: 0.312, SLG: 0.409			4-0 BB					0-1 5-3		2	0	0	0	1	0	0	0					
Jack Hamilton, R (1,1)			0-3 K				1-3 K		2-1 G3		2	0	0	0	0	2	1					
Billy Klaus, L (8,PH) OBP: 0.105, SLG: 0.056											1	0	0	0	0	0	0					
Ryne Duren, R (8,1)											0	0	0	0	0	0	0					
<b>Inning Stats</b>	R: 0 H: 0 E: 0 K: 1 S: 8	H: 0 LOB: 0 BB: 0 P: 13	R: 0 H: 0 E: 0 K: 1 S: 7	H: 0 LOB: 0 BB: 0 P: 12	R: 0 H: 0 E: 0 K: 2 S: 7	H: 0 LOB: 1 BB: 0 P: 12	R: 0 H: 0 E: 0 K: 1 S: 6	H: 0 LOB: 0 BB: 0 P: 7	R: 1 H: 0 E: 1 K: 0 S: 7	H: 0 LOB: 0 BB: 0 P: 9	R: 0 H: 0 E: 0 K: 1 S: 8	H: 0 LOB: 1 BB: 1 P: 16	R: 0 H: 0 E: 0 K: 1 S: 11	H: 0 LOB: 1 BB: 1 P: 17	R: 0 H: 0 E: 0 K: 1 S: 7	H: 0 LOB: 0 BB: 0 P: 10	R: 0 H: 0 E: 0 K: 0 S: 6	H: 0 LOB: 0 BB: 0 P: 9	1B: 0 2B: 0 3B: 0 HR: 0	SF: 1 SAC: 1 DP: 0 HBP: 0	WP: 0 PB: 0 SB: 0 CS: 0	PA: 31
<b>PITCHER</b> Don Nottebart, R (1,1) ERA: 2.73	IP: 9.0 WLS: W BF: 31 H: 0 R: 1 ER: 0 SO: 8 BB: 3 IBB: 0 HBP: 0 BLK: 0 WP: 0 HR: 0 S: 67 P: 105 ERA: 0.00 WHIP: 0.333															<b>PITCHER</b>						

Philadelphia Phillies @ Houston Colt 45's  
Colt Stadium, Houston, TX  
Fri May 17 1963, 8:05 PM EDT  
Att: 8,223 - Unknown - 81 F

AB 26  
R 1  
H 0  
RBI 1  
BB 3  
SO 8  
LOB 5



Batter	1	2	3	4	5	6	7	8	9	AB	R	H	RBI	BB	SO	LOB	BOTTOM			
Johnny Temple, R (1,5) OBP: 0.352, SLG: 0.336	1-3 K		1-0 L8			2-1 FC3-6 1B		0-3 K		4	0	1	0	0	2	0				
Bob Aspromonte, R (9,5) OBP: 0.263, SLG: 0.290										0	0	0	0	0	0	0				
Al Spangler, L (1,7) OBP: 0.297, SLG: 0.286	1-0 F8			0-0 3-1		0-1 FC3-6 1B FC6-4 1B 1-2 HR		0-3 K		4	1	0	0	0	1	1				
Carl Warwick, R (1,9) OBP: 0.379, SLG: 0.438	1-2 HR			1-2 1B		2-2 FC6-4 1B 1-2 1B		1-2 3B		4	1	4	1	0	0	0				
Rusty Staub, L (1,3) OBP: 0.344, SLG: 0.367 (4,PR)	2-3 K			0-1 1B		1-1 FC6-4 1B 1-2 HR		4-0 3B		2	0	1	0	0	1	0				
Pete Runnels, L (5,3) OBP: 0.292, SLG: 0.255				1-2 1B		1-2 HR		BB		1	1	0	0	1	0	2				
Howie Goss, R (1,8) OBP: 0.273, SLG: 0.378		3-1 P6		3-3 K		0-0 HR		0-2 F8		4	1	1	3	0	1	4				
John Bateman, R (1,2) OBP: 0.244, SLG: 0.405		1-2 6-3		2-2 F8		1-H 3-H 0-0 6-3				3	0	0	0	0	0	2				
Bob Lillis, R (1,4) OBP: 0.299, SLG: 0.290		0-0 1-3			0-0 4-3					3	0	0	0	0	0	0				
J C Hartman, R (1,6) OBP: 0.184, SLG: 0.170			2-2 6-3		0-0 F9					3	0	0	0	0	0	0				
Don Nottebart, R (1,1) OBP: 0.158, SLG: 0.111			2-3 K		0-3 K					3	0	0	0	0	2	0				
<b>Inning Stats</b>	R: 1 H: 1 E: 0 K: 2 S: 12	H: 1 LOB: 0 BB: 0 P: 17	R: 0 H: 0 E: 0 K: 0 S: 6	H: 0 LOB: 0 BB: 0 P: 10	R: 0 H: 0 E: 0 K: 1 S: 7	H: 0 LOB: 0 BB: 0 P: 12	R: 0 H: 2 E: 0 K: 1 S: 13	H: 2 LOB: 2 BB: 0 P: 19	R: 0 H: 0 E: 0 K: 1 S: 6	H: 0 LOB: 0 BB: 0 P: 6	R: 3 H: 3 E: 0 K: 0 S: 12	H: 3 LOB: 0 BB: 0 P: 17	R: 0 H: 0 E: 0 K: 0 S: 3	H: 0 LOB: 0 BB: 0 P: 3	R: 0 H: 1 E: 0 K: 2 S: 12	H: 1 LOB: 2 BB: 1 P: 17	1B: 4 2B: 0 3B: 1 HR: 2	SF: 0 SAC: 0 DP: 0 HBP: 0	WP: 0 PB: 0 SB: 0 CS: 0	PA: 32
<b>PITCHER</b> Jack Hamilton, R (1,1) ERA: 5.01	IP: 7.0 WLS: L BF: 27 H: 6 R: 4 ER: 4 SO: 5 BB: 0 IBB: 4 HBP: 4 BLK: 5 WP: 0 HR: 2 S: 59 P: 84 ERA: 5.14 WHIP: 0.857															<b>PITCHER</b>				
Ryne Duren, R (8,1) ERA: 4.09	IP: 1.0 WLS: L BF: 5 H: 1 R: 0 ER: 0 SO: 2 BB: 1 IBB: 0 HBP: 0 BLK: 0 WP: 0 HR: 0 S: 12 P: 17 ERA: 0.00 WHIP: 2.000															<b>PITCHER</b>				

Philadelphia Phillies @ Houston Colt 45's  
Colt Stadium, Houston, TX  
Fri May 17 1963, 8:05 PM EDT  
Att: 8,223 - Unknown - 81 F

AB 31  
R 4  
H 7  
RBI 4  
BB 1  
SO 7  
LOB 9





Batter	1	2	3	4	5	6	7	8	9	AB	R	H	RBI	BB	SO	LOB	TOP	
Tony Taylor, R OBP: 0.344, SLG: 0.353	F7		K		K		FC5-4		6-3	5	0	1	0	0	1	3		
Johnny Callison, L OBP: 0.317, SLG: 0.390	F7		L3				5-3		G4-6-3	4	0	1	0	0	0	1		
Tony Gonzalez, L OBP: 0.369, SLG: 0.349	6-3		4-3				6-3		G4-6-3	4	0	0	0	0	0	2		
Wes Covington, L OBP: 0.427, SLG: 0.728										2	0	1	0	2	0	0		
Don Hoak, R OBP: 0.257, SLG: 0.283									F9	0	0	0	0	0	0	0		
Don Demeter, R OBP: 0.367, SLG: 0.525										4	1	2	0	0	1	2		
Roy Sievers, R OBP: 0.328, SLG: 0.385										4	0	1	0	0	2	3		
Ruben Amaro, R OBP: 0.261, SLG: 0.150										0	1	0	0	0	0	0		
Earl Averill, R OBP: 0.333, SLG: 0.304										0	0	0	0	0	0	0		
Clay Dalrymple, L OBP: 0.330, SLG: 0.354										2	0	0	0	1	0	3		
Cookie Rojas, R OBP: 0.189, SLG: 0.118										0	0	0	0	0	0	0		
Bob Oldis, R OBP: 0.176, SLG: 0.176										0	0	0	0	0	0	0		
Frank Torre, L OBP: 0.400, SLG: 0.200										1	0	0	0	0	0	2		
Bobby Wine, R OBP: 0.320, SLG: 0.413										4	0	2	2	0	0	2		
Dallas Green, L OBP: 0.176, SLG: 0.188										2	0	0	0	0	0	0		
Jack Baldschun, R OBP: 0.176, SLG: 0.188										1	0	0	0	0	1	2		
Jack Baldschun, R OBP: 0.176, SLG: 0.188										1	0	0	0	0	0	1		
<b>Inning Stats</b>	R: 0 H: 0 E: 0 K: 0 S: 5	H: 0 LOB: 0 BB: 0 P: 10	R: 0 H: 1 E: 0 K: 1 S: 9	R: 0 H: 1 E: 0 K: 1 S: 6	R: 0 H: 1 E: 0 K: 1 S: 6	R: 0 H: 0 E: 0 K: 1 S: 6	R: 0 H: 0 E: 0 K: 2 S: 8	R: 0 H: 1 E: 0 K: 2 S: 10	R: 0 H: 1 E: 0 K: 0 S: 5	R: 2 H: 3 E: 0 K: 0 S: 10	H: 3 LOB: 1 BB: 0 P: 15	1B: 7 2B: 1 3B: 0 HR: 0	SF: 0 SAC: 0 DP: 1 HBP: 0	WP: 0 PB: 0 SB: 1 CS: 0	PA: 37			
<b>PITCHER</b>	IP	WLS	BF	H	R	ER	SO	BB	IBB	HBP	BLK	WP	HR	S	P	ERA	WHIP	
Bob Bruce, R ERA: 4.1	8.0		33	7	2	2	5	3	0	0	0	0	0	59	95	2.25	1.250	
Ken Johnson, R ERA: 2.82	1.0	W	4	1	0	0	0	0	0	0	0	0	0	6	10	0.00	1.000	

Philadelphia Phillies @ Houston Colt 45's  
Colt Stadium, Houston, TX  
Sat May 18 1963, 8:05 PM EDT  
Att. 5,409 - Cloudy - 87 F

AB 34  
R 2  
H 8  
RBI 2  
BB 3  
SO 5  
LOB 21



Batter	1	2	3	4	5	6	7	8	9	AB	R	H	RBI	BB	SO	LOB	BOTTOM	
Johnny Temple, R OBP: 0.357, SLG: 0.342	5-3		F7		L6				SF8	4	1	2	0	0	0	0		
Bob Aspromonte, R OBP: 0.261, SLG: 0.290	1B									0	0	0	1	0	0	0		
Al Spangler, L OBP: 0.305, SLG: 0.287	5-3		6-3							3	0	1	0	0	0	1		
Pete Runnels, L OBP: 0.289, SLG: 0.264	1B									4	0	2	1	0	0	3		
Carl Warwick, R OBP: 0.384, SLG: 0.440	1B		P4							4	0	2	0	0	0	4		
Howie Goss, R OBP: 0.273, SLG: 0.370	K									3	1	0	0	1	2	3		
John Bateman, R OBP: 0.244, SLG: 0.398	FC6-4									4	0	1	0	0	1	2		
Brock Davis, L OBP: 0.300, SLG: 0.250	1B									0	1	0	0	0	0	0		
Bob Lillis, R OBP: 0.291, SLG: 0.282										3	0	0	0	0	0	0		
J C Hartman, R OBP: 0.170, SLG: 0.157										4	0	0	1	0	1	2		
Bob Bruce, R OBP: 0.111, SLG: 0.059										3	0	0	0	0	2	0		
Ken Johnson, R OBP: 0.077, SLG: 0.077										0	0	0	0	0	0	0		
Jim Campbell, R OBP: 0.222, SLG: 0.220										0	0	0	0	1	0	0		
<b>Inning Stats</b>	R: 1 H: 3 E: 0 K: 1 S: 9	H: 3 LOB: 2 BB: 0 P: 10	R: 0 H: 0 E: 0 K: 2 S: 9	R: 0 H: 1 E: 0 K: 0 S: 7	R: 0 H: 0 E: 0 K: 2 S: 7	R: 0 H: 0 E: 0 K: 1 S: 6	R: 0 H: 2 E: 0 K: 0 S: 7	R: 0 H: 0 E: 0 K: 0 S: 6	R: 0 H: 1 E: 0 K: 0 S: 10	R: 2 H: 1 E: 0 K: 0 S: 17	H: 1 LOB: 3 BB: 0 P: 14	1B: 8 2B: 0 3B: 0 HR: 0	SF: 1 SAC: 1 DP: 1 HBP: 1	WP: 0 PB: 0 SB: 0 CS: 0	PA: 37			
<b>PITCHER</b>	IP	WLS	BF	H	R	ER	SO	BB	IBB	HBP	BLK	WP	HR	S	P	ERA	WHIP	
Dallas Green, R ERA: 0.83	6.0		23	6	1	1	6	0	0	0	0	0	0	45	60	1.50	1.000	
Jack Baldschun, R ERA: 2.6	2.2	L	14	2	2	2	0	2	0	1	0	0	0	33	53	6.75	1.500	

Philadelphia Phillies @ Houston Colt 45's  
Colt Stadium, Houston, TX  
Sat May 18 1963, 8:05 PM EDT  
Att. 5,409 - Cloudy - 87 F

AB 32  
R 3  
H 8  
RBI 3  
BB 2  
SO 6  
LOB 15





Batter	1	2	3	4	5	6	7	8	9	AB	R	H	RBI	BB	SO	LOB	TOP								
Dick Schofield, S OBP: 0.323, SLG: 0.264 (1, 6)	G3			G3	F8			1B 1B		4	1	1	0	0	0	1	<b>Pittsburgh Pirates @ Houston Colt 45's</b> Colt Stadium, Houston, TX Sun May 19 1963, 4:33 AM EDT Att: 8,847 - Cloudy - 87 F								
Bill Virdon, L OBP: 0.296, SLG: 0.336 (1, 8)	4-3			F8			F9	BB 1B		4	1	1	0	0	0	0									
Bob Skinner, L OBP: 0.346, SLG: 0.386 (1, 7)	K			1B	4-1			1B BB		3	1	1	0	1	1	0									
Bill Mazerowski, R OBP: 0.388, SLG: 0.409 (1, 4)		F9		1B	6-3			1B		4	0	2	3	0	0	0									
Willie Stargell, L OBP: 0.386, SLG: 0.488 Roberto Clemente, R OBP: 0.316, SLG: 0.400 (1, 9) (8, PH) (8, 9)	G3-6-3 1B			K			F8	F8		3	0	1	0	0	0	1									
Smoky Burgess, L OBP: 0.313, SLG: 0.452 (1, 2)	G3-6-3 1-2				E		G6-4-3 1B	F9		4	1	2	0	0	0	1									
Donn Clendenon, R OBP: 0.333, SLG: 0.510 (1, 3)			6-3	F3			G6-4-3 1-2	HR		4	1	1	1	0	0	2									
Bob Bailey, R OBP: 0.299, SLG: 0.372 (1, 5)			K	E7 1B				5-3 5-3		4	0	1	1	0	1	0									
Bob Friend, R OBP: 0.136, SLG: 0.095 (1, 1)			K	F7				F8 F9		4	0	0	0	0	1	1									
<b>Inning Stats</b>	R: 0 E: 0 K: 1 S: 5	H: 0 LOB: 0 BB: 0 P: 5	R: 0 E: 0 K: 0 S: 3	H: 1 LOB: 0 BB: 0 P: 3	R: 0 E: 0 K: 2 S: 7	H: 0 LOB: 0 BB: 0 P: 7	R: 1 E: 0 K: 1 S: 7	H: 2 LOB: 1 BB: 0 P: 7	R: 1 E: 1 K: 0 S: 5	H: 2 LOB: 1 BB: 0 P: 5	R: 0 E: 0 K: 0 S: 3	H: 0 LOB: 0 BB: 0 P: 3	R: 0 E: 0 K: 0 S: 3	H: 1 LOB: 0 BB: 0 P: 3	R: 2 E: 0 K: 0 S: 6	H: 3 LOB: 2 BB: 1 P: 10		R: 1 E: 0 K: 0 S: 4	H: 1 LOB: 0 BB: 0 P: 4	1B: 7 2B: 2 3B: 0 HR: 1	SF: 0 SAC: 0 DP: 2 HBP: 0	WP: 0 PB: 0 SB: 1 CS: 0	PA: 36		
<b>PITCHER</b>	IP	WLS	BF	H	R	ER	SO	BB	IBB	HBP	BLK	WP	HR	S	P	ERA	WHIP								
Turk Farrell, R ERA: 2.63 (1, 1)	7.0	L	25	6	2	2	4	0	0	0	0	0	0	33	33	2.57	0.857								
Don McMahon, R ERA: 5.51 (8, 1)	0.2		6	3	2	2	0	1	0	0	0	0	0	5	9	27.00	6.000								
Hal Woodeshick, L ERA: 1.42 (8, 1)	1.1		5	1	1	1	0	0	0	0	0	0	1	5	5	6.75	0.750								

Batter	1	2	3	4	5	6	7	8	9	AB	R	H	RBI	BB	SO	LOB	BOTTOM								
Johnny Temple, R OBP: 0.362, SLG: 0.347 Don McMahon, R (8, 1)	6-3						K			4	0	2	0	0	1	1	<b>Pittsburgh Pirates @ Houston Colt 45's</b> Colt Stadium, Houston, TX Sun May 19 1963, 4:33 AM EDT Att: 8,847 - Cloudy - 87 F								
Hal Woodeshick, R OBP: 0.500, SLG: 0.500 (8, 1)			1-2 1B							0	0	0	0	0	0	0									
Al Spangler, L OBP: 0.294, SLG: 0.276 (1, 7)	4-3		P4		P4			F9		4	0	0	0	0	0	4									
Pete Runnels, L OBP: 0.288, SLG: 0.263 (1, 3)	F7		F8		F7			1B 1B		4	0	1	0	0	0	4									
Carl Warwick, R OBP: 0.388, SLG: 0.455 (1, 9)		F7		2B		E6 G5-4-3		1-2 1B		4	0	2	0	0	0	0									
Howie Goss, R OBP: 0.272, SLG: 0.366 (1, 8)				P6		K		K		4	0	1	0	0	2	4									
John Bateman, R OBP: 0.233, SLG: 0.379 (1, 2)				F8		F8		P6		4	0	0	0	0	0	5									
Bob Lillis, R OBP: 0.298, SLG: 0.283 (1, 4)			1-3		F9			BB		3	0	1	0	1	0	2									
J C Hartman, R OBP: 0.175, SLG: 0.164 (1, 6)				1B 1B		G3		P4 G4-6-3		4	0	1	0	0	0	2									
Turk Farrell, R OBP: 0.250, SLG: 0.222 Bob Aspromonte, R OBP: 0.257, SLG: 0.286 (1, 1) (7, PH) (8, 5)			K		1B		2B	4-3		2	0	1	0	0	1	1									
<b>Inning Stats</b>	R: 0 E: 0 K: 0 S: 3	H: 0 LOB: 0 BB: 0 P: 3	R: 0 E: 0 K: 0 S: 4	H: 1 LOB: 1 BB: 0 P: 4	R: 0 E: 0 K: 1 S: 7	H: 2 LOB: 2 BB: 0 P: 7	R: 0 E: 0 K: 0 S: 4	H: 1 LOB: 1 BB: 0 P: 4	R: 0 E: 0 K: 0 S: 5	H: 2 LOB: 2 BB: 0 P: 5	R: 0 E: 1 K: 1 S: 5	H: 0 LOB: 1 BB: 0 P: 5	R: 0 E: 0 K: 2 S: 7	H: 0 LOB: 1 BB: 1 P: 11	R: 0 E: 0 K: 1 S: 7	H: 2 LOB: 2 BB: 0 P: 7	R: 0 E: 0 K: 0 S: 3	H: 1 LOB: 0 BB: 0 P: 3	1B: 7 2B: 2 3B: 0 HR: 0	SF: 0 SAC: 0 DP: 2 HBP: 0	WP: 0 PB: 0 SB: 0 CS: 0	PA: 36			
<b>PITCHER</b>	IP	WLS	BF	H	R	ER	SO	BB	IBB	HBP	BLK	WP	HR	S	P	ERA	WHIP								
Bob Friend, R ERA: 2.78 (1, 1)	9.0	W	36	9	0	0	5	1	0	0	0	0	0	45	49	0.00	1.111								



Batter	1	2	3	4	5	6	7	8	9	AB	R	H	RBI	BB	SO	LOB	TOP			
Dick Schofield, S (1, 6) OBP: 0.321, SLG: 0.271										4	0	1	0	0	0	2	<b>Pittsburgh Pirates @ Houston Colt 45's</b> Colt Stadium, Houston, TX Mon May 20 1963, 8:05 PM EDT Att. 5,281 - Cloudy - 75 F			
Bill Virdon, L (1, 8) OBP: 0.294, SLG: 0.327										3	0	0	0	1	0	3				
Bob Skinner, L (1, 7) OBP: 0.344, SLG: 0.381										4	0	1	0	0	1	2				
Bill Mazerowski, R (1, 4) OBP: 0.377, SLG: 0.395										4	0	0	0	0	2	3				
Willie Stargell, L (1, 9) OBP: 0.365, SLG: 0.447										4	0	0	0	0	1	0				
Smoky Burgess, L (1, 2) OBP: 0.310, SLG: 0.439										4	0	1	0	0	0	0				
Donn Clendenon, R (1, 3) OBP: 0.333, SLG: 0.505										3	0	1	0	0	2	1				
Bob Bailey, R (1, 5) OBP: 0.299, SLG: 0.371										3	0	1	0	0	0	1				
Don Cardwell, R (1, 1) Ted Savage, R (8, PH) Roy Face, R (8, 1)										1	0	0	0	1	1	1				
<b>Inning Stats</b>	R: 0 E: 0 K: 2 S: 8	H: 1 LOB: 1 BB: 0 P: 8	R: 0 E: 0 K: 1 S: 5	H: 1 LOB: 1 BB: 0 P: 5	R: 0 E: 0 K: 1 S: 6	H: 0 LOB: 0 BB: 0 P: 6	R: 0 E: 0 K: 1 S: 5	H: 0 LOB: 0 BB: 0 P: 5	R: 0 E: 0 K: 0 S: 4	H: 1 LOB: 2 BB: 1 P: 8	R: 0 E: 0 K: 1 S: 6	H: 1 LOB: 1 BB: 0 P: 6	R: 0 E: 0 K: 0 S: 3	H: 0 LOB: 1 BB: 1 P: 7	R: 0 E: 0 K: 0 S: 3	H: 0 LOB: 0 BB: 0 P: 3	1B: 4 2B: 2 3B: 0 HR: 0	SF: 0 SAC: 0 DP: 1 HBP: 0	WP: 0 PB: 0 SB: 1 CS: 1	PA: 33
<b>PITCHER</b> Dick Drott, R (1, 1) ERA: 1.8	IP: 9.0 WLS: W BF: 33 H: 5 R: 0 ER: 0 SO: 7 BB: 2 IBB: 0 HBP: 0 BLK: 0 WP: 0 HR: 0 S: 45 P: 53 ERA: 0.00 WHIP: 0.778															<b>PITCHER</b>				

Batter	1	2	3	4	5	6	7	8	9	AB	R	H	RBI	BB	SO	LOB	BOTTOM			
Johnny Temple, R (1, 4) OBP: 0.358, SLG: 0.360										4	0	1	1	0	0	1	<b>Pittsburgh Pirates @ Houston Colt 45's</b> Colt Stadium, Houston, TX Mon May 20 1963, 8:05 PM EDT Att. 5,281 - Cloudy - 75 F			
Al Spangler, L (1, 7) OBP: 0.301, SLG: 0.284										4	0	2	0	0	0	1				
Pete Runnels, L (1, 3) OBP: 0.287, SLG: 0.256										3	0	0	0	1	0	3				
Carl Warwick, R (1, 9) OBP: 0.383, SLG: 0.446										4	0	1	0	0	1	1				
Howie Goss, R (1, 8) OBP: 0.265, SLG: 0.356										4	0	0	0	0	1	2				
Bob Lillis, R (1, 6) OBP: 0.299, SLG: 0.284										3	1	1	0	0	1	0				
Bob Aspromonte, R (1, 5) OBP: 0.259, SLG: 0.287										3	1	1	0	0	1	1				
John Bateman, R (1, 2) OBP: 0.237, SLG: 0.375										1	0	0	1	1	1	1				
Dick Drott, R (1, 1) OBP: 0.200, SLG: 0.200										2	0	0	0	0	0	1				
<b>Inning Stats</b>	R: 0 E: 0 K: 1 S: 5	H: 0 LOB: 0 BB: 1 P: 9	R: 0 E: 0 K: 1 S: 5	H: 0 LOB: 0 BB: 0 P: 5	R: 0 E: 0 K: 0 S: 4	H: 1 LOB: 2 BB: 1 P: 8	R: 0 E: 0 K: 0 S: 3	H: 0 LOB: 0 BB: 0 P: 3	R: 1 E: 0 K: 1 S: 7	H: 2 LOB: 1 BB: 0 P: 7	R: 0 E: 0 K: 0 S: 3	H: 0 LOB: 0 BB: 0 P: 3	R: 1 E: 0 K: 1 S: 6	H: 1 LOB: 0 BB: 0 P: 6	R: 0 E: 0 K: 1 S: 7	H: 2 LOB: 2 BB: 0 P: 7	1B: 5 2B: 0 3B: 1 HR: 0	SF: 1 SAC: 1 DP: 0 HBP: 0	WP: 0 PB: 0 SB: 1 CS: 0	PA: 32
<b>PITCHER</b> Don Cardwell, R (1, 1) ERA: 4.28 Roy Face, R (8, 1) ERA: 4.09	IP: 7.0 WLS: L BF: 27 H: 4 R: 2 ER: 1 SO: 4 BB: 2 IBB: 0 HBP: 0 BLK: 0 WP: 0 HR: 0 S: 33 P: 41 ERA: 1.29 WHIP: 0.857															<b>PITCHER</b>				



Batter	1	2	3	4	5	6	7	8	9	AB	R	H	RBI	BB	SO	LOB	TOP								
Dick Schofield, S OBP: 0.317, SLG: 0.268 (1, 6)	6-3	G3					1-3		G1-6-3	5	0	1	1	0	0	4	<b>Pittsburgh Pirates @ Houston Colt 45's</b> Colt Stadium, Houston, TX Tue May 21 1963, 8:05 PM EDT Att: 6,329 - Cloudy - 79 F								
Bill Virdon, L OBP: 0.290, SLG: 0.322 (1, 8)	1-3		K		K		1-3		1B	5	0	1	1	0	2	1									
Ted Savage, R OBP: 0.296, SLG: 0.451 Al McBean, R OBP: 0.154, SLG: 0.154 Roy Face, R (9, 1)			4-3		5-3				P6	3	0	1	0	0	0	1									
Bill Mazerowski, R OBP: 0.366, SLG: 0.382 (1, 4)	P6		F7				P4		FC6-4	4	0	0	0	0	0	2									
Willie Stargell, L OBP: 0.375, SLG: 0.451 Smoky Burgess, L OBP: 0.310, SLG: 0.439 (9, 2)		1B			K				K	4	1	2	0	0	2	0									
Don Clendenen, R OBP: 0.331, SLG: 0.490 (1, 3)		K			F8		FC5-4		1B	3	1	0	0	1	1	2									
Bob Bailey, R OBP: 0.312, SLG: 0.378 (1, 5)		1B					HR		K	3	1	2	0	1	1	1									
Jim Pagliaroni, R OBP: 0.387, SLG: 0.462 Roberto Clemente, R OBP: 0.315, SLG: 0.400 (9, PR) (9, 9)			5-3						CS	3	1	2	4	0	0	1									
Don Schwall, R OBP: 0.188, SLG: 0.143 Tommye Sisk, R (4, 1)		1B							G1-6-3	1	0	0	0	0	1	2									
Bob Skinner, L OBP: 0.343, SLG: 0.397 (5, PH) (5, 7)		K					3-1		E5	0	0	0	0	0	0	0									
<b>Inning Stats</b>	R: 0 E: 0 K: 0 S: 4	H: 1 LOB: 1 BB: 0 P: 4	R: 1 E: 0 K: 2 S: 10	H: 3 LOB: 2 BB: 0 P: 10	R: 0 E: 0 K: 1 S: 5	H: 0 LOB: 0 BB: 0 P: 5	R: 0 E: 0 K: 1 S: 6	H: 1 LOB: 1 BB: 0 P: 6	R: 1 E: 0 K: 0 S: 6	H: 2 LOB: 0 BB: 0 P: 6	R: 3 E: 0 K: 0 S: 5	H: 2 LOB: 0 BB: 1 P: 9	R: 0 E: 0 K: 2 S: 4	H: 1 LOB: 1 BB: 0 P: 4	R: 0 E: 0 K: 2 S: 6	H: 0 LOB: 0 BB: 1 P: 10	R: 1 E: 1 K: 0 S: 4	H: 1 LOB: 1 BB: 0 P: 5	1B: 9 2B: 0 3B: 1 HR: 1	SF: 0 SAC: 0 DP: 1 HBP: 1	WP: 0 PB: 0 SB: 0 CS: 2	PA: 40			
<b>PITCHER</b>	IP	WLS	BF	H	R	ER	SO	BB	IBB	HBP	BLK	WP	HR	S	P	ERA	WHIP								
Ken Johnson, R ERA: 3.22 (1, 1)	5.2		25	8	4	4	5	1	0	0	0	0	0	34	38	6.35	1.588								
Jim Umbricht, R ERA: 13.5 (6, 1)	0.1	L	2	1	1	1	0	0	0	0	0	0	1	2	2	27.00	3.000								
Hal Woodeshick, L ERA: 1.27 (7, 1)	3.0		12	2	1	0	2	1	0	1	0	0	0	14	19	0.00	1.000								

AB 36  
R 6  
H 11  
RBI 6  
BB 2  
SO 7  
LOB 16



Batter	1	2	3	4	5	6	7	8	9	AB	R	H	RBI	BB	SO	LOB	BOTTOM								
Johnny Temple, R OBP: 0.355, SLG: 0.352 (1, 4)	6-3	4-3				1-3			SH1-3	3	0	0	0	1	0	1	<b>Pittsburgh Pirates @ Houston Colt 45's</b> Colt Stadium, Houston, TX Tue May 21 1963, 8:05 PM EDT Att: 6,329 - Cloudy - 79 F								
Al Spangler, L OBP: 0.297, SLG: 0.283 (1, 7)	4-3				SF7		F7		G3	4	0	1	1	0	0	2									
Pete Runnels, L OBP: 0.306, SLG: 0.279 (1, 3)										5	0	4	2	0	0	0									
Carl Warwick, R OBP: 0.375, SLG: 0.433 (1, 9)					L6				FC6-4	5	0	1	0	0	1	5									
Howie Goss, R OBP: 0.265, SLG: 0.373 (1, 8)	6-3								F8	4	1	1	1	0	1	4									
Bob Lillis, R OBP: 0.298, SLG: 0.310 (1, 6)									4-3	4	1	1	1	0	0	2									
Bob Aspromonte, R OBP: 0.259, SLG: 0.280 (1, 5)									5-3	3	0	0	0	1	0	1									
John Bateman, R OBP: 0.227, SLG: 0.359 (1, 2)									5-3	4	1	0	0	0	1	1									
Ken Johnson, R OBP: 0.271, SLG: 0.271 Jim Umbricht, R (6, PH) Brock Davis, L OBP: 0.275, SLG: 0.222 Hal Woodeshick, R ERA: 13.5 Rusty Staub, R OBP: 0.367, SLG: 0.367 Ernie Fazio, R OBP: 0.223, SLG: 0.233 (6, PH)									G3	1	1	0	0	0	0	1									
<b>Inning Stats</b>	R: 0 E: 0 K: 0 S: 5	H: 2 LOB: 2 BB: 0 P: 5	R: 1 E: 0 K: 1 S: 6	H: 1 LOB: 1 BB: 1 P: 10	R: 0 E: 0 K: 2 S: 9	H: 2 LOB: 2 BB: 0 P: 9	R: 2 E: 1 K: 0 S: 6	H: 1 LOB: 2 BB: 1 P: 10	R: 1 E: 1 K: 0 S: 4	H: 1 LOB: 0 BB: 0 P: 4	R: 0 E: 0 K: 0 S: 3	H: 0 LOB: 0 BB: 0 P: 3	R: 0 E: 0 K: 0 S: 3	H: 0 LOB: 0 BB: 0 P: 3	R: 0 E: 0 K: 0 S: 3	H: 0 LOB: 0 BB: 0 P: 3		R: 1 E: 0 K: 0 S: 4	H: 1 LOB: 1 BB: 1 P: 8	1B: 6 2B: 0 3B: 0 HR: 2	SF: 1 SAC: 2 DP: 1 HBP: 0	WP: 0 PB: 0 SB: 0 CS: 0	PA: 40		
<b>PITCHER</b>	IP	WLS	BF	H	R	ER	SO	BB	IBB	HBP	BLK	WP	HR	S	P	ERA	WHIP								
Don Schwall, R ERA: 1.44 (1, 1)	3.2		21	6	3	1	3	2	0	0	0	0	0	25	33	2.46	2.182								
Tommye Sisk, R ERA: 0.96 (4, 1)	0.1		1	0	0	0	0	0	0	0	0	0	0	1	1	0.00	0.000								
Al McBean, R ERA: 3.09 (5, 1)	4.0	W	14	1	2	2	0	1	0	0	0	0	1	13	17	4.50	0.500								
Roy Face, R ERA: 3.75 (9, 1)	1.0	S	4	1	0	0	0	0	0	0	0	0	0	4	4	0.00	1.000								





Batter	1	2	3	4	5	6	7	8	9	AB	R	H	RBI	BB	SO	LOB	TOP			
Dick Schofield, S (1,6) OBP: 0.316, SLG: 0.268	K		F7			F8		E	SH1-4	4	0	1	0	0	1	1				
Bill Virdon, L (1,8) OBP: 0.287, SLG: 0.311	4-3		G1-6-3			4-3		E4	IBB	4	0	0	0	1	0	2				
Ted Savage, R (1,7) OBP: 0.305, SLG: 0.436	BB			P4				G6-3	K	4	0	1	0	1	1	5				
Bill Mazerowski, R (1,4) OBP: 0.367, SLG: 0.391	P6			1-3		F8			K	5	1	2	0	0	1	5				
Willie Stargell, L (1,9) OBP: 0.367, SLG: 0.426	K			1-3					1B	3	1	0	0	1	2	1				
Jim Pagliaroni, R (9,2) OBP: 0.387, SLG: 0.462				1-2					1B	0	0	0	0	0	0	0				
Smoky Burgess, L (1,2) OBP: 0.320, SLG: 0.443						F8			BB	4	0	2	1	0	0	1				
Al McBean, R (9, PR) OBP: 0.154, SLG: 0.154									1B	0	1	0	0	0	0	0				
Harvey Haddix, L (9,1) OBP: 0.200, SLG: 0.400									1B	0	0	0	0	0	0	0				
Roy Face, R (9,1)	1B								1B	0	0	0	0	0	0	0				
Donn Clendenon, R (1,3) OBP: 0.336, SLG: 0.491	K					6-3		FC5-4	1B	4	1	2	1	0	1	1				
Bob Bailey, R (1,5) OBP: 0.306, SLG: 0.369	K					F5		FC5-4	1B	3	0	0	0	0	1	2				
Vern Law, R (1,1) OBP: 0.167, SLG: 0.167										2	0	0	0	0	0	0				
Bob Skinner, L (8, PH) OBP: 0.341, SLG: 0.393										1	0	0	0	0	0	0				
Earl Francis, R (8,1) OBP: 0.443, SLG: 0.143										0	0	0	0	0	0	0				
Roberto Clemente, R (9, PH) OBP: 0.321, SLG: 0.405										1	0	1	2	0	0	0				
<b>Inning Stats</b>	R: 0 E: 0 K: 1 S: 5	H: 0 LOB: 1 BB: 1 P: 9	R: 0 E: 0 K: 3 S: 10	H: 1 LOB: 1 BB: 0 P: 10	R: 0 E: 1 K: 0 S: 3	H: 0 LOB: 0 BB: 0 P: 3	R: 0 E: 0 K: 0 S: 4	H: 1 LOB: 1 BB: 0 P: 4	R: 0 E: 0 K: 0 S: 3	H: 0 LOB: 0 BB: 0 P: 3	R: 0 E: 0 K: 0 S: 4	H: 1 LOB: 1 BB: 0 P: 4	R: 0 E: 0 K: 1 S: 6	H: 1 LOB: 1 BB: 0 P: 6	R: 0 E: 1 K: 0 S: 4	H: 1 LOB: 3 BB: 2 P: 20	1B: 8 2B: 1 3B: 0 HR: 0	SF: 0 SAC: 2 DP: 2 HBP: 0	WP: 0 PB: 0 SB: 0 CS: 0	PA: 40
<b>PITCHER</b>	IP WLS BF H R ER SO BB IBB HBP BLK WP HR S P ERA WHIP																			
Don Nottebart, R (1,1) ERA: 2.97	8.0 L 34 8 4 4 5 2 0 0 0 0 0 0 42 50 4.50 1.250																			
Don McMahon, R (9,1) ERA: 5.19	1.0 6 1 0 0 2 0 1 0 0 0 0 0 9 13 0.00 1.000																			

Pittsburgh Pirates @ Houston Colt 45's  
Colt Stadium, Houston, TX  
Wed May 22 1963, 8:05 PM EDT  
Att. 5,577 - Overcast - 70 F


AB 35  
R 4  
H 9  
RBI 4  
BB 3  
SO 7  
LOB 18



Batter	1	2	3	4	5	6	7	8	9	AB	R	H	RBI	BB	SO	LOB	BOTTOM			
Ernie Fazio, R (1,4) OBP: 0.231, SLG: 0.235	K		K			F7		G4-6-3		4	0	1	0	0	2	0				
Johnny Temple, R (1,5) OBP: 0.352, SLG: 0.348	F9									4	0	1	0	0	0	2				
Bob Aspromonte, R (9,5) OBP: 0.259, SLG: 0.280			L4							0	0	0	0	0	0	0				
Pete Runnels, L (1,3) OBP: 0.297, SLG: 0.270	4-3					F9			L1	4	0	0	0	0	1					
Carl Warwick, R (1,9) OBP: 0.388, SLG: 0.450										3	2	2	0	1	0	0				
Al Spangler, L (1,7) OBP: 0.320, SLG: 0.309										4	1	4	1	0	0	0				
Howie Goss, R (1,8) OBP: 0.259, SLG: 0.366										3	0	0	0	0	0	3				
Rusty Staub, L (9, PH) OBP: 0.346, SLG: 0.364										1	0	0	0	0	0	2				
Bob Lillis, R (1,6) OBP: 0.296, SLG: 0.308										4	0	1	1	0	1	2				
John Bateman, R (1,2) OBP: 0.230, SLG: 0.351										2	0	0	0	0	1	1				
Don Nottebart, R (1,1) OBP: 0.136, SLG: 0.095										3	0	0	0	0	1	1				
Don McMahon, R (9,1) ERA: 3.55										0	0	0	0	0	0	0				
<b>Inning Stats</b>	R: 0 E: 0 K: 1 S: 5	H: 0 LOB: 0 BB: 0 P: 5	R: 1 E: 1 K: 1 S: 7	H: 2 LOB: 1 BB: 0 P: 7	R: 0 E: 0 K: 1 S: 5	H: 0 LOB: 0 BB: 0 P: 5	R: 1 E: 0 K: 0 S: 4	H: 2 LOB: 0 BB: 0 P: 4	R: 0 E: 0 K: 0 S: 3	H: 0 LOB: 0 BB: 0 P: 3	R: 0 E: 0 K: 0 S: 3	H: 1 LOB: 0 BB: 0 P: 3	R: 1 E: 0 K: 0 S: 4	H: 2 LOB: 0 BB: 0 P: 4	R: 0 E: 0 K: 1 S: 5	H: 1 LOB: 2 BB: 1 P: 10	1B: 8 2B: 2 3B: 0 HR: 0	SF: 0 SAC: 0 DP: 2 HBP: 1	WP: 0 PB: 0 SB: 0 CS: 2	PA: 35
<b>PITCHER</b>	IP WLS BF H R ER SO BB IBB HBP BLK WP HR S P ERA WHIP																			
Vern Law, R (1,1) ERA: 5.11	7.0 25 7 3 2 3 0 0 0 0 0 0 5 6 2.57 1.000																			
Earl Francis, R (8,1) ERA: 3.18	1.0 W 4 1 0 0 1 0 0 1 0 0 0 5 6 0.00 1.000																			
Harvey Haddix, L (9,1) ERA: 2.7	0.1 3 1 0 0 0 1 0 0 0 0 0 2 6 0.00 6.000																			
Roy Face, R (9,1) ERA: 3.55	0.2 S 2 0 0 0 1 0 0 0 0 0 0 4 4 0.00 0.000																			

Pittsburgh Pirates @ Houston Colt 45's  
Colt Stadium, Houston, TX  
Wed May 22 1963, 8:05 PM EDT  
Att. 5,577 - Overcast - 70 F

AB 32  
R 3  
H 9  
RBI 2  
BB 1  
SO 5  
LOB 12









Batter	1	2	3	4	5	6	7	8	9	AB	R	H	RBI	BB	SO	LOB	TOP			
Bob Lillis, R OBP: 0.288, SLG: 0.299 (1,4)										4	0	1	0	0	0	1				
Pete Runnels, L OBP: 0.291, SLG: 0.259 (1,3)										4	0	0	0	0	0	4				
Al Spangler, L OBP: 0.341, SLG: 0.336 (1,7)										4	0	1	0	0	0	1				
Carl Warwick, R OBP: 0.373, SLG: 0.436 (1,9)										4	0	0	0	0	1	2				
Bob Aspromonte, R OBP: 0.274, SLG: 0.298 (1,5)										3	0	1	0	1	0	0				
Howie Goss, R OBP: 0.282, SLG: 0.358 (1,8)										4	0	1	0	0	1	1				
J C Hartman, R OBP: 0.183, SLG: 0.158 (9, PH)										2	0	0	0	0	1	2				
Brock Davis, L OBP: 0.250, SLG: 0.200 (7, PH)										1	0	0	0	0	0	0				
John Bateman, R OBP: 0.229, SLG: 0.340 (1,2)										3	0	1	0	0	0	2				
Turk Farrell, R OBP: 0.273, SLG: 0.211 (7, PH)										1	1	0	0	1	0	1				
Rusty Staub, L OBP: 0.344, SLG: 0.360 (7, PH)										1	0	0	0	0	1	2				
Russ Kemmerer, R OBP: 0.282, SLG: 0.200 (7, 1)										0	0	0	0	0	0	0				
<b>Inning Stats</b>	R: 0 E: 1 K: 0 S: 3	H: 0 LOB: 0 BB: 0 P: 3	R: 0 E: 0 K: 1 S: 5	H: 1 LOB: 2 BB: 1 P: 9	R: 0 E: 0 K: 0 S: 4	H: 1 LOB: 1 BB: 0 P: 4	R: 0 E: 0 K: 0 S: 3	H: 0 LOB: 0 BB: 0 P: 3	R: 0 E: 0 K: 1 S: 6	H: 1 LOB: 1 BB: 1 P: 10	R: 0 E: 0 K: 2 S: 8	H: 1 LOB: 2 BB: 0 P: 9	R: 0 E: 0 K: 0 S: 4	H: 1 LOB: 0 BB: 0 P: 4	R: 0 E: 0 K: 0 S: 3	H: 0 LOB: 0 BB: 0 P: 3	1B: 5 2B: 1 3B: 0 HR: 0	SF: 0 SAC: 0 DP: 2 HBP: 1	WP: 0 PB: 1 SB: 0 CS: 1	PA: 34
<b>PITCHER</b> Larry Jackson, R ERA: 2.24 (1,1)	IP: 9.0 WLS: W BF: 34 H: 5 R: 1 ER: 0 SO: 4 BB: 2 IBB: 0 HBP: 1 BLK: 0 WP: 0 HR: 0 S: 39 P: 48 ERA: 0.00 WHIP: 0.778															<b>PITCHER</b>				

Houston Colt 45's @ Chicago Cubs  
Wrigley Field, Chicago, IL  
Sat May 25 1963, 3:33 AM CDT  
Att: 9,786 - Cloudy - 61 F

AB	31
R	1
H	5
RBI	0
BB	2
SO	4
LOB	16



Batter	1	2	3	4	5	6	7	8	9	AB	R	H	RBI	BB	SO	LOB	BOTTOM			
Lou Brock, L OBP: 0.318, SLG: 0.387 (1,9)										3	1	1	0	0	0	1				
Ken Hubbs, R OBP: 0.313, SLG: 0.390 (1,4)										4	0	2	2	0	0	1				
Billy Williams, L OBP: 0.376, SLG: 0.438 (1,7)										4	0	1	0	0	0	3				
Ron Santo, R OBP: 0.303, SLG: 0.421 (1,5)										3	1	0	0	1	2	2				
14 Ernie Banks, R OBP: 0.253, SLG: 0.397 (1,3)										4	1	1	1	0	0	2				
Andre Rodgers, R OBP: 0.310, SLG: 0.272 (1,6)										3	0	1	1	0	0	0				
Don Landrum, L OBP: 0.247, SLG: 0.214 (1,8)										3	0	0	0	0	0	1				
Dick Bertell, R OBP: 0.297, SLG: 0.275 (1,2)										2	0	0	0	1	1	1				
Larry Jackson, R OBP: 0.214, SLG: 0.222 (1,1)										2	1	1	0	0	0	0				
<b>Inning Stats</b>	R: 0 E: 0 K: 1 S: 6	H: 1 LOB: 1 BB: 0 P: 6	R: 0 E: 0 K: 0 S: 3	H: 0 LOB: 0 BB: 0 P: 3	R: 1 E: 0 K: 0 S: 4	H: 1 LOB: 1 BB: 1 P: 8	R: 1 E: 0 K: 0 S: 4	H: 1 LOB: 0 BB: 0 P: 4	R: 1 E: 0 K: 0 S: 5	H: 2 LOB: 0 BB: 0 P: 4	R: 0 E: 0 K: 1 S: 5	H: 0 LOB: 0 BB: 0 P: 5	R: 0 E: 0 K: 1 S: 6	H: 1 LOB: 1 BB: 0 P: 6	R: 0 E: 0 K: 0 S: 6	H: 0 LOB: 0 BB: 0 P: 6	1B: 6 2B: 0 3B: 0 HR: 1	SF: 0 SAC: 2 DP: 0 HBP: 0	WP: 0 PB: 0 SB: 2 CS: 1	PA: 33
<b>PITCHER</b> Turk Farrell, R ERA: 2.92 (7, 1)	IP: 6.0 WLS: L BF: 25 H: 6 R: 4 ER: 4 SO: 1 BB: 6 IBB: 4 HBP: 4 BLK: 1 WP: 1 HR: 1 S: 25 P: 33 ERA: 6.00 WHIP: 1.333															<b>PITCHER</b>				
<b>PITCHER</b> Russ Kemmerer, R ERA: 5.31 (7, 1)	IP: 2.0 WLS: 7 BF: 1 H: 1 R: 0 ER: 0 SO: 2 BB: 0 IBB: 0 HBP: 0 BLK: 0 WP: 0 HR: 0 S: 11 P: 11 ERA: 0.00 WHIP: 0.500															<b>PITCHER</b>				

Houston Colt 45's @ Chicago Cubs  
Wrigley Field, Chicago, IL  
Sat May 25 1963, 3:33 AM CDT  
Att: 9,786 - Cloudy - 61 F

AB	28
R	4
H	7
RBI	4
BB	2
SO	3
LOB	11





Batter	1	2	3	4	5	6	7	8	9	AB	R	H	RBI	BB	SO	LOB	TOP			
<b>Al Spangler, L</b> (1, 7) OBP: 0.350, SLG: 0.341	FC5-6 BB		F9				G4-6-3		PO	4	0	2	0	1	0	1				
<b>Johnny Temple, R</b> (1, 4) OBP: 0.356, SLG: 0.360	FC5-6 1B							F9 WP 1B	PO	4	1	2	0	0	0	2				
<b>Pete Runnels, L</b> (1, 3) OBP: 0.283, SLG: 0.252	K		F8					F9		4	0	0	0	0	1	3				
<b>Carl Warwick, R</b> (1, 8) OBP: 0.392, SLG: 0.446	1B							1B	1B	2	0	2	1	2	0	0				
<b>Rusty Staub, L</b> (1, 9) OBP: 0.333, SLG: 0.348	F9							F8		4	0	0	0	0	0	5				
<b>Bob Aspromonte, R</b> (1, 5) OBP: 0.286, SLG: 0.306										3	0	2	0	1	0	1				
<b>Bob Lillis, R</b> (1, 6) OBP: 0.281, SLG: 0.290	FC6-4 G6-4-3		F8				FC6	1B	1B	4	0	0	0	0	0	6				
<b>John Bateman, R</b> (1, 2) OBP: 0.221, SLG: 0.327	G6-4-3						1-3		F9	4	0	0	0	0	1	1				
<b>Dick Drott, R</b> (1, 1) OBP: 0.143, SLG: 0.143			1-3						6-3	2	0	0	0	0	1	0				
<b>Ken Johnson, R</b> (5, 1) OBP: 0.071, SLG: 0.071										0	0	0	0	0	0	0				
<b>Brock Davis, L</b> (7, PH) OBP: 0.308, SLG: 0.273										1	0	1	0	0	0	0				
<b>Don McMahon, R</b> (7, 1) OBP: 0.216, SLG: 0.216										0	0	0	0	0	0	0				
<b>Jim Campbell, R</b> (9, PH) OBP: 0.216, SLG: 0.216										1	0	0	0	0	0	0				
<b>Inning Stats</b>	R: 0 E: 0 K: 1 S: 6	H: 1 LOB: 2 BB: 1 P: 10	R: 0 E: 0 K: 0 S: 2	H: 0 LOB: 0 BB: 1 P: 6	R: 0 E: 0 K: 0 S: 4	H: 1 LOB: 1 BB: 0 P: 4	R: 0 E: 0 K: 0 S: 3	H: 0 LOB: 1 BB: 1 P: 7	R: 0 E: 0 K: 2 S: 8	H: 1 LOB: 2 BB: 1 P: 8	R: 0 E: 0 K: 0 S: 4	H: 1 LOB: 0 BB: 0 P: 3	R: 1 E: 0 K: 0 S: 6	H: 3 LOB: 2 BB: 0 P: 6	R: 0 E: 0 K: 0 S: 3	H: 1 LOB: 0 BB: 0 P: 3	1B: 8 2B: 1 3B: 0 HR: 0	SF: 0 SAC: 0 DP: 2 HBP: 0	WP: 1 PB: 0 SB: 0 CS: 0	PA: 38
<b>PITCHER</b> <b>Bob Buhl, R</b> (1, 1) ERA: 2.88	IP: 9.0 WLS: W BF: 37 H: 9 R: 1 ER: 1 SO: 3 BB: 4 IBB: 0 HBP: 0 BLK: 0 WP: 1 HR: 0 S: 39 P: 55 ERA: 1.00 WHIP: 1.444															<b>PITCHER</b>				

Houston Colt 45's @ Chicago Cubs  
Wrigley Field, Chicago, IL  
Sun May 26 1963, 3:33 AM CDT  
Att: 15,316 - Unknown - 61 F

AB	33
R	1
H	9
RBI	1
BB	4
SO	3
LOB	19



Batter	1	2	3	4	5	6	7	8	9	AB	R	H	RBI	BB	SO	LOB	BOTTOM			
<b>Lou Brock, L</b> (1, 9) OBP: 0.322, SLG: 0.401	P3		1B				F7			4	1	2	1	0	0	0				
<b>Ken Hubbs, R</b> (1, 4) OBP: 0.318, SLG: 0.414	K		3B				4-3			4	1	2	2	0	1	1				
<b>Billy Williams, L</b> (1, 7) OBP: 0.368, SLG: 0.427	P6		1B				FC4-2-5-6 HR		6-3	4	1	0	0	0	0	2				
<b>Ron Santo, R</b> (1, 5) OBP: 0.313, SLG: 0.446			F8				1B		HR	4	1	3	2	0	0	0				
<b>14 Ernie Banks, R</b> (1, 3) OBP: 0.247, SLG: 0.387			F8				K		6-3	4	0	0	0	0	1	2				
<b>Andre Rodgers, R</b> (1, 6) OBP: 0.309, SLG: 0.266			L8				3-1 BB		FC4-6	3	0	0	0	1	1	1				
<b>Don Landrum, L</b> (1, 8) OBP: 0.237, SLG: 0.205			P6				3-1		1-3	4	0	0	0	0	0	3				
<b>Dick Bertell, R</b> (1, 2) OBP: 0.309, SLG: 0.272			3B				BB		IBB	1	1	0	0	2	0	0				
<b>Bob Buhl, R</b> (1, 1) OBP: 0.111, SLG: 0.111			K				K		K	3	0	0	0	0	3	4				
<b>Inning Stats</b>	R: 0 E: 0 K: 1 S: 5	H: 0 LOB: 0 BB: 0 P: 5	R: 0 E: 0 K: 0 S: 3	H: 0 LOB: 0 BB: 0 P: 3	R: 2 E: 0 K: 1 S: 7	H: 2 LOB: 1 BB: 1 P: 11	R: 0 E: 0 K: 2 S: 8	H: 1 LOB: 2 BB: 2 P: 16	R: 2 E: 0 K: 0 S: 5	H: 2 LOB: 0 BB: 0 P: 5	R: 0 E: 0 K: 1 S: 5	H: 0 LOB: 0 BB: 0 P: 5	R: 1 E: 0 K: 1 S: 6	H: 1 LOB: 0 BB: 0 P: 6	R: 0 E: 0 K: 0 S: 4	H: 1 LOB: 1 BB: 0 P: 4	1B: 4 2B: 0 3B: 1 HR: 2	SF: 0 SAC: 0 DP: 0 HBP: 0	WP: 0 PB: 0 SB: 1 CS: 0	PA: 34
<b>PITCHER</b> <b>Dick Drott, R</b> (1, 1) ERA: 2.73	IP: 4.2 WLS: L BF: 22 H: 5 R: 4 ER: 4 SO: 4 BB: 5 IBB: 0 HBP: 0 BLK: 0 WP: 0 HR: 1 S: 27 P: 39 ERA: 7.71 WHIP: 1.500															<b>PITCHER</b>				
<b>Ken Johnson, R</b> (5, 1) ERA: 3.14	IP: 1.1 WLS: L BF: 4 H: 0 R: 0 ER: 0 SO: 1 BB: 0 IBB: 0 HBP: 0 BLK: 0 WP: 0 HR: 0 S: 6 P: 6 ERA: 0.00 WHIP: 0.000															<b>PITCHER</b>				
<b>Don McMahon, R</b> (7, 1) ERA: 5.12	IP: 2.0 WLS: L BF: 8 H: 2 R: 1 ER: 1 SO: 1 BB: 0 IBB: 0 HBP: 0 BLK: 0 WP: 0 HR: 1 S: 10 P: 10 ERA: 4.50 WHIP: 1.000															<b>PITCHER</b>				

Houston Colt 45's @ Chicago Cubs  
Wrigley Field, Chicago, IL  
Sun May 26 1963, 3:33 AM CDT  
Att: 15,316 - Unknown - 61 F

AB	31
R	5
H	7
RBI	5
BB	3
SO	6
LOB	13





Batter	1	2	3	4	5	6	7	8	9	10	AB	R	H	RBI	BB	SO	LOB	TOP
Bob Lillis, R OBP: 0.278, SLG: 0.287 (6, 5)	K		F2		F7		F9			SH1-3 1B	5	0	1	0	0	1	1	
Johnny Temple, R OBP: 0.348, SLG: 0.350 (1, 4)	K		F8		L6		G6-3			SH1-3	4	0	0	0	0	1	1	
Al Spangler, L OBP: 0.338, SLG: 0.328 (1, 7)	G3		K				F8		F9	K	5	0	0	0	0	2	1	
Carl Warwick, R OBP: 0.396, SLG: 0.443 (1, 9)					F6		G3			G4-6-3 1B	3	1	1	0	1	0	0	
Rusty Staub, L OBP: 0.338, SLG: 0.342 (1, 3)					4-3					G4-6-3 1B	2	2	0	0	2	0	1	
Bob Aspromonte, R OBP: 0.287, SLG: 0.306 J C Hartman, R OBP: 0.180, SLG: 0.155 (6, 6)					5-3						3	1	1	0	0	1	2	
Howie Coss, R OBP: 0.279, SLG: 0.418 (1, 8)											3	2	3	6	1	0	0	
John Bateman, R OBP: 0.222, SLG: 0.351 (1, 2)					1-3						4	1	1	1	0	0	2	
Don Nottebart, R OBP: 0.130, SLG: 0.091 Russ Kemmerer, R OBP: 0.200, SLG: 0.200 Hal Woodeshick, R OBP: 0.286, SLG: 0.286 Ken Johnson, R OBP: 0.067, SLG: 0.067 (9, 1)					5-3						1	0	0	0	0	0	0	
											2	0	1	0	0	0	0	
											0	0	0	0	0	0	0	
											1	0	0	0	0	0	0	
<b>Inning Stats</b>	R: 0 E: 0 K: 2 S: 7	H: 0 LOB: 0 BB: 0 P: 7	R: 3 E: 0 K: 1 S: 6	H: 1 LOB: 2 BB: 0 P: 14	R: 0 E: 0 K: 1 S: 5	H: 0 LOB: 0 BB: 0 P: 3	R: 2 E: 0 K: 0 S: 5	H: 2 LOB: 1 BB: 1 P: 9	R: 0 E: 0 K: 0 S: 3	H: 1 LOB: 0 BB: 0 P: 3	R: 0 E: 0 K: 1 S: 4	H: 0 LOB: 0 BB: 1 P: 8	R: 0 E: 0 K: 1 S: 6	H: 1 LOB: 1 BB: 0 P: 6	1B: 4 2B: 1 3B: 1 HR: 3	SF: 0 SAC: 1 DP: 3 HBP: 0	WP: 0 PA: 39 PB: 0 SB: 0 CS: 0	
<b>PITCHER</b>	IP 5.2	WLS 1.1	BF 4	H 1	R 0	ER 0	SO 0	BB 0	IBB 0	HBP 0	BLK 0	WP 0	HR 3	S 30	P 42	ERA 11.12	WHIP 1.412	
Ernie Broglio, R ERA: 2.65 (6, 1)	1.1	4	1	0	0	0	0	0	0	0	0	0	0	4	4	0.00	0.750	
Ed Bauta, R ERA: 1.8 (8, 1)	2.0	6	1	0	0	1	1	0	0	0	0	0	0	7	11	0.00	1.000	
Diomedes Olivo, L ERA: 3.97 Ron Taylor, R ERA: 2.08 (10, 1)	1.0	W	4	1	0	0	1	0	0	0	0	0	0	6	6	0.00	1.000	

Houston Colt 45's @ St. Louis Cardinals  
Sportsman's Park, St. Louis, MO  
Tue May 28 1963, 8:05 PM EDT  
Att: 6,836 - Unknown - 70 F

AB	34
R	7
H	8
RBI	7
BB	4
SO	6
LOB	8



Batter	1	2	3	4	5	6	7	8	9	10	AB	R	H	RBI	BB	SO	LOB	BOTTOM	
Curt Flood, R OBP: 0.318, SLG: 0.401 (1, 8)	3B 1B	6-3		F8			1B 2B	CS 1B		1-3 2H 2B	6	2	4	1	0	0	1		
Bill White, L OBP: 0.383, SLG: 0.472 (1, 3)	1H 2B 3B		1B 2B		F9		1B FC4-6 1B	CS 1-2		4-3	5	3	3	3	0	0	0		
Dick Groat, R OBP: 0.427, SLG: 0.508 (1, 6)	3H 2B		1B		4-3		FC4-6 1B			FC4-6 HBP	4	0	3	2	0	0	0		
Stan Musial, L OBP: 0.300, SLG: 0.487 Dal Maxwell, R OBP: 0.240, SLG: 0.167 Carl Sawada, L OBP: 0.233, SLG: 0.424 Bob Gibson, R OBP: 0.298, SLG: 0.471 Ron Taylor, R (10, 1)	L8		3B		2-3		FC4-6 1B 2B			FC4-6 HBP	4	0	1	1	0	0	2		
Ken Boyer, R OBP: 0.388, SLG: 0.466 (1, 5)	G4-6-3 BB		F4				FC4-6 1B 2B 1B			FC5 BB HBP	3	0	2	0	1	0	1		
George Altman, L OBP: 0.330, SLG: 0.350 Leo Burke, R OBP: 0.333, SLG: 0.472 (8, 9)	G4-6-3		FC6-4 BB				FC4-6 FC5-4 2B			FC5 BB	2	0	0	0	1	0	3		
Julian Javier, R OBP: 0.317, SLG: 0.429 (1, 4)			F7		FC6-4		L7 F8			FC5	5	0	0	0	0	0	8		
Gene Oliver, R OBP: 0.292, SLG: 0.426 Tim McCarver, L OBP: 0.343, SLG: 0.394 (10, PR)					5-3		FC5-4			F8	5	0	2	0	0	0	1		
Ernie Broglio, R OBP: 0.107, SLG: 0.107 Ed Bauta, R OBP: 0.324, SLG: 0.444 (8, 7)			F3		3-1					6-3	2	0	0	0	0	0	1		
Charlie James, R OBP: 0.324, SLG: 0.444 (8, 7)							2B 1B			2B 1B	3	1	2	0	0	0	0		
<b>Inning Stats</b>	R: 2 E: 0 K: 0 S: 5	H: 3 LOB: 1 BB: 1 P: 9	R: 0 E: 0 K: 0 S: 4	H: 1 LOB: 1 BB: 0 P: 4	R: 1 E: 0 K: 0 S: 5	H: 3 LOB: 2 BB: 1 P: 9	R: 0 E: 0 K: 0 S: 3	H: 0 LOB: 0 BB: 0 P: 3	R: 0 E: 0 K: 0 S: 4	H: 1 LOB: 1 BB: 0 P: 4	R: 4 E: 0 K: 0 S: 8	H: 6 LOB: 2 BB: 0 P: 8	R: 0 E: 0 K: 0 S: 3	H: 1 LOB: 0 BB: 0 P: 3	R: 0 E: 0 K: 0 S: 3	H: 0 LOB: 3 BB: 1 P: 9	1B: 10 2B: 6 3B: 2 HR: 0	SF: 0 SAC: 0 DP: 1 HBP: 2	WP: 0 PA: 47 PB: 0 SB: 0 CS: 1
<b>PITCHER</b>	IP 2.1	WLS 3.2	BF 17	H 5	R 4	ER 3	SO 0	BB 1	IBB 0	HBP 0	BLK 0	WP 0	HR 0	S 12	P 16	ERA 11.57	WHIP 3.429		
Don Nottebart, R ERA: 3.29 (3, 1)	3.2	17	5	4	4	0	0	1	0	0	0	0	0	0	20	9.82	1.636		
Hal Woodeshick, L ERA: 0.98 (7, 1)	2.2	12	3	0	0	0	1	0	2	0	0	0	0	9	15	0.00	1.500		
Ken Johnson, R ERA: 3.29 (9, 1)	0.1	L	4	3	1	1	0	0	0	0	0	0	0	4	4	27.00	9.000		

Houston Colt 45's @ St. Louis Cardinals  
Sportsman's Park, St. Louis, MO  
Tue May 28 1963, 8:05 PM EDT  
Att: 6,836 - Unknown - 70 F

AB	41
R	8
H	18
RBI	8
BB	3
SO	0
LOB	18









Batter	1	2	3	4	5	6	7	8	9	AB	R	H	RBI	BB	SO	LOB	TOP								
<b>Ernie Fazio, R</b> OBP: 0.265, SLG: 0.262 (1, 4)	F8			F6		5-3 2B		1B BB		4	1	2	0	1	0	0	<b>Houston Colt 45's @ St. Louis Cardinals</b> Sportsman's Park, St. Louis, MO Thu May 30 1963, 4:33 AM EDT Att: 10,497 - Unknown - 79 F								
<b>Johnny Temple, R</b> OBP: 0.356, SLG: 0.351 (1, 5)	1-3			G6-3 1B		5-3 BB		1B BB	1-3	3	1	1	0	2	0	1									
<b>Al Spangler, L</b> OBP: 0.333, SLG: 0.331 (1, 7)	4-3			G6-3 1-2		F3		1B BB		4	1	1	0	0	0	3									
<b>Carl Warwick, R</b> OBP: 0.394, SLG: 0.443 (1, 9)		F6			4-0 BB 2B	5-3		1B BB		3	1	1	2	1	0	2									
<b>Rusty Staub, L</b> OBP: 0.333, SLG: 0.339 (1, 3)		K			4-0 2B 6-3 BB	4-3		K		3	1	0	0	1	2	4									
<b>Howie Goss, R</b> OBP: 0.283, SLG: 0.439 (1, 8)		F2			0-0 WP 1-3 2-H	2B		FC4-6 1B		4	0	2	2	0	0	0									
<b>Bob Lillis, R</b> OBP: 0.276, SLG: 0.285 (1, 6)			6-3		0-0 6-3			FC4-6 1-2		4	0	0	1	0	0	3									
<b>Jim Campbell, R</b> OBP: 0.206, SLG: 0.203 (1, 2)				G2-6-3 1B		K		4-3		4	0	1	0	0	1	1									
<b>Turk Farrell, R</b> OBP: 0.281, SLG: 0.300 (4, 1)				G2-6-3		K		F9		1	0	0	0	0	0	1									
<b>Russ Kemmerer, R</b> OBP: 0.167, SLG: 0.167 (5, 1)						K		K2-3		1	0	0	0	0	1	1									
<b>Bob Aspromonte, R</b> OBP: 0.265, SLG: 0.354 (8, PH)										0	0	0	0	0	0	0									
<b>Chris Zachary, L</b> OBP: 0.317, SLG: 0.354 (8, PH)										0	0	0	0	0	0	0									
<b>Brock Davis, L</b> OBP: 0.313, SLG: 0.357 (9, PH)										1	0	0	0	0	1	0									
<b>Inning Stats</b>	R: 0 E: 0 K: 0 S: 3	H: 0 LOB: 0 BB: 0 P: 3	R: 0 E: 0 K: 1 S: 5	H: 0 LOB: 0 BB: 0 P: 5	R: 0 E: 0 K: 0 S: 3	H: 1 LOB: 0 BB: 0 P: 3	R: 0 E: 0 K: 0 S: 3	H: 1 LOB: 0 BB: 0 P: 3	R: 2 E: 0 K: 2 S: 8	H: 1 LOB: 1 BB: 2 P: 16	R: 0 E: 0 K: 0 S: 4	H: 0 LOB: 0 BB: 0 P: 8	R: 0 E: 0 K: 0 S: 3	H: 0 LOB: 0 BB: 0 P: 3	R: 3 E: 0 K: 1 S: 9	H: 4 LOB: 2 BB: 1 P: 13	R: 0 E: 0 K: 1 S: 5	H: 0 LOB: 1 BB: 1 P: 9	1B: 6 2B: 2 3B: 0 HR: 0	SF: 0 SAC: 0 DP: 2 HBP: 0	WP: 1 PB: 0 SB: 0 CS: 0	PA: 38			
<b>PITCHER</b>	IP	WLS	BF	H	R	ER	SO	BB	IBB	HBP	BLK	WP	HR	S	P	ERA	WHIP								
<b>Ray Sadecki, L</b> ERA: 6.16 (1, 1)	7.2	W	33	8	5	5	4	4	0	0	0	1	0	37	53	5.87	1.565								
<b>Ed Bauta, R</b> ERA: 1.69 (8, 1)	1.1	S	5	0	0	0	1	1	0	0	1	0	0	6	10	0.00	0.750								

Batter	1	2	3	4	5	6	7	8	9	AB	R	H	RBI	BB	SO	LOB	BOTTOM								
<b>Curt Flood, R</b> OBP: 0.309, SLG: 0.387 (1, 8)	5-3		E6 SH	F9		K		5-3		5	1	0	1	0	1	1	<b>Houston Colt 45's @ St. Louis Cardinals</b> Sportsman's Park, St. Louis, MO Thu May 30 1963, 4:33 AM EDT Att: 10,497 - Unknown - 79 F								
<b>Bill White, L</b> OBP: 0.383, SLG: 0.477 (1, 3)			SH HR		F6	K				2	1	0	0	1	1	0									
<b>Dick Groat, R</b> OBP: 0.418, SLG: 0.493 (1, 6)					E6	5-3				2	2	0	0	1	1	1									
<b>Dal Maxvill, R</b> OBP: 0.250, SLG: 0.143 (6, 6)	K		HR BB		WP 1B	1B				1	0	0	0	0	0	0									
<b>Stan Musial, L</b> OBP: 0.323, SLG: 0.512 (1, 7)					1B WP	1B		F6		4	2	2	3	0	0	1									
<b>Charlie James, R</b> OBP: 0.317, SLG: 0.436 (8, 7)	F9		HR		1-2 SF8	1B				0	0	0	0	0	0	0									
<b>Ken Boyer, R</b> OBP: 0.392, SLG: 0.465 (1, 5)		6-3	F7		4-0 1B	1B		5-3		3	1	0	0	1	0	0									
<b>George Altman, L</b> OBP: 0.337, SLG: 0.357 (1, 9)			F7		1-2 2-3 BB	1B				4	0	3	1	0	0	0									
<b>Julian Javier, R</b> OBP: 0.303, SLG: 0.411 (1, 4)		G6-4-3	5-3		1-2 2-3 3-H	SF8		F4		3	0	0	1	0	0	2									
<b>Tim McCarver, L</b> OBP: 0.350, SLG: 0.421 (1, 2)			SH E	4-3		4-3		F8		4	1	2	1	0	0	0									
<b>Ray Sadecki, L</b> OBP: 0.227, SLG: 0.227 (1, 1)			SH E	4-3		F5		4-3		2	1	0	0	0	0	2									
<b>Ed Bauta, R</b> (8, 1)			2-3 SH							1	0	0	0	0	0	0									
<b>Inning Stats</b>	R: 0 E: 0 K: 1 S: 5	H: 0 LOB: 1 BB: 1 P: 9	R: 0 E: 0 K: 0 S: 3	H: 1 LOB: 0 BB: 0 P: 3	R: 6 E: 3 K: 0 S: 8	H: 2 LOB: 0 BB: 1 P: 12	R: 0 E: 0 K: 0 S: 3	H: 0 LOB: 0 BB: 0 P: 3	R: 3 E: 1 K: 0 S: 7	H: 3 LOB: 2 BB: 1 P: 11	R: 0 E: 0 K: 2 S: 7	H: 0 LOB: 0 BB: 0 P: 7	R: 0 E: 0 K: 0 S: 4	H: 1 LOB: 1 BB: 0 P: 4	R: 0 E: 0 K: 0 S: 3	H: 0 LOB: 0 BB: 0 P: 3	1B: 5 2B: 1 3B: 0 HR: 1	SF: 1 SAC: 2 DP: 1 HBP: 0	WP: 1 PB: 0 SB: 1 CS: 0	PA: 37					
<b>PITCHER</b>	IP	WLS	BF	H	R	ER	SO	BB	IBB	HBP	BLK	WP	HR	S	P	ERA	WHIP								
<b>Turk Farrell, R</b> ERA: 2.92 (1, 1)	3.0	L	16	3	6	1	1	2	0	0	0	1	0	16	24	3.00	1.667								
<b>Russ Kemmerer, R</b> ERA: 5.61 (4, 1)	1.2		10	3	3	0	0	1	0	0	0	1	0	9	13	0.00	2.400								
<b>Hal Brown, R</b> ERA: 4.5 (5, 1)	2.1		8	1	0	0	2	0	0	0	0	0	0	12	12	0.00	0.429								
<b>Chris Zachary, R</b> ERA: 9.49 (8, 1)	1.0		3	0	0	0	0	0	0	0	0	0	0	3	3	0.00	0.000								









Batter	1	2	3	4	5	6	7	8	9	AB	R	H	RBI	BB	SO	LOB	TOP		
J C Hartman, R OBP: 0.169, SLG: 0.145	6-3	6-3			F3		1-3			4	0	0	0	0	0	3	<b>Houston Colt 45's @ Milwaukee Braves</b> Milwaukee County Stadium, Milwaukee, WI Sat Jun 01 1963, 4:33 AM EDT Att: 5,135 - Unknown - 77 F		
Johnny Temple, R OBP: 0.345, SLG: 0.335	F8		F9		F7			F9		4	0	0	0	0	0	0			
Al Spangler, L OBP: 0.329, SLG: 0.329	1B 2B		2B BB		3-1			P6		3	1	1	0	1	0	0			
Carl Warwick, R OBP: 0.387, SLG: 0.431	2H 1B		F8		5-3			6-3		4	0	1	1	0	0	1			
Rusty Staub, L OBP: 0.329, SLG: 0.336	5-3		2B		4-3			L6		4	0	1	0	0	0	1			
Howie Goss, R OBP: 0.277, SLG: 0.422		L5	P4		5-3			F8		4	0	0	0	0	0	2			
Bob Lillis, R OBP: 0.269, SLG: 0.272		1B BB			P5			5-3		3	0	0	0	1	0	0			
John Bateman, R OBP: 0.236, SLG: 0.353 Jim Campbell, R OBP: 0.215, SLG: 0.230					F7					1	0	1	0	0	0	0			
Don Nottebart, R OBP: 0.115, SLG: 0.080		1B			2B					2	0	1	0	0	0	0			
			K		6-3			P4		3	0	0	0	0	1	3			
<b>Inning Stats</b>	R: 1 E: 0 K: 0 S: 5	H: 2 LOB: 1 BB: 0 P: 5	R: 0 E: 0 K: 1 S: 6	H: 1 LOB: 2 BB: 1 P: 10	R: 0 E: 0 K: 0 S: 4	H: 1 LOB: 2 BB: 1 P: 8	R: 0 E: 0 K: 0 S: 3	H: 0 LOB: 0 BB: 0 P: 3	R: 0 E: 0 K: 0 S: 3	H: 0 LOB: 0 BB: 0 P: 3	R: 0 E: 0 K: 0 S: 4	H: 1 LOB: 1 BB: 0 P: 4	R: 0 E: 0 K: 0 S: 3	H: 0 LOB: 0 BB: 0 P: 3	R: 0 E: 0 K: 0 S: 3	H: 0 LOB: 0 BB: 0 P: 3	1B: 2 2B: 3 3B: 0 HR: 0	SF: 0 SAC: 0 DP: 0 HBP: 0	WP: 0 PA: 34 CS: 0
<b>PITCHER</b> Lew Burdette, R ERA: 3.77	IP: 9.0 WLS: W BF: 34	H: 5 R: 1 ER: 1 SO: 1	BB: 2 IBB: 0 HBP: 0 BLK: 0	WP: 0 HR: 0 S: 34 P: 42	ERA: 1.00 WHIP: 0.778														

Batter	1	2	3	4	5	6	7	8	9	AB	R	H	RBI	BB	SO	LOB	BOTTOM		
Lee Mays, L OBP: 0.286, SLG: 0.329	F7			F7		FC4-6 1B		K		4	0	1	0	0	1	0	<b>Houston Colt 45's @ Milwaukee Braves</b> Milwaukee County Stadium, Milwaukee, WI Sat Jun 01 1963, 4:33 AM EDT Att: 5,135 - Unknown - 77 F		
Eddie Mathews, L OBP: 0.420, SLG: 0.450	F9			F9		FC4-6 1-2		5-3		4	0	0	0	0	0	1			
Hank Aaron, R OBP: 0.408, SLG: 0.632	3-1			F7				P6		3	0	0	0	0	0	0			
Joe Torre, R OBP: 0.372, SLG: 0.419		G4-6-3 BB			E5 SH1-4 1B			2B 3B 1B		2	2	1	0	1	0	0			
Don Dillard, L OBP: 0.318, SLG: 0.443		G4-6-3 1-2			SH1-4			3B 2B		2	1	1	0	0	0	1			
Tommie Aaron, R OBP: 0.296, SLG: 0.333		K						SF9 3B		3	1	2	3	0	1	0			
Denis Menke, R OBP: 0.279, SLG: 0.348								SF9		2	0	0	1	0	0	0			
Roy McMillan, R OBP: 0.280, SLG: 0.373								SF9		3	0	0	0	0	0	0			
Lew Burdette, R OBP: 0.174, SLG: 0.150										3	0	0	0	0	1	0			
			K					3-1		3	0	0	0	0	1	0			
<b>Inning Stats</b>	R: 0 E: 0 K: 0 S: 3	H: 0 LOB: 0 BB: 0 P: 3	R: 0 E: 0 K: 1 S: 4	H: 0 LOB: 0 BB: 1 P: 8	R: 0 E: 0 K: 0 S: 3	H: 0 LOB: 0 BB: 0 P: 3	R: 0 E: 0 K: 0 S: 4	H: 0 LOB: 0 BB: 0 P: 3	R: 1 E: 1 K: 0 S: 4	H: 1 LOB: 0 BB: 0 P: 4	R: 0 E: 0 K: 0 S: 4	H: 1 LOB: 1 BB: 0 P: 4	R: 3 E: 0 K: 0 S: 6	H: 3 LOB: 0 BB: 0 P: 6	R: 0 E: 0 K: 1 S: 5	H: 0 LOB: 0 BB: 0 P: 5	1B: 3 2B: 1 3B: 1 HR: 0	SF: 1 SAC: 1 DP: 1 HBP: 0	WP: 0 PA: 29 CS: 0
<b>PITCHER</b> Don Nottebart, R ERA: 3.3	IP: 8.0 WLS: L BF: 29	H: 5 R: 4 ER: 3 SO: 3	BB: 1 IBB: 0 HBP: 0 BLK: 0	WP: 0 HR: 0 S: 34 P: 38	ERA: 3.38 WHIP: 0.750														






Batter	1	2	3	4	5	6	7	8	9	10	11	12	13	14	15	16	17	AB	R	H	RBI	BB	SO	LOB	TOP									
<b>Ernie Fazio, R</b> OBP: 0.246, SLG: 0.226 (1.4)	F2		5-3		K			6-3		SH3-4 1B		K		K		K		8	0	1	0	0	4	1										
<b>Johnny Temple, R</b> OBP: 0.246, SLG: 0.239 (1.5)	F9				5-3					SH3-4 1B		P6					K	7	0	3	0	0	1	1										
<b>Howie Goss, R</b> OBP: 0.270, SLG: 0.406 (1.8)	F7									P4							K	7	0	0	0	1	3	3										
<b>Carl Warwick, R</b> OBP: 0.399, SLG: 0.456 (1.9)		HR								F5								6	2	3	1	2	1	0										
<b>Rusty Staub, L</b> OBP: 0.226, SLG: 0.226 (1.3)		WP BB								G3								7	1	1	0	1	1	3										
<b>Jim Campbell, R</b> OBP: 0.260, SLG: 0.269 (1.2)																		6	0	3	1	2	1	1										
<b>Al Spangler, L</b> OBP: 0.331, SLG: 0.322 (1.7)																		6	0	1	1	2	2	3										
<b>Bob Lillis, R</b> OBP: 0.287, SLG: 0.289 (1.6)																		5	0	1	0	0	0	3										
<b>Pete Runnels, L</b> OBP: 0.281, SLG: 0.250 (13. P4)	4-3																	1	0	0	0	0	3											
<b>J C Hartman, R</b> OBP: 0.164, SLG: 0.141 (13.6)																		2	0	0	0	0	0	2										
<b>Bob Bruce, R</b> OBP: 0.115, SLG: 0.042 (1.1)																		3	0	0	0	0	1	2										
<b>Bob Aspromonte, R</b> OBP: 0.283, SLG: 0.302 (12. P4)																		1	0	0	0	1	0											
<b>Hal Woodeshick, R</b> OBP: 0.222, SLG: 0.222 (12. 1)																		2	0	0	0	0	2	0										
<b>Inning Stats</b>	R: 0 E: 0 K: 0 S: 3	H: 0 LOB: 0 BB: 0 P: 3	R: 1 E: 0 K: 2 S: 8	H: 1 LOB: 1 BB: 0 P: 12	R: 0 E: 0 K: 1 S: 6	H: 1 LOB: 1 BB: 0 P: 6	R: 0 E: 0 K: 2 S: 7	H: 0 LOB: 1 BB: 0 P: 11	R: 0 E: 0 K: 1 S: 6	H: 1 LOB: 1 BB: 0 P: 6	R: 0 E: 0 K: 0 S: 3	H: 0 LOB: 0 BB: 0 P: 3	R: 0 E: 0 K: 1 S: 5	H: 0 LOB: 0 BB: 0 P: 5	R: 0 E: 0 K: 0 S: 4	H: 2 LOB: 2 BB: 1 P: 8	R: 0 E: 0 K: 0 S: 4	H: 1 LOB: 2 BB: 1 P: 10	R: 0 E: 0 K: 0 S: 3	H: 0 LOB: 0 BB: 0 P: 3	R: 0 E: 0 K: 2 S: 7	H: 0 LOB: 0 BB: 0 P: 7	R: 0 E: 0 K: 0 S: 3	H: 1 LOB: 1 BB: 0 P: 10	R: 0 E: 0 K: 0 S: 4	H: 1 LOB: 1 BB: 0 P: 4	R: 0 E: 0 K: 2 S: 7	H: 0 LOB: 0 BB: 0 P: 7	R: 0 E: 0 K: 2 S: 11	H: 4 LOB: 2 BB: 0 P: 11	1B: 11 2B: 1 3B: 0 HR: 1	SF: 0 SAC: 2 DP: 0 HBP: 0	WP: 3 SB: 1 CS: 0	PA: 71
<b>PITCHER</b>	IP 12.2	WLS 51	BF 10	H 7	R 1	ER 1	SO 10	BB 5	IBB 2	HBP 0	BLK 0	WP 1	HR 0	S 64	P 92	ERA 0.71	WHIP 0.947																	
<b>Denny Lemaster, L</b> ERA: 1.33 (1.1)	0.0	1	0	0	0	0	0	0	1	0	0	4																						
<b>Dan Schneider, L</b> ERA: 8.44 (13.1)	0.0	1	0	0	0	0	0	0	1	0	0	4																						
<b>Claude Raymond, R</b> ERA: 3.12 (13.1)	2.1	9	2	0	3	0	0	0	0	0	15	15	0.00	2.000																				
<b>Ron Fische, R</b> ERA: 4.0 (16.1)	2.0	L	10	4	2	2	4	0	0	0	18	18	9.00	2.000																				

**Houston Colt 45's @ Milwaukee Braves**  
Milwaukee County Stadium, Milwaukee, WI  
Sun Jun 02 1963, 4:33 AM EDT  
Att. 8,810 - Cloudy - 83 F


AB: 61  
R: 3  
H: 13  
RBI: 3  
BB: 8  
SO: 17  
LOB: 22



Batter	1	2	3	4	5	6	7	8	9	10	11	12	13	14	15	16	17	AB	R	H	RBI	BB	SO	LOB	BOTTOM			
<b>Lee Mave, L</b> OBP: 0.271, SLG: 0.303 (1.8)	F8		SF9		K					G3							F2	6	0	0	1	1	1	4				
<b>Eddie Mathews, L</b> OBP: 0.415, SLG: 0.434 (1.5)	3-1				K												F8	6	0	0	0	2	3	4				
<b>Hank Aaron, R</b> OBP: 0.405, SLG: 0.616 (1.9)	5-3																	5	0	0	0	2	1	3				
<b>Joe Torre, R</b> OBP: 0.355, SLG: 0.397 (1.2)																		7	0	0	0	0	1	5				
<b>Don Dillard, L</b> OBP: 0.250, SLG: 0.143 (1.7)																		5	0	1	0	0	0	1				
<b>Bubba Morton, R</b> OBP: 0.250, SLG: 0.143 (14.7)	1-5-3																	2	0	0	0	0	0	0				
<b>Tommie Aaron, R</b> OBP: 0.261, SLG: 0.326 (1.3)	F9																	7	0	2	0	0	0	1				
<b>Denis Menke, R</b> OBP: 0.286, SLG: 0.353 (1.4)																		7	1	3	0	0	0	1				
<b>Roy McMillan, R</b> OBP: 0.292, SLG: 0.390 (1.6)																		7	0	3	0	0	0	4				
<b>Denny Lemaster, R</b> OBP: 0.250, SLG: 0.143 (1.7)																		5	0	1	0	0	1	3				
<b>Claude Raymond, R</b> ERA: 3.12 (13.1)	0.0	1	0	0	0	0	0	0	1	0	0	4																
<b>Arnie Kanarek, R</b> ERA: 3.12 (13.1)	0.0	1	0	0	0	0	0	0	1	0	0	4																
<b>Ron Fische, R</b> ERA: 4.0 (16.1)	2.0	L	10	4	2	2	4	0	0	0	18	18	9.00	2.000														
<b>Inning Stats</b>	R: 0 E: 0 K: 0 S: 3	H: 0 LOB: 0 BB: 0 P: 3	R: 0 E: 0 K: 0 S: 3	H: 0 LOB: 0 BB: 0 P: 3	R: 1 E: 0 K: 1 S: 7	H: 2 LOB: 2 BB: 1 P: 11	R: 0 E: 0 K: 0 S: 5	H: 2 LOB: 2 BB: 1 P: 5	R: 0 E: 0 K: 3 S: 10	H: 1 LOB: 1 BB: 1 P: 14	R: 0 E: 0 K: 0 S: 4	H: 1 LOB: 1 BB: 0 P: 4	R: 0 E: 0 K: 0 S: 4	H: 0 LOB: 0 BB: 0 P: 4	R: 0 E: 0 K: 0 S: 5	H: 0 LOB: 0 BB: 0 P: 4	R: 0 E: 0 K: 1 S: 5	H: 1 LOB: 1 BB: 0 P: 9	R: 0 E: 0 K: 1 S: 3	H: 0 LOB: 0 BB: 0 P: 3	R: 0 E: 0 K: 0 S: 3	H: 0 LOB: 0 BB: 0 P: 3	R: 0 E: 0 K: 1 S: 6	H: 1 LOB: 1 BB: 0 P: 6	1B: 8 2B: 1 3B: 1 HR: 0	SF: 1 SAC: 0 DP: 1 HBP: 0	WP: 0 SB: 0 CS: 1	PA: 65
<b>PITCHER</b>	IP 11.0	WLS 44	BF 21	H 8	R 2	ER 0	SO 3	BB 0	IBB 1	HBP 0	BLK 0	WP 0	HR 0	S 50	P 66	ERA 0.82	WHIP 1.000											
<b>Bob Bruce, R</b> ERA: 3.57 (1.1)	6.0	W	21	2	0	0	3	0	1	0	0	0	0	0	26	30	0.00	0.333										

**Houston Colt 45's @ Milwaukee Braves**  
Milwaukee County Stadium, Milwaukee, WI  
Sun Jun 02 1963, 4:33 AM EDT  
Att. 8,810 - Cloudy - 83 F

AB: 59  
R: 1  
H: 10  
RBI: 1  
BB: 5  
SO: 8  
LOB: 27





Batter	1	2	3	4	5	6	7	8	9	AB	R	H	RBI	BB	SO	LOB	TOP					
Wally Moon, L OBP: 0.360, SLG: 0.360 (1, 7)	1-2 6-3			1-2 F4		4-1 BB		0-2 F8		3	0	0	0	1	0	1						
Jim Gilliam, S OBP: 0.365, SLG: 0.436 (1, 4)	2-2 F3			1-0 L4		1-1 F6			0-1 SF8 3B	4	1	1	0	0	0	2						
Ron Fairly, L OBP: 0.372, SLG: 0.435 (1, 3)	0-3 K			4-1 BB		0-0 4-3			2-2 F4	3	0	0	0	1	1	3						
Tommy Davis, R OBP: 0.354, SLG: 0.423 (1, 5)		2-0 6-3		1-2 1-3			0-0 F9		1-2 SF8	3	0	0	1	0	0	1						
Frank Howard, R OBP: 0.333, SLG: 0.485 (1, 9)		1-3 K			1-3 K		0-3 K		3-H 0-3 K	4	0	0	0	0	4	0						
John Roseboro, L OBP: 0.301, SLG: 0.376 (1, 2)	1-0 F5			1-1 F8		0-1 L9				3	0	0	0	0	0	0						
Willie Davis, L OBP: 0.256, SLG: 0.380 (1, 8)			1-1 F8		0-1 4-3			0-0 F6		3	0	0	0	0	0	0						
Dick Tracewski, R OBP: 0.309, SLG: 0.233 (1, 6)			2-1 L8			0-1 6-3		0-1 FC6-4 1B		3	0	1	0	0	0	0						
Don Drysdale, R OBP: 0.237, SLG: 0.235 (8, PH)			2-0 F8			4-2 BB BB		3-1 FC6-4 1-2		1	0	0	0	1	0	0						
Lee Walls, R OBP: 0.226, SLG: 0.323 (8, 1)										1	0	0	0	0	0	1						
Ron Ferranoski, L OBP: 0.226, SLG: 0.323 (8, 1)										0	0	0	0	0	0	0						
<b>Inning Stats</b>	R: 0 E: 0 K: 1 S: 9	H: 0 LOB: 0 BB: 0 P: 12	R: 0 E: 0 K: 1 S: 5	H: 0 LOB: 0 BB: 0 P: 9	R: 0 E: 0 K: 0 S: 5	H: 0 LOB: 1 BB: 1 P: 10	R: 0 E: 0 K: 0 S: 10	H: 0 LOB: 1 BB: 1 P: 17	R: 0 E: 0 K: 1 S: 7	H: 0 LOB: 0 BB: 0 P: 9	R: 0 E: 0 K: 0 S: 10	H: 0 LOB: 2 BB: 2 P: 19	R: 0 E: 0 K: 1 S: 6	H: 0 LOB: 0 BB: 0 P: 6	R: 0 E: 0 K: 0 S: 8	H: 1 LOB: 1 BB: 0 P: 11	R: 1 E: 0 K: 1 S: 12	H: 1 LOB: 0 BB: 0 P: 15	1B: 1 2B: 0 3B: 1 HR: 0	SF: 1 SAC: 0 DP: 0 HBP: 0	WP: 0 PB: 0 SB: 0 CS: 0	PA: 32
<b>PITCHER</b> Turk Farrell, R ERA: 2.71 (1, 1)	IP: 9.0 WLS: W BF: 32 H: 2 R: 1 ER: 1 SO: 5 BB: 3 IBB: 0 HBP: 0 BLK: 0 WP: 0 HR: 0 S: 72 P: 108 ERA: 1.00 WHIP: 0.556															<b>PITCHER</b>	IP: 9.0 WLS: W BF: 32 H: 2 R: 1 ER: 1 SO: 5 BB: 3 IBB: 0 HBP: 0 BLK: 0 WP: 0 HR: 0 S: 72 P: 108 ERA: 1.00 WHIP: 0.556					

Los Angeles Dodgers @ Houston Colt 45's  
Colt Stadium, Houston, TX  
Mon Jun 03 1963, 8:05 PM EDT  
Att: 15,659 - Unknown

AB	28
R	1
H	2
RBI	1
BB	3
SO	5
LOB	8



Batter	1	2	3	4	5	6	7	8	9	AB	R	H	RBI	BB	SO	LOB	BOTTOM			
Ernie Fazio, R OBP: 0.246, SLG: 0.228 (1, 4)	1-3 K		3-1 1B		3-3 K		1-3 K			4	0	1	0	0	3	1				
Johnny Temple, R OBP: 0.357, SLG: 0.349 (1, 5)	0-2 1B		0-0 1B		2-1 FC4-6 1B			3-2 6-3		4	0	3	0	0	0	0				
Al Spangler, L OBP: 0.335, SLG: 0.327 (1, 7)	1-0 1B		1-3 K		0-0 FC4-6 1-2			0-1 FC4-6 1B		4	0	2	0	0	1	3				
Carl Warwick, R OBP: 0.395, SLG: 0.446 (1, 9)	1-1 F4			4-0 HR BB		1-3 K		1-1 FC4-6 1-2		3	1	0	0	1	1	3				
Rusty Staub, L OBP: 0.323, SLG: 0.345 (1, 3)	3-2 6-3			0-0 HR		2-0 4-3		1-2 4-3		4	1	1	2	0	0	3				
Howie Goss, R OBP: 0.286, SLG: 0.400 (1, 8)		0-3 K		0-3 K		3-3 K				3	0	0	0	0	3	0				
Bob Lillis, R OBP: 0.262, SLG: 0.264 (1, 6)		0-0 5-3		0-1 F3			1-3 K			3	0	0	0	0	1	0				
Jim Campbell, R OBP: 0.263, SLG: 0.271 (1, 2)		0-3 K		2-3 K			2-0 1B			3	0	1	0	0	2	0				
Turk Farrell, R OBP: 0.231, SLG: 0.174 (1, 1)			2-3 K		1-1 F4		1-3 K			3	0	0	0	0	2	1				
<b>Inning Stats</b>	R: 0 E: 0 K: 1 S: 14	H: 2 LOB: 2 BB: 0 P: 20	R: 0 E: 0 K: 2 S: 7	H: 0 LOB: 0 BB: 0 P: 7	R: 0 E: 0 K: 2 S: 10	H: 2 LOB: 1 BB: 0 P: 16	R: 2 E: 0 K: 2 S: 11	H: 1 LOB: 0 BB: 1 P: 17	R: 0 E: 0 K: 1 S: 8	H: 1 LOB: 1 BB: 0 P: 14	R: 0 E: 0 K: 2 S: 7	H: 0 LOB: 0 BB: 0 P: 13	R: 0 E: 0 K: 3 S: 10	H: 1 LOB: 1 BB: 0 P: 15	R: 0 E: 0 K: 0 S: 10	H: 1 LOB: 1 BB: 0 P: 15	1B: 7 2B: 0 3B: 0 HR: 1	SF: 0 SAC: 0 DP: 0 HBP: 0	WP: 0 PB: 0 SB: 0 CS: 0	PA: 32
<b>PITCHER</b> Don Drysdale, R ERA: 3.1 (1, 1)	IP: 7.0 WLS: L BF: 28 H: 7 R: 2 ER: 2 SO: 13 BB: 1 IBB: 0 HBP: 0 BLK: 0 WP: 1 HR: 1 S: 67 P: 102 ERA: 2.57 WHIP: 1.143															<b>PITCHER</b>	IP: 7.0 WLS: L BF: 28 H: 7 R: 2 ER: 2 SO: 13 BB: 1 IBB: 0 HBP: 0 BLK: 0 WP: 1 HR: 1 S: 67 P: 102 ERA: 2.57 WHIP: 1.143			
<b>PITCHER</b> Ron Ferranoski, L ERA: 2.39 (8, 1)	IP: 1.0 WLS: 4 BF: 1 H: 0 R: 0 ER: 0 SO: 0 BB: 0 IBB: 0 HBP: 0 BLK: 0 WP: 0 HR: 0 S: 10 P: 15 ERA: 0.00 WHIP: 1.000															<b>PITCHER</b>	IP: 1.0 WLS: 4 BF: 1 H: 0 R: 0 ER: 0 SO: 0 BB: 0 IBB: 0 HBP: 0 BLK: 0 WP: 0 HR: 0 S: 10 P: 15 ERA: 0.00 WHIP: 1.000			

Los Angeles Dodgers @ Houston Colt 45's  
Colt Stadium, Houston, TX  
Mon Jun 03 1963, 8:05 PM EDT  
Att: 15,659 - Unknown

AB	31
R	2
H	8
RBI	2
BB	1
SO	13
LOB	11





Batter	1	2	3	4	5	6	7	8	9	AB	R	H	RBI	BB	SO	LOB	TOP								
Maury Wills, S OBP: 0.321, SLG: 0.302	4-1 2B WP BB		0-0 4-3 1B		0-1 F8			3-2 4-3		3	2	1	0	1	0	0									
Jim Gilliam, S OBP: 0.368, SLG: 0.441	1-2 WP 2B		2-2 4-3			4-1 S BB		1-0 L5		3	0	1	0	1	0	1									
Ron Fairly, L OBP: 0.374, SLG: 0.436	3-1 F9		0-0 FC6-4 1B			0-0 F5		2-0 2B 1B		4	0	2	1	0	0	3									
Tommy Davis, R OBP: 0.351, SLG: 0.425	2-2 F4		3-H 1-1 FC6-4			1-2 F3		0-0 2B		4	0	1	0	0	0	3									
Frank Howard, R OBP: 0.332, SLG: 0.476	0-0 F4			1-1 F6		4-2 1-2 BB		0-3 K		3	0	0	0	1	1	3									
John Roseboro, L OBP: 0.295, SLG: 0.368		1-3 K		2-1 F7		0-1 F8			1-2 F4	4	0	0	0	0	1	2									
Willie Davis, L OBP: 0.256, SLG: 0.377		0-0 1-3		2-2 F9			2-2 F4		0-0 S 1B	4	0	1	0	0	0	0									
Dick Tracewski, R OBP: 0.297, SLG: 0.222		3-3 K			0-0 F8		2-2 F3		2-3 K	4	0	0	0	0	2	1									
Bob Miller, R			1-3 K		0-0 F6		1-3 K		1-2 K	4	0	0	0	0	3	1									
Ron Perranoski, L										0	0	0	0	0	0	0									
<b>Inning Stats</b>	R: 1 E: 0 K: 0 S: 11	H: 1 LOB: 1 BB: 1 P: 21	R: 0 E: 0 K: 2 S: 7	H: 0 LOB: 0 BB: 0 P: 11	R: 1 E: 0 K: 1 S: 12	H: 2 LOB: 1 BB: 0 P: 15	R: 0 E: 0 K: 0 S: 7	H: 0 LOB: 0 BB: 0 P: 12	R: 0 E: 0 K: 0 S: 4	H: 0 LOB: 0 BB: 0 P: 4	R: 0 E: 0 K: 0 S: 10	H: 0 LOB: 2 BB: 2 P: 18	R: 0 E: 0 K: 1 S: 9	H: 0 LOB: 0 BB: 0 P: 14	R: 0 E: 0 K: 1 S: 10	H: 2 LOB: 2 BB: 0 P: 16	R: 0 E: 0 K: 2 S: 10	H: 1 LOB: 1 BB: 0 P: 14	1B: 4 2B: 2 3B: 0 HR: 0	SF: 0 SAC: 0 DP: 0 HBP: 0	WP: 1 PB: 0 SB: 3 CS: 0	PA: 36			
<b>PITCHER</b>	IP	WLS	BF	H	R	ER	SO	BB	IBB	HBP	BLK	WP	HR	S	P	ERA	WHIP								
Dick Drott, R ERA: 2.7	7.0	L	27	3	2	2	4	3	0	0	0	1	0	60	95	2.57	0.857								
Don McMahon, R ERA: 4.98	2.0		9	3	0	0	3	0	0	0	0	0	0	20	30	0.00	1.500								

Los Angeles Dodgers @ Houston Colt 45's  
Colt Stadium, Houston, TX  
Tue Jun 04 1963, 8:05 PM EDT  
Att: 10,429 - Unknown

AB	33
R	2
H	6
RBI	1
BB	3
SO	7
LOB	14



Batter	1	2	3	4	5	6	7	8	9	AB	R	H	RBI	BB	SO	LOB	BOTTOM								
Ernie Fazio, R OBP: 0.261, SLG: 0.279	3-2 F5		1-0 FC6-4 1B		0-0 3B			3-2 F7		4	0	2	0	0	0	0									
Johnny Temple, R OBP: 0.349, SLG: 0.341	1-3 K		0-0 FC6-4		1-0 F8			1-0 F8		4	0	0	0	0	1	2									
Al Spangler, L OBP: 0.328, SLG: 0.318	2-1 4-3			2-2 4-3		0-0 G3		0-3 K		4	0	0	0	0	1	0									
Carl Warwick, R OBP: 0.404, SLG: 0.476		2-2 4-3 1B		1-0 F8		0-1 2B			2-2 1B 3B	4	1	3	0	0	0	0									
Pete Runnels, L OBP: 0.282, SLG: 0.246		3-2 4-3		4-2 BB		1-1 6-3			1-2 5-3	2	0	0	0	1	0	2									
Bob Aspromonte, R OBP: 0.281, SLG: 0.300		1-2 BB			4-0 BB		0-0 F8			1	0	0	0	0	0	1									
Howie Goss, R OBP: 0.276, SLG: 0.401		4-1 G4-6-3 BB		1-2 BB			0-0 F8		2-1 FC6-4 1B	2	0	1	1	2	0	1									
Bob Lillis, R OBP: 0.256, SLG: 0.258		1-1 G4-6-3		1-2 F7			1-1 6-3		0-1 FC6-4	4	0	0	0	0	0	5									
Jim Campbell, R OBP: 0.250, SLG: 0.257			2-3 K		1-3 K		0-3 K		0-0 FC6-4	4	0	0	0	0	3	1									
Dick Drott, R ERA: 2.98	8.0	W	31	5	1	1	6	3	0	0	0	0	0	69	114	1.12	1.000								
Brock Davis, L OBP: 0.294, SLG: 0.333			0-3 K		1-1 6-3					2	0	0	0	0	0	0									
Don McMahon, R ERA: 2.33										0	0	0	0	0	0	0									
<b>Inning Stats</b>	R: 0 E: 0 K: 1 S: 10	H: 0 LOB: 0 BB: 0 P: 16	R: 0 E: 0 K: 0 S: 9	H: 1 LOB: 1 BB: 1 P: 19	R: 0 E: 0 K: 2 S: 8	H: 1 LOB: 1 BB: 0 P: 11	R: 0 E: 0 K: 0 S: 10	H: 0 LOB: 2 BB: 2 P: 22	R: 0 E: 0 K: 1 S: 7	H: 1 LOB: 1 BB: 0 P: 10	R: 0 E: 0 K: 0 S: 6	H: 1 LOB: 1 BB: 0 P: 7	R: 0 E: 0 K: 1 S: 8	H: 0 LOB: 0 BB: 0 P: 12	R: 0 E: 0 K: 1 S: 8	H: 0 LOB: 0 BB: 0 P: 12	R: 1 E: 0 K: 0 S: 11	H: 2 LOB: 1 BB: 0 P: 16	1B: 3 2B: 1 3B: 2 HR: 0	SF: 0 SAC: 0 DP: 1 HBP: 0	WP: 0 PB: 0 SB: 0 CS: 0	PA: 35			
<b>PITCHER</b>	IP	WLS	BF	H	R	ER	SO	BB	IBB	HBP	BLK	WP	HR	S	P	ERA	WHIP								
Bob Miller, R	8.0		31	5	1	1	6	3	0	0	0	0	0	8	11	0.00	1.000								
Ron Perranoski, L	1.0	S	4	1	0	0	0	0	0	0	0	0	0	8	11	0.00	1.000								

Los Angeles Dodgers @ Houston Colt 45's  
Colt Stadium, Houston, TX  
Tue Jun 04 1963, 8:05 PM EDT  
Att: 10,429 - Unknown

AB	32
R	1
H	6
RBI	1
BB	3
SO	6
LOB	12





Batter	1	2	3	4	5	6	7	8	9	AB	R	H	RBI	BB	SO	LOB	TOP				
<b>Maury Wills, S</b> OBP: 0.317, SLG: 0.305 (1, 5)	 1-2	 0-0				 0-1	 1-0	 0-0		5	1	1	0	0	0	2					
<b>Jim Gilliam, S</b> OBP: 0.393, SLG: 0.429 (1, 4)	 0-1		 3-2			 2-2			 1-1	4	0	0	0	1	0	2					
<b>Ron Fairly, L</b> OBP: 0.365, SLG: 0.427 (1, 3)	 2-0		 0-0			 1-3			 0-0	4	0	0	1	0	1	1					
<b>Tommy Davis, R</b> OBP: 0.346, SLG: 0.417 (1, 7)	 1-1		 0-1			 3-1			 0-0	5	0	1	0	0	0	1					
<b>Frank Howard, R</b> OBP: 0.335, SLG: 0.482 (1, 9)	 2-3			 2-0		 3-2	 2-2			4	2	2	0	0	1	2					
<b>John Roseboro, L</b> OBP: 0.295, SLG: 0.367 (1, 2)	 1-0			 0-1		 0-0	 0-1			3	0	1	1	0	0	3					
<b>Willie Davis, L</b> OBP: 0.256, SLG: 0.373 (1, 8)			 0-3	 1-1		 1-0	 0-1			4	1	1	1	0	1	2					
<b>Dick Tracewski, R</b> OBP: 0.314, SLG: 0.245 (1, 6)				 2-1	 1-2	 0-0	 0-1			4	1	3	0	0	0	0					
<b>Sandy Koufax, R</b> OBP: 0.143, SLG: 0.065 (1, 1)				 3-3	 0-0	 0-1	 0-3			4	0	1	1	0	2	3					
<b>Inning Stats</b>	R: 1 H: 2 E: 1 K: 1 S: 12	H: 2 LOB: 2 BB: 0 P: 19	R: 0 H: 1 E: 0 K: 2 S: 11	H: 1 LOB: 1 BB: 0 P: 17	R: 0 H: 0 E: 0 K: 0 S: 6	H: 0 LOB: 0 BB: 0 P: 9	R: 0 H: 1 E: 1 K: 0 S: 8	H: 1 LOB: 2 BB: 0 P: 13	R: 0 H: 0 E: 0 K: 1 S: 8	H: 0 LOB: 1 BB: 1 P: 16	R: 3 H: 4 E: 1 K: 0 S: 13	H: 4 LOB: 1 BB: 0 P: 20	R: 1 H: 2 E: 0 K: 0 S: 12	H: 2 LOB: 1 BB: 0 P: 14	R: 0 H: 0 E: 0 K: 1 S: 6	H: 0 LOB: 0 BB: 0 P: 6	R: 0 H: 0 E: 0 K: 0 S: 4	H: 0 LOB: 0 BB: 0 P: 5	1B: 8 2B: 2 3B: 0 HR: 0	SF: 1 SAC: 1 DP: 0 HBP: 0	WP: 0 PA: 40 PB: 0 SB: 1 CS: 0
<b>PITCHER</b>	IP	WLS	BF	H	R	ER	SO	BB	IBB	HBP	BLK	WP	HR	S	P	ERA	WHIP				
<b>Ken Johnson, R</b> ERA: 2.98 (1, 1)	5.1	L	27	8	4	3	4	1	0	0	0	0	0	53	86	5.06	1.688				
<b>Hal Brown, R</b> ERA: 4.57 (6, 1)	1.2		7	2	1	1	0	0	0	0	0	0	0	17	22	5.40	1.200				
<b>Jim Umbricht, R</b> ERA: 6.14 (8, 1)	2.0		6	0	0	0	1	0	0	0	0	0	0	10	11	0.00	0.000				

Los Angeles Dodgers @ Houston Colt 45's  
Colt Stadium, Houston, TX  
Wed Jun 05 1963, 8:05 PM EDT  
Att: 15,365 - Unknown

AB	37
R	5
H	10
RBI	4
BB	1
SO	5
LOB	16

Batter	1	2	3	4	5	6	7	8	9	AB	R	H	RBI	BB	SO	LOB	BOTTOM				
<b>Ernie Fazio, R</b> OBP: 0.260, SLG: 0.266 (1, 4)	 2-3		 1-1			 1-0				3	0	0	0	1	1	2					
<b>Al Spangler, L</b> OBP: 0.326, SLG: 0.329 (1, 7)	 2-3		 1-0			 1-2			 1-2	4	0	1	1	0	1	2					
<b>Johnny Temple, R</b> OBP: 0.347, SLG: 0.345 (1, 5)	 2-1		 2-2			 2-2			 0-1	4	0	1	0	0	0	3					
<b>Carl Warwick, R</b> OBP: 0.406, SLG: 0.483 (1, 9)	 0-0			 0-0		 3-2			 1-0	4	0	2	0	0	0	0					
<b>Howie Goss, R</b> OBP: 0.275, SLG: 0.395 (1, 8)			 0-3	 2-3		 1-3			 4-2	3	0	0	0	1	3	1					
<b>Bob Aspromonte, R</b> OBP: 0.280, SLG: 0.298 (1, 3)			 3-3	 0-3		 0-2			 1-1	1	0	0	0	0	1	0					
<b>Pete Runnels, L</b> OBP: 0.283, SLG: 0.248 (4, 3)			 3-3	 0-3		 0-2			 1-2	3	0	1	0	0	1	1					
<b>Bob Lillis, R</b> OBP: 0.250, SLG: 0.251 (1, 6)			 3-2	 0-1		 3-2			 0-1	4	0	0	0	0	0	3					
<b>Jim Campbell, R</b> OBP: 0.262, SLG: 0.269 (1, 2)			 0-1	 1-2		 0-0			 2-2	4	0	2	0	0	0	2					
<b>Ken Johnson, R</b> OBP: 0.053, SLG: 0.053 (1, 1)			 0-0	 0-2		 1-1			 1-3	1	1	0	0	0	0	1					
<b>Hal Brown, R</b> (6, 1)			 1-2	 1-2		 1-2			 0-0	0	0	0	0	0	0	0					
<b>J C Hartman, R</b> OBP: 0.176, SLG: 0.154 (7, PH)			 1-2	 1-2		 1-2			 0-0	1	0	1	0	0	0	0					
<b>Jim Umbricht, R</b> (8, 1)									 0-0	0	0	0	0	0	0	0					
<b>Brock Davis, L</b> OBP: 0.276, SLG: 0.313 (9, PH)									 0-0	1	0	0	0	0	1	2					
<b>Inning Stats</b>	R: 0 H: 2 E: 0 K: 2 S: 10	H: 0 LOB: 0 BB: 0 P: 16	R: 0 H: 0 E: 0 K: 2 S: 9	H: 0 LOB: 0 BB: 0 P: 15	R: 1 H: 2 E: 1 K: 0 S: 9	H: 2 LOB: 1 BB: 0 P: 13	R: 0 H: 1 E: 0 K: 2 S: 9	H: 1 LOB: 1 BB: 0 P: 11	R: 0 H: 0 E: 0 K: 1 S: 11	H: 0 LOB: 0 BB: 0 P: 15	R: 0 H: 1 E: 0 K: 0 S: 8	H: 1 LOB: 1 BB: 0 P: 13	R: 0 H: 0 E: 0 K: 0 S: 6	H: 0 LOB: 0 BB: 0 P: 8	R: 0 H: 1 E: 0 K: 1 S: 15	H: 1 LOB: 2 BB: 1 P: 23	1B: 5 2B: 2 3B: 1 HR: 0	SF: 0 SAC: 1 DP: 0 HBP: 0	WP: 0 PA: 36 PB: 0 SB: 0 CS: 0		
<b>PITCHER</b>	IP	WLS	BF	H	R	ER	SO	BB	IBB	HBP	BLK	WP	HR	S	P	ERA	WHIP				
<b>Sandy Koufax, L</b> ERA: 1.45 (1, 1)	9.0	W	36	8	1	1	8	2	0	0	0	0	0	92	137	1.00	1.111				

Los Angeles Dodgers @ Houston Colt 45's  
Colt Stadium, Houston, TX  
Wed Jun 05 1963, 8:05 PM EDT  
Att: 15,365 - Unknown

AB	33
R	1
H	8
RBI	1
BB	2
SO	8
LOB	17





Batter	1	2	3	4	5	6	7	8	9	10	AB	R	H	RBI	BB	SO	LOB	TOP								
Harvey Kuenn, R OBP: 0.271, SLG: 0.317 (1, 7)	F9		P5			1-3		P4			4	0	0	0	0	0	1	<b>San Francisco Giants @ Houston Colt 45's</b> Colt Stadium, Houston, TX Fri Jun 07 1963, 8:05 PM EDT Att: 17,014 - Unknown - 83 F <a href="http://livebaseballscorecards.com">livebaseballscorecards.com</a>								
Matty Alou, L OBP: 0.200, SLG: 0.200 (1, 9)	6-3		P6			F8		6-3			3	0	0	0	0	0	1									
Felipe Alou, R OBP: 0.339, SLG: 0.541 (8, PH)	6-3		P6			F8		6-3			1	0	0	0	0	0	0									
Willie Mays, R OBP: 0.346, SLG: 0.463 (1, 8)	F6		K			1B					4	0	1	0	0	2	1									
Willie McCovey, L OBP: 0.372, SLG: 0.506 (1, 3)		1B WP 1B			F7						4	1	2	0	0	0	1									
Tom Haller, L OBP: 0.295, SLG: 0.376 (1, 2)		1B 1-3			F3			SH1-4 2B			4	0	2	0	0	0	1									
Chuck Hiller, L OBP: 0.186, SLG: 0.144 (1, 4)		1B			F9			SH1-4			2	0	1	1	0	0	0									
Joey Amalfitano, R OBP: 0.269, SLG: 0.240 (10, PH)		F8-2-6 1B			F9			2-3			1	0	0	0	0	0	0									
Jim Davenport, R OBP: 0.287, SLG: 0.348 (1, 5)		F8-2-6 1-2			F7			F2			4	0	0	0	0	0	3									
Jose Pagan, R OBP: 0.251, SLG: 0.256 (1, 6)		F6			E3 L3-4			6-3			4	0	0	0	0	0	2									
Bobby Bolin, R OBP: 0.444, SLG: 0.167 (10, 1)					L3-4			K			2	0	0	0	1	1	1									
Gaylord Perry, R (10, 1)					BB						0	0	0	0	0	0	0									
<b>Inning Stats</b>	R: 0 E: 0 K: 0 S: 3	H: 0 LOB: 0 BB: 0 P: 3	R: 1 E: 0 K: 0 S: 5	H: 3 LOB: 1 BB: 0 P: 5	R: 0 E: 0 K: 1 S: 5	H: 0 LOB: 1 BB: 1 P: 9	R: 0 E: 0 K: 0 S: 3	H: 0 LOB: 0 BB: 0 P: 3	R: 0 E: 1 K: 1 S: 3	H: 0 LOB: 0 BB: 0 P: 3	R: 0 E: 0 K: 0 S: 4	H: 1 LOB: 1 BB: 0 P: 4	R: 0 E: 0 K: 0 S: 4	H: 1 LOB: 1 BB: 0 P: 4	R: 0 E: 0 K: 1 S: 5	H: 0 LOB: 0 BB: 0 P: 5	R: 0 E: 0 K: 0 S: 3	H: 1 LOB: 0 BB: 0 P: 5	R: 0 E: 0 K: 0 S: 3	H: 0 LOB: 0 BB: 0 P: 3	1B: 5 2B: 4 3B: 0 HR: 0	SF: 0 SAC: 1 DP: 3 HBP: 0	WP: 1 PB: 0 SB: 0 CS: 0	PA: 35		
<b>PITCHER</b>	IP 7.0	WLS 26	H 5	R 1	ER 1	SO 1	BB 1	IBB 0	HBP 0	BLK 0	WP 1	HR 0	S 27	P 31	ERA 1.29	WHIP 0.857										
Don Nottebart, R ERA: 3.12 (1, 1)																										
Hal Woodeshick, L ERA: 0.79 (8, 1)	IP 3.0	WLS 9	H 1	R 0	ER 0	SO 2	BB 0	IBB 0	HBP 0	BLK 0	WP 0	HR 0	S 13	P 13	ERA 0.00	WHIP 0.333										

Batter	1	2	3	4	5	6	7	8	9	10	AB	R	H	RBI	BB	SO	LOB	BOTTOM								
Ernie Fazio, R OBP: 0.282, SLG: 0.269 (1, 4)	BB		BB			F4		P6		4-3 SH3-4 1B	3	1	1	0	2	0	1	<b>San Francisco Giants @ Houston Colt 45's</b> Colt Stadium, Houston, TX Fri Jun 07 1963, 8:05 PM EDT Att: 17,014 - Unknown - 83 F <a href="http://livebaseballscorecards.com">livebaseballscorecards.com</a>								
Al Spangler, L OBP: 0.319, SLG: 0.321 (1, 7)	K		F7			F9		F6		SH3-4 1-2	4	0	0	0	0	1	3									
Bob Aspromonte, R OBP: 0.272, SLG: 0.288 (1, 5)	F8		F7			F9		6-3		4-3 2-3	5	0	0	0	0	0	4									
Carl Warwick, R OBP: 0.411, SLG: 0.480 (1, 9)	5-3		FC1-5 BB			FC1-5 BB		K		3-H 1B	3	0	1	1	2	1	1									
Rusty Staub, L OBP: 0.327, SLG: 0.370 (1, 3)		F8		FC1-5 1B		F8		F8		HR	4	1	2	1	0	0	1									
Howie Goss, R OBP: 0.270, SLG: 0.387 (1, 8)		F8		FC1-5 1-2 2-3F		5-3		K		K	4	0	0	0	0	1	3									
Bob Lillis, R OBP: 0.247, SLG: 0.249 (1, 6)											2	0	0	0	0	0	2									
Brock Davis, L OBP: 0.316, SLG: 0.353 (7, PH)		P3				F8		SH1-4 1B		F7	1	0	1	0	0	0	0									
J C Hartman, R OBP: 0.174, SLG: 0.152 (8, 6)											1	0	0	0	0	0	0									
Jim Campbell, R OBP: 0.276, SLG: 0.284 (1, 2)			FC3-6 1B			P5		SH1-4 1-2			3	0	2	0	0	0	2									
Don Nottebart, R OBP: 0.107, SLG: 0.074 (1, 1)			FC3-6 BB					6-3		K	2	0	0	0	0	1	1									
Pete Runnels, L OBP: 0.251, SLG: 0.247 (7, PH)											1	0	0	0	0	0	1									
Hal Woodeshick, R OBP: 0.200, SLG: 0.200 (8, 1)											1	0	0	0	0	1	1									
<b>Inning Stats</b>	R: 0 E: 0 K: 1 S: 5	H: 0 LOB: 1 BB: 1 P: 9	R: 0 E: 0 K: 0 S: 3	H: 0 LOB: 0 BB: 0 P: 3	R: 0 E: 0 K: 0 S: 4	H: 1 LOB: 2 BB: 1 P: 8	R: 0 E: 0 K: 0 S: 4	H: 1 LOB: 0 BB: 0 P: 7	R: 0 E: 0 K: 0 S: 3	H: 0 LOB: 1 BB: 1 P: 4	R: 0 E: 0 K: 1 S: 5	H: 1 LOB: 1 BB: 0 P: 4	R: 0 E: 0 K: 1 S: 5	H: 0 LOB: 0 BB: 0 P: 5	R: 1 E: 0 K: 2 S: 9	H: 2 LOB: 1 BB: 0 P: 9	R: 1 E: 0 K: 0 S: 4	H: 2 LOB: 1 BB: 0 P: 4	1B: 6 2B: 0 3B: 0 HR: 1	SF: 0 SAC: 2 DP: 0 HBP: 0	WP: 1 PB: 0 SB: 0 CS: 0	PA: 40				
<b>PITCHER</b>	IP 9.0	WLS 36	H 5	R 1	ER 1	SO 5	BB 4	IBB 0	HBP 0	BLK 0	WP 1	HR 1	S 42	P 58	ERA 1.00	WHIP 1.000										
Bobby Bolin, R ERA: 1.95 (1, 1)																										
Gaylord Perry, R ERA: 2.59 (10, 1)	IP 0.2	WLS 4	H 2	R 1	ER 1	SO 0	BB 0	IBB 0	HBP 0	BLK 0	WP 0	HR 0	S 4	P 4	ERA 13.50	WHIP 3.000										





Batter	1	2	3	4	5	6	7	8	9	AB	R	H	RBI	BB	SO	LOB	TOP										
Harvey Kuenn, R OBP: 0.258, SLG: 0.302	6-3		5-3			F3		F8		4	0	0	0	0	0	0											
Chuck Hiller, L OBP: 0.185, SLG: 0.149				4-3		F7		6-3		4	0	1	0	0	0	0											
Willie Mays, R OBP: 0.345, SLG: 0.457	5-3			P3		F7			FC3-5	3	0	0	0	1	0	1											
Willie McCovey, L OBP: 0.375, SLG: 0.500	F8			G3			1B		FC3-5	2	0	0	0	2	0	1											
Felipe Alou, R OBP: 0.339, SLG: 0.538			P3		1B		F7		FC3-5	3	1	1	0	0	0	1											
Matty Alou, L OBP: 0.192, SLG: 0.192					1B				G6-4-3	1	0	0	0	0	0	2											
Tom Haller, L OBP: 0.296, SLG: 0.375			G3				F9			3	0	1	0	0	0	1											
Orlando Cepeda, R OBP: 0.373, SLG: 0.549					CS					1	0	0	0	0	0	2											
Jim Davenport, R OBP: 0.293, SLG: 0.353			F7							3	0	2	1	0	0	0											
Jose Pagan, R OBP: 0.248, SLG: 0.253				F7		K		FC4		3	0	0	0	0	1	4											
Billy O'Dell, S OBP: 0.121, SLG: 0.121							F7			3	0	0	0	0	0	1											
Don Larsen, R OBP: 0.121, SLG: 0.121			5-3							0	0	0	0	0	0	0											
<b>Inning Stats</b>	R: 0 E: 0 K: 0 S: 4	H: 1 LOB: 1 BB: 0 P: 4	R: 0 E: 0 K: 0 S: 3	H: 0 LOB: 0 BB: 0 P: 3	R: 0 E: 0 K: 0 S: 3	H: 0 LOB: 0 BB: 0 P: 3	R: 1 E: 0 K: 1 S: 7	H: 3 LOB: 1 BB: 0 P: 7	R: 0 E: 0 K: 0 S: 3	H: 0 LOB: 0 BB: 0 P: 3	R: 0 E: 0 K: 0 S: 4	H: 1 LOB: 2 BB: 1 P: 8	R: 0 E: 0 K: 0 S: 3	H: 0 LOB: 0 BB: 2 P: 3	R: 0 E: 1 K: 0 S: 2	H: 0 LOB: 1 BB: 2 P: 10	1B: 5 2B: 0 3B: 0 HR: 0	SF: 0 SAC: 0 DP: 1 HBP: 0	WP: 0 PB: 1 SB: 0 CS: 1	PA: 33							
<b>PITCHER</b>	IP	WLS	BF	H	R	ER	SO	BB	IBB	HBP	BLK	WP	HR	S	P	ERA	WHIP										
Bob Bruce, R ERA: 3.32	8.0	W	31	5	1	1	1	3	0	0	0	0	0	30	42	1.12	1.000										
Hal Woodeshick, L ERA: 0.77	1.0	S	2	0	0	0	0	0	0	0	0	0	0	2	2	0.00	0.000										

San Francisco Giants @ Houston Colt 45's  
Colt Stadium, Houston, TX  
Sat Jun 08 1963, 8:05 PM EDT  
Att: 19,134 - Unknown - 83 F

AB	30
R	1
H	5
RBI	1
BB	3
SO	1
LOB	13



Batter	1	2	3	4	5	6	7	8	9	AB	R	H	RBI	BB	SO	LOB	BOTTOM										
Ernie Fazio, R OBP: 0.280, SLG: 0.257	F7		E5			P6		SH3-4		3	1	0	0	1	0	0											
Al Spangler, L OBP: 0.319, SLG: 0.321	P4		F8			FC5-4		SH3-4		3	0	1	0	0	0	1											
Bob Aspromonte, R OBP: 0.266, SLG: 0.281	F9			6-3		FC5-4		F7		4	0	0	0	0	0	2											
Carl Warwick, R OBP: 0.413, SLG: 0.474		5-3		5-3				1B		2	0	0	0	2	0	0											
Rusty Staub, L OBP: 0.331, SLG: 0.369		F5				4-3				3	0	1	1	1	0	2											
Howie Goss, R OBP: 0.274, SLG: 0.394					L7					4	1	2	0	0	1	3											
John Bateman, R OBP: 0.238, SLG: 0.353										3	0	1	0	0	0	1											
J C Hartman, R OBP: 0.167, SLG: 0.145			L9					G4-3-6		3	0	0	0	0	0	1											
Bob Bruce, R OBP: 0.103, SLG: 0.037										3	0	0	0	0	0	0											
Hal Woodeshick, R OBP: 0.200, SLG: 0.200			3-1					F9		0	0	0	0	0	0	0											
<b>Inning Stats</b>	R: 0 E: 0 K: 0 S: 3	H: 0 LOB: 0 BB: 0 P: 3	R: 0 E: 0 K: 0 S: 4	H: 1 LOB: 1 BB: 0 P: 4	R: 0 E: 1 K: 0 S: 4	H: 0 LOB: 1 BB: 0 P: 4	R: 0 E: 0 K: 0 S: 3	H: 0 LOB: 0 BB: 0 P: 3	R: 0 E: 0 K: 0 S: 4	H: 1 LOB: 2 BB: 1 P: 8	R: 1 E: 0 K: 0 S: 4	H: 2 LOB: 0 BB: 0 P: 4	R: 1 E: 0 K: 1 S: 6	H: 1 LOB: 2 BB: 2 P: 14	1B: 4 2B: 1 3B: 0 HR: 0	SF: 0 SAC: 1 DP: 1 HBP: 0	WP: 0 PB: 0 SB: 0 CS: 0	PA: 33									
<b>PITCHER</b>	IP	WLS	BF	H	R	ER	SO	BB	IBB	HBP	BLK	WP	HR	S	P	ERA	WHIP										
Billy O'Dell, L ERA: 3.0	7.2	L	32	5	2	2	0	3	1	0	0	0	0	28	44	2.35	1.043										
Don Larsen, R ERA: 2.3	0.1		1	0	0	0	1	0	0	0	0	0	0	3	3	0.00	0.000										

San Francisco Giants @ Houston Colt 45's  
Colt Stadium, Houston, TX  
Sat Jun 08 1963, 8:05 PM EDT  
Att: 19,134 - Unknown - 83 F

AB	28
R	2
H	5
RBI	1
BB	4
SO	1
LOB	10





Batter	1	2	3	4	5	6	7	8	9	AB	R	H	RBI	BB	SO	LOB	TOP										
<b>Felipe Alou, R</b> OBP: 0.333, SLG: 0.528 (1, 9)										4	0	0	0	0	2	0	<b>San Francisco Giants @ Houston Colt 45's</b> Colt Stadium, Houston, TX Sun Jun 09 1963, 8:05 PM EDT Att: 17,437 - Unknown - 83 F										
<b>Chuck Hiller, L</b> OBP: 0.190, SLG: 0.153 (1, 4)										4	0	1	0	0	0	0											
<b>Willie McCovey, L</b> OBP: 0.373, SLG: 0.494 (1, 7)										4	0	1	0	0	2	1											
<b>Willie Mays, R</b> OBP: 0.344, SLG: 0.455 (1, 8)										3	0	1	0	0	0	1											
<b>Orlando Cepeda, R</b> OBP: 0.372, SLG: 0.545 (1, 3)										3	0	1	0	0	1	1											
<b>Tom Haller, L</b> OBP: 0.297, SLG: 0.367 (1, 2)										2	0	0	0	1	1	0											
<b>Jim Davenport, R</b> OBP: 0.288, SLG: 0.347 (1, 5)										3	0	0	0	0	2	2											
<b>Ernie Bowman, R</b> OBP: 0.200, SLG: 0.300 (8, PH)										2	0	0	0	0	0	2											
<b>Matty Alou, L</b> OBP: 0.185, SLG: 0.185 (8, PH)										1	0	0	0	0	0	0											
<b>Jose Pagan, R</b> OBP: 0.248, SLG: 0.253 (8, 6)										0	0	0	0	0	0	0											
<b>Jack Sanford, R</b> OBP: 0.238, SLG: 0.243 (8, PH)										2	0	0	0	0	0	0											
<b>Ed Bailey, L</b> OBP: 0.403, SLG: 0.629 (8, 1)										1	0	0	0	0	0	0											
<b>Jim Duffalo, R</b> (8, 1)										0	0	0	0	0	0	0											
<b>Inning Stats</b>	R: 0 E: 0 K: 1 S: 6	H: 1 LOB: 1 BB: 0 P: 6	R: 0 E: 0 K: 1 S: 5	H: 1 LOB: 1 BB: 1 P: 9	R: 0 E: 0 K: 1 S: 6	H: 1 LOB: 1 BB: 0 P: 6	R: 0 E: 0 K: 1 S: 5	H: 0 LOB: 0 BB: 0 P: 5	R: 0 E: 0 K: 1 S: 5	H: 0 LOB: 0 BB: 0 P: 5	R: 0 E: 0 K: 1 S: 3	H: 0 LOB: 0 BB: 0 P: 3	R: 0 E: 0 K: 1 S: 5	H: 0 LOB: 0 BB: 0 P: 5	1B: 4 2B: 0 3B: 0 HR: 0	SF: 0 SAC: 0 DP: 0 HBP: 0	WP: 0 PA: 30 PB: 0 SB: 0 CS: 2										
<b>PITCHER</b>	IP	WLS	BF	H	R	ER	SO	BB	IBB	HBP	BLK	WP	HR	S	P	ERA	WHIP										
<b>Turk Farrell, R</b> ERA: 2.63 <b>Hal Brown, R</b> ERA: 3.54	(1, 1) 2.2		11	3	0	0	2	1	0	0	0	0	0	14	18	0.00	1.500										
	(3, 1)	6.1	W	19	1	0	0	6	0	0	0	0	0	31	31	0.00	0.158										

Batter	1	2	3	4	5	6	7	8	9	AB	R	H	RBI	BB	SO	LOB	BOTTOM										
<b>Ernie Fazio, R</b> OBP: 0.291, SLG: 0.260 (1, 4)										3	0	1	0	1	0	0	<b>San Francisco Giants @ Houston Colt 45's</b> Colt Stadium, Houston, TX Sun Jun 09 1963, 8:05 PM EDT Att: 17,437 - Unknown - 83 F										
<b>Al Spangler, L</b> OBP: 0.317, SLG: 0.316 (1, 7)										3	1	0	0	1	0	4											
<b>Bob Aspromonte, R</b> OBP: 0.280, SLG: 0.274 (1, 5)										4	0	0	0	0	0	1											
<b>Carl Warwick, R</b> OBP: 0.421, SLG: 0.477 (1, 9)										3	1	2	1	1	0	0											
<b>Rusty Staub, L</b> OBP: 0.335, SLG: 0.373 (1, 3)										4	1	2	0	0	0	2											
<b>Howie Goss, R</b> OBP: 0.274, SLG: 0.396 (1, 8)										4	0	1	1	0	2	2											
<b>John Bateman, R</b> OBP: 0.246, SLG: 0.352 (1, 2)										3	0	1	1	1	0	1											
<b>J C Hartman, R</b> OBP: 0.173, SLG: 0.153 (1, 6)										3	0	1	0	0	0	2											
<b>Turk Farrell, R</b> OBP: 0.222, SLG: 0.167 <b>Hal Brown, R</b>	(1, 1) (3, 1)									1	0	0	0	0	1	2											
										2	0	0	0	0	1	0											
<b>Inning Stats</b>	R: 1 E: 0 K: 0 S: 4	H: 1 LOB: 1 BB: 1 P: 8	R: 0 E: 0 K: 1 S: 6	H: 1 LOB: 3 BB: 2 P: 14	R: 0 E: 0 K: 1 S: 3	H: 1 LOB: 0 BB: 0 P: 3	R: 0 E: 0 K: 1 S: 5	H: 0 LOB: 0 BB: 0 P: 5	R: 0 E: 0 K: 1 S: 7	H: 2 LOB: 2 BB: 1 P: 11	R: 0 E: 0 K: 0 S: 3	H: 0 LOB: 0 BB: 0 P: 3	R: 1 E: 0 K: 0 S: 5	H: 2 LOB: 1 BB: 0 P: 5	1B: 7 2B: 1 3B: 0 HR: 0	SF: 0 SAC: 0 DP: 1 HBP: 0	WP: 0 PA: 34 PB: 1 SB: 0 CS: 1										
<b>PITCHER</b>	IP	WLS	BF	H	R	ER	SO	BB	IBB	HBP	BLK	WP	HR	S	P	ERA	WHIP										
<b>Jack Sanford, R</b> ERA: 2.67 <b>Jim Duffalo, R</b> ERA: 1.77	(1, 1) (8, 1)	7.0 1.0	L	29	6	2	1	4	0	0	0	0	0	33	49	1.29	1.429										
														5	5	9.00	2.000										



Batter	1	2	3	4	5	6	7	8	9	AB	R	H	RBI	BB	SO	LOB	TOP								
Don Landrum, L (1,9) OBP: 0.265, SLG: 0.243	F8		F8		4-3		F8 2B		L5	5	0	1	0	0	0	2									
Ken Hubbs, R (1,4) OBP: 0.315, SLG: 0.411	K		P3		6-3		F8			5	0	1	1	0	1	1									
Billy Williams, L (1,7) OBP: 0.387, SLG: 0.509	K		P6		HR		P5		6-3	5	1	1	1	0	1	2									
Ron Santo, R (1,5) OBP: 0.325, SLG: 0.485		1B 2B		4-3		5-3				3	1	1	0	1	0	1									
14 Ernie Banks, R (1,3) OBP: 0.278, SLG: 0.462		1B BB		L6		5-3		F7		3	0	0	0	1	0	1									
Andre Rodgers, R (1,6) OBP: 0.298, SLG: 0.280	K		BB BB				K		P3	3	0	0	0	1	2	2									
Nelson Mathews, R (1,8) OBP: 0.248, SLG: 0.271	K		BB BB				P4		F8	3	0	0	0	1	1	2									
Dick Bertell, R (1,2) OBP: 0.319, SLG: 0.286 (9, PR)										3	0	3	1	1	0	0									
Jimmie Schaffer, R (9, PR) OBP: 0.306, SLG: 0.395 (9, 2)									SH5-4 1B	0	1	0	0	0	0	0									
Glen Hobbie, R (1,1) OBP: 0.100, SLG: 0.100										3	0	0	0	0	1	6									
Lindy McDaniel, R (8,1) OBP: 0.200, SLG: 0.800	K								SH5-4 1-2	0	0	0	0	0	0	0									
<b>Inning Stats</b>	R: 0 E: 0 K: 2 S: 7	H: 0 LOB: 0 BB: 0 P: 7	R: 1 E: 0 K: 3 S: 11	H: 2 LOB: 2 BB: 1 P: 15	R: 0 E: 0 K: 0 S: 3	H: 0 LOB: 0 BB: 0 P: 3	R: 0 E: 0 K: 0 S: 3	H: 0 LOB: 3 BB: 3 P: 15	R: 1 E: 0 K: 0 S: 4	H: 1 LOB: 1 BB: 1 P: 8	R: 0 E: 0 K: 1 S: 6	H: 1 LOB: 1 BB: 0 P: 6	R: 0 E: 0 K: 0 S: 4	H: 1 LOB: 1 BB: 0 P: 4	R: 0 E: 0 K: 0 S: 3	H: 0 LOB: 0 BB: 0 P: 3	R: 1 E: 0 K: 0 S: 5	H: 2 LOB: 1 BB: 0 P: 5	1B: 4 2B: 2 3B: 0 HR: 1	SF: 0 SAC: 1 DP: 0 HBP: 0	WP: 0 PB: 0 SB: 0 CS: 0	PA: 39			
<b>PITCHER</b>	IP WLS BF H R ER SO BB IBB HBP BLK WP HR S P ERA WHIP																								
Dick Drott, R (1,1) ERA: 2.62	8.0	34	5	2	2	6	5	0	0	0	0	0	0	1	41	61	2.25	1.250							
Hal Woodeshick, L (9,1) ERA: 0.94	1.0	L 5	2	1	1	0	0	0	0	0	0	0	0	5	5	9.00	2.000								

Chicago Cubs @ Houston Colt 45's  
Colt Stadium, Houston, TX  
Mon Jun 10 1963, 8:05 PM EDT  
Att: 10,124 - Unknown - 84 F

livebaseballscores.com

AB 33  
R 3  
H 7  
RBI 3  
BB 5  
SO 6  
LOB 17



Batter	1	2	3	4	5	6	7	8	9	AB	R	H	RBI	BB	SO	LOB	BOTTOM								
Ernie Fazio, R (1,4) OBP: 0.289, SLG: 0.273	F7			3-1		5-3		S 2B		4	0	1	0	0	0	0									
Al Spangler, L (1,7) OBP: 0.316, SLG: 0.326	G3			E 3B		F9		K		4	1	1	0	0	1	1									
Bob Aspromonte, R (1,5) OBP: 0.265, SLG: 0.275	P4			K		FC5-4 1B		FC6-4 BB		3	0	1	0	1	1	1									
Carl Warwick, R (1,9) OBP: 0.412, SLG: 0.465		F2		E3		FC5-4 1-2		FC6-4 1-2		4	0	0	0	0	0	3									
Rusty Staub, L (1,3) OBP: 0.328, SLG: 0.363		4-3		F2				4-3		4	0	0	0	0	0	1									
Howie Goss, R (1,8) OBP: 0.278, SLG: 0.410					HR			K		3	1	1	1	1	2	0									
John Bateman, R (1,2) OBP: 0.239, SLG: 0.341		CS BB		F9		5-3		E6		4	0	0	0	0	1	0									
J C Hartman, R (1,6) OBP: 0.167, SLG: 0.147				L8		K		6-3		3	0	0	0	0	1	1									
Dick Drott, R (1,1) OBP: 0.091, SLG: 0.091										2	0	0	0	0	1	0									
Brock Davis, L (8, PH) OBP: 0.300, SLG: 0.333										1	0	0	0	0	0	0									
Hal Woodeshick, R (9,1) OBP: 0.200, SLG: 0.200				K				P4		0	0	0	0	0	0	0									
<b>Inning Stats</b>	R: 0 E: 0 K: 0 S: 3	H: 0 LOB: 0 BB: 0 P: 3	R: 0 E: 0 K: 0 S: 2	H: 0 LOB: 0 BB: 1 P: 6	R: 0 E: 0 K: 1 S: 5	H: 0 LOB: 0 BB: 0 P: 5	R: 1 E: 1 K: 1 S: 7	H: 1 LOB: 1 BB: 0 P: 7	R: 1 E: 0 K: 1 S: 6	H: 1 LOB: 0 BB: 0 P: 6	R: 0 E: 0 K: 0 S: 4	H: 1 LOB: 1 BB: 0 P: 4	R: 0 E: 1 K: 1 S: 6	H: 0 LOB: 1 BB: 0 P: 6	R: 0 E: 0 K: 1 S: 6	H: 1 LOB: 2 BB: 1 P: 10	R: 0 E: 0 K: 2 S: 7	H: 0 LOB: 0 BB: 0 P: 7	1B: 1 2B: 1 3B: 1 HR: 1	SF: 0 SAC: 0 DP: 0 HBP: 0	WP: 0 PB: 0 SB: 1 CS: 1	PA: 35			
<b>PITCHER</b>	IP WLS BF H R ER SO BB IBB HBP BLK WP HR S P ERA WHIP																								
Glen Hobbie, R (1,1) ERA: 3.5	7.1	28	4	2	1	4	1	0	0	0	0	0	0	1	35	39	1.23	0.682							
Lindy McDaniel, R (8,1) ERA: 2.51	1.2	W 6	0	0	0	3	1	0	0	0	0	0	0	11	15	0.00	0.600								

Chicago Cubs @ Houston Colt 45's  
Colt Stadium, Houston, TX  
Mon Jun 10 1963, 8:05 PM EDT  
Att: 10,124 - Unknown - 84 F

livebaseballscores.com

AB 32  
R 2  
H 4  
RBI 1  
BB 2  
SO 7  
LOB 7





Batter	1	2	3	4	5	6	7	8	9	10	AB	R	H	RBI	BB	SO	LOB	TOP												
Don Landrum, L OBP: 0.270, SLG: 0.243 (1, 9) BB: 8 S: 8	4-0 BB		1-3		P3		4-3		FC1-5 1B 1-2 3-H		4	0	1	1	1	0	0	Chicago Cubs @ Houston Colt 45's Colt Stadium, Houston, TX Tue Jun 11 1963, 8:05 PM EDT Att: 12,327 - Unknown - 84 F												
Ken Hubbs, R OBP: 0.308, SLG: 0.401 (1, 4) S: 9	0-3 K		5-3		P6		K		FC1-5 1-2 2-3F		5	0	0	0	0	2	3													
Billy Williams, L OBP: 0.379, SLG: 0.498 (1, 7) X	0-0 4-3		F9		F7				6-3	K	5	0	0	0	0	1	3													
Ron Santo, R OBP: 0.331, SLG: 0.485 (1, 5) X	0-0 5-3			SH1-4 1B		14 2B 1B			14 WP HBP	F9	4	1	2	0	0	0	3													
14 Ernie Banks, R OBP: 0.285, SLG: 0.471 (1, 3) X		0-0 1B 1B		SH1-4 1B		FC3 1-H 7-2 2B			K	K	5	0	3	1	0	2	1													
Andre Rodgers, R OBP: 0.258, SLG: 0.277 (1, 6) S: 5		0-3 K		SH1-4		FC3			K	3-1	2	0	0	0	0	1	2													
Merritt Ranew, L OBP: 0.538, SLG: 0.750 (8, PH) S: 5		K		1-2 2-3		K			HBP		0	0	0	0	0	0	0													
Alex Grammas, R (8, 6) S: 5		K		1-2 2-3		K			F9	L4	3	0	1	0	0	2	4													
Nelson Mathews, R OBP: 0.250, SLG: 0.273 (1, 8) S: 5		1-2 1B		K		K			F9		2	0	0	0	0	0	2													
Lou Brock, L OBP: 0.306, SLG: 0.403 (8, 9) S: 5		1-2 1B		K		K			F9		2	0	0	0	0	0	2													
Dick Bertell, R OBP: 0.324, SLG: 0.303 (1, 2) S: 5		K		FC6 IBB		7-2				1B 3B	3	1	1	0	1	1	4													
Larry Jackson, R OBP: 0.216, SLG: 0.229 (1, 1) S: 5		4-3		FC6		3-HF			F8	FC1-5 1B BB	3	0	0	0	0	0	5													
Bob Will, L OBP: 0.217, SLG: 0.182 (9, PH) S: 5		4-3		FC6		F8			F8		0	0	0	0	0	0	0													
Ken Aspromonte, R OBP: 0.222, SLG: 0.242 (9, PH) S: 5		4-3		FC6		F8			F8		0	0	0	0	1	0	0													
Lindy McDaniel, R OBP: 0.200, SLG: 0.800 (9, 1) S: 5		4-3		FC6		F8			F8		0	0	0	0	0	0	0													
<b>Inning Stats</b>	R: 0 E: 0 K: 1 S: 5	H: 0 LOB: 1 BB: 1 P: 9	R: 0 E: 0 K: 2 S: 9	H: 2 LOB: 2 BB: 0 P: 9	R: 0 E: 0 K: 0 S: 3	H: 0 LOB: 0 BB: 0 P: 3	R: 0 E: 0 K: 1 S: 7	H: 2 LOB: 3 BB: 1 P: 11	R: 0 E: 0 K: 0 S: 3	H: 0 LOB: 0 BB: 0 P: 7	R: 1 E: 0 K: 1 S: 5	H: 2 LOB: 2 BB: 0 P: 5	R: 0 E: 0 K: 1 S: 5	H: 0 LOB: 2 BB: 0 P: 7	R: 0 E: 0 K: 1 S: 5	H: 2 LOB: 2 BB: 1 P: 11	R: 0 E: 0 K: 1 S: 5	H: 0 LOB: 0 BB: 0 P: 5	1B: 6 2B: 2 3B: 1 HR: 0	SF: 0 SAC: 1 DP: 1 HBP: 2	WP: 1 PA: 43 PB: 0 SB: 0 CS: 0									
<b>PITCHER</b>	IP 8.0	WLS 36	H 7	R 2	ER 2	SO 7	BB 2	IBB 1	HBP 2	BLK 0	WP 1	HR 0	S 45	P 59	ERA 2.25	WHIP 1.125														
Ken Johnson, R ERA: 2.91 (1, 1)	2.0	W	7	1	0	0	2	0	0	0	0	0	0	0	0	0	11	11	0.00	0.500										
Hal Woodeshick, L ERA: 0.91 (9, 1)																														

Chicago Cubs @ Houston Colt 45's  
Colt Stadium, Houston, TX  
Tue Jun 11 1963, 8:05 PM EDT  
Att: 12,327 - Unknown - 84 F

AB	37
R	2
H	8
RBI	2
BB	3
SO	9
LOB	27



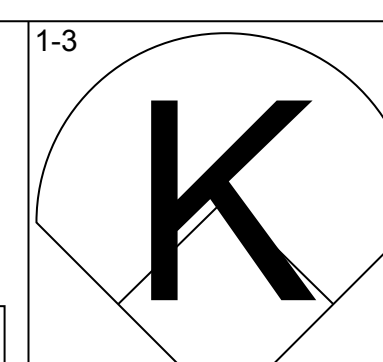
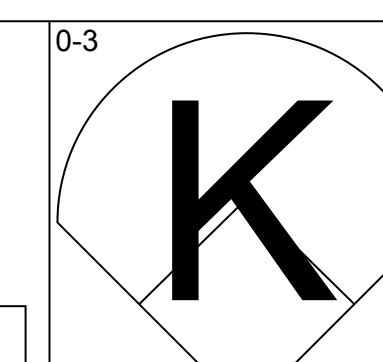
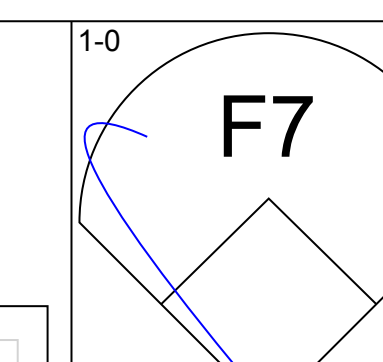
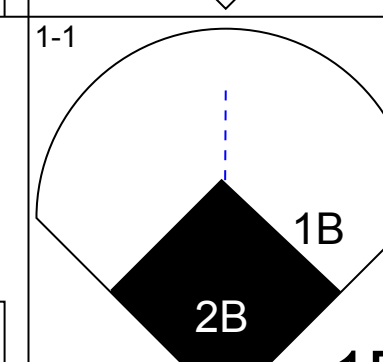
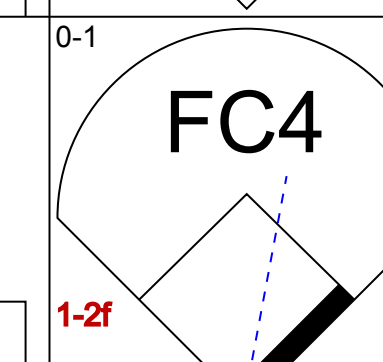
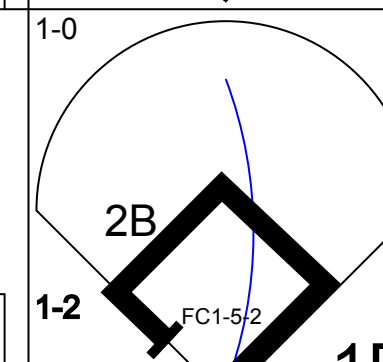
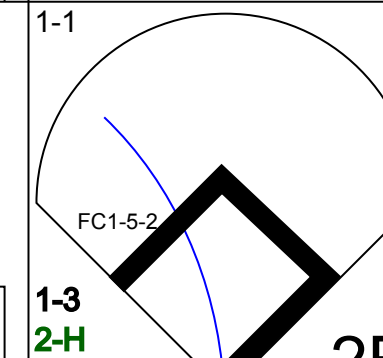
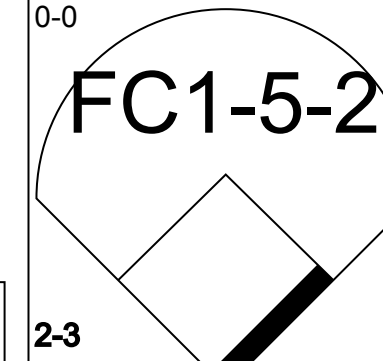
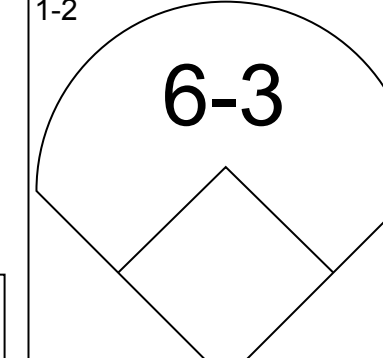
Batter	1	2	3	4	5	6	7	8	9	10	AB	R	H	RBI	BB	SO	LOB	BOTTOM								
Ernie Fazio, R OBP: 0.287, SLG: 0.272 (1, 4) S: 9	0-3 K		P4			F8				SH HR	4	1	1	0	0	1	1	Chicago Cubs @ Houston Colt 45's Colt Stadium, Houston, TX Tue Jun 11 1963, 8:05 PM EDT Att: 12,327 - Unknown - 84 F								
Brock Davis, L OBP: 0.320, SLG: 0.318 (1, 7) S: 9	0-3 K		F9			1B 1B			G4-6-3 1B 1-2F	HR IBB	4	2	1	0	1	1	3									
Bob Aspromonte, R OBP: 0.268, SLG: 0.297 (1, 5) X	0-0 5-3		1-3			1B 1B			5-3	HR	5	2	2	4	0	0	1									
Carl Warwick, R OBP: 0.408, SLG: 0.460 (1, 9) S: 9		0-0 FC5-4 1B		5-3		K			F8		4	0	1	0	0	1	2									
Rusty Staub, L OBP: 0.326, SLG: 0.360 (1, 3) S: 9		0-0 FC5-4 BB		4-3		1B 1B			1-3 2-H	1B	4	0	1	1	0	0	1									
Howie Gosz, R OBP: 0.282, SLG: 0.408 (1, 8) S: 9		4-0 BB		K		1B 1B			1-2 3-H	1B	3	0	1	1	1	2	0									
John Bateman, R OBP: 0.232, SLG: 0.331 (1, 2) S: 9		0-0 F8				F8			F8	P6	4	0	0	0	0	0	4									
J C Hartman, R OBP: 0.159, SLG: 0.139 (1, 6) S: 9		0-3 K		5-3		5-3			E6 1B	K	4	0	0	0	0	2	2									
Ken Johnson, R OBP: 0.091, SLG: 0.048 (1, 1) S: 9						6-3			K		2	0	0	0	0	1	1									
Hal Woodeshick, R OBP: 0.273, SLG: 0.273 (9, 1) S: 9									K	SH HR 1B	1	0	1	0	0	0	0									
Bob Lillis, R OBP: 0.247, SLG: 0.249 (10, PR) S: 9											0	1	0	0	0	0	0									
<b>Inning Stats</b>	R: 0 E: 0 K: 2 S: 7	H: 0 LOB: 0 BB: 0 P: 7	R: 0 E: 0 K: 1 S: 6	H: 1 LOB: 2 BB: 1 P: 10	R: 0 E: 0 K: 0 S: 3	H: 0 LOB: 1 BB: 0 P: 4	R: 0 E: 0 K: 1 S: 5	H: 0 LOB: 0 BB: 0 P: 5	R: 0 E: 0 K: 0 S: 3	H: 0 LOB: 0 BB: 0 P: 3	R: 2 E: 0 K: 1 S: 9	H: 4 LOB: 2 BB: 0 P: 9	R: 0 E: 1 K: 1 S: 6	H: 1 LOB: 1 BB: 0 P: 6	R: 0 E: 0 K: 0 S: 3	H: 0 LOB: 0 BB: 0 P: 3	R: 0 E: 0 K: 2 S: 7	H: 0 LOB: 0 BB: 0 P: 7	R: 4 E: 1 K: 0 S: 3	H: 2 LOB: 1 BB: 1 P: 7	1B: 7 2B: 0 3B: 0 HR: 1	SF: 0 SAC: 1 DP: 1 HBP: 1	WP: 0 PA: 39 PB: 0 SB: 0 CS: 0			
<b>PITCHER</b>	IP 8.0	WLS 32	H 6	R 2	ER 2	SO 6	BB 1	IBB 0	HBP 1	BLK 0	WP 0	HR 0	S 42	P 47	ERA 2.25	WHIP 0.875										
Larry Jackson, R ERA: 2.06 (1, 1)	1.0	L	7	2	4	3	2	0	1	0	0	1	10	14	27.00	2.000										
Lindy McDaniel, R ERA: 3.34 (9, 1)																										

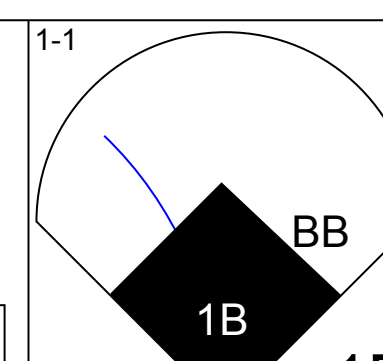
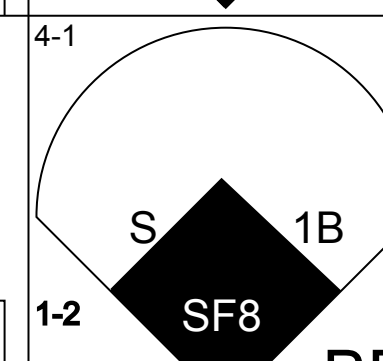
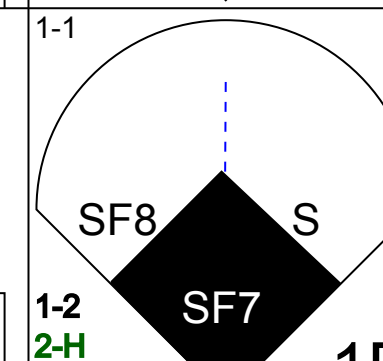
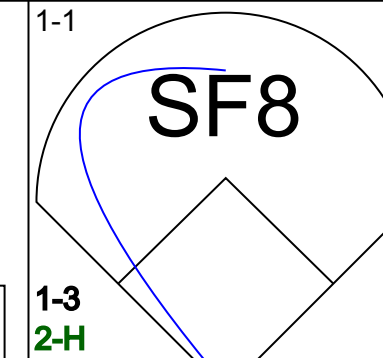
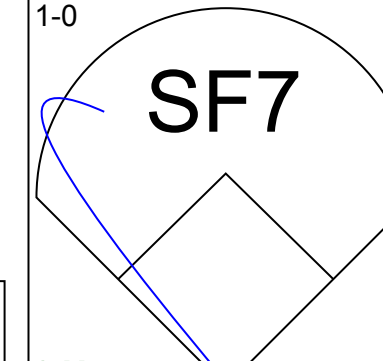
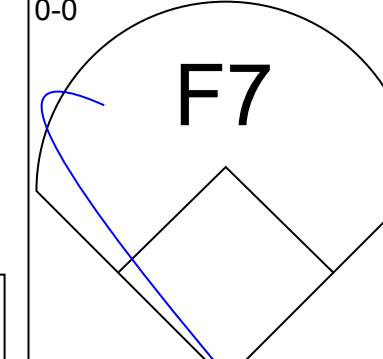


Chicago Cubs @ Houston Colt 45's  
Colt Stadium, Houston, TX  
Tue Jun 11 1963, 8:05 PM EDT  
Att: 12,327 - Unknown - 84 F

AB	35
R	6
H	8
RBI	6
BB	2
SO	8
LOB	15

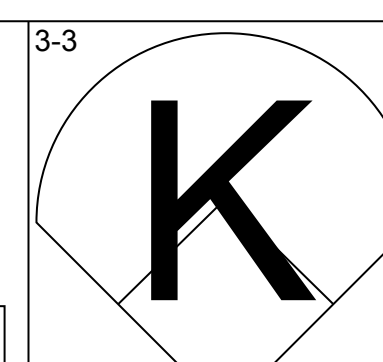
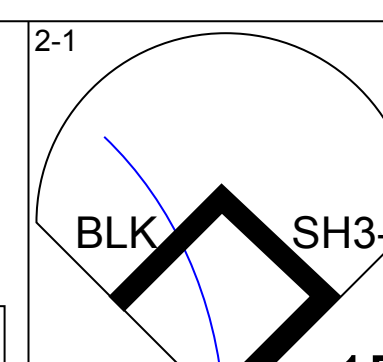
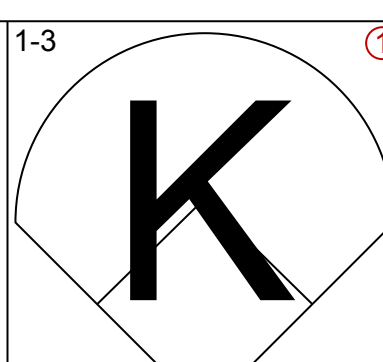
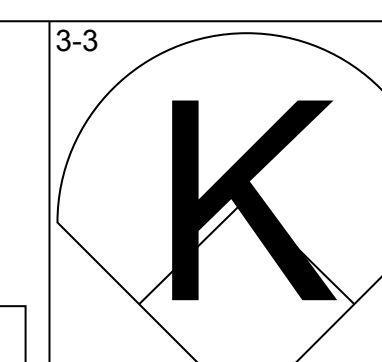
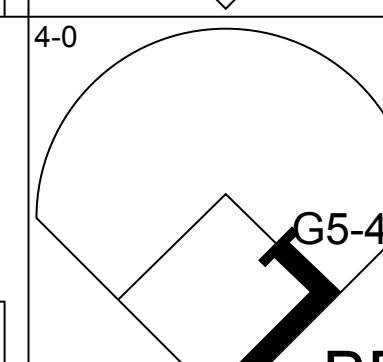
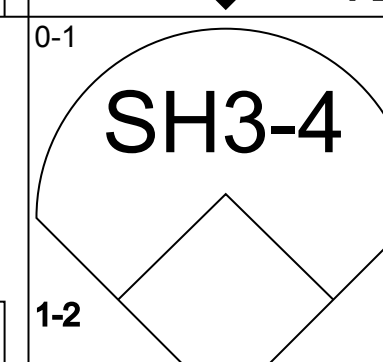
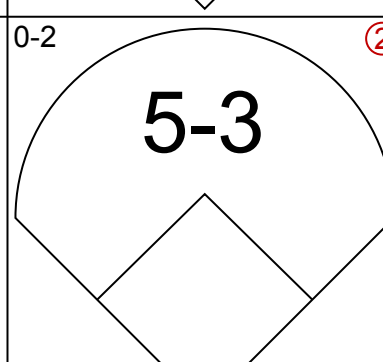
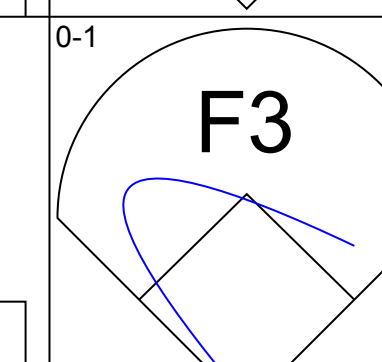
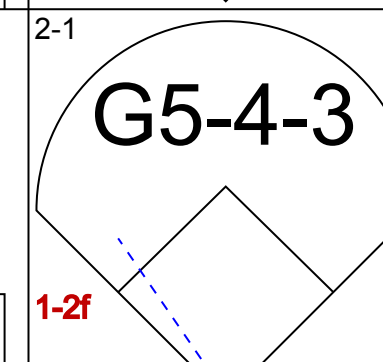
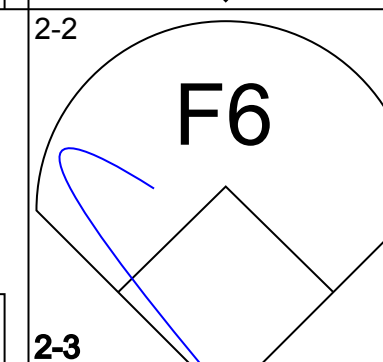
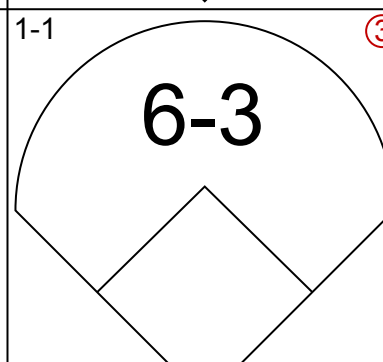
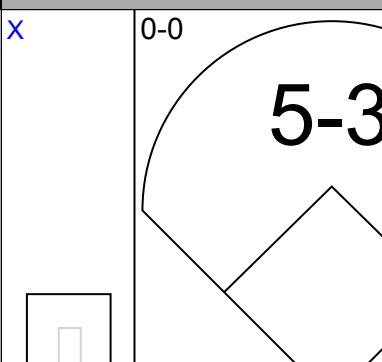
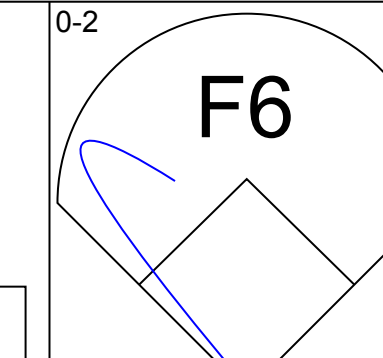
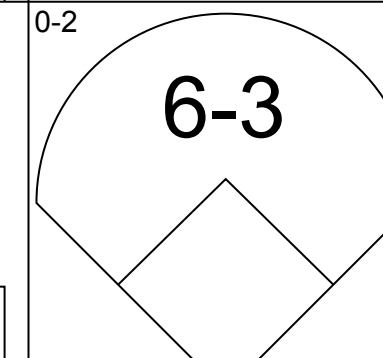
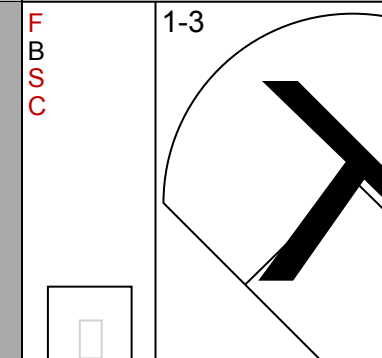
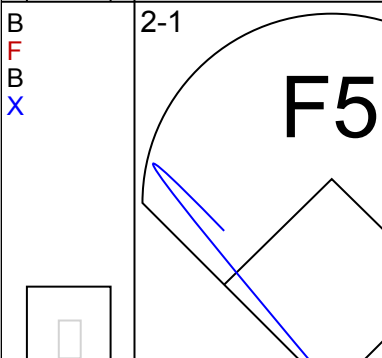
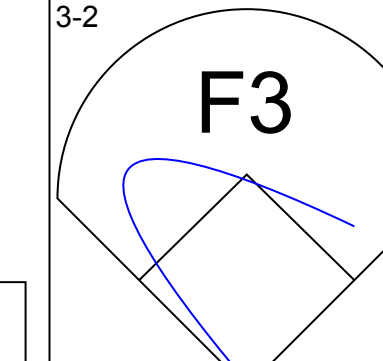
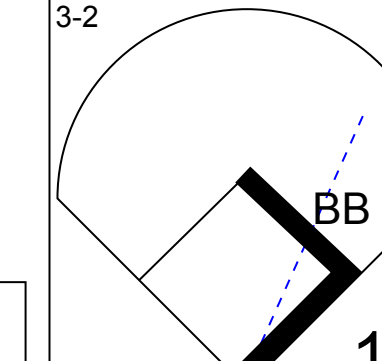
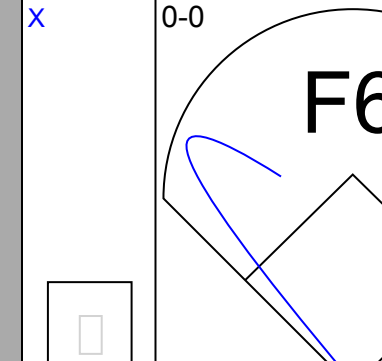
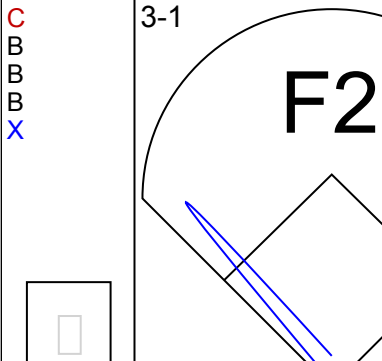
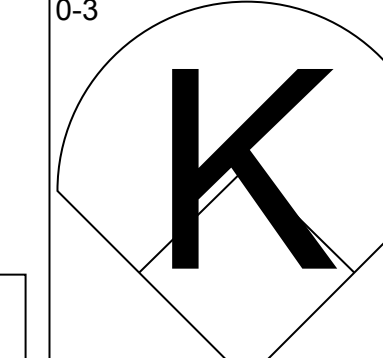
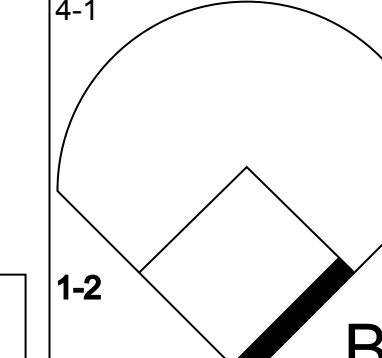
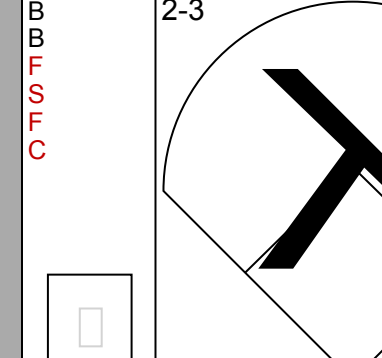
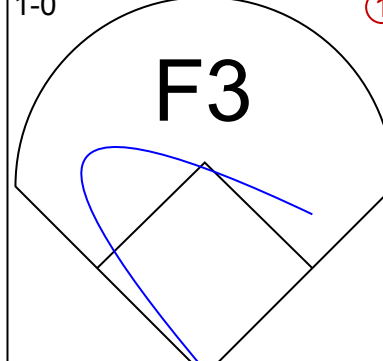
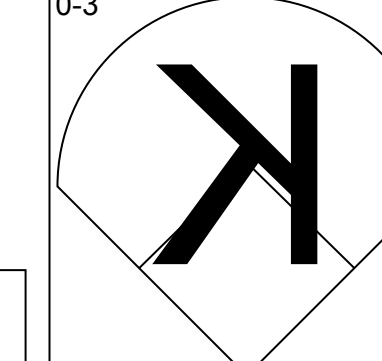
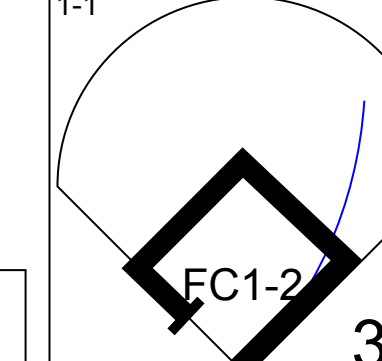
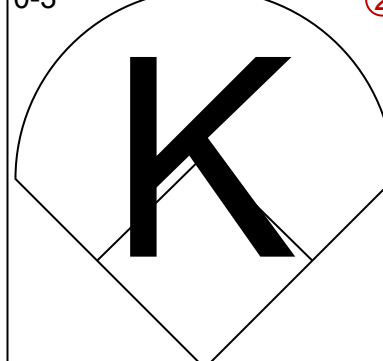
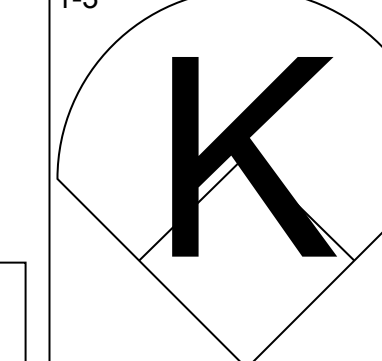
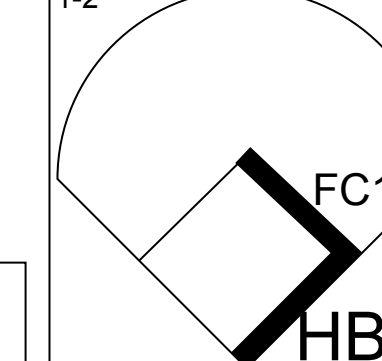

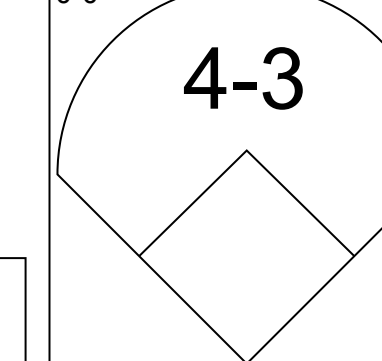
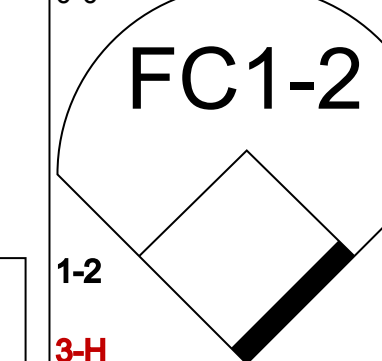
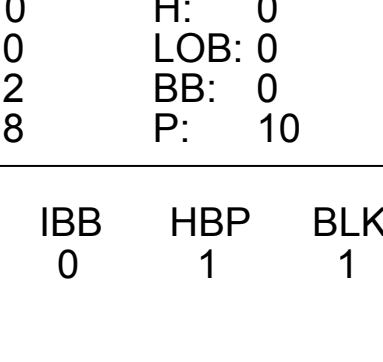
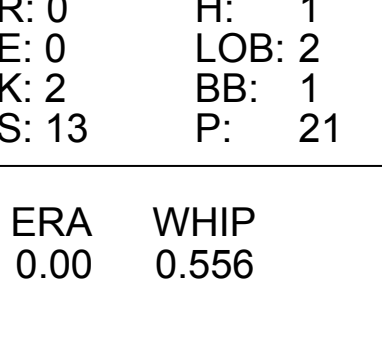
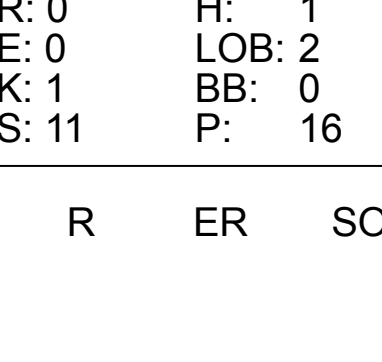





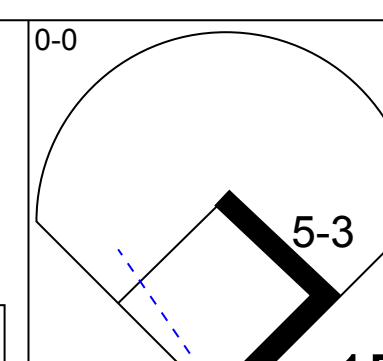
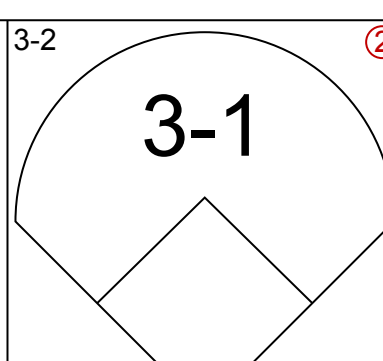
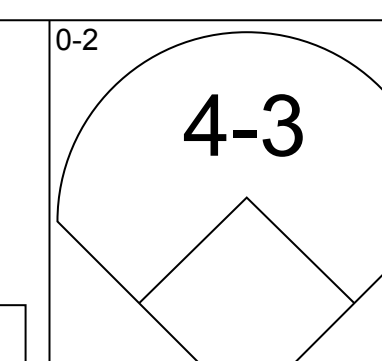
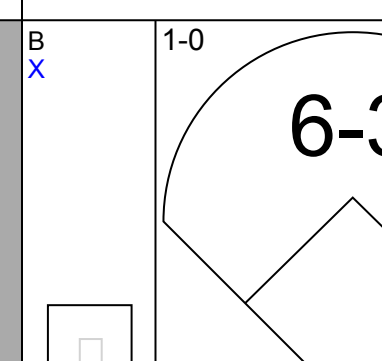
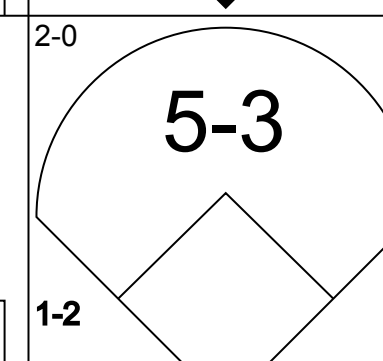
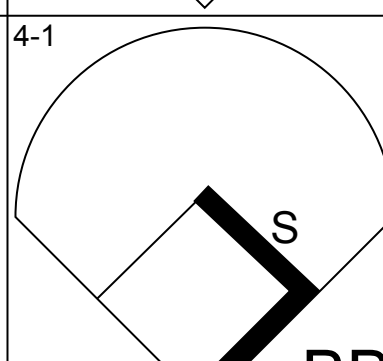
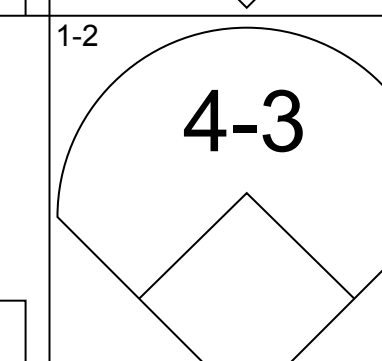
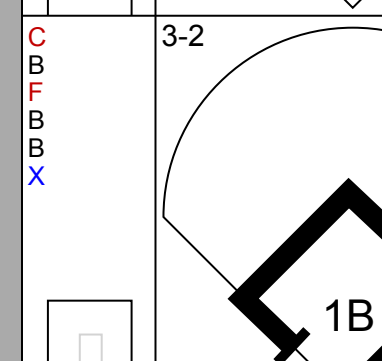
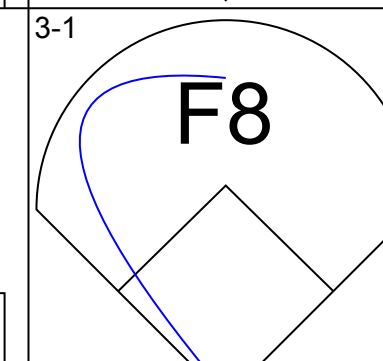
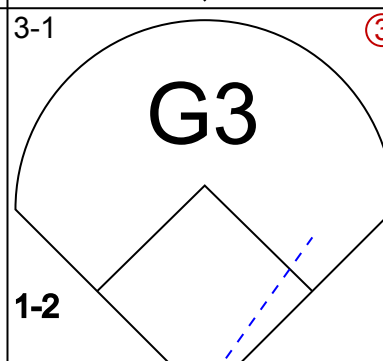
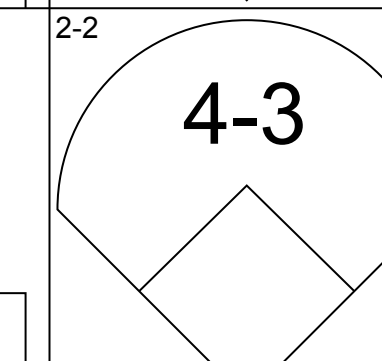
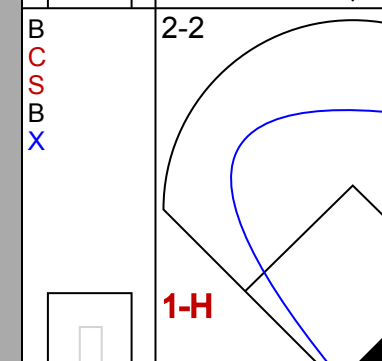
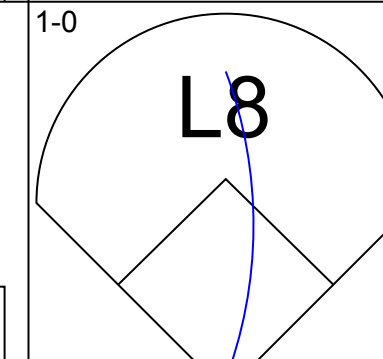




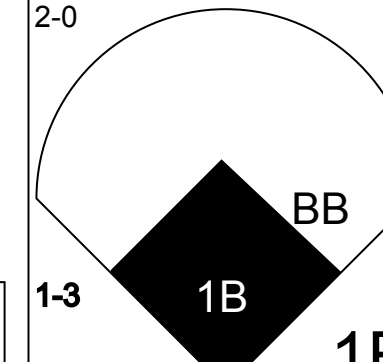
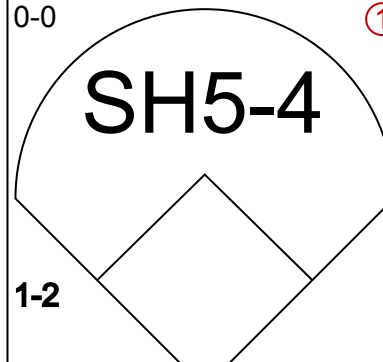
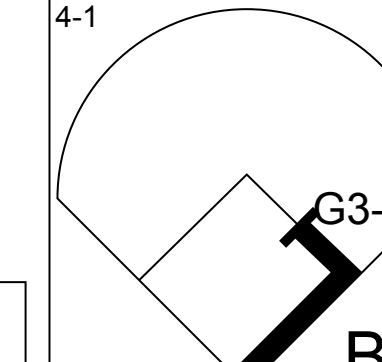
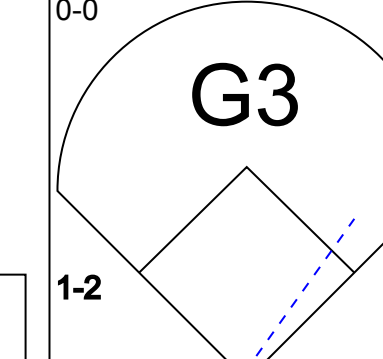
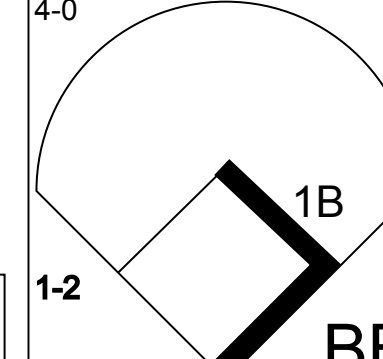
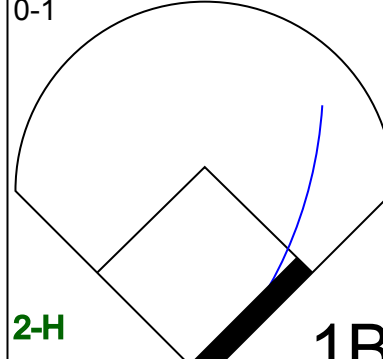
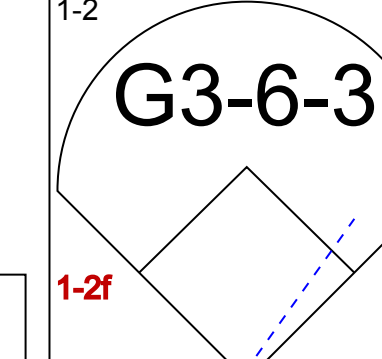
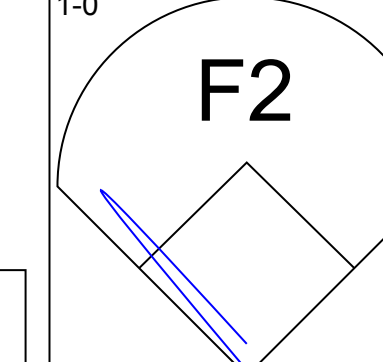
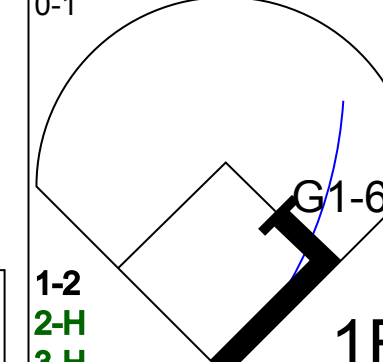
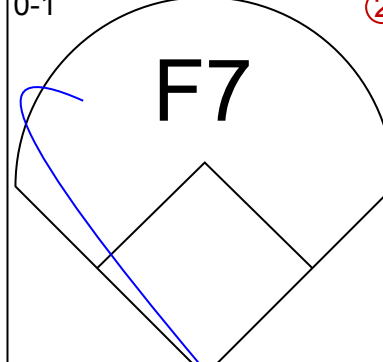

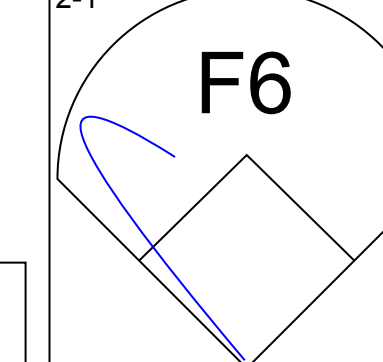
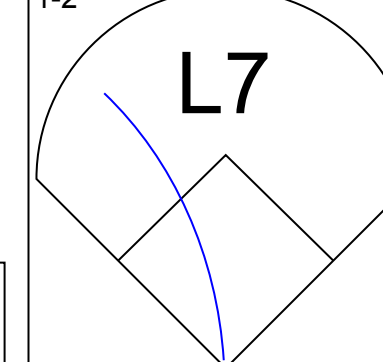
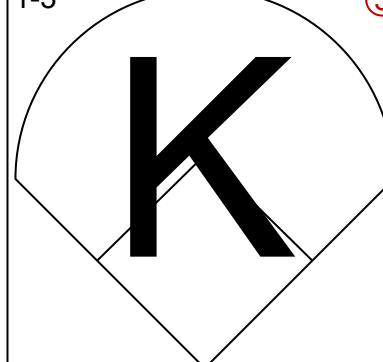


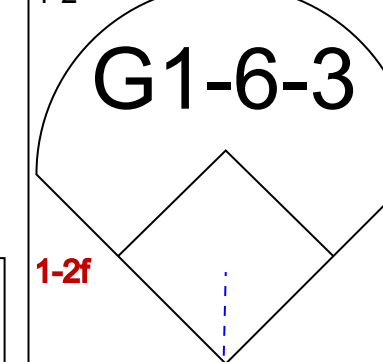



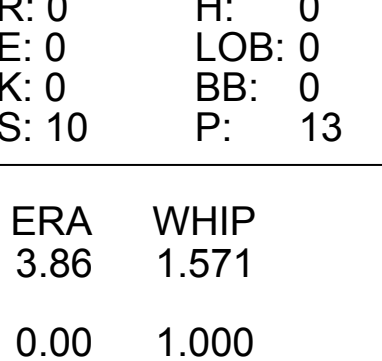
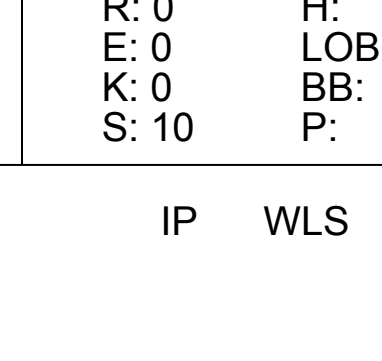


Batter	1	2	3	4	5	6	7	8	9	AB	R	H	RBI	BB	SO	LOB	TOP			
<b>Ernie Fazio, R</b> OBP: 0.283, SLG: 0.267 (1, 4)										5	0	1	0	0	2	2	<b>Houston Colt 45's @ Los Angeles Dodgers</b> Dodger Stadium, Los Angeles, CA Wed Jun 12 1963, 7:05 PM PDT Att: 17,389 - Unknown <a href="http://livebaseballscorecards.com">livebaseballscorecards.com</a>			
<b>Brock Davis, L</b> OBP: 0.345, SLG: 0.346 (1, 7)										4	1	2	0	0	0	2				
<b>Bob Aspromonte, R</b> OBP: 0.273, SLG: 0.301 (1, 5)										4	0	2	0	0	1	2				
<b>Carl Warwick, R</b> OBP: 0.405, SLG: 0.461 (1, 9)										4	0	1	1	0	3	2				
<b>Rusty Staub, L</b> OBP: 0.324, SLG: 0.358 (1, 3)										4	0	1	0	0	0	2				
<b>Howie Goss, R</b> OBP: 0.277, SLG: 0.401 (1, 8)										4	0	0	0	0	1	3				
<b>John Bateman, R</b> OBP: 0.232, SLG: 0.328 (1, 2)										4	0	1	0	0	1	1				
<b>J C Hartman, R</b> OBP: 0.163, SLG: 0.145 (1, 6)										4	0	1	0	0	0	2				
<b>Don Nottebart, R</b> OBP: 0.133, SLG: 0.103 (1, 1)										2	0	1	0	0	1	1				
<b>Russ Kemmerer, R</b> OBP: 0.167, SLG: 0.167 (5, 1)										0	0	0	0	0	0	0				
<b>Johnny Temple, R</b> OBP: 0.346, SLG: 0.343 (6, PH)										1	0	0	0	0	0	2				
<b>Don McMahon, R</b> (6, 1)										0	0	0	0	0	0	0				
<b>Bob Lillis, R</b> OBP: 0.246, SLG: 0.247 (9, PH)										1	0	0	0	0	0	0				
<b>Inning Stats</b>	R: 1 E: 0 K: 1 S: 12	H: 3 LOB: 2 BB: 0 P: 17	R: 0 E: 0 K: 2 S: 18	H: 2 LOB: 2 BB: 0 P: 23	R: 0 E: 0 K: 2 S: 11	H: 0 LOB: 0 BB: 0 P: 16	R: 0 E: 0 K: 2 S: 12	H: 1 LOB: 1 BB: 0 P: 18	R: 0 E: 1 K: 0 S: 10	H: 2 LOB: 2 BB: 0 P: 10	R: 0 E: 0 K: 1 S: 9	H: 1 LOB: 1 BB: 0 P: 13	R: 0 E: 0 K: 0 S: 5	H: 0 LOB: 0 BB: 0 P: 6	R: 0 E: 0 K: 0 S: 4	H: 0 LOB: 0 BB: 0 P: 6	1B: 9 2B: 1 3B: 0 HR: 0	SF: 0 SAC: 0 DP: 1 HBP: 0	WP: 0 PB: 0 SB: 0 CS: 0	PA: 37
<b>PITCHER</b> <b>Johnny Podres, L</b> ERA: 2.84 (1, 1)	IP: 9.0 WLS: W BF: 37 H: 10 R: 1 ER: 1 SO: 9 BB: 0 IBB: 0 HBP: 0 BLK: 0 WP: 0 HR: 0 S: 92 P: 127 ERA: 1.00 WHIP: 1.111															<b>PITCHER</b>				

Batter	1	2	3	4	5	6	7	8	9	AB	R	H	RBI	BB	SO	LOB	BOTTOM			
<b>Maury Wills, S</b> OBP: 0.379, SLG: 0.380 (1, 5)										5	3	4	0	0	0	0	<b>Houston Colt 45's @ Los Angeles Dodgers</b> Dodger Stadium, Los Angeles, CA Wed Jun 12 1963, 7:05 PM PDT Att: 17,389 - Unknown <a href="http://livebaseballscorecards.com">livebaseballscorecards.com</a>			
<b>Jim Gilliam, S</b> OBP: 0.335, SLG: 0.388 (1, 4)										2	1	0	0	1	0	1				
<b>Nate Oliver, R</b> OBP: 0.293, SLG: 0.295 (8, 4)										1	0	0	0	0	1	1				
<b>Ron Fairly, L</b> OBP: 0.353, SLG: 0.399 (1, 3)										2	3	2	3	1	0	0				
<b>Tommy Davis, R</b> OBP: 0.378, SLG: 0.482 (1, 7)										3	1	3	2	0	0	0				
<b>Wally Moon, L</b> OBP: 0.361, SLG: 0.349 (1, 9)										3	0	2	2	0	0	1				
<b>John Roseboro, L</b> OBP: 0.292, SLG: 0.362 (1, 2)										3	0	0	1	0	0	2				
<b>Doug Camilli, R</b> OBP: 0.238, SLG: 0.316 (9, 2)										0	0	0	0	0	0	0				
<b>Willie Davis, L</b> OBP: 0.266, SLG: 0.379 (1, 8)										4	0	1	0	0	1	3				
<b>Dick Tracewski, R</b> OBP: 0.315, SLG: 0.283 (1, 6)										4	1	1	1	0	0	1				
<b>Johnny Podres, L</b> OBP: 0.037, SLG: 0.040 (1, 1)										4	0	0	0	0	0	0				
<b>Inning Stats</b>	R: 3 E: 0 K: 0 S: 10	H: 2 LOB: 0 BB: 1 P: 17	R: 0 E: 0 K: 0 S: 5	H: 1 LOB: 0 BB: 0 P: 6	R: 1 E: 0 K: 0 S: 13	H: 2 LOB: 1 BB: 0 P: 19	R: 1 E: 0 K: 0 S: 9	H: 1 LOB: 0 BB: 0 P: 13	R: 2 E: 0 K: 0 S: 16	H: 4 LOB: 2 BB: 0 P: 25	R: 0 E: 0 K: 0 S: 9	H: 0 LOB: 0 BB: 0 P: 15	R: 2 E: 1 K: 1 S: 11	H: 2 LOB: 1 BB: 1 P: 24	R: 0 E: 0 K: 1 S: 6	H: 1 LOB: 1 BB: 0 P: 6	1B: 10 2B: 2 3B: 0 HR: 1	SF: 4 SAC: 1 DP: 1 HBP: 0	WP: 0 PB: 0 SB: 3 CS: 0	PA: 38
<b>PITCHER</b> <b>Don Nottebart, R</b> ERA: 3.51 (1, 1)	IP: 4.0 WLS: L BF: 18 H: 5 R: 5 ER: 5 SO: 0 BB: 1 IBB: 0 HBP: 0 BLK: 0 WP: 0 HR: 1 S: 37 P: 55 ERA: 11.25 WHIP: 1.750															<b>PITCHER</b>				
<b>Russ Kemmerer, R</b> ERA: 6.09 (5, 1)	IP: 1.0 WLS: 7 BF: 4 H: 2 R: 2 ER: 2 SO: 0 BB: 0 IBB: 0 HBP: 0 BLK: 0 WP: 0 HR: 0 S: 16 P: 25 ERA: 18.00 WHIP: 4.000																			
<b>Don McMahon, R</b> ERA: 5.11 (6, 1)	IP: 3.0 WLS: 13 BF: 3 H: 2 R: 2 ER: 2 SO: 2 BB: 1 IBB: 0 HBP: 0 BLK: 0 WP: 0 HR: 0 S: 26 P: 45 ERA: 6.00 WHIP: 1.333																			



Batter	1	2	3	4	5	6	7	8	9	AB	R	H	RBI	BB	SO	LOB	TOP					
<b>Ernie Fazio, R</b> OBP: 0.282, SLG: 0.267 (1, 4)										4	0	1	0	0	3	2	<b>Houston Colt 45's @ Los Angeles Dodgers</b> Dodger Stadium, Los Angeles, CA Thu Jun 13 1963, 7:05 PM PDT Att: 21,873 - Unknown <a href="http://livebaseballscorecards.com">livebaseballscorecards.com</a>					
<b>Brock Davis, L</b> OBP: 0.344, SLG: 0.321 (1, 7)										2	0	0	0	1	0	2						
<b>Bob Aspromonte, R</b> OBP: 0.288, SLG: 0.294 (1, 5)										4	0	0	0	0	2							
<b>Carl Warwick, R</b> OBP: 0.397, SLG: 0.450 (1, 9)										4	0	0	0	0	1	1						
<b>Rusty Staub, L</b> OBP: 0.323, SLG: 0.355 (1, 3)										4	0	1	0	0	0	0						
<b>Howie Goss, R</b> OBP: 0.278, SLG: 0.397 (1, 8)										2	0	0	0	1	2	0						
<b>Bob Lillis, R</b> OBP: 0.247, SLG: 0.260 (1, 6)										3	0	1	0	0	1	2						
<b>John Bateman, R</b> OBP: 0.234, SLG: 0.324 (1, 2)										2	0	0	0	0	2	2						
<b>Bob Bruce, R</b> OBP: 0.097, SLG: 0.034 (8, PH)										2	0	0	0	0	1	2						
<b>Johnny Temple, R</b> OBP: 0.344, SLG: 0.341 (8, 1)										1	0	0	0	0	0	2						
<b>Jim Umbricht, R</b> (8, 1)										0	0	0	0	0	0	0						
<b>Inning Stats</b>	R: 0 E: 0 K: 1 S: 7	H: 0 LOB: 0 BB: 1 P: 16	R: 0 E: 0 K: 1 S: 9	H: 0 LOB: 0 BB: 0 P: 12	R: 0 E: 0 K: 2 S: 8	H: 0 LOB: 0 BB: 0 P: 10	R: 0 E: 0 K: 0 S: 11	H: 1 LOB: 1 BB: 0 P: 15	R: 0 E: 0 K: 2 S: 13	H: 1 LOB: 2 BB: 1 P: 21	R: 0 E: 0 K: 1 S: 8	H: 0 LOB: 0 BB: 0 P: 10	R: 0 E: 0 K: 2 S: 8	H: 0 LOB: 0 BB: 0 P: 11	R: 0 E: 0 K: 1 S: 11	H: 1 LOB: 2 BB: 0 P: 16	R: 0 E: 0 K: 0 S: 5	H: 0 LOB: 0 BB: 0 P: 10	1B: 2 2B: 0 3B: 1 HR: 0	SF: 0 SAC: 1 DP: 1 HBP: 1	WP: 0 PB: 0 SB: 0 CS: 0	PA: 32
<b>PITCHER</b> <b>Sandy Koufax, L</b> ERA: 1.77 (1, 1)	IP: 9.0 WLS: W BF: 32 H: 3 R: 0 ER: 0 SO: 10 BB: 2 IBB: 0 HBP: 1 BLK: 1 WP: 0 HR: 0 S: 80 P: 121 ERA: 0.00 WHIP: 0.556															<b>PITCHER</b>						

Batter	1	2	3	4	5	6	7	8	9	AB	R	H	RBI	BB	SO	LOB	BOTTOM					
<b>Maury Wills, S</b> OBP: 0.376, SLG: 0.377 (1, 5)										4	0	1	0	0	0	0	<b>Houston Colt 45's @ Los Angeles Dodgers</b> Dodger Stadium, Los Angeles, CA Thu Jun 13 1963, 7:05 PM PDT Att: 21,873 - Unknown <a href="http://livebaseballscorecards.com">livebaseballscorecards.com</a>					
<b>Jim Gilliam, S</b> OBP: 0.338, SLG: 0.387 (1, 4)										3	0	1	0	1	0	1						
<b>Nate Oliver, R</b> OBP: 0.293, SLG: 0.295 (8, 4)										0	0	0	0	0	0	0						
<b>Ron Fairly, L</b> OBP: 0.351, SLG: 0.396 (1, 3)										4	0	1	0	0	0	2						
<b>Tommy Davis, R</b> OBP: 0.380, SLG: 0.482 (1, 7)										4	2	2	0	0	0	1						
<b>Wally Moon, L</b> OBP: 0.380, SLG: 0.365 (1, 9)										2	1	2	0	1	0	0						
<b>John Roseboro, L</b> OBP: 0.296, SLG: 0.361 (1, 2)										3	0	1	1	1	0	2						
<b>Willie Davis, L</b> OBP: 0.267, SLG: 0.378 (1, 8)										3	0	1	2	0	0	2						
<b>Dick Tracewski, R</b> OBP: 0.308, SLG: 0.276 (1, 6)										3	0	0	0	0	1	4						
<b>Sandy Koufax, R</b> OBP: 0.150, SLG: 0.083 (1, 1)										3	0	0	0	0	0	2						
<b>Inning Stats</b>	R: 0 E: 0 K: 0 S: 5	H: 1 LOB: 1 BB: 0 P: 11	R: 0 E: 0 K: 0 S: 7	H: 1 LOB: 1 BB: 0 P: 10	R: 0 E: 0 K: 0 S: 9	H: 0 LOB: 1 BB: 1 P: 22	R: 0 E: 0 K: 0 S: 10	H: 3 LOB: 1 BB: 1 P: 18	R: 0 E: 0 K: 0 S: 10	H: 0 LOB: 0 BB: 0 P: 13	R: 1 E: 0 K: 0 S: 10	H: 2 LOB: 1 BB: 0 P: 14	R: 0 E: 0 K: 0 S: 10	H: 2 LOB: 2 BB: 0 P: 18	R: 0 E: 0 K: 0 S: 7	H: 0 LOB: 0 BB: 1 P: 13	R: 0 E: 0 K: 0 S: 7	H: 0 LOB: 0 BB: 1 P: 13	1B: 9 2B: 0 3B: 0 HR: 0	SF: 0 SAC: 1 DP: 2 HBP: 0	WP: 0 PB: 0 SB: 1 CS: 0	PA: 33
<b>PITCHER</b> <b>Bob Bruce, R</b> ERA: 3.36 (1, 1)	IP: 7.0 WLS: L BF: 30 H: 9 R: 3 ER: 3 SO: 3 BB: 2 IBB: 0 HBP: 0 BLK: 0 WP: 0 HR: 0 S: 61 P: 106 ERA: 3.86 WHIP: 1.571															<b>PITCHER</b>						
<b>Jim Umbricht, R</b> ERA: 5.4 (8, 1)	IP: 1.0 WLS: L BF: 3 H: 0 R: 0 ER: 0 SO: 0 BB: 1 IBB: 0 HBP: 0 BLK: 0 WP: 0 HR: 0 S: 7 P: 13 ERA: 0.00 WHIP: 1.000															<b>PITCHER</b>						



Batter	1	2	3	4	5	6	7	8	9	AB	R	H	RBI	BB	SO	LOB	TOP										
<b>Ernie Fazio, R</b> OBP: 0.271, SLG: 0.255 (1, 4)										4	0	0	0	0	1	2											
<b>Brock Davis, L</b> OBP: 0.333, SLG: 0.406 (1, 8)										4	1	1	1	0	0	1											
<b>Bob Aspromonte, R</b> OBP: 0.267, SLG: 0.299 (1, 5)										4	0	1	0	0	0	0											
<b>Carl Warwick, R</b> OBP: 0.399, SLG: 0.451 (1, 9)										4	0	2	0	0	0	1											
<b>Rusty Staub, L</b> OBP: 0.316, SLG: 0.347 (1, 3)										4	0	0	0	0	0	2											
<b>Al Spangler, L</b> OBP: 0.310, SLG: 0.318 (1, 7)										4	0	0	0	0	0	2											
<b>Bob Lillis, R</b> OBP: 0.249, SLG: 0.261 (1, 6)										3	0	1	0	0	0	0											
<b>John Bateman, R</b> OBP: 0.236, SLG: 0.324 (1, 2)										3	0	1	0	0	0	1											
<b>Hal Brown, R</b> (1, 1)										2	0	0	0	0	0	1											
<b>Pete Runnels, L</b> OBP: 0.286, SLG: 0.252 (8, PH)										1	0	1	0	0	0	0											
<b>J C Hartman, R</b> OBP: 0.163, SLG: 0.145 (8, PR)										0	0	0	0	0	0	0											
<b>Hal Woodeshick, R</b> OBP: 0.273, SLG: 0.273 (8, 1)										0	0	0	0	0	0	0											
<b>Inning Stats</b>	R: 0 E: 0 K: 0 S: 3	H: 0 LOB: 0 BB: 0 P: 3	R: 0 E: 0 K: 0 S: 3	H: 0 LOB: 0 BB: 0 P: 3	R: 0 E: 0 K: 0 S: 3	H: 0 LOB: 0 BB: 0 P: 3	R: 0 E: 0 K: 0 S: 4	H: 1 LOB: 1 BB: 0 P: 4	R: 0 E: 0 K: 1 S: 6	H: 1 LOB: 1 BB: 0 P: 6	R: 0 E: 0 K: 0 S: 4	H: 1 LOB: 1 BB: 0 P: 4	R: 0 E: 0 K: 0 S: 4	H: 2 LOB: 1 BB: 0 P: 4	R: 1 E: 0 K: 0 S: 5	H: 2 LOB: 1 BB: 0 P: 5	1B: 5 2B: 2 3B: 0 HR: 1	SF: 0 SAC: 0 DP: 1 HBP: 0	WP: 0 PA: 33 PB: 0 SB: 0 CS: 0								
<b>PITCHER</b>	IP	WLS	BF	H	R	ER	SO	BB	IBB	HBP	BLK	WP	HR	S	P	ERA	WHIP										
<b>Jack Sanford, R</b> ERA: 2.56 (1, 1)	8.1	W	31	7	1	1	1	0	0	0	0	0	1	33	33	1.08	0.840										
<b>Billy Pierce, L</b> ERA: 3.52 (9, 1)	0.2	S	2	0	0	0	0	0	0	0	0	0	0	2	2	0.00	0.000										

**Houston Colt 45's @ San Francisco Giants**  
Candlestick Park, San Francisco, CA  
Fri Jun 14 1963, 10:05 PM EDT  
Att: 15,775 - Unknown - 59 F

AB	33
R	1
H	7
RBI	1
BB	0
SO	1
LOB	10



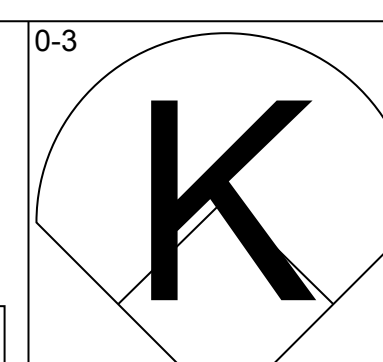
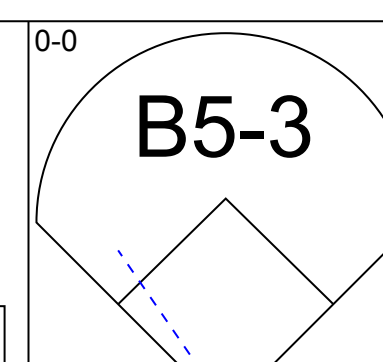
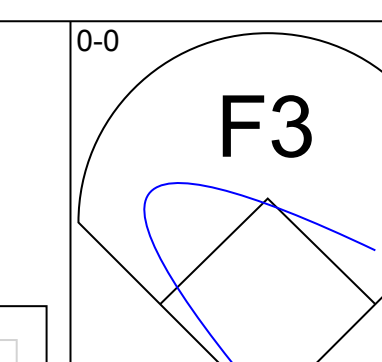
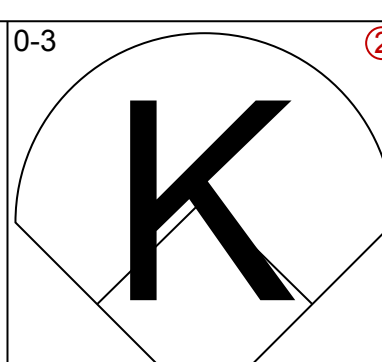
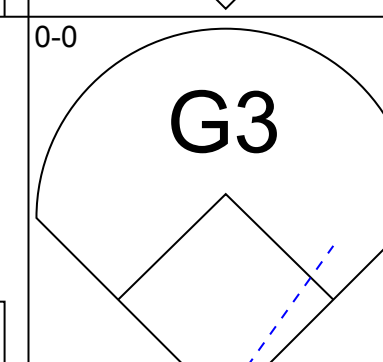
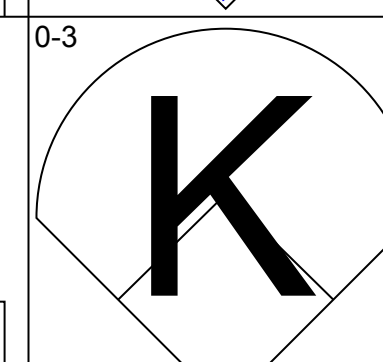
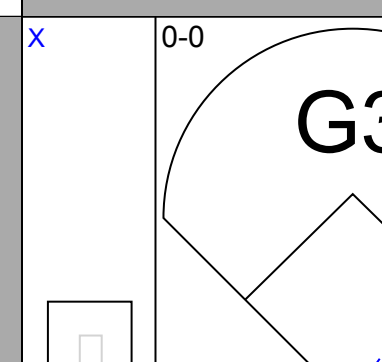
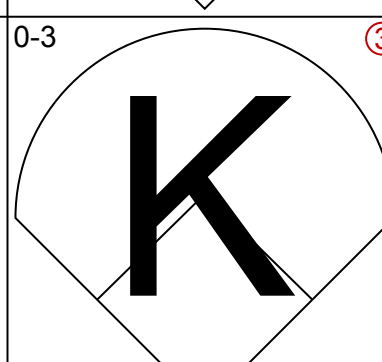
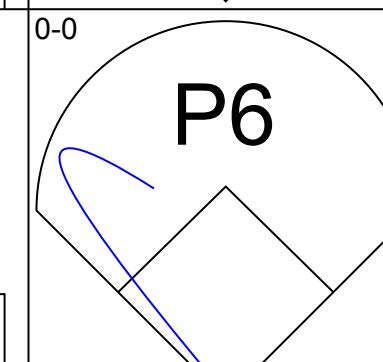
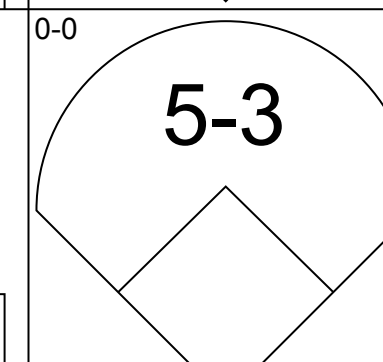
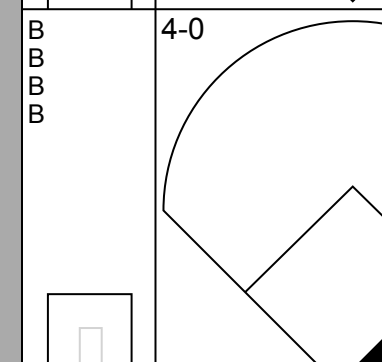
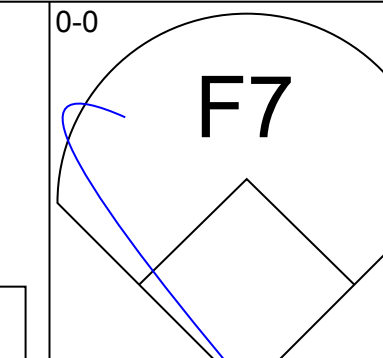
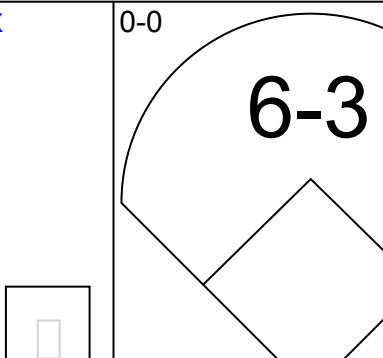
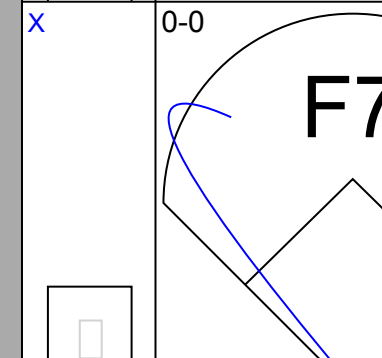
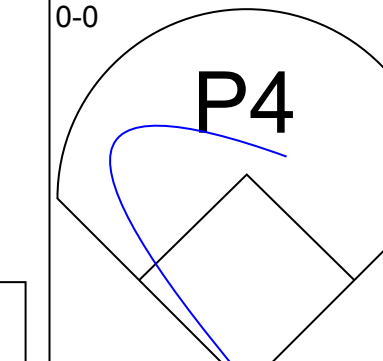
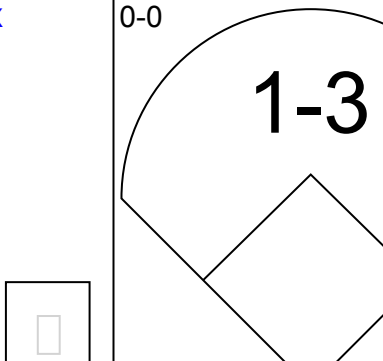
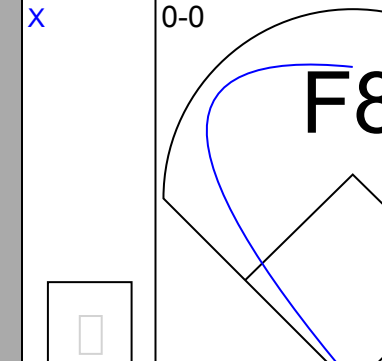
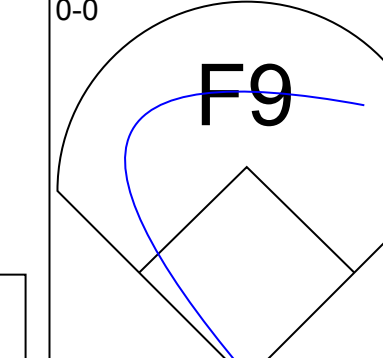
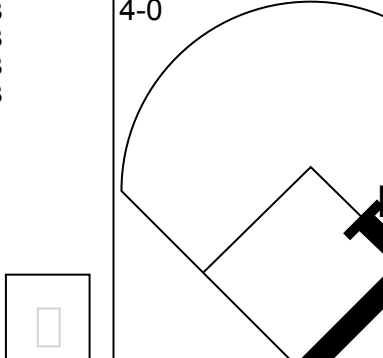
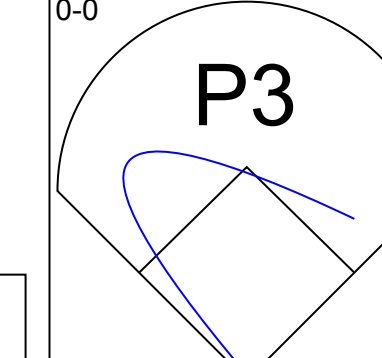
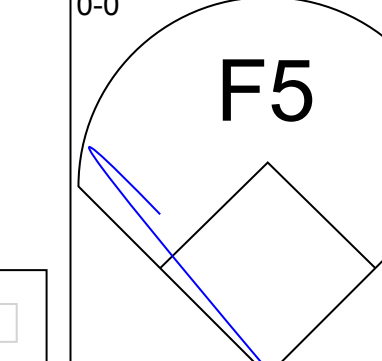
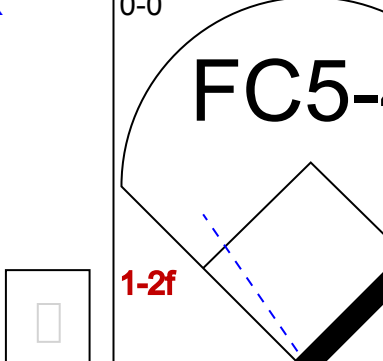
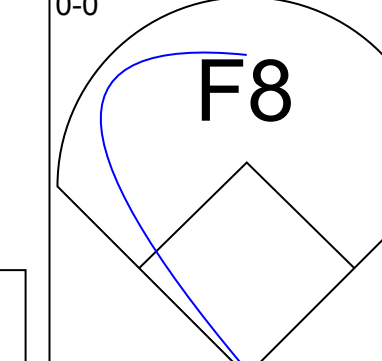
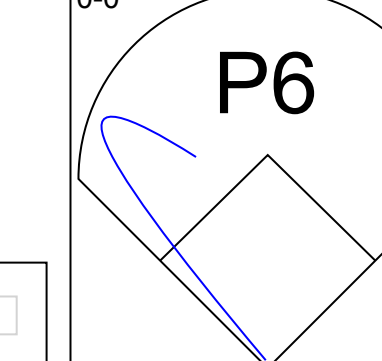
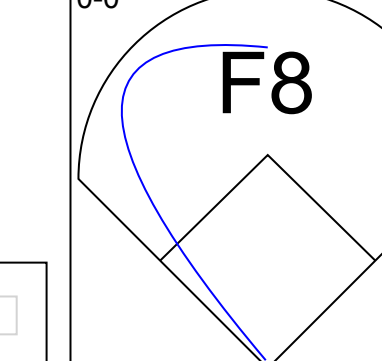
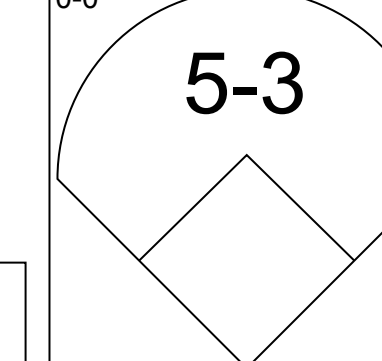
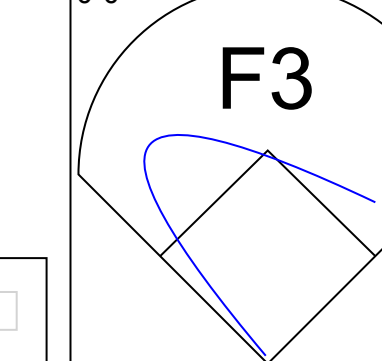
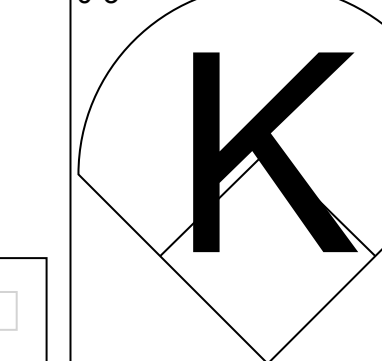
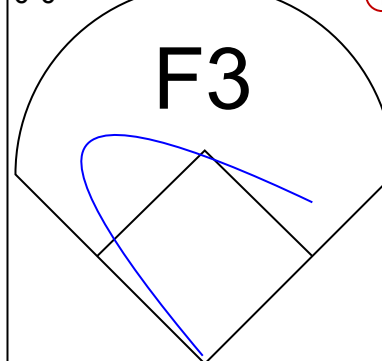

Batter	1	2	3	4	5	6	7	8	9	AB	R	H	RBI	BB	SO	LOB	BOTTOM										
<b>Harvey Kuenn, R</b> OBP: 0.258, SLG: 0.292 (1, 5) (8, 7)										3	0	0	0	0	0	0											
<b>Felipe Alou, R</b> OBP: 0.335, SLG: 0.524 (1, 9)										3	0	0	0	0	2	0											
<b>Willie McCovey, L</b> OBP: 0.371, SLG: 0.536 (1, 7)										3	0	0	0	0	0	0											
<b>Jim Davenport, R</b> OBP: 0.284, SLG: 0.338 (8, 5)										0	0	0	0	0	0	0											
<b>Willie Mays, R</b> OBP: 0.352, SLG: 0.465 (1, 8)										3	0	0	0	1	1	0											
<b>Orlando Cepeda, R</b> OBP: 0.361, SLG: 0.531 (1, 3)										3	1	1	0	0	0	0											
<b>Tom Haller, L</b> OBP: 0.293, SLG: 0.388 (1, 2)										2	1	1	1	0	0	0											
<b>Chuck Hiller, L</b> OBP: 0.203, SLG: 0.156 (1, 4)										2	0	0	0	0	0	0											
<b>Joey Amalfitano, R</b> OBP: 0.265, SLG: 0.238 (8, PH) (9, 4)										1	0	1	0	0	0	0											
<b>Jose Pagan, R</b> OBP: 0.247, SLG: 0.248 (1, 6)										3	0	0	1	0	0	1											
<b>Jack Sanford, R</b> OBP: 0.222, SLG: 0.225 (1, 1)										3	0	0	0	0	1	1											
<b>Billy Pierce, L</b> (9, 1)										0	0	0	0	0	0	0											
<b>Inning Stats</b>	R: 0 E: 0 K: 1 S: 5	H: 0 LOB: 0 BB: 0 P: 5	R: 1 E: 0 K: 0 S: 4	H: 1 LOB: 0 BB: 0 P: 4	R: 0 E: 0 K: 0 S: 3	H: 0 LOB: 0 BB: 0 P: 3	R: 0 E: 0 K: 2 S: 7	H: 0 LOB: 0 BB: 0 P: 7	R: 0 E: 0 K: 0 S: 3	H: 0 LOB: 0 BB: 0 P: 3	R: 0 E: 0 K: 0 S: 3	H: 0 LOB: 0 BB: 0 P: 3	R: 0 E: 0 K: 0 S: 7	H: 2 LOB: 1 BB: 0 P: 7	R: 1 E: 0 K: 1 S: 7	H: 2 LOB: 1 BB: 0 P: 7	1B: 2 2B: 0 3B: 0 HR: 1	SF: 0 SAC: 1 DP: 0 HBP: 0	WP: 0 PA: 27 PB: 0 SB: 0 CS: 0								
<b>PITCHER</b>	IP	WLS	BF	H	R	ER	SO	BB	IBB	HBP	BLK	WP	HR	S	P	ERA	WHIP										
<b>Hal Brown, R</b> ERA: 3.09 (1, 1)	7.0	L	22	1	1	1	3	0	0	0	0	0	0	7	28	1.29	0.143										
<b>Hal Woodeshick, L</b> ERA: 1.07 (8, 1)	1.0		5	2	1	1	1	0	0	0	0	0	0	7	7	9.00	2.000										

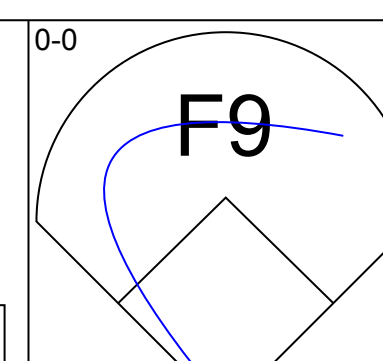
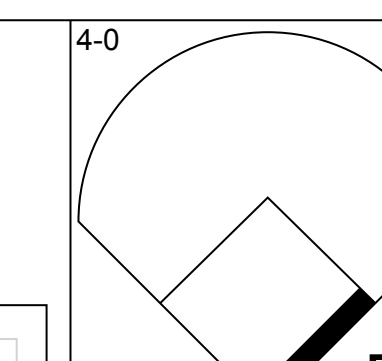
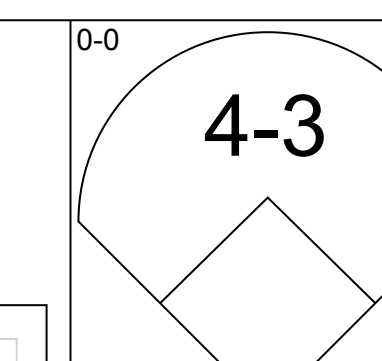
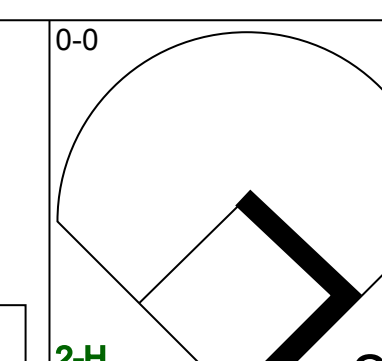
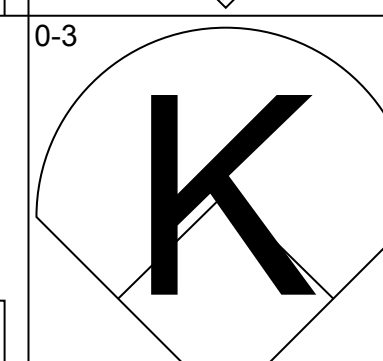
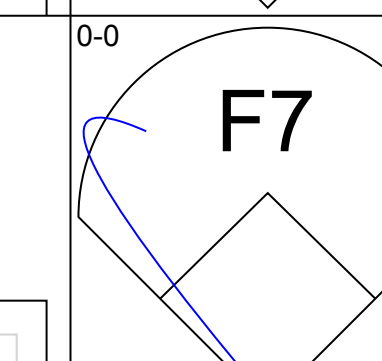
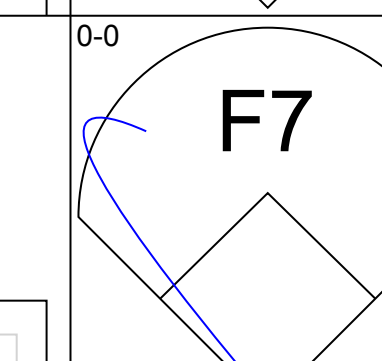
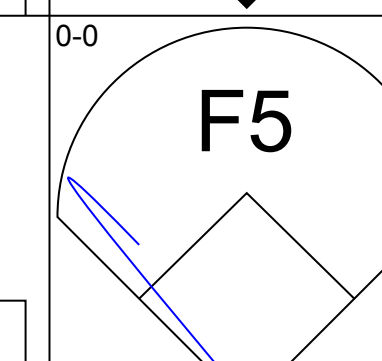
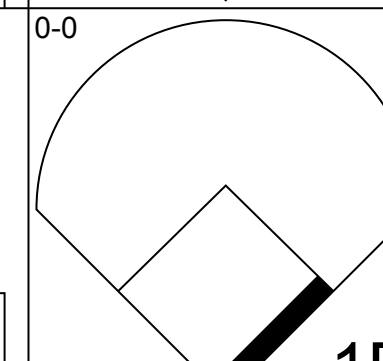
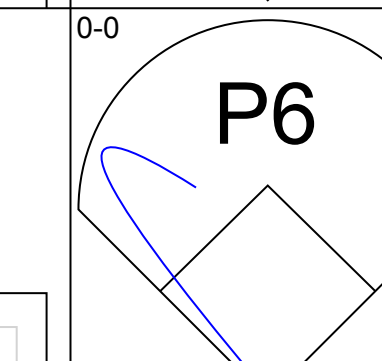
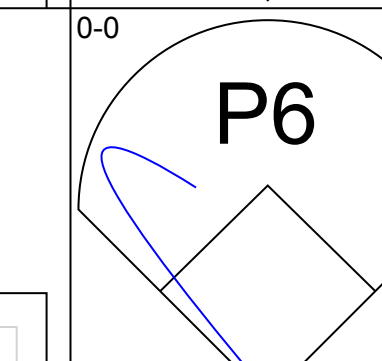
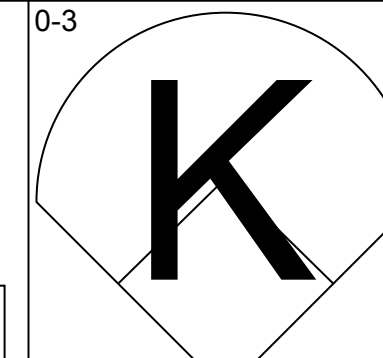
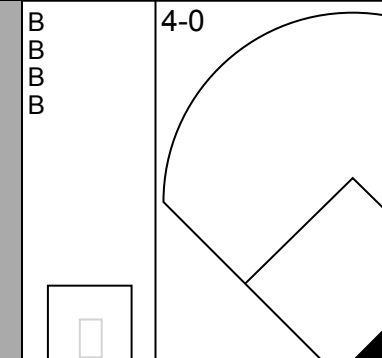
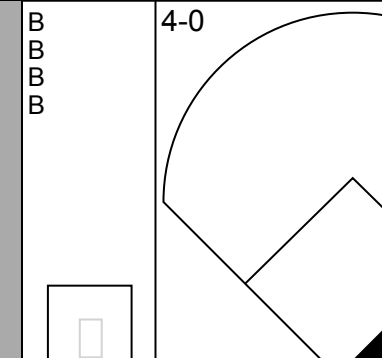
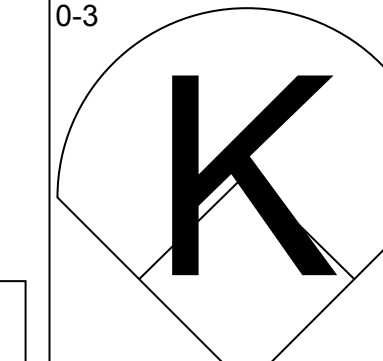
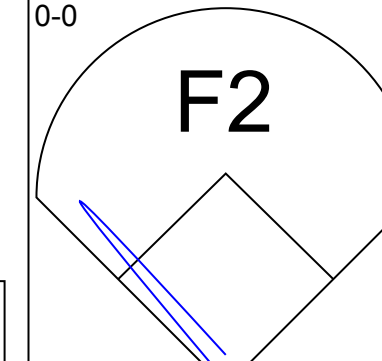
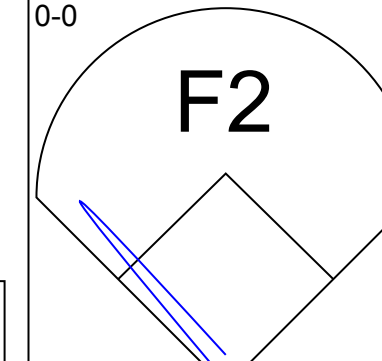
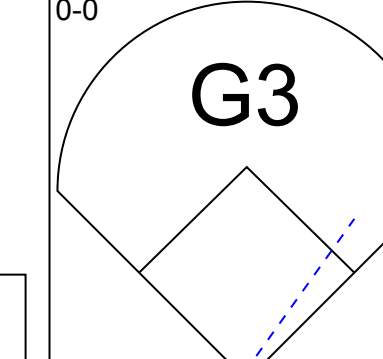
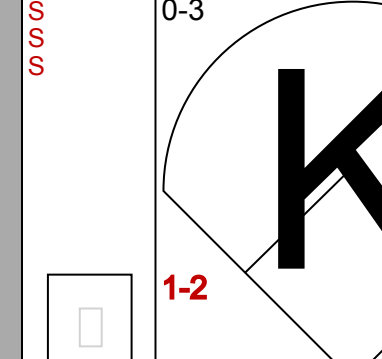
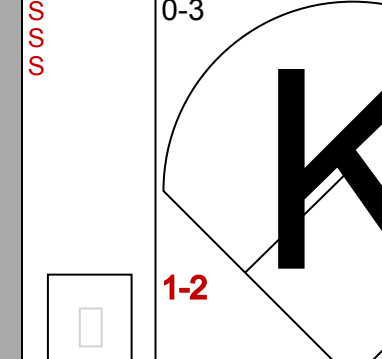
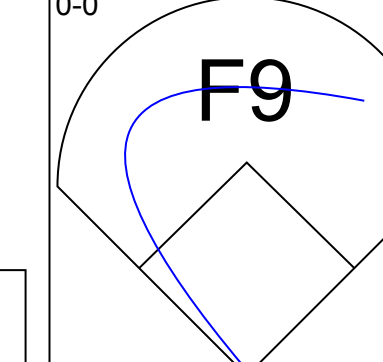
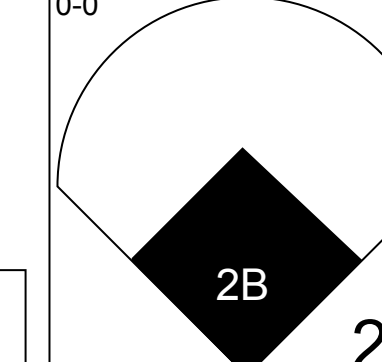
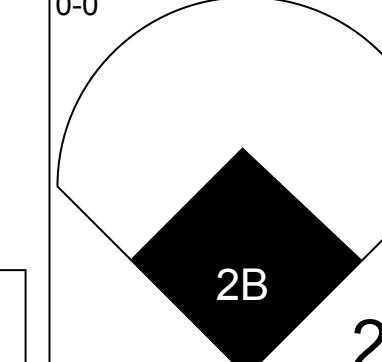
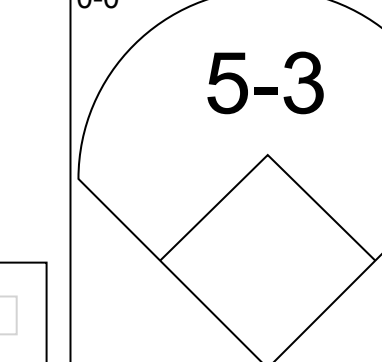
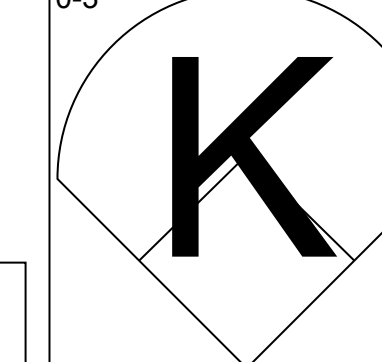
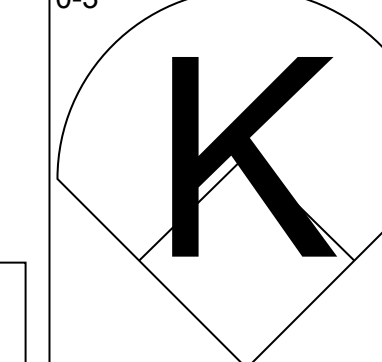
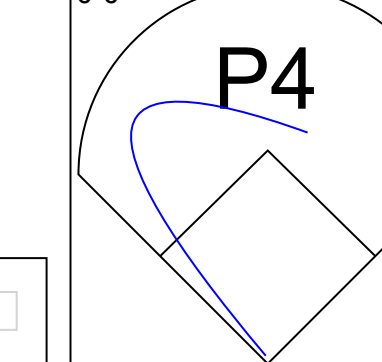
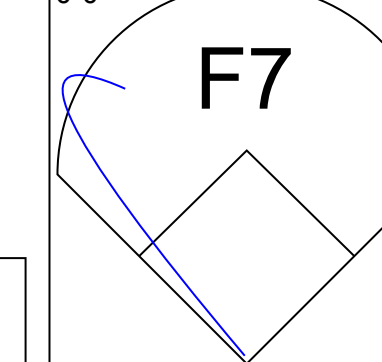
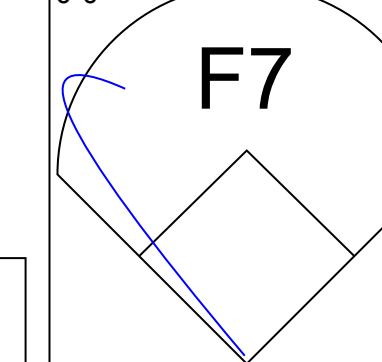
**Houston Colt 45's @ San Francisco Giants**  
Candlestick Park, San Francisco, CA  
Fri Jun 14 1963, 10:05 PM EDT  
Att: 15,775 - Unknown - 59 F

AB	26
R	2
H	3
RBI	2
BB	0
SO	4
LOB	2





Batter	1	2	3	4	5	6	7	8	9	AB	R	H	RBI	BB	SO	LOB	TOP		
<b>Ernie Fazio, R</b> (1, 4) OBP: 0.264, SLG: 0.247 <b>Pete Runnels, L</b> (9, PH) OBP: 0.284, SLG: 0.250										3	0	0	0	0	1	0	<b>Houston Colt 45's @ San Francisco Giants</b> Candlestick Park, San Francisco, CA Sat Jun 15 1963, 6:33 AM EDT Att: 18,869 - Unknown - 59 F <a href="http://livebaseballscorecards.com">livebaseballscorecards.com</a>		
<b>Brock Davis, L</b> (1, 8) OBP: 0.312, SLG: 0.361										4	0	0	0	0	2	0			
<b>Bob Aspromonte, R</b> (1, 5) OBP: 0.288, SLG: 0.296										2	0	0	0	1	0	0			
<b>Carl Warwick, R</b> (1, 9) OBP: 0.393, SLG: 0.444										3	0	0	0	0	0	1			
<b>Rusty Staub, L</b> (1, 3) OBP: 0.312, SLG: 0.341										3	0	0	0	0	0	1			
<b>Al Spangler, L</b> (1, 7) OBP: 0.310, SLG: 0.315										2	0	0	0	1	0	0			
<b>Bob Lillis, R</b> (1, 6) OBP: 0.245, SLG: 0.257										3	0	0	0	0	0	1			
<b>John Bateman, R</b> (1, 2) OBP: 0.232, SLG: 0.317										3	0	0	0	0	0	0			
<b>Dick Drott, R</b> (1, 1) OBP: 0.077, SLG: 0.077 <b>Johnny Temple, R</b> (9, PH) OBP: 0.342, SLG: 0.339										2	0	0	0	0	1	0			
<b>Inning Stats</b>	R: 0 E: 0 K: 1 S: 5	H: 0 LOB: 0 BB: 0 P: 5	R: 0 E: 0 K: 0 S: 3	H: 0 LOB: 0 BB: 0 P: 3	R: 0 E: 0 K: 0 S: 3	H: 0 LOB: 0 BB: 0 P: 3	R: 0 E: 0 K: 1 S: 5	H: 0 LOB: 1 BB: 0 P: 7	R: 0 E: 0 K: 1 S: 5	H: 0 LOB: 0 BB: 0 P: 5	R: 0 E: 0 K: 0 S: 3	H: 0 LOB: 1 BB: 1 P: 7	R: 0 E: 0 K: 0 S: 3	H: 0 LOB: 0 BB: 0 P: 3	R: 0 E: 0 K: 2 S: 7	H: 0 LOB: 0 BB: 0 P: 7	1B: 0 2B: 0 3B: 0 HR: 0	SF: 0 SAC: 0 DP: 0 HBP: 0	WP: 0 PA: 29 PB: 0 SB: 0 CS: 0
<b>PITCHER</b> <b>Juan Marichal, R</b> (1, 1) ERA: 2.52	IP: 9.0 WLS: W BF: 29 H: 0 R: 0 ER: 0 SO: 5 BB: 2 IBB: 0 HBP: 0 BLK: 0 WP: 0 HR: 0 S: 37 P: 45 ERA: 0.00 WHIP: 0.222																		

Batter	1	2	3	4	5	6	7	8	9	AB	R	H	RBI	BB	SO	LOB	BOTTOM
<b>Chuck Hiller, L</b> (1, 4) OBP: 0.213, SLG: 0.170										3	0	1	1	1	0	0	<b>Houston Colt 45's @ San Francisco Giants</b> Candlestick Park, San Francisco, CA Sat Jun 15 1963, 6:33 AM EDT Att: 18,869 - Unknown - 59 F <a href="http://livebaseballscorecards.com">livebaseballscorecards.com</a>
<b>Felipe Alou, R</b> (1, 9) OBP: 0.328, SLG: 0.515										4	0	0	0	0	2	2	
<b>Willie Mays, R</b> (1, 8) OBP: 0.352, SLG: 0.463										3	0	1	0	0	0	0	
<b>Willie McCovey, L</b> (1, 7) OBP: 0.370, SLG: 0.531										2	0	0	0	1	2	1	
<b>Orlando Cepeda, R</b> (1, 3) OBP: 0.357, SLG: 0.524										3	0	0	0	0	1	1	
<b>Ed Bailey, L</b> (1, 2) OBP: 0.388, SLG: 0.610										3	0	0	0	0	1	1	
<b>Jim Davenport, R</b> (1, 5) OBP: 0.284, SLG: 0.343										3	1	1	0	0	0	0	
<b>Jose Pagan, R</b> (1, 6) OBP: 0.249, SLG: 0.247 <b>Matty Alou, L</b> (9, PH) OBP: 0.179, SLG: 0.179 <b>Ernie Bowman, R</b> (9, 6) OBP: 0.182, SLG: 0.273										1	0	0	0	1	0	0	
<b>Juan Marichal, R</b> (1, 1) OBP: 0.190, SLG: 0.195										3	0	0	0	0	0	2	
<b>Inning Stats</b>	R: 0 E: 0 K: 2 S: 8	H: 1 LOB: 1 BB: 0 P: 8	R: 0 E: 0 K: 1 S: 5	H: 0 LOB: 0 BB: 0 P: 5	R: 0 E: 0 K: 1 S: 5	H: 0 LOB: 1 BB: 1 P: 9	R: 0 E: 0 K: 0 S: 3	H: 0 LOB: 0 BB: 1 P: 7	R: 0 E: 0 K: 0 S: 3	H: 0 LOB: 0 BB: 0 P: 3	R: 0 E: 0 K: 1 S: 4	H: 0 LOB: 1 BB: 1 P: 8	R: 1 E: 0 K: 1 S: 7	H: 2 LOB: 1 BB: 0 P: 7	1B: 1 2B: 3 3B: 0 HR: 0	SF: 0 SAC: 0 DP: 1 HBP: 0	
<b>PITCHER</b> <b>Dick Drott, R</b> (1, 1) ERA: 2.39	IP: 8.0 WLS: L BF: 29 H: 3 R: 1 ER: 1 SO: 7 BB: 3 IBB: 0 HBP: 0 BLK: 0 WP: 0 HR: 0 S: 40 P: 52 ERA: 1.12 WHIP: 0.750																



Batter	1	2	3	4	5	6	7	8	9	AB	R	H	RBI	BB	SO	LOB	TOP								
<b>Al Spangler, L</b> OBP: 0.307, SLG: 0.314 (1, 7)										4	0	1	1	0	0	4	<b>Houston Colt 45's @ San Francisco Giants</b> Candlestick Park, San Francisco, CA Sun Jun 16 1963, 6:33 AM EDT Unknown - 61 F <a href="http://livebaseballscores.com">livebaseballscores.com</a>								
<b>Johnny Temple, R</b> OBP: 0.345, SLG: 0.335 (1, 4) <b>Ernie Fazio, R</b> OBP: 0.270, SLG: 0.247 (7, 4)										2	0	0	0	2	0	3									
<b>Rusty Staub, L</b> OBP: 0.304, SLG: 0.331 (1, 9) (9, 3)										5	0	0	0	0	0	6									
<b>Carl Warwick, R</b> OBP: 0.386, SLG: 0.434 (1, 8) (9, 9)										4	0	0	0	0	0	1									
<b>Pete Runnels, L</b> OBP: 0.283, SLG: 0.245 (1, 3) <b>Howie Goss, R</b> OBP: 0.278, SLG: 0.397 (9, 8)										3	1	0	0	1	2	0									
<b>Bob Aspromonte, R</b> OBP: 0.273, SLG: 0.300 (1, 5)										4	1	2	0	0	1	0									
<b>Jim Campbell, R</b> OBP: 0.275, SLG: 0.294 (1, 2)										4	0	1	2	0	0	1									
<b>Bob Lillis, R</b> OBP: 0.250, SLG: 0.262 (1, 6)										4	1	2	0	0	0	0									
<b>Don Nottebart, R</b> OBP: 0.161, SLG: 0.133 (1, 1) <b>Jim Umbricht, R</b> (5, 1)										1	0	1	0	0	0	0									
<b>Inning Stats</b>	R: 0 E: 0 K: 0 S: 4	H: 1 LOB: 1 BB: 0 P: 4	R: 0 E: 0 K: 2 S: 7	H: 0 LOB: 0 BB: 0 P: 7	R: 0 E: 1 K: 0 S: 4	H: 0 LOB: 2 BB: 1 P: 8	R: 0 E: 0 K: 1 S: 5	H: 0 LOB: 0 BB: 0 P: 5	R: 0 E: 0 K: 0 S: 5	H: 2 LOB: 2 BB: 0 P: 5	R: 2 E: 0 K: 0 S: 4	H: 2 LOB: 1 BB: 1 P: 8	R: 1 E: 1 K: 0 S: 4	H: 0 LOB: 1 BB: 1 P: 8	R: 0 E: 0 K: 0 S: 4	H: 1 LOB: 1 BB: 0 P: 4		R: 0 E: 0 K: 0 S: 4	H: 1 LOB: 2 BB: 1 P: 8	1B: 6 2B: 1 3B: 0 HR: 0	SF: 1 SAC: 3 DP: 0 HBP: 0	WP: 0 PB: 0 SB: 2 CS: 0	PA: 39		
<b>PITCHER</b>	IP	WLS	BF	H	R	ER	SO	BB	IBB	HBP	BLK	WP	HR	S	P	ERA	WHIP								
<b>Bobby Bolin, R</b> ERA: 1.82 (1, 1)	8.0	L	34	6	3	2	3	3	0	0	0	0	0	37	49	2.25	1.125								
<b>Jack Fisher, R</b> ERA: 4.73 (9, 1)	1.0		5	1	0	0	0	1	0	0	0	0	0	4	8	0.00	2.000								

Batter	1	2	3	4	5	6	7	8	9	AB	R	H	RBI	BB	SO	LOB	BOTTOM								
<b>Chuck Hiller, L</b> OBP: 0.222, SLG: 0.174 (1, 4)										3	0	1	0	1	0	2	<b>Houston Colt 45's @ San Francisco Giants</b> Candlestick Park, San Francisco, CA Sun Jun 16 1963, 6:33 AM EDT Unknown - 61 F <a href="http://livebaseballscores.com">livebaseballscores.com</a>								
<b>Jim Davenport, R</b> OBP: 0.281, SLG: 0.338 (1, 5)										3	0	0	0	0	1	2									
<b>Willie Mays, R</b> OBP: 0.354, SLG: 0.472 (1, 8)										4	0	2	0	0	0	1									
<b>Willie McCovey, L</b> OBP: 0.368, SLG: 0.525 (1, 7)										4	0	1	0	0	0	3									
<b>Orlando Cepeda, R</b> OBP: 0.352, SLG: 0.515 (1, 3)										4	0	0	0	0	2	3									
<b>Ed Bailey, L</b> OBP: 0.378, SLG: 0.590 (1, 2)										4	0	0	0	0	2	2									
<b>Felipe Alou, R</b> OBP: 0.326, SLG: 0.508 (1, 9)										3	0	0	0	0	0	0									
<b>Jose Pagan, R</b> OBP: 0.250, SLG: 0.244 (1, 6)										2	0	0	0	1	0	1									
<b>Bobby Bolin, R</b> OBP: 0.308, SLG: 0.100 (1, 1) <b>Matty Alou, L</b> OBP: 0.172, SLG: 0.172 (8, PH) <b>Jack Fisher, R</b> OBP: 0.261, SLG: 0.250 (9, 1)										1	0	0	0	0	0	1									
<b>Inning Stats</b>	R: 0 E: 0 K: 0 S: 4	H: 1 LOB: 1 BB: 0 P: 4	R: 0 E: 0 K: 2 S: 7	H: 0 LOB: 0 BB: 0 P: 7	R: 0 E: 0 K: 1 S: 6	H: 1 LOB: 1 BB: 0 P: 6	R: 0 E: 0 K: 0 S: 4	H: 0 LOB: 1 BB: 0 P: 4	R: 0 E: 0 K: 1 S: 6	H: 1 LOB: 1 BB: 0 P: 6	R: 0 E: 0 K: 0 S: 3	H: 0 LOB: 0 BB: 0 P: 3	R: 0 E: 0 K: 1 S: 4	H: 0 LOB: 0 BB: 1 P: 8	R: 0 E: 0 K: 1 S: 6	H: 1 LOB: 1 BB: 0 P: 6		1B: 2 2B: 3 3B: 0 HR: 0	SF: 0 SAC: 2 DP: 1 HBP: 0	WP: 0 PB: 0 SB: 0 CS: 0	PA: 33				
<b>PITCHER</b>	IP	WLS	BF	H	R	ER	SO	BB	IBB	HBP	BLK	WP	HR	S	P	ERA	WHIP								
<b>Don Nottebart, R</b> ERA: 3.34 (1, 1)	4.1		17	2	0	0	3	1	0	0	0	0	0	22	26	0.00	0.692								
<b>Jim Umbricht, R</b> ERA: 3.46 (5, 1)	4.2	W	16	2	0	0	3	1	0	0	0	0	0	21	25	0.00	0.643								



Batter	1	2	3	4	5	6	7	8	9	AB	R	H	RBI	BB	SO	LOB	TOP																	
Bob Lillis, R OBP: 0.250, SLG: 0.258 (1, 6)										3	0	0	1	1	1	3	Houston Colt 45's @ San Francisco Giants Candlestick Park, San Francisco, CA Sun Jun 16 1963, 6:38 AM EDT Att: 40,499 - Unknown																	
Johnny Temple, R OBP: 0.351, SLG: 0.335 (1, 4)										3	0	1	0	2	0	3																		
Rusty Staub, L OBP: 0.297, SLG: 0.323 (1, 9)										5	0	0	0	0	1	5																		
Carl Warwick, R OBP: 0.386, SLG: 0.430 (1, 7)										4	0	1	0	1	1	1																		
Pete Runnels, L OBP: 0.292, SLG: 0.256 (1, 3)										5	0	3	0	0	1	2																		
Bob Aspromonte, R OBP: 0.288, SLG: 0.294 (1, 5)										4	1	0	0	0	1	4																		
Howie Goss, R OBP: 0.282, SLG: 0.399 (1, 8)										4	1	2	0	0	1	2																		
Jim Campbell, R OBP: 0.284, SLG: 0.303 (1, 2)										4	0	2	1	0	0	2																		
Ken Johnson, R OBP: 0.125, SLG: 0.045 (1, 1)										1	0	0	0	1	1	0																		
Brock Davis, L OBP: 0.293, SLG: 0.351 (7, PH)										1	0	0	0	0	1	2																		
Hal Woodeshick, R OBP: 0.273, SLG: 0.273 (7, 1)										0	0	0	0	0	0	0																		
Don McMahon, R OBP: 0.311, SLG: 0.317 (9, PH)										1	1	1	0	0	0	0																		
<b>Inning Stats</b>	R: 0 E: 0 K: 2 S: 7	H: 0 LOB: 1 BB: 1 P: 11	R: 0 E: 0 K: 0 S: 3	H: 0 LOB: 0 BB: 0 P: 3	R: 0 E: 0 K: 2 S: 7	H: 0 LOB: 0 BB: 0 P: 7	R: 0 E: 0 K: 0 S: 3	H: 0 LOB: 0 BB: 0 P: 3	R: 1 E: 0 K: 1 S: 6	H: 3 LOB: 3 BB: 1 P: 10	R: 0 E: 0 K: 1 S: 6	H: 1 LOB: 1 BB: 0 P: 6	R: 1 E: 0 K: 1 S: 7	H: 2 LOB: 2 BB: 1 P: 11	R: 0 E: 0 K: 1 S: 7	H: 2 LOB: 2 BB: 0 P: 7	R: 1 E: 0 K: 1 S: 6	H: 2 LOB: 2 BB: 2 P: 14	1B: 10 2B: 0 3B: 0 HR: 0	SF: 0 SAC: 1 DP: 1 HBP: 0	WP: 0 PA: 41 PB: 0 SB: 0 CS: 0													
<b>PITCHER</b>	IP WLS BF H R ER SO BB IBB HBP BLK WP HR S P ERA WHIP																																	
Gaylord Perry, R ERA: 2.65 (1, 1)	6.0		26	6	2	2	5	2	0	0	0	0	0	0	34	42	3.00	1.333																
Don Larsen, R ERA: 2.14 (7, 1)	2.0	W	12	4	1	1	2	2	0	0	0	0	0	0	14	22	4.50	3.000																
Billy Pierce, L ERA: 3.46 (9, 1)	0.2		1	0	0	0	0	0	0	0	0	0	0	1	1	1	0.00	0.000																
Jim Duffalo, R ERA: 1.74 (9, 1)	0.1	S	2	0	0	0	1	1	0	0	0	0	0	0	3	7	0.00	3.000																

Batter	1	2	3	4	5	6	7	8	9	AB	R	H	RBI	BB	SO	LOB	BOTTOM																	
Chuck Hiller, L OBP: 0.229, SLG: 0.176 (1, 4)										4	1	1	0	1	0	3	Houston Colt 45's @ San Francisco Giants Candlestick Park, San Francisco, CA Sun Jun 16 1963, 6:38 AM EDT Att: 40,499 - Unknown																	
Harvey Kuenn, R OBP: 0.285, SLG: 0.290 (1, 9)										4	1	1	1	1	1	2																		
Willie McCovey, L OBP: 0.370, SLG: 0.529 (1, 7)										4	0	2	1	0	1	2																		
Willie Mays, R OBP: 0.353, SLG: 0.466 (1, 8)										3	0	0	0	1	0	1																		
Tom Haller, L OBP: 0.308, SLG: 0.419 (1, 2)										2	1	1	2	2	0	0																		
Orlando Cepeda, R OBP: 0.354, SLG: 0.519 (1, 3)										4	0	2	0	0	1	4																		
Felipe Alou, R OBP: 0.326, SLG: 0.508 (9, 9)										0	0	0	0	0	0	0																		
Cap Peterson, R OBP: 0.222, SLG: 0.455 (1, 5)										3	0	2	0	0	1	1																		
Jim Davenport, R OBP: 0.284, SLG: 0.341 (7, 5)										1	0	1	0	0	0	0																		
Ernie Bowman, R OBP: 0.167, SLG: 0.250 (1, 6)										1	0	0	0	0	0	1																		
Matty Alou, L OBP: 0.167, SLG: 0.167 (4, PH)										1	0	0	0	0	0	2																		
Jose Pagan, R OBP: 0.252, SLG: 0.247 (5, 6)										2	0	1	0	0	0	0																		
Gaylord Perry, R OBP: 0.222, SLG: 0.333 (1, 1)										2	0	2	0	0	0	0																		
Don Larsen, R OBP: 0.286, SLG: 0.286 (7, 1)										2	1	2	0	0	0	0																		
Billy Pierce, L OBP: 0.286, SLG: 0.286 (9, 1)										0	0	0	0	0	0	0																		
Jim Duffalo, R OBP: 0.284, SLG: 0.341 (9, 1)										0	0	0	0	0	0	0																		
<b>Inning Stats</b>	R: 0 E: 0 K: 0 S: 4	H: 1 LOB: 1 BB: 0 P: 4	R: 0 E: 0 K: 0 S: 3	H: 1 LOB: 1 BB: 1 P: 7	R: 1 E: 0 K: 0 S: 3	H: 3 LOB: 1 BB: 1 P: 7	R: 0 E: 0 K: 0 S: 5	H: 2 LOB: 2 BB: 0 P: 5	R: 0 E: 0 K: 1 S: 5	H: 1 LOB: 0 BB: 0 P: 5	R: 1 E: 0 K: 1 S: 7	H: 2 LOB: 1 BB: 0 P: 7	R: 2 E: 0 K: 2 S: 9	H: 2 LOB: 3 BB: 3 P: 21	R: 0 E: 0 K: 0 S: 5	H: 3 LOB: 2 BB: 0 P: 5	1B: 10 2B: 4 3B: 0 HR: 1	SF: 0 SAC: 0 DP: 1 HBP: 0	WP: 0 PA: 38 PB: 0 SB: 0 CS: 2															
<b>PITCHER</b>	IP WLS BF H R ER SO BB IBB HBP BLK WP HR S P ERA WHIP																																	
Ken Johnson, R ERA: 2.91 (1, 1)	6.0		25	10	2	2	2	2	0	0	0	0	0	0	27	35	3.00	2.000																
Hal Woodeshick, L ERA: 1.4 (7, 1)	0.2	L	7	2	2	2	1	3	0	0	0	0	0	6	18	27.00	7.500																	
Don McMahon, R ERA: 4.85 (7, 1)	1.1		6	3	0	0	1	0	0	0	0	0	0	8	8	0.00	2.250																	



Batter	1	2	3	4	5	6	7	8	9	AB	R	H	RBI	BB	SO	LOB	TOP				
Bob Lillis, R OBP: 0.250, SLG: 0.258 (1, 6)	F3		5-3			L8		BB 1B		4	0	1	0	0	0	1					
Johnny Temple, R OBP: 0.350, SLG: 0.333 Ernie Fazio, R OBP: 0.272, SLG: 0.242 Don McMahon, R (8, 1)	K			4-3		K		BB 1-2 BB		1	0	0	0	0	1	0					
Rusty Staub, L OBP: 0.291, SLG: 0.316 (1, 9)	K			4-3			P6	P6		4	0	0	0	0	1	2					
Carl Warwick, R OBP: 0.388, SLG: 0.432 (1, 7)		K		6-3			FC5 1B	WP E 6-3 1B		4	1	2	0	0	1	0					
Pete Runnels, L OBP: 0.291, SLG: 0.256 (1, 3)		2-3			L6		1-2 1B	F7		4	0	1	0	0	0	1					
Bob Aspromonte, R OBP: 0.277, SLG: 0.293 (1, 5)			FC6-4 1B	6-3			F8	E1 WP		4	0	1	0	0	0	3					
Howie Goss, R OBP: 0.277, SLG: 0.392 (1, 8)			FC6-4 1-2	1-3			FC5 2-3f	6-3 1-2 2-H		4	0	0	1	0	0	4					
Jim Campbell, R OBP: 0.283, SLG: 0.301 (1, 2)			5-3				SH2-4 1B	6-3 K2-3		4	0	1	0	0	1	1					
Bob Bruce, R OBP: 0.094, SLG: 0.033 J C Hartman, R OBP: 0.161, SLG: 0.143 (8, PH) (8, 6)			1-3				SH2-4 1-2	6-3		1	0	0	0	0	0	0					
<b>Inning Stats</b>	R: 0 E: 0 K: 2 S: 7	H: 0 LOB: 0 BB: 0 P: 7	R: 0 E: 0 K: 1 S: 6	H: 1 LOB: 1 BB: 0 P: 6	R: 0 E: 0 K: 0 S: 3	H: 0 LOB: 0 BB: 0 P: 3	R: 0 E: 0 K: 0 S: 3	H: 0 LOB: 0 BB: 0 P: 3	R: 0 E: 0 K: 1 S: 6	H: 1 LOB: 1 BB: 0 P: 6	R: 0 E: 0 K: 0 S: 5	H: 2 LOB: 2 BB: 0 P: 5	R: 0 E: 0 K: 0 S: 4	H: 1 LOB: 2 BB: 1 P: 8	R: 1 E: 1 K: 1 S: 7	H: 1 LOB: 1 BB: 0 P: 7	1B: 6 2B: 0 3B: 0 HR: 0	SF: 0 SAC: 1 DP: 0 HBP: 0	WP: 1 PB: 0 SB: 0 CS: 0	PA: 35	
<b>PITCHER</b>	IP WLS BF H R ER SO BB IBB HBP BLK WP HR S P ERA WHIP	IP WLS BF H R ER SO BB IBB HBP BLK WP HR S P ERA WHIP	IP WLS BF H R ER SO BB IBB HBP BLK WP HR S P ERA WHIP	IP WLS BF H R ER SO BB IBB HBP BLK WP HR S P ERA WHIP	IP WLS BF H R ER SO BB IBB HBP BLK WP HR S P ERA WHIP	IP WLS BF H R ER SO BB IBB HBP BLK WP HR S P ERA WHIP	IP WLS BF H R ER SO BB IBB HBP BLK WP HR S P ERA WHIP	IP WLS BF H R ER SO BB IBB HBP BLK WP HR S P ERA WHIP	IP WLS BF H R ER SO BB IBB HBP BLK WP HR S P ERA WHIP	IP WLS BF H R ER SO BB IBB HBP BLK WP HR S P ERA WHIP	IP WLS BF H R ER SO BB IBB HBP BLK WP HR S P ERA WHIP	IP WLS BF H R ER SO BB IBB HBP BLK WP HR S P ERA WHIP	IP WLS BF H R ER SO BB IBB HBP BLK WP HR S P ERA WHIP	IP WLS BF H R ER SO BB IBB HBP BLK WP HR S P ERA WHIP	IP WLS BF H R ER SO BB IBB HBP BLK WP HR S P ERA WHIP	IP WLS BF H R ER SO BB IBB HBP BLK WP HR S P ERA WHIP	IP WLS BF H R ER SO BB IBB HBP BLK WP HR S P ERA WHIP	IP WLS BF H R ER SO BB IBB HBP BLK WP HR S P ERA WHIP	IP WLS BF H R ER SO BB IBB HBP BLK WP HR S P ERA WHIP	IP WLS BF H R ER SO BB IBB HBP BLK WP HR S P ERA WHIP	IP WLS BF H R ER SO BB IBB HBP BLK WP HR S P ERA WHIP

Houston Colt 45's @ Chicago Cubs  
Wrigley Field, Chicago, IL  
Tue Jun 18 1963, 3:33 AM CDT  
Att: 10,425 - Unknown - 72 F

AB	33
R	1
H	6
RBI	1
BB	1
SO	5
LOB	13



Batter	1	2	3	4	5	6	7	8	9	AB	R	H	RBI	BB	SO	LOB	BOTTOM				
Don Landrum, L OBP: 0.276, SLG: 0.248 (1, 8)	K		G3			SH2-4 E 1B		4-1		4	1	1	0	0	1	0					
Andra Rodgers, R OBP: 0.285, SLG: 0.266 (1, 6)	BB 14 SF7 BB		6-3			SH2-4 1-2		5-3		2	1	0	0	1	0	0					
Billy Williams, L OBP: 0.387, SLG: 0.504 (1, 7)	BB 1-2 1B		P6			E3 6-3 14 1B 1B		S 1B		4	1	3	0	0	0	0					
Ron Santo, R OBP: 0.336, SLG: 0.483 (1, 5)	BB 1-2 2-3 BB			K		6-3 2-3		K		3	0	0	0	1	2	2					
14 Ernie Banks, R OBP: 0.289, SLG: 0.469 (1, 3)	SF7			F5		F5 3-H 1B				2	0	1	2	0	0	0					
Ken Hubbs, R OBP: 0.289, SLG: 0.366 (1, 4)	3-H F7			F3		6-3				3	0	0	0	0	0	3					
Ellis Burton, S OBP: 0.300, SLG: 0.409 (1, 9)		F7								3	0	2	0	0	0	0					
Dick Bertell, R OBP: 0.311, SLG: 0.306 (1, 2)		6-3				P4 1-2		7-2		3	0	0	0	0	0	2					
Dick Ellsworth, L OBP: 0.128, SLG: 0.081 Lindy McDaniel, R OBP: 0.200, SLG: 0.800 (9, 1)		1-3				F9		1-3		3	0	0	0	0	0	0					
<b>Inning Stats</b>	R: 1 E: 0 K: 1 S: 6	H: 1 LOB: 2 BB: 2 P: 14	R: 0 E: 0 K: 0 S: 3	H: 0 LOB: 0 BB: 0 P: 3	R: 0 E: 0 K: 0 S: 3	H: 0 LOB: 0 BB: 0 P: 3	R: 0 E: 0 K: 1 S: 5	H: 0 LOB: 0 BB: 0 P: 5	R: 0 E: 0 K: 0 S: 3	H: 1 LOB: 0 BB: 0 P: 3	R: 2 E: 1 K: 0 S: 6	H: 3 LOB: 1 BB: 0 P: 6	R: 0 E: 0 K: 0 S: 3	H: 1 LOB: 0 BB: 0 P: 3	R: 0 E: 0 K: 1 S: 6	H: 1 LOB: 1 BB: 0 P: 6	1B: 6 2B: 1 3B: 1 HR: 0	SF: 1 SAC: 1 DP: 1 HBP: 0	WP: 0 PB: 0 SB: 1 CS: 1	PA: 31	
<b>PITCHER</b>	IP WLS BF H R ER SO BB IBB HBP BLK WP HR S P ERA WHIP	IP WLS BF H R ER SO BB IBB HBP BLK WP HR S P ERA WHIP	IP WLS BF H R ER SO BB IBB HBP BLK WP HR S P ERA WHIP	IP WLS BF H R ER SO BB IBB HBP BLK WP HR S P ERA WHIP	IP WLS BF H R ER SO BB IBB HBP BLK WP HR S P ERA WHIP	IP WLS BF H R ER SO BB IBB HBP BLK WP HR S P ERA WHIP	IP WLS BF H R ER SO BB IBB HBP BLK WP HR S P ERA WHIP	IP WLS BF H R ER SO BB IBB HBP BLK WP HR S P ERA WHIP	IP WLS BF H R ER SO BB IBB HBP BLK WP HR S P ERA WHIP	IP WLS BF H R ER SO BB IBB HBP BLK WP HR S P ERA WHIP	IP WLS BF H R ER SO BB IBB HBP BLK WP HR S P ERA WHIP	IP WLS BF H R ER SO BB IBB HBP BLK WP HR S P ERA WHIP	IP WLS BF H R ER SO BB IBB HBP BLK WP HR S P ERA WHIP	IP WLS BF H R ER SO BB IBB HBP BLK WP HR S P ERA WHIP	IP WLS BF H R ER SO BB IBB HBP BLK WP HR S P ERA WHIP	IP WLS BF H R ER SO BB IBB HBP BLK WP HR S P ERA WHIP	IP WLS BF H R ER SO BB IBB HBP BLK WP HR S P ERA WHIP	IP WLS BF H R ER SO BB IBB HBP BLK WP HR S P ERA WHIP	IP WLS BF H R ER SO BB IBB HBP BLK WP HR S P ERA WHIP	IP WLS BF H R ER SO BB IBB HBP BLK WP HR S P ERA WHIP	IP WLS BF H R ER SO BB IBB HBP BLK WP HR S P ERA WHIP

Houston Colt 45's @ Chicago Cubs  
Wrigley Field, Chicago, IL  
Tue Jun 18 1963, 3:33 AM CDT  
Att: 10,425 - Unknown - 72 F

AB	27
R	3
H	7
RBI	2
BB	2
SO	3
LOB	7





Batter	1	2	3	4	5	6	7	8	9	AB	R	H	RBI	BB	SO	LOB	TOP		
<b>Al Spangler, L</b> OBP: 0.310, SLG: 0.316 (1,7)	0-0 4-3		0-0 F9		0-0 1-3			0-0 1B		4	0	1	0	0	0	1			
<b>Johnny Temple, R</b> OBP: 0.353, SLG: 0.337 (1,4)	0-0 E6		0-0 FC5-4			0-0 G4-6-3		0-0 1B		4	0	2	0	0	0	1			
<b>Rusty Staub, L</b> OBP: 0.286, SLG: 0.309 (1,9)	0-3 K		0-0 P4			0-0 G4-6-3		0-0 F2		4	0	0	0	0	1	5			
<b>Carl Warwick, R</b> OBP: 0.386, SLG: 0.443 (1,8)	0-0 6-3			0-0 P6		0-0 HR		0-0 FC5-4		4	1	1	1	0	0	3			
<b>Pete Runnels, L</b> OBP: 0.291, SLG: 0.256 (1,3)		0-0 F5		0-0 FC5-4		0-0 L5			0-0 4-3	4	0	1	0	0	0	0			
<b>Bob Aspromonte, R</b> OBP: 0.271, SLG: 0.294 (1,5)		0-0 FC6-4		0-0 F2			0-0 6-3		4-0 4-3	3	0	1	0	1	0	1			
<b>Bob Lillis, R</b> OBP: 0.250, SLG: 0.254 (1,6)		0-0 FC6-4		0-0 FC5-4			4-0 G6-4-3		0-0 4-3	3	0	0	0	1	0	3	AB 33		
<b>Jim Campbell, R</b> OBP: 0.272, SLG: 0.289 (1,2)		0-0 FC5-4			0-0 F7		0-0 G6-4-3		0-0 F8	4	0	0	0	0	0	3	R 1		
<b>Hal Brown, R</b> (1,1)					0-0 F9			0-3 K		0	0	0	0	0	0	0	H 7		
<b>Russ Kemmerer, R</b> OBP: 0.286, SLG: 0.286 (2,1)										1	0	1	0	0	0	0	RBI 1		
<b>Brock Davis, L</b> OBP: 0.286, SLG: 0.342 (5, PH)										1	0	0	0	0	0	0	BB 2		
<b>Chris Zachary, L</b> (5,1)										1	0	0	0	0	1	0	SO 2		
<b>Inning Stats</b>	R: 0 E: 1 K: 1 S: 6	H: 0 LOB: 1 BB: 0 P: 6	R: 0 E: 0 K: 0 S: 4	H: 1 LOB: 1 BB: 0 P: 4	R: 0 E: 0 K: 0 S: 4	H: 1 LOB: 1 BB: 0 P: 4	R: 0 E: 0 K: 0 S: 3	H: 0 LOB: 0 BB: 0 P: 3	R: 1 E: 0 K: 0 S: 4	H: 2 LOB: 0 BB: 0 P: 4	R: 0 E: 0 K: 0 S: 2	H: 0 LOB: 0 BB: 1 P: 6	R: 0 E: 0 K: 1 S: 7	H: 2 LOB: 2 BB: 0 P: 7	R: 0 E: 0 K: 0 S: 3	H: 0 LOB: 1 BB: 1 P: 7	1B: 6 2B: 0 3B: 0 HR: 1	SF: 0 SAC: 0 DP: 2 HBP: 0	WP: 0 PA: 35 PB: 0 SB: 1 CS: 0
<b>PITCHER</b>	IP WLS BF H R ER SO BB IBB HBP BLK WP HR S P ERA WHIP																		
<b>Glen Hobbie, R</b> ERA: 2.86 (1,1)	8.0 W 31 7 1 1 2 1 0 0 0 0 1 34 38 1.12 1.000																		
<b>Don Elston, R</b> ERA: 0.65 (9,1)	1.0 S 4 0 0 0 0 1 0 0 0 0 0 0 3 7 0.00 1.000																		

Houston Colt 45's @ Chicago Cubs  
Wrigley Field, Chicago, IL  
Wed Jun 19 1963, 3:33 AM CDT  
Att: 8,216 - Unknown - 80 F

AB 33  
R 1  
H 7  
RBI 1  
BB 2  
SO 2  
LOB 17



Batter	1	2	3	4	5	6	7	8	9	AB	R	H	RBI	BB	SO	LOB	BOTTOM		
<b>Don Landrum, L</b> OBP: 0.281, SLG: 0.277 (1,8)	0-0 F9	0-0 14 BB 1B		0-0 4-3	0-3 K			0-0 HR		5	2	2	1	0	1	2			
<b>Andra Rodgers, R</b> OBP: 0.291, SLG: 0.270 (1,6)	0-0 3B	0-0 F8		0-0 5-3		4-0 G4-6-3		0-0 F7		4	2	2	0	1	0	2			
<b>Billy Williams, L</b> OBP: 0.387, SLG: 0.500 (1,7)	0-0 F8	4-0 14 BB 1B		0-0 5-3		0-0 G4-6-3		0-0 F7		4	0	1	0	1	0	3			
<b>Ron Santo, R</b> OBP: 0.340, SLG: 0.491 (1,5)	0-0 14 HR 3B	0-3 K		0-0 2H		4-0 G4-6-3		0-0 F3		4	1	2	2	1	1	4			
<b>14 Ernie Banks, R</b> OBP: 0.296, SLG: 0.487 (1,3)	0-0 HR	0-0 1-3 2H 3H			0-0 FC5-4		0-0 FC6-4			4	1	3	4	0	0	1			
<b>Ken Hubbs, R</b> OBP: 0.288, SLG: 0.364 (1,4)	0-0 1B	0-0 F8			0-0 FC5-4			0-0 6-3		4	1	1	0	0	0	3			
<b>Ellis Burton, S</b> OBP: 0.296, SLG: 0.396 (1,9)	0-0 P6		0-0 F8		0-0 E			0-0 F7		4	0	1	0	0	0	1	AB 36		
<b>Dick Bertell, R</b> OBP: 0.309, SLG: 0.324 (1,2)		0-0 HR		0-0 F8				0-3 K		4	1	1	1	0	1	1	R 9		
<b>Glen Hobbie, R</b> OBP: 0.111, SLG: 0.077 (1,1)		4-0 BB			0-0 K			0-3 K		2	1	0	0	1	1	2	H 13		
<b>Nelson Mathews, R</b> OBP: 0.255, SLG: 0.303 (8, PH)		14 BB 1B		4-3						1	0	0	0	0	1	0	RBI 8		
<b>Don Elston, R</b> (9,1)										0	0	0	0	0	0	0	BB 4		
<b>Inning Stats</b>	R: 3 E: 0 K: 0 S: 7	H: 4 LOB: 1 BB: 0 P: 7	R: 3 E: 0 K: 1 S: 8	H: 3 LOB: 2 BB: 2 P: 16	R: 0 E: 0 K: 0 S: 3	H: 0 LOB: 0 BB: 0 P: 3	R: 1 E: 0 K: 0 S: 4	H: 2 LOB: 1 BB: 0 P: 4	R: 1 E: 1 K: 2 S: 10	H: 2 LOB: 2 BB: 0 P: 10	R: 0 E: 0 K: 0 S: 2	H: 0 LOB: 1 BB: 2 P: 10	R: 0 E: 0 K: 1 S: 5	H: 0 LOB: 0 BB: 0 P: 5	R: 1 E: 0 K: 1 S: 7	H: 2 LOB: 1 BB: 0 P: 7	1B: 9 2B: 0 3B: 1 HR: 3	SF: 0 SAC: 0 DP: 1 HBP: 0	WP: 0 PA: 40 PB: 0 SB: 0 CS: 0
<b>PITCHER</b>	IP WLS BF H R ER SO BB IBB HBP BLK WP HR S P ERA WHIP																		
<b>Hal Brown, R</b> ERA: 4.25 (1,1)	1.0 L 13 4 2 2 1 1 0 0 0 0 0 0 14 18 6.00 1.667																		
<b>Russ Kemmerer, R</b> ERA: 6.07 (2,1)	3.0 9 5 5 2 2 1 1 0 0 0 0 0 14 18 6.00 1.667																		
<b>Chris Zachary, R</b> ERA: 7.71 (5,1)	4.0 18 4 2 1 4 2 0 0 0 0 0 1 24 32 2.25 1.500																		

Houston Colt 45's @ Chicago Cubs  
Wrigley Field, Chicago, IL  
Wed Jun 19 1963, 3:33 AM CDT  
Att: 8,216 - Unknown - 80 F

AB 36  
R 9  
H 13  
RBI 8  
BB 4  
SO 5  
LOB 19





Batter	1	2	3	4	5	6	7	8	9	AB	R	H	RBI	BB	SO	LOB	TOP		
<b>Al Spangler, L</b> OBP: 0.308, SLG: 0.314 (1, 7)	F7		FC6-4			FC4-3-6			FC4-6	4	0	1	0	0	0	2			
<b>Johnny Temple, R</b> OBP: 0.351, SLG: 0.332 (1, 4)	K		CS	F7					F9	3	0	0	0	1	1	1			
<b>Brock Davis, L</b> OBP: 0.283, SLG: 0.333 (1, 9)				F7					FC4-6	4	0	1	0	0	0	3			
<b>Carl Warwick, R</b> OBP: 0.383, SLG: 0.439 (1, 8)	F8			K					4-3	4	0	1	0	0	1	2			
<b>Pete Runnels, L</b> OBP: 0.286, SLG: 0.251 (1, 3)		F7							1B	3	0	0	0	0	0	1			
<b>Bob Aspromonte, R</b> OBP: 0.288, SLG: 0.289 (1, 5)		5-3								3	0	0	0	0	0	0			
<b>Bob Lillis, R</b> OBP: 0.246, SLG: 0.250 (1, 6)									1-3	3	0	0	0	0	0	0			
<b>Jim Campbell, R</b> OBP: 0.274, SLG: 0.283 (1, 2)			F7						1-3	2	0	0	0	1	0	0			
<b>Dick Drott, R</b> OBP: 0.142, SLG: 0.143 (5, 1)										1	0	1	0	0	0	0			
<b>Don McMahon, R</b> OBP: 0.142, SLG: 0.143 (5, 1)										0	0	0	0	0	0	0			
<b>J C Hartman, R</b> OBP: 0.142, SLG: 0.143 (5, 1)										1	0	0	0	0	1	1			
<b>Russ Kemmerer, R</b> OBP: 0.142, SLG: 0.143 (5, 1)										0	0	0	0	0	0	0			
<b>Rusty Staub, L</b> OBP: 0.246, SLG: 0.250 (5, 1)										1	0	0	0	0	0	0			
<b>Hal Woodeshick, R</b> OBP: 0.274, SLG: 0.283 (5, 1)										0	0	0	0	0	0	0			
<b>Inning Stats</b>	R: 0 E: 0 K: 1 S: 6	H: 1 LOB: 1 BB: 0 P: 6	R: 0 E: 0 K: 0 S: 3	H: 0 LOB: 0 BB: 0 P: 3	R: 0 E: 0 K: 0 S: 3	H: 1 LOB: 0 BB: 0 P: 3	R: 0 E: 0 K: 1 S: 5	H: 0 LOB: 0 BB: 0 P: 5	R: 0 E: 0 K: 0 S: 3	H: 0 LOB: 2 BB: 2 P: 13	R: 0 E: 0 K: 0 S: 3	H: 1 LOB: 0 BB: 0 P: 3	R: 0 E: 0 K: 0 S: 3	H: 0 LOB: 0 BB: 0 P: 3	R: 0 E: 0 K: 0 S: 4	H: 1 LOB: 1 BB: 0 P: 4	1B: 4 2B: 0 3B: 0 HR: 0	SF: 0 SAC: 0 DP: 1 HBP: 0	WP: 0 PA: 32 PB: 0 SB: 0 CS: 1
<b>PITCHER</b> <b>Larry Jackson, R</b> ERA: 2.09 (1, 1)	IP: 9.0 WLS: W BF: 31 H: 4 R: 0 ER: 0 SO: 3 BB: 2 IBB: 0 HBP: 0 BLK: 0 WP: 0 HR: 0 S: 35 P: 43 ERA: 0.00 WHIP: 0.667																		

Houston Colt 45's @ Chicago Cubs  
Wrigley Field, Chicago, IL  
Thu Jun 20 1963, 3:33 AM CDT  
Alt. 7,422 - Unknown - 56 F

AB	29
R	0
H	4
RBI	0
BB	2
SO	3
LOB	10



Batter	1	2	3	4	5	6	7	8	9	AB	R	H	RBI	BB	SO	LOB	BOTTOM		
<b>Don Landrum, L</b> OBP: 0.280, SLG: 0.276 (1, 8)	K		F7			P6				4	1	1	0	0	1	1			
<b>Andra Rodgers, R</b> OBP: 0.297, SLG: 0.265 (1, 6)	5-3		P4			F6				4	0	0	0	0	0	2			
<b>Billy Williams, L</b> OBP: 0.395, SLG: 0.533 (1, 7)			1B			HR				3	3	3	3	1	0	0			
<b>Ron Santo, R</b> OBP: 0.349, SLG: 0.500 (1, 5)						14 2B				3	1	3	1	1	0	0			
<b>14 Ernie Banks, R</b> OBP: 0.296, SLG: 0.487 (1, 3)	F8		F5							4	0	1	1	0	0	3			
<b>Ken Hubbs, R</b> OBP: 0.284, SLG: 0.358 (1, 4)		L5				F3				4	0	0	0	0	0	1			
<b>Ellis Burton, S</b> OBP: 0.276, SLG: 0.365 (1, 9)		K				P4				4	0	0	0	0	1	1			
<b>Dick Bertell, R</b> OBP: 0.320, SLG: 0.342 (1, 2)										4	0	3	0	0	0	0			
<b>Larry Jackson, R</b> OBP: 0.209, SLG: 0.244 (1, 1)	F8		F7			6-4				4	0	0	0	0	1	3			
<b>Inning Stats</b>	R: 1 E: 0 K: 1 S: 6	H: 1 LOB: 1 BB: 1 P: 10	R: 0 E: 0 K: 1 S: 6	H: 1 LOB: 1 BB: 0 P: 6	R: 0 E: 0 K: 0 S: 4	H: 1 LOB: 1 BB: 1 P: 8	R: 0 E: 0 K: 0 S: 4	H: 1 LOB: 1 BB: 0 P: 4	R: 3 E: 0 K: 0 S: 7	H: 4 LOB: 1 BB: 0 P: 7	R: 0 E: 0 K: 0 S: 4	H: 1 LOB: 1 BB: 0 P: 4	R: 1 E: 0 K: 0 S: 4	H: 2 LOB: 0 BB: 0 P: 4	R: 0 E: 0 K: 1 S: 5	H: 0 LOB: 0 BB: 0 P: 5	1B: 5 2B: 4 3B: 0 HR: 2	SF: 0 SAC: 0 DP: 0 HBP: 0	WP: 0 PA: 36 PB: 0 SB: 0 CS: 0
<b>PITCHER</b> <b>Dick Drott, R</b> ERA: 2.84 (1, 1)	IP: 4.1 WLS: L BF: 23 H: 8 R: 4 ER: 4 SO: 2 BB: 2 IBB: 0 HBP: 0 BLK: 0 WP: 0 HR: 2 S: 25 P: 33 ERA: 8.31 WHIP: 2.308																		
<b>Don McMahon, R</b> ERA: 4.55 (5, 1)	0.2	2	0	0	0	0	0	0	0	0	0	2	2	0.00	0.000				
<b>Russ Kemmerer, R</b> ERA: 5.97 (6, 1)	2.0	8	3	1	1	0	0	0	0	0	8	8	4.50	1.500					
<b>Hal Woodeshick, L</b> ERA: 1.38 (8, 1)	1.0	3	0	0	0	1	0	0	0	0	5	5	0.00	0.000					

Houston Colt 45's @ Chicago Cubs  
Wrigley Field, Chicago, IL  
Thu Jun 20 1963, 3:33 AM CDT  
Alt. 7,422 - Unknown - 56 F

AB	34
R	5
H	11
RBI	5
BB	2
SO	3
LOB	11









Batter	1	2	3	4	5	6	7	8	9	AB	R	H	RBI	BB	SO	LOB	TOP					
Johnny Temple, R OBP: 0.341, SLG: 0.318	F8		FC6-4		F8				5-3	4	0	0	0	1	0	3	Houston Colt 45's @ Cincinnati Reds Crosley Field, Cincinnati, OH Sat Jun 22 1963, 3:33 AM EDT Att: 6,197 - Unknown - 70 F					
Al Spangler, L OBP: 0.311, SLG: 0.313	K			3-1						4	0	2	0	0	1	0						
Pete Runnels, L OBP: 0.279, SLG: 0.241 Hal Woodeshick, R OBP: 0.273, SLG: 0.273	F8			FC6-4 BB	F2				P6	3	0	0	0	1	0	5						
Carl Warwick, R OBP: 0.379, SLG: 0.437		F2		FC6-4 BB 1B	K				1-3	4	0	0	0	0	1	4						
Rusty Staub, L OBP: 0.284, SLG: 0.307	P5			BB 1B					4-3	4	0	1	0	0	0	0						
Ernie Fazio, R OBP: 0.280, SLG: 0.245	K			BB 1B					F8	3	0	1	0	1	1	0						
John Bateman, R OBP: 0.228, SLG: 0.304			5-3		P6				F2	4	0	0	0	0	1	4						
Bob Lillis, R OBP: 0.248, SLG: 0.251			F2						L8	4	0	1	0	0	0	0						
Bob Bruce, R OBP: 0.147, SLG: 0.065 Brock Davis, L OBP: 0.269, SLG: 0.313				FC6-4 1B					6-3	1	0	1	0	0	0	0						
									G3	2	0	0	0	0	0	0						
<b>Inning Stats</b>	R: 0 E: 0 K: 1 S: 5	H: 0 LOB: 0 BB: 0 P: 5	R: 0 E: 0 K: 1 S: 5	H: 0 LOB: 0 BB: 0 P: 5	R: 0 E: 0 K: 0 S: 4	H: 1 LOB: 1 BB: 0 P: 4	R: 0 E: 0 K: 0 S: 4	H: 1 LOB: 3 BB: 2 P: 12	R: 0 E: 0 K: 1 S: 7	H: 2 LOB: 0 BB: 0 P: 8	R: 0 E: 0 K: 0 S: 3	H: 0 LOB: 0 BB: 0 P: 3	R: 0 E: 0 K: 0 S: 4	H: 1 LOB: 2 BB: 1 P: 8	R: 0 E: 0 K: 1 S: 6	H: 1 LOB: 1 BB: 0 P: 6	R: 0 E: 0 K: 0 S: 3	H: 0 LOB: 0 BB: 0 P: 3	1B: 6 2B: 0 3B: 0 HR: 0	SF: 0 SAC: 0 DP: 0 HBP: 1	WP: 0 PB: 0 SB: 0 CS: 0	PA: 37
<b>PITCHER</b> John Tsitouris, R ERA: 3.86	IP: 9.0 WLS: W BF: 37 H: 6 R: 0 ER: 0 SO: 4 BB: 3 IBB: 0 HBP: 1 BLK: 0 WP: 0 HR: 0 S: 41 P: 54 ERA: 0.00 WHIP: 1.000															<b>PITCHER</b>						

Batter	1	2	3	4	5	6	7	8	9	AB	R	H	RBI	BB	SO	LOB	BOTTOM			
Pete Rose, S OBP: 0.361, SLG: 0.375	PB E 1B		S 2B BB	PO						3	2	3	0	1	0	0	Houston Colt 45's @ Cincinnati Reds Crosley Field, Cincinnati, OH Sat Jun 22 1963, 3:33 AM EDT Att: 6,197 - Unknown - 70 F			
Bob Stinner, L OBP: 0.324, SLG: 0.370	F9		K		4-3				F7	4	0	0	0	0	1	4				
Vada Pinson, L OBP: 0.353, SLG: 0.504	L9		1B 2B		K				P6	4	0	1	1	0	1	3				
Gordy Coleman, L OBP: 0.278, SLG: 0.402 Don Pavletich, R OBP: 0.340, SLG: 0.282	E2 1B				P4				F5	3	0	2	1	0	0	1				
Johnny Edwards, L OBP: 0.333, SLG: 0.393	P4			2B SF8 1B					F8	4	1	1	0	0	0	1				
Marty Keough, L OBP: 0.324, SLG: 0.410				SF8 PO 2B					K	4	0	3	0	0	1	0				
Daryl Spencer, R OBP: 0.365, SLG: 0.323	7-6-3 1B			F7					1-4-3	3	0	0	0	1	0	4				
Leo Cardenas, R OBP: 0.278, SLG: 0.371	F9								5-3	2	0	0	0	1	0	1				
John Tsitouris, R OBP: 0.063, SLG: 0.067			K		SF8				K	2	0	0	1	0	2	0				
<b>Inning Stats</b>	R: 1 E: 1 K: 0 S: 5	H: 2 LOB: 1 BB: 0 P: 5	R: 0 E: 0 K: 0 S: 3	H: 1 LOB: 0 BB: 0 P: 3	R: 1 E: 0 K: 2 S: 8	H: 2 LOB: 2 BB: 1 P: 12	R: 0 E: 0 K: 0 S: 4	H: 2 LOB: 1 BB: 1 P: 8	R: 0 E: 0 K: 1 S: 6	H: 1 LOB: 1 BB: 0 P: 6	R: 0 E: 0 K: 1 S: 5	H: 0 LOB: 1 BB: 1 P: 9	R: 0 E: 1 K: 1 S: 6	H: 1 LOB: 1 BB: 0 P: 6	R: 0 E: 0 K: 0 S: 4	H: 1 LOB: 1 BB: 0 P: 4		1B: 7 2B: 4 3B: 0 HR: 0	SF: 1 SAC: 0 DP: 1 HBP: 0	WP: 1 PB: 1 SB: 1 CS: 0
<b>PITCHER</b> Bob Bruce, R ERA: 3.38 Hal Woodeshick, L ERA: 1.31	IP: 6.0 WLS: L BF: 26 H: 8 R: 3 ER: 2 SO: 4 BB: 2 IBB: 1 HBP: 0 BLK: 0 WP: 1 HR: 0 S: 31 P: 43 ERA: 3.00 WHIP: 1.667															<b>PITCHER</b>				

AB	33
R	0
H	6
RBI	0
BB	3
SO	4
LOB	16





Batter	1	2	3	4	5	6	7	8	9	AB	R	H	RBI	BB	SO	LOB	TOP					
<b>Ernie Fazio, R</b> OBP: 0.270, SLG: 0.236 (1,4)										4	0	0	0	0	1	2	<b>Houston Colt 45's @ Cincinnati Reds</b> Crosley Field, Cincinnati, OH Sun Jun 23 1963, 3:33 AM EDT Unknown - 82 F					
<b>Johnny Temple, R</b> OBP: 0.335, SLG: 0.312 (1,5)										4	0	0	0	0	1	1						
<b>Al Spangler, L</b> OBP: 0.305, SLG: 0.307 (1,7)										4	0	0	0	0	0	1						
<b>Carl Warwick, R</b> OBP: 0.374, SLG: 0.431 (1,8)										3	0	0	0	0	0	0						
<b>Rusty Staub, L</b> OBP: 0.284, SLG: 0.307 (1,9)										3	0	1	0	0	0	0						
<b>Pete Runnels, L</b> OBP: 0.276, SLG: 0.239 (1,3)										2	0	0	0	0	1	0						
<b>John Bateman, R</b> OBP: 0.230, SLG: 0.305 (1,2)										3	0	1	0	0	1	0						
<b>Bob Lillis, R</b> OBP: 0.249, SLG: 0.257 (1,6)										3	0	1	0	0	1	1						
<b>Jim Umbricht, R</b> (1,1)										1	0	0	0	0	0	0						
<b>Don McMahon, R</b> (4,1)										0	0	0	0	0	0	0						
<b>Brock Davis, L</b> OBP: 0.284, SLG: 0.306 (6, PH)										1	0	0	0	0	1	1						
<b>Russ Kemmerer, R</b> OBP: 0.286, SLG: 0.286 (6,1)										0	0	0	0	0	0	0						
<b>Howie Goss, R</b> OBP: 0.290, SLG: 0.395 (9, PH)										1	0	1	0	0	0	0						
<b>Inning Stats</b>	R: 0 E: 0 K: 0 S: 3	H: 0 LOB: 0 BB: 0 P: 3	R: 0 E: 0 K: 0 S: 3	H: 1 LOB: 0 BB: 0 P: 3	R: 0 E: 0 K: 2 S: 7	H: 0 LOB: 0 BB: 0 P: 7	R: 0 E: 0 K: 2 S: 7	H: 0 LOB: 0 BB: 0 P: 7	R: 0 E: 0 K: 1 S: 5	H: 0 LOB: 0 BB: 0 P: 5	R: 0 E: 0 K: 1 S: 6	H: 1 LOB: 1 BB: 0 P: 6	R: 0 E: 0 K: 0 S: 3	H: 0 LOB: 0 BB: 0 P: 3	R: 0 E: 0 K: 0 S: 4	H: 1 LOB: 1 BB: 0 P: 4	R: 0 E: 1 K: 0 S: 4	H: 1 LOB: 1 BB: 0 P: 4	1B: 3 2B: 2 3B: 0 HR: 0	SF: 0 SAC: 1 DP: 1 HBP: 0	WP: 0 PB: 0 SB: 0 CS: 0	PA: 30
<b>PITCHER</b> <b>Bob Purkey, R</b> ERA: 3.63 (1,1)	IP: 9.0 WLS: W BF: 30 H: 4 R: 0 ER: 0 SO: 6 BB: 0 IBB: 0 HBP: 0 BLK: 0 WP: 0 HR: 0 S: 42 P: 42 ERA: 0.00 WHIP: 0.444															<b>PITCHER</b> IP: WLS: BF: H: R: ER: SO: BB: IBB: HBP: BLK: WP: HR: S: P: ERA: WHIP:						

AB	29
R	0
H	4
RBI	0
BB	0
SO	6
LOB	6

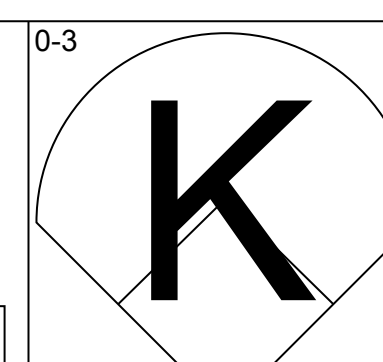
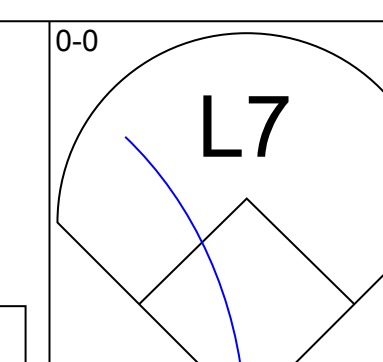
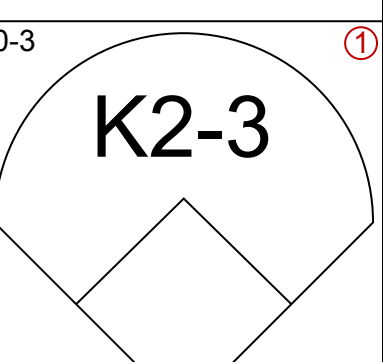
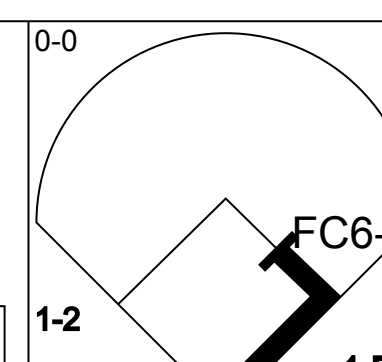
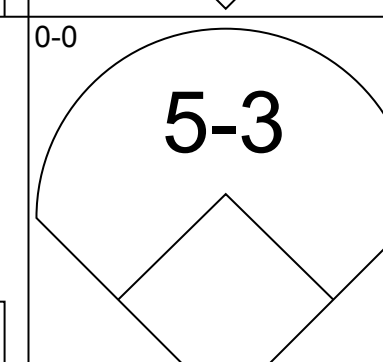
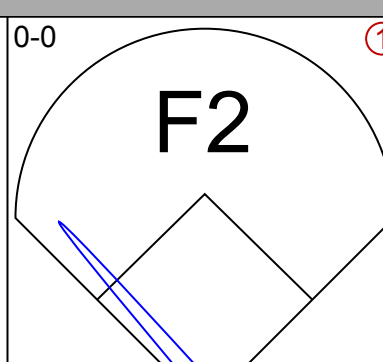
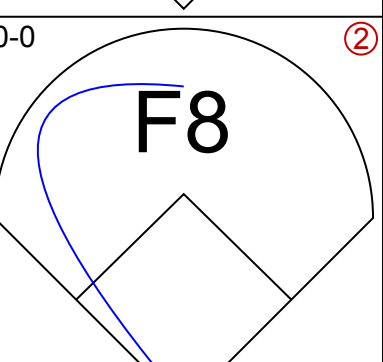
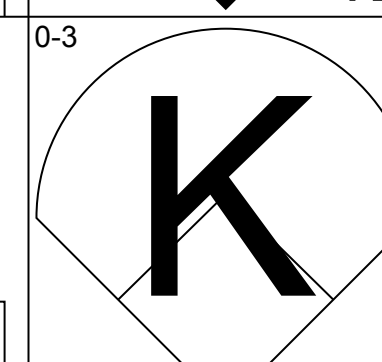
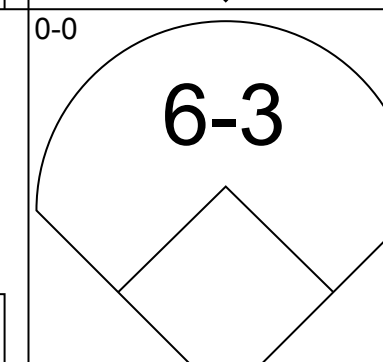
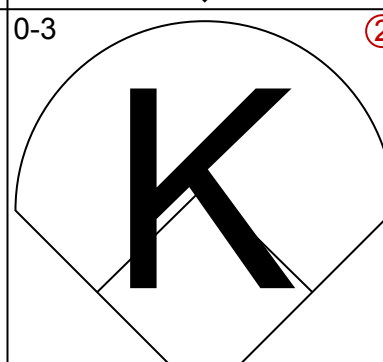
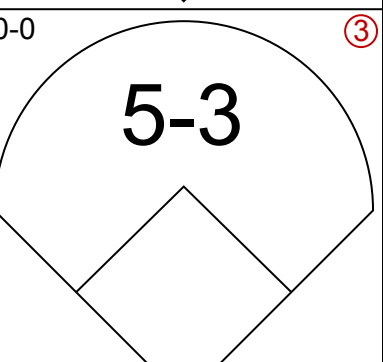
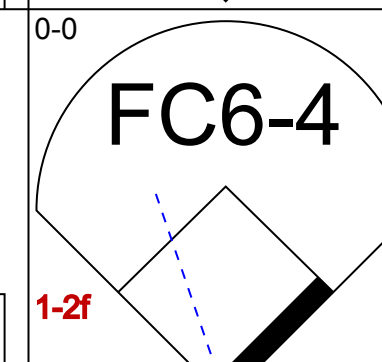
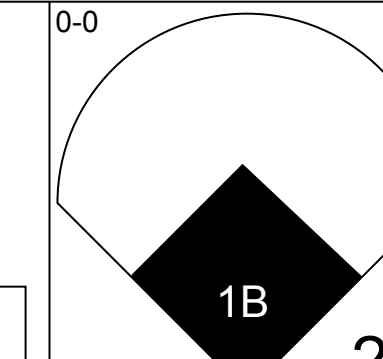
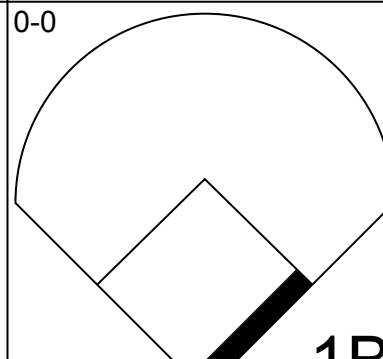
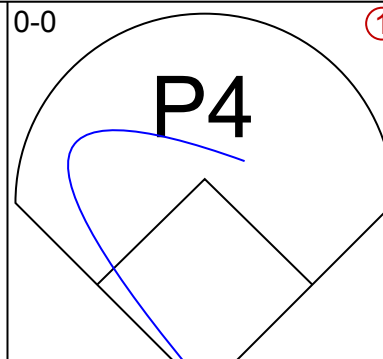
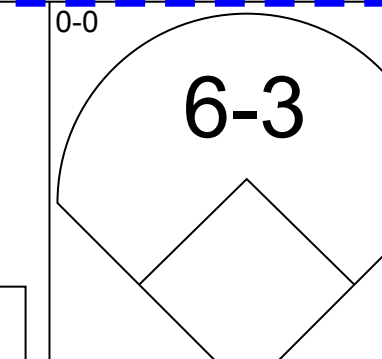
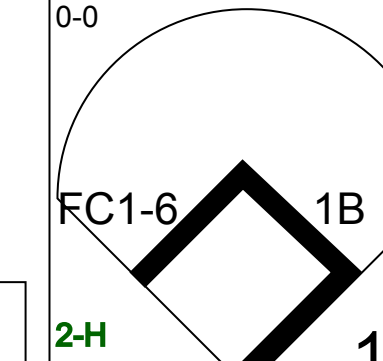
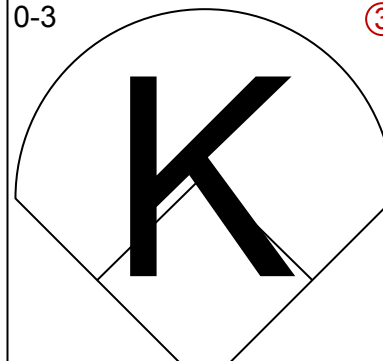
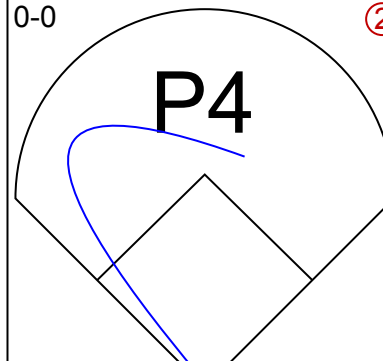
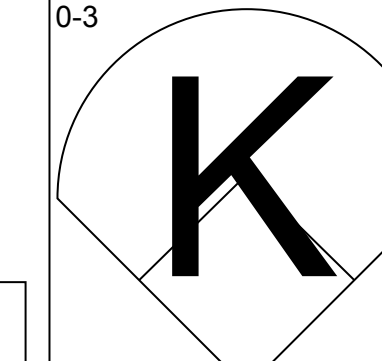
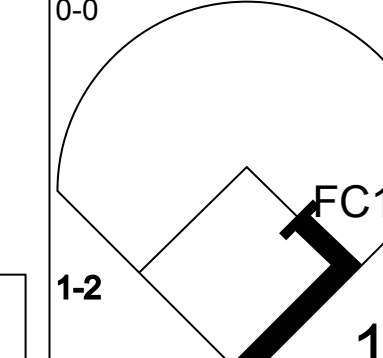
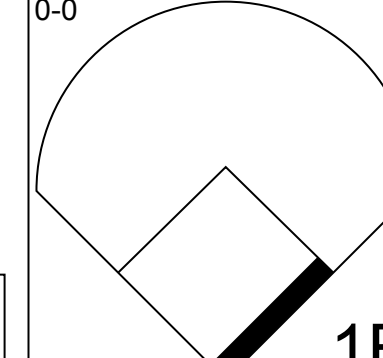
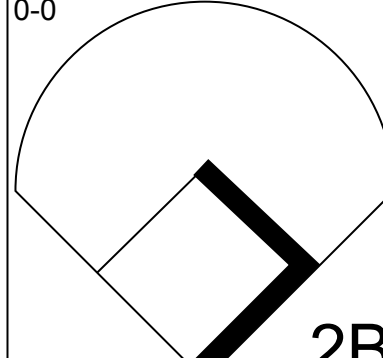
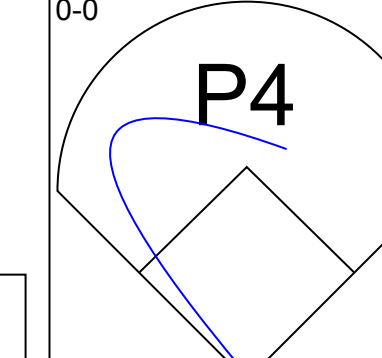
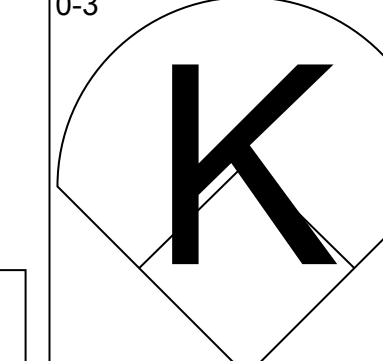
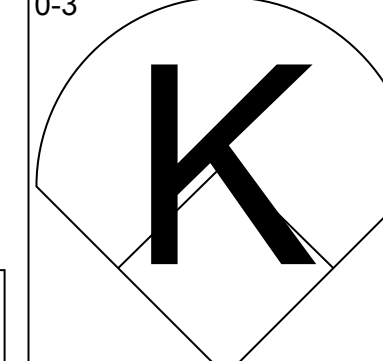
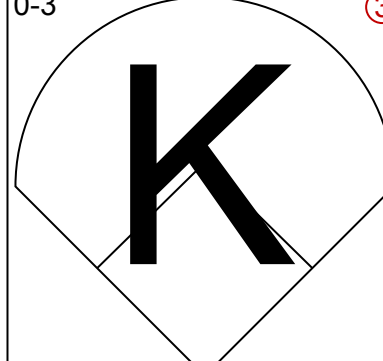
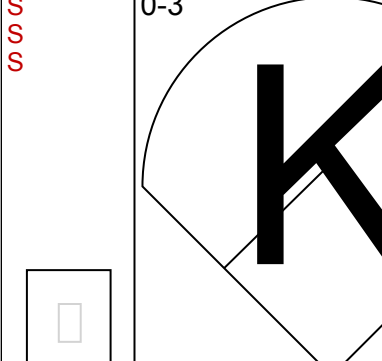
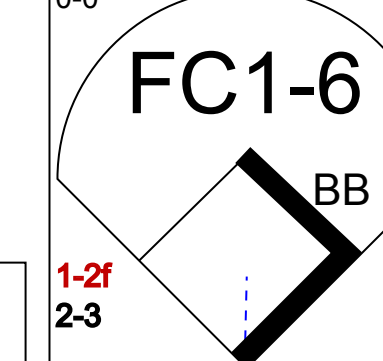
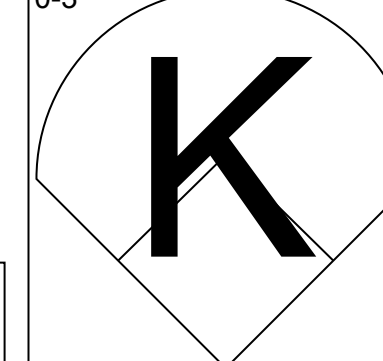
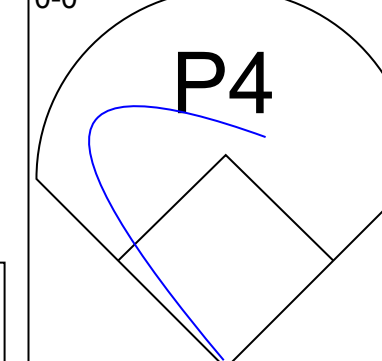
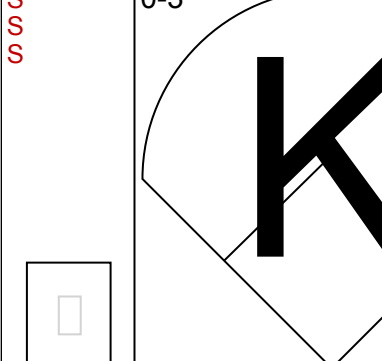
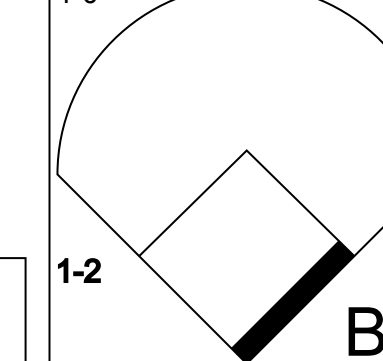
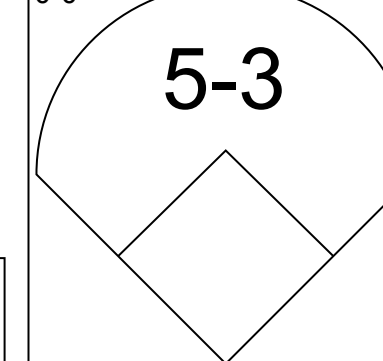
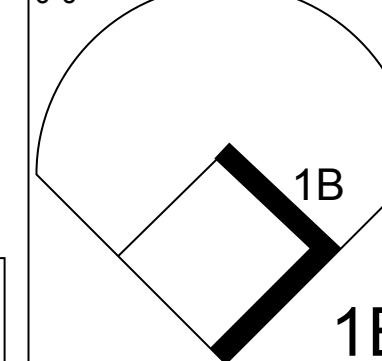
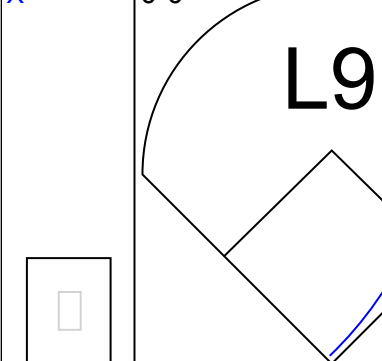


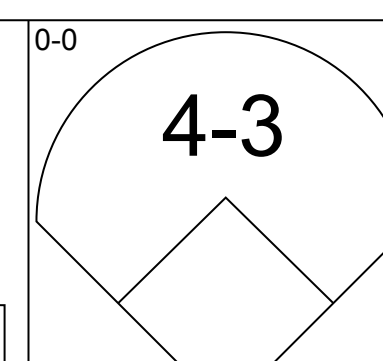
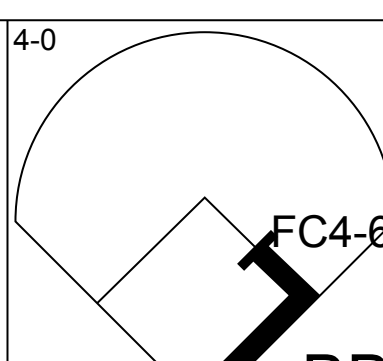
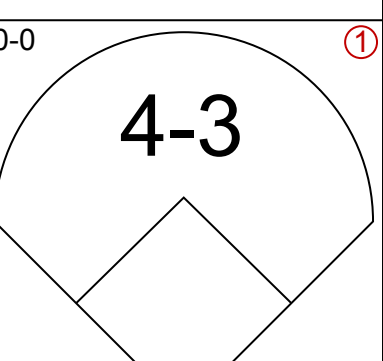
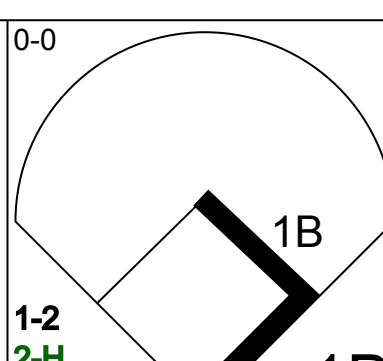
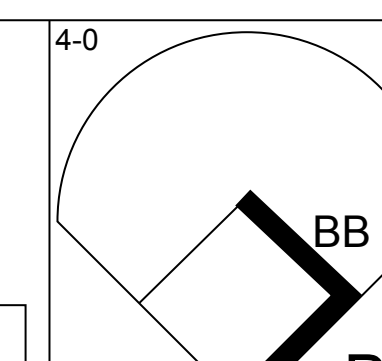
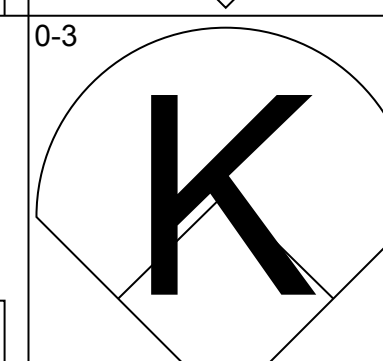
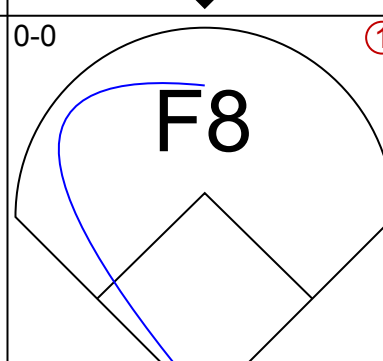
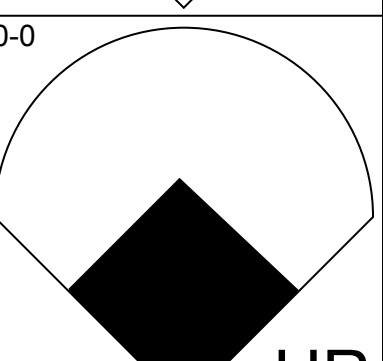
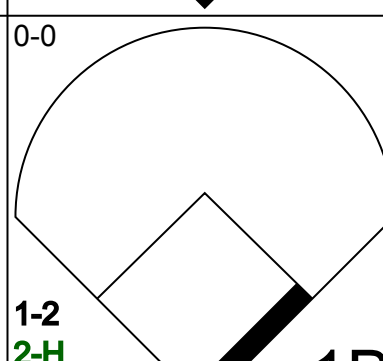
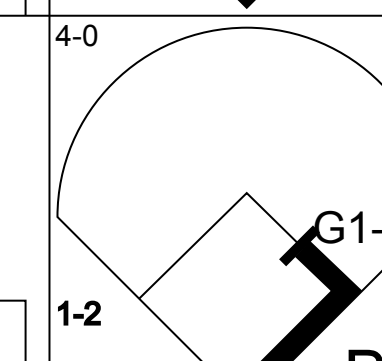
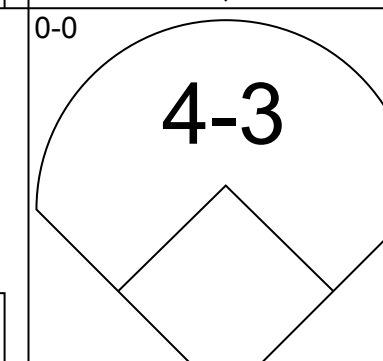
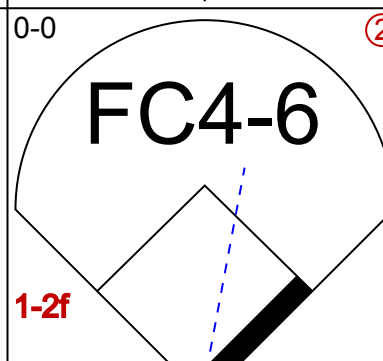
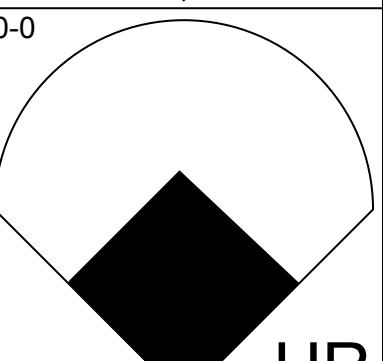
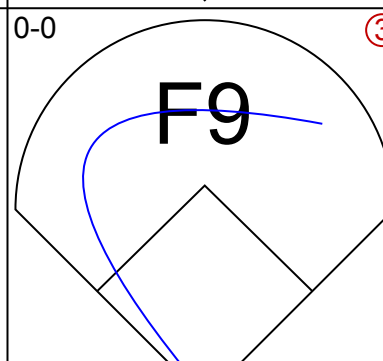
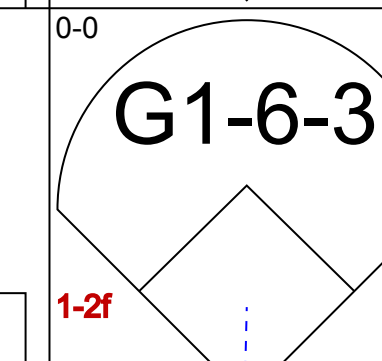
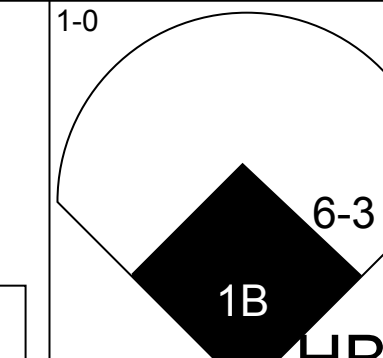
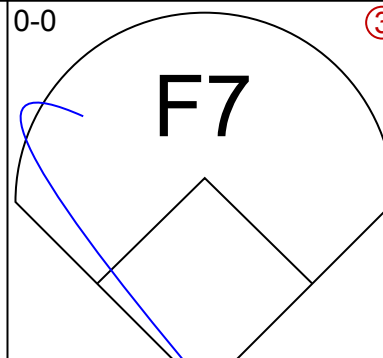
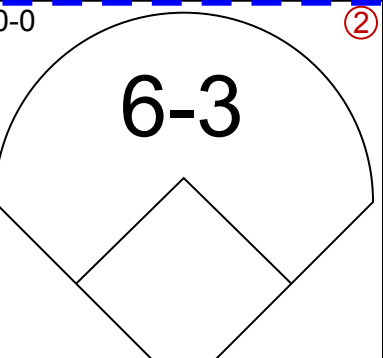
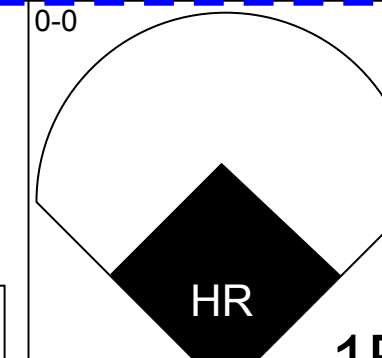

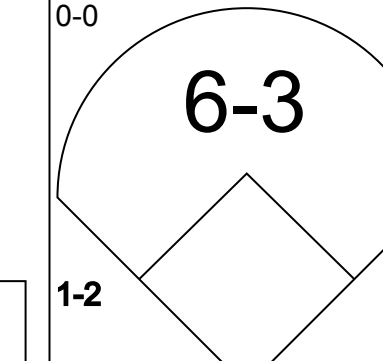
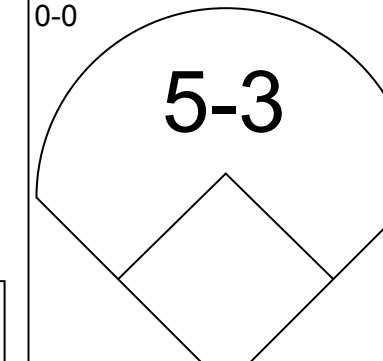
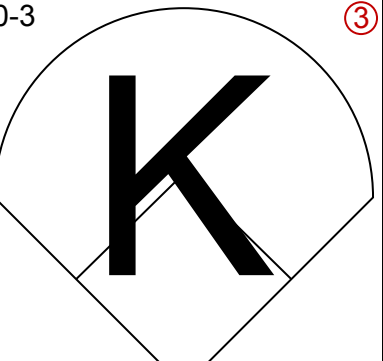
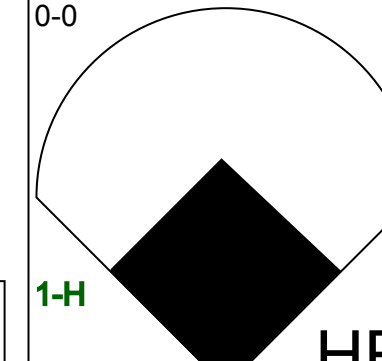
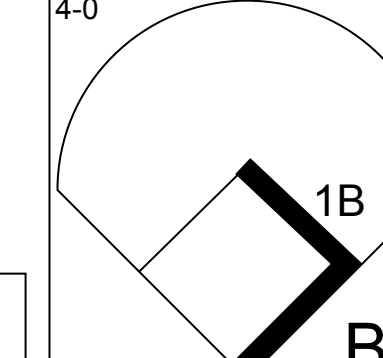
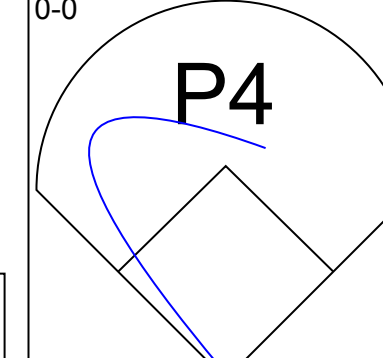
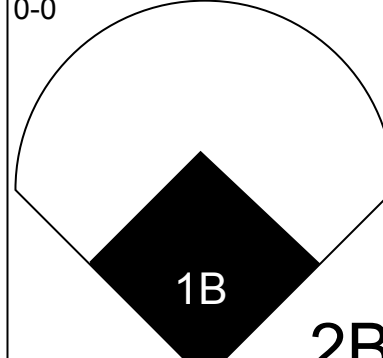

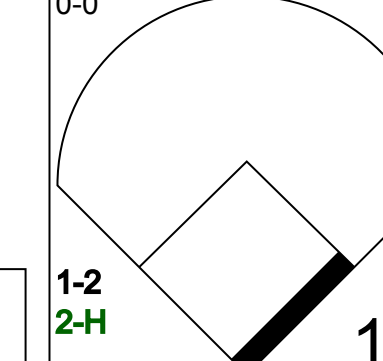
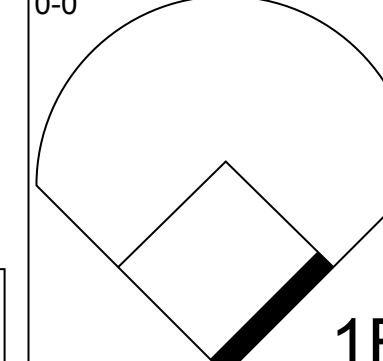
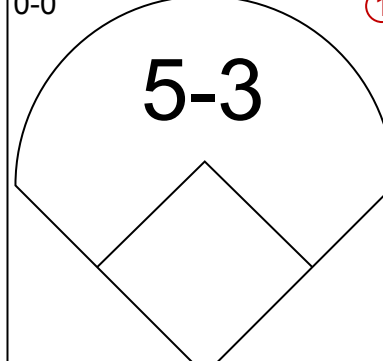

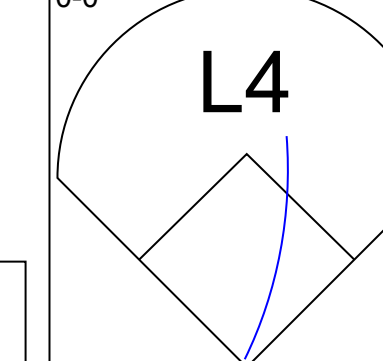
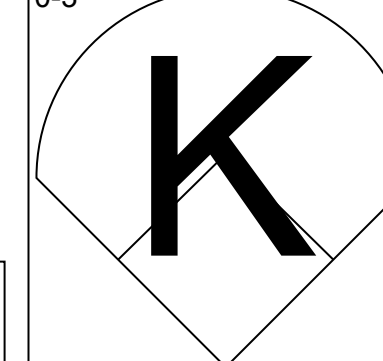
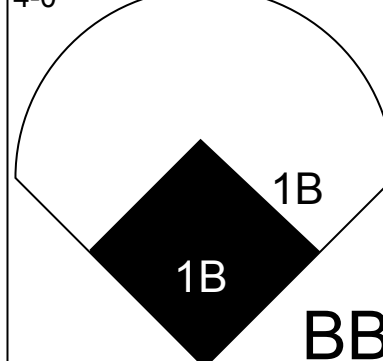

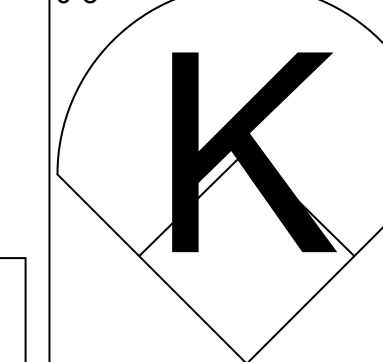
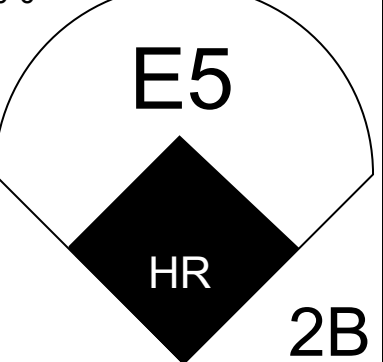
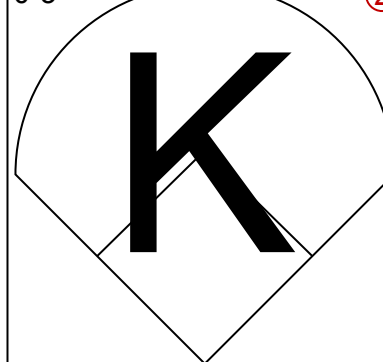
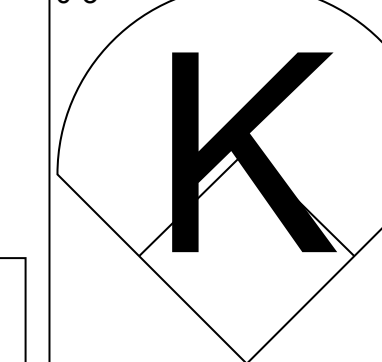
Batter	1	2	3	4	5	6	7	8	9	AB	R	H	RBI	BB	SO	LOB	BOTTOM					
<b>Pete Rose, S</b> OBP: 0.359, SLG: 0.373 (1,4)										4	1	1	0	0	1	1	<b>Houston Colt 45's @ Cincinnati Reds</b> Crosley Field, Cincinnati, OH Sun Jun 23 1963, 3:33 AM EDT Unknown - 82 F					
<b>Bob Stinner, L</b> OBP: 0.331, SLG: 0.376 (1,7)										2	1	1	0	2	0	0						
<b>Vada Pinson, L</b> OBP: 0.351, SLG: 0.500 (1,8)										4	1	1	1	0	1	2						
<b>Gordy Coleman, L</b> OBP: 0.274, SLG: 0.394 (1,3)										4	0	0	0	0	0	4						
<b>Johnny Edwards, L</b> OBP: 0.336, SLG: 0.408 (1,2)										4	1	2	3	0	0	1						
<b>Marty Keough, L</b> OBP: 0.320, SLG: 0.400 (1,9)										4	0	1	0	0	0	1						
<b>Daryl Spencer, R</b> OBP: 0.369, SLG: 0.318 (1,5)										2	0	0	0	2	0	1						
<b>Leo Cardenas, R</b> OBP: 0.279, SLG: 0.370 (1,6)										3	0	1	0	0	0	2						
<b>Bob Purkey, R</b> OBP: 0.238, SLG: 0.059 (1,1)										2	0	0	0	0	1	1						
<b>Inning Stats</b>	R: 0 E: 0 K: 1 S: 6	H: 1 LOB: 1 BB: 0 P: 6	R: 0 E: 0 K: 0 S: 3	H: 1 LOB: 1 BB: 1 P: 7	R: 4 E: 0 K: 0 S: 6	H: 3 LOB: 0 BB: 1 P: 10	R: 0 E: 0 K: 0 S: 4	H: 1 LOB: 1 BB: 0 P: 4	R: 0 E: 0 K: 0 S: 3	H: 0 LOB: 1 BB: 1 P: 7	R: 0 E: 0 K: 1 S: 5	H: 0 LOB: 1 BB: 1 P: 9	R: 0 E: 0 K: 1 S: 5	H: 0 LOB: 0 BB: 0 P: 5	R: 0 E: 0 K: 0 S: 4	H: 1 LOB: 1 BB: 0 P: 4		R: 0 E: 0 K: 0 S: 4	H: 1 LOB: 1 BB: 0 P: 4	1B: 5 2B: 1 3B: 0 HR: 1	SF: 0 SAC: 1 DP: 0 HBP: 0	WP: 0 PB: 0 SB: 0 CS: 1
<b>PITCHER</b> <b>Jim Umbricht, R</b> ERA: 5.06 (1,1)	IP: 3.0 WLS: L BF: 15 H: 5 R: 4 ER: 4 SO: 1 BB: 2 IBB: 0 HBP: 0 BLK: 0 WP: 0 HR: 1 S: 15 P: 23 ERA: 12.00 WHIP: 2.333															<b>PITCHER</b> IP: WLS: BF: H: R: ER: SO: BB: IBB: HBP: BLK: WP: HR: S: P: ERA: WHIP:						
<b>Don McMahon, R</b> ERA: 4.25 (4,1)	2.0	8	1	0	0	0	1	0	0	0	0	0	7	11	0.00	1.000						
<b>Russ Kemmerer, R</b> ERA: 5.45 (6,1)	3.0	11	1	0	0	2	1	0	0	0	0	0	14	18	0.00	0.667						

AB	29
R	4
H	7
RBI	4
BB	4
SO	3
LOB	13

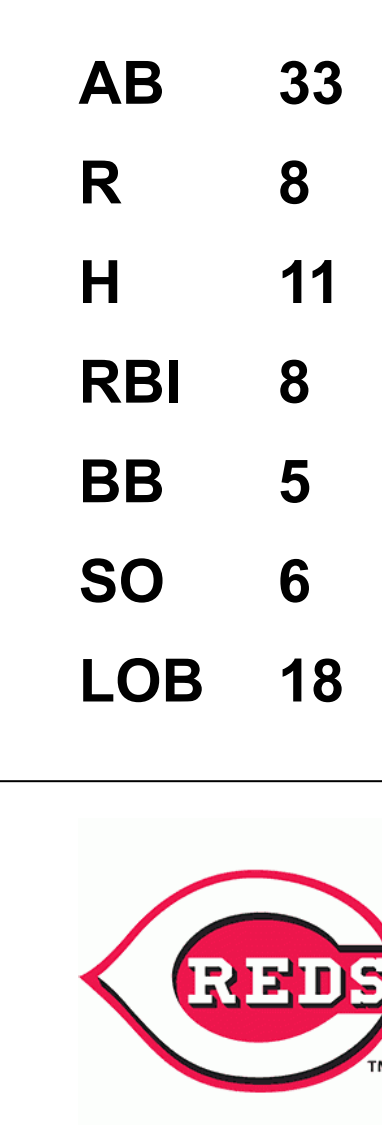




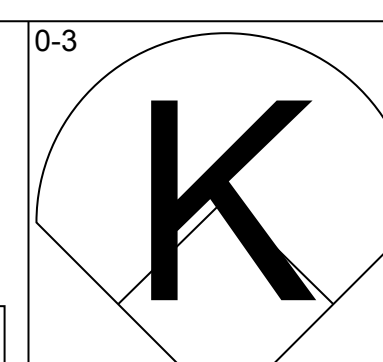
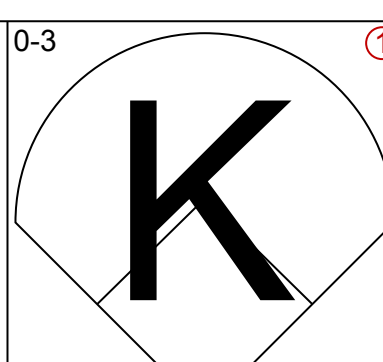
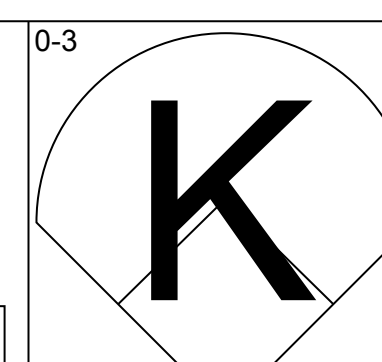
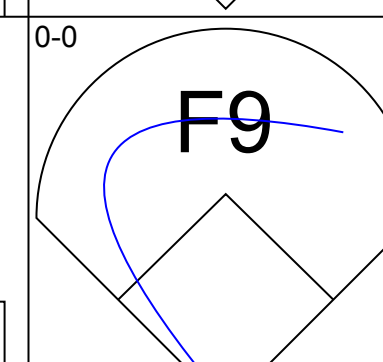
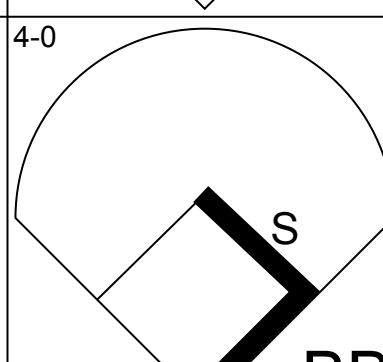
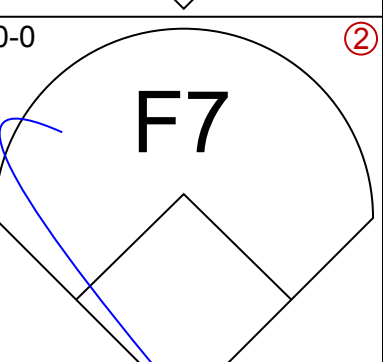
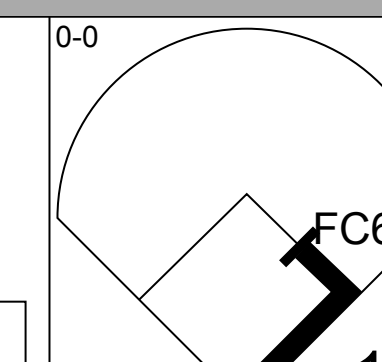
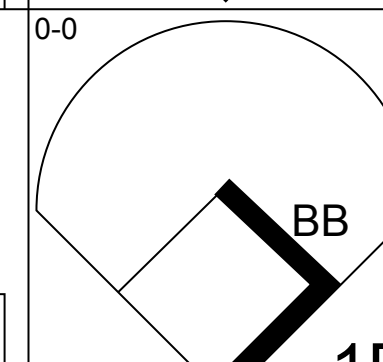
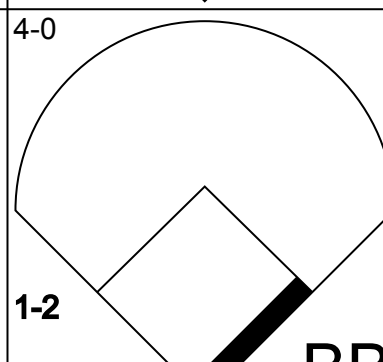
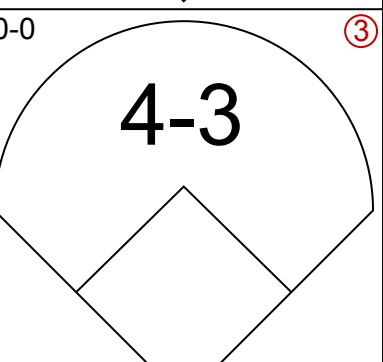
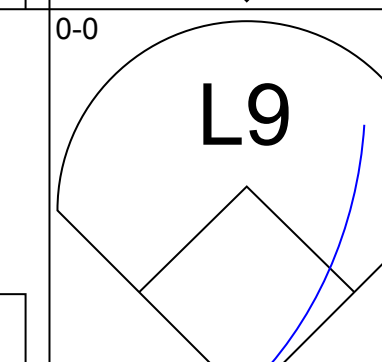
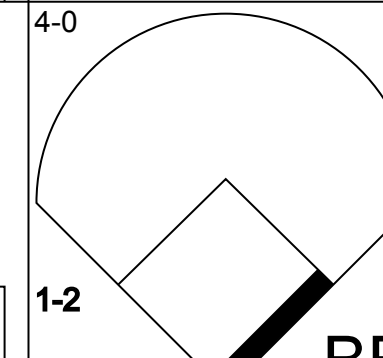
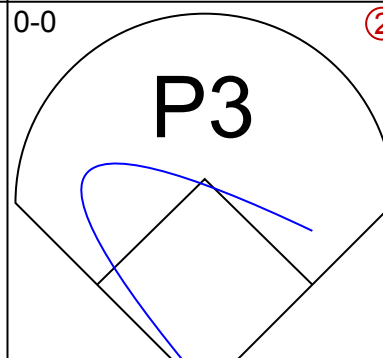
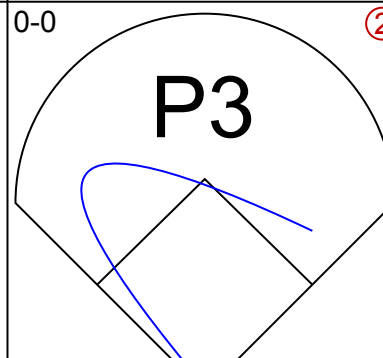
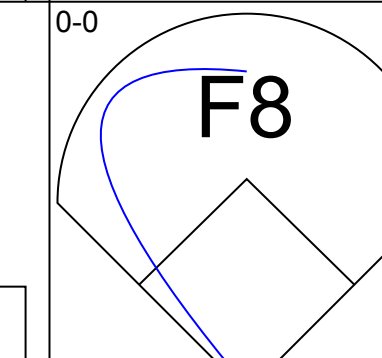
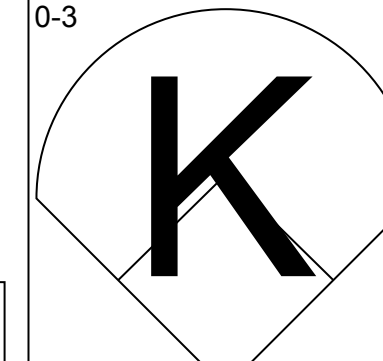
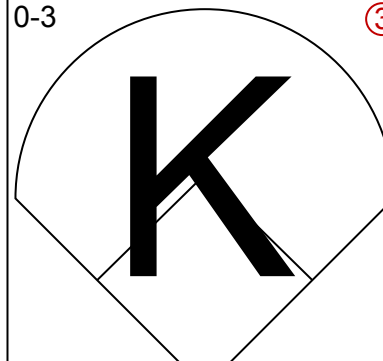
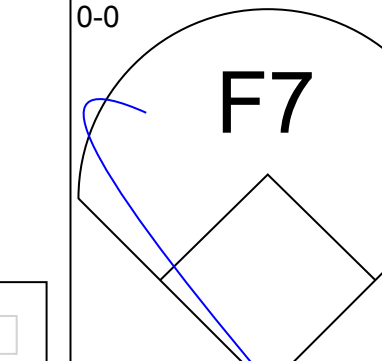
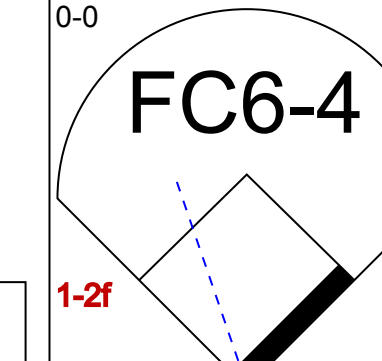
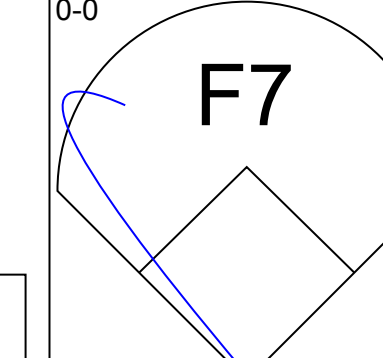
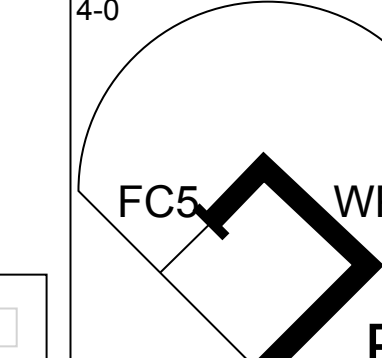
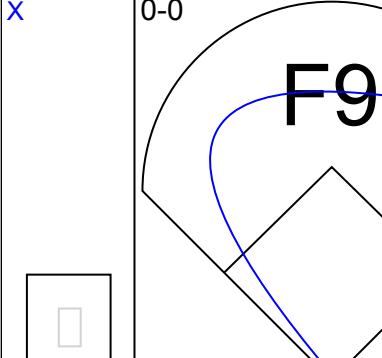
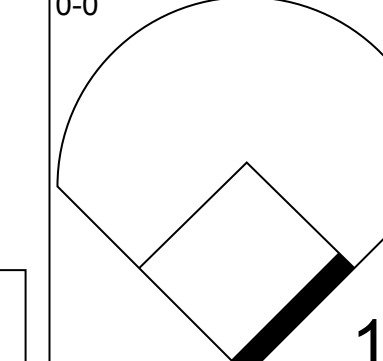
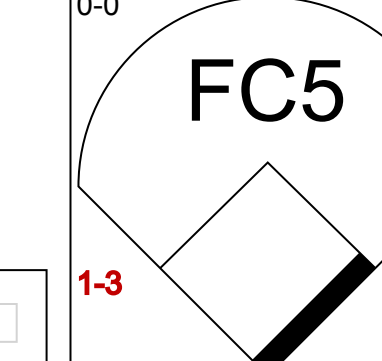
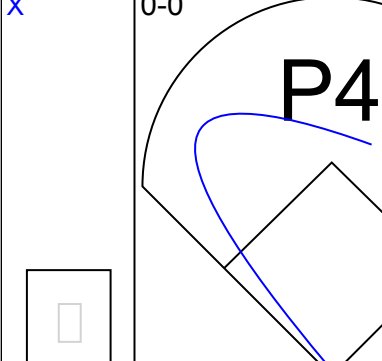
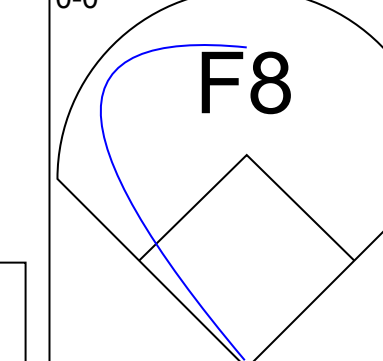
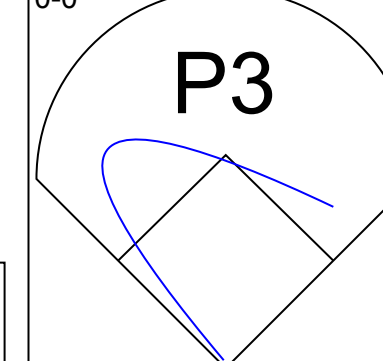
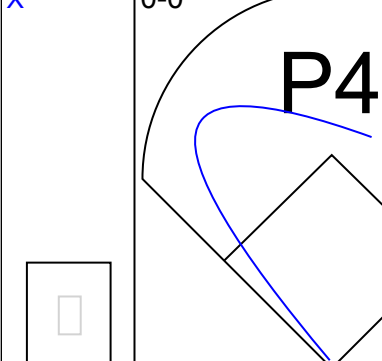
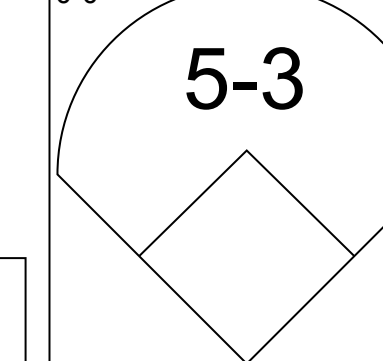
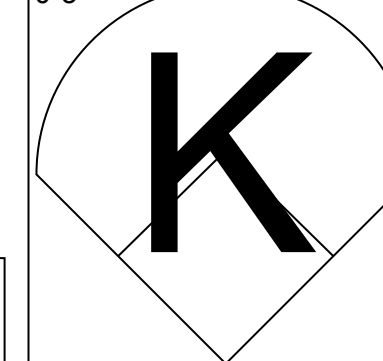
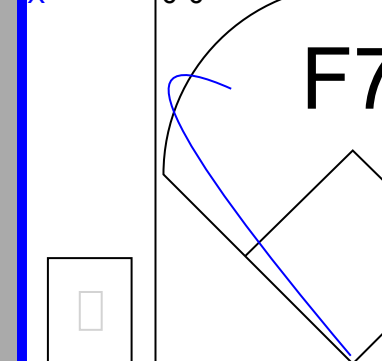
Batter	1	2	3	4	5	6	7	8	9	AB	R	H	RBI	BB	SO	LOB	TOP				
<b>Ernie Fazio, R</b> OBP: 0.270, SLG: 0.236 (1, 4)										4	0	1	0	0	2	3	<b>Houston Colt 45's @ Cincinnati Reds</b> Crosley Field, Cincinnati, OH Sun Jun 23 1963, 3:38 AM EDT Att: 16,913 - Unknown				
<b>Al Spangler, L</b> OBP: 0.300, SLG: 0.301 (1, 7)										4	0	0	0	0	1	2					
<b>Bob Aspromonte, R</b> OBP: 0.280, SLG: 0.280 <b>Russ Kemmerer, R</b> OBP: 0.286, SLG: 0.286 (7, 1)										4	0	0	0	0	1	2					
<b>Carl Warwick, R</b> OBP: 0.376, SLG: 0.437 (1, 9)										4	1	2	0	0	0	0					
<b>Howie Goss, R</b> OBP: 0.279, SLG: 0.392 (1, 8)										4	0	1	1	0	2	1					
<b>Rusty Staub, L</b> OBP: 0.293, SLG: 0.320 (1, 3)										4	0	3	0	0	0	0					
<b>Jim Campbell, R</b> OBP: 0.264, SLG: 0.272 (1, 2)										4	0	0	0	0	4	4					
<b>J C Hartman, R</b> OBP: 0.152, SLG: 0.135 (1, 6)										4	0	0	0	0	2	3					
<b>Chris Zachary, L</b> (1, 1) <b>Hal Woodeshick, R</b> OBP: 0.273, SLG: 0.273 <b>Johnny Temple, R</b> OBP: 0.336, SLG: 0.314 (7, 5)										1	0	0	0	1	0	1					
<b>Inning Stats</b>	R: 0 E: 0 K: 1 S: 5	H: 0 LOB: 0 BB: 0 P: 5	R: 1 E: 0 K: 1 S: 8	H: 3 LOB: 3 BB: 1 P: 12	R: 0 E: 0 K: 2 S: 8	H: 1 LOB: 1 BB: 0 P: 8	R: 0 E: 0 K: 1 S: 5	H: 0 LOB: 0 BB: 0 P: 5	R: 0 E: 0 K: 1 S: 6	H: 1 LOB: 1 BB: 0 P: 6	R: 0 E: 0 K: 1 S: 7	H: 2 LOB: 2 BB: 0 P: 7	R: 0 E: 0 K: 1 S: 5	H: 0 LOB: 0 BB: 0 P: 5	R: 0 E: 0 K: 2 S: 7	H: 0 LOB: 0 BB: 0 P: 7	1B: 6 2B: 2 3B: 0 HR: 0	SF: 0 SAC: 0 DP: 0 HBP: 0	WP: 0 PB: 0 SB: 0 CS: 0	PA: 36	
<b>PITCHER</b>	IP	WLS	BF	H	R	ER	SO	BB	IBB	HBP	BLK	WP	HR	S	P	ERA	WHIP				
<b>Joe Nuxhall, L</b> ERA: 2.67 <b>Dom Zanni, R</b> ERA: 7.0	(1, 1) (8, 1)	7.0 S	30 6	8 0	1 0	1 0	9 3	1 0	0 0	0 0	0 0	0 0	0 0	47 12	51 12	1.29 0.00	1.286 0.000				

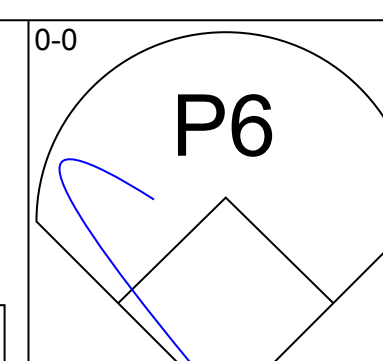
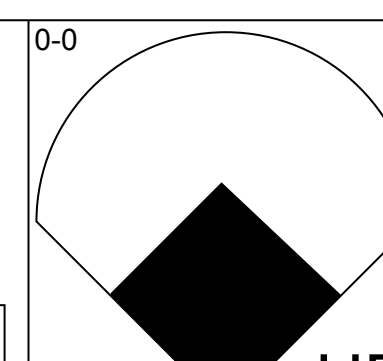
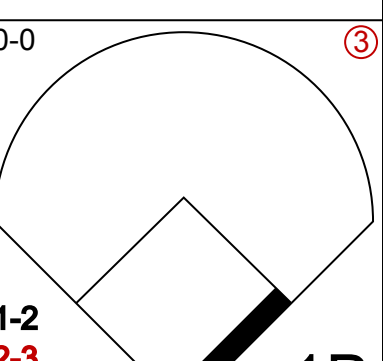
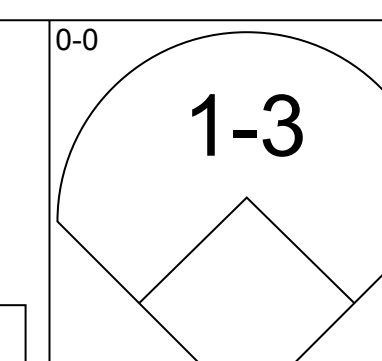
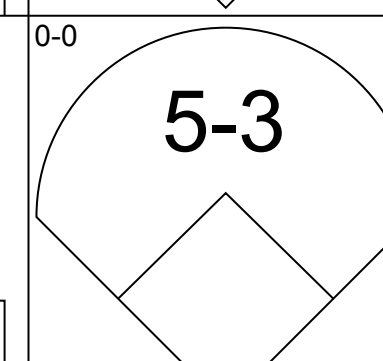
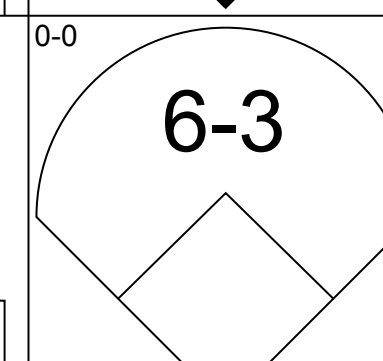
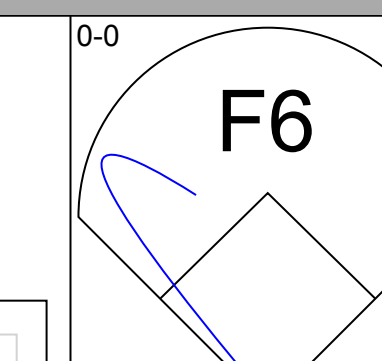
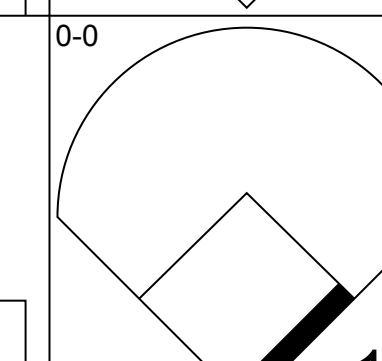
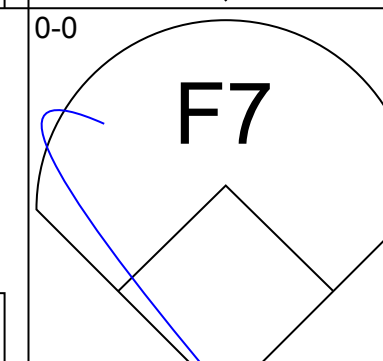
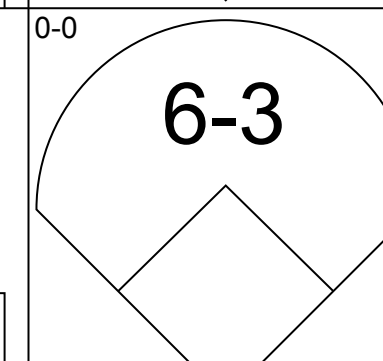
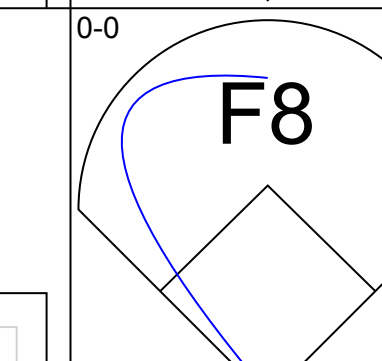
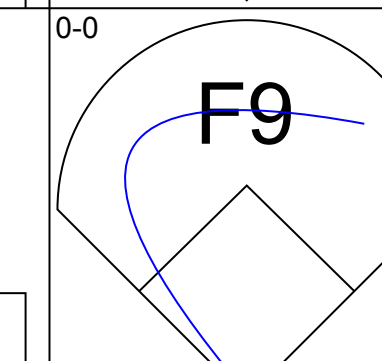
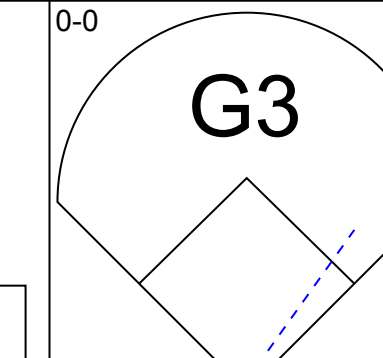
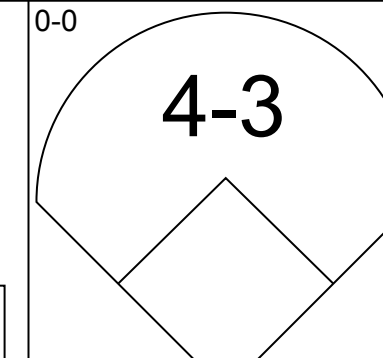
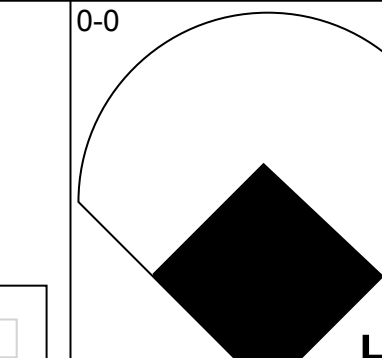
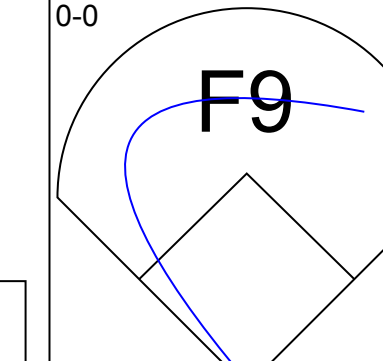
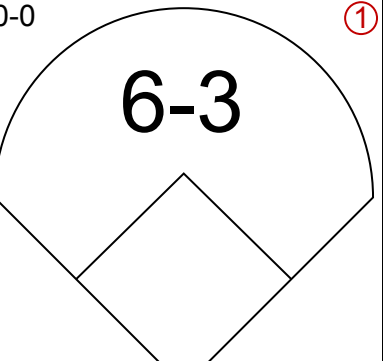
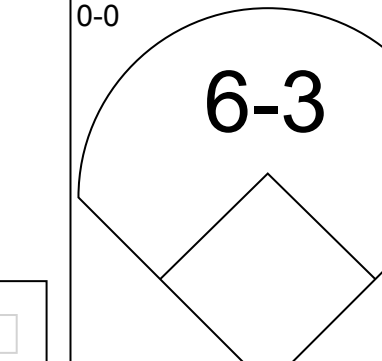
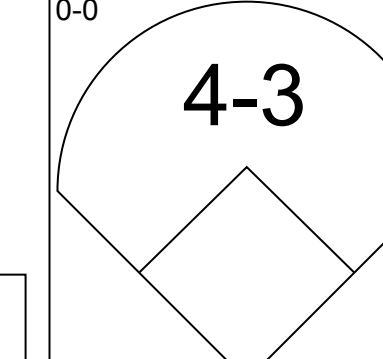
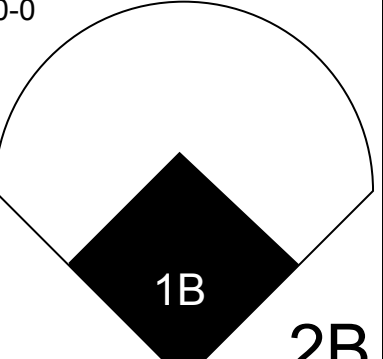
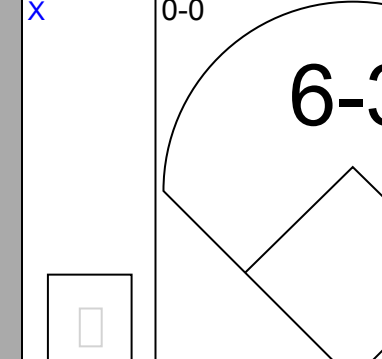
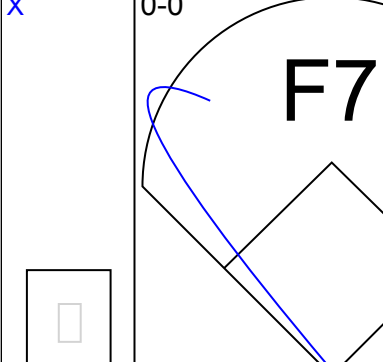
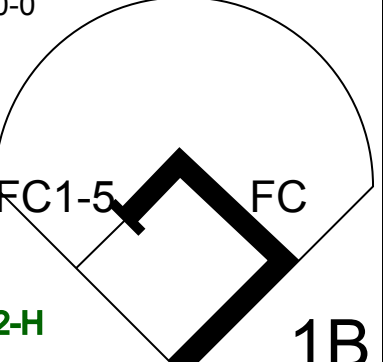
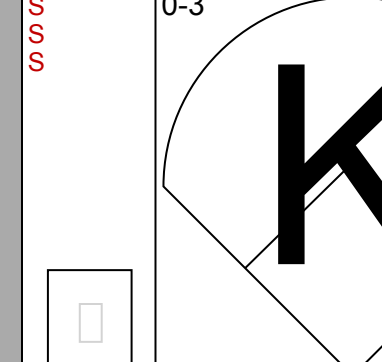
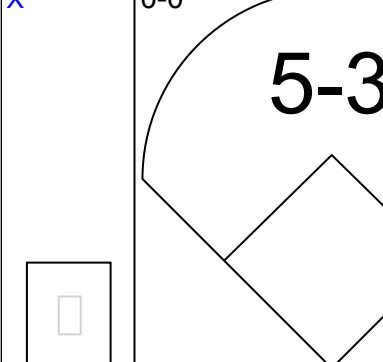
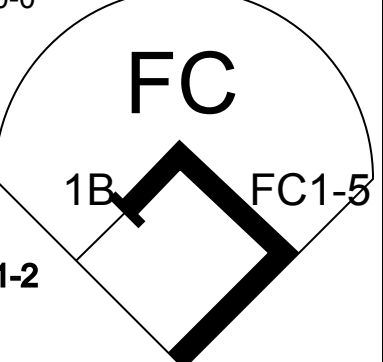
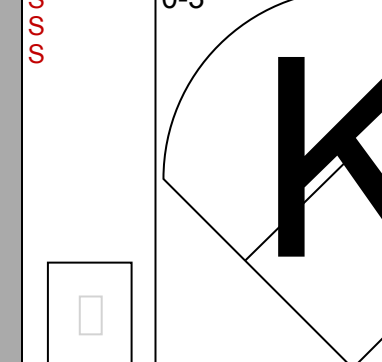
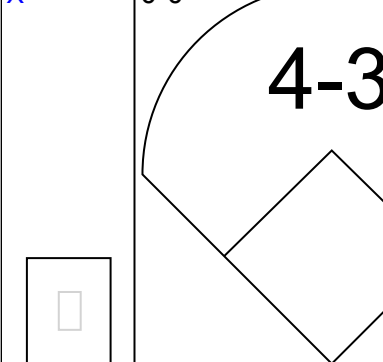
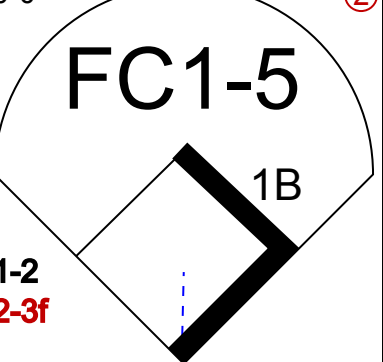
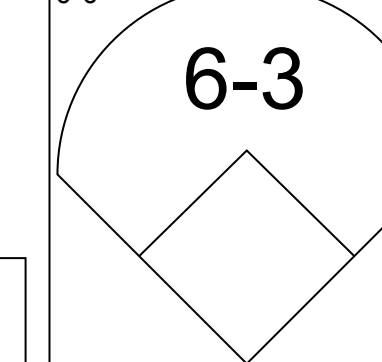
Batter	1	2	3	4	5	6	7	8	9	AB	R	H	RBI	BB	SO	LOB	BOTTOM				
<b>Pete Rose, S</b> OBP: 0.363, SLG: 0.372 (1, 4)										3	0	1	1	2	0	1	<b>Houston Colt 45's @ Cincinnati Reds</b> Crosley Field, Cincinnati, OH Sun Jun 23 1963, 3:38 AM EDT Att: 16,913 - Unknown				
<b>Bob Stinner, L</b> OBP: 0.336, SLG: 0.391 (1, 7)										4	1	2	3	1	1	1					
<b>Vada Pinson, L</b> OBP: 0.349, SLG: 0.505 (1, 8)										5	1	1	1	0	0	5					
<b>Gordy Coleman, L</b> OBP: 0.275, SLG: 0.393 <b>Don Pavletich, R</b> OBP: 0.347, SLG: 0.293 (6, PH)										1	1	0	0	0	0	1					
<b>Jesse Gonder, L</b> OBP: 0.367, SLG: 0.724 (1, 2)										2	1	1	2	0	1	1					
<b>Marty Keough, L</b> OBP: 0.342, SLG: 0.426 (1, 9)										3	1	2	0	1	0	0					
<b>Leo Cardenas, R</b> OBP: 0.282, SLG: 0.372 (1, 6)										4	0	2	1	0	0	2					
<b>Eddie Kasko, R</b> OBP: 0.338, SLG: 0.290 (1, 5)										3	1	0	0	1	1	3					
<b>Joe Nuxhall, L</b> OBP: 0.154, SLG: 0.160 <b>Dom Zanni, R</b> (8, 1)										3	1	1	0	0	2	4					
<b>Inning Stats</b>	R: 0 E: 0 K: 1 S: 5	H: 0 LOB: 0 BB: 0 P: 5	R: 1 E: 0 K: 1 S: 6	H: 1 LOB: 2 BB: 1 P: 11	R: 0 E: 0 K: 0 S: 3	H: 0 LOB: 1 BB: 1 P: 7	R: 0 E: 0 K: 1 S: 6	H: 1 LOB: 1 BB: 0 P: 6	R: 3 E: 1 K: 1 S: 8	H: 3 LOB: 0 BB: 0 P: 8	R: 2 E: 0 K: 1 S: 5	H: 3 LOB: 2 BB: 1 P: 12	R: 2 E: 0 K: 0 S: 5	H: 3 LOB: 0 BB: 0 P: 5	R: 0 E: 0 K: 1 S: 4	H: 0 LOB: 1 BB: 2 P: 12	1B: 6 2B: 2 3B: 0 HR: 3	SF: 0 SAC: 0 DP: 2 HBP: 1	WP: 0 PB: 0 SB: 0 CS: 0	PA: 39	
<b>PITCHER</b>	IP	WLS	BF	H	R	ER	SO	BB	IBB	HBP	BLK	WP	HR	S	P	ERA	WHIP				
<b>Chris Zachary, R</b> ERA: 7.4 <b>Hal Woodeshick, L</b> ERA: 1.59 <b>Russ Kemmerer, R</b> ERA: 5.65	(1, 1) (5, 1) (7, 1)	4.1 1.2 2.0	L 9 9	21 3 3	4 2 2	3 2 2	3 2 1	2 1 2	0 0 0	0 0 0	0 0 0	0 0 0	0 0 1	24 12 9	33 16 17	6.23 10.80 9.00	1.615 2.400 2.500				

AB 35  
R 1  
H 8  
RBI 1  
BB 1  
SO 12  
LOB 16







Batter	1	2	3	4	5	6	7	8	9	AB	R	H	RBI	BB	SO	LOB	TOP			
<b>Ernie Fazio, R</b> OBP: 0.262, SLG: 0.228 (1, 4)										4	0	0	0	0	3	0	<b>Houston Colt 45's @ Milwaukee Braves</b> Milwaukee County Stadium, Milwaukee, WI Mon Jun 24 1963, 8:05 PM EDT Att. 6,592 - Unknown - 74 F			
<b>Johnny Temple, R</b> OBP: 0.339, SLG: 0.314 (1, 5)										3	0	1	0	1	0	0				
<b>Al Spangler, L</b> OBP: 0.303, SLG: 0.302 (1, 7)										3	0	1	0	1	0	1				
<b>Carl Warwick, R</b> OBP: 0.374, SLG: 0.431 (1, 9)										3	0	0	0	1	0	3				
<b>Howie Goss, R</b> OBP: 0.275, SLG: 0.386 (1, 8)										4	0	0	0	0	2	5				
<b>Rusty Staub, L</b> OBP: 0.296, SLG: 0.321 (1, 3)										3	0	1	0	1	0	0				
<b>John Bateman, R</b> OBP: 0.230, SLG: 0.303 (1, 2)										4	0	1	0	0	0	2				
<b>Bob Lillis, R</b> OBP: 0.244, SLG: 0.252 (1, 6)										4	0	0	0	0	0	2				
<b>Hal Brown, R</b> (7, PH) <b>J C Hartman, R</b> OBP: 0.151, SLG: 0.133 <b>Don McMahon, R</b> (7, 1)										2	0	0	0	0	1	2				
<b>Inning Stats</b>	R: 0 E: 0 K: 2 S: 8	H: 1 LOB: 2 BB: 1 P: 12	R: 0 E: 0 K: 0 S: 4	H: 1 LOB: 1 BB: 0 P: 4	R: 0 E: 0 K: 2 S: 7	H: 0 LOB: 2 BB: 2 P: 15	R: 0 E: 0 K: 1 S: 6	H: 1 LOB: 1 BB: 0 P: 6	R: 0 E: 0 K: 0 S: 3	H: 0 LOB: 0 BB: 0 P: 3	R: 0 E: 0 K: 0 S: 5	H: 0 LOB: 0 BB: 0 P: 5	R: 0 E: 0 K: 1 S: 4	H: 1 LOB: 1 BB: 0 P: 4	R: 0 E: 0 K: 0 S: 3	H: 0 LOB: 0 BB: 0 P: 3	1B: 4 2B: 0 3B: 0 HR: 0	SF: 0 SAC: 0 DP: 0 HBP: 0	WP: 1 PB: 0 SB: 1 CS: 0	PA: 35
<b>PITCHER</b> <b>Denny Lemaster, L</b> ERA: 1.79 (1, 1)	IP: 9.0 WLS: W BF: 35 H: 4 R: 0 ER: 0 SO: 6 BB: 4 IBB: 0 HBP: 0 BLK: 0 WP: 1 HR: 0 S: 43 P: 59 ERA: 0.00 WHIP: 0.889															<b>PITCHER</b> IP: WLS: BF: H: R: ER: SO: BB: IBB: HBP: BLK: WP: HR: S: P: ERA: WHIP				

Batter	1	2	3	4	5	6	7	8	9	AB	R	H	RBI	BB	SO	LOB	BOTTOM			
<b>Lee Mays, L</b> OBP: 0.299, SLG: 0.405 (1, 7)										4	1	2	1	0	0	0	<b>Houston Colt 45's @ Milwaukee Braves</b> Milwaukee County Stadium, Milwaukee, WI Mon Jun 24 1963, 8:05 PM EDT Att. 6,592 - Unknown - 74 F			
<b>Frank Bolling, R</b> OBP: 0.265, SLG: 0.290 (1, 4)										4	0	1	0	0	0	0				
<b>Hank Aaron, R</b> OBP: 0.380, SLG: 0.588 (1, 9)										4	0	0	0	0	0	1				
<b>Eddie Mathews, L</b> OBP: 0.387, SLG: 0.429 (1, 5)										3	1	1	1	0	0	0				
<b>Joe Torre, R</b> OBP: 0.358, SLG: 0.414 (1, 2)										3	0	0	0	0	0	0				
<b>Mack Jones, L</b> OBP: 0.330, SLG: 0.361 (1, 8)										3	1	1	0	0	0	0				
<b>Gene Oliver, R</b> OBP: 0.313, SLG: 0.409 <b>Tommie Aaron, R</b> OBP: 0.275, SLG: 0.325 (8, 3)										3	0	1	1	0	1	0				
<b>Denis Menke, R</b> OBP: 0.311, SLG: 0.371 (1, 6)										3	0	0	0	0	1	1				
<b>Denny Lemaster, R</b> OBP: 0.167, SLG: 0.367 (1, 1)										3	0	0	0	0	0	2				
<b>Inning Stats</b>	R: 0 E: 0 K: 0 S: 3	H: 0 LOB: 0 BB: 0 P: 3	R: 0 E: 0 K: 0 S: 3	H: 0 LOB: 0 BB: 0 P: 3	R: 0 E: 0 K: 0 S: 3	H: 0 LOB: 0 BB: 0 P: 3	R: 1 E: 0 K: 0 S: 4	H: 1 LOB: 0 BB: 0 P: 4	R: 1 E: 0 K: 0 S: 6	H: 3 LOB: 2 BB: 0 P: 6	R: 1 E: 0 K: 0 S: 4	H: 1 LOB: 0 BB: 0 P: 4	R: 0 E: 0 K: 2 S: 7	H: 0 LOB: 0 BB: 0 P: 7	R: 0 E: 0 K: 0 S: 4	H: 1 LOB: 1 BB: 0 P: 4	1B: 3 2B: 1 3B: 0 HR: 2	SF: 0 SAC: 0 DP: 0 HBP: 0	WP: 0 PB: 0 SB: 0 CS: 0	PA: 30
<b>PITCHER</b> <b>Hal Brown, R</b> ERA: 4.29 <b>Don McMahon, R</b> ERA: 3.96 (7, 1)	IP: 6.0 WLS: L BF: 23 H: 5 R: 3 ER: 3 SO: 3 BB: 5 IBB: 0 HBP: 0 BLK: 0 WP: 0 HR: 2 S: 23 P: 23 ERA: 4.50 WHIP: 0.833															<b>PITCHER</b> IP: WLS: BF: H: R: ER: SO: BB: IBB: HBP: BLK: WP: HR: S: P: ERA: WHIP				



Batter	1	2	3	4	5	6	7	8	9	AB	R	H	RBI	BB	SO	LOB	TOP
Bob Lillis, R OBP: 0.240, SLG: 0.248 (1, 6)	0-0 6-3		0-0 F9			0-0 F8		0-0 F2		4	0	0	0	0	0	1	<b>Houston Colt 45's @ Milwaukee Braves</b> Milwaukee County Stadium, Milwaukee, WI Tue Jun 25 1963, 8:05 PM EDT Att. 7,444 - Unknown - 80 F 
Johnny Temple, R OBP: 0.333, SLG: 0.368 (1, 5)	0-0 4-3		0-3 K			0-0 F8			0-0 F9	4	0	0	0	0	1	0	
Johnny Weekly, R (1, 7)	0-0 F8		0-0 F8			0-3 K			0-0 6-3	4	0	0	0	0	1	0	
Carl Warwick, R OBP: 0.372, SLG: 0.427 (1, 9)		0-0 F2		0-3 K			0-3 K		0-0 1B	4	0	1	0	0	2	0	
Rusty Staub, L OBP: 0.291, SLG: 0.315 (1, 3)		0-0 4-3		0-0 4-3			0-0 4-3		0-0 P3	4	0	0	0	0	0	1	
Al Spangler, L OBP: 0.304, SLG: 0.302 (1, 8)		0-0 BB 1B		0-0 3-1			0-0 F7			3	0	1	0	0	0	0	
John Bateman, R OBP: 0.232, SLG: 0.304 (1, 2)		0-0 BB 1B		0-0 5-3				0-3 K		3	0	1	0	0	1	0	
Ernie Fazio, R OBP: 0.263, SLG: 0.224 (1, 4)		4-0 FC6-4 BB		0-0 F5				0-0 6-3		2	0	0	0	1	0	0	
Ken Johnson, R OBP: 0.103, SLG: 0.037 Pete Runnels, L (8, PH) Jim Umbricht, R (8, 1)		0-0 FC6-4		0-0 F9				0-0 1B		2	0	0	0	0	0	3	
<b>Inning Stats</b>	R: 0 E: 0 K: 0 S: 3	H: 0 LOB: 0 BB: 0 P: 3	R: 0 E: 0 K: 0 S: 5	H: 2 LOB: 3 BB: 1 P: 9	R: 0 E: 0 K: 1 S: 5	H: 0 LOB: 0 BB: 0 P: 5	R: 0 E: 0 K: 1 S: 5	H: 0 LOB: 0 BB: 0 P: 5	R: 0 E: 0 K: 1 S: 5	H: 0 LOB: 0 BB: 0 P: 5	R: 0 E: 0 K: 1 S: 6	H: 1 LOB: 1 BB: 0 P: 6	R: 0 E: 0 K: 0 S: 4	H: 1 LOB: 1 BB: 0 P: 4	1B: 4 2B: 0 3B: 0 HR: 0	SF: 0 SAC: 0 DP: 0 HBP: 0	WP: 0 PA: 32 CS: 0
<b>PITCHER</b> Tony Cloninger, R ERA: 2.65 (1, 1)	IP: 9.0 WLS: W BF: 32 H: 4 R: 0 ER: 0 SO: 5 BB: 1 IBB: 0 HBP: 0 BLK: 0 WP: 0 HR: 0 S: 41 P: 45 ERA: 0.00 WHIP: 0.556											<b>PITCHER</b> IP: WLS: BF: H: R: ER: SO: BB: IBB: HBP: BLK: WP: HR: S: P: ERA: WHIP					

Batter	1	2	3	4	5	6	7	8	9	AB	R	H	RBI	BB	SO	LOB	BOTTOM
Lee Maye, L OBP: 0.310, SLG: 0.436 (1, 7)	0-0 HR	4-0 CS BB			0-0 F8		0-0 2B			3	2	2	1	1	0	0	<b>Houston Colt 45's @ Milwaukee Braves</b> Milwaukee County Stadium, Milwaukee, WI Tue Jun 25 1963, 8:05 PM EDT Att. 7,444 - Unknown - 80 F 
Frank Bolling, R OBP: 0.270, SLG: 0.295 (1, 4)	4-0 G4-6-3 BB	0-0 6-3			0-0 P4		0-0 1B			3	2	1	1	1	0	1	
Hank Aaron, R OBP: 0.381, SLG: 0.585 (1, 9)	4-0 G4-6-3 BB		0-0 P3		0-0 1B		0-0 F8			3	0	1	0	1	0	1	
Eddie Mathews, L OBP: 0.385, SLG: 0.426 (1, 5)	0-0 G4-6-3		0-3 K		0-0 G3		0-0 FC6-4 1B			4	0	1	1	0	1	3	
Joe Torre, R OBP: 0.361, SLG: 0.413 (1, 2)	0-0 E 1B		0-0 6-3			1-0 FC6-4 HBP		0-0 FC6-4		3	0	1	1	0	0	1	
Mack Jones, L OBP: 0.333, SLG: 0.371 (1, 8)	0-0 E 1B			0-0 2B		0-0 F8		0-0 F7		4	0	2	0	0	0	1	
Gene Oliver, R OBP: 0.306, SLG: 0.490 Tommy Aaron, R (8, 3)	0-0 E5			0-3 K		0-0 P6		0-0 1-3		3	0	0	0	0	1	4	
Denis Menke, R OBP: 0.306, SLG: 0.364 (1, 6)	0-0 L7			0-0 1-3		0-0 FC6-4		0-0 F2		4	0	0	0	0	0	5	
Tony Cloninger, R OBP: 0.100, SLG: 0.100 (1, 1)		0-3 K		0-3 K			0-0 4-3			3	0	0	0	0	2	1	
<b>Inning Stats</b>	R: 2 E: 1 K: 0 S: 6	H: 3 LOB: 3 BB: 2 P: 14	R: 0 E: 0 K: 1 S: 4	H: 0 LOB: 0 BB: 1 P: 8	R: 0 E: 0 K: 2 S: 8	H: 1 LOB: 1 BB: 0 P: 8	R: 0 E: 0 K: 0 S: 4	H: 1 LOB: 1 BB: 0 P: 4	R: 0 E: 0 K: 0 S: 3	H: 0 LOB: 1 BB: 0 P: 4	R: 2 E: 0 K: 0 S: 6	H: 3 LOB: 1 BB: 0 P: 6	R: 0 E: 0 K: 0 S: 3	H: 0 LOB: 0 BB: 0 P: 3	1B: 4 2B: 3 3B: 0 HR: 1	SF: 0 SAC: 0 DP: 1 HBP: 1	WP: 0 PA: 35 CS: 1
<b>PITCHER</b> Ken Johnson, R ERA: 3.14 Jim Umbricht, R ERA: 4.76 (1, 1) (8, 1)	IP: 7.0 WLS: L BF: 32 H: 8 R: 4 ER: 4 SO: 4 BB: 3 IBB: 4 HBP: 4 BLK: 4 WP: 0 HR: 1 S: 36 P: 49 ERA: 5.14 WHIP: 1.571											<b>PITCHER</b> IP: WLS: BF: H: R: ER: SO: BB: IBB: HBP: BLK: WP: HR: S: P: ERA: WHIP					



Batter	1	2	3	4	5	6	7	8	9	10	11	12	13	AB	R	H	RBI	BB	SO	LOB	TOP		
Johnny Temple, R OBP: 0.340, SLG: 0.315 (1.5)	6-3		F3			K		1B 1B		SH1-4 BB		BB	WP 2B	5 1 2 2 2 1 1									
Al Spangler, L OBP: 0.209, SLG: 0.318 (13.7)	CS 1B		6-3			HR		L4		SH1-4		F3	1-3 2-H 3-H 2B	5 1 2 1 1 0 3									
Johnny Weekly, R OBP: 0.091, SLG: 0.091 (1.7)													2-3 3-H 1BB	7 0 1 0 0 2 5									
Howie Goss, R OBP: 0.275, SLG: 0.386 (13.8)	K							1B 1B		5-3		F7	K	0 0 0 0 0 0 0									
Carl Warwick, R OBP: 0.381, SLG: 0.434 (1.9)														6 1 4 1 1 1 2									
Rusty Staub, L OBP: 0.289, SLG: 0.312 (1.3)																							
Jim Campbell, R OBP: 0.259, SLG: 0.259 (1.2)																							
Bob Lillis, R OBP: 0.247, SLG: 0.255 (1.6)																							
Ernie Fazio, R OBP: 0.273, SLG: 0.248 (1.4)																							
Bob Bruce, R OBP: 0.139, SLG: 0.061 (6. PH)																							
Pete Runnels, L OBP: 0.270, SLG: 0.242 (8.1)																							
Hal Woodeshick, R OBP: 0.286, SLG: 0.231 (8.1)																							
<b>Inning Stats</b>	R: 0 E: 0 K: 1 S: 5	H: 1 LOB: 1 K: 1 S: 6	R: 0 E: 0 K: 1 S: 6	H: 1 LOB: 1 K: 1 S: 6	R: 0 E: 1 K: 0 S: 4	H: 1 LOB: 1 K: 0 S: 4	R: 1 E: 0 K: 1 S: 6	H: 1 LOB: 0 K: 0 S: 4	R: 0 E: 0 K: 0 S: 6	H: 2 LOB: 1 K: 0 S: 4	R: 1 E: 0 K: 0 S: 6	H: 3 LOB: 2 K: 0 S: 6	R: 0 E: 0 K: 1 S: 3	H: 0 LOB: 0 K: 0 S: 3	R: 0 E: 0 K: 1 S: 5	H: 0 LOB: 1 K: 1 S: 9	R: 5 E: 1 K: 2 S: 11	H: 4 LOB: 2 K: 0 S: 23	1B: 13 2B: 3 3B: 0 HR: 1	SF: 0 SAC: 5 DP: 0 HBP: 0	WP: 1 PB: 0 SB: 0 CS: 1	PA: 58	
<b>PITCHER</b>	IP 7.2	WLS 31	BF 11	H 2	R 2	ER 2	SO 4	BB 0	IBB 0	HBP 0	BLK 0	WP 0	HR 1	S 39	P 39	ERA 2.35	WHIP 1.435						
Bob Shaw, R ERA: 3.33 (1.1)	4.2	L	22	4	4	4	2	2	2	0	0	0	0	22	38	7.71	1.286						
Bob Hendley, L ERA: 3.61 (8.1)	0.2	5	1	1	1	2	1	1	1	0	0	1	0	7	15	13.50	3.000						
Claude Raymond, R ERA: 3.93 (13.1)																							

Houston Colt 45's @ Milwaukee Braves  
Milwaukee County Stadium, Milwaukee, WI  
Wed Jun 26 1963, 8:05 PM EDT  
Att. 7,729 - Cloudy - 84 F

AB 50  
R 7  
H 16  
RBI 5  
BB 6  
SO 8  
LOB 28



Batter	1	2	3	4	5	6	7	8	9	10	11	12	13	AB	R	H	RBI	BB	SO	LOB	BOTTOM		
Lee Mays, L OBP: 0.269, SLG: 0.420 (1.7)	3-1													6 0 0 0 0 0 0									
Frank Bolling, R OBP: 0.276, SLG: 0.301 (1.4)	1B 1B													6 2 3 0 0 0 0									
Hank Aaron, R OBP: 0.383, SLG: 0.582 (1.9)	L7													5 0 2 1 1 0 1									
Eddie Mathews, L OBP: 0.384, SLG: 0.424 (1.5)	BB 1B 1B													6 0 2 0 0 2 4									
Joe Torre, R OBP: 0.356, SLG: 0.405 (1.2)	1-2 2-H 1B													6 0 1 1 0 1 3									
Mack Jones, L OBP: 0.333, SLG: 0.366 (1.6)	FC6-4 BB													5 0 1 0 1 2 0									
Gene Oliver, R OBP: 0.301, SLG: 0.385 (1.3)	FC6-4													5 0 0 0 1 0 4									
Denis Menke, R OBP: 0.302, SLG: 0.359 (1.6)														6 0 1 0 0 0 2									
Bob Shaw, R OBP: 0.276, SLG: 0.160 (1.1)														3 0 0 0 0 1 1									
Bob Hendley, R OBP: 0.176, SLG: 0.148 (8.1)														2 0 0 0 0 0 0									
Claude Raymond, R OBP: 0.800, SLG: 1.333 (13.1)														0 0 0 0 0 0 0									
<b>Inning Stats</b>	R: 1 E: 0 K: 0 S: 6	H: 3 LOB: 3 K: 10 S: 10	R: 0 E: 0 K: 1 S: 5	H: 0 LOB: 0 K: 1 S: 5	R: 0 E: 0 K: 1 S: 4	H: 1 LOB: 1 K: 0 S: 4	R: 0 E: 0 K: 0 S: 4	H: 1 LOB: 1 K: 0 S: 4	R: 1 E: 0 K: 0 S: 6	H: 3 LOB: 2 K: 0 S: 6	R: 0 E: 0 K: 0 S: 3	H: 0 LOB: 0 K: 0 S: 3	R: 0 E: 0 K: 1 S: 5	H: 0 LOB: 0 K: 0 S: 3	R: 0 E: 0 K: 1 S: 3	H: 0 LOB: 0 K: 0 S: 3	R: 0 E: 0 K: 1 S: 5	H: 0 LOB: 1 K: 0 S: 9	1B: 10 2B: 0 3B: 0 HR: 0	SF: 0 SAC: 0 DP: 0 HBP: 0	WP: 1 PB: 0 SB: 2 CS: 0	PA: 53	
<b>PITCHER</b>	IP 7.0	WLS 32	BF 9	H 2	R 2	ER 2	SO 3	BB 1	IBB 0	HBP 0	BLK 1	WP 0	HR 0	S 37	P 41	ERA 2.57	WHIP 1.429						
Bob Bruce, R ERA: 3.32 (1.1)	6.0	W	21	1	0	0	3	2	0	0	0	1	0	25	33	0.00	0.500						
Hal Woodeshick, L ERA: 1.44 (8.1)																							

Houston Colt 45's @ Milwaukee Braves  
Milwaukee County Stadium, Milwaukee, WI  
Wed Jun 26 1963, 8:05 PM EDT  
Att. 7,729 - Cloudy - 84 F

AB 50  
R 2  
H 10  
RBI 2  
BB 3  
SO 6  
LOB 15





Batter	1	2	3	4	5	6	7	8	9	AB	R	H	RBI	BB	SO	LOB	TOP				
<b>Julian Javier, R</b> (1, 4) OBP: 0.332, SLG: 0.459	4-0 E FC8-2 BB	0-0 1-3		0-0 FC3-6 1B			0-0 F8 SF9 2B	0-0 F7		4	1	2	0	1	0	3					
<b>Bill White, L</b> (1, 3) OBP: 0.387, SLG: 0.530	0-0 L9		0-0 E5 1B SF8	0-0 FC3-6			0-0 F8		0-0 WP E 1B	5	2	1	0	0	0	3					
<b>Dick Groat, R</b> (1, 6) OBP: 0.409, SLG: 0.483	0-0 FC8-2		1-0 SF8 1B E HBP	0-0 F9			0-0 SF9		0-0 E4 1B	3	1	1	1	0	0	2					
<b>Stan Musial, L</b> (1, 7) OBP: 0.356, SLG: 0.464		4-0 SH1-4 1B BB	0-0 SF8 E 1B		0-0 F6				0-0 F4	2	2	1	0	1	0	0					
<b>Duke Carmel, L</b> (5, 7) (8, 8)			1-2 2-3							2	0	0	0	0	1	1					
<b>Ken Boyer, R</b> (1, 5) OBP: 0.377, SLG: 0.442		0-0 1B SH1-4 FC 1B	0-0 F4		0-0 F8			4-0 PB 3B BB	0-3 K	4	2	1	0	1	1	4					
<b>George Altman, L</b> (1, 9) OBP: 0.351, SLG: 0.398		0-0 SH1-4	0-0 SF8		0-3 K			0-0 1B 3B	0-3 K	3	1	1	2	0	2	1					
<b>Curt Flood, R</b> (1, 8) <b>Charlie James, R</b> (8, PR) (8, 7)	0-0 E FC 1B		0-0 E8 1B		0-3 K			0-0 1B		4	0	3	4	0	1	0					
<b>Tim McCarver, L</b> (1, 2) OBP: 0.353, SLG: 0.447	2-3 3-H		0-0 FC	0-0 F5		0-0 F6		0-0 L4		4	0	0	1	0	0	3					
<b>Bob Gibson, R</b> (1, 1) OBP: 0.250, SLG: 0.294	0-0 5-3			0-3 K		0-3 K		0-0 L7		4	0	0	0	0	2	3					
<b>Inning Stats</b>	R: 0 E: 0 K: 0 S: 2	H: 0 LOB: 0 BB: 1 P: 6	R: 2 E: 1 K: 0 S: 6	H: 2 LOB: 2 BB: 1 P: 10	R: 3 E: 2 K: 0 S: 6	H: 2 LOB: 1 BB: 0 P: 7	R: 0 E: 0 K: 1 S: 6	H: 1 LOB: 1 BB: 0 P: 6	R: 0 E: 0 K: 2 S: 5	H: 0 LOB: 0 BB: 0 P: 7	R: 1 E: 0 K: 1 S: 6	H: 1 LOB: 0 BB: 0 P: 6	R: 2 E: 0 K: 0 S: 5	H: 2 LOB: 1 BB: 1 P: 9	R: 1 E: 1 K: 2 S: 9	H: 2 LOB: 1 BB: 0 P: 9	1B: 8 2B: 2 3B: 1 HR: 0	SF: 2 SAC: 1 DP: 1 HBP: 1	WP: 1 PB: 1 SB: 1 CS: 0	PA: 42	
<b>PITCHER</b>	IP	WLS	BF	H	R	ER	SO	BB	IBB	HBP	BLK	WP	HR	S	P	ERA	WHIP				
<b>Dick Drott, R</b> (1, 1) ERA: 3.02	2.2	L	16	4	5	2	0	2	0	0	0	0	0	13	22	6.75	2.250				
<b>Don McMahon, R</b> (3, 1) ERA: 3.71	2.1		8	1	0	0	2	0	0	0	0	0	0	12	12	0.00	0.429				
<b>Jim Umbricht, R</b> (6, 1) ERA: 5.4	3.0		13	3	3	3	1	0	0	0	0	0	0	18	22	9.00	1.333				
<b>Chris Zachary, R</b> (9, 1) ERA: 7.06	1.0		5	2	1	0	2	0	0	0	0	1	0	9	9	0.00	2.000				

St. Louis Cardinals @ Houston Colt 45's  
Colt Stadium, Houston, TX  
Fri Jun 28 1963, 8:05 PM EDT  
Att: 18,840 - Unknown

AB 35  
R 9  
H 10  
RBI 8  
BB 3  
SO 7  
LOB 20



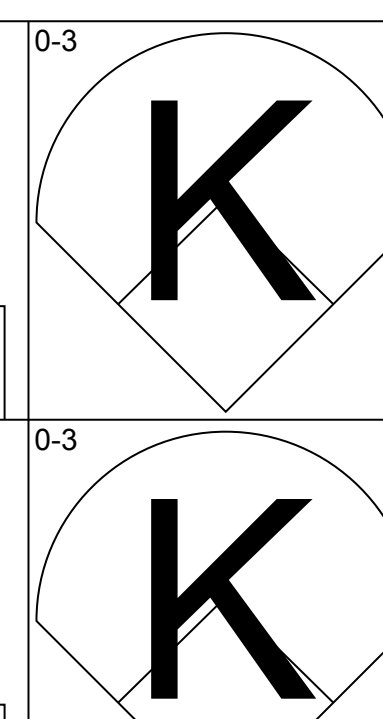
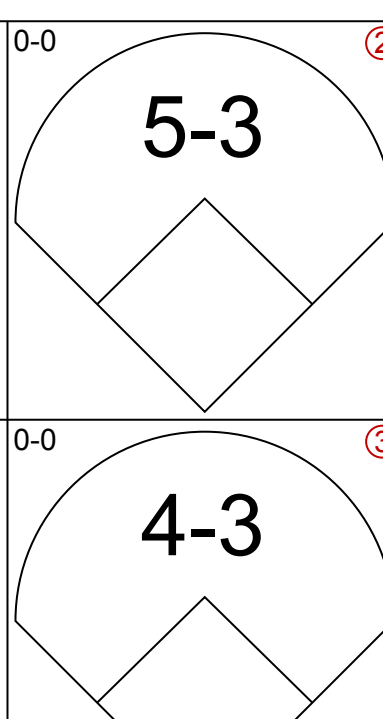
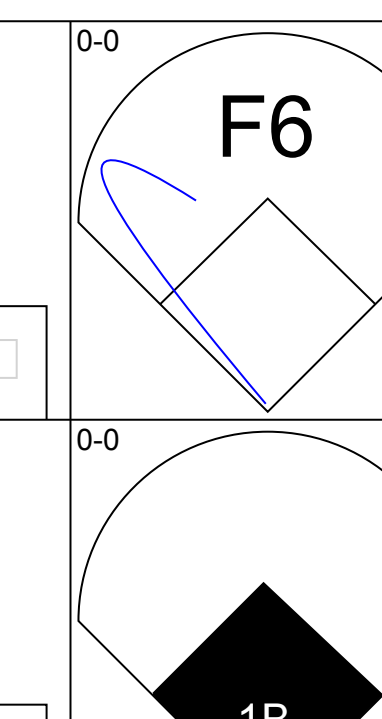
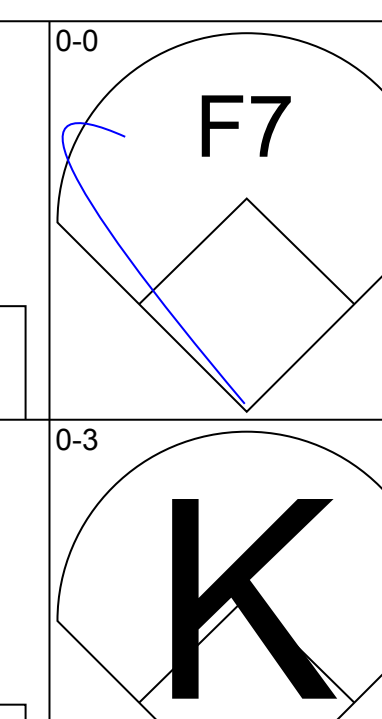
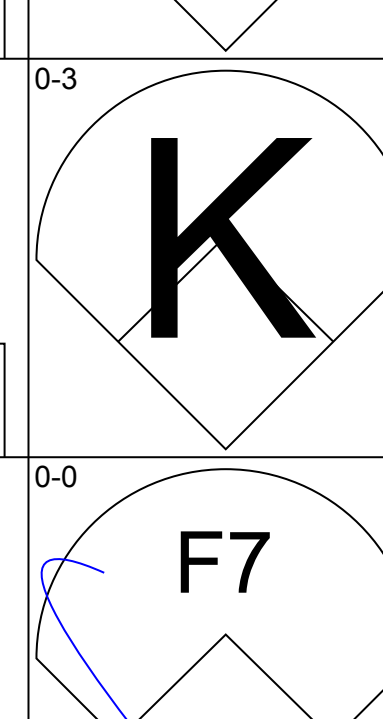

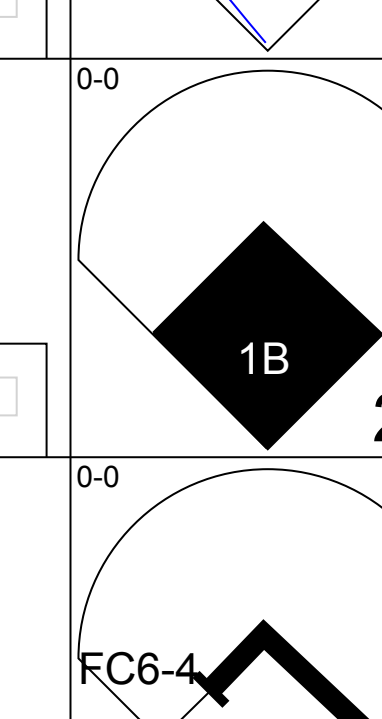
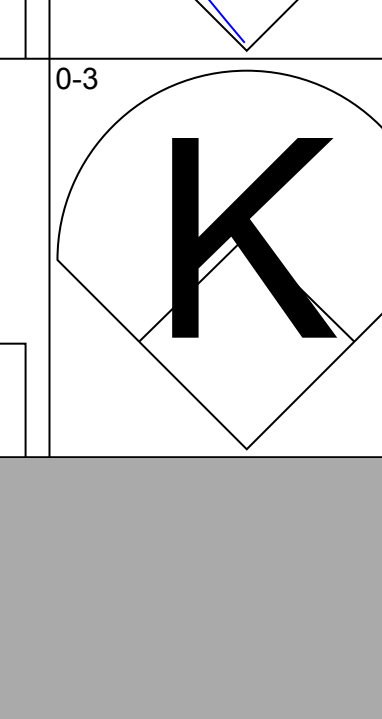
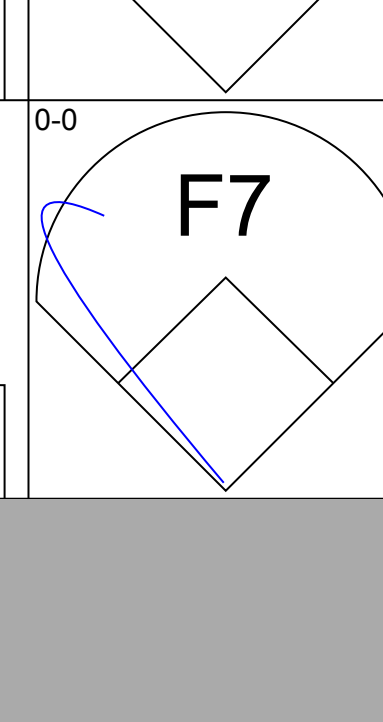
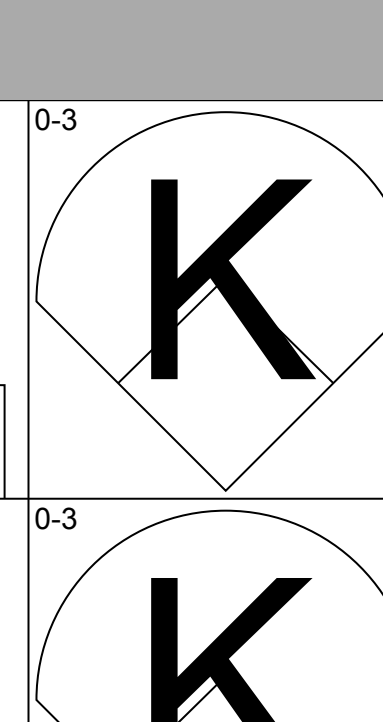
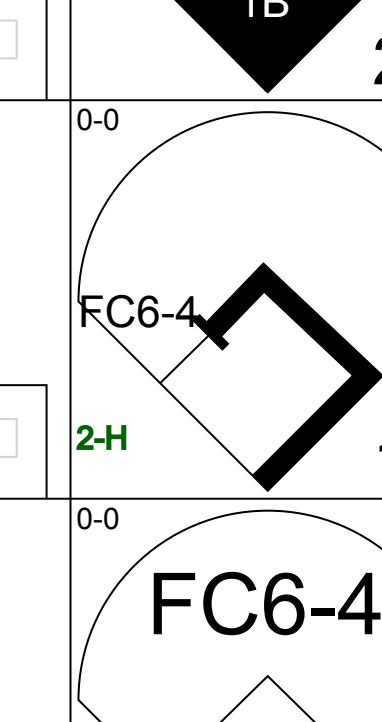

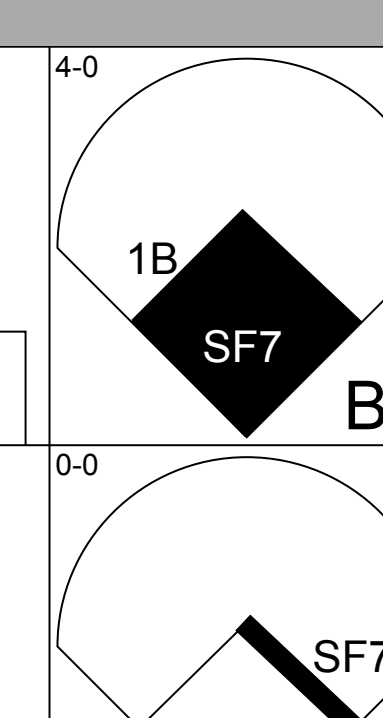
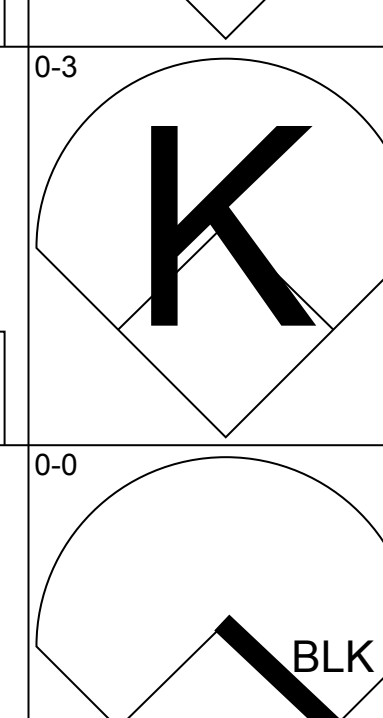
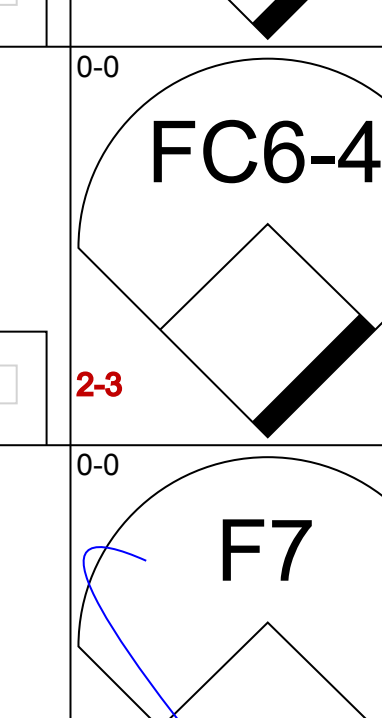

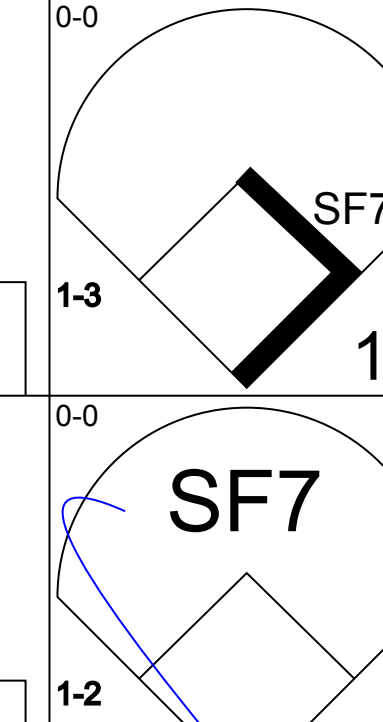
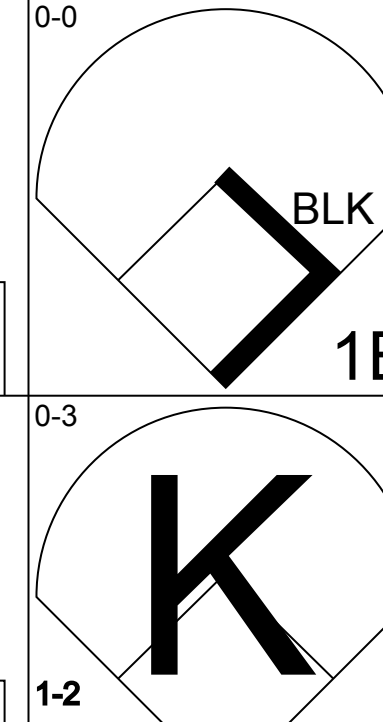
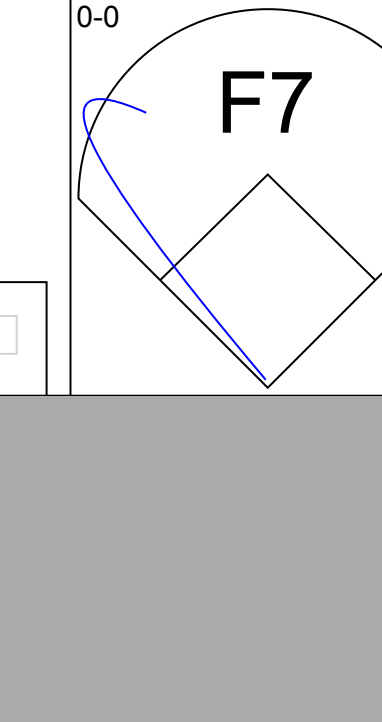

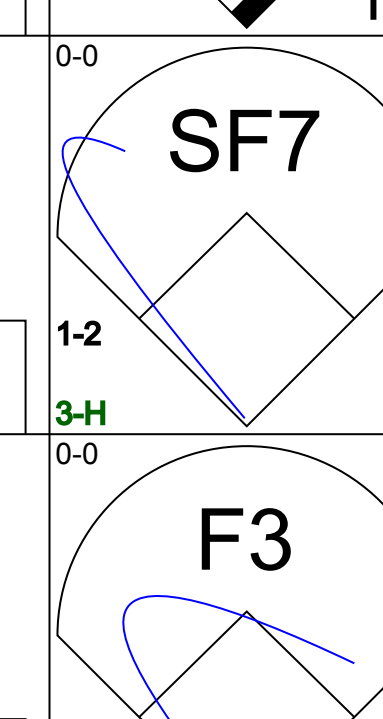
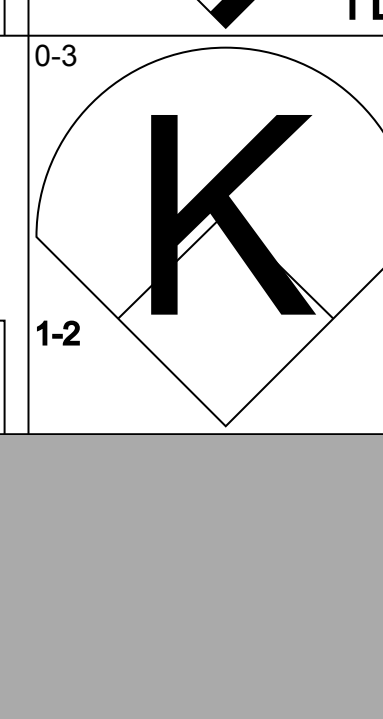
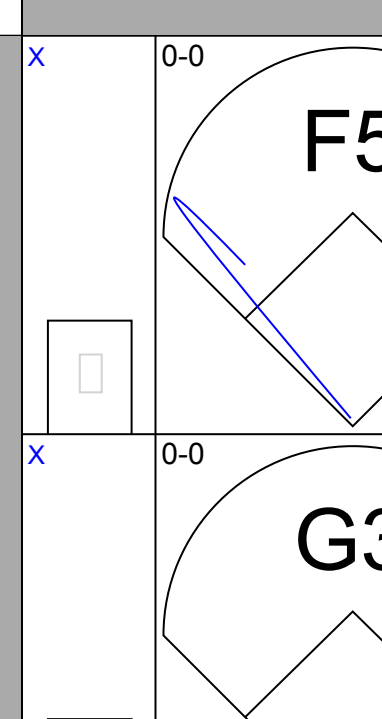

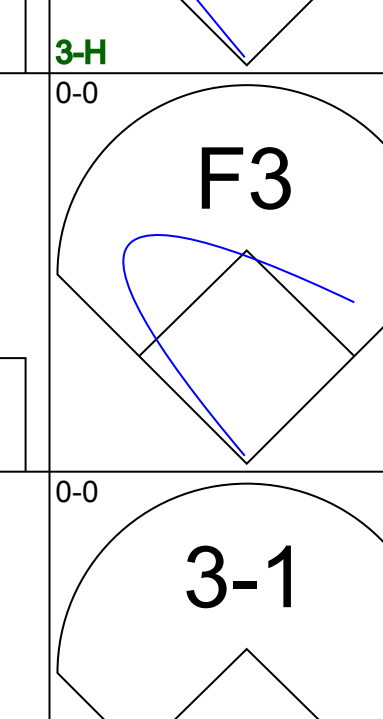
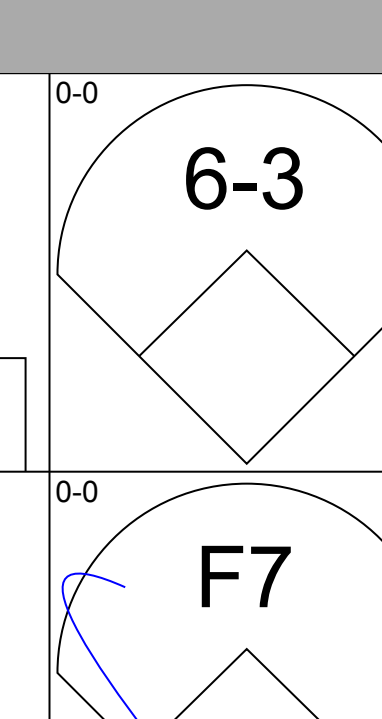
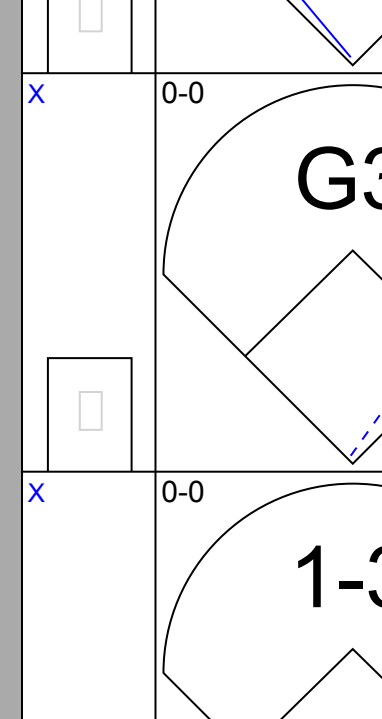

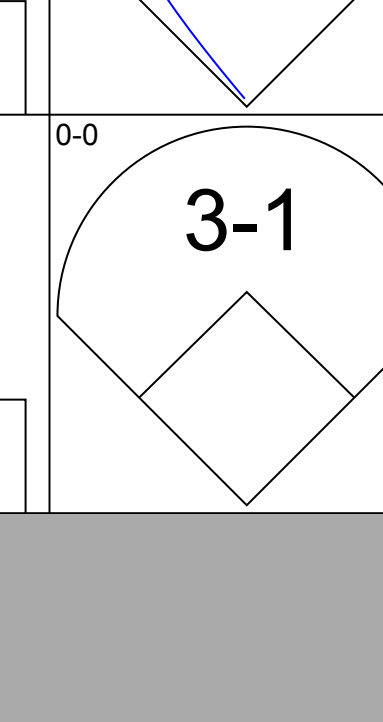
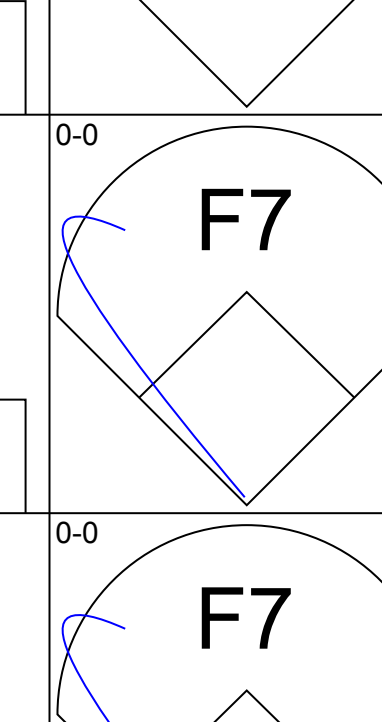
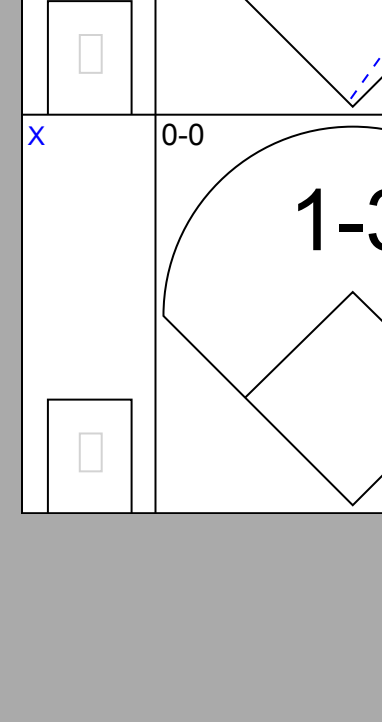
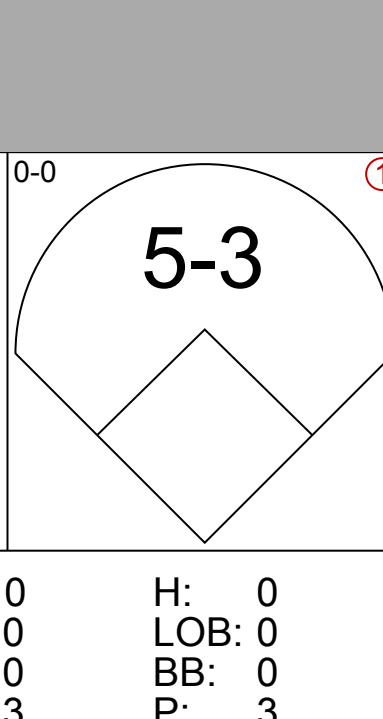
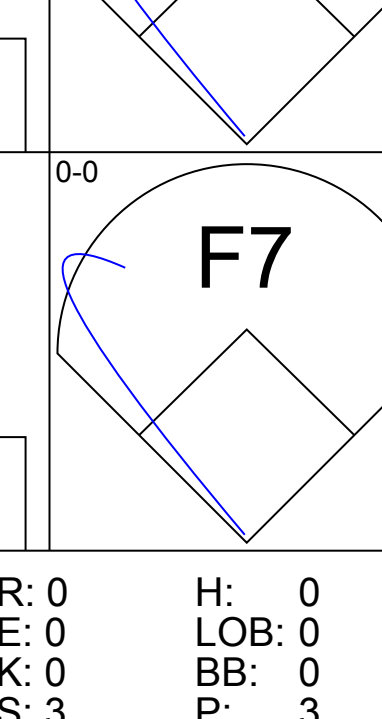
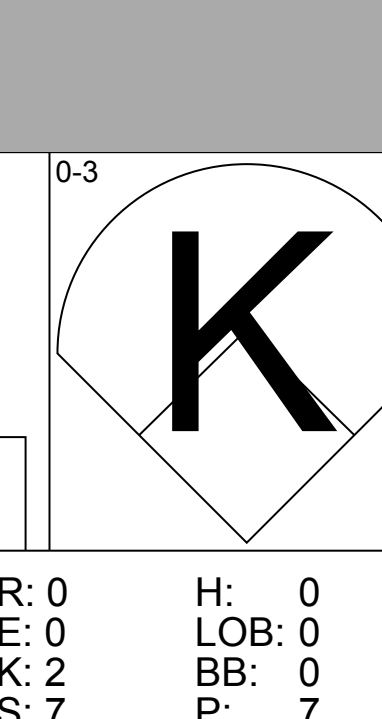
Batter	1	2	3	4	5	6	7	8	9	AB	R	H	RBI	BB	SO	LOB	BOTTOM				
<b>Johnny Temple, R</b> (1, 5) OBP: 0.339, SLG: 0.311	0-3 K FC5-4		0-0 5-3			0-3 K		4-0 G3 1B BB		3	1	0	0	1	2	0					
<b>Al Spangler, L</b> (1, 8) (9, 7)	0-3 K		0-0 1B			0-0 E1		0-0 G3		4	0	1	0	0	1	2					
<b>Johnny Weekly, R</b> (1, 7) <b>Chris Zachary, L</b> (9, 1)	0-3 K		0-0 1-3			0-3 K		0-0 1B		4	0	1	1	0	2	3					
<b>Carl Warwick, R</b> (1, 9) OBP: 0.375, SLG: 0.426	0-0 FC5-4			0-3 K		0-0 L1		0-0 F6		4	0	0	0	0	1	3					
<b>Rusty Staub, L</b> (1, 3) OBP: 0.297, SLG: 0.329		0-0 1B		0-0 L8			0-0 SF7 3B		0-0 G6-3 1B	4	1	3	0	0	0	0					
<b>John Bateman, R</b> (1, 2) OBP: 0.233, SLG: 0.304		0-0 L9		0-3 K			0-0 SF7		0-0 G6-3 1B	3	0	1	1	0	1	1					
<b>Bob Lillis, R</b> (1, 6) OBP: 0.243, SLG: 0.250		0-0 F4			0-0 L6		0-0 6-3		0-0 G6-3	4	0	0	0	0	0	3					
<b>Ernie Fazio, R</b> (1, 4) OBP: 0.273, SLG: 0.240		0-0 F6			0-3 K		0-3 K		4-0 BB	3	0	0	0	1	2	1					
<b>Dick Drott, R</b> (1, 1) OBP: 0.343, SLG: 0.143			0-3 K		0-3 K			0-3 K		0	0	0	0	0	0	0					
<b>Brock Davis, L</b> (5, PR) <b>Jim Umbricht, R</b> (8, 1) <b>Howie Goss, R</b> (8, PR) (9, 8)										1	0	0	0	0	1	0					
<b>Inning Stats</b>	R: 0 E: 0 K: 3 S: 10	H: 0 LOB: 1 BB: 0 P: 10	R: 0 E: 0 K: 0 S: 4	H: 1 LOB: 1 BB: 0 P: 4	R: 0 E: 0 K: 1 S: 6	H: 1 LOB: 1 BB: 0 P: 6	R: 0 E: 0 K: 2 S: 7	H: 0 LOB: 0 BB: 0 P: 7	R: 0 E: 0 K: 2 S: 7	H: 0 LOB: 0 BB: 0 P: 7	R: 1 E: 0 K: 1 S: 6	H: 1 LOB: 0 BB: 0 P: 6	R: 1 E: 0 K: 1 S: 6	H: 1 LOB: 1 BB: 1 P: 10	R: 0 E: 0 K: 1 S: 6	H: 2 LOB: 2 BB: 1 P: 10	1B: 5 2B: 0 3B: 1 HR: 0	SF: 1 SAC: 0 DP: 1 HBP: 0	WP: 0 PB: 1 SB: 0 CS: 0	PA: 36	
<b>PITCHER</b>	IP	WLS	BF	H	R	ER	SO	BB	IBB	HBP	BLK	WP	HR	S	P	ERA	WHIP				
<b>Bob Gibson, R</b> (1, 1) ERA: 4.25	9.0	W	36	6	2	2	13	2	0	0	0	0	0	60	68	2.00	0.889				

St. Louis Cardinals @ Houston Colt 45's  
Colt Stadium, Houston, TX  
Fri Jun 28 1963, 8:05 PM EDT  
Att: 18,840 - Unknown

AB 33  
R 2  
H 6  
RBI 2  
BB 2  
SO 13  
LOB 15

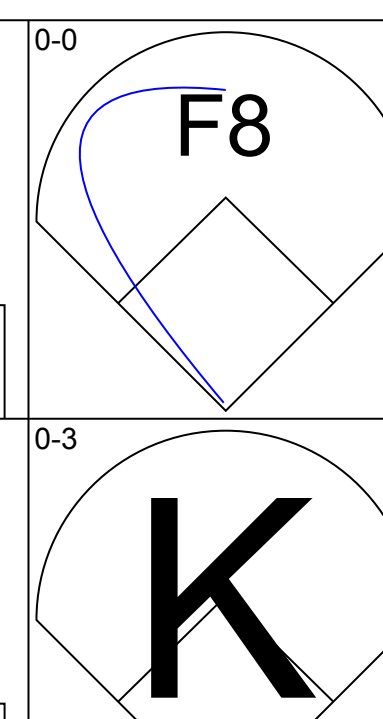
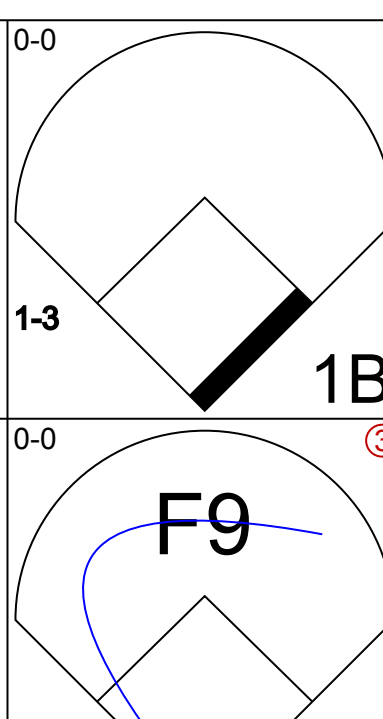
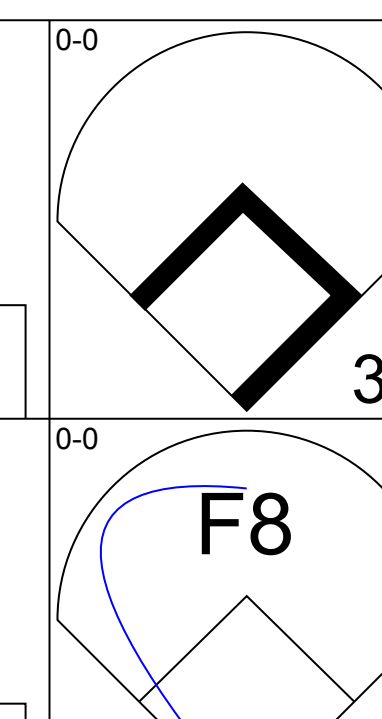
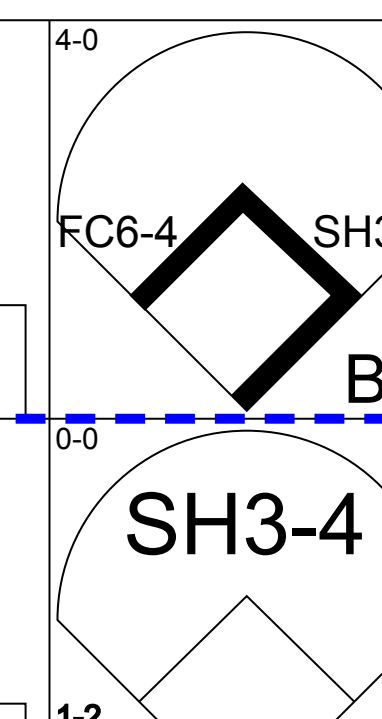
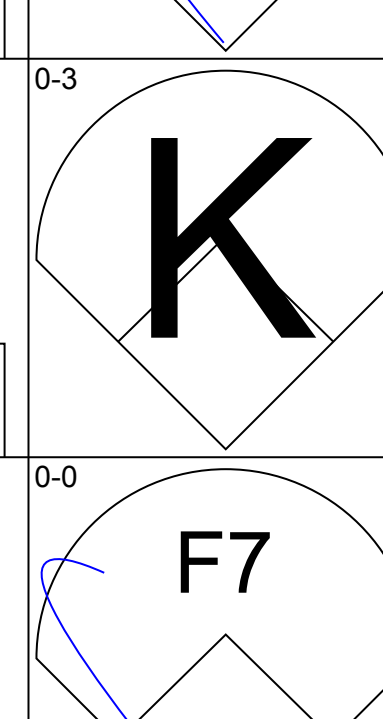
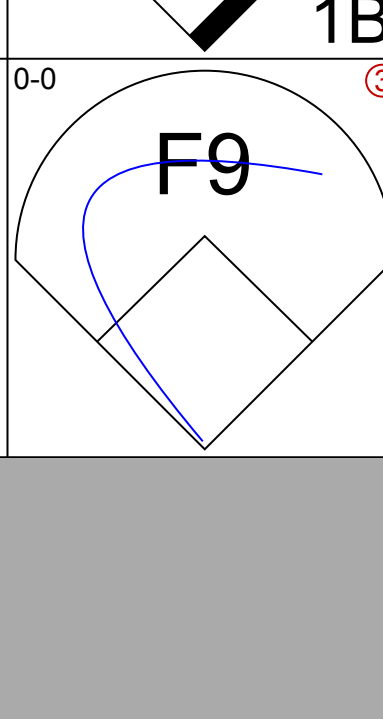
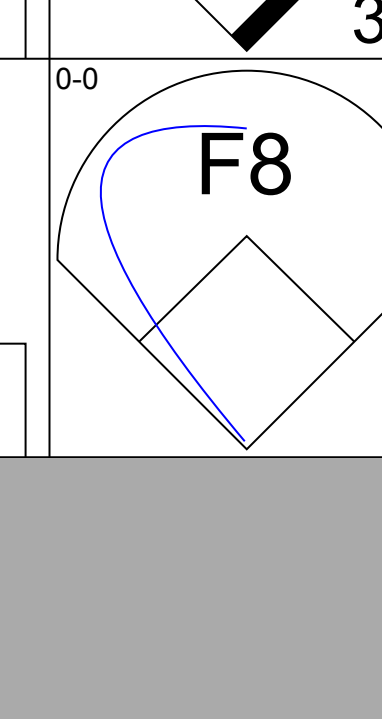
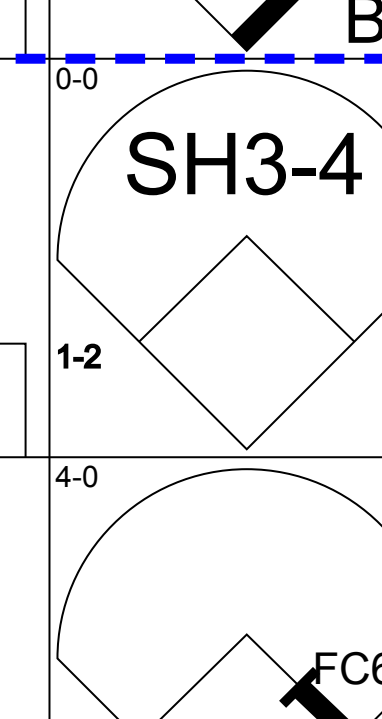
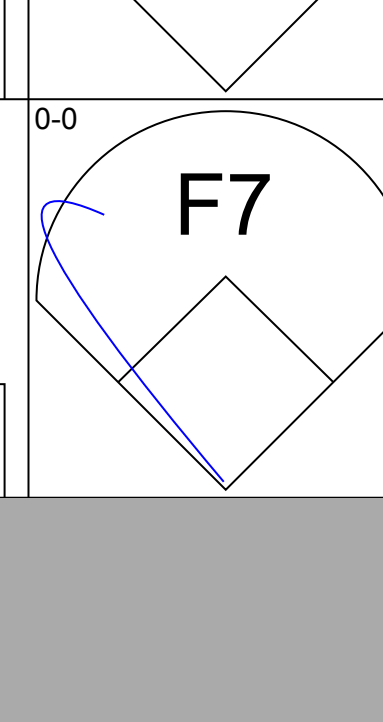
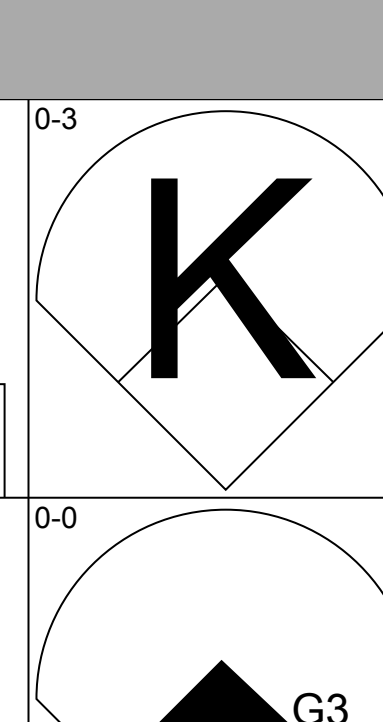
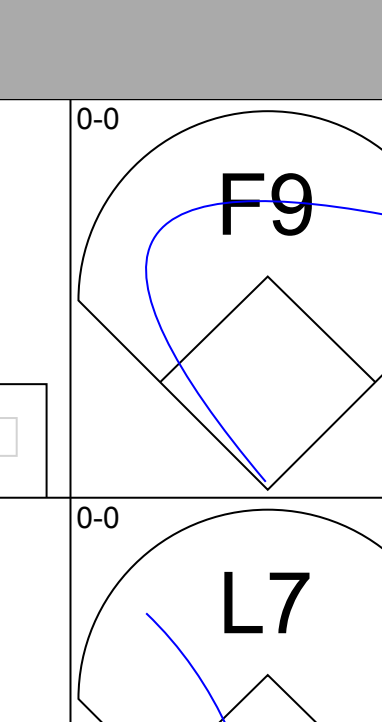
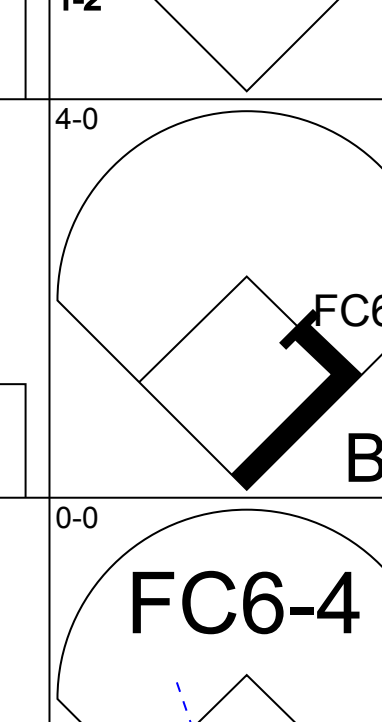
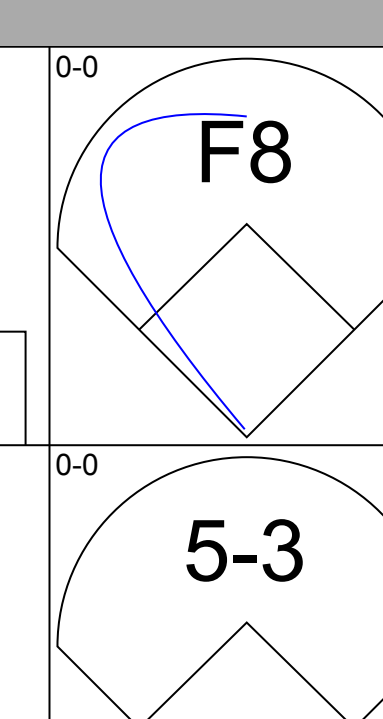
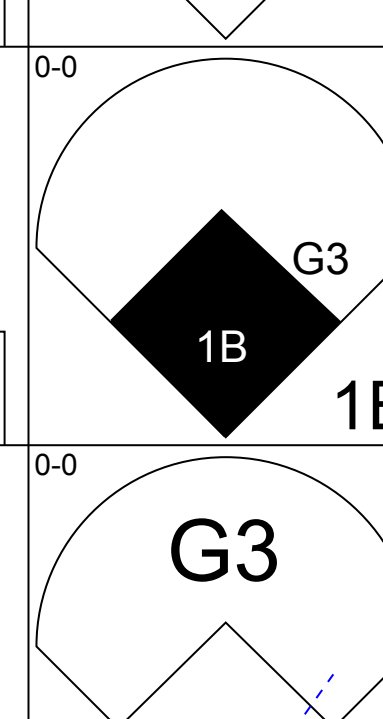
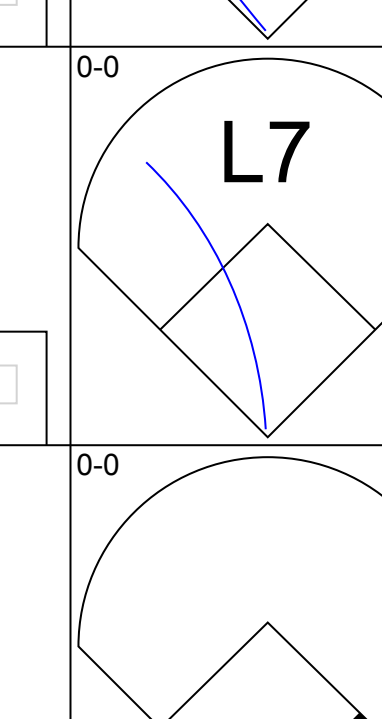
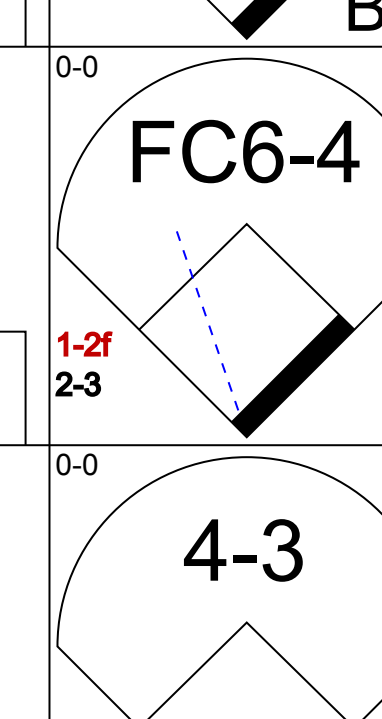
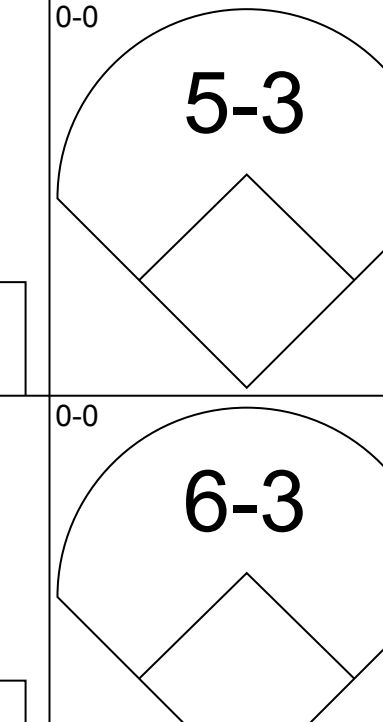
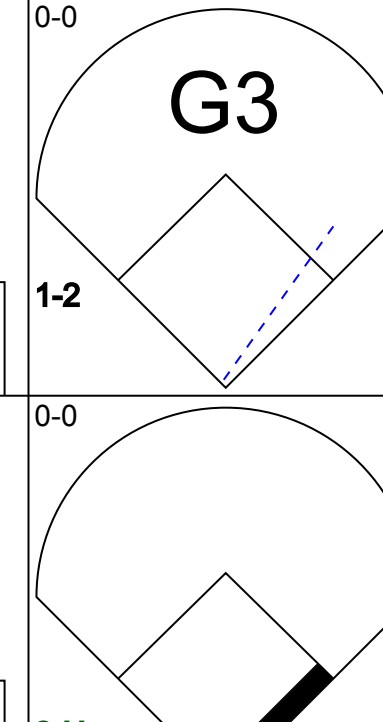
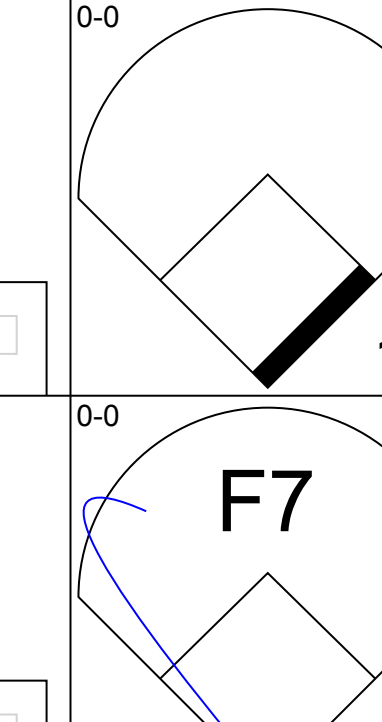
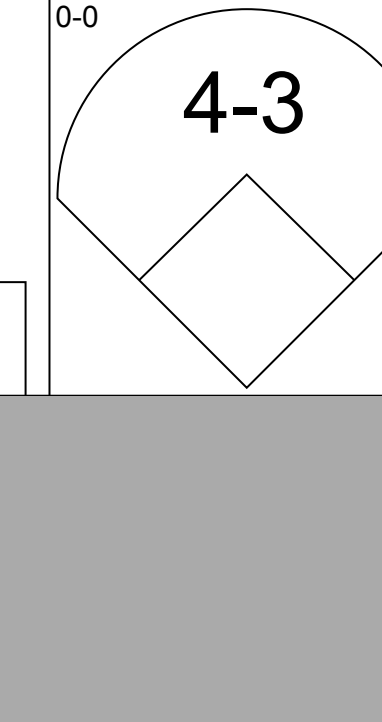

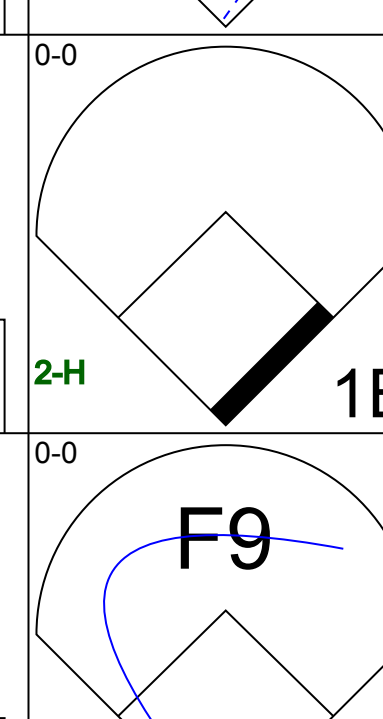
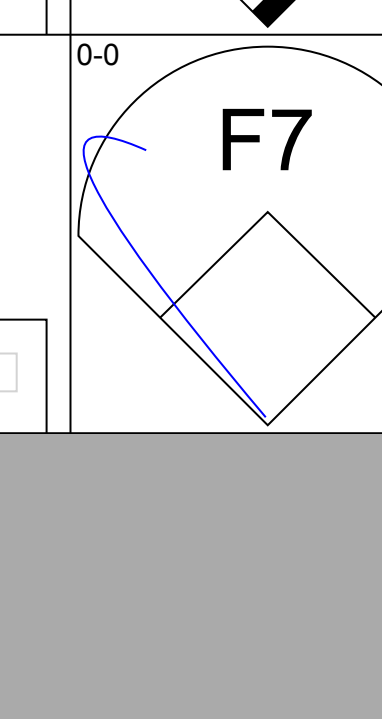

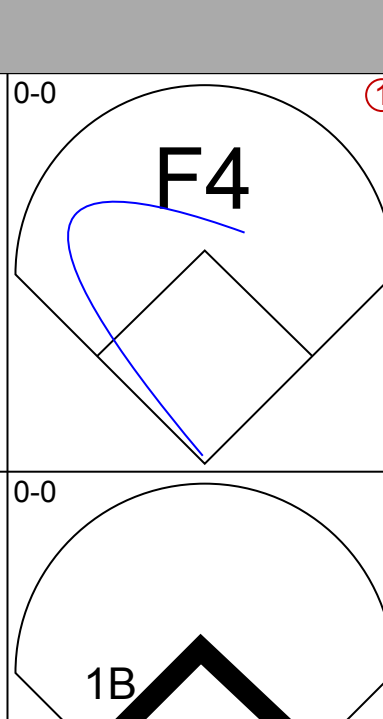
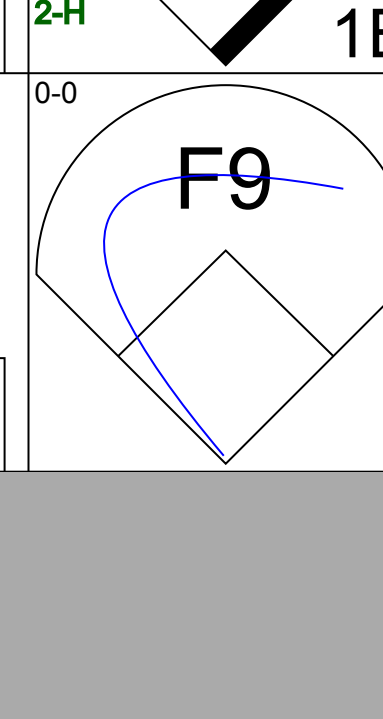
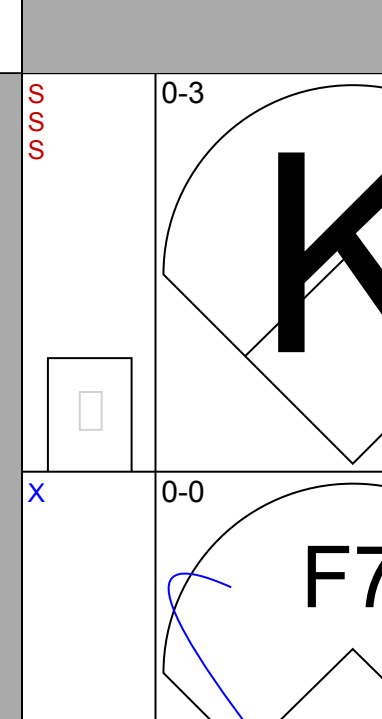

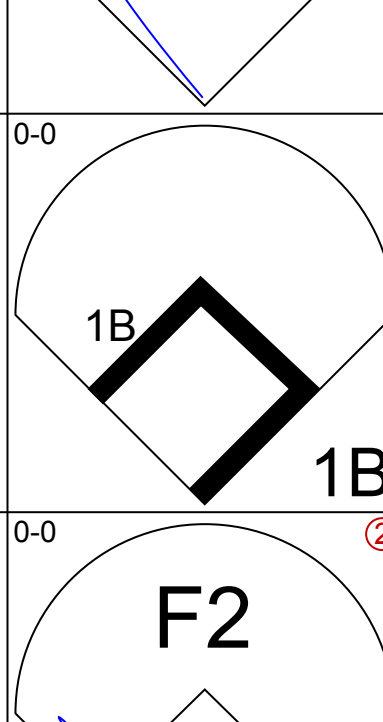
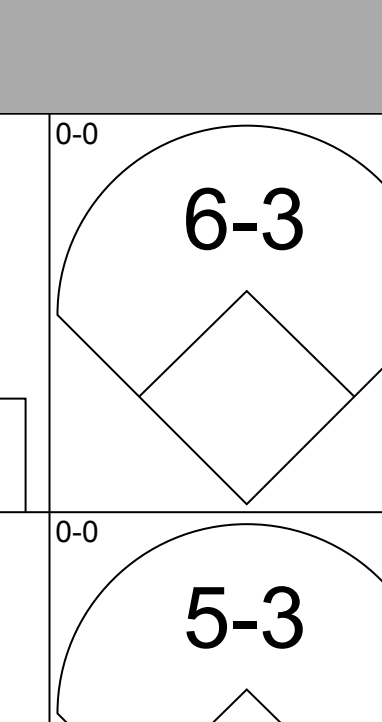
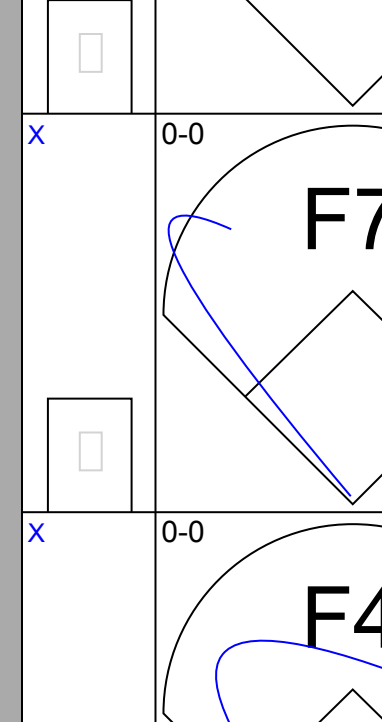


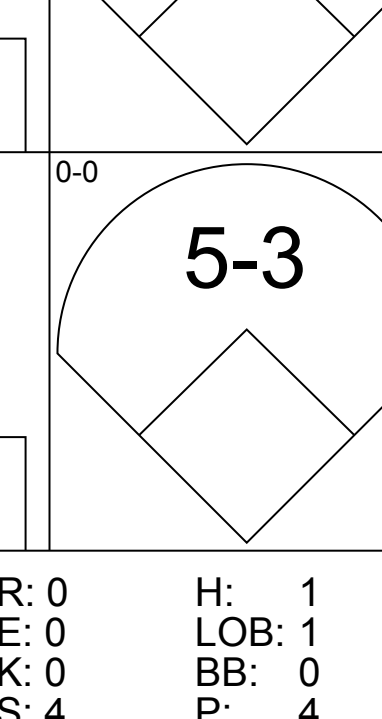
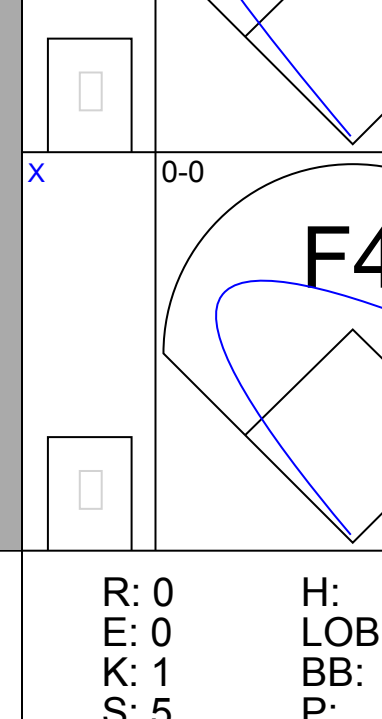




Batter	1	2	3	4	5	6	7	8	9	AB	R	H	RBI	BB	SO	LOB	TOP					
<b>Julian Javier, R</b> (1, 4) OBP: 0.328, SLG: 0.453										4	0	0	0	0	1	0	<b>St. Louis Cardinals @ Houston Colt 45's</b> Colt Stadium, Houston, TX Sat Jun 29 1963, 8:05 PM EDT Att: 12,734 - Unknown					
<b>Bill White, L</b> (1, 3) OBP: 0.386, SLG: 0.529										4	1	1	0	0	2	0						
<b>Dick Groat, R</b> (1, 6) OBP: 0.411, SLG: 0.483										4	0	2	1	0	1	0						
<b>Stan Musial, L</b> (1, 7) OBP: 0.356, SLG: 0.458 <b>Charlie James, R</b> (6, PR) OBP: 0.315, SLG: 0.426										2	1	0	0	1	1	1						
<b>Ken Boyer, R</b> (1, 5) OBP: 0.382, SLG: 0.445										3	0	2	0	1	0	1						
<b>George Altman, L</b> (1, 9) OBP: 0.346, SLG: 0.394										3	0	0	1	0	1	3						
<b>Curt Flood, R</b> (1, 8) OBP: 0.323, SLG: 0.375										4	0	0	0	0	0	3						
<b>Tim McCarver, L</b> (1, 2) OBP: 0.344, SLG: 0.436										3	0	0	0	0	0	1						
<b>Ernie Broglio, R</b> (1, 1) OBP: 0.093, SLG: 0.116 <b>Ron Taylor, R</b> (8, 1) OBP: 0.059, SLG: 0.059										3	0	0	0	0	1	0						
<b>Inning Stats</b>	R: 0 E: 0 K: 2 S: 7	H: 0 LOB: 0 BB: 0 P: 7	R: 1 E: 0 K: 0 S: 4	H: 1 LOB: 1 BB: 1 P: 8	R: 0 E: 0 K: 0 S: 3	H: 0 LOB: 0 BB: 0 P: 3	R: 0 E: 0 K: 3 S: 10	H: 1 LOB: 1 BB: 0 P: 10	R: 0 E: 0 K: 0 S: 3	H: 0 LOB: 0 BB: 0 P: 3	R: 1 E: 0 K: 0 S: 5	H: 2 LOB: 1 BB: 0 P: 5	R: 0 E: 0 K: 0 S: 3	H: 0 LOB: 0 BB: 0 P: 3	R: 0 E: 0 K: 1 S: 7	H: 0 LOB: 0 BB: 0 P: 7		R: 0 E: 0 K: 1 S: 6	H: 1 LOB: 2 BB: 1 P: 10	1B: 4 2B: 1 3B: 0 HR: 0	SF: 1 SAC: 0 DP: 0 HBP: 0	WP: 0 PB: 0 SB: 0 CS: 0
<b>PITCHER</b>	IP	WLS	BF	H	R	ER	SO	BB	IBB	HBP	BLK	WP	HR	S	P	ERA	WHIP					
<b>Ken Johnson, R</b> (1, 1) ERA: 3.07	8.0	L	29	4	2	2	7	1	0	0	1	0	0	42	46	2.25	0.625					
<b>Don McMahon, R</b> (9, 1) ERA: 3.6	1.0	S	5	1	0	0	1	1	0	0	0	0	0	6	10	0.00	2.000					

AB	31
R	2
H	5
RBI	2
BB	2
SO	8
LOB	10



Batter	1	2	3	4	5	6	7	8	9	AB	R	H	RBI	BB	SO	LOB	BOTTOM					
<b>Al Spangler, L</b> (1, 8) OBP: 0.315, SLG: 0.330										3	0	2	0	1	0	0	<b>St. Louis Cardinals @ Houston Colt 45's</b> Colt Stadium, Houston, TX Sat Jun 29 1963, 8:05 PM EDT Att: 12,734 - Unknown					
<b>Johnny Temple, R</b> (1, 5) OBP: 0.335, SLG: 0.307									3	0	0	0	0	1	3							
<b>Pete Runnels, L</b> (1, 4) OBP: 0.278, SLG: 0.238 <b>Ernie Fazio, R</b> (6, PR) OBP: 0.273, SLG: 0.240										3	0	0	0	1	1	0						
<b>Carl Warwick, R</b> (1, 9) OBP: 0.374, SLG: 0.423										4	1	1	0	0	0	2						
<b>Rusty Staub, L</b> (1, 3) OBP: 0.296, SLG: 0.327										4	0	1	0	0	0	3						
<b>Johnny Weekly, R</b> (1, 7) OBP: 0.158, SLG: 0.158										4	0	1	1	0	0	1						
<b>John Bateman, R</b> (1, 2) OBP: 0.227, SLG: 0.297										4	0	0	0	0	2	1						
<b>Bob Lillis, R</b> (1, 6) OBP: 0.244, SLG: 0.251 <b>Howie Goss, R</b> (9, PH) OBP: 0.272, SLG: 0.381										3	0	1	0	0	0	0						
<b>Ken Johnson, R</b> (1, 1) OBP: 0.094, SLG: 0.033 <b>Don McMahon, R</b> (9, 1) ERA: 2.71										3	0	0	0	0	0	1						
<b>Inning Stats</b>	R: 0 E: 0 K: 1 S: 5	H: 0 LOB: 0 BB: 0 P: 5	R: 0 E: 0 K: 0 S: 3	H: 0 LOB: 0 BB: 0 P: 3	R: 0 E: 0 K: 0 S: 5	H: 2 LOB: 2 BB: 0 P: 5	R: 1 E: 0 K: 1 S: 7	H: 2 LOB: 1 BB: 0 P: 7	R: 0 E: 0 K: 0 S: 4	H: 1 LOB: 1 BB: 0 P: 4	R: 0 E: 0 K: 0 S: 5	H: 0 LOB: 0 BB: 0 P: 5	R: 0 E: 0 K: 1 S: 3	H: 0 LOB: 2 BB: 2 P: 11	R: 0 E: 0 K: 2 S: 7	H: 0 LOB: 0 BB: 0 P: 7		R: 0 E: 0 K: 2 S: 7	H: 0 LOB: 0 BB: 0 P: 7	1B: 5 2B: 0 3B: 1 HR: 0	SF: 0 SAC: 1 DP: 0 HBP: 0	WP: 0 PB: 0 SB: 0 CS: 0
<b>PITCHER</b>	IP	WLS	BF	H	R	ER	SO	BB	IBB	HBP	BLK	WP	HR	S	P	ERA	WHIP					
<b>Ernie Broglio, R</b> (1, 1) ERA: 2.45	7.0	W	28	6	1	1	3	1	0	0	0	0	0	33	37	1.29	1.000					
<b>Ron Taylor, R</b> (8, 1) ERA: 2.71	2.0	S	7	0	0	0	2	1	0	0	0	0	0	10	14	0.00	0.500					

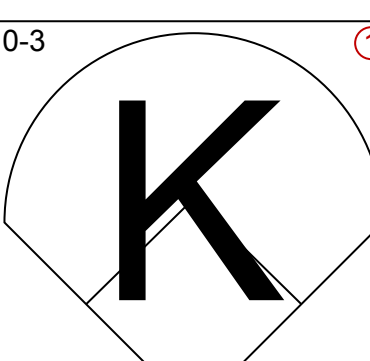
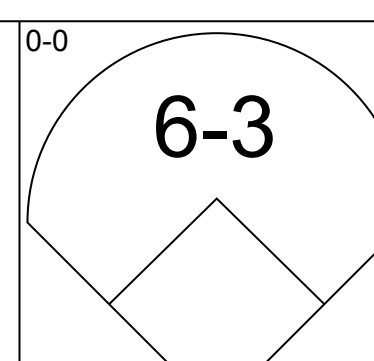
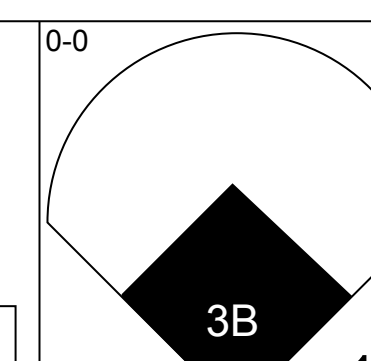
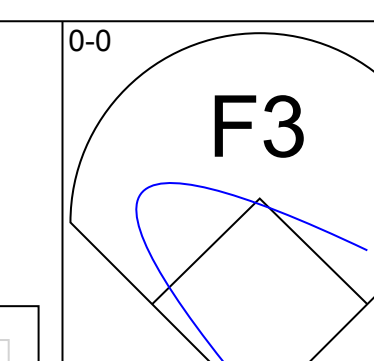
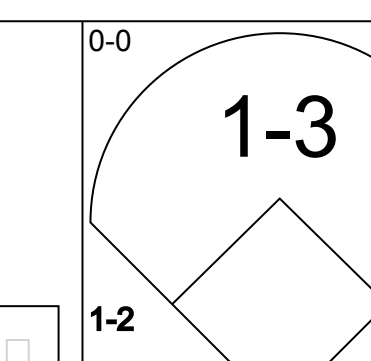
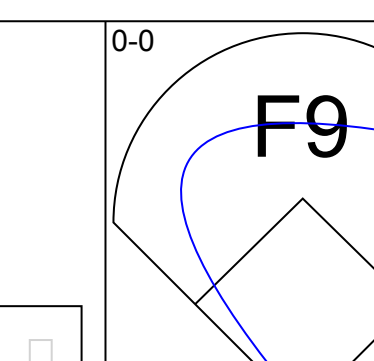
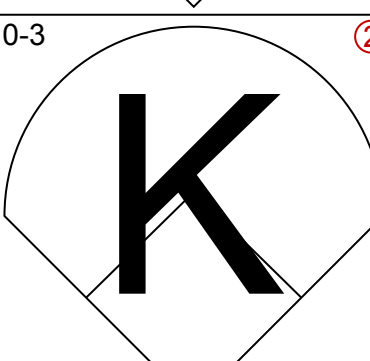
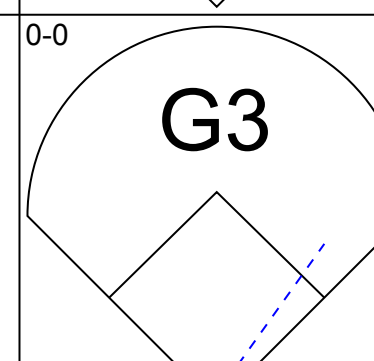
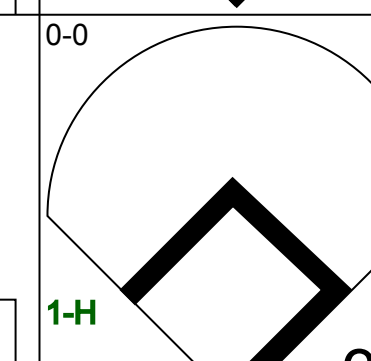
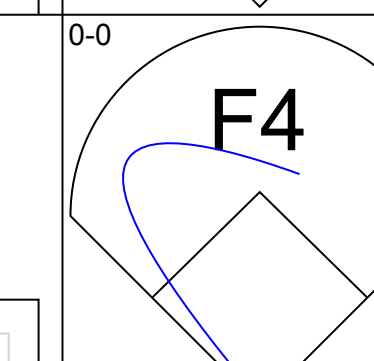
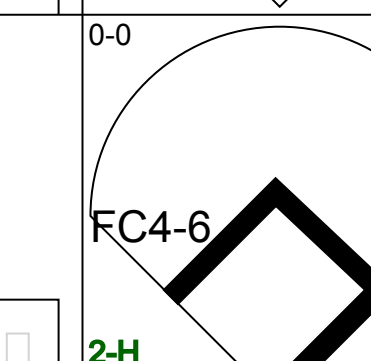
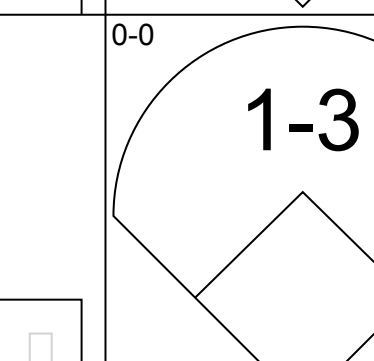
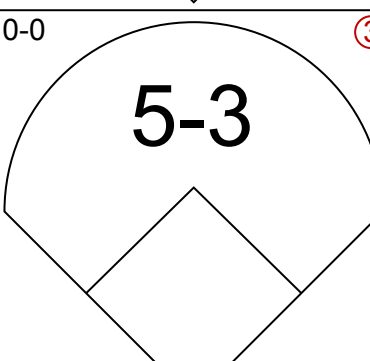
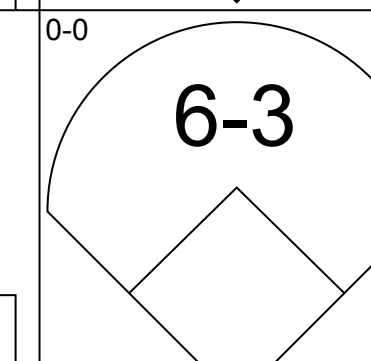
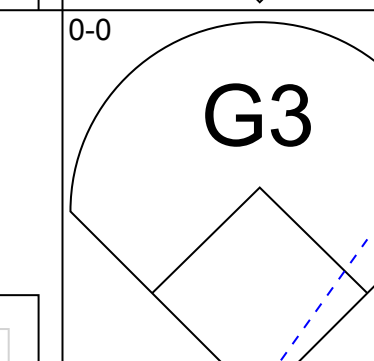
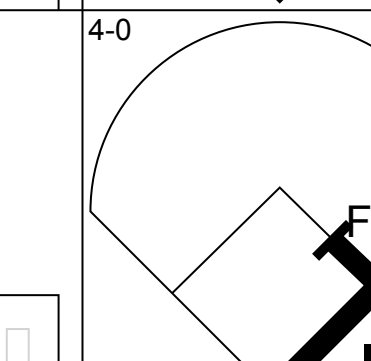
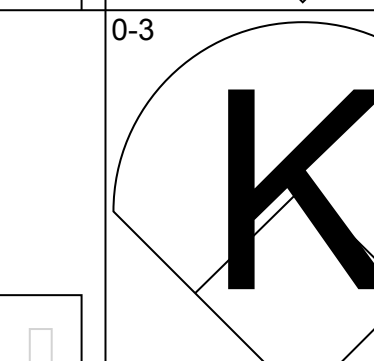
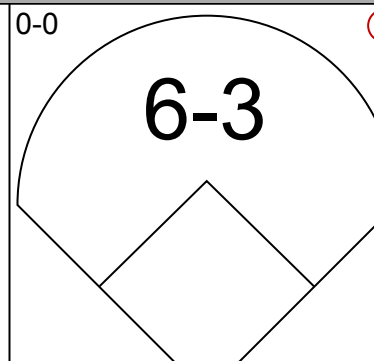
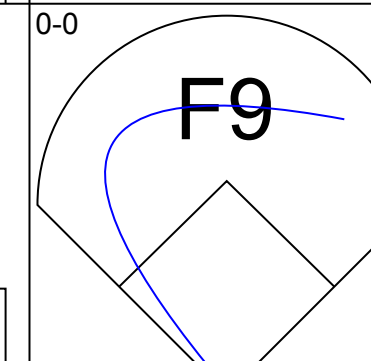
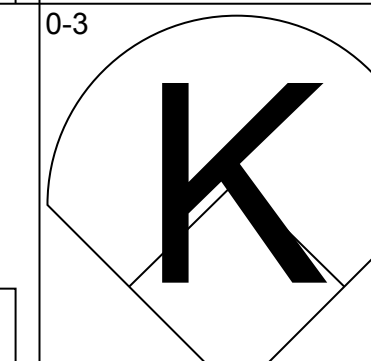
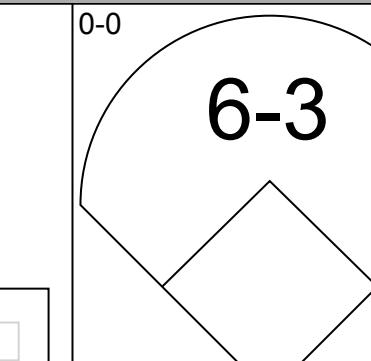
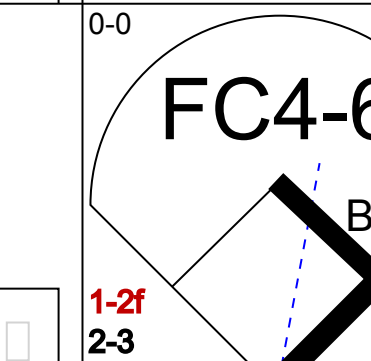
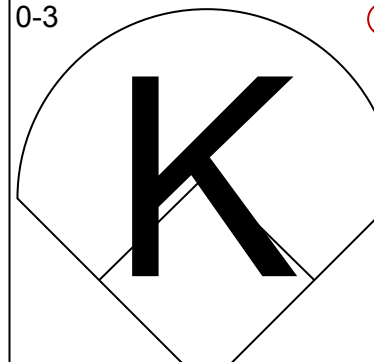
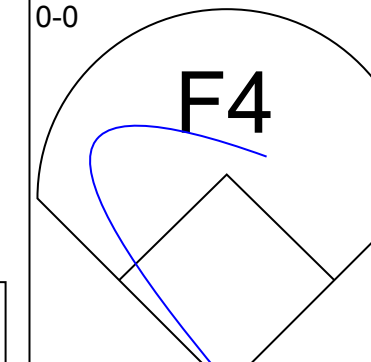
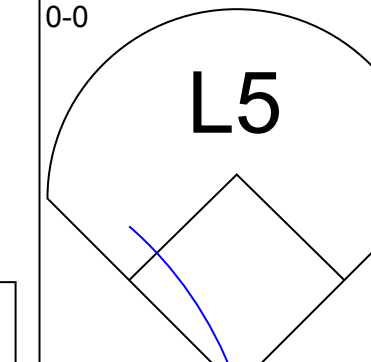
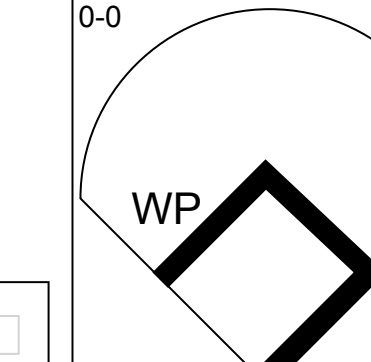
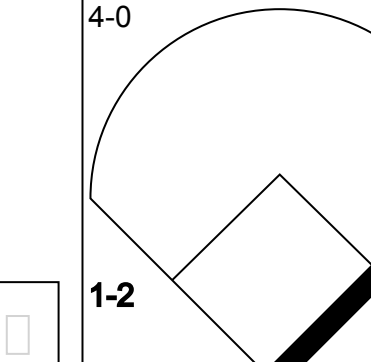
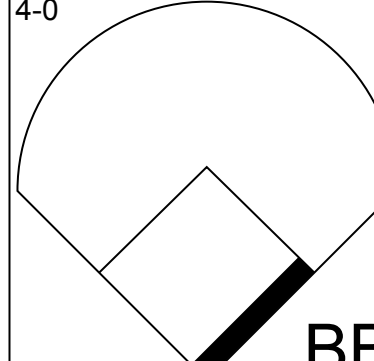
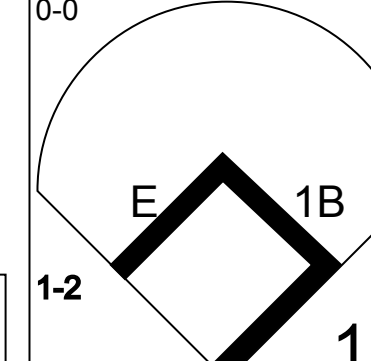
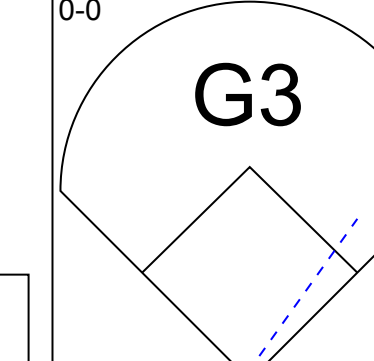
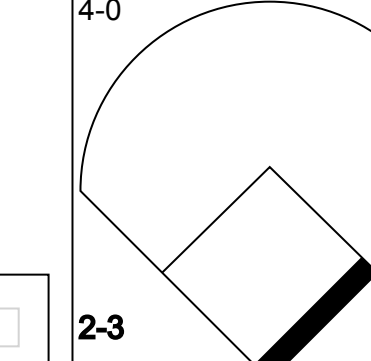
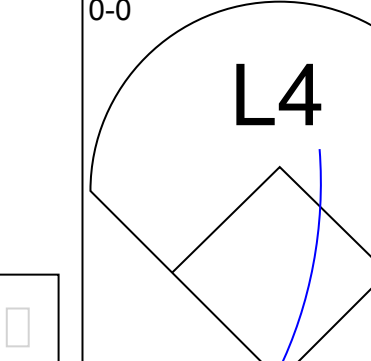

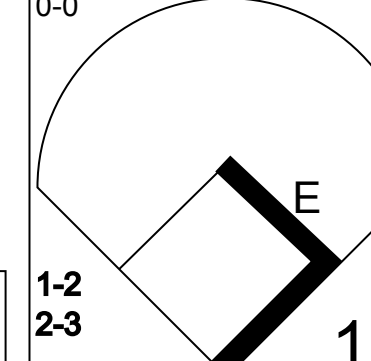
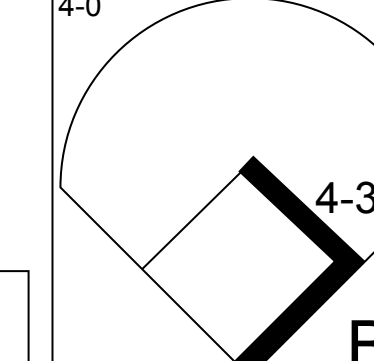
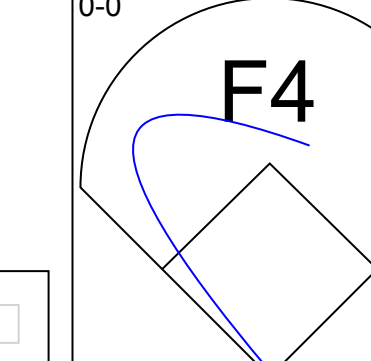
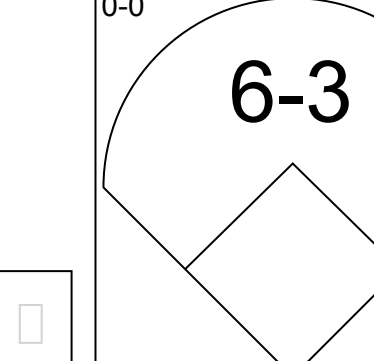
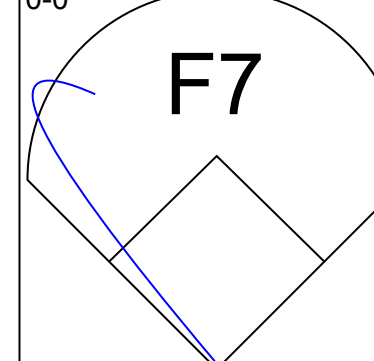
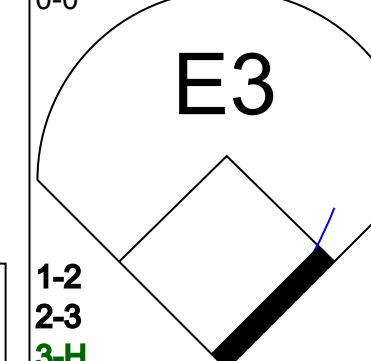
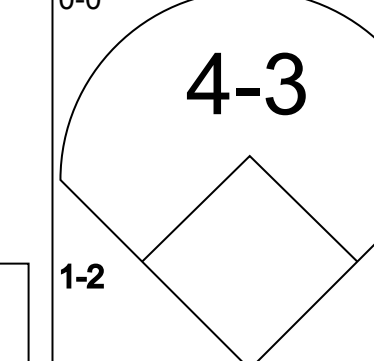
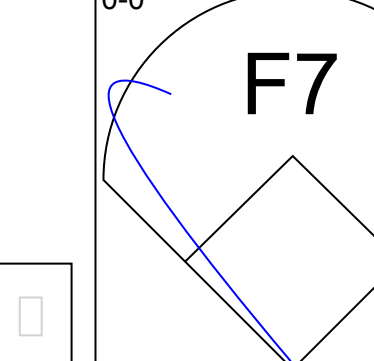
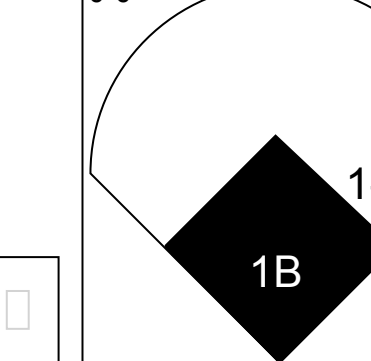




Batter	1	2	3	4	5	6	7	8	9	AB	R	H	RBI	BB	SO	LOB	TOP			
<b>Julian Javier, R</b> OBP: 0.327, SLG: 0.450 (1, 4)	2-3		6-3		F7			1B		4	0	1	0	0	0	1	<b>St. Louis Cardinals @ Houston Colt 45's</b> Colt Stadium, Houston, TX Sun Jun 30 1963, 8:05 PM EDT Att: 10,866 - Unknown			
<b>Bill White, L</b> OBP: 0.384, SLG: 0.526 (1, 3)	F		K			F6		K		4	0	1	0	0	2	1				
<b>Dick Groat, R</b> OBP: 0.412, SLG: 0.482 (1, 6)	E		5-3			L6				3	0	1	0	1	0	0				
<b>Stan Musial, L</b> OBP: 0.356, SLG: 0.456 (6, PR)	F2				F3			F3		3	0	1	0	0	0	2				
<b>Dal Maxwell, R</b> OBP: 0.182, SLG: 0.100 (6, PR)										0	0	0	0	0	0	0				
<b>Charlie James, R</b> OBP: 0.313, SLG: 0.423 (6, 7)										1	0	0	0	0	0	2				
<b>Ken Boyer, R</b> OBP: 0.377, SLG: 0.439 (1, 5)	E6					F6		F7		4	0	0	0	0	1	5				
<b>George Altman, L</b> OBP: 0.345, SLG: 0.399 (1, 9)	F6				F2					4	0	1	0	0	1	3				
<b>Curt Flood, R</b> OBP: 0.325, SLG: 0.377 (1, 8)		E6						6-3		4	0	2	0	0	1	1				
<b>Tim McCarver, L</b> OBP: 0.333, SLG: 0.421 (1, 2)		K				F8		G3		4	0	0	0	0	1	3				
<b>Lew Burdette, R</b> OBP: 0.139, SLG: 0.121 (7, PH)										1	0	0	0	0	0	0				
<b>Carl Sawatski, L</b> OBP: 0.345, SLG: 0.384 (7, PH)						SH3-4				1	0	0	0	0	0	1				
<b>Barney Schultz, R</b> OBP: 0.313, SLG: 0.423 (7, 1)								F9		0	0	0	0	0	0	0				
<b>Inning Stats</b>	R: 0 E: 1 K: 0 S: 5	H: 1 LOB: 3 BB: 1 P: 9	R: 0 E: 1 K: 1 S: 5	H: 1 LOB: 0 BB: 0 P: 5	R: 0 E: 0 K: 1 S: 5	H: 0 LOB: 0 BB: 0 P: 5	R: 0 E: 0 K: 1 S: 5	H: 0 LOB: 0 BB: 0 P: 5	R: 0 E: 0 K: 0 S: 4	H: 1 LOB: 1 BB: 0 P: 4	R: 0 E: 0 K: 0 S: 4	H: 1 LOB: 1 BB: 0 P: 4	R: 0 E: 0 K: 1 S: 7	H: 2 LOB: 2 BB: 0 P: 7	R: 0 E: 0 K: 2 S: 7	H: 0 LOB: 0 BB: 0 P: 7	1B: 6 2B: 0 3B: 1 HR: 0	SF: 0 SAC: 1 DP: 0 HBP: 0	WP: 0 PB: 0 SB: 1 CS: 1	PA: 35
<b>PITCHER</b> <b>Hal Brown, R</b> ERA: 3.53 (1, 1)	IP: 9.0 WLS: W BF: 35 H: 7 R: 0 ER: 0 SO: 6 BB: 1 IBB: 0 HBP: 0 BLK: 0 WP: 0 HR: 0 S: 46 P: 50 ERA: 0.00 WHIP: 0.889															<b>PITCHER</b>				

Batter	1	2	3	4	5	6	7	8	9	AB	R	H	RBI	BB	SO	LOB	BOTTOM			
<b>Al Spangler, L</b> OBP: 0.314, SLG: 0.329 (1, 7)	F8		K	F4			HBP			4	0	1	0	0	1	3	<b>St. Louis Cardinals @ Houston Colt 45's</b> Colt Stadium, Houston, TX Sun Jun 30 1963, 8:05 PM EDT Att: 10,866 - Unknown			
<b>Johnny Temple, R</b> OBP: 0.335, SLG: 0.311 (1, 5)	6-3						SH1-4			3	0	2	0	0	0	0				
<b>Pete Runnels, L</b> OBP: 0.282, SLG: 0.239 (1, 4)				1B						3	0	1	0	1	0	2				
<b>Ernie Fazio, R</b> OBP: 0.273, SLG: 0.240 (7, PR)	5-3		F3				FC4			0	0	0	0	0	0	0				
<b>Carl Warwick, R</b> OBP: 0.375, SLG: 0.419 (1, 9)				F8			FC4			2	0	0	0	0	0	3				
<b>Rusty Staub, L</b> OBP: 0.295, SLG: 0.326 (1, 3)										4	0	1	0	0	0	4				
<b>Howie Goss, R</b> OBP: 0.275, SLG: 0.391 (1, 8)		F2								4	1	2	0	0	0	2				
<b>John Bateman, R</b> OBP: 0.233, SLG: 0.302 (1, 2)										4	0	2	1	0	0	3				
<b>Bob Lillis, R</b> OBP: 0.244, SLG: 0.251 (1, 6)										4	0	1	0	0	0	4				
<b>Hal Brown, R</b> OBP: 0.071, SLG: 0.071 (1, 1)										4	0	1	0	0	1	4				
<b>Inning Stats</b>	R: 0 E: 0 K: 0 S: 3	H: 0 LOB: 0 BB: 0 P: 3	R: 0 E: 0 K: 0 S: 4	H: 1 LOB: 2 BB: 0 P: 5	R: 0 E: 0 K: 1 S: 7	H: 2 LOB: 2 BB: 0 P: 7	R: 1 E: 0 K: 0 S: 6	H: 3 LOB: 2 BB: 0 P: 6	R: 0 E: 0 K: 0 S: 4	H: 2 LOB: 1 BB: 0 P: 4	R: 0 E: 0 K: 0 S: 4	H: 1 LOB: 3 BB: 1 P: 8	R: 0 E: 0 K: 1 S: 6	H: 1 LOB: 1 BB: 0 P: 6	R: 0 E: 0 K: 1 S: 6	H: 1 LOB: 3 BB: 0 P: 6	1B: 9 2B: 3 3B: 0 HR: 0	SF: 0 SAC: 1 DP: 1 HBP: 2	WP: 0 PB: 1 SB: 0 CS: 0	PA: 36
<b>PITCHER</b> <b>Lew Burdette, R</b> ERA: 3.39 (1, 1)	IP: 6.0 WLS: L BF: 27 H: 9 R: 1 ER: 1 SO: 1 BB: 0 IBB: 1 HBP: 0 BLK: 0 WP: 0 HR: 0 S: 28 P: 29 ERA: 1.50 WHIP: 1.500															<b>PITCHER</b>				
<b>Barney Schultz, R</b> ERA: 3.13 (7, 1)	IP: 2.0 WLS: 9 BF: 9 H: 2 R: 0 ER: 0 SO: 1 BB: 1 IBB: 0 HBP: 1 BLK: 0 WP: 0 HR: 0 S: 9 P: 14 ERA: 0.00 WHIP: 1.500															<b>PITCHER</b>				

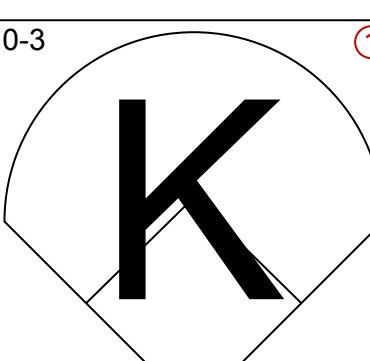
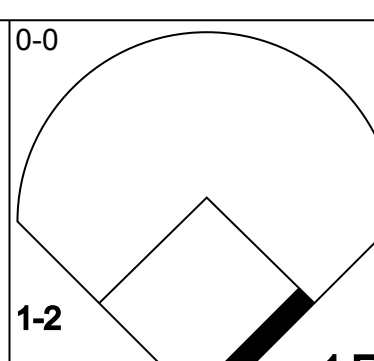
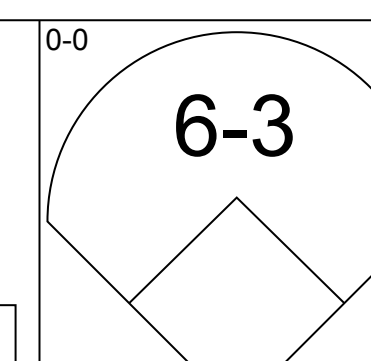
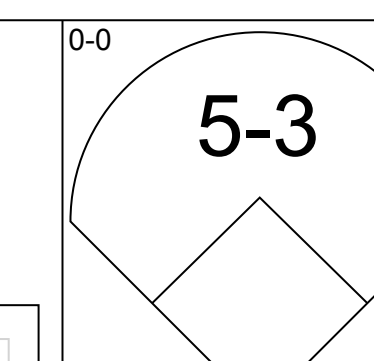
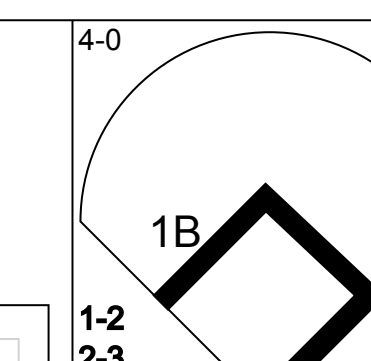
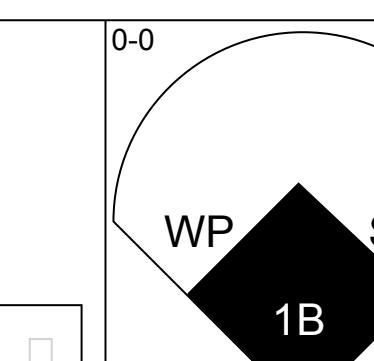
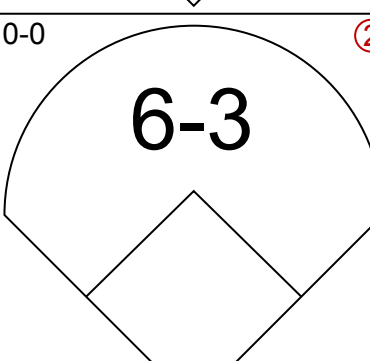
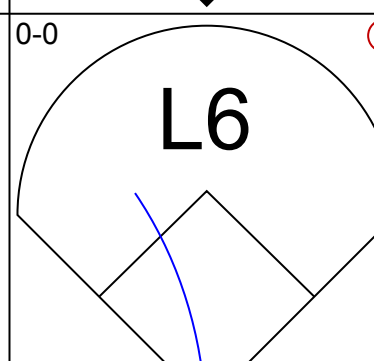

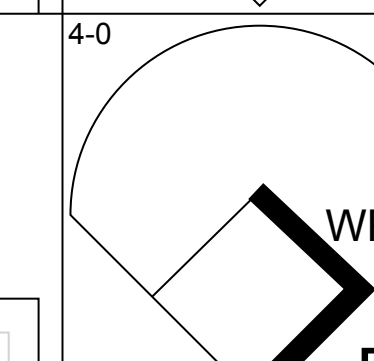
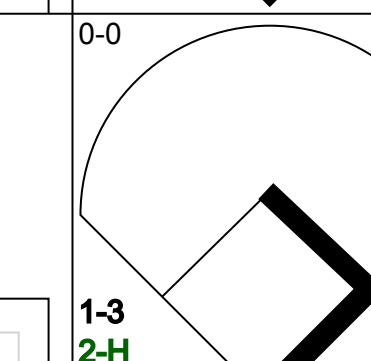
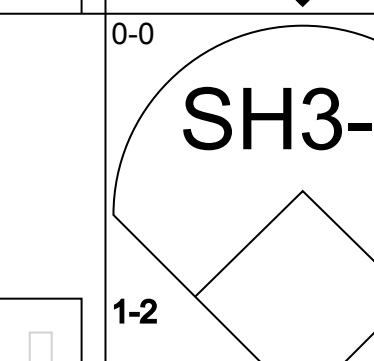
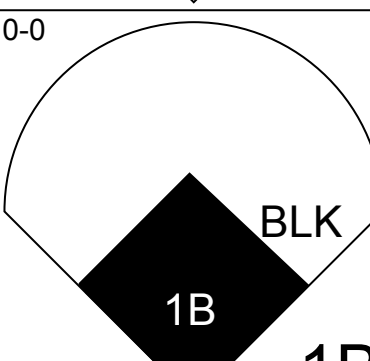
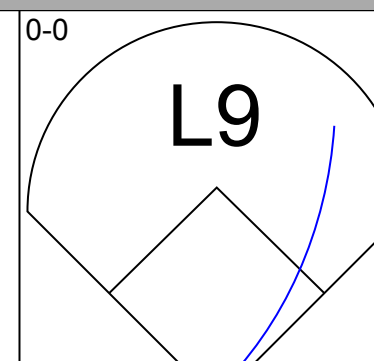
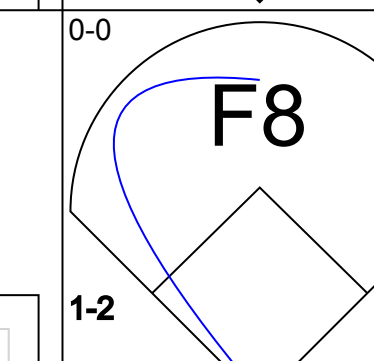
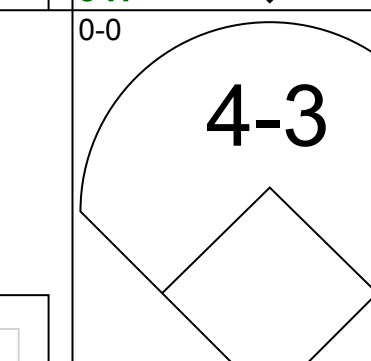
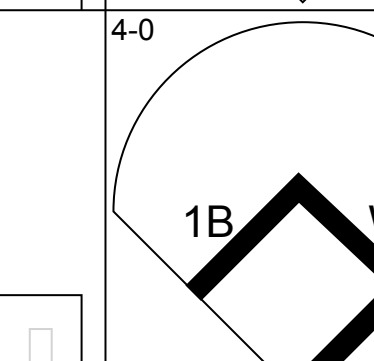
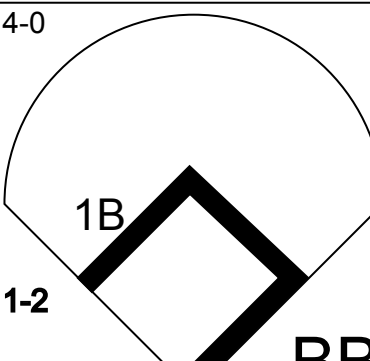
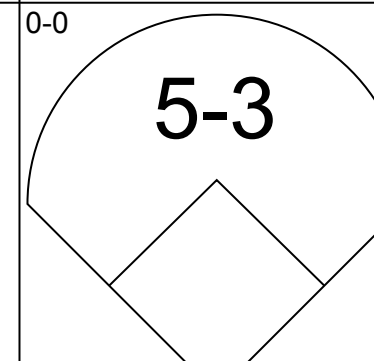
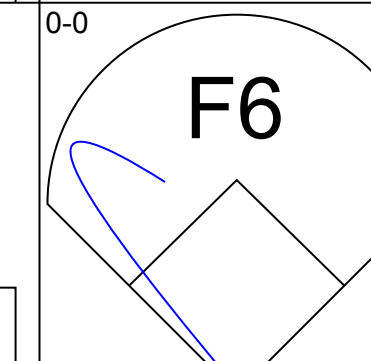
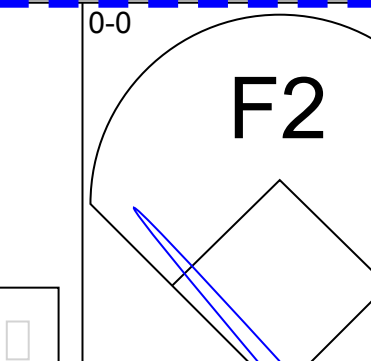
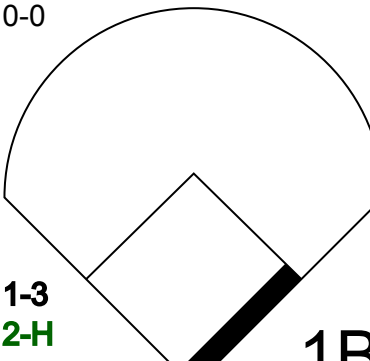
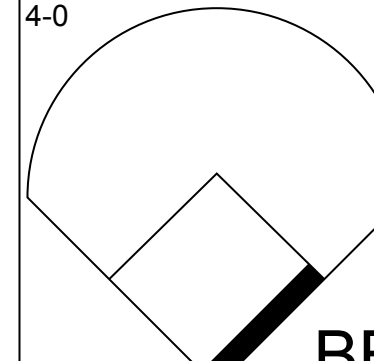
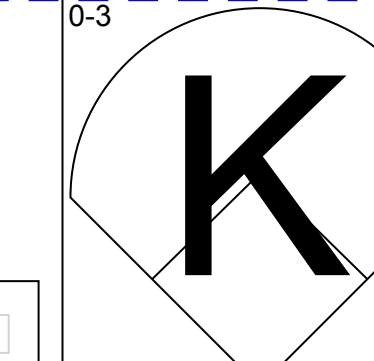
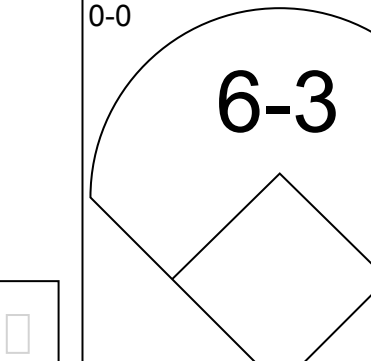
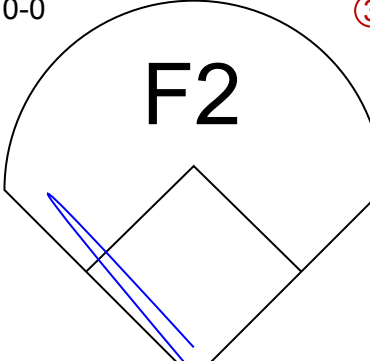
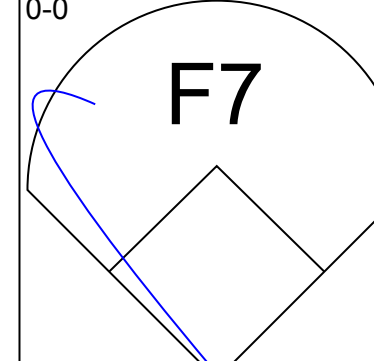
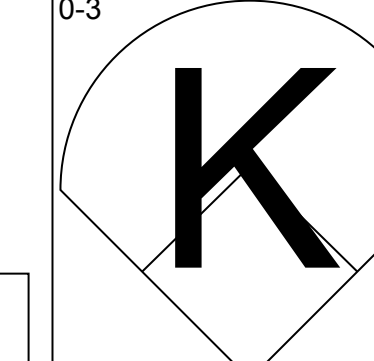
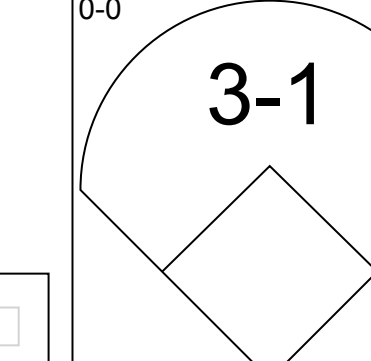
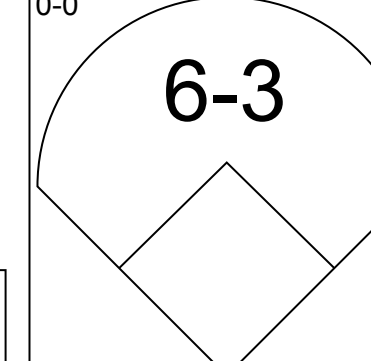
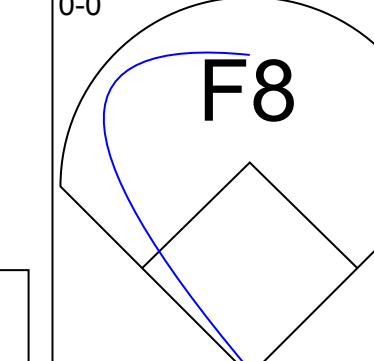
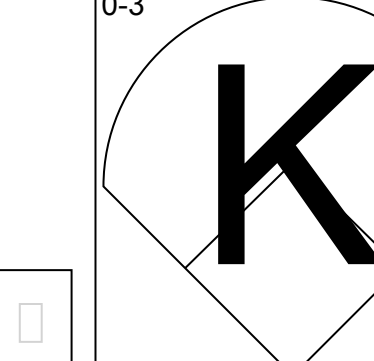
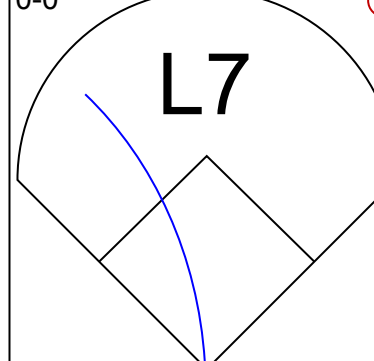
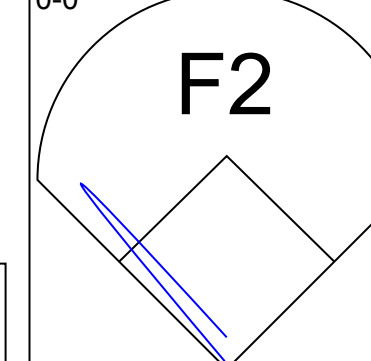
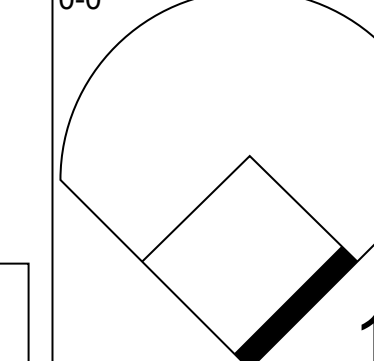
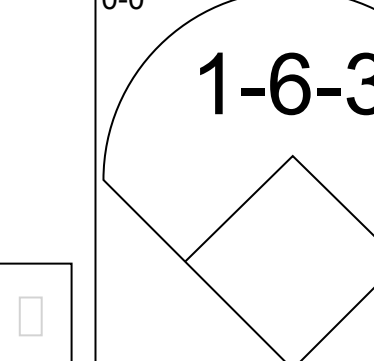
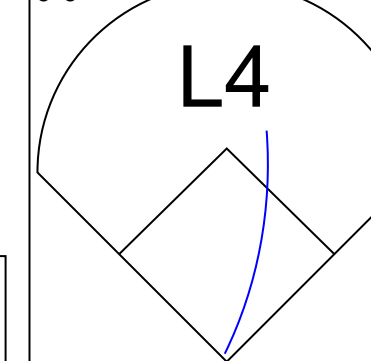
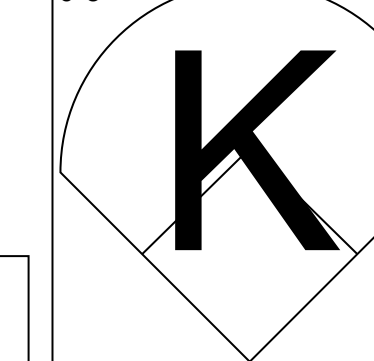
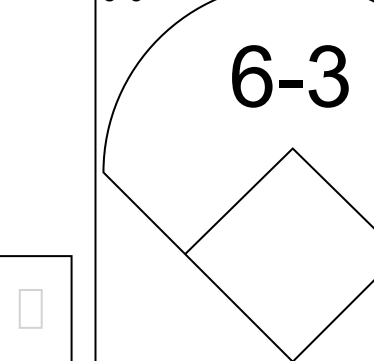


Batter	1	2	3	4	5	6	7	8	9	10	11	AB	R	H	RBI	BB	SO	LOB	TOP							
Julian Javier, R OBP: 0.323, SLG: 0.444 (1, 4)												6	1	1	0	0	1	2								
Bill White, L OBP: 0.363, SLG: 0.528 (1, 3)												6	0	2	2	0	1	1								
Dick Groat, R OBP: 0.410, SLG: 0.477 (1, 6)												5	1	1	0	1	1	1								
Stan Musial, L OBP: 0.348, SLG: 0.446 (1, 7)												4	0	0	0	0	1	2								
Duke Carmel, L OBP: 0.366, SLG: 0.333 (8, 7)												1	0	0	0	0	0	2								
Ken Boyer, R OBP: 0.370, SLG: 0.439 (1, 5)												4	0	1	0	1	1	2								
George Altman, L OBP: 0.349, SLG: 0.398 (1, 9)												3	0	1	0	2	0	3								
Curt Flood, R OBP: 0.326, SLG: 0.375 (1, 8)												4	0	1	0	1	0	3								
Tim McCarver, L OBP: 0.321, SLG: 0.405 (1, 2)												5	0	0	0	0	0	5								
Ray Sadecki, L OBP: 0.200, SLG: 0.286 (7, 1)												3	0	1	0	0	0	4								
Bobby Shantz, R OBP: 0.200, SLG: 0.200 (7, 1)												0	0	0	0	0	0	0								
Bob Gibson, R OBP: 0.217, SLG: 0.427 (8, PH)												1	0	1	0	0	0	0								
Ed Baula, R OBP: 0.299, SLG: 0.294 (8, 1)												0	1	0	0	0	0	0								
Red Schoendienst, S OBP: 0.280, SLG: 0.059 (10, PH)												0	1	0	0	0	0	0								
Ron Taylor, R OBP: 0.280, SLG: 0.059 (10, 1)												0	0	0	0	0	0	0								
<b>Inning Stats</b>	R: 0 E: 0 K: 2 S: 7	H: 0 LOB: 0 BB: 0 P: 7	R: 0 E: 0 K: 1 S: 5	H: 0 LOB: 1 BB: 1 P: 9	R: 0 E: 0 K: 0 S: 4	H: 1 LOB: 1 BB: 0 P: 4	R: 1 E: 1 K: 0 S: 7	H: 3 LOB: 3 BB: 0 P: 7	R: 1 E: 0 K: 1 S: 7	H: 2 LOB: 1 BB: 0 P: 7	R: 0 E: 0 K: 0 S: 3	H: 0 LOB: 1 BB: 1 P: 7	R: 0 E: 0 K: 0 S: 3	H: 0 LOB: 0 BB: 0 P: 3	R: 0 E: 0 K: 0 S: 4	H: 1 LOB: 2 BB: 2 P: 8	R: 1 E: 0 K: 0 S: 5	H: 2 LOB: 3 BB: 2 P: 13	R: 0 E: 0 K: 0 S: 3	H: 0 LOB: 0 BB: 0 P: 3	R: 0 E: 0 K: 1 S: 5	H: 0 LOB: 0 BB: 0 P: 5	1B: 6 2B: 1 3B: 2 HR: 0	SF: 0 SAC: 0 DP: 0 HBP: 0	WP: 1 PB: 0 SB: 0 CS: 0	PA: 48
<b>PITCHER</b>	IP ERA WHIP	WLS BF H R ER SO	BF H R ER SO	H R ER SO	BB IBB HBP BLK	WP HR S P	ERA WHIP	<b>PITCHER</b>	IP ERA WHIP	WLS BF H R ER SO	BF H R ER SO	BB IBB HBP BLK	WP HR S P	ERA WHIP												
Bob Bruce, R ERA: 3.17 (1, 1)	3.0	W	13	2	1	1	1	1	1	1	0	0	0	0	0	0	13	21	3.00	1.000						
Hal Woodeshick, L ERA: 1.51 (9, 1)	3.0	W	13	2	1	1	1	1	1	1	0	0	0	0	0	0	13	21	3.00	1.000						

St. Louis Cardinals @ Houston Colt 45's  
Colt Stadium, Houston, TX  
Mon Jul 01 1963, 8:05 PM EDT  
Att: 8,485 - Unknown

AB	43
R	3
H	9
RBI	2
BB	5
SO	5
LOB	25



Batter	1	2	3	4	5	6	7	8	9	10	11	AB	R	H	RBI	BB	SO	LOB	BOTTOM					
Ernie Fazio, R OBP: 0.282, SLG: 0.246 (1, 4)												5	1	2	0	1	1	0						
Johnny Temple, R OBP: 0.344, SLG: 0.319 (1, 5)												4	0	2	2	1	0	2						
Al Spangler, L OBP: 0.318, SLG: 0.328 (1, 7)												4	1	1	1	0	2	0	4					
Carl Warwick, R OBP: 0.375, SLG: 0.413 (1, 9)												4	0	0	0	2	0	4						
Rusty Staub, L OBP: 0.300, SLG: 0.328 (1, 3)												5	0	2	2	1	1	4						
Howie Coss, R OBP: 0.270, SLG: 0.383 (1, 8)												5	0	0	0	0	2	3						
Jim Campbell, R OBP: 0.267, SLG: 0.261 (1, 2)												3	0	1	0	1	0	0						
J C Hartman, R OBP: 0.151, SLG: 0.133 (8, PR)												0	1	0	0	0	0	0						
Hal Woodeshick, R OBP: 0.267, SLG: 0.214 (9, 1)												1	0	0	0	0	1	0						
Bob Lillis, R OBP: 0.243, SLG: 0.250 (1, 6)												5	0	1	0	0	0	2						
Bob Bruce, R OBP: 0.129, SLG: 0.056 (1, 1)												3	0	0	0	0	2	2						
John Bateman, R OBP: 0.236, SLG: 0.304 (8, 2)												2	1	1	0	0	0	0						
<b>Inning Stats</b>	R: 1 E: 0 K: 1 S: 7	H: 2 LOB: 2 BB: 1 P: 11	R: 0 E: 0 K: 1 S: 6	H: 1 LOB: 2 BB: 1 P: 10	R: 0 E: 0 K: 0 S: 3	H: 0 LOB: 1 BB: 1 P: 7	R: 0 E: 0 K: 0 S: 3	H: 0 LOB: 0 BB: 0 P: 3	R: 0 E: 0 K: 0 S: 4	H: 1 LOB: 2 BB: 1 P: 8	R: 0 E: 0 K: 1 S: 8	H: 0 LOB: 2 BB: 2 P: 13	R: 2 E: 0 K: 0 S: 6	H: 3 LOB: 3 BB: 1 P: 10	R: 0 E: 0 K: 1 S: 5	H: 0 LOB: 0 BB: 0 P: 5	R: 0 E: 0 K: 1 S: 5	H: 0 LOB: 0 BB: 0 P: 5	R: 1 E: 0 K: 0 S: 4	H: 2 LOB: 2 BB: 1 P: 8	1B: 9 2B: 1 3B: 0 HR: 0	SF: 0 SAC: 1 DP: 0 HBP: 0	WP: 2 PB: 0 SB: 1 CS: 0	PA: 50
<b>PITCHER</b>	IP ERA WHIP	WLS BF H R ER SO	BF H R ER SO	H R ER SO	BB IBB HBP BLK	WP HR S P	ERA WHIP	<b>PITCHER</b>	IP ERA WHIP	WLS BF H R ER SO	BF H R ER SO	BB IBB HBP BLK	WP HR S P	ERA WHIP										
Ray Sadecki, L ERA: 5.22 (1, 1)	6.2	3	31	5	1	4	6	0	0	0	0	0	0	0	0	0	13	13.50	3.000					
Bobby Shantz, L ERA: 3.29 (7, 1)	1.1	8	3	2	2	1	1	0	0	0	0	0	0	0	0	0	5	5.00	0.000					
Ed Baula, R ERA: 1.7 (9, 1)	1.0	3	0	0	0	1	0	0	0	0	0	0	0	0	0	0	9	13	13.50					
Ron Taylor, R ERA: 2.78 (10, 1)	1.2	L	8	2	1	1	0	1	0	0	0	0	0	0	0	0	9	13	5.40					

St. Louis Cardinals @ Houston Colt 45's  
Colt Stadium, Houston, TX  
Mon Jul 01 1963, 8:05 PM EDT  
Att: 8,485 - Unknown

AB	41
R	4
H	10
RBI	4
BB	8
SO	7
LOB	21





Batter	1	2	3	4	5	6	7	8	9	AB	R	H	RBI	BB	SO	LOB	TOP								
<b>Pete Rose, S</b> OBP: 0.354, SLG: 0.362 (1, 4)	0-0 1B 3-1 1B		0-0 1B		0-0 1B SF8		0-0 1-2 G3	0-0 1-2 2-3 4-3		5	2	3	0	0	0	3	<b>Cincinnati Reds @ Houston Colt 45's</b> Colt Stadium, Houston, TX Tue Jul 02 1963, 8:05 PM EDT Att: 6,769 - Cloudy - 79 F								
<b>Bob Skinner, L</b> OBP: 0.327, SLG: 0.376 (1, 7)	0-3 K		0-0 L4		0-0 1-3 G1-6-3 1B		4-0 2B 1B BB	0-0 F9		4	1	1	0	1	1	4									
<b>Vada Pinson, L</b> OBP: 0.351, SLG: 0.514 (1, 8)	0-0 1-3 3-1 1B		0-0 L4		0-0 3-H G1-6-3 1B		0-0 1-3 2-H 2B	0-0 F7		4	1	2	2	0	0	1									
<b>Gordy Coleman, L</b> OBP: 0.277, SLG: 0.387 (1, 3)	0-0 2-3 3-H 3-1 1B		0-0 G3		0-0 1-2 G1-6-3 1B		0-0 2-H 3-H 1B	0-0 F8		5	0	1	3	0	0	3									
<b>Marty Keough, L</b> OBP: 0.363, SLG: 0.455 (1, 9)	4-0 S BB		0-0 1B 2-3 1-2 1B		0-0 P3		0-0 P4	0-0 F9		4	0	1	0	1	0	1									
<b>Johnny Edwards, L</b> OBP: 0.322, SLG: 0.379 (1, 2)	0-0 1-2 4-3		0-0 1-3 1B		0-0 F8		0-0 4-3			4	0	1	0	0	0	2									
<b>Daryl Spencer, R</b> OBP: 0.383, SLG: 0.308 (1, 5)		0-0 4-3		0-0 1-2 1-3 1B		0-0 5-3		4-0 1B E BB		3	1	0	0	1	0	2									
<b>Leo Cardenas, R</b> OBP: 0.278, SLG: 0.355 (1, 6)		0-3 K		4-0 1B IBB		0-0 5-3		0-0 4-3 E 1B		3	0	1	0	1	1	0									
<b>Bob Purkey, R</b> OBP: 0.200, SLG: 0.048 (7, PH)		0-3 K		0-3 K2-5-1-2 3-3		0-0 G3 2B 1B		0-0 E6 4-3		2	0	0	0	0	2	3									
<b>Tommy Harper, R</b> OBP: 0.328, SLG: 0.320 (7, PH)										1	1	1	0	0	0	0									
<b>Al Worthington, R</b> (7, 1)										1	0	0	1	0	0	1									
<b>Inning Stats</b>	R: 1 E: 0 K: 1 S: 7	H: 2 LOB: 2 BB: 1 P: 11	R: 0 E: 0 K: 2 S: 7	H: 0 LOB: 0 BB: 0 P: 7	R: 0 E: 0 K: 0 S: 4	H: 1 LOB: 1 BB: 0 P: 4	R: 0 E: 0 K: 1 S: 6	H: 2 LOB: 3 BB: 1 P: 10	R: 1 E: 0 K: 0 S: 4	H: 2 LOB: 0 BB: 0 P: 4	R: 0 E: 0 K: 0 S: 3	H: 0 LOB: 0 BB: 0 P: 3	R: 3 E: 0 K: 0 S: 6	H: 3 LOB: 1 BB: 1 P: 10	R: 1 E: 1 K: 0 S: 5	H: 1 LOB: 2 BB: 1 P: 9	R: 0 E: 0 K: 0 S: 3	H: 0 LOB: 0 BB: 0 P: 3	1B: 10 2B: 2 3B: 0 HR: 0	SF: 1 SAC: 0 DP: 2 HBP: 0	WP: 0 PB: 0 SB: 1 CS: 0	PA: 41			
<b>PITCHER</b>	IP	WLS	BF	H	R	ER	SO	BB	IBB	HBP	BLK	WP	HR	S	P	ERA	WHIP								
<b>Don McMahon, R</b> ERA: 4.1 (1, 1)	6.2	L	30	9	5	5	4	2	1	0	0	0	0	35	47	6.75	1.650								
<b>Jim Dickson, R</b> ERA: (7, 1)	0.1		2	1	0	0	0	0	0	0	0	0	0	2	2	0.00	3.000								
<b>Don Nottebart, R</b> ERA: 3.36 (8, 1)	2.0		9	1	1	1	0	1	0	0	0	0	0	8	12	4.50	1.000								

AB	36
R	6
H	11
RBI	6
BB	4
SO	4
LOB	20



Batter	1	2	3	4	5	6	7	8	9	AB	R	H	RBI	BB	SO	LOB	BOTTOM								
<b>Ernie Fazio, R</b> OBP: 0.279, SLG: 0.244 (1, 4)	0-0 1B 4-3 1B		0-0 6-3		0-3 K		0-3 K		0-3 K	5	1	1	0	0	3	4	<b>Cincinnati Reds @ Houston Colt 45's</b> Colt Stadium, Houston, TX Tue Jul 02 1963, 8:05 PM EDT Att: 6,769 - Cloudy - 79 F								
<b>Johnny Temple, R</b> OBP: 0.349, SLG: 0.319 (1, 5)	0-0 1-3 4-3 1B		0-0 L5		0-0 E4		4-0 1-2 2-3 BB		4-0 S BB	3	0	1	0	2	0	1									
<b>Al Spangler, L</b> OBP: 0.320, SLG: 0.328 (1, 7)	0-0 1-2 3-H 4-3		0-0 2-H 1B		0-0 F9		0-0 3-H SF8		4-0 1-2 BB	3	0	1	3	1	0	2									
<b>Carl Warwick, R</b> OBP: 0.369, SLG: 0.406 (1, 9)	0-0 F7		0-0 6-3		0-0 5-3		0-3 K		0-0 F9	4	0	0	0	0	1	4									
<b>Don Nottebart, R</b> OBP: 0.161, SLG: 0.133 (8, PH)										0	0	0	0	0	0	0									
<b>Jim Campbell, R</b> OBP: 0.264, SLG: 0.259 (9, PH)										1	0	0	0	0	0	2									
<b>Rusty Staub, L</b> OBP: 0.295, SLG: 0.322 (1, 3) (8, 9)	0-0 4-3		0-0 6-3		0-0 E1 FC1-6		0-0 P5		0-0 F9	4	0	0	0	0	0	1									
<b>Howie Goss, R</b> OBP: 0.270, SLG: 0.381 (1, 8)		0-0 5-3		0-0 1B		0-0 FC1-6		0-0 F8		4	0	1	0	0	0	1									
<b>John Bateman, R</b> OBP: 0.237, SLG: 0.303 (1, 2)		0-0 F5		0-3 K		0-0 P6		0-0 1B		4	0	1	0	0	1	1									
<b>Bob Lillis, R</b> OBP: 0.247, SLG: 0.254 (1, 6)		0-0 5-3		0-0 S E 1B		0-0 BB 1B SF8 1B		0-0 L6		4	2	2	0	0	0	1									
<b>Don McMahon, R</b> OBP: 0.125, SLG: 0.250 (7, 1)										2	1	1	0	0	0	1									
<b>Jim Dickson, L</b> (7, 1)										0	0	0	0	0	0	0									
<b>Pete Runnels, L</b> OBP: 0.284, SLG: 0.242 (8, 3)										2	0	1	0	0	0	0									
<b>Inning Stats</b>	R: 1 E: 0 K: 0 S: 5	H: 2 LOB: 1 BB: 0 P: 5	R: 0 E: 0 K: 0 S: 3	H: 0 LOB: 0 BB: 0 P: 3	R: 1 E: 0 K: 0 S: 5	H: 2 LOB: 1 BB: 0 P: 5	R: 0 E: 0 K: 1 S: 5	H: 1 LOB: 0 BB: 0 P: 5	R: 1 E: 1 K: 1 S: 7	H: 1 LOB: 1 BB: 0 P: 7	R: 0 E: 0 K: 0 S: 4	H: 0 LOB: 1 BB: 0 P: 4	R: 1 E: 0 K: 2 S: 9	H: 2 LOB: 2 BB: 1 P: 13	R: 0 E: 0 K: 0 S: 4	H: 1 LOB: 1 BB: 0 P: 4	R: 0 E: 0 K: 1 S: 5	H: 0 LOB: 2 BB: 2 P: 13	1B: 8 2B: 1 3B: 0 HR: 0	SF: 1 SAC: 0 DP: 0 HBP: 0	WP: 0 PB: 0 SB: 3 CS: 0	PA: 40			
<b>PITCHER</b>	IP	WLS	BF	H	R	ER	SO	BB	IBB	HBP	BLK	WP	HR	S	P	ERA	WHIP								
<b>Bob Purkey, R</b> ERA: 3.85 (1, 1)	6.0	W	25	6	3	2	2	0	0	0	0	0	0	29	29	3.00	1.000								
<b>Al Worthington, R</b> ERA: 2.64 (7, 1)	3.0	S	15	3	1	1	3	3	0	0	0	0	0	18	30	3.00	2.000								

AB	36
R	4
H	9
RBI	3
BB	3
SO	5
LOB	18





Batter	1	2	3	4	5	6	7	8	9	AB	R	H	RBI	BB	SO	LOB	TOP										
<b>Pete Rose, S</b> OBP: 0.353, SLG: 0.358 (1, 4)										3	1	0	0	1	0	1	<b>Cincinnati Reds @ Houston Colt 45's</b> Colt Stadium, Houston, TX Wed Jul 03 1963, 8:05 PM EDT Att: 6,051 - Cloudy - 76 F										
<b>Bob Skinner, L</b> OBP: 0.325, SLG: 0.373 <b>Ken Walters, R</b> OBP: 0.250, SLG: 0.349 (6, PH) (6, 7)										2	0	0	0	0	1	0											
<b>Vada Pinson, L</b> OBP: 0.350, SLG: 0.511 (1, 8)										4	0	1	0	0	1	0											
<b>Gordy Coleman, L</b> OBP: 0.275, SLG: 0.384 <b>Don Pavletich, R</b> OBP: 0.324, SLG: 0.271 (6, PH) (6, 3)										2	0	0	0	0	0	1											
<b>Marty Keough, L</b> OBP: 0.355, SLG: 0.443 <b>Tommy Harper, R</b> OBP: 0.331, SLG: 0.317 (7, PH) (7, 9)										2	0	0	0	0	1	1											
<b>Johnny Edwards, L</b> OBP: 0.322, SLG: 0.390 (1, 2)										3	1	1	1	0	0	1											
<b>Daryl Spencer, R</b> OBP: 0.376, SLG: 0.301 (1, 5)										3	0	0	0	0	3	1											
<b>Leo Cardenas, R</b> OBP: 0.279, SLG: 0.353 (1, 6)										2	0	0	0	0	0	1											
<b>John Tsitouris, R</b> OBP: 0.056, SLG: 0.059 (1, 1)										2	0	0	0	0	1	0											
<b>Inning Stats</b>	R: 0 E: 0 K: 0 S: 3	H: 0 LOB: 0 BB: 0 P: 3	R: 0 E: 0 K: 0 S: 3	H: 0 LOB: 0 BB: 0 P: 3	R: 0 E: 0 K: 1 S: 5	H: 0 LOB: 1 BB: 0 P: 6	R: 0 E: 0 K: 2 S: 8	H: 1 LOB: 1 BB: 0 P: 8	R: 1 E: 0 K: 1 S: 6	H: 0 LOB: 0 BB: 0 P: 6	R: 1 E: 1 K: 1 S: 5	H: 0 LOB: 1 BB: 1 P: 9	R: 0 E: 0 K: 1 S: 5	H: 0 LOB: 0 BB: 0 P: 9	R: 0 E: 0 K: 1 S: 4	H: 0 LOB: 0 BB: 0 P: 5		R: 0 E: 0 K: 1 S: 5	H: 0 LOB: 0 BB: 0 P: 5	1B: 1 2B: 0 3B: 0 HR: 1	SF: 0 SAC: 1 DP: 0 HBP: 2	WP: 0 PB: 1 SB: 1 CS: 1	PA: 33				
<b>PITCHER</b>	IP	WLS	BF	H	R	ER	SO	BB	IBB	HBP	BLK	WP	HR	S	P	ERA	WHIP										
<b>Jim Umbricht, R</b> ERA: 4.68 (1, 1)	5.0		18	2	1	1	4	0	0	1	0	0	1	25	26	1.80	0.400										
<b>Hal Woodeshick, L</b> ERA: 1.44 (6, 1)	3.0	L	11	0	1	0	3	2	0	1	0	0	0	14	23	0.00	0.667										
<b>Jim Dickson, R</b> ERA: (9, 1)	1.0		3	0	0	0	1	0	0	0	0	0	0	5	5	0.00	0.000										

Batter	1	2	3	4	5	6	7	8	9	AB	R	H	RBI	BB	SO	LOB	BOTTOM										
<b>Al Spangler, L</b> OBP: 0.319, SLG: 0.326 (1, 7)										4	1	1	0	0	0	0	<b>Cincinnati Reds @ Houston Colt 45's</b> Colt Stadium, Houston, TX Wed Jul 03 1963, 8:05 PM EDT Att: 6,051 - Cloudy - 76 F										
<b>Johnny Temple, R</b> OBP: 0.347, SLG: 0.318 (1, 4)										4	0	1	1	0	0	0											
<b>Pete Runnels, L</b> OBP: 0.279, SLG: 0.237 (1, 5)										4	0	0	0	0	0	1											
<b>Carl Warwick, R</b> OBP: 0.364, SLG: 0.399 (1, 9)										4	0	0	0	0	2	0											
<b>Rusty Staub, L</b> OBP: 0.296, SLG: 0.320 (1, 3)										2	0	0	0	1	0	0											
<b>Howie Goss, R</b> OBP: 0.270, SLG: 0.378 (1, 8)										2	0	0	0	1	1	1											
<b>John Bateman, R</b> OBP: 0.233, SLG: 0.298 (1, 2)										3	0	0	0	0	1	2											
<b>Bob Lillis, R</b> OBP: 0.244, SLG: 0.251 (1, 6)										3	0	0	0	0	1	0											
<b>Jim Umbricht, R</b> (1, 1)										1	0	0	0	0	0	0											
<b>Johnny Weekly, R</b> OBP: 0.150, SLG: 0.150 (5, PH) <b>Hal Woodeshick, R</b> OBP: 0.267, SLG: 0.214 (6, 1) <b>Jim Campbell, R</b> OBP: 0.262, SLG: 0.257 (8, PH) <b>Jim Dickson, L</b> (9, 1)										1	0	0	0	0	0	0											
<b>Inning Stats</b>	R: 0 E: 0 K: 0 S: 3	H: 0 LOB: 0 BB: 0 P: 3	R: 0 E: 0 K: 3 S: 9	H: 0 LOB: 1 BB: 1 P: 13	R: 1 E: 0 K: 0 S: 5	H: 2 LOB: 0 BB: 0 P: 5	R: 0 E: 0 K: 0 S: 3	H: 0 LOB: 0 BB: 0 P: 3	R: 0 E: 0 K: 1 S: 5	H: 0 LOB: 0 BB: 0 P: 5	R: 0 E: 0 K: 0 S: 3	H: 0 LOB: 0 BB: 0 P: 3	R: 0 E: 0 K: 0 S: 3	H: 0 LOB: 1 BB: 1 P: 7	R: 0 E: 0 K: 1 S: 5	H: 0 LOB: 0 BB: 0 P: 5	R: 0 E: 0 K: 1 S: 5	H: 0 LOB: 0 BB: 0 P: 5	1B: 2 2B: 0 3B: 0 HR: 0	SF: 0 SAC: 0 DP: 0 HBP: 0	WP: 0 PB: 0 SB: 1 CS: 0	PA: 31					
<b>PITCHER</b>	IP	WLS	BF	H	R	ER	SO	BB	IBB	HBP	BLK	WP	HR	S	P	ERA	WHIP										
<b>John Tsitouris, R</b> ERA: 3.48 (1, 1)	9.0	W	31	2	1	1	6	2	0	0	0	0	0	41	49	1.00	0.444										



Batter	1	2	3	4	5	6	7	8	9	AB	R	H	RBI	BB	SO	LOB	TOP					
<b>Pete Rose, S</b> OBP: 0.352, SLG: 0.364 (1,4)	1-3		K		P6			FC6-4 3B		4	1	1	0	0	1	0	<b>Cincinnati Reds @ Houston Colt 45's</b> Colt Stadium, Houston, TX Thu Jul 04 1963, 8:05 PM EDT Cloudy - 81 F					
<b>Bob Skinner, L</b> OBP: 0.327, SLG: 0.376 (1,7)	4-3		2B			G3		FC6-4 1B BB		3	1	1	0	1	0	0						
<b>Vada Pinson, L</b> OBP: 0.355, SLG: 0.517 (1,8)						4-3		FC6-4 1B		4	0	3	1	0	0	0						
<b>Gordy Coleman, L</b> OBP: 0.275, SLG: 0.383 <b>Don Pavletich, R</b> OBP: 0.319, SLG: 0.267 (8, PH) (8, 3)	G3		4-3					FC6-4 FC4-6		3	0	1	0	0	0	2						
<b>Marty Keough, L</b> OBP: 0.354, SLG: 0.432 <b>Ken Walters, R</b> OBP: 0.244, SLG: 0.341 <b>Dom Zanni, R</b> (8, 1)					6-3			FC4-6		2	0	0	0	0	1	1						
<b>Sammy Taylor, L</b> OBP: 0.316, SLG: 0.289 <b>Daryl Spencer, R</b> OBP: 0.374, SLG: 0.299 (9, PH)					4-3					3	0	0	0	0	0	1						
<b>Charlie Neal, R</b> OBP: 0.298, SLG: 0.311 (1,5)					1-3					4	0	0	0	0	0	1						
<b>Leo Cardenas, R</b> OBP: 0.276, SLG: 0.348 (1,6)										4	0	0	0	0	0	1						
<b>Joe Nuxhall, L</b> OBP: 0.194, SLG: 0.200 <b>Eddie Kasko, R</b> OBP: 0.308, SLG: 0.300 <b>Jim Owens, R</b> (5, 1) <b>Tommy Harper, R</b> OBP: 0.328, SLG: 0.314 (8, PH) (8, 9)					G3					1	0	0	0	0	0	0						
<b>Inning Stats</b>	R: 0 E: 0 K: 0 S: 4	H: 1 LOB: 1 BB: 0 P: 4	R: 0 E: 0 K: 0 S: 3	H: 0 LOB: 1 BB: 0 P: 4	R: 1 E: 0 K: 1 S: 7	H: 2 LOB: 1 BB: 0 P: 7	R: 0 E: 0 K: 0 S: 3	H: 0 LOB: 0 BB: 0 P: 3	R: 0 E: 0 K: 1 S: 6	H: 1 LOB: 1 BB: 0 P: 6	R: 0 E: 0 K: 0 S: 3	H: 0 LOB: 0 BB: 0 P: 3	R: 1 E: 0 K: 0 S: 5	H: 2 LOB: 2 BB: 1 P: 9	R: 0 E: 0 K: 0 S: 3	H: 0 LOB: 0 BB: 0 P: 3		1B: 3 2B: 2 3B: 1 HR: 0	SF: 0 SAC: 0 DP: 0 HBP: 1	WP: 0 PB: 1 SB: 0 CS: 0	PA: 35	
<b>PITCHER</b>	IP	WLS	BF	H	R	ER	SO	BB	IBB	HBP	BLK	WP	HR	S	P	ERA		WHIP				
<b>Ken Johnson, R</b> ERA: 3.03 <b>Hal Woodeshick, L</b> ERA: 1.41	(1, 1) (8, 1)	7.1 S	30 5	6 0	2 0	2 0	2 0	1 0	0 0	1 0	0 0	0 0	0 0	32 5	37 5	2.46 0.00		0.955 0.000				

AB	33
R	2
H	6
RBI	2
BB	1
SO	2
LOB	10



Batter	1	2	3	4	5	6	7	8	9	AB	R	H	RBI	BB	SO	LOB	BOTTOM					
<b>Ernie Fazio, R</b> OBP: 0.285, SLG: 0.254 (1,4)	5-3			E				1-3		3	1	1	0	1	0	0	<b>Cincinnati Reds @ Houston Colt 45's</b> Colt Stadium, Houston, TX Thu Jul 04 1963, 8:05 PM EDT Cloudy - 81 F					
<b>Al Spangler, L</b> OBP: 0.316, SLG: 0.325 (1,7)	F9			E2				4-3		4	1	1	1	0	0	1						
<b>Johnny Temple, R</b> OBP: 0.351, SLG: 0.324 (1,5)	6-3			SH3-1						2	1	1	0	1	0	0						
<b>Carl Warwick, R</b> OBP: 0.362, SLG: 0.401 (1,9)										4	1	1	1	0	0	2						
<b>Rusty Staub, L</b> OBP: 0.299, SLG: 0.335 (1,3)										4	1	2	3	0	0	1						
<b>Howie Goss, R</b> OBP: 0.287, SLG: 0.374 (1,8)										3	0	0	0	0	1	1						
<b>John Bateman, R</b> OBP: 0.229, SLG: 0.293 (1,2)										3	0	0	0	0	1	1						
<b>Bob Lillis, R</b> OBP: 0.241, SLG: 0.248 (1,6)										3	0	0	0	0	0	0						
<b>Ken Johnson, R</b> OBP: 0.086, SLG: 0.030 <b>Hal Woodeshick, R</b> OBP: 0.267, SLG: 0.214 (8, 1)										3	0	0	0	0	2	0						
<b>Inning Stats</b>	R: 0 E: 0 K: 0 S: 3	H: 0 LOB: 0 BB: 0 P: 3	R: 0 E: 0 K: 1 S: 5	H: 0 LOB: 0 BB: 0 P: 5	R: 0 E: 0 K: 1 S: 5	H: 0 LOB: 0 BB: 0 P: 5	R: 4 E: 1 K: 0 S: 7	H: 4 LOB: 0 BB: 0 P: 7	R: 0 E: 1 K: 1 S: 5	H: 0 LOB: 1 BB: 1 P: 9	R: 1 E: 1 K: 1 S: 6	H: 1 LOB: 1 BB: 1 P: 10	R: 0 E: 0 K: 0 S: 3	H: 0 LOB: 0 BB: 0 P: 3	R: 0 E: 0 K: 0 S: 4	H: 1 LOB: 1 BB: 0 P: 4		1B: 2 2B: 3 3B: 0 HR: 1	SF: 0 SAC: 1 DP: 0 HBP: 0	WP: 0 PB: 0 SB: 0 CS: 0	PA: 32	
<b>PITCHER</b>	IP	WLS	BF	H	R	ER	SO	BB	IBB	HBP	BLK	WP	HR	S	P	ERA		WHIP				
<b>Joe Nuxhall, L</b> ERA: 2.78 <b>Jim Owens, R</b> ERA: 5.12 <b>Dom Zanni, R</b> ERA: 6.0	(1, 1) (5, 1) (8, 1)	4.0 L	16 12	4 1	4 1	4 0	2 2	0 2	0 0	0 0	0 0	0 0	0 0	14 4	22 4	0.00 0.00		1.000 1.000				

AB	29
R	5
H	6
RBI	5
BB	2
SO	4
LOB	6





Batter	1	2	3	4	5	6	7	8	9	AB	R	H	RBI	BB	SO	LOB	TOP									
<b>Pete Rose, S</b> OBP: 0.350, SLG: 0.361 (1,4)	0-0 4-3	0-0 6-3			0-0 4-3 S 1B	0-0 1-3		0-0 4-3	0-0 4-3	5	0	1	0	0	0	3	<b>Cincinnati Reds @ Houston Colt 45's</b> Colt Stadium, Houston, TX Thu Jul 04 1963, 8:05 PM EDT Att: 13,912 - Cloudy - 81 F									
<b>Bob Skinner, L</b> OBP: 0.325, SLG: 0.371 (1,7)	1-0 1B HBP		0-0 5-3		0-0 4-3		0-0 P6	0-0 F8	0-0 F8	4	1	0	0	0	0	1										
<b>Vada Pinson, L</b> OBP: 0.355, SLG: 0.520 (1,8)	0-0 F8		0-0 G3		4-0 BB		0-0 3B	0-3 K	0-3 K	4	0	1	0	1	1	1										
<b>Gordy Coleman, L</b> OBP: 0.275, SLG: 0.381 (1,3)	0-0 1B 1B		0-0 3-1		0-0 G3		0-0 4-3			4	1	1	0	0	0	3										
<b>Marty Keough, L</b> OBP: 0.380, SLG: 0.446 (1,9)	0-0 1B 1-3 2-H			4-0 BB G4-6-3		0-0 1B FC5-2		4-0 BB		2	0	2	1	2	0	0										
<b>Johnny Edwards, L</b> OBP: 0.325, SLG: 0.392 (1,2)	0-0 1-2 1B		0-0 G4-6-3		0-0 1-2 1B		0-0 5-3 FC5-2 1B	0-0 F8		4	0	2	1	0	0	3										
<b>Daryl Spencer, R</b> OBP: 0.372, SLG: 0.298 (1,5)	0-0 F8		0-0 1B		0-0 FC5-2 5-3 1-2 3-H 1B		0-3 K			4	0	1	0	0	1	4										
<b>Leo Cardenas, R</b> OBP: 0.272, SLG: 0.344 (1,6)		0-0 1-3		0-3 K		0-0 5-3		0-0 6-3		4	0	0	0	0	1	3										
<b>Joey Jay, S</b> OBP: 0.129, SLG: 0.133 (1,1)	0-0 4-3				0-3 K		0-0 BB	0-3 K		3	0	0	0	1	2	0	<b>REDS</b>									
<b>Inning Stats</b>	R: 2 E: 0 K: 0 S: 6	H: 3 LOB: 2 BB: 0 P: 7	R: 0 E: 0 K: 0 S: 3	H: 0 LOB: 0 BB: 0 P: 3	R: 0 E: 0 K: 1 S: 5	H: 1 LOB: 1 BB: 1 P: 9	R: 0 E: 0 K: 1 S: 6	H: 2 LOB: 3 BB: 1 P: 9	R: 0 E: 0 K: 2 S: 7	H: 0 LOB: 0 BB: 0 P: 7	R: 0 E: 0 K: 1 S: 5	H: 0 LOB: 0 BB: 0 P: 5	1B: 7 2B: 0 3B: 1 HR: 0	SF: 0 SAC: 0 DP: 1 HBP: 1	WP: 0 PB: 0 SB: 1 CS: 0	PA: 39										
<b>PITCHER</b>	IP WLS BF H R ER SO BB IBB HBP BLK WP HR S P ERA WHIP																									
<b>Chris Zachary, R</b> ERA: 6.26 (1,1)	5.2	W 27	B 7	R 2	ER 2	SO 2	BB 3	IBB 0	HBP 1	BLK 0	WP 0	HR 0	S 27	P 40	ERA 3.18	WHIP 1.765										
<b>Turk Farrell, R</b> ERA: 2.53 (6,1)	3.1	W 12	B 1	R 0	ER 0	SO 3	BB 1	IBB 0	HBP 0	BLK 0	WP 0	HR 0	S 17	P 21	ERA 0.00	WHIP 0.600										

Batter	1	2	3	4	5	6	7	8	9	AB	R	H	RBI	BB	SO	LOB	BOTTOM									
<b>Al Spangler, L</b> OBP: 0.324, SLG: 0.331 (1,7)	4-0 PB 1B BB	0-0 F9			0-0 2B		4-0 CS BB		2	1	1	0	2	0	0		<b>Cincinnati Reds @ Houston Colt 45's</b> Colt Stadium, Houston, TX Thu Jul 04 1963, 8:05 PM EDT Att: 13,912 - Cloudy - 81 F									
<b>Johnny Temple, R</b> OBP: 0.349, SLG: 0.320 (1,4) (9,5)	0-0 P4		4-0 1B E BB		0-0 P4		0-0 CS	0-0 F8	3	1	0	0	1	0	2											
<b>Pete Runnels, L</b> OBP: 0.283, SLG: 0.238 (1,5) (6, PR)	0-3 K		0-0 E6 1B		0-0 1-3		4-0 BB S HR BB		3	0	1	0	1	1	2											
<b>Ernie Fazio, R</b> OBP: 0.285, SLG: 0.254 (9,4)			1-3 E6 1B		0-0 1-3		0-0 F8		0	1	0	0	0	0	0											
<b>Carl Warwick, R</b> OBP: 0.361, SLG: 0.396 (1,9)	4-0 BB 1B BB		0-3 K		0-0 F8		0-0 F8		3	0	0	0	1	1	4											
<b>Rusty Staub, L</b> OBP: 0.305, SLG: 0.339 (1,3)	0-0 BB 1B		0-3 K		0-0 G6-4-3 1B		4-0 BB HR IBB		3	1	2	1	1	1	2											
<b>Howie Goss, R</b> OBP: 0.271, SLG: 0.371 (1,8)	4-0 1-2 2-3 BB		0-0 E6		0-3 K		4-0 BB HR BB		2	1	0	0	2	1	2											
<b>Jim Campbell, R</b> OBP: 0.270, SLG: 0.291 (1,2)	0-3 K		0-0 G3-6-3 1B		0-0 G6-4-3 1-2 BB		0-0 1-2 2-3 HR BB		4	1	2	4	0	1	4											
<b>Bob Lillis, R</b> OBP: 0.238, SLG: 0.244 (1,6)		0-0 5-3		0-0 G3-6-3 1-2 BB		0-0 F7		0-0 6-3	4	0	0	0	0	0	2											
<b>Chris Zachary, L</b> (1,1)		0-0 F7		0-3 K		0-0 1-3			2	0	0	0	0	1	0											
<b>Turk Farrell, R</b> OBP: 0.214, SLG: 0.160 (6,1)									1	0	0	0	0	0	0											
<b>Inning Stats</b>	R: 1 E: 0 K: 2 S: 8	H: 1 LOB: 3 BB: 3 P: 20	R: 0 E: 0 K: 0 S: 3	H: 0 LOB: 0 BB: 0 P: 3	R: 1 E: 1 K: 2 S: 8	H: 1 LOB: 1 BB: 1 P: 12	R: 0 E: 0 K: 1 S: 5	H: 1 LOB: 0 BB: 0 P: 5	R: 0 E: 0 K: 1 S: 5	H: 0 LOB: 0 BB: 1 P: 6	R: 0 E: 0 K: 0 S: 2	H: 0 LOB: 0 BB: 1 P: 6	R: 4 E: 0 K: 0 S: 4	H: 1 LOB: 1 BB: 3 P: 16	1B: 4 2B: 1 3B: 0 HR: 1	SF: 0 SAC: 0 DP: 2 HBP: 0	WP: 0 PB: 1 SB: 1 CS: 1	PA: 36								
<b>PITCHER</b>	IP WLS BF H R ER SO BB IBB HBP BLK WP HR S P ERA WHIP																									
<b>Joey Jay, R</b> ERA: 4.28 (1,1)	8.0	L 35	B 6	R 6	ER 5	SO 6	BB 7	IBB 1	HBP 0	BLK 0	WP 0	HR 1	S 39	P 71	ERA 5.62	WHIP 1.625										



Batter	1	2	3	4	5	6	7	8	9	AB	R	H	RBI	BB	SO	LOB	TOP			
Lee Mays, L (1, 8) OBP: 0.306, SLG: 0.426	1-0 FC6-4 HBP	0-0 G4-6-3			0-0 4-3		0-0 1B		0-0 G3	4	0	1	0	0	0	1				
Frank Bolling, R (1, 4) OBP: 0.276, SLG: 0.292	0-0 FC6-4 BB 1B		0-0 5-3		0-0 1B		0-3 K		0-3 K	5	1	1	0	0	2	3				
Hank Aaron, R (1, 9) OBP: 0.391, SLG: 0.598	0-0 BB 1B		0-0 S 1B		0-0 F6		0-0 G5-3			4	1	2	0	0	0	3				
Joe Torre, R (1, 3) OBP: 0.353, SLG: 0.414	0-0 F7		0-0 F8		0-0 1B				0-0 P5	4	0	1	0	0	0	3				
Eddie Mathews, L (1, 5) OBP: 0.385, SLG: 0.407	4-0 1B BB		0-0 4-3		0-0 L8				0-0 BB 1B	3	0	1	0	1	0	3				
Gene Oliver, R (1, 7) OBP: 0.322, SLG: 0.429	0-0 1B			0-0 2B		0-0 5-3			0-0 F7	4	0	2	2	0	0	1				
Denis Menke, R (1, 6) OBP: 0.287, SLG: 0.336	0-3 K			0-3 K		0-0 5-3			4-0 FC6-4 BB	3	0	0	0	1	2	3				
Del Crandall, R (1, 2) OBP: 0.260, SLG: 0.233		0-0 G4-6-3 1B		0-0 F7		0-0 F6			0-0 FC6-4	4	0	1	0	0	0	3				
Bob Sadowski, R (1, 1) Dan Schneider, L (6, 1) Norm Larker, L (7, PH) Mack Jones, R (7, PH) Bob Hendley, R (7, 1) Don Billard, L (8, PH) OBP: 0.271, SLG: 0.367		0-0 F2		0-3 K		0-0 G5-3 1B			0-0 4-3	2	0	0	0	0	0	1	2			
<b>Inning Stats</b>	R: 2 E: 0 K: 1 S: 7	H: 2 LOB: 2 BB: 1 P: 12	R: 0 E: 0 K: 0 S: 3	H: 1 LOB: 0 BB: 0 P: 3	R: 0 E: 0 K: 2 S: 4	H: 1 LOB: 1 BB: 0 P: 4	R: 0 E: 0 K: 0 S: 5	H: 2 LOB: 2 BB: 0 P: 5	R: 0 E: 0 K: 0 S: 3	H: 0 LOB: 0 BB: 0 P: 3	R: 0 E: 0 K: 1 S: 6	H: 2 LOB: 1 BB: 0 P: 6	R: 0 E: 0 K: 0 S: 4	H: 1 LOB: 2 BB: 0 P: 8	R: 0 E: 0 K: 1 S: 5	H: 0 LOB: 0 BB: 0 P: 5	1B: 9 2B: 1 3B: 0 HR: 0	SF: 0 SAC: 0 DP: 2 HBP: 1	WP: 0 PB: 0 SB: 1 CS: 0	PA: 38
<b>PITCHER</b>	IP WLS BF H R ER SO BB IBB HBP BLK WP HR S P ERA WHIP																			
Bob Bruce, R (1, 1) ERA: 3.12	7.2 W 34 10 2 2 4 2 0 1 0 0 0 39 48 2.35 1.565																			
Jim Dickson, R (8, 1) ERA:	1.1 S 4 0 0 0 1 0 0 0 0 0 0 0 6 6 0.00 0.000																			

Milwaukee Braves @ Houston Colt 45's  
Colt Stadium, Houston, TX  
Fri Jul 05 1963, 8:05 PM EDT  
Att. 7,111 - Unknown - 86 F

AB 35  
R 2  
H 10  
RBI 2  
BB 2  
SO 5  
LOB 22



Batter	1	2	3	4	5	6	7	8	9	AB	R	H	RBI	BB	SO	LOB	BOTTOM			
Al Spangler, L (1, 7) OBP: 0.326, SLG: 0.333	0-0 SH1-3 1B		0-0 4-3		0-0 E4 1B SF7	0-3 K				4	2	2	0	0	1	1				
Johnny Temple, R (1, 4) OBP: 0.353, SLG: 0.321	0-0 SH1-3		0-0 F9		0-0 1B		4-0 FC3-6 BB			2	0	1	0	1	0	0				
Ernie Fazio, R (9, 4) OBP: 0.285, SLG: 0.254	1-2 1B				1-3 1B					0	0	0	0	0	0	0				
Pete Runnels, L (1, 5) OBP: 0.287, SLG: 0.241	0-0 BB 1B		4-0 1B BB		0-0 SF7		0-0 FC3-6 G6-4-3			2	0	1	2	1	0	1				
Carl Warwick, R (1, 9) OBP: 0.359, SLG: 0.394	0-3 K		0-0 FC1-6 1B		0-0 F9		0-0 G6-4-3			4	0	1	0	0	1	3				
Rusty Staub, L (1, 3) OBP: 0.305, SLG: 0.335	4-0 1B BB		0-0 FC1-6		0-0 L6				0-0 4-3	3	0	0	0	1	0	3				
Howie Goss, R (1, 8) OBP: 0.270, SLG: 0.366	0-3 K			4-0 G6-3 BB		0-3 K			0-3 K	3	0	0	0	1	3	2				
Jim Campbell, R (1, 2) OBP: 0.262, SLG: 0.281		0-0 6-3		0-0 G6-3		0-0 F7			0-0 4-3	4	0	0	0	0	0	1				
Bob Lillis, R (1, 6) OBP: 0.239, SLG: 0.245		0-0 P3		0-0 P3		0-0 3B 1B				3	1	1	0	0	0	0				
Bob Bruce, R (1, 1) OBP: 0.167, SLG: 0.179					0-0 E 2B					3	1	2	1	0	1	0				
Jim Dickson, L (8, 1) ERA:		0-3 K			0-0 E 2B					0	0	0	0	0	0	0				
<b>Inning Stats</b>	R: 1 E: 0 K: 2 S: 9	H: 2 LOB: 2 BB: 1 P: 13	R: 0 E: 0 K: 1 S: 5	H: 0 LOB: 0 BB: 0 P: 5	R: 0 E: 0 K: 0 S: 4	H: 1 LOB: 2 BB: 1 P: 8	R: 0 E: 0 K: 0 S: 2	H: 0 LOB: 0 BB: 1 P: 6	R: 2 E: 0 K: 0 S: 6	H: 3 LOB: 1 BB: 0 P: 6	R: 1 E: 0 K: 2 S: 9	H: 2 LOB: 1 BB: 0 P: 9	R: 0 E: 0 K: 0 S: 2	H: 0 LOB: 0 BB: 1 P: 6	R: 0 E: 0 K: 1 S: 5	H: 0 LOB: 0 BB: 0 P: 5	1B: 6 2B: 1 3B: 1 HR: 0	SF: 1 SAC: 1 DP: 2 HBP: 0	WP: 0 PB: 0 SB: 0 CS: 0	PA: 34
<b>PITCHER</b>	IP WLS BF H R ER SO BB IBB HBP BLK WP HR S P ERA WHIP																			
Bob Sadowski, R (1, 1) ERA: 4.5	5.2 L 27 8 4 4 4 3 0 0 0 0 0 0 32 44 6.35 1.941																			
Dan Schneider, L (6, 1) ERA: 4.32	0.1 1 0 0 0 1 0 0 0 0 0 0 0 3 3 0.00 0.000																			
Bob Hendley, L (7, 1) ERA: 3.5	2.0 6 0 0 0 1 1 0 0 0 0 0 0 7 11 0.00 0.500																			

Milwaukee Braves @ Houston Colt 45's  
Colt Stadium, Houston, TX  
Fri Jul 05 1963, 8:05 PM EDT  
Att. 7,111 - Unknown - 86 F

AB 28  
R 4  
H 8  
RBI 3  
BB 4  
SO 6  
LOB 11



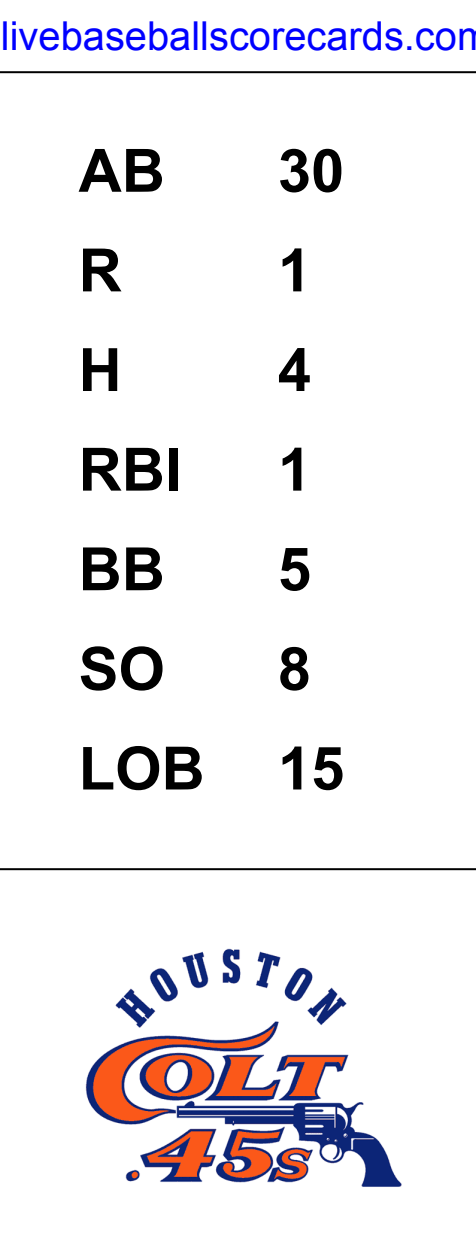


Batter	1	2	3	4	5	6	7	8	9	AB	R	H	RBI	BB	SO	LOB	TOP								
Lee Mays, L OBP: 0.300, SLG: 0.417 (1, 8)	K		F9			L3		E1		4	0	0	0	0	1	1	<b>Milwaukee Braves @ Houston Colt 45's</b> Colt Stadium, Houston, TX Sat Jul 06 1963, 8:05 PM EDT Unknown - 85 F								
Frank Bolling, R OBP: 0.275, SLG: 0.295 (1, 4)	F7		5-3							4	0	2	1	0	0	0									
Hank Aaron, R OBP: 0.387, SLG: 0.590 (1, 9)	K			F3		G6-4-3		G1-4-3		4	0	0	0	0	1	3									
Joe Torre, R OBP: 0.355, SLG: 0.429 (1, 3)		HR		K					F9	4	2	2	1	0	1	0									
Eddie Mathews, L OBP: 0.384, SLG: 0.404 (1, 5)		P4		K					WP	4	1	1	0	0	1	1									
Gene Oliver, R OBP: 0.322, SLG: 0.446 Mack Jones, L OBP: 0.318, SLG: 0.338 (7, 8)					F3				K	3	1	1	2	0	0	0									
Denis Menke, R OBP: 0.287, SLG: 0.335 (1, 6)					K				K	1	0	0	0	0	1	1									
Del Crandall, R OBP: 0.275, SLG: 0.269 (1, 2)									HR	4	1	1	1	0	2	0									
Denny Lemaster, R OBP: 0.194, SLG: 0.389 (1, 1)			5-3						K	3	0	0	0	0	1	1									
<b>Inning Stats</b>	R: 0 E: 0 K: 2 S: 7	H: 0 LOB: 0 BB: 0 P: 7	R: 2 E: 0 K: 2 S: 9	H: 2 LOB: 0 BB: 0 P: 9	R: 0 E: 0 K: 0 S: 3	H: 0 LOB: 0 BB: 0 P: 3	R: 0 E: 0 K: 2 S: 7	H: 0 LOB: 0 BB: 0 P: 7	R: 0 E: 0 K: 1 S: 6	H: 1 LOB: 1 BB: 0 P: 6	R: 0 E: 0 K: 0 S: 3	H: 1 LOB: 0 BB: 0 P: 3	R: 1 E: 0 K: 0 S: 4	H: 1 LOB: 0 BB: 0 P: 4	R: 1 E: 1 K: 0 S: 4	H: 1 LOB: 1 BB: 1 P: 8	R: 3 E: 0 K: 2 S: 10	H: 3 LOB: 0 BB: 0 P: 10	1B: 6 2B: 0 3B: 0 HR: 3	SF: 0 SAC: 1 DP: 2 HBP: 0	WP: 1 PB: 0 SB: 1 CS: 0	PA: 36			
<b>PITCHER</b>	IP	WLS	BF	H	R	ER	SO	BB	IBB	HBP	BLK	WP	HR	S	P	ERA	WHIP								
Don McMahon, R ERA: 4.07 (1, 1)	7.0	L	25	5	3	3	7	0	0	0	0	0	2	39	39	3.86	0.714								
Don Nottebart, R ERA: 3.69 (8, 1)	2.0		11	4	4	4	2	1	0	0	0	1	1	14	18	18.00	2.500								


AB	34
R	7
H	9
RBI	7
BB	1
SO	9
LOB	7




Batter	1	2	3	4	5	6	7	8	9	AB	R	H	RBI	BB	SO	LOB	BOTTOM								
Ernie Fazio, R OBP: 0.284, SLG: 0.275 (1, 4)	F7		HR		FC1-6		F8			4	1	1	1	0	0	1	<b>Milwaukee Braves @ Houston Colt 45's</b> Colt Stadium, Houston, TX Sat Jul 06 1963, 8:05 PM EDT Unknown - 85 F								
Al Spangler, L OBP: 0.336, SLG: 0.345 (1, 7)										3	0	3	0	1	0	0									
Johnny Temple, R OBP: 0.351, SLG: 0.317 (1, 5)										3	0	0	0	1	0	4									
Carl Warwick, R OBP: 0.358, SLG: 0.389 (1, 9)										3	0	0	0	1	0	4									
Rusty Staub, L OBP: 0.304, SLG: 0.331 (1, 3)										3	0	0	0	1	0	4									
Howie Goss, R OBP: 0.288, SLG: 0.362 (1, 8)										3	0	0	0	0	1	0									
Jim Campbell, R OBP: 0.254, SLG: 0.272 (1, 2)										4	0	0	0	0	3	1									
Bob Lillis, R OBP: 0.235, SLG: 0.241 (1, 6)										4	0	0	0	0	1	1									
Don McMahon, R OBP: 0.200, SLG: 0.222 (7, PH) John Bateman, R OBP: 0.228, SLG: 0.291 Don Nottebart, R OBP: 0.161, SLG: 0.133 Pete Runnels, L OBP: 0.286, SLG: 0.240 (8, PH)										1	0	0	0	1	1	0									
<b>Inning Stats</b>	R: 0 E: 0 K: 0 S: 4	H: 1 LOB: 2 BB: 1 P: 8	R: 0 E: 0 K: 2 S: 7	H: 0 LOB: 0 BB: 0 P: 7	R: 1 E: 0 K: 1 S: 6	H: 1 LOB: 2 BB: 2 P: 14	R: 0 E: 0 K: 0 S: 3	H: 0 LOB: 0 BB: 0 P: 3	R: 0 E: 0 K: 0 S: 4	H: 1 LOB: 2 BB: 1 P: 8	R: 0 E: 0 K: 1 S: 5	H: 0 LOB: 1 BB: 1 P: 9	R: 0 E: 0 K: 1 S: 6	H: 1 LOB: 1 BB: 0 P: 6	R: 0 E: 0 K: 1 S: 5	H: 0 LOB: 0 BB: 0 P: 5	R: 0 E: 0 K: 2 S: 7	H: 0 LOB: 0 BB: 0 P: 7	1B: 2 2B: 1 3B: 0 HR: 1	SF: 0 SAC: 1 DP: 0 HBP: 0	WP: 0 PB: 0 SB: 0 CS: 0	PA: 36			
<b>PITCHER</b>	IP	WLS	BF	H	R	ER	SO	BB	IBB	HBP	BLK	WP	HR	S	P	ERA	WHIP								
Denny Lemaster, L ERA: 2.08 (1, 1)	9.0	W	36	4	1	1	8	5	0	0	0	0	1	47	67	1.00	1.000								





Batter	1	2	3	4	5	6	7	8	9	AB	R	H	RBI	BB	SO	LOB	TOP			
Lee Mays, L (1,8) OBP: 0.304, SLG: 0.423 (7,7)	F5			G3						4	0	2	2	0	0	0	<b>Milwaukee Braves @ Houston Colt 45's</b> Colt Stadium, Houston, TX Sat Jul 06 1963, 8:05 PM EDT Att: 13,776 - Unknown - 85 F  <b>AB 28</b> <b>R 2</b> <b>H 6</b> <b>RBI 2</b> <b>BB 2</b> <b>SO 3</b> <b>LOB 7</b> 			
Frank Bolling, R (1,4) OBP: 0.278, SLG: 0.294	F7			P6						4	0	1	0	0	0	1				
Hank Aaron, R (1,9) OBP: 0.385, SLG: 0.589	F7			P5						4	0	1	0	0	0	0				
Joe Torre, R (1,3) OBP: 0.354, SLG: 0.426										4	0	1	0	0	0	1				
Eddie Mathews, L (1,5) OBP: 0.379, SLG: 0.399										4	0	0	0	0	2	2				
Gene Oliver, R (1,7) OBP: 0.317, SLG: 0.438 Mack Jones, L (7,8) OBP: 0.318, SLG: 0.338										3	0	0	0	0	1	1				
	5-3									0	0	0	0	0	0	0				
Denis Menke, R (1,6) OBP: 0.287, SLG: 0.332										2	1	0	0	1	0	0				
Del Crandall, R (1,2) OBP: 0.286, SLG: 0.275										1	1	1	0	1	0	0				
Bob Shaw, R (1,1) OBP: 0.235, SLG: 0.133										2	0	0	0	0	0	2				
<b>Inning Stats</b>	R: 0 E: 0 K: 0 S: 3	H: 0 LOB: 0 BB: 0 P: 3	R: 0 E: 0 K: 0 S: 3	H: 0 LOB: 0 BB: 0 P: 3	R: 0 E: 0 K: 0 S: 3	H: 1 LOB: 0 BB: 0 P: 3	R: 0 E: 0 K: 0 S: 3	H: 0 LOB: 0 BB: 0 P: 3	R: 0 E: 0 K: 2 S: 7	H: 1 LOB: 1 BB: 1 P: 7	R: 0 E: 0 K: 0 S: 4	H: 1 LOB: 1 BB: 0 P: 4	R: 0 E: 0 K: 0 S: 4	H: 1 LOB: 2 BB: 1 P: 8	R: 0 E: 0 K: 1 S: 5	H: 0 LOB: 0 BB: 0 P: 5	1B: 4 2B: 3 3B: 0 HR: 0	SF: 0 SAC: 2 DP: 1 HBP: 0	WP: 0 PB: 0 SB: 0 CS: 2	PA: 32
<b>PITCHER</b> Hal Brown, R (1,1) ERA: 3.3	IP: 9.0 WLS: L BF: 32 H: 6 R: 2 ER: 2 SO: 3 BB: 2 IBB: 0 HBP: 0 BLK: 0 WP: 0 HR: 0 S: 36 P: 44 ERA: 2.00 WHIP: 0.889															<b>PITCHER</b>				

Batter	1	2	3	4	5	6	7	8	9	AB	R	H	RBI	BB	SO	LOB	BOTTOM					
Ernie Fazio, R (1,4) OBP: 0.295, SLG: 0.290										3	0	2	0	1	1	0	<b>Milwaukee Braves @ Houston Colt 45's</b> Colt Stadium, Houston, TX Sat Jul 06 1963, 8:05 PM EDT Att: 13,776 - Unknown - 85 F  <b>AB 32</b> <b>R 0</b> <b>H 6</b> <b>RBI 0</b> <b>BB 3</b> <b>SO 6</b> <b>LOB 12</b> 					
Johnny Temple, R (1,5) OBP: 0.350, SLG: 0.316										4	0	1	0	0	0	2						
Pete Runnels, L (1,3) OBP: 0.285, SLG: 0.236										3	0	0	0	1	0	1						
Carl Warwick, R (1,7) OBP: 0.356, SLG: 0.385										3	0	0	0	1	0	3						
Rusty Staub, L (1,9) OBP: 0.300, SLG: 0.326										4	0	0	0	0	1	2						
Howie Goss, R (1,8) OBP: 0.287, SLG: 0.364										4	0	1	0	0	2	0						
John Bateman, R (1,2) OBP: 0.228, SLG: 0.290										4	0	1	0	0	0	1						
Bob Lillis, R (1,6) OBP: 0.235, SLG: 0.241										4	0	1	0	0	0	1						
Hal Brown, R (1,1) OBP: 0.059, SLG: 0.059										3	0	0	0	0	2	2						
<b>Inning Stats</b>	R: 0 E: 1 K: 1 S: 5	H: 1 LOB: 2 BB: 2 P: 13	R: 0 E: 0 K: 0 S: 3	H: 0 LOB: 0 BB: 0 P: 3	R: 0 E: 0 K: 1 S: 6	H: 1 LOB: 2 BB: 1 P: 10	R: 0 E: 0 K: 1 S: 7	H: 2 LOB: 2 BB: 0 P: 7	R: 0 E: 0 K: 0 S: 6	H: 0 LOB: 1 BB: 0 P: 6	R: 0 E: 0 K: 0 S: 4	H: 1 LOB: 1 BB: 0 P: 4	R: 0 E: 0 K: 1 S: 5	H: 1 LOB: 0 BB: 0 P: 5	R: 0 E: 0 K: 0 S: 3	H: 0 LOB: 0 BB: 0 P: 3		R: 0 E: 0 K: 1 S: 5	H: 0 LOB: 0 BB: 0 P: 5	1B: 4 2B: 2 3B: 0 HR: 0	SF: 0 SAC: 0 DP: 1 HBP: 0	WP: 0 PB: 0 SB: 0 CS: 1
<b>PITCHER</b> Bob Shaw, R (1,1) ERA: 3.0	IP: 9.0 WLS: W BF: 35 H: 6 R: 0 ER: 0 SO: 6 BB: 3 IBB: 0 HBP: 0 BLK: 0 WP: 0 HR: 0 S: 44 P: 56 ERA: 0.00 WHIP: 1.000															<b>PITCHER</b>						



Batter	1	2	3	4	5	6	7	8	9	AB	R	H	RBI	BB	SO	LOB	TOP			
Lee Mays, L (1,8) OBP: 0.307, SLG: 0.419	4-0 FC6-4 6-3 BB		0-3 K			0-0 G3		4-0 BB 1B BB		2	1	0	0	2	1	0				
Frank Bolling, R (1,4) OBP: 0.285, SLG: 0.301	0-0 6-3 1-2			0-0 1B		0-0 1B		0-0 BB 1B BB		4	1	3	0	0	0	1				
Hank Aaron, R (1,9) OBP: 0.381, SLG: 0.582	0-0 FC6-4-5 2-3			0-3 K		0-3 K		0-0 F3		4	0	0	0	0	2	5				
Joe Torre, R (1,3) OBP: 0.352, SLG: 0.420	0-3 K			0-0 F8		0-3 K		4-0 BB 1B BB		3	1	0	0	1	2	2				
Eddie Mathews, L (1,5) OBP: 0.381, SLG: 0.398		0-0 F8		0-0 4-3		0-0 3B 1B		4-0 1B CS BB		3	1	1	1	1	0	1				
Gene Oliver, R (1,7) OBP: 0.311, SLG: 0.429		0-3 K			0-0 E5 G1-6-3		0-0 F9		0-0 1-3 2-3 3-H	3	0	0	0	0	1	1				
Mack Jones, L (7,8) OBP: 0.321, SLG: 0.342					0-3 K		0-0 F9		0-0 1-3 2-3 3-H	1	0	1	2	0	0	0				
Denis Menke, R (1,6) OBP: 0.287, SLG: 0.338		0-0 F7			0-3 K		0-0 1-H 3B		0-0 CS 3-H	4	0	1	1	0	1	1				
Del Crandall, R (1,2) OBP: 0.277, SLG: 0.266			0-0 F8		0-0 G1-6-3 1-2		0-0 F9		0-3 K	4	0	0	0	0	1	2				
Warren Spahn, L (1,1) OBP: 0.200, SLG: 0.269			0-0 F7			0-3 K		0-3 K	0-0 F7	4	0	0	0	0	2	0				
<b>Inning Stats</b>	R: 0 E: 0 K: 1 S: 5	H: 0 LOB: 1 BB: 1 P: 9	R: 0 E: 0 K: 1 S: 5	H: 0 LOB: 0 BB: 0 P: 5	R: 0 E: 0 K: 1 S: 5	H: 1 LOB: 1 BB: 0 P: 6	R: 0 E: 1 K: 1 S: 5	H: 0 LOB: 0 BB: 0 P: 5	R: 0 E: 0 K: 2 S: 8	H: 1 LOB: 1 BB: 0 P: 8	R: 1 E: 0 K: 1 S: 7	H: 2 LOB: 1 BB: 0 P: 7	R: 3 E: 0 K: 1 S: 6	H: 2 LOB: 1 BB: 3 P: 18	R: 0 E: 0 K: 1 S: 5	H: 0 LOB: 0 BB: 0 P: 5	1B: 5 2B: 0 3B: 1 HR: 0	SF: 0 SAC: 0 DP: 1 HBP: 0	WP: 0 PA: 37 CS: 1	
<b>PITCHER</b>	IP WLS BF H R ER SO BB IBB HBP BLK WP HR S P ERA WHIP	7.0 L 26 4 1 1 8 1 0 0 0 0 0 41 45 1.29 0.714	1.0 7 2 3 3 1 3 0 0 0 0 0 6 18 27.00 5.000	1.0 3 0 0 0 1 0 0 0 0 0 5 5 0.00 0.000																

Milwaukee Braves @ Houston Colt 45's  
Colt Stadium, Houston, TX  
Sun Jul 07 1963, 8:05 PM EDT  
Alt. 9,665 - Unknown - 84 F

AB 32  
R 4  
H 6  
RBI 4  
BB 4  
SO 10  
LOB 13



Batter	1	2	3	4	5	6	7	8	9	AB	R	H	RBI	BB	SO	LOB	BOTTOM		
Ernie Fazio, R (1,4) OBP: 0.294, SLG: 0.289	0-3 K		0-0 1B			0-0 F7		0-3 K		4	0	1	0	0	2	0			
Johnny Temple, R (1,5) OBP: 0.345, SLG: 0.311	0-0 1-3		0-3 K			0-0 6-3		0-0 L8		4	0	0	0	0	1	1			
Pete Runnels, L (1,3) OBP: 0.289, SLG: 0.241	0-0 1B		0-0 L4			0-0 F8		0-0 1B		4	0	2	0	0	0	1			
Carl Warwick, R (1,7) OBP: 0.358, SLG: 0.384	0-0 4-3			0-0 G3-6-3 1B		4-0 BB		0-0 F9		3	0	1	0	1	0	2			
Rusty Staub, L (1,9) OBP: 0.296, SLG: 0.321		0-0 5-3		0-0 G3-6-3 1-2		0-0 F9		0-0 F9		4	0	0	0	0	0	3			
Howie Goss, R (1,8) OBP: 0.285, SLG: 0.360		0-0 F8		0-0 P5		0-0 F7				3	0	0	0	0	0	1			
Jim Campbell, R (1,2) OBP: 0.255, SLG: 0.273		0-0 1B			0-0 P3		0-0 F8			3	0	1	0	0	0	1			
Bob Lillis, R (1,6) OBP: 0.233, SLG: 0.239		0-0 4-3			0-0 F8			0-0 P5		3	0	0	0	0	0	1			
Jim Umbricht, R (1,1) OBP: 0.214, SLG: 0.160			0-0 F5			0-0 P3		0-3 K		2	0	0	0	0	0	0			
Turk Farrell, R (8,1) OBP: 0.227, SLG: 0.289										1	0	0	0	0	1	0			
John Bateman, R (6,PH) OBP: 0.227, SLG: 0.289										0	0	0	0	0	0	0			
Chris Zachary, L (9,1)										0	0	0	0	0	0	0			
<b>Inning Stats</b>	R: 0 E: 0 K: 1 S: 6	H: 1 LOB: 1 BB: 0 P: 6	R: 0 E: 0 K: 0 S: 4	H: 1 LOB: 1 BB: 0 P: 4	R: 0 E: 0 K: 1 S: 6	H: 1 LOB: 1 BB: 0 P: 6	R: 0 E: 0 K: 0 S: 3	H: 0 LOB: 0 BB: 0 P: 3	R: 0 E: 0 K: 0 S: 3	H: 0 LOB: 0 BB: 0 P: 3	R: 0 E: 0 K: 0 S: 3	H: 0 LOB: 1 BB: 1 P: 7	R: 0 E: 0 K: 2 S: 7	H: 0 LOB: 0 BB: 0 P: 7	R: 0 E: 0 K: 0 S: 4	H: 1 LOB: 1 BB: 0 P: 4	1B: 5 2B: 0 3B: 0 HR: 0	SF: 0 SAC: 0 DP: 1 HBP: 0	WP: 0 PA: 32 CS: 0
<b>PITCHER</b>	IP WLS BF H R ER SO BB IBB HBP BLK WP HR S P ERA WHIP	9.0 W 32 5 0 0 4 1 0 0 0 0 0 39 43 0.00 0.667																	

Milwaukee Braves @ Houston Colt 45's  
Colt Stadium, Houston, TX  
Sun Jul 07 1963, 8:05 PM EDT  
Alt. 9,665 - Unknown - 84 F

AB 31  
R 0  
H 5  
RBI 0  
BB 1  
SO 4  
LOB 10





Batter	1	2	3	4	5	6	7	8	9	AB	R	H	RBI	BB	SO	LOB	TOP
<b>Ernie Fazio, R</b> OBP: 0.297, SLG: 0.294 (1, 4)										4	1	1	0	1	3	3	<b>Houston Colt 45's @ Pittsburgh Pirates</b> Forbes Field, Pittsburgh, PA Wed Jul 10 1963, 7:05 PM EDT Att: 6,517 - Cloudy - 64 F
<b>Al Spangler, L</b> OBP: 0.336, SLG: 0.351 (1, 8) (8, 7)										4	1	2	0	0	0	3	
<b>Pete Runnels, L</b> OBP: 0.293, SLG: 0.243 (1, 3)										3	0	1	1	1	0	1	
<b>Carl Warwick, R</b> OBP: 0.354, SLG: 0.379 (1, 7) (8, 9)										4	0	0	1	0	1	3	
<b>Rusty Staub, L</b> OBP: 0.292, SLG: 0.316 <b>Hal Woodeshick, R</b> OBP: 0.267, SLG: 0.214 (1, 9) (8, 1)										4	0	0	0	0	0	4	
<b>Jimmy Wynn, R</b> OBP: 0.250, SLG: 0.250 (1, 6)										4	0	1	0	0	0	1	
<b>Bob Lillis, R</b> OBP: 0.229, SLG: 0.235 (1, 5)										4	0	0	0	0	0	1	
<b>John Bateman, R</b> OBP: 0.223, SLG: 0.283 (1, 2)										4	0	0	0	0	1	1	
<b>Ken Johnson, R</b> OBP: 0.105, SLG: 0.056 <b>Howie Coss, R</b> OBP: 0.267, SLG: 0.360 (1, 1) (8, 8)										3	0	1	0	0	1	1	
<b>Inning Stats</b>	R: 2 E: 0 K: 0 S: 6	H: 3 LOB: 1 BB: 0 P: 6	R: 0 E: 1 K: 0 S: 4	H: 0 LOB: 2 BB: 1 P: 8	R: 0 E: 0 K: 1 S: 5	H: 0 LOB: 0 BB: 0 P: 5	R: 0 E: 0 K: 0 S: 3	H: 0 LOB: 0 BB: 0 P: 3	R: 0 E: 0 K: 2 S: 7	H: 0 LOB: 0 BB: 0 P: 7	R: 0 E: 0 K: 1 S: 6	H: 1 LOB: 2 BB: 1 P: 10	R: 0 E: 0 K: 1 S: 6	H: 1 LOB: 2 BB: 1 P: 10	1B: 4 2B: 2 3B: 0 HR: 0	SF: 0 SAC: 0 DP: 1 HBP: 0	WP: 0 PA: 37 PB: 0 SB: 1 CS: 0
<b>PITCHER</b> <b>Bob Friend, R</b> ERA: 1.99 (1, 1)	IP: 9.0 WLS: L BF: 37 H: 6 R: 2 ER: 2 SO: 6 BB: 2 IBB: 1 HBP: 0 BLK: 0 WP: 0 HR: 0 S: 46 P: 58 ERA: 2.00 WHIP: 0.889															<b>PITCHER</b> <b>Bob Friend, R</b> ERA: 1.99 (1, 1)	IP: 9.0 WLS: L BF: 37 H: 6 R: 2 ER: 2 SO: 6 BB: 2 IBB: 1 HBP: 0 BLK: 0 WP: 0 HR: 0 S: 46 P: 58 ERA: 2.00 WHIP: 0.889

AB 34  
R 2  
H 6  
RBI 2  
BB 3  
SO 6  
LOB 18



Batter	1	2	3	4	5	6	7	8	9	AB	R	H	RBI	BB	SO	LOB	BOTTOM				
<b>Dick Schofield, S</b> OBP: 0.342, SLG: 0.295 (1, 6)										2	0	1	0	2	0	0	<b>Houston Colt 45's @ Pittsburgh Pirates</b> Forbes Field, Pittsburgh, PA Wed Jul 10 1963, 7:05 PM EDT Att: 6,517 - Cloudy - 64 F				
<b>Bill Virdon, L</b> OBP: 0.305, SLG: 0.340 (1, 8)										3	0	1	0	1	1	2					
<b>Roberto Clemente, R</b> OBP: 0.352, SLG: 0.476 (1, 9)										4	0	0	0	0	0	6					
<b>Bill Mazerowski, R</b> OBP: 0.348, SLG: 0.457 (1, 4)										4	0	1	0	0	0	1					
<b>Willie Stargell, L</b> OBP: 0.301, SLG: 0.391 (1, 7)										3	0	1	0	1	1	0					
<b>Smoky Burgess, L</b> OBP: 0.337, SLG: 0.418 (1, 2)										3	0	0	0	1	1	5					
<b>Donn Clendenon, R</b> OBP: 0.351, SLG: 0.472 (1, 3)										3	0	0	0	1	0	1					
<b>Bob Bailey, R</b> OBP: 0.319, SLG: 0.353 (1, 5)										4	0	1	0	0	1	1					
<b>Bob Friend, R</b> OBP: 0.107, SLG: 0.091 <b>Jim Pagliaroni, R</b> OBP: 0.333, SLG: 0.411 (1, 1) (8, PH)										3	0	0	0	0	1	1					
<b>Inning Stats</b>	R: 0 E: 0 K: 0 S: 3	H: 1 LOB: 0 BB: 0 P: 3	R: 0 E: 0 K: 0 S: 3	H: 0 LOB: 1 BB: 1 P: 7	R: 0 E: 0 K: 2 S: 7	H: 0 LOB: 0 BB: 0 P: 7	R: 0 E: 0 K: 0 S: 5	H: 2 LOB: 2 BB: 0 P: 5	R: 0 E: 0 K: 0 S: 4	H: 1 LOB: 3 BB: 2 P: 12	R: 0 E: 0 K: 1 S: 5	H: 0 LOB: 0 BB: 0 P: 5	R: 0 E: 0 K: 0 S: 3	H: 0 LOB: 0 BB: 0 P: 3	R: 0 E: 0 K: 2 S: 8	H: 1 LOB: 3 BB: 2 P: 16	R: 0 E: 0 K: 0 S: 2	H: 0 LOB: 0 BB: 1 P: 6	1B: 3 2B: 2 3B: 0 HR: 0	SF: 0 SAC: 0 DP: 2 HBP: 0	WP: 0 PA: 36 PB: 0 SB: 0 CS: 0
<b>PITCHER</b> <b>Ken Johnson, R</b> ERA: 2.83 <b>Hal Woodeshick, L</b> ERA: 1.36 (1, 1) (8, 1)	IP: 7.2 WLS: W BF: 32 H: 5 R: 0 ER: 0 SO: 4 BB: 5 IBB: 0 HBP: 0 BLK: 0 WP: 0 HR: 0 S: 35 P: 55 ERA: 0.00 WHIP: 1.304															<b>PITCHER</b> <b>Ken Johnson, R</b> ERA: 2.83 <b>Hal Woodeshick, L</b> ERA: 1.36 (1, 1) (8, 1)	IP: 7.2 WLS: W BF: 32 H: 5 R: 0 ER: 0 SO: 4 BB: 5 IBB: 0 HBP: 0 BLK: 0 WP: 0 HR: 0 S: 35 P: 55 ERA: 0.00 WHIP: 1.304				






Batter	1	2	3	4	5	6	7	8	9	AB	R	H	RBI	BB	SO	LOB	TOP										
<b>Ernie Fazio, R</b> (1, 4) OBP: 0.291, SLG: 0.287	0-0 2-3		0-3 K			0-0 F8			0-3 K	4	0	0	0	0	2	0											
<b>Al Spangler, L</b> (1, 8) OBP: 0.333, SLG: 0.346	0-0 4-3			0-0 F8		0-0 F8			0-0 3-1	4	0	0	0	0	0	0											
<b>Pete Runnels, L</b> (1, 3) OBP: 0.288, SLG: 0.238	0-0 6-3			0-0 3-1		0-0 6-3			0-0 F8	4	0	0	0	0	0	0											
<b>Carl Warwick, R</b> (1, 7) OBP: 0.350, SLG: 0.375		0-3 K		0-0 G3			0-0 F8			3	0	0	0	0	1	0											
<b>Rusty Staub, L</b> (1, 9) OBP: 0.289, SLG: 0.312		0-0 4-3			0-3 K		0-0 4-3			3	0	0	0	0	1	0											
<b>Jimmy Wynn, R</b> (1, 6) OBP: 0.429, SLG: 0.429		0-0 1B			0-0 1B		0-0 P5			3	0	2	0	0	0	0											
<b>Jim Campbell, R</b> (1, 2) OBP: 0.250, SLG: 0.267		0-3 K			0-0 5-3			0-0 P6		3	0	0	0	0	1	2											
<b>Bob Lillis, R</b> (1, 5) OBP: 0.230, SLG: 0.233			0-0 4-3		1-0 HBP			0-0 4-3		2	0	0	0	0	0	0											
<b>Turk Farrell, R</b> (1, 1) OBP: 0.200, SLG: 0.148			0-0 F8			0-0 5-3			0-0 F9	2	0	0	0	0	0	2											
<b>John Bateman, R</b> (8, PH) OBP: 0.222, SLG: 0.281										1	0	0	0	0	0	0											
<b>Don Nottebart, R</b> (8, 1) OBP: 0.161, SLG: 0.133										0	0	0	0	0	0	0											
<b>Inning Stats</b>	R: 0 E: 0 K: 0 S: 3	H: 0 LOB: 0 BB: 0 P: 3	R: 0 E: 0 K: 2 S: 8	H: 1 LOB: 1 BB: 0 P: 8	R: 0 E: 0 K: 1 S: 5	H: 0 LOB: 0 BB: 0 P: 5	R: 0 E: 0 K: 0 S: 3	H: 0 LOB: 0 BB: 0 P: 3	R: 0 E: 0 K: 1 S: 6	H: 1 LOB: 2 BB: 0 P: 7	R: 0 E: 0 K: 0 S: 3	H: 0 LOB: 0 BB: 0 P: 3	R: 0 E: 0 K: 0 S: 3	H: 0 LOB: 0 BB: 0 P: 3	R: 0 E: 0 K: 1 S: 5	H: 0 LOB: 0 BB: 0 P: 5	1B: 2 2B: 0 3B: 0 HR: 0	SF: 0 SAC: 0 DP: 0 HBP: 1	WP: 0 PB: 0 SB: 0 CS: 0	PA: 30							
<b>PITCHER</b>	IP	WLS	BF	H	R	ER	SO	BB	IBB	HBP	BLK	WP	HR	S	P	ERA	WHIP										
<b>Don Cardwell, R</b> (1, 1) ERA: 3.64	9.0	W	30	2	0	0	5	0	0	1	0	0	0	39	40	0.00	0.222										

**Houston Colt 45's @ Pittsburgh Pirates**  
 Forbes Field, Pittsburgh, PA  
 Thu Jul 11 1963, 7:05 PM EDT  
 Att: 6,896 - Cloudy - 75 F


AB 29  
 R 0  
 H 2  
 RBI 0  
 BB 0  
 SO 5  
 LOB 4



Batter	1	2	3	4	5	6	7	8	9	AB	R	H	RBI	BB	SO	LOB	BOTTOM										
<b>Dick Schofield, S</b> (1, 6) OBP: 0.344, SLG: 0.297	0-0 F9			0-0 1B FC4-6 1B		0-0 1B	0-0 F9			4	1	2	0	0	0	2											
<b>Bill Virdon, L</b> (1, 8) OBP: 0.308, SLG: 0.343	0-0 F8			0-0 FC4-6 1B		0-0 1B		0-0 F7		4	0	2	0	0	0	0											
<b>Roberto Clemente, R</b> (1, 9) OBP: 0.350, SLG: 0.476	0-0 6-3			0-0 FC4-6		0-3 K		0-0 2B		4	1	1	1	0	1	4											
<b>Bill Mazerowski, R</b> (1, 4) OBP: 0.343, SLG: 0.450		0-0 6-3		0-0 K		0-0 F2		0-0 E6		4	1	0	0	0	1	5											
<b>Willie Stargell, L</b> (1, 7) OBP: 0.284, SLG: 0.381		0-0 F7		0-0 P5		0-3 K		0-0 3-1		4	0	0	0	0	1	6											
<b>Don Clendenen, R</b> (1, 3) OBP: 0.350, SLG: 0.472		0-3 K			0-0 F9		0-0 6-3	0-0 2B		4	0	1	2	0	1	0											
<b>Bob Bailey, R</b> (1, 5) OBP: 0.315, SLG: 0.348			0-0 F8		0-0 F2		0-0 1-3	0-0 4-3		4	0	0	0	0	0	1											
<b>Jim Pagliaroni, R</b> (1, 2) OBP: 0.333, SLG: 0.409			0-3 K		0-3 K		0-0 BB 1B			3	0	1	0	0	2	0											
<b>Don Cardwell, R</b> (1, 1) OBP: 0.175, SLG: 0.057			0-3 K			0-0 1B 1B 1B	4-0 BB			2	0	1	0	1	1	0											
<b>Inning Stats</b>	R: 0 E: 0 K: 0 S: 3	H: 0 LOB: 0 BB: 0 P: 3	R: 0 E: 0 K: 1 S: 5	H: 0 LOB: 0 BB: 0 P: 5	R: 0 E: 0 K: 2 S: 7	H: 0 LOB: 0 BB: 0 P: 7	R: 1 E: 0 K: 1 S: 7	H: 2 LOB: 1 BB: 0 P: 7	R: 0 E: 0 K: 1 S: 5	H: 0 LOB: 0 BB: 0 P: 5	R: 0 E: 0 K: 2 S: 10	H: 3 LOB: 3 BB: 0 P: 10	R: 0 E: 0 K: 0 S: 4	H: 1 LOB: 2 BB: 1 P: 8	R: 2 E: 1 K: 0 S: 6	H: 2 LOB: 1 BB: 0 P: 6	1B: 6 2B: 2 3B: 0 HR: 0	SF: 0 SAC: 0 DP: 0 HBP: 0	WP: 0 PB: 0 SB: 0 CS: 0	PA: 34							
<b>PITCHER</b>	IP	WLS	BF	H	R	ER	SO	BB	IBB	HBP	BLK	WP	HR	S	P	ERA	WHIP										
<b>Turk Farrell, R</b> (1, 1) ERA: 2.69	7.0	L	28	6	1	1	7	1	0	0	0	0	0	41	45	1.29	1.000										
<b>Don Nottebart, R</b> (8, 1) ERA: 3.65	1.0		6	2	2	0	0	0	0	0	0	0	0	6	6	0.00	2.000										

**Houston Colt 45's @ Pittsburgh Pirates**  
 Forbes Field, Pittsburgh, PA  
 Thu Jul 11 1963, 7:05 PM EDT  
 Att: 6,896 - Cloudy - 75 F

AB 33  
 R 3  
 H 8  
 RBI 3  
 BB 1  
 SO 7  
 LOB 18





Batter	1	2	3	4	5	6	7	8	9	AB	R	H	RBI	BB	SO	LOB	TOP					
<b>Ernie Fazio, R</b> (1,4) OBP: 0.290, SLG: 0.281 <b>Bob Aspromonte, R</b> (7,5) OBP: 0.259, SLG: 0.278	F8		F7		FC4-6 BB		F8		FC6-5	3	0	0	0	1	0	2	Houston Colt 45's @ Pittsburgh Pirates Forbes Field, Pittsburgh, PA Fri Jul 12 1963, 7:05 PM EDT Att: 8,997 - Cloudy - 80 F					
<b>Al Spangler, L</b> (1,8) OBP: 0.331, SLG: 0.343	4-3		FC3-6		FC4-6		BB		K	5	0	1	0	0	1	4						
<b>Pete Runnels, L</b> (1,3) OBP: 0.291, SLG: 0.236	6-3		4-3				1B			2	1	0	0	2	0	1						
<b>Carl Warwick, R</b> (1,7) OBP: 0.346, SLG: 0.369		4-3		4-3		P6			K	4	0	0	0	0	1	4						
<b>Rusty Staub, L</b> (1,9) OBP: 0.288, SLG: 0.311		6-3		4-3					4-3	4	0	1	0	0	0	0						
<b>Jimmy Wynn, R</b> (1,6) OBP: 0.455, SLG: 0.375		1B BB		K		1B				1	0	0	1	2	1	0						
<b>John Bateman, R</b> (1,2) OBP: 0.227, SLG: 0.286		1B				3-1 5-3 1B			P4	4	0	2	0	0	0	2						
<b>Bob Lillis, R</b> (1,5) OBP: 0.228, SLG: 0.231 <b>Johnny Temple, R</b> (8,4) OBP: 0.347, SLG: 0.311		F7		5-3		6-3		CS	FC6-5 SH1-4 BB	3	0	0	0	0	0	3						
<b>Bob Bruce, R</b> (1,1) OBP: 0.200, SLG: 0.175 <b>Jim Dickson, L</b> (7,1) <b>Jim Campbell, R</b> (9, PH) OBP: 0.250, SLG: 0.267				3-1		BB 1B			SH1-4	1	0	0	0	2	0	1						
<b>Inning Stats</b>	R: 0 E: 0 K: 0 S: 3	H: 0 LOB: 0 BB: 0 P: 3	R: 0 E: 0 K: 0 S: 4	H: 1 LOB: 2 BB: 1 P: 8	R: 0 E: 0 K: 0 S: 3	H: 0 LOB: 1 BB: 1 P: 7	R: 0 E: 0 K: 1 S: 5	H: 0 LOB: 0 BB: 0 P: 5	R: 0 E: 0 K: 0 S: 4	H: 1 LOB: 2 BB: 1 P: 8	R: 1 E: 0 K: 0 S: 4	H: 1 LOB: 2 BB: 1 P: 8	R: 0 E: 0 K: 1 S: 6	H: 1 LOB: 3 BB: 2 P: 14	R: 0 E: 0 K: 0 S: 2	H: 0 LOB: 0 BB: 1 P: 6		R: 0 E: 0 K: 1 S: 5	H: 0 LOB: 1 BB: 1 P: 9	1B: 4 2B: 0 3B: 0 HR: 0	SF: 1 SAC: 1 DP: 0 HBP: 0	WP: 0 PB: 0 SB: 0 CS: 1
<b>PITCHER</b>	IP	WLS	BF	H	R	ER	SO	BB	IBB	HBP	BLK	WP	HR	S	P	ERA	WHIP					
<b>Don Schwall, R</b> (1,1) ERA: 2.19 <b>Roy Face, R</b> (7,1) ERA: 3.34	6.2	W	30	4	1	1	1	6	0	0	0	0	0	26	50	1.35	1.500					
	2.1	S	8	0	0	0	2	2	0	0	0	0	0	10	18	0.00	0.857					

Batter	1	2	3	4	5	6	7	8	9	AB	R	H	RBI	BB	SO	LOB	BOTTOM				
<b>Dick Schofield, S</b> (1,6) OBP: 0.345, SLG: 0.307	F8			F8		HR				3	1	1	1	1	0	0	Houston Colt 45's @ Pittsburgh Pirates Forbes Field, Pittsburgh, PA Fri Jul 12 1963, 7:05 PM EDT Att: 8,997 - Cloudy - 80 F				
<b>Bill Virdon, L</b> (1,8) OBP: 0.311, SLG: 0.342	G3			FC6-4 1B		K2-3				3	0	1	0	1	1	0					
<b>Roberto Clemente, R</b> (1,9) OBP: 0.349, SLG: 0.473	L6			FC6-4 E 1-2		1B 1B			4-3	4	1	1	0	0	0	4					
<b>Bill Mazerowski, R</b> (1,4) OBP: 0.342, SLG: 0.447		P6		E6		1B 1B			6-3	4	0	1	0	0	0	1					
<b>Willie Stargell, L</b> (1,7) OBP: 0.293, SLG: 0.378		P4		2-3		1B 1-2 2-H			K	4	0	1	1	0	1	2					
<b>Don Clendenen, R</b> (1,3) OBP: 0.346, SLG: 0.466		6-3				F7			F9	4	0	0	0	0	1	2					
<b>Bob Bailey, R</b> (1,5) OBP: 0.315, SLG: 0.346				K		PO BB			6-3	2	0	0	0	1	1	0					
<b>Jim Pagliaroni, R</b> (1,2) OBP: 0.326, SLG: 0.398				K		P6			K	3	0	0	0	0	2	1					
<b>Don Schwall, R</b> (1,1) ERA: 3.09 <b>Roy Face, R</b> (7,1) ERA				K		PO			K	2	0	0	0	0	1	0					
<b>Inning Stats</b>	R: 0 E: 0 K: 0 S: 3	H: 0 LOB: 0 BB: 0 P: 3	R: 0 E: 0 K: 0 S: 3	H: 0 LOB: 0 BB: 0 P: 3	R: 0 E: 1 K: 0 S: 5	H: 1 LOB: 2 BB: 0 P: 5	R: 0 E: 0 K: 0 S: 2	H: 0 LOB: 0 BB: 1 P: 6	R: 2 E: 0 K: 2 S: 11	H: 4 LOB: 2 BB: 0 P: 11	R: 0 E: 0 K: 2 S: 8	H: 0 LOB: 3 BB: 2 P: 16	R: 0 E: 0 K: 1 S: 5	H: 0 LOB: 0 BB: 0 P: 5	R: 0 E: 0 K: 1 S: 5	H: 0 LOB: 0 BB: 0 P: 5		1B: 4 2B: 0 3B: 0 HR: 1	SF: 0 SAC: 0 DP: 0 HBP: 0	WP: 1 PB: 0 SB: 0 CS: 0	PA: 34
<b>PITCHER</b>	IP	WLS	BF	H	R	ER	SO	BB	IBB	HBP	BLK	WP	HR	S	P	ERA	WHIP				
<b>Bob Bruce, R</b> (1,1) ERA: 3.09 <b>Jim Dickson, R</b> (7,1) ERA	6.2	L	29	5	2	2	7	3	0	0	0	0	0	40	52	2.70	1.200				
	1.1		4	0	0	0	1	0	0	0	0	0	0	6	6	0.00	0.000				





Batter	1	2	3	4	5	6	7	8	9	AB	R	H	RBI	BB	SO	LOB	TOP					
<b>Al Spangler, L</b> (1, 7) OBP: 0.333, SLG: 0.343	WP 1B		6-3			G4-6-3 BB		4-3		3	0	1	0	1	0	0	<b>Houston Colt 45's @ Pittsburgh Pirates</b> Forbes Field, Pittsburgh, PA Sat Jul 13 1963, 3:33 AM EDT Att: 6,775 - Cloudy - 79 F					
<b>Pete Runnels, L</b> (1, 3) OBP: 0.290, SLG: 0.236	P6					G4-6-3 1-2		P4		4	0	1	0	0	0	2						
<b>Bob Aspromonte, R</b> (1, 5) OBP: 0.298, SLG: 0.278	F5					G6-4-3 1-2		F2		4	0	1	0	0	0	2						
<b>Rusty Staub, L</b> (1, 9) OBP: 0.284, SLG: 0.307	F9					1-3		F8		4	0	0	0	0	0	2						
<b>Jimmy Wynn, R</b> (1, 6) OBP: 0.400, SLG: 0.333		F7						P6		4	0	1	0	0	0	1						
<b>Howie Goss, R</b> (1, 8) OBP: 0.288, SLG: 0.360		P6						1B		3	0	1	0	0	0	1						
<b>Jim Campbell, R</b> (1, 2) OBP: 0.252, SLG: 0.269								1B		3	0	1	0	0	1	1						
<b>Bob Lillis, R</b> (1, 4) OBP: 0.226, SLG: 0.228								1B		3	0	0	0	0	0	2						
<b>Dick Drott, R</b> (1, 1) OBP: 0.133, SLG: 0.133										1	0	0	0	0	0	0						
<b>Johney Temple, R</b> (5, PH) OBP: 0.346, SLG: 0.310										1	0	0	0	0	0	2						
<b>Jim Umbricht, R</b> (5, 1)										0	0	0	0	0	0	0						
<b>John Bateman, R</b> (8, PH) OBP: 0.226, SLG: 0.284										1	0	0	0	0	1	0						
<b>Don McMahon, R</b> (8, 1) OBP: 0.200, SLG: 0.222										0	0	0	0	0	0	0						
<b>Inning Stats</b>	R: 0 E: 0 K: 0 S: 4	H: 1 LOB: 1 BB: 0 P: 4	R: 0 E: 0 K: 1 S: 5	H: 0 LOB: 0 BB: 0 P: 5	R: 0 E: 0 K: 0 S: 3	H: 0 LOB: 0 BB: 0 P: 3	R: 0 E: 0 K: 0 S: 3	H: 1 LOB: 0 BB: 0 P: 3	R: 0 E: 0 K: 0 S: 5	H: 2 LOB: 2 BB: 0 P: 5	R: 0 E: 0 K: 0 S: 2	H: 0 LOB: 0 BB: 1 P: 6	R: 0 E: 0 K: 0 S: 4	H: 1 LOB: 1 BB: 0 P: 4	R: 0 E: 0 K: 1 S: 5	H: 0 LOB: 0 BB: 0 P: 5	R: 0 E: 0 K: 0 S: 4	H: 1 LOB: 1 BB: 0 P: 4	1B: 6 2B: 0 3B: 0 HR: 0	SF: 0 SAC: 0 DP: 2 HBP: 0	WP: 1 PB: 0 SB: 0 CS: 0	PA: 32
<b>PITCHER</b> <b>Vern Law, R</b> (1, 1) ERA: 4.7	IP: 9.0 WLS: W BF: 32 H: 6 R: 0 ER: 0 SO: 2 BB: 1 IBB: 0 HBP: 0 BLK: 0 WP: 1 HR: 0 S: 35 P: 39 ERA: 0.00 WHIP: 0.778															<b>PITCHER</b>						

AB	31
R	0
H	6
RBI	0
BB	1
SO	2
LOB	13



Batter	1	2	3	4	5	6	7	8	9	AB	R	H	RBI	BB	SO	LOB	BOTTOM			
<b>Dick Schofield, S</b> (1, 6) OBP: 0.347, SLG: 0.305	E S 1B BB	1-2 HBP		F9		F7				2	1	0	0	1	0	3	<b>Houston Colt 45's @ Pittsburgh Pirates</b> Forbes Field, Pittsburgh, PA Sat Jul 13 1963, 3:33 AM EDT Att: 6,775 - Cloudy - 79 F			
<b>Bill Virdon, L</b> (1, 8) OBP: 0.306, SLG: 0.337	L9	F8				K		F7		4	0	0	0	0	1	3				
<b>Roberto Clemente, R</b> (1, 9) OBP: 0.351, SLG: 0.473				F8				5-3		4	0	2	1	0	0	0				
<b>Bill Mazeroski, R</b> (1, 4) OBP: 0.337, SLG: 0.440	3-H 1B					1B				4	0	0	0	0	0	2				
<b>Willie Stargell, L</b> (1, 7) OBP: 0.293, SLG: 0.381	G3							F7		4	0	1	0	0	0	2				
<b>Smoky Burgess, L</b> (1, 2) OBP: 0.335, SLG: 0.414		F7		F8		FC5-4 1B		6-3		4	0	1	0	0	0	1				
<b>Donn Clendenon, R</b> (1, 3) OBP: 0.348, SLG: 0.486						F9		FC5-4 E 1-2		4	2	2	2	0	0	1				
<b>Bob Bailey, R</b> (1, 5) OBP: 0.312, SLG: 0.341		6-3				F8		E5 1-3		4	0	0	0	0	1	1				
<b>Vern Law, R</b> (1, 1) OBP: 0.238, SLG: 0.238								3-4		3	0	2	0	0	0	2				
<b>Inning Stats</b>	R: 1 E: 0 K: 0 S: 4	H: 1 LOB: 1 BB: 1 P: 8	R: 1 E: 0 K: 0 S: 5	H: 2 LOB: 2 BB: 0 P: 6	R: 0 E: 0 K: 0 S: 4	H: 1 LOB: 1 BB: 0 P: 4	R: 0 E: 0 K: 0 S: 4	H: 1 LOB: 1 BB: 0 P: 4	R: 0 E: 1 K: 0 S: 5	H: 1 LOB: 2 BB: 0 P: 5	R: 0 E: 0 K: 0 S: 3	H: 0 LOB: 0 BB: 0 P: 3	R: 1 E: 0 K: 1 S: 6	H: 1 LOB: 0 BB: 0 P: 6	R: 1 E: 0 K: 1 S: 6	H: 1 LOB: 0 BB: 0 P: 6		1B: 5 2B: 1 3B: 0 HR: 2	SF: 0 SAC: 0 DP: 0 HBP: 1	WP: 0 PB: 0 SB: 1 CS: 0
<b>PITCHER</b> <b>Dick Drott, R</b> (1, 1) ERA: 3.11	IP: 4.0 WLS: L BF: 19 H: 5 R: 2 ER: 2 SO: 2 BB: 1 IBB: 0 HBP: 0 BLK: 0 WP: 0 HR: 1 S: 17 P: 22 ERA: 4.50 WHIP: 1.500															<b>PITCHER</b>				
<b>Jim Umbricht, R</b> (5, 1) ERA: 3.5	IP: 3.0 WLS: L BF: 12 H: 2 R: 0 ER: 0 SO: 1 BB: 0 IBB: 0 HBP: 0 BLK: 0 WP: 0 HR: 0 S: 14 P: 14 ERA: 0.00 WHIP: 0.667															<b>PITCHER</b>				
<b>Don McMahon, R</b> (8, 1) ERA: 4.17	IP: 1.0 WLS: L BF: 4 H: 1 R: 1 ER: 1 SO: 1 BB: 0 IBB: 0 HBP: 0 BLK: 0 WP: 0 HR: 1 S: 6 P: 6 ERA: 9.00 WHIP: 1.000															<b>PITCHER</b>				

AB	33
R	3
H	8
RBI	3
BB	1
SO	2
LOB	15





Batter	1	2	3	4	5	6	7	8	9	AB	R	H	RBI	BB	SO	LOB	TOP
<b>Al Spangler, L</b> (1, 7) OBP: 0.338, SLG: 0.354										3	1	1	1	2	0	1	<b>Houston Colt 45's @ New York Mets</b> Polo Grounds, New York, NY Sun Jul 14 1963, 3:33 AM EDT Att: 8,639 - Unknown
<b>Johnny Temple, R</b> (1, 4) OBP: 0.346, SLG: 0.310										3	1	1	0	0	0	1	
<b>Ernie Fazio, R</b> (4, FR) OBP: 0.286, SLG: 0.278										2	0	0	0	0	0	2	
<b>Pete Runnels, L</b> (1, 3) OBP: 0.292, SLG: 0.239										2	1	1	0	0	0	0	
<b>Carl Warwick, R</b> (4, PH) OBP: 0.344, SLG: 0.367										2	0	0	0	0	0	2	
<b>Rusty Staub, L</b> (1, 9) OBP: 0.287, SLG: 0.305										2	1	0	0	1	1		
<b>Bob Aspromonte, R</b> (1, 5) OBP: 0.258, SLG: 0.274										3	1	0	1	1	0	1	
<b>Jimmy Wynn, R</b> (1, 6) OBP: 0.474, SLG: 0.600										3	2	2	2	1	0	1	
<b>Howie Goss, R</b> (1, 8) OBP: 0.264, SLG: 0.355										4	0	0	0	0	1	4	
<b>John Bateman, R</b> (1, 2) OBP: 0.226, SLG: 0.294										4	1	1	3	0	0	0	
<b>Hal Brown, R</b> (1, 1) OBP: 0.095, SLG: 0.095										4	0	1	1	0	1	0	
<b>Inning Stats</b>	R: 7 E: 1 K: 0 S: 9	H: 5 LOB: 1 BB: 2 P: 17	R: 0 E: 0 K: 0 S: 3	H: 0 LOB: 1 BB: 0 P: 4	R: 0 E: 0 K: 1 S: 5	H: 0 LOB: 0 BB: 0 P: 5	R: 0 E: 0 K: 1 S: 6	H: 1 LOB: 1 BB: 0 P: 6	R: 1 E: 0 K: 0 S: 4	H: 1 LOB: 0 BB: 0 P: 4	R: 0 E: 0 K: 1 S: 5	H: 0 LOB: 1 BB: 1 P: 9	R: 0 E: 0 K: 0 S: 3	H: 0 LOB: 1 BB: 1 P: 7	R: 0 E: 0 K: 0 S: 3	H: 0 LOB: 1 BB: 1 P: 7	1B: 4 2B: 0 3B: 1 HR: 2 SF: 0 SAC: 0 DP: 0 HBP: 1 WP: 0 PA: 38 CS: 0
<b>PITCHER</b>	IP WLS BF H R ER SO BB IBB HBP BLK WP HR S P ERA WHIP																
<b>Galen Cisco, R</b> (1, 1) ERA: 4.97	0.0 L 5 2 5 4 0 2 0 0 0 0 1 3 11																
<b>Don Rowe, L</b> (1, 1) ERA: 3.95	8.0 33 5 3 3 3 3 0 1 0 0 1 35 48 3.38 1.000																

Batter	1	2	3	4	5	6	7	8	9	AB	R	H	RBI	BB	SO	LOB	BOTTOM
<b>Ron Hunt, R</b> (1, 4) OBP: 0.331, SLG: 0.365										4	0	1	0	0	0	2	<b>Houston Colt 45's @ New York Mets</b> Polo Grounds, New York, NY Sun Jul 14 1963, 3:33 AM EDT Att: 8,639 - Unknown
<b>Jim Hickman, R</b> (1, 5) OBP: 0.309, SLG: 0.393										4	0	1	0	0	1	0	
<b>Duke Snider, L</b> (1, 9) OBP: 0.352, SLG: 0.445										3	0	1	0	1	0	2	
<b>Jesse Gonder, L</b> (1, 2) OBP: 0.346, SLG: 0.680										3	0	0	0	0	0	2	
<b>Choo-Choo Coleman, L</b> (6, 2) OBP: 0.291, SLG: 0.224										1	1	1	0	0	0	0	
<b>Frank Thomas, R</b> (1, 7) OBP: 0.316, SLG: 0.384										4	2	2	2	0	0	0	
<b>Tim Harkness, L</b> (1, 3) OBP: 0.293, SLG: 0.340										3	0	0	0	0	2	1	
<b>Joe Hicks, L</b> (1, 8) OBP: 0.143, SLG: 0.286										3	0	1	0	0	0	1	
<b>Larry Burright, R</b> (1, 6) OBP: 0.259, SLG: 0.278										2	0	1	0	1	0	0	
<b>Galen Cisco, R</b> (1, 1) OBP: 0.125, SLG: 0.095										0	0	0	0	0	0	0	
<b>Don Rowe, L</b> (1, 1) OBP: 0.231, SLG: 0.231										3	0	1	1	0	0	2	
<b>Inning Stats</b>	R: 0 E: 0 K: 1 S: 5	H: 0 LOB: 1 BB: 1 P: 9	R: 0 E: 0 K: 1 S: 6	H: 1 LOB: 2 BB: 1 P: 10	R: 0 E: 0 K: 0 S: 4	H: 1 LOB: 1 BB: 0 P: 4	R: 1 E: 0 K: 1 S: 8	H: 3 LOB: 2 BB: 0 P: 8	R: 0 E: 0 K: 0 S: 3	H: 0 LOB: 0 BB: 0 P: 3	R: 0 E: 0 K: 0 S: 3	H: 0 LOB: 0 BB: 0 P: 3	R: 0 E: 0 K: 0 S: 5	H: 2 LOB: 2 BB: 0 P: 5	R: 2 E: 0 K: 0 S: 2	H: 2 LOB: 0 BB: 0 P: 2	1B: 7 2B: 1 3B: 0 HR: 1 SF: 0 SAC: 0 DP: 0 HBP: 0 WP: 0 PA: 32 CS: 0
<b>PITCHER</b>	IP WLS BF H R ER SO BB IBB HBP BLK WP HR S P ERA WHIP																
<b>Hal Brown, R</b> (1, 1) ERA: 3.36	7.0 W 32 9 3 3 3 2 0 0 0 0 1 36 44 3.86 1.571																



Batter	1	2	3	4	5	6	7	8	9	AB	R	H	RBI	BB	SO	LOB	TOP					
<b>Al Spangler, L</b> OBP: 0.332, SLG: 0.348 (1, 7)	G3	4-3		P5		F9		P4		5	0	0	0	0	0	4	<b>Houston Colt 45's @ New York Mets</b> Polo Grounds, New York, NY Mon Jul 15 1963, 7:05 PM EDT Unknown <a href="http://livebaseballscorecards.com">livebaseballscorecards.com</a>					
<b>Johnny Temple, R</b> OBP: 0.347, SLG: 0.321 (1, 4)	L7			HR		HBP E		L7		4	2	1	1	1	0	2						
<b>Pete Runnels, L</b> OBP: 0.294, SLG: 0.239 (1, 3)				F7		E G5-4-3 HBP		L6		4	1	1	0	0	0	0						
<b>Rusty Staub, L</b> OBP: 0.289, SLG: 0.304 (1, 9)	G3			G3		E3 G5-4-3 1-3 2-H				4	0	1	0	1	0	2						
<b>Bob Aspromonte, R</b> OBP: 0.257, SLG: 0.272 (1, 5)				F7		G5-4-3 1-2 3-H 4-0		E4		5	0	1	0	0	0	3						
<b>Jimmy Wynn, R</b> OBP: 0.478, SLG: 0.611 (1, 6)				L5				K		3	1	1	0	1	1	3						
<b>Howie Goss, R</b> OBP: 0.271, SLG: 0.354 (1, 8)				2B		K				1	1	0	0	3	1	1						
<b>John Bateman, R</b> OBP: 0.227, SLG: 0.298 (1, 2)				FC6-4 1-H 2-H		FC6-4 1-2		F9		4	0	1	2	0	1	2						
<b>Ken Johnson, R</b> Don McMahon, R Jim Umbricht, R Chris Zachary, R Dick Drott, R Carl Wright, R Dick Drott, R Carl Wright, R Dick Drott, R	F5			K		K		E1		1	0	0	0	0	0	1						
<b>Inning Stats</b>	R: 0 E: 0 K: 0 S: 4	H: 1 LOB: 1 BB: 0 P: 4	R: 2 E: 0 K: 0 S: 5	H: 2 LOB: 1 BB: 1 P: 9	R: 1 E: 0 K: 0 S: 5	H: 2 LOB: 1 BB: 0 P: 5	R: 0 E: 0 K: 1 S: 5	H: 0 LOB: 1 BB: 1 P: 9	R: 2 E: 1 K: 1 S: 5	H: 0 LOB: 0 BB: 2 P: 14	R: 0 E: 0 K: 2 S: 7	H: 0 LOB: 0 BB: 0 P: 7	R: 0 E: 1 K: 1 S: 6	H: 0 LOB: 2 BB: 1 P: 10	R: 0 E: 1 K: 0 S: 4	H: 0 LOB: 2 BB: 1 P: 8	R: 0 E: 0 K: 0 S: 3	H: 1 LOB: 0 BB: 0 P: 3	1B: 3 2B: 2 3B: 0 HR: 1	SF: 0 SAC: 0 DP: 2 HBP: 1	WP: 0 PA: 41 PB: 0 SB: 0 CS: 0	
<b>PITCHER</b>	IP	WLS	BF	H	R	ER	SO	BB	IBB	HBP	BLK	WP	HR	S	P	ERA	WHIP					
<b>Carl Willey, R</b> ERA: 2.77 <b>Jay Hook, R</b> ERA: 5.99	(1, 1)	5.0	W	25	5	5	4	2	4	0	1	0	0	0	24	41	7.20	1.800				
(6, 1)	4.0	S	16	1	0	0	3	2	0	0	0	0	0	20	28	0.00	0.750					

Batter	1	2	3	4	5	6	7	8	9	AB	R	H	RBI	BB	SO	LOB	BOTTOM					
<b>Ron Hunt, R</b> OBP: 0.338, SLG: 0.377 (1, 4)	L1							SF9		4	2	3	1	0	0	0	<b>Houston Colt 45's @ New York Mets</b> Polo Grounds, New York, NY Mon Jul 15 1963, 7:05 PM EDT Unknown <a href="http://livebaseballscorecards.com">livebaseballscorecards.com</a>					
<b>Al Moran, R</b> (8, PH) OBP: 0.239, SLG: 0.224 (9, 6)		PB 2B 1B					SF7 1B HBP	SF9		0	0	0	1	0	0	0						
<b>Tim Harkness, L</b> OBP: 0.290, SLG: 0.332 (1, 3)	F3						F2	F2		5	0	0	0	1	2	5						
<b>Duke Snider, L</b> OBP: 0.348, SLG: 0.444 (1, 9)	4-3						SF7	K		5	0	1	2	0	2	4						
<b>Jesse Gonder, L</b> OBP: 0.386, SLG: 0.691 (1, 2)							1-3			5	2	4	1	0	0	0						
<b>Frank Thomas, R</b> OBP: 0.321, SLG: 0.383 <b>Rod Kanehl, R</b> OBP: 0.250, SLG: 0.258 (8, 7)							K			3	1	1	0	2	1	2						
<b>Jim Hickman, R</b> OBP: 0.307, SLG: 0.389 (1, 5)							K			0	0	0	0	0	0	0						
<b>Joe Hicks, L</b> OBP: 0.333, SLG: 0.500 (1, 8)							K			5	1	1	0	0	2	7						
<b>Larry Burditt, R</b> OBP: 0.302, SLG: 0.298 (9, 4)										5	2	3	2	0	0	1						
<b>Carl Willey, R</b> OBP: 0.150, SLG: 0.205 <b>Joe Christopher, R</b> (5, PH) OBP: 0.167, SLG: 0.167 <b>Jay Hook, L</b> OBP: 0.214, SLG: 0.200 (6, 1)							F3			2	1	1	4	0	1	1						
<b>Inning Stats</b>	R: 0 E: 0 K: 0 S: 3	H: 0 LOB: 0 BB: 0 P: 3	R: 6 E: 0 K: 1 S: 12	H: 7 LOB: 3 BB: 2 P: 20	R: 1 E: 0 K: 2 S: 8	H: 1 LOB: 2 BB: 0 P: 16	R: 1 E: 0 K: 2 S: 9	H: 2 LOB: 1 BB: 0 P: 9	R: 0 E: 0 K: 1 S: 6	H: 1 LOB: 1 BB: 0 P: 6	R: 0 E: 0 K: 1 S: 5	H: 0 LOB: 1 BB: 1 P: 9	R: 3 E: 1 K: 0 S: 6	H: 2 LOB: 1 BB: 0 P: 7	R: 3 E: 1 K: 1 S: 9	H: 3 LOB: 1 BB: 0 P: 9	1B: 11 2B: 4 3B: 0 HR: 1	SF: 3 SAC: 1 DP: 0 HBP: 1	WP: 2 PA: 48 PB: 1 SB: 2 CS: 0			
<b>PITCHER</b>	IP	WLS	BF	H	R	ER	SO	BB	IBB	HBP	BLK	WP	HR	S	P	ERA	WHIP					
<b>Ken Johnson, R</b> ERA: 3.25 <b>Don McMahon, R</b> ERA: 4.24 <b>Jim Umbricht, R</b> ERA: 3.57 <b>Chris Zachary, R</b> ERA: 5.93 <b>Dick Drott, R</b> ERA: 3.02	(1, 1)	1.1	L	10	3	1	1	2	3	0	0	0	0	0	11	23	6.75	4.500				
(3, 1)	0.1		1	0	0	0	1	0	0	0	0	0	0	0	3	3	0.00	0.000				
(4, 1)	2.0		9	3	1	1	3	0	0	0	0	0	0	15	15	4.50	1.500					
(6, 1)	2.0		11	2	3	0	1	1	0	1	0	1	0	11	16	0.00	1.500					
<b>PITCHER</b>	IP	WLS	BF	H	R	ER	SO	BB	IBB	HBP	BLK	WP	HR	S	P	ERA	WHIP					
<b>Jim Dickson, R</b> ERA: 1.8	(8, 1)	1.0		7	3	3	1	1	0	0	0	0	0	9	9	9.00	3.000					



Batter	1	2	3	4	5	6	7	8	9	AB	R	H	RBI	BB	SO	LOB	TOP								
<b>Al Spangler, L</b> OBP: 0.330, SLG: 0.345 (1, 8)										5	1	1	0	0	1	2									
<b>Pete Runnels, L</b> OBP: 0.298, SLG: 0.243 <b>Howie Goss, R</b> OBP: 0.270, SLG: 0.352 (1, 3)										4	1	2	0	0	0	0									
<b>Bob Aspromonte, R</b> OBP: 0.256, SLG: 0.271 (1, 5)										5	0	1	0	0	1	5									
<b>Carl Warwick, R</b> OBP: 0.344, SLG: 0.364 (1, 7)										4	1	1	1	1	1	4									
<b>Rusty Staub, L</b> OBP: 0.291, SLG: 0.306 (1, 9)										5	2	2	1	0	2	1									
<b>Jimmy Wynn, R</b> OBP: 0.464, SLG: 0.565 (1, 6)										5	1	2	0	0	1	3									
<b>Jim Campbell, R</b> OBP: 0.255, SLG: 0.288 (1, 2)										4	2	1	3	1	1	3									
<b>Bob Lillis, R</b> OBP: 0.229, SLG: 0.231 (1, 4)										5	0	2	1	0	0	2									
<b>Don Nottebart, R</b> OBP: 0.171, SLG: 0.147 <b>Hal Woodeshick, R</b> OBP: 0.267, SLG: 0.214 (1, 1)										4	0	1	2	0	0	3									
<b>Inning Stats</b>	R: 5 E: 0 K: 0 S: 8	H: 5 LOB: 0 BB: 0 P: 8	R: 0 E: 0 K: 0 S: 3	H: 0 LOB: 0 BB: 0 P: 3	R: 0 E: 0 K: 2 S: 7	H: 0 LOB: 1 BB: 1 P: 11	R: 1 E: 1 K: 2 S: 11	H: 2 LOB: 3 BB: 0 P: 11	R: 2 E: 0 K: 0 S: 6	H: 3 LOB: 1 BB: 0 P: 6	R: 0 E: 0 K: 1 S: 5	H: 0 LOB: 0 BB: 0 P: 5	R: 0 E: 0 K: 0 S: 4	H: 1 LOB: 2 BB: 1 P: 8	R: 0 E: 0 K: 1 S: 6	H: 1 LOB: 1 BB: 0 P: 6	R: 0 E: 0 K: 1 S: 6	H: 1 LOB: 1 BB: 0 P: 6	1B: 12 2B: 0 3B: 0 HR: 1	SF: 0 SAC: 0 DP: 0 HBP: 0	WP: 0 PB: 1 SB: 0 CS: 0	PA: 44			
<b>PITCHER</b>	IP	WLS	BF	H	R	ER	SO	BB	IBB	HBP	BLK	WP	HR	S	P	ERA	WHIP								
<b>Roger Craig, R</b> ERA: 3.98 (1, 1)	0.2	L	7	5	5	5	0	0	0	0	0	0	1	7	7	67.50	7.500								
<b>Ken MacKenzie, L</b> ERA: 5.17 (1, 1)	3.2		19	5	3	2	4	1	0	0	0	0	0	26	30	4.91	1.636								
<b>Galen Cisco, R</b> ERA: 4.76 (5, 1)	3.2		14	2	0	0	2	1	0	0	0	0	0	17	21	0.00	0.818								
<b>Grover Powell, L</b> ERA: (9, 1)	1.0		4	1	0	0	1	0	0	0	0	0	0	6	6	0.00	1.000								

Houston Colt 45's @ New York Mets  
Polo Grounds, New York, NY  
Mon Jul 15 1963, 7:05 PM EDT  
Att: 6,505 - Unknown

AB 42  
R 8  
H 13  
RBI 8  
BB 2  
SO 7  
LOB 23



Batter	1	2	3	4	5	6	7	8	9	AB	R	H	RBI	BB	SO	LOB	BOTTOM								
<b>Rod Kanehl, R</b> OBP: 0.240, SLG: 0.247 (1, 3)										4	0	0	0	0	1	1									
<b>Joe Hicks, L</b> OBP: 0.313, SLG: 0.438 (1, 8)										4	0	1	0	0	1	1									
<b>Joe Christopher, R</b> OBP: 0.100, SLG: 0.100 (1, 9)										4	0	0	0	0	0	2									
<b>Frank Thomas, R</b> OBP: 0.320, SLG: 0.385 (1, 7)										4	0	1	0	0	0	2									
<b>Jim Hickman, R</b> OBP: 0.303, SLG: 0.383 (1, 5)										4	0	0	0	0	1	2									
<b>Norm Sherry, R</b> OBP: 0.173, SLG: 0.186 <b>Jesse Gonder, L</b> OBP: 0.379, SLG: 0.679 <b>Choo-Choo Coleman, L</b> OBP: 0.291, SLG: 0.224 (1, 2)										2	0	0	0	0	0	1									
<b>Larry Burright, R</b> OBP: 0.318, SLG: 0.317 (1, 4)										3	0	2	0	0	0	0									
<b>Al Moran, R</b> OBP: 0.235, SLG: 0.220 (1, 6)										3	0	0	0	0	2	2									
<b>Roger Craig, R</b> OBP: 0.133, SLG: 0.093 <b>Ken MacKenzie, R</b> (1, 1)										0	0	0	0	0	0	0									
<b>Galen Cisco, R</b> OBP: 0.120, SLG: 0.091 <b>Duke Snider, L</b> OBP: 0.346, SLG: 0.442 <b>Grover Powell, L</b> (8, PH)										1	0	0	0	0	1	1									
<b>Inning Stats</b>	R: 0 E: 1 K: 0 S: 4	H: 0 LOB: 1 BB: 0 P: 4	R: 0 E: 0 K: 1 S: 6	H: 1 LOB: 0 BB: 0 P: 6	R: 0 E: 0 K: 0 S: 3	H: 0 LOB: 0 BB: 0 P: 3	R: 0 E: 0 K: 0 S: 4	H: 1 LOB: 1 BB: 0 P: 4	R: 0 E: 0 K: 3 S: 10	H: 1 LOB: 1 BB: 0 P: 10	R: 0 E: 0 K: 1 S: 5	H: 0 LOB: 0 BB: 0 P: 5	R: 0 E: 0 K: 0 S: 3	H: 0 LOB: 0 BB: 0 P: 3	R: 0 E: 0 K: 1 S: 5	H: 0 LOB: 0 BB: 0 P: 5	R: 0 E: 0 K: 1 S: 6	H: 1 LOB: 1 BB: 0 P: 6	1B: 3 2B: 1 3B: 0 HR: 0	SF: 0 SAC: 0 DP: 0 HBP: 0	WP: 0 PB: 0 SB: 0 CS: 0	PA: 32			
<b>PITCHER</b>	IP	WLS	BF	H	R	ER	SO	BB	IBB	HBP	BLK	WP	HR	S	P	ERA	WHIP								
<b>Don Nottebart, R</b> ERA: 3.33 (1, 1)	8.2	W	31	4	0	0	6	0	0	0	0	0	0	43	43	0.00	0.462								
<b>Hal Woodeshick, L</b> ERA: 1.36 (9, 1)	0.1	S	1	0	0	0	1	0	0	0	0	0	0	3	3	0.00	0.000								

Houston Colt 45's @ New York Mets  
Polo Grounds, New York, NY  
Mon Jul 15 1963, 7:05 PM EDT  
Att: 6,505 - Unknown

AB 32  
R 0  
H 4  
RBI 0  
BB 0  
SO 7  
LOB 12





Batter	1	2	3	4	5	6	7	8	9	AB	R	H	RBI	BB	SO	LOB	TOP																		
<b>Al Spangler, L</b> OBP: 0.326, SLG: 0.340 (1, 8)	G3			6-3		F9		4-3		4	0	0	0	0	0	0																			
<b>Johnny Temple, R</b> OBP: 0.346, SLG: 0.323 (1, 4)	5-3			P3		F3				4	0	1	0	0	0	0																			
<b>Ernie Fazio, R</b> OBP: 0.285, SLG: 0.276 (9, FR)									1B G6-4-3 2B	0	1	0	0	0	0	0																			
<b>Pete Runnels, L</b> OBP: 0.301, SLG: 0.248 (1, 3)	6-3									4	0	2	0	0	0	0																			
<b>Howie Goss, R</b> OBP: 0.270, SLG: 0.352 (9, FR)									1B G6-4-3 2-3	0	0	0	0	0	0	0																			
<b>Carl Warwick, R</b> OBP: 0.339, SLG: 0.359 (1, 7)		L7		L5						4	0	0	0	0	0	3																			
<b>Rusty Staub, L</b> OBP: 0.293, SLG: 0.316 (1, 9)									G6-4-3 1-2 3-H	3	1	1	1	1	1	0																			
<b>Jimmy Wynn, R</b> OBP: 0.438, SLG: 0.500 (1, 6)									BB BB	3	0	0	0	1	0	2																			
<b>Bob Aspromonte, R</b> OBP: 0.253, SLG: 0.267 (1, 5)										3	0	0	0	0	0	1																			
<b>Jim Campbell, R</b> OBP: 0.257, SLG: 0.310 (1, 2)										3	1	1	1	0	0	1																			
<b>Turk Farrell, R</b> OBP: 0.188, SLG: 0.138 (1, 1)										2	0	0	0	0	2	0																			
<b>John Bateman, R</b> OBP: 0.226, SLG: 0.296 (8, PH)										1	0	0	0	0	0	0																			
<b>Hal Woodeshick, R</b> OBP: 0.267, SLG: 0.214 (8, 1)										0	0	0	0	0	0	0																			
<b>Inning Stats</b>	R: 0 E: 0 K: 0 S: 3	H: 0 LOB: 0 BB: 0 P: 3	R: 0 E: 0 K: 0 S: 3	H: 0 LOB: 0 BB: 0 P: 3	R: 0 E: 0 K: 1 S: 5	H: 0 LOB: 1 BB: 0 P: 5	R: 0 E: 0 K: 0 S: 4	H: 1 LOB: 1 BB: 0 P: 4	R: 0 E: 0 K: 1 S: 5	H: 0 LOB: 0 BB: 0 P: 5	R: 1 E: 0 K: 0 S: 4	H: 1 LOB: 0 BB: 0 P: 4	R: 1 E: 0 K: 0 S: 4	H: 1 LOB: 0 BB: 1 P: 4	R: 1 E: 0 K: 0 S: 4	H: 2 LOB: 2 BB: 1 P: 8	1B: 2 2B: 1 3B: 0 HR: 2	SF: 0 SAC: 0 DP: 1 HBP: 0	WP: 0 PB: 1 SB: 0 CS: 0	PA: 33															
<b>PITCHER</b>	IP WLS BF H R ER SO BB IBB HBP BLK WP HR S P ERA WHIP																																		
<b>Al Jackson, L</b> ERA: 4.02	(1, 1)	8.0	30	5	3	3	3	1	0	0	0	0	0	0	2	35	39	3.38	0.750																
<b>Galen Cisco, R</b> ERA: 4.71	(9, 1)	1.0	W	3	0	0	0	1	0	0	0	0	0	0	0	2	6	0.00	1.000																

Houston Colt 45's @ New York Mets  
Polo Grounds, New York, NY  
Tue Jul 16 1963, 3:33 AM EDT  
Att: 5,955 - Unknown

AB	31
R	3
H	5
RBI	2
BB	2
SO	3
LOB	7



Batter	1	2	3	4	5	6	7	8	9	AB	R	H	RBI	BB	SO	LOB	BOTTOM																		
<b>Jim Hickman, R</b> OBP: 0.306, SLG: 0.397 (1, 5)	K									4	1	2	1	0	1	0																			
<b>Larry Burright, R</b> OBP: 0.314, SLG: 0.313 (1, 4)				1B						4	0	1	0	0	1	1																			
<b>Duke Snider, L</b> OBP: 0.341, SLG: 0.434 (1, 9)										4	0	0	0	0	1	2																			
<b>Jim Piersall, R</b> OBP: 0.265, SLG: 0.275 (9, 8)										0	0	0	0	0	0	0																			
<b>Jesse Gonder, L</b> OBP: 0.371, SLG: 0.650 (1, 2)	FC6-4									4	0	1	0	0	0	1																			
<b>Frank Thomas, R</b> OBP: 0.323, SLG: 0.391 (1, 7)										4	1	2	0	0	0	1																			
<b>Joe Christopher, R</b> OBP: 0.100, SLG: 0.100 (8, FR)										0	0	0	0	0	0	0																			
<b>Joe Hicks, L</b> OBP: 0.400, SLG: 0.700 (1, 8)										4	1	3	2	0	0	1																			
<b>Tim Harkness, L</b> OBP: 0.291, SLG: 0.330 (1, 3)										1	0	0	0	0	0	1																			
<b>Rod Kanehl, R</b> OBP: 0.245, SLG: 0.253 (4, PR)										2	1	1	0	0	0	1																			
<b>Al Moran, R</b> OBP: 0.235, SLG: 0.216 (1, 6)										3	0	0	0	1	0	3																			
<b>Al Jackson, L</b> OBP: 0.209, SLG: 0.195 (1, 1)										3	0	0	0	0	0	0																			
<b>Galen Cisco, R</b> OBP: 0.120, SLG: 0.091 (9, PH)										0	0	0	0	0	0	0																			
<b>Norm Sherry, R</b> OBP: 0.180, SLG: 0.194 (9, PH)										1	0	1	1	0	0	0																			
<b>Inning Stats</b>	R: 0 E: 0 K: 2 S: 8	H: 1 LOB: 1 BB: 0 P: 8	R: 0 E: 0 K: 0 S: 4	H: 1 LOB: 1 BB: 0 P: 4	R: 0 E: 0 K: 0 S: 4	H: 1 LOB: 1 BB: 0 P: 4	R: 1 E: 0 K: 0 S: 4	H: 2 LOB: 1 BB: 0 P: 5	R: 1 E: 0 K: 0 S: 5	H: 1 LOB: 0 BB: 0 P: 4	R: 1 E: 0 K: 1 S: 5	H: 2 LOB: 0 BB: 0 P: 5	R: 0 E: 0 K: 0 S: 4	H: 1 LOB: 1 BB: 0 P: 4	R: 1 E: 1 K: 0 S: 2	H: 2 LOB: 2 BB: 1 P: 6	1B: 7 2B: 2 3B: 0 HR: 2	SF: 0 SAC: 0 DP: 0 HBP: 1	WP: 0 PB: 0 SB: 0 CS: 1	PA: 36															
<b>PITCHER</b>	IP WLS BF H R ER SO BB IBB HBP BLK WP HR S P ERA WHIP																																		
<b>Turk Farrell, R</b> ERA: 2.77	(1, 1)	7.0	29	8	3	3	3	0	0	0	0	0	0	0	2	34	35	3.86	1.143																
<b>Hal Woodeshick, L</b> ERA: 1.36	(8, 1)	1.0	L	7	3	1	0	1	0	0	0	0	0	0	6	10	0.00	4.000																	

Houston Colt 45's @ New York Mets  
Polo Grounds, New York, NY  
Tue Jul 16 1963, 3:33 AM EDT  
Att: 5,955 - Unknown

AB	34
R	4
H	11
RBI	4
BB	1
SO	3
LOB	11









Batter	1	2	3	4	5	6	7	8	9	AB	R	H	RBI	BB	SO	LOB	TOP		
<b>Al Spangler, L</b> OBP: 0.323, SLG: 0.332 (1, 8)										4	0	0	0	0	1	0			
<b>Pete Runnels, L</b> OBP: 0.306, SLG: 0.262 (1, 3)										3	0	0	0	1	0	0			
<b>Bob Aspromonte, R</b> OBP: 0.252, SLG: 0.266 (1, 5)										4	0	1	0	0	0	1			
<b>Carl Warwick, R</b> OBP: 0.336, SLG: 0.361 (1, 7)										4	1	0	0	0	0	2			
<b>Rusty Staub, L</b> OBP: 0.295, SLG: 0.313 (1, 9)										3	0	1	0	0	1	2			
<b>Jimmy Wynn, R</b> OBP: 0.425, SLG: 0.559 (1, 6)										3	0	1	1	0	0	1			
<b>John Bateman, R</b> OBP: 0.222, SLG: 0.290 (1, 2)										3	0	0	0	0	1	2			
<b>Bob Lillis, R</b> OBP: 0.223, SLG: 0.226 (8, PH)										2	0	0	0	0	0	0			
<b>Johnny Temple, R</b> OBP: 0.349, SLG: 0.323 (8, PH)										0	0	0	0	1	0	0			
<b>Ernie Fazio, R</b> OBP: 0.285, SLG: 0.276 (8, 4)										0	0	0	0	0	0	0			
<b>Ken Johnson, R</b> OBP: 0.098, SLG: 0.051 (1, 1)										2	0	0	0	0	1	0			
<b>Jim Campbell, R</b> OBP: 0.259, SLG: 0.311 (8, PH)										1	0	0	0	0	0	1			
<b>Don McMahon, R</b> OBP: 0.200, SLG: 0.222 (8, 1)										0	0	0	0	0	0	0			
<b>Inning Stats</b>	R: 0 E: 0 K: 1 S: 7	H: 0 LOB: 0 BB: 0 P: 10	R: 0 E: 0 K: 1 S: 8	H: 1 LOB: 1 BB: 0 P: 12	R: 0 E: 0 K: 0 S: 9	H: 0 LOB: 0 BB: 0 P: 13	R: 0 E: 0 K: 0 S: 7	H: 0 LOB: 1 BB: 1 P: 12	R: 0 E: 0 K: 1 S: 8	H: 0 LOB: 0 BB: 0 P: 8	R: 1 E: 0 K: 1 S: 13	H: 2 LOB: 1 BB: 0 P: 17	R: 0 E: 0 K: 0 S: 3	H: 0 LOB: 0 BB: 1 P: 7	R: 0 E: 0 K: 0 S: 3	H: 0 LOB: 0 BB: 0 P: 3	1B: 2 2B: 0 3B: 1 HR: 0	SF: 0 SAC: 0 DP: 1 HBP: 0	WP: 0 PA: 31 PB: 0 SB: 0 CS: 0
<b>PITCHER</b> <b>John Boozler, R</b> ERA: 3.13 (1, 1)	IP: 9.0 WLS: W BF: 31 H: 3 R: 1 ER: 1 SO: 4 BB: 2 IBB: 0 HBP: 0 BLK: 0 WP: 0 HR: 0 S: 65 P: 94 ERA: 1.00 WHIP: 0.556															<b>PITCHER</b>			

Houston Colt 45's @ Philadelphia Phillies  
 Connie Mack Stadium, Philadelphia, PA  
 Thu Jul 18 1963, 7:05 PM EDT  
 Att: 5,646 - Unknown

AB 29  
 R 1  
 H 3  
 RBI 1  
 BB 2  
 SO 4  
 LOB 9

Batter	1	2	3	4	5	6	7	8	9	AB	R	H	RBI	BB	SO	LOB	BOTTOM		
<b>Tony Taylor, R</b> OBP: 0.339, SLG: 0.349 (1, 4)										3	0	1	1	1	1	0			
<b>Johnny Callison, L</b> OBP: 0.344, SLG: 0.472 (1, 9)										4	0	0	0	0	2	4			
<b>Tony Gonzalez, L</b> OBP: 0.376, SLG: 0.438 (1, 7)										3	1	2	0	1	0	2			
<b>Roy Sievers, R</b> OBP: 0.307, SLG: 0.433 (1, 3)										4	0	0	0	0	3	3			
<b>Frank Torre, L</b> OBP: 0.236, SLG: 0.310 (9, 3)										0	0	0	0	0	0	0			
<b>Don Demeter, R</b> OBP: 0.340, SLG: 0.483 (1, 8)										4	1	2	2	0	0	0			
<b>Clay Dalrymple, L</b> OBP: 0.337, SLG: 0.351 (1, 2)									3	2	0	0	0	0	0	0			
<b>Don Hoak, R</b> OBP: 0.291, SLG: 0.333 (1, 5)									3	1	1	2	0	0	0	0			
<b>Ruben Amaro, R</b> OBP: 0.252, SLG: 0.301 (1, 6)									4	0	0	0	0	0	3				
<b>John Boozler, R</b> (1, 1)									3	0	0	0	0	2	3				
<b>Inning Stats</b>	R: 0 E: 0 K: 2 S: 10	H: 0 LOB: 1 BB: 1 P: 18	R: 1 E: 1 K: 1 S: 14	H: 1 LOB: 3 BB: 1 P: 25	R: 2 E: 0 K: 1 S: 11	H: 2 LOB: 0 BB: 0 P: 14	R: 0 E: 0 K: 2 S: 7	H: 0 LOB: 0 BB: 0 P: 11	R: 0 E: 0 K: 0 S: 14	H: 1 LOB: 0 BB: 0 P: 24	R: 0 E: 0 K: 0 S: 8	H: 0 LOB: 0 BB: 0 P: 14	R: 0 E: 1 K: 1 S: 11	H: 1 LOB: 2 BB: 0 P: 17	R: 2 E: 1 K: 1 S: 16	H: 1 LOB: 0 BB: 0 P: 24	1B: 4 2B: 0 3B: 0 HR: 2	SF: 0 SAC: 1 DP: 0 HBP: 1	WP: 0 PA: 36 PB: 1 SB: 0 CS: 1
<b>PITCHER</b> <b>Ken Johnson, R</b> ERA: 3.21 (1, 1)	IP: 7.0 WLS: L BF: 30 H: 5 R: 3 ER: 2 SO: 7 BB: 2 IBB: 0 HBP: 1 BLK: 0 WP: 0 HR: 1 S: 75 P: 123 ERA: 2.57 WHIP: 1.000															<b>PITCHER</b>			
<b>Don McMahon, R</b> ERA: 4.13 (8, 1)	IP: 1.0 WLS: L BF: 5 H: 1 R: 2 ER: 0 SO: 1 BB: 0 IBB: 0 HBP: 0 BLK: 0 WP: 0 HR: 1 S: 16 P: 24 ERA: 0.00 WHIP: 1.000															<b>PITCHER</b>			

Houston Colt 45's @ Philadelphia Phillies  
 Connie Mack Stadium, Philadelphia, PA  
 Thu Jul 18 1963, 7:05 PM EDT  
 Att: 5,646 - Unknown

AB 31  
 R 5  
 H 6  
 RBI 5  
 BB 2  
 SO 8  
 LOB 15



Batter	1	2	3	4	5	6	7	8	9	AB	R	H	RBI	BB	SO	LOB	TOP																			
<b>Al Spangler, L</b> OBP: 0.321, SLG: 0.330 (1, 8)										5	1	1	0	0	0	0	<b>Houston Colt 45's @ St. Louis Cardinals</b> Sportsman's Park, St. Louis, MO Fri Jul 19 1963, 8:05 PM EDT Att: 12,443 - Unknown - 92 F																			
<b>Johnny Temple, R</b> OBP: 0.395, SLG: 0.332 (1, 4)										5	1	4	0	0	0	0																				
<b>Bob Lillis, R</b> OBP: 0.223, SLG: 0.226 (9, PR)										0	0	0	0	0	0	0																				
<b>Pete Runnels, L</b> OBP: 0.311, SLG: 0.266 (1, 3)										4	0	2	1	1	0	2																				
<b>Carl Warwick, R</b> OBP: 0.334, SLG: 0.362 (1, 7)										5	0	1	1	0	0	6																				
<b>Rusty Staub, L</b> OBP: 0.292, SLG: 0.309 (1, 9)										4	0	0	0	0	0	6																				
<b>Jimmy Wynn, R</b> OBP: 0.409, SLG: 0.514 (1, 6)										3	0	0	0	1	0	4																				
<b>Bob Aspromonte, R</b> OBP: 0.252, SLG: 0.265 (1, 5)										4	0	1	0	0	0	1																				
<b>Jim Campbell, R</b> OBP: 0.265, SLG: 0.316 (1, 2)										4	0	2	0	0	1	1																				
<b>Dick Drott, R</b> OBP: 0.197, SLG: 0.125 (3, 1)										1	0	0	0	0	0	1																				
<b>Don McMillan, R</b> OBP: 0.197, SLG: 0.200 (3, 1)										1	0	0	0	0	0	1																				
<b>Ernie Fazio, R</b> OBP: 0.231, SLG: 0.274 (6, PR)										0	0	0	0	0	0	0																				
<b>Chris Zachary, L</b> OBP: 0.231, SLG: 0.274 (6, 1)										0	0	0	0	0	0	0																				
<b>John Bateman, R</b> OBP: 0.229, SLG: 0.239 (8, PR)										1	0	0	0	0	0	2																				
<b>Bob Bruce, R</b> OBP: 0.191, SLG: 0.167 (8, 1)										0	0	0	0	0	0	0																				
<b>Inning Stats</b>	R: 1 E: 0 K: 0 S: 6	H: 3 LOB: 2 BB: 0 P: 6	R: 0 E: 0 K: 0 S: 3	H: 1 LOB: 0 BB: 0 P: 3	R: 1 E: 0 K: 0 S: 6	H: 3 LOB: 2 BB: 0 P: 6	R: 0 E: 0 K: 1 S: 5	H: 0 LOB: 0 BB: 0 P: 5	R: 0 E: 0 K: 0 S: 4	H: 1 LOB: 1 BB: 0 P: 4	R: 0 E: 0 K: 0 S: 3	H: 0 LOB: 1 BB: 1 P: 7	R: 0 E: 0 K: 0 S: 4	H: 1 LOB: 2 BB: 1 P: 8	R: 0 E: 0 K: 0 S: 4	H: 1 LOB: 1 BB: 0 P: 4	1B: 10 2B: 1 3B: 0 HR: 0	SF: 0 SAC: 0 DP: 1 HBP: 0	WP: 0 PA: 40 PB: 0 SB: 0 CS: 0																	
<b>PITCHER</b>	IP	WLS	BF	H	R	ER	SO	BB	IBB	HBP	BLK	WP	HR	S	P	ERA	WHIP	<b>PITCHER</b>		IP	WLS	BF	H	R	ER	SO	BB	IBB	HBP	BLK	WP	HR	S	P	ERA	WHIP
<b>Ernie Broglio, R</b> ERA: 2.94 (1, 1)	2.1		13	7	2	2	0	0	0	0	0	0	0	13	13	7.71	3.000																			
<b>Ron Taylor, R</b> ERA: 2.9 (3, 1)	6.2	W	27	4	0	0	1	2	0	0	0	0	0	27	35	0.00	0.900																			

Batter	1	2	3	4	5	6	7	8	9	AB	R	H	RBI	BB	SO	LOB	BOTTOM																			
<b>Curt Flood, R</b> OBP: 0.320, SLG: 0.371 (1, 8)										4	1	1	1	0	1	0	<b>Houston Colt 45's @ St. Louis Cardinals</b> Sportsman's Park, St. Louis, MO Fri Jul 19 1963, 8:05 PM EDT Att: 12,443 - Unknown - 92 F																			
<b>Bill White, L</b> OBP: 0.376, SLG: 0.532 (1, 3)										4	2	2	1	0	1	1																				
<b>Dick Groat, R</b> OBP: 0.397, SLG: 0.469 (1, 6)										4	1	3	1	0	0	0																				
<b>Dal Maxvill, R</b> OBP: 0.231, SLG: 0.167 (7, PR) (8, 6)										0	0	0	0	0	0	0																				
<b>Ken Boyer, R</b> OBP: 0.372, SLG: 0.437 (1, 5)										3	0	1	2	1	0	1																				
<b>Tim McCarver, L</b> OBP: 0.337, SLG: 0.387 (1, 2)										4	1	2	0	0	0	3																				
<b>George Altman, L</b> OBP: 0.333, SLG: 0.374 (1, 7)										3	0	0	0	1	2	3																				
<b>Julian Javier, R</b> OBP: 0.309, SLG: 0.413 (1, 4)										4	1	1	1	0	0	2																				
<b>Gary Kolb, L</b> OBP: 0.410, SLG: 0.613 (1, 9)										3	1	1	1	0	0	0																				
<b>Ernie Broglio, R</b> OBP: 0.118, SLG: 0.120 (1, 1)										1	0	0	0	0	1	0																				
<b>Ron Taylor, R</b> OBP: 0.048, SLG: 0.048 (3, 1)										2	0	0	0	0	2	1																				
<b>Inning Stats</b>	R: 1 E: 0 K: 0 S: 4	H: 1 LOB: 0 BB: 0 P: 4	R: 2 E: 0 K: 2 S: 9	H: 2 LOB: 0 BB: 0 P: 9	R: 1 E: 0 K: 1 S: 7	H: 2 LOB: 1 BB: 1 P: 11	R: 0 E: 0 K: 1 S: 5	H: 0 LOB: 0 BB: 0 P: 5	R: 2 E: 0 K: 1 S: 8	H: 4 LOB: 2 BB: 1 P: 12	R: 1 E: 0 K: 1 S: 6	H: 1 LOB: 0 BB: 0 P: 6	R: 0 E: 0 K: 0 S: 3	H: 1 LOB: 1 BB: 0 P: 3	R: 0 E: 0 K: 1 S: 5	H: 0 LOB: 0 BB: 0 P: 5	1B: 7 2B: 1 3B: 2 HR: 1	SF: 1 SAC: 0 DP: 1 HBP: 0	WP: 0 PA: 35 PB: 0 SB: 2 CS: 0																	
<b>PITCHER</b>	IP	WLS	BF	H	R	ER	SO	BB	IBB	HBP	BLK	WP	HR	S	P	ERA	WHIP	<b>PITCHER</b>		IP	WLS	BF	H	R	ER	SO	BB	IBB	HBP	BLK	WP	HR	S	P	ERA	WHIP
<b>Dick Drott, R</b> ERA: 3.44 (1, 1)	2.1	L	12	5	4	4	3	0	0	0	0	0	0	15	23	6.75	2.250																			
<b>Don McMahon, R</b> ERA: 4.25 (3, 1)	2.2		13	4	2	2	2	2	0	0	0	0	0	15	23	6.75	2.250																			
<b>Chris Zachary, R</b> ERA: 5.85 (6, 1)	2.0		7	2	1	1	1	0	0	0	0	0	0	9	9	4.50	1.000																			
<b>Bob Bruce, R</b> ERA: 3.33 (8, 1)	1.0		3	0	0	0	1	0	0	0	0	0	0	5	5	0.00	0.000																			

AB	38
R	2
H	11
RBI	2
BB	2
SO	1
LOB	24



AB	32
R	7
H	11
RBI	7
BB	2
SO	7
LOB	11







Batter	1	2	3	4	5	6	7	8	9	AB	R	H	RBI	BB	SO	LOB	TOP		
<b>Al Spangler, L</b> OBP: 0.318, SLG: 0.326 (1, 7)										4	0	0	0	0	2	2	<b>Houston Colt 45's @ St. Louis Cardinals</b> Sportsman's Park, St. Louis, MO Sat Jul 20 1963, 8:05 PM EDT Att: 15,602 - Unknown - 83 F		
<b>Pete Runnels, L</b> OBP: 0.310, SLG: 0.262 (1, 3)										3	0	0	0	1	0				
<b>Johnny Temple, R</b> OBP: 0.357, SLG: 0.335 (1, 4)										4	0	2	0	0	0	2			
<b>Bob Lillis, R</b> OBP: 0.223, SLG: 0.226 (6, 4)										0	0	0	0	0	0	0			
<b>Carl Warwick, R</b> OBP: 0.334, SLG: 0.362 (1, 9)										3	0	1	0	0	0	1			
<b>Jimmy Wynn, R</b> OBP: 0.396, SLG: 0.488 (1, 6)										4	1	1	0	0	1	4			
<b>Bob Aspromonte, R</b> OBP: 0.252, SLG: 0.265 (1, 5)										4	0	1	0	0	0	1			
<b>Howie Goss, R</b> OBP: 0.273, SLG: 0.354 (1, 8)										4	0	2	1	0	1	1			
<b>Jim Campbell, R</b> OBP: 0.261, SLG: 0.310 (1, 2)										3	0	0	0	0	0	2			
<b>John Bateman, R</b> OBP: 0.220, SLG: 0.288 (9, PH)										0	0	0	0	0	0	0			
<b>Turk Farrell, R</b> OBP: 0.212, SLG: 0.200 (3, 1)										1	0	1	0	0	0	0			
<b>Jim Dickson, L</b> OBP: 0.265, SLG: 0.273 (5, PH)										0	0	0	0	0	0	0			
<b>Ernie Fazio, R</b> OBP: 0.252, SLG: 0.273 (5, 1)										0	0	0	0	0	0	0			
<b>Jim Umbricht, R</b> OBP: 0.220, SLG: 0.288 (7, PH)										2	0	0	0	0	1	3			
<b>Dave Adlesh, R</b> (7, 2)										0	0	0	0	0	0	0			
<b>Inning Stats</b>	R: 0 E: 0 K: 1 S: 6	H: 1 LOB: 1 BB: 0 P: 6	R: 0 E: 1 K: 1 S: 6	H: 0 LOB: 1 BB: 0 P: 6	R: 0 E: 0 K: 2 S: 9	H: 2 LOB: 3 BB: 1 P: 13	R: 0 E: 0 K: 0 S: 3	H: 0 LOB: 0 BB: 0 P: 3	R: 0 E: 0 K: 0 S: 4	H: 1 LOB: 1 BB: 0 P: 4	R: 0 E: 0 K: 1 S: 6	H: 1 LOB: 1 BB: 0 P: 6	R: 0 E: 0 K: 0 S: 3	H: 0 LOB: 0 BB: 0 P: 3	R: 1 E: 0 K: 0 S: 5	H: 3 LOB: 1 BB: 0 P: 5	1B: 7 2B: 2 3B: 0 HR: 0	SF: 0 SAC: 1 DP: 1 HBP: 0	WP: 0 PA: 36 PB: 0 SB: 0 CS: 0
<b>PITCHER</b> <b>Curt Simmons, L</b> ERA: 3.1 (1, 1)	IP: 9.0 WLS: W BF: 36	H: 8 R: 1 ER: 1 SO: 5	BB: 1 IBB: 0 HBP: 0 BLK: 0	WP: 0 HR: 0 S: 45 P: 49	ERA: 1.00 WHIP: 1.000														

Batter	1	2	3	4	5	6	7	8	9	AB	R	H	RBI	BB	SO	LOB	BOTTOM		
<b>Curt Flood, R</b> OBP: 0.323, SLG: 0.379 (1, 8)										5	2	3	0	0	0	3	<b>Houston Colt 45's @ St. Louis Cardinals</b> Sportsman's Park, St. Louis, MO Sat Jul 20 1963, 8:05 PM EDT Att: 15,602 - Unknown - 83 F		
<b>Dick Groat, R</b> OBP: 0.400, SLG: 0.474 (1, 6)										4	1	3	2	0	1	1			
<b>Dal Maxwell, R</b> OBP: 0.214, SLG: 0.154 (6, FR)										1	0	0	0	0	0	0			
<b>Stan Musial, L</b> OBP: 0.335, SLG: 0.430 (1, 7)										4	1	1	1	0	0	3			
<b>George Altman, L</b> OBP: 0.335, SLG: 0.376 (7, 7)										1	0	1	0	0	0	0			
<b>Bill White, L</b> OBP: 0.381, SLG: 0.536 (1, 3)										5	0	3	1	0	0	3			
<b>Ken Boyer, R</b> OBP: 0.374, SLG: 0.440 (1, 5)										4	2	2	1	1	0	4			
<b>Tim McCarver, L</b> OBP: 0.338, SLG: 0.398 (1, 2)										5	1	2	2	0	0	3			
<b>Julian Javier, R</b> OBP: 0.307, SLG: 0.410 (1, 4)										2	0	0	0	0	0	1			
<b>Jack Damaska, R</b> OBP: 0.200, SLG: 0.200 (7, PH)										2	0	0	0	0	2	3			
<b>Gary Kolb, L</b> OBP: 0.442, SLG: 0.606 (1, 9)										2	1	1	1	2	0	0			
<b>Curt Simmons, L</b> OBP: 0.170, SLG: 0.156 (1, 1)										4	0	0	0	0	1	3			
<b>Inning Stats</b>	R: 0 E: 0 K: 1 S: 6	H: 1 LOB: 1 BB: 0 P: 6	R: 2 E: 0 K: 1 S: 8	H: 3 LOB: 1 BB: 0 P: 8	R: 2 E: 0 K: 0 S: 6	H: 4 LOB: 1 BB: 0 P: 6	R: 3 E: 0 K: 0 S: 6	H: 3 LOB: 1 BB: 1 P: 10	R: 0 E: 0 K: 0 S: 3	H: 0 LOB: 0 BB: 0 P: 3	R: 1 E: 0 K: 0 S: 6	H: 3 LOB: 3 BB: 1 P: 6	R: 0 E: 1 K: 1 S: 6	H: 0 LOB: 2 BB: 1 P: 10	R: 0 E: 0 K: 1 S: 7	H: 2 LOB: 3 BB: 1 P: 11	1B: 9 2B: 7 3B: 0 HR: 0	SF: 0 SAC: 1 DP: 0 HBP: 0	WP: 1 PA: 43 PB: 0 SB: 0 CS: 0
<b>PITCHER</b> <b>Turk Farrell, R</b> ERA: 3.04 (1, 1)	IP: 2.2 WLS: L BF: 15	H: 8 R: 4 ER: 4 SO: 2	BB: 0 IBB: 0 HBP: 0 BLK: 0	WP: 1 HR: 0 S: 19 P: 19	ERA: 13.50 WHIP: 3.000														
<b>Jim Dickson, R</b> ERA: 6.43 (3, 1)	IP: 1.1 WLS: L BF: 8	H: 3 R: 3 ER: 3 SO: 0	BB: 1 IBB: 0 HBP: 0 BLK: 0	WP: 0 HR: 0 S: 7 P: 11	ERA: 20.25 WHIP: 3.000														
<b>Jim Umbricht, R</b> ERA: 3.54 (5, 1)	IP: 2.0 WLS: L BF: 9	H: 3 R: 1 ER: 1 SO: 0	BB: 0 IBB: 0 HBP: 0 BLK: 0	WP: 0 HR: 0 S: 9 P: 9	ERA: 4.50 WHIP: 1.500														
<b>Chris Zachary, R</b> ERA: 5.5 (7, 1)	IP: 2.0 WLS: L BF: 11	H: 2 R: 0 ER: 0 SO: 2	BB: 2 IBB: 0 HBP: 0 BLK: 0	WP: 0 HR: 0 S: 13 P: 21	ERA: 0.00 WHIP: 2.000														





Batter	1	2	3	4	5	6	7	8	9	AB	R	H	RBI	BB	SO	LOB	TOP				
<b>Al Spangler, L</b> OBP: 0.316, SLG: 0.327 (1, 8)	G3		FC5-4 BB		F7				F9	5	0	1	1	0	0	1	<b>Houston Colt 45's @ St. Louis Cardinals</b> Sportsman's Park, St. Louis, MO Sun Jul 21 1963, 4:33 AM EDT Att: 10,310 - Unknown - 84 F  <b>AB 35</b> <b>R 4</b> <b>H 8</b> <b>RBI 4</b> <b>BB 6</b> <b>SO 7</b> <b>LOB 18</b> 				
<b>Johnny Temple, R</b> OBP: 0.357, SLG: 0.332 <b>Ernie Fazio, R</b> OBP: 0.284, SLG: 0.271 (6, 4)	4-3				F6		F6		BB 1B BB	2	0	0	0	1	0	0					
<b>Pete Runnels, L</b> OBP: 0.312, SLG: 0.262 (1, 3)			F6		L8		L6		BB 1B BB	4	0	1	0	1	0	5					
<b>Carl Warwick, R</b> OBP: 0.335, SLG: 0.360 (1, 7)	F9			FC4-6 BB		F3		5-3	BB 1B 2H 2H	4	0	1	1	1	0	1					
<b>Jimmy Wynn, R</b> OBP: 0.358, SLG: 0.435 (1, 6)		K		F7			5-3	K	K	5	0	0	0	0	3	3					
<b>Rusty Staub, L</b> OBP: 0.294, SLG: 0.311 (1, 9)	4-3			FC4-6 BB			1B BB 1B	FC5 BB 1B		4	1	2	0	0	0	1					
<b>Bob Aspromonte, R</b> OBP: 0.295, SLG: 0.263 (1, 5)	K			FC4-6 BB			1B BB 1B			2	1	0	0	2	1	1					
<b>John Bateman, R</b> OBP: 0.226, SLG: 0.293 (7, PR)								FC5		3	0	2	0	0	1	0					
<b>Bob Bruce, R</b> OBP: 0.191, SLG: 0.167 <b>Dick Drott, R</b> OBP: 0.125, SLG: 0.125 <b>Howie Goss, R</b> OBP: 0.272, SLG: 0.353 <b>Hal Woodeshick, R</b> OBP: 0.250, SLG: 0.200 (8, PH)					K		1B BB 2B 1B	2-3 2-3		0	0	0	0	0	0	0					
<b>Hal Brown, R</b> OBP: 0.295, SLG: 0.295 <b>Don McMahon, R</b> OBP: 0.197, SLG: 0.182 <b>Bob Lillis, R</b> OBP: 0.221, SLG: 0.225 <b>Jim Dickson, L</b> OBP: 0.293, SLG: 0.312 <b>Jim Umbricht, R</b> <b>Jim Campbell, R</b> (7, PH)			K		4-3		1-2 2H 2H 3H	1B		0	0	0	0	0	0	0					
<b>Inning Stats</b>	R: 0 E: 0 K: 0 S: 4	H: 1 LOB: 1 BB: 0 P: 4	R: 0 E: 0 K: 2 S: 7	H: 0 LOB: 0 BB: 0 P: 7	R: 0 E: 0 K: 1 S: 6	H: 1 LOB: 2 BB: 1 P: 10	R: 0 E: 0 K: 0 S: 3	H: 0 LOB: 0 BB: 0 P: 7	R: 0 E: 0 K: 1 S: 5	H: 0 LOB: 0 BB: 0 P: 5	R: 0 E: 0 K: 0 S: 3	H: 4 LOB: 3 BB: 1 P: 11	R: 0 E: 0 K: 1 S: 6	H: 1 LOB: 2 BB: 1 P: 10	R: 1 E: 0 K: 2 S: 8	H: 1 LOB: 2 BB: 2 P: 16		1B: 7 2B: 1 3B: 0 HR: 0	SF: 0 SAC: 0 DP: 0 HBP: 0	WP: 0 PB: 0 SB: 0 CS: 0	PA: 41
<b>PITCHER</b> <b>Bob Gibson, R</b> ERA: 3.75 (1, 1)	IP: 9.0 WLS: W BF: 41 H: 8 R: 4 ER: 4 SO: 7 BB: 6 IBB: 0 HBP: 0 BLK: 0 WP: 0 HR: 0 S: 49 P: 73 ERA: 4.00 WHIP: 1.556															<b>PITCHER</b> <b>Hal Woodeshick, L</b> ERA: 1.66 (8, 1)		IP: 1.0 WLS: L BF: 4 H: 1 R: 0 ER: 0 SO: 1 BB: 0 IBB: 0 HBP: 0 BLK: 0 WP: 0 HR: 0 S: 6 P: 6 ERA: 0.00 WHIP: 1.000			

Batter	1	2	3	4	5	6	7	8	9	AB	R	H	RBI	BB	SO	LOB	BOTTOM				
<b>Curt Flood, R</b> OBP: 0.327, SLG: 0.386 <b>Dal Maxwell, R</b> OBP: 0.267, SLG: 0.214 (6, 6)	2B 3B	1-2 3H 1B		WP 3B BB	4-3		2-3 1B			3	2	2	1	1	0	2	<b>Houston Colt 45's @ St. Louis Cardinals</b> Sportsman's Park, St. Louis, MO Sun Jul 21 1963, 4:33 AM EDT Att: 10,310 - Unknown - 84 F  <b>AB 37</b> <b>R 9</b> <b>H 17</b> <b>RBI 9</b> <b>BB 2</b> <b>SO 1</b> <b>LOB 15</b> 				
<b>Dick Groat, R</b> OBP: 0.402, SLG: 0.483 <b>Mike Shannon, R</b> OBP: 0.500, SLG: 0.500 (6, 8)	F9 HR 2B	F9		1-1H 2H 3B		F2		FC1-4 1B		3	1	2	3	0	0	2					
<b>Bill White, L</b> OBP: 0.376, SLG: 0.529 (1, 3)	F9	4-3		L1		4-3		K		5	0	0	0	0	1	5					
<b>Ken Boyer, R</b> OBP: 0.377, SLG: 0.451 (1, 5)	HR			F5		1B 1B		FC1-4 1-2		5	2	3	2	0	0	1					
<b>Tim McCarver, L</b> OBP: 0.335, SLG: 0.393 (1, 2)	G3			L4		1B 1B		4-3		5	1	1	0	0	0	2					
<b>George Altman, L</b> OBP: 0.337, SLG: 0.388 (1, 7)	F7			4-3		CS 1B 1-3 2H		HR		4	1	2	2	0	0	0					
<b>Julian Javier, R</b> OBP: 0.309, SLG: 0.411 (1, 4)				FC4-6 1B		F8		6-3		4	0	2	1	0	0	0					
<b>Gary Kolb, L</b> OBP: 0.468, SLG: 0.611 (1, 9)	FC4-6 1B	1-2 1B		WP SH2-3 3B		1-2 3H 4.0		1B SH1-4 1B		3	2	2	0	1	0	1					
<b>Bob Gibson, R</b> OBP: 0.275, SLG: 0.277 (1, 1)				SH2-3 1B		F2		SH1-4		2	0	1	0	0	0	2					
<b>Inning Stats</b>	R: 3 E: 0 K: 0 S: 6	H: 3 LOB: 0 BB: 0 P: 6	R: 1 E: 0 K: 0 S: 6	H: 3 LOB: 2 BB: 0 P: 6	R: 0 E: 0 K: 0 S: 3	H: 0 LOB: 0 BB: 0 P: 3	R: 2 E: 0 K: 0 S: 5	H: 2 LOB: 1 BB: 1 P: 9	R: 2 E: 0 K: 0 S: 6	H: 4 LOB: 2 BB: 1 P: 10	R: 0 E: 0 K: 0 S: 4	H: 1 LOB: 1 BB: 0 P: 4	R: 1 E: 0 K: 0 S: 5	H: 3 LOB: 2 BB: 0 P: 5	R: 0 E: 0 K: 1 S: 6	H: 1 LOB: 1 BB: 0 P: 6		1B: 12 2B: 1 3B: 2 HR: 2	SF: 0 SAC: 2 DP: 0 HBP: 0	WP: 1 PB: 0 SB: 0 CS: 2	PA: 41
<b>PITCHER</b> <b>Hal Brown, R</b> ERA: 3.82 <b>Don McMahon, R</b> ERA: 4.37 <b>Jim Dickson, R</b> ERA: 9.0 <b>Jim Umbricht, R</b> ERA: 3.38 <b>Dick Drott, R</b> ERA: 3.52 (7, 1)	IP: 1.1 WLS: L BF: 10 H: 6 R: 4 ER: 4 SO: 0 BB: 0 IBB: 0 HBP: 0 BLK: 0 WP: 1 HR: 0 S: 10 P: 10 ERA: 27.00 WHIP: 4.500															<b>PITCHER</b> <b>Hal Woodeshick, L</b> ERA: 1.66 (8, 1)		IP: 1.0 WLS: L BF: 4 H: 1 R: 0 ER: 0 SO: 1 BB: 0 IBB: 0 HBP: 0 BLK: 0 WP: 0 HR: 0 S: 6 P: 6 ERA: 0.00 WHIP: 1.000			



Batter	1	2	3	4	5	6	7	8	9	10	11	12	13	14	15	AB	R	H	RBI	BB	SO	LOB	TOP							
Tony Taylor, R OBP: 0.336, SLG: 0.361 (1, 4)																7	0	0	0	0	2	2								
Johnny Callison, L OBP: 0.351, SLG: 0.484 (1, 9)																6	2	2	0	1	3	1								
Tony Gonzalez, L OBP: 0.386, SLG: 0.452 (1, 7), (14, 8)																6	1	1	0	0	1	4								
Roy Sievers, R OBP: 0.314, SLG: 0.400 (1, 3)																6	1	2	4	0	0	4								
Don Demeter, R OBP: 0.333, SLG: 0.467 Wes Covington, L OBP: 0.292, SLG: 0.381 (14, PH)																5	0	0	0	1	3	4								
Clay Dalrymple, L OBP: 0.340, SLG: 0.356 Earl Averill, R OBP: 0.320, SLG: 0.372 (12, PH)																5	0	2	0	0	1	1								
Frank Torre, L OBP: 0.292, SLG: 0.302 Bob Oldis, R OBP: 0.222, SLG: 0.278 (14, PH)																1	0	0	0	0	1	2								
Don Hoak, R OBP: 0.269, SLG: 0.335 Bobby Wine, R OBP: 0.249, SLG: 0.297 (8, 5)																4	1	0	0	0	2									
Ruben Amaro, R OBP: 0.268, SLG: 0.312 (1, 6)																6	0	0	0	1	2	2								
John Bozzer, R Jack Baldschun, R Cal Emery, L Art Mahaffey, R Dallas Green, R Johnny Klippstein, R Dennis Bennett, L (11, 1), (2, PH), (6, PH), (8, 1), (16, 1)																0	0	0	0	0	0	0								
<b>Inning Stats</b>	R: 3 E: 1 K: 1 S: 11	H: 1 LOB: 2 BB: 2 P: 26	R: 0 E: 0 K: 0 S: 8	H: 0 LOB: 0 BB: 0 P: 9	R: 1 E: 0 K: 3 S: 15	H: 2 LOB: 1 BB: 0 P: 21	R: 0 E: 0 K: 0 S: 5	H: 0 LOB: 0 BB: 0 P: 9	R: 0 E: 0 K: 0 S: 12	H: 1 LOB: 3 BB: 0 P: 20	R: 0 E: 0 K: 1 S: 6	H: 0 LOB: 0 BB: 0 P: 7	R: 0 E: 0 K: 1 S: 10	H: 1 LOB: 2 BB: 1 P: 19	R: 0 E: 0 K: 1 S: 9	H: 0 LOB: 1 BB: 0 P: 12	R: 0 E: 0 K: 1 S: 8	H: 1 LOB: 2 BB: 0 P: 11	R: 0 E: 0 K: 2 S: 10	H: 0 LOB: 0 BB: 0 P: 14	R: 0 E: 0 K: 1 S: 5	H: 0 LOB: 0 BB: 0 P: 6	R: 0 E: 0 K: 3 S: 10	H: 1 LOB: 2 BB: 1 P: 17	R: 0 E: 0 K: 3 S: 10	H: 0 LOB: 0 BB: 0 P: 10	1B: 9 2B: 0 3B: 0 HR: 1	SF: 0 SAC: 0 DP: 1 HBP: 2	WP: 1 PB: 1 SB: 1 CS: 0	PA: 63

PITCHER	IP	WLS	BF	H	R	ER	SO	BB	IBB	HBP	BLK	WP	HR	S	P	ERA	WHIP
Bob Bruce, R ERA: 3.45	6.0	0	28	6	5	4	4	0	0	0	0	0	0	54	90	6.00	1.333
Don McMahon, R ERA: 4.3	7.1	1	3	0	0	0	1	0	0	0	0	0	0	6	7	0.00	0.000
Jim Umbricht, R ERA: 3.3	8.1	1	0	5	1	0	2	0	1	0	1	0	0	10	19	0.00	1.000
Hal Woodeshick, L ERA: 1.56	9.1	5	19	2	0	0	5	0	0	1	0	0	0	38	51	0.00	0.400
Turk Farrell, R ERA: 2.98	14.1	2	0	8	1	0	0	5	0	1	0	0	0	20	27	0.00	0.500

Batter	1	2	3	4	5	6	7	8	9	10	11	12	13	14	15	AB	R	H	RBI	BB	SO	LOB	BOTTOM					
Al Spangler, L OBP: 0.323, SLG: 0.333 (1, 7)																6	1	3	1	2	1	4						
Pete Sumrell, L Don McMahon, R Jim Umbricht, R Howie Gross, R Hal Woodeshick, L Turk Farrell, R (11, 4), (7, 1), (8, 1), (8, PH), (8, PH), (13, PH), (14, 1)																2	0	0	0	0	1	1	2					
Rusty Staub, L OBP: 0.294, SLG: 0.312 (1, 3)																6	1	1	0	1	0	1						
Carl Warwick, R OBP: 0.331, SLG: 0.355 (1, 9)																7	1	1	1	0	1	3						
Jimmy Wynn, R OBP: 0.383, SLG: 0.442 (1, 8)																6	1	3	1	1	1	1						
Bob Aspromonte, R OBP: 0.256, SLG: 0.265 (1, 5)																6	1	1	1	1	2	5						
John Bateman, R OBP: 0.232, SLG: 0.308 (1, 2)																7	1	3	1	0	1	6						
Bob Lillis, R OBP: 0.218, SLG: 0.220 (1, 6)																6	0	0	0	0	0	5						
Bob Bruce, R OBP: 0.284, SLG: 0.163 Johnny Temple, R OBP: 0.357, SLG: 0.329 (1, 1), (6, PH)																1	0	0	0	1	0	0						
<b>Inning Stats</b>	R: 1 E: 0 K: 1 S: 18	H: 1 LOB: 3 BB: 3 P: 39	R: 0 E: 0 K: 1 S: 9	H: 1 LOB: 1 BB: 0 P: 11	R: 0 E: 0 K: 0 S: 5	H: 0 LOB: 0 BB: 1 P: 10	R: 2 E: 0 K: 1 S: 12	H: 3 LOB: 3 BB: 2 P: 28	R: 0 E: 0 K: 0 S: 3	H: 1 LOB: 0 BB: 0 P: 3	R: 2 E: 1 K: 1 S: 13	H: 3 LOB: 2 BB: 1 P: 24	R: 0 E: 0 K: 0 S: 10	H: 0 LOB: 1 BB: 0 P: 15	R: 0 E: 0 K: 1 S: 8	H: 0 LOB: 0 BB: 0 P: 14	R: 0 E: 0 K: 2 S: 8	H: 0 LOB: 0 BB: 0 P: 11	R: 0 E: 0 K: 1 S: 10	H: 1 LOB: 2 BB: 1 P: 19	R: 0 E: 0 K: 0 S: 7	H: 1 LOB: 1 BB: 0 P: 12	R: 1 E: 0 K: 0 S: 7	H: 2 LOB: 2 BB: 1 P: 12	1B: 9 2B: 3 3B: 1 HR: 0	SF: 0 SAC: 1 DP: 2 HBP: 0	WP: 1 PB: 0 SB: 1 CS: 0	PA: 64

PITCHER	IP	WLS	BF	H	R	ER	SO	BB	IBB	HBP	BLK	WP	HR	S	P	ERA	WHIP
John Bozzer, R ERA: 3.35	11.1	0	1	1	1	3	0	0	0	0	0	0	0	7	12	0.00	0.000
Jack Baldschun, R ERA: 2.72	11.1	0	2	0	0	0	0	0	0	0	0	0	0	7	12	0.00	0.000
Art Mahaffey, R ERA: 4.19	11.1	4	17	4	2	2	1	2	0	0	0	0	0	29	47	4.50	1.500
Dallas Green, R ERA: 2.31	11.1	2	11	4	2	2	1	1	0	0	0	0	0	15	28	7.71	2.143
Johnny Klippstein, R ERA: 2.18	11.1	7	27	3	1	1	6	0	2	0	0	1	0	62	100	1.29	0.429
<b>Dennis Bennett, L</b> ERA: 1.84 (15, 1)	0.0	0	0	0	0	0	0	0	0	0	0	0	0	0	0	0.00	0.000

Philadelphia Phillies @ Houston Colt 45's  
Colt Stadium, Houston, TX  
Tue Jul 23 1963, 8:05 PM EDT  
Att: 8,563 - Unknown



Philadelphia Phillies @ Houston Colt 45's  
Colt Stadium, Houston, TX  
Tue Jul 23 1963, 8:05 PM EDT  
Att: 8,563 - Unknown



AB 57  
R 5  
H 10  
RBI 5  
BB 4  
SO 17  
LOB 24

AB 54  
R 6  
H 13  
RBI 6  
SO 9  
LOB 33



Batter	1	2	3	4	5	6	7	8	9	AB	R	H	RBI	BB	SO	LOB	TOP																					
<b>Tony Taylor, R</b> OBP: 0.334, SLG: 0.360 (1, 4)	G3		2H 1B		SF8		F3		K	4	0	1	2	0	1	2	<b>Philadelphia Phillies @ Houston Colt 45's</b> Colt Stadium, Houston, TX Wed Jul 24 1963, 8:05 PM EDT Att: 6,879 - Cloudy - 86 F																					
<b>Johnny Callison, L</b> OBP: 0.347, SLG: 0.478 (1, 9)	F8		P4		F7		K			4	0	0	0	0	1	4																						
<b>Tony Gonzalez, L</b> OBP: 0.385, SLG: 0.458 (1, 7)	6-3			F9		HR		E5 WP SF8		4	2	1	1	0	0	0																						
<b>Roy Sievers, R</b> OBP: 0.310, SLG: 0.454 <b>Frank Torre, L</b> OBP: 0.292, SLG: 0.302 (8, 3)		K		1-3		F7		SF8 1-H		3	0	0	1	0	1	0																						
<b>Don Demeter, R</b> OBP: 0.330, SLG: 0.462 (1, 8)		K		1-3		F9		L7		4	0	0	0	0	1	0																						
<b>Clay Dalrymple, L</b> OBP: 0.338, SLG: 0.355 (1, 2)		L9			FC6-4 1B	G3		F8		4	0	1	0	0	0	0																						
<b>Don Hoak, R</b> OBP: 0.288, SLG: 0.346 <b>Bobby Wine, R</b> OBP: 0.249, SLG: 0.297 (9, 5)			5-3		FC6-4 1B		5-3		HR	4	2	1	1	0	0	1																						
<b>Ruben Amaro, R</b> OBP: 0.279, SLG: 0.314 (1, 6)			BLK 1B BB		1B SF8 1B			1-3		2	2	1	0	2	0	0																						
<b>Cal McLish, S</b> OBP: 0.327, SLG: 0.333 <b>Jack Baldschun, R</b> (7, 1)			K		1-3 2-H 1B			P3		3	0	2	1	0	1	1																						
<b>Inning Stats</b>	R: 0 E: 0 K: 0 S: 3	H: 0 LOB: 0 BB: 0 P: 3	R: 0 E: 0 K: 2 S: 7	H: 0 LOB: 0 BB: 0 P: 7	R: 1 E: 0 K: 1 S: 6	H: 1 LOB: 1 BB: 1 P: 10	R: 0 E: 0 K: 0 S: 3	H: 0 LOB: 0 BB: 0 P: 3	R: 2 E: 0 K: 0 S: 6	H: 3 LOB: 1 BB: 0 P: 6	R: 1 E: 0 K: 0 S: 4	H: 1 LOB: 0 BB: 0 P: 4	R: 0 E: 0 K: 1 S: 6	H: 1 LOB: 2 BB: 1 P: 10	R: 1 E: 1 K: 0 S: 4	H: 0 LOB: 0 BB: 0 P: 4	R: 1 E: 0 K: 1 S: 6	H: 1 LOB: 0 BB: 0 P: 6	1B: 5 2B: 0 3B: 0 HR: 2	SF: 2 SAC: 0 DP: 0 HBP: 0	WP: 2 PA: 37 PB: 0 SB: 0 CS: 0																	
<b>PITCHER</b>	IP	WLS	BF	H	R	ER	SO	BB	IBB	HBP	BLK	WP	HR	S	P	ERA	WHIP	<b>PITCHER</b>				IP	WLS	BF	H	R	ER	SO	BB	IBB	HBP	BLK	WP	HR	S	P	ERA	WHIP
<b>Ken Johnson, R</b> ERA: 3.33 (1, 1)	6.1	L	27	6	4	4	3	2	0	0	1	0	1	31	39	5.68	1.263																					
<b>Jim Dickson, R</b> ERA: 9.22 (7, 1)	0.2		2	0	0	0	1	0	0	0	0	0	0	4	4	0.00	0.000																					
<b>Jim Umbricht, R</b> ERA: 3.35 (8, 1)	2.0		8	1	2	1	1	0	0	0	0	1	1	10	10	4.50	0.500																					

AB	33
R	6
H	7
RBI	6
BB	2
SO	5
LOB	8



Batter	1	2	3	4	5	6	7	8	9	AB	R	H	RBI	BB	SO	LOB	BOTTOM																					
<b>Al Spangler, L</b> OBP: 0.324, SLG: 0.335 (1, 7)	4-3		G3			1B BB			G3	4	0	1	1	1	0	1	<b>Philadelphia Phillies @ Houston Colt 45's</b> Colt Stadium, Houston, TX Wed Jul 24 1963, 8:05 PM EDT Att: 6,879 - Cloudy - 86 F																					
<b>Pete Runnels, L</b> OBP: 0.310, SLG: 0.259 (1, 4)	F7			4-3		1B 1B	L7		L5	5	1	1	0	0	3																							
<b>Rusty Staub, L</b> OBP: 0.293, SLG: 0.311 (1, 3)	K			G3		1-2 2-H 1B			K	4	1	1	0	0	2	0																						
<b>Carl Warwick, R</b> OBP: 0.336, SLG: 0.356 (1, 9)		5-3			1B BB	1B 1B			1B BB	2	0	1	0	2	0	0																						
<b>Jimmy Wynn, R</b> OBP: 0.375, SLG: 0.429 (1, 8)		K			1-2 1B	F7			P6	4	0	1	0	0	1	4																						
<b>Bob Aspromonte, R</b> OBP: 0.283, SLG: 0.272 (1, 5)			FC5-4 1B		K		1-1 2-H 3-H 1B			4	0	3	2	0	1	2																						
<b>John Bateman, R</b> OBP: 0.228, SLG: 0.301 (1, 2)		FC5-4 1-2			K			4-3	F5	4	0	0	0	0	1	3																						
<b>Bob Lillis, R</b> OBP: 0.219, SLG: 0.221 (1, 6)			5-3		F5			2B 1B	L9	4	1	1	0	0	0	0																						
<b>Ken Johnson, R</b> OBP: 0.293, SLG: 0.049 <b>Jim Dickson, L</b> <b>Howie Goss, R</b> OBP: 0.276, SLG: 0.351 <b>Jim Umbricht, R</b> <b>Johnny Temple, R</b> OBP: 0.359, SLG: 0.335 <b>Ernie Fazio, R</b> OBP: 0.233, SLG: 0.299 (7, 1)		5-3			1-3			P6	G3 2B	2	0	0	0	0	0	0																						
<b>Inning Stats</b>	R: 0 E: 0 K: 1 S: 5	H: 0 LOB: 0 BB: 0 P: 5	R: 0 E: 0 K: 1 S: 6	H: 1 LOB: 1 BB: 0 P: 6	R: 0 E: 0 K: 0 S: 3	H: 0 LOB: 0 BB: 0 P: 3	R: 0 E: 0 K: 1 S: 6	H: 1 LOB: 2 BB: 1 P: 10	R: 0 E: 0 K: 0 S: 5	H: 0 LOB: 0 BB: 0 P: 5	R: 2 E: 0 K: 0 S: 5	H: 4 LOB: 1 BB: 1 P: 9	R: 1 E: 0 K: 0 S: 5	H: 2 LOB: 1 BB: 0 P: 5	R: 0 E: 0 K: 1 S: 6	H: 1 LOB: 2 BB: 1 P: 10	R: 0 E: 0 K: 0 S: 4	H: 1 LOB: 2 BB: 0 P: 4	R: 0 E: 0 K: 0 S: 4	H: 1 LOB: 2 BB: 0 P: 4	1B: 8 2B: 2 3B: 0 HR: 0	SF: 0 SAC: 0 DP: 0 HBP: 0	WP: 0 PA: 38 PB: 0 SB: 0 CS: 0															
<b>PITCHER</b>	IP	WLS	BF	H	R	ER	SO	BB	IBB	HBP	BLK	WP	HR	S	P	ERA	WHIP	<b>PITCHER</b>				IP	WLS	BF	H	R	ER	SO	BB	IBB	HBP	BLK	WP	HR	S	P	ERA	WHIP
<b>Cal McLish, R</b> ERA: 2.95 (1, 1)	6.2	W	28	8	3	3	4	2	0	0	0	0	0	34	42	4.05	1.500																					
<b>Jack Baldschun, R</b> ERA: 2.15 (7, 1)	2.1	S	10	2	0	0	1	1	0	0	0	0	0	11	15	0.00	1.286																					





Batter	1	2	3	4	5	6	7	8	9	AB	R	H	RBI	BB	SO	LOB	TOP			
Tony Taylor, R OBP: 0.331, SLG: 0.356 (1, 4)										4	0	0	0	0	0	0				
Johnny Callison, L OBP: 0.344, SLG: 0.473 (1, 9)										4	0	0	0	0	1	0				
Tony Gonzalez, L OBP: 0.389, SLG: 0.464 (1, 7)										4	0	3	0	0	0	0				
Roy Sievers, R OBP: 0.305, SLG: 0.447 (1, 3)										4	0	0	0	0	2	3				
Don Demeter, R OBP: 0.327, SLG: 0.458 (1, 8)										3	0	0	0	0	0	1				
Clay Dalrymple, L OBP: 0.335, SLG: 0.351 (1, 2)										3	0	0	0	0	0	0				
Don Hoak, R OBP: 0.285, SLG: 0.342 (1, 5)										3	0	0	0	0	0	0				
Ruben Amaro, R OBP: 0.280, SLG: 0.314 (1, 6)										3	0	1	0	0	0	0				
Ray Culp, R OBP: 0.184, SLG: 0.170 (1, 1)										1	0	0	0	0	1	0				
Wes Covington, L OBP: 0.390, SLG: 0.578 (6, PH)										1	0	0	0	0	0	0				
John Boozer, R (6, PH)										0	0	0	0	0	0	0				
Earl Averill, R OBP: 0.314, SLG: 0.364 (8, PH)										1	0	0	0	0	1	1				
Ryne Duren, R OBP: 0.276, SLG: 0.188 (8, 1)										0	0	0	0	0	0	0				
<b>Inning Stats</b>	R: 0 E: 0 K: 0 S: 8	H: 1 LOB: 1 BB: 0 P: 13	R: 0 E: 0 K: 0 S: 5	H: 0 LOB: 0 BB: 0 P: 8	R: 0 E: 0 K: 1 S: 5	H: 0 LOB: 0 BB: 0 P: 6	R: 0 E: 0 K: 2 S: 9	H: 1 LOB: 1 BB: 0 P: 11	R: 0 E: 0 K: 0 S: 8	H: 0 LOB: 0 BB: 0 P: 10	R: 0 E: 0 K: 1 S: 5	H: 0 LOB: 0 BB: 0 P: 6	R: 0 E: 0 K: 1 S: 10	H: 1 LOB: 1 BB: 0 P: 16	R: 0 E: 0 K: 0 S: 9	H: 1 LOB: 1 BB: 0 P: 15	1B: 3 2B: 1 3B: 0 HR: 0	SF: 0 SAC: 0 DP: 0 HBP: 0	WP: 0 PB: 0 SB: 0 CS: 0	PA: 31
<b>PITCHER</b> Hal Brown, R ERA: 3.38 (1, 1)	IP: 9.0 WLS: W BF: 31 H: 4 R: 0 ER: 0 SO: 5 BB: 0 IBB: 0 HBP: 0 BLK: 0 WP: 0 HR: 0 S: 63 P: 90 ERA: 0.00 WHIP: 0.444															<b>PITCHER</b>				

Philadelphia Phillies @ Houston Colt 45's  
Colt Stadium, Houston, TX  
Thu Jul 25 1963, 8:05 PM EDT  
Att: 5,357 - Unknown

livebaseballscores.com

AB 31  
R 0  
H 4  
RBI 0  
BB 0  
SO 5  
LOB 5

Batter	1	2	3	4	5	6	7	8	9	AB	R	H	RBI	BB	SO	LOB	BOTTOM			
Al Spangler, L OBP: 0.331, SLG: 0.351 (1, 7)										3	1	3	0	1	0	0				
Pete Runnels, L OBP: 0.313, SLG: 0.260 (1, 4)										3	1	1	1	1	0	2				
Ernie Fazio, R OBP: 0.283, SLG: 0.269 (8, 4)										0	0	0	0	0	0	0				
Rusty Staub, L OBP: 0.293, SLG: 0.310 (1, 3)										4	0	1	1	0	0	2				
Carl Warwick, R OBP: 0.332, SLG: 0.352 (1, 9)										4	0	0	0	0	0	4				
Jimmy Wynn, R OBP: 0.353, SLG: 0.407 (1, 8)										3	0	0	1	0	1	2				
Howie Goss, R OBP: 0.270, SLG: 0.351 (9, 8)										0	0	0	0	0	0	0				
Bob Aspromonte, R OBP: 0.260, SLG: 0.269 (1, 5)										3	0	0	0	0	1	2				
John Bateman, R OBP: 0.225, SLG: 0.297 (1, 2)										3	0	0	0	0	2	2				
Bob Lillis, R OBP: 0.220, SLG: 0.222 (1, 6)										3	0	1	0	0	1	0				
Hal Brown, R OBP: 0.125, SLG: 0.125 (1, 1)										3	1	1	0	0	1	1				
<b>Inning Stats</b>	R: 0 E: 0 K: 1 S: 10	H: 1 LOB: 2 BB: 1 P: 20	R: 0 E: 0 K: 1 S: 7	H: 0 LOB: 0 BB: 0 P: 10	R: 3 E: 0 K: 2 S: 18	H: 4 LOB: 2 BB: 0 P: 27	R: 0 E: 0 K: 0 S: 7	H: 2 LOB: 1 BB: 0 P: 12	R: 0 E: 0 K: 0 S: 6	H: 0 LOB: 0 BB: 0 P: 8	R: 0 E: 0 K: 1 S: 5	H: 0 LOB: 0 BB: 0 P: 5	R: 0 E: 0 K: 1 S: 8	H: 0 LOB: 0 BB: 1 P: 15	R: 0 E: 0 K: 0 S: 5	H: 0 LOB: 0 BB: 0 P: 9	1B: 5 2B: 1 3B: 1 HR: 0	SF: 1 SAC: 0 DP: 2 HBP: 0	WP: 0 PB: 0 SB: 0 CS: 0	PA: 32
<b>PITCHER</b> Ray Culp, R ERA: 2.68 (1, 1)	IP: 5.0 WLS: L BF: 23 H: 7 R: 3 ER: 3 SO: 4 BB: 1 IBB: 0 HBP: 0 BLK: 0 WP: 0 HR: 0 S: 48 P: 77 ERA: 5.40 WHIP: 1.600															<b>PITCHER</b>				
John Boozer, R ERA: 3.19 (6, 1)	2.0 6 0 0 0 2 1 0 0 0 0 0 13 20 0.00 0.500															<b>PITCHER</b>				
Ryne Duren, R ERA: 3.7 (8, 1)	1.0 3 0 0 0 0 0 0 0 0 0 0 5 9 0.00 0.000															<b>PITCHER</b>				

Philadelphia Phillies @ Houston Colt 45's  
Colt Stadium, Houston, TX  
Thu Jul 25 1963, 8:05 PM EDT  
Att: 5,357 - Unknown

livebaseballscores.com

AB 29  
R 3  
H 7  
RBI 3  
BB 2  
SO 6  
LOB 15



Batter	1	2	3	4	5	6	7	8	9	AB	R	H	RBI	BB	SO	LOB	TOP			
Joe Christopher, R OBP: 0.321, SLG: 0.319	F3		1B		F7		F3			3	1	0	0	1	0	1	<b>New York Mets @ Houston Colt 45's</b> Colt Stadium, Houston, TX Fri Jul 26 1963, 8:05 PM EDT Att: 6,907 - Unknown			
Ron Hunt, R OBP: 0.336, SLG: 0.370	6-3		1B		6-3			F8		4	1	1	0	0	0	0				
Duke Snider, L OBP: 0.337, SLG: 0.446	4-3		P5		F9			F5		4	0	0	0	0	0	2				
Frank Thomas, R OBP: 0.328, SLG: 0.395		1B	3B		P6			4-3		4	1	2	2	0	0	0				
Joe Hicks, L OBP: 0.254, SLG: 0.500	F7		3B		5-3			6-3		4	0	1	1	0	0	1				
Jim Hickman, R OBP: 0.303, SLG: 0.377			5-3		5-3			5-3		4	0	1	0	0	0	1				
Choo-Choo Coleman, L OBP: 0.289, SLG: 0.213	P6				F9		P4	F5		4	0	0	0	0	0	2				
Larry Burright, R OBP: 0.308, SLG: 0.277	FC1-6				F8		5-3			3	0	0	0	0	0	2				
Tracy Stallard, R OBP: 0.043, SLG: 0.043			F7		6-3					0	0	0	0	0	0	0				
Galen Cisco, R OBP: 0.125, SLG: 0.103								1B		3	0	1	0	0	0	0				
<b>Inning Stats</b>	R: 0 E: 0 K: 0 S: 3	H: 0 LOB: 0 BB: 0 P: 3	R: 0 E: 0 K: 0 S: 5	H: 2 LOB: 2 BB: 0 P: 5	R: 3 E: 0 K: 0 S: 6	H: 3 LOB: 1 BB: 1 P: 10	R: 0 E: 0 K: 0 S: 3	H: 0 LOB: 0 BB: 0 P: 3	R: 0 E: 0 K: 0 S: 3	H: 0 LOB: 0 BB: 0 P: 3	R: 0 E: 0 K: 0 S: 4	H: 1 LOB: 1 BB: 0 P: 4	R: 0 E: 0 K: 0 S: 3	H: 0 LOB: 0 BB: 0 P: 3	R: 0 E: 0 K: 0 S: 3	H: 0 LOB: 0 BB: 0 P: 3	1B: 5 2B: 0 3B: 1 HR: 0	SF: 0 SAC: 0 DP: 0 HBP: 0	WP: 0 PB: 0 SB: 1 CS: 0	PA: 34
<b>PITCHER</b> Turk Farrell, R ERA: 2.98	IP: 9.0 WLS: W BF: 34 H: 6 R: 3 ER: 3 SO: 0 BB: 1 IBB: 0 HBP: 0 BLK: 0 WP: 0 HR: 0 S: 33 P: 37 ERA: 3.00 WHIP: 0.778															<b>PITCHER</b>				

AB	33
R	3
H	6
RBI	3
BB	1
SO	0
LOB	9



Batter	1	2	3	4	5	6	7	8	9	AB	R	H	RBI	BB	SO	LOB	BOTTOM			
Al Spangler, L OBP: 0.335, SLG: 0.354			1B		FC4-6			P6		3	0	1	1	2	0	2	<b>New York Mets @ Houston Colt 45's</b> Colt Stadium, Houston, TX Fri Jul 26 1963, 8:05 PM EDT Att: 6,907 - Unknown			
Pete Runnels, L OBP: 0.311, SLG: 0.259	FC4-6				PO		6-3	1-3		5	1	1	0	0	0	3				
Ernie Fazio, R OBP: 0.283, SLG: 0.269			1B							0	0	0	0	0	0	0				
Rusty Staub, L OBP: 0.298, SLG: 0.314			FC1-2				G6-4-3			3	1	2	0	1	0	2				
Carl Warwick, R OBP: 0.329, SLG: 0.348	K		4-3				G6-4-3			4	0	0	0	0	1	8				
Jimmy Wynn, R OBP: 0.347, SLG: 0.387	1-2				5-3			6-3		3	1	0	0	1	0	0				
Bob Aspromonte, R OBP: 0.280, SLG: 0.280					5-3			6-3		4	1	1	4	0	0	0				
John Bateman, R OBP: 0.230, SLG: 0.294			1B		P1			6-3		2	1	0	0	0	0	0				
Bob Lillis, R OBP: 0.220, SLG: 0.222			1B					P2		4	1	1	0	0	0	1				
Turk Farrell, R OBP: 0.270, SLG: 0.265			F8							4	1	3	1	0	0	0				
<b>Inning Stats</b>	R: 7 E: 1 K: 1 S: 11	H: 5 LOB: 3 BB: 3 P: 24	R: 0 E: 0 K: 0 S: 3	H: 0 LOB: 1 BB: 0 P: 4	R: 0 E: 0 K: 0 S: 4	H: 1 LOB: 2 BB: 1 P: 8	R: 0 E: 0 K: 0 S: 3	H: 0 LOB: 0 BB: 0 P: 3	R: 0 E: 0 K: 0 S: 3	H: 1 LOB: 0 BB: 0 P: 3	R: 0 E: 0 K: 0 S: 3	H: 0 LOB: 0 BB: 0 P: 3	R: 0 E: 0 K: 0 S: 4	H: 1 LOB: 1 BB: 0 P: 4	R: 0 E: 0 K: 0 S: 3	H: 0 LOB: 0 BB: 0 P: 3	1B: 7 2B: 1 3B: 0 HR: 1	SF: 0 SAC: 0 DP: 1 HBP: 2	WP: 0 PB: 0 SB: 0 CS: 0	PA: 39
<b>PITCHER</b> Tracy Stallard, R ERA: 5.5 Galen Cisco, R ERA: 4.58	IP: 0.2 WLS: L BF: 9 H: 4 R: 7 ER: 6 SO: 1 BB: 2 IBB: 0 HBP: 1 BLK: 0 WP: 0 HR: 1 S: 8 P: 17 ERA: 81.00 WHIP: 9.000															<b>PITCHER</b>				






Batter	1	2	3	4	5	6	7	8	9	AB	R	H	RBI	BB	SO	LOB	TOP								
Ron Hunt, R OBP: 0.332, SLG: 0.366 (1,4)	5-3		6-3			5-3			FC1-6 E 1B	4	0	0	0	0	0	1									
Joe Hicks, L OBP: 0.254, SLG: 0.484 (1,8)	K			3-1		G3			E6 FC6-4 1B	4	0	1	0	0	0	1									
Duke Snider, L OBP: 0.336, SLG: 0.443 (1,9)	K			G5-4-3 1B			K		K	4	0	1	0	0	3	2									
Frank Thomas, R OBP: 0.323, SLG: 0.389 (1,3)		K		G5-4-3 1-2		5-3			FC6-4 1-2	4	0	0	0	0	1	3									
Jesse Gonder, L OBP: 0.347, SLG: 0.554 (1,2)		6-3					K			3	0	1	0	0	1	0									
Jim Hickman, R OBP: 0.300, SLG: 0.373 (1,7)		E5				K			F9	3	0	0	0	0	1	1									
Rod Kanehl, R OBP: 0.246, SLG: 0.239 (1,5)		P5				P4			6-3	3	0	0	0	0	0	2									
Larry Burditt, R OBP: 0.299, SLG: 0.268 (1,6)			5-3			K			G3	3	0	0	0	0	1	1									
Roger Craig, R OBP: 0.140, SLG: 0.104 (1,1)										2	0	0	0	0	2	0									
Joe Christopher, R (9, PH) OBP: 0.333, SLG: 0.333			K			K			FC1-6 1B	1	0	1	0	0	0	0									
<b>Inning Stats</b>	R: 0 E: 0 K: 2 S: 7	H: 0 LOB: 0 BB: 0 P: 7	R: 0 E: 1 K: 1 S: 6	H: 0 LOB: 1 BB: 0 P: 6	R: 0 E: 0 K: 1 S: 5	H: 0 LOB: 0 BB: 0 P: 5	R: 0 E: 0 K: 0 S: 3	H: 1 LOB: 0 BB: 0 P: 3	R: 0 E: 0 K: 2 S: 8	H: 1 LOB: 1 BB: 0 P: 8	R: 0 E: 0 K: 1 S: 5	H: 0 LOB: 0 BB: 0 P: 5	R: 0 E: 0 K: 2 S: 7	H: 0 LOB: 0 BB: 0 P: 7	R: 0 E: 0 K: 0 S: 3	H: 0 LOB: 0 BB: 0 P: 3	R: 0 E: 1 K: 1 S: 7	H: 2 LOB: 2 BB: 0 P: 7	1B: 4 2B: 0 3B: 0 HR: 0	SF: 0 SAC: 0 DP: 1 HBP: 0	WP: 0 PB: 0 SB: 0 CS: 0	PA: 31			
<b>PITCHER</b>	IP	WLS	BF	H	R	ER	SO	BB	IBB	HBP	BLK	WP	HR	S	P	ERA	WHIP								
Bob Bruce, R ERA: 3.25 (1,1)	8.1	W	29	4	0	0	9	0	0	0	0	0	0	47	47	0.00	0.480								
Hal Woodeshick, L ERA: 1.54 (9,1)	0.2	S	2	0	0	0	1	0	0	0	0	0	0	4	4	0.00	0.000								

New York Mets @ Houston Colt 45's  
Colt Stadium, Houston, TX  
Sat Jul 27 1963, 8:05 PM EDT  
Att: 9,123 - Unknown


AB 31  
R 0  
H 4  
RBI 0  
BB 0  
SO 10  
LOB 10




Batter	1	2	3	4	5	6	7	8	9	AB	R	H	RBI	BB	SO	LOB	BOTTOM								
Al Spangler, L OBP: 0.332, SLG: 0.350 (1,7) (4,8) (9,7)	4-3			4-3		F8		5-3		4	0	0	0	0	0	0									
Pete Runnels, L OBP: 0.311, SLG: 0.259 (1,4) (4,3)	6-3			F8						3	0	1	0	0	0	0									
Howie Goss, R OBP: 0.270, SLG: 0.351 (9,8)						1B				0	0	0	0	0	0	0									
Rusty Staub, L OBP: 0.296, SLG: 0.311 (1,3) (4,9) (9,3)	F9			3-1		K				3	0	0	0	0	1	1									
Carl Warwick, R OBP: 0.329, SLG: 0.347 (1,9) (4,7) (9,9)						1-3			F7	3	0	1	0	0	0	0									
Jimmy Wynn, R OBP: 0.342, SLG: 0.381 (1,8)						6-3				1	0	0	0	0	0	1									
Johnny Temple, R OBP: 0.357, SLG: 0.332 (4,4)						6-3				2	0	0	0	0	0	0									
Ernie Fazio, R OBP: 0.283, SLG: 0.269 (8,4)										0	0	0	0	0	0	0									
Bob Aspromonte, R OBP: 0.261, SLG: 0.280 (1,5)									6-3	3	0	1	0	0	0	1									
John Bateman, R OBP: 0.231, SLG: 0.308 (1,2)				L4		E5 FC6-4 1-2			HR	3	1	1	1	0	0	1									
Bob Lillis, R OBP: 0.218, SLG: 0.220 (1,6)				5-3		FC6-4 1-2			P6	3	0	0	0	0	0	2									
Bob Bruce, R OBP: 0.192, SLG: 0.152 (1,1)										3	0	0	0	0	1	0									
Hal Woodeshick, R OBP: 0.235, SLG: 0.168 (9,1)				6-3		1-3			K	0	0	0	0	0	0	0									
<b>Inning Stats</b>	R: 0 E: 0 K: 0 S: 3	H: 0 LOB: 0 BB: 0 P: 3	R: 0 E: 0 K: 0 S: 3	H: 1 LOB: 1 BB: 0 P: 3	R: 0 E: 0 K: 0 S: 3	H: 0 LOB: 0 BB: 0 P: 3	R: 0 E: 0 K: 0 S: 3	H: 0 LOB: 0 BB: 0 P: 3	R: 0 E: 0 K: 1 S: 6	H: 1 LOB: 1 BB: 0 P: 6	R: 0 E: 0 K: 0 S: 3	H: 0 LOB: 0 BB: 0 P: 3	R: 0 E: 0 K: 1 S: 6	H: 1 LOB: 0 BB: 0 P: 6	R: 1 E: 0 K: 1 S: 6	H: 1 LOB: 0 BB: 0 P: 6	1B: 3 2B: 0 3B: 0 HR: 1	SF: 0 SAC: 0 DP: 0 HBP: 0	WP: 0 PB: 0 SB: 0 CS: 0	PA: 28					
<b>PITCHER</b>	IP	WLS	BF	H	R	ER	SO	BB	IBB	HBP	BLK	WP	HR	S	P	ERA	WHIP								
Roger Craig, R ERA: 3.91 (1,1)	8.0	L	28	4	1	1	2	0	0	0	0	0	1	32	32	1.12	0.500								


New York Mets @ Houston Colt 45's  
Colt Stadium, Houston, TX  
Sat Jul 27 1963, 8:05 PM EDT  
Att: 9,123 - Unknown

AB 28  
R 1  
H 4  
RBI 1  
BB 0  
SO 2  
LOB 6

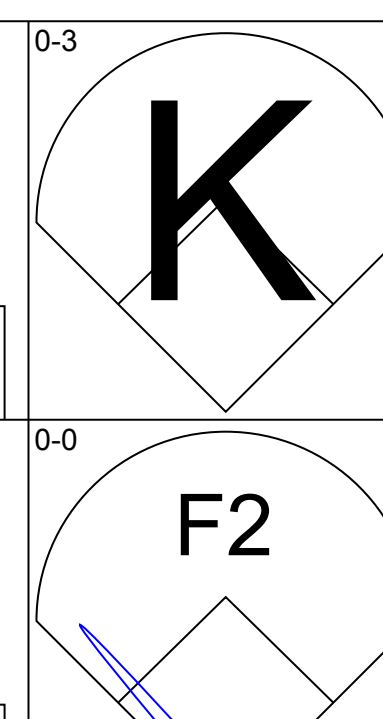
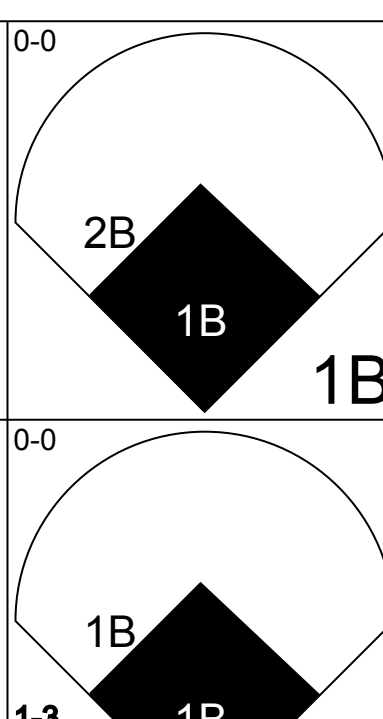
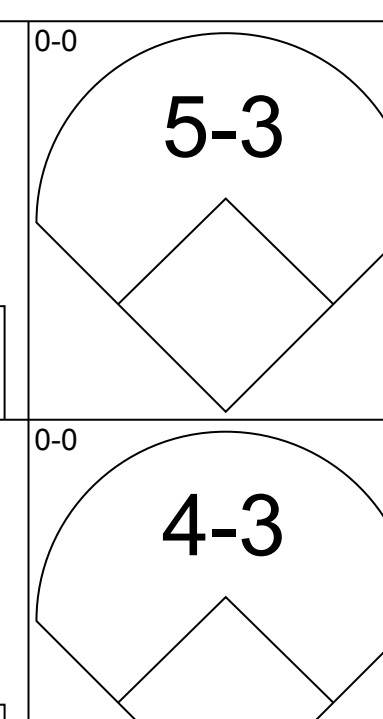
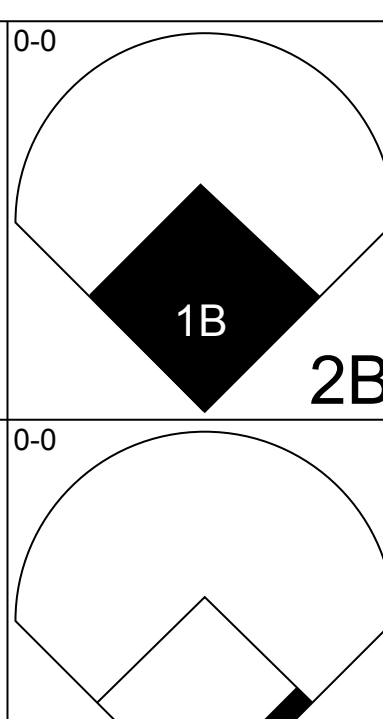
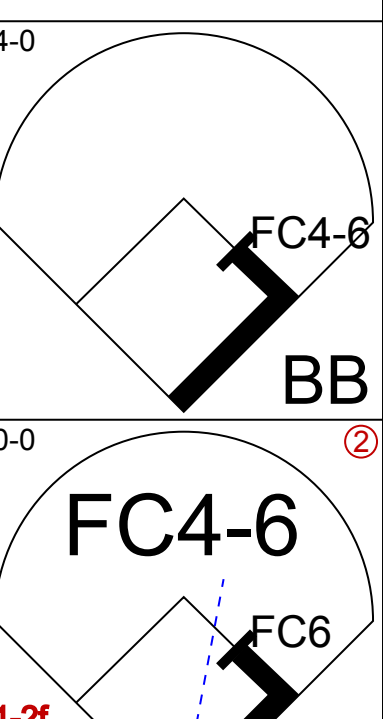
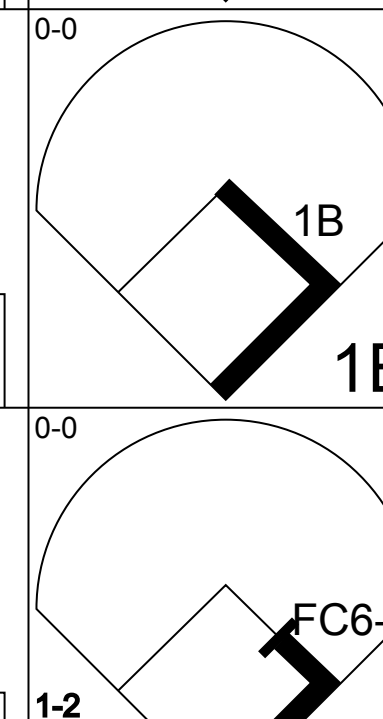
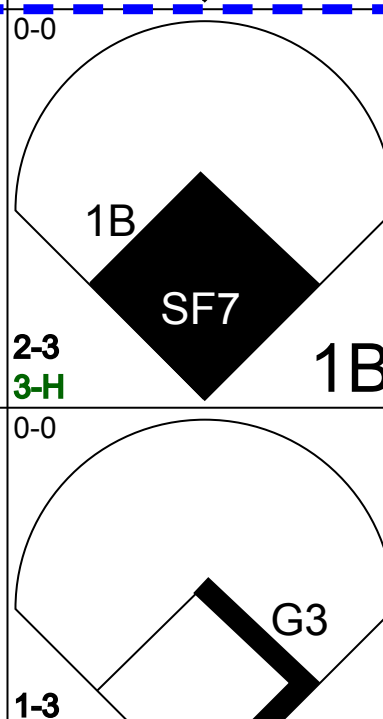

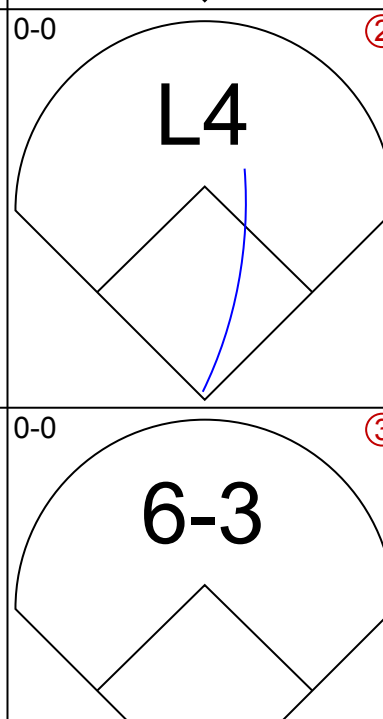
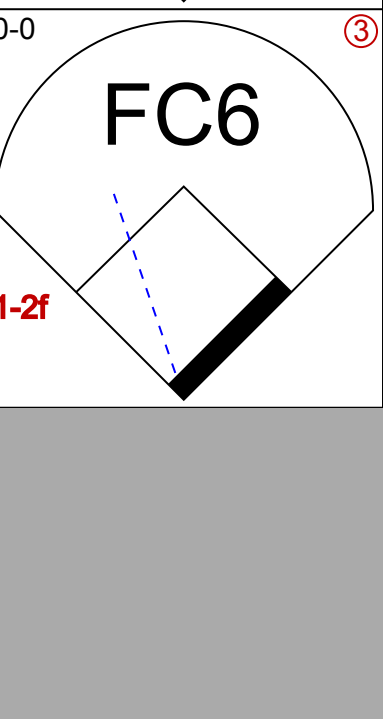
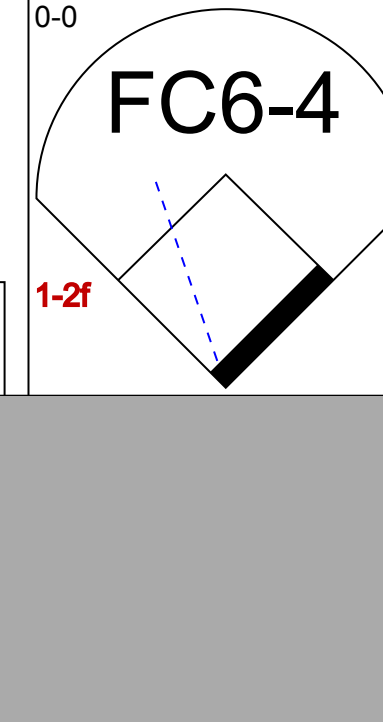
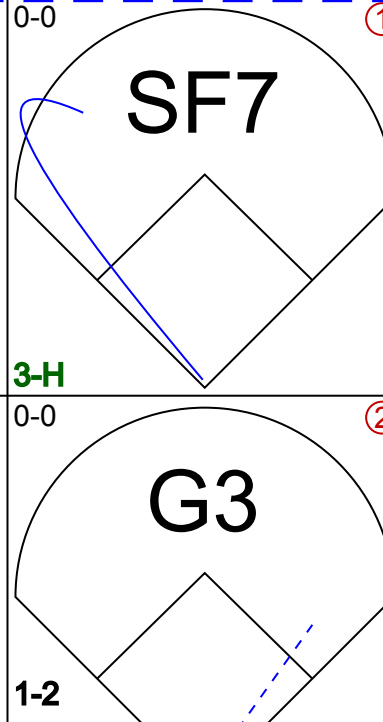
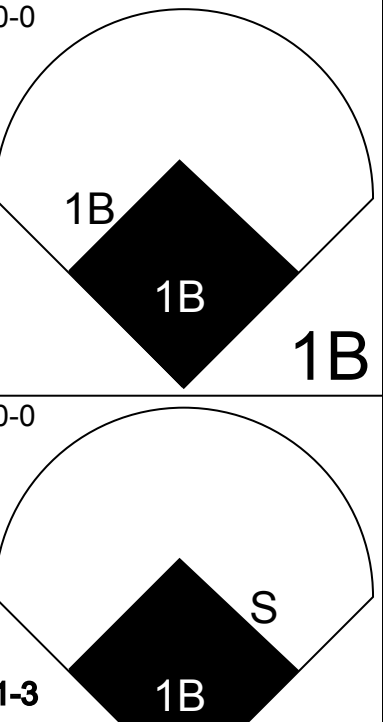



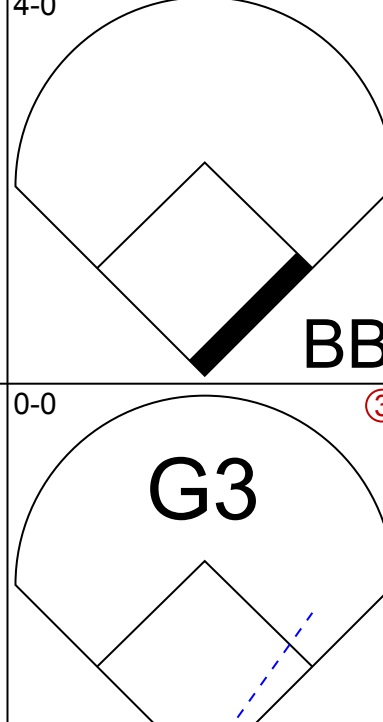
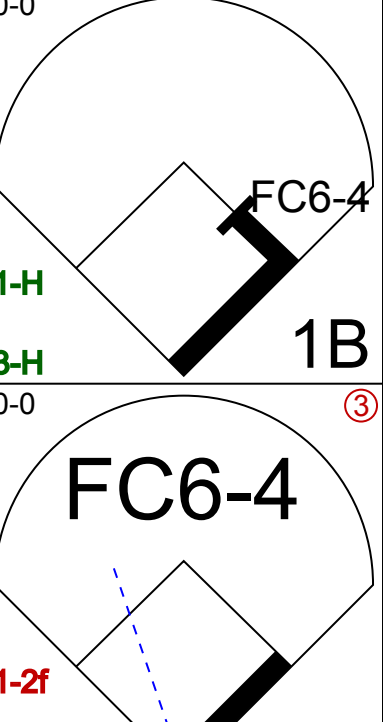

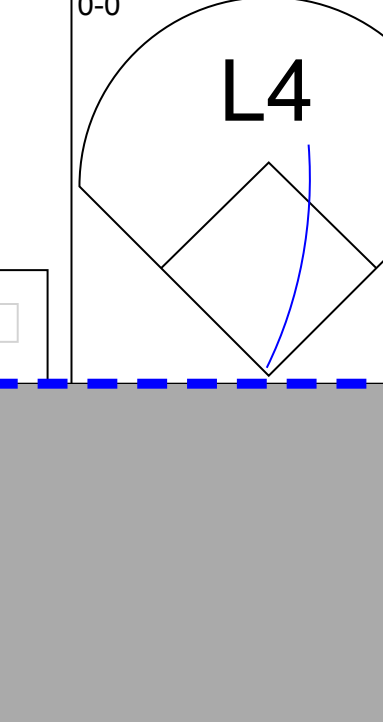
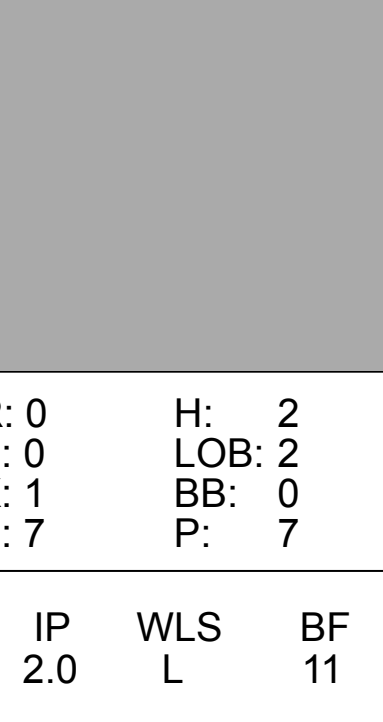
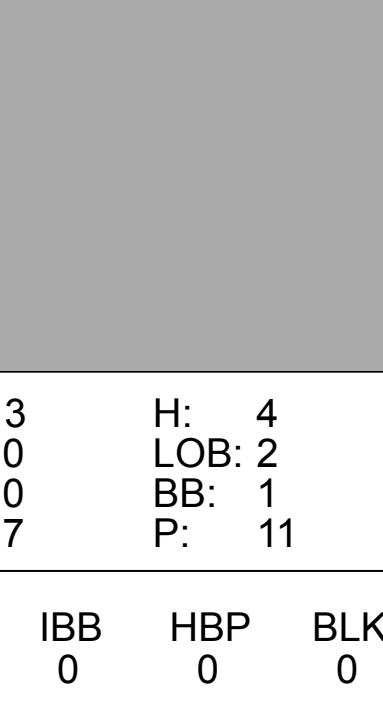


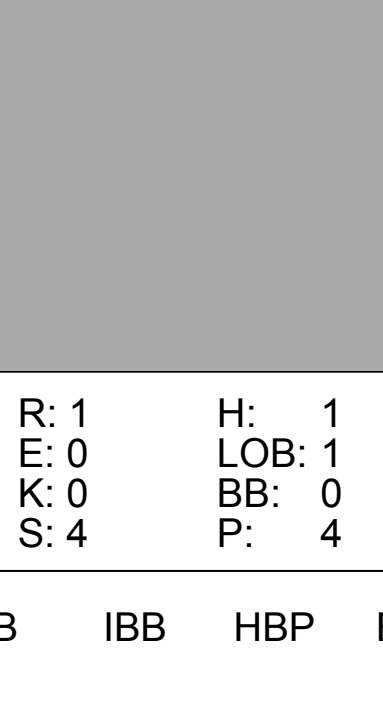
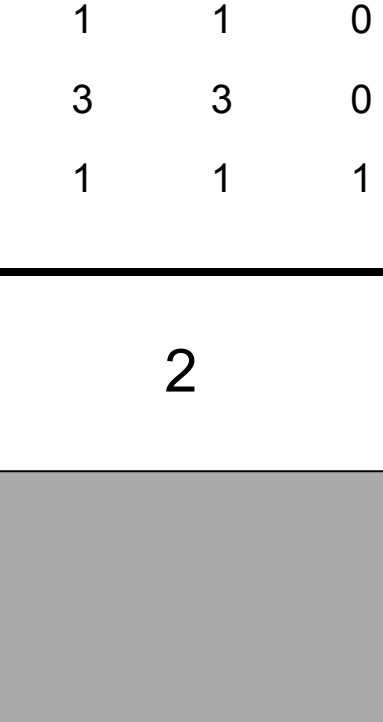
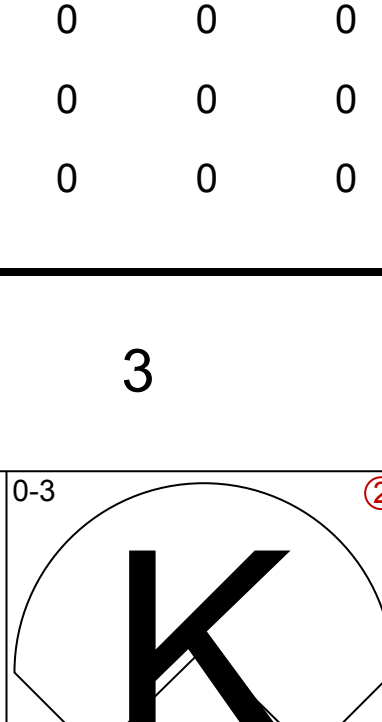
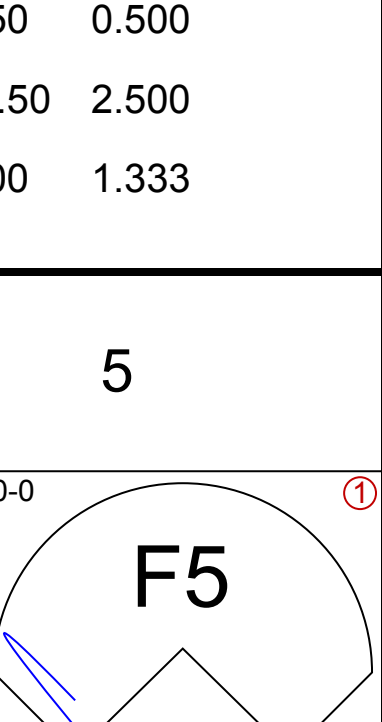
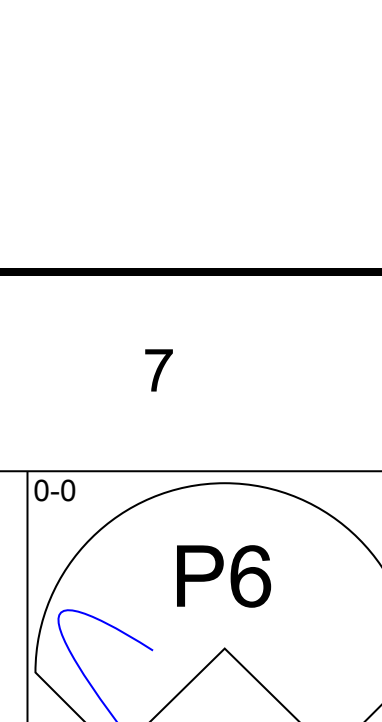
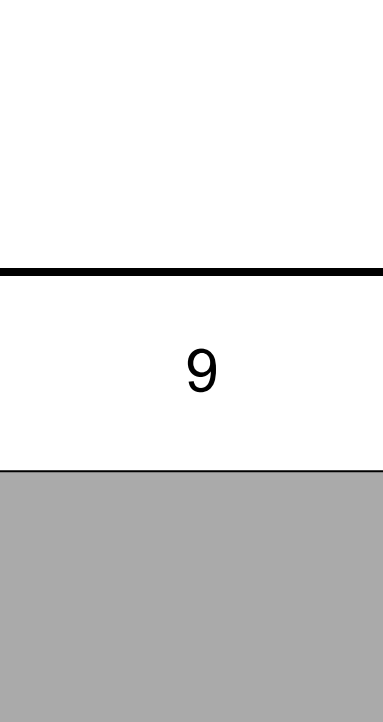

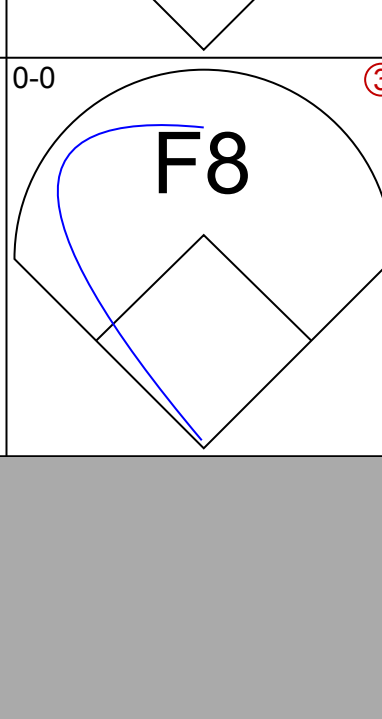
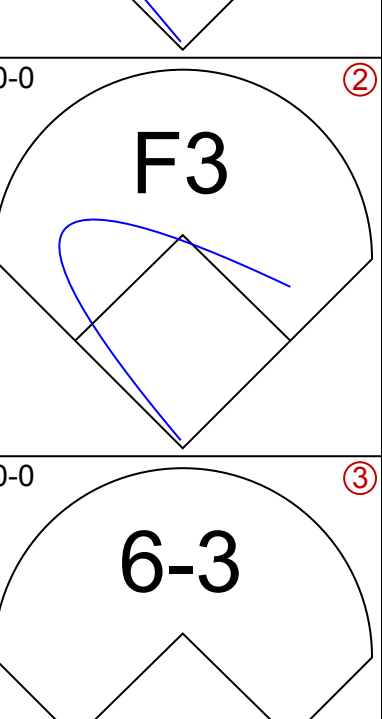


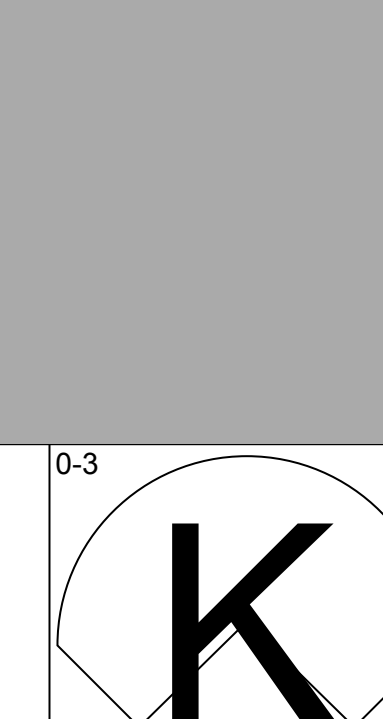



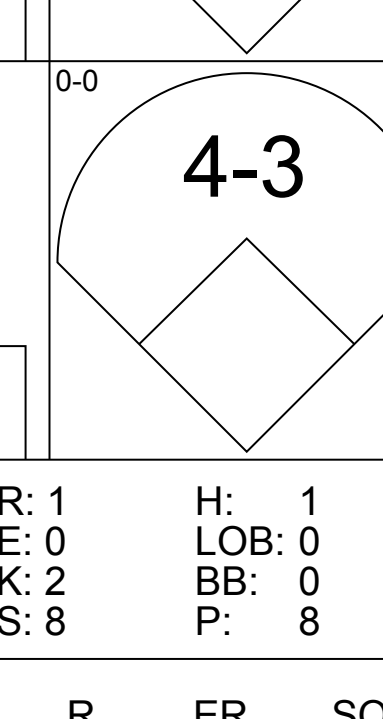
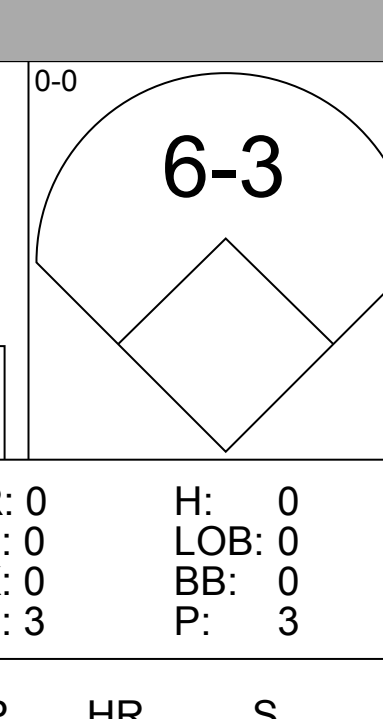
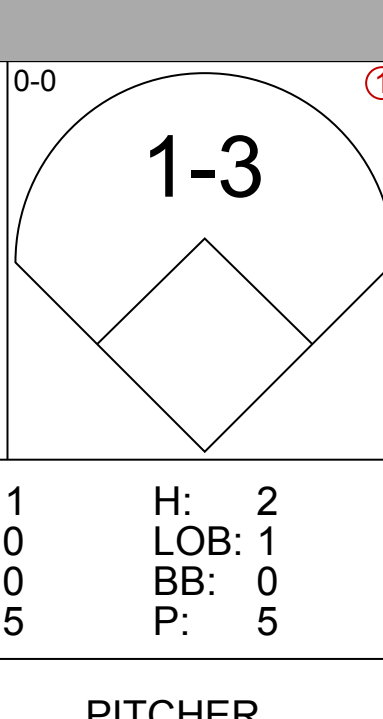
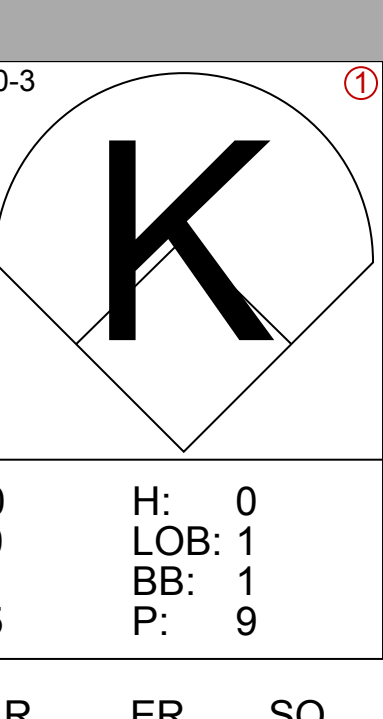




Batter	1	2	3	4	5	6	7	8	9	AB	R	H	RBI	BB	SO	LOB	TOP			
Ron Hunt, R OBP: 0.332, SLG: 0.373 (1, 4)	5-3		FC4-6				F2			4	1	1	1	0	0	2	<p><b>New York Mets @ Houston Colt 45's</b> Colt Stadium, Houston, TX Sun Jul 28 1963, 8:05 PM EDT Att: 6,522 - Unknown</p> <p>livebaseballscorecards.com</p> <p>AB 33 R 2 H 6 RBI 2 BB 1 SO 5 LOB 10</p> 			
Joe Hicks, L OBP: 0.254, SLG: 0.462 (1, 8)	BB		4-3				F9		F6	3	0	0	0	1	0	0				
Duke Snider, L OBP: 0.334, SLG: 0.440 (1, 9)	K		G3				K		F7	4	0	1	0	0	2	1				
Frank Thomas, R OBP: 0.319, SLG: 0.384 (1, 3)	K		G3				K		L6	4	0	0	0	0	2	2				
Jesse Conder, L OBP: 0.343, SLG: 0.542 (1, 2)		1B	F6				4-3		F5	4	1	1	0	0	0	1				
Jim Hickman, R OBP: 0.299, SLG: 0.372 (1, 7)		1-3					1-3		F8	4	0	1	0	0	0	0				
Rod Kanehl, R OBP: 0.246, SLG: 0.248 (1, 5)		1-3					F9		F8	4	0	1	1	0	0	1				
Larry Burright, R OBP: 0.291, SLG: 0.260 (1, 6)		6-3							K	3	0	0	0	0	1	2				
Al Jackson, L OBP: 0.213, SLG: 0.222 (1, 1)									F8	0	0	0	0	0	0	0				
Jay Hook, L OBP: 0.242, SLG: 0.233 (1, 1)		G3								2	0	1	0	0	0	1				
Joe Christopher, R OBP: 0.327, SLG: 0.327 (7, PH)										1	0	0	0	0	0	0				
Ken MacKenzie, R OBP: 0.327, SLG: 0.327 (7, 1)										0	0	0	0	0	0	0				
<b>Inning Stats</b>	R: 0 E: 0 K: 2 S: 7	H: 0 LOB: 1 BB: 1 P: 11	R: 1 E: 0 K: 0 S: 5	H: 2 LOB: 1 BB: 0 P: 5	R: 1 E: 0 K: 0 S: 5	H: 2 LOB: 1 BB: 0 P: 5	R: 0 E: 0 K: 0 S: 3	H: 0 LOB: 0 BB: 0 P: 3	R: 0 E: 0 K: 1 S: 5	H: 0 LOB: 0 BB: 0 P: 5	R: 0 E: 0 K: 0 S: 3	H: 0 LOB: 0 BB: 0 P: 3	R: 0 E: 0 K: 0 S: 3	H: 0 LOB: 0 BB: 0 P: 3	R: 0 E: 0 K: 0 S: 3	H: 0 LOB: 0 BB: 0 P: 3	1B: 4 2B: 1 3B: 0 HR: 1	SF: 0 SAC: 0 DP: 0 HBP: 0	WP: 0 PB: 0 SB: 0 CS: 0	PA: 34
<b>PITCHER</b> Ken Johnson, R ERA: 3.25 (1, 1)	IP: 9.0 WLS: W BF: 34 H: 6 R: 2 ER: 2 SO: 5 BB: 1 IBB: 0 HBP: 0 BLK: 0 WP: 0 HR: 1 S: 43 P: 47 ERA: 2.00 WHIP: 0.778															<b>PITCHER</b>				


Batter	1	2	3	4	5	6	7	8	9	AB	R	H	RBI	BB	SO	LOB	BOTTOM			
Al Spangler, L OBP: 0.335, SLG: 0.351 (1, 7)	6-3	F5	BB		FC4-6		E1			4	1	2	0	1	0	1	<p><b>New York Mets @ Houston Colt 45's</b> Colt Stadium, Houston, TX Sun Jul 28 1963, 8:05 PM EDT Att: 6,522 - Unknown</p> <p>livebaseballscorecards.com</p> <p>AB 37 R 8 H 12 RBI 8 BB 6 SO 4 LOB 19</p> 			
Johnny Temple, R OBP: 0.395, SLG: 0.331 (1, 4)	5-3	P3	1B		4-3		1B			4	0	1	1	1	0	2				
Ernie Fazio, R OBP: 0.283, SLG: 0.269 (7, FR) (8, 4)	1-2		BB				1B			0	0	0	0	0	0	0				
Bob Aspromonte, R OBP: 0.257, SLG: 0.275 (1, 5)	6-3	E6	F8				F7			5	1	0	0	0	0	5				
Carl Warwick, R OBP: 0.332, SLG: 0.356 (1, 9)	HR	BB	1B		P6		F7			3	2	1	2	2	0	2				
Jimmy Wynn, R OBP: 0.346, SLG: 0.412 (1, 8)	2B	BB	1B		K		1-3			5	1	2	1	0	1	1				
Pete Runnels, L OBP: 0.317, SLG: 0.261 (1, 3)	2B	3B	1B		F8					2	1	1	1	2	0	0				
Rusty Staub, L OBP: 0.295, SLG: 0.310 (6, FR) (7, 3)	2B	BB	BB		F8		1B			1	0	0	0	0	0	0				
John Bateman, R OBP: 0.238, SLG: 0.331 (1, 2)	BLK	F3			HR		P6			5	1	3	3	0	0	4				
Bob Lillis, R OBP: 0.221, SLG: 0.220 (1, 6)	BLK		F5		K		E			4	1	1	0	0	1	1				
Ken Johnson, R OBP: 0.106, SLG: 0.067 (1, 1)	K		K		FC4-6		B2			4	0	1	0	0	2	3				
<b>Inning Stats</b>	R: 4 E: 0 K: 1 S: 8	H: 3 LOB: 2 BB: 2 P: 17	R: 1 E: 1 K: 0 S: 5	H: 1 LOB: 3 BB: 2 P: 13	R: 0 E: 0 K: 1 S: 6	H: 1 LOB: 2 BB: 1 P: 10	R: 0 E: 0 K: 1 S: 5	H: 0 LOB: 0 BB: 0 P: 5	R: 1 E: 0 K: 0 S: 7	H: 2 LOB: 1 BB: 0 P: 7	R: 1 E: 0 K: 0 S: 4	H: 1 LOB: 1 BB: 1 P: 8	R: 1 E: 1 K: 0 S: 6	H: 3 LOB: 2 BB: 0 P: 6	R: 0 E: 0 K: 0 S: 4	H: 1 LOB: 1 BB: 0 P: 4	1B: 8 2B: 1 3B: 1 HR: 2	SF: 0 SAC: 0 DP: 0 HBP: 1	WP: 0 PB: 0 SB: 0 CS: 0	PA: 44
<b>PITCHER</b> Al Jackson, L ERA: 4.41 (1, 1)	IP: 0.2 WLS: L BF: 8 H: 3 R: 4 ER: 4 SO: 0 BB: 2 IBB: 0 HBP: 0 BLK: 0 WP: 0 HR: 1 S: 5 P: 14 ERA: 54.00 WHIP: 7.500															<b>PITCHER</b>				
Jay Hook, R ERA: 5.79 (1, 1)	IP: 5.1 WLS: 26 BF: 5 H: 3 R: 3 ER: 2 SO: 4 BB: 4 IBB: 0 HBP: 0 BLK: 1 WP: 0 HR: 30 S: 46 P: 46 ERA: 3.38 WHIP: 1.688															<b>PITCHER</b>				
Ken MacKenzie, L ERA: 4.98 (7, 1)	IP: 2.0 WLS: 10 BF: 4 H: 1 R: 1 ER: 1 SO: 0 BB: 0 IBB: 0 HBP: 0 BLK: 0 WP: 0 HR: 10 S: 10 P: 10 ERA: 4.50 WHIP: 2.000															<b>PITCHER</b>				

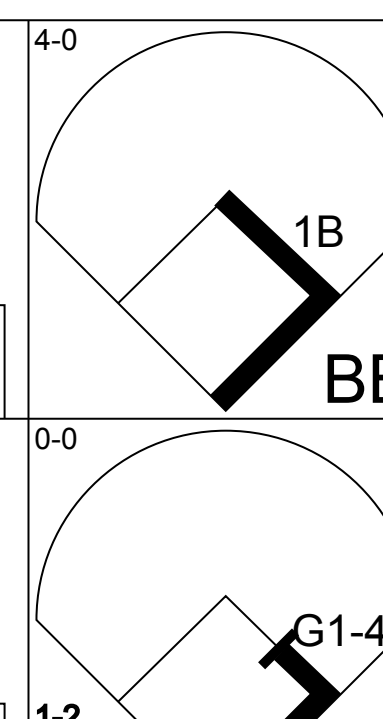
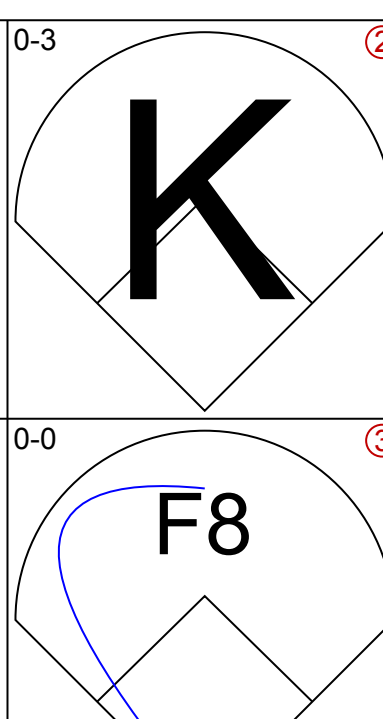
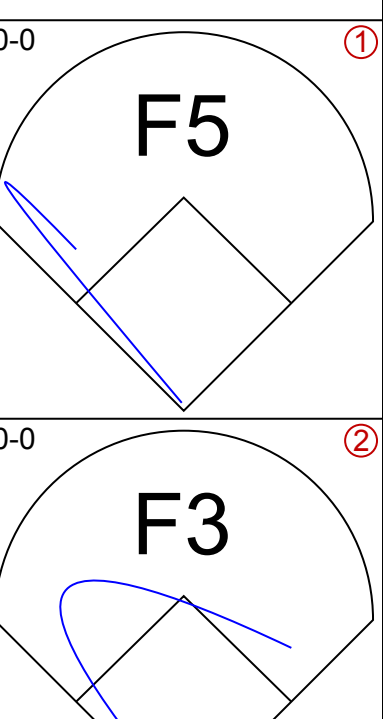
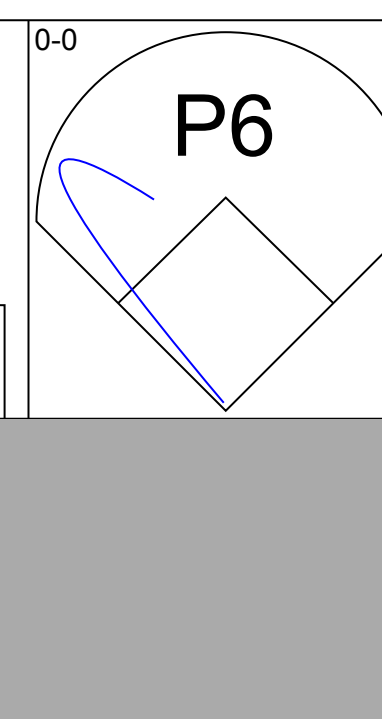
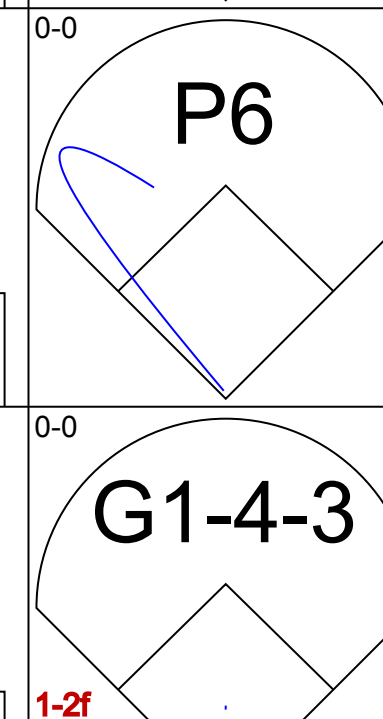

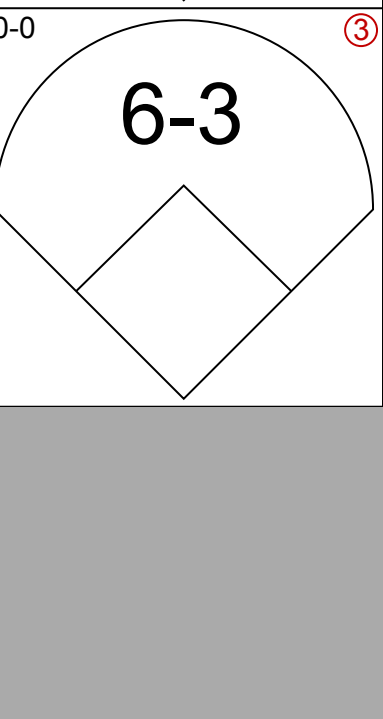
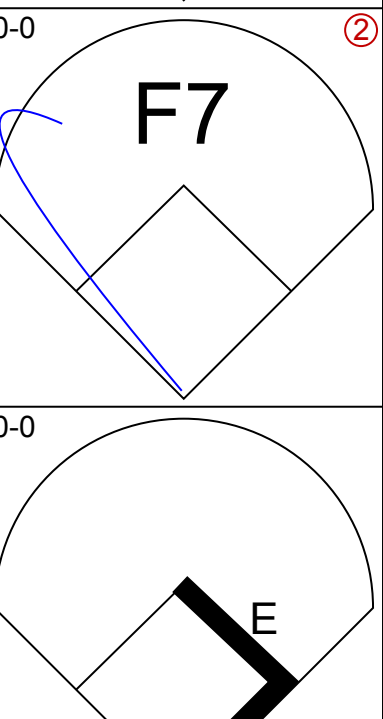

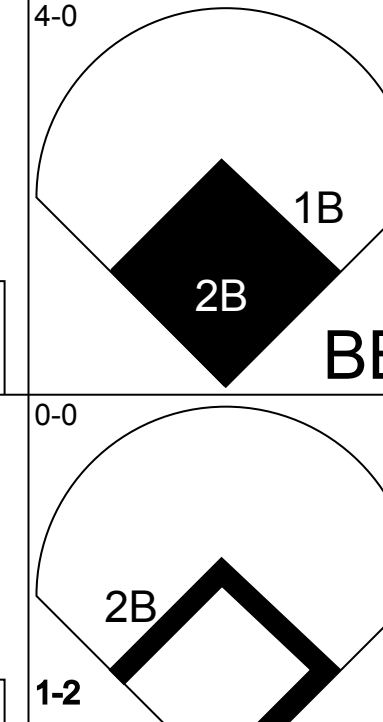

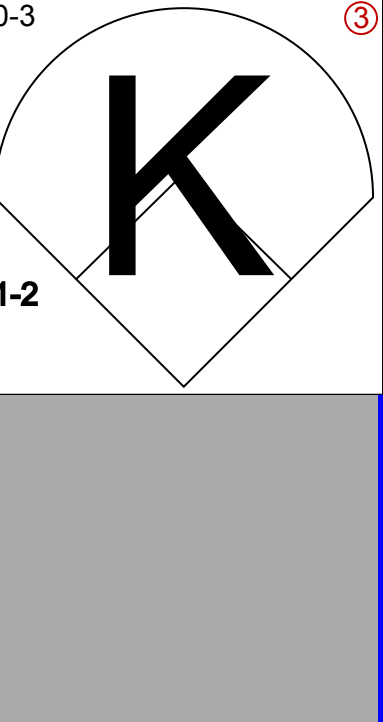

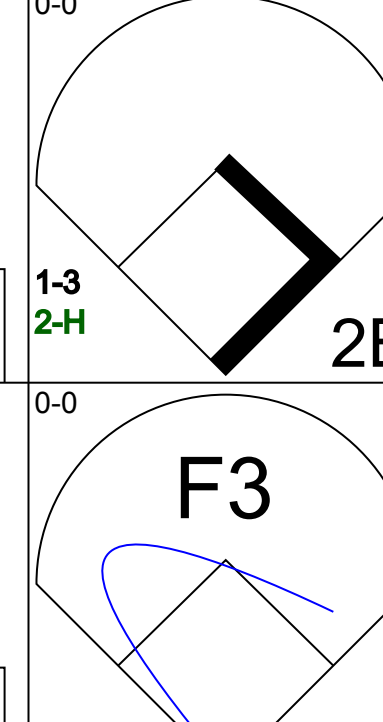


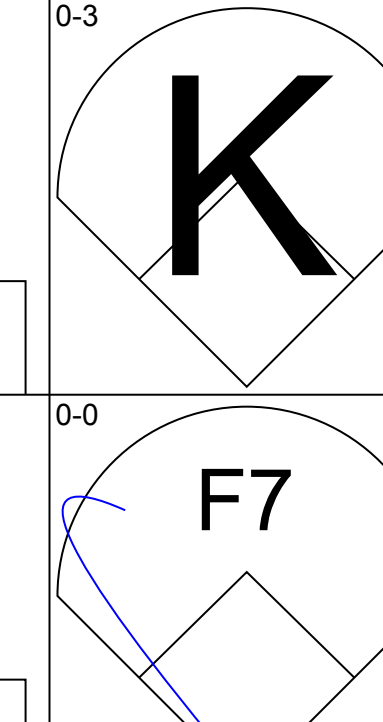
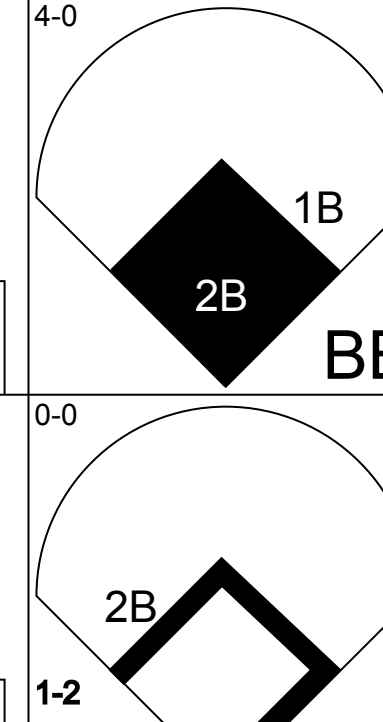
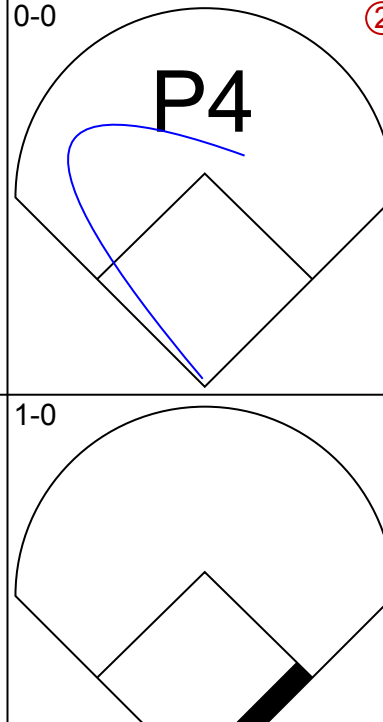
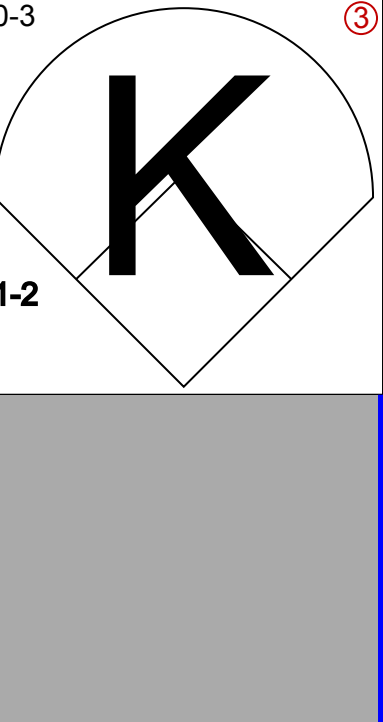
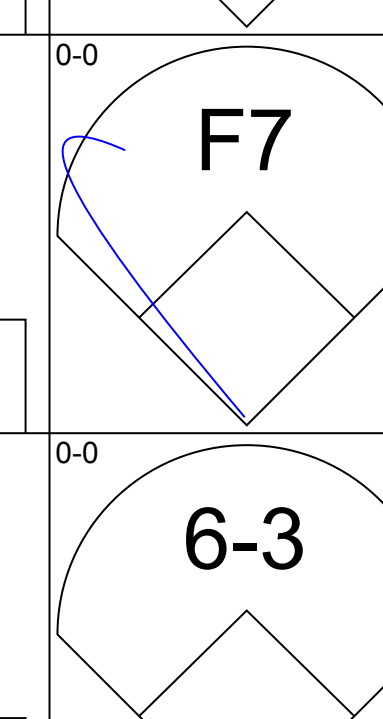
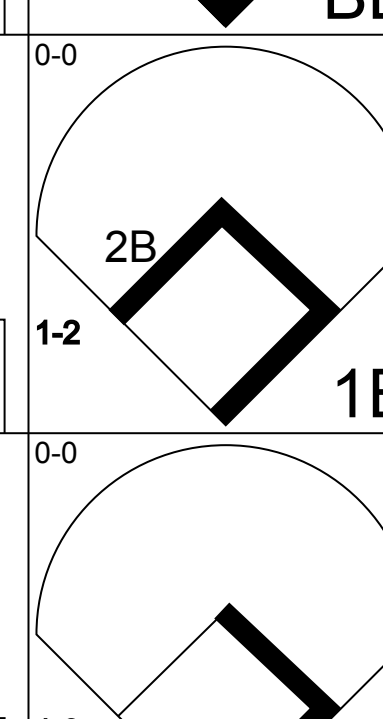


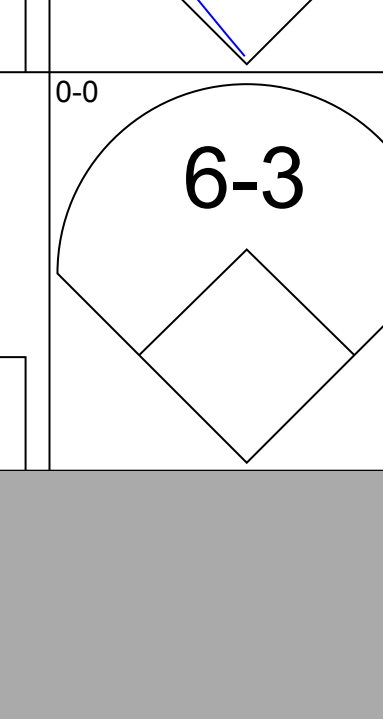
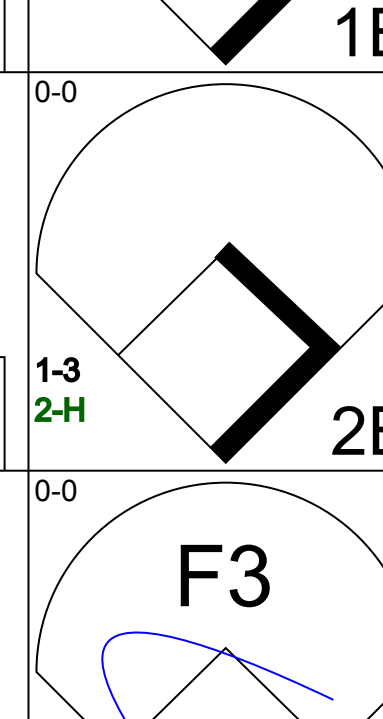
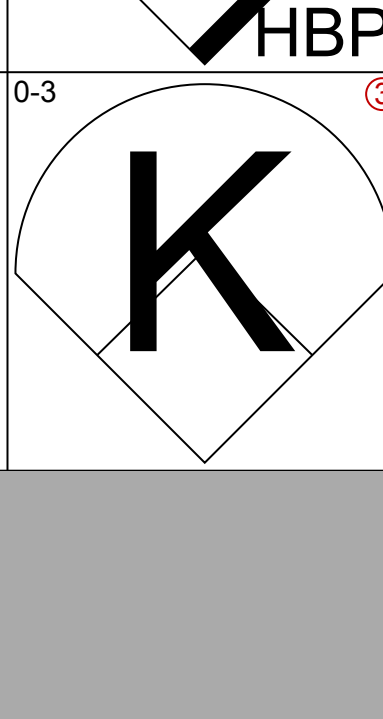

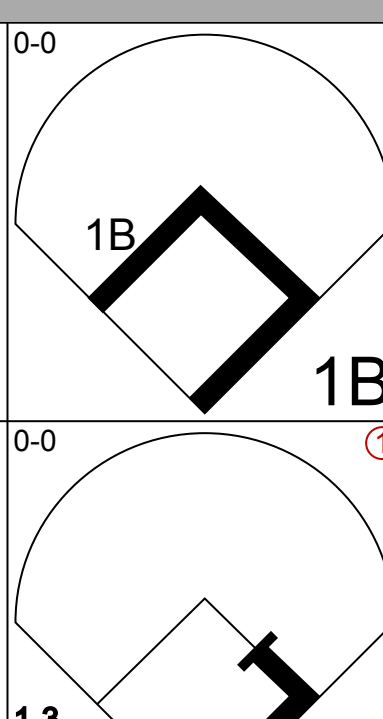
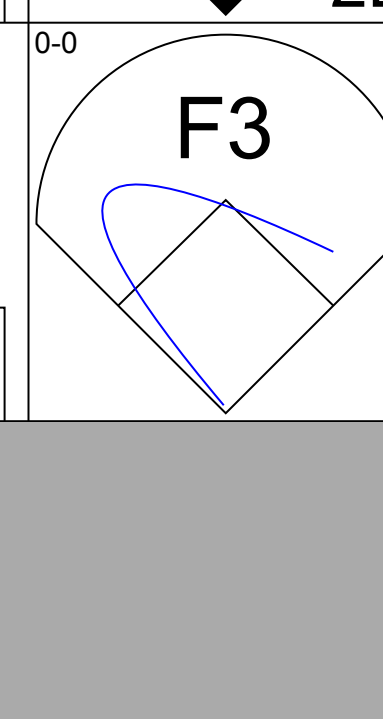
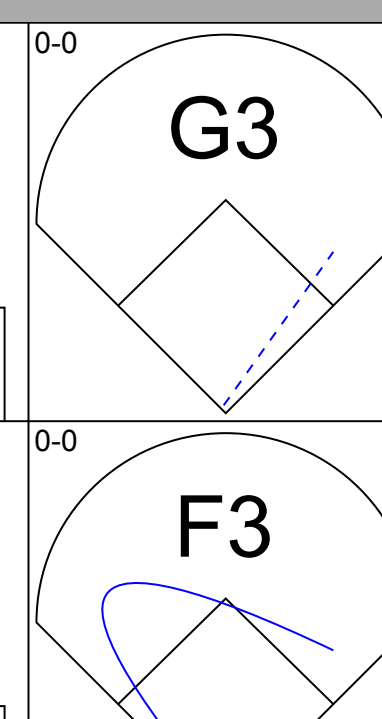
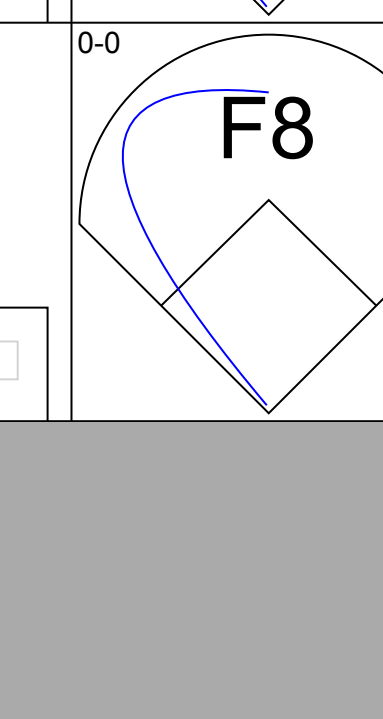
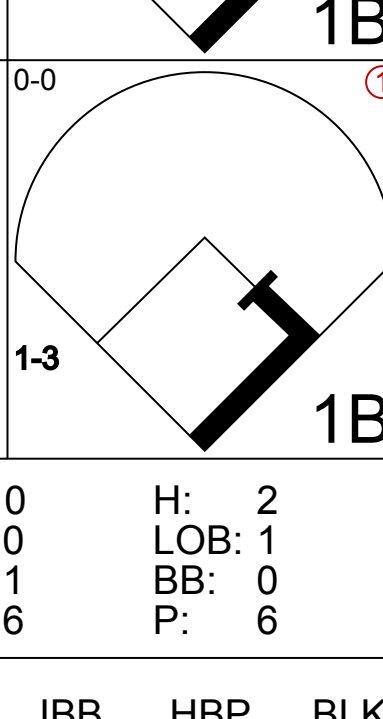
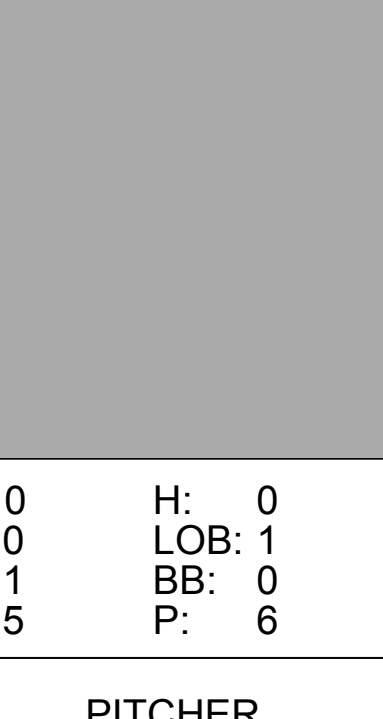


Batter	1	2	3	4	5	6	7	8	9	AB	R	H	RBI	BB	SO	LOB	TOP					
Bob Bailey, R OBP: 0.319, SLG: 0.344 (1, 5)										4	2	2	0	1	1	0						
Bill Virdon, L OBP: 0.304, SLG: 0.349 (1, 8)										5	1	2	1	0	0	1						
Roberto Clemente, R OBP: 0.365, SLG: 0.487 (1, 9)										5	1	2	1	0	0	2						
Jerry Lynch, L OBP: 0.353, SLG: 0.478 (9, PR) Manny Mota, R OBP: 0.392, SLG: 0.375 (9, 7)										5	0	3	1	0	0	1						
Bill Mazerowski, R OBP: 0.314, SLG: 0.396 (1, 4)										3	1	1	1	1	0	2						
Donn Clendenen, R OBP: 0.350, SLG: 0.471 (1, 3)										5	1	2	0	0	1	2						
Jim Pagliaroni, R OBP: 0.369, SLG: 0.460 (1, 2)										4	1	2	3	1	0	3						
Johnny Logan, R OBP: 0.294, SLG: 0.231 (1, 6)										4	0	0	0	0	1	4						
Joe Gibbon, R OBP: 0.040, SLG: 0.040 (1, 1)										4	0	0	0	0	1	0						
<b>Inning Stats</b>	R: 0 E: 0 K: 1 S: 7	H: 2 LOB: 2 BB: 0 P: 7	R: 1 E: 0 K: 2 S: 8	H: 1 LOB: 0 BB: 0 P: 8	R: 3 E: 0 K: 0 S: 7	H: 4 LOB: 2 BB: 1 P: 11	R: 0 E: 0 K: 0 S: 3	H: 0 LOB: 0 BB: 0 P: 3	R: 2 E: 0 K: 0 S: 6	H: 3 LOB: 1 BB: 0 P: 6	R: 1 E: 0 K: 0 S: 5	H: 2 LOB: 1 BB: 0 P: 5	R: 0 E: 0 K: 0 S: 3	H: 1 LOB: 1 BB: 1 P: 7	R: 0 E: 0 K: 1 S: 5	H: 0 LOB: 1 BB: 1 P: 9	R: 1 E: 0 K: 0 S: 4	H: 1 LOB: 1 BB: 0 P: 4	1B: 10 2B: 3 3B: 0 HR: 1	SF: 1 SAC: 0 DP: 1 HBP: 0	WP: 1 PB: 1 CS: 1 CS: 0	PA: 43
<b>PITCHER</b>	IP	WLS	BF	H	R	ER	SO	BB	IBB	HBP	BLK	WP	HR	S	P	ERA	WHIP					
Hal Brown, R ERA: 3.63 (1, 1)	2.0	L	11	5	3	3	3	0	0	0	0	0	1	17	17	13.50	2.500					
Jim Umbricht, R ERA: 3.55 (3, 1)	0.0		2	2	0	0	0	0	0	0	0	0	0	2	2	∞	∞					
Don McMahon, R ERA: 4.15 (3, 1)	2.0		7	0	1	1	0	1	0	0	0	0	0	6	10	4.50	0.500					
Jim Dickson, R ERA: 9.31 (5, 1)	2.0		11	5	3	3	0	0	0	0	0	0	0	11	11	13.50	2.500					
Dick Drott, R ERA: 3.5 (7, 1)	3.0		12	2	1	1	1	2	0	0	0	1	0	12	20	3.00	1.333					

Pittsburgh Pirates @ Houston Colt 45's  
Colt Stadium, Houston, TX  
Tue Jul 30 1963, 8:05 PM EDT  
Att: 6,976 - Cloudy - 85 F


AB 39  
R 8  
H 14  
RBI 7  
BB 3  
SO 4  
LOB 15



Batter	1	2	3	4	5	6	7	8	9	AB	R	H	RBI	BB	SO	LOB	BOTTOM					
Al Spangler, L OBP: 0.334, SLG: 0.348 (1, 7)										3	0	0	0	1	1	2						
Johnny Temple, R OBP: 0.356, SLG: 0.330 (1, 4)										4	0	1	0	0	0	2						
Bob Aspromonte, R OBP: 0.253, SLG: 0.271 (1, 5)										4	0	0	0	0	0	3						
Carl Warwick, R OBP: 0.332, SLG: 0.355 (1, 9)										4	0	1	0	0	0	2						
Jimmy Wynn, R OBP: 0.341, SLG: 0.394 (1, 8)										3	1	0	0	1	2	1						
Pete Runnels, L OBP: 0.320, SLG: 0.263 (1, 3) Dick Drott, R OBP: 0.125, SLG: 0.125 (7, 1) Ernie Fazio, R OBP: 0.291, SLG: 0.268 (9, PH)										2	0	1	0	0	0	0						
John Bateman, R OBP: 0.237, SLG: 0.329 (1, 2) Jim Dickson, L (5, 1) Rusty Staub, L OBP: 0.293, SLG: 0.308 (6, PH) (7, 3)										1	0	0	0	0	0	0						
Bob Lillis, R OBP: 0.221, SLG: 0.221 (1, 6)										4	0	1	0	0	0	2						
Hal Brown, R OBP: 0.125, SLG: 0.125 (1, 1) Jim Umbricht, R (3, 1) Don McMahon, R OBP: 0.167, SLG: 0.182 (3, 1) Hal Smith, R OBP: 0.385, SLG: 0.417 (3, 2) Howie Goss, R OBP: 0.272, SLG: 0.356 (4, PH)										0	0	0	0	0	0	0						
<b>Inning Stats</b>	R: 0 E: 0 K: 0 S: 3	H: 1 LOB: 1 BB: 1 P: 7	R: 0 E: 0 K: 1 S: 5	H: 0 LOB: 0 BB: 0 P: 5	R: 0 E: 0 K: 1 S: 6	H: 2 LOB: 1 BB: 0 P: 6	R: 1 E: 0 K: 0 S: 5	H: 2 LOB: 2 BB: 1 P: 9	R: 0 E: 0 K: 0 S: 4	H: 1 LOB: 1 BB: 0 P: 4	R: 0 E: 0 K: 1 S: 5	H: 0 LOB: 0 BB: 0 P: 6	R: 0 E: 0 K: 0 S: 3	H: 0 LOB: 0 BB: 0 P: 3	R: 0 E: 1 K: 1 S: 6	H: 1 LOB: 1 BB: 0 P: 6	R: 0 E: 0 K: 0 S: 3	H: 0 LOB: 0 BB: 0 P: 3	1B: 5 2B: 2 3B: 0 HR: 0	SF: 0 SAC: 0 DP: 1 HBP: 1	WP: 0 PB: 0 CS: 0 CS: 0	PA: 35
<b>PITCHER</b>	IP	WLS	BF	H	R	ER	SO	BB	IBB	HBP	BLK	WP	HR	S	P	ERA	WHIP					
Joe Gibbon, L ERA: 2.25 (1, 1)	9.0	W	35	7	1	1	4	2	0	1	0	0	0	40	49	1.00	1.000					

Pittsburgh Pirates @ Houston Colt 45's  
Colt Stadium, Houston, TX  
Tue Jul 30 1963, 8:05 PM EDT  
Att: 6,976 - Cloudy - 85 F

AB 32  
R 1  
H 7  
RBI 1  
BB 2  
SO 4  
LOB 13













Batter	1	2	3	4	5	6	7	8	9	AB	R	H	RBI	BB	SO	LOB	TOP					
<b>Maury Wills, S</b> OBP: 0.346, SLG: 0.327 (1, 6)	L9		F8				F7			3	0	0	0	1	0	0	<b>Los Angeles Dodgers @ Houston Colt 45's</b> Colt Stadium, Houston, TX Sat Aug 03 1963, 8:05 PM EDT Att: 25,473 - Unknown <a href="http://livebaseballscorecards.com">livebaseballscorecards.com</a>					
<b>Jim Gilliam, S</b> OBP: 0.397, SLG: 0.399 (1, 5)	G3 3B BB		S				E4		G3 1B	3	1	2	0	1	0	2						
<b>Wally Moon, L</b> OBP: 0.374, SLG: 0.428 (8, 9)	G3		K				G3-2-3		K	4	0	0	0	0	2	6						
<b>Tommy Davis, R</b> OBP: 0.368, SLG: 0.451 (8, 7)	1B 3B		F8				S 1B		G3 1B	4	1	3	1	0	0	1						
<b>Ron Fairly, L</b> OBP: 0.359, SLG: 0.419 (1, 3)	1B						K		G3	4	0	1	1	0	1	3						
<b>Frank Howard, R</b> OBP: 0.299, SLG: 0.468 <b>Willie Davis, L</b> OBP: 0.256, SLG: 0.357 (8, 8)	K						6-3		L9	4	0	0	0	0	1	4						
<b>John Roseboro, L</b> OBP: 0.293, SLG: 0.338 (1, 2)			F5				3-1		4-3	4	0	0	0	0	1	1						
<b>Mary Breeding, R</b> OBP: 0.293, SLG: 0.338 (1, 4)							5-3		6-3	4	0	0	0	0	0	0						
<b>Sandy Koufax, R</b> OBP: 0.133, SLG: 0.116 (1, 1)							E BB G3-2-3 BB		K	3	0	0	0	1	2	0						
<b>Inning Stats</b>	R: 2 H: 2 E: 0 K: 1 S: 12	H: 2 LOB: 1 BB: 1 P: 22	R: 0 H: 0 E: 0 K: 2 S: 8	H: 0 LOB: 0 BB: 0 P: 11	R: 0 H: 1 E: 0 K: 1 S: 7	H: 1 LOB: 1 BB: 0 P: 9	R: 0 H: 0 E: 0 K: 0 S: 7	H: 0 LOB: 0 BB: 0 P: 9	R: 0 H: 1 E: 1 K: 1 S: 10	H: 1 LOB: 2 BB: 2 P: 19	R: 0 H: 0 E: 0 K: 0 S: 6	H: 0 LOB: 0 BB: 0 P: 8	R: 0 H: 2 E: 0 K: 1 S: 10	H: 2 LOB: 2 BB: 0 P: 15	R: 0 H: 0 E: 0 K: 1 S: 8	H: 0 LOB: 0 BB: 0 P: 11		1B: 5 2B: 0 3B: 1 HR: 0	SF: 0 SAC: 0 DP: 1 HBP: 0	WP: 0 PB: 0 SB: 2 CS: 0	PA: 36	
<b>PITCHER</b>	IP	WLS	BF	H	R	ER	SO	BB	IBB	HBP	BLK	WP	HR	S	P	ERA	WHIP					
<b>Bob Bruce, R</b> ERA: 3.3 <b>Hal Woodeshick, L</b> ERA: 1.63	(1, 1)	8.0	L	33	6	2	2	6	3	0	0	0	0	0	69	108	2.25	1.125				
(9, 1)	1.0	3	0	0	0	0	1	0	0	0	0	0	0	8	11	0.00	0.000					

Batter	1	2	3	4	5	6	7	8	9	AB	R	H	RBI	BB	SO	LOB	BOTTOM					
<b>Bob Lillis, R</b> OBP: 0.222, SLG: 0.220 (1, 6)	F5						F6		L7	4	0	0	0	0	0	1	<b>Los Angeles Dodgers @ Houston Colt 45's</b> Colt Stadium, Houston, TX Sat Aug 03 1963, 8:05 PM EDT Att: 25,473 - Unknown <a href="http://livebaseballscorecards.com">livebaseballscorecards.com</a>					
<b>Johnny Temple, R</b> OBP: 0.351, SLG: 0.325 (1, 4)	F9						5-3		F8	4	0	0	0	0	0	0						
<b>Bob Aspromonte, R</b> OBP: 0.250, SLG: 0.271 (1, 5)	5-3						F8		F7	4	0	0	0	0	0	0						
<b>Carl Warwick, R</b> OBP: 0.332, SLG: 0.352 (1, 9)			K				1B 1B		F6	4	0	1	0	0	1	0						
<b>Jimmy Wynn, R</b> OBP: 0.344, SLG: 0.439 (1, 7)			K				F5		1B	3	0	1	0	0	1	1						
<b>John Bateman, R</b> OBP: 0.241, SLG: 0.328 (1, 2)			K				1B		F3	3	0	1	0	0	1	1						
<b>Rusty Staub, L</b> OBP: 0.293, SLG: 0.305 (1, 3)							F2		E3	3	0	0	0	0	0	2						
<b>Howie Goss, R</b> OBP: 0.269, SLG: 0.352 (1, 8)							F3		F7	3	0	0	0	0	0	3						
<b>Bob Bruce, R</b> OBP: 0.185, SLG: 0.146 <b>Hal Smith, R</b> OBP: 0.333, SLG: 0.353 <b>Hal Woodeshick, R</b> OBP: 0.235, SLG: 0.188 (1, 1)							1-3		F3	2	0	0	0	0	1	0						
<b>Inning Stats</b>	R: 0 H: 0 E: 0 K: 0 S: 8	H: 0 LOB: 0 BB: 0 P: 12	R: 0 H: 0 E: 0 K: 3 S: 9	H: 0 LOB: 0 BB: 0 P: 14	R: 0 H: 0 E: 0 K: 0 S: 10	H: 0 LOB: 0 BB: 0 P: 15	R: 0 H: 0 E: 0 K: 0 S: 6	H: 0 LOB: 0 BB: 0 P: 12	R: 0 H: 2 E: 0 K: 0 S: 6	H: 2 LOB: 2 BB: 0 P: 7	R: 0 H: 0 E: 0 K: 1 S: 7	H: 0 LOB: 0 BB: 0 P: 9	R: 0 H: 1 E: 0 K: 0 S: 14	H: 1 LOB: 1 BB: 0 P: 22	R: 0 H: 0 E: 1 K: 0 S: 10	H: 0 LOB: 1 BB: 0 P: 15		R: 0 H: 0 E: 0 K: 0 S: 10	H: 0 LOB: 0 BB: 0 P: 16	1B: 3 2B: 0 3B: 0 HR: 0	SF: 0 SAC: 0 DP: 0 HBP: 0	WP: 0 PB: 0 SB: 0 CS: 0
<b>PITCHER</b>	IP	WLS	BF	H	R	ER	SO	BB	IBB	HBP	BLK	WP	HR	S	P	ERA	WHIP					
<b>Sandy Koufax, L</b> ERA: 1.81	(1, 1)	9.0	W	31	3	0	0	4	0	0	0	0	0	80	122	0.00	0.333					



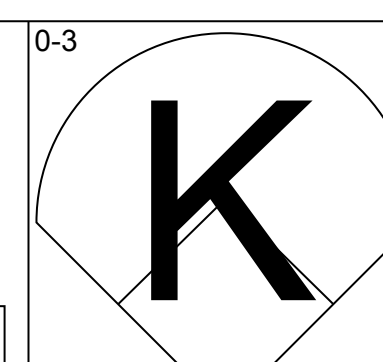
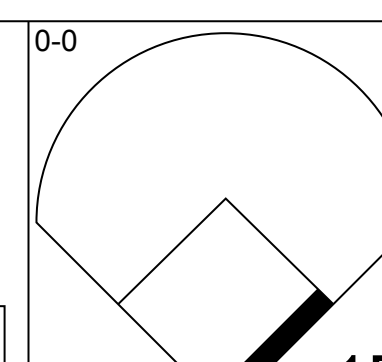
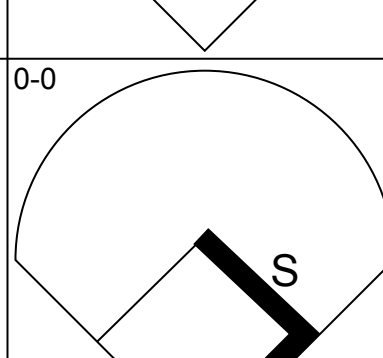
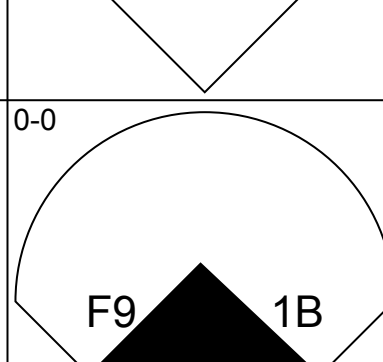
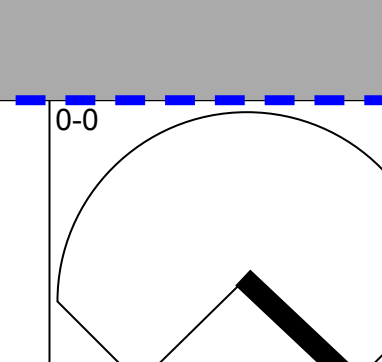
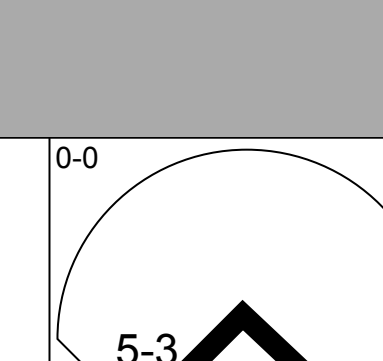
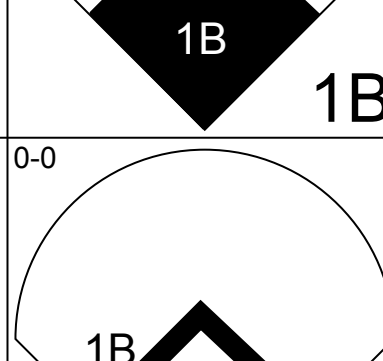
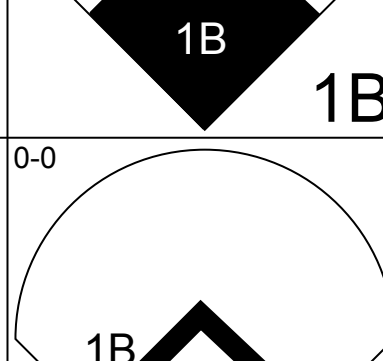
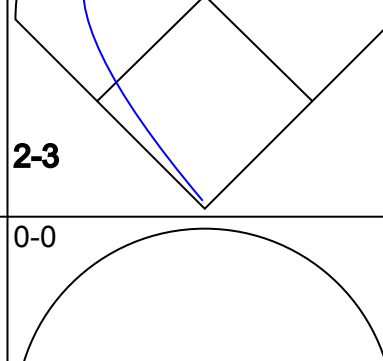
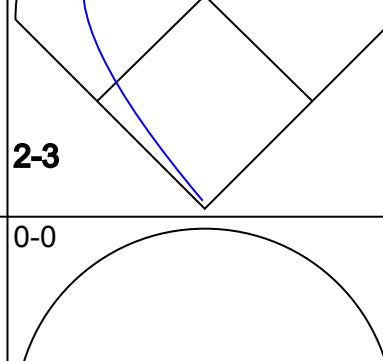
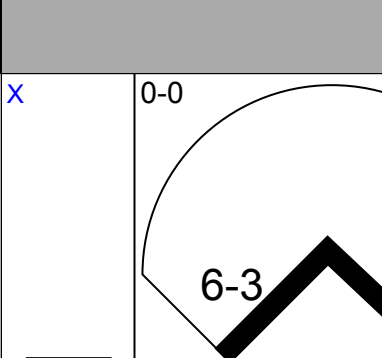
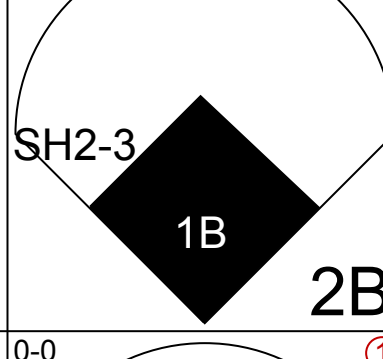
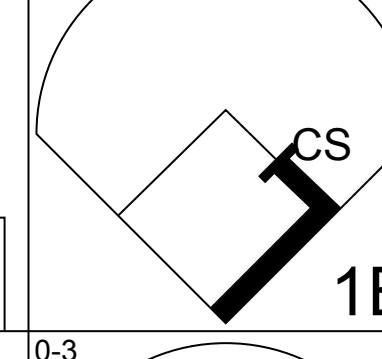
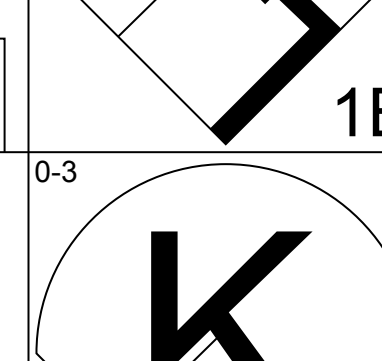
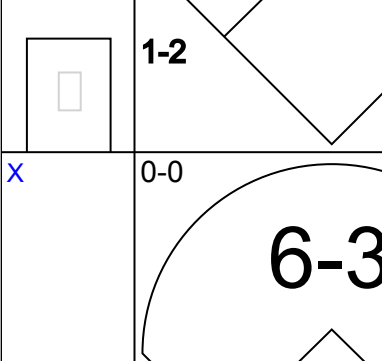




Batter	1	2	3	4	5	6	7	8	9	AB	R	H	RBI	BB	SO	LOB	TOP																
Chuck Hiller, L (1,4) OBP: 0.253, SLG: 0.266	F9		F7	F7			6-3	K		4	0	0	0	1	1	5	<b>San Francisco Giants @ Houston Colt 45's</b> Colt Stadium, Houston, TX Mon Aug 05 1963, 8:05 PM EDT Att: 11,822 - Unknown - 80 F <a href="http://livebaseballscorecards.com">livebaseballscorecards.com</a>																
Felipe Alou, R (1,9) OBP: 0.319, SLG: 0.474	4-3 1B		FC6-4 1B				F8		K	5	1	1	0	0	2	1																	
Willie McCovey, L (1,7) OBP: 0.366, SLG: 0.587	4-3								K	4	1	2	1	1	1	1																	
Willie Mays, R (1,8) OBP: 0.359, SLG: 0.543	2H 1B		F5				F7	1B E	1B	5	2	3	2	0	0	3																	
Orlando Cepeda, R (1,3) OBP: 0.348, SLG: 0.513	K		5-3				F4	SH E FC4-2 1B	F9	5	0	1	0	0	1	4																	
Ed Bailey, L (1,2) OBP: 0.357, SLG: 0.468							F6			3	0	0	0	0	1	0																	
Harvey Kuenn, R (8, PH) OBP: 0.366, SLG: 0.433							F7			1	0	0	1	0	0	1																	
Billy O'Dell, S (8, PR) OBP: 0.239, SLG: 0.250										0	0	0	0	0	0	0																	
Jack Fisher, R (8, 1) OBP: 0.200, SLG: 0.185										0	0	0	0	0	0	0																	
Jim Davenport, R (1,5) OBP: 0.287, SLG: 0.335							F7			3	0	0	0	0	1	0																	
Jose Pagan, R (1,6) OBP: 0.268, SLG: 0.270										2	1	2	0	0	0	0																	
Ernie Bowman, R (4, PR) OBP: 0.172, SLG: 0.190										2	0	0	0	0	0	3																	
Juan Marichal, R (1,1) OBP: 0.158, SLG: 0.149										2	0	0	0	1	0	0																	
Joey Amalfitano, R (8, PH) OBP: 0.245, SLG: 0.219	4-3									1	0	0	0	0	1	3																	
Tom Haller, L (8, 2) OBP: 0.324, SLG: 0.404	3H									0	0	0	0	0	0	0																	
<b>Inning Stats</b>	R: 1 E: 0 K: 1 S: 7	H: 2 LOB: 1 BB: 0 P: 7	R: 1 E: 0 K: 2 S: 8	H: 1 LOB: 0 BB: 0 P: 8	R: 0 E: 0 K: 0 S: 4	H: 1 LOB: 2 BB: 1 P: 8	R: 0 E: 0 K: 0 S: 5	H: 0 LOB: 0 BB: 1 P: 9	R: 0 E: 0 K: 0 S: 3	H: 0 LOB: 0 BB: 0 P: 3	R: 0 E: 0 K: 0 S: 3	H: 0 LOB: 0 BB: 0 P: 3	R: 2 E: 1 K: 2 S: 12	H: 3 LOB: 3 BB: 0 P: 12	R: 1 E: 0 K: 2 S: 8	H: 1 LOB: 0 BB: 0 P: 8	1B: 6 2B: 0 3B: 1 HR: 2	SF: 0 SAC: 1 DP: 0 HBP: 0	WP: 1 PB: 0 SB: 0 CS: 0	PA: 41													
<b>PITCHER</b>	IP WLS BF H R ER SO BB IBB HBP BLK WP HR S P ERA WHIP																																
Don Nottebart, R (1,1) ERA: 3.48	7.0	31	7	4	4	4	3	0	0	0	0	1	1	36	48	5.14	1.429																
Hal Woodeshick, L (8,1) ERA: 1.69	2.0	W	10	2	1	1	4	0	0	0	0	0	1	18	18	4.50	1.000																


Batter	1	2	3	4	5	6	7	8	9	AB	R	H	RBI	BB	SO	LOB	BOTTOM																
Al Spangler, L (1,8) OBP: 0.341, SLG: 0.356	3B 1B		F7		E3		2B 1B		1B 1B	5	3	3	1	0	0	1	<b>San Francisco Giants @ Houston Colt 45's</b> Colt Stadium, Houston, TX Mon Aug 05 1963, 8:05 PM EDT Att: 11,822 - Unknown - 80 F <a href="http://livebaseballscorecards.com">livebaseballscorecards.com</a>																
Johnny Temple, R (1,4) OBP: 0.351, SLG: 0.326	F3		F4		F9		1H 2H 2B		1B BB	4	0	1	2	1	0	3																	
Pete Runnels, L (1,3) OBP: 0.315, SLG: 0.256	F7		F8		F7					4	0	0	0	0	1	4																	
Carl Warwick, R (8,9) OBP: 0.330, SLG: 0.350	F7						K			1	0	1	1	0	0	0																	
John Bateman, R (1,2) OBP: 0.242, SLG: 0.331	1H 3B				6-3		K		F4	4	0	1	1	0	1	0																	
Rusty Staub, L (1,9) OBP: 0.290, SLG: 0.299	F9				F7		G3		4-3	4	0	0	0	0	0	1																	
Jimmy Wynn, R (1,7) OBP: 0.337, SLG: 0.416					K		K		K	4	0	1	0	0	3	0																	
Bob Aspromonte, R (1,5) OBP: 0.253, SLG: 0.271			F8		S E 1B		F9		SH3 1B 1B	4	2	2	0	0	0	1																	
Bob Lillis, R (1,6) OBP: 0.221, SLG: 0.218			F8		E 1B		F4		SH3	3	0	1	0	0	0	1																	
Don Nottebart, R (1,1) OBP: 0.175, SLG: 0.154			F6		K				K	3	1	1	0	0	1	3																	
Hal Woodeshick, R (8,1) OBP: 0.235, SLG: 0.188					2-3					0	0	0	0	0	0	0																	
Hal Smith, R (8, PH) OBP: 0.300, SLG: 0.316							1B 2B 1B			1	0	0	0	0	1	1																	
<b>Inning Stats</b>	R: 1 E: 0 K: 0 S: 5	H: 2 LOB: 1 BB: 0 P: 5	R: 0 E: 0 K: 0 S: 4	H: 1 LOB: 1 BB: 0 P: 4	R: 0 E: 0 K: 0 S: 3	H: 0 LOB: 0 BB: 0 P: 3	R: 0 E: 0 K: 1 S: 5	H: 0 LOB: 0 BB: 0 P: 5	R: 1 E: 1 K: 1 S: 8	H: 2 LOB: 2 BB: 0 P: 8	R: 0 E: 0 K: 2 S: 7	H: 0 LOB: 0 BB: 0 P: 7	R: 2 E: 0 K: 1 S: 8	H: 3 LOB: 1 BB: 0 P: 8	R: 0 E: 0 K: 1 S: 5	H: 0 LOB: 0 BB: 0 P: 5		R: 2 E: 0 K: 1 S: 7	H: 3 LOB: 2 BB: 1 P: 11	1B: 9 2B: 1 3B: 1 HR: 0	SF: 0 SAC: 1 DP: 0 HBP: 0	WP: 0 PB: 0 SB: 1 CS: 0	PA: 39										
<b>PITCHER</b>	IP WLS BF H R ER SO BB IBB HBP BLK WP HR S P ERA WHIP																																
Juan Marichal, R (1,1) ERA: 2.14	7.0	30	8	4	3	5	0	0	0	0	0	0	0	40	40	3.86	1.143																
Jack Fisher, R (8,1) ERA: 3.69	1.2	L	9	3	2	2	1	0	0	0	0	0	0	12	16	10.80	2.400																

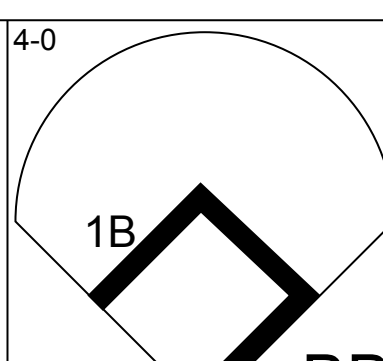
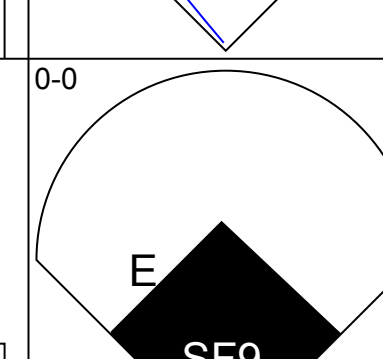
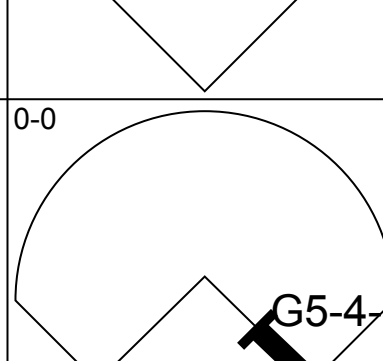
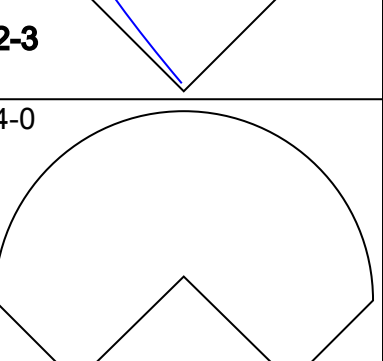
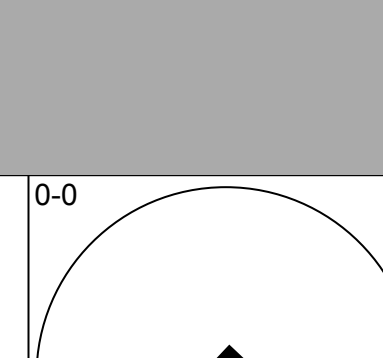
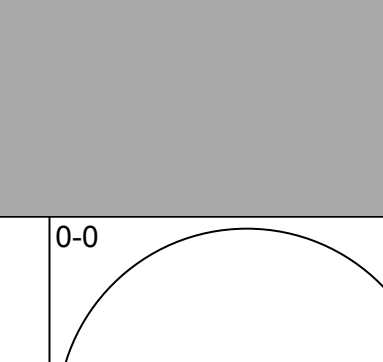
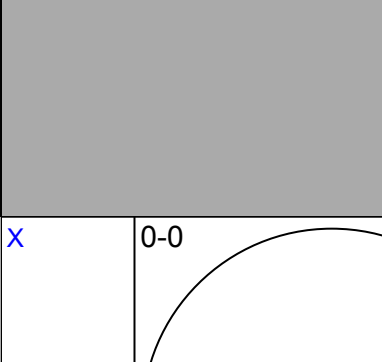
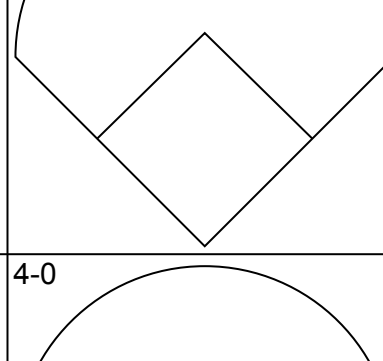
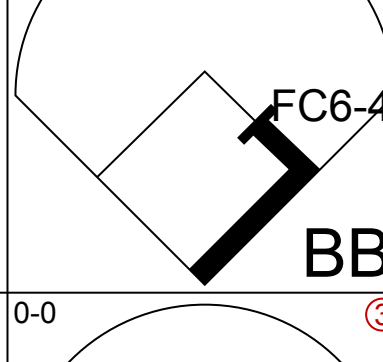
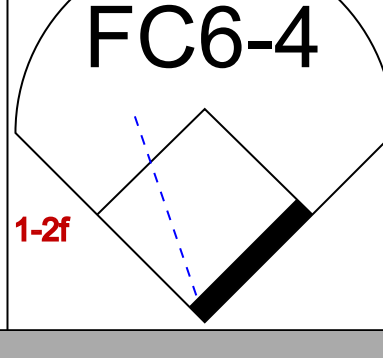
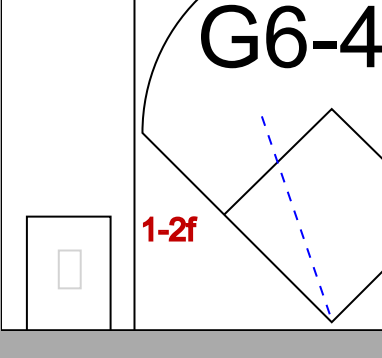


Batter	1	2	3	4	5	6	7	8	9	AB	R	H	RBI	BB	SO	LOB	TOP				
Chuck Hiller, L (1,4) OBP: 0.252, SLG: 0.265			3-4		4-3				F8	5	0	1	0	0	1	2					
Felipe Alou, R (1,9) OBP: 0.318, SLG: 0.472	F4				6-3		4-3			4	0	1	1	0	0	1					
Willie McCovey, L (1,7) OBP: 0.367, SLG: 0.589	F3		F8		F9					4	1	2	0	0	0	1					
Willie Mays, R (1,8) OBP: 0.362, SLG: 0.550									F7	4	1	3	0	0	0	1					
Orlando Cepeda, R (1,3) OBP: 0.345, SLG: 0.509		5-3		SF7		F9			F4	3	0	0	1	0	0	4					
Tom Haller, L (1,2) OBP: 0.327, SLG: 0.406		5-3							3-1	4	0	2	1	0	0	2					
Jim Davenport, R (1,5) OBP: 0.286, SLG: 0.334		F6		F4		1-3				4	0	1	0	0	0	4					
Ernie Bowman, R (1,6) OBP: 0.194, SLG: 0.227				CS		K			SH1-4	3	1	2	0	0	1	0					
Jim Duffalo, R (1,1) OBP: 0.143, SLG: 0.143			SH2-3		F6				6-3	3	0	0	0	0	1	2					
Don Larsen, R (9,1) OBP: 0.250, SLG: 0.250										0	0	0	0	0	0	0					
<b>Inning Stats</b>	R: 0 E: 0 K: 1 S: 5	H: 0 LOB: 0 BB: 0 P: 5	R: 0 E: 0 K: 0 S: 4	H: 1 LOB: 1 BB: 0 P: 4	R: 1 E: 0 K: 0 S: 5	H: 2 LOB: 1 BB: 0 P: 5	R: 1 E: 0 K: 0 S: 4	H: 2 LOB: 0 BB: 0 P: 4	R: 0 E: 0 K: 1 S: 5	H: 0 LOB: 0 BB: 0 P: 5	R: 1 E: 0 K: 0 S: 6	H: 3 LOB: 2 BB: 0 P: 6	R: 0 E: 0 K: 1 S: 6	H: 2 LOB: 1 BB: 0 P: 6	R: 0 E: 0 K: 0 S: 4	H: 1 LOB: 1 BB: 0 P: 4	R: 0 E: 0 K: 0 S: 4	H: 1 LOB: 1 BB: 0 P: 4	1B: 9 2B: 2 3B: 1 HR: 0	SF: 1 SAC: 2 DP: 0 HBP: 0	WP: 0 PA: 38 PB: 0 SB: 1 CS: 2
<b>PITCHER</b>	IP WLS BF H R ER SO BB IBB HBP BLK WP HR S P ERA WHIP																				
Hal Brown, R (1,1) ERA: 3.71	5.2 L 24 8 3 3 2 0 0 0 0 0 0 0 28 28 4.76 1.412																				
Don McMahon, R (6,1) ERA: 3.98	1.1 5 2 0 0 1 0 0 0 0 0 0 0 7 7 0.00 1.500																				
Jim Umbricht, R (8,1) ERA: 3.4	2.0 8 2 0 0 0 0 0 0 0 0 0 0 8 8 0.00 1.000																				

San Francisco Giants @ Houston Colt 45's  
Colt Stadium, Houston, TX  
Tue Aug 06 1963, 8:05 PM EDT  
Att: 10,466 - Unknown - 85 F


AB 34  
R 3  
H 12  
RBI 3  
BB 0  
SO 3  
LOB 17



Batter	1	2	3	4	5	6	7	8	9	AB	R	H	RBI	BB	SO	LOB	BOTTOM				
Al Spangler, L (1,8) OBP: 0.343, SLG: 0.359	F6				F8		F5			3	0	1	0	1	0	0					
Johnny Temple, R (1,4) OBP: 0.349, SLG: 0.325			K		F8		4-3			4	1	1	0	0	1	2					
Pete Runnels, L (1,3) OBP: 0.318, SLG: 0.257	E4								G3	3	0	1	0	1	0	1					
John Bateman, R (1,2) OBP: 0.238, SLG: 0.327	SF9		G5-4-3		F2				F6	3	0	0	1	0	0	4					
Rusty Staub, L (1,9) OBP: 0.289, SLG: 0.302	F5						K		F8	4	0	1	0	0	1	1					
Jimmy Wynn, R (1,7) OBP: 0.343, SLG: 0.430				K		5-3				4	0	2	0	0	1	1					
Bob Aspromonte, R (1,5) OBP: 0.253, SLG: 0.288		F8		F8					F7	3	0	0	0	1	0	3					
Bob Lillis, R (1,6) OBP: 0.219, SLG: 0.217		F6		F5					G6-4-3	2	0	0	0	0	0	2					
Carl Warwick, R (6,PH) OBP: 0.328, SLG: 0.348		F6								2	0	0	0	0	0	2					
Hal Brown, R (1,1) OBP: 0.115, SLG: 0.115		F6								2	0	0	0	0	0	1					
Don McMahon, R (6,1) OBP: 0.167, SLG: 0.182		F6								0	0	0	0	0	0	0					
Howie Gossett, R (7,PH) OBP: 0.266, SLG: 0.347										1	0	0	0	0	1	0					
Jim Umbricht, R (8,1) ERA: 3.03										0	0	0	0	0	0	0					
<b>Inning Stats</b>	R: 1 E: 1 K: 0 S: 5	H: 1 LOB: 1 BB: 0 P: 5	R: 0 E: 0 K: 0 S: 4	H: 1 LOB: 1 BB: 0 P: 4	R: 0 E: 0 K: 1 S: 5	H: 1 LOB: 1 BB: 1 P: 9	R: 0 E: 0 K: 1 S: 6	H: 1 LOB: 1 BB: 0 P: 6	R: 0 E: 0 K: 0 S: 4	H: 1 LOB: 2 BB: 1 P: 8	R: 0 E: 0 K: 1 S: 5	H: 0 LOB: 1 BB: 1 P: 9	R: 0 E: 0 K: 1 S: 5	H: 0 LOB: 0 BB: 0 P: 5	R: 0 E: 0 K: 0 S: 3	H: 0 LOB: 0 BB: 0 P: 3	R: 0 E: 0 K: 0 S: 3	H: 1 LOB: 0 BB: 0 P: 3	1B: 3 2B: 3 3B: 0 HR: 0	SF: 1 SAC: 0 DP: 2 HBP: 0	WP: 0 PA: 35 PB: 0 SB: 0 CS: 0
<b>PITCHER</b>	IP WLS BF H R ER SO BB IBB HBP BLK WP HR S P ERA WHIP																				
Jim Duffalo, R (1,1) ERA: 2.55	8.0 W 33 6 1 0 4 0 0 0 0 0 0 0 2 2 0.00 1.125																				
Don Larsen, R (9,1) ERA: 3.03	1.0 S 2 0 0 0 0 0 0 0 0 0 0 0 2 2 0.00 0.000																				

San Francisco Giants @ Houston Colt 45's  
Colt Stadium, Houston, TX  
Tue Aug 06 1963, 8:05 PM EDT  
Att: 10,466 - Unknown - 85 F

AB 31  
R 1  
H 6  
RBI 1  
BB 3  
SO 4  
LOB 17





Batter	1	2	3	4	5	6	7	8	9	AB	R	H	RBI	BB	SO	LOB	TOP				
Chuck Hillier, L (1,4) OBP: 0.252, SLG: 0.264	F8		4-3		F7			G4-6-3 1B		4	0	1	0	0	0	3	<b>San Francisco Giants @ Houston Colt 45's</b> Colt Stadium, Houston, TX Wed Aug 07 1963, 4:33 AM EDT Att: 15,604 - Cloudy - 85 F				
Felipe Alou, R (1,9) OBP: 0.318, SLG: 0.470	1B		F7			5-3		G4-6-3 1-2		4	0	1	0	0	2						
Willie McCovey, L (1,7) OBP: 0.366, SLG: 0.588	K			K		F7				4	0	1	0	0	2						
Willie Mays, R (1,8) OBP: 0.361, SLG: 0.547	F9			F9		1B		F8		4	0	1	0	0	2						
Orlando Cepeda, R (1,3) OBP: 0.346, SLG: 0.509		1-3		F9		1B				4	0	2	0	0	0						
Tom Haller, L (1,2) OBP: 0.326, SLG: 0.403	G3				SH1-4 1B	F8			F7	4	0	1	0	0	3						
Jim Davenport, R (1,5) Matty Alou, L (0, PH) OBP: 0.181, SLG: 0.159	K				K				G6-4-3 1B	3	0	0	0	0	3						
Ernie Bowman, R (1,6) Ed Bailey, L (0, PH) Harvey Kuenn, R (0, PH) OBP: 0.357, SLG: 0.468			F7		SH1-4 1B	F7		G6-4-3 1-2		3	0	1	0	0	0						
Jack Sanford, R (1,1) OBP: 0.230, SLG: 0.185			4-3 BB		SH1-4			K		1	0	0	0	1	1						
<b>Inning Stats</b>	R: 0 E: 0 K: 1 S: 6	H: 1 LOB: 1 BB: 0 P: 6	R: 0 E: 0 K: 1 S: 5	H: 0 LOB: 0 BB: 0 P: 5	R: 0 E: 0 K: 0 S: 3	H: 0 LOB: 1 BB: 1 P: 7	R: 0 E: 0 K: 1 S: 5	H: 0 LOB: 0 BB: 0 P: 5	R: 0 E: 0 K: 1 S: 7	H: 2 LOB: 2 BB: 0 P: 7	R: 0 E: 0 K: 2 S: 5	H: 0 LOB: 0 BB: 0 P: 7	R: 0 E: 0 K: 0 S: 4	H: 2 LOB: 1 BB: 0 P: 4	R: 0 E: 0 K: 0 S: 4	H: 2 LOB: 1 BB: 0 P: 4		1B: 8 2B: 1 3B: 0 HR: 0	SF: 0 SAC: 1 DP: 2 HBP: 0	WP: 0 PB: 0 CS: 0	PA: 35
<b>PITCHER</b>	IP	WLS	BF	H	R	ER	SO	BB	IBB	HBP	BLK	WP	HR	S	P	ERA	WHIP				
Turk Farrell, R (1,1) ERA: 2.67	8.1	W	34	9	0	0	6	1	0	0	0	0	0	45	49	0.00	1.200				
Hal Woodeshick, L (0,1) ERA: 1.65	0.2	S	1	0	0	0	0	0	0	0	0	0	0	1	1	0.00	0.000				

AB	33
R	0
H	9
RBI	0
BB	1
SO	6
LOB	14



Batter	1	2	3	4	5	6	7	8	9	AB	R	H	RBI	BB	SO	LOB	BOTTOM				
Al Spangler, L (1,8) OBP: 0.343, SLG: 0.359	G3			SH1-3 1B		F6				3	1	1	0	0	0	0	<b>San Francisco Giants @ Houston Colt 45's</b> Colt Stadium, Houston, TX Wed Aug 07 1963, 4:33 AM EDT Att: 15,604 - Cloudy - 85 F				
Johnny Temple, R (1,4) OBP: 0.347, SLG: 0.323	F8			SH1-3		6-3				2	0	0	0	0	0						
Pete Runnels, L (1,3) OBP: 0.318, SLG: 0.255	1-3			F8 1B BB		F8				2	0	0	0	1	0						
John Bateman, R (1,2) OBP: 0.239, SLG: 0.327		K			1-2 2H 1B	F7				3	0	1	1	0	1						
Rusty Staub, L (1,9) OBP: 0.290, SLG: 0.302				F8		4-3				3	0	1	0	0	2						
Jimmy Wynn, R (1,7) OBP: 0.333, SLG: 0.417	F7			K		F7				3	0	0	0	0	1						
Bob Aspromonte, R (1,5) OBP: 0.251, SLG: 0.266				4-3		K		F2		3	0	0	0	0	1						
Bob Lillis, R (1,6) OBP: 0.218, SLG: 0.215				5-3		F7		K		3	0	0	0	0	1						
Turk Farrell, R (1,1) Hal Woodeshick, R (0,1) OBP: 0.273, SLG: 0.250				5-3		4-3		6-3		3	0	0	0	0	0						
<b>Inning Stats</b>	R: 0 E: 0 K: 0 S: 3	H: 0 LOB: 0 BB: 0 P: 3	R: 0 E: 0 K: 1 S: 5	H: 1 LOB: 0 BB: 0 P: 5	R: 0 E: 0 K: 0 S: 3	H: 0 LOB: 0 BB: 0 P: 3	R: 1 E: 0 K: 1 S: 7	H: 2 LOB: 2 BB: 1 P: 11	R: 0 E: 0 K: 1 S: 5	H: 0 LOB: 0 BB: 0 P: 5	R: 0 E: 0 K: 0 S: 3	H: 0 LOB: 0 BB: 0 P: 3	R: 0 E: 0 K: 0 S: 3	H: 0 LOB: 0 BB: 0 P: 3	R: 0 E: 0 K: 1 S: 5	H: 0 LOB: 0 BB: 0 P: 5		1B: 3 2B: 0 3B: 0 HR: 0	SF: 0 SAC: 1 DP: 0 HBP: 0	WP: 0 PB: 0 CS: 0	PA: 27
<b>PITCHER</b>	IP	WLS	BF	H	R	ER	SO	BB	IBB	HBP	BLK	WP	HR	S	P	ERA	WHIP				
Jack Sanford, R (1,1) ERA: 3.59	8.0	L	27	3	1	1	4	1	0	0	0	0	0	34	38	1.12	0.500				









Batter	1	2	3	4	5	6	7	8	9	10	11	AB	R	H	RBI	BB	SO	LOB	TOP					
Al Spangler, L OBP: 0.342, SLG: 0.361 (1, 8) (8, 7)	F7		3B 2B	1-3		FC6-4 1-2f		1B 1B		P6		6	1	2	0	0	0	3						
Pete Runnels, L OBP: 0.249, SLG: 0.254 Ernie Fazio, R OBP: 0.282, SLG: 0.265 (8, PR) (8, 4)	6-3		E6 3B			1-3		1B 1B			L1	4	1	1	1	1	0	3						
Bob Aspromonte, R OBP: 0.253, SLG: 0.274 (1, 5)	K		9-2 3B			6-3		K			F9	6	1	2	3	0	2	3						
Hal Smith, R OBP: 0.296, SLG: 0.280 (1, 2)		E6 BB	9-2			FC6-2-5 WP		5-3			K	6	1	1	0	0	1	3						
Rusty Staub, L OBP: 0.300, SLG: 0.302 (1, 3)		4-0 BB	3-Hf			2-3 3-H		F7			F9	3	0	1	0	3	0	1						
Carl Warwick, R OBP: 0.339, SLG: 0.347 (1, 9)	K		P6			K		6-3			G6-4-3	5	0	0	0	0	2	5						
Jimmy Wynn, R OBP: 0.525, SLG: 0.402 (8, 6)	K					P5					E6 1B	4	1	0	0	1	1	2						
Bob Lillis, R OBP: 0.217, SLG: 0.214 Howie Gosz, R OBP: 0.271, SLG: 0.354 (8, PH) (8, 8)	1-3					5-3		5-3			FC3-6	3	0	0	0	0	0	4						
Bob Bruce, R OBP: 0.223, SLG: 0.216 Don McMahon, R OBP: 0.167, SLG: 0.182 John Bateman, R OBP: 0.240, SLG: 0.337 Jim Umbricht, R (8, 1) Dick Drott, R OBP: 0.118, SLG: 0.118 (8, 1)			2B 3B 1B					FC6-4 1B			K	3	1	3	0	0	0	0						
<b>Inning Stats</b>	R: 0 E: 0 K: 1 S: 5	H: 0 LOB: 0 BB: 0 P: 5	R: 0 E: 1 K: 2 S: 8	H: 0 LOB: 2 BB: 1 P: 12	R: 3 E: 1 K: 0 S: 6	H: 3 LOB: 1 BB: 1 P: 10	R: 0 E: 0 K: 0 S: 4	H: 1 LOB: 1 BB: 0 P: 4	R: 2 E: 0 K: 1 S: 6	H: 1 LOB: 2 BB: 3 P: 18	R: 0 E: 0 K: 0 S: 4	H: 0 LOB: 0 BB: 0 P: 3	R: 1 E: 1 K: 3 S: 12	H: 2 LOB: 2 BB: 0 P: 12	R: 0 E: 0 K: 1 S: 5	H: 1 LOB: 0 BB: 0 P: 5	R: 0 E: 1 K: 1 S: 6	H: 0 LOB: 1 BB: 0 P: 6	R: 0 E: 0 K: 0 S: 4	H: 1 LOB: 1 BB: 0 P: 4	1B: 6 2B: 4 3B: 1 HR: 0	SF: 0 SAC: 0 DP: 2 HBP: 0	WP: 3 PB: 0 SB: 0 CS: 0	PA: 50
<b>PITCHER</b>	IP ERA WLS BF H R ER SO BB IBB HBP BLK WP HR S P ERA WHIP	4.0 5.12 0.2 4 0 0 0 1 2 0 0 0 1 0 4 12 0.00 3.000	2.1 0.71 2.1 8 1 0 0 0 0 0 0 0 0 0 8 8 0.00 0.429	4.0 2.23 4.0 W 17 4 1 0 5 0 0 0 0 0 27 27 0.00 1.000	<b>PITCHER</b>										IP ERA WLS BF H R ER SO BB IBB HBP BLK WP HR S P ERA WHIP	6.2 3.46 0.1 2 1 0 0 0 0 0 0 0 0 0 1 1 41 54 8.10 1.650								

Houston Colt 45's @ Pittsburgh Pirates  
Forbes Field, Pittsburgh, PA  
Fri Aug 09 1963, 7:05 PM EDT  
Att: 9,420 - Cloudy - 74 F


AB 45  
R 6  
H 10  
RBI 4  
BB 5  
SO 9  
LOB 28



Batter	1	2	3	4	5	6	7	8	9	10	11	AB	R	H	RBI	BB	SO	LOB	BOTTOM					
Bob Bailey, R OBP: 0.311, SLG: 0.337 (1, 5)	5-3	L6				FC1-6 1B		1-3 2B BB		6-3		5	1	2	0	1	0	2						
Bill Virdon, L OBP: 0.309, SLG: 0.363 (1, 8)	1B 2B					F7		1-3		4-3		6	2	2	1	0	0	6						
Roberto Clemente, R OBP: 0.371, SLG: 0.476 (1, 9)	1B 1B					FC1-6		BB 2B BB		4-3		5	2	3	2	1	0	1						
Jerry Lynch, L OBP: 0.329, SLG: 0.438 Al McBean, R OBP: 0.172, SLG: 0.276 (8, 1)	F8		G3-6-3			K		2B BB		K		3	0	0	0	1	1	3						
Bill Mazeroski, R OBP: 0.307, SLG: 0.383 (1, 4)	FC5 HBP 1B		L3			5-3		2B		P6		5	0	2	3	0	0	0						
Donn Clendenon, R OBP: 0.341, SLG: 0.454 (1, 3)	HBP		6-3			K		F8		K		4	0	0	0	0	2	2						
Jim Pagliaroni, R OBP: 0.381, SLG: 0.419 Ron Brand, R OBP: 0.348, SLG: 0.350 (8, PR) (9, 2)	FC5		K			K		SH1-4 BB		F8		3	0	0	0	1	2	2						
Johnny Logan, R OBP: 0.374, SLG: 0.247 (1, 6)		F8				1B		K		SH1-4		3	0	1	0	1	1	0						
Earl Francis, R OBP: 0.348, SLG: 0.478 Bob Veale, S (5, 1)	K					K		1-3 WP 1B		F8		2	0	0	0	0	2	1						
Roy Face, R OBP: 0.250, SLG: 0.250 Manny Mota, R OBP: 0.367, SLG: 0.348 (8, 7)						K		1-3 WP 1B		FC3-2 1B		3	2	2	0	0	0	2						
<b>Inning Stats</b>	R: 2 E: 0 K: 0 S: 6	H: 3 LOB: 2 BB: 0 P: 7	R: 0 E: 0 K: 1 S: 5	H: 0 LOB: 0 BB: 0 P: 5	R: 1 E: 0 K: 0 S: 4	H: 2 LOB: 0 BB: 0 P: 4	R: 0 E: 0 K: 2 S: 8	H: 1 LOB: 1 BB: 0 P: 8	R: 0 E: 0 K: 1 S: 6	H: 1 LOB: 1 BB: 0 P: 6	R: 0 E: 0 K: 0 S: 7	H: 2 LOB: 2 BB: 3 P: 19	R: 0 E: 0 K: 0 S: 3	H: 0 LOB: 0 BB: 0 P: 7	R: 0 E: 0 K: 1 S: 5	H: 0 LOB: 0 BB: 0 P: 5	R: 0 E: 0 K: 1 S: 5	H: 0 LOB: 0 BB: 0 P: 5	R: 1 E: 0 K: 0 S: 4	H: 3 LOB: 3 BB: 1 P: 8	1B: 9 2B: 2 3B: 0 HR: 1	SF: 0 SAC: 1 DP: 1 HBP: 1	WP: 1 PB: 0 SB: 0 CS: 0	PA: 48
<b>PITCHER</b>	IP ERA WLS BF H R ER SO BB IBB HBP BLK WP HR S P ERA WHIP	6.2 3.46 0.1 2 1 0 0 0 0 0 0 0 0 0 1 1 41 54 8.10 1.650	0.1 0.71 0.1 2 0 0 0 0 1 0 0 0 0 0 0 1 5 0.00 3.000	0.1 0.71 0.1 2 0 0 0 0 1 0 0 0 0 0 0 1 5 0.00 3.000	3.0 2.23 3.0 L 13 3 1 1 2 1 0 0 0 0 0 16 20 3.00 1.333	<b>PITCHER</b>										IP ERA WLS BF H R ER SO BB IBB HBP BLK WP HR S P ERA WHIP	6.2 3.46 0.1 2 1 0 0 0 0 0 0 0 0 0 1 1 41 54 8.10 1.650							

Houston Colt 45's @ Pittsburgh Pirates  
Forbes Field, Pittsburgh, PA  
Fri Aug 09 1963, 7:05 PM EDT  
Att: 9,420 - Cloudy - 74 F

AB 41  
R 7  
H 12  
RBI 6  
BB 5  
SO 9  
LOB 19





Batter	1	2	3	4	5	6	7	8	9	AB	R	H	RBI	BB	SO	LOB	TOP								
<b>Al Spangler, L</b> (1, 8) OBP: 0.345, SLG: 0.361										3	0	1	0	2	0	0	Houston Colt 45's @ Pittsburgh Pirates Forbes Field, Pittsburgh, PA Sat Aug 10 1963, 7:05 PM EDT Att: 7,951 - Unknown - 76 F								
<b>Pete Runnels, L</b> (1, 4) OBP: 0.313, SLG: 0.250										5	0	0	0	0	2	4									
<b>Bob Aspromonte, R</b> (1, 5) OBP: 0.250, SLG: 0.271										4	0	0	0	0	1	2									
<b>John Bateman, R</b> (1, 2) OBP: 0.237, SLG: 0.332										4	0	0	0	0	0	2									
<b>Rusty Staub, L</b> (1, 3) OBP: 0.305, SLG: 0.303										2	1	1	0	2	0	0									
<b>Carl Warwick, R</b> (1, 9) OBP: 0.327, SLG: 0.346										4	0	1	0	0	0	2									
<b>Jimmy Wynn, R</b> (1, 7) OBP: 0.339, SLG: 0.404										2	0	1	1	2	0	1									
<b>Bob Lillis, R</b> (1, 6) OBP: 0.218, SLG: 0.215										3	0	1	0	0	0	4									
<b>Hal Smith, R</b> (8, PH) OBP: 0.286, SLG: 0.269										1	0	0	0	0	1	1									
<b>Ernie Fazio, R</b> (8, 6) OBP: 0.282, SLG: 0.265										0	0	0	0	0	0	0									
<b>Don Nottebart, R</b> (1, 1) OBP: 0.163, SLG: 0.143										3	1	0	0	0	0	1									
<b>Howie Coss, R</b> (8, PH) OBP: 0.270, SLG: 0.353										1	0	0	0	0	1	0									
<b>Inning Stats</b>	R: 0 E: 0 K: 1 S: 5	H: 1 LOB: 0 BB: 0 P: 5	R: 0 E: 0 K: 0 S: 3	H: 0 LOB: 2 BB: 2 P: 11	R: 0 E: 0 K: 0 S: 3	H: 0 LOB: 0 BB: 0 P: 3	R: 1 E: 0 K: 0 S: 5	H: 2 LOB: 2 BB: 1 P: 9	R: 0 E: 0 K: 1 S: 5	H: 0 LOB: 1 BB: 1 P: 9	R: 0 E: 0 K: 0 S: 4	H: 1 LOB: 1 BB: 0 P: 4	R: 1 E: 1 K: 0 S: 5	H: 1 LOB: 2 BB: 1 P: 9	R: 0 E: 0 K: 1 S: 5	H: 0 LOB: 1 BB: 1 P: 9	R: 0 E: 0 K: 2 S: 7	H: 0 LOB: 0 BB: 0 P: 7	R: 0 E: 0 K: 1 S: 7	H: 0 LOB: 0 BB: 0 P: 7	1B: 5 2B: 0 3B: 0 HR: 0	SF: 0 SAC: 0 DP: 1 HBP: 0	WP: 0 PB: 0 SB: 0 CS: 0	PA: 38	
<b>PITCHER</b>	IP	WLS	BF	H	R	ER	SO	BB	IBB	HBP	BLK	WP	HR	S	P	ERA	WHIP								
<b>Don Cardwell, R</b> (1, 1) ERA: 3.35	7.2	W	34	5	2	1	2	6	0	0	0	0	0	32	56	1.17	1.435								
<b>Roy Face, R</b> (8, 1) ERA: 2.65	1.1	S	4	0	0	0	3	0	0	0	0	0	0	10	10	0.00	0.000								

AB	32
R	2
H	5
RBI	1
BB	6
SO	5
LOB	17



Batter	1	2	3	4	5	6	7	8	9	AB	R	H	RBI	BB	SO	LOB	BOTTOM								
<b>Bob Bailey, R</b> (1, 5) OBP: 0.308, SLG: 0.333										4	0	0	0	0	0	0	Houston Colt 45's @ Pittsburgh Pirates Forbes Field, Pittsburgh, PA Sat Aug 10 1963, 7:05 PM EDT Att: 7,951 - Unknown - 76 F								
<b>Bill Virdon, L</b> (1, 8) OBP: 0.313, SLG: 0.368										3	1	2	0	1	0	0									
<b>Roberto Clemente, R</b> (1, 9) OBP: 0.370, SLG: 0.478										4	1	1	1	0	2	2									
<b>Jerry Lynch, L</b> (1, 7) OBP: 0.324, SLG: 0.434										2	0	0	1	0	0	1									
<b>Manny Mota, R</b> (7, 7) OBP: 0.387, SLG: 0.348										0	0	0	0	0	0	0									
<b>Bill Mazerowski, R</b> (1, 4) OBP: 0.310, SLG: 0.385										3	0	2	0	0	0	0									
<b>Donn Clendenen, R</b> (1, 3) OBP: 0.341, SLG: 0.453										3	1	1	0	0	0	2									
<b>Jim Pagliaroni, R</b> (1, 2) OBP: 0.355, SLG: 0.412										3	0	0	0	0	1	2									
<b>Johnny Logan, R</b> (1, 6) OBP: 0.315, SLG: 0.248										3	0	1	1	0	1	1									
<b>Don Cardwell, R</b> (1, 1) OBP: 0.151, SLG: 0.063										3	0	0	0	0	3	0									
<b>Roy Face, R</b> (8, 1) OBP: 0.250, SLG: 0.250										0	0	0	0	0	0	0									
<b>Inning Stats</b>	R: 0 E: 0 K: 1 S: 6	H: 1 LOB: 1 BB: 0 P: 6	R: 0 E: 0 K: 1 S: 6	H: 1 LOB: 1 BB: 0 P: 6	R: 0 E: 0 K: 2 S: 7	H: 0 LOB: 1 BB: 1 P: 11	R: 0 E: 0 K: 0 S: 3	H: 1 LOB: 0 BB: 0 P: 3	R: 0 E: 0 K: 1 S: 5	H: 0 LOB: 0 BB: 0 P: 5	R: 2 E: 0 K: 0 S: 5	H: 2 LOB: 0 BB: 0 P: 5	R: 1 E: 0 K: 2 S: 8	H: 2 LOB: 0 BB: 0 P: 8	R: 0 E: 0 K: 0 S: 3	H: 0 LOB: 0 BB: 0 P: 3	R: 0 E: 0 K: 1 S: 3	H: 0 LOB: 0 BB: 0 P: 3	1B: 5 2B: 1 3B: 1 HR: 0	SF: 1 SAC: 0 DP: 1 HBP: 0	WP: 0 PB: 0 SB: 1 CS: 0	PA: 30			
<b>PITCHER</b>	IP	WLS	BF	H	R	ER	SO	BB	IBB	HBP	BLK	WP	HR	S	P	ERA	WHIP								
<b>Don Nottebart, R</b> (1, 1) ERA: 3.48	8.0	L	30	7	3	3	7	1	0	0	0	0	0	43	47	3.38	1.000								

AB	28
R	3
H	7
RBI	3
BB	1
SO	7
LOB	8





Batter	1	2	3	4	5	6	7	8	9	AB	R	H	RBI	BB	SO	LOB	TOP					
<b>Ernie Fazio, R</b> OBP: 0.281, SLG: 0.264 (1, 4)	1-3			P6		SH3-4 1B	5-3			4	0	1	0	0	0	2	<b>Houston Colt 45's @ Pittsburgh Pirates</b> Forbes Field, Pittsburgh, PA Sun Aug 11 1963, 3:33 AM EDT Att: 8,093 - Cloudy - 80 F					
<b>Carl Warwick, R</b> OBP: 0.329, SLG: 0.348 (1, 9)	F9			E 1-3 1B		SH3-4 1-2		SH1-4 1B		3	0	2	0	0	0	0						
<b>Bob Aspromonte, R</b> OBP: 0.248, SLG: 0.269 (1, 5)	F8			1-3 1-2		F9		SH1-4 1-2		3	0	0	0	0	0	2						
<b>John Bateman, R</b> OBP: 0.234, SLG: 0.327 (1, 2)		F3		E5 2-3		F5		K		4	0	0	0	0	1	3						
<b>Jimmy Wynn, R</b> OBP: 0.344, SLG: 0.411 (1, 7)	F7			F8						3	1	1	0	1	0	2						
<b>Rusty Staub, L</b> OBP: 0.304, SLG: 0.302 (1, 3)										4	0	1	0	0	2	2						
<b>Howie Goss, R</b> OBP: 0.266, SLG: 0.350 (1, 8)				6-3						3	0	0	1	0	1	0						
<b>Bob Lillis, R</b> OBP: 0.223, SLG: 0.224 (1, 6)										4	0	3	0	0	1	0						
<b>Hal Brown, R</b> OBP: 0.100, SLG: 0.100 (1, 1)				G6-4-3 1B		P6		F3		4	0	0	0	0	0	4						
<b>Inning Stats</b>	R: 0 E: 0 K: 0 S: 3	H: 0 LOB: 0 BB: 0 P: 3	R: 0 E: 0 K: 1 S: 5	H: 0 LOB: 0 BB: 0 P: 5	R: 0 E: 0 K: 0 S: 3	H: 1 LOB: 0 BB: 0 P: 3	R: 0 E: 1 K: 0 S: 5	H: 1 LOB: 2 BB: 0 P: 5	R: 0 E: 0 K: 2 S: 8	H: 1 LOB: 1 BB: 0 P: 8	R: 0 E: 0 K: 0 S: 4	H: 1 LOB: 1 BB: 0 P: 4	R: 1 E: 0 K: 0 S: 6	H: 3 LOB: 2 BB: 0 P: 6	R: 0 E: 0 K: 1 S: 6	H: 1 LOB: 2 BB: 1 P: 10	R: 0 E: 0 K: 1 S: 5	H: 0 LOB: 0 BB: 0 P: 5	1B: 6 2B: 2 3B: 0 HR: 0	SF: 1 SAC: 2 DP: 1 HBP: 0	WP: 0 PB: 0 SB: 0 CS: 0	PA: 36
<b>PITCHER</b>	IP	WLS	BF	H	R	ER	SO	BB	IBB	HBP	BLK	WP	HR	S	P	ERA	WHIP					
<b>Joe Gibbon, L</b> ERA: 2.64 (1, 1)	8.0		33	8	1	1	4	0	1	0	0	0	0	40	44	1.12	1.000					
<b>Roy Face, R</b> ERA: 2.6 (9, 1)	1.0	W	3	0	0	0	1	0	0	0	0	0	0	5	5	0.00	0.000					

AB	32
R	1
H	8
RBI	1
BB	1
SO	5
LOB	15



Batter	1	2	3	4	5	6	7	8	9	AB	R	H	RBI	BB	SO	LOB	BOTTOM				
<b>Bob Bailey, R</b> OBP: 0.306, SLG: 0.330 (1, 5)	K			6-3		F7			F8	4	0	0	0	0	1	0	<b>Houston Colt 45's @ Pittsburgh Pirates</b> Forbes Field, Pittsburgh, PA Sun Aug 11 1963, 3:33 AM EDT Att: 8,093 - Cloudy - 80 F				
<b>Bill Virdon, L</b> OBP: 0.310, SLG: 0.364 (1, 8)	F8			G1					4-3	4	0	0	0	0	0	0					
<b>Roberto Clemente, R</b> OBP: 0.371, SLG: 0.479 (1, 9)	K			6-3						4	1	2	0	0	1	0					
<b>Jerry Lynch, L</b> OBP: 0.323, SLG: 0.445 (1, 7)		F7				F7				4	1	1	2	0	0	1					
<b>Bill Mazerolski, R</b> OBP: 0.313, SLG: 0.390 (1, 4)		P5				FC6-4 1B				3	0	2	0	0	0	0					
<b>Donn Clendenen, R</b> OBP: 0.339, SLG: 0.450 (1, 3)		P4				F9				3	0	0	0	0	1	2					
<b>Jim Pagliaroni, R</b> OBP: 0.360, SLG: 0.416 (1, 2)						FC6-4				3	0	2	0	0	0	1					
<b>Ted Savage, R</b> OBP: 0.278, SLG: 0.348 (8, PR)										0	0	0	0	0	0	0					
<b>Dick Schofield, S</b> OBP: 0.344, SLG: 0.314 (9, 6)				G6-3 1B						0	0	0	0	0	0	0					
<b>Johnny Logan, R</b> OBP: 0.317, SLG: 0.252 (1, 6)				G6-3						2	0	1	0	0	0	1					
<b>Smoky Burgess, L</b> OBP: 0.335, SLG: 0.381 (8, PH) (9, 2)										1	0	0	0	0	0	2					
<b>Joe Gibbon, R</b> OBP: 0.034, SLG: 0.034 (1, 1)										2	0	0	0	0	0	1					
<b>Manny Mota, R</b> OBP: 0.360, SLG: 0.340 (8, PH)										1	0	0	0	0	0	3					
<b>Roy Face, R</b> OBP: 0.250, SLG: 0.250 (9, 1)										0	0	0	0	0	0	0					
<b>Inning Stats</b>	R: 0 E: 0 K: 2 S: 7	H: 0 LOB: 0 BB: 0 P: 7	R: 0 E: 0 K: 0 S: 3	H: 0 LOB: 0 BB: 0 P: 3	R: 0 E: 0 K: 0 S: 3	H: 1 LOB: 0 BB: 0 P: 3	R: 0 E: 0 K: 0 S: 3	H: 0 LOB: 0 BB: 0 P: 3	R: 0 E: 0 K: 0 S: 3	H: 1 LOB: 1 BB: 0 P: 4	R: 0 E: 0 K: 0 S: 3	H: 1 LOB: 0 BB: 0 P: 3	R: 0 E: 0 K: 1 S: 7	H: 2 LOB: 2 BB: 0 P: 7	R: 2 E: 0 K: 0 S: 4	H: 2 LOB: 0 BB: 0 P: 4	1B: 6 2B: 2 3B: 0 HR: 1	SF: 0 SAC: 0 DP: 3 HBP: 0	WP: 0 PB: 0 SB: 1 CS: 0	PA: 31	
<b>PITCHER</b>	IP	WLS	BF	H	R	ER	SO	BB	IBB	HBP	BLK	WP	HR	S	P	ERA	WHIP				
<b>Hal Brown, R</b> ERA: 3.56 (1, 1)	8.2	L	31	8	2	2	3	0	0	0	0	0	1	37	37	2.08	0.923				





Batter	1	2	3	4	5	6	7	8	9	AB	R	H	RBI	BB	SO	LOB	TOP								
<b>Al Spangler, L</b> OBP: 0.391, SLG: 0.372 (1, 8)										5	1	4	1	0	0	0	<b>Houston Colt 45's @ Pittsburgh Pirates</b> <b>Forbes Field, Pittsburgh, PA</b> Mon Aug 12 1963, 7:05 PM EDT Att: 7,240 - Cloudy - 74 F								
<b>Pete Runnels, L</b> OBP: 0.313, SLG: 0.250 (1, 4)										4	0	1	0	0	1	5									
<b>Bob Aspromonte, R</b> OBP: 0.247, SLG: 0.267 (1, 5)										5	0	1	1	0	1	5									
<b>John Bateman, R</b> OBP: 0.234, SLG: 0.330 (1, 2)										4	0	1	0	0	0	1									
<b>Rusty Staub, L</b> OBP: 0.304, SLG: 0.302 (1, 3)										4	0	1	0	0	0	2									
<b>Jimmy Wynn, R</b> OBP: 0.341, SLG: 0.405 (1, 7)										4	0	1	0	0	0	3									
<b>Carl Warwick, R</b> OBP: 0.329, SLG: 0.347 (1, 9)										4	1	1	0	0	1	2									
<b>Bob Lillis, R</b> OBP: 0.222, SLG: 0.222 (9, PH)										3	0	0	0	0	0	4									
<b>Hal Smith, R</b> OBP: 0.310, SLG: 0.296 (9, FR)										1	0	1	0	0	0	0									
<b>Ernie Fazio, R</b> OBP: 0.281, SLG: 0.264 (9, FR)										0	0	0	0	0	0	0									
<b>Turk Farrell, R</b> OBP: 0.255, SLG: 0.233 (1, 1)										3	0	0	0	0	1	2									
<b>Johnny Weekly, R</b> OBP: 0.160, SLG: 0.125 (9, PH)										1	0	0	0	0	0	2									
<b>Inning Stats</b>	R: 0 E: 0 K: 0 S: 4	H: 1 LOB: 1 BB: 0 P: 4	R: 0 E: 0 K: 0 S: 5	H: 2 LOB: 2 BB: 0 P: 5	R: 1 E: 0 K: 0 S: 6	H: 3 LOB: 2 BB: 0 P: 6	R: 0 E: 0 K: 2 S: 7	H: 0 LOB: 0 BB: 0 P: 7	R: 0 E: 0 K: 0 S: 3	H: 1 LOB: 0 BB: 0 P: 3	R: 0 E: 1 K: 1 S: 6	H: 1 LOB: 1 BB: 0 P: 6	R: 0 E: 0 K: 0 S: 3	H: 0 LOB: 0 BB: 0 P: 3	R: 0 E: 0 K: 0 S: 3	H: 0 LOB: 0 BB: 0 P: 3	R: 1 E: 1 K: 1 S: 8	H: 2 LOB: 3 BB: 0 P: 8	1B: 8 2B: 3 3B: 0 HR: 0	SF: 0 SAC: 1 DP: 1 HBP: 0	WP: 0 PB: 0 SB: 0 CS: 0	PA: 39			
<b>PITCHER</b>	IP	WLS	BF	H	R	ER	SO	BB	IBB	HBP	BLK	WP	HR	S	P	ERA	WHIP								
<b>Bob Friend, R</b> ERA: 2.0 (1, 1)	8.0	W	35	10	2	1	3	0	0	0	0	0	0	41	41	1.12	1.250								
<b>Roy Face, R</b> ERA: 2.96 (9, 1)	1.0	S	4	1	0	0	1	0	0	0	0	0	0	6	6	0.00	1.000								

AB	38
R	2
H	11
RBI	2
BB	0
SO	4
LOB	26



Batter	1	2	3	4	5	6	7	8	9	AB	R	H	RBI	BB	SO	LOB	BOTTOM								
<b>Bob Bailey, R</b> OBP: 0.307, SLG: 0.330 (1, 5)										3	2	1	0	1	1	0	<b>Houston Colt 45's @ Pittsburgh Pirates</b> <b>Forbes Field, Pittsburgh, PA</b> Mon Aug 12 1963, 7:05 PM EDT Att: 7,240 - Cloudy - 74 F								
<b>Bill Virdon, L</b> OBP: 0.313, SLG: 0.369 (1, 8)										3	1	2	0	0	0	0									
<b>Roberto Clemente, R</b> OBP: 0.370, SLG: 0.476 (1, 9)										4	1	1	0	0	1	2									
<b>Jerry Lynch, L</b> OBP: 0.323, SLG: 0.443 (1, 7)										3	0	1	2	0	1	1									
<b>Manny Mota, R</b> OBP: 0.373, SLG: 0.354 (8, 7)										1	0	1	1	0	0	0									
<b>Bill Mazerowski, R</b> OBP: 0.312, SLG: 0.388 (1, 4)										4	0	1	0	0	0	3									
<b>Donn Clendenen, R</b> OBP: 0.338, SLG: 0.448 (1, 3)										4	0	1	1	0	0	2									
<b>Jim Pagliaroni, R</b> OBP: 0.355, SLG: 0.409 (1, 2)										3	0	0	0	0	0	2									
<b>Johnny Logan, R</b> OBP: 0.317, SLG: 0.253 (1, 6)										3	0	1	0	0	0	0									
<b>Bob Friend, R</b> OBP: 0.127, SLG: 0.114 (1, 1)										3	0	0	0	0	2	1									
<b>Roy Face, R</b> OBP: 0.250, SLG: 0.250 (9, 1)										0	0	0	0	0	0	0									
<b>Inning Stats</b>	R: 3 E: 0 K: 0 S: 6	H: 4 LOB: 1 BB: 1 P: 10	R: 0 E: 0 K: 0 S: 3	H: 0 LOB: 0 BB: 0 P: 3	R: 0 E: 0 K: 1 S: 6	H: 1 LOB: 1 BB: 0 P: 6	R: 0 E: 0 K: 0 S: 3	H: 0 LOB: 0 BB: 0 P: 3	R: 0 E: 0 K: 2 S: 7	H: 0 LOB: 0 BB: 0 P: 7	R: 0 E: 0 K: 0 S: 3	H: 0 LOB: 0 BB: 0 P: 3	R: 0 E: 0 K: 1 S: 6	H: 1 LOB: 1 BB: 0 P: 6	R: 1 E: 0 K: 1 S: 8	H: 3 LOB: 2 BB: 0 P: 8	1B: 8 2B: 1 3B: 0 HR: 0	SF: 0 SAC: 1 DP: 1 HBP: 0	WP: 0 PB: 0 SB: 0 CS: 0	PA: 33					
<b>PITCHER</b>	IP	WLS	BF	H	R	ER	SO	BB	IBB	HBP	BLK	WP	HR	S	P	ERA	WHIP								
<b>Turk Farrell, R</b> ERA: 2.77 (1, 1)	8.0	L	33	9	4	4	5	1	0	0	0	0	0	42	46	4.50	1.250								













Batter	1	2	3	4	5	6	7	8	9	AB	R	H	RBI	BB	SO	LOB	TOP										
<b>Ernie Fazio, R</b> OBP: 0.284, SLG: 0.268 (1, 4)										5	1	2	0	0	3	2											
<b>Rusty Staub, L</b> OBP: 0.307, SLG: 0.300 (1, 3)										3	2	0	0	1	1	1											
<b>Jimmy Wynn, R</b> OBP: 0.333, SLG: 0.391 (1, 7)										4	0	0	0	0	1	3											
<b>John Bateman, R</b> OBP: 0.244, SLG: 0.352 (1, 2)										3	1	2	3	1	0	0											
<b>Carl Warwick, R</b> OBP: 0.327, SLG: 0.344 (1, 9)										3	0	1	1	1	0	1											
<b>Howie Goss, R</b> OBP: 0.282, SLG: 0.343 (1, 8)										4	0	0	0	0	0	3											
<b>Bob Aspromonte, R</b> OBP: 0.245, SLG: 0.264 (1, 5)										4	0	1	0	0	0	0											
<b>Bob Lillis, R</b> OBP: 0.227, SLG: 0.227 (1, 6)										4	0	2	0	0	0	1											
<b>Don Nottebart, R</b> OBP: 0.170, SLG: 0.152 <b>Hal Woodeshick, R</b> OBP: 0.200, SLG: 0.158 (9, 1)										4	0	1	0	0	2	3											
<b>Inning Stats</b>	R: 3 E: 0 K: 1 S: 7	H: 2 LOB: 0 BB: 1 P: 11	R: 0 E: 0 K: 1 S: 6	H: 1 LOB: 1 BB: 0 P: 6	R: 0 E: 0 K: 1 S: 5	H: 0 LOB: 1 BB: 1 P: 9	R: 0 E: 0 K: 0 S: 4	H: 1 LOB: 0 BB: 0 P: 4	R: 1 E: 0 K: 0 S: 6	H: 3 LOB: 2 BB: 0 P: 6	R: 0 E: 0 K: 1 S: 5	H: 0 LOB: 0 BB: 0 P: 5	R: 0 E: 0 K: 0 S: 2	H: 0 LOB: 0 BB: 1 P: 6	R: 0 E: 0 K: 2 S: 8	H: 1 LOB: 1 BB: 0 P: 8	1B: 8 2B: 0 3B: 0 HR: 1	SF: 0 SAC: 0 DP: 0 HBP: 0	WP: 0 PB: 0 SB: 0 CS: 2	PA: 38							
<b>PITCHER</b>	IP	WLS	BF	H	R	ER	SO	BB	IBB	HBP	BLK	WP	HR	S	P	ERA	WHIP										
<b>Ray Sadecki, L</b> ERA: 4.76 (1, 1)	5.0	L	24	7	4	4	3	2	0	0	0	0	1	28	36	7.20	1.800										
<b>Ron Taylor, R</b> ERA: 3.02 (6, 1)	2.0		6	1	0	0	2	0	0	0	0	0	0	10	10	0.00	0.500										
<b>Sam Jones, R</b> ERA: 9.82 (8, 1)	2.0		7	1	0	0	2	1	0	0	0	0	0	10	14	0.00	1.000										

**Houston Colt 45's @ St. Louis Cardinals**  
Sportsman's Park, St. Louis, MO  
Thu Aug 15 1963, 8:05 PM EDT  
Att: 10,111 - Unknown - 76 F

AB 34  
R 4  
H 9  
RBI 4  
BB 3  
SO 7  
LOB 14

Batter	1	2	3	4	5	6	7	8	9	AB	R	H	RBI	BB	SO	LOB	BOTTOM										
<b>Curt Flood, R</b> OBP: 0.331, SLG: 0.378 (1, 8)										4	0	0	0	0	0	5											
<b>Dick Groat, R</b> OBP: 0.404, SLG: 0.483 (1, 6)										4	0	1	0	0	1	0											
<b>Bill White, L</b> OBP: 0.362, SLG: 0.506 (1, 3)										4	0	0	0	0	1	1											
<b>Stan Musial, L</b> OBP: 0.326, SLG: 0.407 <b>Mike Shannon, R</b> OBP: 0.296, SLG: 0.286 (9, 7)										4	0	0	0	0	0	0											
<b>Ken Boyer, R</b> OBP: 0.350, SLG: 0.424 (1, 5)										4	1	1	1	0	0	0											
<b>George Altman, L</b> OBP: 0.337, SLG: 0.397 (1, 9)										4	1	3	0	0	1	0											
<b>Julian Javier, R</b> OBP: 0.309, SLG: 0.399 <b>Carl Sawatski, L</b> OBP: 0.339, SLG: 0.429 (9, PH)										3	0	1	0	0	1	1											
<b>Tim McCarver, L</b> OBP: 0.329, SLG: 0.377 (1, 2)										4	0	1	0	0	0	3											
<b>Ray Sadecki, L</b> OBP: 0.180, SLG: 0.224 <b>Gary Kolb, L</b> OBP: 0.330, SLG: 0.529 (5, PH)										1	0	0	0	0	0	0											
<b>Ron Taylor, R</b> OBP: 0.040, SLG: 0.040 <b>Charlie James, R</b> OBP: 0.303, SLG: 0.437 <b>Sam Jones, R</b> (8, 1)										1	0	0	0	0	0	0											
<b>Inning Stats</b>	R: 0 E: 0 K: 0 S: 3	H: 0 LOB: 0 BB: 0 P: 3	R: 0 E: 0 K: 1 S: 5	H: 0 LOB: 0 BB: 0 P: 5	R: 0 E: 0 K: 0 S: 3	H: 0 LOB: 0 BB: 0 P: 3	R: 0 E: 0 K: 1 S: 5	H: 0 LOB: 0 BB: 0 P: 5	R: 1 E: 0 K: 0 S: 8	H: 3 LOB: 2 BB: 0 P: 8	R: 0 E: 0 K: 0 S: 3	H: 1 LOB: 0 BB: 0 P: 3	R: 0 E: 0 K: 0 S: 4	H: 1 LOB: 1 BB: 0 P: 4	R: 0 E: 0 K: 0 S: 3	H: 1 LOB: 1 BB: 0 P: 4	1B: 7 2B: 1 3B: 0 HR: 1	SF: 0 SAC: 0 DP: 1 HBP: 0	WP: 0 PB: 0 SB: 0 CS: 0	PA: 35							
<b>PITCHER</b>	IP	WLS	BF	H	R	ER	SO	BB	IBB	HBP	BLK	WP	HR	S	P	ERA	WHIP										
<b>Don Nottebart, R</b> ERA: 3.39 (1, 1)	8.1	W	33	8	2	2	4	0	0	0	0	0	1	41	41	2.16	0.960										
<b>Hal Woodeshick, L</b> ERA: 1.53 (9, 1)	0.2	S	2	0	0	0	0	0	0	0	0	0	0	2	2	0.00	0.000										

**Houston Colt 45's @ St. Louis Cardinals**  
Sportsman's Park, St. Louis, MO  
Thu Aug 15 1963, 8:05 PM EDT  
Att: 10,111 - Unknown - 76 F

AB 35  
R 2  
H 8  
RBI 2  
BB 0  
SO 4  
LOB 14




Batter	1	2	3	4	5	6	7	8	9	AB	R	H	RBI	BB	SO	LOB	TOP				
<b>Al Spangler, L</b> OBP: 0.350, SLG: 0.376 (1, 8)	F7	1B					6-3			4	0	2	0	0	0	0	<b>Houston Colt 45's @ Milwaukee Braves</b> Milwaukee County Stadium, Milwaukee, WI Fri Aug 16 1963, 8:05 PM EDT Att: 7,506 - Cloudy - 71 F				
<b>Pete Runnels, L</b> OBP: 0.319, SLG: 0.269 (1, 4)	WP HR	1B					G3			4	1	3	0	0	0	0					
<b>Jimmy Wynn, R</b> OBP: 0.324, SLG: 0.379 (1, 7)	F9	F7								4	0	0	0	0	0	4					
<b>John Bateman, R</b> OBP: 0.244, SLG: 0.361 (1, 2)	HR									4	1	1	2	0	1	2					
<b>Rusty Staub, L</b> OBP: 0.309, SLG: 0.302 (1, 3)	1B									4	0	2	0	0	0	0					
<b>Carl Warwick, R</b> OBP: 0.327, SLG: 0.343 (1, 9)	1B									4	0	1	0	0	0	2					
<b>Bob Aspromonte, R</b> OBP: 0.245, SLG: 0.264 (1, 5)	F8									4	0	1	0	0	0	2					
<b>Bob Lillis, R</b> OBP: 0.225, SLG: 0.225 (1, 6)										4	0	0	0	0	1	1					
<b>Turk Farrell, R</b> OBP: 0.235, SLG: 0.213 <b>Hal Woodeshick, R</b> OBP: 0.200, SLG: 0.159 (9, 1)	5-3									4	0	0	0	0	2	0					
<b>Inning Stats</b>	R: 2 E: 0 K: 0 S: 7	H: 4 LOB: 2 BB: 0 P: 7	R: 0 E: 0 K: 0 S: 5	H: 2 LOB: 2 BB: 0 P: 5	R: 0 E: 0 K: 1 S: 5	H: 0 LOB: 0 BB: 0 P: 5	R: 0 E: 0 K: 1 S: 5	H: 0 LOB: 0 BB: 0 P: 5	R: 0 E: 0 K: 0 S: 4	H: 2 LOB: 1 BB: 0 P: 4	R: 0 E: 0 K: 0 S: 3	H: 0 LOB: 0 BB: 0 P: 3	R: 0 E: 1 K: 0 S: 4	H: 1 LOB: 1 BB: 0 P: 4	R: 0 E: 0 K: 0 S: 7	H: 0 LOB: 0 BB: 0 P: 7		1B: 8 2B: 1 3B: 0 HR: 1	SF: 0 SAC: 0 DP: 1 HBP: 0	WP: 1 PB: 0 SB: 0 CS: 0	PA: 36
<b>PITCHER</b>	IP	WLS	BF	H	R	ER	SO	BB	IBB	HBP	BLK	WP	HR	S	P	ERA	WHIP				
<b>Tony Cloninger, R</b> ERA: 3.41 <b>Bob Shaw, R</b> ERA: 2.99 (8, 1)	7.0	W	29	9	2	2	2	0	0	0	0	1	1	33	33	2.57	1.286				

Batter	1	2	3	4	5	6	7	8	9	AB	R	H	RBI	BB	SO	LOB	BOTTOM				
<b>Lee Maye, L</b> OBP: 0.342, SLG: 0.435 (1, 8)	F9									5	1	2	1	0	0	1	<b>Houston Colt 45's @ Milwaukee Braves</b> Milwaukee County Stadium, Milwaukee, WI Fri Aug 16 1963, 8:05 PM EDT Att: 7,506 - Cloudy - 71 F				
<b>Frank Bolling, R</b> OBP: 0.305, SLG: 0.319 (1, 4)	1B									5	1	3	0	0	2	1					
<b>Hank Aaron, R</b> OBP: 0.390, SLG: 0.577 (1, 9)	F8									4	0	1	0	1	0	4					
<b>Eddie Mathews, L</b> OBP: 0.380, SLG: 0.431 (1, 7)	K									4	0	1	1	1	1	2					
<b>Gene Oliver, R</b> OBP: 0.332, SLG: 0.447 (1, 3)	6-3									4	0	2	1	1	0	0					
<b>Denis Menke, R</b> OBP: 0.301, SLG: 0.381 (1, 5)	K									4	0	1	0	0	2	4					
<b>Roy McMillan, R</b> OBP: 0.269, SLG: 0.314 (1, 6)	6-3									4	0	1	0	0	0	3					
<b>Del Crandall, R</b> OBP: 0.133, SLG: 0.266 <b>Joe Torre, R</b> OBP: 0.357, SLG: 0.435 <b>Bob Hendlev, R</b> OBP: 0.167, SLG: 0.125 (9, PH)	6-3									3	0	0	0	0	1	1					
<b>Tony Cloninger, R</b> OBP: 0.133, SLG: 0.133 <b>Lou Klimchok, L</b> OBP: 0.186, SLG: 0.209 <b>Bob Shaw, R</b> OBP: 0.205, SLG: 0.114 <b>Ty Cline, L</b> OBP: 0.240, SLG: 0.204 (9, PH)	1B									2	0	1	0	0	0	0					
<b>Inning Stats</b>	R: 0 E: 0 K: 1 S: 6	H: 1 LOB: 1 BB: 0 P: 6	R: 0 E: 0 K: 1 S: 5	H: 0 LOB: 0 BB: 0 P: 5	R: 0 E: 0 K: 0 S: 4	H: 1 LOB: 1 BB: 0 P: 4	R: 0 E: 0 K: 1 S: 7	H: 2 LOB: 2 BB: 0 P: 7	R: 0 E: 0 K: 2 S: 8	H: 1 LOB: 1 BB: 0 P: 8	R: 1 E: 0 K: 1 S: 7	H: 2 LOB: 2 BB: 1 P: 11	R: 2 E: 0 K: 1 S: 7	H: 3 LOB: 3 BB: 2 P: 15	1B: 12 2B: 1 3B: 0 HR: 0	SF: 0 SAC: 1 DP: 0 HBP: 0		WP: 0 PB: 1 SB: 0 CS: 0	PA: 41		
<b>PITCHER</b>	IP	WLS	BF	H	R	ER	SO	BB	IBB	HBP	BLK	WP	HR	S	P	ERA	WHIP				
<b>Turk Farrell, R</b> ERA: 2.74 <b>Hal Woodeshick, L</b> ERA: 1.61 (9, 1)	8.0	L	35	11	2	2	6	1	1	0	0	0	0	46	50	2.25	1.500				




Batter	1	2	3	4	5	6	7	8	9	AB	R	H	RBI	BB	SO	LOB	TOP			
<b>Al Spangler, L</b> (1, 9) OBP: 0.346, SLG: 0.372	0-3 K		0-0 F9		0-0 F6			0-0 F5		4	0	0	0	0	1	0	<b>Houston Colt 45's @ Milwaukee Braves</b> Milwaukee County Stadium, Milwaukee, WI Sat Aug 17 1963, 8:05 PM EDT Alt: 8,937 - Unknown - 61 F			
<b>Ernie Fazio, R</b> (1, 4) OBP: 0.284, SLG: 0.268	0-3 K		0-0 1B		0-0 F3			0-3 K		4	0	1	0	0	2	0				
<b>Jimmy Wynn, R</b> (1, 7) OBP: 0.329, SLG: 0.378	4-0 WP BB		0-0 1B					0-0 F5		3	0	1	0	1	1	0				
<b>John Bateman, R</b> (1, 2) OBP: 0.244, SLG: 0.357	0-3 K		0-0 F9					0-0 P3		3	0	0	0	1	1	3				
<b>Rusty Staub, L</b> (1, 3) OBP: 0.308, SLG: 0.304		0-0 G6-4-3 2B						0-0 K		4	0	1	0	0	2	1				
<b>Howie Goss, R</b> (1, 8) OBP: 0.285, SLG: 0.343		0-0 G6-4-3 1B						0-0 F2		3	0	1	0	1	0	1				
<b>Bob Aspromonte, R</b> (1, 5) OBP: 0.247, SLG: 0.275		0-0 G6-4-3						0-0 P3		4	1	2	1	0	0	3				
<b>Bob Lillis, R</b> (1, 6) OBP: 0.223, SLG: 0.223		0-0 5-3						0-0 F5		3	0	0	0	0	0	2				
<b>Dick Drott, R</b> (1, 1) OBP: 0.111, SLG: 0.111								0-0 1-3		1	0	0	0	0	1	0				
<b>Don McMahon, R</b> (3, 1) OBP: 0.167, SLG: 0.182								0-0 6-3		0	0	0	0	0	0	0				
<b>Johnny Weekley, R</b> (5, PH) OBP: 0.185, SLG: 0.120										1	0	0	0	0	0	0				
<b>Jim Umbricht, R</b> (5, 1)										1	0	0	0	0	0	0				
<b>Inning Stats</b>	R: 0 E: 0 K: 3 S: 9	H: 0 LOB: 1 BB: 1 P: 13	R: 0 E: 0 K: 0 S: 4	H: 2 LOB: 1 BB: 0 P: 4	R: 0 E: 0 K: 1 S: 7	H: 2 LOB: 2 BB: 0 P: 7	R: 0 E: 0 K: 1 S: 5	H: 1 LOB: 0 BB: 1 P: 9	R: 0 E: 0 K: 0 S: 3	H: 0 LOB: 0 BB: 0 P: 7	R: 1 E: 0 K: 0 S: 4	H: 1 LOB: 0 BB: 0 P: 4	R: 0 E: 0 K: 1 S: 5	H: 0 LOB: 0 BB: 1 P: 7	R: 0 E: 0 K: 0 S: 3	H: 0 LOB: 1 BB: 1 P: 7	1B: 4 2B: 1 3B: 0 HR: 1	SF: 0 SAC: 0 DP: 1 HBP: 0	WP: 2 PB: 0 SB: 0 CS: 1	PA: 34
<b>PITCHER</b> <b>Denny Lemaster, L</b> (1, 1) ERA: 2.89	IP: 9.0 WLS: W BF: 34 H: 6 R: 1 ER: 1 SO: 8 BB: 3 IBB: 0 HBP: 0 BLK: 0 WP: 2 HR: 1 S: 47 P: 59 ERA: 1.00 WHIP: 1.000															<b>PITCHER</b>				

AB	31
R	1
H	6
RBI	1
BB	3
SO	8
LOB	10



Batter	1	2	3	4	5	6	7	8	9	AB	R	H	RBI	BB	SO	LOB	BOTTOM			
<b>Lee Maye, L</b> (1, 8) OBP: 0.344, SLG: 0.433	4-0 WP BB		1-0 BB 1B HBP		0-0 4-3			0-3 K		2	1	0	0	1	1	1	<b>Houston Colt 45's @ Milwaukee Braves</b> Milwaukee County Stadium, Milwaukee, WI Sat Aug 17 1963, 8:05 PM EDT Alt: 8,937 - Unknown - 61 F			
<b>Frank Bolling, R</b> (1, 4) OBP: 0.307, SLG: 0.319	0-0 L8		4-0 BB 1B BB		0-0 FC4 1B			0-0 6-3		3	1	1	1	1	0	1				
<b>Hank Aaron, R</b> (1, 9) OBP: 0.389, SLG: 0.574	0-0 6-3		0-0 BB BB 1B		0-0 FC4			0-3 K		4	0	1	2	0	1	2				
<b>Eddie Mathews, L</b> (1, 7) OBP: 0.383, SLG: 0.431	0-0 F8		4-0 BB BB		4-0 FC5-4 BB			0-0 2B 1B		2	0	1	0	2	0	1				
<b>Gene Oliver, R</b> (1, 3) OBP: 0.338, SLG: 0.454		0-0 CS 1B	4-0 FC4 BB		0-3 K			0-0 2B		3	0	2	1	1	1	1				
<b>Denis Menke, R</b> (1, 5) OBP: 0.298, SLG: 0.377	0-3 K		0-0 P6		0-0 FC5-4			0-0 F9		4	0	0	0	0	1	7				
<b>Roy McMillan, R</b> (1, 6) OBP: 0.263, SLG: 0.307	0-0 F8		0-0 FC4		0-0 L4			0-3 K		4	0	0	0	0	1	4				
<b>Del Crandall, R</b> (1, 2) OBP: 0.264, SLG: 0.270			0-0 BB 1B SH2-4		0-0 4-3 SH5-4 1B			0-3 K		4	2	2	0	0	1	0				
<b>Denny Lemaster, R</b> (1, 1) OBP: 0.169, SLG: 0.288			0-0 SH2-4		0-0 SH5-4			0-3 K		2	0	0	0	0	2	0				
<b>Inning Stats</b>	R: 0 E: 0 K: 0 S: 3	H: 0 LOB: 1 BB: 1 P: 7	R: 0 E: 0 K: 1 S: 5	H: 1 LOB: 0 BB: 0 P: 5	R: 3 E: 0 K: 0 S: 5	H: 2 LOB: 3 BB: 3 P: 18	R: 1 E: 0 K: 0 S: 5	H: 2 LOB: 1 BB: 0 P: 5	R: 0 E: 0 K: 1 S: 5	H: 0 LOB: 1 BB: 1 P: 9	R: 0 E: 0 K: 2 S: 7	H: 0 LOB: 0 BB: 0 P: 7	R: 0 E: 0 K: 1 S: 7	H: 2 LOB: 2 BB: 0 P: 7	R: 0 E: 0 K: 3 S: 9	H: 0 LOB: 0 BB: 0 P: 9		1B: 6 2B: 1 3B: 0 HR: 0	SF: 0 SAC: 2 DP: 0 HBP: 1	WP: 1 PB: 0 SB: 0 CS: 1
<b>PITCHER</b> <b>Dick Drott, R</b> (1, 1) ERA: 3.65	IP: 2.1 WLS: L BF: 11 H: 2 R: 3 ER: 3 SO: 3 BB: 2 IBB: 0 HBP: 1 BLK: 0 WP: 0 HR: 0 S: 10 P: 19 ERA: 11.57 WHIP: 1.714															<b>PITCHER</b>				
<b>Don McMahon, R</b> (3, 1) ERA: 3.99	IP: 1.2 WLS: L BF: 10 H: 3 R: 1 ER: 1 SO: 0 BB: 2 IBB: 0 HBP: 0 BLK: 0 WP: 0 HR: 0 S: 8 P: 16 ERA: 5.40 WHIP: 3.000															<b>PITCHER</b>				
<b>Jim Umbricht, R</b> (5, 1) ERA: 3.0	IP: 4.0 WLS: L BF: 15 H: 2 R: 0 ER: 0 SO: 7 BB: 1 IBB: 0 HBP: 0 BLK: 0 WP: 0 HR: 0 S: 28 P: 32 ERA: 0.00 WHIP: 0.750															<b>PITCHER</b>				

AB	28
R	4
H	7
RBI	4
BB	5
SO	8
LOB	17





Batter	1	2	3	4	5	6	7	8	9	AB	R	H	RBI	BB	SO	LOB	TOP		
<b>Al Spangler, L</b> (1, 8) OBP: 0.343, SLG: 0.369	G3		1-3			6-3		F8		4	0	0	0	0	0	1	<b>Houston Colt 45's @ Milwaukee Braves</b> Milwaukee County Stadium, Milwaukee, WI Sun Aug 18 1963, 4:33 AM EDT Alt. 9:322 - Unknown - 64 F		
<b>Pete Runnels, L</b> (1, 3) OBP: 0.315, SLG: 0.266	F7		F8			F5		FC6-4		4	0	0	0	0	0	1			
<b>Jimmy Wynn, R</b> (1, 7) OBP: 0.333, SLG: 0.396	6-3			6-3						4	1	2	0	0	0	0			
<b>John Bateman, R</b> (1, 2) OBP: 0.248, SLG: 0.360		SH 1B		G4-6-3 1B		1-3		SF7 3B		3	0	2	1	0	0	1			
<b>Rusty Staub, L</b> (1, 9) OBP: 0.306, SLG: 0.302	SH 1-2		G4-6-3			F5		5-3		3	0	0	0	0	0	1			
<b>Bob Aspromonte, R</b> (1, 5) OBP: 0.250, SLG: 0.276	P1			G6-3 1B		6-3				3	0	1	0	1	0	2			
<b>Bob Lillis, R</b> (1, 6) <b>Johnny Weekly, R</b> (8, PH) OBP: 0.179, SLG: 0.115	F7			G6-3 1-2		F7		P4		3	0	0	0	0	0	3			
<b>Ernie Fazio, R</b> (1, 4) OBP: 0.284, SLG: 0.285	5-3							6-3		3	1	1	1	0	0	2			
<b>Hal Brown, R</b> (1, 1) OBP: 0.094, SLG: 0.094 <b>Hal Smith, R</b> (8, PH) OBP: 0.313, SLG: 0.300 <b>Hal Woodeshick, R</b> (8, 1) OBP: 0.200, SLG: 0.158			K			4-3				2	0	0	0	0	1	0			
<b>Inning Stats</b>	R: 0 E: 0 K: 0 S: 3	H: 0 LOB: 0 BB: 0 P: 3	R: 0 E: 0 K: 0 S: 5	H: 1 LOB: 2 BB: 0 P: 5	R: 0 E: 0 K: 1 S: 5	H: 0 LOB: 0 BB: 0 P: 5	R: 0 E: 0 K: 0 S: 3	H: 1 LOB: 0 BB: 0 P: 3	R: 1 E: 0 K: 0 S: 4	H: 2 LOB: 0 BB: 0 P: 4	R: 0 E: 0 K: 0 S: 3	H: 0 LOB: 0 BB: 0 P: 3	R: 0 E: 0 K: 0 S: 4	H: 1 LOB: 1 BB: 0 P: 4	R: 1 E: 0 K: 0 S: 4	H: 1 LOB: 1 BB: 1 P: 8		1B: 5 2B: 0 3B: 1 HR: 1	SF: 1 SAC: 1 DP: 2 HBP: 0
<b>PITCHER</b> <b>Warren Spahn, L</b> (1, 1) ERA: 2.6	IP: 9.0 WLS: W BF: 34 H: 7 R: 2 ER: 2 SO: 1 BB: 1 IBB: 0 HBP: 0 BLK: 0 WP: 0 HR: 1 S: 35 P: 39 ERA: 2.00 WHIP: 0.889															<b>PITCHER</b>			

AB	31
R	2
H	7
RBI	2
BB	1
SO	1
LOB	12



Batter	1	2	3	4	5	6	7	8	9	AB	R	H	RBI	BB	SO	LOB	BOTTOM		
<b>Lee Maye, L</b> (1, 8) OBP: 0.343, SLG: 0.433	P6			1B 2B	P5			K		4	1	1	0	0	1	0	<b>Houston Colt 45's @ Milwaukee Braves</b> Milwaukee County Stadium, Milwaukee, WI Sun Aug 18 1963, 4:33 AM EDT Alt. 9:322 - Unknown - 64 F		
<b>Frank Bolling, R</b> (1, 4) OBP: 0.306, SLG: 0.319	K			P3		F8		1B 1B		4	0	1	0	0	1	1			
<b>Hank Aaron, R</b> (1, 9) OBP: 0.390, SLG: 0.573	6-3			1B 1B BB		F7		1-2 1B		3	1	1	0	1	0	0			
<b>Eddie Mathews, L</b> (1, 7) OBP: 0.382, SLG: 0.429	F9			1-2 2H 1B		L3		K		4	0	1	1	0	1	2			
<b>Gene Oliver, R</b> (1, 3) OBP: 0.340, SLG: 0.455	1-3			1-2 2H 1B				F8		4	1	2	1	0	0	2			
<b>Denis Menke, R</b> (1, 5) OBP: 0.297, SLG: 0.375	K2-3			F8		SH1-4 1B 1B				2	0	0	0	0	1	2			
<b>Roy McMillan, R</b> (1, 6) OBP: 0.264, SLG: 0.308			4-3	K		5-3 1B				3	0	1	1	0	1	2			
<b>Del Crandall, R</b> (1, 2) OBP: 0.260, SLG: 0.267			P5		5-3			5-3		3	0	0	0	0	0	1			
<b>Warren Spahn, L</b> (1, 1) OBP: 0.194, SLG: 0.238			P3		F8			F5		3	0	0	0	0	0	1			
<b>Inning Stats</b>	R: 0 E: 0 K: 1 S: 5	H: 0 LOB: 0 BB: 0 P: 5	R: 0 E: 0 K: 1 S: 5	H: 0 LOB: 0 BB: 0 P: 5	R: 0 E: 0 K: 1 S: 3	H: 0 LOB: 0 BB: 0 P: 3	R: 2 E: 0 K: 1 S: 8	H: 3 LOB: 2 BB: 1 P: 12	R: 0 E: 0 K: 0 S: 3	H: 0 LOB: 0 BB: 0 P: 3	R: 0 E: 0 K: 0 S: 3	H: 0 LOB: 0 BB: 0 P: 3	R: 1 E: 0 K: 0 S: 5	H: 2 LOB: 1 BB: 0 P: 5	R: 0 E: 0 K: 2 S: 9	H: 2 LOB: 2 BB: 0 P: 9		1B: 6 2B: 1 3B: 0 HR: 0	SF: 0 SAC: 1 DP: 0 HBP: 0
<b>PITCHER</b> <b>Hal Brown, R</b> (1, 1) ERA: 3.58 <b>Hal Woodeshick, L</b> (8, 1) ERA: 1.59	IP: 7.0 WLS: L BF: 27 H: 5 R: 3 ER: 3 SO: 3 BB: 1 IBB: 0 HBP: 0 BLK: 0 WP: 0 HR: 0 S: 32 P: 36 ERA: 3.86 WHIP: 0.857															<b>PITCHER</b>			

AB	30
R	3
H	7
RBI	3
BB	1
SO	5
LOB	11

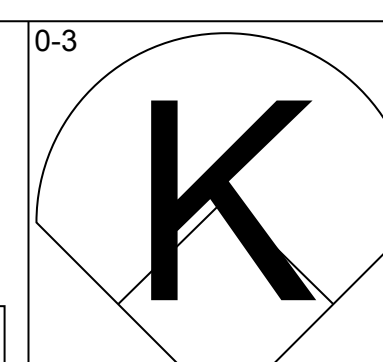
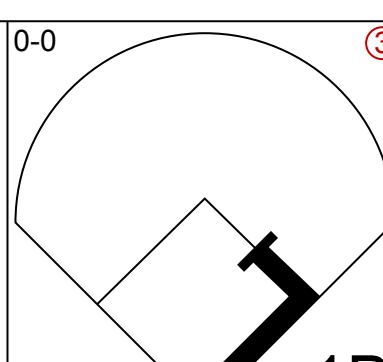
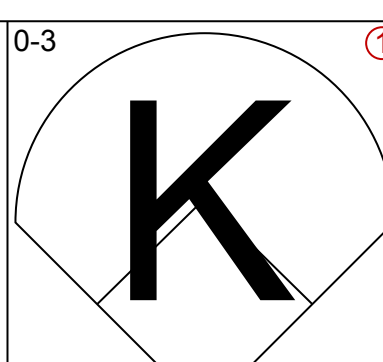
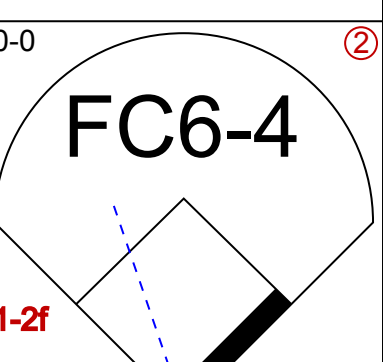
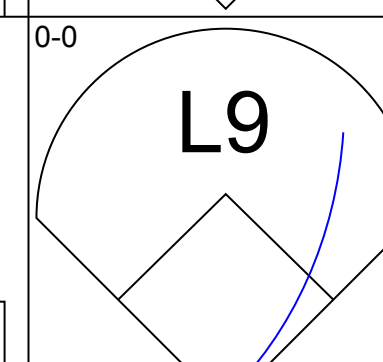
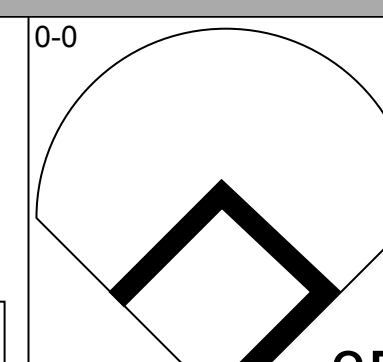
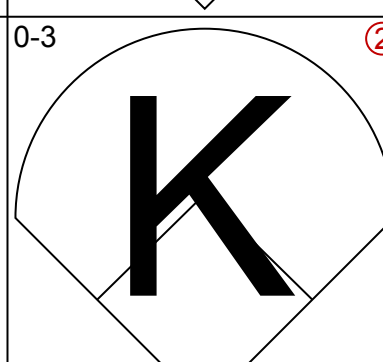
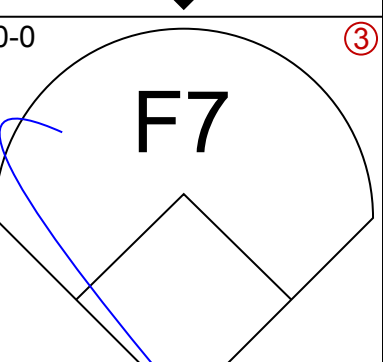
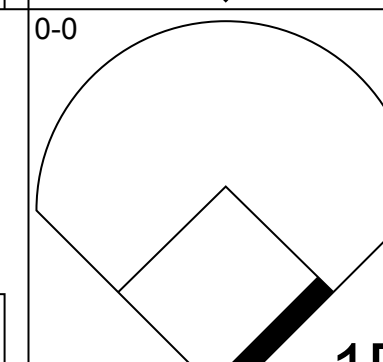
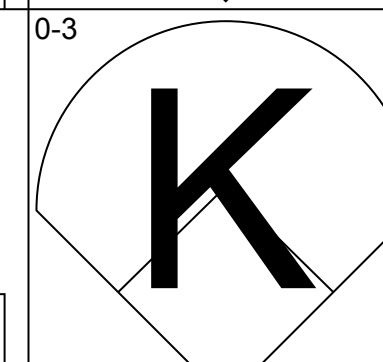
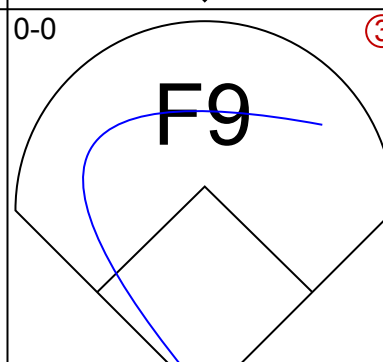
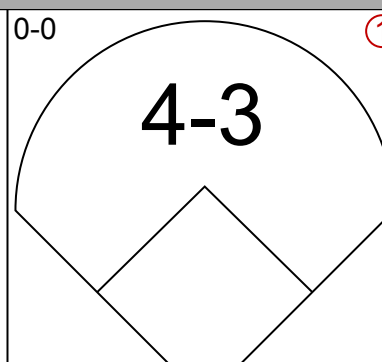
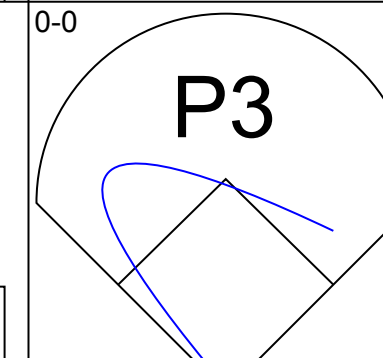
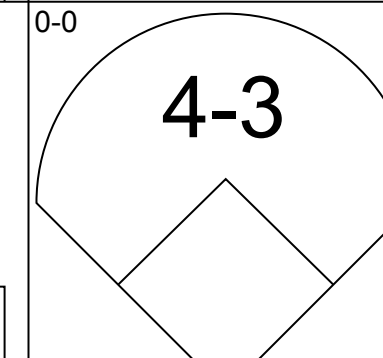
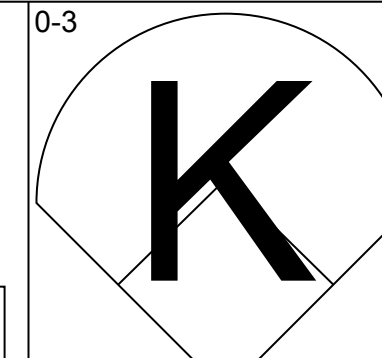
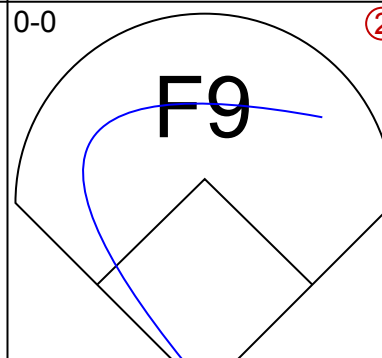
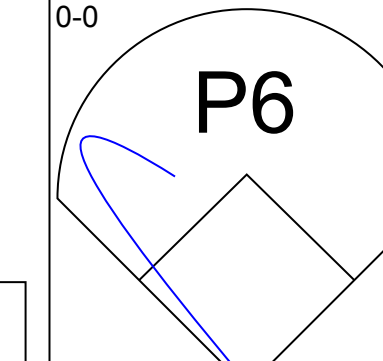
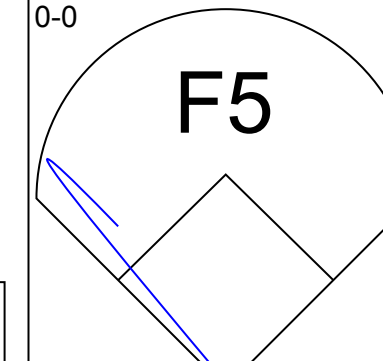
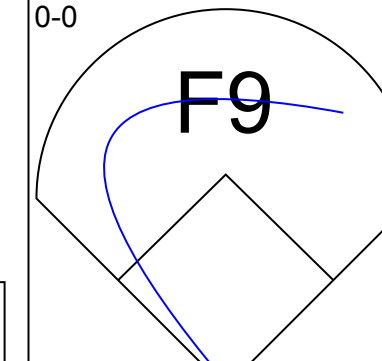
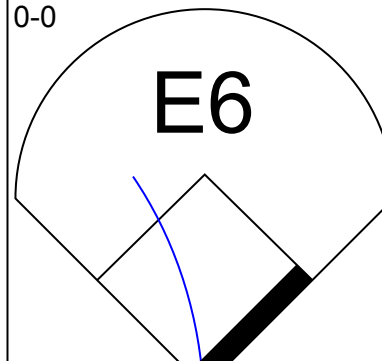
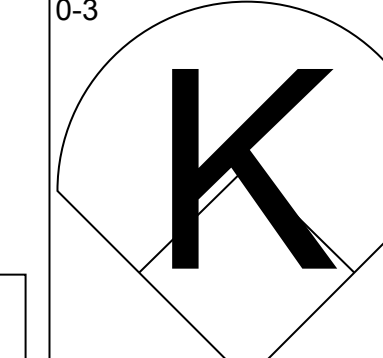
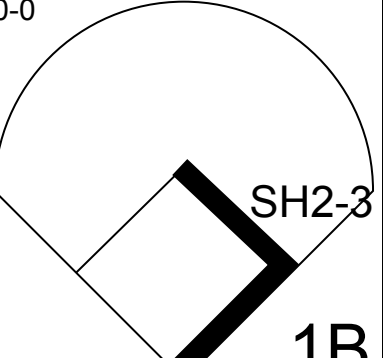
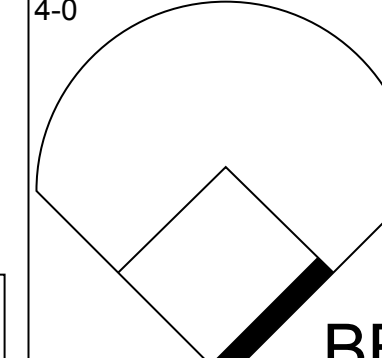
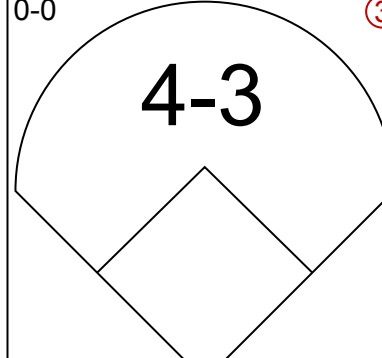
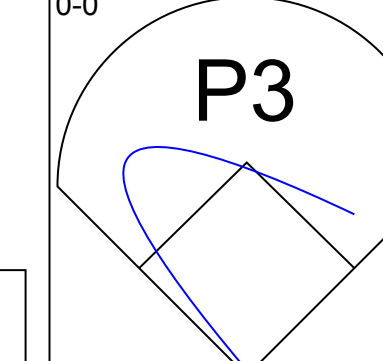
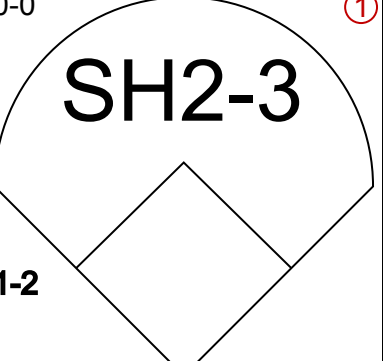
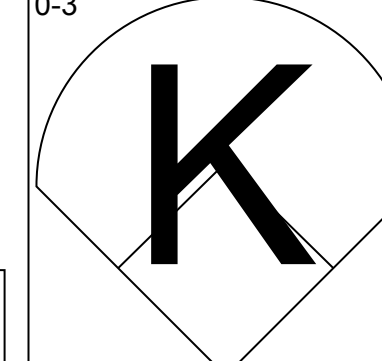
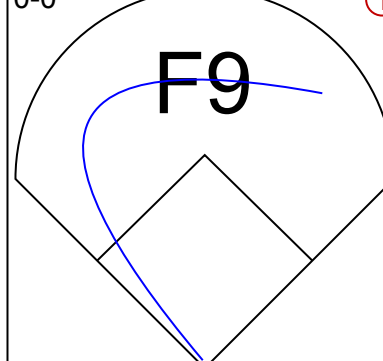
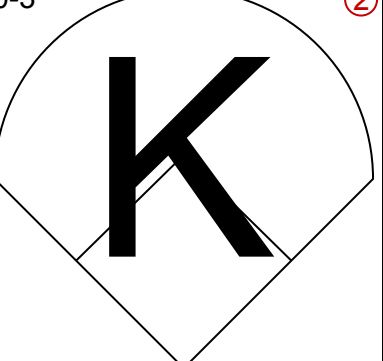
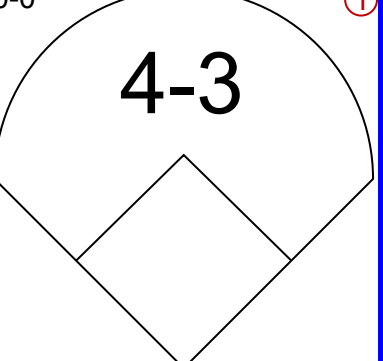
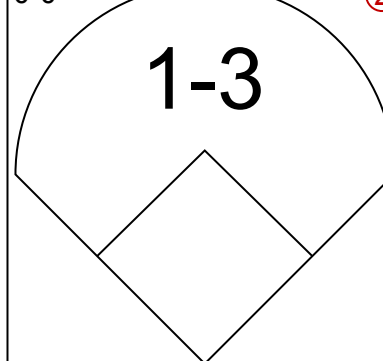
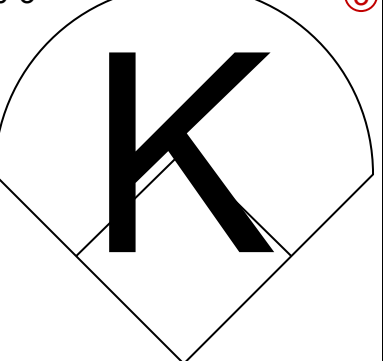
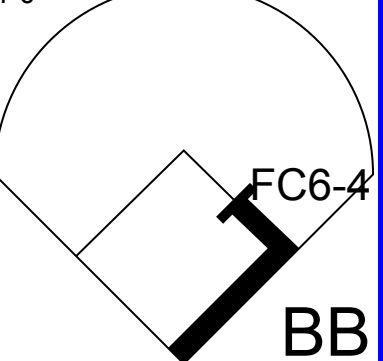





Batter	1	2	3	4	5	6	7	8	9	AB	R	H	RBI	BB	SO	LOB	TOP		
<b>Pete Rose, S</b> OBP: 0.338, SLG: 0.369 (1,4)	F8		4-3			FC4-6 1B		SH5-4		3	1	0	0	0	0	1	<b>Cincinnati Reds @ Houston Colt 45's</b> Colt Stadium, Houston, TX Tue Aug 20 1963, 8:05 PM EDT Att: 7,912 - Cloudy - 80 F		
<b>Tommy Harper, R</b> OBP: 0.366, SLG: 0.416 (1,9)	BB 1B		6-3			SF7 1B		5-3		4	0	2	0	0	0	1			
<b>Vada Pinson, L</b> OBP: 0.355, SLG: 0.521 (1,8)	G1-4-3 BB			CS 1B		SF7		F7		2	0	1	1	1	0	1			
<b>Frank Robinson, R</b> OBP: 0.387, SLG: 0.451 (1,7)	G1-4-3 1-2			F7		HBP		G6-4-3 1B		3	0	1	0	0	0	3			
<b>Gordy Coleman, L</b> OBP: 0.290, SLG: 0.380 (1,3)		G3		P5		P4		G6-4-3 1-2		3	0	0	0	0	0	3			
<b>Don Pavletich, R</b> OBP: 0.284, SLG: 0.294 (9, PH)								1-3		1	0	0	0	0	0	1			
<b>Johnny Edwards, L</b> OBP: 0.317, SLG: 0.373 (1,2)	L6			CS 1-2	G3			F8		4	0	0	0	0	0	0			
<b>Leo Cardenas, R</b> OBP: 0.261, SLG: 0.309 (1,6)		BB			F5			1-3		2	0	0	0	1	0	0			
<b>Charlie Neal, R</b> OBP: 0.291, SLG: 0.293 (1,5)	F8				G3			K		3	0	0	0	0	1	1			
<b>Joe Nuxhall, L</b> OBP: 0.196, SLG: 0.218 (1,1)			F8			FC4-6 1B		SH5-4 1B		2	0	1	0	0	0	0			
<b>Bob Skinner, L</b> OBP: 0.327, SLG: 0.364 (8, PH)										1	0	1	0	0	0	0			
<b>Al Worthington, R</b> OBP: 0.100, SLG: 0.200 (8,1)										0	0	0	0	0	0	0			
<b>Inning Stats</b>	R: 0 E: 0 K: 0 S: 3	H: 1 LOB: 1 BB: 1 P: 7	R: 0 E: 0 K: 0 S: 3	H: 0 LOB: 1 BB: 1 P: 7	R: 0 E: 0 K: 0 S: 3	H: 0 LOB: 0 BB: 0 P: 3	R: 0 E: 0 K: 0 S: 3	H: 1 LOB: 0 BB: 0 P: 3	R: 0 E: 0 K: 1 S: 5	H: 0 LOB: 0 BB: 0 P: 5	R: 0 E: 0 K: 0 S: 4	H: 1 LOB: 1 BB: 0 P: 4	R: 0 E: 0 K: 0 S: 3	H: 1 LOB: 0 BB: 0 P: 3	1B: 6 2B: 0 3B: 0 HR: 0	SF: 1 SAC: 1 DP: 2 HBP: 1	WP: 0 PA: 34 PB: 0 SB: 0 CS: 1		
<b>PITCHER</b>	IP	WLS	BF	H	R	ER	SO	BB	IBB	HBP	BLK	WP	HR	S	P	ERA	WHIP		
<b>Ken Johnson, R</b> ERA: 3.1 (1,1)	8.0	L	30	5	1	1	1	2	0	1	0	0	0	29	38	1.12	0.875		
<b>Hal Woodeshick, L</b> ERA: 1.55 (9,1)	1.0		3	1	0	0	0	0	0	0	0	0	0	3	3	0.00	1.000		

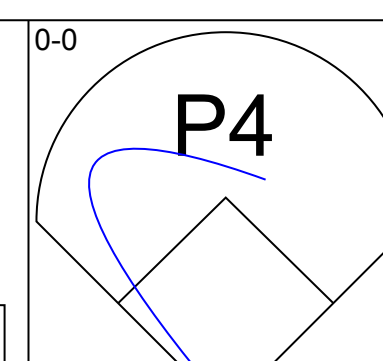
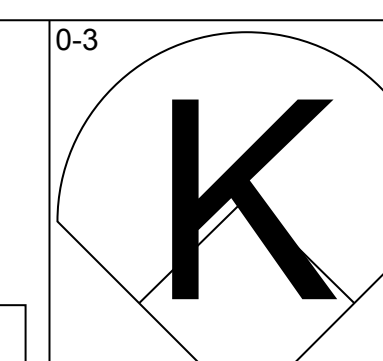
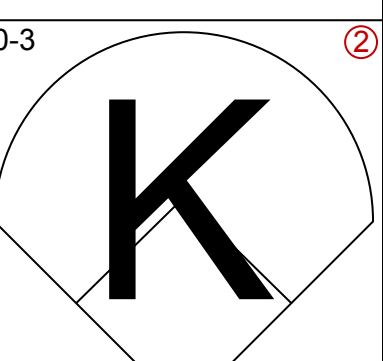
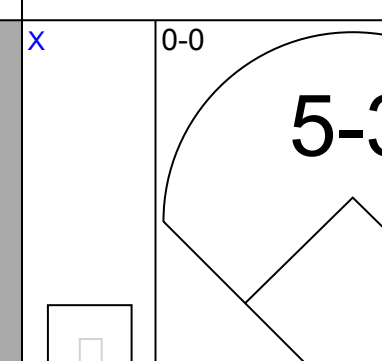
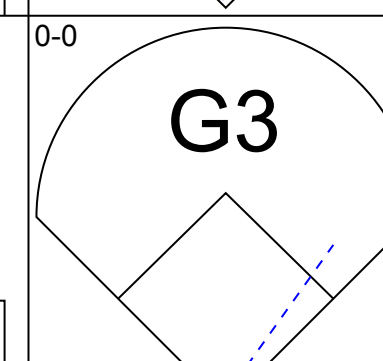
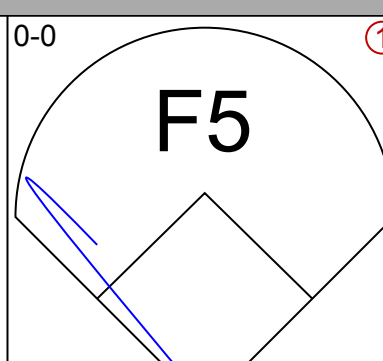
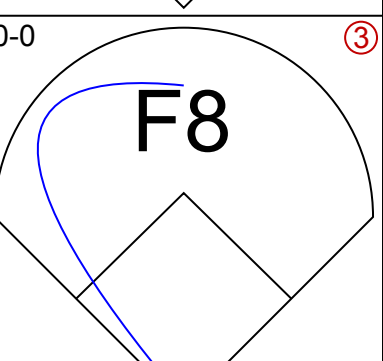
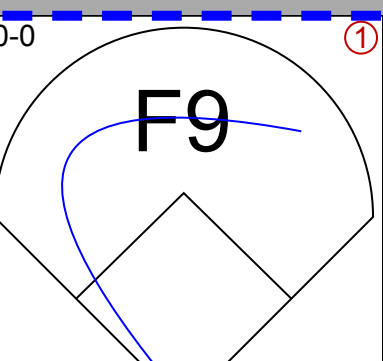
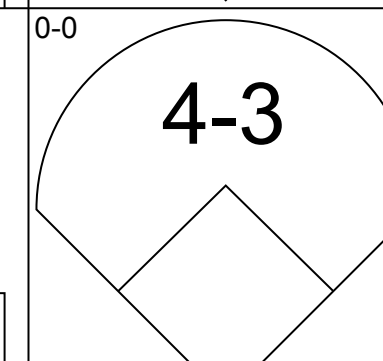
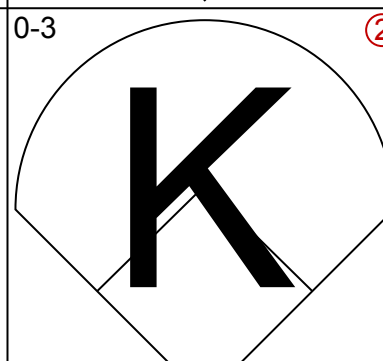
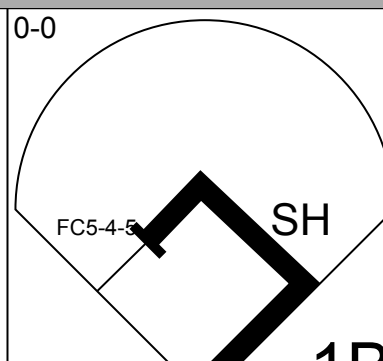
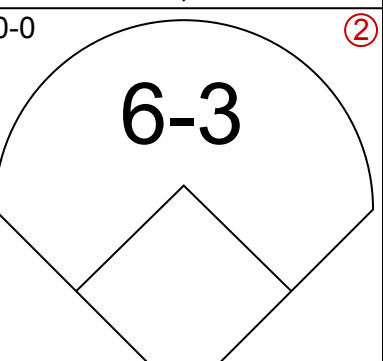
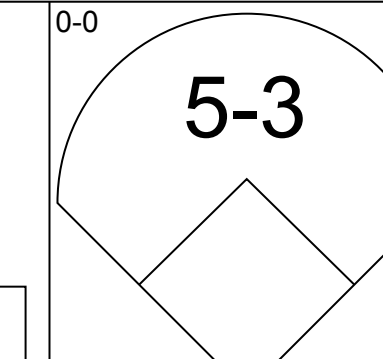
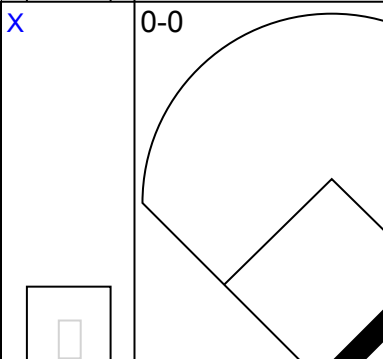
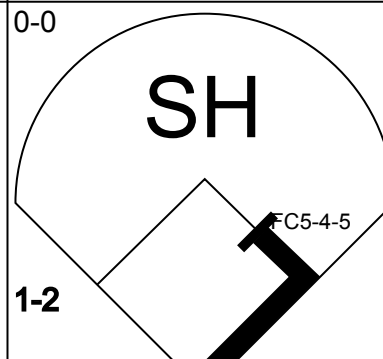
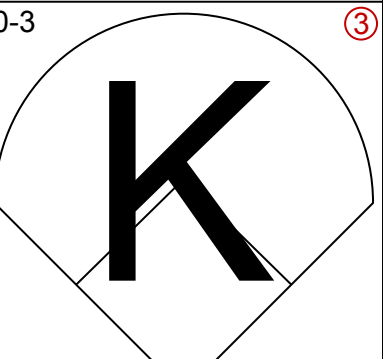
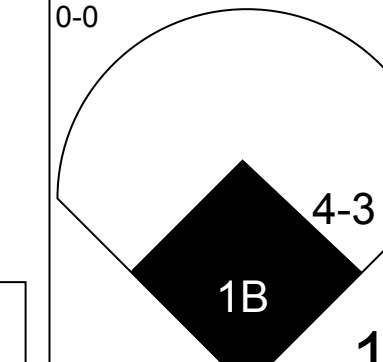
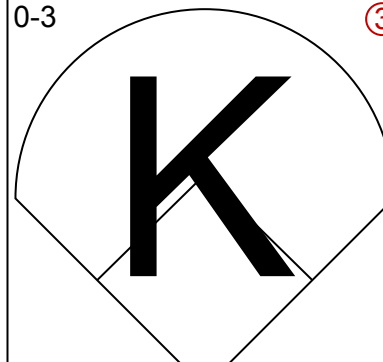
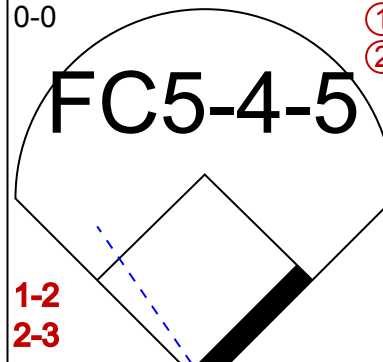
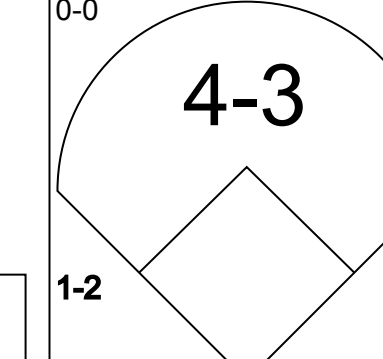
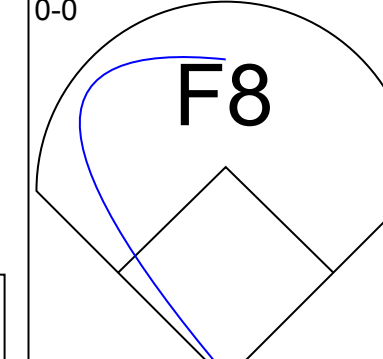
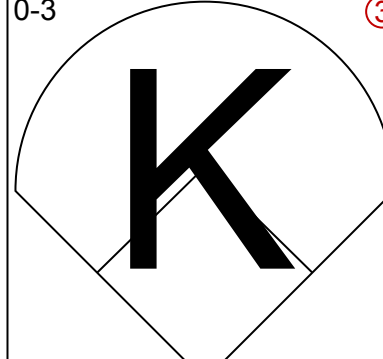
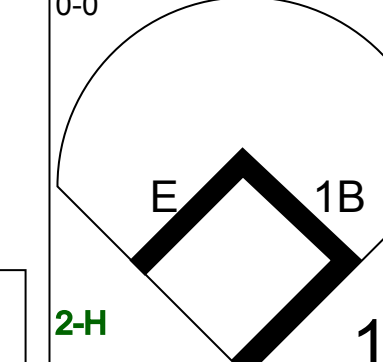

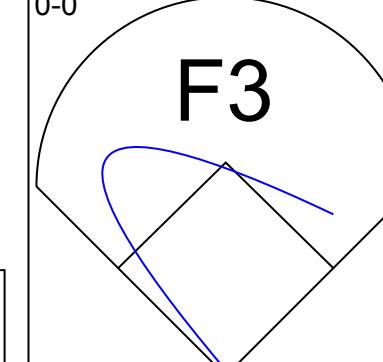
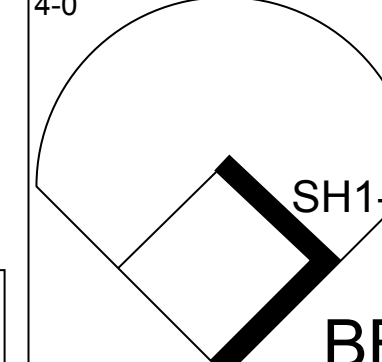
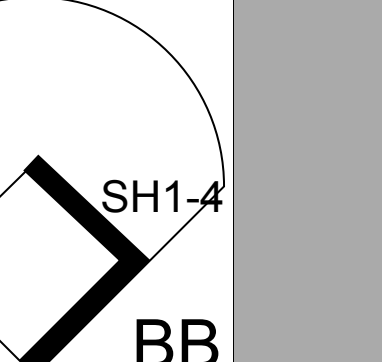
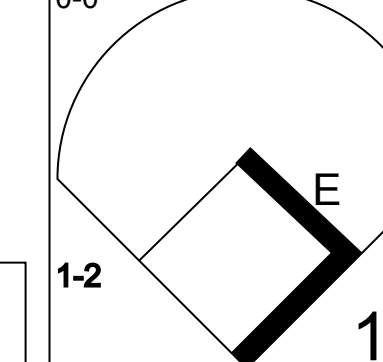

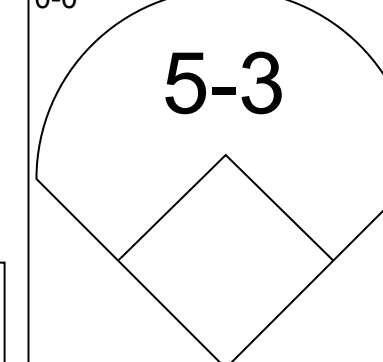
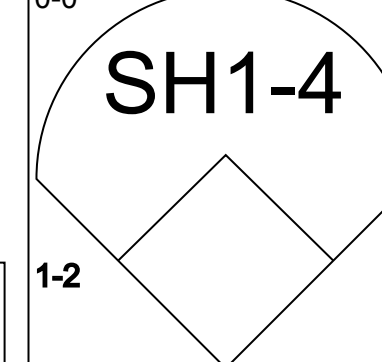
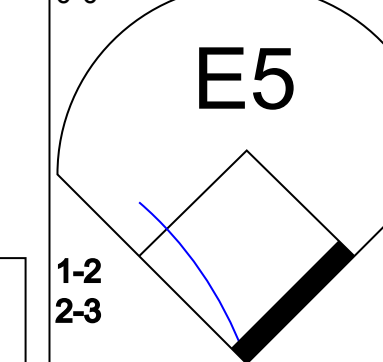
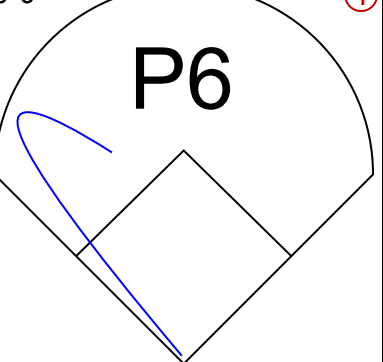
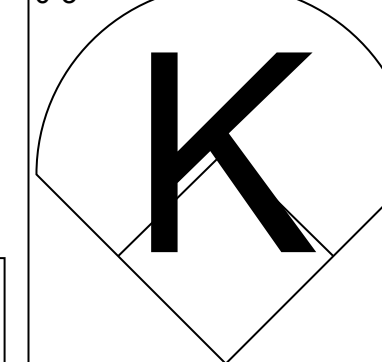
Batter	1	2	3	4	5	6	7	8	9	AB	R	H	RBI	BB	SO	LOB	BOTTOM		
<b>Ernie Fazio, R</b> OBP: 0.280, SLG: 0.280 (1,4)	G3		K			F2		K		3	0	0	0	0	1	0	<b>Cincinnati Reds @ Houston Colt 45's</b> Colt Stadium, Houston, TX Tue Aug 20 1963, 8:05 PM EDT Att: 7,912 - Cloudy - 80 F		
<b>Hal Smith, R</b> OBP: 0.303, SLG: 0.290 (8, PH)						F8				1	0	0	0	0	1	0			
<b>Hal Woodeshick, R</b> OBP: 0.200, SLG: 0.158 (9,1)						F9				0	0	0	0	0	0	0			
<b>Rusty Staub, L</b> OBP: 0.305, SLG: 0.299 (1,3)	FC5-4 HBP			F9		F8		G3		3	0	0	0	0	0	0			
<b>Jimmy Wynn, R</b> OBP: 0.331, SLG: 0.392 (1,7)	FC5-4 1-2			K		FC6-4 1B		K		4	0	1	0	0	2	1			
<b>John Bateman, R</b> OBP: 0.248, SLG: 0.359 (1,2)	F7			L7		FC6-4 1-2		1B		4	0	1	0	0	0	2			
<b>Carl Warwick, R</b> OBP: 0.326, SLG: 0.342 (1,9)		4-3			FC1-5 1B		K	K		4	0	1	0	0	2	1			
<b>Howie Goss, R</b> OBP: 0.285, SLG: 0.343 (1,8)		K			4-3 FC1-5 1B		P6			3	0	1	0	0	1	0			
<b>Bob Aspromonte, R</b> OBP: 0.248, SLG: 0.273 (1,5)		K			FC1-5 1-2 2-3		6-3			3	0	0	0	0	1	2			
<b>Bob Lillis, R</b> OBP: 0.220, SLG: 0.220 (1,6)			F6		4-3			F2		2	0	0	0	0	0	2			
<b>Al Spangler, L</b> OBP: 0.342, SLG: 0.368 (8, PH)					1-2 2-3			K		1	0	0	0	0	0	0			
<b>Ken Johnson, R</b> OBP: 0.089, SLG: 0.056 (1,1)			K		F5					2	0	0	0	0	1	2			
<b>Pete Runnels, L</b> OBP: 0.314, SLG: 0.265 (8, PH)										1	0	0	0	0	1	0			
<b>Inning Stats</b>	R: 0 E: 0 K: 0 S: 3	H: 0 LOB: 0 BB: 0 P: 4	R: 0 E: 0 K: 2 S: 7	H: 0 LOB: 0 BB: 0 P: 7	R: 0 E: 0 K: 1 S: 5	H: 0 LOB: 0 BB: 0 P: 5	R: 0 E: 0 K: 0 S: 5	H: 2 LOB: 2 BB: 0 P: 5	R: 0 E: 0 K: 0 S: 4	H: 1 LOB: 1 BB: 0 P: 4	R: 0 E: 0 K: 1 S: 5	H: 0 LOB: 0 BB: 0 P: 5	R: 0 E: 0 K: 2 S: 7	H: 0 LOB: 0 BB: 0 P: 7	R: 0 E: 0 K: 2 S: 8	H: 1 LOB: 1 BB: 0 P: 8	1B: 4 2B: 0 3B: 0 HR: 0	SF: 0 SAC: 0 DP: 0 HBP: 1	WP: 0 PA: 32 PB: 0 SB: 0 CS: 0
<b>PITCHER</b>	IP	WLS	BF	H	R	ER	SO	BB	IBB	HBP	BLK	WP	HR	S	P	ERA	WHIP		
<b>Joe Nuxhall, L</b> ERA: 2.61 (1,1)	7.0		25	3	0	0	6	0	0	1	0	0	0	15	37	0.00	0.429		
<b>Al Worthington, R</b> ERA: 2.65 (8,1)	2.0	S	7	1	0	0	4	0	0	0	0	0	0	15	15	0.00	0.500		




Batter	1	2	3	4	5	6	7	8	9	AB	R	H	RBI	BB	SO	LOB	TOP			
<b>Pete Rose, S</b> OBP: 0.337, SLG: 0.368 (1,4)										4	0	1	0	0	2	1	<b>Cincinnati Reds @ Houston Colt 45's</b> Colt Stadium, Houston, TX Wed Aug 21 1963, 8:05 PM EDT Att: 7,286 - Cloudy - 82 F			
<b>Tommy Harper, R</b> OBP: 0.365, SLG: 0.421 (1,9)										4	0	1	0	0	1	1				
<b>Vada Pinson, L</b> OBP: 0.354, SLG: 0.519 (1,8)										4	0	1	0	0	1	1				
<b>Frank Robinson, R</b> OBP: 0.384, SLG: 0.447 (1,7)										4	0	0	0	0	1	2				
<b>Gordy Coleman, L</b> OBP: 0.287, SLG: 0.375 (1,3)										4	0	0	0	0	0	1				
<b>Ken Walters, R</b> OBP: 0.246, SLG: 0.296 (9, PR)										0	0	0	0	0	0	0				
<b>Johnny Edwards, L</b> OBP: 0.318, SLG: 0.373 (1,2)										3	0	1	0	1	1	1				
<b>Leo Cardenas, R</b> OBP: 0.260, SLG: 0.308 (1,6)										2	0	0	0	0	1	1				
<b>Charlie Neal, R</b> OBP: 0.289, SLG: 0.291 (1,5)										2	0	0	0	0	1	1				
<b>Bob Skinner, L</b> OBP: 0.325, SLG: 0.363 (8, PH)										1	0	0	0	0	0	0				
<b>Eddie Kasko, R</b> OBP: 0.291, SLG: 0.280 (8,5)										0	0	0	0	0	0	0				
<b>Jim O'Toole, S</b> OBP: 0.152, SLG: 0.138 (1,1)										2	0	0	0	0	1	1				
<b>Marty Keough, L</b> OBP: 0.352, SLG: 0.401 (8, PH)										0	0	0	0	1	0	0				
<b>Bill Henry, L</b> OBP: 0.167, SLG: 0.200 (8,1)										0	0	0	0	0	0	0				
<b>Inning Stats</b>	R: 0 E: 0 K: 1 S: 6	H: 1 LOB: 1 BB: 0 P: 6	R: 0 E: 0 K: 1 S: 5	H: 0 LOB: 0 BB: 0 P: 5	R: 0 E: 0 K: 0 S: 3	H: 1 LOB: 1 BB: 0 P: 3	R: 0 E: 0 K: 1 S: 6	H: 1 LOB: 1 BB: 0 P: 6	R: 0 E: 0 K: 2 S: 8	H: 0 LOB: 0 BB: 0 P: 8	R: 0 E: 0 K: 2 S: 7	H: 0 LOB: 1 BB: 1 P: 11	R: 0 E: 0 K: 0 S: 3	H: 0 LOB: 1 BB: 1 P: 7	R: 0 E: 1 K: 0 S: 4	H: 0 LOB: 1 BB: 0 P: 4	1B: 3 2B: 0 3B: 1 HR: 0	SF: 0 SAC: 1 DP: 0 HBP: 0	WP: 0 PA: 33 PB: 0 SB: 0 CS: 0	
<b>PITCHER</b> <b>Don Nottebart, R</b> ERA: 3.17 (1,1)	IP: 9.0 WLS: W BF: 33	H: 4 R: 0 ER: 0 SO: 9	BB: 2 IBB: 0 HBP: 0 BLK: 0	WP: 0 HR: 0 S: 49 P: 57	ERA: 0.00 WHIP: 0.667	<b>PITCHER</b>										IP: 9.0 WLS: W BF: 33	H: 4 R: 0 ER: 0 SO: 9	BB: 2 IBB: 0 HBP: 0 BLK: 0	WP: 0 HR: 0 S: 49 P: 57	ERA: 0.00 WHIP: 0.667

AB	30
R	0
H	4
RBI	0
BB	2
SO	9
LOB	10



Batter	1	2	3	4	5	6	7	8	9	AB	R	H	RBI	BB	SO	LOB	BOTTOM			
<b>Ernie Fazio, R</b> OBP: 0.275, SLG: 0.275 (1,4)										4	0	0	0	0	2	4	<b>Cincinnati Reds @ Houston Colt 45's</b> Colt Stadium, Houston, TX Wed Aug 21 1963, 8:05 PM EDT Att: 7,286 - Cloudy - 82 F			
<b>Rusty Staub, L</b> OBP: 0.303, SLG: 0.296 (1,3)										4	0	0	0	0	0	0				
<b>Jimmy Wynn, R</b> OBP: 0.329, SLG: 0.388 (1,7)										4	0	1	0	0	1	0				
<b>John Bateman, R</b> OBP: 0.248, SLG: 0.358 (1,2)										3	0	1	0	0	1	0				
<b>Carl Warwick, R</b> OBP: 0.326, SLG: 0.342 (1,9)										3	1	1	0	0	1	3				
<b>Howie Gosz, R</b> OBP: 0.283, SLG: 0.340 (1,8)										3	0	0	0	0	1	2				
<b>Bob Aspromonte, R</b> OBP: 0.251, SLG: 0.275 (1,5)										2	0	1	1	1	0	0				
<b>Bob Lillis, R</b> OBP: 0.221, SLG: 0.222 (1,6)										2	0	1	0	0	0	0				
<b>Don Nottebart, R</b> OBP: 0.160, SLG: 0.143 (1,1)										3	0	0	0	0	1	3				
<b>Inning Stats</b>	R: 0 E: 0 K: 0 S: 3	H: 0 LOB: 0 BB: 0 P: 3	R: 1 E: 1 K: 1 S: 9	H: 3 LOB: 3 BB: 0 P: 9	R: 0 E: 0 K: 2 S: 8	H: 1 LOB: 1 BB: 0 P: 8	R: 0 E: 0 K: 0 S: 3	H: 0 LOB: 0 BB: 0 P: 3	R: 0 E: 1 K: 1 S: 6	H: 0 LOB: 0 BB: 0 P: 6	R: 0 E: 0 K: 1 S: 5	H: 0 LOB: 1 BB: 1 P: 9	R: 0 E: 0 K: 1 S: 5	H: 0 LOB: 0 BB: 0 P: 5	R: 0 E: 0 K: 1 S: 5	H: 0 LOB: 0 BB: 0 P: 5		1B: 5 2B: 0 3B: 0 HR: 0	SF: 0 SAC: 2 DP: 1 HBP: 0	WP: 0 PA: 31 PB: 0 SB: 0 CS: 0
<b>PITCHER</b> <b>Jim O'Toole, L</b> ERA: 2.74 (1,1)	IP: 7.0 WLS: L BF: 28	H: 5 R: 1 ER: 1 SO: 6	BB: 1 IBB: 0 HBP: 0 BLK: 0	WP: 0 HR: 0 S: 39 P: 43	ERA: 1.29 WHIP: 0.857	<b>PITCHER</b>										IP: 7.0 WLS: L BF: 28	H: 5 R: 1 ER: 1 SO: 6	BB: 1 IBB: 0 HBP: 0 BLK: 0	WP: 0 HR: 0 S: 39 P: 43	ERA: 1.29 WHIP: 0.857
<b>Bill Henry, L</b> ERA: 5.09 (8,1)	IP: 1.0 WLS: L BF: 3	H: 0 R: 0 ER: 0 SO: 1	BB: 0 IBB: 0 HBP: 0 BLK: 0	WP: 0 HR: 0 S: 5 P: 5	ERA: 0.00 WHIP: 0.000	<b>PITCHER</b>										IP: 1.0 WLS: L BF: 3	H: 0 R: 0 ER: 0 SO: 1	BB: 0 IBB: 0 HBP: 0 BLK: 0	WP: 0 HR: 0 S: 5 P: 5	ERA: 0.00 WHIP: 0.000

AB	28
R	1
H	5
RBI	1
BB	1
SO	7
LOB	12





Batter	1	2	3	4	5	6	7	8	9	AB	R	H	RBI	BB	SO	LOB	TOP										
<b>Curt Flood, R</b> OBP: 0.336, SLG: 0.389 (1, 8)										3	1	0	0	1	0	0											
<b>Dick Groat, R</b> OBP: 0.394, SLG: 0.466 (1, 6)										4	0	0	0	0	1	1											
<b>Dal Maxwell, R</b> OBP: 0.321, SLG: 0.208 (8, 6)										0	0	0	0	0	0	0											
<b>Bill White, L</b> OBP: 0.366, SLG: 0.508 (1, 3)										4	1	4	0	0	0	0											
<b>Ken Boyer, R</b> OBP: 0.359, SLG: 0.441 (1, 5)										3	1	0	0	1	0	3											
<b>Charlie James, R</b> OBP: 0.292, SLG: 0.422 (1, 7)										4	0	1	0	0	0	3											
<b>George Altman, L</b> OBP: 0.340, SLG: 0.400 (1, 9)										4	1	1	2	0	0	1											
<b>Gary Kolb, L</b> OBP: 0.433, SLG: 0.521 (9, 9)										0	0	0	0	0	0	0											
<b>Julian Javier, R</b> OBP: 0.313, SLG: 0.403 (1, 4)										4	0	2	1	0	0	0											
<b>Tim McCarver, L</b> OBP: 0.338, SLG: 0.379 (1, 2)										4	0	0	0	0	0	2											
<b>Bob Gibson, R</b> OBP: 0.250, SLG: 0.286 (1, 1)										3	0	0	0	0	0	0											
<b>Inning Stats</b>	R: 4 E: 0 K: 1 S: 8	H: 3 LOB: 1 BB: 2 P: 16	R: 0 E: 0 K: 0 S: 3	H: 0 LOB: 0 BB: 0 P: 3	R: 0 E: 0 K: 0 S: 4	H: 2 LOB: 1 BB: 0 P: 4	R: 0 E: 0 K: 0 S: 3	H: 0 LOB: 0 BB: 0 P: 3	R: 0 E: 0 K: 0 S: 4	H: 1 LOB: 1 BB: 0 P: 4	R: 0 E: 0 K: 0 S: 3	H: 0 LOB: 0 BB: 0 P: 3	R: 0 E: 0 K: 0 S: 4	H: 1 LOB: 1 BB: 0 P: 4	R: 0 E: 0 K: 0 S: 3	H: 1 LOB: 0 BB: 0 P: 3	1B: 5 2B: 2 3B: 1 HR: 0	SF: 0 SAC: 0 DP: 2 HBP: 0	WP: 0 PB: 0 SB: 4 CS: 0	PA: 35							
<b>PITCHER</b>	IP	WLS	BF	H	R	ER	SO	BB	IBB	HBP	BLK	WP	HR	S	P	ERA	WHIP										
<b>Turk Farrell, R</b> ERA: 2.83 (1, 1)	8.0	L	32	7	4	4	1	2	0	0	0	0	0	32	40	4.50	1.125										
<b>Jim Umbricht, R</b> ERA: 2.95 (9, 1)	1.0		3	1	0	0	0	0	0	0	0	0	0	3	3	0.00	1.000										

St. Louis Cardinals @ Houston Colt 45's  
Colt Stadium, Houston, TX  
Fri Aug 23 1963, 8:05 PM EDT  
Att: 14,483 - Unknown

AB 33  
R 4  
H 8  
RBI 3  
BB 2  
SO 1  
LOB 10



Batter	1	2	3	4	5	6	7	8	9	AB	R	H	RBI	BB	SO	LOB	BOTTOM										
<b>Al Spangler, L</b> OBP: 0.344, SLG: 0.367 (1, 8)										3	0	1	1	1	1	0											
<b>Pete Runnels, L</b> OBP: 0.311, SLG: 0.262 (1, 4)										4	0	0	0	0	1	2											
<b>Jimmy Wynn, R</b> OBP: 0.333, SLG: 0.404 (1, 7)										4	0	2	0	0	2	0											
<b>John Bateman, R</b> OBP: 0.245, SLG: 0.354 (1, 2)										4	0	0	0	0	4	3											
<b>Rusty Staub, L</b> OBP: 0.300, SLG: 0.293 (1, 3)										4	0	0	0	0	1	3											
<b>Carl Warwick, R</b> OBP: 0.326, SLG: 0.342 (1, 9)										3	0	1	0	0	0	1											
<b>Bob Aspromonte, R</b> OBP: 0.252, SLG: 0.275 (1, 5)										3	1	1	0	0	1	1											
<b>Bob Lillis, R</b> OBP: 0.220, SLG: 0.220 (1, 6)										3	0	0	0	0	2	1											
<b>Turk Farrell, R</b> OBP: 0.226, SLG: 0.204 (1, 1)										2	0	0	0	0	0	0											
<b>Hal Smith, R</b> OBP: 0.294, SLG: 0.281 (8, PH)										1	0	0	0	0	0	1											
<b>Jim Umbricht, R</b> (9, 1)										0	0	0	0	0	0	0											
<b>Inning Stats</b>	R: 0 E: 0 K: 2 S: 8	H: 1 LOB: 2 BB: 1 P: 12	R: 0 E: 0 K: 1 S: 5	H: 1 LOB: 0 BB: 0 P: 5	R: 0 E: 0 K: 1 S: 5	H: 0 LOB: 0 BB: 0 P: 5	R: 0 E: 0 K: 3 S: 9	H: 0 LOB: 0 BB: 0 P: 9	R: 0 E: 0 K: 2 S: 7	H: 0 LOB: 0 BB: 0 P: 7	R: 0 E: 0 K: 0 S: 3	H: 0 LOB: 0 BB: 0 P: 3	R: 0 E: 0 K: 1 S: 6	H: 1 LOB: 1 BB: 0 P: 6	R: 1 E: 0 K: 0 S: 5	H: 2 LOB: 1 BB: 0 P: 5	R: 0 E: 0 K: 2 S: 7	H: 0 LOB: 0 BB: 0 P: 7	1B: 3 2B: 2 3B: 0 HR: 0	SF: 0 SAC: 0 DP: 1 HBP: 0	WP: 0 PB: 0 SB: 0 CS: 0	PA: 32					
<b>PITCHER</b>	IP	WLS	BF	H	R	ER	SO	BB	IBB	HBP	BLK	WP	HR	S	P	ERA	WHIP										
<b>Bob Gibson, R</b> ERA: 3.69 (1, 1)	9.0	W	32	5	1	1	12	1	0	0	0	0	0	55	59	1.00	0.667										

St. Louis Cardinals @ Houston Colt 45's  
Colt Stadium, Houston, TX  
Fri Aug 23 1963, 8:05 PM EDT  
Att: 14,483 - Unknown

AB 31  
R 1  
H 5  
RBI 1  
BB 1  
SO 12  
LOB 12





Batter	1	2	3	4	5	6	7	8	9	AB	R	H	RBI	BB	SO	LOB	TOP			
<b>Curt Flood, R</b> OBP: 0.339, SLG: 0.391 (1, 8)										4	0	3	0	0	0	0				
<b>Dick Groat, R</b> OBP: 0.391, SLG: 0.462 (1, 6)										4	0	0	0	0	1	3				
<b>Bill White, L</b> OBP: 0.363, SLG: 0.504 (1, 3)										4	0	0	0	0	1	2				
<b>Stan Musial, L</b> OBP: 0.320, SLG: 0.391 (1, 7)											3	0	0	0	0	1				
<b>Gary Kolb, L</b> OBP: 0.429, SLG: 0.514 (7, 7)										1	0	0	0	0	1	0				
<b>Ken Boyer, R</b> OBP: 0.357, SLG: 0.439 (1, 5)										3	0	0	0	0	1	0				
<b>George Altman, L</b> OBP: 0.340, SLG: 0.399 (1, 9)										3	0	1	0	0	0	0				
<b>Julian Javier, R</b> OBP: 0.311, SLG: 0.401 (1, 4)										3	0	0	0	0	1	1				
<b>Tim McCarver, L</b> OBP: 0.334, SLG: 0.375 (1, 2)										3	0	0	0	0	1	0				
<b>Ron Taylor, R</b> OBP: 0.037, SLG: 0.037 (1, 1)										2	0	0	0	0	1	0				
<b>Carl Sawatski, L</b> OBP: 0.333, SLG: 0.420 (8, PH)										1	0	0	0	0	0	0				
<b>Sam Jones, R</b> (8, 1)										0	0	0	0	0	0	0				
<b>Ken MacKenzie, R</b> (8, 1)										0	0	0	0	0	0	0				
<b>Barney Schultz, R</b> (8, 1)										0	0	0	0	0	0	0				
<b>Inning Stats</b>	R: 0 E: 0 K: 1 S: 6	H: 1 LOB: 1 BB: 0 P: 6	R: 0 E: 0 K: 0 S: 3	H: 0 LOB: 0 BB: 0 P: 3	R: 0 E: 0 K: 2 S: 8	H: 1 LOB: 1 BB: 0 P: 8	R: 0 E: 0 K: 0 S: 3	H: 0 LOB: 0 BB: 0 P: 3	R: 0 E: 0 K: 1 S: 6	H: 1 LOB: 1 BB: 0 P: 6	R: 0 E: 0 K: 2 S: 8	H: 1 LOB: 1 BB: 0 P: 8	R: 0 E: 0 K: 0 S: 3	H: 0 LOB: 0 BB: 0 P: 3	R: 0 E: 0 K: 1 S: 5	H: 0 LOB: 0 BB: 0 P: 5	1B: 4 2B: 0 3B: 0 HR: 0	SF: 0 SAC: 0 DP: 0 HBP: 0	WP: 0 PB: 0 SB: 2 CS: 0	PA: 31
<b>PITCHER</b> <b>Hal Brown, R</b> ERA: 3.28 (1, 1)	IP: 9.0 WLS: W BF: 31 H: 4 R: 0 ER: 0 SO: 7 BB: 0 IBB: 0 HBP: 0 BLK: 0 WP: 0 HR: 0 S: 45 P: 45 ERA: 0.00 WHIP: 0.444																			

St. Louis Cardinals @ Houston Colt 45's  
Colt Stadium, Houston, TX  
Sat Aug 24 1963, 8:05 PM EDT  
Att: 23,119 - Unknown

AB 31  
R 0  
H 4  
RBI 0  
BB 0  
SO 7  
LOB 7



Batter	1	2	3	4	5	6	7	8	9	AB	R	H	RBI	BB	SO	LOB	BOTTOM	
<b>Al Spangler, L</b> OBP: 0.343, SLG: 0.369 (1, 8)										4	1	1	0	0	1	0		
<b>Pete Runnels, L</b> OBP: 0.314, SLG: 0.266 (1, 4)										3	1	2	0	0	0	0		
<b>Hal Smith, R</b> OBP: 0.286, SLG: 0.273 (8, PH)										1	0	0	0	0	1	2		
<b>Ernie Fazio, R</b> OBP: 0.275, SLG: 0.275 (9, 4)										0	0	0	0	0	0	0		
<b>Jimmy Wynn, R</b> OBP: 0.333, SLG: 0.399 (1, 7)										2	1	0	0	1	0	1		
<b>John Bateman, R</b> OBP: 0.249, SLG: 0.354 (1, 2)										3	0	1	2	0	2	2		
<b>Rusty Staub, L</b> OBP: 0.302, SLG: 0.299 (1, 3)										3	0	2	2	0	0	0		
<b>Carl Warwick, R</b> OBP: 0.323, SLG: 0.338 (1, 9)										4	0	0	0	0	2	5		
<b>Bob Aspromonte, R</b> OBP: 0.252, SLG: 0.273 (1, 5)										3	0	0	0	1	0	4		
<b>Bob Lillis, R</b> OBP: 0.218, SLG: 0.218 (1, 6)										3	0	0	0	0	0	3		
<b>Hal Brown, R</b> OBP: 0.114, SLG: 0.114 (1, 1)										3	1	1	0	0	0	0		
<b>Inning Stats</b>	R: 0 E: 0 K: 0 S: 3	H: 1 LOB: 0 BB: 0 P: 3	R: 0 E: 0 K: 2 S: 7	H: 0 LOB: 0 BB: 0 P: 7	R: 0 E: 0 K: 0 S: 3	H: 0 LOB: 0 BB: 0 P: 3	R: 0 E: 0 K: 1 S: 5	H: 0 LOB: 0 BB: 0 P: 5	R: 0 E: 0 K: 0 S: 3	H: 0 LOB: 1 BB: 0 P: 4	R: 1 E: 1 K: 1 S: 8	H: 2 LOB: 3 BB: 1 P: 12	R: 3 E: 0 K: 2 S: 11	H: 4 LOB: 2 BB: 1 P: 15	1B: 5 2B: 3 3B: 0 HR: 0	SF: 0 SAC: 2 DP: 2 HBP: 1	WP: 0 PB: 0 SB: 0 CS: 0	PA: 34
<b>PITCHER</b> <b>Ron Taylor, R</b> ERA: 2.95 (1, 1)	IP: 7.0 WLS: L BF: 26 H: 3 R: 1 ER: 1 SO: 4 BB: 0 IBB: 1 HBP: 1 BLK: 0 WP: 0 HR: 0 S: 32 P: 37 ERA: 1.29 WHIP: 0.429																	
<b>Sam Jones, R</b> ERA: 14.29 (8, 1)	0.0	2	2	2	0	0	0	0	0	0	2	2	∞	∞				
<b>Ken MacKenzie, L</b> ERA: 4.99 (8, 1)	0.1	2	0	0	0	1	0	1	0	0	3	7	0.00	0.000				
<b>Barney Schultz, R</b> ERA: 3.21 (8, 1)	0.2	4	2	1	1	1	0	0	0	0	6	6	13.50	3.000				

St. Louis Cardinals @ Houston Colt 45's  
Colt Stadium, Houston, TX  
Sat Aug 24 1963, 8:05 PM EDT  
Att: 23,119 - Unknown

AB 29  
R 4  
H 7  
RBI 4  
BB 2  
SO 6  
LOB 17





Batter	1	2	3	4	5	6	7	8	9	AB	R	H	RBI	BB	SO	LOB	TOP							
<b>Curt Flood, R</b> OBP: 0.340, SLG: 0.394 (1, 8)	0-0 4-3 1B		0-0 1-3		0-0 1-3 2H 2B		0-0 L3			4	0	2	1	0	0	0								
<b>Julian Javier, R</b> OBP: 0.399, SLG: 0.397 (1, 4)	0-3 K		0-0 F8		0-0 F6			0-0 1-3		4	0	0	0	0	1	4								
<b>Bill White, L</b> OBP: 0.364, SLG: 0.504 (1, 3)	0-0 4-3 1-2 1B			0-0 WP 1B		0-0 3-1		0-0 1B		4	0	2	0	0	0	4								
<b>Ken Boyer, R</b> OBP: 0.356, SLG: 0.436 (1, 5)	0-0 6-3			0-3 K 1-2 1B		4-0 BB		0-3 K		3	0	0	0	1	2	3								
<b>George Altman, L</b> OBP: 0.337, SLG: 0.395 (1, 9)		0-3 K		0-3 K		0-0 L6		0-0 4-3		4	0	0	0	0	2	3								
<b>Charlie James, R</b> OBP: 0.291, SLG: 0.423 (1, 7)	0-0 2B		0-0 F9		0-0 F4			0-0 L9		4	0	1	0	0	0	2								
<b>Carl Sawatski, L</b> OBP: 0.325, SLG: 0.408 (1, 2)		0-3 K			0-0 F9		0-3 K		0-0 1-3	3	0	0	0	0	2	2								
<b>Bobby Shantz, R</b> OBP: 0.250, SLG: 0.143 (7, 1)										0	0	0	0	0	0	0								
<b>Gary Kolb, L</b> OBP: 0.424, SLG: 0.507 (9, PH)										1	0	0	0	0	0	0								
<b>Dal Maxvill, R</b> OBP: 0.333, SLG: 0.231 (1, 6)		0-3 K			0-0 BLK 2B 1B		0-0 6-3		0-0 F8	2	1	1	0	0	1	1								
<b>Dick Groat, R</b> OBP: 0.390, SLG: 0.461 (7, PH)										2	0	0	0	0	0	0								
<b>Lew Burdette, R</b> OBP: 0.132, SLG: 0.140 (11, 1)				0-0 F8		4-0 2B BB		0-3 K		1	0	0	0	0	0	0								
<b>Stan Musial, R</b> OBP: 0.322, SLG: 0.391 (5, PH)										0	0	0	0	1	0	0								
<b>Bob Gibson, R</b> OBP: 0.297, SLG: 0.286 (5, PH)										0	0	0	0	0	0	0								
<b>Ray Sadecki, L</b> OBP: 0.459, SLG: 0.224 (5, 1)										0	0	0	0	0	0	0								
<b>Tim McCarver, L</b> OBP: 0.333, SLG: 0.374 (7, PH)										1	0	0	0	0	1	0								
<b>Inning Stats</b>	R: 0 E: 0 K: 1 S: 6	H: 1 LOB: 1 BB: 0 P: 6	R: 0 E: 0 K: 3 S: 10	H: 1 LOB: 1 BB: 0 P: 10	R: 0 E: 0 K: 0 S: 3	H: 0 LOB: 0 BB: 0 P: 3	R: 0 E: 0 K: 2 S: 8	H: 1 LOB: 1 BB: 0 P: 8	R: 1 E: 0 K: 0 S: 5	H: 2 LOB: 3 BB: 1 P: 9	R: 0 E: 0 K: 1 S: 5	H: 0 LOB: 0 BB: 0 P: 9	R: 0 E: 0 K: 1 S: 5	H: 0 LOB: 0 BB: 0 P: 5	R: 0 E: 0 K: 1 S: 6	H: 1 LOB: 1 BB: 0 P: 6	R: 0 E: 0 K: 0 S: 3	H: 0 LOB: 0 BB: 0 P: 3	1B: 4 2B: 2 3B: 0 HR: 0	SF: 0 SAC: 0 DP: 0 HBP: 0	WP: 1 PB: 0 SB: 0 CS: 0	PA: 35		
<b>PITCHER</b>	IP	WLS	BF	H	R	ER	SO	BB	IBB	HBP	BLK	WP	HR	S	P	ERA	WHIP							
<b>Chris Zachary, R</b> ERA: 5.12 (1, 1)	4.1		19	5	1	1	6	1	0	0	1	1	0	30	34	2.08	1.385							
<b>Jim Umbricht, R</b> ERA: 2.72 (5, 1)	4.2	W	16	1	0	0	3	1	0	0	0	0	0	21	25	0.00	0.429							

St. Louis Cardinals @ Houston Colt 45's  
Colt Stadium, Houston, TX  
Sun Aug 25 1963, 4:33 AM EDT  
Att. 7,234 - Unknown - 94 F

AB 33  
R 1  
H 6  
RBI 1  
BB 2  
SO 9  
LOB 19




Batter	1	2	3	4	5	6	7	8	9	AB	R	H	RBI	BB	SO	LOB	BOTTOM							
<b>Al Spangler, L</b> OBP: 0.344, SLG: 0.370 (1, 8)	0-0 FC6-4 1B		0-0 FC6 SF9 SF8		0-0 FC5-6 1B		0-3 K2-3			4	1	2	0	0	1	1								
<b>Pete Runnels, L</b> OBP: 0.310, SLG: 0.263 (1, 4)	0-0 F8		0-0 SF9		0-0 FC5-6 1-2			0-3 K		3	0	0	1	0	1	2								
<b>Jimmy Wynn, R</b> OBP: 0.326, SLG: 0.391 (1, 7)	0-0 F4		0-0 SF8		0-3 K			0-3 K		3	0	0	1	0	2	2								
<b>John Bateman, R</b> OBP: 0.246, SLG: 0.349 (1, 2)	0-0 FC6-4 1-2		0-0 F8		0-3 K			0-3 K		4	0	0	0	0	2	2								
<b>Rusty Staub, L</b> OBP: 0.300, SLG: 0.296 (1, 3)		0-0 4-3		0-0 F6		0-3 K				3	0	0	0	0	1	0								
<b>Carl Warwick, R</b> OBP: 0.323, SLG: 0.338 (1, 9)		0-0 F9		0-0 F7		0-0 G6-4-3 1B				3	0	1	0	0	0	0								
<b>Bob Aspromonte, R</b> OBP: 0.253, SLG: 0.273 (1, 5)		0-0 F8		0-0 FC5 1B 1B		0-0 G6-4-3 1-2				3	0	1	0	0	0	1								
<b>Bob Lillis, R</b> OBP: 0.221, SLG: 0.224 (1, 6)			0-0 SH E 2B		0-0 1-2 1B			0-0 F3		3	1	2	0	0	0	0								
<b>Chris Zachary, L</b> Jim Umbricht, R (5, 1)			0-0 SH E SF9 2-3		0-0 FC5 2-3			0-0 1-3		1	1	0	0	0	0	2								
<b>Inning Stats</b>	R: 0 E: 0 K: 0 S: 4	H: 1 LOB: 1 BB: 0 P: 4	R: 0 E: 0 K: 0 S: 3	H: 0 LOB: 0 BB: 0 P: 3	R: 3 E: 2 K: 0 S: 6	H: 1 LOB: 0 BB: 0 P: 6	R: 0 E: 0 K: 0 S: 5	H: 2 LOB: 2 BB: 0 P: 5	R: 0 E: 0 K: 2 S: 8	H: 1 LOB: 1 BB: 0 P: 8	R: 0 E: 0 K: 1 S: 5	H: 1 LOB: 0 BB: 0 P: 5	R: 0 E: 0 K: 1 S: 5	H: 0 LOB: 0 BB: 0 P: 5	R: 0 E: 0 K: 3 S: 9	H: 0 LOB: 0 BB: 0 P: 9	1B: 5 2B: 1 3B: 0 HR: 0	SF: 2 SAC: 1 DP: 1 HBP: 0	WP: 0 PB: 0 SB: 0 CS: 0	PA: 31				
<b>PITCHER</b>	IP	WLS	BF	H	R	ER	SO	BB	IBB	HBP	BLK	WP	HR	S	P	ERA	WHIP							
<b>Lew Burdette, R</b> ERA: 3.97 (1, 1)	4.0	L	18	4	3	0	0	0	0	0	0	0	0	18	18	0.00	1.000							
<b>Ray Sadecki, L</b> ERA: 4.56 (5, 1)	2.0		7	2	0	0	3	0	0	0	0	0	0	13	13	0.00	1.000							
<b>Bobby Shantz, L</b> ERA: 2.87 (7, 1)	2.0		6	0	0	0	4	0	0	0	0	0	0	14	14	0.00	0.000							

St. Louis Cardinals @ Houston Colt 45's  
Colt Stadium, Houston, TX  
Sun Aug 25 1963, 4:33 AM EDT  
Att. 7,234 - Unknown - 94 F

AB 28  
R 3  
H 6  
RBI 2  
BB 0  
SO 7  
LOB 10

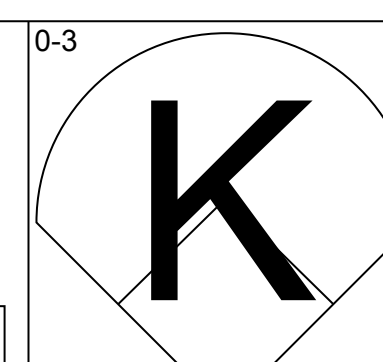
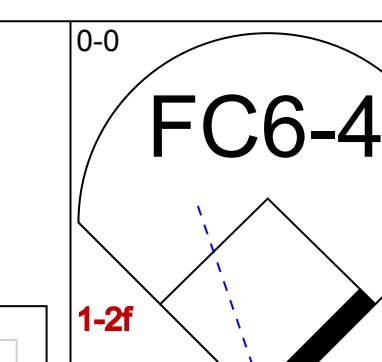
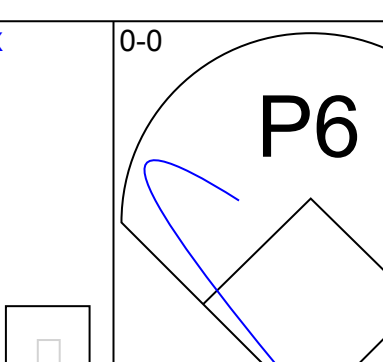
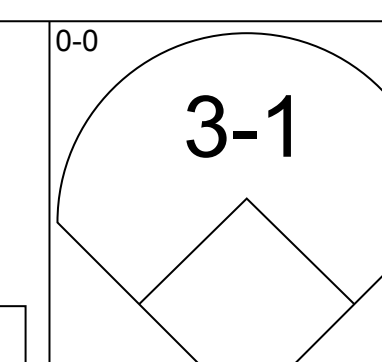
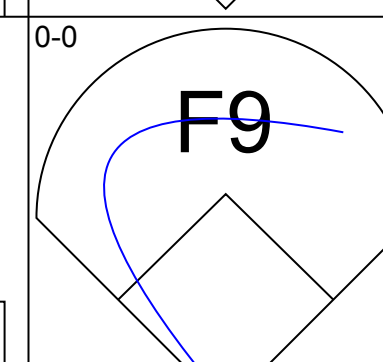
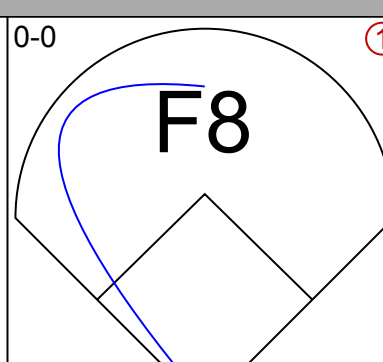
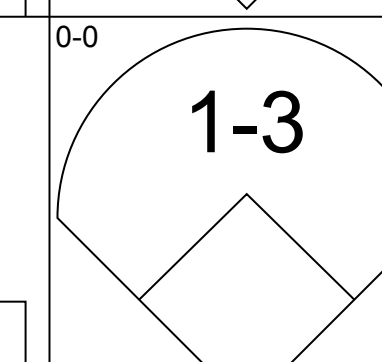
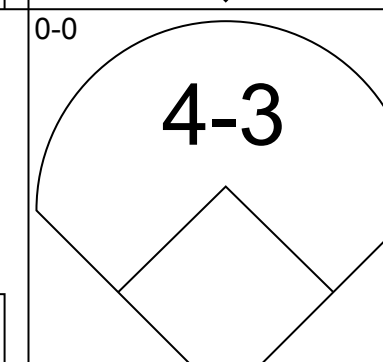
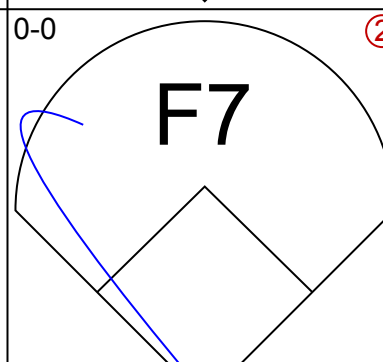
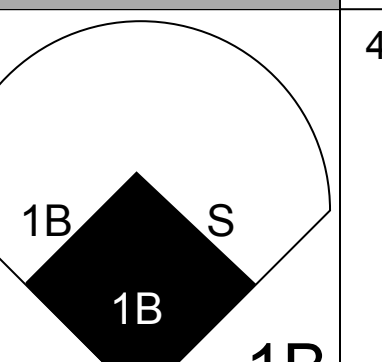
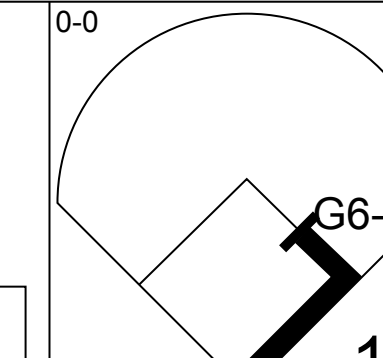
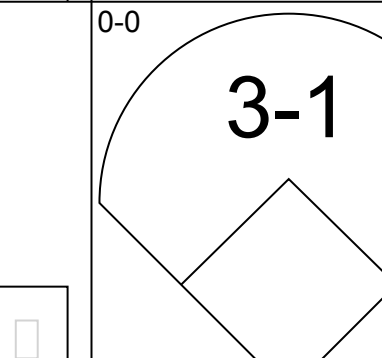
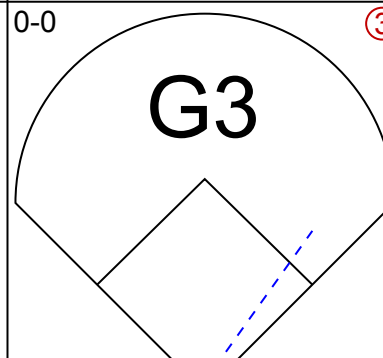
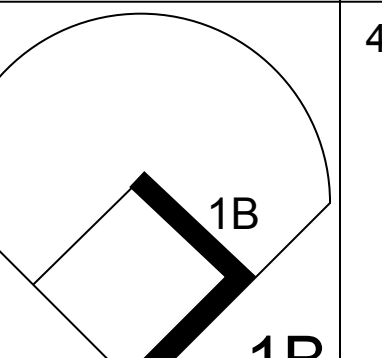
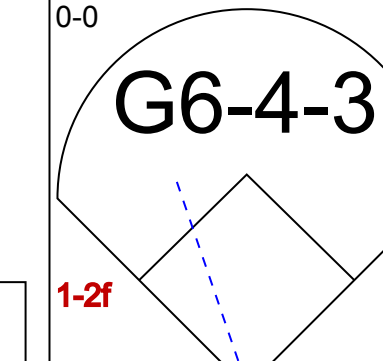
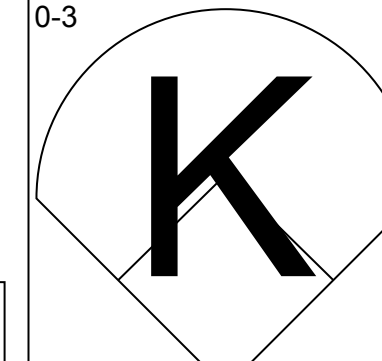
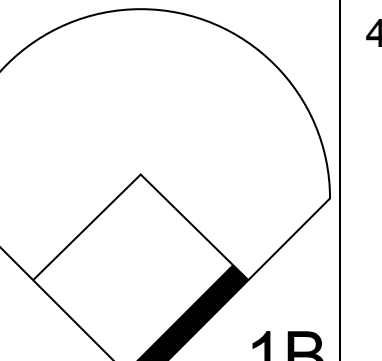
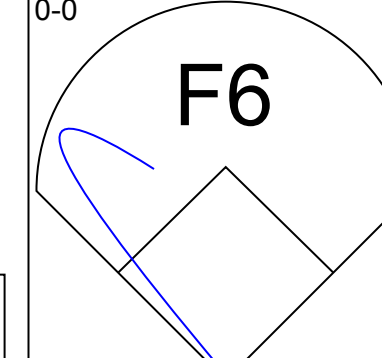


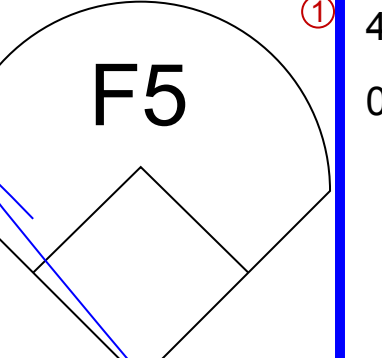
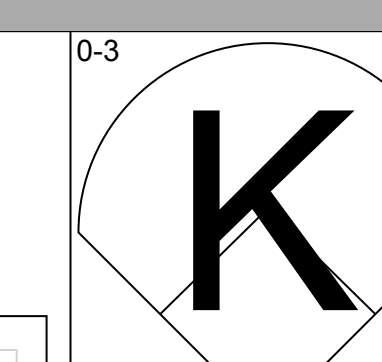
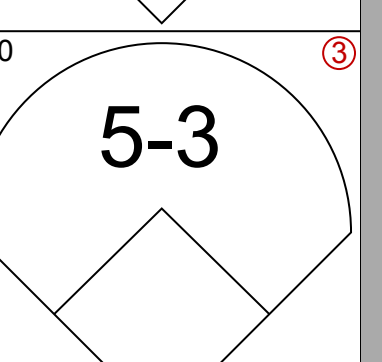
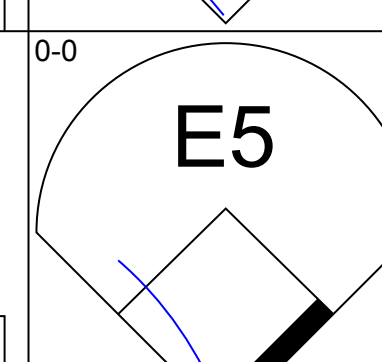
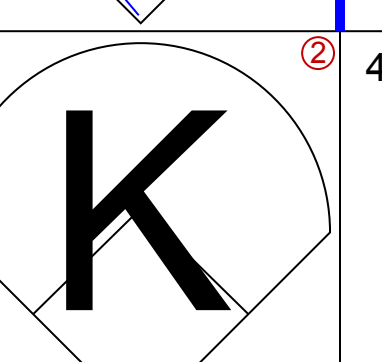
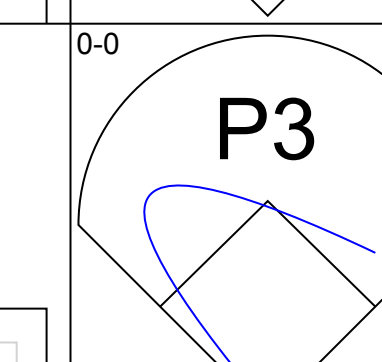
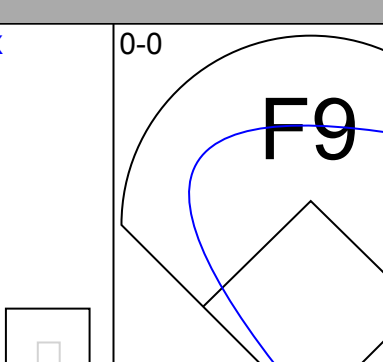
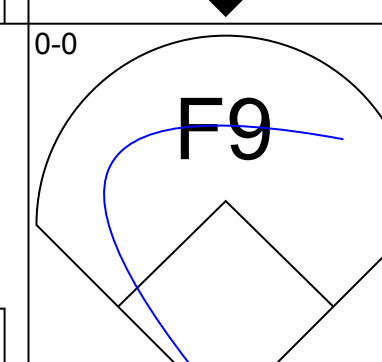
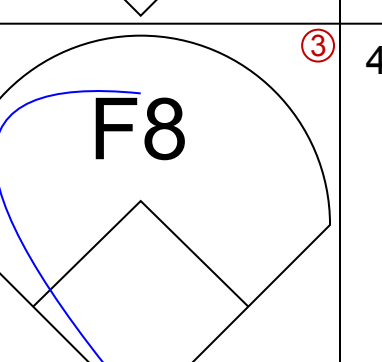
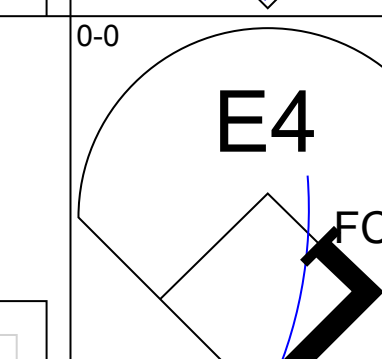
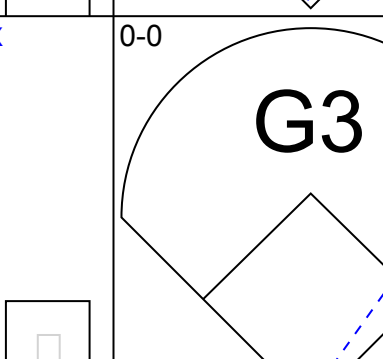
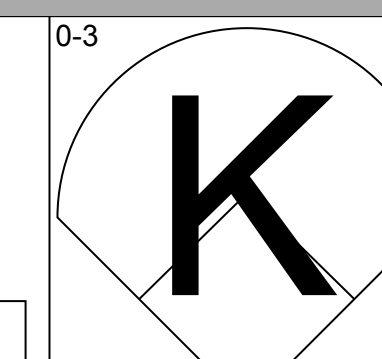




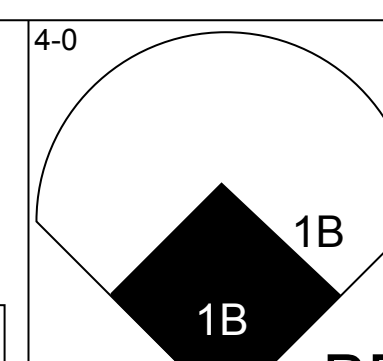
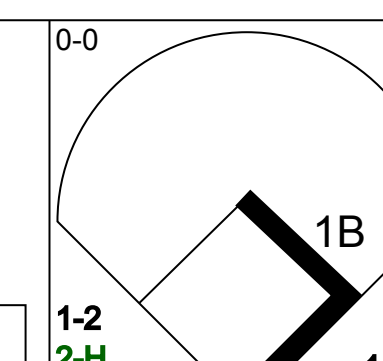
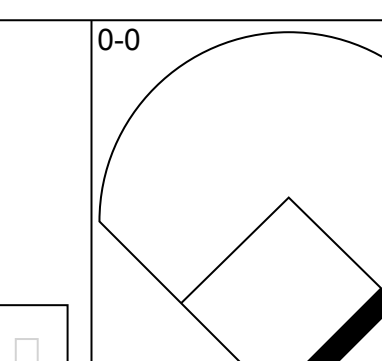
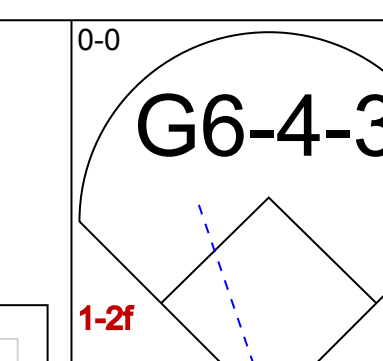
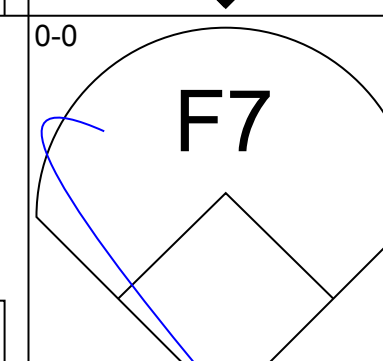
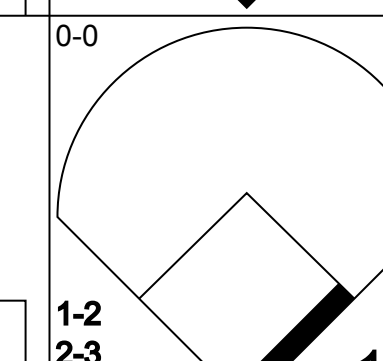
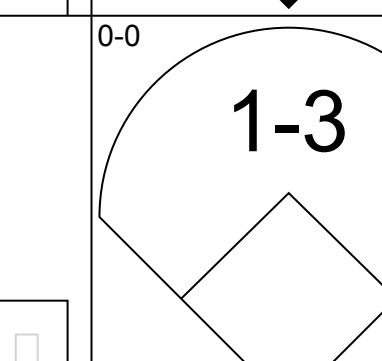
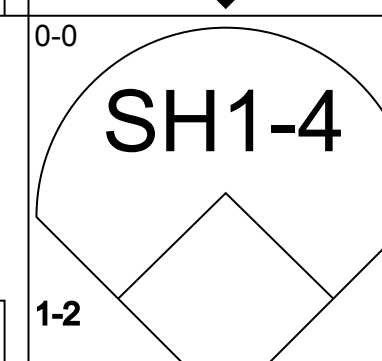
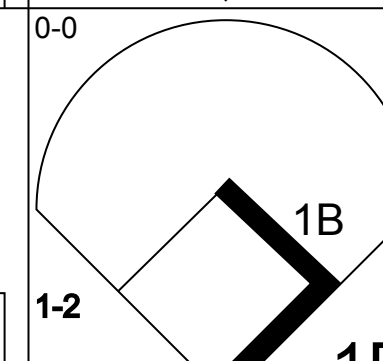
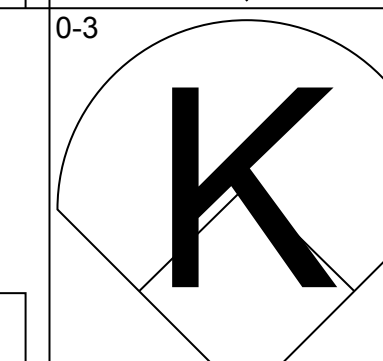
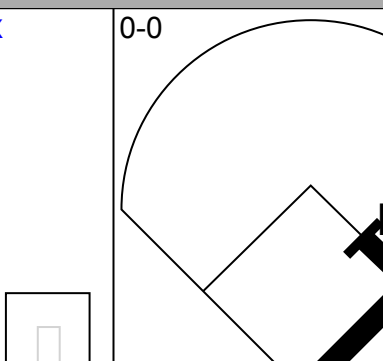
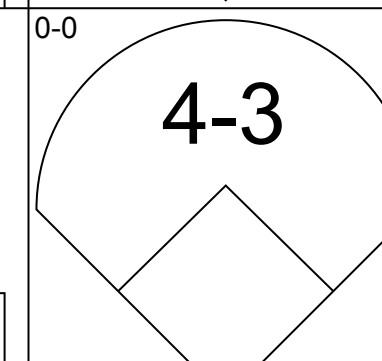
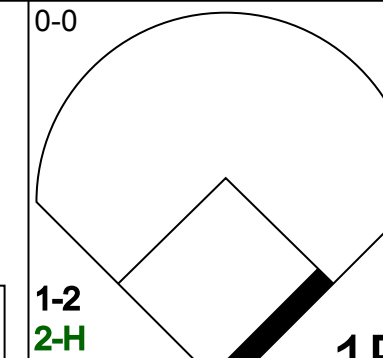
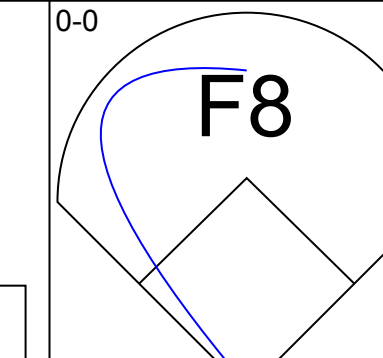
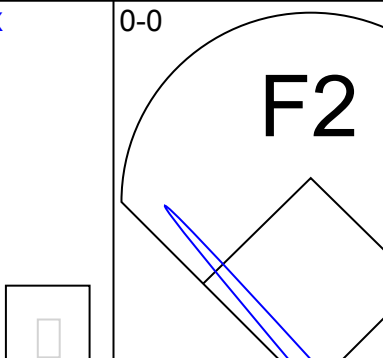
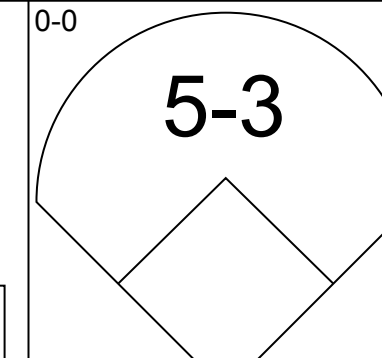
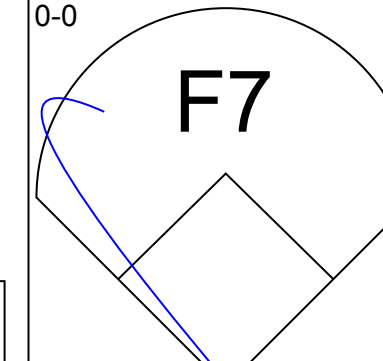
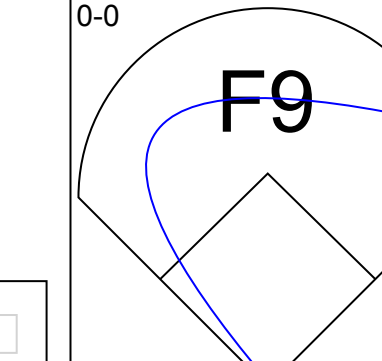
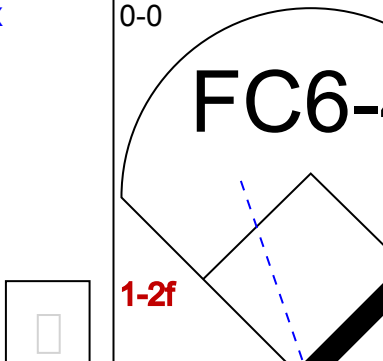
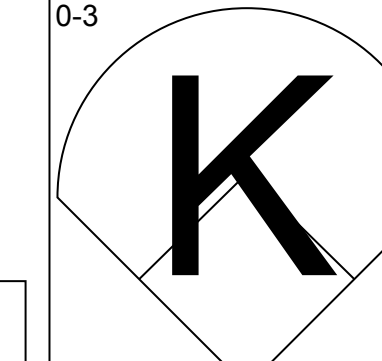
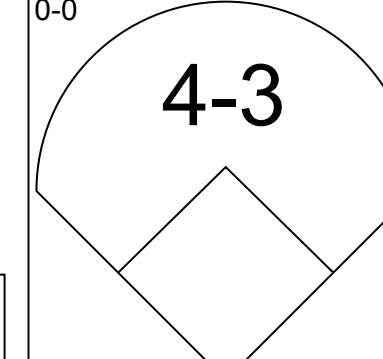
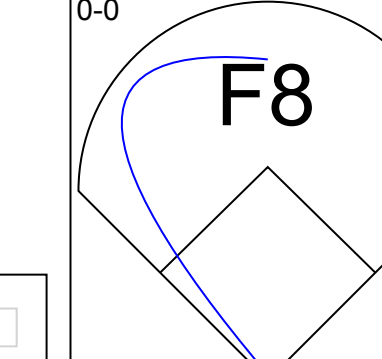
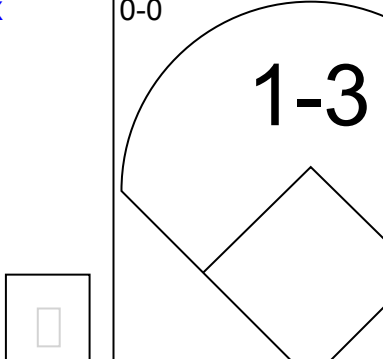
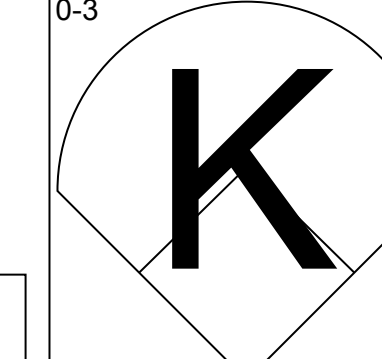
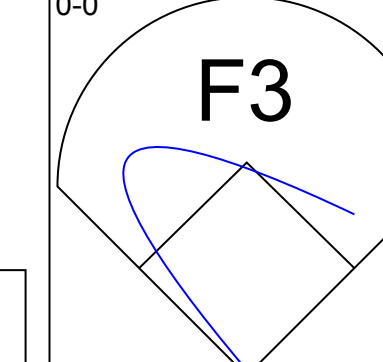
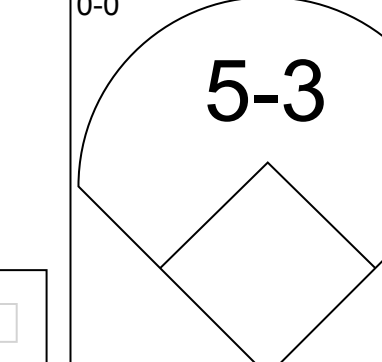
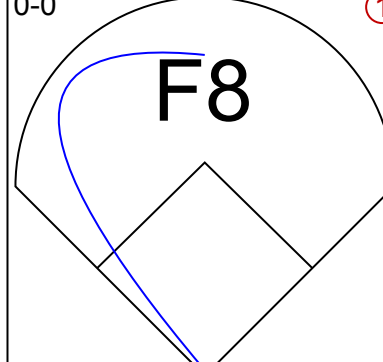
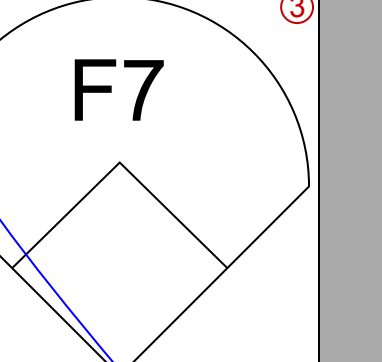
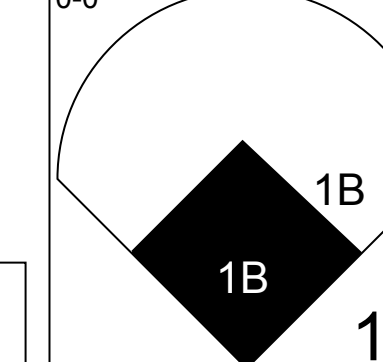
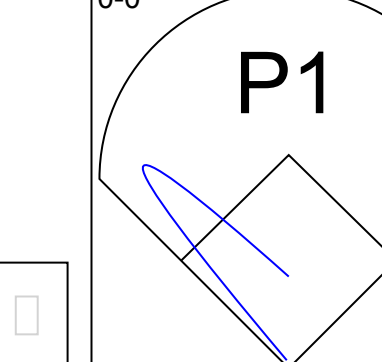
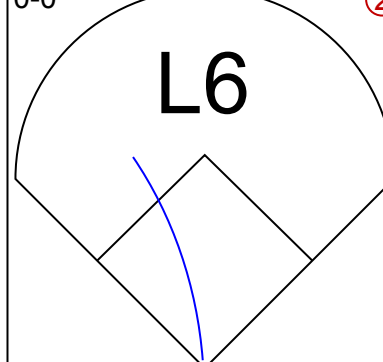
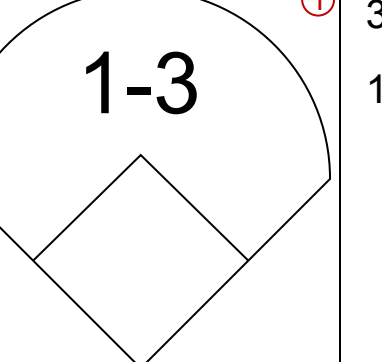
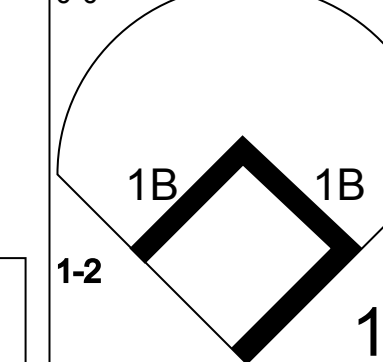
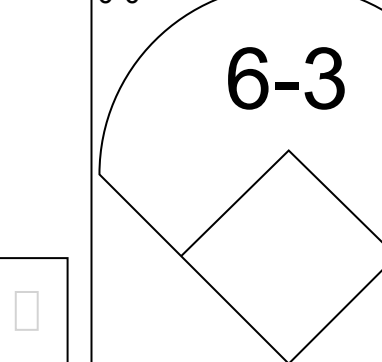
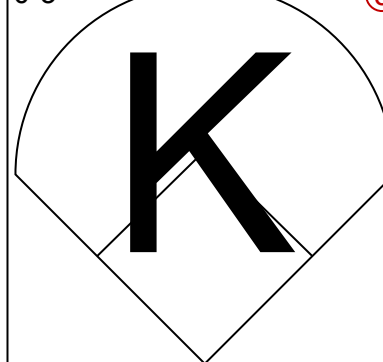
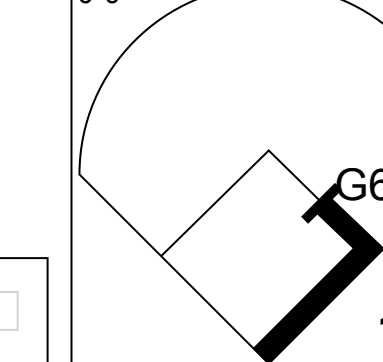
Batter	1	2	3	4	5	6	7	8	9	AB	R	H	RBI	BB	SO	LOB	TOP										
<b>Lee Maye, L</b> OBP: 0.333, SLG: 0.429 (1, 8)	F5	P5	3-1		F7		K		F8	6	0	0	0	0	1	5	<b>Milwaukee Braves @ Houston Colt 45's</b> Colt Stadium, Houston, TX Mon Aug 26 1963, 8:05 PM EDT Att: 5,908 - Cloudy - 85 F										
<b>Frank Bolling, R</b> OBP: 0.316, SLG: 0.332 (1, 4)	K		1B HR	K		BB SF8 1B		6-3	HR 1B	6	3	3	0	0	2	0											
<b>Hank Aaron, R</b> OBP: 0.395, SLG: 0.578 (1, 9)	6-3		HR 1B	F8		BB 1-2 BB		BB S 1B	HR 1B	5	3	3	2	1	0	0											
<b>Eddie Mathews, L</b> OBP: 0.396, SLG: 0.457 (1, 7)		PB 1B 1B	HR 1B 2H	2B BB		FC5-4 BB 1-2 2-3		BB 1B BB SF7	K	3	3	2	3	3	1	0											
<b>Joe Torre, R</b> OBP: 0.356, SLG: 0.434 (1, 2)	K	K	K	1-3	2B	K		BB BB 1B	F8	6	0	2	1	0	3	4											
<b>Gene Oliver, R</b> OBP: 0.339, SLG: 0.445 (1, 3)	K	6-3	6-3	6-3		SF8		BB BB 1B		3	0	0	1	1	1	3											
<b>Denis Menke, R</b> OBP: 0.299, SLG: 0.367 (1, 5)	1B HBP	BB 1B BB	1-3	FC5-4		SF7		BB BB BB		2	1	0	1	1	0	2											
<b>Roy McMillan, R</b> OBP: 0.265, SLG: 0.303 <b>Ty Cline, L</b> OBP: 0.248, SLG: 0.206 (1, 6)	1B 1B	BB 1B	F5		K		K	BB BB 1B		3	0	2	1	0	0	0											
<b>Bob Hendley, R</b> OBP: 0.156, SLG: 0.116 <b>Lou Klimchock, L</b> OBP: 0.196, SLG: 0.217 <b>Hank Fischer, R</b> OBP: 0.129, SLG: 0.105 <b>Don Billings, R</b> OBP: 0.129, SLG: 0.390 <b>Ron Piche, R</b> <b>Bobby Tiefenauer, R</b> (1, 1)	1-2 2H 1B	1-2 2-3 BB	HR	HR		4-3				0	0	0	0	0	0	0											
<b>Inning Stats</b>	R: 0 E: 0 K: 1 S: 5	H: 0 LOB: 0 BB: 0 P: 5	R: 2 E: 0 K: 2 S: 10	H: 3 LOB: 2 BB: 0 P: 11	R: 3 E: 0 K: 1 S: 9	H: 4 LOB: 3 BB: 2 P: 17	R: 0 E: 0 K: 1 S: 6	H: 1 LOB: 2 BB: 1 P: 10	R: 1 E: 0 K: 0 S: 4	H: 1 LOB: 0 BB: 0 P: 4	R: 1 E: 0 K: 1 S: 6	H: 1 LOB: 2 BB: 2 P: 14	R: 0 E: 0 K: 3 S: 9	H: 0 LOB: 0 BB: 0 P: 9	R: 2 E: 0 K: 0 S: 5	H: 2 LOB: 3 BB: 3 P: 17			R: 2 E: 0 K: 1 S: 7	H: 2 LOB: 0 BB: 0 P: 7	1B: 10 2B: 1 3B: 0 HR: 3	SF: 2 SAC: 0 DP: 0 HBP: 1	WP: 0 PB: 1 SB: 1 CS: 0	PA: 50			
<b>PITCHER</b>	IP	WLS	BF	H	R	ER	SO	BB	IBB	HBP	BLK	WP	HR	S	P	ERA	WHIP										
<b>Ken Johnson, R</b> ERA: 3.27 <b>Don McMahon, R</b> ERA: 4.01 <b>Dick Drott, R</b> ERA: 3.83 <b>Hal Woodeshick, L</b> ERA: 1.71 <b>Hal Brown, R</b> ERA: 3.42	2.0		12	5	4	4	3	0	0	1	0	0	0	17	18	18.00	2.500										
	2.0		12	3	1	1	2	3	0	0	0	0	1	13	25	4.50	3.000										
	1.0	L	6	2	2	2	0	1	0	0	0	0	1	5	9	18.00	3.000										
	3.0		15	2	2	2	4	4	0	0	0	0	0	19	35	6.00	2.000										
	1.0		5	2	2	2	1	0	0	0	0	0	1	7	7	18.00	2.000										

Batter	1	2	3	4	5	6	7	8	9	AB	R	H	RBI	BB	SO	LOB	BOTTOM										
<b>Ernie Fazio, R</b> OBP: 0.271, SLG: 0.270 <b>Dick Drott, R</b> OBP: 0.111, SLG: 0.111 <b>Hal Woodeshick, R</b> OBP: 0.190, SLG: 0.150 <b>Howie Goss, R</b> OBP: 0.262, SLG: 0.338 (1, 4)	F7	K		K		5-3		F2		3	0	0	0	0	2	2	<b>Milwaukee Braves @ Houston Colt 45's</b> Colt Stadium, Houston, TX Mon Aug 26 1963, 8:05 PM EDT Att: 5,908 - Cloudy - 85 F										
<b>Al Spangler, L</b> OBP: 0.347, SLG: 0.374 (1, 8)	2B BB	F7		F8		2B		1B		4	1	2	0	1	0	2											
<b>Jimmy Wynn, R</b> OBP: 0.328, SLG: 0.388 (1, 7)	K		BB 1B	HR BB		L5		F3		4	1	1	0	1	1	4											
<b>John Bateman, R</b> OBP: 0.248, SLG: 0.359 (1, 2)	2B 1B		K	HR		K		5-3		5	2	2	3	0	2	1											
<b>Carl Warwick, R</b> OBP: 0.324, SLG: 0.341 (1, 9)	1B 2B		K	1-3		5-3		1B FC5 1B		5	2	2	1	0	1	1											
<b>Rusty Staub, L</b> OBP: 0.306, SLG: 0.301 (1, 3)	1B		BB 1B			4-3		FC5-4 BB		4	0	3	2	1	0	0											
<b>Bob Aspromonte, R</b> OBP: 0.254, SLG: 0.273 (1, 5)	F7		BB	BB		6-3		FC5-4 1-2 2-3		4	0	1	0	1	0	2											
<b>Bob Lillis, R</b> OBP: 0.222, SLG: 0.223 <b>Hal Smith, R</b> OBP: 0.278, SLG: 0.265 <b>Hal Brown, R</b> OBP: 0.114, SLG: 0.114 <b>Johnny Weekly, R</b> OBP: 0.172, SLG: 0.111 (1, 6)			4-3			5-3		K	FC5	2	0	0	0	1	0	3											
<b>Ken Johnson, R</b> OBP: 0.088, SLG: 0.055 <b>Don McMahon, R</b> OBP: 0.167, SLG: 0.182 <b>Pete Runnels, L</b> OBP: 0.313, SLG: 0.264 (1, 1)	K		BB	HR 1B		6-3		1B BB	L8	1	0	0	0	0	1	1											
<b>Inning Stats</b>	R: 3 E: 0 K: 1 S: 8	H: 3 LOB: 1 BB: 1 P: 12	R: 0 E: 0 K: 2 S: 7	H: 0 LOB: 1 BB: 1 P: 11	R: 0 E: 0 K: 2 S: 9	H: 2 LOB: 3 BB: 1 P: 13	R: 3 E: 0 K: 1 S: 7	H: 2 LOB: 0 BB: 1 P: 11	R: 0 E: 0 K: 0 S: 3	H: 0 LOB: 0 BB: 0 P: 3	R: 0 E: 0 K: 0 S: 4	H: 1 LOB: 1 BB: 0 P: 4	R: 0 E: 0 K: 1 S: 5	H: 0 LOB: 1 BB: 1 P: 9	R: 0 E: 0 K: 1 S: 6	H: 1 LOB: 2 BB: 1 P: 10		R: 1 E: 0 K: 0 S: 6	H: 3 LOB: 2 BB: 0 P: 6	1B: 9 2B: 2 3B: 0 HR: 1	SF: 0 SAC: 0 DP: 0 HBP: 0	WP: 0 PB: 0 SB: 0 CS: 0	PA: 45				
<b>PITCHER</b>	IP	WLS	BF	H	R	ER	SO	BB	IBB	HBP	BLK	WP	HR	S	P	ERA	WHIP										
<b>Bob Hendley, L</b> ERA: 3.59 <b>Hank Fischer, R</b> ERA: 5.06 <b>Ron Piche, R</b> ERA: 4.06 <b>Bobby Tiefenauer, R</b> ERA: 1.69	1.0		7	3	3	3	1	1	0	0	0	0	0	8	12	27.00	4.000										
	3.0		16	4	3	3	5	3	0	0	0	0	1	23	35	9.00	2.333										
	3.2	W	15	2	0	0	2	2	0	0	0	0	0	17	25	0.00	1.091										
	1.1	S	7	3	1	1	0	0	0	0	0	0	0	7	7	6.75	2.250										



Batter	1	2	3	4	5	6	7	8	9	AB	R	H	RBI	BB	SO	LOB	TOP			
<b>Lee Mays, L</b> OBP: 0.330, SLG: 0.425 (1, 8)										4	0	0	0	0	1	1	<b>Milwaukee Braves @ Houston Colt 45's</b> Colt Stadium, Houston, TX Tue Aug 27 1963, 8:05 PM EDT Att: 7,349 - Cloudy - 85 F			
<b>Frank Bolling, R</b> OBP: 0.315, SLG: 0.331 (1, 4)										4	1	1	0	0	0	0				
<b>Hank Aaron, R</b> OBP: 0.396, SLG: 0.583 (1, 9)										4	2	2	2	0	0	0				
<b>Eddie Mathews, L</b> OBP: 0.397, SLG: 0.458 (1, 7)										4	0	2	0	0	0	0				
<b>Joe Torre, R</b> OBP: 0.357, SLG: 0.435 (1, 2) (9, 3)										4	0	2	1	0	1	1				
<b>Gene Oliver, R</b> OBP: 0.335, SLG: 0.439 (1, 3)																				
<b>Del Crandall, R</b> OBP: 0.258, SLG: 0.264 (9, 2)										4	0	0	0	0	2	3				
<b>Denis Menke, R</b> OBP: 0.296, SLG: 0.364 (1, 5)									4	0	0	0	0	2	3					
<b>Roy McMillan, R</b> OBP: 0.261, SLG: 0.298 (1, 6)									4	0	0	0	0	0	3					
<b>Warren Spahn, L</b> OBP: 0.189, SLG: 0.246 (1, 1)										3	0	0	0	0	1	0				
<b>Inning Stats</b>	R: 0 E: 0 K: 1 S: 5	H: 0 LOB: 0 BB: 0 P: 5	R: 0 E: 0 K: 1 S: 5	H: 1 LOB: 0 BB: 0 P: 5	R: 0 E: 1 K: 1 S: 6	H: 0 LOB: 1 BB: 0 P: 6	R: 2 E: 0 K: 1 S: 8	H: 3 LOB: 1 BB: 0 P: 8	R: 0 E: 0 K: 0 S: 3	H: 0 LOB: 0 BB: 0 P: 3	R: 0 E: 1 K: 1 S: 6	H: 0 LOB: 1 BB: 0 P: 6	R: 0 E: 0 K: 1 S: 5	H: 0 LOB: 0 BB: 0 P: 5	R: 1 E: 0 K: 1 S: 8	H: 3 LOB: 2 BB: 0 P: 8	1B: 6 2B: 0 3B: 0 HR: 1	SF: 0 SAC: 0 DP: 1 HBP: 0	WP: 0 PB: 0 SB: 1 CS: 0	PA: 35
<b>PITCHER</b> <b>Don Nottebart, R</b> ERA: 3.16 (1, 1)	IP: 9.0 WLS: L BF: 35 H: 7 R: 3 ER: 3 SO: 7 BB: 0 IBB: 0 HBP: 0 BLK: 0 WP: 0 HR: 1 S: 49 P: 49 ERA: 3.00 WHIP: 0.778															<b>PITCHER</b>				



Batter	1	2	3	4	5	6	7	8	9	AB	R	H	RBI	BB	SO	LOB	BOTTOM	
<b>Al Spangler, L</b> OBP: 0.352, SLG: 0.377 (1, 8)										4	1	3	1	1	0	1	<b>Milwaukee Braves @ Houston Colt 45's</b> Colt Stadium, Houston, TX Tue Aug 27 1963, 8:05 PM EDT Att: 7,349 - Cloudy - 85 F	
<b>Pete Runnels, L</b> OBP: 0.313, SLG: 0.264 (1, 4)										3	0	1	0	0	2			
<b>Jimmy Wynn, R</b> OBP: 0.332, SLG: 0.390 (1, 7)										4	0	2	0	0	1	4		
<b>John Bateman, R</b> OBP: 0.248, SLG: 0.358 (1, 2)										4	0	1	1	0	0	5		
<b>Carl Warwick, R</b> OBP: 0.321, SLG: 0.338 (1, 9)										4	0	0	0	0	1	3		
<b>Rusty Staub, L</b> OBP: 0.303, SLG: 0.298 (1, 3)										4	0	0	0	0	1	3		
<b>Bob Aspromonte, R</b> OBP: 0.252, SLG: 0.270 (1, 5)										4	0	0	0	0	0	0		
<b>Bob Lillis, R</b> OBP: 0.223, SLG: 0.224 (1, 6) <b>Hal Smith, R</b> OBP: 0.270, SLG: 0.257 (9, PH)										3	1	1	0	0	0	0		
<b>Don Nottebart, R</b> OBP: 0.170, SLG: 0.154 (1, 1) <b>Johnny Weekly, R</b> OBP: 0.200, SLG: 0.143 (9, PH) <b>Ernie Fazio, R</b> OBP: 0.271, SLG: 0.270 (9, PR)										3	0	1	0	0	1	0		
<b>Inning Stats</b>	R: 1 E: 0 K: 0 S: 5	H: 2 LOB: 2 BB: 1 P: 9	R: 1 E: 0 K: 1 S: 9	H: 4 LOB: 3 BB: 0 P: 9	R: 0 E: 0 K: 0 S: 3	H: 0 LOB: 0 BB: 0 P: 3	R: 0 E: 0 K: 0 S: 4	H: 1 LOB: 1 BB: 0 P: 4	R: 0 E: 0 K: 0 S: 4	H: 1 LOB: 1 BB: 0 P: 4	R: 0 E: 0 K: 2 S: 7	H: 0 LOB: 0 BB: 0 P: 7	R: 0 E: 0 K: 0 S: 3	H: 1 LOB: 1 BB: 0 P: 3	1B: 10 2B: 0 3B: 0 HR: 0	SF: 0 SAC: 1 DP: 1 HBP: 0	WP: 0 PB: 0 SB: 0 CS: 0	PA: 37
<b>PITCHER</b> <b>Warren Spahn, L</b> ERA: 2.5 (1, 1)	IP: 9.0 WLS: W BF: 37 H: 10 R: 2 ER: 2 SO: 4 BB: 1 IBB: 0 HBP: 0 BLK: 0 WP: 0 HR: 0 S: 44 P: 48 ERA: 2.00 WHIP: 1.222															<b>PITCHER</b>		





Batter	1	2	3	4	5	6	7	8	9	AB	R	H	RBI	BB	SO	LOB	TOP			
Lee Mays, L OBP: 0.332, SLG: 0.428 (1, 8)										4	1	2	1	0	0	0	<b>Milwaukee Braves @ Houston Colt 45's</b> Colt Stadium, Houston, TX Wed Aug 28 1963, 8:05 PM EDT Alt. 6,695 - Unknown - 83 F			
Frank Bolling, R OBP: 0.314, SLG: 0.330 (1, 4)										5	1	1	0	0	0	2				
Hank Aaron, R OBP: 0.396, SLG: 0.583 (1, 9)										3	0	1	2	1	0	0				
Eddie Mathews, L OBP: 0.395, SLG: 0.454 Ty Cline, R OBP: 0.248, SLG: 0.206 (1, 7) (9, 8)										4	1	0	0	1	1	3				
Joe Torre, R OBP: 0.358, SLG: 0.435 (1, 2)										4	2	2	0	0	1	0				
Gene Oliver, R OBP: 0.337, SLG: 0.460 (1, 3)										4	2	2	6	0	0	0				
Denis Menke, R OBP: 0.296, SLG: 0.363 (1, 5)										4	0	1	0	0	0	0				
Roy McMillan, R OBP: 0.260, SLG: 0.297 (1, 6)										4	1	1	0	0	0	1				
Tony Cloninger, R OBP: 0.147, SLG: 0.147 (1, 1)										3	1	1	0	0	0	0				
<b>Inning Stats</b>	R: 0 E: 0 K: 0 S: 3	H: 0 LOB: 0 BB: 0 P: 3	R: 2 E: 0 K: 0 S: 5	H: 2 LOB: 0 BB: 0 P: 5	R: 0 E: 0 K: 1 S: 3	H: 0 LOB: 0 BB: 0 P: 3	R: 0 E: 0 K: 1 S: 5	H: 0 LOB: 0 BB: 0 P: 5	R: 0 E: 0 K: 0 S: 4	H: 1 LOB: 2 BB: 1 P: 8	R: 0 E: 0 K: 1 S: 6	H: 1 LOB: 1 BB: 0 P: 6	R: 5 E: 0 K: 0 S: 7	H: 4 LOB: 0 BB: 1 P: 11	R: 2 E: 0 K: 0 S: 6	H: 3 LOB: 1 BB: 0 P: 6	1B: 7 2B: 2 3B: 0 HR: 2	SF: 1 SAC: 2 DP: 0 HBP: 0	WP: 0 PB: 0 SB: 1 CS: 0	PA: 40
<b>PITCHER</b>	IP WLS BF H R ER SO BB IBB HBP BLK WP HR S P ERA WHIP	8.0 L 34 8 7 7 2 1 1 0 0 0 2 36 44 7.88 1.125	1.0 6 3 2 2 0 0 0 0 0 0 0 6 6 18.00 3.000																	
Turk Farrell, R ERA: 3.07 Jim Umbricht, R ERA: 2.97																				



Batter	1	2	3	4	5	6	7	8	9	AB	R	H	RBI	BB	SO	LOB	BOTTOM			
Al Spangler, L OBP: 0.353, SLG: 0.376 (1, 8)										2	0	0	0	2	0	1	<b>Milwaukee Braves @ Houston Colt 45's</b> Colt Stadium, Houston, TX Wed Aug 28 1963, 8:05 PM EDT Alt. 6,695 - Unknown - 83 F			
Pete Runnels, L OBP: 0.309, SLG: 0.261 (1, 4)										4	0	0	0	0	0	3				
Jimmy Wynn, R OBP: 0.324, SLG: 0.381 (1, 7) (9, 6)										4	1	0	0	0	0	1				
John Bateman, R OBP: 0.245, SLG: 0.353 (1, 2)										4	0	0	0	0	2	2				
Rusty Staub, L OBP: 0.301, SLG: 0.295 (1, 3)										4	0	0	0	0	0	1				
Carl Warwick, R OBP: 0.323, SLG: 0.340 (1, 9)										3	0	2	1	0	0	0				
Bob Aspromonte, R OBP: 0.250, SLG: 0.268 (1, 5)										3	0	0	0	0	0	2				
Bob Lillis, R OBP: 0.222, SLG: 0.223 Johnny Weekly, R OBP: 0.194, SLG: 0.138 (1, 6) (8, PH) (9, 7)										2	0	0	0	0	1	1				
Turk Farrell, R OBP: 0.218, SLG: 0.196 Hal Smith, R OBP: 0.269, SLG: 0.278 Jim Umbricht, R (9, 1)										1	0	1	0	0	0	0				
<b>Inning Stats</b>	R: 0 E: 0 K: 1 S: 5	H: 0 LOB: 1 BB: 1 P: 9	R: 0 E: 0 K: 0 S: 3	H: 0 LOB: 0 BB: 0 P: 3	R: 0 E: 0 K: 1 S: 5	H: 0 LOB: 0 BB: 0 P: 5	R: 0 E: 0 K: 1 S: 5	H: 0 LOB: 0 BB: 0 P: 5	R: 0 E: 0 K: 1 S: 4	H: 1 LOB: 1 BB: 1 P: 8	R: 1 E: 0 K: 0 S: 5	H: 1 LOB: 1 BB: 0 P: 5	R: 0 E: 0 K: 0 S: 4	H: 1 LOB: 1 BB: 0 P: 4	R: 0 E: 0 K: 0 S: 3	H: 0 LOB: 0 BB: 0 P: 3	1B: 3 2B: 0 3B: 0 HR: 0	SF: 0 SAC: 0 DP: 1 HBP: 0	WP: 0 PB: 0 SB: 1 CS: 0	PA: 32
<b>PITCHER</b>	IP WLS BF H R ER SO BB IBB HBP BLK WP HR S P ERA WHIP	9.0 W 32 3 1 0 5 2 0 0 0 0 0 40 48 0.00 0.556																		
Tony Cloninger, R ERA: 3.52																				






Batter	1	2	3	4	5	6	7	8	9	AB	R	H	RBI	BB	SO	LOB	TOP					
<b>Al Spangler, L</b> OBP: 0.356, SLG: 0.388 (1, 8)										5	2	3	1	0	0	2	<b>Houston Colt 45's @ Chicago Cubs</b> Wrigley Field, Chicago, IL Fri Aug 30 1963, 3:33 AM CDT Att: 8,279 - Cloudy - 71 F					
<b>Howie Goss, R</b> OBP: 0.262, SLG: 0.338 (9, 8)										0	0	0	0	0	0	0						
<b>Pete Runnels, L</b> OBP: 0.313, SLG: 0.275 (1, 4)										5	1	3	2	0	0	3						
<b>Ernie Fazio, R</b> OBP: 0.271, SLG: 0.270 (9, FR) (9, 4)										0	0	0	0	0	0	0						
<b>Jimmy Wynn, R</b> OBP: 0.326, SLG: 0.378 (1, 7)										4	0	1	0	1	2	1						
<b>John Bateman, R</b> OBP: 0.245, SLG: 0.352 (1, 2)										4	0	1	0	0	2	5						
<b>Carl Warwick, R</b> OBP: 0.223, SLG: 0.340 (1, 9)										4	2	1	0	0	0	1						
<b>Rusty Staub, L</b> OBP: 0.301, SLG: 0.294 (1, 3)										2	0	0	0	1	0	0						
<b>Bob Aspromonte, R</b> OBP: 0.252, SLG: 0.270 (1, 5)										4	0	2	2	0	0	0						
<b>Bob Lillis, R</b> OBP: 0.222, SLG: 0.226 (1, 6)										4	0	1	0	0	0	3						
<b>Ken Johnson, R</b> OBP: 0.098, SLG: 0.068 (1, 1)										4	0	1	0	0	2	0						
<b>Inning Stats</b>	R: 3 E: 0 K: 1 S: 9	H: 4 LOB: 2 BB: 1 P: 13	R: 0 E: 0 K: 1 S: 5	H: 1 LOB: 0 BB: 0 P: 5	R: 0 E: 0 K: 1 S: 5	H: 0 LOB: 0 BB: 0 P: 5	R: 0 E: 0 K: 0 S: 3	H: 0 LOB: 0 BB: 0 P: 3	R: 0 E: 1 K: 0 S: 5	H: 2 LOB: 2 BB: 0 P: 5	R: 0 E: 0 K: 0 S: 3	H: 0 LOB: 0 BB: 0 P: 3	R: 0 E: 0 K: 1 S: 7	H: 2 LOB: 3 BB: 1 P: 11	R: 1 E: 1 K: 0 S: 4	H: 2 LOB: 0 BB: 0 P: 4	R: 1 E: 0 K: 2 S: 8	H: 2 LOB: 1 BB: 0 P: 8	1B: 9 2B: 2 3B: 0 HR: 2	SF: 0 SAC: 1 DP: 1 HBP: 0	WP: 0 PB: 0 SB: 0 CS: 2	PA: 40
<b>PITCHER</b>	IP WLS BF H R ER SO BB IBB HBP BLK WP HR S P ERA WHIP																					
<b>Cal Koonce, R</b> ERA: 5.79 (1, 1)	0.2 L 7 4 3 3 1 1 0 0 0 0 1 8 12 40.50 7.500																					
<b>Glen Hobbie, R</b> ERA: 3.89 (1, 1)	7.1 28 7 1 1 3 1 0 0 0 0 0 33 37 1.23 1.091																					
<b>Don Elston, R</b> ERA: 3.15 (9, 1)	1.0 4 2 1 1 2 0 0 0 0 0 0 1 8 8 9.00 2.000																					

Batter	1	2	3	4	5	6	7	8	9	AB	R	H	RBI	BB	SO	LOB	BOTTOM					
<b>Andre Rodgers, R</b> OBP: 0.305, SLG: 0.278 (1, 6)										4	0	0	0	0	2	1	<b>Houston Colt 45's @ Chicago Cubs</b> Wrigley Field, Chicago, IL Fri Aug 30 1963, 3:33 AM CDT Att: 8,279 - Cloudy - 71 F					
<b>Lou Brock, L</b> OBP: 0.315, SLG: 0.411 (1, 9)										4	0	1	0	0	0	0						
<b>Ellis Burton, S</b> OBP: 0.314, SLG: 0.424 (1, 8)										4	0	0	0	0	1	2						
<b>Ron Santo, R</b> OBP: 0.350, SLG: 0.511 (1, 5)										4	1	2	1	0	2	0						
<b>Billy Williams, L</b> OBP: 0.364, SLG: 0.515 (1, 7)										4	0	0	0	0	1	1						
<b>Ken Hubbs, R</b> OBP: 0.288, SLG: 0.340 (1, 4)										4	0	2	0	0	0	0						
<b>Dick Bertell, R</b> OBP: 0.297, SLG: 0.299 (1, 2)										3	0	0	0	0	1	2						
<b>Steve Boros, R</b> OBP: 0.304, SLG: 0.402 (1, 3)										3	0	1	0	0	1	0						
<b>Cal Koonce, R</b> OBP: 0.273, SLG: 0.200 (1, 1)										0	0	0	0	0	0	0						
<b>Glen Hobbie, R</b> OBP: 0.119, SLG: 0.075 (6, PH)										2	0	0	0	0	1	1						
<b>Don Landrum, L</b> OBP: 0.294, SLG: 0.285 (9, 1)										1	0	0	0	0	0	0						
<b>Don Elston, R</b> (9, 1)										0	0	0	0	0	0	0						
<b>Inning Stats</b>	R: 0 E: 0 K: 1 S: 5	H: 0 LOB: 0 BB: 0 P: 5	R: 0 E: 0 K: 2 S: 8	H: 1 LOB: 1 BB: 0 P: 8	R: 0 E: 0 K: 1 S: 7	H: 2 LOB: 2 BB: 0 P: 7	R: 0 E: 0 K: 1 S: 6	H: 1 LOB: 1 BB: 0 P: 6	R: 0 E: 0 K: 2 S: 7	H: 0 LOB: 0 BB: 0 P: 7	R: 0 E: 0 K: 0 S: 4	H: 1 LOB: 1 BB: 0 P: 4	R: 0 E: 0 K: 1 S: 5	H: 0 LOB: 0 BB: 0 P: 5	R: 0 E: 0 K: 1 S: 5	H: 0 LOB: 0 BB: 0 P: 5	R: 1 E: 0 K: 0 S: 4	H: 1 LOB: 0 BB: 0 P: 4	1B: 5 2B: 0 3B: 0 HR: 1	SF: 0 SAC: 0 DP: 0 HBP: 0	WP: 0 PB: 0 SB: 0 CS: 0	PA: 33
<b>PITCHER</b>	IP WLS BF H R ER SO BB IBB HBP BLK WP HR S P ERA WHIP																					
<b>Ken Johnson, R</b> ERA: 3.16 (1, 1)	9.0 W 33 6 1 1 9 0 0 0 0 0 1 51 51 1.00 0.667																					

AB	36
R	5
H	13
RBI	5
BB	2
SO	6
LOB	15





Batter	1	2	3	4	5	6	7	8	9	AB	R	H	RBI	BB	SO	LOB	TOP		
<b>Al Spangler, L</b> OBP: 0.397, SLG: 0.392 <b>Howie Goss, R</b> OBP: 0.262, SLG: 0.337	FC6-4 2B	L6-5 1B		5-3		K		4-3		1	0	1	0	0	0	0			
<b>Pete Runnels, L</b> OBP: 0.320, SLG: 0.282 <b>Ernie Fazio, R</b> OBP: 0.270, SLG: 0.269	FC6-4 BB	1-3 2B		1B BB		1B			F7	2	1	2	0	2	0	0			
<b>Jimmy Wynn, R</b> OBP: 0.323, SLG: 0.373	FC6-4 1-2 2-3	L6-5		1B 1-2		P6			F9	5	0	1	0	0	0	5			
<b>John Bateman, R</b> OBP: 0.244, SLG: 0.350	G6-4-3 1-2			1B 1-3 2H					F8	5	0	1	1	0	0	3			
<b>Carl Warwick, R</b> OBP: 0.324, SLG: 0.343		1B 1B		1B 2B		K			5-3	4	1	2	0	0	1	2			
<b>Rusty Staub, L</b> OBP: 0.303, SLG: 0.296		1B 2B		1B					F7	4	1	2	0	0	0	0			
<b>Bob Aspromonte, R</b> OBP: 0.252, SLG: 0.270		1B 2B		K		K			1-3	4	1	1	1	0	2	2			
<b>Bob Lillis, R</b> OBP: 0.225, SLG: 0.231		1B SH1-4 1H 2H		K		6-3				4	1	2	2	0	1	2			
<b>Hal Brown, R</b> OBP: 0.108, SLG: 0.108 <b>Hal Woodeshick, R</b> OBP: 0.190, SLG: 0.150		SH1-4 2-3		K		P6			SH3-4 1B	2	0	0	0	0	1	0			
<b>Inning Stats</b>	R: 0 E: 0 K: 0 S: 3	H: 1 LOB: 2 BB: 1 P: 7	R: 4 E: 0 K: 0 S: 8	H: 6 LOB: 1 BB: 0 P: 8	R: 0 E: 0 K: 2 S: 9	H: 2 LOB: 2 BB: 1 P: 9	R: 1 E: 0 K: 2 S: 9	H: 2 LOB: 2 BB: 1 P: 13	R: 0 E: 0 K: 1 S: 5	H: 1 LOB: 1 BB: 0 P: 6	R: 0 E: 0 K: 0 S: 3	H: 0 LOB: 0 BB: 0 P: 3	R: 0 E: 0 K: 0 S: 4	H: 1 LOB: 1 BB: 0 P: 4	R: 0 E: 0 K: 0 S: 3	H: 0 LOB: 0 BB: 0 P: 3	1B: 9 2B: 5 3B: 0 HR: 0	SF: 0 SAC: 2 DP: 2 HBP: 0	WP: 0 PA: 40 PB: 0 SB: 0 CS: 0
<b>PITCHER</b>	IP	WLS	BF	H	R	ER	SO	BB	IBB	HBP	BLK	WP	HR	S	P	ERA	WHIP		
<b>Larry Jackson, R</b> ERA: 2.36	1.1		11	7	4	4	0	1	0	0	0	0	0	10	14	27.00	6.000		
<b>Don Elston, R</b> ERA: 3.09	1.2		6	2	0	0	2	0	0	0	0	0	0	10	10	0.00	1.200		
<b>Cal Koonce, R</b> ERA: 5.48	4.0		16	3	1	1	4	1	0	0	0	0	0	23	27	2.25	1.000		
<b>Jim Brewer, L</b> ERA: 5.08	2.0	W	7	1	0	0	0	0	0	0	0	0	0	7	7	0.00	0.500		

Houston Colt 45's @ Chicago Cubs  
Wrigley Field, Chicago, IL  
Sat Aug 31 1963, 3:33 AM CDT  
Att: 9,027 - Cloudy - 69 F

AB	36
R	5
H	13
RBI	5
BB	2
SO	6
LOB	15



Batter	1	2	3	4	5	6	7	8	9	AB	R	H	RBI	BB	SO	LOB	BOTTOM				
<b>Andre Rodgers, R</b> OBP: 0.312, SLG: 0.284	5-3		FC3-2 1B 1-2		1B 2B		F9		BB HR	5	2	3	1	0	0	1					
<b>Lou Brock, L</b> OBP: 0.316, SLG: 0.412 <b>Leo Burke, R</b> OBP: 0.241, SLG: 0.313	6-3		FC5 FC3-2 1B 1-2 2-3		SH1-3 1B 2H		P6		HR BB	4	0	2	1	0	0	1					
<b>Ellis Burton, S</b> OBP: 0.313, SLG: 0.433	G3		FC3-2 1B 1-2 2-3 3H		SH1-3 1B 1-2				F7 HR	4	1	1	4	0	0	3					
<b>Ron Santo, R</b> OBP: 0.349, SLG: 0.509		1-3 SH1-3 1B	FC5 2-3		F8				F3	4	0	1	0	0	0	4					
<b>Billy Williams, L</b> OBP: 0.362, SLG: 0.512		SH1-3 1-2		G3		K			F7	3	0	0	0	0	1	0					
<b>Ken Hubbs, R</b> OBP: 0.295, SLG: 0.337		1-3 2-3		6-3		6-3			F7	4	0	0	0	0	0	1					
<b>Merritt Ranew, L</b> OBP: 0.387, SLG: 0.508		1-3		FC6-4 1B		K				4	1	2	0	0	1	1					
<b>Dick Bertell, R</b> OBP: 0.299, SLG: 0.302			1B FC3-2 1B	FC6-4 1-2		1B			F9	4	0	2	0	0	0	2					
<b>Larry Jackson, R</b> ERA: 2.36 <b>Don Elston, R</b> ERA: 3.09 <b>Nelson Mathews, R</b> OBP: 0.296, SLG: 0.283 <b>Cal Koonce, R</b> OBP: 0.301, SLG: 0.392 <b>Steve Boros, R</b> OBP: 0.290, SLG: 0.398 <b>Jim Brewer, L</b> ERA: 5.08 <b>Don Landrum, L</b> ERA: 2.88			K		6-3				BB HR 1B	0	0	0	0	0	0	0					
<b>Inning Stats</b>	R: 0 E: 0 K: 0 S: 3	H: 0 LOB: 0 BB: 0 P: 3	R: 0 E: 0 K: 0 S: 4	H: 1 LOB: 1 BB: 0 P: 4	R: 0 E: 0 K: 1 S: 8	H: 3 LOB: 3 BB: 0 P: 8	R: 0 E: 0 K: 0 S: 4	H: 1 LOB: 1 BB: 0 P: 4	R: 1 E: 0 K: 0 S: 5	H: 2 LOB: 1 BB: 0 P: 5	R: 0 E: 0 K: 2 S: 7	H: 0 LOB: 0 BB: 0 P: 7	R: 0 E: 0 K: 1 S: 6	H: 1 LOB: 1 BB: 0 P: 6	R: 0 E: 0 K: 0 S: 3	H: 0 LOB: 0 BB: 0 P: 3	R: 5 E: 0 K: 0 S: 6	H: 4 LOB: 0 BB: 1 P: 10	1B: 10 2B: 1 3B: 0 HR: 1	SF: 0 SAC: 2 DP: 0 HBP: 0	WP: 0 PA: 39 PB: 0 SB: 0 CS: 0
<b>PITCHER</b>	IP	WLS	BF	H	R	ER	SO	BB	IBB	HBP	BLK	WP	HR	S	P	ERA	WHIP				
<b>Hal Brown, R</b> ERA: 3.47	8.2		37	11	4	4	4	0	0	0	0	0	0	45	45	4.15	1.269				
<b>Hal Woodeshick, L</b> ERA: 1.89	0.0	L	2	1	2	2	0	1	0	0	0	0	1	1	5	∞	∞				

Houston Colt 45's @ Chicago Cubs  
Wrigley Field, Chicago, IL  
Sat Aug 31 1963, 3:33 AM CDT  
Att: 9,027 - Cloudy - 69 F

AB	36
R	6
H	12
RBI	6
BB	1
SO	4
LOB	15





Batter	1	2	3	4	5	6	7	8	9	AB	R	H	RBI	BB	SO	LOB	TOP																									
Howie Goss, R (1, 8) OBP: 0.262, SLG: 0.336	F7			6-3		6-3		FC4-6 1B		4	0	1	0	0	0	0	Houston Colt 45's @ Chicago Cubs Wrigley Field, Chicago, IL Sun Sep 01 1963, 3:33 AM CDT Att: 14,083 - Cloudy - 71 F																									
Pete Runnels, L (1, 4) OBP: 0.320, SLG: 0.282				G3		1-3		FC4-6 F8 1B 1-2		4	0	1	0	0	0	1																										
Ernie Fazio, R (8, FR) OBP: 0.270, SLG: 0.269	G6-4-3 1B									0	1	0	0	0	0	0																										
Jimmy Wynn, R (1, 7) OBP: 0.327, SLG: 0.369	G6-4-3 1-2			E S 1B BB		1B BB		F8 2-3		2	1	0	0	2	0	2																										
Hal Smith, R (1, 2) OBP: 0.357, SLG: 0.333		G6-4-3 1B		WP 1B BB		1-3 1B		1B		3	0	3	1	1	0	0																										
Carl Warwick, R (1, 9) OBP: 0.324, SLG: 0.343		G6-4-3		WP 1B BB		5-3		P6 3-H		4	0	1	1	0	0	5																										
Don McMahon, R (8, 1) OBP: 0.167, SLG: 0.182		G6-4-3 1-2		1-2 3-H 1B				P6		0	0	0	0	0	0	0																										
Rusty Staub, L (1, 3) OBP: 0.300, SLG: 0.293		G3		K 1-2 2-3						4	0	0	0	0	1	2																										
Bob Aspromonte, R (1, 5) OBP: 0.252, SLG: 0.268				G1-6-3 BB		6-3		F8		3	0	0	0	1	0	0																										
Bob Lillis, R (1, 6) OBP: 0.223, SLG: 0.229				G1-6-3 1-2		6-3		1-3		4	0	0	0	0	0	1																										
Don Nottebart, R (1, 1) OBP: 0.164, SLG: 0.148				K		5-3				2	0	0	0	0	1	0																										
Jim Umbricht, R (6, 1)										0	0	0	0	0	0	0																										
Johnny Weekley, R (8, PH) OBP: 0.219, SLG: 0.267										1	1	1	1	0	0	0																										
HR																																										
<b>Inning Stats</b>	R: 0 E: 0 K: 0 S: 3	H: 1 LOB: 0 BB: 0 P: 3	R: 0 E: 0 K: 0 S: 3	H: 1 LOB: 0 BB: 0 P: 3	R: 0 E: 0 K: 1 S: 4	H: 0 LOB: 0 BB: 1 P: 8	R: 1 E: 0 K: 1 S: 6	H: 1 LOB: 2 BB: 2 P: 14	R: 0 E: 0 K: 0 S: 4	H: 1 LOB: 2 BB: 1 P: 8	R: 0 E: 0 K: 0 S: 3	H: 0 LOB: 0 BB: 0 P: 3	R: 0 E: 0 K: 0 S: 3	H: 0 LOB: 0 BB: 0 P: 3	R: 2 E: 1 K: 0 S: 6	H: 3 LOB: 2 BB: 0 P: 6	R: 0 E: 0 K: 0 S: 3	H: 0 LOB: 0 BB: 0 P: 3	1B: 6 2B: 0 3B: 0 HR: 1	SF: 0 SAC: 0 DP: 3 HBP: 0	WP: 1 PB: 0 SB: 1 CS: 0	PA: 35																				
<b>PITCHER</b>	IP	WLS	BF	H	R	ER	SO	BB	IBB	HBP	BLK	WP	HR	S	P	ERA	WHIP	<b>PITCHER</b>								IP	WLS	BF	H	R	ER	SO	BB	IBB	HBP	BLK	WP	HR	S	P	ERA	WHIP
Bob Buhl, R (1, 1) ERA: 3.48	7.0		28	6	3	2	2	4	0	0	0	1	1	28	44	2.57	1.429																									
Lindy McDaniel, R (8, 1) ERA: 3.28	2.0	W	7	1	0	0	0	0	0	0	0	0	0	7	7	0.00	0.500																									

Batter	1	2	3	4	5	6	7	8	9	AB	R	H	RBI	BB	SO	LOB	BOTTOM																									
Lou Brock, L (1, 9) OBP: 0.317, SLG: 0.416	5-3									5	1	2	0	0	0	0	Houston Colt 45's @ Chicago Cubs Wrigley Field, Chicago, IL Sun Sep 01 1963, 3:33 AM CDT Att: 14,083 - Cloudy - 71 F																									
Andra Rodgers, R (1, 6) OBP: 0.314, SLG: 0.286				3B						4	1	2	0	1	0	2																										
Ellis Burton, S (1, 8) OBP: 0.318, SLG: 0.432	4-3 1B			5-3						3	1	1	0	2	0	3																										
Ron Santo, R (1, 5) OBP: 0.349, SLG: 0.509	4-3 1-2 2-3			F9						5	1	2	2	0	1	4																										
Billy Williams, L (1, 7) OBP: 0.362, SLG: 0.510	K			K						4	0	1	0	0	1	4																										
Ken Hubbs, R (1, 4) OBP: 0.297, SLG: 0.337				3-1						3	0	1	1	1	1	0																										
14 Ernie Banks, R (1, 3) OBP: 0.293, SLG: 0.411				6-3						4	0	1	0	0	1	4																										
Merritt Ranew, L (1, 2) OBP: 0.375, SLG: 0.492				FC6-4 BB						4	0	0	1	0	1	3																										
Bob Buhl, R (1, 1) OBP: 0.104, SLG: 0.104				FC6-4 1-2 2-3 3-H						3	0	0	0	0	2	2																										
Lindy McDaniel, R (8, 1) OBP: 0.056, SLG: 0.222				FC6-4 1-2						1	0	0	0	0	0	1																										
<b>Inning Stats</b>	R: 0 E: 0 K: 1 S: 6	H: 1 LOB: 2 BB: 1 P: 10	R: 0 E: 0 K: 1 S: 5	H: 0 LOB: 0 BB: 0 P: 5	R: 0 E: 0 K: 1 S: 6	H: 1 LOB: 0 BB: 0 P: 6	R: 0 E: 0 K: 1 S: 5	H: 0 LOB: 0 BB: 1 P: 9	R: 0 E: 0 K: 1 S: 5	H: 0 LOB: 0 BB: 0 P: 5	R: 3 E: 0 K: 1 S: 10	H: 5 LOB: 2 BB: 0 P: 10	R: 0 E: 0 K: 0 S: 3	H: 0 LOB: 2 BB: 2 P: 11	R: 0 E: 0 K: 1 S: 6	H: 1 LOB: 1 BB: 0 P: 6	R: 1 E: 1 K: 0 S: 4	H: 2 LOB: 2 BB: 0 P: 4	1B: 8 2B: 1 3B: 1 HR: 0	SF: 0 SAC: 0 DP: 0 HBP: 0	WP: 0 PB: 0 SB: 0 CS: 0	PA: 40																				
<b>PITCHER</b>	IP	WLS	BF	H	R	ER	SO	BB	IBB	HBP	BLK	WP	HR	S	P	ERA	WHIP	<b>PITCHER</b>								IP	WLS	BF	H	R	ER	SO	BB	IBB	HBP	BLK	WP	HR	S	P	ERA	WHIP
Don Nottebart, R (1, 1) ERA: 3.24	5.0		24	7	3	3	5	2	0	0	0	0	0	32	40	5.40	1.800																									
Jim Umbricht, R (6, 1) ERA: 2.87	2.0		8	0	0	0	1	2	0	0	0	0	0	8	16	0.00	1.000																									
Don McMahon, R (8, 1) ERA: 4.06	1.1	L	8	3	1	1	1	0	0	0	0	0	0	10	10	6.75	2.250																									





Batter	1	2	3	4	5	6	7	8	9	AB	R	H	RBI	BB	SO	LOB	TOP					
<b>Ernie Fazio, R</b> OBP: 0.270, SLG: 0.274 (1, 4)										4	0	1	1	0	3	1	<b>Houston Colt 45's @ Los Angeles Dodgers</b> <b>Dodger Stadium, Los Angeles, CA</b> Mon Sep 02 1963, 3:33 AM PDT Unknown <a href="http://livebaseballscorecards.com">livebaseballscorecards.com</a>					
<b>Rusty Staub, L</b> OBP: 0.300, SLG: 0.292 (1, 3)										4	0	1	0	0	0	1						
<b>Jimmy Wynn, R</b> OBP: 0.325, SLG: 0.366 (1, 7)										4	1	1	0	0	1	1						
<b>Hal Smith, R</b> OBP: 0.341, SLG: 0.317 <b>John Bateman, R</b> OBP: 0.246, SLG: 0.351 (4, PH) (4, 2)										1	0	0	0	0	0	0						
<b>Carl Warwick, R</b> OBP: 0.323, SLG: 0.342 (1, 9)										4	0	1	1	0	3	2						
<b>Howie Goss, R</b> OBP: 0.259, SLG: 0.332 (1, 8)										4	0	0	0	0	1	2						
<b>Bob Aspromonte, R</b> OBP: 0.252, SLG: 0.276 (1, 5)										4	1	1	1	0	0	0						
<b>Bob Lillis, R</b> OBP: 0.223, SLG: 0.229 (1, 6)										4	1	1	0	0	0	1						
<b>Turk Farrell, R</b> OBP: 0.214, SLG: 0.192 <b>Don McMahon, R</b> OBP: 0.167, SLG: 0.162 <b>Johnny Weekley, R</b> OBP: 0.212, SLG: 0.258 <b>Dick Drott, R</b> OBP: 0.105, SLG: 0.105 <b>Pete Runnels, L</b> OBP: 0.319, SLG: 0.281 (1, 1) (4, 1) (5, PH) (5, 1) (9, PH)										1	0	0	0	0	1	1						
<b>Inning Stats</b>	R: 0 E: 0 K: 2 S: 9	H: 0 LOB: 0 BB: 0 P: 14	R: 0 E: 0 K: 2 S: 8	H: 0 LOB: 0 BB: 0 P: 11	R: 0 E: 1 K: 2 S: 9	H: 0 LOB: 1 BB: 0 P: 12	R: 1 E: 0 K: 1 S: 15	H: 2 LOB: 1 BB: 0 P: 21	R: 1 E: 0 K: 0 S: 9	H: 2 LOB: 1 BB: 0 P: 12	R: 0 E: 0 K: 1 S: 13	H: 1 LOB: 1 BB: 0 P: 16	R: 1 E: 0 K: 2 S: 8	H: 1 LOB: 0 BB: 0 P: 11	R: 0 E: 0 K: 2 S: 11	H: 1 LOB: 1 BB: 0 P: 12		R: 0 E: 1 K: 1 S: 10	H: 0 LOB: 1 BB: 0 P: 16	1B: 5 2B: 1 3B: 0 HR: 1	SF: 0 SAC: 0 DP: 0 HBP: 0	WP: 0 PB: 0 SB: 1 CS: 0
<b>PITCHER</b> <b>Sandy Koufax, L</b> ERA: 1.97 (1, 1)	IP: 9.0 WLS: W BF: 36 H: 7 R: 3 ER: 3 SO: 13 BB: 0 IBB: 0 HBP: 0 BLK: 0 WP: 0 HR: 1 S: 92 P: 125 ERA: 3.00 WHIP: 0.778															<b>PITCHER</b> IP: WLS: BF: H: R: ER: SO: BB: IBB: HBP: BLK: WP: HR: S: P: ERA: WHIP						

Batter	1	2	3	4	5	6	7	8	9	AB	R	H	RBI	BB	SO	LOB	BOTTOM			
<b>Jim Gilliam, S</b> OBP: 0.356, SLG: 0.388 <b>Ken McMullen, R</b> OBP: 0.266, SLG: 0.330 (1, 4) (8, 5)										2	2	1	0	2	0	0	<b>Houston Colt 45's @ Los Angeles Dodgers</b> <b>Dodger Stadium, Los Angeles, CA</b> Mon Sep 02 1963, 3:33 AM PDT Unknown <a href="http://livebaseballscorecards.com">livebaseballscorecards.com</a>			
<b>Wally Moon, L</b> OBP: 0.344, SLG: 0.396 <b>Mary Breeding, R</b> OBP: 0.288, SLG: 0.324 (1, 7) (7, PR) (8, 4)										4	0	1	1	0	0	2				
<b>Tommy Davis, R</b> OBP: 0.359, SLG: 0.453 (1, 5) (8, 7)										4	1	2	1	0	0	2				
<b>Ron Fairly, L</b> OBP: 0.351, SLG: 0.404 (1, 3)										2	1	1	1	2	0	1				
<b>Frank Howard, R</b> OBP: 0.325, SLG: 0.511 (1, 9)										4	1	1	0	0	2	5				
<b>John Roseboro, L</b> OBP: 0.300, SLG: 0.352 <b>Doug Camilli, R</b> OBP: 0.236, SLG: 0.294 (1, 2) (9, 2)										3	1	1	1	0	1	2				
<b>Willie Davis, L</b> OBP: 0.264, SLG: 0.360 (1, 8)										3	1	1	2	0	1	0				
<b>Dick Tracewski, R</b> OBP: 0.294, SLG: 0.267 (1, 6)										4	0	2	1	0	1	0				
<b>Sandy Koufax, R</b> OBP: 0.111, SLG: 0.087 (1, 1)										4	0	0	0	0	3	1				
<b>Inning Stats</b>	R: 1 E: 0 K: 1 S: 16	H: 1 LOB: 1 BB: 1 P: 28	R: 0 E: 0 K: 2 S: 8	H: 0 LOB: 0 BB: 0 P: 8	R: 0 E: 0 K: 1 S: 8	H: 0 LOB: 0 BB: 0 P: 11	R: 4 E: 0 K: 1 S: 17	H: 5 LOB: 0 BB: 0 P: 22	R: 0 E: 0 K: 1 S: 12	H: 0 LOB: 2 BB: 2 P: 26	R: 1 E: 0 K: 0 S: 7	H: 2 LOB: 0 BB: 0 P: 12	R: 1 E: 0 K: 1 S: 16	H: 2 LOB: 2 BB: 1 P: 27	R: 0 E: 0 K: 1 S: 5	H: 0 LOB: 0 BB: 0 P: 7		1B: 5 2B: 3 3B: 2 HR: 0	SF: 2 SAC: 0 DP: 0 HBP: 0	WP: 0 PB: 0 SB: 1 CS: 1
<b>PITCHER</b> <b>Turk Farrell, R</b> ERA: 3.28 <b>Don McMahon, R</b> ERA: 4.02 <b>Dick Drott, R</b> ERA: 3.86 (1, 1) (4, 1) (5, 1)	IP: 3.1 WLS: L BF: 16 H: 5 R: 1 ER: 0 SO: 4 BB: 0 IBB: 0 HBP: 0 BLK: 0 WP: 0 HR: 0 S: 45 P: 63 ERA: 13.50 WHIP: 1.800															<b>PITCHER</b> IP: WLS: BF: H: R: ER: SO: BB: IBB: HBP: BLK: WP: HR: S: P: ERA: WHIP				



Batter	1	2	3	4	5	6	7	8	9	AB	R	H	RBI	BB	SO	LOB	TOP				
<b>Ernie Fazio, R</b> OBP: 0.270, SLG: 0.278 (1, 4)										4	1	1	0	0	0	3	<b>Houston Colt 45's @ Los Angeles Dodgers</b> <b>Dodger Stadium, Los Angeles, CA</b> Mon Sep 02 1963, 3:38 AM PDT Att: 39,378 - Unknown - 77 F <a href="http://livebaseballscorecards.com">livebaseballscorecards.com</a>				
<b>Rusty Staub, L</b> OBP: 0.299, SLG: 0.292 (1, 3)										4	0	1	0	0	0	1					
<b>Jimmy Wynn, R</b> OBP: 0.324, SLG: 0.366 (1, 7)										3	0	1	1	0	1	1					
<b>John Bateman, R</b> OBP: 0.247, SLG: 0.350 <b>Dave Adlesh, R</b> (5, 2)										1	0	0	0	0	0	1					
<b>Carl Warwick, R</b> OBP: 0.320, SLG: 0.339 (1, 8)										4	0	0	0	0	0	3					
<b>Johnny Weekley, R</b> OBP: 0.216, SLG: 0.257 (1, 9)										4	0	1	0	0	0	1					
<b>Bob Aspromonte, R</b> OBP: 0.255, SLG: 0.276 (1, 5)										3	0	1	0	1	1	0					
<b>Bob Lillis, R</b> OBP: 0.223, SLG: 0.227 (1, 6)										3	0	0	0	1	0	3					
<b>Chris Zachary, L</b> <b>Jim Umbricht, R</b> <b>Bob Bruce, R</b> <b>Don McMahon, R</b> <b>Howie Goss, R</b>										0	0	0	0	0	0	0					
<b>Inning Stats</b>	R: 1 E: 0 K: 0 S: 9	H: 1 LOB: 1 BB: 0 P: 18	R: 0 E: 0 K: 0 S: 6	H: 0 LOB: 0 BB: 0 P: 8	R: 0 E: 0 K: 0 S: 8	H: 0 LOB: 0 BB: 0 P: 10	R: 0 E: 0 K: 2 S: 6	H: 1 LOB: 1 BB: 1 P: 9	R: 0 E: 0 K: 1 S: 10	H: 1 LOB: 2 BB: 1 P: 16	R: 0 E: 0 K: 0 S: 8	H: 1 LOB: 2 BB: 1 P: 14	R: 0 E: 0 K: 1 S: 9	H: 0 LOB: 0 BB: 0 P: 13	R: 0 E: 0 K: 0 S: 10	H: 1 LOB: 2 BB: 1 P: 19	1B: 4 2B: 1 3B: 0 HR: 0	SF: 1 SAC: 0 DP: 0 HBP: 1	WP: 1 PB: 0 SB: 1 CS: 0	PA: 36	
<b>PITCHER</b>	IP	WLS	BF	H	R	ER	SO	BB	IBB	HBP	BLK	WP	HR	S	P	ERA	WHIP				
<b>Johnny Podres, L</b> ERA: 3.28	(1, 1)	7.0	W	28	4	1	1	3	2	0	1	0	0	56	92	1.29	0.857				
<b>Ron Perranoski, L</b> ERA: 1.63	(8, 1)	2.0	S	8	1	0	0	1	1	0	0	0	0	19	32	0.00	1.000				

Batter	1	2	3	4	5	6	7	8	9	AB	R	H	RBI	BB	SO	LOB	BOTTOM				
<b>Jim Gilliam, S</b> OBP: 0.359, SLG: 0.388 (1, 4)										3	1	1	0	2	0	0	<b>Houston Colt 45's @ Los Angeles Dodgers</b> <b>Dodger Stadium, Los Angeles, CA</b> Mon Sep 02 1963, 3:38 AM PDT Att: 39,378 - Unknown - 77 F <a href="http://livebaseballscorecards.com">livebaseballscorecards.com</a>				
<b>Wally Moon, L</b> OBP: 0.340, SLG: 0.392 <b>Mary Breeding, R</b> OBP: 0.288, SLG: 0.324 (1, 7)										3	0	0	1	0	1	2					
<b>Tommy Davis, R</b> OBP: 0.359, SLG: 0.453 (7, 7)										4	1	1	1	0	1	2					
<b>Ron Fairly, L</b> OBP: 0.348, SLG: 0.400 (1, 3)										4	0	0	0	0	0	1					
<b>Frank Howard, R</b> OBP: 0.329, SLG: 0.514 (1, 9)										4	3	3	1	0	1	0					
<b>John Roseboro, L</b> OBP: 0.302, SLG: 0.363 (1, 2)										4	1	2	3	0	0	2					
<b>Willie Davis, L</b> OBP: 0.268, SLG: 0.364 (1, 8)										4	0	3	1	0	0	1					
<b>Dick Tracewski, R</b> OBP: 0.289, SLG: 0.261 (1, 6)										4	0	0	0	0	1	3					
<b>Johnny Podres, L</b> OBP: 0.161, SLG: 0.241 <b>Ron Perranoski, L</b> OBP: 0.182, SLG: 0.100 (8, 1)										2	1	0	0	1	1	1					
<b>Inning Stats</b>	R: 3 E: 0 K: 1 S: 16	H: 3 LOB: 1 BB: 1 P: 31	R: 1 E: 0 K: 0 S: 10	H: 1 LOB: 1 BB: 1 P: 19	R: 0 E: 0 K: 1 S: 12	H: 1 LOB: 2 BB: 0 P: 18	R: 0 E: 0 K: 1 S: 12	H: 0 LOB: 1 BB: 1 P: 19	R: 2 E: 0 K: 0 S: 10	H: 3 LOB: 1 BB: 0 P: 13	R: 0 E: 0 K: 1 S: 8	H: 0 LOB: 0 BB: 0 P: 13	R: 1 E: 0 K: 0 S: 9	H: 2 LOB: 1 BB: 0 P: 13	R: 0 E: 0 K: 2 S: 10	H: 0 LOB: 0 BB: 0 P: 14	1B: 7 2B: 2 3B: 0 HR: 1	SF: 1 SAC: 0 DP: 0 HBP: 0	WP: 1 PB: 1 SB: 1 CS: 0	PA: 37	
<b>PITCHER</b>	IP	WLS	BF	H	R	ER	SO	BB	IBB	HBP	BLK	WP	HR	S	P	ERA	WHIP				
<b>Chris Zachary, R</b> ERA: 5.72	(1, 1)	0.2	L	6	3	3	3	1	0	0	0	0	0	14	29	40.50	6.000				
<b>Jim Umbricht, R</b> ERA: 2.95	(1, 1)	1.1		6	1	1	1	0	1	0	0	0	0	12	21	6.75	1.500				
<b>Bob Bruce, R</b> ERA: 3.59	(3, 1)	3.0		15	4	2	2	2	1	0	0	0	1	34	50	6.00	1.667				
<b>Don McMahon, R</b> ERA: 3.98	(6, 1)	3.0		10	2	1	1	3	0	0	0	0	0	27	40	3.00	0.667				



Batter	1	2	3	4	5	6	7	8	9	10	AB	R	H	RBI	BB	SO	LOB	TOP			
<b>Carl Warwick, R</b> OBP: 0.319, SLG: 0.337 (1, 8)	F8		6-3		F9		L9			SH1-4 1B	5	0	1	0	0	0	0	<b>Houston Colt 45's @ Los Angeles Dodgers</b> Dodger Stadium, Los Angeles, CA Tue Sep 03 1963, 7:05 PM PDT Att: 23,235 - Cloudy - 69 F			
<b>Pete Runnels, L</b> OBP: 0.321, SLG: 0.284 (1, 4)	2-2		6-3		5-3		F7			SH1-4 1B	4	0	2	0	0	0	0				
<b>Hal Woodeshick, R</b> OBP: 0.190, SLG: 0.150 (8, 1)			6-3								0	0	0	0	0	0	0				
<b>Jim Umbricht, R</b> (8, 1)			6-3								0	0	0	0	0	0	0				
<b>Turk Farrell, R</b> OBP: 0.214, SLG: 0.192 (10, 1)	1B										0	0	0	0	0	0	0				
<b>Jimmy Wynn, R</b> OBP: 0.326, SLG: 0.368 (1, 7)	2-3		6-3				K			WP 2B IBB	4	2	1	0	1	2	2				
<b>John Bateman, R</b> OBP: 0.244, SLG: 0.345 (1, 2)							F3			FC 2B	5	0	0	0	0	2	5				
<b>Rusty Staub, L</b> OBP: 0.304, SLG: 0.298 (1, 3)		1-0			1-3					FC6-4 SH3-4 1B	4	1	3	1	1	0	0				
<b>Johnny Weekly, R</b> OBP: 0.225, SLG: 0.283 (1, 9)	0-1		SH2-3 1B		1-3		1B			SH3-4 2B	3	0	1	1	0	1	2				
<b>Howie Goss, R</b> OBP: 0.258, SLG: 0.331 (10, 8)	1-2						1-3 2-H 1B			K	0	0	0	0	0	0	0				
<b>Bob Aspromonte, R</b> OBP: 0.257, SLG: 0.276 (1, 5)	0-2				L8		F6			FC6-4 IBB	3	0	1	1	1	0	2				
<b>Bob Lillis, R</b> OBP: 0.221, SLG: 0.225 (1, 6)	0-0		F4				F8			FC6-4 IBB	4	0	0	0	0	0	3				
<b>Ken Johnson, R</b> OBP: 0.094, SLG: 0.065 (1, 1)	2-3				L7					F8	3	0	0	0	0	2	1				
<b>Ernie Fazio, R</b> OBP: 0.268, SLG: 0.277 (8, 4)							K				1	0	0	0	0	0	2				
<b>Inning Stats</b>	R: 0 E: 0 K: 2 S: 10	H: 1 LOB: 1 BB: 0 P: 14	R: 1 E: 0 K: 1 S: 11	H: 2 LOB: 1 BB: 0 P: 14	R: 0 E: 0 K: 1 S: 7	H: 1 LOB: 1 BB: 0 P: 7	R: 0 E: 0 K: 0 S: 9	H: 0 LOB: 0 BB: 0 P: 11	R: 0 E: 0 K: 1 S: 6	H: 0 LOB: 0 BB: 0 P: 9	R: 1 E: 0 K: 0 S: 8	H: 2 LOB: 2 BB: 1 P: 13	R: 0 E: 0 K: 1 S: 10	H: 0 LOB: 0 BB: 0 P: 14	R: 0 E: 0 K: 1 S: 7	H: 1 LOB: 2 BB: 1 P: 16	R: 1 E: 0 K: 1 S: 10	H: 2 LOB: 2 BB: 1 P: 18	1B: 7 2B: 2 3B: 0 HR: 0	SF: 0 SAC: 3 DP: 0 HBP: 0	WP: 1 PA: 42
<b>PITCHER</b>	IP	WLS	BF	H	R	ER	SO	BB	IBB	HBP	BLK	WP	HR	S	P	ERA	WHIP				
<b>Don Drysdale, R</b> ERA: 2.72 (1, 1)	8.0		31	6	2	2	6	0	0	0	0	0	0	70	93	2.25	0.750				
<b>Larry Sherry, R</b> ERA: 3.55 (9, 1)	1.2		9	2	1	1	1	0	2	0	0	1	0	12	28	5.40	1.200				
<b>Ron Perranoski, L</b> ERA: 1.82 (10, 1)	0.1	W	2	1	0	0	1	0	0	0	0	0	0	5	6	0.00	3.000				

Batter	1	2	3	4	5	6	7	8	9	10	AB	R	H	RBI	BB	SO	LOB	BOTTOM			
<b>Jim Gilliam, S</b> OBP: 0.361, SLG: 0.389 (1, 4)	F8		F8			FC5-4 1B		FC3-2 BB		1B 1B	4	1	2	0	1	0	0	<b>Houston Colt 45's @ Los Angeles Dodgers</b> Dodger Stadium, Los Angeles, CA Tue Sep 03 1963, 7:05 PM PDT Att: 23,235 - Cloudy - 69 F			
<b>Wally Moon, L</b> OBP: 0.337, SLG: 0.390 (1, 7)	5-3 1B				1-3		K			SF8	4	0	1	1	0	1	5				
<b>Tommy Davis, R</b> OBP: 0.357, SLG: 0.451 (1, 5)	5-3				F6		FC5-4			SF8	4	0	1	2	0	0	3				
<b>Ron Fairly, L</b> OBP: 0.345, SLG: 0.396 (1, 3)	K				F5		F5			G3	4	0	0	0	0	1	3				
<b>Frank Howard, R</b> OBP: 0.326, SLG: 0.508 (1, 9)			K			K		5-3		K	4	0	0	0	0	3	0				
<b>John Roseboro, L</b> OBP: 0.300, SLG: 0.360 (1, 2)			F8			F6		3-1		F7	4	0	0	0	0	0	0				
<b>Willie Davis, L</b> OBP: 0.268, SLG: 0.363 (1, 8)			G3			F5				4-3	4	1	1	0	0	0	0				
<b>Dick Tracewski, R</b> OBP: 0.291, SLG: 0.263 (1, 6)					F3						2	0	1	0	0	0	0				
<b>Lee Walls, R</b> OBP: 0.273, SLG: 0.319 (8, PH)											1	0	1	0	0	0	0				
<b>Mary Breeding, R</b> OBP: 0.288, SLG: 0.324 (9, 6)											0	0	0	0	0	0	0				
<b>Al Ferrara, R</b> OBP: 0.293, SLG: 0.257 (10, PH)											1	0	0	0	0	1	0				
<b>Don Drysdale, R</b> ERA: 2.72, SLG: 0.190 (1, 1)	7.0		24	3	0	0	4	0	0	0	0	0	0	0	0	0	1				
<b>Ken McMullen, R</b> ERA: 3.04, SLG: 0.333 (8, PH)	0.0		3	3	2	2	0	0	0	0	0	0	0	0	0	0	0				
<b>Larry Sherry, R</b> ERA: 2.07, SLG: 0.100 (9, 6)	2.1		9	1	1	1	2	1	0	0	0	0	0	21	32	3.86	0.857				
<b>Ron Perranoski, L</b> ERA: 2.98, SLG: 0.339 (10, 1)	0.1	L	3	2	1	1	0	0	0	0	0	0	0	5	8	27.00	6.000				
<b>Inning Stats</b>	R: 0 E: 0 K: 1 S: 8	H: 1 LOB: 1 BB: 0 P: 15	R: 0 E: 0 K: 1 S: 7	H: 0 LOB: 0 BB: 0 P: 9	R: 0 E: 0 K: 0 S: 9	H: 0 LOB: 0 BB: 0 P: 13	R: 0 E: 0 K: 0 S: 7	H: 0 LOB: 0 BB: 0 P: 10	R: 0 E: 0 K: 1 S: 6	H: 2 LOB: 2 BB: 0 P: 13	R: 0 E: 0 K: 0 S: 5	H: 0 LOB: 0 BB: 0 P: 6	R: 2 E: 0 K: 0 S: 13	H: 3 LOB: 2 BB: 1 P: 21	R: 0 E: 0 K: 1 S: 6	H: 0 LOB: 0 BB: 0 P: 9	R: 2 E: 0 K: 1 S: 13	H: 3 LOB: 1 BB: 0 P: 18	1B: 9 2B: 0 3B: 0 HR: 0	SF: 2 SAC: 0 DP: 0 HBP: 0	WP: 0 PA: 39
<b>PITCHER</b>	IP	WLS	BF	H	R	ER	SO	BB	IBB	HBP	BLK	WP	HR	S	P	ERA	WHIP				
<b>Ken Johnson, R</b> ERA: 3.04 (1, 1)	7.0		24	3	0	0	4	0	0	0	0	0	0	0	0	0.00	0.429				
<b>Hal Woodeshick, L</b> ERA: 2.07 (8, 1)	0.0		3	3	2	2	0	0	0	0	0	0	0	6	8	∞	∞				
<b>Jim Umbricht, R</b> ERA: 2.98 (8, 1)	2.1		9	1	1	1	2	1	0	0	0	0	0	21	32	3.86	0.857				
<b>Turk Farrell, R</b> ERA: 3.32 (10, 1)	0.1	L	3	2	1	1	0	0	0	0	0	0	0	5	8	27.00	6.000				



Batter	1	2	3	4	5	6	7	8	9	AB	R	H	RBI	BB	SO	LOB	TOP		
<b>Carl Warwick, R</b> OBP: 0.318, SLG: 0.336 (1,8)	1-3		SH5-3 1B		1-3		F5		F8	5	0	1	1	0	0	1			
<b>Pete Runnels, L</b> OBP: 0.321, SLG: 0.287 (1,4)	4-3		SH5-3		E7 2B			F7		3	0	1	0	0	0	0			
<b>Jimmy Wynn, R</b> OBP: 0.320, SLG: 0.363 (1,7)	F5		SF8		6-3			F9		3	0	0	1	0	0	1			
<b>Rusty Staub, L</b> OBP: 0.306, SLG: 0.299 (1,3)		G3			F5				E 1B	3	0	1	0	1	0	1			
<b>John Bateman, R</b> OBP: 0.244, SLG: 0.342 (1,2)		BB				F2			F7	3	0	0	0	1	1	3			
<b>Johnny Weekly, R</b> OBP: 0.250, SLG: 0.268 (1,9)	F7				G6-4-3 BB 1B				F8	3	0	1	0	1	0	1			
<b>Bob Aspromonte, R</b> OBP: 0.295, SLG: 0.274 (1,5)	5-3				G6-4-3				K	4	0	0	0	0	1	3			
<b>Bob Lillis, R</b> OBP: 0.226, SLG: 0.235 (1,6)					1B 2B				1B 2B	4	2	3	0	0	0	0			
<b>Dick Drott, R</b> OBP: 0.143, SLG: 0.143 (1,1)										2	1	1	0	0	0	1			
<b>Don McMahon, R</b> OBP: 0.214, SLG: 0.167 (5,1)										1	0	0	0	0	0	0			
<b>Ernie Fazio, R</b> OBP: 0.272, SLG: 0.280 (9, PH)										1	0	1	1	0	0	0			
<b>Inning Stats</b>	R: 0 E: 0 K: 0 S: 3	H: 0 LOB: 0 BB: 0 P: 3	R: 0 E: 0 K: 0 S: 3	H: 0 LOB: 1 BB: 1 P: 7	R: 2 E: 0 K: 1 S: 8	H: 3 LOB: 2 BB: 1 P: 12	R: 0 E: 0 K: 0 S: 3	H: 1 LOB: 1 BB: 1 P: 7	R: 0 E: 1 K: 0 S: 4	H: 1 LOB: 0 BB: 0 P: 4	R: 0 E: 0 K: 0 S: 3	H: 0 LOB: 0 BB: 0 P: 3	R: 0 E: 1 K: 0 S: 4	H: 1 LOB: 1 BB: 0 P: 4	R: 1 E: 0 K: 1 S: 7	H: 2 LOB: 1 BB: 0 P: 7	1B: 6 2B: 3 3B: 0 HR: 0	SF: 1 SAC: 1 DP: 2 HBP: 0	WP: 0 PA: 37 PB: 0 SB: 0 CS: 0
<b>PITCHER</b> <b>Jack Sanford, R</b> ERA: 3.58 (1,1)	IP: 9.0 WLS: W BF: 37 H: 9 R: 3 ER: 3 SO: 2 BB: 2 IBB: 1 HBP: 0 BLK: 0 WP: 0 HR: 0 S: 38 P: 50 ERA: 3.00 WHIP: 1.222																		

**Houston Colt 45's @ San Francisco Giants**  
Candlestick Park, San Francisco, CA  
Wed Sep 04 1963, 6:33 AM EDT  
Att: 4,559 - Cloudy - 66 F

AB 32  
R 3  
H 9  
RBI 3  
BB 3  
SO 2  
LOB 11



Batter	1	2	3	4	5	6	7	8	9	AB	R	H	RBI	BB	SO	LOB	BOTTOM		
<b>Harvey Kuenn, R</b> OBP: 0.358, SLG: 0.392 (1,9)	G6-4-3 BB	F5			1B HR	F9		F7		4	1	1	0	1	0	3			
<b>Chuck Hillier, L</b> OBP: 0.286, SLG: 0.303 (1,4)	G6-4-3 1-2		F8		HR 1B	F7		F7		5	1	1	0	0	0	1			
<b>Orlando Cepeda, R</b> OBP: 0.361, SLG: 0.539 (1,3)			F2		HR 1B			4-3		5	2	3	3	0	0	0			
<b>Willie McCovey, L</b> OBP: 0.350, SLG: 0.549 (1,7)	F9				1-3 3-H HR	1-3 2-H 1B				4	1	2	2	0	0	1			
<b>Felipe Alou, R</b> OBP: 0.327, SLG: 0.480 (1,8)		F2	F4		S WP 1B	F8				4	1	1	0	0	0	1			
<b>Tom Haller, L</b> OBP: 0.344, SLG: 0.452 (1,2)		BB 2B			G3 WP E BB			4-3		3	1	1	0	1	0	0			
<b>Jim Davenport, R</b> OBP: 0.285, SLG: 0.331 (1,5)		F2			F3 1-3 2-H 1B BB			F9		3	1	0	0	1	0	1			
<b>Jose Pagan, R</b> OBP: 0.274, SLG: 0.283 (1,6)		BB IBB			F7 1-H 3-H 1B					3	0	2	1	1	0	0			
<b>Jack Sanford, R</b> OBP: 0.253, SLG: 0.195 (1,1)					4-3 F4			F9		3	0	0	0	1	0	2			
<b>Inning Stats</b>	R: 0 E: 0 K: 0 S: 3	H: 1 LOB: 1 BB: 1 P: 7	R: 0 E: 0 K: 0 S: 4	H: 1 LOB: 3 BB: 2 P: 12	R: 0 E: 0 K: 0 S: 4	H: 1 LOB: 1 BB: 0 P: 4	R: 0 E: 0 K: 0 S: 3	H: 0 LOB: 0 BB: 0 P: 3	R: 6 E: 0 K: 0 S: 8	H: 5 LOB: 1 BB: 2 P: 16	R: 2 E: 0 K: 0 S: 5	H: 2 LOB: 0 BB: 0 P: 5	R: 0 E: 0 K: 0 S: 4	H: 1 LOB: 1 BB: 0 P: 4	R: 0 E: 0 K: 0 S: 3	H: 0 LOB: 0 BB: 0 P: 3	1B: 8 2B: 1 3B: 0 HR: 2	SF: 0 SAC: 0 DP: 1 HBP: 0	WP: 3 PA: 39 PB: 0 SB: 0 CS: 0
<b>PITCHER</b> <b>Dick Drott, R</b> ERA: 4.26 (1,1)	IP: 4.2 WLS: L BF: 25 H: 7 R: 6 ER: 6 SO: 0 BB: 4 IBB: 1 HBP: 0 BLK: 0 WP: 1 HR: 1 S: 20 P: 40 ERA: 11.57 WHIP: 2.357																		
<b>Don McMahon, R</b> ERA: 4.04 (5,1)	IP: 3.1 WLS: L BF: 14 H: 4 R: 2 ER: 2 SO: 0 BB: 0 IBB: 0 HBP: 0 BLK: 0 WP: 0 HR: 1 S: 14 P: 14 ERA: 5.40 WHIP: 1.200																		

**Houston Colt 45's @ San Francisco Giants**  
Candlestick Park, San Francisco, CA  
Wed Sep 04 1963, 6:33 AM EDT  
Att: 4,559 - Cloudy - 66 F

AB 34  
R 8  
H 11  
RBI 6  
BB 5  
SO 0  
LOB 9





Batter	1	2	3	4	5	6	7	8	9	10	AB	R	H	RBI	BB	SO	LOB	TOP	
Carl Warwick, R OBP: 0.317, SLG: 0.334 (1, 9)	F8		K			BB 4-3 1B	6-3		F2		5	0	1	0	0	1	3		
Pete Runnels, L OBP: 0.319, SLG: 0.284 (1, 4)	FC6-4 BB			F7		4-3		F8		4-3	4	0	0	0	1	0	1		
Jimmy Wynn, R OBP: 0.321, SLG: 0.357 (1, 7)	FC6-4		K			BB		F7		E 1B BB	3	1	0	0	2	1	1		
Rusty Staub, L OBP: 0.309, SLG: 0.297 (1, 3)	4-3									E4 1B HR	2	1	0	0	3	0	2		
John Bateman, R OBP: 0.241, SLG: 0.337 (1, 2)		K		K		K		K		F8	5	0	0	0	0	4	7		
Howie Goss, R OBP: 0.257, SLG: 0.329 (1, 8)		K2-3						K		HR	5	1	1	1	0	3	0		
Bob Aspromonte, R OBP: 0.259, SLG: 0.287 (1, 5)		6-3						2B 1B		HR	5	2	3	3	0	1	0		
Bob Lillis, R OBP: 0.228, SLG: 0.239 (1, 6)			F3							HR	5	0	2	1	0	1	0		
Don Nottebart, R OBP: 0.155, SLG: 0.140 (1, 1)			K							4-3	3	0	0	0	0	2	2		
<b>Inning Stats</b>	R: 0 E: 0 K: 0 S: 3	H: 0 LOB: 1 BB: 7	R: 0 E: 0 K: 2 S: 7	H: 0 LOB: 0 BB: 0 P: 7	R: 0 E: 0 K: 2 S: 7	H: 0 LOB: 1 BB: 1 P: 11	R: 0 E: 0 K: 2 S: 7	H: 1 LOB: 3 BB: 2 P: 14	R: 0 E: 0 K: 1 S: 5	H: 2 LOB: 2 BB: 0 P: 9	R: 0 E: 0 K: 1 S: 5	H: 0 LOB: 1 BB: 1 P: 9	R: 1 E: 0 K: 1 S: 7	H: 2 LOB: 0 BB: 0 P: 7	R: 4 E: 1 K: 0 S: 6	H: 2 LOB: 0 BB: 1 P: 10	1B: 4 2B: 2 3B: 0 HR: 1	SF: 0 SAC: 1 DP: 0 HBP: 0	WP: 0 PA: 44
<b>PITCHER</b>	IP 9.2	WLS L	BF 42	H 6	R 4	ER 1	SO 13	BB 6	IBB 0	HBP 0	BLK 0	WP 0	HR 0	S 62	P 86	ERA 0.93	WHIP 1.241		
Bobby Bolin, R ERA: 3.04 Don Larsen, R ERA: 2.77 (10, 1)	0.1	2	1	1	0	0	0	0	0	0	0	0	0	1	2	2	0.00	3.000	

Houston Colt 45's @ San Francisco Giants  
Candlestick Park, San Francisco, CA  
Thu Sep 05 1963, 6:33 AM EDT  
Att. 5,107 - Cloudy - 69 F

AB	37
R	5
H	7
RBI	5
BB	6
SO	13
LOB	16



Batter	1	2	3	4	5	6	7	8	9	10	AB	R	H	RBI	BB	SO	LOB	BOTTOM	
Harvey Kuenn, R OBP: 0.357, SLG: 0.389 (1, 9)	6-3			4-3		F6					3	0	0	0	1	0	0		
Chuck Hiller, L OBP: 0.264, SLG: 0.299 (1, 4)	G3			F9					F7		4	0	0	0	0	0	2		
Orlando Cepeda, R OBP: 0.359, SLG: 0.534 (1, 3)	F7			5-3					F7		4	0	0	0	0	1	2		
Wille McCovey, L OBP: 0.349, SLG: 0.553 (1, 7)		F3				F9					4	1	1	1	0	1	0		
Felipe Alou, R OBP: 0.327, SLG: 0.476 (1, 8)		F7							F3		4	0	1	0	0	0	0		
Tom Haller, L OBP: 0.346, SLG: 0.464 (1, 2)		F9									4	1	2	1	0	1	0		
Jim Davenport, R OBP: 0.282, SLG: 0.328 (1, 5)			F3			F8			G6-4-3		4	0	0	0	0	0	1		
Jose Pagan, R OBP: 0.275, SLG: 0.283 (1, 6)			K								3	0	1	0	0	2	0		
Bobby Bolin, R OBP: 0.212, SLG: 0.103 Don Larsen, R OBP: 0.182, SLG: 0.182 (10, 1)			3-1								3	0	0	0	0	1	1		
<b>Inning Stats</b>	R: 0 E: 0 K: 0 S: 3	H: 0 LOB: 0 BB: 3	R: 0 E: 0 K: 0 S: 3	H: 0 LOB: 0 BB: 0 P: 3	R: 0 E: 0 K: 1 S: 5	H: 0 LOB: 0 BB: 0 P: 5	R: 1 E: 0 K: 0 S: 4	H: 2 LOB: 0 BB: 0 P: 4	R: 0 E: 0 K: 1 S: 5	H: 0 LOB: 0 BB: 0 P: 5	R: 0 E: 0 K: 0 S: 3	H: 1 LOB: 0 BB: 0 P: 3	R: 0 E: 0 K: 2 S: 8	H: 1 LOB: 2 BB: 1 P: 12	R: 1 E: 0 K: 1 S: 6	H: 1 LOB: 0 BB: 0 P: 6	1B: 3 2B: 0 3B: 0 HR: 2	SF: 0 SAC: 0 DP: 1 HBP: 0	WP: 0 PA: 34
<b>PITCHER</b>	IP 10.0	WLS W	BF 34	H 5	R 2	ER 2	SO 6	BB 1	IBB 0	HBP 0	BLK 0	WP 0	HR 2	S 45	P 49	ERA 1.80	WHIP 0.600		
Don Nottebart, R ERA: 3.15 (1, 1)																			

Houston Colt 45's @ San Francisco Giants  
Candlestick Park, San Francisco, CA  
Thu Sep 05 1963, 6:33 AM EDT  
Att. 5,107 - Cloudy - 69 F

AB	33
R	2
H	5
RBI	2
BB	1
SO	6
LOB	6









Batter	1	2	3	4	5	6	7	8	9	AB R H RBI BB SO LOB	TOP											
<b>Lou Brock, L</b> OBP: 0.315, SLG: 0.405 (1, 9)	4-0 CS BB			0-0 F7		0-0 B2			0-3 K	3 0 0 0 1 1 0	<b>Chicago Cubs @ Houston Colt 45's</b> Colt Stadium, Houston, TX Sat Sep 07 1963, 8:05 PM EDT Att: 4,802 - Cloudy - 76 F											
<b>Andre Rodgers, R</b> OBP: 0.320, SLG: 0.294 (1, 6)	0-3 K			0-0 1B SF8		0-0 F8			0-0 FC3-6 1B	4 1 2 0 0 1 1												
<b>Ellis Burton, S</b> OBP: 0.320, SLG: 0.426 (1, 8)	0-3 K			0-0 1B					0-0 FC3-6	4 0 1 1 0 0 1 1												
<b>Ron Santo, R</b> OBP: 0.350, SLG: 0.516 (1, 5)				0-0 SF8					0-3 K	3 0 1 1 0 1 1												
<b>Billy Williams, L</b> OBP: 0.364, SLG: 0.506 (1, 7)				0-0 G3						3 0 0 0 0 1 2												
<b>Ken Hubbs, R</b> OBP: 0.292, SLG: 0.329 (1, 4)										3 0 0 0 0 2 1												
<b>John Boccabella, R</b> OBP: 0.235, SLG: 0.333 (8, 3)										3 0 0 0 0 1 0												
<b>14 Ernie Banks, R</b> OBP: 0.293, SLG: 0.406 (8, 3)										0 0 0 0 0 0 0												
<b>Merritt Ranew, L</b> OBP: 0.360, SLG: 0.466 (1, 2)										3 0 0 0 0 0 0												
<b>Dick Ellsworth, L</b> OBP: 0.167, SLG: 0.096 (1, 1)										3 0 0 0 0 2 0												
<b>Inning Stats</b>	R: 0 E: 0 K: 2 S: 6	H: 0 LOB: 0 BB: 1 P: 10	R: 0 E: 0 K: 1 S: 5	H: 0 LOB: 0 BB: 0 P: 5	R: 0 E: 0 K: 0 S: 3	H: 2 LOB: 1 BB: 0 P: 3	R: 1 E: 0 K: 0 S: 5	H: 0 LOB: 0 BB: 0 P: 5	R: 0 E: 0 K: 1 S: 5	H: 0 LOB: 0 BB: 0 P: 5	R: 0 E: 0 K: 2 S: 7	H: 0 LOB: 0 BB: 0 P: 7	R: 0 E: 0 K: 2 S: 8	H: 1 LOB: 1 BB: 0 P: 8	R: 0 E: 0 K: 1 S: 7	H: 0 LOB: 0 BB: 0 P: 7	R: 0 E: 0 K: 2 S: 8	H: 1 LOB: 1 BB: 0 P: 8	1B: 3 2B: 2 3B: 0 HR: 0	SF: 1 SAC: 0 DP: 1 HBP: 0	WP: 0 PB: 0 SB: 0 CS: 1	PA: 31
<b>PITCHER</b> <b>Turk Farrell, R</b> ERA: 3.21 (1, 1)	IP: 9.0 WLS: W BF: 31 H: 4 R: 1 ER: 1 SO: 10 BB: 1 IBB: 0 HBP: 0 BLK: 0 WP: 0 HR: 0 S: 50 P: 54 ERA: 1.00 WHIP: 0.556											<b>PITCHER</b>										

AB	29
R	1
H	4
RBI	1
BB	1
SO	10
LOB	6

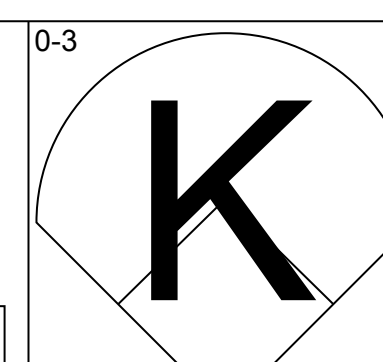
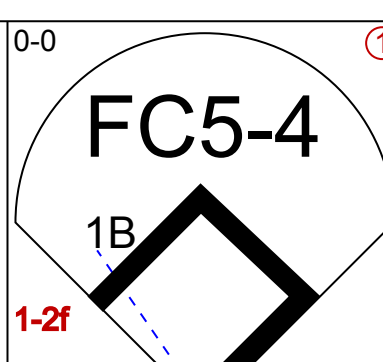
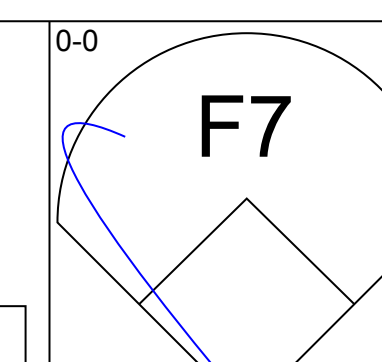
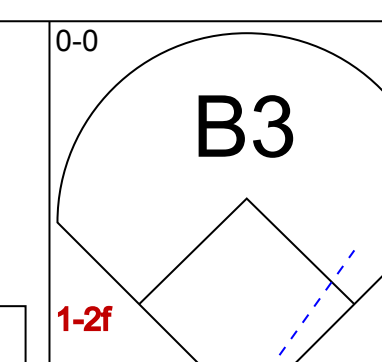
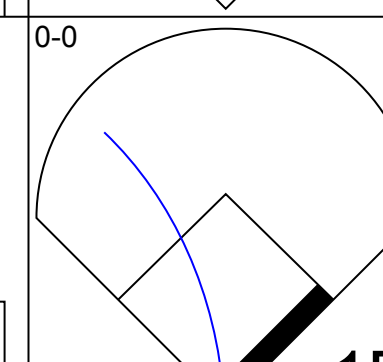
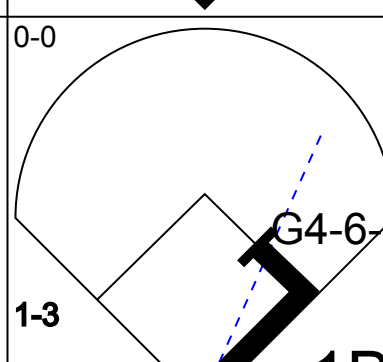
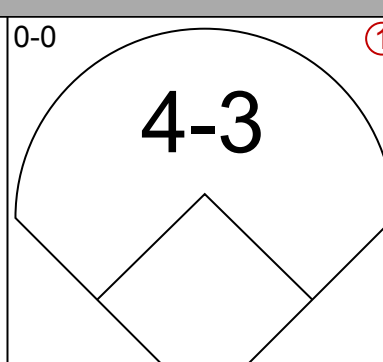
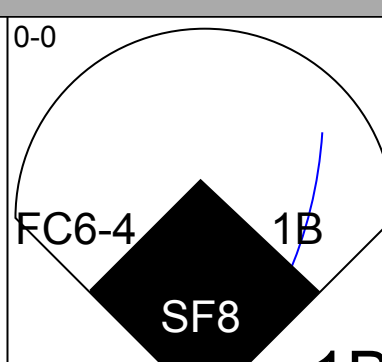
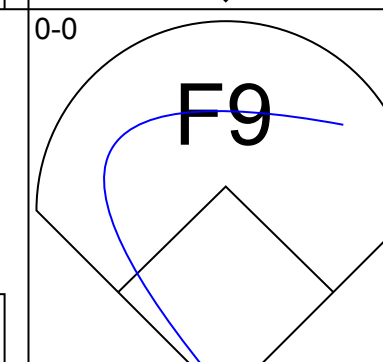
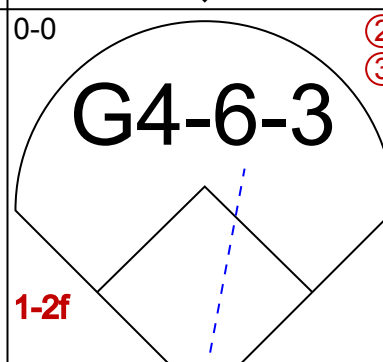
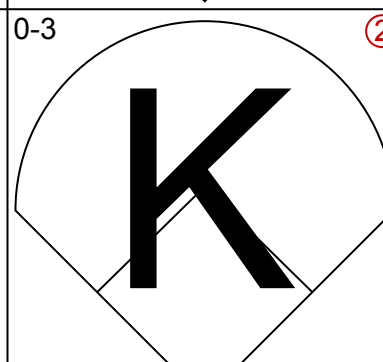
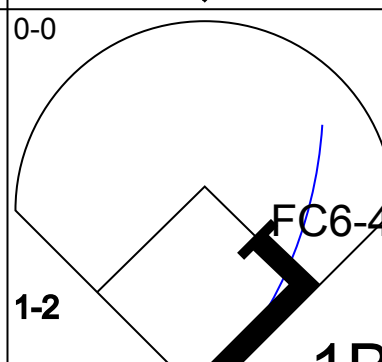
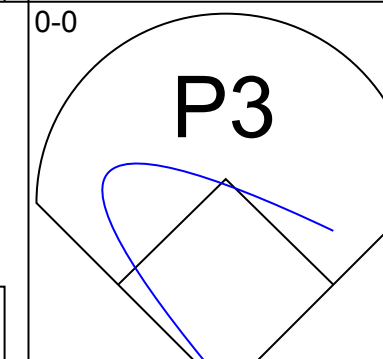
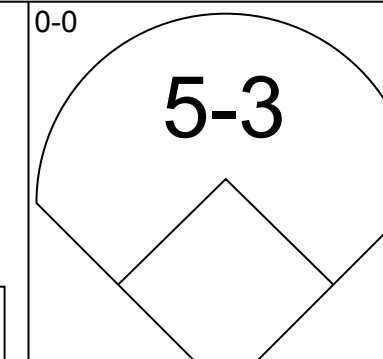
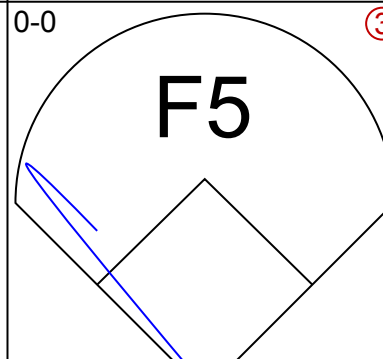
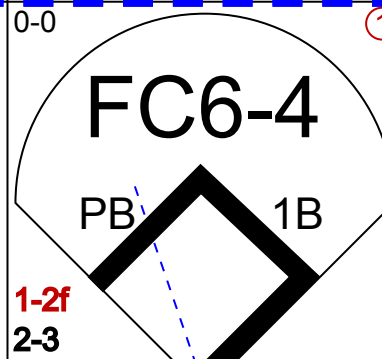
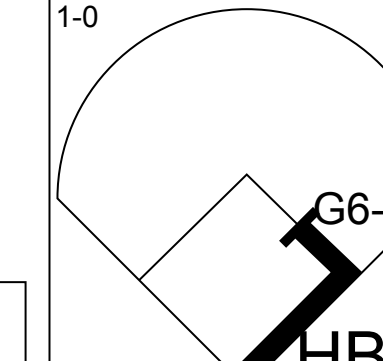
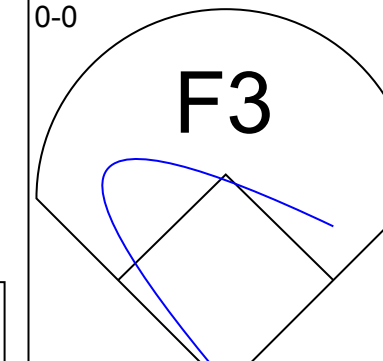
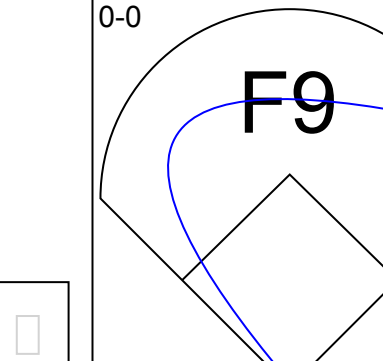
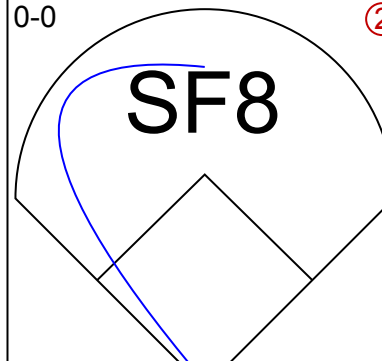
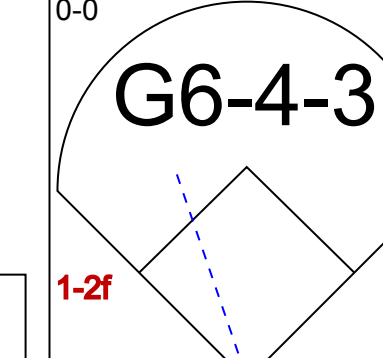
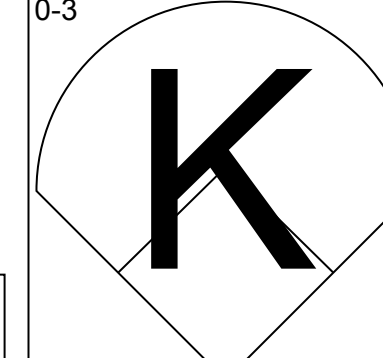
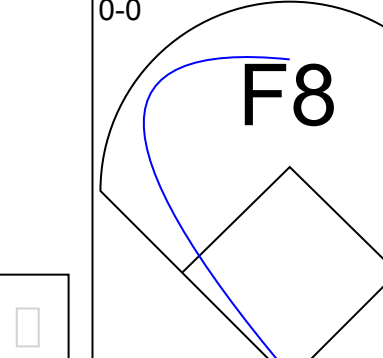
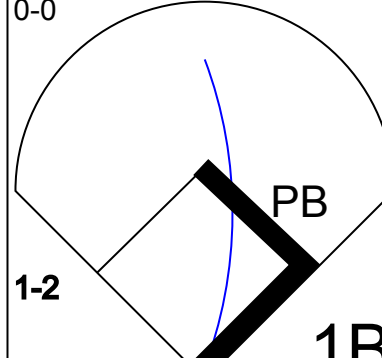
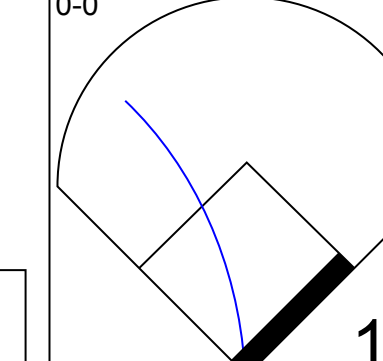
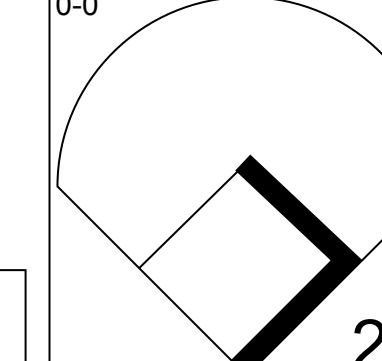
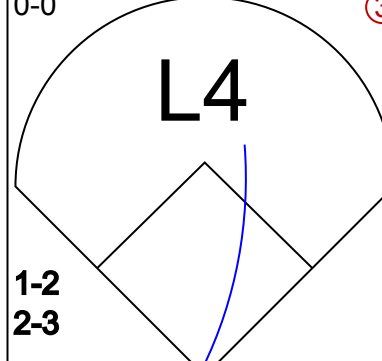
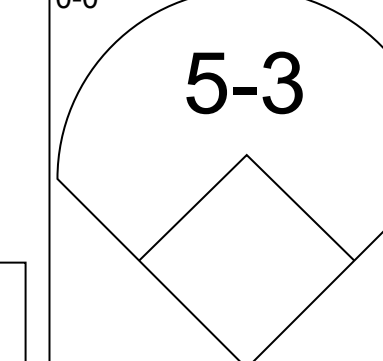
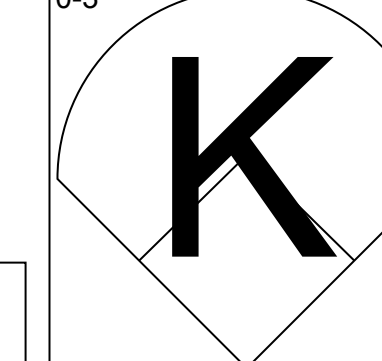
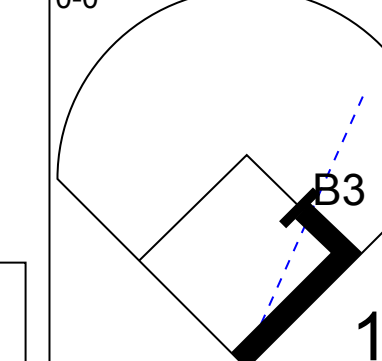
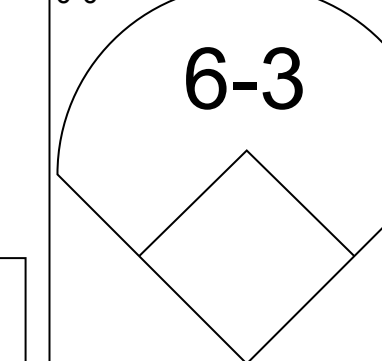
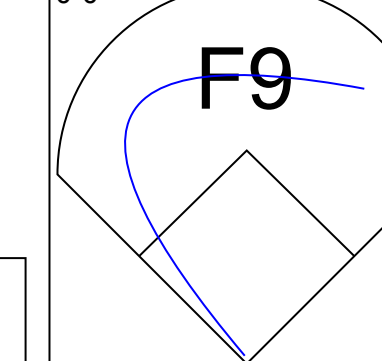


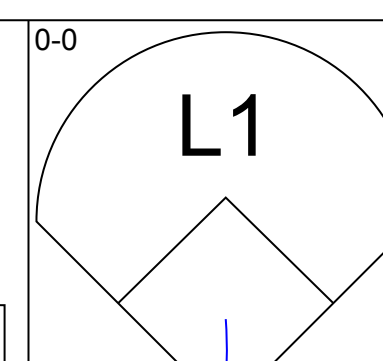
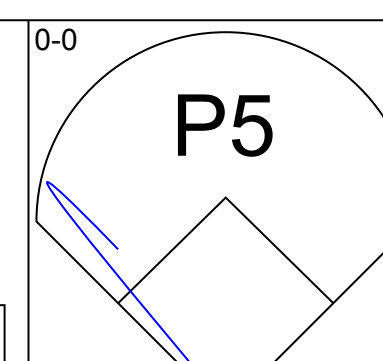
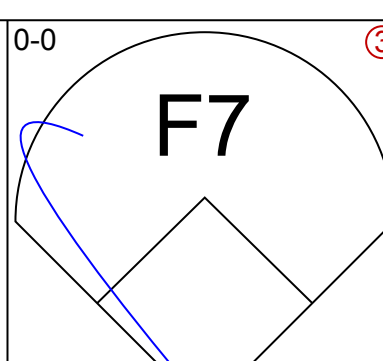
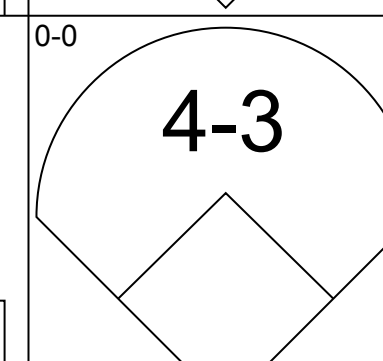
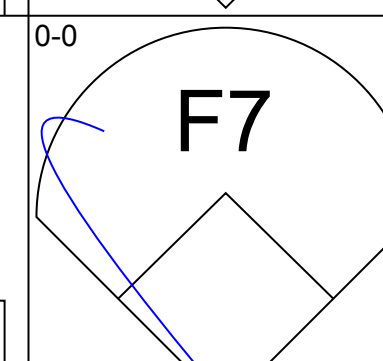
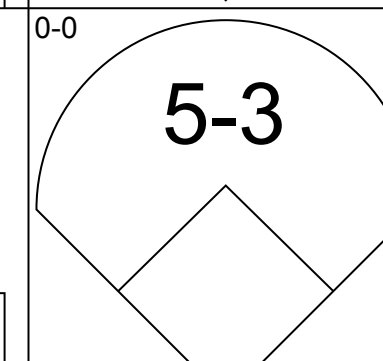
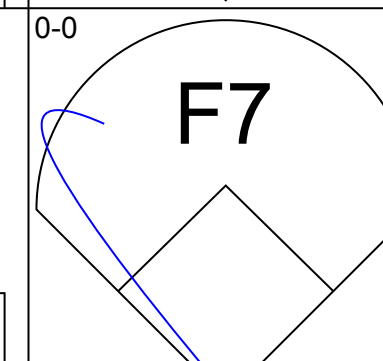
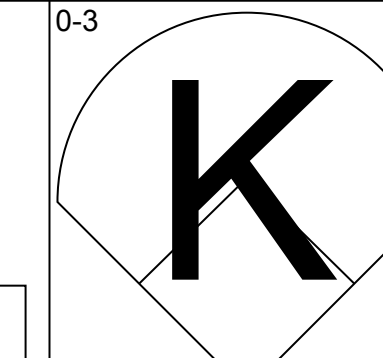
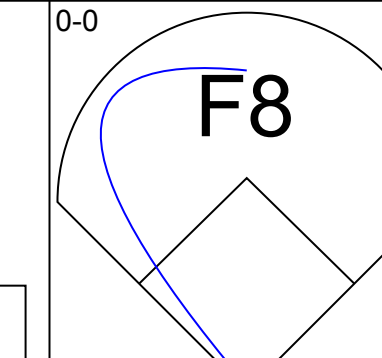
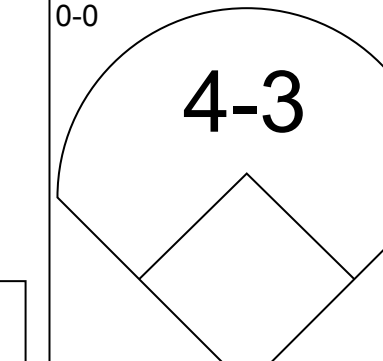
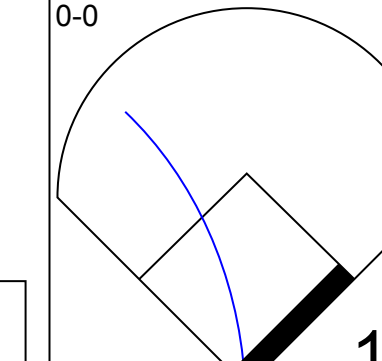
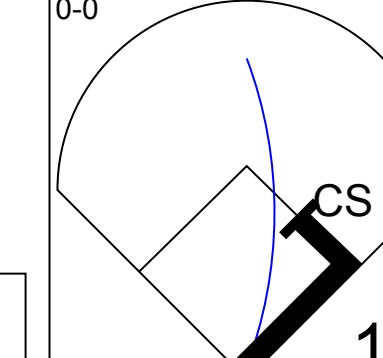
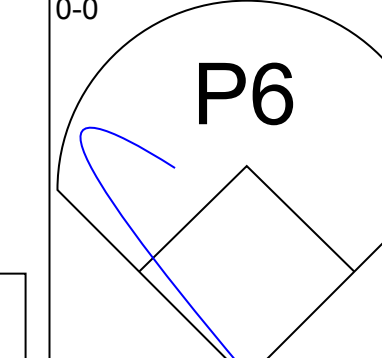
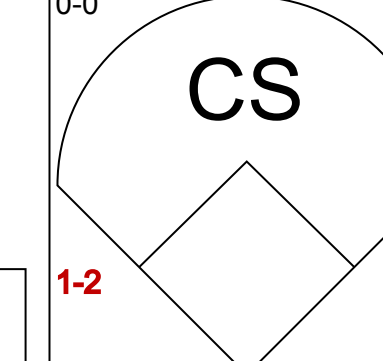
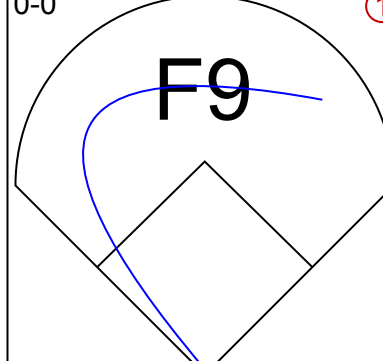
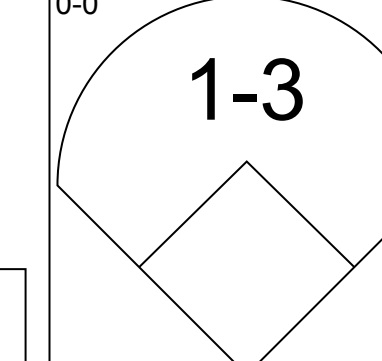
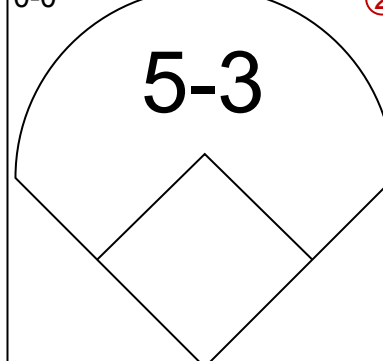
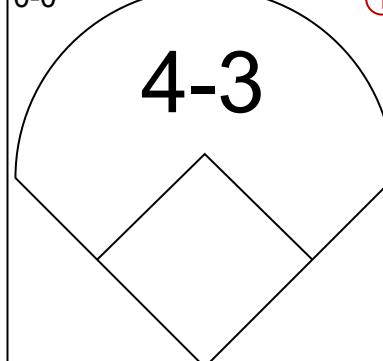
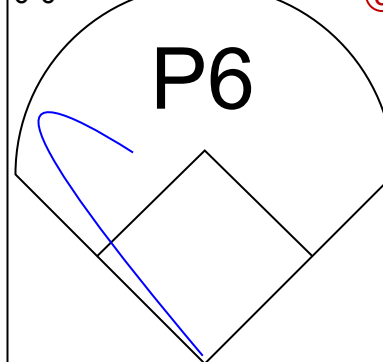
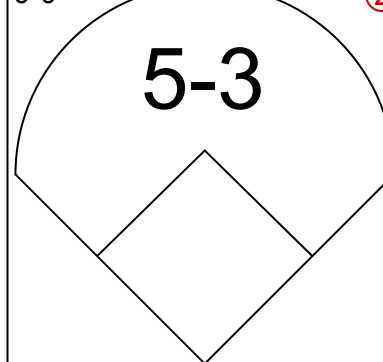
Batter	1	2	3	4	5	6	7	8	9	AB R H RBI BB SO LOB	BOTTOM									
<b>Ernie Fazio, R</b> OBP: 0.271, SLG: 0.276 (1, 4)	0-0 F9								4-0 WP 2B BB	3 1 0 0 1 1 1	<b>Chicago Cubs @ Houston Colt 45's</b> Colt Stadium, Houston, TX Sat Sep 07 1963, 8:05 PM EDT Att: 4,802 - Cloudy - 76 F									
<b>Carl Warwick, R</b> OBP: 0.315, SLG: 0.332 (1, 9)	0-0 G6-4-3 1B								0-3 K	4 0 1 0 0 2 3										
<b>Jimmy Wynn, R</b> OBP: 0.319, SLG: 0.353 (1, 7)	0-0 G6-4-3								0-3 K	4 0 1 0 0 2 4										
<b>Hal Smith, R</b> OBP: 0.346, SLG: 0.333 (1, 2)									4-0 2B IBB	3 0 1 0 1 1 1										
<b>Howie Goss, R</b> OBP: 0.257, SLG: 0.329 (1, 8)									0-0 K	4 0 1 2 0 2 1										
<b>Rusty Staub, L</b> OBP: 0.310, SLG: 0.296 (1, 3)									1-3 2-H 3-H 2B	3 0 0 0 0 2 1										
<b>Bob Aspromonte, R</b> OBP: 0.259, SLG: 0.286 (1, 5)										3 0 0 0 0 1 1										
<b>Bob Lillis, R</b> OBP: 0.227, SLG: 0.236 (1, 6)										2 0 0 0 1 0 0										
<b>Turk Farrell, R</b> OBP: 0.211, SLG: 0.189 (1, 1)										1 0 0 0 0 0 0										
<b>Johnny Weekly, R</b> OBP: 0.281, SLG: 0.279 (9, PH)										1 0 1 0 0 0 0										
<b>Bob Bruce, R</b> OBP: 0.213, SLG: 0.200 (9, PR)										0 1 0 0 0 0 0										
<b>Inning Stats</b>	R: 0 E: 0 K: 0 S: 3	H: 1 LOB: 0 BB: 0 P: 3	R: 0 E: 0 K: 2 S: 8	H: 1 LOB: 1 BB: 0 P: 8	R: 0 E: 0 K: 2 S: 7	H: 0 LOB: 1 BB: 1 P: 11	R: 0 E: 0 K: 3 S: 9	H: 0 LOB: 0 BB: 0 P: 9	R: 0 E: 0 K: 1 S: 5	H: 0 LOB: 0 BB: 0 P: 5	R: 0 E: 0 K: 0 S: 3	H: 0 LOB: 0 BB: 0 P: 3	R: 0 E: 0 K: 0 S: 3	H: 0 LOB: 0 BB: 0 P: 3	R: 2 E: 0 K: 2 S: 8	H: 2 LOB: 3 BB: 2 P: 16	1B: 3 2B: 2 3B: 0 HR: 0	SF: 0 SAC: 1 DP: 2 HBP: 0	WP: 2 PB: 0 SB: 0 CS: 0	PA: 32
<b>PITCHER</b> <b>Dick Ellsworth, L</b> ERA: 2.09 (1, 1)	IP: 8.2 WLS: L BF: 32 H: 5 R: 2 ER: 2 SO: 11 BB: 2 IBB: 1 HBP: 0 BLK: 0 WP: 2 HR: 0 S: 51 P: 63 ERA: 2.08 WHIP: 0.808											<b>PITCHER</b>								

AB	28
R	2
H	5
RBI	2
BB	3
SO	11
LOB	12





Batter	1	2	3	4	5	6	7	8	9	AB	R	H	RBI	BB	SO	LOB	TOP								
<b>Lou Brock, L</b> OBP: 0.313, SLG: 0.402 (1, 9)										4	0	0	0	0	1	3	<b>Chicago Cubs @ Houston Colt 45's</b> Colt Stadium, Houston, TX Sun Sep 08 1963, 8:05 PM EDT Att: 6,533 - Cloudy - 85 F								
<b>Andre Rodgers, R</b> OBP: 0.325, SLG: 0.297 (1, 6)										4	1	3	0	0	0	0									
<b>Billy Williams, L</b> OBP: 0.363, SLG: 0.505 (1, 7)										4	0	1	0	0	1	3									
<b>Ron Santo, R</b> OBP: 0.348, SLG: 0.512 (1, 5)										4	0	0	0	0	0	3									
<b>Ellis Burton, S</b> OBP: 0.319, SLG: 0.423 (1, 8)											2	0	0	1	0	0									
<b>Ken Hubbs, R</b> OBP: 0.291, SLG: 0.328 (1, 4)											4	0	1	0	0	1									
<b>Nelson Mathews, R</b> OBP: 0.233, SLG: 0.279 (8, PR)											0	0	0	0	0	0									
<b>John Boccabella, R</b> OBP: 0.286, SLG: 0.421 (1, 3)										4	0	2	0	0	0	2									
<b>Jimmie Schaffer, R</b> OBP: 0.322, SLG: 0.491 (8, PH)										2	0	0	0	0	1	2									
<b>Merritt Ranew, L</b> OBP: 0.394, SLG: 0.470 (8, 2)										1	0	1	0	0	0	0									
<b>Larry Jackson, R</b> OBP: 0.213, SLG: 0.256 (1, 1)										2	0	1	0	0	0	1									
<b>Jimmy Stewart, S</b> (8, PH)										1	0	0	0	0	0	1									
<b>Don Elston, R</b> (8, 1)										0	0	0	0	0	0	0									
<b>Inning Stats</b>	R: 0 E: 0 K: 1 S: 6	H: 1 LOB: 1 BB: 0 P: 6	R: 0 E: 0 K: 0 S: 3	H: 1 LOB: 1 BB: 0 P: 4	R: 0 E: 0 K: 0 S: 4	H: 2 LOB: 1 BB: 0 P: 4	R: 0 E: 0 K: 1 S: 5	H: 0 LOB: 0 BB: 0 P: 5	R: 0 E: 0 K: 1 S: 6	H: 1 LOB: 1 BB: 0 P: 6	R: 0 E: 0 K: 0 S: 5	H: 0 LOB: 0 BB: 0 P: 5	R: 0 E: 0 K: 0 S: 3	H: 0 LOB: 0 BB: 0 P: 3	R: 0 E: 0 K: 0 S: 3	H: 1 LOB: 0 BB: 0 P: 3	R: 1 E: 0 K: 0 S: 6	H: 3 LOB: 3 BB: 0 P: 6	1B: 8 2B: 2 3B: 0 HR: 0	SF: 1 SAC: 0 DP: 3 HBP: 1	WP: 0 PB: 1 CS: 0 SB: 0	PA: 34			
<b>PITCHER</b>	IP	WLS	BF	H	R	ER	SO	BB	IBB	HBP	BLK	WP	HR	S	P	ERA	WHIP								
<b>Ken Johnson, R</b> ERA: 2.96 (1, 1)	8.0	W	30	8	1	1	4	0	0	1	0	0	0	37	38	1.12	1.000								
<b>Bob Bruce, R</b> ERA: 3.59 (9, 1)	0.0		0	0	0	0	0	0	0	0	0	0	0	0	0	∞	∞								
<b>Hal Woodeshick, L</b> ERA: 2.05 (9, 1)	1.0	S	4	1	0	0	0	0	0	0	0	0	0	4	4	0.00	1.000								

Batter	1	2	3	4	5	6	7	8	9	AB	R	H	RBI	BB	SO	LOB	BOTTOM								
<b>Carl Warwick, R</b> OBP: 0.313, SLG: 0.330 (1, 9)										3	0	0	0	0	0	0	<b>Chicago Cubs @ Houston Colt 45's</b> Colt Stadium, Houston, TX Sun Sep 08 1963, 8:05 PM EDT Att: 6,533 - Cloudy - 85 F								
<b>Pete Runnels, L</b> OBP: 0.323, SLG: 0.288 (1, 4)										3	1	1	0	0	0	0									
<b>Ernie Fazio, R</b> OBP: 0.271, SLG: 0.276 (9, 4)										0	0	0	0	0	0	0									
<b>Jimmy Wynn, R</b> OBP: 0.319, SLG: 0.362 (1, 7)										3	1	1	1	0	0	0									
<b>Hal Smith, R</b> OBP: 0.327, SLG: 0.314 (1, 2)										3	0	0	0	0	2	0									
<b>Rusty Staub, L</b> OBP: 0.311, SLG: 0.296 (1, 3)										3	0	1	0	0	0	0									
<b>Howie Goss, R</b> OBP: 0.258, SLG: 0.329 (1, 8)										3	0	1	0	0	1	1									
<b>Bob Aspromonte, R</b> OBP: 0.257, SLG: 0.284 (1, 5)										3	0	0	0	0	0	1									
<b>Bob Lillis, R</b> OBP: 0.225, SLG: 0.234 (1, 6)										3	0	0	0	0	0	0									
<b>Ken Johnson, R</b> OBP: 0.090, SLG: 0.062 (1, 1)										3	0	0	0	0	0	0									
<b>Bob Bruce, R</b> OBP: 0.213, SLG: 0.200 (9, 1)										0	0	0	0	0	0	0									
<b>Hal Woodeshick, R</b> OBP: 0.190, SLG: 0.150 (9, 1)										0	0	0	0	0	0	0									
<b>Inning Stats</b>	R: 0 E: 0 K: 0 S: 3	H: 0 LOB: 0 BB: 0 P: 3	R: 0 E: 0 K: 1 S: 5	H: 1 LOB: 0 BB: 0 P: 5	R: 0 E: 0 K: 0 S: 3	H: 0 LOB: 0 BB: 0 P: 3	R: 0 E: 0 K: 0 S: 3	H: 0 LOB: 0 BB: 0 P: 3	R: 0 E: 0 K: 0 S: 4	H: 1 LOB: 1 BB: 0 P: 4	R: 0 E: 0 K: 0 S: 3	H: 0 LOB: 0 BB: 0 P: 3	R: 2 E: 0 K: 2 S: 9	H: 2 LOB: 0 BB: 0 P: 9	R: 0 E: 0 K: 0 S: 3	H: 0 LOB: 0 BB: 0 P: 3	R: 0 E: 0 K: 0 S: 3	H: 0 LOB: 0 BB: 0 P: 3	1B: 3 2B: 0 3B: 1 HR: 0	SF: 0 SAC: 0 DP: 0 HBP: 0	WP: 0 PB: 0 CS: 1 SB: 0	PA: 28			
<b>PITCHER</b>	IP	WLS	BF	H	R	ER	SO	BB	IBB	HBP	BLK	WP	HR	S	P	ERA	WHIP								
<b>Larry Jackson, R</b> ERA: 2.41 (1, 1)	7.0	L	24	4	2	2	3	0	0	0	1	0	0	30	30	2.57	0.571								
<b>Don Elston, R</b> ERA: 3.02 (8, 1)	1.0		3	0	0	0	0	0	0	0	0	0	0	3	3	0.00	0.000								

AB	32
R	1
H	9
RBI	1
BB	0
SO	4
LOB	16



AB	27
R	2
H	4
RBI	1
BB	0
SO	3
LOB	2





Batter	1	2	3	4	5	6	7	8	9	AB	R	H	RBI	BB	SO	LOB	TOP			
<b>Ernie Fazio, R</b> OBP: 0.271, SLG: 0.276 (1, 4)	0-0 4-3		0-0 1B		0-0 5-3			0-0 F7		4	0	1	0	0	0	0	<b>Houston Colt 45's @ Philadelphia Phillies</b> Connie Mack Stadium, Philadelphia, PA Tue Sep 10 1963, 7:05 PM EDT Att: 3,645 - Unknown <a href="http://livebaseballscorecards.com">livebaseballscorecards.com</a>			
<b>Carl Warwick, R</b> OBP: 0.315, SLG: 0.334 (1, 9)	3-1 P4		0-3 K			0-0 3B		4-0 BB		3	0	1	0	1	1					
<b>Jimmy Wynn, R</b> OBP: 0.314, SLG: 0.355 (1, 7) (5, 6)	1-0 6-3			2-3 K		0-0 F9		0-0 6-3		4	0	0	0	0	1	2				
<b>John Bateman, R</b> OBP: 0.242, SLG: 0.338 <b>Dave Adlesh, R</b> (4, 2)		2-0 1B		0-0 P4		0-3 K		0-0 5-3		2	0	1	0	0	0	0				
<b>Howie Goss, R</b> OBP: 0.258, SLG: 0.331 (1, 8)		2-3 K		0-0 2B		0-0 F9		0-0 G3		4	0	1	0	0	1	2				
<b>Rusty Staub, L</b> OBP: 0.310, SLG: 0.295 (1, 3)		0-3 K		4-2 BB			0-0 G3		0-3 K		3	0	0	0	1	2				
<b>Bob Aspromonte, R</b> OBP: 0.256, SLG: 0.282 (1, 5)		0-0 P4		0-3 K			0-0 F8			3	0	0	0	0	1	3				
<b>Bob Lillis, R</b> OBP: 0.225, SLG: 0.233 <b>Johnny Weekly, R</b> OBP: 0.250, SLG: 0.267 (5, PH) (5, 7)			0-0 F9		0-0 F3		0-0 F3			1	0	0	0	0	0	0				
<b>Don Nottebart, R</b> OBP: 0.155, SLG: 0.140 <b>Dick Drott, R</b> OBP: 0.130, SLG: 0.130 <b>Johnny Temple, R</b> OBP: 0.345, SLG: 0.319 <b>Don McMahon, R</b> OBP: 0.214, SLG: 0.167 (8, 1)			0-3 K		0-0 4-3			0-0 6-3		0	0	0	0	0	0	0				
<b>Inning Stats</b>	R: 0 E: 0 K: 0 S: 4	H: 0 LOB: 0 BB: 0 P: 8	R: 0 E: 0 K: 2 S: 8	H: 1 LOB: 1 BB: 0 P: 12	R: 0 E: 0 K: 2 S: 8	H: 1 LOB: 1 BB: 0 P: 8	R: 0 E: 0 K: 2 S: 10	H: 1 LOB: 2 BB: 1 P: 16	R: 0 E: 0 K: 1 S: 6	H: 0 LOB: 0 BB: 0 P: 3	R: 0 E: 0 K: 0 S: 3	H: 0 LOB: 0 BB: 0 P: 3	R: 0 E: 0 K: 0 S: 3	H: 0 LOB: 1 BB: 1 P: 7	R: 0 E: 0 K: 1 S: 5	H: 0 LOB: 0 BB: 0 P: 5		1B: 2 2B: 1 3B: 1 HR: 0	SF: 0 SAC: 0 DP: 0 HBP: 0	WP: 0 PB: 0 SB: 0 CS: 0
<b>PITCHER</b> <b>Chris Short, L</b> ERA: 3.21 (1, 1)	IP: 9.0 WLS: W BF: 33 H: 4 R: 0 ER: 0 SO: 8 BB: 2 IBB: 0 HBP: 0 BLK: 0 WP: 0 HR: 0 S: 50 P: 68 ERA: 0.00 WHIP: 0.667											<b>PITCHER</b>	IP: 9.0 WLS: W BF: 33 H: 4 R: 0 ER: 0 SO: 8 BB: 2 IBB: 0 HBP: 0 BLK: 0 WP: 0 HR: 0 S: 50 P: 68 ERA: 0.00 WHIP: 0.667							

Batter	1	2	3	4	5	6	7	8	9	AB	R	H	RBI	BB	SO	LOB	BOTTOM			
<b>Tony Taylor, R</b> OBP: 0.333, SLG: 0.368 <b>Cookie Rojas, R</b> OBP: 0.246, SLG: 0.204 (5, 4)			0-0 L7		0-3 K	0-0 HR		0-0 F2		2	1	0	0	0	0	3	<b>Houston Colt 45's @ Philadelphia Phillies</b> Connie Mack Stadium, Philadelphia, PA Tue Sep 10 1963, 7:05 PM EDT Att: 3,645 - Unknown <a href="http://livebaseballscorecards.com">livebaseballscorecards.com</a>			
<b>Johnny Callison, L</b> OBP: 0.341, SLG: 0.489 (1, 9)	0-3 K	2-2 E	0-0 L7		0-0 PB	1-0 HR		0-0 FC6-4		6	3	4	3	0	1	1				
<b>Wes Covington, L</b> OBP: 0.368, SLG: 0.554 <b>Dick Allen, R</b> OBP: 0.154, SLG: 0.231 (1, 7) (6, 7)	2-0 1B	1-0 E7	0-0 F8		0-3 K	0-0 HR		2-2 FC6-4		4	2	2	1	0	1	1				
<b>Tony Gonzalez, L</b> OBP: 0.388, SLG: 0.457 (1, 8)	1-0 E	1-0 F8		4-1 G3	4-0 BB	1-0 HR		0-2 5-3		4	3	3	2	2	0	1				
<b>Roy Sievers, R</b> OBP: 0.307, SLG: 0.404 <b>Ruben Amaro, R</b> OBP: 0.278, SLG: 0.303 (1, 3) (7, 5)	3-3 K	4-1 1B		0-0 F5	4-0 BB	0-0 L7		0-0 5-3		3	1	0	0	2	1	3				
<b>Clay Dalrymple, L</b> OBP: 0.336, SLG: 0.369 (1, 2)	4-0 E	0-0 1B		4-0 G3	1-2 BB		0-0 4-3		0-0 5-3	4	2	1	1	2	0	4				
<b>Don Hoak, R</b> OBP: 0.273, SLG: 0.317 <b>John Herrnstein, L</b> OBP: 0.182, SLG: 0.100 (1, 5) (7, 3)	0-0 E5	2-1 P6		0-0 G3		0-0 6-3		0-0 F8		4	0	0	0	0	0	5				
<b>Bobby Wine, R</b> OBP: 0.238, SLG: 0.290 (1, 6)	0-0 E6	2-2 1B		0-0 2B		0-0 P6		1-0 HBP		4	0	2	3	0	0	1				
<b>Chris Short, R</b> OBP: 0.093, SLG: 0.130 (1, 1)	0-0 CI	3-2 F9		0-0 1-3		0-0 HR		0-0 F7		4	1	1	0	0	0	5				
<b>Inning Stats</b>	R: 4 E: 3 K: 2 S: 15	H: 2 LOB: 3 BB: 1 P: 29	R: 3 E: 1 K: 0 S: 17	H: 4 LOB: 2 BB: 1 P: 32	R: 0 E: 0 K: 0 S: 3	H: 0 LOB: 0 BB: 0 P: 3	R: 2 E: 0 K: 0 S: 5	H: 1 LOB: 1 BB: 2 P: 13	R: 1 E: 1 K: 2 S: 8	H: 1 LOB: 2 BB: 2 P: 16	R: 5 E: 0 K: 0 S: 8	H: 5 LOB: 0 BB: 0 P: 10	R: 0 E: 0 K: 0 S: 5	H: 1 LOB: 2 BB: 0 P: 7	R: 1 E: 0 K: 0 S: 10	H: 3 LOB: 2 BB: 0 P: 12		1B: 12 2B: 3 3B: 0 HR: 2	SF: 0 SAC: 0 DP: 0 HBP: 2	WP: 0 PB: 1 SB: 2 CS: 0
<b>PITCHER</b> <b>Don Nottebart, R</b> ERA: 3.29 <b>Dick Drott, R</b> ERA: 4.75 <b>Don McMahon, R</b> ERA: 4.11 (8, 1)	IP: 1.0 WLS: L BF: 12 H: 10 R: 9 ER: 8 SO: 2 BB: 5 IBB: 0 HBP: 1 BLK: 0 WP: 0 HR: 0 S: 20 P: 37 ERA: 27.00 WHIP: 4.000											<b>PITCHER</b>	IP: 1.0 WLS: L BF: 12 H: 10 R: 9 ER: 8 SO: 2 BB: 5 IBB: 0 HBP: 1 BLK: 0 WP: 0 HR: 0 S: 20 P: 37 ERA: 27.00 WHIP: 4.000							



Batter	1	2	3	4	5	6	7	8	9	AB	R	H	RBI	BB	SO	LOB	TOP										
<b>Al Spangler, L</b> OBP: 0.356, SLG: 0.390 <b>Johnny Weekly, R</b> OBP: 0.245, SLG: 0.261	0-0 4-3		1-2 4-3			1-1 5-3	1-0 4-3		0-3 K	4	0	0	0	0	0	3											
<b>Pete Runnels, L</b> OBP: 0.326, SLG: 0.293 <b>Ernie Fazio, R</b> OBP: 0.271, SLG: 0.276	2-1 F7			2-1 4-3		2-0 FC5-4 1B		0-0 HR 1B	0-0 1B	5	1	3	0	0	0	0											
<b>Jimmy Wynn, R</b> OBP: 0.311, SLG: 0.366	1-3 K			0-0 G3		1-1 FC5-4 1-2		0-2 HR	0-0 P5	5	1	1	2	0	1	3											
<b>Carl Warwick, R</b> OBP: 0.316, SLG: 0.335		1-2 5-3		0-1 P3				0-0 1B 1B	0-0 1B	4	1	2	0	0	0	0											
<b>Rusty Staub, L</b> OBP: 0.310, SLG: 0.294	1-3 K				1-0 G3			0-0 SH SF7 1B	0-0 F9	4	1	1	0	0	1	1											
<b>John Bateman, R</b> OBP: 0.250, SLG: 0.345	0-1 FC6-4 1B				0-0 0-3 1B			1-0 SH 1B	0-0 1B	4	0	4	1	0	0	0											
<b>Howie Goss, R</b> OBP: 0.256, SLG: 0.328	0-1 FC6-4 1-2				0-1 9-3 1-2			0-0 SH 1-2 2-H 1B	0-0 F9	3	0	0	0	0	0	4											
<b>Bob Lillis, R</b> OBP: 0.223, SLG: 0.232			1-0 F3			0-1 6-3		0-0 SF7	0-0 1-3	3	0	0	1	0	0	2											
<b>Turk Farrell, R</b> OBP: 0.213, SLG: 0.211			0-1 F8			2-1 1B 2B		3-H P5		4	0	1	0	0	0	2											
<b>Inning Stats</b>	R: 0 E: 0 K: 1 S: 6	H: 0 LOB: 0 BB: 0 P: 9	R: 0 E: 0 K: 1 S: 10	H: 1 LOB: 1 BB: 0 P: 12	R: 0 E: 0 K: 0 S: 6	H: 0 LOB: 0 BB: 0 P: 8	R: 0 E: 0 K: 0 S: 5	H: 0 LOB: 0 BB: 0 P: 7	R: 0 E: 0 K: 0 S: 4	H: 1 LOB: 0 BB: 0 P: 5	R: 0 E: 0 K: 0 S: 9	H: 2 LOB: 2 BB: 0 P: 15	R: 2 E: 0 K: 0 S: 7	H: 3 LOB: 2 BB: 0 P: 10	R: 2 E: 0 K: 0 S: 9	H: 4 LOB: 2 BB: 0 P: 9	R: 0 E: 0 K: 1 S: 6	H: 1 LOB: 1 BB: 0 P: 7	1B: 10 2B: 2 3B: 0 HR: 1	SF: 1 SAC: 1 DP: 1 HBP: 0	WP: 0 PA: 39 PB: 0 SB: 0 CS: 0						
<b>PITCHER</b>	IP	WLS	BF	H	R	ER	SO	BB	IBB	HBP	BLK	WP	HR	S	P	ERA	WHIP										
<b>Cal McLish, R</b> ERA: 3.22	(1, 1)	7.0	L	30	9	4	4	2	0	0	0	0	1	51	70	5.14	1.286										
<b>Johnny Klippstein, R</b> ERA: 1.86	(8, 1)	1.0		5	2	0	0	0	0	0	0	0	0	5	5	0.00	2.000										
<b>Jack Baldschun, R</b> ERA: 2.31	(9, 1)	1.0		4	1	0	0	1	0	0	0	0	0	6	7	0.00	1.000										

Houston Colt 45's @ Philadelphia Phillies  
 Connie Mack Stadium, Philadelphia, PA  
 Wed Sep 11, 1963, 7:05 PM EDT  
 Att: 3,412 - Cloudy - 71 F

AB 37  
 R 4  
 H 12  
 RBI 4  
 BB 0  
 SO 3  
 LOB 15



Batter	1	2	3	4	5	6	7	8	9	AB	R	H	RBI	BB	SO	LOB	BOTTOM										
<b>Tony Taylor, R</b> OBP: 0.334, SLG: 0.368	0-1 E6 2B		1-1 E SH1-3 1B		2-2 6-3			4-2 BB		3	2	1	0	1	0	0											
<b>Johnny Callison, L</b> OBP: 0.341, SLG: 0.490	1-2 4-3 1-H 2B		0-1 SH1-3			0-0 F7		2-2 4-3		3	0	1	2	0	0	1											
<b>Wes Covington, L</b> OBP: 0.364, SLG: 0.549 <b>Don Demeter, R</b> OBP: 0.313, SLG: 0.440	0-3 K		0-3 K			0-0 F5		0-3 K		3	0	0	0	0	2	1											
<b>Tony Gonzalez, L</b> OBP: 0.386, SLG: 0.453	2-0 4-3			1-1 4-3		1-3 K		3-2 6-3		4	0	0	0	0	1	1											
<b>Clay Dalrymple, L</b> OBP: 0.335, SLG: 0.368	1-0 F8			0-1 P4			0-1 1-3		0-0 1B	4	0	1	0	0	0	1											
<b>Frank Torre, L</b> OBP: 0.316, SLG: 0.343		1-0 F9		0-0 2B			0-0 6-3		3-2 F5	4	0	1	0	0	0	1											
<b>Don Hoak, R</b> OBP: 0.270, SLG: 0.315		1-3 K		0-1 F8			0-0 F8			3	0	0	0	0	1	1											
<b>Bobby Wine, R</b> OBP: 0.237, SLG: 0.289 <b>Cal Erney, L</b> OBP: 0.167, SLG: 0.222 <b>Ruben Amaro, R</b> OBP: 0.278, SLG: 0.303		0-3 K			0-3 K			2-2 F5		2	0	0	0	0	2	0											
<b>Cal McLish, S</b> OBP: 0.257, SLG: 0.246 <b>Johnny Klippstein, R</b> OBP: 0.334, SLG: 0.038 <b>Roy Sievers, R</b> OBP: 0.338, SLG: 0.403 <b>Jack Baldschun, R</b> ERA: 2.31			3-3 K		0-0 4-3			2-3 K		2	0	0	0	0	1	0											
<b>Inning Stats</b>	R: 1 E: 1 K: 1 S: 16	H: 1 LOB: 1 BB: 0 P: 20	R: 0 E: 0 K: 2 S: 7	H: 0 LOB: 0 BB: 0 P: 9	R: 1 E: 0 K: 2 S: 10	H: 1 LOB: 0 BB: 0 P: 14	R: 0 E: 0 K: 0 S: 7	H: 1 LOB: 1 BB: 0 P: 8	R: 0 E: 0 K: 1 S: 7	H: 0 LOB: 0 BB: 0 P: 9	R: 0 E: 0 K: 1 S: 9	H: 0 LOB: 0 BB: 0 P: 10	R: 0 E: 0 K: 0 S: 4	H: 0 LOB: 0 BB: 0 P: 4	R: 0 E: 0 K: 1 S: 11	H: 0 LOB: 1 BB: 1 P: 21	R: 0 E: 0 K: 1 S: 14	H: 1 LOB: 1 BB: 0 P: 20	1B: 2 2B: 2 3B: 0 HR: 0	SF: 0 SAC: 1 DP: 0 HBP: 0	WP: 0 PA: 33 PB: 0 SB: 2 CS: 0						
<b>PITCHER</b>	IP	WLS	BF	H	R	ER	SO	BB	IBB	HBP	BLK	WP	HR	S	P	ERA	WHIP										
<b>Turk Farrell, R</b> ERA: 3.05	(1, 1)	9.0	W	33	4	2	0	9	1	0	0	0	0	85	115	0.00	0.556										

Houston Colt 45's @ Philadelphia Phillies  
 Connie Mack Stadium, Philadelphia, PA  
 Wed Sep 11, 1963, 7:05 PM EDT  
 Att: 3,412 - Cloudy - 71 F

AB 31  
 R 2  
 H 4  
 RBI 2  
 BB 1  
 SO 9  
 LOB 6





Batter	1	2	3	4	5	6	7	8	9	AB	R	H	RBI	BB	SO	LOB	TOP					
<b>Howie Goss, R</b> (1, 8) OBP: 0.258, SLG: 0.332	0-3 K		0-3 K		1-0 2B			0-0 1B		4	0	2	1	0	2	0	<b>Houston Colt 45's @ Philadelphia Phillies</b> Thu Sep 12 1963, 7:05 PM EDT Att: 2,849 - Cloudy - 81 F Connie Mack Stadium, Philadelphia, PA <a href="http://livebaseballscorecards.com">livebaseballscorecards.com</a>					
<b>Pete Runnels, L</b> (1, 4) OBP: 0.325, SLG: 0.290	4-1 BB		0-0 F8		0-0 F5			1-1 FC3-6		3	0	0	0	1	0	3						
<b>Ernie Fazio, R</b> (8, FR) OBP: 0.271, SLG: 0.276								1-2 FC3-6		0	0	0	0	0	0	0						
<b>Jimmy Wynn, R</b> (1, 5) OBP: 0.306, SLG: 0.359	0-3 K			2-3 K		0-0 F5		1-0 F3		4	0	0	0	0	2	2						
<b>Carl Warwick, R</b> (1, 9) OBP: 0.314, SLG: 0.333	2-2 L7			3-3 K		0-0 L4		1-2 P6		4	0	0	0	0	1	2						
<b>Rusty Staub, L</b> (1, 3) OBP: 0.309, SLG: 0.296		2-0 2B		2-2 3-1		0-2 F9			1-2 G3		4	0	1	0	0	0						
<b>John Bateman, R</b> (1, 2) OBP: 0.247, SLG: 0.342	1-3 K				0-0 5-3			0-0 F8		4	0	0	0	0	1	1						
<b>Johnny Weekly, R</b> (1, 7) OBP: 0.245, SLG: 0.245	0-0 P4				3-2 F7		2-1 6-3		4-1 DI BB		3	0	0	0	1	0						
<b>Bob Lillis, R</b> (1, 6) OBP: 0.226, SLG: 0.237	2-0 P6				0-0 BB		1-1 2B		2-0 F8		3	1	2	0	0	0		1				
<b>Al Spangler, L</b> (9, PH) OBP: 0.355, SLG: 0.389					4-1 2B		0-3 K		1-2 F8		1	0	0	0	0	0		1				
<b>Hal Brown, R</b> (1, 1) OBP: 0.119, SLG: 0.098			1-2 F7							2	0	0	0	1	1	1						
<b>Don McMahon, R</b> (8, 1) OBP: 0.214, SLG: 0.167					1-2 BB					0	0	0	0	0	0	0						
<b>Inning Stats</b>	R: 0 E: 0 K: 2 S: 10	H: 0 LOB: 1 BB: 1 P: 16	R: 0 E: 0 K: 1 S: 6	H: 1 LOB: 1 BB: 0 P: 11	R: 0 E: 0 K: 1 S: 8	H: 0 LOB: 0 BB: 0 P: 9	R: 0 E: 0 K: 2 S: 9	H: 0 LOB: 0 BB: 0 P: 16	R: 1 E: 0 K: 0 S: 8	H: 2 LOB: 2 BB: 1 P: 16	R: 0 E: 0 K: 1 S: 6	H: 0 LOB: 0 BB: 0 P: 6	R: 0 E: 0 K: 1 S: 8	H: 1 LOB: 1 BB: 0 P: 11	R: 0 E: 0 K: 0 S: 8	H: 1 LOB: 1 BB: 1 P: 11	R: 0 E: 0 K: 0 S: 6	H: 0 LOB: 1 BB: 1 P: 13	1B: 2 2B: 3 3B: 0 HR: 0	SF: 0 SAC: 0 DP: 0 HBP: 0	WP: 0 PB: 0 SB: 0 CS: 0	PA: 35
<b>PITCHER</b> <b>Ray Culp, R</b> (1, 1) ERA: 2.73	IP: 9.0 WLS: W BF: 35	H: 5 R: 1 ER: 1 SO: 7	BB: 3 IBB: 0 HBP: 0 BLK: 0	WP: 0 HR: 0 S: 69 P: 109	ERA: 1.00 WHIP: 0.889																	

Batter	1	2	3	4	5	6	7	8	9	AB	R	H	RBI	BB	SO	LOB	BOTTOM			
<b>Tony Taylor, R</b> (1, 4) OBP: 0.334, SLG: 0.372	0-3 K		0-1 6-3		0-0 F8			0-1 HR		4	1	1	1	0	1	1	<b>Houston Colt 45's @ Philadelphia Phillies</b> Thu Sep 12 1963, 7:05 PM EDT Att: 2,849 - Cloudy - 81 F Connie Mack Stadium, Philadelphia, PA <a href="http://livebaseballscorecards.com">livebaseballscorecards.com</a>			
<b>Johnny Callison, L</b> (1, 9) OBP: 0.340, SLG: 0.488	1-2 4-3		2-3 K			0-0 F9		0-0 SH1-3		4	1	1	0	0	1	1				
<b>Wes Covington, L</b> (1, 7) OBP: 0.361, SLG: 0.544	0-3 K				0-0 E4		3-2 4-3		0-0 SH1-3		3	1	0	0	0	1				
<b>Don Demeter, R</b> (7, 7) OBP: 0.313, SLG: 0.440					HR			1-2 1B		0	0	0	0	0	0	0				
<b>Tony Gonzalez, L</b> (1, 8) OBP: 0.386, SLG: 0.454		1-0 L4		0-0 F7		2-1 1B		1-2 F8		4	0	2	1	0	0	1				
<b>Roy Sievers, R</b> (1, 3) OBP: 0.305, SLG: 0.409	0-3 K			2-0 HR		2-0 F8		0-0 F8		4	1	1	2	0	1	2				
<b>Frank Torre, L</b> (9, 3) OBP: 0.316, SLG: 0.343								1-2 F8		0	0	0	0	0	0	0				
<b>Clay Dalrymple, L</b> (1, 2) OBP: 0.336, SLG: 0.371		0-0 1B		0-0 P4			1-2 G3		0-0 1-6-3		4	0	2	0	0	0				
<b>Don Hoak, R</b> (1, 5) OBP: 0.268, SLG: 0.312	0-0 F9			0-0 P6			1-1 G3			3	0	0	0	0	0	2				
<b>Bobby Wine, R</b> (1, 6) OBP: 0.237, SLG: 0.289			3-2 SH2-3		0-0 F7		1-1 F3			3	0	1	0	0	0	1				
<b>Ray Culp, R</b> (1, 1) OBP: 0.182, SLG: 0.159			0-0 SH2-3		0-0 L4		1-1 F7			2	0	0	0	0	0	1				
<b>Inning Stats</b>	R: 0 E: 0 K: 2 S: 10	H: 0 LOB: 0 BB: 0 P: 11	R: 0 E: 0 K: 1 S: 6	H: 1 LOB: 1 BB: 0 P: 7	R: 0 E: 0 K: 1 S: 9	H: 1 LOB: 0 BB: 0 P: 14	R: 2 E: 1 K: 0 S: 5	H: 1 LOB: 0 BB: 0 P: 7	R: 0 E: 0 K: 0 S: 3	H: 0 LOB: 0 BB: 0 P: 3	R: 0 E: 0 K: 0 S: 7	H: 1 LOB: 1 BB: 0 P: 14	R: 0 E: 0 K: 0 S: 11	H: 1 LOB: 1 BB: 0 P: 15	R: 2 E: 0 K: 0 S: 9	H: 3 LOB: 1 BB: 0 P: 10	1B: 5 2B: 1 3B: 0 HR: 2	SF: 0 SAC: 2 DP: 0 HBP: 0	WP: 0 PB: 0 SB: 1 CS: 0	PA: 33
<b>PITCHER</b> <b>Hal Brown, R</b> (1, 1) ERA: 3.43	IP: 7.1 WLS: L BF: 31	H: 8 R: 4 ER: 3 SO: 4	BB: 0 IBB: 0 HBP: 0 BLK: 0	WP: 0 HR: 2 S: 58 P: 79	ERA: 3.68 WHIP: 1.091															
<b>Don McMahon, R</b> (8, 1) ERA: 4.07	IP: 0.2 WLS: L BF: 2	H: 0 R: 0 ER: 0 SO: 0	BB: 0 IBB: 0 HBP: 0 BLK: 0	WP: 0 HR: 0 S: 2 P: 2	ERA: 0.00 WHIP: 0.000															



Batter	1	2	3	4	5	6	7	8	9	AB	R	H	RBI	BB	SO	LOB	TOP					
<b>Howie Goss, R</b> (1, 8) OBP: 0.261, SLG: 0.337										4	0	2	0	0	0	0						
<b>Pete Runnels, L</b> (1, 4) OBP: 0.325, SLG: 0.290										4	0	1	0	0	0	1						
<b>Jimmy Wynn, R</b> (1, 7) OBP: 0.302, SLG: 0.353										4	0	0	0	0	0	2						
<b>Carl Warwick, R</b> (1, 9) OBP: 0.315, SLG: 0.333										3	1	1	0	1	1	2						
<b>Rusty Staub, L</b> (1, 3) OBP: 0.309, SLG: 0.296										4	0	1	0	0	0	3						
<b>John Bateman, R</b> (1, 2) OBP: 0.247, SLG: 0.341										4	0	1	1	0	0	1						
<b>Bob Aspromonte, R</b> (1, 5) OBP: 0.253, SLG: 0.279										4	0	0	0	0	1	3						
<b>Bob Lillis, R</b> (1, 6) OBP: 0.226, SLG: 0.238										3	0	1	0	0	1	0						
<b>Don Nottebart, R</b> (1, 1) OBP: 0.148, SLG: 0.133										3	0	0	0	0	0	1						
<b>Inning Stats</b>	R: 0 E: 0 K: 0 S: 3	H: 1 LOB: 0 BB: 0 P: 3	R: 0 E: 0 K: 0 S: 3	H: 0 LOB: 0 BB: 0 P: 3	R: 0 E: 0 K: 1 S: 5	H: 0 LOB: 0 BB: 0 P: 5	R: 0 E: 0 K: 1 S: 7	H: 2 LOB: 2 BB: 0 P: 7	R: 0 E: 0 K: 0 S: 4	H: 1 LOB: 1 BB: 0 P: 4	R: 0 E: 0 K: 0 S: 3	H: 0 LOB: 0 BB: 0 P: 3	R: 0 E: 0 K: 0 S: 4	H: 1 LOB: 1 BB: 0 P: 4	R: 0 E: 0 K: 0 S: 3	H: 0 LOB: 0 BB: 0 P: 3	R: 1 E: 0 K: 1 S: 7	H: 2 LOB: 2 BB: 1 P: 11	1B: 6 2B: 1 3B: 0 HR: 0	SF: 0 SAC: 0 DP: 1 HBP: 0	WP: 0 PB: 0 SB: 0 CS: 0	PA: 34
<b>PITCHER</b> <b>Roger Craig, R</b> (1, 1) ERA: 3.85	IP: 9.0 WLS: L BF: 34 H: 7 R: 1 ER: 1 SO: 3 BB: 1 IBB: 0 HBP: 0 BLK: 0 WP: 0 HR: 0 S: 39 P: 43 ERA: 1.00 WHIP: 0.889															<b>PITCHER</b>						

Houston Colt 45's @ New York Mets  
Polo Grounds, New York, NY  
Fri Sep 13 1963, 7:05 PM EDT  
Att: 4,886 - Cloudy - 58 F

AB	33
R	1
H	7
RBI	1
BB	1
SO	3
LOB	13



Batter	1	2	3	4	5	6	7	8	9	AB	R	H	RBI	BB	SO	LOB	BOTTOM					
<b>Ed Kranepool, L</b> (1, 9) OBP: 0.262, SLG: 0.294										3	0	1	0	1	1	0						
<b>Joe Hicks, L</b> (1, 7) OBP: 0.292, SLG: 0.385										3	0	0	0	0	0	2						
<b>Duke Snider, L</b> (9, PH) OBP: 0.353, SLG: 0.415										1	0	0	0	0	1	0						
<b>Duke Carmel, L</b> (1, 8) OBP: 0.326, SLG: 0.361										4	0	0	0	0	2	1						
<b>Tim Harkness, L</b> (1, 3) OBP: 0.296, SLG: 0.338										3	0	1	0	0	0	0						
<b>Jim Hickman, R</b> (1, 5) OBP: 0.294, SLG: 0.401										2	0	0	0	1	0	1						
<b>Ted Schreiber, R</b> (1, 4) OBP: 0.245, SLG: 0.167										3	0	0	0	0	1	1						
<b>Chris Cannizzaro, R</b> (1, 2) OBP: 0.304, SLG: 0.318										3	0	0	0	0	0	1						
<b>Al Moran, R</b> (1, 6) OBP: 0.270, SLG: 0.227										3	0	0	0	0	1	0						
<b>Roger Craig, R</b> (1, 1) OBP: 0.153, SLG: 0.090										3	0	0	0	0	1	0						
<b>Inning Stats</b>	R: 0 E: 0 K: 0 S: 2	H: 0 LOB: 0 BB: 1 P: 6	R: 0 E: 0 K: 1 S: 5	H: 0 LOB: 1 BB: 1 P: 9	R: 0 E: 0 K: 1 S: 5	H: 0 LOB: 0 BB: 0 P: 5	R: 0 E: 0 K: 0 S: 4	H: 1 LOB: 1 BB: 0 P: 4	R: 0 E: 0 K: 1 S: 5	H: 0 LOB: 0 BB: 0 P: 5	R: 0 E: 0 K: 1 S: 6	H: 1 LOB: 1 BB: 0 P: 6	R: 0 E: 0 K: 0 S: 3	H: 0 LOB: 0 BB: 0 P: 3	R: 0 E: 0 K: 1 S: 5	H: 0 LOB: 0 BB: 0 P: 5	R: 0 E: 0 K: 2 S: 7	H: 0 LOB: 0 BB: 0 P: 7	1B: 2 2B: 0 3B: 0 HR: 0	SF: 0 SAC: 0 DP: 1 HBP: 0	WP: 0 PB: 0 SB: 0 CS: 0	PA: 30
<b>PITCHER</b> <b>Don Nottebart, R</b> (1, 1) ERA: 3.12	IP: 9.0 WLS: W BF: 30 H: 2 R: 0 ER: 0 SO: 7 BB: 2 IBB: 0 HBP: 0 BLK: 0 WP: 0 HR: 0 S: 42 P: 50 ERA: 0.00 WHIP: 0.444															<b>PITCHER</b>						

Houston Colt 45's @ New York Mets  
Polo Grounds, New York, NY  
Fri Sep 13 1963, 7:05 PM EDT  
Att: 4,886 - Cloudy - 58 F

AB	28
R	0
H	2
RBI	0
BB	2
SO	7
LOB	6





Batter	1	2	3	4	5	6	7	8	9	AB	R	H	RBI	BB	SO	LOB	TOP				
<b>Howie Goss, R</b> OBP: 0.269, SLG: 0.339 (1, 8)	P4		6-3			L7		2B		4	1	1	0	0	0	0	<b>Houston Colt 45's @ New York Mets</b> Polo Grounds, New York, NY Sat Sep 14 1963, 3:33 AM EDT Att: 5,544 - Cloudy - 57 F				
<b>Pete Runnels, L</b> OBP: 0.326, SLG: 0.293 (1, 4)	6-3			HR BB		F7		2B		3	1	1	1	1	0	0					
<b>Jimmy Wynn, R</b> OBP: 0.301, SLG: 0.348 (1, 7)	B1			5-3		F9		IBB		3	0	0	0	1	0	1					
<b>Carl Warwick, R</b> OBP: 0.317, SLG: 0.340 (1, 9)		5-3		HR			1B	4-3		4	1	2	2	0	0	2					
<b>Rusty Staub, L</b> OBP: 0.308, SLG: 0.294 (1, 3)		BB		6-3		P4		G3		3	0	0	0	1	0	1					
<b>John Bateman, R</b> OBP: 0.245, SLG: 0.337 (1, 2)		K		F9		F8		K		4	0	0	0	0	2	2					
<b>Bob Aspromonte, R</b> OBP: 0.253, SLG: 0.286 (1, 5)		F7			1-3		L7	HR		4	1	1	1	0	0	2					
<b>Bob Lillis, R</b> OBP: 0.224, SLG: 0.236 (1, 6)			5-3		1-3			5-3	K2-3	4	0	0	0	0	1	0					
<b>Ken Johnson, R</b> OBP: 0.086, SLG: 0.059 (1, 1)			3-1		K			K		3	0	0	0	0	2	0					
<b>Inning Stats</b>	R: 0 E: 0 K: 0 S: 3	H: 0 LOB: 0 BB: 0 P: 3	R: 0 E: 0 K: 1 S: 5	H: 0 LOB: 1 BB: 1 P: 9	R: 0 E: 0 K: 0 S: 3	H: 0 LOB: 0 BB: 0 P: 3	R: 2 E: 0 K: 0 S: 4	H: 1 LOB: 0 BB: 1 P: 8	R: 0 E: 0 K: 1 S: 5	H: 0 LOB: 0 BB: 0 P: 5	R: 0 E: 0 K: 0 S: 3	H: 1 LOB: 1 BB: 0 P: 4	R: 1 E: 0 K: 2 S: 7	H: 2 LOB: 2 BB: 1 P: 11	R: 1 E: 0 K: 2 S: 8	H: 1 LOB: 0 BB: 0 P: 8	1B: 1 2B: 2 3B: 0 HR: 2	SF: 0 SAC: 0 DP: 0 HBP: 0	WP: 0 PB: 0 SB: 0 CS: 0	PA: 35	
<b>PITCHER</b>	IP	WLS	BF	H	R	ER	SO	BB	IBB	HBP	BLK	WP	HR	S	P	ERA	WHIP				
<b>Carl Willey, R</b> ERA: 2.91 (1, 1)	7.0	L	25	2	2	2	2	2	0	0	0	0	1	27	35	2.57	0.571				
<b>Larry Bearnarth, R</b> ERA: 3.28 (8, 1)	2.0		10	3	2	2	3	0	1	0	0	0	1	15	19	9.00	1.500				

AB	32
R	4
H	5
RBI	4
BB	3
SO	5
LOB	8



Batter	1	2	3	4	5	6	7	8	9	AB	R	H	RBI	BB	SO	LOB	BOTTOM				
<b>Ed Kranepool, L</b> OBP: 0.262, SLG: 0.290 (1, 7)	4-3		BB		K		P6			3	0	0	0	1	1	2	<b>Houston Colt 45's @ New York Mets</b> Polo Grounds, New York, NY Sat Sep 14 1963, 3:33 AM EDT Att: 5,544 - Cloudy - 57 F				
<b>Duke Carmel, L</b> OBP: 0.320, SLG: 0.353 (1, 8)	L4		L4		K			K		4	0	0	0	0	2	5					
<b>Cleon Jones, R</b> (9, 8)										0	0	0	0	0	0	0					
<b>Duke Snider, L</b> OBP: 0.349, SLG: 0.410 (1, 9)	4-3			F8		4-3		4-3		4	0	0	0	0	0	0					
<b>Tim Harkness, L</b> OBP: 0.296, SLG: 0.337 (1, 3)		G3		F8		1B		F9		4	0	1	0	0	0	0					
<b>Jim Hickman, R</b> OBP: 0.292, SLG: 0.397 (1, 5)		F2		F8		K		F5		4	0	0	0	0	1	1					
<b>Rod Kanehl, R</b> OBP: 0.267, SLG: 0.288 (1, 4)		3-1			PB	1B		1-3	1B	4	0	2	0	0	0	0					
<b>Al Moran, R</b> OBP: 0.268, SLG: 0.225 (1, 6)			E5		P6	1-3		F9		2	0	0	0	0	0	1					
<b>Joe Hicks, L</b> OBP: 0.290, SLG: 0.382 (6, PH)										1	0	0	0	0	0	2					
<b>Ted Schreiber, R</b> OBP: 0.245, SLG: 0.167 (7, PH)										0	0	0	0	0	0	0					
<b>Frank Thomas, R</b> OBP: 0.319, SLG: 0.395 (9, PH)										1	0	0	0	0	0	0					
<b>Choo-Choo Coleman, L</b> OBP: 0.271, SLG: 0.205 (1, 2)			F8		PB		P4			2	0	1	0	1	0	1					
<b>Carl Willey, R</b> OBP: 0.135, SLG: 0.160 (1, 1)										1	0	0	0	0	1	2					
<b>Joe Christopher, R</b> OBP: 0.303, SLG: 0.305 (7, PH)			SH2-3		K		P4			1	0	0	0	0	0	1					
<b>Larry Bearnarth, R</b> OBP: 0.172, SLG: 0.179 (8, 1)							1-2			0	0	0	0	0	0	0					
<b>Inning Stats</b>	R: 0 E: 0 K: 0 S: 3	H: 0 LOB: 0 BB: 0 P: 3	R: 0 E: 0 K: 0 S: 3	H: 0 LOB: 0 BB: 0 P: 3	R: 0 E: 1 K: 0 S: 4	H: 0 LOB: 2 BB: 1 P: 8	R: 0 E: 0 K: 0 S: 3	H: 0 LOB: 0 BB: 0 P: 3	R: 0 E: 0 K: 1 S: 7	H: 2 LOB: 3 BB: 0 P: 12	R: 0 E: 0 K: 1 S: 2	H: 2 LOB: 2 BB: 0 P: 7	R: 0 E: 0 K: 1 S: 5	H: 0 LOB: 0 BB: 1 P: 6	R: 0 E: 0 K: 1 S: 3	H: 0 LOB: 0 BB: 0 P: 3	1B: 4 2B: 0 3B: 0 HR: 0	SF: 0 SAC: 1 DP: 0 HBP: 0	WP: 0 PB: 1 SB: 0 CS: 0	PA: 34	
<b>PITCHER</b>	IP	WLS	BF	H	R	ER	SO	BB	IBB	HBP	BLK	WP	HR	S	P	ERA	WHIP				
<b>Ken Johnson, R</b> ERA: 2.84 (1, 1)	9.0	W	34	4	0	0	5	2	0	0	0	0	0	42	50	0.00	0.667				

AB	31
R	0
H	4
RBI	0
BB	2
SO	5
LOB	15





Batter	1	2	3	4	5	6	7	8	9	AB	R	H	RBI	BB	SO	LOB	TOP			
<b>Ernie Fazio, R</b> OBP: 0.273, SLG: 0.283 (1,4)										5	2	2	0	0	1	0	<b>Houston Colt 45's @ New York Mets</b> Polo Grounds, New York, NY Sun Sep 15 1963, 3:33 AM EDT Cloudy - 59 F			
<b>Howie Goss, R</b> OBP: 0.297, SLG: 0.341 (1,8)										3	1	2	0	2	0	1				
<b>Jimmy Wynn, R</b> OBP: 0.300, SLG: 0.346 (1,7)										4	1	1	0	0	1	3				
<b>Johnny Weakly, R</b> OBP: 0.241, SLG: 0.240 (7,7)										1	0	0	0	0	0	1				
<b>Carl Warwick, R</b> OBP: 0.317, SLG: 0.343 (1,9)										5	1	2	1	0	1	5				
<b>John Bateman, R</b> OBP: 0.245, SLG: 0.334 (1,2)										3	0	0	0	1	1	0				
<b>Rusty Staub, L</b> OBP: 0.305, SLG: 0.291 (1,3)										4	0	0	1	0	0	1				
<b>Bob Aspromonte, R</b> OBP: 0.261, SLG: 0.291 (1,5)										3	0	3	0	2	0	0				
<b>Bob Lillis, R</b> OBP: 0.224, SLG: 0.235 (1,6)										5	0	1	0	0	1	6				
<b>Turk Farrell, R</b> OBP: 0.200, SLG: 0.197 (1,1)										4	0	0	0	0	3	3				
<b>Inning Stats</b>	R: 2 E: 1 K: 1 S: 7	H: 1 LOB: 0 BB: 0 P: 7	R: 0 E: 0 K: 2 S: 7	H: 0 LOB: 1 BB: 1 P: 11	R: 0 E: 1 K: 2 S: 8	H: 1 LOB: 1 BB: 0 P: 8	R: 0 E: 0 K: 1 S: 6	H: 1 LOB: 2 BB: 1 P: 6	R: 0 E: 0 K: 1 S: 4	H: 2 LOB: 2 BB: 0 P: 7	R: 3 E: 0 K: 0 S: 6	H: 3 LOB: 2 BB: 2 P: 14	R: 0 E: 0 K: 1 S: 6	H: 1 LOB: 1 BB: 1 P: 6	R: 0 E: 0 K: 0 S: 4	H: 1 LOB: 2 BB: 1 P: 8	1B: 9 2B: 2 3B: 0 HR: 0	SF: 1 SAC: 1 DP: 0 HBP: 0	WP: 5 PB: 0 SB: 1 CS: 0	PA: 44
<b>PITCHER</b>	IP WLS BF H R ER SO BB IBB HBP BLK WP HR S P ERA WHIP																			
<b>Al Jackson, L</b> ERA: 4.17 (1,1)	6.2 L 34 9 5 3 7 4 0 0 0 0 3 0 44 60 4.05 1.950																			
<b>Galen Cisco, R</b> ERA: 4.18 (7,1)	1.1 5 1 0 0 1 0 0 0 0 0 1 0 7 7 0.00 0.750																			
<b>Larry Bearnarth, R</b> ERA: 3.25 (9,1)	1.0 5 1 0 0 0 0 0 1 0 0 0 0 4 8 0.00 1.000																			

AB	37
R	5
H	11
RBI	2
BB	5
SO	8
LOB	20



Batter	1	2	3	4	5	6	7	8	9	AB	R	H	RBI	BB	SO	LOB	BOTTOM					
<b>Ed Kranepool, L</b> OBP: 0.258, SLG: 0.286 (1,9)										4	0	0	0	0	0	0	<b>Houston Colt 45's @ New York Mets</b> Polo Grounds, New York, NY Sun Sep 15 1963, 3:33 AM EDT Cloudy - 59 F					
<b>Pumpsie Green, S</b> OBP: 0.471, SLG: 0.346 (1,5)										4	1	1	0	0	1	0						
<b>Jim Hickman, R</b> OBP: 0.290, SLG: 0.394 (1,7)										4	0	0	0	0	1	1						
<b>Tim Harkness, L</b> OBP: 0.296, SLG: 0.339 (1,3)										4	1	1	0	0	1	1						
<b>Joe Hicks, L</b> OBP: 0.289, SLG: 0.379 (1,8)										4	1	1	2	0	1	0						
<b>Rod Kanehl, R</b> OBP: 0.283, SLG: 0.283 (1,4)										3	0	0	0	0	2	1						
<b>Choo-Choo Coleman, L</b> OBP: 0.272, SLG: 0.220 (1,2)										3	1	1	2	0	0	0						
<b>Al Moran, R</b> OBP: 0.266, SLG: 0.224 (1,6)										2	0	0	0	0	2	0						
<b>Chico Fernandez, R</b> OBP: 0.243, SLG: 0.230 (7, PH) (8,6)										1	0	0	0	0	1	0						
<b>Al Jackson, L</b> OBP: 0.194, SLG: 0.200 (1,1)										2	0	0	0	0	1	0						
<b>Galen Cisco, R</b> OBP: 0.209, SLG: 0.158 (7, PH)										0	0	0	0	0	0	0						
<b>Duke Carmel, L</b> OBP: 0.318, SLG: 0.351 (6, PH)										1	0	0	0	0	1	0						
<b>Larry Bearnarth, R</b> OBP: 0.172, SLG: 0.179 (9,1)										0	0	0	0	0	0	0						
<b>Inning Stats</b>	R: 0 E: 0 K: 0 S: 3	H: 0 LOB: 0 BB: 0 P: 3	R: 0 E: 0 K: 0 S: 3	H: 0 LOB: 0 BB: 0 P: 3	R: 0 E: 0 K: 1 S: 5	H: 0 LOB: 0 BB: 0 P: 5	R: 0 E: 1 K: 0 S: 4	H: 0 LOB: 1 BB: 0 P: 4	R: 0 E: 0 K: 2 S: 7	H: 0 LOB: 0 BB: 0 P: 7	R: 0 E: 0 K: 2 S: 7	H: 0 LOB: 0 BB: 0 P: 7	R: 4 E: 0 K: 3 S: 13	H: 4 LOB: 0 BB: 0 P: 13	R: 0 E: 0 K: 2 S: 7	H: 0 LOB: 0 BB: 0 P: 7	R: 0 E: 0 K: 1 S: 5	H: 0 LOB: 0 BB: 0 P: 5	1B: 2 2B: 1 3B: 0 HR: 1	SF: 0 SAC: 0 DP: 0 HBP: 0	WP: 0 PB: 0 SB: 0 CS: 0	PA: 32
<b>PITCHER</b>	IP WLS BF H R ER SO BB IBB HBP BLK WP HR S P ERA WHIP																					
<b>Turk Farrell, R</b> ERA: 3.1 (1,1)	9.0 W 32 4 4 4 11 0 0 0 0 0 1 54 54 4.00 0.444																					

AB	32
R	4
H	4
RBI	4
BB	0
SO	11
LOB	3





Batter	1	2	3	4	5	6	7	8	9	AB	R	H	RBI	BB	SO	LOB	TOP					
Howie Goss, R (1,8) OBP: 0.264, SLG: 0.337	F5		K		F3		6-3		F7	5	0	0	0	0	1	2						
Pete Runnels, L (1,4) OBP: 0.330, SLG: 0.300	K			HR	FC5-4			WP		4	2	3	0	0	1	0						
Johnny Weekly, R (1,7) OBP: 0.259, SLG: 0.315	F8			HR	FC5-4			WP		4	1	2	3	0	0	1						
Carl Warwick, R (1,9) OBP: 0.319, SLG: 0.344		1B		P5				K		4	1	2	0	0	1	1						
Rusty Staub, L (1,3) OBP: 0.307, SLG: 0.299		1B						K		4	1	2	1	0	1	2						
Hal Smith, R (1,2) OBP: 0.305, SLG: 0.291		1B		HR				K		4	0	0	0	0	0	3						
Bob Aspromonte, R (1,5) OBP: 0.263, SLG: 0.291								P4		3	0	1	0	1	0	0						
Bob Lillis, R (1,6) OBP: 0.224, SLG: 0.235			F2		F7			1B		4	0	1	0	0	1	2						
Chris Zachary, L (1,1) Johnny Temple, R (7, PH) Hal Woodeshick, R (7, 1) OBP: 0.182, SLG: 0.143			P6		P6			K		2	0	0	0	0	0	0						
<b>Inning Stats</b>	R: 0 E: 0 K: 1 S: 5	H: 0 LOB: 0 BB: 0 P: 5	R: 1 E: 0 K: 0 S: 4	H: 2 LOB: 0 BB: 0 P: 4	R: 0 E: 0 K: 1 S: 5	H: 0 LOB: 0 BB: 0 P: 5	R: 3 E: 0 K: 0 S: 6	H: 3 LOB: 1 BB: 1 P: 10	R: 0 E: 0 K: 0 S: 4	H: 1 LOB: 1 BB: 0 P: 4	R: 0 E: 0 K: 0 S: 3	H: 1 LOB: 1 BB: 0 P: 3	R: 0 E: 0 K: 2 S: 9	H: 1 LOB: 1 BB: 0 P: 9	R: 1 E: 0 K: 2 S: 9	H: 2 LOB: 1 BB: 0 P: 9	R: 0 E: 0 K: 2 S: 8	H: 1 LOB: 1 BB: 0 P: 8	1B: 8 2B: 1 3B: 0 HR: 2	SF: 0 SAC: 0 DP: 2 HBP: 0	WP: 2 PB: 0 CS: 0	PA: 37
<b>PITCHER</b>	IP	WLS	BF	H	R	ER	SO	BB	IBB	HBP	BLK	WP	HR	S	P	ERA	WHIP					
Jay Hook, R (1,1) ERA: 5.3	7.0	L	28	8	4	4	2	1	0	0	0	0	2	31	35	5.14	1.286					
Grover Powell, L (8,1) ERA: 1.35	2.0	S	9	3	1	1	4	0	0	0	0	2	0	17	17	4.50	1.500					

Houston Colt 45's @ New York Mets  
Polo Grounds, New York, NY  
Sun Sep 15 1963, 3:38 AM EDT  
Att. 9,951 - Unknown - 62 F

AB	36
R	5
H	11
RBI	4
BB	1
SO	6
LOB	13



Batter	1	2	3	4	5	6	7	8	9	AB	R	H	RBI	BB	SO	LOB	BOTTOM					
Cleon Jones, R (1,8)	1-3		1-3		F2			K		2	0	0	0	0	0	1						
Duke Snider, L (5, PH) Joe Hicks, L (6, 8) OBP: 0.348, SLG: 0.409										1	0	0	0	0	0	2						
Pumpsie Green, S (1,5) OBP: 0.474, SLG: 0.345	K									3	0	1	0	1	1	0						
Jim Hickman, R (1,7) OBP: 0.288, SLG: 0.391	P4							BB		4	0	0	0	0	1	2						
Tim Harkness, L (1,3) OBP: 0.295, SLG: 0.336		L3						K		3	0	0	0	1	1	2						
Chico Fernandez, R (1,4) OBP: 0.238, SLG: 0.225		4-3								4	0	0	0	0	1	2						
Ed Kranepool, L (1,9) Grover Powell, L (8,1) Frank Thomas, R (9, PH) OBP: 0.255, SLG: 0.282		5-3								3	0	0	0	0	0	0						
Norm Sherry, R (1,2) Joe Christopher, R (7, PH) Al Moran, R (1,6) OBP: 0.209, SLG: 0.193			P6		K					2	0	0	0	0	1	0						
Jay Hook, L (1,1) Dick Smith, R (7, PH) Chris Cannizzaro, R (8, 2) OBP: 0.268, SLG: 0.263										1	0	0	0	0	0	0						
<b>Inning Stats</b>	R: 0 E: 0 K: 1 S: 5	H: 0 LOB: 0 BB: 0 P: 5	R: 0 E: 0 K: 0 S: 3	H: 0 LOB: 0 BB: 0 P: 3	R: 0 E: 0 K: 0 S: 4	H: 1 LOB: 1 BB: 0 P: 4	R: 0 E: 0 K: 0 S: 3	H: 0 LOB: 1 BB: 1 P: 7	R: 0 E: 0 K: 1 S: 6	H: 1 LOB: 2 BB: 1 P: 10	R: 0 E: 0 K: 0 S: 4	H: 1 LOB: 1 BB: 0 P: 4	R: 0 E: 0 K: 1 S: 5	H: 0 LOB: 1 BB: 1 P: 9	R: 0 E: 0 K: 3 S: 9	H: 0 LOB: 1 BB: 1 P: 13	R: 0 E: 0 K: 2 S: 7	H: 0 LOB: 0 BB: 0 P: 7	1B: 3 2B: 0 3B: 0 HR: 0	SF: 0 SAC: 1 DP: 0 HBP: 0	WP: 0 PB: 0 CS: 0	PA: 34
<b>PITCHER</b>	IP	WLS	BF	H	R	ER	SO	BB	IBB	HBP	BLK	WP	HR	S	P	ERA	WHIP					
Chris Zachary, R (1,1) ERA: 4.94	6.0	W	23	3	0	0	2	2	0	0	0	0	0	25	33	0.00	0.833					
Hal Woodeshick, L (7,1) ERA: 1.99	3.0	S	11	0	0	0	6	2	0	0	0	0	0	21	29	0.00	0.667					

Houston Colt 45's @ New York Mets  
Polo Grounds, New York, NY  
Sun Sep 15 1963, 3:38 AM EDT  
Att. 9,951 - Unknown - 62 F

AB	29
R	0
H	3
RBI	0
BB	4
SO	8
LOB	11





Batter	1	2	3	4	5	6	7	8	9	AB	R	H	RBI	BB	SO	LOB	TOP		
<b>Ernie Fazio, R</b> OBP: 0.273, SLG: 0.287 (1,4)	SH3 SF8 2B	K		1-3			K			4	1	1	0	0	2	3	<b>Houston Colt 45's @ Cincinnati Reds</b> Crosley Field, Cincinnati, OH Tue Sep 17 1963, 7:05 PM EDT Att. 3,115 - Unknown - 73 F		
<b>Howie Goss, R</b> OBP: 0.282, SLG: 0.334 (1,8)	SH3 2-3	1-3			1-3		P4			3	0	0	0	0	0	2			
<b>Johnny Weekly, R</b> OBP: 0.274, SLG: 0.339 (1,7)	SF8 3-H							F8		2	0	1	1	1	0	0			
<b>Carl Warwick, R</b> OBP: 0.316, SLG: 0.341 (1,9)	F9			F9			F9	P4		4	0	0	0	0	0	2			
<b>John Bateman, R</b> OBP: 0.245, SLG: 0.336 (1,2)				E	F7		F2	F4		4	1	1	0	0	0	2			
<b>Rusty Staub, L</b> OBP: 0.306, SLG: 0.299 (1,3)		E4 1B	4-3			F3			3-1	4	1	1	0	0	0	1			
<b>Bob Aspromonte, R</b> OBP: 0.283, SLG: 0.291 (1,5)		F9			P4		1-3			4	0	1	0	0	0	1			
<b>Bob Lillis, R</b> OBP: 0.225, SLG: 0.236 (9, PH)									G3 1B	3	0	1	1	0	1	0			
<b>Pete Runnels, L</b> OBP: 0.329, SLG: 0.299 (9, PH)		SH 1B			F7		K		G3	1	0	0	0	0	0	1			
<b>Don Nottebart, R</b> OBP: 0.199, SLG: 0.145 (1,1)		SH					1-3		K	2	0	1	0	0	0	0			
<b>Al Spangler, L</b> OBP: 0.355, SLG: 0.389 (9, PH)										0	0	0	0	0	0	0			
<b>Jimmy Wynn, R</b> OBP: 0.299, SLG: 0.345 (9, PH)										1	0	0	0	0	0	1			
<b>Inning Stats</b>	R: 1 E: 0 K: 0 S: 4	H: 1 LOB: 0 BB: 0 P: 4	R: 2 E: 2 K: 1 S: 9	H: 3 LOB: 2 BB: 0 P: 9	R: 0 E: 0 K: 0 S: 4	H: 1 LOB: 1 BB: 0 P: 4	R: 0 E: 0 K: 0 S: 3	H: 0 LOB: 1 BB: 1 P: 7	R: 0 E: 0 K: 1 S: 5	H: 0 LOB: 0 BB: 0 P: 5	R: 0 E: 0 K: 1 S: 3	H: 0 LOB: 0 BB: 0 P: 3	R: 0 E: 0 K: 1 S: 6	H: 1 LOB: 1 BB: 0 P: 6	1B: 4 2B: 3 3B: 0 HR: 0	SF: 1 SAC: 2 DP: 0 HBP: 0	WP: 0 PB: 0 SB: 0 CS: 0	PA: 36	
<b>PITCHER</b>	IP	WLS	BF	H	R	ER	SO	BB	IBB	HBP	BLK	WP	HR	S	P	ERA	WHIP		
<b>Joe Nuxhall, L</b> ERA: 2.71 (1,1)	1.1		9	4	3	2	0	0	0	0	0	0	0	9	9	13.50	3.000		
<b>Al Worthington, R</b> ERA: 3.04 (2,1)	7.1	W	26	3	0	0	3	1	0	0	0	0	0	31	35	0.00	0.545		
<b>Bill Henry, L</b> ERA: 4.47 (9,1)	0.1	S	1	0	0	0	1	0	0	0	0	0	0	3	3	0.00	0.000		

AB	32
R	3
H	7
RBI	2
BB	1
SO	4
LOB	13



Batter	1	2	3	4	5	6	7	8	9	AB	R	H	RBI	BB	SO	LOB	BOTTOM			
<b>Pete Rose, S</b> OBP: 0.331, SLG: 0.369 (1,4)	1B 1B BB	K		3-1			K			3	1	0	0	1	2	3	<b>Houston Colt 45's @ Cincinnati Reds</b> Crosley Field, Cincinnati, OH Tue Sep 17 1963, 7:05 PM EDT Att. 3,115 - Unknown - 73 F			
<b>Tommy Harper, R</b> OBP: 0.325, SLG: 0.376 (1,9)	F8					S BB		F8		3	0	1	0	1	0	1				
<b>Vada Pinson, L</b> OBP: 0.352, SLG: 0.518 (1,8)	1B 1-2	4-3			F7			G4-6-3 1B		4	1	2	0	0	0	3				
<b>Gordy Coleman, L</b> OBP: 0.299, SLG: 0.423 (1,3)	1B 1-2 2H			6-3		F5		G4-6-3		4	0	1	1	0	0	2				
<b>Johnny Edwards, L</b> OBP: 0.328, SLG: 0.388 (1,2)	K			P4		K		G3		4	0	0	0	0	2	3				
<b>Bob Skinner, L</b> OBP: 0.333, SLG: 0.372 (1,7)	1B 1-2 2H			K		SH3 1B 2B		HR		4	2	3	2	0	1	0				
<b>Leo Cardenas, R</b> OBP: 0.288, SLG: 0.314 (1,6)	F7			SH2-3 1B		SH3		6-3		3	0	1	0	0	0	2				
<b>Eddie Kasko, R</b> OBP: 0.319, SLG: 0.348 (1,5)				1B 1B		P6		K		4	0	2	1	0	1	1				
<b>Joe Nuxhall, L</b> OBP: 0.186, SLG: 0.203 (1,1)						3-H 1B				0	0	0	0	0	0	0				
<b>Al Worthington, R</b> OBP: 0.355, SLG: 0.167 (2,1)				K						2	0	0	0	0	2	2				
<b>Bill Henry, L</b> OBP: 0.167, SLG: 0.200 (9,1)					1-2					0	0	0	0	0	0	0				
<b>Inning Stats</b>	R: 2 E: 0 K: 1 S: 8	H: 3 LOB: 2 BB: 1 P: 12	R: 0 E: 0 K: 2 S: 9	H: 2 LOB: 0 BB: 0 P: 9	R: 0 E: 0 K: 1 S: 5	H: 0 LOB: 0 BB: 0 P: 5	R: 0 E: 0 K: 0 S: 4	H: 1 LOB: 1 BB: 0 P: 4	R: 0 E: 0 K: 1 S: 5	H: 0 LOB: 1 BB: 1 P: 9	R: 1 E: 0 K: 2 S: 9	H: 2 LOB: 1 BB: 0 P: 9	R: 0 E: 0 K: 0 S: 3	H: 1 LOB: 0 BB: 0 P: 3	R: 1 E: 0 K: 1 S: 6	H: 1 LOB: 0 BB: 0 P: 6	1B: 8 2B: 1 3B: 0 HR: 1	SF: 0 SAC: 2 DP: 1 HBP: 0	WP: 0 PB: 0 SB: 1 CS: 0	PA: 35
<b>PITCHER</b>	IP	WLS	BF	H	R	ER	SO	BB	IBB	HBP	BLK	WP	HR	S	P	ERA	WHIP			
<b>Don Nottebart, R</b> ERA: 3.18 (1,1)	8.0	L	35	10	4	4	8	2	0	0	0	0	1	49	57	4.50	1.500			





Batter	1	2	3	4	5	6	7	8	9	AB	R	H	RBI	BB	SO	LOB	TOP				
<b>Howie Goss, R</b> OBP: 0.264, SLG: 0.335 (1, 8)										5	2	2	1	0	1	2	<b>Houston Colt 45's @ Cincinnati Reds</b> Crosley Field, Cincinnati, OH Wed Sep 18 1963, 7:05 PM EDT Alt. 2:950 - Unknown - 76 F				
<b>Pete Runnels, L</b> OBP: 0.330, SLG: 0.297 (1, 4)										3	0	0	0	2	0	3					
<b>Johnny Weekly, R</b> OBP: 0.299, SLG: 0.426 (1, 7)										5	2	3	4	0	1	1					
<b>Carl Warwick, R</b> OBP: 0.317, SLG: 0.344 (1, 9)										5	1	2	1	0	1	2					
<b>Rusty Staub, L</b> OBP: 0.305, SLG: 0.300 (1, 3)										5	1	1	0	0	2	2					
<b>John Bateman, R</b> OBP: 0.245, SLG: 0.335 (1, 2)										4	0	1	2	0	2	0					
<b>Bob Aspromonte, R</b> OBP: 0.263, SLG: 0.290 (1, 5)										4	1	1	0	0	0	1					
<b>Bob Lillis, R</b> OBP: 0.225, SLG: 0.234 (1, 6)										3	0	0	0	1	1	2					
<b>Dick Drott, R</b> OBP: 0.130, SLG: 0.130 (3, PH)										0	0	0	0	0	0	0					
<b>Inning Stats</b>	R: 0 E: 0 K: 2 S: 8	H: 1 LOB: 2 BB: 1 P: 12	R: 0 E: 0 K: 2 S: 7	H: 0 LOB: 0 BB: 0 P: 7	R: 0 E: 0 K: 0 S: 2	H: 0 LOB: 1 BB: 1 P: 6	R: 0 E: 0 K: 0 S: 3	H: 0 LOB: 0 BB: 0 P: 3	R: 3 E: 0 K: 1 S: 8	H: 3 LOB: 2 BB: 2 P: 16	R: 0 E: 0 K: 1 S: 5	H: 0 LOB: 0 BB: 0 P: 5	R: 0 E: 0 K: 2 S: 7	H: 0 LOB: 1 BB: 1 P: 11	R: 3 E: 1 K: 0 S: 7	H: 4 LOB: 1 BB: 0 P: 7	R: 2 E: 0 K: 1 S: 7	H: 2 LOB: 0 BB: 0 P: 7	1B: 6 2B: 3 3B: 0 HR: 1	SF: 0 SAC: 0 DP: 1 HBP: 0	WP: 1 PA: 41 PB: 0 SB: 0 CS: 0
<b>PITCHER</b>	IP	WLS	BF	H	R	ER	SO	BB	IBB	HBP	BLK	WP	HR	S	P	ERA	WHIP				
<b>Jim Maloney, R</b> ERA: 2.78 (1, 1)	7.0	L	33	8	6	6	8	5	0	0	0	1	0	44	64	7.71	1.857				
<b>Dom Zanni, R</b> ERA: 4.66 (8, 1)	2.0		8	2	2	2	1	0	0	0	0	0	1	10	10	9.00	1.000				

AB	36
R	8
H	10
RBI	8
BB	5
SO	9
LOB	15

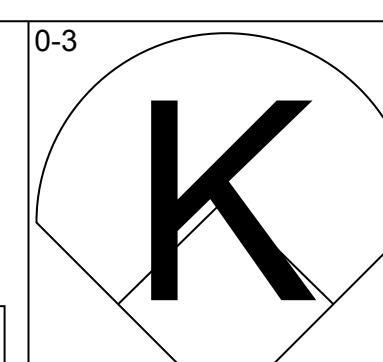
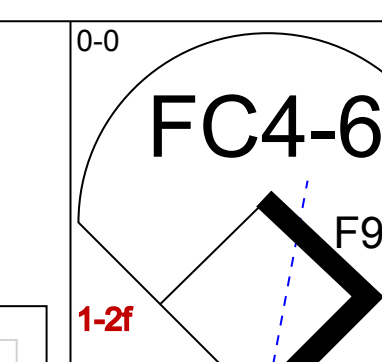
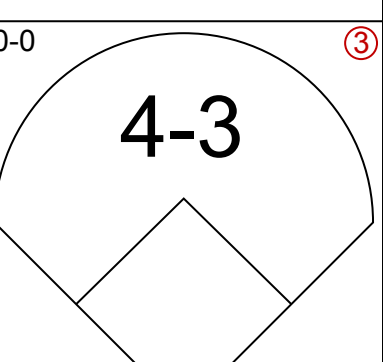
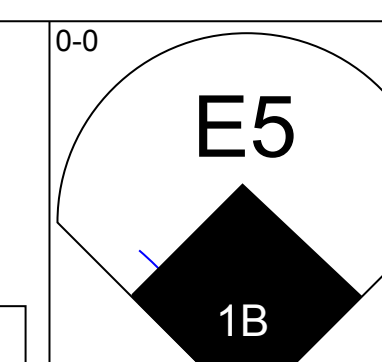
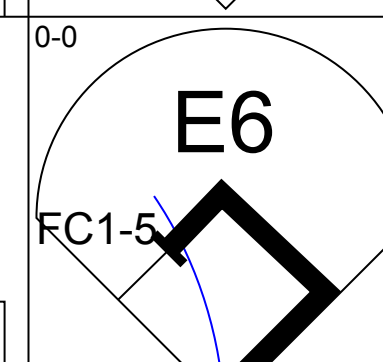
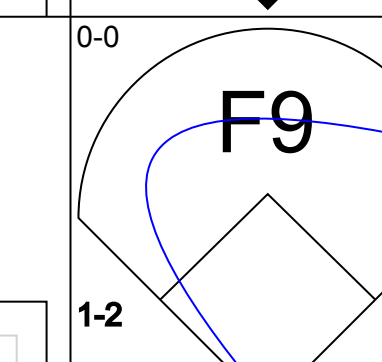
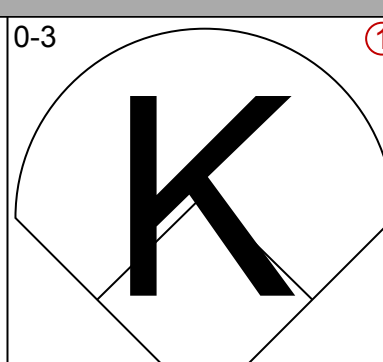
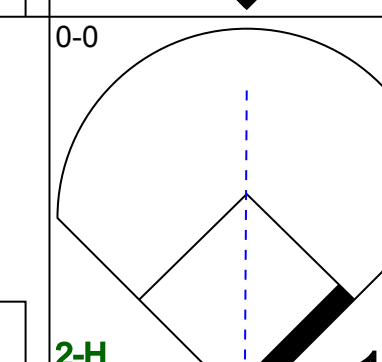
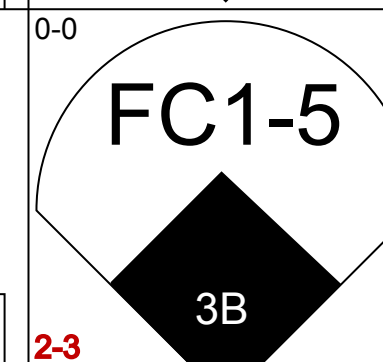
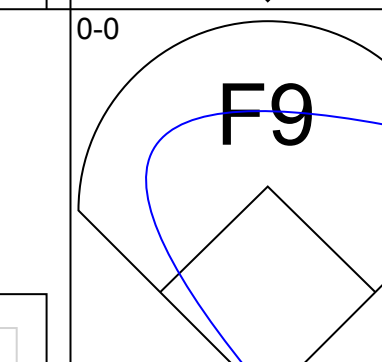
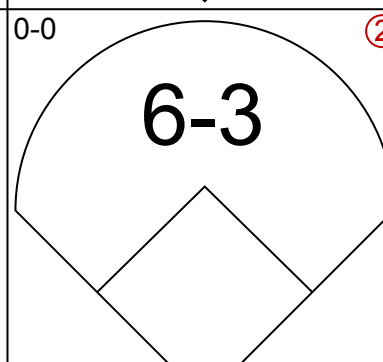
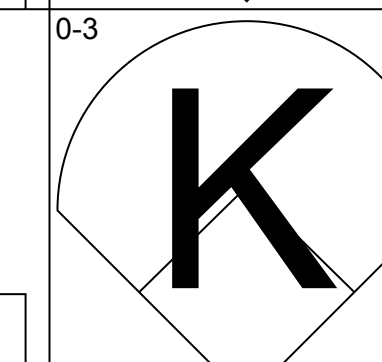
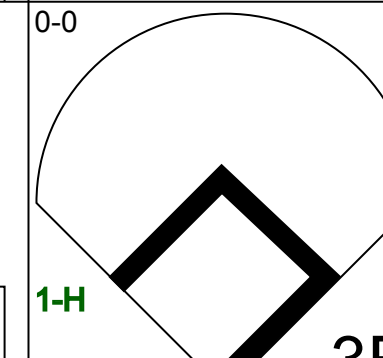
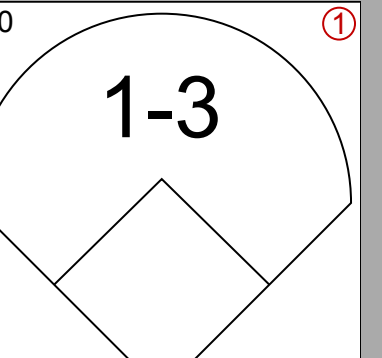
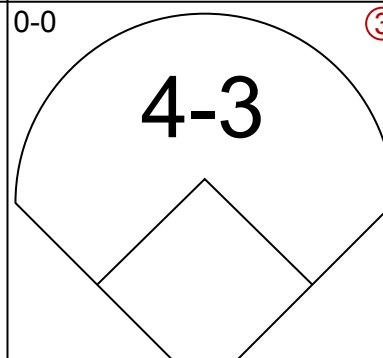
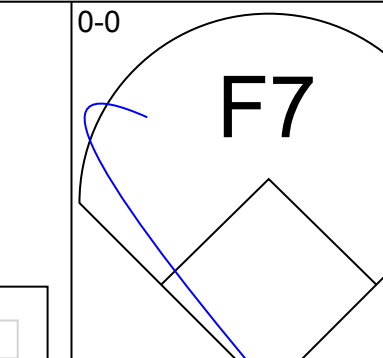
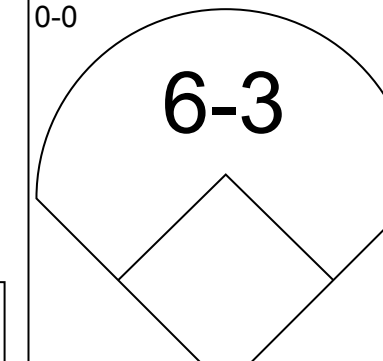
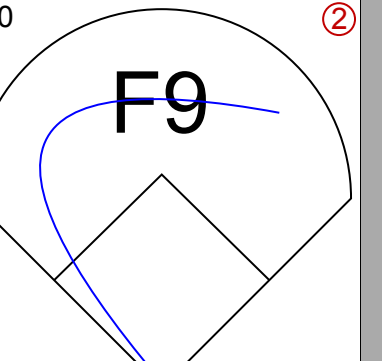
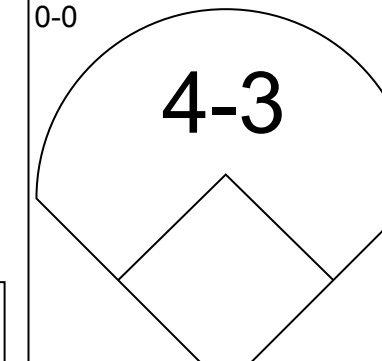
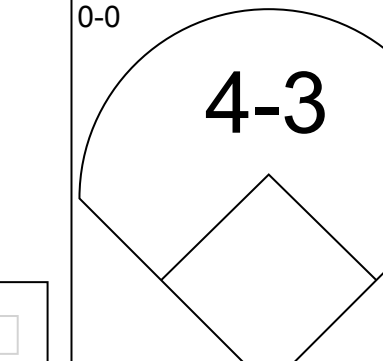
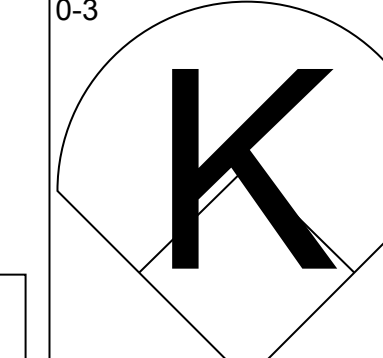
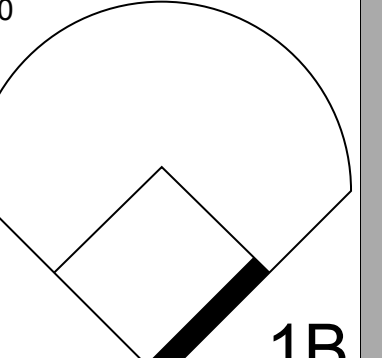
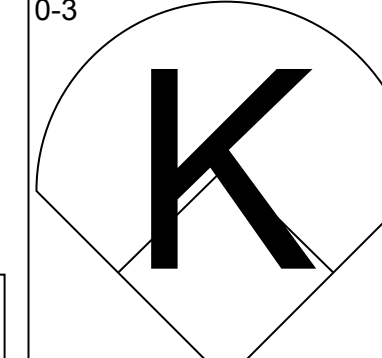
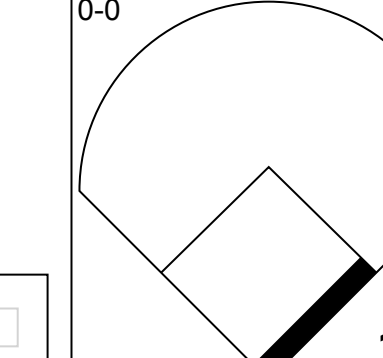
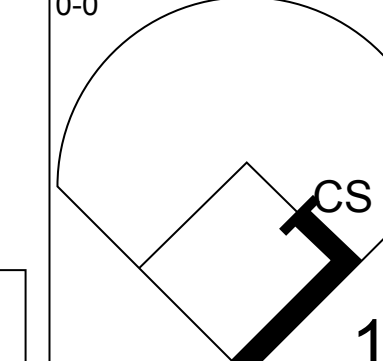

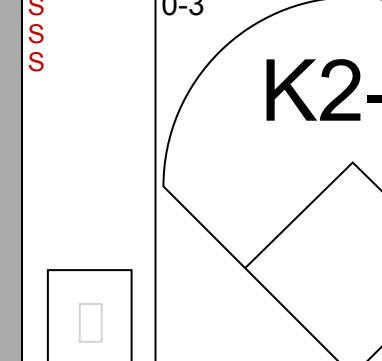
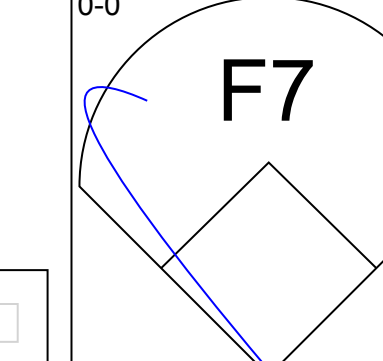
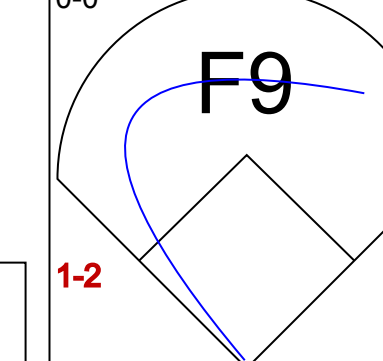
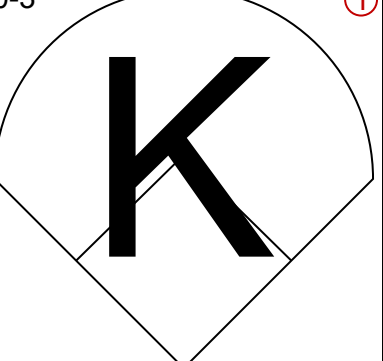
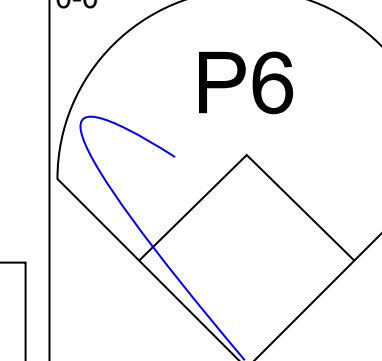

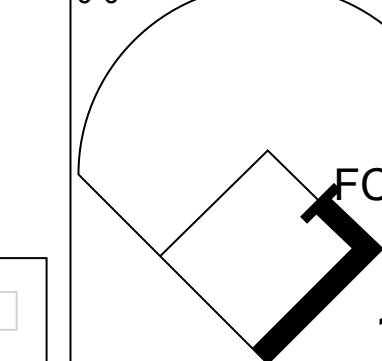
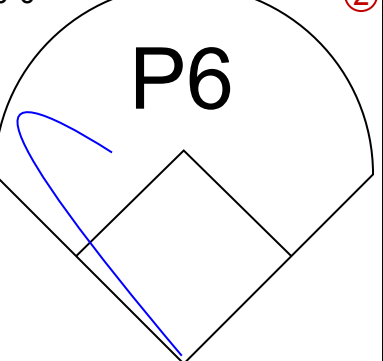
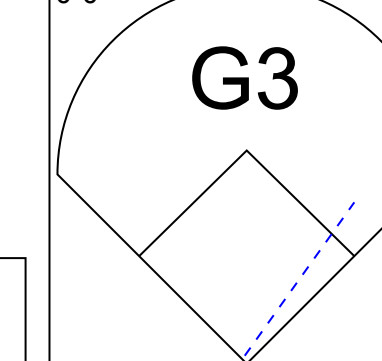


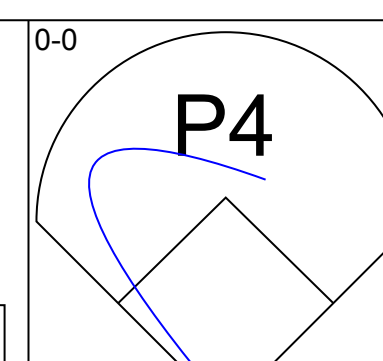
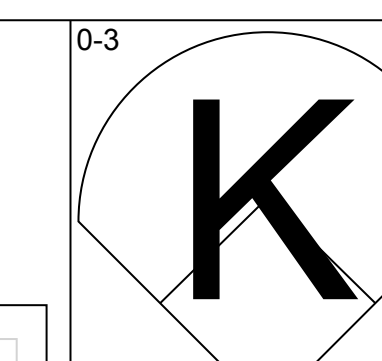
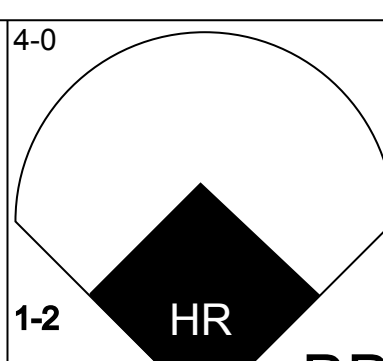
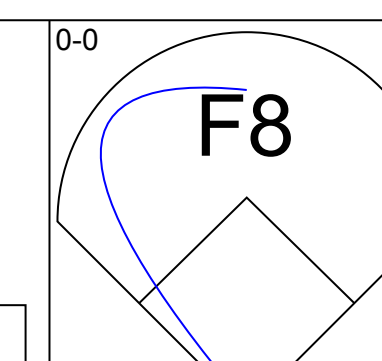
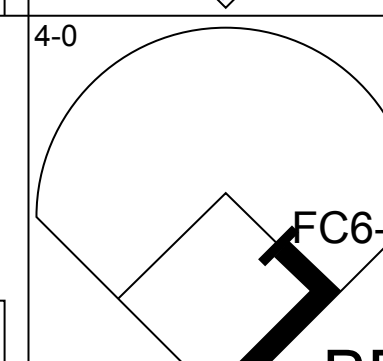
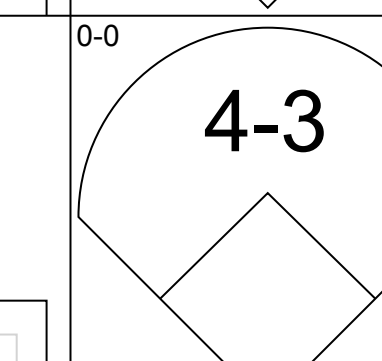
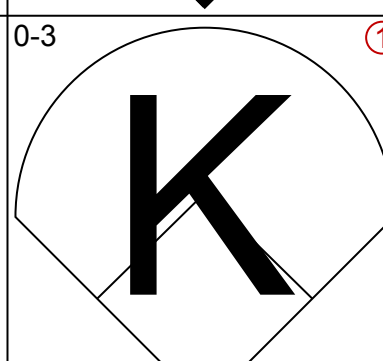
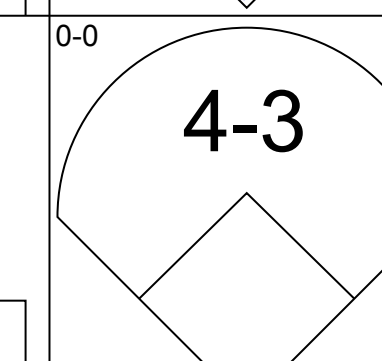
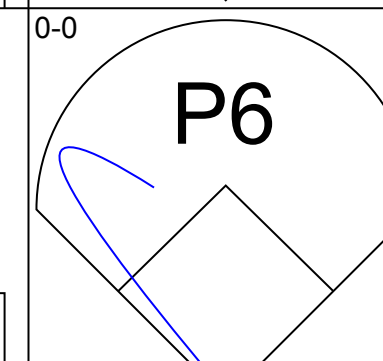
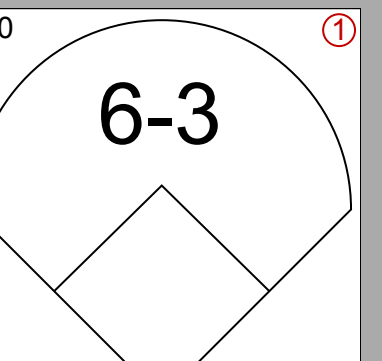
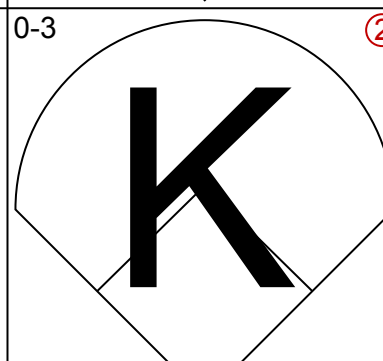
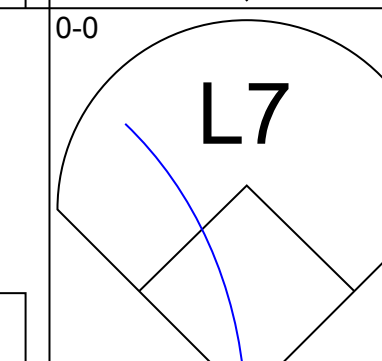
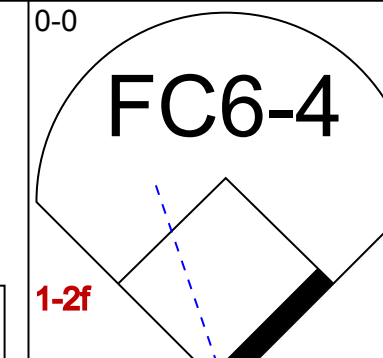
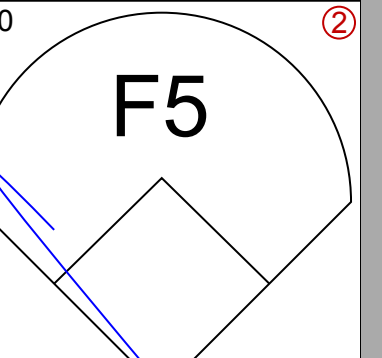
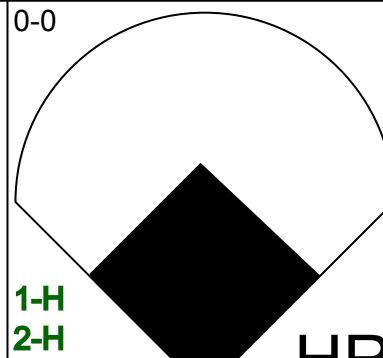

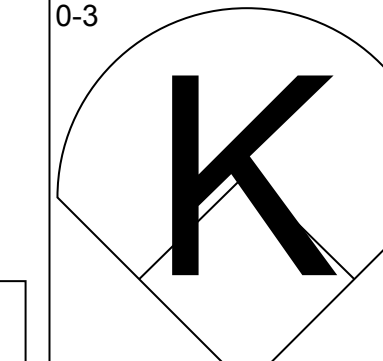
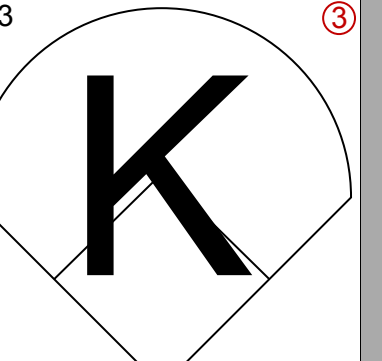
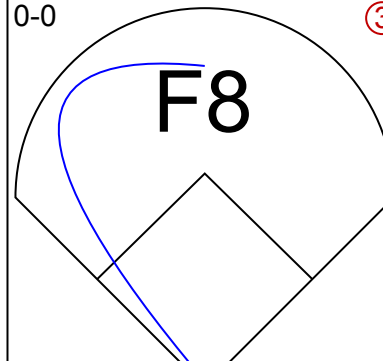
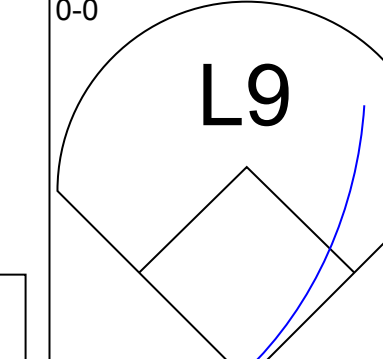
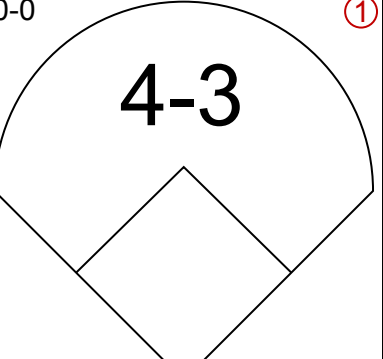
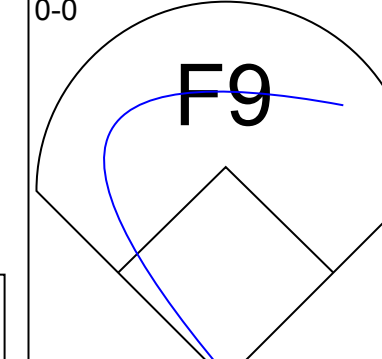
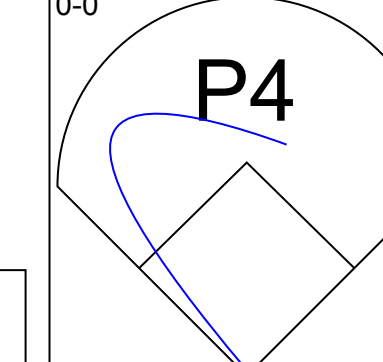
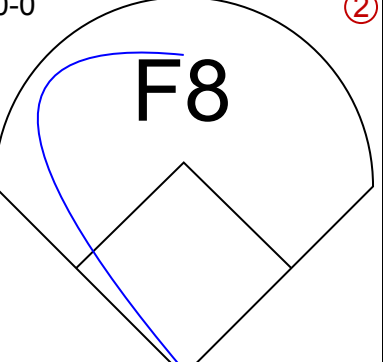
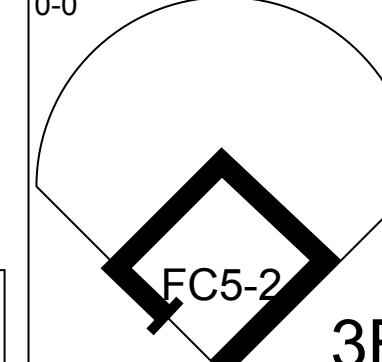
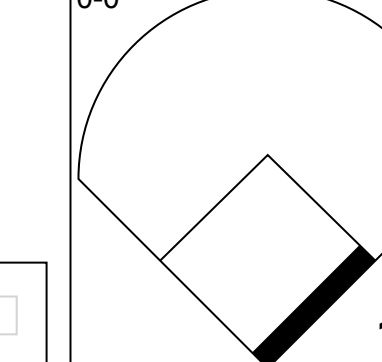
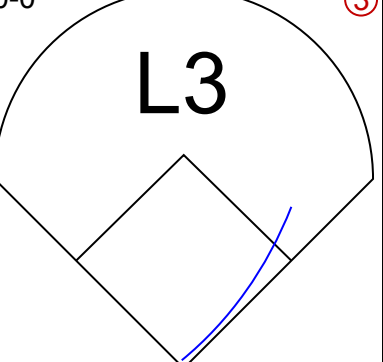
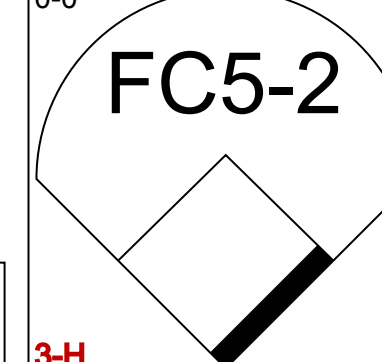
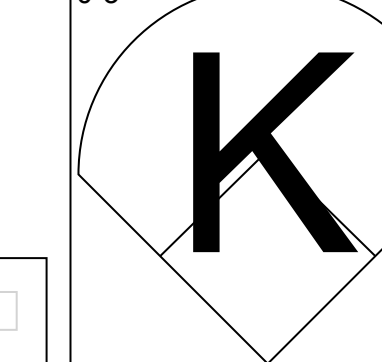
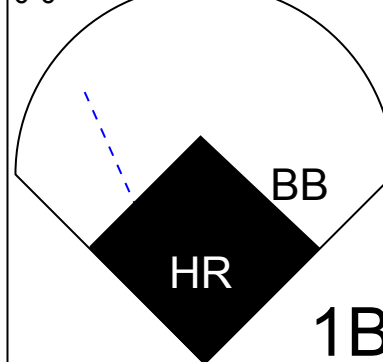
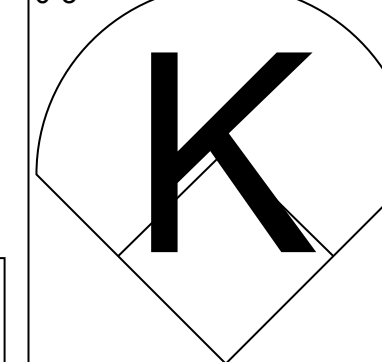
Batter	1	2	3	4	5	6	7	8	9	AB	R	H	RBI	BB	SO	LOB	BOTTOM				
<b>Pete Rose, S</b> OBP: 0.333, SLG: 0.369 (1, 4)										4	1	2	0	1	0	1	<b>Houston Colt 45's @ Cincinnati Reds</b> Crosley Field, Cincinnati, OH Wed Sep 18 1963, 7:05 PM EDT Alt. 2:950 - Unknown - 76 F				
<b>Tommy Harper, R</b> OBP: 0.326, SLG: 0.373 (1, 9)										5	0	1	0	0	1	4					
<b>Vada Pinson, L</b> OBP: 0.351, SLG: 0.521 (1, 8)										4	1	1	2	0	0	2					
<b>Gordy Coleman, L</b> OBP: 0.297, SLG: 0.420 (8, PH)										3	0	0	0	0	0	1					
<b>Don Pavletich, R</b> OBP: 0.272, SLG: 0.331 (9, 3)										1	0	0	0	0	0	0					
<b>Johnny Edwards, L</b> OBP: 0.328, SLG: 0.387 (1, 2)										4	0	1	0	0	0	0					
<b>Bob Skinner, L</b> OBP: 0.333, SLG: 0.378 (8, PH)										3	0	1	0	0	0	0					
<b>Ken Walters, R</b> OBP: 0.250, SLG: 0.269 (9, 7)										0	0	0	0	1	0	0					
<b>Leo Cardenas, R</b> OBP: 0.269, SLG: 0.320 (1, 6)										3	1	1	1	0	1	1					
<b>Eddie Kasko, R</b> OBP: 0.317, SLG: 0.341 (1, 5)										3	1	0	0	1	2	3					
<b>Jim Maloney, L</b> OBP: 0.193, SLG: 0.179 (1, 1)										3	0	1	0	0	1	0					
<b>Dom Zanni, R</b> ERA: 4.08 (8, 1)										0	0	0	0	0	0	0					
<b>Gene Green, R</b> OBP: 0.261, SLG: 0.336 (9, PH)										0	0	0	0	0	0	0					
<b>Inning Stats</b>	R: 2 E: 0 K: 1 S: 6	H: 1 LOB: 0 BB: 1 P: 10	R: 1 E: 1 K: 0 S: 5	H: 2 LOB: 2 BB: 1 P: 9	R: 0 E: 0 K: 0 S: 3	H: 0 LOB: 0 BB: 0 P: 3	R: 1 E: 0 K: 0 S: 4	H: 1 LOB: 0 BB: 0 P: 4	R: 0 E: 0 K: 2 S: 8	H: 1 LOB: 1 BB: 0 P: 8	R: 0 E: 0 K: 1 S: 6	H: 1 LOB: 1 BB: 0 P: 6	R: 0 E: 0 K: 1 S: 6	H: 1 LOB: 2 BB: 1 P: 10	R: 0 E: 0 K: 0 S: 2	H: 0 LOB: 0 BB: 0 P: 3	1B: 5 2B: 0 3B: 1 HR: 2	SF: 0 SAC: 1 DP: 1 HBP: 1	WP: 0 PA: 38 PB: 0 SB: 0 CS: 0		
<b>PITCHER</b>	IP	WLS	BF	H	R	ER	SO	BB	IBB	HBP	BLK	WP	HR	S	P	ERA	WHIP				
<b>Dick Drott, R</b> ERA: 4.93 (3, 1)	2.0		7	1	1	1	0	0	0	0	0	0	1	7	7	4.50	0.500				
<b>Don McMahon, R</b> ERA: 4.08 (5, 1)	2.0		8	2	0	0	2	0	0	0	0	0	0	12	12	0.00	1.000				
<b>Jim Umbricht, R</b> ERA: 2.9 (7, 1)	3.0	W	12	2	0	0	2	1	0	1	0	0	0	14	19	0.00	1.000				

AB	33
R	4
H	8
RBI	3
BB	3
SO	5
LOB	12





Batter	1	2	3	4	5	6	7	8	9	AB	R	H	RBI	BB	SO	LOB	TOP			
Tony Taylor, R OBP: 0.332, SLG: 0.371 (1, 5)										4	1	0	0	0	1	1	<b>Philadelphia Phillies @ Houston Colt 45's</b> Colt Stadium, Houston, TX Fri Sep 20 1963, 8:05 PM EDT Att. 4,039 - Unknown - 76 F			
Johnny Callison, L OBP: 0.338, SLG: 0.491 (1, 9)										4	0	1	1	0	1	1				
Wes Covington, L OBP: 0.355, SLG: 0.530 Dick Allen, R OBP: 0.143, SLG: 0.214 (1, 7) (8, 5)										4	1	0	0	0	1	3				
Tony Gonzalez, L OBP: 0.380, SLG: 0.449 (1, 8)										4	0	1	1	0	0	0				
Clay Dalrymple, L OBP: 0.329, SLG: 0.364 (1, 2)										4	0	0	0	0	0	1				
Roy Sievers, R OBP: 0.310, SLG: 0.422 Bob Oldis, R OBP: 0.250, SLG: 0.260 (1, 3) (9, PR)										4	0	2	0	0	2	0				
Cookie Rojas, R OBP: 0.280, SLG: 0.288 Paul Brown, R OBP: 0.350, SLG: 0.435 (1, 4) (7, 1) (9, PH)										3	0	1	0	0	2	1				
Bobby Wine, R OBP: 0.239, SLG: 0.296 Cal Emery, L OBP: 0.156, SLG: 0.211 Ruben Amaro, R OBP: 0.278, SLG: 0.303 (1, 6) (8, PH) (8, 6)										2	0	0	0	0	1	1				
Dennis Bennett, L OBP: 0.222, SLG: 0.176 Don Hoak, R OBP: 0.273, SLG: 0.317 John Hermstein, L OBP: 0.167, SLG: 0.091 (1, 1) (7, 5) (8, PH) (8, 7)										2	0	1	0	0	0	0				
<b>Inning Stats</b>	R: 1 E: 1 K: 1 S: 7	H: 1 LOB: 1 BB: 0 P: 7	R: 0 E: 0 K: 1 S: 5	H: 1 LOB: 0 BB: 0 P: 5	R: 0 E: 0 K: 0 S: 4	H: 1 LOB: 1 BB: 0 P: 4	R: 0 E: 0 K: 1 S: 6	H: 0 LOB: 0 BB: 0 P: 6	R: 0 E: 0 K: 1 S: 5	H: 0 LOB: 0 BB: 0 P: 5	R: 0 E: 0 K: 2 S: 7	H: 0 LOB: 0 BB: 0 P: 7	R: 1 E: 1 K: 1 S: 7	H: 1 LOB: 1 BB: 0 P: 7	R: 0 E: 0 K: 0 S: 4	H: 1 LOB: 1 BB: 0 P: 4		1B: 5 2B: 0 3B: 1 HR: 0	SF: 0 SAC: 0 DP: 0 HBP: 0	WP: 0 PB: 0 SB: 0 CS: 1
<b>PITCHER</b> Ken Johnson, R ERA: 2.72 (1, 1)	IP: 9.0 WLS: W BF: 34 H: 6 R: 2 ER: 0 SO: 8 BB: 0 IBB: 0 HBP: 0 BLK: 0 WP: 0 HR: 0 S: 50 P: 50 ERA: 0.00 WHIP: 0.667															<b>PITCHER</b> IP: WLS: BF: H: R: ER: SO: BB: IBB: HBP: BLK: WP: HR: S: P: ERA: WHIP				

Batter	1	2	3	4	5	6	7	8	9	AB	R	H	RBI	BB	SO	LOB	BOTTOM			
Ernie Fazio, R OBP: 0.273, SLG: 0.283 (1, 4)										3	1	0	0	1	1	1	<b>Philadelphia Phillies @ Houston Colt 45's</b> Colt Stadium, Houston, TX Fri Sep 20 1963, 8:05 PM EDT Att. 4,039 - Unknown - 76 F			
Glenn Vaughan, S OBP: 0.225, SLG: 0.234 (1, 6) (9, 6)										3	0	0	0	1	1	3				
Johnny Weekly, R OBP: 0.282, SLG: 0.400 (1, 7)										4	0	0	0	0	1	3				
Carl Warwick, R OBP: 0.317, SLG: 0.350 (1, 9)										3	1	1	3	0	0	1				
Howie Goss, R OBP: 0.262, SLG: 0.332 (1, 8)										3	0	0	0	0	2	0				
Rusty Staub, L OBP: 0.304, SLG: 0.298 (1, 3)										3	0	0	0	0	0	0				
Bob Aspromonte, R OBP: 0.263, SLG: 0.295 (1, 5)										3	0	1	0	0	0	0				
John Bateman, R OBP: 0.246, SLG: 0.335 (1, 2)										3	0	1	0	0	0	1				
Ken Johnson, R OBP: 0.096, SLG: 0.070 (1, 1)										3	1	1	0	0	2	2				
<b>Inning Stats</b>	R: 0 E: 0 K: 0 S: 3	H: 0 LOB: 1 BB: 1 P: 7	R: 0 E: 0 K: 1 S: 5	H: 0 LOB: 0 BB: 0 P: 5	R: 0 E: 0 K: 2 S: 8	H: 1 LOB: 1 BB: 0 P: 8	R: 0 E: 0 K: 1 S: 5	H: 0 LOB: 0 BB: 0 P: 5	R: 0 E: 0 K: 0 S: 3	H: 0 LOB: 0 BB: 0 P: 3	R: 3 E: 0 K: 2 S: 9	H: 2 LOB: 0 BB: 1 P: 13	R: 0 E: 0 K: 1 S: 6	H: 1 LOB: 1 BB: 0 P: 6	R: 0 E: 0 K: 0 S: 3	H: 0 LOB: 0 BB: 0 P: 3		1B: 2 2B: 0 3B: 1 HR: 1	SF: 0 SAC: 0 DP: 0 HBP: 0	WP: 0 PB: 0 SB: 0 CS: 0
<b>PITCHER</b> Dennis Bennett, L ERA: 2.62 Paul Brown, R ERA: 2.25 (1, 1) (7, 1)	IP: 6.1 WLS: L BF: 25 H: 4 R: 3 ER: 3 SO: 6 BB: 2 IBB: 0 HBP: 0 BLK: 0 WP: 0 HR: 1 S: 35 P: 43 ERA: 4.26 WHIP: 0.947															<b>PITCHER</b> IP: WLS: BF: H: R: ER: SO: BB: IBB: HBP: BLK: WP: HR: S: P: ERA: WHIP				



Batter	1	2	3	4	5	6	7	8	9	AB	R	H	RBI	BB	SO	LOB	TOP																			
Tony Taylor, R (1,4) OBP: 0.331, SLG: 0.370										5	0	1	1	0	0	0																				
Johnny Callison, L (1,9) OBP: 0.337, SLG: 0.488										5	1	1	0	0	0	1																				
Wes Covington, L (1,7) OBP: 0.368, SLG: 0.535										4	1	3	0	0	0	0																				
Cookie Rojas, R (6, PR) OBP: 0.260, SLG: 0.288										0	1	0	0	0	0	0																				
Don Demeter, R (8,7) OBP: 0.307, SLG: 0.431										3	0	1	1	0	0	2																				
Tony Gonzalez, L (1,8) OBP: 0.380, SLG: 0.448										3	0	1	1	0	0	2																				
Clay Dalrymple, L (1,2) OBP: 0.329, SLG: 0.363										4	0	1	0	0	0	4																				
Roy Sievers, R (1,3) OBP: 0.312, SLG: 0.422										3	0	1	1	1	0	2																				
Don Hoak, R (1,5) OBP: 0.273, SLG: 0.316										4	0	1	1	0	2	1																				
Ruben Amaro, R (1,6) OBP: 0.278, SLG: 0.307										4	1	1	0	0	0	2																				
Dallas Green, L (1,1) OBP: 0.111, SLG: 0.086										4	0	0	0	0	3	1																				
<b>Inning Stats</b>	R: 1 E: 0 K: 0 S: 6	H: 3 LOB: 2 BB: 0 P: 6	R: 1 E: 0 K: 2 S: 9	H: 2 LOB: 1 BB: 0 P: 9	R: 1 E: 0 K: 1 S: 7	H: 2 LOB: 1 BB: 0 P: 7	R: 0 E: 0 K: 1 S: 5	H: 0 LOB: 0 BB: 0 P: 5	R: 0 E: 0 K: 0 S: 4	H: 1 LOB: 1 BB: 0 P: 4	R: 0 E: 0 K: 0 S: 3	H: 0 LOB: 0 BB: 0 P: 3	R: 0 E: 0 K: 1 S: 5	H: 0 LOB: 0 BB: 0 P: 5	R: 1 E: 0 K: 0 S: 5	H: 2 LOB: 2 BB: 1 P: 9	R: 0 E: 0 K: 0 S: 3	H: 0 LOB: 0 BB: 0 P: 3	1B: 8 2B: 2 3B: 0 HR: 0	SF: 0 SAC: 1 DP: 0 HBP: 0	WP: 0 PB: 0 SB: 0 CS: 0	PA: 38														
<b>PITCHER</b>	IP WLS BF H R ER SO BB IBB HBP BLK WP HR S P ERA WHIP																																			
Don Nottebart, R (1,1) ERA: 3.28	3.0	16	7	3	3	3	0	0	0	0	0	0	0	22	22	9.00	2.333																			
Jim Umbricht, R (4,1) ERA: 2.74	4.0	13	1	0	0	2	0	0	0	0	0	0	0	17	17	0.00	0.250																			
Hal Woodeshick, L (8,1) ERA: 1.98	2.0	L	9	2	1	1	0	0	1	0	0	0	0	8	12	4.50	1.000																			

Philadelphia Phillies @ Houston Colt 45's  
Colt Stadium, Houston, TX  
Sat Sep 21 1963, 4:33 AM EDT  
Att: 2,231 - Cloudy - 88 F

AB 36  
R 4  
H 10  
RBI 4  
BB 1  
SO 5  
LOB 13

Batter	1	2	3	4	5	6	7	8	9	AB	R	H	RBI	BB	SO	LOB	BOTTOM																					
Glenn Vaughan, S (1,6)										4	0	0	0	0	0	2																						
Mike White, R (1,4) OBP: 0.250, SLG: 0.250										4	0	1	0	0	0	0																						
Johnny Weekly, R (1,7) OBP: 0.267, SLG: 0.377										4	0	0	0	0	0	2																						
Carl Warwick, R (1,9) OBP: 0.320, SLG: 0.355										4	1	3	0	0	0	0																						
Howie Goss, R (1,8) OBP: 0.259, SLG: 0.329										4	0	0	0	0	0	3																						
Rusty Staub, L (1,3) OBP: 0.303, SLG: 0.304										4	1	1	2	0	1	3																						
Bob Aspromonte, R (1,5) OBP: 0.263, SLG: 0.293										3	1	0	0	1	0	3																						
John Bateman, R (1,2) OBP: 0.247, SLG: 0.336										2	0	1	0	0	0	0																						
Jerry Grote, R (5,2)										0	0	0	1	0	0	0																						
Don Nottebart, R (1,1) OBP: 0.159, SLG: 0.145										0	0	0	0	0	0	0																						
Joe Morgan, L (3, PH)										1	0	0	0	0	0	1																						
Jim Umbricht, R (4,1) OBP: 0.125, SLG: 0.125										1	0	1	0	0	0	0																						
Pete Runnels, L (7, PH) OBP: 0.330, SLG: 0.296										1	0	0	0	0	0	0																						
Hal Woodeshick, R (8,1) OBP: 0.174, SLG: 0.136										0	0	0	0	0	0	0																						
<b>Inning Stats</b>	R: 0 E: 0 K: 0 S: 3	H: 0 LOB: 0 BB: 0 P: 3	R: 0 E: 1 K: 1 S: 6	H: 1 LOB: 2 BB: 0 P: 6	R: 0 E: 0 K: 0 S: 5	H: 2 LOB: 2 BB: 0 P: 5	R: 2 E: 0 K: 0 S: 5	H: 2 LOB: 0 BB: 0 P: 5	R: 0 E: 0 K: 0 S: 3	H: 1 LOB: 0 BB: 0 P: 3	R: 0 E: 0 K: 0 S: 3	H: 0 LOB: 0 BB: 0 P: 3	R: 1 E: 0 K: 0 S: 3	H: 0 LOB: 0 BB: 1 P: 7	R: 0 E: 0 K: 0 S: 3	H: 0 LOB: 0 BB: 0 P: 3	R: 0 E: 0 K: 0 S: 4	H: 1 LOB: 1 BB: 0 P: 4	1B: 5 2B: 1 3B: 0 HR: 1	SF: 1 SAC: 0 DP: 1 HBP: 0	WP: 2 PB: 0 SB: 0 CS: 0	PA: 34																
<b>PITCHER</b>	IP WLS BF H R ER SO BB IBB HBP BLK WP HR S P ERA WHIP																																					
Dallas Green, R (1,1) ERA: 3.02	9.0	W	34	7	3	3	1	1	0	0	0	0	0	1	1	35	39	3.00	0.889																			

Philadelphia Phillies @ Houston Colt 45's  
Colt Stadium, Houston, TX  
Sat Sep 21 1963, 4:33 AM EDT  
Att: 2,231 - Cloudy - 88 F

AB 32  
R 3  
H 7  
RBI 3  
BB 1  
SO 1  
LOB 14




Batter	1	2	3	4	5	6	7	8	9	AB	R	H	RBI	BB	SO	LOB	TOP										
<b>Tony Taylor, R</b> OBP: 0.331, SLG: 0.371 (1, 4)	F8		K		L3			1B		4	1	1	0	0	1	1	<b>Philadelphia Phillies @ Houston Colt 45's</b> Colt Stadium, Houston, TX Sun Sep 22 1963, 8:05 PM EDT Att. 3,493 - Unknown - 83 F										
<b>Johnny Callison, L</b> OBP: 0.337, SLG: 0.487 (1, 9)	P3		1-3		F8			1B		4	0	1	1	0	0	0											
<b>Wes Covington, L</b> OBP: 0.361, SLG: 0.535 <b>Don Demeter, R</b> OBP: 0.307, SLG: 0.431 (6, PR) (8, 7)	1B		F7		F8			1B		4	0	2	0	0	0	0											
<b>Tony Gonzalez, L</b> OBP: 0.377, SLG: 0.445 (1, 8)	F8				1-3			K		4	0	0	0	0	1	3											
<b>Roy Sievers, R</b> OBP: 0.309, SLG: 0.418 (1, 3)		F8			P6			K		4	0	0	0	0	2	0											
<b>Clay Dalrymple, L</b> OBP: 0.328, SLG: 0.362 (1, 2)	1B	1B			L9			L3		4	0	1	0	0	0	0											
<b>Don Hoak, R</b> OBP: 0.318, SLG: 0.318 <b>Bobby Wine, R</b> OBP: 0.239, SLG: 0.296 (9, 6)	1B	FC6-4			1B	6-3 SH2-4		L6		4	0	2	0	0	1	0											
<b>Ruben Amaro, R</b> OBP: 0.287, SLG: 0.308 (9, 5)		F7			SH2-4			SH3-4		2	0	1	0	0	0	2											
<b>Chris Short, R</b> OBP: 0.095, SLG: 0.127 <b>Johnny Klippstein, R</b> OBP: 0.058, SLG: 0.058 (9, 1)	1B	FC6-4			6-3			SH3-4		2	0	0	0	0	0	3											
<b>Inning Stats</b>	R: 0 E: 0 K: 0 S: 7	H: 1 LOB: 1 BB: 0 P: 8	R: 0 E: 0 K: 0 S: 13	H: 2 LOB: 2 BB: 0 P: 15	R: 0 E: 0 K: 1 S: 7	H: 0 LOB: 0 BB: 0 P: 8	R: 0 E: 0 K: 0 S: 3	H: 0 LOB: 0 BB: 0 P: 4	R: 0 E: 0 K: 0 S: 7	H: 1 LOB: 1 BB: 0 P: 10	R: 0 E: 0 K: 0 S: 5	H: 0 LOB: 0 BB: 0 P: 5	R: 0 E: 0 K: 1 S: 6	H: 0 LOB: 0 BB: 0 P: 8	R: 1 E: 0 K: 1 S: 8	H: 4 LOB: 2 BB: 0 P: 9		R: 0 E: 0 K: 2 S: 7	H: 0 LOB: 0 BB: 0 P: 12	1B: 7 2B: 1 3B: 0 HR: 0	SF: 0 SAC: 2 DP: 0 HBP: 0	WP: 0 PB: 0 SB: 0 CS: 0	PA: 34				
<b>PITCHER</b>	IP	WLS	BF	H	R	ER	SO	BB	IBB	HBP	BLK	WP	HR	S	P	ERA	WHIP										
<b>Hal Brown, R</b> ERA: 3.31 (1, 1)	7.2		30	8	1	1	2	0	0	0	0	0	0	53	64	1.17	1.043										
<b>Hal Woodeshick, L</b> ERA: 1.99 (8, 1)	0.1		1	0	0	0	1	0	0	0	0	0	0	3	3	0.00	0.000										
<b>Turk Farrell, R</b> ERA: 3.08 (9, 1)	1.0	W	3	0	0	0	2	0	0	0	0	0	0	7	12	0.00	0.000										

Batter	1	2	3	4	5	6	7	8	9	AB	R	H	RBI	BB	SO	LOB	BOTTOM										
<b>Glenn Vaughan, S</b> OBP: 0.182, SLG: 0.100 <b>Hal Smith, R</b> OBP: 0.295, SLG: 0.281 <b>Turk Farrell, R</b> OBP: 0.200, SLG: 0.197 (9, 1)	E S		F8			6-3		K		3	0	1	0	0	0	0	<b>Philadelphia Phillies @ Houston Colt 45's</b> Colt Stadium, Houston, TX Sun Sep 22 1963, 8:05 PM EDT Att. 3,493 - Unknown - 83 F										
<b>Howie Goss, R</b> OBP: 0.259, SLG: 0.328 (1, 8)	K		1B		5-3			K		4	0	1	0	0	2	3											
<b>Johnny Weekly, R</b> OBP: 0.278, SLG: 0.384 <b>Aaron Pointer, R</b> (9, PR)	F8		6-3		1B			FC1-6		4	0	2	0	0	0	1											
<b>Carl Warwick, R</b> OBP: 0.318, SLG: 0.352 (1, 3)	F7				F2			F9		4	1	0	0	0	0	3											
<b>Jimmy Wynn, R</b> OBP: 0.301, SLG: 0.340 (1, 7)		5-3			L6			F8		3	1	0	0	1	0	0											
<b>Bob Aspromonte, R</b> OBP: 0.285, SLG: 0.295 (1, 5)		HBP			5-3			5-3		4	0	2	1	0	0	0											
<b>John Bateman, R</b> OBP: 0.248, SLG: 0.334 <b>Rusty Staub, L</b> OBP: 0.303, SLG: 0.303 (9, PH)		HBP			4-3			6-3		2	0	0	0	0	0	0											
<b>Mike White, R</b> OBP: 0.333, SLG: 0.333 <b>Johnny Temple, R</b> OBP: 0.348, SLG: 0.318 <b>Joe Morgan, L</b> OBP: 0.500, SLG: 0.500 (9, 4)		F3			1B	G5-4-3		SH1-3		1	0	1	1	0	0	0											
<b>Hal Brown, R</b> OBP: 0.114, SLG: 0.093 <b>Hal Woodeshick, R</b> OBP: 0.174, SLG: 0.136 <b>Bob Lillis, R</b> OBP: 0.225, SLG: 0.234 (9, 6)		L8			G5-4-3			SH1-3		2	0	0	0	0	0	0											
<b>Inning Stats</b>	R: 0 E: 0 K: 1 S: 7	H: 1 LOB: 1 BB: 0 P: 10	R: 0 E: 0 K: 0 S: 11	H: 1 LOB: 2 BB: 0 P: 17	R: 0 E: 0 K: 0 S: 7	H: 1 LOB: 0 BB: 0 P: 9	R: 0 E: 0 K: 0 S: 4	H: 0 LOB: 0 BB: 0 P: 6	R: 0 E: 0 K: 0 S: 7	H: 1 LOB: 0 BB: 0 P: 11	R: 0 E: 0 K: 0 S: 10	H: 1 LOB: 1 BB: 0 P: 16	R: 0 E: 0 K: 0 S: 4	H: 0 LOB: 0 BB: 0 P: 4	R: 0 E: 0 K: 2 S: 10	H: 0 LOB: 2 BB: 1 P: 16		R: 2 E: 0 K: 0 S: 13	H: 3 LOB: 2 BB: 1 P: 22	1B: 8 2B: 0 3B: 0 HR: 0	SF: 0 SAC: 1 DP: 1 HBP: 1	WP: 0 PB: 0 SB: 1 CS: 0	PA: 35				
<b>PITCHER</b>	IP	WLS	BF	H	R	ER	SO	BB	IBB	HBP	BLK	WP	HR	S	P	ERA	WHIP										
<b>Chris Short, L</b> ERA: 3.0 (1, 1)	8.1	L	33	7	2	2	3	2	0	1	0	0	0	69	103	2.16	1.080										
<b>Johnny Klippstein, R</b> ERA: 1.92 (9, 1)	0.1		2	1	0	0	0	0	0	0	0	0	0	4	8	0.00	3.000										

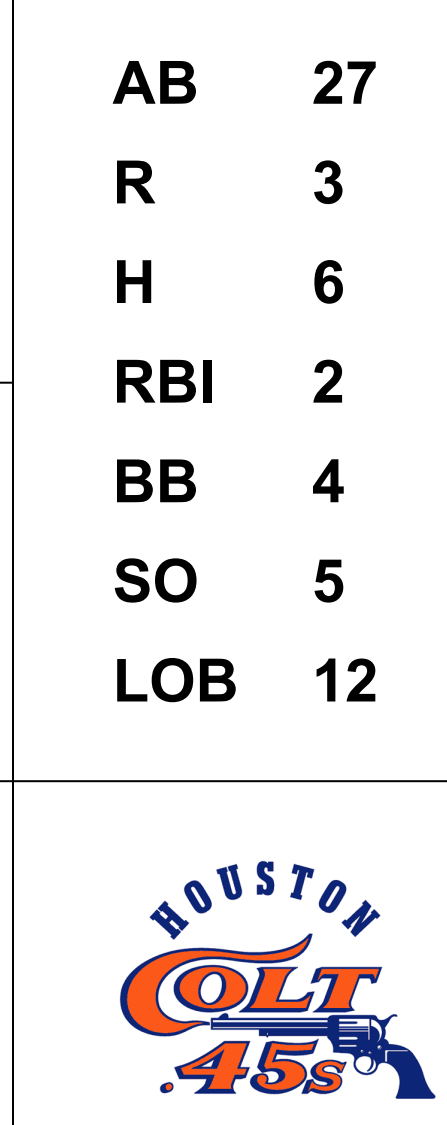


Batter	1	2	3	4	5	6	7	8	9	AB	R	H	RBI	BB	SO	LOB	TOP																	
Dick Schofield, S OBP: 0.342, SLG: 0.313 (1, 6)										5	0	0	0	0	0	4	<b>Pittsburgh Pirates @ Houston Colt 45's</b> Colt Stadium, Houston, TX Tue Sep 24 1963, 8:05 PM EDT Att. 3,144 - Unknown - 76 F																	
Bill Virdon, L OBP: 0.320, SLG: 0.378 (1, 8)										4	1	1	0	0	0	1																		
Roberto Clemente, R OBP: 0.356, SLG: 0.470 (1, 9)										3	0	1	0	1	1	0																		
Willie Stargell, L OBP: 0.288, SLG: 0.416 (8, PH) Manny Mota, R OBP: 0.313, SLG: 0.339 (8, 7)										3	0	1	0	0	0	3																		
Donn Clendenon, R OBP: 0.329, SLG: 0.439 (1, 3)										4	0	0	0	0	2	3																		
Bob Bailey, R OBP: 0.302, SLG: 0.326 (1, 5)										3	1	0	0	1	0	0																		
Gene Alley, R OBP: 0.265, SLG: 0.250 (1, 4)										4	0	0	0	0	1	1																		
Ron Brand, R OBP: 0.361, SLG: 0.346 (1, 2)										3	0	1	1	1	0	0																		
Earl Francis, R OBP: 0.308, SLG: 0.423 (7, PH) Jerry Lynch, L OBP: 0.332, SLG: 0.466 (7, PH) Ted Savage, R OBP: 0.277, SLG: 0.333 (7, PH) Don Schwall, R OBP: 0.173, SLG: 0.160 (9, PH) Bill Mazerowski, R OBP: 0.297, SLG: 0.345 (9, PH)										2	0	0	0	0	1	0																		
<b>Inning Stats</b>	R: 0 E: 0 K: 1 S: 6	H: 1 LOB: 2 BB: 1 P: 10	R: 0 E: 0 K: 0 S: 3	H: 0 LOB: 0 BB: 0 P: 3	R: 0 E: 1 K: 0 S: 5	H: 1 LOB: 2 BB: 0 P: 5	R: 0 E: 0 K: 0 S: 3	H: 0 LOB: 0 BB: 0 P: 3	R: 0 E: 0 K: 1 S: 5	H: 0 LOB: 0 BB: 0 P: 5	R: 0 E: 1 K: 1 S: 6	H: 0 LOB: 1 BB: 0 P: 6	R: 1 E: 0 K: 1 S: 6	H: 1 LOB: 1 BB: 1 P: 10	R: 1 E: 0 K: 2 S: 8	H: 1 LOB: 0 BB: 0 P: 8		R: 0 E: 1 K: 1 S: 6	H: 0 LOB: 2 BB: 1 P: 10	1B: 3 2B: 1 3B: 0 HR: 0	SF: 0 SAC: 0 DP: 0 HBP: 0	WP: 2 PA: 37 PB: 0 SB: 0 CS: 0												
<b>PITCHER</b>	IP WLS BF H R ER SO BB IBB HBP BLK WP HR S P ERA WHIP																																	
Chris Zachary, R ERA: 4.53 Hal Woodeshick, L ERA: 2.01	(1, 1) (7, 1)	6.1 2.2	W S	26 11	H 1	R 1	ER 1	SO 3	BB 2	IBB 0	HBP 0	BLK 0	WP 0	HR 0	S 30	P 38	ERA 1.42	WHIP 0.789																

AB	34
R	2
H	4
RBI	1
BB	3
SO	7
LOB	14



Batter	1	2	3	4	5	6	7	8	9	AB	R	H	RBI	BB	SO	LOB	BOTTOM																	
Glenn Vaughan, S OBP: 0.200, SLG: 0.077 (1, 6)										3	1	0	0	1	0	0	<b>Pittsburgh Pirates @ Houston Colt 45's</b> Colt Stadium, Houston, TX Tue Sep 24 1963, 8:05 PM EDT Att. 3,144 - Unknown - 76 F																	
Joe Morgan, L OBP: 0.333, SLG: 0.333 (1, 4)										4	1	1	0	0	0	0																		
Johnny Weekly, R OBP: 0.277, SLG: 0.390 (1, 9)										4	0	1	0	0	0	2																		
Carl Warwick, R OBP: 0.321, SLG: 0.353 (1, 7)										2	1	1	0	2	0	0																		
Rusty Staub, L OBP: 0.303, SLG: 0.304 (1, 3)										2	0	1	1	0	0	2																		
Howie Goss, R OBP: 0.284, SLG: 0.331 (1, 8)										3	0	2	1	1	1	1																		
Bob Aspromonte, R OBP: 0.264, SLG: 0.293 (1, 5)										3	0	0	0	0	2	4																		
John Bateman, R OBP: 0.246, SLG: 0.332 (1, 2)										3	0	0	0	0	1	2																		
Chris Zachary, L Hal Woodeshick, R OBP: 0.167, SLG: 0.130 (7, 1)										2	0	0	0	0	0	1																		
<b>Inning Stats</b>	R: 2 E: 0 K: 1 S: 7	H: 2 LOB: 2 BB: 2 P: 15	R: 0 E: 0 K: 0 S: 3	H: 0 LOB: 0 BB: 0 P: 3	R: 0 E: 0 K: 0 S: 3	H: 1 LOB: 1 BB: 1 P: 7	R: 0 E: 0 K: 0 S: 3	H: 0 LOB: 1 BB: 1 P: 7	R: 0 E: 0 K: 0 S: 3	H: 0 LOB: 0 BB: 0 P: 3	R: 1 E: 0 K: 2 S: 9	H: 2 LOB: 1 BB: 0 P: 9	R: 0 E: 0 K: 1 S: 5	H: 0 LOB: 0 BB: 0 P: 5	R: 0 E: 0 K: 1 S: 6	H: 1 LOB: 1 BB: 0 P: 6		1B: 5 2B: 1 3B: 0 HR: 0	SF: 1 SAC: 1 DP: 1 HBP: 0	WP: 1 PA: 33 PB: 0 SB: 0 CS: 0														
<b>PITCHER</b>	IP WLS BF H R ER SO BB IBB HBP BLK WP HR S P ERA WHIP																																	
Earl Francis, R ERA: 4.53 Don Schwall, R ERA: 3.33	(1, 1) (7, 1)	6.0 2.0	L 7	26 1	H 0	R 0	ER 0	SO 2	BB 4	IBB 0	HBP 0	BLK 0	WP 0	HR 0	S 11	P 11	ERA 0.00	WHIP 0.500																





Batter	1	2	3	4	5	6	7	8	9	AB	R	H	RBI	BB	SO	LOB	TOP								
<b>Bob Bailey, R</b> OBP: 0.302, SLG: 0.325 (1, 5)										4	1	1	0	0	0	2	<b>Pittsburgh Pirates @ Houston Colt 45's</b> Colt Stadium, Houston, TX Wed Sep 25 1963, 8:05 PM EDT Att: 3,118 - Cloudy - 74 F								
<b>Dick Schofield, S</b> OBP: 0.342, SLG: 0.312 (1, 6)										4	0	1	1	0	2	2									
<b>Willie Stargell, L</b> OBP: 0.284, SLG: 0.410 (1, 7)										4	0	0	0	0	2	1									
<b>Bill Virdon, L</b> OBP: 0.318, SLG: 0.375 (1, 8)										4	0	0	0	0	0	0									
<b>Roberto Clemente, R</b> OBP: 0.355, SLG: 0.468 (1, 9)										4	0	1	0	0	0	0									
<b>Smoky Burgess, L</b> OBP: 0.338, SLG: 0.394 (1, 2)										3	0	1	0	1	0	0									
<b>Ted Savage, R</b> OBP: 0.277, SLG: 0.333 (9, PR)										0	0	0	0	0	0	0									
<b>Donn Clendenon, R</b> OBP: 0.329, SLG: 0.438 (1, 3)										4	0	1	0	0	1	3									
<b>Gene Alley, R</b> OBP: 0.270, SLG: 0.257 (1, 4)										3	0	1	0	0	0	0									
<b>Jerry Lynch, L</b> OBP: 0.331, SLG: 0.464 (9, PH)										1	0	0	0	0	1	3									
<b>Tommie Sisk, R</b> OBP: 0.188, SLG: 0.071 (1, 1)										2	0	1	0	0	0	0									
<b>Bill Mazerowski, R</b> OBP: 0.287, SLG: 0.345 (9, PH)										0	0	0	0	0	0	0									
<b>Inning Stats</b>	R: 0 E: 1 K: 1 S: 5	H: 0 LOB: 0 BB: 0 P: 5	R: 0 E: 0 K: 0 S: 4	H: 1 LOB: 1 BB: 0 P: 4	R: 0 E: 0 K: 1 S: 6	H: 1 LOB: 0 BB: 0 P: 6	R: 0 E: 0 K: 0 S: 4	H: 1 LOB: 2 BB: 1 P: 8	R: 1 E: 0 K: 0 S: 5	H: 2 LOB: 1 BB: 0 P: 5	R: 0 E: 0 K: 0 S: 3	H: 0 LOB: 0 BB: 0 P: 3	R: 0 E: 0 K: 1 S: 6	H: 1 LOB: 1 BB: 0 P: 6	R: 0 E: 0 K: 2 S: 7	H: 0 LOB: 0 BB: 0 P: 7	R: 0 E: 1 K: 1 S: 6	H: 1 LOB: 1 BB: 0 P: 6	1B: 7 2B: 0 3B: 0 HR: 0	SF: 0 SAC: 1 DP: 1 HBP: 0	WP: 0 PB: 0 SB: 2 CS: 1	PA: 36			
<b>PITCHER</b>	IP	WLS	BF	H	R	ER	SO	BB	IBB	HBP	BLK	WP	HR	S	P	ERA	WHIP								
<b>Ken Johnson, R</b> ERA: 2.66 (1, 1)	8.1	W	34	7	1	1	5	1	0	0	0	0	0	43	47	1.08	0.960								
<b>Turk Farrell, R</b> ERA: 3.07 (9, 1)	0.2	S	1	0	0	0	1	0	0	0	0	0	0	3	3	0.00	0.000								

AB	33
R	1
H	7
RBI	1
BB	1
SO	6
LOB	11



Batter	1	2	3	4	5	6	7	8	9	AB	R	H	RBI	BB	SO	LOB	BOTTOM								
<b>Glenn Vaughan, S</b> OBP: 0.211, SLG: 0.118 (1, 6)										4	0	1	0	0	0	0	<b>Pittsburgh Pirates @ Houston Colt 45's</b> Colt Stadium, Houston, TX Wed Sep 25 1963, 8:05 PM EDT Att: 3,118 - Cloudy - 74 F								
<b>Bob Lillis, R</b> OBP: 0.225, SLG: 0.234 (9, 6)										0	0	0	0	0	0	0									
<b>Joe Morgan, L</b> OBP: 0.200, SLG: 0.200 (1, 4)										4	0	0	0	0	0	1									
<b>Johnny Weekly, R</b> OBP: 0.276, SLG: 0.375 (1, 9)										3	0	0	0	1	2	1									
<b>Carl Warwick, R</b> OBP: 0.319, SLG: 0.351 (1, 7)										3	1	0	0	0	0	1									
<b>Rusty Staub, L</b> OBP: 0.303, SLG: 0.304 (1, 3)										3	0	1	0	0	0	0									
<b>Howie Goss, R</b> OBP: 0.284, SLG: 0.329 (1, 8)										2	1	0	0	1	0	3									
<b>Bob Aspromonte, R</b> OBP: 0.266, SLG: 0.295 (1, 5)										3	0	2	1	0	0	0									
<b>John Bateman, R</b> OBP: 0.244, SLG: 0.329 (1, 2)										3	0	0	0	0	1	3									
<b>Ken Johnson, R</b> OBP: 0.092, SLG: 0.068 (1, 1)										3	0	0	0	0	0	2									
<b>Turk Farrell, R</b> OBP: 0.200, SLG: 0.197 (9, 1)										0	0	0	0	0	0	0									
<b>Inning Stats</b>	R: 0 E: 0 K: 0 S: 3	H: 1 LOB: 0 BB: 0 P: 3	R: 0 E: 0 K: 1 S: 6	H: 1 LOB: 2 BB: 1 P: 10	R: 0 E: 0 K: 0 S: 3	H: 0 LOB: 0 BB: 0 P: 3	R: 0 E: 0 K: 1 S: 5	H: 0 LOB: 0 BB: 0 P: 5	R: 0 E: 0 K: 0 S: 3	H: 0 LOB: 0 BB: 0 P: 3	R: 2 E: 2 K: 0 S: 6	H: 2 LOB: 2 BB: 1 P: 10	R: 0 E: 0 K: 1 S: 5	H: 0 LOB: 0 BB: 0 P: 5	1B: 4 2B: 0 3B: 0 HR: 0	SF: 0 SAC: 0 DP: 1 HBP: 0	WP: 0 PB: 0 SB: 0 CS: 0	PA: 30							
<b>PITCHER</b>	IP	WLS	BF	H	R	ER	SO	BB	IBB	HBP	BLK	WP	HR	S	P	ERA	WHIP								
<b>Tommie Sisk, R</b> ERA: 3.03 (1, 1)	8.0	L	30	4	2	1	3	2	0	0	0	0	0	34	42	1.12	0.750								

AB	28
R	2
H	4
RBI	1
BB	2
SO	3
LOB	11






Batter	1	2	3	4	5	6	7	8	9	10	11	AB	R	H	RBI	BB	SO	LOB
Dick Schofield, S OBP: 0.339, SLG: 0.310	4-3	P6			E4	SF8			6-3		SH5-4	4	0	0	1	0	0	2
Roberto Clemente, R OBP: 0.352, SLG: 0.463	4-3		6-3		FC1-6	K			E1		G3	6	0	0	0	0	1	3
Willie Stargell, L OBP: 0.285, SLG: 0.409			F5				P4		K		K	6	0	2	0	0	2	2
Ted Savage, R OBP: 0.268, SLG: 0.322	1-3		4-3		P6		K		5-3			5	0	0	0	0	1	4
Donn Clendenon, R OBP: 0.329, SLG: 0.436					F7	F8			6-3		4-3	5	1	1	0	0	0	2
Bob Bailey, R OBP: 0.303, SLG: 0.327									6-3		P4	5	2	2	0	0	1	1
Gene Alley, R OBP: 0.262, SLG: 0.250					F8	E5			5-3			5	1	1	0	0	1	3
Ron Brand, R OBP: 0.379, SLG: 0.345					E6						K	3	0	1	1	2	1	1
Tom Butters, R OBP: 0.250, SLG: 0.333												4	0	1	1	0	3	4
Al McBean, R OBP: 0.200, SLG: 0.333												0	0	0	0	0	0	0
Manny Mota, R OBP: 0.319, SLG: 0.339												0	0	0	0	1	0	0
Roy Face, R OBP: 0.250, SLG: 0.250												0	0	0	0	0	0	0

**Pittsburgh Pirates @ Houston Colt 45's**  
 Colt Stadium, Houston, TX  
 Thu Sep 26 1963, 8:05 PM EDT  
 Att: 2,762 - Unknown - 75 F

livebaseballscores.com

AB	43
R	4
H	8
RBI	3
BB	3
SO	10
LOB	22




Inning Stats	R	H	E	K	S	P	IP	WLS	BF	H	R	ER	SO	BB	IBB	HBP	BLK	WP	HR	S	P	ERA	WHIP
	0	1	0	2	0	4	5.0	0	26	7	4	0	3	1	0	0	0	0	0	31	35	3.60	1.600

Batter	1	2	3	4	5	6	7	8	9	10	11	AB	R	H	RBI	BB	SO	LOB
Glenn Vaughan, S OBP: 0.365, SLG: 0.505	F8				K			1-3				4	0	0	0	0	2	0
Johnny Temple, R OBP: 0.317, SLG: 0.410		K										1	0	0	0	0	0	3
Hal Woodeshick, L OBP: 0.292, SLG: 0.410												0	0	0	0	0	0	0
Hal Smith, R OBP: 0.276, SLG: 0.376												1	0	0	0	0	1	1
Turk Farrell, R OBP: 0.250, SLG: 0.197												0	0	0	0	0	0	0
Don McMahon, R OBP: 0.214, SLG: 0.197												0	0	0	0	0	0	0
Joe Morgan, L OBP: 0.313, SLG: 0.267					4-3			F9			SH1-4	5	2	2	0	1	1	0
Johnny Weekly, R OBP: 0.284, SLG: 0.375												0	0	0	0	0	0	0
Al Spangler, L OBP: 0.354, SLG: 0.387			3-1					F8			SH1-4	4	0	1	0	0	0	1
Carl Warwick, R OBP: 0.320, SLG: 0.349												5	0	1	0	1	1	2
Howie Goss, R OBP: 0.265, SLG: 0.331												4	0	1	1	1	2	2
Bob Aspromonte, R OBP: 0.273, SLG: 0.298												3	2	2	1	3	0	2
Jimmy Wynn, R OBP: 0.306, SLG: 0.364												4	1	2	3	1	1	5
Jerry Grote, R OBP: 0.304, SLG: 0.304												2	0	0	0	1	1	0
Rusty Staub, L OBP: 0.244, SLG: 0.329												0	0	0	0	1	0	0
Larry Yellen, R OBP: 0.111, SLG: 0.111												0	0	0	0	1	0	0
Pete Runnels, L OBP: 0.331, SLG: 0.296												0	0	0	0	1	0	0
Ernie Fazio, R OBP: 0.273, SLG: 0.283												0	0	0	0	0	0	0
Bob Lillis, R OBP: 0.225, SLG: 0.234												1	0	0	0	0	0	1

**Pittsburgh Pirates @ Houston Colt 45's**  
 Colt Stadium, Houston, TX  
 Thu Sep 26 1963, 8:05 PM EDT  
 Att: 2,762 - Unknown - 75 F

livebaseballscores.com

AB	37
R	5
H	9
RBI	5
BB	10
SO	11
LOB	20



Inning Stats	R	H	E	K	S	P	IP	WLS	BF	H	R	ER	SO	BB	IBB	HBP	BLK	WP	HR	S	P	ERA	WHIP
	0	3	0	0	2	15	7.2	1	36	6	4	4	8	2	0	0	0	0	0	44	73	4.70	1.565



Batter	1	2	3	4	5	6	7	8	9	AB	R	H	RBI	BB	SO	LOB	TOP					
Joe Christopher, R OBP: 0.297, SLG: 0.291 (1, 9)	6-3	F9	1B		F3			6-3 BB		4	0	1	1	1	0	1						
Dick Smith, R OBP: 0.304, SLG: 0.268 (1, 8)	4-3		1B			6-3		F7		5	1	1	0	0	0	3						
Ron Hunt, R OBP: 0.334, SLG: 0.395 Ted Schreiber, R OBP: 0.236, SLG: 0.160 (1, 4) (9, 4)	L3		1B	P4		K		6-3		5	1	1	1	0	1	1						
Frank Thomas, R OBP: 0.318, SLG: 0.395 Rod Kanehl, R OBP: 0.296, SLG: 0.288 (1, 7) (8, 7)		WP E 1B	F3	2B	1B			F8		5	1	2	0	0	0	2						
Jim Hickman, R OBP: 0.292, SLG: 0.399 (1, 5)		E7 G3 1-H 6-3 1B	FC6-4 2H 1B	1B				6-3		5	1	3	1	0	0	0						
Tim Larkness, L OBP: 0.289, SLG: 0.337 Ed Kranepool, L OBP: 0.254, SLG: 0.288 (1, 3) (9, 3)		G3	FC6-4 1B 1-2 PB	K				P4		5	2	1	0	0	1	4						
Chris Cannizzaro, R OBP: 0.273, SLG: 0.290 (1, 2)		6-3	PB 1B	L7				E7 1B		4	2	1	2	0	0	2						
Al Moran, R OBP: 0.274, SLG: 0.229 (1, 6)		E6 1B	1B	5-3						5	2	3	2	0	0	0						
Al Jackson, L OBP: 0.210, SLG: 0.228 (1, 1)		2H 1B	1B	F8				F7		5	0	2	1	0	0	2						
<b>Inning Stats</b>	R: 0 E: 0 K: 0 S: 3	H: 0 LOB: 0 BB: 0 P: 3	R: 3 E: 2 K: 0 S: 7	H: 3 LOB: 1 BB: 0 P: 7	R: 5 E: 0 K: 0 S: 10	H: 7 LOB: 2 BB: 0 P: 10	R: 0 E: 0 K: 1 S: 7	H: 2 LOB: 2 BB: 0 P: 7	R: 0 E: 0 K: 1 S: 5	H: 0 LOB: 0 BB: 0 P: 5	R: 1 E: 1 K: 0 S: 5	H: 1 LOB: 1 BB: 0 P: 5	R: 0 E: 0 K: 0 S: 3	H: 0 LOB: 1 BB: 1 P: 7	R: 1 E: 0 K: 0 S: 5	H: 2 LOB: 1 BB: 0 P: 5	1B: 12 2B: 3 HR: 0	SF: 1 SAC: 0 DP: 0 HBP: 0	WP: 2 PB: 1 SB: 0 CS: 0	PA: 45		
<b>PITCHER</b>	IP WLS BF H R ER SO BB IBB HBP BLK WP HR S P ERA WHIP	IP WLS BF H R ER SO BB IBB HBP BLK WP HR S P ERA WHIP	IP WLS BF H R ER SO BB IBB HBP BLK WP HR S P ERA WHIP	IP WLS BF H R ER SO BB IBB HBP BLK WP HR S P ERA WHIP	IP WLS BF H R ER SO BB IBB HBP BLK WP HR S P ERA WHIP	IP WLS BF H R ER SO BB IBB HBP BLK WP HR S P ERA WHIP	IP WLS BF H R ER SO BB IBB HBP BLK WP HR S P ERA WHIP	IP WLS BF H R ER SO BB IBB HBP BLK WP HR S P ERA WHIP	IP WLS BF H R ER SO BB IBB HBP BLK WP HR S P ERA WHIP	IP WLS BF H R ER SO BB IBB HBP BLK WP HR S P ERA WHIP	IP WLS BF H R ER SO BB IBB HBP BLK WP HR S P ERA WHIP	IP WLS BF H R ER SO BB IBB HBP BLK WP HR S P ERA WHIP	IP WLS BF H R ER SO BB IBB HBP BLK WP HR S P ERA WHIP	IP WLS BF H R ER SO BB IBB HBP BLK WP HR S P ERA WHIP	IP WLS BF H R ER SO BB IBB HBP BLK WP HR S P ERA WHIP	IP WLS BF H R ER SO BB IBB HBP BLK WP HR S P ERA WHIP	IP WLS BF H R ER SO BB IBB HBP BLK WP HR S P ERA WHIP	IP WLS BF H R ER SO BB IBB HBP BLK WP HR S P ERA WHIP	IP WLS BF H R ER SO BB IBB HBP BLK WP HR S P ERA WHIP	IP WLS BF H R ER SO BB IBB HBP BLK WP HR S P ERA WHIP	IP WLS BF H R ER SO BB IBB HBP BLK WP HR S P ERA WHIP	
Jay Dahl, L ERA: 16.88 (1, 1)	2.2	L	16	7	7	5	0	0	0	0	0	0	0	0	0	0	1	0	16	16.88	2.625	
Danny Coombs, L ERA: 27.0 (3, 1)	0.1		4	3	1	1	0	0	0	0	0	0	0	0	0	0	0	0	4	4	27.00	9.000
Joe Hoerner, L ERA: (4, 1)	3.0		11	2	0	0	2	0	0	0	0	0	0	0	0	0	0	0	15	15	0.00	0.667
Jim Dickson, R ERA: 7.11 (7, 1)	2.0		9	1	1	0	0	1	0	0	0	0	0	0	0	0	0	0	8	12	0.00	1.000
Dick Drott, R ERA: 4.89 (9, 1)	1.0		5	2	1	1	0	0	0	0	0	0	0	0	0	0	1	0	5	5	9.00	2.000

New York Mets @ Houston Colt 45's  
Colt Stadium, Houston, TX  
Fri Sep 27 1963, 8:05 PM EDT  
Att: 5,802 - Cloudy - 76 F

AB	43
R	10
H	15
RBI	8
BB	1
SO	2
LOB	15



Batter	1	2	3	4	5	6	7	8	9	AB	R	H	RBI	BB	SO	LOB	BOTTOM					
Sonny Jackson, L (1, 6)	L3		L6		K				E5 3B	3	0	0	0	0	1	2						
Ernie Fazio, R OBP: 0.275, SLG: 0.282 (6, 5)										1	1	0	0	1	0	0						
Joe Morgan, L OBP: 0.333, SLG: 0.400 (1, 4)	K		F9		1B		5-3 BB			5	0	2	1	0	1	2						
Jimmy Wynn, R OBP: 0.312, SLG: 0.366 (1, 8)			F9		L9					4	0	2	0	1	0	3						
Rusty Staub, L OBP: 0.305, SLG: 0.305 (1, 3)	CS 1B	F8		1B FC3-6 1B	1B		P4			5	1	2	1	0	1	4						
Aaron Pointer, R OBP: 0.200, SLG: 0.200 (1, 9)		P4		1B FC3-6 1B	L9		6-3			5	0	1	0	0	1	6						
Brock Davis, L OBP: 0.254, SLG: 0.291 (1, 7)			1B	FC3-6 1-2 1B	4-3					5	0	1	1	0	1	3						
Glenn Vaughan, S OBP: 0.222, SLG: 0.160 (1, 5) (6, 6)			1B	1-3 3H 1B	1-3		F8			4	0	2	0	0	0	1						
Jerry Grote, R OBP: 0.286, SLG: 0.200 Dave Adlesh, R (1, 2) (7, 2)			K		K					3	0	1	0	0	2	3						
Jay Dahl, S Danny Coombs, R Johnny Westly, R Joe Hoerner, R Mike White, R Jim Dickson, L Carl Warwick, R Dick Drott, R (1, 1) (3, 1) (3, PH) (4, 1) (5, PH) (7, 1) (8, PH) (9, 1)					E3 1B		5-3			0	0	0	0	0	0	0						
<b>Inning Stats</b>	R: 0 E: 0 K: 1 S: 5	H: 1 LOB: 0 BB: 0 P: 5	R: 0 E: 0 K: 1 S: 7	H: 2 LOB: 2 BB: 0 P: 7	R: 0 E: 0 K: 0 S: 3	H: 0 LOB: 1 BB: 1 P: 7	R: 1 E: 0 K: 1 S: 7	H: 2 LOB: 1 BB: 0 P: 7	R: 1 E: 1 K: 1 S: 8	H: 2 LOB: 2 BB: 0 P: 8	R: 0 E: 0 K: 0 S: 4	H: 1 LOB: 1 BB: 0 P: 4	R: 0 E: 0 K: 2 S: 8	H: 1 LOB: 2 BB: 0 P: 8	R: 1 E: 1 K: 2 S: 9	H: 1 LOB: 2 BB: 1 P: 13	1B: 10 2B: 0 3B: 1 HR: 0	SF: 0 SAC: 0 DP: 0 HBP: 0	WP: 0 PB: 0 SB: 0 CS: 1	PA: 43		
<b>PITCHER</b>	IP WLS BF H R ER SO BB IBB HBP BLK WP HR S P ERA WHIP	IP WLS BF H R ER SO BB IBB HBP BLK WP HR S P ERA WHIP	IP WLS BF H R ER SO BB IBB HBP BLK WP HR S P ERA WHIP	IP WLS BF H R ER SO BB IBB HBP BLK WP HR S P ERA WHIP	IP WLS BF H R ER SO BB IBB HBP BLK WP HR S P ERA WHIP	IP WLS BF H R ER SO BB IBB HBP BLK WP HR S P ERA WHIP	IP WLS BF H R ER SO BB IBB HBP BLK WP HR S P ERA WHIP	IP WLS BF H R ER SO BB IBB HBP BLK WP HR S P ERA WHIP	IP WLS BF H R ER SO BB IBB HBP BLK WP HR S P ERA WHIP	IP WLS BF H R ER SO BB IBB HBP BLK WP HR S P ERA WHIP	IP WLS BF H R ER SO BB IBB HBP BLK WP HR S P ERA WHIP	IP WLS BF H R ER SO BB IBB HBP BLK WP HR S P ERA WHIP	IP WLS BF H R ER SO BB IBB HBP BLK WP HR S P ERA WHIP	IP WLS BF H R ER SO BB IBB HBP BLK WP HR S P ERA WHIP	IP WLS BF H R ER SO BB IBB HBP BLK WP HR S P ERA WHIP	IP WLS BF H R ER SO BB IBB HBP BLK WP HR S P ERA WHIP	IP WLS BF H R ER SO BB IBB HBP BLK WP HR S P ERA WHIP	IP WLS BF H R ER SO BB IBB HBP BLK WP HR S P ERA WHIP	IP WLS BF H R ER SO BB IBB HBP BLK WP HR S P ERA WHIP	IP WLS BF H R ER SO BB IBB HBP BLK WP HR S P ERA WHIP	IP WLS BF H R ER SO BB IBB HBP BLK WP HR S P ERA WHIP	
Al Jackson, L ERA: 3.93 (1, 1)	9.0	W	42	11	3	1	8	3	0	0	0	0	0	0	0	0	0	0	55	67	1.00	1.556

New York Mets @ Houston Colt 45's  
Colt Stadium, Houston, TX  
Fri Sep 27 1963, 8:05 PM EDT  
Att: 5,802 - Cloudy - 76 F

AB	39
R	3
H	11
RBI	3
BB	3
SO	8
LOB	27





Batter	1	2	3	4	5	6	7	8	9	AB	R	H	RBI	BB	SO	LOB	TOP			
Ed Kranepool, L (1,9) OBP: 0.297, SLG: 0.291	F7		FC5-4 1B		2B 1B			5-3		4	0	2	1	0	0	0	<b>New York Mets @ Houston Colt 45's</b> Colt Stadium, Houston, TX Sat Sep 28 1963, 4:33 AM EDT Att: 2,566 - Cloudy - 81 F			
Duke Carmel, L (1,8) OBP: 0.321, SLG: 0.363	6-3		FC5-4 1-2 2-3		1-3 2B			4-1		4	0	1	0	0	0	2				
Ron Hunt, R (1,4) OBP: 0.332, SLG: 0.392	5-3		F9		F7			6-3		4	0	0	0	0	0	4				
Tim Harkness, L (1,3) OBP: 0.288, SLG: 0.339		5-3		G3				4-3 2B		4	0	1	0	0	0	0				
Jim Hickman, R (1,5) OBP: 0.291, SLG: 0.400	F8			2B				4-3 2-3		4	0	1	0	0	0	1				
Joe Hicks, L (1,7) OBP: 0.279, SLG: 0.381	3-1			1-3				F7		4	0	0	0	0	0	2				
Choo-Choo Coleman, L (1,2) OBP: 0.263, SLG: 0.212			5-3	P6				F7		4	0	0	0	0	1	2				
Al Moran, R (1,6) OBP: 0.275, SLG: 0.231					P4			4-3		2	1	1	0	0	0	0				
Joe Christopher, R (7, PH) OBP: 0.295, SLG: 0.289			1B		1B			4-3		1	0	0	0	0	0	0				
Chico Fernandez, R (7,6) OBP: 0.244, SLG: 0.240			1B		1B			4-3		0	0	0	0	0	0	0				
Craig Anderson, R (1,1) OBP: 0.333, SLG: 0.333					F8			1-3		2	0	1	0	0	0	0				
Galen Cisco, R (6,1) OBP: 0.209, SLG: 0.158										0	0	0	0	0	0	0				
Grover Powell, L (6,1) OBP: 0.333, SLG: 0.200			FC5-4 1B							0	0	0	0	0	0	0				
Frank Thomas, R (7, PH) OBP: 0.317, SLG: 0.394										1	0	0	0	0	0	0				
Tracy Stallard, R (7,1) OBP: 0.093, SLG: 0.063										0	0	0	0	0	0	0				
<b>Inning Stats</b>	R: 0 E: 0 K: 0 S: 3	H: 0 LOB: 0 BB: 0 P: 3	R: 0 E: 0 K: 0 S: 3	H: 0 LOB: 0 BB: 0 P: 3	R: 1 E: 0 K: 0 S: 6	H: 3 LOB: 2 BB: 0 P: 6	R: 0 E: 0 K: 0 S: 4	H: 1 LOB: 1 BB: 0 P: 4	R: 0 E: 0 K: 0 S: 5	H: 2 LOB: 2 BB: 0 P: 5	R: 0 E: 0 K: 1 S: 5	H: 0 LOB: 0 BB: 0 P: 5	R: 0 E: 0 K: 0 S: 3	H: 0 LOB: 0 BB: 0 P: 3	R: 0 E: 0 K: 0 S: 4	H: 1 LOB: 1 BB: 0 P: 4	1B: 4 2B: 3 3B: 0 HR: 0	SF: 0 SAC: 0 DP: 0 HBP: 0	WP: 0 PB: 0 SB: 0 CS: 0	PA: 34
<b>PITCHER</b> Don Nottebart, R (1,1) ERA: 3.17	IP: 9.0 WLS: W BF: 34 H: 7 R: 1 ER: 1 SO: 1 BB: 0 IBB: 0 HBP: 0 BLK: 0 WP: 0 HR: 0 S: 36 P: 36 ERA: 1.00 WHIP: 0.778																			

AB	34
R	1
H	7
RBI	1
BB	0
SO	1
LOB	11



Batter	1	2	3	4	5	6	7	8	9	AB	R	H	RBI	BB	SO	LOB	BOTTOM			
Glenn Vaughan, S (1,6) OBP: 0.233, SLG: 0.179	G3				G3-2 1B	FC3-6 BB		F7		3	0	1	0	0	0	0	<b>New York Mets @ Houston Colt 45's</b> Colt Stadium, Houston, TX Sat Sep 28 1963, 4:33 AM EDT Att: 2,566 - Cloudy - 81 F			
Pete Runnels, L (6, PH) OBP: 0.333, SLG: 0.296	1-3							F7		0	0	0	1	1	0	0				
Bob Lillis, R (6, PR) OBP: 0.224, SLG: 0.233								F8		1	0	0	0	0	0	0				
Joe Morgan, L (1,4) OBP: 0.320, SLG: 0.348	K		K							3	1	0	1	1	2	2				
Ernie Fazio, R (7,4) OBP: 0.273, SLG: 0.281										1	0	0	0	0	0	0				
Al Spangler, L (1,9) OBP: 0.353, SLG: 0.385	E4 1B E				G3-2 BB	FC3-6 BB 1B				3	1	0	0	1	1	3				
Rusty Staub, L (1,3) OBP: 0.308, SLG: 0.308	E 1B				F8	G6-4-3 1B				4	1	3	2	0	0	2				
Jimmy Wynn, R (1,7) OBP: 0.314, SLG: 0.372	E8 E 2B					G6-4-3 1B				4	2	2	2	0	1	3				
Howie Goss, R (1,8) OBP: 0.284, SLG: 0.328	E6 PB				P4	SH 2B 1B		F5		3	1	0	0	0	0	0				
Ivan Murrell, R (8,8) OBP: 0.273, SLG: 0.300	K				6-3	1B BB 2B		4-3		4	1	1	1	0	1	1				
John Bateman, R (1,2) OBP: 0.244, SLG: 0.327		6-3			K	BB FC3-6 1B BB		P6		3	1	0	0	1	1	0				
Don Nottebart, R (1,1) OBP: 0.179, SLG: 0.167		4-1			E G3-2 1B	FC3-6 BB 1B 1B		P4		4	1	2	1	0	0	0				
<b>Inning Stats</b>	R: 3 E: 3 K: 2 S: 11	H: 2 LOB: 1 BB: 0 P: 11	R: 0 E: 0 K: 0 S: 3	H: 0 LOB: 0 BB: 0 P: 3	R: 0 E: 0 K: 3 S: 10	H: 1 LOB: 1 BB: 0 P: 10	R: 0 E: 0 K: 1 S: 5	H: 0 LOB: 0 BB: 0 P: 5	R: 0 E: 1 K: 0 S: 4	H: 2 LOB: 2 BB: 1 P: 8	R: 6 E: 0 K: 0 S: 7	H: 4 LOB: 2 BB: 3 P: 19	R: 0 E: 0 K: 0 S: 3	H: 0 LOB: 0 BB: 0 P: 3	R: 0 E: 0 K: 0 S: 3	H: 0 LOB: 0 BB: 0 P: 3	1B: 7 2B: 2 3B: 0 HR: 0	SF: 0 SAC: 1 DP: 2 HBP: 0	WP: 0 PB: 1 SB: 0 CS: 0	PA: 38
<b>PITCHER</b> Craig Anderson, R (1,1) ERA: 8.68	IP: 5.0 WLS: L BF: 27 H: 8 R: 8 ER: 5 SO: 2 BB: 2 IBB: 0 HBP: 0 BLK: 0 WP: 0 HR: 0 S: 37 P: 45 ERA: 9.00 WHIP: 2.000																			
Galen Cisco, R (6,1) ERA: 4.34	0.1	3	0	0	0	2	0	0	0	0	0	1	9	0.00	6.000					
Grover Powell, L (6,1) ERA: 2.51	0.2	2	1	1	1	0	0	0	0	0	2	2	13.50	1.500						
Tracy Stallard, R (7,1) ERA: 4.68	2.0	6	0	0	0	0	0	0	0	0	6	6	0.00	0.000						

AB	33
R	9
H	9
RBI	8
BB	4
SO	6
LOB	11





Batter	1	2	3	4	5	6	7	8	9	AB	R	H	RBI	BB	SO	LOB	TOP			
Ed Kranepool, L OBP: 0.256, SLG: 0.289 (1, 9)	0-0 4-3		0-0 L4-3 1B	0-0 3-1			0-0 P5		0-0 G4-6-3	5	0	1	1	0	0	2				
Duke Carmel, L OBP: 0.320, SLG: 0.358 (1, 8)	0-3 K		0-3 K		4-0 2B BB		0-0 F8			3	0	0	0	1	2	1				
Ron Hunt, R OBP: 0.334, SLG: 0.396 (1, 4)	1-0 BB HBP		0-0 L4-3		0-0 2B		0-0			3	0	2	0	0	0	1				
Tim Harkness, L OBP: 0.290, SLG: 0.339 (1, 3)	4-0 1-2 BB			0-0 1B 1B	0-3 K		0-0 4-3			3	1	1	0	1	1	3				
Jim Hickman, R OBP: 0.291, SLG: 0.399 Ted Schreiber, R OBP: 0.236, SLG: 0.160 (8, 5)	0-3 K			0-0 1B 1B E	0-0 F5		0-0 P5			4	1	1	0	0	1	4				
Joe Hicks, L OBP: 0.272, SLG: 0.371 (1, 7)		0-0 F9		0-0 P5	0-0 P6			0-0 G3		4	0	0	0	0	0	4				
Choo-Choo Coleman, L OBP: 0.226, SLG: 0.215 Chris Cannizzaro, R OBP: 0.257, SLG: 0.273 (5, 2)		0-0 G3		0-0 E 1B	0-0 P3			0-0 F8		2	1	1	1	0	0	0				
Al Moran, R OBP: 0.274, SLG: 0.230 Chico Fernandez, R OBP: 0.242, SLG: 0.237 (6, 6)		0-0 F9		0-3 K	0-0 F2			0-0 4-3		2	0	0	0	0	1	2				
Larry Bearnarth, R Ed Bauta, R Tracy Stallard, R Frank Thomas, Jr. Grover Powell, L Dick Smith, R (5, 1)			0-0 1B 3B	0-0 E7 1B	0-0 F8			0-0 G4-6-3 1B		2	1	2	2	0	0	0				
<b>Inning Stats</b>	R: 0 E: 0 K: 2 S: 7	H: 0 LOB: 2 BB: 1 P: 12	R: 0 E: 0 K: 0 S: 3	H: 0 LOB: 0 BB: 0 P: 3	R: 1 E: 0 K: 1 S: 6	H: 2 LOB: 0 BB: 0 P: 6	R: 3 E: 1 K: 1 S: 9	H: 4 LOB: 2 BB: 1 P: 9	R: 0 E: 0 K: 0 S: 3	H: 0 LOB: 0 BB: 0 P: 3	R: 0 E: 0 K: 0 S: 4	H: 1 LOB: 1 BB: 0 P: 4	R: 0 E: 0 K: 0 S: 3	H: 0 LOB: 0 BB: 0 P: 3	R: 0 E: 0 K: 0 S: 3	H: 1 LOB: 0 BB: 0 P: 3	1B: 7 2B: 2 3B: 1 HR: 0	SF: 0 SAC: 0 DP: 2 HBP: 1	WP: 0 PB: 0 SB: 1 CS: 0	PA: 37
<b>PITCHER</b>	IP WLS BF H R ER SO BB IBB HBP BLK WP HR S P ERA WHIP	IP WLS BF H R ER SO BB IBB HBP BLK WP HR S P ERA WHIP	IP WLS BF H R ER SO BB IBB HBP BLK WP HR S P ERA WHIP	IP WLS BF H R ER SO BB IBB HBP BLK WP HR S P ERA WHIP	IP WLS BF H R ER SO BB IBB HBP BLK WP HR S P ERA WHIP	IP WLS BF H R ER SO BB IBB HBP BLK WP HR S P ERA WHIP	IP WLS BF H R ER SO BB IBB HBP BLK WP HR S P ERA WHIP	IP WLS BF H R ER SO BB IBB HBP BLK WP HR S P ERA WHIP	IP WLS BF H R ER SO BB IBB HBP BLK WP HR S P ERA WHIP	IP WLS BF H R ER SO BB IBB HBP BLK WP HR S P ERA WHIP	IP WLS BF H R ER SO BB IBB HBP BLK WP HR S P ERA WHIP	IP WLS BF H R ER SO BB IBB HBP BLK WP HR S P ERA WHIP	IP WLS BF H R ER SO BB IBB HBP BLK WP HR S P ERA WHIP	IP WLS BF H R ER SO BB IBB HBP BLK WP HR S P ERA WHIP	IP WLS BF H R ER SO BB IBB HBP BLK WP HR S P ERA WHIP	IP WLS BF H R ER SO BB IBB HBP BLK WP HR S P ERA WHIP	IP WLS BF H R ER SO BB IBB HBP BLK WP HR S P ERA WHIP			
Chris Zachary, R ERA: 4.89 Jim Umbricht, R ERA: 2.51 Turk Farrell, R ERA: 3.02 Jim Dickson, R ERA: 6.14 (8, 1)	3.1 0.2 3.0 2.0	16 W 12 S	5 1 1 0	4 0 0 0	4 0 0 0	3 0 0 0	3 0 0 0	20 5 13 6	25 0 17 6	10.80 0.00 0.00 0.00	1.800 1.500 1.000 0.500									

New York Mets @ Houston Colt 45's  
Colt Stadium, Houston, TX  
Sun Sep 29 1963, 4:33 AM EDT  
Att. 3,899 - Unknown - 82 F

AB	34
R	4
H	9
RBI	4
BB	2
SO	5
LOB	17



Batter	1	2	3	4	5	6	7	8	9	AB	R	H	RBI	BB	SO	LOB	BOTTOM			
Glenn Vaughan, S OBP: 0.219, SLG: 0.167 Pete Rynn, L OBP: 0.332, SLG: 0.296 Turk Farrell, R OBP: 0.194, SLG: 0.190 Jim Dickson, L (8, 1)	0-3 K		0-3 K	0-0 SF9	0-3 K	0-0 1-3		0-0 F5		2	0	0	0	0	2	0				
Joe Morgan, L OBP: 0.319, SLG: 0.372 (1, 4)	0-0 P5		4-0 L3 BB	0-3 K	4-0 BB BB		4-0 FC4-6 BB			2	1	0	0	3	1	2				
Jimmy Wynn, R OBP: 0.319, SLG: 0.372 (1, 7)	0-3 K		0-0 L3	0-0 1B	4-0 BB BB		4-0 FC4-6 BB			3	0	1	2	2	1	1				
Rusty Staub, L OBP: 0.309, SLG: 0.308 (1, 3)		0-0 G3		0-0 1B	4-0 BB		0-0 FC4-6			4	1	1	1	1	0	4				
Bob Aspromonte, R OBP: 0.276, SLG: 0.306 (1, 5)		4-0 BB 3B BB		0-0 1B 1B	0-0 F9		0-0 FC6-4			4	3	2	1	1	0	4				
Ivan Murrell, R OBP: 0.200, SLG: 0.200 (1, 8)		0-3 K		0-0 1B 1B	0-0 F3	0-3 K		0-0 FC6-4		5	1	1	0	0	2	3				
John Paciorek, R OBP: 1.000, SLG: 1.000 (1, 9)		4-0 BB 3B BB		0-0 1B 1B	0-0 1B 1B	4-0 WP E BB		0-0 G1-4-3 1B		3	4	3	3	2	0	0				
John Bateman, R OBP: 0.249, SLG: 0.334 Dave Adlesh, R (8, 2)		0-0 BB 3B		0-0 1B 1B	0-0 E7 BB 1B	4-0 5-3		0-0 G1-4-3		3	2	2	3	1	0	1				
Chris Zachary, L Jim Umbricht, R Al Spangler, L Bob Lillis, R (5, 6)		0-3 K		0-0 1B 1B	0-0 E8		4-0 BB			1	0	0	0	0	1	1				
<b>Inning Stats</b>	R: 0 E: 0 K: 2 S: 7	H: 0 LOB: 0 BB: 0 P: 7	R: 2 E: 0 K: 2 S: 8	H: 1 LOB: 2 BB: 2 P: 16	R: 0 E: 0 K: 1 S: 4	H: 0 LOB: 0 BB: 1 P: 8	R: 5 E: 0 K: 1 S: 12	H: 7 LOB: 2 BB: 0 P: 12	R: 4 E: 1 K: 1 S: 8	H: 3 LOB: 3 BB: 4 P: 24	R: 1 E: 1 K: 1 S: 6	H: 1 LOB: 1 BB: 1 P: 10	R: 1 E: 0 K: 0 S: 3	H: 0 LOB: 2 BB: 2 P: 11	R: 0 E: 0 K: 0 S: 3	H: 1 LOB: 1 BB: 1 P: 7	1B: 11 2B: 1 3B: 2 HR: 0	SF: 1 SAC: 0 DP: 2 HBP: 0	WP: 1 PB: 0 SB: 0 CS: 0	PA: 46
<b>PITCHER</b>	IP WLS BF H R ER SO BB IBB HBP BLK WP HR S P ERA WHIP	IP WLS BF H R ER SO BB IBB HBP BLK WP HR S P ERA WHIP	IP WLS BF H R ER SO BB IBB HBP BLK WP HR S P ERA WHIP	IP WLS BF H R ER SO BB IBB HBP BLK WP HR S P ERA WHIP	IP WLS BF H R ER SO BB IBB HBP BLK WP HR S P ERA WHIP	IP WLS BF H R ER SO BB IBB HBP BLK WP HR S P ERA WHIP	IP WLS BF H R ER SO BB IBB HBP BLK WP HR S P ERA WHIP	IP WLS BF H R ER SO BB IBB HBP BLK WP HR S P ERA WHIP	IP WLS BF H R ER SO BB IBB HBP BLK WP HR S P ERA WHIP	IP WLS BF H R ER SO BB IBB HBP BLK WP HR S P ERA WHIP	IP WLS BF H R ER SO BB IBB HBP BLK WP HR S P ERA WHIP	IP WLS BF H R ER SO BB IBB HBP BLK WP HR S P ERA WHIP	IP WLS BF H R ER SO BB IBB HBP BLK WP HR S P ERA WHIP	IP WLS BF H R ER SO BB IBB HBP BLK WP HR S P ERA WHIP	IP WLS BF H R ER SO BB IBB HBP BLK WP HR S P ERA WHIP	IP WLS BF H R ER SO BB IBB HBP BLK WP HR S P ERA WHIP	IP WLS BF H R ER SO BB IBB HBP BLK WP HR S P ERA WHIP			
Larry Bearnarth, R Ed Bauta, R Tracy Stallard, R Grover Powell, L ERA: 2.72 (6, 1)	1.1 0.2 3.0	9 6 14	4 1 2	3 1 2	3 1 2	1 0 0	1 0 0	10 5 12	14 17 28	20.25 13.50 6.00	3.750 6.000 2.000									

New York Mets @ Houston Colt 45's  
Colt Stadium, Houston, TX  
Sun Sep 29 1963, 4:33 AM EDT  
Att. 3,899 - Unknown - 82 F

AB	34
R	13
H	13
RBI	13
BB	11
SO	8
LOB	21

