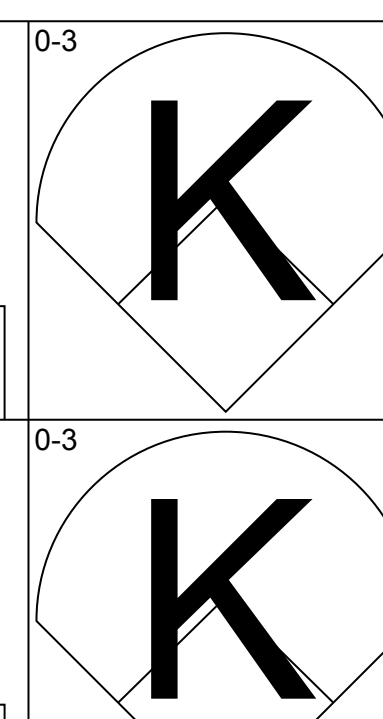
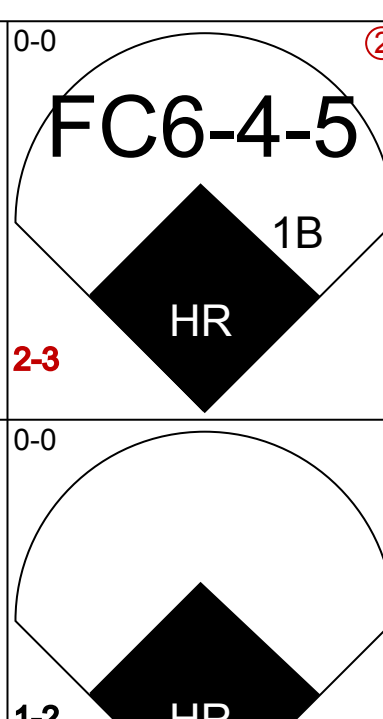
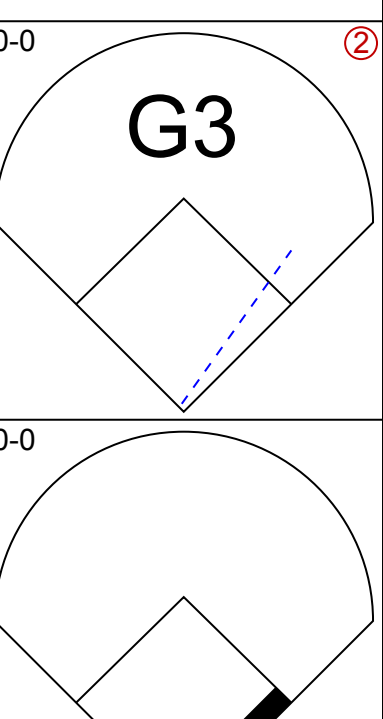
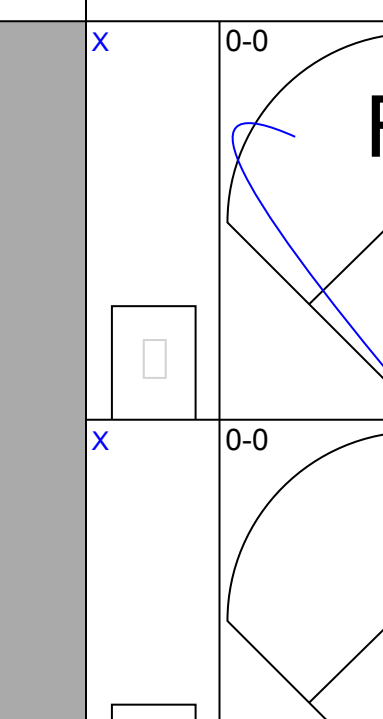
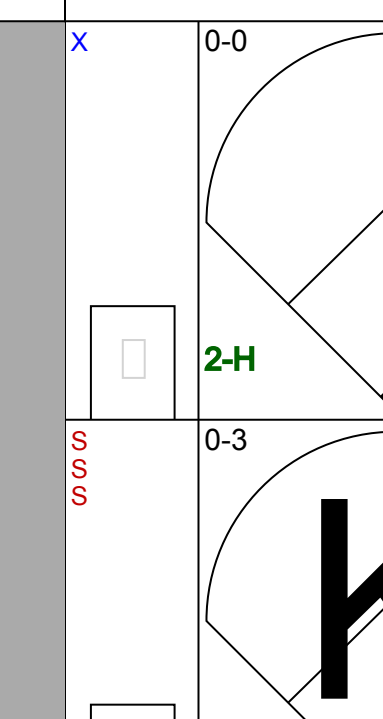
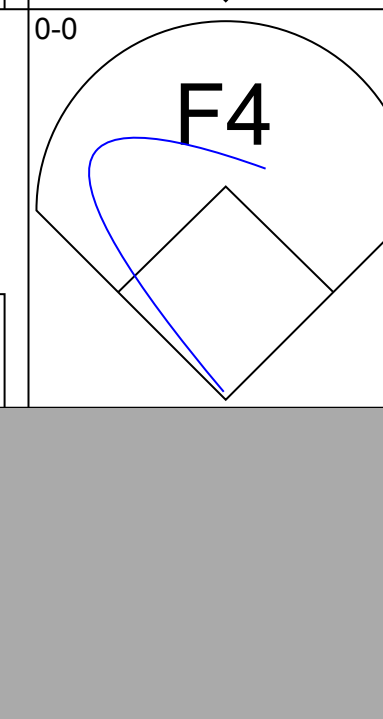
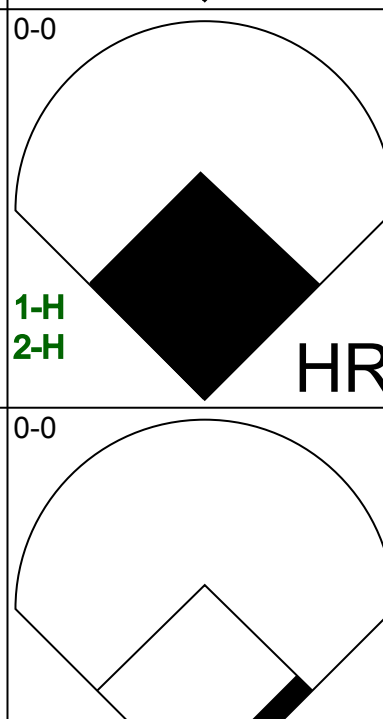
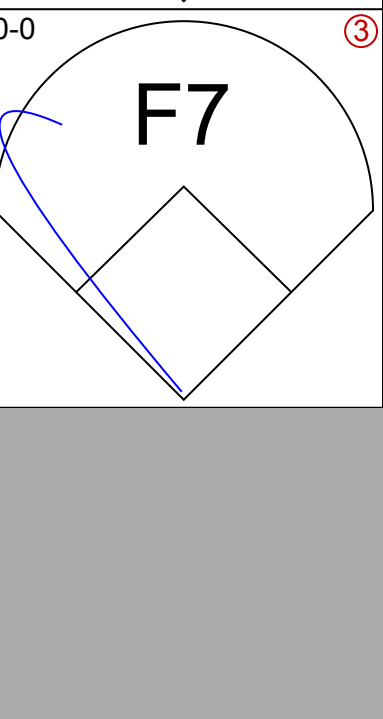
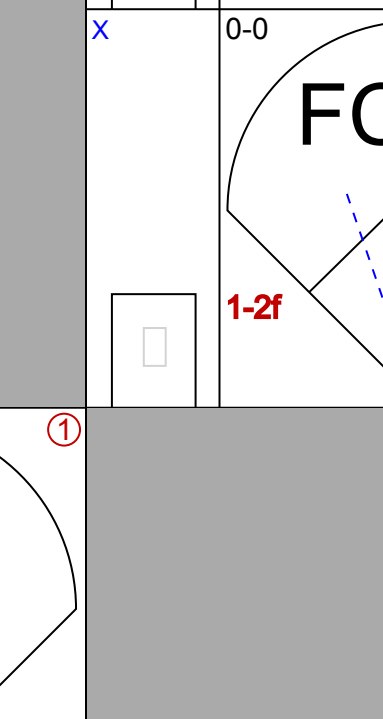
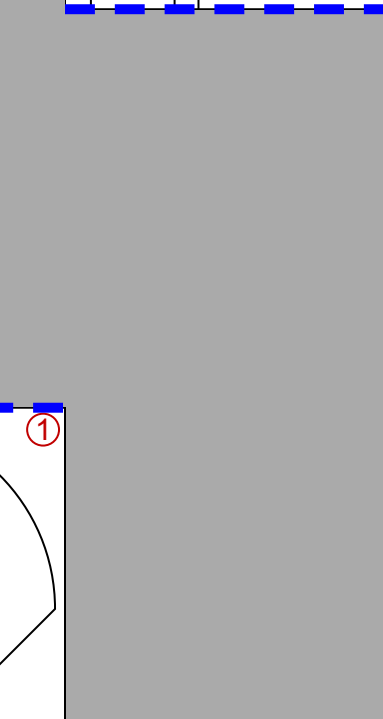

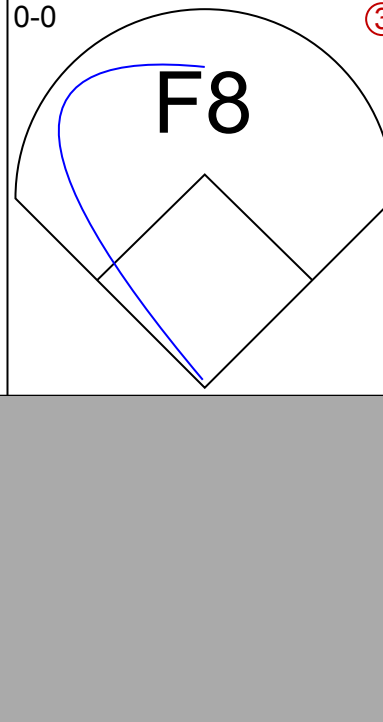

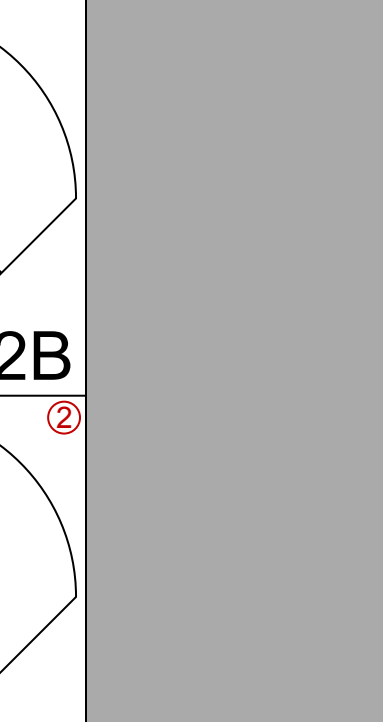
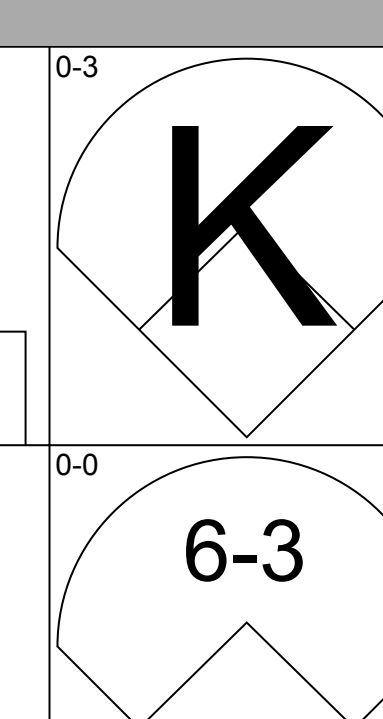
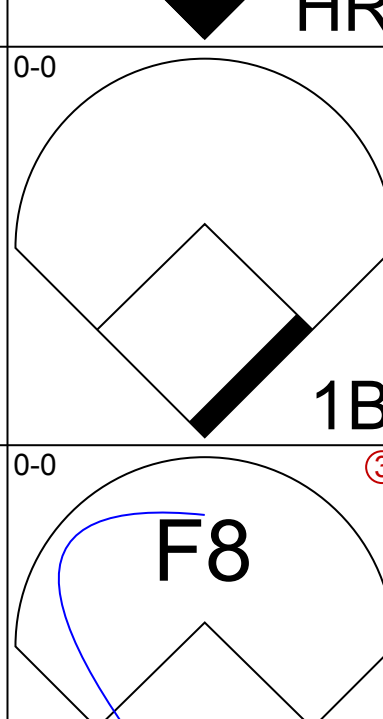
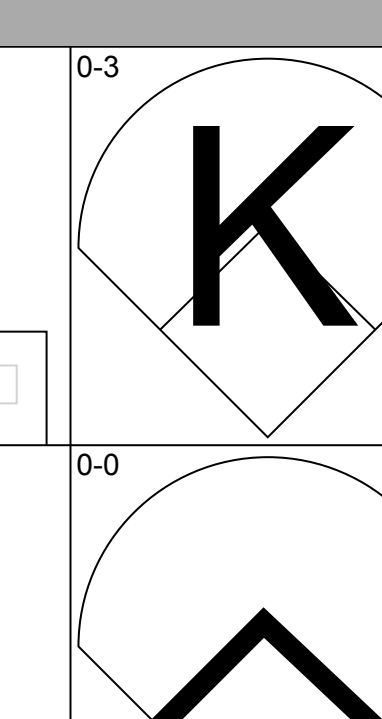
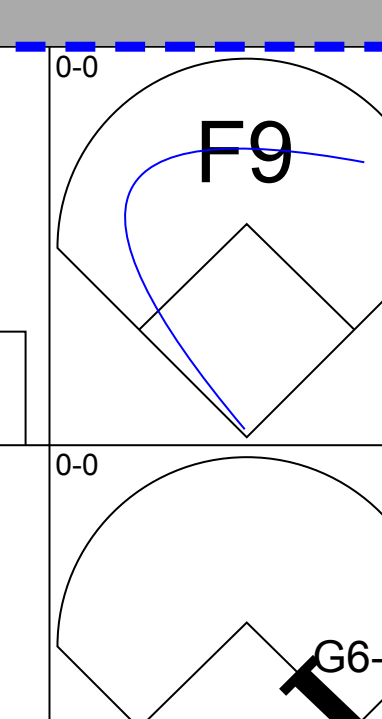
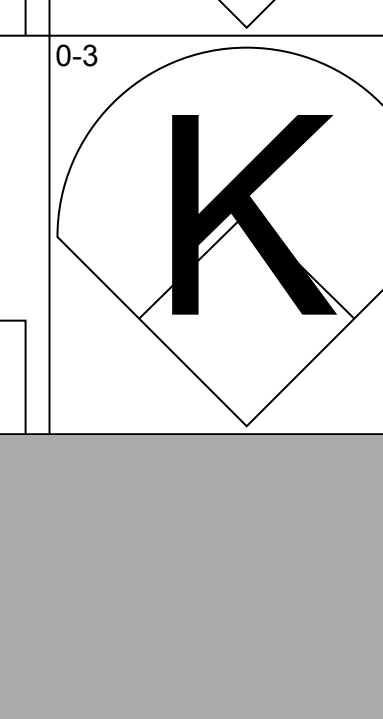
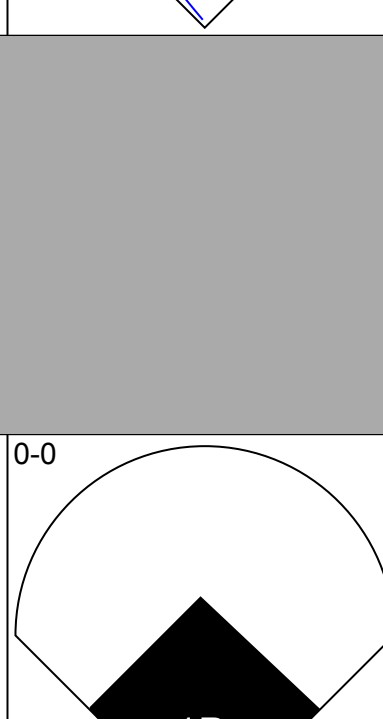
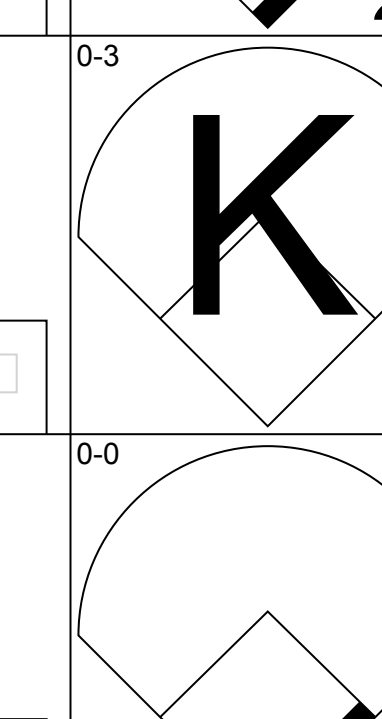
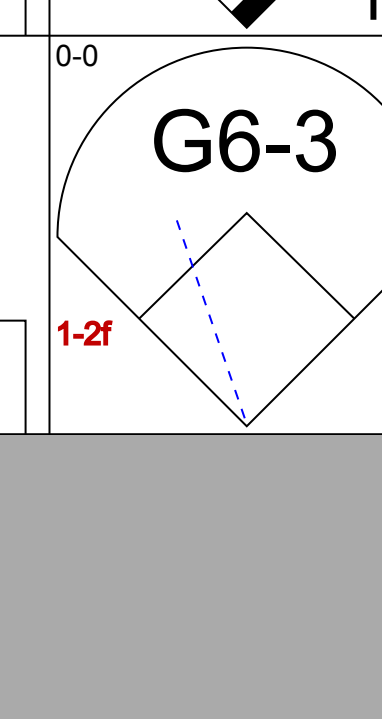

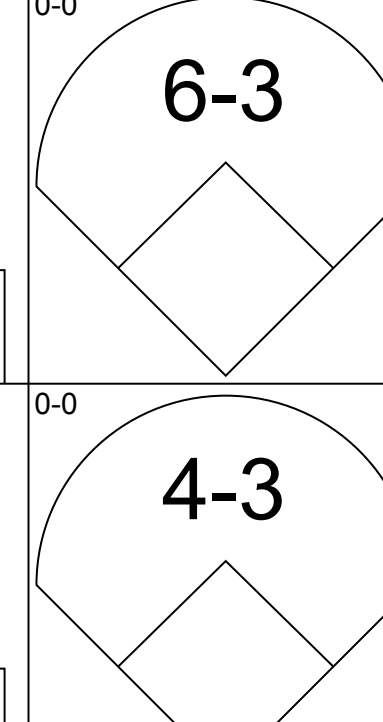
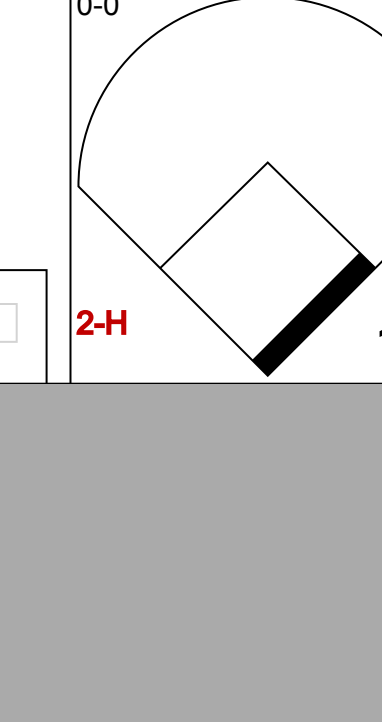

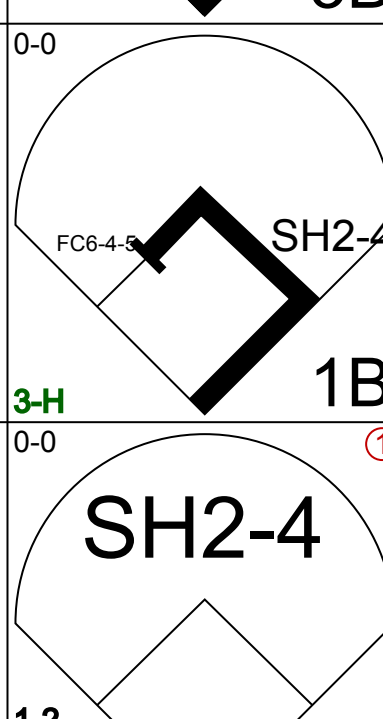
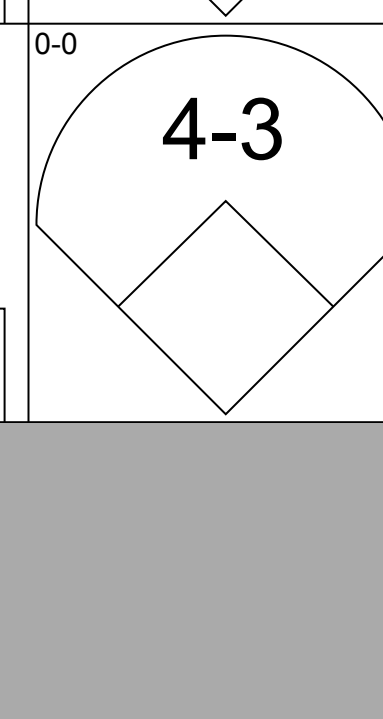

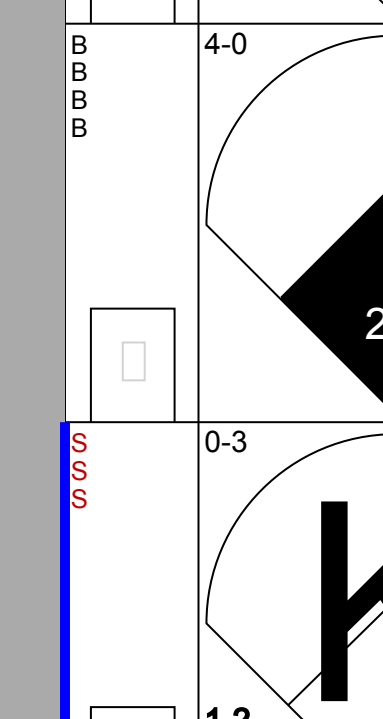
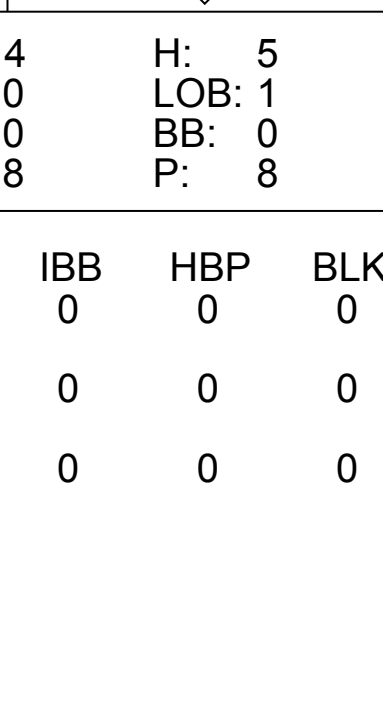
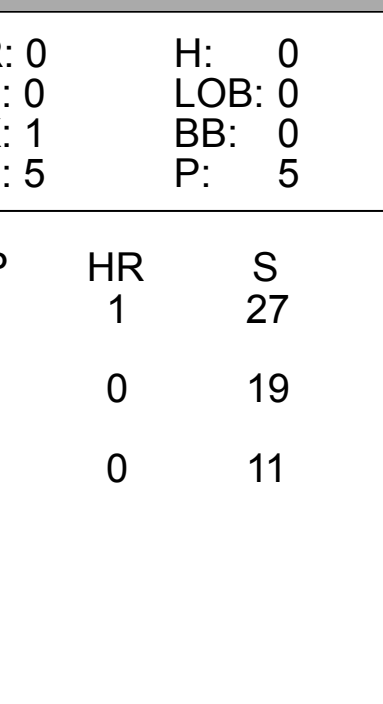
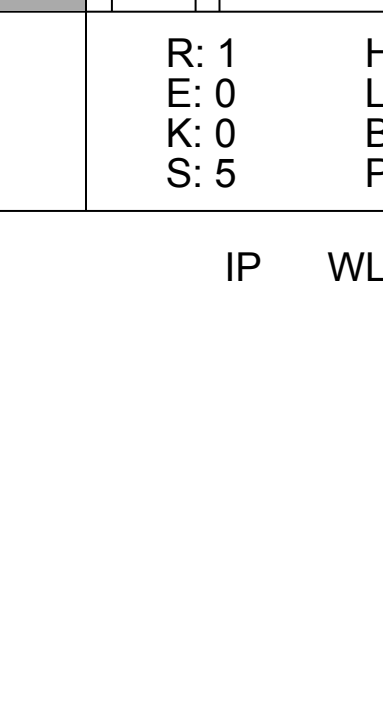
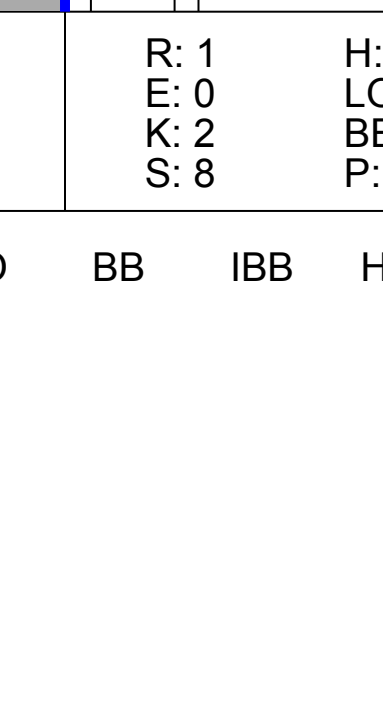
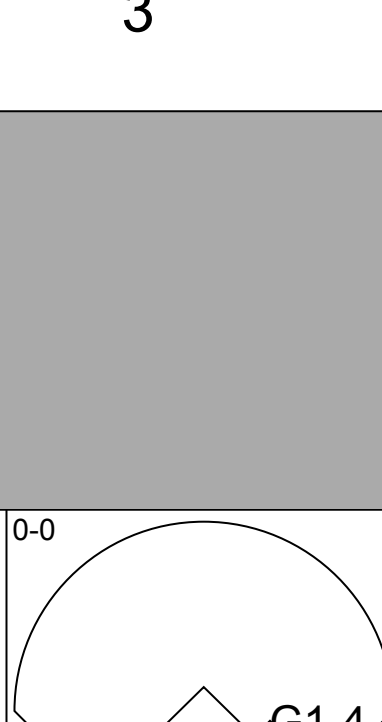
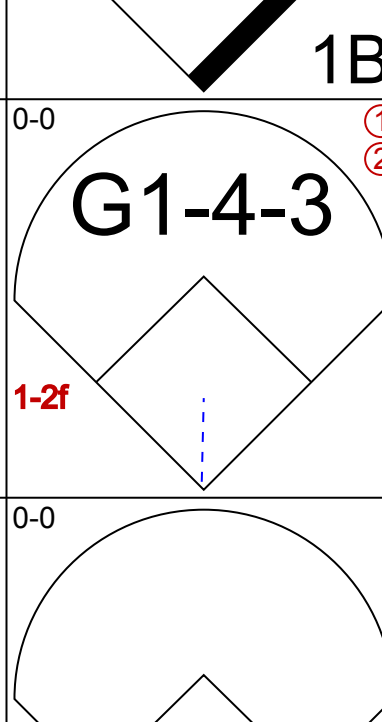
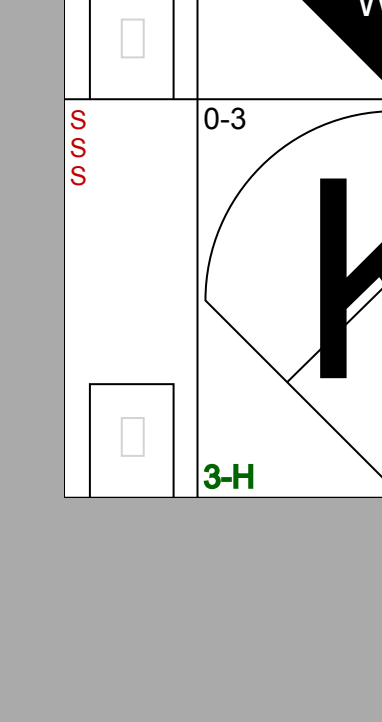
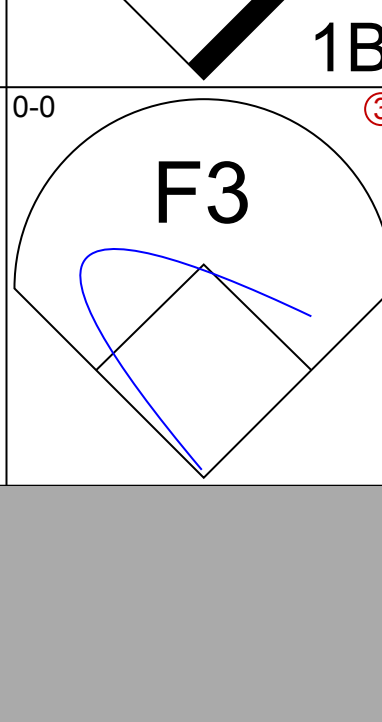
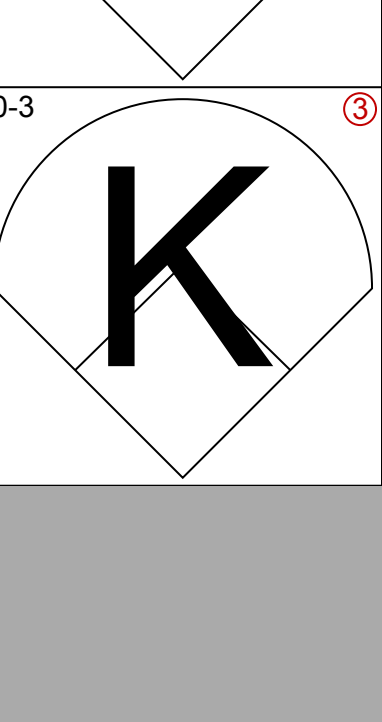

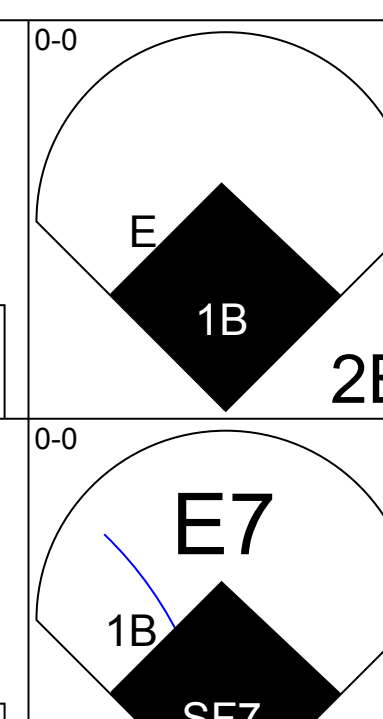
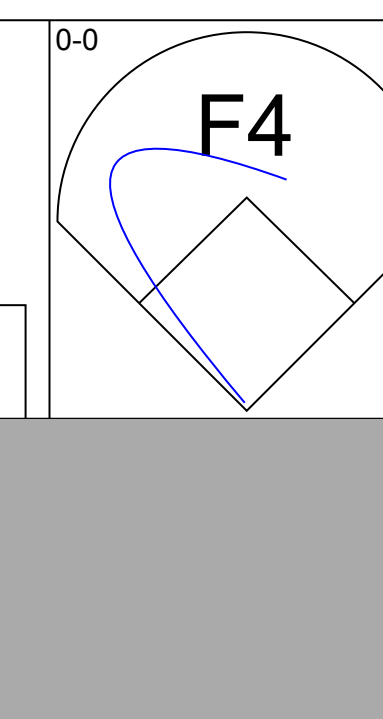
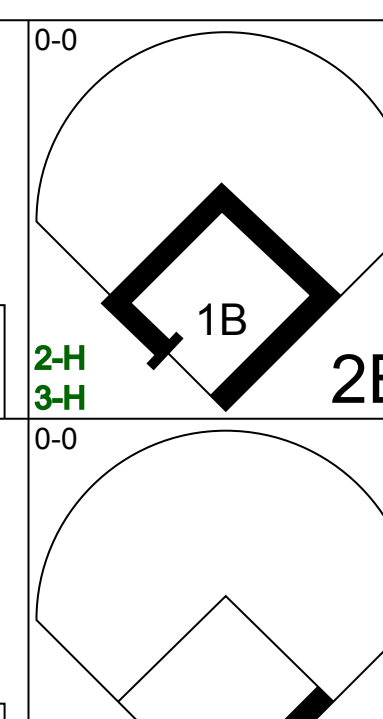
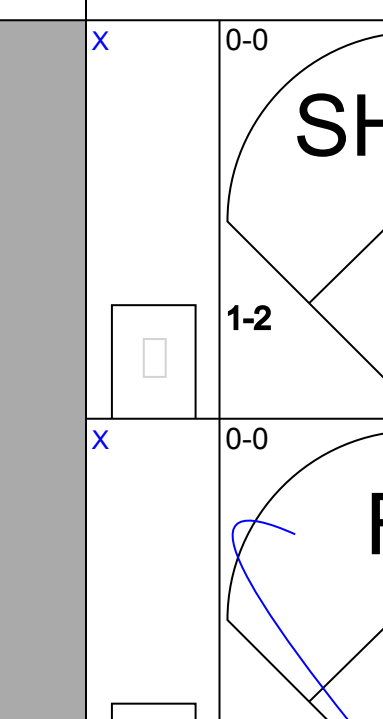
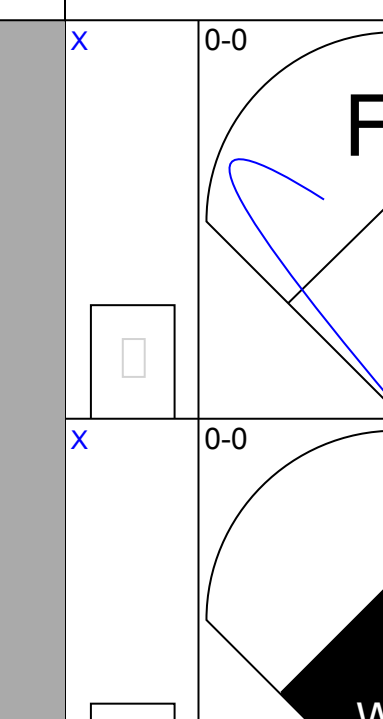
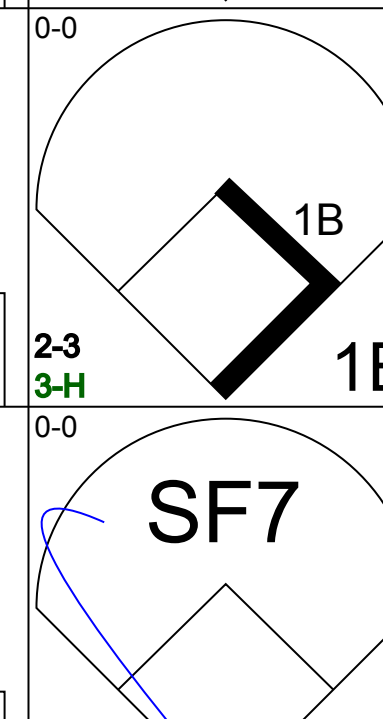
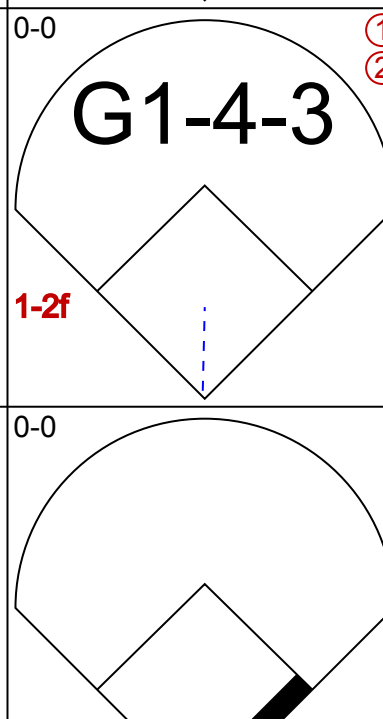

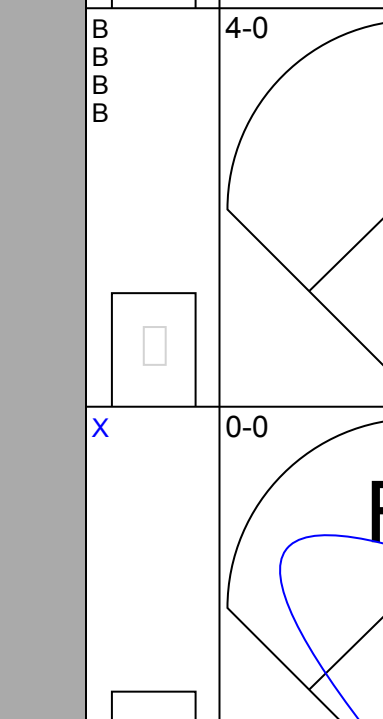
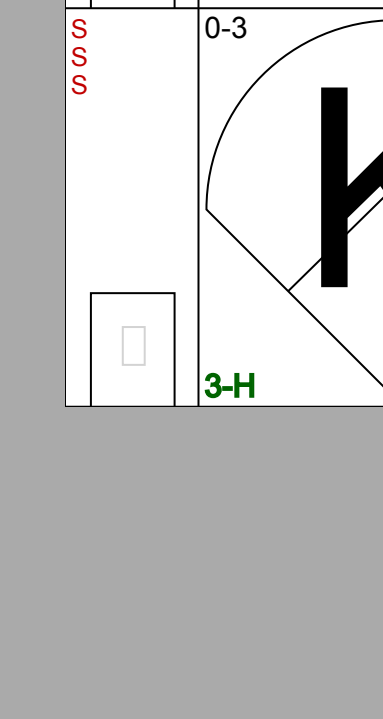
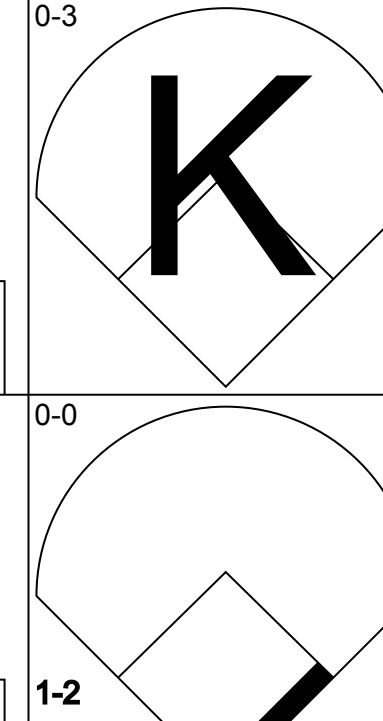
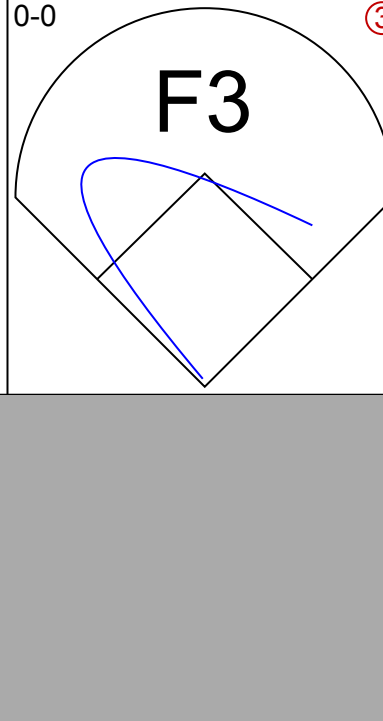

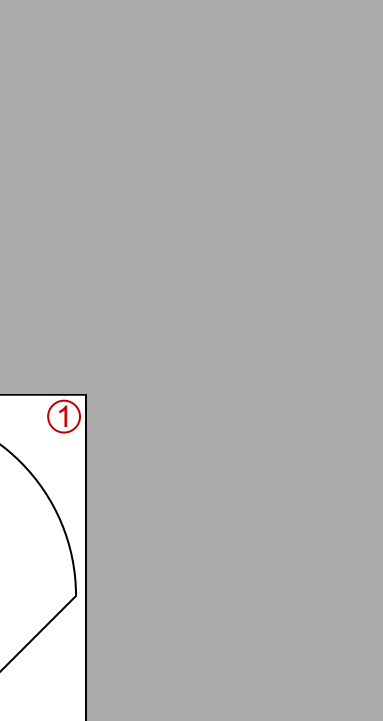
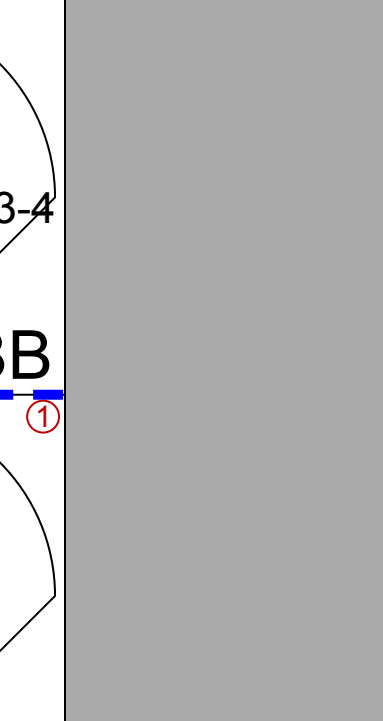
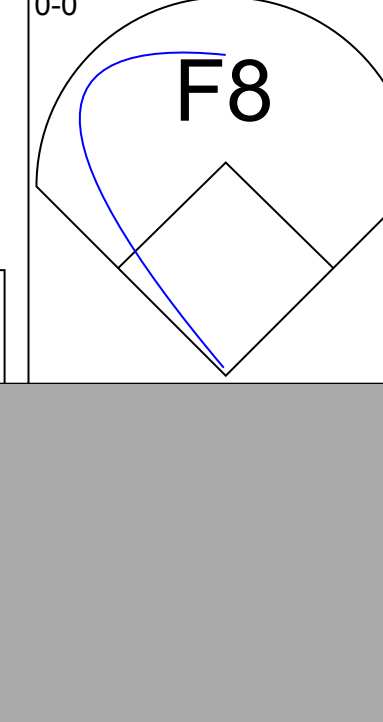


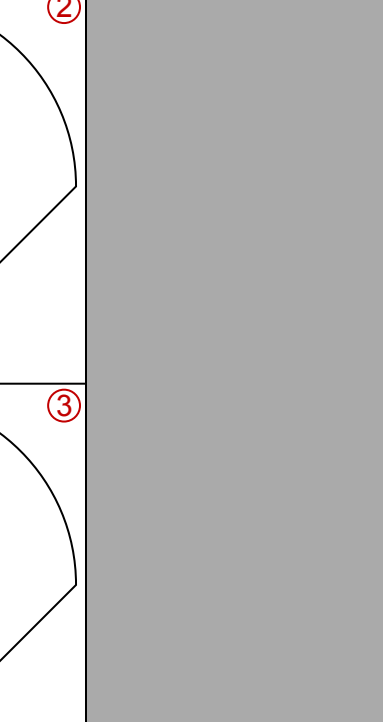
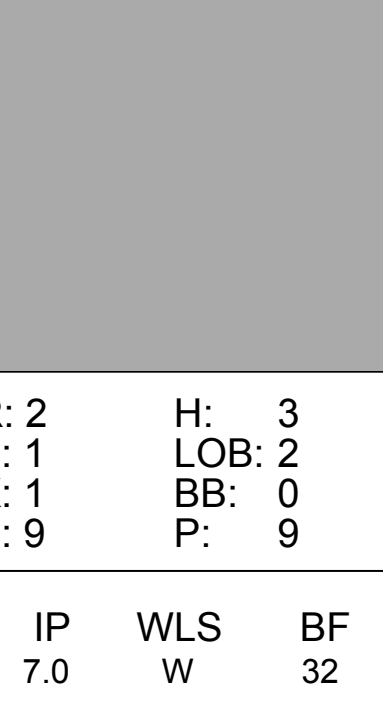

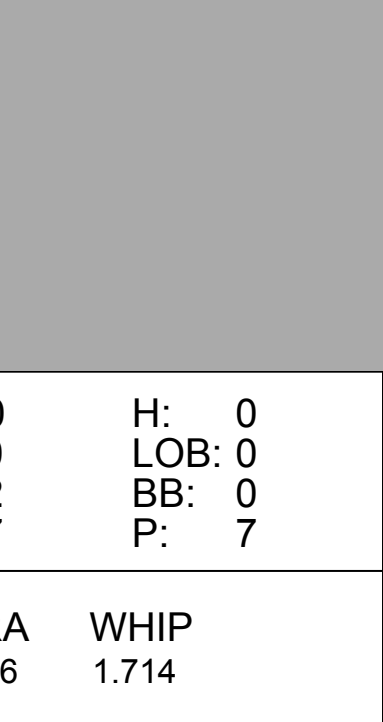
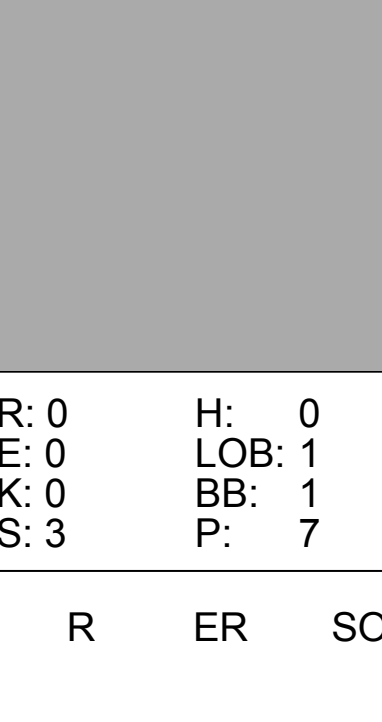






Houston Colt 45's - 1964

Batter	1	2	3	4	5	6	7	8	9	AB	R	H	RBI	BB	SO	LOB	TOP								
Eddie Kasko, R (1,6)	F8		F8		E5	FC6-4			6-3	5	1	0	1	0	0	4	Houston Colt 45's @ Cincinnati Reds Crosley Field, Cincinnati, OH Mon Apr 13 1964, 3:33 AM EST Att: 27,878 - Unknown AB 33 R 6 H 7 RBI 5 BB 3 SO 3 LOB 12								
Nelle Fox, L (1,4) OBP: 0.400, SLG: 0.250	6-3			L6-4		4-3			F8	4	0	1	2	1	0	2									
Pete Runnels, L (1,3) OBP: 0.250, SLG: 0.250	6-3									4	0	1	0	0	2	1									
Walt Bond, L (1,7)		3-1		L6-4		G3			4-3	4	0	0	0	0	2										
Rusty Staub, L (1,9) OBP: 0.250, SLG: 0.250	F4			F5					F7	4	1	1	0	0	0	1									
Jimmy Wynn, R (1,8) OBP: 0.250, SLG: 1.000										4	1	1	2	0	1	0									
Bob Aspromonte, R (1,5) OBP: 0.500, SLG: 0.333			F5		FC1-5	SH			F9	3	1	1	0	1	0	0									
John Bateman, R (1,2) OBP: 0.750, SLG: 0.667				SH3-4					4-3	3	1	2	0	1	0	0									
Ken Johnson, R (1,1)			SH3-4							2	1	0	0	0	0	2									
Hal Woodeshick, R (9,1)					FC1-5	SH			F8	0	0	0	0	0	0	0									
Inning Stats	R: 0 E: 0 K: 0 S: 3	H: 0 LOB: 0 BB: 0 P: 3	R: 0 E: 0 K: 1 S: 5	H: 0 LOB: 0 BB: 0 P: 5	R: 0 E: 0 K: 0 S: 4	H: 1 LOB: 1 BB: 0 P: 4	R: 0 E: 0 K: 0 S: 3	H: 1 LOB: 1 BB: 1 P: 7	R: 3 E: 1 K: 1 S: 7	H: 4 LOB: 2 BB: 0 P: 8	R: 0 E: 0 K: 1 S: 5	H: 0 LOB: 0 BB: 0 P: 5	R: 0 E: 0 K: 0 S: 3	H: 0 LOB: 0 BB: 0 P: 3	R: 0 E: 0 K: 0 S: 3	H: 0 LOB: 0 BB: 0 P: 3	1B: 6 2B: 1 3B: 0 HR: 1	SF: 0 SAC: 2 DP: 1 HBP: 0	WP: 1 PB: 0 SB: 0 CS: 0	PA: 38					
PITCHER	IP	WLS	BF	H	R	ER	SO	BB	IBB	HBP	BLK	WP	HR	S	P	ERA	WHIP								
Jim Maloney, R (1,1) ERA: 3.0	6.0	L	29	7	6	2	2	3	0	0	0	1	1	30	42	3.00	1.667								
Sammy Ellis, R (7,1) ERA:	2.0		6	0	0	0	1	0	0	0	0	0	0	8	8	0.00	0.000								
Chet Nichols, L (9,1) ERA:	1.0		3	0	0	0	0	0	0	0	0	0	0	3	3	0.00	0.000								

Batter	1	2	3	4	5	6	7	8	9	AB	R	H	RBI	BB	SO	LOB	BOTTOM								
Pete Rose, S (1,4)	1-3		4-3			F7		F8		4	0	0	0	0	0	1	Houston Colt 45's @ Cincinnati Reds Crosley Field, Cincinnati, OH Mon Apr 13 1964, 3:33 AM EST Att: 27,878 - Unknown AB 33 R 3 H 5 RBI 3 BB 1 SO 3 LOB 8								
Giraldo Ruiz, S (1,5) OBP: 0.250, SLG: 0.250	L5					F8			F2	4	0	1	0	0	0	0									
Vada Pinson, L (1,8) OBP: 0.250, SLG: 0.250	F6									4	1	1	0	0	0	1									
Frank Robinson, R (1,9) OBP: 0.250, SLG: 0.250		F9			K					4	0	1	0	0	1	1									
Gordy Coleman, L (1,3) OBP: 0.500, SLG: 0.333					F9					3	1	1	1	1	0	2									
Bob Skinner, L (1,7) OBP: 0.250, SLG: 1.000						F9				4	1	1	2	0	2	2									
Johnny Edwards, L (1,2)										4	0	0	0	0	0	1									
Leo Cardenas, R (1,6)			F2							3	0	0	0	0	0	0									
Jim Maloney, L (1,1)										1	0	0	0	0	0	0									
Mei Queen, L (6,PH)										1	0	0	0	0	0	0									
Sammy Ellis, L (7,1)										0	0	0	0	0	0	0									
Marty Keough, L (8,PH)										1	0	0	0	0	0	0									
Chet Nichols, S (9,1)										0	0	0	0	0	0	0									
Inning Stats	R: 0 E: 0 K: 0 S: 3	H: 0 LOB: 0 BB: 0 P: 3	R: 0 E: 0 K: 1 S: 5	H: 0 LOB: 1 BB: 1 P: 9	R: 0 E: 0 K: 0 S: 3	H: 0 LOB: 0 BB: 0 P: 3	R: 0 E: 0 K: 1 S: 6	H: 1 LOB: 0 BB: 0 P: 6	R: 0 E: 0 K: 0 S: 3	H: 0 LOB: 0 BB: 0 P: 3	R: 0 E: 0 K: 1 S: 6	H: 1 LOB: 1 BB: 0 P: 6	R: 0 E: 1 K: 0 S: 4	H: 0 LOB: 1 BB: 0 P: 4	R: 3 E: 0 K: 0 S: 6	H: 3 LOB: 0 BB: 0 P: 6	1B: 4 2B: 0 3B: 0 HR: 1	SF: 0 SAC: 0 DP: 0 HBP: 0	WP: 0 PB: 0 SB: 1 CS: 0	PA: 34					
PITCHER	IP	WLS	BF	H	R	ER	SO	BB	IBB	HBP	BLK	WP	HR	S	P	ERA	WHIP								
Ken Johnson, R (1,1) ERA: 3.12	8.2	W	33	5	3	3	3	1	0	0	0	0	1	38	42	3.12	0.692								
Hal Woodeshick, L (9,1) ERA:	0.1	S	1	0	0	0	0	0	0	0	0	0	0	1	1	0.00	0.000								

Batter	1	2	3	4	5	6	7	8	9	AB	R	H	RBI	BB	SO	LOB	TOP					
Felipe Alou, R OBP: 0.143, SLG: 0.214 (1, 8)										5	1	1	1	0	1	2	Milwaukee Braves @ Houston Colt 45's Colt Stadium, Houston, TX Thu Apr 16 1964, 7:05 PM EST Att: 26,697 - Unknown					
Lee Maye, L OBP: 0.500, SLG: 0.500 (1, 7)										5	1	3	1	0	2	1						
Hank Aaron, R OBP: 0.538, SLG: 0.800 (1, 9)										4	1	1	3	0	0	2						
Eddie Mathews, L OBP: 0.462, SLG: 0.600 (1, 5)										4	0	1	0	0	2	0						
Joe Torre, R OBP: 0.385, SLG: 0.364 (1, 3)										4	0	2	0	0	0	1						
Ed Bailey, L OBP: 0.154, SLG: 0.462 (1, 2)										4	0	0	0	0	3	2						
Frank Bolling, R OBP: 0.308, SLG: 0.417 (1, 4)										4	1	2	0	0	0	0						
Roy McMillan, R OBP: 0.286, SLG: 0.286 (7, PH)										2	0	1	1	0	0	0						
Gene Oliver, R OBP: 0.333, SLG: 0.333 (7, PH)										1	1	1	0	0	0	0						
Denis Menke, R (7, 6)										0	1	0	0	1	0	0						
Denny Lemaster, R (1, 1)										1	0	0	0	0	1	0						
Bobby Tiefenauer, R (8, 1)										1	0	0	0	0	1	1						
Inning Stats	R: 0 E: 0 K: 2 S: 7	H: 0 LOB: 0 BB: 0 P: 7	R: 0 E: 0 K: 2 S: 7	H: 0 LOB: 0 BB: 0 P: 7	R: 4 E: 0 K: 0 S: 8	H: 5 LOB: 1 BB: 0 P: 8	R: 0 E: 0 K: 1 S: 5	H: 0 LOB: 0 BB: 0 P: 5	R: 0 E: 0 K: 2 S: 6	H: 1 LOB: 1 BB: 0 P: 6	R: 0 E: 0 K: 2 S: 8	H: 2 LOB: 2 BB: 0 P: 8	R: 1 E: 0 K: 0 S: 5	H: 2 LOB: 1 BB: 0 P: 5	R: 0 E: 0 K: 0 S: 3	H: 1 LOB: 0 BB: 0 P: 3	R: 1 E: 0 K: 2 S: 8	H: 1 LOB: 1 BB: 1 P: 12	1B: 8 2B: 2 3B: 1 HR: 1	SF: 0 SAC: 2 DP: 1 HBP: 0	WP: 0 PB: 0 SB: 1 CS: 0	PA: 38
PITCHER	IP	WLS	BF	H	R	ER	SO	BB	IBB	HBP	BLK	WP	HR	S	P	ERA	WHIP					
Jim Owens, R ERA: 9.0 (1, 1)	4.0		17	5	4	4	5	0	0	0	0	0	1	27	27	9.00	1.250					
Claude Raymond, R ERA: 3.0 (5, 1)	3.0	L	13	5	1	1	3	0	0	0	0	0	0	19	19	3.00	1.667					
Turk Farrell, R ERA: 4.5 (8, 1)	2.0		8	2	1	1	2	1	0	0	0	0	0	11	15	4.50	1.500					

Batter	1	2	3	4	5	6	7	8	9	AB	R	H	RBI	BB	SO	LOB	BOTTOM				
Eddie Kasko, R OBP: 0.222, SLG: 0.444 (1, 6)										4	1	2	2	0	0	0	Milwaukee Braves @ Houston Colt 45's Colt Stadium, Houston, TX Thu Apr 16 1964, 7:05 PM EST Att: 26,697 - Unknown				
Nellie Fox, L OBP: 0.500, SLG: 0.667 (1, 4)										5	2	3	0	0	0	2					
Pete Runnels, L OBP: 0.333, SLG: 0.250 (1, 3)										4	0	1	1	1	1	1					
Johnny Weekly, R OBP: 0.250, SLG: 0.333 (1, 9)										3	0	1	1	0	1	2					
Jimmy Wynn, R OBP: 0.250, SLG: 0.571 (1, 8)										3	0	0	0	1	2	2					
Bob Aspromonte, R OBP: 0.571, SLG: 0.500 (1, 5)										3	1	2	0	0	0	0					
Jim Beauchamp, R OBP: 0.250, SLG: 0.500 (1, 7)										4	1	1	0	0	1	3					
John Bateman, R OBP: 0.375, SLG: 0.286 (1, 2)										4	0	0	0	0	2	3					
Jim Owens, R (1, 1)										1	0	0	0	0	1	0					
Mike White, R (4, PH)										1	0	0	0	0	1	2					
Claude Raymond, R (5, 1)										0	0	0	0	0	0	0					
Bob Lillis, R (7, PH)										0	0	0	0	1	0	0					
Turk Farrell, R (8, 1)										0	0	0	0	0	0	0					
Al Spangler, L (9, PH)										1	0	0	0	0	0	0					
Inning Stats	R: 2 E: 1 K: 1 S: 9	H: 3 LOB: 2 BB: 0 P: 9	R: 0 E: 0 K: 1 S: 5	H: 0 LOB: 0 BB: 0 P: 5	R: 0 E: 0 K: 0 S: 4	H: 2 LOB: 1 BB: 0 P: 4	R: 2 E: 0 K: 2 S: 10	H: 4 LOB: 2 BB: 0 P: 10	R: 0 E: 0 K: 2 S: 7	H: 0 LOB: 0 BB: 0 P: 7	R: 0 E: 0 K: 2 S: 3	H: 0 LOB: 2 BB: 2 P: 11	R: 0 E: 0 K: 0 S: 3	H: 0 LOB: 1 BB: 1 P: 7	R: 1 E: 0 K: 1 S: 6	H: 1 LOB: 0 BB: 0 P: 6	1B: 6 2B: 3 3B: 1 HR: 0	SF: 1 SAC: 2 DP: 1 HBP: 0	WP: 2 PB: 0 SB: 0 CS: 0	PA: 39	
PITCHER	IP	WLS	BF	H	R	ER	SO	BB	IBB	HBP	BLK	WP	HR	S	P	ERA	WHIP				
Denny Lemaster, L ERA: 3.86 (1, 1)	7.0	W	32	9	4	3	8	3	0	0	0	1	0	45	57	3.86	1.714				
Bobby Tiefenauer, R ERA: 3.0 (8, 1)	2.0	S	7	1	1	1	1	0	0	0	0	1	0	9	9	4.50	0.500				

Batter	1	2	3	4	5	6	7	8	9	AB	R	H	RBI	BB	SO	LOB	TOP
Felipe Alou, R <small>OBP: 0.167, SLG: 0.222</small> 										4	0	1	2	0	0	1	
Lee Maye, L <small>OBP: 0.389, SLG: 0.389</small> 										4	0	0	0	0	0	3	
Hank Aaron, R <small>OBP: 0.412, SLG: 0.571</small> 										4	0	0	0	0	1	0	
Eddie Mathews, L <small>OBP: 0.353, SLG: 0.429</small> 										4	0	0	0	0	1	0	
Joe Torre, R <small>OBP: 0.438, SLG: 0.429</small> Ty Cline, L <small>(7, PR) OBP: 0.500, SLG: 0.500</small> Len Gabrielson, L <small>(7, 3)</small> 										3	0	2	0	0	1	0	
Ed Bailey, L <small>OBP: 0.235, SLG: 0.529</small> 										4	0	2	0	0	0	1	
Frank Bolling, R <small>OBP: 0.412, SLG: 0.875</small> 										4	3	3	3	0	0	1	
Denis Menke, R <small>(1, 6)</small> 										3	1	0	0	1	0	3	
Hank Fischer, R <small>(1, 1)</small> 										2	0	0	0	0	0	1	
Inning Stats <small>R: 0 H: 0 E: 0 LOB: 0 K: 0 BB: 0 S: 3</small>	<small>R: 0 H: 0 E: 0 LOB: 0 K: 1 BB: 0 S: 5</small>	<small>R: 1 H: 1 E: 0 LOB: 1 K: 0 BB: 1 S: 4</small>	<small>R: 0 H: 1 E: 0 LOB: 1 K: 0 BB: 0 S: 4</small>	<small>R: 1 H: 1 E: 0 LOB: 0 K: 0 BB: 0 S: 4</small>	<small>R: 0 H: 0 E: 0 LOB: 0 K: 0 BB: 0 S: 3</small>	<small>R: 3 H: 4 E: 1 LOB: 2 K: 0 BB: 0 S: 7</small>	<small>R: 0 H: 0 E: 0 LOB: 0 K: 0 BB: 0 S: 7</small>	<small>R: 0 H: 1 E: 0 LOB: 1 K: 0 BB: 0 S: 4</small>	<small>1B: 5 SF: 0 2B: 1 SAC: 2 3B: 0 DP: 0 HR: 2 HBP: 0</small>	<small>WP: 0 PA: 36</small>							
PITCHER Hal Brown, R <small>ERA: 6.75</small> Dave Giusti, R <small>ERA:</small>	<small>IP: 6.2 WLS: L BF: 28 H: 7 R: 5 ER: 5 SO: 1 BB: 1 IBB: 0 HBP: 0 BLK: 0 WP: 0 HR: 2 S: 29 P: 33 ERA: 6.75 WHIP: 1.200</small>					<small>IP: 2.1 WLS: 8 BF: 1 H: 0 R: 0 ER: 0 SO: 2 BB: 0 IBB: 0 HBP: 0 BLK: 0 WP: 0 HR: 12 S: 12 ERA: 0.00 WHIP: 0.429</small>											

Milwaukee Braves @ Houston Colt 45's
 Colt Stadium, Houston, TX
 Fri Apr 17 1964, 7:05 PM EST
 Att: 7,526 - Unknown

AB 33
 R 5
 H 8
 RBI 5
 BB 1
 SO 3
 LOB 10



Batter	1	2	3	4	5	6	7	8	9	AB	R	H	RBI	BB	SO	LOB	BOTTOM
Eddie Kasko, R <small>OBP: 0.308, SLG: 0.462</small> 										4	1	2	0	0	0	0	
Nellie Fox, L <small>OBP: 0.429, SLG: 0.538</small> 										4	0	1	0	0	0	1	
Pete Runnels, L <small>OBP: 0.385, SLG: 0.333</small> 										4	0	2	1	0	1	0	
Walt Bond, L <small>(1, 7)</small> 										4	1	0	0	0	1	4	
Rusty Staub, L <small>OBP: 0.125, SLG: 0.125</small> 										4	0	0	0	0	1	3	
Bob Aspromonte, R <small>OBP: 0.455, SLG: 0.400</small> 										4	0	1	0	0	0	1	
Jimmy Wynn, R <small>OBP: 0.250, SLG: 0.455</small> 										4	0	1	1	0	0	1	
John Bateman, R <small>OBP: 0.333, SLG: 0.200</small> 										3	0	0	0	1	0	1	
Hal Brown, R <small>(1, 1)</small> Dave Giusti, R <small>(7, 1)</small> 										2	0	0	0	0	0	2	
Inning Stats <small>R: 0 H: 2 E: 0 LOB: 2 K: 2 BB: 0 S: 9</small>	<small>R: 0 H: 0 E: 0 LOB: 0 K: 0 BB: 0 S: 3</small>	<small>R: 1 H: 3 E: 0 LOB: 1 K: 0 BB: 0 S: 5</small>	<small>R: 0 H: 1 E: 1 LOB: 2 K: 0 BB: 1 S: 4</small>	<small>R: 0 H: 0 E: 0 LOB: 0 K: 1 BB: 0 S: 5</small>	<small>R: 0 H: 0 E: 0 LOB: 0 K: 0 BB: 0 S: 3</small>	<small>R: 0 H: 0 E: 0 LOB: 0 K: 0 BB: 0 S: 3</small>	<small>R: 0 H: 0 E: 0 LOB: 0 K: 0 BB: 0 S: 3</small>	<small>R: 1 H: 1 E: 1 LOB: 1 K: 0 BB: 0 S: 5</small>	<small>1B: 7 SF: 0 2B: 1 SAC: 0 3B: 0 DP: 1 HR: 0 HBP: 0</small>	<small>WP: 0 PA: 35</small>							
PITCHER Hank Fischer, R <small>ERA: 2.79</small>	<small>IP: 9.0 WLS: W BF: 35 H: 7 R: 2 ER: 1 SO: 3 BB: 0 IBB: 1 HBP: 0 BLK: 0 WP: 0 HR: 0 S: 40 P: 44 ERA: 1.00 WHIP: 0.778</small>																

Milwaukee Braves @ Houston Colt 45's
 Colt Stadium, Houston, TX
 Fri Apr 17 1964, 7:05 PM EST
 Att: 7,526 - Unknown

AB 34
 R 2
 H 7
 RBI 2
 BB 1
 SO 3
 LOB 13



Batter	1	2	3	4	5	6	7	8	9	AB	R	H	RBI	BB	SO	LOB	TOP			
Felipe Alou, R OBP: 0.130, SLG: 0.174 (1, 8)	0-0 6-3		0-0 F5	0-0 5-3			0-0 F2		0-0 L4	5	0	0	0	0	0	2				
Lee Maye, L OBP: 0.348, SLG: 0.391 (1, 7)	0-0 5-3		0-0 F7		0-0 F7		0-0 FC3-6 2B		0-0 6-3	5	0	1	0	0	0	0				
Hank Aaron, R OBP: 0.455, SLG: 0.529 (1, 9)	0-0 6-3		4-0 CS BB		0-0 1B		4-0 FC3-6 BB		0-0 F4	3	0	1	0	2	0	0				
Eddie Mathews, L OBP: 0.333, SLG: 0.353 (1, 5)		1-0 BB BB HBP	0-0 CS	0-0 F4	0-0 F3		0-0 FC3-6			3	0	0	0	0	0	3				
Joe Torre, R OBP: 0.400, SLG: 0.389 (1, 3) (8, 2)	0-0 F9			0-0 HR 1B	0-3 K		0-0 5-3			4	1	1	0	0	1	4				
Ed Bailey, L OBP: 0.286, SLG: 0.500 (1, 2) Ty Cline, L OBP: 0.500, SLG: 0.500 (8, PR) Billy Hoelt, L (8, 1) Phil Niekro, R (8, 1)	4-0 BB BB BB		0-0 F4		0-3 K		0-0 PB 1B			3	0	1	0	1	1	1				
Frank Bolling, R OBP: 0.381, SLG: 0.990 (1, 4)	0-0 F4		0-0 HR		0-3 K		0-0 F9			4	1	1	2	0	1	3				
Denis Menke, R OBP: 0.556, SLG: 0.333 (1, 6)	4-0 BB BB BB		0-0 1B		0-0 1B		0-0 5-3			3	0	2	0	1	0	2				
Tony Cloninger, R OBP: 0.333, SLG: 0.333 (1, 1) Gene Oliver, R OBP: 0.250, SLG: 0.250 (8, PH) (8, 3)	0-0 6-3		0-0 1B		0-0 1B		0-0 G3		0-0 2-3	3	0	1	0	0	0	4				
Inning Stats	R: 0 E: 0 K: 0 S: 3	H: 0 LOB: 0 BB: 0 P: 3	R: 0 E: 0 K: 0 S: 3	H: 0 LOB: 3 BB: 2 P: 12	R: 0 E: 0 K: 0 S: 2	H: 0 LOB: 0 BB: 1 P: 6	R: 2 E: 0 K: 0 S: 7	H: 4 LOB: 2 BB: 0 P: 7	R: 0 E: 0 K: 1 S: 6	H: 1 LOB: 1 BB: 0 P: 6	R: 0 E: 0 K: 0 S: 4	H: 1 LOB: 2 BB: 1 P: 8	R: 0 E: 0 K: 0 S: 4	H: 1 LOB: 2 BB: 0 P: 4	R: 0 E: 0 K: 0 S: 3	H: 0 LOB: 0 BB: 0 P: 3	1B: 6 2B: 1 3B: 0 HR: 1	SF: 0 SAC: 0 DP: 0 HBP: 1	WP: 0 PB: 1 CS: 0	PA: 40
PITCHER Ken Johnson, R ERA: 2.55 (1, 1)	IP: 9.0 WLS: W BF: 39 H: 8 R: 2 ER: 2 SO: 3 BB: 4 IBB: 0 HBP: 1 BLK: 0 WP: 0 HR: 1 S: 40 P: 57 ERA: 2.00 WHIP: 1.333																			

Milwaukee Braves @ Houston Colt 45's
Colt Stadium, Houston, TX
Sat Apr 18 1964, 4:33 AM EST
Att: 9,250 - Unknown

AB 34
R 2
H 8
RBI 2
BB 4
SO 3
LOB 21





Batter	1	2	3	4	5	6	7	8	9	AB	R	H	RBI	BB	SO	LOB	BOTTOM			
Eddie Kasko, R OBP: 0.294, SLG: 0.471 (1, 6)	0-0 5-3		0-0 2B		0-0 6-3		0-0 F9			4	0	1	0	0	0	0				
Nellie Fox, L OBP: 0.444, SLG: 0.500 (1, 4)	1-0 HBP		0-0 F9		0-0 L4-3 1B		0-0 F2			3	0	1	0	0	0	1				
Pete Runnels, L OBP: 0.412, SLG: 0.400 (8, PR) Al Spangler, L (9, 7)	0-0 F6		4-0 HR BB		0-0 L4-3		0-0 1B G6-2-3 2B			3	1	1	0	1	0	2				
Walt Bond, L (1, 7) Jim Beauchamp, R OBP: 0.400, SLG: 0.500 (8, PH) Johnny Weekly, R OBP: 0.250, SLG: 0.333 (9, 9)	0-0 F8		0-3 K		0-0 F3		4-0 1B BB			3	0	0	0	0	1	2				
Rusty Staub, L OBP: 0.250, SLG: 0.250 (1, 9) (9, 3)	0-0 F7		0-0 F9		0-0 FC4-6 1B		0-0 1-2 2-3 1B			4	0	2	0	0	0	1				
Bob Aspromonte, R OBP: 0.400, SLG: 0.571 (1, 5)	0-0 5-3		1-0 HR		0-0 FC4-6 HR		0-3 K			4	2	1	2	0	1	4				
Jimmy Wynn, R OBP: 0.313, SLG: 0.667 (1, 8)	0-3 K		0-0 WP 1B		0-0 HR		0-0 G6-2-3			4	1	2	2	0	1	3				
John Bateman, R OBP: 0.333, SLG: 0.167 (1, 2)			0-0 F5		4-0 1-2 IBB		0-0 5-3			2	0	0	0	1	0	0				
Ken Johnson, R (1, 1)			0-3 K		0-3 K		0-3 K			3	0	0	0	0	3	2				
Inning Stats	R: 0 E: 0 K: 0 S: 3	H: 0 LOB: 1 BB: 0 P: 4	R: 0 E: 0 K: 1 S: 5	H: 0 LOB: 0 BB: 0 P: 5	R: 0 E: 0 K: 1 S: 6	H: 1 LOB: 1 BB: 0 P: 6	R: 2 E: 0 K: 2 S: 9	H: 2 LOB: 2 BB: 2 P: 17	R: 0 E: 0 K: 0 S: 3	H: 1 LOB: 0 BB: 0 P: 3	R: 2 E: 0 K: 0 S: 5	H: 2 LOB: 0 BB: 0 P: 5	R: 0 E: 0 K: 1 S: 5	H: 0 LOB: 0 BB: 0 P: 5	R: 0 E: 0 K: 1 S: 6	H: 2 LOB: 2 BB: 1 P: 10	1B: 4 2B: 3 3B: 0 HR: 2	SF: 0 SAC: 0 DP: 2 HBP: 1	WP: 1 PB: 0 CS: 0	PA: 34
PITCHER Tony Cloninger, R ERA: 5.14 (1, 1) Billy Hoelt, L ERA: (8, 1) Phil Niekro, R ERA: (8, 1)	IP: 7.0 WLS: L BF: 29 H: 6 R: 4 ER: 4 SO: 5 BB: 1 IBB: 1 HBP: 0 BLK: 0 WP: 1 HR: 2 S: 36 P: 45 ERA: 5.14 WHIP: 1.000																			

Milwaukee Braves @ Houston Colt 45's
Colt Stadium, Houston, TX
Sat Apr 18 1964, 4:33 AM EST
Att: 9,250 - Unknown

AB 30
R 4
H 8
RBI 4
BB 3
SO 6
LOB 15




Batter	1	2	3	4	5	6	7	8	9	AB	R	H	RBI	BB	SO	LOB	TOP								
Curt Flood, R OBP: 0.292, SLG: 0.435 (1, 8)	5-3		5-3				1-3			4	1	1	1	0	0	0	St. Louis Cardinals @ Houston Colt 45's Colt Stadium, Houston, TX Sun Apr 19 1964, 7:05 PM EST Att: 12,913 - Unknown - 71 F AB 34 R 6 H 8 RBI 6 BB 1 SO 10 LOB 6 								
Dick Groat, R OBP: 0.311, SLG: 0.115 (1, 6) Dal Maxvill, R (7, 6)	5-3		F7				5-3			4	0	1	1	0	0	0									
Bill White, L OBP: 0.192, SLG: 0.160 (1, 3)	K		4-3						K	4	0	0	0	0	2	1									
Charlie James, R OBP: 0.200, SLG: 0.211 (1, 7) Carl Warwick, R OBP: 0.364, SLG: 0.500 (8, 7)				K					K	4	1	1	0	0	3	0									
Ken Boyer, R OBP: 0.375, SLG: 0.476 (1, 5)		L3		F7			6-3		K	4	0	0	0	0	1	1									
Johnny Lewis, L OBP: 0.333, SLG: 0.545 (1, 9)				6-3			F8			3	1	1	0	1	0	0									
Tim McCarver, L OBP: 0.400, SLG: 0.421 (1, 2)					4-3				K	4	1	2	1	0	1	1									
Julian Javier, R OBP: 0.250, SLG: 0.417 (1, 4)					1-3				K	3	1	1	3	0	1	1									
Bob Gibson, R OBP: 0.250, SLG: 0.250 (1, 1)							F6		K	4	1	1	0	0	2	2									
Inning Stats	R: 0 E: 0 K: 1 S: 5	H: 0 LOB: 0 BB: 0 P: 5	R: 2 E: 0 K: 1 S: 7	H: 2 LOB: 1 BB: 1 P: 11	R: 0 E: 0 K: 0 S: 3	H: 0 LOB: 0 BB: 0 P: 3	R: 0 E: 0 K: 1 S: 5	H: 0 LOB: 0 BB: 0 P: 5	R: 2 E: 1 K: 0 S: 6	H: 3 LOB: 1 BB: 0 P: 6	R: 0 E: 0 K: 1 S: 5	H: 0 LOB: 0 BB: 0 P: 5	R: 2 E: 0 K: 0 S: 5	H: 2 LOB: 0 BB: 0 P: 5	R: 0 E: 0 K: 3 S: 9	H: 0 LOB: 0 BB: 0 P: 9	R: 0 E: 0 K: 3 S: 10	H: 1 LOB: 1 BB: 0 P: 10	1B: 5 2B: 2 3B: 0 HR: 1	SF: 0 SAC: 1 DP: 0 HBP: 0	WP: 0 PB: 0 SB: 1 CS: 0	PA: 36			
PITCHER	IP	WLS	BF	H	R	ER	SO	BB	IBB	HBP	BLK	WP	HR	S	P	ERA	WHIP								
Don Nottebart, R ERA: 7.71 (1, 1)	7.0	L	29	7	6	6	4	1	0	0	0	0	1	36	40	7.71	1.143								
Bob Bruce, R ERA: (8, 1)	2.0		7	1	0	0	6	0	0	0	0	0	0	19	19	0.00	0.500								

Batter	1	2	3	4	5	6	7	8	9	AB	R	H	RBI	BB	SO	LOB	BOTTOM								
Eddie Kasko, R OBP: 0.273, SLG: 0.455 (1, 6)	E7	K			K2-3		F9		F2	5	1	1	0	0	2	3	St. Louis Cardinals @ Houston Colt 45's Colt Stadium, Houston, TX Sun Apr 19 1964, 7:05 PM EST Att: 12,913 - Unknown - 71 F AB 30 R 1 H 4 RBI 0 BB 7 SO 8 LOB 19 								
Nellie Fox, L OBP: 0.409, SLG: 0.421 (1, 4)	F3				F8		F9			3	0	0	0	1	0	1									
Pete Runnels, L OBP: 0.381, SLG: 0.333 (1, 3)	L3				F9		F8			3	0	0	0	1	0	2									
Walt Bond, L OBP: 0.067, SLG: 0.200 (1, 7)					F7		F7		F3	4	0	1	0	0	0	2									
Rusty Staub, L OBP: 0.250, SLG: 0.200 (1, 9)					F6		F4		F4	3	0	0	0	1	0	1									
Bob Aspromonte, R OBP: 0.421, SLG: 0.529 (1, 5)									K	3	0	1	0	1	1	2									
Jimmy Wynn, R OBP: 0.350, SLG: 0.588 (1, 8)					F4					2	0	0	0	2	1	1									
John Bateman, R OBP: 0.316, SLG: 0.188 (1, 2)					K		G6-4-3		K	4	0	1	0	0	2	4									
Don Nottebart, R (1, 1) Jim Beauchamp, R OBP: 0.500, SLG: 0.500 (7, PH) Bob Bruce, R (8, 1) Johnny Weekly, R OBP: 0.200, SLG: 0.250 (8, PH)					K				F9	2	0	0	0	0	2	2									
Inning Stats	R: 1 E: 1 K: 0 S: 5	H: 2 LOB: 2 BB: 1 P: 9	R: 0 E: 0 K: 3 S: 10	H: 1 LOB: 0 BB: 0 P: 10	R: 0 E: 0 K: 2 S: 7	H: 0 LOB: 1 BB: 1 P: 11	R: 0 E: 0 K: 1 S: 5	H: 1 LOB: 1 BB: 1 P: 7	R: 0 E: 0 K: 0 S: 3	H: 0 LOB: 1 BB: 1 P: 7	R: 0 E: 0 K: 1 S: 5	H: 0 LOB: 0 BB: 0 P: 5	R: 0 E: 0 K: 1 S: 5	H: 0 LOB: 1 BB: 1 P: 9	1B: 2 2B: 1 3B: 1 HR: 0	SF: 0 SAC: 0 DP: 1 HBP: 0	WP: 0 PB: 0 SB: 0 CS: 0	PA: 37							
PITCHER	IP	WLS	BF	H	R	ER	SO	BB	IBB	HBP	BLK	WP	HR	S	P	ERA	WHIP								
Bob Gibson, R ERA: 1.5 (1, 1)	9.0	W	37	4	1	1	8	7	0	0	0	0	0	46	74	1.00	1.222								


Batter	1	2	3	4	5	6	7	8	9	AB	R	H	RBI	BB	SO	LOB	TOP			
Curt Flood, R OBP: 0.321, SLG: 0.400 (1, 8)	F9		5-3			1B HBP		1-2 BB		2	0	0	0	1	0	0	St. Louis Cardinals @ Houston Colt 45's Colt Stadium, Houston, TX Mon Apr 20 1964, 7:05 PM EST Att. 7,441 - Unknown - 77 F			
Dick Groat, R OBP: 0.187, SLG: 0.172 Lew Burdette, R (6, 1)				1-3				K		3	0	2	0	0	0	0				
Jeff Long, R OBP: 0.500, SLG: 0.500 Ron Taylor, R (8, PH)	1B					G6-3 1B				0	0	0	0	0	0	0				
Johnny Lewis, L OBP: 0.250, SLG: 0.400 (1, 9)	K			4-3		G6-3 1-2		5-3		4	0	0	0	0	1	5				
Bill White, L OBP: 0.200, SLG: 0.172 (1, 3)	F9			F9					4-3	4	0	1	0	0	0	1				
Ken Boyer, R OBP: 0.393, SLG: 0.583 (1, 5)		K				G4-6-3 BB		K		3	1	1	1	1	2	1				
Doug Clemens, L Phil Gagliano, R (1, 7) (6, 7)		G3				G4-6-3 1-2		K		2	0	0	0	0	0	1				
Tim McCarver, L OBP: 0.375, SLG: 0.364 (1, 2)		4-3				E8		6-3		3	0	0	0	1	0	1				
Julian Javier, R OBP: 0.214, SLG: 0.357 (1, 4)			L7			K		F4	1-3	4	0	0	0	0	1	2				
Ray Sadecki, L Harry Fanok, S Carl Warwick, R OBP: 0.333, SLG: 0.455 Jerry Buchek, R (6, 6)			K				F9		BB BB	0	0	0	0	0	0	0				
Inning Stats	R: 0 E: 0 K: 1 S: 6	H: 1 LOB: 1 BB: 0 P: 6	R: 0 E: 0 K: 1 S: 5	H: 0 LOB: 0 BB: 0 P: 5	R: 0 E: 0 K: 1 S: 5	H: 0 LOB: 0 BB: 0 P: 5	R: 0 E: 0 K: 0 S: 3	H: 0 LOB: 0 BB: 0 P: 3	R: 0 E: 1 K: 1 S: 5	H: 1 LOB: 1 BB: 1 P: 9	R: 0 E: 0 K: 2 S: 8	H: 1 LOB: 1 BB: 0 P: 8	R: 0 E: 0 K: 1 S: 5	H: 0 LOB: 2 BB: 2 P: 13	R: 1 E: 0 K: 0 S: 4	H: 1 LOB: 1 BB: 1 P: 8	1B: 3 2B: 0 3B: 0 HR: 1	SF: 0 SAC: 0 DP: 2 HBP: 1	WP: 0 PB: 0 SB: 0 CS: 0	PA: 35
PITCHER Turk Farrell, R ERA: 1.64 (1, 1)	IP: 9.0 WLS: W BF: 35 H: 4 R: 1 ER: 1 SO: 7 BB: 4 IBB: 0 HBP: 1 BLK: 0 WP: 0 HR: 1 S: 44 P: 61 ERA: 1.00 WHIP: 0.889															PITCHER				

Batter	1	2	3	4	5	6	7	8	9	AB	R	H	RBI	BB	SO	LOB	BOTTOM			
Eddie Kasko, R OBP: 0.308, SLG: 0.462 Bob Lillis, R (7, 6)	SH5-3 1B	F3		3B 1B		F7				4	1	2	0	0	0	3	St. Louis Cardinals @ Houston Colt 45's Colt Stadium, Houston, TX Mon Apr 20 1964, 7:05 PM EST Att. 7,441 - Unknown - 77 F			
Nellie Fox, L OBP: 0.440, SLG: 0.545 Mike White, R (1, 4) (7, 4)	SH5-3 1-2	E 1B		1-H WP 3B		6-3				3	1	2	4	0	0	0				
Pete Runnels, L OBP: 0.400, SLG: 0.333 Rusty Staub, L OBP: 0.250, SLG: 0.200 (1, 3) (8, 3)	4-3	E8 1B		FC5-4 BB		6-3				3	0	1	1	1	0	1				
Johnny Weekly, R OBP: 0.222, SLG: 0.143 (1, 9)	F5	K		FC5-4 1-2		BB				3	0	0	0	1	1	4				
Bob Aspromonte, R OBP: 0.391, SLG: 0.476 (1, 5)		2B 1B 1B	L7	K		K				4	1	1	0	0	2	2				
Jimmy Wynn, R OBP: 0.333, SLG: 0.571 (1, 8)		1B 2B	K		F8		F4			4	1	1	0	0	1	1				
Jim Beauchamp, R Al Spangler, L (1, 7) (7, 7)		1B BB	K		F2			L7		2	1	0	0	1	1	0				
John Bateman, R OBP: 0.348, SLG: 0.250 (1, 2)		1B E 1B		3B 1B		F4		F8		4	2	2	1	0	0	0				
Turk Farrell, R (1, 1)	K			K		6-3		G4		4	0	0	0	0	2	4				
Inning Stats	R: 0 E: 0 K: 0 S: 4	H: 1 LOB: 1 BB: 0 P: 4	R: 4 E: 1 K: 2 S: 12	H: 5 LOB: 2 BB: 1 P: 16	R: 0 E: 0 K: 2 S: 7	H: 0 LOB: 0 BB: 0 P: 7	R: 3 E: 0 K: 2 S: 10	H: 3 LOB: 1 BB: 1 P: 14	R: 0 E: 0 K: 0 S: 3	H: 0 LOB: 0 BB: 0 P: 3	R: 0 E: 0 K: 1 S: 5	H: 0 LOB: 1 BB: 1 P: 9	R: 0 E: 0 K: 0 S: 3	H: 0 LOB: 0 BB: 0 P: 3	R: 0 E: 0 K: 0 S: 3	H: 0 LOB: 0 BB: 0 P: 3		1B: 7 2B: 1 3B: 1 HR: 0	SF: 0 SAC: 1 DP: 0 HBP: 0	WP: 1 PB: 0 SB: 0 CS: 0
PITCHER Ray Sadecki, L ERA: 21.6 Harry Fanok, R ERA: 8.1 Lew Burdette, R ERA: Ron Taylor, R ERA: 7.71 (1, 1) (2, 1) (6, 1) (8, 1)	IP: 1.2 WLS: L BF: 14 H: 6 R: 4 ER: 4 SO: 1 BB: 1 IBB: 0 HBP: 0 BLK: 0 WP: 1 HR: 0 S: 23 P: 27 ERA: 8.10 WHIP: 4.200															PITCHER				

AB 30
R 1
H 4
RBI 1
BB 4
SO 7
LOB 14



AB 32
R 7
H 9
RBI 6
BB 3
SO 7
LOB 15



Batter	1	2	3	4	5	6	7	8	9	AB	R	H	RBI	BB	SO	LOB	TOP					
Pete Rose, S OBP: 0.265, SLG: 0.226 (1, 4)										5	1	3	1	1	1	2	Cincinnati Reds @ Houston Colt 45's Colt Stadium, Houston, TX Tue Apr 21 1964, 7:05 PM EST Att: 5,637 - Unknown					
Giraldo Ruiz, S OBP: 0.412, SLG: 0.606 (1, 5)										6	1	1	2	0	0	6						
Vada Pinson, L Marty Keough, L (1, 8) (6, 8)										4	2	3	1	1	0	0						
Frank Robinson, R OBP: 0.353, SLG: 0.300 (1, 9)										5	1	2	1	1	0	6						
Deron Johnson, R OBP: 0.438, SLG: 1.000 (1, 3)										4	1	2	1	1	0	3						
Bob Skinner, L OBP: 0.316, SLG: 0.471 Tommy Harper, R OBP: 0.273, SLG: 0.200 (1, 7) (7, PH) (7, 7)										3	1	1	0	0	2	2						
Johnny Edwards, L OBP: 0.250, SLG: 0.320 (1, 2)										3	0	1	2	0	1	0						
Leo Cardenas, R OBP: 0.444, SLG: 0.600 (1, 6)										4	2	3	1	1	1	0						
Jim O'Toole, S Bobby Klaus, R John Tsitouris, R (1, 1) (7, PH) (7, 1)										1	0	0	0	0	0	0						
Inning Stats	R: 0 E: 0 K: 2 S: 4	H: 2 LOB: 1 BB: 0 P: 4	R: 2 E: 1 K: 0 S: 6	H: 3 LOB: 1 BB: 0 P: 6	R: 1 E: 1 K: 1 S: 6	H: 1 LOB: 0 BB: 1 P: 10	R: 0 E: 0 K: 2 S: 7	H: 0 LOB: 0 BB: 0 P: 7	R: 2 E: 0 K: 1 S: 8	H: 3 LOB: 1 BB: 0 P: 8	R: 1 E: 0 K: 0 S: 5	H: 2 LOB: 1 BB: 0 P: 5	R: 1 E: 0 K: 0 S: 4	H: 2 LOB: 2 BB: 2 P: 12	R: 2 E: 2 K: 1 S: 8	H: 1 LOB: 2 BB: 1 P: 12		R: 1 E: 0 K: 0 S: 5	H: 2 LOB: 3 BB: 1 P: 10	1B: 11 2B: 3 3B: 1 HR: 1	SF: 2 SAC: 2 DP: 1 HBP: 1	WP: 0 PB: 0 SB: 0 CS: 0
PITCHER	IP WLS BF H R ER SO BB IBB HBP BLK WP HR S P ERA WHIP																					
Jim Owens, R ERA: 8.1 (1, 1)	2.2 L 14 6 3 2 0 1 0 0 0 0 0 0 13 17 6.75 2.625																					
Dave Giusti, R ERA: 6.35 (3, 1)	3.1 18 7 4 4 4 1 0 0 0 0 0 0 25 29 10.80 2.400																					
Joe Hoerner, L ERA: (7, 1)	1.0 4 0 0 0 0 0 0 0 0 0 0 0 2 6 0.00 0.000																					
Larry Yellen, R ERA: 9.0 (8, 1)	1.0 7 1 2 1 1 1 0 0 0 0 0 0 8 12 9.00 2.000																					
Hal Woodeshick, L ERA: 6.75 (9, 1)	1.0 7 2 1 1 0 1 0 1 0 0 0 0 5 10 9.00 3.000																					

Batter	1	2	3	4	5	6	7	8	9	AB	R	H	RBI	BB	SO	LOB	BOTTOM					
Eddie Kasko, R OBP: 0.258, SLG: 0.387 (1, 6)										5	0	0	0	0	1	2	Cincinnati Reds @ Houston Colt 45's Colt Stadium, Houston, TX Tue Apr 21 1964, 7:05 PM EST Att: 5,637 - Unknown					
Nellie Fox, L OBP: 0.467, SLG: 0.538 (1, 4)										4	2	2	0	1	2	0						
Pete Runnels, L OBP: 0.400, SLG: 0.320 (1, 3)										4	1	1	0	1	0	3						
Johnny Weekly, R OBP: 0.214, SLG: 0.182 (1, 9)										4	0	1	2	0	0	1						
Bob Aspromonte, R OBP: 0.407, SLG: 0.560 Steve Hertz, R (1, 5) (9, 5)										4	1	2	1	0	0	1						
Jimmy Wynn, R OBP: 0.393, SLG: 0.565 (1, 8)										2	0	1	0	2	0	0						
Jim Beauchamp, R OBP: 0.462, SLG: 0.500 Walt Williams, R (1, 7) (9, 7)										4	0	2	1	0	0	3						
John Bateman, R OBP: 0.333, SLG: 0.217 (1, 2)										3	0	0	0	1	0	5						
Jim Owens, R Dave Giusti, R Joe Hoerner, R Rusty Staub, L Larry Yellen, R Walt Bond, L Hal Woodeshick, R (1, 1) (3, 1) (7, 1) (7, PH) (8, 1) (8, PH) (9, 1)										0	0	0	0	0	0	0						
Inning Stats	R: 0 E: 0 K: 2 S: 7	H: 0 LOB: 0 BB: 0 P: 7	R: 0 E: 0 K: 0 S: 5	H: 2 LOB: 2 BB: 0 P: 5	R: 2 E: 1 K: 0 S: 5	H: 2 LOB: 1 BB: 1 P: 9	R: 0 E: 0 K: 0 S: 3	H: 1 LOB: 0 BB: 0 P: 3	R: 0 E: 1 K: 0 S: 2	H: 0 LOB: 1 BB: 2 P: 10	R: 0 E: 0 K: 0 S: 4	H: 1 LOB: 2 BB: 1 P: 8	R: 0 E: 0 K: 2 S: 7	H: 0 LOB: 0 BB: 0 P: 7	R: 2 E: 0 K: 1 S: 6	H: 1 LOB: 2 BB: 3 P: 18		R: 1 E: 0 K: 1 S: 7	H: 2 LOB: 1 BB: 0 P: 7	1B: 7 2B: 1 3B: 1 HR: 0	SF: 1 SAC: 0 DP: 2 HBP: 0	WP: 3 PB: 0 SB: 0 CS: 0
PITCHER	IP WLS BF H R ER SO BB IBB HBP BLK WP HR S P ERA WHIP																					
Jim O'Toole, L ERA: 1.93 (1, 1)	6.0 W 26 6 2 1 2 4 0 0 0 0 0 0 26 42 1.50 1.667																					
John Tsitouris, R ERA: 4.5 (7, 1)	3.0 S 15 3 3 3 4 3 0 0 0 0 2 0 20 32 9.00 2.000																					

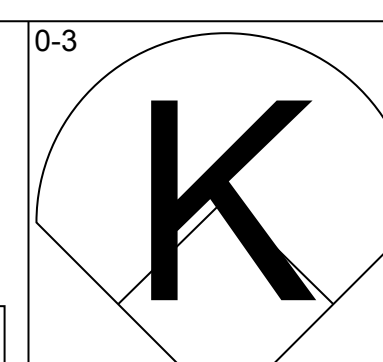
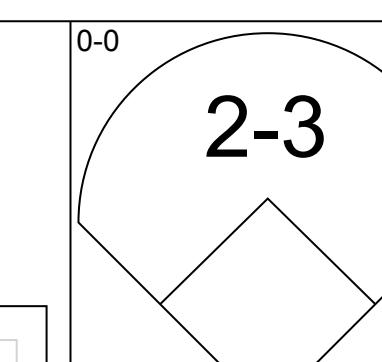
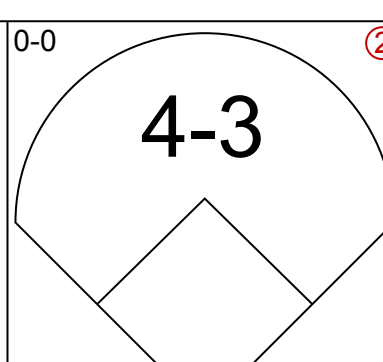
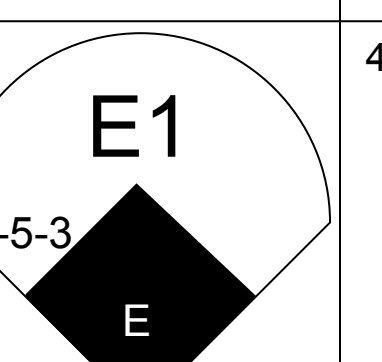
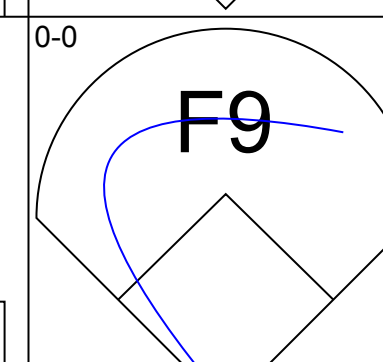
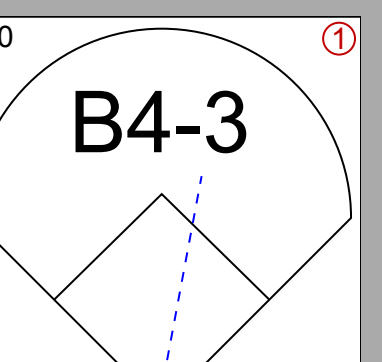
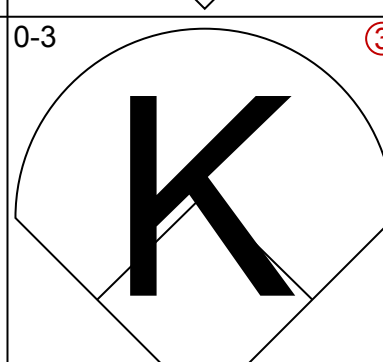
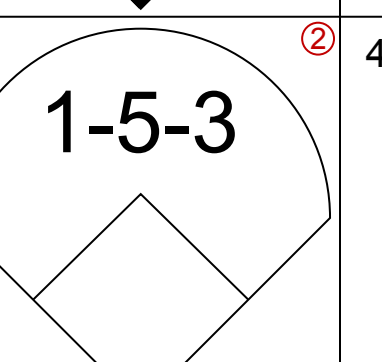
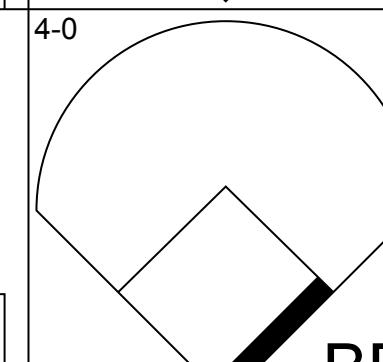
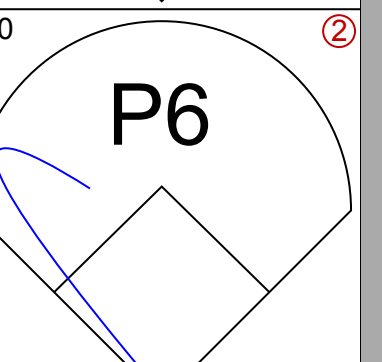
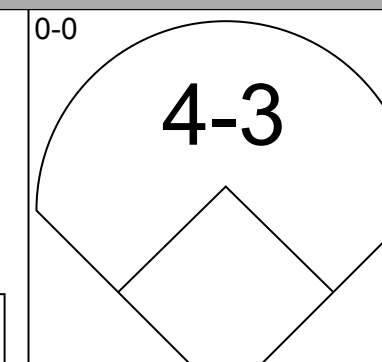
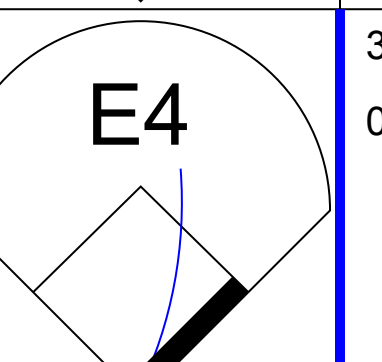
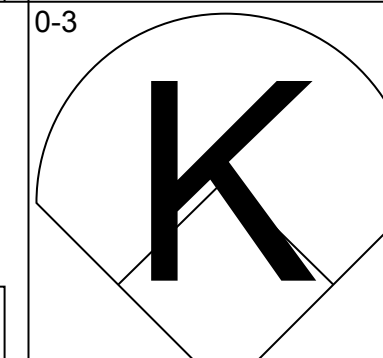

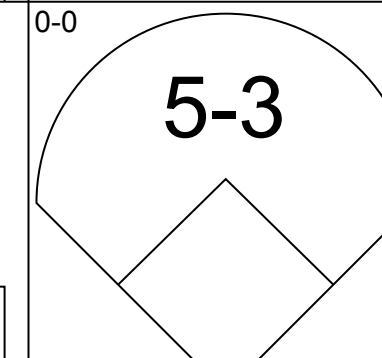
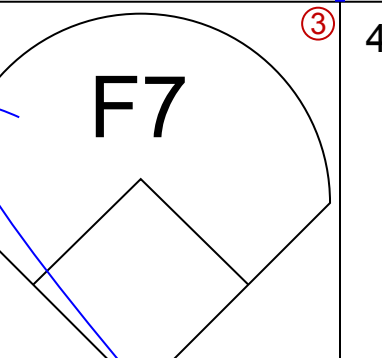
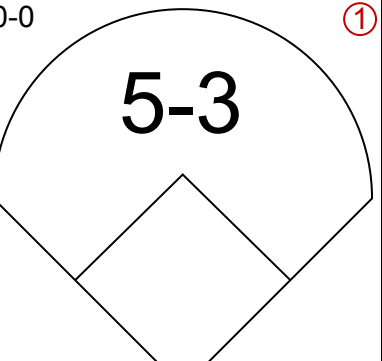
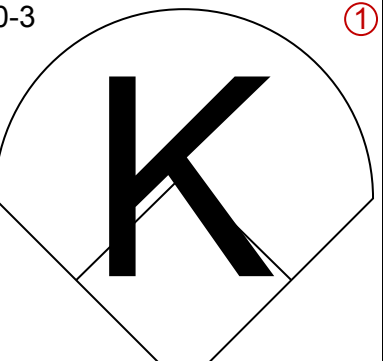
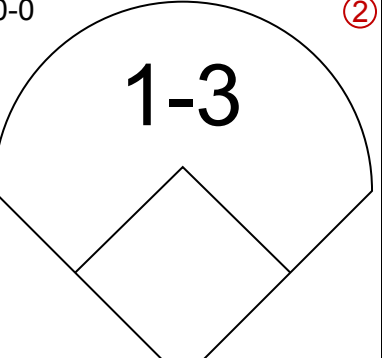
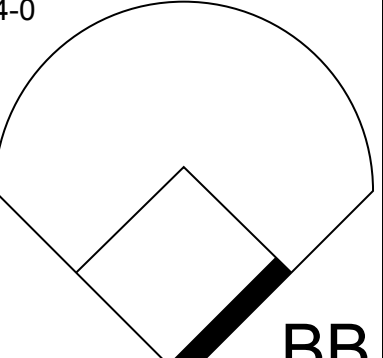
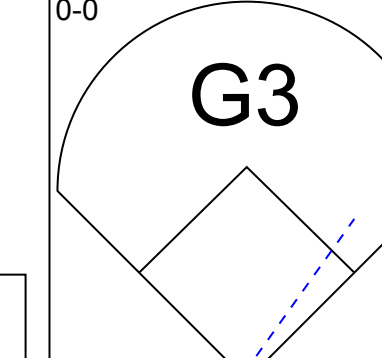
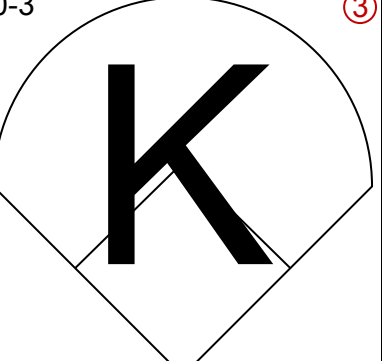
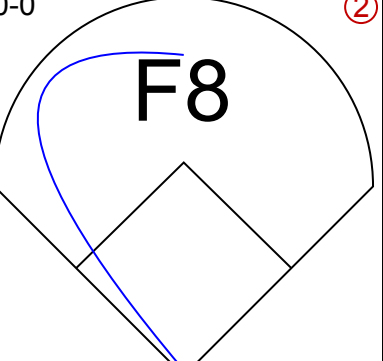
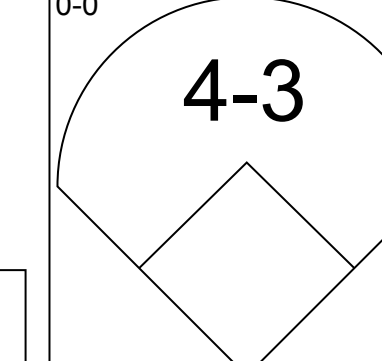
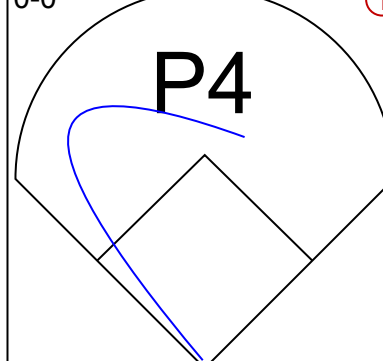
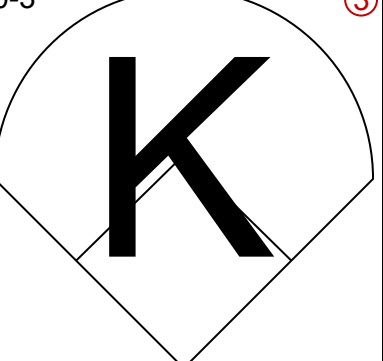
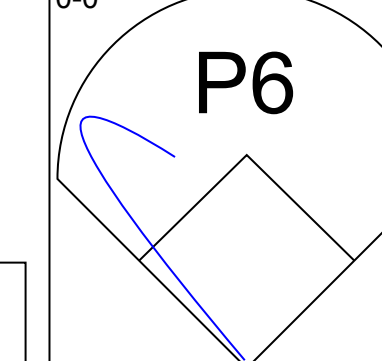

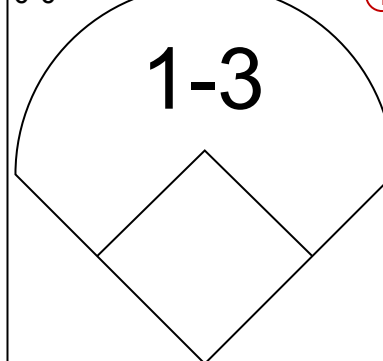
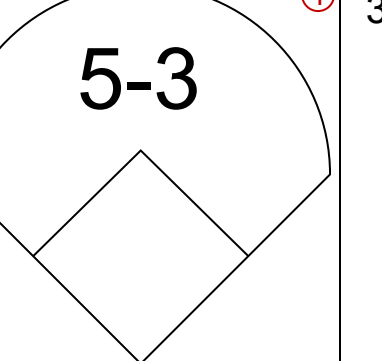
Batter	1	2	3	4	5	6	7	8	9	AB	R	H	RBI	BB	SO	LOB	TOP										
Pete Rose, S OBP: 0.237, SLG: 0.200 (1, 4)	0-0 4-3		0-0 4-3		0-0 G3			0-3 K		4	0	0	0	0	1	2	Cincinnati Reds @ Houston Colt 45's Colt Stadium, Houston, TX Wed Apr 22 1964, 7:05 PM EST Att: 4,742 - Unknown										
Giraldo Ruiz, S OBP: 0.366, SLG: 0.541 (1, 5)	0-0 1-3		0-0 F8		0-0 F4			0-0 4-3		4	0	0	0	0	0	2											
Vada Pinson, L OBP: 0.459, SLG: 0.545 (1, 8)	0-0 F8			0-0 G4-6-3 1B				0-0 4-3		4	0	1	0	0	0	0											
Frank Robinson, R OBP: 0.368, SLG: 0.303 (1, 9)		0-0 FC4-6 1B		0-0 G4-6-3 1-2				0-0 5-3		3	0	1	0	1	0	1											
Deron Johnson, R OBP: 0.400, SLG: 0.833 (1, 3)		0-3 K		0-0 1B				0-3 K		4	0	1	0	0	2	2											
Bob Skinner, L OBP: 0.261, SLG: 0.381 (1, 7)		0-0 E3 FC4-6 1-2		0-3 K				0-0 F7		4	0	0	0	0	2	3											
Johnny Edwards, L OBP: 0.281, SLG: 0.345 (1, 2)		0-0 FC4-6 FC6-4 1-2 2-3			0-0 G3 E 1B			0-0 1B		4	0	2	0	0	0	3											
Leo Cardenas, R OBP: 0.400, SLG: 0.536 (1, 6)		0-0 FC6-4 1-2			0-0 E8 G3 1-2			0-3 K		3	0	0	0	0	1	4											
Joey Jay, S (1, 1)			0-3 K		0-3 K			0-0 4-3		2	0	0	0	0	2	2											
Marty Keough, L (7, PH)										1	0	0	0	0	0	1											
Jim Dickson, L (7, 1)										0	0	0	0	0	0	0											
Inning Stats	R: 0 E: 0 K: 0 S: 3	H: 0 LOB: 0 BB: 0 P: 3	R: 0 E: 1 K: 1 S: 7	H: 1 LOB: 2 BB: 0 P: 7	R: 0 E: 0 K: 1 S: 5	H: 0 LOB: 0 BB: 0 P: 5	R: 0 E: 0 K: 1 S: 6	H: 2 LOB: 1 BB: 0 P: 6	R: 0 E: 1 K: 1 S: 7	H: 1 LOB: 2 BB: 0 P: 7	R: 0 E: 0 K: 1 S: 5	H: 0 LOB: 0 BB: 0 P: 5	R: 0 E: 0 K: 1 S: 6	H: 1 LOB: 1 BB: 0 P: 6	R: 0 E: 0 K: 1 S: 5	H: 0 LOB: 1 BB: 1 P: 9	1B: 5 2B: 0 3B: 0 HR: 0	SF: 0 SAC: 0 DP: 1 HBP: 0	WP: 0 PB: 0 SB: 0 CS: 0	PA: 34							
PITCHER	IP	WLS	BF	H	R	ER	SO	BB	IBB	HBP	BLK	WP	HR	S	P	ERA	WHIP										
Bob Bruce, R ERA: 5.87 (1, 1)	8.0	W	31	5	0	0	7	1	0	0	0	0	0	44	48	0.00	0.750										
Hal Brown, R ERA: 5.87 (9, 1)	1.0	S	3	0	0	0	1	0	0	0	0	0	0	5	5	0.00	0.000										

AB	33
R	0
H	5
RBI	0
BB	1
SO	8
LOB	20



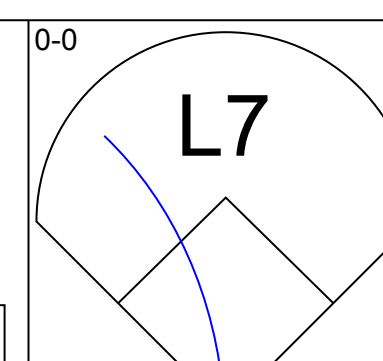
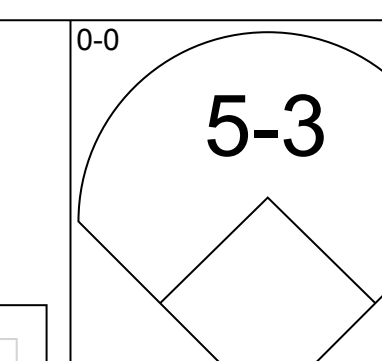
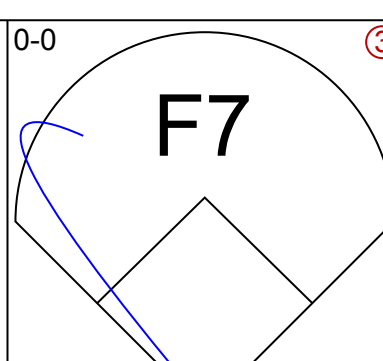
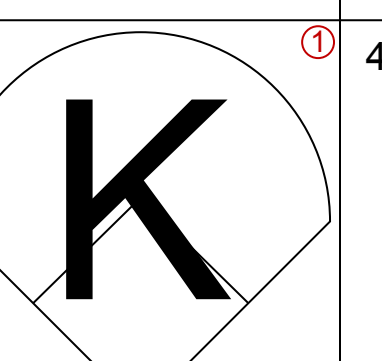
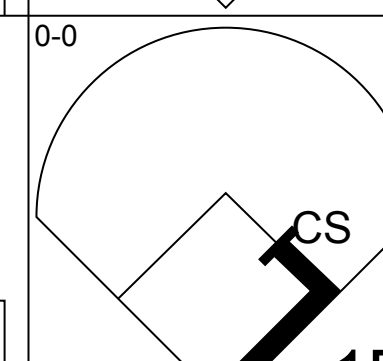
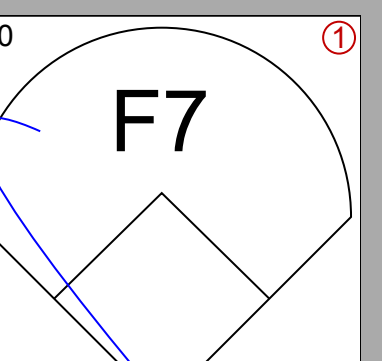
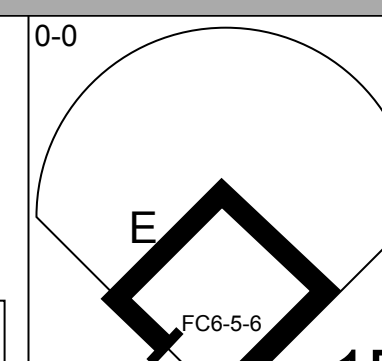
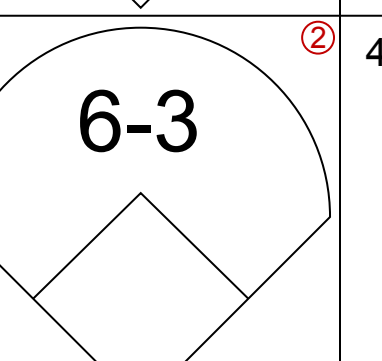
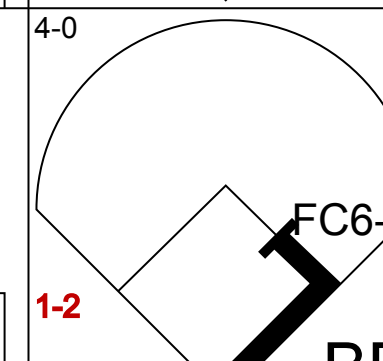
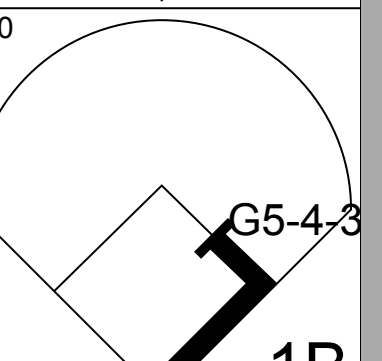
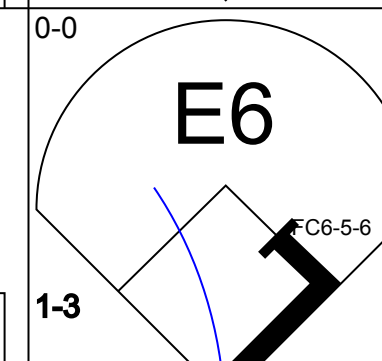
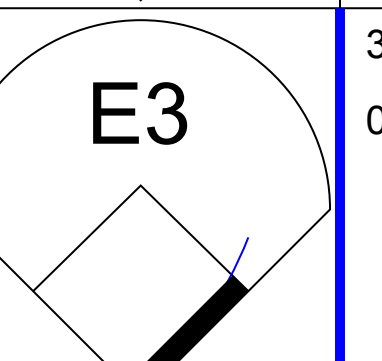
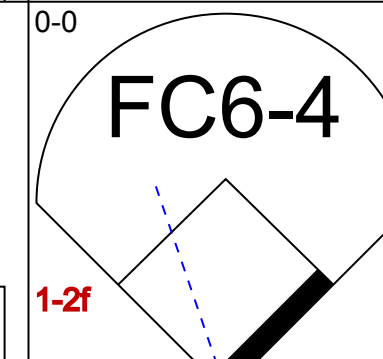
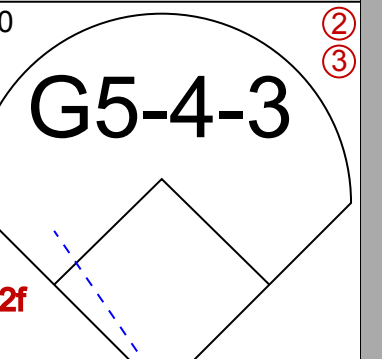
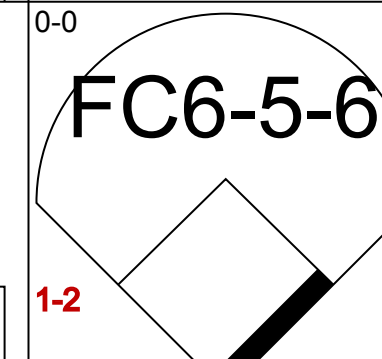
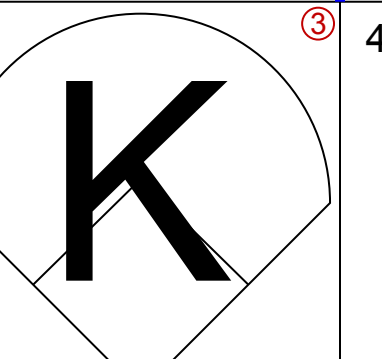
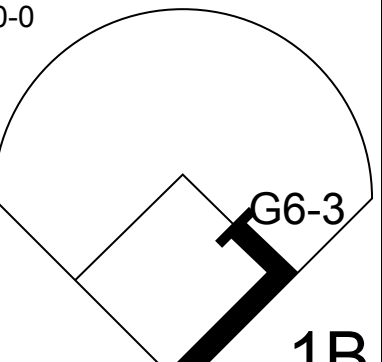
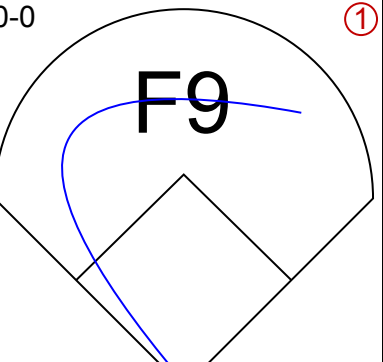
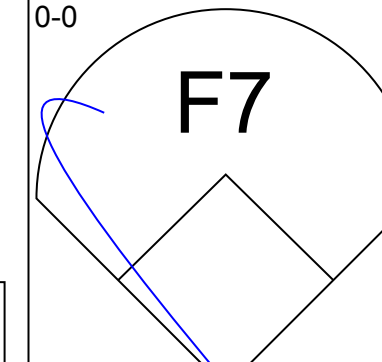
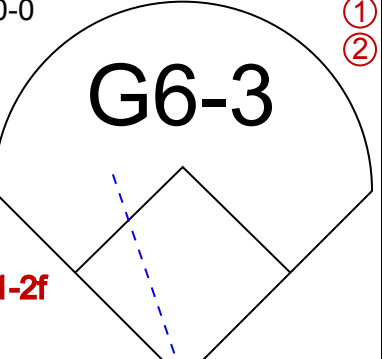
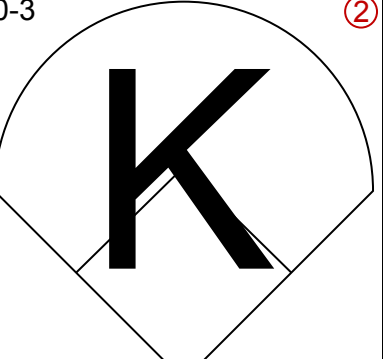
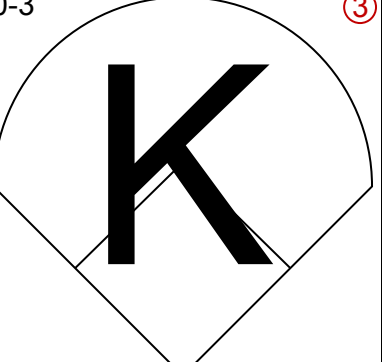
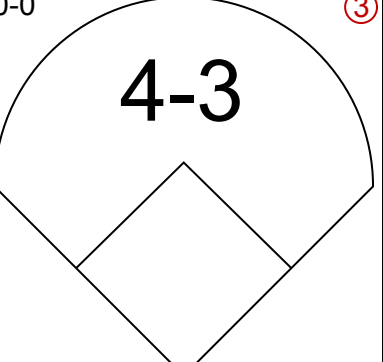
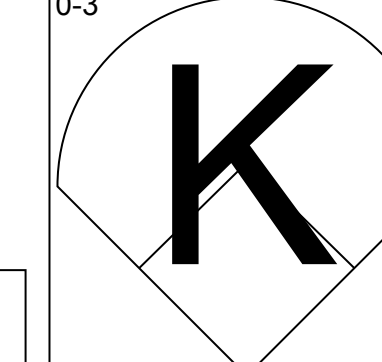
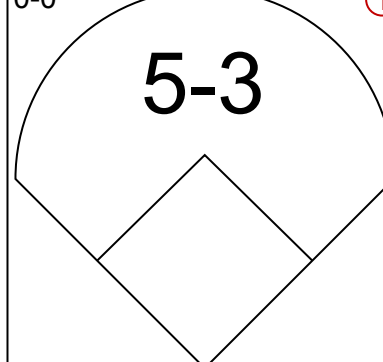
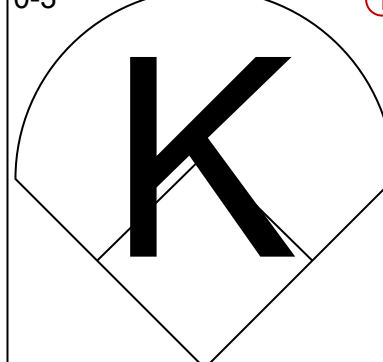
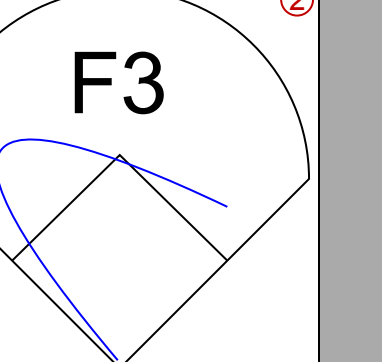
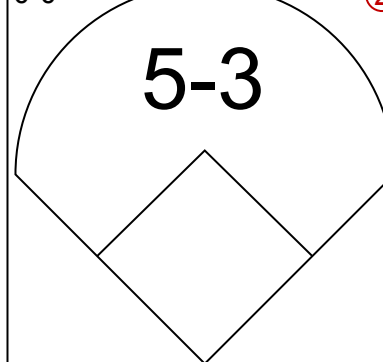
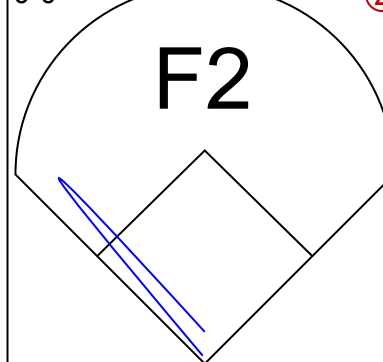
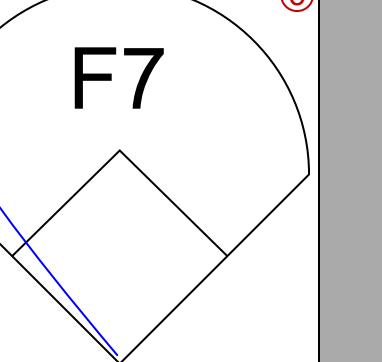
Batter	1	2	3	4	5	6	7	8	9	AB	R	H	RBI	BB	SO	LOB	BOTTOM										
Al Spangler, L OBP: 0.167, SLG: 0.167 (1, 8)	0-0 L3		0-0 3-1					0-0 B3-6-4 1-2		4	0	1	0	0	0	1	Cincinnati Reds @ Houston Colt 45's Colt Stadium, Houston, TX Wed Apr 22 1964, 7:05 PM EST Att: 4,742 - Unknown										
Nellie Fox, L OBP: 0.441, SLG: 0.500 (1, 4)	0-0 F7		0-0 F9		0-0 F8			0-0 1B SH5-4 BB 1B		4	1	1	0	0	0	2											
Pete Runnels, L OBP: 0.394, SLG: 0.321 (1, 3)			0-0 F8		0-0 FC6-4 1-2			0-0 SH5-4 1-2		3	0	1	0	0	0	2											
Walt Bond, L OBP: 0.100, SLG: 0.158 (1, 7)	0-0 F7			0-0 4-3				4-0 BB FC1-2 1B IBB		3	0	0	0	1	0	1											
Bob Aspromonte, R OBP: 0.400, SLG: 0.519 (1, 5)		0-3 K		4-0 S BB				0-0 FC1-2 BB 1B		2	0	0	0	1	1	0											
Bob Lillis, R OBP: 1.000, SLG: 1.000 (8, 5)								1-2 2-3 BB 1B		1	0	1	0	0	0	0											
Rusty Staub, L OBP: 0.286, SLG: 0.211 (1, 9)		0-0 G3		0-0 F9 1-2				4-0 FC1-2 BB		3	0	1	1	1	0	1											
Eddie Kasko, R OBP: 0.257, SLG: 0.353 (1, 6)		4-0 S BB		0-3 K				0-0 FC1-2 1-2 2-3 3-H		3	1	0	0	1	1	5											
Jerry Grote, R OBP: 0.250, SLG: 0.750 (1, 2)		0-0 1-H 3B			0-0 6-3			0-0 K		4	0	1	1	0	1	3											
Bob Bruce, R OBP: 0.667, SLG: 0.500 (1, 1)		0-0 F3			0-0 1B			4-0 BB B3-6-4		2	0	1	0	1	0	1											
Hal Brown, R (9, 1)										0	0	0	0	0	0	0											
Inning Stats	R: 0 E: 0 K: 0 S: 4	H: 1 LOB: 1 BB: 0 P: 4	R: 1 E: 0 K: 1 S: 6	H: 1 LOB: 1 BB: 1 P: 10	R: 0 E: 0 K: 1 S: 3	H: 0 LOB: 0 BB: 0 P: 3	R: 0 E: 0 K: 1 S: 5	H: 0 LOB: 1 BB: 1 P: 9	R: 0 E: 0 K: 0 S: 4	H: 1 LOB: 1 BB: 0 P: 4	R: 0 E: 0 K: 1 S: 4	H: 0 LOB: 0 BB: 1 P: 8	R: 1 E: 0 K: 0 S: 5	H: 2 LOB: 2 BB: 2 P: 13	1B: 6 2B: 0 3B: 1 HR: 0	SF: 0 SAC: 1 DP: 1 HBP: 0	WP: 0 PB: 0 SB: 2 CS: 0	PA: 35									
PITCHER	IP	WLS	BF	H	R	ER	SO	BB	IBB	HBP	BLK	WP	HR	S	P	ERA	WHIP										
Joey Jay, R ERA: 2.4 (1, 1)	6.0	L	25	5	1	1	2	2	0	0	0	0	0	27	35	1.50	1.167										
Jim Dickson, R ERA: 4.5 (7, 1)	2.0		10	2	1	1	1	2	1	0	0	0	0	9	21	4.50	2.000										



Batter	1	2	3	4	5	6	7	8	9	AB	R	H	RBI	BB	SO	LOB	TOP
Pete Rose, S OBP: 0.214, SLG: 0.179 (1, 4)										4	1	0	0	0	1	0	Cincinnati Reds @ Houston Colt 45's Colt Stadium, Houston, TX Thu Apr 23 1964, 7:05 PM EST Att: 5,426 - Unknown
Giraldo Ruiz, S OBP: 0.333, SLG: 0.488 (1, 5)										4	0	0	0	0	1	1	
Vada Pinson, L OBP: 0.439, SLG: 0.500 Marty Keough, L (9, PR) (9, 8)										3	0	0	0	1	0	0	
Frank Robinson, R OBP: 0.333, SLG: 0.270 (1, 9)										4	0	0	0	0	2	2	
Deron Johnson, R OBP: 0.348, SLG: 0.714 (1, 3)										3	0	0	0	0	2	0	
Bob Skinner, L OBP: 0.269, SLG: 0.348 (1, 7)										2	0	0	0	1	0	0	
Johnny Edwards, L OBP: 0.257, SLG: 0.313 (1, 2)										3	0	0	0	0	1	1	
Leo Cardenas, R OBP: 0.364, SLG: 0.484 (1, 6)										3	0	0	0	0	1	1	
Joe Nuxhall, L (1, 1)										3	0	0	0	0	1	0	
Inning Stats	R: 0 H: 0 E: 0 K: 2 S: 7	H: 0 LOB: 1 BB: 1 P: 11	R: 0 H: 0 E: 0 K: 1 S: 5	H: 0 LOB: 0 BB: 0 P: 5	R: 0 H: 0 E: 0 K: 1 S: 5	H: 0 LOB: 0 BB: 0 P: 5	R: 0 H: 0 E: 0 K: 2 S: 7	H: 0 LOB: 1 BB: 1 P: 11	R: 0 H: 0 E: 0 K: 1 S: 5	H: 0 LOB: 0 BB: 0 P: 5	R: 0 H: 0 E: 0 K: 0 S: 3	H: 0 LOB: 0 BB: 0 P: 3	R: 1 H: 0 E: 2 K: 0 S: 5	H: 0 LOB: 1 BB: 0 P: 5	1B: 0 2B: 0 3B: 0 HR: 0	SF: 0 SAC: 0 DP: 0 HBP: 0	
PITCHER Ken Johnson, R ERA: 1.69 (1, 1)	IP: 9.0 WLS: L BF: 31 H: 0 R: 1 ER: 0 SO: 9 BB: 2 IBB: 0 HBP: 0 BLK: 0 WP: 0 HR: 0 S: 47 P: 55 ERA: 0.00 WHIP: 0.222																

AB 29
R 1
H 0
RBI 0
BB 2
SO 9
LOB 5



Batter	1	2	3	4	5	6	7	8	9	AB	R	H	RBI	BB	SO	LOB	BOTTOM
Eddie Kasko, R OBP: 0.231, SLG: 0.316 (1, 6)										4	0	0	0	0	1	0	Cincinnati Reds @ Houston Colt 45's Colt Stadium, Houston, TX Thu Apr 23 1964, 7:05 PM EST Att: 5,426 - Unknown
Nellie Fox, L OBP: 0.447, SLG: 0.500 (1, 4)										4	0	2	0	0	0	0	
Pete Runnels, L OBP: 0.405, SLG: 0.323 Bob Lillis, R OBP: 1.000, SLG: 1.000 (9, PR)										3	0	1	0	1	0	1	
Johnny Weekly, R OBP: 0.167, SLG: 0.133 (1, 9)										4	0	0	0	0	1	5	
Bob Aspromonte, R OBP: 0.394, SLG: 0.500 (1, 5)										3	0	1	0	0	0	1	
Jimmy Wynn, R OBP: 0.387, SLG: 0.577 (1, 7)										3	0	1	0	0	1	1	
Jim Beauchamp, R OBP: 0.376, SLG: 0.385 (1, 8)										3	0	0	0	0	2	1	
Jerry Grote, R OBP: 0.143, SLG: 0.429 (1, 2)										3	0	0	0	0	1	1	
Ken Johnson, R (1, 1)										3	0	0	0	0	0	1	
Inning Stats	R: 0 H: 1 E: 0 K: 0 S: 3	H: 1 LOB: 1 BB: 1 P: 7	R: 0 H: 1 E: 0 K: 1 S: 5	H: 1 LOB: 0 BB: 0 P: 5	R: 0 H: 0 E: 0 K: 0 S: 3	H: 0 LOB: 0 BB: 0 P: 3	R: 0 H: 1 E: 0 K: 0 S: 3	H: 1 LOB: 0 BB: 0 P: 3	R: 0 H: 0 E: 1 K: 1 S: 4	H: 1 LOB: 1 BB: 0 P: 4	R: 0 H: 1 E: 0 K: 1 S: 6	H: 1 LOB: 1 BB: 0 P: 6	R: 0 H: 0 E: 1 K: 2 S: 8	H: 0 LOB: 1 BB: 0 P: 8	1B: 4 2B: 2 3B: 0 HR: 0	SF: 0 SAC: 0 DP: 3 HBP: 0	
PITCHER Joe Nuxhall, L ERA: 4.02 (1, 1)	IP: 9.0 WLS: W BF: 31 H: 5 R: 0 ER: 0 SO: 6 BB: 1 IBB: 0 HBP: 0 BLK: 0 WP: 0 HR: 0 S: 42 P: 46 ERA: 0.00 WHIP: 0.667																

AB 30
R 0
H 5
RBI 0
BB 1
SO 6
LOB 11



Batter	1	2	3	4	5	6	7	8	9	10	11	AB	R	H	RBI	BB	SO	LOB	TOP	
Eddie Kasko, R OBP: 0.227, SLG: 0.302 (1, 6)												5	0	1	0	0	1	0		
Nellie Fox, L OBP: 0.476, SLG: 0.514 (1, 4)												3	0	2	0	1	0	0		
Al Spangler, L OBP: 0.100, SLG: 0.100 Jimmy Wynn, R OBP: 0.406, SLG: 0.593 (1, 7) (9, 7)												4	1	0	0	0	0	4		
Walt Bond, L OBP: 0.160, SLG: 0.333 (1, 9)												5	1	2	1	0	0	2		
Bob Aspromonte, R OBP: 0.405, SLG: 0.529 (1, 5)												4	0	2	1	0	1	2		
Pete Runnels, L OBP: 0.369, SLG: 0.286 (1, 3)												4	0	0	0	0	1	1		
Rusty Staub, L OBP: 0.240, SLG: 0.174 (1, 8)												4	0	0	0	0	0	0		
Jerry Grote, R OBP: 0.091, SLG: 0.273 (1, 2)												4	0	0	0	0	4	0		
Don Nottebart, R Hal Woodeshick, R (1, 1) (9, 1)												3	0	0	0	0	1	0		
Inning Stats	R: 0 E: 0 K: 2 S: 8	H: 1 LOB: 2 BB: 1 P: 12	R: 0 E: 0 K: 1 S: 5	H: 0 LOB: 0 BB: 0 P: 5	R: 0 E: 0 K: 0 S: 4	H: 1 LOB: 1 BB: 0 P: 4	R: 1 E: 0 K: 1 S: 6	H: 2 LOB: 0 BB: 0 P: 6	R: 0 E: 0 K: 1 S: 5	H: 0 LOB: 0 BB: 0 P: 5	R: 0 E: 0 K: 1 S: 6	H: 1 LOB: 1 BB: 0 P: 6	R: 0 E: 0 K: 0 S: 3	H: 0 LOB: 0 BB: 0 P: 3	R: 0 E: 0 K: 1 S: 5	H: 1 LOB: 1 BB: 0 P: 4	1B: 6 2B: 2 3B: 0 HR: 1	SF: 0 SAC: 1 DP: 1 HBP: 0	WP: 0 PB: 0 SB: 0 CS: 0	PA: 40
PITCHER	IP WLS BF H R ER SO BB IBB HBP BLK WP HR S P ERA WHIP	IP WLS BF H R ER SO BB IBB HBP BLK WP HR S P ERA WHIP																		
Bob Gibson, R ERA: 1.73 (1, 1)	8.0	30	6	0	0	1	0	0	0	0	0	0	0	0	8	8	0.00	1.000		
Ron Taylor, R ERA: 8.31 (9, 1)	2.0	6	0	0	0	1	0	0	0	0	0	0	0	0	8	8	0.00	1.000		
Lew Burdette, R ERA: (11, 1)	1.0	W	4	1	0	0	0	0	0	0	0	0	0	4	4	0.00	1.000			

Houston Colt 45's @ St. Louis Cardinals
Sportsman's Park, St. Louis, MO
Fri Apr 24 1964, 7:05 PM EST
Att.: 6,789 - Cloudy - 66 F

livebaseballscorecards.com

AB 38
R 2
H 8
RBI 2
BB 1
SO 8
LOB 9

Batter	1	2	3	4	5	6	7	8	9	10	11	AB	R	H	RBI	BB	SO	LOB	BOTTOM	
Curt Flood, R OBP: 0.310, SLG: 0.462 (1, 8)												5	0	0	0	0	2	0		
Dick Groat, R OBP: 0.205, SLG: 0.214 (1, 6)												5	1	1	0	0	0	0		
Bill White, L OBP: 0.233, SLG: 0.310 (1, 3)												5	1	2	0	0	1	1		
Ken Boyer, R OBP: 0.390, SLG: 0.543 (1, 5)												4	0	2	0	1	0	1		
Charlie James, R OBP: 0.250, SLG: 0.355 Mike Shannon, R (9, PR) (10, 7)												4	1	2	1	0	1	1		
Phil Gagliano, R OBP: 0.200, SLG: 0.200 (11, PH)												0	0	0	0	0	0	0		
Tim McCarver, L OBP: 0.406, SLG: 0.433 (1, 2)												4	0	2	0	0	1	2		
Johnny Lewis, L OBP: 0.227, SLG: 0.350 Carl Warwick, R OBP: 0.368, SLG: 0.588 (10, 9)												2	0	1	1	0	0	1		
Julian Javier, R OBP: 0.184, SLG: 0.289 Doug Clemens, L OBP: 0.125, SLG: 0.250 Dal Maxvill, R (7, PH) (8, 4)												1	0	0	0	0	0	1		
Bob Gibson, R SLG: 0.200 Jeff Long, R OBP: 0.333, SLG: 0.333 Ron Taylor, R (9, 1) Jerry Buchek, R (10, PH) Lew Burdette, R (11, 1)												2	0	0	0	0	0	1		
Inning Stats	R: 0 E: 0 K: 0 S: 4	H: 1 LOB: 1 BB: 0 P: 4	R: 1 E: 0 K: 0 S: 5	H: 2 LOB: 1 BB: 0 P: 5	R: 0 E: 0 K: 1 S: 5	H: 0 LOB: 0 BB: 0 P: 5	R: 0 E: 0 K: 1 S: 6	H: 1 LOB: 1 BB: 0 P: 6	R: 0 E: 0 K: 0 S: 3	H: 0 LOB: 0 BB: 0 P: 3	R: 0 E: 0 K: 1 S: 7	H: 3 LOB: 2 BB: 0 P: 7	R: 0 E: 0 K: 2 S: 7	H: 0 LOB: 0 BB: 0 P: 7	R: 1 E: 0 K: 1 S: 5	H: 2 LOB: 2 BB: 1 P: 9	1B: 7 2B: 4 3B: 0 HR: 0	SF: 1 SAC: 0 DP: 1 HBP: 0	WP: 0 PB: 0 SB: 0 CS: 1	PA: 41
PITCHER	IP WLS BF H R ER SO BB IBB HBP BLK WP HR S P ERA WHIP	IP WLS BF H R ER SO BB IBB HBP BLK WP HR S P ERA WHIP																		
Don Nottebart, R ERA: 4.8 (1, 1)	8.0	31	8	2	2	2	0	0	0	0	0	0	0	0	17	21	3.86	1.286		
Hal Woodeshick, L ERA: 4.91 (9, 1)	2.1	L	10	3	1	1	4	0	1	0	0	0	0	0	0	0	0	0		

Houston Colt 45's @ St. Louis Cardinals
Sportsman's Park, St. Louis, MO
Fri Apr 24 1964, 7:05 PM EST
Att.: 6,789 - Cloudy - 66 F

livebaseballscorecards.com

AB 39
R 3
H 11
RBI 3
BB 1
SO 6
LOB 11

Batter	1	2	3	4	5	6	7	8	9	AB	R	H	RBI	BB	SO	LOB	TOP			
Bob Lillis, R OBP: 0.500, SLG: 0.400 (1, 6)	F7		FC6-4 G6-4-3		1-3			FC5-4 1B	SH3-4	4	0	1	1	0	0	3	Houston Colt 45's @ St. Louis Cardinals Sportsman's Park, St. Louis, MO Sat Apr 25 1964, 7:05 PM EST Att: 11,796 - Cloudy - 70 F			
Nelle Fox, L OBP: 0.447, SLG: 0.463 (1, 4)	F8		G6-4-3			1B SH1-4 HBP		F6	F4	4	0	0	0	0	0	3				
Jimmy Wynn, R OBP: 0.371, SLG: 0.533 (1, 7)	K			F7		SH1-4		FC5-4		3	0	0	0	0	1	1				
Walt Bond, L OBP: 0.241, SLG: 0.464 (1, 9)		2B		2B		G6-4-3 1B		K		4	0	3	0	0	1	1				
Bob Aspromonte, R OBP: 0.390, SLG: 0.500 (1, 5)		1-3		1-3		G6-4-3			BB 1B	4	1	1	0	0	0	4				
Pete Runnels, L OBP: 0.384, SLG: 0.289 (9, PH)		6-3							SH5-4 1B BB	3	0	1	0	0	0	2				
Eddie Kasko, R OBP: 0.244, SLG: 0.302 (9, 2)									1B BB	0	1	0	0	1	0	0				
Jerry Grote, R OBP: 0.091, SLG: 0.273 (9, 2)									BB	0	0	0	0	0	0	0				
Rusty Staub, L OBP: 0.214, SLG: 0.154 (9, PH)									SH5-4 1B BB	3	0	0	0	0	0	2				
Jim Beauchamp, R OBP: 0.412, SLG: 0.429 (9, 3)		G3							1B	1	1	1	1	0	0	0				
John Bateman, R OBP: 0.333, SLG: 0.200 (9, PH)									SH5-4 1B	2	0	0	0	1	1	1				
Al Spangler, L OBP: 0.100, SLG: 0.100 (9, 1)									1B	0	0	0	0	0	0	0				
Hal Woodeshick, R (9, 1)									1-2 2-3	0	0	0	0	0	0	0				
Turk Farrell, R OBP: 0.167, SLG: 0.167 (9, PH)									SH3-4 3B	2	0	1	0	0	1	1				
Mike White, R OBP: 0.500, SLG: 1.500 (9, 8)										1	1	1	2	0	0	0				
Inning Stats	R: 0 E: 0 K: 1 S: 5	H: 0 LOB: 0 BB: 0 P: 5	R: 0 E: 0 K: 0 S: 4	H: 1 LOB: 1 BB: 0 P: 4	R: 0 E: 0 K: 0 S: 3	H: 0 LOB: 1 BB: 1 P: 7	R: 0 E: 0 K: 0 S: 4	H: 1 LOB: 1 BB: 0 P: 4	R: 0 E: 0 K: 0 S: 3	H: 1 LOB: 1 BB: 0 P: 4	R: 0 E: 0 K: 2 S: 8	H: 1 LOB: 1 BB: 0 P: 8	R: 0 E: 0 K: 1 S: 6	H: 1 LOB: 1 BB: 0 P: 6	R: 4 E: 0 K: 0 S: 6	H: 3 LOB: 0 BB: 1 P: 10	1B: 6 2B: 2 3B: 1 HR: 0	SF: 0 SAC: 4 DP: 2 HBP: 1	WP: 0 PB: 0 SB: 0 CS: 0	PA: 38
PITCHER	IP WLS BF H R ER SO BB IBB HBP BLK WP HR S P ERA WHIP																			
Roger Craig, R ERA: 3.12 (1, 1)	8.0	32	7	1	1	4	1	0	1	0	0	0	0	0	0	38	43	1.12	1.000	
Bobby Shantz, L ERA: 6.23 (9, 1)	0.0	L	2	1	0	0	1	0	0	0	0	0	0	0	1	5	∞	∞		
Ron Taylor, R ERA: 8.44 (9, 1)	1.0	4	1	3	3	0	0	0	0	0	0	0	0	4	4	27.00	1.000			

Batter	1	2	3	4	5	6	7	8	9	AB	R	H	RBI	BB	SO	LOB	BOTTOM				
Curt Flood, R OBP: 0.283, SLG: 0.419 (1, 8)	6-3		5-3			FC4-6 4-3		K		4	0	0	0	0	1	2	Houston Colt 45's @ St. Louis Cardinals Sportsman's Park, St. Louis, MO Sat Apr 25 1964, 7:05 PM EST Att: 11,796 - Cloudy - 70 F				
Dick Groat, R OBP: 0.188, SLG: 0.196 (1, 6)	1-3			1-3		4-3		F4		4	0	0	0	0	0	1					
Bill White, L OBP: 0.213, SLG: 0.283 (1, 3)	L8			F8		K			K	4	0	0	0	0	2	1					
Ken Boyer, R OBP: 0.356, SLG: 0.487 (1, 5)		6-3		F9		K2-3			6-3	4	0	0	0	0	1	0					
Charlie James, R OBP: 0.257, SLG: 0.353 (9, 7)		K				4-3			K	3	1	1	0	0	1	0					
Mike Shannon, R (9, 7)						HR 1B			K	1	0	0	0	0	1	0					
Tim McCarver, L OBP: 0.428, SLG: 0.576 (1, 2)		G3				4-3 2B		HR		3	1	2	2	0	0	0					
Johnny Lewis, L OBP: 0.240, SLG: 0.318 (1, 9)						4-3 2-3		4-3		2	0	0	0	1	0	1					
Julian Javier, R OBP: 0.195, SLG: 0.293 (1, 4)						L7			K	3	0	1	0	0	1	2					
Roger Craig, R OBP: 0.400, SLG: 0.600 (9, 1)						SH3-4				2	0	1	0	0	0	0					
Bobby Shantz, R (9, 1)						SH3-4				0	0	0	0	0	0	0					
Ron Taylor, R (9, 1)						FC4-6 1B		CS	4-3	0	0	0	0	0	0	0					
Inning Stats	R: 0 E: 0 K: 0 S: 3	H: 0 LOB: 0 BB: 0 P: 3	R: 0 E: 0 K: 1 S: 5	H: 0 LOB: 0 BB: 0 P: 5	R: 0 E: 0 K: 1 S: 5	H: 0 LOB: 1 BB: 1 P: 9	R: 0 E: 0 K: 0 S: 3	H: 0 LOB: 0 BB: 0 P: 3	R: 0 E: 0 K: 0 S: 4	H: 1 LOB: 1 BB: 0 P: 4	R: 2 E: 0 K: 1 S: 7	H: 3 LOB: 0 BB: 0 P: 7	R: 0 E: 0 K: 1 S: 5	H: 0 LOB: 0 BB: 0 P: 5	R: 0 E: 0 K: 2 S: 7	H: 0 LOB: 0 BB: 0 P: 7		1B: 3 2B: 1 3B: 0 HR: 1	SF: 0 SAC: 1 DP: 0 HBP: 0	WP: 0 PB: 0 SB: 0 CS: 1	PA: 33
PITCHER	IP WLS BF H R ER SO BB IBB HBP BLK WP HR S P ERA WHIP																				
Turk Farrell, R ERA: 1.89 (1, 1)	8.0	W	29	5	2	2	5	1	0	0	0	0	0	0	0	38	42	2.25	0.750		
Hal Woodeshick, L ERA: 3.96 (9, 1)	1.0	S	3	0	0	0	2	0	0	0	0	0	0	0	7	7	0.00	0.000			

Batter	1	2	3	4	5	6	7	8	9	AB	R	H	RBI	BB	SO	LOB	TOP				
Bob Lillis, R OBP: 0.364, SLG: 0.300 (1,6)	F5		6-3		F3		CS		6-3	5	0	1	1	0	0	1					
Walt Bond, L OBP: 0.273, SLG: 0.433 (1,9)	6-3		4-3			HBP	CS	SH		2	1	0	0	1	0	0					
Mike White, R OBP: 0.400, SLG: 0.800 (1,4)	HR			L9		F1		SH		3	2	1	0	0	0	1					
Jimmy Wynn, R OBP: 0.385, SLG: 0.606 (1,7)	HR			5-3		F8		K		3	1	1	2	1	1	3					
Bob Aspromonte, R OBP: 0.378, SLG: 0.476 (1,5)	3-1			5-3		F3		BB		4	0	1	1	0	0	2					
Jim Beauchamp, R OBP: 0.381, SLG: 0.353 (1,8)										3	0	0	0	1	1						
Pete Runnels, L OBP: 0.364, SLG: 0.289 (8,3)										0	0	0	0	0	0						
Rusty Staub, L OBP: 0.188, SLG: 0.138 (1,3)						F8		L9	SF9-2-4	3	0	0	1	0	1	0					
Jerry Grote, R OBP: 0.200, SLG: 0.333 (1,2)						6-3				4	1	2	0	0	1	0					
Jim Owens, R (1,1)										2	0	0	0	0	0	0					
Eddie Kasko, R (7, PH)										1	1	1	0	0	0	0					
Bob Bruce, R (7, 1)										0	0	0	0	0	0	0					
Hal Woodeshick, R (8, 1)										1	0	0	0	0	0	1					
Inning Stats	R: 2 H: 2 E: 0 K: 0 S: 5	L: 2 BF: 5	R: 0 H: 0 E: 0 K: 2 S: 7	L: 0 BF: 7	R: 0 H: 0 E: 0 K: 0 S: 3	L: 0 BF: 3	R: 0 H: 0 E: 0 K: 0 S: 3	L: 1 BF: 7	R: 0 H: 0 E: 1 K: 0 S: 4	L: 1 BF: 4	R: 2 H: 3 E: 1 K: 1 S: 7	L: 3 BF: 7	R: 0 H: 1 E: 0 K: 1 S: 6	L: 1 BF: 14	R: 0 H: 1 E: 0 K: 0 S: 3	L: 1 BF: 3	1B: 6 2B: 1 3B: 0 HR: 1	SF: 1 SAC: 1 DP: 2 HBP: 1	WP: 0 PB: 0 SB: 1 CS: 1	PA: 38	
PITCHER	IP	WLS	BF	H	R	ER	SO	BB	IBB	HBP	BLK	WP	HR	S	P	ERA	WHIP				
Curt Simmons, L (1, 1)	7.0	L	28	5	4	3	3	1	0	1	0	0	1	32	37	3.86	0.857				
Harry Fanok, R (8, 1)	0.1		5	1	2	2	1	2	0	0	0	0	0	5	13	54.00	9.000				
Ray Sadecki, L (8, 1)	1.2		4	1	0	0	0	0	0	0	0	0	0	4	4	0.00	0.600				

Houston Colt 45's @ St. Louis Cardinals
Sportsman's Park, St. Louis, MO
Sun Apr 26 1964, 4:33 AM EDT
Att: 9,700 - Cloudy - 74 F

AB	31
R	6
H	7
RBI	5
BB	3
SO	4
LOB	9



Batter	1	2	3	4	5	6	7	8	9	AB	R	H	RBI	BB	SO	LOB	BOTTOM				
Curt Flood, R OBP: 0.275, SLG: 0.396 (1,8)	L9		5-3		6-3		CS		6-3	5	0	1	0	0	0	1					
Dick Groat, R (1, 6)										2	2	1	0	3	0	0					
Dal Maxvill, R (9, FR)	1B		1B		F3		CS	1B		0	0	0	0	0	0	0					
Johnny Lewis, L (1, 9)										4	0	2	0	0	1	1					
Jeff Long, R (9, PH)					4-3					1	0	0	0	0	0	2					
Ken Boyer, R (1, 5)	FC6-4						L7			4	0	2	2	0	0	1					
Tim McCarver, L (1, 2)	FC5-4				F4		K		F1	4	0	1	0	0	1	4					
Bill White, L (1, 3)	FC5-4									4	2	3	1	0	0	2					
Charlie James, R (1, 7)										4	0	1	0	0	1	3					
Julian Javier, R (1, 4)										4	0	0	0	0	1	4					
Curt Simmons, L (1, 1)										2	0	0	0	0	1	0					
Carl Warwick, R (7, PH)										1	0	0	0	0	1	0					
Harry Fanok, S (8, 1)										0	0	0	0	0	0	0					
Ray Sadecki, L (8, 1)										0	0	0	0	0	0	0					
Phil Gagliano, R (9, PH)										1	0	1	0	0	0	0					
Inning Stats	R: 1 H: 2 E: 0 K: 0 S: 5	L: 2 BF: 9	R: 0 H: 0 E: 0 K: 0 S: 3	L: 0 BF: 3	R: 0 H: 1 E: 0 K: 1 S: 6	L: 1 BF: 10	R: 1 H: 2 E: 0 K: 1 S: 6	L: 2 BF: 6	R: 0 H: 0 E: 0 K: 0 S: 3	L: 0 BF: 3	R: 1 H: 1 E: 0 K: 2 S: 7	L: 1 BF: 7	R: 0 H: 1 E: 0 K: 1 S: 9	L: 4 BF: 9	R: 0 H: 1 E: 0 K: 0 S: 3	L: 1 BF: 7	1B: 10 2B: 1 3B: 0 HR: 1	SF: 0 SAC: 0 DP: 2 HBP: 0	WP: 0 PB: 0 SB: 0 CS: 1	PA: 40	
PITCHER	IP	WLS	BF	H	R	ER	SO	BB	IBB	HBP	BLK	WP	HR	S	P	ERA	WHIP				
Jim Owens, R (1, 1)	6.0	W	25	6	3	3	3	2	0	0	0	0	0	29	37	4.50	1.333				
Bob Bruce, R (7, 1)	1.0		6	4	1	1	2	0	0	0	0	0	0	10	10	9.00	4.000				
Hal Woodeshick, L (8, 1)	2.0	S	8	2	0	0	1	1	0	0	0	0	0	9	13	0.00	1.500				

Houston Colt 45's @ St. Louis Cardinals
Sportsman's Park, St. Louis, MO
Sun Apr 26 1964, 4:33 AM EDT
Att: 9,700 - Cloudy - 74 F

AB	36
R	4
H	12
RBI	3
BB	3
SO	6
LOB	18





Batter	1	2	3	4	5	6	7	8	9	AB	R	H	RBI	BB	SO	LOB	TOP								
Maury Wills, S OBP: 0.263, SLG: 0.268 Jim Gilliam, S OBP: 0.212, SLG: 0.188	G3		4-3		K		1-3		F2	4	0	0	0	0	1	0	Los Angeles Dodgers @ Houston Colt 45's Colt Stadium, Houston, TX Mon Apr 27 1964, 8:05 PM EDT Att: 14,751 - Unknown livebaseballscorecards.com								
Wally Moon, L OBP: 0.308, SLG: 0.100	F7		1B		K			SH3-4 HR BB	3	1	1	0	1	1	0										
Willie Davis, L OBP: 0.255, SLG: 0.367	G3		4-3		HR			SH3-4	3	1	1	1	0	0	1										
Frank Howard, R OBP: 0.283, SLG: 0.633		1B			L7			HR	4	2	3	2	0	0	0										
Ron Fairly, L OBP: 0.383, SLG: 0.488	2B		HR		FC1-6 1B			F9	4	2	3	2	0	0	0										
John Roseboro, L OBP: 0.311, SLG: 0.350 Wes Parker, S OBP: 0.333, SLG: 0.667 Doug Camilli, R OBP: 0.200, SLG: 0.200	2B		F8		FC1-6 G4-3			2B	4	0	2	1	0	0	1										
Johnny Werhas, R OBP: 0.333, SLG: 0.200	4-3		BB		G4-3			5-3	0	0	0	0	0	0	0										
Dick Tracewski, R (8, 6)	L7		F8		F4			F3	3	0	0	0	1	0	3										
Don Drysdale, R OBP: 0.111, SLG: 0.111			6-3		F8			K	4	0	0	0	0	1	1										
Inning Stats	R: 0 E: 0 K: 0 S: 7	H: 0 LOB: 0 BB: 0 P: 10	R: 1 E: 0 K: 0 S: 11	H: 3 LOB: 1 BB: 0 P: 17	R: 0 E: 0 K: 0 S: 8	H: 1 LOB: 1 BB: 0 P: 11	R: 2 E: 0 K: 0 S: 13	H: 2 LOB: 1 BB: 1 P: 22	R: 1 E: 0 K: 2 S: 8	H: 1 LOB: 0 BB: 0 P: 13	R: 0 E: 0 K: 0 S: 6	H: 1 LOB: 0 BB: 0 P: 8	R: 0 E: 0 K: 0 S: 8	H: 0 LOB: 0 BB: 0 P: 12	R: 2 E: 0 K: 0 S: 11	H: 2 LOB: 1 BB: 0 P: 21		R: 0 E: 0 K: 1 S: 5	H: 0 LOB: 0 BB: 0 P: 8	1B: 5 2B: 2 HR: 3	SF: 0 SAC: 1 DP: 1 HBP: 0	WP: 0 PB: 0 SB: 1 CS: 0	PA: 37		
PITCHER	IP	WLS	BF	H	R	ER	SO	BB	IBB	HBP	BLK	WP	HR	S	P	ERA	WHIP								
Hal Brown, R ERA: 6.55	3.1	L	16	6	3	3	0	1	0	0	0	0	1	35	53	8.10	2.100								
Dave Giusti, R ERA: 6.14	1.2		6	1	1	1	2	0	0	0	0	0	1	12	20	5.40	0.600								
Joe Hoerner, L ERA: 6.14	2.0		6	1	0	0	0	0	0	0	0	0	0	14	20	0.00	0.500								
Larry Yellen, R ERA: 9.0	2.0		9	2	2	2	1	1	0	0	0	0	1	16	29	9.00	1.500								

Batter	1	2	3	4	5	6	7	8	9	AB	R	H	RBI	BB	SO	LOB	BOTTOM								
Eddie Kasko, R OBP: 0.240, SLG: 0.292	K		6-3		6-3			E6 FC6-4	4	0	0	0	0	1	0	Los Angeles Dodgers @ Houston Colt 45's Colt Stadium, Houston, TX Mon Apr 27 1964, 8:05 PM EDT Att: 14,751 - Unknown livebaseballscorecards.com									
Nellie Fox, L OBP: 0.431, SLG: 0.432	BB		6-3		F3		F8	3	0	0	0	1	0	1											
Jimmy Wynn, R OBP: 0.372, SLG: 0.568	K		PO 1B		L7		FC6-4	4	0	1	0	0	1	2											
Walt Bond, L OBP: 0.243, SLG: 0.382	L9		PO		F9		G3	4	0	0	0	0	0	2											
Bob Aspromonte, R OBP: 0.408, SLG: 0.500	E8 1B				1B			F8	4	0	3	0	0	0											
Pete Runnels, L OBP: 0.333, SLG: 0.262	K		F6		K		F8	4	0	0	0	0	2	3											
Rusty Staub, L OBP: 0.194, SLG: 0.152	F7		4-3		F5		WP 1B	4	0	1	0	0	0	3											
John Bateman, R OBP: 0.353, SLG: 0.214	FC6 IBB		F7		F6		K	3	0	1	0	1	1	1											
Hal Brown, R Dave Giusti, R Jim Beauchamp, R Joe Hoerner, R Al Spangler, R Larry Yellen, R	FC6		F6		L8			1	0	0	0	0	0	2											
Inning Stats	R: 0 E: 0 K: 2 S: 12	H: 0 LOB: 1 BB: 1 P: 20	R: 0 E: 1 K: 1 S: 9	H: 1 LOB: 2 BB: 1 P: 16	R: 0 E: 0 K: 0 S: 8	H: 1 LOB: 0 BB: 0 P: 12	R: 0 E: 0 K: 0 S: 6	H: 1 LOB: 1 BB: 0 P: 7	R: 0 E: 0 K: 0 S: 6	H: 0 LOB: 0 BB: 0 P: 7	R: 0 E: 0 K: 0 S: 8	H: 0 LOB: 0 BB: 0 P: 11	R: 0 E: 0 K: 1 S: 14	H: 2 LOB: 2 BB: 0 P: 24	R: 0 E: 1 K: 0 S: 8		H: 0 LOB: 1 BB: 0 P: 12	R: 0 E: 0 K: 1 S: 10	H: 1 LOB: 1 BB: 0 P: 16	1B: 6 2B: 0 3B: 0 HR: 0	SF: 0 SAC: 0 DP: 0 HBP: 0	WP: 1 PB: 0 SB: 0 CS: 0	PA: 36		
PITCHER	IP	WLS	BF	H	R	ER	SO	BB	IBB	HBP	BLK	WP	HR	S	P	ERA	WHIP								
Don Drysdale, R ERA: 3.64	9.0	W	35	6	0	0	5	1	1	0	0	1	0	81	125	0.00	0.778								

Batter	1	2	3	4	5	6	7	8	9	AB	R	H	RBI	BB	SO	LOB	TOP					
Maury Wills, S OBP: 0.279, SLG: 0.300										4	2	2	1	0	1	0	Los Angeles Dodgers @ Houston Colt 45's Colt Stadium, Houston, TX Tue Apr 28 1964, 8:05 PM EDT Att. 11,191 - Unknown livebaseballscorecards.com					
Wally Moon, L OBP: 0.294, SLG: 0.143										4	0	1	1	0	0	1						
Willie Davis, L OBP: 0.273, SLG: 0.415										4	0	2	1	0	1	1						
Frank Howard, R OBP: 0.281, SLG: 0.596										3	0	0	0	1	2	1						
Ron Fairly, L OBP: 0.373, SLG: 0.455										3	0	0	0	1	0	3						
John Roseboro, L OBP: 0.306, SLG: 0.341										4	0	1	0	0	1	1						
Johnny Verhas, R OBP: 0.308, SLG: 0.182										4	0	0	0	0	0	2						
Dick Tracewski, R OBP: 0.375, SLG: 0.875										4	1	3	0	0	0	0						
Joe Moeller, R Tommy Davis, R (8, PH) Bob Miller, R (8, 1)										2	0	0	0	0	1	1						
Inning Stats	R: 1 E: 0 K: 1 S: 16	H: 2 LOB: 1 BB: 0 P: 23	R: 0 E: 0 K: 0 S: 8	H: 2 LOB: 1 BB: 0 P: 12	R: 0 E: 0 K: 0 S: 4	H: 1 LOB: 0 BB: 0 P: 11	R: 0 E: 0 K: 1 S: 6	H: 0 LOB: 1 BB: 1 P: 13	R: 0 E: 0 K: 2 S: 8	H: 0 LOB: 0 BB: 0 P: 15	R: 0 E: 0 K: 1 S: 7	H: 0 LOB: 0 BB: 0 P: 10	R: 0 E: 0 K: 1 S: 8	H: 0 LOB: 0 BB: 0 P: 10	R: 2 E: 0 K: 1 S: 14	H: 3 LOB: 2 BB: 1 P: 21		R: 0 E: 0 K: 0 S: 9	H: 1 LOB: 0 BB: 0 P: 13	1B: 5 2B: 1 3B: 3 HR: 0	SF: 0 SAC: 0 DP: 1 HBP: 0	WP: 0 PB: 0 SB: 1 CS: 2
PITCHER	IP WLS BF H R ER SO BB IBB HBP BLK WP HR S P ERA WHIP																					
Ken Johnson, R ERA: 2.12	(1, 1) 7.1 L 29 8 3 3 5 1 0 0 0 0 0 0 65 104 3.68 1.227																					
Joe Hoerner, L ERA:	(8, 1) 1.2 6 1 0 0 1 1 0 0 0 0 0 0 15 24 0.00 1.200																					

Batter	1	2	3	4	5	6	7	8	9	AB	R	H	RBI	BB	SO	LOB	BOTTOM					
Eddie Kasko, R OBP: 0.241, SLG: 0.288										4	0	1	1	0	0	0	Los Angeles Dodgers @ Houston Colt 45's Colt Stadium, Houston, TX Tue Apr 28 1964, 8:05 PM EDT Att. 11,191 - Unknown livebaseballscorecards.com					
Nellie Fox, L OBP: 0.436, SLG: 0.438										4	0	2	0	0	0	0						
Al Spangler, L OBP: 0.133, SLG: 0.133										4	0	1	0	0	1	5						
Walt Bond, L OBP: 0.220, SLG: 0.342										4	0	0	0	0	0	3						
Bob Aspromonte, R OBP: 0.415, SLG: 0.490										3	0	1	0	0	2	1						
Jimmy Wynn, R OBP: 0.382, SLG: 0.525										3	0	0	0	1	2	2						
Rusty Staub, L OBP: 0.200, SLG: 0.162										4	0	1	0	0	0	3						
Jerry Grote, R OBP: 0.222, SLG: 0.444 Pete Runnels, L (9, PH) OBP: 0.327, SLG: 0.256										3	1	1	0	0	2	2						
Ken Johnson, R Joe Hoerner, R Mike White, R (9, PH)	(1, 1) (8, 1) (9, PH)									2	0	0	0	0	2	1						
Inning Stats	R: 0 E: 0 K: 1 S: 9	H: 0 LOB: 0 BB: 0 P: 13	R: 0 E: 0 K: 1 S: 8	H: 0 LOB: 1 BB: 0 P: 11	R: 0 E: 0 K: 1 S: 12	H: 2 LOB: 2 BB: 0 P: 14	R: 0 E: 0 K: 2 S: 16	H: 0 LOB: 0 BB: 0 P: 23	R: 0 E: 1 K: 1 S: 11	H: 1 LOB: 2 BB: 0 P: 16	R: 0 E: 0 K: 1 S: 8	H: 0 LOB: 0 BB: 0 P: 11	R: 1 E: 0 K: 1 S: 8	H: 1 LOB: 0 BB: 0 P: 12	R: 0 E: 0 K: 1 S: 12	H: 1 LOB: 2 BB: 1 P: 22	R: 0 E: 0 K: 2 S: 9	H: 0 LOB: 0 BB: 0 P: 14	1B: 6 2B: 1 3B: 1 HR: 0	SF: 0 SAC: 1 DP: 1 HBP: 2	WP: 0 PB: 0 SB: 0 CS: 0	PA: 37
PITCHER	IP WLS BF H R ER SO BB IBB HBP BLK WP HR S P ERA WHIP																					
Joe Moeller, R ERA: 4.3	(1, 1) 7.0 W 29 6 1 1 8 0 0 2 0 0 0 0 72 100 1.29 0.857																					
Bob Miller, R ERA: 5.93	(8, 1) 2.0 S 8 1 0 0 3 1 0 0 0 0 0 0 21 36 0.00 1.000																					

Batter	1	2	3	4	5	6	7	8	9	AB R H RBI BB SO LOB	TOP												
Maury Wills, S OBP: 0.273, SLG: 0.281	1-2 5-3		0-0 E8			0-2 1-3		4-2 1B SF8 1B BB	3-3 K	4 1 0 0 1 1 0	Los Angeles Dodgers @ Houston Colt 45's Colt Stadium, Houston, TX Wed Apr 29 1964, 8:05 PM EDT Att: 10,550 - Unknown livebaseballscorecards.com AB 33 R 7 H 7 RBI 6 BB 5 SO 10 LOB 11 												
Wally Moon, L OBP: 0.318, SLG: 0.316	2-3 K		0-0 L9			0-0 1-3		2-1 SF8 1B 1-2 1B 1B	2-2 1B 3B	5 2 2 0 0 1 1													
Willie Davis, L OBP: 0.283, SLG: 0.414	0-0 B1-3							0-1 1B SF8 1B 1-2 2-3 1B 1B	0-0 1B	5 1 2 1 0 2 0													
Frank Howard, R OBP: 0.274, SLG: 0.564		3-1 F5						2-2 SF8 1B 1-2 2-3 3-H	0-0 6-3	3 1 0 1 1 1 1													
Ron Fairly, L OBP: 0.382, SLG: 0.435		2-3 K						4-0 1B 1B BB 1-2 1B IBB		2 1 0 0 2 1 0													
John Roseboro, L OBP: 0.283, SLG: 0.313		1-2 6-3						0-2 F2 1-2 L6		4 0 0 0 0 0 5													
Johnny Werhas, R OBP: 0.321, SLG: 0.208			1-0 1-3					2-1 1B 1B 1-3 2-H	1-2 1B	4 0 2 3 0 1 0													
Dick Tracewski, R OBP: 0.417, SLG: 0.727			4-1 SH1-3 E BB					2-2 F9 1-3 3-H 1B		3 1 1 1 1 1 2													
Nick Willhite, L (1, 1)			0-2 SH1-3					0-0 F7 1-3 1B	0-3 K	3 0 0 0 0 2 2													
Inning Stats	R: 0 H: 0 E: 0 K: 1 S: 7	H: 0 LOB: 0 BB: 0 P: 10	R: 0 H: 0 E: 0 K: 1 S: 8	H: 0 LOB: 0 BB: 0 P: 14	R: 1 H: 0 E: 1 K: 0 S: 7	H: 0 LOB: 1 BB: 1 P: 12	R: 0 H: 0 E: 0 K: 2 S: 8	H: 0 LOB: 0 BB: 0 P: 12	R: 0 H: 0 E: 0 K: 0 S: 9	H: 0 LOB: 0 BB: 0 P: 15	R: 0 H: 0 E: 0 K: 0 S: 6	H: 0 LOB: 2 BB: 0 P: 6	R: 2 H: 2 E: 0 K: 2 S: 21	H: 2 LOB: 2 BB: 2 P: 34	R: 3 H: 3 E: 0 K: 0 S: 18	H: 3 LOB: 2 BB: 2 P: 32	R: 1 H: 2 E: 0 K: 2 S: 15	H: 2 LOB: 1 BB: 0 P: 20	1B: 6 2B: 0 3B: 1 HR: 0	SF: 1 SAC: 1 DP: 0 HBP: 0	WP: 0 PB: 0 SB: 0 CS: 0	PA: 40	
PITCHER	IP WLS BF H R ER SO BB IBB HBP BLK WP HR S P ERA WHIP											PITCHER	IP WLS BF H R ER SO BB IBB HBP BLK WP HR S P ERA WHIP										
Don Nottebart, R ERA: 4.15	(1, 1) 6.2 L 26 2 3 2 7 3 0 0 0 0 0 0 63 99 2.70 0.750																						
Jim Owens, R ERA: 8.23	(7, 1) 0.1 1 0 0 0 1 0 0 0 0 0 0 0 3 4 0.00 0.000																						
Joe Hoerner, L ERA: 5.79	(8, 1) 0.0 3 2 3 3 0 1 0 0 0 0 0 0 6 12 ∞ ∞																						
Claude Raymond, R ERA: 3.6	(8, 1) 2.0 10 3 1 1 2 0 1 0 0 0 0 0 27 40 4.50 1.500																						

Batter	1	2	3	4	5	6	7	8	9	AB R H RBI BB SO LOB	BOTTOM												
Eddie Kasko, R OBP: 0.241, SLG: 0.286	2-2 5-3		1-1 F7			1-2 FC4-6 1B		2-1 F6		4 0 1 0 0 0 0	Los Angeles Dodgers @ Houston Colt 45's Colt Stadium, Houston, TX Wed Apr 29 1964, 8:05 PM EDT Att: 10,550 - Unknown livebaseballscorecards.com AB 32 R 2 H 5 RBI 2 BB 2 SO 6 LOB 10 												
Nellie Fox, L OBP: 0.424, SLG: 0.423	1-3 K		1-0 F7			0-0 FC4-6 1B		2-1 F8		4 0 1 0 0 1 0													
Jimmy Wynn, R OBP: 0.353, SLG: 0.500	1-2 S 1B					1-1 FC4-6		0-1 F8		4 0 1 0 0 0 2													
Bob Aspromonte, R OBP: 0.386, SLG: 0.453	1-2 6-3					0-1 F8			0-2 F7	4 0 0 0 0 0 3													
Mike White, R OBP: 0.400, SLG: 0.556		2-3 K				1-0 F3			4-1 FC5-4 BB	3 1 1 0 1 1 0													
Jim Beauchamp, R OBP: 0.308, SLG: 0.273		1-3 K				1-1 6-3		0-1 F9	0-1 FC5-4	4 0 0 0 0 1 2													
Rusty Staub, L OBP: 0.205, SLG: 0.150		4-2 BB				0-0 3-1		1-3 K	1-0 F8	3 0 0 0 1 1 2													
John Bateman, R OBP: 0.351, SLG: 0.323		2-2 L9				1-2 F7		1-2 HR		3 1 1 2 0 0 1													
Don Nottebart, R ERA: 4.15	(1, 1) 9.0 W 34 5 2 2 6 2 0 0 0 0 0 0 87 123 2.00 0.778																						
Jim Owens, R ERA: 8.23	(7, 1) 0.0 3 2 3 3 0 1 0 0 0 0 0 0 6 12 ∞ ∞																						
Bob Lillis, R OBP: 0.333, SLG: 0.273	(7, PH) 0.0 3 2 3 3 0 1 0 0 0 0 0 0 6 12 ∞ ∞																						
Joe Hoerner, R ERA: 5.79	(8, 1) 0.0 3 2 3 3 0 1 0 0 0 0 0 0 6 12 ∞ ∞																						
Claude Raymond, R ERA: 3.6	(8, 1) 2.0 10 3 1 1 2 0 1 0 0 0 0 0 27 40 4.50 1.500																						
Inning Stats	R: 0 H: 1 E: 0 K: 1 S: 16	H: 0 LOB: 1 BB: 0 P: 21	R: 0 H: 0 E: 0 K: 2 S: 12	H: 0 LOB: 1 BB: 1 P: 21	R: 0 H: 0 E: 0 K: 1 S: 7	H: 0 LOB: 0 BB: 0 P: 9	R: 0 H: 0 E: 0 K: 0 S: 5	H: 0 LOB: 0 BB: 0 P: 7	R: 0 H: 0 E: 0 K: 0 S: 7	H: 0 LOB: 0 BB: 0 P: 9	R: 0 H: 2 E: 0 K: 1 S: 12	H: 2 LOB: 2 BB: 0 P: 15	R: 2 H: 2 E: 0 K: 1 S: 15	H: 2 LOB: 0 BB: 0 P: 19	R: 0 H: 0 E: 0 K: 0 S: 6	H: 0 LOB: 0 BB: 0 P: 10	R: 0 H: 0 E: 0 K: 0 S: 7	H: 0 LOB: 1 BB: 1 P: 12	1B: 4 2B: 0 3B: 0 HR: 1	SF: 0 SAC: 0 DP: 0 HBP: 0	WP: 0 PB: 0 SB: 1 CS: 0	PA: 34	
PITCHER	IP WLS BF H R ER SO BB IBB HBP BLK WP HR S P ERA WHIP											PITCHER	IP WLS BF H R ER SO BB IBB HBP BLK WP HR S P ERA WHIP										

Batter	1	2	3	4	5	6	7	8	9	AB	R	H	RBI	BB	SO	LOB	TOP					
Maury Wills, S OBP: 0.288, SLG: 0.304										5	1	1	0	0	0	6	Los Angeles Dodgers @ Houston Colt 45's Colt Stadium, Houston, TX Thu Apr 30 1964, 8:05 PM EDT Att: 8,752 - Unknown livebaseballscorecards.com					
Wally Moon, L OBP: 0.259, SLG: 0.250										5	0	0	0	0	0	2						
Willie Davis, L OBP: 0.281, SLG: 0.400										2	1	0	1	1	1	0						
Frank Howard, R OBP: 0.258, SLG: 0.525										4	0	0	0	0	3	1						
Ron Fairly, L OBP: 0.407, SLG: 0.460										4	1	3	1	0	0	0						
John Roseboro, L OBP: 0.298, SLG: 0.346										4	0	2	0	0	1	2						
Johnny Verhas, R OBP: 0.317, SLG: 0.216										3	0	1	1	0	0	1						
Dick Tracewski, R OBP: 0.500, SLG: 0.786										3	0	2	0	1	1	0						
Phil Ortega, R										2	0	0	0	1	2	3						
Jim Brewer, L										0	0	0	0	0	0	0						
Jim Gilliam, S										1	0	0	0	0	1	1						
Inning Stats	R: 1 E: 0 K: 1 S: 10	H: 1 LOB: 0 BB: 0 P: 13	R: 0 E: 0 K: 1 S: 12	H: 2 LOB: 3 BB: 1 P: 20	R: 0 E: 0 K: 1 S: 7	H: 0 LOB: 0 BB: 0 P: 8	R: 1 E: 0 K: 0 S: 13	H: 3 LOB: 2 BB: 1 P: 23	R: 1 E: 0 K: 2 S: 12	H: 1 LOB: 1 BB: 1 P: 18	R: 0 E: 0 K: 1 S: 7	H: 0 LOB: 0 BB: 0 P: 10	R: 0 E: 0 K: 1 S: 7	H: 0 LOB: 0 BB: 0 P: 12	R: 0 E: 0 K: 0 S: 9	H: 1 LOB: 1 BB: 0 P: 11	R: 0 E: 0 K: 1 S: 12	H: 1 LOB: 1 BB: 0 P: 18	1B: 6 2B: 3 3B: 1 HR: 0	SF: 2 SAC: 0 DP: 1 HBP: 0	WP: 1 PB: 0 SB: 1 CS: 0	PA: 38
PITCHER Turk Farrell, R ERA: 2.25	IP: 9.0 WLS: W BF: 38 H: 9 R: 3 ER: 3 SO: 9 BB: 2 IBB: 1 HBP: 0 BLK: 0 WP: 1 HR: 0 S: 89 P: 133 ERA: 3.00 WHIP: 1.222															PITCHER						

Batter	1	2	3	4	5	6	7	8	9	AB	R	H	RBI	BB	SO	LOB	BOTTOM					
Eddie Kasko, R OBP: 0.238, SLG: 0.279										5	1	1	0	0	0	3	Los Angeles Dodgers @ Houston Colt 45's Colt Stadium, Houston, TX Thu Apr 30 1964, 8:05 PM EDT Att: 8,752 - Unknown livebaseballscorecards.com					
Nellie Fox, L OBP: 0.419, SLG: 0.418										3	1	1	0	0	1	2						
Al Spangler, L OBP: 0.211, SLG: 0.167										3	2	1	0	1	0	3						
Walt Bond, L OBP: 0.273, SLG: 0.463										3	1	3	2	0	0	0						
Mike White, R OBP: 0.455, SLG: 0.600										1	1	1	1	0	0	0						
Bob Aspromonte, R OBP: 0.393, SLG: 0.446										3	1	1	1	1	0	1						
Rusty Staub, L OBP: 0.208, SLG: 0.182										4	0	1	3	0	0	3						
Jimmy Wynn, R OBP: 0.345, SLG: 0.479										4	0	1	0	0	2	2						
John Bateman, R OBP: 0.341, SLG: 0.314										4	0	1	0	0	1	1						
Turk Farrell, R OBP: 0.200, SLG: 0.111										3	0	0	0	1	2	1						
Inning Stats	R: 2 E: 0 K: 1 S: 9	H: 2 LOB: 0 BB: 0 P: 13	R: 0 E: 0 K: 1 S: 15	H: 1 LOB: 2 BB: 1 P: 26	R: 1 E: 1 K: 1 S: 15	H: 3 LOB: 2 BB: 0 P: 19	R: 0 E: 1 K: 1 S: 8	H: 1 LOB: 2 BB: 0 P: 10	R: 0 E: 0 K: 0 S: 5	H: 1 LOB: 0 BB: 0 P: 6	R: 0 E: 0 K: 2 S: 9	H: 0 LOB: 0 BB: 0 P: 12	R: 4 E: 0 K: 0 S: 11	H: 3 LOB: 0 BB: 2 P: 24	R: 0 E: 0 K: 0 S: 4	H: 0 LOB: 0 BB: 0 P: 4	R: 0 E: 0 K: 0 S: 4	H: 0 LOB: 0 BB: 0 P: 4	1B: 9 2B: 2 3B: 0 HR: 1	SF: 0 SAC: 1 DP: 1 HBP: 0	WP: 0 PB: 0 SB: 1 CS: 0	PA: 37
PITCHER Phil Ortega, R ERA: 2.05	IP: 6.1 WLS: L BF: 29 H: 9 R: 4 ER: 3 SO: 6 BB: 1 IBB: 0 HBP: 0 BLK: 0 WP: 0 HR: 1 S: 67 P: 94 ERA: 4.26 WHIP: 1.579															PITCHER						
Jim Brewer, L ERA: 7.71	IP: 1.2 WLS: L BF: 8 H: 2 R: 3 ER: 3 SO: 0 BB: 1 IBB: 1 HBP: 0 BLK: 0 WP: 0 HR: 0 S: 9 P: 20 ERA: 16.20 WHIP: 1.800															PITCHER						

Batter	1	2	3	4	5	6	7	8	9	AB	R	H	RBI	BB	SO	LOB	TOP			
Jimmy Stewart, S (1,4) OBP: 0.362, SLG: 0.373										4	2	1	0	1	0	2	Chicago Cubs @ Houston Colt 45's Colt Stadium, Houston, TX Fri May 01 1964, 8:05 PM EDT Att: 4,769 - Unknown			
Lou Brock, L (1,9) OBP: 0.379, SLG: 0.491										4	3	2	0	1	0	2				
Billy Williams, L (1,7) OBP: 0.400, SLG: 0.780										5	2	3	6	0	0	1				
Ron Santo, R (1,5) OBP: 0.478, SLG: 0.757										4	1	0	0	1	2	4				
14 Ernie Banks, R (1,3) OBP: 0.278, SLG: 0.490										5	0	1	0	0	2	4				
Andre Rodgers, R (1,6) OBP: 0.352, SLG: 0.563										4	1	2	2	1	1	2				
Dick Bertell, R (1,2) OBP: 0.389, SLG: 0.424										5	1	2	1	0	0	2				
Billy Cowan, R (1,8) OBP: 0.304, SLG: 0.488										5	1	2	1	0	1	1				
Larry Jackson, R (1,1) OBP: 0.083, SLG: 0.167										4	0	1	0	0	1	3				
Inning Stats	R: 10 E: 1 K: 3 S: 19	H: 8 LOB: 2 BB: 2 P: 27	R: 0 E: 0 K: 0 S: 4	H: 1 LOB: 1 BB: 0 P: 4	R: 0 E: 0 K: 0 S: 3	H: 0 LOB: 0 BB: 0 P: 3	R: 0 E: 0 K: 0 S: 3	H: 1 LOB: 0 BB: 0 P: 3	R: 0 E: 0 K: 1 S: 5	H: 0 LOB: 1 BB: 1 P: 9	R: 0 E: 0 K: 0 S: 2	H: 0 LOB: 0 BB: 1 P: 6	R: 0 E: 0 K: 1 S: 7	H: 2 LOB: 1 BB: 0 P: 7	R: 0 E: 0 K: 1 S: 6	H: 1 LOB: 1 BB: 0 P: 6	1B: 9 2B: 4 3B: 0 HR: 1	SF: 0 SAC: 0 DP: 2 HBP: 0	WP: 0 PB: 0 SB: 0 CS: 0	PA: 44
PITCHER	IP WLS BF H R ER SO BB IBB HBP BLK WP HR S P ERA WHIP																			
Bob Bruce, R (1,1) ERA: 4.76	0.1 L 6 4 5 5 1 0 0 0 0 0 0 0 8 8 135.00 12.000																			
Joe Hoerner, L (1,1) ERA: 5.4	0.1 7 3 5 0 1 2 0 0 0 0 0 1 7 15 0.00 15.000																			
Dave Giusti, R (1,1) ERA: 3.29	6.1 23 4 0 0 3 2 0 0 0 0 0 0 26 34 0.00 0.947																			
Larry Yellen, R (8,1) ERA: 7.2	2.0 9 3 1 1 2 0 0 0 0 0 0 0 13 13 4.50 1.500																			

Batter	1	2	3	4	5	6	7	8	9	AB	R	H	RBI	BB	SO	LOB	BOTTOM			
Eddie Kasko, R (1,6) OBP: 0.246, SLG: 0.286										2	1	1	0	0	0	2	Chicago Cubs @ Houston Colt 45's Colt Stadium, Houston, TX Fri May 01 1964, 8:05 PM EDT Att: 4,769 - Unknown			
Bob Lillis, R (5,6) OBP: 0.286, SLG: 0.231										2	0	0	0	0	0	0				
Nellie Fox, L (1,4) OBP: 0.413, SLG: 0.411										1	0	0	0	0	0	1				
Mike White, R (2,4) OBP: 0.357, SLG: 0.462										3	0	0	0	0	0	2				
Al Spangler, L (1,7) OBP: 0.345, SLG: 0.150										2	0	0	0	0	0	1				
Walt Williams, R (6,7)										2	0	0	0	0	0	0				
Walt Bond, L (1,9) OBP: 0.271, SLG: 0.444										4	0	1	1	0	1	0				
Bob Aspromonte, R (1,5) OBP: 0.375, SLG: 0.424										3	0	0	0	0	1	1				
Steve Hertz, R (9,5)										1	1	0	0	0	0	0				
Rusty Staub, L (1,3) OBP: 0.212, SLG: 0.170										3	1	0	0	1	0	0				
Jimmy Wynn, R (1,8) OBP: 0.345, SLG: 0.471										3	0	1	0	0	0	0				
Larry Yellen, R (8,1) OBP: 0.211, SLG: 0.421										0	0	0	0	0	0	0				
Jerry Grote, R (9, FH)										1	0	0	0	0	1	1				
John Bateman, R (1,2) OBP: 0.333, SLG: 0.316										3	0	1	1	0	0	1				
Bob Bruce, R (1,1) OBP: 0.667, SLG: 0.500										0	0	0	0	0	0	0				
Joe Hoerner, R (1,1)										0	0	0	0	0	0	0				
Dave Giusti, R (1,1) OBP: 0.600, SLG: 0.333										2	0	1	0	0	0	0				
Jim Beauchamp, R (7, FH) OBP: 0.296, SLG: 0.261										1	0	0	0	0	1	1				
Inning Stats	R: 1 E: 0 K: 0 S: 5	H: 2 LOB: 1 BB: 0 P: 5	R: 1 E: 0 K: 0 S: 5	H: 2 LOB: 2 BB: 1 P: 9	R: 0 E: 0 K: 1 S: 5	H: 0 LOB: 0 BB: 0 P: 5	R: 0 E: 0 K: 0 S: 3	H: 0 LOB: 0 BB: 0 P: 3	R: 0 E: 0 K: 0 S: 3	H: 0 LOB: 0 BB: 0 P: 3	R: 0 E: 0 K: 1 S: 6	H: 1 LOB: 1 BB: 0 P: 6	R: 0 E: 0 K: 0 S: 3	H: 0 LOB: 0 BB: 0 P: 3	R: 1 E: 2 K: 2 S: 9	H: 0 LOB: 1 BB: 0 P: 9	1B: 5 2B: 0 3B: 0 HR: 0	SF: 1 SAC: 0 DP: 0 HBP: 0	WP: 0 PB: 0 SB: 0 CS: 0	PA: 35
PITCHER	IP WLS BF H R ER SO BB IBB HBP BLK WP HR S P ERA WHIP																			
Larry Jackson, R (1,1) ERA: 3.68	9.0 W 35 5 3 2 4 1 0 0 0 0 0 0 42 46 2.00 0.667																			

AB	40
R	11
H	14
RBI	10
BB	4
SO	7
LOB	21



Batter	1	2	3	4	5	6	7	8	9	AB	R	H	RBI	BB	SO	LOB	TOP			
Jimmy Stewart, S OBP: 0.328, SLG: 0.333 (1.4)	0-0 5-3		0-0 1-3	0-0 1-3			0-0 2-3	0-3 K	0-0 F6	6	0	0	0	0	1	6				
Lou Brock, L OBP: 0.413, SLG: 0.509 (1.9)	4-0 G3 BB		0-0 CS 1B		0-0 L4		0-0 S 1B		0-0 FC3-6 1B	4	0	3	0	1	0	0				
Billy Williams, L OBP: 0.400, SLG: 0.741 (1.7)	0-0 G3 1-2		0-0 CS 1-2	0-0 1B 14 1B	0-0 1-3	0-0 1-3	4-0 FC6-4 BB		0-0 FC3-6 1B 14 1B	4	2	1	0	1	0	2				
Ron Santo, R OBP: 0.490, SLG: 0.725 (1.5)	0-3 K			0-0 1B 14 1B	4-0 BB		0-0 FC6-4 1-2		4-0 14 1B FC5-4 BB	3	2	1	0	2	1	3				
14 Ernie Banks, R OBP: 0.305, SLG: 0.536 (1.3)		0-0 PB 3B		0-0 1B	0-0 F8				0-0 G3 FC5-4 1B	5	2	3	2	0	0	1				
Andre Rodgers, R OBP: 0.338, SLG: 0.528 (1.6)		0-3 K		0-0 F3		0-3 K			0-0 FC5-4 1B HR	5	1	1	1	0	2	3				
Dick Bertell, R OBP: 0.390, SLG: 0.405 (1.2)		3-H 0-0 6-3		4-0 FC1-5 1B IBB		0-0 5-3			0-0 6-3 1B HR	4	1	1	0	1	0	1				
Billy Cowan, R OBP: 0.333, SLG: 0.553 (1.8)		0-3 K		0-0 FC1-5 1B		0-3 K			4-0 E IBB HR	4	1	2	5	1	2	0				
Bob Buhl, R (1.1)				0-0 F8 FC1-5					4-0 E4 BB	4	0	0	0	1	0	4				
Inning Stats	R: 0 E: 0 K: 1 S: 5	H: 0 LOB: 1 BB: 1 P: 9	R: 1 E: 0 K: 2 S: 8	H: 1 LOB: 0 BB: 0 P: 8	R: 0 E: 0 K: 0 S: 3	H: 1 LOB: 0 BB: 0 P: 3	R: 3 E: 0 K: 0 S: 7	H: 4 LOB: 2 BB: 1 P: 11	R: 0 E: 0 K: 2 S: 7	H: 0 LOB: 0 BB: 0 P: 7	R: 0 E: 0 K: 0 S: 4	H: 1 LOB: 2 BB: 1 P: 8	R: 0 E: 1 K: 1 S: 7	H: 1 LOB: 3 BB: 1 P: 11	R: 5 E: 0 K: 0 S: 7	H: 4 LOB: 1 BB: 2 P: 15	1B: 10 2B: 0 3B: 1 HR: 1	SF: 0 SAC: 0 DP: 0 HBP: 0	WP: 0 PA: 47 PB: 2 CS: 1	
PITCHER	IP	WLS	BF	H	R	ER	SO	BB	IBB	HBP	BLK	WP	HR	S	P	ERA	WHIP			
Jim Owens, R ERA: 6.61 (1.1)	3.1	L	17	6	4	3	3	1	1	0	0	0	0	21	29	8.10	2.100			
Claude Raymond, R ERA: 2.7 (4.1)	1.2		6	0	0	0	0	1	0	0	0	0	0	5	9	0.00	0.600			
Bob Bruce, R ERA: 3.77 (6.1)	3.0		14	2	0	0	3	1	1	0	0	0	0	18	26	0.00	1.000			
Don Nottebart, R ERA: 5.96 (9.1)	1.0		9	4	5	5	0	2	0	0	0	0	1	7	15	45.00	6.000			

Chicago Cubs @ Houston Colt 45's
Colt Stadium, Houston, TX
Sat May 02 1964, 8:05 PM EDT
Att: 7,734 - Unknown

AB	39
R	9
H	12
RBI	8
BB	7
SO	6
LOB	20



Batter	1	2	3	4	5	6	7	8	9	AB	R	H	RBI	BB	SO	LOB	BOTTOM		
Eddie Kasko, R OBP: 0.246, SLG: 0.284 (1.6)	0-0 6-3		0-0 FC6-4 1B			0-0 3-1			0-0 F3	4	0	1	0	0	0	0			
Nellie Fox, L OBP: 0.388, SLG: 0.383 (1.4)	0-0 F7		0-0 FC6-4 1-2			0-0 F8			0-0 4-3	4	0	0	0	0	0	2			
Al Spangler, L OBP: 0.160, SLG: 0.125 (1.7)	0-0 4-3			0-0 F8		0-0 6-3			0-0 4-3	4	0	0	0	0	0	0			
Walt Bond, L OBP: 0.255, SLG: 0.417 (1.9)		0-3 K		0-0 G3		0-0 6-3				3	0	0	0	0	1	0			
Bob Aspromonte, R OBP: 0.358, SLG: 0.403 (1.5)		0-0 6-3		0-0 F7		0-3 K				3	0	0	0	0	1	0			
Rusty Staub, L OBP: 0.218, SLG: 0.180 (1.3)		0-0 F7			0-0 FC5-4 1B		0-0 F9			3	0	1	0	0	0	0			
Jimmy Wynn, R OBP: 0.328, SLG: 0.444 (1.8)			0-0 F5		0-0 FC5-4 1-2		0-0 6-3			3	0	0	0	0	0	1			
John Bateman, R OBP: 0.333, SLG: 0.317 (1.2)			0-0 1B 1B		0-0 F8		0-0 F9			3	0	1	0	0	0	1			
Jim Owens, R Claude Raymond, R Pete Runnels, L Bob Bruce, R Jim Beauchamp, R Don Nottebart, R (1.1) (4.1) (5. PH) (6.1) (8. PH) (9.1)			0-3 K		0-0 F8		0-3 K			1	0	0	0	0	0	1			
Inning Stats	R: 0 E: 0 K: 0 S: 3	H: 0 LOB: 0 BB: 0 P: 3	R: 0 E: 0 K: 1 S: 5	H: 0 LOB: 0 BB: 0 P: 5	R: 0 E: 0 K: 1 S: 7	H: 2 LOB: 2 BB: 0 P: 7	R: 0 E: 0 K: 0 S: 3	H: 0 LOB: 0 BB: 0 P: 3	R: 0 E: 0 K: 1 S: 5	H: 0 LOB: 0 BB: 0 P: 5	R: 0 E: 0 K: 1 S: 5	H: 0 LOB: 0 BB: 0 P: 5	R: 0 E: 0 K: 0 S: 3	H: 0 LOB: 0 BB: 0 P: 3	1B: 3 2B: 0 3B: 0 HR: 0	SF: 0 SAC: 0 DP: 0 HBP: 0	WP: 0 PA: 30 PB: 0 CS: 0		
PITCHER	IP	WLS	BF	H	R	ER	SO	BB	IBB	HBP	BLK	WP	HR	S	P	ERA	WHIP		
Bob Buhl, R ERA: 2.75 (1.1)	9.0	W	30	3	0	0	4	0	0	0	0	0	0	38	38	0.00	0.333		

Chicago Cubs @ Houston Colt 45's
Colt Stadium, Houston, TX
Sat May 02 1964, 8:05 PM EDT
Att: 7,734 - Unknown

AB	30
R	0
H	3
RBI	0
BB	0
SO	4
LOB	6



Batter	1	2	3	4	5	6	7	8	9	AB	R	H	RBI	BB	SO	LOB	TOP					
Jimmy Stewart, S (1.4) OBP: 0.324, SLG: 0.328	F8	F7			SH5-4		2-3		1B	4	0	1	0	0	0	0	Chicago Cubs @ Houston Colt 45's Colt Stadium, Houston, TX Sun May 03 1964, 4:33 AM EDT Att: 6,578 - Unknown					
Lou Brock, L (1.9) OBP: 0.412, SLG: 0.532	1B		4-3		F8		3-1		G3	5	1	2	0	0	0	2						
Billy Williams, L (1.7) OBP: 0.406, SLG: 0.724	14 S 1B		4-3				3-1			4	1	2	2	0	0	1						
Ron Santo, R (1.5) OBP: 0.491, SLG: 0.727	1B		E7		F5		F5			4	0	2	0	0	0	2						
14 Ernie Banks, R (1.3) OBP: 0.302, SLG: 0.517	K		1-3						F9	4	0	1	0	0	1	3						
Andre Rodgers, R (1.6) OBP: 0.333, SLG: 0.509					F7		FC5-4		6-3	4	0	1	1	0	0	1						
Dick Bertell, R (1.2) OBP: 0.378, SLG: 0.390	F7		6-3				FC6-4		4-3	4	0	1	0	0	0	2						
Billy Cowan, R (1.8) OBP: 0.315, SLG: 0.520			F2		6-3		FC6-4		1-3	3	0	0	0	0	0	2						
Meritt Ranew, L (9, PH) OBP: 0.235, SLG: 0.133										1	0	0	0	0	0	0						
Fred Norman, S (1.1) OBP: 0.091, SLG: 0.091			1-3							3	1	1	0	0	0	2						
Wayne Schurr, R (6.1)					SH5-4		G3		6-3	0	0	0	0	0	0	0						
Ellis Burton, S (9, PH)					1B					1	0	0	0	0	0	0						
Inning Stats	R: 2 E: 0 K: 1 S: 9	H: 4 LOB: 2 BB: 0 P: 9	R: 0 E: 0 K: 0 S: 3	H: 0 LOB: 0 BB: 0 P: 3	R: 0 E: 1 K: 0 S: 4	H: 1 LOB: 1 BB: 0 P: 4	R: 0 E: 0 K: 0 S: 3	H: 0 LOB: 0 BB: 0 P: 3	R: 1 E: 0 K: 0 S: 5	H: 2 LOB: 1 BB: 0 P: 5	R: 0 E: 0 K: 0 S: 5	H: 2 LOB: 2 BB: 0 P: 5	R: 0 E: 0 K: 0 S: 4	H: 1 LOB: 1 BB: 0 P: 4	R: 0 E: 0 K: 0 S: 3	H: 0 LOB: 0 BB: 0 P: 3	R: 0 E: 0 K: 0 S: 4	H: 1 LOB: 1 BB: 0 P: 4	1B: 9 2B: 1 3B: 1 HR: 0	SF: 0 SAC: 1 DP: 0 HBP: 0	WP: 0 PB: 0 SB: 2 CS: 0	PA: 38
PITCHER Hal Brown, R (1.1) ERA: 4.95	IP: 9.0 WLS: W BF: 38	H: 11 R: 3 ER: 3 SO: 1	BB: 0 IBB: 0 HBP: 0 BLK: 0	WP: 0 HR: 0 S: 40 P: 40	ERA: 3.00 WHIP: 1.222	PITCHER																

Batter	1	2	3	4	5	6	7	8	9	AB	R	H	RBI	BB	SO	LOB	BOTTOM			
Bob Lillis, R (1.4) OBP: 0.333, SLG: 0.294	5-3				G6-3		F8			4	1	2	0	0	0	2	Chicago Cubs @ Houston Colt 45's Colt Stadium, Houston, TX Sun May 03 1964, 4:33 AM EDT Att: 6,578 - Unknown			
Eddie Kasko, R (1.6) OBP: 0.247, SLG: 0.282	1B		5-3				FC2-6		F7	4	0	1	0	0	0	2				
Mike White, R (1.9) OBP: 0.333, SLG: 0.412					K2-3		FC2-6		F7	4	1	1	1	0	1	1				
Jimmy Wynn, R (1.8) OBP: 0.354, SLG: 0.509	G5-4-3				1B		HR			3	2	2	2	1	0	1				
Bob Aspromonte, R (1.5) OBP: 0.380, SLG: 0.415					E6		F5			3	0	2	0	1	0	0				
Jim Beauchamp, R (1.7) OBP: 0.290, SLG: 0.370					1B				1B	3	1	1	1	0	0	1				
Al Spangler, L (8.7) OBP: 0.154, SLG: 0.120	F9				HR		F6		G3	1	0	0	0	0	0	2				
Rusty Staub, L (1.3) OBP: 0.207, SLG: 0.170	F5				G3				F8	3	0	0	0	0	0	0				
John Bateman, R (1.2) OBP: 0.314, SLG: 0.295					E5		F4			3	0	0	0	0	0	0				
Hal Brown, R (1.1)					K					2	0	0	0	1	1	1				
Inning Stats	R: 1 E: 0 K: 0 S: 4	H: 2 LOB: 0 BB: 0 P: 4	R: 0 E: 0 K: 0 S: 2	H: 0 LOB: 0 BB: 1 P: 6	R: 0 E: 0 K: 0 S: 4	H: 1 LOB: 1 BB: 0 P: 4	R: 2 E: 1 K: 1 S: 6	H: 2 LOB: 1 BB: 1 P: 10	R: 0 E: 1 K: 1 S: 5	H: 0 LOB: 0 BB: 0 P: 5	R: 2 E: 0 K: 0 S: 5	H: 2 LOB: 0 BB: 0 P: 5	R: 0 E: 0 K: 0 S: 3	H: 0 LOB: 1 BB: 1 P: 7	R: 0 E: 0 K: 0 S: 5	H: 2 LOB: 2 BB: 0 P: 5	1B: 7 2B: 0 3B: 0 HR: 2	SF: 0 SAC: 0 DP: 2 HBP: 0	WP: 0 PB: 0 SB: 0 CS: 1	PA: 33
PITCHER Fred Norman, L (1.1) ERA: 6.51	IP: 5.1 WLS: L BF: 22	H: 7 R: 5 ER: 5 SO: 2	BB: 2 IBB: 0 HBP: 0 BLK: 0	WP: 0 HR: 2 S: 24 P: 32	ERA: 8.44 WHIP: 1.688	PITCHER														
Wayne Schurr, R (6.1) ERA: 1.95	IP: 2.2 WLS: L BF: 11	H: 2 R: 0 ER: 0 SO: 0	BB: 1 IBB: 0 HBP: 0 BLK: 0	WP: 0 HR: 0 S: 10 P: 14	ERA: 0.00 WHIP: 1.125	PITCHER														

Batter	1	2	3	4	5	6	7	8	9	AB	R	H	RBI	BB	SO	LOB	TOP		
Eddie Kasko, R OBP: 0.226, SLG: 0.247 (1, 6)	0-0 4-3		0-0 L8			0-0 L6	0-0 F5		0-3 K	5	0	0	0	0	1	4			
Nellie Fox, L OBP: 0.377, SLG: 0.371 (1, 4)	0-0 FC6-4 1B		0-0 4-3			0-0 F7		0-0 F9		4	0	1	0	0	0	0			
Al Spangler, L OBP: 0.167, SLG: 0.143 (1, 7)	0-0 FC6-4 HBP 1-2		0-0 4-3			0-0 1B		0-0 1B		4	0	2	0	0	0	1			
Walt Bond, L OBP: 0.295, SLG: 0.455 (1, 9)	1-0 HBP		0-0 4-3			0-3 K		0-0 1B		3	0	1	0	0	1	1			
Bob Aspromonte, R OBP: 0.358, SLG: 0.400 (1, 5)	0-0 F8		0-0 5-3			0-0 1B	0-0 2B	0-0 G6-4-3 1B		4	1	1	0	0	0	4			
Jimmy Wynn, R OBP: 0.360, SLG: 0.485 (1, 8)		0-3 K		0-0 F8		0-3 K		0-3 K		4	0	0	0	0	3	1			
Rusty Staub, L OBP: 0.235, SLG: 0.194 (1, 3)	0-0 1B		0-0 4-3			0-0 4-3		0-0 1B		4	0	2	0	0	0	1			
John Bateman, R OBP: 0.327, SLG: 0.313 (9, PR)	0-3 K		0-0 F8			0-0 BB		0-0 1B		4	0	2	1	0	1	1			
Bob Lillis, R OBP: 0.333, SLG: 0.294 (9, PR)	0-3 K		0-0 1B			3-H 4-0 BB		1-2 1B		0	0	0	0	0	0	0			
Don Nottebart, R (7, PH)	0-3 K		0-3 K			1-2 BB		0-3 K		2	0	0	0	0	2	1			
Pete Runnels, L OBP: 0.327, SLG: 0.244 (7, PH)										0	0	0	0	1	0	0			
Walt Williams, R (7, PR)										0	0	0	0	0	0	0			
Joe Hoerner, R (7, 1)										0	0	0	0	0	0	0			
Mike White, R OBP: 0.316, SLG: 0.389 (9, PH)										1	0	0	0	0	1	2			
Inning Stats	R: 0 E: 0 K: 0 S: 4	H: 1 LOB: 2 BB: 0 P: 5	R: 0 E: 0 K: 3 S: 10	H: 1 LOB: 1 BB: 0 P: 10	R: 0 E: 0 K: 0 S: 3	H: 0 LOB: 0 BB: 0 P: 3	R: 0 E: 0 K: 0 S: 3	H: 0 LOB: 0 BB: 0 P: 3	R: 0 E: 0 K: 1 S: 5	H: 1 LOB: 1 BB: 0 P: 6	R: 1 E: 0 K: 1 S: 7	H: 2 LOB: 2 BB: 1 P: 11	R: 0 E: 0 K: 0 S: 4	H: 2 LOB: 1 BB: 0 P: 4	R: 0 E: 0 K: 3 S: 11	H: 2 LOB: 2 BB: 0 P: 11	1B: 8 2B: 1 3B: 0 HR: 0	SF: 0 SAC: 0 DP: 1 HBP: 1	WP: 0 PA: 37 PB: 0 SB: 0 CS: 0
PITCHER	IP	WLS	BF	H	R	ER	SO	BB	IBB	HBP	BLK	WP	HR	S	P	ERA	WHIP		
Jack Sanford, R ERA: 3.28 (1, 1)	8.1	W	35	9	1	1	7	1	0	1	0	0	0	47	52	1.08	1.200		
Bob Shaw, R ERA: 1.02 (9, 1)	0.2	S	2	0	0	0	2	0	0	0	0	0	0	6	6	0.00	0.000		

Houston Colt 45's @ San Francisco Giants
Candlestick Park, San Francisco, CA
Tue May 05 1964, 10:05 PM EDT
Att: 6,968 - Cloudy - 49 F

AB 35
R 1
H 9
RBI 1
BB 1
SO 9
LOB 16



Batter	1	2	3	4	5	6	7	8	9	AB	R	H	RBI	BB	SO	LOB	BOTTOM		
Jesus Alou, R OBP: 0.294, SLG: 0.333 (1, 9)	0-0 FC5-6 1B		0-0 FC5-4 1-2		0-0 S 1B		0-0 F2			4	1	2	0	0	0	1			
Chuck Hiller, L OBP: 0.256, SLG: 0.268 (1, 4)	0-0 FC5-6 1B		0-3 K		0-3 K		0-0 1B			4	0	1	0	0	2	3			
Matty Alou, L OBP: 0.316, SLG: 0.235 (1, 8)	0-0 1-2 1B		0-0 G3		0-0 2-H 1B		0-0 1-2 1B			4	0	3	1	0	0	1			
Willie McCovey, L OBP: 0.319, SLG: 0.500 (1, 3)	0-0 P5		0-0 2B SF7 1B		0-0 P4		0-0 F8			4	1	1	0	0	0	5			
Duke Snider, L OBP: 0.355, SLG: 0.333 (8, PH)	0-0 4-3		0-0 1-3 2B		0-0 4-3 1B		0-3 K			3	0	2	0	0	0	2			
Harvey Kuenn, R OBP: 0.250, SLG: 0.167 (9, 7)										1	0	0	0	0	1	0			
Jim Ray Hart, R OBP: 0.288, SLG: 0.367 (1, 5)		0-3 K		0-0 SF7		0-3 K		0-0 6-3		3	0	0	1	0	2	1			
Tom Haller, L OBP: 0.326, SLG: 0.306 (1, 2)	0-0 F8		0-0 F9		0-0 4-3		0-0 P4			4	0	0	0	0	0	2			
Jose Pagan, R OBP: 0.224, SLG: 0.241 (1, 6)	0-0 P6		0-0 6-3		0-0 F9					3	0	0	0	0	0	2			
Jack Sanford, R OBP: 0.286, SLG: 0.250 (1, 1)			0-0 FC5-4 1B		0-0 4-3		0-0 F9			3	0	1	0	0	0	0			
Bob Shaw, R (9, 1)										0	0	0	0	0	0	0			
Inning Stats	R: 0 E: 0 K: 0 S: 5	H: 2 LOB: 2 BB: 0 P: 5	R: 0 E: 0 K: 1 S: 5	H: 0 LOB: 0 BB: 0 P: 5	R: 0 E: 0 K: 1 S: 6	H: 1 LOB: 1 BB: 0 P: 6	R: 1 E: 0 K: 0 S: 5	H: 2 LOB: 1 BB: 0 P: 5	R: 1 E: 0 K: 1 S: 7	H: 2 LOB: 1 BB: 0 P: 7	R: 0 E: 0 K: 1 S: 6	H: 1 LOB: 1 BB: 0 P: 6	R: 0 E: 0 K: 0 S: 5	H: 2 LOB: 2 BB: 0 P: 5	R: 0 E: 0 K: 1 S: 5	H: 0 LOB: 0 BB: 0 P: 5	1B: 9 2B: 1 3B: 0 HR: 0	SF: 1 SAC: 0 DP: 0 HBP: 0	WP: 0 PA: 34 PB: 0 SB: 2 CS: 0
PITCHER	IP	WLS	BF	H	R	ER	SO	BB	IBB	HBP	BLK	WP	HR	S	P	ERA	WHIP		
Don Nottebart, R ERA: 5.34 (1, 1)	6.0	L	26	8	2	2	4	0	0	0	0	0	0	34	34	3.00	1.333		
Joe Hoerner, L ERA: 3.86 (7, 1)	2.0		8	2	0	0	1	0	0	0	0	0	0	10	10	0.00	1.000		

Houston Colt 45's @ San Francisco Giants
Candlestick Park, San Francisco, CA
Tue May 05 1964, 10:05 PM EDT
Att: 6,968 - Cloudy - 49 F

AB 33
R 2
H 10
RBI 2
BB 0
SO 5
LOB 17



Batter	1	2	3	4	5	6	7	8	9	AB	R	H	RBI	BB	SO	LOB	TOP	
Bob Lillis, R OBP: 0.286, SLG: 0.250 (1, 6)	F5			F8		SH3		L3		3	0	0	0	0	0	0		
Nelle Fox, L OBP: 0.369, SLG: 0.377 Eddie Kasko, R OBP: 0.213, SLG: 0.233 (1, 4)	G3			B2-3		F5		1-3	3	0	0	0	0	0	0	1		
Al Spangler, L OBP: 0.163, SLG: 0.143 (1, 7)	F6			3-1				E3	4	0	1	1	0	0	0			
Walt Bond, L OBP: 0.304, SLG: 0.508 (1, 9)		F6				2B SF8		K	4	1	1	0	0	2	2			
Jimmy Wynn, R OBP: 0.354, SLG: 0.479 (1, 8)		G3-6-3				SF8		6-3	3	0	2	0	0	0	0			
Rusty Staub, L OBP: 0.227, SLG: 0.176 (1, 3)	G3-6-3					L6-5		F2	2	0	0	0	1	0	1			
Bob Aspromonte, R OBP: 0.345, SLG: 0.388 (1, 5)				K		SF8		F8	2	0	0	1	0	1	0			
John Bateman, R OBP: 0.311, SLG: 0.315 (1, 2)				K		L6-5		5-3	3	0	0	0	0	1	2			
Bob Bruce, R OBP: 0.600, SLG: 0.500 Hal Brown, R Hal Woodeshick, R (7, 1)				K				6-3	2	1	1	0	0	1	0			
						SH3				0	0	0	0	0	0			
Inning Stats	R: 0 H: 0 E: 0 K: 0 S: 7	H: 0 LOB: 0 BB: 0 P: 13	R: 0 H: 1 E: 0 K: 0 S: 8	LOB: 0 BB: 0 P: 11	R: 0 H: 0 E: 0 K: 3 S: 11	LOB: 0 BB: 0 P: 12	R: 0 H: 0 E: 0 K: 0 S: 4	H: 0 LOB: 0 BB: 0 P: 4	R: 1 H: 2 E: 0 K: 0 S: 16	LOB: 1 BB: 0 P: 22	R: 0 H: 0 E: 0 K: 0 S: 4	H: 0 LOB: 0 BB: 0 P: 7	R: 0 H: 0 E: 1 K: 1 S: 10	LOB: 0 BB: 0 P: 13	1B: 4 2B: 2 3B: 0 HR: 0	SF: 1 SAC: 1 DP: 2 HBP: 0	WP: 0 PA: 32 PB: 0 SB: 0 CS: 0	
PITCHER	IP	WLS	BF	H	R	ER	SO	BB	IBB	HBP	BLK	WP	HR	S	P	ERA	WHIP	
Joe Moeller, R ERA: 3.9 Ron Perranoski, L ERA: 2.65	(1, 1) (8, 1)	7.0 L	25	5	2	2	4	0	1	0	0	0	0	66	93	2.57	0.714	

Houston Colt 45's @ Los Angeles Dodgers
Dodger Stadium, Los Angeles, CA
Thu May 07 1964, 7:05 PM PDT
Att: 17,476 - Unknown

AB	28
R	2
H	5
RBI	2
BB	1
SO	5
LOB	6





Batter	1	2	3	4	5	6	7	8	9	AB	R	H	RBI	BB	SO	LOB	BOTTOM				
Maury Wills, S OBP: 0.333, SLG: 0.383 (1, 6)	1-3									4	0	4	1	0	0	0					
Willie Davis, L OBP: 0.276, SLG: 0.388 Lee Walls, R OBP: 0.600, SLG: 0.800 (1, 8)	G3									4	0	1	0	0	0	3					
Tommy Davis, R OBP: 0.306, SLG: 0.328 (1, 7)	1-3									3	0	1	0	1	0	3					
Frank Howard, R OBP: 0.250, SLG: 0.518 (1, 9)	5-3									4	0	0	0	0	0	4					
Ron Fairly, L OBP: 0.416, SLG: 0.419 (1, 3)										3	0	0	0	1	1	0					
John Roseboro, L OBP: 0.329, SLG: 0.391 (1, 2)										4	0	1	0	0	0	1					
Johnny Werhas, R OBP: 0.278, SLG: 0.194 (1, 5)										3	0	0	0	1	2	1					
Dick Tracewski, R OBP: 0.421, SLG: 0.588 (1, 4)										3	1	1	0	0	2	1					
Joe Moeller, R Wes Parker, S OBP: 0.500, SLG: 0.750 Ron Perranoski, L Jim Gilliam, S OBP: 0.237, SLG: 0.204 (7, PH) (8, 1) (9, PH)										2	0	0	0	0	0	0					
										1	0	1	0	0	0	0					
										1	0	0	0	0	1	1					
Inning Stats	R: 0 H: 1 E: 0 K: 0 S: 9	H: 1 LOB: 1 BB: 0 P: 11	R: 0 H: 1 E: 0 K: 2 S: 12	LOB: 1 BB: 0 P: 15	R: 0 H: 1 E: 0 K: 0 S: 9	H: 1 LOB: 2 BB: 1 P: 14	R: 0 H: 0 E: 0 K: 1 S: 8	H: 0 LOB: 0 BB: 0 P: 11	R: 0 H: 1 E: 0 K: 1 S: 12	H: 1 LOB: 1 BB: 0 P: 17	R: 0 H: 1 E: 0 K: 0 S: 6	H: 3 LOB: 2 BB: 0 P: 11	R: 1 H: 3 E: 0 K: 0 S: 13	H: 0 LOB: 0 BB: 0 P: 17	R: 0 H: 0 E: 0 K: 1 S: 10	H: 0 LOB: 0 BB: 0 P: 14	R: 0 H: 1 E: 0 K: 2 S: 13	H: 1 LOB: 2 BB: 1 P: 22	1B: 8 2B: 1 3B: 0 HR: 0	SF: 1 SAC: 1 DP: 1 HBP: 0	WP: 1 PA: 38 PB: 0 SB: 0 CS: 0
PITCHER	IP	WLS	BF	H	R	ER	SO	BB	IBB	HBP	BLK	WP	HR	S	P	ERA	WHIP				
Bob Bruce, R ERA: 3.0 Hal Brown, R ERA: 4.5 Hal Woodeshick, L ERA: 3.12	(1, 1) (7, 1) (9, 1)	6.2 W	29	8	1	1	4	2	0	0	0	0	0	66	91	1.35	1.500				
		2.0	8	1	0	0	2	1	0	0	0	0	0	23	37	0.00	1.000				
		0.1	S	1	0	0	1	0	0	0	0	0	0	3	4	0.00	0.000				

Houston Colt 45's @ Los Angeles Dodgers
Dodger Stadium, Los Angeles, CA
Thu May 07 1964, 7:05 PM PDT
Att: 17,476 - Unknown

AB	33
R	1
H	9
RBI	1
BB	3
SO	7
LOB	16



Batter	1	2	3	4	5	6	7	8	9	AB	R	H	RBI	BB	SO	LOB	TOP					
Bob Lillis, R OBP: 0.280, SLG: 0.250 (1,4)	0-0 6-3		0-0 6-3		0-0 1-2 3-H 1B			0-0 6-3		4	0	1	1	0	0	0	Houston Colt 45's @ Chicago Cubs Wrigley Field, Chicago, IL Sat May 09 1964, 3:33 AM CDT Att: 9,571 - Unknown AB 32 R 1 H 6 RBI 1 BB 1 SO 4 LOB 13 					
Eddie Kasko, R OBP: 0.215, SLG: 0.244 (1,6)	0-0 5-3			0-3 K	0-0 F9			0-0 2B		4	0	1	0	0	1	2						
Mike White, R OBP: 0.261, SLG: 0.318 (1,9)	0-0 5-3			0-0 F2		0-0 5-3		0-0 F4		4	0	0	0	0	0	1						
Jimmy Wynn, R OBP: 0.360, SLG: 0.474 (1,8)		0-0 FC6-5 1B		4-0 FC6-4 BB		0-0 E6 G6-3			0-0 6-3	3	0	1	0	1	0	0						
Bob Aspromonte, R OBP: 0.341, SLG: 0.381 (1,5)		0-0 FC6-5 1B		0-0 FC6-4 1-2		0-0 G6-3 1-2			0-0 F8	4	0	1	0	0	0	2						
Al Spangler, L OBP: 0.176, SLG: 0.159 (1,7)		0-0 FC6-5			0-0 FC5-4 1B				0-0 F7	2	1	1	0	0	0	2						
Larry Yellen, R OBP: 0.365, SLG: 0.372 (9, PH)		0-0 G1-4-3 1-2 2-3			0-0 FC5-4 1B				0-0 F7	1	0	0	0	0	0	0						
Nellie Fox, L OBP: 0.365, SLG: 0.372 (9, PH)		0-0 G1-4-3 1-2 2-3			0-0 FC5-4 1B				0-0 F7	1	0	0	0	0	0	0						
John Bateman, R OBP: 0.313, SLG: 0.316 (1,2)		0-0 G1-4-3 1-2			0-0 FC5-4 1B				0-0 F7	3	0	1	0	0	0	2						
Rusty Staub, L OBP: 0.218, SLG: 0.169 (1,3)			0-3 K		0-0 F3			0-3 K		3	0	0	0	0	2	2						
Ken Johnson, R (1,1)			0-3 K		0-0 FC5-4 1B				0-0 5-3	0	0	0	0	0	0	0						
Joe Hoerner, R (1,1)			0-3 K		0-0 FC5-4 1B				0-0 5-3	1	0	0	0	0	1	0						
Walt Williams, R (5,7)			0-3 K		0-0 FC5-4 1B				0-0 5-3	2	0	0	0	0	0	2						
Inning Stats	R: 0 E: 0 K: 0 S: 3	H: 0 LOB: 0 BB: 0 P: 3	R: 0 E: 0 K: 0 S: 4	H: 2 LOB: 1 BB: 0 P: 4	R: 0 E: 0 K: 2 S: 7	H: 0 LOB: 0 BB: 1 P: 7	R: 0 E: 0 K: 1 S: 5	H: 0 LOB: 1 BB: 1 P: 9	R: 1 E: 0 K: 0 S: 6	H: 3 LOB: 2 BB: 0 P: 6	R: 0 E: 1 K: 0 S: 3	H: 0 LOB: 0 BB: 0 P: 3	R: 0 E: 0 K: 1 S: 5	H: 0 LOB: 0 BB: 0 P: 5	R: 0 E: 0 K: 0 S: 4	H: 1 LOB: 1 BB: 0 P: 4	R: 0 E: 0 K: 0 S: 3	H: 0 LOB: 0 BB: 0 P: 3	1B: 5 2B: 1 3B: 0 HR: 0	SF: 0 SAC: 0 DP: 2 HBP: 0	WP: 0 PB: 0 SB: 0 CS: 0	PA: 33
PITCHER Dick Ellsworth, L ERA: 3.08 (1,1)	IP: 9.0 WLS: W BF: 33 H: 6 R: 1 ER: 1 SO: 4 BB: 1 IBB: 0 HBP: 0 BLK: 0 WP: 0 HR: 0 S: 40 P: 44 ERA: 1.00 WHIP: 0.778															PITCHER	IP: 9.0 WLS: W BF: 33 H: 6 R: 1 ER: 1 SO: 4 BB: 1 IBB: 0 HBP: 0 BLK: 0 WP: 0 HR: 0 S: 40 P: 44 ERA: 1.00 WHIP: 0.778					

Batter	1	2	3	4	5	6	7	8	9	AB	R	H	RBI	BB	SO	LOB	BOTTOM			
Jimmy Stewart, S OBP: 0.322, SLG: 0.308 (1,4)	0-0 1B			0-0 F8		0-0 1-3		0-0 F7		5	1	1	0	0	0	1	Houston Colt 45's @ Chicago Cubs Wrigley Field, Chicago, IL Sat May 09 1964, 3:33 AM CDT Att: 9,571 - Unknown AB 32 R 9 H 10 RBI 9 BB 3 SO 2 LOB 7 			
Lou Brock, L OBP: 0.372, SLG: 0.456 (1,9)	0-0 1B 14 2B	0-0 G3		0-0 1-3		0-3 K				4	1	1	0	0	1	0				
Billy Williams, L OBP: 0.451, SLG: 0.699 (1,7)	4-0 1B 14 2B	0-0 6-3		0-0 2B			0-0 5-3			3	1	1	0	1	0	0				
Ron Santo, R OBP: 0.493, SLG: 0.690 (1,5)	0-0 14 2B SF7	4-0 BB		0-0 5-3			0-0 6-3			3	1	1	1	1	0	1				
14 Ernie Banks, R OBP: 0.288, SLG: 0.453 (1,3)	0-0 1B 14 2B	0-0 F2			0-0 6-3		0-0 F2			4	1	1	2	0	0	1				
Andre Rodgers, R OBP: 0.375, SLG: 0.609 (1,6)	0-0 SF7		0-0 HR		4-0 BB			0-0 2B SF8 2B		2	2	2	2	1	0	0				
Dick Bertell, R OBP: 0.344, SLG: 0.386 (1,2)	0-0 HR		0-0 6-3		0-0 F9			0-0 2B		4	1	2	1	0	0	1				
Billy Cowan, R OBP: 0.304, SLG: 0.531 (1,8)	0-0 HR		0-0 6-3		0-0 F2			0-0 1-3		4	1	1	2	0	0	3				
Dick Ellsworth, L (1,1)	0-3 K		0-0 G3			0-0 4-3		0-0 SF8		3	0	0	1	0	1	0				
Inning Stats	R: 7 E: 0 K: 1 S: 11	H: 6 LOB: 0 BB: 1 P: 15	R: 0 E: 0 K: 0 S: 3	H: 0 LOB: 1 BB: 1 P: 7	R: 1 E: 0 K: 0 S: 4	H: 1 LOB: 0 BB: 0 P: 4	R: 0 E: 0 K: 0 S: 4	H: 1 LOB: 1 BB: 0 P: 4	R: 0 E: 0 K: 1 S: 5	H: 0 LOB: 0 BB: 0 P: 5	R: 0 E: 0 K: 0 S: 3	H: 0 LOB: 0 BB: 0 P: 3	R: 0 E: 0 K: 0 S: 5	H: 2 LOB: 1 BB: 0 P: 5	R: 0 E: 0 K: 0 S: 3	H: 0 LOB: 0 BB: 0 P: 3		1B: 4 2B: 4 3B: 0 HR: 2	SF: 2 SAC: 0 DP: 0 HBP: 0	WP: 0 PB: 0 SB: 0 CS: 0
PITCHER Ken Johnson, R ERA: 3.07 (1,1)	IP: 0.0 WLS: L BF: 5 H: 4 R: 5 ER: 5 SO: 0 BB: 1 IBB: 0 HBP: 0 BLK: 0 WP: 0 HR: 0 S: 4 P: 8 ERA: ∞ WHIP: ∞															PITCHER	IP: 0.0 WLS: L BF: 5 H: 4 R: 5 ER: 5 SO: 0 BB: 1 IBB: 0 HBP: 0 BLK: 0 WP: 0 HR: 0 S: 4 P: 8 ERA: ∞ WHIP: ∞			
PITCHER Joe Hoerner, L ERA: 4.91 (1,1)	IP: 4.0 WLS: L BF: 17 H: 4 R: 3 ER: 3 SO: 1 BB: 1 IBB: 0 HBP: 0 BLK: 0 WP: 0 HR: 2 S: 18 P: 22 ERA: 6.75 WHIP: 1.250															PITCHER	IP: 4.0 WLS: L BF: 17 H: 4 R: 3 ER: 3 SO: 1 BB: 1 IBB: 0 HBP: 0 BLK: 0 WP: 0 HR: 2 S: 18 P: 22 ERA: 6.75 WHIP: 1.250			
PITCHER Larry Yellen, R ERA: 5.0 (5,1)	IP: 4.0 WLS: L BF: 15 H: 2 R: 1 ER: 1 SO: 1 BB: 1 IBB: 0 HBP: 0 BLK: 0 WP: 0 HR: 0 S: 16 P: 20 ERA: 2.25 WHIP: 0.750															PITCHER	IP: 4.0 WLS: L BF: 15 H: 2 R: 1 ER: 1 SO: 1 BB: 1 IBB: 0 HBP: 0 BLK: 0 WP: 0 HR: 0 S: 16 P: 20 ERA: 2.25 WHIP: 0.750			

Batter	1	2	3	4	5	6	7	8	9	AB	R	H	RBI	BB	SO	LOB	TOP	
Bob Lillis, R OBP: 0.241, SLG: 0.214 (1, 6)	6-3		6-3		1-3		1-3			4	0	0	0	0	0	1		
Nelle Fox, L OBP: 0.371, SLG: 0.390 (1, 4) Walt Williams, R (9, FR)	CS 1B		F4		F8			2B	2B	4	0	2	0	0	0	0		
Al Spangler, L OBP: 0.204, SLG: 0.208 (1, 7)	G3		4-3		HR		1B	HR	2B	4	1	2	1	0	0	1		
Walt Bond, L OBP: 0.301, SLG: 0.537 (1, 9)		F5		G3		HR		K		4	1	1	2	0	1	1		
Jimmy Wynn, R OBP: 0.356, SLG: 0.456 (1, 8)	6-3		5-3		HR		F9-3 BB	6-3		3	0	0	0	1	0	2		
Bob Aspromonte, R OBP: 0.337, SLG: 0.375 (1, 5)	5-3		1B		F9-3		K			4	0	1	0	0	1	3		
Pete Runnels, L OBP: 0.304, SLG: 0.224 (1, 3)			6-3		5-3			4-3		3	0	0	0	0	0	1		
John Bateman, R OBP: 0.299, SLG: 0.300 (1, 2)			F9		K		1-3			3	0	0	0	0	1	0		
Don Nottebart, R (1, 1) Rusty Staub, L (8, PH) Hal Woodeshick, R (8, 1)	1-3		1-3		1-3			1B		2	0	0	0	0	0	0		
Inning Stats	R: 0 E: 0 K: 0 S: 3	H: 1 LOB: 0 BB: 0 P: 3	R: 0 E: 0 K: 0 S: 3	H: 0 LOB: 0 BB: 0 P: 3	R: 0 E: 0 K: 0 S: 3	H: 0 LOB: 0 BB: 0 P: 3	R: 0 E: 0 K: 0 S: 4	H: 1 LOB: 1 BB: 0 P: 4	R: 2 E: 0 K: 0 S: 4	H: 2 LOB: 0 BB: 1 P: 8	R: 0 E: 0 K: 0 S: 4	H: 1 LOB: 1 BB: 0 P: 4	R: 1 E: 0 K: 2 S: 9	H: 2 LOB: 2 BB: 0 P: 9	1B: 4 2B: 3 3B: 0 HR: 1	SF: 0 SAC: 0 DP: 1 HBP: 0	WP: 1 PA: 33 PB: 0 SB: 0 CS: 1	
PITCHER	IP	WLS	BF	H	R	ER	SO	BB	IBB	HBP	BLK	WP	HR	S	P	ERA	WHIP	
Larry Jackson, R ERA: 3.3 (1, 1)	8.0	W	29	6	3	3	1	1	0	0	0	0	1	30	34	3.38	0.875	
Lindy McDaniel, R ERA: 4.75 (9, 1)	1.0	S	4	1	0	0	2	0	0	0	0	1	0	8	8	0.00	1.000	

Houston Colt 45's @ Chicago Cubs
Wrigley Field, Chicago, IL
Sun May 10 1964, 3:33 AM CDT
Unknown

AB	32
R	3
H	7
RBI	3
BB	1
SO	3
LOB	9



Batter	1	2	3	4	5	6	7	8	9	AB	R	H	RBI	BB	SO	LOB	BOTTOM	
Jimmy Stewart, S OBP: 0.308, SLG: 0.293 (1, 4)	1-3		4-3		4-3		K			4	0	0	0	0	1	0		
Lou Brock, L OBP: 0.367, SLG: 0.446 (1, 9)	1B		F8		2-3			K		4	0	1	0	0	1	0		
Billy Williams, L OBP: 0.477, SLG: 0.747 (1, 7)	1B		BB		HR		BB	BB		2	1	2	1	2	0	0		
Ron Santo, R OBP: 0.468, SLG: 0.645 (1, 5)	5-3		K		5-3		K2-3			4	0	0	0	0	2	3		
14 Ernie Banks, R OBP: 0.310, SLG: 0.526 (1, 3)		F9		HR		3B		IBB		3	1	2	1	1	0	0		
Andre Rodgers, R OBP: 0.357, SLG: 0.575 (1, 6)	6-3		1-3		F6		1-3			4	0	0	0	0	0	3		
Dick Bertell, R OBP: 0.344, SLG: 0.383 (1, 2)	HR		F5		K					3	1	1	0	0	1	1		
Billy Cowan, R OBP: 0.306, SLG: 0.567 (1, 8)	HR		K				F2			3	1	1	2	0	1	0		
Larry Jackson, R OBP: 0.105, SLG: 0.211 (1, 1) Lindy McDaniel, R (9, 1)	K		6-3		4-3					3	0	0	0	0	1	0		
Inning Stats	R: 0 E: 0 K: 0 S: 4	H: 2 LOB: 1 BB: 0 P: 4	R: 2 E: 0 K: 1 S: 7	H: 2 LOB: 0 BB: 0 P: 7	R: 0 E: 0 K: 1 S: 5	H: 0 LOB: 1 BB: 1 P: 9	R: 1 E: 0 K: 1 S: 6	H: 1 LOB: 0 BB: 0 P: 6	R: 0 E: 0 K: 0 S: 3	H: 0 LOB: 0 BB: 0 P: 3	R: 1 E: 0 K: 1 S: 7	H: 2 LOB: 1 BB: 0 P: 7	R: 0 E: 0 K: 2 S: 7	H: 0 LOB: 2 BB: 2 P: 15	1B: 3 2B: 0 3B: 1 HR: 3	SF: 0 SAC: 0 DP: 0 HBP: 0	WP: 0 PA: 33 PB: 0 SB: 1 CS: 0	
PITCHER	IP	WLS	BF	H	R	ER	SO	BB	IBB	HBP	BLK	WP	HR	S	P	ERA	WHIP	
Don Nottebart, R ERA: 5.3 (1, 1)	7.0	L	28	7	4	4	5	1	0	0	0	0	3	37	41	5.14	1.143	
Hal Woodeshick, L ERA: 2.79 (8, 1)	1.0		5	0	0	0	2	1	1	0	0	0	0	7	15	0.00	1.000	

Houston Colt 45's @ Chicago Cubs
Wrigley Field, Chicago, IL
Sun May 10 1964, 3:33 AM CDT
Unknown

AB	30
R	4
H	7
RBI	4
BB	3
SO	7
LOB	7



Batter	1	2	3	4	5	6	7	8	9	AB	R	H	RBI	BB	SO	LOB	TOP			
Jesus Alou, R OBP: 0.329, SLG: 0.360 (1, 9)										4	0	2	0	0	0	0	San Francisco Giants @ Houston Colt 45's Colt Stadium, Houston, TX Mon May 11 1964, 8:05 PM EDT Att: 11,331 - Cloudy - 77 F			
Matty Alou, L OBP: 0.341, SLG: 0.316 (1, 7)										4	0	3	0	0	0	0				
Willie Mays, R OBP: 0.489, SLG: 0.953 (1, 8)										4	0	1	0	0	1	3				
Willie McCovey, L OBP: 0.322, SLG: 0.480 (1, 3)										4	1	1	0	0	1	2				
Tom Haller, L OBP: 0.322, SLG: 0.294 (1, 2)										4	0	2	0	0	0	2				
Chuck Hiller, L OBP: 0.228, SLG: 0.222 (1, 4)										3	0	0	0	1	0	1				
Jim Ray Hart, R OBP: 0.274, SLG: 0.325 (1, 5)										4	0	1	0	0	0	2				
Jose Pagan, R OBP: 0.234, SLG: 0.243 (9, PH)										2	0	0	0	1	0	1				
Harvey Kuenn, R OBP: 0.256, SLG: 0.182 (9, PH)										1	0	0	0	0	0	0				
Billy O'Dell, S (1, 1)										3	0	0	0	0	2	3				
Bob Shaw, R (6, 1)										0	0	0	0	0	0	0				
Jim Duffalo, R (8, 1)										0	0	0	0	0	0	0				
Duke Snider, L OBP: 0.333, SLG: 0.290 (9, PH)										1	0	0	0	0	0	0				
Inning Stats	R: 0 E: 0 K: 0 S: 5	H: 3 LOB: 2 BB: 0 P: 5	R: 0 E: 0 K: 0 S: 3	H: 0 LOB: 0 BB: 0 P: 3	R: 0 E: 0 K: 1 S: 6	H: 1 LOB: 1 BB: 0 P: 6	R: 1 E: 0 K: 0 S: 4	H: 2 LOB: 1 BB: 1 P: 8	R: 0 E: 0 K: 2 S: 8	H: 2 LOB: 2 BB: 0 P: 8	R: 0 E: 0 K: 1 S: 7	H: 2 LOB: 3 BB: 1 P: 11	R: 0 E: 0 K: 0 S: 3	H: 0 LOB: 0 BB: 0 P: 3	R: 0 E: 0 K: 0 S: 3	H: 0 LOB: 0 BB: 0 P: 3	1B: 8 2B: 3 3B: 0 HR: 0	SF: 0 SAC: 0 DP: 2 HBP: 0	WP: 0 PB: 0 SB: 0 CS: 0	PA: 36
PITCHER Turk Farrell, R ERA: 2.14 (1, 1)	IP: 9.0 WLS: W BF: 36 H: 10 R: 1 ER: 1 SO: 4 BB: 1 IBB: 1 HBP: 0 BLK: 0 WP: 0 HR: 0 S: 42 P: 50 ERA: 1.00 WHIP: 1.222															PITCHER				

Batter	1	2	3	4	5	6	7	8	9	AB	R	H	RBI	BB	SO	LOB	BOTTOM			
Eddie Kasko, R OBP: 0.206, SLG: 0.232 (1, 6)										4	1	1	0	0	1	1	San Francisco Giants @ Houston Colt 45's Colt Stadium, Houston, TX Mon May 11 1964, 8:05 PM EDT Att: 11,331 - Cloudy - 77 F			
Nellie Fox, L OBP: 0.375, SLG: 0.398 (1, 4)										2	1	0	0	0	0	1				
Mike White, R OBP: 0.321, SLG: 0.370 (1, 9)										4	1	3	1	0	0	0				
Jimmy Wynn, R OBP: 0.354, SLG: 0.448 (1, 8)										3	1	1	0	1	0	2				
Bob Aspromonte, R OBP: 0.308, SLG: 0.340 (1, 5)										4	0	0	0	0	2	4				
Rusty Staub, L OBP: 0.239, SLG: 0.200 (1, 3)										4	0	1	1	0	0	2				
Walt Williams, R (1, 7)										2	0	0	0	0	1	0				
Al Spangler, L OBP: 0.232, SLG: 0.255 (7, 7)										2	0	1	1	0	0	0				
John Bateman, R OBP: 0.286, SLG: 0.286 (1, 2)										3	0	0	0	0	2	2				
Turk Farrell, R OBP: 0.286, SLG: 0.167 (1, 1)										3	0	1	0	0	1	0				
Inning Stats	R: 1 E: 1 K: 1 S: 6	H: 1 LOB: 2 BB: 1 P: 11	R: 0 E: 0 K: 1 S: 5	H: 0 LOB: 0 BB: 0 P: 5	R: 0 E: 0 K: 0 S: 3	H: 0 LOB: 0 BB: 0 P: 3	R: 0 E: 0 K: 1 S: 5	H: 0 LOB: 0 BB: 0 P: 5	R: 0 E: 0 K: 3 S: 9	H: 0 LOB: 0 BB: 0 P: 9	R: 3 E: 1 K: 0 S: 8	H: 5 LOB: 2 BB: 0 P: 8	R: 0 E: 0 K: 1 S: 7	H: 2 LOB: 2 BB: 0 P: 7	R: 0 E: 0 K: 0 S: 3	H: 0 LOB: 0 BB: 0 P: 3	1B: 8 2B: 0 3B: 0 HR: 0	SF: 0 SAC: 1 DP: 0 HBP: 1	WP: 0 PB: 0 SB: 0 CS: 0	PA: 34
PITCHER Billy O'Dell, L ERA: 11.25 Bob Shaw, R ERA: 0.69 Jim Duffalo, R ERA:	IP: 5.1 WLS: L BF: 22 H: 4 R: 4 ER: 0 SO: 3 BB: 4 IBB: 4 HBP: 3 BLK: 0 WP: 0 HR: 0 S: 11 P: 37 ERA: 5.06 WHIP: 0.938															PITCHER				

Batter	1	2	3	4	5	6	7	8	9	AB	R	H	RBI	BB	SO	LOB	TOP																					
Jesus Alou, R OBP: 0.321, SLG: 0.350 (1,9)	6-3		F5		K		1B	6-3		5	1	1	0	0	1	0	San Francisco Giants @ Houston Colt 45's Colt Stadium, Houston, TX Tue May 12 1964, 8:05 PM EDT Att: 12,081 - Cloudy - 77 F																					
Matty Alou, L OBP: 0.348, SLG: 0.326 (1,7)	G3		K		HR		1B	F2		5	2	2	0	0	1	0																						
Willie Mays, R OBP: 0.495, SLG: 1.000 (1,8)	F8		HR		HR		1B	5-3		5	3	3	4	0	0	0																						
Willie McCovey, L OBP: 0.305, SLG: 0.456 (1,3)		P3	F5		K		SF	P3		4	0	0	1	0	1	0																						
Jim Ray Hart, R OBP: 0.287, SLG: 0.363 (1,5)		FC6-5			K		SH1-3			3	0	2	0	0	1	0																						
Tom Haller, L OBP: 0.317, SLG: 0.291 (1,2)		FC6-5			K		F2			4	0	1	1	0	1	2																						
Chuck Hillier, L OBP: 0.230, SLG: 0.241 (1,4)					P4		F9	3-1		4	0	1	0	0	0	2																						
Jose Pagan, R OBP: 0.259, SLG: 0.239 (1,6)								1-3		1	0	0	0	2	0	0																						
Juan Marichal, R OBP: 0.182, SLG: 0.143 (1,1)					2-3		F8	P6		4	0	0	0	0	0	6																						
Inning Stats	R: 0 E: 0 K: 0 S: 3	H: 0 LOB: 0 BB: 0 P: 3	R: 0 E: 0 K: 0 S: 5	H: 2 LOB: 3 BB: 1 P: 9	R: 1 E: 0 K: 1 S: 6	H: 1 LOB: 0 BB: 0 P: 6	R: 0 E: 0 K: 1 S: 6	H: 1 LOB: 2 BB: 1 P: 10	R: 2 E: 0 K: 3 S: 11	H: 2 LOB: 0 BB: 0 P: 11	R: 0 E: 0 K: 0 S: 3	H: 0 LOB: 1 BB: 0 P: 4	R: 3 E: 0 K: 0 S: 7	H: 4 LOB: 1 BB: 0 P: 7	R: 0 E: 0 K: 0 S: 3	H: 0 LOB: 0 BB: 0 P: 3	R: 0 E: 0 K: 0 S: 3	H: 0 LOB: 0 BB: 0 P: 3	1B: 5 2B: 3 3B: 0 HR: 2	SF: 1 SAC: 1 DP: 0 HBP: 1	WP: 0 PB: 0 SB: 0 CS: 0	PA: 40																
PITCHER	IP	WLS	BF	H	R	ER	SO	BB	IBB	HBP	BLK	WP	HR	S	P	ERA	WHIP	PITCHER				IP	WLS	BF	H	R	ER	SO	BB	IBB	HBP	BLK	WP	HR	S	P	ERA	WHIP
Hal Brown, R ERA: 4.34 (1,1)	7.0	L	34	10	6	3	5	0	2	1	0	0	2	41	50	3.86	1.429																					
Gordon Jones, R ERA: (8,1)	2.0		6	0	0	0	0	0	0	0	0	0	0	6	6	0.00	0.000																					

AB	35
R	6
H	10
RBI	6
BB	2
SO	5
LOB	10



Batter	1	2	3	4	5	6	7	8	9	AB	R	H	RBI	BB	SO	LOB	BOTTOM																					
Eddie Kasko, R OBP: 0.217, SLG: 0.243 (1,6)	F8			1B		6-3			G6-4-3	4	0	2	0	0	0	0	San Francisco Giants @ Houston Colt 45's Colt Stadium, Houston, TX Tue May 12 1964, 8:05 PM EDT Att: 12,081 - Cloudy - 77 F																					
Nellie Fox, L OBP: 0.384, SLG: 0.407 (1,4)				1B			P6		G6-4-3	3	0	2	0	0	0	0																						
Gordon Jones, R (8,1)										0	0	0	0	0	0	0																						
Pete Runnels, L OBP: 0.310, SLG: 0.220 (9, PH)										1	0	0	0	0	0	1																						
Al Spangler, L OBP: 0.220, SLG: 0.241 (1,7)	FC1-6			F8			P4			3	0	0	0	0	0	3																						
Walt Bond, L OBP: 0.296, SLG: 0.520 (1,9)	2-6	K		G6-3			P5			3	0	0	0	0	1	2																						
Jimmy Wynn, R OBP: 0.343, SLG: 0.433 (1,8)		6-3			F7			F8		3	0	0	0	0	0	0																						
Rusty Staub, L OBP: 0.231, SLG: 0.193 (1,3)		K			F9			P6		3	0	0	0	0	1	0																						
Bob Aspromonte, R OBP: 0.308, SLG: 0.340 (1,5)			F2		P5			1B		3	0	1	0	0	0	0																						
John Bateman, R OBP: 0.274, SLG: 0.273 (1,2)			F6			F9		F3		3	0	0	0	0	0	1																						
Hal Brown, R (1,1)										2	0	0	0	0	1	0																						
Bob Lillis, R OBP: 0.226, SLG: 0.200 (8,4)			K			5-3		F2		1	0	0	0	0	0	0																						
Inning Stats	R: 0 E: 0 K: 0 S: 3	H: 1 LOB: 1 BB: 0 P: 3	R: 0 E: 0 K: 2 S: 7	H: 0 LOB: 0 BB: 0 P: 7	R: 0 E: 0 K: 1 S: 5	H: 0 LOB: 0 BB: 0 P: 5	R: 0 E: 0 K: 0 S: 4	H: 2 LOB: 1 BB: 0 P: 4	R: 0 E: 0 K: 0 S: 3	H: 0 LOB: 0 BB: 0 P: 3	R: 0 E: 0 K: 0 S: 3	H: 0 LOB: 0 BB: 0 P: 3	R: 0 E: 0 K: 0 S: 3	H: 0 LOB: 0 BB: 0 P: 3	R: 0 E: 0 K: 0 S: 4	H: 1 LOB: 1 BB: 0 P: 4	R: 0 E: 0 K: 0 S: 3	H: 1 LOB: 0 BB: 0 P: 3	1B: 5 2B: 0 3B: 0 HR: 0	SF: 0 SAC: 0 DP: 2 HBP: 0	WP: 0 PB: 0 SB: 0 CS: 0	PA: 29																
PITCHER	IP	WLS	BF	H	R	ER	SO	BB	IBB	HBP	BLK	WP	HR	S	P	ERA	WHIP	PITCHER				IP	WLS	BF	H	R	ER	SO	BB	IBB	HBP	BLK	WP	HR	S	P	ERA	WHIP
Juan Marichal, R ERA: 1.71 (1,1)	9.0	W	30	5	0	0	3	0	0	0	0	0	0	35	35	0.00	0.556																					

AB	29
R	0
H	5
RBI	0
BB	0
SO	3
LOB	7



Batter	1	2	3	4	5	6	7	8	9	AB	R	H	RBI	BB	SO	LOB	TOP										
Jesus Alou, R OBP: 0.329, SLG: 0.369 (1, 9)	6-3			F7			1B 2B	2H 1B		4	0	2	1	0	0	0	San Francisco Giants @ Houston Colt 45's Colt Stadium, Houston, TX Wed May 13 1964, 8:05 PM EDT Att: 11,914 - Unknown - 75 F livebaseballscorecards.com										
Matty Alou, L OBP: 0.347, SLG: 0.326 Cap Peterson, R OBP: 0.300, SLG: 0.300 (1, 7) (8, PH) (8, 7)	K			6-3			FC5-2 1B	4-3		3	0	1	0	0	1	0											
Willie Mays, R OBP: 0.485, SLG: 0.968 (1, 8)	F3			K			FC5-2-5-2-7 FC5-2 1-3 3H 4.0	G3-6-3 1B		4	0	1	0	0	1	2											
Orlando Cepeda, R OBP: 0.448, SLG: 0.500 (1, 3)		K			F8		FC5-2 IBB	G3-6-3 1-2		3	0	0	0	1	1	1											
Jim Ray Hart, R OBP: 0.275, SLG: 0.345 (1, 5)		5-3			5-3		FC5-2	K		4	0	0	0	0	1	3											
Chuck Hiller, L OBP: 0.219, SLG: 0.230 (1, 4)		L8			P4		1-2 2-3 3H 0-0	F8		3	0	0	0	0	0	3											
Jose Pagan, R OBP: 0.253, SLG: 0.233 Duke Snider, L OBP: 0.350, SLG: 0.344 Jim Davenport, R OBP: 0.238, SLG: 0.268 (1, 6) (8, PH) (8, 6)				F7			4-3	1B 2B		2	0	0	0	0	0	0											
Del Crandall, R OBP: 0.297, SLG: 0.188 (1, 2)				F2			1-3	6-3		3	0	0	0	0	0	1											
Bob Hendley, R OBP: 0.182, SLG: 0.100 Ron Herbel, R OBP: 0.302, SLG: 0.450 Willie McCovey, L OBP: 0.302, SLG: 0.450 Billy Pierce, L OBP: 0.302, SLG: 0.450 (1, 1) (7, 1) (8, PH) (8, 1)				5-3			1-3	F8		2	0	0	0	0	0	0											
Inning Stats	R: 0 E: 0 K: 1 S: 5	H: 0 LOB: 0 BB: 0 P: 5	R: 0 E: 0 K: 1 S: 5	H: 0 LOB: 0 BB: 0 P: 5	R: 0 E: 0 K: 0 S: 3	H: 0 LOB: 0 BB: 0 P: 3	R: 0 E: 0 K: 1 S: 5	H: 0 LOB: 0 BB: 0 P: 5	R: 0 E: 0 K: 0 S: 3	H: 0 LOB: 0 BB: 0 P: 3	R: 0 E: 0 K: 0 S: 3	H: 2 LOB: 3 BB: 1 P: 9	R: 1 E: 0 K: 0 S: 5	H: 2 LOB: 1 BB: 0 P: 5	R: 0 E: 0 K: 1 S: 5	H: 1 LOB: 0 BB: 0 P: 5		1B: 3 2B: 2 3B: 0 HR: 0	SF: 0 SAC: 0 DP: 1 HBP: 0	WP: 0 PB: 0 SB: 0 CS: 0	PA: 32						
PITCHER	IP	WLS	BF	H	R	ER	SO	BB	IBB	HBP	BLK	WP	HR	S	P	ERA	WHIP										
Ken Johnson, R ERA: 2.79 Hal Woodeshick, L ERA: 2.13 (1, 1) (8, 1)	7.2	W	28	4	1	1	3	0	1	0	0	0	0	33	37	1.17	0.522										

Batter	1	2	3	4	5	6	7	8	9	AB	R	H	RBI	BB	SO	LOB	BOTTOM										
Eddie Kasko, R OBP: 0.218, SLG: 0.243 (1, 6)	G1-4-3 1B			1-3				5-3		4	0	1	0	0	0	0	San Francisco Giants @ Houston Colt 45's Colt Stadium, Houston, TX Wed May 13 1964, 8:05 PM EDT Att: 11,914 - Unknown - 75 F livebaseballscorecards.com										
Nellie Fox, L OBP: 0.379, SLG: 0.400 (1, 4)	G1-4-3 1-2			E6 1B			6-3	6-3		4	0	1	0	0	0	1											
Al Spangler, L OBP: 0.222, SLG: 0.242 (1, 7)	G3			FC5-4 1B			4-3	F8		4	0	1	0	0	0	0											
Walt Bond, L OBP: 0.286, SLG: 0.500 (1, 9)		4-3		F2			F9			3	0	0	0	0	0	2											
Jimmy Wynn, R OBP: 0.333, SLG: 0.419 (1, 8)		K		FC5-4 1-2			K			3	0	0	0	0	2	2											
Bob Aspromonte, R OBP: 0.309, SLG: 0.340 (1, 5)		P4			L5		1B WP	1B		3	1	1	0	0	0	0											
Rusty Staub, L OBP: 0.245, SLG: 0.244 (1, 3)				P4			HR	WP 1B		3	1	2	1	0	0	0											
John Bateman, R OBP: 0.289, SLG: 0.279 (1, 2)				1-3			L6-3 1B	1-2 3H IBB		2	0	1	0	1	0	0											
Ken Johnson, R Hal Woodeshick, R (1, 1) (8, 1)				K			L6-3 1-2	F8		3	0	0	0	0	1	3											
Inning Stats	R: 0 E: 0 K: 0 S: 3	H: 1 LOB: 0 BB: 0 P: 3	R: 0 E: 0 K: 1 S: 5	H: 0 LOB: 0 BB: 0 P: 5	R: 0 E: 0 K: 1 S: 5	H: 0 LOB: 0 BB: 0 P: 5	R: 0 E: 1 K: 0 S: 5	H: 2 LOB: 2 BB: 0 P: 5	R: 1 E: 0 K: 0 S: 4	H: 2 LOB: 0 BB: 0 P: 4	R: 0 E: 0 K: 0 S: 3	H: 0 LOB: 0 BB: 0 P: 3	R: 1 E: 0 K: 1 S: 7	H: 2 LOB: 2 BB: 1 P: 11	R: 0 E: 0 K: 0 S: 3	H: 0 LOB: 0 BB: 0 P: 3		1B: 6 2B: 1 3B: 0 HR: 1	SF: 0 SAC: 0 DP: 2 HBP: 0	WP: 1 PB: 0 SB: 0 CS: 0	PA: 30						
PITCHER	IP	WLS	BF	H	R	ER	SO	BB	IBB	HBP	BLK	WP	HR	S	P	ERA	WHIP										
Bob Hendley, L ERA: 3.44 Ron Herbel, R ERA: 3.0 Billy Pierce, L ERA: (1, 1) (7, 1) (8, 1)	6.2	L	25	7	2	2	3	0	0	0	0	0	1	31	31	2.70	1.050										

Batter	1	2	3	4	5	6	7	8	9	AB	R	H	RBI	BB	SO	LOB	TOP			
Jesus Alou, R OBP: 0.348, SLG: 0.386 Matty Alou, L OBP: 0.347, SLG: 0.326 (7, PR) (7, 9)										4	0	3	0	0	0	0	San Francisco Giants @ Houston Colt 45's Colt Stadium, Houston, TX Thu May 14 1964, 8:05 PM EDT Att: 10,407 - Unknown - 78 F livebaseballscorecards.com			
Chuck Hiller, L OBP: 0.235, SLG: 0.250 (1, 4)										3	1	1	0	1	0	2				
Willie Mays, R OBP: 0.466, SLG: 0.929 (1, 8)										4	0	0	0	0	0	4				
Willie McCovey, L OBP: 0.300, SLG: 0.446 (1, 7)										3	1	1	1	0	0	1				
Orlando Cepeda, R OBP: 0.424, SLG: 0.464 (1, 3)										4	1	1	0	0	2	3				
Tom Haller, L OBP: 0.313, SLG: 0.322 (1, 2)										4	0	1	2	0	3	1				
Jim Ray Hart, R OBP: 0.266, SLG: 0.333 Bob Shaw, R Billy Pierce, L Cap Peterson, R OBP: 0.273, SLG: 0.273 (9, PH)										3	0	0	0	0	2	1		AB 34 R 3 H 8 RBI 3 BB 1 SO 11 LOB 13		
Jim Davenport, R OBP: 0.239, SLG: 0.267 (6, 5)										4	0	1	0	0	1	0				
Jack Sanford, R OBP: 0.235, SLG: 0.200 Jose Pagan, R OBP: 0.247, SLG: 0.227 (6, 6)										2	0	0	0	0	1	1				
Inning Stats	R: 1 E: 0 K: 1 S: 7	H: 2 LOB: 1 BB: 0 P: 7	R: 0 E: 0 K: 2 S: 8	H: 1 LOB: 1 BB: 0 P: 8	R: 0 E: 1 K: 0 S: 4	H: 1 LOB: 1 BB: 0 P: 4	R: 0 E: 0 K: 2 S: 7	H: 0 LOB: 0 BB: 0 P: 7	R: 0 E: 0 K: 1 S: 5	H: 0 LOB: 0 BB: 1 P: 5	R: 2 E: 0 K: 1 S: 7	H: 2 LOB: 1 BB: 1 P: 11	R: 0 E: 0 K: 1 S: 6	H: 1 LOB: 1 BB: 0 P: 8	R: 0 E: 0 K: 1 S: 5	H: 0 LOB: 0 BB: 0 P: 5			1B: 6 2B: 1 3B: 1 HR: 0	SF: 1 SAC: 0 DP: 0 HBP: 0
PITCHER	IP WLS BF H R ER SO BB IBB HBP BLK WP HR S P ERA WHIP	8.0 W 33 8 3 3 10 1 0 0 0 0 0 52 56 3.38 1.125	1.0 S 3 0 0 0 1 0 0 0 0 0 0 5 5 0.00 0.000																	

Batter	1	2	3	4	5	6	7	8	9	AB	R	H	RBI	BB	SO	LOB	BOTTOM			
Eddie Kasko, R OBP: 0.235, SLG: 0.252 (1, 6)										4	1	2	0	1	0	3	San Francisco Giants @ Houston Colt 45's Colt Stadium, Houston, TX Thu May 14 1964, 8:05 PM EDT Att: 10,407 - Unknown - 78 F livebaseballscorecards.com			
Nellie Fox, L OBP: 0.370, SLG: 0.390 (1, 4)										5	0	1	0	0	0	5				
Al Spangler, L OBP: 0.235, SLG: 0.242 (1, 7)										4	0	1	1	1	0	0				
Walt Bond, L OBP: 0.292, SLG: 0.488 (1, 9)										4	1	1	1	1	1	2				
Jimmy Wynn, R OBP: 0.339, SLG: 0.427 (1, 8)										3	1	1	0	1	1	4				
Bob Aspromonte, R OBP: 0.310, SLG: 0.340 (1, 5)										3	0	1	0	0	0	4				
Rusty Staub, L OBP: 0.255, SLG: 0.267 (1, 3)										4	0	2	2	0	0	3		AB 31 R 4 H 9 RBI 4 BB 6 SO 4 LOB 24		
John Bateman, R OBP: 0.300, SLG: 0.271 Watt Williams, R Jerry Grote, R OBP: 0.222, SLG: 0.385 (9, 2)										2	0	0	0	2	2	2				
Bob Bruce, R OBP: 0.571, SLG: 0.400 Pete Runnels, L OBP: 0.305, SLG: 0.216 Hal Woodeshick, R (9, 1)										1	0	0	0	0	0	0				
Inning Stats	R: 0 E: 0 K: 0 S: 3	H: 0 LOB: 0 BB: 0 P: 3	R: 1 E: 0 K: 1 S: 8	H: 3 LOB: 3 BB: 0 P: 9	R: 0 E: 0 K: 0 S: 3	H: 0 LOB: 0 BB: 0 P: 3	R: 1 E: 0 K: 0 S: 5	H: 2 LOB: 3 BB: 2 P: 13	R: 0 E: 0 K: 0 S: 3	H: 0 LOB: 1 BB: 1 P: 7	R: 0 E: 0 K: 1 S: 5	H: 0 LOB: 0 BB: 0 P: 5	R: 1 E: 0 K: 1 S: 7	H: 2 LOB: 3 BB: 2 P: 15	R: 1 E: 1 K: 1 S: 7	H: 2 LOB: 2 BB: 1 P: 11			1B: 7 2B: 2 3B: 0 HR: 0	SF: 0 SAC: 2 DP: 0 HBP: 1
PITCHER	IP WLS BF H R ER SO BB IBB HBP BLK WP HR S P ERA WHIP	5.0 L 11 2 2 2 2 3 0 0 0 0 0 12 24 9.00 2.500	1.0 5 2 0 0 1 0 0 0 0 0 0 7 7 0.00 2.000																	

Batter	1	2	3	4	5	6	7	8	9	AB	R	H	RBI	BB	SO	LOB	TOP				
Tony Taylor, R (1,4) OBP: 0.306, SLG: 0.287	L4	6-3			G3		SH 1B			3	1	0	0	1	0	2	Philadelphia Phillies @ Houston Colt 45's Colt Stadium, Houston, TX Fri May 15 1964, 8:05 PM EDT Att: 8,945 - Unknown				
Dick Allen, R (1,5) OBP: 0.364, SLG: 0.644	4-3		K				F8 HBP 1B	K		5	0	2	2	0	2	3					
Johnny Callison, L (1,9) OBP: 0.311, SLG: 0.398 Cookie Rojas, R (7, PR) OBP: 0.429, SLG: 0.333			1-3		3-1			E4		3	0	1	0	0	0	1					
Wes Covington, L (1,7) OBP: 0.286, SLG: 0.400 Ruben Amaro, R (9,3) OBP: 0.500, SLG: 0.250							G4-6-3 HBP		E4	1	0	0	0	0	0	0					
John Herrnstein, L (1,3) OBP: 0.390, SLG: 0.528									G4-6-3	5	0	1	0	0	0	4					
Tony Gonzalez, L (1,8) OBP: 0.442, SLG: 0.442										5	0	2	0	0	0	3					
Clay Dalrymple, L (1,2) OBP: 0.197, SLG: 0.211										3	1	2	0	2	1	1					
Bobby Wine, R (1,6) OBP: 0.286, SLG: 0.310										3	1	1	0	0	0	3					
Dennis Bennett, L (1,1) OBP: 0.238, SLG: 0.158										3	1	1	1	0	1	3					
Inning Stats	R: 0 E: 0 K: 0 S: 4	H: 1 LOB: 1 BB: 0 P: 4	R: 1 E: 0 K: 0 S: 5	H: 2 LOB: 2 BB: 1 P: 9	R: 0 E: 0 K: 1 S: 6	H: 1 LOB: 1 BB: 0 P: 6	R: 0 E: 0 K: 0 S: 4	H: 1 LOB: 0 BB: 0 P: 4	R: 0 E: 0 K: 1 S: 5	H: 0 LOB: 1 BB: 1 P: 9	R: 3 E: 1 K: 0 S: 6	H: 2 LOB: 2 BB: 0 P: 7	R: 0 E: 0 K: 2 S: 9	H: 2 LOB: 3 BB: 1 P: 13	R: 0 E: 1 K: 1 S: 6	H: 1 LOB: 1 BB: 0 P: 6	1B: 11 2B: 0 3B: 0 HR: 0	SF: 0 SAC: 3 DP: 2 HBP: 1	WP: 0 PB: 0 SB: 2 CS: 0	PA: 42	
PITCHER	IP WLS BF H R ER SO BB IBB HBP BLK WP HR S P ERA WHIP	IP WLS BF H R ER SO BB IBB HBP BLK WP HR S P ERA WHIP	IP WLS BF H R ER SO BB IBB HBP BLK WP HR S P ERA WHIP	IP WLS BF H R ER SO BB IBB HBP BLK WP HR S P ERA WHIP	IP WLS BF H R ER SO BB IBB HBP BLK WP HR S P ERA WHIP	IP WLS BF H R ER SO BB IBB HBP BLK WP HR S P ERA WHIP	IP WLS BF H R ER SO BB IBB HBP BLK WP HR S P ERA WHIP	IP WLS BF H R ER SO BB IBB HBP BLK WP HR S P ERA WHIP	IP WLS BF H R ER SO BB IBB HBP BLK WP HR S P ERA WHIP	IP WLS BF H R ER SO BB IBB HBP BLK WP HR S P ERA WHIP	IP WLS BF H R ER SO BB IBB HBP BLK WP HR S P ERA WHIP	IP WLS BF H R ER SO BB IBB HBP BLK WP HR S P ERA WHIP	IP WLS BF H R ER SO BB IBB HBP BLK WP HR S P ERA WHIP	IP WLS BF H R ER SO BB IBB HBP BLK WP HR S P ERA WHIP	IP WLS BF H R ER SO BB IBB HBP BLK WP HR S P ERA WHIP	IP WLS BF H R ER SO BB IBB HBP BLK WP HR S P ERA WHIP	IP WLS BF H R ER SO BB IBB HBP BLK WP HR S P ERA WHIP	IP WLS BF H R ER SO BB IBB HBP BLK WP HR S P ERA WHIP	IP WLS BF H R ER SO BB IBB HBP BLK WP HR S P ERA WHIP	IP WLS BF H R ER SO BB IBB HBP BLK WP HR S P ERA WHIP	IP WLS BF H R ER SO BB IBB HBP BLK WP HR S P ERA WHIP

AB	35
R	4
H	11
RBI	3
BB	3
SO	5
LOB	24



Batter	1	2	3	4	5	6	7	8	9	AB	R	H	RBI	BB	SO	LOB	BOTTOM				
Eddie Kasko, R (1,6) OBP: 0.244, SLG: 0.261	SH5-3 1B				K			5-3		4	0	2	0	0	1	2	Philadelphia Phillies @ Houston Colt 45's Colt Stadium, Houston, TX Fri May 15 1964, 8:05 PM EDT Att: 8,945 - Unknown				
Nellie Fox, L (1,4) OBP: 0.360, SLG: 0.379 Larry Yellen, R (9,1)	SH5-3		1-3				1-3	4-3		3	0	0	0	0	0	1					
Al Spangler, L (1,7) OBP: 0.222, SLG: 0.229	1-3				1-3		G3		L9	4	0	0	0	0	0	1					
Walt Bond, L (1,9) OBP: 0.290, SLG: 0.471	G3				G3		K			3	0	0	0	1	1						
Jimmy Wynn, R (1,8) OBP: 0.527, SLG: 0.410			P4		P4		K			4	0	0	0	0	2	1					
Bob Aspromonte, R (1,5) OBP: 0.308, SLG: 0.336			5-3				4-3		F8	4	0	1	0	0	0	1					
Rusty Staub, L (1,3) OBP: 0.267, SLG: 0.290			P4							3	0	2	0	0	0	0					
John Bateman, R (1,2) OBP: 0.289, SLG: 0.260					P6		FC1-4 1B			3	0	0	0	0	0	3					
Don Nottebart, R (1,1) Claude Raymond, R (7,1) Mike White, R (6, PH) OBP: 0.310, SLG: 0.357					5-3				K	2	0	0	0	0	1	2					
Inning Stats	R: 0 E: 0 K: 0 S: 4	H: 0 LOB: 0 BB: 0 P: 3	R: 0 E: 0 K: 0 S: 3	H: 0 LOB: 0 BB: 0 P: 3	R: 0 E: 0 K: 0 S: 3	H: 0 LOB: 0 BB: 0 P: 3	R: 0 E: 0 K: 2 S: 9	H: 2 LOB: 2 BB: 0 P: 9	R: 0 E: 0 K: 1 S: 5	H: 0 LOB: 0 BB: 0 P: 5	R: 0 E: 0 K: 1 S: 6	H: 1 LOB: 1 BB: 0 P: 6	R: 0 E: 0 K: 1 S: 5	H: 0 LOB: 0 BB: 0 P: 5	R: 0 E: 0 K: 1 S: 5	H: 0 LOB: 1 BB: 1 P: 9	1B: 4 2B: 1 3B: 0 HR: 0	SF: 0 SAC: 1 DP: 0 HBP: 0	WP: 0 PB: 0 SB: 0 CS: 0	PA: 33	
PITCHER	IP WLS BF H R ER SO BB IBB HBP BLK WP HR S P ERA WHIP	IP WLS BF H R ER SO BB IBB HBP BLK WP HR S P ERA WHIP	IP WLS BF H R ER SO BB IBB HBP BLK WP HR S P ERA WHIP	IP WLS BF H R ER SO BB IBB HBP BLK WP HR S P ERA WHIP	IP WLS BF H R ER SO BB IBB HBP BLK WP HR S P ERA WHIP	IP WLS BF H R ER SO BB IBB HBP BLK WP HR S P ERA WHIP	IP WLS BF H R ER SO BB IBB HBP BLK WP HR S P ERA WHIP	IP WLS BF H R ER SO BB IBB HBP BLK WP HR S P ERA WHIP	IP WLS BF H R ER SO BB IBB HBP BLK WP HR S P ERA WHIP	IP WLS BF H R ER SO BB IBB HBP BLK WP HR S P ERA WHIP	IP WLS BF H R ER SO BB IBB HBP BLK WP HR S P ERA WHIP	IP WLS BF H R ER SO BB IBB HBP BLK WP HR S P ERA WHIP	IP WLS BF H R ER SO BB IBB HBP BLK WP HR S P ERA WHIP	IP WLS BF H R ER SO BB IBB HBP BLK WP HR S P ERA WHIP	IP WLS BF H R ER SO BB IBB HBP BLK WP HR S P ERA WHIP	IP WLS BF H R ER SO BB IBB HBP BLK WP HR S P ERA WHIP	IP WLS BF H R ER SO BB IBB HBP BLK WP HR S P ERA WHIP	IP WLS BF H R ER SO BB IBB HBP BLK WP HR S P ERA WHIP	IP WLS BF H R ER SO BB IBB HBP BLK WP HR S P ERA WHIP	IP WLS BF H R ER SO BB IBB HBP BLK WP HR S P ERA WHIP	IP WLS BF H R ER SO BB IBB HBP BLK WP HR S P ERA WHIP



Batter	1	2	3	4	5	6	7	8	9	AB	R	H	RBI	BB	SO	LOB	TOP					
Tony Taylor, R (1.4)	F8		P4		F8			L4-6 BB		4	0	1	0	0	0	0						
Dick Allen, R (1.5)	F2		K			1B FC4-6 BB		CS BB		2	1	0	0	2	1	0						
Johnny Callison, L (1.9)	4-3			L9		1B FC4-6		L4-6		4	0	1	0	0	0	2						
Wes Covington, L (1.7)		F9		1B		1B FC4-6		CS	G3	4	1	2	1	0	0	1						
John Herrnstein, L (1.3)		2-3 3B		1B		1-3		G3		4	1	2	0	0	0	2						
Tony Gonzalez, L (1.8)		2-3		1B		1-3				4	0	1	1	0	1	4						
Clay Dainymple, L (1.2)		2-3		K		1-3		G4-6-3		3	0	1	1	0	0	2						
Danny Cater, R (9, PH)		3B		4-3				1B		1	0	0	0	0	0	1						
Bobby Wine, R (1.6)		L7			K					3	0	0	0	0	1	1						
Ray Culp, R (1.1)				1-3						2	0	0	0	0	1	0						
Ed Roebuck, R (5.1)					K					0	0	0	0	0	0	0						
Dallas Green, L (6.1)					K					0	0	0	0	0	0	0						
Cookie Rojas, R (7, PH)										1	0	0	0	0	0	0						
Jack Baldschun, R (7.1)										0	0	0	0	0	0	0						
Inning Stats	R: 0 E: 0 K: 0 S: 3	H: 0 LOB: 0 BB: 0 P: 3	R: 1 E: 0 K: 0 S: 5	H: 2 LOB: 1 BB: 0 P: 5	R: 0 E: 0 K: 1 S: 5	H: 0 LOB: 0 BB: 0 P: 5	R: 0 E: 0 K: 1 S: 7	H: 2 LOB: 2 BB: 0 P: 7	R: 0 E: 0 K: 0 S: 4	H: 1 LOB: 1 BB: 1 P: 8	R: 0 E: 0 K: 0 S: 3	H: 0 LOB: 0 BB: 0 P: 3	R: 0 E: 0 K: 0 S: 2	H: 1 LOB: 0 BB: 1 P: 6	R: 1 E: 0 K: 0 S: 4	H: 2 LOB: 0 BB: 0 P: 4	1B: 6 2B: 2 3B: 1 HR: 0	SF: 0 SAC: 0 DP: 2 HBP: 0	WP: 0 PB: 0 SB: 0 CS: 1	PA: 35		
PITCHER	IP WLS BF H R ER SO BB IBB HBP BLK WP HR S P ERA WHIP	8.1 W 33 8 3 3 4 2 0 0 0 0 0 0 39 47 3.24 1.200	0.2 S 1 0 0 0 0 0 0 0 0 0 0 0 0 1 1 0.00 0.000																			

Philadelphia Phillies @ Houston Colt 45's
Colt Stadium, Houston, TX
Sat May 16 1964, 8:05 PM EDT
Att: 11,331 - Unknown

AB 32
R 3
H 8
RBI 3
BB 2
SO 4
LOB 13



Batter	1	2	3	4	5	6	7	8	9	AB	R	H	RBI	BB	SO	LOB	BOTTOM				
Eddie Kasko, R (1.6)	G4-6-3		E5		SH2-4		1-3			3	1	1	0	0	0	0					
Nellie Fox, L (1.4)	G4-6-3		SH5-3		F8		F8			2	0	0	0	1	0	1					
Al Spangler, L (1.7)	G4-6-3		SF8		1B		4-3			4	2	2	1	0	0	2					
Walt Bond, L (1.9)	K		SF8		1B					3	0	2	3	0	1	1					
Jimmy Wynn, R (1.8)		5-3	K		1B			CS		4	0	1	0	0	1	1					
Bob Aspromonte, R (1.5)		4-3		5-3	FC4			B1		4	0	0	0	0	1	3					
Rusty Staub, L (1.3)		WP		L3				CS		3	0	1	0	0	0	0					
Jerry Grote, R (1.2)				K						2	0	0	0	1	2	0					
Turk Farrell, R (1.1)					1B					3	1	1	0	0	0	2					
Hal Woodeshick, R (9.1)					1B					0	0	0	0	0	0	0					
Inning Stats	R: 0 E: 0 K: 1 S: 5	H: 1 LOB: 1 BB: 1 P: 9	R: 0 E: 0 K: 0 S: 4	H: 1 LOB: 2 BB: 1 P: 8	R: 2 E: 1 K: 1 S: 7	H: 1 LOB: 0 BB: 0 P: 7	R: 0 E: 0 K: 1 S: 5	H: 0 LOB: 0 BB: 0 P: 5	R: 2 E: 0 K: 0 S: 7	H: 4 LOB: 2 BB: 0 P: 7	R: 0 E: 0 K: 1 S: 5	H: 0 LOB: 0 BB: 0 P: 5	R: 0 E: 0 K: 0 S: 3	H: 0 LOB: 0 BB: 0 P: 3	R: 0 E: 0 K: 1 S: 5	H: 1 LOB: 0 BB: 0 P: 5	1B: 5 2B: 2 3B: 1 HR: 0	SF: 1 SAC: 2 DP: 1 HBP: 0	WP: 1 PB: 0 SB: 0 CS: 1	PA: 34	
PITCHER	IP WLS BF H R ER SO BB IBB HBP BLK WP HR S P ERA WHIP	4.2 L 22 6 4 2 3 1 1 0 0 0 0 0 26 34 3.86 1.500	0.1 2 1 0 0 0 0 0 0 0 0 0 0 2 2 0.00 3.000	1.0 3 0 0 0 1 0 0 0 0 0 0 0 5 5 0.00 0.000	0.82 6 1 0 0 1 0 0 0 0 0 0 0 8 8 0.00 0.500																

Philadelphia Phillies @ Houston Colt 45's
Colt Stadium, Houston, TX
Sat May 16 1964, 8:05 PM EDT
Att: 11,331 - Unknown

AB 28
R 4
H 8
RBI 4
BB 2
SO 5
LOB 10



Batter	1	2	3	4	5	6	7	8	9	AB	R	H	RBI	BB	SO	LOB	TOP										
Tony Taylor, R (1, 4) OBP: 0.308, SLG: 0.291										5	0	2	1	0	0	2											
Dick Allen, R (1, 5) OBP: 0.353, SLG: 0.604										5	0	0	0	0	1	5											
Johnny Callison, L (1, 9) OBP: 0.313, SLG: 0.402										5	1	2	0	0	2	0											
Wes Covington, L (1, 7) OBP: 0.324, SLG: 0.424 Ruben Amaro, R (7, PR) OBP: 0.500, SLG: 0.250										2	0	1	1	2	0	2											
John Herrnstein, L (1, 3) OBP: 0.388, SLG: 0.517										0	0	0	0	0	0	0											
Tony Gonzalez, L (1, 8) OBP: 0.427, SLG: 0.417										3	1	0	0	1	3	5											
Clay Dainymple, L (1, 2) OBP: 0.212, SLG: 0.258 Gus Triandos, R (5, 2) OBP: 0.459, SLG: 0.500										2	0	1	0	0	0	1											
Bobby Wine, R (1, 6) OBP: 0.265, SLG: 0.286										4	0	0	0	0	1	3											
Chris Short, R (1, 1)										2	0	0	0	0	0	0											
Inning Stats	R: 0 E: 0 K: 1 S: 7	H: 2 LOB: 3 BB: 1 P: 11	R: 0 E: 1 K: 0 S: 5	H: 1 LOB: 2 BB: 0 P: 5	R: 1 E: 0 K: 1 S: 7	H: 2 LOB: 1 BB: 0 P: 7	R: 0 E: 0 K: 0 S: 3	H: 0 LOB: 0 BB: 0 P: 3	R: 0 E: 0 K: 2 S: 7	H: 0 LOB: 1 BB: 1 P: 11	R: 0 E: 0 K: 1 S: 5	H: 0 LOB: 1 BB: 1 P: 9	R: 0 E: 0 K: 1 S: 5	H: 0 LOB: 0 BB: 0 P: 5	R: 0 E: 0 K: 1 S: 5	H: 0 LOB: 0 BB: 0 P: 5	1B: 4 2B: 2 3B: 0 HR: 0	SF: 0 SAC: 3 DP: 0 HBP: 0	WP: 0 PB: 0 SB: 0 CS: 0	PA: 39							
PITCHER	IP	WLS	BF	H	R	ER	SO	BB	IBB	HBP	BLK	WP	HR	S	P	ERA	WHIP										
Jim Owens, R (1, 1) ERA: 3.94	6.0	L	29	6	2	1	5	3	0	0	0	0	0	36	48	1.50	1.500										
Claude Raymond, R (7, 1) ERA: 1.32	3.0		10	0	0	0	3	1	0	0	0	0	0	15	19	0.00	0.333										

Philadelphia Phillies @ Houston Colt 45's
Colt Stadium, Houston, TX
Sun May 17, 1964, 8:05 PM EDT
Att: 7,784 - Unknown

AB 32
R 2
H 6
RBI 2
BB 4
SO 8
LOB 21



Batter	1	2	3	4	5	6	7	8	9	AB	R	H	RBI	BB	SO	LOB	BOTTOM										
Bob Lillis, R (1, 4) OBP: 0.257, SLG: 0.235										4	0	2	0	0	0	0											
Eddie Kasko, R (1, 6) OBP: 0.246, SLG: 0.270										4	0	1	0	0	1	2											
Mike White, R (1, 9) OBP: 0.273, SLG: 0.313										4	0	0	0	0	1	2											
Jimmy Wynn, R (1, 8) OBP: 0.317, SLG: 0.393										3	0	0	0	0	3	0											
Bob Aspromonte, R (1, 5) OBP: 0.298, SLG: 0.325										3	0	1	0	0	0	0											
Rusty Staub, L (1, 3) OBP: 0.271, SLG: 0.303										3	0	1	0	0	0	1											
Walt Williams, R (1, 7)										2	0	0	0	0	1	1											
Jerry Grote, R (1, 2) OBP: 0.212, SLG: 0.323										3	0	0	0	0	1	2											
Jim Owens, R (1, 1) OBP: 0.125, SLG: 0.125 Nellie Fox, L (6, PH) OBP: 0.357, SLG: 0.368 Claude Raymond, R (7, 1) John Bateman, R (8, PH) OBP: 0.286, SLG: 0.257										1	0	0	0	0	0	0											
										1	0	0	0	0	1	0											
										0	0	0	0	0	0	0											
										1	0	0	0	0	1	0											
Inning Stats	R: 0 E: 0 K: 1 S: 5	H: 0 LOB: 0 BB: 0 P: 5	R: 0 E: 0 K: 2 S: 8	H: 1 LOB: 1 BB: 0 P: 8	R: 0 E: 1 K: 2 S: 8	H: 0 LOB: 1 BB: 0 P: 8	R: 0 E: 0 K: 1 S: 5	H: 0 LOB: 0 BB: 0 P: 5	R: 0 E: 0 K: 1 S: 5	H: 1 LOB: 0 BB: 0 P: 3	R: 0 E: 0 K: 1 S: 5	H: 0 LOB: 0 BB: 0 P: 5	R: 0 E: 0 K: 0 S: 3	H: 0 LOB: 0 BB: 0 P: 3	R: 0 E: 0 K: 1 S: 6	H: 2 LOB: 1 BB: 0 P: 6	1B: 5 2B: 0 3B: 1 HR: 0	SF: 0 SAC: 1 DP: 2 HBP: 0	WP: 0 PB: 0 SB: 2 CS: 0	PA: 30							
PITCHER	IP	WLS	BF	H	R	ER	SO	BB	IBB	HBP	BLK	WP	HR	S	P	ERA	WHIP										
Chris Short, L (1, 1) ERA: 0.39	9.0	W	30	5	0	0	9	0	0	0	0	0	0	48	48	0.00	0.556										

Philadelphia Phillies @ Houston Colt 45's
Colt Stadium, Houston, TX
Sun May 17, 1964, 8:05 PM EDT
Att: 7,784 - Unknown

AB 29
R 0
H 5
RBI 0
BB 0
SO 9
LOB 8



Batter	1	2	3	4	5	6	7	8	9	AB R H RBI BB SO LOB	TOP										
Tony Taylor, R (1.4) OBP: 0.312, SLG: 0.289	1-0 FC4-6 HBP		0-0 E 1B		0-3 K		0-0 F9		0-3 K	4 0 1 0 0 2 0	Philadelphia Phillies @ Houston Colt 45's Colt Stadium, Houston, TX Mon May 18 1964, 8:05 PM EDT Att: 5,284 - Unknown										
Dick Allen, R (1.5) OBP: 0.363, SLG: 0.609	0-0 B1		0-0 E6 1-2		0-0 1B 2B		0-0 FC3-6 1B		4-0 BB	4 1 2 0 1 0 2											
Johnny Callison, L (1.9) OBP: 0.308, SLG: 0.393	0-0 FC4-6 1-2		0-0 L7		0-0 2B 1B		0-0 FC3-6 2B		0-0 4-3	5 2 1 1 0 0 5											
Tony Gonzalez, L (1.8) OBP: 0.430, SLG: 0.443	0-0 P5			0-0 4-3	0-0 PB 1-H 2B		0-0 1-H 2B			4 0 2 2 0 0 1											
Wes Covington, L (1.7) OBP: 0.320, SLG: 0.414		0-3 K		0-0 1B 1B	0-3 K		0-0 1-3			4 1 1 0 0 2 2											
Ruben Amaro, R (7.3) OBP: 0.500, SLG: 0.250				0-0 1B 1B	0-3 K					0 0 0 0 0 0 0											
John Herrnstein, L (1.3) OBP: 0.380, SLG: 0.500		0-3 K		0-0 1B 1-2 1B	0-3 K				0-0 P6	4 0 1 0 0 2 1											
Clay Dalrymple, L (1.2) OBP: 0.200, SLG: 0.242		0-3 K		0-0 F9		0-3 K			0-0 1-3	4 0 0 0 0 2 2											
Bobby Wine, R (1.6) OBP: 0.265, SLG: 0.284			0-0 F7	0-0 FC4-6 1-2 2-H 1B	0-3 K				0-0 L1	4 0 1 1 0 1 0											
Jim Bunning, R (1.1) OBP: 0.190, SLG: 0.190			0-3 K	0-0 FC4-6 1-2	0-0 4-3				0-0 F8	4 0 0 0 0 1 2											
Inning Stats	R: 0 E: 0 K: 0 S: 3	H: 0 LOB: 1 BB: 0 P: 4	R: 0 E: 0 K: 3 S: 9	H: 0 LOB: 0 BB: 0 P: 9	R: 0 E: 1 K: 1 S: 7	H: 1 LOB: 2 BB: 0 P: 7	R: 1 E: 0 K: 0 S: 6	H: 3 LOB: 2 BB: 0 P: 6	R: 2 E: 0 K: 3 S: 12	H: 3 LOB: 1 BB: 0 P: 12		R: 1 E: 0 K: 0 S: 5	H: 2 LOB: 1 BB: 0 P: 5	R: 0 E: 0 K: 0 S: 3	H: 0 LOB: 0 BB: 0 P: 3	R: 0 E: 0 K: 1 S: 5	H: 0 LOB: 1 BB: 1 P: 9	1B: 6 2B: 3 3B: 0 HR: 0	SF: 0 SAC: 0 DP: 0 HBP: 1	WP: 0 PB: 1 SB: 0 CS: 0	PA: 39
PITCHER	IP WLS BF H R ER SO BB IBB HBP BLK WP HR S P ERA WHIP											PITCHER	IP WLS BF H R ER SO BB IBB HBP BLK WP HR S P ERA WHIP								
Ken Johnson, R (1.1) ERA: 3.07	7.0 L 32 9 4 4 9 0 0 0 1 0 0 0 0 49 50 5.14 1.286																				
Gordon Jones, R ERA:	2.0 7 0 0 0 1 1 0 0 0 0 0 0 0 8 12 0.00 0.500																				

Batter	1	2	3	4	5	6	7	8	9	AB R H RBI BB SO LOB	BOTTOM										
Bob Lillis, R (1.6) OBP: 0.231, SLG: 0.211	0-0 P6		0-0 5-3			0-0 G3			0-0 L3	4 0 0 0 0 0 0	Philadelphia Phillies @ Houston Colt 45's Colt Stadium, Houston, TX Mon May 18 1964, 8:05 PM EDT Att: 5,284 - Unknown										
Nellie Fox, L (1.4) OBP: 0.353, SLG: 0.358	1-0 HBP			0-0 4-3		0-0 F8			0-0 F5	3 0 0 0 0 0 0											
Al Spangler, L (1.7) OBP: 0.228, SLG: 0.260	0-3 K			0-0 F5		0-0 F8				3 0 0 0 0 1 1											
Walt Bond, L (1.9) OBP: 0.290, SLG: 0.462	0-0 F9			0-0 F8		0-3 K				3 0 0 0 0 1 1											
Jimmy Wynn, R (1.8) OBP: 0.317, SLG: 0.391		0-3 K			0-0 1B		0-0 F7			3 0 1 0 0 1 0											
Rusty Staub, L (1.3) OBP: 0.294, SLG: 0.294		0-0 5-3			0-0 L9				0-0 L8	3 0 0 0 0 0 1											
Bob Aspromonte, R (1.5) OBP: 0.291, SLG: 0.317		0-0 F7			0-0 F9				0-0 5-3	3 0 0 0 0 0 1											
Jerry Grote, R (1.2) OBP: 0.194, SLG: 0.294			0-0 F2		0-0 F9				0-0 P4	3 0 0 0 0 0 1											
Ken Johnson, R (1.1) Gordon Jones, R (8.1) Mike White, R (9. PH) OBP: 0.265, SLG: 0.303				0-3 K		0-3 K			0-0 F7	2 0 0 0 0 2 0 0 0 0 0 0 0 0 1 0 0 0 0 0 0											
Inning Stats	R: 0 E: 0 K: 1 S: 5	H: 0 LOB: 0 BB: 0 P: 6	R: 0 E: 0 K: 1 S: 5	H: 0 LOB: 0 BB: 0 P: 5	R: 0 E: 0 K: 0 S: 3	H: 0 LOB: 0 BB: 0 P: 3	R: 0 E: 0 K: 0 S: 4	H: 1 LOB: 1 BB: 0 P: 4	R: 0 E: 0 K: 1 S: 5	H: 0 LOB: 0 BB: 0 P: 5		R: 0 E: 0 K: 0 S: 5	H: 0 LOB: 0 BB: 0 P: 5	R: 0 E: 0 K: 0 S: 3	H: 0 LOB: 0 BB: 0 P: 3	R: 0 E: 0 K: 0 S: 3	H: 0 LOB: 0 BB: 0 P: 3	1B: 1 2B: 0 3B: 0 HR: 0	SF: 0 SAC: 0 DP: 0 HBP: 1	WP: 0 PB: 0 SB: 0 CS: 0	PA: 29
PITCHER	IP WLS BF H R ER SO BB IBB HBP BLK WP HR S P ERA WHIP											PITCHER	IP WLS BF H R ER SO BB IBB HBP BLK WP HR S P ERA WHIP								
Jim Bunning, R (1.1) ERA: 2.05	9.0 W 29 1 0 0 5 0 0 0 1 0 0 0 0 38 39 0.00 0.111																				

AB	37
R	4
H	9
RBI	4
BB	1
SO	10
LOB	15




AB	28
R	0
H	1
RBI	0
BB	0
SO	5
LOB	5



Batter	1	2	3	4	5	6	7	8	9	AB	R	H	RBI	BB	SO	LOB	TOP										
Dick Schofield, S OBP: 0.333, SLG: 0.320	F8			F9		K		L9		4	0	0	0	0	1	0											
Bill Virdon, L OBP: 0.295, SLG: 0.294	G3			4-3		F8			1B	4	0	1	0	0	0	0											
Jerry Lynch, L OBP: 0.348, SLG: 0.429	F5			1B			5-3		1B	4	0	2	0	0	0	0											
Smoky Burgess, L OBP: 0.462, SLG: 0.375 Roberto Clemente, R OBP: 0.407, SLG: 0.589		F5		1B				L3	1B	3	1	2	0	0	0	0											
Gene Freese, R OBP: 0.394, SLG: 0.569		F1		1B						1	0	0	0	0	0	2											
Bob Bailey, R OBP: 0.375, SLG: 0.412	F8			F3						4	0	0	0	0	1	4											
Donn Clendenon, R OBP: 0.298, SLG: 0.372			F4		F9					3	0	1	1	0	0	0											
Bill Mazerowski, R OBP: 0.257, SLG: 0.352			K		4-3					3	0	0	0	0	1	0											
Vern Law, R OBP: 0.412, SLG: 0.471 Manny Mota, R OBP: 0.441, SLG: 0.500 Fred Green, R OBP: 0.375, SLG: 0.412			G3		F7					3	0	0	0	0	1	0											
				K		F6				2	0	0	0	0	0	0											
				G3						1	0	0	0	0	0	0											
										0	0	0	0	0	0	0											
Inning Stats	R: 0 E: 0 K: 0 S: 3	H: 0 LOB: 0 BB: 0 P: 3	R: 0 E: 0 K: 0 S: 3	H: 0 LOB: 0 BB: 0 P: 3	R: 0 E: 0 K: 1 S: 5	H: 2 LOB: 2 BB: 0 P: 5	R: 0 E: 0 K: 0 S: 5	H: 0 LOB: 0 BB: 0 P: 3	R: 0 E: 0 K: 1 S: 5	H: 0 LOB: 0 BB: 0 P: 5	R: 1 E: 0 K: 0 S: 5	H: 2 LOB: 1 BB: 0 P: 5	R: 0 E: 0 K: 0 S: 3	H: 0 LOB: 0 BB: 0 P: 3	R: 0 E: 0 K: 1 S: 6	H: 2 LOB: 1 BB: 0 P: 6	1B: 6 2B: 1 3B: 0 HR: 0	SF: 0 SAC: 0 DP: 1 HBP: 0	WP: 0 PB: 0 SB: 1 CS: 0	PA: 32							
PITCHER	IP	WLS	BF	H	R	ER	SO	BB	IBB	HBP	BLK	WP	HR	S	P	ERA	WHIP										
Turk Farrell, R ERA: 2.16	8.0	W	30	6	1	1	2	0	0	0	0	0	0	34	34	1.12	0.750										
Hal Woodeshick, L ERA: 1.53	1.0	S	2	0	0	0	1	0	0	0	0	0	0	4	4	0.00	0.000										

Pittsburgh Pirates @ Houston Colt 45's
 Colt Stadium, Houston, TX
 Thu May 21 1964, 8:05 PM EDT
 Att: 5,880 - Unknown


AB 32
R 1
H 6
RBI 1
BB 0
SO 3
LOB 7



Batter	1	2	3	4	5	6	7	8	9	AB	R	H	RBI	BB	SO	LOB	BOTTOM										
Bob Lillis, R OBP: 0.256, SLG: 0.238			1-3		4-3					4	0	2	0	0	0	0											
Nellie Fox, L OBP: 0.344, SLG: 0.347	F5			SH3-4	4-3			F5		4	1	1	0	0	0	2											
Al Spangler, L OBP: 0.222, SLG: 0.241	F6			SH3-4		F6		4-3		3	0	0	0	0	0	1											
Walt Bond, L OBP: 0.295, SLG: 0.505	K			E		1B		6-3		4	2	2	1	0	1	1											
Mike White, R OBP: 0.308, SLG: 0.342		1-3		E7		4-3				4	0	3	0	0	0	0											
Rusty Staub, L OBP: 0.284, SLG: 0.286		4-3		FC5		4-3		G3		3	0	0	1	1	0	2											
John Bateman, R OBP: 0.277, SLG: 0.250		F8		IBB		L5				3	0	0	0	0	1	3											
Eddie Kasko, R OBP: 0.252, SLG: 0.269			K	FC5		5-3				3	0	0	0	0	1	2											
Turk Farrell, R OBP: 0.250, SLG: 0.167 Hal Woodeshick, R ERA: 1.53			K		K	6-3				3	0	0	0	0	2	0											
										0	0	0	0	0	0	0											
Inning Stats	R: 0 E: 0 K: 1 S: 6	H: 1 LOB: 1 BB: 0 P: 6	R: 0 E: 0 K: 0 S: 3	H: 0 LOB: 0 BB: 0 P: 3	R: 0 E: 0 K: 2 S: 7	H: 0 LOB: 0 BB: 0 P: 7	R: 2 E: 1 K: 1 S: 8	H: 3 LOB: 2 BB: 1 P: 12	R: 0 E: 0 K: 1 S: 5	H: 0 LOB: 0 BB: 0 P: 5	R: 1 E: 0 K: 0 S: 5	H: 2 LOB: 1 BB: 0 P: 5	R: 0 E: 0 K: 0 S: 4	H: 1 LOB: 1 BB: 0 P: 4	R: 0 E: 0 K: 0 S: 4	H: 1 LOB: 1 BB: 0 P: 4	1B: 8 2B: 0 3B: 0 HR: 0	SF: 0 SAC: 1 DP: 0 HBP: 0	WP: 0 PB: 0 SB: 0 CS: 0	PA: 33							
PITCHER	IP	WLS	BF	H	R	ER	SO	BB	IBB	HBP	BLK	WP	HR	S	P	ERA	WHIP										
Vern Law, R ERA: 3.31	7.0	L	29	7	3	2	5	0	0	0	0	0	0	38	42	2.57	1.000										
Fred Green, L ERA: 1.53	1.0		4	1	0	0	0	0	0	0	0	0	0	4	4	0.00	1.000										

Pittsburgh Pirates @ Houston Colt 45's
 Colt Stadium, Houston, TX
 Thu May 21 1964, 8:05 PM EDT
 Att: 5,880 - Unknown

AB 31
R 3
H 8
RBI 2
BB 1
SO 5
LOB 11



Batter	1	2	3	4	5	6	7	8	9	AB	R	H	RBI	BB	SO	LOB	TOP			
Roy McMillan, R (1,6) OBP: 0.217, SLG: 0.254	0-0 BB 1B		0-0 4-3		0-0 5-3			0-0 FC4-6 1B	0-0 F9	5	0	2	0	0	0	1	New York Mets @ Houston Colt 45's Colt Stadium, Houston, TX Fri May 22 1964, 8:05 PM EDT Att: 7,533 - Unknown livebaseballscorecards.com			
Rod Kanehl, R (1,8) OBP: 0.351, SLG: 0.440	0-3 K		0-0 2B		0-0 5-3			0-0 FC4-6 FC6-4 1B 1-2 2B	0-0 1-4-3	5	1	1	0	0	1	3				
Ron Hunt, R (1,4) OBP: 0.366, SLG: 0.430	0-3 K		0-0 5-3			0-0 F9		0-0 FC6-4 1B		4	0	1	0	0	1	2				
George Altman, L (1,7) OBP: 0.244, SLG: 0.329	4-0 1-2 BB		0-0 F8			0-0 B5-3		0-0 FC6-4 2B		3	1	0	0	1	0	3				
Frank Thomas, R (1,3) OBP: 0.303, SLG: 0.347	0-3 K			0-0 6-3		0-0 5-3		0-0 1-H 3-H 2B		4	0	1	2	0	1	2				
Jim Hickman, R (1,9) OBP: 0.269, SLG: 0.246		0-3 K		0-0 1B			0-0 F8	0-0 IBB		3	0	1	0	1	1	0				
Hawk Taylor, R (1,2) OBP: 0.289, SLG: 0.292		0-0 F9		0-0 F6			0-0 1B	0-0 5-3		3	0	1	0	0	0	1				
Dick Smith, R (7, PR) OBP: 0.250, SLG: 0.298										0	0	0	0	0	0	0				
Bill Wakefield, R (7, 1) OBP: 0.250, SLG: 0.250										1	0	0	0	0	0	2				
Larry Bearnarth, R (8, 1) OBP: 0.250, SLG: 0.250										0	0	0	0	0	0	0				
Charley Smith, R (1,5) OBP: 0.261, SLG: 0.302	0-3 K FC6		0-0 F3			0-0 F5		0-0 5-3		4	0	0	0	0	1	2				
Al Jackson, L (1, 1) OBP: 0.045, SLG: 0.091		0-0 FC6			0-0 3-1		0-0 G3		0-0 2B	2	0	0	0	0	0	1				
Jesse Gonder, L (7, PH) OBP: 0.355, SLG: 0.459	1-2									2	0	1	0	0	0	2				
Inning Stats	R: 0 E: 0 K: 3 S: 10	H: 1 LOB: 2 BB: 1 P: 14	R: 0 E: 0 K: 2 S: 8	H: 0 LOB: 1 BB: 0 P: 8	R: 0 E: 0 K: 0 S: 4	H: 1 LOB: 1 BB: 0 P: 4	R: 0 E: 0 K: 0 S: 4	H: 1 LOB: 1 BB: 0 P: 4	R: 0 E: 0 K: 0 S: 3	H: 0 LOB: 0 BB: 0 P: 3	R: 0 E: 0 K: 0 S: 4	H: 1 LOB: 2 BB: 0 P: 4	R: 2 E: 0 K: 0 S: 6	H: 3 LOB: 2 BB: 1 P: 10	R: 0 E: 0 K: 0 S: 4	H: 1 LOB: 1 BB: 0 P: 4	1B: 5 2B: 3 3B: 0 HR: 0	SF: 0 SAC: 0 DP: 0 HBP: 0	WP: 0 PB: 1 SB: 1 CS: 0	PA: 38
PITCHER Hal Brown, R (1, 1) ERA: 3.79	IP: 9.0 WLS: L BF: 38	H: 8 R: 2 ER: 2 SO: 5	BB: 1 IBB: 1 HBP: 0 BLK: 0	WP: 0 HR: 0 S: 46 P: 54	ERA: 2.00 WHIP: 1.000	PITCHER														

Batter	1	2	3	4	5	6	7	8	9	AB	R	H	RBI	BB	SO	LOB	BOTTOM					
Bob Lillis, R (1,5) OBP: 0.250, SLG: 0.234	0-0 F8		0-0 1B			0-0 6-3	0-0 5-3		0-0 1-3	5	0	1	0	0	0	2	New York Mets @ Houston Colt 45's Colt Stadium, Houston, TX Fri May 22 1964, 8:05 PM EDT Att: 7,533 - Unknown livebaseballscorecards.com					
Nellie Fox, L (1,4) OBP: 0.348, SLG: 0.347	4-0 1B BB		0-0 4-3			0-0 FC6-4 1B	0-0 G3			3	0	1	0	1	0	3						
Jimmy Wynn, R (1,7) OBP: 0.313, SLG: 0.370	0-0 1-2 G6-3 1B			0-0 E3 CS		0-0 FC6-4 1B 1-2 E		1-0 FC6-4 SH1-4 HBP		3	1	1	0	0	0	1						
Walt Bond, L (1,9) OBP: 0.296, SLG: 0.500	0-0 1-2 G6-3			0-3 K 1-2		0-0 E2 1-H 1B		0-0 SH1-4		3	0	1	0	0	1	3						
Mike White, R (1,8) OBP: 0.349, SLG: 0.350		0-0 5-3		0-0 1B		0-0 BB		0-0 FC6-4 BB		2	0	1	0	2	0	0						
Rusty Staub, L (1,3) OBP: 0.256, SLG: 0.276		0-0 4-3		0-0 4-1		0-0 L7		0-0 FC6-4 1-2 2-3		4	0	0	0	0	5							
John Bateman, R (1,2) OBP: 0.278, SLG: 0.253		0-0 5-3			0-0 F8		0-0 FC1-5 HBP 1B	0-0 L5		3	0	1	0	0	0	0						
Al Spangler, L (8, PH) OBP: 0.220, SLG: 0.239										1	0	0	0	0	0	2						
Jerry Grote, R (9, 2) OBP: 0.194, SLG: 0.294										0	0	0	0	0	0	0						
Eddie Kasko, R (1,6) OBP: 0.252, SLG: 0.263			0-3 K		0-0 6-3		0-0 FC1-5 HBP		0-0 F6	3	0	0	0	0	1	0						
Hal Brown, R (1, 1) OBP: 0.279, SLG: 0.302			0-0 6-3		0-0 1-3		0-0 FC1-5 5-3		0-0 4-3	1	0	0	0	0	0	0						
Inning Stats	R: 0 E: 0 K: 0 S: 3	H: 1 LOB: 1 BB: 1 P: 7	R: 0 E: 0 K: 0 S: 3	H: 0 LOB: 0 BB: 0 P: 3	R: 0 E: 0 K: 1 S: 6	H: 1 LOB: 1 BB: 0 P: 6	R: 0 E: 1 K: 1 S: 6	H: 1 LOB: 1 BB: 0 P: 6	R: 0 E: 0 K: 0 S: 3	H: 0 LOB: 0 BB: 0 P: 3	R: 1 E: 1 K: 0 S: 5	H: 2 LOB: 2 BB: 1 P: 9	R: 0 E: 0 K: 0 S: 4	H: 1 LOB: 2 BB: 0 P: 5	R: 0 E: 0 K: 0 S: 3	H: 0 LOB: 2 BB: 1 P: 8	R: 0 E: 0 K: 0 S: 3	H: 0 LOB: 0 BB: 0 P: 3	1B: 6 2B: 1 3B: 0 HR: 0	SF: 0 SAC: 1 DP: 2 HBP: 2	WP: 0 PB: 0 SB: 0 CS: 1	PA: 37
PITCHER Al Jackson, L (1, 1) ERA: 2.84	IP: 6.0 WLS: 8 BF: 24	H: 5 R: 1 ER: 0 SO: 2	BB: 2 IBB: 0 HBP: 0 BLK: 0	WP: 0 HR: 0 S: 26 P: 34	ERA: 0.00 WHIP: 1.167	PITCHER																
Bill Wakefield, R (7, 1) ERA: 3.8	IP: 1.1 WLS: 1 BF: 8	H: 1 R: 0 ER: 0 SO: 0	BB: 1 IBB: 0 HBP: 2 BLK: 0	WP: 0 HR: 0 S: 5 P: 11	ERA: 0.00 WHIP: 1.500	PITCHER																
Larry Bearnarth, R (8, 1) ERA: 4.21	IP: 1.2 WLS: W BF: 5	H: 0 R: 0 ER: 0 SO: 0	BB: 0 IBB: 0 HBP: 0 BLK: 0	WP: 0 HR: 0 S: 5 P: 5	ERA: 0.00 WHIP: 0.000	PITCHER																

Batter	1	2	3	4	5	6	7	8	9	AB	R	H	RBI	BB	SO	LOB	TOP																					
Roy McMillan, R OBP: 0.219, SLG: 0.254 (1, 6)	4-3		F9		SH3		1B	6-3		4	1	1	0	0	0	2																						
Rod Kanehl, R OBP: 0.333, SLG: 0.417 (1, 8)	F8		F8		FC6-5 3B		F2		F9	5	1	0	0	0	0	2																						
Ron Hunt, R OBP: 0.374, SLG: 0.452 (1, 4)	4-3		FC5 1B		1B		1B		F8	5	0	3	1	0	0	0																						
Jesse Gonder, L OBP: 0.378, SLG: 0.472 (1, 2)		1B BB 1B	1B		1B		1B		K	4	1	3	1	1	1	0																						
Frank Thomas, R OBP: 0.301, SLG: 0.343 (1, 3)		BB 1B G6-4-3 1B	FC5		K		6-3			4	1	1	0	0	1	6																						
George Altman, L OBP: 0.244, SLG: 0.325 (8, 1)					6-3				F8	4	0	1	0	0	0	0																						
Jerry Hinsley, R (8, 1)										0	0	0	0	0	0	0																						
Ron Locke, R (8, 1)										0	0	0	0	0	0	0																						
Jim Hickman, R OBP: 0.268, SLG: 0.234 (1, 9)		G6-4-3 1B			K		1-3		1-3	3	0	0	1	1	1	0																						
Charley Smith, R OBP: 0.260, SLG: 0.300 (1, 5)		G6-4-3			F4		K			4	0	1	0	0	1	2																						
Galen Cisco, R OBP: 0.285, SLG: 0.293 (5, PH)									F9	1	0	0	0	0	0	1																						
John Sturdivant, L OBP: 0.200, SLG: 0.182 (5, 1)										1	0	1	0	0	0	0																						
Bill Wakefield, R OBP: 0.200, SLG: 0.200 (7, 1)										0	0	0	0	0	0	0																						
Tom Sturdivant, R OBP: 0.200, SLG: 0.200 (7, 1)										0	0	0	0	0	0	0																						
Joe Christopher, R OBP: 0.408, SLG: 0.459 (8, PH)										1	0	0	0	0	0	1																						
Joe Christopher, R OBP: 0.408, SLG: 0.459 (8, 7)										1	0	0	0	0	0	1																						
Inning Stats	R: 0 E: 0 K: 0 S: 3	H: 0 LOB: 0 BB: 0 P: 3	R: 2 E: 0 K: 0 S: 5	H: 3 LOB: 1 BB: 1 P: 9	R: 0 E: 0 K: 1 S: 5	H: 2 LOB: 0 BB: 0 P: 5	R: 0 E: 0 K: 1 S: 5	H: 0 LOB: 0 BB: 0 P: 5	R: 1 E: 1 K: 1 S: 7	H: 2 LOB: 2 BB: 1 P: 11	R: 0 E: 0 K: 1 S: 5	H: 0 LOB: 0 BB: 0 P: 5	R: 1 E: 0 K: 0 S: 6	H: 3 LOB: 2 BB: 0 P: 6	R: 0 E: 1 K: 0 S: 5	H: 1 LOB: 2 BB: 0 P: 5	R: 0 E: 0 K: 1 S: 5	H: 0 LOB: 0 BB: 0 P: 5	1B: 10 2B: 0 3B: 1 HR: 0	SF: 0 SAC: 1 DP: 1 HBP: 0	WP: 0 PB: 0 SB: 0 CS: 0	PA: 40																
PITCHER	IP	WLS	BF	H	R	ER	SO	BB	IBB	HBP	BLK	WP	HR	S	P	ERA	WHIP	PITCHER				IP	WLS	BF	H	R	ER	SO	BB	IBB	HBP	BLK	WP	HR	S	P	ERA	WHIP
Jim Owens, R ERA: 4.08 (1, 1)	4.2		22	7	3	3	1	2	0	0	0	0	0	22	30	5.79	1.929																					
Gordon Jones, R ERA: 1.08 (5, 1)	2.1		10	3	1	1	2	0	0	0	0	0	0	14	14	3.86	1.286																					
Hal Woodeshick, L ERA: 1.37 (8, 1)	2.0	W	8	1	0	0	1	0	0	0	0	0	0	10	10	0.00	0.500																					

New York Mets @ Houston Colt 45's
Colt Stadium, Houston, TX
Sat May 23 1964, 4:33 AM EDT
Unknown - 77 F

AB	37
R	4
H	11
RBI	3
BB	2
SO	4
LOB	14



Batter	1	2	3	4	5	6	7	8	9	AB	R	H	RBI	BB	SO	LOB	BOTTOM																					
Bob Lillis, R OBP: 0.264, SLG: 0.255 (1, 5)	F2		G3 1B		6-3		1-3			4	2	1	0	1	0	2																						
Nellie Fox, L OBP: 0.360, SLG: 0.359 (1, 4)	1-3 1B		G3		3-1 1B		1B		SH BB	4	3	3	0	0	0	1																						
Al Spangler, L OBP: 0.219, SLG: 0.237 (1, 7)	1-3 1B		K		3-1		F3		E1	5	2	1	1	0	1	4																						
Walt Bond, L OBP: 0.317, SLG: 0.505 (1, 9)	1-3		E 1B		BB 1B		BB 1B		E2	3	0	2	1	2	0	2																						
Mike White, R OBP: 0.375, SLG: 0.378 (1, 8)	2-H 3-H 1B		E1		F8		BB 1B		1-3	5	0	3	4	0	0	3																						
Rusty Staub, L OBP: 0.246, SLG: 0.264 (1, 3)	F7		F6		F4		K		3-1	5	0	0	0	0	1	6																						
John Bateman, R OBP: 0.275, SLG: 0.242 (1, 2)			K		K		G5-3		6-3	4	0	0	0	1	2	1																						
Eddie Kasko, R OBP: 0.252, SLG: 0.263 (1, 6)			F4		L4		1B		5-3	4	0	1	0	0	0	3																						
Hal Woodeshick, R (8, 1)							1B			0	0	0	0	0	0	0																						
Jim Owens, R OBP: 0.100, SLG: 0.100 (1, 1)							1B			2	0	0	0	0	2	0																						
Gordon Jones, R OBP: 1.000, SLG: 1.000 (5, 1)										1	0	1	0	0	0	0																						
Bob Aspromonte, R OBP: 0.285, SLG: 0.302 (8, 5)										0	1	0	0	1	0	0																						
Inning Stats	R: 2 E: 0 K: 0 S: 6	H: 3 LOB: 1 BB: 0 P: 6	R: 0 E: 0 K: 2 S: 7	H: 0 LOB: 0 BB: 0 P: 7	R: 1 E: 1 K: 1 S: 7	H: 2 LOB: 1 BB: 1 P: 11	R: 0 E: 0 K: 2 S: 7	H: 0 LOB: 0 BB: 0 P: 7	R: 0 E: 0 K: 0 S: 4	H: 1 LOB: 2 BB: 1 P: 8	R: 0 E: 0 K: 0 S: 5	H: 0 LOB: 2 BB: 0 P: 5	R: 1 E: 0 K: 1 S: 8	H: 3 LOB: 3 BB: 1 P: 12	R: 4 E: 3 K: 0 S: 6	H: 1 LOB: 1 BB: 2 P: 14	R: 0 E: 0 K: 1 S: 5	H: 0 LOB: 0 BB: 0 P: 5	1B: 11 2B: 1 3B: 0 HR: 0	SF: 0 SAC: 1 DP: 0 HBP: 0	WP: 0 PB: 0 SB: 0 CS: 0	PA: 43																
PITCHER	IP	WLS	BF	H	R	ER	SO	BB	IBB	HBP	BLK	WP	HR	S	P	ERA	WHIP	PITCHER				IP	WLS	BF	H	R	ER	SO	BB	IBB	HBP	BLK	WP	HR	S	P	ERA	WHIP
Galen Cisco, R ERA: 2.8 (1, 1)	4.0		18	5	3	3	3	0	0	0	0	0	0	27	31	6.75	1.250																					
Bill Wakefield, R ERA: 3.81 (5, 1)	2.1		14	6	1	1	0	1	0	0	0	0	0	13	17	3.86	3.000																					
Tom Sturdivant, R ERA: 5.19 (7, 1)	0.2		3	0	0	0	1	1	0	0	0	0	0	4	8	0.00	1.500																					
Jerry Hinsley, R ERA: 8.22 (8, 1)	0.0	L	3	0	3	1	0	2	0	0	0	0	0	1	9	∞	∞																					
Ron Locke, L ERA: 3.95 (8, 1)	1.0		5	1	1	0	0	0	0	0	0	0	0	5	5	0.00	1.000																					

New York Mets @ Houston Colt 45's
Colt Stadium, Houston, TX
Sat May 23 1964, 4:33 AM EDT
Unknown - 77 F

AB	37
R	8
H	12
RBI	6
BB	5
SO	6
LOB	22



Batter	1	2	3	4	5	6	7	8	9	AB	R	H	RBI	BB	SO	LOB	TOP			
Amado Samuel, R (1,6) OBP: 0.167, SLG: 0.192 Dick Smith, R (9, FH) OBP: 0.262, SLG: 0.310	5-3		F2			L7			G4-6-3	3	0	0	0	0	0	0				
Rod Kanehl, R (1,8) OBP: 0.324, SLG: 0.404 Jim Hickman, R (9, FH) OBP: 0.264, SLG: 0.231	F4			F6			6-3		K	3	0	0	0	0	0	0				
Ron Hunt, R (1,4) OBP: 0.364, SLG: 0.438	6-3			K			L6		G4-6-3	4	0	0	0	0	1	3				
George Altman, L (1,7) OBP: 0.235, SLG: 0.313		K		4-3			L7			3	0	0	0	0	1	0				
Frank Thomas, R (1,3) OBP: 0.302, SLG: 0.343		1B			6-3			K		3	0	1	0	0	1	0				
Joe Christopher, R (1,9) OBP: 0.397, SLG: 0.453			G5-4-3		F7			K		3	0	1	0	0	1	0				
Charley Smith, R (1,5) OBP: 0.253, SLG: 0.290			G5-4-3		F7			K		3	0	0	0	0	1	2				
Chris Cannizzaro, R (1,2) OBP: 0.375, SLG: 0.400			K			F7			1B	3	0	1	0	0	1	0				
Craig Anderson, R (1,1) Tom Sturdivant, L (8,1) Jesse Conder, L (9, FH) OBP: 0.384, SLG: 0.478			K			L6			1B	2	0	0	0	0	1	0				
									1B	0	0	0	0	0	0	0				
									1B	1	0	1	0	0	0	0				
Inning Stats	R: 0 E: 0 K: 0 S: 3	H: 0 LOB: 0 BB: 0 P: 3	R: 0 E: 0 K: 1 S: 6	H: 2 LOB: 1 BB: 0 P: 6	R: 0 E: 0 K: 2 S: 7	H: 0 LOB: 0 BB: 0 P: 7	R: 0 E: 0 K: 1 S: 5	H: 0 LOB: 0 BB: 0 P: 5	R: 0 E: 0 K: 0 S: 3	H: 0 LOB: 0 BB: 0 P: 3	R: 0 E: 0 K: 0 S: 3	H: 0 LOB: 0 BB: 0 P: 3	R: 0 E: 0 K: 3 S: 9	H: 0 LOB: 0 BB: 0 P: 9	R: 0 E: 0 K: 1 S: 7	H: 3 LOB: 2 BB: 0 P: 7	1B: 5 2B: 0 3B: 0 HR: 0	SF: 0 SAC: 0 DP: 2 HBP: 0	WP: 0 PB: 0 SB: 0 CS: 0	PA: 30
PITCHER Ken Johnson, R (1,1) ERA: 2.66	IP: 9.0 WLS: W BF: 30 H: 5 R: 0 ER: 0 SO: 8 BB: 0 IBB: 0 HBP: 0 BLK: 0 WP: 0 HR: 0 S: 46 P: 46 ERA: 0.00 WHIP: 0.556																			

New York Mets @ Houston Colt 45's
Colt Stadium, Houston, TX
Sat May 23 1964, 8:05 PM EDT
Att: 9,457 - Unknown

AB 30
R 0
H 5
RBI 0
BB 0
SO 8
LOB 8



Batter	1	2	3	4	5	6	7	8	9	AB	R	H	RBI	BB	SO	LOB	BOTTOM			
Al Spangler, L (1,7) OBP: 0.238, SLG: 0.265	F7		FC6-4		SH1-3		G3		4-3	5	1	3	0	0	0	1				
Bob Lillis, R (1,6) OBP: 0.250, SLG: 0.241	5-3		FC6-4		SH1-3		F6			3	0	0	0	0	0	2				
Jimmy Wynn, R (1,8) OBP: 0.319, SLG: 0.369	6-3		5-3		BB		G3			3	1	1	0	1	0	1				
Walt Bond, L (1,9) OBP: 0.315, SLG: 0.513 Eddie Kasko, R (8,6) OBP: 0.252, SLG: 0.263		1B		G3	K2-1-2		G3			4	1	1	0	0	1	4				
		3B			3H					0	0	0	0	0	0	0				
Mike White, R (1,4) OBP: 0.365, SLG: 0.367		6-3		G3		L8				4	0	1	2	0	0	1				
Bob Aspromonte, R (1,5) OBP: 0.298, SLG: 0.316			G3	1B	1B	1B	F8			4	1	3	1	0	0	1				
Rusty Staub, L (1,3) OBP: 0.254, SLG: 0.272		G3		BB	1B		E		F9	4	0	2	0	0	0	1				
Jerry Grote, R (1,2) OBP: 0.200, SLG: 0.270		F9		BB	BB		F5		6-3	3	0	0	0	1	0	2				
Ken Johnson, R (1,1) OBP: 0.125, SLG: 0.045			K	K		K				4	0	1	0	0	3	4				
Inning Stats	R: 0 E: 0 K: 0 S: 3	H: 0 LOB: 0 BB: 0 P: 3	R: 1 E: 0 K: 0 S: 5	H: 2 LOB: 1 BB: 0 P: 5	R: 0 E: 0 K: 1 S: 6	H: 1 LOB: 1 BB: 0 P: 6	R: 0 E: 0 K: 1 S: 7	H: 2 LOB: 3 BB: 1 P: 11	R: 0 E: 0 K: 1 S: 5	H: 1 LOB: 2 BB: 1 P: 9	R: 1 E: 1 K: 1 S: 7	H: 2 LOB: 1 BB: 0 P: 7	R: 2 E: 0 K: 0 S: 6	H: 3 LOB: 1 BB: 0 P: 6	R: 0 E: 0 K: 0 S: 4	H: 1 LOB: 1 BB: 0 P: 4	1B: 10 2B: 2 3B: 1 HR: 0	SF: 0 SAC: 1 DP: 1 HBP: 0	WP: 0 PB: 0 SB: 0 CS: 0	PA: 37
PITCHER Craig Anderson, R (1,1) ERA: 3.27 Tom Sturdivant, R (8,1) ERA: 4.91	IP: 7.0 WLS: L BF: 33 H: 11 R: 4 ER: 3 SO: 4 BB: 2 IBB: 0 HBP: 0 BLK: 0 WP: 0 HR: 0 S: 39 P: 47 ERA: 3.86 WHIP: 1.857																			

New York Mets @ Houston Colt 45's
Colt Stadium, Houston, TX
Sat May 23 1964, 8:05 PM EDT
Att: 9,457 - Unknown

AB 34
R 4
H 12
RBI 3
BB 2
SO 4
LOB 17



Batter	1	2	3	4	5	6	7	8	9	AB	R	H	RBI	BB	SO	LOB	TOP			
Rod Kanehl, R OBP: 0.321, SLG: 0.398 (1, 5)	F6		F8			G3			1B	4	0	1	0	0	0	1				
Ron Hunt, R OBP: 0.354, SLG: 0.425 (1, 4)	K			K		5-3			F8	4	0	0	0	0	2	1				
Jesse Gonder, L OBP: 0.379, SLG: 0.468 (1, 2)	K			G3			F9		1B	4	0	1	0	0	1	0				
Frank Thomas, R OBP: 0.294, SLG: 0.333 (1, 3)		K		K			5-3			3	0	0	0	0	2	0				
George Altman, L OBP: 0.227, SLG: 0.302 Dick Smith, R OBP: 0.262, SLG: 0.310 (1, 7) (8, 7)	K				4-3		K2-3			3	0	0	0	0	2	0				
Joe Christopher, R OBP: 0.387, SLG: 0.439 Larry Bearnarth, R OBP: 0.250, SLG: 0.250 Hawk Taylor, R OBP: 0.286, SLG: 0.288 Ron Locke, R (8, PH) (8, 1)	5-3				K			K		2	0	0	0	0	1	0				
Roy McMillan, R OBP: 0.224, SLG: 0.257 (1, 6)			5-3			1B		F4		3	0	1	0	0	0	0				
Jim Hickman, R OBP: 0.253, SLG: 0.221 (1, 9)			F5			K		F7		3	0	0	0	0	1	1				
Tracy Stallard, R OBP: 0.250, SLG: 0.263 John Stephenson, L OBP: 0.267, SLG: 0.154 (6, PH) (6, 8)	E8					F6			4-3	1	0	1	0	0	0	0				
Inning Stats	R: 0 E: 0 K: 2 S: 7	H: 0 LOB: 0 BB: 0 P: 7	R: 0 E: 0 K: 2 S: 7	H: 0 LOB: 0 BB: 0 P: 7	R: 0 E: 1 K: 0 S: 4	H: 1 LOB: 1 BB: 0 P: 4	R: 0 E: 0 K: 2 S: 7	H: 0 LOB: 0 BB: 0 P: 7	R: 0 E: 0 K: 2 S: 8	H: 1 LOB: 1 BB: 0 P: 8	R: 0 E: 0 K: 1 S: 5	H: 0 LOB: 0 BB: 0 P: 5	R: 0 E: 0 K: 1 S: 5	H: 0 LOB: 0 BB: 0 P: 5	R: 0 E: 0 K: 0 S: 4	H: 2 LOB: 2 BB: 0 P: 4	1B: 4 2B: 0 3B: 0 HR: 0	SF: 0 SAC: 0 DP: 0 HBP: 0	WP: 0 PB: 0 SB: 0 CS: 0	PA: 30
PITCHER Bob Bruce, R ERA: 1.93 (1, 1)	IP: 9.0 WLS: W BF: 30 H: 4 R: 0 ER: 0 SO: 10 BB: 0 IBB: 0 HBP: 0 BLK: 0 WP: 0 HR: 0 S: 50 P: 50 ERA: 0.00 WHIP: 0.444															PITCHER				

New York Mets @ Houston Colt 45's
Colt Stadium, Houston, TX
Sun May 24 1964, 8:05 PM EDT
Att.: 5,982 - Cloudy - 80 F

AB 30
R 0
H 4
RBI 0
BB 0
SO 10
LOB 3



Batter	1	2	3	4	5	6	7	8	9	AB	R	H	RBI	BB	SO	LOB	BOTTOM			
Al Spangler, L OBP: 0.245, SLG: 0.257 (1, 7)	E4		BB	F7		FC6-4		FC1-6		3	1	0	0	2	0	2				
Nellie Fox, L OBP: 0.359, SLG: 0.359 Bob Lillis, R OBP: 0.250, SLG: 0.241 (1, 4) (9, 4)	E		SH5-3		3-1	FC6-4		CS		3	1	1	0	0	0	2				
Jimmy Wynn, R OBP: 0.324, SLG: 0.373 (1, 8)	F4		F7		1B					4	2	2	0	0	0	3				
Mike White, R OBP: 0.393, SLG: 0.404 (1, 9)	E8		BB		K		1-4-3			3	1	2	2	1	1	1				
Rusty Staub, L OBP: 0.261, SLG: 0.273 (1, 3)	F8		BB		1B		1-3			3	0	1	1	1	0	2				
Bob Aspromonte, R OBP: 0.290, SLG: 0.307 (1, 5)	1-6-3		F4		6-3		1-4-3			4	0	0	1	0	0	5				
John Bateman, R OBP: 0.274, SLG: 0.242 (1, 2)		CS		6-3		F4		G4-3		4	0	1	0	0	0	0				
Eddie Kasko, R OBP: 0.259, SLG: 0.277 (1, 6)	5-3		FC1-5-6		2B	SH4-1		F7		4	0	2	0	0	0	1				
Bob Bruce, R OBP: 0.417, SLG: 0.300 (1, 1)	K		FC1-5-6		2B	SH4-1		FC1-6		3	0	1	0	0	1	1				
Inning Stats	R: 2 E: 2 K: 0 S: 6	H: 2 LOB: 1 BB: 0 P: 6	R: 0 E: 0 K: 1 S: 5	H: 1 LOB: 0 BB: 0 P: 5	R: 0 E: 0 K: 0 S: 3	H: 0 LOB: 3 BB: 3 P: 15	R: 0 E: 0 K: 0 S: 4	H: 1 LOB: 1 BB: 0 P: 4	R: 1 E: 0 K: 1 S: 7	H: 2 LOB: 1 BB: 0 P: 7	R: 0 E: 0 K: 0 S: 4	H: 1 LOB: 2 BB: 1 P: 8	R: 2 E: 0 K: 0 S: 5	H: 2 LOB: 0 BB: 0 P: 5	R: 0 E: 0 K: 0 S: 3	H: 1 LOB: 0 BB: 0 P: 3	1B: 8 2B: 2 3B: 0 HR: 0	SF: 0 SAC: 2 DP: 0 HBP: 0	WP: 1 PB: 0 SB: 1 CS: 2	PA: 38
PITCHER Tracy Stallard, R ERA: 3.67 Larry Bearnarth, R ERA: 4.55 Ron Locke, L ERA: 3.68 (1, 1) (6, 1) (8, 1)	IP: 5.0 WLS: L BF: 24 H: 6 R: 3 ER: 2 SO: 1 BB: 3 IBB: 0 HBP: 0 BLK: 0 WP: 1 HR: 0 S: 25 P: 37 ERA: 1.80 WHIP: 1.800															PITCHER				

New York Mets @ Houston Colt 45's
Colt Stadium, Houston, TX
Sun May 24 1964, 8:05 PM EDT
Att.: 5,982 - Cloudy - 80 F

AB 31
R 5
H 10
RBI 4
BB 4
SO 2
LOB 17



Batter	1	2	3	4	5	6	7	8	9	AB	R	H	RBI	BB	SO	LOB	TOP				
Al Spangler, L OBP: 0.243, SLG: 0.283 (1, 7)										5	1	1	1	0	0	1	Houston Colt 45's @ Milwaukee Braves Milwaukee County Stadium, Milwaukee, WI Tue May 26 1964, 8:05 PM EDT Att: 9,937 - Unknown				
Nellie Fox, L OBP: 0.356, SLG: 0.356 (1, 4)										4	1	1	0	0	0	0					
Mike White, R OBP: 0.433, SLG: 0.464 (1, 8)										4	1	4	0	0	0	0					
Walt Bond, L OBP: 0.328, SLG: 0.513 (1, 9)										2	1	1	1	2	1	1					
Rusty Staub, L OBP: 0.261, SLG: 0.288 (1, 3)										4	0	1	2	0	0	4					
Bob Aspromonte, R OBP: 0.295, SLG: 0.312 (1, 5)										4	0	2	0	0	0	1					
John Bateman, R OBP: 0.273, SLG: 0.253 (1, 2)										4	0	1	0	0	1	2					
Eddie Kasko, R OBP: 0.252, SLG: 0.269 (1, 6)										4	0	0	0	0	2	2					
Turk Farrell, R OBP: 0.208, SLG: 0.136 (1, 1)										4	0	0	0	0	3	2					
Inning Stats	R: 1 E: 0 K: 0 S: 4	H: 2 LOB: 1 BB: 1 P: 8	R: 0 E: 0 K: 1 S: 5	H: 0 LOB: 0 BB: 0 P: 5	R: 1 E: 0 K: 1 S: 8	H: 3 LOB: 2 BB: 0 P: 8	R: 0 E: 0 K: 1 S: 6	H: 1 LOB: 1 BB: 0 P: 6	R: 2 E: 0 K: 0 S: 5	H: 2 LOB: 1 BB: 1 P: 9	R: 0 E: 0 K: 1 S: 6	H: 1 LOB: 1 BB: 0 P: 6	R: 0 E: 0 K: 1 S: 5	H: 1 LOB: 0 BB: 0 P: 5	R: 0 E: 0 K: 2 S: 7	H: 0 LOB: 0 BB: 0 P: 7	1B: 7 2B: 2 3B: 1 HR: 1	SF: 0 SAC: 0 DP: 2 HBP: 0	WP: 0 PB: 0 SB: 0 CS: 0	PA: 38	
PITCHER	IP	WLS	BF	H	R	ER	SO	BB	IBB	HBP	BLK	WP	HR	S	P	ERA	WHIP				
Tony Cloninger, R ERA: 3.18 (1, 1)	4.2	L	23	8	4	4	3	1	1	0	0	0	1	27	35	7.71	1.929				
Jack Smith, R ERA: 3.79 (5, 1)	0.1		1	0	0	0	0	0	0	0	0	0	0	1	1	0.00	0.000				
Dan Schneider, L ERA: (6, 1)	2.0		7	2	0	0	2	0	0	0	0	0	0	11	11	0.00	1.000				
Bobby Tiefenauer, R ERA: 3.47 (8, 1)	2.0		6	1	0	0	2	0	0	0	0	0	0	10	10	0.00	0.500				

AB	35
R	4
H	11
RBI	4
BB	2
SO	7
LOB	13



Batter	1	2	3	4	5	6	7	8	9	AB	R	H	RBI	BB	SO	LOB	BOTTOM				
Felipe Alou, R OBP: 0.295, SLG: 0.399 (1, 8)										3	1	1	1	1	1	1	Houston Colt 45's @ Milwaukee Braves Milwaukee County Stadium, Milwaukee, WI Tue May 26 1964, 8:05 PM EDT Att: 9,937 - Unknown				
Eddie Mathews, L OBP: 0.346, SLG: 0.366 (1, 5)										4	0	0	0	0	2	2					
Woody Woodward, R OBP: 0.125, SLG: 0.125 (9, 5)										0	0	0	0	0	0	0					
Hank Aaron, R OBP: 0.386, SLG: 0.427 (1, 9)										4	0	0	0	0	1	2					
Joe Torre, R OBP: 0.415, SLG: 0.651 (1, 2)										3	1	2	1	0	0	1					
Rico Carty, R OBP: 0.377, SLG: 0.603 (1, 7)										4	0	1	0	0	2	2					
Len Gabrielson, L OBP: 0.205, SLG: 0.237 (1, 3)										4	0	0	0	0	2	2					
Frank Bolling, R OBP: 0.299, SLG: 0.358 (1, 4)										3	0	0	0	0	0	2					
Lee Maye, L OBP: 0.343, SLG: 0.457 (9, PH)										1	0	0	0	0	0	0					
Denis Menke, R OBP: 0.408, SLG: 0.495 (1, 6)										3	0	0	0	1	2	0					
Tony Cloninger, R OBP: 0.267, SLG: 0.250 (5, 1)										1	0	0	0	0	1	2					
Ty Cline, L OBP: 0.375, SLG: 0.296 (5, PH)										0	0	0	0	0	0	0					
Dan Schneider, L OBP: 0.370, SLG: 0.449 (8, 1)										0	0	0	0	0	0	0					
Miguel de la Hoz, R OBP: 0.370, SLG: 0.449 (7, PH)										1	0	0	0	0	0	0					
Bobby Tiefenauer, R ERA: 3.47 (8, 1)										0	0	0	0	0	0	0					
Inning Stats	R: 0 E: 0 K: 0 S: 3	H: 0 LOB: 1 BB: 1 P: 7	R: 0 E: 0 K: 1 S: 6	H: 1 LOB: 1 BB: 1 P: 10	R: 2 E: 0 K: 2 S: 9	H: 2 LOB: 0 BB: 0 P: 9	R: 0 E: 0 K: 1 S: 5	H: 0 LOB: 0 BB: 0 P: 5	R: 0 E: 0 K: 2 S: 7	H: 0 LOB: 1 BB: 1 P: 11	R: 0 E: 0 K: 2 S: 8	H: 1 LOB: 1 BB: 0 P: 8	R: 0 E: 0 K: 1 S: 5	H: 0 LOB: 0 BB: 0 P: 5	R: 0 E: 0 K: 1 S: 5	H: 0 LOB: 0 BB: 0 P: 5	1B: 1 2B: 1 3B: 0 HR: 2	SF: 0 SAC: 0 DP: 0 HBP: 1	WP: 0 PB: 0 SB: 0 CS: 0	PA: 35	
PITCHER	IP	WLS	BF	H	R	ER	SO	BB	IBB	HBP	BLK	WP	HR	S	P	ERA	WHIP				
Turk Farrell, R ERA: 2.14 (1, 1)	9.0	W	35	4	2	2	11	3	0	1	0	0	2	53	66	2.00	0.778				

AB	31
R	2
H	4
RBI	2
BB	3
SO	11
LOB	14



Batter	1	2	3	4	5	6	7	8	9	AB	R	H	RBI	BB	SO	LOB	TOP			
Al Spangler, L OBP: 0.252, SLG: 0.291 (1, 7)	0-0 1-3		0-0 CS 1B		0-0 1-3			0-0 1B		4	0	2	0	0	0	0	Houston Colt 45's @ Milwaukee Braves Milwaukee County Stadium, Milwaukee, WI Wed May 27 1964, 8:05 PM EDT Att: 6,682 - Unknown livebaseballscorecards.com			
Nelle Fox, L OBP: 0.353, SLG: 0.348 Don Nottebart, R (8, 1)	4-0 1B BB		0-0 F7		0-0 F7			0-0 G3		3	0	0	0	1	0	2				
Mike White, R OBP: 0.406, SLG: 0.433 (8, 4)	0-0 F4		0-0 CS 1-2	0-0 L8		0-0 5-3		0-0 5-3		4	0	0	0	0	0	1				
Walt Bond, L OBP: 0.326, SLG: 0.504 (1, 9)	0-0 1-2 1B			0-0 F6		0-0 P5		0-0 F2		4	0	1	0	0	0	0				
Rusty Staub, L OBP: 0.260, SLG: 0.294 (8, 8)	0-0 1-3			0-0 2B				0-0 F6		4	0	1	0	0	0	2				
Bob Aspromonte, R OBP: 0.296, SLG: 0.308 (1, 5)		0-0 6-3		4-0 BB		0-3 K				2	0	0	0	1	1	0				
John Bateman, R OBP: 0.265, SLG: 0.245 (1, 2)		0-3 K		0-0 F7		0-0 6-3				3	0	0	0	0	1	2				
Eddie Kasko, R OBP: 0.247, SLG: 0.264 (1, 6)		0-3 K			0-0 F2			0-3 K		3	0	0	0	0	2	0				
Hal Brown, R Dave Roberts, L (8, PH) (8, 3)			0-0 L8		0-3 K			0-0 G3		2	0	0	0	0	1	0				
Inning Stats	R: 0 E: 0 K: 1 S: 4	H: 1 LOB: 2 BB: 1 P: 8	R: 0 E: 0 K: 2 S: 7	H: 0 LOB: 0 BB: 0 P: 7	R: 0 E: 0 K: 0 S: 3	H: 1 LOB: 0 BB: 1 P: 3	R: 0 E: 0 K: 0 S: 4	H: 1 LOB: 2 BB: 1 P: 8	R: 0 E: 0 K: 1 S: 5	H: 0 LOB: 0 BB: 0 P: 5	R: 0 E: 0 K: 1 S: 5	H: 0 LOB: 0 BB: 0 P: 5	R: 0 E: 0 K: 1 S: 6	H: 1 LOB: 1 BB: 0 P: 6	R: 0 E: 0 K: 0 S: 3	H: 0 LOB: 0 BB: 0 P: 3	1B: 3 2B: 1 3B: 0 HR: 0	SF: 0 SAC: 0 DP: 0 HBP: 0	WP: 0 PB: 0 SB: 0 CS: 1	PA: 33
PITCHER Hank Fischer, R ERA: 2.75 (1, 1)	IP: 9.0 WLS: W BF: 32 H: 4 R: 0 ER: 0 SO: 5 BB: 2 IBB: 0 HBP: 0 BLK: 0 WP: 0 HR: 0 S: 40 P: 48 ERA: 0.00 WHIP: 0.667															PITCHER				

Batter	1	2	3	4	5	6	7	8	9	AB	R	H	RBI	BB	SO	LOB	BOTTOM			
Eddie Mathews, L OBP: 0.349, SLG: 0.365 (1, 5)	4-0 G6-4-3 BB			0-0 PB HBP E 1B	0-0 F8			0-0 L4		3	1	1	0	1	0	1	Houston Colt 45's @ Milwaukee Braves Milwaukee County Stadium, Milwaukee, WI Wed May 27 1964, 8:05 PM EDT Att: 6,682 - Unknown livebaseballscorecards.com			
Ty Cline, L OBP: 0.350, SLG: 0.235 (1, 8)	0-3 K			1-0 PB E HBP			0-0 L3	0-0 L1-3		3	1	0	0	0	1	1				
Hank Aaron, R OBP: 0.379, SLG: 0.418 (1, 9)	0-0 G6-4-3 1-2			0-0 F3			0-0 F7			3	0	0	0	0	0	3				
Joe Torre, R OBP: 0.414, SLG: 0.642 (1, 2)		0-0 4-3		4-0 FC6 1-2 2-3 IBB		0-0 5-3				2	0	0	0	1	0	0				
Rico Carty, R OBP: 0.361, SLG: 0.576 (1, 7)		0-0 1-3		0-0 FC6 1-2 2-4 3-4			0-0 L6			3	0	0	0	0	0	1				
Gene Oliver, R OBP: 0.302, SLG: 0.317 (1, 3)		0-3 K		0-0 FC6-4 1-2			0-0 FC6-4 1B			3	0	1	0	0	1	1				
Miguel de la Hoz, R OBP: 0.333, SLG: 0.433 Frank Bolling, R OBP: 0.299, SLG: 0.358 (8, 4)			0-0 6-3		0-0 6-3			0-0 FC6-4 1-2		3	0	0	0	0	0	1				
Denis Menke, R OBP: 0.406, SLG: 0.486 (1, 6)			0-0 6-3		4-0 WP BB			0-0 L7		2	0	0	0	1	0	1				
Hank Fischer, R OBP: 0.100, SLG: 0.053 (1, 1)			0-0 1-3		0-3 K 1-2			0-3 K		3	0	0	0	0	2	1				
Inning Stats	R: 0 E: 0 K: 1 S: 4	H: 0 LOB: 0 BB: 1 P: 8	R: 0 E: 0 K: 1 S: 5	H: 0 LOB: 0 BB: 0 P: 5	R: 0 E: 0 K: 0 S: 3	H: 0 LOB: 0 BB: 0 P: 3	R: 2 E: 1 K: 0 S: 4	H: 1 LOB: 1 BB: 1 P: 9	R: 0 E: 0 K: 1 S: 5	H: 0 LOB: 1 BB: 1 P: 9	R: 0 E: 0 K: 0 S: 3	H: 0 LOB: 0 BB: 0 P: 3	R: 0 E: 0 K: 0 S: 4	H: 1 LOB: 1 BB: 0 P: 4	R: 0 E: 0 K: 1 S: 5	H: 0 LOB: 0 BB: 0 P: 5	1B: 2 2B: 0 3B: 0 HR: 0	SF: 0 SAC: 0 DP: 1 HBP: 1	WP: 1 PB: 1 SB: 0 CS: 0	PA: 29
PITCHER Hal Brown, R ERA: 3.2 Don Nottebart, R ERA: 5.4 (8, 1)	IP: 7.0 WLS: L BF: 26 H: 2 R: 2 ER: 0 SO: 3 BB: 2 IBB: 1 HBP: 1 BLK: 0 WP: 1 HR: 0 S: 28 P: 41 ERA: 0.00 WHIP: 0.571															PITCHER				

Batter	1	2	3	4	5	6	7	8	9	AB	R	H	RBI	BB	SO	LOB	TOP																			
Eddie Kasko, R (1,6) OBP: 0.247, SLG: 0.258	0-0 5-3		0-0 4-3					0-0 L8		3	1	0	0	1	0	0	Houston Colt 45's @ Milwaukee Braves Milwaukee County Stadium, Milwaukee, WI Thu May 28 1964, 4:33 AM EDT Att: 4,827 - Unknown																			
Nelle Fox, L (1,4) OBP: 0.346, SLG: 0.340	0-0 4-3			0-0 6-3				0-0 4-3		3	0	0	1	0	0	0																				
Mike White, R (1,8) OBP: 0.397, SLG: 0.422	0-0 L8			0-0 L8				0-0 5-3		4	0	1	2	0	0	0																				
Walt Bond, L (1,9) OBP: 0.331, SLG: 0.528		0-0 HR		0-0 1B				0-0 L9		4	1	2	1	0	1	1																				
Jimmy Wynn, R (1,7) OBP: 0.322, SLG: 0.369		0-0 F7		0-0 1B				0-0 F7		4	0	1	0	0	0	0																				
Bob Aspromonte, R (1,5) OBP: 0.295, SLG: 0.306		0-0 CS		0-0 L8				0-0 1-3		4	0	1	0	0	0	2																				
Rusty Staub, L (1,3) OBP: 0.253, SLG: 0.286		0-3 K						0-0 L8		4	0	0	0	0	1	1																				
John Bateman, R (1,2) OBP: 0.267, SLG: 0.248		0-0 CS	0-0 6-3		0-0 6-3			0-0 E6		3	1	1	0	0	0	0																				
Ken Johnson, R (1,1) OBP: 0.148, SLG: 0.080			0-0 L7					0-0 SH1-3		3	1	1	0	0	1	0																				
Hal Woodeshick, R (8,1)								0-3 K		0	0	0	0	0	0	0																				
Inning Stats	R: 0 E: 0 K: 0 S: 3	H: 0 LOB: 0 BB: 0 P: 3	R: 1 E: 0 K: 1 S: 6	H: 2 LOB: 0 BB: 0 P: 6	R: 0 E: 0 K: 0 S: 3	H: 0 LOB: 2 BB: 0 P: 3	R: 0 E: 0 K: 1 S: 5	H: 2 LOB: 0 BB: 0 P: 5	R: 0 E: 0 K: 1 S: 5	H: 0 LOB: 0 BB: 0 P: 5	R: 0 E: 0 K: 0 S: 3	H: 0 LOB: 0 BB: 0 P: 3	R: 0 E: 0 K: 0 S: 3	H: 0 LOB: 0 BB: 0 P: 3	R: 3 E: 1 K: 1 S: 8	H: 3 LOB: 1 BB: 1 P: 12	R: 0 E: 0 K: 0 S: 3	H: 0 LOB: 0 BB: 0 P: 3	1B: 6 2B: 0 3B: 0 HR: 1	SF: 0 SAC: 1 DP: 0 HBP: 0	WP: 0 PA: 35 PB: 0 SB: 0 CS: 1															
PITCHER	IP	WLS	BF	H	R	ER	SO	BB	IBB	HBP	BLK	WP	HR	S	P	ERA	WHIP	PITCHER		IP	WLS	BF	H	R	ER	SO	BB	IBB	HBP	BLK	WP	HR	S	P	ERA	WHIP
Warren Spahn, L (1,1) ERA: 4.08	8.0	L	31	7	4	4	3	1	0	0	0	0	1	36	40	4.50	1.000			8.0	L	31	7	4	4	3	1	0	0	0	0	1	36	40	4.50	1.000
Bobby Tiefenauer, R (9,1) ERA: 3.33	1.0	S	3	0	0	0	0	0	0	0	0	0	0	3	3	0.00	0.000			1.0	S	3	0	0	0	0	0	0	0	0	3	3	0.00	0.000		

AB	32
R	4
H	7
RBI	4
BB	1
SO	3
LOB	4



Batter	1	2	3	4	5	6	7	8	9	AB	R	H	RBI	BB	SO	LOB	BOTTOM																			
Eddie Mathews, L (1,5) OBP: 0.347, SLG: 0.362	0-0 1B		0-0 F7		0-0 1-3			0-0 F8		4	1	1	0	0	0	3	Houston Colt 45's @ Milwaukee Braves Milwaukee County Stadium, Milwaukee, WI Thu May 28 1964, 4:33 AM EDT Att: 4,827 - Unknown																			
Ty Cline, L (1,8) OBP: 0.318, SLG: 0.211	0-0 SH2-3		0-0 L5					0-0 SF9		2	0	0	0	0	0	0																				
Felipe Alou, R (8,PH) OBP: 0.293, SLG: 0.399	1-2							3-H		0	0	0	1	0	0	0																				
Hank Aaron, R (1,9) OBP: 0.376, SLG: 0.409	4-0 1B		0-0 F6					0-0 FC6-4		3	0	0	0	1	0	1																				
Gene Oliver, R (1,3) OBP: 0.298, SLG: 0.311	0-0 1B			0-0 1-3				0-0 F5		4	0	1	0	0	0	0																				
Ed Bailey, L (1,2) OBP: 0.305, SLG: 0.465	1-2 2-3			0-0 F6				0-0 4-3		3	0	0	1	0	0	0																				
Rico Carty, R (1,7) OBP: 0.395, SLG: 0.557	3-H			0-0 F8				0-0 6-3		4	0	1	0	0	0	2																				
Miguel de la Hoz, R (1,4) OBP: 0.303, SLG: 0.394			0-0 F7		0-0 6-3			0-0 5-3		3	0	0	0	0	0	0																				
Frank Bolling, R (8,4) OBP: 0.297, SLG: 0.356								1-2		1	0	0	0	0	0	1																				
Denis Menke, R (1,6) OBP: 0.405, SLG: 0.481			0-0 6-3					0-0 F8		3	1	1	0	0	0	0																				
Warren Spahn, L (1,1) OBP: 0.222, SLG: 0.269			0-3 K					0-0 1B		2	0	1	0	0	1	0																				
Lee Maye, L (8,PH) OBP: 0.348, SLG: 0.461								1-3		1	0	1	0	0	0	0																				
Woody Woodward, R (8,PR) OBP: 0.123, SLG: 0.123								FC6-4		0	0	0	0	0	0	0																				
Bobby Tiefenauer, R (9,1)								1B		0	0	0	0	0	0	0																				
Inning Stats	R: 1 E: 0 K: 0 S: 5	H: 2 LOB: 2 BB: 1 P: 9	R: 0 E: 0 K: 1 S: 5	H: 0 LOB: 0 BB: 0 P: 5	R: 0 E: 0 K: 0 S: 3	H: 0 LOB: 0 BB: 0 P: 3	R: 0 E: 0 K: 0 S: 3	H: 0 LOB: 0 BB: 0 P: 3	R: 0 E: 0 K: 0 S: 3	H: 1 LOB: 1 BB: 0 P: 4	R: 0 E: 0 K: 0 S: 3	H: 0 LOB: 0 BB: 0 P: 3	R: 0 E: 0 K: 0 S: 3	H: 0 LOB: 0 BB: 0 P: 3	R: 1 E: 0 K: 0 S: 5	H: 2 LOB: 1 BB: 0 P: 5	R: 0 E: 0 K: 0 S: 4	H: 1 LOB: 1 BB: 0 P: 4	1B: 6 2B: 0 3B: 0 HR: 0	SF: 2 SAC: 1 DP: 0 HBP: 0	WP: 0 PA: 34 PB: 0 SB: 0 CS: 0															
PITCHER	IP	WLS	BF	H	R	ER	SO	BB	IBB	HBP	BLK	WP	HR	S	P	ERA	WHIP	PITCHER		IP	WLS	BF	H	R	ER	SO	BB	IBB	HBP	BLK	WP	HR	S	P	ERA	WHIP
Ken Johnson, R (1,1) ERA: 2.65	7.0	W	27	5	2	2	1	1	0	0	0	0	0	28	32	2.57	0.857			7.0	W	27	5	2	2	1	1	0	0	0	0	28	32	2.57	0.857	
Hal Woodeshick, L (8,1) ERA: 1.25	2.0	S	7	1	0	0	0	0	0	0	0	0	0	7	7	0.00	0.500			2.0	S	7	1	0	0	0	0	0	0	7	7	0.00	0.500			



Batter	1	2	3	4	5	6	7	8	9	AB	R	H	RBI	BB	SO	LOB	TOP										
Al Spangler, L (1, 7) OBP: 0.244, SLG: 0.281	F8			P6			F9	F3		4	0	0	0	0	0	1											
Nellie Fox, L (1, 4) OBP: 0.344, SLG: 0.352 Hal Woodeshick, R (8, 1)	P4			P6			P6	2B		4	1	1	1	0	0	0											
Mike White, R (1, 5) OBP: 0.403, SLG: 0.456	F8			K			1B	2B		4	1	2	1	0	1	0											
Walt Bond, L (1, 9) OBP: 0.336, SLG: 0.524		K			4-3			2B		3	0	1	1	1	1	0											
Rusty Staub, L (1, 8) OBP: 0.255, SLG: 0.282 Bob Aspromonte, R (8, PH) OBP: 0.293, SLG: 0.304	F9				4-3			BB		2	1	0	0	1	0	0											
Dave Roberts, L (1, 3) OBP: 0.200, SLG: 0.200	K				P4			1B	L7	4	1	1	0	0	1	0											
John Bateman, R (1, 2) OBP: 0.258, SLG: 0.239			F9			K		1B	P6	4	1	0	0	0	1	1											
Eddie Kasko, R (1, 6) OBP: 0.247, SLG: 0.258			F9			5-3		3B	5-3	4	1	1	2	0	0	0											
Bob Bruce, R (1, 1) OBP: 0.385, SLG: 0.273 Don Larsen, R (5, 1)			K			K		F7		1	0	0	0	0	1	0											
Jimmy Wynn, R (8, PH) OBP: 0.320, SLG: 0.366 Bob Lillis, R (8, 4) OBP: 0.250, SLG: 0.241						K				1	0	0	0	0	1	0											
Inning Stats	R: 0 E: 0 K: 0 S: 3	H: 0 LOB: 0 BB: 0 P: 3	R: 0 E: 0 K: 2 S: 7	H: 0 LOB: 0 BB: 0 P: 7	R: 0 E: 0 K: 1 S: 5	H: 0 LOB: 0 BB: 0 P: 5	R: 0 E: 0 K: 1 S: 5	H: 0 LOB: 0 BB: 0 P: 5	R: 0 E: 0 K: 2 S: 7	H: 0 LOB: 0 BB: 0 P: 7	R: 1 E: 0 K: 0 S: 4	H: 2 LOB: 1 BB: 0 P: 4	R: 5 E: 1 K: 0 S: 8	H: 4 LOB: 2 BB: 2 P: 16	R: 0 E: 0 K: 0 S: 3	H: 0 LOB: 0 BB: 0 P: 3	1B: 3 2B: 2 3B: 1 HR: 0	SF: 0 SAC: 0 DP: 0 HBP: 0	WP: 0 PA: 35 PB: 0 SB: 0 CS: 0								
PITCHER	IP	WLS	BF	H	R	ER	SO	BB	IBB	HBP	BLK	WP	HR	S	P	ERA	WHIP										
Jim Bunning, R (1, 1) ERA: 2.14	7.2		30	6	6	2	6	1	0	0	0	0	0	41	45	2.35	0.913										
Dennis Bennett, L (8, 1) ERA: 2.54	0.1	W	2	0	0	0	0	1	0	0	0	0	0	1	5	0.00	3.000										
Ed Roebuck, R (9, 1) ERA: 0.73	1.0	S	3	0	0	0	0	0	0	0	0	0	0	3	3	0.00	0.000										

Houston Colt 45's @ Philadelphia Phillies
 Connie Mack Stadium, Philadelphia, PA
 Fri May 29 1964, 7:05 PM EDT
 Att: 13,067 - Unknown

AB	33
R	6
H	6
RBI	5
BB	2
SO	6
LOB	5



Batter	1	2	3	4	5	6	7	8	9	AB	R	H	RBI	BB	SO	LOB	BOTTOM										
Cookie Rojas, R (1, 4) OBP: 0.600, SLG: 0.870	1B				E6			3B		5	1	4	2	0	0	0											
Dick Allen, R (1, 5) OBP: 0.345, SLG: 0.560	3B		F7		1B		K	6-3		5	2	2	0	0	1	3											
Johnny Callison, L (1, 9) OBP: 0.339, SLG: 0.449	1B		BB		1B		3-1			3	0	1	0	1	0	2											
Wes Covington, L (1, 7) OBP: 0.316, SLG: 0.429 Bobby Wine, R (8, 6) OBP: 0.246, SLG: 0.256	3B		K		1B		F3			4	1	1	2	0	1	4											
Tony Gonzalez, L (1, 8) OBP: 0.371, SLG: 0.380	3B		4-3		K		F9			4	0	1	2	0	1	4											
John Herrnstein, L (1, 3) OBP: 0.317, SLG: 0.396	1-3				K			SH3-4		3	0	0	0	0	1	3											
Danny Cater, R (8, PH) OBP: 0.393, SLG: 0.491								2B	1B	1	1	1	0	0	0	0											
Clay Dalrymple, L (1, 2) OBP: 0.222, SLG: 0.231 Tony Taylor, R (8, PH) OBP: 0.296, SLG: 0.262 Ed Roebuck, R (9, 1)	G3				F8			SH3-4		3	1	1	0	0	0	0											
Ruben Amaro, R (1, 6) OBP: 0.308, SLG: 0.217	6-3				F7			4-3		4	0	0	0	0	1	2											
Jim Bunning, R (1, 1) OBP: 0.160, SLG: 0.160 Dennis Bennett, L (8, 1) OBP: 0.300, SLG: 0.259 Gus Triandos, R (8, PH) OBP: 0.469, SLG: 0.474	1-3							3B	2B	3	0	0	0	0	0	1											
Inning Stats	R: 2 E: 0 K: 0 S: 6	H: 3 LOB: 1 BB: 0 P: 6	R: 0 E: 0 K: 0 S: 3	H: 0 LOB: 0 BB: 0 P: 3	R: 0 E: 0 K: 1 S: 6	H: 1 LOB: 2 BB: 1 P: 10	R: 0 E: 0 K: 1 S: 5	H: 0 LOB: 0 BB: 0 P: 5	R: 2 E: 1 K: 2 S: 9	H: 3 LOB: 2 BB: 0 P: 9	R: 1 E: 0 K: 0 S: 3	H: 2 LOB: 1 BB: 0 P: 3	R: 2 E: 0 K: 0 S: 6	H: 3 LOB: 1 BB: 0 P: 6	R: 0 E: 0 K: 0 S: 3	H: 0 LOB: 0 BB: 0 P: 3	1B: 8 2B: 2 3B: 2 HR: 0	SF: 0 SAC: 1 DP: 0 HBP: 0	WP: 1 PA: 38 PB: 0 SB: 0 CS: 0								
PITCHER	IP	WLS	BF	H	R	ER	SO	BB	IBB	HBP	BLK	WP	HR	S	P	ERA	WHIP										
Bob Bruce, R (1, 1) ERA: 2.29	4.1		22	7	4	3	2	1	0	0	0	0	0	25	29	6.23	1.846										
Don Larsen, R (5, 1) ERA: 4.15	2.2		10	2	1	1	3	0	0	0	0	1	0	16	16	3.38	0.750										
Hal Woodeshick, L (8, 1) ERA: 1.99	1.0	L	6	3	2	2	0	0	0	0	0	0	0	6	6	18.00	3.000										

Houston Colt 45's @ Philadelphia Phillies
 Connie Mack Stadium, Philadelphia, PA
 Fri May 29 1964, 7:05 PM EDT
 Att: 13,067 - Unknown

AB	36
R	7
H	12
RBI	7
BB	1
SO	5
LOB	19



Batter	1	2	3	4	5	6	7	8	9	AB	R	H	RBI	BB	SO	LOB	TOP			
Bob Lillis, R OBP: 0.267, SLG: 0.293 (1, 4)										4	0	2	0	0	0	3				
Dave Roberts, L OBP: 0.111, SLG: 0.111 (1, 3)										4	0	0	0	0	0	2				
Mike White, R OBP: 0.382, SLG: 0.431 (1, 8)										4	0	0	0	0	1	2				
Walt Bond, L OBP: 0.340, SLG: 0.523 (1, 9)										4	1	2	0	0	0	1				
Jimmy Wynn, R OBP: 0.318, SLG: 0.358 (1, 7)										3	0	0	0	1	1	2				
Bob Aspromonte, R OBP: 0.292, SLG: 0.309 (1, 5)										4	0	1	0	0	0	2				
John Bateman, R OBP: 0.258, SLG: 0.241 (1, 2)										3	0	1	1	0	1	0				
Eddie Kasko, R OBP: 0.248, SLG: 0.255 (1, 6)										2	0	0	0	1	0	1				
Don Nottebart, R OBP: 1.000, SLG: 1.000 (8, 1)										2	0	0	0	1	1	0				
Inning Stats	R: 0 E: 0 K: 0 S: 3	H: 1 LOB: 0 BB: 0 P: 3	R: 1 E: 0 K: 0 S: 5	H: 2 LOB: 3 BB: 2 P: 13	R: 0 E: 0 K: 1 S: 5	H: 0 LOB: 0 BB: 0 P: 5	R: 0 E: 0 K: 0 S: 4	H: 1 LOB: 1 BB: 0 P: 4	R: 0 E: 0 K: 1 S: 6	H: 0 LOB: 0 BB: 0 P: 3	R: 0 E: 0 K: 1 S: 5	H: 0 LOB: 0 BB: 0 P: 5	R: 0 E: 0 K: 0 S: 4	H: 1 LOB: 1 BB: 0 P: 4	R: 0 E: 0 K: 1 S: 4	H: 0 LOB: 0 BB: 1 P: 8	1B: 3 2B: 3 3B: 0 HR: 0	SF: 1 SAC: 0 DP: 2 HBP: 0	WP: 0 PB: 0 SB: 0 CS: 0	PA: 34
PITCHER Chris Short, L ERA: 0.64 (1, 1)	IP: 9.0 WLS: W BF: 34 H: 6 R: 1 ER: 1 SO: 4 BB: 2 IBB: 1 HBP: 0 BLK: 0 WP: 0 HR: 0 S: 39 P: 51 ERA: 1.00 WHIP: 0.889															PITCHER				

Houston Colt 45's @ Philadelphia Phillies
 Connie Mack Stadium, Philadelphia, PA
 Sat May 30 1964, 7:05 PM EDT
 Att: 19,046 - Unknown

AB	30
R	1
H	6
RBI	1
BB	3
SO	4
LOB	13



Batter	1	2	3	4	5	6	7	8	9	AB	R	H	RBI	BB	SO	LOB	BOTTOM			
Cookie Rojas, R OBP: 0.586, SLG: 0.800 (1, 4)										2	0	0	0	2	0	1				
Dick Allen, R OBP: 0.345, SLG: 0.556 (1, 5)										3	1	1	0	0	1	1				
Johnny Callison, L OBP: 0.337, SLG: 0.456 (1, 9)										4	1	1	1	0	1	2				
Wes Covington, L OBP: 0.314, SLG: 0.450 Bobby Wine, R OBP: 0.246, SLG: 0.256 (1, 7) (9, 6)										4	1	1	1	0	0	1				
Tony Gonzalez, L OBP: 0.374, SLG: 0.379 (1, 8)										3	1	1	0	1	1	0				
John Herrnstein, L OBP: 0.324, SLG: 0.420 (1, 3) (9, 7)										4	1	2	0	0	0	1				
Clay Dalrymple, L OBP: 0.225, SLG: 0.237 (1, 2)										2	0	1	1	0	0	1				
Ruben Amaro, R OBP: 0.321, SLG: 0.240 (1, 6) (9, 3)										2	0	1	1	0	0	0				
Chris Short, R (1, 1)										3	0	0	0	0	2	2				
Inning Stats	R: 0 E: 0 K: 0 S: 3	H: 0 LOB: 1 BB: 1 P: 7	R: 1 E: 0 K: 0 S: 4	H: 2 LOB: 0 BB: 0 P: 4	R: 0 E: 0 K: 1 S: 5	H: 0 LOB: 1 BB: 1 P: 9	R: 0 E: 0 K: 1 S: 6	H: 1 LOB: 1 BB: 0 P: 6	R: 0 E: 0 K: 1 S: 5	H: 1 LOB: 0 BB: 0 P: 5	R: 0 E: 0 K: 2 S: 7	H: 0 LOB: 0 BB: 0 P: 7	R: 1 E: 0 K: 0 S: 4	H: 1 LOB: 1 BB: 1 P: 8	R: 3 E: 1 K: 0 S: 6	H: 3 LOB: 0 BB: 0 P: 6	1B: 5 2B: 0 3B: 2 HR: 1	SF: 1 SAC: 2 DP: 1 HBP: 0	WP: 0 PB: 0 SB: 0 CS: 0	PA: 33
PITCHER Don Nottebart, R ERA: 5.5 Gordon Jones, R ERA: 1.0 (1, 1) (8, 1)	IP: 7.1 WLS: L BF: 31 H: 8 R: 5 ER: 5 SO: 5 BB: 3 IBB: 0 HBP: 0 BLK: 0 WP: 0 HR: 1 S: 38 P: 50 ERA: 6.14 WHIP: 1.500															PITCHER				

Houston Colt 45's @ Philadelphia Phillies
 Connie Mack Stadium, Philadelphia, PA
 Sat May 30 1964, 7:05 PM EDT
 Att: 19,046 - Unknown

AB	27
R	5
H	8
RBI	4
BB	3
SO	5
LOB	9



Batter	1	2	3	4	5	6	7	8	9	AB	R	H	RBI	BB	SO	LOB	TOP							
Bob Lillis, R OBP: 0.277, SLG: 0.279 (1, 6)	4-0 CS BB		0-0 5-3		0-0 P6		4-0 1B BB FC1-2 BB		0-0 G1-6-3	3	0	0	0	2	0	2								
Nelle Fox, L OBP: 0.346, SLG: 0.349 (1, 4)	0-0 P6		0-0 P6			0-0 1B E 1B	4-0 FC1-2 1B FC1-2 BB		0-0 G3	4	0	1	0	1	0	2								
Al Spangler, L OBP: 0.252, SLG: 0.282 (1, 7)	0-0 4-3			4-0 WP BB		0-0 F8	0-0 FC1-2 FC1-2 1B			3	0	1	1	1	0	1								
Walt Bond, L OBP: 0.331, SLG: 0.507 Claude Raymond, R (7, 1)		0-0 F7		0-3 K		0-0 E9 1B	0-0 FC1-2 FC1-2			4	0	0	0	0	1	5								
Mike White, R OBP: 0.375, SLG: 0.421 (1, 5)		0-3 K		0-3 K		0-0 1B	0-0 FC1-2			4	0	1	0	0	2	4								
Rusty Staub, L OBP: 0.281, SLG: 0.278 (1, 9)		4-0 BB		4-0 BB		0-0 F7		0-0 G3		2	0	0	0	2	0	3								
Dave Roberts, L OBP: 0.077, SLG: 0.077 (1, 3)		0-0 F8		0-0 F5		0-0 L9		0-0 1-3		4	0	0	0	0	0	6								
John Bateman, R OBP: 0.250, SLG: 0.233 (1, 2)			0-0 6-3		0-0 P3		0-3 K	0-3 K		4	0	0	0	0	2	0								
Jim Owens, R OBP: 0.167, SLG: 0.250 Bob Aspromonte, R (7, PH) Steve Hertz, R (7, PR) Jimmy Wynn, R OBP: 0.322, SLG: 0.363 (7, 8)			0-0 2B		0-3 K		4-0 BB PB 1B BB		0-0 G1-6-3 1B	2	0	1	0	0	1	0								
Inning Stats	R: 0 E: 0 K: 0 S: 2	H: 0 LOB: 0 BB: 1 P: 6	R: 0 E: 0 K: 1 S: 5	H: 0 LOB: 1 BB: 1 P: 9	R: 0 E: 0 K: 0 S: 4	H: 1 LOB: 1 BB: 0 P: 4	R: 0 E: 0 K: 2 S: 7	H: 0 LOB: 2 BB: 2 P: 15	R: 0 E: 0 K: 1 S: 5	H: 0 LOB: 0 BB: 0 P: 5	R: 0 E: 0 K: 1 S: 6	H: 2 LOB: 3 BB: 0 P: 6	R: 1 E: 0 K: 1 S: 6	H: 1 LOB: 3 BB: 3 P: 18	R: 0 E: 0 K: 1 S: 5	H: 0 LOB: 0 BB: 0 P: 5	R: 0 E: 0 K: 0 S: 3	H: 1 LOB: 0 BB: 0 P: 3	1B: 4 2B: 1 3B: 0 HR: 0	SF: 0 SAC: 0 DP: 1 HBP: 0	WP: 1 PB: 1 SB: 0 CS: 1	PA: 38		
PITCHER	IP WLS BF H R ER SO BB IBB HBP BLK WP HR S P ERA WHIP	6.1 W 29 3 1 1 5 7 0 0 0 1 0 0 32 60 1.42 1.579	2.2 S 9 2 0 0 1 0 0 0 0 0 0 0 11 11 0.00 0.750																					

Houston Colt 45's @ Philadelphia Phillies
 Connie Mack Stadium, Philadelphia, PA
 Sun May 31 1964, 7:05 PM EDT
 Att: 8,154 - Unknown

AB 31
 R 1
 H 5
 RBI 1
 BB 7
 SO 6
 LOB 23



Batter	1	2	3	4	5	6	7	8	9	AB	R	H	RBI	BB	SO	LOB	BOTTOM			
Cookie Rojas, R OBP: 0.606, SLG: 0.786 (1, 4)	0-0 HR 1B		0-0 CS 1B		0-3 K2-3			4-0 4-3 1B BB		3	1	2	0	1	1	0				
Dick Allen, R OBP: 0.348, SLG: 0.572 (1, 5)	0-0 HR		0-0 F8			0-0 5-3		0-0 4-3 1B		4	1	2	2	0	0	1				
Johnny Callison, L OBP: 0.335, SLG: 0.463 (1, 9)	0-3 K2-3		0-0 CS	0-0 4-3		0-0 3B		0-0 4-3		4	0	1	0	0	1	2				
Wes Covington, L OBP: 0.314, SLG: 0.446 Bobby Wine, R OBP: 0.246, SLG: 0.254 (7, 6)	0-0 4-3			0-0 G6-3 1B		0-0 F7		0-0 1-3		3	0	1	0	0	0	1				
Tony Gonzalez, L OBP: 0.367, SLG: 0.370 (1, 8)	0-0 5-3			0-0 G6-3		0-0 1-3				3	0	0	0	0	0	2				
John Herrnstein, L OBP: 0.324, SLG: 0.437 (7, 7)		0-0 G3			0-0 HR 3B		0-0 L9			3	1	1	0	0	0	0				
Clay Dalrymple, L OBP: 0.219, SLG: 0.229 (1, 2)		0-0 4-3			0-0 G3		0-0 F5			3	0	0	0	0	0	1				
Ruben Amaro, R OBP: 0.323, SLG: 0.357 (7, 3)		0-0 6-3			0-0 HR		0-0 6-3			3	1	1	2	0	0	0				
Art Mahaffey, R OBP: 0.176, SLG: 0.375 Ed Roebuck, R (7, 1)			0-3 K		0-3 K			0-0 1-3		2	0	0	0	0	2	0				
Inning Stats	R: 2 E: 0 K: 1 S: 7	H: 2 LOB: 0 BB: 0 P: 7	R: 0 E: 0 K: 0 S: 3	H: 0 LOB: 0 BB: 0 P: 3	R: 0 E: 0 K: 1 S: 5	H: 1 LOB: 0 BB: 0 P: 5	R: 0 E: 0 K: 0 S: 3	H: 1 LOB: 0 BB: 0 P: 3	R: 2 E: 0 K: 2 S: 9	H: 2 LOB: 0 BB: 0 P: 9	R: 0 E: 0 K: 0 S: 4	H: 1 LOB: 1 BB: 0 P: 4	R: 0 E: 0 K: 0 S: 3	H: 0 LOB: 0 BB: 0 P: 3	R: 0 E: 0 K: 0 S: 4	H: 1 LOB: 2 BB: 1 P: 8	1B: 4 2B: 0 3B: 2 HR: 2	SF: 0 SAC: 0 DP: 1 HBP: 0	WP: 0 PB: 0 SB: 0 CS: 1	PA: 32
PITCHER	IP WLS BF H R ER SO BB IBB HBP BLK WP HR S P ERA WHIP	6.0 L 23 7 4 4 4 0 0 0 0 2 31 31 6.00 1.167	2.0 8 1 0 0 0 1 0 0 0 0 0 7 11 0.00 1.000																	

Houston Colt 45's @ Philadelphia Phillies
 Connie Mack Stadium, Philadelphia, PA
 Sun May 31 1964, 7:05 PM EDT
 Att: 8,154 - Unknown

AB 30
 R 4
 H 8
 RBI 4
 BB 1
 SO 4
 LOB 9



Batter	1	2	3	4	5	6	7	8	9	AB	R	H	RBI	BB	SO	LOB	TOP				
Al Spangler, L OBP: 0.242, SLG: 0.270 (1, 7)	G3	F4		F2		4-3		G3		5	0	0	0	0	0	1					
Nelle Fox, L OBP: 0.359, SLG: 0.355 (1, 4)	2B 1B	F8 BB 1B		BB		BB			3-1	3	1	2	0	2	0	0					
Mike White, R OBP: 0.388, SLG: 0.438 (1, 5)	1B			1-3		L7		FC6-4 1B		4	1	2	0	1	0	3					
Walt Bond, L OBP: 0.333, SLG: 0.504 (1, 9)	1B 2H 3-H	F8				G3		F2		5	1	2	2	0	0	5					
Jimmy Wynn, R OBP: 0.318, SLG: 0.357 (1, 8)	1B SF8	5-3				F8		FC6-4		5	1	1	0	0	0	4					
Rusty Staub, L OBP: 0.281, SLG: 0.277 (1, 3)	BB 1-3 2-H			F7		F5		F8		4	0	1	1	0	0	1					
Eddie Kasko, R OBP: 0.254, SLG: 0.256 (1, 6)	BB 1-2			K		E6		CS 1B		3	0	1	0	1	1	1					
Jerry Grote, R OBP: 0.182, SLG: 0.250 (1, 2)	SF8			K		F9		CS		3	0	0	1	0	2	2					
Ken Johnson, R OBP: 0.167, SLG: 0.143 Hal Woodeshick, R (7, 1)	K			K				F8		3	0	1	0	0	2	2					
Don Larsen, R OBP: 0.071, SLG: 0.071 (8, PH) Claude Raymond, R (8, 1)								2B		0	0	0	0	0	0	0					
Inning Stats	R: 4 E: 0 K: 1 S: 10	H: 5 LOB: 2 BB: 1 P: 14	R: 0 E: 0 K: 0 S: 4	H: 1 LOB: 2 BB: 1 P: 8	R: 0 E: 0 K: 2 S: 7	H: 0 LOB: 0 BB: 0 P: 7	R: 0 E: 0 K: 1 S: 5	H: 0 LOB: 1 BB: 1 P: 9	R: 0 E: 1 K: 0 S: 5	H: 1 LOB: 2 BB: 0 P: 5	R: 0 E: 0 K: 0 S: 3	H: 1 LOB: 0 BB: 0 P: 3	R: 0 E: 0 K: 1 S: 5	H: 0 LOB: 0 BB: 0 P: 5	R: 0 E: 0 K: 0 S: 4	H: 1 LOB: 1 BB: 0 P: 4	1B: 8 2B: 2 3B: 0 HR: 0	SF: 1 SAC: 0 DP: 0 HBP: 0	WP: 0 PB: 0 SB: 0 CS: 1	PA: 42	
PITCHER	IP	WLS	BF	H	R	ER	SO	BB	IBB	HBP	BLK	WP	HR	S	P	ERA	WHIP				
Tracy Stallard, R ERA: 3.97 Bill Wakefield, R ERA: 3.53 Frank Lary, R ERA: 5.73	(1, 1)	0.1	6	5	4	4	0	0	0	0	0	0	0	6	6	108.00	15.000				
	(1, 1)	6.2	W	28	4	0	4	4	0	0	0	0	0	32	48	0.00	1.200				
	(8, 1)	2.0	S	7	1	0	1	0	0	0	0	0	0	9	9	0.00	0.500				

Houston Colt 45's @ New York Mets
Shea Stadium, Flushing, NY
Tue Jun 02 1964, 7:05 PM EDT
Att: 14,533 - Unknown - 65 F

AB	36
R	4
H	10
RBI	4
BB	4
SO	5
LOB	19





Batter	1	2	3	4	5	6	7	8	9	AB	R	H	RBI	BB	SO	LOB	BOTTOM				
Roy McMillan, R OBP: 0.212, SLG: 0.227 (1, 6)	F4		1B FC5-4		F4		FC4-2 HBP E	F8		5	2	1	0	0	0	4					
Ron Hunt, R OBP: 0.381, SLG: 0.438 (1, 4)	4-3 1B		FC5-4 1B			G1-6-3 BB	E HBP IBB			2	2	2	0	2	0	0					
Jesse Gonder, L OBP: 0.339, SLG: 0.398 (1, 2)	4-3		F4			G1-6-3	HBP E HBP			3	0	0	1	0	0	4					
Joe Christopher, R OBP: 0.389, SLG: 0.485 (1, 9)	1B		FC5-4 CS			F7	E5 HBP			4	0	1	2	0	0	3					
Ed Kranepool, L OBP: 0.250, SLG: 0.302 (1, 3)	1B		CS		4-3		2B			3	1	2	1	0	0	0					
Jim Hickman, R OBP: 0.285, SLG: 0.295 (1, 8)	F4				F4		K			4	0	0	0	0	1	6					
George Altman, L OBP: 0.237, SLG: 0.300 Dick Smith, R OBP: 0.271, SLG: 0.341 (7, PR) (8, 7)			1-3		F3		2B 1B	K		3	0	1	1	0	0	0					
Charley Smith, R OBP: 0.281, SLG: 0.354 (1, 5)					F7		FC5 2B HBP	K2-3		4	1	0	0	0	1	1					
Tracy Stallard, R OBP: 0.217, SLG: 0.227 Bill Wakefield, R OBP: 0.143, SLG: 0.143 Hawk Taylor, R OBP: 0.291, SLG: 0.307 Frank Lary, R (8, 1)			K		1-3		FC4-2 2B			0	0	0	0	0	0	0					
Inning Stats	R: 1 E: 0 K: 0 S: 6	H: 3 LOB: 2 BB: 0 P: 6	R: 0 E: 0 K: 1 S: 5	H: 0 LOB: 0 BB: 0 P: 5	R: 1 E: 0 K: 0 S: 4	H: 2 LOB: 0 BB: 0 P: 4	R: 0 E: 0 K: 0 S: 3	H: 0 LOB: 0 BB: 0 P: 3	R: 0 E: 0 K: 0 S: 2	H: 0 LOB: 0 BB: 1 P: 6	R: 5 E: 2 K: 1 S: 10	H: 3 LOB: 3 BB: 1 P: 16	R: 0 E: 0 K: 2 S: 7	H: 0 LOB: 1 BB: 1 P: 11	R: 0 E: 0 K: 0 S: 4	H: 0 LOB: 1 BB: 0 P: 4	1B: 6 2B: 2 3B: 0 HR: 0	SF: 0 SAC: 0 DP: 1 HBP: 2	WP: 0 PB: 0 SB: 0 CS: 1	PA: 38	
PITCHER	IP	WLS	BF	H	R	ER	SO	BB	IBB	HBP	BLK	WP	HR	S	P	ERA	WHIP				
Ken Johnson, R ERA: 2.78 Hal Woodeshick, L ERA: 1.96 Don Larsen, R ERA: 4.05 Claude Raymond, R ERA: 0.96	(1, 1)	6.1	L	7	1	3	0	0	1	2	0	0	0	4	10	0.00	3.000				
	(7, 1)	0.1		1	0	0	0	0	0	0	0	0	0	1	1	0.00	0.000				
	(8, 1)	1.0		4	0	0	2	1	0	0	0	0	0	7	11	0.00	1.000				

Houston Colt 45's @ New York Mets
Shea Stadium, Flushing, NY
Tue Jun 02 1964, 7:05 PM EDT
Att: 14,533 - Unknown - 65 F

AB	32
R	7
H	8
RBI	6
BB	3
SO	4
LOB	18



Batter	1	2	3	4	5	6	7	8	9	AB	R	H	RBI	BB	SO	LOB	TOP										
Al Spangler, L OBP: 0.242, SLG: 0.270 (1, 7)	G3		F3				L9			4	0	1	2	0	0	0	Houston Colt 45's @ Pittsburgh Pirates Forbes Field, Pittsburgh, PA Fri Jun 05 1964, 7:05 PM EDT Att: 8,693 - Unknown AB 33 R 3 H 7 RBI 3 BB 1 SO 4 LOB 14 										
Nelle Fox, L OBP: 0.357, SLG: 0.348 (1, 4)	4-3		6-3				5-3			3	0	0	0	0	0	0											
Mike White, R OBP: 0.379, SLG: 0.422 (1, 8)	3B			1-3-6			F3		6-3	4	1	2	0	0	0	3											
Walt Bond, L OBP: 0.333, SLG: 0.503 (1, 9)	1H			4-3-6			K		4-3	4	0	1	1	0	1	4											
Bob Aspromonte, R OBP: 0.298, SLG: 0.306 (1, 5)	F9			6-3			K		6-3	4	0	0	0	0	1	1											
Rusty Staub, L OBP: 0.276, SLG: 0.284 (1, 3)		G6-4-3					E4		4-3	4	1	2	0	0	0	0											
John Bateman, R OBP: 0.255, SLG: 0.256 (1, 2)		G6-4-3					F3		F9	4	1	1	0	0	0	2											
Eddie Kasko, R OBP: 0.268, SLG: 0.266 (1, 6)		F3					F5		F8	3	0	0	0	1	0	1											
Don Nottebart, R (1, 1)										3	0	0	0	0	2	3											
Hal Woodeshick, R (8, 1)										0	0	0	0	0	0	0											
Gordon Jones, R OBP: 1.000, SLG: 1.000 (9, 1)										0	0	0	0	0	0	0											
Inning Stats	R: 1 E: 0 K: 0 S: 5	H: 2 LOB: 1 BB: 0 P: 5	R: 0 E: 0 K: 0 S: 3	H: 1 LOB: 0 BB: 0 P: 3	R: 0 E: 0 K: 1 S: 5	H: 0 LOB: 0 BB: 0 P: 5	R: 0 E: 0 K: 0 S: 3	H: 1 LOB: 0 BB: 0 P: 3	R: 2 E: 0 K: 1 S: 8	H: 3 LOB: 3 BB: 1 P: 13	R: 0 E: 1 K: 1 S: 6	H: 0 LOB: 1 BB: 0 P: 6	R: 0 E: 0 K: 1 S: 5	H: 0 LOB: 0 BB: 0 P: 5	R: 0 E: 0 K: 0 S: 3	H: 0 LOB: 0 BB: 0 P: 3	R: 0 E: 0 K: 0 S: 3	H: 0 LOB: 0 BB: 0 P: 3	1B: 5 2B: 2 3B: 1 HR: 0	SF: 0 SAC: 0 DP: 2 HBP: 1	WP: 0 PB: 0 SB: 0 CS: 0	PA: 35					
PITCHER	IP	WLS	BF	H	R	ER	SO	BB	IBB	HBP	BLK	WP	HR	S	P	ERA	WHIP										
Bob Friend, R ERA: 3.77 (1, 1)	7.0		29	7	3	3	4	0	1	1	0	0	0	35	40	3.86	1.000										
Bob Priddy, R ERA: 3.0 (8, 1)	2.0	W	6	0	0	0	0	0	0	0	0	0	0	6	6	0.00	0.000										

Batter	1	2	3	4	5	6	7	8	9	AB	R	H	RBI	BB	SO	LOB	BOTTOM										
Dick Schofield, S OBP: 0.354, SLG: 0.329 (1, 6)	F7		4-3					1B	1B	4	1	2	0	1	0	0	Houston Colt 45's @ Pittsburgh Pirates Forbes Field, Pittsburgh, PA Fri Jun 05 1964, 7:05 PM EDT Att: 8,693 - Unknown AB 37 R 4 H 13 RBI 4 BB 2 SO 3 LOB 13 										
Bill Virdon, L OBP: 0.293, SLG: 0.281 (1, 8)	L8		F9					1B	1B	4	0	1	0	0	0	1											
Manny Mota, R (9, PH) OBP: 0.386, SLG: 0.462					5-3			1B	1B	1	0	1	1	0	0	0											
Roberto Clemente, R OBP: 0.499, SLG: 0.554 (1, 9)					5-3			F2	1B	4	0	1	1	1	0	2											
Willie Stargell, L OBP: 0.348, SLG: 0.600 (1, 3)					K			F7	1B	4	1	1	1	0	1	3											
Jerry Lynch, L OBP: 0.304, SLG: 0.429 (1, 7)					K			6-3		3	0	1	0	0	1	0											
Bob Bailey, R (8, PH) OBP: 0.341, SLG: 0.366 (9, 7)					K			1-3		1	0	0	0	0	0	2											
Gene Freese, R OBP: 0.350, SLG: 0.464 (1, 5)					G1-4-3			K		4	0	1	0	0	1	1											
Bill Mazerowski, R OBP: 0.267, SLG: 0.341 (1, 4)					G1-4-3			L1		4	0	1	0	0	0	1											
Jim Pagliaroni, R OBP: 0.398, SLG: 0.411 (1, 2)					5-3			6-3		4	1	3	0	0	0	1											
Bob Friend, R OBP: 0.161, SLG: 0.103 (1, 1)					5-3			1B	2B	2	0	0	0	0	0	1											
Smoky Burgess, L (7, PH) OBP: 0.362, SLG: 0.295					5-3			1B	1B	1	0	0	0	0	0	1											
Bob Priddy, R (8, 1)								1B	1B	0	0	0	0	0	0	0											
Donn Clendenon, R (8, PH) OBP: 0.326, SLG: 0.404								2H	1B	1	1	1	1	0	0	0											
Inning Stats	R: 0 E: 0 K: 1 S: 5	H: 0 LOB: 1 BB: 1 P: 9	R: 0 E: 0 K: 0 S: 4	H: 2 LOB: 1 BB: 0 P: 4	R: 0 E: 0 K: 0 S: 3	H: 0 LOB: 0 BB: 0 P: 3	R: 1 E: 0 K: 1 S: 7	H: 2 LOB: 1 BB: 0 P: 7	R: 0 E: 0 K: 0 S: 4	H: 2 LOB: 1 BB: 0 P: 4	R: 0 E: 0 K: 0 S: 3	H: 0 LOB: 0 BB: 0 P: 3	R: 0 E: 0 K: 1 S: 6	H: 1 LOB: 1 BB: 0 P: 6	R: 0 E: 0 K: 0 S: 4	H: 1 LOB: 2 BB: 1 P: 8	R: 3 E: 0 K: 0 S: 7	H: 5 LOB: 2 BB: 0 P: 7	1B: 10 2B: 1 3B: 1 HR: 1	SF: 0 SAC: 0 DP: 2 HBP: 0	WP: 0 PB: 0 SB: 0 CS: 0	PA: 39					
PITCHER	IP	WLS	BF	H	R	ER	SO	BB	IBB	HBP	BLK	WP	HR	S	P	ERA	WHIP										
Don Nottebart, R ERA: 4.99 (1, 1)	7.1		30	8	1	1	3	2	0	0	0	0	0	34	42	1.23	1.364										
Hal Woodeshick, L ERA: 2.96 (8, 1)	1.1	L	8	4	3	3	0	0	0	0	0	0	0	8	8	20.25	3.000										
Gordon Jones, R ERA: 1.0 (9, 1)	0.0		1	1	0	0	0	0	0	0	0	0	0	1	1	∞	∞										

Batter	1	2	3	4	5	6	7	8	9	AB	R	H	RBI	BB	SO	LOB	TOP		
Bob Lillis, R OBP: 0.325, SLG: 0.320 (1, 6)										4	0	2	0	0	0	1	Houston Colt 45's @ Pittsburgh Pirates Forbes Field, Pittsburgh, PA Sun Jun 07 1964, 3:38 AM EDT Att: 13,149 - Unknown		
Nelle Fox, L OBP: 0.347, SLG: 0.338 (1, 4)										4	0	0	0	0	0	3			
Mike White, R OBP: 0.398, SLG: 0.459 (1, 8)										4	1	3	0	0	0	0			
Walt Bond, L OBP: 0.324, SLG: 0.484 (1, 9)										4	0	0	0	0	1	4			
Bob Aspromonte, R OBP: 0.296, SLG: 0.304 (1, 5)										4	0	0	0	0	1	4			
Jimmy Wynn, R OBP: 0.317, SLG: 0.356 Al Spangler, L OBP: 0.246, SLG: 0.268 (1, 7) (4, 7)										1	0	0	0	0	1	0			
Dave Roberts, L OBP: 0.118, SLG: 0.118 (1, 3)										3	0	1	1	0	0	0			
John Bateman, R OBP: 0.250, SLG: 0.273 (1, 2)										3	0	0	0	0	2	2			
Bob Bruce, R OBP: 0.400, SLG: 0.308 Claude Raymond, R (7, 1)										2	0	1	0	0	0	0			
Rusty Staub, L OBP: 0.274, SLG: 0.281 Gordon Jones, R OBP: 1.000, SLG: 1.000 Larry Yellen, R (8, 1)										0	0	0	0	0	0	0			
Inning Stats	R: 0 E: 0 K: 0 S: 3	H: 0 LOB: 0 BB: 0 P: 3	R: 0 E: 0 K: 1 S: 5	H: 0 LOB: 0 BB: 0 P: 5	R: 0 E: 0 K: 1 S: 5	H: 0 LOB: 0 BB: 0 P: 5	R: 0 E: 0 K: 1 S: 7	H: 2 LOB: 2 BB: 0 P: 7	R: 0 E: 0 K: 0 S: 3	H: 1 LOB: 0 BB: 0 P: 3	R: 1 E: 0 K: 2 S: 9	H: 2 LOB: 2 BB: 1 P: 13	R: 0 E: 0 K: 0 S: 3	H: 1 LOB: 0 BB: 0 P: 3	R: 0 E: 0 K: 0 S: 3	H: 1 LOB: 0 BB: 0 P: 3	1B: 7 2B: 0 3B: 0 HR: 0	SF: 0 SAC: 0 DP: 3 HBP: 0	WP: 1 PA: 32 PB: 0 SB: 0 CS: 0
PITCHER Vern Law, R ERA: 3.25 (1, 1)	IP: 9.0 WLS: W BF: 32 H: 7 R: 1 ER: 1 SO: 5 BB: 1 IBB: 0 HBP: 0 BLK: 0 WP: 1 HR: 0 S: 41 P: 45 ERA: 1.00 WHIP: 0.889															PITCHER			

Batter	1	2	3	4	5	6	7	8	9	AB	R	H	RBI	BB	SO	LOB	BOTTOM		
Dick Schofield, S OBP: 0.353, SLG: 0.325 (1, 6)										4	1	1	0	0	0	0	Houston Colt 45's @ Pittsburgh Pirates Forbes Field, Pittsburgh, PA Sun Jun 07 1964, 3:38 AM EDT Att: 13,149 - Unknown		
Bill Virdon, L OBP: 0.301, SLG: 0.290 (1, 8)										4	1	2	1	0	0	0			
Roberto Clemente, R OBP: 0.396, SLG: 0.535 (1, 9)										4	0	0	0	0	0	2			
Willie Stargell, L OBP: 0.347, SLG: 0.583 (1, 3)										4	0	1	1	0	0	1			
Jerry Lynch, L OBP: 0.340, SLG: 0.458 Manny Mota, R OBP: 0.373, SLG: 0.444 (1, 7) (7, PR) (8, 7)										3	1	2	0	0	0	0			
Smoky Burgess, L OBP: 0.356, SLG: 0.292 (1, 2)										4	0	1	1	0	1	2			
Bob Bailey, R OBP: 0.348, SLG: 0.368 (1, 5)										2	1	1	0	1	0	0			
Bill Mazeroski, R OBP: 0.269, SLG: 0.363 (1, 4)										2	1	1	3	0	0	0			
Vern Law, R OBP: 0.370, SLG: 0.385 (1, 1)										3	0	0	0	0	0	2			
Inning Stats	R: 0 E: 0 K: 0 S: 3	H: 0 LOB: 0 BB: 0 P: 3	R: 3 E: 0 K: 0 S: 5	H: 2 LOB: 0 BB: 1 P: 9	R: 0 E: 0 K: 0 S: 3	H: 0 LOB: 0 BB: 0 P: 3	R: 0 E: 0 K: 1 S: 5	H: 0 LOB: 0 BB: 0 P: 5	R: 0 E: 0 K: 0 S: 4	H: 1 LOB: 1 BB: 0 P: 4	R: 1 E: 0 K: 0 S: 5	H: 3 LOB: 2 BB: 0 P: 5	R: 2 E: 0 K: 0 S: 6	H: 3 LOB: 1 BB: 0 P: 6	R: 0 E: 0 K: 0 S: 3	H: 0 LOB: 0 BB: 0 P: 3		1B: 7 2B: 1 3B: 0 HR: 1	SF: 0 SAC: 1 DP: 0 HBP: 0
PITCHER Bob Bruce, R ERA: 2.68 Claude Raymond, R ERA: 0.53 Gordon Jones, R ERA: 2.53 Larry Yellen, R ERA: 3.55 (1, 1) (7, 1) (8, 1) (8, 1)	IP: 6.0 WLS: L BF: 24 H: 5 R: 4 ER: 4 SO: 1 BB: 1 IBB: 0 HBP: 0 BLK: 0 WP: 0 HR: 1 S: 25 P: 29 ERA: 6.00 WHIP: 1.000															PITCHER			

Batter	1	2	3	4	5	6	7	8	9	AB	R	H	RBI	BB	SO	LOB	TOP																									
Felipe Alou, R OBP: 0.293, SLG: 0.391 (1, 8)										5	3	4	2	0	0	1																										
Lee Maye, L OBP: 0.349, SLG: 0.456 (1, 7)										5	1	2	0	0	0	2																										
Hank Aaron, R OBP: 0.381, SLG: 0.456 (1, 9)										5	0	2	3	0	0	0																										
Joe Torre, R OBP: 0.387, SLG: 0.574 (1, 2), (1, 3)										5	0	0	0	0	2	3																										
Eddie Mathews, L OBP: 0.308, SLG: 0.311 (1, 5)										5	0	2	0	0	2	2																										
Gene Oliver, R OBP: 0.241, SLG: 0.342 (1, 3)										1	0	0	0	0	0	1																										
Ed Bailey, L OBP: 0.282, SLG: 0.389 (1, 2)										3	0	1	0	0	1	1																										
Denis Menke, R OBP: 0.369, SLG: 0.450 (1, 6)										4	0	0	0	0	3	4																										
Miguel de la Hoz, R OBP: 0.305, SLG: 0.368 (1, 4)										4	0	1	0	0	0	0																										
Hank Fischer, R OBP: 0.154, SLG: 0.083 (3, 1) Jack Smith, R OBP: 0.200, SLG: 0.500 (6, Ph) Ty Cline, R OBP: 0.333, SLG: 0.241 (6, 1) Dan Schneider, L OBP: 0.216, SLG: 0.500 (8, Ph) Rico Carty, R OBP: 0.333, SLG: 0.500 (8, 1) Bobby Tiefenauer, R (8, 1)										1	1	1	0	0	0	0																										
Inning Stats	R: 2 E: 1 K: 1 S: 8	H: 3 LOB: 1 BB: 0 P: 8	R: 2 E: 0 K: 1 S: 7	H: 2 LOB: 0 BB: 0 P: 7	R: 0 E: 0 K: 2 S: 9	H: 2 LOB: 2 BB: 0 P: 9	R: 0 E: 0 K: 0 S: 4	H: 1 LOB: 1 BB: 0 P: 4	R: 0 E: 0 K: 1 S: 7	H: 1 LOB: 2 BB: 0 P: 7	R: 0 E: 0 K: 1 S: 6	H: 1 LOB: 1 BB: 0 P: 6	R: 0 E: 0 K: 1 S: 5	H: 0 LOB: 0 BB: 0 P: 5	R: 0 E: 0 K: 1 S: 6	H: 1 LOB: 1 BB: 0 P: 6	R: 1 E: 0 K: 1 S: 7	H: 3 LOB: 1 BB: 0 P: 7	1B: 13 2B: 0 3B: 0 HR: 1	SF: 0 SAC: 0 DP: 1 HBP: 0	WP: 0 PB: 2 SB: 0 CS: 0	PA: 41																				
PITCHER	IP	WLS	BF	H	R	ER	SO	BB	IBB	HBP	BLK	WP	HR	S	P	ERA	WHIP	PITCHER								IP	WLS	BF	H	R	ER	SO	BB	IBB	HBP	BLK	WP	HR	S	P	ERA	WHIP
Turk Farrell, R ERA: 2.57 (1, 1)	8.0	W	39	14	5	4	8	0	0	0	0	0	1	55	55	4.50	1.750																									
Hal Woodeshick, L ERA: 2.64 (9, 1)	1.0	S	2	0	0	0	1	0	0	0	0	0	0	4	4	0.00	0.000																									

Milwaukee Braves @ Houston Colt 45's
Colt Stadium, Houston, TX
Tue Jun 09 1964, 4:33 AM EDT
Unknown

AB 41
R 5
H 14
RBI 5
BB 0
SO 9
LOB 15



Batter	1	2	3	4	5	6	7	8	9	AB	R	H	RBI	BB	SO	LOB	BOTTOM																													
Al Spangler, L OBP: 0.243, SLG: 0.263 (1, 7)										5	1	0	0	0	0	1																														
Nellie Fox, L OBP: 0.346, SLG: 0.343 (1, 4)										4	1	2	1	0	0	0																														
Mike White, R OBP: 0.402, SLG: 0.448 (1, 8)										3	1	2	1	1	0	1																														
Walt Bond, L OBP: 0.324, SLG: 0.475 (1, 9)										1	1	0	0	0	0	1																														
Rusty Staub, L OBP: 0.266, SLG: 0.274 (2, 9)										3	0	0	0	0	0	2																														
Bob Aspromonte, R OBP: 0.305, SLG: 0.330 (1, 5)										4	1	3	2	0	0	0																														
Dave Roberts, L OBP: 0.320, SLG: 0.375 (1, 3)										4	1	2	0	0	0	0																														
John Bateman, R OBP: 0.250, SLG: 0.266 (1, 2)										3	0	0	0	1	1	2																														
Eddie Kasko, R OBP: 0.271, SLG: 0.261 (1, 6)										4	0	1	0	0	0	5																														
Turk Farrell, R OBP: 0.161, SLG: 0.103 (1, 1)										4	0	0	0	0	1	5																														
Hal Woodeshick, R (9, 1)										0	0	0	0	0	0	0																														
Inning Stats	R: 4 E: 1 K: 0 S: 7	H: 3 LOB: 0 BB: 0 P: 7	R: 1 E: 1 K: 1 S: 7	H: 2 LOB: 1 BB: 0 P: 7	R: 0 E: 1 K: 0 S: 5	H: 2 LOB: 3 BB: 1 P: 9	R: 0 E: 0 K: 0 S: 3	H: 0 LOB: 1 BB: 1 P: 7	R: 0 E: 0 K: 0 S: 5	H: 2 LOB: 1 BB: 0 P: 5	R: 0 E: 0 K: 0 S: 4	H: 1 LOB: 1 BB: 0 P: 4	R: 0 E: 0 K: 1 S: 5	H: 0 LOB: 0 BB: 0 P: 5	R: 0 E: 0 K: 0 S: 3	H: 0 LOB: 0 BB: 0 P: 3	R: 0 E: 0 K: 0 S: 7	H: 0 LOB: 0 BB: 0 P: 7	1B: 8 2B: 1 3B: 0 HR: 1	SF: 0 SAC: 0 DP: 1 HBP: 0	WP: 2 PB: 0 SB: 0 CS: 0	PA: 37																								
PITCHER	IP	WLS	BF	H	R	ER	SO	BB	IBB	HBP	BLK	WP	HR	S	P	ERA	WHIP	PITCHER								IP	WLS	BF	H	R	ER	SO	BB	IBB	HBP	BLK	WP	HR	S	P	ERA	WHIP				
Hank Fischer, R ERA: 2.69 (1, 1)	2.2	L	16	7	5	3	1	1	0	0	0	1	0	10	14	0.00	1.286																													
Jack Smith, R ERA: 3.13 (3, 1)	2.1		11	2	1	0	0	1	0	0	0	1	0	10	14	0.00	1.286																													
Dan Schneider, L ERA: 2.16 (6, 1)	2.0		7	1	0	0	1	0	0	0	0	0	0	9	9	0.00	0.500																													
Bobby Tiefenauer, R ERA: 3.21 (8, 1)	1.0		3	0	0	0	0	0	0	0	0	0	0	3	3	0.00	0.000																													

Milwaukee Braves @ Houston Colt 45's
Colt Stadium, Houston, TX
Tue Jun 09 1964, 4:33 AM EDT
Unknown

AB 35
R 6
H 10
RBI 4
BB 2
SO 2
LOB 17



Batter	1	2	3	4	5	6	7	8	9	AB	R	H	RBI	BB	SO	LOB	TOP		
Lee Mays, L OBP: 0.347, SLG: 0.451 Ty Cline, L OBP: 0.333, SLG: 0.241	F9		1B		L7			K		4	0	1	0	0	1	1	<p>Milwaukee Braves @ Houston Colt 45's</p> <p>Colt Stadium, Houston, TX</p> <p>Tue Jun 09 1964, 8:05 PM EDT</p> <p>Att. 11,186 - Unknown</p>		
Frank Bolling, R OBP: 0.297, SLG: 0.342	5-3		SF8		G3			4-3		3	0	0	1	0	0	1			
Hank Aaron, R OBP: 0.383, SLG: 0.455	BB		F7		1-3			1B		3	0	1	0	1	0	1			
Felipe Alou, R OBP: 0.292, SLG: 0.388	F7		1B		F2			FC6		4	0	1	0	0	0	2			
Gene Oliver, R OBP: 0.230, SLG: 0.325	5-3		1B		F2			FC4		4	0	0	0	0	1	2			
Ed Bailey, L OBP: 0.280, SLG: 0.376	K		3-1		BB			L9		3	0	0	0	1	1	2			
Eddie Mathews, L OBP: 0.304, SLG: 0.306	F9		4-3		F8					3	0	0	0	0	0	2			
Denis Menke, R OBP: 0.369, SLG: 0.447	L7		1B		G5-4-3					3	0	1	0	0	0	1			
Bob Sadowski, R OBP: 0.136, SLG: 0.136 Dan Schneider, L (8, 1)	1B		SH3-4		G1					2	1	1	0	0	0	0			
										0	0	0	0	0	0	0			
Inning Stats	R: 0 E: 0 K: 0 S: 3	H: 0 LOB: 1 BB: 1 P: 7	R: 0 E: 0 K: 1 S: 5	H: 0 LOB: 0 BB: 0 P: 5	R: 1 E: 0 K: 0 S: 5	H: 2 LOB: 1 BB: 0 P: 5	R: 0 E: 0 K: 1 S: 6	H: 1 LOB: 1 BB: 0 P: 6	R: 0 E: 0 K: 0 S: 4	H: 0 LOB: 0 BB: 0 P: 3	R: 0 E: 0 K: 0 S: 2	H: 0 LOB: 0 BB: 1 P: 6	R: 0 E: 0 K: 1 S: 5	H: 0 LOB: 0 BB: 0 P: 5	R: 0 E: 0 K: 0 S: 4	H: 1 LOB: 1 BB: 0 P: 4	1B: 5 2B: 0 3B: 0 HR: 0	SF: 1 SAC: 1 DP: 1 HBP: 0	WP: 0 PA: 33 CS: 0
PITCHER Don Nottebart, R ERA: 4.48	IP: 9.0 WLS: W BF: 33	H: 5 R: 1 ER: 1 SO: 3	BB: 2 IBB: 0 HBP: 0 BLK: 0	WP: 0 HR: 0 S: 37 P: 45	ERA: 1.00 WHIP: 0.778														

Batter	1	2	3	4	5	6	7	8	9	AB	R	H	RBI	BB	SO	LOB	BOTTOM		
Bob Lillis, R OBP: 0.321, SLG: 0.316	4-3		4-3			G3		1B		4	1	1	2	0	0	1	<p>Milwaukee Braves @ Houston Colt 45's</p> <p>Colt Stadium, Houston, TX</p> <p>Tue Jun 09 1964, 8:05 PM EDT</p> <p>Att. 11,186 - Unknown</p>		
Al Spangler, L OBP: 0.243, SLG: 0.262	K				K		F9	BB		4	0	1	1	0	2	0			
Mike White, R OBP: 0.397, SLG: 0.435	G3				K		6-3	BB		3	0	0	0	1	1	0			
Dave Roberts, L OBP: 0.345, SLG: 0.346					3-1		L8	FC6-4		2	0	0	0	1	0	0			
Bob Aspromonte, R OBP: 0.304, SLG: 0.344	G5-4-3				4-3			HR		4	1	1	1	0	0	4			
Jimmy Wynn, R OBP: 0.312, SLG: 0.349 Eddie Kasko, R OBP: 0.271, SLG: 0.261	K				F7			K		3	0	0	0	0	2	0			
Rusty Staub, L OBP: 0.269, SLG: 0.271					F3			K		2	1	0	0	1	1	0			
Jerry Grote, R OBP: 0.213, SLG: 0.262					SH1-4			1B		2	1	1	0	1	0	0			
Don Nottebart, R (1, 1)					SH1-4			4-3		2	0	0	0	0	0	2			
								E5		2	0	0	0	0	0	2			
Inning Stats	R: 0 E: 0 K: 1 S: 5	H: 0 LOB: 0 BB: 0 P: 5	R: 0 E: 0 K: 1 S: 4	H: 0 LOB: 0 BB: 0 P: 5	R: 0 E: 0 K: 0 S: 4	H: 1 LOB: 1 BB: 0 P: 4	R: 0 E: 0 K: 2 S: 7	H: 0 LOB: 0 BB: 0 P: 7	R: 0 E: 0 K: 1 S: 5	H: 0 LOB: 0 BB: 0 P: 5	R: 0 E: 0 K: 0 S: 3	H: 0 LOB: 0 BB: 0 P: 3	R: 0 E: 0 K: 1 S: 3	H: 0 LOB: 0 BB: 0 P: 3	R: 4 E: 1 K: 1 S: 8	H: 3 LOB: 3 BB: 4 P: 24	1B: 3 2B: 0 3B: 0 HR: 1	SF: 0 SAC: 1 DP: 1 HBP: 1	WP: 0 PA: 32 CS: 0
PITCHER Bob Sadowski, R ERA: 4.48 Dan Schneider, L ERA: 2.09	IP: 7.2 WLS: L	BF: 30	H: 4 R: 4 ER: 2 SO: 6	BB: 3 IBB: 0 HBP: 1 BLK: 0	WP: 0 HR: 1 S: 38 P: 51	ERA: 2.35 WHIP: 0.913													

Batter	1	2	3	4	5	6	7	8	9	AB	R	H	RBI	BB	SO	LOB	TOP										
Bobby Klaus, R (1.4) OBP: 0.178, SLG: 0.167	0-0 5-3		0-3 K			0-0 SH3		0-0 F7		3	0	0	0	0	1	0	Cincinnati Reds @ Houston Colt 45's Colt Stadium, Houston, TX Fri Jun 12 1964, 8:05 PM EDT Att: 9,768 - Unknown										
Tommy Harper, R (1.7) OBP: 0.325, SLG: 0.323	0-0 1-3			0-0 F3		0-0 4-3		0-0 1B		4	1	1	0	0	0	1											
Vada Pinson, L (1.8) OBP: 0.310, SLG: 0.406	0-0 1-3			0-0 F3		0-0 F4		0-0 1B		4	1	1	0	0	0	1											
Gordy Coleman, L (1.3) OBP: 0.339, SLG: 0.473		0-0 F9		0-0 2B		4-0 3-1	1B	0-0 1B		3	0	2	1	1	0	0											
Frank Robinson, R (1.9) OBP: 0.395, SLG: 0.585		0-0 HR		0-0 6-3		0-0 F9	BB	0-0 SF8-6-5		3	1	1	2	0	0	2											
Johnny Edwards, L (1.2) OBP: 0.323, SLG: 0.376		0-0 F8			0-0 F8		0-0 3-1	1B		4	0	1	0	0	0	0											
Leo Cardenas, R (1.6) OBP: 0.319, SLG: 0.409		0-0 F6			0-0 5-3		0-0 3-1			4	0	0	0	0	0	2											
Steve Boros, R (1.5) OBP: 0.293, SLG: 0.326			0-0 6-3		0-0 F6		4-0 IBB			3	0	0	0	1	0	0											
Joe Nuxhall, L (1.1) OBP: 0.103, SLG: 0.103			0-0 F4			0-0 4-3	SH3	0-3 K		3	0	1	0	0	1	3											
Inning Stats	R: 0 E: 0 K: 0 S: 3	H: 0 LOB: 0 BB: 0 P: 3	R: 1 E: 0 K: 0 S: 4	H: 1 LOB: 0 BB: 0 P: 4	R: 0 E: 0 K: 1 S: 5	H: 0 LOB: 0 BB: 0 P: 5	R: 0 E: 0 K: 0 S: 4	H: 1 LOB: 1 BB: 0 P: 4	R: 0 E: 0 K: 0 S: 3	H: 0 LOB: 0 BB: 0 P: 3	R: 0 E: 0 K: 0 S: 4	H: 1 LOB: 3 BB: 2 P: 4	R: 0 E: 0 K: 0 S: 5	H: 0 LOB: 0 BB: 0 P: 5	R: 0 E: 0 K: 0 S: 3	H: 0 LOB: 0 BB: 0 P: 3		1B: 5 2B: 2 3B: 0 HR: 1	SF: 1 SAC: 1 DP: 1 HBP: 0	WP: 0 PB: 0 SB: 0 CS: 0	PA: 35						
PITCHER	IP	WLS	BF	H	R	ER	SO	BB	IBB	HBP	BLK	WP	HR	S	P	ERA	WHIP										
Ken Johnson, R (1.1) ERA: 2.93	7.1	L	31	7	3	3	2	1	1	0	0	0	1	33	41	3.68	1.091										
Jim Owens, R (8.1) ERA: 4.29	0.2		1	0	0	0	0	0	0	0	0	0	0	1	1	0.00	0.000										
Gordon Jones, R (9.1) ERA: 2.31	1.0		3	0	0	0	0	0	0	0	0	0	0	3	3	0.00	0.000										

Batter	1	2	3	4	5	6	7	8	9	AB	R	H	RBI	BB	SO	LOB	BOTTOM										
Bob Lillis, R (1.4) OBP: 0.330, SLG: 0.337	0-0 F7		0-0 CS			0-0 1B		0-3 K		4	0	2	0	0	1	1	Cincinnati Reds @ Houston Colt 45's Colt Stadium, Houston, TX Fri Jun 12 1964, 8:05 PM EDT Att: 9,768 - Unknown										
Dave Roberts, L (1.3) OBP: 0.378, SLG: 0.323	4-0 CS		0-0 CS	0-0 1-3		0-0 1B		0-0 1-5-3		3	0	1	0	1	0	1											
Mike White, R (1.8) OBP: 0.379, SLG: 0.409	0-3 K			0-0 6-3		0-0 F7		0-3 K		4	0	0	0	0	2	4											
Gordon Jones, R (9.1) OBP: 1.000, SLG: 1.000	1-2 K					0-0 F7		0-3 K		0	0	0	0	0	0	0											
Walt Bond, L (1.9) OBP: 0.317, SLG: 0.463		0-0 3-1		0-0 F8		0-0 F2		0-0 F5		4	0	0	0	0	0	2											
Bob Aspromonte, R (1.5) OBP: 0.317, SLG: 0.369		4-0 BB			0-0 F8		0-0 F9		0-0 1B	3	0	1	0	1	0	0											
Jimmy Wynn, R (1.7) OBP: 0.305, SLG: 0.340		0-3 K			0-3 K		0-0 F7		0-0 F7	4	0	0	0	0	2	2											
Eddie Kasko, R (1.6) OBP: 0.280, SLG: 0.269		0-0 F7			4-0 BB		0-0 2B		0-0 1B	3	0	2	0	1	0	1											
Jerry Grote, R (1.2) OBP: 0.200, SLG: 0.244			0-0 F8		0-0 F9		0-0 4-3		0-0 6-3	3	0	0	0	0	0	2											
Nellie Fox, L (9. PH) OBP: 0.342, SLG: 0.339										1	0	0	0	0	0	2											
Ken Johnson, R (1.1) OBP: 0.152, SLG: 0.129			0-3 K			0-3 K		0-0 1B		2	0	0	0	0	2	0											
Jim Owens, R (8.1) OBP: 0.167, SLG: 0.250										0	0	0	0	0	0	0											
Al Spangler, L (9. PH) OBP: 0.255, SLG: 0.264										1	0	1	0	0	0	0											
Inning Stats	R: 0 E: 0 K: 1 S: 4	H: 0 LOB: 1 BB: 1 P: 8	R: 0 E: 0 K: 1 S: 5	H: 0 LOB: 1 BB: 1 P: 9	R: 0 E: 0 K: 1 S: 5	H: 1 LOB: 0 BB: 0 P: 5	R: 0 E: 0 K: 0 S: 3	H: 0 LOB: 0 BB: 0 P: 3	R: 0 E: 0 K: 1 S: 5	H: 0 LOB: 1 BB: 1 P: 9	R: 0 E: 0 K: 1 S: 7	H: 2 LOB: 2 BB: 0 P: 7	R: 0 E: 0 K: 0 S: 4	H: 1 LOB: 1 BB: 0 P: 4	R: 0 E: 0 K: 2 S: 8	H: 1 LOB: 0 BB: 0 P: 8	R: 0 E: 0 K: 0 S: 5	H: 2 LOB: 2 BB: 0 P: 5	1B: 5 2B: 2 3B: 0 HR: 0	SF: 0 SAC: 0 DP: 0 HBP: 0	WP: 0 PB: 0 SB: 0 CS: 2	PA: 36					
PITCHER	IP	WLS	BF	H	R	ER	SO	BB	IBB	HBP	BLK	WP	HR	S	P	ERA	WHIP										
Joe Nuxhall, L (1.1) ERA: 3.85	9.0	W	35	7	0	0	7	3	0	0	0	0	0	46	58	0.00	1.111										

AB	31
R	3
H	7
RBI	3
BB	2
SO	2
LOB	9



AB	32
R	0
H	7
RBI	0
BB	3
SO	7
LOB	15



Batter	1	2	3	4	5	6	7	8	9	AB	R	H	RBI	BB	SO	LOB	TOP			
Bobby Klaus, R OBP: 0.200, SLG: 0.298 (1, 4)	0-0 5-3	0-0 1-3		0-0 HR		0-3 K		0-0 2H 3B		5	1	2	2	0	1	2	Cincinnati Reds @ Houston Colt 45's Colt Stadium, Houston, TX Sat Jun 13 1964, 4:33 AM EDT Att: 7,189 - Unknown AB 40 R 6 H 14 RBI 6 BB 0 SO 7 LOB 14			
Tommy Harper, R OBP: 0.324, SLG: 0.319 (1, 7)	0-0 F8		0-0 1B 1B	0-3 K			0-0 F6	0-3 K		5	1	1	0	0	2	1				
Vada Pinson, L OBP: 0.312, SLG: 0.426 (1, 8)	0-0 2B		0-3 K		0-0 F7		0-0 HR		0-0 F8	5	1	2	1	0	1	1				
Gordy Coleman, L OBP: 0.341, SLG: 0.470 (1, 3)	0-3 K		0-0 F7		0-0 1B 1B		0-0 1B		0-3 K	5	0	2	0	0	2	2				
Frank Robinson, R OBP: 0.391, SLG: 0.574 (1, 9)		0-0 5-3	0-0 1-3 1B	0-0 S 1B	0-0 F7		0-0 F7		0-0 L9	5	1	1	0	0	0	2				
Johnny Edwards, L OBP: 0.332, SLG: 0.385 (1, 2)		0-0 1B FC6-4 1B	0-0 1B	0-0 1-1H 1-3 1B	0-0 1-3 1B		0-0 F7			4	1	3	2	0	0	1				
Leo Cardenas, R OBP: 0.318, SLG: 0.406 (1, 6)		0-0 FC6-4 1-2 1B	0-0 5-3		0-0 F9			0-0 F9		4	0	1	0	0	0	3				
Steve Boros, R OBP: 0.301, SLG: 0.333 (1, 5)		0-0 FC6-4 1-2 2-3 1B		0-0 F4		0-0 F9		0-0 SH2-4 3B 1B		4	1	2	0	0	0	0				
Jim Maloney, L OBP: 0.258, SLG: 0.148 (1, 1)		0-0 FC6-4 1-2 2-3 3-H		0-0 F7		0-3 K		0-0 SH2-4		3	0	0	1	0	1	2				
Inning Stats	R: 0 E: 0 K: 1 S: 6	H: 1 LOB: 1 BB: 0 P: 6	R: 1 E: 0 K: 0 S: 6	H: 3 LOB: 2 BB: 0 P: 6	R: 2 E: 0 K: 1 S: 8	H: 3 LOB: 1 BB: 0 P: 8	R: 1 E: 0 K: 1 S: 6	H: 1 LOB: 0 BB: 0 P: 6	R: 0 E: 0 K: 2 S: 5	H: 0 LOB: 0 BB: 0 P: 7	R: 1 E: 0 K: 0 S: 5	H: 2 LOB: 1 BB: 0 P: 5	R: 1 E: 0 K: 1 S: 7	H: 2 LOB: 1 BB: 0 P: 7	R: 0 E: 0 K: 1 S: 5	H: 0 LOB: 0 BB: 0 P: 5	1B: 10 2B: 1 3B: 1 HR: 2	SF: 0 SAC: 1 DP: 0 HBP: 0	WP: 0 PB: 0 SB: 1 CS: 0	PA: 41
PITCHER	IP WLS BF H R ER SO BB IBB HBP BLK WP HR S P ERA WHIP	IP WLS BF H R ER SO BB IBB HBP BLK WP HR S P ERA WHIP																		
Hal Brown, R ERA: 3.88 (1, 1)	3.2 L 19 8 4 4 2 0 0 0 0 0 1 23 23 9.82 2.182																			
Jim Owens, R ERA: 4.17 (4, 1)	3.1 14 4 1 1 3 0 0 0 0 0 1 20 20 2.70 1.200																			
Gordon Jones, R ERA: 2.63 (8, 1)	2.0 8 2 1 1 2 0 0 0 0 0 0 12 12 4.50 1.000																			

Batter	1	2	3	4	5	6	7	8	9	AB	R	H	RBI	BB	SO	LOB	BOTTOM					
Al Spangler, L OBP: 0.261, SLG: 0.284 (1, 8)	0-0 1B 3B	0-0 2-3 1B			0-0 F5		0-0 F9			4	1	2	0	0	0	1	Cincinnati Reds @ Houston Colt 45's Colt Stadium, Houston, TX Sat Jun 13 1964, 4:33 AM EDT Att: 7,189 - Unknown AB 32 R 1 H 6 RBI 1 BB 2 SO 4 LOB 11					
Nellie Fox, L OBP: 0.335, SLG: 0.331 (1, 4)	0-0 6-3	0-0 F7			0-0 4-3		0-0 F8			4	0	0	0	0	0	4						
Dave Roberts, L OBP: 0.341, SLG: 0.286 (1, 3)	0-0 L7		0-0 F9		0-0 F7		0-0 F7			4	0	0	0	0	0	1						
Walt Bond, L OBP: 0.315, SLG: 0.455 (1, 7)	4-0 1B BB		0-0 L9		0-0 3-1		0-0 3-1			3	0	0	0	1	0	0						
Bob Aspromonte, R OBP: 0.315, SLG: 0.366 (1, 5)	0-0 1-2 3-H 1B		0-3 K		0-0 6-3		0-0 F4			4	0	1	1	0	1	0						
Rusty Staub, L OBP: 0.263, SLG: 0.264 (1, 9)	0-0 F6			0-0 F8		0-0 1B		0-0 3-1		4	0	1	0	0	0	2						
Bob Lillis, R OBP: 0.326, SLG: 0.333 (1, 6)		0-0 L5		0-0 FC5-4 1B		0-0 F6		0-0 F2		4	0	1	0	0	0	1						
John Bateman, R OBP: 0.253, SLG: 0.264 (1, 2)		4-0 1B SH3 BB		0-0 FC5-4 1-2 1B		0-3 K		0-3 K		1	0	0	0	1	0	1						
Hal Brown, R (1, 1)		0-0 SH3		0-3 K			0-0 1B			0	0	0	0	0	0	0						
Jim Owens, R OBP: 0.154, SLG: 0.231 (4, 1)										1	0	0	0	0	1	1						
Jimmy Wynn, R OBP: 0.308, SLG: 0.344 (7, PH)										1	0	1	0	0	0	0						
Gordon Jones, R OBP: 1.000, SLG: 1.000 (8, 1)		1-2								0	0	0	0	0	0	0						
Inning Stats	R: 1 E: 0 K: 0 S: 5	H: 2 LOB: 2 BB: 1 P: 9	R: 0 E: 0 K: 0 S: 4	H: 1 LOB: 2 BB: 1 P: 8	R: 0 E: 0 K: 1 S: 5	H: 0 LOB: 0 BB: 0 P: 5	R: 0 E: 0 K: 1 S: 6	H: 1 LOB: 1 BB: 0 P: 6	R: 0 E: 0 K: 0 S: 3	H: 0 LOB: 0 BB: 0 P: 3	R: 0 E: 0 K: 0 S: 4	H: 1 LOB: 1 BB: 0 P: 4	R: 0 E: 0 K: 1 S: 6	H: 1 LOB: 1 BB: 0 P: 6	R: 0 E: 0 K: 0 S: 3	H: 0 LOB: 0 BB: 0 P: 3	R: 0 E: 0 K: 1 S: 5	H: 0 LOB: 0 BB: 0 P: 5	1B: 5 2B: 0 3B: 1 HR: 0	SF: 0 SAC: 1 DP: 0 HBP: 0	WP: 0 PB: 0 SB: 0 CS: 0	PA: 35
PITCHER	IP WLS BF H R ER SO BB IBB HBP BLK WP HR S P ERA WHIP	IP WLS BF H R ER SO BB IBB HBP BLK WP HR S P ERA WHIP																				
Jim Maloney, R ERA: 2.27 (1, 1)	9.0 W 35 6 1 1 4 2 0 0 0 0 0 41 49 1.00 0.889																					

Batter	1	2	3	4	5	6	7	8	9	AB	R	H	RBI	BB	SO	LOB	TOP			
Curt Flood, R OBP: 0.357, SLG: 0.389 (1, 8)										4	0	0	0	1	1	0				
Dick Groat, R OBP: 0.306, SLG: 0.357 (1, 6)										4	0	1	0	0	0	1				
Bill White, L OBP: 0.297, SLG: 0.387 (1, 3)										4	1	3	0	0	0	1				
Ken Boyer, R OBP: 0.381, SLG: 0.491 (1, 5)										4	0	2	1	0	0	3				
Charlie James, R OBP: 0.274, SLG: 0.379 (1, 9)										4	0	0	0	0	1	3				
Bob Skinner, L OBP: 0.269, SLG: 0.403 (1, 7)										3	0	0	0	1	2	3				
Tim McCarver, L OBP: 0.337, SLG: 0.424 (1, 2)										4	0	1	0	0	0	3				
Julian Javier, R OBP: 0.251, SLG: 0.361 (1, 4)										2	0	1	0	0	1	1				
Doug Clemens, L OBP: 0.271, SLG: 0.372 (6, PH)										1	0	0	0	0	1	2				
Jerry Buchek, R OBP: 0.400, SLG: 0.429 (6, 4)										1	0	0	0	0	1	0				
Bob Gibson, R OBP: 0.250, SLG: 0.242 (1, 1)										2	0	0	0	0	1	2				
Phil Gagliano, R OBP: 0.303, SLG: 0.355 (7, PH)										1	0	0	0	0	0	0				
Ron Taylor, R OBP: 0.314, SLG: 0.429 (7, 1)										1	0	0	0	0	0	0				
Carl Warwick, R OBP: 0.314, SLG: 0.429 (9, PH)										1	0	0	0	0	1	0				
Inning Stats	R: 0 E: 0 K: 0 S: 4	H: 2 LOB: 1 BB: 0 P: 4	R: 0 E: 0 K: 0 S: 4	H: 1 LOB: 2 BB: 1 P: 8	R: 0 E: 0 K: 1 S: 3	H: 0 LOB: 1 BB: 0 P: 7	R: 0 E: 1 K: 2 S: 8	H: 0 LOB: 1 BB: 0 P: 8	R: 0 E: 0 K: 1 S: 5	H: 3 LOB: 2 BB: 0 P: 10	R: 0 E: 0 K: 1 S: 5	H: 0 LOB: 0 BB: 0 P: 5	R: 0 E: 0 K: 1 S: 7	H: 2 LOB: 2 BB: 0 P: 7	R: 0 E: 0 K: 2 S: 7	H: 0 LOB: 0 BB: 0 P: 7	1B: 7 2B: 1 3B: 1 HR: 0	SF: 0 SAC: 0 DP: 1 HBP: 0	WP: 0 PB: 0 SB: 0 CS: 0	PA: 37
PITCHER Turk Farrell, R ERA: 2.41 (1, 1)	IP: 9.0 WLS: W BF: 37 H: 8 R: 1 ER: 1 SO: 9 BB: 2 IBB: 0 HBP: 0 BLK: 0 WP: 0 HR: 0 S: 53 P: 61 ERA: 1.00 WHIP: 1.111															PITCHER				

St. Louis Cardinals @ Houston Colt 45's
Colt Stadium, Houston, TX
Sun Jun 14 1964, 8:05 PM EDT
Att: 15,341 - Unknown - 81 F

AB 35
R 1
H 8
RBI 1
BB 2
SO 9
LOB 19



Batter	1	2	3	4	5	6	7	8	9	AB	R	H	RBI	BB	SO	LOB	BOTTOM			
Bob Lillis, R OBP: 0.333, SLG: 0.344 (1, 6)										3	1	1	1	1	0	0				
Nellie Fox, L OBP: 0.333, SLG: 0.330 (1, 4)										4	0	1	0	0	1	3				
Mike White, R OBP: 0.379, SLG: 0.409 (9, 8)										0	0	0	0	0	0	0				
Al Spangler, L OBP: 0.255, SLG: 0.280 (1, 8)										2	0	0	2	0	0	0				
Walt Bond, L OBP: 0.309, SLG: 0.444 (1, 7)										4	0	0	0	0	1	3				
Eddie Kasko, R OBP: 0.290, SLG: 0.269 (9, 6)										0	0	0	0	0	0	0				
Bob Aspromonte, R OBP: 0.316, SLG: 0.366 (1, 5)										3	0	1	0	0	0	0				
Dave Roberts, L OBP: 0.341, SLG: 0.316 (1, 3)										3	1	1	0	0	0	1				
Rusty Staub, L OBP: 0.264, SLG: 0.261 (1, 9)										2	1	0	0	1	0	1				
John Bateman, R OBP: 0.255, SLG: 0.265 (1, 2)										3	1	1	1	0	0	1				
Turk Farrell, R OBP: 0.176, SLG: 0.125 (1, 1)										3	0	1	0	0	0	0				
Inning Stats	R: 1 E: 0 K: 0 S: 4	H: 2 LOB: 0 BB: 0 P: 4	R: 0 E: 0 K: 0 S: 4	H: 1 LOB: 0 BB: 0 P: 4	R: 0 E: 0 K: 1 S: 5	H: 0 LOB: 0 BB: 0 P: 5	R: 0 E: 0 K: 0 S: 3	H: 0 LOB: 0 BB: 0 P: 3	R: 0 E: 0 K: 0 S: 3	H: 0 LOB: 0 BB: 0 P: 3	R: 0 E: 0 K: 0 S: 3	H: 0 LOB: 0 BB: 0 P: 3	R: 0 E: 0 K: 0 S: 3	H: 0 LOB: 0 BB: 0 P: 3	R: 0 E: 0 K: 0 S: 3	H: 0 LOB: 0 BB: 0 P: 3	1B: 4 2B: 3 3B: 0 HR: 0	SF: 2 SAC: 0 DP: 1 HBP: 0	WP: 0 PB: 0 SB: 0 CS: 0	PA: 31
PITCHER Bob Gibson, R ERA: 2.41 (1, 1)	IP: 6.0 WLS: L BF: 25 H: 6 R: 4 ER: 4 SO: 2 BB: 2 IBB: 0 HBP: 0 BLK: 0 WP: 0 HR: 0 S: 27 P: 35 ERA: 6.00 WHIP: 1.333															PITCHER				
Ron Taylor, R ERA: 5.6 (7, 1)	IP: 2.0 WLS: L BF: 6 H: 0 R: 0 ER: 0 SO: 0 BB: 0 IBB: 0 HBP: 0 BLK: 0 WP: 0 HR: 0 S: 6 P: 6 ERA: 0.00 WHIP: 0.000															PITCHER				

St. Louis Cardinals @ Houston Colt 45's
Colt Stadium, Houston, TX
Sun Jun 14 1964, 8:05 PM EDT
Att: 15,341 - Unknown - 81 F

AB 27
R 4
H 6
RBI 4
BB 2
SO 2
LOB 9



Batter	1	2	3	4	5	6	7	8	9	AB	R	H	RBI	BB	SO	LOB	TOP										
Curt Flood, R OBP: 0.356, SLG: 0.390 (1, 8)										3	0	0	0	0	0	2											
Lou Brock, L OBP: 0.308, SLG: 0.350 (1, 9)										4	0	1	1	0	1	2											
Bill White, L OBP: 0.298, SLG: 0.396 (1, 3)										4	0	1	0	0	0	0											
Ken Boyer, R OBP: 0.381, SLG: 0.524 (1, 5)										4	1	1	1	0	1	2											
Bob Skinner, L OBP: 0.260, SLG: 0.389 Carl Warwick, R OBP: 0.308, SLG: 0.420 (1, 7) (8, 7)										3	0	1	0	0	0	0											
Dick Great, R OBP: 0.305, SLG: 0.355 (1, 6)										4	0	1	0	0	0	1											
Julian Javier, R OBP: 0.261, SLG: 0.366 (1, 4)										4	0	0	0	0	1	2											
Tim McCarver, L OBP: 0.323, SLG: 0.403 (1, 2)										3	0	0	0	0	0	0											
Ray Washburn, R OBP: 0.167, SLG: 0.250 Roger Craig, R OBP: 0.381, SLG: 0.333 Mike Cuellar, L Ron Taylor, R (1, 1) (8, 1) (9, 1) (9, 1)										2	1	1	0	0	0	0											
Inning Stats	R: 0 E: 0 K: 1 S: 5	H: 0 LOB: 0 BB: 0 P: 5	R: 0 E: 0 K: 1 S: 6	H: 1 LOB: 1 BB: 0 P: 6	R: 0 E: 1 K: 0 S: 4	H: 0 LOB: 1 BB: 0 P: 4	R: 1 E: 0 K: 1 S: 7	H: 2 LOB: 1 BB: 0 P: 7	R: 0 E: 1 K: 0 S: 4	H: 0 LOB: 1 BB: 0 P: 4	R: 0 E: 0 K: 0 S: 3	H: 0 LOB: 0 BB: 0 P: 3	R: 0 E: 0 K: 0 S: 3	H: 0 LOB: 0 BB: 0 P: 3	R: 1 E: 0 K: 0 S: 5	H: 3 LOB: 1 BB: 0 P: 5	R: 0 E: 0 K: 0 S: 3	H: 0 LOB: 0 BB: 0 P: 3	1B: 3 2B: 2 3B: 0 HR: 1	SF: 0 SAC: 2 DP: 1 HBP: 0	WP: 0 PB: 1 SB: 0 CS: 0	PA: 34					
PITCHER	IP	WLS	BF	H	R	ER	SO	BB	IBB	HBP	BLK	WP	HR	S	P	ERA	WHIP										
Ken Johnson, R ERA: 2.9 Hal Woodeshick, L ERA: 2.63	(1, 1) (8, 1)	7.1 1.2	L 4	30 0	6 0	2 0	3 0	0 0	0 0	0 0	0 0	0 0	1 0	36 4	36 4	2.46 0.00	0.818 0.000										

St. Louis Cardinals @ Houston Colt 45's
Colt Stadium, Houston, TX
Wed Jun 17 1964, 8:05 PM EDT
Att: 10,777 - Cloudy - 84 F

AB 32
R 2
H 6
RBI 2
BB 0
SO 3
LOB 9



Batter	1	2	3	4	5	6	7	8	9	AB	R	H	RBI	BB	SO	LOB	BOTTOM										
Bob Lillis, R OBP: 0.330, SLG: 0.343 (1, 6)										4	1	2	0	0	0	0											
Nellie Fox, L OBP: 0.332, SLG: 0.333 (1, 4)										3	0	1	0	0	0	0											
Al Spangler, L OBP: 0.243, SLG: 0.268 (1, 8) (8, 7)										3	0	0	1	0	0	1											
Walt Bond, L OBP: 0.317, SLG: 0.439 Hal Woodeshick, R Joe Gaines, R (1, 7) (8, 1) (9, PH)										2	0	0	0	1	0	1											
Bob Aspromonte, R OBP: 0.315, SLG: 0.382 (1, 5)										3	0	0	0	0	0	1											
Rusty Staub, L OBP: 0.261, SLG: 0.274 (1, 9)										3	0	0	0	0	0	0											
Dave Roberts, L OBP: 0.291, SLG: 0.250 (1, 3)										2	0	0	0	1	1	0											
Jerry Grote, R OBP: 0.197, SLG: 0.250 John Bateman, R OBP: 0.253, SLG: 0.264 (1, 2) (8, PH) (9, 2)										2	0	0	0	0	1	0											
Ken Johnson, R OBP: 0.143, SLG: 0.121 Mike White, R OBP: 0.362, SLG: 0.388 (1, 1) (8, 8)										2	0	0	0	0	1	0											
Inning Stats	R: 1 E: 0 K: 0 S: 4	H: 2 LOB: 0 BB: 0 P: 4	R: 0 E: 0 K: 1 S: 5	H: 0 LOB: 0 BB: 0 P: 5	R: 0 E: 0 K: 2 S: 7	H: 0 LOB: 0 BB: 0 P: 7	R: 0 E: 0 K: 0 S: 3	H: 0 LOB: 1 BB: 1 P: 7	R: 0 E: 0 K: 0 S: 3	H: 0 LOB: 0 BB: 0 P: 3	R: 0 E: 0 K: 0 S: 3	H: 0 LOB: 0 BB: 0 P: 3	R: 0 E: 0 K: 0 S: 3	H: 0 LOB: 0 BB: 0 P: 3	R: 0 E: 0 K: 1 S: 5	H: 1 LOB: 1 BB: 1 P: 9	R: 0 E: 0 K: 1 S: 6	H: 1 LOB: 1 BB: 0 P: 6	1B: 2 2B: 1 3B: 0 HR: 0	SF: 1 SAC: 1 DP: 1 HBP: 0	WP: 0 PB: 0 SB: 0 CS: 0	PA: 31					
PITCHER	IP	WLS	BF	H	R	ER	SO	BB	IBB	HBP	BLK	WP	HR	S	P	ERA	WHIP										
Ray Washburn, R ERA: 3.12 Roger Craig, R ERA: 2.92 Mike Cuellar, L ERA: Ron Taylor, R ERA: 5.75	(1, 1) (8, 1) (9, 1) (9, 1)	7.1 1.0 0.1 0.1	W 4 1 S	25 4 0 1	1 0 0 0	1 0 0 0	3 1 0 1	0 0 0 0	0 0 0 0	0 0 0 0	0 0 0 0	0 0 0 0	0 0 0 0	6 6 1 3	6 6 1 3	0.00 0.00 0.00 0.00	1.000 0.000 0.000 0.000										

St. Louis Cardinals @ Houston Colt 45's
Colt Stadium, Houston, TX
Wed Jun 17 1964, 8:05 PM EDT
Att: 10,777 - Cloudy - 84 F

AB 27
R 1
H 3
RBI 1
BB 2
SO 5
LOB 6




Batter	1	2	3	4	5	6	7	8	9	AB	R	H	RBI	BB	SO	LOB	TOP					
Bob Lillis, R OBP: 0.325, SLG: 0.330 (1, 4)	4-3		L5	F9			F8	E 1-2 3-H BB		4	0	0	0	1	0	3	Houston Colt 45's @ Milwaukee Braves Milwaukee County Stadium, Milwaukee, WI Fri Jun 19 1964, 8:05 PM EDT Att: 10,337 - Unknown					
Joe Gaines, R OBP: 0.257, SLG: 0.375 (1, 9)	6-3		1B		F5			HR E5		5	1	2	2	0	0	1						
Mike White, R OBP: 0.356, SLG: 0.376 (1, 8)	F6		1-3		F8			BB F9		4	1	0	0	1	0	4						
Walt Bond, L OBP: 0.320, SLG: 0.446 Al Spangler, L OBP: 0.241, SLG: 0.266 (8, PR) (8, 7)		F4		FC1-5 E 1B	G3			FC3-5 1-H 2B	5-3	4	0	2	1	0	0	0						
Bob Aspromonte, R OBP: 0.312, SLG: 0.375 (1, 5)	F8		E5 BB FC1-5 1B		K			FC3-5 2B IBB	5-3	4	2	0	0	1	1	1						
John Bateman, R OBP: 0.251, SLG: 0.268 (1, 2)			FC1-5 BB 1B		6-3			FC3-5 2B SF8	F3	5	2	1	0	0	0	4						
Rusty Staub, L OBP: 0.266, SLG: 0.280 (1, 3)	F5		FC1-5 1B BB		3-1			SF8 1-3 2-H WP 2B		3	1	1	1	1	0	1						
Eddie Kasko, R OBP: 0.290, SLG: 0.272 (1, 6)			SH1-4 1B 1B	FC1-5 1B			F5	WP E IBB		3	2	2	2	1	0	0						
Turk Farrell, R OBP: 0.171, SLG: 0.121 Jim Owens, R OBP: 0.200, SLG: 0.267 Dave Roberts, L OBP: 0.286, SLG: 0.245 Claude Raymond, R OBP: 0.251, SLG: 0.268 Hal Woodeshick, R OBP: 0.251, SLG: 0.268 (1, 1) (6, 1) (7, PH) (7, 1) (8, 1)			SH1-4	FC1-5			K	SF8		1	0	0	0	0	0	2						
Inning Stats	R: 0 E: 0 K: 0 S: 3	H: 0 LOB: 0 BB: 0 P: 3	R: 0 E: 0 K: 0 S: 4	H: 1 LOB: 1 BB: 4 P: 4	R: 1 E: 0 K: 0 S: 5	H: 2 LOB: 1 BB: 0 P: 5	R: 2 E: 1 K: 0 S: 6	H: 2 LOB: 2 BB: 1 P: 10	R: 0 E: 0 K: 1 S: 5	H: 0 LOB: 0 BB: 0 P: 5	R: 0 E: 0 K: 1 S: 5	H: 0 LOB: 0 BB: 0 P: 5	R: 0 E: 1 K: 0 S: 7	H: 3 LOB: 3 BB: 4 P: 23	R: 0 E: 0 K: 0 S: 3	H: 0 LOB: 0 BB: 0 P: 3		1B: 4 2B: 3 3B: 0 HR: 1	SF: 1 SAC: 1 DP: 0 HBP: 0	WP: 1 PB: 0 SB: 0 CS: 0	PA: 42	
PITCHER	IP WLS BF H R ER SO BB IBB HBP BLK WP HR S P ERA WHIP	IP WLS BF H R ER SO BB IBB HBP BLK WP HR S P ERA WHIP	IP WLS BF H R ER SO BB IBB HBP BLK WP HR S P ERA WHIP	IP WLS BF H R ER SO BB IBB HBP BLK WP HR S P ERA WHIP	IP WLS BF H R ER SO BB IBB HBP BLK WP HR S P ERA WHIP	IP WLS BF H R ER SO BB IBB HBP BLK WP HR S P ERA WHIP	IP WLS BF H R ER SO BB IBB HBP BLK WP HR S P ERA WHIP	IP WLS BF H R ER SO BB IBB HBP BLK WP HR S P ERA WHIP	IP WLS BF H R ER SO BB IBB HBP BLK WP HR S P ERA WHIP	IP WLS BF H R ER SO BB IBB HBP BLK WP HR S P ERA WHIP	IP WLS BF H R ER SO BB IBB HBP BLK WP HR S P ERA WHIP	IP WLS BF H R ER SO BB IBB HBP BLK WP HR S P ERA WHIP	IP WLS BF H R ER SO BB IBB HBP BLK WP HR S P ERA WHIP	IP WLS BF H R ER SO BB IBB HBP BLK WP HR S P ERA WHIP	IP WLS BF H R ER SO BB IBB HBP BLK WP HR S P ERA WHIP	IP WLS BF H R ER SO BB IBB HBP BLK WP HR S P ERA WHIP	IP WLS BF H R ER SO BB IBB HBP BLK WP HR S P ERA WHIP	IP WLS BF H R ER SO BB IBB HBP BLK WP HR S P ERA WHIP	IP WLS BF H R ER SO BB IBB HBP BLK WP HR S P ERA WHIP	IP WLS BF H R ER SO BB IBB HBP BLK WP HR S P ERA WHIP	IP WLS BF H R ER SO BB IBB HBP BLK WP HR S P ERA WHIP	IP WLS BF H R ER SO BB IBB HBP BLK WP HR S P ERA WHIP


AB	35
R	9
H	8
RBI	7
BB	5
SO	2
LOB	16



Batter	1	2	3	4	5	6	7	8	9	AB	R	H	RBI	BB	SO	LOB	BOTTOM					
Felipe Alou, R OBP: 0.294, SLG: 0.432 (1, 8)	6-3		BB 1B		L9 L7-2 2B		F8	K		5	0	2	0	0	1	3	Houston Colt 45's @ Milwaukee Braves Milwaukee County Stadium, Milwaukee, WI Fri Jun 19 1964, 8:05 PM EDT Att: 10,337 - Unknown					
Eddie Mathews, L OBP: 0.300, SLG: 0.317 Gene Oliver, R OBP: 0.248, SLG: 0.365 (1, 5) (9, PH)	3-1		FC6-4 BB		L9		F9		F8	3	0	0	0	1	0	1						
Hank Aaron, R OBP: 0.369, SLG: 0.435 (1, 9)	L7		FC6-4		L7-2			L8	F9	5	0	0	0	0	0	4						
Lee Maye, L OBP: 0.353, SLG: 0.463 (1, 7)	6-3		HR		4-3			HBP 1B WP BB	HBP	3	2	1	1	1	0	0						
Joe Torre, R OBP: 0.366, SLG: 0.516 (1, 3)	4-3		CS 1B		1B BB E 1B			HBP 1B BB	G3	4	2	2	0	1	0	1						
Ed Bailey, L OBP: 0.286, SLG: 0.371 (1, 2)	K		HR 1B		E BB			K		3	2	1	0	1	2	2						
Denis Menke, R OBP: 0.349, SLG: 0.431 (1, 6)			FC6-4 1B		F5			1B 1B HBP		3	0	2	0	0	0	1						
Frank Bolling, R OBP: 0.289, SLG: 0.350 (1, 4)			FC6-4 BB 1B		HR			K 1B 1B		4	1	2	4	0	1	2						
Dan Schneider, L Jack Smith, R Billy Hoelt, L Miguel de la Hoz, R Woody Woodward, R Bobby Tiefenauer, R (1, 1) (8, 1) (8, 1) (8, PH) (8, PH) (9, 1)			F7		K			K 1-2 2-3		3	0	0	0	0	2	1						
Inning Stats	R: 0 E: 0 K: 0 S: 3	H: 0 LOB: 0 BB: 0 P: 3	R: 0 E: 0 K: 1 S: 5	H: 0 LOB: 0 BB: 0 P: 5	R: 0 E: 0 K: 0 S: 5	H: 2 LOB: 3 BB: 1 P: 9	R: 3 E: 0 K: 1 S: 8	H: 4 LOB: 0 BB: 0 P: 8	R: 0 E: 0 K: 1 S: 6	H: 2 LOB: 1 BB: 1 P: 10	R: 0 E: 0 K: 1 S: 5	H: 0 LOB: 0 BB: 0 P: 5	R: 0 E: 0 K: 2 S: 9	H: 2 LOB: 2 BB: 2 P: 18	R: 0 E: 0 K: 0 S: 3	H: 0 LOB: 1 BB: 0 P: 4		1B: 8 2B: 2 3B: 0 HR: 2	SF: 0 SAC: 0 DP: 1 HBP: 2	WP: 1 PB: 0 SB: 0 CS: 1	PA: 41	
PITCHER	IP WLS BF H R ER SO BB IBB HBP BLK WP HR S P ERA WHIP	IP WLS BF H R ER SO BB IBB HBP BLK WP HR S P ERA WHIP	IP WLS BF H R ER SO BB IBB HBP BLK WP HR S P ERA WHIP	IP WLS BF H R ER SO BB IBB HBP BLK WP HR S P ERA WHIP	IP WLS BF H R ER SO BB IBB HBP BLK WP HR S P ERA WHIP	IP WLS BF H R ER SO BB IBB HBP BLK WP HR S P ERA WHIP	IP WLS BF H R ER SO BB IBB HBP BLK WP HR S P ERA WHIP	IP WLS BF H R ER SO BB IBB HBP BLK WP HR S P ERA WHIP	IP WLS BF H R ER SO BB IBB HBP BLK WP HR S P ERA WHIP	IP WLS BF H R ER SO BB IBB HBP BLK WP HR S P ERA WHIP	IP WLS BF H R ER SO BB IBB HBP BLK WP HR S P ERA WHIP	IP WLS BF H R ER SO BB IBB HBP BLK WP HR S P ERA WHIP	IP WLS BF H R ER SO BB IBB HBP BLK WP HR S P ERA WHIP	IP WLS BF H R ER SO BB IBB HBP BLK WP HR S P ERA WHIP	IP WLS BF H R ER SO BB IBB HBP BLK WP HR S P ERA WHIP	IP WLS BF H R ER SO BB IBB HBP BLK WP HR S P ERA WHIP	IP WLS BF H R ER SO BB IBB HBP BLK WP HR S P ERA WHIP	IP WLS BF H R ER SO BB IBB HBP BLK WP HR S P ERA WHIP	IP WLS BF H R ER SO BB IBB HBP BLK WP HR S P ERA WHIP	IP WLS BF H R ER SO BB IBB HBP BLK WP HR S P ERA WHIP	IP WLS BF H R ER SO BB IBB HBP BLK WP HR S P ERA WHIP	IP WLS BF H R ER SO BB IBB HBP BLK WP HR S P ERA WHIP



Batter	1	2	3	4	5	6	7	8	9	AB	R	H	RBI	BB	SO	LOB	TOP			
Al Spangler, L OBP: 0.236, SLG: 0.259 (1,7)	0-0 6-3		0-0 3-1			0-0 F9		0-0 F9		4	0	0	0	0	0	0	Houston Colt 45's @ Milwaukee Braves Milwaukee County Stadium, Milwaukee, WI Sat Jun 20 1964, 4:33 AM EDT Att: 6,619 - Unknown AB 27 R 3 H 4 RBI 3 BB 3 SO 4 LOB 8			
Nellie Fox, L OBP: 0.325, SLG: 0.326 (1,4)	0-0 G3			0-0 F9		0-0 4-3		0-0 F8		4	0	0	0	0	0	0				
Joe Gaines, R OBP: 0.308, SLG: 0.400 (1,9)	0-3 K			0-0 S 1B			0-0 E S SF8 1B		4-0 BB BB	3	1	2	0	1	1	0				
Mike White, R OBP: 0.367, SLG: 0.378 (1,8)		4-0 G4-6-3 BB		0-3 K 1-2			0-0 E2 SF8 1B		4-0 BB BB	2	1	1	0	2	1	1				
Bob Aspromonte, R OBP: 0.307, SLG: 0.370 (1,5)	0-0 F9			0-0 L5			0-0 SF8		0-0 F7	3	0	0	1	0	0	4				
Rusty Staub, L OBP: 0.281, SLG: 0.276 (1,3)	0-0 G4-6-3 1-2				0-0 F7		0-0 SF8		0-0 F8	3	0	0	1	0	0	3				
John Bateman, R OBP: 0.247, SLG: 0.263 (1,2)			0-3 K		0-0 F5		0-0 5-3			3	0	0	0	0	1	0				
Bob Lillis, R OBP: 0.325, SLG: 0.349 (1,6)			0-0 SH3-4 3B		0-0 L7			0-0 F8		3	1	1	0	0	0	0				
Don Nottebart, R (1,1)			0-0 SH3-4 3H			0-0 1-3		0-3 K		2	0	0	1	0	1	0				
Inning Stats	R: 0 E: 0 K: 1 S: 5	H: 0 LOB: 0 BB: 0 P: 5	R: 0 E: 0 K: 0 S: 2	H: 0 LOB: 0 BB: 1 P: 6	R: 1 E: 0 K: 1 S: 6	H: 1 LOB: 0 BB: 0 P: 6	R: 0 E: 0 K: 1 S: 6	H: 1 LOB: 1 BB: 0 P: 6	R: 0 E: 0 K: 0 S: 3	H: 0 LOB: 0 BB: 0 P: 3	R: 2 E: 1 K: 0 S: 5	H: 2 LOB: 0 BB: 0 P: 5	R: 0 E: 0 K: 1 S: 5	H: 0 LOB: 0 BB: 0 P: 5	R: 0 E: 0 K: 0 S: 3	H: 0 LOB: 2 BB: 2 P: 11		1B: 3 2B: 0 3B: 1 HR: 0	SF: 2 SAC: 1 DP: 1 HBP: 0	WP: 0 PB: 0 SB: 2 CS: 0
PITCHER Tony Cloninger, R ERA: 3.12 (1,1)	IP: 9.0 WLS: L BF: 33 H: 4 R: 3 ER: 2 SO: 4 BB: 3 IBB: 0 HBP: 0 BLK: 0 WP: 0 HR: 0 S: 38 P: 50 ERA: 2.00 WHIP: 0.778															PITCHER				

Batter	1	2	3	4	5	6	7	8	9	AB	R	H	RBI	BB	SO	LOB	BOTTOM			
Felipe Alou, R OBP: 0.298, SLG: 0.431 (1,8)	0-0 5-3		4-0 1B BB		0-0 2B 1B		0-0 6-3			3	2	1	0	1	0	0	Houston Colt 45's @ Milwaukee Braves Milwaukee County Stadium, Milwaukee, WI Sat Jun 20 1964, 4:33 AM EDT Att: 6,619 - Unknown AB 34 R 2 H 8 RBI 2 BB 1 SO 5 LOB 19			
Eddie Mathews, L OBP: 0.300, SLG: 0.315 (1,5)	0-0 F2		0-0 1B 1-2		0-0 F4		0-3 K			4	0	1	0	0	1	1				
Hank Aaron, R OBP: 0.367, SLG: 0.432 (1,9)	0-0 1B		0-0 F5		0-0 F2		0-3 K			4	0	1	0	0	1	3				
Lee Maye, L OBP: 0.356, SLG: 0.469 (1,7)	0-0 4-3		0-0 G4-6-3 1-2 2H		0-0 1H 2B		0-0 3-1			4	0	2	2	0	0	1				
Joe Torre, R OBP: 0.364, SLG: 0.512 (1,3)		0-0 HBP 1B	0-0 G4-6-3 1-2		0-3 K		0-0 2-3			4	0	1	0	0	1	3				
Ed Bailey, L OBP: 0.293, SLG: 0.376 (1,2)	0-0 F6		0-0 S 1B		0-0 FC4-6 1B		0-0 4-3			4	0	2	0	0	0	1				
Denis Menke, R OBP: 0.347, SLG: 0.424 (1,6)	1-0 HBP		0-3 K		0-0 F7		0-0 F7		0-0 F7	3	0	0	0	0	1	2				
Frank Bolling, R OBP: 0.284, SLG: 0.344 (9, PH)	0-0 F9		0-0 F5		0-0 F5		0-0 1-3			3	0	0	0	0	0	4				
Tony Cloninger, R OBP: 0.214, SLG: 0.214 (9, PH)	0-3 K		0-0 1-3		0-0 FC4-6 1-2		0-0 6-3			3	0	0	0	0	1	4				
Gene Oliver, R OBP: 0.245, SLG: 0.361 (9, PH)										1	0	0	0	0	0	0				
Inning Stats	R: 0 E: 0 K: 0 S: 4	H: 1 LOB: 1 BB: 0 P: 4	R: 0 E: 0 K: 1 S: 6	H: 1 LOB: 2 BB: 0 P: 7	R: 1 E: 0 K: 0 S: 4	H: 2 LOB: 1 BB: 1 P: 8	R: 0 E: 0 K: 1 S: 6	H: 1 LOB: 1 BB: 0 P: 6	R: 1 E: 0 K: 1 S: 7	H: 2 LOB: 1 BB: 0 P: 7	R: 0 E: 0 K: 2 S: 7	H: 0 LOB: 0 BB: 0 P: 7	R: 0 E: 0 K: 0 S: 3	H: 0 LOB: 0 BB: 0 P: 3	R: 0 E: 0 K: 0 S: 3	H: 0 LOB: 0 BB: 0 P: 3		1B: 7 2B: 1 3B: 0 HR: 0	SF: 0 SAC: 0 DP: 1 HBP: 1	WP: 0 PB: 0 SB: 1 CS: 0
PITCHER Don Nottebart, R ERA: 4.15 (1,1)	IP: 9.0 WLS: W BF: 36 H: 8 R: 2 ER: 2 SO: 5 BB: 1 IBB: 0 HBP: 1 BLK: 0 WP: 0 HR: 0 S: 44 P: 49 ERA: 2.00 WHIP: 1.000															PITCHER				

Batter	1	2	3	4	5	6	7	8	9	AB	R	H	RBI	BB	SO	LOB	TOP																														
Bob Lillis, R OBP: 0.328, SLG: 0.351 (1, 4)																	5 1 2 0 0 0 1																														
Al Spangler, L OBP: 0.236, SLG: 0.255 (1, 7)																	3 0 0 0 1 0 0																														
Joe Gaines, R OBP: 0.295, SLG: 0.436 (1, 9)																	4 0 1 1 0 0 1 1																														
Mike White, R OBP: 0.368, SLG: 0.379 (1, 8)																	5 1 2 0 0 0 1 2																														
Bob Aspromonte, R OBP: 0.306, SLG: 0.367 (1, 5)																	4 1 1 0 0 0 0 3																														
Rusty Staub, L OBP: 0.274, SLG: 0.321 (1, 3)																	4 2 4 3 0 0 0 0																														
Jerry Grote, R OBP: 0.200, SLG: 0.250 (1, 2)																	4 0 1 0 0 0 0 2																														
Eddie Kasko, R OBP: 0.289, SLG: 0.277 (1, 6)																	4 0 1 0 0 0 0 2																														
Bob Bruce, R OBP: 0.333, SLG: 0.316 (1, 1)																	4 0 1 0 0 0 1 3																														
Inning Stats	R: 1 E: 0 K: 0 S: 4	H: 1 LOB: 1 BB: 1 P: 8	R: 0 E: 0 K: 1 S: 6	H: 1 LOB: 1 BB: 0 P: 6	R: 0 E: 0 K: 1 S: 5	H: 0 LOB: 0 BB: 0 P: 5	R: 2 E: 0 K: 0 S: 6	H: 4 LOB: 1 BB: 0 P: 6	R: 0 E: 1 K: 1 S: 6	H: 2 LOB: 1 BB: 0 P: 5	R: 1 E: 0 K: 0 S: 5	H: 2 LOB: 1 BB: 0 P: 5	R: 0 E: 0 K: 1 S: 5	H: 0 LOB: 0 BB: 0 P: 5	R: 1 E: 0 K: 0 S: 5	H: 2 LOB: 1 BB: 0 P: 5	R: 0 E: 0 K: 0 S: 4	H: 1 LOB: 1 BB: 0 P: 4	R: 0 E: 0 K: 0 S: 4	H: 1 LOB: 1 BB: 0 P: 4	1B: 8 2B: 2 3B: 1 HR: 2	SF: 1 SAC: 1 DP: 1 HBP: 0	WP: 2 PB: 0 SB: 0 CS: 0	PA: 40																							
PITCHER	IP	WLS	BF	H	R	ER	SO	BB	IBB	HBP	BLK	WP	HR	S	P	ERA	WHIP	PITCHER										IP	WLS	BF	H	R	ER	SO	BB	IBB	HBP	BLK	WP	HR	S	P	ERA	WHIP			
Warren Spahn, L ERA: 4.42 (1, 1)	5.2	L	27	10	4	4	2	1	0	0	0	1	1	30	34	6.35	1.941																														
Wade Blasingame, L ERA: 1.8 (6, 1)	1.1		4	0	0	0	1	0	0	0	0	0	0	6	6	0.00	0.000																														
Billy Hoelt, L ERA: 3.68 (8, 1)	2.0		9	3	1	1	0	0	0	0	0	0	1	9	9	4.50	1.500																														

Houston Colt 45's @ Milwaukee Braves
Milwaukee County Stadium, Milwaukee, WI
Sun Jun 21 1964, 4:33 AM EDT
Unknown

AB 37
R 5
H 13
RBI 4
BB 1
SO 3
LOB 14



Batter	1	2	3	4	5	6	7	8	9	AB	R	H	RBI	BB	SO	LOB	BOTTOM																																
Ty Cline, L OBP: 0.333, SLG: 0.263 (1, 8)																	4 0 2 0 0 0 0 1																																
Frank Bolling, R OBP: 0.289, SLG: 0.348 (1, 4)																	4 0 2 0 0 0 1 2																																
Hank Aaron, R OBP: 0.362, SLG: 0.425 (1, 9)																	4 0 0 0 0 0 0 3																																
Lee Mays, L OBP: 0.349, SLG: 0.459 (1, 7)																	4 0 0 0 0 0 0 3																																
Felipe Alou, R OBP: 0.297, SLG: 0.427 (1, 3)																	4 0 1 0 0 0 0 1																																
Joe Torre, R OBP: 0.367, SLG: 0.525 Dan Schneider, L (9, FR)																	4 1 2 1 0 0 0 1																																
Denis Menke, R OBP: 0.341, SLG: 0.415 (1, 5)																	0 0 0 0 0 0 0 0																																
Woody Woodward, R OBP: 0.286, SLG: 0.286 (1, 6)																	4 1 3 0 0 0 0 1																																
Warren Spahn, L OBP: 0.231, SLG: 0.289 Wade Blasingame, L (6, 1)																	2 0 1 1 0 0 0 1																																
Rico Carty, R OBP: 0.319, SLG: 0.481 Billy Hoelt, L (8, 1)																	0 0 0 0 0 0 0 0																																
Ed Bailey, L OBP: 0.291, SLG: 0.373 (9, PH)																	1 0 0 0 0 0 0 1																																
Inning Stats	R: 0 E: 0 K: 0 S: 4	H: 1 LOB: 1 BB: 0 P: 4	R: 2 E: 0 K: 1 S: 8	H: 3 LOB: 1 BB: 0 P: 8	R: 0 E: 0 K: 0 S: 4	H: 1 LOB: 1 BB: 0 P: 4	R: 0 E: 0 K: 0 S: 4	H: 1 LOB: 1 BB: 0 P: 4	R: 0 E: 1 K: 1 S: 6	H: 1 LOB: 1 BB: 0 P: 6	R: 0 E: 0 K: 0 S: 3	H: 1 LOB: 0 BB: 0 P: 3	R: 0 E: 0 K: 0 S: 4	H: 2 LOB: 1 BB: 0 P: 4	R: 0 E: 0 K: 0 S: 3	H: 0 LOB: 0 BB: 0 P: 3	R: 0 E: 0 K: 0 S: 4	H: 1 LOB: 1 BB: 0 P: 4	R: 0 E: 0 K: 0 S: 4	H: 1 LOB: 1 BB: 0 P: 4	1B: 9 2B: 1 3B: 0 HR: 1	SF: 0 SAC: 0 DP: 2 HBP: 0	WP: 0 PB: 0 SB: 0 CS: 0	PA: 36																									
PITCHER	IP	WLS	BF	H	R	ER	SO	BB	IBB	HBP	BLK	WP	HR	S	P	ERA	WHIP	PITCHER										IP	WLS	BF	H	R	ER	SO	BB	IBB	HBP	BLK	WP	HR	S	P	ERA	WHIP					
Bob Bruce, R ERA: 2.96 (1, 1)	9.0	W	36	11	2	2	2	0	0	0	0	0	1	40	40	2.00	1.222																																

Houston Colt 45's @ Milwaukee Braves
Milwaukee County Stadium, Milwaukee, WI
Sun Jun 21 1964, 4:33 AM EDT
Unknown


AB 36
R 2
H 11
RBI 2
BB 0
SO 2
LOB 17




Batter	1	2	3	4	5	6	7	8	9	AB	R	H	RBI	BB	SO	LOB	TOP								
Al Spangler, L OBP: 0.242, SLG: 0.260 (1, 8)										4	1	2	0	0	1	0	Houston Colt 45's @ St. Louis Cardinals Sportsman's Park, St. Louis, MO Tue Jun 23 1964, 8:05 PM EDT Att: 9,679 - Cloudy - 82 F								
Nellie Fox, L OBP: 0.329, SLG: 0.337 Eddie Kasko, R OBP: 0.284, SLG: 0.271 (8, 6)										3	0	2	2	0	0	0									
Joe Gaines, R OBP: 0.288, SLG: 0.468 (1, 9)										4	1	0	0	0	2	3									
Walt Bond, L OBP: 0.327, SLG: 0.450 (1, 7)										4	0	1	1	0	2	2									
Bob Aspromonte, R OBP: 0.304, SLG: 0.368 (1, 5)										4	0	1	0	0	1	2									
Rusty Staub, L OBP: 0.289, SLG: 0.314 (1, 3)										4	0	1	0	0	0	1									
Bob Lillis, R OBP: 0.331, SLG: 0.352 (8, 4)										3	0	0	0	0	0	1									
John Bateman, R OBP: 0.247, SLG: 0.276 (1, 2)										4	1	1	1	0	1	2									
Turk Farrell, R OBP: 0.167, SLG: 0.118 Claude Raymond, R (4, 1)										1	0	0	0	0	1	0									
Dave Roberts, L OBP: 0.298, SLG: 0.260 Don Larsen, R (6, 1)										0	0	0	0	0	0	0									
Inning Stats	R: 1 E: 0 K: 1 S: 7	H: 2 LOB: 1 BB: 0 P: 7	R: 0 E: 0 K: 1 S: 5	H: 0 LOB: 0 BB: 0 P: 5	R: 0 E: 0 K: 1 S: 5	H: 0 LOB: 0 BB: 0 P: 5	R: 0 E: 0 K: 2 S: 7	H: 0 LOB: 0 BB: 0 P: 7	R: 0 E: 0 K: 0 S: 3	H: 1 LOB: 0 BB: 0 P: 3	R: 2 E: 0 K: 0 S: 6	H: 3 LOB: 1 BB: 0 P: 6	R: 1 E: 0 K: 0 S: 4	H: 1 LOB: 0 BB: 0 P: 4	R: 0 E: 0 K: 3 S: 10	H: 1 LOB: 1 BB: 0 P: 10	R: 0 E: 0 K: 0 S: 4	H: 1 LOB: 1 BB: 0 P: 4	1B: 6 2B: 2 3B: 0 HR: 1	SF: 1 SAC: 1 DP: 1 HBP: 0	WP: 0 PB: 0 SB: 0 CS: 0	PA: 35			
PITCHER	IP	WLS	BF	H	R	ER	SO	BB	IBB	HBP	BLK	WP	HR	S	P	ERA	WHIP								
Ray Washburn, R ERA: 3.31 (1, 1)	5.2		22	6	3	3	5	0	0	0	0	0	0	32	32	4.76	1.059								
Ron Taylor, R ERA: 5.54 (6, 1)	1.1	W	5	1	1	1	0	0	0	0	0	0	1	5	5	6.75	0.750								
Mike Cuellar, L ERA: 2.45 (8, 1)	2.0	S	8	2	0	0	3	0	0	0	0	0	0	14	14	0.00	1.000								

Batter	1	2	3	4	5	6	7	8	9	AB	R	H	RBI	BB	SO	LOB	BOTTOM								
Curt Flood, R OBP: 0.354, SLG: 0.389 (1, 8)										4	0	1	0	0	1	3	Houston Colt 45's @ St. Louis Cardinals Sportsman's Park, St. Louis, MO Tue Jun 23 1964, 8:05 PM EDT Att: 9,679 - Cloudy - 82 F								
Lou Brock, L OBP: 0.314, SLG: 0.381 (1, 7)										4	1	2	0	0	0	1									
Bill White, L OBP: 0.307, SLG: 0.403 (1, 3)										4	1	2	1	0	0	2									
Ken Boyer, R OBP: 0.371, SLG: 0.510 (1, 5)										4	1	1	2	0	0	1									
Bob Skinner, L OBP: 0.264, SLG: 0.384 Carl Warwick, R OBP: 0.300, SLG: 0.408 (9, 9)										4	0	1	0	0	0	0									
Dick Groat, R OBP: 0.313, SLG: 0.362 (1, 6)										4	1	3	0	0	0	0									
Julian Javier, R OBP: 0.275, SLG: 0.404 (1, 4)										4	0	1	0	0	1	2									
Tim McCarver, L OBP: 0.321, SLG: 0.394 (1, 2)										2	1	1	1	0	0	0									
Ray Washburn, R OBP: 0.143, SLG: 0.214 Ron Taylor, R (6, 1)										2	0	0	0	0	2	2									
Phil Gagliano, R OBP: 0.324, SLG: 0.457 Mike Cuellar, L (8, 1)										0	0	0	0	0	0	0									
Inning Stats	R: 3 E: 0 K: 0 S: 6	H: 3 LOB: 0 BB: 0 P: 6	R: 0 E: 0 K: 2 S: 8	H: 1 LOB: 1 BB: 0 P: 8	R: 0 E: 0 K: 0 S: 4	H: 3 LOB: 2 BB: 0 P: 4	R: 1 E: 0 K: 1 S: 6	H: 2 LOB: 1 BB: 0 P: 6	R: 0 E: 0 K: 0 S: 3	H: 1 LOB: 0 BB: 0 P: 3	R: 0 E: 0 K: 0 S: 4	H: 1 LOB: 1 BB: 0 P: 4	R: 1 E: 2 K: 0 S: 5	H: 1 LOB: 1 BB: 0 P: 5	R: 0 E: 0 K: 1 S: 6	H: 1 LOB: 1 BB: 0 P: 6	1B: 11 2B: 3 3B: 0 HR: 1	SF: 1 SAC: 0 DP: 3 HBP: 0	WP: 0 PB: 0 SB: 2 CS: 2	PA: 34					
PITCHER	IP	WLS	BF	H	R	ER	SO	BB	IBB	HBP	BLK	WP	HR	S	P	ERA	WHIP								
Turk Farrell, R ERA: 2.85 (1, 1)	3.0		16	9	4	4	2	0	0	0	0	0	0	20	20	12.00	3.000								
Claude Raymond, R ERA: 1.14 (4, 1)	2.0		5	1	0	0	1	0	0	0	0	0	0	7	7	0.00	0.500								
Don Larsen, R ERA: 2.92 (6, 1)	3.0	L	13	3	1	0	1	0	0	0	0	0	0	15	15	0.00	1.000								

AB 33
R 4
H 9
RBI 4
BB 0
SO 8
LOB 11



AB 33
R 5
H 13
RBI 4
BB 0
SO 4
LOB 11



Batter	1	2	3	4	5	6	7	8	9	10	AB	R	H	RBI	BB	SO	LOB	TOP			
Al Spangler, L OBP: 0.250, SLG: 0.264 (1, 8)	G3		4-3		K		F7		1B 1B		5	1	1	0	0	1	0				
Nellie Fox, L OBP: 0.332, SLG: 0.354 (1, 4)	L4-6 2B		F8					6-3	1B 2B 1B		5	1	3	1	0	0	0				
Joe Gaines, R OBP: 0.313, SLG: 0.439 (1, 9) (9, 7)	BB		K		6-3				2B 1B		4	0	2	1	1	1	1				
Walt Bond, L OBP: 0.326, SLG: 0.471 Jim Owens, R OBP: 0.200, SLG: 0.267 Don Larsen, R (10, 1)	L4-6				HR		K	F8	2B 1B		5	1	2	2	0	1	3				
Bob Aspromonte, R OBP: 0.311, SLG: 0.387 (1, 5)		G3 2B		1-6-3 1B		L6		3-1	L8		5	0	2	0	0	0	3				
Dave Roberts, L OBP: 0.234, SLG: 0.282 (1, 3)	F6		1-6-3				FC6-4 1B			4-3	5	0	2	0	0	0	2				
Eddie Kasko, R OBP: 0.278, SLG: 0.262 (1, 6)	G3		FC6-5-4		FC6-4 1B		FC6-4	FC6-4	FC6-4	F7	5	0	0	0	0	0	4				
Jerry Grote, R OBP: 0.228, SLG: 0.292 (1, 2)	FC6-4 IBB		G3				1-4-3		FC6-4 2B	HR	4	2	1	1	1	0	2				
Ken Johnson, R OBP: 0.314, SLG: 0.328 Claude Raymond, R OBP: 0.308, SLG: 0.345 Bob Lillis, R OBP: 0.314, SLG: 0.345 Gordon Jones, R OBP: 0.314, SLG: 0.345 Rusty Staub, R OBP: 0.314, SLG: 0.345 (1, 11) (4, 1) (7, PH) (9, PH) (9, 9)	FC6-4				K		6-3		1B 1B 2B	F5	1	0	0	0	0	0	2				
Inning Stats	R: 0 E: 0 K: 0 S: 3	H: 1 LOB: 1 BB: 1 P: 7	R: 0 E: 0 K: 0 S: 4	H: 1 LOB: 2 BB: 1 P: 8	R: 0 E: 0 K: 1 S: 5	H: 0 LOB: 0 BB: 0 P: 5	R: 1 E: 0 K: 0 S: 5	H: 2 LOB: 1 BB: 0 P: 5	R: 0 E: 0 K: 2 S: 8	H: 1 LOB: 1 BB: 0 P: 8	R: 0 E: 0 K: 1 S: 6	H: 0 LOB: 0 BB: 0 P: 3	R: 0 E: 0 K: 0 S: 4	H: 1 LOB: 1 BB: 0 P: 4	R: 4 E: 0 K: 0 S: 9	H: 6 LOB: 2 BB: 0 P: 9	R: 1 E: 0 K: 0 S: 4	H: 1 LOB: 0 BB: 0 P: 4	1B: 7 2B: 5 3B: 1 HR: 2	SF: 0 SAC: 0 DP: 1 HBP: 0	WP: 0 PA: 45
PITCHER	IP WLS BF H R ER SO BB IBB HBP BLK WP HR S P ERA WHIP	IP WLS BF H R ER SO BB IBB HBP BLK WP HR S P ERA WHIP	IP WLS BF H R ER SO BB IBB HBP BLK WP HR S P ERA WHIP	IP WLS BF H R ER SO BB IBB HBP BLK WP HR S P ERA WHIP	IP WLS BF H R ER SO BB IBB HBP BLK WP HR S P ERA WHIP	IP WLS BF H R ER SO BB IBB HBP BLK WP HR S P ERA WHIP	IP WLS BF H R ER SO BB IBB HBP BLK WP HR S P ERA WHIP	IP WLS BF H R ER SO BB IBB HBP BLK WP HR S P ERA WHIP	IP WLS BF H R ER SO BB IBB HBP BLK WP HR S P ERA WHIP	IP WLS BF H R ER SO BB IBB HBP BLK WP HR S P ERA WHIP	IP WLS BF H R ER SO BB IBB HBP BLK WP HR S P ERA WHIP	IP WLS BF H R ER SO BB IBB HBP BLK WP HR S P ERA WHIP	IP WLS BF H R ER SO BB IBB HBP BLK WP HR S P ERA WHIP	IP WLS BF H R ER SO BB IBB HBP BLK WP HR S P ERA WHIP	IP WLS BF H R ER SO BB IBB HBP BLK WP HR S P ERA WHIP	IP WLS BF H R ER SO BB IBB HBP BLK WP HR S P ERA WHIP	IP WLS BF H R ER SO BB IBB HBP BLK WP HR S P ERA WHIP	IP WLS BF H R ER SO BB IBB HBP BLK WP HR S P ERA WHIP	IP WLS BF H R ER SO BB IBB HBP BLK WP HR S P ERA WHIP	IP WLS BF H R ER SO BB IBB HBP BLK WP HR S P ERA WHIP	IP WLS BF H R ER SO BB IBB HBP BLK WP HR S P ERA WHIP
Larry Jackson, R ERA: 3.38 (1, 1)	0.0	2	2	0	0	0	0	0	0	0	2	2	∞	∞							
Lindy McDaniel, R ERA: 4.11 (9, 1)	0.0	1	1	1	1	0	0	0	0	0	1	1	∞	∞							
Bobby Shantz, L ERA: 3.66 (9, 1)	0.1	1	0	0	0	0	0	0	0	0	1	1	0.00	0.000							
Don Elston, R ERA: 5.6 (9, 1)	1.0	W	4	1	1	1	0	0	0	0	1	4	4	9.00	1.000						
Lew Burdette, R ERA: 3.99 (10, 1)																					

Houston Colt 45s @ Chicago Cubs
Wrigley Field, Chicago, IL
Fri Jun 26 1964, 3:33 AM CDT
Att: 8,976 - Sunny - 88 F

AB	43
R	6
H	14
RBI	6
BB	2
SO	4
LOB	17



Batter	1	2	3	4	5	6	7	8	9	10	AB	R	H	RBI	BB	SO	LOB	BOTTOM			
Joey Amalfitano, R OBP: 0.318, SLG: 0.382 (1, 4)	K		K		4-3			14 BB SH1-4 WP 1B	1B		5	1	2	1	0	2	0				
Jimmy Stewart, S OBP: 0.328, SLG: 0.302 (1, 6)	1B BB			14 HR 1B	F7		SH1-4	1B	1B		3	1	2	0	1	0	0				
Billy Williams, L OBP: 0.425, SLG: 0.655 (1, 7)	G6-4-3 1B		L8	F6			WP 14 BB IBB	6-3			4	0	1	0	1	0	3				
Ron Santo, R OBP: 0.393, SLG: 0.534 (1, 5)	G6-4-3		14 HR 1B				F3		6-3		5	1	2	0	0	0	4				
14 Ernie Banks, R OBP: 0.336, SLG: 0.485 (1, 3)		F3		14 HR HR			F4		1B FC7-4		4	2	2	3	1	0	1				
Len Gabrielson, L OBP: 0.265, SLG: 0.266 (1, 9) (10, 8)	F6			BB			K		1B		4	0	1	0	1	1	3				
Billy Cowan, R OBP: 0.282, SLG: 0.412 Doug Clemens, L OBP: 0.299, SLG: 0.412 (9, PH) (10, 9)	F3			K			K		SH1-4 1B BB	FC7-4	1	2	0	1	1	0	1				
Dick Bertell, R OBP: 0.323, SLG: 0.322 (1, 2)			F4				F8		SH1-4	1B	3	0	1	0	1	0	0				
Larry Jackson, R ERA: 3.13 (1, 1)	3.1	15	4	3	3	2	2	0	0	0	2	2	∞	∞							
Lindy McDaniel, R ERA: 1.05 (4, 1)	2.2	9	1	0	0	3	1	0	0	0	0	0	0	0	0	0	0				
Bobby Shantz, R ERA: 2.6 (7, 1)	2.0	9	1	1	1	2	1	1	0	0	1	0	11	19	4.50	1.000					
Don Elston, R ERA: 4.13 (9, 1)	1.2	L	11	5	3	3	1	1	0	0	0	0	12	16	16.20	3.600					
Jim Owens, R ERA: 2.92 (10, 1)	0.0	1	1	0	0	0	0	0	0	0	0	0	1	1	∞	∞					
Lew Burdette, R ERA: 2.92 (10, 1)																					
Inning Stats	R: 0 E: 0 K: 1 S: 5	H: 1 LOB: 1 BB: 1 P: 9	R: 0 E: 0 K: 0 S: 3	H: 0 LOB: 0 BB: 0 P: 3	R: 0 E: 0 K: 1 S: 5	H: 0 LOB: 0 BB: 0 P: 5	R: 3 E: 0 K: 2 S: 10	H: 3 LOB: 2 BB: 2 P: 18	R: 0 E: 0 K: 0 S: 3	H: 1 LOB: 0 BB: 0 P: 3	R: 0 E: 0 K: 1 S: 5	H: 0 LOB: 0 BB: 0 P: 7	R: 1 E: 0 K: 0 S: 4	H: 1 LOB: 2 BB: 2 P: 12	R: 1 E: 0 K: 1 S: 7	H: 2 LOB: 2 BB: 11 P: 11	R: 2 E: 0 K: 0 S: 6	H: 4 LOB: 2 BB: 0 P: 6	1B: 11 2B: 0 3B: 0 HR: 1	SF: 0 SAC: 2 DP: 1 HBP: 0	WP: 1 PA: 45
PITCHER	IP WLS BF H R ER SO BB IBB HBP BLK WP HR S P ERA WHIP	IP WLS BF H R ER SO BB IBB HBP BLK WP HR S P ERA WHIP	IP WLS BF H R ER SO BB IBB HBP BLK WP HR S P ERA WHIP	IP WLS BF H R ER SO BB IBB HBP BLK WP HR S P ERA WHIP	IP WLS BF H R ER SO BB IBB HBP BLK WP HR S P ERA WHIP	IP WLS BF H R ER SO BB IBB HBP BLK WP HR S P ERA WHIP	IP WLS BF H R ER SO BB IBB HBP BLK WP HR S P ERA WHIP	IP WLS BF H R ER SO BB IBB HBP BLK WP HR S P ERA WHIP	IP WLS BF H R ER SO BB IBB HBP BLK WP HR S P ERA WHIP	IP WLS BF H R ER SO BB IBB HBP BLK WP HR S P ERA WHIP	IP WLS BF H R ER SO BB IBB HBP BLK WP HR S P ERA WHIP	IP WLS BF H R ER SO BB IBB HBP BLK WP HR S P ERA WHIP	IP WLS BF H R ER SO BB IBB HBP BLK WP HR S P ERA WHIP	IP WLS BF H R ER SO BB IBB HBP BLK WP HR S P ERA WHIP	IP WLS BF H R ER SO BB IBB HBP BLK WP HR S P ERA WHIP	IP WLS BF H R ER SO BB IBB HBP BLK WP HR S P ERA WHIP	IP WLS BF H R ER SO BB IBB HBP BLK WP HR S P ERA WHIP	IP WLS BF H R ER SO BB IBB HBP BLK WP HR S P ERA WHIP	IP WLS BF H R ER SO BB IBB HBP BLK WP HR S P ERA WHIP	IP WLS BF H R ER SO BB IBB HBP BLK WP HR S P ERA WHIP	IP WLS BF H R ER SO BB IBB HBP BLK WP HR S P ERA WHIP

Houston Colt 45s @ Chicago Cubs
Wrigley Field, Chicago, IL
Fri Jun 26 1964, 3:33 AM CDT
Att: 8,976 - Sunny - 88 F

AB	37
R	7
H	12
RBI	6
BB	6
SO	8
LOB	16



Batter	1	2	3	4	5	6	7	8	9	AB	R	H	RBI	BB	SO	LOB	TOP					
Bob Lillis, R OBP: 0.324, SLG: 0.343 (1, 4)	0-0 4-3		0-0 6-3			0-0 6-3		0-0 1B		4	0	1	0	0	0	1	Houston Colt 45's @ Chicago Cubs Wrigley Field, Chicago, IL Sat Jun 27 1964, 3:33 AM CDT Att: 10,732 - Unknown					
Mike White, R OBP: 0.369, SLG: 0.386 (1, 8)	0-0 4-3		0-0 L1			0-0 1B		0-3 K		4	0	1	0	0	1	2						
Joe Gaines, R OBP: 0.309, SLG: 0.417 (1, 9)	4-0 BB				0-0 F9			0-0 5-3		3	0	0	0	1	0	2						
Walt Bond, L OBP: 0.320, SLG: 0.462 (1, 7)	0-0 4-3				0-3 K			0-3 K		4	0	0	0	0	3	1						
Bob Aspromonte, R OBP: 0.310, SLG: 0.397 (1, 5)		0-0 6-3			0-0 5-3			0-0 HR		4	1	1	1	0	0	0						
Eddie Kaso, R OBP: 0.282, SLG: 0.263 (1, 6)		0-3 K				0-0 5-3		4-0 BB		3	0	1	0	1	1	0						
Dave Roberts, L OBP: 0.250, SLG: 0.250 (9, PH)		0-3 K				0-0 3-1		0-3 K		3	0	0	0	0	2	1						
John Bateman, R OBP: 0.254, SLG: 0.283 (1, 2)			0-0 E5			0-0 1B		0-3 K		3	0	2	0	0	1	1						
Turk Farrell, R OBP: 0.158, SLG: 0.111 (8, PH)			0-3 K			0-0 FC6-4		0-0 6-3		2	0	0	0	0	1	2						
Nellie Fox, L OBP: 0.330, SLG: 0.353 Hal Woodeshick, R (8, 1)						0-0 FC6-4				1	0	0	0	0	0	0						
Inning Stats	R: 0 E: 0 K: 0 S: 3	H: 0 LOB: 1 BB: 1 P: 7	R: 0 E: 0 K: 2 S: 7	H: 0 LOB: 0 BB: 0 P: 7	R: 0 E: 1 K: 1 S: 6	H: 1 LOB: 1 BB: 0 P: 6	R: 0 E: 0 K: 1 S: 5	H: 0 LOB: 0 BB: 0 P: 5	R: 0 E: 0 K: 0 S: 4	H: 1 LOB: 1 BB: 0 P: 4	R: 0 E: 0 K: 0 S: 3	H: 1 LOB: 1 BB: 1 P: 3	R: 1 E: 0 K: 3 S: 10	H: 1 LOB: 1 BB: 1 P: 14	R: 0 E: 1 K: 1 S: 6	H: 1 LOB: 1 BB: 0 P: 6	R: 0 E: 0 K: 1 S: 6	H: 1 LOB: 1 BB: 0 P: 6	1B: 5 2B: 0 3B: 0 HR: 1	SF: 0 SAC: 0 DP: 1 HBP: 0	WP: 0 PB: 0 SB: 2 CS: 0	PA: 34
PITCHER Dick Ellsworth, L ERA: 2.87 (1, 1)	IP: 9.0 WLS: W BF: 34 H: 6 R: 1 ER: 1 SO: 9 BB: 2 IBB: 0 HBP: 0 BLK: 0 WP: 0 HR: 1 S: 50 P: 58 ERA: 1.00 WHIP: 0.889																					

Batter	1	2	3	4	5	6	7	8	9	AB	R	H	RBI	BB	SO	LOB	BOTTOM					
Joey Amalfitano, R OBP: 0.303, SLG: 0.363 (1, 4)	0-0 6-3		0-0 G3			0-0 6-3		0-0 4-3		4	0	0	0	0	0	0	Houston Colt 45's @ Chicago Cubs Wrigley Field, Chicago, IL Sat Jun 27 1964, 3:33 AM CDT Att: 10,732 - Unknown					
Jimmy Stewart, S OBP: 0.331, SLG: 0.306 (1, 6)	0-0 1B		0-0 CS			0-0 1-6-3		0-0 F9		4	0	2	0	0	0	0						
Billy Williams, L OBP: 0.423, SLG: 0.648 (1, 7)	0-0 F5		0-0 CS		0-0 5-3			0-0 PB		4	0	1	0	0	0	1						
Ron Santo, R OBP: 0.391, SLG: 0.542 (1, 5)	0-0 F7				0-3 K			0-3 K		4	1	1	1	0	2	2						
14 Ernie Banks, R OBP: 0.332, SLG: 0.479 (1, 3)		0-3 K			0-0 F8			0-0 F4		3	0	0	0	0	1	0						
Len Gabrielson, L OBP: 0.288, SLG: 0.269 (1, 9)						0-0 F9		0-0 6-3		3	0	1	0	0	0	0						
Billy Cowan, R OBP: 0.286, SLG: 0.429 (1, 8)		0-3 K				0-0 HR		0-0 1B		3	1	2	1	0	1	1						
Dick Bertell, R OBP: 0.323, SLG: 0.322 (1, 2)		0-0 F3				0-0 F4		1-2 1B		3	0	1	0	0	0	1						
Dick Ellsworth, L OBP: 0.093, SLG: 0.059 (1, 1)			0-0 4-3			0-3 K		0-0 L8		3	0	0	0	0	1	2						
Inning Stats	R: 0 E: 0 K: 0 S: 4	H: 1 LOB: 1 BB: 0 P: 4	R: 0 E: 0 K: 2 S: 8	H: 1 LOB: 1 BB: 0 P: 8	R: 0 E: 0 K: 0 S: 3	H: 1 LOB: 0 BB: 0 P: 3	R: 0 E: 0 K: 1 S: 5	H: 0 LOB: 0 BB: 0 P: 5	R: 1 E: 0 K: 1 S: 6	H: 1 LOB: 0 BB: 0 P: 6	R: 0 E: 0 K: 0 S: 3	H: 0 LOB: 0 BB: 0 P: 3	R: 1 E: 0 K: 0 S: 6	H: 3 LOB: 2 BB: 0 P: 6	R: 0 E: 0 K: 1 S: 6	H: 1 LOB: 1 BB: 0 P: 6		R: 0 E: 0 K: 1 S: 6	H: 1 LOB: 1 BB: 0 P: 6	1B: 6 2B: 0 3B: 0 HR: 2	SF: 0 SAC: 0 DP: 0 HBP: 0	WP: 0 PB: 1 SB: 0 CS: 1
PITCHER Turk Farrell, R ERA: 2.83 Hal Woodeshick, L ERA: 2.83 (8, 1)	IP: 7.0 WLS: L BF: 27 H: 7 R: 2 ER: 2 SO: 4 BB: 0 IBB: 0 HBP: 0 BLK: 0 WP: 0 HR: 2 S: 35 P: 35 ERA: 2.57 WHIP: 1.000																					

Batter	1	2	3	4	5	6	7	8	9	AB	R	H	RBI	BB	SO	LOB	TOP					
Al Spangler, L OBP: 0.245, SLG: 0.258 (1, 8)	6-3		3-1		F7			F9		4	0	0	0	0	0	0	Houston Colt 45's @ Chicago Cubs Wrigley Field, Chicago, IL Sun Jun 28 1964, 3:33 AM CDT Unknown					
Nelle Fox, L OBP: 0.325, SLG: 0.346 (1, 4)	L5		F6		5-3			F8		4	0	0	0	0	0	0						
Joe Gaines, R OBP: 0.292, SLG: 0.391 (1, 9)	5-3		F9			5-3		F9		4	0	0	0	0	0	0						
Walt Bond, L OBP: 0.323, SLG: 0.476 (1, 7)		BB 4-3 1B		HR		K		F9		4	1	2	1	0	1	0						
Bob Aspromonte, R OBP: 0.305, SLG: 0.391 (1, 5)		K		K		F8		5-3		4	0	0	0	0	2	1						
Dave Roberts, L OBP: 0.270, SLG: 0.239 (1, 3)		4-3 1-2		K			4-1			3	0	0	0	0	1	1						
Bob Lillis, R OBP: 0.331, SLG: 0.345 (1, 6)		BB BB		1-3			4-1 G6-4-3 1B			2	0	1	0	1	0	0						
John Bateman, R OBP: 0.261, SLG: 0.304 (1, 2)		BB BB		HR			G6-4-3 1-2			2	1	1	1	1	0	1						
Hal Brown, R (1, 1)		1-3		K						2	0	0	0	0	1	3						
Don Larsen, R (5, 1)										0	0	0	0	0	0	0						
Rusty Staub, L OBP: 0.272, SLG: 0.316 (8, PH)										1	0	0	0	0	1	0						
Larry Yellen, R (8, 1)										0	0	0	0	0	0	0						
Gordon Jones, R OBP: 1.000, SLG: 1.000 (8, 1)										0	0	0	0	0	0	0						
Inning Stats	R: 0 E: 0 K: 0 S: 3	H: 0 LOB: 0 BB: 0 P: 3	R: 0 E: 0 K: 1 S: 6	H: 1 LOB: 2 BB: 2 P: 14	R: 0 E: 0 K: 0 S: 3	H: 0 LOB: 0 BB: 0 P: 3	R: 1 E: 0 K: 2 S: 8	H: 1 LOB: 0 BB: 0 P: 8	R: 1 E: 0 K: 1 S: 6	H: 1 LOB: 0 BB: 0 P: 6	R: 0 E: 0 K: 1 S: 5	H: 0 LOB: 0 BB: 0 P: 5	R: 0 E: 0 K: 0 S: 3	H: 1 LOB: 0 BB: 0 P: 3	R: 0 E: 0 K: 1 S: 5	H: 0 LOB: 0 BB: 0 P: 5	R: 0 E: 0 K: 0 S: 3	H: 0 LOB: 0 BB: 0 P: 3	1B: 2 2B: 0 3B: 0 HR: 2	SF: 0 SAC: 0 DP: 1 HBP: 0	WP: 0 PB: 0 SB: 0 CS: 0	PA: 32
PITCHER Bob Buhl, R ERA: 3.48 (1, 1)	IP: 9.0 WLS: W BF: 32 H: 4 R: 2 ER: 2 SO: 6 BB: 2 IBB: 0 HBP: 0 BLK: 0 WP: 0 HR: 2 S: 42 P: 50 ERA: 2.00 WHIP: 0.667															PITCHER						

Batter	1	2	3	4	5	6	7	8	9	AB	R	H	RBI	BB	SO	LOB	BOTTOM					
Joey Amalfitano, R OBP: 0.309, SLG: 0.388 (1, 4)	2B	2B		5-3		F7		F4		5	0	2	1	0	0	2	Houston Colt 45's @ Chicago Cubs Wrigley Field, Chicago, IL Sun Jun 28 1964, 3:33 AM CDT Unknown					
Jimmy Stewart, S OBP: 0.324, SLG: 0.299 (1, 6)	F6	F7			4-3		6-3	F4		5	0	0	0	0	0	4						
Billy Williams, L OBP: 0.415, SLG: 0.636 (1, 7)	F6			F9	4-3		F2	L8		5	0	0	0	0	0	2						
Ron Santo, R OBP: 0.389, SLG: 0.537 (1, 5)	6-3			6-3		14 HR 1B		F8		4	1	1	0	0	0	1						
14 Ernie Banks, R OBP: 0.338, SLG: 0.504 (1, 3)		1B 2B		K		1-H HR		E4 1B 2B		4	3	3	2	0	1	0						
Len Gabrielson, L OBP: 0.293, SLG: 0.296 (1, 9)		1B 2B 1B		S SF9 1B		F8		1B HR 1B		4	3	3	2	0	0	0						
Billy Cowan, R OBP: 0.294, SLG: 0.447 (1, 8)		F8		S 1B		HR		1B HR 1B		4	2	3	1	0	0	1						
Dick Bertell, R OBP: 0.321, SLG: 0.340 (1, 2)		K		F6		K		HR		4	1	1	3	0	2	3						
Bob Buhl, R OBP: 0.162, SLG: 0.091 (1, 1)		2B 1B		SF9		6-3		1B		3	0	2	1	0	0	0						
Inning Stats	R: 0 E: 0 K: 0 S: 4	H: 1 LOB: 1 BB: 0 P: 4	R: 2 E: 0 K: 1 S: 9	H: 4 LOB: 2 BB: 0 P: 9	R: 0 E: 0 K: 1 S: 5	H: 0 LOB: 0 BB: 0 P: 5	R: 1 E: 0 K: 0 S: 5	H: 2 LOB: 1 BB: 0 P: 5	R: 2 E: 0 K: 0 S: 5	H: 2 LOB: 0 BB: 0 P: 5	R: 1 E: 0 K: 1 S: 6	H: 1 LOB: 0 BB: 0 P: 6	R: 0 E: 0 K: 0 S: 3	H: 0 LOB: 0 BB: 0 P: 3	R: 4 E: 1 K: 0 S: 8	H: 5 LOB: 1 BB: 0 P: 8		R: 0 E: 0 K: 0 S: 8	H: 0 LOB: 0 BB: 0 P: 8	1B: 8 2B: 4 3B: 0 HR: 3	SF: 1 SAC: 0 DP: 0 HBP: 0	WP: 0 PB: 0 SB: 3 CS: 0
PITCHER Hal Brown, R ERA: 4.33 (1, 1)	IP: 4.2 WLS: L BF: 23 H: 9 R: 5 ER: 5 SO: 2 BB: 0 IBB: 0 HBP: 0 BLK: 0 WP: 0 HR: 1 S: 27 P: 27 ERA: 9.64 WHIP: 1.929															PITCHER						
Don Larsen, R ERA: 3.0 (5, 1)	2.1 5 1 1 1 1 0 0 0 0 0 0 1 10 10 3.86 0.429																					
Larry Yellen, R ERA: 6.08 (8, 1)	0.0 5 5 4 4 0 0 0 0 0 0 1 5 5 ∞ ∞																					
Gordon Jones, R ERA: 2.45 (8, 1)	1.0 3 0 0 0 0 0 0 0 0 0 0 0 3 3 0.00 0.000																					

AB	30
R	2
H	4
RBI	2
BB	2
SO	6
LOB	6



Batter	1	2	3	4	5	6	7	8	9	10	AB	R	H	RBI	BB	SO	LOB	TOP			
Bob Lillis, R OBP: 0.327, SLG: 0.340 Eddie Kasko, R OBP: 0.297, SLG: 0.269	6-3	3-1			5-3		4-3			SH1-4 2B	2	0	0	0	0	0	1				
Al Spangler, L OBP: 0.250, SLG: 0.269	FC3-6 2B		F7		E 1B		4-3			SH1-4	4	0	2	0	0	0	2				
Mike White, R OBP: 0.377, SLG: 0.392	FC3-6 BB		F7		1-2 BB		5-3			HR 2B	3	1	1	1	2	0	2				
Walt Bond, L OBP: 0.325, SLG: 0.488	FC3-6				4-3					2-H HR	5	1	2	2	0	0	4				
Rusty Staub, L OBP: 0.296, SLG: 0.309	4-3		1B		K		4-3			2-H HR	5	0	0	0	0	2	3				
Joe Gaines, R OBP: 0.299, SLG: 0.391		E8 2B		6-3		CS 1B				K	5	1	2	0	0	1	0				
Bob Aspromonte, R OBP: 0.304, SLG: 0.393		S 2B		F4		F8				F6	4	0	1	1	0	0	1				
Jerry Grote, R OBP: 0.214, SLG: 0.273		3-H 1-3		5-3			K			4-3	4	0	0	0	0	1	1				
Don Nottebart, R OBP: 0.067, SLG: 0.034 Hal Woodeshick, R OBP: 0.214, SLG: 0.273		2-3 6-3			6-3		4-3 1B			6-3	4	0	1	0	0	0	1				
Inning Stats	R: 0 E: 0 K: 0 S: 4	H: 1 LOB: 2 BB: 1 P: 8	R: 1 E: 1 K: 0 S: 5	H: 2 LOB: 1 BB: 0 P: 5	R: 0 E: 0 K: 1 S: 6	H: 1 LOB: 1 BB: 0 P: 6	R: 0 E: 0 K: 0 S: 3	H: 0 LOB: 0 BB: 0 P: 3	R: 0 E: 1 K: 0 S: 4	H: 1 LOB: 2 BB: 1 P: 8	R: 0 E: 0 K: 0 S: 3	H: 1 LOB: 0 BB: 0 P: 3	R: 0 E: 0 K: 0 S: 3	H: 0 LOB: 0 BB: 0 P: 3	R: 0 E: 0 K: 0 S: 3	H: 0 LOB: 0 BB: 0 P: 3	R: 3 E: 0 K: 2 S: 10	H: 3 LOB: 0 BB: 0 P: 10	1B: 7 2B: 3 3B: 0 HR: 1	SF: 0 SAC: 1 DP: 0 HBP: 0	WP: 0 PA: 42
PITCHER	IP WLS BF H R ER SO BB IBB HBP BLK WP HR S P ERA WHIP	8.0 L 6 2 2 0 0 0 0 0 0 0 0 0 6 6 13.50 1.500	0.2 S 3 1 1 1 2 0 0 0 0 0 0 1 7 7 13.50 1.500																		

Houston Colt 45s @ Chicago Cubs
Wrigley Field, Chicago, IL
Sun Jun 28 1964, 3:38 AM CDT
Att: 21,956 - Unknown

AB	39
R	4
H	11
RBI	4
BB	2
SO	4
LOB	15



Batter	1	2	3	4	5	6	7	8	9	10	AB	R	H	RBI	BB	SO	LOB	BOTTOM			
Joey Amalfitano, R OBP: 0.303, SLG: 0.371	4-3		FC4-6			G6-4-3 BB		4-3		K	4	0	0	0	1	1	4				
Jimmy Stewart, S OBP: 0.318, SLG: 0.293	1-3		L5			G6-4-3				FC6-4	5	0	0	0	0	0	5				
Billy Williams, L OBP: 0.413, SLG: 0.634	3-1				4-1					K	4	0	1	0	0	1	0				
Ron Santo, R OBP: 0.391, SLG: 0.557					5-3					HR	4	1	2	1	0	0	1				
14 Ernie Banks, R OBP: 0.333, SLG: 0.496		G2			K					F4	4	0	0	0	0	1	1				
Len Gabrielson, L OBP: 0.291, SLG: 0.293		K				F9				1B 1B	4	0	1	0	0	1	1				
Billy Cowan, R OBP: 0.297, SLG: 0.448		4-3				S 1B				1B 1B	4	0	2	0	0	0	1				
Dick Bertell, R OBP: 0.318, SLG: 0.335 Doug Clemens, L OBP: 0.296, SLG: 0.407 Lindy McDaniel, R OBP: 0.297, SLG: 0.448			K			4-3				FC6-4 1B	2	0	0	0	0	1	1				
Bobby Shantz, R OBP: 0.389, SLG: 0.500 Ernie Broglio, R OBP: 0.214, SLG: 0.192 Vic Roznovsky, L OBP: 0.214, SLG: 0.192						1-3 F9				1-2 2-3 F8	2	0	1	0	0	0	1				
Billy Ott, S OBP: 0.214, SLG: 0.269			FC4-6 1B			F9					1	0	0	0	0	0	3				
Inning Stats	R: 0 E: 0 K: 0 S: 3	H: 0 LOB: 0 BB: 0 P: 3	R: 0 E: 0 K: 1 S: 6	H: 1 LOB: 1 BB: 0 P: 6	R: 0 E: 0 K: 1 S: 6	H: 1 LOB: 1 BB: 0 P: 6	R: 0 E: 0 K: 0 S: 5	H: 0 LOB: 0 BB: 0 P: 5	R: 0 E: 0 K: 0 S: 4	H: 1 LOB: 1 BB: 1 P: 4	R: 0 E: 0 K: 0 S: 3	H: 1 LOB: 0 BB: 0 P: 3	R: 0 E: 0 K: 0 S: 6	H: 1 LOB: 0 BB: 0 P: 6	R: 1 E: 0 K: 1 S: 8	H: 1 LOB: 0 BB: 0 P: 8	R: 0 E: 0 K: 1 S: 8	H: 3 LOB: 3 BB: 0 P: 8	1B: 5 2B: 1 3B: 1 HR: 1	SF: 0 SAC: 0 DP: 1 HBP: 0	WP: 0 PA: 38
PITCHER	IP WLS BF H R ER SO BB IBB HBP BLK WP HR S P ERA WHIP	9.0 W 33 6 1 1 4 1 0 0 0 0 0 0 7 7 1.00 0.778	1.0 S 5 2 0 0 1 0 0 0 0 0 0 0 7 7 0.00 2.000																		

Houston Colt 45s @ Chicago Cubs
Wrigley Field, Chicago, IL
Sun Jun 28 1964, 3:38 AM CDT
Att: 21,956 - Unknown

AB	37
R	1
H	8
RBI	1
BB	1
SO	5
LOB	18



Batter	1	2	3	4	5	6	7	8	9	AB	R	H	RBI	BB	SO	LOB	TOP			
Tony Taylor, R OBP: 0.317, SLG: 0.299 (1, 4)	0-3 K		0-3 K					0-0 F9		0-0 5-3							4 0 0 0 0 2 0			
John Herrnstein, L OBP: 0.325, SLG: 0.440 (1, 8)	0-0 F8		0-0 L4					0-0 F9		0-0 L7							4 0 0 0 0 0 0			
Johnny Callison, L OBP: 0.333, SLG: 0.491 (1, 9)	0-3 K		0-0 6-3					0-0 F9		0-0 F9							4 0 0 0 0 1 0			
Dick Allen, R OBP: 0.358, SLG: 0.546 (1, 5)								0-0 F9		0-0 5-3							4 0 0 0 0 1 0			
Wes Covington, L OBP: 0.355, SLG: 0.451 (1, 7)								0-0 2B 1B		0-0 1B							4 1 3 0 0 0 0			
Clay Dalrymple, L OBP: 0.278, SLG: 0.335 (1, 2)								0-0 1B 1-3 2B		0-0 1B							4 0 3 0 0 0 0			
Roy Sievers, R OBP: 0.284, SLG: 0.336 (1, 3)								0-0 1-3 K		0-0 F8							4 0 0 0 0 1 6			
Cookie Rojas, R OBP: 0.395, SLG: 0.492 (1, 6)								0-0 FC4-6 1B		0-0 FC6-4 1B							3 0 1 1 0 0 2			
Art Mahaffey, R OBP: 0.187, SLG: 0.346 (2, PH) Darryl Carter, R OBP: 0.330, SLG: 0.422 (2, 1) Cal McLish, S (7, 1) Dallas Green, L (8, PH) John Briggs, L OBP: 0.369, SLG: 0.382 (8, 1) Jack Baldschun, R OBP: 0.107, SLG: 0.187 (8, 1)								0-0 FC4-6 1B		0-0 P6							0 0 0 0 0 0 0 1 0 0 0 0 0 2 1 0 0 0 0 0 0 0 0 0 0 0 0 0 1 0 0 0 0 1 0 0 0 0 0 0 0 0			
Inning Stats	R: 0 E: 0 K: 2 S: 7	H: 0 LOB: 0 BB: 0 P: 7	R: 1 E: 0 K: 0 S: 6	H: 3 LOB: 2 BB: 0 P: 6	R: 0 E: 0 K: 1 S: 5	H: 0 LOB: 0 BB: 0 P: 5	R: 0 E: 0 K: 1 S: 7	H: 2 LOB: 2 BB: 0 P: 7	R: 0 E: 0 K: 0 S: 3	H: 0 LOB: 0 BB: 0 P: 5	R: 0 E: 0 K: 0 S: 3	H: 0 LOB: 0 BB: 0 P: 3	R: 0 E: 0 K: 1 S: 5	H: 2 LOB: 2 BB: 0 P: 5	R: 0 E: 0 K: 0 S: 5	H: 2 LOB: 2 BB: 0 P: 5	1B: 6 2B: 1 3B: 0 HR: 0	SF: 0 SAC: 0 DP: 0 HBP: 0	WP: 0 PB: 0 SB: 0 CS: 0	PA: 34
PITCHER	IP WLS BF H R ER SO BB IBB HBP BLK WP HR S P ERA WHIP	9.0 W 34 7 1 1 6 0 0 0 0 0 0 46 46 1.00 0.778	PITCHER														ERA WHIP			

Philadelphia Phillies @ Houston Colt 45's
Colt Stadium, Houston, TX
Mon Jun 29 1964, 8:05 PM EDT
Att: 11,103 - Unknown

AB	34
R	1
H	7
RBI	1
BB	0
SO	6
LOB	10



Batter	1	2	3	4	5	6	7	8	9	AB	R	H	RBI	BB	SO	LOB	BOTTOM			
Eddie Kasko, R OBP: 0.281, SLG: 0.263 (1, 6)	0-0 5-3	0-0 F7		0-3 K		0-0 F9		0-3 K		5	0	0	0	0	2	2				
Nellie Fox, L OBP: 0.328, SLG: 0.346 (1, 4)	1-0 FC5-4 HBP			0-3 K		0-0 F7				3	0	1	0	0	1	1				
Mike White, R OBP: 0.373, SLG: 0.388 (1, 8)	0-0 FC5-4 1B WP	0-0 4-3			0-0 E FC1-4 1B		0-0 F2			4	2	1	0	0	0	2				
Walt Bond, L OBP: 0.324, SLG: 0.484 (1, 7)	0-0 1B HR 1B		0-3 K		0-3 K		0-0 4-3			4	1	1	1	0	2	1				
Joe Gaines, R OBP: 0.321, SLG: 0.411 (1, 9)	0-0 S HR 1B			0-0 S 1B		0-0 E5 FC1-4 1B		0-0 1B		4	1	3	0	0	0	1				
Rusty Staub, L OBP: 0.286, SLG: 0.305 (1, 3)	4-0 HR BB		0-0 1-3 1B		0-0 FC1-4 1-2		0-0 G3			3	1	0	1	1	0	3				
Bob Aspromonte, R OBP: 0.311, SLG: 0.408 (1, 5)	0-0 HR		4-0 IBB		0-0 F8			0-0 FC1-6 1B		3	1	2	4	1	0	1				
Jerry Grote, R OBP: 0.205, SLG: 0.259 (1, 2)	0-0 6-3		0-3 K			0-0 P4		0-0 FC1-6 1B		4	0	0	0	0	1	3				
Bob Bruce, R OBP: 0.321, SLG: 0.308 (1, 1)		0-0 6-3		0-0 6-3		0-0 1B		0-3 K		4	0	1	0	0	1	1				
Inning Stats	R: 5 E: 0 K: 0 S: 6	H: 3 LOB: 1 BB: 1 P: 11	R: 0 E: 0 K: 0 S: 4	H: 1 LOB: 0 BB: 0 P: 4	R: 0 E: 0 K: 2 S: 8	H: 1 LOB: 2 BB: 1 P: 12	R: 0 E: 0 K: 2 S: 7	H: 0 LOB: 0 BB: 0 P: 7	R: 1 E: 0 K: 1 S: 7	H: 1 LOB: 1 BB: 0 P: 7	R: 0 E: 0 K: 0 S: 4	H: 1 LOB: 1 BB: 0 P: 4	R: 0 E: 0 K: 0 S: 4	H: 1 LOB: 1 BB: 0 P: 4	R: 0 E: 0 K: 2 S: 8	H: 1 LOB: 1 BB: 0 P: 8	1B: 8 2B: 0 3B: 0 HR: 1	SF: 0 SAC: 0 DP: 0 HBP: 1	WP: 1 PB: 0 SB: 2 CS: 0	PA: 37
PITCHER	IP WLS BF H R ER SO BB IBB HBP BLK WP HR S P ERA WHIP	1.0 L 21 4 1 0 5 0 1 0 0 0 0 30 34 0.00 0.800	PITCHER														ERA WHIP			

Philadelphia Phillies @ Houston Colt 45's
Colt Stadium, Houston, TX
Mon Jun 29 1964, 8:05 PM EDT
Att: 11,103 - Unknown

AB	34
R	6
H	9
RBI	6
BB	2
SO	7
LOB	15



Batter	1	2	3	4	5	6	7	8	9	AB	R	H	RBI	BB	SO	LOB	TOP										
John Stephenson, L OBP: 0.264, SLG: 0.250 (1, 5)										5	1	3	1	0	0	1											
Ron Hunt, R OBP: 0.377, SLG: 0.438 (1, 4)										5	0	2	0	0	0	4											
George Altman, L OBP: 0.242, SLG: 0.278 (1, 7)										5	1	2	2	0	0	1											
Joe Christopher, R OBP: 0.340, SLG: 0.452 (1, 9)										5	2	1	0	0	1	2											
Ed Kranepool, L OBP: 0.315, SLG: 0.382 (1, 3)										5	1	3	2	0	0	2											
Jesse Gonder, L OBP: 0.338, SLG: 0.379 (1, 2)										5	1	1	1	0	0	2											
Larry Elliot, L OBP: 0.288, SLG: 0.319 (1, 8)										5	1	3	1	0	1	1											
Amado Samuel, R OBP: 0.254, SLG: 0.266 (1, 6)										4	0	0	0	0	3	3											
Tracy Stallard, R OBP: 0.256, SLG: 0.289 (1, 1)										1	0	0	0	0	0	2											
Bill Wakefield, R OBP: 0.071, SLG: 0.071 (3, 1)										1	0	0	0	0	1	0											
Jim Hickman, R OBP: 0.299, SLG: 0.330 (6, PH)										1	1	1	0	0	0	0											
Willard Hunter, R (6, 1)										0	0	0	0	0	0	0											
Inning Stats	R: 0 E: 0 K: 0 S: 5	H: 3 LOB: 2 BB: 0 P: 5	R: 1 E: 0 K: 1 S: 8	H: 3 LOB: 2 BB: 0 P: 8	R: 3 E: 0 K: 1 S: 8	H: 3 LOB: 0 BB: 0 P: 8	R: 0 E: 0 K: 1 S: 6	H: 1 LOB: 1 BB: 0 P: 6	R: 0 E: 0 K: 0 S: 4	H: 1 LOB: 1 BB: 0 P: 4	R: 4 E: 1 K: 0 S: 8	H: 4 LOB: 1 BB: 0 P: 8	R: 0 E: 0 K: 1 S: 6	H: 1 LOB: 1 BB: 0 P: 6	R: 0 E: 0 K: 1 S: 5	H: 0 LOB: 0 BB: 0 P: 5	R: 0 E: 0 K: 1 S: 5	H: 0 LOB: 0 BB: 0 P: 5	R: 0 E: 0 K: 1 S: 5	H: 0 LOB: 0 BB: 0 P: 5	1B: 12 2B: 2 3B: 1 HR: 1	SF: 0 SAC: 1 DP: 0 HBP: 0	WP: 0 PA: 43 PB: 0 SB: 0 CS: 0				
PITCHER	IP	WLS	BF	H	R	ER	SO	BB	IBB	HBP	BLK	WP	HR	S	P	ERA	WHIP										
Turk Farrell, R ERA: 3.09 (1, 1)	2.2		16	9	4	4	1	0	0	0	0	0	1	18	18	13.50	3.375										
Claude Raymond, R ERA: 1.45 (3, 1)	3.0	L	14	5	3	2	2	0	0	0	0	0	0	18	18	6.00	1.667										
Gordon Jones, R ERA: 2.14 (6, 1)	1.1		7	2	1	0	1	0	0	0	0	0	0	9	9	0.00	1.500										
Jim Owens, R ERA: 3.98 (8, 1)	2.0		6	0	0	0	2	0	0	0	0	0	0	10	10	0.00	0.000										

New York Mets @ Houston Colt 45's
Colt Stadium, Houston, TX
Wed Jul 01 1964, 8:05 PM EDT
Att. 7,593 - Unknown - 85 F

AB	42
R	8
H	16
RBI	7
BB	0
SO	6
LOB	18



Batter	1	2	3	4	5	6	7	8	9	AB	R	H	RBI	BB	SO	LOB	BOTTOM										
Eddie Kasko, R OBP: 0.280, SLG: 0.259 (1, 6)										4	1	1	0	0	0	1											
Nellie Fox, L OBP: 0.325, SLG: 0.342 (1, 4)										4	0	1	0	0	0	1											
Jim Owens, R OBP: 0.200, SLG: 0.267 (8, 1)										0	0	0	0	0	0	0											
Mike White, R OBP: 0.368, SLG: 0.377 (1, 8)										3	1	0	0	1	0	1											
Walt Bond, L OBP: 0.321, SLG: 0.502 (1, 7)										4	2	2	4	0	0	0											
Joe Gaines, R OBP: 0.326, SLG: 0.425 (1, 9)										4	1	2	0	0	0	0											
Rusty Staub, L OBP: 0.261, SLG: 0.300 (1, 3)										3	0	0	1	0	0	1											
Bob Aspromonte, R OBP: 0.313, SLG: 0.416 (1, 5)										3	1	1	1	0	0	0											
John Bateman, R OBP: 0.261, SLG: 0.302 (1, 2)										4	0	1	0	0	1	1											
Turk Farrell, R OBP: 0.154, SLG: 0.108 (1, 1)										1	0	0	0	0	1	1											
Claude Raymond, R (3, 1)										1	0	0	0	0	0	1											
Gordon Jones, R OBP: 1.000, SLG: 1.000 (6, 1)										0	0	0	0	0	0	0											
Al Spangler, L OBP: 0.248, SLG: 0.266 (7, PH)										1	0	0	0	0	1	0											
Inning Stats	R: 0 E: 0 K: 0 S: 3	H: 1 LOB: 0 BB: 0 P: 3	R: 2 E: 0 K: 1 S: 8	H: 3 LOB: 1 BB: 0 P: 8	R: 3 E: 0 K: 0 S: 5	H: 3 LOB: 0 BB: 1 P: 9	R: 0 E: 0 K: 0 S: 3	H: 0 LOB: 1 BB: 0 P: 4	R: 0 E: 0 K: 0 S: 3	H: 0 LOB: 0 BB: 0 P: 3	R: 1 E: 0 K: 1 S: 6	H: 1 LOB: 0 BB: 0 P: 6	R: 0 E: 0 K: 1 S: 5	H: 0 LOB: 0 BB: 0 P: 5	R: 0 E: 0 K: 0 S: 3	H: 0 LOB: 0 BB: 0 P: 3	R: 0 E: 0 K: 0 S: 3	H: 0 LOB: 0 BB: 0 P: 3	R: 0 E: 0 K: 0 S: 3	H: 0 LOB: 0 BB: 0 P: 3	1B: 4 2B: 0 3B: 1 HR: 3	SF: 1 SAC: 0 DP: 2 HBP: 1	WP: 0 PA: 35 PB: 1 SB: 0 CS: 0				
PITCHER	IP	WLS	BF	H	R	ER	SO	BB	IBB	HBP	BLK	WP	HR	S	P	ERA	WHIP										
Tracy Stallard, R ERA: 4.5 (1, 1)	2.1		13	6	1	0	0	0	0	0	0	0	3	14	18	19.29	3.000										
Bill Wakefield, R ERA: 3.51 (3, 1)	2.2	W	9	1	0	0	0	0	0	1	0	0	0	8	9	0.00	0.375										
Willard Hunter, L ERA: 1.06 (6, 1)	4.0	S	13	1	1	1	2	0	0	0	0	0	0	17	17	2.25	0.250										

New York Mets @ Houston Colt 45's
Colt Stadium, Houston, TX
Wed Jul 01 1964, 8:05 PM EDT
Att. 7,593 - Unknown - 85 F

AB	32
R	6
H	8
RBI	6
BB	1
SO	3
LOB	7



Batter	1	2	3	4	5	6	7	8	9	AB	R	H	RBI	BB	SO	LOB	TOP					
John Stephenson, L (1.5) OBP: 0.246, SLG: 0.231	F3		FC6			4-3		6-3		4	0	0	0	0	0	1	New York Mets @ Houston Colt 45's Colt Stadium, Houston, TX Thu Jul 02 1964, 8:05 PM EDT Att: 5,820 - Unknown - 87 F					
Ron Hunt, R (1.4) OBP: 0.372, SLG: 0.432	6-3			4-3		F8			5-3	4	0	0	0	0	0							
George Altman, L (1.7) OBP: 0.242, SLG: 0.284	P6			G3			2B		L9	4	1	1	0	0	0							
Joe Christopher, R (1.9) OBP: 0.335, SLG: 0.444		K		K			6-3		K	4	0	0	0	0	3	1						
Ed Kranepool, L (1.3) OBP: 0.321, SLG: 0.393	F5					FC4-6	1B			3	0	2	1	0	0	0						
Jesse Gonder, L (1.2) OBP: 0.333, SLG: 0.373	6-3					FC4-6	1B		P9	3	0	0	0	0	0	2						
Larry Elliot, L (1.8) OBP: 0.289, SLG: 0.320			F8						P5	3	0	1	0	0	0	1						
Amado Samuel, R (1.6) OBP: 0.248, SLG: 0.260			L6			G1-6-3			G5-3	3	0	0	0	0	0	2						
Darrell Sutherland, R (1.1) OBP: 1.000, SLG: 1.000										1	0	1	0	0	0	0						
Roy McMillan, R (6. PH) OBP: 0.234, SLG: 0.258										1	0	0	0	0	0	0						
Frank Lary, R (6. PH) OBP: 0.297, SLG: 0.329										0	0	0	0	0	0	0						
Jim Hickman, R (8. PH) OBP: 0.222, SLG: 0.130										1	0	0	0	0	0	0						
Galen Cisco, R (8. PH) OBP: 0.222, SLG: 0.130										0	0	0	0	0	0	0						
Inning Stats	R: 0 E: 0 K: 0 S: 3	H: 0 LOB: 0 BB: 0 P: 3	R: 0 E: 0 K: 1 S: 5	H: 0 LOB: 0 BB: 0 P: 5	R: 0 E: 0 K: 0 S: 4	H: 1 LOB: 1 BB: 0 P: 4	R: 0 E: 0 K: 1 S: 5	H: 0 LOB: 0 BB: 0 P: 5	R: 0 E: 0 K: 0 S: 4	H: 2 LOB: 1 BB: 0 P: 4	R: 0 E: 0 K: 0 S: 3	H: 0 LOB: 0 BB: 0 P: 3	R: 1 E: 0 K: 0 S: 5	H: 2 LOB: 1 BB: 0 P: 5	R: 0 E: 0 K: 0 S: 3	H: 0 LOB: 0 BB: 0 P: 3	R: 0 E: 0 K: 1 S: 5	H: 0 LOB: 0 BB: 0 P: 5	1B: 3 2B: 2 3B: 0 HR: 0	SF: 0 SAC: 0 DP: 1 HBP: 0	WP: 0 PB: 0 SB: 0 CS: 0	PA: 31
PITCHER Ken Johnson, R (1.1) ERA: 3.03	IP: 9.0 WLS: W BF: 31 H: 5 R: 1 ER: 1 SO: 3 BB: 0 IBB: 0 HBP: 0 BLK: 0 WP: 0 HR: 0 S: 37 P: 37 ERA: 1.00 WHIP: 0.556															PITCHER						

Batter	1	2	3	4	5	6	7	8	9	AB	R	H	RBI	BB	SO	LOB	BOTTOM			
Eddie Kasko, R (1.6) OBP: 0.282, SLG: 0.266	K	P6		G5-4-3						5	1	2	0	0	1	5	New York Mets @ Houston Colt 45's Colt Stadium, Houston, TX Thu Jul 02 1964, 8:05 PM EDT Att: 5,820 - Unknown - 87 F			
Nellie Fox, L (1.4) OBP: 0.318, SLG: 0.335	L9		4-3		F7		CS	4-3		5	0	0	0	0	1	2				
Mike White, R (1.8) OBP: 0.369, SLG: 0.384	K		5-3						E5	5	1	2	0	0	1	1				
Walt Bond, L (1.7) OBP: 0.327, SLG: 0.504										3	2	2	2	1	0	1				
Joe Gaines, R (1.9) OBP: 0.330, SLG: 0.417										4	1	1	0	1	0	3				
Rusty Staub, L (1.3) OBP: 0.285, SLG: 0.300										3	2	1	1	1	0	4				
Bob Aspromonte, R (1.5) OBP: 0.319, SLG: 0.421										4	0	3	2	0	0	0				
Jerry Grote, R (1.2) OBP: 0.232, SLG: 0.267										2	0	1	1	1	0	0				
Ken Johnson, R (1.1) OBP: 0.140, SLG: 0.195										4	0	0	0	0	3	7				
Inning Stats	R: 0 E: 0 K: 2 S: 7	H: 2 LOB: 3 BB: 1 P: 10	R: 1 E: 0 K: 0 S: 5	H: 2 LOB: 1 BB: 1 P: 7	R: 0 E: 0 K: 0 S: 3	H: 0 LOB: 1 BB: 1 P: 7	R: 1 E: 0 K: 1 S: 6	H: 2 LOB: 1 BB: 1 P: 10	R: 0 E: 0 K: 0 S: 5	H: 2 LOB: 2 BB: 0 P: 5	R: 0 E: 0 K: 1 S: 5	H: 0 LOB: 0 BB: 0 P: 5	R: 4 E: 4 K: 2 S: 12	H: 5 LOB: 2 BB: 1 P: 16	R: 1 E: 1 K: 0 S: 5	H: 1 LOB: 1 BB: 0 P: 5		1B: 10 2B: 3 3B: 0 HR: 0	SF: 1 SAC: 0 DP: 2 HBP: 1	WP: 0 PB: 0 SB: 1 CS: 1
PITCHER Darrell Sutherland, R (1.1) ERA: 12.27	IP: 5.0 WLS: L BF: 24 H: 6 R: 2 ER: 2 SO: 3 BB: 3 IBB: 0 HBP: 0 BLK: 0 WP: 0 HR: 0 S: 26 P: 39 ERA: 3.60 WHIP: 1.800															PITCHER				
Frank Lary, R (6.1) ERA: 6.34	IP: 2.0 WLS: L BF: 12 H: 5 R: 4 ER: 1 SO: 3 BB: 0 IBB: 0 HBP: 0 BLK: 0 WP: 0 HR: 0 S: 17 P: 21 ERA: 4.50 WHIP: 2.500															PITCHER				
Galen Cisco, R (8.1) ERA: 3.63	IP: 1.0 WLS: L BF: 5 H: 1 R: 1 ER: 0 SO: 0 BB: 0 IBB: 0 HBP: 0 BLK: 0 WP: 0 HR: 0 S: 5 P: 5 ERA: 0.00 WHIP: 1.000															PITCHER				

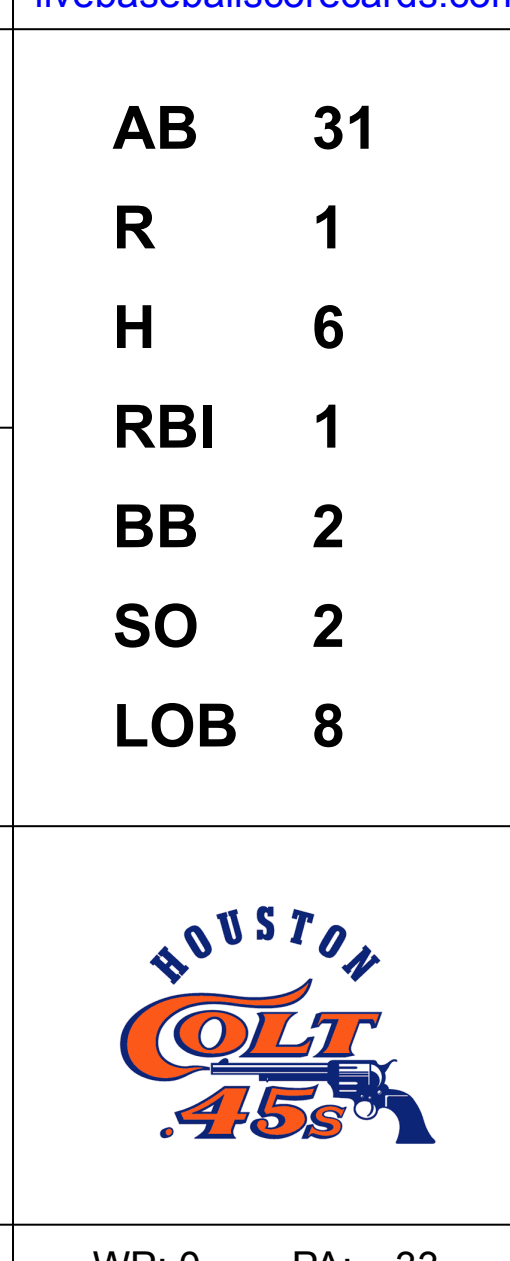


Batter	1	2	3	4	5	6	7	8	9	AB R H RBI BB SO LOB	TOP															
Bob Bailey, R OBP: 0.330, SLG: 0.380 (1, 5)	0-0 6-3		0-0 2B		0-0 1B		0-3 K		4-0 1B BB	4 0 2 1 1 1 0	Pittsburgh Pirates @ Houston Colt 45's Colt Stadium, Houston, TX Fri Jul 03 1964, 8:05 PM EDT Att: 8,740 - Unknown															
Manny Mota, R OBP: 0.351, SLG: 0.427 (1, 8) (8, 7)	0-0 F8		0-0 6-3		0-0 1B		0-0 1B		0-0 1B WP	5 0 3 0 0 0 1																
Roberto Clemente, R OBP: 0.393, SLG: 0.599 (1, 9)	0-3 K		0-0 4-3		0-0 1B		0-0 F9		4-0 1B IBB	3 0 0 0 2 1 2																
Willie Stargell, L OBP: 0.324, SLG: 0.547 Bill Virdon, L OBP: 0.297, SLG: 0.300 (8, PR) (8, 8)	0-0 1B			0-0 F7		0-3 K		0-0 WP 3B	0-0 1-3	4 0 2 0 0 1 3 1 1 0 0 0 0 3																
Smoky Burgess, L OBP: 0.327, SLG: 0.330 (1, 2)	0-0 F9			4-0 FC5-4 BB		0-0 F8		0-0 F4 3B		3 0 1 1 1 0 5																
Donn Clendenen, R OBP: 0.321, SLG: 0.400 (1, 3)		0-3 K		0-0 FC5-4 1-2		0-3 K		0-0 6-3		4 0 0 0 0 2 3																
Bill Mazerolski, R OBP: 0.276, SLG: 0.371 (1, 4)		0-0 6-3		0-0 F2		0-0 L9		0-0 F4		4 0 0 0 0 0 3																
Gene Alley, R OBP: 0.229, SLG: 0.253 (1, 6)		0-0 L5			0-0 SH2-4 1B		0-0 1-3		0-3 K	4 1 1 0 0 1 0																
Vern Law, R OBP: 0.300, SLG: 0.289 Al McBean, R (9, 1)			0-0 4-3		0-0 SH2-4 1-2		0-0 L8		0-3 K	3 0 0 0 0 1 0 0 0 0 0 0 0 0																
Inning Stats	R: 0 E: 1 K: 1 S: 7	H: 1 LOB: 2 BB: 0 P: 7	R: 0 E: 0 K: 1 S: 5	H: 0 LOB: 0 BB: 0 P: 5	R: 0 E: 0 K: 0 S: 4	H: 1 LOB: 1 BB: 0 P: 4	R: 0 E: 0 K: 0 S: 3	H: 0 LOB: 0 BB: 1 P: 7	R: 1 E: 0 K: 1 S: 8	H: 3 LOB: 3 BB: 1 P: 12		R: 0 E: 0 K: 1 S: 5	H: 0 LOB: 0 BB: 0 P: 5	R: 0 E: 0 K: 1 S: 6	H: 1 LOB: 1 BB: 0 P: 6	R: 1 E: 0 K: 0 S: 4	H: 2 LOB: 1 BB: 0 P: 4	R: 0 E: 0 K: 2 S: 8	H: 1 LOB: 3 BB: 2 P: 16	1B: 6 2B: 2 3B: 1 HR: 0	SF: 0 SAC: 1 DP: 0 HBP: 0	WP: 2 PB: 0 SB: 2 CS: 0	PA: 40			
PITCHER	IP WLS BF H R ER SO BB IBB HBP BLK WP HR S P ERA WHIP											IP WLS BF H R ER SO BB IBB HBP BLK WP HR S P ERA WHIP														
Hal Brown, R ERA: 4.18 Jim Owens, R ERA: 3.95 Claude Raymond, R ERA: 1.41 Hal Woodeshick, L ERA: 2.68	(1, 1) (5, 1) (8, 1) (9, 1)	4.1 2.2 1.0 1.0	20 L 12 2 6	5 3 2 1	1 1 0 0	1 1 0 0	2 3 0 2	1 0 0 1	0 1 0 1	0 0 0 0	0 0 0 0	0 1 0 0	23 17 2 8	27 21 2 16	2.08 3.38 0.00 0.00	1.385 1.125 0.000 2.000										

AB	35
R	2
H	9
RBI	2
BB	4
SO	7
LOB	20



Batter	1	2	3	4	5	6	7	8	9	AB R H RBI BB SO LOB	BOTTOM															
Eddie Kasko, R OBP: 0.282, SLG: 0.266 (1, 6)	0-0 F9		0-0 4-3			0-0 3-1 1B			0-0 F5	4 0 1 0 0 0 0	Pittsburgh Pirates @ Houston Colt 45's Colt Stadium, Houston, TX Fri Jul 03 1964, 8:05 PM EDT Att: 8,740 - Unknown															
Nellie Fox, L OBP: 0.313, SLG: 0.329 (1, 4)	0-0 6-3			0-0 4-3		0-0 3-1			0-0 4-3	4 0 0 0 0 0 1																
Mike White, R OBP: 0.366, SLG: 0.381 (1, 8)	0-0 L7			0-3 K		0-0 F8			0-0 BB 1B	4 0 1 0 0 1 1																
Walt Bond, L OBP: 0.326, SLG: 0.500 (1, 7)		0-0 4-3		0-0 3-1		0-0 F6			0-0 BB 1B	4 0 1 0 0 0 0																
Joe Gaines, R OBP: 0.347, SLG: 0.460 (1, 9)		0-0 5-3			0-0 HR	0-0 G4-6-3 1B			4-0 1-2 BB	3 1 2 1 1 0 0																
Rusty Staub, L OBP: 0.285, SLG: 0.296 (1, 3)		4-0 BB			0-0 4-3	0-0 G4-6-3 1-2			0-0 F8	3 0 0 0 1 0 4																
Bob Aspromonte, R OBP: 0.319, SLG: 0.420 (1, 5)		0-0 1-3			0-0 F8				0-0 B3-6-4 1B	3 0 1 0 0 0 1																
Jerry Grote, R OBP: 0.224, SLG: 0.258 (1, 2)			0-0 1-3		0-0 6-3				0-0 B3-6-4 1-2	3 0 0 0 0 0 1																
Hal Brown, R Jim Owens, R Claude Raymond, R Al Spangler, L Hal Woodeshick, R (8, PH) (9, 1)	(1, 1) (5, 1) (8, 1) (8, PH) (9, 1)			0-0 6-3		0-3 K			0-0 F2	1 0 0 0 0 0 0 1 0 0 0 0 1 0 0 0 0 0 0 0 0 1 0 0 0 0 0 0 0 0 0 0 0 0 0																
Inning Stats	R: 0 E: 0 K: 0 S: 3	H: 0 LOB: 0 BB: 0 P: 3	R: 0 E: 0 K: 0 S: 3	H: 0 LOB: 1 BB: 1 P: 7	R: 0 E: 0 K: 0 S: 3	H: 0 LOB: 0 BB: 0 P: 3	R: 0 E: 0 K: 1 S: 5	H: 0 LOB: 0 BB: 0 P: 5	R: 1 E: 0 K: 0 S: 4	H: 1 LOB: 0 BB: 0 P: 4		R: 0 E: 0 K: 1 S: 6	H: 1 LOB: 1 BB: 0 P: 6	R: 0 E: 0 K: 0 S: 3	H: 1 LOB: 0 BB: 0 P: 3	R: 0 E: 0 K: 0 S: 3	H: 1 LOB: 0 BB: 0 P: 3	R: 0 E: 0 K: 0 S: 5	H: 2 LOB: 3 BB: 1 P: 9	1B: 5 2B: 0 3B: 0 HR: 1	SF: 0 SAC: 0 DP: 2 HBP: 0	WP: 0 PB: 0 SB: 0 CS: 0	PA: 33			
PITCHER	IP WLS BF H R ER SO BB IBB HBP BLK WP HR S P ERA WHIP											IP WLS BF H R ER SO BB IBB HBP BLK WP HR S P ERA WHIP														
Vern Law, R Al McBean, R ERA: 2.91 ERA: 0.86	(1, 1) (9, 1)	8.2 0.1	W 31 S 2	6 0	1 0	1 0	2 0	1 0	2 0	0 0	0 0	0 0	0 1	34 5	38 0.00	0.808 3.000										



Batter	1	2	3	4	5	6	7	8	9	AB	R	H	RBI	BB	SO	LOB	TOP			
Bob Bailey, R OBP: 0.324, SLG: 0.372 (1, 5)	0-0 6-3		0-0 5-3			0-0 F3		0-0 F7		4	0	0	0	0	0	2				
Manny Mota, R OBP: 0.337, SLG: 0.409 (1, 8)	0-3 K			0-0 F4			0-3 K		0-0 L5	4	0	0	0	0	2	0				
Roberto Clemente, R OBP: 0.391, SLG: 0.595 (1, 9)	0-3 K			0-0 3-1			0-0 1B		0-0 5-3	4	0	1	0	0	1	0				
Willie Stargell, L OBP: 0.319, SLG: 0.537 (1, 7)		0-0 F6		0-0 4-3			0-3 K		0-0 F9	4	0	0	0	0	1	1				
Smoky Burgess, L OBP: 0.318, SLG: 0.320 (1, 2)		0-0 1-3			0-3 K			0-0 4-3		3	0	0	0	0	1	1				
Donn Clendenen, R OBP: 0.317, SLG: 0.395 (1, 3)		0-0 F4			0-0 4-3			0-3 K		3	0	0	0	0	1	0				
Bill Mazerolski, R OBP: 0.280, SLG: 0.382 (1, 4)			0-0 FC6-4 1B		0-0 F8			0-0 1B 3B		3	1	2	0	0	0	0				
Gene Alley, R OBP: 0.233, SLG: 0.256 (1, 6)			0-0 FC6-4 SH1-4 1-2		0-0 6-3			0-0 G3 1B		3	0	1	1	0	0	1				
Bob Friend, R OBP: 0.179, SLG: 0.111 (1, 1)			0-0 SH1-4 1-2		0-0 1-3			0-0 G3 1-2		0	0	0	0	0	0	0				
Bill Virdon, L OBP: 0.296, SLG: 0.298 (6, PH)										1	0	0	0	0	0	0				
Tom Butters, R OBP: 0.333, SLG: 0.333 (6, PH)										0	0	0	0	0	0	0				
Jerry Lynch, L OBP: 0.330, SLG: 0.491 (8, PH)										1	0	0	0	0	0	1				
Roy Face, R (8, 1)										0	0	0	0	0	0	0				
Inning Stats	R: 0 E: 0 K: 2 S: 7	H: 0 LOB: 0 BB: 0 P: 7	R: 0 E: 0 K: 0 S: 3	H: 0 LOB: 0 BB: 0 P: 3	R: 0 E: 0 K: 0 S: 4	H: 1 LOB: 1 BB: 0 P: 4	R: 0 E: 0 K: 0 S: 3	H: 0 LOB: 0 BB: 0 P: 3	R: 0 E: 0 K: 1 S: 5	H: 0 LOB: 0 BB: 0 P: 5	R: 0 E: 0 K: 2 S: 8	H: 1 LOB: 1 BB: 0 P: 8	R: 1 E: 0 K: 1 S: 7	H: 2 LOB: 1 BB: 0 P: 7	R: 0 E: 0 K: 0 S: 3	H: 0 LOB: 0 BB: 0 P: 3	1B: 3 2B: 0 3B: 1 HR: 0	SF: 0 SAC: 1 DP: 0 HBP: 0	WP: 0 PB: 0 SB: 0 CS: 0	PA: 31
PITCHER Bob Bruce, R ERA: 2.74 (1, 1)	IP: 9.0 WLS: W BF: 31 H: 4 R: 1 ER: 1 SO: 6 BB: 0 IBB: 0 HBP: 0 BLK: 0 WP: 0 HR: 0 S: 43 P: 43 ERA: 1.00 WHIP: 0.444																			

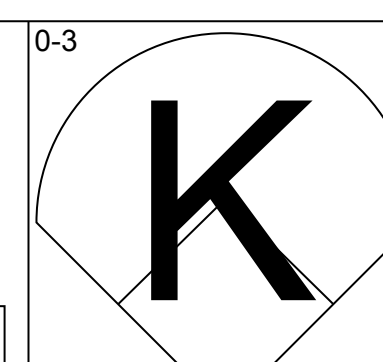
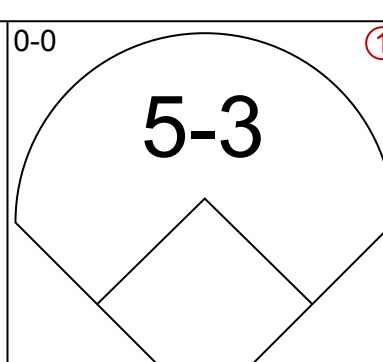
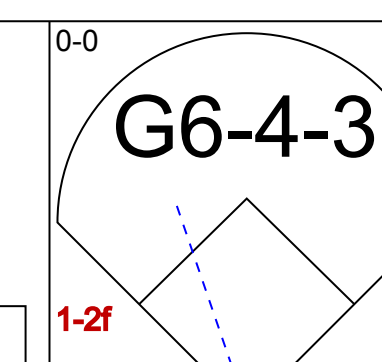
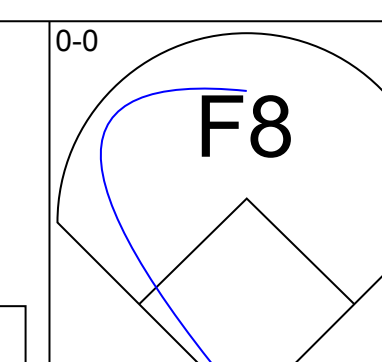
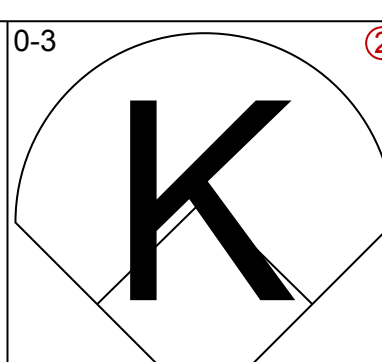
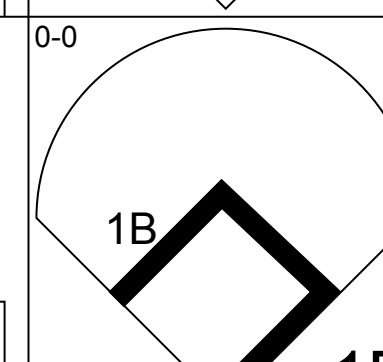
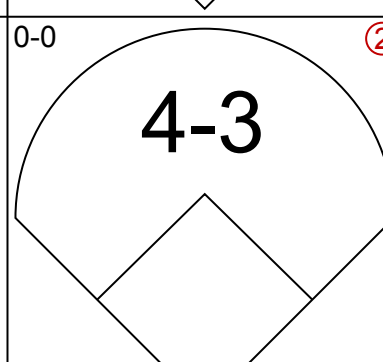
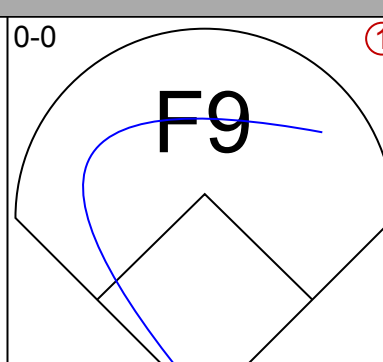
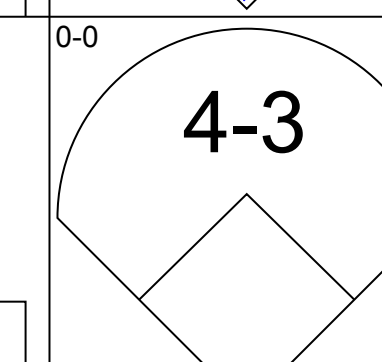
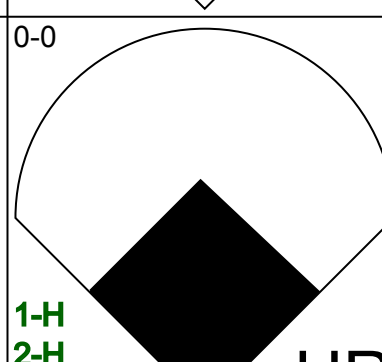
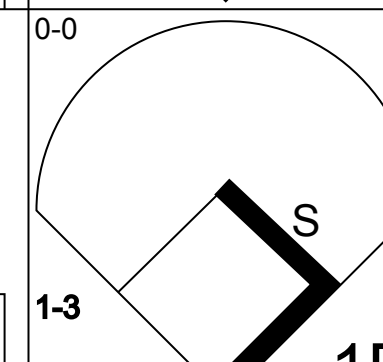
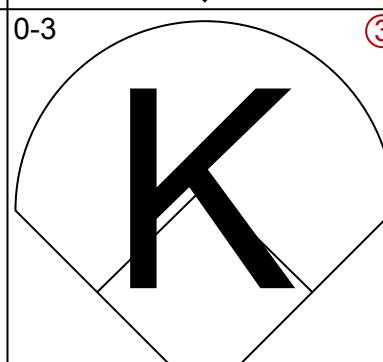
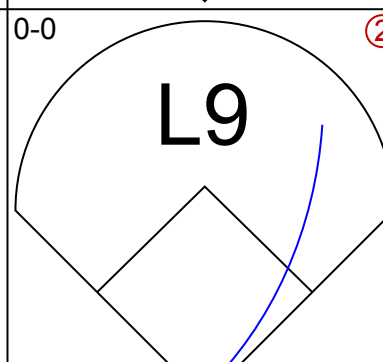
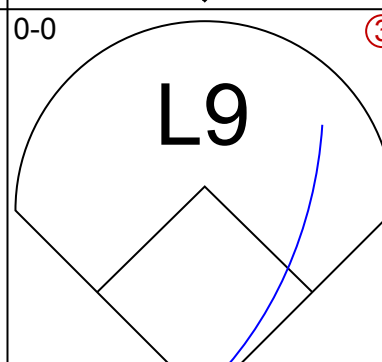
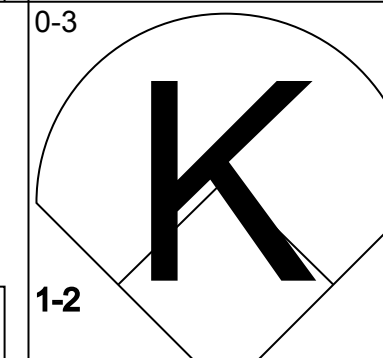
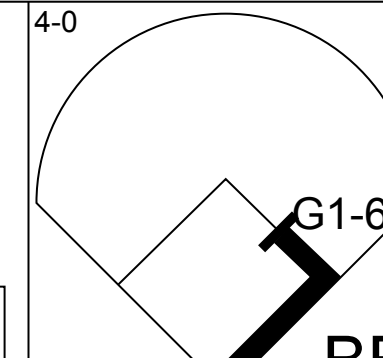
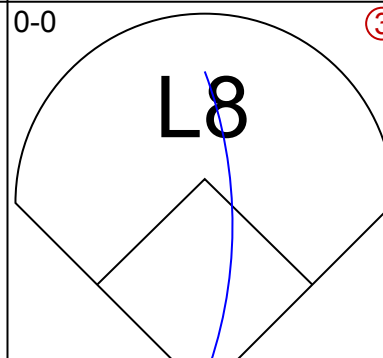
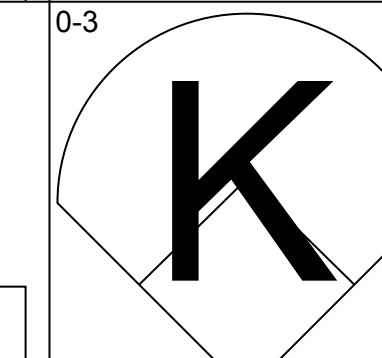
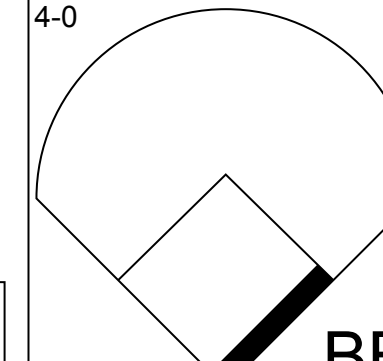
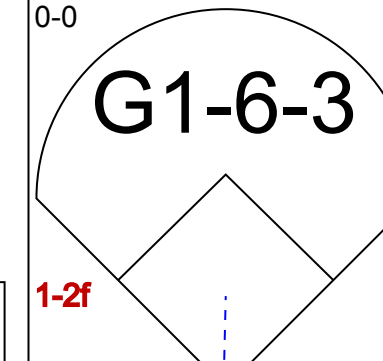
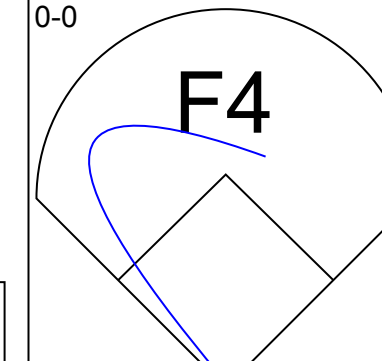
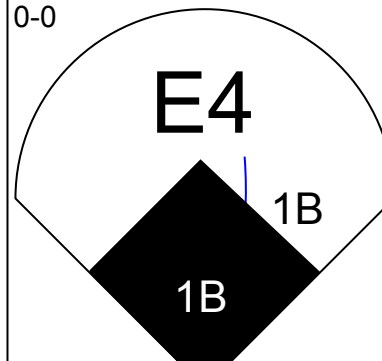
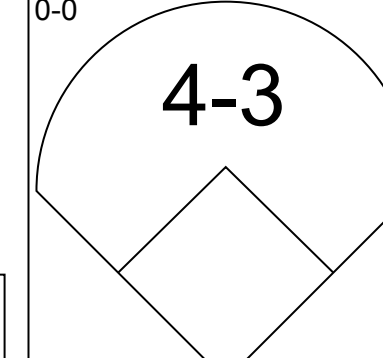

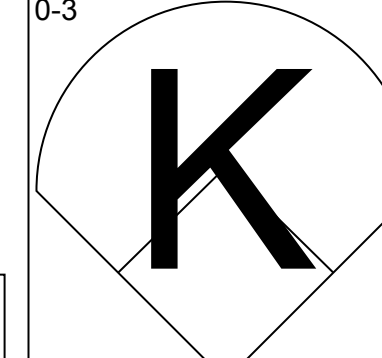
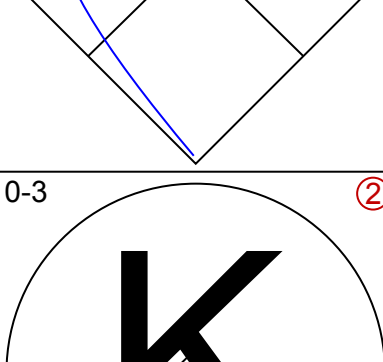
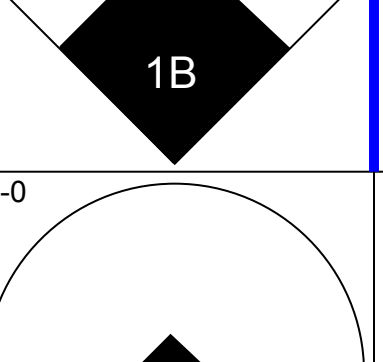
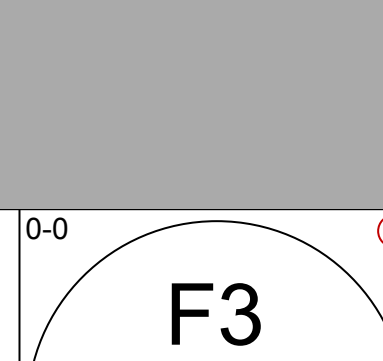
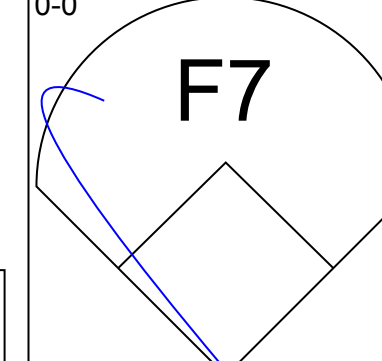
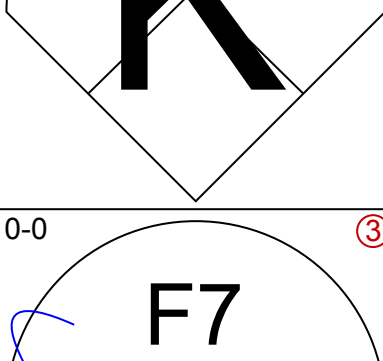
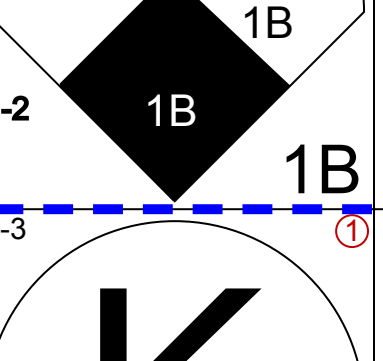
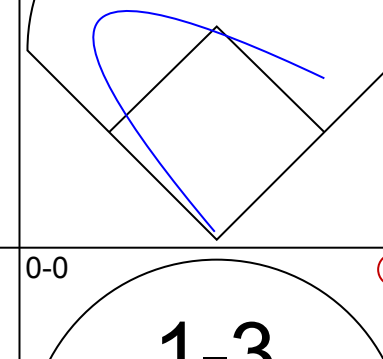
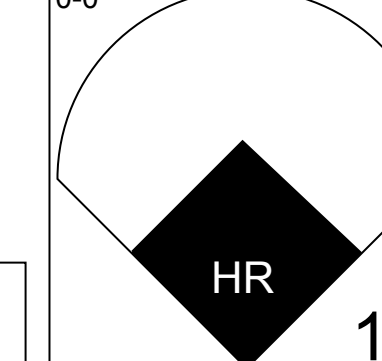
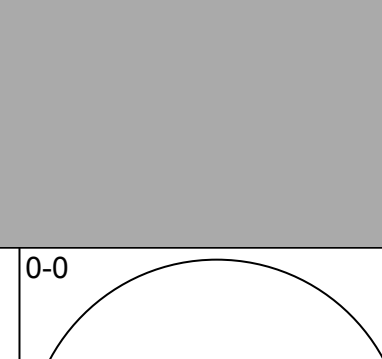
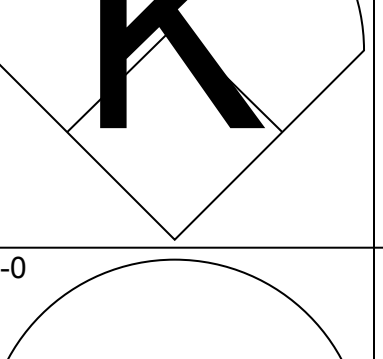
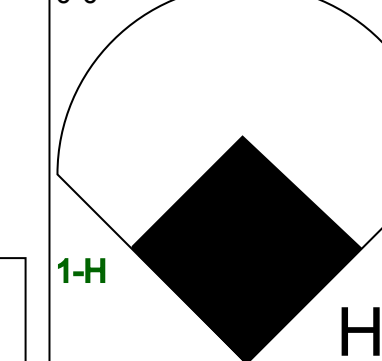
Pittsburgh Pirates @ Houston Colt 45's
Colt Stadium, Houston, TX
Sat Jul 04 1964, 8:05 PM EDT
Att: 13,692 - Unknown

AB	30
R	1
H	4
RBI	1
BB	0
SO	6
LOB	6

Batter	1	2	3	4	5	6	7	8	9	AB	R	H	RBI	BB	SO	LOB	BOTTOM			
Al Spangler, L OBP: 0.251, SLG: 0.280 (1, 7)	0-0 1-3		0-0 4-3 2B		0-0 F5		0-0 2B			4	0	2	0	0	0	0				
Nellie Fox, L OBP: 0.308, SLG: 0.323 (1, 4)	0-0 L6		0-0 4-3 2-3		0-0 4-3		0-0 F5			4	0	0	0	0	0	2				
Mike White, R OBP: 0.364, SLG: 0.378 (1, 8)	0-0 1B		0-0 F6			0-3 K		0-0 5-3		4	0	1	0	0	1	1				
Walt Bond, L OBP: 0.324, SLG: 0.494 (1, 3)	0-3 K			0-0 4-3		4-0 FC1-6 BB		0-0 3-1		3	0	0	0	1	1	1				
Joe Gaines, R OBP: 0.373, SLG: 0.506 (1, 9)		0-0 HR		4-0 3B BB		4-0 FC1-6 BB		0-0 CS 1B		2	2	2	1	2	0	0				
Bob Aspromonte, R OBP: 0.323, SLG: 0.431 (1, 5)		0-0 G1-6-3 1B		0-0 SH1-3 3B		0-0 FC1-6 1-2 2-3		0-0 CS		3	1	2	1	0	0	2				
Eddie Kasko, R OBP: 0.280, SLG: 0.264 (1, 6)		0-0 G1-6-3 1-2		0-0 SH1-3 3-H		0-0 4-3				2	0	0	1	0	0	3				
Jerry Grote, R OBP: 0.218, SLG: 0.250 (1, 2)		0-0 1-3			0-3 K					3	0	0	0	0	2	0				
Bob Bruce, R OBP: 0.290, SLG: 0.276 (1, 1)			0-3 K		0-0 6-3			0-0 F9		3	0	0	0	0	1	0				
Inning Stats	R: 0 E: 0 K: 1 S: 6	H: 1 LOB: 1 BB: 0 P: 6	R: 1 E: 0 K: 0 S: 4	H: 2 LOB: 0 BB: 0 P: 4	R: 0 E: 0 K: 1 S: 6	H: 1 LOB: 1 BB: 0 P: 6	R: 2 E: 0 K: 1 S: 6	H: 1 LOB: 1 BB: 1 P: 10	R: 0 E: 0 K: 0 S: 3	H: 0 LOB: 0 BB: 0 P: 3	R: 0 E: 0 K: 1 S: 5	H: 0 LOB: 2 BB: 2 P: 13	R: 0 E: 0 K: 1 S: 6	H: 1 LOB: 1 BB: 0 P: 6	R: 0 E: 0 K: 0 S: 3	H: 1 LOB: 0 BB: 0 P: 3	1B: 3 2B: 2 3B: 1 HR: 1	SF: 0 SAC: 1 DP: 1 HBP: 0	WP: 0 PB: 0 SB: 0 CS: 1	PA: 33
PITCHER Bob Friend, R ERA: 3.82 (1, 1)	IP: 5.0 WLS: L BF: 20 H: 5 R: 3 ER: 3 SO: 3 BB: 1 IBB: 0 HBP: 0 BLK: 0 WP: 0 HR: 1 S: 25 P: 29 ERA: 5.40 WHIP: 1.200																			
Tom Butters, R ERA: 2.27 (6, 1)	2.0 9 1 0 0 2 2 0 0 0 0 0 11 19 0.00 1.500																			
Roy Face, R ERA: 5.01 (8, 1)	1.0 3 1 0 0 0 0 0 0 0 0 0 3 3 0.00 1.000																			

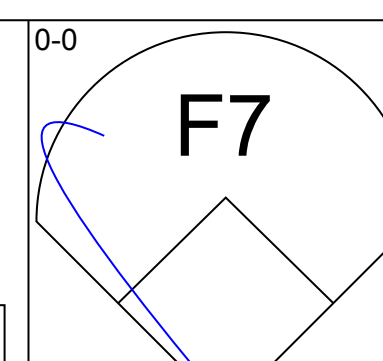
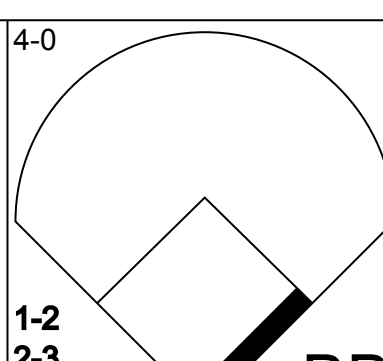
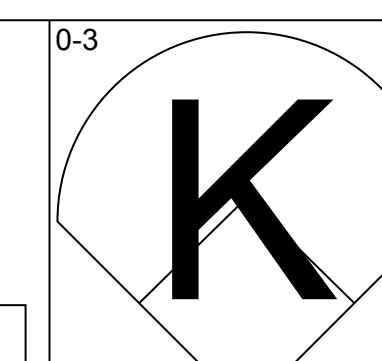
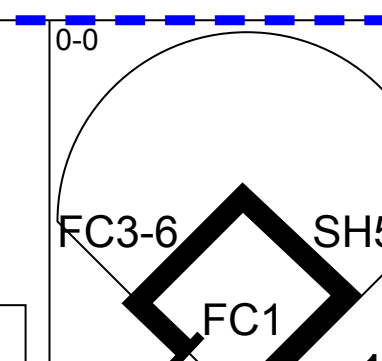
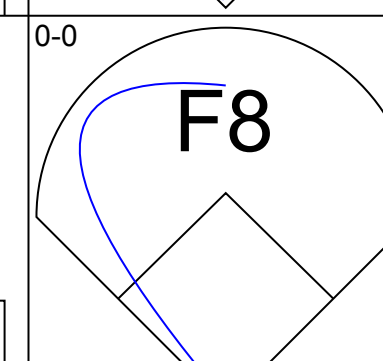
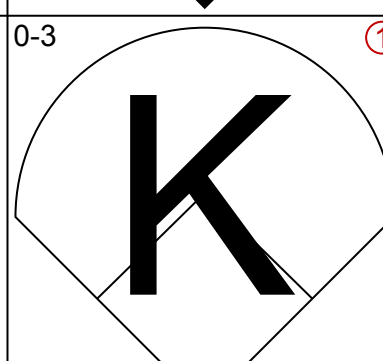
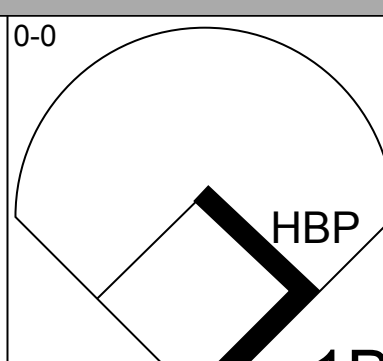
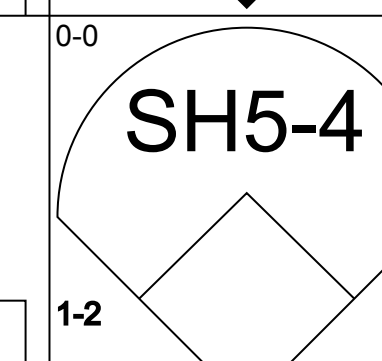
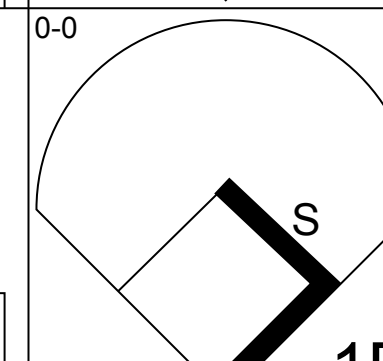
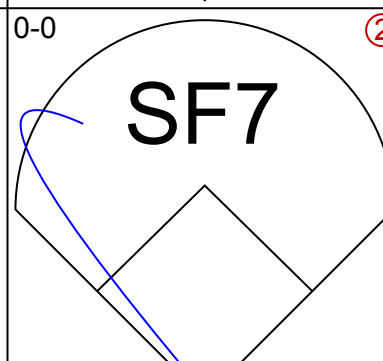
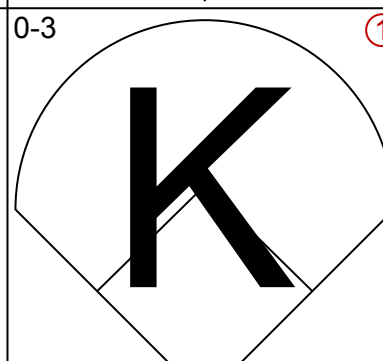
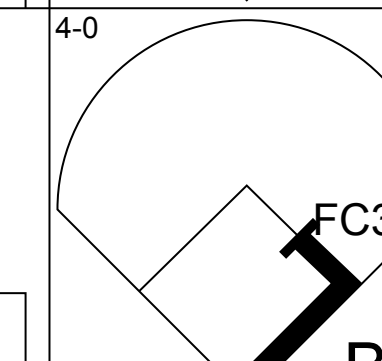
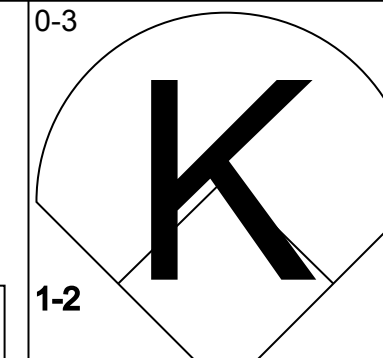
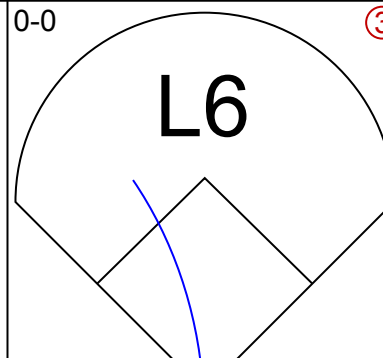
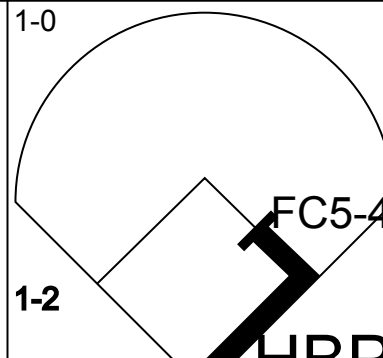
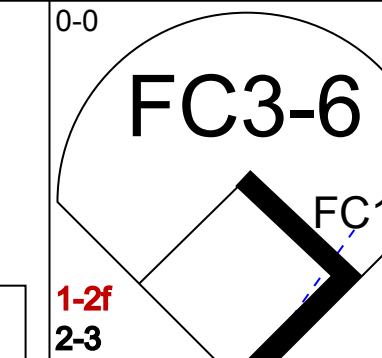
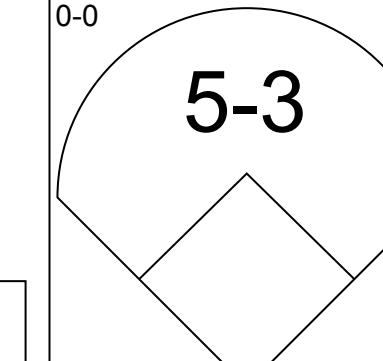
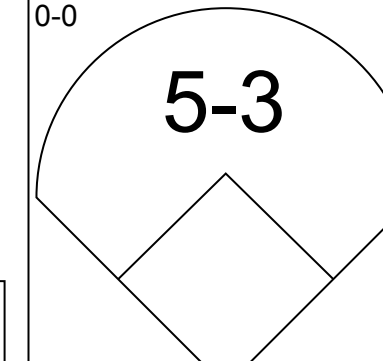
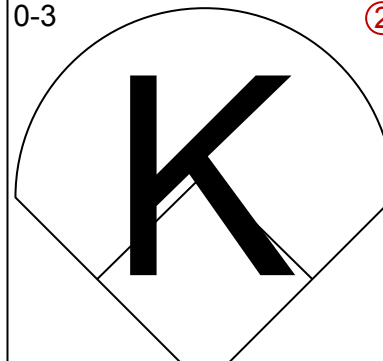
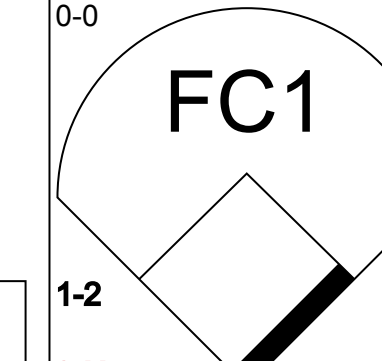
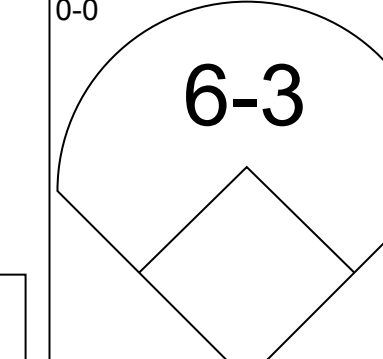
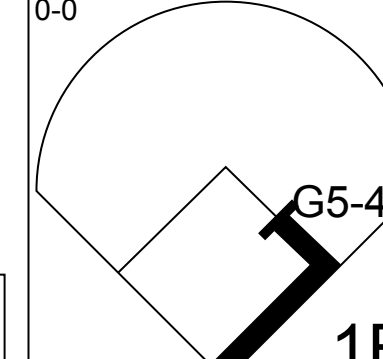
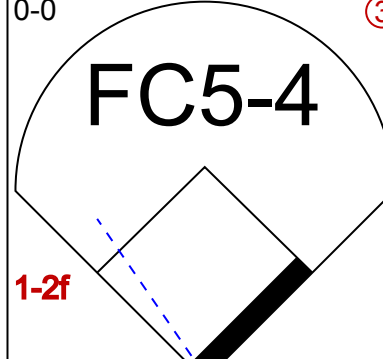
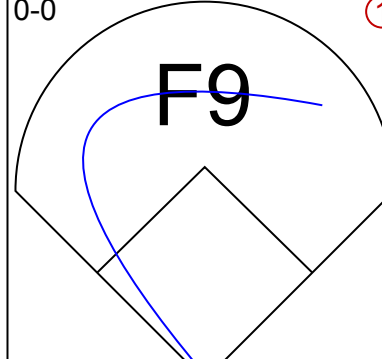
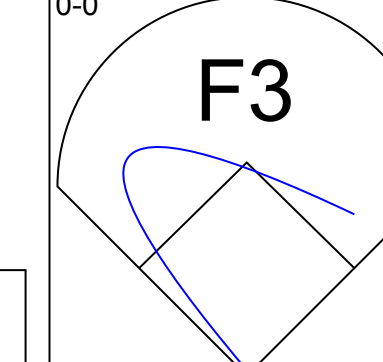
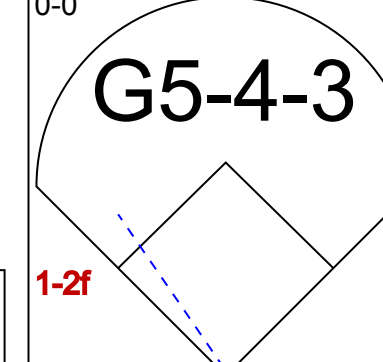
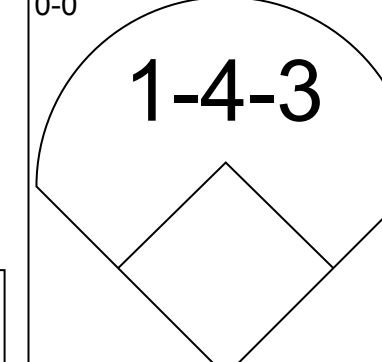
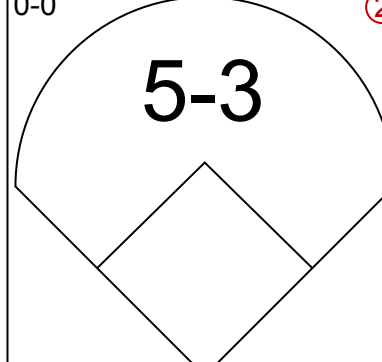
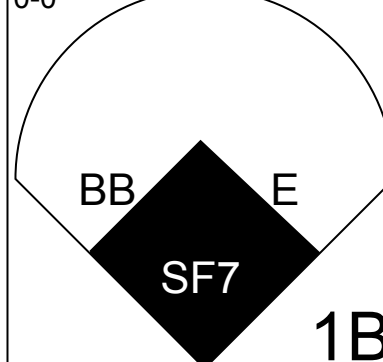
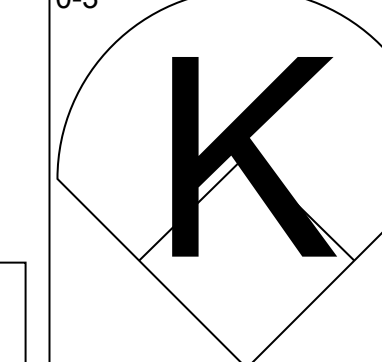
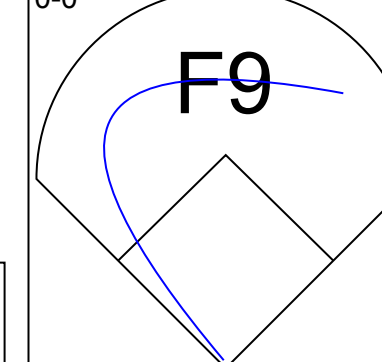
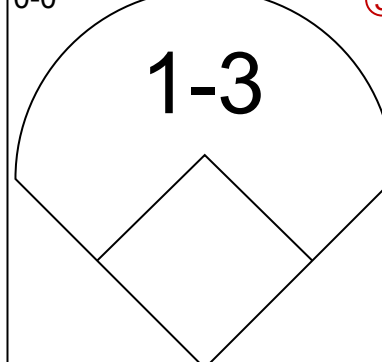
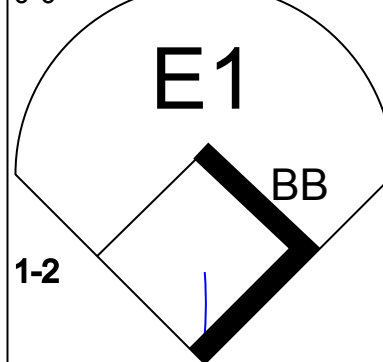
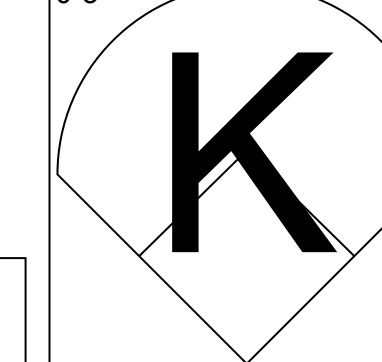
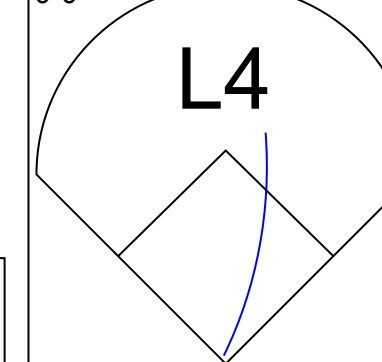
Pittsburgh Pirates @ Houston Colt 45's
Colt Stadium, Houston, TX
Sat Jul 04 1964, 8:05 PM EDT
Att: 13,692 - Unknown


AB	28
R	3
H	7
RBI	3
BB	3
SO	5
LOB	9

Batter	1	2	3	4	5	6	7	8	9	AB	R	H	RBI	BB	SO	LOB	TOP			
Bob Bailey, R OBP: 0.316, SLG: 0.362 (1, 5)										5	0	0	0	0	2	3	Pittsburgh Pirates @ Houston Colt 45's Colt Stadium, Houston, TX Sun Jul 05 1964, 8:05 PM EDT Att: 11,042 - Unknown			
Manny Mota, R OBP: 0.340, SLG: 0.439 (1, 8) (8, 7)										5	1	2	3	0	0	0				
Roberto Clemente, R OBP: 0.391, SLG: 0.593 (1, 9)										5	0	2	0	0	1	1				
Willie Stargell, L OBP: 0.317, SLG: 0.529 Al McBean, R (8, 1)										3	0	0	0	1	2	3				
Smoky Burgess, L OBP: 0.316, SLG: 0.311 Orlando McFarlane, R OBP: 0.222, SLG: 0.097 (9, PR) (9, 2)										3	0	0	0	1	0	1				
Donn Clendenen, R OBP: 0.320, SLG: 0.396 (1, 3)										4	1	2	0	0	1	3				
Bill Mazerowski, R OBP: 0.276, SLG: 0.376 (1, 4)										4	0	0	0	0	1	3				
Gene Alley, R OBP: 0.244, SLG: 0.268 (1, 6)										4	2	2	1	0	0	0				
Joe Gibbon, R OBP: 0.370, SLG: 0.346 Jerry Lynch, L OBP: 0.336, SLG: 0.523 Bill Virdon, L OBP: 0.289, SLG: 0.301 (8, PH) (8, 8)										2	0	1	0	0	1	0				
Inning Stats	R: 0 E: 0 K: 2 S: 9	H: 2 LOB: 3 BB: 1 P: 13	R: 0 E: 0 K: 1 S: 5	H: 0 LOB: 0 BB: 0 P: 5	R: 0 E: 0 K: 1 S: 5	H: 0 LOB: 0 BB: 0 P: 5	R: 0 E: 0 K: 0 S: 3	H: 1 LOB: 1 BB: 1 P: 7	R: 0 E: 0 K: 0 S: 3	H: 0 LOB: 0 BB: 0 P: 3	R: 0 E: 0 K: 1 S: 5	H: 0 LOB: 0 BB: 0 P: 5	R: 2 E: 0 K: 1 S: 8	H: 3 LOB: 1 BB: 0 P: 8	R: 5 E: 1 K: 2 S: 12	H: 4 LOB: 1 BB: 0 P: 12		1B: 9 2B: 0 3B: 0 HR: 2	SF: 0 SAC: 0 DP: 2 HBP: 0	WP: 0 PB: 0 SB: 2 CS: 0
PITCHER	IP	WLS	BF	H	R	ER	SO	BB	IBB	HBP	BLK	WP	HR	S	P	ERA	WHIP			
Turk Farrell, R ERA: 3.11 Hal Woodeshick, L ERA: 2.61 (1, 1) (9, 1)	8.0	L	33	8	4	3	6	2	0	0	0	0	1	43	51	3.38	1.250			

AB	37
R	7
H	11
RBI	7
BB	2
SO	8
LOB	14



Batter	1	2	3	4	5	6	7	8	9	AB	R	H	RBI	BB	SO	LOB	BOTTOM			
Al Spangler, L OBP: 0.256, SLG: 0.281 (1, 7)										3	0	1	0	1	1	0	Pittsburgh Pirates @ Houston Colt 45's Colt Stadium, Houston, TX Sun Jul 05 1964, 8:05 PM EDT Att: 11,042 - Unknown			
Nellie Fox, L OBP: 0.309, SLG: 0.324 (1, 4)										3	0	1	0	0	1	3				
Mike White, R OBP: 0.366, SLG: 0.379 (1, 8)										2	0	1	1	1	1	1				
Walt Bond, L OBP: 0.323, SLG: 0.488 (1, 3)										3	0	0	0	0	1	5				
Joe Gaines, R OBP: 0.358, SLG: 0.484 (1, 9)										4	0	0	0	0	1	4				
Bob Aspromonte, R OBP: 0.322, SLG: 0.428 (1, 5)										4	0	1	0	0	0	2				
Eddie Kasko, R OBP: 0.275, SLG: 0.259 (1, 6)										4	0	0	0	0	0	1				
John Bateman, R OBP: 0.260, SLG: 0.301 (1, 2)										4	1	1	0	0	1	0				
Turk Farrell, R OBP: 0.143, SLG: 0.100 Hal Woodeshick, R (9, 1)										3	0	0	0	0	1	1				
Inning Stats	R: 0 E: 0 K: 1 S: 6	H: 1 LOB: 1 BB: 0 P: 6	R: 0 E: 0 K: 0 S: 3	H: 0 LOB: 0 BB: 0 P: 3	R: 1 E: 1 K: 1 S: 7	H: 1 LOB: 2 BB: 1 P: 11	R: 0 E: 0 K: 0 S: 3	H: 1 LOB: 0 BB: 0 P: 3	R: 0 E: 0 K: 2 S: 8	H: 0 LOB: 2 BB: 0 P: 9	R: 0 E: 0 K: 0 S: 4	H: 0 LOB: 1 BB: 1 P: 8	R: 0 E: 0 K: 0 S: 3	H: 0 LOB: 0 BB: 0 P: 3	1B: 5 2B: 0 3B: 0 HR: 0	SF: 1 SAC: 1 DP: 1 HBP: 1		WP: 0 PB: 0 SB: 1 CS: 0	PA: 35	
PITCHER	IP	WLS	BF	H	R	ER	SO	BB	IBB	HBP	BLK	WP	HR	S	P	ERA	WHIP			
Joe Gibbon, L ERA: 2.36 Al McBean, R ERA: 0.81 (1, 1) (8, 1)	7.0	W	27	4	1	0	7	1	0	0	0	0	0	7	11	0.00	1.000			



Batter	1	2	3	4	5	6	7	8	9	AB	R	H	RBI	BB	SO	LOB	TOP					
Maury Willis, S OBP: 0.320, SLG: 0.324 (1, 6)	0-1 6-3		2-1 L4			4-2 SH1-4 1B BB		0-0 SH1-4		2	1	0	0	1	0	0						
Derrell Griffith, L OBP: 0.339, SLG: 0.418 Jim Gilliam, S OBP: 0.301, SLG: 0.286 (1, 5) (6, 5)	0-1 F6		0-0 F6			0-0 SH1-4		0-0 F8		2	0	0	0	0	0	0						
Willie Davis, L OBP: 0.310, SLG: 0.413 (1, 8)	0-1 4-3			0-0 6-3		2-2 F9 S 1B		0-0 1B		4	0	2	2	0	0	0						
Ron Fairly, L OBP: 0.386, SLG: 0.381 (1, 3)		0-0 SH1-4 E 1B		0-2 4-3		1-1 F9		3-H 4-3		4	1	1	0	0	0	2						
John Roseboro, L OBP: 0.358, SLG: 0.393 (1, 2)		0-0 SH1-4		0-1 1-3		1-0 6-3			0-0 F8	3	0	0	0	0	0	1						
Frank Howard, R OBP: 0.298, SLG: 0.471 Wes Parker, S OBP: 0.280, SLG: 0.318 (1, 9) (7, PR) (7, 9)		2-1 E2 1B		0-3 K		4-2 1-3 BB			0-0 F2	2	1	1	0	1	1	0						
Tommy Davis, R OBP: 0.302, SLG: 0.330 (1, 7)		0-1 G4-6-3 1B		1-1 F8		0-0 B3			1-2 F4	4	0	1	1	0	0	1						
Nate Oliver, R OBP: 0.304, SLG: 0.250 (1, 4)		0-0 G4-6-3		0-1 E6		0-2 1-3				3	0	0	0	0	0	2						
Sandy Koufax, R OBP: 0.122, SLG: 0.085 Bob Miller, R OBP: 0.250, SLG: 0.100 Ron Perranoski, L OBP: 0.111, SLG: 0.111 (1, 1) (6, 1) (6, 1)			0-3 K		1-1 G3			4-2 F8 SH1-4 1B BB		2	0	0	0	0	1	1						
Inning Stats	R: 0 E: 0 K: 0 S: 6	H: 0 LOB: 0 BB: 0 P: 6	R: 2 E: 1 K: 0 S: 7	H: 3 LOB: 0 BB: 0 P: 9	R: 0 E: 0 K: 1 S: 6	H: 0 LOB: 0 BB: 0 P: 8	R: 0 E: 0 K: 0 S: 6	H: 0 LOB: 0 BB: 0 P: 6	R: 0 E: 1 K: 1 S: 9	H: 0 LOB: 1 BB: 0 P: 11	R: 1 E: 0 K: 0 S: 10	H: 1 LOB: 1 BB: 1 P: 18	R: 0 E: 0 K: 0 S: 6	H: 0 LOB: 1 BB: 1 P: 10	R: 1 E: 0 K: 0 S: 8	H: 1 LOB: 1 BB: 1 P: 13	R: 0 E: 0 K: 0 S: 5	H: 0 LOB: 0 BB: 0 P: 6	1B: 5 2B: 0 3B: 0 HR: 0	SF: 0 SAC: 3 DP: 1 HBP: 0	WP: 0 PB: 0 SB: 1 CS: 0	PA: 34
PITCHER Turk Farrell, R ERA: 3.18 (1, 1)	IP: 9.0 WLS: L BF: 34 H: 5 R: 4 ER: 4 SO: 2 BB: 3 IBB: 0 HBP: 0 BLK: 0 WP: 0 HR: 0 S: 63 P: 87 ERA: 4.00 WHIP: 0.889															PITCHER						

Los Angeles Dodgers @ Houston Colt 45's
Colt Stadium, Houston, TX
Fri Jul 10 1964, 8:05 PM EDT
Att: 27,990 - Unknown

AB 28
R 4
H 5
RBI 3
BB 3
SO 2
LOB 8



Batter	1	2	3	4	5	6	7	8	9	AB	R	H	RBI	BB	SO	LOB	BOTTOM					
Al Spangler, L OBP: 0.253, SLG: 0.277 (1, 7)	3-2 F2		2-1 F4		2-2 F8		2-0 4-3		0-1 FC3-6 HBP	5	0	0	0	0	0	1						
Nellie Fox, L OBP: 0.316, SLG: 0.328 Claude Raymond, R (9, PR) (1, 4)	1-3 K		2-2 BB 1B		1-0 4-3		0-0 4-3		2-2 HBP	4	1	1	0	0	1	0						
Mike White, R OBP: 0.360, SLG: 0.368 (1, 8)	1-2 F8		0-1 F7		3-3 K		2-2 4-3 1B		0-1 L7	5	1	1	0	0	1	3						
Walt Bond, L OBP: 0.316, SLG: 0.474 (1, 3)		2-3 K		0-3 K		1-1 BB 1B		1-0 4-3		5	1	1	0	0	2	4						
Joe Gaines, R OBP: 0.368, SLG: 0.464 (1, 9)		0-3 K		4-2 1B BB		4-2 1B FC1-2 BB		4-2 1B BB		1	0	0	0	3	1	0						
Bob Aspromonte, R OBP: 0.327, SLG: 0.430 (1, 5)		3-2 1B		1-2 BB 1B		0-0 FC1-2 1B		2-3 K		4	0	3	2	0	1	2						
Eddie Kasko, R OBP: 0.286, SLG: 0.265 (1, 6)		0-3 K		4-2 BB		3-1 FC1-2		2-1 1B		3	0	1	1	1	1	3						
John Bateman, R OBP: 0.260, SLG: 0.296 Dave Roberts, L OBP: 0.297, SLG: 0.235 Carroll Hardy, R (8, PH) Jerry Grote, R OBP: 0.219, SLG: 0.281 (1, 2) (8, PH) (8, PH) (9, 2)			0-1 6-3		2-3 K		3-H F9		0-0 6-3	3	0	0	0	0	1	5						
Turk Farrell, R OBP: 0.133, SLG: 0.093 Bob Lillis, R OBP: 0.329, SLG: 0.343 (1, 1) (8, PH)			1-2 1-3		1-3 K		1-1 L3		1-1 FC3-6 1B	3	0	0	0	0	1	0						
Inning Stats	R: 0 E: 0 K: 1 S: 11	H: 0 LOB: 0 BB: 0 P: 16	R: 0 E: 0 K: 3 S: 14	H: 1 LOB: 1 BB: 0 P: 19	R: 0 E: 0 K: 0 S: 7	H: 0 LOB: 0 BB: 0 P: 10	R: 1 E: 0 K: 2 S: 20	H: 2 LOB: 2 BB: 2 P: 33	R: 0 E: 0 K: 1 S: 8	H: 0 LOB: 0 BB: 0 P: 12	R: 1 E: 0 K: 0 S: 16	H: 2 LOB: 2 BB: 1 P: 28	R: 0 E: 0 K: 0 S: 4	H: 0 LOB: 0 BB: 0 P: 7	R: 1 E: 0 K: 1 S: 12	H: 2 LOB: 2 BB: 1 P: 23	R: 0 E: 0 K: 0 S: 13	H: 1 LOB: 2 BB: 0 P: 16	1B: 8 2B: 0 3B: 0 HR: 0	SF: 0 SAC: 0 DP: 0 HBP: 1	WP: 0 PB: 0 SB: 0 CS: 0	PA: 40
PITCHER Sandy Koufax, L ERA: 1.79 Bob Miller, R ERA: 2.15 Ron Perranoski, L ERA: 2.73 (1, 1) (6, 1) (8, 1)	IP: 5.1 WLS: W BF: 24 H: 5 R: 2 ER: 2 SO: 8 BB: 3 IBB: 0 HBP: 0 BLK: 0 WP: 0 HR: 0 S: 71 P: 109 ERA: 3.38 WHIP: 1.500															PITCHER						

Los Angeles Dodgers @ Houston Colt 45's
Colt Stadium, Houston, TX
Fri Jul 10 1964, 8:05 PM EDT
Att: 27,990 - Unknown

AB 35
R 3
H 8
RBI 3
BB 4
SO 9
LOB 20



Batter	1	2	3	4	5	6	7	8	9	AB	R	H	RBI	BB	SO	LOB	TOP					
Maury Wills, S OBP: 0.322, SLG: 0.323 (1, 6)										4	1	1	0	1	0	1	Los Angeles Dodgers @ Houston Colt 45's Colt Stadium, Houston, TX Sat Jul 11 1964, 4:33 AM EDT Att: 17,107 - Unknown AB 41 R 11 H 15 RBI 9 BB 3 SO 3 LOB 20 					
Derrell Griffith, L OBP: 0.347, SLG: 0.423 Jim Gilliam, S OBP: 0.300, SLG: 0.285 (1, 5) (6, 5)										4	2	2	0	0	0	1						
Willie Davis, L OBP: 0.311, SLG: 0.421 (1, 8)										4	3	1	2	1	0	3						
Ron Fairly, L OBP: 0.391, SLG: 0.387 (1, 3)										5	1	3	2	0	1	0						
John Roseboro, L OBP: 0.363, SLG: 0.400 (1, 2)										4	0	3	1	0	0	0						
Frank Howard, R OBP: 0.297, SLG: 0.471 Wes Parker, S OBP: 0.286, SLG: 0.324 (1, 9) (7, PR) (7, 9)										4	1	1	0	0	0	5						
Tommy Davis, R OBP: 0.300, SLG: 0.338 (1, 7)											5	2	1	2	0	1		3				
Nate Oliver, R OBP: 0.310, SLG: 0.250 (1, 4)											4	0	1	0	1	1		3				
Larry Miller, L OBP: 0.833, SLG: 0.833 Bob Miller, R OBP: 0.250, SLG: 0.100 Wally Moon, L OBP: 0.326, SLG: 0.371 Ron Perranoski, R OBP: 0.091, SLG: 0.091 Jim Brewer, L (1, 1) (4, 1) (5, PH) (5, 1) (9, 1)											2	0	1	2	0	0		0				
Inning Stats	R: 1 E: 0 K: 0 S: 11	H: 3 LOB: 2 BB: 0 P: 16	R: 0 E: 0 K: 1 S: 6	H: 0 LOB: 0 BB: 0 P: 8	R: 5 E: 2 K: 0 S: 14	H: 3 LOB: 2 BB: 2 P: 26	R: 1 E: 0 K: 0 S: 14	H: 2 LOB: 2 BB: 1 P: 22	R: 0 E: 0 K: 0 S: 4	H: 1 LOB: 0 BB: 0 P: 5	R: 2 E: 0 K: 0 S: 12	H: 2 LOB: 1 BB: 0 P: 19	R: 2 E: 0 K: 0 S: 12	H: 2 LOB: 0 BB: 0 P: 15	R: 0 E: 0 K: 1 S: 9	H: 0 LOB: 0 BB: 0 P: 13		R: 0 E: 0 K: 1 S: 8	H: 2 LOB: 2 BB: 0 P: 9	1B: 12 2B: 1 3B: 0 HR: 2	SF: 1 SAC: 0 DP: 1 HBP: 0	WP: 0 PB: 0 SB: 2 CS: 0
PITCHER	IP WLS BF H R ER SO BB IBB HBP BLK WP HR S P ERA WHIP																PITCHER	IP WLS BF H R ER SO BB IBB HBP BLK WP HR S P ERA WHIP				
Bob Bruce, R ERA: 2.83 Claude Raymond, R ERA: 2.11 Jim Owens, R ERA: 4.05 Gordon Jones, R ERA: 1.96 (1, 1) (4, 1) (6, 1) (8, 1)	3.0 L 12 6 6 2 1 1 1 0 0 0 0 0 31 50 6.00 2.333																					

Batter	1	2	3	4	5	6	7	8	9	AB	R	H	RBI	BB	SO	LOB	BOTTOM					
Al Spangler, L OBP: 0.256, SLG: 0.271 (1, 7)										4	1	0	0	1	0	2	Los Angeles Dodgers @ Houston Colt 45's Colt Stadium, Houston, TX Sat Jul 11 1964, 4:33 AM EDT Att: 17,107 - Unknown AB 42 R 9 H 15 RBI 9 BB 2 SO 5 LOB 22 					
Nellie Fox, L OBP: 0.313, SLG: 0.333 (1, 4)										5	1	1	1	0	0	4						
Mike White, R OBP: 0.361, SLG: 0.369 (1, 8)										5	0	2	1	0	1	4						
Walt Bond, L OBP: 0.318, SLG: 0.473 (1, 3)										5	0	2	2	0	1	2						
Joe Gaines, R OBP: 0.361, SLG: 0.451 (1, 9)										5	1	1	0	0	1	3						
Bob Aspromonte, R OBP: 0.328, SLG: 0.440 (1, 5)										5	2	2	1	0	0	2						
Eddie Kasko, R OBP: 0.292, SLG: 0.273 (1, 6)										4	2	3	2	0	0	0						
Jerry Grote, R OBP: 0.236, SLG: 0.290 (1, 2)										4	1	2	0	1	0	1						
Bob Bruce, R ERA: 2.13 Claude Raymond, R ERA: 2.13 Jim Owens, R ERA: 4.05 Bob Lillis, R ERA: 2.98 Gordon Jones, R ERA: 1.96 Carroll Hardy, R (1, 1) (4, 1) (6, 1) (7, PH) (8, 1) (9, PH)										1	0	1	1	0	0	0						
Inning Stats	R: 1 E: 0 K: 0 S: 11	H: 3 LOB: 2 BB: 0 P: 15	R: 1 E: 2 K: 1 S: 14	H: 1 LOB: 2 BB: 0 P: 20	R: 0 E: 0 K: 2 S: 10	H: 0 LOB: 0 BB: 0 P: 16	R: 4 E: 0 K: 0 S: 19	H: 4 LOB: 1 BB: 1 P: 29	R: 1 E: 0 K: 1 S: 11	H: 1 LOB: 0 BB: 0 P: 14	R: 0 E: 0 K: 0 S: 10	H: 1 LOB: 1 BB: 0 P: 13	R: 0 E: 0 K: 0 S: 10	H: 2 LOB: 2 BB: 0 P: 15	R: 0 E: 1 K: 0 S: 8	H: 0 LOB: 1 BB: 0 P: 10		R: 2 E: 0 K: 1 S: 18	H: 3 LOB: 2 BB: 1 P: 26	1B: 11 2B: 2 3B: 2 HR: 0	SF: 2 SAC: 0 DP: 0 HBP: 1	WP: 0 PB: 0 SB: 0 CS: 0
PITCHER	IP WLS BF H R ER SO BB IBB HBP BLK WP HR S P ERA WHIP																PITCHER	IP WLS BF H R ER SO BB IBB HBP BLK WP HR S P ERA WHIP				
Larry Miller, L ERA: 5.06 Bob Miller, R ERA: 2.13 Ron Perranoski, L ERA: 2.98 Jim Brewer, L ERA: 3.63 (1, 1) (4, 1) (5, 1) (9, 1)	3.0 L 4 1 0 0 0 1 0 0 0 0 0 0 10 13 0.00 1.000																					

Batter	1	2	3	4	5	6	7	8	9	AB	R	H	RBI	BB	SO	LOB	TOP										
Jesus Alou, R OBP: 0.312, SLG: 0.332										5	1	2	0	0	0	2											
Willie Mays, R OBP: 0.419, SLG: 0.666										3	1	0	0	1	1	3											
Willie McCovey, L OBP: 0.319, SLG: 0.436 Bob Shaw, R										3	0	0	0	2	0	3											
Orlando Cepeda, R OBP: 0.375, SLG: 0.553										4	0	1	2	0	1	2											
Jim Ray Hart, R OBP: 0.343, SLG: 0.473										4	1	2	2	1	0	1											
Tom Haller, L OBP: 0.324, SLG: 0.395										5	1	1	1	0	1	3											
Hal Lanier, R OBP: 0.283, SLG: 0.360 Duke Snider, L OBP: 0.314, SLG: 0.369 Jim Davenport, R OBP: 0.253, SLG: 0.321										3	0	1	0	0	0	0											
Jose Pagan, R OBP: 0.310, SLG: 0.292										4	0	1	0	0	1	2											
Bob Hendley, R OBP: 0.176, SLG: 0.097 Cap Peterson, R OBP: 0.250, SLG: 0.244 Billy O'Dell, S Matty Alou, L OBP: 0.268, SLG: 0.231										1	0	1	0	0	0	0											
Inning Stats	R: 1 E: 0 K: 0 S: 4	H: 1 LOB: 1 BB: 1 P: 8	R: 1 E: 0 K: 0 S: 5	H: 2 LOB: 1 BB: 0 P: 5	R: 0 E: 0 K: 1 S: 5	H: 0 LOB: 0 BB: 0 P: 5	R: 0 E: 0 K: 1 S: 5	H: 0 LOB: 0 BB: 0 P: 5	R: 0 E: 0 K: 2 S: 9	H: 2 LOB: 2 BB: 0 P: 9	R: 1 E: 0 K: 0 S: 5	H: 2 LOB: 1 BB: 0 P: 5	R: 0 E: 0 K: 0 S: 4	H: 1 LOB: 2 BB: 1 P: 8	R: 0 E: 0 K: 1 S: 5	H: 0 LOB: 1 BB: 2 P: 9	R: 2 E: 2 K: 0 S: 6	H: 1 LOB: 3 BB: 2 P: 14	1B: 6 2B: 1 3B: 0 HR: 2	SF: 1 SAC: 1 DP: 0 HBP: 0	WP: 0 PB: 0 SB: 2 CS: 0	PA: 43					
PITCHER	IP	WLS	BF	H	R	ER	SO	BB	IBB	HBP	BLK	WP	HR	S	P	ERA	WHIP										
Hal Brown, R ERA: 4.22	5.2		25	7	3	3	4	1	0	0	0	0	2	32	36	4.76	1.412										
Gordon Jones, R ERA: 1.85	1.1	W	6	1	0	0	0	1	0	0	0	0	0	5	9	0.00	1.500										
Don Larsen, R ERA: 2.92	2.0	L	12	1	2	0	1	2	1	0	0	0	0	11	23	0.00	1.500										

San Francisco Giants @ Houston Colt 45's
Colt Stadium, Houston, TX
Mon Jul 13 1964, 8:05 PM EDT
Att: 18,265 - Cloudy - 86 F

AB 36
R 5
H 9
RBI 5
BB 5
SO 5
LOB 21



Batter	1	2	3	4	5	6	7	8	9	AB	R	H	RBI	BB	SO	LOB	BOTTOM										
Carroll Hardy, R OBP: 0.143, SLG: 0.143										4	0	1	0	0	0	0											
Nellie Fox, L OBP: 0.320, SLG: 0.336										2	1	0	0	2	0	0											
Mike White, R OBP: 0.357, SLG: 0.371										3	0	0	0	1	2	3											
Walt Bond, L OBP: 0.319, SLG: 0.468										4	0	2	2	0	0	2											
Joe Gaines, R OBP: 0.370, SLG: 0.454										2	0	0	0	2	0	4											
Bob Aspromonte, R OBP: 0.328, SLG: 0.445										3	1	1	1	1	0	3											
Eddie Kasko, R OBP: 0.288, SLG: 0.270										3	0	0	0	0	0	3											
Jerry Grote, R OBP: 0.239, SLG: 0.299 Al Spangler, L OBP: 0.253, SLG: 0.269										3	0	0	0	0	2	1											
Hal Brown, R OBP: 0.100, SLG: 0.053 Gordon Jones, R OBP: 1.000, SLG: 1.000 Bob Lillis, R OBP: 0.325, SLG: 0.338 Don Larsen, R										2	1	1	0	0	0	0											
Inning Stats	R: 1 E: 0 K: 0 S: 3	H: 1 LOB: 2 BB: 2 P: 11	R: 0 E: 0 K: 1 S: 4	H: 0 LOB: 1 BB: 1 P: 8	R: 1 E: 0 K: 0 S: 5	H: 2 LOB: 2 BB: 1 P: 9	R: 1 E: 0 K: 1 S: 6	H: 1 LOB: 0 BB: 0 P: 6	R: 0 E: 0 K: 1 S: 5	H: 0 LOB: 0 BB: 0 P: 5	R: 0 E: 0 K: 0 S: 3	H: 1 LOB: 1 BB: 1 P: 7	R: 0 E: 0 K: 1 S: 5	H: 0 LOB: 0 BB: 0 P: 5	R: 0 E: 0 K: 0 S: 3	H: 0 LOB: 1 BB: 1 P: 7	1B: 4 2B: 0 3B: 0 HR: 1	SF: 0 SAC: 1 DP: 2 HBP: 0	WP: 0 PB: 0 SB: 0 CS: 0	PA: 35							
PITCHER	IP	WLS	BF	H	R	ER	SO	BB	IBB	HBP	BLK	WP	HR	S	P	ERA	WHIP										
Bob Hendley, L ERA: 3.09	4.0		19	4	3	3	2	4	0	0	0	0	1	18	34	6.75	2.000										
Billy O'Dell, L ERA: 4.99	4.0	W	13	1	0	0	2	1	0	0	0	0	0	16	20	0.00	0.500										
Bob Shaw, R ERA: 2.7	1.0	S	4	0	0	0	0	1	0	0	0	0	0	3	7	0.00	1.000										

San Francisco Giants @ Houston Colt 45's
Colt Stadium, Houston, TX
Mon Jul 13 1964, 8:05 PM EDT
Att: 18,265 - Cloudy - 86 F

AB 28
R 3
H 5
RBI 3
BB 6
SO 4
LOB 17



Batter	1	2	3	4	5	6	7	8	9	AB	R	H	RBI	BB	SO	LOB	TOP					
Al Spangler, L OBP: 0.299, SLG: 0.272			4-3				FC5-4	F8		4	0	2	1	0	0	2	Houston Colt 45's @ Cincinnati Reds Crosley Field, Cincinnati, OH Tue Jul 14 1964, 7:05 PM EDT Att: 9,572 - Unknown					
Gordon Jones, R OBP: 1.000, SLG: 1.000										0	0	0	0	0	0	0						
Jim Owens, R OBP: 0.188, SLG: 0.250	1B									0	0	0	0	0	0	0						
Nelle Fox, L OBP: 0.325, SLG: 0.342			F7							2	0	0	0	0	1	2						
Claude Raymond, R OBP: 0.100, SLG: 0.222	K									1	0	0	0	0	1	1						
Dave Roberts, L OBP: 0.295, SLG: 0.257										1	0	1	0	0	0	0						
Carroll Hardy, R OBP: 0.059, SLG: 0.059	K		K				FC5-4	F9		4	0	0	0	0	2	4						
Walt Bond, L OBP: 0.322, SLG: 0.467				K						4	0	0	0	0	2	3						
Joe Gaines, R OBP: 0.350, SLG: 0.419		K			K					4	0	0	0	0	3	1						
Bob Aspromonte, R OBP: 0.328, SLG: 0.436		5-3			6-3					2	1	0	0	2	0	0						
Eddie Kasko, R OBP: 0.293, SLG: 0.279										4	1	1	0	0	1	1						
Jerry Grote, R OBP: 0.248, SLG: 0.300										3	1	1	2	1	0	1						
Ken Johnson, R OBP: 0.136, SLG: 0.190										0	0	0	0	0	0	0						
Bob Lillis, R OBP: 0.321, SLG: 0.340										4	0	1	0	0	0	2						
Inning Stats	R: 0 E: 0 K: 2 S: 8	H: 1 LOB: 1 BB: 0 P: 8	R: 0 E: 0 K: 2 S: 7	H: 0 LOB: 0 BB: 0 P: 7	R: 1 E: 0 K: 1 S: 6	H: 1 LOB: 1 BB: 1 P: 10	R: 0 E: 0 K: 2 S: 7	H: 0 LOB: 0 BB: 0 P: 7	R: 0 E: 0 K: 1 S: 3	H: 0 LOB: 0 BB: 0 P: 3	R: 0 E: 0 K: 1 S: 6	H: 1 LOB: 1 BB: 0 P: 6	R: 2 E: 0 K: 1 S: 7	H: 2 LOB: 1 BB: 1 P: 11	R: 0 E: 0 K: 1 S: 6	H: 1 LOB: 1 BB: 1 P: 6	R: 0 E: 0 K: 0 S: 3	H: 0 LOB: 1 BB: 1 P: 7	1B: 4 2B: 2 3B: 0 HR: 0	SF: 0 SAC: 0 DP: 0 HBP: 0	WP: 0 PB: 0 SB: 0 CS: 0	PA: 36
PITCHER Jim Maloney, R ERA: 2.8	IP: 9.0 WLS: W BF: 36	H: 6 R: 3 ER: 3 SO: 10	BB: 3 IBB: 0 HBP: 0 BLK: 0	WP: 0 HR: 0 S: 53 P: 65	ERA: 3.00 WHIP: 1.000																	


Batter	1	2	3	4	5	6	7	8	9	AB	R	H	RBI	BB	SO	LOB	BOTTOM					
Pete Rose, S OBP: 0.304, SLG: 0.301								4-3		5	3	3	1	0	1	0	Houston Colt 45's @ Cincinnati Reds Crosley Field, Cincinnati, OH Tue Jul 14 1964, 7:05 PM EDT Att: 9,572 - Unknown					
Marty Keough, L OBP: 0.355, SLG: 0.454										5	2	3	2	0	0	1						
Vada Pinson, L OBP: 0.245, SLG: 0.474										3	0	1	1	0	1	2						
Tommy Harper, R OBP: 0.328, SLG: 0.304	K									1	1	1	1	0	0	0						
Frank Robinson, R OBP: 0.380, SLG: 0.517										3	1	2	2	0	0	2						
Mel Queen, L OBP: 0.179, SLG: 0.286										2	1	1	2	0	0	0						
Deron Johnson, R OBP: 0.388, SLG: 0.539										4	0	1	0	0	1	3						
Leo Cardenas, R OBP: 0.307, SLG: 0.379										3	0	0	0	0	1	1						
Bobby Klaus, R OBP: 0.208, SLG: 0.330	K									1	0	1	0	0	0	0						
Steve Boros, R OBP: 0.326, SLG: 0.320										4	0	0	0	0	1	1						
Hal Smith, R OBP: 0.266, SLG: 0.164										4	1	2	0	0	0	0						
Jim Maloney, L OBP: 0.191, SLG: 0.116										4	1	1	0	0	0	2						
Inning Stats	R: 2 E: 0 K: 2 S: 10	H: 3 LOB: 1 BB: 0 P: 10	R: 3 E: 0 K: 0 S: 8	H: 5 LOB: 2 BB: 0 P: 8	R: 0 E: 0 K: 0 S: 3	H: 0 LOB: 0 BB: 0 P: 3	R: 2 E: 0 K: 0 S: 6	H: 3 LOB: 1 BB: 0 P: 6	R: 0 E: 0 K: 1 S: 5	H: 0 LOB: 0 BB: 0 P: 5	R: 0 E: 0 K: 1 S: 5	H: 0 LOB: 0 BB: 0 P: 5	R: 2 E: 0 K: 1 S: 9	H: 4 LOB: 2 BB: 0 P: 9	R: 1 E: 0 K: 0 S: 4	H: 1 LOB: 0 BB: 0 P: 4	R: 0 E: 0 K: 0 S: 4	H: 0 LOB: 0 BB: 0 P: 4	1B: 10 2B: 3 3B: 1 HR: 2	SF: 1 SAC: 0 DP: 0 HBP: 0	WP: 1 PB: 0 SB: 0 CS: 0	PA: 40
PITCHER Ken Johnson, R ERA: 3.54 Claude Raymond, R ERA: 2.49 Gordon Jones, R ERA: 2.49 Jim Owens, R ERA: 4.06	IP: 2.0 WLS: L BF: 14	H: 3 R: 5 ER: 5 SO: 5	BB: 0 IBB: 0 HBP: 0 BLK: 0	WP: 1 HR: 0 S: 18 P: 18	ERA: 22.50 WHIP: 4.000																	


AB 33
R 3
H 6
RBI 3
BB 3
SO 10
LOB 17



AB 39
R 10
H 16
RBI 9
BB 0
SO 5
LOB 12



Batter	1	2	3	4	5	6	7	8	9	AB	R	H	RBI	BB	SO	LOB	TOP			
Bob Lillis, R OBP: 0.313, SLG: 0.331 (1,4)	5-3		L7		F8		F2			4	0	0	0	0	0	2	Houston Colt 45's @ Cincinnati Reds Crosley Field, Cincinnati, OH Wed Jul 15 1964, 7:05 PM EDT Att: 5,723 - Unknown AB 33 R 1 H 7 RBI 1 BB 1 SO 2 LOB 9 			
Al Spangler, L OBP: 0.259, SLG: 0.272 (1,7)	F5		F9		CS 1B			5-3		4	0	1	0	0	0	0				
Mike White, R OBP: 0.355, SLG: 0.369 (1,8)	BB 1B		G3		CS 1-2	5-3		F5		4	0	1	0	0	0	0				
Walt Bond, L OBP: 0.321, SLG: 0.464 (1,3)	BB 1-2 1B		G3		6-3			K		4	0	1	0	0	1	0				
Joe Gaines, R OBP: 0.355, SLG: 0.417 (1,9)	BB 1-2 2-3 BB		F9 S 1B		5-3			5-3		3	1	1	0	1	0	0				
Bob Aspromonte, R OBP: 0.324, SLG: 0.430 (1,5)	F8		F9		F3			F3		4	0	0	0	0	0	4				
Eddie Kasko, R OBP: 0.296, SLG: 0.283 (1,6)		F3		1B		2B 1B		L5		4	0	2	1	0	0	0				
John Bateman, R OBP: 0.265, SLG: 0.326 (1,2)	5-3		F6		1-3 2B					3	0	1	0	0	0	1				
Turk Farrell, R OBP: 0.128, SLG: 0.089 (7, PH) Nellie Fox, L OBP: 0.324, SLG: 0.341 (7, PH) Hal Woodeshick, R OBP: 0.254, SLG: 0.155 (7, 1)	1-3				K			F7		2	0	0	0	0	1	0				
										1	0	0	0	0	0	2				
										0	0	0	0	0	0	0				
Inning Stats	R: 0 E: 0 K: 0 S: 5	H: 2 LOB: 3 BB: 1 P: 9	R: 0 E: 0 K: 0 S: 3	H: 0 LOB: 0 BB: 0 P: 3	R: 0 E: 0 K: 0 S: 3	H: 0 LOB: 0 BB: 0 P: 3	R: 1 E: 0 K: 0 S: 5	H: 2 LOB: 1 BB: 0 P: 5	R: 0 E: 0 K: 0 S: 3	H: 0 LOB: 0 BB: 0 P: 3	R: 0 E: 0 K: 0 S: 5	H: 2 LOB: 2 BB: 0 P: 5	R: 0 E: 0 K: 0 S: 3	H: 0 LOB: 0 BB: 0 P: 3	R: 0 E: 0 K: 0 S: 3	H: 0 LOB: 0 BB: 0 P: 3	1B: 6 2B: 1 3B: 0 HR: 0	SF: 0 SAC: 0 DP: 0 HBP: 0	WP: 0 PB: 0 SB: 1 CS: 1	PA: 35
PITCHER Jim O'Toole, L ERA: 2.82 (1,1)	IP: 9.0 WLS: W BF: 34 H: 7 R: 1 ER: 1 SO: 2 BB: 1 IBB: 0 HBP: 0 BLK: 0 WP: 0 HR: 0 S: 37 P: 41 ERA: 1.00 WHIP: 0.889																			

Batter	1	2	3	4	5	6	7	8	9	AB	R	H	RBI	BB	SO	LOB	BOTTOM			
Pete Rose, S OBP: 0.313, SLG: 0.308 (1,4)	G3 BB		1B			HR 1B		FC5-6 1B		3	1	3	0	1	0	0	Houston Colt 45's @ Cincinnati Reds Crosley Field, Cincinnati, OH Wed Jul 15 1964, 7:05 PM EDT Att: 5,723 - Unknown AB 30 R 2 H 7 RBI 2 BB 1 SO 1 LOB 14 			
Marty Keough, L OBP: 0.355, SLG: 0.482 (1,9)	G3 1-2		1B			HR 1-2		FC5-6 FC6-4		4	1	2	2	0	0	2				
Vada Pinson, L OBP: 0.344, SLG: 0.471 (1,8)	F4		4-3			FC6-4 1B		FC6-4		4	0	1	0	0	0	4				
Frank Robinson, R OBP: 0.375, SLG: 0.510 (1,7)	F8				5-3	K		F9		4	0	0	0	0	1	3				
Deron Johnson, R OBP: 0.382, SLG: 0.531 (1,3)		4-3			5-3	F9				3	0	0	0	0	0	1				
Steve Boros, R OBP: 0.322, SLG: 0.316 (1,5)		5-3			5-3	FC6-4				3	0	0	0	0	0	1				
Leo Cardenas, R OBP: 0.307, SLG: 0.379 (1,6)		2-3				B5-6-4 1B		E6 G6-4-3		3	0	1	0	0	0	0				
Hal Smith, R OBP: 0.254, SLG: 0.155 (1,2)			1-6-3			F9		G6-4-3		3	0	0	0	0	0	2				
Jim O'Toole, S OBP: 0.154, SLG: 0.114 (1,1)			6-3			B5-6-4		1-3		3	0	0	0	0	0	1				
Inning Stats	R: 0 E: 0 K: 0 S: 3	H: 0 LOB: 1 BB: 1 P: 7	R: 0 E: 0 K: 0 S: 3	H: 0 LOB: 0 BB: 0 P: 3	R: 0 E: 0 K: 0 S: 3	H: 0 LOB: 0 BB: 0 P: 3	R: 0 E: 0 K: 1 S: 8	H: 3 LOB: 1 BB: 0 P: 8	R: 0 E: 1 K: 0 S: 4	H: 0 LOB: 0 BB: 0 P: 3	R: 0 E: 0 K: 0 S: 4	H: 1 LOB: 1 BB: 0 P: 4	R: 0 E: 0 K: 0 S: 3	H: 0 LOB: 0 BB: 0 P: 3	R: 0 E: 0 K: 0 S: 3	H: 0 LOB: 0 BB: 0 P: 3	1B: 6 2B: 0 3B: 0 HR: 1	SF: 0 SAC: 0 DP: 2 HBP: 0	WP: 0 PB: 0 SB: 0 CS: 0	PA: 31
PITCHER Turk Farrell, R ERA: 3.17 Hal Woodeshick, L ERA: 2.4 (7, 1)	IP: 6.0 WLS: L BF: 24 H: 6 R: 2 ER: 2 SO: 1 BB: 1 IBB: 0 HBP: 0 BLK: 0 WP: 0 HR: 1 S: 25 P: 29 ERA: 3.00 WHIP: 1.167																			
	IP: 2.0 WLS: 7 BF: 7 H: 1 R: 0 ER: 0 SO: 0 BB: 0 IBB: 0 HBP: 0 BLK: 0 WP: 0 HR: 0 S: 7 P: 7 ERA: 0.00 WHIP: 0.500																			

Batter	1	2	3	4	5	6	7	8	9	AB	R	H	RBI	BB	SO	LOB	TOP			
Bob Lillis, R OBP: 0.321, SLG: 0.340 (1, 4)	F2								5-3	5	0	3	1	0	0	0	Houston Colt 45's @ Cincinnati Reds Crosley Field, Cincinnati, OH Thu Jul 16 1964, 7:05 PM EDT Att: 5,799 - Unknown			
Al Spangler, L OBP: 0.256, SLG: 0.270 (1, 7)	1-3	F6					F3		K	5	0	1	0	0	1	4				
Mike White, R OBP: 0.356, SLG: 0.366 (1, 8)		6-3							F8	4	0	1	0	1	0	5				
Walt Bond, L OBP: 0.324, SLG: 0.470 (1, 3)										3	1	1	0	1	0	2				
Joe Gaines, R OBP: 0.352, SLG: 0.411 (1, 9)										4	0	1	0	0	0	4				
Bob Aspromonte, R OBP: 0.326, SLG: 0.435 (1, 5)										4	1	2	0	0	1	1				
Eddie Kasko, R OBP: 0.298, SLG: 0.286 (1, 6)										4	0	2	0	0	0	2				
John Bateman, R OBP: 0.264, SLG: 0.321 (1, 2)										3	0	0	0	1	0	2				
Don Nottebart, R OBP: 0.118, SLG: 0.063 Don Larsen, R (5, 1)										1	0	1	0	1	0	0				
Nellie Fox, L OBP: 0.323, SLG: 0.340 (8, PH) Hal Brown, R OBP: 0.100, SLG: 0.053 (8, 1)										1	0	0	0	0	0	0				
Inning Stats	R: 0 E: 0 K: 0 S: 3	H: 0 LOB: 2 BB: 2 P: 11	R: 1 E: 0 K: 0 S: 5	H: 2 LOB: 3 BB: 2 P: 13	R: 1 E: 1 K: 1 S: 6	H: 2 LOB: 0 BB: 0 P: 6	R: 0 E: 0 K: 0 S: 5	H: 3 LOB: 2 BB: 0 P: 5	R: 0 E: 0 K: 0 S: 3	H: 1 LOB: 0 BB: 0 P: 3	R: 0 E: 0 K: 0 S: 6	H: 2 LOB: 2 BB: 0 P: 5	R: 0 E: 0 K: 0 S: 4	H: 1 LOB: 1 BB: 0 P: 4	R: 0 E: 0 K: 1 S: 5	H: 0 LOB: 0 BB: 0 P: 5	1B: 10 2B: 1 3B: 1 HR: 0	SF: 0 SAC: 0 DP: 1 HBP: 0	WP: 0 PB: 0 SB: 0 CS: 2	PA: 41
PITCHER	IP	WLS	BF	H	R	ER	SO	BB	IBB	HBP	BLK	WP	HR	S	P	ERA	WHIP			
Joe Nuxhall, L ERA: 3.36 (1, 1)	3.1		19	6	2	2	1	4	0	0	0	0	0	17	33	5.40	3.000			
Bob Purkey, R ERA: 3.79 (4, 1)	3.2	W	13	5	0	0	0	0	0	0	0	0	0	13	13	0.00	1.364			
Sammy Ellis, R ERA: 4.12 (8, 1)	2.0	S	7	1	0	0	1	0	0	0	0	0	0	9	9	0.00	0.500			


AB	35
R	2
H	12
RBI	1
BB	4
SO	2
LOB	21



Batter	1	2	3	4	5	6	7	8	9	AB	R	H	RBI	BB	SO	LOB	BOTTOM			
Pete Rose, S OBP: 0.312, SLG: 0.307 (1, 4)									F9	4	0	1	0	0	1	4	Houston Colt 45's @ Cincinnati Reds Crosley Field, Cincinnati, OH Thu Jul 16 1964, 7:05 PM EDT Att: 5,799 - Unknown			
Marty Keough, L OBP: 0.370, SLG: 0.487 (1, 9)										3	1	2	0	1	0	1				
Vada Pinson, L OBP: 0.340, SLG: 0.465 (1, 8)										4	0	0	0	0	0	5				
Frank Robinson, R OBP: 0.371, SLG: 0.503 (1, 7)										4	0	0	0	0	1	3				
Deron Johnson, R OBP: 0.385, SLG: 0.530 (1, 3)										4	1	2	1	0	1	0				
Steve Boros, R OBP: 0.320, SLG: 0.311 (1, 5)										3	1	0	0	1	0	2				
Leo Cardenas, R OBP: 0.309, SLG: 0.380 (1, 6)										4	0	2	1	0	1	1				
Hal Smith, R OBP: 0.268, SLG: 0.150 (1, 2)										2	0	0	0	2	1	2				
Joe Nuxhall, L OBP: 0.146, SLG: 0.220 Bob Purkey, R OBP: 0.061, SLG: 0.063 Gordy Coleman, L OBP: 0.299, SLG: 0.381 Sammy Ellis, L (8, 1)										1	0	0	0	0	1	2				
										1	0	0	0	0	0	1				
										1	0	1	0	0	0	0				
										0	0	0	0	0	0	0				
Inning Stats	R: 0 E: 0 K: 0 S: 3	H: 1 LOB: 0 BB: 0 P: 3	R: 2 E: 1 K: 3 S: 11	H: 1 LOB: 2 BB: 2 P: 19	R: 1 E: 0 K: 0 S: 5	H: 2 LOB: 1 BB: 0 P: 5	R: 0 E: 0 K: 1 S: 5	H: 0 LOB: 1 BB: 1 P: 9	R: 0 E: 0 K: 0 S: 3	H: 1 LOB: 0 BB: 0 P: 3	R: 0 E: 0 K: 1 S: 6	H: 1 LOB: 1 BB: 0 P: 6	R: 0 E: 0 K: 0 S: 4	H: 1 LOB: 2 BB: 1 P: 8	R: 0 E: 0 K: 1 S: 6	H: 1 LOB: 1 BB: 0 P: 6	1B: 8 2B: 0 3B: 0 HR: 0	SF: 0 SAC: 0 DP: 2 HBP: 0	WP: 2 PB: 0 SB: 1 CS: 0	PA: 35
PITCHER	IP	WLS	BF	H	R	ER	SO	BB	IBB	HBP	BLK	WP	HR	S	P	ERA	WHIP			
Don Nottebart, R ERA: 4.06 (1, 1)	4.0	L	20	5	3	2	4	1	0	0	0	0	0	25	37	4.50	2.000			
Don Larsen, R ERA: 2.7 (5, 1)	3.0		11	2	0	0	1	1	0	0	0	0	0	12	16	0.00	1.000			
Hal Brown, R ERA: 4.16 (8, 1)	1.0		4	1	0	0	1	0	0	0	0	0	0	6	6	0.00	1.000			

AB	31
R	3
H	8
RBI	2
BB	4
SO	6
LOB	21



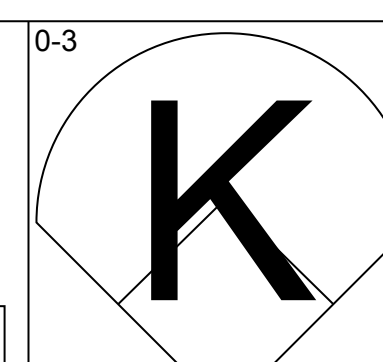
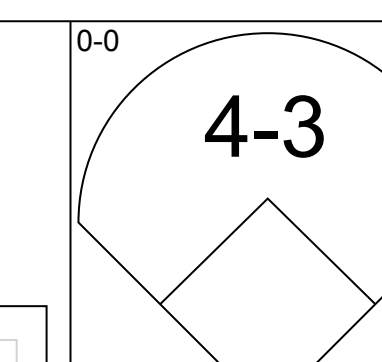
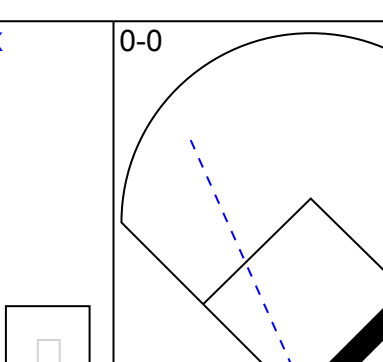
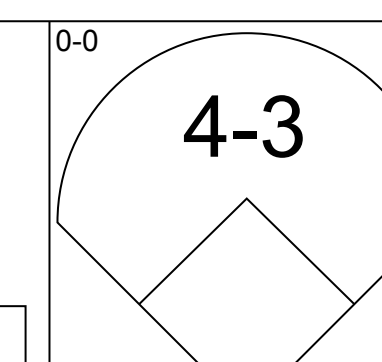
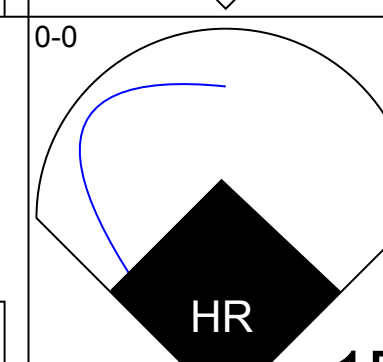
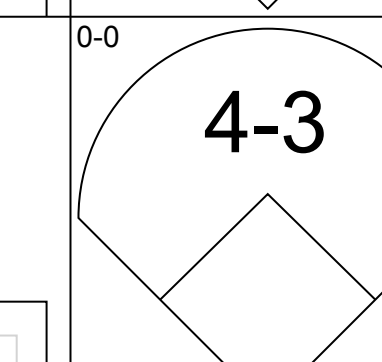
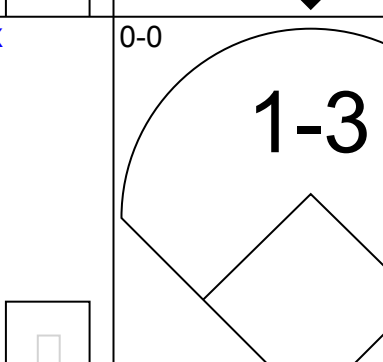
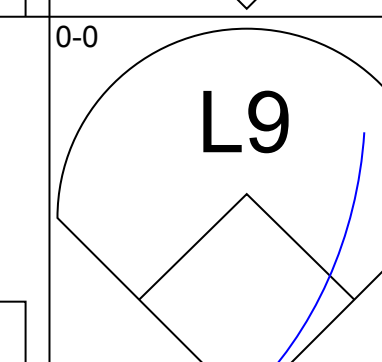
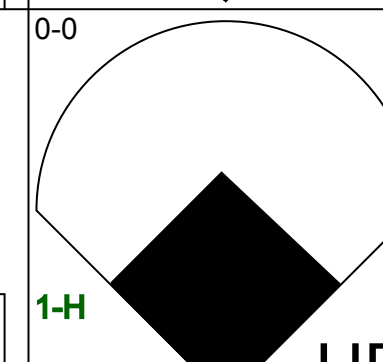
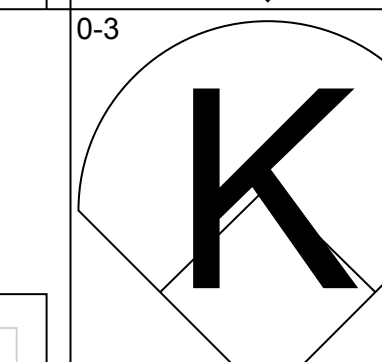
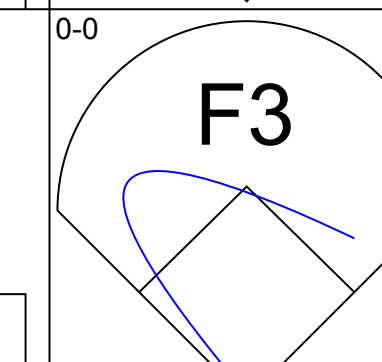
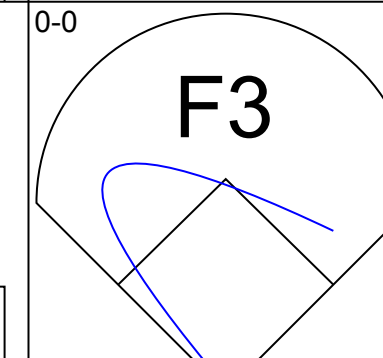
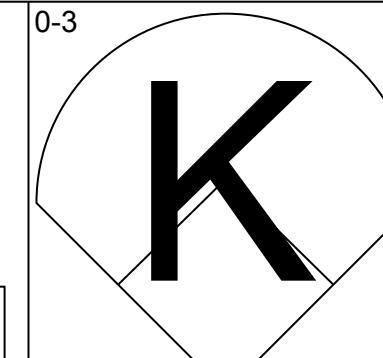
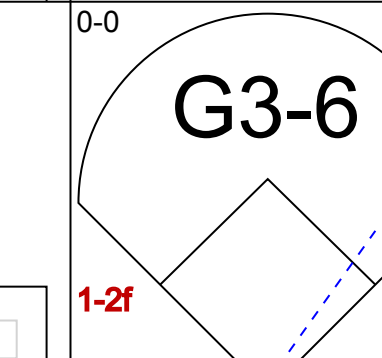
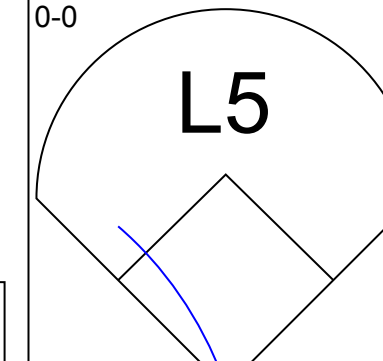
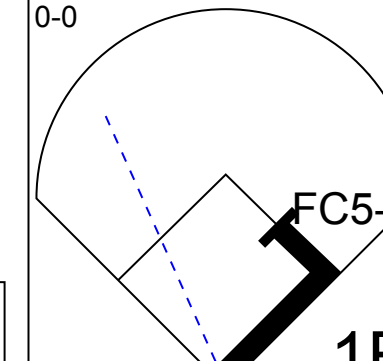
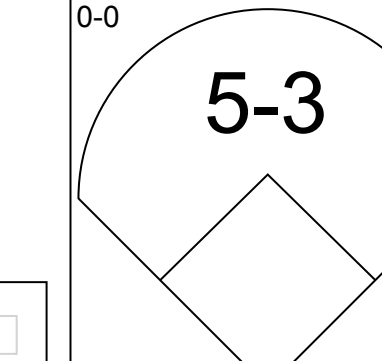
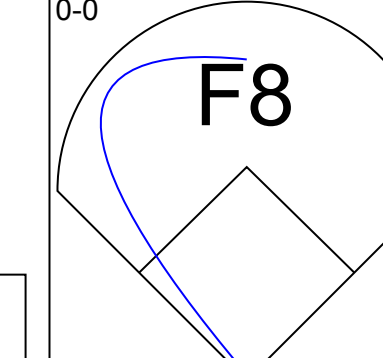
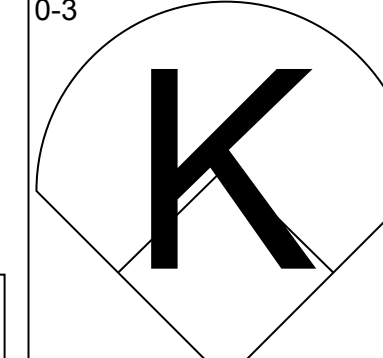
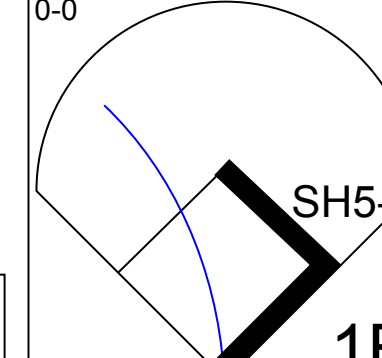
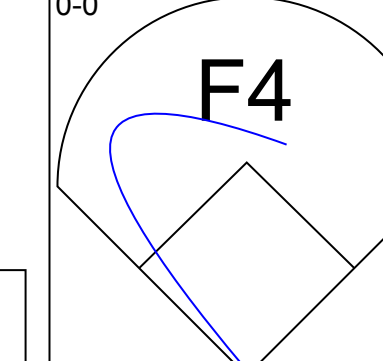
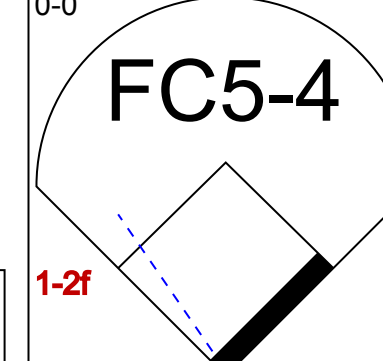
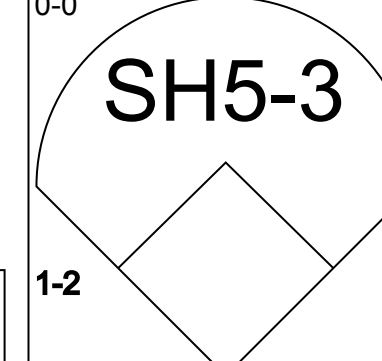
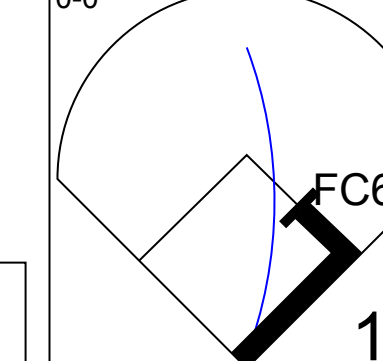
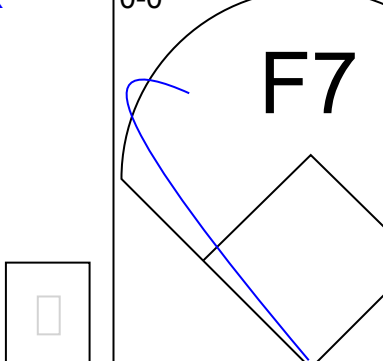
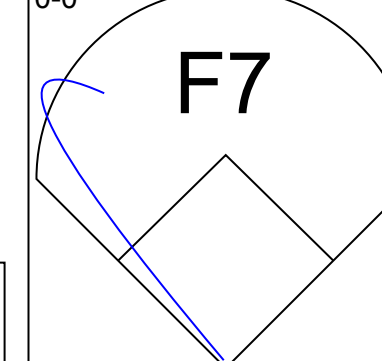
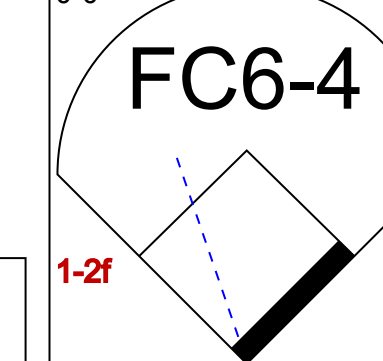
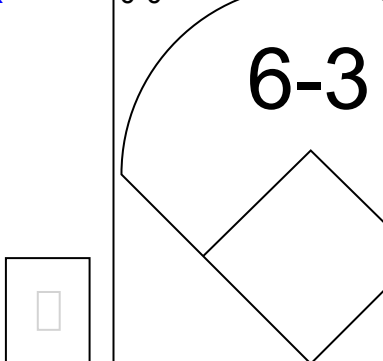
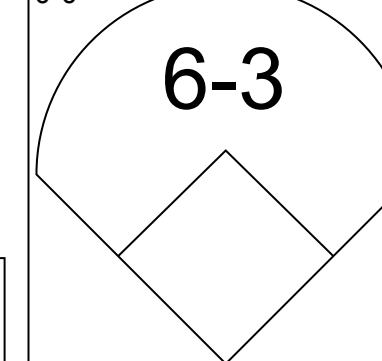
Batter	1	2	3	4	5	6	7	8	9	AB	R	H	RBI	BB	SO	LOB	TOP									
Al Spangler, L (1, 8) OBP: 0.265, SLG: 0.275	F6		FC4-6 1B				SF7			3	0	2	2	1	0	0	Houston Colt 45's @ San Francisco Giants Candlestick Park, San Francisco, CA Fri Jul 17 1964, 10:05 PM EDT Att: 15,328 - Cloudy - 61 F									
Nelle Fox, L (1, 4) OBP: 0.316, SLG: 0.333	F9		FC4-6 1B 2B		G3		4-3		F6	5	1	0	0	0	0	4										
Joe Gaines, R (1, 9) OBP: 0.349, SLG: 0.406	K						F9		F6	4	1	1	0	0	1	0										
Walt Bond, L (1, 7) OBP: 0.323, SLG: 0.470		4-3					F7		F4	4	0	1	2	0	0	0										
Bob Aspromonte, R (1, 5) OBP: 0.325, SLG: 0.435	F9		5-3				1-3			4	0	1	0	0	0	1										
Dave Roberts, L (1, 3) OBP: 0.305, SLG: 0.250										2	1	0	0	2	2	1										
Eddie Kasko, R (1, 6) OBP: 0.298, SLG: 0.283										3	0	0	0	1	0	1										
Jerry Grote, R (1, 2) OBP: 0.256, SLG: 0.316										4	2	2	0	0	1	2										
Bob Bruce, R (1, 1) OBP: 0.294, SLG: 0.281										2	0	0	0	0	1	0	 AB 32 R 5 H 7 RBI 4 BB 4 SO 6 LOB 10									
Hal Woodeshick, R (8, 1)										1	0	0	0	0	1	1										
Inning Stats	R: 0 E: 0 K: 1 S: 5	H: 0 LOB: 0 BB: 0 P: 5	R: 0 E: 0 K: 1 S: 5	H: 0 LOB: 2 BB: 2 P: 13	R: 2 E: 0 K: 1 S: 8	H: 3 LOB: 1 BB: 0 P: 8	R: 0 E: 0 K: 1 S: 5	H: 0 LOB: 0 BB: 0 P: 5	R: 0 E: 0 K: 0 S: 2	H: 0 LOB: 0 BB: 1 P: 6	R: 0 E: 0 K: 0 S: 3	H: 0 LOB: 0 BB: 0 P: 3	R: 2 E: 1 K: 0 S: 5	H: 1 LOB: 1 BB: 1 P: 9	R: 0 E: 0 K: 1 S: 6	H: 1 LOB: 1 BB: 0 P: 6		R: 1 E: 0 K: 1 S: 7	H: 2 LOB: 1 BB: 0 P: 7	1B: 4 2B: 3 3B: 0 HR: 0	SF: 1 SAC: 1 DP: 0 HBP: 0	WP: 0 PB: 0 SB: 0 CS: 1	PA: 38			
PITCHER	IP	WLS	BF	H	R	ER	SO	BB	IBB	HBP	BLK	WP	HR	S	P	ERA		WHIP								
Ron Herbel, R (1, 1) ERA: 2.34	6.1	L	27	4	4	2	4	4	0	0	0	0	0	31	47	2.84		1.263								
Billy Pierce, L (7, 1) ERA: 1.59	1.2		6	1	0	0	1	0	0	0	0	0	0	8	8	0.00		0.600								
Bob Shaw, R (9, 1) ERA: 3.31	1.0		5	2	1	1	1	0	0	0	0	0	0	7	7	9.00		2.000								

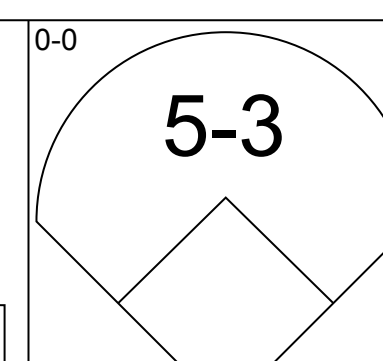
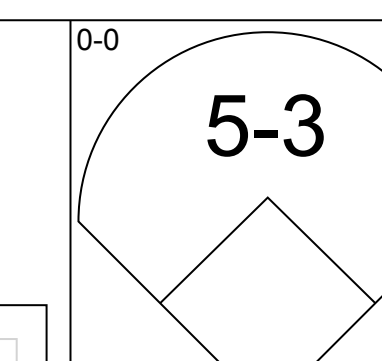
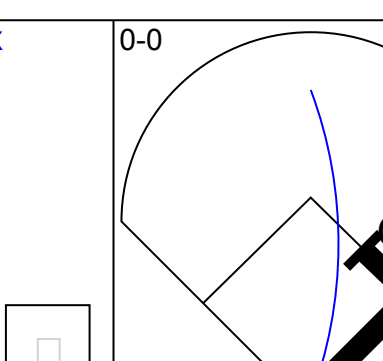
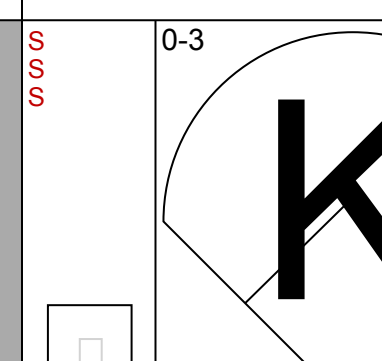
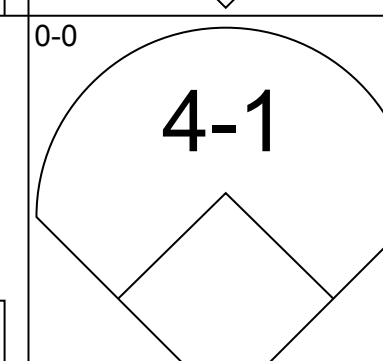
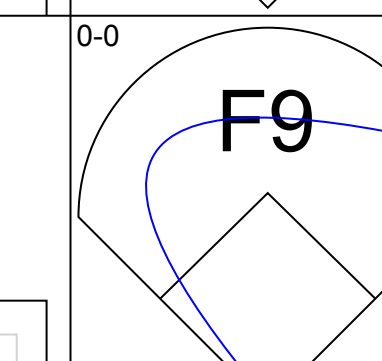
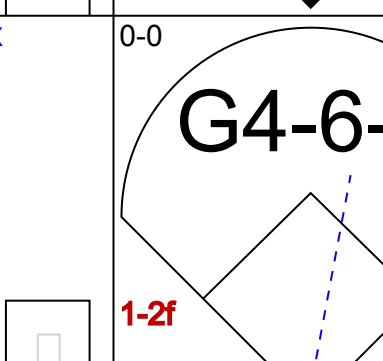
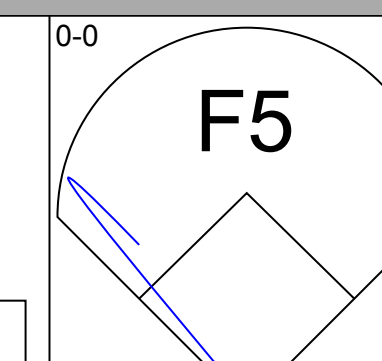
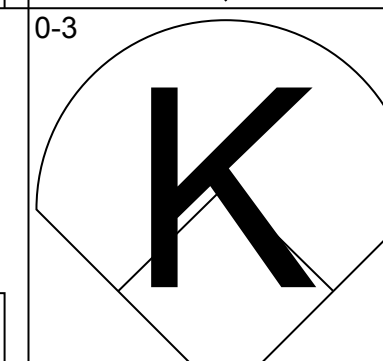
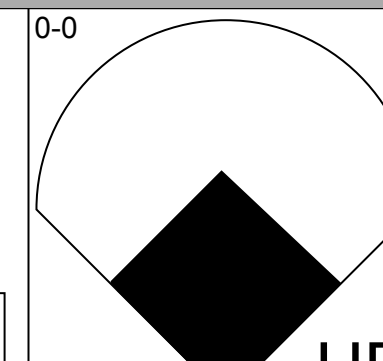
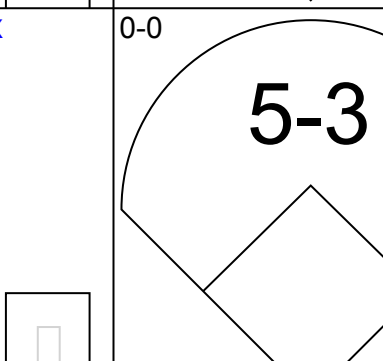
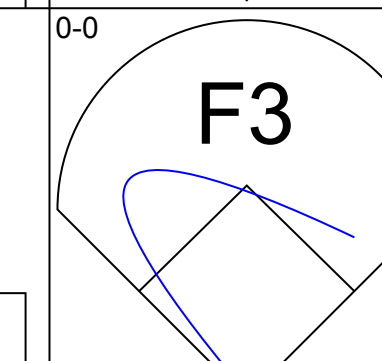
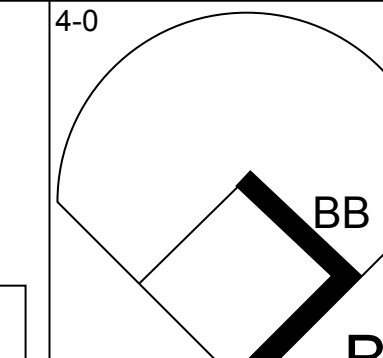
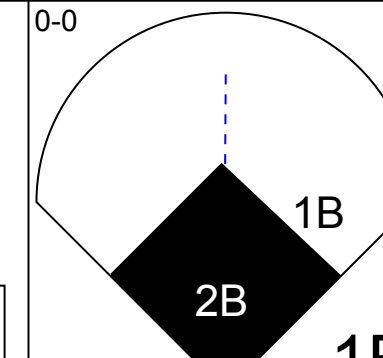
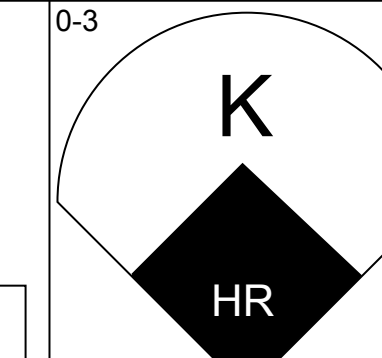
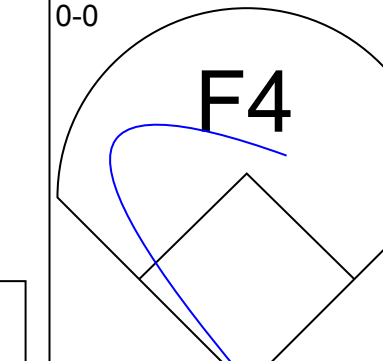
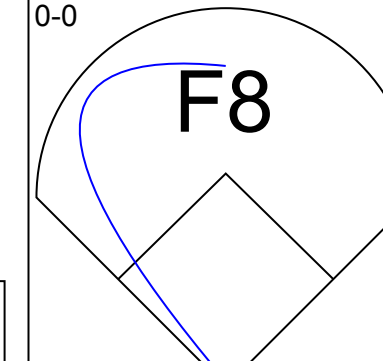
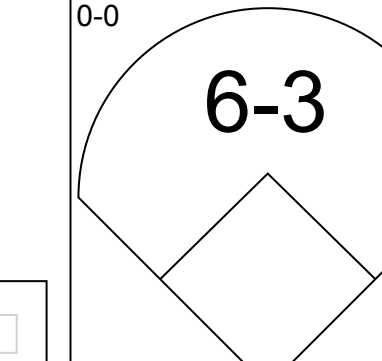
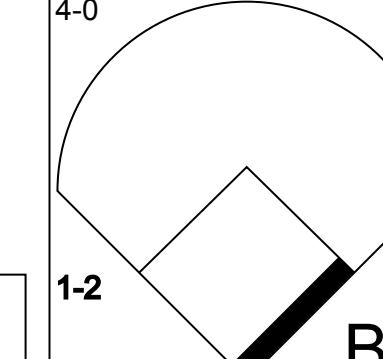
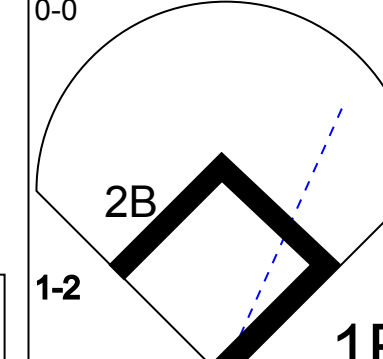
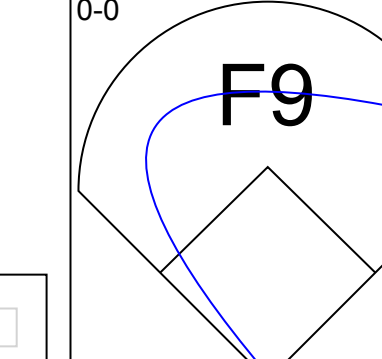
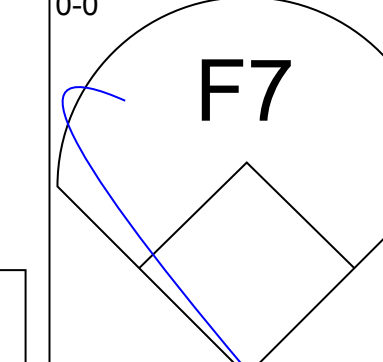
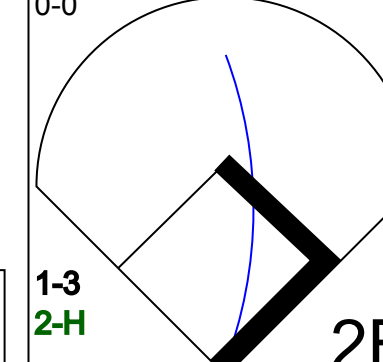

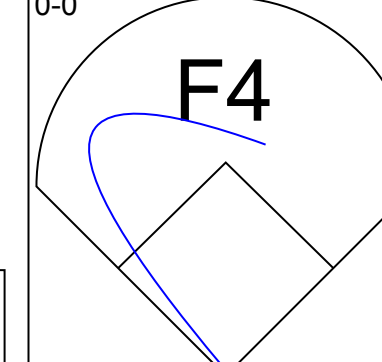
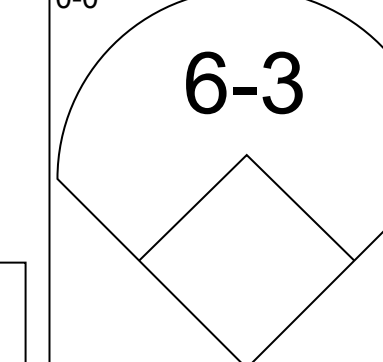
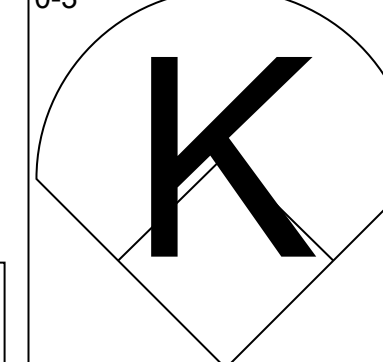
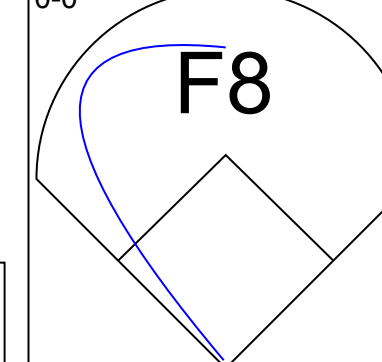
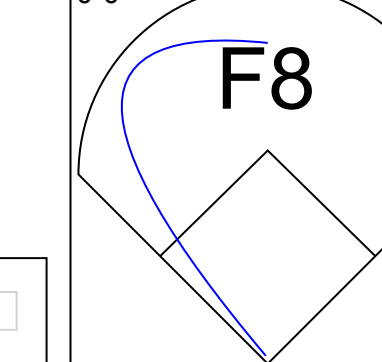
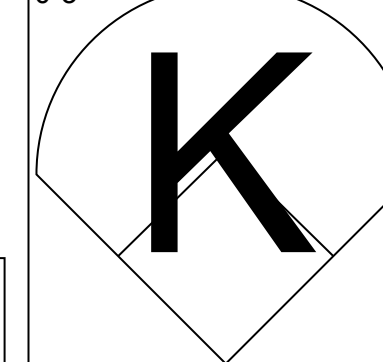
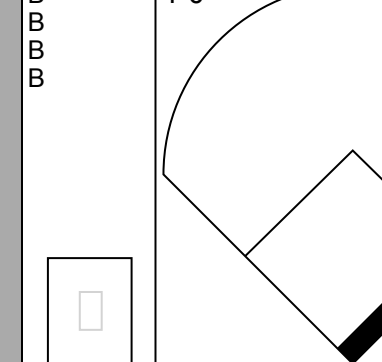
Batter	1	2	3	4	5	6	7	8	9	AB	R	H	RBI	BB	SO	LOB	BOTTOM								
Jesus Alou, R (1, 9) OBP: 0.302, SLG: 0.324	6-3						6-3			5	0	2	1	0	0	0	Houston Colt 45's @ San Francisco Giants Candlestick Park, San Francisco, CA Fri Jul 17 1964, 10:05 PM EDT Att: 15,328 - Cloudy - 61 F								
Matty Alou, L (1, 8) OBP: 0.276, SLG: 0.242		4-3					P4		G3	5	0	2	0	0	0	3									
Orlando Cepeda, R (1, 3) OBP: 0.372, SLG: 0.536	F9						F7			4	0	0	0	1	1	2									
Willie McCovey, L (1, 7) OBP: 0.330, SLG: 0.438										4	1	1	0	1	0	2									
Jim Ray Hart, R (1, 5) OBP: 0.352, SLG: 0.471	FC6-4						L5		K	5	0	0	0	0	2	5									
Tom Haller, L (1, 2) OBP: 0.322, SLG: 0.388										2	0	1	1	2	1	0									
Hal Lanier, R (1, 4) OBP: 0.292, SLG: 0.359										3	1	1	0	0	0	2									
Duke Snider, L (8, PH) OBP: 0.309, SLG: 0.370										0	0	0	0	0	0	0									
Harvey Kuenn, R (8, PH) OBP: 0.323, SLG: 0.340										1	0	1	0	0	0	0									
Jim Davenport, R (9, 6) OBP: 0.257, SLG: 0.322										0	0	0	0	0	0	0									
Jose Pagan, R (1, 6) OBP: 0.307, SLG: 0.286										2	0	0	0	1	0	2									
Willie Mays, R (8, PH) OBP: 0.419, SLG: 0.661										1	0	0	0	0	0	2									
Bob Shaw, R (9, 1)										0	0	0	0	0	0	0									
Ron Herbel, R (1, 1)										3	0	0	0	0	2	4									
Billy Pierce, L (7, 1)										0	0	0	0	0	0	0									
Cap Peterson, R (8, PH) OBP: 0.245, SLG: 0.239										1	0	0	0	0	0	3									
Inning Stats	R: 0 E: 0 K: 0 S: 4	H: 1 LOB: 2 BB: 1 P: 8	R: 1 E: 0 K: 2 S: 9	H: 2 LOB: 2 BB: 1 P: 13	R: 0 E: 0 K: 2 S: 7	H: 0 LOB: 0 BB: 0 P: 7	R: 0 E: 0 K: 0 S: 2	H: 0 LOB: 0 BB: 1 P: 6	R: 0 E: 0 K: 1 S: 6	H: 1 LOB: 1 BB: 0 P: 6	R: 1 E: 1 K: 0 S: 6	H: 2 LOB: 2 BB: 0 P: 6	R: 0 E: 0 K: 0 S: 3	H: 0 LOB: 0 BB: 0 P: 3	R: 0 E: 1 K: 0 S: 5	H: 1 LOB: 3 BB: 1 P: 9	R: 0 E: 0 K: 1 S: 6	H: 1 LOB: 2 BB: 1 P: 10	1B: 6 2B: 2 3B: 0 HR: 0	SF: 0 SAC: 0 DP: 1 HBP: 0	WP: 0 PB: 0 SB: 0 CS: 0	PA: 41			
PITCHER	IP	WLS	BF	H	R	ER	SO	BB	IBB	HBP	BLK	WP	HR	S	P	ERA	WHIP								
Bob Bruce, R (1, 1) ERA: 2.8	7.2		33	6	2	2	5	4	0	0	0	0	0	39	55	2.35	1.304								
Hal Woodeshick, L (8, 1) ERA: 2.33	1.1	S	8	2	0	0	1	1	0	0	0	0	0	9	13	0.00	2.250								



Batter	1	2	3	4	5	6	7	8	9	AB	R	H	RBI	BB	SO	LOB	TOP								
Al Spangler, L OBP: 0.264, SLG: 0.272 (1, 7)	G3		L6					K		3	0	0	0	1	1	0	Houston Colt 45's @ San Francisco Giants Candlestick Park, San Francisco, CA Sat Jul 18 1964, 6:33 AM EDT Att: 17,566 - Sunny - 63 F livebaseballscorecards.com								
Nellie Fox, L OBP: 0.313, SLG: 0.329 (1, 4)	6-3		F6					F9		4	0	0	0	0	0	2									
Joe Gaines, R OBP: 0.353, SLG: 0.424 (1, 9)	2B		K					6-3		4	0	2	0	0	1	0									
Walt Bond, L OBP: 0.318, SLG: 0.463 (1, 3)	F8									4	0	0	0	0	0	2									
Bob Aspromonte, R OBP: 0.327, SLG: 0.438 (1, 5)		FC6-4 BB						2B		3	1	1	0	1	1	1									
Mike White, R OBP: 0.350, SLG: 0.359 (1, 8)		FC6-4 HBP						F7		4	0	0	0	0	1	3									
Eddie Kasko, R OBP: 0.300, SLG: 0.287 (1, 6)		K						2B		3	1	1	1	1	1	1									
Jerry Grote, R OBP: 0.264, SLG: 0.325 (1, 2)								2B		3	0	1	1	0	0	1									
Ken Johnson, R OBP: 0.128, SLG: 0.178 (1, 1)								K		3	0	0	0	0	3	3									
Inning Stats	R: 0 E: 0 K: 0 S: 4	H: 1 LOB: 1 BB: 0 P: 4	R: 0 E: 0 K: 2 S: 7	H: 0 LOB: 2 BB: 1 P: 12	R: 0 E: 0 K: 1 S: 5	H: 0 LOB: 0 BB: 0 P: 5	R: 0 E: 0 K: 1 S: 5	H: 0 LOB: 0 BB: 0 P: 5	R: 0 E: 0 K: 1 S: 6	H: 1 LOB: 1 BB: 0 P: 6	R: 0 E: 0 K: 1 S: 5	H: 0 LOB: 0 BB: 0 P: 5	R: 0 E: 0 K: 1 S: 5	H: 0 LOB: 0 BB: 0 P: 5	R: 2 E: 0 K: 1 S: 8	H: 3 LOB: 1 BB: 0 P: 8	1B: 0 2B: 5 3B: 0 HR: 0	SF: 0 SAC: 1 DP: 0 HBP: 1	WP: 0 PB: 0 SB: 0 CS: 0	PA: 36					
PITCHER Billy O'Dell, L ERA: 4.5 (1, 1)	IP: 9.0 WLS: L BF: 36	H: 5 R: 2 ER: 2 SO: 8	BB: 3 IBB: 0 HBP: 1 BLK: 0	WP: 0 HR: 0 S: 48 P: 61	ERA: 2.00 WHIP: 0.889																				

Batter	1	2	3	4	5	6	7	8	9	AB	R	H	RBI	BB	SO	LOB	BOTTOM								
Harvey Kuenn, R OBP: 0.315, SLG: 0.331 (1, 7)	5-3		F2							4	0	0	0	0	0	1	Houston Colt 45's @ San Francisco Giants Candlestick Park, San Francisco, CA Sat Jul 18 1964, 6:33 AM EDT Att: 17,566 - Sunny - 63 F livebaseballscorecards.com								
Matty Alou, L OBP: 0.276, SLG: 0.242 (9, 7)										0	0	0	0	0	0	0									
Jesus Alou, R OBP: 0.301, SLG: 0.326 (1, 9)	4-3		4-3					6-3		4	1	1	0	0	0	0									
Willie Mays, R OBP: 0.418, SLG: 0.656 (1, 8)	1B							L8		4	0	1	0	0	0	1									
Willie McCovey, L OBP: 0.329, SLG: 0.432 (1, 3)	K							F6		3	0	0	0	1	2	1									
Jim Ray Hart, R OBP: 0.353, SLG: 0.475 (1, 5)								4-3		4	0	2	1	0	0	0									
Tom Haller, L OBP: 0.317, SLG: 0.382 (1, 2)	4-3							L7		4	0	0	0	0	0	3									
Hal Lanier, R OBP: 0.303, SLG: 0.368 (1, 4)								F7		3	0	2	0	0	0	1									
Duke Snider, L OBP: 0.306, SLG: 0.367 (9, PH)										1	0	0	0	0	0	0									
Jose Pagan, R OBP: 0.305, SLG: 0.283 (1, 6)	1-3									2	0	0	0	0	0	2									
Billy O'Dell, S (1, 1)										3	0	0	0	0	1	2									
Inning Stats	R: 0 E: 0 K: 1 S: 6	H: 1 LOB: 1 BB: 0 P: 6	R: 0 E: 0 K: 0 S: 4	H: 1 LOB: 0 BB: 0 P: 4	R: 0 E: 0 K: 1 S: 5	H: 0 LOB: 0 BB: 0 P: 5	R: 0 E: 0 K: 1 S: 5	H: 0 LOB: 0 BB: 0 P: 5	R: 1 E: 0 K: 0 S: 5	H: 2 LOB: 2 BB: 1 P: 9	R: 0 E: 0 K: 0 S: 4	H: 1 LOB: 1 BB: 0 P: 4	R: 0 E: 0 K: 0 S: 3	H: 0 LOB: 0 BB: 0 P: 3	R: 0 E: 0 K: 0 S: 3	H: 0 LOB: 0 BB: 0 P: 3	1B: 4 2B: 2 3B: 0 HR: 0	SF: 0 SAC: 1 DP: 0 HBP: 0	WP: 0 PB: 0 SB: 0 CS: 0	PA: 34					
PITCHER Ken Johnson, R ERA: 3.37 (1, 1)	IP: 9.0 WLS: W BF: 34	H: 6 R: 1 ER: 1 SO: 3	BB: 0 IBB: 1 HBP: 0 BLK: 0	WP: 0 HR: 0 S: 39 P: 43	ERA: 1.00 WHIP: 0.667																				

Batter	1	2	3	4	5	6	7	8	9	AB	R	H	RBI	BB	SO	LOB	TOP			
Al Spangler, L OBP: 0.264, SLG: 0.272 (1, 8)										4	0	1	0	0	1	0	Houston Colt 45's @ San Francisco Giants Candlestick Park, San Francisco, CA Sun Jul 19 1964, 6:33 AM EDT Sunny - 61 F livebaseballscores.com			
Nelle Fox, L OBP: 0.313, SLG: 0.327 (1, 4)										4	1	1	0	0	0	1				
Joe Gaines, R OBP: 0.357, SLG: 0.449 (1, 9)										4	1	2	2	0	1	0				
Walt Bond, L OBP: 0.314, SLG: 0.457 (1, 7)										4	0	0	0	0	1	1				
Bob Aspromonte, R OBP: 0.329, SLG: 0.438 (1, 5)										4	0	2	0	0	0	0				
Dave Roberts, L OBP: 0.302, SLG: 0.250 (1, 3)										4	0	1	0	0	2	2				
Eddie Kasko, R OBP: 0.301, SLG: 0.287 (1, 6)										3	0	1	0	0	0	1				
John Bateman, R OBP: 0.264, SLG: 0.320 (1, 2)										4	0	1	0	0	0	3				
Turk Farrell, R OBP: 0.120, SLG: 0.083 (1, 1)										3	0	0	0	0	0	2				
Inning Stats	R: 2 E: 0 K: 1 S: 7	H: 2 LOB: 0 BB: 0 P: 7	R: 0 E: 0 K: 0 S: 4	H: 1 LOB: 1 BB: 0 P: 4	R: 0 E: 0 K: 1 S: 5	H: 0 LOB: 0 BB: 0 P: 5	R: 0 E: 0 K: 2 S: 8	H: 1 LOB: 1 BB: 0 P: 8	R: 0 E: 0 K: 0 S: 4	H: 1 LOB: 0 BB: 0 P: 3	R: 0 E: 0 K: 0 S: 4	H: 1 LOB: 1 BB: 0 P: 4	R: 0 E: 0 K: 0 S: 3	H: 0 LOB: 0 BB: 0 P: 3	R: 0 E: 0 K: 1 S: 7	H: 2 LOB: 2 BB: 0 P: 7	1B: 8 2B: 0 3B: 0 HR: 1	SF: 0 SAC: 1 DP: 1 HBP: 0	WP: 0 PB: 0 SB: 0 CS: 0	PA: 35
PITCHER Juan Marichal, R ERA: 2.57 (1, 1)	IP: 9.0 WLS: W BF: 35	H: 9 R: 2 ER: 2 SO: 5	BB: 0 IBB: 0 HBP: 0 BLK: 0	WP: 0 HR: 1 S: 45 P: 45	ERA: 2.00 WHIP: 1.000															

Batter	1	2	3	4	5	6	7	8	9	AB	R	H	RBI	BB	SO	LOB	BOTTOM			
Harvey Kuenn, R OBP: 0.314, SLG: 0.329 (1, 9) (9, 7)										4	0	1	0	0	1	1	Houston Colt 45's @ San Francisco Giants Candlestick Park, San Francisco, CA Sun Jul 19 1964, 6:33 AM EDT Sunny - 61 F livebaseballscores.com			
Willie McCovey, L OBP: 0.324, SLG: 0.425 (1, 7) Jesus Alou, R OBP: 0.301, SLG: 0.326 (9, 9)										4	0	0	0	0	0	1				
Willie Mays, R OBP: 0.416, SLG: 0.661 (1, 8)										4	1	1	1	0	1	0				
Orlando Cepeda, R OBP: 0.374, SLG: 0.534 (1, 3)										3	2	1	0	1	2	0				
Jim Ray Hart, R OBP: 0.352, SLG: 0.482 (1, 5)										4	1	1	2	0	0	2				
Tom Haller, L OBP: 0.320, SLG: 0.381 (1, 2)										3	0	1	0	1	0	0				
Hal Lanier, R OBP: 0.304, SLG: 0.376 (1, 4)										3	0	1	1	0	0	2				
Jose Pagan, R OBP: 0.301, SLG: 0.279 (1, 6)										3	0	0	0	0	1	4				
Juan Marichal, R OBP: 0.164, SLG: 0.111 (1, 1)										2	0	0	0	1	1	2				
Inning Stats	R: 0 E: 0 K: 1 S: 5	H: 0 LOB: 0 BB: 2 P: 5	R: 0 E: 0 K: 0 S: 3	H: 0 LOB: 2 BB: 2 P: 11	R: 0 E: 0 K: 0 S: 3	H: 0 LOB: 0 BB: 0 P: 3	R: 2 E: 0 K: 2 S: 11	H: 4 LOB: 2 BB: 0 P: 11	R: 0 E: 0 K: 0 S: 3	H: 1 LOB: 0 BB: 0 P: 3	R: 0 E: 0 K: 1 S: 5	H: 0 LOB: 0 BB: 0 P: 5	R: 0 E: 0 K: 1 S: 5	H: 0 LOB: 1 BB: 1 P: 9	R: 2 E: 0 K: 1 S: 7	H: 1 LOB: 0 BB: 0 P: 7	1B: 3 2B: 1 3B: 0 HR: 2	SF: 0 SAC: 0 DP: 1 HBP: 0	WP: 0 PB: 1 SB: 0 CS: 0	PA: 33
PITCHER Turk Farrell, R ERA: 3.12 (1, 1)	IP: 8.0 WLS: L BF: 33	H: 6 R: 4 ER: 2 SO: 6	BB: 3 IBB: 0 HBP: 0 BLK: 0	WP: 0 HR: 2 S: 42 P: 54	ERA: 2.25 WHIP: 1.125															

Batter	1	2	3	4	5	6	7	8	9	AB	R	H	RBI	BB	SO	LOB	TOP										
Carroll Hardy, R OBP: 0.143, SLG: 0.143										4	0	2	0	0	0	1											
Bob Lillis, R OBP: 0.314, SLG: 0.331										4	0	0	0	0	0	3											
Joe Gaines, R OBP: 0.348, SLG: 0.436										4	0	0	0	0	1	4											
Walt Bond, L OBP: 0.311, SLG: 0.451										4	0	0	0	0	1	4											
Bob Aspromonte, R OBP: 0.327, SLG: 0.434										3	0	0	0	0	1	0											
Mike White, R OBP: 0.348, SLG: 0.359										3	0	1	0	0	1	0											
Eddie Kasko, R OBP: 0.301, SLG: 0.285										2	0	0	0	1	0	0											
Jerry Grote, R OBP: 0.258, SLG: 0.317										3	0	0	0	0	0	1											
Hal Brown, R OBP: 0.136, SLG: 0.095										2	0	1	0	0	0	0											
Nellie Fox, L OBP: 0.315, SLG: 0.327										0	0	0	0	1	0	0											
Claude Raymond, R OBP: 0.100, SLG: 0.222										0	0	0	0	0	0	0											
Al Spangler, L OBP: 0.264, SLG: 0.272										0	0	0	0	0	0	0											
Inning Stats	R: 0 E: 0 K: 0 S: 4	H: 1 LOB: 1 BB: 0 P: 4	R: 0 E: 0 K: 2 S: 7	H: 0 LOB: 0 BB: 0 P: 7	R: 0 E: 0 K: 0 S: 3	H: 0 LOB: 0 BB: 0 P: 3	R: 0 E: 0 K: 0 S: 3	H: 0 LOB: 0 BB: 0 P: 3	R: 0 E: 0 K: 0 S: 3	H: 1 LOB: 0 BB: 0 P: 3	R: 0 E: 0 K: 0 S: 3	H: 0 LOB: 0 BB: 0 P: 3	R: 0 E: 0 K: 0 S: 3	H: 0 LOB: 1 BB: 1 P: 7	R: 0 E: 0 K: 2 S: 8	H: 1 LOB: 3 BB: 1 P: 12	1B: 4 2B: 1 3B: 0 HR: 0	SF: 0 SAC: 0 DP: 1 HBP: 0	WP: 0 PA: 31 PB: 0 SB: 0 CS: 0								
PITCHER	IP	WLS	BF	H	R	ER	SO	BB	IBB	HBP	BLK	WP	HR	S	P	ERA	WHIP										
Bob Hendley, L ERA: 2.87	(1, 1)	8.0	W	28	4	0	0	2	2	0	0	0	0	30	38	0.00	0.750										
Bob Shaw, R ERA: 3.27	(9, 1)	0.2		2	0	0	0	1	0	0	0	0	0	4	4	0.00	0.000										
Billy Pierce, L ERA: 1.57	(9, 1)	0.1	S	1	0	0	0	1	0	0	0	0	0	3	3	0.00	0.000										

Houston Colt 45's @ San Francisco Giants
Candlestick Park, San Francisco, CA
Sun Jul 19 1964, 6:38 AM EDT
Att: 33,083 - Sunny - 66 F

AB	29
R	0
H	4
RBI	0
BB	2
SO	4
LOB	13



Batter	1	2	3	4	5	6	7	8	9	AB	R	H	RBI	BB	SO	LOB	BOTTOM										
Harvey Kuenn, R OBP: 0.309, SLG: 0.323										3	0	0	0	0	0	0											
Willie McCovey, L OBP: 0.324, SLG: 0.424										3	1	1	0	0	0	0											
Willie Mays, R OBP: 0.418, SLG: 0.661										3	0	2	1	0	0	0											
Orlando Cepeda, R OBP: 0.370, SLG: 0.528										3	0	0	0	0	2	2											
Jim Ray Hart, R OBP: 0.349, SLG: 0.477										3	0	0	0	0	0	2											
Hal Lanier, R OBP: 0.296, SLG: 0.366										3	0	0	0	0	1	0											
Del Crandall, R OBP: 0.300, SLG: 0.245										2	0	0	0	1	0	0											
Jose Pagan, R OBP: 0.298, SLG: 0.276										3	0	0	0	0	0	1											
Bob Hendley, R OBP: 0.167, SLG: 0.091										2	0	0	0	0	0	0											
Bob Shaw, R	(9, 1)									0	0	0	0	0	0	0											
Billy Pierce, L	(9, 1)									0	0	0	0	0	0	0											
Inning Stats	R: 1 E: 1 K: 1 S: 7	H: 2 LOB: 1 BB: 0 P: 7	R: 0 E: 0 K: 1 S: 5	H: 0 LOB: 0 BB: 0 P: 5	R: 0 E: 0 K: 0 S: 3	H: 0 LOB: 0 BB: 0 P: 3	R: 0 E: 0 K: 0 S: 3	H: 0 LOB: 0 BB: 0 P: 3	R: 0 E: 0 K: 0 S: 2	H: 0 LOB: 0 BB: 1 P: 6	R: 0 E: 0 K: 0 S: 3	H: 0 LOB: 0 BB: 0 P: 3	R: 0 E: 0 K: 1 S: 5	H: 1 LOB: 0 BB: 0 P: 5	R: 0 E: 0 K: 0 S: 3	H: 0 LOB: 0 BB: 0 P: 3	1B: 3 2B: 0 3B: 0 HR: 0	SF: 0 SAC: 0 DP: 2 HBP: 0	WP: 0 PA: 26 PB: 0 SB: 1 CS: 0								
PITCHER	IP	WLS	BF	H	R	ER	SO	BB	IBB	HBP	BLK	WP	HR	S	P	ERA	WHIP										
Hal Brown, R ERA: 3.74	(1, 1)	8.0	L	26	3	1	0	3	1	0	0	0	0	31	35	0.00	0.500										

Houston Colt 45's @ San Francisco Giants
Candlestick Park, San Francisco, CA
Sun Jul 19 1964, 6:38 AM EDT
Att: 33,083 - Sunny - 66 F

AB	25
R	1
H	3
RBI	1
BB	1
SO	3
LOB	5



Batter	1	2	3	4	5	6	7	8	9	AB	R	H	RBI	BB	SO	LOB	TOP			
Al Spangler, L OBP: 0.263, SLG: 0.279 (1, 7)	F8		3-1		F5			HR		4	1	1	1	0	0	2	Houston Colt 45's @ Los Angeles Dodgers Dodger Stadium, Los Angeles, CA Tue Jul 21 1964, 7:05 PM PDT Att: 21,873 - Unknown livebaseballscorecards.com			
Nelle Fox, L OBP: 0.313, SLG: 0.325 (1, 4)	6-3			FC3-6 1B		4-3		L9		4	0	1	0	0	0	0				
Joe Gaines, R OBP: 0.337, SLG: 0.432 (1, 9)	K			FC3-6 1-2		F8		K		4	0	0	0	0	2	1				
Walt Bond, L OBP: 0.306, SLG: 0.446 (1, 3)		F2		E4		K		K		4	0	0	0	0	2	1				
Dave Roberts, L OBP: 0.302, SLG: 0.250 (8, 3)				1-2						0	0	0	0	0	0	0				
Mike White, R OBP: 0.350, SLG: 0.356 (1, 8)	F7			K			5-3		F6	4	0	0	0	0	1	2				
Bob Lillis, R OBP: 0.317, SLG: 0.333 (1, 5)	L7			F6			1B 1B		F6	4	0	1	0	0	0	2				
Eddie Kasko, R OBP: 0.303, SLG: 0.283 (1, 6)			BB		L5		1-2 1B		K	3	0	1	0	1	1	0				
Jerry Grote, R OBP: 0.252, SLG: 0.315 (1, 2)			K		F8		K			3	0	0	0	0	2	3				
Bob Bruce, R OBP: 0.297, SLG: 0.286 (1, 1)			K		WP 1B		F6			3	0	1	0	0	1	3				
Inning Stats	R: 0 E: 0 K: 1 S: 8	H: 0 LOB: 0 BB: 0 P: 10	R: 0 E: 0 K: 0 S: 4	H: 0 LOB: 0 BB: 0 P: 7	R: 0 E: 0 K: 2 S: 10	H: 0 LOB: 1 BB: 1 P: 20	R: 0 E: 1 K: 1 S: 10	H: 1 LOB: 2 BB: 0 P: 10	R: 0 E: 0 K: 1 S: 6	H: 0 LOB: 0 BB: 0 P: 10	R: 0 E: 0 K: 1 S: 12	H: 2 LOB: 2 BB: 0 P: 16	R: 1 E: 0 K: 2 S: 11	H: 1 LOB: 0 BB: 0 P: 17	R: 0 E: 0 K: 1 S: 6	H: 0 LOB: 0 BB: 0 P: 8	1B: 4 2B: 0 3B: 0 HR: 1	SF: 0 SAC: 0 DP: 0 HBP: 0	WP: 1 PB: 0 CS: 0	PA: 34
PITCHER Don Drysdale, R ERA: 2.24 (1, 1)	IP: 9.0 WLS: L BF: 34	H: 5 R: 1 ER: 1 SO: 9	BB: 1 IBB: 0 HBP: 0 BLK: 0	WP: 1 HR: 1 S: 75 P: 109	ERA: 1.00 WHIP: 0.667															

Batter	1	2	3	4	5	6	7	8	9	AB	R	H	RBI	BB	SO	LOB	BOTTOM					
Maury Wills, S OBP: 0.331, SLG: 0.340 (1, 6)	G3		BB 1B		3B				6-3	5	0	3	0	0	0	1	Houston Colt 45's @ Los Angeles Dodgers Dodger Stadium, Los Angeles, CA Tue Jul 21 1964, 7:05 PM PDT Att: 21,873 - Unknown livebaseballscorecards.com					
Derrell Griffith, L OBP: 0.315, SLG: 0.387 (1, 5)	K		BB		4-3		G4-6-3 1B			2	0	0	0	1	1	1						
Jim Gilliam, S OBP: 0.300, SLG: 0.279 (6, 5)	K		BB				G4-6-3 1-2			1	0	0	0	0	0	2						
Willie Davis, L OBP: 0.305, SLG: 0.422 (1, 8)	4-3		K			6-3		SH3-4 1B		4	0	1	0	0	1	2						
Ron Fairly, L OBP: 0.384, SLG: 0.417 (1, 3)		F8		1-3		K		SH3-4		3	0	0	0	0	1	0						
Tommy Davis, R OBP: 0.317, SLG: 0.362 (1, 7)		L9		5-3		1B 1B		6-3		4	0	1	0	0	0	1						
Frank Howard, R OBP: 0.300, SLG: 0.458 (1, 9)		1B		E9		1B 1B		F8		4	0	2	0	0	0	1						
Nate Oliver, R OBP: 0.305, SLG: 0.274 (1, 4)	K		6-3		6-3		K		E8 4-3 1B	4	0	1	0	0	2	4						
Doug Camilli, R OBP: 0.195, SLG: 0.202 (1, 2)			F6		F7		F8		K	3	0	0	0	0	0	0						
Wes Parker, S OBP: 0.272, SLG: 0.308 (9, PH)									K	1	0	0	0	0	1	1						
Don Drysdale, R OBP: 0.235, SLG: 0.288 (1, 1)			5-3		6-3		1B 1B		4-3	3	0	1	0	0	0	0						
Wally Moon, L OBP: 0.304, SLG: 0.337 (9, PH)							1B 1B		2-3	1	0	0	0	0	0	1						
Inning Stats	R: 0 E: 0 K: 1 S: 7	H: 0 LOB: 0 BB: 0 P: 8	R: 0 E: 0 K: 1 S: 8	H: 1 LOB: 1 BB: 0 P: 12	R: 0 E: 0 K: 1 S: 11	H: 1 LOB: 2 BB: 1 P: 17	R: 0 E: 1 K: 0 S: 9	H: 0 LOB: 1 BB: 0 P: 13	R: 0 E: 0 K: 0 S: 5	H: 1 LOB: 1 BB: 0 P: 7	R: 0 E: 0 K: 2 S: 13	H: 2 LOB: 2 BB: 0 P: 17	R: 0 E: 0 K: 0 S: 7	H: 2 LOB: 1 BB: 0 P: 12	R: 0 E: 0 K: 0 S: 4	H: 1 LOB: 1 BB: 0 P: 5	R: 0 E: 1 K: 1 S: 12	H: 1 LOB: 1 BB: 0 P: 15	1B: 8 2B: 0 3B: 1 HR: 0	SF: 0 SAC: 1 DP: 1 HBP: 0	WP: 0 PB: 0 CS: 0	PA: 37
PITCHER Bob Bruce, R ERA: 2.59 (1, 1)	IP: 9.0 WLS: W BF: 37	H: 9 R: 0 ER: 0 SO: 6	BB: 1 IBB: 0 HBP: 0 BLK: 0	WP: 0 HR: 0 S: 76 P: 106	ERA: 0.00 WHIP: 1.111																	

Batter	1	2	3	4	5	6	7	8	9	AB	R	H	RBI	BB	SO	LOB	TOP			
Bob Lillis, R OBP: 0.310, SLG: 0.326 (1, 4)	F7		6-3			4-3		6-3		4	0	0	0	0	0	0				
Dave Roberts, L OBP: 0.300, SLG: 0.263 (1, 3)	K					K			K	4	0	1	0	0	3	0				
Joe Gaines, R OBP: 0.335, SLG: 0.428 (1, 9)	K		F8						F9	4	0	1	0	0	1	1				
Carroll Hardy, R OBP: 0.120, SLG: 0.120 (1, 7)		K				K				4	0	0	0	0	4	1				
Bob Aspromonte, R OBP: 0.324, SLG: 0.430 (1, 5)		F4				F8				3	0	0	0	0	0	0				
Mike White, R OBP: 0.350, SLG: 0.356 (1, 8)										3	0	1	0	0	1	0				
Eddie Kasko, R OBP: 0.303, SLG: 0.283 (1, 6)										3	0	1	0	0	0	0				
John Bateman, R OBP: 0.260, SLG: 0.315 (1, 2)										3	0	0	0	0	1	2				
Ken Johnson, R OBP: 0.122, SLG: 0.170 (1, 1)										2	0	0	0	0	1	0				
Walt Bond, L OBP: 0.305, SLG: 0.444 (8, PH)										1	0	0	0	0	1	0				
Don Larsen, R (8, 1)										0	0	0	0	0	0	0				
Inning Stats	R: 0 E: 0 K: 2 S: 8	H: 0 LOB: 0 BB: 0 P: 11	R: 0 E: 0 K: 2 S: 13	H: 2 LOB: 2 BB: 0 P: 20	R: 0 E: 0 K: 0 S: 9	H: 1 LOB: 1 BB: 0 P: 14	R: 0 E: 0 K: 1 S: 9	H: 0 LOB: 0 BB: 0 P: 11	R: 0 E: 0 K: 1 S: 10	H: 1 LOB: 1 BB: 0 P: 12	R: 0 E: 0 K: 1 S: 11	H: 0 LOB: 0 BB: 0 P: 16	R: 0 E: 0 K: 1 S: 7	H: 0 LOB: 0 BB: 0 P: 7	R: 0 E: 0 K: 2 S: 9	H: 0 LOB: 0 BB: 0 P: 11	1B: 3 2B: 1 3B: 0 HR: 0	SF: 0 SAC: 0 DP: 0 HBP: 0	WP: 0 PB: 0 SB: 0 CS: 0	PA: 31
PITCHER Sandy Koufax, L ERA: 1.78 (1, 1)	IP: 9.0 WLS: W BF: 31 H: 4 R: 0 ER: 0 SO: 12 BB: 0 IBB: 0 HBP: 0 BLK: 0 WP: 0 HR: 0 S: 83 P: 113 ERA: 0.00 WHIP: 0.444															PITCHER Sandy Koufax, L ERA: 1.78 (1, 1)	IP: 9.0 WLS: W BF: 31 H: 4 R: 0 ER: 0 SO: 12 BB: 0 IBB: 0 HBP: 0 BLK: 0 WP: 0 HR: 0 S: 83 P: 113 ERA: 0.00 WHIP: 0.444			

Houston Colt 45's @ Los Angeles Dodgers
Dodger Stadium, Los Angeles, CA
Wed Jul 22 1964, 7:05 PM PDT
Att: 24,371 - Unknown

AB	31
R	0
H	4
RBI	0
BB	0
SO	12
LOB	4



Batter	1	2	3	4	5	6	7	8	9	AB	R	H	RBI	BB	SO	LOB	BOTTOM			
Maury Wills, S OBP: 0.332, SLG: 0.342 (1, 6)	G3 SH3 1B		6-3							4	0	2	0	0	0	0				
Derrell Griffith, L OBP: 0.318, SLG: 0.398 (1, 5)	SH3									2	1	1	0	0	0	0				
Jim Gilliam, S OBP: 0.298, SLG: 0.278 (6, 5)										1	0	0	0	0	0	0				
Willie Davis, L OBP: 0.302, SLG: 0.417 (1, 8)	G3									4	0	0	0	0	0	2				
Ron Fairly, L OBP: 0.382, SLG: 0.418 (1, 3)	K									4	0	1	1	0	1	1				
Tommy Davis, R OBP: 0.316, SLG: 0.361 (1, 7)										4	0	1	0	0	1	0				
Frank Howard, R OBP: 0.297, SLG: 0.452 (1, 9)										4	0	0	0	0	3	2				
Wes Parker, S OBP: 0.272, SLG: 0.308 (9, 9)										0	0	0	0	0	0	0				
Nate Oliver, R OBP: 0.321, SLG: 0.286 (1, 4)										2	0	2	0	1	0	0				
Doug Camilli, R OBP: 0.205, SLG: 0.202 (1, 2)										0	0	0	0	1	0	0				
Sandy Koufax, R OBP: 0.121, SLG: 0.089 (1, 1)										3	0	0	0	0	2	5				
Inning Stats	R: 0 E: 0 K: 1 S: 7	H: 1 LOB: 1 BB: 0 P: 10	R: 0 E: 1 K: 1 S: 7	H: 1 LOB: 2 BB: 0 P: 11	R: 1 E: 0 K: 1 S: 14	H: 3 LOB: 2 BB: 0 P: 21	R: 0 E: 0 K: 1 S: 9	H: 2 LOB: 2 BB: 0 P: 14	R: 0 E: 0 K: 0 S: 5	H: 0 LOB: 0 BB: 0 P: 5	R: 0 E: 0 K: 2 S: 9	H: 0 LOB: 2 BB: 2 P: 23	R: 0 E: 0 K: 1 S: 10	H: 0 LOB: 0 BB: 0 P: 14	R: 0 E: 0 K: 1 S: 7	H: 0 LOB: 0 BB: 0 P: 9	1B: 5 2B: 2 3B: 0 HR: 0	SF: 0 SAC: 2 DP: 0 HBP: 0	WP: 0 PB: 0 SB: 1 CS: 0	PA: 33
PITCHER Ken Johnson, R ERA: 3.26 Don Larsen, R ERA: 2.63 (1, 1)	IP: 7.0 WLS: L BF: 30 H: 7 R: 1 ER: 1 SO: 6 BB: 1 IBB: 1 HBP: 0 BLK: 0 WP: 0 HR: 0 S: 61 P: 98 ERA: 1.29 WHIP: 1.143															PITCHER Ken Johnson, R ERA: 3.26 Don Larsen, R ERA: 2.63 (8, 1)	IP: 1.0 WLS: L BF: 3 H: 0 R: 0 ER: 0 SO: 1 BB: 0 IBB: 0 HBP: 0 BLK: 0 WP: 0 HR: 0 S: 7 P: 9 ERA: 0.00 WHIP: 0.000			

Houston Colt 45's @ Los Angeles Dodgers
Dodger Stadium, Los Angeles, CA
Wed Jul 22 1964, 7:05 PM PDT
Att: 24,371 - Unknown

AB	28
R	1
H	7
RBI	1
BB	2
SO	7
LOB	10



Batter	1	2	3	4	5	6	7	8	9	AB	R	H	RBI	BB	SO	LOB	TOP								
Al Spangler, L OBP: 0.266, SLG: 0.280 (1, 7)										3	1	1	0	1	1	0									
Nelle Fox, L OBP: 0.310, SLG: 0.322 (1, 4)										3	0	0	0	0	0	1									
Joe Gaines, R OBP: 0.331, SLG: 0.422 Carroll Hardy, R OBP: 0.185, SLG: 0.120 (1, 9) (4, 9)										2	0	0	0	0	1	1									
Walt Bond, L OBP: 0.304, SLG: 0.451 (1, 3)										4	1	1	2	0	1	3									
Bob Aspromonte, R OBP: 0.326, SLG: 0.431 (1, 5)											4	0	2	2	0	0									
Mike White, R OBP: 0.350, SLG: 0.356 (1, 8)										3	0	1	0	0	1	1									
Eddie Kasko, R OBP: 0.299, SLG: 0.279 (1, 6)										4	0	0	0	0	4	2									
John Bateman, R OBP: 0.260, SLG: 0.310 (1, 2)										3	0	0	0	1	1	1									
Turk Farrell, R OBP: 0.113, SLG: 0.078 Hal Woodeshick, R OBP: 0.231, SLG: 0.091 Claude Raymond, R OBP: 0.100, SLG: 0.222 (1, 1) (8, 1) (9, 1)										3	0	0	0	0	1	3									
Inning Stats	R: 0 E: 0 K: 1 S: 9	H: 0 LOB: 0 BB: 0 P: 11	R: 0 E: 0 K: 1 S: 6	H: 0 LOB: 0 BB: 0 P: 10	R: 0 E: 0 K: 2 S: 9	H: 0 LOB: 0 BB: 0 P: 13	R: 0 E: 0 K: 2 S: 10	H: 1 LOB: 1 BB: 0 P: 15	R: 0 E: 0 K: 1 S: 10	H: 1 LOB: 2 BB: 1 P: 21	R: 2 E: 0 K: 0 S: 16	H: 1 LOB: 0 BB: 0 P: 28	R: 0 E: 0 K: 1 S: 11	H: 1 LOB: 1 BB: 0 P: 12	R: 2 E: 0 K: 0 S: 12	H: 1 LOB: 1 BB: 1 P: 21	R: 0 E: 0 K: 3 S: 10	H: 0 LOB: 0 BB: 0 P: 15	1B: 4 2B: 0 3B: 0 HR: 1	SF: 0 SAC: 2 DP: 0 HBP: 1	WP: 0 PB: 0 SB: 0 CS: 0	PA: 36			
PITCHER	IP	WLS	BF	H	R	ER	SO	BB	IBB	HBP	BLK	WP	HR	S	P	ERA	WHIP								
Phil Ortega, R ERA: 3.71 (1, 1)	7.1		30	4	4	4	8	2	1	1	0	0	1	75	122	4.91	0.818								
Ron Perranoski, L ERA: 3.31 (8, 1)	0.2		3	1	0	0	0	0	0	0	0	0	0	8	9	0.00	1.500								
Bob Miller, R ERA: 2.49 (9, 1)	1.0	W	3	0	0	0	3	0	0	0	0	0	0	10	15	0.00	0.000								

Houston Colt 45's @ Los Angeles Dodgers
Dodger Stadium, Los Angeles, CA
Thu Jul 23 1964, 7:05 PM PDT
Att: 19,599 - Unknown

AB 30
R 4
H 5
RBI 4
BB 3
SO 11
LOB 12



Batter	1	2	3	4	5	6	7	8	9	AB	R	H	RBI	BB	SO	LOB	BOTTOM								
Maury Wills, S OBP: 0.336, SLG: 0.343 (1, 6)										4	1	2	1	1	0	1									
Derrell Griffith, L OBP: 0.316, SLG: 0.402 Bob Miller, R OBP: 0.231, SLG: 0.091 Wally Moon, L OBP: 0.301, SLG: 0.333 (1, 5) (9, 1) (9, PH)										4	1	1	0	0	1	4									
Willie Davis, L OBP: 0.303, SLG: 0.417 (1, 8)										5	1	2	0	0	0	0									
Ron Fairly, L OBP: 0.386, SLG: 0.426 (1, 3)										5	0	3	2	0	0	0									
Tommy Davis, R OBP: 0.316, SLG: 0.360 (1, 7)										4	0	1	1	0	0	1									
Frank Howard, R OBP: 0.296, SLG: 0.447 (1, 9)										3	0	0	0	1	0	2									
Nate Oliver, R OBP: 0.326, SLG: 0.293 (1, 4)										4	0	2	0	0	1	2									
Doug Camilli, R OBP: 0.217, SLG: 0.207 Wes Parker, S OBP: 0.272, SLG: 0.308 (1, 2) (9, PR)										3	0	1	0	1	0	1									
Phil Ortega, R OBP: 0.182, SLG: 0.167 Ron Perranoski, L OBP: 0.091, SLG: 0.091 Jim Gilliam, S OBP: 0.296, SLG: 0.276 (1, 1) (8, 1) (8, PH) (9, 5)										2	0	1	0	0	1	1									
Inning Stats	R: 0 E: 0 K: 1 S: 8	H: 1 LOB: 0 BB: 0 P: 9	R: 0 E: 0 K: 0 S: 9	H: 0 LOB: 0 BB: 0 P: 14	R: 0 E: 0 K: 0 S: 8	H: 2 LOB: 2 BB: 1 P: 17	R: 0 E: 0 K: 1 S: 9	H: 1 LOB: 2 BB: 1 P: 15	R: 0 E: 0 K: 0 S: 5	H: 0 LOB: 0 BB: 0 P: 7	R: 0 E: 0 K: 0 S: 7	H: 0 LOB: 0 BB: 0 P: 10	R: 2 E: 1 K: 0 S: 18	H: 4 LOB: 2 BB: 0 P: 29	R: 3 E: 0 K: 1 S: 14	H: 4 LOB: 2 BB: 1 P: 23	1B: 11 2B: 3 3B: 0 HR: 0	SF: 0 SAC: 0 DP: 2 HBP: 0	WP: 0 PB: 0 SB: 0 CS: 1	PA: 40					
PITCHER	IP	WLS	BF	H	R	ER	SO	BB	IBB	HBP	BLK	WP	HR	S	P	ERA	WHIP								
Turk Farrell, R ERA: 3.08 (1, 1)	7.2		32	9	2	2	3	2	0	0	0	0	0	69	107	2.35	1.435								
Hal Woodeshick, L ERA: 2.57 (8, 1)	0.1		3	1	2	2	0	1	0	0	0	0	0	5	13	54.00	6.000								
Claude Raymond, R ERA: 2.49 (9, 1)	0.2	L	5	3	1	1	1	0	0	0	0	0	0	10	13	13.50	4.500								

Houston Colt 45's @ Los Angeles Dodgers
Dodger Stadium, Los Angeles, CA
Thu Jul 23 1964, 7:05 PM PDT
Att: 19,599 - Unknown

AB 37
R 5
H 13
RBI 4
BB 3
SO 4
LOB 16



Batter	1	2	3	4	5	6	7	8	9	AB	R	H	RBI	BB	SO	LOB	TOP				
Billy Cowan, R OBP: 0.288, SLG: 0.430 Doug Clemens, L OBP: 0.298, SLG: 0.383	5-3		K			2B 2B	6-3		K	4	1	1	0	0	1	1					
Joey Amalfitano, R OBP: 0.311, SLG: 0.363	F6			K		6-3		1B BB		3	0	0	0	1	1						
Billy Williams, L OBP: 0.396, SLG: 0.602	G3			1-3		K		1-2 1B		4	0	1	0	0	1	1					
Ron Santo, R OBP: 0.407, SLG: 0.582		HR		FC1-4 BB		14 1B 2B		F9		3	2	2	2	1	0	2					
14 Ernie Banks, R OBP: 0.318, SLG: 0.444	F7			FC1-4		2H 1B		K		4	0	1	1	0	1	3					
Len Gabrielson, L OBP: 0.317, SLG: 0.358	4-3					2H 1B		F6		4	0	0	0	0	0	3					
Vic Roznovsky, L OBP: 0.333, SLG: 0.300	L9					FC6 1B		L6		4	0	1	0	0	1	0					
Andre Rodgers, R OBP: 0.320, SLG: 0.382			K			L5		SH3-4 1B		3	0	1	0	1	1	1					
Bob Buhl, R OBP: 0.154, SLG: 0.085 Jimmy Stewart, S OBP: 0.314, SLG: 0.287	5-3					FC6		SH3-4 K		2	0	0	0	0	0	1					
Inning Stats	R: 0 E: 0 K: 0 S: 3	H: 0 LOB: 0 BB: 0 P: 3	R: 1 E: 0 K: 0 S: 4	H: 1 LOB: 0 BB: 0 P: 4	R: 0 E: 0 K: 2 S: 7	H: 0 LOB: 0 BB: 0 P: 7	R: 0 E: 0 K: 1 S: 5	H: 0 LOB: 1 BB: 1 P: 9	R: 0 E: 0 K: 0 S: 4	H: 1 LOB: 0 BB: 0 P: 4	R: 2 E: 0 K: 1 S: 8	H: 3 LOB: 1 BB: 0 P: 8	R: 0 E: 0 K: 0 S: 4	H: 1 LOB: 2 BB: 1 P: 10	R: 0 E: 0 K: 3 S: 9	H: 0 LOB: 1 BB: 1 P: 13	1B: 4 2B: 2 3B: 0 HR: 1	SF: 0 SAC: 1 DP: 0 HBP: 0	WP: 0 PB: 0 SB: 0 CS: 0	PA: 37	
PITCHER	IP	WLS	BF	H	R	ER	SO	BB	IBB	HBP	BLK	WP	HR	S	P	ERA	WHIP				
Bob Bruce, R ERA: 2.66 Don Larsen, R ERA: 2.51	(1, 1) (8, 1)	7.0 2.0	30 7	7 0	3 0	3 0	4 4	2 1	0 0	0 0	0 0	0 0	1 0	36 14	44 18	3.86 0.00	1.286 0.500				

Chicago Cubs @ Houston Colt 45's
Colt Stadium, Houston, TX
Sat Jul 25 1964, 8:05 PM EDT
Att: 13,420 - Unknown

AB	33
R	3
H	7
RBI	3
BB	3
SO	8
LOB	15



Batter	1	2	3	4	5	6	7	8	9	AB	R	H	RBI	BB	SO	LOB	BOTTOM				
Al Spangler, L OBP: 0.269, SLG: 0.282	FC3-6 1B		4-3		K		1-3			4	0	1	0	0	1	0					
Nellie Fox, L OBP: 0.309, SLG: 0.328	FC3-6			F2		3B		F7		4	0	1	0	0	0	1					
Joe Gaines, R OBP: 0.335, SLG: 0.424	F4			5-3 2B	5-3			SH 2B		4	2	2	0	0	0	2					
Walt Bond, L OBP: 0.302, SLG: 0.446	4-3			5-3		L8		SH 2B		3	1	0	0	0	0	2					
Bob Aspromonte, R OBP: 0.331, SLG: 0.432		F2		2B		CS BB		K		2	1	0	0	2	1	2					
Mike White, R OBP: 0.348, SLG: 0.358	6-3			1B		K		K		4	1	1	2	0	2	3					
Eddie Kasko, R OBP: 0.305, SLG: 0.285	F4			FC6-4 1B		FC6-4 IBB		1H 2H		3	0	2	3	1	0	0					
Jerry Grote, R OBP: 0.247, SLG: 0.306	F4			FC6-4		FC6-4		5-3		4	0	0	0	0	0	4					
Bob Bruce, R OBP: 0.275, SLG: 0.263 Don Larsen, R ERA: 2.51	F8			F8		6-3		F8		3	0	0	0	0	0	0					
Inning Stats	R: 0 E: 0 K: 0 S: 4	H: 1 LOB: 1 BB: 0 P: 4	R: 0 E: 0 K: 0 S: 3	H: 0 LOB: 0 BB: 0 P: 3	R: 0 E: 0 K: 0 S: 3	H: 0 LOB: 0 BB: 0 P: 3	R: 3 E: 0 K: 0 S: 6	H: 3 LOB: 1 BB: 1 P: 10	R: 0 E: 0 K: 1 S: 6	H: 1 LOB: 1 BB: 0 P: 6	R: 0 E: 0 K: 1 S: 5	H: 0 LOB: 2 BB: 2 P: 13	R: 0 E: 0 K: 0 S: 3	H: 0 LOB: 0 BB: 0 P: 3	R: 2 E: 0 K: 2 S: 10	H: 2 LOB: 1 BB: 0 P: 10	1B: 4 2B: 2 3B: 1 HR: 0	SF: 0 SAC: 1 DP: 0 HBP: 0	WP: 0 PB: 0 SB: 0 CS: 1	PA: 35	
PITCHER	IP	WLS	BF	H	R	ER	SO	BB	IBB	HBP	BLK	WP	HR	S	P	ERA	WHIP				
Bob Buhl, R ERA: 3.38	(1, 1)	8.0	L	35	7	5	5	4	2	1	0	0	0	40	52	5.62	1.125				

Chicago Cubs @ Houston Colt 45's
Colt Stadium, Houston, TX
Sat Jul 25 1964, 8:05 PM EDT
Att: 13,420 - Unknown

AB	31
R	5
H	7
RBI	5
BB	3
SO	4
LOB	14



Batter	1	2	3	4	5	6	7	8	9	AB R H RBI BB SO LOB	TOP												
Billy Cowan, R OBP: 0.285, SLG: 0.425 (1, 8)	F7		F7		E1 SH2-4		F8			4 0 0 0 0 0 0	Chicago Cubs @ Houston Colt 45's Colt Stadium, Houston, TX Sun Jul 26 1964, 8:05 PM EDT Att: 14,123 - Unknown												
Joey Amalfitano, R OBP: 0.307, SLG: 0.358 (1, 4)	4-3		4-3		SH2-4			L3		3 0 0 0 0 0 0													
Billy Williams, L OBP: 0.395, SLG: 0.601 (1, 7)	K				F6			6-3		4 1 1 0 0 1 1													
Ron Santo, R OBP: 0.405, SLG: 0.587 (1, 5)		F9		F3	K			HR		4 1 1 1 0 1 2													
14 Ernie Banks, R OBP: 0.317, SLG: 0.450 (1, 3)		F3		HR		F6		F9		4 1 1 2 0 0 0													
Len Gabrielson, L OBP: 0.316, SLG: 0.356 (1, 9)		1B		L6		K			5-3	4 0 1 0 0 1 0													
Dick Bertell, R OBP: 0.317, SLG: 0.359 (1, 2)		BB		1B		F2			4-3	3 0 1 0 1 0 0													
Andre Rodgers, R OBP: 0.322, SLG: 0.381 (1, 6)		F5		1B		F4		BB		3 0 1 0 1 0 2													
Larry Jackson, R OBP: 0.111, SLG: 0.129 (1, 1)			K	F4		K			4-3	4 0 0 0 0 2 3													
Inning Stats	R: 0 E: 0 K: 1 S: 5	H: 0 LOB: 0 BB: 0 P: 5	R: 0 E: 0 K: 0 S: 4	H: 1 LOB: 2 BB: 1 P: 8	R: 0 E: 0 K: 1 S: 5	H: 0 LOB: 0 BB: 0 P: 5	R: 2 E: 0 K: 0 S: 7	H: 4 LOB: 2 BB: 0 P: 7	R: 0 E: 1 K: 1 S: 6	H: 0 LOB: 1 BB: 0 P: 6	R: 0 E: 0 K: 1 S: 5	H: 0 LOB: 0 BB: 0 P: 5	R: 0 E: 0 K: 1 S: 5	H: 0 LOB: 0 BB: 0 P: 5	R: 1 E: 0 K: 0 S: 4	H: 1 LOB: 0 BB: 0 P: 4	R: 0 E: 0 K: 0 S: 3	H: 0 LOB: 1 BB: 1 P: 7	1B: 3 2B: 1 3B: 0 HR: 2	SF: 0 SAC: 1 DP: 0 HBP: 0	WP: 0 PA: 36 PB: 0 SB: 1 CS: 0		
PITCHER	IP WLS BF H R ER SO BB IBB HBP BLK WP HR S P ERA WHIP											PITCHER	IP WLS BF H R ER SO BB IBB HBP BLK WP HR S P ERA WHIP										
Ken Johnson, R ERA: 3.27 (1, 1)	8.0 L 32 6 3 3 5 1 0 0 0 0 2 41 45 3.38 0.875											Hal Woodeshick, L ERA: 2.52 (9, 1)	1.0 4 0 0 0 0 1 0 0 0 0 0 3 7 0.00 1.000										

livebaseballscorecards.com

AB 33
R 3
H 6
RBI 3
BB 2
SO 5
LOB 8



Batter	1	2	3	4	5	6	7	8	9	AB R H RBI BB SO LOB	BOTTOM												
Al Spangler, L OBP: 0.266, SLG: 0.278 (1, 7)	6-3		6-3			F7			F9	4 0 0 0 0 0 0	Chicago Cubs @ Houston Colt 45's Colt Stadium, Houston, TX Sun Jul 26 1964, 8:05 PM EDT Att: 14,123 - Unknown												
Nellie Fox, L OBP: 0.309, SLG: 0.327 (1, 4)	4-1		6-3			G3			G4-6-3 1B	4 0 1 0 0 0 0													
Joe Gaines, R OBP: 0.328, SLG: 0.414 (1, 9)	4-3			K		F8			G4-6-3 1-2	4 0 0 0 0 1 1													
Walt Bond, L OBP: 0.302, SLG: 0.445 (1, 3)		1B		4-3		K				3 0 1 0 0 1 0													
Bob Aspromonte, R OBP: 0.329, SLG: 0.428 (1, 5)		F6		F9		F8				3 0 0 0 0 0 1													
Mike White, R OBP: 0.348, SLG: 0.358 (1, 8)		F4		1B		F9				3 0 1 0 0 0 1													
Eddie Kasko, R OBP: 0.308, SLG: 0.289 (1, 6)		1B		1B				6-3		3 0 2 0 0 0 0													
Jerry Grote, R OBP: 0.242, SLG: 0.299 (1, 2)		4-3			F5			1-3		3 0 0 0 0 0 3													
Ken Johnson, R OBP: 0.118, SLG: 0.163 (1, 1)									4-3	2 0 0 0 0 2 1													
Dave Roberts, L OBP: 0.297, SLG: 0.259 (8, PH)			K							1 0 0 0 0 0 0													
Hal Woodeshick, R ERA: 2.52 (9, 1)										0 0 0 0 0 0 0													
Inning Stats	R: 0 E: 0 K: 0 S: 3	H: 0 LOB: 0 BB: 0 P: 3	R: 0 E: 0 K: 0 S: 5	H: 2 LOB: 2 BB: 0 P: 5	R: 0 E: 0 K: 1 S: 5	H: 0 LOB: 0 BB: 0 P: 5	R: 0 E: 0 K: 1 S: 5	H: 0 LOB: 0 BB: 0 P: 5	R: 0 E: 0 K: 1 S: 3	H: 0 LOB: 0 BB: 0 P: 3	R: 0 E: 0 K: 0 S: 3	H: 1 LOB: 0 BB: 0 P: 3	R: 0 E: 0 K: 0 S: 3	H: 0 LOB: 0 BB: 0 P: 3	1B: 5 2B: 0 3B: 0 HR: 0	SF: 0 SAC: 0 DP: 1 HBP: 0	WP: 0 PA: 30 PB: 0 SB: 0 CS: 0						
PITCHER	IP WLS BF H R ER SO BB IBB HBP BLK WP HR S P ERA WHIP											PITCHER	IP WLS BF H R ER SO BB IBB HBP BLK WP HR S P ERA WHIP										
Larry Jackson, R ERA: 3.42 (1, 1)	9.0 W 30 5 0 0 4 0 0 0 0 0 0 38 38 0.00 0.556																						

livebaseballscorecards.com

AB 30
R 0
H 5
RBI 0
BB 0
SO 4
LOB 7

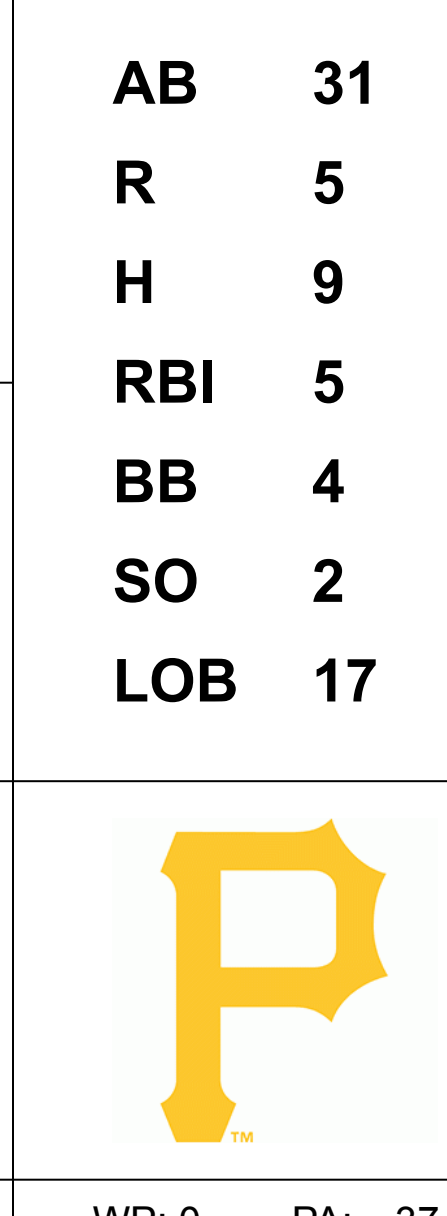


Batter	1	2	3	4	5	6	7	8	9	AB	R	H	RBI	BB	SO	LOB	TOP			
Al Spangler, L OBP: 0.265, SLG: 0.278 (1, 7)										4	0	1	0	0	0	2	Houston Colt 45's @ Pittsburgh Pirates Forbes Field, Pittsburgh, PA Wed Jul 29 1964, 7:05 PM EDT Att: 8,572 - Unknown			
Nelle Fox, L OBP: 0.311, SLG: 0.329 (1, 4)										4	0	2	0	0	0	1				
Joe Gaines, R OBP: 0.332, SLG: 0.416 (1, 9)										4	0	2	2	0	1	1				
Walt Bond, L OBP: 0.299, SLG: 0.439 (1, 3)										4	0	0	0	0	0	3				
Bob Aspromonte, R OBP: 0.328, SLG: 0.424 (1, 5)										3	0	0	0	1	0	0				
Mike White, R OBP: 0.342, SLG: 0.352 (1, 8)										4	0	0	0	0	1	1				
Eddie Kasko, R OBP: 0.314, SLG: 0.294 (1, 6)										4	1	3	0	0	0	0				
Jerry Grote, R OBP: 0.242, SLG: 0.293 (1, 2)										3	1	0	0	0	1	3				
Turk Farrell, R OBP: 0.109, SLG: 0.075 (1, 1)										2	0	0	0	0	1	4				
Dave Roberts, L OBP: 0.293, SLG: 0.256 (7, PH)										1	0	0	0	0	1	0				
Gordon Jones, R OBP: 1.000, SLG: 1.000 (7, 1)										0	0	0	0	0	0	0				
Bob Lillis, R OBP: 0.312, SLG: 0.328 (9, PH)										1	0	0	0	0	0	0				
Inning Stats	R: 0 E: 0 K: 0 S: 4	H: 2 LOB: 1 BB: 0 P: 4	R: 0 E: 0 K: 1 S: 6	H: 1 LOB: 2 BB: 1 P: 10	R: 0 E: 0 K: 1 S: 5	H: 0 LOB: 0 BB: 0 P: 5	R: 0 E: 0 K: 0 S: 3	H: 0 LOB: 0 BB: 0 P: 3	R: 2 E: 0 K: 1 S: 8	H: 3 LOB: 2 BB: 0 P: 9	R: 0 E: 0 K: 1 S: 6	H: 1 LOB: 1 BB: 0 P: 6	R: 0 E: 0 K: 0 S: 3	H: 0 LOB: 0 BB: 0 P: 3	R: 0 E: 0 K: 0 S: 3	H: 0 LOB: 0 BB: 0 P: 3	1B: 8 2B: 0 3B: 0 HR: 0	SF: 0 SAC: 0 DP: 1 HBP: 1	WP: 0 PB: 0 SB: 0 CS: 0	PA: 36
PITCHER Bob Friend, R ERA: 3.45 (1, 1)	IP: 9.0 WLS: W BF: 36 H: 8 R: 2 ER: 2 SO: 5 BB: 1 IBB: 0 HBP: 1 BLK: 0 WP: 0 HR: 0 S: 44 P: 49 ERA: 2.00 WHIP: 1.000															PITCHER				

AB	34
R	2
H	8
RBI	2
BB	1
SO	5
LOB	15



Batter	1	2	3	4	5	6	7	8	9	AB	R	H	RBI	BB	SO	LOB	BOTTOM			
Bob Bailey, R OBP: 0.355, SLG: 0.423 (1, 5)										4	2	2	0	0	1	2	Houston Colt 45's @ Pittsburgh Pirates Forbes Field, Pittsburgh, PA Wed Jul 29 1964, 7:05 PM EDT Att: 8,572 - Unknown			
Bill Virdon, L OBP: 0.303, SLG: 0.322 (1, 8)										4	0	1	0	0	0	2				
Roberto Clemente, R OBP: 0.387, SLG: 0.499 (1, 9)										4	1	2	2	0	0	1				
Jerry Lynch, L OBP: 0.365, SLG: 0.572 (1, 7)										2	0	0	0	2	0	2				
Manny Mota, R OBP: 0.340, SLG: 0.444 (8, 7)										0	0	0	0	0	0	0				
Willie Stargell, L OBP: 0.333, SLG: 0.580 (1, 3)										4	0	1	1	0	0	4				
Bill Mazerowski, R OBP: 0.291, SLG: 0.397 (1, 4)										4	0	0	0	0	0	4				
Jim Pagliaroni, R OBP: 0.382, SLG: 0.420 (1, 2)										3	2	1	1	1	0	0				
Dick Schofield, S OBP: 0.360, SLG: 0.365 (1, 6)										3	0	2	1	1	0	0				
Bob Friend, R OBP: 0.160, SLG: 0.106 (1, 1)										3	0	0	0	0	1	2				
Inning Stats	R: 1 E: 0 K: 0 S: 5	H: 2 LOB: 2 BB: 1 P: 9	R: 0 E: 0 K: 0 S: 3	H: 0 LOB: 0 BB: 0 P: 3	R: 2 E: 0 K: 0 S: 6	H: 3 LOB: 1 BB: 0 P: 6	R: 1 E: 0 K: 1 S: 6	H: 1 LOB: 1 BB: 1 P: 10	R: 0 E: 0 K: 0 S: 3	H: 0 LOB: 0 BB: 1 P: 7	R: 1 E: 0 K: 0 S: 4	H: 2 LOB: 0 BB: 0 P: 4	R: 0 E: 0 K: 0 S: 4	H: 1 LOB: 1 BB: 0 P: 4	R: 0 E: 0 K: 1 S: 5	H: 0 LOB: 1 BB: 1 P: 9	1B: 5 2B: 2 3B: 1 HR: 1	SF: 0 SAC: 1 DP: 0 HBP: 0	WP: 0 PB: 0 SB: 0 CS: 1	PA: 37
PITCHER Turk Farrell, R ERA: 3.25 (1, 1)	IP: 6.0 WLS: L BF: 28 H: 8 R: 5 ER: 5 SO: 1 BB: 3 IBB: 0 HBP: 0 BLK: 0 WP: 0 HR: 1 S: 27 P: 39 ERA: 7.50 WHIP: 1.833															PITCHER				
Gordon Jones, R ERA: 2.3 (7, 1)	IP: 2.0 WLS: L BF: 8 H: 1 R: 0 ER: 0 SO: 1 BB: 1 IBB: 0 HBP: 0 BLK: 0 WP: 0 HR: 0 S: 9 P: 13 ERA: 0.00 WHIP: 1.000															PITCHER				



Batter	1	2	3	4	5	6	7	8	9	AB	R	H	RBI	BB	SO	LOB	TOP			
Al Spangler, L OBP: 0.262, SLG: 0.274 (1, 7)										4	0	0	0	0	0	1	Houston Colt 45's @ Pittsburgh Pirates Forbes Field, Pittsburgh, PA Thu Jul 30 1964, 3:33 AM EDT Unknown			
Nelle Fox, L OBP: 0.307, SLG: 0.325 (1, 4)										4	0	0	0	0	0	1				
Joe Gaines, R OBP: 0.330, SLG: 0.424 (1, 9)										4	0	1	0	0	1	0				
Walt Bond, L OBP: 0.295, SLG: 0.434 (1, 3)										4	0	0	0	0	1	2				
Bob Aspromonte, R OBP: 0.327, SLG: 0.422 (1, 5)									4	0	1	0	0	0	1					
Mike White, R OBP: 0.341, SLG: 0.350 (1, 8)									4	0	1	0	0	0	2					
Eddie Kasko, R OBP: 0.314, SLG: 0.298 (1, 6)										3	0	1	0	0	0	1				
Jerry Grote, R OBP: 0.244, SLG: 0.294 (1, 2)									3	0	1	0	0	0	1					
Bob Bruce, R OBP: 0.262, SLG: 0.250 (1, 1)									2	0	0	0	0	1	0					
Inning Stats	R: 0 E: 0 K: 1 S: 6	H: 1 LOB: 1 BB: 0 P: 6	R: 0 E: 0 K: 0 S: 4	H: 1 LOB: 1 BB: 0 P: 4	R: 0 E: 0 K: 0 S: 3	H: 0 LOB: 0 BB: 0 P: 3	R: 0 E: 0 K: 1 S: 6	H: 1 LOB: 1 BB: 0 P: 6	R: 0 E: 0 K: 0 S: 5	H: 0 LOB: 0 BB: 0 P: 5	R: 0 E: 0 K: 0 S: 3	H: 1 LOB: 1 BB: 0 P: 4	R: 0 E: 0 K: 0 S: 4	H: 1 LOB: 1 BB: 0 P: 4	R: 0 E: 1 K: 0 S: 4	H: 0 LOB: 1 BB: 0 P: 4	1B: 3 2B: 1 3B: 1 HR: 0	SF: 0 SAC: 1 DP: 0 HBP: 0	WP: 0 PB: 0 SB: 0 CS: 0	PA: 33
PITCHER Vern Law, R ERA: 3.25 (1, 1)	IP: 9.0 WLS: W BF: 33	H: 5 R: 0 ER: 0 SO: 3	BB: 0 IBB: 0 HBP: 0 BLK: 0	WP: 0 HR: 0 S: 39 P: 39	ERA: 0.00 WHIP: 0.556												ERA: 0.00 WHIP: 0.556			

Batter	1	2	3	4	5	6	7	8	9	AB	R	H	RBI	BB	SO	LOB	BOTTOM			
Bob Bailey, R OBP: 0.352, SLG: 0.419 (1, 5)										3	0	0	0	0	1	0	Houston Colt 45's @ Pittsburgh Pirates Forbes Field, Pittsburgh, PA Thu Jul 30 1964, 3:33 AM EDT Unknown			
Bill Virdon, L OBP: 0.303, SLG: 0.322 (1, 8)									3	0	1	1	0	0	0					
Roberto Clemente, R OBP: 0.387, SLG: 0.488 (1, 9)									3	0	1	0	0	0	1					
Jerry Lynch, L OBP: 0.359, SLG: 0.561 Manny Mota, R OBP: 0.340, SLG: 0.444 (7, 7)									3	0	0	0	0	0	2					
Willie Stargell, L OBP: 0.333, SLG: 0.577 (1, 3)									3	0	1	0	0	1	0					
Smoky Burgess, L OBP: 0.295, SLG: 0.293 (1, 2)									3	0	1	0	0	1	0					
Bill Mazerowski, R OBP: 0.288, SLG: 0.394 (1, 4)									3	0	0	0	0	0	1					
Dick Schofield, S OBP: 0.357, SLG: 0.360 (1, 6)									3	0	0	0	0	1	0					
Vern Law, R OBP: 0.340, SLG: 0.319 (1, 1)									3	1	1	0	0	0	0					
Inning Stats	R: 0 E: 0 K: 0 S: 3	H: 0 LOB: 0 BB: 0 P: 3	R: 0 E: 0 K: 1 S: 6	H: 1 LOB: 1 BB: 0 P: 6	R: 0 E: 0 K: 2 S: 7	H: 0 LOB: 0 BB: 0 P: 7	R: 0 E: 0 K: 0 S: 4	H: 2 LOB: 2 BB: 0 P: 4	R: 0 E: 0 K: 0 S: 3	H: 0 LOB: 0 BB: 0 P: 3	R: 1 E: 0 K: 0 S: 5	H: 2 LOB: 1 BB: 0 P: 5	R: 0 E: 0 K: 1 S: 5	H: 0 LOB: 0 BB: 0 P: 5	R: 0 E: 0 K: 0 S: 3	H: 0 LOB: 0 BB: 0 P: 3	1B: 5 2B: 0 3B: 0 HR: 0	SF: 0 SAC: 1 DP: 0 HBP: 0	WP: 0 PB: 0 SB: 0 CS: 0	PA: 28
PITCHER Bob Bruce, R ERA: 2.57 (1, 1)	IP: 8.0 WLS: L BF: 28	H: 5 R: 1 ER: 1 SO: 4	BB: 0 IBB: 0 HBP: 0 BLK: 0	WP: 0 HR: 0 S: 36 P: 36	ERA: 1.12 WHIP: 0.625												ERA: 1.12 WHIP: 0.625			

Batter	1	2	3	4	5	6	7	8	9	AB	R	H	RBI	BB	SO	LOB	TOP			
Bob Lillis, R OBP: 0.315, SLG: 0.330 (1,6)	F7		F7						6-3	4	0	1	0	0	0	1				
Nelle Fox, L OBP: 0.307, SLG: 0.324 (1,4)	G3			4-3					F7	4	0	1	0	0	0	1				
Al Spangler, L OBP: 0.261, SLG: 0.277 (1,7)	G3			F9					F9	4	0	0	0	0	0	1				
Walt Bond, L OBP: 0.293, SLG: 0.427 (1,3)		1-3		G3						2	0	0	0	0	0	0				
Joe Gaines, R OBP: 0.323, SLG: 0.424 (1,9)		K2-3							F8	3	0	0	0	0	1	1				
Bob Aspromonte, R OBP: 0.324, SLG: 0.417 (1,5)				F5					CS	3	0	0	0	0	0	0				
Mike White, R OBP: 0.332, SLG: 0.340 (1,8)									6-3	3	0	0	0	0	0	0				
Jerry Grote, R OBP: 0.235, SLG: 0.282 (1,2)				5-3					F7	3	0	0	0	0	0	0				
Don Larsen, R (1,1)									1-3	3	0	0	0	0	0	0				
Hal Woodeshick, R (8,1)									5-3	1	0	0	0	1	1	0				
Dave Roberts, L (9, PH) OBP: 0.287, SLG: 0.250									K	0	0	0	0	0	0	0				
									K	1	0	0	0	0	1	0				
										1	0	0	0	0	1	0				
Inning Stats	R: 0 E: 0 K: 0 S: 3	H: 0 LOB: 0 BB: 0 P: 3	R: 0 E: 0 K: 1 S: 5	H: 0 LOB: 0 BB: 0 P: 5	R: 0 E: 0 K: 0 S: 3	H: 0 LOB: 1 BB: 1 P: 7	R: 0 E: 0 K: 0 S: 3	H: 0 LOB: 0 BB: 0 P: 3	R: 0 E: 0 K: 1 S: 6	H: 1 LOB: 1 BB: 0 P: 6	R: 0 E: 0 K: 0 S: 2	H: 0 LOB: 0 BB: 0 P: 3	R: 0 E: 0 K: 0 S: 3	H: 0 LOB: 0 BB: 0 P: 3	R: 0 E: 0 K: 1 S: 6	H: 1 LOB: 1 BB: 0 P: 6	1B: 2 2B: 0 3B: 0 HR: 0	SF: 0 SAC: 0 DP: 0 HBP: 1	WP: 0 PB: 0 SB: 0 CS: 1	PA: 31
PITCHER Frank Lary, R ERA: 5.14 (1,1)	IP: 9.0 WLS: W BF: 30 H: 2 R: 0 ER: 0 SO: 3 BB: 1 IBB: 0 HBP: 1 BLK: 0 WP: 0 HR: 0 S: 34 P: 39 ERA: 0.00 WHIP: 0.333																			

Houston Colt 45's @ New York Mets
Shea Stadium, Flushing, NY
Fri Jul 31 1964, 7:05 PM EDT
Unknown - 79 F

AB	28
R	0
H	2
RBI	0
BB	1
SO	3
LOB	4



Batter	1	2	3	4	5	6	7	8	9	AB	R	H	RBI	BB	SO	LOB	BOTTOM
Bobby Klaus, R OBP: 0.222, SLG: 0.327 (1,4)	1B FC1								6-3	4	0	2	0	1	0	2	
Ron Hunt, R OBP: 0.371, SLG: 0.414 (1,5)	2B								FC6-4	3	0	1	1	0	0	1	
Larry Elliot, L OBP: 0.329, SLG: 0.414 (1,8)	1B								F7	4	0	0	0	0	1	5	
Joe Christopher, R OBP: 0.348, SLG: 0.444 (1,9)	3H								K	4	1	1	0	0	0	4	
Chris Cannizzaro, R OBP: 0.329, SLG: 0.276 (9,2)	F7								FC6-4	0	0	0	0	0	0	0	
George Altman, L OBP: 0.246, SLG: 0.301 (1,7)									L7	4	0	0	0	0	0	1	
Jesse Gonder, L OBP: 0.354, SLG: 0.423 (1,2)									FC6-4	4	0	0	0	0	0	1	
Frank Thomas, R (8, PH) OBP: 0.290, SLG: 0.338 (9,3)									F7	3	0	2	0	0	0	0	
Ed Kranepool, L OBP: 0.319, SLG: 0.394 (1,3)									1-3	1	0	0	0	0	1	1	
Jim Hickman, R (8, PH) OBP: 0.305, SLG: 0.360 (9,9)									F8	3	0	0	0	0	1	2	
Roy McMillan, R OBP: 0.235, SLG: 0.241 (1,6)									1-3	1	1	1	1	0	0	0	
Frank Lary, R OBP: 0.241, SLG: 0.083 (1,1)									K	3	1	2	0	1	0	1	
									2-3	3	1	2	0	1	0	1	
									FC6-4	4	0	2	1	0	0	2	
									1B	4	0	2	1	0	0	2	
									1B	1	1	1	1	0	0	0	
									1B	1	1	1	1	0	0	0	
									1B	3	1	2	0	1	0	1	
									1B	3	1	2	0	1	0	1	
									1B	4	0	2	1	0	0	2	
									1B	1	1	1	1	0	0	0	
									1B	1	1	1	1	0	0	0	
									1B	3	1	2	0	1	0	1	
									1B	3	1	2	0	1	0	1	
									1B	4	0	2	1	0	0	2	
									1B	1	1	1	1	0	0	0	
									1B	1	1	1	1	0	0	0	
									1B	3	1	2	0	1	0	1	
									1B	3	1	2	0	1	0	1	
									1B	4	0	2	1	0	0	2	
									1B	1	1	1	1	0	0	0	
									1B	1	1	1	1	0	0	0	
									1B	3	1	2	0	1	0	1	
									1B	3	1	2	0	1	0	1	
									1B	4	0	2	1	0	0	2	
									1B	1	1	1	1	0	0	0	
									1B	1	1	1	1	0	0	0	
									1B	3	1	2	0	1	0	1	
									1B	3	1	2	0	1	0	1	
									1B	4	0	2	1	0	0	2	
									1B	1	1	1	1	0	0	0	
									1B	1	1	1	1	0	0	0	
									1B	3	1	2	0	1	0	1	
									1B	3	1	2	0	1	0	1	
									1B	4	0	2	1	0	0	2	
									1B	1	1	1	1	0	0	0	
									1B	1	1	1	1	0	0	0	
									1B	3	1	2	0	1	0	1	
									1B	3	1	2	0	1	0	1	
									1B	4	0	2	1	0	0	2	
									1B	1	1	1	1	0	0	0	
									1B	1	1	1	1	0	0	0	
									1B	3	1	2	0	1	0	1	
									1B	3	1	2	0	1	0	1	
									1B	4	0	2	1	0	0	2	
									1B	1	1	1	1	0	0	0	
									1B	1	1	1	1	0	0	0	
									1B	3	1	2	0	1	0	1	
									1B	3	1	2	0	1	0	1	
									1B	4	0	2	1	0	0	2	
									1B	1	1	1	1	0	0	0	
									1B	1	1	1	1	0	0	0	
									1B	3	1	2	0	1	0	1	
									1B	3	1	2	0	1	0	1	
									1B	4	0	2	1	0	0	2	
									1B	1	1	1	1	0	0	0	
									1B	1	1	1	1	0	0	0	
									1B	3	1	2	0	1	0	1	
									1B	3	1	2	0	1	0	1	
									1B	4	0	2	1	0	0	2	
									1B	1	1	1	1	0	0	0	
									1B	1	1	1	1	0	0	0	
									1B	3	1	2	0	1	0	1	
									1B	3	1	2	0	1	0	1	
									1B	4	0	2	1	0	0	2	
									1B	1	1	1	1	0	0	0	
									1B	1	1	1	1	0	0	0	
	</																

Batter	1	2	3	4	5	6	7	8	9	AB	R	H	RBI	BB	SO	LOB	TOP					
Bob Lillis, R OBP: 0.318, SLG: 0.333 (1, 6)										4	0	2	0	0	1	0						
Al Spangler, L OBP: 0.281, SLG: 0.276 (1, 7)										4	0	1	1	0	1	1						
Dave Roberts, L OBP: 0.286, SLG: 0.250 (1, 3)										4	0	1	0	0	1	1						
Carroll Hardy, R OBP: 0.147, SLG: 0.094 (1, 8)										4	0	0	0	0	1	2						
Joe Gaines, R OBP: 0.317, SLG: 0.414 (1, 9)										4	0	0	0	0	0	2						
Bob Aspromonte, R OBP: 0.328, SLG: 0.419 (1, 5)										3	0	2	0	1	0	0						
Mike White, R OBP: 0.327, SLG: 0.335 (1, 4)										4	0	0	0	0	0	2						
Jerry Grote, R OBP: 0.236, SLG: 0.303 (1, 2)										3	1	1	1	0	0	0						
Ken Johnson, R OBP: 0.113, SLG: 0.157 (1, 1)										2	0	0	0	0	1	0						
Claude Raymond, R OBP: 0.160, SLG: 0.222 (6, 1)										0	0	0	0	0	0	0						
Nellie Fox, L OBP: 0.309, SLG: 0.324 (6, PH)										0	1	0	0	1	0	0						
Don Nottebart, R OBP: 0.118, SLG: 0.063 (8, 1)										0	0	0	0	0	0	0						
Inning Stats	R: 0 E: 0 K: 0 S: 5	H: 3 LOB: 2 BB: 0 P: 5	R: 1 E: 0 K: 0 S: 4	H: 1 LOB: 0 BB: 0 P: 4	R: 0 E: 0 K: 1 S: 5	H: 0 LOB: 0 BB: 0 P: 5	R: 0 E: 0 K: 0 S: 3	H: 1 LOB: 0 BB: 0 P: 3	R: 0 E: 0 K: 1 S: 5	H: 0 LOB: 0 BB: 0 P: 5	R: 0 E: 0 K: 2 S: 7	H: 0 LOB: 0 BB: 0 P: 7	R: 0 E: 0 K: 1 S: 6	H: 1 LOB: 1 BB: 0 P: 6	R: 1 E: 0 K: 0 S: 4	H: 1 LOB: 1 BB: 1 P: 8	R: 0 E: 0 K: 0 S: 3	H: 0 LOB: 1 BB: 1 P: 7	1B: 6 2B: 0 3B: 0 HR: 1	SF: 0 SAC: 0 DP: 0 HBP: 0	WP: 0 PB: 0 SB: 0 CS: 2	PA: 35
PITCHER Jack Fisher, R ERA: 4.03 (1, 1)	IP: 9.0 WLS: W BF: 34 H: 7 R: 2 ER: 2 SO: 5 BB: 2 IBB: 0 HBP: 0 BLK: 0 WP: 0 HR: 1 S: 42 P: 50 ERA: 2.00 WHIP: 1.000															PITCHER	IP: 9.0 WLS: W BF: 34 H: 7 R: 2 ER: 2 SO: 5 BB: 2 IBB: 0 HBP: 0 BLK: 0 WP: 0 HR: 1 S: 42 P: 50 ERA: 2.00 WHIP: 1.000					

Houston Colt 45's @ New York Mets
Shea Stadium, Flushing, NY
Fri Jul 31 1964, 7:05 PM EDT
Att: 17,559 - Unknown - 70 F

AB	32
R	2
H	7
RBI	2
BB	2
SO	5
LOB	8



Batter	1	2	3	4	5	6	7	8	9	AB	R	H	RBI	BB	SO	LOB	BOTTOM					
Bobby Klaus, R OBP: 0.241, SLG: 0.337 (1, 4)										3	1	2	0	1	0	1						
Ron Hunt, R OBP: 0.369, SLG: 0.412 (1, 5)										2	0	0	0	0	0	2						
Rod Kanehl, R OBP: 0.263, SLG: 0.293 (4, 5)										2	0	0	0	0	0	1						
George Altman, L OBP: 0.246, SLG: 0.300 (1, 7)										4	1	1	1	0	0	0						
Joe Christopher, R OBP: 0.350, SLG: 0.446 (1, 9)										3	0	1	0	0	0	2						
Jim Hickman, R OBP: 0.305, SLG: 0.360 (9, 9)										0	0	0	0	0	0	0						
Ed Kranepool, L OBP: 0.323, SLG: 0.411 (1, 3)										4	1	2	2	0	0	2						
Larry Elliot, L OBP: 0.333, SLG: 0.413 (1, 8)										3	1	1	0	1	0	2						
Roy McMillan, R OBP: 0.236, SLG: 0.242 (1, 6)										3	1	1	0	0	0	1						
Chris Cannizzaro, R OBP: 0.349, SLG: 0.316 (1, 2)										4	1	3	1	0	0	1						
Jack Fisher, R OBP: 0.186, SLG: 0.164 (1, 1)										4	0	1	1	0	1	4						
Inning Stats	R: 1 E: 0 K: 0 S: 4	H: 1 LOB: 0 BB: 0 P: 4	R: 0 E: 0 K: 0 S: 3	H: 1 LOB: 1 BB: 1 P: 7	R: 0 E: 0 K: 0 S: 3	H: 0 LOB: 1 BB: 0 P: 4	R: 0 E: 0 K: 0 S: 5	H: 3 LOB: 1 BB: 0 P: 5	R: 4 E: 1 K: 0 S: 7	H: 4 LOB: 2 BB: 1 P: 11	R: 0 E: 0 K: 0 S: 4	H: 1 LOB: 1 BB: 0 P: 4	R: 0 E: 0 K: 1 S: 6	H: 1 LOB: 1 BB: 0 P: 6	R: 0 E: 0 K: 1 S: 6	H: 1 LOB: 1 BB: 0 P: 6	R: 0 E: 0 K: 0 S: 3	H: 0 LOB: 1 BB: 1 P: 7	1B: 9 2B: 2 3B: 0 HR: 1	SF: 0 SAC: 1 DP: 3 HBP: 1	WP: 0 PB: 0 SB: 1 CS: 0	PA: 36
PITCHER Ken Johnson, R ERA: 3.45 (1, 1)	IP: 5.1 WLS: L BF: 24 H: 8 R: 5 ER: 5 SO: 0 BB: 2 IBB: 0 HBP: 0 BLK: 0 WP: 0 HR: 1 S: 21 P: 30 ERA: 8.44 WHIP: 1.875															PITCHER	IP: 5.1 WLS: L BF: 24 H: 8 R: 5 ER: 5 SO: 0 BB: 2 IBB: 0 HBP: 0 BLK: 0 WP: 0 HR: 1 S: 21 P: 30 ERA: 8.44 WHIP: 1.875					
Claude Raymond, R ERA: 2.41 (6, 1)	IP: 1.2 WLS: L BF: 8 H: 3 R: 1 ER: 0 SO: 0 BB: 0 IBB: 0 HBP: 0 BLK: 0 WP: 0 HR: 0 S: 8 P: 8 ERA: 0.00 WHIP: 1.800															PITCHER	IP: 1.2 WLS: L BF: 8 H: 3 R: 1 ER: 0 SO: 0 BB: 0 IBB: 0 HBP: 0 BLK: 0 WP: 0 HR: 0 S: 8 P: 8 ERA: 0.00 WHIP: 1.800					
Don Nottebart, R ERA: 4.02 (8, 1)	IP: 1.0 WLS: L BF: 4 H: 1 R: 0 ER: 0 SO: 1 BB: 0 IBB: 0 HBP: 0 BLK: 0 WP: 0 HR: 0 S: 6 P: 6 ERA: 0.00 WHIP: 1.000															PITCHER	IP: 1.0 WLS: L BF: 4 H: 1 R: 0 ER: 0 SO: 1 BB: 0 IBB: 0 HBP: 0 BLK: 0 WP: 0 HR: 0 S: 6 P: 6 ERA: 0.00 WHIP: 1.000					

Houston Colt 45's @ New York Mets
Shea Stadium, Flushing, NY
Fri Jul 31 1964, 7:05 PM EDT
Att: 17,559 - Unknown - 70 F

AB	32
R	6
H	12
RBI	5
BB	2
SO	1
LOB	16



Batter	1	2	3	4	5	6	7	8	9	AB	R	H	RBI	BB	SO	LOB	TOP								
Carroll Hardy, R OBP: 0.154, SLG: 0.083 (1, 7)										4	1	0	0	1	0	2									
Nelle Fox, L OBP: 0.311, SLG: 0.326 (1, 4)										4	1	2	0	0	0	1									
Joe Gaines, R OBP: 0.317, SLG: 0.410 (1, 9)										2	0	0	0	1	0	1									
Walt Bond, L OBP: 0.293, SLG: 0.423 (1, 3)										3	0	0	1	1	0	4									
Bob Aspromonte, R OBP: 0.330, SLG: 0.423 (1, 5)										4	0	2	1	0	0	3									
Bob Lillis, R OBP: 0.312, SLG: 0.327 (1, 6)										4	0	0	0	0	1	5									
Mike White, R OBP: 0.324, SLG: 0.331 Al Spangler, L OBP: 0.264, SLG: 0.276 (6, 7)										3	0	0	0	0	0	3	AB 32								
Jerry Grote, R OBP: 0.231, SLG: 0.295 (1, 2)										4	0	0	0	0	1	1	R 2								
Hal Brown, R OBP: 0.154, SLG: 0.120 Gordon Jones, R OBP: 0.500, SLG: 0.500 Hal Woodeshick, R Don Larsen, R (8, PH)										2	0	1	0	0	0	0	H 5								
Inning Stats	R: 2 E: 0 K: 0 S: 5	H: 2 LOB: 2 BB: 2 P: 13	R: 0 E: 0 K: 0 S: 3	H: 0 LOB: 0 BB: 0 P: 3	R: 0 E: 0 K: 1 S: 3	H: 0 LOB: 1 BB: 1 P: 7	R: 0 E: 0 K: 1 S: 5	H: 0 LOB: 0 BB: 0 P: 5	R: 0 E: 0 K: 0 S: 4	H: 1 LOB: 1 BB: 0 P: 4	R: 0 E: 0 K: 2 S: 7	H: 0 LOB: 0 BB: 0 P: 7	R: 0 E: 0 K: 0 S: 5	H: 1 LOB: 2 BB: 0 P: 5	R: 0 E: 0 K: 0 S: 3	H: 0 LOB: 1 BB: 1 P: 7	1B: 4 2B: 1 3B: 0 HR: 0	SF: 0 SAC: 1 DP: 0 HBP: 0	WP: 0 PB: 1 SB: 0 CS: 0	PA: 37					
PITCHER	IP: 9.0 WLS: W BF: 37 ERA: 4.48	H: 5 R: 2 ER: 2 SO: 3	BB: 4 IBB: 0 HBP: 0 BLK: 0	WP: 0 HR: 0 S: 39 P: 55	ERA: 2.00 WHIP: 1.000																				

Houston Colt 45's @ New York Mets
Shea Stadium, Flushing, NY
Sat Aug 01 1964, 3:33 AM EDT
Att: 15,039 - Sunny - 78 F

AB	32
R	2
H	5
RBI	2
BB	4
SO	3
LOB	21



Batter	1	2	3	4	5	6	7	8	9	AB	R	H	RBI	BB	SO	LOB	BOTTOM														
Bobby Klaus, R OBP: 0.250, SLG: 0.336 (1, 4)										3	0	1	0	1	0	1															
Ron Hunt, R OBP: 0.368, SLG: 0.410 (1, 5)										4	0	1	0	0	0	4															
George Altman, L OBP: 0.243, SLG: 0.297 Jim Hickman, R OBP: 0.304, SLG: 0.359 (6, PH)										3	0	0	0	0	1	1	R 3														
Joe Christopher, R OBP: 0.346, SLG: 0.441 (1, 9)										4	0	0	0	0	0	0	H 9														
Ed Kranepool, L OBP: 0.321, SLG: 0.405 (1, 3)										3	0	0	0	1	1	0	RBI 2														
Larry Elliot, L OBP: 0.339, SLG: 0.432 (1, 8)										3	1	2	0	0	1	1	BB 2														
Hawk Taylor, R OBP: 0.286, SLG: 0.366 (1, 2)										3	2	2	2	0	1	1	SO 4														
Roy McMillan, R OBP: 0.237, SLG: 0.243 (1, 6)										3	0	1	0	0	0	0	LOB 9														
Al Jackson, L OBP: 0.188, SLG: 0.313 (1, 1)										3	0	2	0	0	0	1															
Inning Stats	R: 0 E: 0 K: 0 S: 3	H: 0 LOB: 0 BB: 0 P: 3	R: 0 E: 0 K: 2 S: 8	H: 1 LOB: 1 BB: 0 P: 8	R: 0 E: 0 K: 0 S: 3	H: 1 LOB: 0 BB: 0 P: 3	R: 0 E: 0 K: 0 S: 3	H: 1 LOB: 0 BB: 0 P: 3	R: 2 E: 0 K: 0 S: 6	H: 3 LOB: 2 BB: 1 P: 10	R: 0 E: 0 K: 2 S: 7	H: 0 LOB: 1 BB: 1 P: 11	R: 1 E: 1 K: 0 S: 5	H: 3 LOB: 1 BB: 0 P: 5	R: 0 E: 0 K: 0 S: 3	H: 0 LOB: 0 BB: 0 P: 3	1B: 4 2B: 4 3B: 0 HR: 1	SF: 0 SAC: 0 DP: 3 HBP: 0	WP: 1 PB: 0 SB: 0 CS: 0	PA: 32											
PITCHER	IP: 4.2 WLS: L BF: 18 ERA: 3.5	H: 6 R: 2 ER: 2 SO: 2	BB: 2 IBB: 0 HBP: 0 BLK: 0	WP: 1 HR: 0 S: 12 P: 20	ERA: 5.40 WHIP: 3.000																										
Hal Brown, R Gordon Jones, R Hal Woodeshick, L	(1, 1) (5, 1) (7, 1)	1.2 4	0 0	0 0	0 0	0 0	0 0	0 0	0 0	4 4	0.00 0.000																				

Houston Colt 45's @ New York Mets
Shea Stadium, Flushing, NY
Sat Aug 01 1964, 3:33 AM EDT
Att: 15,039 - Sunny - 78 F

AB	30
R	3
H	9
RBI	2
BB	2
SO	4
LOB	9



Batter	1	2	3	4	5	6	7	8	9	AB	R	H	RBI	BB	SO	LOB	TOP								
Al Spangler, L OBP: 0.269, SLG: 0.283 (1, 7)										4	2	2	0	1	0	1	Houston Colt 45's @ New York Mets Shea Stadium, Flushing, NY Sun Aug 02 1964, 3:33 AM EDT Cloudy - 75 F								
Nellie Fox, L OBP: 0.309, SLG: 0.324 (1, 4)										5	1	1	0	0	0	3									
Joe Gaines, R OBP: 0.333, SLG: 0.433 (1, 9)										4	2	4	1	1	0	0									
Walt Bond, L OBP: 0.297, SLG: 0.438 (1, 3)										5	3	3	4	0	0	2									
Bob Aspromonte, R OBP: 0.331, SLG: 0.422 (1, 5)										5	0	2	1	0	0	2									
Carroll Hardy, R OBP: 0.205, SLG: 0.220 (1, 8)										5	1	3	2	0	1	2									
Bob Lillis, R OBP: 0.310, SLG: 0.323 (1, 6)										5	0	1	1	0	0	4									
Jerry Grote, R OBP: 0.236, SLG: 0.298 (1, 2)										5	0	2	0	0	0	4									
Turk Farrell, R OBP: 0.119, SLG: 0.088 Hal Woodeshick, R (8, 1)										4	0	1	0	0	1	1									
Don Nottebart, R OBP: 0.114, SLG: 0.061 (8, 1)										0	0	0	0	0	0	0									
Inning Stats	R: 1 E: 0 K: 0 S: 5	H: 2 LOB: 1 BB: 0 P: 5	R: 0 E: 0 K: 0 S: 4	H: 1 LOB: 1 BB: 0 P: 4	R: 3 E: 1 K: 0 S: 6	H: 4 LOB: 2 BB: 2 P: 14	R: 0 E: 0 K: 0 S: 3	H: 1 LOB: 0 BB: 0 P: 3	R: 0 E: 1 K: 1 S: 7	H: 2 LOB: 2 BB: 0 P: 7	R: 0 E: 0 K: 0 S: 6	H: 1 LOB: 1 BB: 0 P: 6	R: 2 E: 0 K: 0 S: 6	H: 4 LOB: 1 BB: 0 P: 6	R: 0 E: 0 K: 0 S: 3	H: 0 LOB: 0 BB: 0 P: 3	R: 3 E: 0 K: 0 S: 7	H: 4 LOB: 1 BB: 0 P: 7	1B: 13 2B: 4 3B: 0 HR: 2	SF: 0 SAC: 0 DP: 1 HBP: 0	WP: 0 PB: 0 SB: 0 CS: 1	PA: 45			
PITCHER	IP	WLS	BF	H	R	ER	SO	BB	IBB	HBP	BLK	WP	HR	S	P	ERA	WHIP								
Darrell Sutherland, R ERA: 9.15 Bill Wakefield, R ERA: 3.29 Galen Cisco, R ERA: 3.45 Jack Fisher, R ERA: 4.18	2.1	14	6	4	4	4	0	2	0	0	0	0	0	12	20	15.43	3.429								
	3.2	17	7	2	2	2	2	0	0	0	0	0	1	21	21	4.91	1.909								
	2.0	7	2	0	0	0	0	0	0	0	0	0	0	7	7	0.00	1.000								
	1.0	L	7	4	3	3	0	0	0	0	0	0	1	7	7	27.00	4.000								

AB	43
R	9
H	19
RBI	9
BB	2
SO	2
LOB	20



Batter	1	2	3	4	5	6	7	8	9	AB	R	H	RBI	BB	SO	LOB	BOTTOM								
Bobby Klaus, R OBP: 0.256, SLG: 0.348 (1, 4)										5	0	2	1	0	0	1	Houston Colt 45's @ New York Mets Shea Stadium, Flushing, NY Sun Aug 02 1964, 3:33 AM EDT Cloudy - 75 F								
Ron Hunt, R OBP: 0.371, SLG: 0.412 (1, 5)										5	0	3	0	0	0	1									
George Altman, L OBP: 0.243, SLG: 0.293 Jim Hickman, R OBP: 0.303, SLG: 0.357 (6, PH)										3	0	0	0	1	0	4									
Joe Christopher, R OBP: 0.348, SLG: 0.440 Rod Kanehl, R OBP: 0.293, SLG: 0.293 Jesse Gonder, L OBP: 0.353, SLG: 0.421 (9, PH)										3	2	1	0	1	0	2									
Ed Kranepool, L OBP: 0.327, SLG: 0.429 (1, 3)										5	2	3	1	0	1	0									
Larry Elliot, L OBP: 0.341, SLG: 0.450 (1, 8)										3	1	1	4	1	0	0									
Hawk Taylor, R OBP: 0.282, SLG: 0.358 (1, 2)										4	0	0	0	0	0	2									
Roy McMillan, R OBP: 0.242, SLG: 0.248 (1, 6)										4	1	2	0	0	0	1									
Darrell Sutherland, R OBP: 0.250, SLG: 0.250 Bill Wakefield, R OBP: 0.105, SLG: 0.105 Galen Cisco, R OBP: 0.200, SLG: 0.129 Frank Thomas, R OBP: 0.293, SLG: 0.342 Jack Fisher, R OBP: 0.196, SLG: 0.164 (9, 1)										0	0	0	0	0	0	0									
Inning Stats	R: 0 E: 0 K: 0 S: 3	H: 0 LOB: 0 BB: 1 P: 7	R: 0 E: 0 K: 0 S: 3	H: 0 LOB: 0 BB: 0 P: 3	R: 0 E: 0 K: 0 S: 5	H: 2 LOB: 1 BB: 0 P: 5	R: 1 E: 0 K: 0 S: 5	H: 2 LOB: 1 BB: 0 P: 5	R: 0 E: 0 K: 0 S: 4	H: 1 LOB: 1 BB: 0 P: 4	R: 3 E: 0 K: 0 S: 5	H: 2 LOB: 0 BB: 1 P: 9	R: 0 E: 0 K: 0 S: 4	H: 1 LOB: 0 BB: 0 P: 4	R: 3 E: 0 K: 1 S: 9	H: 5 LOB: 2 BB: 1 P: 13		R: 0 E: 0 K: 1 S: 5	H: 0 LOB: 0 BB: 0 P: 5	1B: 9 2B: 2 3B: 0 HR: 2	SF: 1 SAC: 1 DP: 1 HBP: 0	WP: 0 PB: 0 SB: 0 CS: 0	PA: 42		
PITCHER	IP	WLS	BF	H	R	ER	SO	BB	IBB	HBP	BLK	WP	HR	S	P	ERA	WHIP								
Turk Farrell, R ERA: 3.39 Hal Woodeshick, L ERA: 2.87 Don Nottebart, R ERA: 3.97	7.0	33	5	4	1	1	0	0	0	0	0	0	0	5	5	13.50	6.000								
	0.2	5	4	1	1	0	0	0	0	0	0	0	0	8	8	0.00	0.000								
	1.1	W	4	0	0	0	2	0	0	0	0	0	0	8	8	0.00	0.000								

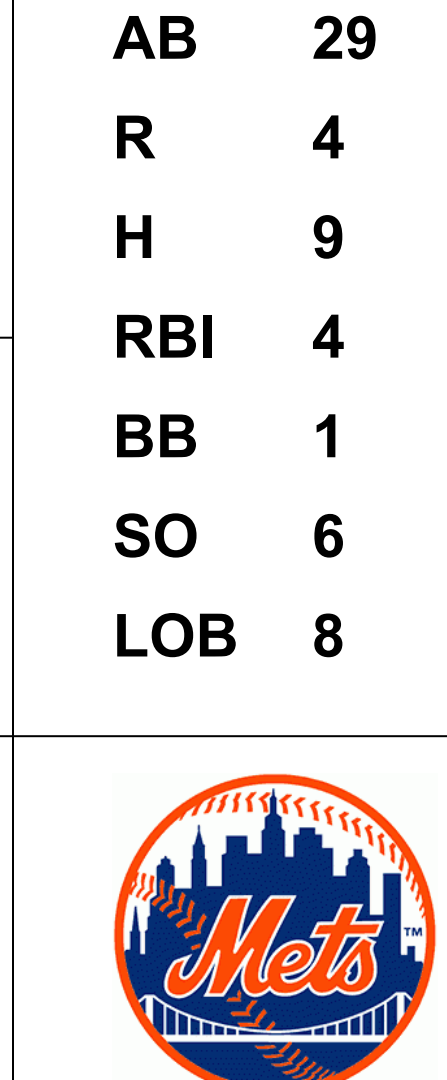


Batter	1	2	3	4	5	6	7	8	9	AB	R	H	RBI	BB	SO	LOB	TOP				
Al Spangler, L OBP: 0.272, SLG: 0.286 (1, 7)	4-3		1B		4-3		1B			4	0	2	1	0	0	1	Houston Colt 45's @ New York Mets Shea Stadium, Flushing, NY Sun Aug 02 1964, 3:38 AM EDT Att: 19,699 - Unknown - 81 F				
Nelle Fox, L OBP: 0.306, SLG: 0.320 (1, 4)	F7		L9		4-3			4-3		4	0	0	0	0	0	2					
Joe Gaines, R OBP: 0.327, SLG: 0.424 (1, 9)	K			5-3		F7		4-3		4	0	0	0	0	1	0					
Walt Bond, L OBP: 0.296, SLG: 0.442 (1, 3)		G3		SF8 3B		F2		P5		4	1	1	0	0	0	0					
Bob Aspromonte, R OBP: 0.330, SLG: 0.419 (1, 5)		5-3		SF8 BB		6-3			F7	3	0	0	0	1	0	0					
Carroll Hardy, R OBP: 0.228, SLG: 0.250 (1, 8)				SF8 1B			SH3-4 1B		6-3	3	1	2	1	0	0	0					
Bob Lillis, R OBP: 0.310, SLG: 0.324 (1, 6)				6-3			SH3-4 1B			3	0	1	0	0	0	2					
Jerry Grote, R OBP: 0.236, SLG: 0.293 (1, 2)				P4		4-3 SH5-4 BB			F9	3	0	0	0	1	0	2					
Jim Owens, R OBP: 0.130, SLG: 0.174 Don Larsen, R (7, PH) (7, 1)				F7		SH5-4				1	0	0	0	0	0	0					
Bob Bruce, R OBP: 0.262, SLG: 0.250 Hal Woodeshick, R (8, 1)						1B BB				0	0	0	0	0	0	0					
Inning Stats	R: 0 E: 0 K: 1 S: 5	H: 0 LOB: 0 BB: 0 P: 5	R: 0 E: 0 K: 0 S: 4	H: 1 LOB: 1 BB: 0 P: 4	R: 0 E: 0 K: 0 S: 4	H: 1 LOB: 1 BB: 0 P: 4	R: 1 E: 0 K: 0 S: 4	H: 1 LOB: 1 BB: 1 P: 8	R: 0 E: 0 K: 0 S: 3	H: 0 LOB: 0 BB: 0 P: 3	R: 1 E: 0 K: 0 S: 4	H: 2 LOB: 2 BB: 1 P: 8	R: 0 E: 0 K: 0 S: 3	H: 0 LOB: 0 BB: 0 P: 3	R: 0 E: 0 K: 0 S: 4	H: 1 LOB: 1 BB: 0 P: 4		1B: 5 2B: 0 3B: 1 HR: 0	SF: 1 SAC: 2 DP: 0 HBP: 0	WP: 0 PB: 0 SB: 0 CS: 0	PA: 35
PITCHER	IP WLS BF H R ER SO BB IBB HBP BLK WP HR S P ERA WHIP	7.0 W 28 5 2 2 1 3 0 0 0 0 0 0 27 39 2.57 1.143	2.0 S 7 1 0 0 0 0 0 0 0 0 0 0 7 7 0.00 0.500																		

AB	29
R	2
H	6
RBI	2
BB	3
SO	1
LOB	7



Batter	1	2	3	4	5	6	7	8	9	AB	R	H	RBI	BB	SO	LOB	BOTTOM				
Bobby Klaus, R OBP: 0.248, SLG: 0.336 (1, 4)	K		L7		L4		P3			4	0	0	0	0	1	2	Houston Colt 45's @ New York Mets Shea Stadium, Flushing, NY Sun Aug 02 1964, 3:38 AM EDT Att: 19,699 - Unknown - 81 F				
Rod Kanehl, R OBP: 0.258, SLG: 0.287 (1, 5)	F9		6-3		4-3		F8			4	0	0	0	0	0	2					
Ed Kranepool, L OBP: 0.326, SLG: 0.423 (1, 3)	CS BB		K			4-3		K		3	0	0	0	1	2	0					
Joe Christopher, R OBP: 0.347, SLG: 0.438 (1, 9)	CS	1B 1B 1B		5-3		K		1-3		4	1	1	0	0	1	0					
George Altman, L OBP: 0.244, SLG: 0.294 Jim Hickman, R OBP: 0.302, SLG: 0.356 (8, PH) (9, 7)		G4-6-3 1B 1B		L9		K		F7		3	1	1	0	0	1	0					
Charley Smith, R OBP: 0.277, SLG: 0.408 (1, 6)		G4-6-3 1B								3	1	3	2	0	0	0					
Larry Elliot, L OBP: 0.341, SLG: 0.447 (1, 8)		G4-6-3 1B		F8			HR			3	1	1	0	0	0	3					
Chris Cannizzaro, R OBP: 0.364, SLG: 0.346 (1, 2)							SH1-4 1B			2	0	2	1	0	0	0					
Ron Locke, R (1, 1)							SH1-4			1	0	0	0	0	1	1					
Jesse Gonder, L OBP: 0.355, SLG: 0.423 Al Jackson, L OBP: 0.188, SLG: 0.313 Willard Hunter, R (8, 1)							SH3 1B			1	0	1	1	0	0	0					
Inning Stats	R: 0 E: 0 K: 1 S: 4	H: 0 LOB: 0 BB: 1 P: 8	R: 2 E: 0 K: 1 S: 8	H: 4 LOB: 1 BB: 0 P: 8	R: 0 E: 0 K: 1 S: 5	H: 0 LOB: 0 BB: 0 P: 5	R: 0 E: 0 K: 0 S: 4	H: 1 LOB: 1 BB: 0 P: 4	R: 0 E: 0 K: 0 S: 4	H: 1 LOB: 1 BB: 0 P: 4	R: 0 E: 0 K: 2 S: 7	H: 0 LOB: 0 BB: 0 P: 7	R: 2 E: 0 K: 0 S: 6	H: 3 LOB: 1 BB: 0 P: 6	R: 0 E: 0 K: 1 S: 5	H: 0 LOB: 0 BB: 0 P: 5		1B: 7 2B: 1 3B: 0 HR: 1	SF: 0 SAC: 2 DP: 1 HBP: 0	WP: 0 PB: 0 SB: 0 CS: 1	PA: 33
PITCHER	IP WLS BF H R ER SO BB IBB HBP BLK WP HR S P ERA WHIP	6.0 L 2 2 2 2 0 1 0 0 0 0 1 2 2 ∞ ∞	1.0 4 1 0 0 0 0 0 0 0 0 0 0 4 4 0.00 1.000	1.0 3 0 0 0 0 1 0 0 0 0 0 0 5 5 0.00 0.000																	



Batter	1	2	3	4	5	6	7	8	9	AB	R	H	RBI	BB	SO	LOB	TOP										
Al Spangler, L (1, 7) OBP: 0.277, SLG: 0.296	0-3 K		0-0 HR		0-3 K		1-0 HBP		4-0 BB	3	1	1	1	1	2	0	Houston Colt 45's @ Philadelphia Phillies Connie Mack Stadium, Philadelphia, PA Wed Aug 05 1964, 7:05 PM EDT Unknown livebaseballscorecards.com										
Nellie Fox, L (1, 4) OBP: 0.304, SLG: 0.316	0-0 F7		0-0 F8			1-0 SH1-3 HBP	0-0 4-3		0-0 6-3	4	0	0	0	0	0	4											
Joe Gaines, R (1, 9) OBP: 0.332, SLG: 0.425	1-0 HBP		0-0 6-3			0-0 SH1-3		0-0 2B FC6-2 1B		2	0	1	0	0	0	0											
Walt Bond, L (1, 3) OBP: 0.299, SLG: 0.445	0-0 F9			0-0 1B		0-0 P4		0-0 1-3 2B		4	0	2	0	0	0	2											
Bob Aspromonte, R (1, 5) OBP: 0.329, SLG: 0.420		0-0 2B		0-3 K		0-0 F7		0-3 K		4	0	1	0	0	2	4											
Carroll Hardy, R (1, 8) OBP: 0.231, SLG: 0.250		0-0 5-3		0-0 P3			0-0 SH3-4 1B	0-0 FC6-2 FC6-4		4	0	1	0	0	0	4											
Bob Lillis, R (1, 6) OBP: 0.309, SLG: 0.322		0-0 P6		0-0 5-3			0-0 SH3-4 1B	0-0 FC6-4		4	0	1	0	0	0	4											
Jerry Grote, R (1, 2) OBP: 0.231, SLG: 0.286	0-3 K				0-0 F7		0-3 K		0-0 G3	4	0	0	0	0	2	3											
Bob Bruce, R (1, 1) OBP: 0.250, SLG: 0.238			0-0 F9		0-0 4-3		0-0 SH3-4		0-3 K	2	0	0	0	0	0	0	Houston Colt 45's										
Dave Roberts, L (9, PH) OBP: 0.283, SLG: 0.247							1-2 2-3			1	0	0	0	0	1	0											
Inning Stats	R: 0 E: 0 K: 1 S: 5	H: 0 LOB: 1 BB: 0 P: 6	R: 0 E: 0 K: 1 S: 6	H: 1 LOB: 1 BB: 0 P: 6	R: 1 E: 0 K: 0 S: 4	H: 1 LOB: 0 BB: 0 P: 4	R: 0 E: 0 K: 1 S: 6	H: 1 LOB: 1 BB: 0 P: 6	R: 0 E: 0 K: 1 S: 5	H: 0 LOB: 0 BB: 0 P: 5	R: 0 E: 0 K: 0 S: 3	H: 0 LOB: 1 BB: 0 P: 4	R: 0 E: 0 K: 1 S: 7	H: 2 LOB: 2 BB: 0 P: 8	R: 0 E: 0 K: 1 S: 7	H: 2 LOB: 2 BB: 0 P: 7	R: 0 E: 0 K: 1 S: 5	H: 0 LOB: 1 BB: 1 P: 9	1B: 4 2B: 2 3B: 0 HR: 1	SF: 0 SAC: 2 DP: 0 HBP: 3	WP: 0 PB: 0 SB: 0 CS: 0	PA: 38					
PITCHER	IP	WLS	BF	H	R	ER	SO	BB	IBB	HBP	BLK	WP	HR	S	P	ERA	WHIP										
Jim Bunning, R (1, 1) ERA: 2.35	7.0	W	29	5	1	1	5	0	0	3	0	0	1	36	39	1.29	0.714										
Jack Baldschun, R (8, 1) ERA: 3.38	2.0	S	9	2	0	0	2	1	0	0	0	0	0	12	16	0.00	1.500										

Batter	1	2	3	4	5	6	7	8	9	AB	R	H	RBI	BB	SO	LOB	BOTTOM										
Tony Gonzalez, L (1, 8) OBP: 0.371, SLG: 0.380	0-0 4-3 SH1-4 1B	0-0 G3			0-0 2B		0-0 1B			4	0	3	0	0	0	2	Houston Colt 45's @ Philadelphia Phillies Connie Mack Stadium, Philadelphia, PA Wed Aug 05 1964, 7:05 PM EDT Unknown livebaseballscorecards.com										
John Herrnstein, L (1, 3) OBP: 0.302, SLG: 0.390	0-0 SH1-4 1-2		0-3 K		0-3 K		0-0 F5			3	0	0	0	0	2	2											
Johnny Callison, L (1, 9) OBP: 0.322, SLG: 0.485	0-0 4-3 2-3		0-0 2B		0-0 5-3			0-0 2B 2B		4	1	2	0	0	0	2											
Dick Allen, R (1, 5) OBP: 0.375, SLG: 0.539	0-0 F8		0-0 5-3		0-0 5-3		0-0 5-3	0-0 F8 SH3-4 2B		4	1	1	1	0	0	2											
Wes Covington, L (1, 7) OBP: 0.347, SLG: 0.421		0-0 1B SF7 1B	0-3 K		0-3 K		0-0 F8			4	1	1	0	0	2	2											
Ruben Amaro, R (9, 3) OBP: 0.311, SLG: 0.355							0-0 F8			0	0	0	0	0	0	0											
Clay Dalrymple, L (1, 2) OBP: 0.296, SLG: 0.338		0-0 BB 1-3 1B		0-0 4-3		0-0 P5		0-0 SH3-4		3	0	1	1	0	0	0											
Tony Taylor, R (1, 4) OBP: 0.325, SLG: 0.312		0-0 SF7		0-0 5-3			0-0 SF8 3B	0-0 2B		3	1	2	1	0	0	0											
Bobby Wine, R (1, 6) OBP: 0.266, SLG: 0.296		3-H 4-0 1-2 BB		0-0 5-3			0-0 6-3	0-0 4-3		3	0	0	0	1	0	2											
Jim Bunning, R (1, 1) OBP: 0.143, SLG: 0.175		0-3 K		0-0 5-3			0-0 SF8			2	0	0	0	0	1	2	Phillies										
Cookie Rojas, R (7, PH) OBP: 0.348, SLG: 0.424							3-H			0	0	0	0	0	0	0											
Jack Baldschun, R (8, 1) OBP: 0.231, SLG: 0.231										0	0	0	0	0	0	0											
Inning Stats	R: 0 E: 0 K: 0 S: 4	H: 1 LOB: 2 BB: 1 P: 11	R: 1 E: 0 K: 2 S: 8	H: 2 LOB: 1 BB: 0 P: 8	R: 0 E: 0 K: 0 S: 3	H: 0 LOB: 0 BB: 0 P: 3	R: 0 E: 0 K: 1 S: 6	H: 1 LOB: 1 BB: 0 P: 6	R: 0 E: 0 K: 1 S: 5	H: 0 LOB: 0 BB: 0 P: 5	R: 1 E: 0 K: 0 S: 5	H: 2 LOB: 1 BB: 0 P: 5	R: 2 E: 0 K: 0 S: 6	H: 3 LOB: 1 BB: 0 P: 6	R: 0 E: 0 K: 0 S: 5	H: 0 LOB: 1 BB: 0 P: 6	1B: 4 2B: 5 3B: 1 HR: 0	SF: 2 SAC: 2 DP: 0 HBP: 0	WP: 0 PB: 0 SB: 0 CS: 0	PA: 35							
PITCHER	IP	WLS	BF	H	R	ER	SO	BB	IBB	HBP	BLK	WP	HR	S	P	ERA	WHIP										
Bob Bruce, R (1, 1) ERA: 2.66	8.0	L	35	10	4	4	5	1	0	0	0	0	0	44	48	4.50	1.375										

Batter	1	2	3	4	5	6	7	8	9	AB	R	H	RBI	BB	SO	LOB	TOP										
Al Spangler, L OBP: 0.282, SLG: 0.300 (1, 7)										3	1	1	0	2	0	2											
Nelle Fox, L OBP: 0.301, SLG: 0.312 (1, 4)										4	0	0	0	0	0	5											
Joe Gaines, R OBP: 0.335, SLG: 0.423 (1, 9)										3	0	1	0	1	0	1											
Walt Bond, L OBP: 0.298, SLG: 0.443 (1, 3)										4	0	1	1	0	1	2											
Bob Aspromonte, R OBP: 0.326, SLG: 0.415 (1, 5)										4	0	0	0	0	2	2											
Carroll Hardy, R OBP: 0.232, SLG: 0.250 (1, 8)										4	0	1	0	0	0	1											
Bob Lillis, R OBP: 0.308, SLG: 0.321 (1, 6)										4	0	1	0	0	0	1	AB 33										
Jerry Grote, R OBP: 0.226, SLG: 0.279 (1, 2)										4	0	0	0	0	2	3	R 1										
Ken Johnson, R OBP: 0.107, SLG: 0.148 Hal Woodeshick, R (8, 1)										3	0	0	0	0	3	2	H 5										
										0	0	0	0	1	0	0	RBI 1										
																	BB 4										
																	SO 8										
																	LOB 19										
Inning Stats	R: 1 E: 0 K: 0 S: 4	H: 1 LOB: 1 BB: 1 P: 8	R: 0 E: 0 K: 2 S: 9	H: 2 LOB: 3 BB: 1 P: 13	R: 0 E: 1 K: 1 S: 6	H: 1 LOB: 1 BB: 0 P: 6	R: 0 E: 0 K: 1 S: 5	H: 0 LOB: 0 BB: 0 P: 5	R: 0 E: 0 K: 0 S: 3	H: 0 LOB: 1 BB: 1 P: 7	R: 0 E: 0 K: 1 S: 5	H: 1 LOB: 1 BB: 0 P: 6	R: 0 E: 0 K: 1 S: 5	H: 0 LOB: 0 BB: 0 P: 5	R: 0 E: 2 K: 1 S: 6	H: 0 LOB: 2 BB: 1 P: 10	1B: 4 2B: 1 3B: 0 HR: 0	SF: 0 SAC: 0 DP: 0 HBP: 0	WP: 0 PB: 0 SB: 1 CS: 0	PA: 37							
PITCHER	IP	WLS	BF	H	R	ER	SO	BB	IBB	HBP	BLK	WP	HR	S	P	ERA	WHIP										
Ray Culp, R ERA: 3.29	6.0		25	4	1	1	5	3	0	0	0	0	0	32	44	1.50	1.167										
Dennis Bennett, L ERA: 3.92	2.0		7	1	0	0	2	0	0	0	0	0	0	11	11	0.00	0.500										
Ed Roebuck, R ERA: 2.22	1.0	W	5	0	0	0	1	1	0	0	0	0	0	6	10	0.00	1.000										

Houston Colt 45's @ Philadelphia Phillies
 Connie Mack Stadium, Philadelphia, PA
 Wed Aug 05 1964, 7:05 PM EDT
 Att: 27,288 - Unknown

AB 33
 R 1
 H 5
 RBI 1
 BB 4
 SO 8
 LOB 19

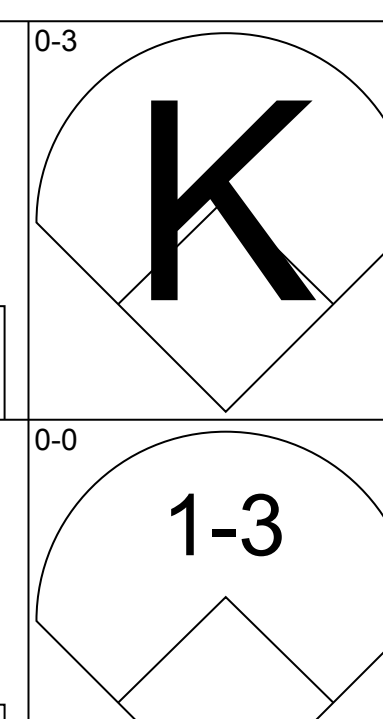
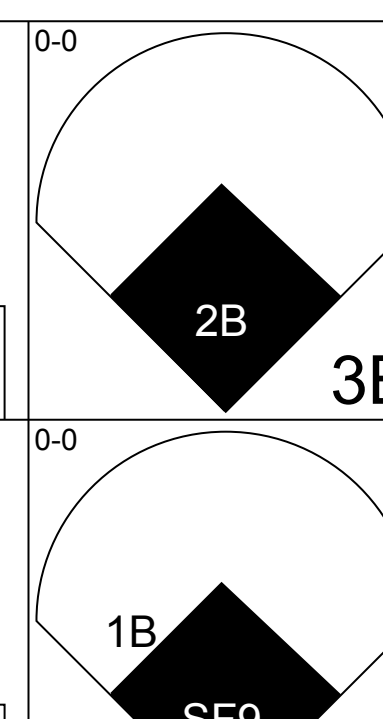
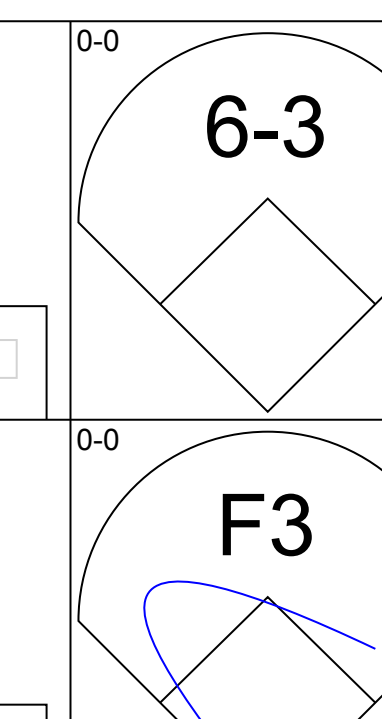
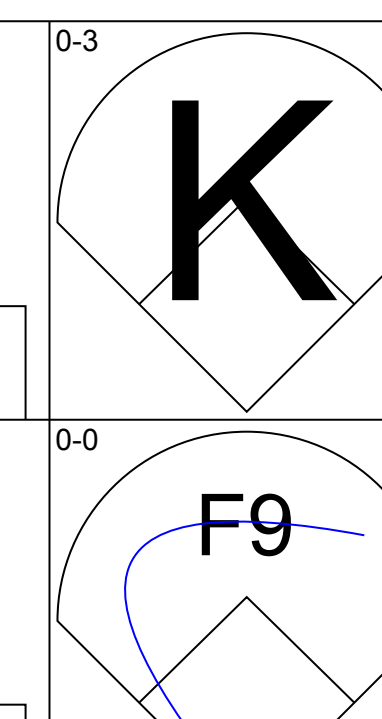
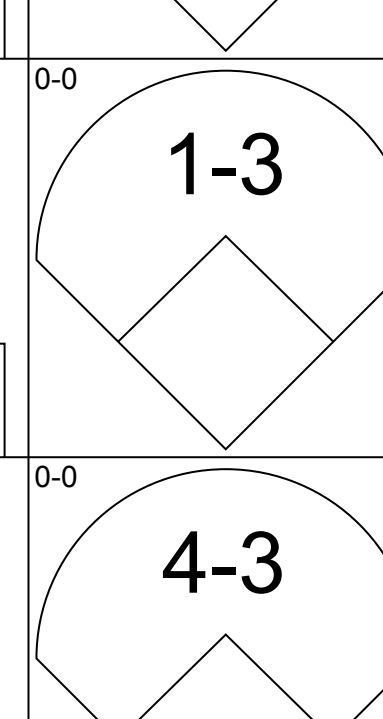
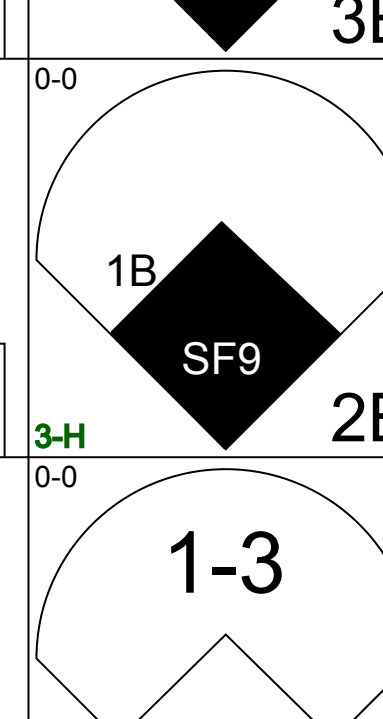
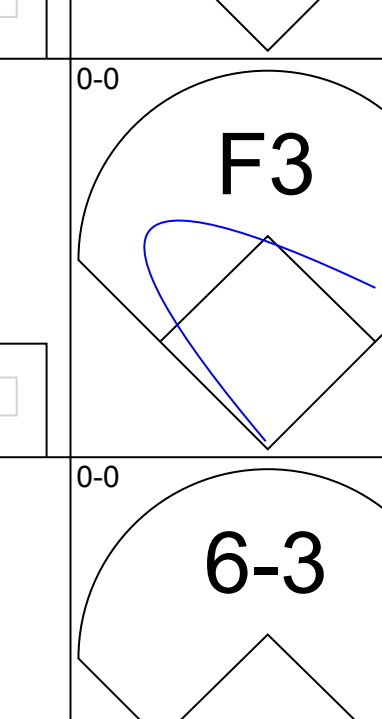
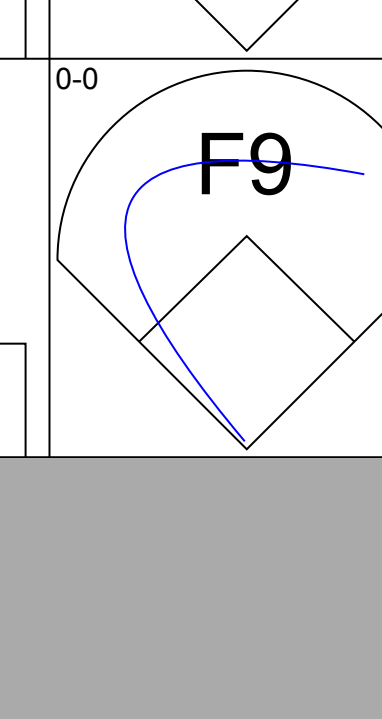
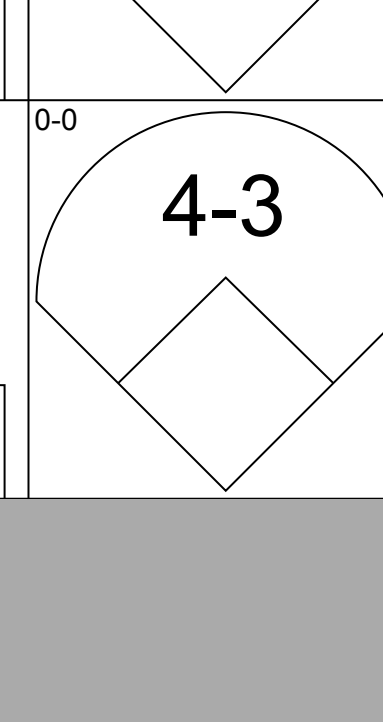
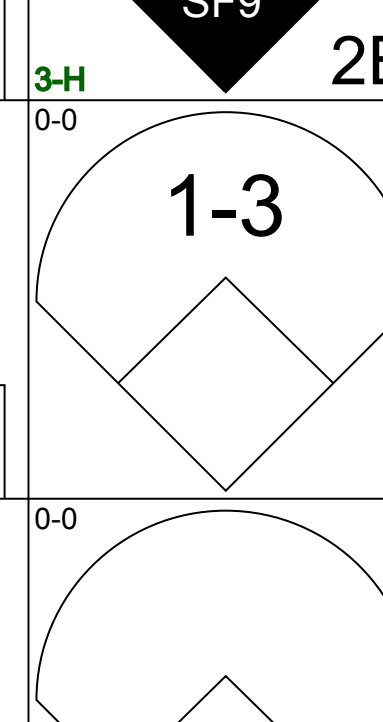
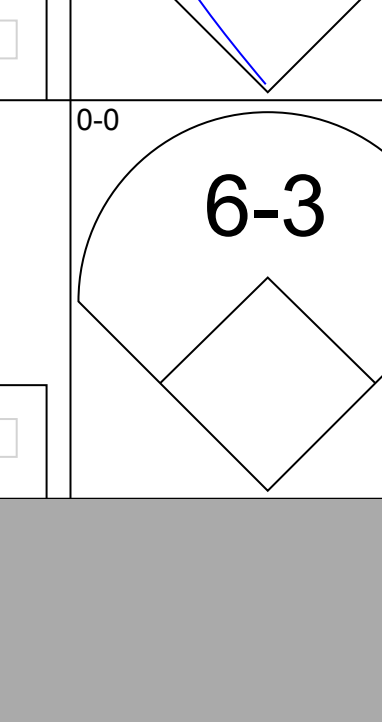
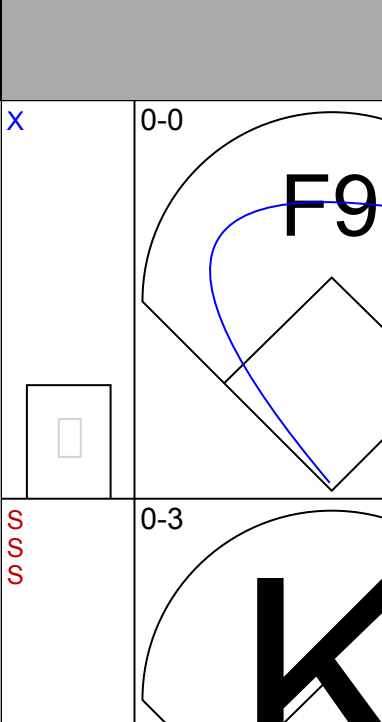
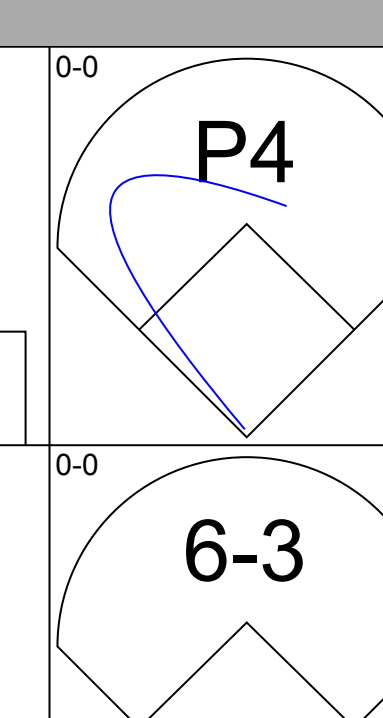
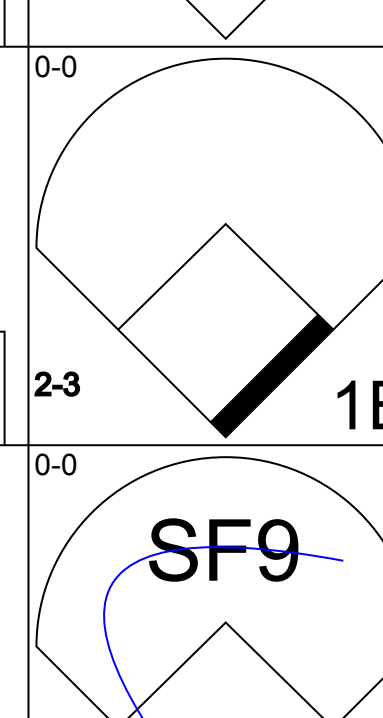
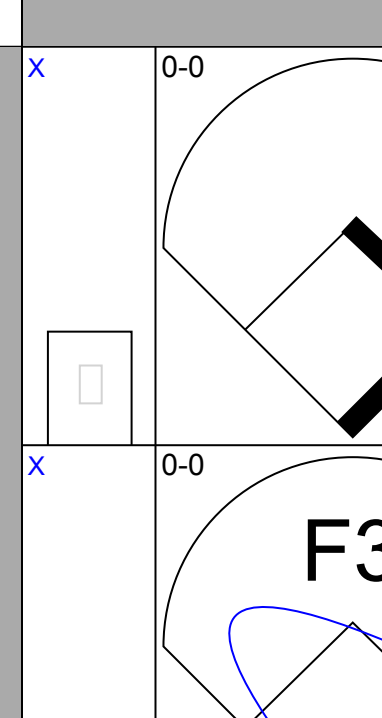
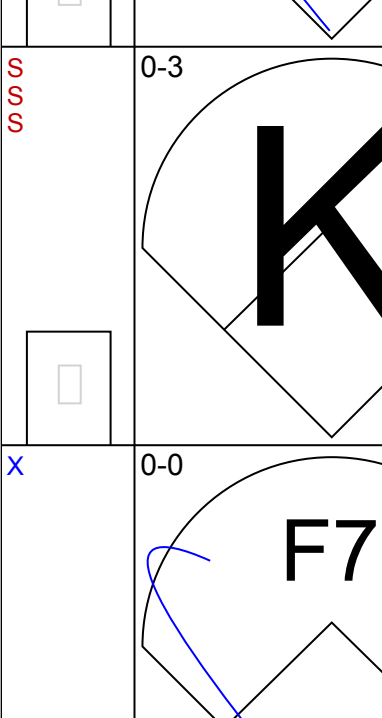
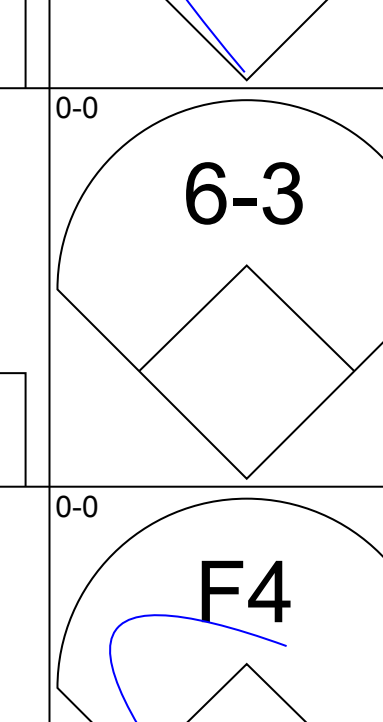
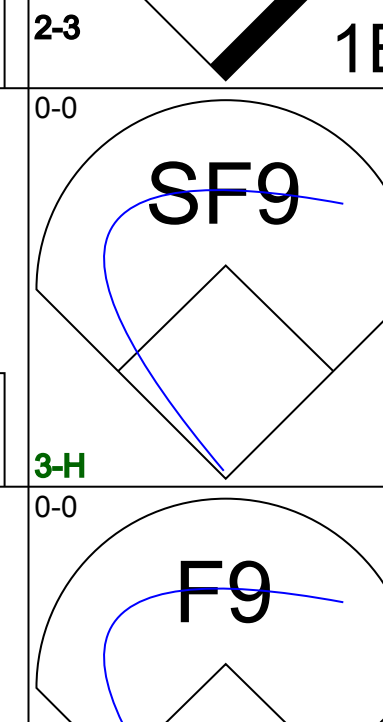
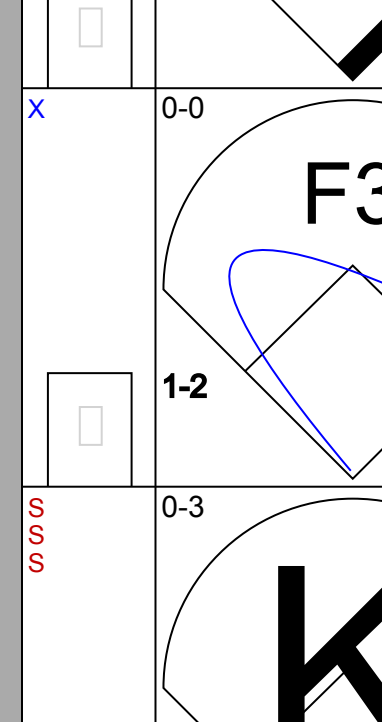
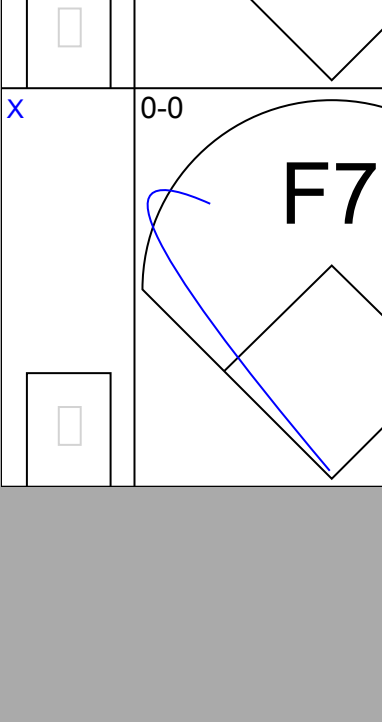
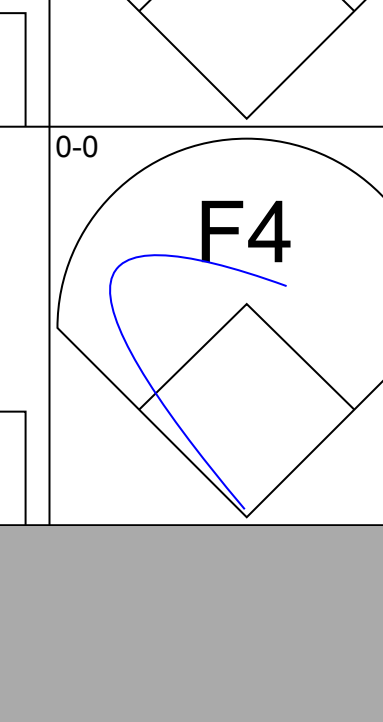
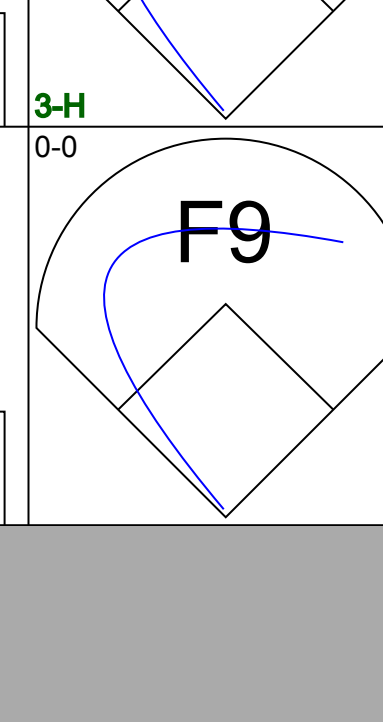
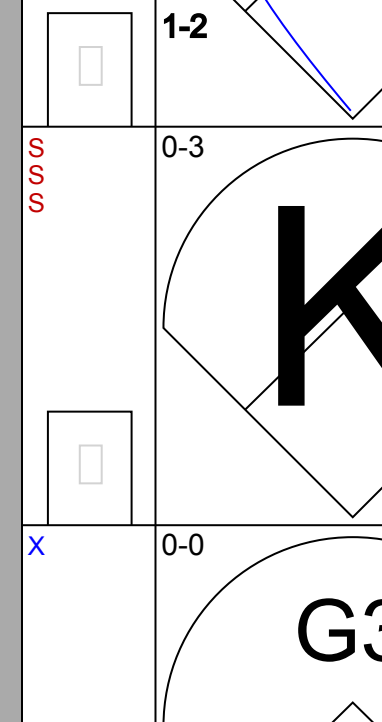
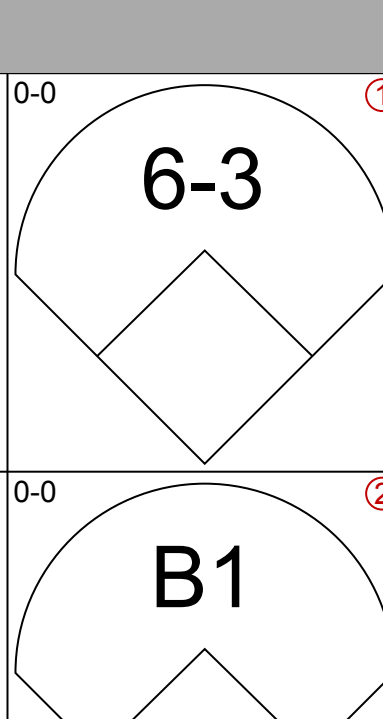
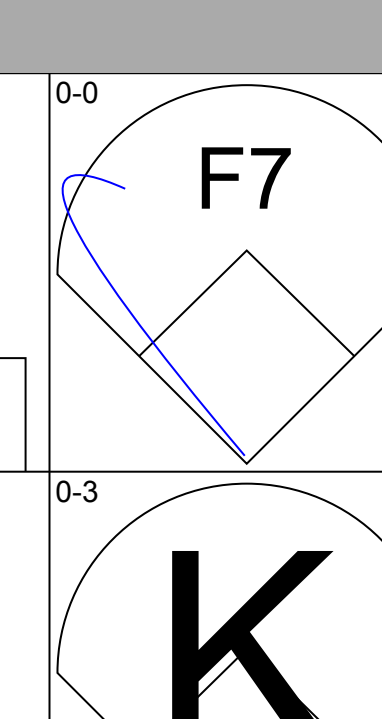
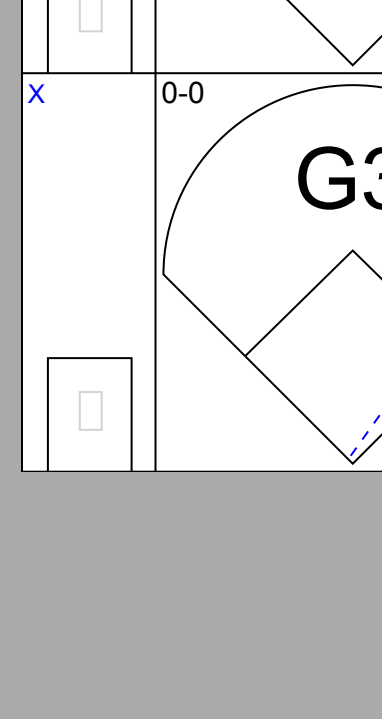
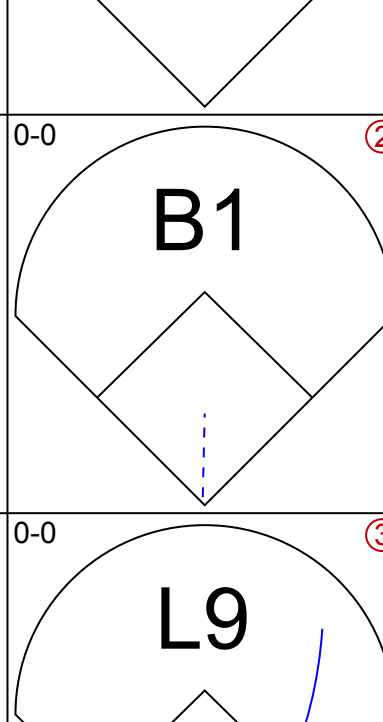
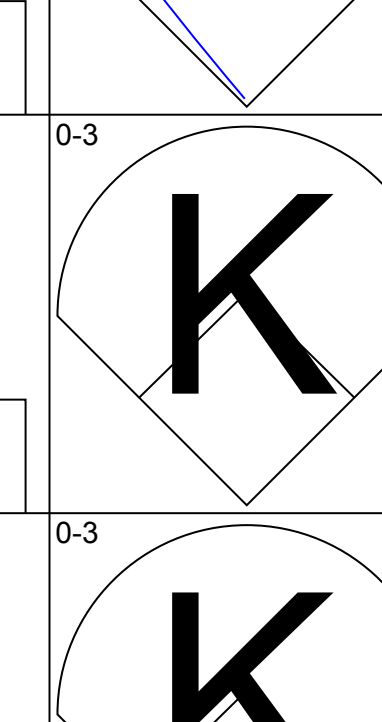
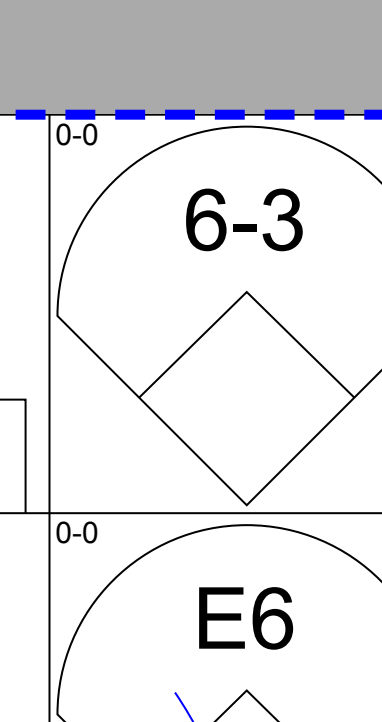
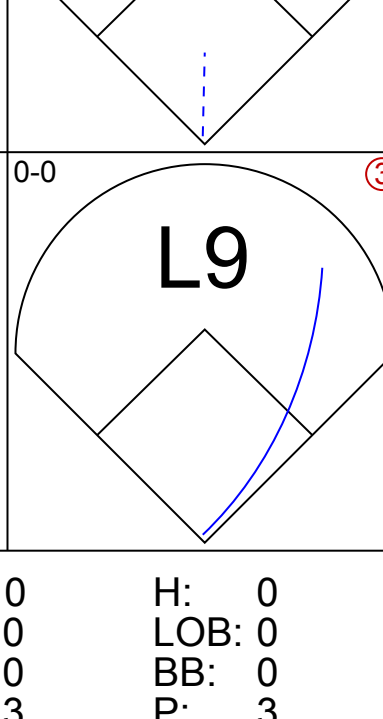
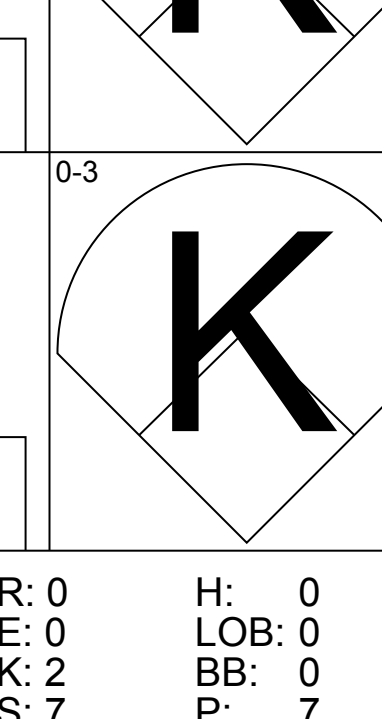
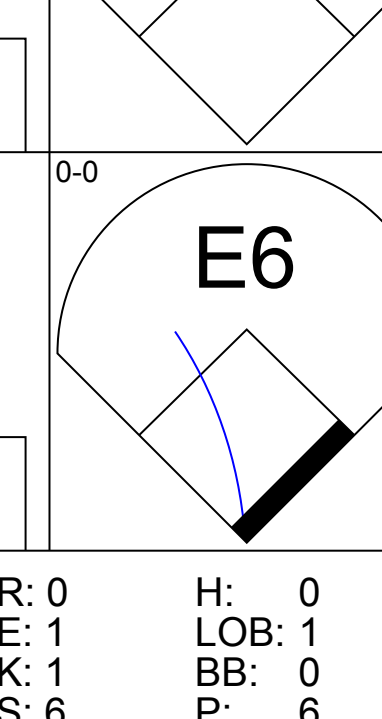



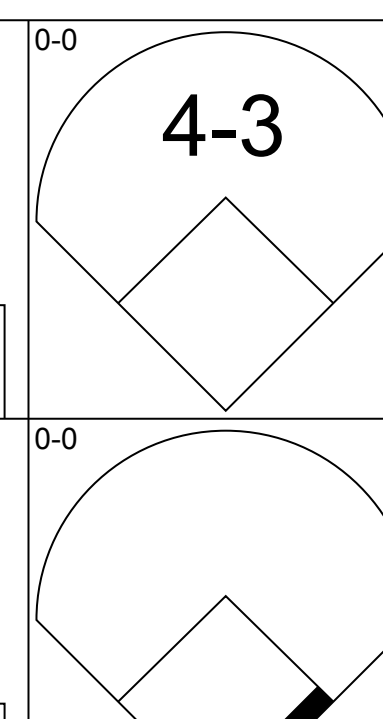
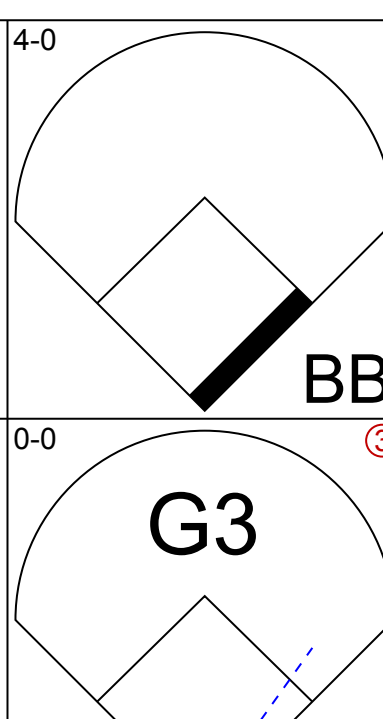
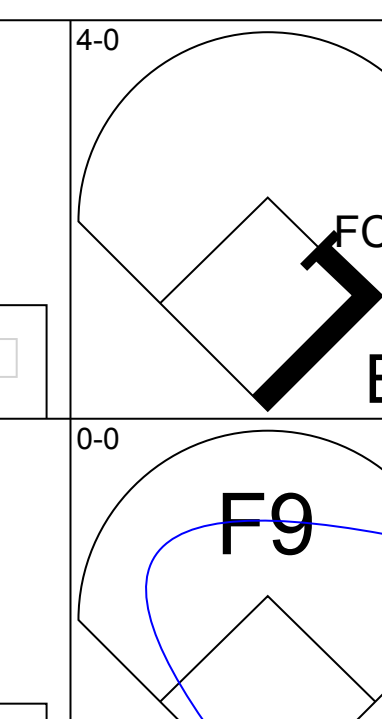
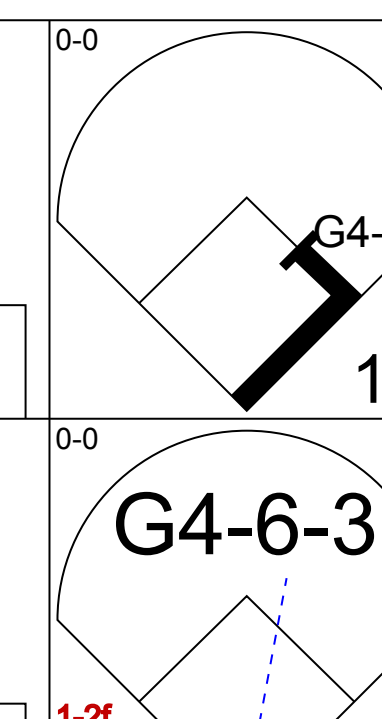
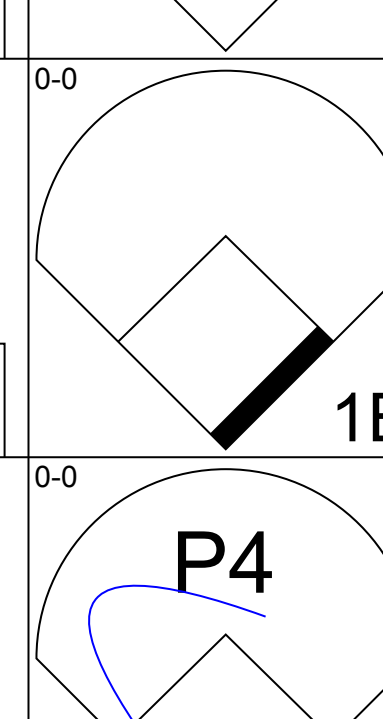
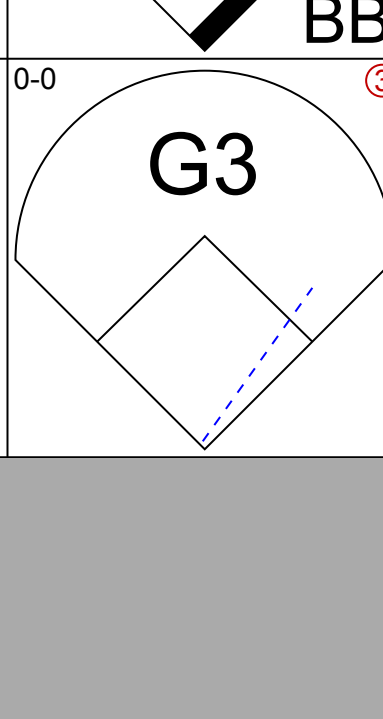
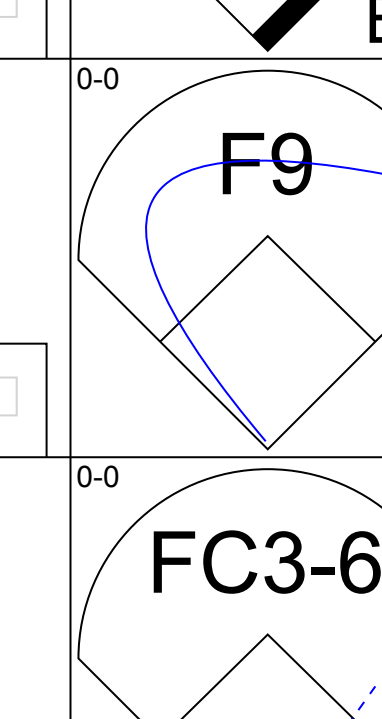
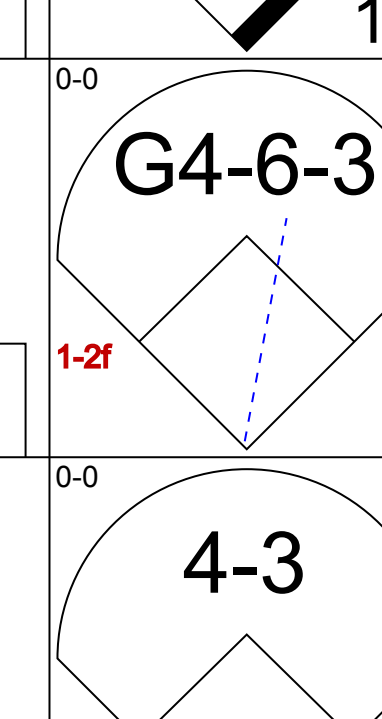
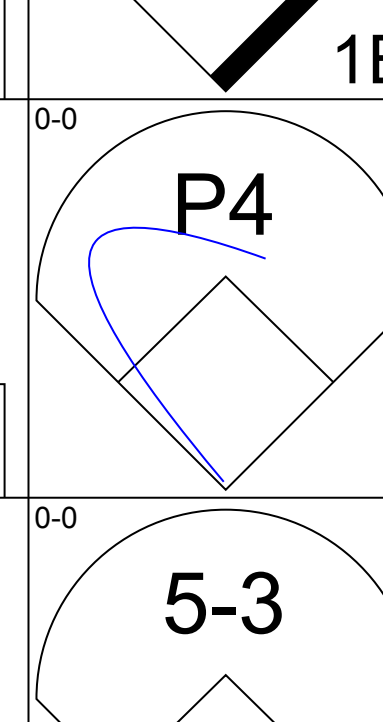
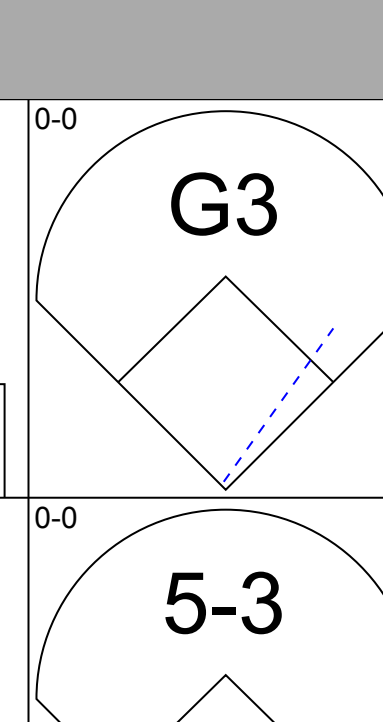
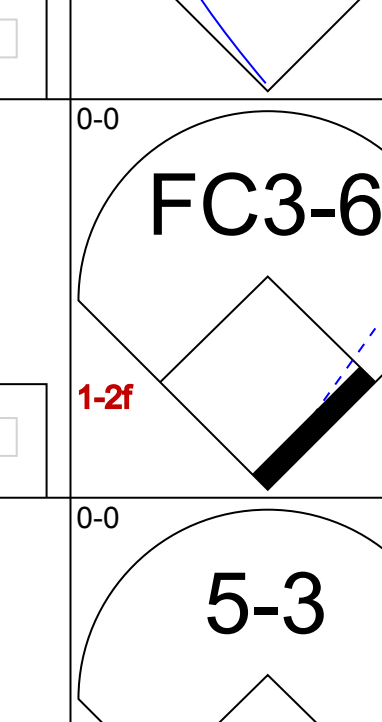
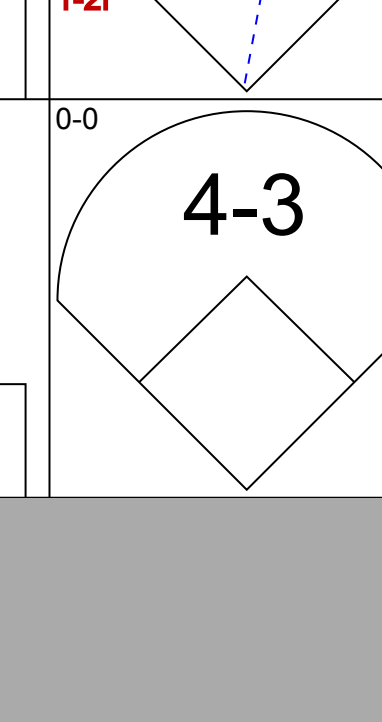
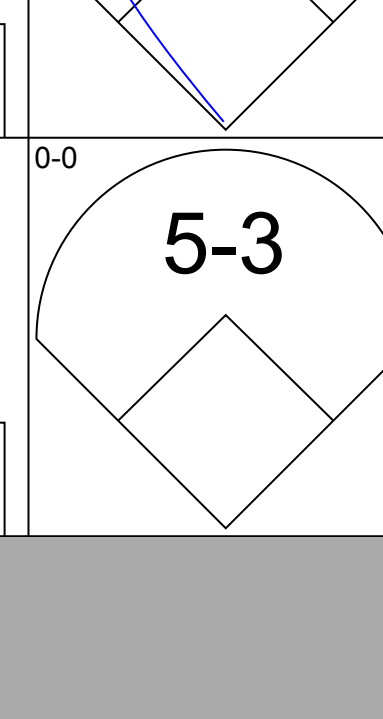
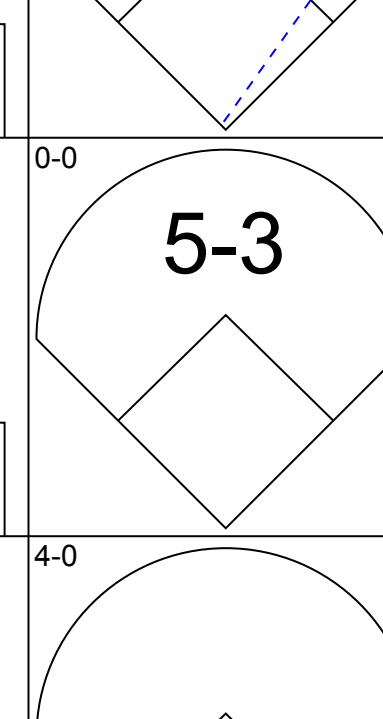
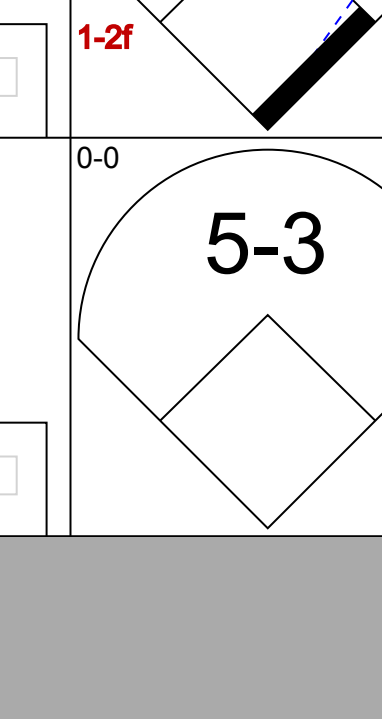
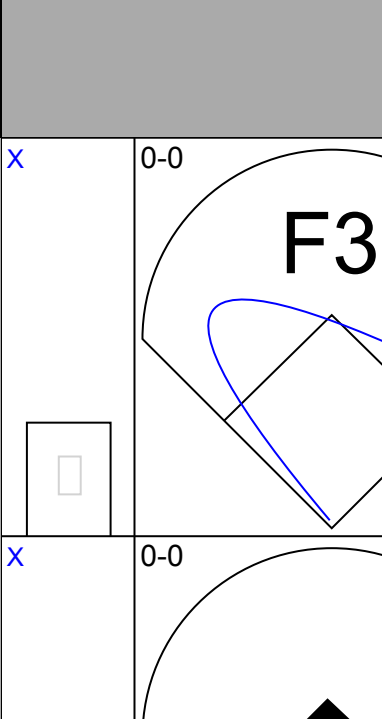
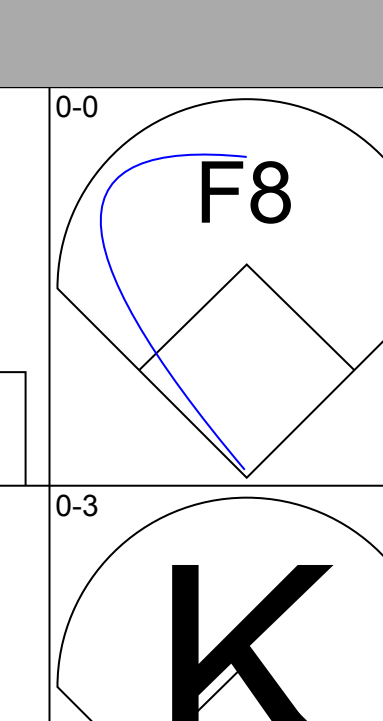
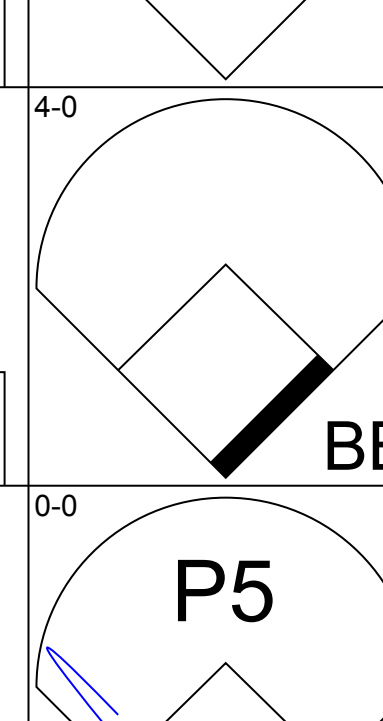
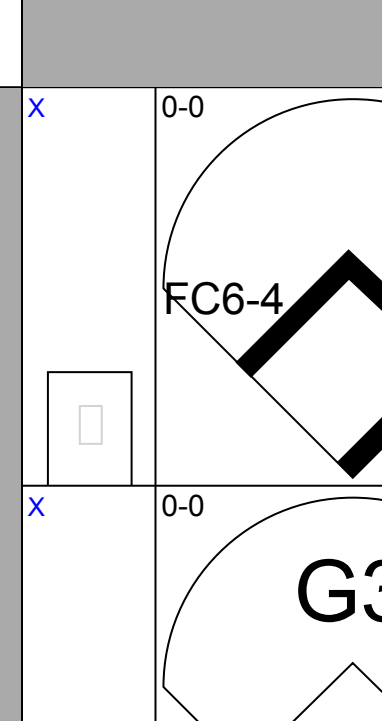
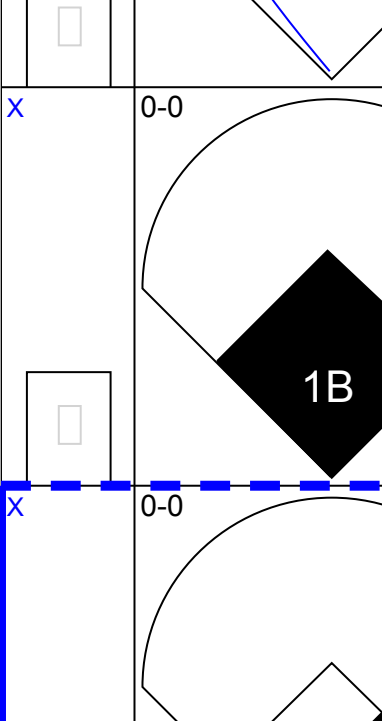
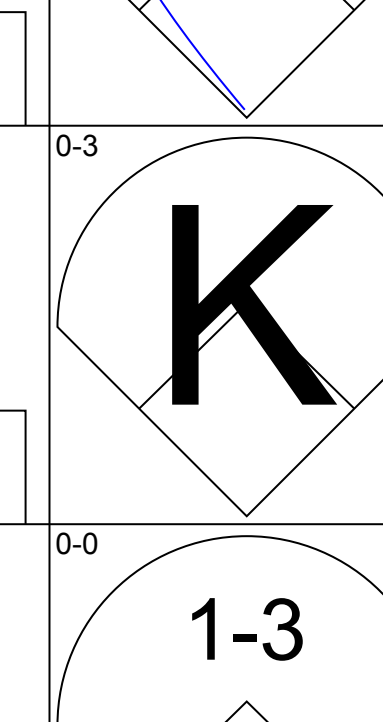
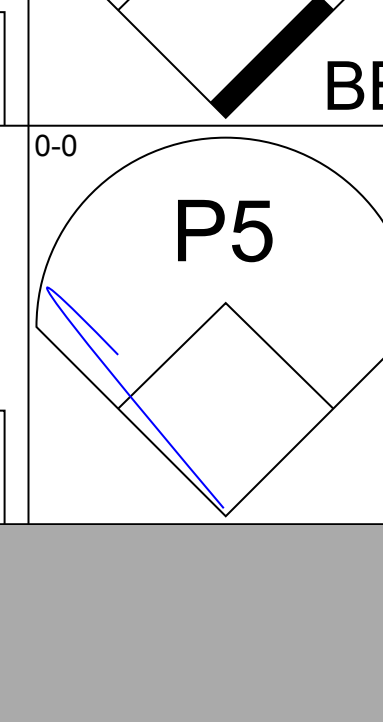
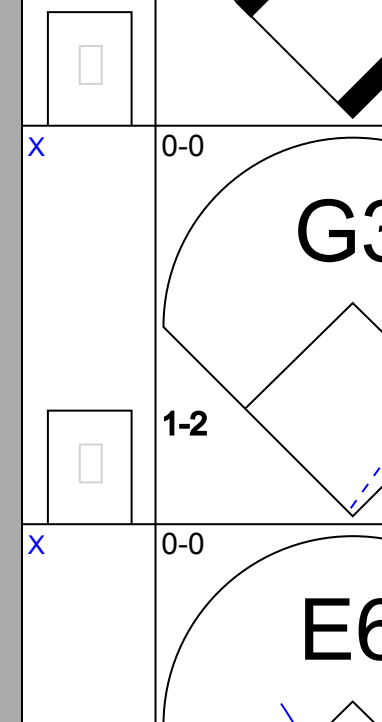
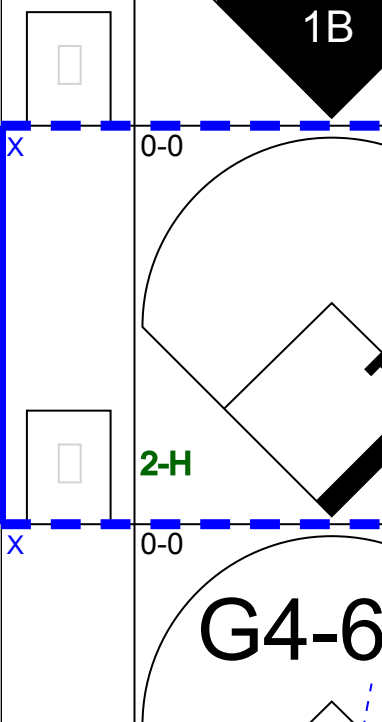
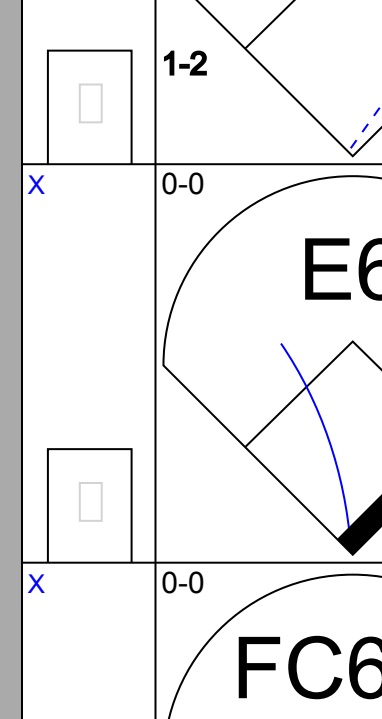
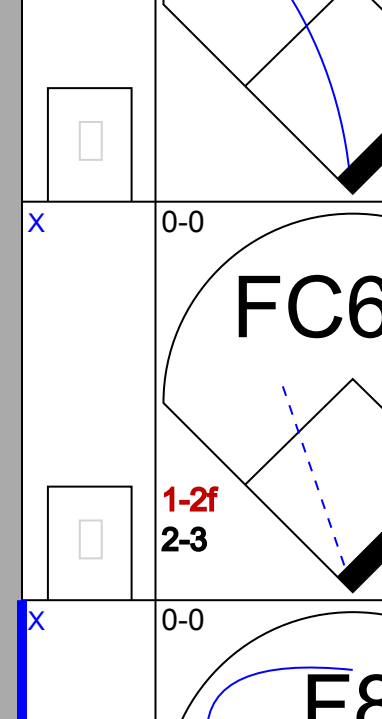
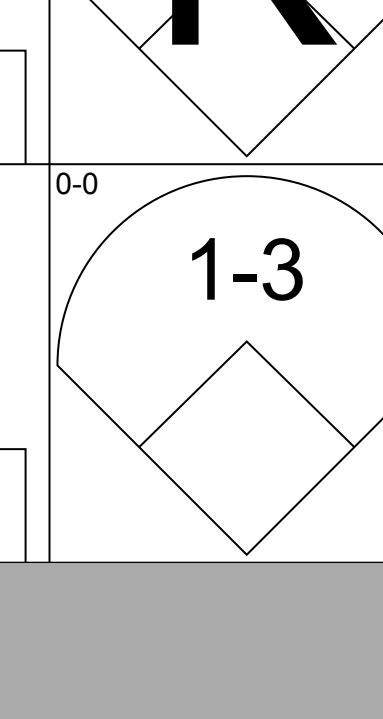
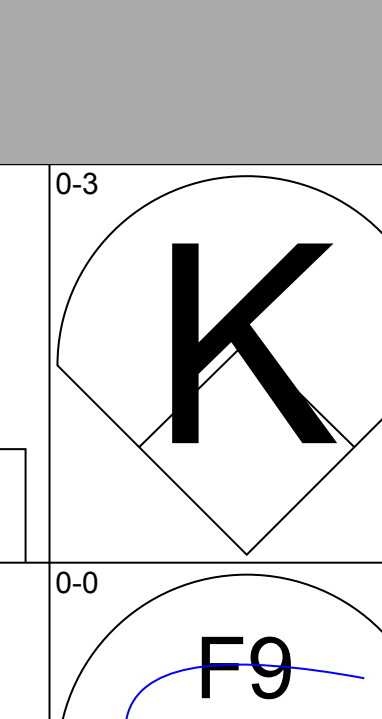
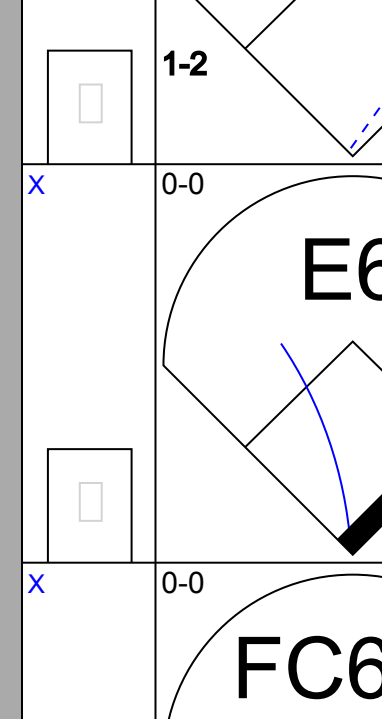
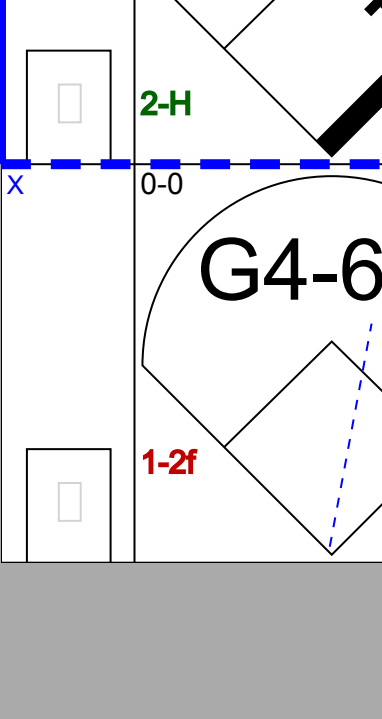
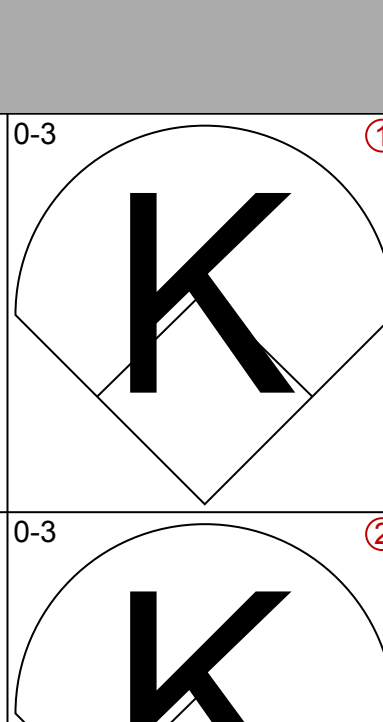
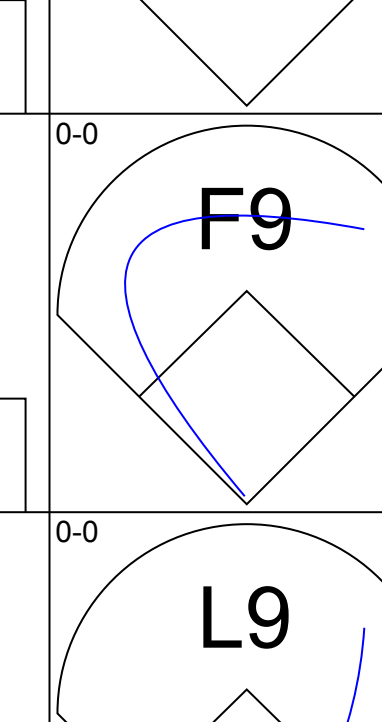
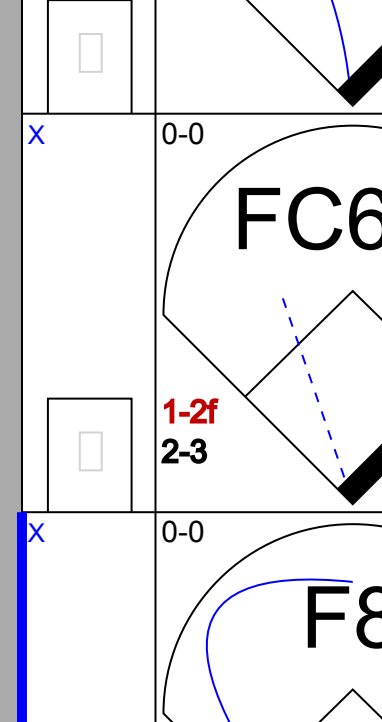
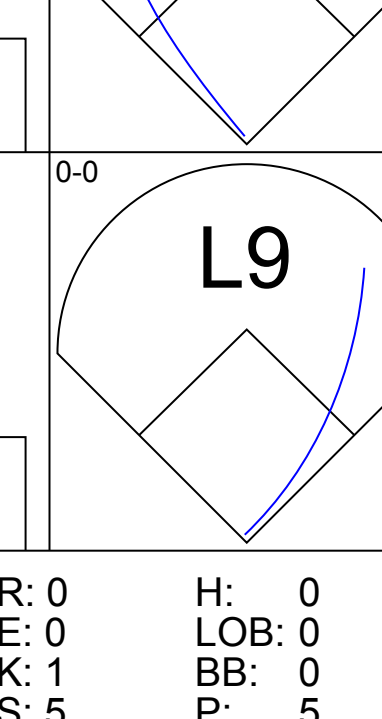
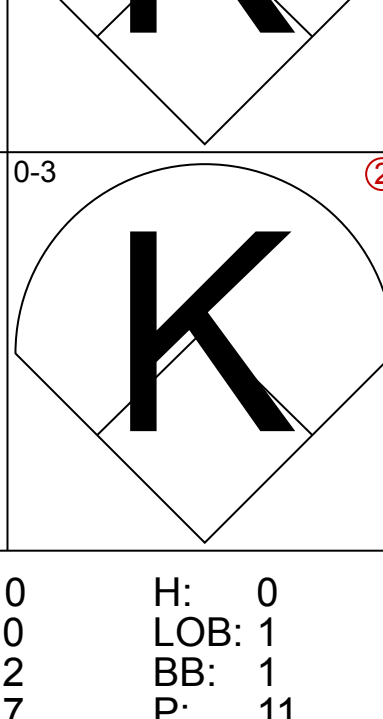
Batter	1	2	3	4	5	6	7	8	9	AB	R	H	RBI	BB	SO	LOB	BOTTOM										
Tony Gonzalez, L OBP: 0.367, SLG: 0.375 Gus Triandos, R OBP: 0.317, SLG: 0.387 John Boozer, R Ed Roebuck, R (9, 1)										3	0	0	0	0	1	0											
John Herrnstein, L OBP: 0.306, SLG: 0.394 Ruben Amaro, R OBP: 0.316, SLG: 0.360 (9, 3)										3	0	2	0	0	0	0											
Johnny Callison, L OBP: 0.321, SLG: 0.482 (1, 9)										3	0	0	0	1	1	2											
Dick Allen, R OBP: 0.376, SLG: 0.546 (1, 5)										4	1	2	1	0	2	2											
Wes Covington, L OBP: 0.343, SLG: 0.416 (1, 7)										3	0	0	0	0	1	3											
Clay Dalrymple, L OBP: 0.293, SLG: 0.335 (1, 2)										3	0	0	0	0	0	1											
Tony Taylor, R OBP: 0.325, SLG: 0.310 (1, 4)										2	0	0	0	0	0	0	AB 29										
Bobby Wine, R OBP: 0.266, SLG: 0.296 (1, 6)										3	1	1	0	0	0	0	R 2										
Ray Culp, R OBP: 0.146, SLG: 0.103 John Briggs, L OBP: 0.373, SLG: 0.386 Dennis Bennett, L OBP: 0.241, SLG: 0.200 Cookie Rojas, R OBP: 0.346, SLG: 0.422 (9, 8)										1	0	0	0	0	0	0	H 6										
										1	0	0	0	0	0	0	RBI 2										
										1	0	0	0	0	0	0	BB 1										
										1	0	0	0	0	0	0	SO 5										
										1	0	0	0	0	2		LOB 12										
Inning Stats	R: 0 E: 0 K: 1 S: 5	H: 0 LOB: 0 BB: 0 P: 5	R: 0 E: 0 K: 1 S: 5	H: 0 LOB: 0 BB: 0 P: 5	R: 0 E: 0 K: 1 S: 3	H: 0 LOB: 0 BB: 0 P: 3	R: 0 E: 0 K: 1 S: 6	H: 1 LOB: 2 BB: 1 P: 10	R: 0 E: 0 K: 0 S: 3	H: 1 LOB: 0 BB: 0 P: 3	R: 0 E: 0 K: 2 S: 8	H: 1 LOB: 1 BB: 0 P: 8	R: 1 E: 1 K: 0 S: 5	H: 2 LOB: 2 BB: 0 P: 6	R: 1 E: 0 K: 0 S: 1	H: 1 LOB: 0 BB: 0 P: 1	1B: 5 2B: 0 3B: 0 HR: 1	SF: 0 SAC: 0 DP: 0 HBP: 1	WP: 0 PB: 0 SB: 1 CS: 1	PA: 32							
PITCHER	IP	WLS	BF	H	R	ER	SO	BB	IBB	HBP	BLK	WP	HR	S	P	ERA	WHIP										
Ken Johnson, R ERA: 3.35	7.1		27	4	1	1	5	1	0	1	0	0	0	35	40	1.23	0.682										
Hal Woodeshick, L ERA: 2.95	0.2	L	4	2	1	1	0	0	0	0	0	0	1	4	4	13.50	3.000										

Houston Colt 45's @ Philadelphia Phillies
 Connie Mack Stadium, Philadelphia, PA
 Wed Aug 05 1964, 7:05 PM EDT
 Att: 27,288 - Unknown

AB 29
 R 2
 H 6
 RBI 2
 BB 1
 SO 5
 LOB 12



Batter	1	2	3	4	5	6	7	8	9	AB	R	H	RBI	BB	SO	LOB	TOP					
Al Spangler, L (1, 7) OBP: 0.281, SLG: 0.306										4	1	1	0	0	2	1	Houston Colt 45's @ Philadelphia Phillies Connie Mack Stadium, Philadelphia, PA Thu Aug 06 1964, 7:05 PM EDT Att: 15,083 - Unknown livebaseballscorecards.com					
Nelle Fox, L (1, 4) OBP: 0.300, SLG: 0.315										4	1	1	1	0	0	1						
Joe Gaines, R (1, 9) OBP: 0.329, SLG: 0.415										4	0	0	0	0	0	1						
Walt Bond, L (1, 3) OBP: 0.300, SLG: 0.444										4	0	2	0	0	1	0						
Bob Aspromonte, R (1, 5) OBP: 0.323, SLG: 0.412										3	0	0	1	0	0	1						
Carroll Hardy, R (1, 8) OBP: 0.220, SLG: 0.236										3	0	0	0	0	1	2						
Bob Lillis, R (1, 6) OBP: 0.304, SLG: 0.316										3	0	0	0	0	0	1						
Jerry Grote, R (1, 2) OBP: 0.222, SLG: 0.274										3	0	0	0	0	1	0						
Turk Farrell, R (1, 1) OBP: 0.113, SLG: 0.083										3	0	0	0	0	1	0						
Hal Woodeshick, R (9, 1) Jim Owens, R (9, 1) OBP: 0.130, SLG: 0.174										0	0	0	0	0	0	0						
Inning Stats	R: 0 E: 0 K: 1 S: 5	H: 0 LOB: 0 BB: 0 P: 5	R: 0 E: 0 K: 0 S: 3	H: 0 LOB: 0 BB: 0 P: 3	R: 0 E: 0 K: 0 S: 3	H: 0 LOB: 0 BB: 0 P: 3	R: 2 E: 0 K: 0 S: 6	H: 3 LOB: 1 BB: 0 P: 6	R: 0 E: 0 K: 2 S: 7	H: 0 LOB: 0 BB: 0 P: 7	R: 0 E: 0 K: 0 S: 3	H: 0 LOB: 0 BB: 0 P: 3	R: 0 E: 0 K: 1 S: 6	H: 1 LOB: 1 BB: 0 P: 6	R: 0 E: 1 K: 1 S: 6	H: 0 LOB: 1 BB: 0 P: 6	R: 0 E: 0 K: 1 S: 5	H: 0 LOB: 0 BB: 0 P: 5	1B: 2 2B: 1 3B: 1 HR: 0	SF: 1 SAC: 0 DP: 0 HBP: 0	WP: 0 PB: 0 SB: 1 CS: 0	PA: 32
PITCHER	IP	WLS	BF	H	R	ER	SO	BB	IBB	HBP	BLK	WP	HR	S	P	ERA	WHIP					
Chris Short, L (1, 1) ERA: 1.94	7.0	L	25	4	2	2	4	0	0	0	0	0	0	33	33	2.57	0.571					
Dennis Bennett, L (8, 1) ERA: 3.57	2.0		7	0	0	0	2	0	0	0	0	0	0	11	11	0.00	0.000					

Batter	1	2	3	4	5	6	7	8	9	AB	R	H	RBI	BB	SO	LOB	BOTTOM				
Tony Gonzalez, L (1, 8) OBP: 0.372, SLG: 0.376										2	0	1	0	2	0	0	Houston Colt 45's @ Philadelphia Phillies Connie Mack Stadium, Philadelphia, PA Thu Aug 06 1964, 7:05 PM EDT Att: 15,083 - Unknown livebaseballscorecards.com				
John Herrnstein, L (1, 3) OBP: 0.305, SLG: 0.391										4	0	1	0	0	0	3					
Johnny Callison, L (1, 9) OBP: 0.318, SLG: 0.477										4	0	0	0	0	0	2					
Dick Allen, R (1, 5) OBP: 0.373, SLG: 0.540										4	0	0	0	0	0	2					
Wes Covington, L (1, 7) OBP: 0.349, SLG: 0.423										3	1	2	0	1	0	0					
Clay Dainymple, L (1, 2) OBP: 0.290, SLG: 0.331										3	0	0	0	0	1	2					
Gus Triandos, R (9, PH) OBP: 0.322, SLG: 0.393										1	0	1	1	0	0	0					
Alex Johnson, R (9, PR) OBP: 0.435, SLG: 0.429										0	0	0	0	0	0	0					
Tony Taylor, R (1, 4) OBP: 0.322, SLG: 0.307										4	0	0	0	0	1	2					
Bobby Wine, R (1, 6) OBP: 0.265, SLG: 0.295										1	0	0	0	0	1	0					
Cookie Rojas, R (6, PH) OBP: 0.343, SLG: 0.418										2	0	0	0	0	0	2					
Chris Short, R (1, 1) OBP: 0.081, SLG: 0.057										2	0	0	0	0	1	0					
John Briggs, L (7, PH) OBP: 0.365, SLG: 0.378										1	0	0	0	0	0	2					
Dennis Bennett, L (8, 1) OBP: 0.241, SLG: 0.200										0	0	0	0	0	0	0					
Inning Stats	R: 0 E: 0 K: 0 S: 4	H: 1 LOB: 1 BB: 0 P: 4	R: 0 E: 0 K: 1 S: 5	H: 0 LOB: 0 BB: 0 P: 5	R: 0 E: 0 K: 2 S: 7	H: 0 LOB: 1 BB: 1 P: 11	R: 0 E: 0 K: 0 S: 3	H: 0 LOB: 1 BB: 1 P: 7	R: 0 E: 0 K: 1 S: 5	H: 0 LOB: 0 BB: 0 P: 5	R: 0 E: 0 K: 0 S: 3	H: 1 LOB: 2 BB: 0 P: 5	R: 0 E: 0 K: 0 S: 3	H: 1 LOB: 1 BB: 0 P: 3	R: 1 E: 0 K: 0 S: 4	H: 2 LOB: 1 BB: 0 P: 4	1B: 4 2B: 1 3B: 0 HR: 0	SF: 0 SAC: 0 DP: 2 HBP: 0	WP: 0 PB: 0 SB: 0 CS: 0	PA: 34	
PITCHER	IP	WLS	BF	H	R	ER	SO	BB	IBB	HBP	BLK	WP	HR	S	P	ERA	WHIP				
Turk Farrell, R (1, 1) ERA: 3.27	8.1	W	32	4	1	1	4	3	0	0	0	0	0	37	49	1.08	0.840				
Hal Woodeshick, L (9, 1) ERA: 2.95	0.0		1	1	0	0	0	0	0	0	0	0	0	1	1	∞	∞				
Jim Owens, R (9, 1) ERA: 3.98	0.2	S	1	0	0	0	0	0	0	0	0	0	0	1	1	0.00	0.000				

Batter	1	2	3	4	5	6	7	8	9	AB	R	H	RBI	BB	SO	LOB	TOP			
Al Spangler, L (1, 7) OBP: 0.281, SLG: 0.305	F2			F8		K		BB 1B		4	0	1	0	0	1	0	Houston Colt 45's @ St. Louis Cardinals Sportsman's Park, St. Louis, MO Fri Aug 07 1964, 8:05 PM EDT Att: 14,344 - Unknown - 92 F			
Nellie Fox, L (1, 4) OBP: 0.302, SLG: 0.313	F5			1B HBP		1-3		FC6 BB		2	0	0	0	1	0	0				
Joe Gaines, R (1, 9) OBP: 0.332, SLG: 0.417	6-3			FC4-6 1B				FC6 1-2		4	0	2	0	0	0	2				
Walt Bond, L (1, 3) OBP: 0.297, SLG: 0.439		1-3		F9		G3			G3	4	0	0	0	0	0	3				
Bob Aspromonte, R (1, 5) OBP: 0.322, SLG: 0.410		6-3		FC4-6 1-2				G4-6-3 1B		4	0	1	0	0	0	2				
Carroll Hardy, R (1, 8) OBP: 0.222, SLG: 0.237		6-3						G4-6-3 1-2		4	0	1	0	0	0	1				
Bob Lillis, R (1, 6) OBP: 0.300, SLG: 0.312			6-3		F7			1-3		3	0	0	0	0	0	1				
Jerry Grote, R (1, 2) OBP: 0.219, SLG: 0.270			K		F4			6-3		3	0	0	0	0	1	1				
Hal Brown, R (1, 1) OBP: 0.143, SLG: 0.111			6-3		F8			4-3		2	0	0	0	0	0	1				
Claude Raymond, R (6, 1) OBP: 0.100, SLG: 0.222										0	0	0	0	0	0	0				
Don Larsen, R (8, PH) OBP: 0.000, SLG: 0.000										1	0	0	0	0	0	0				
Inning Stats	R: 0 E: 0 K: 0 S: 3	H: 0 LOB: 0 BB: 0 P: 3	R: 0 E: 0 K: 0 S: 3	H: 0 LOB: 0 BB: 0 P: 3	R: 0 E: 0 K: 1 S: 5	H: 0 LOB: 0 BB: 0 P: 5	R: 0 E: 0 K: 0 S: 4	H: 1 LOB: 2 BB: 0 P: 5	R: 0 E: 0 K: 1 S: 6	H: 1 LOB: 1 BB: 0 P: 6	R: 0 E: 0 K: 0 S: 3	H: 1 LOB: 0 BB: 0 P: 3	R: 0 E: 0 K: 0 S: 4	H: 1 LOB: 2 BB: 1 P: 8	R: 0 E: 0 K: 0 S: 3	H: 0 LOB: 0 BB: 0 P: 3	1B: 5 2B: 0 3B: 0 HR: 0	SF: 0 SAC: 0 DP: 1 HBP: 1	WP: 0 PB: 0 SB: 0 CS: 0	PA: 33
PITCHER Curt Simmons, L (1, 1) ERA: 3.17	IP: 9.0 WLS: W BF: 33 H: 5 R: 0 ER: 0 SO: 2 BB: 1 IBB: 0 HBP: 1 BLK: 0 WP: 0 HR: 0 S: 35 P: 40 ERA: 0.00 WHIP: 0.667											PITCHER	IP: 9.0 WLS: W BF: 33 H: 5 R: 0 ER: 0 SO: 2 BB: 1 IBB: 0 HBP: 1 BLK: 0 WP: 0 HR: 0 S: 35 P: 40 ERA: 0.00 WHIP: 0.667							

Batter	1	2	3	4	5	6	7	8	9	AB	R	H	RBI	BB	SO	LOB	BOTTOM			
Julian Javier, R (1, 4) OBP: 0.283, SLG: 0.390	F8				K		4-3			3	0	0	0	0	1	3	Houston Colt 45's @ St. Louis Cardinals Sportsman's Park, St. Louis, MO Fri Aug 07 1964, 8:05 PM EDT Att: 14,344 - Unknown - 92 F			
Bob Skinner, L (7, PH) OBP: 0.310, SLG: 0.363			G3		1-2 2-3					1	0	0	0	0	0	1				
Dal Maxwell, R (8, 4) OBP: 0.333, SLG: 0.333			1-2							0	0	0	0	0	0	0				
Lou Brock, L (1, 7) OBP: 0.345, SLG: 0.422	CS S 1B		F8		2H 3H 1B		4-3 3H			4	0	2	2	0	0	1				
Bill White, L (1, 3) OBP: 0.350, SLG: 0.475	1-3 HR			4-3	G3			1B G1-2-3 1B		4	1	2	1	0	0	1				
Ken Boyer, R (1, 5) OBP: 0.377, SLG: 0.501	6-3			FC5-4 BB		1B FC3-2 2B		G1-2-3 1B 1-2 1B		3	0	2	0	1	0	0				
Dick Groat, R (1, 6) OBP: 0.328, SLG: 0.364		2-3		FC5-4 FC6-4 1-2		2-3 1B		G1-2-3 1B 1-2 2-3 1B		4	0	2	0	0	0	1				
Curt Flood, R (1, 8) OBP: 0.344, SLG: 0.366		F8		FC6-4 1-2		FC3-2 3H		G1-2-3 1-2 2-3 3H 1B		4	0	0	0	0	0	5				
Mike Shannon, R (1, 9) OBP: 0.333, SLG: 0.413			K		FC1-5 1B		K	1-3		4	0	1	0	0	2	3				
Tim McCarver, L (1, 2) OBP: 0.339, SLG: 0.397					WP FC1-5 1B		4-3 WP 1B			3	2	3	0	0	0	0				
Curt Simmons, L (1, 1) OBP: 0.138, SLG: 0.125			FC3-6 G3		FC1-5 WP 1B		SH1-4			2	1	0	0	0	0	3				
Inning Stats	R: 1 E: 0 K: 0 S: 4	H: 2 LOB: 0 BB: 0 P: 4	R: 0 E: 0 K: 1 S: 5	H: 0 LOB: 0 BB: 0 P: 5	R: 0 E: 0 K: 0 S: 4	H: 1 LOB: 1 BB: 0 P: 4	R: 0 E: 0 K: 0 S: 3	H: 0 LOB: 1 BB: 1 P: 7	R: 2 E: 0 K: 1 S: 8	H: 3 LOB: 1 BB: 0 P: 8	R: 0 E: 0 K: 0 S: 6	H: 2 LOB: 1 BB: 0 P: 6	R: 1 E: 0 K: 0 S: 4	H: 1 LOB: 0 BB: 0 P: 4	R: 0 E: 0 K: 0 S: 5	H: 3 LOB: 2 BB: 0 P: 5	1B: 10 2B: 1 3B: 0 HR: 1	SF: 0 SAC: 1 DP: 1 HBP: 0	WP: 2 PB: 0 SB: 1 CS: 1	PA: 34
PITCHER Hal Brown, R (1, 1) ERA: 3.59	IP: 5.1 WLS: L BF: 23 H: 8 R: 3 ER: 3 SO: 2 BB: 1 IBB: 0 HBP: 0 BLK: 0 WP: 1 HR: 1 S: 26 P: 30 ERA: 5.06 WHIP: 1.688											PITCHER Claude Raymond, R (6, 1) ERA: 2.5	IP: 1.2 WLS: 6 BF: 1 H: 1 R: 1 ER: 1 SO: 1 BB: 0 IBB: 0 HBP: 0 BLK: 0 WP: 1 HR: 0 S: 8 P: 8 ERA: 5.40 WHIP: 0.600							
Don Larsen, R (8, 1) ERA: 2.82	IP: 1.0 WLS: 5 BF: 3 H: 3 R: 0 ER: 0 SO: 0 BB: 0 IBB: 0 HBP: 0 BLK: 0 WP: 0 HR: 0 S: 5 P: 5 ERA: 0.00 WHIP: 3.000											PITCHER	IP: 1.0 WLS: 5 BF: 3 H: 3 R: 0 ER: 0 SO: 0 BB: 0 IBB: 0 HBP: 0 BLK: 0 WP: 0 HR: 0 S: 5 P: 5 ERA: 0.00 WHIP: 3.000							

Batter	1	2	3	4	5	6	7	8	9	AB	R	H	RBI	BB	SO	LOB	TOP										
Al Spangler, L OBP: 0.283, SLG: 0.307 (1, 8)										5	1	2	0	0	1	1											
Nelle Fox, L OBP: 0.306, SLG: 0.315 (1, 4)										4	0	2	0	1	0	2											
Joe Gaines, R OBP: 0.330, SLG: 0.413 (1, 9)										4	0	1	1	1	0	2											
Walt Bond, L OBP: 0.297, SLG: 0.436 (1, 7)										4	1	1	0	0	0	3											
Bob Aspromonte, R OBP: 0.324, SLG: 0.411 (1, 5)										4	1	2	0	0	0	0											
Dave Roberts, L OBP: 0.282, SLG: 0.269 (1, 3)										4	0	1	2	0	0	1											
Bob Lillis, R OBP: 0.299, SLG: 0.311 (1, 6)										4	0	1	0	0	0	1											
Jerry Grote, R OBP: 0.219, SLG: 0.269 (1, 2)										4	1	1	0	0	1	1											
Don Nottebart, R OBP: 0.132, SLG: 0.083 Hal Woodeshick, R OBP: 0.296, SLG: 0.350 Jim Owens, R OBP: 0.125, SLG: 0.167 (8, 1)										3	0	1	0	0	0	2											
Don Nottebart, R OBP: 0.132, SLG: 0.083 Hal Woodeshick, R OBP: 0.296, SLG: 0.350 Jim Owens, R OBP: 0.125, SLG: 0.167 (8, 1)										0	0	0	0	0	0	0											
Don Nottebart, R OBP: 0.132, SLG: 0.083 Hal Woodeshick, R OBP: 0.296, SLG: 0.350 Jim Owens, R OBP: 0.125, SLG: 0.167 (8, 1)										1	0	0	0	0	0	0											
Inning Stats	R: 0 E: 0 K: 1 S: 5	H: 1 LOB: 0 BB: 0 P: 5	R: 2 E: 0 K: 1 S: 8	H: 3 LOB: 1 BB: 0 P: 8	R: 0 E: 1 K: 0 S: 4	H: 1 LOB: 0 BB: 0 P: 4	R: 0 E: 0 K: 0 S: 3	H: 1 LOB: 0 BB: 0 P: 3	R: 0 E: 0 K: 0 S: 4	H: 1 LOB: 1 BB: 0 P: 4	R: 2 E: 1 K: 0 S: 6	H: 3 LOB: 2 BB: 1 P: 10	R: 0 E: 0 K: 0 S: 3	H: 0 LOB: 0 BB: 0 P: 3	R: 0 E: 0 K: 0 S: 4	H: 1 LOB: 1 BB: 0 P: 4	1B: 11 2B: 0 3B: 1 HR: 0	SF: 0 SAC: 0 DP: 1 HBP: 0	WP: 0 PA: 39 PB: 0 SB: 0 CS: 1								
PITCHER	IP	WLS	BF	H	R	ER	SO	BB	IBB	HBP	BLK	WP	HR	S	P	ERA	WHIP										
Ron Taylor, R ERA: 4.95 Mike Cuellar, L ERA: 4.74 Barney Schultz, R ERA: Bob Humphreys, R ERA: 1.85	(1, 1)	(7, 1)	(8, 1)	(9, 1)												5.40	1.500										

Houston Colt 45's @ St. Louis Cardinals
Sportsman's Park, St. Louis, MO
Sat Aug 08 1964, 8:05 PM EDT
Att: 14,842 - Unknown - 82 F

AB	37
R	4
H	12
RBI	3
BB	1
SO	2
LOB	13



Batter	1	2	3	4	5	6	7	8	9	AB	R	H	RBI	BB	SO	LOB	BOTTOM										
Curt Flood, R OBP: 0.343, SLG: 0.363 (1, 8)										4	0	0	0	1	0	3											
Lou Brock, L OBP: 0.342, SLG: 0.418 (1, 7)										4	0	0	0	0	2	0											
Bill White, L OBP: 0.354, SLG: 0.480 (1, 3)										4	1	3	0	1	1	1											
Ken Boyer, R OBP: 0.377, SLG: 0.507 (1, 5)										5	1	2	2	0	1	3											
Dick Groat, R OBP: 0.325, SLG: 0.361 (1, 6)										4	0	0	0	0	0	4											
Carl Warwick, R OBP: 0.309, SLG: 0.412 Dal Maxvill, R OBP: 0.333, SLG: 0.333 (8, FR)										4	0	2	0	0	1	0											
Tim McCarver, L OBP: 0.338, SLG: 0.396 (1, 2)										4	1	1	0	0	0	1											
Julian Javier, R OBP: 0.286, SLG: 0.390 Bob Skinner, L OBP: 0.308, SLG: 0.361 Bob Humphreys, R (9, 1)										2	0	1	0	1	0	0											
Julian Javier, R OBP: 0.286, SLG: 0.390 Bob Skinner, L OBP: 0.308, SLG: 0.361 Bob Humphreys, R (9, 1)										1	0	0	0	0	1	2											
Julian Javier, R OBP: 0.286, SLG: 0.390 Bob Skinner, L OBP: 0.308, SLG: 0.361 Bob Humphreys, R (9, 1)										0	0	0	0	0	0	0											
Julian Javier, R OBP: 0.286, SLG: 0.390 Bob Skinner, L OBP: 0.308, SLG: 0.361 Bob Humphreys, R (9, 1)										1	0	0	0	0	1	2											
Ron Taylor, R ERA: 4.95 Mike Cuellar, L ERA: 4.74 Barney Schultz, R ERA: Bob Humphreys, R ERA: 1.85 (11, 1)	(7, 1)	(8, 1)	(9, 1)	(9, 9)						2	0	1	0	0	0	1											
Ron Taylor, R ERA: 4.95 Mike Cuellar, L ERA: 4.74 Barney Schultz, R ERA: Bob Humphreys, R ERA: 1.85 (11, 1)										0	0	0	0	0	0	0											
Ron Taylor, R ERA: 4.95 Mike Cuellar, L ERA: 4.74 Barney Schultz, R ERA: Bob Humphreys, R ERA: 1.85 (11, 1)										1	0	0	0	0	0	0											
Ron Taylor, R ERA: 4.95 Mike Cuellar, L ERA: 4.74 Barney Schultz, R ERA: Bob Humphreys, R ERA: 1.85 (11, 1)										0	0	0	0	0	0	0											
Ron Taylor, R ERA: 4.95 Mike Cuellar, L ERA: 4.74 Barney Schultz, R ERA: Bob Humphreys, R ERA: 1.85 (11, 1)										0	0	0	0	0	0	0											
Ron Taylor, R ERA: 4.95 Mike Cuellar, L ERA: 4.74 Barney Schultz, R ERA: Bob Humphreys, R ERA: 1.85 (11, 1)										1	0	0	0	0	1	2											
Inning Stats	R: 0 E: 0 K: 1 S: 7	H: 2 LOB: 2 BB: 0 P: 7	R: 0 E: 0 K: 1 S: 6	H: 1 LOB: 1 BB: 1 P: 10	R: 0 E: 1 K: 0 S: 5	H: 1 LOB: 1 BB: 0 P: 6	R: 1 E: 1 K: 0 S: 5	H: 2 LOB: 1 BB: 0 P: 5	R: 0 E: 0 K: 1 S: 5	H: 0 LOB: 0 BB: 1 P: 9	R: 0 E: 0 K: 0 S: 3	H: 0 LOB: 0 BB: 0 P: 3	R: 0 E: 0 K: 2 S: 11	H: 4 LOB: 2 BB: 0 P: 11	R: 0 E: 0 K: 1 S: 5	H: 0 LOB: 1 BB: 1 P: 9	1B: 8 2B: 1 3B: 0 HR: 1	SF: 0 SAC: 1 DP: 0 HBP: 0	WP: 1 PA: 40 PB: 0 SB: 0 CS: 0								
PITCHER	IP	WLS	BF	H	R	ER	SO	BB	IBB	HBP	BLK	WP	HR	S	P	ERA	WHIP										
Don Nottebart, R ERA: 3.97 Hal Woodeshick, L ERA: 2.93 Jim Owens, R ERA: 3.9	(1, 1)	(8, 1)	(8, 1)													3.86	1.429										

Houston Colt 45's @ St. Louis Cardinals
Sportsman's Park, St. Louis, MO
Sat Aug 08 1964, 8:05 PM EDT
Att: 14,842 - Unknown - 82 F

AB	36
R	3
H	10
RBI	2
BB	3
SO	7
LOB	17



Batter	1	2	3	4	5	6	7	8	9	AB	R	H	RBI	BB	SO	LOB	TOP			
Al Spangler, L OBP: 0.280, SLG: 0.303 (1, 7)	0-0 4-3		0-3 K		0-0 F9			0-0 G3		4	0	0	0	0	1	3	Houston Colt 45's @ St. Louis Cardinals Sportsman's Park, St. Louis, MO Sun Aug 09 1964, 4:33 AM EDT Att: 19,658 - Unknown - 78 F AB 32 R 2 H 7 RBI 2 BB 2 SO 4 LOB 16			
Nelle Fox, L OBP: 0.309, SLG: 0.318 (1, 4)	0-0 6-3		0-0 WP 2H 1B		0-0 SF8			0-0 FC3-6 1B		3	0	2	2	0	0	0				
Joe Gaines, R OBP: 0.333, SLG: 0.415 (1, 9)	0-0 1B		0-3 K		0-0 6-3			0-0 FC3-6 1B		4	0	2	0	0	1	2				
Walt Bond, L OBP: 0.296, SLG: 0.434 (1, 3)	0-0 F4				0-0 6-3 1B			0-0 FC3-6 1B		4	0	1	0	0	0	3				
Bob Aspromonte, R OBP: 0.320, SLG: 0.407 (1, 5)		0-0 F8		0-0 6-3 1B				0-0 5-3		4	0	0	0	0	0	3				
Carroll Hardy, R OBP: 0.224, SLG: 0.238 (1, 8)		0-0 F9		0-3 K				0-0 FC6-4 1B		4	0	1	0	0	1	1				
Bob Lillis, R OBP: 0.294, SLG: 0.305 (1, 6)		0-0 4-3		0-0 L8			0-3 K2-3	0-0 FC6-4 1B		4	0	0	0	0	1	2				
Jerry Grote, R OBP: 0.225, SLG: 0.276 (1, 2)			0-0 1B 2B		4-0 F9 SF8 BB BB		0-0 1-6-3	0-0 G1-6-3		3	2	1	0	1	0	1				
Bob Bruce, R OBP: 0.244, SLG: 0.233 Don Larsen, R (4, 1)			0-0 1-4		4-0 1-2 BB		0-0 5-3			1	0	0	0	0	0	1				
Claude Raymond, R OBP: 0.091, SLG: 0.200 Danny Coombs, R (7, 1)										0	0	0	0	0	0	0				
Inning Stats	R: 0 E: 0 K: 0 S: 4	H: 1 LOB: 1 BB: 0 P: 4	R: 0 E: 0 K: 0 S: 3	H: 0 LOB: 0 BB: 0 P: 3	R: 1 E: 0 K: 2 S: 9	H: 2 LOB: 1 BB: 0 P: 9	R: 0 E: 0 K: 1 S: 6	H: 1 LOB: 1 BB: 0 P: 6	R: 1 E: 0 K: 0 S: 3	H: 0 LOB: 0 BB: 2 P: 11	R: 0 E: 0 K: 0 S: 3	H: 0 LOB: 0 BB: 0 P: 3	R: 0 E: 0 K: 1 S: 5	H: 0 LOB: 0 BB: 0 P: 5	R: 0 E: 0 K: 0 S: 3	H: 1 LOB: 2 BB: 0 P: 3	1B: 6 2B: 1 3B: 0 HR: 0	SF: 1 SAC: 0 DP: 1 HBP: 0	WP: 1 PB: 0 SB: 0 CS: 0	PA: 35
PITCHER Ray Sadecki, L ERA: 4.09 (1, 1)	IP: 9.0 WLS: W BF: 35 H: 7 R: 2 ER: 2 SO: 4 BB: 2 IBB: 0 HBP: 0 BLK: 0 WP: 1 HR: 0 S: 41 P: 49 ERA: 2.00 WHIP: 1.000															PITCHER				

Batter	1	2	3	4	5	6	7	8	9	AB	R	H	RBI	BB	SO	LOB	BOTTOM			
Curt Flood, R OBP: 0.344, SLG: 0.363 (1, 8)	0-0 F9	0-0 F6		0-0 E 1B 2H 1B	0-0 1-2 2H 1B		0-0 5-3			5	1	2	2	0	0	3	Houston Colt 45's @ St. Louis Cardinals Sportsman's Park, St. Louis, MO Sun Aug 09 1964, 4:33 AM EDT Att: 19,658 - Unknown - 78 F AB 36 R 8 H 14 RBI 7 BB 7 SO 3 LOB 22			
Lou Brock, L OBP: 0.343, SLG: 0.417 (1, 7)	0-0 5-3		0-0 S 1B	0-0 F8	0-0 F7		0-0 2H 1B			5	1	2	1	0	0	3				
Bill White, L OBP: 0.355, SLG: 0.478 (1, 3)	4-0 BB		0-3 K 1-2 1B	0-0 E7 1B 1-3 1B		0-0 F5	0-0 G3			4	1	1	0	1	1	2				
Ken Boyer, R OBP: 0.377, SLG: 0.505 (1, 5)	0-0 1-3		0-0 F3	0-0 FC4-6 1B 2H 3H		0-0 6-3		4-0 CS BB		4	0	1	2	1	0	2				
Dick Groat, R OBP: 0.328, SLG: 0.368 (1, 6)		0-0 1B 2B	0-0 1B 2H 1B	0-0 FC4-6 1-2 1B		0-0 2B		0-3 K 1-2 1B		5	1	3	1	0	1	2				
Tim McCarver, L OBP: 0.348, SLG: 0.401 (1, 2)		0-0 1B 2H 1B	0-0 FC6-4 1B 1-2 1B		0-0 FC1-6 1B BB	4-0 BB BB	4-0 1B S BB			3	1	3	1	2	0	0				
Mike Shannon, R OBP: 0.325, SLG: 0.400 (1, 9)		0-3 K	0-0 FC6-4 1-2 1B		0-0 FC1-6 1B 1-2 1B	0-0 F5		0-0 S 1B		5	1	1	0	0	1	6				
Julian Javier, R OBP: 0.288, SLG: 0.387 (1, 4)		0-0 F7		0-0 E3 1B SH1-4	0-0 F8		4-0 SH1-4 1B BB	4-0 1-2 BB		3	2	0	0	2	0	2				
Ray Sadecki, L OBP: 0.208, SLG: 0.275 (1, 1)		0-0 1-2 1B		0-0 SH1-4 1-2 1B	4-0 1-2 BB		0-0 SH1-4 1-2 1B	0-0 F7		2	0	1	0	1	0	2				
Inning Stats	R: 0 E: 0 K: 0 S: 3	H: 0 LOB: 1 BB: 1 P: 7	R: 1 E: 0 K: 1 S: 8	H: 3 LOB: 2 BB: 0 P: 8	R: 1 E: 0 K: 1 S: 8	H: 3 LOB: 2 BB: 0 P: 8	R: 3 E: 2 K: 0 S: 7	H: 3 LOB: 1 BB: 0 P: 7	R: 1 E: 0 K: 0 S: 5	H: 2 LOB: 2 BB: 1 P: 9	R: 0 E: 0 K: 0 S: 4	H: 1 LOB: 1 BB: 1 P: 8	R: 1 E: 0 K: 0 S: 4	H: 1 LOB: 1 BB: 1 P: 8	R: 1 E: 0 K: 1 S: 5	H: 1 LOB: 2 BB: 3 P: 17		1B: 12 2B: 3 3B: 0 HR: 0	SF: 0 SAC: 2 DP: 1 HBP: 0	WP: 0 PB: 0 SB: 3 CS: 1
PITCHER Bob Bruce, R ERA: 2.72 Don Larsen, R ERA: 2.77 Claude Raymond, R ERA: 2.57 Danny Coombs, L ERA: 4.5 (1, 1)	IP: 3.0 WLS: L BF: 16 H: 6 R: 2 ER: 2 SO: 2 BB: 1 IBB: 0 HBP: 0 BLK: 0 WP: 0 HR: 0 S: 19 P: 23 ERA: 6.00 WHIP: 2.333															PITCHER				

Batter	1	2	3	4	5	6	7	8	9	AB	R	H	RBI	BB	SO	LOB	TOP										
Al Spangler, L OBP: 0.281, SLG: 0.317 (1, 7)										5	1	2	3	0	1	3	Houston Colt 45's @ Milwaukee Braves Milwaukee County Stadium, Milwaukee, WI Tue Aug 11 1964, 8:05 PM EDT Att: 10,197 - Unknown 										
Nelle Fox, L OBP: 0.312, SLG: 0.320 (1, 4)										4	0	2	0	1	1	1											
Joe Gaines, R OBP: 0.331, SLG: 0.410 (1, 9)										5	2	1	0	0	1	3											
Walt Bond, L OBP: 0.303, SLG: 0.444 (1, 3)										3	1	2	2	2	0	1											
Bob Aspromonte, R OBP: 0.321, SLG: 0.407 (1, 5)										5	0	2	0	0	1	5											
Carroll Hardy, R OBP: 0.236, SLG: 0.265 (1, 8)										5	0	2	1	0	0	3											
Bob Lillis, R OBP: 0.296, SLG: 0.307 (1, 6)										5	1	2	0	0	0	3											
Jerry Grote, R OBP: 0.225, SLG: 0.271 (1, 2)										3	1	0	0	1	2	2											
Ken Johnson, R OBP: 0.103, SLG: 0.143 Claude Raymond, R OBP: 0.091, SLG: 0.200 Hal Woodeshick, L OBP: 0.192, SLG: 0.298 Eddie Kasko, R OBP: 0.334, SLG: 0.233 Bob Bruce, R OBP: 0.334, SLG: 0.233 Don Larsen, R OBP: 0.334, SLG: 0.233										2	0	0	0	0	1	2											
Inning Stats	R: 1 E: 0 K: 1 S: 6	H: 1 LOB: 1 BB: 1 P: 10	R: 0 E: 0 K: 1 S: 7	H: 2 LOB: 2 BB: 0 P: 7	R: 0 E: 1 K: 0 S: 3	H: 1 LOB: 2 BB: 1 P: 7	R: 2 E: 0 K: 1 S: 7	H: 2 LOB: 1 BB: 1 P: 11	R: 2 E: 0 K: 0 S: 5	H: 3 LOB: 0 BB: 0 P: 5	R: 0 E: 0 K: 1 S: 5	H: 0 LOB: 0 BB: 0 P: 5	R: 0 E: 0 K: 2 S: 8	H: 2 LOB: 2 BB: 0 P: 7	R: 0 E: 0 K: 2 S: 8	H: 1 LOB: 1 BB: 0 P: 8	R: 1 E: 0 K: 0 S: 5	H: 2 LOB: 2 BB: 1 P: 9	1B: 10 2B: 2 3B: 0 HR: 2	SF: 0 SAC: 1 DP: 1 HBP: 0	WP: 1 PB: 0 SB: 0 CS: 0	PA: 43					
PITCHER	IP	WLS	BF	H	R	ER	SO	BB	IBB	HBP	BLK	WP	HR	S	P	ERA	WHIP	PITCHER									
Warren Spahn, L ERA: 5.51	4.0		23	8	5	5	3	3	0	0	0	1	2	25	37	11.25	2.750										
Bob Sadowski, R ERA: 3.99	2.0	W	6	1	0	0	1	0	0	0	0	0	0	8	8	0.00	0.500										
Wade Blasingame, L ERA: 4.11	3.0	S	15	5	1	1	3	1	0	0	0	0	0	20	24	3.00	2.000										

Batter	1	2	3	4	5	6	7	8	9	AB	R	H	RBI	BB	SO	LOB	BOTTOM										
Eddie Mathews, L OBP: 0.340, SLG: 0.399 (1, 5)										3	1	0	0	2	1	0	Houston Colt 45's @ Milwaukee Braves Milwaukee County Stadium, Milwaukee, WI Tue Aug 11 1964, 8:05 PM EDT Att: 10,197 - Unknown 										
Lee Maye, L OBP: 0.353, SLG: 0.442 (1, 8)										5	2	3	2	0	0	1											
Hank Aaron, R OBP: 0.379, SLG: 0.499 (1, 9)										5	2	2	5	0	0	2											
Joe Torre, R OBP: 0.364, SLG: 0.494 (1, 3)										4	0	3	0	0	0	1											
Ed Bailey, L OBP: 0.338, SLG: 0.335 (1, 2)										4	0	0	0	0	1	4											
Rico Carty, R OBP: 0.387, SLG: 0.521 (1, 7)										3	2	1	0	1	0	0											
Denis Menke, R OBP: 0.377, SLG: 0.480 (1, 6)										4	1	2	0	0	0	1											
Frank Bolling, R OBP: 0.255, SLG: 0.297 (1, 4)										3	0	0	1	0	1	3											
Warren Spahn, L OBP: 0.196, SLG: 0.291 Bob Sadowski, R OBP: 0.184, SLG: 0.211 Felipe Alou, R OBP: 0.288, SLG: 0.398 Wade Blasingame, L OBP: 0.261, SLG: 0.429										2	0	0	0	0	0	0											
Inning Stats	R: 0 E: 0 K: 0 S: 5	H: 2 LOB: 2 BB: 0 P: 5	R: 0 E: 0 K: 0 S: 3	H: 0 LOB: 0 BB: 0 P: 3	R: 2 E: 0 K: 1 S: 8	H: 3 LOB: 1 BB: 0 P: 8	R: 1 E: 0 K: 0 S: 4	H: 1 LOB: 0 BB: 0 P: 4	R: 0 E: 0 K: 0 S: 3	H: 0 LOB: 1 BB: 1 P: 7	R: 6 E: 0 K: 2 S: 8	H: 5 LOB: 1 BB: 2 P: 16	R: 0 E: 0 K: 2 S: 8	H: 1 LOB: 1 BB: 0 P: 8	R: 0 E: 0 K: 1 S: 5	H: 0 LOB: 0 BB: 0 P: 5	1B: 10 2B: 0 3B: 0 HR: 2	SF: 1 SAC: 0 DP: 0 HBP: 0	WP: 1 PB: 1 SB: 1 CS: 0	PA: 39							
PITCHER	IP	WLS	BF	H	R	ER	SO	BB	IBB	HBP	BLK	WP	HR	S	P	ERA	WHIP	PITCHER									
Ken Johnson, R ERA: 3.56	5.2	L	27	8	6	6	1	2	0	0	0	0	1	27	35	9.53	1.765										
Claude Raymond, R ERA: 2.69	0.0		2	1	0	0	0	1	0	0	0	0	0	1	5												
Hal Woodeshick, L ERA: 3.02	1.1		7	3	3	3	2	0	0	0	0	0	1	11	11	20.25	2.250										
Don Larsen, R ERA: 2.72	1.0		3	0	0	0	1	0	0	0	0	0	0	5	5	0.00	0.000										

Batter	1	2	3	4	5	6	7	8	9	AB	R	H	RBI	BB	SO	LOB	TOP																
Pete Rose, S OBP: 0.310, SLG: 0.320 (1,4)	F7		K		F8		4-3		WP BB	4	0	0	0	1	1	0	Cincinnati Reds @ Houston Colt 45's Colt Stadium, Houston, TX Fri Aug 14 1964, 8:05 PM EDT Att: 10,679 - Unknown																
Mel Queen, L OBP: 0.289, SLG: 0.380 (1,9)	F8		K		F2			K	BB	4	0	0	0	1	2	0																	
Vada Pinson, L OBP: 0.314, SLG: 0.436 (1,8)	K		G3			FC5-4 BB		K	K	4	0	0	0	1	3	3																	
Frank Robinson, R OBP: 0.393, SLG: 0.547 (1,7)		PB BB		1B SF8		FC5-4 BB		S S		3	2	2	0	1	0	1																	
Deron Johnson, R OBP: 0.364, SLG: 0.544 (1,3)	5-3			F8		K		S	1B	3	0	0	0	1	1	3																	
Johnny Edwards, L OBP: 0.331, SLG: 0.381 (1,2)	E			FC6-4		FC6-4			4-3	3	0	2	1	1	0	2																	
Leo Cardenas, R OBP: 0.304, SLG: 0.375 (1,6)	E6			SF8		FC6-4			WP BB	3	0	1	1	0	0	3																	
Steve Boros, R OBP: 0.322, SLG: 0.339 (1,5)	F8			FC6-4					F9	3	0	0	0	0	0	3																	
Giraldo Ruiz, S OBP: 0.236, SLG: 0.315 (9, PH)	F8			FC6-4						1	0	0	0	0	0	1																	
Jim Maloney, L OBP: 0.203, SLG: 0.148 (1,1)	F8								K	2	0	0	0	0	0	2																	
Bill Henry, L (6, 1)										0	0	0	0	0	0	0																	
Gordy Coleman, L OBP: 0.303, SLG: 0.370 (7, PH)										1	0	0	0	0	0	0																	
Bob Purkey, R OBP: 0.073, SLG: 0.075 (7, 1)										0	0	0	0	0	0	0																	
Marty Keough, L OBP: 0.316, SLG: 0.417 (9, PH)										1	0	0	0	0	1	1																	
Inning Stats	R: 0 E: 0 K: 1 S: 5	H: 0 LOB: 0 BB: 0 P: 5	R: 1 E: 1 K: 0 S: 5	H: 1 LOB: 2 BB: 1 P: 9	R: 0 E: 0 K: 2 S: 7	H: 0 LOB: 0 BB: 0 P: 7	R: 1 E: 0 K: 0 S: 5	H: 2 LOB: 1 BB: 0 P: 5	R: 0 E: 0 K: 1 S: 3	H: 0 LOB: 0 BB: 0 P: 3	R: 0 E: 0 K: 1 S: 5	H: 0 LOB: 2 BB: 2 P: 13	R: 0 E: 0 K: 0 S: 3	H: 0 LOB: 0 BB: 0 P: 3	R: 0 E: 0 K: 2 S: 8	H: 1 LOB: 2 BB: 1 P: 12	R: 0 E: 0 K: 2 S: 8	H: 1 LOB: 3 BB: 2 P: 16	1B: 4 2B: 1 3B: 0 HR: 0	SF: 1 SAC: 0 DP: 0 HBP: 0	WP: 1 PB: 1 SB: 4 CS: 0	PA: 39											
PITCHER	IP WLS BF H R ER SO BB IBB HBP BLK WP HR S P ERA WHIP																																
Bob Bruce, R ERA: 2.74 (1, 1)	6.0	25	3	2	2	4	2	1	0	0	0	0	0	30	42	3.00	0.833																
Jim Owens, R ERA: 3.79 (7, 1)	2.2	W	13	2	0	0	3	3	0	0	0	1	0	16	28	0.00	1.875																
Hal Woodeshick, L ERA: 3.0 (9, 1)	0.1	S	1	0	0	0	1	0	0	0	0	0	0	3	3	0.00	0.000																



Batter	1	2	3	4	5	6	7	8	9	AB	R	H	RBI	BB	SO	LOB	BOTTOM																
Al Spangler, L OBP: 0.280, SLG: 0.310 (1,7)	WP BB			FC6-4				K		3	0	0	0	2	1	3	Cincinnati Reds @ Houston Colt 45's Colt Stadium, Houston, TX Fri Aug 14 1964, 8:05 PM EDT Att: 10,679 - Unknown																
Nellie Fox, L OBP: 0.314, SLG: 0.324 (1,4)	F3		F7	CS		FC1-4		6-3		4	0	1	0	0	0	4																	
Joe Gaines, R OBP: 0.332, SLG: 0.406 (1,9)				3B		FC1-4		4-3		3	1	1	0	1	0	1																	
Walt Bond, L OBP: 0.306, SLG: 0.457 (1,3)	K			2B		F8		HR		4	2	2	2	0	1	3																	
Bob Aspromonte, R OBP: 0.320, SLG: 0.405 (1,5)	F7					F9		CS		3	0	1	1	0	0	3																	
Carroll Hardy, R OBP: 0.237, SLG: 0.254 (1,8)		WP BB		F6		F5		F6		3	0	0	0	1	0	2																	
Bob Lillis, R OBP: 0.294, SLG: 0.314 (1,6)	F3		F4			E9		F5		4	0	1	0	0	0	3																	
Jerry Grote, R OBP: 0.231, SLG: 0.264 (1,2)		WP BB		K		WP		L6		2	0	0	0	2	1	0																	
Bob Bruce, R OBP: 0.255, SLG: 0.227 (1,1)						3H				1	0	0	0	1	1	2																	
Dave Roberts, L OBP: 0.287, SLG: 0.299 (6, PH)								K		0	0	0	0	1	0	0																	
Jim Owens, R OBP: 0.120, SLG: 0.160 (7, 1)						FC6-4				1	0	0	0	0	1	0																	
Hal Woodeshick, R ERA: 3.28 (9, 1)										0	0	0	0	0	0	0																	
Inning Stats	R: 0 E: 0 K: 1 S: 5	H: 0 LOB: 2 BB: 2 P: 13	R: 0 E: 0 K: 1 S: 5	H: 0 LOB: 2 BB: 2 P: 13	R: 2 E: 0 K: 0 S: 6	H: 3 LOB: 1 BB: 0 P: 6	R: 0 E: 0 K: 1 S: 4	H: 0 LOB: 0 BB: 1 P: 8	R: 0 E: 0 K: 0 S: 4	H: 1 LOB: 3 BB: 3 P: 15	R: 1 E: 0 K: 0 S: 4	H: 1 LOB: 1 BB: 0 P: 5	R: 0 E: 0 K: 2 S: 7	H: 0 LOB: 0 BB: 0 P: 7	1B: 3 2B: 1 3B: 1 HR: 1	SF: 0 SAC: 0 DP: 0 HBP: 1	WP: 4 PB: 0 SB: 0 CS: 3	PA: 38															
PITCHER	IP WLS BF H R ER SO BB IBB HBP BLK WP HR S P ERA WHIP																																
Jim Maloney, R ERA: 3.07 (1, 1)	5.2	28	5	2	2	3	7	1	0	0	0	0	0	26	58	3.18	2.118																
Bill Henry, L ERA: 1.16 (6, 1)	0.1	1	0	0	0	0	0	0	0	0	0	0	0	1	1	0.00	0.000																
Bob Purkey, R ERA: 3.28 (7, 1)	2.0	L	8	1	1	1	2	0	0	1	11	12	4.50	0.500																			



Batter	1	2	3	4	5	6	7	8	9	AB	R	H	RBI	BB	SO	LOB	TOP								
Curt Flood, R OBP: 0.346, SLG: 0.372 (1, 8)	0-0 6-3		0-0 F8		0-0 F8			0-0 5-3		4	0	0	0	0	0	2									
Lou Brock, L OBP: 0.344, SLG: 0.415 (1, 7)	0-0 6-3			0-3 K		0-0 CS 1B		0-0 1B		4	0	2	0	0	1	0									
Bill White, L OBP: 0.356, SLG: 0.467 (1, 3)	0-0 F9			0-0 F7		4-0 L9-6 BB 1-2			0-3 K	3	0	0	0	1	1	0									
Ken Boyer, R OBP: 0.371, SLG: 0.489 (1, 5)		0-0 L7		0-0 1B		4-0 1-2 BB			0-0 E6 E 1B	3	1	2	0	1	0	0									
Dick Groat, R OBP: 0.327, SLG: 0.362 (1, 6)		0-0 G4 1B		0-0 F9		0-0 L9-6 2-3			0-0 E7 1B 1B	4	0	2	1	0	0	3									
Dal Maxvill, R OBP: 0.200, SLG: 0.200 (9, PR) (9, 6)		0-0 G4 1B							0-0 E7 1B 1B	0	1	0	0	0	0	0									
Bob Skinner, L OBP: 0.304, SLG: 0.356 (1, 9)		0-0 G4 1-2							0-0 1B 4-3 1B	2	0	0	0	0	0	1									
Mike Shannon, R OBP: 0.309, SLG: 0.391 (5, 9)		0-0 G4 1-2							0-0 1B 4-3 1B	2	1	1	1	0	0	0									
Tim McCarver, L OBP: 0.348, SLG: 0.398 (1, 2)		0-0 1-3							0-0 PB 4-3 1B	4	0	2	0	0	0	1									
Julian Javier, R OBP: 0.291, SLG: 0.389 (1, 4)			0-0 6-3		0-3 K				0-0 4-3	4	0	0	1	0	2	2									
Roger Craig, R OBP: 0.317, SLG: 0.270 (1, 1)			0-0 1-3						0-0 1-2 3-H	2	0	1	0	0	0	0									
Carl Warwick, R OBP: 0.304, SLG: 0.400 (8, PH)			0-0 1-3						0-0 FC	1	0	0	0	0	0	0									
Mike Cueljar, L (8, 1)									0-0 2-3	1	0	0	0	0	0	2									
Barney Schultz, R (9, 1)										0	0	0	0	0	0	0									
Inning Stats	R: 0 E: 0 K: 0 S: 3	H: 0 LOB: 0 BB: 0 P: 3	R: 0 E: 0 K: 0 S: 4	H: 1 LOB: 1 BB: 0 P: 4	R: 0 E: 0 K: 0 S: 3	H: 0 LOB: 0 BB: 0 P: 3	R: 0 E: 0 K: 1 S: 6	H: 1 LOB: 1 BB: 0 P: 6	R: 0 E: 0 K: 1 S: 7	H: 2 LOB: 2 BB: 0 P: 7	R: 0 E: 0 K: 0 S: 2	H: 1 LOB: 0 BB: 2 P: 10	R: 0 E: 0 K: 1 S: 5	H: 0 LOB: 0 BB: 0 P: 5	R: 0 E: 0 K: 0 S: 3	H: 1 LOB: 1 BB: 0 P: 3	R: 3 E: 2 K: 1 S: 11	H: 4 LOB: 1 BB: 0 P: 11	1B: 10 2B: 1 3B: 0 HR: 0	SF: 0 SAC: 0 DP: 1 HBP: 0	WP: 0 PB: 1 SB: 0 CS: 1	PA: 36			
PITCHER	IP	WLS	BF	H	R	ER	SO	BB	IBB	HBP	BLK	WP	HR	S	P	ERA	WHIP								
Hal Brown, R ERA: 3.54 (1, 1)	8.1	L	32	8	2	2	4	2	0	0	0	0	0	38	46	2.16	1.200								
Jim Owens, R ERA: 3.86 (9, 1)	0.2		4	2	1	1	1	0	0	0	0	0	0	6	6	13.50	3.000								

St. Louis Cardinals @ Houston Colt 45's
Colt Stadium, Houston, TX
Mon Aug 17 1964, 8:05 PM EDT
Att: 8,053 - Unknown - 88 F


AB 34
R 3
H 10
RBI 3
BB 2
SO 4
LOB 11

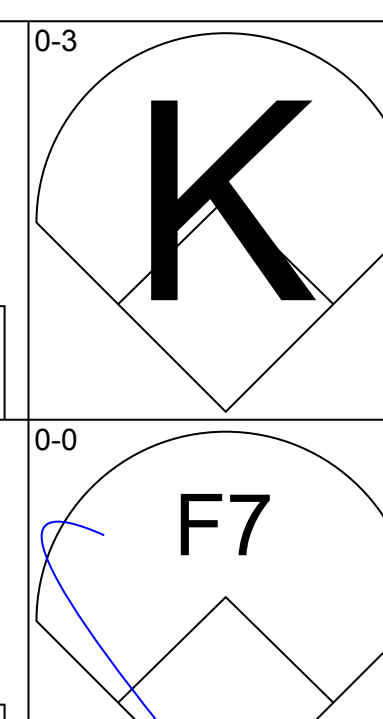
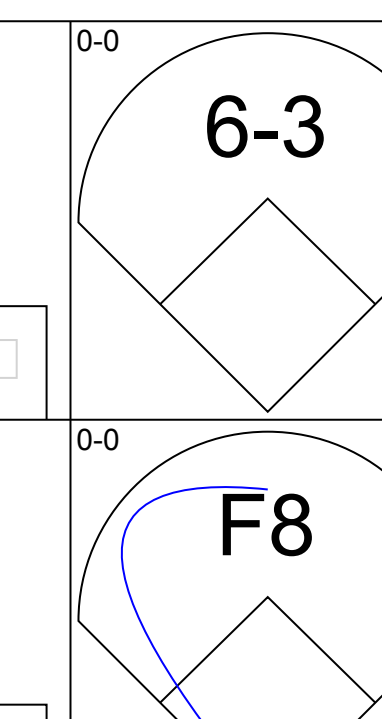
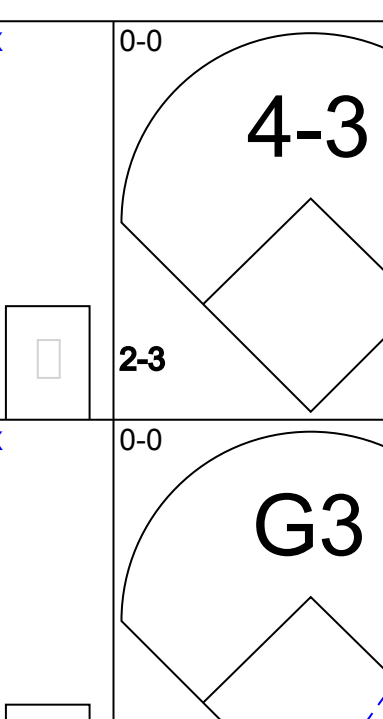
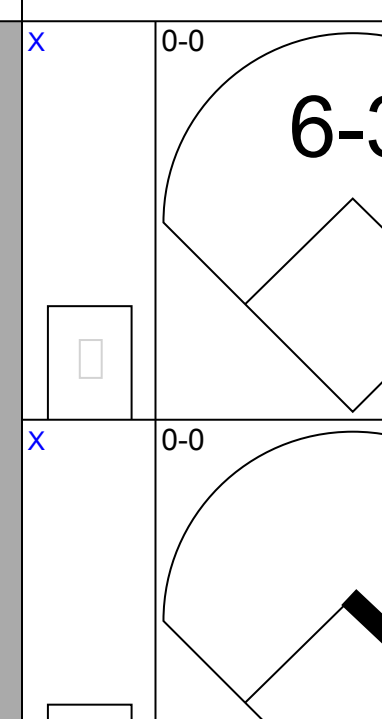
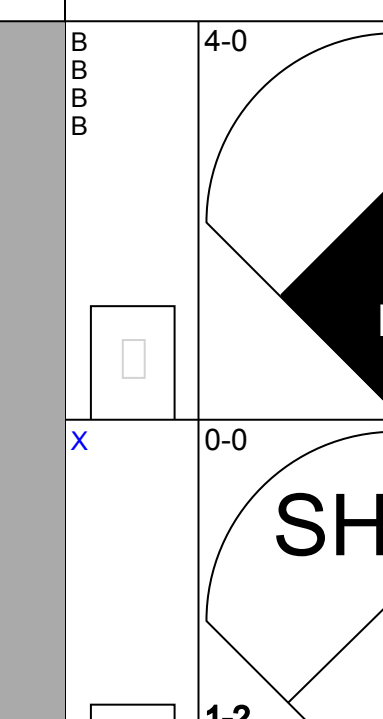
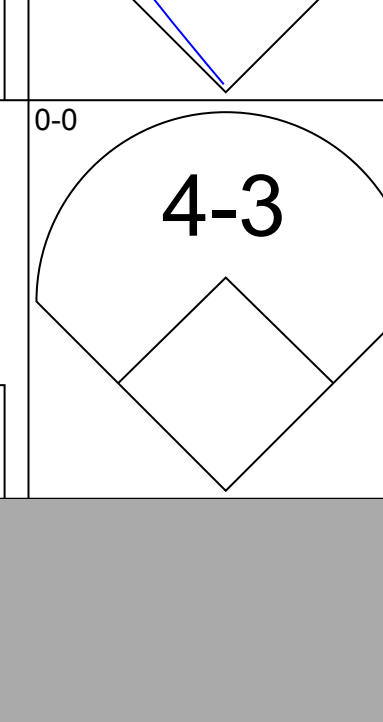

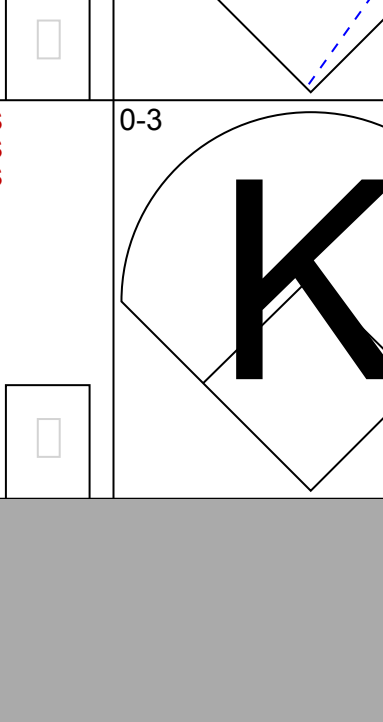
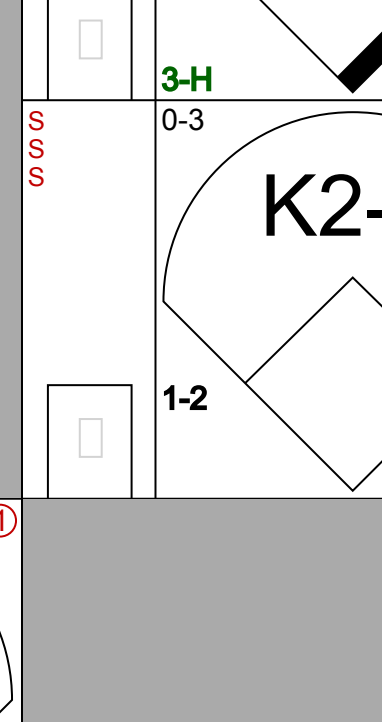
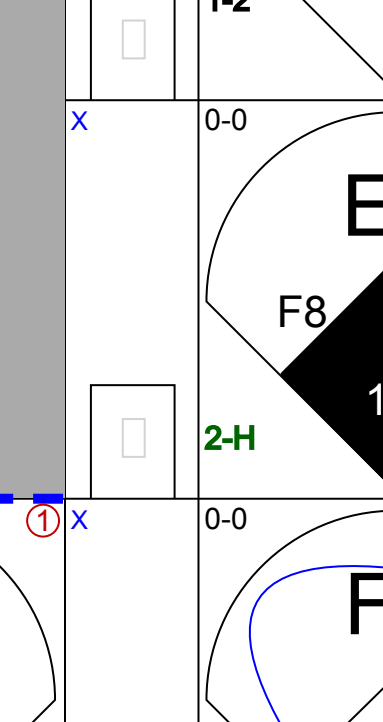

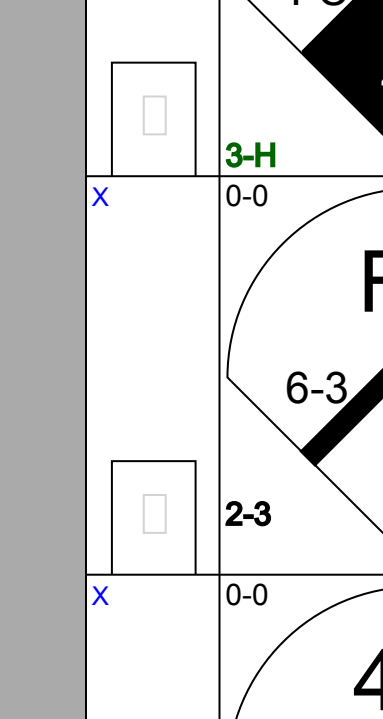


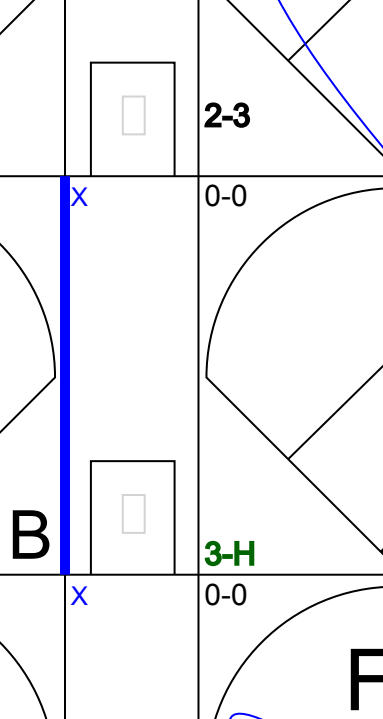
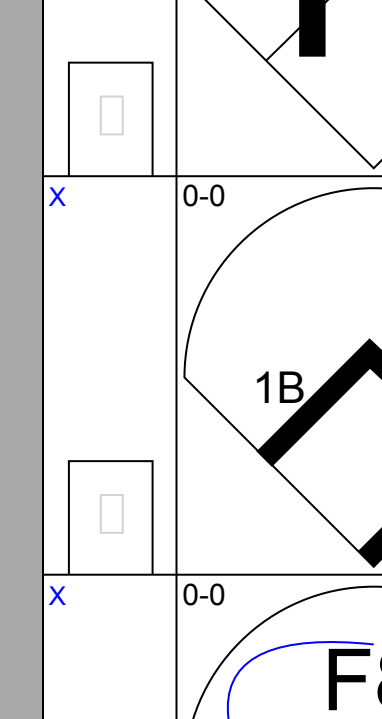
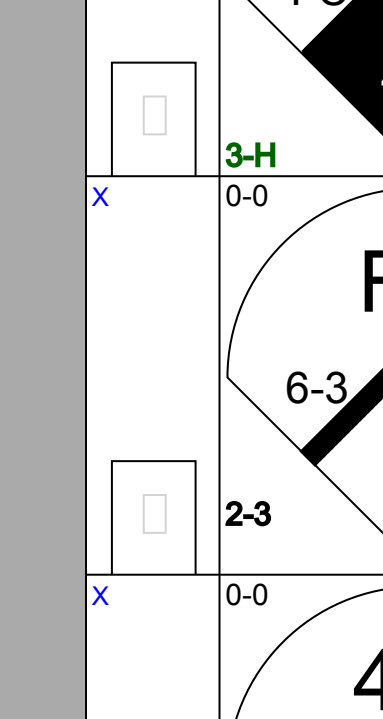


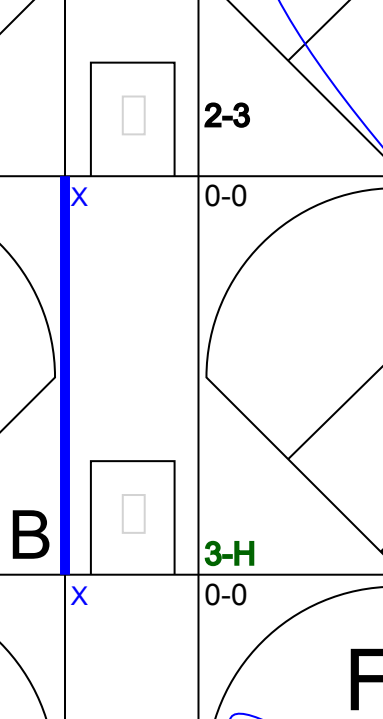
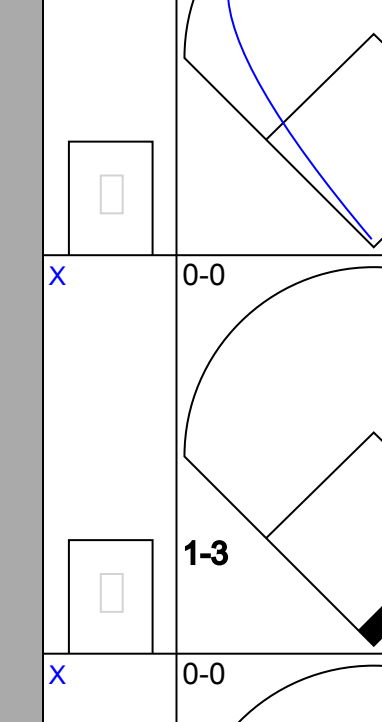
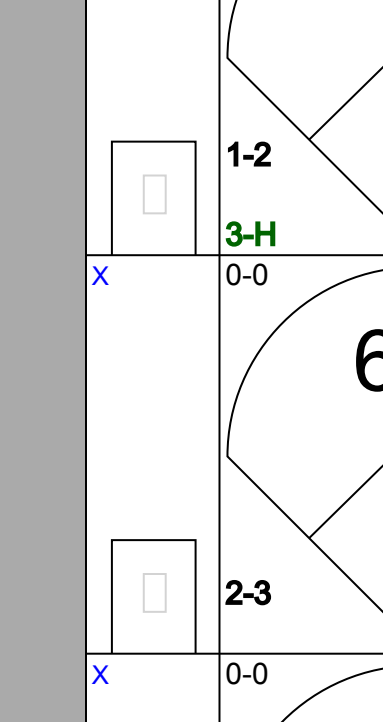


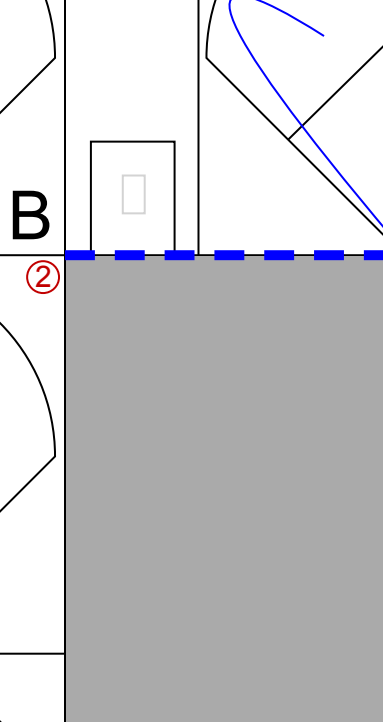
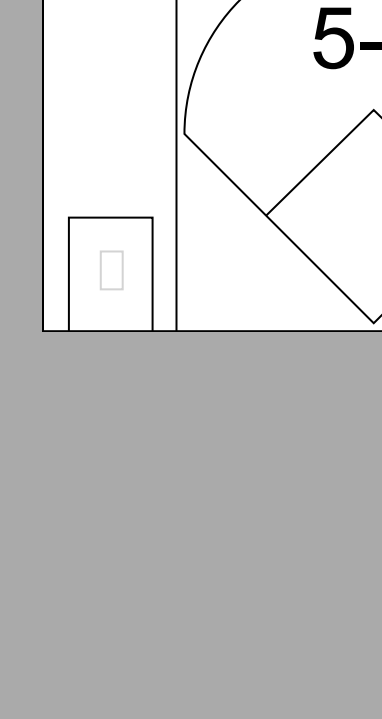
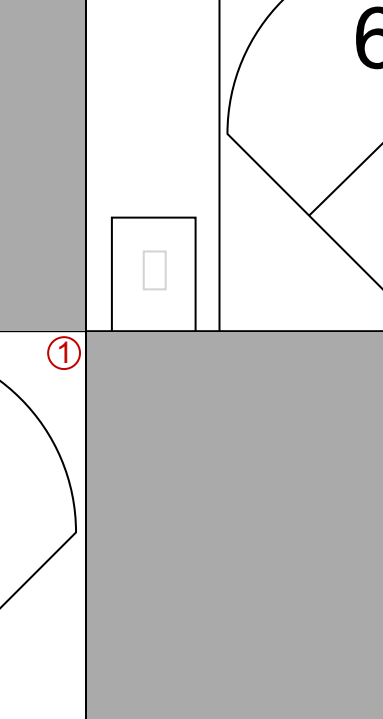
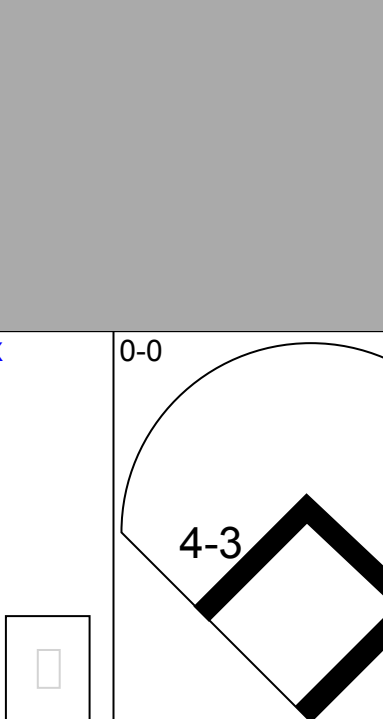
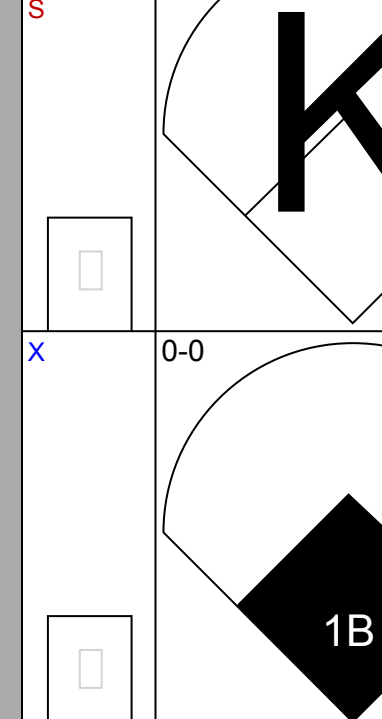
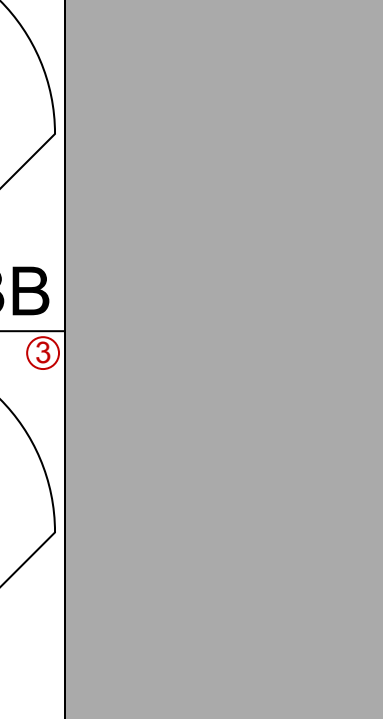




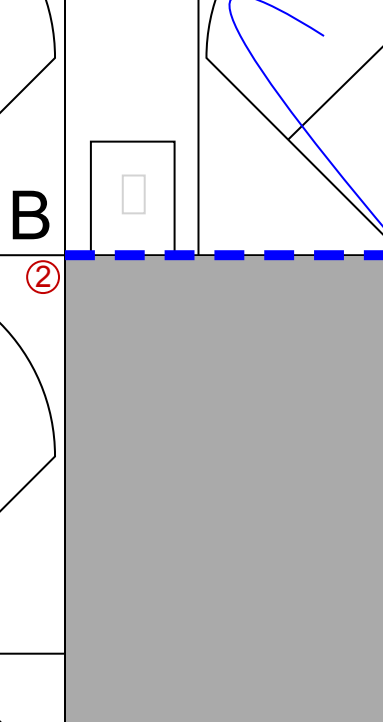

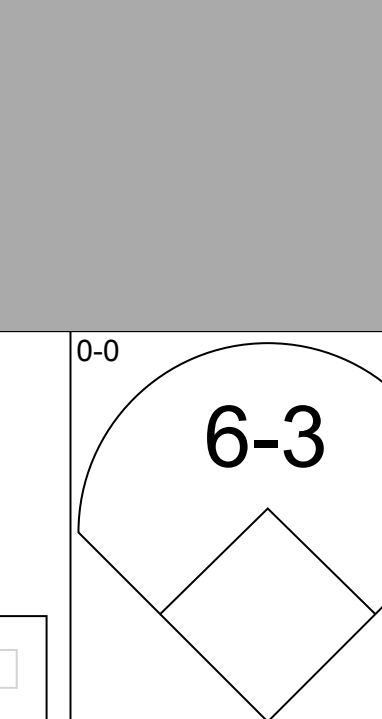
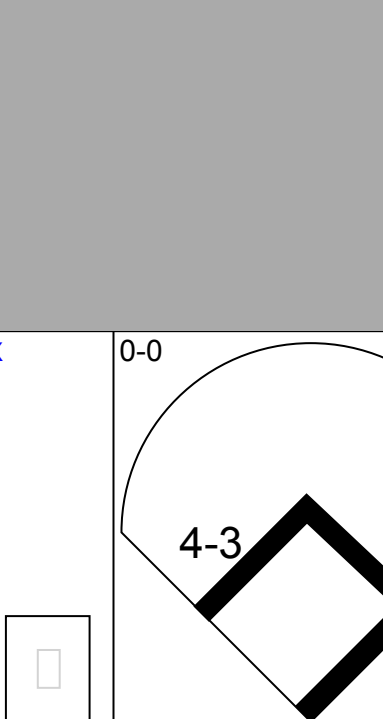
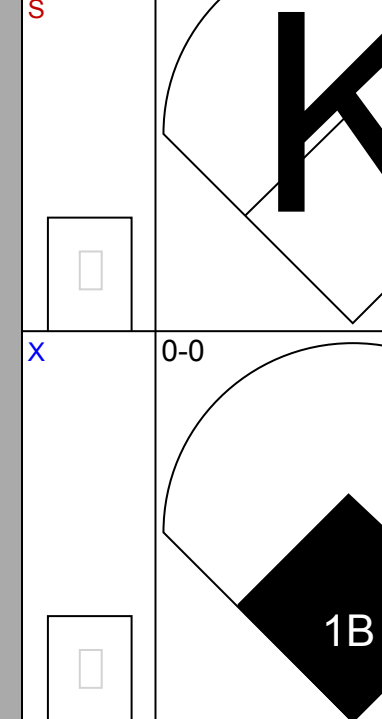
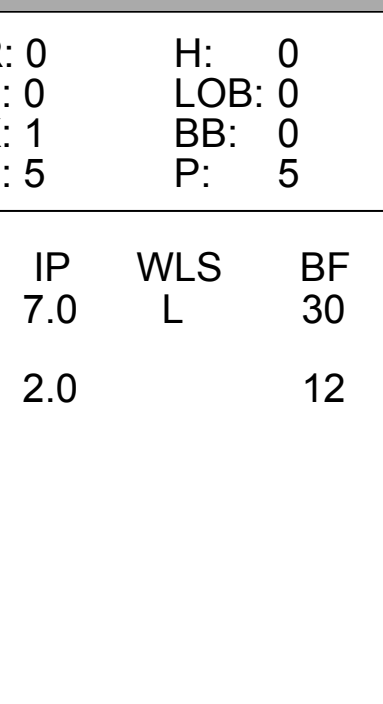
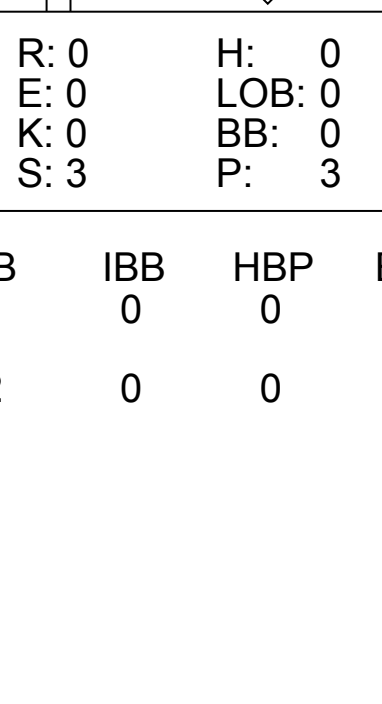
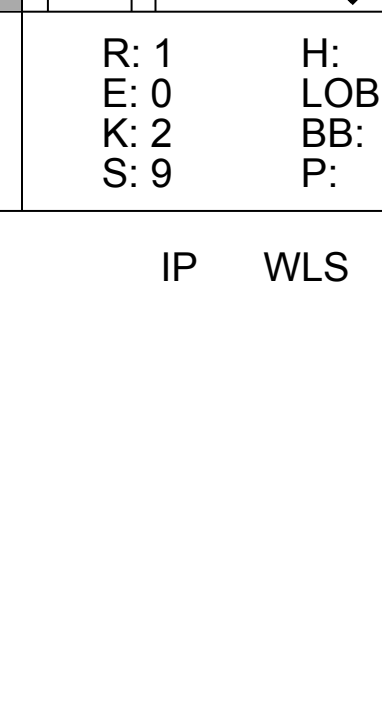
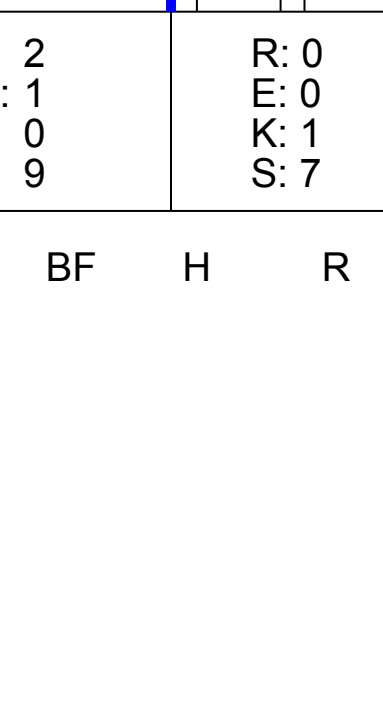
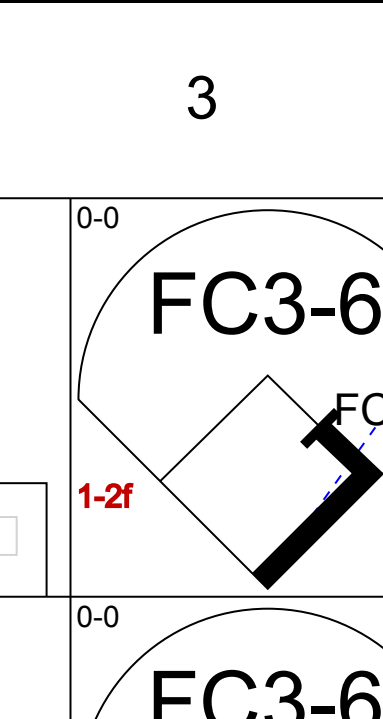
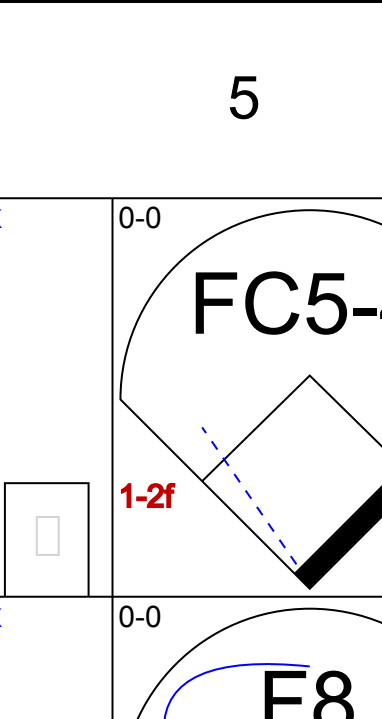
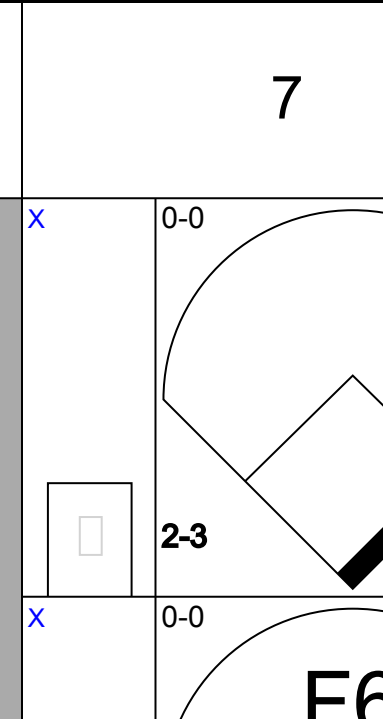
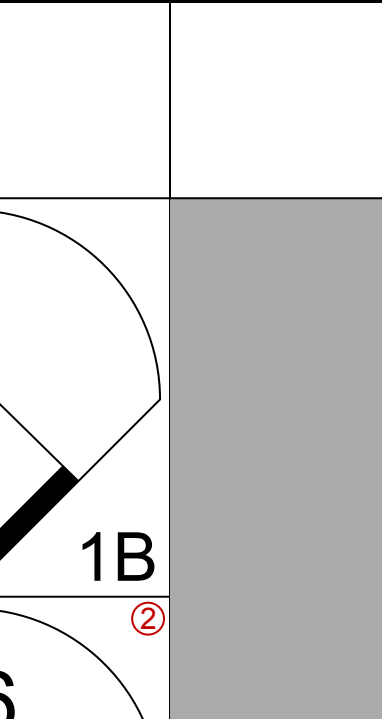


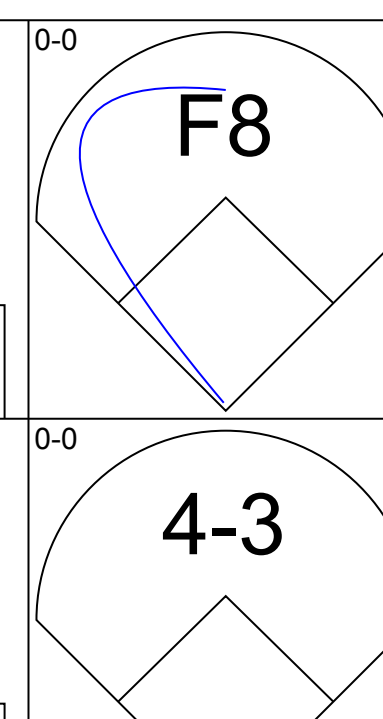
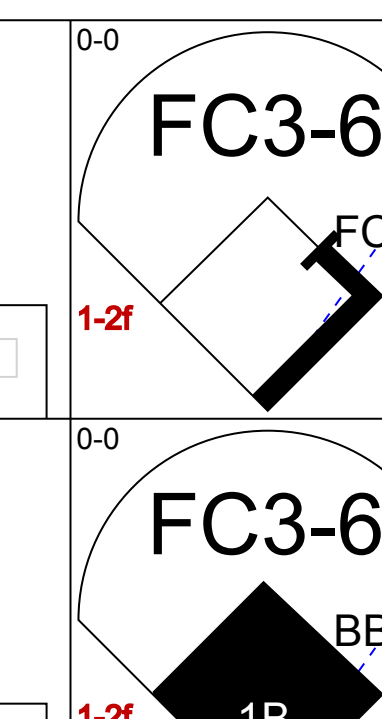
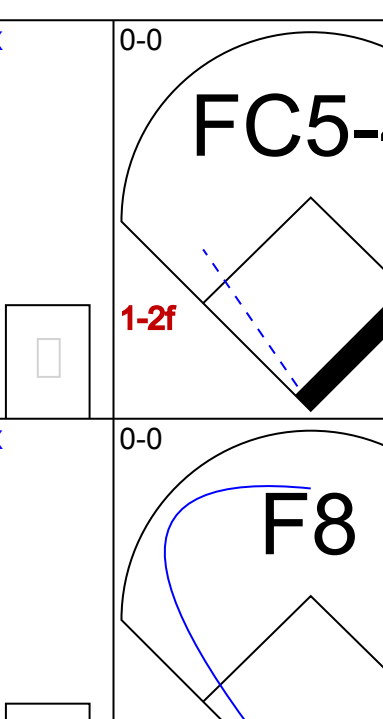
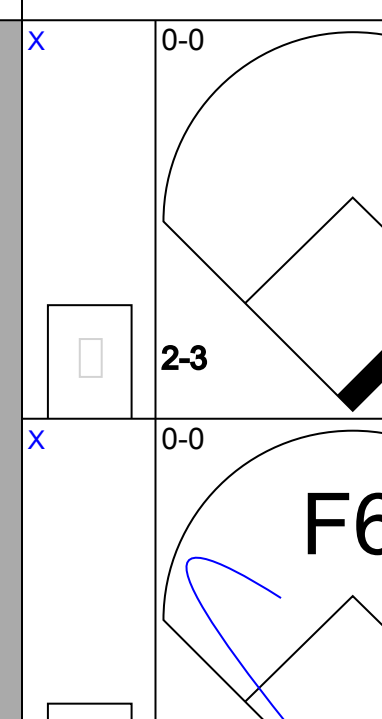
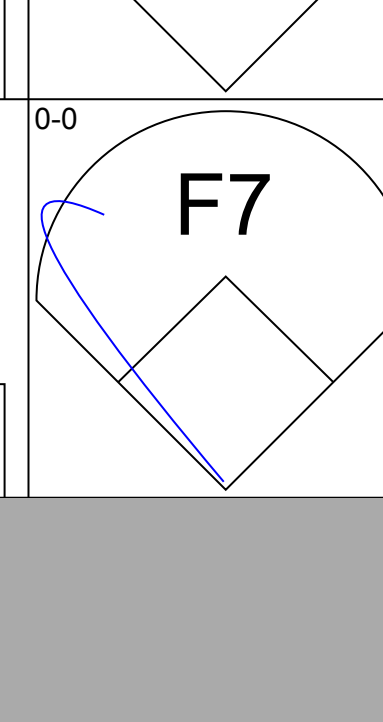
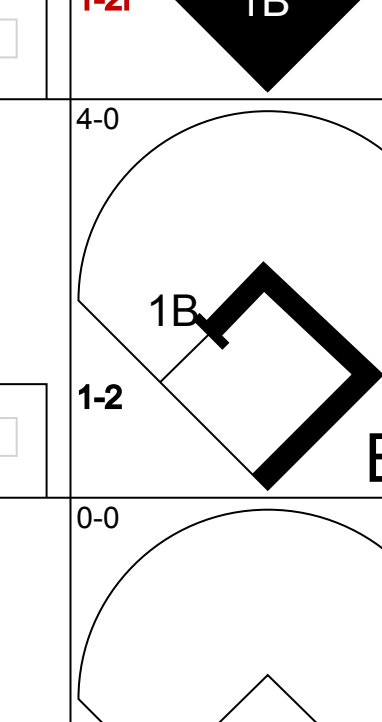
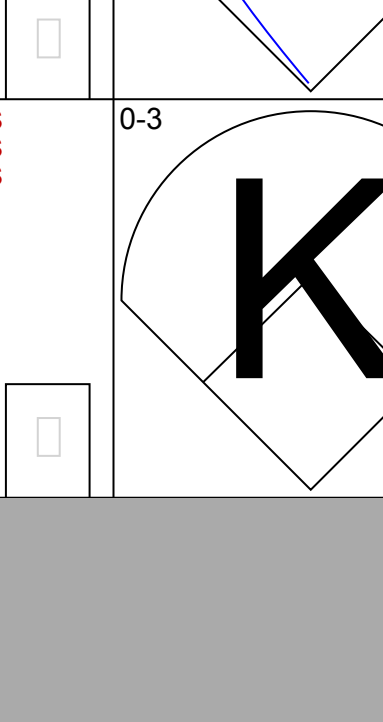
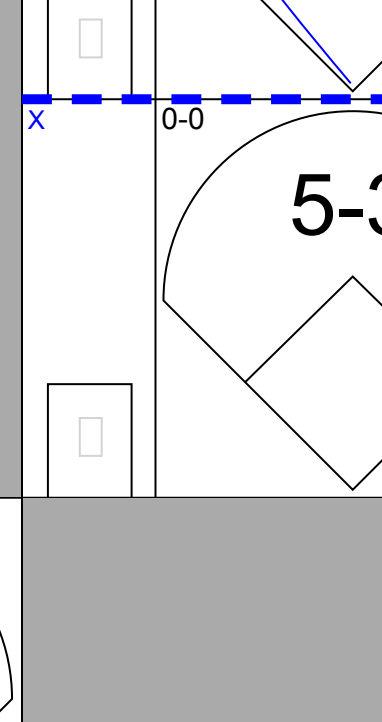




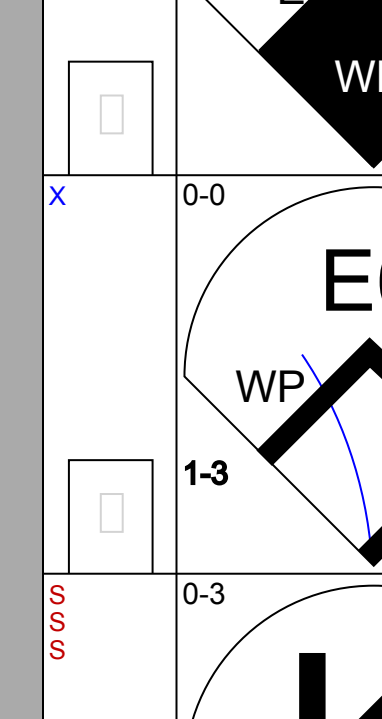



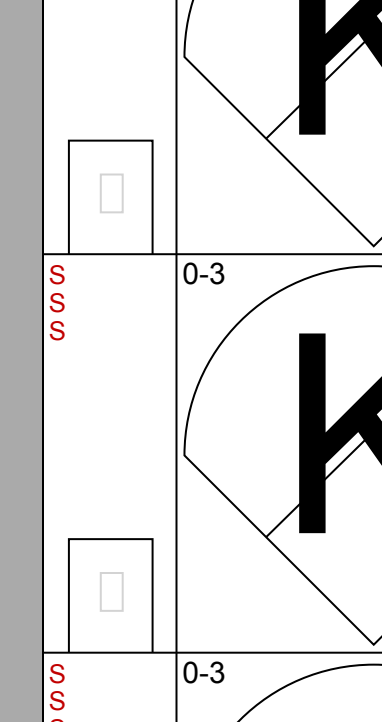
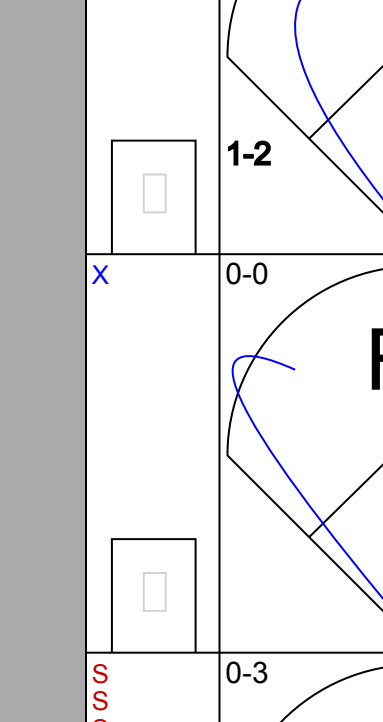


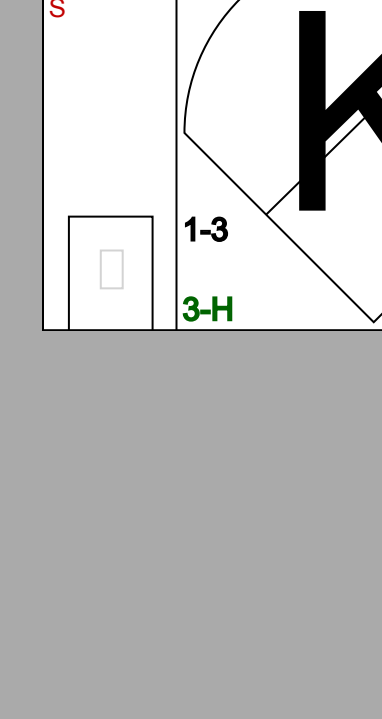
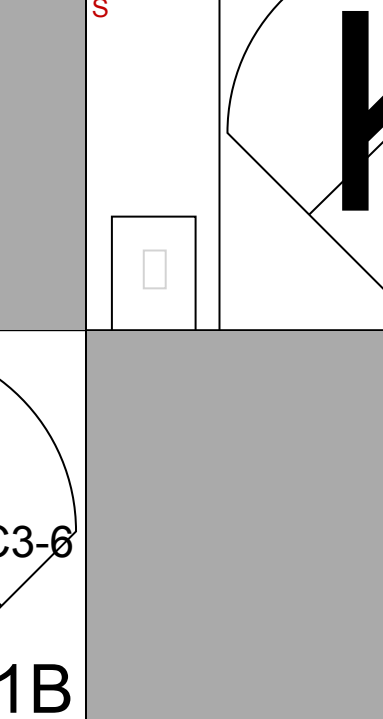
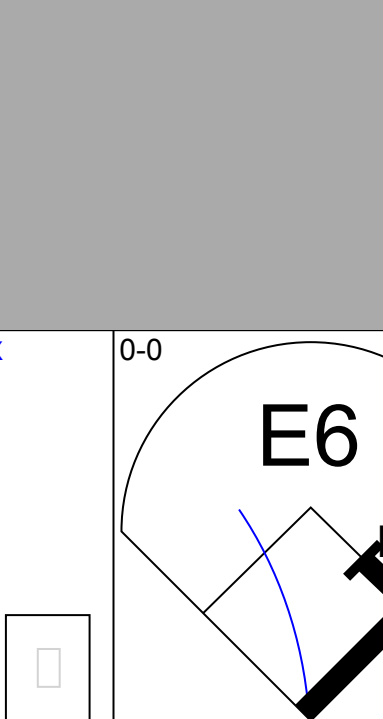
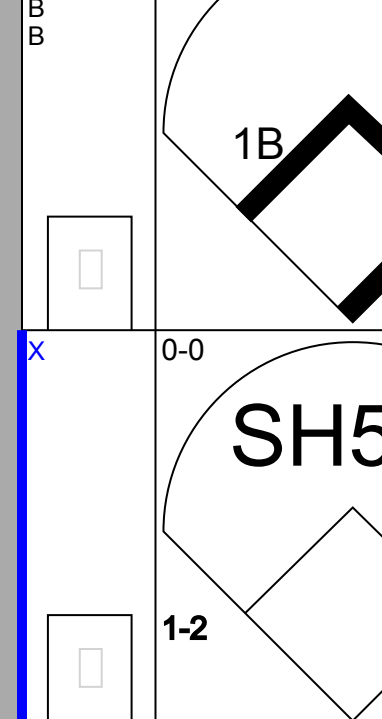
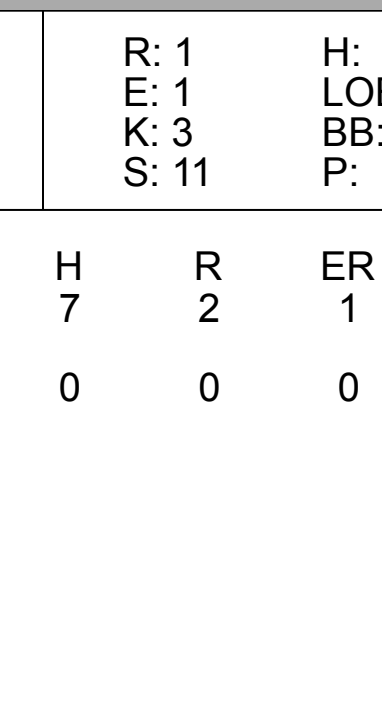
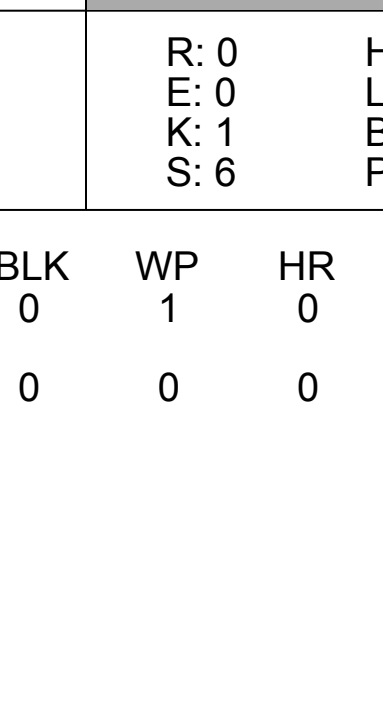
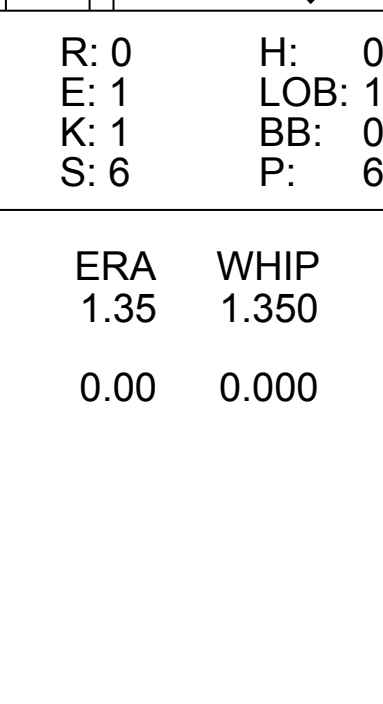
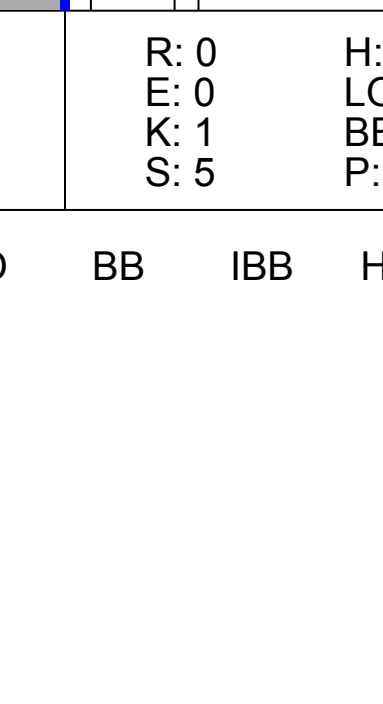
Batter	1	2	3	4	5	6	7	8	9	AB	R	H	RBI	BB	SO	LOB	BOTTOM								
Al Spangler, L OBP: 0.281, SLG: 0.316 (1, 7)	0-0 F8		0-0 2B		0-0 4-3			0-0 1-3		4	0	1	0	0	0	0									
Nellie Fox, L OBP: 0.314, SLG: 0.321 (1, 4)	0-0 L3		4-0 BB			0-0 6-3		0-0 F7		3	0	0	0	1	0	0									
Joe Gaines, R OBP: 0.332, SLG: 0.397 (1, 9)	0-0 5-3		0-0 5-3			0-0 4-3			0-0 5-3 1B	4	0	1	0	0	0	2									
Walt Bond, L OBP: 0.309, SLG: 0.459 (1, 3)		0-0 G3		0-0 F7		0-0 HR			0-3 K	4	1	1	1	0	1	1									
Bob Aspromonte, R OBP: 0.324, SLG: 0.414 (1, 5)		0-0 F8		0-0 F7		0-0 F7			0-0 5-3	4	0	0	0	0	0	1									
Carroll Hardy, R OBP: 0.247, SLG: 0.244 (1, 8)		4-0 BB		0-0 1B				0-0 6-3		3	0	1	0	1	0	1									
Eddie Kasko, R OBP: 0.312, SLG: 0.295 (1, 6)		0-3 K		0-3 K				0-0 F7		3	0	0	0	0	2	2									
Jerry Grote, R OBP: 0.229, SLG: 0.260 (1, 2)			0-0 F8		0-0 3-1			0-3 K		3	0	0	0	0	1	0									
Hal Brown, R OBP: 0.156, SLG: 0.129 (1, 1)			0-3 K		0-3 K			0-0 5-3		3	0	0	0	0	2	0									
Jim Owens, R OBP: 0.120, SLG: 0.160 (9, 1)										0	0	0	0	0	0	0									
Inning Stats	R: 0 E: 0 K: 0 S: 3	H: 0 LOB: 0 BB: 0 P: 3	R: 0 E: 0 K: 1 S: 5	H: 0 LOB: 1 BB: 1 P: 9	R: 0 E: 0 K: 1 S: 6	H: 1 LOB: 2 BB: 1 P: 10	R: 0 E: 0 K: 1 S: 6	H: 1 LOB: 1 BB: 0 P: 6	R: 0 E: 0 K: 1 S: 5	H: 0 LOB: 0 BB: 0 P: 5	R: 1 E: 0 K: 0 S: 4	H: 1 LOB: 0 BB: 0 P: 4	R: 0 E: 0 K: 1 S: 5	H: 0 LOB: 0 BB: 0 P: 5	R: 0 E: 0 K: 0 S: 3	H: 0 LOB: 0 BB: 0 P: 3	R: 0 E: 0 K: 1 S: 6	H: 1 LOB: 1 BB: 0 P: 6	1B: 2 2B: 1 3B: 0 HR: 1	SF: 0 SAC: 0 DP: 0 HBP: 0	WP: 0 PB: 0 SB: 0 CS: 0	PA: 33			
PITCHER	IP	WLS	BF	H	R	ER	SO	BB	IBB	HBP	BLK	WP	HR	S	P	ERA	WHIP								
Roger Craig, R ERA: 3.14 (1, 1)	7.0		26	3	1	1	5	2	0	0	0	0	0	34	42	1.29	0.714								
Mike Cueljar, L ERA: 3.89 (8, 1)	1.1	W	5	1	0	0	1	0	0	0	0	0	0	7	7	0.00	0.750								
Barney Schultz, R ERA: (9, 1)	0.2	S	2	0	0	0	0	0	0	0	0	0	0	2	2	0.00	0.000								

St. Louis Cardinals @ Houston Colt 45's
Colt Stadium, Houston, TX
Mon Aug 17 1964, 8:05 PM EDT
Att: 8,053 - Unknown - 88 F

AB 31
R 1
H 4
RBI 1
BB 2
SO 6
LOB 7



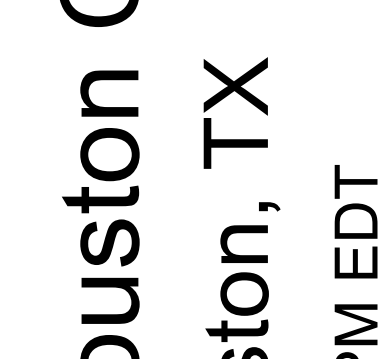
Batter	1	2	3	4	5	6	7	8	9	AB	R	H	RBI	BB	SO	LOB	TOP					
Curt Flood, R OBP: 0.345, SLG: 0.369 (1, 8)										4	1	0	0	1	1	2	St. Louis Cardinals @ Houston Colt 45's Colt Stadium, Houston, TX Tue Aug 18 1964, 8:05 PM EDT Alt. 8,617 - Unknown - 94 F					
Lou Brock, L OBP: 0.343, SLG: 0.413 (1, 7)										4	0	1	1	0	0	1						
Bill White, L OBP: 0.355, SLG: 0.468 (1, 3)										5	2	1	0	0	2	2						
Ken Boyer, R OBP: 0.369, SLG: 0.488 (1, 5)										5	1	1	1	0	2	1						
Dick Groat, R OBP: 0.331, SLG: 0.364 (1, 6)										3	0	2	0	1	0	1						
Dal Maxvill, R OBP: 0.333, SLG: 0.333 (8, PR)										1	0	1	1	0	0	0						
Tim McCarver, L OBP: 0.346, SLG: 0.395 (1, 2)										5	0	1	1	0	0	4						
Julian Javier, R OBP: 0.290, SLG: 0.388 (1, 4)										4	0	1	0	0	0	4						
Mike Shannon, R OBP: 0.307, SLG: 0.382 (1, 9)										3	0	0	0	1	1	3						
Ray Sadecki, L OBP: 0.237, SLG: 0.351 (1, 1)										3	1	2	0	0	0	0						
Barney Schultz, R (7, 1)										1	0	0	0	0	0	3						
Inning Stats	R: 0 E: 0 K: 1 S: 5	H: 0 LOB: 0 BB: 0 P: 5	R: 0 E: 0 K: 1 S: 7	H: 2 LOB: 2 BB: 0 P: 7	R: 0 E: 0 K: 0 S: 3	H: 0 LOB: 0 BB: 0 P: 3	R: 2 E: 0 K: 0 S: 6	H: 2 LOB: 1 BB: 0 P: 6	R: 0 E: 0 K: 1 S: 6	H: 1 LOB: 1 BB: 0 P: 6	R: 0 E: 0 K: 0 S: 3	H: 0 LOB: 1 BB: 1 P: 7	R: 1 E: 0 K: 2 S: 9	H: 2 LOB: 1 BB: 0 P: 9	R: 0 E: 0 K: 1 S: 7	H: 2 LOB: 3 BB: 1 P: 11	R: 2 E: 1 K: 0 S: 5	H: 1 LOB: 1 BB: 1 P: 9	1B: 6 2B: 2 3B: 2 HR: 0	SF: 0 SAC: 1 DP: 0 HBP: 0	WP: 0 PB: 0 SB: 2 CS: 0	PA: 42
PITCHER	IP	WLS	BF	H	R	ER	SO	BB	IBB	HBP	BLK	WP	HR	S	P	ERA	WHIP					
Don Larsen, R ERA: 2.77 (1, 1)	7.0	L	30	7	3	3	5	1	0	0	0	0	0	39	43	3.86	1.143					
Hal Woodeshick, L ERA: 2.83 (8, 1)	2.0		12	3	2	0	1	2	0	0	0	0	0	12	20	0.00	2.500					

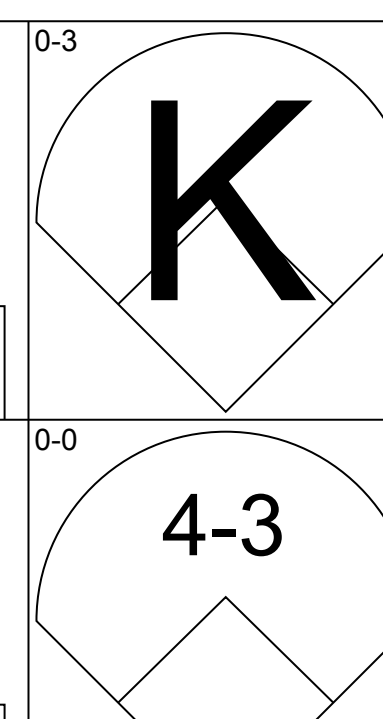
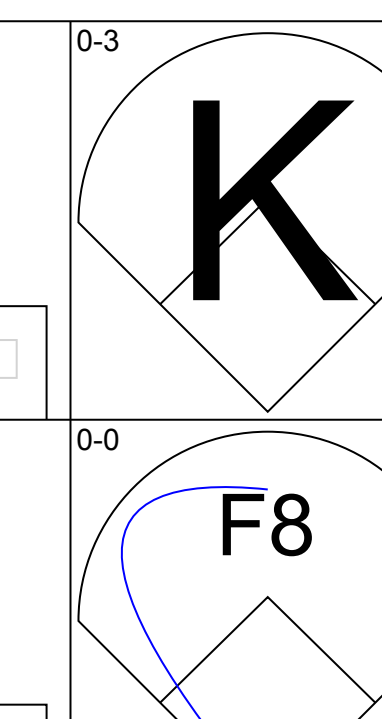
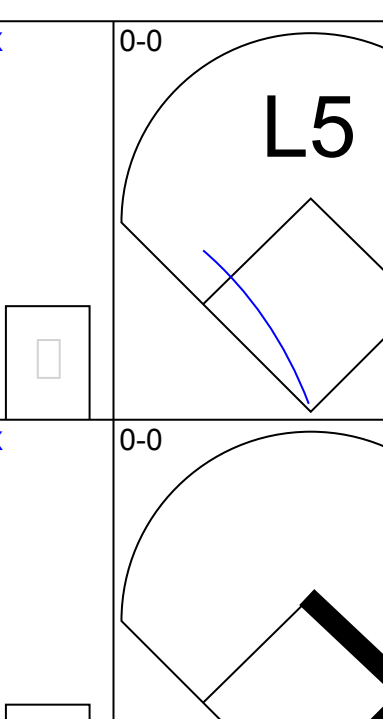
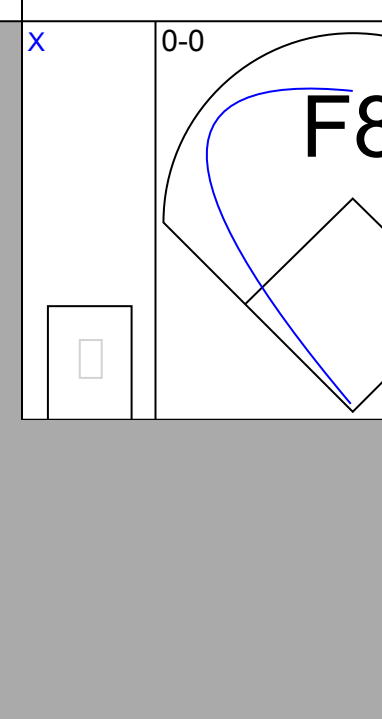
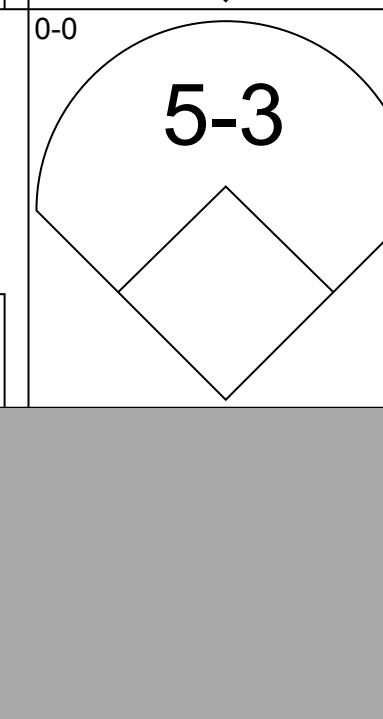
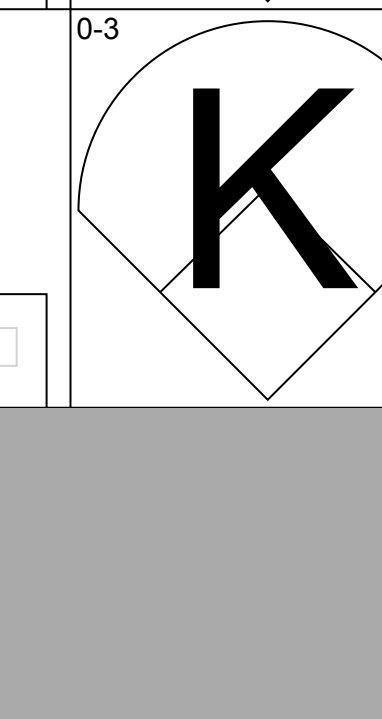
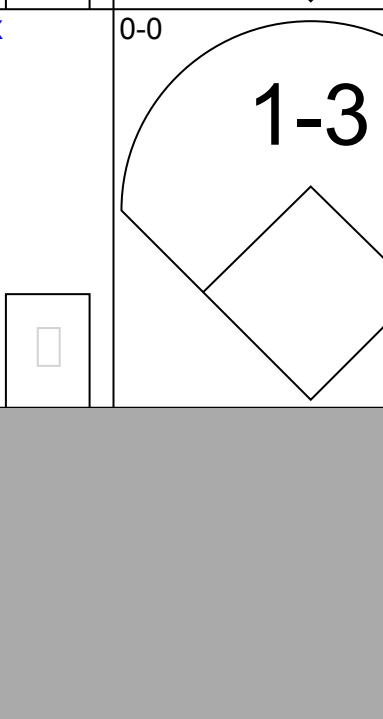
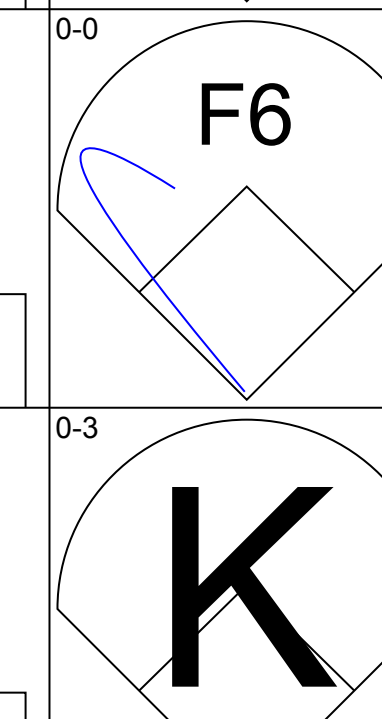




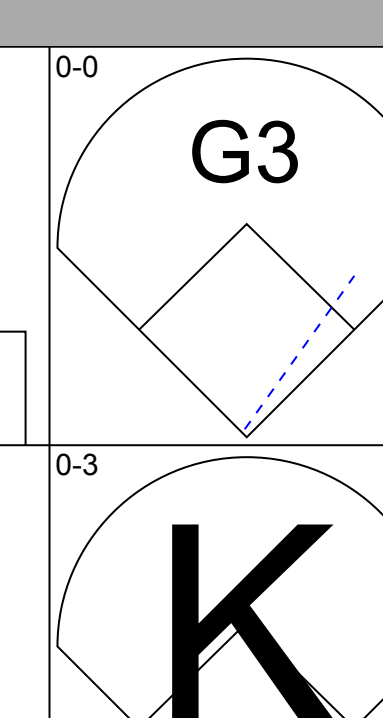
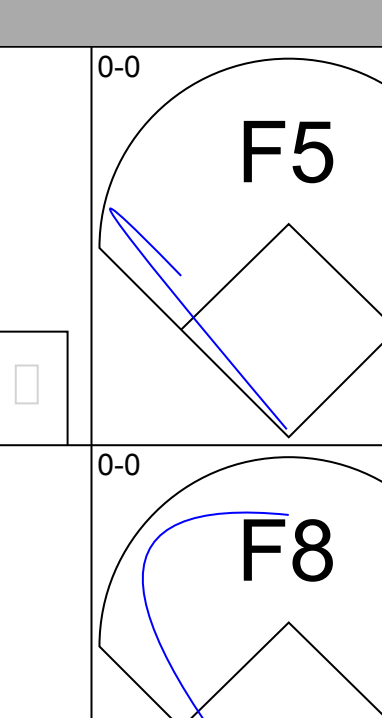
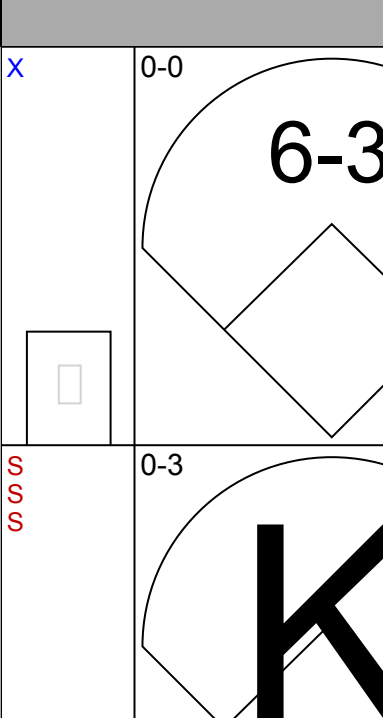
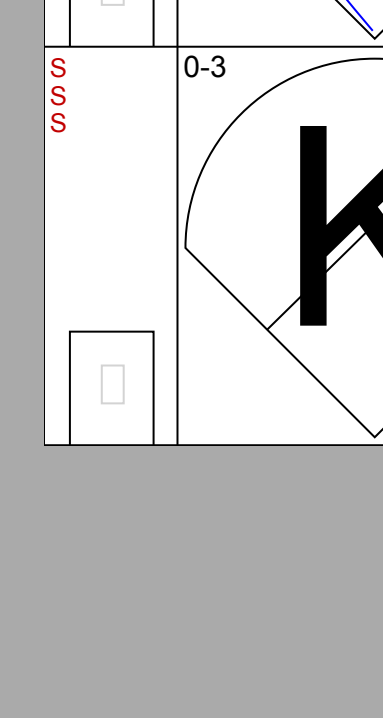
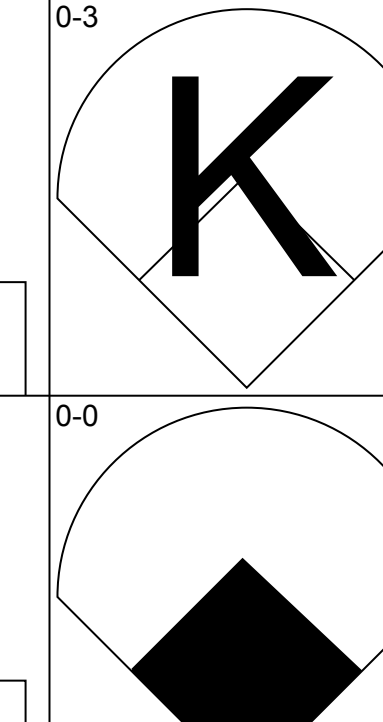
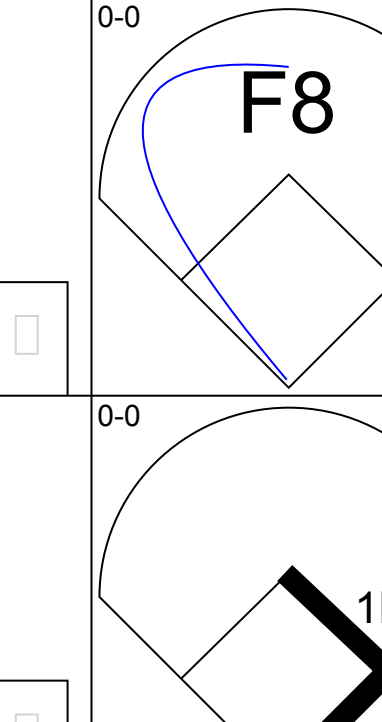
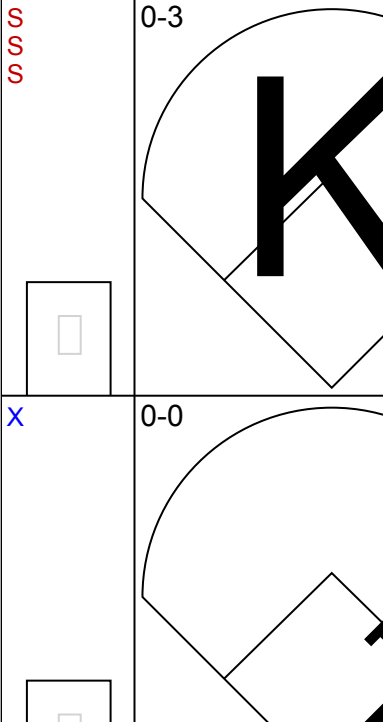
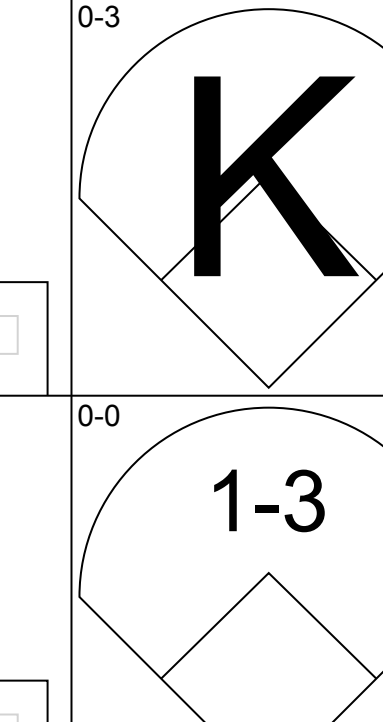
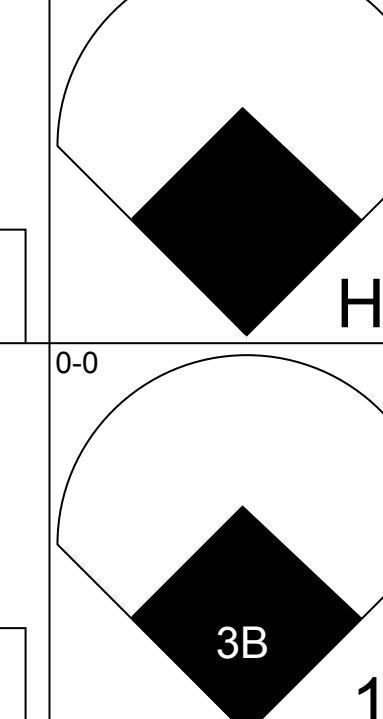
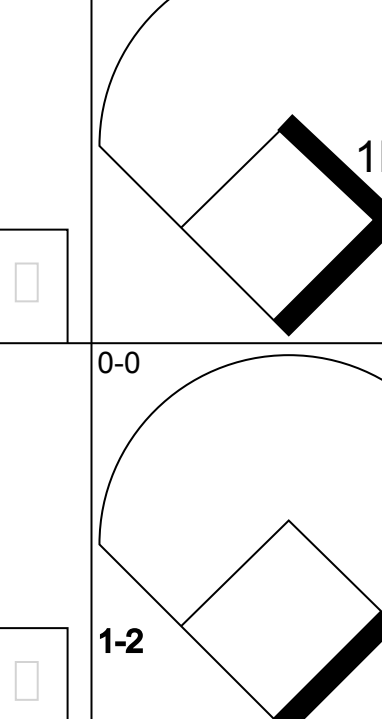
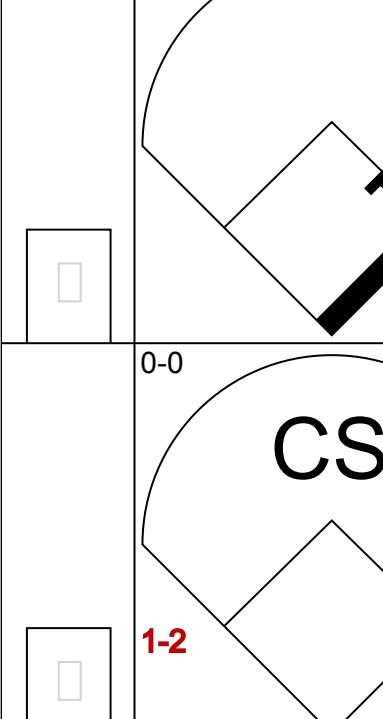
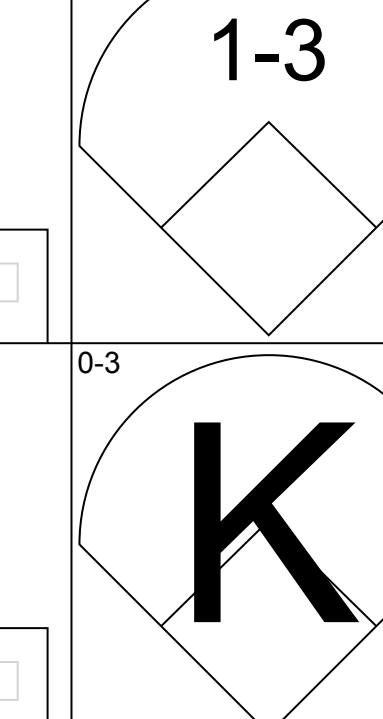
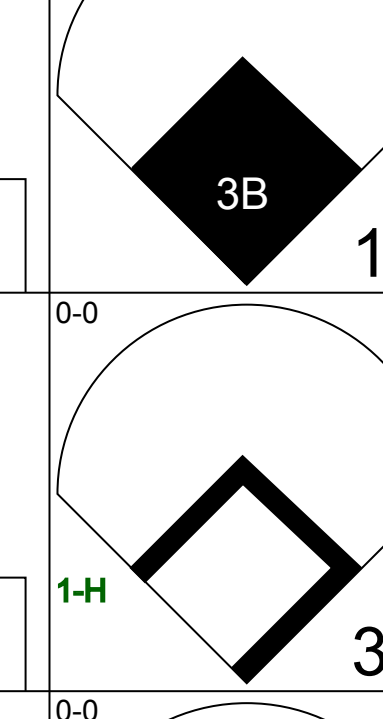
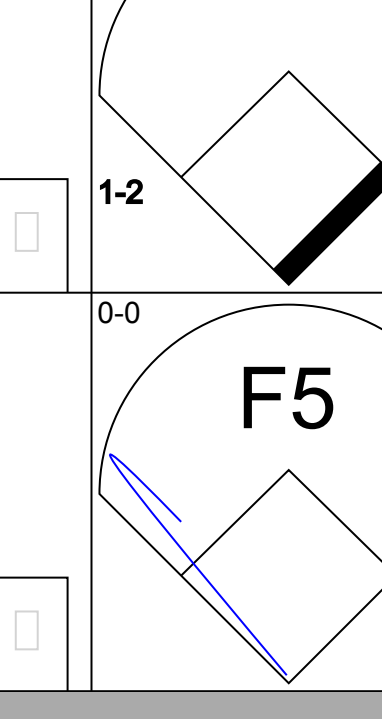
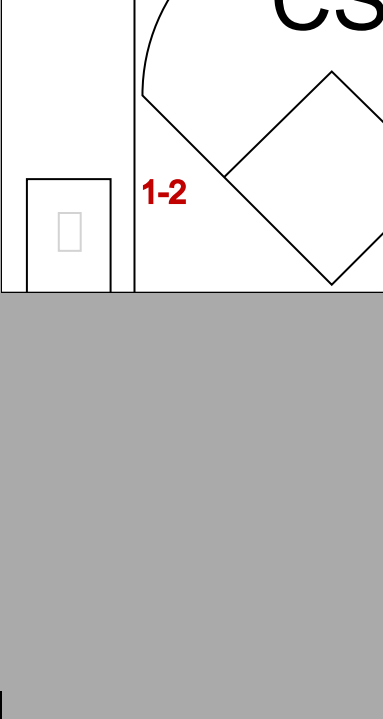
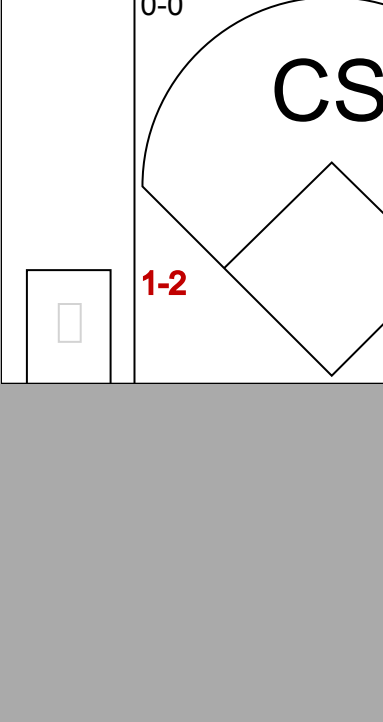
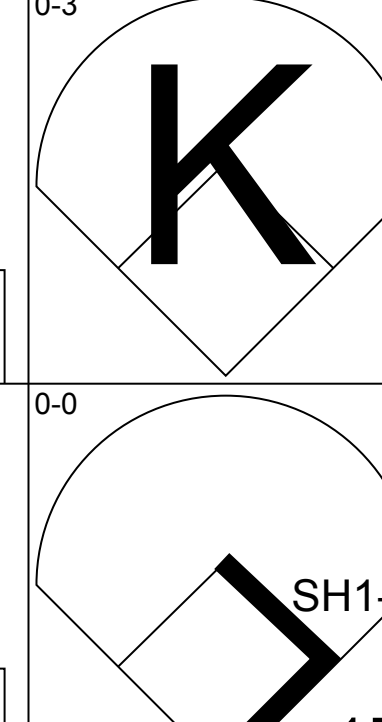
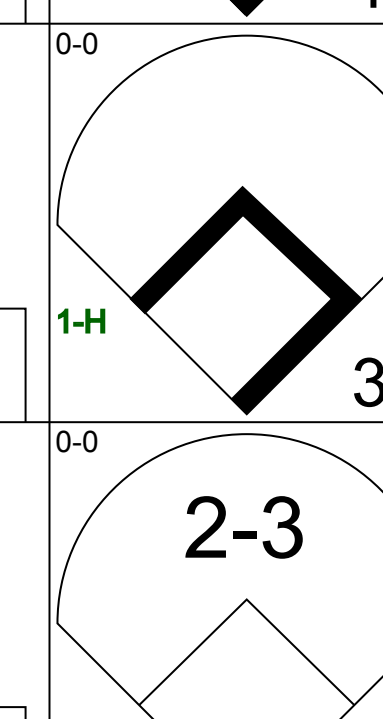
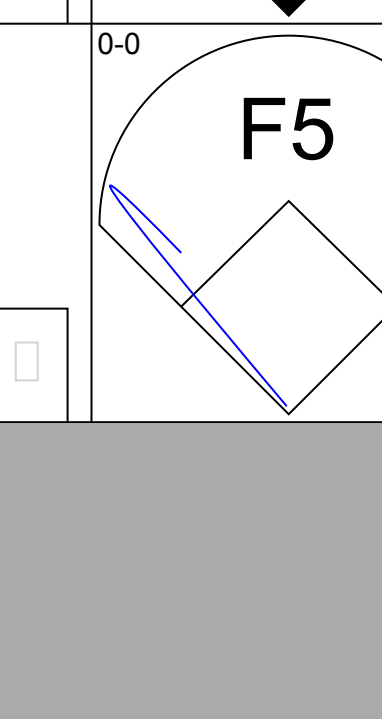
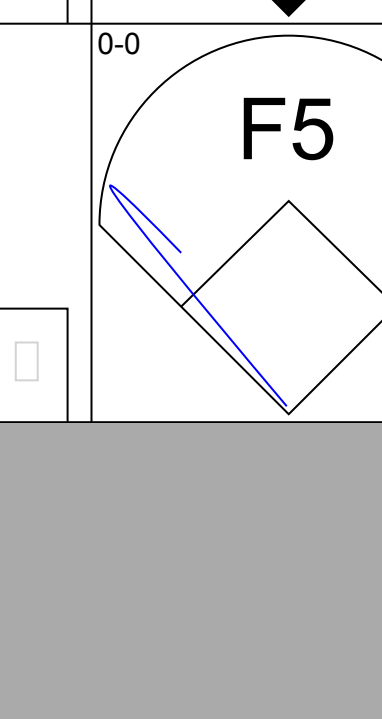
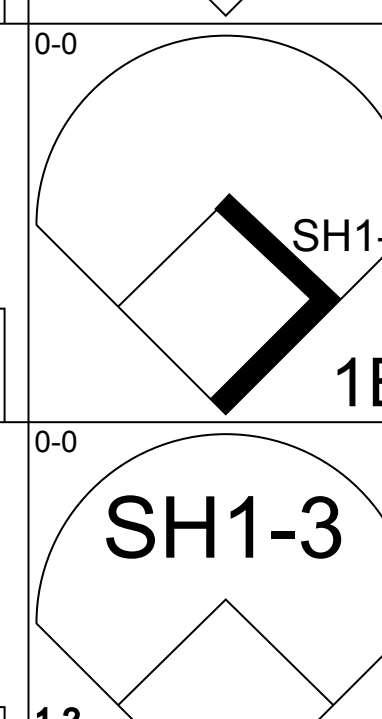
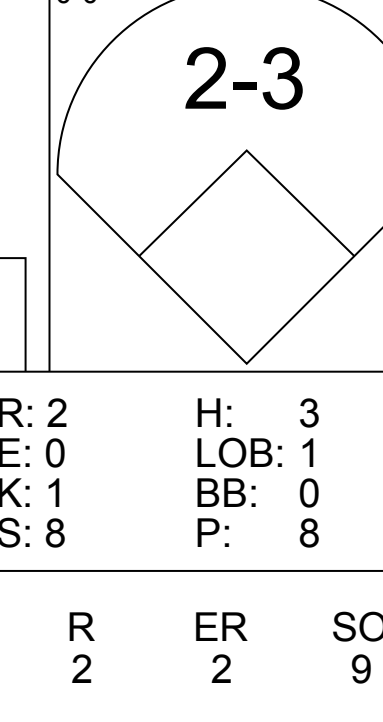
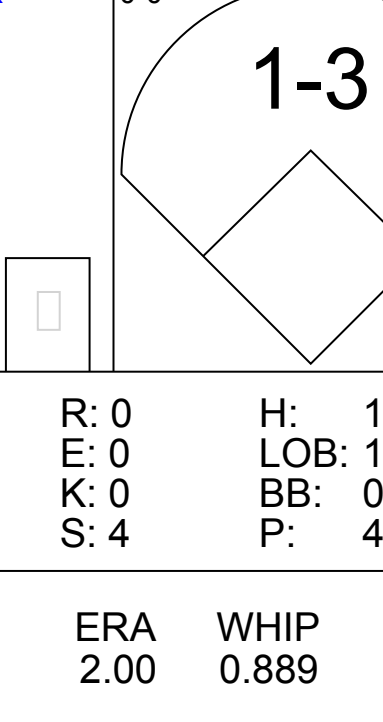
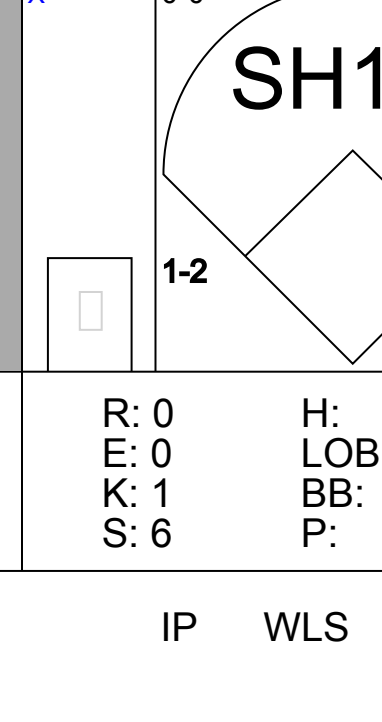
Batter	1	2	3	4	5	6	7	8	9	AB	R	H	RBI	BB	SO	LOB	BOTTOM				
Eddie Kasko, R OBP: 0.312, SLG: 0.294 (1, 6)										4	0	1	0	0	0	2	St. Louis Cardinals @ Houston Colt 45's Colt Stadium, Houston, TX Tue Aug 18 1964, 8:05 PM EDT Alt. 8,617 - Unknown - 94 F				
Al Spangler, L OBP: 0.276, SLG: 0.312 (1, 7)										4	1	0	0	0	0	4					
Joe Gaines, R OBP: 0.331, SLG: 0.392 (1, 9)										3	0	0	0	1	1	3					
Walt Bond, L OBP: 0.313, SLG: 0.462 (1, 3)										4	1	3	1	0	0	0					
Bob Aspromonte, R OBP: 0.326, SLG: 0.414 (1, 5)										4	0	2	0	0	0	1					
Carroll Hardy, R OBP: 0.237, SLG: 0.233 (1, 8)										4	0	0	0	0	1	5					
Bob Lillis, R OBP: 0.295, SLG: 0.315 (1, 4)										4	0	0	0	0	1	4					
Jerry Grote, R OBP: 0.229, SLG: 0.256 (1, 2)										3	0	0	0	1	2	2					
Don Larsen, R OBP: 0.235, SLG: 0.071 (1, 1)										2	0	1	0	0	0	0					
Nellie Fox, L OBP: 0.314, SLG: 0.321 (7, PH)										0	0	0	0	0	0	0					
Hal Woodeshick, R (8, 1)										0	0	0	0	0	0	0					
Dave Roberts, L OBP: 0.284, SLG: 0.296 (8, PH)										1	0	0	0	0	1	0					
Inning Stats	R: 0 E: 0 K: 0 S: 3	H: 0 LOB: 0 BB: 0 P: 3	R: 1 E: 1 K: 3 S: 11	H: 1 LOB: 1 BB: 0 P: 11	R: 1 E: 0 K: 0 S: 4	H: 2 LOB: 2 BB: 1 P: 8	R: 0 E: 0 K: 1 S: 6	H: 1 LOB: 1 BB: 0 P: 6	R: 0 E: 0 K: 0 S: 4	H: 2 LOB: 1 BB: 0 P: 4	R: 0 E: 0 K: 0 S: 4	H: 1 LOB: 2 BB: 1 P: 8	R: 0 E: 0 K: 0 S: 3	H: 0 LOB: 0 BB: 0 P: 3	R: 0 E: 0 K: 1 S: 5	H: 0 LOB: 0 BB: 0 P: 5	1B: 7 2B: 0 3B: 0 HR: 0	SF: 0 SAC: 1 DP: 1 HBP: 0	WP: 2 PB: 0 SB: 1 CS: 0	PA: 36	
PITCHER	IP	WLS	BF	H	R	ER	SO	BB	IBB	HBP	BLK	WP	HR	S	P	ERA	WHIP				
Ray Sadecki, L ERA: 3.93 (1, 1)	6.2	W	29	7	2	1	5	2	0	0	0	0	0	37	45	1.35	1.350				
Barney Schultz, R ERA: (7, 1)	2.1	S	7	0	0	0	1	0	0	0	0	0	0	9	9	0.00	0.000				

AB 38
R 5
H 10
RBI 4
BB 3
SO 6
LOB 21



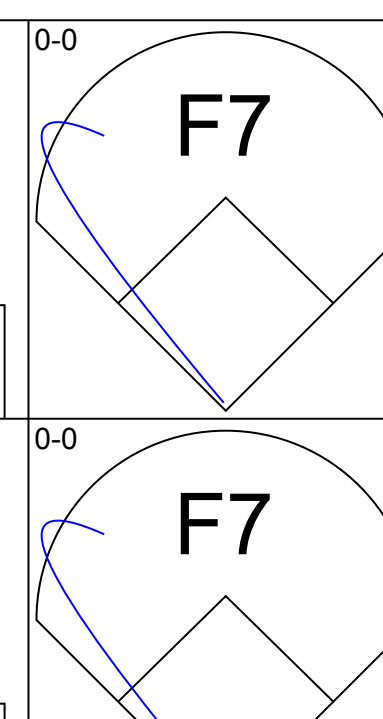
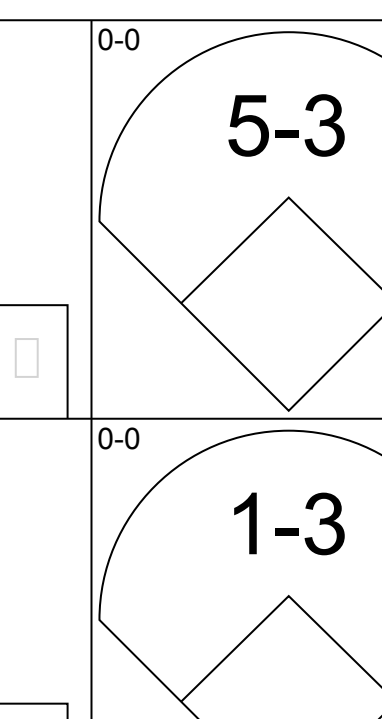
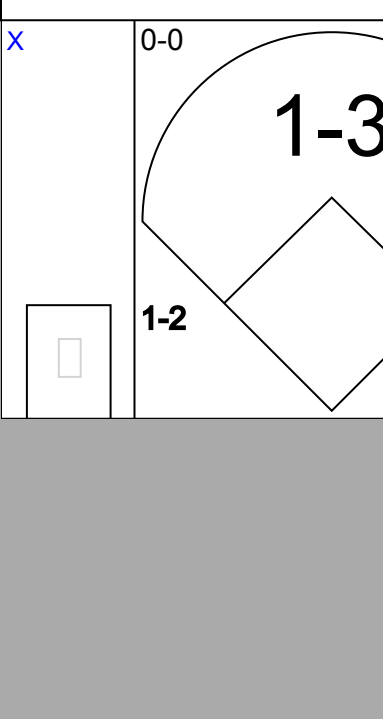
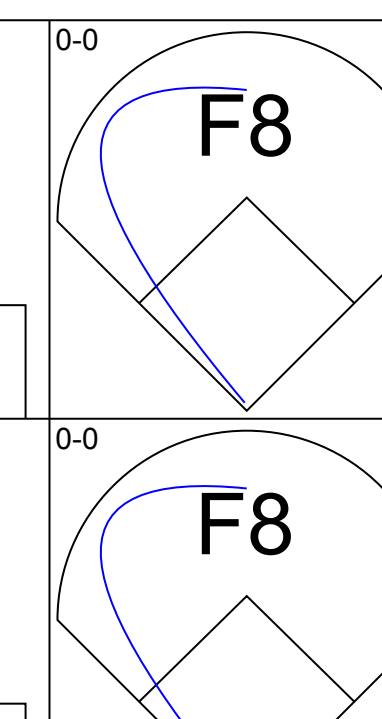
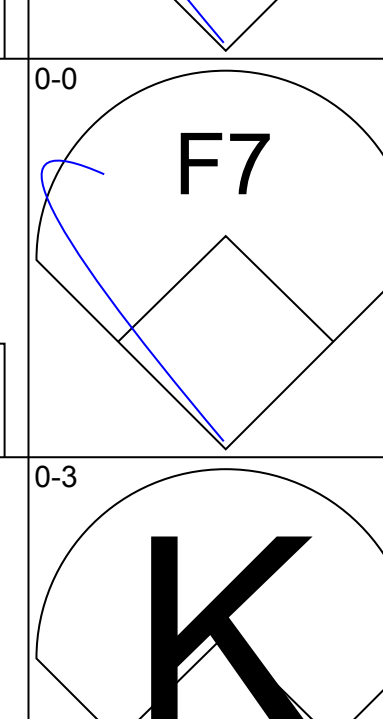
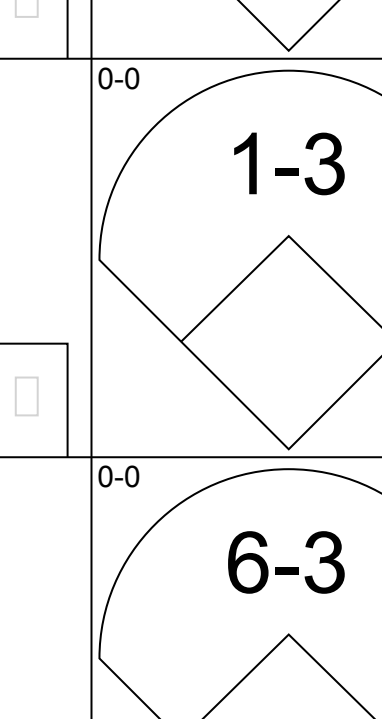
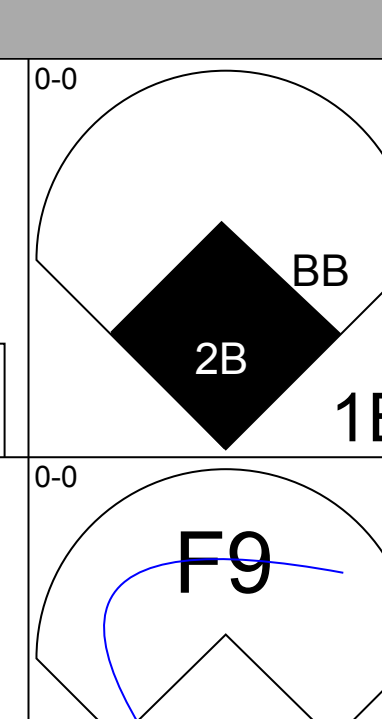
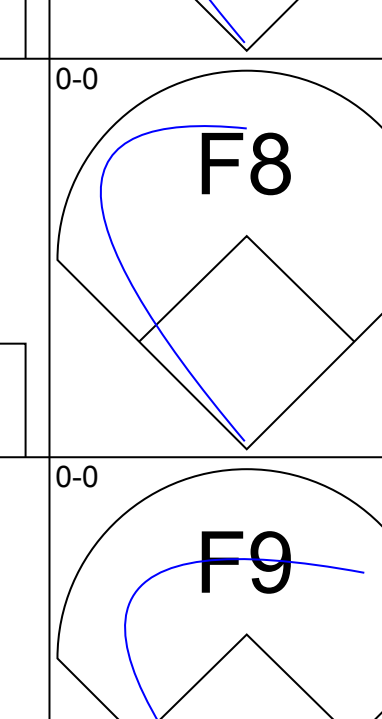
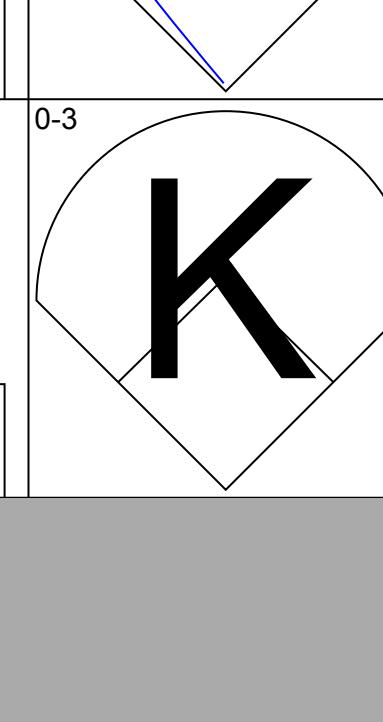
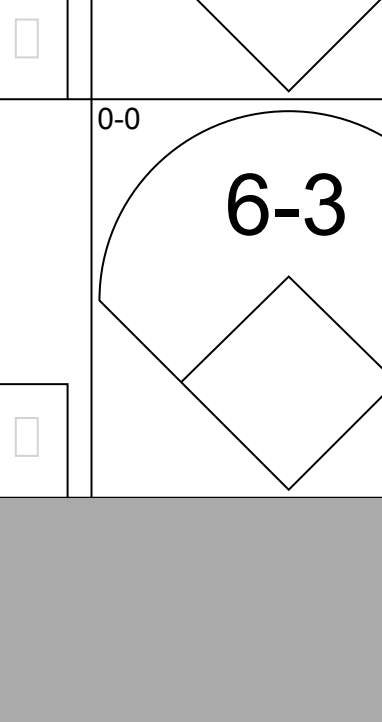
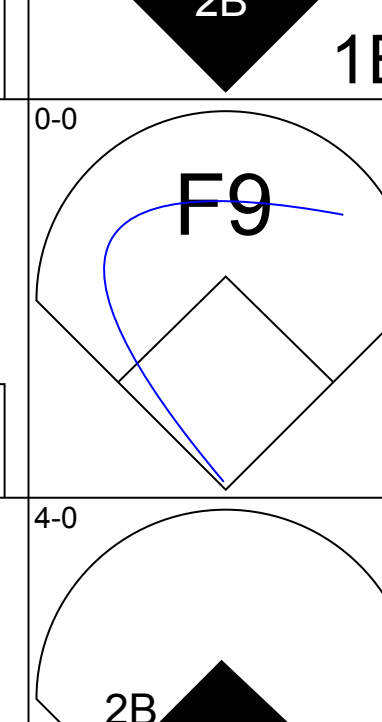
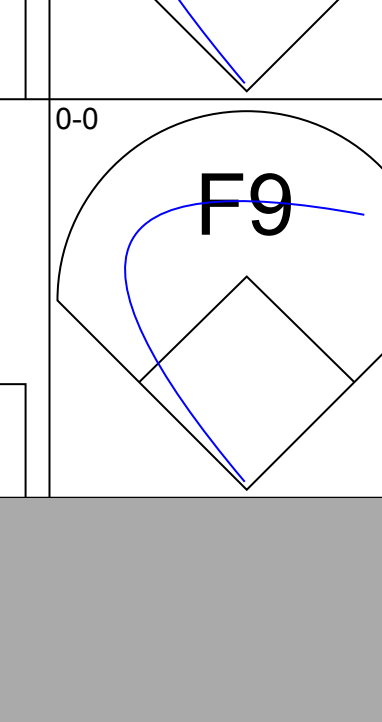
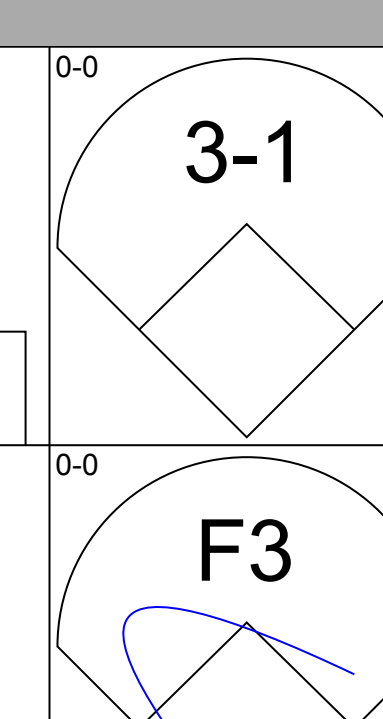
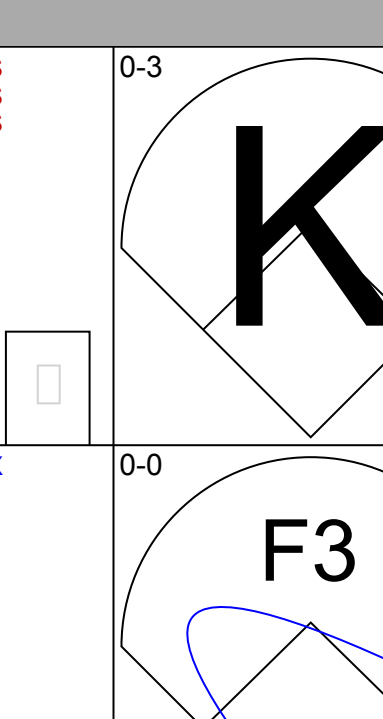
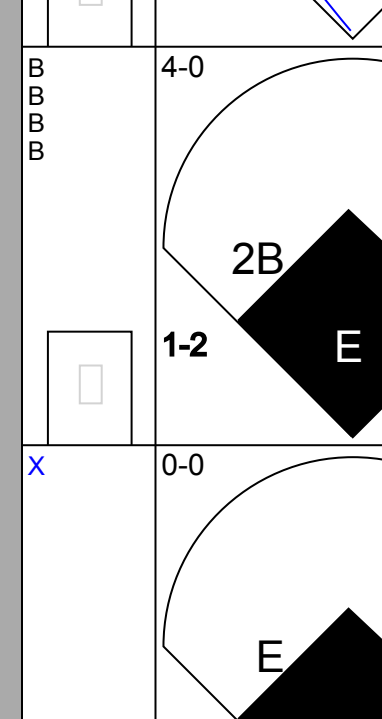
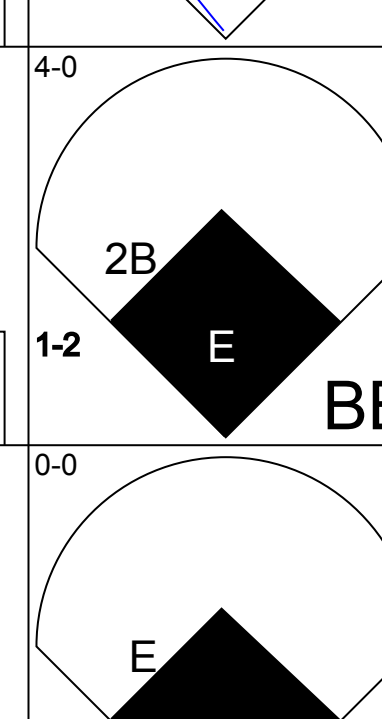
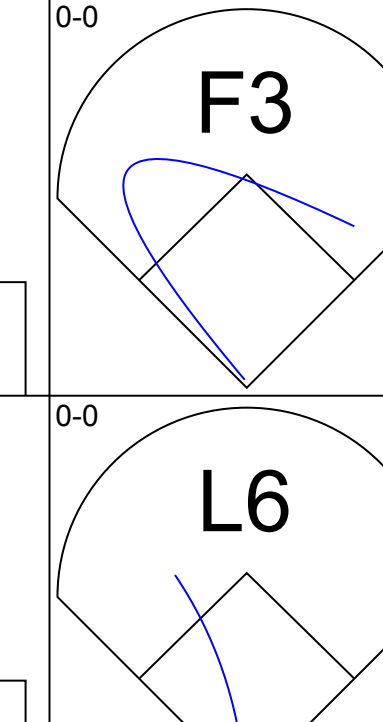
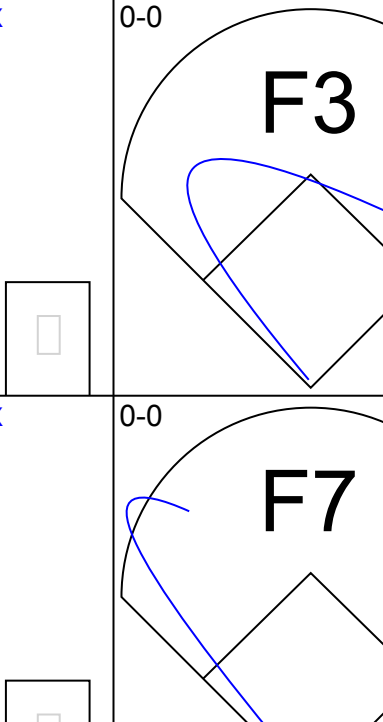
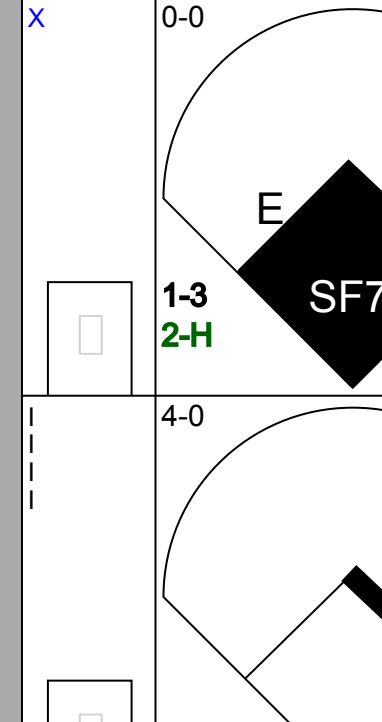
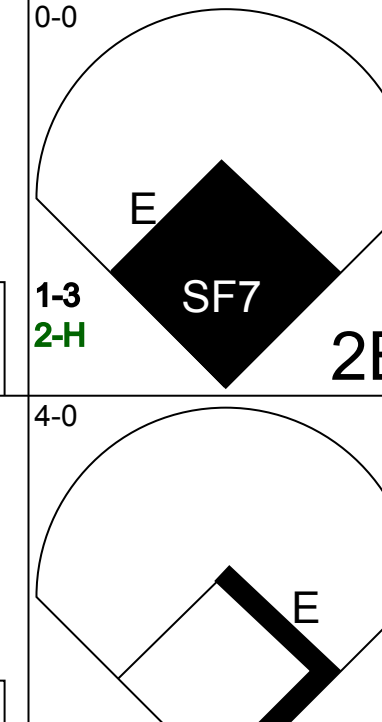
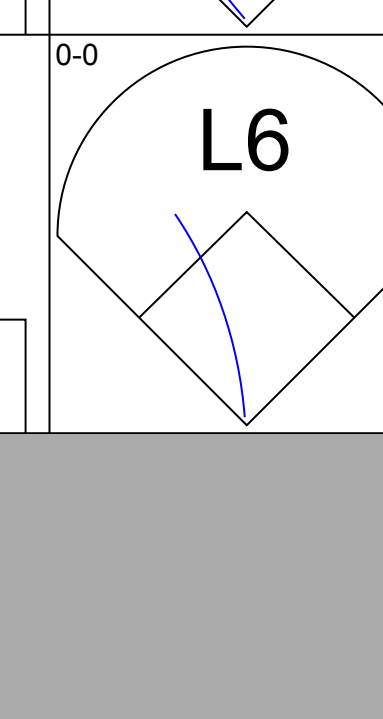
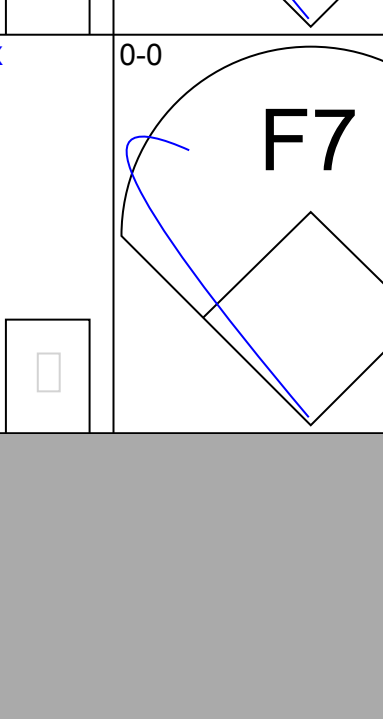
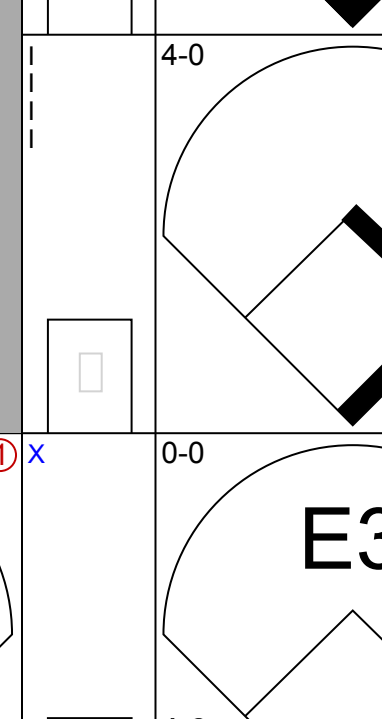
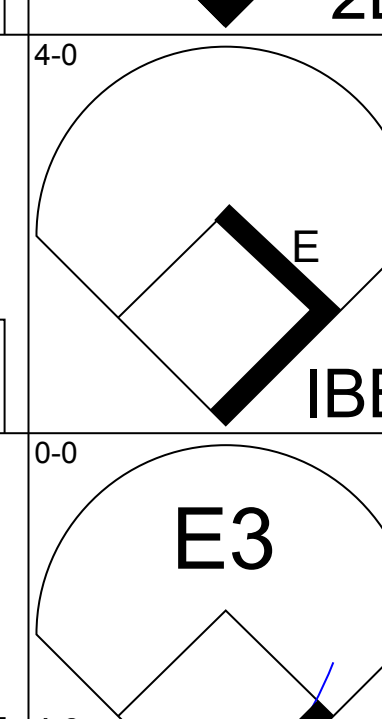
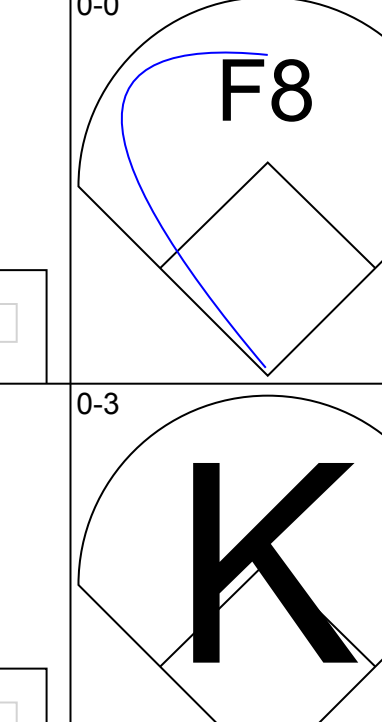
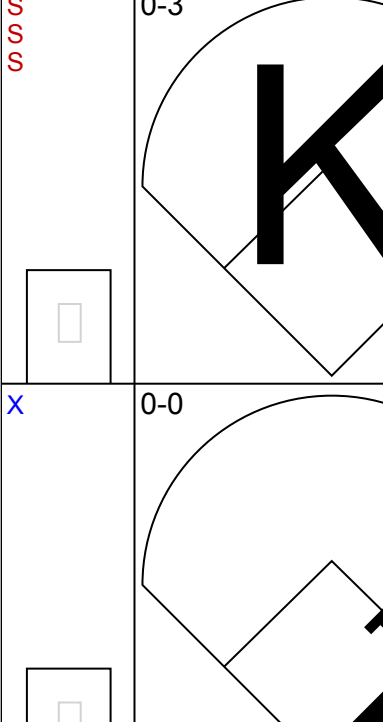
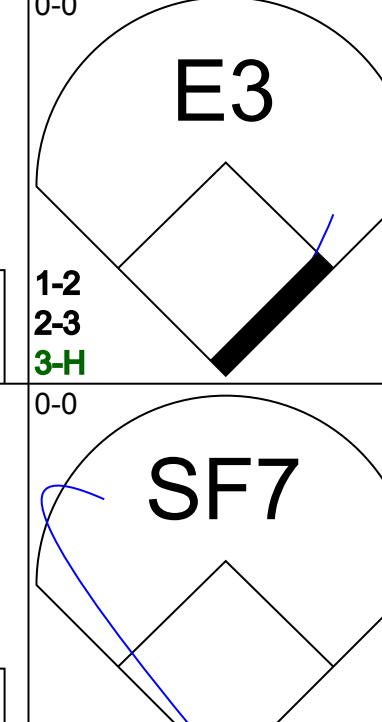
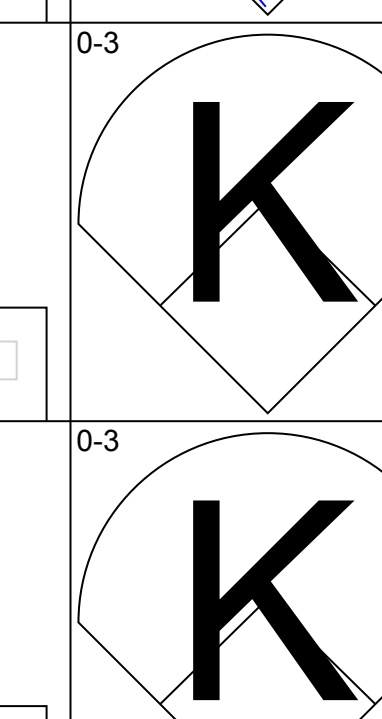
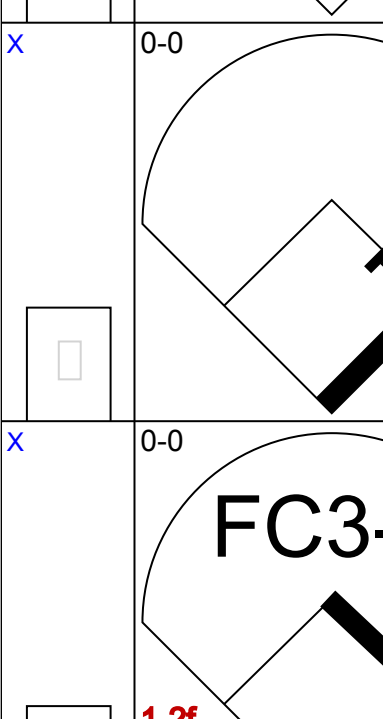
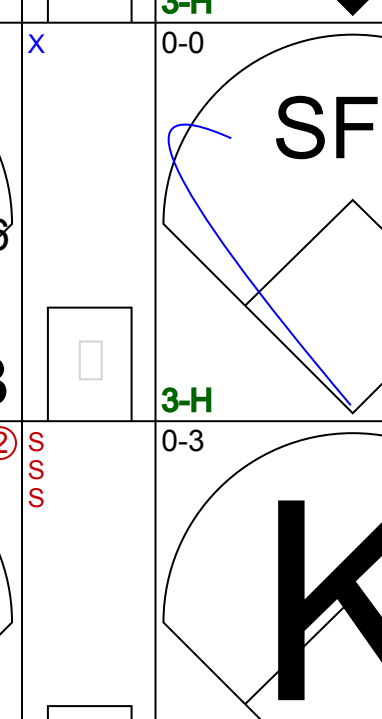
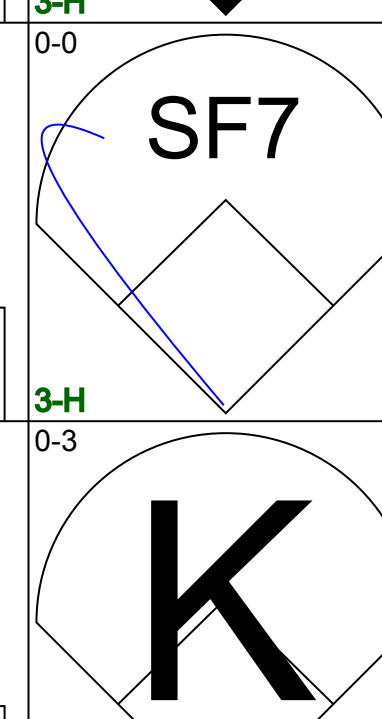
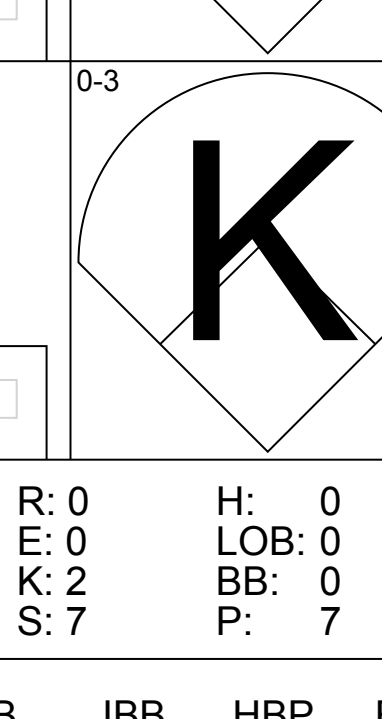
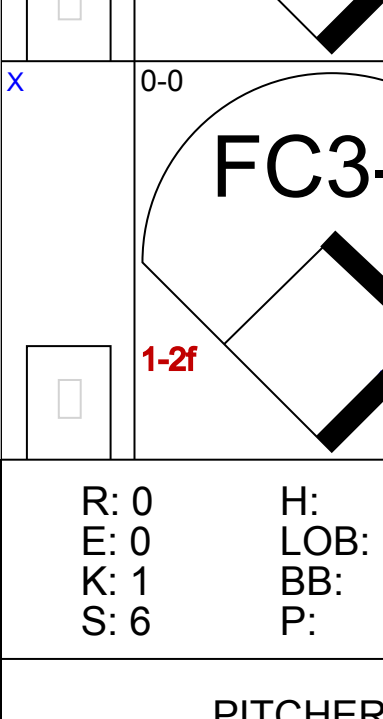
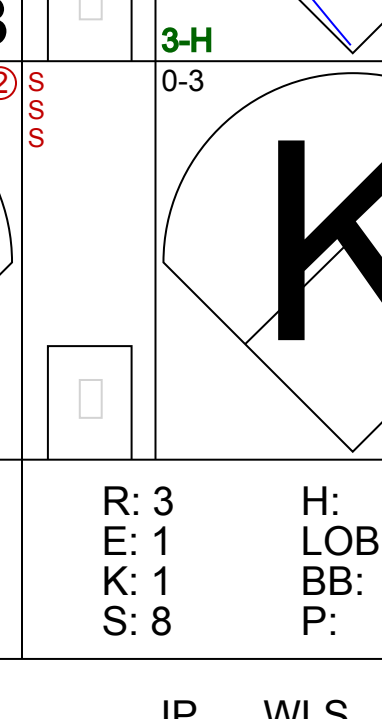
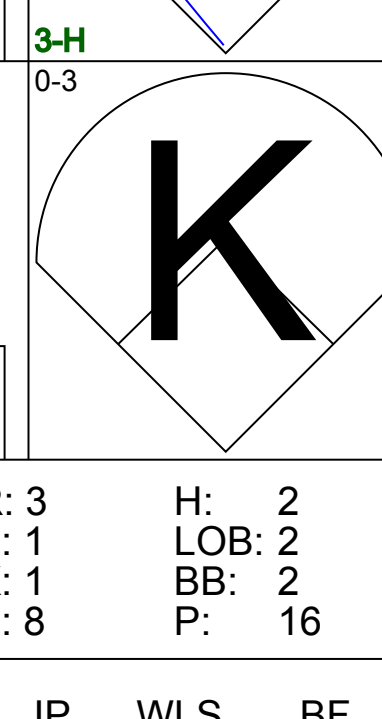
AB 33
R 2
H 7
RBI 1
BB 2
SO 6
LOB 21



Batter	1	2	3	4	5	6	7	8	9	AB	R	H	RBI	BB	SO	LOB	TOP		
Felipe Alou, R OBP: 0.292, SLG: 0.390 (1, 9)										4	0	0	0	0	2	1	Milwaukee Braves @ Houston Colt 45's Colt Stadium, Houston, TX Fri Aug 21 1964, 8:05 PM EDT Att: 7,288 - Unknown		
Lee Maye, L OBP: 0.346, SLG: 0.435 (1, 8)										4	0	1	0	0	0	0			
Hank Aaron, R OBP: 0.380, SLG: 0.495 (1, 4)										4	0	0	0	0	1	1			
Eddie Mathews, L OBP: 0.345, SLG: 0.434 (1, 5)										4	0	0	0	0	1	0			
Joe Torre, R OBP: 0.352, SLG: 0.472 (1, 2)										4	0	0	0	0	3	0			
Gene Oliver, R OBP: 0.324, SLG: 0.495 (1, 3)										4	1	3	1	0	0	0			
Rico Carty, R OBP: 0.379, SLG: 0.495 (1, 7)										4	1	2	0	0	2	0			
Denis Menke, R OBP: 0.376, SLG: 0.482 (1, 6)										3	0	2	1	0	0	2			
Tony Cloninger, R OBP: 0.233, SLG: 0.233 (1, 1)										2	0	0	0	0	0	1			
Inning Stats	R: 0 E: 0 K: 1 S: 5	H: 0 LOB: 0 BB: 0 P: 5	R: 2 E: 0 K: 1 S: 8	H: 3 LOB: 1 BB: 0 P: 8	R: 0 E: 0 K: 2 S: 7	H: 0 LOB: 0 BB: 0 P: 7	R: 0 E: 0 K: 0 S: 5	H: 2 LOB: 2 BB: 0 P: 5	R: 0 E: 0 K: 0 S: 4	H: 1 LOB: 1 BB: 0 P: 4	R: 0 E: 0 K: 1 S: 6	H: 1 LOB: 1 BB: 0 P: 6	R: 0 E: 0 K: 1 S: 5	H: 0 LOB: 0 BB: 0 P: 5	R: 0 E: 0 K: 2 S: 7	H: 0 LOB: 0 BB: 0 P: 7	1B: 5 2B: 1 3B: 1 HR: 1	SF: 0 SAC: 1 DP: 0 HBP: 0	WP: 0 PA: 35
PITCHER Ken Johnson, R ERA: 3.59 (1, 1)	IP: 9.0 WLS: W BF: 34 H: 8 R: 2 ER: 2 SO: 9 BB: 0 IBB: 0 HBP: 0 BLK: 0 WP: 0 HR: 1 S: 52 P: 52 ERA: 2.00 WHIP: 0.889															PITCHER Ken Johnson, R ERA: 3.59 (1, 1)	IP: 9.0 WLS: W BF: 34 H: 8 R: 2 ER: 2 SO: 9 BB: 0 IBB: 0 HBP: 0 BLK: 0 WP: 0 HR: 1 S: 52 P: 52 ERA: 2.00 WHIP: 0.889		

AB	33
R	2
H	8
RBI	2
BB	0
SO	9
LOB	5



Batter	1	2	3	4	5	6	7	8	9	AB	R	H	RBI	BB	SO	LOB	BOTTOM		
Al Spangler, L OBP: 0.281, SLG: 0.316 (1, 7)										4	0	0	0	0	0	1	Milwaukee Braves @ Houston Colt 45's Colt Stadium, Houston, TX Fri Aug 21 1964, 8:05 PM EDT Att: 7,288 - Unknown		
Nellie Fox, L OBP: 0.317, SLG: 0.324 (1, 4)										4	1	1	0	0	0	0			
Joe Gaines, R OBP: 0.331, SLG: 0.388 (1, 9)										4	0	0	0	0	1	1			
Walt Bond, L OBP: 0.316, SLG: 0.460 (1, 3)										2	1	0	0	1	1	0			
Bob Aspromonte, R OBP: 0.330, SLG: 0.419 (1, 5)										3	1	1	1	0	0	0			
Eddie Kasko, R OBP: 0.310, SLG: 0.289 (1, 6)										2	0	0	0	1	0	0			
Carroll Hardy, R OBP: 0.248, SLG: 0.228 (1, 8)										3	0	0	0	0	1	2			
Jerry Grote, R OBP: 0.226, SLG: 0.252 (1, 2)										2	0	1	1	0	1	0			
Ken Johnson, R OBP: 0.097, SLG: 0.133 (1, 1)										3	0	0	0	0	2	3			
Inning Stats	R: 0 E: 0 K: 1 S: 5	H: 0 LOB: 0 BB: 0 P: 5	R: 0 E: 0 K: 0 S: 3	H: 0 LOB: 0 BB: 0 P: 3	R: 0 E: 0 K: 2 S: 7	H: 0 LOB: 0 BB: 0 P: 7	R: 0 E: 0 K: 0 S: 3	H: 0 LOB: 0 BB: 0 P: 3	R: 0 E: 0 K: 1 S: 5	H: 0 LOB: 0 BB: 0 P: 5	R: 0 E: 0 K: 1 S: 6	H: 1 LOB: 1 BB: 0 P: 6	R: 3 E: 1 K: 1 S: 8	H: 2 LOB: 2 BB: 2 P: 16	R: 0 E: 0 K: 0 S: 3	H: 0 LOB: 0 BB: 0 P: 3	1B: 2 2B: 1 3B: 0 HR: 0	SF: 1 SAC: 0 DP: 0 HBP: 0	WP: 1 PA: 30
PITCHER Tony Cloninger, R ERA: 3.27 (1, 1)	IP: 8.0 WLS: L BF: 30 H: 3 R: 3 ER: 1 SO: 6 BB: 1 IBB: 1 HBP: 0 BLK: 0 WP: 1 HR: 0 S: 40 P: 48 ERA: 1.12 WHIP: 0.500															PITCHER Tony Cloninger, R ERA: 3.27 (1, 1)	IP: 8.0 WLS: L BF: 30 H: 3 R: 3 ER: 1 SO: 6 BB: 1 IBB: 1 HBP: 0 BLK: 0 WP: 1 HR: 0 S: 40 P: 48 ERA: 1.12 WHIP: 0.500		



Batter	1	2	3	4	5	6	7	8	9	AB	R	H	RBI	BB	SO	LOB	TOP					
Felipe Alou, R OBP: 0.287, SLG: 0.384 (1.9)	0-0 6-3		0-0 4-3	0-0 L8			0-0 F3		0-0 F3	5	0	0	0	0	0	1						
Lee Maye, L OBP: 0.342, SLG: 0.430 (1.8)	0-0 4-3		0-0 4-3		0-0 F7		0-0 F8		0-0 4-3	5	0	0	0	0	0	0						
Hank Aaron, R OBP: 0.382, SLG: 0.500 (1.4)	0-0 2B		0-0 2B		0-0 F7		0-0 2B 1B		0-3 K	5	1	3	0	0	1	0						
Eddie Mathews, L OBP: 0.344, SLG: 0.435 (1.5)	0-3 K		0-3 K		0-3 K		0-0 2B			4	0	1	1	0	3	2						
Joe Torre, R OBP: 0.354, SLG: 0.475 (1.2)		0-0 2B		0-0 2B 1B			0-0 F8		0-0 5-3	4	1	2	0	0	0	1						
Gene Oliver, R OBP: 0.322, SLG: 0.495 (1.3)	0-0 5-3		0-0 1B 2B		0-3 K				0-0 5-3	4	1	1	0	0	1	1						
Rico Carty, R OBP: 0.381, SLG: 0.498 (1.7)	0-0 F7		0-0 SH3-4 1B		0-0 2B		0-0 F9			4	1	2	2	0	0	1						
Denis Menke, R OBP: 0.381, SLG: 0.488 (1.6)	4-0 IBB		0-0 F7		0-0 2B					3	0	2	1	1	0	1						
Denny Lemaster, R OBP: 0.140, SLG: 0.118 (1.1)	0-3 K		0-0 SH3-4		0-0 6-3				0-0 L4-3	1	0	0	0	0	1	2						
Miguel de la Hoz, R OBP: 0.341, SLG: 0.390 (6. PH)										1	0	0	0	0	0	1						
Chi-Chi Olivo, R OBP: 0.500, SLG: 0.500 (6. PH)										0	0	0	0	0	0	0						
Ty Cline, L OBP: 0.314, SLG: 0.365 (8. PH)										1	0	0	0	0	0	1						
Frank Lary, R OBP: 0.250, SLG: 0.077 (8.1)										0	0	0	0	0	0	0						
Inning Stats	R: 0 E: 0 K: 1 S: 6	H: 1 LOB: 1 BB: 0 P: 6	R: 0 E: 0 K: 1 S: 6	H: 1 LOB: 2 BB: 1 P: 10	R: 0 E: 0 K: 1 S: 6	H: 1 LOB: 1 BB: 0 P: 6	R: 2 E: 0 K: 0 S: 6	H: 3 LOB: 1 BB: 0 P: 6	R: 0 E: 0 K: 1 S: 5	H: 0 LOB: 0 BB: 0 P: 5	R: 1 E: 0 K: 1 S: 7	H: 2 LOB: 1 BB: 0 P: 7	R: 1 E: 0 K: 0 S: 5	H: 2 LOB: 1 BB: 0 P: 5	R: 0 E: 0 K: 0 S: 4	H: 1 LOB: 1 BB: 0 P: 4	R: 0 E: 0 K: 1 S: 5	H: 0 LOB: 0 BB: 0 P: 5	1B: 3 2B: 8 3B: 0 HR: 0	SF: 0 SAC: 1 DP: 0 HBP: 0	WP: 0 PB: 0 SB: 0 CS: 0	PA: 39
PITCHER	IP WLS BF H R ER SO BB IBB HBP BLK WP HR S P ERA WHIP																	ERA WHIP				
Hal Brown, R ERA: 3.73 (1.1)	6.2	30	9	4	4	5	0	1	0	0	0	0	0	39	43	5.40	1.350					
Jim Owens, R ERA: 3.7 (7.1)	2.1	W	9	2	0	0	1	0	0	0	0	0	0	11	11	0.00	0.857					

Milwaukee Braves @ Houston Colt 45's
Colt Stadium, Houston, TX
Sat Aug 22 1964, 8:05 PM EDT
Att: 6,031 - Unknown

AB 37
R 4
H 11
RBI 4
BB 1
SO 6
LOB 11



Batter	1	2	3	4	5	6	7	8	9	AB	R	H	RBI	BB	SO	LOB	BOTTOM			
Eddie Kasko, R OBP: 0.309, SLG: 0.287 (1.6)	0-0 F6		0-0 F4		0-0 1B 1B	0-0 5-3	0-0 F7			5	1	1	0	0	0	2				
Al Spangler, L OBP: 0.286, SLG: 0.321 (1.8)	0-0 F8		4-0 S BB		0-0 1B FC4-6	0-0 FC4-6 1B		0-0 F9 E		4	1	3	1	1	0	0				
Joe Gaines, R OBP: 0.329, SLG: 0.384 (1.9)	0-0 F8		0-3 K		0-0 FC4-6 1B	0-0 F4		0-0 E1		5	0	1	1	0	1	3				
Walt Bond, L OBP: 0.317, SLG: 0.461 (1.3)		0-0 5-3 1B		0-0 2B	0-0 FC4-6 1B	0-0 FC4-6		0-0 F9		5	1	2	1	0	0	4				
Bob Aspromonte, R OBP: 0.330, SLG: 0.416 (1.5)	0-0 F8		0-0 F5		4-0 BB 1B		4-0 SH3-4 1B BB		0-0 F9	3	1	0	0	2	0	3				
Bob Lillis, R OBP: 0.295, SLG: 0.315 (1.4)	0-0 5-3		0-0 F9		0-0 FC5 BB 1B		0-0 SH3-4			3	0	1	1	0	0	2				
Dave Roberts, L OBP: 0.301, SLG: 0.293 (1.7)	4-0 BB		4-0 BB		0-0 F2		4-0 FC1-5 1B IBB			1	0	0	0	3	0	2				
Jerry Grote, R OBP: 0.230, SLG: 0.253 (1.2)	0-0 F5		0-3 K		4-0 K		0-0 FC1-5 1B			3	0	1	1	1	1	4				
Hal Brown, R OBP: 0.171, SLG: 0.147 (1.1)			0-3 K				0-0 FC1-5			3	1	1	0	0	1	3				
Jim Owens, R OBP: 0.111, SLG: 0.148 (7.1)							1-2 2-3			1	0	0	0	0	0	2				
Inning Stats	R: 0 E: 0 K: 0 S: 3	H: 0 LOB: 0 BB: 0 P: 3	R: 0 E: 0 K: 0 S: 4	H: 1 LOB: 2 BB: 1 P: 8	R: 0 E: 0 K: 2 S: 7	H: 0 LOB: 1 BB: 1 P: 11	R: 0 E: 0 K: 1 S: 6	H: 1 LOB: 2 BB: 1 P: 10	R: 4 E: 0 K: 0 S: 8	H: 5 LOB: 3 BB: 2 P: 16	R: 0 E: 0 K: 0 S: 4	H: 1 LOB: 1 BB: 0 P: 4	R: 1 E: 0 K: 0 S: 4	H: 1 LOB: 2 BB: 2 P: 12	R: 0 E: 1 K: 0 S: 4	H: 1 LOB: 1 BB: 0 P: 4	1B: 9 2B: 1 3B: 0 HR: 0	SF: 0 SAC: 1 DP: 0 HBP: 0	WP: 1 PB: 0 SB: 1 CS: 0	PA: 41
PITCHER	IP WLS BF H R ER SO BB IBB HBP BLK WP HR S P ERA WHIP																	ERA WHIP		
Denny Lemaster, L ERA: 4.3 (1.1)	5.0	27	7	4	4	3	4	1	0	0	0	0	0	28	48	7.20	2.200			
Chi-Chi Olivo, R ERA: 3.41 (6.1)	2.0	L	10	2	1	1	0	1	1	0	0	0	0	8	16	4.50	1.500			
Frank Lary, R ERA: 5.03 (8.1)	1.0		4	1	0	0	0	0	0	0	0	0	0	4	4	0.00	1.000			

Milwaukee Braves @ Houston Colt 45's
Colt Stadium, Houston, TX
Sat Aug 22 1964, 8:05 PM EDT
Att: 6,031 - Unknown

AB 33
R 5
H 10
RBI 5
BB 7
SO 3
LOB 25



Batter	1	2	3	4	5	6	7	8	9	AB	R	H	RBI	BB	SO	LOB	TOP			
Denis Menke, R OBP: 0.380, SLG: 0.488 (1, 6)	1-3		FC6-5 2B		F4			L5		4	0	1	0	0	0	0				
Lee Mays, L OBP: 0.341, SLG: 0.430 (1, 8)	F8		L8			G3			1B 2B	4	1	1	0	0	0	1				
Hank Aaron, R OBP: 0.381, SLG: 0.497 (1, 4)	BB		FC6-5 FC4-6 2-3			F5			6-3	3	0	0	0	1	0	2				
Eddie Mathews, L OBP: 0.343, SLG: 0.433 (1, 5)	K		FC4-6 1-2			F7			1B 2H	4	0	1	1	0	1	2				
Joe Torre, R OBP: 0.353, SLG: 0.473 (1, 2)		G6-3 1B			F3				F6	4	0	1	0	0	0	1				
Gene Oliver, R OBP: 0.321, SLG: 0.490 (1, 3)		G6-3 1B			3-1				F5	4	0	1	0	0	0	1				
Rico Carty, R OBP: 0.377, SLG: 0.493 (1, 7)		G6-3 1-2 2-3			4-3				F8	3	0	0	0	0	0	2				
Felipe Alou, R OBP: 0.288, SLG: 0.381 (1, 9)		BB			5-3				F8	2	0	0	0	1	0	0				
Warren Spahn, L OBP: 0.190, SLG: 0.281 (8, PH)		G3			4-3			L8		2	0	0	0	0	0	2				
Ty Cline, L OBP: 0.311, SLG: 0.361 Hank Fischer, R OBP: 0.209, SLG: 0.175 Chi-Chi Olivo, R OBP: 0.500, SLG: 0.500 (8, 1)										1	0	0	0	0	0	0				
										0	0	0	0	0	0	0				
										0	0	0	0	0	0	0				
Inning Stats	R: 0 E: 0 K: 1 S: 5	H: 0 LOB: 1 BB: 1 P: 9	R: 0 E: 0 K: 0 S: 4	H: 2 LOB: 2 BB: 1 P: 8	R: 0 E: 0 K: 0 S: 4	H: 1 LOB: 1 BB: 0 P: 4	R: 0 E: 0 K: 0 S: 3	H: 0 LOB: 0 BB: 0 P: 3	R: 0 E: 0 K: 0 S: 3	H: 0 LOB: 0 BB: 0 P: 3	R: 0 E: 0 K: 0 S: 3	H: 0 LOB: 0 BB: 0 P: 3	R: 0 E: 0 K: 0 S: 3	H: 0 LOB: 0 BB: 0 P: 3	R: 1 E: 0 K: 0 S: 5	H: 2 LOB: 1 BB: 0 P: 5	1B: 3 2B: 2 3B: 0 HR: 0	SF: 0 SAC: 0 DP: 1 HBP: 0	WP: 0 PB: 0 SB: 1 CS: 0	PA: 33
PITCHER Don Larsen, R ERA: 2.55 (1, 1)	IP: 9.0 WLS: W BF: 33 H: 5 R: 1 ER: 1 SO: 1 BB: 2 IBB: 0 HBP: 0 BLK: 0 WP: 0 HR: 0 S: 33 P: 41 ERA: 1.00 WHIP: 0.778															PITCHER				

Milwaukee Braves @ Houston Colt 45's
Colt Stadium, Houston, TX
Sun Aug 23 1964, 8:05 PM EDT
Att: 7,184 - Unknown

AB 31
R 1
H 5
RBI 1
BB 2
SO 1
LOB 11



Batter	1	2	3	4	5	6	7	8	9	AB	R	H	RBI	BB	SO	LOB	BOTTOM	
Eddie Kasko, R OBP: 0.313, SLG: 0.298 (1, 6)	F6	1-2 2H 1B			G1-4-3 1B			F9		5	0	3	2	0	0	0		
Al Spangler, L OBP: 0.286, SLG: 0.322 (1, 8)	K	6-3			F9			K		5	0	1	0	0	2	4		
Joe Gaines, R OBP: 0.331, SLG: 0.383 (1, 9)	BB				G1-4-3 1-2			K		3	1	1	0	1	1	2		
Walt Bond, L OBP: 0.319, SLG: 0.469 (1, 3)	F2				G5-4-3 1B			HR		4	1	2	1	0	0	1		
Bob Aspromonte, R OBP: 0.332, SLG: 0.423 (1, 5)		HR			G5-4-3 1-2 3H			2B HBP		3	2	1	1	0	0	2		
Bob Lillis, R OBP: 0.295, SLG: 0.311 (1, 4)	L4				F6			2B SH1-3 BB		3	1	0	0	1	0	1		
Dave Roberts, L OBP: 0.293, SLG: 0.284 (1, 7)	G3				K			SH1-3 1-2 2-3		3	0	0	0	0	1	1		
Jerry Grote, R OBP: 0.235, SLG: 0.262 (1, 2)	BB 1B				4-3			3B 2B		4	2	2	2	0	0	2		
Don Larsen, R OBP: 0.238, SLG: 0.059 (1, 1)	BB	1B			5-3			5-3		3	0	0	0	1	0	1		
Inning Stats	R: 0 E: 0 K: 1 S: 5	H: 0 LOB: 1 BB: 1 P: 9	R: 2 E: 0 K: 0 S: 6	H: 3 LOB: 2 BB: 1 P: 10	R: 1 E: 0 K: 0 S: 4	H: 2 LOB: 0 BB: 0 P: 4	R: 0 E: 0 K: 1 S: 5	H: 0 LOB: 0 BB: 0 P: 5	R: 0 E: 2 K: 0 S: 5	H: 1 LOB: 2 BB: 0 P: 5	R: 0 E: 0 K: 1 S: 6	H: 1 LOB: 1 BB: 0 P: 6	R: 4 E: 0 K: 1 S: 8	H: 3 LOB: 1 BB: 1 P: 13	1B: 5 2B: 2 3B: 1 HR: 2	SF: 0 SAC: 1 DP: 2 HBP: 1	WP: 0 PB: 0 SB: 0 CS: 0	PA: 38
PITCHER Warren Spahn, L ERA: 5.43 Hank Fischer, R ERA: 4.1 Chi-Chi Olivo, R ERA: 3.35 (1, 1)	IP: 7.0 WLS: L BF: 30 H: 7 R: 3 ER: 3 SO: 3 BB: 7 IBB: 3 HBP: 3 BLK: 0 WP: 1 HR: 1 S: 34 P: 42 ERA: 3.86 WHIP: 1.286															PITCHER		

Milwaukee Braves @ Houston Colt 45's
Colt Stadium, Houston, TX
Sun Aug 23 1964, 8:05 PM EDT
Att: 7,184 - Unknown

AB 33
R 7
H 10
RBI 6
BB 3
SO 4
LOB 14



Batter	1	2	3	4	5	6	7	8	9	AB	R	H	RBI	BB	SO	LOB	TOP										
Joey Amalfitano, R (1.4) OBP: 0.318, SLG: 0.379	0-0 6-3		0-3 K			0-0 6-3		0-3 K		4	0	0	0	0	2	1											
Jimmy Stewart, S (1.6) OBP: 0.317, SLG: 0.295	0-0 F8			0-3 K		0-0 6-3		0-0 5-3		4	0	0	0	0	1	0											
Billy Williams, L (1.7) OBP: 0.382, SLG: 0.558	0-3 K			0-0 1-3		0-0 F6		0-3 K		4	0	0	0	0	2	0											
Ron Santo, R (1.5) OBP: 0.409, SLG: 0.580		0-0 6-3		0-0 6-3			0-0 E5	0-0 F7		4	0	0	0	0	0	0											
Len Gabrielson, L (1.3) OBP: 0.309, SLG: 0.355		0-0 F8			0-0 6-3	0-0 G3-6-3				3	0	1	0	0	0	1											
Doug Clemens, L (1.9) OBP: 0.320, SLG: 0.403				0-3 K		0-0 6-3				3	0	1	0	0	1	1											
Dick Bertell, R (1.2) OBP: 0.289, SLG: 0.320		0-0 F8			0-0 6-3		0-0 F7			3	0	0	0	0	0	2											
Billy Cowan, R (1.8) OBP: 0.272, SLG: 0.406			0-0 4-3		4-0 BB		0-0 6-3			2	0	0	0	1	0	0											
Lew Burdette, R (1.1) OBP: 0.342, SLG: 0.514		0-0 6-3			0-0 5-3			4-0 BB		2	0	0	0	1	0	2											
Inning Stats	R: 0 E: 0 K: 1 S: 5	H: 0 LOB: 0 BB: 0 P: 5	R: 0 E: 0 K: 0 S: 4	H: 1 LOB: 1 BB: 0 P: 4	R: 0 E: 0 K: 1 S: 5	H: 0 LOB: 0 BB: 0 P: 5	R: 0 E: 0 K: 1 S: 5	H: 0 LOB: 0 BB: 0 P: 5	R: 0 E: 0 K: 1 S: 6	H: 1 LOB: 2 BB: 1 P: 10	R: 0 E: 0 K: 0 S: 3	H: 0 LOB: 0 BB: 0 P: 3	R: 0 E: 1 K: 0 S: 3	H: 0 LOB: 0 BB: 0 P: 3	R: 0 E: 0 K: 1 S: 5	H: 0 LOB: 1 BB: 1 P: 9	R: 0 E: 0 K: 1 S: 5	H: 0 LOB: 0 BB: 0 P: 5	1B: 2 2B: 0 3B: 0 HR: 0	SF: 0 SAC: 0 DP: 1 HBP: 0	WP: 0 PB: 0 SB: 1 CS: 0	PA: 31					
PITCHER	IP	WLS	BF	H	R	ER	SO	BB	IBB	HBP	BLK	WP	HR	S	P	ERA	WHIP										
Bob Bruce, R (1.1) ERA: 2.6	8.0	W	28	2	0	0	5	2	0	0	0	0	0	36	44	0.00	0.500										
Hal Woodeshick, L (9.1) ERA: 3.11	1.0	S	3	0	0	0	1	0	0	0	0	0	0	5	5	0.00	0.000										

Chicago Cubs @ Houston Colt 45's
Colt Stadium, Houston, TX
Mon Aug 24 1964, 8:05 PM EDT
Att: 4,499 - Unknown

AB 29
R 0
H 2
RBI 0
BB 2
SO 6
LOB 7



Batter	1	2	3	4	5	6	7	8	9	AB	R	H	RBI	BB	SO	LOB	BOTTOM										
Eddie Kasko, R (1.6) OBP: 0.309, SLG: 0.294	0-0 F9		0-0 1-3			0-3 K		0-0 FC3-6		4	1	0	0	0	1	1											
Nellie Fox, L (1.4) OBP: 0.316, SLG: 0.323	0-0 1B		0-0 F4			0-0 F6		0-0 F9		4	0	1	0	0	0	1											
Al Spangler, L (1.8) OBP: 0.289, SLG: 0.322	0-0 1B		0-0 1-3			0-0 G3		4-0 1B		3	1	1	0	1	0	0											
Walt Bond, L (1.3) OBP: 0.318, SLG: 0.467	0-0 F6			0-0 3-1			0-0 F4	0-0 E7		4	0	1	1	0	0	2											
Bob Aspromonte, R (1.5) OBP: 0.331, SLG: 0.421	0-0 FC6-4			0-0 6-3			0-0 1B	0-0 1-3		4	0	1	0	0	0	3											
Joe Gaines, R (1.9) OBP: 0.331, SLG: 0.383		0-0 6-3		0-0 L3			0-0 1B			3	0	1	0	0	0	0											
Dave Roberts, L (1.7) OBP: 0.294, SLG: 0.286		0-0 FC5-4			0-0 F5		0-0 F7			3	0	1	0	0	0	2											
Jerry Grote, R (1.2) OBP: 0.232, SLG: 0.259		0-0 FC5-4			0-0 F4		0-0 FC6			3	0	0	0	0	0	3											
Bob Bruce, R (1.1) Hal Woodeshick, R (9.1)		0-0 FC1-4-6			0-3 K			0-0 FC3-6		3	0	1	0	0	1	1											
Inning Stats	R: 0 E: 0 K: 0 S: 5	H: 2 LOB: 2 BB: 0 P: 5	R: 0 E: 0 K: 0 S: 4	H: 1 LOB: 1 BB: 0 P: 4	R: 0 E: 0 K: 0 S: 3	H: 0 LOB: 0 BB: 0 P: 3	R: 0 E: 0 K: 0 S: 3	H: 0 LOB: 0 BB: 0 P: 3	R: 0 E: 0 K: 1 S: 5	H: 0 LOB: 0 BB: 0 P: 5	R: 0 E: 0 K: 0 S: 5	H: 2 LOB: 2 BB: 0 P: 5	R: 0 E: 1 K: 0 S: 5	H: 2 LOB: 1 BB: 1 P: 9	R: 2 E: 1 K: 0 S: 5	H: 2 LOB: 1 BB: 1 P: 9	1B: 7 2B: 0 3B: 0 HR: 0	SF: 0 SAC: 0 DP: 0 HBP: 0	WP: 0 PB: 0 SB: 1 CS: 0	PA: 32							
PITCHER	IP	WLS	BF	H	R	ER	SO	BB	IBB	HBP	BLK	WP	HR	S	P	ERA	WHIP										
Lew Burdette, R (1.1) ERA: 4.28	8.0	L	32	7	2	1	2	1	0	0	0	0	0	35	39	1.12	1.000										

Chicago Cubs @ Houston Colt 45's
Colt Stadium, Houston, TX
Mon Aug 24 1964, 8:05 PM EDT
Att: 4,499 - Unknown

AB 31
R 2
H 7
RBI 1
BB 1
SO 2
LOB 13



Batter	1	2	3	4	5	6	7	8	9	AB	R	H	RBI	BB	SO	LOB	TOP								
Jimmy Stewart, S OBP: 0.312, SLG: 0.291 (1, 6)	1-3	FC4-6		4-3		G3			6-3	5	0	0	1	0	0	5									
Doug Clemens, L OBP: 0.312, SLG: 0.392 (1, 9)	E3 1B		6-3		G3	4-3			3-1	5	0	0	0	0	0	2									
Billy Williams, L OBP: 0.380, SLG: 0.555 (1, 7)	F7		4-3		4-3					5	0	1	0	0	0	1									
Ron Santo, R OBP: 0.409, SLG: 0.578 (1, 5)			F4		K					5	0	2	0	0	2	1									
14 Ernie Banks, R OBP: 0.307, SLG: 0.420 (1, 3)	F8									4	2	2	0	0	0	3									
Len Gabrielson, L OBP: 0.308, SLG: 0.353 (1, 8)			F9							4	1	1	1	0	0	2									
Joey Amalfitano, R OBP: 0.323, SLG: 0.386 (1, 4)										3	1	2	0	1	0	0									
Dick Bertell, R OBP: 0.292, SLG: 0.320 (1, 2)										3	0	1	0	0	1	2									
John Flavin, L Sterling Slaughter, R Vic Roznovsky, L Don Elston, R Leo Burke, R Lindy McDaniel, R Billy Cowan, R Bob Suhl, R (1, 1) (3, 1) (4, PH) (4, 1) (5, PH) (5, 1) (5, PH) (8, 1)										1	0	0	0	0	0	2									
Inning Stats	R: 0 E: 1 K: 0 S: 5	H: 1 LOB: 2 BB: 0 P: 5	R: 0 E: 0 K: 0 S: 4	H: 1 LOB: 2 BB: 1 P: 8	R: 0 E: 0 K: 1 S: 3	H: 0 LOB: 0 BB: 0 P: 3	R: 2 E: 0 K: 1 S: 8	H: 3 LOB: 1 BB: 0 P: 8	R: 0 E: 0 K: 0 S: 5	H: 0 LOB: 0 BB: 0 P: 5	R: 2 E: 0 K: 0 S: 5	H: 2 LOB: 2 BB: 1 P: 10	R: 0 E: 0 K: 0 S: 4	H: 1 LOB: 1 BB: 0 P: 4	R: 0 E: 0 K: 1 S: 6	H: 0 LOB: 0 BB: 0 P: 5	R: 0 E: 0 K: 1 S: 6	H: 1 LOB: 1 BB: 0 P: 6	1B: 7 2B: 2 3B: 0 HR: 0	SF: 1 SAC: 0 DP: 0 HBP: 1	WP: 0 PB: 0 SB: 0 CS: 0	PA: 40			
PITCHER	IP	WLS	BF	H	R	ER	SO	BB	IBB	HBP	BLK	WP	HR	S	P	ERA	WHIP								
Ken Johnson, R ERA: 3.68 (1, 1)	5.1	W	25	7	4	4	2	1	0	0	0	0	0	28	32	6.75	1.500								
Claude Raymond, R ERA: 3.29 (6, 1)	0.0		1	0	0	0	0	0	0	1	0	0	0	0	1	∞	∞								
Jim Owens, R ERA: 3.56 (6, 1)	3.2	S	14	2	0	0	2	1	0	0	0	0	0	17	21	0.00	0.818								

Chicago Cubs @ Houston Colt 45's
Colt Stadium, Houston, TX
Tue Aug 25 1964, 8:05 PM EDT
Att: 3,853 - Unknown

AB	36
R	4
H	9
RBI	4
BB	2
SO	4
LOB	18



Batter	1	2	3	4	5	6	7	8	9	AB	R	H	RBI	BB	SO	LOB	BOTTOM								
Eddie Kasko, R OBP: 0.311, SLG: 0.295 (1, 6)	SH5-4 WP SF9 1B			6-3						3	1	1	0	1	1	0									
Al Spangler, L OBP: 0.291, SLG: 0.321 (1, 8)	SF9 SH5-4 1B BB	CS		K		G1-6-3 BB				2	1	0	0	2	1	0									
Joe Gaines, R OBP: 0.331, SLG: 0.386 (1, 9)	SH5-4			G1-6-3 2B						3	1	1	0	0	1	1									
Walt Bond, L OBP: 0.320, SLG: 0.470 (1, 3)	1B			2B		4-3				4	1	2	1	0	1	0									
Bob Aspromonte, R OBP: 0.330, SLG: 0.423 (1, 5)	SF9			FC SF8 2B		G3				3	1	1	2	0	0	0									
Bob Lillis, R OBP: 0.294, SLG: 0.310 (1, 4)				FC WP 1B		1-3				4	0	1	1	0	0	1									
Ivan Murrell, R (1, 7)	F9			SF8						2	0	0	1	0	0	2									
Jerry Grote, R OBP: 0.233, SLG: 0.260 (1, 2)				F5						3	0	1	0	0	0	0									
Ken Johnson, R OBP: 0.094, SLG: 0.129 (1, 1)										2	0	0	0	0	2	2									
Claude Raymond, R OBP: 0.077, SLG: 0.167 (6, 1)										0	0	0	0	0	0	0									
Jim Owens, R OBP: 0.107, SLG: 0.143 (6, 1)										1	0	0	0	0	1	0									
Inning Stats	R: 2 E: 0 K: 0 S: 6	H: 3 LOB: 2 BB: 1 P: 10	R: 0 E: 0 K: 1 S: 4	H: 0 LOB: 0 BB: 1 P: 8	R: 3 E: 0 K: 2 S: 12	H: 4 LOB: 2 BB: 0 P: 12	R: 0 E: 0 K: 0 S: 2	H: 0 LOB: 0 BB: 1 P: 6	R: 0 E: 0 K: 0 S: 3	H: 0 LOB: 0 BB: 0 P: 3	R: 0 E: 0 K: 1 S: 5	H: 0 LOB: 0 BB: 0 P: 5	R: 0 E: 0 K: 2 S: 7	H: 0 LOB: 0 BB: 0 P: 7	R: 0 E: 0 K: 1 S: 5	H: 0 LOB: 0 BB: 0 P: 5	1B: 4 2B: 3 3B: 0 HR: 0	SF: 2 SAC: 1 DP: 1 HBP: 0	WP: 2 PB: 0 SB: 0 CS: 1	PA: 34					
PITCHER	IP	WLS	BF	H	R	ER	SO	BB	IBB	HBP	BLK	WP	HR	S	P	ERA	WHIP								
John Flavin, L ERA: 19.29 (1, 1)	2.1	L	15	6	5	5	2	2	0	0	0	1	0	5	5	0.00	1.500								
Sterling Slaughter, R ERA: 5.18 (3, 1)	0.2		3	1	0	0	1	0	0	0	0	0	0	5	9	0.00	0.500								
Don Elston, R ERA: 4.3 (4, 1)	2.0		6	0	0	0	0	1	0	0	0	0	0	5	9	0.00	0.500								
Lindy McDaniel, R ERA: 4.29 (6, 1)	2.0		6	0	0	0	3	0	0	0	0	0	0	12	12	0.00	0.000								
Bob Suhl, R ERA: 3.3 (8, 1)	1.0		3	0	0	0	1	0	0	0	0	0	0	5	5	0.00	0.000								

Chicago Cubs @ Houston Colt 45's
Colt Stadium, Houston, TX
Tue Aug 25 1964, 8:05 PM EDT
Att: 3,853 - Unknown

AB	27
R	5
H	7
RBI	5
BB	3
SO	7
LOB	6



Batter	1	2	3	4	5	6	7	8	9	AB	R	H	RBI	BB	SO	LOB	TOP					
Jimmy Stewart, S (1, 6) OBP: 0.311, SLG: 0.289										5	1	1	0	0	1	0						
Doug Clemens, L (1, 9) OBP: 0.316, SLG: 0.396										1	0	1	0	0	0	0						
Billy Cowan, R (1, 8) OBP: 0.269, SLG: 0.402										3	0	0	1	1	1	1						
Billy Williams, L (1, 7) OBP: 0.379, SLG: 0.551										4	1	1	1	0	1	2						
Ron Santo, R (1, 5) OBP: 0.408, SLG: 0.582										4	1	2	1	0	0	0						
14 Ernie Banks, R (1, 3) OBP: 0.309, SLG: 0.427										4	1	2	1	0	0	0						
Len Gabrielson, L (1, 8) OBP: 0.307, SLG: 0.348										3	0	0	0	1	0	0						
Joey Amalfitano, R (1, 4) OBP: 0.328, SLG: 0.394										4	0	3	0	0	0	0						
Dick Bertell, R (1, 2) OBP: 0.294, SLG: 0.320										0	0	0	0	1	0	0						
Jimmie Schaffer, R (4, PH) OBP: 0.321, SLG: 0.356										3	0	0	0	0	0	4						
Larry Jackson, R (1, 1) OBP: 0.157, SLG: 0.183										4	0	0	0	0	0	5						
Inning Stats	R: 1 E: 0 K: 0 S: 4	H: 2 LOB: 0 BB: 0 P: 4	R: 0 E: 0 K: 0 S: 4	H: 1 LOB: 2 BB: 1 P: 8	R: 0 E: 0 K: 1 S: 5	H: 0 LOB: 0 BB: 0 P: 5	R: 1 E: 0 K: 0 S: 5	H: 2 LOB: 1 BB: 0 P: 5	R: 0 E: 0 K: 0 S: 3	H: 0 LOB: 0 BB: 0 P: 3	R: 1 E: 1 K: 1 S: 8	H: 3 LOB: 1 BB: 1 P: 12	R: 0 E: 0 K: 1 S: 5	H: 0 LOB: 1 BB: 1 P: 9	R: 0 E: 0 K: 0 S: 3	H: 0 LOB: 0 BB: 0 P: 3	R: 0 E: 0 K: 0 S: 3	H: 0 LOB: 0 BB: 0 P: 3	1B: 5 2B: 1 3B: 0 HR: 2	SF: 0 SAC: 0 DP: 1 HBP: 0	WP: 0 PB: 0 SB: 0 CS: 0	PA: 37
PITCHER	IP WLS BF H R ER SO BB IBB HBP BLK WP HR S P ERA WHIP																					
Hal Brown, R (1, 1) ERA: 3.79	5.1 L 23 7 3 3 2 0 1 0 0 0 0 2 26 30 5.06 1.312																					
Gordon Jones, R (6, 1) ERA: 2.7	0.2 4 1 0 0 0 1 0 0 0 0 0 0 3 7 0.00 3.000																					
Claude Raymond, R (7, 1) ERA: 3.18	2.0 7 0 0 0 1 1 0 0 0 0 0 0 8 12 0.00 0.500																					
Don Larsen, R (9, 1) ERA: 2.51	1.0 3 0 0 0 0 0 0 0 0 0 0 0 3 3 0.00 0.000																					

Chicago Cubs @ Houston Colt 45's
Colt Stadium, Houston, TX
Wed Aug 26 1964, 8:05 PM EDT
Att: 5,146 - Unknown

AB 34
R 3
H 8
RBI 3
BB 3
SO 3
LOB 12



Batter	1	2	3	4	5	6	7	8	9	AB	R	H	RBI	BB	SO	LOB	BOTTOM					
Eddie Kasko, R (1, 6) OBP: 0.308, SLG: 0.291										4	0	0	0	0	2	3						
Nellie Fox, L (1, 4) OBP: 0.316, SLG: 0.322										4	0	1	1	0	0	1						
Don Larsen, R (9, 1) OBP: 0.238, SLG: 0.059										0	0	0	0	0	0	0						
Al Spangler, L (1, 8) OBP: 0.288, SLG: 0.317										4	0	0	0	0	0	1						
Walt Bond, L (1, 3) OBP: 0.319, SLG: 0.468										4	0	1	0	0	1	0						
Ivan Murrell, R (9, PR)										0	0	0	0	0	0	0						
Bob Aspromonte, R (1, 5) OBP: 0.330, SLG: 0.421										4	0	1	0	0	0	1						
Joe Gaines, R (1, 9) OBP: 0.331, SLG: 0.383										2	0	0	0	1	0	1						
Dave Roberts, L (1, 7) OBP: 0.287, SLG: 0.278										3	0	0	0	0	0	2						
Jerry Grote, R (1, 2) OBP: 0.238, SLG: 0.265										3	0	2	0	0	0	1						
Hal Brown, R (1, 1) OBP: 0.187, SLG: 0.143										1	0	0	0	0	1	1						
Gordon Jones, R (6, 1) OBP: 0.305, SLG: 0.350										0	0	0	0	0	0	0						
Carroll Hardy, R (6, PH) OBP: 0.295, SLG: 0.339										1	1	1	0	0	0	0						
Claude Raymond, R (7, 1) OBP: 0.325, SLG: 0.419										0	0	0	0	0	0	0						
Bob Lillis, R (8, PH) OBP: 0.253, SLG: 0.320										1	0	0	0	0	0	1						
Inning Stats	R: 0 E: 0 K: 1 S: 5	H: 0 LOB: 0 BB: 0 P: 5	R: 0 E: 0 K: 0 S: 3	H: 0 LOB: 0 BB: 0 P: 3	R: 0 E: 0 K: 2 S: 8	H: 1 LOB: 1 BB: 0 P: 8	R: 0 E: 0 K: 1 S: 5	H: 0 LOB: 0 BB: 0 P: 5	R: 0 E: 0 K: 1 S: 5	H: 0 LOB: 0 BB: 0 P: 5	R: 1 E: 0 K: 0 S: 4	H: 2 LOB: 0 BB: 0 P: 4	R: 0 E: 1 K: 0 S: 4	H: 1 LOB: 1 BB: 0 P: 4	R: 0 E: 0 K: 0 S: 4	H: 1 LOB: 1 BB: 0 P: 4	R: 0 E: 0 K: 0 S: 3	H: 1 LOB: 1 BB: 0 P: 3	1B: 6 2B: 0 3B: 0 HR: 0	SF: 0 SAC: 0 DP: 2 HBP: 0	WP: 0 PB: 1 SB: 0 CS: 0	PA: 32
PITCHER	IP WLS BF H R ER SO BB IBB HBP BLK WP HR S P ERA WHIP																					
Larry Jackson, R (1, 1) ERA: 3.39	9.0 W 32 6 1 1 4 1 0 0 0 0 0 0 39 43 1.00 0.778																					

Chicago Cubs @ Houston Colt 45's
Colt Stadium, Houston, TX
Wed Aug 26 1964, 8:05 PM EDT
Att: 5,146 - Unknown


AB 31
R 1
H 6
RBI 1
BB 1
SO 4
LOB 12



Batter	1	2	3	4	5	6	7	8	9	10	11	AB	R	H	RBI	BB	SO	LOB	TOP					
Al Spangler, L OBP: 0.292, SLG: 0.321	(1, 8) X 0-0 BB E 1B	(1, 8) X 0-0 CS	(1, 8) X 0-0 1B		(1, 8) X 0-0 F4		(1, 8) X 0-0 4-3		(1, 8) X 0-0 1B			5	1	3	0	0	0	0						
Nellie Fox, L OBP: 0.314, SLG: 0.321	(1, 4) X 0-0 E3 1-2 BB		(1, 4) X 0-0 1B		(1, 4) X 0-0 F9		(1, 4) X 0-0 F7		(1, 4) X 0-0 FC3-5-2-6			5	0	1	0	0	0	3						
Joe Gaines, R OBP: 0.326, SLG: 0.376	(1, 9) S 0-3 K		(1, 9) S 0-3 K		(1, 9) X 0-0 F7		(1, 9) X 0-0 F7		(1, 9) X 0-0 F9			5	0	0	0	0	2	6						
Walt Bond, L OBP: 0.320, SLG: 0.466	(1, 3) B 4-0 BB		(1, 3) X 0-0 1B			(1, 3) X 0-0 3-1		(1, 3) X 0-0 G3				4	0	1	1	1	1	0						
Bob Aspromonte, R OBP: 0.330, SLG: 0.423	(1, 5) X 0-0 F3		(1, 5) X 0-0 K			(1, 5) X 0-0 FC5-4 2B		(1, 5) X 0-0 F7				3	0	1	0	0	1	5						
Bob Lillis, R OBP: 0.295, SLG: 0.311	(6, 5) X 0-0 F3		(6, 5) X 0-0 K			(6, 5) X 0-0 FC5-4 2B		(6, 5) X 0-0 F7				2	0	1	0	0	0	0						
Eddie Kasko, R OBP: 0.354, SLG: 0.287	(1, 6) X 0-0 F4		(1, 6) X 0-0 K			(1, 6) X 0-0 FC5-4 2B		(1, 6) X 0-0 F7				5	0	0	0	0	1	7						
Ivan Murrell, R OBP: 0.326, SLG: 0.376	(1, 7) X 0-0 6-3		(1, 7) X 0-0 K			(1, 7) X 0-0 F8		(1, 7) X 0-0 K				4	0	0	0	0	2	1						
Jerry Grote, R OBP: 0.242, SLG: 0.266	(1, 2) X 1-0 CS HBP		(1, 2) X 0-0 F5			(1, 2) X 0-0 5-3		(1, 2) X 0-0 5-3				3	0	1	0	0	0	0						
Don Larsen, R OBP: 0.230, SLG: 0.050	(1, 1) X 0-0 K		(1, 1) X 0-0 F4			(1, 1) X 0-0 6-3		(1, 1) X 0-0 6-3				3	0	0	0	0	1	1						
Hal Woodeshick, R OBP: 0.295, SLG: 0.311	(9, 1) X 0-0 K		(9, 1) X 0-0 F4			(9, 1) X 0-0 6-3		(9, 1) X 0-0 6-3				0	0	0	0	0	0	0						
Inning Stats	R: 0 E: 1 K: 1 S: 7	H: 1 LOB: 3 BB: 1 P: 11	R: 0 E: 0 K: 1 S: 4	H: 0 LOB: 0 BB: 0 P: 5	R: 1 E: 0 K: 3 S: 12	H: 3 LOB: 2 BB: 0 P: 12	R: 0 E: 0 K: 1 S: 5	H: 0 LOB: 0 BB: 0 P: 5	R: 0 E: 0 K: 0 S: 3	H: 1 LOB: 1 BB: 0 P: 4	R: 0 E: 0 K: 0 S: 3	H: 0 LOB: 0 BB: 0 P: 3	R: 0 E: 0 K: 0 S: 3	H: 0 LOB: 0 BB: 0 P: 3	R: 0 E: 0 K: 1 S: 5	H: 0 LOB: 0 BB: 0 P: 5	R: 0 E: 0 K: 0 S: 5	H: 2 LOB: 2 BB: 0 P: 5	R: 0 E: 0 K: 1 S: 5	H: 1 LOB: 0 BB: 0 P: 5	1B: 7 2B: 1 3B: 0 HR: 0	SF: 0 SAC: 1 DP: 0 HBP: 1	WP: 0 PB: 0 SB: 0 CS: 2	PA: 44
PITCHER	IP 9.0	WLS 8	BF 34	H 5	R 1	ER 1	SO 7	BB 1	IBB 0	HBP 0	BLK 0	WP 0	HR 0	S 46	P 51	ERA 1.00	WHIP 0.667							
John Tsitouris, R ERA: 3.99	(1, 1)																							
Sammy Ellis, R ERA: 3.34	(10, 1)	2.0	W	8	3	0	0	1	0	0	0	0	0	10	10	0.00	1.500							

Houston Colt 45's @ Cincinnati Reds
 Crosley Field, Cincinnati, OH
 Sat Aug 29 1964, 3:33 AM EDT
 Unknown


AB 39
 R 1
 H 8
 RBI 1
 BB 1
 SO 8
 LOB 23



Batter	1	2	3	4	5	6	7	8	9	10	11	AB	R	H	RBI	BB	SO	LOB	BOTTOM					
Giraldo Ruiz, S OBP: 0.251, SLG: 0.326	(1, 4) X 0-0 E1 FC4-6		(1, 4) X 0-0 G3 2B		(1, 4) X 0-0 4-3 2B		(1, 4) X 0-0 4-3		(1, 4) X 0-0 4-3			5	0	2	0	0	0	1						
Marty Keough, L OBP: 0.312, SLG: 0.382	(1, 9) X 0-0 FC4-6 1-2		(1, 9) X 0-0 G3 2-3		(1, 9) X 0-0 4-3 2-3		(1, 9) X 0-0 2-3		(1, 9) X 0-0 F6			5	0	0	0	0	0	3						
Vada Pinson, L OBP: 0.314, SLG: 0.437	(1, 8) S 0-3 K		(1, 8) X 0-0 4-3		(1, 8) X 0-0 K		(1, 8) X 0-0 K		(1, 8) X 0-0 L1			5	0	0	0	0	3	3						
Frank Robinson, R OBP: 0.397, SLG: 0.561	(1, 7) S 0-3 K		(1, 7) X 0-0 F9			(1, 7) X 0-0 6-3		(1, 7) X 0-0 F6				5	1	1	0	0	1	2						
Deron Johnson, R OBP: 0.342, SLG: 0.507	(1, 3) S 0-3 K		(1, 3) X 0-0 K		(1, 3) X 0-0 K		(1, 3) X 0-0 K		(1, 3) X 0-0 K			5	0	0	0	0	5	1						
Jimmie Coker, R OBP: 0.224, SLG: 0.250	(1, 2) X 0-0 F6		(1, 2) X 0-0 E5		(1, 2) X 0-0 1-3		(1, 2) X 0-0 1-3		(1, 2) X 0-0 1B K BB			3	0	0	0	2	0	0						
Leo Cardenas, R OBP: 0.308, SLG: 0.381	(1, 6) X 0-0 1B 2B		(1, 6) X 0-0 F8		(1, 6) X 0-0 1-3		(1, 6) X 0-0 1-3		(1, 6) X 0-0 K 1B			4	1	2	0	1	0	1						
Steve Boros, R OBP: 0.339, SLG: 0.333	(1, 5) X 0-0 2H 1B		(1, 5) X 0-0 L9		(1, 5) X 0-0 SH1-4 1B		(1, 5) X 0-0 SH1-4 1B		(1, 5) X 0-0 K 1B			4	0	3	2	1	0	1						
John Tsitouris, R ERA: 2.36	(1, 1)		(1, 1) X 0-0 K		(1, 1) X 0-0 K		(1, 1) X 0-0 SH1-4		(1, 1) X 0-0 K			2	0	0	0	0	2	1						
Gordy Coleman, L OBP: 0.297, SLG: 0.362	(9, PH)		(9, PH) X 0-0 K		(9, PH) X 0-0 K		(9, PH) X 0-0 K		(9, PH) X 0-0 K			0	0	0	0	0	0	0						
Tommy Harper, R OBP: 0.323, SLG: 0.306	(9, PH)		(9, PH) X 0-0 K		(9, PH) X 0-0 K		(9, PH) X 0-0 K		(9, PH) X 0-0 K			1	0	0	0	0	1	3						
Sammy Ellis, L ERA: 3.15	(10, 1)	2.0	L	9	2	1	1	2	0	2	0	0	0	0	0	0	0	0						
Inning Stats	R: 0 E: 1 K: 2 S: 8	H: 0 LOB: 1 BB: 0 P: 8	R: 1 E: 0 K: 2 S: 9	H: 2 LOB: 1 BB: 0 P: 9	R: 0 E: 0 K: 0 S: 4	H: 1 LOB: 1 BB: 0 P: 4	R: 0 E: 0 K: 1 S: 6	H: 0 LOB: 1 BB: 0 P: 6	R: 0 E: 0 K: 2 S: 8	H: 1 LOB: 1 BB: 0 P: 8	R: 0 E: 0 K: 0 S: 5	H: 0 LOB: 0 BB: 0 P: 5	R: 0 E: 0 K: 1 S: 5	H: 0 LOB: 0 BB: 0 P: 5	R: 0 E: 0 K: 1 S: 7	H: 1 LOB: 3 BB: 2 P: 15	R: 0 E: 0 K: 0 S: 3	H: 0 LOB: 0 BB: 0 P: 3	R: 1 E: 0 K: 1 S: 5	H: 2 LOB: 3 BB: 2 P: 13	1B: 4 2B: 4 3B: 0 HR: 0	SF: 0 SAC: 1 DP: 0 HBP: 0	WP: 1 PB: 0 SB: 0 CS: 0	PA: 44
PITCHER	IP 8.1	WLS 9	BF 35	H 6	R 1	ER 1	SO 10	BB 1	IBB 1	HBP 0	BLK 0	WP 0	HR 0	S 53	P 61	ERA 1.08	WHIP 0.840							
Don Larsen, R ERA: 2.36	(1, 1)																							
Hal Woodeshick, L ERA: 3.15	(9, 1)	2.0	L	9	2	1	1	2	0	2	0	0	0	1	0	11	19	4.50	1.000					

Houston Colt 45's @ Cincinnati Reds
 Crosley Field, Cincinnati, OH
 Sat Aug 29 1964, 3:33 AM EDT
 Unknown


AB 39
 R 2
 H 8
 RBI 2
 BB 4
 SO 12
 LOB 16



Batter	1	2	3	4	5	6	7	8	9	AB	R	H	RBI	BB	SO	LOB	TOP				
Eddie Kasko, R OBP: 0.300, SLG: 0.283 (1, 6)	F9		F6		F8		L7	L7		5	0	0	0	0	0	2					
Joe Gaines, R OBP: 0.327, SLG: 0.376 (1, 9)	F9			F7		SF8	E	4-3		5	2	2	0	0	0	0					
Carroll Hardy, R OBP: 0.243, SLG: 0.224 (1, 8)	6-3			K		F7	E1	5-3		5	1	0	0	0	1	2					
Walt Bond, L OBP: 0.321, SLG: 0.467 (1, 3)		F2		3-1		1B	1B	F7		5	2	2	1	0	0	0					
Bob Aspromonte, R OBP: 0.331, SLG: 0.424 (1, 5)	F3				K	1B	FC4-6			4	1	2	1	0	1	0					
Bob Lillis, R OBP: 0.297, SLG: 0.315 (1, 4)	1B				1B	SF8	FC4-6			3	1	2	2	0	0	1					
Ivan Murrell, R OBP: 0.091, SLG: 0.100 (1, 7)	F6				K	1B	F9			4	0	1	0	0	1	3					
Jerry Grote, R OBP: 0.246, SLG: 0.270 (1, 2)			K		1B	FC6-4	5-3			4	0	2	2	0	1	0					
Don Nottebart, R OBP: 0.114, SLG: 0.071 (5, PH)			K			FC6-4	5-3			1	0	0	0	0	1	0					
Dave Roberts, L OBP: 0.288, SLG: 0.284 (5, PH)										0	0	1	1	0	0	0					
Gordon Jones, R OBP: 0.300, SLG: 0.190 (5, PH)										0	0	0	0	0	0	0					
Claude Raymond, R OBP: 0.322, SLG: 0.123 (5, PH)										0	0	0	0	0	0	0					
Mike White, R OBP: 0.322, SLG: 0.320 (5, PH)										0	0	0	0	0	0	2					
Danny Coombs, R OBP: 0.324, SLG: 0.320 (5, PH)										0	0	0	0	0	0	0					
Nellie Fox, L OBP: 0.324, SLG: 0.320 (5, PH)										0	0	0	0	0	0	0					
Jim Owens, R OBP: 0.107, SLG: 0.143 (8, 1)										1	0	0	0	0	0	0					
Inning Stats	R: 0 E: 0 K: 0 S: 3	H: 0 LOB: 0 BB: 0 P: 3	R: 0 E: 0 K: 0 S: 4	H: 1 LOB: 1 BB: 0 P: 4	R: 0 E: 0 K: 2 S: 7	H: 0 LOB: 0 BB: 0 P: 7	R: 0 E: 0 K: 1 S: 5	H: 0 LOB: 0 BB: 0 P: 5	R: 1 E: 0 K: 2 S: 10	H: 3 LOB: 2 BB: 0 P: 10	R: 3 E: 0 K: 0 S: 8	H: 5 LOB: 2 BB: 0 P: 8	R: 3 E: 1 K: 0 S: 7	H: 3 LOB: 1 BB: 0 P: 7	R: 0 E: 0 K: 0 S: 3	H: 0 LOB: 0 BB: 0 P: 3	R: 0 E: 0 K: 0 S: 3	H: 0 LOB: 0 BB: 0 P: 3	1B: 11 2B: 1 3B: 0 HR: 0	SF: 1 SAC: 0 DP: 0 HBP: 0	WP: 0 PA: 40 PB: 0 SB: 0 CS: 0
PITCHER	IP	WLS	BF	H	R	ER	SO	BB	IBB	HBP	BLK	WP	HR	S	P	ERA	WHIP				
Jim O'Toole, L ERA: 2.52 (1, 1)	6.1		30	10	6	5	5	0	0	0	0	0	0	40	40	7.11	1.579				
Billy McCool, L ERA: 2.3 (7, 1)	2.2	W	10	2	1	0	0	0	0	0	0	0	0	10	10	0.00	0.750				

Houston Colt 45's @ Cincinnati Reds
Crosley Field, Cincinnati, OH
Sat Aug 29 1964, 3:38 AM EDT
Att: 7,579 - Unknown


AB 39
R 7
H 12
RBI 7
BB 0
SO 5
LOB 10



Batter	1	2	3	4	5	6	7	8	9	AB	R	H	RBI	BB	SO	LOB	BOTTOM				
Giraldo Ruiz, S OBP: 0.251, SLG: 0.324 (1, 4)	4-3		5-3		1B	F9				4	1	1	0	0	0	1					
Mel Queen, L OBP: 0.297, SLG: 0.362 (1, 9)	G3		1B		1B	F5				4	2	2	1	0	0	0					
Vada Pinson, L OBP: 0.313, SLG: 0.436 (1, 8)	G3		1B		SF5	4-3				3	1	1	1	0	0	0					
Frank Robinson, R OBP: 0.398, SLG: 0.565 (1, 7)	4-3		1B		3B	F8				4	2	2	3	0	0	0					
Gordy Coleman, L OBP: 0.303, SLG: 0.378 (1, 3)			1B		3B					3	0	2	2	0	1	0					
Deron Johnson, R OBP: 0.344, SLG: 0.517 (6, 3)	K		1B		3B	HR				1	1	1	1	0	0	0					
Don Pavletich, R OBP: 0.357, SLG: 0.567 (1, 2)			F2		BB	F6				3	0	1	0	1	0	1					
Leo Cardenas, R OBP: 0.305, SLG: 0.378 (1, 6)	F3				K	K				4	0	0	0	0	2	3					
Steve Boros, R OBP: 0.338, SLG: 0.335 (1, 5)			SH1-4		F8	F9		1-3		4	1	1	0	0	0	2					
Jim O'Toole, S OBP: 0.145, SLG: 0.118 (1, 1)			SH1-4							2	0	0	0	0	2	0					
Billy McCool, R (7, 1)					K	K				1	0	0	0	0	1	0					
Inning Stats	R: 0 E: 0 K: 0 S: 3	H: 0 LOB: 0 BB: 0 P: 3	R: 0 E: 0 K: 1 S: 6	H: 1 LOB: 1 BB: 0 P: 6	R: 4 E: 0 K: 0 S: 8	H: 5 LOB: 1 BB: 0 P: 8	R: 0 E: 0 K: 1 S: 5	H: 0 LOB: 0 BB: 0 P: 5	R: 3 E: 0 K: 1 S: 9	H: 4 LOB: 2 BB: 1 P: 13	R: 0 E: 0 K: 1 S: 5	H: 0 LOB: 0 BB: 0 P: 5	R: 1 E: 0 K: 0 S: 4	H: 1 LOB: 0 BB: 0 P: 4	R: 0 E: 0 K: 2 S: 7	H: 0 LOB: 0 BB: 0 P: 7	1B: 7 2B: 1 3B: 2 HR: 1	SF: 1 SAC: 1 DP: 0 HBP: 0	WP: 0 PA: 36 PB: 0 SB: 0 CS: 0		
PITCHER	IP	WLS	BF	H	R	ER	SO	BB	IBB	HBP	BLK	WP	HR	S	P	ERA	WHIP				
Don Nottebart, R ERA: 4.04 (1, 1)	4.0		18	6	4	4	2	0	0	0	0	0	0	5	5	81.00	12.000				
Gordon Jones, R ERA: 3.48 (5, 1)	0.1		5	4	3	3	0	0	0	0	0	0	0	5	5	0.00	1.500				
Claude Raymond, R ERA: 3.14 (5, 1)	0.2		3	0	0	0	1	1	0	0	0	0	0	4	8	0.00	1.500				
Danny Coombs, L ERA: 5.0 (6, 1)	2.0	L	7	1	1	1	1	0	0	0	0	0	1	9	9	4.50	0.500				
Jim Owens, R ERA: 3.33 (8, 1)	1.0		3	0	0	0	2	0	0	0	0	0	0	7	7	0.00	0.000				


Houston Colt 45's @ Cincinnati Reds
Crosley Field, Cincinnati, OH
Sat Aug 29 1964, 3:38 AM EDT
Att: 7,579 - Unknown


AB 33
R 8
H 11
RBI 8
BB 1
SO 6
LOB 7

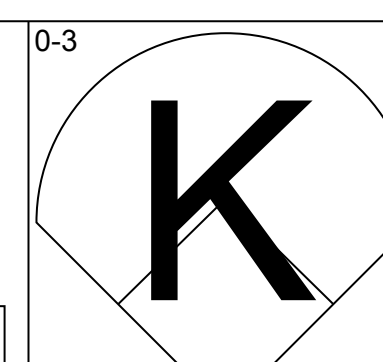
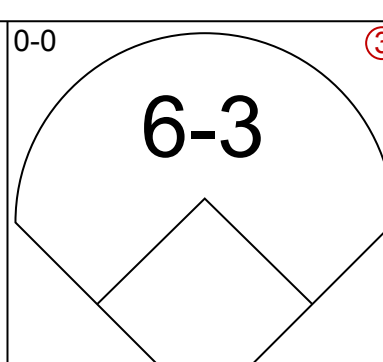
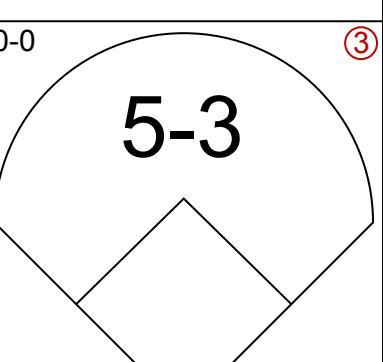
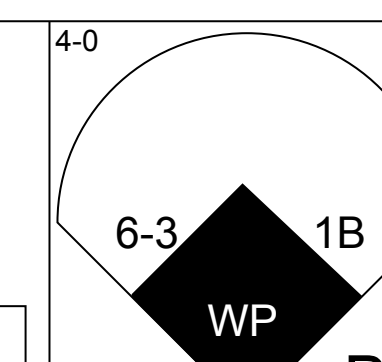
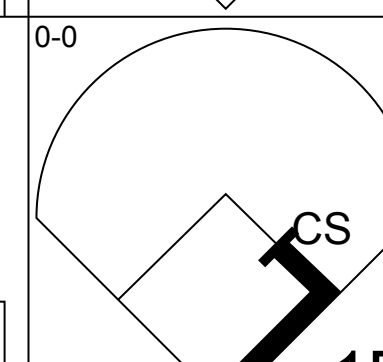
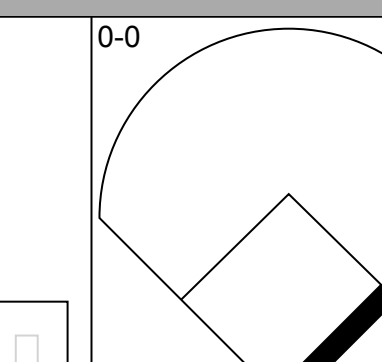
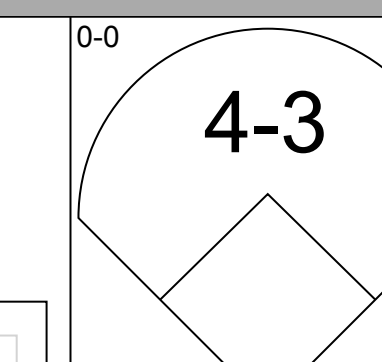
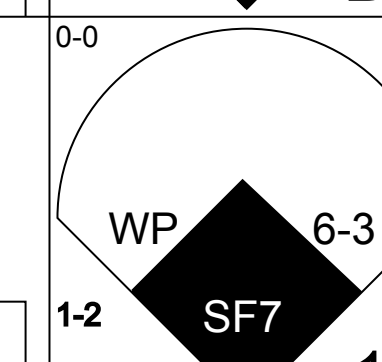
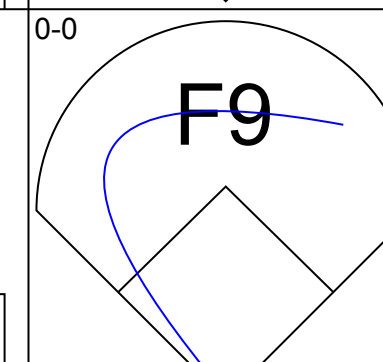
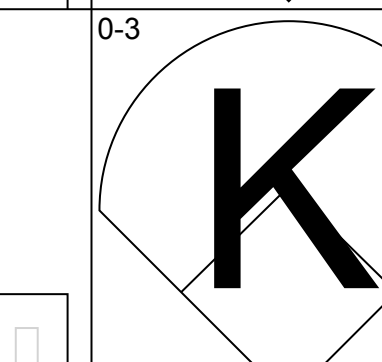
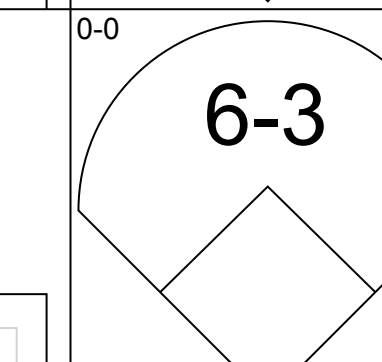
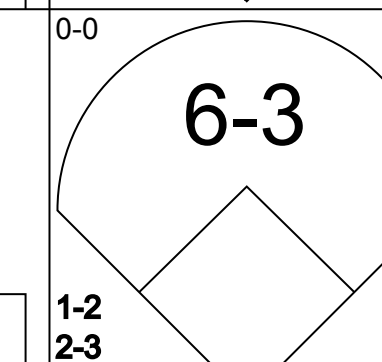
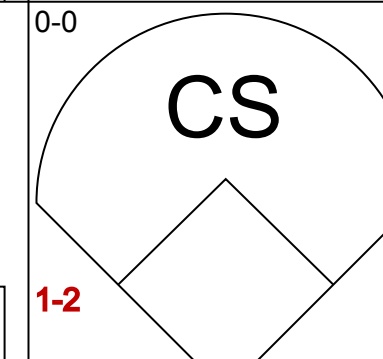
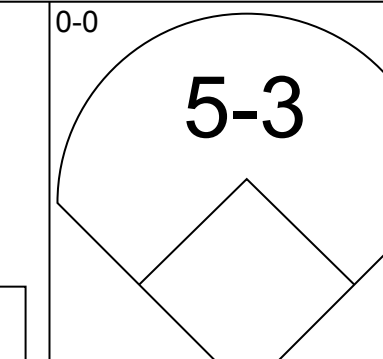
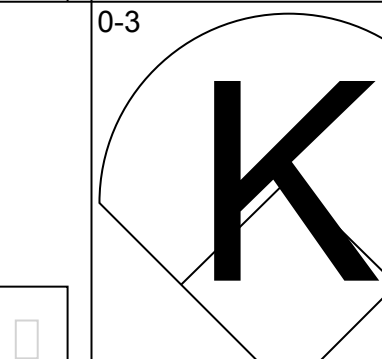
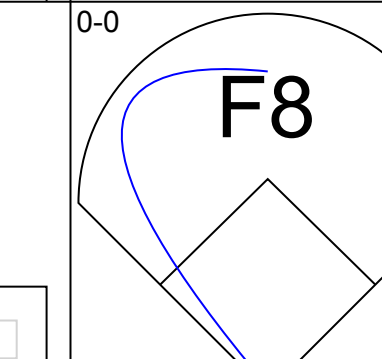
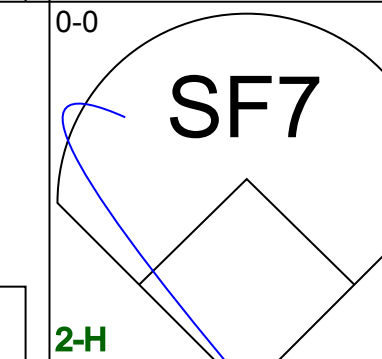
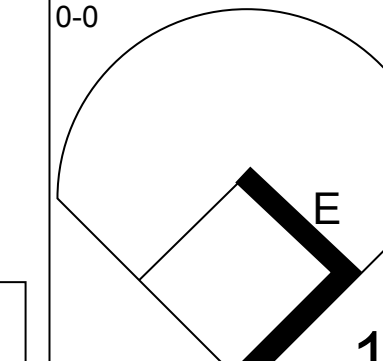
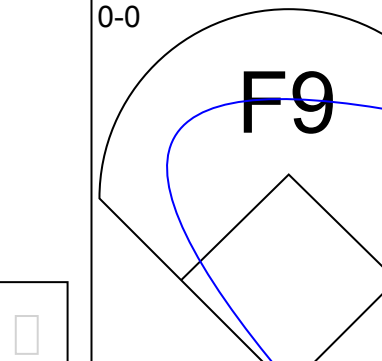
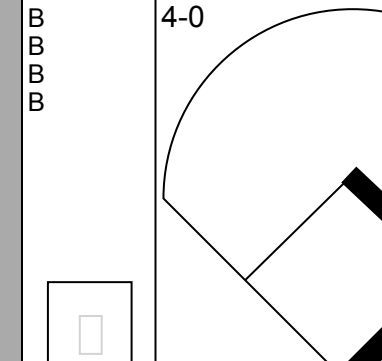
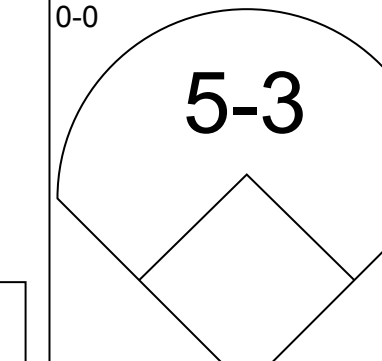
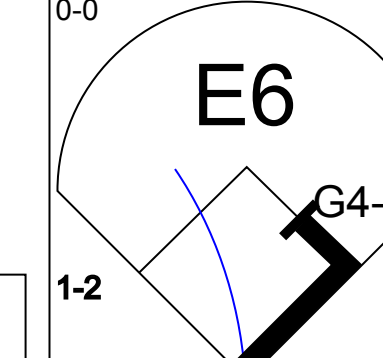
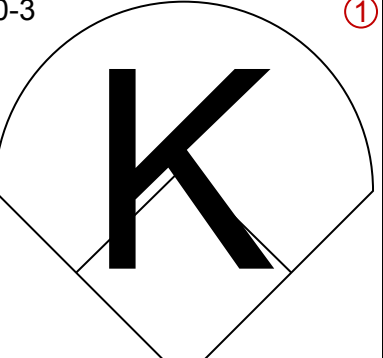
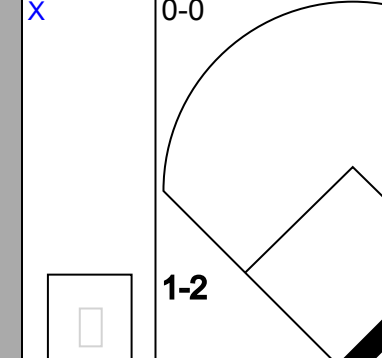
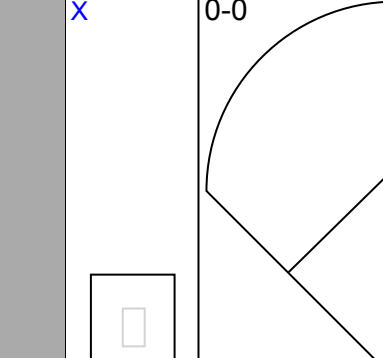
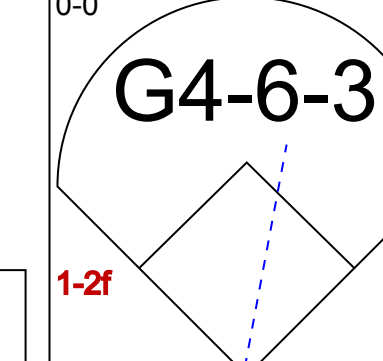
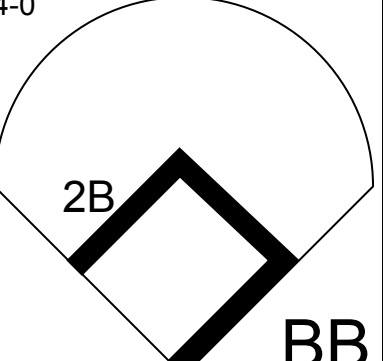
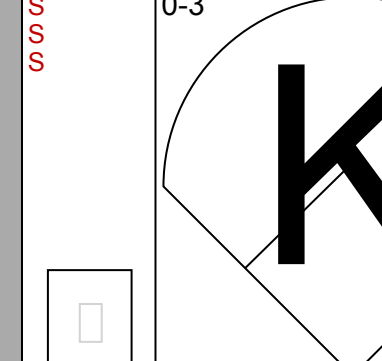
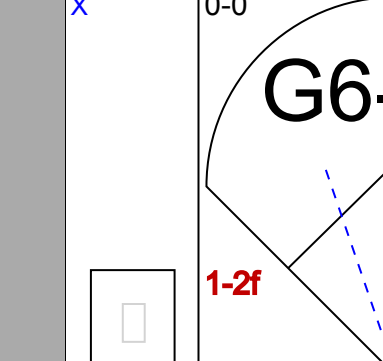
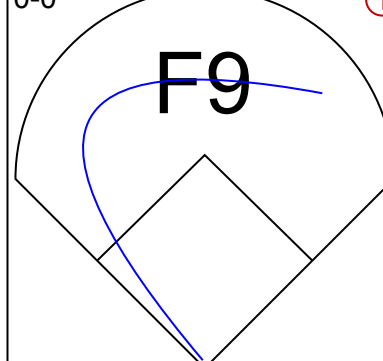
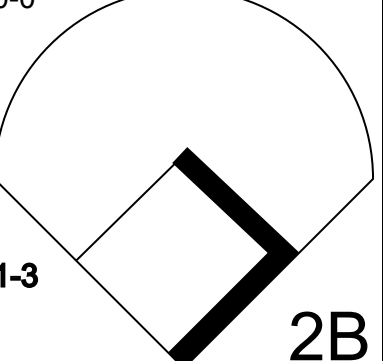
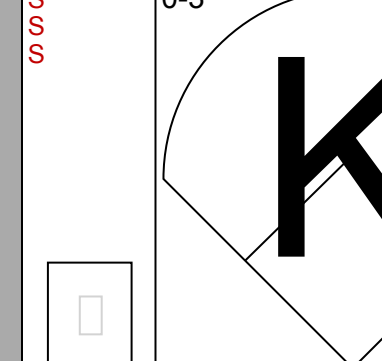
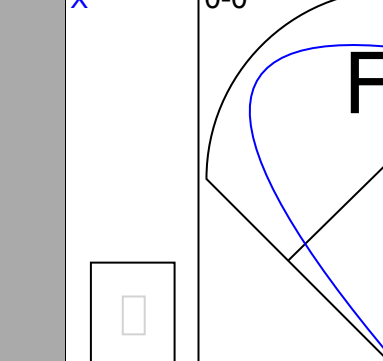
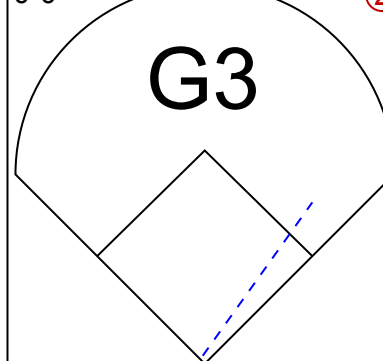
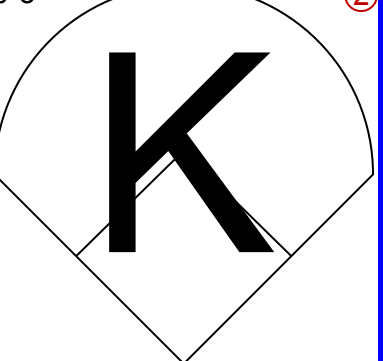
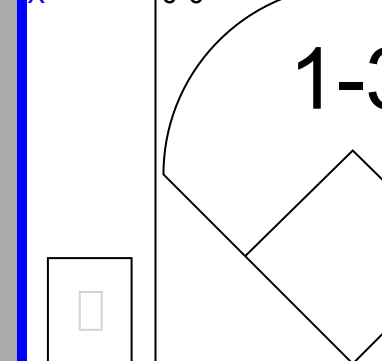


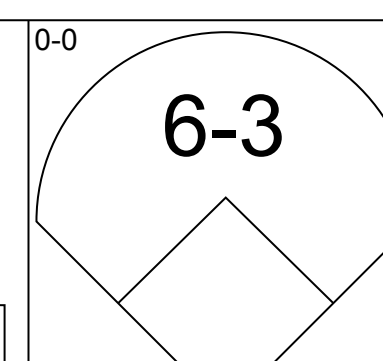
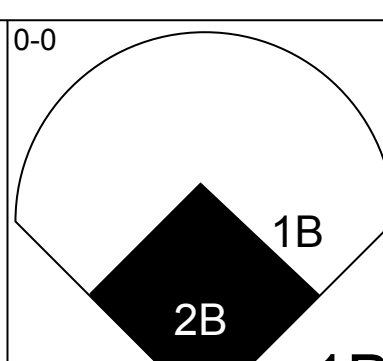
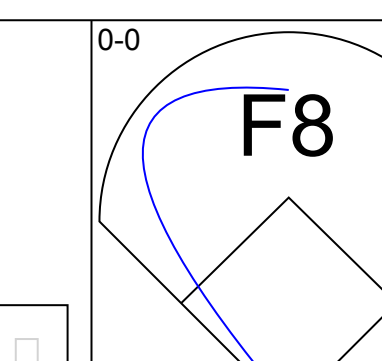
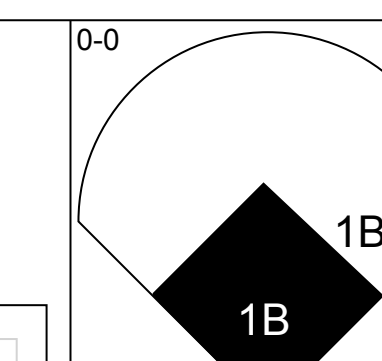
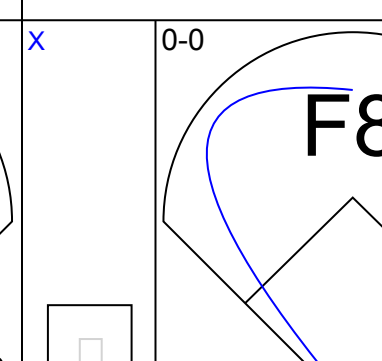
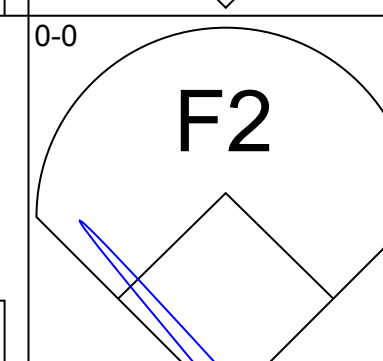
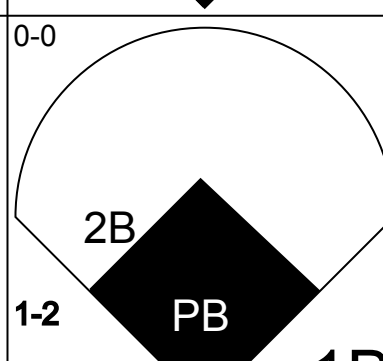
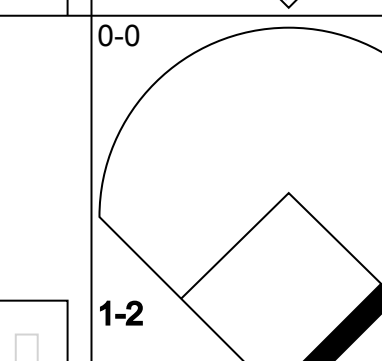
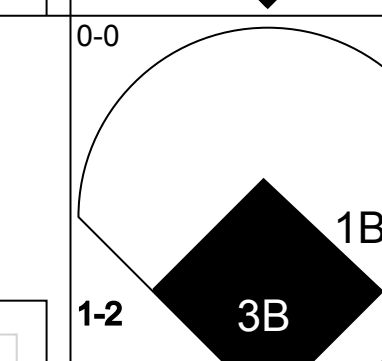
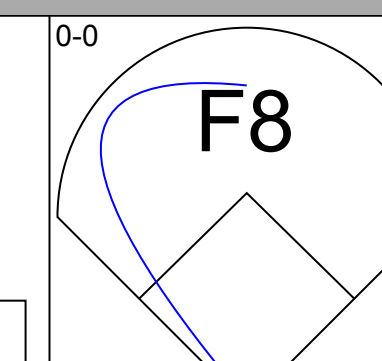
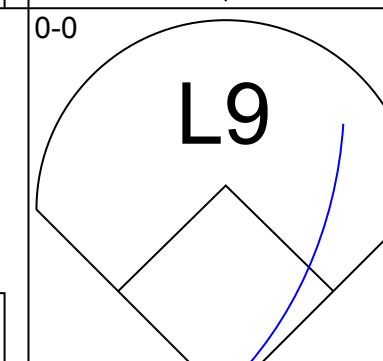
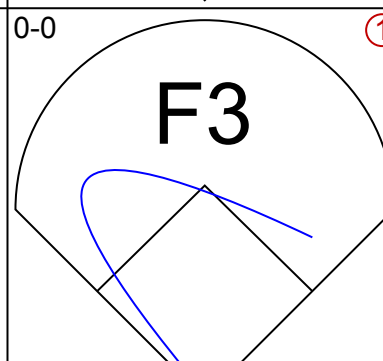
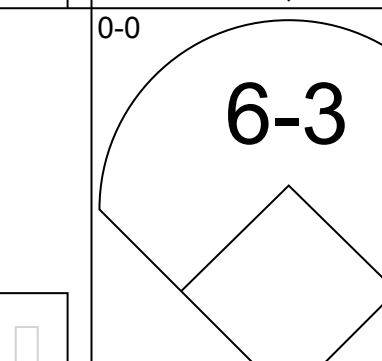
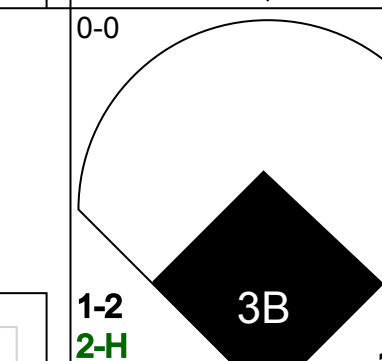
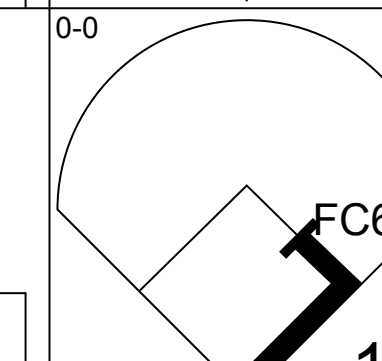
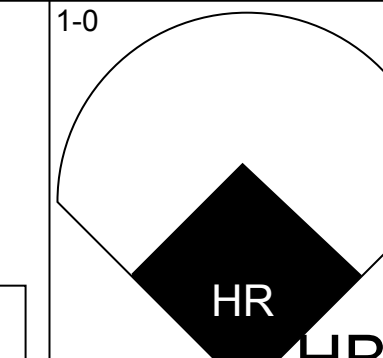
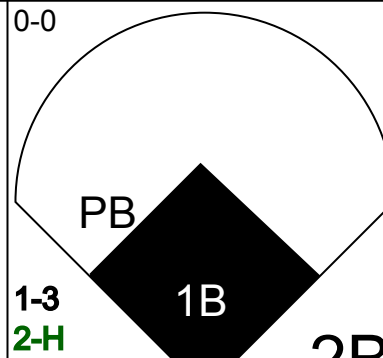
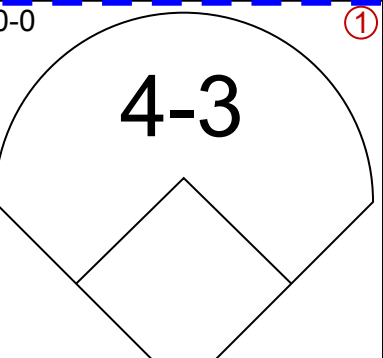
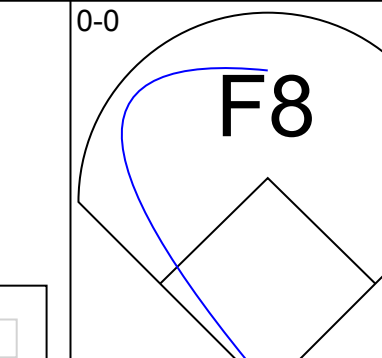
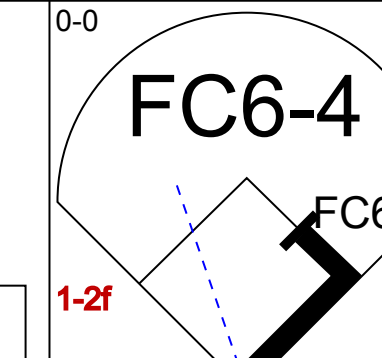
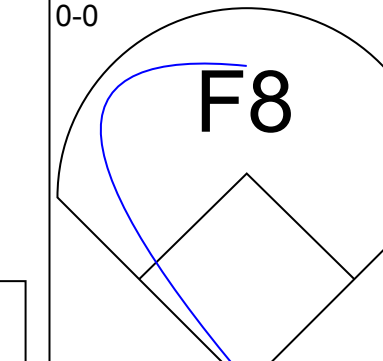
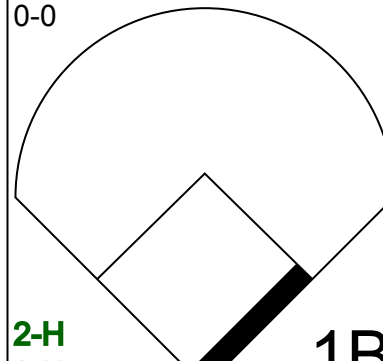

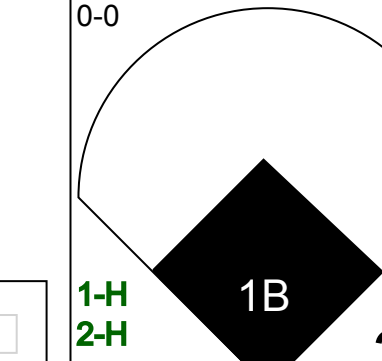
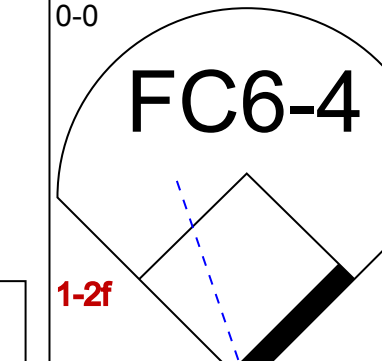
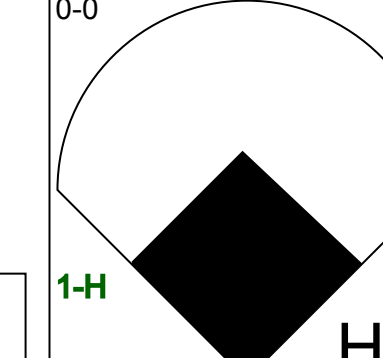
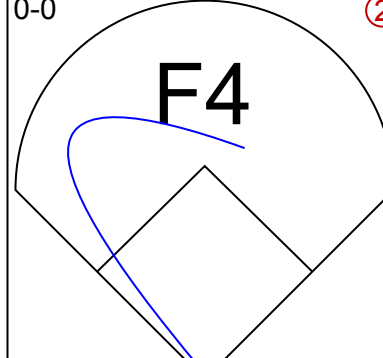

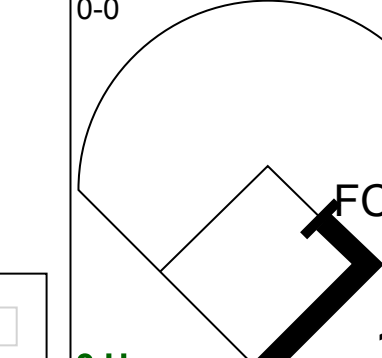

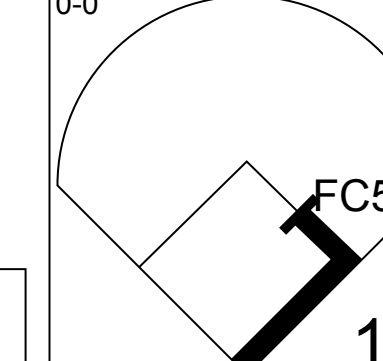
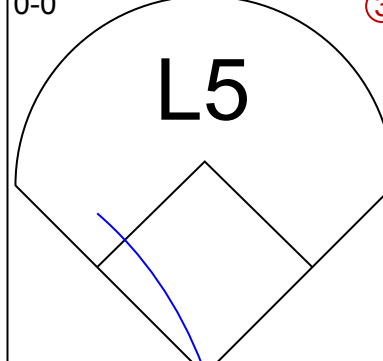

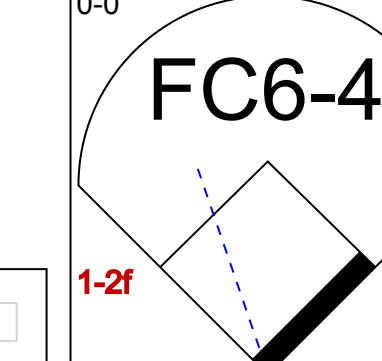
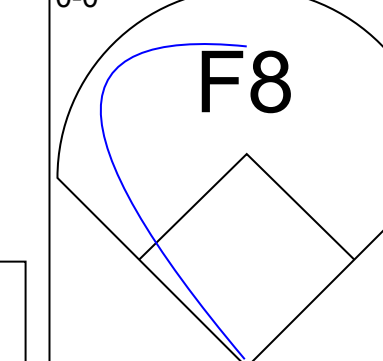
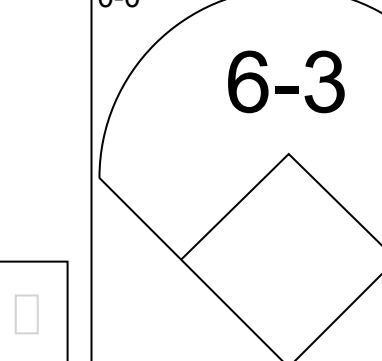
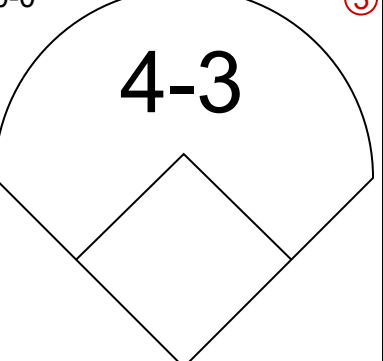
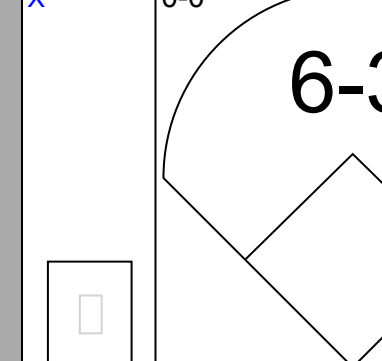
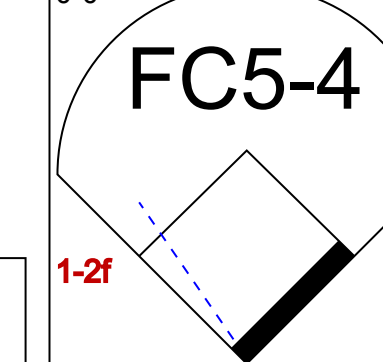
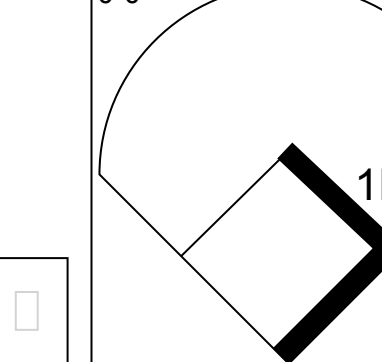
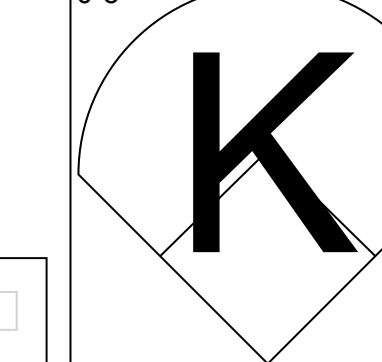
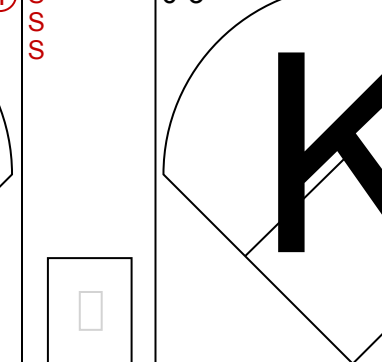
Batter	1	2	3	4	5	6	7	8	9	AB	R	H	RBI	BB	SO	LOB	TOP			
Eddie Kasko, R OBP: 0.300, SLG: 0.282 (1, 6)										3	1	1	0	1	1	1	Houston Colt 45's @ Philadelphia Phillies Connie Mack Stadium, Philadelphia, PA Wed Sep 02 1964, 7:05 PM EDT Att: 12,616 - Unknown livebaseballscorecards.com			
Bob Lillis, R OBP: 0.295, SLG: 0.312 (1, 4)										3	0	0	0	0	0	2				
Mike White, R OBP: 0.320, SLG: 0.327 (1, 7)										4	0	1	0	0	2	1				
Walt Bond, L OBP: 0.312, SLG: 0.450 (1, 3)										4	0	0	0	0	2	3				
Bob Aspromonte, R OBP: 0.327, SLG: 0.413 (1, 5)										3	0	1	1	1	0	0				
Joe Gaines, R OBP: 0.325, SLG: 0.399 (1, 9)										4	0	0	0	0	2	4				
Carroll Hardy, R OBP: 0.242, SLG: 0.226 (1, 8)										4	0	0	0	0	2	1				
Jerry Grote, R OBP: 0.246, SLG: 0.272 (1, 2)										3	0	1	0	0	1	0				
Don Nottebart, R OBP: 0.111, SLG: 0.070 (7, PH)										1	0	0	0	0	0	0				
Nellie Fox, L OBP: 0.322, SLG: 0.328 (7, PH)										1	0	0	0	0	0	0				
Jim Owens, R OBP: 0.107, SLG: 0.143 (7, 1)										0	0	0	0	0	0	0				
Inning Stats	R: 0 E: 0 K: 1 S: 6	H: 1 LOB: 1 BB: 0 P: 6	R: 0 E: 0 K: 1 S: 5	H: 0 LOB: 0 BB: 0 P: 5	R: 0 E: 0 K: 1 S: 6	H: 1 LOB: 1 BB: 0 P: 6	R: 0 E: 0 K: 3 S: 9	H: 0 LOB: 1 BB: 1 P: 13	R: 0 E: 0 K: 2 S: 7	H: 0 LOB: 0 BB: 0 P: 7	R: 1 E: 0 K: 1 S: 7	H: 2 LOB: 2 BB: 1 P: 11	R: 0 E: 0 K: 0 S: 3	H: 0 LOB: 0 BB: 0 P: 3	R: 0 E: 1 K: 0 S: 4	H: 0 LOB: 1 BB: 0 P: 4	1B: 4 2B: 0 3B: 0 HR: 0	SF: 0 SAC: 2 DP: 0 HBP: 0	WP: 0 PB: 0 SB: 0 CS: 0	PA: 34
PITCHER Chris Short, L ERA: 1.86 (1, 1)	IP: 9.0 WLS: W BF: 34 H: 4 R: 1 ER: 1 SO: 10 BB: 2 IBB: 0 HBP: 0 BLK: 0 WP: 0 HR: 0 S: 52 P: 60 ERA: 1.00 WHIP: 0.667															PITCHER				

Batter	1	2	3	4	5	6	7	8	9	AB	R	H	RBI	BB	SO	LOB	BOTTOM			
Tony Gonzalez, L OBP: 0.370, SLG: 0.395 (1, 8)										4	0	2	0	0	0	0	Houston Colt 45's @ Philadelphia Phillies Connie Mack Stadium, Philadelphia, PA Wed Sep 02 1964, 7:05 PM EDT Att: 12,616 - Unknown livebaseballscorecards.com			
Dick Allen, R OBP: 0.369, SLG: 0.544 (1, 5)										3	0	0	0	1	1	3				
Johnny Callison, L OBP: 0.315, SLG: 0.491 (1, 9)										4	0	0	0	0	1	4				
Wes Covington, L OBP: 0.367, SLG: 0.486 (8, PR)										4	1	2	0	0	0	2				
Adolfo Phillips, R OBP: 0.307, SLG: 0.398 (9, 7)										0	0	0	0	0	0	0				
Clay Dalrymple, L OBP: 0.301, SLG: 0.353 (1, 2)										3	1	1	0	1	0	1				
Frank Thomas, R OBP: 0.313, SLG: 0.411 (1, 3)										2	0	0	0	0	1	1				
Tony Taylor, R OBP: 0.333, SLG: 0.326 (1, 4)										3	0	1	2	0	0	1				
Ruben Amaro, R OBP: 0.305, SLG: 0.358 (1, 6)										3	0	0	0	0	1	2				
Chris Short, R OBP: 0.080, SLG: 0.063 (1, 1)										3	0	1	0	0	0	1				
Inning Stats	R: 0 E: 0 K: 1 S: 6	H: 1 LOB: 1 BB: 0 P: 6	R: 0 E: 0 K: 1 S: 5	H: 0 LOB: 1 BB: 1 P: 9	R: 0 E: 0 K: 0 S: 4	H: 2 LOB: 1 BB: 0 P: 4	R: 2 E: 0 K: 0 S: 6	H: 3 LOB: 1 BB: 0 P: 6	R: 0 E: 0 K: 0 S: 3	H: 0 LOB: 1 BB: 1 P: 7	R: 0 E: 0 K: 1 S: 5	H: 0 LOB: 0 BB: 0 P: 5	R: 0 E: 0 K: 0 S: 3	H: 0 LOB: 0 BB: 0 P: 3	R: 0 E: 0 K: 1 S: 6	H: 1 LOB: 1 BB: 0 P: 6	1B: 6 2B: 1 3B: 0 HR: 0	SF: 0 SAC: 1 DP: 1 HBP: 0	WP: 0 PB: 0 SB: 1 CS: 0	PA: 32
PITCHER Don Nottebart, R ERA: 3.99 (7, 1)	IP: 6.0 WLS: L BF: 25 H: 6 R: 2 ER: 2 SO: 3 BB: 2 IBB: 0 HBP: 0 BLK: 0 WP: 0 HR: 0 S: 29 P: 37 ERA: 3.00 WHIP: 1.333															PITCHER				
Jim Owens, R ERA: 3.31 (7, 1)	IP: 2.0 WLS: 7 BF: 7 H: 1 R: 0 ER: 0 SO: 1 BB: 0 IBB: 0 HBP: 0 BLK: 0 WP: 0 HR: 0 S: 9 P: 9 ERA: 0.00 WHIP: 0.500															PITCHER				

Batter	1	2	3	4	5	6	7	8	9	AB	R	H	RBI	BB	SO	LOB	TOP										
Eddie Kasko, R OBP: 0.303, SLG: 0.286 (1, 6)	F8		CS 1B		1B	1B 1-2 2B		K		5	1	3	0	0	1	0	Houston Colt 45's @ Philadelphia Phillies Connie Mack Stadium, Philadelphia, PA Thu Sep 03 1964, 7:05 PM EDT Att: 12,908 - Unknown livebaseballscorecards.com										
Bob Lillis, R OBP: 0.297, SLG: 0.313 (1, 4)	6-3		1-3		1B	1B 1-3 2B		5-3		5	0	2	1	0	0	1											
Mike White, R OBP: 0.329, SLG: 0.343 (1, 7)	2B				1B	K				5	1	4	1	0	1	2											
Walt Bond, L OBP: 0.315, SLG: 0.451 (1, 3)	F2				1B	1B				4	1	2	0	1	0	2											
Bob Aspromonte, R OBP: 0.329, SLG: 0.416 (1, 5)			F7		1B	1B				4	1	2	1	1	0	3											
Joe Gaines, R OBP: 0.323, SLG: 0.394 (1, 9)	K				K	6-3		K		4	0	0	1	0	3	3											
Carroll Hardy, R OBP: 0.248, SLG: 0.258 (1, 8)					6-3			F9		5	1	2	2	0	1	5											
Jerry Grote, R OBP: 0.247, SLG: 0.271 (1, 2)	4-3				4-3	1B		K		5	1	1	0	0	2	4											
Don Larsen, R OBP: 0.172, SLG: 0.040 (1, 1)			K		K	K		K		5	0	0	0	0	4	4											
Inning Stats	R: 0 E: 0 K: 0 S: 4	H: 1 LOB: 1 BB: 0 P: 4	R: 0 E: 0 K: 1 S: 6	H: 1 LOB: 1 BB: 0 P: 6	R: 0 E: 0 K: 1 S: 5	H: 1 LOB: 0 BB: 0 P: 5	R: 0 E: 0 K: 1 S: 7	H: 2 LOB: 2 BB: 0 P: 7	R: 0 E: 0 K: 2 S: 9	H: 2 LOB: 2 BB: 0 P: 9	R: 5 E: 0 K: 1 S: 12	H: 7 LOB: 3 BB: 1 P: 16	R: 0 E: 0 K: 2 S: 7	H: 0 LOB: 0 BB: 0 P: 7	R: 0 E: 0 K: 2 S: 7	H: 0 LOB: 0 BB: 0 P: 7		R: 1 E: 0 K: 2 S: 9	H: 2 LOB: 3 BB: 1 P: 14	1B: 12 2B: 3 3B: 0 HR: 1	SF: 0 SAC: 0 DP: 0 HBP: 1	WP: 0 PB: 0 SB: 0 CS: 1	PA: 45				
PITCHER	IP	WLS	BF	H	R	ER	SO	BB	IBB	HBP	BLK	WP	HR	S	P	ERA	WHIP										
Dennis Bennett, L ERA: 3.88 (1, 1)	5.1	L	25	10	3	3	5	0	0	0	0	0	1	35	35	5.06	1.875										
John Boozer, R ERA: 5.18 (6, 1)	0.1		4	3	1	1	1	0	0	0	0	0	0	6	6	27.00	9.000										
Ed Roebuck, R ERA: 2.63 (6, 1)	1.1		6	1	1	1	2	0	1	0	0	0	0	6	13	6.75	0.750										
Bobby Locke, R ERA: (8, 1)	1.0		3	0	0	0	2	0	0	0	0	0	0	7	7	0.00	0.000										
Jack Baldschun, R ERA: 3.32 (9, 1)	1.0		7	2	1	1	2	1	0	1	0	0	0	9	14	9.00	3.000										

Batter	1	2	3	4	5	6	7	8	9	AB	R	H	RBI	BB	SO	LOB	BOTTOM										
Tony Gonzalez, L OBP: 0.369, SLG: 0.397 (1, 8)	4-3		2B		K			F7		4	0	1	0	0	1	0	Houston Colt 45's @ Philadelphia Phillies Connie Mack Stadium, Philadelphia, PA Thu Sep 03 1964, 7:05 PM EDT Att: 12,908 - Unknown livebaseballscorecards.com										
Dick Allen, R OBP: 0.370, SLG: 0.546 (1, 5)	FC4-6 BB		F8		B1-3			3B		3	0	1	0	1	0	1											
Johnny Callison, L OBP: 0.313, SLG: 0.487 (1, 9)	FC4-6 1B		K		F7			F7		4	0	0	0	0	1	3											
Wes Covington, L OBP: 0.365, SLG: 0.483 (1, 7)	1B				L4			6-3		4	0	1	0	0	0	0											
Clay Dalrymple, L OBP: 0.303, SLG: 0.353 (1, 2)	F9				1B			BB		3	0	1	0	1	0	2											
Frank Thomas, R OBP: 0.309, SLG: 0.406 (1, 3)			P4		K			P4		4	0	0	0	0	1	2											
Tony Taylor, R OBP: 0.331, SLG: 0.324 (1, 4)	K				P6			F9		3	0	0	0	0	1	2											
Ruben Amaro, R OBP: 0.303, SLG: 0.355 (7, PH)	K				5-3			3-1		2	0	0	0	0	1	0											
John Hermstein, L OBP: 0.308, SLG: 0.396 (8, 6)	K									1	0	0	0	0	0	1											
Cookie Rojas, R OBP: 0.343, SLG: 0.407 (8, 6)										0	0	0	0	0	0	0											
Dennis Bennett, L ERA: 3.88 (1, 1)			L1		K			F5		2	0	0	0	0	1	0											
Inning Stats	R: 0 E: 0 K: 0 S: 4	H: 1 LOB: 2 BB: 1 P: 8	R: 0 E: 0 K: 2 S: 7	H: 0 LOB: 0 BB: 0 P: 7	R: 0 E: 0 K: 1 S: 6	H: 1 LOB: 1 BB: 0 P: 6	R: 0 E: 0 K: 1 S: 6	H: 1 LOB: 1 BB: 0 P: 6	R: 0 E: 0 K: 2 S: 7	H: 0 LOB: 0 BB: 0 P: 7	R: 0 E: 0 K: 0 S: 3	H: 0 LOB: 0 BB: 0 P: 3	R: 0 E: 0 K: 0 S: 4	H: 1 LOB: 1 BB: 0 P: 4	R: 0 E: 0 K: 0 S: 3	H: 0 LOB: 0 BB: 0 P: 3		1B: 2 2B: 1 3B: 1 HR: 0	SF: 0 SAC: 0 DP: 0 HBP: 0	WP: 0 PB: 0 SB: 0 CS: 0	PA: 33						
PITCHER	IP	WLS	BF	H	R	ER	SO	BB	IBB	HBP	BLK	WP	HR	S	P	ERA	WHIP										
Don Larsen, R ERA: 2.12 (1, 1)	9.0	W	33	4	0	0	6	2	0	0	0	0	0	43	51	0.00	0.667										

Batter	1	2	3	4	5	6	7	8	9	AB	R	H	RBI	BB	SO	LOB	TOP		
Eddie Kasko, R OBP: 0.303, SLG: 0.283										3	1	0	0	1	1	2	Houston Colt 45's @ Pittsburgh Pirates Forbes Field, Pittsburgh, PA Fri Sep 04 1964, 7:05 PM EDT Att: 6,133 - Unknown		
Bob Lillis, R OBP: 0.303, SLG: 0.319										4	1	3	0	0	0	0			
Mike White, R OBP: 0.324, SLG: 0.338										4	0	0	0	0	1	4			
Walt Bond, L OBP: 0.313, SLG: 0.448 Dave Roberts, L OBP: 0.296, SLG: 0.279										3	0	0	0	0	1	1			
Bob Aspromonte, R OBP: 0.331, SLG: 0.415										3	0	1	0	1	0	1			
Joe Gaines, R OBP: 0.325, SLG: 0.395										4	0	2	0	0	1	1			
Carroll Hardy, R OBP: 0.248, SLG: 0.252										3	0	0	0	1	1	5			
Jerry Grote, R OBP: 0.247, SLG: 0.275										4	0	1	0	0	1	2			
Bob Bruce, R Gordon Jones, R Ivan Murrell, L Danny Coombs, L Al Spangler, L Turk Farrell, R										1	0	0	0	0	0	0			
Inning Stats	R: 0 E: 0 K: 1 S: 5	H: 1 LOB: 0 BB: 0 P: 5	R: 0 E: 1 K: 0 S: 4	H: 1 LOB: 1 BB: 0 P: 4	R: 0 E: 0 K: 0 S: 3	H: 0 LOB: 0 BB: 0 P: 3	R: 0 E: 0 K: 2 S: 8	H: 1 LOB: 2 BB: 0 P: 8	R: 0 E: 0 K: 0 S: 3	H: 0 LOB: 0 BB: 1 P: 3	R: 0 E: 0 K: 2 S: 8	H: 1 LOB: 2 BB: 1 P: 12	R: 0 E: 0 K: 0 S: 4	H: 1 LOB: 0 BB: 0 P: 8	R: 0 E: 0 K: 0 S: 3	H: 1 LOB: 0 BB: 0 P: 3		1B: 6 2B: 1 3B: 0 HR: 0	SF: 1 SAC: 0 DP: 2 HBP: 0
PITCHER Bob Veale, L ERA: 2.98	IP: 9.0 WLS: W BF: 35 H: 7 R: 2 ER: 1 SO: 7 BB: 3 IBB: 0 HBP: 0 BLK: 0 WP: 1 HR: 0 S: 46 P: 58 ERA: 1.00 WHIP: 1.111															PITCHER			

Batter	1	2	3	4	5	6	7	8	9	AB	R	H	RBI	BB	SO	LOB	BOTTOM		
Bob Bailey, R OBP: 0.358, SLG: 0.441										5	2	2	0	0	0	1	Houston Colt 45's @ Pittsburgh Pirates Forbes Field, Pittsburgh, PA Fri Sep 04 1964, 7:05 PM EDT Att: 6,133 - Unknown		
Bill Virdon, L OBP: 0.296, SLG: 0.315										5	2	3	0	0	0	0			
Roberto Clemente, R OBP: 0.389, SLG: 0.474										5	1	2	1	0	0	4			
Jerry Lynch, L OBP: 0.343, SLG: 0.527 Manny Mota, R OBP: 0.317, SLG: 0.406										1	2	1	1	0	0	0			
Donn Clendenon, R OBP: 0.323, SLG: 0.457										3	0	0	0	0	3				
Bill Mazerolski, R OBP: 0.301, SLG: 0.394										4	1	3	4	0	0	1			
Jim Pagliaroni, R OBP: 0.382, SLG: 0.438										4	0	1	0	0	3				
Gene Alley, R OBP: 0.262, SLG: 0.280										4	0	0	0	0	2				
Bob Veale, S OBP: 0.213, SLG: 0.192										4	0	1	0	0	2	1			
Inning Stats	R: 0 E: 0 K: 0 S: 3	H: 0 LOB: 0 BB: 0 P: 3	R: 2 E: 0 K: 0 S: 5	H: 2 LOB: 1 BB: 0 P: 6	R: 3 E: 0 K: 0 S: 7	H: 4 LOB: 1 BB: 0 P: 7	R: 0 E: 0 K: 0 S: 5	H: 2 LOB: 2 BB: 0 P: 5	R: 1 E: 1 K: 0 S: 5	H: 2 LOB: 1 BB: 0 P: 5	R: 4 E: 0 K: 1 S: 10	H: 5 LOB: 1 BB: 0 P: 10	R: 0 E: 0 K: 1 S: 5	H: 0 LOB: 0 BB: 0 P: 5	R: 0 E: 0 K: 0 S: 4	H: 1 LOB: 1 BB: 0 P: 4		1B: 12 2B: 1 3B: 2 HR: 1	SF: 0 SAC: 0 DP: 0 HBP: 1
PITCHER Bob Bruce, R ERA: 2.92 Gordon Jones, R ERA: 3.2 Danny Coombs, L ERA: 8.18 Turk Farrell, R ERA: 3.27	IP: 2.1 WLS: L BF: 14 H: 5 R: 2 ER: 0 SO: 1 BB: 0 IBB: 0 HBP: 0 BLK: 0 WP: 0 HR: 1 S: 13 P: 14 ERA: 15.43 WHIP: 2.571															PITCHER			

AB	31
R	2
H	7
RBI	1
BB	3
SO	7
LOB	20



AB	40
R	10
H	16
RBI	9
BB	0
SO	2
LOB	17



Batter	1	2	3	4	5	6	7	8	9	AB	R	H	RBI	BB	SO	LOB	TOP			
Bob Lillis, R OBP: 0.299, SLG: 0.315 (1.6)	1-3		6-3			1-3		G5-4-3		4	0	0	0	0	0	2				
Nelle Fox, L OBP: 0.321, SLG: 0.327 (1.4)	6-3			6-3					F7	4	0	1	0	0	0	0				
Al Spangler, L OBP: 0.297, SLG: 0.328 (1.8)						6-3				4	1	3	0	0	0	1				
Walt Bond, L OBP: 0.312, SLG: 0.446 (1.3)	F5			G3-6-3						4	0	1	0	0	0	2				
Bob Aspromonte, R OBP: 0.330, SLG: 0.414 (1.5)										4	0	1	1	0	1	1				
Mike White, R OBP: 0.320, SLG: 0.333 (1.7)										4	0	0	0	0	1	2				
Joe Gaines, R OBP: 0.325, SLG: 0.398 (1.9)										3	0	1	0	0	0	0				
Jerry Grote, R OBP: 0.248, SLG: 0.275 (1.2)										3	0	1	0	0	1	1				
Ken Johnson, R OBP: 0.090, SLG: 0.123 (8, PH)										2	0	0	0	0	2	0				
Dave Roberts, L OBP: 0.291, SLG: 0.279 (8, PH)										0	0	0	0	1	0	0				
Gordon Jones, R OBP: 0.333, SLG: 0.333 (8.1)										0	0	0	0	0	0	0				
Claude Raymond, R OBP: 0.077, SLG: 0.167 (8.1)										0	0	0	0	0	0	0				
Inning Stats	R: 0 E: 0 K: 0 S: 4	H: 1 LOB: 1 BB: 0 P: 4	R: 0 E: 0 K: 0 S: 3	H: 1 LOB: 0 BB: 0 P: 3	R: 0 E: 0 K: 2 S: 7	H: 0 LOB: 0 BB: 0 P: 7	R: 0 E: 0 K: 0 S: 3	H: 1 LOB: 0 BB: 0 P: 3	R: 0 E: 0 K: 1 S: 6	H: 1 LOB: 1 BB: 0 P: 6	R: 0 E: 0 K: 1 S: 5	H: 0 LOB: 0 BB: 0 P: 5	R: 0 E: 0 K: 0 S: 3	H: 1 LOB: 1 BB: 1 P: 7	R: 1 E: 0 K: 0 S: 5	H: 2 LOB: 1 BB: 0 P: 5	1B: 6 2B: 2 3B: 0 HR: 0	SF: 0 SAC: 0 DP: 3 HBP: 0	WP: 0 PB: 0 SB: 0 CS: 0	PA: 33
PITCHER Bob Friend, R ERA: 3.25 (1.1)	IP: 9.0 WLS: W BF: 33	H: 8 R: 1 ER: 1 SO: 5	BB: 1 IBB: 0 HBP: 0 BLK: 0	WP: 0 HR: 0 S: 42 P: 46	ERA: 1.00 WHIP: 1.000															

Houston Colt 45's @ Pittsburgh Pirates
Forbes Field, Pittsburgh, PA
Sat Sep 05 1964, 3:33 AM EDT
Att: 4,272 - Unknown

AB 32
R 1
H 8
RBI 1
BB 1
SO 5
LOB 9



Batter	1	2	3	4	5	6	7	8	9	AB	R	H	RBI	BB	SO	LOB	BOTTOM												
Bob Bailey, R OBP: 0.358, SLG: 0.439 (1.5)	L6-4									2	0	0	0	1	1	0													
Bill Virdon, L OBP: 0.298, SLG: 0.317 (1.8)	F4									4	0	1	0	0	0	3													
Roberto Clemente, R OBP: 0.387, SLG: 0.472 (1.9)	L6-4									4	1	1	0	0	0	4													
Jerry Lynch, L OBP: 0.348, SLG: 0.544 (1.7)										3	2	2	2	1	1	1													
Manny Mota, R OBP: 0.317, SLG: 0.406 (9.7)										0	0	0	0	0	0	0													
Donn Clendenon, R OBP: 0.320, SLG: 0.454 (1.3)										3	0	0	0	0	0	3													
Bill Mazerowski, R OBP: 0.303, SLG: 0.399 (1.4)										4	0	2	1	0	0	0													
Jim Pagliaroni, R OBP: 0.380, SLG: 0.435 (1.2)										4	0	1	0	0	0	1													
Gene Alley, R OBP: 0.267, SLG: 0.281 (1.6)										3	1	1	0	0	1	2													
Bob Friend, R OBP: 0.116, SLG: 0.076 (1.1)										3	0	0	0	0	1	4													
Inning Stats	R: 0 E: 0 K: 0 S: 2	H: 0 LOB: 0 BB: 1 P: 6	R: 1 E: 0 K: 1 S: 7	H: 2 LOB: 2 BB: 0 P: 8	R: 0 E: 0 K: 2 S: 8	H: 1 LOB: 1 BB: 0 P: 8	R: 0 E: 0 K: 0 S: 3	H: 0 LOB: 0 BB: 0 P: 3	R: 1 E: 1 K: 0 S: 6	H: 1 LOB: 3 BB: 1 P: 10	R: 0 E: 0 K: 0 S: 3	H: 0 LOB: 0 BB: 0 P: 3	R: 0 E: 0 K: 1 S: 9	H: 4 LOB: 2 BB: 0 P: 9	R: 2 E: 0 K: 1 S: 9	H: 4 LOB: 2 BB: 0 P: 9	1B: 4 2B: 3 3B: 1 HR: 1	SF: 0 SAC: 3 DP: 1 HBP: 1	WP: 0 PB: 0 SB: 1 CS: 0	PA: 36									
PITCHER Ken Johnson, R ERA: 3.8 (1.1)	IP: 7.0 WLS: L BF: 29	H: 4 R: 2 ER: 1 SO: 3	BB: 1 IBB: 1 HBP: 1 BLK: 0	WP: 0 HR: 0 S: 32 P: 41	ERA: 1.29 WHIP: 0.714																								
Gordon Jones, R ERA: 3.53 (8.1)	0.1	5	4	2	2	0	0	0	0	0	1	5	5	54.00	12.000														
Claude Raymond, R ERA: 3.11 (8.1)	0.2	2	0	0	0	1	0	0	0	0	0	4	4	0.00	0.000														

Houston Colt 45's @ Pittsburgh Pirates
Forbes Field, Pittsburgh, PA
Sat Sep 05 1964, 3:33 AM EDT
Att: 4,272 - Unknown

AB 30
R 4
H 8
RBI 3
BB 2
SO 4
LOB 18



Batter	1	2	3	4	5	6	7	8	9	AB	R	H	RBI	BB	SO	LOB	TOP			
Bob Lillis, R OBP: 0.295, SLG: 0.311 (1, 6)	L5		6-3			4-3		5-3		4	0	0	0	0	0	0				
Nelle Fox, L OBP: 0.316, SLG: 0.324 (1, 4)	4-3			F5		G3		F4		4	0	0	0	0	0	0				
Al Spangler, L OBP: 0.301, SLG: 0.333 (1, 8)	1B 2			4-3 BB		4-3			G4-6-3 1B	3	0	2	0	1	0	0				
Walt Bond, L OBP: 0.312, SLG: 0.444 (1, 3)				L4-3			F5		G4-6-3 1-2	4	0	1	0	0	0	2				
Bob Aspromonte, R OBP: 0.331, SLG: 0.415 (1, 5)	2	F3				G6-4-3 1B			F4	4	0	2	0	0	0	0				
Joe Gaines, R OBP: 0.325, SLG: 0.401 (1, 9)					G6-4-3 1-2		F9			3	0	1	0	0	0	2				
Mike White, R OBP: 0.323, SLG: 0.337 (1, 7)			6-3			1B				3	0	2	0	0	0	0				
Jerry Grote, R OBP: 0.249, SLG: 0.276 (1, 2)							L5			3	0	1	0	0	0	2				
Don Nottebart, R OBP: 0.106, SLG: 0.067 (8, PH)										2	0	0	0	0	1	2				
Dave Roberts, L OBP: 0.289, SLG: 0.277 (8, PH)			K							1	0	0	0	0	1	0				
Hal Woodeshick, R OBP: 0.289, SLG: 0.277 (8, 1)					6-3				K	0	0	0	0	0	0	0				
Inning Stats	R: 0 E: 0 K: 0 S: 4	H: 2 LOB: 2 BB: 0 P: 4	R: 0 E: 0 K: 0 S: 3	H: 1 LOB: 0 BB: 0 P: 3	R: 0 E: 0 K: 1 S: 5	H: 0 LOB: 0 BB: 0 P: 5	R: 0 E: 0 K: 0 S: 2	H: 0 LOB: 0 BB: 1 P: 6	R: 0 E: 0 K: 0 S: 5	H: 3 LOB: 2 BB: 0 P: 5	R: 0 E: 0 K: 0 S: 3	H: 0 LOB: 0 BB: 0 P: 3	R: 0 E: 0 K: 1 S: 5	H: 0 LOB: 0 BB: 0 P: 5	R: 0 E: 0 K: 0 S: 3	H: 1 LOB: 0 BB: 0 P: 3	1B: 7 2B: 3 3B: 0 HR: 0	SF: 0 SAC: 0 DP: 3 HBP: 0	WP: 0 PB: 0 SB: 0 CS: 0	PA: 32
PITCHER Vern Law, R ERA: 3.59 (1, 1)	IP: 9.0 WLS: W BF: 33 H: 9 R: 0 ER: 0 SO: 2 BB: 1 IBB: 0 HBP: 0 BLK: 0 WP: 0 HR: 0 S: 35 P: 39 ERA: 0.00 WHIP: 1.111															PITCHER				

Houston Colt 45's @ Pittsburgh Pirates
Forbes Field, Pittsburgh, PA
Sun Sep 06 1964, 3:33 AM EDT
Att: 4,886 - Unknown

AB 31
R 0
H 9
RBI 0
BB 1
SO 2
LOB 8



Batter	1	2	3	4	5	6	7	8	9	AB	R	H	RBI	BB	SO	LOB	BOTTOM			
Bob Bailey, R OBP: 0.397, SLG: 0.437 (1, 5)	E8 G4-3				G6-4-3 1-2			F5		4	0	1	0	0	0	3				
Bill Virdon, L OBP: 0.297, SLG: 0.316 (1, 8)	G4-3 1-2		F8-4 1B			E4 SF7 1B		5-3		4	1	1	0	0	0	4				
Roberto Clemente, R OBP: 0.386, SLG: 0.470 (1, 9)	6-3					4-3			FC6-4 IBB	3	0	0	0	1	0	1				
Jerry Lynch, L OBP: 0.345, SLG: 0.540 (8, PH)		F5					SF7		FC6-4 1-2	2	0	0	1	0	0	0				
Manny Mota, R OBP: 0.315, SLG: 0.404 (9, 7)										1	0	0	0	0	0	2				
Donn Clendenon, R OBP: 0.323, SLG: 0.455 (1, 3)		3-1 S 1B				K				3	0	2	0	0	1	0				
Smoky Burgess, L OBP: 0.313, SLG: 0.321 (1, 2)		3-1 1-3			4-3			6-3		3	0	0	0	0	0	2				
Bill Mazerowski, R OBP: 0.303, SLG: 0.399 (1, 4)		5-3						6-3		3	0	1	0	0	0	1				
Gene Alley, R OBP: 0.268, SLG: 0.282 (1, 6)								F9		3	0	1	0	0	0	1				
Vern Law, R OBP: 0.351, SLG: 0.340 (1, 1)										3	0	2	0	0	0	1				
Inning Stats	R: 0 E: 1 K: 0 S: 3	H: 0 LOB: 0 BB: 0 P: 3	R: 0 E: 0 K: 0 S: 4	H: 1 LOB: 1 BB: 0 P: 4	R: 0 E: 0 K: 0 S: 4	H: 2 LOB: 1 BB: 0 P: 4	R: 0 E: 0 K: 0 S: 4	H: 1 LOB: 1 BB: 0 P: 4	R: 0 E: 1 K: 1 S: 6	H: 1 LOB: 0 BB: 0 P: 6	R: 0 E: 0 K: 0 S: 3	H: 0 LOB: 0 BB: 0 P: 3	R: 0 E: 0 K: 0 S: 4	H: 1 LOB: 2 BB: 1 P: 8	R: 0 E: 0 K: 0 S: 4	H: 1 LOB: 1 BB: 0 P: 8	1B: 7 2B: 2 3B: 0 HR: 0	SF: 1 SAC: 0 DP: 3 HBP: 0	WP: 0 PB: 0 SB: 1 CS: 0	PA: 31
PITCHER Don Nottebart, R ERA: 3.81 (1, 1)	IP: 7.0 WLS: L BF: 26 H: 7 R: 1 ER: 0 SO: 1 BB: 0 IBB: 0 HBP: 0 BLK: 0 WP: 0 HR: 0 S: 28 P: 28 ERA: 0.00 WHIP: 1.000															PITCHER				
Hal Woodeshick, L ERA: 3.21 (8, 1)	1.0 5 1 0 0 0															PITCHER				

Houston Colt 45's @ Pittsburgh Pirates
Forbes Field, Pittsburgh, PA
Sun Sep 06 1964, 3:33 AM EDT
Att: 4,886 - Unknown

AB 29
R 1
H 8
RBI 1
BB 1
SO 1
LOB 15



Batter	1	2	3	4	5	6	7	8	9	AB	R	H	RBI	BB	SO	LOB	TOP				
Eddie Kasko, R OBP: 0.304, SLG: 0.285 (1, 6)	0-0 6-3		0-0 1B			0-0 5-3		0-0 2B 1B	0-0 P4	5	1	2	0	0	0	0					
Bob Lillis, R OBP: 0.294, SLG: 0.312 (1, 4)	0-0 4-3		0-0 5-3			0-0 P5		0-0 1B SF8 2B	0-0 5-3	5	1	1	0	0	0	1					
Joe Gaines, R OBP: 0.326, SLG: 0.401 (1, 9)	0-0 6-3			0-0 L8		0-0 1B		0-0 BB FC6-4 1B	0-0 B3-1	5	1	2	1	0	0	0					
Walt Bond, L OBP: 0.315, SLG: 0.452 (1, 3)		0-0 HR		0-0 5-3 1B		0-0 K		0-0 FC6-4 BB 1-2 BB		3	1	2	1	1	1	1					
Bob Aspromonte, R OBP: 0.329, SLG: 0.412 (1, 5)		0-0 P5		0-0 5-3			0-0 F2	0-0 SF8		3	0	0	1	0	0	1					
Mike White, R OBP: 0.321, SLG: 0.335 (1, 7)		0-0 P9		0-0 L8			0-0 3B 2B	0-0 FC6-4 BB		2	0	0	0	0	0	1					
Ivan Murrell, R OBP: 0.154, SLG: 0.250 (4, 7)										1	1	1	0	0	0	0					
Al Spangler, L OBP: 0.303, SLG: 0.333 (8, PH)										0	0	0	0	1	0	0					
Carroll Hardy, R OBP: 0.248, SLG: 0.268 (1, 8)				0-0 K		0-0 5-3		0-0 FC6-4 BB		4	0	1	2	0	1	2					
Jerry Grote, R OBP: 0.249, SLG: 0.273 (1, 2)			0-0 F7		0-0 6-3		0-0 K	0-0 BB		3	0	0	0	1	1	1					
Hal Brown, R OBP: 0.154, SLG: 0.132 (4, 1)			0-0 5-3							1	0	0	0	0	0	0					
Claude Raymond, R OBP: 0.271, SLG: 0.154 (4, 1)										1	0	0	0	0	0	0					
Nellie Fox, R OBP: 0.318, SLG: 0.323 (7, PH)										0	0	0	0	0	0	1					
Turk Farrell, R OBP: 0.285, SLG: 0.305 (7, 1)										0	0	0	0	0	0	0					
Dave Roberts, L OBP: 0.207, SLG: 0.274 (8, PH)										1	0	0	0	0	1	3					
Jim Owens, R OBP: 0.107, SLG: 0.143 (8, 1)										0	0	0	0	0	0	0					
Inning Stats	R: 0 E: 0 K: 0 S: 3	H: 0 LOB: 0 BB: 0 P: 3	R: 1 E: 0 K: 1 S: 6	H: 1 LOB: 0 BB: 0 P: 6	R: 0 E: 0 K: 0 S: 4	H: 1 LOB: 1 BB: 0 P: 4	R: 0 E: 0 K: 0 S: 4	H: 1 LOB: 1 BB: 0 P: 4	R: 0 E: 0 K: 1 S: 6	H: 1 LOB: 1 BB: 0 P: 6	R: 0 E: 0 K: 0 S: 3	H: 0 LOB: 0 BB: 0 P: 3	R: 0 E: 0 K: 1 S: 7	H: 2 LOB: 1 BB: 0 P: 7	R: 3 E: 0 K: 1 S: 8	H: 3 LOB: 3 BB: 3 P: 20	R: 0 E: 0 K: 0 S: 3	H: 0 LOB: 0 BB: 0 P: 3	1B: 5 2B: 2 3B: 1 HR: 1	SF: 1 SAC: 0 DP: 0 HBP: 0	WP: 0 PA: 39 CS: 0
PITCHER	IP	WLS	BF	H	R	ER	SO	BB	IBB	HBP	BLK	WP	HR	S	P	ERA	WHIP				
Al Jackson, L ERA: 4.49	7.0	W	30	9	5	5	3	0	0	0	0	0	1	36	36	6.43	1.286				
Willard Hunter, L ERA: 4.09	0.0		1	0	0	0	0	1	0	0	0	0	0	0	4	∞	∞				
Bill Wakefield, R ERA: 3.59	0.1		2	0	0	0	0	1	0	0	0	0	0	1	5	0.00	3.000				
Larry Bearnarth, R ERA: 3.82	1.2	S	6	0	0	0	1	1	0	0	0	0	0	7	11	0.00	0.600				

Houston Colt 45's @ New York Mets
Shea Stadium, Flushing, NY
Mon Sep 07 1964, 3:33AM EDT
Unknown - 78 F



AB 35
R 5
H 9
RBI 5
BB 3
SO 4
LOB 11

Batter	1	2	3	4	5	6	7	8	9	AB	R	H	RBI	BB	SO	LOB	BOTTOM				
Rod Kanehl, R OBP: 0.255, SLG: 0.282 (1, 4)	0-0 1-4-3		0-0 F8	0-0 1B			0-0 F2			4	0	1	0	0	0	0					
Ed KranePOOL, L OBP: 0.311, SLG: 0.398 (1, 3)	0-0 2B		0-0 E6 1B 2B	0-0 L8			0-0 P4			4	2	1	0	0	0	1					
Joe Christopher, R OBP: 0.361, SLG: 0.478 (1, 9)	0-0 4-3 2B		0-0 2B 1B	0-3 K			0-0 P4			4	1	2	1	0	1	1					
George Altman, L OBP: 0.251, SLG: 0.323 (1, 7)	0-0 4-3		0-0 FC5 2B		0-0 G3			0-0 BB SH2-4 FC6-4 1B		4	1	2	2	0	0	1					
Jim Hickman, R OBP: 0.313, SLG: 0.379 (9, 8)	0-0 2-3		0-0 FC5		0-0 1-3			0-0 SH2-4		0	0	0	0	0	0	0					
Charley Smith, R OBP: 0.281, SLG: 0.416 (1, 5)	0-3 K		0-0 FC5		0-0 1-3			0-0 SH2-4		3	0	0	0	0	1	2					
Larry Elliot, L OBP: 0.333, SLG: 0.416 (1, 8)		0-3 K		0-0 WP 2B 1B		0-3 K		0-0 FC6-4 BB IBB		3	1	1	0	1	2	0					
Chris Cannizzaro, R OBP: 0.363, SLG: 0.368 (1, 2)		0-0 1-3		0-0 HR 2B		0-0 1-3		0-0 FC6-4 BB		3	1	1	1	0	0	0					
Jesse Gonder, L OBP: 0.340, SLG: 0.404 (8, PH)										0	0	0	0	1	0	0					
Bobby Klaus, R OBP: 0.303, SLG: 0.368 (8, PH)										0	0	0	0	0	0	0					
Hawk Taylor, R OBP: 0.289, SLG: 0.337 (9, 2)										0	0	0	0	0	0	0					
Roy McMillan, R OBP: 0.244, SLG: 0.252 (1, 6)		0-0 6-3		0-0 HR		0-0 F3		0-0 FC6-4		4	1	1	3	0	0	2					
Al Jackson, L OBP: 0.194, SLG: 0.300 (1, 1)			0-3 K		0-0 1-3			0-0 4-3		3	0	0	0	0	2	0					
Willard Hunter, R (8, 1)										0	0	0	0	0	0	0					
Bill Wakefield, R OBP: 0.143, SLG: 0.143 (8, 1)										0	0	0	0	0	0	0					
Larry Bearnarth, R OBP: 0.143, SLG: 0.143 (8, 1)										1	0	0	0	0	2						
Inning Stats	R: 1 E: 0 K: 1 S: 7	H: 2 LOB: 1 BB: 0 P: 7	R: 0 E: 0 K: 1 S: 5	H: 0 LOB: 0 BB: 0 P: 5	R: 2 E: 1 K: 1 S: 8	H: 2 LOB: 1 BB: 0 P: 8	R: 3 E: 0 K: 1 S: 9	H: 4 LOB: 1 BB: 0 P: 9	R: 0 E: 0 K: 1 S: 5	H: 0 LOB: 0 BB: 0 P: 5	R: 0 E: 0 K: 1 S: 5	H: 0 LOB: 0 BB: 0 P: 5	R: 0 E: 0 K: 0 S: 3	H: 0 LOB: 0 BB: 0 P: 3	R: 1 E: 0 K: 0 S: 4	H: 1 LOB: 2 BB: 2 P: 12	R: 0 E: 0 K: 0 S: 3	H: 0 LOB: 0 BB: 0 P: 3	1B: 4 2B: 4 3B: 0 HR: 1	SF: 0 SAC: 1 DP: 0 HBP: 0	WP: 1 PA: 36 CS: 0
PITCHER	IP	WLS	BF	H	R	ER	SO	BB	IBB	HBP	BLK	WP	HR	S	P	ERA	WHIP				
Hal Brown, R ERA: 3.94	3.0	L	16	6	5	3	3	0	0	0	0	0	1	17	17	3.00	0.667				
Claude Raymond, R ERA: 3.11	3.0		11	2	1	1	3	0	0	0	0	0	0	3	3	0.00	0.000				
Turk Farrell, R ERA: 3.25	1.0		3	0	0	0	0	0	0	0	0	0	0	3	3	0.00	0.000				
Jim Owens, R ERA: 3.36	1.0		6	1	1	1	0	1	1	0	0	0	0	4	12	9.00	2.000				

Houston Colt 45's @ New York Mets
Shea Stadium, Flushing, NY
Mon Sep 07 1964, 3:33AM EDT
Unknown - 78 F



AB 33
R 7
H 9
RBI 7
BB 2
SO 6
LOB 9

Batter	1	2	3	4	5	6	7	8	9	AB	R	H	RBI	BB	SO	LOB	TOP		
Eddie Kasko, R (1, 6) OBP: 0.310, SLG: 0.291										4	0	1	0	1	1	1	Houston Colt 45's @ Chicago Cubs Wrigley Field, Chicago, IL Thu Sep 10 1964, 3:33 AM CDT Att: 1,572 - Unknown		
Nelle Fox, L (1, 4) OBP: 0.319, SLG: 0.323 Ivan Murrell, R (9, FR) OBP: 0.143, SLG: 0.231										5	1	2	0	0	0	2			
Al Spangler, L (1, 7) OBP: 0.303, SLG: 0.338										5	1	2	1	0	2				
Walt Bond, L (1, 3) OBP: 0.318, SLG: 0.451										4	1	1	1	0	2				
Bob Aspromonte, R (1, 5) OBP: 0.329, SLG: 0.410										4	0	1	0	0	1				
Joe Gaines, R (1, 9) OBP: 0.324, SLG: 0.404										4	0	1	1	0	1				
Carroll Hardy, R (1, 8) OBP: 0.242, SLG: 0.259										4	0	0	0	0	1	3			
Jerry Grote, R (1, 2) OBP: 0.250, SLG: 0.268 Dave Roberts, L (9, PH) OBP: 0.230, SLG: 0.267									1	0	0	0	2	0	0				
Ken Johnson, R (1, 1) OBP: 0.086, SLG: 0.118 Hal Woodeshick, R (6, 1)									3	0	0	0	0	2	4				
Bob Lillis, R (9, PH) OBP: 0.293, SLG: 0.311										0	0	0	0	0	0				
Inning Stats	R: 0 E: 1 K: 0 S: 4	H: 1 LOB: 1 BB: 0 P: 4	R: 0 E: 0 K: 0 S: 3	H: 0 LOB: 0 BB: 0 P: 3	R: 0 E: 0 K: 1 S: 5	H: 0 LOB: 1 BB: 1 P: 9	R: 0 E: 0 K: 1 S: 6	H: 1 LOB: 1 BB: 0 P: 6	R: 0 E: 0 K: 0 S: 3	H: 0 LOB: 0 BB: 0 P: 3	R: 0 E: 0 K: 0 S: 3	H: 0 LOB: 1 BB: 0 P: 6	R: 0 E: 1 K: 1 S: 6	H: 0 LOB: 1 BB: 0 P: 6	R: 0 E: 0 K: 0 S: 4	H: 1 LOB: 2 BB: 1 P: 8	1B: 5 2B: 2 3B: 1 HR: 0	SF: 0 SAC: 0 DP: 1 HBP: 0	WP: 0 PA: 39 PB: 0 SB: 0 CS: 0
PITCHER	IP WLS BF H R ER SO BB IBB HBP BLK WP HR S P ERA WHIP																		
Larry Jackson, R (1, 1) ERA: 3.35	8.2 W 38 8 3 3 5 3 0 0 0 0 0 0 0 45 57 3.12 1.269																		
Lindy McDaniel, R (9, 1) ERA: 4.12	0.1 S 1 0 0 0 0 0 0 0 0 0 0 0 0 1 1 0.00 0.000																		

Batter	1	2	3	4	5	6	7	8	9	AB	R	H	RBI	BB	SO	LOB	BOTTOM		
Jimmy Stewart, S (1, 6) OBP: 0.328, SLG: 0.312										3	1	1	0	0	2	0	Houston Colt 45's @ Chicago Cubs Wrigley Field, Chicago, IL Thu Sep 10 1964, 3:33 AM CDT Att: 1,572 - Unknown		
Ellis Burton, S (1, 8) OBP: 0.329, SLG: 0.420 (7, 9)										3	0	0	0	1	0	1			
Billy Williams, L (1, 7) OBP: 0.380, SLG: 0.565										3	1	1	0	1	0	2			
Ron Santo, R (1, 5) OBP: 0.397, SLG: 0.555										4	1	1	0	0	1	4			
14 Ernie Banks, R (1, 3) OBP: 0.308, SLG: 0.443										4	1	2	2	0	1	1			
Len Gabrielson, L (1, 9) OBP: 0.304, SLG: 0.361 Billy Cowan, R (6, PH) OBP: 0.271, SLG: 0.402										2	0	0	0	0	0	1			
Ron Campbell, R (1, 4) OBP: 0.293, SLG: 0.475										4	0	1	0	0	1	1			
Dick Bertell, R (1, 2) OBP: 0.299, SLG: 0.334										4	0	1	0	0	0	1			
Larry Jackson, R (1, 1) OBP: 0.189, SLG: 0.213 Lindy McDaniel, R (9, 1) OBP: 0.133, SLG: 0.133										3	0	1	0	0	0	2			
Inning Stats	R: 0 E: 0 K: 1 S: 5	H: 0 LOB: 1 BB: 1 P: 9	R: 0 E: 0 K: 0 S: 5	H: 3 LOB: 2 BB: 0 P: 5	R: 1 E: 1 K: 1 S: 7	H: 1 LOB: 1 BB: 0 P: 7	R: 0 E: 0 K: 0 S: 3	H: 0 LOB: 0 BB: 0 P: 3	R: 0 E: 0 K: 1 S: 5	H: 0 LOB: 0 BB: 0 P: 5	R: 0 E: 0 K: 0 S: 6	H: 3 LOB: 0 BB: 0 P: 6	R: 0 E: 0 K: 1 S: 6	H: 1 LOB: 2 BB: 1 P: 10	R: 0 E: 0 K: 1 S: 6	H: 1 LOB: 1 BB: 0 P: 6		1B: 7 2B: 2 3B: 0 HR: 0	SF: 0 SAC: 1 DP: 0 HBP: 0
PITCHER	IP WLS BF H R ER SO BB IBB HBP BLK WP HR S P ERA WHIP																		
Ken Johnson, R (1, 1) ERA: 3.84	5.0 L 23 7 4 3 3 1 0 0 0 0 1 0 0 28 32 5.40 1.600																		
Hal Woodeshick, L (6, 1) ERA: 3.07	3.0 2 0 0 2 1 0 0 0 0 1 0 15 19 0.00 1.000																		

AB	36
R	3
H	8
RBI	3
BB	3
SO	5
LOB	16



Batter	1	2	3	4	5	6	7	8	9	AB	R	H	RBI	BB	SO	LOB	TOP																			
Dick Schofield, S (1,6) OBP: 0.359, SLG: 0.358 Jerry Lynch, L (8, PH) OBP: 0.342, SLG: 0.524 Al McBean, R (8, 1) OBP: 0.100, SLG: 0.100	G3		K			4-3		G4-6-3		3	0	0	0	0	1	0	Pittsburgh Pirates @ Houston Colt 45's Colt Stadium, Houston, TX Sat Sep 12 1964, 8:05 PM EDT Att: 7,308 - Unknown																			
Bill Virdon, L (1,8) OBP: 0.285, SLG: 0.307	6-3		G3			4-3		F9		4	0	0	0	0	0	1																				
Roberto Clemente, R (1,9) OBP: 0.390, SLG: 0.478	F3			2-3		4-3			E6	4	0	0	0	0	0	0																				
Willie Stargell, L (1,7) OBP: 0.313, SLG: 0.514 Manny Mota, R (9, PR) OBP: 0.317, SLG: 0.403	HR		K			1B			HBP	3	1	2	1	0	1	0																				
Donn Clendenon, R (1,3) OBP: 0.322, SLG: 0.449	4-3		K			FC1-4-6			F9	4	0	1	0	0	1	3																				
Gene Freese, R (1,5) OBP: 0.277, SLG: 0.414	4-3					F9			K	4	0	1	0	0	1	4																				
Bill Mazerowski, R (1,4) OBP: 0.302, SLG: 0.394	5-3					F9			4-3	4	0	1	0	0	0	4																				
Jim Pagliaroni, R (1,2) OBP: 0.382, SLG: 0.440	K					5-3				3	0	0	0	0	1	4																				
Tom Butters, R (1,1) OBP: 0.250, SLG: 0.250 Smoky Burgess, L (8, PH) OBP: 0.306, SLG: 0.310 Gene Alley, R (8, PR) OBP: 0.275, SLG: 0.280	K		K			F7			G4-6-3	2	0	0	0	0	1	1																				
Inning Stats	R: 0 E: 0 K: 0 S: 3	H: 0 LOB: 0 BB: 0 P: 3	R: 1 E: 0 K: 1 S: 7	H: 2 LOB: 1 BB: 0 P: 7	R: 0 E: 0 K: 2 S: 7	H: 0 LOB: 0 BB: 0 P: 7	R: 0 E: 0 K: 2 S: 7	H: 0 LOB: 0 BB: 0 P: 7	R: 0 E: 0 K: 0 S: 4	H: 1 LOB: 1 BB: 0 P: 4	R: 0 E: 0 K: 0 S: 3	H: 2 LOB: 2 BB: 0 P: 5	R: 0 E: 0 K: 1 S: 6	H: 1 LOB: 1 BB: 0 P: 3	R: 0 E: 1 K: 1 S: 6	H: 0 LOB: 2 BB: 0 P: 7		1B: 3 2B: 2 3B: 0 HR: 1	SF: 0 SAC: 0 DP: 1 HBP: 1	WP: 0 PB: 0 SB: 1 CS: 0	PA: 34															
PITCHER	IP	WLS	BF	H	R	ER	SO	BB	IBB	HBP	BLK	WP	HR	S	P	ERA	WHIP	PITCHER		IP	WLS	BF	H	R	ER	SO	BB	IBB	HBP	BLK	WP	HR	S	P	ERA	WHIP
Don Larsen, R (1,1) ERA: 2.16	8.0	W	30	6	1	1	5	0	0	0	0	0	1	40	40	1.12	0.750																			
Hal Woodeshick, L (9,1) ERA: 3.03	1.0	S	4	0	0	0	1	0	0	1	0	0	0	5	6	0.00	0.000																			

AB 33
R 1
H 6
RBI 1
BB 0
SO 6
LOB 18



Batter	1	2	3	4	5	6	7	8	9	AB	R	H	RBI	BB	SO	LOB	BOTTOM																			
Al Spangler, L (1,7) OBP: 0.304, SLG: 0.338	1B SF8		1B							2	1	1	0	2	0	0	Pittsburgh Pirates @ Houston Colt 45's Colt Stadium, Houston, TX Sat Sep 12 1964, 8:05 PM EDT Att: 7,308 - Unknown																			
Nellie Fox, L (1,4) OBP: 0.320, SLG: 0.322 Bob Lillis, R (7, PR) OBP: 0.292, SLG: 0.310	2B		BB							3	1	1	0	1	0	1																				
Bob Aspromonte, R (1,5) OBP: 0.326, SLG: 0.405	E SF8		F3							0	0	0	0	0	0	0																				
Bob Aspromonte, R (1,5) OBP: 0.326, SLG: 0.405	1B		F6							3	0	0	1	0	0	4																				
Walt Bond, L (1,9) OBP: 0.315, SLG: 0.446	2B		F7							4	0	1	0	0	0	1																				
Carroll Hardy, R (1,8) OBP: 0.237, SLG: 0.253	1B		1B							4	0	1	1	0	0	2																				
Dave Roberts, L (1,3) OBP: 0.277, SLG: 0.264	2H 1B		F3							4	0	1	0	0	0	1																				
Eddie Kasko, R (1,6) OBP: 0.309, SLG: 0.295	F9		F7							4	0	1	0	0	0	1																				
Jerry Grote, R (1,2) OBP: 0.245, SLG: 0.262	1-3		2B							4	0	1	0	0	0	1																				
Don Larsen, R (1,1) OBP: 0.182, SLG: 0.069 Hal Woodeshick, R (9,1) ERA: 2.29	K		F9							3	0	0	0	0	1	1																				
Don Larsen, R (1,1) OBP: 0.182, SLG: 0.069 Hal Woodeshick, R (9,1) ERA: 2.29	F8		6-3							3	0	1	0	0	0	1																				
Inning Stats	R: 2 E: 1 K: 0 S: 6	H: 3 LOB: 1 BB: 0 P: 6	R: 0 E: 0 K: 1 S: 5	H: 0 LOB: 0 BB: 0 P: 5	R: 0 E: 0 K: 0 S: 4	H: 1 LOB: 2 BB: 1 P: 8	R: 0 E: 0 K: 0 S: 4	H: 1 LOB: 1 BB: 0 P: 4	R: 0 E: 0 K: 0 S: 3	H: 0 LOB: 0 BB: 0 P: 3	R: 0 E: 0 K: 0 S: 3	H: 0 LOB: 0 BB: 0 P: 3	R: 0 E: 1 K: 0 S: 4	H: 1 LOB: 3 BB: 2 P: 12	R: 0 E: 0 K: 0 S: 4	H: 1 LOB: 1 BB: 0 P: 4	1B: 5 2B: 2 3B: 0 HR: 0	SF: 1 SAC: 0 DP: 0 HBP: 0	WP: 0 PB: 0 SB: 0 CS: 0	PA: 34																
PITCHER	IP	WLS	BF	H	R	ER	SO	BB	IBB	HBP	BLK	WP	HR	S	P	ERA	WHIP	PITCHER		IP	WLS	BF	H	R	ER	SO	BB	IBB	HBP	BLK	WP	HR	S	P	ERA	WHIP
Tom Butters, R (1,1) ERA: 2.31	7.0	L	30	6	2	2	1	3	0	0	0	0	0	29	41	2.57	1.286																			
Al McBean, R (8,1) ERA: 2.29	1.0		4	1	0	0	0	0	0	0	0	0	0	4	4	0.00	1.000																			

AB 30
R 2
H 7
RBI 2
BB 3
SO 1
LOB 12



Batter	1	2	3	4	5	6	7	8	9	AB	R	H	RBI	BB	SO	LOB	TOP			
Dick Schofield, S OBP: 0.358, SLG: 0.355	4-0 2B SF8 BB		0-0 4-3			0-0 6-3		0-0 G3		3	1	0	0	1	0	0				
Bill Virdon, L OBP: 0.291, SLG: 0.311	0-0 1-3 2B		0-0 G3			0-0 6-3			0-0 2B 1B	4	1	2	0	0	0	0				
Roberto Clemente, R OBP: 0.389, SLG: 0.479	0-0 SF8			0-0 6-3		0-0 5-3			0-0 1B 2B	3	1	1	1	0	0	0				
Willie Stargell, L OBP: 0.312, SLG: 0.510	0-3 K			0-3 K			0-0 F8		4-0 1B IBB	3	0	0	0	1	2	1				
Manny Mota, R OBP: 0.317, SLG: 0.403										0	0	0	0	0	0	0				
Donn Clendenon, R OBP: 0.323, SLG: 0.450	0-3 K			0-0 F4			0-0 S 1B		0-0 S 1B	4	0	2	2	0	1	1				
Gene Freese, R OBP: 0.273, SLG: 0.408		0-0 6-3				0-0 6-3			0-0 6-3	4	0	0	0	0	0	3				
Bill Mazaroski, R OBP: 0.300, SLG: 0.391		0-0 F9				0-0 F7		0-3 K		4	0	0	0	0	2	4				
Jim Pagliaroni, R OBP: 0.383, SLG: 0.439		0-0 F5				0-0 1B		0-0 F8	4-0 IBB	3	0	1	0	1	0	0				
Don Cardwell, R OBP: 0.334, SLG: 0.439			0-3 K			0-3 K		0-3 K	0-3 K	4	0	0	0	0	4	4				
Inning Stats	R: 1 E: 0 K: 2 S: 8	H: 1 LOB: 1 BB: 1 P: 12	R: 0 E: 0 K: 0 S: 3	H: 0 LOB: 0 BB: 0 P: 3	R: 0 E: 0 K: 1 S: 5	H: 0 LOB: 0 BB: 0 P: 5	R: 0 E: 0 K: 1 S: 5	H: 1 LOB: 1 BB: 0 P: 6	R: 0 E: 0 K: 0 S: 3	H: 1 LOB: 1 BB: 0 P: 6	R: 0 E: 0 K: 1 S: 6	H: 1 LOB: 1 BB: 0 P: 6	R: 0 E: 0 K: 1 S: 5	H: 0 LOB: 0 BB: 0 P: 5	R: 2 E: 0 K: 2 S: 10	H: 3 LOB: 3 BB: 2 P: 18	1B: 4 2B: 2 3B: 0 HR: 0	SF: 1 SAC: 0 DP: 0 HBP: 0	WP: 0 PB: 0 SB: 2 CS: 0	PA: 36
PITCHER	IP WLS BF H R ER SO BB IBB HBP BLK WP HR S P ERA WHIP	7.0 L 25 3 1 1 6 1 0 0 0 0 0 0 36 40 1.29 0.571	2.0 11 3 2 2 3 0 2 0 0 0 0 0 15 23 9.00 1.500																	

Pittsburgh Pirates @ Houston Colt 45's
Colt Stadium, Houston, TX
Sun Sep 13 1964, 8:05 PM EDT
Att: 3,370 - Unknown


AB 32
R 3
H 6
RBI 3
BB 3
SO 9
LOB 13



Batter	1	2	3	4	5	6	7	8	9	AB	R	H	RBI	BB	SO	LOB	BOTTOM					
Al Spangler, L OBP: 0.306, SLG: 0.340	1-0 G6-3 HBP		0-0 2B			0-0 1-3		0-0 G3		3	0	1	0	0	0	0						
Nellie Fox, L OBP: 0.319, SLG: 0.320	0-0 G6-3 1-2		4-0 BB			0-0 F8		0-0 F9		3	0	0	0	1	0	1						
Bob Aspromonte, R OBP: 0.325, SLG: 0.403	0-3 K		0-3 K			1-0 G1-4-3 HBP		0-0 F7		3	0	0	0	0	2	2						
Walt Bond, L OBP: 0.314, SLG: 0.443		4-0 FC6-4 BB	0-0 F4			0-0 G1-4-3 1-2			0-0 1-3	3	0	0	0	1	0	3						
Carroll Hardy, R OBP: 0.238, SLG: 0.253		0-0 FC6-4 1B		0-0 SH5-3 1B		0-0 F2			0-0 F7	4	0	1	0	0	0	1						
Dave Roberts, L OBP: 0.271, SLG: 0.258		0-3 K		0-0 SH5-3 1-2			0-0 4-3		0-0 F9	3	0	0	0	0	1	1						
Eddie Kasko, R OBP: 0.309, SLG: 0.295		0-0 1B		0-0 F8			0-0 4-3			3	0	1	0	0	0	1						
Bob Lillis, R OBP: 0.292, SLG: 0.310		1-2 1B								0	0	0	0	0	0	0						
Jerry Grote, R OBP: 0.246, SLG: 0.263		0-0 F4		0-0 5-3			0-0 1B			3	0	1	0	0	0	3						
Turk Farrell, R OBP: 0.109, SLG: 0.081			0-0 6-3			0-3 K				2	0	0	0	0	1	0						
Joe Gaines, R OBP: 0.319, SLG: 0.398										1	0	0	0	0	0	1						
Jim Owens, R OBP: 0.107, SLG: 0.143										0	0	0	0	0	0	0						
Inning Stats	R: 0 E: 0 K: 1 S: 4	H: 0 LOB: 0 BB: 0 P: 5	R: 0 E: 0 K: 1 S: 6	H: 1 LOB: 2 BB: 1 P: 10	R: 0 E: 0 K: 1 S: 6	H: 1 LOB: 2 BB: 1 P: 10	R: 0 E: 0 K: 0 S: 4	H: 1 LOB: 1 BB: 0 P: 4	R: 0 E: 0 K: 1 S: 5	H: 0 LOB: 0 BB: 0 P: 5	R: 0 E: 0 K: 0 S: 2	H: 0 LOB: 0 BB: 0 P: 3	R: 0 E: 0 K: 0 S: 4	H: 1 LOB: 1 BB: 0 P: 4	R: 0 E: 0 K: 0 S: 3	H: 0 LOB: 0 BB: 0 P: 3	R: 0 E: 0 K: 0 S: 3	H: 0 LOB: 0 BB: 0 P: 3	1B: 3 2B: 1 3B: 0 HR: 0	SF: 0 SAC: 1 DP: 2 HBP: 2	WP: 0 PB: 0 SB: 0 CS: 0	PA: 33
PITCHER	IP WLS BF H R ER SO BB IBB HBP BLK WP HR S P ERA WHIP	9.0 W 33 4 0 0 4 2 0 2 0 0 0 0 37 47 0.00 0.667																				

Pittsburgh Pirates @ Houston Colt 45's
Colt Stadium, Houston, TX
Sun Sep 13 1964, 8:05 PM EDT
Att: 3,370 - Unknown

AB 28
R 0
H 4
RBI 0
BB 2
SO 4
LOB 13



Batter	1	2	3	4	5	6	7	8	9	AB	R	H	RBI	BB	SO	LOB	TOP																			
Tony Gonzalez, L OBP: 0.397, SLG: 0.389 (1, 8)	F7	P4				5-3			G6-3	5	0	1	1	0	0	1																				
Dick Allen, R OBP: 0.373, SLG: 0.543 Vic Power, R OBP: 0.271, SLG: 0.310 (1, 5) (7, 3)	HR		4-3	K			K			4	1	1	0	0	2	2																				
Johnny Callison, L OBP: 0.320, SLG: 0.501 (1, 9)	HR						6-3			4	2	3	2	0	0	0																				
Wes Covington, L OBP: 0.364, SLG: 0.472 Bobby Wine, R OBP: 0.273, SLG: 0.306 (1, 7) (7, 5)	FC3-6		F8		4-3		K			4	0	1	0	0	1	2																				
John Herrnstein, L OBP: 0.295, SLG: 0.378 (1, 3) (7, 7)	FC3-6		K						K	3	0	0	0	1	2	2																				
Clay Dalrymple, L OBP: 0.300, SLG: 0.351 (1, 2)				K		SF6			1-3	3	0	1	1	0	1	0																				
Tony Taylor, R OBP: 0.321, SLG: 0.316 (1, 4)	4-3			1-3		P4			K	4	0	0	0	0	1	3																				
Ruben Amaro, R OBP: 0.311, SLG: 0.361 (1, 6)		6-3		1B		5-3			4-3	4	1	1	0	0	0	0																				
Chris Short, R OBP: 0.138, SLG: 0.161 (1, 1)		K				K			G6-3	4	0	2	0	0	2	0																				
Inning Stats	R: 2 E: 0 K: 0 S: 7	H: 4 LOB: 2 BB: 0 P: 7	R: 0 E: 0 K: 1 S: 5	H: 0 LOB: 0 BB: 0 P: 5	R: 0 E: 0 K: 1 S: 6	H: 1 LOB: 1 BB: 0 P: 6	R: 1 E: 0 K: 2 S: 10	H: 3 LOB: 2 BB: 0 P: 10	R: 1 E: 0 K: 0 S: 4	H: 1 LOB: 1 BB: 1 P: 8	R: 0 E: 0 K: 2 S: 5	H: 0 LOB: 0 BB: 0 P: 7	R: 0 E: 0 K: 2 S: 7	H: 0 LOB: 0 BB: 0 P: 7	R: 0 E: 0 K: 0 S: 3	H: 1 LOB: 0 BB: 0 P: 3	1B: 8 2B: 1 3B: 0 HR: 1	SF: 1 SAC: 0 DP: 1 HBP: 0	WP: 0 PA: 37 PB: 0 CS: 1																	
PITCHER	IP	WLS	BF	H	R	ER	SO	BB	IBB	HBP	BLK	WP	HR	S	P	ERA	WHIP	PITCHER		IP	WLS	BF	H	R	ER	SO	BB	IBB	HBP	BLK	WP	HR	S	P	ERA	WHIP
Bob Bruce, R ERA: 3.09 (1, 1)	5.0	L	25	9	4	4	4	1	0	0	0	0	1	32	36	7.20	2.000																			
Claude Raymond, R ERA: 3.91 (6, 1)	3.0		9	0	0	0	5	0	0	0	0	0	0	19	19	0.00	0.000																			
Hal Brown, R ERA: 3.91 (9, 1)	1.0		3	1	0	0	0	0	0	0	0	0	0	3	3	0.00	1.000																			

Philadelphia Phillies @ Houston Colt 45's
Colt Stadium, Houston, TX
Mon Sep 14 1964, 8:05 PM EDT
Att. 4,909 - Unknown

AB 35
R 4
H 10
RBI 4
BB 1
SO 9
LOB 10



Batter	1	2	3	4	5	6	7	8	9	AB	R	H	RBI	BB	SO	LOB	BOTTOM																			
Eddie Kasko, R OBP: 0.309, SLG: 0.295 (1, 6)	F9		FC6-4			G5-4-3		F9		4	0	1	0	0	0	1																				
Jim Beauchamp, R OBP: 0.286, SLG: 0.333 (1, 7)	K			K		G5-4-3		G6-3		3	0	0	0	1	2	1																				
Jimmy Wynn, R OBP: 0.306, SLG: 0.340 (1, 8)	5-3			K		6-3		F3		4	0	0	0	0	1	1																				
Walt Bond, L OBP: 0.314, SLG: 0.441 (1, 3)		4-3		BB		F7		G6-3		4	0	1	0	0	0	1																				
Bob Aspromonte, R OBP: 0.325, SLG: 0.401 (1, 5)		F3				6-3				2	0	0	0	1	0	0																				
Carroll Hardy, R OBP: 0.233, SLG: 0.248 (1, 9)		F8				6-3		L6		3	0	0	0	0	0	2																				
Bob Lillis, R OBP: 0.293, SLG: 0.314 (1, 4)			6-3			F3		5-3		3	1	1	0	0	0	0																				
John Bateman, R OBP: 0.257, SLG: 0.305 (1, 2)			K			F9		5-3		3	0	0	0	0	1	1																				
Bob Bruce, R OBP: 0.254, SLG: 0.218 Ivan Murrell, R OBP: 0.133, SLG: 0.214 Claude Raymond, R OBP: 0.071, SLG: 0.154 Joe Gaines, R OBP: 0.318, SLG: 0.397 Hal Brown, R OBP: 0.154, SLG: 0.132 (1, 1) (5, PH) (6, 1) (8, PH) (9, 1)			FC6-4			K		6-3		1	0	1	0	0	0	0																				
Inning Stats	R: 0 E: 0 K: 1 S: 5	H: 0 LOB: 0 BB: 0 P: 5	R: 0 E: 0 K: 1 S: 6	H: 0 LOB: 0 BB: 0 P: 3	R: 0 E: 0 K: 1 S: 6	H: 1 LOB: 1 BB: 0 P: 6	R: 0 E: 0 K: 2 S: 8	H: 1 LOB: 2 BB: 1 P: 12	R: 0 E: 0 K: 1 S: 5	H: 0 LOB: 0 BB: 0 P: 5	R: 0 E: 0 K: 0 S: 3	H: 1 LOB: 0 BB: 0 P: 3	R: 0 E: 0 K: 0 S: 3	H: 0 LOB: 0 BB: 0 P: 3	R: 1 E: 0 K: 0 S: 4	H: 1 LOB: 0 BB: 0 P: 4	R: 0 E: 0 K: 0 S: 2	H: 0 LOB: 0 BB: 1 P: 6	1B: 3 2B: 1 3B: 0 HR: 0	SF: 0 SAC: 0 DP: 2 HBP: 0	WP: 0 PA: 31 PB: 0 CS: 0															
PITCHER	IP	WLS	BF	H	R	ER	SO	BB	IBB	HBP	BLK	WP	HR	S	P	ERA	WHIP	PITCHER		IP	WLS	BF	H	R	ER	SO	BB	IBB	HBP	BLK	WP	HR	S	P	ERA	WHIP
Chris Short, L ERA: 1.85 (1, 1)	9.0	W	31	4	1	1	5	2	0	0	0	0	0	39	47	1.00	0.667																			

Philadelphia Phillies @ Houston Colt 45's
Colt Stadium, Houston, TX
Mon Sep 14 1964, 8:05 PM EDT
Att. 4,909 - Unknown

AB 29
R 1
H 4
RBI 1
BB 2
SO 5
LOB 7




Batter	1	2	3	4	5	6	7	8	9	AB	R	H	RBI	BB	SO	LOB	TOP					
Tony Gonzalez, L (1, 8) OBP: 0.356, SLG: 0.388										4	0	1	0	0	0	3	Philadelphia Phillies @ Houston Colt 45's Colt Stadium, Houston, TX Tue Sep 15 1964, 8:05 PM EDT Att. 4,161 - Unknown					
Dick Allen, R (1, 5) OBP: 0.373, SLG: 0.544										4	1	2	0	0	1	1						
Johnny Callison, L (1, 9) OBP: 0.319, SLG: 0.499										4	0	1	1	0	1	1						
Wes Covington, L (1, 7) OBP: 0.362, SLG: 0.469 Cookie Rojas, R (6, PH) OBP: 0.350, SLG: 0.406										2	0	0	0	0	0	1						
John Herrnstein, L (1, 3) OBP: 0.294, SLG: 0.375 Vic Power, R (6, PH) OBP: 0.269, SLG: 0.308										2	0	0	0	0	0	0						
Clay Dalrymple, L (1, 2) OBP: 0.300, SLG: 0.348										3	0	0	0	1	1	2						
Tony Taylor, R (1, 4) OBP: 0.319, SLG: 0.314										4	0	0	0	0	3	2						
Ruben Amaro, R (1, 6) OBP: 0.315, SLG: 0.365										3	0	2	0	0	0	0						
Dennis Bennett, L (1, 1) OBP: 0.235, SLG: 0.203 Danny Cater, R (7, PH) OBP: 0.325, SLG: 0.390 Jack Baldschun, R (7, 1) OBP: 0.294, SLG: 0.313										2	0	1	0	0	0	2						
Inning Stats	R: 0 E: 0 K: 1 S: 6	H: 1 LOB: 1 BB: 0 P: 6	R: 0 E: 0 K: 2 S: 7	H: 0 LOB: 0 BB: 0 P: 7	R: 0 E: 0 K: 0 S: 4	H: 2 LOB: 2 BB: 0 P: 4	R: 0 E: 0 K: 1 S: 5	H: 0 LOB: 0 BB: 0 P: 5	R: 0 E: 0 K: 1 S: 6	H: 1 LOB: 2 BB: 1 P: 10	R: 1 E: 1 K: 0 S: 5	H: 2 LOB: 1 BB: 0 P: 5	R: 0 E: 0 K: 1 S: 5	H: 1 LOB: 0 BB: 0 P: 5	R: 0 E: 0 K: 0 S: 3	H: 0 LOB: 0 BB: 0 P: 3	R: 0 E: 1 K: 0 S: 4	H: 1 LOB: 1 BB: 0 P: 4	1B: 7 2B: 2 3B: 0 HR: 0	SF: 0 SAC: 1 DP: 2 HBP: 0	WP: 0 PB: 1 CS: 0	PA: 34
PITCHER	IP WLS BF H R ER SO BB IBB HBP BLK WP HR S P ERA WHIP																					
Ken Johnson, R (1, 1) ERA: 3.79	5.0 L 21 6 1 1 5 1 0 0 0 0 0 0 30 34 1.80 1.400																					
Hal Woodeshick, L (6, 1) ERA: 2.91	3.0 9 1 0 0 1 0 0 0 0 0 0 0 11 11 0.00 0.333																					
Jim Owens, R (9, 1) ERA: 3.31	1.0 4 1 0 0 0 0 0 0 0 0 0 0 4 4 0.00 1.000																					

Batter	1	2	3	4	5	6	7	8	9	AB	R	H	RBI	BB	SO	LOB	BOTTOM					
Jimmy Wynn, R (1, 8) OBP: 0.304, SLG: 0.337 Jim Owens, R (9, 1) OBP: 0.107, SLG: 0.143										4	0	1	0	0	1	1	Philadelphia Phillies @ Houston Colt 45's Colt Stadium, Houston, TX Tue Sep 15 1964, 8:05 PM EDT Att. 4,161 - Unknown					
Nellie Fox, L (1, 4) OBP: 0.319, SLG: 0.320										3	0	1	0	0	0	0						
Jim Beauchamp, R (1, 7) OBP: 0.297, SLG: 0.323 Al Spangler, L (5, 7) OBP: 0.307, SLG: 0.341										1	0	0	0	0	0	1						
Walt Bond, L (1, 3) OBP: 0.311, SLG: 0.438										4	0	0	0	1	3							
Bob Aspromonte, R (1, 5) OBP: 0.327, SLG: 0.400										2	0	0	0	2	2							
Joe Gaines, R (1, 9) OBP: 0.315, SLG: 0.392										4	0	0	0	2	3							
Eddie Kasko, R (1, 6) OBP: 0.307, SLG: 0.293										3	0	0	0	2	1							
John Bateman, R (1, 2) OBP: 0.254, SLG: 0.302 Rusty Staub, L (8, PH) OBP: 0.254, SLG: 0.295										2	0	0	0	1	0							
Ken Johnson, R (1, 1) OBP: 0.097, SLG: 0.129 Hal Woodeshick, R (6, 1) Dave Roberts, L (8, PH) OBP: 0.270, SLG: 0.256 Jerry Grote, R (9, 2) OBP: 0.246, SLG: 0.263										2	0	1	0	0	1	0						
Inning Stats	R: 0 E: 0 K: 0 S: 4	H: 1 LOB: 2 BB: 0 P: 5	R: 0 E: 0 K: 2 S: 7	H: 0 LOB: 0 BB: 0 P: 7	R: 0 E: 0 K: 1 S: 6	H: 1 LOB: 1 BB: 0 P: 6	R: 0 E: 0 K: 1 S: 5	H: 0 LOB: 0 BB: 0 P: 5	R: 0 E: 0 K: 1 S: 6	H: 1 LOB: 1 BB: 0 P: 6	R: 0 E: 0 K: 0 S: 3	H: 0 LOB: 0 BB: 0 P: 3	R: 0 E: 0 K: 1 S: 4	H: 0 LOB: 1 BB: 1 P: 8	R: 0 E: 0 K: 2 S: 7	H: 0 LOB: 0 BB: 0 P: 7	R: 0 E: 0 K: 1 S: 6	H: 1 LOB: 2 BB: 1 P: 10	1B: 4 2B: 0 3B: 0 HR: 0	SF: 0 SAC: 1 DP: 0 HBP: 1	WP: 3 PB: 0 CS: 0	PA: 33
PITCHER	IP WLS BF H R ER SO BB IBB HBP BLK WP HR S P ERA WHIP																					
Dennis Bennett, L (1, 1) ERA: 3.45	6.0 W 22 3 0 0 5 0 0 0 0 0 0 0 31 32 0.00 0.500																					
Jack Baldschun, R (7, 1) ERA: 3.22	3.0 S 11 1 0 0 4 1 1 0 0 2 0 17 25 0.00 0.667																					

Batter	1	2	3	4	5	6	7	8	9	AB	R	H	RBI	BB	SO	LOB	TOP										
Bobby Klaus, R (1,5) OBP: 0.280, SLG: 0.331 Hawk Taylor, R (9, PH) OBP: 0.270, SLG: 0.333	5-3		5-3	P5			F5		FC6-4	4	0	0	0	0	0	0											
Ed Kranepool, L (1,3) OBP: 0.306, SLG: 0.397	L8-4 BB		2B 3B		P8		L9			3	1	1	0	1	0	0											
Joe Christopher, R (1,9) OBP: 0.363, SLG: 0.487			1B 1B 2B		5-3 1B		K			4	1	3	1	0	1	0											
George Altman, L (1,7) OBP: 0.253, SLG: 0.335	L8-4		F8		5-3				L9	4	0	0	0	0	0	4											
Jesse Gonder, L (1,2) OBP: 0.334, SLG: 0.387										3	0	1	0	1	2	0											
Rod Kanehl, R (1,4) OBP: 0.254, SLG: 0.279										4	0	2	1	0	0	2											
Larry Elliot, L (1,8) OBP: 0.329, SLG: 0.404										4	0	0	0	0	2	3											
Roy McMillan, R (1,6) OBP: 0.251, SLG: 0.254 Jim Hickman, R (9, PH) OBP: 0.318, SLG: 0.375 Dennis Ribant, R (9, FR) OBP: 0.176, SLG: 0.188										2	0	0	0	1	0	0											
Al Jackson, L (1,1) OBP: 0.176, SLG: 0.273 Wayne Graham, R (9, PH) OBP: 0.115, SLG: 0.154										1	0	1	0	0	0	0											
										3	0	0	0	0	0	2											
										1	0	0	0	0	0	1											
Inning Stats	R: 0 E: 0 K: 0 S: 3	H: 1 LOB: 1 BB: 1 P: 7	R: 0 E: 0 K: 1 S: 6	H: 1 LOB: 2 BB: 1 P: 10	R: 2 E: 0 K: 1 S: 9	H: 4 LOB: 2 BB: 0 P: 9	R: 0 E: 0 K: 0 S: 3	H: 0 LOB: 0 BB: 0 P: 3	R: 0 E: 0 K: 0 S: 4	H: 1 LOB: 2 BB: 1 P: 8	R: 0 E: 0 K: 0 S: 5	H: 0 LOB: 0 BB: 0 P: 5	R: 0 E: 0 K: 1 S: 5	H: 0 LOB: 0 BB: 0 P: 5	R: 0 E: 0 K: 1 S: 6	H: 1 LOB: 1 BB: 0 P: 6	1B: 6 2B: 2 3B: 1 HR: 0	SF: 0 SAC: 0 DP: 1 HBP: 0	WP: 0 PB: 0 SB: 0 CS: 0	PA: 37							
PITCHER	IP	WLS	BF	H	R	ER	SO	BB	IBB	HBP	BLK	WP	HR	S	P	ERA	WHIP										
Don Larsen, R (1,1) ERA: 2.23	5.0		24	7	2	2	2	2	2	1	0	0	0	25	37	3.60	1.800										
Claude Raymond, R (6,1) ERA: 2.85	4.0	W	13	1	0	0	3	0	0	0	0	0	0	19	19	0.00	0.250										

New York Mets @ Houston Colt 45's
Colt Stadium, Houston, TX
Fri Sep 18 1964, 8:05 PM EDT
Att. 3,254 - Unknown - 80 F


AB 34
R 2
H 8
RBI 2
BB 3
SO 5
LOB 13



Batter	1	2	3	4	5	6	7	8	9	AB	R	H	RBI	BB	SO	LOB	BOTTOM										
Bob Lillis, R (1,4) OBP: 0.292, SLG: 0.313	4-3			E6 3B	K					4	1	1	0	0	1	2											
Rusty Staub, L (1,9) OBP: 0.271, SLG: 0.320	K									3	1	1	1	0	1	1											
Carroll Hardy, R (1,7) OBP: 0.232, SLG: 0.242	L8									3	1	0	0	1	0	1											
Walt Bond, L (1,3) OBP: 0.311, SLG: 0.435										3	0	0	0	0	2	1											
Bob Aspromonte, R (1,5) OBP: 0.326, SLG: 0.396										4	0	1	1	0	0	1											
Jimmy Wynn, R (1,8) OBP: 0.304, SLG: 0.333										2	0	0	1	0	0	0											
Eddie Kasko, R (1,6) OBP: 0.307, SLG: 0.290										2	0	0	0	1	0	1											
John Bateman, R (1,2) OBP: 0.252, SLG: 0.299										3	0	0	0	0	1	2											
Don Larsen, R (1,1) OBP: 0.176, SLG: 0.067 Joe Gaines, R (5, PH) OBP: 0.314, SLG: 0.391 Claude Raymond, R (6,1) OBP: 0.097, SLG: 0.143										1	0	0	0	0	0	0											
										1	0	0	0	0	0	2											
										1	0	0	0	0	1	0											
Inning Stats	R: 0 E: 0 K: 1 S: 5	H: 0 LOB: 0 BB: 0 P: 5	R: 0 E: 0 K: 1 S: 5	H: 0 LOB: 0 BB: 0 P: 5	R: 0 E: 0 K: 0 S: 3	H: 0 LOB: 0 BB: 0 P: 3	R: 1 E: 1 K: 1 S: 7	H: 1 LOB: 1 BB: 0 P: 7	R: 0 E: 1 K: 1 S: 6	H: 0 LOB: 2 BB: 1 P: 10	R: 2 E: 0 K: 0 S: 4	H: 1 LOB: 1 BB: 1 P: 9	R: 0 E: 0 K: 2 S: 8	H: 1 LOB: 1 BB: 0 P: 8	R: 0 E: 0 K: 0 S: 3	H: 0 LOB: 0 BB: 0 P: 3	1B: 2 2B: 0 3B: 1 HR: 0	SF: 1 SAC: 1 DP: 0 HBP: 1	WP: 0 PB: 0 SB: 0 CS: 0	PA: 32							
PITCHER	IP	WLS	BF	H	R	ER	SO	BB	IBB	HBP	BLK	WP	HR	S	P	ERA	WHIP										
Al Jackson, L (1,1) ERA: 4.54	8.0	L	32	3	3	2	6	2	0	1	0	0	0	41	50	2.25	0.625										

New York Mets @ Houston Colt 45's
Colt Stadium, Houston, TX
Fri Sep 18 1964, 8:05 PM EDT
Att. 3,254 - Unknown - 80 F


AB 27
R 3
H 3
RBI 3
BB 2
SO 6
LOB 11




Batter	1	2	3	4	5	6	7	8	9	AB	R	H	RBI	BB	SO	LOB	TOP								
Rod Kanehl, R OBP: 0.254, SLG: 0.278 (1, 4)	G3			FC3-6 1B		L6			L6	4	0	1	0	0	0	0	New York Mets @ Houston Colt 45's Colt Stadium, Houston, TX Sat Sep 19 1964, 8:05 PM EDT Att: 4,003 - Cloudy - 80 F								
Ed Kranepool, L OBP: 0.310, SLG: 0.401 (1, 3)	G4-6-3 1B			FC3-6 1B		4-3			BB 1B	4	0	3	0	0	0	0									
Joe Christopher, R OBP: 0.362, SLG: 0.484 (1, 9)	G4-6-3 1-2			FC3-6 G6-4-3 1-2 2-3		K			BB 1B	3	1	0	0	1	1	3									
George Altman, L OBP: 0.256, SLG: 0.337 (1, 7)		F8		G6-4-3 1-2				G4-6-3 1B	BB 1B	4	0	2	0	0	0	2									
Jim Hickman, R OBP: 0.317, SLG: 0.373 (1, 8)		F2			K				BB 1B	4	0	1	1	0	1	1									
Jesse Gonder, L OBP: 0.333, SLG: 0.385 (1, 2)	1-3				1B				BB 1B	4	0	1	0	0	1	3									
Roy McMillan, R OBP: 0.252, SLG: 0.254 (1, 6)			F4		1B					3	0	1	0	0	0	0									
Bobby Klaus, R OBP: 0.276, SLG: 0.328 (8, PH)			F7							2	0	0	0	0	0	2									
Larry Elliott, L OBP: 0.325, SLG: 0.402 (8, PH)					F7					1	0	0	0	0	1	0									
Wayne Graham, R OBP: 0.115, SLG: 0.154 (8, 5)										0	0	0	0	0	0	0									
Jack Fisher, R OBP: 0.210, SLG: 0.176 (8, PH)										2	0	0	0	0	2	2									
Hawk Taylor, R OBP: 0.269, SLG: 0.332 (8, PH)										1	0	0	0	0	0	0									
Willard Hunter, R (8, 1)										0	0	0	0	0	0	0									
Bill Wakefield, R OBP: 0.130, SLG: 0.130 (8, 1)										0	0	0	0	0	0	0									
Inning Stats	R: 0 E: 0 K: 0 S: 3	H: 1 LOB: 0 BB: 0 P: 3	R: 0 E: 0 K: 0 S: 3	H: 0 LOB: 0 BB: 0 P: 3	R: 0 E: 0 K: 1 S: 5	H: 0 LOB: 0 BB: 0 P: 5	R: 0 E: 0 K: 0 S: 4	H: 2 LOB: 1 BB: 0 P: 4	R: 0 E: 0 K: 2 S: 9	H: 2 LOB: 2 BB: 0 P: 9	R: 0 E: 0 K: 1 S: 5	H: 0 LOB: 0 BB: 0 P: 5	R: 0 E: 0 K: 0 S: 3	H: 1 LOB: 0 BB: 0 P: 3	R: 0 E: 0 K: 1 S: 5	H: 0 LOB: 0 BB: 0 P: 5	R: 1 E: 0 K: 1 S: 7	H: 3 LOB: 2 BB: 1 P: 11	1B: 9 2B: 0 3B: 0 HR: 0	SF: 0 SAC: 0 DP: 3 HBP: 0	WP: 0 PB: 0 SB: 0 CS: 0	PA: 33			
PITCHER	IP	WLS	BF	H	R	ER	SO	BB	IBB	HBP	BLK	WP	HR	S	P	ERA	WHIP								
Turk Farrell, R ERA: 3.22 (1, 1)	8.1		30	7	1	1	5	1	0	0	0	0	0	39	43	1.08	0.960								
Hal Woodeshick, L ERA: 2.97 (8, 1)	0.1	W	1	1	0	0	0	0	0	0	0	0	0	1	1	0.00	3.000								
Jim Owens, R ERA: 3.3 (8, 1)	0.1		2	1	0	0	1	0	0	0	0	0	0	4	4	0.00	3.000								

Batter	1	2	3	4	5	6	7	8	9	AB	R	H	RBI	BB	SO	LOB	BOTTOM								
Al Spangler, L OBP: 0.309, SLG: 0.340 (1, 7)	G3		4-0 BB		G3			K		3	0	0	0	1	1	0	New York Mets @ Houston Colt 45's Colt Stadium, Houston, TX Sat Sep 19 1964, 8:05 PM EDT Att: 4,003 - Cloudy - 80 F								
Joe Morgan, L (1, 4)	G3		F5		G3			CS BB	3	0	0	0	1	0	1										
Rusty Staub, L OBP: 0.267, SLG: 0.314 (1, 9)	P5			K		K		F8	4	0	0	0	0	2	1										
Walt Bond, L OBP: 0.316, SLG: 0.437 (1, 3)		1B HBP		FC6-4 1B		WP S 1B		SH3-4 BB	2	2	2	0	1	0	0										
Bob Aspromonte, R OBP: 0.329, SLG: 0.400 (1, 5)		G6-3 1B		FC6-4 1B		1B		SH3-4	3	0	3	1	0	0	0										
Jimmy Wynn, R OBP: 0.303, SLG: 0.328 (1, 8)	G6-3 1-2			FC6-4 1B		L8		1B	3	0	0	0	1	0	5										
Eddie Kasko, R OBP: 0.305, SLG: 0.287 (1, 6)	L4			6-3				IBB	4	0	0	0	0	0	5										
John Bateman, R OBP: 0.249, SLG: 0.294 (8, PH)					F8			1B	3	0	0	0	0	1	0										
Nellie Fox, L OBP: 0.321, SLG: 0.323 (8, PH)								1B	1	0	1	1	0	0	0										
Turk Farrell, R OBP: 0.104, SLG: 0.077 (8, 1)					F9				3	0	0	0	0	1	0										
Hal Woodeshick, R (8, 1)									0	0	0	0	0	0	0										
Jim Owens, R OBP: 0.107, SLG: 0.143 (8, 1)									0	0	0	0	0	0	0										
Inning Stats	R: 0 E: 0 K: 0 S: 3	H: 0 LOB: 0 BB: 0 P: 3	R: 0 E: 0 K: 0 S: 3	H: 1 LOB: 1 BB: 0 P: 4	R: 0 E: 0 K: 2 S: 7	H: 0 LOB: 1 BB: 1 P: 11	R: 0 E: 0 K: 1 S: 7	H: 2 LOB: 2 BB: 0 P: 7	R: 0 E: 0 K: 1 S: 3	H: 0 LOB: 0 BB: 0 P: 3	R: 1 E: 0 K: 1 S: 7	H: 2 LOB: 1 BB: 0 P: 7	R: 0 E: 0 K: 0 S: 3	H: 0 LOB: 0 BB: 0 P: 3	R: 0 E: 0 K: 1 S: 4	H: 0 LOB: 0 BB: 1 P: 8	R: 1 E: 0 K: 0 S: 3	H: 1 LOB: 2 BB: 2 P: 11	1B: 6 2B: 0 3B: 0 HR: 0	SF: 0 SAC: 1 DP: 1 HBP: 1	WP: 1 PB: 0 SB: 1 CS: 1	PA: 35			
PITCHER	IP	WLS	BF	H	R	ER	SO	BB	IBB	HBP	BLK	WP	HR	S	P	ERA	WHIP								
Jack Fisher, R ERA: 4.17 (8, 1)	7.0	L	4	0	1	1	1	2	0	0	0	0	0	4	12	9.00	2.000								
Willard Hunter, L ERA: 4.1 (8, 1)	1.0		4	0	1	1	1	2	0	0	0	0	0	4	12	9.00	2.000								
Bill Wakefield, R ERA: 3.39 (8, 1)	0.2		4	1	0	0	0	0	1	0	0	0	0	3	7	0.00	1.500								

AB 32
R 1
H 9
RBI 1
BB 1
SO 6
LOB 13



AB 29
R 2
H 6
RBI 2
BB 4
SO 5
LOB 12



Batter	1	2	3	4	5	6	7	8	9	AB	R	H	RBI	BB	SO	LOB	TOP			
Rod Kanehl, R OBP: 0.250, SLG: 0.274 (1, 4)										4	0	0	0	0	1	1				
Ed Kranepool, L OBP: 0.307, SLG: 0.397 (1, 3)										4	0	0	0	0	1	0				
Joe Christopher, R OBP: 0.360, SLG: 0.481 (1, 9)										3	0	0	0	0	0	0				
George Altman, L OBP: 0.254, SLG: 0.334 (1, 7)										3	0	0	0	0	0	0				
Jim Hickman, R OBP: 0.317, SLG: 0.373 (1, 8)										3	0	1	0	0	2	0				
Jesse Gonder, L OBP: 0.330, SLG: 0.381 (8, PR)										3	0	0	0	0	2	1				
Al Jackson, L OBP: 0.176, SLG: 0.273 (8, 2)										0	0	0	0	0	0	0				
Hawk Taylor, R OBP: 0.269, SLG: 0.332 (8, 2)										0	0	0	0	0	0	0				
Wayne Graham, R OBP: 0.103, SLG: 0.138 (1, 5)										3	0	0	0	0	1	1				
Roy McMillan, R OBP: 0.253, SLG: 0.256 (8, PH)										2	0	1	0	0	0	0				
Larry Elliot, L OBP: 0.327, SLG: 0.400 (8, 6)										1	0	0	0	0	1	1				
Bobby Klaus, R OBP: 0.278, SLG: 0.328 (8, 6)										0	0	0	0	0	0	0				
Tom Parsons, R (1, 1)										2	0	0	0	0	2	1				
Charley Smith, R OBP: 0.271, SLG: 0.400 (8, PH)										1	0	0	0	0	0	0				
Inning Stats	R: 0 E: 0 K: 2 S: 7	H: 0 LOB: 0 BB: 0 P: 7	R: 0 E: 0 K: 2 S: 7	H: 0 LOB: 0 BB: 0 P: 7	R: 0 E: 0 K: 1 S: 5	H: 0 LOB: 0 BB: 0 P: 5	R: 0 E: 0 K: 0 S: 3	H: 0 LOB: 0 BB: 0 P: 3	R: 0 E: 0 K: 2 S: 7	H: 0 LOB: 0 BB: 0 P: 7	R: 0 E: 0 K: 0 S: 3	H: 0 LOB: 0 BB: 0 P: 3	R: 0 E: 0 K: 1 S: 6	H: 1 LOB: 1 BB: 0 P: 6	R: 0 E: 0 K: 0 S: 3	H: 0 LOB: 0 BB: 0 P: 3	1B: 2 2B: 0 3B: 0 HR: 0	SF: 0 SAC: 0 DP: 0 HBP: 0	WP: 0 PB: 0 SB: 0 CS: 0	PA: 29
PITCHER Bob Bruce, R ERA: 2.93 (1, 1)	IP: 9.0 WLS: W BF: 29 H: 2 R: 0 ER: 0 SO: 10 BB: 0 IBB: 0 HBP: 0 BLK: 0 WP: 0 HR: 0 S: 49 P: 49 ERA: 0.00 WHIP: 0.222																			

New York Mets @ Houston Colt 45's
Colt Stadium, Houston, TX
Sun Sep 20 1964, 8:05 PM EDT
Att: 3,085 - Cloudy - 83 F

AB 29
R 0
H 2
RBI 0
BB 0
SO 10
LOB 5



Batter	1	2	3	4	5	6	7	8	9	AB	R	H	RBI	BB	SO	LOB	BOTTOM	
Al Spangler, L OBP: 0.312, SLG: 0.343 (1, 7)										3	0	2	0	0	0	0		
Joe Morgan, L (1, 4)										3	1	0	0	0	1	2		
Rusty Staub, L OBP: 0.267, SLG: 0.315 (1, 9)										3	0	1	0	0	0	1		
Walt Bond, L OBP: 0.316, SLG: 0.437 (1, 3)										2	0	1	1	0	0	0		
Bob Aspromonte, R OBP: 0.329, SLG: 0.399 (1, 5)										3	0	1	0	0	0	1		
Jimmy Wynn, R OBP: 0.298, SLG: 0.322 (1, 8)										3	0	0	0	0	2	2		
Eddie Kasko, R OBP: 0.305, SLG: 0.287 (1, 6)										3	0	1	0	0	0	0		
Jerry Grote, R OBP: 0.243, SLG: 0.259 (1, 2)										3	0	0	0	0	0	1		
Bob Bruce, R OBP: 0.238, SLG: 0.203 (1, 1)										3	0	0	0	0	1	0		
Inning Stats	R: 0 E: 0 K: 1 S: 5	H: 0 LOB: 0 BB: 0 P: 5	R: 0 E: 0 K: 1 S: 5	H: 1 LOB: 0 BB: 0 P: 5	R: 0 E: 0 K: 0 S: 3	H: 1 LOB: 0 BB: 0 P: 3	R: 0 E: 0 K: 0 S: 3	H: 0 LOB: 0 BB: 0 P: 3	R: 0 E: 0 K: 1 S: 8	H: 0 LOB: 2 BB: 0 P: 8	R: 1 E: 0 K: 1 S: 5	H: 3 LOB: 2 BB: 0 P: 5	R: 0 E: 0 K: 1 S: 5	H: 0 LOB: 0 BB: 0 P: 5	1B: 6 2B: 0 3B: 0 HR: 0	SF: 1 SAC: 0 DP: 2 HBP: 0	WP: 0 PB: 0 SB: 0 CS: 1	PA: 28
PITCHER Tom Parsons, R ERA: 0.9 (1, 1)	IP: 8.0 WLS: L BF: 27 H: 6 R: 1 ER: 1 SO: 4 BB: 0 IBB: 0 HBP: 0 BLK: 0 WP: 0 HR: 0 S: 35 P: 35 ERA: 1.12 WHIP: 0.750																	

New York Mets @ Houston Colt 45's
Colt Stadium, Houston, TX
Sun Sep 20 1964, 8:05 PM EDT
Att: 3,085 - Cloudy - 83 F

AB 26
R 1
H 6
RBI 1
BB 0
SO 4
LOB 7



Batter	1	2	3	4	5	6	7	8	9	AB	R	H	RBI	BB	SO	LOB	TOP		
Harvey Kuenn, R OBP: 0.333, SLG: 0.366 (1, 7)	0-0 5-3		0-3 K		0-0 F6			0-0 F3		4	0	0	0	0	1	1			
Matty Alou, L OBP: 0.327, SLG: 0.307 (1, 9)	0-0 F7		0-0 6-3			0-0 F2			0-0 1-3	4	0	0	0	0	0	0			
Willie Mays, R OBP: 0.387, SLG: 0.616 (1, 8)	0-0 F4			0-0 5-3				0-0 F8		4	0	0	0	0	0	0			
Jim Ray Hart, R OBP: 0.343, SLG: 0.503 (1, 5)		0-0 5-3		0-0 HR				0-0 F8		4	1	1	1	0	1	0			
Orlando Cepeda, R OBP: 0.361, SLG: 0.552 (1, 3)		0-0 F7		0-0 F3					0-0 6-3	3	0	0	0	0	0	0			
Tom Haller, L OBP: 0.335, SLG: 0.394 Jose Cardenal, R (7, PR)	0-0 1B		0-3 K					0-0 G1-6-3		3	0	2	0	0	1	0			
Del Crandall, R OBP: 0.312, SLG: 0.332 (7, 2)	0-0 1B							0-0 1B		0	0	0	0	0	0	0			
Hal Lanier, R OBP: 0.292, SLG: 0.366 (1, 4)	0-0 1-2							0-0 F9		3	0	1	0	0	0	1			
Jim Davenport, R OBP: 0.292, SLG: 0.322 (8, PH)	0-3 K							0-3 K		2	0	0	0	0	2	2			
Willie McCovey, L OBP: 0.353, SLG: 0.414 Jose Pagan, R OBP: 0.288, SLG: 0.267 (8, 6)								0-0 F3		1	0	0	0	0	0	0			
Bobby Bolin, R OBP: 0.212, SLG: 0.089 Duke Snider, L OBP: 0.296, SLG: 0.317 Billy O'Dell, S (8, 1)			0-3 K					0-0 E1		2	0	0	0	0	1	0			
								0-0 F6		1	0	0	0	0	0	0			
										2	0	0	0	0	1	0			
										1	0	0	0	0	0	0			
										0	0	0	0	0	0	0			
Inning Stats	R: 0 E: 0 K: 0 S: 3	H: 0 LOB: 0 BB: 0 P: 3	R: 0 E: 0 K: 1 S: 7	H: 2 LOB: 2 BB: 0 P: 7	R: 0 E: 0 K: 2 S: 7	H: 0 LOB: 0 BB: 0 P: 7	R: 1 E: 0 K: 1 S: 6	H: 1 LOB: 0 BB: 0 P: 6	R: 0 E: 1 K: 1 S: 6	H: 0 LOB: 1 BB: 0 P: 6	R: 0 E: 0 K: 0 S: 3	H: 1 LOB: 1 BB: 0 P: 3	R: 0 E: 0 K: 0 S: 3	H: 0 LOB: 0 BB: 0 P: 3	R: 0 E: 0 K: 1 S: 5	H: 0 LOB: 0 BB: 0 P: 5	1B: 3 2B: 0 3B: 0 HR: 1	SF: 0 SAC: 0 DP: 1 HBP: 0	WP: 0 PA: 31 PB: 0 SB: 0 CS: 0
PITCHER Ken Johnson, R ERA: 3.67 (1, 1)	IP: 9.0 WLS: W BF: 31 H: 4 R: 1 ER: 1 SO: 6 BB: 0 IBB: 0 HBP: 0 BLK: 0 WP: 0 HR: 1 S: 43 P: 43 ERA: 1.00 WHIP: 0.444																		

San Francisco Giants @ Houston Colt 45's
Colt Stadium, Houston, TX
Mon Sep 21 1964, 8:05 PM EDT
Att: 4,154 - Unknown

AB 31
R 1
H 4
RBI 1
BB 0
SO 6
LOB 4

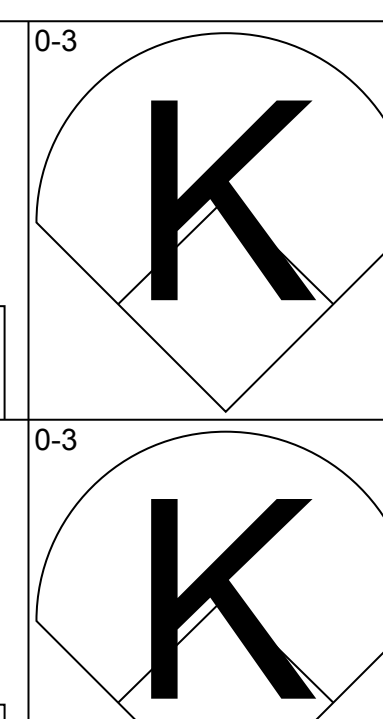
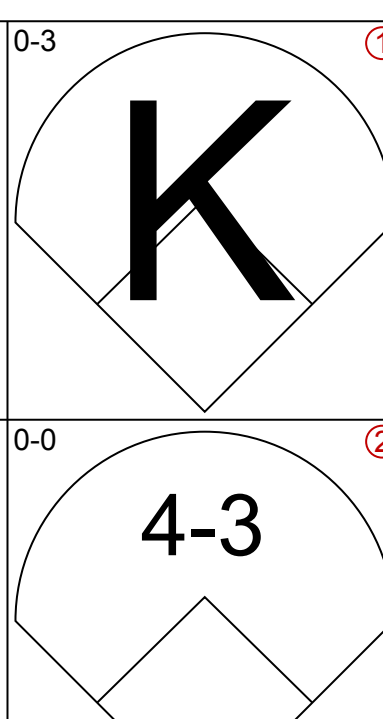
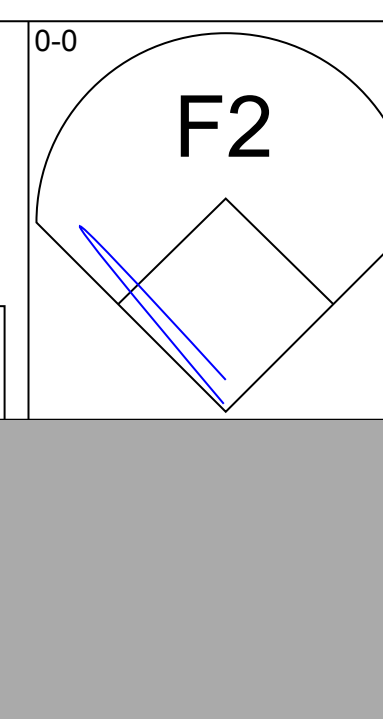
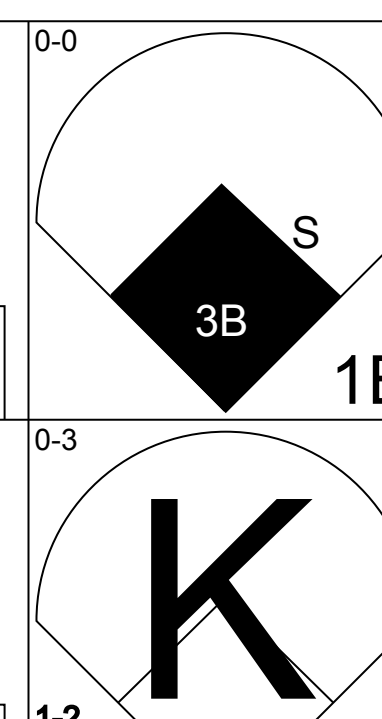
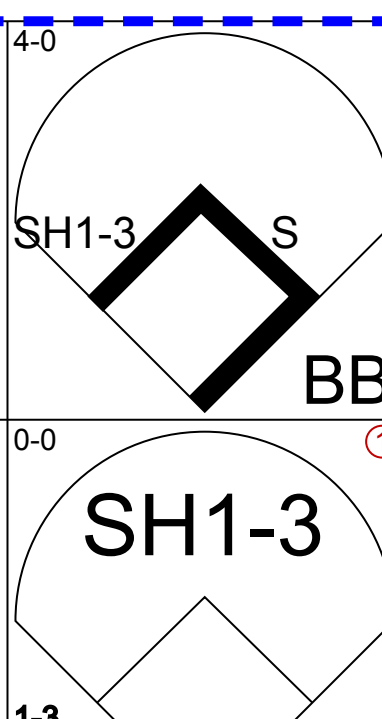
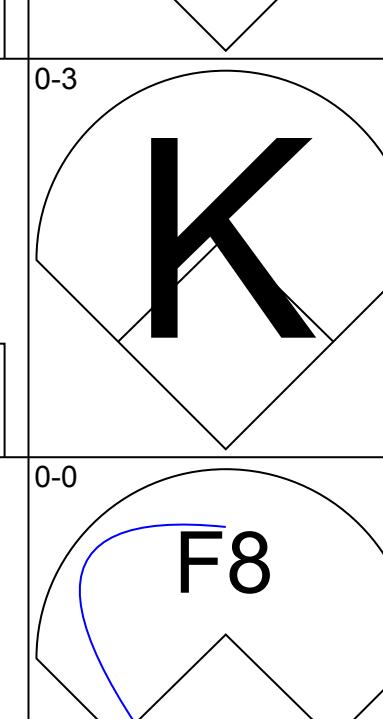
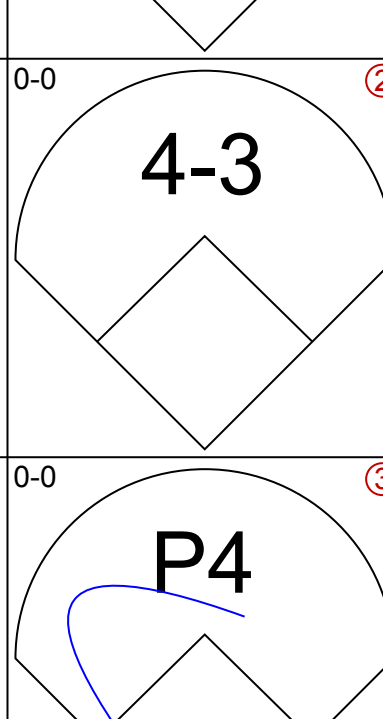
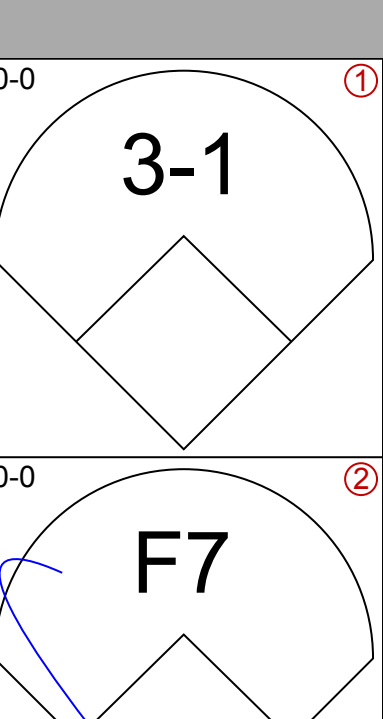
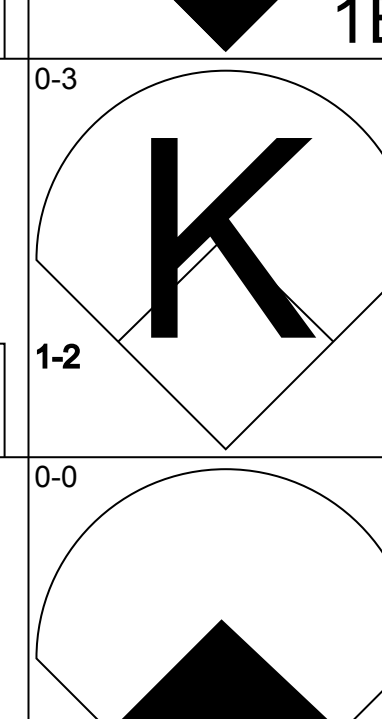
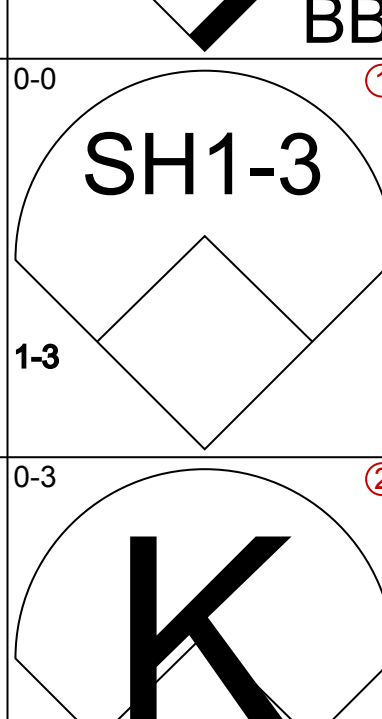
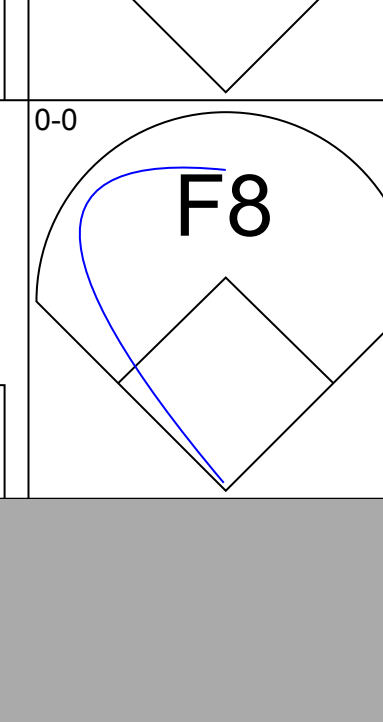
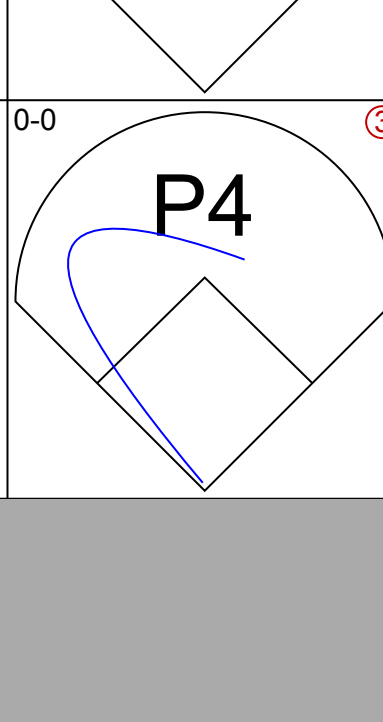
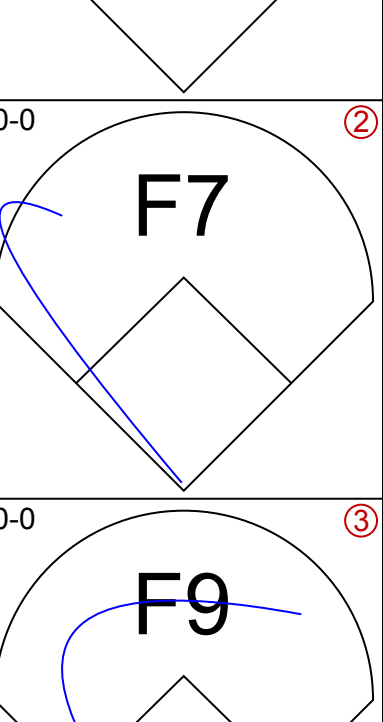
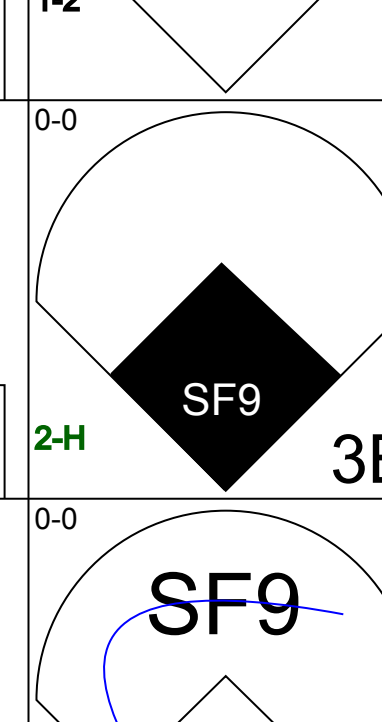
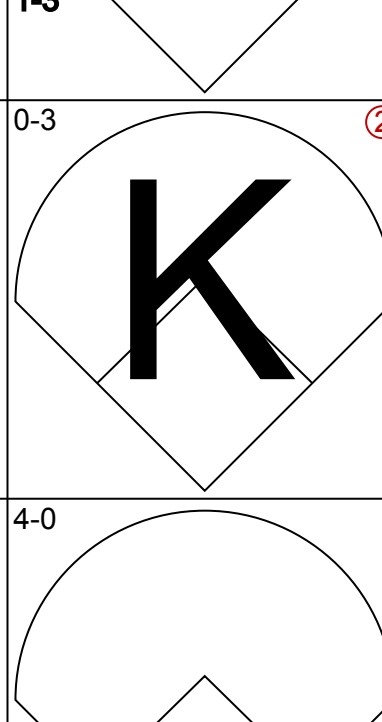
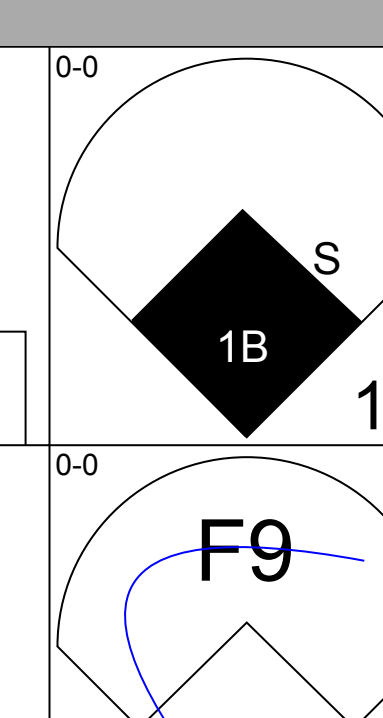
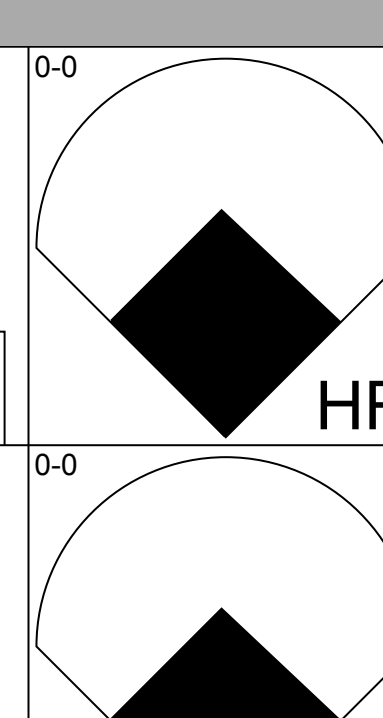
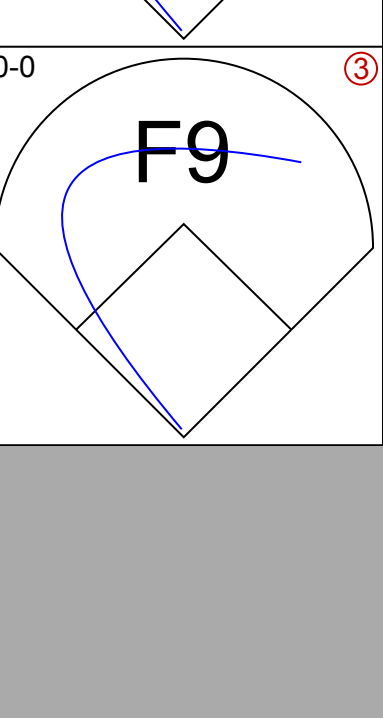
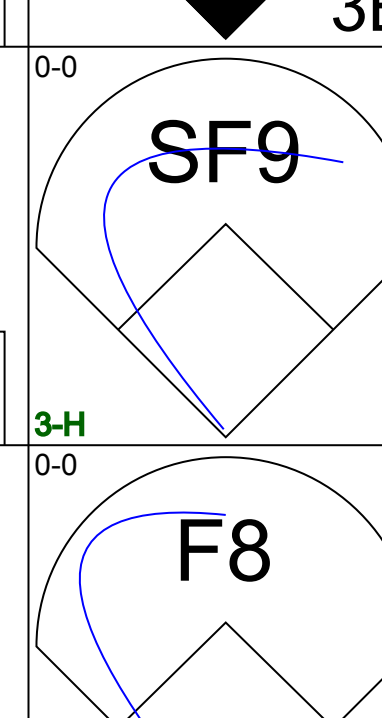
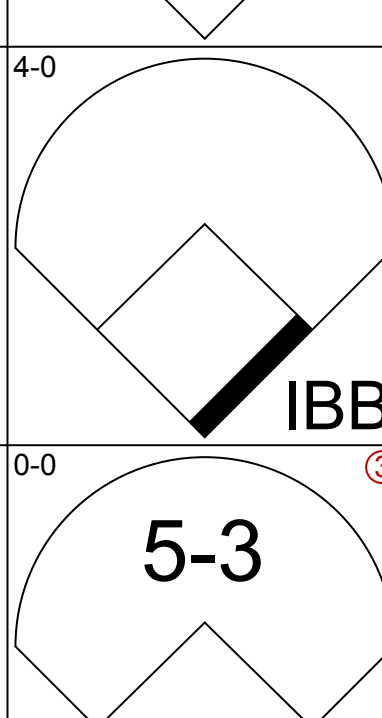

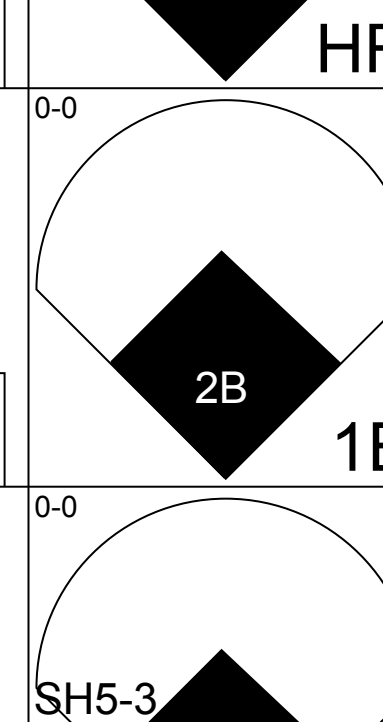
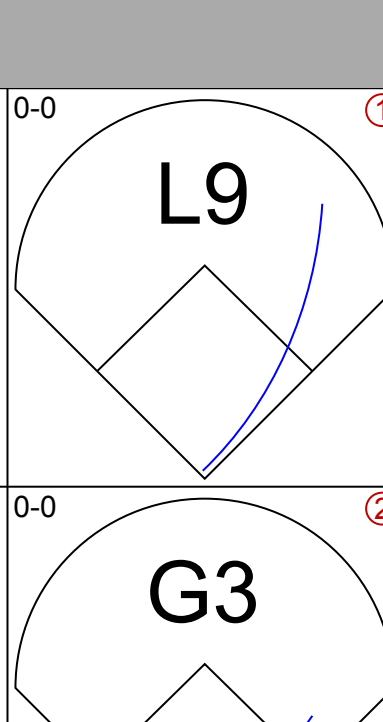
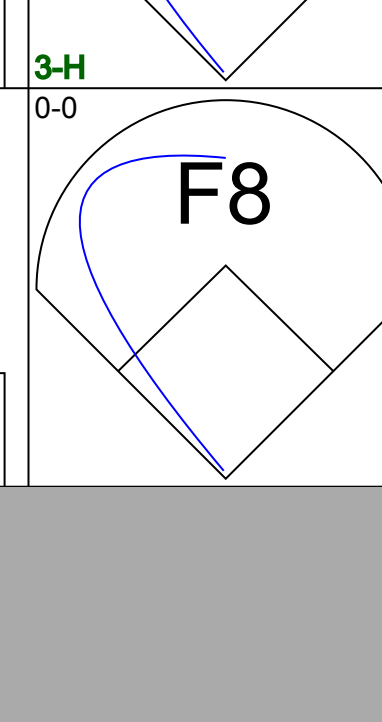
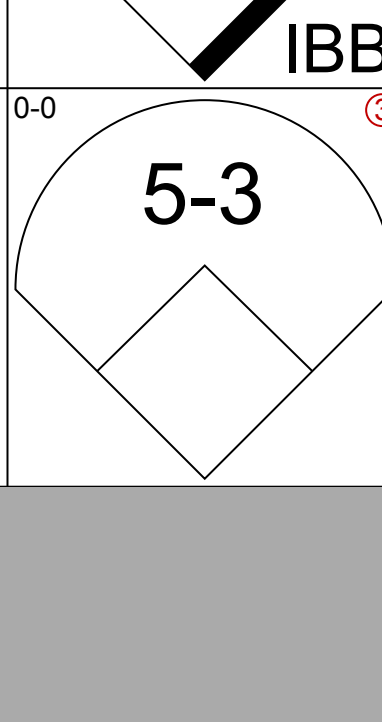

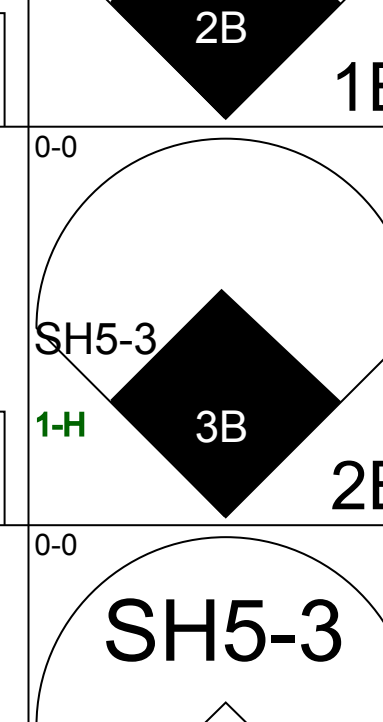
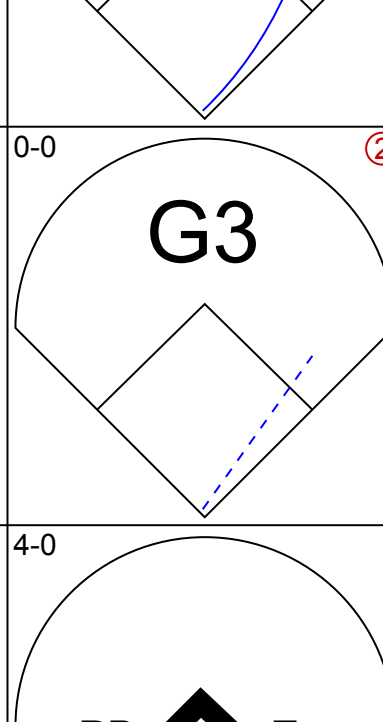
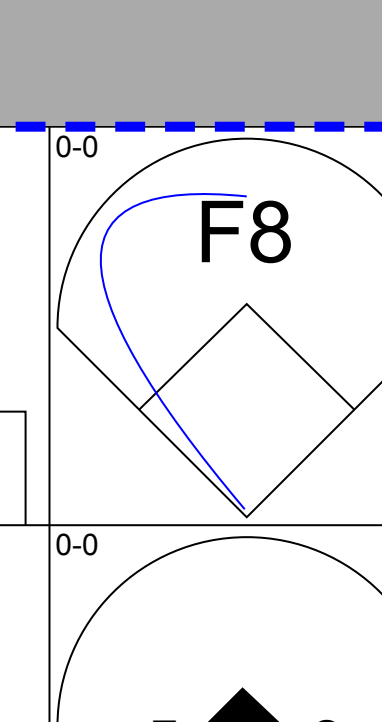
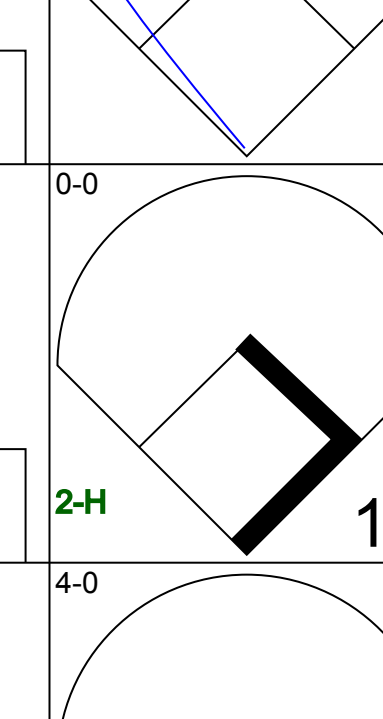
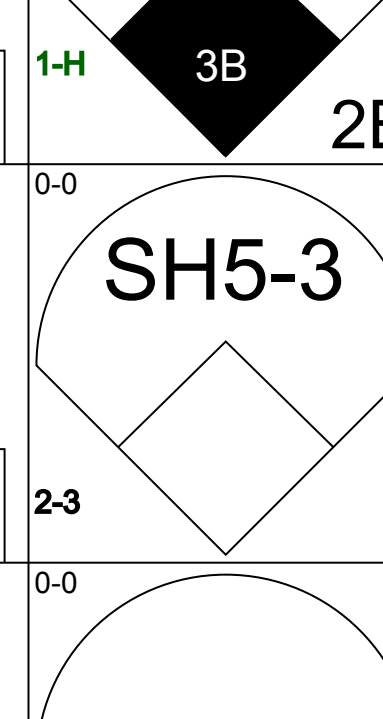
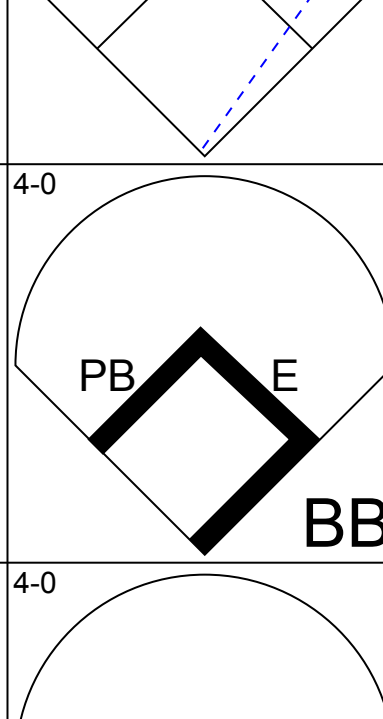
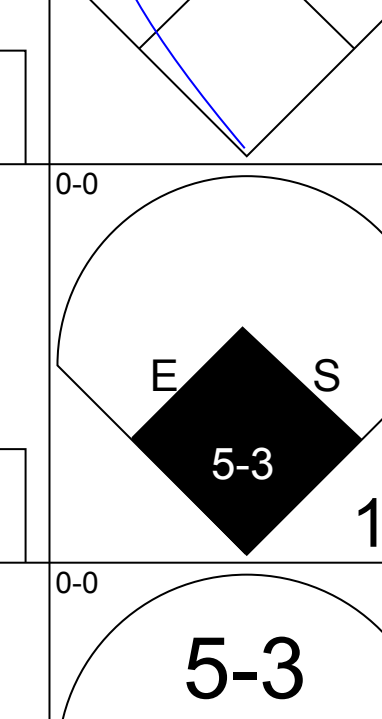
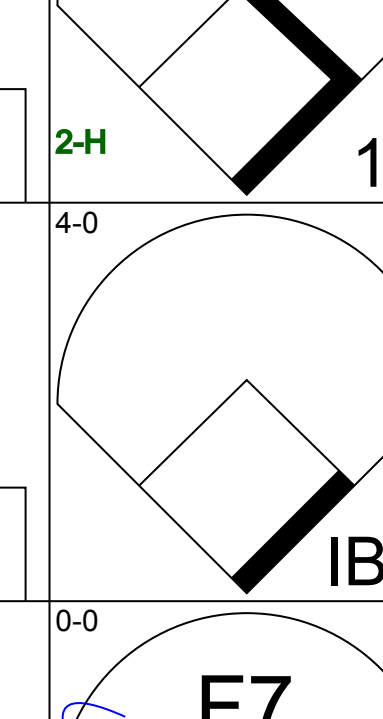
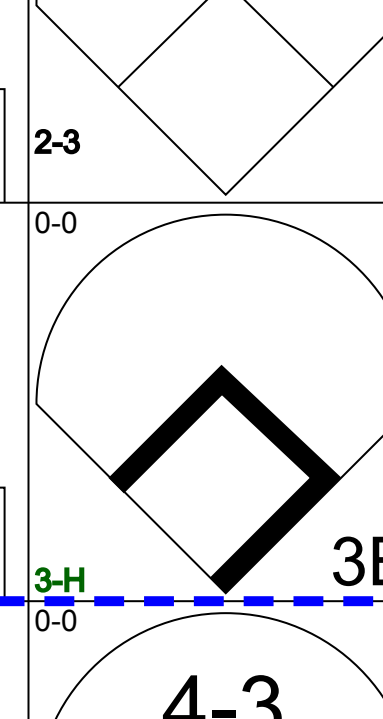
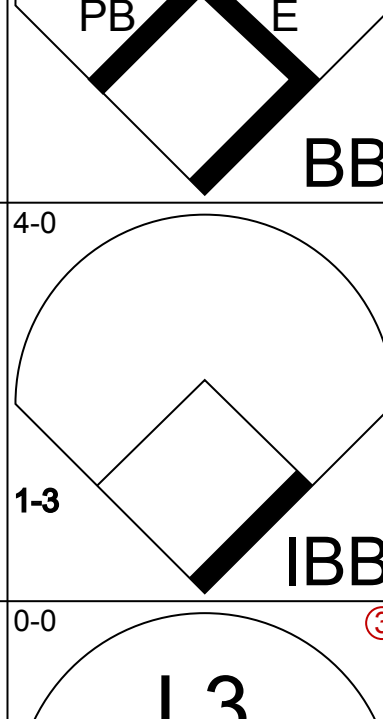
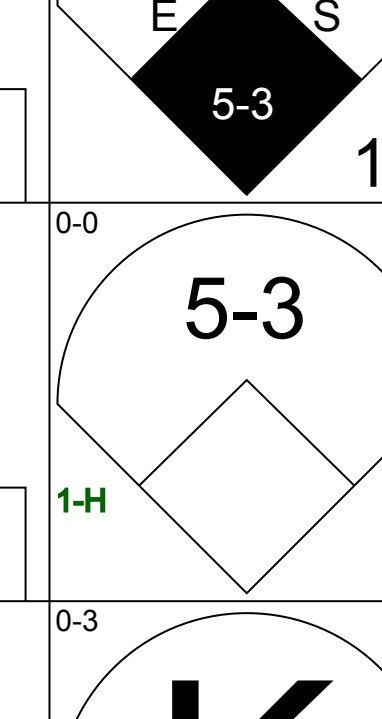

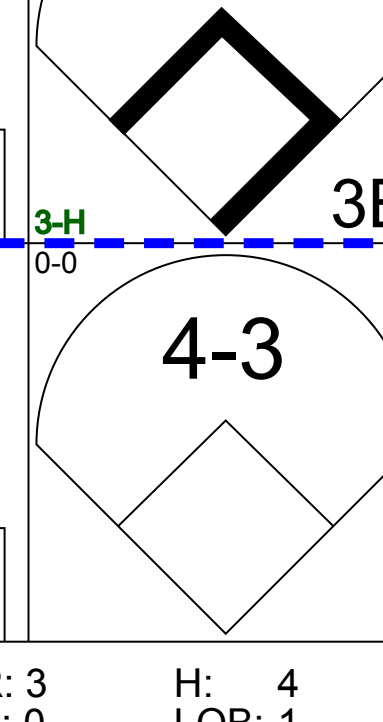
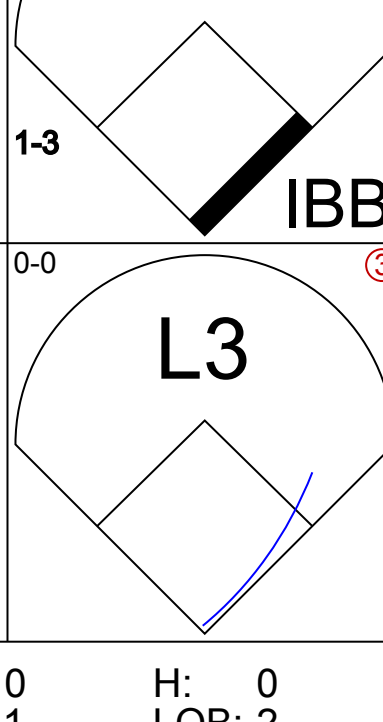
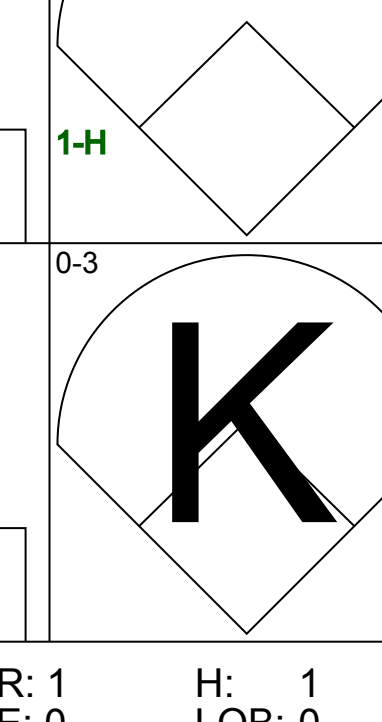


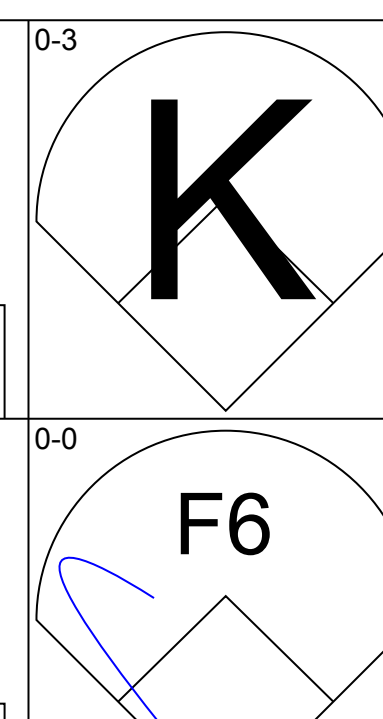
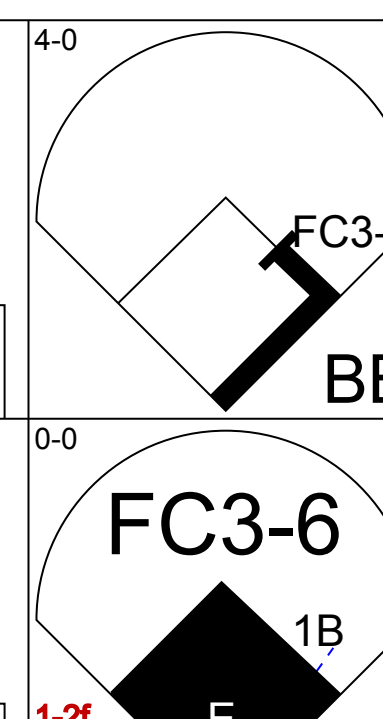
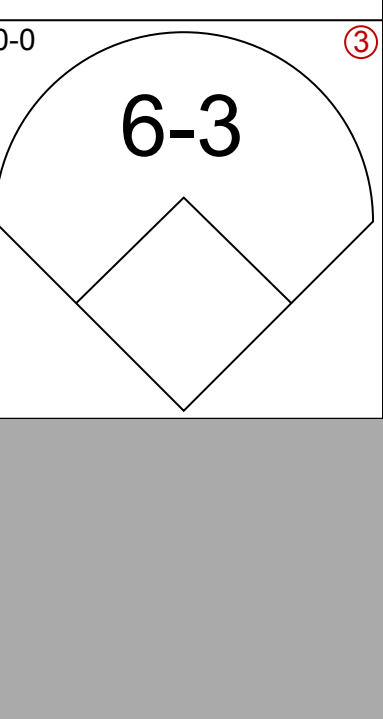
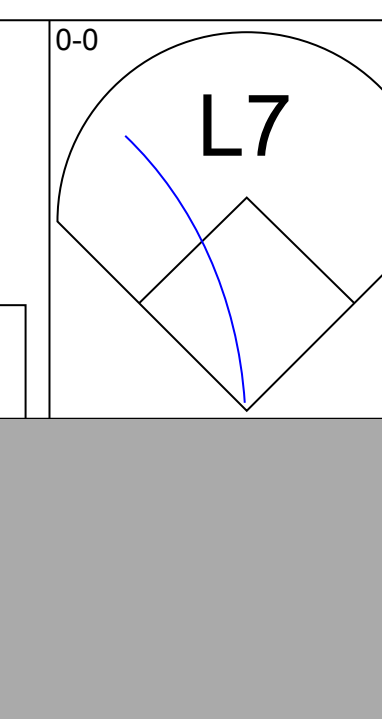
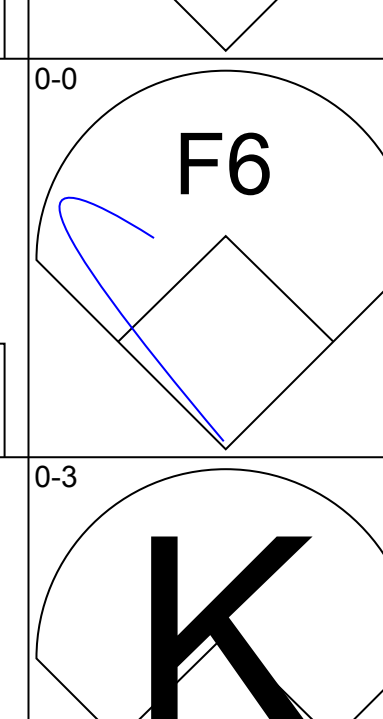
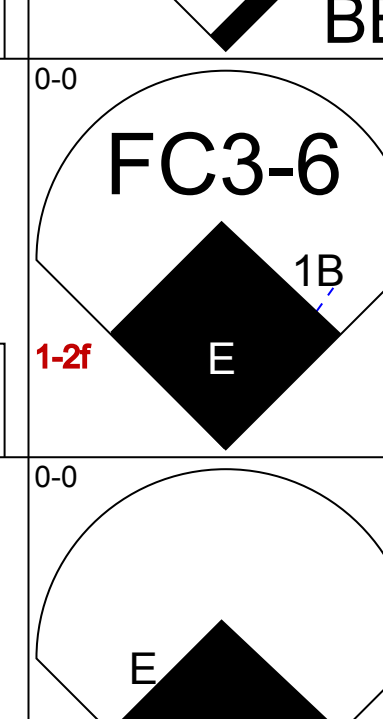

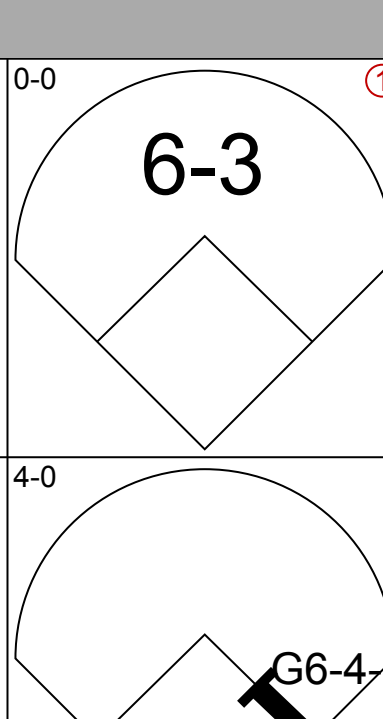
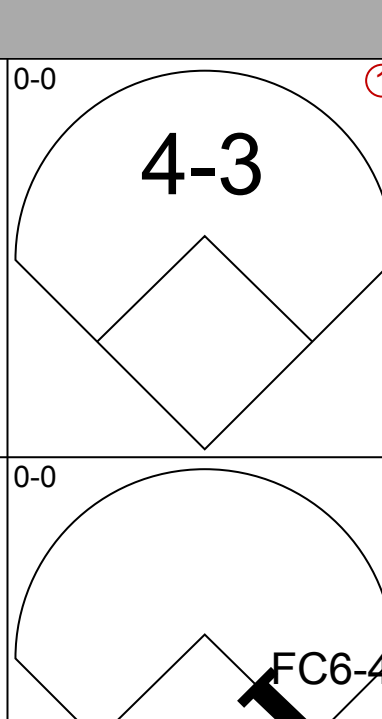
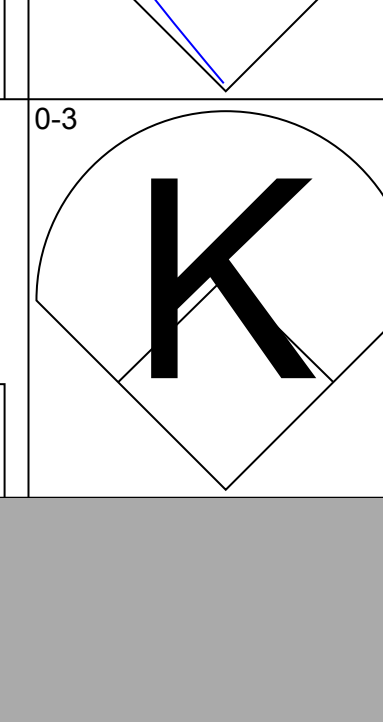
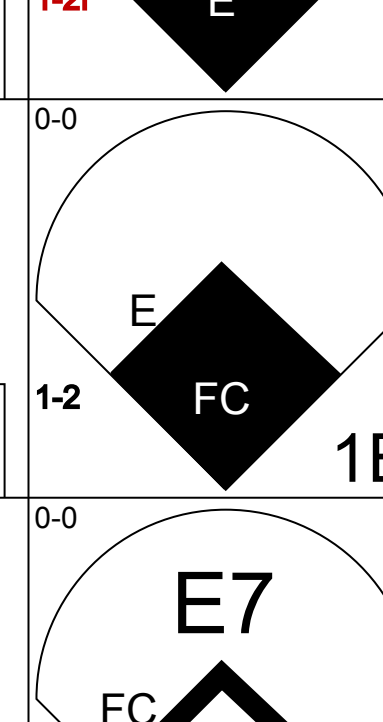

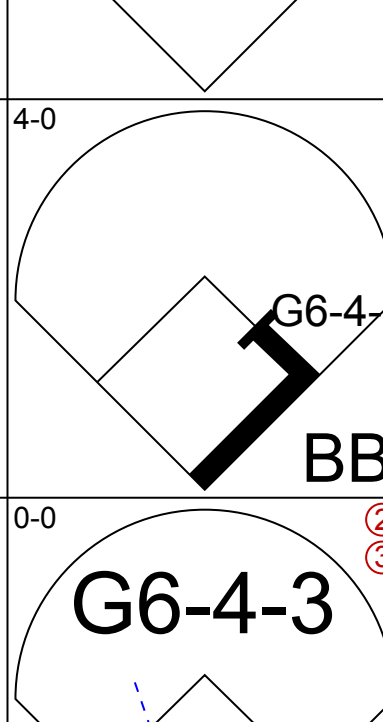
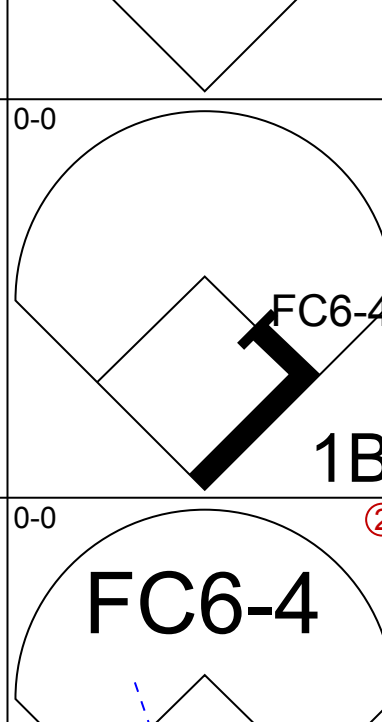
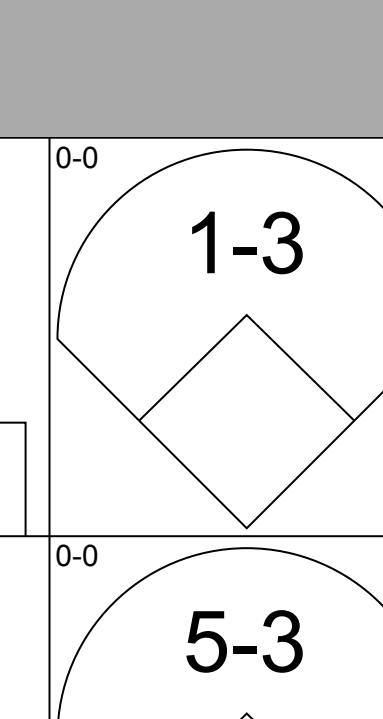
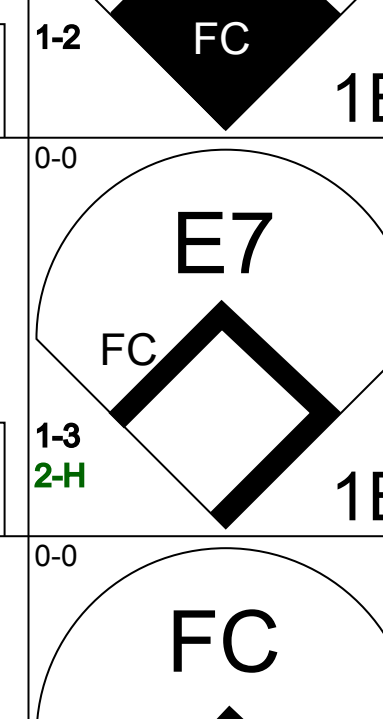

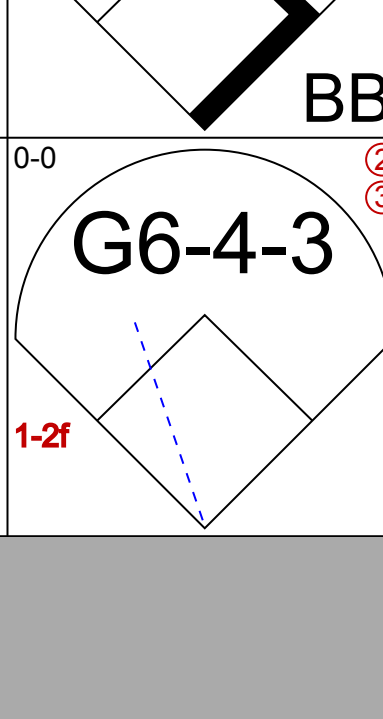
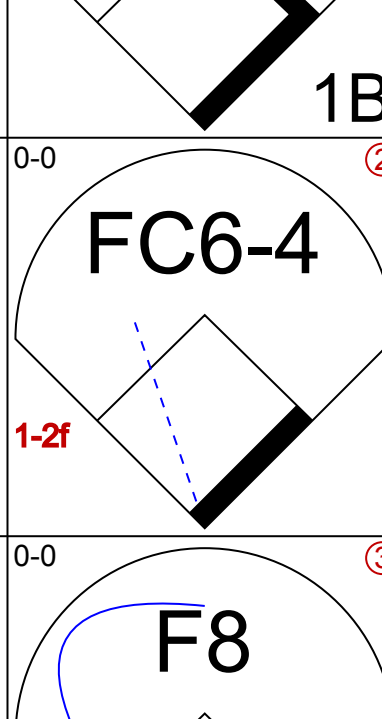
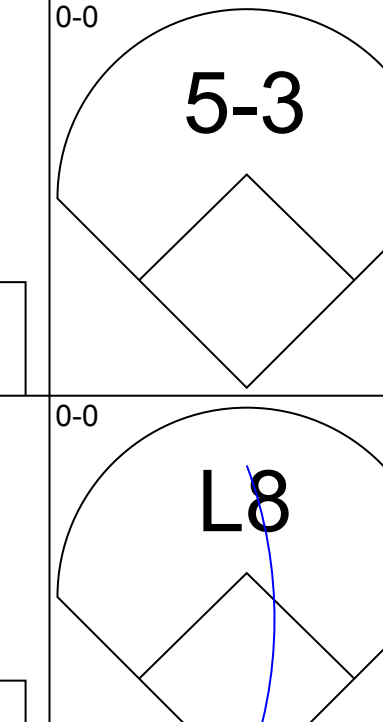
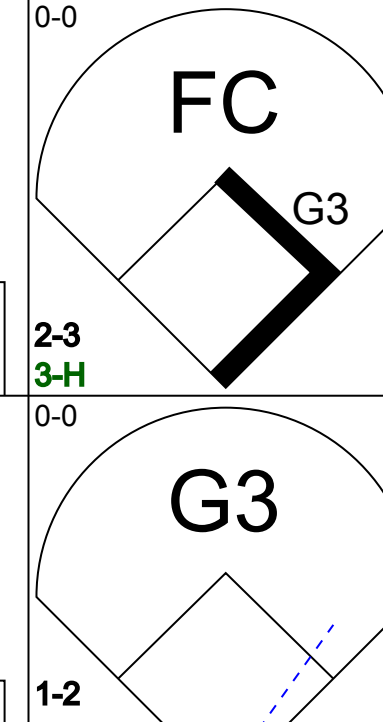

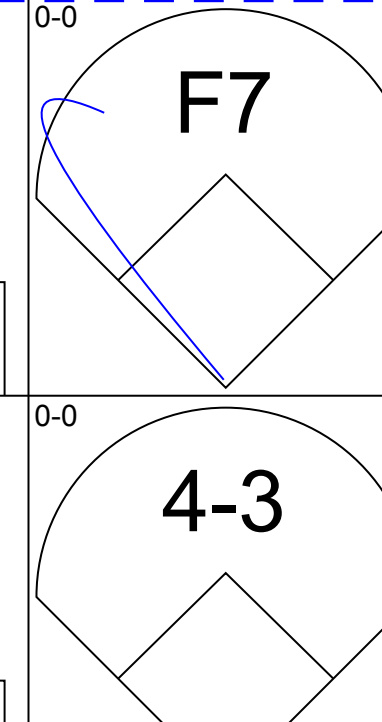
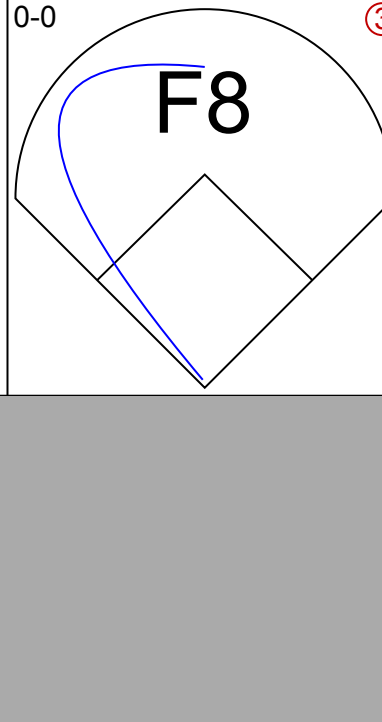

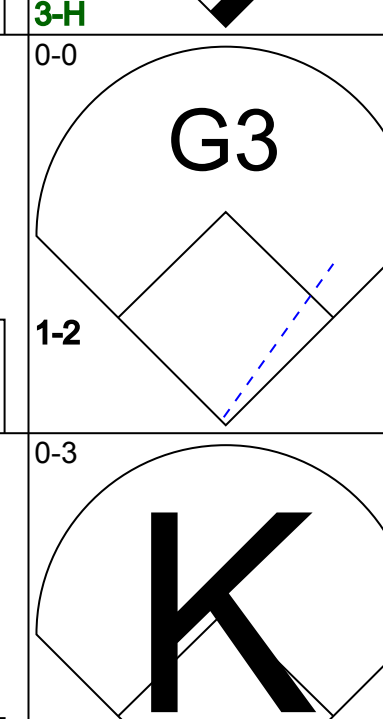

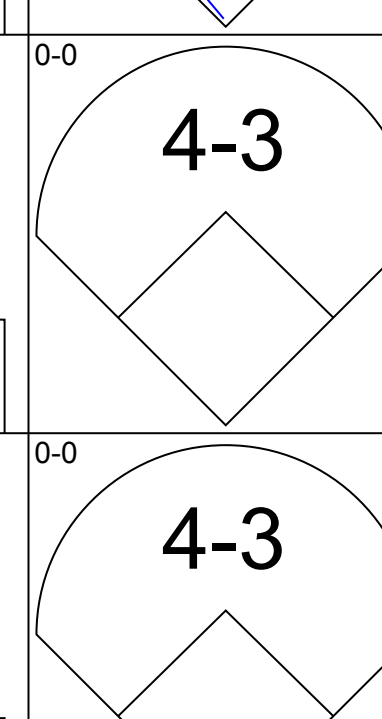
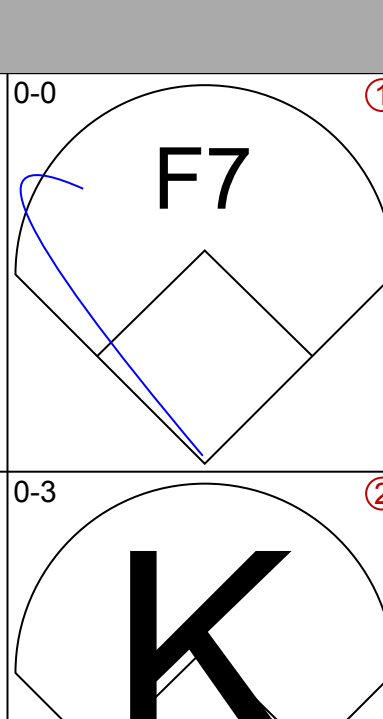
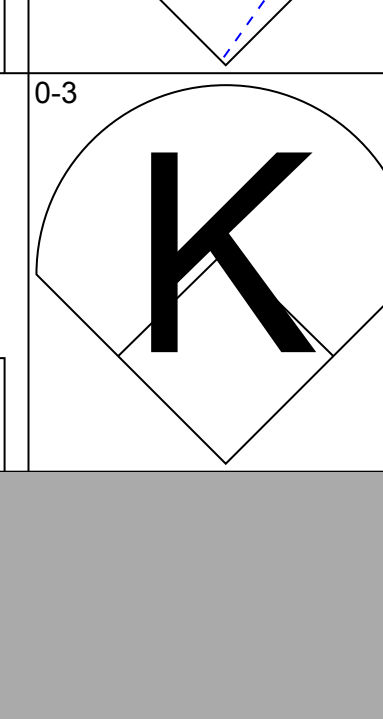
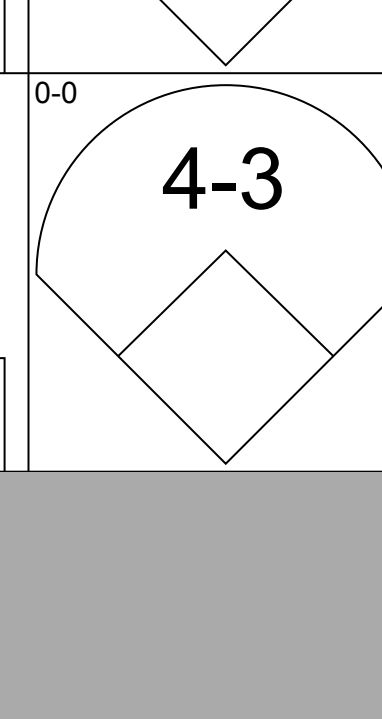
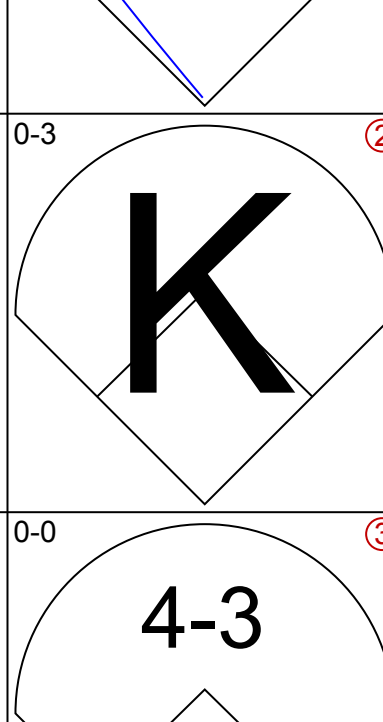
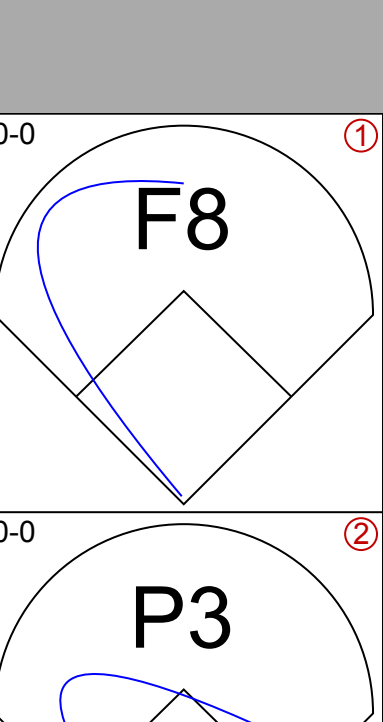
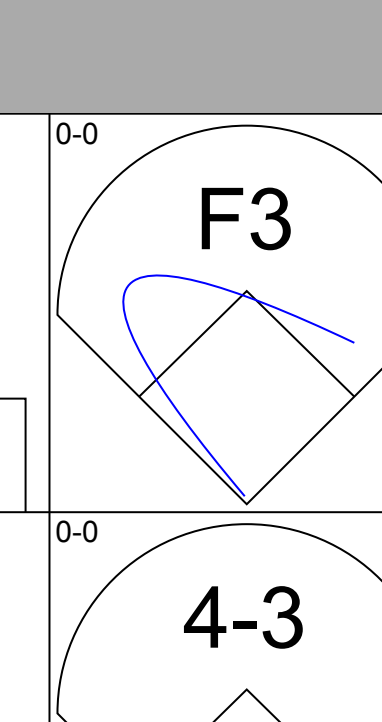
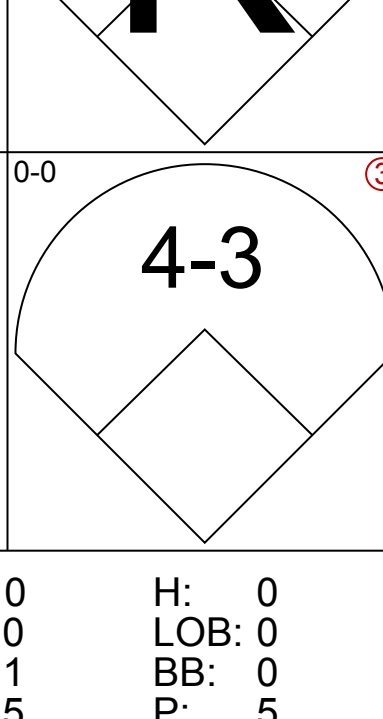
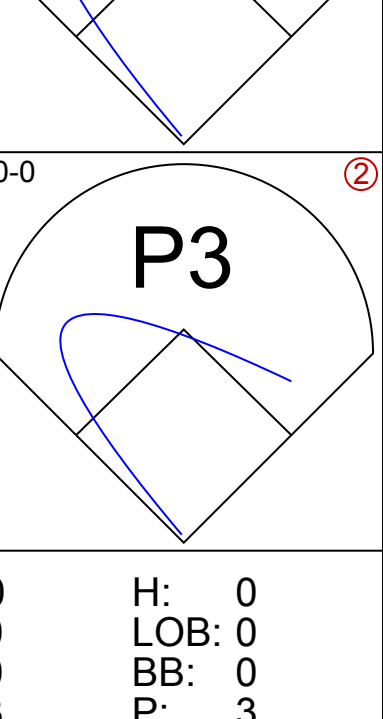
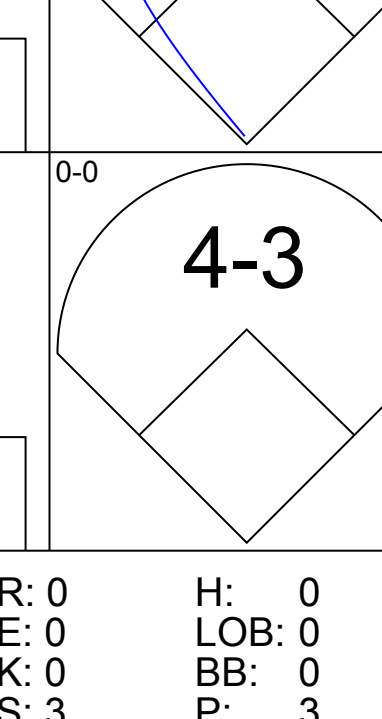
Batter	1	2	3	4	5	6	7	8	9	AB	R	H	RBI	BB	SO	LOB	BOTTOM		
Al Spangler, L OBP: 0.311, SLG: 0.340 (1, 7)	0-0 6-3			0-0 L3	0-0 FC4-6			4-0 1B SF8-4 BB		3	1	0	0	1	0	2			
Joe Morgan, L OBP: 0.182, SLG: 0.100 (1, 4)	0-0 F9			0-0 F6				0-0 SF8-4 1B		4	0	1	0	0	0	0			
Rusty Staub, L OBP: 0.267, SLG: 0.327 (1, 9)	0-0 F8			0-0 HR				0-0 SF8-4		3	1	1	2	0	0	0			
Walt Bond, L OBP: 0.315, SLG: 0.435 (1, 3)		0-0 6-3		0-0 6-3				0-3 K		3	0	0	0	0	1	0			
Bob Aspromonte, R OBP: 0.327, SLG: 0.397 (1, 5)		0-3 K			0-0 G3			0-0 F2		3	0	0	0	0	1	0			
Jimmy Wynn, R OBP: 0.303, SLG: 0.328 (1, 8)		0-0 CS		0-0 1B	0-0 SH1 2B			0-3 K		3	1	2	0	0	1	0			
Eddie Kasko, R OBP: 0.306, SLG: 0.288 (1, 6)		0-0 CS	0-3 K		0-0 SH1			0-0 1B		2	0	1	0	0	1	0			
John Bateman, R OBP: 0.250, SLG: 0.300 (1, 2)			0-3 K		0-0 2B			0-0 6-3		3	0	1	1	0	1	1			
Ken Johnson, R OBP: 0.107, SLG: 0.125 (1, 1)			0-3 K		4-0 FC4-6 BB			0-3 K		2	0	0	0	1	2	0			
Inning Stats	R: 0 E: 0 K: 0 S: 3	H: 0 LOB: 0 BB: 0 P: 3	R: 0 E: 0 K: 1 S: 5	H: 1 LOB: 0 BB: 0 P: 5	R: 0 E: 0 K: 3 S: 9	H: 0 LOB: 0 BB: 0 P: 9	R: 1 E: 0 K: 0 S: 4	H: 1 LOB: 0 BB: 0 P: 4	R: 1 E: 0 K: 0 S: 5	H: 2 LOB: 2 BB: 1 P: 9	R: 0 E: 0 K: 1 S: 5	H: 0 LOB: 0 BB: 0 P: 5	R: 0 E: 0 K: 1 S: 6	H: 1 LOB: 1 BB: 0 P: 6	R: 1 E: 0 K: 1 S: 5	H: 1 LOB: 0 BB: 1 P: 9	1B: 4 2B: 2 3B: 0 HR: 1	SF: 1 SAC: 1 DP: 1 HBP: 0	WP: 0 PA: 31 PB: 0 SB: 0 CS: 1
PITCHER Bobby Bolin, R ERA: 3.33 Billy O'Dell, L ERA: 5.6 (8, 1)	IP: 7.0 WLS: L BF: 26 H: 5 R: 2 ER: 2 SO: 6 BB: 1 IBB: 0 HBP: 0 BLK: 0 WP: 0 HR: 1 S: 37 P: 41 ERA: 2.57 WHIP: 0.857																		

San Francisco Giants @ Houston Colt 45's
Colt Stadium, Houston, TX
Mon Sep 21 1964, 8:05 PM EDT
Att: 4,154 - Unknown

AB 26
R 3
H 6
RBI 3
BB 2
SO 7
LOB 3



Batter	1	2	3	4	5	6	7	8	9	AB	R	H	RBI	BB	SO	LOB	TOP					
Maury Wills, S OBP: 0.317, SLG: 0.323 (1, 6)										4	1	1	0	1	2	1	Los Angeles Dodgers @ Houston Colt 45's Colt Stadium, Houston, TX Fri Sep 25 1964, 8:05 PM EDT Alt. 5,323 - Unknown - 78 F livebaseballscorecards.com					
Wes Parker, S OBP: 0.303, SLG: 0.347 (1, 8)										4	0	0	0	0	2	1						
Derrell Griffith, L OBP: 0.292, SLG: 0.409 Frank Howard, R OBP: 0.305, SLG: 0.439 (9, PH) (9, 9)										4	1	1	1	0	0	0						
Tommy Davis, R OBP: 0.313, SLG: 0.398 (1, 7)										3	2	2	2	1	0	0						
Ron Fairly, L OBP: 0.350, SLG: 0.391 (1, 3)										5	1	1	0	0	0	3						
John Roseboro, L OBP: 0.355, SLG: 0.372 (1, 2)										4	1	1	1	0	0	1						
Nate Oliver, R OBP: 0.314, SLG: 0.279 (1, 4)										2	1	2	1	1	0	0						
Bart Shirley, R OBP: 0.359, SLG: 0.389 (1, 5)										2	0	1	2	2	0	0						
Jim Brewer, L OBP: 0.211, SLG: 0.167 Ron Perranoski, L OBP: 0.158, SLG: 0.111 (7, 1)										3	0	0	0	0	0	5						
Inning Stats	R: 0 E: 0 K: 2 S: 7	H: 0 LOB: 0 BB: 0 P: 7	R: 1 E: 0 K: 0 S: 5	H: 2 LOB: 2 BB: 1 P: 9	R: 0 E: 0 K: 1 S: 5	H: 0 LOB: 0 BB: 0 P: 5	R: 3 E: 0 K: 0 S: 7	H: 4 LOB: 1 BB: 0 P: 7	R: 0 E: 0 K: 0 S: 3	H: 0 LOB: 0 BB: 0 P: 3	R: 0 E: 1 K: 0 S: 3	H: 0 LOB: 2 BB: 2 P: 11	R: 2 E: 0 K: 1 S: 7	H: 2 LOB: 0 BB: 0 P: 7	R: 1 E: 0 K: 1 S: 6	H: 1 LOB: 0 BB: 0 P: 6		R: 0 E: 0 K: 1 S: 5	H: 0 LOB: 2 BB: 2 P: 13	1B: 5 2B: 1 3B: 2 HR: 1	SF: 1 SAC: 2 DP: 0 HBP: 0	WP: 0 PB: 1 SB: 4 CS: 0
PITCHER	IP WLS BF H R ER SO BB IBB HBP BLK WP HR S P ERA WHIP																					
Turk Farrell, R ERA: 3.36 (1, 1)	3.1 L 17 6 4 4 3 0 1 0 0 0 0 1 22 26 10.80 1.800																					
Dave Giusti, R ERA: 3.18 (4, 1)	3.2 15 2 2 2 1 1 1 0 0 0 0 0 15 23 4.91 0.818																					
Don Bradey, R ERA: (8, 1)	1.0 4 1 1 0 1 0 0 0 0 0 0 0 6 6 0.00 1.000																					
Hal Woodeshick, L ERA: 2.79 (9, 1)	1.0 5 0 0 0 1 1 1 0 0 0 0 0 5 13 0.00 1.000																					

Batter	1	2	3	4	5	6	7	8	9	AB	R	H	RBI	BB	SO	LOB	BOTTOM					
Eddie Kasko, R OBP: 0.306, SLG: 0.287 (1, 6)										3	0	0	0	1	1	0	Los Angeles Dodgers @ Houston Colt 45's Colt Stadium, Houston, TX Fri Sep 25 1964, 8:05 PM EDT Alt. 5,323 - Unknown - 78 F livebaseballscorecards.com					
Joe Morgan, L OBP: 0.292, SLG: 0.056 (1, 4)										4	1	0	0	0	1							
Bob Aspromonte, R OBP: 0.331, SLG: 0.398 Sonny Jackson, L (9, PR)										3	1	2	0	1	1							
Walt Bond, L OBP: 0.313, SLG: 0.428 (1, 3)										4	0	1	1	0	2							
Jimmy Wynn, R OBP: 0.294, SLG: 0.309 (1, 8)										4	0	0	1	0	2							
Rusty Staub, L OBP: 0.280, SLG: 0.317 (1, 9)										3	0	0	0	0	2							
Jim Beauchamp, R OBP: 0.250, SLG: 0.263 (1, 7)										3	0	0	0	1	2							
Jerry Grote, R OBP: 0.244, SLG: 0.266 (1, 2)										3	0	0	0	1	0							
Turk Farrell, R OBP: 0.103, SLG: 0.076 Dave Giusti, R OBP: 0.300, SLG: 0.333 Don Bradey, R (8, 1)										1	0	0	0	0	0							
Joe Gaines, R OBP: 0.312, SLG: 0.389 Hal Woodeshick, R (9, 1)										1	0	0	0	0	0							
Inning Stats	R: 0 E: 0 K: 2 S: 7	H: 0 LOB: 0 BB: 0 P: 7	R: 0 E: 0 K: 0 S: 3	H: 0 LOB: 0 BB: 0 P: 3	R: 0 E: 0 K: 1 S: 5	H: 0 LOB: 0 BB: 0 P: 5	R: 2 E: 1 K: 1 S: 8	H: 2 LOB: 2 BB: 1 P: 12	R: 0 E: 0 K: 0 S: 3	H: 0 LOB: 0 BB: 0 P: 3	R: 0 E: 0 K: 0 S: 2	H: 0 LOB: 0 BB: 1 P: 6	R: 0 E: 0 K: 0 S: 3	H: 0 LOB: 0 BB: 0 P: 3	R: 0 E: 0 K: 0 S: 3	H: 0 LOB: 1 BB: 0 P: 4	R: 0 E: 0 K: 0 S: 4	H: 1 LOB: 1 BB: 0 P: 4	1B: 3 2B: 0 3B: 0 HR: 0	SF: 0 SAC: 0 DP: 1 HBP: 0	WP: 0 PB: 0 SB: 0 CS: 0	PA: 32
PITCHER	IP WLS BF H R ER SO BB IBB HBP BLK WP HR S P ERA WHIP																					
Jim Brewer, L ERA: 3.32 (1, 1)	6.0 W 22 2 2 2 4 2 0 0 0 0 0 0 28 36 3.00 0.667																					
Ron Perranoski, L ERA: 3.23 (7, 1)	3.0 S 10 1 0 0 0 0 0 0 0 0 0 0 10 10 0.00 0.333																					

Batter	1	2	3	4	5	6	7	8	9	10	11	AB	R	H	RBI	BB	SO	LOB	TOP																			
Sonny Jackson, L (1,6) OBP: 0.375, SLG: 0.500												5	1	3	0	0	0	0																				
Joe Morgan, L (1,4) OBP: 0.308, SLG: 0.182												5	0	1	0	0	2	3																				
Al Spangler, L (1,7) OBP: 0.313, SLG: 0.337												4	0	1	1	0	1	2																				
Walt Bond, L (1,3) OBP: 0.308, SLG: 0.420												5	0	0	0	0	1	4																				
Bob Aspromonte, R (1,5) OBP: 0.329, SLG: 0.392												4	0	0	0	0	0	2																				
Jim Beauchamp, R (9, PR) OBP: 0.265, SLG: 0.349												0	0	0	0	0	0																					
John Bateman, R (9, 2) OBP: 0.230, SLG: 0.295												0	0	0	0	1	0																					
Joe Gaines, R (11, PR) OBP: 0.312, SLG: 0.389												0	0	0	0	0	0																					
Jerry Grote, R (11, 2) OBP: 0.240, SLG: 0.282												0	0	0	0	0	0																					
Rusty Staub, L (1,9) OBP: 0.251, SLG: 0.332												5	0	2	0	0	1	1																				
Jimmy Wynn, R (1,8) OBP: 0.301, SLG: 0.314												5	0	2	0	0	1	4																				
John Hoffman, L (1,2) OBP: 0.289, SLG: 0.322												3	0	0	0	0	1	2																				
Nellie Fox, L (9, PH) OBP: 0.302, SLG: 0.543												0	0	0	0	1	0																					
Jim Owens, R (9, 1) OBP: 0.275, SLG: 0.413												0	0	0	0	0	0																					
Hal Woodeshick, R (10, 1) OBP: 0.320, SLG: 0.333												0	0	0	0	0	0																					
Mike White, R (11, PH) OBP: 0.320, SLG: 0.333												0	0	0	0	1	2																					
Don Bradey, R (11, 1) OBP: 0.320, SLG: 0.333												0	0	0	0	0	0																					
Turk Farrell, R (1,1) OBP: 0.302, SLG: 0.283												3	0	0	0	0	1	2																				
Eddie Kasko, R (9, PH) OBP: 0.302, SLG: 0.283												2	0	0	0	0	5																					
Inning Stats	R: 0 E: 0 K: 0 S: 4	H: 1 LOB: 1 BB: 0 P: 4	R: 0 E: 0 K: 1 S: 5	H: 0 LOB: 0 BB: 0 P: 5	R: 0 E: 0 K: 1 S: 5	H: 0 LOB: 0 BB: 0 P: 5	R: 0 E: 0 K: 0 S: 4	H: 1 LOB: 1 BB: 0 P: 4	R: 0 E: 0 K: 0 S: 4	H: 1 LOB: 1 BB: 0 P: 4	R: 1 E: 0 K: 2 S: 9	H: 2 LOB: 1 BB: 0 P: 9	R: 0 E: 0 K: 2 S: 7	H: 0 LOB: 0 BB: 0 P: 7	R: 0 E: 1 K: 0 S: 5	H: 1 LOB: 3 BB: 1 P: 9	R: 0 E: 0 K: 0 S: 4	H: 1 LOB: 1 BB: 0 P: 4	R: 0 E: 0 K: 2 S: 8	H: 1 LOB: 2 BB: 1 P: 12	1B: 6 2B: 3 3B: 0 HR: 0	SF: 0 SAC: 1 DP: 0 HBP: 0	WP: 0 PB: 0 SB: 0 CS: 0	PA: 45														
PITCHER	IP ERA WLS BF H R ER SO BB IBB HBP BLK WP HR S P ERA WHIP																																					
Gaylord Perry, R (1,1) ERA: 2.51	10.0	2.51	1.0	5	1	0	0	2	1	0	0	0	0	0	0	8	12	0.00	2.000																			
Jim Duffalo, R (11,1) ERA: 2.7	11.1	2.7	1.0	5	1	0	0	2	1	0	0	0	0	0	0	8	12	0.00	2.000																			

Houston Colt 45's @ San Francisco Giants
 Candlestick Park, San Francisco, CA
 Wed Sep 30 1964, 10:05 PM EDT
 Att: 3,331 - Unknown

livebaseballscores.com

AB 42
R 1
H 9
RBI 1
BB 2
SO 9
LOB 27

Batter	1	2	3	4	5	6	7	8	9	10	11	AB	R	H	RBI	BB	SO	LOB	BOTTOM					
Harvey Kuenn, R (1,7) OBP: 0.338, SLG: 0.366												4	0	1	0	1	0	1						
Jose Cardenal, R (11,9)												0	0	0	0	0	0	0						
Matty Alou, L (1,9) OBP: 0.311, SLG: 0.318												4	0	0	0	0	0	2						
Cap Peterson, R (10, PH) OBP: 0.208, SLG: 0.217												1	0	0	0	0	0	3						
Willie Mays, R (1,8) OBP: 0.578, SLG: 0.591												4	0	0	0	1	0	0						
Jim Ray Hart, R (1,5) OBP: 0.343, SLG: 0.500												5	0	0	0	0	1	1						
Tom Haller, L (1,2) OBP: 0.339, SLG: 0.412												3	2	1	1	2	0	1						
Orlando Cepeda, R (1,3) OBP: 0.361, SLG: 0.542												3	0	1	0	1	0	0						
Hal Lanier, R (1,4) OBP: 0.280, SLG: 0.347												3	0	0	0	0	4							
Willie McCovey, L (10, PH) OBP: 0.335, SLG: 0.413												1	0	0	0	0	0							
Jim Duffalo, R (11,1) OBP: 0.133, SLG: 0.071												0	0	0	0	0	0							
Duke Snider, R (11, PH) OBP: 0.298, SLG: 0.319												1	0	0	0	0	2							
Jim Davenport, R (1,6) OBP: 0.289, SLG: 0.324												5	0	1	0	0	1	2						
Gaylord Perry, R (1,1) ERA: 3.27	8.0	3.27	1.1	5	1	0	0	0	0	0	0	0	0	0	5	5	0.00	0.750						
Jim Owens, R (9, 1) ERA: 3.39	1.1	3.39	1.1	5	1	0	0	0	0	0	0	0	0	0	5	5	0.00	0.750						
Hal Woodeshick, L (10, 1) ERA: 2.78	0.2	2.78	0.2	3	0	0	0	0	0	0	0	0	0	1	9	0.00	0.000							
Don Bradey, R (11,1) ERA: 2.78	0.2	2.78	0.2	3	0	0	0	0	0	0	0	0	0	1	9	0.00	0.000							
Chuck Hiller, L (10, PH) OBP: 0.244, SLG: 0.245												2	0	0	0	1	1	0						
Jose Pagan, R (10, PH) OBP: 0.289, SLG: 0.284												0	0	0	0	0	0							
Inning Stats	R: 0 E: 0 K: 0 S: 3	H: 0 LOB: 0 BB: 0 P: 3	R: 0 E: 0 K: 0 S: 2	H: 0 LOB: 1 BB: 1 P: 7	R: 0 E: 0 K: 0 S: 3	H: 0 LOB: 0 BB: 1 P: 7	R: 0 E: 0 K: 0 S: 3	H: 0 LOB: 2 BB: 2 P: 11	R: 0 E: 0 K: 0 S: 4	H: 1 LOB: 1 BB: 0 P: 4	R: 1 E: 0 K: 0 S: 4	H: 1 LOB: 0 BB: 0 P: 4	R: 0 E: 0 K: 0 S: 3	H: 0 LOB: 0 BB: 0 P: 3	R: 0 E: 0 K: 0 S: 3	H: 0 LOB: 0 BB: 0 P: 3	R: 0 E: 0 K: 0 S: 3	H: 1 LOB: 2 BB: 2 P: 11	R: 1 E: 2 K: 1 S: 7	H: 1 LOB: 3 BB: 1 P: 11	1B: 2 2B: 1 3B: 1 HR: 1	SF: 0 SAC: 0 DP: 1 HBP: 1	WP: 0 PB: 0 SB: 0 CS: 1	PA: 45
PITCHER	IP ERA WLS BF H R ER SO BB IBB HBP BLK WP HR S P ERA WHIP																							
Turk Farrell, R (1,1) ERA: 3.27	8.0	3.27	1.1	5	1	0	0	0	0	0	0	0	0	0	5	5	0.00	0.750						
Jim Owens, R (9, 1) ERA: 3.39	1.1	3.39	1.1	5	1	0	0	0	0	0	0	0	0	0	5	5	0.00	0.750						
Hal Woodeshick, L (10, 1) ERA: 2.78	0.2	2.78	0.2	3	0	0	0	0	0	0	0	0	0	1	9	0.00	0.000							
Don Bradey, R (11,1) ERA: 2.78	0.2	2.78	0.2	3	0	0	0	0	0	0	0	0	0	1	9	0.00	0.000							



Houston Colt 45's @ San Francisco Giants
 Candlestick Park, San Francisco, CA
 Wed Sep 30 1964, 10:05 PM EDT
 Att: 3,331 - Unknown


livebaseballscores.com


AB 36
R 2
H 4
RBI 1
BB 7
SO 3
LOB 16

Batter	1	2	3	4	5	6	7	8	9	AB	R	H	RBI	BB	SO	LOB	TOP
Sonny Jackson, L (1, 6) OBP: 0.417, SLG: 0.500	0-0 1B WP 1B		0-0 L9		0-0 1-2 2-3 1B		0-0 5-3			4	1	2	0	0	0	0	Houston Colt 45's @ San Francisco Giants Candlestick Park, San Francisco, CA Thu Oct 01 1964, 10:05 PM EDT Att: 3,350 - Unknown livebaseballscorecards.com
Joe Morgan, L (1, 4) OBP: 0.302, SLG: 0.189	0-0 1B FC6-4 1B		0-3 K		0-3 K		0-0 3-1			4	1	1	0	0	2	3	
Al Spangler, L (1, 7) OBP: 0.311, SLG: 0.334	0-0 L1		0-0 1-3		0-0 3-1			0-0 F8		4	0	0	0	0	0	5	
Walt Bond, L (1, 3) OBP: 0.309, SLG: 0.420	0-0 FC6-4 1B			0-0 4-3		0-0 6-3		0-0 1B		4	0	2	1	0	0	0	
Bob Aspromonte, R (1, 5) OBP: 0.329, SLG: 0.393 Bob Lillis, R (6, PR) OBP: 0.285, SLG: 0.305	0-0 FC6-4 S			0-3 K		0-0 1B SF7 2B		0-0 F9		3	0	1	1	0	1	1	
Rusty Staub, L (1, 9) OBP: 0.281, SLG: 0.331	0-0 F4			0-0 F9		0-0 1B		0-0 F8		4	0	1	0	0	0	2	
Jimmy Wynn, R (1, 8) OBP: 0.305, SLG: 0.319		0-0 5-3			0-0 1B 1B		0-0 SF7		0-0 G4-6-3 1B	3	0	2	1	0	0	0	
John Hoffman, L (1, 2) OBP: 0.133, SLG: 0.071		0-0 F4			0-0 1B		0-0 4-3		0-0 G4-6-3 1-2	4	0	1	0	0	0	3	
Chris Zachary, L (1, 1) Mike White, R (5, PH) Gordon Jones, R (5, 1) Jim Beauchamp, R (7, PH) Larry Dierker, R (7, 1) Joe Gaines, R (5, PH) OBP: 0.311, SLG: 0.387		0-0 F8			0-3 K		0-0 F8		0-3 K	1	0	0	0	0	0	0	
Inning Stats	R: 2 E: 0 K: 0 S: 6	H: 3 LOB: 1 BB: 0 P: 6	R: 0 E: 0 K: 0 S: 3	H: 0 LOB: 0 BB: 0 P: 3	R: 0 E: 0 K: 1 S: 5	H: 0 LOB: 0 BB: 0 P: 5	R: 0 E: 0 K: 1 S: 5	H: 3 LOB: 3 BB: 0 P: 10	R: 1 E: 0 K: 0 S: 5	H: 2 LOB: 2 BB: 0 P: 5	R: 0 E: 0 K: 0 S: 4	H: 0 LOB: 1 BB: 0 P: 4	R: 0 E: 0 K: 1 S: 5	H: 1 LOB: 1 BB: 0 P: 5	1B: 9 2B: 1 3B: 0 HR: 0	SF: 1 SAC: 0 DP: 1 HBP: 0	
PITCHER Juan Marichal, R (1, 1) ERA: 2.48	IP: 9.0 WLS: W BF: 36 H: 10 R: 3 ER: 3 SO: 5 BB: 0 IBB: 0 HBP: 0 BLK: 0 WP: 1 HR: 0 S: 46 P: 46 ERA: 3.00 WHIP: 1.111											PITCHER	IP: 9.0 WLS: W BF: 36 H: 10 R: 3 ER: 3 SO: 5 BB: 0 IBB: 0 HBP: 0 BLK: 0 WP: 1 HR: 0 S: 46 P: 46 ERA: 3.00 WHIP: 1.111				

Batter	1	2	3	4	5	6	7	8	9	AB	R	H	RBI	BB	SO	LOB	BOTTOM		
Harvey Kuenn, R (1, 7) OBP: 0.336, SLG: 0.364	0-0 F9		0-0 1B E		0-0 F8		0-0 6-3		0-0 4-3	5	1	1	0	0	0	1	Houston Colt 45's @ San Francisco Giants Candlestick Park, San Francisco, CA Thu Oct 01 1964, 10:05 PM EDT Att: 3,350 - Unknown livebaseballscorecards.com		
Matty Alou, L (1, 9) OBP: 0.306, SLG: 0.313	0-0 4-3		0-0 1B E6		0-0 6-3		0-0 F3			4	1	0	0	0	0	3			
Willie Mays, R (1, 8) OBP: 0.378, SLG: 0.589	0-0 5-3		0-0 1B 1B		0-0 WP 1B BB		0-0 F7			3	2	1	2	1	0	0			
Willie McCovey, L (1, 3) OBP: 0.337, SLG: 0.416 Jose Cardenal, R (5, PR) OBP: 0.285, SLG: 0.305		0-0 4-3		0-0 1B 1B		0-0 FC4 1B		0-0 F5		3	0	2	2	0	0	0			
Tom Haller, L (1, 2) OBP: 0.341, SLG: 0.421		0-0 HR		0-0 1B 1-2 2-H		0-0 FC4 BB E		0-0 F8		4	1	2	2	0	0	1			
Jim Ray Hart, R (1, 5) OBP: 0.343, SLG: 0.498		0-0 4-3		0-3 K		0-0 E6 FC5-4		0-0 1B		4	0	1	0	0	1	3			
Hal Lanier, R (1, 4) OBP: 0.277, SLG: 0.343		0-0 F4		0-0 1-3		0-0 FC5-4 BB		0-0 4-3		4	0	0	0	0	0	5			
Jim Davenport, R (1, 6) OBP: 0.295, SLG: 0.325 Jose Pagan, R (9, 6) OBP: 0.289, SLG: 0.264			0-0 1B E		0-0 SH1-4 BB		0-0 1-2 2-3 BB		0-0 F8	2	1	1	0	2	0	0			
Juan Marichal, R (1, 1) OBP: 0.178, SLG: 0.144			0-3 K		0-0 SH1-4		0-0 4-3		0-0 F8	3	0	0	0	0	1	4			
Inning Stats	R: 0 E: 0 K: 0 S: 3	H: 0 LOB: 0 BB: 0 P: 3	R: 1 E: 0 K: 0 S: 4	H: 1 LOB: 0 BB: 0 P: 4	R: 4 E: 1 K: 2 S: 13	H: 5 LOB: 2 BB: 0 P: 13	R: 0 E: 0 K: 0 S: 3	H: 0 LOB: 1 BB: 1 P: 7	R: 1 E: 1 K: 0 S: 5	H: 1 LOB: 3 BB: 2 P: 13	R: 0 E: 0 K: 0 S: 3	H: 0 LOB: 1 BB: 0 P: 3	R: 0 E: 0 K: 0 S: 4	H: 1 LOB: 1 BB: 0 P: 4	R: 0 E: 0 K: 0 S: 3	H: 0 LOB: 0 BB: 0 P: 3		1B: 7 2B: 0 3B: 0 HR: 1	SF: 0 SAC: 1 DP: 0 HBP: 0
PITCHER Chris Zachary, R (1, 1) ERA: 9.0 Gordon Jones, R (5, 1) ERA: 3.28 Larry Dierker, R (7, 1) ERA: 3.86	IP: 9.0 WLS: L BF: 10 H: 1 R: 1 ER: 1 SO: 0 BB: 2 IBB: 0 HBP: 0 BLK: 0 WP: 1 HR: 1 S: 23 P: 27 ERA: 9.00 WHIP: 1.750											PITCHER	IP: 9.0 WLS: L BF: 10 H: 1 R: 1 ER: 1 SO: 0 BB: 2 IBB: 0 HBP: 0 BLK: 0 WP: 1 HR: 1 S: 23 P: 27 ERA: 9.00 WHIP: 1.750						

Batter	1	2	3	4	5	6	7	8	9	AB	R	H	RBI	BB	SO	LOB	TOP										
Sonny Jackson, L OBP: 0.471, SLG: 0.529 (1, 6)	0-0 1-3	0-0 S E 1B		0-0 F2		0-0 2H 1B		0-0 1B 1B		5	1	3	1	0	0	2	Houston Colt 45's @ Los Angeles Dodgers Dodger Stadium, Los Angeles, CA Fri Oct 02 1964, 7:05 PM PDT Att: 13,464 - Unknown 										
Jimmy Wynn, R OBP: 0.303, SLG: 0.316 (1, 8)	0-0 F9	0-0 E3 1H 3H		0-3 K		0-0 5-3		0-0 1-2 1B		5	0	1	0	0	1	3											
Jim Beauchamp, R OBP: 0.255, SLG: 0.327 (1, 7)	0-0 1B 1B	0-3 K		0-0 F7			0-3 K	0-3 K		5	1	1	0	0	3	5											
Walt Bond, L OBP: 0.312, SLG: 0.423 (1, 3)	0-0 1B 1-2 1B		0-0 6-3		0-0 1-3		0-0 HR 2B	4-0 G4-6-3 BB		4	1	2	0	1	0	0											
Bob Aspromonte, R OBP: 0.329, SLG: 0.393 (1, 5)	0-0 1-2 2H 1B		0-3 K		0-0 G3-6-3 1B		0-0 4-3	4-0 G4-6-3 1-2		5	0	2	1	0	1	2											
Rusty Staub, L OBP: 0.286, SLG: 0.344 (1, 9)	0-3 K		0-0 1B		0-0 G3-6-3 1-2		0-0 2H HR	4-0 CS BB		4	1	2	2	1	1	3											
Bob Lillis, R OBP: 0.288, SLG: 0.308 (1, 4)		0-0 1B S S 1B	0-0 F8		0-0 4-3 1B		0-0 1-3	0-0 CS		4	2	2	0	0	0	1											
Dave Adlesh, R OBP: 0.250, SLG: 0.250 (1, 2)		0-3 K 1-2		0-0 E 1B		0-0 4-3		0-0 6-3		4	0	1	0	0	1	2											
Danny Coombs, R (1, 1)		0-0 B1		0-0 E1		0-3 K		0-3 K		3	0	0	0	0	1	3											
Jim Owens, R OBP: 0.103, SLG: 0.138 (6, 1)				1-2						1	0	0	0	0	1	0											
Inning Stats	R: 1 E: 0 K: 1 S: 8	H: 3 LOB: 2 BB: 0 P: 8	R: 2 E: 1 K: 2 S: 10	H: 2 LOB: 1 BB: 0 P: 10	R: 0 E: 0 K: 1 S: 6	H: 1 LOB: 2 BB: 0 P: 6	R: 0 E: 1 K: 1 S: 7	H: 1 LOB: 0 BB: 0 P: 3	R: 1 E: 0 K: 1 S: 7	H: 2 LOB: 1 BB: 0 P: 7	R: 2 E: 0 K: 1 S: 7	H: 2 LOB: 0 BB: 0 P: 7	R: 0 E: 0 K: 2 S: 9	H: 2 LOB: 2 BB: 0 P: 9	R: 0 E: 0 K: 0 S: 1	H: 0 LOB: 0 BB: 2 P: 9	1B: 12 2B: 1 3B: 0 HR: 1	SF: 0 SAC: 0 DP: 2 HBP: 0	WP: 0 PB: 0 SB: 3 CS: 1	PA: 43							
PITCHER	IP	WLS	BF	H	R	ER	SO	BB	IBB	HBP	BLK	WP	HR	S	P	ERA	WHIP										
Pete Richert, L ERA: 4.15 (1, 1)	5.0	L	24	8	3	2	5	0	0	0	0	0	0	34	34	3.60	1.600										
Joe Moeller, R ERA: 4.21 (6, 1)	2.0		10	4	3	3	2	0	0	0	0	0	1	14	14	13.50	2.000										
Bob Miller, R ERA: 2.63 (8, 1)	2.0		8	2	0	0	2	2	0	0	0	0	0	10	18	0.00	2.000										
Batter	1	2	3	4	5	6	7	8	9	AB	R	H	RBI	BB	SO	LOB	BOTTOM										
Maury Wills, S OBP: 0.318, SLG: 0.325 (1, 5)	0-0 CS 1B		0-0 1B 1B		0-3 K		0-0 4-3			4	0	2	0	0	1	2	Houston Colt 45's @ Los Angeles Dodgers Dodger Stadium, Los Angeles, CA Fri Oct 02 1964, 7:05 PM PDT Att: 13,464 - Unknown 										
Wes Parker, S OBP: 0.303, SLG: 0.341 (1, 3)	0-0 1-2 1B		0-0 F9		0-0 F8		0-3 K2-3			4	0	1	0	0	1	3											
Willie Davis, L OBP: 0.315, SLG: 0.414 (1, 8)	0-0 P4		0-0 1-3 1B		4-0 WP BB		0-0 P4			3	0	1	0	1	0	1											
Tommy Davis, R OBP: 0.310, SLG: 0.397 (1, 7)	0-0 F9		0-0 F3		0-0 F8		0-0 F7			4	0	0	0	0	0	4											
Frank Howard, R OBP: 0.304, SLG: 0.433 (1, 9)		0-0 P4		0-3 K		0-3 K		0-3 K		4	0	0	0	0	3	1											
Nate Oliver, R OBP: 0.311, SLG: 0.273 (1, 4)		4-0 FC5-4 BB		0-0 CS 1B		0-3 K		0-3 K		3	0	1	0	1	2	1											
Bart Shirley, R OBP: 0.310, SLG: 0.327 (1, 6)		0-0 FC5-4 1-2		0-3 K			0-0 E3 4-3 1B			4	1	0	0	0	1	2											
Jeff Torborg, R OBP: 0.289, SLG: 0.293 (1, 2)		0-0 F7			0-0 1B		0-0 4-3			2	0	1	0	0	0	1											
John Roseboro, L OBP: 0.352, SLG: 0.368 (7, PH) (8, 2)							0-0 2-3			2	0	1	0	0	0	1											
Pete Richert, L OBP: 0.291, SLG: 0.291 (5, PH)							0-0 F8			1	0	0	0	0	1	0											
Derrell Griffith, L OBP: 0.294, SLG: 0.404 (6, 1)										0	0	0	0	0	0	0											
Joe Moeller, R OBP: 0.297, SLG: 0.387 (6, 1)										0	0	0	0	0	0	0											
Ron Fairly, L OBP: 0.295, SLG: 0.387 (7, PH)										1	0	1	0	0	0	0											
Bob Miller, R OBP: 0.294, SLG: 0.158 (8, 1)										0	0	0	0	0	0	0											
Willie Crawford, L OBP: 0.303, SLG: 0.375 (8, PH)										1	0	0	0	0	1	1											
Inning Stats	R: 0 E: 0 K: 0 S: 4	H: 2 LOB: 1 BB: 0 P: 4	R: 0 E: 0 K: 0 S: 3	H: 0 LOB: 1 BB: 1 P: 7	R: 0 E: 0 K: 1 S: 7	H: 2 LOB: 2 BB: 0 P: 7	R: 0 E: 0 K: 2 S: 7	H: 1 LOB: 0 BB: 0 P: 7	R: 0 E: 0 K: 1 S: 6	H: 1 LOB: 1 BB: 0 P: 6	R: 0 E: 0 K: 2 S: 7	H: 0 LOB: 1 BB: 1 P: 11	R: 1 E: 1 K: 1 S: 7	H: 1 LOB: 1 BB: 0 P: 7	R: 0 E: 0 K: 1 S: 5	H: 0 LOB: 0 BB: 0 P: 5	R: 0 E: 0 K: 2 S: 8	H: 1 LOB: 1 BB: 0 P: 8	1B: 8 2B: 0 3B: 0 HR: 0	SF: 0 SAC: 0 DP: 0 HBP: 0	WP: 1 PB: 0 SB: 0 CS: 2	PA: 36					
PITCHER	IP	WLS	BF	H	R	ER	SO	BB	IBB	HBP	BLK	WP	HR	S	P	ERA	WHIP										
Danny Coombs, L ERA: 5.0 (1, 1)	5.0	W	21	6	0	0	4	2	0	0	0	0	0	27	35	0.00	1.600										
Jim Owens, R ERA: 3.28 (6, 1)	4.0	S	15	2	1	0	6	0	0	0	0	1	0	27	27	0.00	0.500										

Batter	1	2	3	4	5	6	7	8	9	AB	R	H	RBI	BB	SO	LOB	TOP			
Sonny Jackson, L OBP: 0.381, SLG: 0.429	0-3 K		0-0 1-3		0-0 F7			0-0 5-3		4	0	0	0	0	1	0	Houston Colt 45's @ Los Angeles Dodgers Dodger Stadium, Los Angeles, CA Sat Oct 03 1964, 7:05 PM PDT Att: 15,108 - Unknown - 81 F 			
Jimmy Wynn, R OBP: 0.288, SLG: 0.310	0-0 4-3		0-0 E6 FC5-4		0-0 6-3			0-3 K		4	0	0	0	0	1	0				
Jim Beauchamp, R OBP: 0.254, SLG: 0.321	0-0 1B		0-0 FC5-4 1-2		0-3 K			0-0 6-3		4	0	1	0	0	1	1				
Walt Bond, L OBP: 0.311, SLG: 0.421	0-0 1B			0-0 F8		0-0 P6		0-0 4-3		4	0	1	0	0	0	0				
Bob Aspromonte, R OBP: 0.329, SLG: 0.392	0-0 L5			0-0 1-3			0-0 F7		0-0 1B	4	0	1	0	0	0	2				
Rusty Staub, L OBP: 0.289, SLG: 0.346		0-0 F8			0-0 1B			0-0 F9		4	0	2	0	0	0	1				
Bob Lillis, R OBP: 0.285, SLG: 0.305		0-0 6-3			0-0 F3			0-0 P3		3	0	0	0	0	0	2				
Dave Adlesh, R OBP: 0.143, SLG: 0.143		0-3 K			0-3 K					3	0	0	0	0	3	1				
Larry Yellen, R (7, 1)								0-3 K		0	0	0	0	0	0	0				
Don Larsen, R OBP: 0.194, SLG: 0.125					0-0 5-3			0-0 P4		1	0	0	0	0	0	0				
Dave Giusti, R OBP: 0.444, SLG: 0.286										1	0	0	0	0	0	0				
John Bateman, R OBP: 0.249, SLG: 0.294										1	0	0	0	0	0	0				
Inning Stats	R: 0 E: 0 K: 1 S: 7	H: 2 LOB: 2 BB: 0 P: 7	R: 0 E: 0 K: 1 S: 5	H: 0 LOB: 0 BB: 0 P: 5	R: 0 E: 1 K: 0 S: 4	H: 0 LOB: 1 BB: 0 P: 4	R: 0 E: 0 K: 0 S: 4	H: 1 LOB: 1 BB: 0 P: 4	R: 0 E: 0 K: 1 S: 5	H: 0 LOB: 0 BB: 0 P: 5	R: 0 E: 0 K: 1 S: 6	H: 1 LOB: 1 BB: 0 P: 6	R: 0 E: 0 K: 1 S: 5	H: 0 LOB: 0 BB: 0 P: 5	R: 0 E: 0 K: 0 S: 4	H: 1 LOB: 1 BB: 0 P: 4	1B: 5 2B: 0 3B: 0 HR: 0	SF: 0 SAC: 0 DP: 0 HBP: 0	WP: 0 PB: 0 SB: 0 CS: 0	PA: 33
PITCHER Jim Brewer, L ERA: 3.0	IP: 9.0 WLS: W BF: 33 H: 5 R: 0 ER: 0 SO: 6 BB: 0 IBB: 0 HBP: 0 BLK: 0 WP: 0 HR: 0 S: 45 P: 45 ERA: 0.00 WHIP: 0.556																			

Batter	1	2	3	4	5	6	7	8	9	AB	R	H	RBI	BB	SO	LOB	BOTTOM			
Maury Wills, S OBP: 0.317, SLG: 0.324	0-0 1B SH5-3	0-0 L6-3 1-2			0-0 B1-3	0-0 L1		0-0 FC6-4 1B		5	2	1	0	0	0	3	Houston Colt 45's @ Los Angeles Dodgers Dodger Stadium, Los Angeles, CA Sat Oct 03 1964, 7:05 PM PDT Att: 15,108 - Unknown - 81 F 			
Derrell Griffith, L OBP: 0.300, SLG: 0.413	0-0 SH5-3 1B		0-0 F9		0-0 P6		0-0 6-3 1B	0-0 1B		5	1	3	1	0	0	0				
Willie Davis, L OBP: 0.315, SLG: 0.411	0-0 SH5-3 1-2 3-H		0-0 P4		4-0 S BB		0-0 6-3	0-3 K		3	0	0	1	1	1	2				
Tommy Davis, R OBP: 0.310, SLG: 0.396	0-0 6-3		0-0 1B		0-0 F9 1-2		0-0 6-3			4	0	1	0	0	0	3				
Ron Fairly, L OBP: 0.347, SLG: 0.386	0-0 F7		0-0 F8		0-0 3-1		0-0 BB 1B			4	0	1	1	0	0	2				
John Roseboro, L OBP: 0.385, SLG: 0.370		0-0 1B 1B		0-0 3-1		0-0 SH1 1B		0-0 BB 1B		3	2	0	1	0	0	0				
Jeff Torborg, R OBP: 0.289, SLG: 0.293										0	0	0	0	0	0	0				
Dick Tracewski, R OBP: 0.317, SLG: 0.328		0-0 F9		4-0 1-3 BB		0-0 SH1 1-2		0-0 P6		2	0	0	0	1	0	3				
Bart Shirley, R OBP: 0.323, SLG: 0.339		0-0 1B 1B		0-0 1-3		0-0 1B E 1B		0-0 4-3		4	2	2	1	0	0	1				
Jim Brewer, L OBP: 0.304, SLG: 0.273		0-0 L6-3 1B		0-0 L6		0-0 E9 1B		0-0 FC6-4 1B		4	0	3	2	0	0	1				
Inning Stats	R: 1 E: 0 K: 0 S: 5	H: 2 LOB: 1 BB: 0 P: 5	R: 2 E: 0 K: 0 S: 5	H: 3 LOB: 0 BB: 0 P: 5	R: 0 E: 0 K: 0 S: 4	H: 1 LOB: 1 BB: 0 P: 4	R: 0 E: 0 K: 0 S: 3	H: 0 LOB: 1 BB: 1 P: 7	R: 0 E: 1 K: 0 S: 6	H: 3 LOB: 1 BB: 0 P: 6	R: 1 E: 0 K: 0 S: 5	H: 2 LOB: 2 BB: 1 P: 9	R: 1 E: 0 K: 1 S: 7	H: 2 LOB: 1 BB: 0 P: 7	R: 1 E: 0 K: 0 S: 4	H: 1 LOB: 1 BB: 0 P: 4	1B: 12 2B: 2 3B: 0 HR: 0	SF: 0 SAC: 2 DP: 1 HBP: 0	WP: 0 PB: 0 SB: 2 CS: 0	PA: 39
PITCHER Don Larsen, R ERA: 2.45	IP: 3.0 WLS: L BF: 14 H: 6 R: 3 ER: 3 SO: 3 BB: 0 IBB: 0 HBP: 0 BLK: 0 WP: 0 HR: 0 S: 14 P: 14 ERA: 9.00 WHIP: 2.000																			
Dave Giusti, R ERA: 3.16	IP: 4.1 WLS: L BF: 14 H: 3 R: 2 ER: 1 SO: 0 BB: 2 IBB: 0 HBP: 0 BLK: 0 WP: 0 HR: 0 S: 12 P: 20 ERA: 3.00 WHIP: 1.667																			
Larry Yellen, R ERA: 6.86	IP: 7.1 WLS: L BF: 11 H: 4 R: 2 ER: 2 SO: 1 BB: 1 IBB: 0 HBP: 0 BLK: 0 WP: 0 HR: 0 S: 12 P: 16 ERA: 9.00 WHIP: 2.500																			

Batter	1	2	3	4	5	6	7	8	9	AB	R	H	RBI	BB	SO	LOB	TOP					
Sonny Jackson, L OBP: 0.400, SLG: 0.391	G3		BB		BB					2	0	0	0	2	0	0	Houston Colt 45's @ Los Angeles Dodgers Dodger Stadium, Los Angeles, CA Sun Oct 04 1964, 3:33 AM PDT Att: 13,824 - Sunny - 88 F					
Nelle Fox, L OBP: 0.320, SLG: 0.319	F8		L3		G6-4-3			4-3		4	0	0	0	0	0	3						
Jimmy Wynn, R OBP: 0.301, SLG: 0.324				HR				F9	F3	3	1	1	1	1	0	0						
Walt Bond, L OBP: 0.310, SLG: 0.420 Larry Dierker, R OBP: 0.200, SLG: 0.200	CS	P4		F8		1-3		K		2	0	0	0	0	0	0						
Rusty Staub, L OBP: 0.272, SLG: 0.346		K		K		1B			G4-6-3	3	0	1	0	1	2	0						
Bob Lillis, R OBP: 0.291, SLG: 0.313								G4-6-3		4	0	3	0	0	0	1						
Brock Davis, L OBP: 0.200, SLG: 0.200										3	0	0	0	1	1	4						
John Hoffman, L OBP: 0.125, SLG: 0.067 Dave Adlesh, R OBP: 0.200, SLG: 0.200			K					K	P5	1	0	0	0	0	1	0						
Don Bradey, R OBP: 0.250, SLG: 0.250 Gordon Jones, R OBP: 0.246, SLG: 0.309 Jim Beauchamp, R OBP: 0.246, SLG: 0.309			K		L5			6-3		0	0	0	0	0	0	0						
										1	0	0	0	0	1	0						
										2	0	0	0	0	0	1						
Inning Stats	R: 0 E: 0 K: 0 S: 2	H: 0 LOB: 0 BB: 1 P: 6	R: 0 E: 0 K: 1 S: 6	H: 1 LOB: 1 BB: 0 P: 6	R: 0 E: 0 K: 2 S: 7	H: 0 LOB: 1 BB: 1 P: 11	R: 1 E: 0 K: 1 S: 7	H: 2 LOB: 1 BB: 0 P: 7	R: 0 E: 0 K: 0 S: 3	H: 1 LOB: 1 BB: 1 P: 7	R: 0 E: 0 K: 1 S: 5	H: 0 LOB: 0 BB: 0 P: 5	R: 0 E: 0 K: 1 S: 5	H: 0 LOB: 1 BB: 2 P: 10	R: 0 E: 0 K: 0 S: 2	H: 0 LOB: 1 BB: 2 P: 10	1B: 4 2B: 1 3B: 0 HR: 1	SF: 0 SAC: 0 DP: 2 HBP: 0	WP: 0 PB: 0 SB: 0 CS: 1	PA: 36		
PITCHER	IP	WLS	BF	H	R	ER	SO	BB	IBB	HBP	BLK	WP	HR	S	P	ERA	WHIP					
John Purdin, R ERA: 0.56	(1, 1)	5.0	W	20	4	1	1	4	3	0	0	0	0	1	25	37	1.80	1.400				
Ron Perranoski, L ERA: 3.09	(6, 1)	3.0		11	2	0	0	3	0	0	0	0	0	0	17	17	0.00	0.667				
Bob Miller, R ERA: 2.62	(9, 1)	1.0	S	4	0	0	0	0	2	0	0	0	0	0	2	10	0.00	2.000				

Batter	1	2	3	4	5	6	7	8	9	AB	R	H	RBI	BB	SO	LOB	BOTTOM				
Maury Wills, S OBP: 0.318, SLG: 0.324 Dick Tracewski, R OBP: 0.315, SLG: 0.326	1B SF9	F2	K		F8			5-3		3	1	1	0	0	1	0	Houston Colt 45's @ Los Angeles Dodgers Dodger Stadium, Los Angeles, CA Sun Oct 04 1964, 3:33 AM PDT Att: 13,824 - Sunny - 88 F				
Jim Gilliam, S OBP: 0.318, SLG: 0.287 Nate Oliver, R OBP: 0.309, SLG: 0.271	2B E	F9		1B WP	4-3			F7		3	1	2	0	0	0	0					
Willie Davis, L OBP: 0.316, SLG: 0.413 Frank Howard, R OBP: 0.303, SLG: 0.432 Wes Parker, S OBP: 0.303, SLG: 0.341	SF9	S		1B WP	4-3			K		3	2	2	1	0	0	0					
Tommy Davis, R OBP: 0.311, SLG: 0.397 Willie Crawford, L OBP: 0.353, SLG: 0.375	F8	2B		5-3						4	1	2	1	0	0	3					
Derrell Griffith, L OBP: 0.307, SLG: 0.424	E	1B		WP	G3-4					3	3	2	1	1	0	1					
John Roseboro, L OBP: 0.357, SLG: 0.372 Jeff Torborg, R OBP: 0.292, SLG: 0.302 Lee Walls, R OBP: 0.233, SLG: 0.214	E9	1B		SF8				E6		1	1	1	2	0	0	0					
Ron Fairly, L OBP: 0.349, SLG: 0.385	WP	F9		SF8				F8		3	1	1	0	1	0	2					
Bart Shirley, R OBP: 0.318, SLG: 0.323	1B			WP	FC5-4			F7		3	0	0	0	1	1	2					
John Purdin, R OBP: 0.200, SLG: 0.200 Wally Moon, L OBP: 0.292, SLG: 0.305 Ron Perranoski, L OBP: 0.150, SLG: 0.105 Bob Miller, R OBP: 0.238, SLG: 0.158	1B			5-3				4-3		2	0	1	1	0	0	0					
										1	0	0	0	0	0	0					
										1	0	0	0	0	1	1					
										0	0	0	0	0	0	0					
Inning Stats	R: 5 E: 1 K: 0 S: 7	H: 5 LOB: 2 BB: 2 P: 15	R: 3 E: 0 K: 0 S: 7	H: 4 LOB: 1 BB: 0 P: 7	R: 0 E: 0 K: 2 S: 7	H: 0 LOB: 0 BB: 0 P: 7	R: 3 E: 0 K: 0 S: 6	H: 3 LOB: 1 BB: 1 P: 10	R: 0 E: 0 K: 0 S: 3	H: 1 LOB: 0 BB: 0 P: 3	R: 0 E: 0 K: 1 S: 6	H: 0 LOB: 1 BB: 0 P: 6	R: 0 E: 0 K: 1 S: 5	H: 0 LOB: 0 BB: 0 P: 5	R: 0 E: 0 K: 0 S: 2	H: 0 LOB: 1 BB: 2 P: 10	1B: 11 2B: 2 3B: 0 HR: 0	SF: 2 SAC: 0 DP: 1 HBP: 0	WP: 4 PB: 0 SB: 4 CS: 0	PA: 39	
PITCHER	IP	WLS	BF	H	R	ER	SO	BB	IBB	HBP	BLK	WP	HR	S	P	ERA	WHIP				
Don Bradey, R ERA: 19.29	(1, 1)	0.2	L	8	4	5	0	0	1	0	0	0	0	6	14	67.50	7.500				
Gordon Jones, R ERA: 4.14	(1, 1)	3.1		18	8	6	2	1	0	0	0	1	0	21	25	16.20	2.700				
Larry Dierker, R ERA: 2.08	(5, 1)	4.0		13	1	0	2	0	0	0	0	0	0	17	17	0.00	0.250				

AB	30
R	1
H	6
RBI	1
BB	5
SO	7
LOB	10

