

Houston Astros - 1966

Batter	1	2	3	4	5	6	7	8	9	AB	R	H	RBI	BB	SO	LOB	TOP			
Lee Maye, L (1,7)	4-3		SF8		4-3			4-3		3	0	0	1	0	0	1	Houston Astros @ Los Angeles Dodgers Dodger Stadium, Los Angeles, CA Tue Apr 12 1966, 6:05 PM PST Att: 34,520 - Unknown - 62 F			
Sonny Jackson, L (1,6) OBP: 0.250, SLG: 0.250	K		4-3			F7		FC5-4 1B		4	0	1	0	0	1	1				
Jimmy Wynn, R (1,8)	P5				F7		K	FC5-4 1-2		4	0	0	0	0	1	1				
Dave Nicholson, R (1,9) OBP: 0.750, SLG: 0.667		G4-6-3 1B			FC4-6 1B			F8		3	1	2	0	1	0	0				
Joe Morgan, L (1,4)		G4-6-3 1-2			FC4-6 E S 1-2			5-3		4	0	0	0	0	1	3				
Bob Aspromonte, R (1,5) OBP: 0.250, SLG: 0.250		3-1			P6 1-3			1B		4	0	1	0	0	0	2				
Chuck Harrison, R (1,3) Bob Lillis, R (9, PR)			SH SF8 BB					F7		3	1	2	1	1	0	1				
John Bateman, R (1,2)			P4					1-3		4	0	0	0	0	2	4				
Robin Roberts, S (1,1) Ron Brand, R (8, PH) Frank Carpin, L (8, 1)			SH					4-3		1	0	0	0	0	0	1				
										1	0	0	0	0	0	0				
										0	0	0	0	0	0	0				
Inning Stats	R: 0 E: 0 K: 1 S: 5	H: 0 LOB: 0 BB: 0 P: 5	R: 0 E: 0 K: 0 S: 3	H: 1 LOB: 0 BB: 0 P: 3	R: 1 E: 1 K: 0 S: 4	H: 0 LOB: 1 BB: 1 P: 8	R: 0 E: 0 K: 0 S: 4	H: 1 LOB: 1 BB: 0 P: 4	R: 0 E: 0 K: 1 S: 6	H: 0 LOB: 0 BB: 0 P: 6	R: 0 E: 0 K: 0 S: 5	H: 1 LOB: 1 BB: 0 P: 4	R: 0 E: 0 K: 0 S: 4	H: 1 LOB: 1 BB: 0 P: 4	R: 1 E: 0 K: 2 S: 8	H: 1 LOB: 1 BB: 1 P: 12	1B: 6 2B: 0 3B: 0 HR: 0	SF: 1 SAC: 1 DP: 1 HBP: 0	WP: 0 PB: 0 SB: 1 CS: 0	PA: 35
PITCHER Claude Osteen, L (1,1) ERA: 1.0	IP: 9.0 WLS: W BF: 35 H: 6 R: 2 ER: 1 SO: 5 BB: 2 IBB: 0 HBP: 0 BLK: 0 WP: 0 HR: 0 S: 43 P: 51 ERA: 1.00 WHIP: 0.889											PITCHER	IP: 9.0 WLS: W BF: 35 H: 6 R: 2 ER: 1 SO: 5 BB: 2 IBB: 0 HBP: 0 BLK: 0 WP: 0 HR: 0 S: 43 P: 51 ERA: 1.00 WHIP: 0.889							

Batter	1	2	3	4	5	6	7	8	9	AB	R	H	RBI	BB	SO	LOB	BOTTOM
Maury Wills, S (1,6) OBP: 0.500, SLG: 0.500	4-3 1B		F8		6-3			SH2-3 1B		4	2	2	0	0	0	1	Houston Astros @ Los Angeles Dodgers Dodger Stadium, Los Angeles, CA Tue Apr 12 1966, 6:05 PM PST Att: 34,520 - Unknown - 62 F
Wes Parker, S (1,3)	4-3 1-2		6-3			PB SH3 SF9 BB		SH2-3 1-2		2	1	0	0	1	0	1	
Willie Davis, L (1,8) OBP: 0.333, SLG: 0.333	4-3 2-3		CS 1B			SH3 1-2		K		3	0	1	0	0	1	2	
Ron Fairly, L (1,9) OBP: 0.500, SLG: 0.667			CS 1-2		F8			SF9 2H		3	0	2	3	0	0	0	
Jim Lefebvre, S (1,5) John Kennedy, R (9, 5)		4-3 1B			G5-4-3 1B			4-3		4	0	2	0	0	0	1	
Lou Johnson, R (1,7) OBP: 0.333, SLG: 0.333		4-3 1-2			G5-4-3 1-2			P4		3	0	1	0	0	0	1	
John Roseboro, L (1,2) OBP: 0.333, SLG: 0.333		4-3 1-2 2-3				6-3 1B		6-3		3	0	1	0	0	0	2	
Nate Oliver, R (1,4) OBP: 0.333, SLG: 0.333		1-3				P4		1B		3	0	1	0	0	0	3	
Claude Osteen, L (1,1)		F6				6-3 1-2		G3		3	0	0	0	0	0	4	
										1B: 10 2B: 0 3B: 0 HR: 0	SF: 1 SAC: 2 DP: 1 HBP: 0	WP: 0 PB: 1 SB: 0 CS: 1	PA: 33				
PITCHER Robin Roberts, R (1,1) ERA: 1.29 Frank Carpin, L (8, 1) ERA: 9.0	IP: 7.0 WLS: L BF: 27 H: 8 R: 2 ER: 1 SO: 1 BB: 1 IBB: 0 HBP: 0 BLK: 0 WP: 0 HR: 0 S: 26 P: 30 ERA: 1.29 WHIP: 1.286											PITCHER	IP: 7.0 WLS: L BF: 27 H: 8 R: 2 ER: 1 SO: 1 BB: 1 IBB: 0 HBP: 0 BLK: 0 WP: 0 HR: 0 S: 26 P: 30 ERA: 1.29 WHIP: 1.286				

Batter	1	2	3	4	5	6	7	8	9	AB	R	H	RBI	BB	SO	LOB	TOP					
Lee Maye, L Jim Owens, R	(1,7) X P4		(1,7) X F7	(1,7) X 1-3			(1,7) X G3		(1,7) X K	4	0	0	0	0	0	1						
Sonny Jackson, L OBP: 0.222, SLG: 0.222	(1,6) X 6-3		(1,6) X E 1B	(1,6) X 6-3			(1,6) X 5-3		(1,6) X 6-3	5	1	1	0	0	0	2						
Jimmy Wynn, R OBP: 0.125, SLG: 0.500	(1,8) X 5-3		(1,8) X E1 1B HR				(1,8) X K		(1,8) X HR	4	2	1	1	0	1	1						
Dave Nicholson, R OBP: 0.500, SLG: 0.429		(1,9) X BB SF7 1B	(1,9) X K				(1,9) X F8		(1,9) X K	4	1	1	0	0	2	2						
Bob Aspromonte, R OBP: 0.375, SLG: 0.286	(1,5) X BB BB BB BB	(1,5) X BB BB 1-2	(1,5) X HR 1B				(1,5) X B1-3		(1,5) X P4	3	1	1	1	1	0	0						
Joe Morgan, L OBP: 0.375, SLG: 0.714	(1,4) X BB BB BB BB	(1,4) X BB BB 1-2 2-3	(1,4) X HR 1B				(1,4) X CS 1B		(1,4) X L7	3	1	2	3	1	0	0						
Chuck Harrison, R OBP: 0.500, SLG: 0.500	(1,3) X SF7		(1,3) X K				(1,3) X B1		(1,3) X SH1-4 1B	3	1	1	1	0	1	1						
John Bateman, R OBP: 0.143, SLG: 0.429	(1,2) X F8						(1,2) X P6		(1,2) X SH1-4	3	0	1	0	0	0	3						
Larry Dierker, R Jim Gentle, L Mike Cuellar, L Rusty Staub, L	(1,1) X (4,PH) (4,PH) (7,PH) (7,7)	(1,1) X 5-3		(1,1) X K			(1,1) X K		(1,1) X 1B	1	0	0	0	0	0	2						
Inning Stats	R: 0 E: 0 K: 0 S: 3	H: 0 LOB: 0 BB: 0 P: 3	R: 1 E: 0 K: 0 S: 4	H: 1 LOB: 2 BB: 2 P: 12	R: 4 E: 1 K: 2 S: 11	H: 3 LOB: 0 BB: 0 P: 11	R: 0 E: 0 K: 1 S: 6	H: 1 LOB: 1 BB: 0 P: 6	R: 0 E: 0 K: 0 S: 5	H: 0 LOB: 0 BB: 0 P: 5	R: 0 E: 0 K: 1 S: 5	H: 0 LOB: 0 BB: 0 P: 5	R: 1 E: 0 K: 1 S: 6	H: 1 LOB: 0 BB: 0 P: 6	R: 1 E: 0 K: 1 S: 7	H: 2 LOB: 1 BB: 0 P: 7	1B: 6 2B: 0 3B: 1 HR: 2	SF: 1 SAC: 1 DP: 0 HBP: 0	WP: 0 PB: 0 SB: 0 CS: 1	PA: 38		
PITCHER	IP WLS BF H R ER SO BB IBB HBP BLK WP HR S P ERA WHIP	IP WLS BF H R ER SO BB IBB HBP BLK WP HR S P ERA WHIP	IP WLS BF H R ER SO BB IBB HBP BLK WP HR S P ERA WHIP	IP WLS BF H R ER SO BB IBB HBP BLK WP HR S P ERA WHIP	IP WLS BF H R ER SO BB IBB HBP BLK WP HR S P ERA WHIP	IP WLS BF H R ER SO BB IBB HBP BLK WP HR S P ERA WHIP	IP WLS BF H R ER SO BB IBB HBP BLK WP HR S P ERA WHIP	IP WLS BF H R ER SO BB IBB HBP BLK WP HR S P ERA WHIP	IP WLS BF H R ER SO BB IBB HBP BLK WP HR S P ERA WHIP	IP WLS BF H R ER SO BB IBB HBP BLK WP HR S P ERA WHIP	IP WLS BF H R ER SO BB IBB HBP BLK WP HR S P ERA WHIP	IP WLS BF H R ER SO BB IBB HBP BLK WP HR S P ERA WHIP	IP WLS BF H R ER SO BB IBB HBP BLK WP HR S P ERA WHIP	IP WLS BF H R ER SO BB IBB HBP BLK WP HR S P ERA WHIP	IP WLS BF H R ER SO BB IBB HBP BLK WP HR S P ERA WHIP	IP WLS BF H R ER SO BB IBB HBP BLK WP HR S P ERA WHIP	IP WLS BF H R ER SO BB IBB HBP BLK WP HR S P ERA WHIP	IP WLS BF H R ER SO BB IBB HBP BLK WP HR S P ERA WHIP	IP WLS BF H R ER SO BB IBB HBP BLK WP HR S P ERA WHIP	IP WLS BF H R ER SO BB IBB HBP BLK WP HR S P ERA WHIP	IP WLS BF H R ER SO BB IBB HBP BLK WP HR S P ERA WHIP	IP WLS BF H R ER SO BB IBB HBP BLK WP HR S P ERA WHIP

Houston Astros @ Los Angeles Dodgers
Dodger Stadium, Los Angeles, CA
Wed Apr 13 1966, 6:05 PM PST
Att: 24,049 - Unknown

AB	34
R	7
H	9
RBI	7
BB	2
SO	7
LOB	14



Batter	1	2	3	4	5	6	7	8	9	AB	R	H	RBI	BB	SO	LOB	BOTTOM						
Maury Wills, S OBP: 0.556, SLG: 0.500	(1,6) X 4-3 HR 1B			(1,6) X 4-3			(1,6) X 1B SF7 1B		(1,6) X 4-3	4	2	2	0	1	0	0							
Wes Parker, S	(1,3) X 4-3 1-3			(1,3) X F9			(1,3) X SF7 1B BB		(1,3) X 1-3	4	0	0	0	1	1	2							
Willie Davis, L OBP: 0.250, SLG: 0.250	(1,8) X G3						(1,8) X 1-3		(1,8) X 1-3	5	0	1	0	0	0	2							
Ron Fairly, L OBP: 0.375, SLG: 0.400	(1,9) X HR BB			(1,9) X 4-3			(1,9) X F9		(1,9) X SF7	2	1	0	1	1	0	0							
Jim Lefebvre, S OBP: 0.500, SLG: 0.857	(1,5) X 1-H 3-H HR			(1,5) X 3-1			(1,5) X P4		(1,5) X G6-4-3 IBB	3	1	1	3	1	0	0							
Lou Johnson, R OBP: 0.571, SLG: 0.400	(1,7) X S BB			(1,7) X HR BB			(1,7) X 1B		(1,7) X G6-4-3	2	1	1	0	2	0	3							
John Roseboro, L OBP: 0.429, SLG: 0.833	(1,2) X 1-2 BB			(1,2) X HR			(1,2) X F9		(1,2) X 4-3	3	1	1	2	1	0	1							
Nate Oliver, R OBP: 0.143, SLG: 0.143	(1,4) X 4-3			(1,4) X P4			(1,4) X F8		(1,4) X 6-3	4	0	0	0	0	0	3							
Sandy Koufax, R Phil Regan, R Tommy Davis, R Ron Perranoski, L	(1,1) (4,1) (8,PH) (9,1)			(1,1) X K			(1,1) X 4-3		(1,1) X F9	1	0	0	0	0	1	0							
Inning Stats	R: 3 E: 0 K: 0 S: 5	H: 2 LOB: 2 BB: 3 P: 17	R: 0 E: 0 K: 2 S: 7	H: 0 LOB: 1 BB: 1 P: 11	R: 2 E: 0 K: 0 S: 4	H: 1 LOB: 0 BB: 1 P: 8	R: 0 E: 0 K: 0 S: 3	H: 0 LOB: 0 BB: 0 P: 3	R: 0 E: 0 K: 0 S: 3	H: 0 LOB: 0 BB: 0 P: 3	R: 0 E: 0 K: 0 S: 4	H: 1 LOB: 1 BB: 0 P: 4	R: 1 E: 0 K: 0 S: 4	H: 2 LOB: 2 BB: 2 P: 12	R: 0 E: 0 K: 0 S: 3	H: 0 LOB: 0 BB: 0 P: 3	R: 0 E: 0 K: 0 S: 3	H: 0 LOB: 0 BB: 0 P: 3	1B: 4 2B: 0 3B: 0 HR: 2	SF: 1 SAC: 0 DP: 1 HBP: 0	WP: 0 PB: 0 SB: 4 CS: 0	PA: 39	
PITCHER	IP WLS BF H R ER SO BB IBB HBP BLK WP HR S P ERA WHIP	IP WLS BF H R ER SO BB IBB HBP BLK WP HR S P ERA WHIP	IP WLS BF H R ER SO BB IBB HBP BLK WP HR S P ERA WHIP	IP WLS BF H R ER SO BB IBB HBP BLK WP HR S P ERA WHIP	IP WLS BF H R ER SO BB IBB HBP BLK WP HR S P ERA WHIP	IP WLS BF H R ER SO BB IBB HBP BLK WP HR S P ERA WHIP	IP WLS BF H R ER SO BB IBB HBP BLK WP HR S P ERA WHIP	IP WLS BF H R ER SO BB IBB HBP BLK WP HR S P ERA WHIP	IP WLS BF H R ER SO BB IBB HBP BLK WP HR S P ERA WHIP	IP WLS BF H R ER SO BB IBB HBP BLK WP HR S P ERA WHIP	IP WLS BF H R ER SO BB IBB HBP BLK WP HR S P ERA WHIP	IP WLS BF H R ER SO BB IBB HBP BLK WP HR S P ERA WHIP	IP WLS BF H R ER SO BB IBB HBP BLK WP HR S P ERA WHIP	IP WLS BF H R ER SO BB IBB HBP BLK WP HR S P ERA WHIP	IP WLS BF H R ER SO BB IBB HBP BLK WP HR S P ERA WHIP	IP WLS BF H R ER SO BB IBB HBP BLK WP HR S P ERA WHIP	IP WLS BF H R ER SO BB IBB HBP BLK WP HR S P ERA WHIP	IP WLS BF H R ER SO BB IBB HBP BLK WP HR S P ERA WHIP	IP WLS BF H R ER SO BB IBB HBP BLK WP HR S P ERA WHIP	IP WLS BF H R ER SO BB IBB HBP BLK WP HR S P ERA WHIP	IP WLS BF H R ER SO BB IBB HBP BLK WP HR S P ERA WHIP	IP WLS BF H R ER SO BB IBB HBP BLK WP HR S P ERA WHIP	IP WLS BF H R ER SO BB IBB HBP BLK WP HR S P ERA WHIP

Houston Astros @ Los Angeles Dodgers
Dodger Stadium, Los Angeles, CA
Wed Apr 13 1966, 6:05 PM PST
Att: 24,049 - Unknown

AB	31
R	6
H	6
RBI	6
BB	7
SO	2
LOB	12



Batter	1	2	3	4	5	6	7	8	9	AB	R	H	RBI	BB	SO	LOB	TOP				
Lee Maye, L OBP: 0.077, SLG: 0.083 (1, 7)	E7 SH5-3 SF7 1B		G3		5-3		G3		L1	5	1	1	0	0	0	3					
Sonny Jackson, L OBP: 0.231, SLG: 0.167 (1, 6)	SH5-3 2-3		L8				L4		F7	3	1	0	0	1	0	1					
Jimmy Wynn, R OBP: 0.250, SLG: 0.636 (1, 8)	SF7 3-H		K				1B		HR SH5-3 1-H	3	1	2	2	0	1	0					
Joe Morgan, L OBP: 0.455, SLG: 0.700 (1, 4)	K						1B		SH5-3	3	0	2	0	0	1	0					
Rusty Staub, L OBP: 0.333, SLG: 0.833 (1, 9)		3-1		G1			F9		HR	4	1	1	2	0	0	3					
Bob Aspromonte, R OBP: 0.250, SLG: 0.182 (1, 5)	K		K				F8		P3	4	0	0	0	0	2	3					
Jim Gentile, L OBP: 0.200, SLG: 0.200 (1, 3)				F8			F8		K	4	0	1	0	0	1	1					
John Bateman, R OBP: 0.200, SLG: 0.400 Nate Colbert, R (7, PR) Ron Brand, R OBP: 0.500, SLG: 0.500 (7, 2)					K		E6 SH3-4		E8	3	0	1	0	0	1	0					
Bob Bruce, R Carroll Sembera, R (8, 1)					K		SH3-4		K	2	0	0	0	0	2	2					
Inning Stats	R: 1 E: 1 K: 1 S: 6	H: 1 LOB: 0 BB: 0 P: 6	R: 0 E: 0 K: 2 S: 9	H: 2 LOB: 2 BB: 0 P: 9	R: 0 E: 0 K: 1 S: 5	H: 0 LOB: 0 BB: 0 P: 5	R: 0 E: 0 K: 1 S: 6	H: 1 LOB: 1 BB: 0 P: 6	R: 0 E: 0 K: 2 S: 7	H: 2 LOB: 2 BB: 0 P: 7	R: 0 E: 1 K: 0 S: 4	H: 0 LOB: 2 BB: 0 P: 4	R: 3 E: 0 K: 1 S: 7	H: 2 LOB: 0 BB: 1 P: 11	R: 0 E: 1 K: 1 S: 6	H: 1 LOB: 1 BB: 0 P: 6	1B: 7 2B: 1 3B: 0 HR: 1	SF: 1 SAC: 3 DP: 0 HBP: 0	WP: 0 PB: 0 SB: 1 CS: 0	PA: 38	
PITCHER	IP WLS BF H R ER SO BB IBB HBP BLK WP HR S P ERA WHIP	IP WLS BF H R ER SO BB IBB HBP BLK WP HR S P ERA WHIP	IP WLS BF H R ER SO BB IBB HBP BLK WP HR S P ERA WHIP	IP WLS BF H R ER SO BB IBB HBP BLK WP HR S P ERA WHIP	IP WLS BF H R ER SO BB IBB HBP BLK WP HR S P ERA WHIP	IP WLS BF H R ER SO BB IBB HBP BLK WP HR S P ERA WHIP	IP WLS BF H R ER SO BB IBB HBP BLK WP HR S P ERA WHIP	IP WLS BF H R ER SO BB IBB HBP BLK WP HR S P ERA WHIP	IP WLS BF H R ER SO BB IBB HBP BLK WP HR S P ERA WHIP	IP WLS BF H R ER SO BB IBB HBP BLK WP HR S P ERA WHIP	IP WLS BF H R ER SO BB IBB HBP BLK WP HR S P ERA WHIP	IP WLS BF H R ER SO BB IBB HBP BLK WP HR S P ERA WHIP	IP WLS BF H R ER SO BB IBB HBP BLK WP HR S P ERA WHIP	IP WLS BF H R ER SO BB IBB HBP BLK WP HR S P ERA WHIP	IP WLS BF H R ER SO BB IBB HBP BLK WP HR S P ERA WHIP	IP WLS BF H R ER SO BB IBB HBP BLK WP HR S P ERA WHIP	IP WLS BF H R ER SO BB IBB HBP BLK WP HR S P ERA WHIP	IP WLS BF H R ER SO BB IBB HBP BLK WP HR S P ERA WHIP	IP WLS BF H R ER SO BB IBB HBP BLK WP HR S P ERA WHIP	IP WLS BF H R ER SO BB IBB HBP BLK WP HR S P ERA WHIP	IP WLS BF H R ER SO BB IBB HBP BLK WP HR S P ERA WHIP

Houston Astros @ Los Angeles Dodgers
Dodger Stadium, Los Angeles, CA
Thu Apr 14 1966, 6:05 PM PST
Att: 18,550 - Unknown - 75 F

AB	33
R	4
H	9
RBI	4
BB	1
SO	9
LOB	14



Batter	1	2	3	4	5	6	7	8	9	AB	R	H	RBI	BB	SO	LOB	BOTTOM				
Maury Wills, S OBP: 0.385, SLG: 0.333 (1, 6)	G3		G3		FC3-6 FC4-6 S 1-2		L6-3			4	0	0	0	0	0	2					
Wes Parker, S OBP: 0.333, SLG: 0.111 (1, 3)	K		1B		FC4-6 BB 1-2		4-3			3	0	1	0	1	1	0					
Willie Davis, L OBP: 0.333, SLG: 0.417 (1, 8)	F9		1B		FC4-6 1-2 2-3		5-3		2B	4	0	2	0	0	0	2					
Ron Fairly, L OBP: 0.333, SLG: 0.250 (1, 9)		4-3	G4-6-3		P4		5-3		BB	3	0	0	0	1	0	4					
Jim Lefebvre, S OBP: 0.500, SLG: 1.273 (1, 5)		HR			HR		L8		5-3	4	2	2	2	0	0	2					
Lou Johnson, R OBP: 0.345, SLG: 0.444 (1, 7)		1B			6-3		G6-3		6-3	4	0	2	0	0	0	2					
John Roseboro, L OBP: 0.364, SLG: 0.600 (1, 2)		1B			F8		G6-3		4-3	4	0	1	0	0	0	1					
Nate Oliver, R OBP: 0.100, SLG: 0.100 Derrell Griffith, L (9, PH)		K			5-3		K		F8	3	0	0	0	0	2	2					
Don Sutton, R OBP: 0.667, SLG: 0.667 Ron Perranoski, L (8, 1) Tommy Davis, R (9, PH)		P4			FC3-6		L6-3		K	3	0	2	0	0	0	2					
Inning Stats	R: 0 E: 0 K: 1 S: 5	H: 0 LOB: 0 BB: 0 P: 5	R: 1 E: 0 K: 1 S: 8	H: 3 LOB: 2 BB: 0 P: 8	R: 0 E: 0 K: 0 S: 4	H: 2 LOB: 1 BB: 0 P: 4	R: 1 E: 0 K: 0 S: 4	H: 1 LOB: 0 BB: 0 P: 4	R: 0 E: 0 K: 0 S: 3	H: 1 LOB: 0 BB: 0 P: 3	R: 0 E: 0 K: 1 S: 5	H: 1 LOB: 0 BB: 0 P: 5	R: 0 E: 0 K: 0 S: 4	H: 1 LOB: 2 BB: 1 P: 8	R: 0 E: 0 K: 1 S: 5	H: 0 LOB: 0 BB: 0 P: 5	1B: 7 2B: 2 3B: 0 HR: 2	SF: 0 SAC: 0 DP: 3 HBP: 0	WP: 0 PB: 0 SB: 1 CS: 0	PA: 36	
PITCHER	IP WLS BF H R ER SO BB IBB HBP BLK WP HR S P ERA WHIP	IP WLS BF H R ER SO BB IBB HBP BLK WP HR S P ERA WHIP	IP WLS BF H R ER SO BB IBB HBP BLK WP HR S P ERA WHIP	IP WLS BF H R ER SO BB IBB HBP BLK WP HR S P ERA WHIP	IP WLS BF H R ER SO BB IBB HBP BLK WP HR S P ERA WHIP	IP WLS BF H R ER SO BB IBB HBP BLK WP HR S P ERA WHIP	IP WLS BF H R ER SO BB IBB HBP BLK WP HR S P ERA WHIP	IP WLS BF H R ER SO BB IBB HBP BLK WP HR S P ERA WHIP	IP WLS BF H R ER SO BB IBB HBP BLK WP HR S P ERA WHIP	IP WLS BF H R ER SO BB IBB HBP BLK WP HR S P ERA WHIP	IP WLS BF H R ER SO BB IBB HBP BLK WP HR S P ERA WHIP	IP WLS BF H R ER SO BB IBB HBP BLK WP HR S P ERA WHIP	IP WLS BF H R ER SO BB IBB HBP BLK WP HR S P ERA WHIP	IP WLS BF H R ER SO BB IBB HBP BLK WP HR S P ERA WHIP	IP WLS BF H R ER SO BB IBB HBP BLK WP HR S P ERA WHIP	IP WLS BF H R ER SO BB IBB HBP BLK WP HR S P ERA WHIP	IP WLS BF H R ER SO BB IBB HBP BLK WP HR S P ERA WHIP	IP WLS BF H R ER SO BB IBB HBP BLK WP HR S P ERA WHIP	IP WLS BF H R ER SO BB IBB HBP BLK WP HR S P ERA WHIP	IP WLS BF H R ER SO BB IBB HBP BLK WP HR S P ERA WHIP	IP WLS BF H R ER SO BB IBB HBP BLK WP HR S P ERA WHIP

Houston Astros @ Los Angeles Dodgers
Dodger Stadium, Los Angeles, CA
Thu Apr 14 1966, 6:05 PM PST
Att: 18,550 - Unknown - 75 F

AB	34
R	2
H	10
RBI	2
BB	2
SO	4
LOB	17



Batter	1	2	3	4	5	6	7	8	9	AB	R	H	RBI	BB	SO	LOB	TOP				
Lee Mays, L OBP: 0.063, SLG: 0.067 Greg Sims, S (5, 7)	F3	4-3			4-3		K			3	0	0	0	0	0	0					
Sonny Jackson, L OBP: 0.235, SLG: 0.188 (1, 6)	S 2B		F5		F8		6-3			4	1	1	0	0	0	0					
Jimmy Wynn, R OBP: 0.250, SLG: 0.533 (1, 8)	K				6-3		5-3			4	0	1	0	0	1	1					
Joe Morgan, L OBP: 0.400, SLG: 0.643 (1, 4)	BB 2H 2B		F7			K		G3		4	0	1	1	0	1	1					
Rusty Staub, L OBP: 0.400, SLG: 0.625 (1, 9)	BB BB		4-3			1B 2B BB		K		2	1	0	0	2	1	1					
Bob Aspromonte, R OBP: 0.313, SLG: 0.214 (1, 5)	BB BB				F4		2B FC1-5 1B		3-1	3	0	1	0	1	0	0					
Jim Gentile, L OBP: 0.444, SLG: 0.556 (1, 3)	3-1									4	0	3	1	0	0	3					
John Bateman, R OBP: 0.143, SLG: 0.286 (1, 2)		5-3			F6		FC1-5		G4-3-6	4	0	0	0	0	0	4					
Turk Farrell, R Dave Nicholson, R Claude Raymond, R Bill Heath, L Don Lee, R Chuck Harrison, R OBP: 0.444, SLG: 0.444 (1, 1) (4, PH) (4, 1) (6, PH) (6, 1) (6, PH)			F7		6-3		K		1-3	1	0	0	0	0	0	0					
Inning Stats	R: 1 E: 0 K: 1 S: 7	H: 2 LOB: 3 BB: 2 P: 15	R: 0 E: 0 K: 0 S: 3	H: 0 LOB: 0 BB: 0 P: 3	R: 0 E: 0 K: 0 S: 4	H: 1 LOB: 1 BB: 0 P: 4	R: 0 E: 0 K: 0 S: 4	H: 1 LOB: 1 BB: 0 P: 4	R: 0 E: 0 K: 2 S: 9	H: 2 LOB: 2 BB: 1 P: 13	R: 0 E: 0 K: 1 S: 5	H: 0 LOB: 0 BB: 0 P: 5	R: 0 E: 0 K: 1 S: 5	H: 0 LOB: 0 BB: 0 P: 5	R: 0 E: 0 K: 0 S: 3	H: 1 LOB: 0 BB: 0 P: 3	1B: 5 2B: 2 3B: 0 HR: 0	SF: 0 SAC: 0 DP: 1 HBP: 0	WP: 0 PB: 0 SB: 1 CS: 0	PA: 36	
PITCHER	IP WLS BF H R ER SO BB IBB HBP BLK WP HR S P ERA WHIP	5.1 W 25 6 2 2 2 3 0 0 0 0 0 0 26 38 3.38 1.688	6.1 S 11 1 0 0 3 0 0 0 0 0 0 0 17 17 0.00 0.273																		

Houston Astros @ San Francisco Giants
Candlestick Park, San Francisco, CA

AB 33
R 2
H 7
RBI 2
BB 3
SO 5
LOB 13



WP: 0 PA: 36
PB: 0
SB: 1
CS: 0

Houston Astros @ San Francisco Giants
Candlestick Park, San Francisco, CA

AB 28
R 6
H 7
RBI 5
BB 4
SO 3
LOB 10



WP: 0 PA: 34
PB: 0
SB: 0
CS: 0

Batter	1	2	3	4	5	6	7	8	9	AB	R	H	RBI	BB	SO	LOB	BOTTOM				
Hal Lanier, R OBP: 0.333, SLG: 0.357 (1, 4)	BB E BB	SH1-3		4-3			F5			2	1	0	0	1	0	0					
Len Gabrielson, L OBP: 0.412, SLG: 0.462 Don Landrum, L (8, 7)	E 2B BB		F9		F5		4-3			3	1	0	0	1	0	1					
Willie Mays, R OBP: 0.375, SLG: 0.733 (1, 8)	E6 2B		G4-3 HR 1B		K		E7 1B			4	2	2	0	0	1	1					
Willie McCovey, L OBP: 0.438, SLG: 0.300 (1, 3)	F8 1H 3H 2B		G4-3 BB		4-3		4-3			3	0	1	2	1	0	1					
Jim Ray Hart, R OBP: 0.438, SLG: 0.400 (1, 5)	F8		G4-3							3	0	1	0	1	0	3					
Jesus Alou, R OBP: 0.250, SLG: 0.333 (1, 9)	6-3		HR 1B		F1		G1-6-3 1B		G1-6-3	4	1	1	0	0	0	3					
Tom Haller, L OBP: 0.438, SLG: 0.643 (1, 2)	K		HR				3-1		1-3	4	1	1	3	0	1	1					
Tito Fuentes, S OBP: 0.308, SLG: 0.385 (1, 6)		SH1-3 SH1-4 1B		6-3			F7			3	0	1	0	0	0	0					
Bob Shaw, R Frank Linzy, R (1, 1) (6, 1)		SH1-4		K			6-3			1	0	0	0	0	1	0					
Inning Stats	R: 3 E: 1 K: 1 S: 7	H: 1 LOB: 1 BB: 2 P: 15	R: 0 E: 0 K: 0 S: 4	H: 1 LOB: 1 BB: 0 P: 4	R: 3 E: 0 K: 0 S: 5	H: 3 LOB: 0 BB: 1 P: 9	R: 0 E: 0 K: 1 S: 5	H: 0 LOB: 0 BB: 0 P: 5	R: 0 E: 0 K: 1 S: 5	H: 0 LOB: 1 BB: 1 P: 9	R: 0 E: 0 K: 0 S: 3	H: 0 LOB: 0 BB: 0 P: 3	R: 0 E: 1 K: 0 S: 4	H: 1 LOB: 1 BB: 0 P: 4	R: 0 E: 0 K: 0 S: 3	H: 1 LOB: 0 BB: 0 P: 3	1B: 5 2B: 1 3B: 0 HR: 1	SF: 0 SAC: 2 DP: 2 HBP: 0	WP: 0 PB: 0 SB: 0 CS: 0	PA: 34	
PITCHER	IP WLS BF H R ER SO BB IBB HBP BLK WP HR S P ERA WHIP	3.0 L 17 5 6 5 1 3 0 0 0 0 0 0 16 28 15.00 2.667	2.0 7 0 0 0 2 1 0 0 0 0 0 0 10 14 0.00 0.500	3.0 10 2 0 0 0 0 0 0 0 0 0 0 10 10 0.00 0.667																	

Houston Astros @ San Francisco Giants
Candlestick Park, San Francisco, CA

AB 28
R 6
H 7
RBI 5
BB 4
SO 3
LOB 10



WP: 0 PA: 34
PB: 0
SB: 0
CS: 0

Batter	1	2	3	4	5	6	7	8	9	AB	R	H	RBI	BB	SO	LOB	TOP					
Lee Maye, L OBP: 0.100, SLG: 0.105 (1, 7)										4	0	1	0	0	0	3						
Sonny Jackson, L OBP: 0.200, SLG: 0.158 (1, 6)										3	0	0	0	0	0	1						
Jimmy Wynn, R OBP: 0.250, SLG: 0.474 (1, 8)										4	0	1	0	0	1	1						
Joe Morgan, L OBP: 0.368, SLG: 0.556 (1, 4)										4	0	1	0	0	0	2						
Rusty Staub, L OBP: 0.357, SLG: 0.455 (1, 9)										3	0	0	0	1	0	1						
Jim Gentile, L OBP: 0.385, SLG: 0.692 (1, 3)										4	1	1	1	0	1	2						
Bob Aspromonte, R OBP: 0.300, SLG: 0.222 (1, 5)										4	0	1	0	0	0	0						
John Bateman, R OBP: 0.235, SLG: 0.353 (1, 2)										3	0	2	0	0	1	1						
Dave Giusti, R (1, 1)										0	0	0	0	0	0	0						
Mike Cuellar, L (6, 1)										0	0	0	0	0	0	0						
Chuck Harrison, R OBP: 0.400, SLG: 0.375 (7, PH)										1	0	0	0	0	0	1						
Gary Kroll, R (7, 1)										0	0	0	0	0	0	0						
Inning Stats	R: 0 E: 0 K: 1 S: 6	H: 1 LOB: 1 BB: 0 P: 6	R: 0 E: 0 K: 0 S: 3	H: 0 LOB: 0 BB: 0 P: 3	R: 0 E: 0 K: 0 S: 4	H: 1 LOB: 1 BB: 0 P: 4	R: 0 E: 0 K: 0 S: 3	H: 1 LOB: 0 BB: 0 P: 3	R: 1 E: 0 K: 0 S: 5	H: 2 LOB: 1 BB: 1 P: 5	R: 0 E: 0 K: 0 S: 4	H: 1 LOB: 1 BB: 0 P: 8	R: 0 E: 0 K: 1 S: 6	H: 1 LOB: 1 BB: 0 P: 6	R: 0 E: 0 K: 0 S: 3	H: 0 LOB: 0 BB: 0 P: 3	R: 0 E: 0 K: 1 S: 5	H: 0 LOB: 0 BB: 0 P: 5	1B: 6 2B: 0 3B: 0 HR: 1	SF: 0 SAC: 3 DP: 1 HBP: 0	WP: 0 PB: 0 SB: 0 CS: 0	PA: 34
PITCHER Juan Marichal, R ERA: 0.5 (1, 1)	IP: 9.0 WLS: W BF: 34 H: 7 R: 1 ER: 1 SO: 3 BB: 1 IBB: 0 HBP: 0 BLK: 0 WP: 0 HR: 1 S: 39 P: 43 ERA: 1.00 WHIP: 0.889															PITCHER	IP: 9.0 WLS: W BF: 34 H: 7 R: 1 ER: 1 SO: 3 BB: 1 IBB: 0 HBP: 0 BLK: 0 WP: 0 HR: 1 S: 39 P: 43 ERA: 1.00 WHIP: 0.889					

Houston Astros @ San Francisco Giants
Candlestick Park, San Francisco, CA
Sat Apr 16 1966, 6:33 AM EST
Att: 18,472 - Cloudy - 73 F

AB	30
R	1
H	7
RBI	1
BB	1
SO	3
LOB	12



Batter	1	2	3	4	5	6	7	8	9	AB	R	H	RBI	BB	SO	LOB	BOTTOM	
Hal Lanier, R OBP: 0.400, SLG: 0.389 (1, 4)										4	1	2	1	1	0	1		
Len Gabrielson, L OBP: 0.381, SLG: 0.375 Don Landrum, L (7, 7)										3	1	0	0	1	2	2		
Willie Mays, R OBP: 0.350, SLG: 0.684 (1, 8)										4	0	1	2	0	0	1		
Willie McCovey, L OBP: 0.350, SLG: 0.214 (1, 3)										4	0	0	0	0	1	1		
Jim Ray Hart, R OBP: 0.500, SLG: 0.474 (1, 5)										4	1	3	0	0	0	0		
Jesus Alou, R OBP: 0.350, SLG: 0.579 (1, 9)										4	2	3	1	0	0	1		
Tom Haller, L OBP: 0.450, SLG: 0.778 (1, 2)										4	2	2	3	0	1	3		
Tito Fuentes, S OBP: 0.235, SLG: 0.294 (1, 6)										4	0	0	0	0	0	1		
Juan Marichal, R OBP: 0.286, SLG: 0.429 (1, 1)										4	0	1	0	0	0	2		
Inning Stats	R: 0 E: 0 K: 1 S: 5	H: 0 LOB: 0 BB: 0 P: 5	R: 2 E: 1 K: 0 S: 6	H: 2 LOB: 1 BB: 0 P: 6	R: 0 E: 0 K: 1 S: 5	H: 1 LOB: 0 BB: 0 P: 5	R: 0 E: 0 K: 1 S: 6	H: 1 LOB: 1 BB: 0 P: 6	R: 2 E: 0 K: 0 S: 7	H: 4 LOB: 1 BB: 0 P: 7	R: 0 E: 0 K: 0 S: 5	H: 2 LOB: 2 BB: 0 P: 5	R: 0 E: 0 K: 0 S: 4	H: 1 LOB: 1 BB: 0 P: 4	1B: 6 2B: 5 3B: 0 HR: 1	SF: 0 SAC: 0 DP: 1 HBP: 0	WP: 2 PB: 0 SB: 0 CS: 0	PA: 38
PITCHER Dave Giusti, R ERA: 10.8 Mike Cuellar, L ERA: 2.25 Gary Kroll, R ERA: (1, 1)	IP: 5.0 WLS: L BF: 24 H: 7 R: 6 ER: 6 SO: 4 BB: 2 IBB: 0 HBP: 0 BLK: 0 WP: 1 HR: 1 S: 30 P: 38 ERA: 10.80 WHIP: 1.800															PITCHER	IP: 5.0 WLS: L BF: 24 H: 7 R: 6 ER: 6 SO: 4 BB: 2 IBB: 0 HBP: 0 BLK: 0 WP: 1 HR: 1 S: 30 P: 38 ERA: 10.80 WHIP: 1.800	

Houston Astros @ San Francisco Giants
Candlestick Park, San Francisco, CA
Sat Apr 16 1966, 6:33 AM EST
Att: 18,472 - Cloudy - 73 F

AB	36
R	7
H	12
RBI	7
BB	2
SO	4
LOB	13




Batter	1	2	3	4	5	6	7	8	9	AB	R	H	RBI	BB	SO	LOB	TOP				
Lee Mays, L OBP: 0.083, SLG: 0.087 (1, 7)	F8		F5		FC4-6			F9		4	0	0	0	0	0	1	Houston Astros @ San Francisco Giants Candlestick Park, San Francisco, CA Sun Apr 17 1966, 6:33 AM EST Att: 23,403 - Cloudy - 54 F				
Sonny Jackson, L OBP: 0.250, SLG: 0.217 (1, 6)	BB		S		K			5-3		4	0	2	0	0	1	1					
Jimmy Wynn, R OBP: 0.208, SLG: 0.391 (1, 8)	F5		F6		F4			F8		4	0	0	0	0	0	3					
Joe Morgan, L OBP: 0.391, SLG: 0.500 (1, 4)	BB			S				F5		2	1	0	0	2	0	0					
Rusty Staub, L OBP: 0.333, SLG: 0.357 (1, 9)	4-3		F6		K			FC6-4		3	0	0	0	1	1	3					
Jim Gentile, L OBP: 0.313, SLG: 0.563 Chuck Harrison, R OBP: 0.364, SLG: 0.333 (9, PH)		K		3-1				F8		3	0	0	0	0	2	1					
Bob Aspromonte, R OBP: 0.250, SLG: 0.182 (1, 5)		5-3		E5				FC6-4		4	0	0	0	0	0	1					
John Bateman, R OBP: 0.250, SLG: 0.400 (1, 2)				2B				F9		3	0	1	0	0	1	1					
Barry Latman, R Claude Raymond, R (7, 1)			4-3					K		2	0	0	0	1	1	0					
					FC4-6			BB		0	0	0	0	0	0	0					
Inning Stats	R: 0 E: 0 K: 0 S: 4	H: 1 LOB: 2 BB: 1 P: 8	R: 0 E: 0 K: 1 S: 5	H: 1 LOB: 1 BB: 0 P: 5	R: 0 E: 0 K: 0 S: 4	H: 1 LOB: 1 BB: 0 P: 4	R: 1 E: 1 K: 1 S: 6	H: 0 LOB: 1 BB: 1 P: 10	R: 0 E: 0 K: 2 S: 7	H: 0 LOB: 0 BB: 0 P: 7	R: 0 E: 0 K: 1 S: 5	H: 0 LOB: 2 BB: 0 P: 5	R: 0 E: 0 K: 0 S: 3	H: 0 LOB: 0 BB: 0 P: 3	R: 0 E: 0 K: 0 S: 3	H: 0 LOB: 1 BB: 1 P: 7	1B: 2 2B: 1 3B: 0 HR: 0	SF: 0 SAC: 0 DP: 0 HBP: 0	WP: 0 PB: 0 SB: 3 CS: 0	PA: 34	
PITCHER	IP	WLS	BF	H	R	ER	SO	BB	IBB	HBP	BLK	WP	HR	S	P	ERA	WHIP				
Bobby Bolin, R ERA: 4.5 (1, 1)	8.1	W	32	3	1	0	6	4	0	0	0	0	0	40	56	0.00	0.840				
Bill Henry, L ERA: 4.5 (9, 1)	0.1	S	1	0	0	0	0	0	0	0	0	0	0	1	1	0.00	0.000				
Frank Linzy, R ERA: 4.5 (9, 1)	0.1	S	1	0	0	0	0	0	0	0	0	0	0	1	1	0.00	0.000				

AB	30
R	1
H	3
RBI	0
BB	4
SO	6
LOB	12



Batter	1	2	3	4	5	6	7	8	9	AB	R	H	RBI	BB	SO	LOB	BOTTOM				
Hal Lanier, R OBP: 0.333, SLG: 0.318 (1, 4)	K		5-3		F6		6-3			4	0	0	0	0	1	2	Houston Astros @ San Francisco Giants Candlestick Park, San Francisco, CA Sun Apr 17 1966, 6:33 AM EST Att: 23,403 - Cloudy - 54 F				
Jesus Alou, R OBP: 0.292, SLG: 0.478 (1, 9)	K		F6			4-3	F7			4	0	0	0	0	1	2					
Willie Mays, R OBP: 0.375, SLG: 0.739 (1, 8)	BB		5-3					6-3		4	1	2	0	0	0	0					
Willie McCovey, L OBP: 0.375, SLG: 0.235 (1, 3)					FC6-4		F8	F6		3	0	1	1	1	0	1					
Jim Ray Hart, R OBP: 0.455, SLG: 0.429 Jim Davenport, R OBP: 0.667, SLG: 2.000 (5, 5)	4-3				FC6-4		5-3			2	0	0	0	0	0	2					
					1-2					2	1	1	1	0	0	1					
Orlando Cepeda, R Don Landrum, L (8, 7)			K		K		F3	G3		3	0	0	0	0	2	1					
										1	0	0	0	0	0	0					
Tom Haller, L OBP: 0.435, SLG: 0.714 (1, 2)			E7		F8			BB		3	1	1	0	0	0	1					
								BB													
Tito Fuentes, S OBP: 0.250, SLG: 0.300 (1, 6)			K				F6			3	0	1	0	0	1	1					
Bobby Bolin, R ERA: 2.84 Bill Henry, L Frank Linzy, R (9, 1)			K				6-3			3	0	1	1	0	1	1					
										0	0	0	0	0	0	0					
										0	0	0	0	0	0	0					
Inning Stats	R: 1 E: 0 K: 2 S: 9	H: 2 LOB: 1 BB: 0 P: 9	R: 0 E: 1 K: 3 S: 10	H: 0 LOB: 1 BB: 0 P: 10	R: 0 E: 0 K: 1 S: 5	H: 0 LOB: 0 BB: 1 P: 9	R: 0 E: 0 K: 1 S: 5	H: 0 LOB: 0 BB: 1 P: 3	R: 0 E: 0 K: 0 S: 4	H: 1 LOB: 1 BB: 0 P: 4	R: 1 E: 1 K: 0 S: 6	H: 3 LOB: 2 BB: 0 P: 6	R: 0 E: 0 K: 0 S: 4	H: 1 LOB: 0 BB: 0 P: 4	R: 1 E: 0 K: 0 S: 4	H: 1 LOB: 0 BB: 0 P: 4	1B: 4 2B: 2 3B: 0 HR: 1	SF: 0 SAC: 0 DP: 0 HBP: 0	WP: 1 PB: 0 SB: 0 CS: 0	PA: 33	
PITCHER	IP	WLS	BF	H	R	ER	SO	BB	IBB	HBP	BLK	WP	HR	S	P	ERA	WHIP				
Barry Latman, R ERA: 2.84 Claude Raymond, R ERA: 2.45 (7, 1)	6.1	L	27	6	2	2	6	1	0	0	0	0	0	38	42	2.84	1.105				
	1.2		6	1	1	1	0	0	0	0	0	0	1	6	6	5.40	0.600				

AB	32
R	3
H	7
RBI	3
BB	1
SO	6
LOB	12



Batter	1	2	3	4	5	6	7	8	9	AB	R	H	RBI	BB	SO	LOB	TOP					
Maury Wills, S OBP: 0.367, SLG: 0.269 (1, 6)										5	0	2	1	0	2	4	Los Angeles Dodgers @ Houston Astros Astrodome, Houston, TX Mon Apr 18 1966, 7:05 PM EST Att: 25,182 - Unknown					
Wes Parker, S OBP: 0.414, SLG: 0.458 (1, 3)										4	1	1	0	1	0	2						
Ron Fairly, L OBP: 0.483, SLG: 0.429 (1, 9)										3	2	3	0	2	0	0						
Jim Lefebvre, S OBP: 0.464, SLG: 0.889 Phil Regan, R (9, 1)										4	1	1	0	0	1	3						
Lou Johnson, R OBP: 0.444, SLG: 0.560 (1, 7)										5	1	3	2	0	0	3						
John Roseboro, L OBP: 0.227, SLG: 0.300 (1, 2)										4	0	0	1	0	0	5						
Willie Davis, L OBP: 0.292, SLG: 0.375 (1, 8)										5	0	1	1	0	1	0						
Nate Oliver, R OBP: 0.320, SLG: 0.190 (1, 4)										3	1	1	0	2	2	0						
Don Sutton, R OBP: 0.500, SLG: 0.500 John Kennedy, R (9, 5)										3	0	1	0	0	2	3						
Inning Stats	R: 2 E: 1 K: 0 S: 6	H: 4 LOB: 1 BB: 0 P: 6	R: 0 E: 0 K: 0 S: 4	H: 1 LOB: 1 BB: 0 P: 4	R: 0 E: 0 K: 0 S: 3	H: 0 LOB: 1 BB: 1 P: 7	R: 1 E: 0 K: 0 S: 5	H: 2 LOB: 2 BB: 1 P: 9	R: 2 E: 0 K: 2 S: 11	H: 4 LOB: 3 BB: 1 P: 15	R: 0 E: 0 K: 0 S: 3	H: 0 LOB: 2 BB: 2 P: 11	R: 0 E: 0 K: 3 S: 9	H: 0 LOB: 0 BB: 0 P: 9	R: 0 E: 0 K: 2 S: 8	H: 1 LOB: 1 BB: 0 P: 8	R: 1 E: 0 K: 1 S: 6	H: 1 LOB: 0 BB: 0 P: 6	1B: 11 2B: 2 3B: 0 HR: 0	SF: 0 SAC: 3 DP: 0 HBP: 0	WP: 0 PB: 0 SB: 1 CS: 1	PA: 44
PITCHER	IP WLS BF H R ER SO BB IBB HBP BLK WP HR S P ERA WHIP																					
Robin Roberts, R ERA: 4.91 (1, 1)	4.0 L 23 10 5 5 0 2 0 0 0 0 0 0 8 29 11.25 3.000																					
Mike Cuellar, L ERA: 1.8 (5, 1)	1.0 5 1 0 0 2 0 1 0 0 0 0 0 8 12 0.00 1.000																					
Gary Kroll, R ERA: 1.8 (6, 1)	2.0 8 0 0 0 3 2 0 0 0 0 0 0 12 20 0.00 1.000																					
Don Lee, R ERA: 1.8 (8, 1)	2.0 8 2 1 1 3 0 0 0 0 0 0 0 14 14 4.50 1.000																					


Batter	1	2	3	4	5	6	7	8	9	AB	R	H	RBI	BB	SO	LOB	BOTTOM					
Lee Maye, L OBP: 0.138, SLG: 0.143 (1, 7)										5	0	2	0	0	0	1	Los Angeles Dodgers @ Houston Astros Astrodome, Houston, TX Mon Apr 18 1966, 7:05 PM EST Att: 25,182 - Unknown					
Sonny Jackson, L OBP: 0.241, SLG: 0.214 (1, 6)										5	1	1	0	0	2							
Jimmy Wynn, R OBP: 0.214, SLG: 0.346 (1, 8)										3	0	0	0	1	0	3						
Joe Morgan, L OBP: 0.407, SLG: 0.500 (1, 4)										4	1	2	0	0	0	3						
Rusty Staub, L OBP: 0.318, SLG: 0.389 (1, 9)										4	0	1	2	0	1	1						
Chuck Harrison, R OBP: 0.333, SLG: 0.385 (1, 3)										4	1	1	0	0	1	2						
Bob Aspromonte, R OBP: 0.250, SLG: 0.192 (1, 5)										4	0	1	0	0	0	2						
John Bateman, R OBP: 0.250, SLG: 0.417 (1, 2)										4	0	1	1	0	1	2						
Robin Roberts, S Mike Cuellar, L Greg Sims, S Gary Kroll, R Bill Heath, L Nate Colbert, R Don Lee, R Jim Gentile, L (1, 1) (5, 1) (5, PH) (8, 1) (7, PH) (7, PH) (8, 1) (9, PH)	R: 0 E: 0 K: 0 S: 3	H: 0 LOB: 1 BB: 1 P: 7	R: 1 E: 0 K: 1 S: 7	H: 2 LOB: 1 BB: 0 P: 7	R: 0 E: 0 K: 0 S: 3	H: 0 LOB: 0 BB: 0 P: 3	R: 0 E: 0 K: 2 S: 9	H: 2 LOB: 2 BB: 0 P: 9	R: 0 E: 1 K: 1 S: 7	H: 1 LOB: 2 BB: 0 P: 7	R: 0 E: 0 K: 1 S: 5	H: 0 LOB: 0 BB: 0 P: 5	R: 0 E: 1 K: 0 S: 3	H: 0 LOB: 1 BB: 0 P: 3	R: 2 E: 0 K: 0 S: 6	H: 3 LOB: 1 BB: 0 P: 6	R: 0 E: 0 K: 0 S: 4	H: 1 LOB: 1 BB: 0 P: 4	1B: 6 2B: 3 3B: 0 HR: 0	SF: 0 SAC: 0 DP: 1 HBP: 0	WP: 0 PB: 0 SB: 0 CS: 0	PA: 38
PITCHER	IP WLS BF H R ER SO BB IBB HBP BLK WP HR S P ERA WHIP																					
Don Sutton, R ERA: 3.0 (9, 1)	8.0 W 34 8 3 3 5 1 0 0 0 0 0 0 4 47 3.38 1.125																					
Phil Regan, R ERA: 1.17 (9, 1)	1.0 S 4 1 0 0 0 0 0 0 0 0 0 0 4 4 0.00 1.000																					



Batter	1	2	3	4	5	6	7	8	9	AB	R	H	RBI	BB	SO	LOB	TOP			
Maury Wills, S OBP: 0.343, SLG: 0.258	5-3		1-3	1-2 2-H 1B			K		G3	5	0	1	1	0	1	2				
Wes Parker, S OBP: 0.424, SLG: 0.643	4-3 3B		HR	K			F9			4	2	2	1	0	1	2				
Ron Fairly, L OBP: 0.455, SLG: 0.400	4-3		F9				F9			4	0	1	1	0	0	0				
Jim Lefebvre, S OBP: 0.438, SLG: 0.839	2B		G3				F7		G1-4-3 1B	4	1	1	0	0	0	1				
Lou Johnson, R OBP: 0.452, SLG: 0.586	2B			4-3 2B 1B			K		6-3	4	1	2	1	0	1	0				
John Roseboro, L OBP: 0.192, SLG: 0.250	P6		4-3	1-2			K		K	4	0	0	0	0	2	2				
Willie Davis, L Al Ferrara, R OBP: 0.346, SLG: 0.500 OBP: 0.250, SLG: 0.500				2B			K		K	2	0	2	1	0	0	0				
Nate Oliver, R OBP: 0.379, SLG: 0.280				2B			G3		1B	4	0	3	0	0	0	0				
Don Drysdale, R Johnny Podres, L Bart Shirley, R Bob Miller, R Tommy Davis, R Derrell Griffith, L			G6-4-3	1B			P5		1B	2	0	0	0	0	0	3				
Inning Stats	R: 2 E: 0 K: 0 S: 6	H: 3 LOB: 1 BB: 0 P: 6	R: 0 E: 0 K: 0 S: 3	H: 2 LOB: 0 BB: 0 P: 3	R: 1 E: 0 K: 0 S: 4	H: 1 LOB: 0 BB: 0 P: 4	R: 2 E: 0 K: 1 S: 9	H: 4 LOB: 2 BB: 0 P: 9	R: 0 E: 0 K: 2 S: 7	H: 0 LOB: 0 BB: 0 P: 7	R: 0 E: 0 K: 2 S: 7	H: 0 LOB: 0 BB: 0 P: 7	R: 0 E: 0 K: 0 S: 3	H: 1 LOB: 0 BB: 0 P: 3	R: 0 E: 0 K: 2 S: 9	H: 2 LOB: 2 BB: 0 P: 9	1B: 7 2B: 4 3B: 1 HR: 1	SF: 0 SAC: 0 DP: 2 HBP: 0	WP: 0 PB: 0 CS: 0	PA: 37
PITCHER	IP WLS BF H R ER SO BB IBB HBP BLK WP HR S P ERA WHIP	IP WLS BF H R ER SO BB IBB HBP BLK WP HR S P ERA WHIP																		
Turk Farrell, R ERA: 14.21	3.1	16	8	5	5	0	0	0	0	0	0	0	0	0	0	0	13.50	2.400		
Mike Cuellar, L ERA: 0.64	5.2	W	21	5	0	0	8	0	0	0	0	0	0	0	0	37	0.00	0.882		

Los Angeles Dodgers @ Houston Astros
Astrodome, Houston, TX
Tue Apr 19 1966, 7:05 PM EST
Att: 12,827 - Unknown


AB	37
R	5
H	13
RBI	5
BB	0
SO	8
LOB	10





Batter	1	2	3	4	5	6	7	8	9	AB	R	H	RBI	BB	SO	LOB	BOTTOM			
Joe Morgan, L OBP: 0.406, SLG: 0.483	F7		BB 1B		E3 1B SF9	SH1-3 1B		F7		5	1	2	0	0	0	0				
Sonny Jackson, L OBP: 0.285, SLG: 0.242	F8		L7		SF9 1B 1-2	P5		S HR 1B		5	2	2	0	0	0	2				
Jimmy Wynn, R OBP: 0.281, SLG: 0.483	5-3		FC5-4 BB		E 1B 1-2 2-3	SH1-3		HR		3	2	2	2	1	0	0				
Rusty Staub, L OBP: 0.296, SLG: 0.364		BB WP FC4 1B	FC5-4 FC6-4		SF9	F3		F9		4	1	1	1	0	0	3				
Dave Nicholson, R OBP: 0.538, SLG: 0.400		FC4 BB 1-2	FC6-4		E SF8 1B			FC4-6 BB		2	1	1	1	2	0	2				
Jim Gentile, L OBP: 0.333, SLG: 0.500		FC4 BB			P6	E9		FC4-6 BB		3	0	1	1	1	0	1				
Nate Colbert, R ERA: 5.23		FC4 BB 1-2 2-3			P6	E9		FC4-6 BB		0	0	0	0	0	0	0				
Chuck Harrison, R OBP: 0.333, SLG: 0.385		FC4 BB			P6	E9		FC4-6 BB		0	0	0	0	0	0	0				
Bob Aspromonte, R OBP: 0.281, SLG: 0.179		P4			6-3			G6-3 BB		2	0	0	0	2	0	3				
John Bateman, R OBP: 0.250, SLG: 0.519		FC4 FC6-4			HR	SF8		G6-3		3	1	1	3	0	0	4				
Turk Farrell, R ERA: 14.21		FC6-4			4-3	K		K		1	0	0	0	0	0	2				
Mike Cuellar, L ERA: 0.64		FC6-4			4-3	K		K		3	0	0	0	0	2	2				
Inning Stats	R: 0 E: 0 K: 0 S: 3	H: 0 LOB: 0 BB: 0 P: 3	R: 1 E: 1 K: 0 S: 4	H: 1 LOB: 2 BB: 2 P: 12	R: 0 E: 0 K: 0 S: 4	H: 1 LOB: 1 BB: 1 P: 8	R: 1 E: 0 K: 0 S: 4	H: 1 LOB: 0 BB: 0 P: 4	R: 4 E: 2 K: 1 S: 10	H: 4 LOB: 2 BB: 1 P: 14	R: 0 E: 0 K: 0 S: 4	H: 1 LOB: 1 BB: 0 P: 4	R: 0 E: 0 K: 0 S: 2	H: 0 LOB: 2 BB: 2 P: 10	R: 2 E: 0 K: 1 S: 7	H: 2 LOB: 0 BB: 0 P: 7	1B: 8 2B: 0 3B: 0 HR: 2	SF: 2 SAC: 1 DP: 1 HBP: 0	WP: 1 PB: 0 SB: 1 CS: 0	PA: 40
PITCHER	IP WLS BF H R ER SO BB IBB HBP BLK WP HR S P ERA WHIP	IP WLS BF H R ER SO BB IBB HBP BLK WP HR S P ERA WHIP																		
Don Drysdale, R ERA: 5.23	1.1	8	2	0	0	1	0	1	0	0	0	9	13	0.00	1.200					
Johnny Podres, L ERA: 3.0	2.0	9	2	2	2	1	2	0	0	0	1	9	17	9.00	2.000					

Los Angeles Dodgers @ Houston Astros
Astrodome, Houston, TX
Tue Apr 19 1966, 7:05 PM EST
Att: 12,827 - Unknown

AB	31
R	8
H	10
RBI	8
BB	6
SO	2
LOB	19



Batter	1	2	3	4	5	6	7	8	9	AB	R	H	RBI	BB	SO	LOB	TOP			
Maury Wills, S OBP: 0.300, SLG: 0.222 (1, 6)	F3		K		G1		FC1-2 1B		1-3	5	0	0	0	0	1	4	Los Angeles Dodgers @ Houston Astros Astrodome, Houston, TX Wed Apr 20 1966, 7:05 PM EST Att: 16,222 - Unknown AB 34 R 3 H 8 RBI 3 BB 3 SO 6 LOB 21 			
Wes Parker, S OBP: 0.447, SLG: 0.636 (1, 3)	1B		4-3				1-3 5-3 1B		F7	5	0	3	1	0	0	1				
Ron Fairly, L OBP: 0.432, SLG: 0.379 (1, 8) (8, 9)	K						5-3 1-2 1B		G3	4	0	1	0	0	1	5				
Jim Lefebvre, S OBP: 0.417, SLG: 0.765 (1, 5) John Kennedy, R (8, PR) (8, 5)	L9		K				1-3 2-3 1B		SH3-4 BB	3	0	0	0	1	1	3				
Lou Johnson, R OBP: 0.412, SLG: 0.531 (1, 7)		F7			P6		K		SH3-4	3	0	0	0	0	1	1				
John Roseboro, L OBP: 0.207, SLG: 0.296 (1, 2) Bart Shirley, R (7, PR) Jeff Torborg, R OBP: 0.429, SLG: 0.333 (7, 2)		P6			4-3				K	3	0	1	0	0	0	0				
Al Ferrara, R OBP: 0.375, SLG: 0.875 (1, 9) Willie Davis, L OBP: 0.346, SLG: 0.500 (8, 8)		HR			6-3		1B 2B		K	4	1	2	2	0	1	2				
Nate Oliver, R OBP: 0.364, SLG: 0.250 (1, 4)		BB			5-3		FC6-4 1B FC1-2		4-3	3	0	0	0	1	0	2				
Claude Osteen, L OBP: 0.200, SLG: 0.111 (1, 1)	L3				4-3		FC1-2 1B 1B		1-3 BB	3	1	1	0	1	0	1				
Inning Stats	R: 0 E: 0 K: 1 S: 6	H: 1 LOB: 1 BB: 0 P: 6	R: 1 E: 0 K: 0 S: 4	H: 1 LOB: 1 BB: 1 P: 8	R: 0 E: 0 K: 2 S: 8	H: 1 LOB: 0 BB: 0 P: 8	R: 0 E: 0 K: 0 S: 3	H: 0 LOB: 0 BB: 0 P: 3	R: 0 E: 0 K: 1 S: 6	H: 1 LOB: 1 BB: 0 P: 6	R: 2 E: 0 K: 0 S: 7	H: 4 LOB: 3 BB: 0 P: 7	R: 0 E: 0 K: 2 S: 7	H: 0 LOB: 2 BB: 1 P: 11	R: 0 E: 0 K: 0 S: 3	H: 0 LOB: 1 BB: 1 P: 7		1B: 6 2B: 1 3B: 0 HR: 1	SF: 0 SAC: 1 DP: 0 HBP: 0	WP: 0 PB: 0 SB: 0 CS: 0
PITCHER	IP WLS BF H R ER SO BB IBB HBP BLK WP HR S P ERA WHIP	6.2 L 28 7 3 3 4 1 0 0 0 0 1 35 39 4.05 1.200	0.1 2 1 0 0 0 0 0 0 0 0 0 0 2 2 0.00 3.000	2.0 8 0 0 0 2 2 0 0 0 0 0 0 10 18 0.00 1.000											IP WLS BF H R ER SO BB IBB HBP BLK WP HR S P ERA WHIP	6.2 L 28 7 3 3 4 1 0 0 0 0 1 35 39 4.05 1.200	0.1 2 1 0 0 0 0 0 0 0 0 0 0 2 2 0.00 3.000	2.0 8 0 0 0 2 2 0 0 0 0 0 0 10 18 0.00 1.000		

Batter	1	2	3	4	5	6	7	8	9	AB	R	H	RBI	BB	SO	LOB	BOTTOM			
Joe Morgan, L OBP: 0.405, SLG: 0.455 (1, 4)	4-3		SH3-4 BB		3-1		1-3		1B	4	0	1	1	1	0	0	Los Angeles Dodgers @ Houston Astros Astrodome, Houston, TX Wed Apr 20 1966, 7:05 PM EST Att: 16,222 - Unknown AB 31 R 2 H 7 RBI 2 BB 5 SO 7 LOB 14 			
Sonny Jackson, L OBP: 0.297, SLG: 0.257 (1, 6) Jim Gentile, L (9, PH) OBP: 0.318, SLG: 0.476 (9, PH)	CS 1B		SH3-4		1-3		1B PB BB		K	2	0	1	0	1	0	0				
Jimmy Wynn, R OBP: 0.278, SLG: 0.455 (1, 8)	K		5-3		K		1-3 1B			4	0	1	0	0	2	2				
Dave Nicholson, R OBP: 0.471, SLG: 0.500 (1, 9)		F8	K			SF9 3B		K	4	1	1	0	0	2	1					
Chuck Harrison, R OBP: 0.368, SLG: 0.333 (1, 3)		BB 1B BB			F7		FC1-4 BB		F8	2	0	0	0	2	0	0				
Rusty Staub, L OBP: 0.258, SLG: 0.320 (1, 7)		K			3-1		SF9		F3	3	0	0	1	0	1	1				
Bob Aspromonte, R OBP: 0.306, SLG: 0.219 (1, 5)		BB 1B			WP E 1B		FC1-4 1-2		5-3	4	0	2	0	0	0	1				
John Bateman, R OBP: 0.281, SLG: 0.533 (1, 2)		FC6-4 BB			E1 WP 1B		K		1B 2B	3	1	1	0	1	1	2				
Bob Bruce, R (1, 1) Frank Carpin, L (7, 1) Ron Brand, R (7, PH) OBP: 0.333, SLG: 0.333 Jim Owens, R (8, 1) Bob Lillis, R (9, PH)		FC6-4			4-3		5-3		6-3	2	0	0	0	0	0	0				
Inning Stats	R: 0 E: 0 K: 1 S: 5	H: 1 LOB: 3 BB: 2 P: 14	R: 0 E: 0 K: 1 S: 5	H: 0 LOB: 1 BB: 1 P: 9	R: 0 E: 1 K: 0 S: 5	H: 1 LOB: 2 BB: 0 P: 5	R: 0 E: 0 K: 1 S: 5	H: 0 LOB: 0 BB: 0 P: 5	R: 1 E: 0 K: 1 S: 6	H: 1 LOB: 1 BB: 1 P: 10	R: 0 E: 0 K: 0 S: 3	H: 1 LOB: 2 BB: 1 P: 7	R: 0 E: 0 K: 1 S: 5	H: 0 LOB: 0 BB: 0 P: 5	R: 1 E: 0 K: 1 S: 7	H: 2 LOB: 1 BB: 0 P: 7		1B: 5 2B: 2 3B: 1 HR: 0	SF: 1 SAC: 1 DP: 1 HBP: 0	WP: 1 PB: 1 SB: 0 CS: 1
PITCHER	IP WLS BF H R ER SO BB IBB HBP BLK WP HR S P ERA WHIP	9.0 W 38 7 2 2 7 5 0 0 0 1 0 47 67 2.00 1.333	IP WLS BF H R ER SO BB IBB HBP BLK WP HR S P ERA WHIP	9.0 W 38 7 2 2 7 5 0 0 0 1 0 47 67 2.00 1.333											IP WLS BF H R ER SO BB IBB HBP BLK WP HR S P ERA WHIP	9.0 W 38 7 2 2 7 5 0 0 0 1 0 47 67 2.00 1.333				

Batter	1	2	3	4	5	6	7	8	9	AB	R	H	RBI	BB	SO	LOB	TOP								
Hal Lanier, R OBP: 0.282, SLG: 0.351 (1, 4)	6-3	FC5-4			F7		1B			4	0	1	0	0	0	3	San Francisco Giants @ Houston Astros Astrodome, Houston, TX Fri Apr 22 1966, 7:05 PM EST Att: 20,094 - Unknown								
Jesus Alou, R OBP: 0.324, SLG: 0.500 (1, 9)	1B		5-3		K2-3		1-3			4	0	1	0	0	1	1									
Willie Mays, R OBP: 0.459, SLG: 0.853 (1, 8)	F9		E 1B BB		6-3			G3-6-3 1B		3	0	1	0	1	0	1									
Willie McCovey, L OBP: 0.378, SLG: 0.276 (1, 3)	K		F9			F5		G3-6-3 1B		4	0	0	0	0	1	3									
Jim Ray Hart, R OBP: 0.486, SLG: 0.676 (1, 5)		1B 1B	E8		1B 1B			5-3		4	0	3	0	0	0	0									
Orlando Cepeda, R OBP: 0.357, SLG: 0.538 (1, 7)		BB 1B	F9		F7			F6		4	0	1	0	0	0	3									
Tom Haller, L OBP: 0.361, SLG: 0.500 (1, 2)		FC5-4 BB			K			F2		3	0	1	0	1	1	0									
Dick Schofield, S (1, 6)		F4			4-3			4-3		4	0	0	0	0	0	3									
Bob Shaw, R (1, 1)		K								2	0	0	0	0	2	3									
Joe Gibbon, R (5, 1)										0	0	0	0	0	0	0									
Len Gabrielson, L OBP: 0.348, SLG: 0.333 (7, PH)										1	0	0	0	0	1	0									
Bob Priddy, R (7, 1)										0	0	0	0	0	0	0									
Inning Stats	R: 0 E: 0 K: 1 S: 6	H: 1 LOB: 1 BB: 0 P: 6	R: 0 E: 0 K: 1 S: 7	H: 2 LOB: 3 BB: 1 P: 11	R: 0 E: 1 K: 0 S: 4	H: 1 LOB: 2 BB: 1 P: 8	R: 0 E: 0 K: 2 S: 7	H: 0 LOB: 0 BB: 0 P: 7	R: 0 E: 0 K: 1 S: 5	H: 0 LOB: 0 BB: 0 P: 5	R: 0 E: 0 K: 0 S: 4	H: 2 LOB: 2 BB: 0 P: 4	R: 0 E: 0 K: 1 S: 6	H: 1 LOB: 1 BB: 0 P: 6	R: 0 E: 0 K: 0 S: 3	H: 1 LOB: 0 BB: 0 P: 3	R: 0 E: 0 K: 0 S: 3	H: 0 LOB: 0 BB: 0 P: 3	1B: 8 2B: 0 3B: 0 HR: 0	SF: 0 SAC: 0 DP: 1 HBP: 0	WP: 0 PB: 0 SB: 0 CS: 0	PA: 35			
PITCHER Dave Giusti, R ERA: 3.86 (1, 1)	IP: 9.0 WLS: W BF: 35 H: 8 R: 0 ER: 0 SO: 6 BB: 2 IBB: 0 HBP: 0 BLK: 0 WP: 0 HR: 0 S: 45 P: 53 ERA: 0.00 WHIP: 1.111																								

Batter	1	2	3	4	5	6	7	8	9	AB	R	H	RBI	BB	SO	LOB	BOTTOM								
Joe Morgan, L OBP: 0.439, SLG: 0.568 (1, 4)	HR		FC4-6		1B		1B			4	1	3	1	0	0	1	San Francisco Giants @ Houston Astros Astrodome, Houston, TX Fri Apr 22 1966, 7:05 PM EST Att: 20,094 - Unknown								
Sonny Jackson, L OBP: 0.288, SLG: 0.231 (1, 6)	F4		1-6-3		K		F7			4	0	0	0	0	1	5									
Jimmy Wynn, R OBP: 0.250, SLG: 0.405 (1, 8)	K		K		1-3			F2		4	0	0	0	0	2	3									
Jim Gentile, L OBP: 0.346, SLG: 0.600 (1, 3)	1B				HR			G3		4	1	2	1	0	1	0									
Rusty Staub, L OBP: 0.229, SLG: 0.276 (1, 7)	G3				K			F9		4	0	0	0	0	2	1									
Dave Nicholson, R OBP: 0.400, SLG: 0.412 (1, 9)		6-3			K					3	0	0	0	0	2	0									
Bob Aspromonte, R OBP: 0.282, SLG: 0.290 (1, 5)		F8			5-3			F8		3	0	0	0	0	0	0									
John Bateman, R OBP: 0.257, SLG: 0.485 (1, 2)		5-3					2-3	4-3		3	0	0	0	0	0	0									
Dave Giusti, R OBP: 1.000, SLG: 1.000 (1, 1)					FC4-6 1B		1B 1B	1B		3	0	3	0	0	0	0									
Inning Stats	R: 1 E: 0 K: 1 S: 7	H: 2 LOB: 1 BB: 0 P: 7	R: 0 E: 0 K: 0 S: 3	H: 0 LOB: 0 BB: 0 P: 3	R: 0 E: 0 K: 1 S: 6	H: 1 LOB: 1 BB: 0 P: 6	R: 1 E: 0 K: 2 S: 8	H: 1 LOB: 0 BB: 0 P: 8	R: 0 E: 0 K: 1 S: 7	H: 2 LOB: 2 BB: 0 P: 7	R: 0 E: 0 K: 3 S: 9	H: 0 LOB: 0 BB: 0 P: 9	R: 0 E: 0 K: 0 S: 5	H: 2 LOB: 2 BB: 0 P: 5	R: 0 E: 0 K: 0 S: 3	H: 0 LOB: 0 BB: 0 P: 3		1B: 6 2B: 0 3B: 0 HR: 2	SF: 0 SAC: 0 DP: 0 HBP: 0	WP: 0 PB: 0 SB: 0 CS: 0	PA: 32				
PITCHER Bob Shaw, R ERA: 3.72 (1, 1)	IP: 4.1 WLS: L BF: 19 H: 6 R: 2 ER: 2 SO: 4 BB: 2 IBB: 2 HBP: 2 BLK: 0 WP: 0 HR: 2 S: 27 P: 27 ERA: 4.15 WHIP: 1.385																								
Joe Gibbon, L (5, 1)	IP: 1.2 WLS: L BF: 5 H: 0 R: 0 ER: 0 SO: 4 BB: 0 IBB: 0 HBP: 0 BLK: 0 WP: 0 HR: 0 S: 13 P: 13 ERA: 0.00 WHIP: 0.000																								
Bob Priddy, R (7, 1)	IP: 2.0 WLS: L BF: 8 H: 2 R: 0 ER: 0 SO: 0 BB: 0 IBB: 0 HBP: 0 BLK: 0 WP: 0 HR: 0 S: 8 P: 8 ERA: 0.00 WHIP: 1.000																								

Batter	1	2	3	4	5	6	7	8	9	AB	R	H	RBI	BB	SO	LOB	TOP			
Hal Lanier, R (1,4) OBP: 0.262, SLG: 0.325	K		5-3		6-3			K		3	0	0	0	0	1	1	San Francisco Giants @ Houston Astros Astrodome, Houston, TX Sat Apr 23 1966, 4:33 AM EST Att: 11,963 - Unknown			
Len Gabrielson, L (8,PH) OBP: 0.333, SLG: 0.316										1	0	0	0	0	1	0				
Lindy McDaniel, R (8,1)	FC6-4									0	0	0	0	0	0	0				
Jesus Alou, R (1,9) OBP: 0.293, SLG: 0.450	F8		F7			4-3		G3		4	0	0	0	0	0	1				
Willie Mays, R (1,8) OBP: 0.415, SLG: 0.763	FC6-4			F8		5-3			1-3	4	0	0	0	0	0	1				
Willie McCovey, L (1,3) OBP: 0.390, SLG: 0.281					F9				1-3	3	0	1	0	1	0	0				
Jim Ray Hart, R (1,5) OBP: 0.513, SLG: 0.676	F7									3	0	2	0	1	0	2				
Orlando Cepeda, R (1,7) OBP: 0.276, SLG: 0.412		6-3		F6				K		4	0	0	0	0	1	3				
Tom Haller, L (1,2) OBP: 0.359, SLG: 0.514		F9				F8				3	0	1	0	0	0	1				
Dick Schofield, S (1,6)		4-1			F9	4-3				3	0	0	0	0	0	2				
Bobby Bolin, R (1,1) OBP: 0.222, SLG: 0.125										2	0	0	0	0	1	1				
Joe Gibbon, R (6,1)										0	0	0	0	0	0	0				
Don Landrum, L (8,PH) OBP: 0.143, SLG: 0.286			K							1	0	0	0	0	1	0				
Jim Davenport, R (8,4) OBP: 0.400, SLG: 1.000					F6			K		0	0	0	0	0	0	0				
Inning Stats	R: 0 E: 0 K: 1 S: 7	H: 1 LOB: 2 BB: 0 P: 7	R: 0 E: 0 K: 0 S: 3	H: 0 LOB: 0 BB: 0 P: 3	R: 0 E: 0 K: 1 S: 5	H: 0 LOB: 0 BB: 0 P: 5	R: 0 E: 0 K: 0 S: 3	H: 1 LOB: 1 BB: 1 P: 7	R: 0 E: 0 K: 0 S: 4	H: 1 LOB: 1 BB: 0 P: 4	R: 0 E: 0 K: 0 S: 3	H: 0 LOB: 1 BB: 1 P: 9	R: 0 E: 0 K: 2 S: 7	H: 0 LOB: 0 BB: 0 P: 7	R: 0 E: 0 K: 0 S: 4	H: 1 LOB: 1 BB: 0 P: 4	1B: 3 2B: 1 3B: 0 HR: 0	SF: 0 SAC: 0 DP: 0 HBP: 0	WP: 0 PB: 2 SB: 0 CS: 0	PA: 33
PITCHER Barry Latman, R (1,1) ERA: 1.17	IP: 9.0 WLS: W BF: 33 H: 4 R: 0 ER: 0 SO: 5 BB: 2 IBB: 0 HBP: 0 BLK: 0 WP: 0 HR: 0 S: 41 P: 49 ERA: 0.00 WHIP: 0.667															PITCHER				

Batter	1	2	3	4	5	6	7	8	9	AB	R	H	RBI	BB	SO	LOB	BOTTOM										
Joe Morgan, L (1,4) OBP: 0.422, SLG: 0.525	F8		1B PB SF9 BB		F8	SH1-3		G3		3	1	0	0	1	0	1	San Francisco Giants @ Houston Astros Astrodome, Houston, TX Sat Apr 23 1966, 4:33 AM EST Att: 11,963 - Unknown										
Sonny Jackson, L (1,6) OBP: 0.311, SLG: 0.326			SF9 S 1-3 1B			4-3				4	1	3	0	0	0	1											
Jimmy Wynn, R (1,8) OBP: 0.250, SLG: 0.390	F9		K		F9					4	0	1	1	0	1	3											
Jim Gentile, L (1,3) OBP: 0.367, SLG: 0.556	4-3				3H 4-0 1B			G3		2	0	0	0	2	0	1											
Rusty Staub, L (1,7) OBP: 0.205, SLG: 0.250		K	SF9		F9			G3		3	0	0	1	0	1	2											
Dave Nicholson, R (1,9) OBP: 0.417, SLG: 0.524		FC5-2	K		F7					4	1	2	0	0	1	4											
Bob Aspromonte, R (1,5) OBP: 0.279, SLG: 0.295		FC5-2			F7	E7 WP 1B		1-3		4	1	1	0	0	0	2											
John Bateman, R (1,2) OBP: 0.308, SLG: 0.514						6-3				4	0	3	1	0	0	1											
Barry Latman, R (1,1) OBP: 0.286, SLG: 0.167	F3				G4-6-3			6-3		4	0	1	1	0	0	4											
Inning Stats	R: 0 E: 0 K: 0 S: 4	H: 1 LOB: 1 BB: 0 P: 4	R: 0 E: 0 K: 1 S: 7	H: 2 LOB: 2 BB: 0 P: 7	R: 1 E: 0 K: 2 S: 8	H: 1 LOB: 2 BB: 2 P: 16	R: 0 E: 0 K: 0 S: 3	H: 1 LOB: 0 BB: 0 P: 3	R: 1 E: 0 K: 0 S: 5	H: 2 LOB: 2 BB: 1 P: 9	R: 1 E: 1 K: 0 S: 5	H: 2 LOB: 1 BB: 0 P: 5	R: 0 E: 0 K: 0 S: 3	H: 0 LOB: 0 BB: 0 P: 3	R: 1 E: 0 K: 0 S: 5	H: 2 LOB: 1 BB: 0 P: 5		1B: 9 2B: 0 3B: 2 HR: 0	SF: 1 SAC: 1 DP: 1 HBP: 0	WP: 1 PB: 1 SB: 3 CS: 0	PA: 37						
PITCHER Bobby Bolin, R (1,1) ERA: 1.17	IP: 5.1 WLS: L BF: 27 H: 9 R: 3 ER: 3 SO: 3 BB: 1 IBB: 2 HBP: 0 BLK: 0 WP: 1 HR: 0 S: 30 P: 42 ERA: 5.06 WHIP: 1.875															PITCHER											
Joe Gibbon, L (6,1) ERA:	1.2	5	0	0	0	0	0	0	0	5	5	0.00	0.000														
Lindy McDaniel, R (8,1) ERA: 10.38	1.0	5	2	1	1	0	0	0	0	5	5	9.00	2.000														



Batter	1	2	3	4	5	6	7	8	9	AB	R	H	RBI	BB	SO	LOB	TOP										
Hal Lanier, R OBP: 0.238, SLG: 0.295 (1,4)	F8		6-3			F3	FC6-4			4	0	0	0	0	0	2	San Francisco Giants @ Houston Astros Astrodome, Houston, TX Sat Apr 23 1966, 7:05 PM EST Att: 28,041 - Unknown										
Jesus Alou, R OBP: 0.267, SLG: 0.409 (1,7)	1-3		F8			1-3		3-1		4	0	0	0	0	0	0											
Willie Mays, R OBP: 0.400, SLG: 0.786 (1,8)	F8					HR		F6		4	1	1	1	0	1	0											
Willie McCovey, L OBP: 0.400, SLG: 0.286 (1,3)		G3						G3		3	0	1	0	1	0	0											
Jim Ray Hart, R OBP: 0.488, SLG: 0.625 (1,5)		E6 2B				F9		F6		3	1	0	0	1	0	2											
Tom Haller, L OBP: 0.372, SLG: 0.538 (1,2)						4-3				4	0	2	1	0	0	2											
Ollie Brown, R OBP: 0.250, SLG: 0.250 (1,9)		2B								4	0	1	0	0	1	3											
Jim Davenport, R OBP: 0.333, SLG: 0.625 (1,6)		1-3				F8-3 1B		F7		4	0	1	0	0	0	3											
Gaylord Perry, R (1,1)						F8-3 1-2		FC1-6 1B		4	0	1	0	0	0	3											
						F6		K		3	0	0	0	0	1	2	GIANTS										
Inning Stats	R: 0 E: 0 K: 0 S: 3	H: 0 LOB: 0 BB: 0 P: 3	R: 1 E: 1 K: 0 S: 5	H: 1 LOB: 1 BB: 0 P: 5	R: 0 E: 0 K: 0 S: 3	H: 0 LOB: 0 BB: 0 P: 3	R: 0 E: 0 K: 1 S: 6	H: 1 LOB: 1 BB: 0 P: 6	R: 0 E: 0 K: 1 S: 5	H: 1 LOB: 0 BB: 0 P: 5	R: 1 E: 0 K: 0 S: 4	H: 1 LOB: 1 BB: 1 P: 8	R: 0 E: 0 K: 0 S: 5	H: 2 LOB: 2 BB: 0 P: 5	R: 0 E: 0 K: 1 S: 3	H: 0 LOB: 0 BB: 0 P: 3		R: 0 E: 0 K: 1 S: 5	H: 0 LOB: 1 BB: 1 P: 9	1B: 4 2B: 2 3B: 0 HR: 1	SF: 0 SAC: 0 DP: 1 HBP: 0	WP: 0 PB: 0 SB: 0 CS: 0	PA: 35				
PITCHER	IP	WLS	BF	H	R	ER	SO	BB	IBB	HBP	BLK	WP	HR	S	P	ERA	WHIP										
Robin Roberts, R ERA: 3.32 (1,1)	8.0	L	31	6	2	1	2	1	0	0	0	0	1	34	38	1.12	0.875										
Jim Owens, R ERA: 1.5 (9,1)	1.0		4	0	0	0	1	1	0	0	0	0	0	5	9	0.00	1.000										

Batter	1	2	3	4	5	6	7	8	9	AB	R	H	RBI	BB	SO	LOB	BOTTOM										
Joe Morgan, L OBP: 0.429, SLG: 0.512 (1,4)	2B SF7 1B	F4						K		3	1	1	0	1	1	1	San Francisco Giants @ Houston Astros Astrodome, Houston, TX Sat Apr 23 1966, 7:05 PM EST Att: 28,041 - Unknown										
Sonny Jackson, L OBP: 0.306, SLG: 0.340 (1,6)								6-3		4	0	1	0	0	0	1											
Jimmy Wynn, R OBP: 0.229, SLG: 0.356 (1,8)								F8		4	0	0	0	0	1	2											
Jim Gentile, L OBP: 0.353, SLG: 0.500 (1,3)								F7		3	0	0	0	1	0	0											
Rusty Staub, L OBP: 0.209, SLG: 0.257 (1,7)								1B		3	0	1	1	0	0	0											
Dave Nicholson, R OBP: 0.357, SLG: 0.440 (1,9)								F8		4	0	0	0	0	3	3											
Bob Aspromonte, R OBP: 0.283, SLG: 0.214 (1,5)								K		3	0	1	0	0	0	0											
Bill Heath, L (1,2)								K		3	0	0	0	0	0	1											
Robin Roberts, S (1,1)								1B		1	0	0	0	0	1	0											
Lee Maye, L OBP: 0.133, SLG: 0.138 (8,PH)								SH1-3		1	0	0	0	0	1	0											
Jim Owens, R (9,1)								K		0	0	0	0	0	0	0											
Inning Stats	R: 1 E: 0 K: 1 S: 7	H: 2 LOB: 2 BB: 1 P: 11	R: 0 E: 0 K: 0 S: 4	H: 1 LOB: 1 BB: 0 P: 4	R: 0 E: 0 K: 0 S: 3	H: 0 LOB: 0 BB: 0 P: 3	R: 0 E: 0 K: 1 S: 5	H: 0 LOB: 0 BB: 0 P: 5	R: 0 E: 0 K: 1 S: 5	H: 0 LOB: 1 BB: 1 P: 9	R: 0 E: 0 K: 0 S: 3	H: 0 LOB: 0 BB: 0 P: 3	R: 0 E: 0 K: 2 S: 7	H: 0 LOB: 0 BB: 0 P: 7	R: 0 E: 0 K: 1 S: 6	H: 1 LOB: 1 BB: 0 P: 6	1B: 3 2B: 1 3B: 0 HR: 0	SF: 1 SAC: 1 DP: 0 HBP: 0	WP: 0 PB: 0 SB: 0 CS: 0	PA: 33							
PITCHER	IP	WLS	BF	H	R	ER	SO	BB	IBB	HBP	BLK	WP	HR	S	P	ERA	WHIP										
Gaylord Perry, R ERA: 0.77 (1,1)	9.0	W	33	4	1	1	7	1	1	0	0	0	0	45	53	1.00	0.556										



Batter	1	2	3	4	5	6	7	8	9	AB	R	H	RBI	BB	SO	LOB	TOP										
Hal Lanier, R (1,4) OBP: 0.224, SLG: 0.277 Don Landrum, L (7,PH) OBP: 0.125, SLG: 0.250 Joe Gibbon, R (7,1) Frank Linzy, R (8,1) OBP: 0.500, SLG: 1.500	F9		K		5-3		F2		3B	3	0	0	0	0	1	0	San Francisco Giants @ Houston Astros Astrodome, Houston, TX Sun Apr 24 1966, 4:33 AM EDT Att: 20,197 - Unknown										
Jesus Alou, R (1,7) OBP: 0.260, SLG: 0.388	6-3		E1		5-3		F4		5-3	5	0	1	0	0	0	1											
Willie Mays, R (1,8) OBP: 0.388, SLG: 0.804	E6		F7		F8		HR			4	1	1	1	0	0	1											
Willie McCovey, L (1,3) OBP: 0.408, SLG: 0.308	1B				4-1		4-3			4	0	2	0	0	0	0											
Jim Ray Hart, R (1,5) OBP: 0.489, SLG: 0.674	1B		F7		5-3		HR			3	1	1	1	1	0	1											
Tom Haller, L (1,2) OBP: 0.362, SLG: 0.500	F2		F8		F8		BB		F9	3	1	0	0	1	0	4											
Ollie Brown, R (1,9) OBP: 0.375, SLG: 0.286			K		K		BB		F8	3	0	1	0	1	1	1											
Jim Davenport, R (1,6) OBP: 0.385, SLG: 0.583	G4-6-3				6-3		1B		FC3-6	4	0	2	1	0	0	1											
Ron Herbel, R (1,1) Orlando Cepeda, R (7,PH) OBP: 0.263, SLG: 0.389 Dick Schofield, S (7,6)	6-3				K		F3		FC3-6	2	0	0	0	0	1	0	GIANTS										
Inning Stats	R: 0 E: 1 K: 0 S: 5	H: 1 LOB: 3 BB: 1 P: 9	R: 0 E: 0 K: 0 S: 3	H: 1 LOB: 0 BB: 0 P: 3	R: 0 E: 1 K: 1 S: 5	H: 1 LOB: 1 BB: 0 P: 5	R: 0 E: 0 K: 1 S: 6	H: 0 LOB: 0 BB: 0 P: 5	R: 0 E: 0 K: 0 S: 3	H: 0 LOB: 0 BB: 0 P: 3	R: 1 E: 0 K: 0 S: 4	H: 1 LOB: 2 BB: 2 P: 12	R: 2 E: 0 K: 0 S: 5	H: 2 LOB: 0 BB: 0 P: 5	R: 1 E: 0 K: 0 S: 5	H: 2 LOB: 1 BB: 0 P: 5		1B: 6 2B: 0 3B: 1 HR: 2	SF: 0 SAC: 0 DP: 1 HBP: 0	WP: 0 PB: 0 SB: 0 CS: 0	PA: 38						
PITCHER	IP	WLS	BF	H	R	ER	SO	BB	IBB	HBP	BLK	WP	HR	S	P	ERA	WHIP										
Larry Dierker, R (1,1) ERA: 5.79	6.1		25	4	1	1	3	3	0	0	0	0	0	28	40	1.42	1.105										
Jim Owens, R (7,1) ERA: 4.15	2.2	L	13	5	3	3	0	0	0	0	0	0	2	13	13	10.12	1.875										

Batter	1	2	3	4	5	6	7	8	9	AB	R	H	RBI	BB	SO	LOB	BOTTOM										
Joe Morgan, L (1,4) OBP: 0.407, SLG: 0.479	CS		G3		F8		F7		3-1	5	0	1	0	0	0	0	San Francisco Giants @ Houston Astros Astrodome, Houston, TX Sun Apr 24 1966, 4:33 AM EDT Att: 20,197 - Unknown										
Sonny Jackson, L (1,6) OBP: 0.314, SLG: 0.347 Bob Lillis, R (4,6)	1B		4-3		1B		F9		1-3	2	0	1	0	0	0	0											
Jimmy Wynn, R (1,8) OBP: 0.269, SLG: 0.469	F8		HR		1B		2B			4	1	3	1	0	0	1											
Jim Gentile, L (1,3) OBP: 0.316, SLG: 0.441	F7		4-3		F3		F9			4	0	0	0	0	0	4											
Rusty Staub, L (1,7) OBP: 0.255, SLG: 0.342		6-3			1B		1B		6-3	3	1	2	0	1	0	0											
Dave Nicholson, R (1,9) OBP: 0.375, SLG: 0.448	F8				G6-4-3		1B		F7	4	0	2	0	0	0	1											
Bob Aspromonte, R (1,5) OBP: 0.300, SLG: 0.239	6-3		G6-4-3		1B		1B		FC6-4	4	0	2	0	0	0	2											
John Bateman, R (1,2) OBP: 0.302, SLG: 0.475					K		K		FC6-4	3	0	0	0	1	2	3											
Larry Dierker, R (1,1) Jim Owens, R (7,1) Lee Maye, L (9,PH) OBP: 0.129, SLG: 0.133	K				K		F8		K	3	0	0	0	0	2	4	HOUSTON ASTROS										
Inning Stats	R: 0 E: 0 K: 0 S: 4	H: 2 LOB: 1 BB: 0 P: 4	R: 0 E: 0 K: 1 S: 6	H: 1 LOB: 2 BB: 1 P: 10	R: 1 E: 0 K: 1 S: 6	H: 1 LOB: 0 BB: 0 P: 4	R: 1 E: 0 K: 1 S: 6	H: 2 LOB: 0 BB: 0 P: 6	R: 0 E: 0 K: 1 S: 6	H: 1 LOB: 2 BB: 1 P: 10	R: 0 E: 0 K: 0 S: 4	H: 1 LOB: 1 BB: 0 P: 4	R: 0 E: 0 K: 0 S: 4	H: 1 LOB: 1 BB: 0 P: 4	R: 0 E: 0 K: 1 S: 5	H: 0 LOB: 0 BB: 0 P: 5		1B: 7 2B: 3 3B: 0 HR: 1	SF: 0 SAC: 0 DP: 1 HBP: 0	WP: 0 PB: 0 SB: 2 CS: 1	PA: 38						
PITCHER	IP	WLS	BF	H	R	ER	SO	BB	IBB	HBP	BLK	WP	HR	S	P	ERA	WHIP										
Ron Herbel, R (1,1) ERA: 5.93	6.0		27	9	2	2	4	2	1	0	0	0	0	7	7	0.00	1.200										
Joe Gibbon, L (7,1) ERA:	1.2	W	7	2	0	0	0	0	0	0	0	0	0	7	7	0.00	1.200										
Frank Linzy, R (8,1) ERA: 5.4	1.1	S	4	0	0	0	1	0	0	0	0	0	0	6	6	0.00	0.000										

Batter	1	2	3	4	5	6	7	8	9	AB	R	H	RBI	BB	SO	LOB	TOP					
Tommy Harper, R OBP: 0.275, SLG: 0.225 (1, 8)										4	0	0	0	0	2	2						
Tommy Helms, R OBP: 0.305, SLG: 0.371 (1, 4)										4	0	1	0	0	0	0						
Vada Pinson, L OBP: 0.341, SLG: 0.575 (1, 9)										4	0	1	0	0	0	2						
Deron Johnson, R OBP: 0.243, SLG: 0.273 (1, 7)										4	0	0	0	0	2	1						
Tony Perez, R OBP: 0.409, SLG: 0.421 (1, 3)										4	1	1	0	0	1	2						
Pete Rose, S OBP: 0.214, SLG: 0.268 (1, 5)										3	0	0	0	0	2	2						
Leo Cardenas, R OBP: 0.389, SLG: 0.529 (1, 6)										3	0	1	0	0	0	1						
Johnny Edwards, L OBP: 0.143, SLG: 0.429 (1, 2)										3	0	1	1	0	1	0						
Jim Maloney, L OBP: 0.286, SLG: 0.286 Joey Jay, S (3, 1)										1	0	0	0	0	0	0						
Don Pavlech, R OBP: 0.357, SLG: 0.571 Billy McCool, R (8, 1)										0	0	0	0	0	0	0						
Jack Baldschun, R (8, 1)										0	0	0	0	0	0	0						
Inning Stats	R: 0 E: 1 K: 0 S: 3	H: 0 LOB: 0 BB: 0 P: 3	R: 0 E: 0 K: 2 S: 8	H: 1 LOB: 1 BB: 0 P: 8	R: 0 E: 0 K: 0 S: 3	H: 0 LOB: 0 BB: 0 P: 3	R: 0 E: 0 K: 1 S: 5	H: 0 LOB: 0 BB: 0 P: 5	R: 1 E: 1 K: 1 S: 8	H: 2 LOB: 2 BB: 0 P: 8	R: 0 E: 0 K: 2 S: 6	H: 1 LOB: 1 BB: 0 P: 6	R: 0 E: 0 K: 1 S: 7	H: 0 LOB: 0 BB: 0 P: 7	R: 0 E: 0 K: 1 S: 5	H: 0 LOB: 0 BB: 0 P: 5	R: 0 E: 0 K: 0 S: 3	H: 1 LOB: 0 BB: 0 P: 3	1B: 5 2B: 2 3B: 0 HR: 0	SF: 0 SAC: 1 DP: 3 HBP: 0	WP: 0 PB: 0 SB: 0 CS: 0	PA: 32
PITCHER Mike Cuellar, L ERA: 0.46 (1, 1)	IP: 9.0 WLS: W BF: 32 H: 5 R: 1 ER: 0 SO: 8 BB: 0 IBB: 0 HBP: 0 BLK: 1 WP: 0 HR: 0 S: 48 P: 48 ERA: 0.00 WHIP: 0.556															PITCHER						

Cincinnati Reds @ Houston Astros
Astrodome, Houston, TX
Mon Apr 25 1966, 4:33 AM EDT
Att: 10,378 - Dome

AB 31
R 1
H 5
RBI 1
BB 0
SO 8
LOB 10



Batter	1	2	3	4	5	6	7	8	9	AB	R	H	RBI	BB	SO	LOB	BOTTOM			
Joe Morgan, L OBP: 0.431, SLG: 0.538 (1, 4)										4	1	3	0	0	0	0				
Lee Maye, L OBP: 0.118, SLG: 0.121 Dave Nicholson, R OBP: 0.364, SLG: 0.433 (1, 7)										3	0	0	0	0	0	2				
Jimmy Wynn, R OBP: 0.250, SLG: 0.434 (1, 8)										4	0	0	0	0	1	3				
Jim Gentile, L OBP: 0.317, SLG: 0.432 (1, 3)										3	0	1	1	0	1	1				
Rusty Staub, L OBP: 0.280, SLG: 0.366 (7, 7)										3	1	2	0	0	1	0				
Bob Aspromonte, R OBP: 0.283, SLG: 0.224 (1, 5)										3	0	0	0	0	1	3				
John Bateman, R OBP: 0.304, SLG: 0.488 (1, 2)										3	0	1	1	0	0	0				
Bob Lillis, R (1, 6)										3	0	0	0	0	0	1				
Mike Cuellar, L (1, 1)										3	0	0	0	0	1	1				
Inning Stats	R: 0 E: 0 K: 0 S: 3	H: 0 LOB: 0 BB: 0 P: 3	R: 0 E: 0 K: 3 S: 9	H: 0 LOB: 0 BB: 0 P: 9	R: 0 E: 0 K: 1 S: 5	H: 0 LOB: 0 BB: 0 P: 5	R: 0 E: 0 K: 0 S: 4	H: 1 LOB: 1 BB: 0 P: 4	R: 1 E: 0 K: 0 S: 5	H: 2 LOB: 1 BB: 0 P: 5	R: 1 E: 0 K: 0 S: 6	H: 3 LOB: 2 BB: 0 P: 6	R: 0 E: 0 K: 0 S: 3	H: 0 LOB: 0 BB: 0 P: 3	R: 0 E: 0 K: 2 S: 7	H: 1 LOB: 0 BB: 0 P: 7	1B: 5 2B: 1 3B: 1 HR: 0	SF: 0 SAC: 0 DP: 0 HBP: 0	WP: 1 PB: 0 SB: 1 CS: 1	PA: 30
PITCHER Jim Maloney, R ERA: 0.96 Joey Jay, R ERA: 5.59 Billy McCool, L ERA: 5.4 Jack Baldschun, R ERA: 8.1	IP: 2.2 WLS: L BF: 19 H: 6 R: 2 ER: 2 SO: 3 BB: 0 IBB: 0 HBP: 0 BLK: 0 WP: 1 HR: 0 S: 21 P: 21 ERA: 4.15 WHIP: 1.385															PITCHER				

Cincinnati Reds @ Houston Astros
Astrodome, Houston, TX
Mon Apr 25 1966, 4:33 AM EDT
Att: 10,378 - Dome

AB 30
R 2
H 7
RBI 2
BB 0
SO 6
LOB 12



Batter	1	2	3	4	5	6	7	8	9	AB	R	H	RBI	BB	SO	LOB	TOP
Lou Brock, L (1,9) OBP: 0.339, SLG: 0.441	0-3 K		0-0 6-3			0-0 4-3			0-0 6-3	4	0	0	0	0	1	0	
Julian Javier, R (1,4) OBP: 0.250, SLG: 0.204 Phil Gagliano, R (9, PH) OBP: 0.231, SLG: 0.100	0-0 F9		0-3 K			0-3 K			0-3 K	3	0	0	0	0	2	0	
Curt Flood, R (1,8) OBP: 0.456, SLG: 0.577	0-0 5-3			0-0 6-3			4-0 BB		0-0 2B	3	1	1	0	1	0	0	
Tim McCarver, L (1,2) OBP: 0.297, SLG: 0.412		0-0 WP 1B		0-0 P6			0-0 F3		0-0 WP 2B	4	0	2	1	0	0	1	
Charley Smith, R (1,5) OBP: 0.453, SLG: 0.604		4-0 1-2 BB		0-0 5-3			0-0 F9		0-0 F9	3	0	0	0	1	0	2	
George Kereck, L (1,3) OBP: 0.333, SLG: 0.313		0-0 F8			0-0 3-1		0-0 P4			3	0	0	0	0	0	3	
Alex Johnson, R (1,7) OBP: 0.212, SLG: 0.265		0-0 F7			0-0 F8			0-0 F8		3	0	0	0	0	0	2	
Jerry Buchek, R (1,6) OBP: 0.250, SLG: 0.286 Tito Francona, L (8, PH) OBP: 0.296, SLG: 0.167 Dal Maxvill, R (8, 6) OBP: 0.200, SLG: 0.214	0-3 K				0-0 F2			0-0 6-3		2	0	0	0	0	1	2	
Ray Washburn, R (1,1) OBP: 0.143, SLG: 0.143 Bob Skinner, L (8, PH) Curt Simmons, L (8, 1) OBP: 1.000, SLG: 2.000			0-0 4-3			0-0 F8		0-0 6-3		1	0	0	0	0	0	0	
Inning Stats	R: 0 E: 0 K: 1 S: 5	H: 0 LOB: 0 BB: 0 P: 5	R: 0 E: 0 K: 1 S: 6	H: 1 LOB: 2 BB: 1 P: 10	R: 0 E: 0 K: 1 S: 5	H: 0 LOB: 0 BB: 0 P: 5	R: 0 E: 0 K: 0 S: 3	H: 0 LOB: 0 BB: 0 P: 3	R: 0 E: 0 K: 0 S: 3	H: 0 LOB: 1 BB: 1 P: 7	R: 0 E: 0 K: 0 S: 3	H: 0 LOB: 0 BB: 0 P: 3	R: 1 E: 0 K: 1 S: 7	H: 2 LOB: 1 BB: 0 P: 7	1B: 1 2B: 2 3B: 0 HR: 0	SF: 0 SAC: 0 DP: 0 HBP: 0	WP: 2 PA: 32 PB: 0 SB: 0 CS: 0
PITCHER Dave Giusti, R (1,1) ERA: 2.74	IP: 9.0 WLS: W BF: 32 H: 3 R: 1 ER: 1 SO: 5 BB: 2 IBB: 0 HBP: 0 BLK: 0 WP: 2 HR: 0 S: 40 P: 48 ERA: 1.00 WHIP: 0.556											PITCHER	IP: WLS: BF: H: R: ER: SO: BB: IBB: HBP: BLK: WP: HR: S: P: ERA: WHIP:				

St. Louis Cardinals @ Houston Astros
Astrodome, Houston, TX
Wed Apr 27 1966, 8:05 PM EDT
Att: 14,666 - Dome

AB 30
R 1
H 3
RBI 1
BB 2
SO 5
LOB 10



Batter	1	2	3	4	5	6	7	8	9	AB	R	H	RBI	BB	SO	LOB	BOTTOM		
Joe Morgan, L (1,4) OBP: 0.468, SLG: 0.564	0-0 HR 1B		0-0 4-3 1B		0-0 CS 1B			4-0 SH5-3 BB		3	1	3	0	1	0	0			
Sonny Jackson, L (1,6) OBP: 0.296, SLG: 0.327	0-0 F8		0-0 4-3 1-2		0-0 CS 1-2	0-0 F2		0-0 SH5-3		3	0	0	0	0	0	2			
Jimmy Wynn, R (1,8) OBP: 0.283, SLG: 0.500	0-0 1-H HR		0-0 P4			0-0 WP 2B 4-3 1B		4-0 FC4-6 IBB		3	2	2	2	1	0	1			
Jim Gentile, L (1,3) OBP: 0.289, SLG: 0.390	0-3 K		0-0 L3			0-0 4-3 1-2		0-0 F5		4	0	0	0	0	1	4			
Rusty Staub, L (1,9) OBP: 0.296, SLG: 0.409	0-0 3B			0-0 F7		4-0 2B IBB		0-0 FC4-6 1-2		3	0	1	0	1	0	2			
Bob Aspromonte, R (1,5) OBP: 0.286, SLG: 0.250	0-3 K			0-0 F9		0-0 1-H 3-H 2B				3	0	1	1	0	1	1			
Lee Maye, L (1,7) OBP: 0.108, SLG: 0.111 Dave Nicholson, R (8, 9) OBP: 0.364, SLG: 0.433		0-0 4-3			0-0 F7		0-3 K			3	0	0	0	0	1	0			
John Bateman, R (1,2) OBP: 0.286, SLG: 0.457		0-3 K			0-0 P6		0-0 P5			3	0	0	0	0	1	0			
Dave Giusti, R (1,1) OBP: 0.500, SLG: 0.500		0-0 4-3			0-3 K		0-0 5-3			3	0	0	0	0	1	0			
Inning Stats	R: 2 E: 0 K: 2 S: 10	H: 3 LOB: 1 BB: 0 P: 10	R: 0 E: 0 K: 1 S: 5	H: 0 LOB: 0 BB: 0 P: 5	R: 0 E: 0 K: 0 S: 4	H: 1 LOB: 1 BB: 0 P: 4	R: 0 E: 0 K: 0 S: 3	H: 0 LOB: 0 BB: 0 P: 3	R: 0 E: 0 K: 1 S: 5	H: 1 LOB: 0 BB: 0 P: 5	R: 1 E: 0 K: 0 S: 4	H: 2 LOB: 2 BB: 1 P: 8	R: 0 E: 0 K: 1 S: 5	H: 0 LOB: 0 BB: 0 P: 5	R: 0 E: 0 K: 0 S: 3	H: 0 LOB: 2 BB: 2 P: 11	1B: 4 2B: 1 3B: 1 HR: 1	SF: 0 SAC: 1 DP: 0 HBP: 0	WP: 1 PA: 33 PB: 0 SB: 0 CS: 1
PITCHER Ray Washburn, R (1,1) ERA: 5.03 Curt Simmons, L (8, 1) ERA: 3.0	IP: 7.0 WLS: L BF: 27 H: 7 R: 3 ER: 3 SO: 5 BB: 0 IBB: 1 HBP: 0 BLK: 0 WP: 1 HR: 1 S: 36 P: 40 ERA: 3.86 WHIP: 1.000											PITCHER	IP: WLS: BF: H: R: ER: SO: BB: IBB: HBP: BLK: WP: HR: S: P: ERA: WHIP:						

St. Louis Cardinals @ Houston Astros
Astrodome, Houston, TX
Wed Apr 27 1966, 8:05 PM EDT
Att: 14,666 - Dome

AB 28
R 3
H 7
RBI 3
BB 3
SO 5
LOB 10



Batter	1	2	3	4	5	6	7	8	9	AB	R	H	RBI	BB	SO	LOB	TOP								
Joe Morgan, L (1,4) OBP: 0.465, SLG: 0.532	P5		3-1		P3		6-3			4	0	0	0	1	0	0									
Sonny Jackson, L (1,6) OBP: 0.274, SLG: 0.300			K		1-3			F7		4	0	1	0	0	1	0									
Ron Brand, R (9,PH) OBP: 0.500, SLG: 0.500	G5-4-3 1B									1	0	1	1	0	0	0									
Jimmy Wynn, R (1,8) OBP: 0.304, SLG: 0.484	G5-4-3 1-2									3	1	1	0	2	0	3									
Dave Nicholson, R (1,9) OBP: 0.359, SLG: 0.382		L5	L6							3	0	0	0	2	1	3									
Chuck Harrison, R (1,3) OBP: 0.333, SLG: 0.450		HR		K						4	1	1	1	0	2	4									
Rusty Staub, L (1,7) OBP: 0.311, SLG: 0.412		1B		G3						4	0	2	1	0	1	2									
Bob Aspromonte, R (1,5) OBP: 0.313, SLG: 0.283		1B								4	0	2	0	0	0	4									
John Bateman, R (1,2) OBP: 0.298, SLG: 0.453		F7								3	0	0	0	1	1	3									
Nate Colbert, R (9,PH)				K						0	1	0	0	0	0	0									
Bill Heath, L (9,2)										0	0	0	0	0	0	0									
Barry Latman, R (1,1) OBP: 0.222, SLG: 0.125										2	0	0	0	0	1	2									
Bob Lillis, R (7,PH)		K								1	0	0	0	0	0	0									
Don Lee, R (7,1)										0	0	0	0	0	0	0									
Jim Gentile, L (9,PH)										1	0	0	0	0	1	1									
Carroll Sembera, R (9,1)										0	0	0	0	0	0	0									
Inning Stats	R: 0 E: 0 K: 0 S: 3	H: 1 LOB: 0 BB: 0 P: 3	R: 1 E: 0 K: 1 S: 8	H: 3 LOB: 2 BB: 0 P: 8	R: 0 E: 0 K: 1 S: 5	H: 0 LOB: 1 BB: 1 P: 9	R: 0 E: 0 K: 2 S: 8	H: 1 LOB: 0 BB: 0 P: 8	R: 0 E: 0 K: 0 S: 3	H: 0 LOB: 0 BB: 2 P: 3	R: 0 E: 0 K: 0 S: 7	H: 0 LOB: 2 BB: 2 P: 15	R: 0 E: 0 K: 0 S: 3	H: 0 LOB: 0 BB: 0 P: 3	R: 1 E: 0 K: 0 S: 5	H: 2 LOB: 2 BB: 1 P: 9	R: 1 E: 0 K: 2 S: 8	H: 1 LOB: 2 BB: 2 P: 16	1B: 6 2B: 1 3B: 0 HR: 1	SF: 0 SAC: 0 DP: 1 HBP: 0	WP: 0 PB: 0 SB: 1 CS: 0	PA: 40			
PITCHER	IP	WLS	BF	H	R	ER	SO	BB	IBB	HBP	BLK	WP	HR	S	P	ERA	WHIP								
Denny Lemaster, L (1,1) ERA: 3.0	7.2		33	7	2	2	6	4	0	0	0	0	1	41	57	2.35	1.435								
Clay Carroll, R (8,1) ERA: 0.97	0.1		2	0	1	1	0	1	0	0	0	0	0	1	5	27.00	3.000								
Billy O'Dell, L (9,1) ERA: 0.69	1.0	W	5	1	0	0	2	1	0	0	0	0	0	8	12	0.00	2.000								

Houston Astros @ Atlanta Braves
Atlanta Stadium, Atlanta, GA
Fri Apr 29 1966, 7:05 PM EDT
Att: 14,405 - Unknown - 72 F

AB	34
R	3
H	8
RBI	3
BB	6
SO	8
LOB	22



Batter	1	2	3	4	5	6	7	8	9	AB	R	H	RBI	BB	SO	LOB	BOTTOM								
Felipe Alou, R (1,7) OBP: 0.397, SLG: 0.658			P6		5-3		6-3		4-3	4	0	0	0	0	0	0									
Gary Geiger, L (1,8) OBP: 0.333, SLG: 0.261										4	1	2	0	1	0	1									
Hank Aaron, R (1,9) OBP: 0.368, SLG: 0.652										3	2	1	1	2	1	2									
Gene Oliver, R (1,2)										4	0	0	0	0	1	3									
Joe Torre, R (9,2) OBP: 0.415, SLG: 0.655		K	F2		E9		1-3			0	0	0	0	0	0	0									
Lee Thomas, L (1,3) OBP: 0.318, SLG: 0.483										4	1	2	1	0	1	1									
Eddie Mathews, L (1,5) OBP: 0.282, SLG: 0.189										3	0	1	0	1	1	0									
Sandy Alomar Sr., S (1,4) OBP: 0.176, SLG: 0.125										4	0	1	0	0	1	1									
Woody Woodward, R (1,6) OBP: 0.379, SLG: 0.182										2	0	0	0	2	1	0									
Denny Lemaster, R (1,1)										3	0	0	0	0	0	3									
Clay Carroll, R (8,1)										1	0	0	0	0	0	2									
Billy O'Dell, S (9,1)										0	0	0	0	0	0	0									
Inning Stats	R: 0 E: 0 K: 1 S: 4	H: 0 LOB: 1 BB: 0 P: 5	R: 0 E: 0 K: 1 S: 6	H: 2 LOB: 3 BB: 2 P: 14	R: 0 E: 0 K: 0 S: 3	H: 0 LOB: 1 BB: 1 P: 7	R: 1 E: 0 K: 3 S: 10	H: 1 LOB: 0 BB: 0 P: 10	R: 2 E: 1 K: 1 S: 7	H: 1 LOB: 1 BB: 1 P: 11	R: 0 E: 0 K: 0 S: 3	H: 0 LOB: 0 BB: 0 P: 3	R: 0 E: 0 K: 0 S: 4	H: 1 LOB: 2 BB: 1 P: 8	R: 0 E: 0 K: 0 S: 4	H: 1 LOB: 2 BB: 1 P: 8	R: 1 E: 0 K: 0 S: 3	H: 1 LOB: 0 BB: 0 P: 3	1B: 5 2B: 1 3B: 0 HR: 2	SF: 0 SAC: 0 DP: 1 HBP: 1	WP: 1 PB: 0 SB: 0 CS: 1	PA: 39			
PITCHER	IP	WLS	BF	H	R	ER	SO	BB	IBB	HBP	BLK	WP	HR	S	P	ERA	WHIP								
Barry Latman, R (1,1) ERA: 1.27	6.0		26	4	3	1	6	3	1	1	0	0	0	8	33	1.50	1.167								
Don Lee, R (7,1) ERA: 1.23	2.0		10	2	0	0	0	1	1	0	0	0	0	8	16	0.00	1.500								
Carroll Sembera, R (9,1) ERA: 3.86	0.2	L	3	1	1	1	0	0	0	0	0	0	1	3	3	13.50	1.500								

Houston Astros @ Atlanta Braves
Atlanta Stadium, Atlanta, GA
Fri Apr 29 1966, 7:05 PM EDT
Att: 14,405 - Unknown - 72 F

AB	32
R	4
H	7
RBI	2
BB	6
SO	6
LOB	13



Batter	1	2	3	4	5	6	7	8	9	AB	R	H	RBI	BB	SO	LOB	TOP								
Joe Morgan, L OBP: 0.493, SLG: 0.515 (1,4)	F5		F9			SH5-4 1B	K			4	0	1	0	0	1	1	Houston Astros @ Atlanta Braves Atlanta Stadium, Atlanta, GA Sat Apr 30 1966, 7:05 PM EDT Att: 18,891 - Unknown - 72 F								
Sonny Jackson, L OBP: 0.292, SLG: 0.317 (1,6)	K			FC5-4 1B		SH5-4 1-2		K		3	0	2	0	0	1	0									
Jimmy Wynn, R OBP: 0.315, SLG: 0.485 (1,8)	K			FC5-4 1-2		HR 1B				4	1	2	0	0	1	2									
Jim Gentile, L OBP: 0.352, SLG: 0.532 (1,3)		F7		BB		HR 1H		F7		3	1	1	2	1	0	1									
Rusty Staub, L OBP: 0.292, SLG: 0.382 (1,9) (6,7)	4-3			F3		F9			K HBP 1B	4	1	0	0	0	1	2									
Bob Aspromonte, R OBP: 0.309, SLG: 0.313 (1,5)	4-3			L8					F3	4	1	1	0	0	0	3									
Lee Maye, L OBP: 0.167, SLG: 0.205 Dave Nicholson, R OBP: 0.366, SLG: 0.371 (1,7) (6,9)			HR		F3		K			2	1	1	1	0	0	0									
John Bateman, R OBP: 0.311, SLG: 0.456 (1,2)			P4		6-3					4	0	2	1	0	0	0									
Larry Dierker, R Greg Sims, S Claude Raymond, R Frank Carpin, L Jim Owens, R (1,1) (7,PH) (7,1) (8,1) (8,1)			F7		5-3		F9			2	0	0	0	0	0	0									
									K	1	0	0	0	0	0	1									
										0	0	0	0	0	0	0									
										1	0	0	0	0	1	1									
Inning Stats	R: 0 E: 0 K: 1 S: 5	H: 1 LOB: 0 BB: 0 P: 5	R: 0 E: 0 K: 0 S: 3	H: 0 LOB: 0 BB: 0 P: 3	R: 1 E: 0 K: 0 S: 4	H: 1 LOB: 0 BB: 0 P: 4	R: 0 E: 1 K: 0 S: 4	H: 1 LOB: 2 BB: 1 P: 8	R: 0 E: 0 K: 0 S: 3	H: 0 LOB: 0 BB: 0 P: 3	R: 2 E: 0 K: 0 S: 5	H: 3 LOB: 0 BB: 0 P: 5	R: 1 E: 0 K: 2 S: 9	H: 2 LOB: 1 BB: 0 P: 9	R: 0 E: 0 K: 1 S: 5	H: 1 LOB: 0 BB: 0 P: 5	R: 1 E: 0 K: 2 S: 8	H: 1 LOB: 1 BB: 0 P: 9	1B: 7 2B: 0 3B: 1 HR: 2	SF: 0 SAC: 1 DP: 0 HBP: 1	WP: 1 PB: 1 SB: 1 CS: 2	PA: 36			
PITCHER	IP	WLS	BF	H	R	ER	SO	BB	IBB	HBP	BLK	WP	HR	S	P	ERA	WHIP								
Ken Johnson, R ERA: 1.71 Wade Blasingame, L ERA: 7.92 Chi-Chi Olivo, R ERA: 2.25 Phil Niekro, R ERA: 3.24 Hank Fischer, R ERA: 2.7	5.0		18	3	1	1	1	1	0	0	0	0	1	19	23	1.80	0.800								

Batter	1	2	3	4	5	6	7	8	9	AB	R	H	RBI	BB	SO	LOB	BOTTOM								
Felipe Alou, R OBP: 0.373, SLG: 0.615 (1,8)	L6		1-3		F9		P6		F9	5	0	0	0	0	0	4	Houston Astros @ Atlanta Braves Atlanta Stadium, Atlanta, GA Sat Apr 30 1966, 7:05 PM EDT Att: 18,891 - Unknown - 72 F								
Frank Bolling, R OBP: 0.192, SLG: 0.160 (1,4)	6-3		1-3			FC5-4 1B	E4 FC4		F8	5	0	1	0	0	0	3									
Hank Aaron, R OBP: 0.346, SLG: 0.606 (1,9)	K		FC5 2-3			F8	FC4 1-2		P6	5	0	0	0	0	1	5									
Joe Torre, R OBP: 0.466, SLG: 0.629 Sandy Alomar Sr., S OBP: 0.176, SLG: 0.125 (1,2) (8,PR) (9,6)		P4		6-3		FC5-4 HR 1-2				4	1	1	0	0	0	1									
Lee Thomas, L OBP: 0.329, SLG: 0.531 (1,3)					L9				F8	4	1	2	2	0	0	1									
Rico Carty, R OBP: 0.350, SLG: 0.377 (1,7)					F9		6-3			4	1	2	1	0	0	0									
Eddie Mathews, L OBP: 0.256, SLG: 0.214 Gene Oliver, R OBP: 0.100, SLG: 0.100 (1,5) (8,PH) (9,2)										3	0	1	0	0	1	2									
Denis Menke, R OBP: 0.397, SLG: 0.321 (1,6) (9,5)										4	0	1	0	0	2	4									
Ken Johnson, R Gary Gentry, L Wade Blasingame, L Chi-Chi Olivo, R Marty Keough, L Phil Niekro, R Hank Fischer, R (1,1) (5,PH) (8,1) (7,1) (7,PH) (8,1) (9,1)										1	0	1	0	0	0	0									
										1	0	0	0	0	0	1									
										0	0	0	0	0	0	0									
										0	0	0	0	0	0	0									
										1	0	0	0	0	1	1									
										0	0	0	0	1	1	0									
Inning Stats	R: 0 E: 0 K: 1 S: 5	H: 0 LOB: 0 BB: 0 P: 5	R: 0 E: 0 K: 2 S: 9	H: 2 LOB: 2 BB: 0 P: 9	R: 0 E: 0 K: 0 S: 4	H: 1 LOB: 1 BB: 0 P: 4	R: 0 E: 0 K: 0 S: 3	H: 0 LOB: 0 BB: 0 P: 3	R: 0 E: 0 K: 0 S: 4	H: 1 LOB: 1 BB: 0 P: 4	R: 2 E: 0 K: 0 S: 5	H: 2 LOB: 0 BB: 0 P: 5	R: 0 E: 2 K: 0 S: 6	H: 1 LOB: 3 BB: 0 P: 6	R: 2 E: 0 K: 2 S: 10	H: 3 LOB: 1 BB: 0 P: 10	R: 0 E: 0 K: 0 S: 3	H: 0 LOB: 0 BB: 0 P: 3	1B: 6 2B: 2 3B: 1 HR: 1	SF: 0 SAC: 0 DP: 0 HBP: 0	WP: 0 PB: 0 SB: 0 CS: 0	PA: 39			
PITCHER	IP	WLS	BF	H	R	ER	SO	BB	IBB	HBP	BLK	WP	HR	S	P	ERA	WHIP								
Larry Dierker, R ERA: 4.7 Claude Raymond, R ERA: 3.66 Frank Carpin, L ERA: 4.5 Jim Owens, R ERA: 3.48	6.0		24	6	2	2	3	0	0	0	0	0	0	9	9	3.00	1.000								

AB 33
R 5
H 10
RBI 4
BB 1
SO 6
LOB 11



AB 39
R 4
H 10
RBI 4
BB 0
SO 5
LOB 23



Batter	1	2	3	4	5	6	7	8	9	AB	R	H	RBI	BB	SO	LOB	TOP					
Joe Morgan, L OBP: 0.493, SLG: 0.507 (1, 4)										3	0	1	0	2	0	1	Houston Astros @ Atlanta Braves Atlanta Stadium, Atlanta, GA Sun May 01 1966, 3:33 AM EDT Att: 16,216 - Unknown - 75 F					
Sonny Jackson, L OBP: 0.286, SLG: 0.309 (1, 6)										5	1	1	0	0	1	5						
Jimmy Wynn, R OBP: 0.308, SLG: 0.457 (1, 8)										4	0	0	0	1	1	2						
Jim Gentile, L OBP: 0.373, SLG: 0.588 (1, 3)										4	2	2	2	0	2	0						
Rusty Staub, L OBP: 0.300, SLG: 0.373 (1, 9)										4	1	1	0	1	0	2						
Bob Aspromonte, R OBP: 0.315, SLG: 0.353 (1, 5)										4	0	2	1	0	0	4						
Lee Maye, L OBP: 0.234, SLG: 0.293 (1, 7)										2	2	1	1	3	0	1						
John Bateman, R OBP: 0.303, SLG: 0.484 (1, 2)										5	1	1	3	0	1	5						
Mike Cuellar, L OBP: 0.100, SLG: 0.100 (1, 1)										4	0	1	0	0	2	3						
Inning Stats	R: 2 E: 1 K: 0 S: 5	H: 2 LOB: 0 BB: 0 P: 5	R: 0 E: 0 K: 2 S: 8	H: 1 LOB: 3 BB: 2 P: 16	R: 0 E: 0 K: 1 S: 5	H: 0 LOB: 0 BB: 0 P: 5	R: 0 E: 0 K: 1 S: 6	H: 1 LOB: 1 BB: 0 P: 6	R: 0 E: 0 K: 1 S: 6	H: 1 LOB: 3 BB: 1 P: 11	R: 1 E: 0 K: 1 S: 6	H: 1 LOB: 1 BB: 1 P: 10	R: 4 E: 0 K: 0 S: 6	H: 3 LOB: 1 BB: 2 P: 14	R: 0 E: 0 K: 1 S: 5	H: 0 LOB: 0 BB: 0 P: 5	R: 0 E: 0 K: 0 S: 3	H: 1 LOB: 1 BB: 1 P: 7	1B: 5 2B: 3 3B: 0 HR: 3	SF: 1 SAC: 0 DP: 1 HBP: 1	WP: 0 PB: 0 SB: 1 CS: 0	PA: 44
PITCHER	IP WLS BF H R ER SO BB IBB HBP BLK WP HR S P ERA WHIP																					
Tony Cloninger, R ERA: 3.67 (1, 1)	6.0 L 31 7 5 5 6 4 1 1 0 0 0 2 37 58 7.50 1.833																					
Chi-Chi Olivo, R ERA: 3.45 (7, 1)	1.0 6 2 2 2 0 0 1 0 0 0 1 5 9 18.00 2.000																					
Arnold Umbach, R ERA: 10.13 (8, 1)	1.0 3 0 0 0 1 0 0 0 0 0 0 5 5 0.00 0.000																					
Herb Hippauf, L ERA: 10.13 (9, 1)	1.0 4 1 0 0 0 1 0 0 0 0 0 0 3 7 0.00 2.000																					


Batter	1	2	3	4	5	6	7	8	9	AB	R	H	RBI	BB	SO	LOB	BOTTOM					
Felipe Alou, R OBP: 0.368, SLG: 0.598 (1, 8)										4	0	1	0	0	0	0	Houston Astros @ Atlanta Braves Atlanta Stadium, Atlanta, GA Sun May 01 1966, 3:33 AM EDT Att: 16,216 - Unknown - 75 F					
Frank Bolling, R OBP: 0.200, SLG: 0.172 (1, 4)										4	0	1	0	0	0	1						
Hank Aaron, R OBP: 0.341, SLG: 0.627 (1, 9)										4	1	1	1	0	0	1						
Joe Torre, R OBP: 0.397, SLG: 0.600 (1, 2)										3	0	0	0	1	1	1						
Lee Thomas, L OBP: 0.324, SLG: 0.507 (1, 3)										3	0	0	0	1	0	0						
Rico Carty, R OBP: 0.344, SLG: 0.368 (1, 7)										4	0	1	0	0	0	2						
Eddie Mathews, L OBP: 0.269, SLG: 0.207 (1, 5)										2	0	0	0	1	0	0						
Denis Menke, R OBP: 0.380, SLG: 0.304 (1, 6)										3	0	0	0	0	1	2						
Tony Cloninger, R OBP: 0.214, SLG: 0.231 (1, 1)										2	0	0	0	0	0	0						
Chi-Chi Olivo, R (7, 1)										0	0	0	0	0	0	0						
Arnold Umbach, R (8, 1)										0	0	0	0	0	0	0						
Miguel de la Hoz, R (8, PH)										1	0	0	0	0	1	0						
Herb Hippauf, R (9, 1)										0	0	0	0	0	0	0						
Inning Stats	R: 0 E: 0 K: 0 S: 3	H: 0 LOB: 0 BB: 0 P: 3	R: 0 E: 0 K: 0 S: 4	H: 1 LOB: 2 BB: 1 P: 8	R: 0 E: 0 K: 0 S: 3	H: 0 LOB: 0 BB: 0 P: 3	R: 0 E: 0 K: 0 S: 2	H: 0 LOB: 1 BB: 2 P: 10	R: 0 E: 0 K: 1 S: 5	H: 0 LOB: 0 BB: 0 P: 5	R: 0 E: 0 K: 0 S: 4	H: 1 LOB: 1 BB: 0 P: 4	R: 0 E: 0 K: 0 S: 3	H: 0 LOB: 0 BB: 0 P: 3	R: 0 E: 0 K: 1 S: 6	H: 1 LOB: 1 BB: 0 P: 6	R: 1 E: 0 K: 1 S: 6	H: 1 LOB: 0 BB: 0 P: 6	1B: 3 2B: 0 3B: 0 HR: 1	SF: 0 SAC: 0 DP: 1 HBP: 0	WP: 0 PB: 0 SB: 0 CS: 0	PA: 33
PITCHER	IP WLS BF H R ER SO BB IBB HBP BLK WP HR S P ERA WHIP																					
Mike Cuellar, L ERA: 0.63 (1, 1)	9.0 W 33 4 1 1 3 3 0 0 0 0 0 1 36 48 1.00 0.778																					



Batter	1	2	3	4	5	6	7	8	9	AB	R	H	RBI	BB	SO	LOB	TOP					
Adolfo Phillips, R OBP: 0.442, SLG: 0.629 (1, 8)	L7		E 1B		G6-4-3 1-2		1B			4	0	2	0	0	0	3						
Glenn Beckert, R OBP: 0.286, SLG: 0.302 (1, 4)	WP 1B		F3 1-3			G6-4-3 1B	F4			4	1	2	0	0	0	2						
Billy Williams, L OBP: 0.247, SLG: 0.221 (1, 7)	K 1-2			P5		G6-4-3 1B			K	4	0	1	0	0	2	1						
Ron Santo, R OBP: 0.444, SLG: 0.541 (1, 5)	F7			6-3		G6-4-3 1-2 2-3	F3		F3	4	0	0	0	0	0	3						
John Boccabella, R OBP: 0.238, SLG: 0.200 (1, 3) (5, 2)		K		K		3B 1B	F7		F7	4	1	1	1	0	2	0						
Byron Browne, R OBP: 0.386, SLG: 0.625 (1, 9)		6-3				1B 1B			5-3	4	0	2	1	0	0	0						
Randy Hundley, R OBP: 0.252, SLG: 0.414 John Herrnstein, L OBP: 0.259, SLG: 0.167 (5, PH) (5, 3)		F7				K	G3			1	0	0	0	0	0	0						
Don Kessinger, S OBP: 0.317, SLG: 0.324 (1, 6)				6-3		1B 1B			1-3	4	0	1	0	0	0	1						
Bill Hands, R OBP: 0.222, SLG: 0.333 George Altman, L OBP: 0.222, SLG: 0.333 Bill Connors, R OBP: 0.222, SLG: 0.333 Jimmy Stewart, S OBP: 0.222, SLG: 0.333 Billy Hoelt, L OBP: 0.222, SLG: 0.333 14 Ernie Banks, R OBP: 0.222, SLG: 0.333 (1, 1) (5, PH) (5, 1) (7, PH) (7, 1) (9, PH)		5-3				1-2 2-3	G6-4-3 1B		F7	1	0	0	0	0	0	0						
Inning Stats	R: 0 E: 0 K: 1 S: 6	H: 1 LOB: 1 BB: 0 P: 6	R: 0 E: 0 K: 1 S: 5	H: 0 LOB: 0 BB: 0 P: 5	R: 0 E: 1 K: 0 S: 4	H: 1 LOB: 1 BB: 0 P: 4	R: 0 E: 0 K: 1 S: 5	H: 0 LOB: 0 BB: 0 P: 5	R: 0 E: 0 K: 1 S: 7	H: 3 LOB: 2 BB: 0 P: 7	R: 2 E: 0 K: 0 S: 6	H: 4 LOB: 1 BB: 0 P: 6	R: 0 E: 0 K: 0 S: 4	H: 1 LOB: 1 BB: 0 P: 4	R: 0 E: 0 K: 1 S: 5	H: 0 LOB: 0 BB: 0 P: 5	R: 0 E: 0 K: 1 S: 6	H: 1 LOB: 1 BB: 0 P: 6	1B: 10 2B: 0 3B: 1 HR: 0	SF: 0 SAC: 0 DP: 2 HBP: 0	WP: 1 PB: 0 SB: 0 CS: 0	PA: 36
PITCHER Dave Giusti, R ERA: 2.53 (1, 1)	IP: 9.0 WLS: W BF: 36 H: 11 R: 2 ER: 2 SO: 6 BB: 0 IBB: 0 HBP: 0 BLK: 0 WP: 1 HR: 0 S: 48 P: 48 ERA: 2.00 WHIP: 1.222															PITCHER						

Chicago Cubs @ Houston Astros
Astrodome, Houston, TX
Tue May 03 1966, 8:05 PM EDT
Att: 14,460 - Unknown


AB	36
R	2
H	11
RBI	2
BB	0
SO	6
LOB	13



Batter	1	2	3	4	5	6	7	8	9	AB	R	H	RBI	BB	SO	LOB	BOTTOM			
Joe Morgan, L OBP: 0.471, SLG: 0.548 (1, 4)	HR		F8	E 1B		G3	FC6 BB			4	2	2	3	1	0	1				
Sonny Jackson, L OBP: 0.307, SLG: 0.329 (1, 6)	S E 1B		4-3			2B 1B	FC6			5	2	3	0	0	0	2				
Jimmy Wynn, R OBP: 0.317, SLG: 0.466 Dave Nicholson, R OBP: 0.381, SLG: 0.417 (1, 8) (7, 8)	E5 BLK 1H			P6		1B 2B				3	1	1	2	1	0	1				
Jim Gentile, L OBP: 0.359, SLG: 0.554 (1, 3)	K		F7			1B	WP 1B		K	5	0	1	1	0	2	3				
Rusty Staub, L OBP: 0.307, SLG: 0.355 (1, 9)	F7			E 1B BB		F4			F7	3	1	0	0	2	0	2				
Bob Aspromonte, R OBP: 0.295, SLG: 0.329 (1, 5)	6-3			E6 1B		5-3	5-3		F8	5	1	0	0	0	0	5				
Lee Maye, L OBP: 0.235, SLG: 0.356 (1, 7)		P4		4-3		HR			F9	4	1	1	1	0	0	2				
John Bateman, R OBP: 0.329, SLG: 0.492 (1, 2)		5-3		E 1B IBB		G3 2B 1B	WP 1B			3	2	2	0	1	0	0				
Dave Giusti, R OBP: 0.300, SLG: 0.300 (1, 1)		6-3		F3		F2	K			4	0	0	0	0	1	5				
Inning Stats	R: 2 E: 1 K: 1 S: 8	H: 2 LOB: 1 BB: 0 P: 8	R: 0 E: 0 K: 0 S: 3	H: 0 LOB: 0 BB: 0 P: 3	R: 0 E: 0 K: 0 S: 3	H: 0 LOB: 1 BB: 1 P: 7	R: 4 E: 3 K: 0 S: 6	H: 2 LOB: 1 BB: 2 P: 14	R: 0 E: 0 K: 0 S: 3	H: 0 LOB: 0 BB: 0 P: 3	R: 4 E: 0 K: 0 S: 8	H: 5 LOB: 2 BB: 1 P: 12	R: 0 E: 0 K: 1 S: 6	H: 1 LOB: 2 BB: 1 P: 10	R: 0 E: 0 K: 1 S: 6	H: 1 LOB: 1 BB: 0 P: 6	1B: 7 2B: 2 3B: 0 HR: 2	SF: 0 SAC: 0 DP: 0 HBP: 0	WP: 2 PB: 0 SB: 1 CS: 0	PA: 42
PITCHER Bill Hands, R ERA: 2.7 (1, 1)	IP: 4.0 WLS: L BF: 21 H: 4 R: 6 ER: 4 SO: 1 BB: 1 IBB: 0 HBP: 0 BLK: 0 WP: 1 HR: 1 S: 20 P: 32 ERA: 2.25 WHIP: 1.500															PITCHER				
Bill Connors, R ERA: 18.0 (5, 1)	IP: 2.0 WLS: L BF: 12 H: 5 R: 4 ER: 4 SO: 0 BB: 1 IBB: 0 HBP: 0 BLK: 0 WP: 1 HR: 1 S: 11 P: 15 ERA: 18.00 WHIP: 3.000															PITCHER				
Billy Hoelt, L ERA: 4.5 (7, 1)	IP: 2.0 WLS: L BF: 9 H: 2 R: 0 ER: 0 SO: 2 BB: 1 IBB: 0 HBP: 0 BLK: 0 WP: 1 HR: 0 S: 12 P: 16 ERA: 0.00 WHIP: 1.500															PITCHER				

Chicago Cubs @ Houston Astros
Astrodome, Houston, TX
Tue May 03 1966, 8:05 PM EDT
Att: 14,460 - Unknown

AB	37
R	10
H	11
RBI	7
BB	5
SO	3
LOB	21



Batter	1	2	3	4	5	6	7	8	9	AB	R	H	RBI	BB	SO	LOB	TOP			
Don Kessinger, S (1, 6) OBP: 0.311, SLG: 0.317										4	0	1	0	0	2	2	Chicago Cubs @ Houston Astros Astrodome, Houston, TX Wed May 04 1966, 8:05 PM EDT Att. 14,947 - Dome - 76 F AB 33 R 0 H 7 RBI 0 BB 2 SO 9 LOB 14			
George Altman, L (1, 3) OBP: 0.226, SLG: 0.323										4	0	1	0	0	1	1				
Billy Williams, L (1, 7) OBP: 0.273, SLG: 0.239										3	0	2	0	1	1	0				
Ron Santo, R (1, 5) OBP: 0.434, SLG: 0.516										3	0	0	0	1	0	3				
Adolfo Phillips, R (1, 8) OBP: 0.404, SLG: 0.564										4	0	0	0	0	3	6				
Byron Browne, R (1, 9) OBP: 0.375, SLG: 0.614										4	0	1	0	0	1	0				
Glenn Beckert, R (1, 4) OBP: 0.286, SLG: 0.299										4	0	1	0	0	0	1				
Randy Hundley, R (1, 2) OBP: 0.246, SLG: 0.387										4	0	0	0	0	1	1				
Dick Ellsworth, L (1, 1) OBP: 0.200, SLG: 0.200										2	0	1	0	0	0	0				
Jimmy Stewart, S (7, PH) OBP: 0.067, SLG: 0.200										1	0	0	0	0	0	0				
Billy Hoelt, L (7, 1)										0	0	0	0	0	0	0				
Inning Stats	R: 0 E: 0 K: 0 S: 5	H: 2 LOB: 2 BB: 0 P: 5	R: 0 E: 0 K: 1 S: 7	H: 2 LOB: 2 BB: 0 P: 7	R: 0 E: 0 K: 1 S: 5	H: 0 LOB: 1 BB: 1 P: 9	R: 0 E: 0 K: 0 S: 3	H: 0 LOB: 0 BB: 0 P: 3	R: 0 E: 0 K: 2 S: 9	H: 2 LOB: 3 BB: 1 P: 13	R: 0 E: 0 K: 0 S: 3	H: 1 LOB: 0 BB: 0 P: 3	R: 0 E: 0 K: 2 S: 7	H: 0 LOB: 0 BB: 0 P: 7	R: 0 E: 0 K: 1 S: 5	H: 0 LOB: 0 BB: 0 P: 5	1B: 6 2B: 2 3B: 0 HR: 0	SF: 0 SAC: 0 DP: 1 HBP: 0	WP: 0 PB: 0 SB: 2 CS: 0	PA: 35
PITCHER	IP WLS BF H R ER SO BB IBB HBP BLK WP HR S P ERA WHIP																			
Robin Roberts, R (1, 1) ERA: 2.36	9.0 W 35 7 0 0 9 2 0 0 0 0 0 0 51 59 0.00 1.000																			

Batter	1	2	3	4	5	6	7	8	9	AB	R	H	RBI	BB	SO	LOB	BOTTOM			
Joe Morgan, L (1, 4) OBP: 0.493, SLG: 0.547										2	1	1	1	1	0	0	Chicago Cubs @ Houston Astros Astrodome, Houston, TX Wed May 04 1966, 8:05 PM EDT Att. 14,947 - Dome - 76 F AB 28 R 4 H 7 RBI 4 BB 3 SO 4 LOB 10			
Sonny Jackson, L (1, 6) OBP: 0.316, SLG: 0.338										4	1	2	0	0	0	2				
Bob Lillis, R (8, 6)										0	0	0	0	0	0	0				
Jimmy Wynn, R (1, 8) OBP: 0.314, SLG: 0.447										3	0	0	0	1	1	4				
Dave Nicholson, R (1, 9) OBP: 0.391, SLG: 0.487										3	1	1	3	1	1	1				
Chuck Harrison, R (1, 3) OBP: 0.286, SLG: 0.375										4	0	0	0	0	1	1				
Rusty Staub, L (1, 7) OBP: 0.304, SLG: 0.348										4	0	1	0	0	1	0				
Bob Aspromonte, R (1, 5) OBP: 0.296, SLG: 0.329										3	0	1	0	0	0	0				
John Bateman, R (1, 2) OBP: 0.329, SLG: 0.485										3	1	1	0	0	0	2				
Robin Roberts, S (1, 1)										2	0	0	0	0	0	0				
Inning Stats	R: 0 E: 0 K: 1 S: 5	H: 0 LOB: 1 BB: 1 P: 9	R: 0 E: 0 K: 1 S: 5	H: 0 LOB: 0 BB: 0 P: 5	R: 1 E: 1 K: 0 S: 5	H: 2 LOB: 1 BB: 0 P: 5	R: 0 E: 0 K: 1 S: 4	H: 0 LOB: 0 BB: 1 P: 8	R: 0 E: 0 K: 0 S: 3	H: 0 LOB: 0 BB: 0 P: 3	R: 3 E: 1 K: 0 S: 7	H: 4 LOB: 2 BB: 0 P: 8	R: 0 E: 0 K: 0 S: 3	H: 1 LOB: 2 BB: 1 P: 7	R: 0 E: 0 K: 1 S: 5	H: 0 LOB: 0 BB: 0 P: 5	1B: 6 2B: 1 3B: 0 HR: 1	SF: 0 SAC: 1 DP: 1 HBP: 1	WP: 0 PB: 1 SB: 1 CS: 1	PA: 33
PITCHER	IP WLS BF H R ER SO BB IBB HBP BLK WP HR S P ERA WHIP																			
Dick Ellsworth, L (1, 1) ERA: 2.83	6.0 L 26 6 4 4 3 2 0 1 0 0 0 0 29 38 6.00 1.333																			
Billy Hoelt, L (7, 1) ERA: 3.75	2.0 8 1 0 0 1 1 0 0 0 0 0 0 8 12 0.00 1.000																			

Chicago Cubs @ Houston Astros
 Astrodome, Houston, TX
 Wed May 04 1966, 8:05 PM EDT
 Att. 14,947 - Dome - 76 F



Chicago Cubs @ Houston Astros
 Astrodome, Houston, TX
 Wed May 04 1966, 8:05 PM EDT
 Att. 14,947 - Dome - 76 F



Batter	1	2	3	4	5	6	7	8	9	10	11	12	13	AB R H RBI BB SO LOB	TOP																
Adolfo Phillips, R OBP: 0.396, SLG: 0.533 (1.8)														6 0 2 0 0 2 1	<p>Chicago Cubs @ Houston Astros Astrodome, Houston, TX Thu May 05 1966, 8:05 PM EDT Att. 11,494 - Dome - 76 F</p> <p>livebaseballscorecards.com</p> <p>AB 44 R 3 H 7 RBI 3 BB 3 SO 9 LOB 9</p>																
Glenn Beckert, R OBP: 0.276, SLG: 0.288 (1.4)														6 0 1 0 0 0 1																	
Billy Williams, L OBP: 0.296, SLG: 0.224 (1.7)														5 0 0 0 0 0 1																	
Ron Santo, R OBP: 0.432, SLG: 0.515 (1.5)														4 1 1 0 1 0 1																	
Byron Browne, R OBP: 0.358, SLG: 0.563 (1.9)														4 1 0 0 1 2 2																	
John Boccabella, R OBP: 0.269, SLG: 0.400 (1.3)														5 1 2 3 0 2 1																	
Randy Hundley, R OBP: 0.229, SLG: 0.358 (1.2)														5 0 0 0 0 1 1																	
Don Kessinger, S OBP: 0.280, SLG: 0.283 (1.6)														5 0 0 0 0 0 1																	
Bill Faul, R (1.1)														2 0 0 0 0 1 0																	
Fergie Jenkins, R OBP: 0.420, SLG: 0.833 (5.1)														1 0 0 0 1 1 0																	
Billy Hoelt, L OBP: 1.000, SLG: 1.000 (10.1)														1 0 1 0 0 0 0																	
Jimmy Stewart, S OBP: 0.067, SLG: 0.200 (13. PR)														0 0 0 0 0 0 0																	
Ted Abernathy, R (13.1)														0 0 0 0 0 0 0																	
Inning Stats	R: 0 E: 0 K: 1 S: 4	H: 1 LOB: 1 BB: 0 P: 4	R: 0 E: 0 K: 1 S: 5	H: 0 LOB: 0 BB: 0 P: 5	R: 0 E: 0 K: 2 S: 7	H: 0 LOB: 0 BB: 0 P: 7	R: 0 E: 0 K: 0 S: 3	H: 0 LOB: 0 BB: 0 P: 3	R: 1 E: 0 K: 1 S: 7	H: 2 LOB: 1 BB: 0 P: 7	R: 0 E: 0 K: 2 S: 7	H: 0 LOB: 0 BB: 0 P: 7	R: 0 E: 0 K: 1 S: 5	H: 0 LOB: 1 BB: 1 P: 9	R: 0 E: 0 K: 0 S: 3	H: 0 LOB: 0 BB: 0 P: 3	R: 0 E: 0 K: 2 S: 7	H: 0 LOB: 0 BB: 0 P: 7	R: 0 E: 0 K: 0 S: 4	H: 3 LOB: 2 BB: 0 P: 4	1B: 4 2B: 2 3B: 0 HR: 1	SF: 0 SAC: 0 DP: 0 HBP: 0	WP: 1 PB: 0 SB: 2 CS: 1	PA: 48							
PITCHER	IP WLS BF H R ER SO BB IBB HBP BLK WP HR S P ERA WHIP																														
Turk Farrell, R ERA: 8.16 (1.1)	8.0	29	4	3	3	6	1	0	0	0	0	0	1	0	8	16	0.00	1.000													
Claude Raymond, R ERA: 3.0 (9.1)	2.0	8	0	0	0	1	2	0	0	0	0	0	0	0	0	14	0.00	1.125													
Don Lee, R ERA: 0.93 (11.1)	2.2	10	3	0	0	2	0	0	0	0	0	0	0	0	0	0	0.00	0.000													
Frank Carpin, L ERA: 3.86 (13.1)	0.1	W	0	0	0	0	0	0	0	0	0	0	0	0	0	0	0.00	0.000													

Batter	1	2	3	4	5	6	7	8	9	10	11	12	13	AB R H RBI BB SO LOB	BOTTOM																
Joe Morgan, L OBP: 0.474, SLG: 0.525 (1.4)														5 1 1 0 0 0 4	<p>Chicago Cubs @ Houston Astros Astrodome, Houston, TX Thu May 05 1966, 8:05 PM EDT Att. 11,494 - Dome - 76 F</p> <p>livebaseballscorecards.com</p> <p>AB 44 R 4 H 8 RBI 3 BB 2 SO 9 LOB 15</p>																
Sonny Jackson, L OBP: 0.306, SLG: 0.325 (1.6)														6 0 1 0 0 0 5																	
Jimmy Wynn, R OBP: 0.304, SLG: 0.427 (1.8)														6 0 1 1 0 2 1																	
Jim Gentile, L OBP: 0.348, SLG: 0.574 (1.3)														5 1 1 1 0 2 0																	
Rusty Staub, L OBP: 0.286, SLG: 0.324 (1.9)														5 0 0 0 0 0 0																	
Bob Aspromonte, R OBP: 0.314, SLG: 0.350 (1.5)														4 1 2 0 1 0 0																	
Lee Mave, L OBP: 0.236, SLG: 0.388 (1.7)														4 1 1 1 0 1 1																	
John Bateman, R OBP: 0.333, SLG: 0.500 (1.2)														2 0 1 0 0 0 0																	
Ron Brand, R OBP: 0.420, SLG: 0.333 (7.2)														2 0 0 0 1 1 0																	
Bill Heath, L (13.2)														0 0 0 0 0 0 0																	
Turk Farrell, R (1.1)														2 0 0 0 0 1 1																	
Chuck Harrison, R (8. PR)														1 0 0 0 0 1 0																	
Claude Raymond, R (9.1)														0 0 0 0 0 0 0																	
Dave Nicholson, R (10. PR)														1 0 0 0 0 1 3																	
Don Lee, R (11.1)														0 0 0 0 0 0 0																	
Frank Carpin, L (12.1)														0 0 0 0 0 0 0																	
Greg Sims, S (13. PR)														1 0 0 0 0 0 0																	
Inning Stats	R: 0 E: 0 K: 1 S: 5	H: 1 LOB: 1 BB: 0 P: 5	R: 0 E: 0 K: 0 S: 4	H: 1 LOB: 1 BB: 0 P: 4	R: 0 E: 0 K: 1 S: 4	H: 1 LOB: 0 BB: 0 P: 4	R: 2 E: 1 K: 0 S: 6	H: 3 LOB: 1 BB: 0 P: 6	R: 0 E: 0 K: 2 S: 7	H: 0 LOB: 0 BB: 0 P: 7	R: 0 E: 0 K: 2 S: 7	H: 0 LOB: 0 BB: 0 P: 7	R: 0 E: 0 K: 1 S: 5	H: 0 LOB: 0 BB: 0 P: 5	R: 0 E: 0 K: 1 S: 6	H: 0 LOB: 3 BB: 2 P: 14	R: 0 E: 0 K: 0 S: 3	H: 0 LOB: 0 BB: 0 P: 3	R: 0 E: 0 K: 0 S: 3	H: 0 LOB: 0 BB: 0 P: 3	R: 1 E: 0 K: 0 S: 4	H: 2 LOB: 1 BB: 0 P: 4	1B: 4 2B: 3 3B: 1 HR: 1	SF: 0 SAC: 1 DP: 1 HBP: 1	WP: 1 PB: 0 SB: 0 CS: 2	PA: 49					
PITCHER	IP WLS BF H R ER SO BB IBB HBP BLK WP HR S P ERA WHIP																														
Bill Faul, R ERA: 3.79 (1.1)	4.0	17	6	3	3	2	0	0	1	0	0	0	1	0	20	21	6.75	1.500													
Fergie Jenkins, R ERA: 2.45 (5.1)	5.1	19	0	0	0	7	1	1	0	0	0	0	0	31	39	0.00	0.188														
Billy Hoelt, L ERA: 3.07 (10.1)	2.2	8	0	0	0	0	0	0	0	0	0	0	0	8	8	0.00	0.000														
Ted Abernathy, R ERA: 5.14 (13.1)	0.2	L	4	2	1	1	0	0	0	0	0	0	0	4	4	13.50	3.000														

Batter	1	2	3	4	5	6	7	8	9	AB	R	H	RBI	BB	SO	LOB	TOP										
Felipe Alou, R OBP: 0.349, SLG: 0.535 (1, 8)	F3		CS 1B			5-3			1B K	5	1	2	0	0	1	1											
Woody Woodward, R OBP: 0.336, SLG: 0.278 (1, 4)	1-3		CS	F5			K		F7	2	0	0	0	0	0	0											
Gary Geiger, L OBP: 0.343, SLG: 0.433 (7, PH)										1	0	0	0	0	1	0											
Sandy Alomar Sr., S OBP: 0.167, SLG: 0.118 (7, 4)										0	0	0	0	0	0	0											
Frank Bolling, R OBP: 0.176, SLG: 0.152 (9, PH)			1-2							1	0	0	0	0	0	1											
Hank Aaron, R OBP: 0.333, SLG: 0.578 (1, 9)	F8			K					1B 2B BB	2	1	0	0	2	1	0											
Lee Thomas, L OBP: 0.289, SLG: 0.470 (1, 3)					F8				K	4	0	0	0	0	2	3											
Joe Torre, R OBP: 0.400, SLG: 0.620 (1, 2)						K				2	1	1	1	1	1	0											
Rico Carty, R OBP: 0.329, SLG: 0.353 (1, 7)							F8			4	1	1	1	0	1	2											
Eddie Mathews, L OBP: 0.266, SLG: 0.191 (1, 5)										4	1	1	2	0	0	2											
Denis Menke, R OBP: 0.407, SLG: 0.435 (1, 6)					6-3					3	1	1	1	1	1	0											
Denny Lemaster, R OBP: 0.083, SLG: 0.083 (1, 1)										4	0	1	1	0	1	2											
Inning Stats	R: 0 E: 0 K: 0 S: 3	H: 0 LOB: 0 BB: 0 P: 3	R: 0 E: 0 K: 2 S: 7	H: 0 LOB: 1 BB: 1 P: 11	R: 0 E: 0 K: 0 S: 3	H: 1 LOB: 0 BB: 0 P: 3	R: 0 E: 0 K: 1 S: 5	H: 0 LOB: 0 BB: 0 P: 5	R: 0 E: 0 K: 1 S: 5	H: 0 LOB: 0 BB: 0 P: 5	R: 0 E: 0 K: 1 S: 4	H: 0 LOB: 0 BB: 1 P: 8	R: 0 E: 0 K: 0 S: 3	H: 0 LOB: 2 BB: 1 P: 8	R: 6 E: 1 K: 2 S: 13	H: 6 LOB: 1 BB: 1 P: 17	1B: 5 2B: 1 3B: 1 HR: 0	SF: 0 SAC: 0 DP: 0 HBP: 1	WP: 0 PA: 38 PB: 0 SB: 0 CS: 1								
PITCHER	IP	WLS	BF	H	R	ER	SO	BB	IBB	HBP	BLK	WP	HR	S	P	ERA	WHIP										
Barry Latman, R ERA: 2.1 (1, 1)	8.2	L	33	4	4	4	8	3	1	1	0	0	0	44	61	4.15	0.808										
Frank Carpin, L ERA: 11.37 (9, 1)	0.0		3	3	2	2	0	0	0	0	0	0	0	3	3	∞	∞										
Claude Raymond, R ERA: 2.89 (9, 1)	0.1		1	0	0	0	1	0	0	0	0	0	0	3	3	0.00	0.000										

Atlanta Braves @ Houston Astros
Astrodome, Houston, TX
Fri May 06 1966, 8:05 PM EDT
Att: 22,948 - Dome

AB 32
R 6
H 7
RBI 6
BB 4
SO 9
LOB 11



Batter	1	2	3	4	5	6	7	8	9	AB	R	H	RBI	BB	SO	LOB	BOTTOM										
Joe Morgan, L OBP: 0.475, SLG: 0.518 (1, 4)	2B BB		K						6-3	3	0	1	0	1	1	0											
Sonny Jackson, L OBP: 0.303, SLG: 0.322 (1, 6)	K		6-3							4	0	1	0	0	1	3											
Jimmy Wynn, R OBP: 0.292, SLG: 0.407 (1, 8)	K				6-3					4	0	0	0	0	1	2											
Dave Nicholson, R OBP: 0.412, SLG: 0.512 (1, 9)										3	0	2	0	1	0	0											
Chuck Harrison, R OBP: 0.242, SLG: 0.310 (1, 3)	P4									4	0	0	0	0	2	5											
Rusty Staub, L OBP: 0.284, SLG: 0.320 (1, 7)										4	0	1	0	0	0	1											
Bob Aspromonte, R OBP: 0.300, SLG: 0.333 (1, 5)										4	0	0	0	0	1	1											
John Bateman, R OBP: 0.329, SLG: 0.514 (1, 2)										4	0	1	0	0	1	1											
Barry Latman, R OBP: 0.250, SLG: 0.182 (1, 1)										3	0	1	0	0	0	1											
Frank Carpin, L ERA: 11.37 (9, 1)										0	0	0	0	0	0	0											
Claude Raymond, R ERA: 2.89 (9, 1)										0	0	0	0	0	0	0											
Felix Mantilla, R ERA: 2.89 (9, PH)										1	0	0	0	0	0	1											
Inning Stats	R: 0 E: 0 K: 2 S: 8	H: 1 LOB: 2 BB: 1 P: 12	R: 0 E: 0 K: 1 S: 5	H: 0 LOB: 0 BB: 0 P: 5	R: 0 E: 0 K: 1 S: 5	H: 0 LOB: 0 BB: 0 P: 5	R: 0 E: 0 K: 0 S: 4	H: 1 LOB: 0 BB: 0 P: 4	R: 0 E: 0 K: 0 S: 5	H: 2 LOB: 2 BB: 0 P: 5	R: 0 E: 0 K: 1 S: 6	H: 1 LOB: 1 BB: 0 P: 6	R: 0 E: 0 K: 1 S: 6	H: 1 LOB: 2 BB: 1 P: 10	R: 0 E: 0 K: 0 S: 4	H: 1 LOB: 1 BB: 0 P: 4	1B: 5 2B: 1 3B: 1 HR: 0	SF: 0 SAC: 0 DP: 0 HBP: 0	WP: 0 PA: 36 PB: 0 SB: 1 CS: 0								
PITCHER	IP	WLS	BF	H	R	ER	SO	BB	IBB	HBP	BLK	WP	HR	S	P	ERA	WHIP										
Denny Lemaster, L ERA: 2.1 (1, 1)	9.0	W	36	7	0	0	7	2	0	0	0	0	0	48	56	0.00	1.000										

Atlanta Braves @ Houston Astros
Astrodome, Houston, TX
Fri May 06 1966, 8:05 PM EDT
Att: 22,948 - Dome

AB 34
R 0
H 7
RBI 0
BB 2
SO 7
LOB 15



Batter	1	2	3	4	5	6	7	8	9	AB	R	H	RBI	BB	SO	LOB	TOP								
Felipe Alou, R OBP: 0.330, SLG: 0.500 (1, 8)	6-3		L7		FC5-4			E SH3-4 1B	L4	5	1	1	0	0	0	1	Atlanta Braves @ Houston Astros Astrodome, Houston, TX Sun May 08 1966, 4:33 AM EDT Att: 23,304 - Dome								
Woody Woodward, R OBP: 0.375, SLG: 0.275 (1, 6)	1-3					1-3		SH3-4		3	0	1	0	0	0	0									
Hank Aaron, R OBP: 0.336, SLG: 0.588 (1, 9)	HR		G4-6-3 1B			F8		E3 1B		4	2	1	1	0	0	2									
Joe Torre, R OBP: 0.398, SLG: 0.593 (1, 2)	1B			1-3		6-3		1B		4	0	2	1	0	0	0									
Lee Thomas, L OBP: 0.286, SLG: 0.451 (1, 3)	1B			3-1			K	1B		4	0	2	1	0	1	0									
Gene Oliver, R OBP: 0.071, SLG: 0.071 (8, PH)	K			1-3			6-3	K		3	0	0	0	0	1	2									
Gary Geiger, L OBP: 0.359, SLG: 0.441 (8, 8)										1	0	0	0	0	1	2									
Eddie Mathews, L OBP: 0.264, SLG: 0.211 (1, 5)		P5			G3			1B	F8	4	1	1	0	0	0	2									
Sandy Alomar Sr., S OBP: 0.150, SLG: 0.105 (7, PH)		5-3			5-3					2	0	0	0	0	0	0									
Rico Carly, R OBP: 0.529, SLG: 0.352 (7, 1)									K	1	0	1	1	0	0	0									
Phil Niekro, R (7, 1)										1	0	0	0	0	1	0									
Billy O'Dell, S (9, 1)										0	0	0	0	0	0	0									
Ken Johnson, R OBP: 0.273, SLG: 0.455 (7, PH)									1-3	2	0	1	0	0	1	0									
Frank Bolling, R OBP: 0.162, SLG: 0.139 (7, 4)					FC5-4 1B				1-3	2	0	0	0	0	0	1									
Inning Stats	R: 1 E: 0 K: 1 S: 8	H: 3 LOB: 2 BB: 0 P: 8	R: 0 E: 0 K: 1 S: 5	H: 0 LOB: 0 BB: 0 P: 5	R: 0 E: 0 K: 0 S: 3	H: 1 LOB: 0 BB: 0 P: 3	R: 0 E: 0 K: 0 S: 3	H: 0 LOB: 0 BB: 0 P: 3	R: 0 E: 0 K: 0 S: 4	H: 1 LOB: 1 BB: 0 P: 4	R: 0 E: 0 K: 0 S: 3	H: 0 LOB: 0 BB: 0 P: 3	R: 1 E: 0 K: 1 S: 7	H: 2 LOB: 1 BB: 0 P: 7	R: 2 E: 1 K: 1 S: 9	H: 3 LOB: 2 BB: 0 P: 9	R: 0 E: 0 K: 1 S: 5	H: 0 LOB: 0 BB: 0 P: 5	1B: 8 2B: 1 3B: 0 HR: 1	SF: 0 SAC: 1 DP: 1 HBP: 0	WP: 0 PB: 0 SB: 0 CS: 0	PA: 37			
PITCHER	IP	WLS	BF	H	R	ER	SO	BB	IBB	HBP	BLK	WP	HR	S	P	ERA	WHIP								
Mike Cuellar, L ERA: 1.25	(1, 1)	7.1	32	10	4	3	3	0	0	0	0	0	1	38	38	3.68	1.364								
Jim Owens, R ERA: 3.0	(8, 1)	1.2	W	5	0	0	2	0	0	0	0	0	0	9	9	0.00	0.000								

AB	36
R	4
H	10
RBI	4
BB	0
SO	5
LOB	10



Batter	1	2	3	4	5	6	7	8	9	AB	R	H	RBI	BB	SO	LOB	BOTTOM								
Joe Morgan, L OBP: 0.468, SLG: 0.522 (1, 4)	F7			F8		PB 1B	6-3		FC 1B	5	1	2	1	0	0	0	Atlanta Braves @ Houston Astros Astrodome, Houston, TX Sun May 08 1966, 4:33 AM EDT Att: 23,304 - Dome								
Sonny Jackson, L OBP: 0.337, SLG: 0.340 (1, 6)				1-3		2B		FC6-4 1B		4	1	3	0	0	0	0									
Jimmy Wynn, R OBP: 0.295, SLG: 0.411 (1, 8)	G5-4-3 1B							FC6-4 1B		4	1	1	2	0	1	2									
Jim Gentile, L OBP: 0.347, SLG: 0.545 (1, 3)		K				G6-4-3 1B	BB BB	L4		3	0	1	0	1	1	1									
Rusty Staub, L OBP: 0.293, SLG: 0.321 (1, 9)		F2				G6-4-3 1B	BB BB	S		4	1	1	0	1	0	1									
Bob Aspromonte, R OBP: 0.296, SLG: 0.319 (1, 5)		6-3				G6-4-3	BB		E4 1B	3	0	1	0	1	0	2									
Lee Maye, L OBP: 0.238, SLG: 0.368 (1, 7)				P6		3-1	F8	E6 FC5 1B		4	1	0	0	0	0	5									
John Bateman, R OBP: 0.333, SLG: 0.488 (1, 2)				1-3			F7	FC5 1B		3	0	0	0	1	1	0									
Mike Cuellar, L OBP: 0.077, SLG: 0.077 (8, 1)				K			F7	1B FC		3	0	0	0	0	0	0									
Felix Mantilla, R OBP: 0.250, SLG: 0.250 (9, PH)							5-3	1B FC IBB		1	0	0	0	0	0	2									
Inning Stats	R: 0 E: 0 K: 0 S: 3	H: 1 LOB: 0 BB: 0 P: 3	R: 0 E: 0 K: 1 S: 5	H: 0 LOB: 0 BB: 0 P: 5	R: 0 E: 0 K: 1 S: 5	H: 0 LOB: 0 BB: 0 P: 5	R: 0 E: 0 K: 0 S: 4	H: 2 LOB: 1 BB: 0 P: 4	R: 3 E: 0 K: 0 S: 6	H: 3 LOB: 3 BB: 3 P: 18	R: 0 E: 0 K: 1 S: 5	H: 0 LOB: 0 BB: 0 P: 5	R: 0 E: 1 K: 0 S: 3	H: 1 LOB: 1 BB: 0 P: 3	R: 2 E: 2 K: 0 S: 5	H: 2 LOB: 3 BB: 1 P: 9	1B: 8 2B: 1 3B: 0 HR: 0	SF: 0 SAC: 0 DP: 2 HBP: 0	WP: 0 PB: 2 SB: 2 CS: 0	PA: 38					
PITCHER	IP	WLS	BF	H	R	ER	SO	BB	IBB	HBP	BLK	WP	HR	S	P	ERA	WHIP								
Ken Johnson, R ERA: 2.35	(1, 1)	6.0	L	25	6	3	3	3	0	0	0	0	0	28	40	4.50	1.500								
Phil Niekro, R ERA: 2.03	(7, 1)	2.1	L	12	2	2	0	1	0	1	0	0	0	12	16	0.00	0.857								
Billy O'Dell, L ERA: 1.4	(9, 1)	0.0	1	1	0	0	0	0	0	0	0	0	0	1	1	∞	∞								



Batter	1	2	3	4	5	6	7	8	9	AB	R	H	RBI	BB	SO	LOB	TOP			
Joe Morgan, L (1,4) OBP: 0.465, SLG: 0.510	4-0 BB 1B BB		0-0 6-3		0-0 P6		0-0 F5		0-0 1B 1-2 2-H	4	1	1	1	1	0	0				
Sonny Jackson, L (1,6) OBP: 0.340, SLG: 0.357	4-0 1B 1-2 BB		0-0 6-3		0-0 1B 3B		0-3 K		0-0 5-3	4	1	1	0	1	1	2				
Jimmy Wynn, R (1,8) OBP: 0.303, SLG: 0.424	0-3 K			0-0 1B 2B	0-0 1B				0-3 K	4	1	2	1	0	2	2				
Dave Nicholson, R (1,9) OBP: 0.407, SLG: 0.469	0-0 G1-6-3 1-2 2-H 1B			0-3 K	0-3 K				0-0 F8	4	0	1	1	0	2	2				
Jim Gentile, L (1,3) OBP: 0.329, SLG: 0.514	0-0 G1-6-3 1-2			0-3 K	0-0 F7				0-0 3-1	4	0	0	0	0	1	4				
Bob Aspromonte, R (1,5) OBP: 0.314, SLG: 0.330		4-0 G5-4-3 BB		0-0 BB 1B	0-0 1B				0-0 1B 1B	3	1	2	1	1	0	0				
John Bateman, R (1,2) OBP: 0.330, SLG: 0.476		0-0 G5-4-3 1-2		0-0 BB 1B	0-0 1B				0-0 F2	4	0	1	0	0	1	2				
Rusty Staub, L (1,7) OBP: 0.292, SLG: 0.309		0-0 1-3		4-0 1-2 2-3 BB	0-0 1B				0-0 F7	3	0	0	0	1	0	1				
Dave Giusti, R (1,1) Don Lee, R (3,1) Felix Mantilla, R (4, Ph) Gary Kroll, R (4, Ph) Bob Lillis, R (7, Ph) Claude Raymond, R (7, Ph) Lee Maye, L (9, Ph)			0-3 K	0-0 F7					0-0 5-3	1	0	0	0	0	0	1	0			
Inning Stats	R: 1 E: 0 K: 1 S: 5	H: 1 LOB: 1 BB: 2 P: 13	R: 0 E: 0 K: 0 S: 2	H: 0 LOB: 0 BB: 1 P: 6	R: 0 E: 0 K: 1 S: 5	H: 0 LOB: 0 BB: 0 P: 5	R: 1 E: 0 K: 2 S: 10	H: 3 LOB: 3 BB: 1 P: 14	R: 1 E: 0 K: 1 S: 7	H: 2 LOB: 1 BB: 0 P: 7	R: 0 E: 0 K: 1 S: 5	H: 0 LOB: 0 BB: 0 P: 5	R: 0 E: 0 K: 1 S: 5	H: 0 LOB: 0 BB: 0 P: 5	R: 1 E: 0 K: 0 S: 6	H: 3 LOB: 2 BB: 0 P: 6	1B: 7 2B: 1 3B: 1 HR: 0	SF: 0 SAC: 0 DP: 2 HBP: 0	WP: 0 PB: 0 SB: 0 CS: 0	PA: 38
PITCHER	IP WLS BF H R ER SO BB IBB HBP BLK WP HR S P ERA WHIP																			
Rob Gardner, L (1,1) ERA: 2.48	4.1		21	6	3	3	4	4	0	0	0	0	0	0	25	41	6.23	2.308		
Dick Selma, R (5,1) ERA: 3.0	4.2	W	17	3	1	1	4	0	0	0	0	0	0	0	25	25	1.93	0.643		

Houston Astros @ New York Mets
Shea Stadium, Flushing, NY
Tue May 10 1966, 7:05 PM EDT
Att. 8,298 - Unknown - 53 F

AB 34
R 4
H 9
RBI 4
BB 4
SO 8
LOB 16



Batter	1	2	3	4	5	6	7	8	9	AB	R	H	RBI	BB	SO	LOB	BOTTOM			
Ron Hunt, R (1,4) OBP: 0.329, SLG: 0.379	0-0 L7		0-0 F8	0-0 SH3-4 1B	0-0 4-3			0-0 CS 1B		5	0	2	0	0	0	2				
Eddie Brassoud, R (1,6) OBP: 0.333, SLG: 0.500	0-3 K		4-0 1B BB	0-0 SH3-4 1-2				0-3 K 1-2		3	1	0	0	1	3	1				
Ken Boyer, R (1,5) OBP: 0.346, SLG: 0.493	0-0 HR		0-0 BB 1B	0-0 P6 1B				0-0 6-3		4	2	2	1	0	0	1				
Ed Kranepool, L (1,3) OBP: 0.290, SLG: 0.400	0-0 P5		0-0 P5	4-0 BB				0-0 2B		3	0	1	0	1	0	2				
Cleon Jones, R (1,8) OBP: 0.360, SLG: 0.511		0-0 6-3	0-0 1-2 2-H E 1B	0-3 K				0-0 4-3		4	1	1	1	0	1	3				
Johnny Lewis, L (1,9) OBP: 0.326, SLG: 0.368		0-0 HR	4-0 1-2 2-3 1B BB		4-0 FC5-4 BB			0-0 G3		2	2	1	1	2	0	0				
Jim Hickman, R (1,7) OBP: 0.295, SLG: 0.327		0-0 HR	0-0 E6 1-2 2-H 3-H 1B		0-0 FC5-4 6-3 1-2			0-0 6-3		4	1	1	1	0	0	2				
Jerry Grote, R (1,2) OBP: 0.391, SLG: 0.316		0-0 F5	0-0 1-2 2-H 1B		0-0 6-3			0-0 F7		4	0	1	1	0	0	1				
Rob Gardner, R (1,1) Dick Selma, R (5,1)	0-0 4-3		0-0 6-3		4-0 BB			0-0 P3		2	0	0	0	0	0	2				
Inning Stats	R: 1 E: 0 K: 1 S: 6	H: 1 LOB: 0 BB: 0 P: 6	R: 2 E: 0 K: 0 S: 5	H: 2 LOB: 0 BB: 0 P: 5	R: 4 E: 1 K: 0 S: 7	H: 3 LOB: 2 BB: 2 P: 15	R: 0 E: 0 K: 1 S: 6	H: 1 LOB: 1 BB: 1 P: 10	R: 0 E: 0 K: 0 S: 3	H: 0 LOB: 2 BB: 2 P: 11	R: 0 E: 0 K: 1 S: 6	H: 1 LOB: 0 BB: 0 P: 6	R: 0 E: 0 K: 0 S: 3	H: 0 LOB: 0 BB: 0 P: 3	R: 0 E: 0 K: 1 S: 5	H: 1 LOB: 0 BB: 0 P: 5	1B: 5 2B: 1 3B: 0 HR: 3	SF: 0 SAC: 1 DP: 0 HBP: 0	WP: 0 PB: 0 SB: 0 CS: 1	PA: 38
PITCHER	IP WLS BF H R ER SO BB IBB HBP BLK WP HR S P ERA WHIP																			
Dave Giusti, R (1,1) ERA: 3.38	2.2	L	15	5	0	0	4	2	0	0	0	0	0	0	15	23	13.50	2.625		
Don Lee, R (3,1) ERA: 0.5	0.1		3	1	0	0	0	0	0	0	0	0	0	3	3	0.00	3.000			
Gary Kroll, R (4,1) ERA:	3.0		14	2	0	0	2	3	0	0	0	0	0	15	27	0.00	1.667			
Claude Raymond, R (7,1) ERA: 1.88	2.0		6	1	0	0	1	0	0	0	0	0	0	8	8	0.00	0.500			

Houston Astros @ New York Mets
Shea Stadium, Flushing, NY
Tue May 10 1966, 7:05 PM EDT
Att. 8,298 - Unknown - 53 F

AB 32
R 7
H 9
RBI 5
BB 5
SO 4
LOB 14



Batter	1	2	3	4	5	6	7	8	9	AB R H RBI BB SO LOB	TOP
Joe Morgan, L (1,4) OBP: 0.459, SLG: 0.485	4-0 FC3-6 BB BB		0-0 G3			0-3 K		0-0 F4		3 0 0 0 1 1 0	Houston Astros @ Philadelphia Phillies Connie Mack Stadium, Philadelphia, PA Fri May 13 1966, 7:05 PM EDT Att: 10,559 - Unknown
Sonny Jackson, L (1,6) OBP: 0.333, SLG: 0.343	4-0 FC3-6 BB BB		0-0 4-3			0-0 6-3		0-0 6-3	3 0 0 0 1 0 0		
Jimmy Wynn, R (1,8) OBP: 0.308, SLG: 0.486	0-0 FC3-6 1-2 2-3			0-0 2B		0-0 5-3		0-0 HR	4 1 2 1 0 0 2		
Dave Nicholson, R (1,9) OBP: 0.418, SLG: 0.464	0-3 K			0-0 L6		0-0 1B		4-0 SH5-4 BB	3 0 1 0 1 1 3		
Jim Gentile, L (1,3) OBP: 0.326, SLG: 0.506	0-0 G3			0-0 P4		0-3 K		0-0 SH5-4 1-2	3 0 0 0 0 1 4		
Bob Aspromonte, R (1,5) OBP: 0.291, SLG: 0.307		0-0 P4		0-0 F2		0-0 F9		0-3 K	4 0 0 0 0 1 3		
John Bateman, R (1,2) OBP: 0.327, SLG: 0.456		0-0 6-3			0-0 5-3		0-0 F8		3 0 0 0 0 0 1		
Rusty Staub, L (1,7) OBP: 0.282, SLG: 0.330		0-3 K			0-0 4-3		0-3 K		3 0 0 0 0 2 0		
Turk Farrell, R (1,1) Claude Raymond, R (9,1)			0-0 1-3		0-0 6-3		0-0 5-3		3 0 0 0 0 0 0 0 0 0 0 0 0 0		
Inning Stats	R: 0 H: 0 E: 0 LOB: 2 K: 1 BB: 2 S: 5 P: 13	R: 0 H: 0 E: 0 LOB: 0 K: 1 BB: 0 S: 5 P: 5	R: 0 H: 0 E: 0 LOB: 0 K: 0 BB: 0 S: 3 P: 3	R: 0 H: 1 E: 0 LOB: 1 K: 0 BB: 0 S: 4 P: 4	R: 0 H: 0 E: 0 LOB: 0 K: 0 BB: 0 S: 3 P: 3	R: 0 H: 0 E: 0 LOB: 0 K: 1 BB: 0 S: 5 P: 5	R: 0 H: 1 E: 0 LOB: 1 K: 1 BB: 0 S: 6 P: 6	R: 0 H: 0 E: 0 LOB: 0 K: 1 BB: 0 S: 5 P: 5	R: 1 H: 1 E: 0 LOB: 1 K: 1 BB: 1 S: 6 P: 10	1B: 1 SF: 0 2B: 1 SAC: 1 3B: 0 DP: 0 HR: 1 HBP: 0	WP: 0 PA: 33 PB: 0 SB: 0 CS: 0
PITCHER Chris Short, L (1,1) ERA: 2.06	IP WLS BF H R ER SO BB IBB HBP BLK WP HR S P ERA WHIP										

AB	29
R	1
H	3
RBI	1
BB	3
SO	6
LOB	13



Batter	1	2	3	4	5	6	7	8	9	AB R H RBI BB SO LOB	BOTTOM
Tony Gonzalez, L (1,8) OBP: 0.283, SLG: 0.429	0-3 K		0-3 K		0-3 K			0-3 K		4 0 0 0 0 4 1	Houston Astros @ Philadelphia Phillies Connie Mack Stadium, Philadelphia, PA Fri May 13 1966, 7:05 PM EDT Att: 10,559 - Unknown
Dick Groat, R (1,6) OBP: 0.326, SLG: 0.409	4-0 BB		0-0 P4			0-0 F7		0-0 P6	3 0 0 0 1 0 0		
Bill White, L (1,3) OBP: 0.280, SLG: 0.295	0-3 K			0-0 L9		0-3 K		0-0 F5	4 0 0 0 0 2 1		
Johnny Callison, L (1,9) OBP: 0.317, SLG: 0.371	0-0 4-3			0-0 4-3		0-0 F7		0-0 4-1	4 0 0 0 0 0 1		
Doug Clemens, L (1,7) OBP: 0.429, SLG: 0.375		4-0 BB		4-0 BB		0-0 F5			1 0 0 0 2 0 0		
Cookie Rojas, R (1,4) OBP: 0.281, SLG: 0.310		0-0 F8		0-0 P4		0-0 L9			3 0 0 0 0 0 2		
Clay Dalrymple, L (1,2) OBP: 0.360, SLG: 0.256		0-0 P5			0-0 4-1		0-3 K		3 0 0 0 0 1 1		
Tony Taylor, R (1,5) OBP: 0.277, SLG: 0.385		0-0 5-3			0-0 3B		0-0 F8		3 0 1 0 0 0 1		
Chris Short, R (1,1) OBP: 0.100, SLG: 0.100			0-3 K		0-0 L1		0-0 L9		3 0 0 0 0 1 1		
Inning Stats	R: 0 H: 0 E: 0 LOB: 1 K: 2 BB: 1 S: 7 P: 11	R: 0 H: 0 E: 0 LOB: 1 K: 0 BB: 1 S: 3 P: 7	R: 0 H: 0 E: 0 LOB: 0 K: 2 BB: 0 S: 7 P: 7	R: 0 H: 0 E: 0 LOB: 1 K: 0 BB: 1 S: 3 P: 7	R: 0 H: 1 E: 0 LOB: 1 K: 1 BB: 0 S: 6 P: 6	R: 0 H: 0 E: 0 LOB: 0 K: 1 BB: 0 S: 5 P: 5	R: 0 H: 0 E: 0 LOB: 0 K: 1 BB: 0 S: 5 P: 5	R: 0 H: 0 E: 0 LOB: 0 K: 1 BB: 0 S: 5 P: 5	R: 0 H: 0 E: 0 LOB: 0 K: 0 BB: 0 S: 3 P: 3	1B: 0 SF: 0 2B: 0 SAC: 0 3B: 1 DP: 0 HR: 0 HBP: 0	WP: 0 PA: 31 PB: 0 SB: 0 CS: 0
PITCHER Turk Farrell, R (1,1) ERA: 5.24 Claude Raymond, R (9,1) ERA: 1.75	IP WLS BF H R ER SO BB IBB HBP BLK WP HR S P ERA WHIP										

AB	28
R	0
H	1
RBI	0
BB	3
SO	8
LOB	8



Batter	1	2	3	4	5	6	7	8	9	AB	R	H	RBI	BB	SO	LOB	TOP											
Joe Morgan, L OBP: 0.462, SLG: 0.514 (1, 4)										4	0	2	0	0	0	0	Houston Astros @ Philadelphia Phillies Connie Mack Stadium, Philadelphia, PA Sun May 15 1966, 3:33 AM EDT Att: 9,208 - Unknown											
Sonny Jackson, L OBP: 0.331, SLG: 0.333 (1, 6)										4	0	0	0	0	0	3												
Jimmy Wynn, R OBP: 0.323, SLG: 0.504 (1, 8)										4	1	2	2	0	0	2												
Jim Gentile, L OBP: 0.344, SLG: 0.476 (1, 3)										3	0	0	0	0	0	1												
Rusty Staub, L OBP: 0.274, SLG: 0.316 (1, 9)										4	0	1	0	0	1	2												
Bob Aspromonte, R OBP: 0.280, SLG: 0.303 (1, 5)										3	0	0	0	0	1	1												
Lee Maye, L OBP: 0.243, SLG: 0.359 (1, 7)										3	0	0	0	0	1	1												
Bill Heath, L (1, 2)										3	0	0	0	0	0	0												
Mike Cuellar, L OBP: 0.133, SLG: 0.133 Barry Latman, R OBP: 0.200, SLG: 0.143 Felix Mantilla, R OBP: 0.143, SLG: 0.143 Jim Owens, R (8, 1)										2	1	1	0	0	1	0												
Inning Stats	R: 0 E: 0 K: 0 S: 4	H: 1 LOB: 1 BB: 0 P: 4	R: 0 E: 0 K: 0 S: 3	H: 1 LOB: 0 BB: 0 P: 3	R: 0 E: 0 K: 1 S: 5	H: 0 LOB: 0 BB: 0 P: 5	R: 1 E: 0 K: 1 S: 6	H: 1 LOB: 0 BB: 0 P: 6	R: 0 E: 0 K: 0 S: 3	H: 0 LOB: 0 BB: 0 P: 3	R: 1 E: 0 K: 0 S: 4	H: 2 LOB: 0 BB: 0 P: 4	R: 0 E: 0 K: 1 S: 5	H: 0 LOB: 0 BB: 0 P: 5	R: 0 E: 0 K: 1 S: 5	H: 1 LOB: 2 BB: 0 P: 5		1B: 5 2B: 1 3B: 0 HR: 1	SF: 0 SAC: 0 DP: 2 HBP: 1	WP: 0 PB: 0 SB: 1 CS: 0	PA: 32							
PITCHER	IP WLS BF H R ER SO BB IBB HBP BLK WP HR S P ERA WHIP																											
Larry Jackson, R ERA: 6.06 Jim Bunning, R ERA: 1.95	(1, 1) (8, 1)	7.0 W 24	5 2 2 3	2 2 2 3	0 0 0 1	0 0 1 0	0 0 0 0	0 0 0 0	0 0 0 0	1 1 30 30	2.57 0.00	0.714 0.500																

Batter	1	2	3	4	5	6	7	8	9	AB	R	H	RBI	BB	SO	LOB	BOTTOM											
Tony Taylor, R OBP: 0.312, SLG: 0.443 (1, 5)										5	1	2	0	0	1	4	Houston Astros @ Philadelphia Phillies Connie Mack Stadium, Philadelphia, PA Sun May 15 1966, 3:33 AM EDT Att: 9,208 - Unknown											
Cookie Rojas, R OBP: 0.283, SLG: 0.320 (1, 4)										5	1	1	2	0	0	3												
Dick Groat, R OBP: 0.314, SLG: 0.381 Bobby Wine, R OBP: 0.188, SLG: 0.250 (6, PR) (9, 6)										3	0	0	0	0	0	3												
Johnny Callison, L OBP: 0.324, SLG: 0.371 (1, 9)										3	0	0	0	2	2	2												
Harvey Kuenn, R OBP: 0.269, SLG: 0.346 Tony Gonzalez, L OBP: 0.269, SLG: 0.396 (7, PR) (8, 7)										4	1	2	1	0	1	1												
Bill White, L OBP: 0.284, SLG: 0.323 (1, 3)										3	0	1	0	1	1	3												
Jackie Brandt, R OBP: 0.295, SLG: 0.256 (1, 8)										4	0	1	1	0	0	4												
Bob Uecker, R OBP: 0.318, SLG: 0.432 (1, 2)										3	1	1	0	1	0	2												
Larry Jackson, R Jim Bunning, R (1, 1) (8, 1)										1	0	0	0	1	1	1												
Inning Stats	R: 0 E: 0 K: 0 S: 3	H: 0 LOB: 0 BB: 0 P: 3	R: 0 E: 0 K: 2 S: 7	H: 0 LOB: 1 BB: 1 P: 11	R: 1 E: 1 K: 1 S: 7	H: 1 LOB: 1 BB: 0 P: 7	R: 0 E: 0 K: 0 S: 3	H: 0 LOB: 1 BB: 1 P: 7	R: 0 E: 0 K: 1 S: 6	H: 1 LOB: 2 BB: 1 P: 10	R: 1 E: 0 K: 0 S: 8	H: 3 LOB: 3 BB: 1 P: 12	R: 1 E: 1 K: 1 S: 7	H: 1 LOB: 2 BB: 1 P: 11	R: 2 E: 1 K: 0 S: 5	H: 2 LOB: 2 BB: 1 P: 10		1B: 6 2B: 2 3B: 0 HR: 0	SF: 0 SAC: 2 DP: 0 HBP: 1	WP: 0 PB: 0 SB: 0 CS: 0	PA: 41							
PITCHER	IP WLS BF H R ER SO BB IBB HBP BLK WP HR S P ERA WHIP																											
Mike Cuellar, L ERA: 1.3 Barry Latman, R ERA: 1.95 Jim Owens, R ERA: 3.86	(1, 1) (6, 1) (8, 1)	5.2 L 7	5 2 1 5	1 1 0 1	1 1 0 1	1 0 0 0	0 0 0 0	0 0 0 0	0 0 0 0	8 12 5	0.00 18.00	1.500 3.000																

AB	31
R	2
H	6
RBI	2
BB	0
SO	4
LOB	10



AB	32
R	5
H	8
RBI	4
BB	6
SO	6
LOB	25



Batter	1	2	3	4	5	6	7	8	9	AB	R	H	RBI	BB	SO	LOB	TOP					
Joe Morgan, L (1,4) OBP: 0.449, SLG: 0.496	F7		F9			E4 1B 2B	K			4	1	0	0	0	1	1						
Sonny Jackson, L (1,6) OBP: 0.336, SLG: 0.333	4-3		4-3			2B FC3-2 1B			SH3-4 HR BB	3	1	1	0	1	0	0						
Jimmy Wynn, R (1,8) OBP: 0.331, SLG: 0.513				F7		FC3-2 1B			SH3-4	2	0	1	2	1	0	0						
Jim Gentile, L (1,3) OBP: 0.330, SLG: 0.453	1-3			4-3		F3			K	4	0	0	0	0	1	4						
Rusty Staub, L (1,9) OBP: 0.282, SLG: 0.353				F5		FC3-2				4	1	2	2	0	0	2						
Bob Aspromonte, R (1,5) OBP: 0.270, SLG: 0.292	F7				F4	F4			L9	4	0	0	0	0	0	3						
Lee Maye, L (1,7) OBP: 0.270, SLG: 0.418										3	1	2	1	1	1	1						
John Bateman, R (1,2) OBP: 0.321, SLG: 0.433				FC5-4		G5-4-3 BB			HR	4	0	0	0	0	0	3						
Dave Giusti, R (1,1) OBP: 0.267, SLG: 0.267										4	1	1	0	0	3	0						
						1B E 2B 1B			K													
Inning Stats	R: 0 E: 0 K: 0 S: 3	H: 0 LOB: 1 BB: 1 P: 7	R: 0 E: 0 K: 1 S: 6	H: 1 LOB: 1 BB: 0 P: 6	R: 0 E: 0 K: 1 S: 5	H: 0 LOB: 0 BB: 0 P: 5	R: 0 E: 0 K: 0 S: 3	H: 0 LOB: 0 BB: 0 P: 3	R: 0 E: 0 K: 0 S: 2	H: 0 LOB: 0 BB: 1 P: 6	R: 2 E: 1 K: 0 S: 7	H: 3 LOB: 2 BB: 0 P: 7	R: 1 E: 0 K: 2 S: 8	H: 1 LOB: 0 BB: 0 P: 8	R: 2 E: 0 K: 1 S: 6	H: 1 LOB: 0 BB: 1 P: 10	R: 0 E: 0 K: 1 S: 5	H: 1 LOB: 0 BB: 0 P: 5	1B: 4 2B: 1 3B: 0 HR: 2	SF: 0 SAC: 1 DP: 2 HBP: 0	WP: 0 PB: 0 SB: 0 CS: 0	PA: 36
PITCHER	IP WLS BF H R ER SO BB IBB HBP BLK WP HR S P ERA WHIP																					
Ernie Broglio, R (1,1) ERA: 5.34	7.0 L 28 5 3 2 4 2 0 0 0 0 1 34 42 2.57 1.000																					
Ted Abernathy, R (8,1) ERA: 5.48	2.0 8 2 2 2 2 1 0 0 0 0 1 11 15 9.00 1.500																					

Houston Astros @ Chicago Cubs
Wrigley Field, Chicago, IL
Wed May 18 1966, 3:33 AM CDT
Overcast - 56 F

AB 32
R 5
H 7
RBI 5
BB 3
SO 6
LOB 14



Batter	1	2	3	4	5	6	7	8	9	AB	R	H	RBI	BB	SO	LOB	BOTTOM					
Adolfo Phillips, R (1,8) OBP: 0.333, SLG: 0.424	6-3		6-3						P3	4	0	1	1	0	0	2						
Glenn Beckert, R (1,4) OBP: 0.282, SLG: 0.295					F9				5-3	3	0	1	0	1	0	0						
Jimmy Stewart, S (1,7) OBP: 0.120, SLG: 0.167					F6				F9	4	0	0	0	0	1	4						
Ron Santo, R (1,5) OBP: 0.409, SLG: 0.490	6-3					L9			F9	4	0	1	0	0	0	1						
Billy Williams, L (1,9) OBP: 0.224, SLG: 0.220					F2				F6	4	0	0	0	0	1	1						
14 Ernie Banks, R (1,3) OBP: 0.227, SLG: 0.214						1-3			6-3	4	0	0	0	0	0	0						
Randy Hundley, R (1,2) OBP: 0.224, SLG: 0.321										3	0	1	0	1	1	0						
Don Kessinger, S (1,6) OBP: 0.309, SLG: 0.333										4	1	2	0	0	1	1						
Ernie Broglio, R (1,1) OBP: 0.300, SLG: 0.222										1	0	1	0	1	0	0						
George Altman, L (7, PH) OBP: 0.225, SLG: 0.308										1	0	0	0	0	1	1						
Ted Abernathy, R (8,1) OBP: 0.233, SLG: 0.148										0	0	0	0	0	0	0						
John Herrnstein, L (8, PH) OBP: 0.233, SLG: 0.148										1	0	0	0	0	1	2						
Inning Stats	R: 0 E: 0 K: 1 S: 6	H: 1 LOB: 0 BB: 0 P: 6	R: 0 E: 0 K: 0 S: 3	H: 0 LOB: 0 BB: 0 P: 3	R: 0 E: 0 K: 0 S: 2	H: 0 LOB: 0 BB: 1 P: 6	R: 0 E: 0 K: 0 S: 4	H: 1 LOB: 0 BB: 0 P: 4	R: 1 E: 0 K: 1 S: 8	H: 3 LOB: 3 BB: 1 P: 12	R: 0 E: 0 K: 0 S: 3	H: 0 LOB: 0 BB: 0 P: 3	R: 0 E: 0 K: 2 S: 7	H: 0 LOB: 1 BB: 1 P: 11	R: 0 E: 0 K: 0 S: 3	H: 0 LOB: 0 BB: 0 P: 3	R: 0 E: 0 K: 2 S: 9	H: 2 LOB: 2 BB: 0 P: 9	1B: 6 2B: 1 3B: 0 HR: 0	SF: 0 SAC: 0 DP: 0 HBP: 0	WP: 2 PB: 0 SB: 0 CS: 0	PA: 36
PITCHER	IP WLS BF H R ER SO BB IBB HBP BLK WP HR S P ERA WHIP																					
Dave Giusti, R (1,1) ERA: 2.89	9.0 W 36 7 1 1 6 3 0 0 0 0 2 0 45 57 1.00 1.111																					

Houston Astros @ Chicago Cubs
Wrigley Field, Chicago, IL
Wed May 18 1966, 3:33 AM CDT
Overcast - 56 F

AB 33
R 1
H 7
RBI 1
BB 3
SO 6
LOB 12



Batter	1	2	3	4	5	6	7	8	9	AB	R	H	RBI	BB	SO	LOB	TOP										
Joe Morgan, L (1,4) OBP: 0.440, SLG: 0.492	E3 2B																										
Sonny Jackson, L (1,6) OBP: 0.331, SLG: 0.328	K																										
Jimmy Wynn, R (1,8) OBP: 0.326, SLG: 0.496	5-3																										
Dave Nicholson, R (1,9) OBP: 0.425, SLG: 0.475	E 2B																										
Felix Mantilla, R (1,3) OBP: 0.400, SLG: 0.500	E9 1B																										
Jim Gentile, L (8,PH) OBP: 0.327, SLG: 0.448																											
Bob Aspromonte, R (1,5) OBP: 0.262, SLG: 0.282	F7																										
John Bateman, R (1,2) OBP: 0.336, SLG: 0.470																											
Rusty Staub, L (1,7) OBP: 0.273, SLG: 0.340	G1-6-3 1B																										
Robin Roberts, S (1,1)																											
Claude Raymond, R (7,1)	4-3																										
Inning Stats	R: 2 E: 2 K: 1 S: 8	H: 2 LOB: 1 BB: 0 P: 8	R: 0 E: 0 K: 0 S: 3	H: 1 LOB: 0 BB: 0 P: 3	R: 0 E: 0 K: 0 S: 3	H: 1 LOB: 0 BB: 0 P: 3	R: 0 E: 0 K: 1 S: 7	H: 2 LOB: 3 BB: 1 P: 11	R: 1 E: 1 K: 0 S: 5	H: 1 LOB: 2 BB: 1 P: 9	R: 0 E: 0 K: 0 S: 5	H: 0 LOB: 0 BB: 0 P: 5	R: 0 E: 0 K: 1 S: 5	H: 0 LOB: 0 BB: 0 P: 5	R: 0 E: 0 K: 3 S: 11	H: 1 LOB: 2 BB: 0 P: 11	1B: 5 2B: 3 3B: 0 HR: 1	SF: 0 SAC: 0 DP: 1 HBP: 0	WP: 0 PB: 1 SB: 1 CS: 0	PA: 39							
PITCHER	IP	WLS	BF	H	R	ER	SO	BB	IBB	HBP	BLK	WP	HR	S	P	ERA	WHIP										
Dick Ellsworth, L (1,1) ERA: 1.78	7.0	L	31	8	4	1	3	1	1	0	0	0	1	35	43	1.29	1.286										
Fergie Jenkins, R (8,1) ERA: 2.89	2.0		8	1	0	0	4	0	0	0	0	0	0	16	16	0.00	0.500										

Houston Astros @ Chicago Cubs
Wrigley Field, Chicago, IL
Wed May 18 1966, 3:38 AM CDT
Att. 3,813 - Overcast - 69 F

AB	37
R	4
H	9
RBI	3
BB	2
SO	7
LOB	16



Batter	1	2	3	4	5	6	7	8	9	AB	R	H	RBI	BB	SO	LOB	BOTTOM										
Adolfo Phillips, R (1,8) OBP: 0.367, SLG: 0.493	4-3 1B																										
Glenn Beckert, R (1,4) OBP: 0.272, SLG: 0.284	4-3 1-2																										
Billy Williams, L (1,9) OBP: 0.217, SLG: 0.212	F2																										
Ron Santo, R (1,5) OBP: 0.395, SLG: 0.470	5-3																										
14 Ernie Banks, R (1,3) OBP: 0.228, SLG: 0.243																											
George Altman, L (1,7) OBP: 0.250, SLG: 0.349																											
Randy Hundley, R (1,2) OBP: 0.236, SLG: 0.341																											
Don Kessinger, S (1,6) OBP: 0.298, SLG: 0.321																											
Dick Ellsworth, L (1,1) OBP: 0.111, SLG: 0.111																											
Jimmy Stewart, S (7,PH) OBP: 0.115, SLG: 0.160																											
Fergie Jenkins, R (8,1) OBP: 0.444, SLG: 0.750																											
Inning Stats	R: 0 E: 0 K: 0 S: 4	H: 1 LOB: 1 BB: 0 P: 4	R: 1 E: 0 K: 1 S: 6	H: 2 LOB: 0 BB: 0 P: 6	R: 1 E: 0 K: 0 S: 4	H: 1 LOB: 0 BB: 0 P: 4	R: 0 E: 0 K: 2 S: 8	H: 2 LOB: 2 BB: 0 P: 8	R: 0 E: 0 K: 0 S: 3	H: 0 LOB: 1 BB: 1 P: 7	R: 0 E: 0 K: 0 S: 3	H: 0 LOB: 0 BB: 0 P: 3	R: 0 E: 0 K: 0 S: 4	H: 1 LOB: 1 BB: 0 P: 4	R: 0 E: 0 K: 2 S: 8	H: 1 LOB: 0 BB: 0 P: 8	R: 0 E: 0 K: 2 S: 7	H: 0 LOB: 0 BB: 0 P: 7	1B: 4 2B: 2 3B: 1 HR: 1	SF: 0 SAC: 0 DP: 0 HBP: 0	WP: 0 PB: 0 SB: 2 CS: 0	PA: 35					
PITCHER	IP	WLS	BF	H	R	ER	SO	BB	IBB	HBP	BLK	WP	HR	S	P	ERA	WHIP										
Robin Roberts, R (1,1) ERA: 2.74	6.0	W	23	6	2	2	3	1	0	0	0	0	0	28	32	3.00	1.167										
Claude Raymond, R (7,1) ERA: 2.33	3.0	S	11	2	0	0	4	0	0	0	0	0	0	19	19	0.00	0.667										

Houston Astros @ Chicago Cubs
Wrigley Field, Chicago, IL
Wed May 18 1966, 3:38 AM CDT
Att. 3,813 - Overcast - 69 F

AB	33
R	2
H	8
RBI	2
BB	1
SO	7
LOB	11




Batter	1	2	3	4	5	6	7	8	9	AB	R	H	RBI	BB	SO	LOB	TOP					
Joe Morgan, L OBP: 0.495, SLG: 0.496 (1, 4)	0-0 SH1-3 1B		4-0 S BB			4-0 BB		4-0 BB		1	0	1	0	3	0	0	Houston Astros @ Chicago Cubs Wrigley Field, Chicago, IL Thu May 19 1966, 3:33 AM CDT Att. 3,952 - Overcast - 62 F					
Sonny Jackson, L OBP: 0.331, SLG: 0.323 (1, 6)	0-0 SH1-3 1-2		4-0 BB			0-3 K		0-0 F7		2	0	0	0	1	1	2						
Jimmy Wynn, R OBP: 0.317, SLG: 0.480 (1, 8)	0-0 P4		0-0 P6			0-0 P5		0-3 K		4	0	0	0	0	1	5						
Jim Gentile, L OBP: 0.314, SLG: 0.429 (1, 3)	0-3 K					0-3 K		0-0 G3		4	0	0	0	0	2	3						
Rusty Staub, L OBP: 0.288, SLG: 0.382 (1, 9)		0-0 P6								4	1	3	1	0	0	0						
Bob Aspromonte, R OBP: 0.282, SLG: 0.281 (1, 5)		0-0 5-3								4	0	1	0	0	1	2						
Lee Maye, L OBP: 0.256, SLG: 0.394 (1, 7)		0-0 4-3								4	0	0	0	0	1	2						
John Bateman, R OBP: 0.325, SLG: 0.452 (1, 2)			0-3 K							4	0	0	0	0	3	2						
Turk Farrell, R Gary Kroll, R Greg Sims, S Don Lee, R (1, 1) (3, 1) (7, PH) (7, 1)			0-0 6-3							1	0	0	0	0	0	0						
Inning Stats	R: 0 E: 0 K: 1 S: 6	H: 1 LOB: 1 BB: 0 P: 6	R: 0 E: 0 K: 0 S: 3	H: 0 LOB: 0 BB: 0 P: 3	R: 0 E: 0 K: 1 S: 5	H: 0 LOB: 2 BB: 2 P: 13	R: 0 E: 0 K: 0 S: 3	H: 1 LOB: 0 BB: 0 P: 3	R: 0 E: 0 K: 2 S: 7	H: 0 LOB: 0 BB: 0 P: 7	R: 0 E: 0 K: 2 S: 7	H: 0 LOB: 1 BB: 1 P: 11	R: 1 E: 0 K: 2 S: 9	H: 2 LOB: 1 BB: 0 P: 9	R: 0 E: 0 K: 1 S: 5	H: 0 LOB: 1 BB: 1 P: 9		R: 0 E: 0 K: 2 S: 8	H: 1 LOB: 1 BB: 0 P: 8	1B: 4 2B: 0 3B: 0 HR: 1	SF: 0 SAC: 1 DP: 1 HBP: 0	WP: 0 PB: 0 SB: 1 CS: 0
PITCHER	IP WLS BF H R ER SO BB IBB HBP BLK WP HR S P ERA WHIP																					
Bill Hands, R ERA: 3.18 Ted Abernathy, R ERA: 5.24 (1, 1) (9, 1)	8.0 W 32 5 1 1 9 4 0 0 0 0 0 1 46 62 1.12 1.125																					
1.0 S 3 0 0 0 2 0 0 0 0 0 0 0 7 7 0.00 0.000																						

AB	30
R	1
H	5
RBI	1
BB	4
SO	11
LOB	17



Batter	1	2	3	4	5	6	7	8	9	AB	R	H	RBI	BB	SO	LOB	BOTTOM					
Adolfo Phillips, R OBP: 0.361, SLG: 0.521 (1, 8)	0-3 K		0-0 HR			0-3 L4				4	1	1	1	0	2	1	Houston Astros @ Chicago Cubs Wrigley Field, Chicago, IL Thu May 19 1966, 3:33 AM CDT Att. 3,952 - Overcast - 62 F					
Glenn Beckert, R OBP: 0.280, SLG: 0.286 (1, 4)	0-0 6-3		0-0 1B SF8							3	1	1	0	1	0	0						
Billy Williams, L OBP: 0.226, SLG: 0.222 (1, 9)	0-0 4-3		0-0 1B 3B							4	1	2	0	0	0	0						
Ron Santo, R OBP: 0.390, SLG: 0.495 (1, 5)		0-0 P4	0-0 SF8							3	1	1	2	0	0	1						
14 Ernie Banks, R OBP: 0.229, SLG: 0.244 (1, 3)		0-0 1B 2B	0-0 F6							4	1	1	0	0	1	1						
Byron Browne, R OBP: 0.341, SLG: 0.486 (1, 7)		0-0 1B 2B	0-0 1B 3B							3	1	2	0	1	1	0						
Randy Hundley, R OBP: 0.247, SLG: 0.382 (1, 2)		0-0 1B 2B	0-0 1B S							4	1	2	3	0	0	1						
Don Kessinger, S OBP: 0.284, SLG: 0.305 (1, 6)		0-0 4-3	0-0 P5							4	0	0	0	0	0	3						
Bill Hands, R OBP: 0.222, SLG: 0.250 Ted Abernathy, R ERA: 5.24 (1, 1) (9, 1)	0-3 K		0-0 F8							3	0	1	0	0	1	2						
Inning Stats	R: 0 E: 0 K: 1 S: 5	H: 0 LOB: 0 BB: 0 P: 5	R: 1 E: 0 K: 1 S: 8	H: 3 LOB: 2 BB: 0 P: 8	R: 5 E: 0 K: 0 S: 8	H: 5 LOB: 0 BB: 0 P: 8	R: 0 E: 0 K: 1 S: 4	H: 0 LOB: 0 BB: 1 P: 8	R: 1 E: 0 K: 2 S: 8	H: 1 LOB: 0 BB: 0 P: 8	R: 0 E: 0 K: 0 S: 4	H: 1 LOB: 1 BB: 0 P: 4	R: 0 E: 0 K: 0 S: 3	H: 1 LOB: 0 BB: 0 P: 3	R: 0 E: 0 K: 0 S: 3	H: 0 LOB: 1 BB: 1 P: 7		R: 0 E: 0 K: 0 S: 3	H: 0 LOB: 1 BB: 1 P: 7	1B: 6 2B: 3 3B: 1 HR: 2	SF: 1 SAC: 0 DP: 1 HBP: 0	WP: 1 PB: 0 SB: 1 CS: 0
PITCHER	IP WLS BF H R ER SO BB IBB HBP BLK WP HR S P ERA WHIP																					
Turk Farrell, R ERA: 6.84 Gary Kroll, R ERA: 0.87 Don Lee, R ERA: 0.6 (1, 1) (3, 1) (7, 1)	2.2 L 16 2 1 1 3 1 0 0 0 1 1 17 21 2.70 0.900																					
3.1 12 2 1 1 3 1 0 0 0 0 0 6 10 0.00 1.000																						



Batter	1	2	3	4	5	6	7	8	9	AB	R	H	RBI	BB	SO	LOB	TOP										
Tony Taylor, R OBP: 0.306, SLG: 0.410 (1, 5)	6-3		6-3	6-3		BLK 1B		1-3	BB 1-2	5	0	1	0	1	0	3	Philadelphia Phillies @ Houston Astros Astrodome, Houston, TX Sun May 22 1966, 4:33 AM EDT Att: 20,991 - Unknown AB 37 R 6 H 11 RBI 6 BB 8 SO 8 LOB 21										
Dick Groat, R OBP: 0.306, SLG: 0.352 (1, 6)	5-3		F3			P4		BB 1B	F9	6	0	1	0	0	1	3											
Bill White, L OBP: 0.324, SLG: 0.370 (1, 3)	1B 1B		F7		2B 4-3 BB			K		4	2	1	0	1	2	2											
Johnny Callison, L OBP: 0.333, SLG: 0.354 (1, 9)	1B 1-2 1B			E3 BB 1B BB	4-3 BB 2B		4-3		BB 1-2 BB	4	2	2	0	1	0	0											
Doug Clemens, L OBP: 0.362, SLG: 0.293 (1, 7)	1-3 2-H 1B			BB 1-2 1B BB	BB 4-3 HBP		B1-3		K	3	0	1	1	1	1	2											
Tony Gonzalez, L OBP: 0.270, SLG: 0.397 (1, 8)	4-3			1B 1-2 2-3 BB	4-3		1B 2B		F8 SH 2B	4	2	2	1	1	0	4											
Clay Dalrymple, L OBP: 0.380, SLG: 0.311 (1, 2)		F8		1-3 2-H 3-H 1B	PO BB IBB		2B 1B		F8	4	0	2	2	1	0	1											
Cookie Rojas, R OBP: 0.288, SLG: 0.305 (1, 4)	F9			IBB			1-3 2B		SH	2	0	1	2	2	0	0											
Jim Bunning, R OBP: 0.276, SLG: 0.222 (1, 1)	K			K	PO	6-3	K		K	5	0	0	0	0	4	6											
Inning Stats	R: 1 E: 0 K: 0 S: 6	H: 3 LOB: 2 BB: 0 P: 6	R: 0 E: 0 K: 1 S: 5	H: 0 LOB: 0 BB: 0 P: 5	R: 0 E: 0 K: 0 S: 3	H: 0 LOB: 0 BB: 0 P: 3	R: 1 E: 1 K: 1 S: 6	H: 1 LOB: 3 BB: 3 P: 18	R: 2 E: 0 K: 1 S: 5	H: 1 LOB: 1 BB: 0 P: 6	R: 1 E: 0 K: 1 S: 8	H: 3 LOB: 2 BB: 0 P: 8	R: 0 E: 0 K: 2 S: 8	H: 1 LOB: 2 BB: 1 P: 12	R: 1 E: 0 K: 1 S: 7	H: 1 LOB: 2 BB: 1 P: 11		1B: 7 2B: 4 3B: 0 HR: 0	SF: 0 SAC: 1 DP: 0 HBP: 1	WP: 0 PB: 0 SB: 1 CS: 0	PA: 48						
PITCHER	IP	WLS	BF	H	R	ER	SO	BB	IBB	HBP	BLK	WP	HR	S	P	ERA	WHIP										
Bary Latman, R ERA: 2.3 (1, 1)	4.1	L	23	5	4	3	3	3	1	1	0	0	0	24	41	6.23	1.846										
Aurelio Montegudo, R ERA: 2.7 (5, 1)	0.2		3	0	0	0	0	1	1	0	0	0	0	1	9	0.00	1.500										
Gary Kroll, R ERA: 1.88 (6, 1)	4.0		21	6	2	2	5	2	0	0	1	0	0	29	37	4.50	2.000										

Batter	1	2	3	4	5	6	7	8	9	AB	R	H	RBI	BB	SO	LOB	BOTTOM										
Joe Morgan, L OBP: 0.456, SLG: 0.489 (1, 4)	3-1		1B SF9 1B					2B		4	1	2	0	0	0	0	Philadelphia Phillies @ Houston Astros Astrodome, Houston, TX Sun May 22 1966, 4:33 AM EDT Att: 20,991 - Unknown AB 33 R 1 H 8 RBI 1 BB 0 SO 6 LOB 11										
Sonny Jackson, L OBP: 0.327, SLG: 0.319 (1, 6)	FC5-4 1B		S 1B		F8			F8		4	0	2	0	0	0	1											
Jimmy Wynn, R OBP: 0.325, SLG: 0.489 (1, 8)	FC5-4 CS 1-2		SF9		F9			K		3	0	0	1	0	1	2											
Jim Gentile, L OBP: 0.315, SLG: 0.433 (1, 3)	CS 1-2		4-3		2B			F9		4	0	1	0	0	1	2											
Rusty Staub, L OBP: 0.281, SLG: 0.352 (1, 9)		3-1		4-3		5-3		F5		4	0	0	0	0	0	1											
Bob Aspromonte, R OBP: 0.284, SLG: 0.289 (1, 5)		1B 1B		1B		F5		F9		4	0	2	0	0	0	1											
Lee Maye, L OBP: 0.253, SLG: 0.382 (1, 7)		1-2 1B		F8		6-3		P6		4	0	1	0	0	0	1											
John Bateman, R OBP: 0.317, SLG: 0.461 (1, 2)		K		6-3		K		K		3	0	0	0	0	2	3											
Barry Latman, R OBP: 0.188, SLG: 0.133 (1, 1)			K		F9		K			1	0	0	0	0	1	0											
Aurelio Montegudo, R ERA: 2.7 (5, 1)										0	0	0	0	0	0	0											
Nate Colbert, R (5, PH)										1	0	0	0	0	0	0											
Gary Kroll, R (6, 1)										1	0	0	0	0	1	0											
Inning Stats	R: 0 E: 0 K: 0 S: 3	H: 1 LOB: 0 BB: 0 P: 3	R: 0 E: 0 K: 2 S: 9	H: 2 LOB: 2 BB: 0 P: 9	R: 1 E: 0 K: 1 S: 7	H: 2 LOB: 1 BB: 0 P: 7	R: 0 E: 0 K: 0 S: 4	H: 1 LOB: 1 BB: 0 P: 4	R: 0 E: 0 K: 2 S: 7	H: 0 LOB: 0 BB: 0 P: 7	R: 0 E: 0 K: 1 S: 6	H: 1 LOB: 1 BB: 0 P: 6	R: 0 E: 0 K: 0 S: 3	H: 0 LOB: 0 BB: 0 P: 3	1B: 6 2B: 2 3B: 0 HR: 0	SF: 1 SAC: 0 DP: 0 HBP: 0	WP: 0 PB: 0 SB: 1 CS: 1	PA: 35									
PITCHER	IP	WLS	BF	H	R	ER	SO	BB	IBB	HBP	BLK	WP	HR	S	P	ERA	WHIP										
Jim Bunning, R ERA: 2.08 (1, 1)	9.0	W	34	8	1	1	6	0	0	0	0	0	0	46	46	1.00	0.889										



Batter	1	2	3	4	5	6	7	8	9	AB	R	H	RBI	BB	SO	LOB	TOP					
Tony Taylor, R OBP: 0.313, SLG: 0.425 (1.5)	6-3	1B 3B		4-3		SH2-3		G1-6-3 BB		3	1	2	1	0	0		Philadelphia Phillies @ Houston Astros Astrodome, Houston, TX Mon May 23 1966, 8:05 PM EDT Att. 12,384 - Dome					
Dick Groat, R OBP: 0.312, SLG: 0.354 (1.6)	1B	1B		4-1		4-3		G1-6-3 1-2		5	0	2	1	0	0	2						
Bill White, L OBP: 0.326, SLG: 0.361 (1.3)	K	BB		1-3		2B HR		K		3	1	0	0	2	2	1						
Johnny Callison, L OBP: 0.336, SLG: 0.371 (1.9)	K	G3				F8 2B		G3		5	1	2	0	0	1	3						
Doug Clemens, L OBP: 0.365, SLG: 0.356 (1.7)		K		K		P5		1B		4	2	1	3	1	2	1						
Tony Gonzalez, L OBP: 0.279, SLG: 0.413 (1.8)		E 1B		PB CS 2B		F8		F7		5	1	2	0	0	1	2						
Clay Dalrymple, L OBP: 0.395, SLG: 0.302 (1.2)		E6 3B		1B BB		BB		5-3		2	1	0	0	3	0	1						
Cookie Rojas, R OBP: 0.292, SLG: 0.309 (1.4)		F9		L9		L9		P7		5	0	2	1	0	0	4						
Larry Jackson, R OBP: 0.118, SLG: 0.063 (1.1)		E5 3B		P4		4-3 SH2-3 WP 1B		F9		5	2	1	0	0	1	5						
Inning Stats	R: 0 E: 0 K: 2 S: 8	H: 1 LOB: 1 BB: 0 P: 8	R: 4 E: 2 K: 1 S: 10	H: 3 LOB: 2 BB: 1 P: 14	R: 0 E: 0 K: 1 S: 6	H: 2 LOB: 2 BB: 1 P: 10	R: 0 E: 0 K: 0 S: 3	H: 0 LOB: 0 BB: 0 P: 3	R: 0 E: 0 K: 0 S: 4	H: 1 LOB: 2 BB: 1 P: 8	R: 4 E: 0 K: 1 S: 8	H: 3 LOB: 0 BB: 1 P: 12	R: 0 E: 0 K: 0 S: 3	H: 0 LOB: 0 BB: 0 P: 3	R: 0 E: 0 K: 1 S: 4	H: 0 LOB: 0 BB: 1 P: 8	R: 1 E: 0 K: 1 S: 6	H: 1 LOB: 2 BB: 2 P: 14	1B: 6 2B: 3 3B: 1 HR: 1	SF: 0 SAC: 1 DP: 1 HBP: 0	WP: 1 PB: 1 SB: 2 CS: 1	PA: 45
PITCHER	IP WLS BF H R ER SO BB IBB HBP BLK WP HR S P ERA WHIP																					
Dave Giusti, R ERA: 2.99 (1.1)	5.0 L 26 7 4 0 4 3 0 0 0 0 0 0 31 43 0.00 2.000																					
Don Lee, R ERA: 2.5 (6.1)	1.0 7 3 4 4 1 1 0 0 0 1 1 8 12 36.00 4.000																					
Aurelio Monteagudo, R ERA: 2.76 (7.1)	3.0 12 1 1 1 2 3 0 0 0 0 0 0 13 25 3.00 1.333																					

AB	37
R	9
H	11
RBI	7
BB	7
SO	7
LOB	19



Batter	1	2	3	4	5	6	7	8	9	AB	R	H	RBI	BB	SO	LOB	BOTTOM					
Joe Morgan, L OBP: 0.497, SLG: 0.485 (1.4)	F8			BB		FC4-6 1B		F8		3	0	1	0	1	0	0	Philadelphia Phillies @ Houston Astros Astrodome, Houston, TX Mon May 23 1966, 8:05 PM EDT Att. 12,384 - Dome					
Sonny Jackson, L OBP: 0.318, SLG: 0.310 (1.6)	4-3			F8		FC4-6 G4-3		6-3		4	0	0	0	0	0	2						
Jimmy Wynn, R OBP: 0.316, SLG: 0.475 (1.8)	F7			K		G4-3		6-3		4	0	0	0	0	1	2						
Jim Gentile, L OBP: 0.322, SLG: 0.424 (1.3)		G4-6-3 BB		K		K		F7		2	0	0	0	2	1	1						
Rusty Staub, L OBP: 0.273, SLG: 0.341 (1.9)		F9		F7		FC4-6 WP		L8		4	0	0	0	0	0	2						
Bob Aspromonte, R OBP: 0.285, SLG: 0.285 (1.5)		G4-6-3		6-3		6-3		BB		2	0	0	0	1	0	1						
Lee Maye, L OBP: 0.256, SLG: 0.380 (1.7)				P4		1B 1B		K		3	0	1	0	0	1	2						
John Bateman, R OBP: 0.318, SLG: 0.458 (1.2)				5-3		6-3		6-3		3	0	1	0	0	0	2						
Dave Giusti, R OBP: 0.250, SLG: 0.250 (1.1)				K		K		1-3		1	0	0	0	0	1	0						
Dave Nicholson, R OBP: 0.417, SLG: 0.486 (6. PH)										1	0	0	0	0	1	2						
Don Lee, R OBP: 1.000, SLG: 1.000 (6.1)										0	0	0	0	0	0	0						
Aurelio Monteagudo, R ERA: 2.76 (7.1)										1	0	0	0	0	0	0						
Inning Stats	R: 0 E: 0 K: 0 S: 3	H: 0 LOB: 0 BB: 0 P: 3	R: 0 E: 0 K: 0 S: 2	H: 0 LOB: 0 BB: 1 P: 6	R: 0 E: 0 K: 1 S: 5	H: 0 LOB: 0 BB: 0 P: 5	R: 0 E: 0 K: 2 S: 7	H: 0 LOB: 1 BB: 1 P: 11	R: 0 E: 0 K: 1 S: 7	H: 2 LOB: 2 BB: 0 P: 7	R: 0 E: 0 K: 0 S: 3	H: 1 LOB: 0 BB: 0 P: 3	R: 0 E: 0 K: 1 S: 5	H: 0 LOB: 2 BB: 2 P: 13	R: 0 E: 0 K: 0 S: 3	H: 0 LOB: 0 BB: 0 P: 3	R: 0 E: 0 K: 0 S: 3	H: 0 LOB: 0 BB: 0 P: 3	1B: 3 2B: 0 3B: 0 HR: 0	SF: 0 SAC: 0 DP: 2 HBP: 0	WP: 1 PB: 0 SB: 0 CS: 0	PA: 32
PITCHER	IP WLS BF H R ER SO BB IBB HBP BLK WP HR S P ERA WHIP																					
Larry Jackson, R ERA: 4.47 (1.1)	9.0 W 32 3 0 0 5 4 0 0 0 1 0 38 54 0.00 0.778																					

AB	28
R	0
H	3
RBI	0
BB	4
SO	5
LOB	14



Batter	1	2	3	4	5	6	7	8	9	AB	R	H	RBI	BB	SO	LOB	TOP																		
Ron Hunt, R OBP: 0.418, SLG: 0.449 (1, 4)	0-0 E 2B		0-0 4-3	0-0 6-3			0-0 6-3			4	1	1	0	0	0	1																			
Cleon Jones, R OBP: 0.381, SLG: 0.430 (1, 8)	0-0 E4 1B		0-0 F8		0-0 G6-4-3 1B			0-0 L8		4	0	2	0	0	0	0																			
Ken Boyer, R OBP: 0.323, SLG: 0.455 (1, 5)	0-0 F9		0-0 2B		0-0 F9			0-3 K		4	0	1	0	0	1	2																			
Dick Stuart, R OBP: 0.245, SLG: 0.261 (1, 3)	0-3 K		0-0 F7		0-0 G6-4-3 1-2			0-0 F9		4	0	0	0	0	1	3																			
Ed Kranepool, L OBP: 0.292, SLG: 0.351 (1, 7)	0-0 3-1			0-0 FC3-6 1B 2B			0-0 F5		0-0 F7	4	1	1	0	0	0	1																			
Ron Swoboda, R OBP: 0.301, SLG: 0.375 (1, 9)		0-0 1B		0-0 FC3-6 1-2 1B			0-0 5-3		0-0 F7	4	0	2	0	0	0	0																			
Jerry Grote, R OBP: 0.381, SLG: 0.275 John Stephenson, L OBP: 0.364, SLG: 0.438 (4, PH) (4, 2)	0-3 K		0-0 FC3-6 1-2 2-3 2B		0-0 P6			0-3 K		1	0	0	0	0	1	1																			
Roy McMillan, R OBP: 0.202, SLG: 0.170 (1, 6)	0-0 L7		0-0 F2				0-0 F8			3	0	0	0	0	0	3																			
Jack Fisher, R OBP: 0.143, SLG: 0.077 Gerry Arrigo, L OBP: 0.303, SLG: 0.323 Al Luplow, L OBP: 0.303, SLG: 0.323 Rob Gardner, R OBP: 0.303, SLG: 0.323 Gordie Richardson, R OBP: 0.303, SLG: 0.323 Johnny Lewis, L OBP: 0.303, SLG: 0.323 Bill Hepler, L OBP: 0.303, SLG: 0.323 Dave Eilers, R OBP: 0.303, SLG: 0.323 (1, 1) (3, 1) (4, PH) (4, PH) (4, 1) (7, PH) (7, 1) (7, 1)	0-3 K		0-0 1-3 3-H 2B		0-0 P6			0-0 P6		1	0	0	0	0	1	1																			
Inning Stats	R: 1 E: 1 K: 7 S: 7	H: 2 LOB: 1 BB: 0 P: 7	R: 0 E: 0 K: 2 S: 8	H: 1 LOB: 1 BB: 0 P: 8	R: 0 E: 0 K: 0 S: 4	H: 1 LOB: 1 BB: 0 P: 4	R: 2 E: 0 K: 0 S: 6	H: 3 LOB: 1 BB: 0 P: 6	R: 0 E: 0 K: 0 S: 3	H: 0 LOB: 0 BB: 0 P: 3	R: 0 E: 0 K: 0 S: 3	H: 0 LOB: 0 BB: 0 P: 3	R: 0 E: 0 K: 1 S: 5	H: 0 LOB: 0 BB: 0 P: 5	R: 0 E: 0 K: 1 S: 5	H: 0 LOB: 0 BB: 0 P: 5	1B: 5 2B: 3 3B: 0 HR: 0	SF: 0 SAC: 0 DP: 1 HBP: 0	WP: 0 PB: 0 SB: 0 CS: 0	PA: 34															
PITCHER	IP WLS BF H R ER SO BB IBB HBP BLK WP HR S P ERA WHIP																																		
Robin Roberts, R ERA: 3.11 (1, 1)	3.2		18	7	3	3	3	0	0	0	0	0	0	0	0	24	24	7.36	1.909																
Claude Raymond, R ERA: 1.73 (4, 1)	5.1	W	16	1	0	0	2	0	0	0	0	0	0	0	0	20	20	0.00	0.188																

New York Mets @ Houston Astros
Astrodome, Houston, TX
Tue May 24 1966, 8:05 PM EDT
Att: 12,447 - Unknown

AB 34
R 3
H 8
RBI 2
BB 0
SO 5
LOB 14



Batter	1	2	3	4	5	6	7	8	9	AB	R	H	RBI	BB	SO	LOB	BOTTOM															
Joe Morgan, L OBP: 0.462, SLG: 0.486 (1, 4)	0-0 CI SH 2B	0-0 FC4-6 1B	4-0 BB			0-0 6-3		0-0 L6		4	1	2	0	1	0	0																
Sonny Jackson, L OBP: 0.316, SLG: 0.303 (1, 6)	0-0 SH 2B	0-0 FC4-6 1-3 1B	0-0 4-3			0-0 BB		0-0 F5		3	2	0	0	1	0	3																
Jimmy Wynn, R OBP: 0.309, SLG: 0.462 (1, 8)	0-1 CI 2B	0-0 1-3		0-0 L6		0-0 F9		0-0 1-3		4	1	0	0	0	0	2																
Jim Gentile, L OBP: 0.328, SLG: 0.431 (1, 3)	0-0 2B	0-0 1B		0-0 3-1			0-3 K			3	1	1	3	1	1	0																
Rusty Staub, L OBP: 0.286, SLG: 0.362 (6, 7)	0-0 4-3 2B	0-0 1-3 2-H 1B		0-0 F8			0-0 PB 1B			4	0	3	2	0	0	0																
Bob Aspromonte, R OBP: 0.265, SLG: 0.284 (1, 5)	0-0 6-3	0-0 L9			0-0 F9		0-0 PB 1B		0-0 F9	4	0	1	0	0	0	3																
Lee Maye, L OBP: 0.258, SLG: 0.390 Dave Nicholson, R OBP: 0.412, SLG: 0.479 (6, 9)	0-0 4-3		0-0 WP 2B		0-0 F5		0-0 F9		0-0 F9	3	0	1	0	0	0	1																
John Bateman, R OBP: 0.323, SLG: 0.450 (1, 2)	1-0 HBP		0-3 K		0-0 4-3		0-0 BB		0-0 BB	2	0	0	0	1	1	1																
Robin Roberts, S Claude Raymond, R (1, 1) (4, 1)	0-0 P6		0-0 F8			0-3 K		0-0 4-3		2	0	0	0	0	0	3																
Inning Stats	R: 4 E: 2 K: 0 S: 8	H: 3 LOB: 2 BB: 0 P: 9	R: 1 E: 0 K: 0 S: 5	H: 2 LOB: 2 BB: 1 P: 9	R: 0 E: 0 K: 1 S: 6	H: 1 LOB: 2 BB: 1 P: 10	R: 0 E: 0 K: 0 S: 3	H: 0 LOB: 0 BB: 0 P: 3	R: 0 E: 0 K: 1 S: 5	H: 0 LOB: 1 BB: 1 P: 9	R: 0 E: 0 K: 1 S: 7	H: 2 LOB: 3 BB: 1 P: 11	R: 0 E: 0 K: 0 S: 3	H: 0 LOB: 0 BB: 0 P: 3	1B: 5 2B: 3 3B: 0 HR: 0	SF: 0 SAC: 1 DP: 0 HBP: 1	WP: 1 PB: 1 SB: 0 CS: 0	PA: 39														
PITCHER	IP WLS BF H R ER SO BB IBB HBP BLK WP HR S P ERA WHIP																															
Jack Fisher, R ERA: 5.01 (1, 1)	2.2	L	19	6	5	3	1	2	0	1	0	18	27	10.12	3.000																	
Gerry Arrigo, L ERA: 4.22 (3, 1)	0.1		1	0	0	0	0	0	0	0	0	1	1	0.00	0.000																	
Gordie Richardson, L ERA: 3.28 (4, 1)	3.0		10	0	0	0	1	1	0	0	0	0	11	15	0.00	0.333																
Bill Hepler, L ERA: 4.29 (7, 1)	0.2		5	2	0	0	1	1	0	0	0	0	6	10	0.00	4.500																
Dave Eilers, R ERA: 1.88 (7, 1)	1.1		4	0	0	0	0	0	0	0	0	4	4	0.00	0.000																	

New York Mets @ Houston Astros
Astrodome, Houston, TX
Tue May 24 1966, 8:05 PM EDT
Att: 12,447 - Unknown

AB 32
R 5
H 8
RBI 5
BB 4
SO 3
LOB 18



Batter	1	2	3	4	5	6	7	8	9	AB	R	H	RBI	BB	SO	LOB	TOP			
Ron Hunt, R (1,4) OBP: 0.413, SLG: 0.436	G4-6-3 BB		6-3			1-3		G4-6-3		3	0	0	0	1	0	2				
Cleon Jones, R (1,8) OBP: 0.330, SLG: 0.412	G4-6-3			6-3		4-3			L9	4	0	0	0	0	0	2				
Ken Boyer, R (1,5) OBP: 0.330, SLG: 0.467				K					K	4	0	2	1	0	2	0				
Ed Kranepool, L (1,7) OBP: 0.291, SLG: 0.340	4-3			F9		4-3				3	0	0	0	1	0	2				
Dick Stuart, R (1,3) OBP: 0.226, SLG: 0.240		F8			K				K	4	0	0	0	0	2	1				
John Stephenson, L (1,2) OBP: 0.333, SLG: 0.400		L9			K				P4	3	0	0	0	0	1	0				
Ron Swoboda, R (1,9) OBP: 0.303, SLG: 0.373		F7							F9	3	0	1	0	0	0	0				
Eddie Bressoud, R (1,6) OBP: 0.262, SLG: 0.364			K		K				G4-6-3 1B	3	0	1	0	0	2	1				
Rob Gardner, R (1,1) OBP: 0.176, SLG: 0.235			K						P6	1	0	0	0	0	1	0				
Gerry Arrigo, L (5,1) OBP: 0.500, SLG: 0.500						4-3 2B				1	1	1	0	0	0	0				
Larry Bearnarth, R (7,1) OBP: 0.370, SLG: 0.346										0	0	0	0	0	0	0				
Chuck Hillier, L (8,PH) OBP: 0.370, SLG: 0.346										1	0	0	0	0	0	1				
Dave Eilers, R (8,1) OBP: 0.370, SLG: 0.346										0	0	0	0	0	0	0				
Inning Stats	R: 0 E: 0 K: 0 S: 3	H: 1 LOB: 1 BB: 1 P: 7	R: 0 E: 0 K: 0 S: 3	H: 0 LOB: 0 BB: 0 P: 3	R: 0 E: 0 K: 2 S: 7	H: 0 LOB: 0 BB: 0 P: 7	R: 0 E: 0 K: 1 S: 5	H: 0 LOB: 0 BB: 0 P: 5	R: 0 E: 0 K: 3 S: 10	H: 1 LOB: 1 BB: 0 P: 10	R: 0 E: 0 K: 1 S: 5	H: 0 LOB: 0 BB: 0 P: 5	R: 0 E: 0 K: 0 S: 3	H: 1 LOB: 0 BB: 0 P: 3	R: 0 E: 0 K: 1 S: 5	H: 0 LOB: 1 BB: 1 P: 9	1B: 4 2B: 1 3B: 0 HR: 0	SF: 0 SAC: 0 DP: 2 HBP: 0	WP: 0 PB: 0 SB: 0 CS: 0	PA: 32
PITCHER Larry Dierker, R (1,1) ERA: 3.61	IP: 9.0 WLS: W BF: 32 H: 5 R: 1 ER: 1 SO: 8 BB: 2 IBB: 0 HBP: 0 BLK: 0 WP: 0 HR: 0 S: 46 P: 54 ERA: 1.00 WHIP: 0.778															PITCHER				

New York Mets @ Houston Astros
Astrodome, Houston, TX
Wed May 25 1966, 8:05 PM EDT
Att: 17,461 - Unknown

AB	30
R	1
H	5
RBI	1
BB	2
SO	8
LOB	9



Batter	1	2	3	4	5	6	7	8	9	AB	R	H	RBI	BB	SO	LOB	BOTTOM			
Joe Morgan, L (1,4) OBP: 0.491, SLG: 0.472	3-1		5-3		F7		F5			4	0	0	0	0	0	0				
Sonny Jackson, L (1,6) OBP: 0.314, SLG: 0.297	4-3		S 1B BB		5-3		F8			3	1	0	0	1	0	0				
Jimmy Wynn, R (1,8) OBP: 0.307, SLG: 0.453	P5		6-3		K		1B BB			3	0	0	0	1	1	1				
Dave Nicholson, R (1,9) OBP: 0.438, SLG: 0.560		F7 1B 2B	FC5-4 1B			HR	1B BB			4	2	4	2	0	0	0				
Felix Mantilla, R (1,3) OBP: 0.318, SLG: 0.476		1B E HBP	FC5-4 1-2		F5		6-3			3	1	0	0	0	0	3				
Bob Aspromonte, R (1,5) OBP: 0.285, SLG: 0.290		F7 2-3		SH4-3 SF8 2B		K		F8		4	1	1	0	0	1	2				
John Bateman, R (1,2) OBP: 0.338, SLG: 0.504		E8 1H 3H 1B		SH4-3		1B 3B		HR		3	2	3	2	0	0	0				
Rusty Staub, L (1,7) OBP: 0.285, SLG: 0.361		P3		SF8				6-3		3	0	1	2	0	0	1				
Larry Dierker, R (1,1) OBP: 0.250, SLG: 0.438		5-3		K		K		K		4	0	0	0	0	3	2				
Inning Stats	R: 0 E: 0 K: 0 S: 3	H: 0 LOB: 0 BB: 0 P: 3	R: 2 E: 1 K: 0 S: 5	H: 2 LOB: 1 BB: 0 P: 6	R: 1 E: 0 K: 0 S: 4	H: 1 LOB: 1 BB: 1 P: 8	R: 1 E: 0 K: 1 S: 6	H: 1 LOB: 0 BB: 0 P: 6	R: 0 E: 0 K: 2 S: 10	H: 3 LOB: 1 BB: 0 P: 10	R: 0 E: 0 K: 0 S: 4	H: 1 LOB: 2 BB: 1 P: 8	R: 0 E: 0 K: 1 S: 6	H: 1 LOB: 0 BB: 0 P: 6	R: 1 E: 0 K: 1 S: 6	H: 1 LOB: 0 BB: 0 P: 6	1B: 4 2B: 2 3B: 1 HR: 2	SF: 1 SAC: 1 DP: 0 HBP: 1	WP: 0 PB: 0 SB: 1 CS: 0	PA: 36
PITCHER Rob Gardner, L (1,1) ERA: 2.7	IP: 4.0 WLS: L BF: 18 H: 4 R: 4 ER: 2 SO: 3 BB: 1 IBB: 0 HBP: 0 BLK: 0 WP: 0 HR: 0 S: 18 P: 23 ERA: 6.75 WHIP: 1.250															PITCHER				
Gerry Arrigo, L (5,1) ERA: 4.73	2.2	13	4	2	2	3	1	0	0	0	0	1	18	22	6.75	1.875				
Larry Bearnarth, R (7,1) ERA: 5.87	0.1	1	0	0	0	0	0	0	0	0	0	0	1	1	0.00	0.000				
Dave Eilers, R (8,1) ERA: 2.35	1.0	4	1	1	1	1	0	0	0	0	0	1	6	6	9.00	1.000				

New York Mets @ Houston Astros
Astrodome, Houston, TX
Wed May 25 1966, 8:05 PM EDT
Att: 17,461 - Unknown

AB	31
R	7
H	9
RBI	6
BB	2
SO	5
LOB	9



Batter	1	2	3	4	5	6	7	8	9	AB	R	H	RBI	BB	SO	LOB	TOP	
Matty Alou, L OBP: 0.371, SLG: 0.556 (1, 8)	L8	E4			6-3		P6			4	0	0	0	0	0	0		
Gene Alley, R OBP: 0.311, SLG: 0.367 (1, 6)	1B SF7 2B	6-3			F9		F9			4	1	1	0	0	0	1		
Manny Mota, R OBP: 0.408, SLG: 0.615 (1, 9)	1B 2-3 1B				6-3			P4		4	1	2	1	0	0	0		
Willie Stargell, L OBP: 0.364, SLG: 0.414 (1, 7)	SF7									3	0	2	1	0	1	0		
Donn Clendenon, R OBP: 0.318, SLG: 0.353 (1, 3)	1-3 1B						F9			4	0	2	0	0	1	2		
Bill Mazerowski, R OBP: 0.280, SLG: 0.306 (1, 4)	F9									4	0	1	0	0	1	4		
Jim Pagliaroni, R OBP: 0.291, SLG: 0.375 (1, 2)										4	0	0	0	0	2	2		
Bob Bailey, R OBP: 0.331, SLG: 0.404 (1, 5)										4	1	2	0	0	1	0		
Steve Blass, R OBP: 0.130, SLG: 0.130 Pete Mikkelsen, R (8, 1)										3	0	0	0	0	1	1		
Inning Stats	R: 1 E: 0 K: 0 S: 6	H: 3 LOB: 2 BB: 0 P: 6	R: 1 E: 1 K: 2 S: 9	H: 1 LOB: 1 BB: 0 P: 9	R: 1 E: 0 K: 2 S: 8	H: 2 LOB: 0 BB: 0 P: 8	R: 0 E: 0 K: 0 S: 3	H: 0 LOB: 0 BB: 0 P: 3	R: 0 E: 0 K: 0 S: 5	H: 3 LOB: 2 BB: 0 P: 5	R: 0 E: 0 K: 1 S: 6	H: 1 LOB: 1 BB: 0 P: 6	R: 0 E: 0 K: 2 S: 7	H: 0 LOB: 0 BB: 0 P: 7	1B: 6 2B: 3 3B: 0 HR: 1	SF: 1 SAC: 0 DP: 0 HBP: 0	WP: 0 PB: 0 SB: 1 CS: 1	PA: 36
PITCHER	IP WLS BF H R ER SO BB IBB HBP BLK WP HR S P ERA WHIP																	
Turk Farrell, R ERA: 6.23 Ron Taylor, R ERA: Jim Owens, R ERA: 3.57	(1, 1) (7, 1) (9, 1)	6.0 L 26 9 3 2 4 0 0 0 0 0 1 34 34 3.00 1.500																

Pittsburgh Pirates @ Houston Astros
Astrodome, Houston, TX
Thu May 26 1966, 8:05 PM EDT
Att: 14,440 - Dome

AB 35
R 3
H 10
RBI 2
BB 0
SO 7
LOB 10



Batter	1	2	3	4	5	6	7	8	9	AB	R	H	RBI	BB	SO	LOB	BOTTOM			
Joe Morgan, L OBP: 0.449, SLG: 0.466 (1, 4)	SH2-3 1B									4	0	1	0	1	0	0				
Sonny Jackson, L OBP: 0.313, SLG: 0.296 (1, 6)	SH2-3 1-2									4	1	1	0	0	1	1				
Jimmy Wynn, R OBP: 0.304, SLG: 0.441 (1, 8)	F8									4	0	0	0	1	0	2				
Jim Gentile, L OBP: 0.333, SLG: 0.453 Bob Lillis, R (9, 5)	K									4	1	2	0	0	1	1				
Dave Nicholson, R OBP: 0.452, SLG: 0.558 (1, 9)										2	0	1	0	1	0	1				
Rusty Staub, L OBP: 0.290, SLG: 0.360 (1, 7)	F3									3	0	1	1	1	0	2				
Bob Aspromonte, R OBP: 0.259, SLG: 0.284 Lee Maye, L OBP: 0.267, SLG: 0.410 Jim Owens, R (9, 1)	P5									3	0	0	0	0	0	4				
John Bateman, R OBP: 0.343, SLG: 0.500 (1, 2)										3	0	1	0	1	0	0				
Turk Farrell, R Nate Colbert, R Ron Taylor, R Felix Mantilla, R OBP: 0.304, SLG: 0.455 (9, 3)	FC6-4 1B									2	0	0	0	0	0	2				
Inning Stats	R: 0 E: 0 K: 1 S: 6	H: 1 LOB: 1 BB: 0 P: 6	R: 0 E: 0 K: 0 S: 4	H: 1 LOB: 2 BB: 1 P: 8	R: 1 E: 0 K: 0 S: 6	H: 3 LOB: 3 BB: 0 P: 7	R: 0 E: 0 K: 0 S: 3	H: 0 LOB: 1 BB: 1 P: 7	R: 0 E: 0 K: 0 S: 4	H: 1 LOB: 1 BB: 0 P: 4	R: 0 E: 0 K: 0 S: 3	H: 0 LOB: 0 BB: 0 P: 3	R: 0 E: 0 K: 0 S: 4	H: 2 LOB: 2 BB: 2 P: 12	R: 0 E: 0 K: 1 S: 5	H: 0 LOB: 1 BB: 1 P: 9	1B: 6 2B: 1 3B: 1 HR: 0	SF: 0 SAC: 1 DP: 1 HBP: 1	WP: 0 PB: 0 SB: 1 CS: 0	PA: 40
PITCHER	IP WLS BF H R ER SO BB IBB HBP BLK WP HR S P ERA WHIP																			
Steve Blass, R ERA: 2.9 Pete Mikkelsen, R ERA: 3.26	(1, 1) (8, 1)	7.1 W 33 7 2 2 1 3 0 1 0 0 0 31 44 2.46 1.364																		

Pittsburgh Pirates @ Houston Astros
Astrodome, Houston, TX
Thu May 26 1966, 8:05 PM EDT
Att: 14,440 - Dome


AB 33
R 2
H 8
RBI 2
BB 5
SO 2
LOB 17



Batter	1	2	3	4	5	6	7	8	9	AB	R	H	RBI	BB	SO	LOB	TOP				
Matty Alou, L OBP: 0.372, SLG: 0.550 (1, 8)										5	0	2	0	0	0	3					
Gene Alley, R OBP: 0.306, SLG: 0.359 (1, 6)										5	0	1	0	0	0	3					
Manny Mota, R OBP: 0.421, SLG: 0.609 (1, 9)										4	1	2	1	1	0	1					
Willie Stargell, L OBP: 0.366, SLG: 0.440 (1, 7)										5	1	2	2	0	0	2					
Donn Clendenon, R OBP: 0.314, SLG: 0.361 (1, 3)										5	1	1	0	0	3	3					
Bill Mazeroski, R OBP: 0.270, SLG: 0.338 (1, 4)										4	2	2	2	1	0	1					
Bob Bailey, R OBP: 0.328, SLG: 0.393 (1, 5)										3	0	0	0	1	1	2	AB 39				
Jesse Gonder, L OBP: 0.156, SLG: 0.323 (1, 2)										4	0	1	1	0	1	2	R 6				
Bob Veale, S OBP: 0.207, SLG: 0.207 Pete Mikkelsen, R (8, 1)										4	1	2	0	0	0	2	H 13				
										0	0	0	0	0	0	0	RBI 6				
Inning Stats	R: 0 E: 0 K: 0 S: 5	H: 2 LOB: 2 BB: 0 P: 5	R: 1 E: 0 K: 1 S: 6	H: 1 LOB: 1 BB: 1 P: 10	R: 2 E: 0 K: 1 S: 6	H: 1 LOB: 0 BB: 1 P: 10	R: 0 E: 0 K: 1 S: 6	H: 1 LOB: 1 BB: 0 P: 6	R: 0 E: 0 K: 0 S: 3	H: 0 LOB: 0 BB: 0 P: 3	R: 1 E: 0 K: 0 S: 5	H: 3 LOB: 1 BB: 0 P: 5	R: 2 E: 0 K: 0 S: 7	H: 4 LOB: 2 BB: 0 P: 7	R: 0 E: 0 K: 1 S: 6	H: 1 LOB: 1 BB: 0 P: 6	1B: 9 2B: 1 3B: 1 HR: 2	SF: 0 SAC: 0 DP: 0 HBP: 0	WP: 0 PB: 0 SB: 1 CS: 0	PA: 42	
PITCHER	IP WLS BF H R ER SO BB IBB HBP BLK WP HR S P ERA WHIP																				
Barry Latman, R ERA: 2.88 Aurelio Montegudo, R ERA: 3.12 Ron Taylor, R ERA:	(1, 1) (8, 1) (9, 1)	7.0 1.0 1.0	L 6 4	32 3 1	9 1 0	5 1 0	5 1 0	4 0 1	3 0 0	0 0 0	0 0 0	0 0 0	0 0 0	0 0 0	2 6 6	37 6 6	49 6 6	6.43 9.00 0.00	1.714 3.000 1.000		

Pittsburgh Pirates @ Houston Astros
Astrodome, Houston, TX
Fri May 27 1966, 8:05 PM EDT
Att. 18,104 - Dome


AB 39
R 6
H 13
RBI 6
BB 3
SO 5
LOB 19



Batter	1	2	3	4	5	6	7	8	9	AB	R	H	RBI	BB	SO	LOB	BOTTOM					
Joe Morgan, L OBP: 0.491, SLG: 0.467 (1, 4)										4	0	2	0	0	2	0						
Sonny Jackson, L OBP: 0.307, SLG: 0.290 Ron Brand, R OBP: 0.500, SLG: 0.333 Lee Mays, L OBP: 0.264, SLG: 0.405 Ron Taylor, R (8, PH)										3	0	0	0	0	0	1						
Jimmy Wynn, R OBP: 0.309, SLG: 0.439 (1, 8)										3	0	1	0	1	1	3						
Dave Nicholson, R OBP: 0.464, SLG: 0.557 (1, 9)										2	0	1	0	1	1	1						
Felix Mantilla, R OBP: 0.259, SLG: 0.385 (1, 3)										4	0	0	0	0	2	5						
Bob Aspromonte, R OBP: 0.253, SLG: 0.276 (1, 5)										4	0	0	0	0	0	1						
John Bateman, R OBP: 0.336, SLG: 0.488 (1, 2)										3	0	0	0	0	1	0	AB 28					
Rusty Staub, L OBP: 0.297, SLG: 0.358 (1, 7)										1	0	0	0	2	1	0	R 0					
Barry Latman, R OBP: 0.187, SLG: 0.118 Aurelio Montegudo, R OBP: 0.231, SLG: 0.091 Bob Lillis, R (8, PH)	(1, 1) (8, 1) (9, 6)	7.1 1.2	W S	28 5	4 1	0 0	0 0	0 2	4 0	0 0	0 0	0 0	0 0	0 0	0 0	1 0	H 5					
Inning Stats	R: 0 E: 1 K: 2 S: 8	H: 1 LOB: 2 BB: 0 P: 9	R: 0 E: 0 K: 2 S: 7	H: 0 LOB: 0 BB: 0 P: 7	R: 0 E: 0 K: 2 S: 7	H: 0 LOB: 0 BB: 0 P: 7	R: 0 E: 0 K: 1 S: 4	H: 0 LOB: 0 BB: 1 P: 8	R: 0 E: 0 K: 1 S: 5	H: 0 LOB: 1 BB: 1 P: 9	R: 0 E: 0 K: 1 S: 5	H: 1 LOB: 0 BB: 0 P: 5	R: 0 E: 0 K: 0 S: 2	H: 0 LOB: 0 BB: 1 P: 6	R: 0 E: 0 K: 1 S: 7	H: 2 LOB: 3 BB: 1 P: 11	R: 0 E: 0 K: 1 S: 5	H: 1 LOB: 0 BB: 0 P: 5	1B: 5 2B: 0 3B: 0 HR: 0	SF: 0 SAC: 0 DP: 4 HBP: 1	WP: 0 PB: 0 SB: 0 CS: 0	PA: 33
PITCHER	IP WLS BF H R ER SO BB IBB HBP BLK WP HR S P ERA WHIP																					
Bob Veale, L ERA: 2.56 Pete Mikkelsen, R ERA: 3.09	(1, 1) (8, 1)	7.1 1.2	W S	28 5	4 1	0 0	0 2	4 0	0 0	0 0	0 0	0 9	41 9	58 9	0.00 0.00	1.091 0.600						

Pittsburgh Pirates @ Houston Astros
Astrodome, Houston, TX
Fri May 27 1966, 8:05 PM EDT
Att. 18,104 - Dome

AB 28
R 0
H 5
RBI 0
BB 4
SO 11
LOB 15



Batter	1	2	3	4	5	6	7	8	9	AB	R	H	RBI	BB	SO	LOB	TOP										
Matty Alou, L (1, 8) OBP: 0.366, SLG: 0.537	P6		K		K				F9	5	0	1	0	0	2	3	Pittsburgh Pirates @ Houston Astros Astrodome, Houston, TX Sat May 28 1966, 4:33 AM EDT Att: 13,235 - Unknown										
Gene Alley, R (1, 6) OBP: 0.296, SLG: 0.346	K			F7		F9	P3			4	0	0	0	0	1	2											
Manny Mota, R (1, 9) OBP: 0.438, SLG: 0.630	F9				2B		4-3 1B		WP 1B	4	0	3	0	0	0	0											
Willie Stargell, L (1, 7) OBP: 0.362, SLG: 0.429		K				4-3		F9		3	0	0	0	0	1	2											
Donn Clendenon, R (1, 3) OBP: 0.306, SLG: 0.351	K			F9		F9		K		4	0	0	0	0	2	4											
Bill Mazerowski, R (1, 4) OBP: 0.284, SLG: 0.329	P3			F9			P4	F9		4	0	0	0	0	0	3											
Bob Bailey, R (1, 5) OBP: 0.319, SLG: 0.380			5-3		K		F8		F7	4	0	0	0	0	1	0											
Jim Pagliaroni, R (1, 2) OBP: 0.306, SLG: 0.398									6-3	4	1	3	0	0	0	0											
Don Cardwell, R (1, 1) Jerry Lynch, L (7, PH) Vern Law, R (7, PR) Al McBean, R (7, 1) Andre Rodgers, R (9, PH)	F8				FC6-4					2	0	0	0	0	0	2											
Inning Stats	R: 0 E: 0 K: 1 S: 5	H: 0 LOB: 0 BB: 0 P: 5	R: 0 E: 0 K: 2 S: 7	H: 0 LOB: 0 BB: 0 P: 7	R: 0 E: 0 K: 1 S: 6	H: 1 LOB: 1 BB: 0 P: 6	R: 0 E: 0 K: 0 S: 4	H: 1 LOB: 2 BB: 0 P: 5	R: 0 E: 0 K: 2 S: 8	H: 1 LOB: 1 BB: 0 P: 8	R: 0 E: 0 K: 0 S: 4	H: 1 LOB: 1 BB: 0 P: 4	R: 1 E: 0 K: 0 S: 6	H: 3 LOB: 2 BB: 0 P: 6	R: 0 E: 0 K: 1 S: 6	H: 1 LOB: 1 BB: 0 P: 6		R: 0 E: 0 K: 0 S: 4	H: 1 LOB: 1 BB: 0 P: 4	1B: 7 2B: 2 3B: 0 HR: 0	SF: 0 SAC: 0 DP: 0 HBP: 1	WP: 1 PB: 0 SB: 0 CS: 0	PA: 37				
PITCHER	IP	WLS	BF	H	R	ER	SO	BB	IBB	HBP	BLK	WP	HR	S	P	ERA	WHIP										
Dave Giusti, R (1, 1) ERA: 2.44	6.2	W	28	7	1	1	6	0	0	1	0	0	0	39	40	1.35	1.050										
Jim Owens, R (7, 1) ERA: 3.5	0.1		1	0	0	0	0	0	0	0	0	0	0	1	1	0.00	0.000										
Claude Raymond, R (8, 1) ERA: 1.61	2.0	S	8	2	0	0	1	0	0	0	0	1	0	10	10	0.00	1.000										

AB	36
R	1
H	9
RBI	1
BB	0
SO	7
LOB	16



Batter	1	2	3	4	5	6	7	8	9	AB	R	H	RBI	BB	SO	LOB	BOTTOM										
Joe Morgan, L (1, 4) OBP: 0.452, SLG: 0.465	L8						F7			3	0	1	0	1	0	0	Pittsburgh Pirates @ Houston Astros Astrodome, Houston, TX Sat May 28 1966, 4:33 AM EDT Att: 13,235 - Unknown										
Sonny Jackson, L (1, 6) OBP: 0.308, SLG: 0.291		4-3			SH3 1B		4-3			3	0	1	0	0	0	2											
Jimmy Wynn, R (1, 8) OBP: 0.302, SLG: 0.428	K		1-3		K			P4		4	0	0	0	0	2	2											
Jim Gentile, L (1, 3) OBP: 0.331, SLG: 0.455	L9				F2			K		4	0	1	0	0	1	2											
Rusty Staub, L (1, 9) OBP: 0.302, SLG: 0.357		P5		G4-6-3 BB		4-3			1B	3	0	1	0	1	0	0											
Lee Maye, L (1, 7) OBP: 0.274, SLG: 0.420			G4-6-3			1B		1-3		4	1	2	0	0	0	3											
John Bateman, R (1, 2) OBP: 0.342, SLG: 0.492		5-3			G5-4-3 1B					3	0	2	0	0	0	1											
Bob Aspromonte, R (1, 5) OBP: 0.255, SLG: 0.284					G5-4-3 2B 2B		FC6-4			3	1	1	1	0	0	2											
Dave Giusti, R (1, 1) ERA: 3.86 Jim Owens, R (7, 1)										2	0	1	1	0	0	0											
Felix Mantilla, R (7, PH) Claude Raymond, R (8, 1)		WP 2B						K		1	0	0	0	0	1	0											
Inning Stats	R: 0 E: 0 K: 1 S: 6	H: 1 LOB: 1 BB: 0 P: 6	R: 2 E: 0 K: 0 S: 6	H: 3 LOB: 2 BB: 1 P: 10	R: 0 E: 0 K: 0 S: 3	H: 1 LOB: 0 BB: 0 P: 7	R: 0 E: 0 K: 0 S: 3	H: 1 LOB: 0 BB: 0 P: 3	R: 0 E: 0 K: 1 S: 6	H: 1 LOB: 1 BB: 0 P: 6	R: 0 E: 0 K: 0 S: 4	H: 2 LOB: 1 BB: 0 P: 4	R: 0 E: 0 K: 1 S: 5	H: 0 LOB: 0 BB: 0 P: 5	R: 0 E: 0 K: 1 S: 6	H: 1 LOB: 1 BB: 0 P: 6	1B: 6 2B: 4 3B: 0 HR: 0	SF: 0 SAC: 1 DP: 2 HBP: 0	WP: 1 PB: 0 SB: 1 CS: 0	PA: 33							
PITCHER	IP	WLS	BF	H	R	ER	SO	BB	IBB	HBP	BLK	WP	HR	S	P	ERA	WHIP										
Don Cardwell, R (1, 1) ERA: 3.86	6.0	L	26	9	2	2	2	2	0	0	0	0	0	28	36	3.00	1.833										
Al McBean, R (7, 1) ERA: 3.74	2.0		7	1	0	0	2	0	0	0	0	0	0	11	11	0.00	0.500										



Batter	1	2	3	4	5	6	7	8	9	10	11	AB	R	H	RBI	BB	SO	LOB	TOP																																																																																			
Matty Alou, L OBP: 0.362, SLG: 0.521 (1, 8)	G1		4-3		5-3		1B			F7		5	0	1	0	0	0	1																																																																																				
Gene Alley, R OBP: 0.304, SLG: 0.359 (1, 6)	E S 2B 1B		6-3		6-3		K			F3		5	1	1	0	0	1	3																																																																																				
Manny Mota, R OBP: 0.427, SLG: 0.622 (1, 7)	3B 2B		4-3			4-3	2B			P4		5	1	2	1	0	0	0																																																																																				
Willie Stargell, L OBP: 0.387, SLG: 0.449 (1, 3)	6-3			FC4 1B		F7		F7			K	5	0	1	0	0	1	2																																																																																				
Roberto Clemente, R OBP: 0.321, SLG: 0.418 (1, 9)				FC4 6-3 1-2f		4-3		P4			K	5	0	1	1	0	1	2																																																																																				
Bill Mazeroski, R OBP: 0.304, SLG: 0.329 (1, 4)	5-3			6-3		P4			L7			5	0	1	0	0	0	3																																																																																				
Jim Pagliaroni, R OBP: 0.305, SLG: 0.400 Donn Clendenon, R OBP: 0.306, SLG: 0.351 Jerry May, R OBP: 0.182, SLG: 0.200 (9, PR) (9, 2)	5-3			P5			K			L6-4 BB 1B		4	0	1	0	0	1	1	AB 40																																																																																			
Bob Bailey, R OBP: 0.343, SLG: 0.425 (1, 5)				G6-4-3 1B		SH1-4 2B						3	0	3	0	1	0	0	R 2																																																																																			
Vern Law, R OBP: 0.300, SLG: 0.300 Jerry Lynch, L OBP: 0.357, SLG: 0.250 Roy Face, R (9, 1)	G6-4-3 1-2f			SH1-4			CI 1B			L6-4 BB 2-3		1	0	0	0	0	0	1	H 11																																																																																			
	R: 2 H: 3 E: 0 LOB: 1 K: 0 BB: 0 S: 6 P: 6	R: 0 H: 1 E: 0 LOB: 0 K: 0 BB: 0 S: 3 P: 3	R: 0 H: 0 E: 0 LOB: 0 K: 0 BB: 0 S: 3 P: 3	R: 0 H: 1 E: 0 LOB: 1 K: 0 BB: 0 S: 4 P: 4	R: 0 H: 1 E: 0 LOB: 1 K: 0 BB: 0 S: 4 P: 4	R: 0 H: 1 E: 0 LOB: 1 K: 0 BB: 0 S: 4 P: 4	R: 0 H: 2 E: 1 LOB: 2 K: 2 BB: 0 S: 9 P: 9	R: 0 H: 0 E: 0 LOB: 0 K: 0 BB: 0 S: 3 P: 3	R: 0 H: 1 E: 0 LOB: 1 K: 0 BB: 1 S: 3 P: 7	R: 0 H: 0 E: 0 LOB: 0 K: 0 BB: 0 S: 3 P: 3	R: 0 H: 1 E: 0 LOB: 1 K: 3 BB: 0 S: 10 P: 10	1B: 6 SF: 0 2B: 5 SAC: 1 3B: 1 DP: 2 HR: 0 HBP: 0	WP: 0 PA: 43 PB: 0 SB: 1 CS: 0																																																																																									
	<table border="1"> <thead> <tr> <th>PITCHER</th> <th>IP</th> <th>WLS</th> <th>BF</th> <th>H</th> <th>R</th> <th>ER</th> <th>SO</th> <th>BB</th> <th>IBB</th> <th>HBP</th> <th>BLK</th> <th>WP</th> <th>HR</th> <th>S</th> <th>P</th> <th>ERA</th> <th>WHIP</th> </tr> </thead> <tbody> <tr> <td>Larry Dierker, R ERA: 3.38 (1, 1)</td> <td>8.1</td> <td></td> <td>35</td> <td>10</td> <td>2</td> <td>0</td> <td>2</td> <td>0</td> <td>0</td> <td>0</td> <td>0</td> <td>0</td> <td>0</td> <td>38</td> <td>42</td> <td>2.16</td> <td>1.320</td> </tr> <tr> <td>Jim Owens, R ERA: 3.38 (9, 1)</td> <td>0.2</td> <td>1</td> <td>0</td> <td>0</td> <td>0</td> <td>0</td> <td>0</td> <td>0</td> <td>0</td> <td>0</td> <td>0</td> <td>0</td> <td>0</td> <td>1</td> <td>1</td> <td>0.00</td> <td>0.000</td> </tr> <tr> <td>Claude Raymond, R ERA: 1.5 (10, 1)</td> <td>2.0</td> <td>W 7</td> <td>1</td> <td>0</td> <td>0</td> <td>3</td> <td>0</td> <td>0</td> <td>0</td> <td>0</td> <td>0</td> <td>0</td> <td>0</td> <td>13</td> <td>13</td> <td>0.00</td> <td>0.500</td> </tr> </tbody> </table>											PITCHER	IP	WLS	BF	H	R	ER	SO	BB	IBB	HBP	BLK	WP	HR	S	P	ERA	WHIP	Larry Dierker, R ERA: 3.38 (1, 1)	8.1		35	10	2	0	2	0	0	0	0	0	0	38	42	2.16	1.320	Jim Owens, R ERA: 3.38 (9, 1)	0.2	1	0	0	0	0	0	0	0	0	0	0	0	1	1	0.00	0.000	Claude Raymond, R ERA: 1.5 (10, 1)	2.0	W 7	1	0	0	3	0	0	0	0	0	0	0	13	13	0.00	0.500																			
PITCHER	IP	WLS	BF	H	R	ER	SO	BB	IBB	HBP	BLK	WP	HR	S	P	ERA	WHIP																																																																																					
Larry Dierker, R ERA: 3.38 (1, 1)	8.1		35	10	2	0	2	0	0	0	0	0	0	38	42	2.16	1.320																																																																																					
Jim Owens, R ERA: 3.38 (9, 1)	0.2	1	0	0	0	0	0	0	0	0	0	0	0	1	1	0.00	0.000																																																																																					
Claude Raymond, R ERA: 1.5 (10, 1)	2.0	W 7	1	0	0	3	0	0	0	0	0	0	0	13	13	0.00	0.500																																																																																					

Pittsburgh Pirates @ Houston Astros
Astrodome, Houston, TX
Sun May 29 1966, 8:05 PM EDT
Att: 25,404 - Dome

AB 40
R 2
H 11
RBI 2
BB 1
SO 5
LOB 16





Batter	1	2	3	4	5	6	7	8	9	10	11	AB	R	H	RBI	BB	SO	LOB	BOTTOM																																																																
Joe Morgan, L OBP: 0.441, SLG: 0.444 (1, 4)	1B BB		4-3		5-3			G3		K		4	0	0	0	1	1	0																																																																	
Sonny Jackson, L OBP: 0.303, SLG: 0.287 (1, 6)	1-3 1B		3-1			5-3		P5		K		5	0	1	0	0	1	0																																																																	
Jimmy Wynn, R OBP: 0.293, SLG: 0.411 (1, 8)	K		6-3			L6		1B		F8		5	0	1	0	0	1	2																																																																	
Jim Gentile, L OBP: 0.333, SLG: 0.478 (1, 3)	L8			K		4-3						5	1	2	1	0	1	2																																																																	
Rusty Staub, L OBP: 0.306, SLG: 0.372 (1, 9) (8, 7)	F7					G3		4-3			HR	4	0	1	0	0	0	4																																																																	
Lee Maye, L OBP: 0.283, SLG: 0.418 Dave Giusti, R OBP: 0.278, SLG: 0.333 Dave Nicholson, R OBP: 0.461, SLG: 0.542 (7, PR) (8, 9)		K				G5-4-3 BB		HR 1B		K		2	0	1	0	1	1	0																																																																	
John Bateman, R OBP: 0.344, SLG: 0.536 Ron Brand, R OBP: 0.444, SLG: 0.286 (1, 2) (9, PR) (10, 2)		K				G5-4-3		HR			2B	4	1	2	2	0	1	2	AB 37																																																																
Bob Aspromonte, R OBP: 0.260, SLG: 0.284 (1, 5)						6-3		F8		K		3	0	0	0	1	1	2	R 3																																																																
Larry Dierker, R OBP: 0.311, SLG: 0.368 Jim Owens, R (9, 1)						6-3		5-3				3	0	0	0	0	0	2	H 8																																																																
Felix Mantilla, R OBP: 0.242, SLG: 0.344 Claude Raymond, R (10, 1)												1	0	0	0	0	1	1	RBI 3																																																																
	R: 0 H: 1 E: 0 LOB: 2 K: 1 BB: 1 S: 6 P: 10	R: 0 H: 0 E: 0 LOB: 1 K: 2 BB: 1 S: 7 P: 11	R: 0 H: 0 E: 0 LOB: 0 K: 0 BB: 0 S: 3 P: 3	R: 0 H: 1 E: 0 LOB: 1 K: 1 BB: 1 S: 5 P: 9	R: 0 H: 0 E: 0 LOB: 0 K: 0 BB: 0 S: 3 P: 3	R: 0 H: 2 E: 0 LOB: 1 K: 0 BB: 1 S: 5 P: 5	R: 0 H: 2 E: 0 LOB: 2 K: 0 BB: 0 S: 5 P: 5	R: 0 H: 1 E: 0 LOB: 1 K: 2 BB: 0 S: 8 P: 8	R: 0 H: 0 E: 0 LOB: 0 K: 0 BB: 0 S: 7 P: 7	R: 1 H: 1 E: 0 LOB: 0 K: 0 BB: 0 S: 1 P: 1	1B: 4 SF: 0 2B: 2 SAC: 0 3B: 0 DP: 1 HR: 2 HBP: 0	WP: 0 PA: 40 PB: 0 SB: 0 CS: 0																																																																							
	<table border="1"> <thead> <tr> <th>PITCHER</th> <th>IP</th> <th>WLS</th> <th>BF</th> <th>H</th> <th>R</th> <th>ER</th> <th>SO</th> <th>BB</th> <th>IBB</th> <th>HBP</th> <th>BLK</th> <th>WP</th> <th>HR</th> <th>S</th> <th>P</th> <th>ERA</th> <th>WHIP</th> </tr> </thead> <tbody> <tr> <td>Vern Law, R ERA: 2.59 (1, 1)</td> <td>8.0</td> <td></td> <td>32</td> <td>6</td> <td>2</td> <td>0</td> <td>4</td> <td>3</td> <td>0</td> <td>0</td> <td>0</td> <td>0</td> <td>1</td> <td>37</td> <td>49</td> <td>2.25</td> <td>1.125</td> </tr> <tr> <td>Roy Face, R ERA: 3.0 (9, 1)</td> <td>2.0</td> <td>L 8</td> <td>2</td> <td>1</td> <td>1</td> <td>4</td> <td>0</td> <td>0</td> <td>0</td> <td>0</td> <td>0</td> <td>0</td> <td>1</td> <td>16</td> <td>16</td> <td>4.50</td> <td>1.000</td> </tr> </tbody> </table>											PITCHER	IP	WLS	BF	H	R	ER	SO	BB	IBB	HBP	BLK	WP	HR	S	P	ERA	WHIP	Vern Law, R ERA: 2.59 (1, 1)	8.0		32	6	2	0	4	3	0	0	0	0	1	37	49	2.25	1.125	Roy Face, R ERA: 3.0 (9, 1)	2.0	L 8	2	1	1	4	0	0	0	0	0	0	1	16	16	4.50	1.000																		
PITCHER	IP	WLS	BF	H	R	ER	SO	BB	IBB	HBP	BLK	WP	HR	S	P	ERA	WHIP																																																																		
Vern Law, R ERA: 2.59 (1, 1)	8.0		32	6	2	0	4	3	0	0	0	0	1	37	49	2.25	1.125																																																																		
Roy Face, R ERA: 3.0 (9, 1)	2.0	L 8	2	1	1	4	0	0	0	0	0	0	1	16	16	4.50	1.000																																																																		


Pittsburgh Pirates @ Houston Astros
Astrodome, Houston, TX
Sun May 29 1966, 8:05 PM EDT
Att: 25,404 - Dome

AB 37
R 3
H 8
RBI 3
BB 3
SO 8
LOB 15



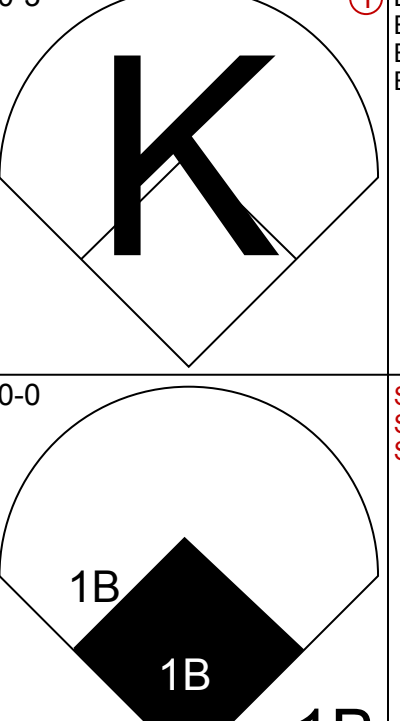
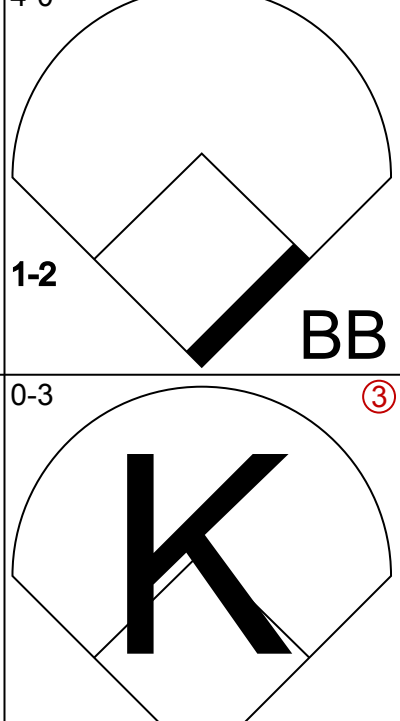
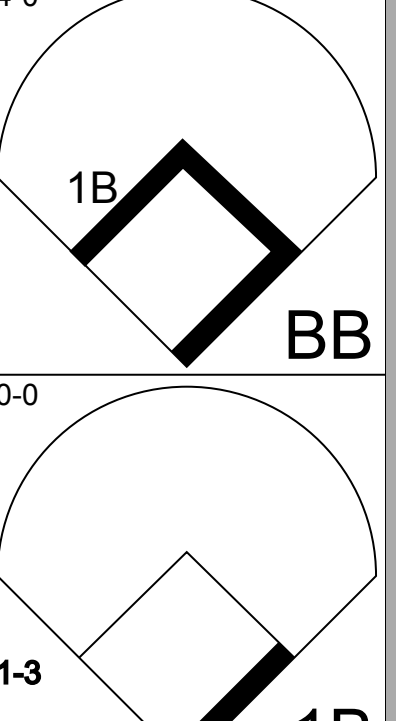
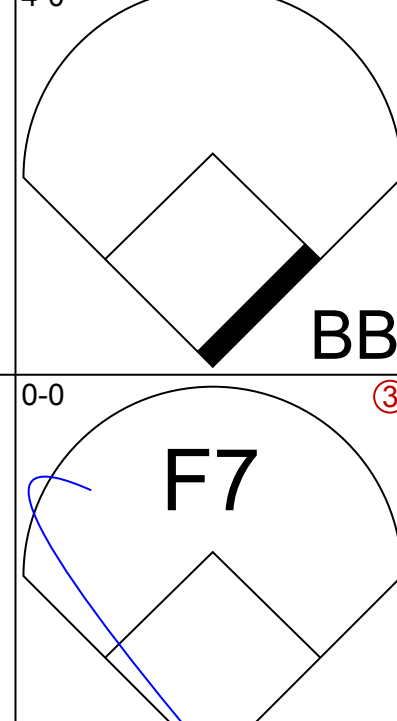
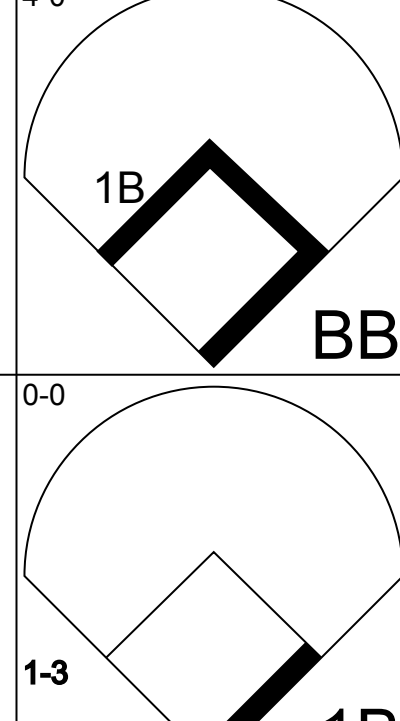
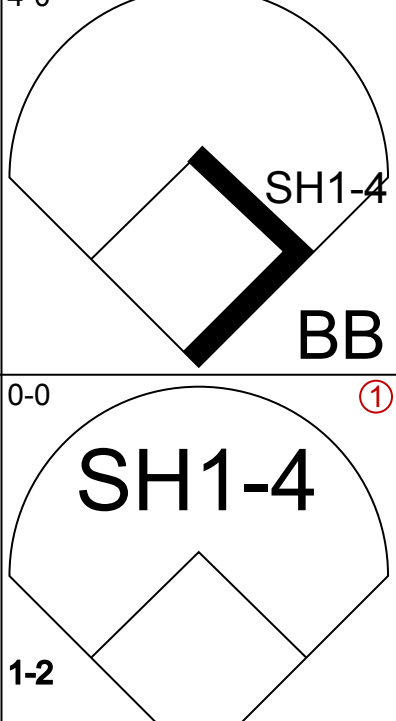
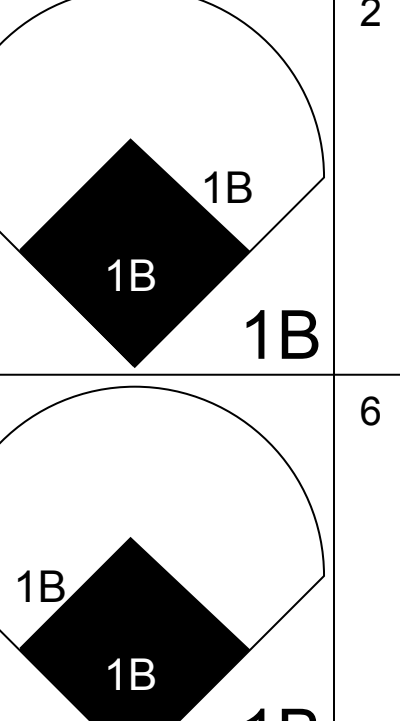
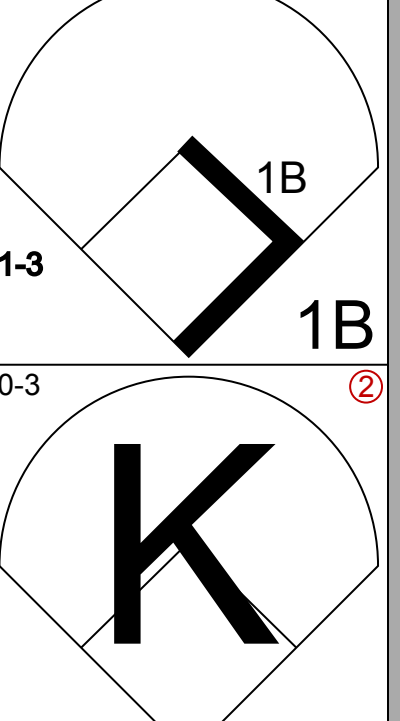

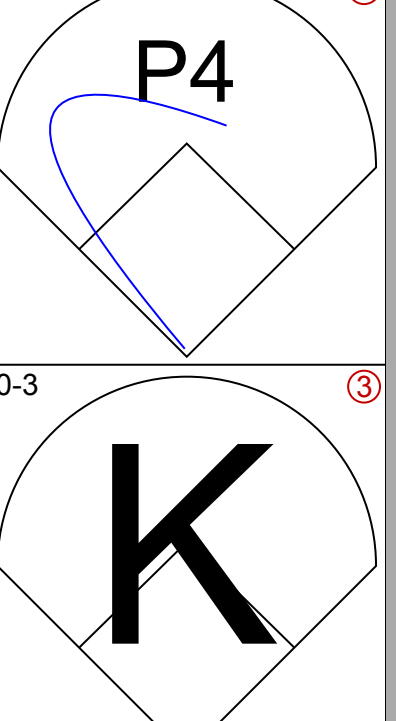

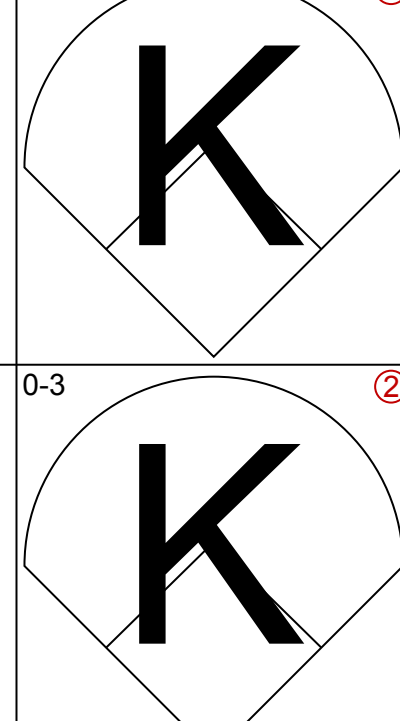
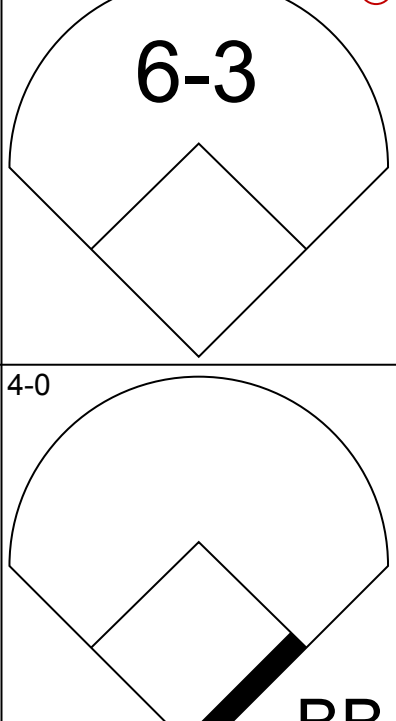
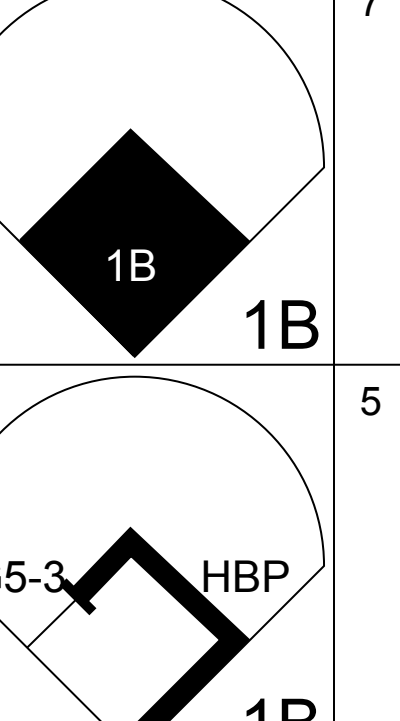
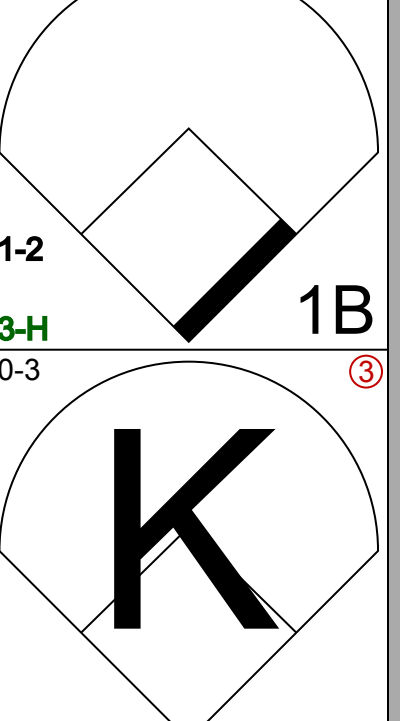
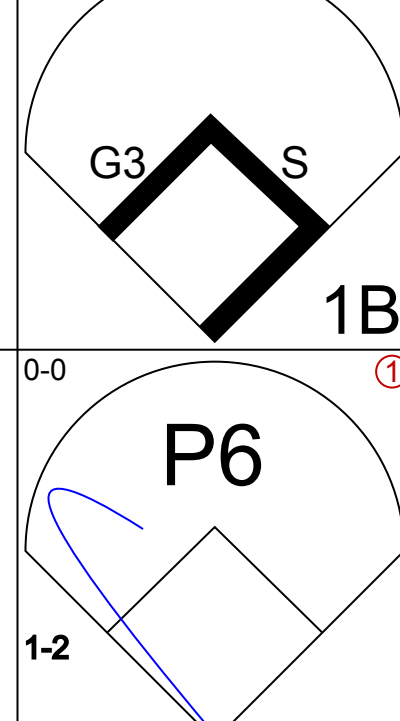

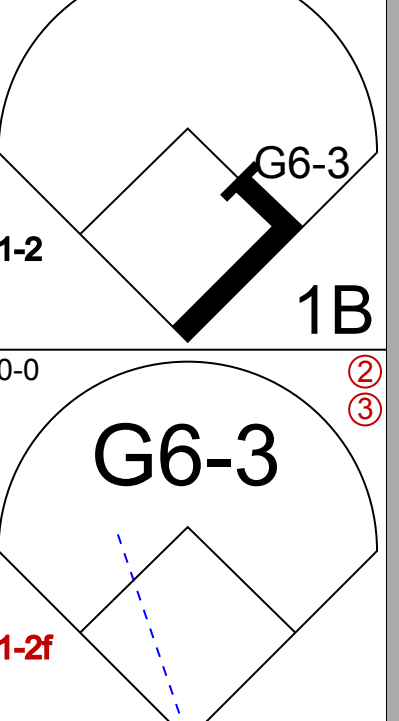
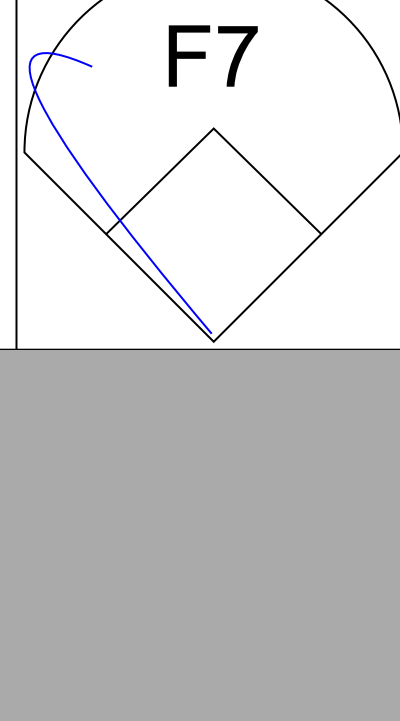
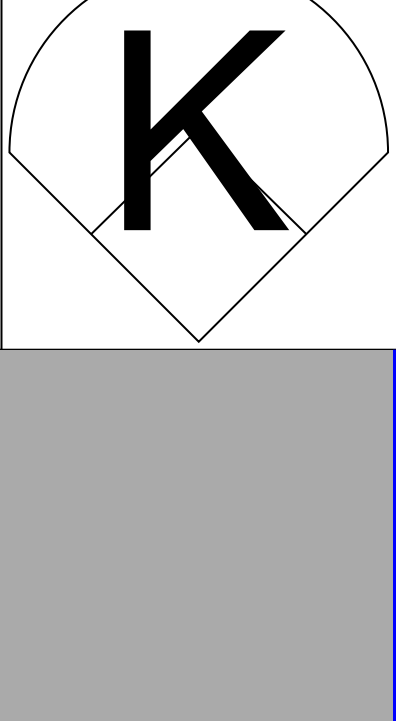
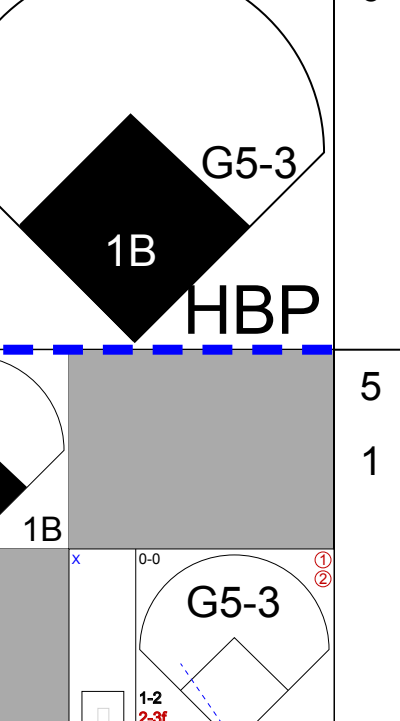

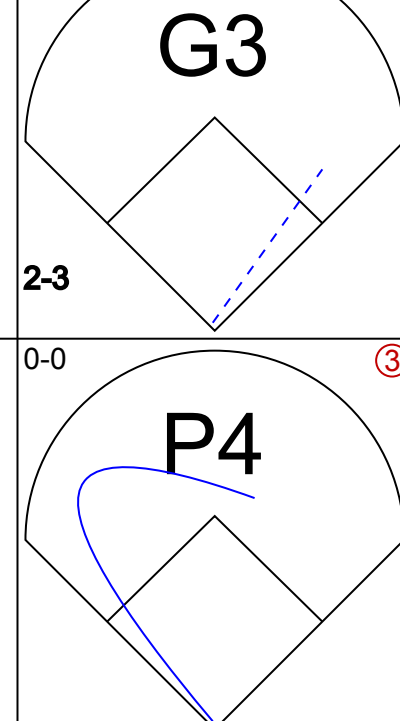




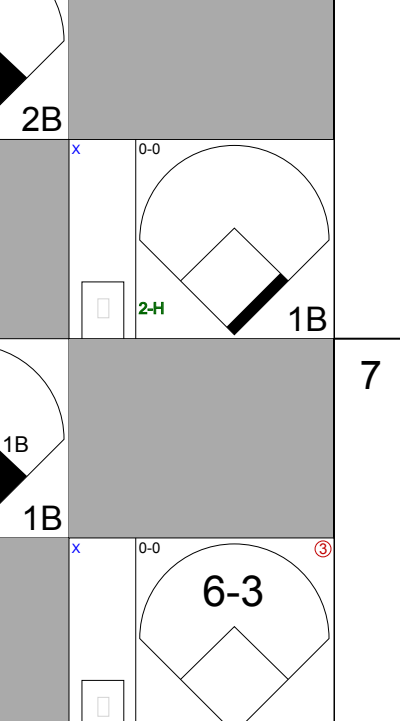
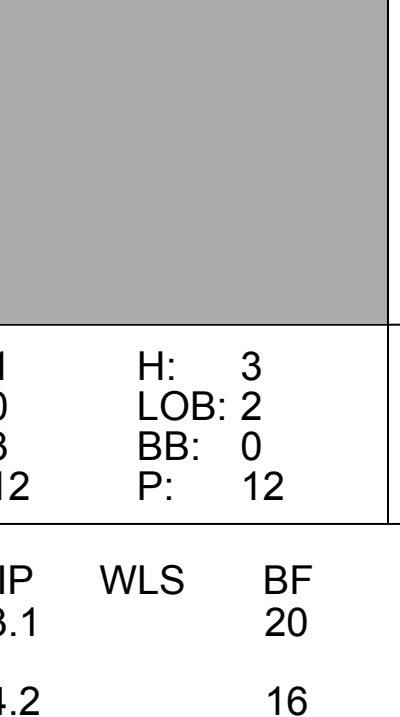
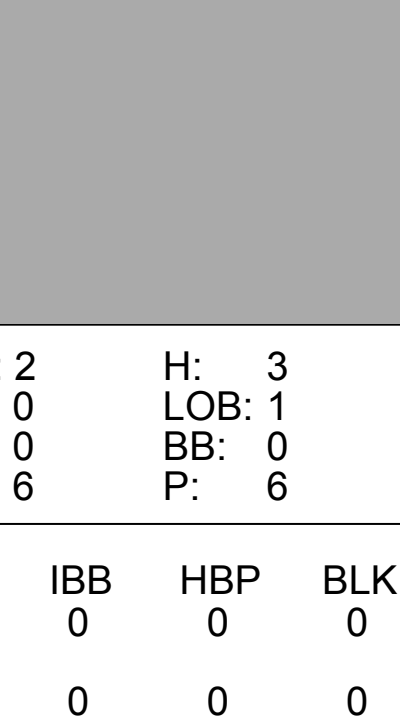
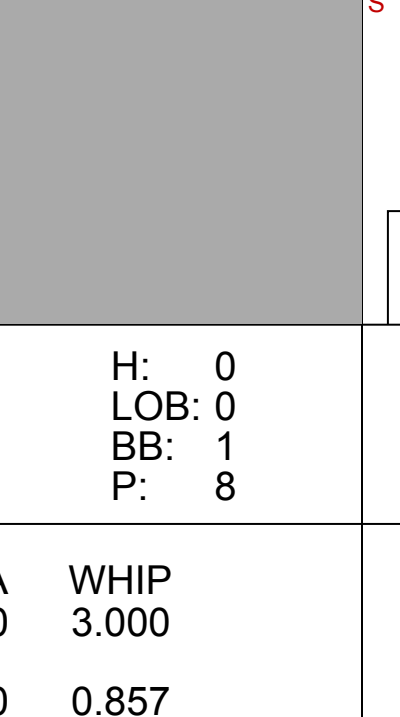
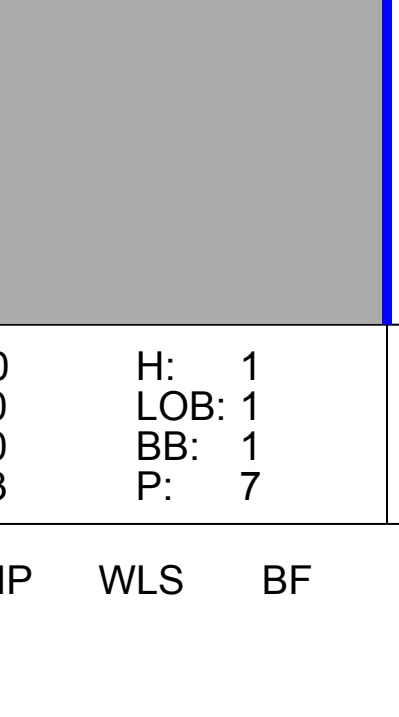
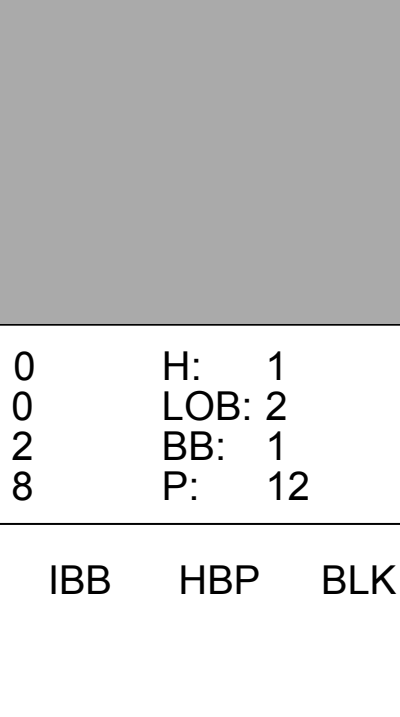
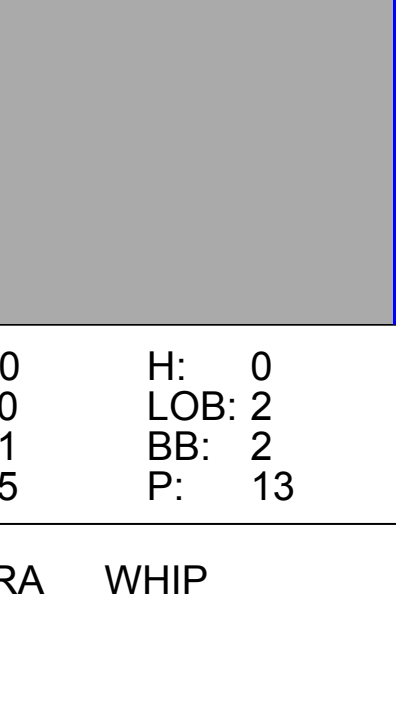
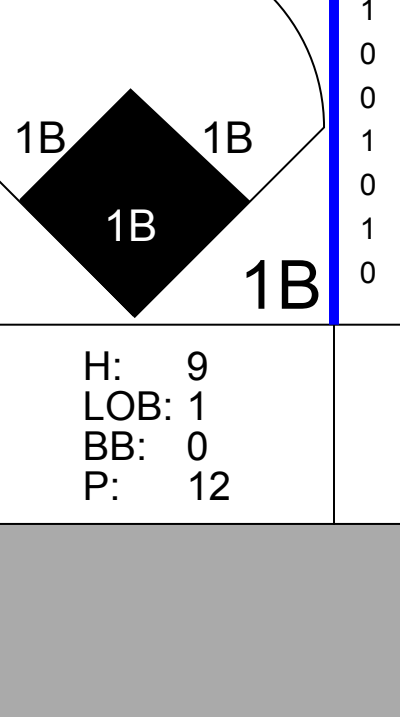
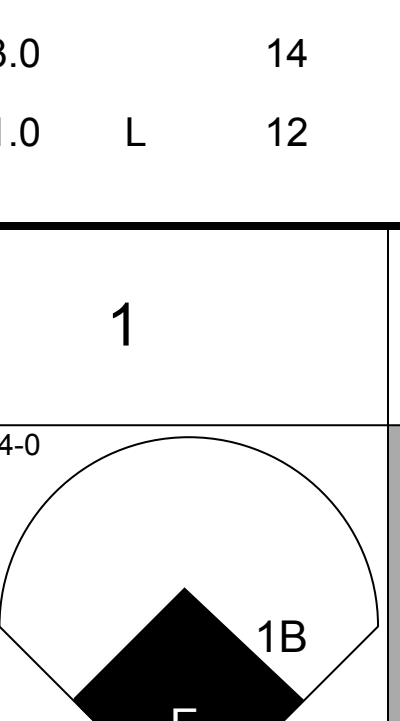
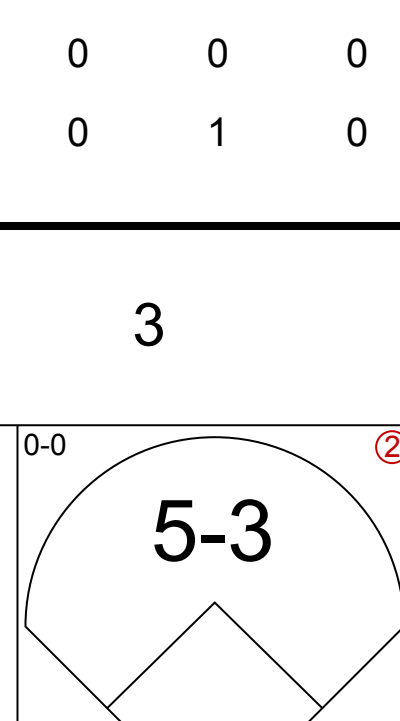
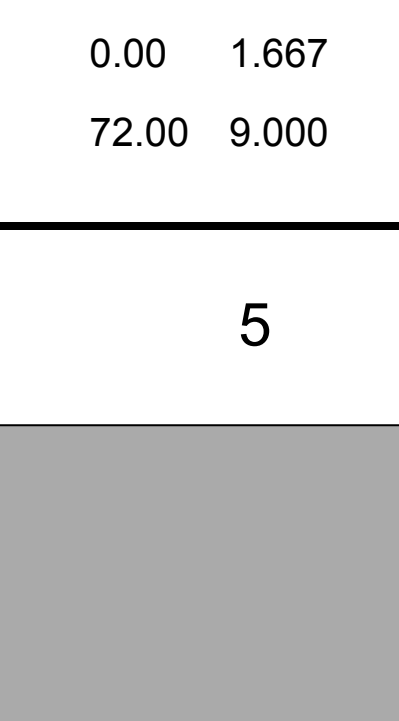
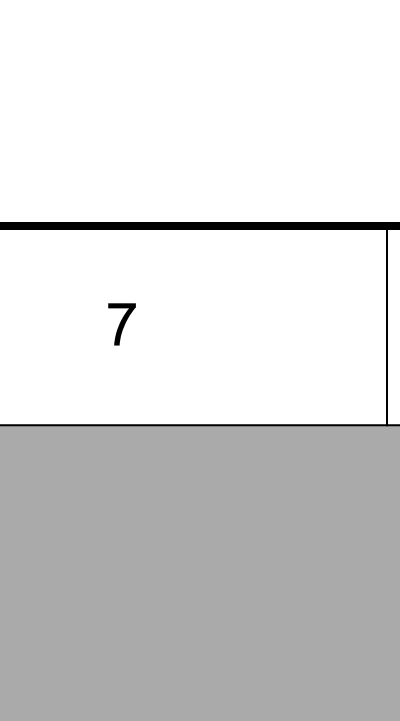
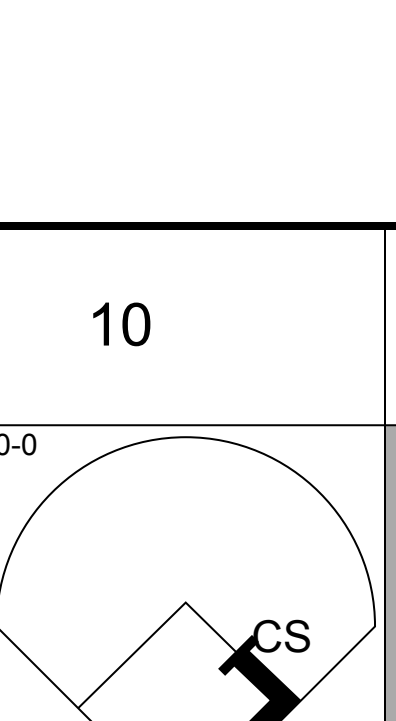
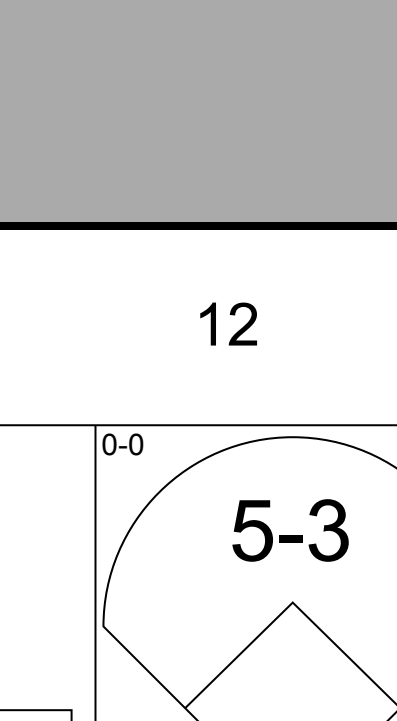
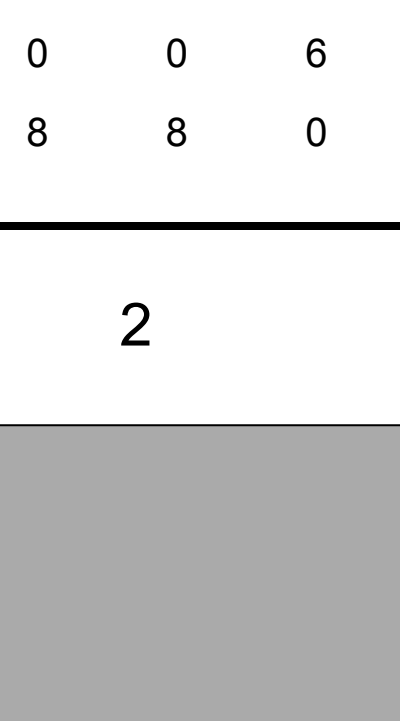
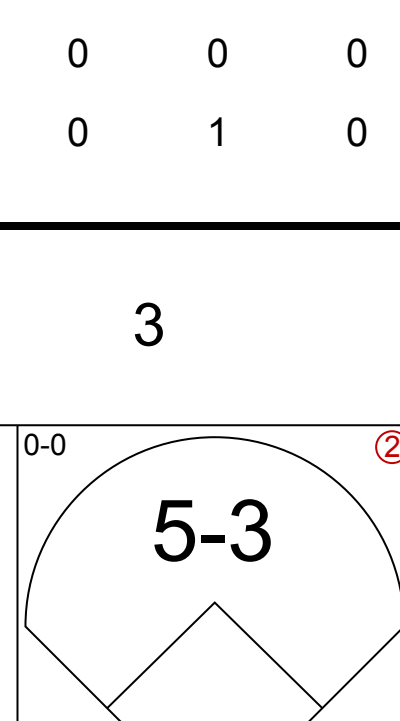
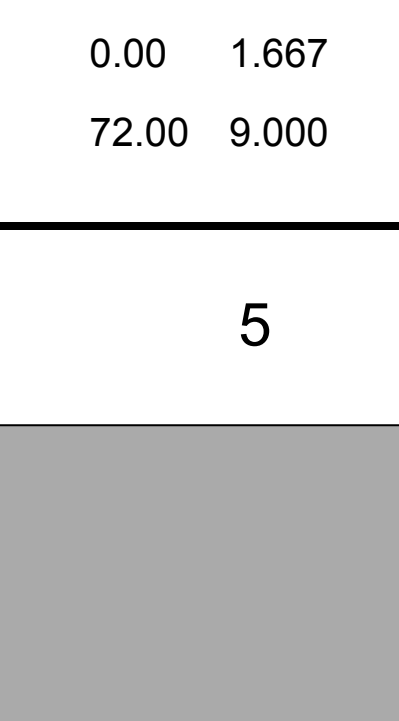
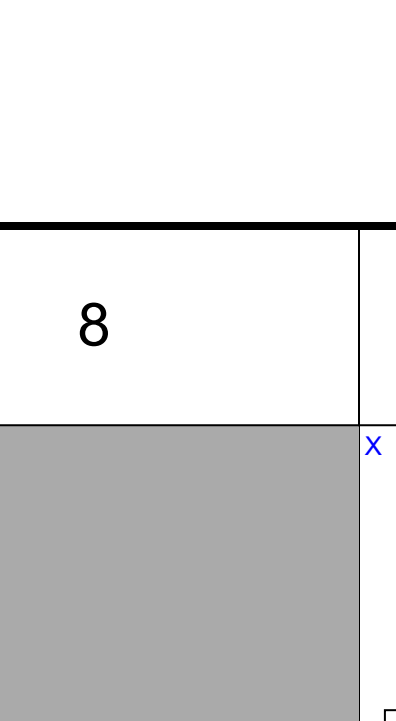
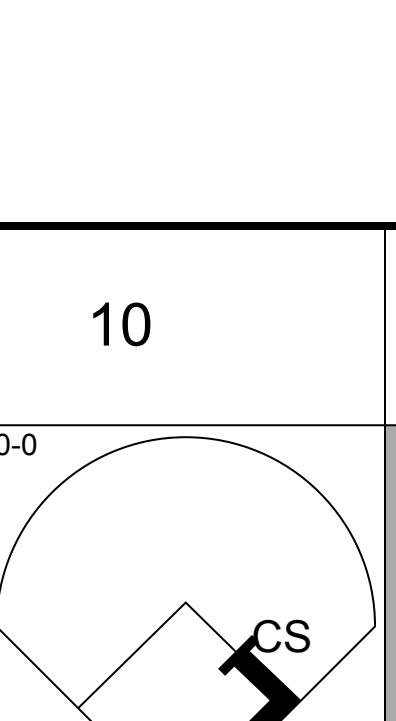
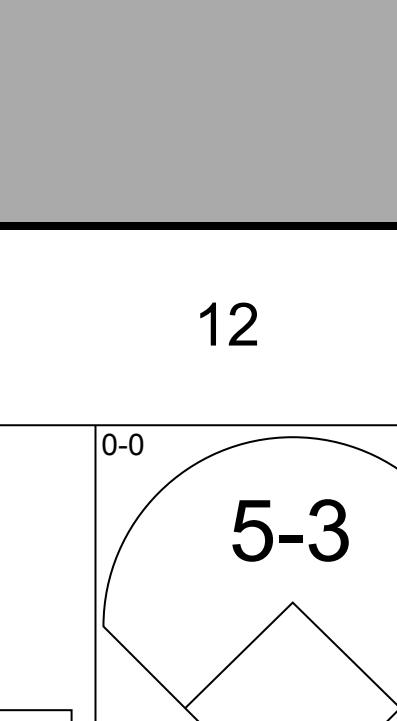

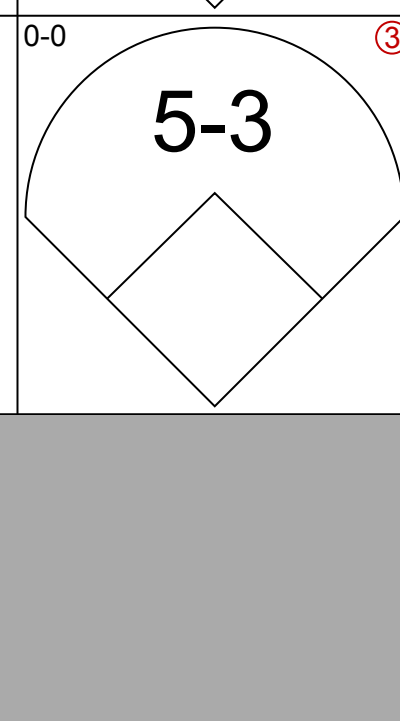
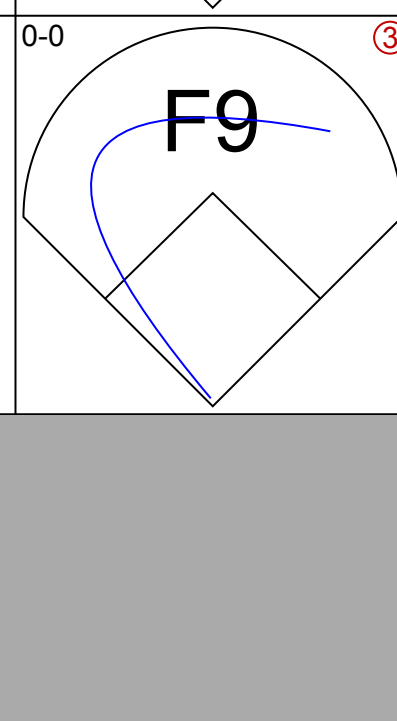
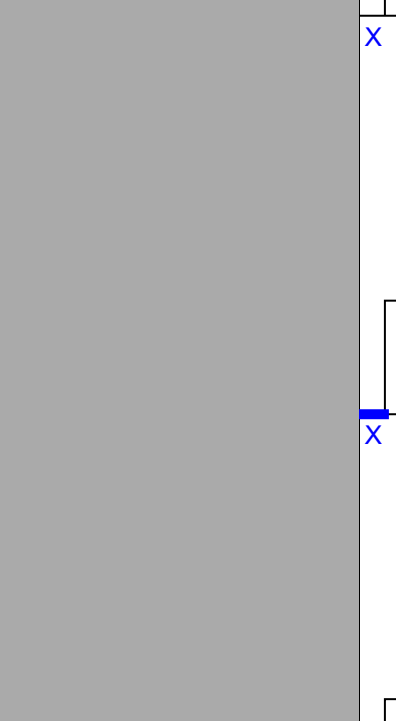
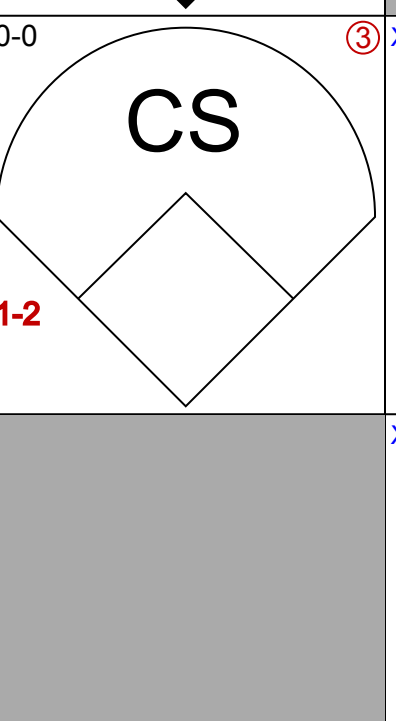
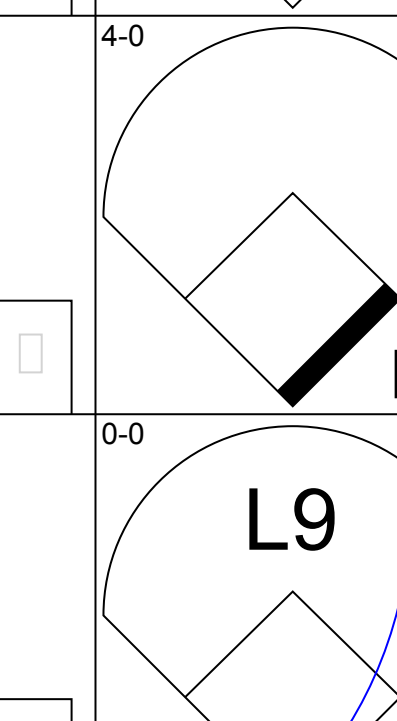

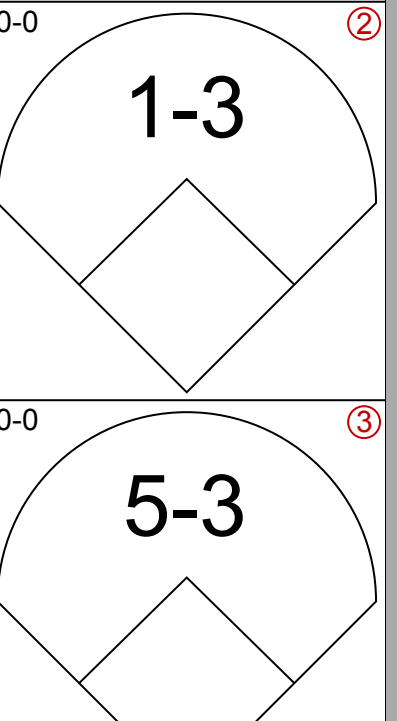

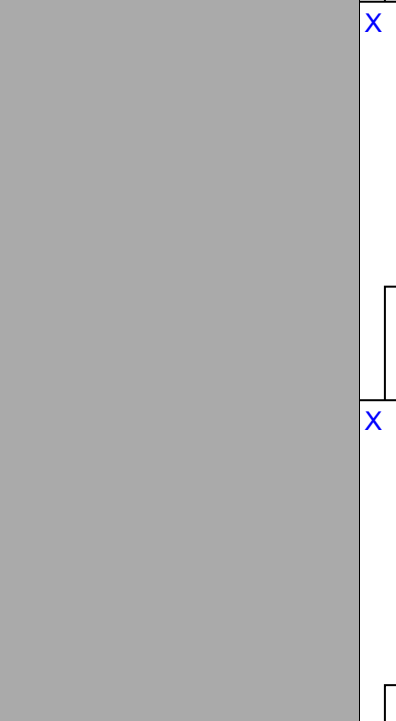


Batter	1	2	3	4	5	6	7	8	9	AB	R	H	RBI	BB	SO	LOB	TOP			
Joe Morgan, L (1,4) OBP: 0.437, SLG: 0.436	E6 CS		F8			SH1-3 BB		2-3		3	0	0	0	1	0	0	Houston Astros @ St. Louis Cardinals Busch Stadium, St. Louis, MO Mon May 30 1966, 7:05 PM CDT Att: 14,196 - Cloudy - 67 F			
Sonny Jackson, L (1,6) OBP: 0.298, SLG: 0.282	F7		5-3			SH1-3		6-3		3	0	0	0	0	0	1				
Jimmy Wynn, R (1,8) OBP: 0.286, SLG: 0.401	K			P4		K		6-3		4	0	0	0	0	2	2				
Jim Gentile, L (1,3) OBP: 0.331, SLG: 0.466	CS	P4		BB		P4		K		3	0	0	0	1	1	1				
Dave Nicholson, R (1,9) OBP: 0.453, SLG: 0.529		PB E 1B		P3				K		4	1	1	0	0	1	1				
Rusty Staub, L (1,7) OBP: 0.312, SLG: 0.377	E7 1-H 1B		5-3							3	0	2	1	0	0	1				
John Bateman, R (1,2) OBP: 0.338, SLG: 0.524	6-3				P4			K		3	0	0	0	0	1	2				
Bob Aspromonte, R (1,5) OBP: 0.256, SLG: 0.279	5-3				F7			F8		3	0	0	0	0	0	2				
Turk Farrell, R (1,1) Lee Maye, L (8,PH) Jim Owens, R (8,1)			K			K		6-3		2	0	0	0	0	2	0				
Inning Stats	R: 0 E: 1 K: 1 S: 5	H: 0 LOB: 0 BB: 0 P: 5	R: 1 E: 1 K: 0 S: 5	H: 2 LOB: 1 BB: 0 P: 5	R: 0 E: 0 K: 1 S: 5	H: 0 LOB: 0 BB: 0 P: 5	R: 0 E: 0 K: 0 S: 3	H: 0 LOB: 1 BB: 1 P: 7	R: 0 E: 0 K: 1 S: 5	H: 0 LOB: 0 BB: 0 P: 5	R: 0 E: 0 K: 1 S: 6	H: 1 LOB: 1 BB: 0 P: 6	R: 0 E: 0 K: 0 S: 3	H: 0 LOB: 0 BB: 0 P: 3	R: 0 E: 0 K: 2 S: 7	H: 0 LOB: 0 BB: 0 P: 7		1B: 3 2B: 0 3B: 0 HR: 0	SF: 0 SAC: 1 DP: 0 HBP: 0	WP: 0 PB: 1 SB: 0 CS: 1
PITCHER Bob Gibson, R (1,1) ERA: 2.03	IP: 9.0 WLS: W BF: 32 H: 3 R: 1 ER: 0 SO: 7 BB: 2 IBB: 0 HBP: 0 BLK: 0 WP: 0 HR: 0 S: 44 P: 52 ERA: 0.00 WHIP: 0.556											PITCHER	IP: WLS: BF: H: R: ER: SO: BB: IBB: HBP: BLK: WP: HR: S: P: ERA: WHIP:							

Batter	1	2	3	4	5	6	7	8	9	AB	R	H	RBI	BB	SO	LOB	BOTTOM			
Lou Brock, L (1,7) OBP: 0.297, SLG: 0.362	6-3 S 2B BB		K		F8		4-3			3	1	0	0	1	1	1	Houston Astros @ St. Louis Cardinals Busch Stadium, St. Louis, MO Mon May 30 1966, 7:05 PM CDT Att: 14,196 - Cloudy - 67 F			
Bobby Tolan, L (1,9) OBP: 0.220, SLG: 0.194	F7		F8		F5		F8			4	0	0	0	0	0	2				
Curt Flood, R (1,8) OBP: 0.315, SLG: 0.411	6-3		P5		P6			F9		4	0	0	0	0	0	2				
Orlando Cepeda, R (1,3) OBP: 0.388, SLG: 0.617				HR		1B 2B		FC3-6 1B		4	2	4	2	0	0	0				
Tim McCarver, L (1,2) OBP: 0.305, SLG: 0.435	P4					6-3 1B		FC3-6 1-2		4	0	2	1	0	0	2				
Charley Smith, R (1,5) OBP: 0.329, SLG: 0.419						6-3		1-3		4	0	1	0	0	1	3				
Jerry Buchek, R (1,6) OBP: 0.322, SLG: 0.379		K					P2			3	0	0	0	0	2	3				
Julian Javier, R (1,4) OBP: 0.273, SLG: 0.275			F8		L7		2-3			3	0	0	0	0	0	3				
Bob Gibson, R (1,1) OBP: 0.250, SLG: 0.359			K			F8 1B		K		3	0	1	0	0	2	1				
Inning Stats	R: 1 E: 0 K: 0 S: 4	H: 1 LOB: 1 BB: 1 P: 8	R: 0 E: 0 K: 2 S: 8	H: 1 LOB: 0 BB: 0 P: 8	R: 0 E: 0 K: 1 S: 5	H: 0 LOB: 0 BB: 0 P: 5	R: 1 E: 0 K: 2 S: 9	H: 2 LOB: 1 BB: 0 P: 9	R: 0 E: 0 K: 0 S: 4	H: 1 LOB: 1 BB: 0 P: 4	R: 1 E: 0 K: 0 S: 5	H: 2 LOB: 1 BB: 0 P: 5	R: 0 E: 0 K: 1 S: 5	H: 0 LOB: 0 BB: 0 P: 5	R: 0 E: 0 K: 0 S: 4	H: 1 LOB: 1 BB: 0 P: 4		1B: 5 2B: 2 3B: 0 HR: 1	SF: 0 SAC: 0 DP: 0 HBP: 0	WP: 0 PB: 1 SB: 1 CS: 0
PITCHER Turk Farrell, R (1,1) Jim Owens, R (8,1)	IP: 7.0 WLS: L BF: 29 H: 7 R: 3 ER: 3 SO: 6 BB: 1 IBB: 0 HBP: 0 BLK: 0 WP: 0 HR: 1 S: 40 P: 44 ERA: 3.86 WHIP: 1.143											PITCHER	IP: WLS: BF: H: R: ER: SO: BB: IBB: HBP: BLK: WP: HR: S: P: ERA: WHIP:							

Batter	1	2	3	4	5	6	7	8	9	AB	R	H	RBI	BB	SO	LOB	TOP			
Joe Morgan, L (1,4) OBP: 0.435, SLG: 0.442	F9		L9			SH5-3 BB				3	0	1	0	1	0	0	Houston Astros @ Cincinnati Reds Crosley Field, Cincinnati, OH Wed Jun 01 1966, 7:05 PM EDT Att: 5,106 - Unknown - 64 F			
Sonny Jackson, L (1,6) OBP: 0.293, SLG: 0.277	1B		1-3			SH5-3		L6		3	1	1	0	0	0	2				
Jimmy Wynn, R (1,8) OBP: 0.286, SLG: 0.398	1B			F9		6-3		6-3		4	0	1	1	0	0	3				
Jim Gentile, L (1,3) OBP: 0.333, SLG: 0.464	K			F7			K		F7	4	0	0	0	0	2	1				
Rusty Staub, L (1,9) OBP: 0.315, SLG: 0.396	F5			F9			HR		1B	4	1	2	1	0	0	1				
Felix Mantilla, R (1,5) OBP: 0.200, SLG: 0.282		F6			L5		4-3		F8	4	0	0	0	0	0	1				
Lee Maye, L (1,7) OBP: 0.299, SLG: 0.380		F8			6-3		F8		F7	4	0	0	0	0	0	1				
Ron Brand, R (1,2) OBP: 0.462, SLG: 0.364		F8			K			FC1-6 1B		3	0	1	0	0	1	0				
Dave Giusti, R (1,1) OBP: 0.238, SLG: 0.286 Claude Raymond, R (8,1)			K			K		FC1-6 2B		3	0	0	0	0	2	1				
										0	0	0	0	0	0	0				
Inning Stats	R: 1 E: 0 K: 1 S: 7	H: 2 LOB: 1 BB: 0 P: 7	R: 0 E: 0 K: 0 S: 3	H: 0 LOB: 0 BB: 0 P: 3	R: 0 E: 0 K: 1 S: 5	H: 0 LOB: 0 BB: 0 P: 5	R: 0 E: 0 K: 0 S: 3	H: 0 LOB: 0 BB: 0 P: 3	R: 0 E: 0 K: 1 S: 5	H: 0 LOB: 1 BB: 1 P: 9	R: 1 E: 0 K: 1 S: 6	H: 1 LOB: 0 BB: 0 P: 6	R: 0 E: 0 K: 0 S: 5	H: 2 LOB: 2 BB: 0 P: 5	R: 0 E: 0 K: 0 S: 4	H: 1 LOB: 1 BB: 0 P: 4	1B: 4 2B: 1 3B: 0 HR: 1	SF: 0 SAC: 1 DP: 0 HBP: 0	WP: 0 PB: 0 SB: 1 CS: 0	PA: 34
PITCHER Jim Maloney, R (1,1) ERA: 1.83	IP: 9.0 WLS: L BF: 34 H: 6 R: 2 ER: 2 SO: 5 BB: 1 IBB: 0 HBP: 0 BLK: 0 WP: 0 HR: 1 S: 43 P: 47 ERA: 2.00 WHIP: 0.778															PITCHER				

Batter	1	2	3	4	5	6	7	8	9	AB	R	H	RBI	BB	SO	LOB	BOTTOM			
Tommy Helms, R (1,5) OBP: 0.303, SLG: 0.367	F9		2B 1B		6-3		5-3			4	0	1	0	0	0	0	Houston Astros @ Cincinnati Reds Crosley Field, Cincinnati, OH Wed Jun 01 1966, 7:05 PM EDT Att: 5,106 - Unknown - 64 F			
Pete Rose, S (1,4) OBP: 0.291, SLG: 0.324	1B		1-3 2B		F7		L8			4	0	2	0	0	0	0				
Vada Pinson, L (1,8) OBP: 0.366, SLG: 0.488	K		4-0 BB		F5		6-3			3	0	0	0	1	1	1				
Gordy Coleman, L (1,3) OBP: 0.250, SLG: 0.222 Dick Simpson, R (6, PR) OBP: 0.143, SLG: 0.143 Deron Johnson, R (7, 3) OBP: 0.269, SLG: 0.338	P6		0-3 K		4-0 1B BB		6-3			2	0	0	0	1	1	4				
Art Shamsky, L (1,9) OBP: 0.352, SLG: 0.583		4-3	0-3 K		F8		F5			4	0	0	0	0	1	4				
Leo Cardenas, R (1,6) OBP: 0.325, SLG: 0.412		1B		F3		BB 1B		4-3		4	0	2	0	0	0	0				
Tommy Harper, R (1,7) OBP: 0.365, SLG: 0.371	F8			P5		1-2 BB		K		3	0	0	0	1	1	1				
Johnny Edwards, L (1,2) OBP: 0.333, SLG: 0.326	F5			K		F2		F2		4	0	0	0	0	1	4				
Jim Maloney, L (1,1) OBP: 0.292, SLG: 0.261			4-3		F7		L6			3	0	0	0	0	0	0				
Inning Stats	R: 0 E: 0 K: 1 S: 6	H: 1 LOB: 0 BB: 0 P: 6	R: 0 E: 0 K: 0 S: 4	H: 1 LOB: 0 BB: 0 P: 4	R: 0 E: 0 K: 2 S: 9	H: 2 LOB: 3 BB: 1 P: 13	R: 0 E: 0 K: 1 S: 5	H: 0 LOB: 0 BB: 0 P: 5	R: 0 E: 0 K: 0 S: 3	H: 0 LOB: 0 BB: 0 P: 3	R: 0 E: 0 K: 0 S: 4	H: 1 LOB: 3 BB: 2 P: 12	R: 0 E: 0 K: 0 S: 3	H: 0 LOB: 0 BB: 0 P: 3	R: 0 E: 0 K: 1 S: 5	H: 0 LOB: 0 BB: 0 P: 5	1B: 4 2B: 1 3B: 0 HR: 0	SF: 0 SAC: 0 DP: 0 HBP: 0	WP: 0 PB: 0 SB: 0 CS: 0	PA: 35
PITCHER Dave Giusti, R (1,1) ERA: 2.17 Claude Raymond, R (8,1) ERA: 1.41	IP: 7.0 WLS: W BF: 29 H: 5 R: 0 ER: 0 SO: 4 BB: 3 IBB: 0 HBP: 0 BLK: 0 WP: 0 HR: 0 S: 34 P: 46 ERA: 0.00 WHIP: 1.143															PITCHER				




Batter	1	2	3	4	5	6	7	8	9	10	11	12	AB	R	H	RBI	BB	SO	LOB				
Joe Morgan, L OBP: 0.449, SLG: 0.443 (1.4)													2	1	1	0	5	1	0				
Sonny Jackson, L OBP: 0.304, SLG: 0.290 (1.6)													6	2	4	1	0	1	3				
Jimmy Wynn, R OBP: 0.291, SLG: 0.404 (1.8)													7	2	3	2	0	1	5				
Dave Nicholson, R OBP: 0.444, SLG: 0.531 (1.9)													5	1	2	4	2	3	6				
Felix Mantilla, R OBP: 0.255, SLG: 0.311 (1.3)													6	1	3	1	0	2	4				
Bob Aspromonte, R OBP: 0.236, SLG: 0.276 Bob Lillis, R OBP: 0.200, SLG: 0.077 (12.5)													5	0	1	0	1	2	5				
Rusty Staub, L OBP: 0.314, SLG: 0.398 (1.7)													7	1	2	1	0	1	2				
Ron Brand, R OBP: 0.450, SLG: 0.389 (1.2)													7	1	3	0	0	1	2				
Mike Cuellar, L ERA: 2.42 Ron Taylor, R ERA: 4.91 Jim Owens, R ERA: 2.91 John Bateman, R ERA: 3.33 Claude Raymond, R ERA: 1.32 Aurelio Montegudo, R ERA: 3.0 (12.1)												3	0	0	0	0	2	1					
Inning Stats	R: 1 E: 0 K: 3 S: 12	H: 3 LOB: 2 BB: 0 P: 12	R: 0 E: 0 K: 1 S: 6	H: 1 LOB: 2 BB: 1 P: 10	R: 2 E: 0 K: 0 S: 6	H: 3 LOB: 1 BB: 0 P: 6	R: 0 E: 0 K: 2 S: 8	H: 1 LOB: 2 BB: 1 P: 12	R: 0 E: 0 K: 1 S: 4	H: 0 LOB: 0 BB: 1 P: 6	R: 0 E: 0 K: 0 S: 3	H: 1 LOB: 2 BB: 0 P: 10	R: 0 E: 0 K: 1 S: 5	H: 0 LOB: 2 BB: 2 P: 13	R: 8 E: 0 K: 0 S: 11	H: 9 LOB: 1 BB: 0 P: 12	1B: 17 2B: 2 3B: 0 HR: 1	SF: 0 SAC: 1 DP: 3 HBP: 1	WP: 0 PB: 0 SB: 1 CS: 0	PA: 62			
PITCHER	IP WLS BF H R ER SO BB IBB HBP BLK WP HR S P ERA WHIP																						
Jim O'Toole, L ERA: 2.42 Don Nottebart, R ERA: 1.13 Ted Davidson, L ERA: 3.0 Billy McCool, L ERA: 0.92 Jack Baldschun, R ERA: 10.13 (12.1)	3.1 4.2 0.0 3.0 1.0	20 16 0 14 L 12	8 1 0 2 9	3 0 0 0 8	5 4 0 6 8	2 3 0 3 0	0 0 0 0 0	0 0 0 0 0	0 0 0 0 0	0 0 0 0 0	0 21 0 23 11	36 33 0 35 12	8.10 0.00 ∞ 1.667 72.00	3.000 0.857 ∞ 1.667 9.000						72.00	9.000		

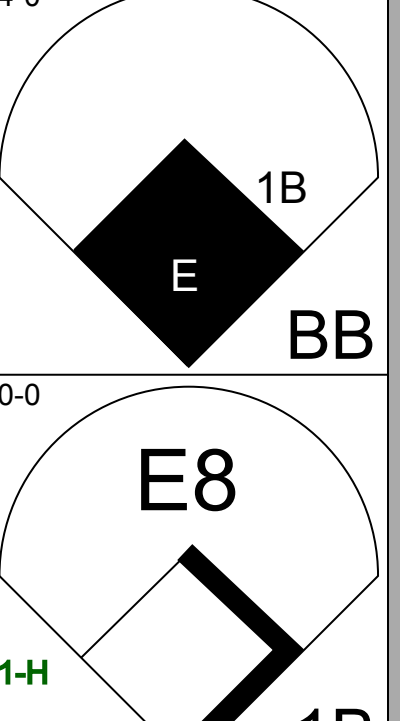
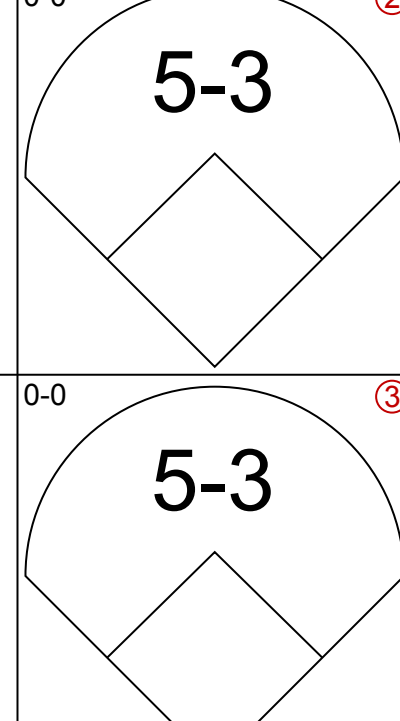
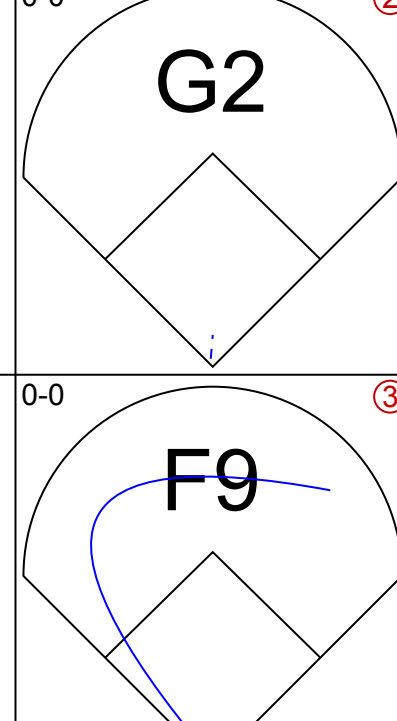
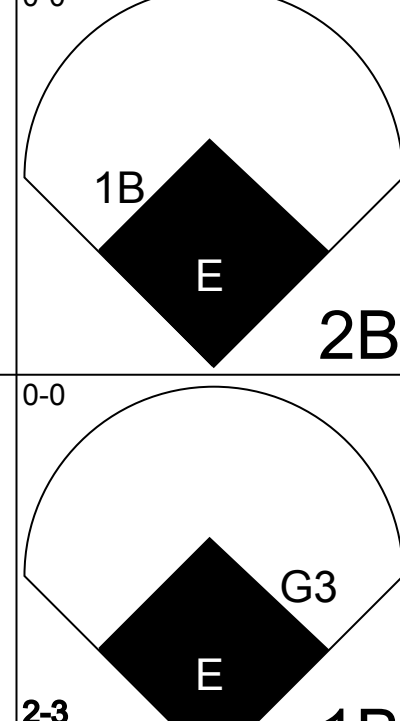
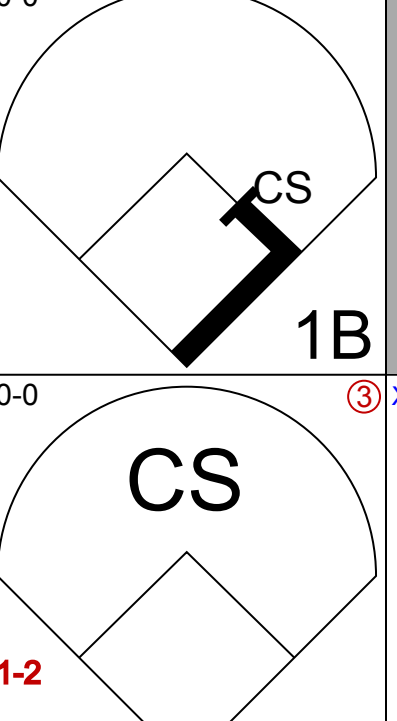
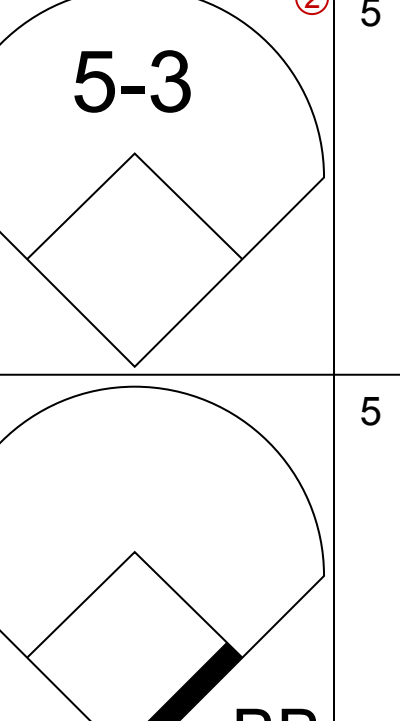
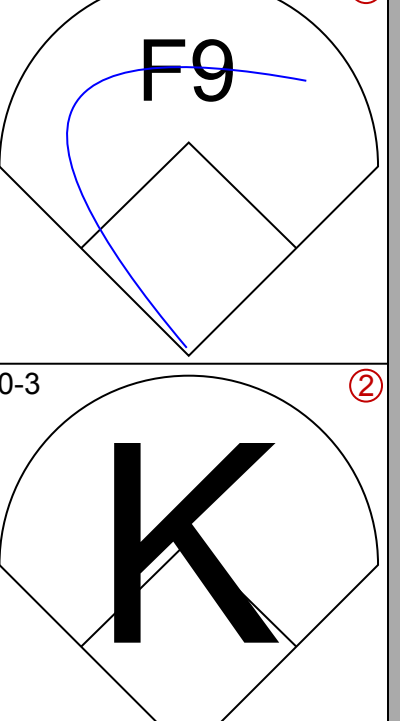


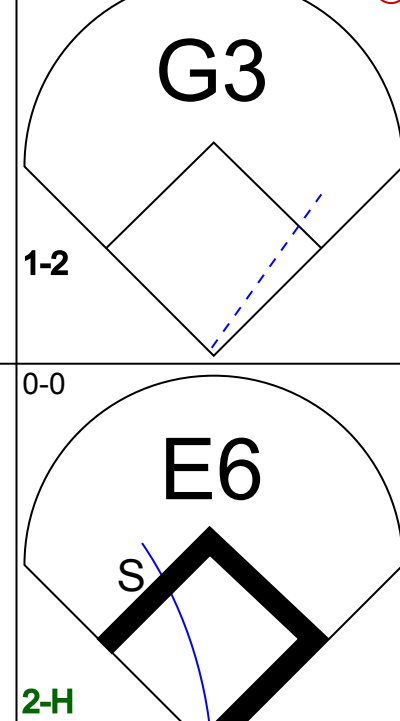

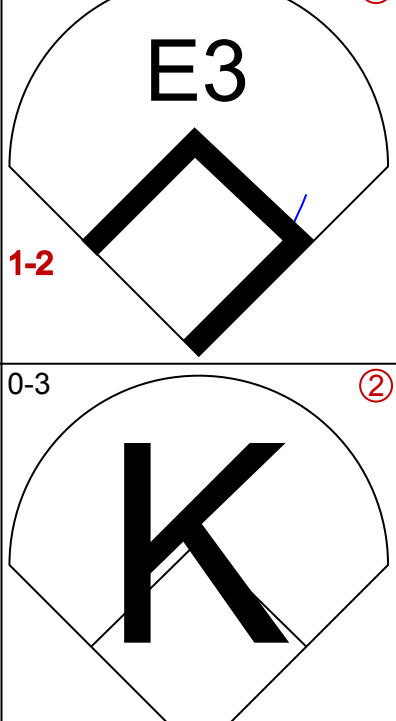
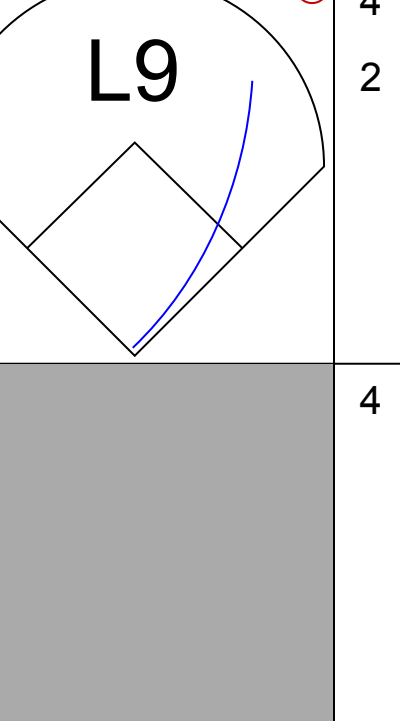
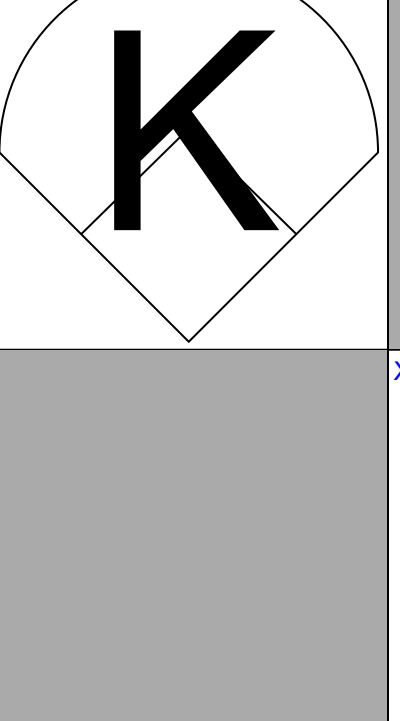
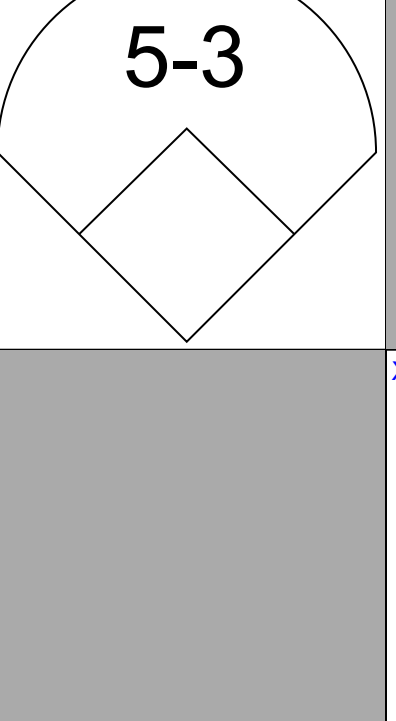
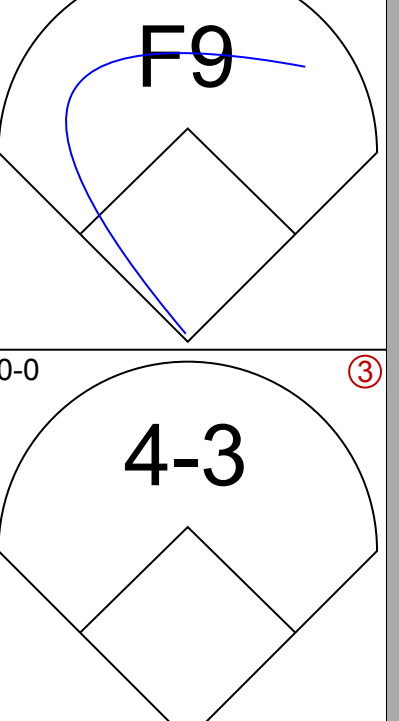
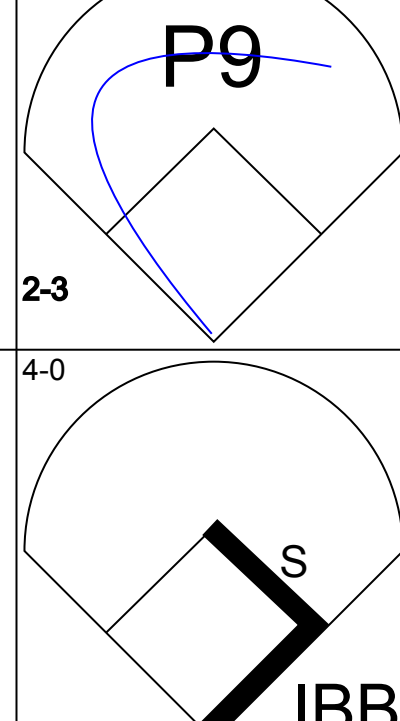
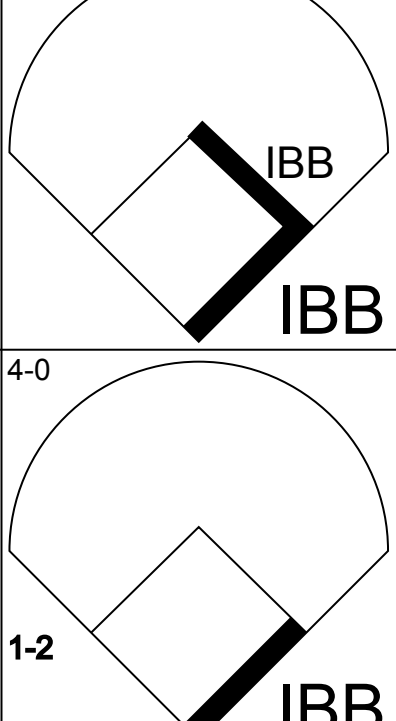




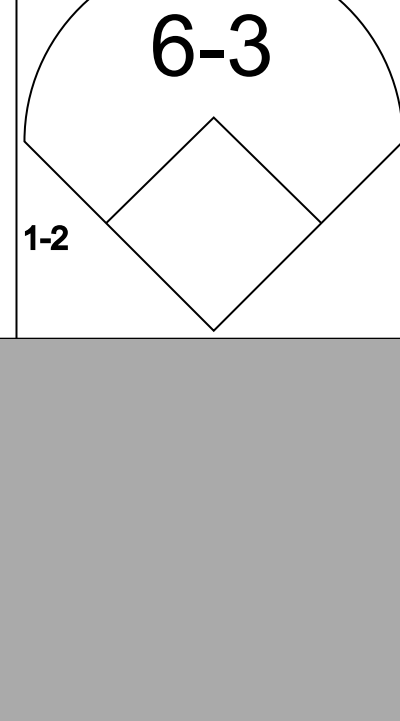

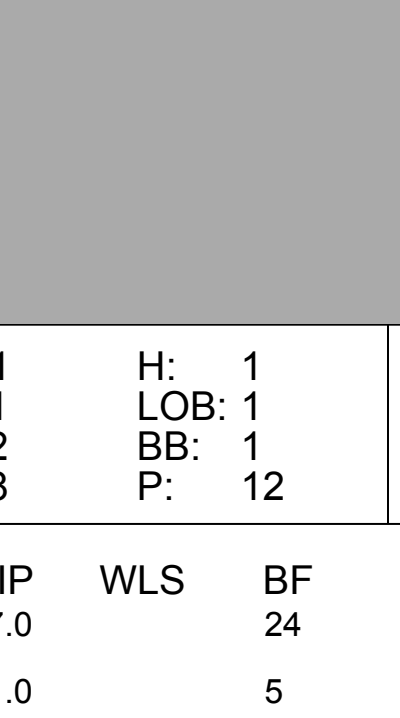
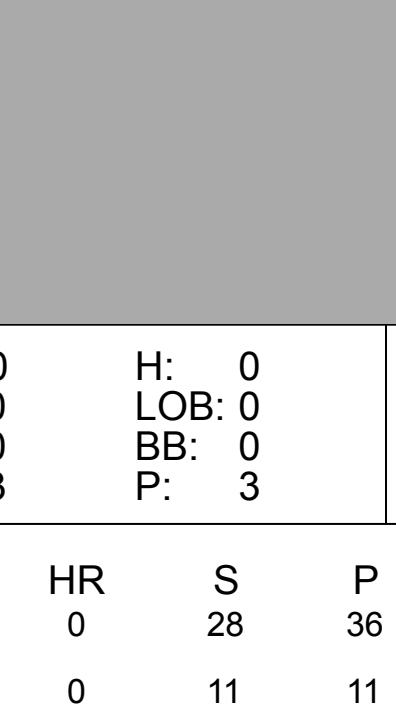
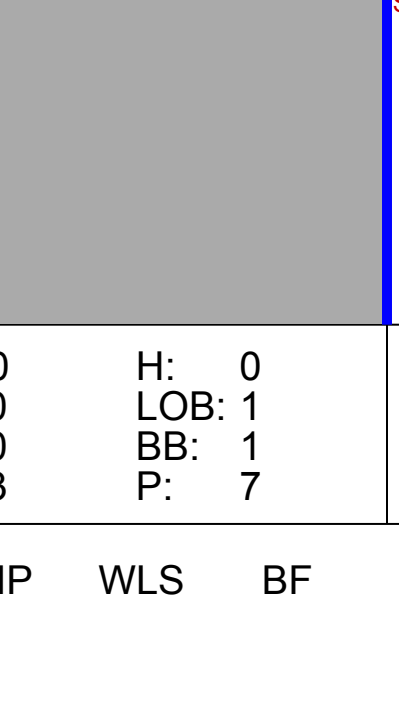
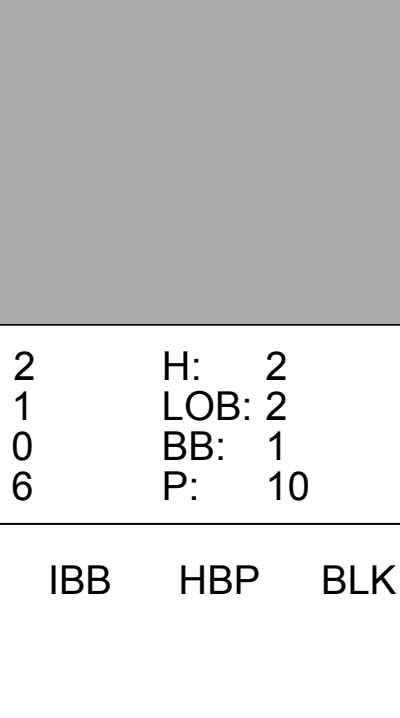
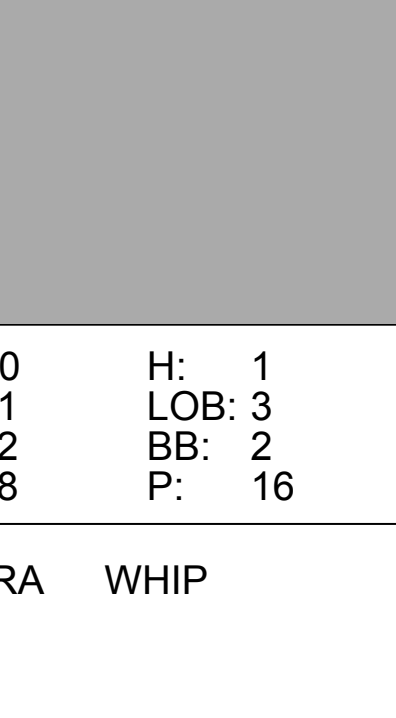
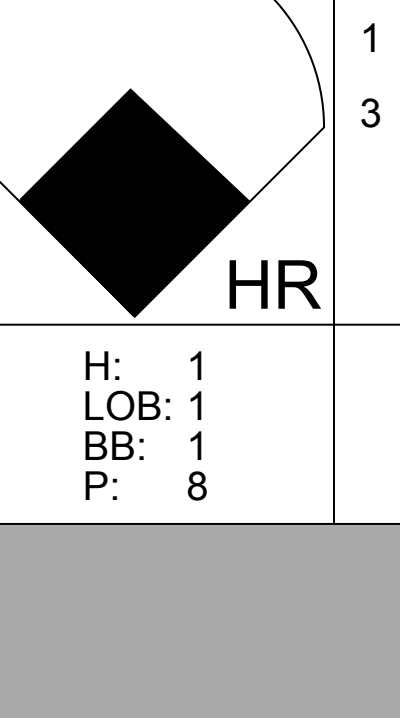
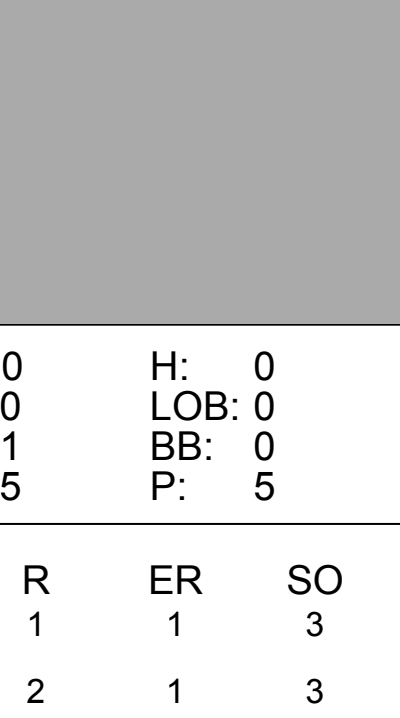
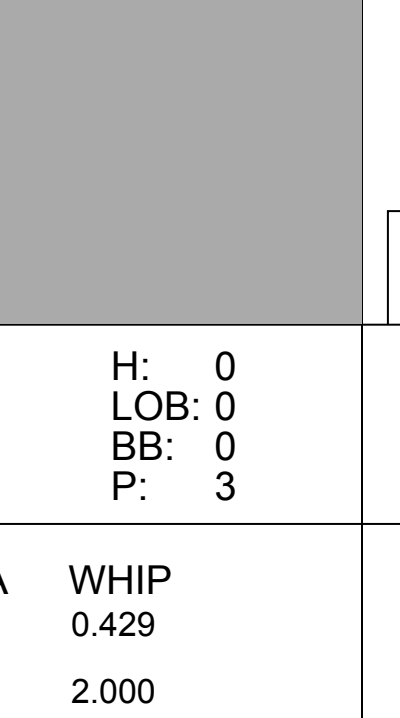
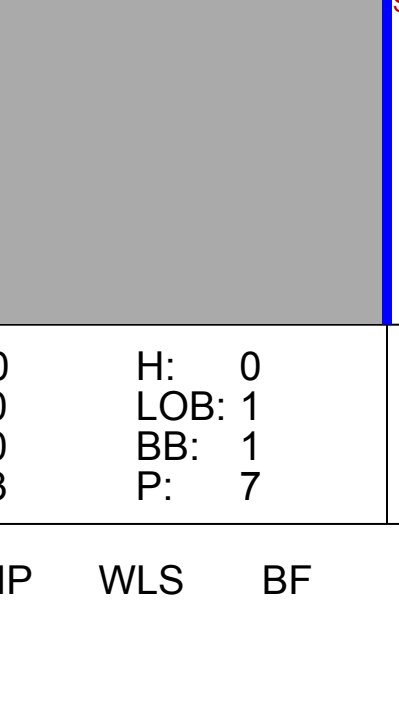
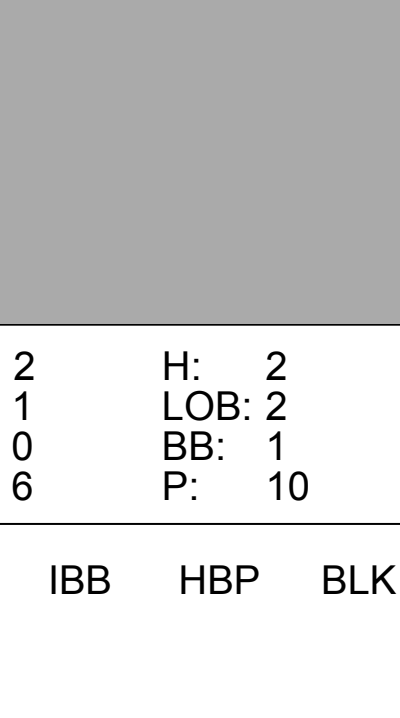
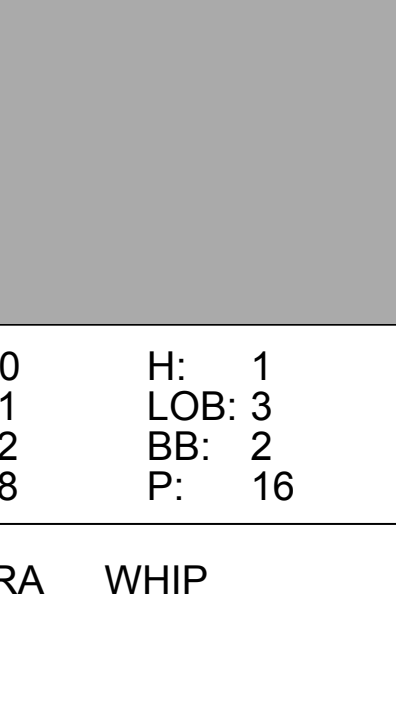
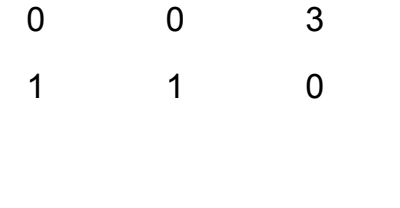
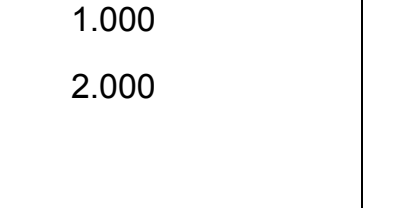



TOP

Houston Astros @ Cincinnati Reds
Crosley Field, Cincinnati, OH

Thu Jun 02 1966, 7:05 PM EDT
Att: 5,152 - Unknown - 72 F

AB	52
R	11
H	20
RBI	11
BB	8
SO	15
LOB	31




Batter	1	2	3	4	5	6	7	8	9	10	11	12	AB	R	H	RBI	BB	SO	LOB					
Tommy Harper, R OBP: 0.373, SLG: 0.383 (1.7)													5	2	2	0	1	0	0					
Tommy Helms, R OBP: 0.315, SLG: 0.374 (1.5)													5	1	3	0	1	0	0					
Pete Rose, S OBP: 0.285, SLG: 0.316 Giraldo Ruiz, S (10.4)													4	0	0	0	0	0	3					
Vada Pinson, L OBP: 0.361, SLG: 0.476 (1.8)													4	0	0	1	1	2	2					
Deron Johnson, R OBP: 0.267, SLG: 0.328 (1.3)													4	0	0	0	1	1	3					
Leo Cardenas, R OBP: 0.327, SLG: 0.404 (1.6)													3	0	0	0	2	0	1					
Dick Simpson, R ERA: 1.91 Tony Perez, R ERA: 2.319 Ted Davidson, R ERA: 3.0 Billy McCool, R ERA: 3.33 Jack Baldschun, R ERA: 10.13 (12.1)													2	0	0	0	0	1	0					
Jimmie Coker, R (1.2)													2	0	0	0	0	0	0					
Gordy Coleman, L ERA: 4.91 Johnny Edwards, L OBP: 0.327, SLG: 0.319 (8. PH)													1	0	0	0	0	1	0					
Jim O'Toole, S OBP: 0.143, SLG: 0.143 Don Nottebart, R (4.1)													1	0	0	0	0	0	0					
Art Shamsky, L OBP: 0.351, SLG: 0.619 (8. PH)													3	1	1	1	0	2	0					
Inning Stats	R: 1 E: 1 K: 2 S: 8	H: 1 LOB: 1 BB: 1 P: 12	R: 0 E: 0 K: 1 S: 5	H: 0 LOB: 0 BB: 0 P: 5	R: 0 E: 0 K: 0 S: 3	H: 0 LOB: 0 BB: 0 P: 3	R: 0 E: 0 K: 0 S: 3	H: 0 LOB: 0 BB: 0 P: 3	R: 0 E: 0 K: 0 S: 3	H: 0 LOB: 1 BB: 1 P: 9	R: 0 E: 0 K: 3 S: 9	H: 0 LOB: 0 BB: 0 P: 9	R: 2 E: 1 K: 0 S: 6	H: 2 LOB: 2 BB: 1 P: 10	R: 0 E: 0 K: 1 S: 5	H: 1 LOB: 3 BB: 0 P: 16	R: 0 E: 0 K: 2 S: 8	H: 1 LOB: 0 BB: 2 P: 16	R: 1 E: 0 K: 0 S: 4	H: 1 LOB: 1 BB: 1 P: 8	1B: 4 2B: 1 3B: 0 HR: 1	SF: 0 SAC: 0 DP: 0 HBP: 0	WP: 0 PB: 0 SB: 2 CS: 2	PA: 49
PITCHER	IP WLS BF H R ER SO BB IBB HBP BLK WP HR S P ERA WHIP																							
Mike Cuellar, L ERA: 1.91 Ron Taylor, R ERA: 4.91 Jim Owens, R ERA: 2.91 Claude Raymond, R ERA: 1.32 Aurelio Montegudo, R ERA: 3.0 (12.1)	7.0 1.0 0.1 2.0 1.0	24 2 5 9 5	1 2 0 2 1	1 1 0 0 1	3 3 0 3 0	2 0 1 2 1	0 0 0 0 0	0 0 0 0 0	0 0 0 0 0	0 11 4 13 4	28 11 8 21 8	36 11 8 21 8	1.29 9.00 0.00 1.000 9.000	0.429 2.000 0.000 1.000 2.000						9.000	2.000			

BOTTOM

Houston Astros @ Cincinnati Reds
Crosley Field, Cincinnati, OH

Thu Jun 02 1966, 7:05 PM EDT
Att: 5,152 - Unknown - 72 F

AB	42
R	4
H	6
RBI	2
BB	6
SO	9
LOB	16



Batter	1	2	3	4	5	6	7	8	9	AB	R	H	RBI	BB	SO	LOB	TOP			
Joe Morgan, L (1,4) OBP: 0.450, SLG: 0.441	0-0 E 1B		4-0 FC5-6 BB		0-0 F9		0-0 4-3			3	1	1	0	1	0	0	Houston Astros @ Pittsburgh Pirates Forbes Field, Pittsburgh, PA Fri Jun 03 1966, 7:05 PM EDT Att: 11,263 - Unknown - 75 F			
Sonny Jackson, L (1,6) OBP: 0.313, SLG: 0.299	0-0 E5 1B		0-0 FC5-6 2B		0-0 1B 1B		0-0 G6-4-3 1B			4	1	3	0	0	0	1				
Jimmy Wynn, R (1,8) OBP: 0.300, SLG: 0.417	0-0 S 1B		0-0 1-3 2B		0-0 1B		0-0 G6-4-3 1-2			4	0	3	1	0	0	1				
Dave Nicholson, R (1,9) OBP: 0.446, SLG: 0.520	0-0 F9 1-2		4-0 IBB		0-0 L5			4-0 G6-4-3 BB		2	0	0	0	2	0	3				
Felix Mantilla, R (1,3) OBP: 0.255, SLG: 0.306	0-3 K		0-0 P4		0-0 1-2 2-3 1B			0-0 G6-4-3 1-2		4	0	1	0	0	1	5				
Bob Aspromonte, R (1,5) OBP: 0.253, SLG: 0.270	0-0 5-3		0-0 F5		0-0 5-3			0-0 F7		4	0	0	0	0	0	7				
Rusty Staub, L (1,7) OBP: 0.313, SLG: 0.394		0-0 5-3		0-0 4-3		0-0 4-3			0-0 G6-4-3 1B	4	0	1	0	0	0	0				
Ron Brand, R (1,2) OBP: 0.375, SLG: 0.318		0-0 5-3		0-0 1-3		0-0 P6			0-0 G6-4-3 1-2	4	0	0	0	0	0	1				
Larry Dierker, R (1,1) OBP: 0.182, SLG: 0.318	0-3 K		0-0 G3					0-3 K		3	0	0	0	0	2	0				
Ron Taylor, R (6,1) John Bateman, R (9, PH) OBP: 0.329, SLG: 0.510										0	0	0	0	0	0	0				
										1	0	0	0	0	1	0				
Inning Stats	R: 2 E: 1 K: 1 S: 8	H: 3 LOB: 1 BB: 0 P: 8	R: 0 E: 0 K: 1 S: 5	H: 0 LOB: 0 BB: 2 P: 5	R: 0 E: 0 K: 0 S: 4	H: 1 LOB: 3 BB: 2 P: 12	R: 0 E: 0 K: 0 S: 3	H: 0 LOB: 0 BB: 0 P: 3	R: 0 E: 0 K: 1 S: 6	H: 3 LOB: 3 BB: 0 P: 6	R: 0 E: 0 K: 0 S: 3	H: 1 LOB: 0 BB: 0 P: 3	R: 0 E: 0 K: 0 S: 2	H: 0 LOB: 0 BB: 1 P: 6	R: 0 E: 0 K: 1 S: 5	H: 1 LOB: 0 BB: 0 P: 5	1B: 8 2B: 1 3B: 0 HR: 0	SF: 0 SAC: 0 DP: 3 HBP: 0	WP: 0 PB: 0 SB: 1 CS: 0	PA: 36
PITCHER Woodie Fryman, L (1,1) ERA: 2.21	IP: 9.0 WLS: W BF: 36	H: 9 R: 2 ER: 2 SO: 4	BB: 2 IBB: 1 HBP: 0 BLK: 0	WP: 0 HR: 0 S: 41 P: 53	ERA: 2.00 WHIP: 1.222	PITCHER										IP: 9.0 WLS: W BF: 36	H: 9 R: 2 ER: 2 SO: 4	BB: 2 IBB: 1 HBP: 0 BLK: 0	WP: 0 HR: 0 S: 41 P: 53	ERA: 2.00 WHIP: 1.222

AB	33
R	2
H	9
RBI	1
BB	3
SO	4
LOB	18



Batter	1	2	3	4	5	6	7	8	9	AB	R	H	RBI	BB	SO	LOB	BOTTOM			
Matty Alou, L (1,8) OBP: 0.359, SLG: 0.497	0-0 4-3	0-0 6-3		0-0 L7		0-0 1B 1-2 2B 1B	0-0 P5			5	1	1	0	0	0	5	Houston Astros @ Pittsburgh Pirates Forbes Field, Pittsburgh, PA Fri Jun 03 1966, 7:05 PM EDT Att: 11,263 - Unknown - 75 F			
Gene Alley, R (1,6) OBP: 0.316, SLG: 0.376	0-0 BB 1B		0-0 2B		0-0 6-3	0-0 P4		0-3 K		5	1	2	0	0	1	2				
Manny Mota, R (1,7) OBP: 0.409, SLG: 0.552	4-0 1B 1-2 BB		0-0 5-3		0-0 5-3	0-0 2B 1-3 2-H 1B		0-0 FC6 1B		4	1	2	1	1	0	1				
Willie Stargell, L (1,3) OBP: 0.369, SLG: 0.473	0-0 G5-3 1B 1-2 2-H 1B		0-0 F7		0-0 F7	0-0 1-3 3-H 2B		0-0 F5		5	0	2	2	0	0	2				
Roberto Clemente, R (1,9) OBP: 0.345, SLG: 0.461	0-0 1-2 2-H 1B		0-0 1-3			0-0 1B 6-3		0-0 FC6 1-2		5	1	2	1	0	0	4				
Jim Pagliaroni, R (1,2) OBP: 0.300, SLG: 0.398	0-0 G5-3 2-3F			4-0 FC6-4 BB		0-0 1-H HR	1-0 FC6-4 1B HBP			2	1	1	2	1	0	2				
Bill Mazerowski, R (1,4) OBP: 0.259, SLG: 0.344		0-0 P6		0-0 FC6-4 BB 1-2		0-0 HR	0-0 FC6-4 1B			4	1	2	1	0	0	1				
Bob Bailey, R (1,5) OBP: 0.343, SLG: 0.396				4-0 FC6-4 BB 1-2		4-0 1B BB	0-0 L8			2	1	1	0	2	0	2				
Woodie Fryman, R (1,1) OBP: 0.067, SLG: 0.067		0-3 K		0-0 FC6-4 1-2 2-3		0-0 B2	0-0 FC6-4			4	0	0	0	0	1	6				
Inning Stats	R: 2 E: 0 K: 0 S: 5	H: 3 LOB: 1 BB: 1 P: 9	R: 0 E: 0 K: 1 S: 6	H: 1 LOB: 1 BB: 0 P: 6	R: 0 E: 0 K: 0 S: 4	H: 1 LOB: 1 BB: 0 P: 4	R: 0 E: 0 K: 0 S: 3	H: 0 LOB: 2 BB: 2 P: 11	R: 0 E: 0 K: 0 S: 3	H: 0 LOB: 0 BB: 0 P: 3	R: 5 E: 0 K: 0 S: 9	H: 6 LOB: 2 BB: 1 P: 13	R: 0 E: 0 K: 0 S: 4	H: 1 LOB: 2 BB: 0 P: 5	R: 0 E: 0 K: 1 S: 6	H: 1 LOB: 1 BB: 0 P: 6		1B: 8 2B: 3 3B: 0 HR: 2	SF: 0 SAC: 0 DP: 1 HBP: 1	WP: 0 PB: 0 SB: 0 CS: 0
PITCHER Larry Dierker, R (1,1) ERA: 4.04	IP: 5.0 WLS: L BF: 26	H: 8 R: 6 ER: 6 SO: 1	BB: 4 IBB: 0 HBP: 0 BLK: 0	WP: 0 HR: 2 S: 24 P: 40	ERA: 10.80 WHIP: 2.400	PITCHER										IP: 5.0 WLS: L BF: 26	H: 8 R: 6 ER: 6 SO: 1	BB: 4 IBB: 0 HBP: 0 BLK: 0	WP: 0 HR: 2 S: 24 P: 40	ERA: 10.80 WHIP: 2.400
Ron Taylor, R (6,1) ERA: 4.35	IP: 3.0 WLS: 15 BF: 5	H: 1 R: 1 ER: 1 SO: 1	BB: 0 IBB: 0 HBP: 1 BLK: 0	WP: 0 HR: 0 S: 16 P: 17	ERA: 3.00 WHIP: 1.667	PITCHER										IP: 3.0 WLS: 15 BF: 5	H: 1 R: 1 ER: 1 SO: 1	BB: 0 IBB: 0 HBP: 1 BLK: 0	WP: 0 HR: 0 S: 16 P: 17	ERA: 3.00 WHIP: 1.667



Batter	1	2	3	4	5	6	7	8	9	AB	R	H	RBI	BB	SO	LOB	TOP										
Joe Morgan, L (1,4) OBP: 0.453, SLG: 0.453	G3	1B 3B		FC2-6 1B		G6-3 BB			3-1	4	1	2	2	1	0	0											
Sonny Jackson, L (1,6) OBP: 0.315, SLG: 0.298	CS BB	S 1B		FC2-6 1B		G6-3			F9	4	0	1	1	1	0	2											
Jimmy Wynn, R (1,8) OBP: 0.303, SLG: 0.416	PB WP BB	5-3		1B						3	0	1	0	1	0	1											
Jim Gentile, L (1,3) OBP: 0.342, SLG: 0.461	BB			HR BB		F8			6-3	2	1	0	0	2	0	2											
Rusty Staub, L (1,9) OBP: 0.311, SLG: 0.408	4-3			HR		F8			F7	3	4	1	1	2	0	0	4										
Lee Maye, L (1,7) OBP: 0.257, SLG: 0.400		L7		HR		6-3			4-3	1	4	1	1	1	0	0	0										
John Bateman, R (1,2) OBP: 0.327, SLG: 0.503		BB 3B 1B		K		F7			K	2	4	1	1	0	0	2	0										
Bob Aspromonte, R (1,5) OBP: 0.247, SLG: 0.264		F9		6-3		6-3			6-3	3	4	0	0	0	0	0	1										
Robin Roberts, S (1,1)				4-3					5-3	1	1	1	0	0	1	0	0										
Gary Kroll, R (3,1)										0	0	0	0	0	0	0	0										
Jim Owens, R (5,1)										1	0	0	0	0	1	0	0										
Claude Raymond, R (8,1)										0	0	0	0	0	0	0	0										
Felix Mantilla, R (9, PH) OBP: 0.250, SLG: 0.300		3B BB								1	0	0	0	0	0	0	0										
Inning Stats	R: 0 E: 0 K: 0 S: 2	H: 0 LOB: 2 BB: 3 P: 14	R: 3 E: 0 K: 0 S: 6	H: 3 LOB: 1 BB: 1 P: 10	R: 3 E: 0 K: 1 S: 7	H: 2 LOB: 0 BB: 1 P: 11	R: 0 E: 0 K: 0 S: 5	H: 2 LOB: 2 BB: 0 P: 5	R: 0 E: 0 K: 1 S: 4	H: 0 LOB: 0 BB: 1 P: 8	R: 0 E: 0 K: 0 S: 3	H: 0 LOB: 0 BB: 0 P: 3	R: 0 E: 0 K: 1 S: 5	H: 0 LOB: 0 BB: 0 P: 5	R: 0 E: 0 K: 0 S: 3	H: 0 LOB: 0 BB: 0 P: 3	1B: 4 2B: 0 3B: 1 HR: 2	SF: 0 SAC: 0 DP: 1 HBP: 0	WP: 1 PB: 1 SB: 1 CS: 1	PA: 38							
PITCHER	IP	WLS	BF	H	R	ER	SO	BB	IBB	HBP	BLK	WP	HR	S	P	ERA	WHIP										
Steve Blass, R (1,1) ERA: 3.65	2.0		12	3	3	3	0	4	0	0	0	1	0	8	24	13.50	3.500										
Al McBean, R (3,1) ERA: 4.15	2.0		11	4	3	3	1	1	0	0	0	0	2	12	16	13.50	2.500										
Tommie Sisk, R (5,1) ERA: 4.5	1.0		3	0	0	0	0	0	0	0	0	0	0	3	3	0.00	0.000										
Don Schwall, R (6,1) ERA: 1.95	3.0	W	9	0	0	0	2	1	0	0	0	0	0	12	16	0.00	0.333										
Pete Mikkelsen, R (9,1) ERA: 2.69	1.0	S	3	0	0	0	0	0	0	0	0	0	0	3	3	0.00	0.000										

Houston Astros @ Pittsburgh Pirates
Forbes Field, Pittsburgh, PA
Sat Jun 04 1966, 7:05 PM EDT
Att. 6,946 - Unknown - 82 F

AB 32
R 6
H 7
RBI 6
BB 6
SO 3
LOB 10



Batter	1	2	3	4	5	6	7	8	9	AB	R	H	RBI	BB	SO	LOB	BOTTOM										
Matty Alou, L (1,8) OBP: 0.355, SLG: 0.488	F7		5-3	S 1B		F9		L3		5	0	1	0	0	0	1											
Gene Alley, R (1,6) OBP: 0.314, SLG: 0.377	2B		F9	K		4-3		E3 WP HR		5	1	1	0	0	1	2											
Manny Mota, R (1,7) OBP: 0.400, SLG: 0.532	F9		1B 1B BB	5-3		K		K		4	1	0	0	1	2	4											
Willie Stargell, L (1,3) OBP: 0.382, SLG: 0.503	L8		1B HR 1B			1B 1B		4-3 WP 1B		5	4	4	3	0	0	1											
Roberto Clemente, R (1,9) OBP: 0.352, SLG: 0.470		FC4-6 2B	HR 1B			FC6-4 1B		4-3		5	1	3	1	0	1	1											
Jim Pagliaroni, R (1,2) OBP: 0.305, SLG: 0.423	F7		HR			K		5-3 1B		4	1	2	4	0	1	3											
Bill Mazerowski, R (1,4) OBP: 0.269, SLG: 0.349		FC4-6 HBP	FC6-4 1B			FC6-4 1B		5-3		3	0	2	1	0	0	1											
Bob Bailey, R (1,5) OBP: 0.335, SLG: 0.385	FC4-6	FC6-4	FC6-4			FC6-4		L7		4	0	0	0	0	0	6											
Steve Blass, R (1,1) ERA: 3.65	F7					K		WP HR 1B		0	0	0	0	0	0	0											
Al McBean, R (3,1) ERA: 4.15										1	0	0	0	0	0	0											
Tommie Sisk, R (5,1) ERA: 4.5										0	0	0	0	0	0	0											
Don Schwall, R (6,1) ERA: 1.95										0	0	0	0	0	0	0											
Pete Mikkelsen, R (9,1) ERA: 2.69										0	0	0	0	0	0	0											
Inning Stats	R: 0 E: 0 K: 0 S: 4	H: 1 LOB: 1 BB: 0 P: 4	R: 0 E: 0 K: 0 S: 4	H: 1 LOB: 2 BB: 0 P: 5	R: 4 E: 0 K: 0 S: 7	H: 4 LOB: 1 BB: 1 P: 11	R: 0 E: 0 K: 2 S: 8	H: 1 LOB: 1 BB: 0 P: 8	R: 1 E: 0 K: 1 S: 8	H: 3 LOB: 2 BB: 0 P: 8	R: 0 E: 0 K: 1 S: 5	H: 0 LOB: 0 BB: 0 P: 5	R: 1 E: 0 K: 0 S: 5	H: 2 LOB: 1 BB: 0 P: 5	R: 3 E: 1 K: 2 S: 10	H: 2 LOB: 0 BB: 0 P: 10	1B: 10 2B: 2 3B: 0 HR: 2	SF: 0 SAC: 0 DP: 0 HBP: 1	WP: 2 PB: 0 SB: 1 CS: 0	PA: 41							
PITCHER	IP	WLS	BF	H	R	ER	SO	BB	IBB	HBP	BLK	WP	HR	S	P	ERA	WHIP										
Robin Roberts, R (1,1) ERA: 3.83	2.2		15	5	4	4	0	1	0	0	0	0	0	13	18	13.50	2.250										
Gary Kroll, R (3,1) ERA: 3.09	1.2		10	5	1	1	3	0	0	0	0	0	0	16	16	5.40	3.000										
Jim Owens, R (5,1) ERA: 2.96	2.2		10	2	1	1	1	0	0	0	0	1	0	12	12	3.38	0.750										
Claude Raymond, R (8,1) ERA: 1.29	1.0	L	6	2	3	0	2	0	0	0	0	1	1	10	10	0.00	2.000										

Houston Astros @ Pittsburgh Pirates
Forbes Field, Pittsburgh, PA
Sat Jun 04 1966, 7:05 PM EDT
Att. 6,946 - Unknown - 82 F

AB 39
R 9
H 14
RBI 9
BB 1
SO 6
LOB 23



Batter	1	2	3	4	5	6	7	8	9	AB	R	H	RBI	BB	SO	LOB	TOP																
Joe Morgan, L (1,4) OBP: 0.452, SLG: 0.449	K	FC6						F9		4	0	1	0	1	1	1	Houston Astros @ Pittsburgh Pirates Forbes Field, Pittsburgh, PA Sun Jun 05 1966, 3:33 AM EDT Att: 27,370 - Unknown - 80 F																
Sonny Jackson, L (1,6) OBP: 0.313, SLG: 0.296	HR		F7					4-3		5	1	1	0	0	2	3																	
Jimmy Wynn, R (1,8) OBP: 0.319, SLG: 0.464	HR									4	3	4	3	1	0	0																	
Dave Nicholson, R (1,9) OBP: 0.452, SLG: 0.520	K									4	1	2	0	1	2	1																	
Felix Mantilla, R (1,3) OBP: 0.255, SLG: 0.321										3	0	1	0	0	1	4																	
Jim Gentile, L (7,PH) OBP: 0.344, SLG: 0.457			F2							1	0	0	0	1	0	1																	
John Bateman, R (1,2) OBP: 0.325, SLG: 0.497	K									4	0	1	2	0	2	5																	
Rusty Staub, L (1,7) OBP: 0.310, SLG: 0.401		K								3	0	0	0	1	2	2																	
Bob Lillis, R (1,5) OBP: 0.222, SLG: 0.067										2	0	0	0	1	0	2																	
Turk Farrell, R (1,1)										2	0	0	0	0	2	1																	
Bob Aspromonte, R (6,PH) OBP: 0.246, SLG: 0.263										1	0	0	0	0	0	1																	
Bob Bruce, R (6,1)										0	0	0	0	0	0	0																	
Lee Maye, L (8,PH) OBP: 0.264, SLG: 0.396										1	0	0	0	0	0	0																	
Ron Taylor, R (8,1)										0	0	0	0	0	0	0																	
Inning Stats	R: 2 E: 0 K: 3 S: 12	H: 3 LOB: 1 BB: 0 P: 12	R: 0 E: 0 K: 2 S: 7	H: 0 LOB: 1 BB: 1 P: 11	R: 1 E: 0 K: 1 S: 7	H: 2 LOB: 1 BB: 0 P: 7	R: 0 E: 0 K: 2 S: 7	H: 0 LOB: 0 BB: 0 P: 7	R: 0 E: 0 K: 1 S: 5	H: 2 LOB: 3 BB: 1 P: 13	R: 2 E: 0 K: 0 S: 5	H: 3 LOB: 1 BB: 1 P: 9	R: 0 E: 0 K: 0 S: 3	H: 0 LOB: 0 BB: 0 P: 3	R: 0 E: 0 K: 1 S: 4	H: 0 LOB: 0 BB: 1 P: 8	1B: 6 2B: 2 3B: 0 HR: 2	SF: 0 SAC: 1 DP: 2 HBP: 0	WP: 0 PB: 0 SB: 0 CS: 0	PA: 41													
PITCHER	IP WLS BF H R ER SO BB IBB HBP BLK WP HR S P ERA WHIP																																
Bob Veale, L (1,1) ERA: 2.79	6.0	30	8	4	4	11	4	0	0	0	0	0	2	48	64	6.00	2.000																
Pete Mikkelsen, R (7,1) ERA: 2.7	3.0	W	11	2	1	1	1	2	0	0	0	0	0	11	19	3.00	1.333																

AB	34
R	5
H	10
RBI	5
BB	6
SO	12
LOB	21



Batter	1	2	3	4	5	6	7	8	9	AB	R	H	RBI	BB	SO	LOB	BOTTOM																
Matty Alou, L (1,8) OBP: 0.356, SLG: 0.491	6-3		SF9					E9		3	2	2	2	0	0	0	Houston Astros @ Pittsburgh Pirates Forbes Field, Pittsburgh, PA Sun Jun 05 1966, 3:33 AM EDT Att: 27,370 - Unknown - 80 F																
Gene Alley, R (1,6) OBP: 0.311, SLG: 0.371	6-3		4-3					6-3		5	1	1	0	0	0	1																	
Manny Mota, R (1,7) OBP: 0.384, SLG: 0.509	5-3		F9					6-3		5	0	0	0	0	0	2																	
Willie Stargell, L (1,3) OBP: 0.399, SLG: 0.564										5	3	5	4	0	0	0																	
Roberto Clemente, R (1,9) OBP: 0.358, SLG: 0.489										5	1	3	2	0	1	3																	
Jim Pagliaroni, R (1,2) OBP: 0.310, SLG: 0.421										3	0	1	0	1	0	1																	
Bill Mazerowski, R (1,4) OBP: 0.283, SLG: 0.342										4	0	0	0	0	1	5																	
Bob Bailey, R (1,5) OBP: 0.339, SLG: 0.401										4	1	2	0	0	1	2																	
Jose Pagan, R (9,5) OBP: 0.294, SLG: 0.377										0	0	0	0	0	0	0																	
Bob Veale, S (1,1) OBP: 0.212, SLG: 0.273										2	1	1	0	0	1	1																	
Pete Mikkelsen, R (7,1) OBP: 0.125, SLG: 0.125										2	1	1	0	0	1	1																	
Inning Stats	R: 0 E: 0 K: 0 S: 3	H: 0 LOB: 0 BB: 0 P: 3	R: 2 E: 0 K: 1 S: 7	H: 2 LOB: 0 BB: 0 P: 7	R: 1 E: 0 K: 0 S: 4	H: 1 LOB: 0 BB: 0 P: 4	R: 0 E: 1 K: 1 S: 6	H: 1 LOB: 1 BB: 0 P: 6	R: 1 E: 0 K: 0 S: 5	H: 2 LOB: 2 BB: 1 P: 9	R: 3 E: 1 K: 0 S: 8	H: 5 LOB: 5 BB: 0 P: 8	R: 2 E: 1 K: 2 S: 11	H: 4 LOB: 2 BB: 0 P: 11	1B: 10 2B: 1 3B: 2 HR: 3	SF: 2 SAC: 0 DP: 0 HBP: 0		WP: 0 PB: 0 SB: 0 CS: 0	PA: 41														
PITCHER	IP WLS BF H R ER SO BB IBB HBP BLK WP HR S P ERA WHIP																																
Turk Farrell, R (1,1) ERA: 5.98	5.0	20	5	4	4	3	0	0	0	0	0	0	1	13	17	18.00	3.500																
Bob Bruce, R (6,1) ERA: 5.09	2.0	L	14	7	4	4	0	0	1	0	0	0	0	11	11	0.00	4.000																
Ron Taylor, R (8,1) ERA: 3.97	1.0		7	4	2	0	2	0	0	0	0	0	0	11	11	0.00	4.000																



Batter	1	2	3	4	5	6	7	8	9	AB	R	H	RBI	BB	SO	LOB	TOP											
Tito Fuentes, S OBP: 0.311, SLG: 0.376 (1, 4)										5	2	2	0	0	0	1												
Len Gabrielson, L OBP: 0.270, SLG: 0.299 (1, 7)										4	0	0	2	0	1	0												
Willie Mays, R OBP: 0.351, SLG: 0.556 (1, 8)										1	0	1	0	0	0	0												
Jesus Alou, R OBP: 0.248, SLG: 0.287 (1, PR) (1, 9)										4	2	3	1	0	0	0												
Willie McCovey, L OBP: 0.361, SLG: 0.550 (1, 3)										5	1	1	1	0	0	3												
Jim Ray Hart, R OBP: 0.396, SLG: 0.579 (1, 5)										4	0	1	1	0	1	2												
Tom Haller, L OBP: 0.298, SLG: 0.415 (1, 2)										4	2	2	2	0	0	2												
Ollie Brown, R OBP: 0.288, SLG: 0.265 (1, 9) (1, 8)										4	1	1	1	0	2	0												
Hal Lanier, R OBP: 0.236, SLG: 0.261 (1, 6)										4	0	0	1	0	1	0												
Ray Sadecki, L OBP: 0.333, SLG: 0.533 (2, 1) Lindy McDaniel, R OBP: 0.143, SLG: 0.143 (4, PH) Don Mason, R OBP: 0.271, SLG: 0.271 (4, 1) Bob Priddy, R OBP: 0.313, SLG: 0.309 (7, PH) Don Landrum, L OBP: 0.252, SLG: 0.185 (7, 1) Frank Linzy, R OBP: 0.225, SLG: 0.444 (8, 1) Bob Shaw, R OBP: 0.362, SLG: 0.454 (9, PH)										1	0	1	0	0	0	0												
Inning Stats	R: 2 E: 1 K: 0 S: 6	H: 3 LOB: 2 BB: 0 P: 6	R: 0 E: 0 K: 1 S: 6	H: 1 LOB: 0 BB: 0 P: 6	R: 0 E: 1 K: 0 S: 4	H: 1 LOB: 1 BB: 0 P: 4	R: 2 E: 1 K: 0 S: 5	H: 2 LOB: 0 BB: 0 P: 5	R: 0 E: 0 K: 0 S: 3	H: 0 LOB: 0 BB: 0 P: 3	R: 0 E: 0 K: 0 S: 3	H: 0 LOB: 0 BB: 0 P: 3	R: 3 E: 0 K: 2 S: 10	H: 3 LOB: 0 BB: 0 P: 10	R: 2 E: 0 K: 1 S: 7	H: 2 LOB: 1 BB: 1 P: 11	1B: 5 2B: 3 3B: 1 HR: 1	SF: 1 SAC: 0 DP: 0 HBP: 0	WP: 0 PB: 0 SB: 0 CS: 0	PA: 40								
PITCHER	IP	WLS	BF	H	R	ER	SO	BB	IBB	HBP	BLK	WP	HR	S	P	ERA	WHIP											
Dave Giusti, R ERA: 2.7	(1, 1)	7.2	W	33	10	7	6	3	0	0	0	0	0	1	39	39	7.04	1.304										
Claude Raymond, R ERA: 1.73	(8, 1)	1.1	S	7	2	2	2	2	1	0	0	0	0	0	10	14	13.50	2.250										

San Francisco Giants @ Houston Astros
Astrodome, Houston, TX
Tue Jun 07 1966, 8:05 PM EDT
Att: 28,467 - Unknown

AB 38
R 9
H 12
RBI 9
BB 1
SO 5
LOB 8



Batter	1	2	3	4	5	6	7	8	9	AB	R	H	RBI	BB	SO	LOB	BOTTOM											
Joe Morgan, L OBP: 0.455, SLG: 0.450 (1, 4)										4	0	2	1	1	0	0												
Sonny Jackson, L OBP: 0.319, SLG: 0.308 (1, 6)										5	1	3	1	0	0	2												
Jimmy Wynn, R OBP: 0.312, SLG: 0.452 (1, 8)										5	1	0	0	0	0	5												
Dave Nicholson, R OBP: 0.458, SLG: 0.533 (1, 9)										5	2	3	0	0	2	0												
Felix Mantilla, R OBP: 0.259, SLG: 0.309 (7, PH) Jim Gentile, L OBP: 0.353, SLG: 0.466 (8, 3)										2	1	0	0	1	0	1												
Rusty Staub, L OBP: 0.312, SLG: 0.407 (1, 7)										5	2	2	1	0	0	3												
John Bateman, R OBP: 0.333, SLG: 0.500 (1, 2)										5	0	3	3	0	1	3												
Bob Aspromonte, R OBP: 0.250, SLG: 0.262 (1, 5)										4	1	1	1	1	1	2												
Dave Giusti, R OBP: 0.200, SLG: 0.240 Claude Raymond, R ERA: 1.73 (8, 1)										4	0	0	0	0	3	5												
Inning Stats	R: 2 E: 1 K: 0 S: 6	H: 2 LOB: 1 BB: 0 P: 6	R: 0 E: 0 K: 2 S: 10	H: 3 LOB: 3 BB: 0 P: 10	R: 4 E: 2 K: 1 S: 9	H: 3 LOB: 2 BB: 2 P: 17	R: 0 E: 0 K: 2 S: 7	H: 0 LOB: 0 BB: 0 P: 7	R: 0 E: 0 K: 0 S: 3	H: 0 LOB: 0 BB: 0 P: 3	R: 3 E: 0 K: 0 S: 8	H: 5 LOB: 2 BB: 0 P: 8	R: 1 E: 0 K: 1 S: 8	H: 3 LOB: 3 BB: 1 P: 12	1B: 13 2B: 3 3B: 0 HR: 0	SF: 0 SAC: 0 DP: 0 HBP: 0	WP: 2 PB: 0 SB: 0 CS: 0	PA: 45										
PITCHER	IP	WLS	BF	H	R	ER	SO	BB	IBB	HBP	BLK	WP	HR	S	P	ERA	WHIP											
Ray Sadecki, L ERA: 4.53	(1, 1)	1.2		11	5	2	1	2	0	0	0	0	0	15	15	5.40	3.000											
Lindy McDaniel, R ERA: 4.19	(2, 1)	1.1	L	10	3	4	1	1	2	0	0	0	1	0	10	18	6.75	3.750										
Bob Priddy, R ERA: 1.32	(4, 1)	3.0		9	0	0	0	3	0	0	0	0	0	0	15	15	0.00	0.000										
Frank Linzy, R ERA: 2.8	(7, 1)	1.2		13	8	4	4	1	0	0	0	0	0	0	15	15	21.60	4.800										
Bob Shaw, R ERA: 6.25	(8, 1)	0.1		2	0	0	0	0	0	1	0	0	0	0	1	5	0.00	0.000										

San Francisco Giants @ Houston Astros
Astrodome, Houston, TX
Tue Jun 07 1966, 8:05 PM EDT
Att: 28,467 - Unknown

AB 42
R 10
H 16
RBI 7
BB 3
SO 7
LOB 24



Batter	1	2	3	4	5	6	7	8	9	AB	R	H	RBI	BB	SO	LOB	TOP			
Tito Fuentes, S (1, 4) OBP: 0.309, SLG: 0.369	4-0 BB BB		0-0 E1 1-3 2B		0-0 5-3		0-0 6-3			3	1	0	0	1	0	0	San Francisco Giants @ Houston Astros Astrodome, Houston, TX Wed Jun 08 1966, 8:05 PM EDT Att: 42,925 - Unknown			
Jim Davenport, R (1, 6) OBP: 0.336, SLG: 0.402	4-0 WP BB		0-0 1-3		0-3 K		0-0 6-3			3	0	0	0	1	1	1				
Willie Mays, R (1, 8) OBP: 0.354, SLG: 0.557	0-0 F7		0-0 2H 2B		0-0 F9		4-0 G4-6-3 BB			3	0	1	1	1	0	1				
Jim Ray Hart, R (1, 5) OBP: 0.389, SLG: 0.567	0-3 K		0-3 K		0-0 F8		0-0 G4-6-3 BB			4	0	0	0	0	2	3				
Cap Peterson, R (1, 7) OBP: 0.323, SLG: 0.293		0-0 1B		4-0 1B BB		0-0 1B		0-0 FC6-4 1B		3	0	3	0	1	0	0				
Willie McCovey, L (1, 3) OBP: 0.358, SLG: 0.542	0-3 K		0-3 K		0-0 K		0-0 G6-4-3 1B		0-0 F8	4	0	1	0	0	2	3				
Ollie Brown, R (1, 9) OBP: 0.287, SLG: 0.265	0-3 K		0-0 K		0-0 1B		0-0 G6-4-3 1-2		0-3 K	4	0	1	0	0	2	4				
Bob Barton, R (1, 2) OBP: 0.204, SLG: 0.200	0-0 F8		0-0 F8		0-0 F8		0-0 4-3		0-0 FC6-4	4	0	0	0	0	0	4				
Juan Marichal, R (1, 1) OBP: 0.295, SLG: 0.364			0-0 F8		0-0 F7		0-0 6-3			3	0	0	0	0	0	2				
Bill Henry, L (7, 1) Lindy McDaniel, R (7, 1) OBP: 0.143, SLG: 0.143										0	0	0	0	0	0	0				
Inning Stats	R: 0 E: 0 K: 1 S: 4	H: 0 LOB: 1 BB: 2 P: 12	R: 0 E: 0 K: 2 S: 8	H: 1 LOB: 1 BB: 0 P: 8	R: 1 E: 1 K: 1 S: 7	H: 1 LOB: 1 BB: 0 P: 7	R: 0 E: 0 K: 1 S: 6	H: 1 LOB: 2 BB: 1 P: 10	R: 0 E: 0 K: 0 S: 5	H: 2 LOB: 1 BB: 0 P: 4	R: 0 E: 0 K: 0 S: 3	H: 0 LOB: 0 BB: 0 P: 3	R: 0 E: 0 K: 0 S: 2	H: 0 LOB: 0 BB: 1 P: 6	R: 0 E: 0 K: 1 S: 6	H: 1 LOB: 1 BB: 0 P: 6	1B: 5 2B: 1 3B: 0 HR: 0	SF: 0 SAC: 0 DP: 2 HBP: 0	WP: 1 PB: 0 SB: 0 CS: 0	PA: 35
PITCHER Mike Cuellar, L (1, 1) ERA: 1.01	IP: 9.0 WLS: W BF: 35 H: 6 R: 1 ER: 0 SO: 7 BB: 4 IBB: 0 HBP: 0 BLK: 0 WP: 1 HR: 0 S: 45 P: 61 ERA: 0.00 WHIP: 1.111															PITCHER				

Batter	1	2	3	4	5	6	7	8	9	AB	R	H	RBI	BB	SO	LOB	BOTTOM			
Joe Morgan, L (1, 4) OBP: 0.454, SLG: 0.446	0-0 G3		4-0 BB		0-0 4-3		0-0 6-3		0-0 FC6-4 1B	4	0	1	0	1	0	4	San Francisco Giants @ Houston Astros Astrodome, Houston, TX Wed Jun 08 1966, 8:05 PM EDT Att: 42,925 - Unknown			
Sonny Jackson, L (1, 6) OBP: 0.321, SLG: 0.311	0-0 G3		0-0 F5		0-0 HBP 1B		0-0 BB 4-3 1B		0-0 FC6-4 S	5	2	2	0	0	0	2				
Jimmy Wynn, R (1, 8) OBP: 0.314, SLG: 0.451	0-3 K		0-0 5-3		0-0 1B HBP 1B		0-0 4-3 BB SF8 1B		0-0 F7	5	2	2	0	0	1	1				
Jim Gentile, L (1, 3) OBP: 0.363, SLG: 0.466		0-0 FC1-6 1B		0-0 F9		1-0 1B HBP 1B		4-0 4-3 BB		2	1	1	0	1	0	0				
Rusty Staub, L (1, 9) OBP: 0.311, SLG: 0.403 (8, 7)		0-0 FC1-6 FC4-6		0-3 K		0-0 1B HBP 1B		0-0 4-3		4	1	1	2	0	1	3				
Lee Maye, L (1, 7) OBP: 0.265, SLG: 0.404 Dave Nicholson, R (7, PH) OBP: 0.462, SLG: 0.533 (8, 9)		0-0 FC4-6				0-0 BB 1B		0-0 1B HBP 1B		0-0 1B IBB	3	0	2	1	0	0				
Felix Mantilla, R (1, 5) OBP: 0.252, SLG: 0.298 Bob Aspromonte, R (7, 5) OBP: 0.249, SLG: 0.262		0-3 K		0-0 5-3		0-0 K		0-0 SF8		2	0	0	0	1	2	4				
John Bateman, R (1, 2) OBP: 0.331, SLG: 0.494			0-0 5-3		0-3 K		0-0 K		0-0 F6	4	0	1	2	0	1	4				
Mike Cuellar, L (1, 1) OBP: 0.087, SLG: 0.087			0-3 K		0-3 K		0-0 F8		0-0 2-3	4	0	0	0	0	2	4				
Inning Stats	R: 0 E: 0 K: 1 S: 5	H: 0 LOB: 0 BB: 0 P: 5	R: 0 E: 0 K: 1 S: 6	H: 1 LOB: 0 BB: 0 P: 6	R: 0 E: 0 K: 1 S: 5	H: 0 LOB: 0 BB: 1 P: 9	R: 0 E: 0 K: 1 S: 5	H: 0 LOB: 0 BB: 0 P: 5	R: 0 E: 0 K: 2 S: 8	H: 1 LOB: 2 BB: 1 P: 12	R: 4 E: 0 K: 1 S: 10	H: 5 LOB: 0 BB: 0 P: 11	R: 2 E: 0 K: 0 S: 5	H: 2 LOB: 2 BB: 2 P: 13	R: 0 E: 0 K: 0 S: 4	H: 1 LOB: 1 BB: 0 P: 4		1B: 10 2B: 0 3B: 0 HR: 0	SF: 1 SAC: 0 DP: 0 HBP: 1	WP: 0 PB: 0 SB: 1 CS: 0
PITCHER Juan Marichal, R (1, 1) ERA: 1.7 Bill Henry, L (7, 1) ERA: 0.96 Lindy McDaniel, R (7, 1) ERA: 4.02	IP: 6.0 WLS: L BF: 30 H: 9 R: 6 ER: 6 SO: 7 BB: 2 IBB: 0 HBP: 1 BLK: 0 WP: 0 HR: 0 S: 41 P: 50 ERA: 9.00 WHIP: 1.833															PITCHER				

AB	31
R	1
H	6
RBI	1
BB	4
SO	7
LOB	18




Batter	1	2	3	4	5	6	7	8	9	10	11	AB	R	H	RBI	BB	SO	LOB	TOP			
Tito Fuentes, S OBP: 0.312, SLG: 0.376 (1, 4)	F6			F6	K			F9 2B		FC1-6 1B		5	0	2	0	0	1	2				
Len Gabrielson, L OBP: 0.267, SLG: 0.304 (1, 7)	K			2B			F9	K		FC1-6 1-2 2-3		5	0	1	0	0	2	3				
Willie Mays, R OBP: 0.546, SLG: 0.543 (1, 8)	6-3			F8			K	F9		G5-3 3-H		5	0	0	0	0	1	4				
Willie McCovey, L OBP: 0.360, SLG: 0.538 (1, 3)		F8		K				F8			SH2-3 2B 1B	5	1	2	0	0	1	2				
Jim Ray Hart, R OBP: 0.387, SLG: 0.561 (1, 5)	6-3				S 1B			FC6-4 1-2			SH2-3 1-2	4	1	1	0	0	1	1				
Tom Haller, L OBP: 0.301, SLG: 0.407 (1, 2)	G1				1B 1-2 BB			F7			2B IBB	3	1	0	0	2	0	0				
Jim Davenport, R OBP: 0.342, SLG: 0.411 (1, 6)				F8	K			F6				5	0	2	2	0	1	2				
Ollie Brown, R OBP: 0.284, SLG: 0.258 (1, 9)				F9				F7			F8 1-H 2-H	4	0	0	0	1	1	4				
Ron Herbel, R OBP: 0.133, SLG: 0.071 Jesus Alou, R OBP: 0.246, SLG: 0.285 Don Mason, L OBP: 0.077, SLG: 0.077 Bill Henry, L OBP: 0.107, SLG: 0.111 (1, 1)	4-3							K			F6	3	0	1	1	0	1	1				
Inning Stats	R: 0 E: 0 K: 1 S: 5	H: 0 LOB: 0 BB: 0 P: 5	R: 0 E: 0 K: 0 S: 3	H: 0 LOB: 0 BB: 0 P: 3	R: 0 E: 0 K: 0 S: 3	H: 0 LOB: 0 BB: 0 P: 3	R: 0 E: 0 K: 1 S: 6	H: 1 LOB: 1 BB: 0 P: 6	R: 1 E: 0 K: 2 S: 9	H: 2 LOB: 2 BB: 1 P: 13	R: 0 E: 0 K: 1 S: 6	H: 1 LOB: 1 BB: 0 P: 6	R: 0 E: 0 K: 2 S: 8	H: 1 LOB: 1 BB: 0 P: 8	R: 0 E: 1 K: 0 S: 4	H: 1 LOB: 1 BB: 0 P: 4	R: 2 E: 0 K: 0 S: 5	H: 2 LOB: 1 BB: 1 P: 9	1B: 6 2B: 3 3B: 0 HR: 0	SF: 0 SAC: 1 DP: 1 HBP: 0	WP: 0 PB: 0 SB: 1 CS: 0	PA: 45
PITCHER	IP 8.0	WLS 31	BF 31	H 5	R 1	ER 1	SO 7	BB 2	IBB 0	HBP 0	BLK 0	WP 0	HR 0	S 43	P 51	ERA 1.12	WHIP 0.875					
Larry Dierker, R ERA: 3.68 Claude Raymond, R ERA: 1.64 Jim Owens, R ERA: 3.55 (1, 1)	2.0	8	2	0	0	2	0	0	0	0	0	0	0	12	12	0.00	1.000					
(1, 1)	1.0	L	6	2	2	2	0	0	1	0	0	0	0	5	9	18.00	2.000					

San Francisco Giants @ Houston Astros
Astrodome, Houston, TX
Thu Jun 09 1966, 8:05 PM EDT
Att: 25,901 - Unknown

livebaseballscores.com

AB 41
R 3
H 9
RBI 3
BB 3
SO 9
LOB 20




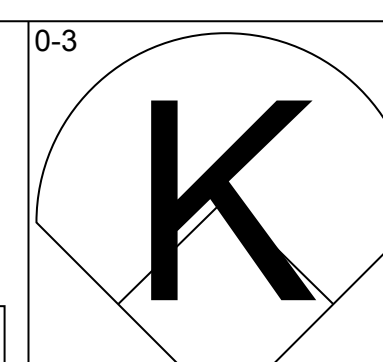
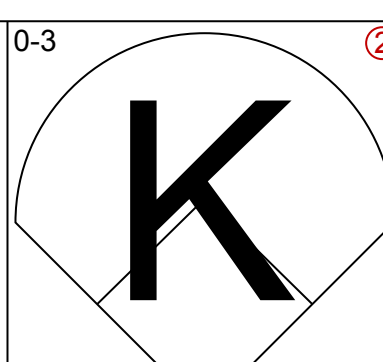
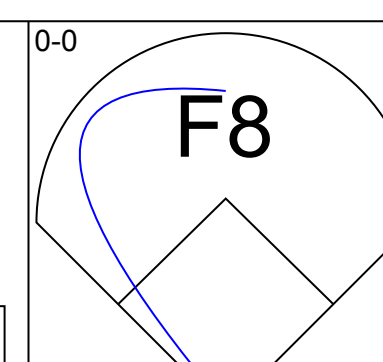
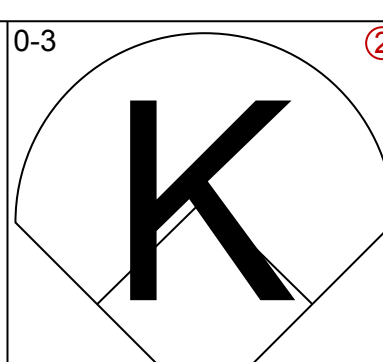
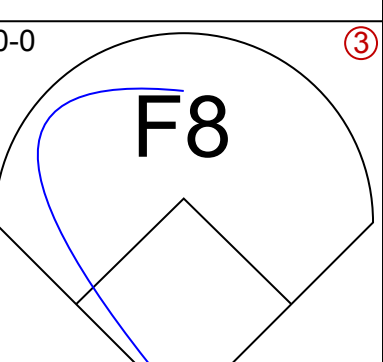
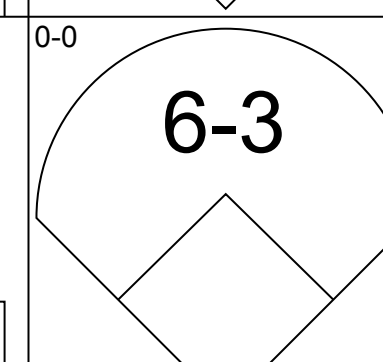
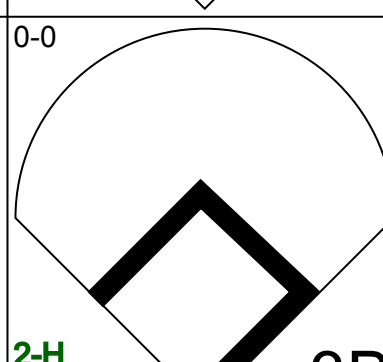
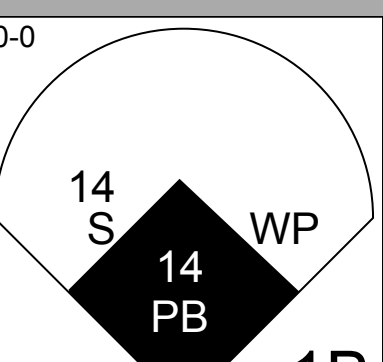
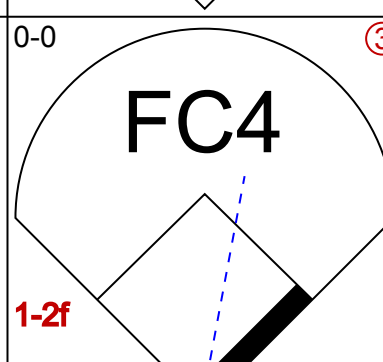
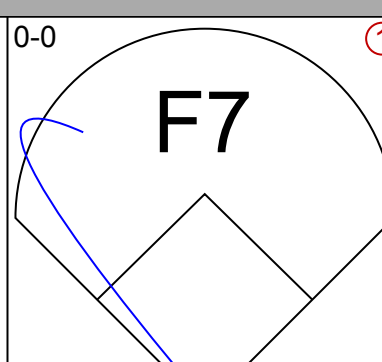
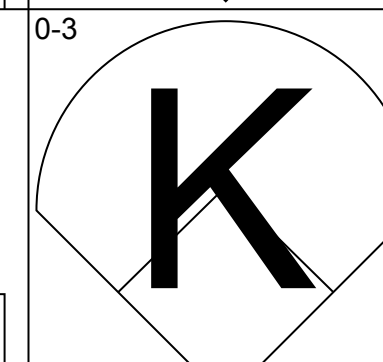
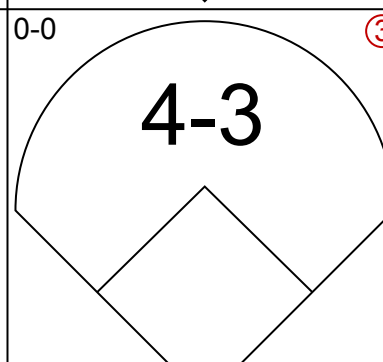
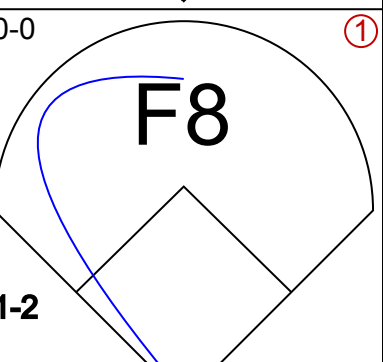
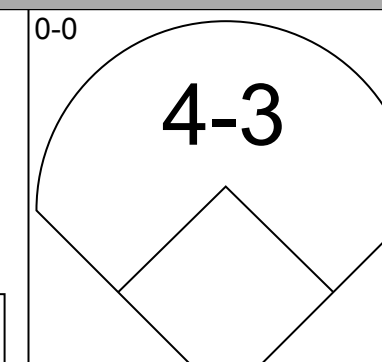
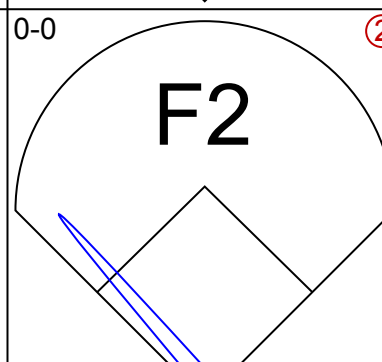
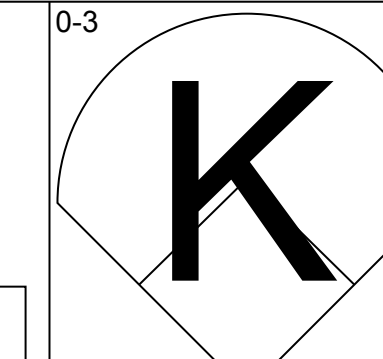
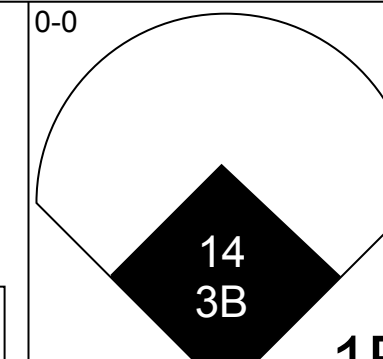
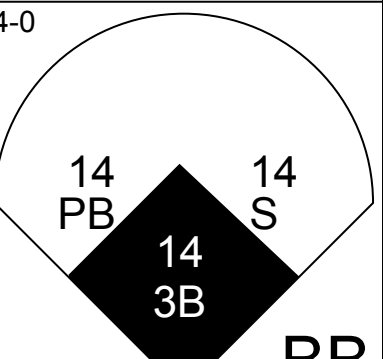
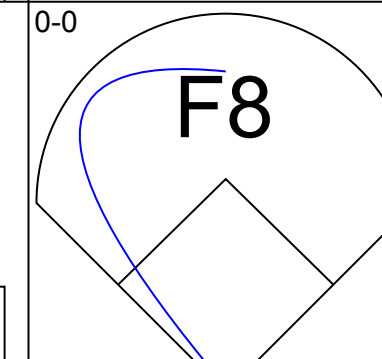
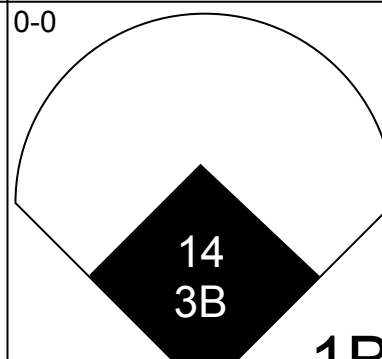
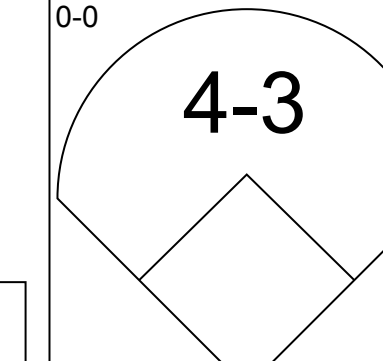
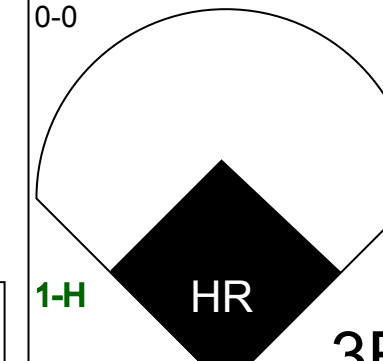
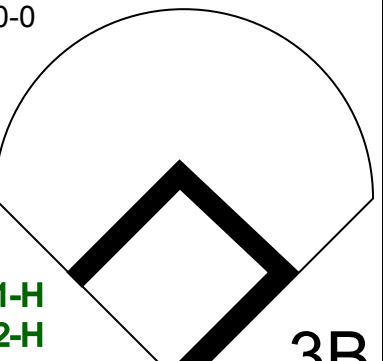
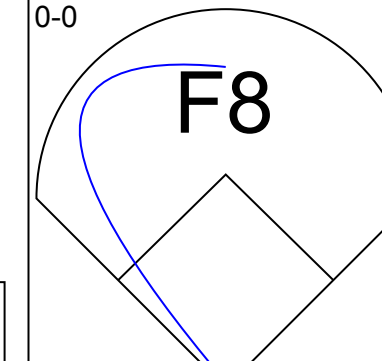
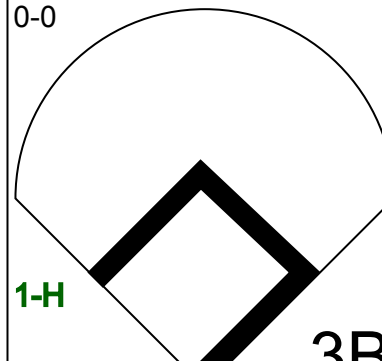
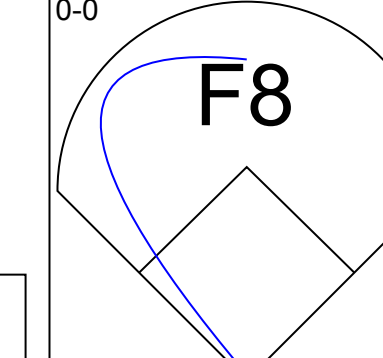
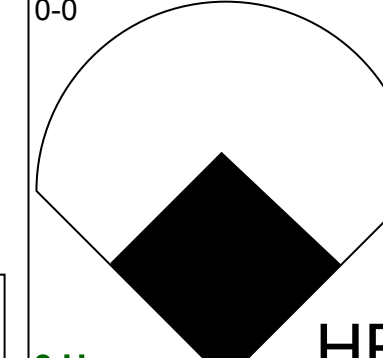
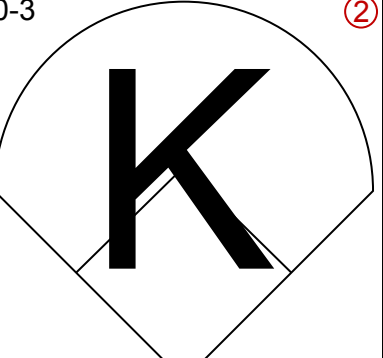
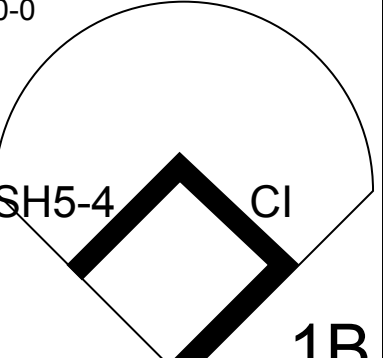
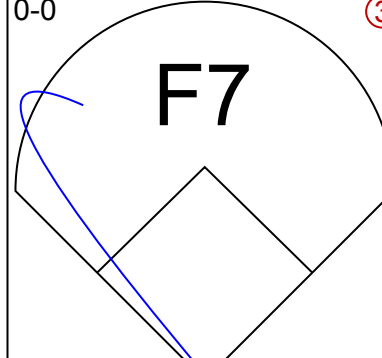
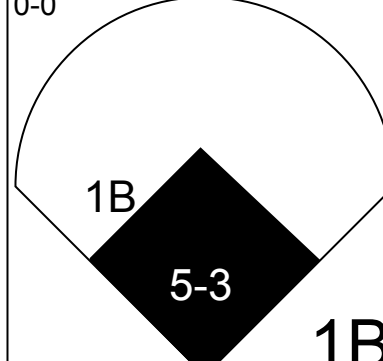
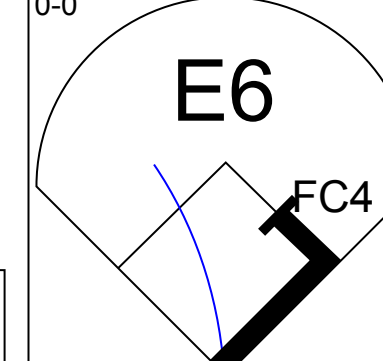
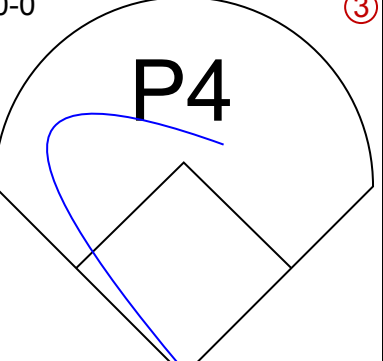
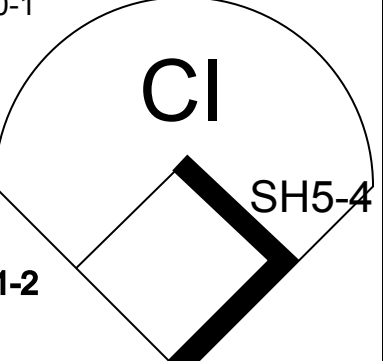
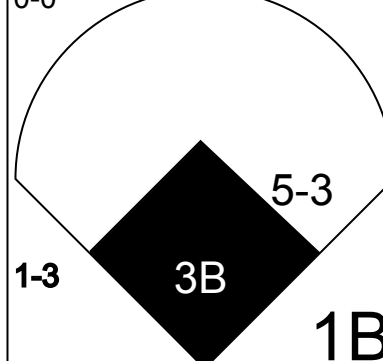
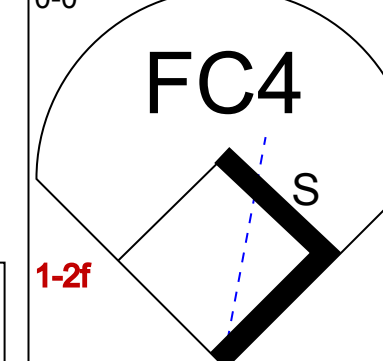
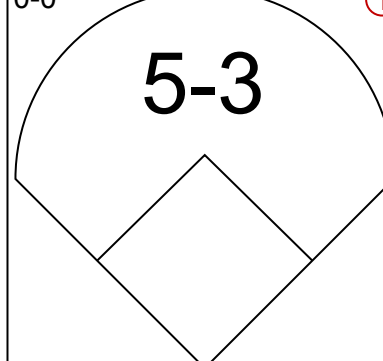
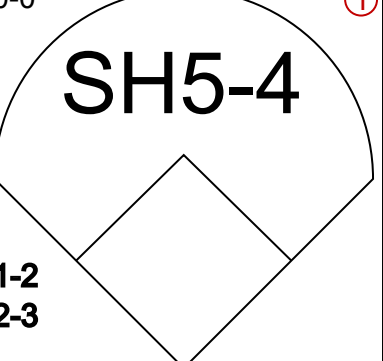
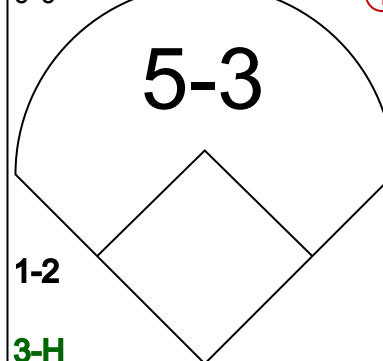
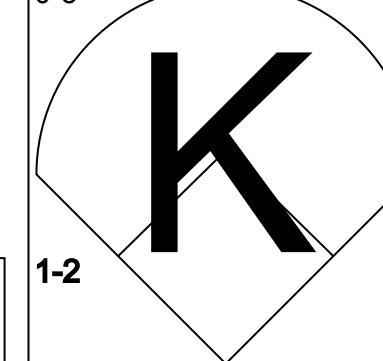
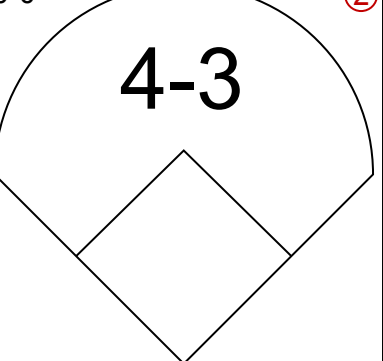
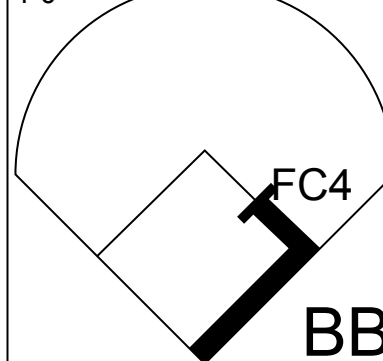
Batter	1	2	3	4	5	6	7	8	9	10	11	AB	R	H	RBI	BB	SO	LOB	BOTTOM			
Joe Morgan, L OBP: 0.450, SLG: 0.442 (1, 4)	4-3				F3			F8		SH1-4 1-2		4	0	1	0	0	0	0				
Sonny Jackson, L OBP: 0.323, SLG: 0.313 (1, 6)	FC1-4 1B			FC1-5 1B	4-3			F8		K		5	0	2	0	0	1	1				
Jimmy Wynn, R OBP: 0.516, SLG: 0.444 (1, 8)	FC1-4 1B 1-2			FC1-5 1B 1-2 2-3			F3	CS BB		FC5-4 IBB		3	1	0	0	2	0	3				
Jim Gentile, L OBP: 0.366, SLG: 0.467 Bob Lillis, R OBP: 0.211, SLG: 0.063 (9, PR) (10, S) (10, 5)	1B			K			K	CS		SH1-4 1B	FC5-4 1-2	4	0	2	0	0	2	2				
Rusty Staub, L OBP: 0.310, SLG: 0.400 (1, 9)	FC6-4 1B 1-2 3-H			F8			G3			SH1-4 1-2		4	0	1	1	0	0	2				
Lee Maye, L OBP: 0.273, SLG: 0.402 Dave Nicholson, R OBP: 0.459, SLG: 0.528 (1, 7) (11, PH)	FC6-4 1-2			F7				1B 1B		IBB		3	0	1	0	1	0	2				
Felix Mantilla, R OBP: 0.250, SLG: 0.283 Bob Aspromonte, R OBP: 0.246, SLG: 0.259 (8, 5) (10, 3)		F2		6-3				K		F8		3	0	0	0	0	1	1				
John Bateman, R OBP: 0.330, SLG: 0.488 (1, 2)				F9				K				4	0	1	0	0	2	2				
Larry Dierker, R OBP: 0.193, SLG: 0.280 Claude Raymond, R OBP: 0.400, SLG: 0.348 Ron Brand, R OBP: 0.400, SLG: 0.348 Jim Owens, R OBP: 0.107, SLG: 0.111 (1, 1)	4-3				1-3			G5-4-3 1B 1-2		SH1-4 1B		3	0	0	0	0	0	2				
Inning Stats	R: 1 E: 0 K: 0 S: 6	H: 3 LOB: 2 BB: 0 P: 6	R: 0 E: 0 K: 0 S: 3	H: 0 LOB: 0 BB: 0 P: 3	R: 0 E: 0 K: 1 S: 7	H: 2 LOB: 2 BB: 0 P: 7	R: 0 E: 0 K: 1 S: 5	H: 0 LOB: 0 BB: 0 P: 5	R: 0 E: 0 K: 0 S: 2	H: 0 LOB: 0 BB: 1 P: 6	R: 0 E: 0 K: 1 S: 6	H: 2 LOB: 1 BB: 0 P: 6	R: 0 E: 0 K: 1 S: 6	H: 1 LOB: 2 BB: 1 P: 10	R: 0 E: 0 K: 1 S: 6	H: 1 LOB: 2 BB: 1 P: 10	R: 0 E: 0 K: 1 S: 5	H: 0 LOB: 0 BB: 0 P: 5	1B: 9 2B: 0 3B: 0 HR: 0	SF: 0 SAC: 2 DP: 1 HBP: 0	WP: 0 PB: 0 SB: 0 CS: 1	PA: 44
PITCHER	IP 9.0	WLS 8	BF 35	H 8	R 1	ER 1	SO 5	BB 1	IBB 1	HBP 0	BLK 0	WP 0	HR 0	S 43	P 51	ERA 1.00	WHIP 1.000					
(1, 1)	2.0	W	8	1	0	0	2	0	1	0	0	0	0	11	15	0.00	0.500					

San Francisco Giants @ Houston Astros
Astrodome, Houston, TX
Thu Jun 09 1966, 8:05 PM EDT
Att: 25,901 - Unknown

livebaseballscores.com

AB 38
R 1
H 9
RBI 1
BB 3
SO 7
LOB 19

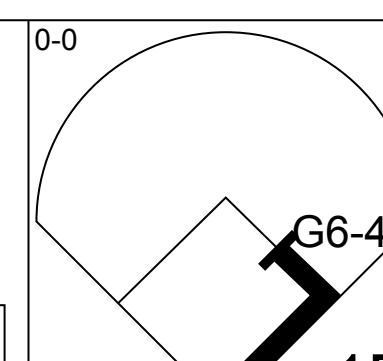
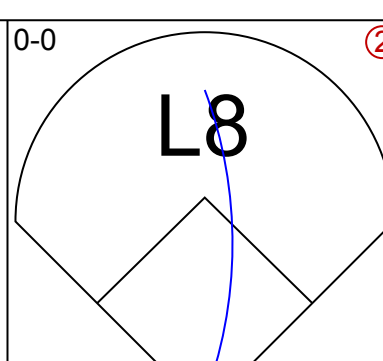
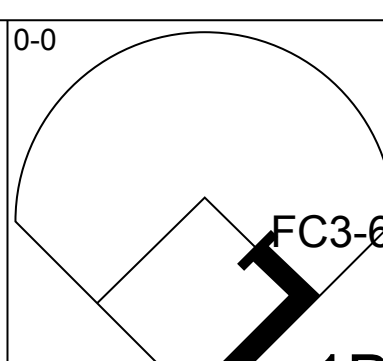
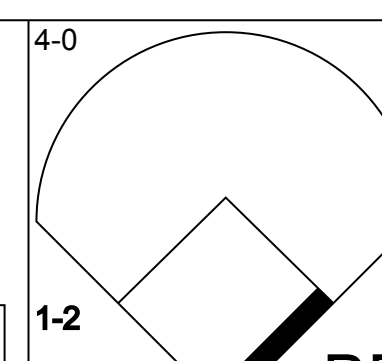
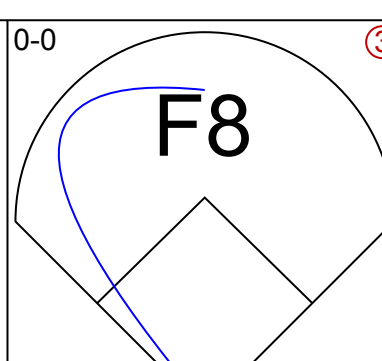
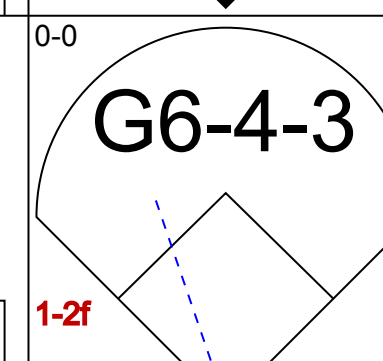
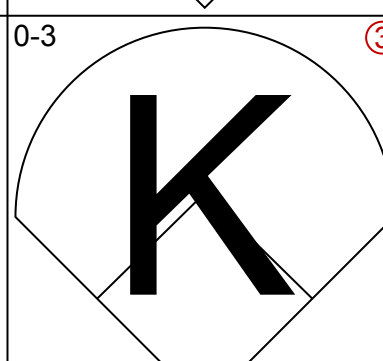
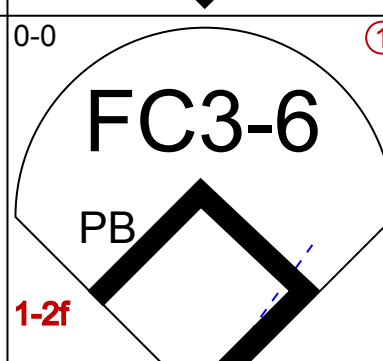
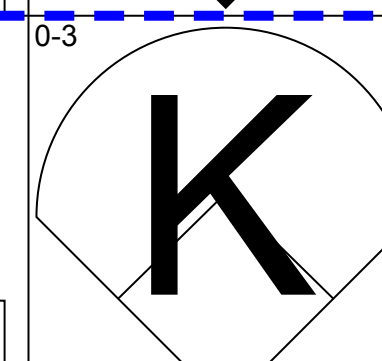
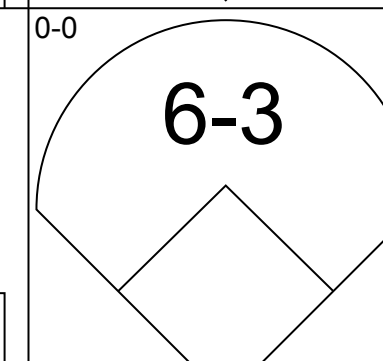
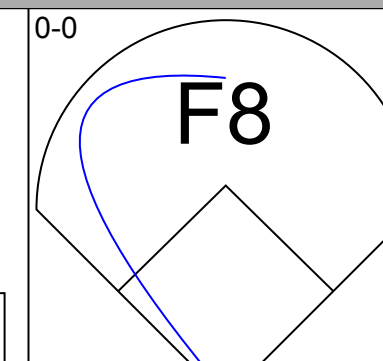
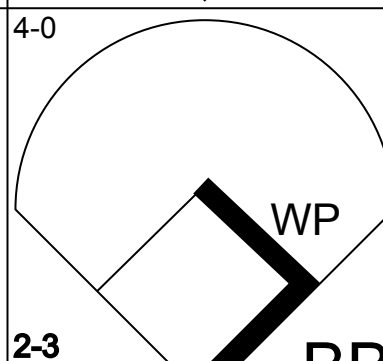
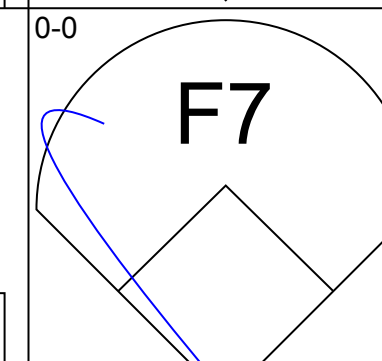
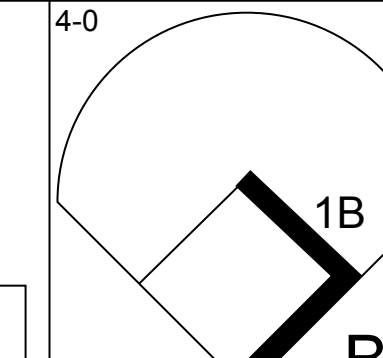
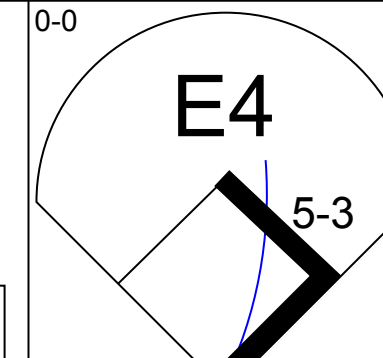
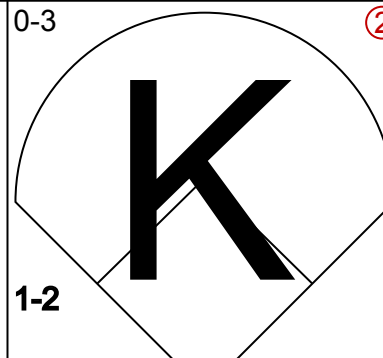
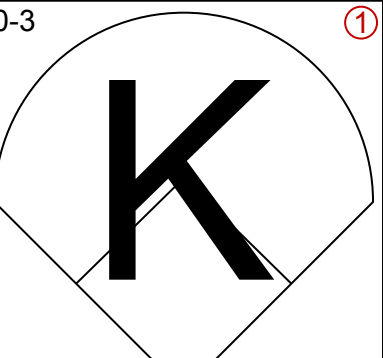
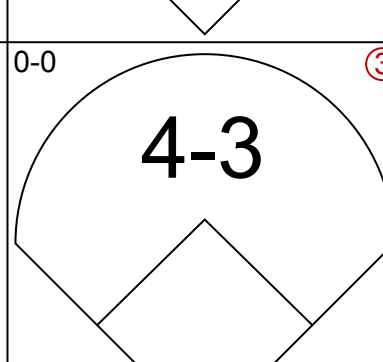
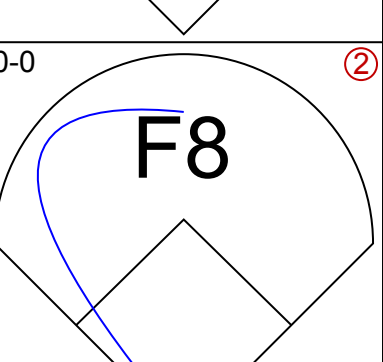
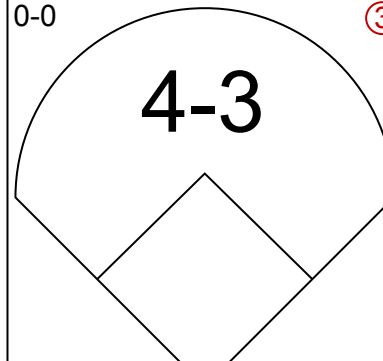
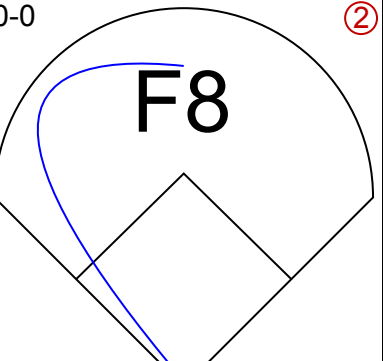

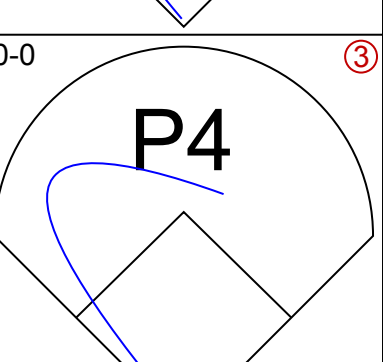
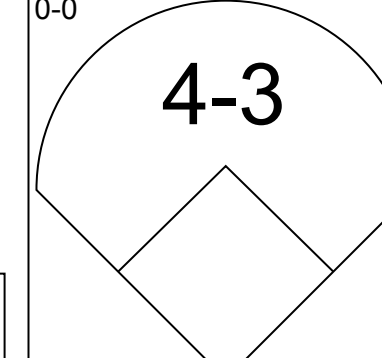
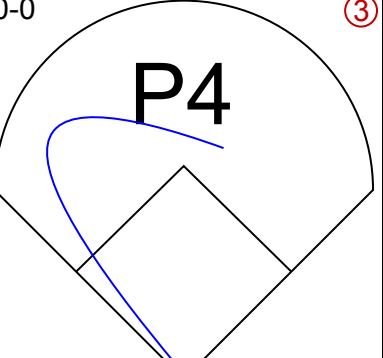
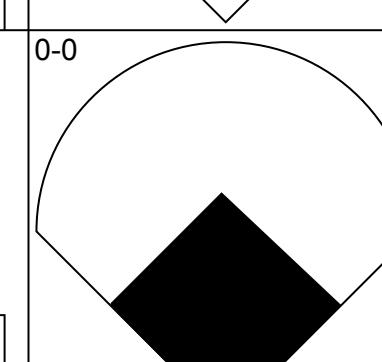

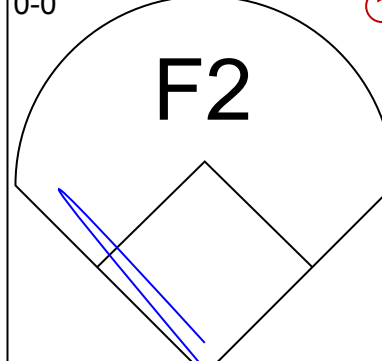
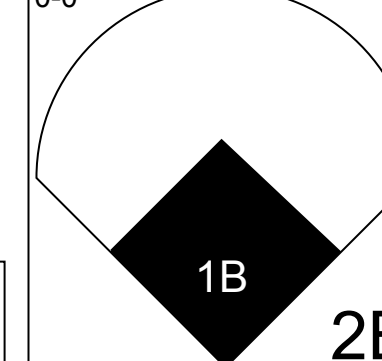
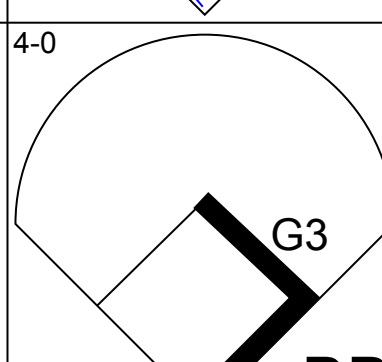
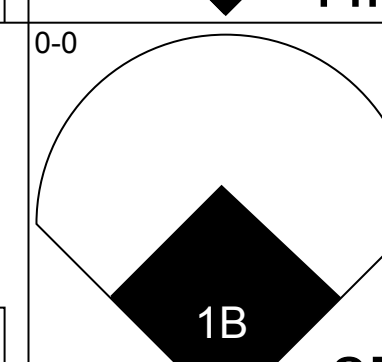
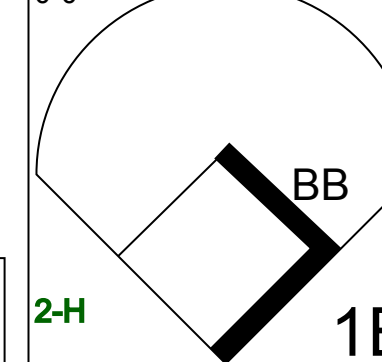
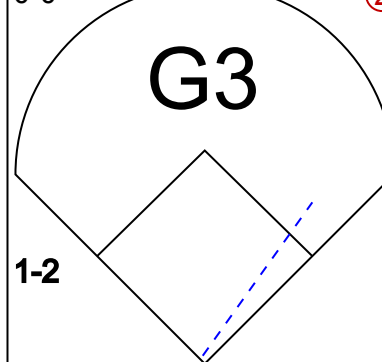
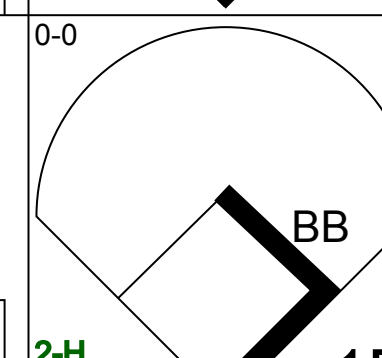
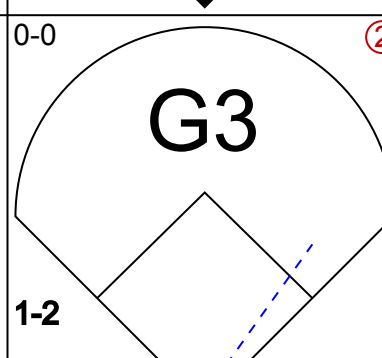
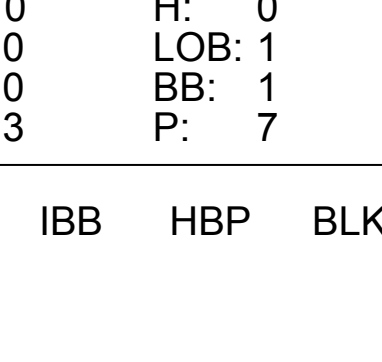

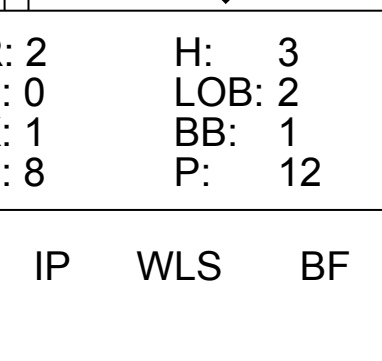
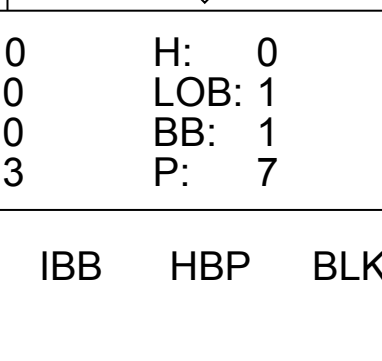



Batter	1	2	3	4	5	6	7	8	9	AB	R	H	RBI	BB	SO	LOB	TOP					
Adolfo Phillips, R OBP: 0.357, SLG: 0.484 (1, 8)										5	0	0	0	0	3	5						
Glenn Beckert, R OBP: 0.295, SLG: 0.324 (1, 4)										5	1	2	1	0	0	1						
Billy Williams, L OBP: 0.283, SLG: 0.324 (1, 9)										5	0	0	0	0	1	2						
Ron Santo, R OBP: 0.408, SLG: 0.539 (1, 5)										4	3	2	0	1	1	0						
14 Ernie Banks, R OBP: 0.267, SLG: 0.355 (1, 3)										5	1	3	3	0	0	0						
Byron Browne, R OBP: 0.314, SLG: 0.478 (1, 7)										5	1	2	2	0	1	2						
Randy Hundley, R OBP: 0.287, SLG: 0.407 (1, 2)										3	1	1	0	0	0	1	AB 38					
Don Kessinger, S OBP: 0.261, SLG: 0.263 (1, 6)										3	1	1	0	0	0	1	R 8					
Bill Hands, R OBP: 0.182, SLG: 0.105 (1, 1)										2	0	0	1	1	1	2	H 11					
Billy Hoelt, L OBP: 0.500, SLG: 0.500 (7, 1)										1	0	0	0	0	0	2	RBI 7					
Inning Stats	R: 0 E: 0 K: 2 S: 7	H: 0 LOB: 0 BB: 0 P: 7	R: 0 E: 0 K: 1 S: 5	H: 0 LOB: 0 BB: 0 P: 5	R: 2 E: 0 K: 1 S: 8	H: 3 LOB: 1 BB: 0 P: 8	R: 3 E: 1 K: 1 S: 9	H: 3 LOB: 1 BB: 0 P: 9	R: 2 E: 0 K: 1 S: 7	H: 2 LOB: 1 BB: 1 P: 11	R: 0 E: 0 K: 1 S: 5	H: 0 LOB: 0 BB: 0 P: 9	R: 0 E: 0 K: 0 S: 3	H: 0 LOB: 0 BB: 0 P: 3	R: 0 E: 1 K: 0 S: 5	H: 1 LOB: 2 BB: 0 P: 5	R: 1 E: 0 K: 0 S: 5	H: 2 LOB: 1 BB: 0 P: 5	1B: 6 2B: 0 3B: 4 HR: 1	SF: 0 SAC: 1 DP: 0 HBP: 0	WP: 1 PB: 1 SB: 3 CS: 0	PA: 42
PITCHER	IP WLS BF H R ER SO BB IBB HBP BLK WP HR S P ERA WHIP																					
Bob Bruce, R ERA: 6.63 (1, 1)	3.0 L 15 6 5 5 4 0 0 0 0 0 1 23 23 15.00 2.000																					
Gary Kroll, R ERA: 3.32 (4, 1)	4.0 17 2 2 2 3 2 0 0 0 0 1 0 21 29 4.50 1.000																					
Aurelio Monteagudo, R ERA: 3.13 (8, 1)	2.0 10 3 1 1 0 0 0 0 0 0 0 0 10 10 4.50 1.500																					

Chicago Cubs @ Houston Astros
Astrodome, Houston, TX
Sat Jun 11 1966, 8:05 PM EDT
Att: 29,877 - Dome - 72 F

AB	38
R	8
H	11
RBI	7
BB	2
SO	7
LOB	16



Batter	1	2	3	4	5	6	7	8	9	AB	R	H	RBI	BB	SO	LOB	BOTTOM					
Joe Morgan, L OBP: 0.450, SLG: 0.436 (1, 4)										4	0	2	0	1	0	2						
Sonny Jackson, L OBP: 0.312, SLG: 0.301 (1, 6)										4	0	0	0	0	2	5						
Jimmy Wynn, R OBP: 0.314, SLG: 0.435 (1, 8)										3	0	0	0	1	0	2						
Jim Gentile, L OBP: 0.357, SLG: 0.448 (1, 3)										2	0	0	0	1	1	2						
Felix Mantilla, R OBP: 0.242, SLG: 0.274 (8, PH) (9, 3)										1	0	0	0	0	1	0						
Rusty Staub, L OBP: 0.305, SLG: 0.391 (1, 9)										4	0	0	0	0	0	4						
Lee Maye, L OBP: 0.272, SLG: 0.397 (1, 7)										4	0	1	0	0	0	1						
John Bateman, R OBP: 0.328, SLG: 0.497 (1, 2)										3	1	1	1	0	0	2	AB 32					
Ron Brand, R OBP: 0.385, SLG: 0.333 (9, 2)										1	0	0	0	0	0	0	R 2					
Bob Aspromonte, R OBP: 0.261, SLG: 0.276 (1, 5)										3	1	2	0	1	0	0	H 7					
Bob Bruce, R OBP: 0.357, SLG: 0.448 (1, 1)										0	0	0	0	0	0	0	RBI 2					
Gary Kroll, R OBP: 0.312, SLG: 0.301 (4, 1)										1	0	0	0	0	0	0	BB 4					
Bill Heath, L OBP: 0.193, SLG: 0.100 (7, PH)										1	0	1	1	0	0	0	SO 4					
Aurelio Monteagudo, R OBP: 0.242, SLG: 0.274 (8, 1)										0	0	0	0	0	0	0	LOB 19					
Dave Nicholson, R OBP: 0.445, SLG: 0.509 (9, PH)										1	0	0	0	0	0	1						
Inning Stats	R: 0 E: 0 K: 0 S: 3	H: 1 LOB: 0 BB: 0 P: 3	R: 0 E: 0 K: 0 S: 3	H: 1 LOB: 1 BB: 1 P: 7	R: 0 E: 0 K: 1 S: 6	H: 1 LOB: 0 BB: 0 P: 6	R: 0 E: 1 K: 0 S: 4	H: 0 LOB: 1 BB: 0 P: 4	R: 0 E: 0 K: 0 S: 3	H: 0 LOB: 0 BB: 0 P: 3	R: 0 E: 1 K: 1 S: 6	H: 1 LOB: 2 BB: 1 P: 10	R: 2 E: 0 K: 1 S: 8	H: 3 LOB: 2 BB: 1 P: 12	R: 0 E: 0 K: 1 S: 5	H: 0 LOB: 0 BB: 0 P: 5	R: 0 E: 0 K: 0 S: 3	H: 0 LOB: 1 BB: 1 P: 7	1B: 5 2B: 1 3B: 0 HR: 1	SF: 0 SAC: 1 DP: 2 HBP: 0	WP: 1 PB: 1 SB: 0 CS: 0	PA: 37
PITCHER	IP WLS BF H R ER SO BB IBB HBP BLK WP HR S P ERA WHIP																					
Bill Hands, R ERA: 3.04 (1, 1)	6.1 W 28 7 2 2 2 3 0 0 0 0 0 0 29 41 2.84 1.579																					
Billy Hoelt, L ERA: 3.39 (7, 1)	2.2 S 9 0 0 0 2 1 0 0 0 0 0 0 12 16 0.00 0.375																					

Chicago Cubs @ Houston Astros
Astrodome, Houston, TX
Sat Jun 11 1966, 8:05 PM EDT
Att: 29,877 - Dome - 72 F

AB	32
R	2
H	7
RBI	2
BB	4
SO	4
LOB	19



Batter	1	2	3	4	5	6	7	8	9	AB	R	H	RBI	BB	SO	LOB	TOP					
Adolfo Phillips, R (1, 8) OBP: 0.362, SLG: 0.481 Carl Warwick, R (6, 8) OBP: 0.227, SLG: 0.227	4-0 G1 S BB		0-0 5-3					0-0 1B 2B 1B		1	0	0	0	2	0	0						
Glenn Beckert, R (1, 4) OBP: 0.300, SLG: 0.328	0-0 G1 1-3			0-0 1-3				0-0 2B HR 1B		4	1	2	1	0	0	1						
Billy Williams, L (1, 9) OBP: 0.291, SLG: 0.336	0-3 K			0-0 FC5-4 1B	0-0 2-1			0-0 2B		4	0	3	1	0	1	1						
Ron Santo, R (1, 5) OBP: 0.405, SLG: 0.549	0-0 5-3			0-0 FC5-4 1-2				0-0 HR		4	1	1	2	0	1	3						
14 Ernie Banks, R (1, 3) OBP: 0.260, SLG: 0.346		0-3 K		0-0 1-3				0-0 F8		4	0	0	0	0	1	1						
Byron Browne, R (1, 7) OBP: 0.307, SLG: 0.466		0-0 F8						0-0 L8		4	0	0	0	0	1	0						
Randy Hundley, R (1, 2) OBP: 0.287, SLG: 0.400		0-3 K						0-0 K		3	0	0	0	1	2	0						
Don Kessinger, S (1, 6) OBP: 0.261, SLG: 0.263			0-0 B1-3					0-0 K		4	1	1	0	0	0	1						
Dick Ellsworth, L (1, 1) OBP: 0.176, SLG: 0.152 Bill Connors, R (6, 1) OBP: 0.320, SLG: 0.344 Billy Hoelt, L (6, 1) OBP: 0.227, SLG: 0.227 Lee Thomas, R (6, PH) OBP: 0.291, SLG: 0.336 Fergie Jenkins, R (6, 1) OBP: 0.300, SLG: 0.328 Jimmy Stewart, S (6, PH) OBP: 0.200, SLG: 0.228		0-3 K		0-0 FC4-6 BB 1B	0-0 FC4-6 BB 1B			0-0 G3		2	0	1	0	0	1	0						
Inning Stats	R: 0 E: 0 K: 1 S: 5	H: 0 LOB: 1 BB: 1 P: 9	R: 0 E: 0 K: 2 S: 7	H: 0 LOB: 0 BB: 0 P: 7	R: 0 E: 0 K: 1 S: 5	H: 0 LOB: 0 BB: 0 P: 5	R: 0 E: 0 K: 0 S: 4	H: 1 LOB: 1 BB: 0 P: 4	R: 1 E: 0 K: 1 S: 6	H: 2 LOB: 3 BB: 2 P: 14	R: 0 E: 0 K: 1 S: 5	H: 1 LOB: 0 BB: 0 P: 5	R: 0 E: 0 K: 0 S: 3	H: 0 LOB: 0 BB: 0 P: 3	R: 3 E: 0 K: 0 S: 6	H: 4 LOB: 0 BB: 0 P: 6	R: 0 E: 0 K: 2 S: 8	H: 1 LOB: 1 BB: 0 P: 8	1B: 7 2B: 2 3B: 0 HR: 1	SF: 0 SAC: 0 DP: 1 HBP: 0	WP: 0 PB: 0 SB: 1 CS: 1	PA: 36
PITCHER Dave Giusti, R (1, 1) ERA: 2.85	IP: 9.0 WLS: W BF: 37 H: 9 R: 4 ER: 4 SO: 8 BB: 3 IBB: 0 HBP: 0 BLK: 0 WP: 0 HR: 1 S: 49 P: 61 ERA: 4.00 WHIP: 1.333																					

Chicago Cubs @ Houston Astros
Astrodome, Houston, TX
Sun Jun 12 1966, 4:33 AM EDT
Att: 21,314 - Dome - 72 F

AB	33
R	4
H	9
RBI	4
BB	3
SO	8
LOB	8



Batter	1	2	3	4	5	6	7	8	9	AB	R	H	RBI	BB	SO	LOB	BOTTOM			
Joe Morgan, L (1, 4) OBP: 0.445, SLG: 0.440	0-0 G3		0-0 F8	0-3 K				0-0 F9		5	1	1	1	0	1	3				
Sonny Jackson, L (1, 6) OBP: 0.318, SLG: 0.302	0-3 K		4-0 S BB		0-0 1B	4-0 FC6-4 BB		0-0 6-3		3	0	1	0	2	1	1				
Jimmy Wynn, R (1, 8) OBP: 0.320, SLG: 0.436	0-0 1B		4-0 1-2 BB		0-0 1B	0-0 FC6-4 HR		0-0 5-3		4	1	2	1	1	0	2				
Dave Nicholson, R (1, 9) OBP: 0.440, SLG: 0.526	0-3 K		0-0 G3		0-0 F8	0-0 HR				4	1	1	2	0	1	5				
Felix Mantilla, R (1, 3) OBP: 0.232, SLG: 0.262 Jim Gentile, L (6, PH) OBP: 0.355, SLG: 0.444 Bob Lillis, R (7, 5) OBP: 0.211, SLG: 0.063		0-0 6-3		0-3 K	0-3 K	0-3 K				3	0	0	0	0	2	1				
Bob Aspromonte, R (1, 5) OBP: 0.261, SLG: 0.276		0-0 1-3		0-0 HR 1B				0-0 K		4	1	1	0	0	1	0				
John Bateman, R (1, 2) OBP: 0.332, SLG: 0.520		0-3 K		0-0 HR 1B				0-0 P3		4	2	2	2	0	1	0				
Rusty Staub, L (1, 7) OBP: 0.308, SLG: 0.408			0-0 F8 SH1-4 1B	0-0 4-3				0-0 IHR 2B		4	1	2	2	0	0	0				
Dave Giusti, R (1, 1) OBP: 0.286, SLG: 0.357			0-0 SH1-4	0-0 1B				0-0 IHR 3B 1B		3	1	3	0	0	0	0				
Inning Stats	R: 0 E: 0 K: 2 S: 8	H: 1 LOB: 1 BB: 0 P: 8	R: 0 E: 0 K: 1 S: 5	H: 0 LOB: 0 BB: 0 P: 5	R: 0 E: 0 K: 0 S: 4	H: 1 LOB: 3 BB: 2 P: 12	R: 2 E: 0 K: 2 S: 10	H: 3 LOB: 1 BB: 0 P: 10	R: 0 E: 0 K: 1 S: 6	H: 2 LOB: 1 BB: 0 P: 6	R: 6 E: 0 K: 1 S: 10	H: 5 LOB: 1 BB: 1 P: 14	R: 0 E: 0 K: 1 S: 5	H: 0 LOB: 0 BB: 0 P: 5	R: 0 E: 0 K: 0 S: 4	H: 1 LOB: 1 BB: 0 P: 4	1B: 7 2B: 2 3B: 1 HR: 3	SF: 0 SAC: 1 DP: 0 HBP: 0	WP: 0 PB: 1 SB: 1 CS: 0	PA: 39
PITCHER Dick Ellsworth, L (1, 1) ERA: 2.59 Bill Connors, R (6, 1) ERA: 8.36 Billy Hoelt, L (6, 1) ERA: 3.21 Fergie Jenkins, R (6, 1) ERA: 3.75	IP: 5.1 WLS: L BF: 27 H: 10 R: 5 ER: 5 SO: 6 BB: 2 IBB: 0 HBP: 0 BLK: 0 WP: 0 HR: 1 S: 37 P: 45 ERA: 8.44 WHIP: 2.250																			

Chicago Cubs @ Houston Astros
Astrodome, Houston, TX
Sun Jun 12 1966, 4:33 AM EDT
Att: 21,314 - Dome - 72 F

AB	35
R	8
H	13
RBI	8
BB	3
SO	8
LOB	12



Batter	1	2	3	4	5	6	7	8	9	AB	R	H	RBI	BB	SO	LOB	TOP					
Joe Morgan, L (1,4) OBP: 0.444, SLG: 0.445	0-0 P3			4-0 1B BB		0-0 1B 1B	0-0 G3			3	1	1	0	1	0	0						
Sonny Jackson, L (1,6) OBP: 0.321, SLG: 0.306	0-0 6-3			0-0 1B		0-0 1B 1B		0-0 F7		4	1	2	0	0	0	0						
Jimmy Wynn, R (1,8) OBP: 0.319, SLG: 0.430	0-3 K			0-0 F7		0-0 B5		0-0 F9		4	0	0	0	0	1	4						
Dave Nicholson, R (1,9) OBP: 0.424, SLG: 0.500		0-3 K		0-3 K		0-0 1B 1B		0-0 P4		4	0	1	0	0	2	2						
Chuck Harrison, R (1,3) OBP: 0.238, SLG: 0.289		0-0 6-3		0-0 F3		0-0 1B		0-0 SH3		4	0	2	2	0	0	2						
Rusty Staub, L (1,7) OBP: 0.305, SLG: 0.400		0-0 P4				0-0 FC6-4 1B		0-0 G3		3	0	1	0	0	0	1						
Bob Aspromonte, R (1,5) OBP: 0.273, SLG: 0.296			0-0 F8		0-3 K			4-0 HR		3	1	1	1	1	1	1						
John Bateman, R (1,2) OBP: 0.327, SLG: 0.505			0-3 K		0-0 F7			0-0 6-3		4	0	0	0	0	1	3						
Larry Dierker, R (1,1) OBP: 0.143, SLG: 0.250			0-0 F9		0-0 FC6-4			0-3 K		3	0	0	0	0	1	1						
Inning Stats	R: 0 E: 0 K: 1 S: 5	H: 0 LOB: 0 BB: 0 P: 5	R: 0 E: 0 K: 1 S: 5	H: 0 LOB: 0 BB: 0 P: 5	R: 0 E: 0 K: 1 S: 5	H: 0 LOB: 0 BB: 0 P: 5	R: 0 E: 0 K: 1 S: 6	H: 1 LOB: 2 BB: 1 P: 10	R: 0 E: 0 K: 1 S: 6	H: 1 LOB: 1 BB: 0 P: 6	R: 2 E: 0 K: 0 S: 6	H: 4 LOB: 1 BB: 0 P: 6	R: 1 E: 0 K: 1 S: 6	H: 1 LOB: 0 BB: 0 P: 6	R: 0 E: 0 K: 0 S: 3	H: 0 LOB: 0 BB: 0 P: 3	R: 0 E: 0 K: 0 S: 3	H: 1 LOB: 1 BB: 1 P: 7	1B: 7 2B: 0 3B: 0 HR: 1	SF: 0 SAC: 1 DP: 1 HBP: 0	WP: 0 PB: 0 SB: 0 CS: 0	PA: 35
PITCHER	IP WLS BF H R ER SO BB IBB HBP BLK WP HR S P ERA WHIP																					
Sandy Koufax, L (1,1) ERA: 1.53	8.0 L 31 7 3 3 6 1 0 0 0 0 1 42 46 3.38 1.000																					
Bob Miller, R (9,1) ERA: 2.7	1.0 4 1 0 0 0 1 0 0 0 0 0 0 3 7 0.00 2.000																					

Houston Astros @ Los Angeles Dodgers
Dodger Stadium, Los Angeles, CA
Tue Jun 14 1966, 7:05 PM PDT
Att: 32,165 - Unknown

AB	32
R	3
H	8
RBI	3
BB	2
SO	6
LOB	14



Batter	1	2	3	4	5	6	7	8	9	AB	R	H	RBI	BB	SO	LOB	BOTTOM					
Maury Wills, S (1,6) OBP: 0.339, SLG: 0.348	0-0 4-3 S 1B		0-0 5-3			0-0 5-3			0-0 4-3	4	0	1	0	0	0	0						
Wes Parker, S (1,3) OBP: 0.347, SLG: 0.439	0-0 F8		0-3 K			0-0 2B			0-3 K	4	0	1	0	0	2	1						
Willie Davis, L (1,8) OBP: 0.302, SLG: 0.369	0-0 4-3			0-0 F5		0-0 F8			0-0 1B	4	0	1	0	0	0	2						
Tommy Davis, R (1,7) OBP: 0.308, SLG: 0.402	0-0 F7			0-0 5-3		0-0 G6-4-3 1B			0-0 F3	4	0	1	0	0	0	2						
Lou Johnson, R (1,9) OBP: 0.332, SLG: 0.466		0-3 K2-3		0-0 6-3		0-0 G6-4-3			0-0 1-2	3	0	0	0	0	1	1						
Jim Lefebvre, S (1,4) OBP: 0.344, SLG: 0.505		0-0 3-4-1			0-0 4-3		0-0 4-3			3	0	0	0	0	0	0						
John Kennedy, R (1,5) OBP: 0.244, SLG: 0.278					0-0 F3				0-0 G3	2	0	1	0	0	0	0						
Jim Gilliam, S (8, PH) OBP: 0.229, SLG: 0.206										1	0	0	0	0	0	0						
Jeff Torborg, R (1,2) OBP: 0.293, SLG: 0.294									0-3 K	2	0	0	0	0	1	1						
John Roseboro, L (8, PH) OBP: 0.336, SLG: 0.407									0-0 F8	1	0	0	0	0	1	0						
Sandy Koufax, R (1,1) OBP: 0.087, SLG: 0.068									0-0 L7	2	0	0	0	0	1	0						
Wes Covington, L (8, PH) OBP: 0.091, SLG: 0.048										1	0	0	0	0	0	0						
Bob Miller, R (9,1) ERA: 2.7										0	0	0	0	0	0	0						
Inning Stats	R: 0 E: 0 K: 0 S: 4	H: 1 LOB: 1 BB: 0 P: 4	R: 0 E: 0 K: 1 S: 6	H: 1 LOB: 1 BB: 0 P: 6	R: 0 E: 0 K: 1 S: 5	H: 0 LOB: 0 BB: 0 P: 5	R: 0 E: 0 K: 0 S: 3	H: 0 LOB: 0 BB: 0 P: 3	R: 0 E: 0 K: 1 S: 5	H: 0 LOB: 0 BB: 0 P: 5	R: 0 E: 0 K: 1 S: 6	H: 1 LOB: 1 BB: 0 P: 6	R: 0 E: 0 K: 0 S: 3	H: 1 LOB: 0 BB: 0 P: 3	R: 0 E: 0 K: 1 S: 5	H: 0 LOB: 0 BB: 0 P: 5	R: 0 E: 0 K: 1 S: 6	H: 1 LOB: 1 BB: 0 P: 6	1B: 3 2B: 2 3B: 0 HR: 0	SF: 0 SAC: 0 DP: 1 HBP: 0	WP: 0 PB: 0 SB: 1 CS: 0	PA: 31
PITCHER	IP WLS BF H R ER SO BB IBB HBP BLK WP HR S P ERA WHIP																					
Larry Dierker, R (1,1) ERA: 3.22	9.0 W 31 5 0 0 6 0 0 0 0 0 0 43 43 0.00 0.556																					

Houston Astros @ Los Angeles Dodgers
Dodger Stadium, Los Angeles, CA
Tue Jun 14 1966, 7:05 PM PDT
Att: 32,165 - Unknown

AB	31
R	0
H	5
RBI	0
BB	0
SO	6
LOB	7



Batter	1	2	3	4	5	6	7	8	9	AB	R	H	RBI	BB	SO	LOB	TOP					
Joe Morgan, L (1,4) OBP: 0.441, SLG: 0.441	F5		F9			F5			G5-4-3 1B	4	0	1	0	0	0	0	Houston Astros @ San Francisco Giants Candlestick Park, San Francisco, CA Wed Jun 15 1966, 6:33 AM EDT Att: 9,788 - Unknown					
Sonny Jackson, L (1,6) OBP: 0.317, SLG: 0.302 Ron Brand, R (9, PH) OBP: 0.393, SLG: 0.346	5-3		6-3			F7			G5-4-3 1-2	3	0	0	0	0	0	0						
Jimmy Wynn, R (1,8) OBP: 0.318, SLG: 0.424	K			F9		F8			BB BB	3	0	0	0	1	1	0						
Dave Nicholson, R (1,9) OBP: 0.426, SLG: 0.492		4-0 K 1B BB		5-3		F4			BB BB	2	0	0	0	2	0	0						
Chuck Harrison, R (1,3) OBP: 0.239, SLG: 0.286		1-2 1B 1B		F9		E5			1-2 BB	4	0	1	0	0	0	2						
Rusty Staub, L (1,7) OBP: 0.301, SLG: 0.394	K				K				F8	3	0	0	0	0	2	3						
Bob Aspromonte, R (1,5) OBP: 0.278, SLG: 0.301									6-3 1B	3	0	2	0	0	0	0						
John Bateman, R (1,2) OBP: 0.322, SLG: 0.497		G3				G5-4-3 1B			F8	3	0	0	0	0	0	3						
Turk Farrell, R (1,1) Felix Mantilla, R (8, PH) Ron Taylor, R (8, 1)			K			F8			F8	2	0	0	0	0	1	0						
Inning Stats	R: 0 E: 0 K: 1 S: 5	H: 0 LOB: 0 BB: 0 P: 5	R: 0 E: 0 K: 1 S: 6	H: 2 LOB: 2 BB: 1 P: 10	R: 0 E: 0 K: 1 S: 5	H: 0 LOB: 0 BB: 0 P: 5	R: 0 E: 0 K: 0 S: 3	H: 0 LOB: 0 BB: 0 P: 3	R: 0 E: 0 K: 0 S: 5	H: 1 LOB: 0 BB: 0 P: 5	R: 0 E: 0 K: 0 S: 3	H: 0 LOB: 0 BB: 0 P: 3	R: 0 E: 1 K: 0 S: 4	H: 0 LOB: 1 BB: 0 P: 4	R: 0 E: 0 K: 0 S: 3	H: 0 LOB: 0 BB: 0 P: 3	R: 0 E: 0 K: 0 S: 3	H: 1 LOB: 2 BB: 2 P: 11	1B: 4 2B: 0 3B: 0 HR: 0	SF: 0 SAC: 0 DP: 2 HBP: 0	WP: 0 PB: 0 SB: 0 CS: 0	PA: 32
PITCHER	IP WLS BF H R ER SO BB IBB HBP BLK WP HR S P ERA WHIP																					
Joe Gibbon, L (1,1) ERA: 2.14	8.2 W 31 4 0 0 4 3 0 0 0 0 0 0 36 48 0.00 0.808																					
Frank Linzy, R (9,1) ERA: 3.07	0.1 S 1 0 0 0 0 0 0 0 0 0 0 0 1 1 0.00 0.000																					

Batter	1	2	3	4	5	6	7	8	9	AB	R	H	RBI	BB	SO	LOB	BOTTOM			
Tito Fuentes, S (1,4) OBP: 0.296, SLG: 0.353	F5		F7			F6			F3	4	0	0	0	0	0	2	Houston Astros @ San Francisco Giants Candlestick Park, San Francisco, CA Wed Jun 15 1966, 6:33 AM EDT Att: 9,788 - Unknown			
Len Gabrielson, L (1,7) OBP: 0.275, SLG: 0.308	G3			F3		E6 FC3-6			F4	4	0	0	0	0	1					
Willie Mays, R (1,8) OBP: 0.345, SLG: 0.548	F7			K		FC3-6 1-2			HR	4	1	1	2	0	1	1				
Willie McCovey, L (1,3) OBP: 0.366, SLG: 0.561		4-0 BB				F5			HR	3	1	2	1	1	0	1				
Jim Ray Hart, R (1,5) OBP: 0.378, SLG: 0.555		F8		F6		F9			F9	4	0	0	0	0	0	3				
Tom Haller, L (1,2) OBP: 0.303, SLG: 0.449		F3				HR			F6	3	1	1	1	0	0	1				
Ollie Brown, R (1,9) OBP: 0.280, SLG: 0.272		F4				F4			F2	3	0	0	0	0	0	1				
Hal Lanier, R (1,6) OBP: 0.240, SLG: 0.275			F8			6-3			6-3	3	0	0	0	0	0	0				
Joe Gibbon, R (1,1) OBP: 0.222, SLG: 0.125 Frank Linzy, R (9,1) OBP: 0.222, SLG: 0.444			K						HR BB	2	1	1	0	1	1	0				
Inning Stats	R: 0 E: 0 K: 0 S: 3	H: 0 LOB: 0 BB: 0 P: 3	R: 0 E: 0 K: 1 S: 5	H: 0 LOB: 0 BB: 0 P: 7	R: 0 E: 0 K: 1 S: 6	H: 0 LOB: 0 BB: 0 P: 5	R: 0 E: 0 K: 1 S: 6	H: 1 LOB: 1 BB: 0 P: 6	R: 1 E: 0 K: 0 S: 5	H: 2 LOB: 1 BB: 0 P: 5	R: 0 E: 1 K: 0 S: 4	H: 0 LOB: 1 BB: 0 P: 4	R: 0 E: 0 K: 0 S: 3	H: 0 LOB: 0 BB: 0 P: 3	R: 3 E: 0 K: 0 S: 5	H: 2 LOB: 0 BB: 1 P: 9	1B: 2 2B: 0 3B: 0 HR: 3	SF: 0 SAC: 0 DP: 0 HBP: 0	WP: 0 PB: 0 SB: 0 CS: 0	PA: 32
PITCHER	IP WLS BF H R ER SO BB IBB HBP BLK WP HR S P ERA WHIP																			
Turk Farrell, R (1,1) ERA: 4.6	7.0 L 26 3 1 1 2 1 0 0 0 0 0 0 29 33 1.29 0.571																			
Ron Taylor, R (8,1) ERA: 5.29	1.0 6 2 3 3 0 1 0 0 0 0 0 2 5 9 27.00 3.000																			

Batter	1	2	3	4	5	6	7	8	9	AB	R	H	RBI	BB	SO	LOB	TOP					
Joe Morgan, L (1,4) OBP: 0.445, SLG: 0.444	F8			S 1B		E 1B		SH1-3 BB		3	1	2	0	1	0	0	Houston Astros @ San Francisco Giants Candlestick Park, San Francisco, CA Thu Jun 16 1966, 6:33 AM EDT Att: 12,087 - Unknown - 61 F					
Sonny Jackson, L (1,6) OBP: 0.313, SLG: 0.298	F3			F8		F5		SH1-3		3	0	0	0	0	0	2						
Jimmy Wynn, R (1,8) OBP: 0.317, SLG: 0.421	5-3			K		E 1B		F3		4	0	1	0	0	1	2						
Rusty Staub, L (1,9) OBP: 0.296, SLG: 0.387		F5		F2		F4		4-3		4	0	0	0	0	0	4						
Chuck Harrison, R (1,3) OBP: 0.220, SLG: 0.261		F4			K	E6		F4		4	0	0	0	0	1	1						
Lee Maye, L (1,7) OBP: 0.269, SLG: 0.388		G3				G3		4-3		4	0	1	0	0	0	2						
Bob Aspromonte, R (1,5) OBP: 0.273, SLG: 0.295				6-3		FC5-4 2B		F8		4	0	0	0	0	0	1						
John Bateman, R (1,2) OBP: 0.322, SLG: 0.500				K		E 2B		5-3		3	0	1	0	0	1	0						
Bob Bruce, R (1,1) Bill Heath, L (5, PH) Claude Raymond, R (5, 1)				6-3		F5		K		1	0	0	0	0	0	0						
										1	0	0	0	0	0	2						
										1	0	0	0	0	1	0						
Inning Stats	R: 0 E: 0 K: 0 S: 3	H: 0 LOB: 0 BB: 0 P: 3	R: 0 E: 0 K: 0 S: 3	H: 0 LOB: 0 BB: 0 P: 3	R: 0 E: 0 K: 1 S: 5	H: 0 LOB: 0 BB: 0 P: 5	R: 0 E: 0 K: 1 S: 6	H: 1 LOB: 1 BB: 0 P: 6	R: 0 E: 0 K: 1 S: 7	H: 2 LOB: 2 BB: 0 P: 7	R: 1 E: 1 K: 0 S: 6	H: 2 LOB: 2 BB: 0 P: 6	R: 0 E: 0 K: 1 S: 5	H: 0 LOB: 0 BB: 0 P: 5	R: 0 E: 0 K: 0 S: 3	H: 0 LOB: 1 BB: 1 P: 7	R: 0 E: 0 K: 0 S: 3	H: 0 LOB: 0 BB: 0 P: 3	1B: 4 2B: 1 3B: 0 HR: 0	SF: 0 SAC: 1 DP: 0 HBP: 0	WP: 0 PB: 0 SB: 1 CS: 0	PA: 34
PITCHER Juan Marichal, R (1,1) ERA: 1.6	IP: 9.0 WLS: W BF: 34 H: 5 R: 1 ER: 0 SO: 4 BB: 1 IBB: 0 HBP: 0 BLK: 0 WP: 0 HR: 0 S: 41 P: 45 ERA: 0.00 WHIP: 0.667															PITCHER						

Batter	1	2	3	4	5	6	7	8	9	AB	R	H	RBI	BB	SO	LOB	BOTTOM			
Tito Fuentes, S (1,4) OBP: 0.290, SLG: 0.345	L5	G5-3			F9		F5			4	0	0	0	0	0	2	Houston Astros @ San Francisco Giants Candlestick Park, San Francisco, CA Thu Jun 16 1966, 6:33 AM EDT Att: 12,087 - Unknown - 61 F			
Len Gabrielson, L (1,7) Don Landrum, L (9,7) OBP: 0.286, SLG: 0.297 OBP: 0.247, SLG: 0.197	K			3-1	3-1		6-3			4	0	0	0	0	1	0				
Willie Mays, R (1,8) OBP: 0.343, SLG: 0.547	PB 2B			6-3	6-3		F5			4	0	1	0	0	0	0				
Willie McCovey, L (1,3) OBP: 0.369, SLG: 0.557	F8						F7			3	0	1	0	0	0	1				
Jim Ray Hart, R (1,5) OBP: 0.374, SLG: 0.548		5-3		1-3		P2-4 HBP	P2-4			3	0	0	0	0	0	2				
Tom Haller, L (1,2) OBP: 0.308, SLG: 0.466				3-1		FC4 BB	FC4			2	1	1	1	1	0	0				
Ollie Brown, R (1,9) OBP: 0.281, SLG: 0.273		HR		5-3		FC4	FC4			3	1	1	0	0	0	1				
Hal Lanier, R (1,6) OBP: 0.247, SLG: 0.282		G5-3 FC 1B					F6			3	0	2	0	0	0	0				
Juan Marichal, R (1,1) OBP: 0.260, SLG: 0.320		FC			K		F2			3	0	0	1	0	1	2				
Inning Stats	R: 0 E: 0 K: 1 S: 6	H: 1 LOB: 1 BB: 0 P: 6	R: 2 E: 0 K: 0 S: 6	H: 3 LOB: 1 BB: 0 P: 6	R: 0 E: 0 K: 1 S: 4	H: 1 LOB: 1 BB: 0 P: 4	R: 0 E: 0 K: 1 S: 6	H: 1 LOB: 1 BB: 0 P: 6	R: 0 E: 0 K: 0 S: 3	H: 0 LOB: 0 BB: 0 P: 3	R: 0 E: 0 K: 0 S: 2	H: 0 LOB: 1 BB: 1 P: 7	R: 0 E: 0 K: 0 S: 3	H: 0 LOB: 0 BB: 0 P: 3	R: 0 E: 0 K: 0 S: 3	H: 0 LOB: 0 BB: 0 P: 3	1B: 4 2B: 2 3B: 0 HR: 1	SF: 0 SAC: 0 DP: 2 HBP: 1	WP: 0 PB: 1 SB: 0 CS: 0	PA: 31
PITCHER Bob Bruce, R (1,1) ERA: 6.26 Claude Raymond, R (5, 1) ERA: 1.64	IP: 4.0 WLS: L BF: 18 H: 6 R: 2 ER: 2 SO: 2 BB: 0 IBB: 0 HBP: 0 BLK: 0 WP: 0 HR: 1 S: 22 P: 22 ERA: 4.50 WHIP: 1.500															PITCHER				

AB	32
R	1
H	5
RBI	0
BB	1
SO	4
LOB	14



AB	29
R	2
H	6
RBI	2
BB	1
SO	2
LOB	8



Batter	1	2	3	4	5	6	7	8	9	AB	R	H	RBI	BB	SO	LOB	TOP										
Joe Morgan, L (1,4) OBP: 0.441, SLG: 0.441 Bob Lillis, R (9, FH) OBP: 0.200, SLG: 0.059	4-3	F7		SF9	FC4-6				6-3	4	1	1	1	0	0	1	Houston Astros @ Chicago Cubs Wrigley Field, Chicago, IL Sat Jun 18 1966, 3:33 AM CDT Att: 10,757 - Overcast - 69 F										
Sonny Jackson, L (1,6) OBP: 0.318, SLG: 0.309	CS 1B		FC5 BB	1B	FC6-4		2B		F8	5	2	3	2	1	0	1											
Jimmy Wynn, R (1,8) OBP: 0.318, SLG: 0.425	PO		K	K			L8			5	1	2	1	0	2	3											
Rusty Staub, L (1,9) OBP: 0.306, SLG: 0.416	PO	HR	FC5 BB	1B	1B		4-3			4	2	3	3	1	0	0											
Chuck Harrison, R (1,3) OBP: 0.255, SLG: 0.333		HR	FC5	1B	1B		4-3			5	1	3	1	0	0	3											
Lee Maye, L (1,7) OBP: 0.273, SLG: 0.390 Dave Nicholson, R (4, FH) OBP: 0.424, SLG: 0.488	HR		F7				6-3			2	1	1	0	0	0	2											
Bob Aspromonte, R (1,5) OBP: 0.272, SLG: 0.290									P5	3	0	1	1	0	0	1											
John Bateman, R (1,2) OBP: 0.329, SLG: 0.518	HR		SH	SF9	F3		FC3-6		K	4	1	0	0	1	0	4											
Dave Giusti, R (1,1) OBP: 0.281, SLG: 0.323	1-3		SH	1B	FC4-6		FC3-6		K	5	2	3	3	0	1	0											
									K	3	2	0	0	1	1	1											
Inning Stats	R: 0 E: 0 K: 0 S: 3	H: 2 LOB: 0 BB: 3 P: 3	R: 4 E: 0 K: 0 S: 7	H: 4 LOB: 0 BB: 7 P: 7	R: 0 E: 0 K: 1 S: 5	H: 0 LOB: 2 BB: 13 P: 13	R: 5 E: 1 K: 1 S: 11	H: 5 LOB: 2 BB: 1 P: 15	R: 0 E: 0 K: 0 S: 4	H: 1 LOB: 1 BB: 0 P: 4	R: 4 E: 0 K: 0 S: 8	H: 5 LOB: 1 BB: 0 P: 8	R: 0 E: 0 K: 1 S: 5	H: 0 LOB: 0 BB: 5 P: 5	R: 0 E: 0 K: 1 S: 5	H: 0 LOB: 0 BB: 5 P: 5	1B: 11 2B: 2 3B: 2 HR: 2	SF: 1 SAC: 1 DP: 0 HBP: 0	WP: 0 PB: 0 SB: 0 CS: 1	PA: 48							
PITCHER	IP	WLS	BF	H	R	ER	SO	BB	IBB	HBP	BLK	WP	HR	S	P	ERA	WHIP										
Bill Hands, R (1,1) ERA: 3.42	2.0		11	6	4	4	0	1	0	0	0	0	2	10	14	18.00	3.500										
Fergie Jenkins, R (3,1) ERA: 4.55	1.0	L	7	1	3	2	1	2	0	0	0	0	0	7	15	18.00	3.000										
Bob Hendley, L (4,1) ERA: 5.28	0.2		6	4	2	0	1	0	0	0	0	0	0	8	8	0.00	6.000										
Chuck Estrada, R (4,1) ERA: 7.15	3.0		15	5	4	4	0	1	0	0	0	0	0	14	18	12.00	2.000										
Billy Hoelt, L (7,1) ERA: 3.51	2.1		8	1	0	0	2	0	0	0	0	0	0	12	12	0.00	0.429										

AB	41
R	13
H	17
RBI	12
BB	4
SO	4
LOB	16



Batter	1	2	3	4	5	6	7	8	9	AB	R	H	RBI	BB	SO	LOB	BOTTOM										
Glenn Beckert, R (1,4) OBP: 0.301, SLG: 0.322	3-1		F9		F9		F5			4	0	0	0	0	0	1	Houston Astros @ Chicago Cubs Wrigley Field, Chicago, IL Sat Jun 18 1966, 3:33 AM CDT Att: 10,757 - Overcast - 69 F										
Lee Thomas, L (1,7) OBP: 0.283, SLG: 0.324	HR		1-3		G3				L8	2	2	0	0	2	0	0											
Billy Williams, L (1,9) OBP: 0.300, SLG: 0.359	HR		1-3				G3		3-1	4	1	1	0	0	0	1											
Ron Santo, R (1,5) OBP: 0.403, SLG: 0.558	HR		E4				HR		F7	4	2	2	4	0	0	0											
14 Ernie Banks, R (1,3) OBP: 0.275, SLG: 0.350	F8		1-3				6-3		P4	4	0	0	0	0	0	1											
Byron Browne, R (1,8) OBP: 0.303, SLG: 0.449	K				6-3		K		L6-3	3	0	0	0	1	2	0											
Randy Hundley, R (1,2) OBP: 0.279, SLG: 0.386			5-3		F7				L6-3	4	0	0	0	0	0	1											
Don Kessinger, S (1,6) OBP: 0.263, SLG: 0.260			4-3		F7					3	0	1	0	0	0	0											
Bill Hands, R (1,1) OBP: 0.174, SLG: 0.100 Fergie Jenkins, R (3,1) OBP: 0.368, SLG: 0.500 Bob Hendley, R (4,1) OBP: 0.250, SLG: 0.286 Chuck Estrada, R (4,1)			K				4-3		FC4	1	0	0	0	0	1	0											
Billy Hoelt, L (7,1) OBP: 0.333, SLG: 0.333									1-2	1	0	0	0	0	0	1											
Inning Stats	R: 3 E: 0 K: 1 S: 7	H: 2 LOB: 0 BB: 1 P: 11	R: 0 E: 0 K: 1 S: 5	H: 0 LOB: 0 BB: 0 P: 5	R: 1 E: 1 K: 0 S: 4	H: 0 LOB: 1 BB: 1 P: 8	R: 0 E: 0 K: 0 S: 3	H: 0 LOB: 0 BB: 0 P: 3	R: 0 E: 0 K: 1 S: 6	H: 1 LOB: 0 BB: 0 P: 6	R: 0 E: 0 K: 0 S: 4	H: 1 LOB: 1 BB: 0 P: 4	R: 0 E: 0 K: 0 S: 3	H: 0 LOB: 0 BB: 0 P: 3	R: 0 E: 0 K: 0 S: 2	H: 0 LOB: 0 BB: 1 P: 6	1B: 2 2B: 1 3B: 0 HR: 2	SF: 0 SAC: 0 DP: 1 HBP: 0	WP: 0 PB: 0 SB: 0 CS: 0	PA: 34							
PITCHER	IP	WLS	BF	H	R	ER	SO	BB	IBB	HBP	BLK	WP	HR	S	P	ERA	WHIP										
Dave Giusti, R (1,1) ERA: 3.07	9.0	W	34	4	5	5	3	3	0	0	0	0	2	37	49	5.00	0.778										



Batter	1	2	3	4	5	6	7	8	9	AB	R	H	RBI	BB	SO	LOB	TOP		
Joe Morgan, L OBP: 0.440, SLG: 0.453	F8		1B 2B	4-1	K			HR		5	2	2	1	0	1	3	Houston Astros @ Chicago Cubs Wrigley Field, Chicago, IL Sun Jun 19 1966, 3:33 AM CDT Cloudy - 78 F		
Sonny Jackson, L OBP: 0.319, SLG: 0.306	F9		1B 2B		4-3	F7		4-3		5	1	1	0	0	0	0			
Jimmy Wynn, R OBP: 0.316, SLG: 0.424	K		1B 2B 1H 2H		2-3	F9		P3		5	0	1	2	0	1	0			
Dave Nicholson, R OBP: 0.423, SLG: 0.507		K	1B 2-3		HR	P5		1-3		5	1	2	1	0	1	0			
Chuck Harrison, R OBP: 0.267, SLG: 0.327	K	K			1B E	2B SF7-2-4		K		4	2	1	0	1	3	2			
Bob Aspromonte, R OBP: 0.278, SLG: 0.301	1B		F7		1B E	2B SF7-2-4		P5		5	1	3	0	0	0	2			
John Bateman, R OBP: 0.335, SLG: 0.520				4-3	E7					5	1	3	1	0	0	2			
Dave Giusti, R OBP: 0.281, SLG: 0.323	FC4-6 1B				1B E			1B		0	0	0	0	0	0	0			
Rusty Staub, L OBP: 0.312, SLG: 0.418	FC4-6			SH1-4 1B	1B E			1-3		4	0	2	1	1	0	3			
Mike Cuellar, L OBP: 0.286, SLG: 0.380			F8		E1					1	0	0	0	0	0	0			
Felix Mantilla, R OBP: 0.228, SLG: 0.309				SH1-4				SF7-2-4		0	0	0	0	0	0	1			
Ron Taylor, R OBP: 0.292, SLG: 0.390										0	0	0	0	0	0	0			
Lee Mays, L OBP: 0.287, SLG: 0.390										0	0	0	0	0	0	0			
Ron Brandt, R OBP: 0.326, SLG: 0.369										0	0	0	1	0	0	0			
Claude Raymond, R OBP: 0.275, SLG: 0.348										0	0	0	0	0	0	0			
Inning Stats	R: 0 E: 0 K: 1 S: 5	H: 0 LOB: 0 BB: 0 P: 5	R: 0 E: 0 K: 2 S: 9	H: 2 LOB: 2 BB: 0 P: 9	R: 2 E: 0 K: 1 S: 9	H: 4 LOB: 2 BB: 0 P: 9	R: 0 E: 0 K: 0 S: 4	H: 1 LOB: 1 BB: 0 P: 4	R: 4 E: 2 K: 1 S: 11	H: 5 LOB: 2 BB: 0 P: 11	R: 0 E: 0 K: 0 S: 3	H: 0 LOB: 0 BB: 0 P: 3	R: 1 E: 0 K: 0 S: 4	H: 1 LOB: 1 BB: 0 P: 4	R: 0 E: 0 K: 1 S: 6	H: 1 LOB: 1 BB: 0 P: 6	1B: 11 2B: 3 3B: 0 HR: 2	SF: 1 SAC: 1 DP: 1 HBP: 0	WP: 0 PA: 44 PB: 0 SB: 0 CS: 0
PITCHER	IP WLS BF H R ER SO BB IBB HBP BLK WP HR S P ERA WHIP																		
Dick Ellsworth, L ERA: 2.91	(1, 1) 4.2 27 12 6 5 4 0 0 0 0 0 1 35 35 9.64 2.571																		
Billy Hoelt, L ERA: 3.53	(5, 1) 1.1 6 1 1 1 1 1 0 0 0 0 0 7 11 6.75 1.500																		
Cal Koonce, R ERA: 6.89	(7, 1) 0.1 2 0 0 0 0 0 0 0 0 0 0 1 5 5.40 0.600																		
Bob Hendley, L ERA: 5.29	(7, 1) 1.2 W 5 1 1 1 0 0 0 0 0 0 1 5 5 5.40 0.600																		
Ernie Broglio, R ERA: 5.68	(9, 1) 1.0 S 4 1 0 0 1 0 0 0 0 0 0 6 6 0.00 1.000																		

Batter	1	2	3	4	5	6	7	8	9	AB	R	H	RBI	BB	SO	LOB	BOTTOM		
Don Kessinger, S OBP: 0.268, SLG: 0.262	E6 2B			2-3						3	1	1	0	1	0	1	Houston Astros @ Chicago Cubs Wrigley Field, Chicago, IL Sun Jun 19 1966, 3:33 AM CDT Cloudy - 78 F		
Lee Thomas, L OBP: 0.267, SLG: 0.324		1B BB								0	0	0	0	1	0	0			
Joey Amalfitano, R OBP: 0.172, SLG: 0.125										0	0	0	0	0	0	0			
Glenn Beckert, R OBP: 0.303, SLG: 0.326	E4 2B SF8			HR						4	2	2	1	0	0	1			
Billy Williams, L OBP: 0.305, SLG: 0.380		4-3		1B HR						5	2	3	4	0	0	2			
Ron Santo, R OBP: 0.401, SLG: 0.564	SF8		L7	K						3	0	1	2	0	1	0			
14 Ernie Banks, R OBP: 0.275, SLG: 0.348	K		P4							4	0	1	0	0	2	2			
John Boccabella, R OBP: 0.242, SLG: 0.438	5-3			HR						4	1	1	1	0	1	3			
Byron Browne, R OBP: 0.307, SLG: 0.459		SH4-3 3B		6-3						3	2	1	0	1	0	0			
Randy Hundley, R OBP: 0.280, SLG: 0.385		K		1B SH1-4 HR						3	1	1	0	0	1	1			
Dick Ellsworth, L ERA: 1.9	(1, 1) 3.2 21 7 7 5 2 1 0 0 0 0 0 2 24 28 12.27 2.182																		
Billy Hoelt, L ERA: 3.27	(4, 1) 0.1 1 0 0 0 1 0 0 0 0 0 0 3 3 0.00 0.000																		
Ron Taylor, R ERA: 4.67	(5, 1) 2.0 6 2 0 0 1 0 0 0 0 0 0 8 8 0.00 1.000																		
Claude Raymond, R ERA: 1.76	(7, 1) 2.0 L 11 2 2 0 2 1 1 0 0 0 0 0 13 21 0.00 1.500																		
Inning Stats	R: 2 E: 2 K: 1 S: 8	H: 1 LOB: 1 BB: 0 P: 8	R: 1 E: 0 K: 1 S: 7	H: 2 LOB: 1 BB: 1 P: 11	R: 1 E: 0 K: 0 S: 4	H: 1 LOB: 0 BB: 0 P: 4	R: 3 E: 0 K: 1 S: 8	H: 3 LOB: 0 BB: 0 P: 8	R: 0 E: 0 K: 0 S: 3	H: 1 LOB: 0 BB: 0 P: 3	R: 0 E: 0 K: 1 S: 5	H: 1 LOB: 0 BB: 0 P: 5	R: 1 E: 1 K: 2 S: 9	H: 1 LOB: 1 BB: 0 P: 9	R: 1 E: 1 K: 0 S: 4	H: 1 LOB: 2 BB: 2 P: 12	1B: 6 2B: 2 3B: 2 HR: 2	SF: 2 SAC: 3 DP: 1 HBP: 0	WP: 0 PA: 40 PB: 0 SB: 0 CS: 1
PITCHER	IP WLS BF H R ER SO BB IBB HBP BLK WP HR S P ERA WHIP																		
Mike Cuellar, L ERA: 1.9	(1, 1) 3.2 21 7 7 5 2 1 0 0 0 0 0 2 24 28 12.27 2.182																		
Gary Kroll, R ERA: 3.27	(4, 1) 0.1 1 0 0 0 1 0 0 0 0 0 0 3 3 0.00 0.000																		
Ron Taylor, R ERA: 4.67	(5, 1) 2.0 6 2 0 0 1 0 0 0 0 0 0 8 8 0.00 1.000																		
Claude Raymond, R ERA: 1.76	(7, 1) 2.0 L 11 2 2 0 2 1 1 0 0 0 0 0 13 21 0.00 1.500																		

Batter	1	2	3	4	5	6	7	8	9	AB	R	H	RBI	BB	SO	LOB	TOP					
Sonny Jackson, L OBP: 0.318, SLG: 0.310	P1		6-3		1B 2B		F8			4	1	1	0	0	0	1						
Jimmy Wynn, R OBP: 0.312, SLG: 0.418	4-3		6-3		6-3		FC5-4			4	0	0	0	0	0	2						
Felix Mantilla, R OBP: 0.237, SLG: 0.306	F3		F9		2H 1B				6-3	4	0	1	1	0	0	0						
Dave Nicholson, R OBP: 0.419, SLG: 0.496		K		1B BB	F7				F9	3	0	0	0	1	1							
Bob Aspromonte, R OBP: 0.282, SLG: 0.305		BB 2B 1B		1-2 1B		L1			F8	4	1	2	0	0	0	0						
Chuck Harrison, R OBP: 0.266, SLG: 0.322		K		F8		P5				4	0	1	0	0	1	3						
Ron Brand, R OBP: 0.364, SLG: 0.310		2B BB		P4		F7			F7	3	0	0	0	1	0	3						
Bob Lillis, R OBP: 0.250, SLG: 0.190				L4					F9	4	0	2	1	0	0	3						
Larry Dierker, R OBP: 0.133, SLG: 0.233										2	0	0	0	0	0	2						
Gary Kroll, R OBP: 0.333, SLG: 0.517	4-3								K	0	0	0	0	0	0	0						
John Bateman, R OBP: 0.333, SLG: 0.517					6-3					0	0	0	0	0	0	1						
Aurelio Monteaugado, R OBP: 0.250, SLG: 0.190										0	0	0	0	0	0	0						
Nate Colbert, R OBP: 0.250, SLG: 0.190										1	0	0	0	0	1	1						
Inning Stats	R: 0 E: 0 K: 0 S: 3	H: 0 LOB: 0 BB: 0 P: 3	R: 1 E: 0 K: 2 S: 9	H: 2 LOB: 2 BB: 1 P: 13	R: 0 E: 0 K: 0 S: 3	H: 0 LOB: 0 BB: 0 P: 3	R: 0 E: 0 K: 0 S: 4	H: 1 LOB: 2 BB: 1 P: 8	R: 1 E: 0 K: 0 S: 5	H: 2 LOB: 1 BB: 0 P: 5	R: 0 E: 0 K: 0 S: 3	H: 0 LOB: 0 BB: 0 P: 3	R: 0 E: 0 K: 0 S: 4	H: 1 LOB: 1 BB: 0 P: 4	R: 0 E: 0 K: 0 S: 3	H: 0 LOB: 0 BB: 0 P: 3	R: 0 E: 0 K: 1 S: 6	H: 1 LOB: 1 BB: 0 P: 6	1B: 5 2B: 2 3B: 0 HR: 0	SF: 0 SAC: 0 DP: 0 HBP: 0	WP: 0 PB: 0 SB: 0 CS: 0	PA: 36
PITCHER Ken Holtzman, L ERA: 3.72	IP: 9.0 WLS: W BF: 36 H: 7 R: 2 ER: 2 SO: 3 BB: 2 IBB: 0 HBP: 0 BLK: 0 WP: 0 HR: 0 S: 40 P: 48 ERA: 2.00 WHIP: 1.000															PITCHER	IP: 9.0 WLS: W BF: 36 H: 7 R: 2 ER: 2 SO: 3 BB: 2 IBB: 0 HBP: 0 BLK: 0 WP: 0 HR: 0 S: 40 P: 48 ERA: 2.00 WHIP: 1.000					

Houston Astros @ Chicago Cubs
Wrigley Field, Chicago, IL
Sun Jun 19 1966, 3:38 AM CDT
Att: 21,292 - Cloudy - 81 F

AB	34
R	2
H	7
RBI	2
BB	2
SO	3
LOB	17



Batter	1	2	3	4	5	6	7	8	9	AB	R	H	RBI	BB	SO	LOB	BOTTOM			
Don Kessinger, S OBP: 0.261, SLG: 0.254	5-3		P6		F7	4-3		F7		5	0	0	0	0	0	0				
Glenn Beckert, R OBP: 0.305, SLG: 0.332	F8		E4 2B		BB 2B 1B	K		L7		5	1	2	0	0	1	0				
Billy Williams, L OBP: 0.307, SLG: 0.390			G3		2B BB	F8		F8		4	2	1	1	1	0	1				
Ron Santo, R OBP: 0.406, SLG: 0.568			6-3		2B BB			SH5-3 1B 2B		2	2	1	0	2	0	1				
Lee Thomas, L OBP: 0.277, SLG: 0.335	4-3				6-3 1B			1B SH5-3 BB		3	1	2	2	1	0	1				
John Boccabella, R OBP: 0.222, SLG: 0.400			L9		6-3			SH5-3		3	0	0	0	0	0	3				
Byron Browne, R OBP: 0.320, SLG: 0.473					FC6 BB					3	1	3	3	1	0	0				
Randy Hundley, R OBP: 0.279, SLG: 0.398			F8		K			K		4	1	1	2	0	2	5				
Ken Holtzman, R OBP: 0.087, SLG: 0.087			F2		FC6			K		4	0	0	0	0	2	5				
Inning Stats	R: 1 E: 0 K: 0 S: 4	H: 1 LOB: 1 BB: 1 P: 8	R: 0 E: 0 K: 0 S: 4	H: 1 LOB: 1 BB: 0 P: 4	R: 0 E: 1 K: 1 S: 6	H: 1 LOB: 1 BB: 1 P: 10	R: 0 E: 0 K: 1 S: 5	H: 0 LOB: 0 BB: 0 P: 5	R: 1 E: 0 K: 2 S: 9	H: 2 LOB: 2 BB: 1 P: 13	R: 0 E: 0 K: 0 S: 3	H: 0 LOB: 0 BB: 0 P: 3	R: 0 E: 0 K: 0 S: 3	H: 0 LOB: 0 BB: 0 P: 3	R: 0 E: 0 K: 0 S: 3	H: 0 LOB: 0 BB: 0 P: 3	1B: 4 2B: 4 3B: 0 HR: 2	SF: 0 SAC: 1 DP: 0 HBP: 0	WP: 0 PB: 0 SB: 0 CS: 0	PA: 39
PITCHER Larry Dierker, R ERA: 3.62 Gary Kroll, R ERA: 3.8 Aurelio Monteaugado, R ERA: 3.24	IP: 4.1 WLS: L BF: 23 H: 6 R: 5 ER: 5 SO: 1 BB: 5 IBB: 0 HBP: 0 BLK: 0 WP: 1 HR: 1 S: 21 P: 37 ERA: 10.80 WHIP: 2.308															PITCHER	IP: 4.1 WLS: L BF: 23 H: 6 R: 5 ER: 5 SO: 1 BB: 5 IBB: 0 HBP: 0 BLK: 0 WP: 1 HR: 1 S: 21 P: 37 ERA: 10.80 WHIP: 2.308			

Houston Astros @ Chicago Cubs
Wrigley Field, Chicago, IL
Sun Jun 19 1966, 3:38 AM CDT
Att: 21,292 - Cloudy - 81 F

AB	33
R	8
H	10
RBI	8
BB	5
SO	5
LOB	16



Batter	1	2	3	4	5	6	7	8	9	AB	R	H	RBI	BB	SO	LOB	TOP										
Maury Wills, S OBP: 0.342, SLG: 0.340	F8		F9		5-3			K		4	0	0	0	0	1	0											
Wes Parker, S OBP: 0.346, SLG: 0.431	F8		K			4-3		4-3		4	0	0	0	0	1	0											
Willie Davis, L OBP: 0.296, SLG: 0.353	P3		CS 1B			L8		F9		4	0	1	0	0	0	0											
Tommy Davis, R OBP: 0.305, SLG: 0.376		F3	CS	P3		1-3			1-6-3	4	0	0	0	0	0	0											
Lou Johnson, R OBP: 0.325, SLG: 0.441		E7 1B		E1			1B SF7 1B		L6	4	2	2	0	0	0	0											
Jim Lefebvre, S OBP: 0.347, SLG: 0.512		E BB		F8			F9		F9	3	0	0	0	1	0	2											
John Roseboro, L OBP: 0.335, SLG: 0.408		E5		F5			1-3 1B			3	0	1	0	0	0	2											
Nate Oliver, R OBP: 0.296, SLG: 0.227	F8				F2		SF7			2	0	0	0	0	0	2											
Jim Gilliam, S OBP: 0.241, SLG: 0.218							3-H			0	0	0	1	0	0	0											
Don Drysdale, R OBP: 0.250, SLG: 0.317								F3		3	0	0	0	0	0	3											
Ron Perranoski, L OBP: 0.333, SLG: 0.667	4-3				F8					0	0	0	0	0	0	0											
Phil Regan, R OBP: 0.071, SLG: 0.071										0	0	0	0	0	0	0											
Inning Stats	R: 0 E: 0 K: 0 S: 3	H: 0 LOB: 0 BB: 0 P: 3	R: 1 E: 2 K: 0 S: 5	H: 1 LOB: 2 BB: 1 P: 9	R: 0 E: 0 K: 1 S: 5	H: 1 LOB: 0 BB: 0 P: 5	R: 0 E: 1 K: 0 S: 4	H: 0 LOB: 1 BB: 0 P: 4	R: 0 E: 0 K: 0 S: 3	H: 0 LOB: 0 BB: 0 P: 3	R: 1 E: 0 K: 0 S: 5	H: 2 LOB: 1 BB: 0 P: 5	R: 0 E: 0 K: 1 S: 5	H: 0 LOB: 0 BB: 0 P: 5	R: 0 E: 0 K: 0 S: 3	H: 0 LOB: 0 BB: 0 P: 3	1B: 4 2B: 0 3B: 0 HR: 0	SF: 1 SAC: 0 DP: 0 HBP: 0	WP: 0 PB: 0 SB: 0 CS: 1	PA: 34							
PITCHER	IP	WLS	BF	H	R	ER	SO	BB	IBB	HBP	BLK	WP	HR	S	P	ERA	WHIP										
Robin Roberts, R ERA: 3.48	(1, 1)	7.0	27	4	2	1	1	1	0	0	0	0	0	28	32	1.29	0.714										
Mike Cuellar, L ERA: 1.99	(8, 1)	1.0	W	3	0	0	0	1	0	0	0	0	0	5	5	0.00	0.000										
Jim Owens, R ERA: 3.25	(9, 1)	1.0	S	3	0	0	0	0	0	0	0	0	0	3	3	0.00	0.000										

Los Angeles Dodgers @ Houston Astros
Astrodome, Houston, TX
Mon Jun 20 1966, 8:05 PM EDT
Att: 33,437 - Unknown

AB	31
R	2
H	4
RBI	1
BB	1
SO	2
LOB	9



Batter	1	2	3	4	5	6	7	8	9	AB	R	H	RBI	BB	SO	LOB	BOTTOM										
Joe Morgan, L OBP: 0.441, SLG: 0.451	1-3		FC6-4 BB		SF8					1	0	0	1	2	0	0											
Sonny Jackson, L OBP: 0.314, SLG: 0.305	E1 1B		FC6-4		G4-6-3		F7			4	1	0	0	0	5												
Jimmy Wynn, R OBP: 0.314, SLG: 0.417	P5		F2			FC1-6 BB		E8 2B 1B		3	1	1	0	1	0	3											
Rusty Staub, L OBP: 0.315, SLG: 0.424			F8			FC1-6		1B 2B		4	1	2	2	0	0	3											
Bob Aspromonte, R OBP: 0.282, SLG: 0.304	4-3				G4-6-3 1B		F2		5-3	4	0	1	0	0	0	3											
Lee Maye, L OBP: 0.267, SLG: 0.381					G4-6-3		4-3		P6	3	0	0	0	0	2												
Dave Nicholson, R OBP: 0.417, SLG: 0.493										1	0	0	0	0	0	1											
Chuck Harrison, R OBP: 0.279, SLG: 0.333					4-3					4	0	2	1	0	0	0											
John Bateman, R OBP: 0.333, SLG: 0.519			K				SH1-4 1B		F8	3	1	1	0	0	1	1											
Robin Roberts, S OBP: 0.167, SLG: 0.063										1	0	1	0	1	0	0											
Bill Heath, L OBP: 0.063, SLG: 0.083										1	0	0	0	0	0	1											
Mike Cuellar, L OBP: 0.080, SLG: 0.080			FC6-4 BB							0	0	0	0	0	0	0											
Jim Owens, R ERA: 1.44										0	0	0	0	0	0	0											
Inning Stats	R: 1 E: 1 K: 0 S: 5	H: 1 LOB: 1 BB: 0 P: 5	R: 0 E: 0 K: 1 S: 5	H: 0 LOB: 0 BB: 0 P: 5	R: 0 E: 0 K: 0 S: 3	H: 1 LOB: 0 BB: 0 P: 3	R: 0 E: 0 K: 0 S: 3	H: 1 LOB: 0 BB: 0 P: 3	R: 1 E: 0 K: 0 S: 4	H: 2 LOB: 0 BB: 0 P: 4	R: 0 E: 0 K: 0 S: 3	H: 0 LOB: 1 BB: 1 P: 7	R: 0 E: 0 K: 0 S: 4	H: 1 LOB: 2 BB: 1 P: 8	R: 2 E: 1 K: 0 S: 6	H: 3 LOB: 1 BB: 0 P: 6	1B: 6 2B: 2 3B: 0 HR: 0	SF: 1 SAC: 1 DP: 2 HBP: 0	WP: 0 PB: 0 SB: 1 CS: 0	PA: 35							
PITCHER	IP	WLS	BF	H	R	ER	SO	BB	IBB	HBP	BLK	WP	HR	S	P	ERA	WHIP										
Don Drysdale, R ERA: 4.38	(1, 1)	7.0	L	31	7	4	3	1	0	0	0	0	0	29	45	3.86	1.429										
Ron Perranoski, L ERA: 2.79	(8, 1)	0.1		1	0	0	0	0	0	0	0	0	0	1	1	0.00	0.000										
Phil Regan, R ERA: 1.44	(8, 1)	0.2		3	1	0	0	0	0	0	0	0	0	3	3	0.00	1.500										

Los Angeles Dodgers @ Houston Astros
Astrodome, Houston, TX
Mon Jun 20 1966, 8:05 PM EDT
Att: 33,437 - Unknown

AB	29
R	4
H	8
RBI	4
BB	4
SO	1
LOB	19



Batter	1	2	3	4	5	6	7	8	9	AB	R	H	RBI	BB	SO	LOB	TOP			
Maury Wills, S OBP: 0.347, SLG: 0.347 (1, 6)										4	0	2	2	1	0	1	Los Angeles Dodgers @ Houston Astros Astrodome, Houston, TX Tue Jun 21 1966, 8:05 PM EDT Att: 27,525 - Unknown			
Wes Parker, S OBP: 0.347, SLG: 0.430 (1, 3)										5	0	2	1	0	0	3				
Willie Davis, L OBP: 0.290, SLG: 0.345 (1, 8)										5	0	0	0	0	2	5				
Tommy Davis, R OBP: 0.303, SLG: 0.372 (1, 7)										4	0	1	0	0	0	1				
Lou Johnson, R OBP: 0.324, SLG: 0.437 (1, 9)										4	0	1	0	0	1	1				
Jim Lefebvre, S OBP: 0.350, SLG: 0.526 (7, 4)										4	3	2	1	0	0	1				
John Roseboro, L OBP: 0.327, SLG: 0.397 (1, 2)										4	0	0	0	0	0	3				
Nate Oliver, R OBP: 0.300, SLG: 0.244 (7, PH)										2	0	1	0	0	0	0				
Jim Gilliam, S OBP: 0.254, SLG: 0.233 (7, 5)										2	1	2	0	0	0	0				
Don Sutton, R OBP: 0.219, SLG: 0.357 (6, 1)										2	0	0	0	0	0	1				
Bob Miller, R OBP: 0.254, SLG: 0.345 (6, 1)										1	0	0	0	0	0	0				
Ron Perranoski, L OBP: 0.254, SLG: 0.345 (7, PH)										0	0	0	0	0	0	0				
Wes Covington, L OBP: 0.254, SLG: 0.345 (7, PH)										0	0	0	0	0	0	0				
Joe Moeller, R OBP: 0.254, SLG: 0.345 (7, 1)										1	0	0	0	0	0	2				
Al Ferrara, R OBP: 0.254, SLG: 0.345 (6, PH)										1	0	0	0	0	0	2				
Inning Stats	R: 0 E: 0 K: 0 S: 4	H: 1 LOB: 1 BB: 0 P: 4	R: 1 E: 0 K: 0 S: 4	H: 1 LOB: 0 BB: 0 P: 4	R: 0 E: 0 K: 1 S: 6	H: 1 LOB: 1 BB: 0 P: 6	R: 0 E: 0 K: 0 S: 4	H: 0 LOB: 0 BB: 0 P: 4	R: 0 E: 0 K: 2 S: 7	H: 0 LOB: 0 BB: 0 P: 7	R: 2 E: 0 K: 0 S: 6	H: 3 LOB: 1 BB: 0 P: 6	R: 0 E: 0 K: 0 S: 3	H: 1 LOB: 0 BB: 0 P: 3	R: 1 E: 1 K: 0 S: 6	H: 2 LOB: 3 BB: 1 P: 10	1B: 8 2B: 2 3B: 0 HR: 1	SF: 0 SAC: 0 DP: 1 HBP: 0	WP: 0 PB: 0 SB: 0 CS: 0	PA: 39
PITCHER	IP WLS BF H R ER SO BB IBB HBP BLK WP HR S P ERA WHIP																			
Turk Farrell, R ERA: 4.54 (1, 1)	6.2 W 28 8 3 3 3 0 0 0 0 0 1 34 34 4.05 1.200																			
Mike Cuellar, L ERA: 1.82 (7, 1)	2.1 S 11 3 1 0 0 1 0 0 0 0 0 0 10 14 0.00 1.714																			

AB	38
R	4
H	11
RBI	4
BB	1
SO	3
LOB	20



Batter	1	2	3	4	5	6	7	8	9	AB	R	H	RBI	BB	SO	LOB	BOTTOM			
Joe Morgan, L OBP: 0.444, SLG: 0.454 (1, 4)										5	1	3	1	0	0	1	Los Angeles Dodgers @ Houston Astros Astrodome, Houston, TX Tue Jun 21 1966, 8:05 PM EDT Att: 27,525 - Unknown			
Sonny Jackson, L OBP: 0.318, SLG: 0.320 (1, 6)										3	1	2	2	0	1	2				
Jimmy Wynn, R OBP: 0.310, SLG: 0.410 (1, 8)										4	0	0	0	0	1	4				
Rusty Staub, L OBP: 0.314, SLG: 0.421 (1, 9)										4	0	1	0	0	0	1				
Bob Aspromonte, R OBP: 0.285, SLG: 0.307 (1, 5)										4	2	2	0	0	0	1				
Lee Maye, L OBP: 0.266, SLG: 0.377 (1, 7)										4	1	1	0	0	0	2				
Chuck Harrison, R OBP: 0.292, SLG: 0.323 (1, 3)										2	1	0	0	1	0	0				
John Bateman, R OBP: 0.336, SLG: 0.531 (1, 2)										3	1	2	4	0	0	0				
Turk Farrell, R OBP: 0.043, SLG: 0.043 (1, 1)										3	0	1	0	0	1	1				
Mike Cuellar, L OBP: 0.077, SLG: 0.077 (7, 1)										1	0	0	0	0	1	1				
Inning Stats	R: 1 E: 0 K: 0 S: 4	H: 1 LOB: 0 BB: 0 P: 4	R: 1 E: 1 K: 0 S: 4	H: 1 LOB: 1 BB: 0 P: 5	R: 0 E: 0 K: 0 S: 4	H: 1 LOB: 0 BB: 0 P: 4	R: 0 E: 0 K: 0 S: 3	H: 0 LOB: 0 BB: 0 P: 3	R: 1 E: 0 K: 2 S: 9	H: 2 LOB: 1 BB: 0 P: 9	R: 4 E: 1 K: 1 S: 10	H: 5 LOB: 2 BB: 1 P: 14	R: 0 E: 0 K: 0 S: 3	H: 1 LOB: 0 BB: 0 P: 3	R: 0 E: 0 K: 1 S: 6	H: 1 LOB: 1 BB: 0 P: 6	1B: 9 2B: 2 3B: 0 HR: 1	SF: 1 SAC: 1 DP: 1 HBP: 1	WP: 0 PB: 0 SB: 2 CS: 0	PA: 37
PITCHER	IP WLS BF H R ER SO BB IBB HBP BLK WP HR S P ERA WHIP																			
Don Sutton, R ERA: 3.15 (1, 1)	5.1 L 23 6 4 3 2 0 0 1 0 0 0 0 26 27 5.06 1.125																			
Bob Miller, R ERA: 4.05 (6, 1)	0.0 4 3 2 2 0 0 0 1 0 0 0 0 3 7 -- --																			
Ron Perranoski, L ERA: 2.7 (6, 1)	0.2 3 1 1 1 1 0 0 0 0 0 0 0 5 5 13.50 1.500																			
Joe Moeller, R ERA: 1.35 (7, 1)	2.0 7 2 0 0 1 0 0 0 0 0 0 0 9 9 0.00 1.000																			



Batter	1	2	3	4	5	6	7	8	9	AB	R	H	RBI	BB	SO	LOB	TOP					
Maury Wills, S OBP: 0.355, SLG: 0.356	0-0 SH1-3 1B		0-0 4-3		0-0 4-3 1B	0-0 1-3 2-H 3-H 1B			0-0 G3 1B	5	1	4	2	0	0	0	Los Angeles Dodgers @ Houston Astros Astrodome, Houston, TX Wed Jun 22 1966, 8:05 PM EDT Att: 50,908 - Unknown					
Wes Parker, S OBP: 0.345, SLG: 0.432	0-0 SH1-3		0-0 1B		0-0 4-3 1-2	0-3 K			0-0 G3	4	0	1	0	0	1	4						
Willie Davis, L OBP: 0.292, SLG: 0.346	0-0 4-1		0-0 FC6-4 1B		0-0 4-3		0-0 P5		0-0 1B 1B	5	1	2	1	0	0	2						
Tommy Davis, R OBP: 0.307, SLG: 0.373	0-0 B1-3		0-0 FC6-4 1-2			0-0 2B 1B	0-0 F3		0-0 1B 1B	5	1	2	0	0	0	3						
Lou Johnson, R OBP: 0.321, SLG: 0.431		0-0 5-3		0-0 6-3		0-3 K	0-0 P4		0-0 1B 1B	5	0	1	1	0	1	1						
Jim Lefebvre, S OBP: 0.351, SLG: 0.528		0-0 4-3		0-0 FC3-6 1B		0-0 HBP 1-H 1B 2B		0-0 6-3	0-0 F7	5	1	2	1	0	0	2						
John Roseboro, L OBP: 0.331, SLG: 0.396			0-0 1B	0-0 FC3-6 FC6-4 1-2		0-0 HBP 1B IBB		0-0 L8		3	1	1	0	1	0	1						
Nate Oliver, R OBP: 0.294, SLG: 0.239			0-0 F8	0-0 FC6-4		1-0 1B		0-3 K		2	0	0	0	0	0	2						
Wes Covington, L OBP: 0.160, SLG: 0.045				0-0 FC6-4 1-2		0-3 1-2 2-3 HBP		0-3 K		0	0	0	0	0	0	0						
John Kennedy, R OBP: 0.244, SLG: 0.279								0-3 K		1	0	0	0	0	1	0						
Sandy Koufax, R OBP: 0.075, SLG: 0.059				0-3 K		0-3 K		0-3 K	0-0 P7	4	0	0	0	0	3	3						
Inning Stats	R: 0 E: 0 K: 0 S: 4	H: 1 LOB: 1 BB: 0 P: 4	R: 0 E: 0 K: 0 S: 4	H: 1 LOB: 1 BB: 0 P: 4	R: 0 E: 0 K: 1 S: 7	H: 2 LOB: 2 BB: 0 P: 7	R: 0 E: 0 K: 0 S: 4	H: 1 LOB: 1 BB: 0 P: 4	R: 0 E: 0 K: 1 S: 6	H: 1 LOB: 1 BB: 0 P: 6	R: 3 E: 0 K: 3 S: 12	H: 3 LOB: 2 BB: 1 P: 17	R: 0 E: 0 K: 0 S: 3	H: 0 LOB: 0 BB: 0 P: 3	R: 0 E: 0 K: 1 S: 5	H: 0 LOB: 0 BB: 0 P: 5	R: 2 E: 0 K: 0 S: 7	H: 4 LOB: 2 BB: 0 P: 7	1B: 11 2B: 2 3B: 0 HR: 0	SF: 0 SAC: 1 DP: 0 HBP: 1	WP: 0 PB: 0 SB: 1 CS: 0	PA: 42
PITCHER	IP WLS BF H R ER SO BB IBB HBP BLK WP HR S P ERA WHIP	5.2 L 28 9 3 3 4 0 1 1 0 0 0 34 39 4.76 1.588	6.1 1.1 4 0 0 0 1 0 0 0 0 0 0 6 6 0.00 0.000	8.1 1.2 9 4 2 2 1 0 0 0 0 0 0 11 11 10.80 2.400	9.1 0.1 1 0 0 0 0 0 0 0 0 0 0 1 1 0.00 0.000	PITCHER										IP WLS BF H R ER SO BB IBB HBP BLK WP HR S P ERA WHIP						

AB	39
R	5
H	13
RBI	5
BB	1
SO	6
LOB	18



Batter	1	2	3	4	5	6	7	8	9	AB	R	H	RBI	BB	SO	LOB	BOTTOM					
Joe Morgan, L OBP: 0.438, SLG: 0.447	0-0 F9		0-0 P4		0-0 F8		0-0 P8			4	0	0	0	0	0	2	Los Angeles Dodgers @ Houston Astros Astrodome, Houston, TX Wed Jun 22 1966, 8:05 PM EDT Att: 50,908 - Unknown					
Sonny Jackson, L OBP: 0.317, SLG: 0.319	0-0 1B 1B		0-0 F7		0-0 4-3			0-0 F7	4	1	1	0	0	0	1							
Jimmy Wynn, R OBP: 0.319, SLG: 0.438	0-0 1B 1-3 1B		0-0 2B			0-0 WP 2B		0-0 HR	4	1	4	1	0	0	0							
Dave Nicholson, R OBP: 0.407, SLG: 0.479	0-3 K		0-0 5-3			0-3 K 2-3		0-3 K	4	0	0	0	0	3	4							
Bob Aspromonte, R OBP: 0.285, SLG: 0.306	0-0 1-2 3-H 1B			0-0 6-3		0-0 P6		0-0 F8	4	0	1	1	0	0	1							
Chuck Harrison, R OBP: 0.276, SLG: 0.304	0-0 F7			0-3 K		0-0 F3			4	0	0	0	0	1	3							
John Bateman, R OBP: 0.343, SLG: 0.544			0-0 4-3 2B				0-0 2B		0-0 FC6-4 1B	4	0	3	0	0	0	0						
Nate Colbert, R (9, PR)				0-0 F9					0-0 FC6-4 1B	0	0	0	0	0	0	0						
Rusty Staub, L OBP: 0.313, SLG: 0.418		0-0 4-3			0-0 FC3-6 1B		0-0 P6		0-0 FC6-4	4	0	1	0	0	0	3						
Bob Bruce, R Claude Raymond, R Felix Mantilla, R Ron Taylor, R Jim Owens, R Ron Brand, R		0-0 9-2-1-5			0-0 FC3-6		0-3 K		0-3 K	2	0	0	0	0	0	2						
Inning Stats	R: 1 E: 0 K: 1 S: 8	H: 3 LOB: 2 BB: 0 P: 8	R: 0 E: 0 K: 0 S: 3	H: 1 LOB: 0 BB: 0 P: 3	R: 0 E: 0 K: 1 S: 4	H: 1 LOB: 1 BB: 0 P: 4	R: 0 E: 0 K: 1 S: 5	H: 0 LOB: 0 BB: 0 P: 5	R: 0 E: 0 K: 1 S: 4	H: 1 LOB: 1 BB: 0 P: 4	R: 0 E: 0 K: 1 S: 6	H: 1 LOB: 1 BB: 0 P: 6	R: 0 E: 0 K: 1 S: 6	H: 1 LOB: 0 BB: 0 P: 6	R: 1 E: 0 K: 1 S: 6	H: 1 LOB: 0 BB: 0 P: 6	R: 0 E: 0 K: 1 S: 6	H: 1 LOB: 1 BB: 0 P: 6	1B: 5 2B: 5 3B: 0 HR: 1	SF: 0 SAC: 0 DP: 1 HBP: 0	WP: 1 PB: 0 SB: 0 CS: 0	PA: 36
PITCHER	IP WLS BF H R ER SO BB IBB HBP BLK WP HR S P ERA WHIP	9.0 W 36 10 2 2 6 0 0 0 0 1 1 48 48 2.00 1.111	PITCHER										IP WLS BF H R ER SO BB IBB HBP BLK WP HR S P ERA WHIP									

AB	36
R	2
H	10
RBI	2
BB	0
SO	6
LOB	18



Batter	1	2	3	4	5	6	7	8	9	AB	R	H	RBI	BB	SO	LOB	TOP										
Lou Brock, L (1, 7) OBP: 0.294, SLG: 0.397	0-0 1B		0-0 F4		0-0 CS	0-3 K2-3		0-0 1B 3B		4	1	2	0	0	1	1	St. Louis Cardinals @ Houston Astros Astrodome, Houston, TX Thu Jun 23 1966, 8:05 PM EDT Att: 23,064 - Dome										
Phil Gagliano, R (1, 5) OBP: 0.366, SLG: 0.368	0-0 1B		0-0 6-3			4-0 FC6-4 BB		0-0 1-3 WP 1B		3	0	2	1	1	0	1											
Curt Flood, R (1, 8) OBP: 0.332, SLG: 0.407	0-0 1-3 1B			0-0 5-3		0-0 FC6-4 FC6		0-3 K		4	0	1	0	0	1	2											
Tito Francona, L (1, 3) OBP: 0.286, SLG: 0.326	0-0 9-2			0-3 K		0-0 FC6		0-0 1-3		4	0	0	0	0	1	4											
Tim McCarver, L (1, 2) OBP: 0.312, SLG: 0.430		0-0 F8		0-0 6-3			0-0 4-3	0-0 F8		4	0	0	0	0	0	1											
Bobby Tolan, L (1, 9) OBP: 0.253, SLG: 0.309		0-0 3-1			1-0 FC6-4 HBP		0-0 WP 2B		0-0 4-3	3	0	1	0	0	0	0											
Julian Javier, R (1, 4) OBP: 0.270, SLG: 0.291		0-0 F2			0-0 FC6-4 1B		0-3 K		0-0 F9	4	1	0	0	0	1	2											
Dal Maxvill, R (1, 6) OBP: 0.256, SLG: 0.250			0-0 SH1-3 1B		0-0 FC6-4 1B		4-0 WP IBB		0-0 F8	3	0	2	0	1	0	0											
Bob Gibson, R (1, 1) OBP: 0.241, SLG: 0.321			0-0 SH1-3		0-0 FC6-4 CS		0-3 K			2	0	0	1	0	1	3											
Inning Stats	R: 0 E: 0 K: 0 S: 4	H: 3 LOB: 1 BB: 0 P: 4	R: 0 E: 0 K: 0 S: 3	H: 0 LOB: 0 BB: 0 P: 3	R: 0 E: 0 K: 0 S: 4	H: 1 LOB: 1 BB: 0 P: 4	R: 0 E: 0 K: 1 S: 5	H: 0 LOB: 0 BB: 0 P: 5	R: 1 E: 0 K: 0 S: 3	H: 1 LOB: 0 BB: 0 P: 4	R: 0 E: 0 K: 1 S: 5	H: 0 LOB: 1 BB: 1 P: 9	R: 0 E: 0 K: 2 S: 8	H: 1 LOB: 2 BB: 1 P: 12	R: 1 E: 0 K: 1 S: 7	H: 2 LOB: 1 BB: 0 P: 7	R: 0 E: 0 K: 0 S: 3	H: 0 LOB: 0 BB: 0 P: 3	1B: 6 2B: 2 3B: 1 HR: 0	SF: 0 SAC: 1 DP: 1 HBP: 1	WP: 2 PB: 0 SB: 0 CS: 1	PA: 36					
PITCHER	IP	WLS	BF	H	R	ER	SO	BB	IBB	HBP	BLK	WP	HR	S	P	ERA	WHIP										
Dave Giusti, R (1, 1) ERA: 3.03	7.0	L	29	8	2	2	4	1	1	1	0	1	0	34	43	2.57	1.286										
Claude Raymond, R (8, 1) ERA: 1.95	1.0		3	0	0	0	1	0	0	0	0	1	0	5	5	0.00	0.000										
Jim Owens, R (9, 1) ERA: 3.1	1.0		3	0	0	0	0	0	0	0	0	0	0	3	3	0.00	0.000										

Batter	1	2	3	4	5	6	7	8	9	AB	R	H	RBI	BB	SO	LOB	BOTTOM										
Joe Morgan, L (1, 4) OBP: 0.432, SLG: 0.440	0-0 6-3			0-0 F7		0-0 F7		0-0 FC4-6 FC4		4	0	0	0	0	0	1	St. Louis Cardinals @ Houston Astros Astrodome, Houston, TX Thu Jun 23 1966, 8:05 PM EDT Att: 23,064 - Dome										
Sonny Jackson, L (1, 6) OBP: 0.312, SLG: 0.315	0-3 K			0-0 6-3		0-0 F9		0-0 FC4		4	0	0	0	0	1	1											
Jimmy Wynn, R (1, 8) OBP: 0.325, SLG: 0.449	4-0 CS BB			0-0 E6 PB 1B		0-0 3B			0-0 SH1 1B	3	1	2	0	1	0	0											
Rusty Staub, L (1, 9) OBP: 0.313, SLG: 0.417	0-0 CS	0-0 5-3		0-0 1-3 1B		0-0 4-3			0-0 SH1	3	0	1	1	0	0	1											
Bob Aspromonte, R (1, 5) OBP: 0.280, SLG: 0.301		0-0 F7		0-0 F3			0-0 F4		0-0 F9	4	0	0	0	0	0	2											
Lee Maye, L (1, 7) OBP: 0.259, SLG: 0.366		0-0 F7			0-0 1-3		0-0 F7		0-0 6-3	4	0	0	0	0	0	1											
Chuck Harrison, R (1, 3) OBP: 0.266, SLG: 0.292			0-3 K		0-0 6-3		0-3 K			3	0	0	0	0	2	0											
John Bateman, R (1, 2) OBP: 0.343, SLG: 0.541			0-0 6-3		0-0 1B			0-0 F8		3	0	1	0	0	0	0											
Dave Giusti, R (1, 1) OBP: 0.265, SLG: 0.303			0-0 4-3		0-3 K			4-0 FC4-6 BB		2	0	0	0	0	1	1											
Bill Heath, L (8, PH) OBP: 0.154, SLG: 0.083										0	0	0	0	1	0	0											
Nate Colbert, R (8, PR)										0	0	0	0	0	0	0											
Jim Owens, R (9, 1)										0	0	0	0	0	0	0											
Inning Stats	R: 0 E: 1 K: 1 S: 4	H: 0 LOB: 0 BB: 1 P: 8	R: 0 E: 0 K: 0 S: 3	H: 0 LOB: 0 BB: 0 P: 3	R: 0 E: 0 K: 1 S: 5	H: 0 LOB: 0 BB: 0 P: 5	R: 1 E: 1 K: 0 S: 5	H: 1 LOB: 1 BB: 0 P: 5	R: 0 E: 0 K: 0 S: 4	H: 1 LOB: 1 BB: 0 P: 4	R: 0 E: 0 K: 1 S: 5	H: 0 LOB: 0 BB: 0 P: 5	R: 0 E: 0 K: 1 S: 3	H: 0 LOB: 1 BB: 1 P: 7	R: 0 E: 0 K: 0 S: 4	H: 1 LOB: 1 BB: 0 P: 4	1B: 3 2B: 0 3B: 1 HR: 0	SF: 0 SAC: 1 DP: 0 HBP: 0	WP: 0 PB: 1 SB: 0 CS: 1	PA: 34							
PITCHER	IP	WLS	BF	H	R	ER	SO	BB	IBB	HBP	BLK	WP	HR	S	P	ERA	WHIP										
Bob Gibson, R (1, 1) ERA: 1.8	9.0	W	33	4	1	0	4	2	0	0	0	0	0	39	47	0.00	0.667										

AB	31
R	2
H	8
RBI	2
BB	2
SO	5
LOB	14



Batter	1	2	3	4	5	6	7	8	9	AB	R	H	RBI	BB	SO	LOB	TOP			
Lou Brock, L (1.7)	0-0 CS 1B		0-0 FC6-4 FC3-6 1B		0-0 F8	0-0 FC3-2 FC6-4		0-0 5-3	5 1 2 0 0 0 3											
Phil Gagliano, R (1.5)	0-0 PB 1B		0-0 FC6-4 1B		0-0 E6 1B	0-0 FC6-4		0-0 F6	5 0 2 0 0 0 3											
Curt Flood, R (1.8)	0-3 K		0-0 FC6-4 FC3-6		0-3 K			0-0 F7	5 0 0 0 0 2 4											
Tito Francona, L (1.3)	0-3 K		0-0 FC3-6 BB		0-0 1B			0-0 F6	4 0 1 1 0 1 2											
Tim McCarver, L (1.2)	0-0 2-3		0-0 BB		0-0 F3			0-0 3B	3 0 1 0 1 0 4											
Bobby Tolan, L (1.9)		0-3 K	0-0 F8			0-3 K		0-0 6-3	4 0 0 0 0 2 3											
Jerry Buchek, R (1.4)		0-0 FC5-4 1B		0-0 5-3		4-0 1B FC3-2 BB		0-0 F9	3 0 1 0 1 0 0											
Dal Maxvill, R (1.6)		0-0 FC5-4		0-0 F8		0-0 FC3-2 1B		0-0 F7	4 0 1 0 0 0 1											
Nelson Briles, R (1.1)		0-3 K		0-0 6-3		0-0 FC3-2 1B		0-0 F6	2 0 0 0 0 0 1 1 1 0 1 0 1 0 0 0 0 0 0 0 0 0 0 0 0 0 0 0											
Inning Stats	R: 0 E: 0 K: 2 S: 9	H: 2 LOB: 2 BB: 0 P: 9	R: 0 E: 0 K: 2 S: 8	H: 1 LOB: 1 BB: 0 P: 8	R: 1 E: 0 K: 0 S: 5	H: 2 LOB: 2 BB: 1 P: 9	R: 0 E: 0 K: 0 S: 3	H: 0 LOB: 0 BB: 0 P: 3	R: 0 E: 1 K: 1 S: 7	H: 1 LOB: 2 BB: 0 P: 7	R: 0 E: 0 K: 0 S: 4	H: 1 LOB: 1 BB: 0 P: 4	R: 0 E: 0 K: 0 S: 3	H: 0 LOB: 0 BB: 0 P: 3	R: 0 E: 0 K: 0 S: 3	H: 0 LOB: 0 BB: 0 P: 3	1B: 8 2B: 0 3B: 1 HR: 0	SF: 0 SAC: 0 DP: 0 HBP: 0	WP: 0 PB: 1 SB: 0 CS: 1	PA: 39
PITCHER Larry Dierker, R (1.1) ERA: 3.35	IP: 9.0 WLS: W BF: 39 H: 9 R: 1 ER: 1 SO: 6 BB: 2 IBB: 0 HBP: 0 BLK: 0 WP: 0 HR: 0 S: 49 P: 57 ERA: 1.00 WHIP: 1.222															PITCHER				

St. Louis Cardinals @ Houston Astros
Astrodome, Houston, TX
Fri Jun 24 1966, 8:05 PM EDT
Att: 23,271 - Dome

AB 37
R 1
H 9
RBI 1
BB 2
SO 6
LOB 21



Batter	1	2	3	4	5	6	7	8	9	AB	R	H	RBI	BB	SO	LOB	BOTTOM			
Joe Morgan, L (1.4)	4-0 G5-3 1B BB		0-0 F8		0-0 6-3	0-0 FC1-3 1B		4-0 L1-6 SH1-3 BB	3 0 1 0 2 0 1											
Sonny Jackson, L (1.6)	0-0 G5-3 1B		0-0 1B		0-0 1B S	0-0 FC1-3 BB S		0-0 SH1-3	4 1 3 0 0 0 1											
Jimmy Wynn, R (1.8)	0-0 G5-3		0-0 F9		0-0 5-3	0-3 K		4-0 IBB	4 0 0 0 1 1 6											
Rusty Staub, L (1.7)	0-0 3B 1B		0-0 4-3		4-0 1B IBB	4-0 BB IBB		0-0 L1-6	3 1 1 1 2 0 2											
Dave Nicholson, R (1.9)	0-0 1B 3B		0-0 E 1B		1-2 FC6-4 1B	1-2 BB			3 2 3 1 1 0 0											
Bob Aspromonte, R (1.5)	0-0 WP 1B		0-0 1-3		0-0 FC6-4	0-0 5-3			4 0 1 1 0 0 7											
Chuck Harrison, R (1.3)	0-0 F8		0-0 E5 1B		0-0 FC5-4 1B	0-0 F7			4 0 2 0 0 0 1											
John Bateman, R (1.2)		4-0 1B BB	4-0 1B IBB		0-0 FC5-4	0-0 F8			2 0 0 0 2 0 1											
Larry Dierker, R (1.1)		0-3 K	0-0 6-3		0-0 G1-6-4-3	0-3 K			4 0 0 0 0 2 4											
Inning Stats	R: 3 E: 0 K: 0 S: 6	H: 4 LOB: 1 BB: 1 P: 10	R: 0 E: 0 K: 1 S: 6	H: 1 LOB: 2 BB: 1 P: 10	R: 1 E: 1 K: 0 S: 5	H: 2 LOB: 2 BB: 1 P: 9	R: 0 E: 0 K: 0 S: 3	H: 1 LOB: 0 BB: 0 P: 3	R: 0 E: 0 K: 1 S: 6	H: 1 LOB: 3 BB: 2 P: 14	R: 0 E: 0 K: 1 S: 5	H: 0 LOB: 0 BB: 0 P: 5	R: 0 E: 0 K: 0 S: 2	H: 0 LOB: 1 BB: 2 P: 10	R: 0 E: 0 K: 0 S: 2	H: 0 LOB: 0 BB: 0 P: 10	1B: 10 2B: 1 3B: 1 HR: 0	SF: 0 SAC: 1 DP: 3 HBP: 0	WP: 1 PB: 0 SB: 2 CS: 0	PA: 40
PITCHER Nelson Briles, R (1.1) ERA: 3.15 Tracy Stallard, R (6.1) ERA: 4.4 Larry Jaster, L (8.1) ERA: 4.2	IP: 5.0 WLS: L BF: 27 H: 10 R: 4 ER: 3 SO: 1 BB: 2 IBB: 0 HBP: 0 BLK: 0 WP: 0 HR: 0 S: 25 P: 41 ERA: 5.40 WHIP: 2.400															PITCHER				

St. Louis Cardinals @ Houston Astros
Astrodome, Houston, TX
Fri Jun 24 1966, 8:05 PM EDT
Att: 23,271 - Dome

AB 31
R 4
H 11
RBI 3
BB 8
SO 3
LOB 23



Batter	1	2	3	4	5	6	7	8	9	AB	R	H	RBI	BB	SO	LOB	TOP					
Lou Brock, L OBP: 0.295, SLG: 0.395 (1, 7)	0-3 K		0-3 K			0-3 K		0-0 E 1-2 8-2 1B		4	0	1	0	0	3	0	St. Louis Cardinals @ Houston Astros Astrodome, Houston, TX Sat Jun 25 1966, 8:05 PM EDT Att: 36,825 - Dome					
Phil Gaigliano, R OBP: 0.397, SLG: 0.385 (1, 5)	4-0 BB F7			0-0 E6 G6-3		0-0 1B 2B		0-0 E2 1-3 1B 1-3 2-H		3	1	2	0	1	0	0						
Curt Flood, R OBP: 0.325, SLG: 0.397 (1, 8)	0-0 F7 1-2			0-3 K		0-0 E 1B 2-H		0-0 1-3 1B 1-2		4	0	1	1	0	1	4						
Orlando Cepeda, R OBP: 0.366, SLG: 0.536 (1, 3)		0-3 K		0-0 G6-3 1-2		0-0 E4 1-2		4-0 1B IBB		3	0	0	0	1	1	2						
Mike Shannon, R OBP: 0.290, SLG: 0.397 (1, 9)		0-3 K			0-0 F3	0-3 K		0-0 8-2 3-H		4	0	0	0	0	2	5						
Julian Javier, R OBP: 0.274, SLG: 0.291 (1, 4)		0-0 2B 1B			4-0 BB		0-3 K		0-0 6-3	3	0	1	0	1	1	0						
Dal Maxvill, R OBP: 0.264, SLG: 0.264 (8, PH) Jerry Buchek, R OBP: 0.305, SLG: 0.352 (8, PH)		0-0 1B 1-H			0-3 K		0-3 K		0-0 F8	3	0	1	0	0	2	1						
Pat Corrales, R OBP: 0.196, SLG: 0.170 (8, PH) Tim McCarver, L OBP: 0.314, SLG: 0.436 (8, PH)			0-0 F9		0-3 K		0-3 K		0-3 K	3	0	0	0	0	2	1						
Ray Washburn, R OBP: 0.150, SLG: 0.111 (8, PH) Charley Smith, R OBP: 0.315, SLG: 0.394 (8, PR) Bob Gibson, R OBP: 0.241, SLG: 0.321 (8, 1) Joe Hoerner, R (8, 1)			0-3 K			0-3 K		0-0 1B E 1B 1B		2	0	0	0	0	2	0						
Inning Stats	R: 0 E: 0 K: 1 S: 4	H: 0 LOB: 0 BB: 1 P: 8	R: 0 E: 0 K: 2 S: 8	H: 2 LOB: 2 BB: 0 P: 8	R: 0 E: 0 K: 2 S: 7	H: 0 LOB: 0 BB: 0 P: 7	R: 0 E: 1 K: 1 S: 5	H: 0 LOB: 0 BB: 0 P: 5	R: 0 E: 0 K: 2 S: 7	H: 0 LOB: 1 BB: 1 P: 11	R: 0 E: 0 K: 3 S: 12	H: 2 LOB: 2 BB: 0 P: 12	R: 0 E: 0 K: 3 S: 9	H: 0 LOB: 0 BB: 0 P: 9	R: 1 E: 1 K: 0 S: 5	H: 3 LOB: 2 BB: 1 P: 9		R: 0 E: 0 K: 1 S: 5	H: 0 LOB: 0 BB: 0 P: 5	1B: 5 2B: 3 3B: 0 HR: 0	SF: 0 SAC: 0 DP: 2 HBP: 0	WP: 0 PB: 0 SB: 0 CS: 0
PITCHER Mike Cuellar, L ERA: 1.73 (1, 1)	IP: 9.0 WLS: W BF: 35 H: 7 R: 2 ER: 1 SO: 15 BB: 2 IBB: 1 HBP: 0 BLK: 0 WP: 0 HR: 0 S: 62 P: 74 ERA: 1.00 WHIP: 1.000															PITCHER Mike Cuellar, L ERA: 1.73 (1, 1)	IP: 9.0 WLS: W BF: 35 H: 7 R: 2 ER: 1 SO: 15 BB: 2 IBB: 1 HBP: 0 BLK: 0 WP: 0 HR: 0 S: 62 P: 74 ERA: 1.00 WHIP: 1.000					

AB	32
R	2
H	7
RBI	1
BB	3
SO	15
LOB	13



Batter	1	2	3	4	5	6	7	8	9	AB	R	H	RBI	BB	SO	LOB	BOTTOM					
Sonny Jackson, L OBP: 0.321, SLG: 0.335 (1, 6)	0-0 HR		0-0 FC6 1B		0-0 F7		0-0 E4 2-H			4	1	2	1	0	0	0	St. Louis Cardinals @ Houston Astros Astrodome, Houston, TX Sat Jun 25 1966, 8:05 PM EDT Att: 36,825 - Dome					
Jimmy Wynn, R OBP: 0.318, SLG: 0.435 (1, 8)	0-3 K		0-0 FC6 1-2		0-0 F8		0-0 F8			4	0	0	0	0	1	2						
Rusty Staub, L OBP: 0.321, SLG: 0.417 (1, 7)	0-0 5-3			0-0 E1 1B FC6-4 1B		0-0 L6-4 SH3 1B		0-3 K		4	1	2	0	0	1	0						
Dave Nicholson, R OBP: 0.419, SLG: 0.500 (1, 9)	0-0 F9			0-0 FC6-4 1B 2-3		0-0 SH3 1-2		0-0 F3		3	0	1	0	0	0	0						
Bob Aspromonte, R OBP: 0.279, SLG: 0.297 (1, 5)		0-0 F4		0-0 FC6-4 1-2 3-H		4-0 IBB		0-0 F4		3	0	0	1	1	0	1						
John Bateman, R OBP: 0.342, SLG: 0.529 (1, 2)		0-0 4-3		0-0 5-3		0-0 L6-4 2-3				3	0	0	0	0	0	3						
Chuck Harrison, R OBP: 0.279, SLG: 0.295 (1, 3)		0-0 F8		4-0 BB			0-0 F7			2	0	0	0	1	0	0						
Bob Lillis, R OBP: 0.259, SLG: 0.208 (1, 4)			0-0 F5		0-0 F8		0-0 SH1-3 E 1B			3	1	1	0	0	0	2						
Mike Cuellar, L OBP: 0.071, SLG: 0.071 (1, 1)			0-0 4-3		0-0 4-3		0-0 SH1-3 1-2			2	0	0	0	0	0	0						
Inning Stats	R: 1 E: 0 K: 1 S: 6	H: 1 LOB: 0 BB: 0 P: 6	R: 0 E: 0 K: 0 S: 3	H: 0 LOB: 0 BB: 0 P: 3	R: 0 E: 0 K: 0 S: 4	H: 1 LOB: 1 BB: 0 P: 4	R: 1 E: 2 K: 0 S: 5	H: 2 LOB: 2 BB: 1 P: 9	R: 0 E: 0 K: 0 S: 3	H: 0 LOB: 0 BB: 0 P: 3	R: 0 E: 0 K: 0 S: 3	H: 1 LOB: 1 BB: 1 P: 7	R: 1 E: 1 K: 0 S: 5	H: 1 LOB: 1 BB: 0 P: 5	R: 0 E: 0 K: 1 S: 5	H: 0 LOB: 0 BB: 0 P: 5		R: 0 E: 0 K: 1 S: 5	H: 0 LOB: 0 BB: 0 P: 5	1B: 5 2B: 1 3B: 0 HR: 1	SF: 0 SAC: 2 DP: 1 HBP: 0	WP: 0 PB: 0 SB: 0 CS: 0
PITCHER Ray Washburn, R ERA: 2.81 (1, 1) Joe Hoerner, L ERA: 0.72 (8, 1)	IP: 7.0 WLS: L BF: 29 H: 6 R: 3 ER: 1 SO: 1 BB: 3 IBB: 0 HBP: 0 BLK: 0 WP: 0 HR: 1 S: 29 P: 37 ERA: 1.29 WHIP: 1.000															PITCHER Ray Washburn, R ERA: 2.81 (1, 1) Joe Hoerner, L ERA: 0.72 (8, 1)	IP: 7.0 WLS: L BF: 29 H: 6 R: 3 ER: 1 SO: 1 BB: 3 IBB: 0 HBP: 0 BLK: 0 WP: 0 HR: 1 S: 29 P: 37 ERA: 1.29 WHIP: 1.000					

AB	28
R	3
H	6
RBI	2
BB	2
SO	2
LOB	8



Batter	1	2	3	4	5	6	7	8	9	10	11	AB	R	H	RBI	BB	SO	LOB	TOP								
Lou Brock, L OBP: 0.300, SLG: 0.395 (1, 9)												5	1	2	0	1	2	3									
Phil Gagliano, R OBP: 0.409, SLG: 0.384 Mike Shannon, R OBP: 0.288, SLG: 0.393 (8, 7)												3	1	1	0	2	1	2									
Tim McCarver, L OBP: 0.310, SLG: 0.438 (1, 2)												6	1	1	0	0	0	8									
Orlando Cepeda, R OBP: 0.365, SLG: 0.528 (1, 3)												6	0	2	1	0	1	2									
Curt Flood, R OBP: 0.319, SLG: 0.390 (1, 8)												5	0	0	0	0	0	3									
Charley Smith, R OBP: 0.318, SLG: 0.394 (1, 5)												5	0	2	0	0	0	4									
Julian Javier, R OBP: 0.281, SLG: 0.299 (1, 4)												5	0	3	0	0	0	1									
Dal Maxvill, R OBP: 0.260, SLG: 0.263 (1, 6)												4	0	1	0	0	1	2									
Al Jackson, L OBP: 0.340, SLG: 0.346 Hal Woodeshick, L OBP: 0.333, SLG: 0.367 Don Dennis, R OBP: 0.292, SLG: 0.290 Bob Skinner, L OBP: 0.292, SLG: 0.290 Bobby Tolan, L OBP: 0.342, SLG: 0.324 Tracy Stallard, R OBP: 0.318, SLG: 0.324 Joe Hoerner, R OBP: 0.318, SLG: 0.324 (1, 1)												4	0	0	0	0	0	4									
Inning Stats	R: 2 E: 1 K: 0 S: 5	H: 1 LOB: 1 BB: 1 P: 9	R: 0 E: 0 K: 2 S: 8	H: 1 LOB: 1 BB: 0 P: 8	R: 0 E: 0 K: 0 S: 5	H: 2 LOB: 2 BB: 0 P: 5	R: 0 E: 0 K: 1 S: 6	H: 1 LOB: 1 BB: 0 P: 6	R: 1 E: 2 K: 0 S: 5	H: 2 LOB: 1 BB: 0 P: 5	R: 0 E: 1 K: 0 S: 4	H: 0 LOB: 3 BB: 2 P: 12	R: 0 E: 0 K: 0 S: 4	H: 2 LOB: 1 BB: 0 P: 4	R: 0 E: 0 K: 1 S: 7	H: 2 LOB: 2 BB: 0 P: 7	R: 0 E: 0 K: 0 S: 4	H: 1 LOB: 1 BB: 0 P: 4	R: 0 E: 0 K: 0 S: 3	H: 1 LOB: 0 BB: 0 P: 3	R: 0 E: 0 K: 1 S: 5	H: 0 LOB: 0 BB: 0 P: 5	1B: 12 2B: 0 3B: 1 HR: 0	SF: 0 SAC: 1 DP: 1 HBP: 0	WP: 0 PB: 0 SB: 0 CS: 0	PA: 50	
PITCHER	IP 5.2	WLS 1.1	BF 5	H 2	R 0	ER 0	SO 0	BB 0	IBB 0	HBP 0	BLK 0	WP 0	HR 0	S 5	P 44	ERA 1.59	WHIP 1.765										
Turk Farrell, R ERA: 4.32 Ron Taylor, R ERA: 4.87 Barny Latman, R ERA: 2.6 Claude Raymond, R ERA: 1.61 (1, 1)	IP 5.2	WLS 1.1	BF 5	H 2	R 0	ER 0	SO 0	BB 0	IBB 0	HBP 0	BLK 0	WP 0	HR 0	S 5	P 44	ERA 1.59	WHIP 1.765										

St. Louis Cardinals @ Houston Astros
Astrodome, Houston, TX
Sun Jun 26 1966, 4:33 AM EDT
Att: 36,176 - Dome

AB	45
R	3
H	13
RBI	1
BB	3
SO	5
LOB	29



Batter	1	2	3	4	5	6	7	8	9	10	11	AB	R	H	RBI	BB	SO	LOB	BOTTOM								
Bob Lillis, R OBP: 0.273, SLG: 0.233 (1, 4)												6	1	2	0	0	0	2									
Sonny Jackson, L OBP: 0.332, SLG: 0.351 (1, 6)												4	1	4	1	1	0	0									
Jimmy Wynn, R OBP: 0.316, SLG: 0.442 (1, 8)												5	1	1	4	0	0	6									
Dave Nicholson, R OBP: 0.413, SLG: 0.487 (1, 9)												4	0	0	0	1	0	5									
Bob Aspromonte, R OBP: 0.274, SLG: 0.291 (1, 5)												5	0	0	0	0	1	2									
John Bateman, R OBP: 0.335, SLG: 0.518 (1, 2)												5	0	0	0	0	1	1									
Chuck Harrison, R OBP: 0.308, SLG: 0.309 (1, 3)												3	1	2	0	2	0	0									
Rusty Staub, L OBP: 0.319, SLG: 0.413 (1, 7)												5	1	1	0	0	1	4									
Turk Farrell, R ERA: 4.32 Ron Taylor, R ERA: 4.87 Barny Latman, R ERA: 2.6 Claude Raymond, R ERA: 1.61 (1, 1)	IP 8.0	WLS 0.1	BF 36	H 1	R 0	ER 0	SO 0	BB 2	IBB 0	HBP 0	BLK 0	WP 0	HR 0	S 40	P 48	ERA 3.38	WHIP 1.250										
Inning Stats	R: 0 E: 0 K: 0 S: 4	H: 1 LOB: 1 BB: 0 P: 4	R: 0 E: 0 K: 1 S: 6	H: 0 LOB: 2 BB: 1 P: 10	R: 0 E: 0 K: 0 S: 3	H: 0 LOB: 1 BB: 1 P: 7	R: 0 E: 0 K: 1 S: 5	H: 0 LOB: 0 BB: 0 P: 5	R: 0 E: 1 K: 1 S: 8	H: 2 LOB: 3 BB: 0 P: 8	R: 0 E: 0 K: 0 S: 4	H: 1 LOB: 1 BB: 0 P: 4	R: 0 E: 0 K: 0 S: 3	H: 0 LOB: 0 BB: 0 P: 3	R: 3 E: 1 K: 0 S: 7	H: 4 LOB: 2 BB: 1 P: 11	R: 0 E: 0 K: 0 S: 7	H: 0 LOB: 1 BB: 1 P: 11	R: 3 E: 1 K: 0 S: 3	H: 2 LOB: 0 BB: 0 P: 3	1B: 8 2B: 1 3B: 1 HR: 1	SF: 1 SAC: 1 DP: 0 HBP: 0	WP: 0 PB: 0 SB: 1 CS: 0	PA: 48			
PITCHER	IP 8.0	WLS 0.1	BF 36	H 1	R 0	ER 0	SO 0	BB 2	IBB 0	HBP 0	BLK 0	WP 0	HR 0	S 40	P 48	ERA 3.38	WHIP 1.250										

St. Louis Cardinals @ Houston Astros
Astrodome, Houston, TX
Sun Jun 26 1966, 4:33 AM EDT
Att: 36,176 - Dome

AB	42
R	6
H	11
RBI	6
BB	4
SO	5
LOB	23



Batter	1	2	3	4	5	6	7	8	9	AB	R	H	RBI	BB	SO	LOB	TOP				
Sonny Jackson, L (1,6) OBP: 0.330, SLG: 0.346	6-3		4-0 CS BB	4-3			5-3		L9	4	0	0	0	1	0	3					
Bob Lillis, R (1,4) OBP: 0.316, SLG: 0.265	F4		2B 1B	1B			6-3		F BB E	4	1	2	2	1	0	0					
Jimmy Wynn, R (1,8) OBP: 0.321, SLG: 0.446	1B 1B		1-3 2B	L6			6-3		E E	4	1	2	0	1	0	1					
Rusty Staub, L (1,7) OBP: 0.327, SLG: 0.418	1B		IBB	1B					E4 E	4	0	3	0	1	0	2					
Dave Nicholson, R (1,9) OBP: 0.402, SLG: 0.471	F9		K	P6			L7		E5	5	0	0	0	0	1	8					
Bob Aspromonte, R (1,5) OBP: 0.270, SLG: 0.286			K	5-3			G6-4-3		4-3	4	0	0	0	0	2	5					
Bill Heath, L (9, PH) OBP: 0.143, SLG: 0.077									K	1	0	0	0	0	0	2					
John Bateman, R (1,2) OBP: 0.333, SLG: 0.513			P6				F9		3-1	4	0	1	0	0	0	1					
Chuck Harrison, R (1,3) OBP: 0.326, SLG: 0.329										4	1	3	0	0	0	1					
Nate Colbert, R (9, PR)			1B	4-3 SH 1B	1B		G5-4-3		BB BB E	0	1	0	0	0	0	0					
Bob Bruce, R (1,1)			1-3							2	1	0	0	0	0	1					
Jim Owens, R (7,1)			1-3	SH	4-3 1B		6-3		P5	0	0	0	0	0	0	0					
Lee Mays, L (9, PH) OBP: 0.257, SLG: 0.363				1-2 1B						1	0	0	0	0	0	1					
Inning Stats	R: 0 E: 0 K: 1 S: 5	H: 2 LOB: 2 P: 5	R: 0 E: 0 K: 1 S: 6	H: 1 LOB: 1 BB: 0 P: 6	R: 0 E: 0 K: 1 S: 6	H: 2 LOB: 3 BB: 2 P: 14	R: 2 E: 0 K: 0 S: 6	H: 2 LOB: 1 BB: 0 P: 6	R: 0 E: 0 K: 0 S: 3	H: 1 LOB: 0 BB: 0 P: 3	R: 0 E: 0 K: 0 S: 3	H: 0 LOB: 0 BB: 0 P: 3	R: 0 E: 0 K: 1 S: 6	H: 1 LOB: 1 BB: 0 P: 6	R: 3 E: 2 K: 0 S: 6	H: 1 LOB: 2 BB: 2 P: 14	1B: 10 2B: 1 3B: 0 HR: 0	SF: 0 SAC: 1 DP: 2 HBP: 0	WP: 0 PB: 0 SB: 0 CS: 1	PA: 42	
PITCHER	IP WLS BF H R ER SO BB IBB HBP BLK WP HR S P ERA WHIP	8.2 W 39 11 5 2 3 3 1 0 0 0 0 0 41 57 2.08 1.615	0.1 S 3 0 0 0 0 0 0 0 0 0 0 0 3 3 0.00 0.000																		

Houston Astros @ Pittsburgh Pirates
 Forbes Field, Pittsburgh, PA
 Mon Jun 27 1966, 7:05 PM EDT
 Att: 11,679 - Overcast - 92 F

AB	37
R	5
H	11
RBI	2
BB	4
SO	3
LOB	25



Batter	1	2	3	4	5	6	7	8	9	AB	R	H	RBI	BB	SO	LOB	BOTTOM				
Matty Alou, L (1,8) OBP: 0.346, SLG: 0.440	P4		4-3		4-3 2B 1B		G3			5	1	1	0	0	0	2					
Gene Alley, R (1,6) OBP: 0.311, SLG: 0.369	6-3			1B SF8 2B	4-3		HBP 1B 1B		4-3	5	2	2	0	0	0	1					
Roberto Clemente, R (1,9) OBP: 0.371, SLG: 0.535	K			FC6-4 1B	2B		HBP 1B 1B		F9	5	1	3	1	0	1	0					
Willie Stargell, L (1,7) OBP: 0.399, SLG: 0.591			K	SF8	IBB		BB BB HBP		K	2	1	0	1	1	2	0					
Jose Pagan, R (1,5) OBP: 0.248, SLG: 0.353	5-3			FC6-4 1B	1-3		BB BB 1B			4	2	1	2	0	0	3					
Donn Clendenen, R (1,3) OBP: 0.328, SLG: 0.408				1B	1B		1-2 2-H 3-H		F8	4	0	2	0	0	0	2					
Jim Pagliaroni, R (1,2) OBP: 0.323, SLG: 0.372			K	1-2 2-H 1B	1B		BB BB 1B			2	1	1	1	2	1	1					
Bill Mazerowski, R (1,4) OBP: 0.280, SLG: 0.319			5-3	L6			F8		1B BB	3	0	0	1	1	0	3					
Steve Blass, R (1,1) OBP: 0.171, SLG: 0.200			F8		5-3		P4			4	0	1	2	0	0	1					
Roy Face, R (9,1)							1-2 2-H 3-H 1B			0	0	0	0	0	0	0					
Inning Stats	R: 0 E: 0 K: 1 S: 5	H: 0 LOB: 0 P: 5	R: 0 E: 0 K: 2 S: 8	H: 1 LOB: 1 BB: 0 P: 8	R: 0 E: 0 K: 0 S: 3	H: 0 LOB: 0 BB: 0 P: 3	R: 2 E: 0 K: 0 S: 7	H: 4 LOB: 2 BB: 0 P: 7	R: 1 E: 0 K: 0 S: 5	H: 2 LOB: 1 BB: 1 P: 9	R: 0 E: 0 K: 0 S: 3	H: 0 LOB: 1 BB: 1 P: 7	R: 5 E: 0 K: 0 S: 7	H: 4 LOB: 2 BB: 2 P: 16	R: 0 E: 0 K: 1 S: 5	H: 0 LOB: 0 BB: 0 P: 5	1B: 9 2B: 2 3B: 0 HR: 0	SF: 1 SAC: 0 DP: 0 HBP: 1	WP: 0 PB: 0 SB: 0 CS: 0	PA: 40	
PITCHER	IP WLS BF H R ER SO BB IBB HBP BLK WP HR S P ERA WHIP	6.1 L 31 9 6 6 3 9 6 6 3 0 0 9 17 10.80 2.400																			

Houston Astros @ Pittsburgh Pirates
 Forbes Field, Pittsburgh, PA
 Mon Jun 27 1966, 7:05 PM EDT
 Att: 11,679 - Overcast - 92 F

AB	34
R	8
H	11
RBI	8
BB	4
SO	4
LOB	13



Batter	1	2	3	4	5	6	7	8	9	AB	R	H	RBI	BB	SO	LOB	TOP				
Bob Lillis, R OBP: 0.302, SLG: 0.256 (1, 4)	L3		F8 FC5-2 E 1B	F8		4-3			6-3	5	1	1	0	0	0	2					
Sonny Jackson, L OBP: 0.331, SLG: 0.347 (1, 6)	K		E6 FC5-2 1B				HBP 1B		4-3	5	1	2	0	0	1	2					
Jimmy Wynn, R OBP: 0.322, SLG: 0.442 (1, 8)	L8		FC5-2 1B				FC6-4 HBP		FC1-6 1B	3	0	0	0	1	0	4					
Dave Nicholson, R OBP: 0.407, SLG: 0.472 (1, 9)			F9 BB SF7						L9	4	1	2	2	1	1	3					
Felix Mantilla, R OBP: 0.244, SLG: 0.312 (1, 5)			F9 1B						F8	3	0	0	0	1	1	6					
Chuck Harrison, R OBP: 0.313, SLG: 0.315 (1, 3)			F9 P4			FC6-4			P4	4	0	0	0	0	0	8					
John Bateman, R OBP: 0.328, SLG: 0.506 (1, 2)			SF7 P6			K			4-3	3	0	0	1	0	1	0					
Rusty Staub, L OBP: 0.330, SLG: 0.423 (1, 7)			G3 SH1-4 1B			2B			P6	4	0	2	0	0	0	1					
Dave Giusti, R OBP: 0.286, SLG: 0.353 (5, 1) Ron Taylor, R OBP: 0.300, SLG: 0.111 (8, 1) Julio Gotay, R OBP: 0.300, SLG: 0.111 (8, 1) Barry Latman, R OBP: 0.300, SLG: 0.111 (8, 1) Nate Colbert, R OBP: 0.300, SLG: 0.111 (8, 1) Claude Raymond, R OBP: 0.300, SLG: 0.111 (8, 1)			FC5-2 2B			SH1-4 2B			5-3	1	0	1	0	0	0	0					
Inning Stats	R: 0 E: 0 K: 1 S: 5	H: 0 LOB: 0 BB: 0 P: 5	R: 1 E: 0 K: 0 S: 3	H: 0 LOB: 1 BB: 2 P: 11	R: 2 E: 1 K: 0 S: 7	H: 3 LOB: 2 BB: 0 P: 7	R: 0 E: 0 K: 0 S: 4	H: 1 LOB: 1 BB: 0 P: 4	R: 0 E: 0 K: 2 S: 8	H: 1 LOB: 2 BB: 0 P: 9	R: 0 E: 0 K: 0 S: 6	H: 0 LOB: 1 BB: 0 P: 6	R: 0 E: 0 K: 0 S: 5	H: 2 LOB: 2 BB: 0 P: 5	R: 0 E: 0 K: 1 S: 5	H: 0 LOB: 0 BB: 0 P: 5	R: 0 E: 0 K: 0 S: 3	H: 0 LOB: 1 BB: 1 P: 7	1B: 6 2B: 2 3B: 0 HR: 0	SF: 1 SAC: 1 DP: 0 HBP: 1	WP: 0 PA: 40 PB: 0 SB: 0 CS: 0
PITCHER Bob Veale, L ERA: 2.57 (1, 1)	IP: 9.0 WLS: W BF: 40 H: 8 R: 3 ER: 2 SO: 5 BB: 3 IBB: 0 HBP: 1 BLK: 0 WP: 0 HR: 0 S: 46 P: 59 ERA: 2.00 WHIP: 1.222															PITCHER IP: WLS: BF: H: R: ER: SO: BB: IBB: HBP: BLK: WP: HR: S: P: ERA: WHIP					

Houston Astros @ Pittsburgh Pirates
Forbes Field, Pittsburgh, PA
Tue Jun 28 1966, 7:05 PM EDT
Att: 11,713 - Cloudy - 72 F

AB	34
R	3
H	8
RBI	3
BB	3
SO	5
LOB	27



Batter	1	2	3	4	5	6	7	8	9	AB	R	H	RBI	BB	SO	LOB	BOTTOM		
Matty Alou, L OBP: 0.348, SLG: 0.439 (1, 8)	G4-6-3 BB		F8				HBP 1B		P6	3	1	1	0	1	0	2			
Gene Alley, R OBP: 0.310, SLG: 0.364 (1, 6)	G4-6-3 1-2		F8				HBP 1B		5-3	3	1	0	0	0	0	1			
Roberto Clemente, R OBP: 0.369, SLG: 0.531 (1, 9)	5-3		4-3				1B		4-3	4	0	1	1	0	0	0			
Willie Stargell, L OBP: 0.397, SLG: 0.585 (1, 7)			G3				K		L8	4	1	1	0	0	1	2			
Jose Pagan, R OBP: 0.255, SLG: 0.357 (1, 5)			5-3				WP 1B		F8	4	0	2	1	0	0	1			
Donn Clendenen, R OBP: 0.327, SLG: 0.403 (1, 3)			1B 2B BB				P2 1B		K	3	1	0	0	1	2	3			
Jim Pagliaroni, R OBP: 0.323, SLG: 0.372 (1, 2)			2B 1B				K2-3		F8	3	0	1	1	0	1	1			
Bill Mazerowski, R OBP: 0.281, SLG: 0.323 (1, 4)			1B 2B				P4		F2	3	0	1	1	0	0	1			
Bob Veale, S OBP: 0.196, SLG: 0.239 (1, 1)			K				5-3		6-3	3	0	0	0	0	1	2			
Inning Stats	R: 0 E: 0 K: 0 S: 2	H: 0 LOB: 1 BB: 1 P: 6	R: 2 E: 0 K: 1 S: 8	H: 3 LOB: 2 BB: 1 P: 12	R: 0 E: 0 K: 0 S: 3	H: 0 LOB: 0 BB: 0 P: 3	R: 0 E: 0 K: 1 S: 6	H: 1 LOB: 1 BB: 0 P: 6	R: 2 E: 0 K: 2 S: 10	H: 3 LOB: 2 BB: 0 P: 11	R: 0 E: 0 K: 0 S: 3	H: 0 LOB: 0 BB: 0 P: 3	R: 0 E: 0 K: 1 S: 5	H: 0 LOB: 0 BB: 0 P: 5	R: 0 E: 0 K: 0 S: 3	H: 0 LOB: 0 BB: 0 P: 5	1B: 6 2B: 1 3B: 0 HR: 0	SF: 0 SAC: 0 DP: 1 HBP: 1	WP: 1 PA: 33 PB: 0 SB: 0 CS: 0
PITCHER Dave Giusti, R ERA: 3.25 (5, 1) Ron Taylor, R ERA: 4.79 (8, 1) Barry Latman, R ERA: 2.51 (8, 1) Claude Raymond, R ERA: 1.58 (8, 1)	IP: 4.2 WLS: L BF: 23 H: 7 R: 4 ER: 4 SO: 4 BB: 2 IBB: 0 HBP: 1 BLK: 0 WP: 1 HR: 0 S: 26 P: 35 ERA: 7.71 WHIP: 1.929															PITCHER IP: WLS: BF: H: R: ER: SO: BB: IBB: HBP: BLK: WP: HR: S: P: ERA: WHIP			

Houston Astros @ Pittsburgh Pirates
Forbes Field, Pittsburgh, PA
Tue Jun 28 1966, 7:05 PM EDT
Att: 11,713 - Cloudy - 72 F


AB	30
R	4
H	7
RBI	4
BB	2
SO	5
LOB	13



Batter	1	2	3	4	5	6	7	8	9	AB	R	H	RBI	BB	SO	LOB	TOP																		
Julio Gotay, R (1.5) Felix Mantilla, R (3, FR) OBP: 0.235, SLG: 0.300	6-3		FC1 E HBP	K		4-3			L7	2	0	0	0	0	0	1																			
Sonny Jackson, L (1.6) OBP: 0.239, SLG: 0.353	4-3		IBB HBP		1B		G6-3 1B		HR 1B	4	1	3	0	0	0	0																			
Jimmy Wynn, R (1.8) OBP: 0.320, SLG: 0.449	K		SF9		F9		G6-3 1-2		HR 1-H	4	1	1	3	0	1	2																			
Rusty Staub, L (1.7) OBP: 0.331, SLG: 0.420		6-3	FC6-4 IBB		FC6-4 1B		6-3		4-3	4	0	1	0	1	0	0																			
Dave Nicholson, R (1.9) OBP: 0.399, SLG: 0.461		K	K		K				K	4	0	0	0	0	4	5																			
John Bateman, R (1.2) OBP: 0.331, SLG: 0.510		HR 1B	FC6-4 1-2		FC6-4 1-2				2B	4	1	2	0	0	0	5																			
Chuck Harrison, R (1.3) OBP: 0.311, SLG: 0.344		HR 1-H		K		1-3			P4	4	1	1	2	0	1	1																			
Bob Lillis, R (1.4) OBP: 0.277, SLG: 0.233		6-3		4-3		G3			6-3	4	0	0	0	0	0	1																			
Larry Dierker, R (1.1) OBP: 0.167, SLG: 0.250									5-3	2	1	2	0	0	0	0																			
Bill Heath, L (6, PH) OBP: 0.200, SLG: 0.214										1	0	1	0	0	0	0																			
Ron Taylor, R (6, PH) OBP: 0.255, SLG: 0.360			HBP FC1 SF9							0	0	0	0	0	0	0																			
Lee Maye, L (9, PH) OBP: 0.255, SLG: 0.360										1	0	0	0	0	0	0																			
Jim Owens, R (9.1)										0	0	0	0	0	0	0																			
Inning Stats	R: 0 E: 0 K: 1 S: 5	H: 0 LOB: 0 BB: 0 P: 5	R: 2 E: 0 K: 1 S: 7	H: 2 LOB: 0 BB: 0 P: 7	R: 1 E: 2 K: 1 S: 7	H: 1 LOB: 3 BB: 1 P: 12	R: 0 E: 0 K: 2 S: 8	H: 1 LOB: 1 BB: 0 P: 8	R: 0 E: 0 K: 1 S: 7	H: 2 LOB: 2 BB: 0 P: 7	R: 0 E: 0 K: 0 S: 4	H: 1 LOB: 1 BB: 0 P: 4	R: 0 E: 0 K: 0 S: 3	H: 1 LOB: 0 BB: 0 P: 3	R: 0 E: 0 K: 1 S: 6	H: 1 LOB: 1 BB: 0 P: 6	R: 2 E: 0 K: 0 S: 5	H: 2 LOB: 0 BB: 0 P: 5	1B: 7 2B: 2 3B: 0 HR: 2	SF: 1 SAC: 0 DP: 1 HBP: 1	WP: 0 PB: 0 SB: 0 CS: 0	PA: 40													
PITCHER	IP WLS BF H R ER SO BB IBB HBP BLK WP HR S P ERA WHIP																																		
Don Cardwell, R (1.1) ERA: 3.76	2.0	11	3	3	2	2	0	0	0	0	0	1	14	15	9.00	1.500																			
Al McBean, R (3.1) ERA: 3.57	6.2	28	8	2	2	5	0	1	0	0	0	1	37	41	2.70	1.200																			
Billy O'Dell, L (9.1) ERA: 2.28	0.1	W	1	0	0	0	0	0	0	0	0	0	1	1	0.00	0.000																			

Houston Astros @ Pittsburgh Pirates
Forbes Field, Pittsburgh, PA
Wed Jun 29 1966, 7:05 PM EDT
Att: 12,500 - Cloudy - 84 F


AB 37
R 5
H 11
RBI 5
BB 1
SO 7
LOB 17



Batter	1	2	3	4	5	6	7	8	9	AB	R	H	RBI	BB	SO	LOB	BOTTOM																		
Matty Alou, L (1.8) OBP: 0.349, SLG: 0.438	6-3		5-3		S 1B		F8		SH1-4 1B	5	2	2	0	0	0	0																			
Gene Alley, R (1.6) OBP: 0.305, SLG: 0.358	5-3		5-3		6-3		6-3		SH1-4 1-2	4	0	0	0	0	0	1																			
Roberto Clemente, R (1.9) OBP: 0.367, SLG: 0.525	4-3		6-3		F9		K		1B 2-H	5	0	1	1	0	1	1																			
Willie Stargell, L (1.7) OBP: 0.396, SLG: 0.583		F3		E 1B	FC6-4 2-H 1B				P5	4	1	2	1	0	0	0																			
Jose Pagan, R (1.5) OBP: 0.261, SLG: 0.367		2B E 1B		F7	FC6-4 1-2				2B 2B	4	2	2	0	0	0	2																			
Donn Clendenen, R (1.3) OBP: 0.329, SLG: 0.413		E7 1-H 1B 2B		E4 FC6-4 1B			6-3		2B 2B	4	1	2	1	0	0	1																			
Jim Pagliaroni, R (1.2) OBP: 0.322, SLG: 0.369		F8		FC6-4 1-2 2-H 1B			P5		F2	4	0	1	1	0	0	2																			
Bill Mazerowski, R (1.4) OBP: 0.287, SLG: 0.327				FC6-4 1-2 2-3 S					1B IBB	3	0	2	1	1	0	2																			
Don Cardwell, R (1.1) OBP: 0.125, SLG: 0.045										1	0	0	0	0	0	1																			
Al McBean, R (3.1) OBP: 0.143, SLG: 0.143										3	0	0	0	0	2	5																			
Billy O'Dell, S (9.1) OBP: 0.222, SLG: 0.222										0	0	0	0	0	0	0																			
Inning Stats	R: 0 E: 0 K: 0 S: 3	H: 0 LOB: 0 BB: 0 P: 3	R: 2 E: 1 K: 0 S: 6	H: 3 LOB: 1 BB: 0 P: 6	R: 0 E: 0 K: 0 S: 3	H: 0 LOB: 0 BB: 0 P: 3	R: 1 E: 1 K: 0 S: 6	H: 2 LOB: 2 BB: 0 P: 6	R: 1 E: 0 K: 0 S: 5	H: 2 LOB: 1 BB: 0 P: 5	R: 0 E: 0 K: 1 S: 6	H: 1 LOB: 1 BB: 0 P: 6	R: 0 E: 0 K: 1 S: 5	H: 0 LOB: 0 BB: 0 P: 5	R: 1 E: 0 K: 1 S: 7	H: 2 LOB: 2 BB: 1 P: 11	R: 1 E: 0 K: 0 S: 3	H: 2 LOB: 1 BB: 0 P: 3	1B: 9 2B: 3 3B: 0 HR: 0	SF: 0 SAC: 1 DP: 0 HBP: 0	WP: 0 PB: 0 SB: 2 CS: 0	PA: 39													
PITCHER	IP WLS BF H R ER SO BB IBB HBP BLK WP HR S P ERA WHIP																																		
Larry Dierker, R (1.1) ERA: 3.46	5.0	23	7	4	3	0	0	0	0	0	0	0	18	22	3.00	1.000																			
Ron Taylor, R (6.1) ERA: 4.59	3.0	13	3	1	1	3	0	1	0	0	0	0	18	22	3.00	1.000																			
Jim Owens, R (9.1) ERA: 3.77	0.1	L	3	2	1	1	0	0	0	0	0	0	3	3	27.00	6.000																			

Houston Astros @ Pittsburgh Pirates
Forbes Field, Pittsburgh, PA
Wed Jun 29 1966, 7:05 PM EDT
Att: 12,500 - Cloudy - 84 F

AB 37
R 6
H 12
RBI 5
BB 1
SO 3
LOB 15



Batter	1	2	3	4	5	6	7	8	9	AB	R	H	RBI	BB	SO	LOB	TOP			
Sonny Jackson, L (1, 6) OBP: 0.338, SLG: 0.351	F8		FC3-6		4-3			E8		4	0	1	0	0	0	3	Houston Astros @ Pittsburgh Pirates Forbes Field, Pittsburgh, PA Thu Jun 30 1966, 7:05 PM EDT Att: 15,183 - Cloudy - 86 F			
Bob Lillis, R (1, 4) OBP: 0.255, SLG: 0.213	6-3		G6-4-3			F7		L9		4	0	0	0	0	2					
Jimmy Wynn, R (1, 8) OBP: 0.319, SLG: 0.445	1B			K		K		F7		3	0	0	0	1	2					
Rusty Staub, L (1, 9) OBP: 0.330, SLG: 0.418	1B			4-3		F9		K		4	0	1	0	0	1					
Chuck Harrison, R (1, 3) OBP: 0.299, SLG: 0.330	FC5-4			5-3			L7		4	0	0	0	0	2						
Lee Maye, L (1, 7) OBP: 0.255, SLG: 0.357		F9			P4		1B	1B	4	0	1	0	0	0						
John Bateman, R (1, 2) OBP: 0.328, SLG: 0.506			K		5-3		1B	FC5-4	2	0	0	0	0	1	0					
Bill Heath, L (6, 2) OBP: 0.235, SLG: 0.250							1B	1B	2	0	1	0	0	0	0					
Bob Aspromonte, R (1, 5) OBP: 0.271, SLG: 0.287			5-3				P6		3	0	1	0	0	0	2					
Robin Roberts, S (1, 1) OBP: 0.167, SLG: 0.063								FC5-4	0	0	0	0	0	0	0					
Bary Latman, R (2, 1) OBP: 0.238, SLG: 0.158									1	0	1	0	1	0	0					
Felix Mantilla, R (7, PH) OBP: 0.233, SLG: 0.298									1	0	0	0	0	2	0					
Aurelio Monteagudo, R (7, 1)									0	0	0	0	0	0	0					
Inning Stats	R: 0 E: 0 K: 0 S: 4	H: 1 LOB: 2 BB: 1 P: 8	R: 0 E: 0 K: 1 S: 5	H: 0 LOB: 0 BB: 0 P: 5	R: 0 E: 0 K: 0 S: 2	H: 0 LOB: 0 BB: 1 P: 6	R: 0 E: 0 K: 1 S: 5	H: 0 LOB: 0 BB: 0 P: 5	R: 0 E: 0 K: 1 S: 5	H: 2 LOB: 2 BB: 0 P: 5	R: 0 E: 0 K: 0 S: 5	H: 0 LOB: 0 BB: 0 P: 5	R: 0 E: 1 K: 0 S: 6	H: 1 LOB: 1 BB: 0 P: 6	R: 0 E: 0 K: 0 S: 3	H: 0 LOB: 0 BB: 0 P: 3	1B: 6 2B: 0 3B: 0 HR: 0	SF: 0 SAC: 0 DP: 1 HBP: 0	WP: 0 PB: 0 SB: 0 CS: 0	PA: 34
PITCHER Vern Law, R (1, 1) ERA: 3.86	IP: 9.0 WLS: W BF: 34 H: 6 R: 0 ER: 0 SO: 4 BB: 2 IBB: 0 HBP: 0 BLK: 0 WP: 0 HR: 0 S: 40 P: 48 ERA: 0.00 WHIP: 0.889																			

AB	32
R	0
H	6
RBI	0
BB	2
SO	4
LOB	13



Batter	1	2	3	4	5	6	7	8	9	AB	R	H	RBI	BB	SO	LOB	BOTTOM			
Matty Alou, L (1, 8) OBP: 0.354, SLG: 0.441	E	2B			SH2-4	FC1-3		E6		5	2	3	0	0	0	1	Houston Astros @ Pittsburgh Pirates Forbes Field, Pittsburgh, PA Thu Jun 30 1966, 7:05 PM EDT Att: 15,183 - Cloudy - 86 F			
Gene Alley, R (1, 6) OBP: 0.304, SLG: 0.362	SF7	1B			SH2-4	5-3		4-3		3	0	1	2	0	2					
Roberto Clemente, R (1, 9) OBP: 0.364, SLG: 0.526	5-3	4-3			1B		E4	5-3		5	1	1	1	0	3					
Willie Stargell, L (1, 7) OBP: 0.386, SLG: 0.579	1B				F7		G4-6-3	F9		5	0	2	1	0	2					
Jose Pagan, R (1, 5) OBP: 0.268, SLG: 0.362	5-3				CS		2B	1B	BB	2	1	0	0	2	1					
Donn Clendenen, R (1, 3) OBP: 0.332, SLG: 0.427		E4			K		K	1B	2B	4	2	2	0	0	2					
Jim Pagliaroni, R (1, 2) OBP: 0.325, SLG: 0.369		5-3			K		2B	BB	1B	3	1	1	2	1	1					
Bill Mazerowski, R (1, 4) OBP: 0.294, SLG: 0.335		1B			K		E7	1B	BB	3	2	2	0	1	1					
Vern Law, R (1, 1) OBP: 0.333, SLG: 0.435		1-3			K		FC1-3	6-3		4	0	1	1	0	1					
Inning Stats	R: 1 E: 0 K: 0 S: 5	H: 2 LOB: 1 BB: 0 P: 5	R: 2 E: 1 K: 0 S: 7	H: 4 LOB: 2 BB: 0 P: 7	R: 0 E: 0 K: 1 S: 4	H: 0 LOB: 1 BB: 1 P: 8	R: 0 E: 0 K: 3 S: 9	H: 0 LOB: 0 BB: 0 P: 9	R: 2 E: 1 K: 1 S: 7	H: 3 LOB: 0 BB: 0 P: 7	R: 2 E: 1 K: 1 S: 7	H: 2 LOB: 1 BB: 1 P: 11	R: 2 E: 1 K: 0 S: 5	H: 2 LOB: 2 BB: 2 P: 13	R: 0 E: 1 K: 0 S: 4	H: 0 LOB: 1 BB: 0 P: 4		1B: 8 2B: 4 3B: 2 HR: 0	SF: 1 SAC: 1 DP: 2 HBP: 0	WP: 1 PB: 0 SB: 1 CS: 2
PITCHER Robin Roberts, R (1, 1) ERA: 3.82	IP: 1.2 WLS: L BF: 11 H: 6 R: 3 ER: 3 SO: 0 BB: 0 IBB: 0 HBP: 0 BLK: 0 WP: 0 HR: 0 S: 11 P: 11 ERA: 6.23 WHIP: 1.615																			
PITCHER Barry Latman, R (2, 1) ERA: 2.77	IP: 4.1 WLS: 18 BF: 5 H: 4 R: 4 ER: 3 SO: 6 BB: 2 IBB: 0 HBP: 0 BLK: 0 WP: 0 HR: 28 S: 36 P: 36 ERA: 9.00 WHIP: 2.000																			
PITCHER Aurelio Monteagudo, R (7, 1) ERA: 3.67	IP: 2.0 WLS: 11 BF: 2 H: 2 R: 2 ER: 2 SO: 0 BB: 2 IBB: 0 HBP: 0 BLK: 0 WP: 1 HR: 0 S: 9 P: 17 ERA: 9.00 WHIP: 2.000																			



Batter	1	2	3	4	5	6	7	8	9	AB	R	H	RBI	BB	SO	LOB	TOP					
Tommy Harper, R OBP: 0.352, SLG: 0.403 (1, 9)										5	1	3	0	0	0	2						
Pete Ross, S OBP: 0.317, SLG: 0.373 (1, 4)										5	1	1	0	0	1	3						
Vada Pinson, L OBP: 0.352, SLG: 0.460 (1, 8)										4	1	1	3	0	1	0						
Tony Perez, R OBP: 0.297, SLG: 0.362 (1, 3)										5	0	0	0	0	2	2						
Deron Johnson, R OBP: 0.274, SLG: 0.375 (1, 7)										4	1	2	0	0	1	2						
Tommy Helms, R OBP: 0.325, SLG: 0.412 Giraldo Ruiz, S OBP: 0.240, SLG: 0.229 (8, PR) (8, 5)										4	1	3	1	0	0	0						
Johnny Edwards, L OBP: 0.326, SLG: 0.335 (1, 2)										3	0	0	1	0	0	2						
Leo Cardenas, R OBP: 0.322, SLG: 0.437 (1, 6)										4	0	1	0	0	1	0						
Milt Pappas, R OBP: 0.156, SLG: 0.263 (7, PH) Art Shamsky, L OBP: 0.312, SLG: 0.456 (7, 1) Darrell Osteen, R OBP: 0.250, SLG: 0.500 (7, 1) Joe Nuxhall, L OBP: 0.303, SLG: 0.375 (8, PH) Don Pavletich, R OBP: 0.303, SLG: 0.443 (8, 1) Ted Davidson, R (8, 1)										1	0	0	0	1	1	0						
Inning Stats	R: 0 E: 1 K: 2 S: 9	H: 1 LOB: 2 BB: 0 P: 9	R: 1 E: 0 K: 2 S: 8	H: 1 LOB: 0 BB: 0 P: 8	R: 0 E: 0 K: 1 S: 5	H: 0 LOB: 0 BB: 0 P: 5	R: 0 E: 0 K: 0 S: 3	H: 0 LOB: 0 BB: 0 P: 3	R: 0 E: 0 K: 0 S: 4	H: 1 LOB: 2 BB: 1 P: 8	R: 0 E: 0 K: 0 S: 5	H: 2 LOB: 2 BB: 0 P: 5	R: 3 E: 0 K: 1 S: 8	H: 3 LOB: 0 BB: 0 P: 8	R: 1 E: 0 K: 1 S: 8	H: 3 LOB: 2 BB: 0 P: 8	R: 0 E: 0 K: 2 S: 7	H: 0 LOB: 0 BB: 0 P: 7	1B: 9 2B: 0 3B: 0 HR: 2	SF: 1 SAC: 1 DP: 0 HBP: 0	WP: 0 PA: 40 PB: 0 SB: 0 CS: 0	
PITCHER	IP WLS BF H R ER SO BB IBB HBP BLK WP HR S P ERA WHIP	7.1 W 35 11 5 5 6 1 0 0 0 0 2 46 50 6.14 1.636	1.2 S 5 0 0 0 3 0 0 0 0 0 0 0 11 11 0.00 0.000												IP WLS BF H R ER SO BB IBB HBP BLK WP HR S P ERA WHIP							
Turk Farrell, R ERA: 4.48 Claude Raymond, R ERA: 1.5																						

Cincinnati Reds @ Houston Astros
Astrodome, Houston, TX
Sat Jul 02 1966, 4:33 AM EDT
Att: 13,782 - Dome

AB	37
R	5
H	11
RBI	5
BB	1
SO	9
LOB	13



Batter	1	2	3	4	5	6	7	8	9	AB	R	H	RBI	BB	SO	LOB	BOTTOM					
Lee Maye, L OBP: 0.258, SLG: 0.383 (1, 7)										5	2	2	2	0	1	2						
Sonny Jackson, L OBP: 0.333, SLG: 0.344 (1, 6)										5	0	1	1	0	0	2						
Jimmy Wynn, R OBP: 0.313, SLG: 0.433 (1, 8)										5	2	1	0	0	1	1						
Rusty Staub, L OBP: 0.337, SLG: 0.424 (1, 9)										3	1	1	0	1	0	0						
Chuck Harrison, R OBP: 0.284, SLG: 0.305 (1, 3)										3	1	0	0	0	1	1						
Ron Brand, R OBP: 0.364, SLG: 0.333 (1, 2)										4	1	2	1	0	0	2						
Bob Aspromonte, R OBP: 0.273, SLG: 0.286 Felix Mantilla, R OBP: 0.233, SLG: 0.296 (8, 5)										3	0	1	1	1	2	3						
Bob Lillis, R OBP: 0.300, SLG: 0.286 (1, 4)										4	1	3	2	0	0	3						
Turk Farrell, R OBP: 0.034, SLG: 0.034 Claude Raymond, R ERA: 1.5 (8, 1)										4	0	0	0	0	1	8						
Inning Stats	R: 0 E: 0 K: 1 S: 5	H: 0 LOB: 0 BB: 0 P: 5	R: 0 E: 0 K: 0 S: 3	H: 0 LOB: 0 BB: 0 P: 3	R: 2 E: 0 K: 1 S: 7	H: 2 LOB: 0 BB: 0 P: 7	R: 0 E: 0 K: 1 S: 5	H: 0 LOB: 0 BB: 0 P: 5	R: 1 E: 0 K: 0 S: 6	H: 3 LOB: 2 BB: 0 P: 6	R: 1 E: 1 K: 1 S: 8	H: 2 LOB: 3 BB: 1 P: 12	R: 4 E: 0 K: 1 S: 9	H: 4 LOB: 2 BB: 1 P: 14	R: 0 E: 0 K: 1 S: 5	H: 0 LOB: 0 BB: 0 P: 5	1B: 8 2B: 1 3B: 1 HR: 1	SF: 0 SAC: 0 DP: 0 HBP: 1	WP: 0 PA: 39 PB: 0 SB: 3 CS: 0			
PITCHER	IP WLS BF H R ER SO BB IBB HBP BLK WP HR S P ERA WHIP	6.0 L 3 2 2 2 0 0 0 0 0 0 0 3 3 54.00 6.000	0.1 L 3 2 2 2 1 1 0 1 0 0 0 6 11 27.00 4.500	1.0 3 0 0 0 1 0 0 0 0 0 0 5 5 0.00 0.000												IP WLS BF H R ER SO BB IBB HBP BLK WP HR S P ERA WHIP						
Milt Pappas, R ERA: 3.74 Darrell Osteen, R ERA: 7.94 Joe Nuxhall, L ERA: 6.04 Ted Davidson, L ERA: 4.15																						

Cincinnati Reds @ Houston Astros
Astrodome, Houston, TX
Sat Jul 02 1966, 4:33 AM EDT
Att: 13,782 - Dome

AB	36
R	8
H	11
RBI	7
BB	2
SO	6
LOB	22



Batter	1	2	3	4	5	6	7	8	9	AB	R	H	RBI	BB	SO	LOB	TOP					
Tommy Harper, R OBP: 0.358, SLG: 0.404	FC1-6 BB		1B			E S 1B BB	F8			2	1	1	0	2	0	0						
Pete Rose, S OBP: 0.316, SLG: 0.371	FC1-6 CS		4-3			F9		SH1-3 1B		4	0	1	0	0	0	3						
Vada Pinson, L OBP: 0.351, SLG: 0.456	F9			G6-4-3 BB		E3 1B SF9		SH1-3 1-2		2	1	0	0	1	0	2						
Tony Perez, R OBP: 0.296, SLG: 0.359	CS	F4		G6-4-3 1-2		1B 1-3 3-H		K		4	0	1	1	0	1	2						
Deron Johnson, R OBP: 0.278, SLG: 0.388		FC4-6 BB		HR		SF9		6-3		2	1	1	2	1	0	1						
Johnny Edwards, L OBP: 0.323, SLG: 0.331		FC4-6 1-2		K		1-2 1B		F4		2	0	0	0	0	1	1						
Don Pavletich, R OBP: 0.336, SLG: 0.484				K		1-2 1B				2	0	1	0	0	0	0						
Giraldo Ruiz, S OBP: 0.222, SLG: 0.212		G3				F4	4-3	L8		4	0	0	0	0	0	3						
Leo Cardenas, R OBP: 0.317, SLG: 0.431			1-3			K		F8		4	0	0	0	0	1	0						
Sammy Ellis, L OBP: 0.162, SLG: 0.088			G3			K		6-3		3	0	0	0	0	1	0						
Ted Davidson, R OBP: 0.077, SLG: 0.077			G3			K		6-3		0	0	0	0	0	0	0						
Inning Stats	R: 0 E: 0 K: 0 S: 2	H: 0 LOB: 0 BB: 1 P: 6	R: 0 E: 0 K: 0 S: 3	H: 0 LOB: 1 BB: 1 P: 7	R: 0 E: 0 K: 0 S: 4	H: 1 LOB: 1 BB: 0 P: 4	R: 1 E: 0 K: 1 S: 5	H: 1 LOB: 0 BB: 1 P: 9	R: 0 E: 0 K: 2 S: 7	H: 0 LOB: 0 BB: 0 P: 7	R: 2 E: 1 K: 0 S: 6	H: 2 LOB: 2 BB: 1 P: 10	R: 0 E: 0 K: 0 S: 3	H: 0 LOB: 0 BB: 0 P: 3	R: 0 E: 0 K: 1 S: 6	H: 1 LOB: 1 BB: 0 P: 6	R: 0 E: 0 K: 0 S: 3	H: 0 LOB: 0 BB: 0 P: 3	1B: 4 2B: 0 3B: 0 HR: 1	SF: 1 SAC: 1 DP: 1 HBP: 0	WP: 0 PB: 0 SB: 1 CS: 1	PA: 36
PITCHER	IP	WLS	BF	H	R	ER	SO	BB	IBB	HBP	BLK	WP	HR	S	P	ERA	WHIP					
Bob Bruce, R ERA: 5.98	(1, 1)	5.2	24	4	3	2	3	4	0	0	0	0	1	26	42	3.18	1.412					
Ron Taylor, R ERA: 4.0	(6, 1)	3.1	W	11	1	0	0	1	0	0	0	0	0	13	13	0.00	0.300					

Cincinnati Reds @ Houston Astros
Astrodome, Houston, TX
Sat Jul 02 1966, 8:05 PM EDT
Att: 30,930 - Dome

AB 29
R 3
H 5
RBI 3
BB 4
SO 4
LOB 12



Batter	1	2	3	4	5	6	7	8	9	AB	R	H	RBI	BB	SO	LOB	BOTTOM				
Lee Maye, L OBP: 0.252, SLG: 0.373	F7	F8			F7		4-3			4	0	0	0	0	0	3					
Sonny Jackson, L OBP: 0.332, SLG: 0.343	L7		F8		1-3			1B FC4-2 1B		4	0	1	0	0	0	0					
Jimmy Wynn, R OBP: 0.312, SLG: 0.431	5-3		K			F7		FC4-2 HR 1B		4	1	1	0	0	1	0					
Rusty Staub, L OBP: 0.335, SLG: 0.425		1B 2B	1-3			4-3		FC4-2 HR		4	2	1	0	0	0	2					
Felix Mantilla, R OBP: 0.233, SLG: 0.329		5-3		6-3		6-3		HR		4	1	1	3	0	0	1					
Bill Heath, L OBP: 0.333, SLG: 0.368		1B BB		1B		SH3 SF8 2B		6-3		3	2	2	0	1	0	0					
Chuck Harrison, R OBP: 0.286, SLG: 0.306		1B 1-2 2-H 1B		K		SH3		4-3		3	0	1	1	0	1	1					
Bob Lillis, R OBP: 0.286, SLG: 0.276		F9		F8		SF8				2	0	0	1	0	0	3					
Bob Bruce, R OBP: 0.091, SLG: 0.091					F8					2	0	1	1	0	0	0					
Ron Taylor, R OBP: 0.500, SLG: 1.000		1-2 2-H 1B			F8			2B		1	0	1	0	0	0	0					
Inning Stats	R: 2 E: 0 K: 0 S: 3	H: 3 LOB: 2 BB: 1 P: 10	R: 0 E: 0 K: 1 S: 5	H: 0 LOB: 0 BB: 0 P: 5	R: 0 E: 0 K: 1 S: 6	H: 1 LOB: 1 BB: 0 P: 6	R: 0 E: 0 K: 0 S: 3	H: 0 LOB: 0 BB: 0 P: 3	R: 0 E: 0 K: 0 S: 3	H: 0 LOB: 0 BB: 0 P: 3	R: 1 E: 0 K: 0 S: 5	H: 2 LOB: 1 BB: 0 P: 5	R: 3 E: 0 K: 0 S: 6	H: 3 LOB: 0 BB: 0 P: 6	1B: 5 2B: 3 3B: 0 HR: 1	SF: 1 SAC: 1 DP: 0 HBP: 0	WP: 0 PB: 0 SB: 0 CS: 0	PA: 34			
PITCHER	IP	WLS	BF	H	R	ER	SO	BB	IBB	HBP	BLK	WP	HR	S	P	ERA	WHIP				
Sammy Ellis, R ERA: 4.89	(1, 1)	7.0	L	30	8	5	2	1	0	0	0	0	0	33	37	6.43	1.286				
Ted Davidson, L ERA: 4.11	(8, 1)	0.1		1	0	0	0	0	0	0	0	0	0	1	1	0.00	0.000				
Don Nottebart, R ERA: 1.49	(8, 1)	0.2	3	1	1	1	0	0	0	0	0	0	1	3	3	13.50	1.500				

Cincinnati Reds @ Houston Astros
Astrodome, Houston, TX
Sat Jul 02 1966, 8:05 PM EDT
Att: 30,930 - Dome

AB 31
R 6
H 9
RBI 6
BB 1
SO 2
LOB 10



Batter	1	2	3	4	5	6	7	8	9	AB	R	H	RBI	BB	SO	LOB	TOP			
Tommy Harper, R OBP: 0.356, SLG: 0.402 (1, 9)	F7		5-3		4-3 1B			1-3		4	0	1	0	0	0	0	Cincinnati Reds @ Houston Astros Astrodome, Houston, TX Sun Jul 03 1966, 4:33 AM EDT Att: 32,670 - Dome			
Pete Rose, S OBP: 0.315, SLG: 0.369 (1, 4)	8-2 1B		1-3		4-3			4-3		4	0	1	0	0	0	1				
Vada Pinson, L OBP: 0.350, SLG: 0.454 (1, 8)	E9 1B		F9		4-3			6-3		4	0	1	0	0	0	1				
Gordy Coleman, L OBP: 0.324, SLG: 0.299 (1, 3)	IBB			FC1-5-6 2B				F7		3	0	1	0	1	0	0				
Deron Johnson, R OBP: 0.274, SLG: 0.382 (1, 7)	8-2		FC1-5-6 2-3		F9			6-3		4	0	0	0	0	0	4				
Don Pavletich, R OBP: 0.333, SLG: 0.500 (1, 2)	3-H		F7		K			6-3		4	1	1	1	0	1	1				
Giraldo Ruiz, S OBP: 0.228, SLG: 0.204 (1, 5)	L8		FC6-4 IBB		4-3					2	0	0	0	1	0	0				
Leo Cardenas, R OBP: 0.314, SLG: 0.426 (1, 6)	K		FC6-4 1-2		5-3					3	0	0	0	0	1	2				
Hank Fischer, R Art Shamsky, L (7, PH) Jack Baldschun, R (7, 1)	K		F6		3-1					2	0	0	0	0	1	0				
Inning Stats	R: 0 E: 1 K: 0 S: 4	H: 2 LOB: 2 BB: 1 P: 8	R: 1 E: 0 K: 2 S: 8	H: 1 LOB: 0 BB: 0 P: 8	R: 0 E: 0 K: 0 S: 3	H: 0 LOB: 0 BB: 0 P: 3	R: 0 E: 0 K: 0 S: 4	H: 1 LOB: 2 BB: 1 P: 8	R: 0 E: 0 K: 1 S: 5	H: 0 LOB: 0 BB: 0 P: 5	R: 0 E: 0 K: 0 S: 3	H: 0 LOB: 0 BB: 0 P: 3	R: 0 E: 0 K: 0 S: 3	H: 0 LOB: 0 BB: 0 P: 3	R: 0 E: 0 K: 0 S: 3	H: 0 LOB: 0 BB: 0 P: 3	1B: 3 2B: 2 3B: 0 HR: 1	SF: 0 SAC: 0 DP: 1 HBP: 0	WP: 0 PB: 0 SB: 0 CS: 0	PA: 33
PITCHER Larry Dierker, R ERA: 3.24 (1, 1)	IP: 9.0 WLS: W BF: 33 H: 5 R: 1 ER: 1 SO: 3 BB: 0 IBB: 2 HBP: 0 BLK: 0 WP: 0 HR: 1 S: 37 P: 45 ERA: 1.00 WHIP: 0.556															PITCHER				

Batter	1	2	3	4	5	6	7	8	9	AB	R	H	RBI	BB	SO	LOB	BOTTOM			
Lee Maye, L OBP: 0.257, SLG: 0.376 (1, 7)	4-3		1B		F7			CS 1B		4	0	2	0	0	0	0	Cincinnati Reds @ Houston Astros Astrodome, Houston, TX Sun Jul 03 1966, 4:33 AM EDT Att: 32,670 - Dome			
Sonny Jackson, L OBP: 0.328, SLG: 0.339 (1, 6)	6-3		6-3		F6			F7		4	0	0	0	0	0	2				
Jimmy Wynn, R OBP: 0.311, SLG: 0.429 (1, 8)	1-3			1B HR 1B				F7		4	1	1	0	0	0	1				
Rusty Staub, L OBP: 0.335, SLG: 0.424 (1, 9)				F6				K		3	0	1	0	0	1	1				
Felix Mantilla, R OBP: 0.237, SLG: 0.330 (1, 5)		L5		1-3 HR 1B				K		3	1	1	0	0	1	1				
John Bateman, R OBP: 0.328, SLG: 0.504 (1, 2)		K		F4				SH 7-2 1B		3	0	1	0	0	1	3				
Chuck Harrison, R OBP: 0.289, SLG: 0.336 (1, 3)		K		1-H 3-H HR				SH WP		2	1	1	3	0	1	1				
Bob Lillis, R OBP: 0.273, SLG: 0.262 (1, 4)			L7		F8			7-2		3	0	0	0	0	0	2				
Larry Dierker, R OBP: 0.154, SLG: 0.231 (1, 1)			K		6-3			3-H K		3	0	0	0	0	2	1				
Inning Stats	R: 0 E: 0 K: 0 S: 3	H: 0 LOB: 0 BB: 0 P: 3	R: 0 E: 0 K: 2 S: 8	H: 1 LOB: 1 BB: 0 P: 8	R: 0 E: 0 K: 1 S: 6	H: 1 LOB: 1 BB: 0 P: 6	R: 0 E: 0 K: 0 S: 6	H: 3 LOB: 0 BB: 0 P: 6	R: 0 E: 0 K: 0 S: 7	H: 0 LOB: 0 BB: 0 P: 7	R: 0 E: 1 K: 1 S: 6	H: 1 LOB: 1 BB: 0 P: 6	R: 0 E: 0 K: 0 S: 3	H: 1 LOB: 0 BB: 0 P: 3	R: 0 E: 0 K: 0 S: 3	H: 1 LOB: 0 BB: 0 P: 3	1B: 6 2B: 1 3B: 0 HR: 1	SF: 0 SAC: 1 DP: 1 HBP: 0	WP: 1 PB: 0 SB: 0 CS: 1	PA: 30
PITCHER Hank Fischer, R ERA: 4.61 Jack Baldschun, R ERA: 7.23 (7, 1)	IP: 6.0 WLS: L BF: 23 H: 5 R: 3 ER: 3 SO: 3 BB: 0 IBB: 0 HBP: 0 BLK: 0 WP: 1 HR: 1 S: 33 P: 33 ERA: 4.50 WHIP: 0.833															PITCHER				

AB	31
R	1
H	5
RBI	1
BB	2
SO	3
LOB	9



Batter	1	2	3	4	5	6	7	8	9	AB	R	H	RBI	BB	SO	LOB	TOP								
Felipe Alou, R OBP: 0.330, SLG: 0.501 (1, 3)										4	1	1	0	0	1	1	Atlanta Braves @ Houston Astros Astrodome, Houston, TX Mon Jul 04 1966, 8:05 PM EDT Att: 26,679 - Dome								
Mack Jones, L OBP: 0.318, SLG: 0.467 (1, 8)										4	0	0	0	0	1	2									
Hank Aaron, R OBP: 0.384, SLG: 0.603 (1, 9)										3	1	1	0	1	1	1									
Rico Carty, R OBP: 0.393, SLG: 0.426 (1, 7)										3	0	0	1	0	1	1									
Joe Torre, R OBP: 0.361, SLG: 0.533 (1, 2)										4	1	2	1	0	2	0									
Eddie Mathews, L OBP: 0.307, SLG: 0.343 (1, 5)										3	0	0	0	1	0	1									
Frank Bolling, R OBP: 0.188, SLG: 0.185 (1, 4)										3	0	0	1	0	0	2									
Woody Woodward, R OBP: 0.330, SLG: 0.322 (1, 6)										3	0	0	0	0	1	0									
Ken Johnson, R OBP: 0.176, SLG: 0.303 (1, 1)										2	0	0	0	0	1	0									
Inning Stats	R: 2 E: 0 K: 1 S: 8	H: 3 LOB: 2 BB: 1 P: 12	R: 0 E: 0 K: 3 S: 9	H: 0 LOB: 0 BB: 0 P: 9	R: 0 E: 0 K: 0 S: 2	H: 0 LOB: 0 BB: 1 P: 6	R: 0 E: 0 K: 1 S: 5	H: 0 LOB: 0 BB: 0 P: 5	R: 0 E: 1 K: 0 S: 3	H: 0 LOB: 0 BB: 0 P: 3	R: 0 E: 0 K: 2 S: 7	H: 0 LOB: 0 BB: 0 P: 7	R: 1 E: 0 K: 0 S: 4	H: 1 LOB: 0 BB: 0 P: 4	R: 0 E: 1 K: 0 S: 4	H: 0 LOB: 1 BB: 0 P: 4	R: 0 E: 0 K: 1 S: 5	H: 0 LOB: 0 BB: 0 P: 5	1B: 1 2B: 2 3B: 1 HR: 0	SF: 1 SAC: 1 DP: 1 HBP: 0	WP: 0 PB: 0 SB: 1 CS: 0	PA: 33			
PITCHER	IP	WLS	BF	H	R	ER	SO	BB	IBB	HBP	BLK	WP	HR	S	P	ERA	WHIP								
Dave Giusti, R ERA: 3.26 (1, 1)	8.0	L	30	4	3	3	7	1	1	0	0	0	0	42	50	3.38	0.625								
Jim Owens, R ERA: 3.66 (9, 1)	1.0		3	0	0	0	1	0	0	0	0	0	0	5	5	0.00	0.000								

Batter	1	2	3	4	5	6	7	8	9	AB	R	H	RBI	BB	SO	LOB	BOTTOM								
Lee Maye, L OBP: 0.263, SLG: 0.391 (1, 7)										4	1	2	1	0	0	1	Atlanta Braves @ Houston Astros Astrodome, Houston, TX Mon Jul 04 1966, 8:05 PM EDT Att: 26,679 - Dome								
Sonny Jackson, L OBP: 0.327, SLG: 0.338 (1, 6)										4	0	1	0	0	0	1									
Jimmy Wynn, R OBP: 0.307, SLG: 0.423 (1, 8)										4	0	0	0	0	0	2									
Rusty Staub, L OBP: 0.331, SLG: 0.418 (1, 9)										4	0	0	0	0	0	1									
Felix Mantilla, R OBP: 0.229, SLG: 0.319 (1, 5)										3	0	0	0	0	1	0									
John Bateman, R OBP: 0.325, SLG: 0.498 (1, 2)										3	0	0	0	0	0	0									
Chuck Harrison, R OBP: 0.282, SLG: 0.327 (1, 3)										3	0	0	0	0	2	0									
Bob Lillis, R OBP: 0.275, SLG: 0.266 (1, 4)										3	1	1	0	0	0	0									
Dave Giusti, R OBP: 0.278, SLG: 0.343 (1, 1)										1	0	0	0	0	0	0									
Dave Nicholson, R OBP: 0.405, SLG: 0.461 (8, PH)										0	0	0	0	1	0	0									
Jim Owens, R (9, 1)										0	0	0	0	0	0	0									
Inning Stats	R: 0 E: 0 K: 0 S: 3	H: 1 LOB: 0 BB: 0 P: 3	R: 0 E: 0 K: 1 S: 5	H: 0 LOB: 0 BB: 0 P: 5	R: 0 E: 0 K: 0 S: 3	H: 0 LOB: 0 BB: 0 P: 3	R: 0 E: 0 K: 0 S: 4	H: 1 LOB: 1 BB: 0 P: 4	R: 0 E: 0 K: 1 S: 5	H: 0 LOB: 0 BB: 0 P: 5	R: 0 E: 1 K: 0 S: 3	H: 0 LOB: 0 BB: 0 P: 3	R: 0 E: 0 K: 1 S: 5	H: 0 LOB: 1 BB: 1 P: 9	R: 0 E: 0 K: 0 S: 3	H: 0 LOB: 0 BB: 0 P: 3	1B: 3 2B: 1 3B: 1 HR: 0	SF: 0 SAC: 1 DP: 2 HBP: 0	WP: 0 PB: 0 SB: 0 CS: 0	PA: 31					
PITCHER	IP	WLS	BF	H	R	ER	SO	BB	IBB	HBP	BLK	WP	HR	S	P	ERA	WHIP								
Ken Johnson, R ERA: 2.91 (1, 1)	9.0	W	31	4	2	1	3	1	0	0	0	0	0	36	40	1.00	0.556								



AB	29
R	3
H	4
RBI	3
BB	2
SO	8
LOB	8

AB	29
R	2
H	4
RBI	1
BB	1
SO	3
LOB	5

Batter	1	2	3	4	5	6	7	8	9	AB	R	H	RBI	BB	SO	LOB	TOP																			
Felipe Alou, R OBP: 0.333, SLG: 0.504 (1, 3)	F5		FC6-4 1B BB			5-3		2B 1B		4	2	2	1	1	0	0	Atlanta Braves @ Houston Astros Astrodome, Houston, TX Tue Jul 05 1966, 8:05 PM EDT Att: 20,004 - Dome																			
Mack Jones, L OBP: 0.320, SLG: 0.471 (1, 8)	1-3		FC6-4 1B	3-1			F3	2B		5	0	2	1	0	0	1																				
Hank Aaron, R OBP: 0.393, SLG: 0.598 Gary Geiger, L OBP: 0.316, SLG: 0.402 (1, 9) (7, 9)	K		FC6-4 E				K	K		4	1	1	1	0	2	1																				
Rico Carty, R OBP: 0.390, SLG: 0.419 (1, 7)		G3	F8			HR BB				4	1	0	0	1	0	2																				
Joe Torre, R OBP: 0.362, SLG: 0.541 (1, 2)		E BB SF7 1B	E5 3B			HR				5	3	2	2	0	0	1																				
Denis Menke, R OBP: 0.384, SLG: 0.428 (1, 5)		E BB 1-2	3B			K		SF8 3B		4	1	2	1	1	1	0																				
Frank Bolling, R OBP: 0.181, SLG: 0.180 (1, 4)		E6 1-2 2-3	5-3			6-3		SF8 3B		3	0	0	1	0	0	3																				
Woody Woodward, R OBP: 0.328, SLG: 0.322 (1, 6)	SF7					K		SH1-3 1B		3	1	1	1	0	1	0																				
Denny Lemaster, R OBP: 0.158, SLG: 0.086 (1, 1)	F4					4-3		SH1-3		3	0	0	0	0	1	2																				
Inning Stats	R: 0 E: 0 K: 1 S: 5	H: 0 LOB: 0 BB: 0 P: 5	R: 1 E: 1 K: 0 S: 5	H: 1 LOB: 2 BB: 1 P: 9	R: 3 E: 1 K: 0 S: 6	H: 2 LOB: 1 BB: 1 P: 10	R: 0 E: 0 K: 1 S: 6	H: 1 LOB: 1 BB: 0 P: 6	R: 2 E: 0 K: 2 S: 8	H: 1 LOB: 0 BB: 1 P: 12	R: 0 E: 0 K: 1 S: 5	H: 0 LOB: 0 BB: 0 P: 5	R: 0 E: 0 K: 0 S: 4	H: 1 LOB: 1 BB: 0 P: 4	R: 3 E: 0 K: 1 S: 9	H: 4 LOB: 1 BB: 0 P: 9		R: 0 E: 0 K: 0 S: 3	H: 0 LOB: 0 BB: 0 P: 3	1B: 5 2B: 2 3B: 2 HR: 1	SF: 2 SAC: 1 DP: 0 HBP: 0	WP: 0 PA: 42 PB: 0 SB: 1 CS: 0														
PITCHER	IP	WLS	BF	H	R	ER	SO	BB	IBB	HBP	BLK	WP	HR	S	P	ERA	WHIP	PITCHER		IP	WLS	BF	H	R	ER	SO	BB	IBB	HBP	BLK	WP	HR	S	P	ERA	WHIP
Mike Cuellar, L ERA: 1.81 (1, 1)	5.0	L	25	5	6	3	4	3	0	0	0	0	1	30	42	5.40	1.600																			
Barry Latman, R ERA: 2.59 (6, 1)	2.0		7	1	0	0	1	0	0	0	0	0	0	9	9	0.00	0.500																			
Ron Taylor, R ERA: 4.66 (8, 1)	2.0		10	4	3	3	1	0	0	0	0	0	0	12	12	13.50	2.000																			

AB	36
R	9
H	10
RBI	8
BB	3
SO	6
LOB	11



Batter	1	2	3	4	5	6	7	8	9	AB	R	H	RBI	BB	SO	LOB	BOTTOM																			
Jimmy Wynn, R OBP: 0.307, SLG: 0.430 (1, 8)	F9		L7					K		4	1	1	2	0	1	0	Atlanta Braves @ Houston Astros Astrodome, Houston, TX Tue Jul 05 1966, 8:05 PM EDT Att: 20,004 - Dome																			
Rusty Staub, L OBP: 0.330, SLG: 0.414 (1, 7)	F7		F5			HR BB		5-3		3	0	0	0	1	0	0																				
Felix Mantilla, R OBP: 0.230, SLG: 0.316 (1, 5)	F4					K		F5 1B		4	0	1	0	0	1	1																				
Dave Nicholson, R OBP: 0.407, SLG: 0.497 (1, 9)		HR				HR		F8		4	2	2	2	0	0	1																				
John Bateman, R OBP: 0.323, SLG: 0.494 (1, 2)		FC6-5 1B 1B				6-3		K		4	0	1	0	0	1	0																				
Bob Aspromonte, R OBP: 0.272, SLG: 0.285 (1, 6)		FC6-5 1B				K		6-3		4	0	1	0	0	1	0																				
Chuck Harrison, R OBP: 0.281, SLG: 0.325 (1, 3)		FC6-5 G4-6-3 1-2 2-3f				F5		F7		4	0	1	0	0	0	2																				
Bob Lillis, R OBP: 0.274, SLG: 0.279 (1, 4)		G4-6-3 1-2				F5 HR 2B		F9		4	1	1	0	0	0	3																				
Mike Cuellar, L OBP: 0.294, SLG: 0.094 (5, PH) Ron Brantley, R OBP: 0.336, SLG: 0.325 (6, 1) Barry Latman, R OBP: 0.228, SLG: 0.158 (7, PH) Julio Gotlieb, R OBP: 0.150, SLG: 1.000 (8, 1) Ron Taylor, R OBP: 0.158, SLG: 0.086 (9, PH)			K			F5		5-3		1	0	0	0	0	1	0																				
Inning Stats	R: 0 E: 0 K: 0 S: 3	H: 0 LOB: 0 BB: 0 P: 3	R: 1 E: 0 K: 0 S: 5	H: 3 LOB: 1 BB: 0 P: 5	R: 0 E: 0 K: 1 S: 5	H: 0 LOB: 0 BB: 0 P: 5	R: 1 E: 0 K: 2 S: 8	H: 1 LOB: 0 BB: 0 P: 8	R: 2 E: 0 K: 0 S: 5	H: 2 LOB: 1 BB: 1 P: 9	R: 0 E: 0 K: 1 S: 5	H: 0 LOB: 0 BB: 0 P: 5	R: 0 E: 0 K: 0 S: 3	H: 0 LOB: 0 BB: 0 P: 3	R: 3 E: 1 K: 1 S: 6	H: 1 LOB: 2 BB: 0 P: 6		R: 0 E: 1 K: 1 S: 7	H: 1 LOB: 2 BB: 0 P: 7	1B: 4 2B: 1 3B: 0 HR: 3	SF: 0 SAC: 0 DP: 1 HBP: 0	WP: 0 PA: 36 PB: 0 SB: 0 CS: 0														
PITCHER	IP	WLS	BF	H	R	ER	SO	BB	IBB	HBP	BLK	WP	HR	S	P	ERA	WHIP	PITCHER		IP	WLS	BF	H	R	ER	SO	BB	IBB	HBP	BLK	WP	HR	S	P	ERA	WHIP
Denny Lemaster, L ERA: 3.93 (1, 1)	9.0	W	36	8	4	4	6	1	0	0	0	0	3	47	51	4.00	1.000																			



Batter	1	2	3	4	5	6	7	8	9	AB	R	H	RBI	BB	SO	LOB	TOP								
Felipe Alou, R OBP: 0.332, SLG: 0.500 (1, 9)	F4	F9		HR	5-3			5-3		5	1	1	0	0	0	2									
Mack Jones, L OBP: 0.328, SLG: 0.512 (1, 8)	K		2B	HR		F2			2B	5	2	3	2	0	1	0									
Rico Carty, R OBP: 0.390, SLG: 0.423 (1, 7)	PB		1B	2B	F7	F3		F9		5	1	2	1	0	0	1									
Joe Torre, R OBP: 0.362, SLG: 0.549 (1, 2)	F7		2B	HR		K			6-3	5	2	2	2	0	1	2									
Eddie Mathews, L OBP: 0.309, SLG: 0.350 (1, 5)		3-1	K	SF7				4-3		4	1	1	0	1	1	1									
Denis Menke, R OBP: 0.386, SLG: 0.426 Clay Carroll, R (7, 1)	1B	BB	F8	SF7			G5-4-3		K	1	1	0	1	1	0	1									
Frank Bolling, R OBP: 0.192, SLG: 0.200 (1, 4)	1B				5-3		G5-4-3			4	0	2	1	0	0	1									
Woody Woodward, R OBP: 0.331, SLG: 0.322 (1, 6)	1B	IBB			F2			F6		3	0	1	1	1	0	0									
Don Schwall, R OBP: 0.143, SLG: 0.077 Gary Geiger, L OBP: 0.313, SLG: 0.398 (7, 9)	K	6-3			5-3			G3		3	0	0	0	0	1	4									
Inning Stats	R: 0 E: 0 K: 1 S: 6	H: 1 LOB: 1 BB: 0 P: 6	R: 1 E: 0 K: 1 S: 7	H: 2 LOB: 2 BB: 1 P: 11	R: 3 E: 0 K: 1 S: 9	H: 4 LOB: 2 BB: 1 P: 13	R: 4 E: 0 K: 0 S: 7	H: 4 LOB: 0 BB: 0 P: 7	R: 0 E: 0 K: 0 S: 3	H: 0 LOB: 0 BB: 0 P: 3	R: 0 E: 0 K: 0 S: 5	H: 0 LOB: 0 BB: 0 P: 5	R: 0 E: 0 K: 0 S: 2	H: 0 LOB: 0 BB: 0 P: 3	R: 0 E: 0 K: 0 S: 3	H: 0 LOB: 0 BB: 0 P: 3	R: 0 E: 0 K: 1 S: 6	H: 1 LOB: 2 BB: 1 P: 10	1B: 5 2B: 3 3B: 2 HR: 2	SF: 1 SAC: 0 DP: 1 HBP: 1	WP: 0 PB: 1 SB: 0 CS: 0	PA: 42			
PITCHER	IP	WLS	BF	H	R	ER	SO	BB	IBB	HBP	BLK	WP	HR	S	P	ERA	WHIP								
Turk Farrell, R ERA: 5.04 (1, 1)	3.1	L	22	10	7	7	3	1	1	0	0	0	2	26	34	18.90	3.300								
Ron Taylor, R ERA: 4.55 (4, 1)	0.2		3	1	1	1	0	0	0	0	0	0	0	3	3	13.50	1.500								
Barry Latman, R ERA: 2.57 (5, 1)	3.0		9	0	0	0	1	0	0	1	0	0	0	10	11	0.00	0.000								
Jim Owens, R ERA: 3.55 (8, 1)	1.0		3	0	0	0	0	0	0	0	0	0	0	3	3	0.00	0.000								
Claude Raymond, R ERA: 1.47 (9, 1)	1.0		5	1	0	0	1	1	0	0	0	0	0	6	10	0.00	2.000								

Atlanta Braves @ Houston Astros
Astrodome, Houston, TX
Wed Jul 06 1966, 8:05 PM EDT
Att: 28,533 - Dome

AB 37
R 8
H 12
RBI 8
BB 3
SO 5
LOB 14



Batter	1	2	3	4	5	6	7	8	9	AB	R	H	RBI	BB	SO	LOB	BOTTOM								
Lee Maye, L OBP: 0.273, SLG: 0.400 (1, 7)	SH3		1B	FC4					1-3	4	0	2	0	1	0	3									
Ron Brand, R OBP: 0.347, SLG: 0.318 (1, 4)	SH3		1B		6-3		FC6-4		5-3	4	0	1	0	0	0	3									
Jimmy Wynn, R OBP: 0.305, SLG: 0.427 (1, 8)	K		K		K		FC6		6-3	5	0	1	1	0	3	4									
Rusty Staub, L OBP: 0.329, SLG: 0.410 (1, 9)	BB		F8		G3		FC6			3	0	0	0	1	0	4									
John Bateman, R OBP: 0.319, SLG: 0.486 (1, 2)	L7		4-3			5-3			K	4	0	0	0	0	1	4									
Chuck Harrison, R OBP: 0.280, SLG: 0.322 (1, 3)				F7		F2		5-3		4	0	1	0	0	0	0									
Bob Aspromonte, R OBP: 0.276, SLG: 0.286 (1, 5)		5-3		FC4-6		F6				3	0	1	0	1	0	1									
Bob Lillis, R OBP: 0.273, SLG: 0.278 (1, 6)		F7					F6	F8		4	0	1	0	0	0	2									
Turk Farrell, R OBP: 0.333, SLG: 0.033 Ron Taylor, R OBP: 0.200, SLG: 1.000 Bill Heath, L OBP: 0.318, SLG: 0.158 Barry Latman, R OBP: 0.329, SLG: 0.318 Felix Mantilla, R OBP: 0.294, SLG: 0.318 Jim Owens, R Claude Raymond, R Dave Nicholson, R (1, 1) (4, 1) (4, PH) (5, 1) (7, PH) (8, 1) (9, 1)		K		FC4-6			FC6-4			1	0	0	0	0	1	1									
Inning Stats	R: 0 E: 0 K: 1 S: 6	H: 1 LOB: 1 BB: 0 P: 10	R: 0 E: 0 K: 1 S: 6	H: 1 LOB: 0 BB: 0 P: 6	R: 0 E: 0 K: 1 S: 7	H: 2 LOB: 2 BB: 0 P: 7	R: 0 E: 0 K: 0 S: 4	H: 1 LOB: 2 BB: 1 P: 8	R: 0 E: 0 K: 0 S: 5	H: 0 LOB: 0 BB: 0 P: 5	R: 0 E: 0 K: 0 S: 3	H: 0 LOB: 0 BB: 0 P: 3	R: 1 E: 0 K: 0 S: 4	H: 1 LOB: 2 BB: 2 P: 12	R: 0 E: 0 K: 1 S: 6	H: 1 LOB: 1 BB: 0 P: 6	R: 0 E: 0 K: 0 S: 4	H: 1 LOB: 1 BB: 0 P: 4	1B: 7 2B: 1 3B: 0 HR: 0	SF: 0 SAC: 1 DP: 0 HBP: 0	WP: 0 PB: 0 SB: 0 CS: 0	PA: 39			
PITCHER	IP	WLS	BF	H	R	ER	SO	BB	IBB	HBP	BLK	WP	HR	S	P	ERA	WHIP								
Don Schwall, R ERA: 2.19 (1, 1)	6.1	W	28	5	1	1	4	4	0	0	0	0	0	32	48	1.42	1.421								
Clay Carroll, R ERA: 2.35 (7, 1)	2.2	S	11	3	0	0	1	0	0	0	0	0	0	13	13	0.00	1.125								

Atlanta Braves @ Houston Astros
Astrodome, Houston, TX
Wed Jul 06 1966, 8:05 PM EDT
Att: 28,533 - Dome

AB 34
R 1
H 8
RBI 1
BB 4
SO 5
LOB 24



Batter	1	2	3	4	5	6	7	8	9	AB	R	H	RBI	BB	SO	LOB	TOP			
Jimmy Wynn, R OBP: 0.307, SLG: 0.428	F4 FC1-4 BB		F4			F8		F8		4	1	1	0	1	0	1	Houston Astros @ St. Louis Cardinals Busch Stadium, St. Louis, MO Fri Jul 08 1966, 7:05 PM CDT Att: 30,044 - Unknown - 93 F livebaseballscorecards.com			
Sonny Jackson, L OBP: 0.328, SLG: 0.339	FC1-4 HR		FC5-4 1B		5-3		SH5-3 1B	6-3		5	2	2	0	0	0	2				
Rusty Staub, L OBP: 0.331, SLG: 0.407	F4		FC5-4 1-2		1B IBB		SH5-3	FC1-4 1B BB		2	0	0	0	2	0	2				
John Bateman, R OBP: 0.327, SLG: 0.502	HR		F4		G1-6-3 1B		1B IBB	FC1-4 1B		4	1	3	3	1	0	1				
Lee Maye, L OBP: 0.279, SLG: 0.405					G1-6-3 1B		K	FC1-4		3	1	2	0	0	0	2				
Dave Nicholson, R OBP: 0.406, SLG: 0.494	1B				1-2			1-2 2-3		2	0	0	0	0	1	4				
Chuck Harrison, R OBP: 0.285, SLG: 0.320	4-3				F7		1B BB	1-2 2-H		4	1	1	1	1	0	4				
Bob Aspromonte, R OBP: 0.282, SLG: 0.292					WP SF9 1B		1B	F8		4	0	3	0	0	0	2				
Bob Lillis, R OBP: 0.272, SLG: 0.280			G4-3		SF9		1-3	6-3		3	0	1	2	0	0	1				
Bob Bruce, R OBP: 0.067, SLG: 0.067					6-3		1-2 3-H			4	0	0	0	0	2	3				
Claude Raymond, R OBP: 0.067, SLG: 0.067							1-2	F8		0	0	0	0	0	0	0				
Inning Stats	R: 2 E: 0 K: 0 S: 5	H: 2 LOB: 1 BB: 1 P: 9	R: 0 E: 0 K: 1 S: 5	H: 1 LOB: 0 BB: 0 P: 5	R: 0 E: 0 K: 0 S: 4	H: 1 LOB: 1 BB: 0 P: 4	R: 1 E: 0 K: 0 S: 5	H: 2 LOB: 1 BB: 1 P: 5	R: 1 E: 0 K: 1 S: 6	H: 2 LOB: 1 BB: 1 P: 10	R: 1 E: 0 K: 1 S: 7	H: 2 LOB: 2 BB: 1 P: 11	R: 0 E: 0 K: 0 S: 3	H: 0 LOB: 0 BB: 0 P: 3	R: 0 E: 0 K: 0 S: 4	H: 1 LOB: 2 BB: 1 P: 8	1B: 11 2B: 1 3B: 0 HR: 1	SF: 1 SAC: 1 DP: 2 HBP: 0	WP: 1 PB: 0 SB: 0 CS: 1	PA: 42
PITCHER	IP WLS BF H R ER SO BB IBB HBP BLK WP HR S P ERA WHIP	IP WLS BF H R ER SO BB IBB HBP BLK WP HR S P ERA WHIP	IP WLS BF H R ER SO BB IBB HBP BLK WP HR S P ERA WHIP	IP WLS BF H R ER SO BB IBB HBP BLK WP HR S P ERA WHIP	IP WLS BF H R ER SO BB IBB HBP BLK WP HR S P ERA WHIP	IP WLS BF H R ER SO BB IBB HBP BLK WP HR S P ERA WHIP	IP WLS BF H R ER SO BB IBB HBP BLK WP HR S P ERA WHIP	IP WLS BF H R ER SO BB IBB HBP BLK WP HR S P ERA WHIP	IP WLS BF H R ER SO BB IBB HBP BLK WP HR S P ERA WHIP	IP WLS BF H R ER SO BB IBB HBP BLK WP HR S P ERA WHIP	IP WLS BF H R ER SO BB IBB HBP BLK WP HR S P ERA WHIP	IP WLS BF H R ER SO BB IBB HBP BLK WP HR S P ERA WHIP	IP WLS BF H R ER SO BB IBB HBP BLK WP HR S P ERA WHIP	IP WLS BF H R ER SO BB IBB HBP BLK WP HR S P ERA WHIP	IP WLS BF H R ER SO BB IBB HBP BLK WP HR S P ERA WHIP	IP WLS BF H R ER SO BB IBB HBP BLK WP HR S P ERA WHIP	IP WLS BF H R ER SO BB IBB HBP BLK WP HR S P ERA WHIP			
Bob Gibson, R ERA: 2.21	4.1 L	22 8	4 4	1 1	1 1	1 1	1 1	22 30	8.31 2.077											
Hal Woodeshick, L ERA: 2.45	0.2 3	1 1	1 1	0 0	1 1	0 0	0 0	2 6	13.50 3.000											
Nelson Bries, R ERA: 3.09	1.0 3	1 1	0 0	1 1	0 0	0 0	0 0	5 5	0.00 1.000											
Larry Jaster, L ERA: 3.12	2.0 9	2 2	1 1	1 1	0 0	1 1	0 0	10 14	4.50 1.000											
Don Dennis, R ERA: 6.27	1.0 5	1 1	0 0	0 0	1 1	0 0	0 0	4 8	0.00 2.000											

Batter	1	2	3	4	5	6	7	8	9	AB	R	H	RBI	BB	SO	LOB	BOTTOM					
Lou Brock, L OBP: 0.294, SLG: 0.406	F8			1-3		S BB			1B	3	0	1	0	1	0	0	Houston Astros @ St. Louis Cardinals Busch Stadium, St. Louis, MO Fri Jul 08 1966, 7:05 PM CDT Att: 30,044 - Unknown - 93 F livebaseballscorecards.com					
Phil Gaetano, R OBP: 0.342, SLG: 0.329	F5			K		6-3		F9		4	0	0	0	0	1	2						
Curt Flood, R OBP: 0.306, SLG: 0.372	F9			F9		L7		K		4	0	0	0	0	1	1						
Orlando Cepeda, R OBP: 0.347, SLG: 0.505			E6 G4-3-6		L7		6-3	L8		4	0	0	0	0	0	1						
Tim McCarver, L OBP: 0.301, SLG: 0.417			G4-3-6			G3				3	0	1	0	0	0	1						
Mike Shannon, R OBP: 0.305, SLG: 0.481			K		F5			F2		3	0	0	0	0	1	1						
Jerry Buchek, R OBP: 0.292, SLG: 0.337				1-3		F8		1-3		3	0	0	0	0	0	1						
Dal Maxvill, R OBP: 0.285, SLG: 0.276				6-3		5-3				2	0	0	0	0	0	0						
Tito Francona, L OBP: 0.292, SLG: 0.346								HR		1	1	1	1	0	0	0						
Julian Javier, R OBP: 0.260, SLG: 0.274										0	0	0	0	0	0	0						
Bob Gibson, R ERA: 2.21	8.0 W	27 27	2 1	1 1	2 2	1 1	0 0	30 34	8.00 1.000													
Hal Woodeshick, L ERA: 2.45	0.2 3	1 1	1 1	0 0	1 1	0 0	0 0	5 5	0.00 1.000													
Nelson Bries, R ERA: 3.09	1.0 3	1 1	0 0	1 1	0 0	0 0	0 0	5 5	0.00 1.000													
Larry Jaster, L ERA: 3.12	2.0 9	2 2	1 1	1 1	0 0	1 1	0 0	10 14	4.50 1.000													
Don Dennis, R ERA: 6.27	1.0 5	1 1	0 0	0 0	1 1	0 0	0 0	4 8	0.00 2.000													
Inning Stats	R: 0 E: 0 K: 0 S: 3	H: 0 LOB: 0 BB: 0 P: 3	R: 0 E: 1 K: 1 S: 5	H: 0 LOB: 0 BB: 0 P: 5	R: 0 E: 0 K: 0 S: 3	H: 0 LOB: 0 BB: 0 P: 3	R: 0 E: 0 K: 1 S: 5	H: 0 LOB: 0 BB: 0 P: 5	R: 0 E: 0 K: 0 S: 4	H: 1 LOB: 1 BB: 0 P: 4	R: 0 E: 0 K: 0 S: 3	H: 0 LOB: 0 BB: 1 P: 7	R: 0 E: 0 K: 0 S: 3	H: 0 LOB: 0 BB: 0 P: 3	R: 1 E: 0 K: 0 S: 4	H: 1 LOB: 0 BB: 0 P: 4	R: 0 E: 0 K: 1 S: 6	H: 1 LOB: 1 BB: 0 P: 6	1B: 2 2B: 0 3B: 0 HR: 1	SF: 0 SAC: 0 DP: 1 HBP: 0	WP: 0 PB: 0 SB: 1 CS: 0	PA: 31
PITCHER	IP WLS BF H R ER SO BB IBB HBP BLK WP HR S P ERA WHIP	IP WLS BF H R ER SO BB IBB HBP BLK WP HR S P ERA WHIP	IP WLS BF H R ER SO BB IBB HBP BLK WP HR S P ERA WHIP	IP WLS BF H R ER SO BB IBB HBP BLK WP HR S P ERA WHIP	IP WLS BF H R ER SO BB IBB HBP BLK WP HR S P ERA WHIP	IP WLS BF H R ER SO BB IBB HBP BLK WP HR S P ERA WHIP	IP WLS BF H R ER SO BB IBB HBP BLK WP HR S P ERA WHIP	IP WLS BF H R ER SO BB IBB HBP BLK WP HR S P ERA WHIP	IP WLS BF H R ER SO BB IBB HBP BLK WP HR S P ERA WHIP	IP WLS BF H R ER SO BB IBB HBP BLK WP HR S P ERA WHIP	IP WLS BF H R ER SO BB IBB HBP BLK WP HR S P ERA WHIP	IP WLS BF H R ER SO BB IBB HBP BLK WP HR S P ERA WHIP	IP WLS BF H R ER SO BB IBB HBP BLK WP HR S P ERA WHIP	IP WLS BF H R ER SO BB IBB HBP BLK WP HR S P ERA WHIP	IP WLS BF H R ER SO BB IBB HBP BLK WP HR S P ERA WHIP	IP WLS BF H R ER SO BB IBB HBP BLK WP HR S P ERA WHIP	IP WLS BF H R ER SO BB IBB HBP BLK WP HR S P ERA WHIP					
Bob Bruce, R ERA: 5.18	8.0 W	27 27	2 1	1 1	2 2	1 1	0 0	30 34	8.00 1.000													
Claude Raymond, R ERA: 1.45	1.0 S	4 4	1 1	0 0	1 1	0 0	0 0	6 6	0.00 1.000													



Batter	1	2	3	4	5	6	7	8	9	AB	R	H	RBI	BB	SO	LOB	TOP					
Jimmy Wynn, R (1, 8) OBP: 0.305, SLG: 0.422	0-3 K		0-0 F2		0-0 F8		0-0 5-3		4-0 BB	4	0	0	0	1	1	2						
Sony Jackson, L (1, 6) OBP: 0.324, SLG: 0.333	0-0 1-3			0-0 F7	0-0 L9			0-0 4-3	0-0 4-3	5	0	0	0	0	0	3						
Rusty Staub, L (1, 9) OBP: 0.333, SLG: 0.408	0-0 F7			0-0 4-3 1B		0-0 F3		0-0 FC4-6 1B		4	0	2	0	0	0	0						
John Bateman, R (1, 2) OBP: 0.327, SLG: 0.500		0-0 5-3		0-0 4-3 1B		0-0 6-3		0-0 FC4-6 1B		3	0	1	0	0	0	0						
Bill Heath, L (6, 2) OBP: 0.304, SLG: 0.333				1-2 1B				1-2 1B		1	1	0	0	0	0	1						
Lee Maye, L (1, 7) OBP: 0.290, SLG: 0.413		0-0 1B		0-0 4-3		0-0 1B		0-0 1B BLK		4	0	3	0	0	0	2						
Chuck Harrison, R (1, 3) OBP: 0.298, SLG: 0.328	4-0 BB			1-2 2-3		0-0 1B		0-0 1B		3	0	2	1	1	0	2						
Bob Aspromonte, R (1, 5) OBP: 0.278, SLG: 0.288	0-0 6-3			0-0 6-3		0-0 F8		0-0 5-3		4	0	0	0	0	0	5						
Bob Lillis, R (1, 4) OBP: 0.295, SLG: 0.273			0-0 6-3		0-0 F9		0-0 F5		0-0 5-3	2	0	0	0	0	0	0						
Ron Taylor, R (8, 1) OBP: 0.304, SLG: 1.000										0	0	0	0	0	0	0						
Julio Gotay, R (7, 1) OBP: 0.295, SLG: 0.273										0	0	0	0	0	0	0						
Jim Owens, R (7, 1) OBP: 0.295, SLG: 0.273										0	0	0	0	0	0	0						
Don Arlich, L (8, 1) OBP: 0.295, SLG: 0.273										0	0	0	0	0	0	0						
Dave Nicholson, R (8, 1) OBP: 0.295, SLG: 0.273										0	0	0	0	0	0	0						
Larry Dierker, R (1, 1) OBP: 0.150, SLG: 0.225			0-0 F9		0-0 F9		0-3 K		0-3 K2-3	1	0	0	0	0	0	0						
Felix Mantilla, R (5, PH) OBP: 0.240, SLG: 0.316										3	0	1	0	0	2	0						
Inning Stats	R: 0 E: 0 K: 1 S: 5	H: 0 LOB: 0 BB: 0 P: 5	R: 0 E: 0 K: 0 S: 3	H: 1 LOB: 1 BB: 1 P: 7	R: 0 E: 0 K: 0 S: 3	H: 0 LOB: 0 BB: 0 P: 3	R: 0 E: 0 K: 0 S: 5	H: 2 LOB: 2 BB: 0 P: 5	R: 0 E: 1 K: 0 S: 5	H: 1 LOB: 2 BB: 0 P: 5	R: 0 E: 0 K: 0 S: 5	H: 2 LOB: 2 BB: 0 P: 5	R: 0 E: 0 K: 1 S: 6	H: 0 LOB: 0 BB: 0 P: 6	R: 1 E: 0 K: 0 S: 6	H: 3 LOB: 3 BB: 0 P: 6	R: 0 E: 0 K: 1 S: 5	H: 0 LOB: 1 BB: 1 P: 9	1B: 9 2B: 0 3B: 0 HR: 0	SF: 0 SAC: 0 DP: 0 HBP: 0	WP: 0 PB: 0 SB: 0 CS: 0	PA: 38
PITCHER Ray Washburn, R (1, 1) ERA: 2.57	IP: 9.0 WLS: W BF: 38 H: 9 R: 1 ER: 1 SO: 3 BB: 2 IBB: 0 HBP: 0 BLK: 1 WP: 0 HR: 0 S: 42 P: 50 ERA: 1.00 WHIP: 1.222																					

Houston Astros @ St. Louis Cardinals
Busch Stadium, St. Louis, MO

AB 36
R 1
H 9
RBI 1
BB 2
SO 3
LOB 16




Sat Jul 09 1966, 7:05 PM CDT
Att: 47,696 - Unknown - 101 F

Batter	1	2	3	4	5	6	7	8	9	AB	R	H	RBI	BB	SO	LOB	BOTTOM			
Lou Brock, L (1, 7) OBP: 0.289, SLG: 0.399	0-0 6-3	0-0 F5		0-0 FC6 HR		0-0 G4-6-3		0-0 6-3		5	1	0	0	0	0	3				
Jerry Buchek, R (1, 4) OBP: 0.296, SLG: 0.356		0-0 F9		0-0 HR			0-3 K	0-0 F7		4	1	2	2	0	1	1				
Julian Javier, R (8, PH) OBP: 0.259, SLG: 0.273				1-H HR						1	0	0	0	0	0	0				
Curt Flood, R (1, 8) OBP: 0.304, SLG: 0.370	0-3 K		0-0 F9	0-0 L5			0-0 1B 1B	0-0 F8		5	1	1	0	0	1	1				
Orlando Cepeda, R (1, 3) OBP: 0.350, SLG: 0.505					0-0 F8					4	1	2	0	0	0	1				
Tito Francona, L (8, 3) OBP: 0.292, SLG: 0.346	0-0 L7		0-0 FC5-4 1B		0-0 F8		0-0 1B 1B			0	0	0	0	0	0	0				
Tim McCarver, L (1, 2) OBP: 0.304, SLG: 0.418		0-0 4-3	0-0 FC5-4 1B		0-0 S 1B		0-3 K			4	0	2	0	0	1	2				
Mike Shannon, R (1, 9) OBP: 0.310, SLG: 0.481		0-0 2B FC6 1B	0-0 FC5-4		0-0 F6		0-0 1B 1B			4	1	2	1	0	0	3				
Charley Smith, R (1, 5) OBP: 0.328, SLG: 0.405		0-0 FC6 SH 2B	0-0 F3		0-0 1-3		0-0 1B			4	1	2	1	0	0	3				
Dal Maxvill, R (1, 6) OBP: 0.299, SLG: 0.286		0-0 FC6 SH WP		0-0 FC6 1B		0-0 G4-6-3 1B		0-0 1B		3	1	2	1	1	0	1				
Ray Washburn, R (1, 1) OBP: 0.115, SLG: 0.083		0-0 SH WP		0-0 F3		0-3 K		0-3 K		3	0	0	1	0	2	5				
Inning Stats	R: 0 E: 0 K: 1 S: 6	H: 1 LOB: 1 BB: 0 P: 6	R: 3 E: 2 K: 0 S: 7	H: 2 LOB: 1 BB: 0 P: 7	R: 0 E: 0 K: 0 S: 5	H: 2 LOB: 2 BB: 0 P: 5	R: 2 E: 0 K: 0 S: 5	H: 2 LOB: 0 BB: 0 P: 5	R: 0 E: 0 K: 1 S: 5	H: 1 LOB: 0 BB: 0 P: 5	R: 2 E: 0 K: 3 S: 13	H: 4 LOB: 3 BB: 1 P: 17	R: 0 E: 0 K: 0 S: 3	H: 0 LOB: 0 BB: 0 P: 3	R: 0 E: 0 K: 0 S: 3	H: 0 LOB: 0 BB: 0 P: 3	1B: 11 2B: 1 3B: 0 HR: 1	SF: 0 SAC: 1 DP: 1 HBP: 0	WP: 1 PB: 0 SB: 2 CS: 0	PA: 39
PITCHER Larry Dierker, R (1, 1) ERA: 3.46	IP: 4.0 WLS: L BF: 21 H: 7 R: 5 ER: 4 SO: 1 BB: 0 IBB: 0 HBP: 0 BLK: 0 WP: 0 HR: 1 S: 23 P: 23 ERA: 9.00 WHIP: 1.750																			
Ron Taylor, R (5, 1) ERA: 4.55	IP: 2.0 WLS: 7 BF: 2 H: 2 R: 0 ER: 0 SO: 1 BB: 0 IBB: 0 HBP: 0 BLK: 0 WP: 0 HR: 0 S: 9 P: 9 ERA: 0.00 WHIP: 1.000																			
Jim Owens, R (7, 1) ERA: 3.97	IP: 1.0 WLS: 8 BF: 4 H: 2 R: 2 ER: 2 SO: 3 BB: 0 IBB: 1 HBP: 0 BLK: 0 WP: 0 HR: 0 S: 13 P: 17 ERA: 18.00 WHIP: 4.000																			
Don Arlich, L (8, 1) ERA:	IP: 1.0 WLS: 3 BF: 0 H: 0 R: 0 ER: 0 SO: 0 BB: 0 IBB: 0 HBP: 0 BLK: 0 WP: 0 HR: 0 S: 3 P: 3 ERA: 0.00 WHIP: 0.000																			

Houston Astros @ St. Louis Cardinals
Busch Stadium, St. Louis, MO

AB 37
R 7
H 13
RBI 6
BB 1
SO 5
LOB 20



Sat Jul 09 1966, 7:05 PM CDT
Att: 47,696 - Unknown - 101 F

Batter	1	2	3	4	5	6	7	8	9	AB	R	H	RBI	BB	SO	LOB	TOP			
Ron Brand, R OBP: 0.352, SLG: 0.313 (1, 2)	5-3		1B			F9	6-3	IBB		4	0	1	0	1	0	1				
Sonny Jackson, L OBP: 0.322, SLG: 0.331 (1, 6)	K		FC5-4			G3	F8	F8		5	0	1	0	0	1	3				
Jimmy Wynn, R OBP: 0.304, SLG: 0.417 (1, 8)	F8		FC5-4				F7		F2	4	1	0	0	1	0	2				
Dave Nicholson, R OBP: 0.394, SLG: 0.478 (1, 9)		G3					E4	1-3	6-3	5	0	0	0	0	1	1				
Chuck Harrison, R OBP: 0.295, SLG: 0.318 (1, 3)		1-3				G3	5-3		F2	4	1	0	0	1	0	2				
Rusty Staub, L OBP: 0.335, SLG: 0.429 (1, 7)		HR				4-3	FC6-5-6			4	2	2	4	0	0	1				
Bob Aspromonte, R OBP: 0.281, SLG: 0.291 (1, 5)		6-3				6-3	1B		E7	4	1	2	0	0	0	0				
Bob Lillis, R OBP: 0.287, SLG: 0.309 (1, 4)			6-3			1B	2B		1B	4	1	3	1	0	0	0				
Dave Giusti, R OBP: 0.288, SLG: 0.351 (5, 1) Barry Latman, R OBP: 0.278, SLG: 0.156 (6, PH) Felix Martinez, R OBP: 0.252, SLG: 0.313 (6, 1) Turk Farrell, R OBP: 0.252, SLG: 0.309 (7, 1) Claude Raymond, R OBP: 0.284, SLG: 0.294 (8, 1)			G3			2H	1B		F8	2	0	1	1	0	0	0				
Inning Stats	R: 0 E: 0 K: 1 S: 5	H: 0 LOB: 0 BB: 0 P: 5	R: 1 E: 0 K: 0 S: 4	H: 1 LOB: 0 BB: 0 P: 4	R: 0 E: 0 K: 0 S: 5	H: 2 LOB: 2 BB: 0 P: 5	R: 0 E: 0 K: 1 S: 5	H: 0 LOB: 0 BB: 0 P: 5	R: 1 E: 0 K: 0 S: 5	H: 2 LOB: 1 BB: 0 P: 5	R: 1 E: 1 K: 0 S: 6	H: 2 LOB: 3 BB: 1 P: 10	R: 0 E: 0 K: 0 S: 3	H: 0 LOB: 0 BB: 0 P: 3	R: 0 E: 0 K: 0 S: 3	H: 0 LOB: 0 BB: 0 P: 3	1B: 7 2B: 1 3B: 0 HR: 2	SF: 0 SAC: 1 DP: 0 HBP: 0	WP: 0 PA: 41	
PITCHER	IP	WLS	BF	H	R	ER	SO	BB	IBB	HBP	BLK	WP	HR	S	P	ERA	WHIP			
Al Jackson, L ERA: 2.01 (1, 1)	7.1	L	34	9	6	4	2	2	0	0	0	0	2	36	44	4.91	1.500			
Joe Hoerner, L ERA: 0.9 (8, 1)	1.2		7	1	0	0	0	0	1	0	0	0	0	6	10	0.00	0.600			

Houston Astros @ St. Louis Cardinals
 Busch Stadium, St. Louis, MO
 Sun Jul 10 1966, 3:33 AM CDT
 Att: 18,387 - Sunny - 98 F

AB	37
R	6
H	10
RBI	6
BB	3
SO	2
LOB	13



Batter	1	2	3	4	5	6	7	8	9	AB	R	H	RBI	BB	SO	LOB	BOTTOM			
Lou Brock, L OBP: 0.287, SLG: 0.395 (1, 7)	4-3		F4			F2	L6		G6-4-3	6	0	1	0	0	1	2				
Jerry Buchak, R OBP: 0.289, SLG: 0.361 (1, 4) Julian Javier, R OBP: 0.259, SLG: 0.273 (6, PH) Tito Francona, L OBP: 0.288, SLG: 0.362 (5, PH) Jimmy Williams, R OBP: 0.444, SLG: 0.375 (8, 4)			F7						G6-4-3	3	1	2	0	1	0	0				
Curt Flood, R OBP: 0.309, SLG: 0.371 (1, 8)	F8		1B			F8		FC5-2	1B	4	1	2	0	1	0	2				
Orlando Cepeda, R OBP: 0.364, SLG: 0.529 (1, 3)			1B			2B		FC5-2	HBP	4	2	4	2	0	0	0				
Tim McCarver, L OBP: 0.306, SLG: 0.426 (1, 2)	4-3		F9			WP	SH	FC5-2	HBP	5	1	2	2	0	0	7				
Mike Shannon, R OBP: 0.309, SLG: 0.472 (1, 9)		F8				K	SH	K		3	0	0	0	1	2	3				
Charley Smith, R OBP: 0.319, SLG: 0.395 (1, 5)		1-3				K	SF9	F2		4	0	0	1	0	2	5				
Dal Maxvill, R OBP: 0.317, SLG: 0.313 (1, 6)										5	0	4	0	0	0	2				
Al Jackson, L OBP: 0.250, SLG: 0.257 (1, 1) Joe Hoerner, R (8, 1) Bobby Tolan, L OBP: 0.230, SLG: 0.278 (9, PH) Phil Gagliano, R OBP: 0.340, SLG: 0.327 (9, PH)			K			K	K	F2		4	0	0	0	0	4	4				
Inning Stats	R: 0 E: 0 K: 0 S: 4	H: 1 LOB: 2 BB: 1 P: 8	R: 0 E: 0 K: 1 S: 6	H: 1 LOB: 0 BB: 0 P: 6	R: 0 E: 0 K: 3 S: 10	H: 1 LOB: 1 BB: 0 P: 10	R: 3 E: 0 K: 2 S: 11	H: 4 LOB: 2 BB: 1 P: 15	R: 0 E: 0 K: 1 S: 6	H: 1 LOB: 1 BB: 0 P: 6	R: 2 E: 1 K: 1 S: 9	H: 3 LOB: 2 BB: 0 P: 9	R: 0 E: 0 K: 1 S: 7	H: 2 LOB: 3 BB: 0 P: 8	R: 0 E: 0 K: 0 S: 4	H: 2 LOB: 1 BB: 0 P: 4	1B: 11 2B: 4 3B: 0 HR: 1	SF: 1 SAC: 1 DP: 1 HBP: 1	WP: 1 PA: 47	
PITCHER	IP	WLS	BF	H	R	ER	SO	BB	IBB	HBP	BLK	WP	HR	S	P	ERA	WHIP			
Dave Giusti, R ERA: 3.38 (1, 1)	4.1		23	8	3	3	5	2	0	0	0	1	0	31	39	6.23	2.308			
Barry Latman, R ERA: 2.54 (5, 1)	0.2		3	0	0	0	1	1	0	0	0	1	0	4	8	0.00	1.500			
Turk Farrell, R ERA: 5.15 (6, 1)	1.2		10	4	2	2	2	0	0	0	0	0	1	14	14	10.80	2.400			
Claude Raymond, R ERA: 1.44 (7, 1)	0.1		4	2	0	0	0	0	0	1	0	0	0	3	4	0.00	6.000			
Mike Cuellar, L ERA: 1.78 (8, 1)	2.0	W	7	2	0	0	1	0	0	0	0	0	0	9	9	0.00	1.000			

Houston Astros @ St. Louis Cardinals
 Busch Stadium, St. Louis, MO
 Sun Jul 10 1966, 3:33 AM CDT
 Att: 18,387 - Sunny - 98 F

AB	41
R	5
H	16
RBI	5
BB	3
SO	9
LOB	28



Batter	1	2	3	4	5	6	7	8	9	AB	R	H	RBI	BB	SO	LOB	TOP
Jimmy Wynn, R <small>OBP: 0.310, SLG: 0.421</small> 										4	1	3	0	1	0	0	Houston Astros @ Atlanta Braves Atlanta Stadium, Atlanta, GA <small>Thu Jul 14 1966, 7:05 PM EDT</small> <small>Att: 15,903 - Cloudy - 78 F</small>
Sonny Jackson, L <small>OBP: 0.318, SLG: 0.328</small> 									3	0	0	1	0	0	2		
Rusty Staub, L <small>OBP: 0.339, SLG: 0.430</small> 										4	0	2	1	1	1	2	
John Bateman, R <small>OBP: 0.325, SLG: 0.496</small> 										4	0	1	1	0	1	2	
Lee Maye, L <small>OBP: 0.287, SLG: 0.407</small> Dave Nicholson, R <small>OBP: 0.394, SLG: 0.478</small> 										5	0	1	0	0	1	5	
Bob Aspromonte, R <small>OBP: 0.286, SLG: 0.300</small> 										5	2	3	0	0	0	1	
Chuck Harrison, R <small>OBP: 0.298, SLG: 0.316</small> 										4	1	1	1	1	0	4	
Bob Lillis, R <small>OBP: 0.283, SLG: 0.302</small> 										5	0	1	0	0	0	6	
Mike Cuellar, L <small>OBP: 0.114, SLG: 0.088</small> Felix Mantilla, R <small>OBP: 0.245, SLG: 0.350</small> Claude Raymond, R <small>OBP: 0.227, SLG: 0.209</small> 									2	1	0	0	1	2	2		
Inning Stats <small>R: 0 H: 2 E: 0 LOB: 2 K: 1 BB: 0 S: 7</small>	<small>R: 2 H: 3 E: 0 LOB: 2 K: 2 BB: 1 S: 10</small>	<small>R: 0 H: 1 E: 0 LOB: 2 K: 0 BB: 1 S: 4</small>	<small>R: 0 H: 0 E: 0 LOB: 0 K: 1 BB: 0 S: 5</small>	<small>R: 0 H: 2 E: 0 LOB: 3 K: 0 BB: 1 S: 5</small>	<small>R: 2 H: 2 E: 0 LOB: 1 K: 0 BB: 1 S: 6</small>	<small>R: 2 H: 3 E: 0 LOB: 1 K: 1 BB: 0 S: 6</small>	<small>R: 0 H: 0 E: 0 LOB: 0 K: 1 BB: 0 S: 3</small>	<small>R: 0 H: 0 E: 0 LOB: 0 K: 0 BB: 0 S: 3</small>	<small>R: 0 H: 0 E: 0 LOB: 0 K: 0 BB: 0 S: 3</small>	<small>1B: 11 SF: 2 2B: 1 SAC: 1 3B: 0 DP: 0 HR: 1 HBP: 0</small>	<small>WP: 1 PA: 44 PB: 1 SB: 0 CS: 0</small>						
PITCHER Tony Cloninger, R <small>ERA: 4.62</small> Clay Carroll, R <small>ERA: 2.45</small> Chi-Chi Olivo, R <small>ERA: 3.51</small>	<small>IP: 5.1 WLS: 30 BF: 10 H: 4 R: 4 ER: 4 SO: 4 BB: 4 IBB: 0 HBP: 0 BLK: 0 WP: 1 HR: 0 S: 34 P: 50 ERA: 6.75 WHIP: 2.625</small>	<small>IP: 2.2 WLS: 11 BF: 3 H: 2 R: 2 ER: 2 SO: 1 BB: 0 IBB: 0 HBP: 0 BLK: 0 WP: 0 HR: 1 S: 13 P: 13 ERA: 6.75 WHIP: 1.125</small>	<small>IP: 1.0 WLS: 3 BF: 0 H: 0 R: 0 ER: 0 SO: 0 BB: 0 IBB: 0 HBP: 0 BLK: 0 WP: 0 HR: 0 S: 3 P: 3 ERA: 0.00 WHIP: 0.000</small>	PITCHER <small>IP: 5.1 WLS: 30 BF: 10 H: 4 R: 4 ER: 4 SO: 4 BB: 4 IBB: 0 HBP: 0 BLK: 0 WP: 1 HR: 0 S: 34 P: 50 ERA: 6.75 WHIP: 2.625</small>	<small>IP: 2.2 WLS: 11 BF: 3 H: 2 R: 2 ER: 2 SO: 1 BB: 0 IBB: 0 HBP: 0 BLK: 0 WP: 0 HR: 1 S: 13 P: 13 ERA: 6.75 WHIP: 1.125</small>	<small>IP: 1.0 WLS: 3 BF: 0 H: 0 R: 0 ER: 0 SO: 0 BB: 0 IBB: 0 HBP: 0 BLK: 0 WP: 0 HR: 0 S: 3 P: 3 ERA: 0.00 WHIP: 0.000</small>	<small>IP: 5.1 WLS: 30 BF: 10 H: 4 R: 4 ER: 4 SO: 4 BB: 4 IBB: 0 HBP: 0 BLK: 0 WP: 1 HR: 0 S: 34 P: 50 ERA: 6.75 WHIP: 2.625</small>	<small>IP: 2.2 WLS: 11 BF: 3 H: 2 R: 2 ER: 2 SO: 1 BB: 0 IBB: 0 HBP: 0 BLK: 0 WP: 0 HR: 1 S: 13 P: 13 ERA: 6.75 WHIP: 1.125</small>	<small>IP: 1.0 WLS: 3 BF: 0 H: 0 R: 0 ER: 0 SO: 0 BB: 0 IBB: 0 HBP: 0 BLK: 0 WP: 0 HR: 0 S: 3 P: 3 ERA: 0.00 WHIP: 0.000</small>	<small>IP: 5.1 WLS: 30 BF: 10 H: 4 R: 4 ER: 4 SO: 4 BB: 4 IBB: 0 HBP: 0 BLK: 0 WP: 1 HR: 0 S: 34 P: 50 ERA: 6.75 WHIP: 2.625</small>	<small>IP: 2.2 WLS: 11 BF: 3 H: 2 R: 2 ER: 2 SO: 1 BB: 0 IBB: 0 HBP: 0 BLK: 0 WP: 0 HR: 1 S: 13 P: 13 ERA: 6.75 WHIP: 1.125</small>	<small>IP: 1.0 WLS: 3 BF: 0 H: 0 R: 0 ER: 0 SO: 0 BB: 0 IBB: 0 HBP: 0 BLK: 0 WP: 0 HR: 0 S: 3 P: 3 ERA: 0.00 WHIP: 0.000</small>					

AB	37
R	6
H	13
RBI	6
BB	4
SO	5
LOB	24



Batter	1	2	3	4	5	6	7	8	9	AB	R	H	RBI	BB	SO	LOB	BOTTOM
Felipe Alou, R <small>OBP: 0.327, SLG: 0.503</small> 										5	1	2	0	0	0	2	Houston Astros @ Atlanta Braves Atlanta Stadium, Atlanta, GA <small>Thu Jul 14 1966, 7:05 PM EDT</small> <small>Att: 15,903 - Cloudy - 78 F</small>
Woody Woodward, R <small>OBP: 0.336, SLG: 0.329</small> Eddie Mathews, L <small>OBP: 0.309, SLG: 0.350</small> 										4	0	2	1	0	0	1	
Hank Aaron, R <small>OBP: 0.374, SLG: 0.583</small> 										4	1	1	1	0	1	4	
Rico Carty, R <small>OBP: 0.392, SLG: 0.416</small> Felix Millen, R <small>OBP: 0.295, SLG: 0.342</small> Miguel de la Hoz, R <small>OBP: 0.227, SLG: 0.209</small> 										4	0	1	0	0	1	4	
Joe Torre, R <small>OBP: 0.368, SLG: 0.551</small> 										4	1	2	3	1	0	0	
Gene Oliver, R <small>OBP: 0.252, SLG: 0.306</small> 										3	0	0	0	1	0	3	
Denis Menke, R <small>OBP: 0.365, SLG: 0.423</small> 										4	1	1	0	0	0	6	
Frank Bolling, R <small>OBP: 0.197, SLG: 0.212</small> Mack Jones, L <small>OBP: 0.315, SLG: 0.480</small> 										2	0	0	0	0	0	0	
Tony Cloninger, R <small>OBP: 0.267, SLG: 0.508</small> Clay Carroll, R <small>OBP: 0.316, SLG: 0.394</small> Chi-Chi Olivo, R <small>OBP: 0.316, SLG: 0.394</small> 										2	2	2	1	0	0	0	
Inning Stats <small>R: 1 H: 2 E: 1 LOB: 3 K: 1 BB: 1 S: 8</small>	<small>R: 1 H: 2 E: 0 LOB: 1 K: 0 BB: 0 S: 5</small>	<small>R: 0 H: 0 E: 0 LOB: 0 K: 0 BB: 0 S: 3</small>	<small>R: 2 H: 3 E: 1 LOB: 2 K: 1 BB: 0 S: 9</small>	<small>R: 0 H: 0 E: 0 LOB: 0 K: 0 BB: 0 S: 3</small>	<small>R: 0 H: 0 E: 0 LOB: 0 K: 0 BB: 0 S: 3</small>	<small>R: 1 H: 3 E: 0 LOB: 3 K: 1 BB: 1 S: 8</small>	<small>R: 0 H: 0 E: 0 LOB: 1 K: 0 BB: 1 S: 3</small>	<small>R: 2 H: 2 E: 0 LOB: 2 K: 0 BB: 0 S: 2</small>	<small>R: 0 H: 0 E: 0 LOB: 0 K: 0 BB: 0 S: 2</small>	<small>1B: 9 SF: 1 2B: 2 SAC: 1 3B: 0 DP: 0 HR: 1 HBP: 0</small>	<small>WP: 0 PA: 41 PB: 0 SB: 0 CS: 0</small>						
PITCHER Mike Cuellar, L <small>ERA: 1.93</small> Claude Raymond, R <small>ERA: 1.85</small>	<small>IP: 6.0 WLS: 28 BF: 28 H: 7 R: 4 ER: 3 SO: 2 BB: 0 IBB: 1 HBP: 0 BLK: 0 WP: 0 HR: 0 S: 31 P: 35 ERA: 4.50 WHIP: 1.167</small>	<small>IP: 2.0 WLS: 13 BF: 5 H: 3 R: 3 ER: 3 SO: 1 BB: 1 IBB: 0 HBP: 0 BLK: 0 WP: 0 HR: 0 S: 13 P: 21 ERA: 13.50 WHIP: 3.000</small>	<small>IP: 6.0 WLS: 28 BF: 28 H: 7 R: 4 ER: 3 SO: 2 BB: 0 IBB: 1 HBP: 0 BLK: 0 WP: 0 HR: 0 S: 31 P: 35 ERA: 4.50 WHIP: 1.167</small>	PITCHER <small>IP: 6.0 WLS: 28 BF: 28 H: 7 R: 4 ER: 3 SO: 2 BB: 0 IBB: 1 HBP: 0 BLK: 0 WP: 0 HR: 0 S: 31 P: 35 ERA: 4.50 WHIP: 1.167</small>	<small>IP: 2.0 WLS: 13 BF: 5 H: 3 R: 3 ER: 3 SO: 1 BB: 1 IBB: 0 HBP: 0 BLK: 0 WP: 0 HR: 0 S: 13 P: 21 ERA: 13.50 WHIP: 3.000</small>	<small>IP: 6.0 WLS: 28 BF: 28 H: 7 R: 4 ER: 3 SO: 2 BB: 0 IBB: 1 HBP: 0 BLK: 0 WP: 0 HR: 0 S: 31 P: 35 ERA: 4.50 WHIP: 1.167</small>	<small>IP: 2.0 WLS: 13 BF: 5 H: 3 R: 3 ER: 3 SO: 1 BB: 1 IBB: 0 HBP: 0 BLK: 0 WP: 0 HR: 0 S: 13 P: 21 ERA: 13.50 WHIP: 3.000</small>	<small>IP: 6.0 WLS: 28 BF: 28 H: 7 R: 4 ER: 3 SO: 2 BB: 0 IBB: 1 HBP: 0 BLK: 0 WP: 0 HR: 0 S: 31 P: 35 ERA: 4.50 WHIP: 1.167</small>	<small>IP: 2.0 WLS: 13 BF: 5 H: 3 R: 3 ER: 3 SO: 1 BB: 1 IBB: 0 HBP: 0 BLK: 0 WP: 0 HR: 0 S: 13 P: 21 ERA: 13.50 WHIP: 3.000</small>	<small>IP: 6.0 WLS: 28 BF: 28 H: 7 R: 4 ER: 3 SO: 2 BB: 0 IBB: 1 HBP: 0 BLK: 0 WP: 0 HR: 0 S: 31 P: 35 ERA: 4.50 WHIP: 1.167</small>	<small>IP: 2.0 WLS: 13 BF: 5 H: 3 R: 3 ER: 3 SO: 1 BB: 1 IBB: 0 HBP: 0 BLK: 0 WP: 0 HR: 0 S: 13 P: 21 ERA: 13.50 WHIP: 3.000</small>						



Batter	1	2	3	4	5	6	7	8	9	AB	R	H	RBI	BB	SO	LOB	TOP			
Jimmy Wynn, R OBP: 0.308, SLG: 0.418	F7			P2		F7				3	0	0	0	0	0	0	Houston Astros @ Atlanta Braves Atlanta Stadium, Atlanta, GA Sat Jul 16 1966, 3:33 AM EDT Att: 13,914 - Cloudy - 84 F			
Sonny Jackson, L OBP: 0.317, SLG: 0.326	F5			P6						2	0	0	0	0	0					
Rusty Staub, L OBP: 0.337, SLG: 0.427	4-3			P3						2	0	0	0	0	0					
Chuck Harrison, R OBP: 0.294, SLG: 0.312		L6			K					2	0	0	0	0	1					
Lee Maye, L OBP: 0.289, SLG: 0.408		CS 1B			6-3					2	0	1	0	0	0					
John Bateman, R OBP: 0.326, SLG: 0.507		F2			HR					2	1	1	1	0	0	1				
Bob Aspromonte, R OBP: 0.284, SLG: 0.298			5-3		F8					2	0	0	0	0	0					
Bob Lillis, R OBP: 0.277, SLG: 0.295			5-3			K				2	0	0	0	0	1					
Turk Farrell, R OBP: 0.031, SLG: 0.031				K		F8				2	0	0	0	0	1					
Inning Stats	R: 0 E: 0 K: 0 S: 3	H: 0 LOB: 0 BB: 0 P: 3	R: 0 E: 0 K: 0 S: 3	H: 1 LOB: 0 BB: 0 P: 3	R: 0 E: 0 K: 1 S: 5	H: 0 LOB: 0 BB: 0 P: 5	R: 0 E: 0 K: 0 S: 3	H: 0 LOB: 0 BB: 0 P: 3	R: 1 E: 0 K: 1 S: 6	H: 1 LOB: 0 BB: 0 P: 6	R: 0 E: 0 K: 1 S: 5	H: 0 LOB: 0 BB: 0 P: 5					1B: 1 2B: 0 3B: 0 HR: 1	SF: 0 SAC: 0 DP: 0 HBP: 0	WP: 0 PB: 0 SB: 0 CS: 1	PA: 19
PITCHER Ken Johnson, R ERA: 2.81	IP: 6.0 WLS: 19 BF: 2	H: 2 R: 1 ER: 1 SO: 3	BB: 0 IBB: 0 HBP: 0 BLK: 0	WP: 0 HR: 1 S: 25 P: 25	ERA: 1.50 WHIP: 0.333	PITCHER				IP: 0 WLS: 0 BF: 0 H: 0 R: 0 ER: 0 SO: 0 BB: 0 IBB: 0 HBP: 0 BLK: 0	WP: 0 HR: 0 S: 0 P: 0	ERA: 0 WHIP: 0								

Batter	1	2	3	4	5	6	7	8	9	AB	R	H	RBI	BB	SO	LOB	BOTTOM			
Felipe Alou, R OBP: 0.328, SLG: 0.503	G6-4-3 1B		F2							2	0	1	0	0	0	0	Houston Astros @ Atlanta Braves Atlanta Stadium, Atlanta, GA Sat Jul 16 1966, 3:33 AM EDT Att: 13,914 - Cloudy - 84 F			
Eddie Mathews, L OBP: 0.310, SLG: 0.364	P4			HR						2	1	1	1	0	0	1				
Hank Aaron, R OBP: 0.372, SLG: 0.579	G6-4-3			F7						2	0	0	0	0	0	1				
Joe Torre, R OBP: 0.366, SLG: 0.547		F8		4-3						2	0	0	0	0	0	0				
Mack Jones, L OBP: 0.315, SLG: 0.486		2B		G3						2	0	1	0	0	0	0				
Denis Menke, R OBP: 0.382, SLG: 0.419		K			K					2	0	0	0	0	2	1				
Frank Bolling, R OBP: 0.194, SLG: 0.209		P6			F7					2	0	0	0	0	0	1				
Woody Woodward, R OBP: 0.333, SLG: 0.327			F7			K				2	0	0	0	0	1	0				
Ken Johnson, R OBP: 0.162, SLG: 0.278				6-3						1	0	0	0	0	0	0				
Inning Stats	R: 0 E: 0 K: 0 S: 3	H: 1 LOB: 0 BB: 0 P: 3	R: 0 E: 0 K: 1 S: 6	H: 1 LOB: 1 BB: 0 P: 6	R: 0 E: 0 K: 0 S: 3	H: 0 LOB: 0 BB: 0 P: 3	R: 1 E: 0 K: 0 S: 4	H: 1 LOB: 0 BB: 0 P: 4	R: 0 E: 0 K: 2 S: 7	H: 0 LOB: 0 BB: 0 P: 7	R: 0 E: 0 K: 0 S: 0	H: 0 LOB: 0 BB: 0 P: 0					1B: 1 2B: 1 3B: 0 HR: 1	SF: 0 SAC: 0 DP: 1 HBP: 0	WP: 0 PB: 0 SB: 0 CS: 0	PA: 17
PITCHER Turk Farrell, R ERA: 4.97	IP: 5.0 WLS: 17 BF: 3	H: 3 R: 1 ER: 1 SO: 3	BB: 0 IBB: 0 HBP: 0 BLK: 0	WP: 0 HR: 1 S: 23 P: 23	ERA: 1.80 WHIP: 0.600	PITCHER				IP: 0 WLS: 0 BF: 0 H: 0 R: 0 ER: 0 SO: 0 BB: 0 IBB: 0 HBP: 0 BLK: 0	WP: 0 HR: 0 S: 0 P: 0	ERA: 0 WHIP: 0								

AB	19
R	1
H	2
RBI	1
BB	0
SO	3
LOB	1

AB	17
R	1
H	3
RBI	1
BB	0
SO	3
LOB	4




Batter	1	2	3	4	5	6	7	8	9	AB	R	H	RBI	BB	SO	LOB	TOP					
Jimmy Wynn, R (1.8) OBP: 0.309, SLG: 0.417										5	1	2	0	0	2	3	Houston Astros @ New York Mets Shea Stadium, Flushing, NY Sun Jul 17 1966, 3:33 AM EDT Sunny - 79 F					
Sonny Jackson, L (1.6) OBP: 0.317, SLG: 0.326										3	0	1	0	0	0	0						
Felix Mantilla, R (1.4) OBP: 0.236, SLG: 0.337										4	0	0	0	0	0	6						
Dave Nicholson, R (1.9) OBP: 0.387, SLG: 0.467										4	0	0	0	0	2	5						
Chuck Harrison, R (1.3) OBP: 0.293, SLG: 0.305										3	1	0	0	1	0	3						
Rusty Staub, L (1.7) OBP: 0.340, SLG: 0.428										2	0	1	0	1	1	0						
John Bateman, R (1.2) OBP: 0.329, SLG: 0.506										3	0	1	1	1	0	2						
Bob Aspromonte, R (1.5) OBP: 0.284, SLG: 0.297										4	0	1	0	0	0	2						
Larry Dierker, R (1.1) OBP: 0.163, SLG: 0.256										3	0	1	0	0	0	2						
Don Arlich, L (7.1)										0	0	0	0	0	0	0						
Jim Owens, R (7.1)										0	0	0	0	0	0	0						
Lee Maye, L (9, PH) OBP: 0.288, SLG: 0.406										1	0	0	0	0	0	0						
Inning Stats	R: 1 E: 0 K: 1 S: 6	H: 1 LOB: 0 BB: 0 P: 6	R: 0 E: 0 K: 1 S: 5	H: 0 LOB: 1 BB: 1 P: 9	R: 0 E: 0 K: 0 S: 5	H: 2 LOB: 2 BB: 0 P: 5	R: 1 E: 0 K: 1 S: 7	H: 2 LOB: 2 BB: 1 P: 11	R: 0 E: 0 K: 0 S: 3	H: 0 LOB: 0 BB: 0 P: 3	R: 0 E: 0 K: 0 S: 4	H: 1 LOB: 1 BB: 0 P: 4	R: 0 E: 2 K: 1 S: 8	H: 1 LOB: 3 BB: 0 P: 8	R: 0 E: 0 K: 0 S: 2	H: 0 LOB: 0 BB: 1 P: 6	R: 0 E: 0 K: 1 S: 5	H: 0 LOB: 0 BB: 0 P: 5	1B: 6 2B: 1 3B: 0 HR: 0	SF: 0 SAC: 3 DP: 1 HBP: 0	WP: 0 PB: 1 SB: 2 CS: 0	PA: 38
PITCHER	IP WLS BF H R ER SO BB IBB HBP BLK WP HR S P ERA WHIP																					
Gerry Arrigo, L (1.1) ERA: 4.33	7.0 W 33 7 2 1 4 3 0 0 0 0 0 0 38 50 1.29 1.429																					
Dennis Ribant, R (8.1) ERA: 2.96	2.0 S 5 0 0 0 1 0 0 0 0 0 0 0 7 7 0.00 0.000																					

AB	32
R	2
H	7
RBI	1
BB	3
SO	5
LOB	23



Batter	1	2	3	4	5	6	7	8	9	AB	R	H	RBI	BB	SO	LOB	BOTTOM			
Chuck Hiller, L (1.7) OBP: 0.410, SLG: 0.450										3	0	0	0	1	0	2	Houston Astros @ New York Mets Shea Stadium, Flushing, NY Sun Jul 17 1966, 3:33 AM EDT Sunny - 79 F			
Ron Hunt, R (1.4) OBP: 0.370, SLG: 0.377										2	0	0	0	0	0	0				
Ron Swoboda, R (5.7) OBP: 0.270, SLG: 0.299										2	0	0	0	0	1	2				
Al Luplow, L (1.8) OBP: 0.315, SLG: 0.314										4	0	0	0	0	0	0				
Larry Elliot, L (1.9) OBP: 0.357, SLG: 0.410										2	0	0	0	1	1	0				
Eddie Bressoud, R (8.5) OBP: 0.299, SLG: 0.392										0	1	0	0	1	0	0				
Ken Boyer, R (1.5) OBP: 0.308, SLG: 0.414										3	0	1	0	0	0	1				
Billy Murphy, R (7, PR) OBP: 0.253, SLG: 0.364										1	1	0	0	0	0	1				
Ed Kranepool, L (1.3) OBP: 0.316, SLG: 0.364										4	0	1	1	0	0	1				
John Stephenson, L (1.2) OBP: 0.242, SLG: 0.226										3	0	0	0	0	1	1				
Jerry Grote, R (8.2) OBP: 0.343, SLG: 0.342										1	0	0	0	0	0	2				
Roy McMillan, R (1.6) OBP: 0.256, SLG: 0.247										3	2	1	0	1	0	2				
Gerry Arrigo, L (1.1) OBP: 0.625, SLG: 0.857										2	0	2	3	1	0	0				
Dennis Ribant, R (8.1) OBP: 0.192, SLG: 0.192										0	0	0	0	0	0	0				
Inning Stats	R: 0 E: 0 K: 0 S: 3	H: 0 LOB: 0 BB: 0 P: 3	R: 0 E: 0 K: 1 S: 5	H: 0 LOB: 0 BB: 0 P: 5	R: 0 E: 0 K: 1 S: 5	H: 0 LOB: 1 BB: 1 P: 9	R: 0 E: 0 K: 0 S: 3	H: 0 LOB: 1 BB: 1 P: 7	R: 1 E: 0 K: 0 S: 5	H: 2 LOB: 1 BB: 0 P: 5	R: 0 E: 0 K: 0 S: 3	H: 0 LOB: 0 BB: 0 P: 3	R: 2 E: 0 K: 1 S: 7	H: 2 LOB: 3 BB: 2 P: 15	R: 1 E: 1 K: 0 S: 5	H: 1 LOB: 2 BB: 1 P: 9	1B: 3 2B: 2 3B: 0 HR: 0	SF: 0 SAC: 0 DP: 0 HBP: 0	WP: 1 PB: 1 SB: 0 CS: 0	PA: 35
PITCHER	IP WLS BF H R ER SO BB IBB HBP BLK WP HR S P ERA WHIP																			
Larry Dierker, R (1.1) ERA: 3.5	6.2 L 27 4 3 3 2 3 0 0 0 0 1 0 0 28 40 4.05 1.050																			
Don Arlich, L (7.1) ERA	0.0 1 0 0 0 0 1 0 0 0 0 1 0 0 4 ∞ ∞																			
Jim Owens, R (7.1) ERA: 3.82	1.1 7 1 1 0 1 1 0 0 0 0 0 0 0 8 12 0.00 1.500																			

AB	30
R	4
H	5
RBI	4
BB	5
SO	3
LOB	12




Batter	1	2	3	4	5	6	7	8	9	AB	R	H	RBI	BB	SO	LOB	TOP			
Jimmy Wynn, R (1.8) OBP: 0.310, SLG: 0.417	6-3		K	G5-3			E		E	5	1	2	0	0	1	2	Houston Astros @ New York Mets Shea Stadium, Flushing, NY Sun Jul 17 1966, 3:38 AM EDT Att: 28,566 - Unknown			
Sonny Jackson, L (1.6) OBP: 0.315, SLG: 0.325	G3		2B		4-3		F8		E3	5	1	1	0	0	0	2				
Rusty Staub, L (1.9) OBP: 0.338, SLG: 0.427	F5		HR		F8		E3		P6	5	1	1	1	0	0	2				
Felix Mantilla, R (1.4) OBP: 0.237, SLG: 0.361		L7			K		3-1			4	1	1	2	0	1	2				
Lee Maye, L (1.7) OBP: 0.292, SLG: 0.413		1B					P5		F8	4	0	2	0	0	0	0				
Bill Heath, L (1.2) OBP: 0.296, SLG: 0.320		2B					K		6-3	4	0	1	0	0	1	1				
Chuck Harrison, R (1.3) OBP: 0.298, SLG: 0.306							5-3		6-3	3	0	1	0	1	0	0				
Bob Aspromonte, R (1.5) OBP: 0.283, SLG: 0.297		F3							F8	4	0	1	0	0	0	3				
Dave Giusti, R (1.1) OBP: 0.275, SLG: 0.333									6-3	2	0	0	0	0	2	5				
Bary Latman, R (4.1) OBP: 0.273, SLG: 0.200										1	1	1	0	0	0	0				
John Bateman, R (9. PH) OBP: 0.328, SLG: 0.504										1	0	0	0	0	0	0				
Inning Stats	R: 0 E: 0 K: 0 S: 3	H: 0 LOB: 0 BB: 0 P: 3	R: 0 E: 0 K: 1 S: 7	H: 2 LOB: 3 BB: 1 P: 11	R: 3 E: 0 K: 1 S: 8	H: 4 LOB: 0 BB: 0 P: 8	R: 0 E: 0 K: 1 S: 6	H: 2 LOB: 1 BB: 0 P: 6	R: 0 E: 0 K: 1 S: 5	H: 0 LOB: 0 BB: 0 P: 5	R: 1 E: 1 K: 0 S: 6	H: 2 LOB: 2 BB: 0 P: 6	R: 0 E: 0 K: 0 S: 3	H: 0 LOB: 0 BB: 0 P: 3	R: 1 E: 1 K: 0 S: 5	H: 1 LOB: 1 BB: 0 P: 5	1B: 8 2B: 2 3B: 0 HR: 1	SF: 0 SAC: 0 DP: 2 HBP: 0	WP: 0 PB: 0 SB: 1 CS: 0	PA: 39
PITCHER Bob Friend, R (1.1) ERA: 4.2	IP: 9.0 WLS: W BF: 39	H: 11 R: 5 ER: 3 SO: 5	BB: 1 IBB: 0 HBP: 0 BLK: 0	WP: 0 HR: 1 S: 48 P: 52	ERA: 3.00 WHIP: 1.333	PITCHER										ERA: 4.2	WHIP: 1.333			

AB	38
R	5
H	11
RBI	3
BB	1
SO	5
LOB	17



Batter	1	2	3	4	5	6	7	8	9	AB	R	H	RBI	BB	SO	LOB	BOTTOM	
Chuck Hiller, L (1.4) OBP: 0.417, SLG: 0.461	5-3		F9							4	0	2	1	0	0	0	Houston Astros @ New York Mets Shea Stadium, Flushing, NY Sun Jul 17 1966, 3:38 AM EDT Att: 28,566 - Unknown	
Al Luplow, L (1.8) OBP: 0.311, SLG: 0.317	K		HR							5	1	1	0	0	2	4		
Ed Kranepool, L (1.3) OBP: 0.321, SLG: 0.382	4-3									4	2	2	2	1	0	1		
Larry Elliot, L (1.9) OBP: 0.370, SLG: 0.405										3	2	1	0	1	0	0		
Billy Murphy, R (8.8) OBP: 0.260, SLG: 0.371		1B								1	0	1	0	0	0	0		
Ron Swoboda, R (1.7) OBP: 0.271, SLG: 0.304		L8								3	0	1	1	0	0	1		
Eddie Bressoud, R (1.5) OBP: 0.307, SLG: 0.393										2	1	1	0	2	0	0		
Jerry Grote, R (1.2) OBP: 0.346, SLG: 0.346										4	0	2	1	0	2	3		
Roy McMillan, R (1.6) OBP: 0.261, SLG: 0.253										4	1	2	0	0	1	4		
Bob Friend, R (1.1)										3	0	0	1	0	1	3		
Inning Stats	R: 0 E: 0 K: 1 S: 5	H: 2 LOB: 2 BB: 1 P: 11	R: 2 E: 0 K: 0 S: 5	H: 2 LOB: 0 BB: 0 P: 5	R: 1 E: 0 K: 1 S: 6	H: 1 LOB: 2 BB: 1 P: 11	R: 1 E: 0 K: 2 S: 9	H: 1 LOB: 2 BB: 1 P: 13	R: 0 E: 0 K: 0 S: 4	H: 1 LOB: 1 BB: 0 P: 4	R: 1 E: 0 K: 0 S: 4	H: 3 LOB: 0 BB: 0 P: 4	R: 1 E: 0 K: 1 S: 7	H: 3 LOB: 2 BB: 1 P: 11	1B: 8 2B: 4 3B: 0 HR: 1	SF: 0 SAC: 2 DP: 0 HBP: 1	WP: 0 PB: 0 SB: 0 CS: 1	PA: 41
PITCHER Dave Giusti, R (1.1) ERA: 3.59	IP: 3.1 WLS: L BF: 17	H: 5 R: 4 ER: 4 SO: 3	BB: 2 IBB: 0 HBP: 0 BLK: 0	WP: 0 HR: 1 S: 21 P: 29	ERA: 10.80 WHIP: 2.100	PITCHER										ERA: 3.59	WHIP: 2.100	
PITCHER Bary Latman, R (4.1) ERA: 2.63	IP: 4.2 WLS: L BF: 23	H: 8 R: 3 ER: 2 SO: 3	BB: 1 IBB: 1 HBP: 1 BLK: 0	WP: 0 HR: 0 S: 26 P: 35	ERA: 3.86 WHIP: 1.929	PITCHER										ERA: 2.63	WHIP: 1.929	

AB	33
R	7
H	13
RBI	6
BB	4
SO	6
LOB	16



Batter	1	2	3	4	5	6	7	8	9	AB	R	H	RBI	BB	SO	LOB	TOP																			
Ron Brand, R OBP: 0.328, SLG: 0.288 (1, 2)		5-3		F3			1-3			4	0	0	0	0	1	3	Houston Astros @ New York Mets Shea Stadium, Flushing, NY Mon Jul 18 1966, 3:33 AM EDT Unknown - 86 F																			
Sonny Jackson, L OBP: 0.314, SLG: 0.324 (1, 6)	E7 WP 1B		6-3		4-3		6-3			4	1	1	0	0	0	1																				
Jimmy Wynn, R OBP: 0.312, SLG: 0.416 (1, 8)			L6					K		3	0	1	1	1	1	0																				
Dave Nicholson, R OBP: 0.385, SLG: 0.462 (1, 9)	E5 G5-4-3 1-2		BB WP 1B		F8 1-2			K		4	0	1	0	0	1	2																				
Felix Mantilla, R OBP: 0.246, SLG: 0.355 (1, 4)	G5-4-3 1-2		BB BB			G5-4-3 BB		1-3		2	0	0	0	2	0	2																				
Bob Aspromonte, R OBP: 0.283, SLG: 0.294 (1, 5)		E6 1B			G5-4-3 1-2			6-3		3	0	0	0	1	0	1																				
Rusty Staub, L OBP: 0.340, SLG: 0.426 (1, 7)				P4		F9				3	0	1	0	1	0	3																				
Chuck Harrison, R OBP: 0.297, SLG: 0.299 (1, 3)				F3		6-3				3	0	0	0	1	1	3																				
Mike Cuellar, L OBP: 0.105, SLG: 0.081 Jim Owens, R (8, 1)					F9		FC1-6 BB			3	0	0	0	0	1	3																				
Lee Maye, L OBP: 0.291, SLG: 0.411 (9, PH)	K						FC1-6 1-3		FC6	0	0	0	0	0	0	0																				
Inning Stats	R: 1 E: 2 K: 1 S: 7	H: 2 LOB: 1 BB: 0 P: 7	R: 0 E: 1 K: 1 S: 7	H: 1 LOB: 2 BB: 0 P: 7	R: 0 E: 0 K: 0 S: 4	H: 1 LOB: 3 BB: 2 P: 12	R: 0 E: 0 K: 0 S: 3	H: 0 LOB: 0 BB: 0 P: 3	R: 0 E: 0 K: 0 S: 2	H: 0 LOB: 0 BB: 1 P: 6	R: 0 E: 0 K: 0 S: 3	H: 0 LOB: 1 BB: 1 P: 7	R: 0 E: 0 K: 2 S: 7	H: 0 LOB: 0 BB: 0 P: 7	R: 0 E: 0 K: 1 S: 5	H: 0 LOB: 1 BB: 1 P: 9	1B: 4 2B: 0 3B: 0 HR: 0	SF: 0 SAC: 0 DP: 2 HBP: 0	WP: 2 PB: 2 SB: 0 CS: 1	PA: 36																
PITCHER	IP	WLS	BF	H	R	ER	SO	BB	IBB	HBP	BLK	WP	HR	S	P	ERA	WHIP	PITCHER		IP	WLS	BF	H	R	ER	SO	BB	IBB	HBP	BLK	WP	HR	S	P	ERA	WHIP
Bill Hepler, L ERA: 3.63 Jack Hamilton, R ERA: 3.69	(1, 1) (8, 1)	7.0 W	29 7	4 0	1 0	1 0	2 3	5 1	0 0	0 0	0 0	2 0	0 0	28 12	48 16	1.29 0.00	1.286 0.500																			

AB	30
R	1
H	4
RBI	1
BB	6
SO	5
LOB	19



Batter	1	2	3	4	5	6	7	8	9	AB	R	H	RBI	BB	SO	LOB	BOTTOM																			
Chuck Hiller, L OBP: 0.420, SLG: 0.462 (1, 4)	K				F8					4	1	2	0	0	1	1	Houston Astros @ New York Mets Shea Stadium, Flushing, NY Mon Jul 18 1966, 3:33 AM EDT Unknown - 86 F																			
Eddie Brassoud, R OBP: 0.303, SLG: 0.387 (1, 5)	K					5-3		SH3-4 1B		3	0	0	0	0	1	2																				
Ron Swoboda, R OBP: 0.271, SLG: 0.300 (1, 7)	K				F8		6-3		BB 1B IBB	3	1	0	0	1	1	0																				
Hawk Taylor, R OBP: 0.197, SLG: 0.253 (1, 2)		K			K		5-3		L8	4	0	0	0	0	2	2																				
Billy Murphy, R OBP: 0.260, SLG: 0.366 (1, 8)		6-3			K		K		BB 1B 1B	4	1	1	1	0	2	0																				
Ed Kranepool, L OBP: 0.324, SLG: 0.386 (1, 3)		1-3				E 2B		P6	BB 1B BB	3	1	1	0	1	0	0																				
Roy McMillan, R OBP: 0.275, SLG: 0.264 (1, 6)							E2 2H 1B		1B WP 1B	3	0	3	2	1	0	0																				
Al Luplow, L OBP: 0.316, SLG: 0.317 (1, 9)					K		K		1-3 2H 3H 4H	3	0	1	0	1	2	2																				
Bill Hepler, L OBP: 0.125, SLG: 0.125 Ken Boyer, R OBP: 0.307, SLG: 0.413 Jack Hamilton, R OBP: 0.125, SLG: 0.097 (7, PH) (8, 1)					F2		5-3		1B 1B 1B	2	0	0	0	0	0	2																				
									K L8	1	0	0	0	0	1	2																				
										1	0	0	0	0	0	3																				
Inning Stats	R: 0 E: 0 K: 3 S: 9	H: 0 LOB: 0 BB: 0 P: 9	R: 0 E: 0 K: 1 S: 5	H: 0 LOB: 0 BB: 0 P: 5	R: 0 E: 0 K: 1 S: 6	H: 1 LOB: 2 BB: 1 P: 10	R: 0 E: 0 K: 2 S: 7	H: 0 LOB: 0 BB: 0 P: 7	R: 1 E: 1 K: 1 S: 7	H: 2 LOB: 1 BB: 0 P: 7	R: 0 E: 0 K: 0 S: 3	H: 0 LOB: 0 BB: 0 P: 3	R: 0 E: 0 K: 2 S: 9	H: 2 LOB: 2 BB: 0 P: 9	R: 3 E: 0 K: 0 S: 6	H: 3 LOB: 3 BB: 3 P: 18	1B: 7 2B: 1 3B: 0 HR: 0	SF: 0 SAC: 1 DP: 0 HBP: 0	WP: 1 PB: 0 SB: 0 CS: 0	PA: 36																
PITCHER	IP	WLS	BF	H	R	ER	SO	BB	IBB	HBP	BLK	WP	HR	S	P	ERA	WHIP	PITCHER		IP	WLS	BF	H	R	ER	SO	BB	IBB	HBP	BLK	WP	HR	S	P	ERA	WHIP
Mike Cuellar, L ERA: 2.03 Jim Owens, R ERA: 3.79	(1, 1) (8, 1)	7.2 L	33 3	7 1	4 0	3 0	10 0	2 0	1 0	0 0	0 0	0 0	0 2	50 6	62 6	3.52 0.00	1.174 3.000																			

AB	31
R	4
H	8
RBI	3
BB	4
SO	10
LOB	14



Batter	1	2	3	4	5	6	7	8	9	AB	R	H	RBI	BB	SO	LOB	TOP										
Lee Mays, L (1,7) OBP: 0.294, SLG: 0.416	E9 1B	1-3			E2 4-3		G3	G3		5	2	2	0	0	0	3	Houston Astros @ New York Mets Shea Stadium, Flushing, NY Mon Jul 18 1966, 3:38 AM EDT Att: 20,690 - Unknown - 92 F										
Sonny Jackson, L (1,6) OBP: 0.313, SLG: 0.322			F8		P3		E3 1B	3-1		5	1	1	0	0	0	1											
Jimmy Wynn, R (1,8) OBP: 0.311, SLG: 0.412	P6		1-3		4-3 BB		F9			4	0	0	0	1	0	3											
Rusty Staub, L (1,9) OBP: 0.343, SLG: 0.427			WP 1B BB		4-3			S 1B		4	0	2	3	1	1	1											
Felix Mantilla, R (1,4) OBP: 0.254, SLG: 0.354	6-3				K					3	0	1	0	1	1	1											
Bill Heath, L (1,2) OBP: 0.256, SLG: 0.276		1-3	G3			4-3	G3			4	0	0	0	0	0	5											
Bob Aspromonte, R (1,5) OBP: 0.286, SLG: 0.294		5-3			L5			G6-4-3 1B		3	0	1	0	1	0	0											
Chuck Harrison, R (1,3) OBP: 0.296, SLG: 0.293					6-3		F7	G6-4-3 1-2		3	0	0	0	1	0	2											
Bob Bruce, R (1,1) OBP: 0.111, SLG: 0.059										2	0	0	0	1	1	1											
Claude Raymond, R (7,1)					K		L4	E5		0	0	0	0	0	0	0											
Ron Brand, R (8, PH) OBP: 0.322, SLG: 0.283										1	0	0	0	0	0	0											
Ron Taylor, R (8,1) OBP: 0.500, SLG: 1.000										0	0	0	0	0	0	0											
Inning Stats	R: 2 E: 1 K: 0 S: 5	H: 3 LOB: 0 BB: 0 P: 5	R: 0 E: 0 K: 0 S: 3	H: 0 LOB: 2 BB: 2 P: 11	R: 0 E: 0 K: 0 S: 4	H: 1 LOB: 2 BB: 1 P: 8	R: 0 E: 0 K: 1 S: 5	H: 0 LOB: 0 BB: 0 P: 5	R: 1 E: 1 K: 1 S: 6	H: 1 LOB: 1 BB: 1 P: 10	R: 0 E: 0 K: 0 S: 3	H: 0 LOB: 1 BB: 1 P: 7	R: 0 E: 1 K: 0 S: 5	H: 1 LOB: 3 BB: 1 P: 9	R: 0 E: 1 K: 0 S: 4	H: 1 LOB: 1 BB: 0 P: 4	R: 0 E: 0 K: 1 S: 5	H: 0 LOB: 0 BB: 0 P: 5	1B: 6 2B: 1 3B: 0 HR: 0	SF: 0 SAC: 0 DP: 1 HBP: 0	WP: 1 PB: 0 SB: 2 CS: 0	PA: 40					
PITCHER	IP	WLS	BF	H	R	ER	SO	BB	IBB	HBP	BLK	WP	HR	S	P	ERA	WHIP										
Bob Shaw, R (1,1) ERA: 4.65	7.0	W	33	6	3	1	2	6	0	0	0	1	0	31	55	1.29	1.714										
Jack Hamilton, R (8,1) ERA: 3.62	2.0	S	7	1	0	0	1	0	0	0	0	0	0	9	9	0.00	0.500										

AB	34
R	3
H	7
RBI	3
BB	6
SO	3
LOB	17



Batter	1	2	3	4	5	6	7	8	9	AB	R	H	RBI	BB	SO	LOB	BOTTOM										
Chuck Hiller, L (1,4) OBP: 0.404, SLG: 0.444	4-3		G3		3-1		F9	P3		5	0	0	0	0	0	3	Houston Astros @ New York Mets Shea Stadium, Flushing, NY Mon Jul 18 1966, 3:38 AM EDT Att: 20,690 - Unknown - 92 F										
Al Luplow, L (1,8) OBP: 0.314, SLG: 0.316	K		F5		3-1			2B		4	1	1	1	0	1	0											
Ed Kranepool, L (1,3) OBP: 0.330, SLG: 0.395	PB 1B						F3	2B		4	2	3	1	0	0	0											
Larry Elliot, L (1,9) OBP: 0.400, SLG: 0.522								1B		4	1	3	4	0	0	1											
Jack Hamilton, R (8,1) OBP: 0.125, SLG: 0.097			P5					1B		0	0	0	0	0	0	0											
Ron Swoboda, R (1,7) OBP: 0.275, SLG: 0.297	F8				PB 5-3 HBP			2B		2	0	0	0	1	0	1											
Eddie Bressoud, R (1,5) OBP: 0.298, SLG: 0.379			K		5-3					4	0	0	0	0	1	3											
Jerry Grote, R (1,2) OBP: 0.349, SLG: 0.341			F8							2	0	0	0	1	0	0											
Roy McMillan, R (1,6) OBP: 0.276, SLG: 0.270			E6		G4-6-3 BB					3	1	1	0	0	0	2											
Bob Shaw, R (1,1) OBP: 0.200, SLG: 0.143										2	0	0	0	0	1	1											
John Stephenson, L (7, PH) OBP: 0.250, SLG: 0.226										0	1	0	0	0	0	0											
Billy Murphy, R (8,8) OBP: 0.257, SLG: 0.362										1	0	0	0	0	0	1											
Inning Stats	R: 1 E: 0 K: 1 S: 7	H: 2 LOB: 1 BB: 0 P: 7	R: 0 E: 1 K: 1 S: 6	H: 0 LOB: 1 BB: 0 P: 6	R: 0 E: 0 K: 0 S: 4	H: 1 LOB: 1 BB: 0 P: 4	R: 0 E: 0 K: 0 S: 2	H: 0 LOB: 0 BB: 1 P: 7	R: 0 E: 0 K: 1 S: 5	H: 0 LOB: 0 BB: 0 P: 5	R: 1 E: 0 K: 0 S: 4	H: 1 LOB: 0 BB: 0 P: 4	R: 4 E: 0 K: 0 S: 7	H: 4 LOB: 2 BB: 1 P: 12	R: 0 E: 0 K: 0 S: 3	H: 0 LOB: 1 BB: 0 P: 4	R: 0 E: 0 K: 1 S: 0	H: 0 LOB: 0 BB: 0 P: 4	1B: 4 2B: 3 3B: 0 HR: 1	SF: 0 SAC: 1 DP: 1 HBP: 3	WP: 0 PB: 3 SB: 0 CS: 0	PA: 37					
PITCHER	IP	WLS	BF	H	R	ER	SO	BB	IBB	HBP	BLK	WP	HR	S	P	ERA	WHIP										
Bob Bruce, R (1,1) ERA: 5.24	6.1	L	27	5	4	4	3	1	0	2	0	0	1	30	36	5.68	0.947										
Claude Raymond, R (7,1) ERA: 2.14	0.2		6	3	2	2	0	1	0	0	0	0	0	5	9	27.00	6.000										
Ron Taylor, R (8,1) ERA: 4.41	1.0		4	0	0	0	0	0	0	1	0	0	0	3	4	0.00	0.000										

AB	31
R	6
H	8
RBI	6
BB	2
SO	3
LOB	12



Batter	1	2	3	4	5	6	7	8	9	AB	R	H	RBI	BB	SO	LOB	TOP					
Tony Taylor, R OBP: 0.304, SLG: 0.375 (1, 4)										4	1	2	1	0	1	2	Philadelphia Phillies @ Houston Astros Astrodome, Houston, TX Tue Jul 19 1966, 8:05 PM EDT Att: 27,648 - Dome					
Johnny Callison, L OBP: 0.339, SLG: 0.418 (1, 9)										3	0	1	1	1	1	2						
Dick Allen, R OBP: 0.385, SLG: 0.640 (1, 5)										4	0	0	0	0	2	6						
Bill White, L OBP: 0.354, SLG: 0.479 (1, 3)										4	0	1	0	0	0	0						
Tony Gonzalez, L OBP: 0.326, SLG: 0.383 (1, 7)										4	0	1	0	0	1	0						
Clay Dalrymple, L OBP: 0.386, SLG: 0.379 (1, 2)										4	0	0	0	0	0	1						
Cookie Rojas, R OBP: 0.311, SLG: 0.340 (1, 8)										4	0	1	0	0	0	1						
Dick Groat, R OBP: 0.287, SLG: 0.316 (1, 6)										4	0	1	0	0	0	0						
Jim Bunning, R OBP: 0.283, SLG: 0.193 (5, PH)										1	1	1	0	0	0	0						
Don Clements, L OBP: 0.298, SLG: 0.306 (5, PH)										1	0	0	0	0	0	2						
Ray Culp, R OBP: 0.317, SLG: 0.341 (6, 1)										0	0	0	0	0	0	0						
John Morris, R OBP: 0.307, SLG: 0.341 (7, PH)										0	0	0	0	0	0	0						
Harvey Kuenn, R OBP: 0.307, SLG: 0.341 (7, 1)										0	0	0	0	0	0	0						
Rick Wise, R OBP: 0.307, SLG: 0.341 (7, 1)										0	0	0	0	0	0	0						
John Briggs, L OBP: 0.307, SLG: 0.480 (9, PH)										1	0	0	0	0	0	0						
Inning Stats	R: 0 E: 0 K: 3 S: 9	H: 0 LOB: 0 BB: 0 P: 9	R: 0 E: 0 K: 1 S: 5	H: 1 LOB: 0 BB: 0 P: 5	R: 2 E: 0 K: 0 S: 6	H: 3 LOB: 1 BB: 0 P: 6	R: 0 E: 0 K: 0 S: 3	H: 0 LOB: 0 BB: 0 P: 3	R: 0 E: 0 K: 1 S: 7	H: 2 LOB: 3 BB: 1 P: 11	R: 0 E: 0 K: 0 S: 4	H: 1 LOB: 1 BB: 0 P: 4	R: 0 E: 1 K: 0 S: 5	H: 1 LOB: 2 BB: 0 P: 5	R: 0 E: 0 K: 0 S: 3	H: 0 LOB: 0 BB: 0 P: 3	R: 0 E: 0 K: 0 S: 3	H: 0 LOB: 0 BB: 0 P: 3	1B: 5 2B: 2 3B: 1 HR: 0	SF: 0 SAC: 0 DP: 0 HBP: 0	WP: 0 PB: 0 SB: 0 CS: 0	PA: 36
PITCHER Turk Farrell, R ERA: 4.71 (1, 1)	IP: 9.0 WLS: W BF: 36 H: 8 R: 2 ER: 2 SO: 5 BB: 1 IBB: 0 HBP: 0 BLK: 0 WP: 0 HR: 0 S: 45 P: 49 ERA: 2.00 WHIP: 1.000																					

Batter	1	2	3	4	5	6	7	8	9	AB	R	H	RBI	BB	SO	LOB	BOTTOM			
Jimmy Wynn, R OBP: 0.317, SLG: 0.424 (1, 8)										4	1	3	3	1	0	0	Philadelphia Phillies @ Houston Astros Astrodome, Houston, TX Tue Jul 19 1966, 8:05 PM EDT Att: 27,648 - Dome			
Sonny Jackson, L OBP: 0.314, SLG: 0.323 (1, 6)										5	0	2	0	0	0	3				
Rusty Staub, L OBP: 0.339, SLG: 0.421 (1, 9)										5	0	0	0	0	2	6				
Felix Mantilla, R OBP: 0.260, SLG: 0.360 (3, PH)										1	0	1	0	0	0	0				
Ron Brand, R OBP: 0.317, SLG: 0.268 (4, 4)										3	0	0	0	0	1	2				
Lee Maye, L OBP: 0.291, SLG: 0.410 (1, 7)										5	0	1	0	0	1	5				
Bill Heath, L OBP: 0.297, SLG: 0.273 (1, 2)										4	2	1	0	0	0	1				
Bob Aspromonte, R OBP: 0.288, SLG: 0.300 (1, 5)										4	2	2	0	0	1	1				
Chuck Harrison, R OBP: 0.295, SLG: 0.292 (1, 3)										4	1	1	1	0	1	3				
Turk Farrell, R OBP: 0.111, SLG: 0.194 (1, 1)										4	2	3	3	0	1	0				
Inning Stats	R: 0 E: 0 K: 0 S: 5	H: 2 LOB: 2 BB: 0 P: 5	R: 0 E: 0 K: 1 S: 5	H: 0 LOB: 0 BB: 0 P: 5	R: 0 E: 0 K: 2 S: 9	H: 2 LOB: 2 BB: 0 P: 9	R: 4 E: 0 K: 0 S: 7	H: 4 LOB: 0 BB: 0 P: 7	R: 0 E: 0 K: 2 S: 7	H: 0 LOB: 0 BB: 0 P: 7	R: 3 E: 1 K: 1 S: 8	H: 2 LOB: 1 BB: 1 P: 12	R: 1 E: 0 K: 0 S: 5	H: 2 LOB: 1 BB: 0 P: 5	R: 0 E: 0 K: 1 S: 7	H: 2 LOB: 3 BB: 0 P: 8	1B: 11 2B: 1 3B: 0 HR: 2	SF: 0 SAC: 0 DP: 0 HBP: 1	WP: 0 PB: 1 SB: 1 CS: 0	PA: 41
PITCHER Jim Bunning, R ERA: 2.72 Ray Culp, R ERA: 5.75 John Morris, L ERA: Rick Wise, R ERA: 4.06 (1, 1)	IP: 4.0 WLS: L BF: 20 H: 8 R: 4 ER: 4 SO: 3 BB: 1 IBB: 0 HBP: 0 BLK: 0 WP: 0 HR: 1 S: 26 P: 26 ERA: 9.00 WHIP: 2.000																			

Batter	1	2	3	4	5	6	7	8	9	AB	R	H	RBI	BB	SO	LOB	TOP																					
Doug Clemens, L OBP: 0.356, SLG: 0.307 (1, 7)	G3			6-3	4-3			G3		6	0	2	0	0	0	3	Philadelphia Phillies @ Houston Astros Astrodome, Houston, TX Wed Jul 20 1966, 8:05 PM EDT Att: 27,266 - Dome																					
Johnny Callison, L OBP: 0.341, SLG: 0.420 (1, 9)	F8			HR	BB	E	F2	FC4-6	BB	5	3	2	2	1	0	1																						
Dick Allen, R OBP: 0.387, SLG: 0.639 (1, 5)	1B			K	E6			K	BB	5	3	2	0	1	2	3																						
Bill White, L OBP: 0.354, SLG: 0.475 (1, 3)	1B			F7	1B			K	BB	5	1	1	0	1	2	4																						
Tony Gonzalez, L OBP: 0.332, SLG: 0.403 Cookie Rojas, R OBP: 0.315, SLG: 0.347 (4, PH) (4, 8)	1B			HR	1B			K2-3	BB	2	1	2	3	0	0	0																						
Clay Dalrymple, L OBP: 0.389, SLG: 0.380 (1, 2)	F7			HR	1B			1B	BB	4	0	3	4	0	1	0																						
Clay Dalrymple, L OBP: 0.389, SLG: 0.380 (1, 2)	F7			1B	1B			1B	BB	5	1	2	1	1	0	5																						
Tony Taylor, R OBP: 0.305, SLG: 0.377 (1, 4)				F9	K			1B	BB	6	2	2	0	0	1	5																						
Dick Groat, R OBP: 0.294, SLG: 0.324 (1, 6)				SH3-4	1B			1B	BB	4	2	3	1	1	0	0																						
Bob Buhl, R OBP: 0.188, SLG: 0.100 Joe Verdine, R OBP: 0.245, SLG: 0.471 John Briggs, L OBP: 0.300, SLG: 0.600 Ray Herbert, R OBP: 0.271, SLG: 0.298 Phil Linz, R OBP: 0.271, SLG: 0.298 Darold Knowles, L OBP: 0.297, SLG: 0.297 (1, 1) (3, 1) (4, PH) (4, 1) (7, PH) (7, 1)				SH3-4	F7			L8	1B	0	0	0	0	0	0	0																						
Inning Stats	R: 1 E: 0 K: 0 S: 6	H: 3 LOB: 2 BB: 0 P: 6	R: 0 E: 0 K: 0 S: 4	H: 2 LOB: 2 BB: 0 P: 4	R: 2 E: 0 K: 1 S: 8	H: 3 LOB: 1 BB: 0 P: 8	R: 4 E: 1 K: 1 S: 10	H: 4 LOB: 1 BB: 1 P: 14	R: 0 E: 0 K: 0 S: 3	H: 0 LOB: 0 BB: 0 P: 3	R: 1 E: 1 K: 0 S: 5	H: 2 LOB: 1 BB: 0 P: 5	R: 2 E: 0 K: 1 S: 8	H: 3 LOB: 1 BB: 0 P: 8	R: 2 E: 0 K: 2 S: 9	H: 2 LOB: 2 BB: 2 P: 17	R: 1 E: 0 K: 1 S: 6	H: 1 LOB: 2 BB: 2 P: 14	1B: 14 2B: 5 3B: 0 HR: 1	SF: 0 SAC: 1 DP: 0 HBP: 0	WP: 1 PA: 52 PB: 0 SB: 0 CS: 0																	
PITCHER	IP	WLS	BF	H	R	ER	SO	BB	IBB	HBP	BLK	WP	HR	S	P	ERA	WHIP	PITCHER				IP	WLS	BF	H	R	ER	SO	BB	IBB	HBP	BLK	WP	HR	S	P	ERA	WHIP
Barry Latman, R ERA: 2.89 (1, 1)	2.2		15	8	3	3	1	0	0	0	0	0	1	17	17	10.12	3.000	Aurelio Montenegro, R ERA: 3.88 (9, 1)				1.0		6	1	1	1	1	2	0	0	0	0	0	6	14	9.00	3.000
Ron Taylor, R ERA: 4.54 (3, 1)	1.0		7	2	4	1	0	1	0	0	0	0	0	6	10	9.00	3.000																					
Don Arlich, L ERA: 7.36 (4, 1)	2.2	L	15	7	4	3	1	0	0	0	0	0	0	17	17	10.12	2.625																					
Claude Raymond, R ERA: 2.11 (7, 1)	0.2		2	0	0	0	1	0	0	0	0	0	0	4	4	0.00	0.000																					
Jim Owens, R ERA: 4.17 (8, 1)	1.0		7	2	2	2	2	1	1	0	0	1	0	9	17	18.00	3.000																					



Batter	1	2	3	4	5	6	7	8	9	AB	R	H	RBI	BB	SO	LOB	BOTTOM																					
Jimmy Wynn, R OBP: 0.318, SLG: 0.432 (1, 8)	F8			5-3				K		5	2	2	3	0	1	0	Philadelphia Phillies @ Houston Astros Astrodome, Houston, TX Wed Jul 20 1966, 8:05 PM EDT Att: 27,266 - Dome																					
Sonny Jackson, L OBP: 0.315, SLG: 0.322 (1, 6)	G1-6-3			1B				E6	BB	4	1	1	0	1	0	0																						
Rusty Staub, L OBP: 0.340, SLG: 0.420 (1, 9) (6, 7)	G1-6-3			1B				F9	BB	5	1	2	0	0	0	1																						
John Bateman, R OBP: 0.322, SLG: 0.496 (1, 2)				5-3				F9	BB	4	0	0	1	0	0	2																						
Lee Maye, L OBP: 0.300, SLG: 0.414 Jim Owens, R (8, 1)				2-3				4-3	BB	3	3	2	1	1	0	0																						
Felix Mantilla, R OBP: 0.258, SLG: 0.357 Aurelio Montenegro, R (9, 1)				1B				6-3	BB	0	0	0	0	0	0	0																						
Bob Aspromonte, R OBP: 0.290, SLG: 0.305 (1, 5)				1B				K	BB	0	0	0	0	0	0	0																						
Bob Aspromonte, R OBP: 0.290, SLG: 0.305 (1, 5)				1B				6-3	BB	5	0	2	1	0	1	2																						
Ron Brand, R OBP: 0.309, SLG: 0.267 (1, 4)				F8				E6	BB	4	1	1	2	0	0	3																						
Chuck Harrison, R OBP: 0.309, SLG: 0.299 (1, 3)				1B				1B	BB	3	1	2	1	2	0	0																						
Barry Latman, R OBP: 0.281, SLG: 0.190 Ron Taylor, R OBP: 0.331, SLG: 0.687 Don Arlich, L ERA: 3.4 Claude Raymond, R OBP: 0.300, SLG: 0.480 (1, 1) (3, 1) (4, 1) (7, PH) (8, 9)				F9				K	BB	1	0	0	0	0	0	2																						
Inning Stats	R: 0 E: 0 K: 0 S: 2	H: 0 LOB: 0 BB: 1 P: 6	R: 1 E: 1 K: 0 S: 6	H: 2 LOB: 2 BB: 0 P: 6	R: 4 E: 0 K: 1 S: 10	H: 5 LOB: 2 BB: 1 P: 14	R: 0 E: 0 K: 0 S: 3	H: 0 LOB: 0 BB: 0 P: 3	R: 0 E: 0 K: 1 S: 5	H: 0 LOB: 0 BB: 0 P: 5	R: 3 E: 1 K: 1 S: 8	H: 2 LOB: 0 BB: 0 P: 8	R: 1 E: 0 K: 1 S: 6	H: 1 LOB: 2 BB: 2 P: 14	R: 0 E: 1 K: 2 S: 9	H: 1 LOB: 2 BB: 0 P: 9	R: 0 E: 0 K: 0 S: 3	H: 1 LOB: 0 BB: 0 P: 3	1B: 10 2B: 1 3B: 0 HR: 1	SF: 2 SAC: 0 DP: 2 HBP: 0	WP: 0 PA: 44 PB: 0 SB: 0 CS: 0																	
PITCHER	IP	WLS	BF	H	R	ER	SO	BB	IBB	HBP	BLK	WP	HR	S	P	ERA	WHIP	PITCHER				IP	WLS	BF	H	R	ER	SO	BB	IBB	HBP	BLK	WP	HR	S	P	ERA	WHIP
Bob Buhl, R ERA: 4.1 (1, 1)	2.1		15	7	5	4	0	1	0	0	0	0	0	14	18	15.43	3.429	Aurelio Montenegro, R ERA: 3.88 (9, 1)				1.0		6	1	1	1	2	0	0	0	6	14	9.00	3.000			
Joe Verbanic, R ERA: 3.4 (3, 1)	0.2		3	0	0	0	1	0	1	0	0	0	0	4	8	0.00	0.000																					
Ray Herbert, R ERA: 3.4 (4, 1)	3.0	W	12	2	3	2	2	0	0	0	0	0	1	16	16	6.00	0.667																					
Darold Knowles, L ERA: 2.84 (7, 1)	3.0	S	14	3	1	1	3	2	0	0	0	0	0	18	26	3.00	1.667																					



Batter	1	2	3	4	5	6	7	8	9	AB	R	H	RBI	BB	SO	LOB	TOP				
Cookie Rojas, R OBP: 0.311, SLG: 0.342	L9	F8			P3		6-3		5-3	5	0	0	0	0	0	4	Philadelphia Phillies @ Houston Astros Astrodome, Houston, TX Thu Jul 21 1966, 8:05 PM EDT Att: 20,002 - Dome				
Johnny Callison, L OBP: 0.339, SLG: 0.416	P6		K		BLK BB			G3	4-3	4	0	0	0	1	1						
Dick Allen, R OBP: 0.389, SLG: 0.637	1B		K		6-3			6-3 S	1B	4	0	2	0	0	1						
Bill White, L OBP: 0.353, SLG: 0.471	P5		K					6-3 BB	1B	3	0	0	0	1	2						
Tony Gonzalez, L OBP: 0.335, SLG: 0.414		4-3 SH1 PB		4-3				6-3	BB	4	2	2	0	0	2						
Clay Dalrymple, L OBP: 0.386, SLG: 0.376										2	0	0	0	0	1						
Harvey Kuenn, R OBP: 0.295, SLG: 0.341	SH1				F8					0	0	0	0	1	0						
Bob Uecker, R OBP: 0.311, SLG: 0.435	1-2								BB	0	0	0	0	0	0						
Tony Taylor, R OBP: 0.304, SLG: 0.375	4-3				4-3				BB	4	0	1	1	0	1						
Dick Groat, R OBP: 0.293, SLG: 0.322					6-3					3	0	0	0	1	2						
Chris Short, R OBP: 0.217, SLG: 0.217										2	0	0	0	0	1						
Doug Clemens, L OBP: 0.353, SLG: 0.303	K				6-3					1	0	0	0	0	1						
Terry Fox, R OBP: 0.305, SLG: 0.288	1-2 3H								E3 5-3	1	0	0	0	0	0						
Inning Stats	R: 0 E: 0 K: 0 S: 4	H: 1 LOB: 1 BB: 0 P: 4	R: 1 E: 0 K: 1 S: 7	H: 1 LOB: 2 BB: 1 P: 11	R: 0 E: 0 K: 3 S: 9	H: 0 LOB: 0 BB: 0 P: 9	R: 1 E: 0 K: 0 S: 4	H: 1 LOB: 0 BB: 0 P: 4	R: 0 E: 0 K: 1 S: 5	H: 0 LOB: 1 BB: 0 P: 5	R: 0 E: 0 K: 2 S: 8	H: 1 LOB: 1 BB: 0 P: 8	R: 0 E: 0 K: 1 S: 6	H: 1 LOB: 3 BB: 2 P: 14	R: 0 E: 1 K: 1 S: 6	H: 0 LOB: 1 BB: 0 P: 6	1B: 4 2B: 0 3B: 1 HR: 0	SF: 0 SAC: 1 DP: 0 HBP: 0	WP: 0 PB: 1 SB: 2 CS: 0	PA: 38	
PITCHER	IP WLS BF H R ER SO BB IBB HBP BLK WP HR S P ERA WHIP	IP WLS BF H R ER SO BB IBB HBP BLK WP HR S P ERA WHIP	IP WLS BF H R ER SO BB IBB HBP BLK WP HR S P ERA WHIP	IP WLS BF H R ER SO BB IBB HBP BLK WP HR S P ERA WHIP	IP WLS BF H R ER SO BB IBB HBP BLK WP HR S P ERA WHIP	IP WLS BF H R ER SO BB IBB HBP BLK WP HR S P ERA WHIP	IP WLS BF H R ER SO BB IBB HBP BLK WP HR S P ERA WHIP	IP WLS BF H R ER SO BB IBB HBP BLK WP HR S P ERA WHIP	IP WLS BF H R ER SO BB IBB HBP BLK WP HR S P ERA WHIP	IP WLS BF H R ER SO BB IBB HBP BLK WP HR S P ERA WHIP	IP WLS BF H R ER SO BB IBB HBP BLK WP HR S P ERA WHIP	IP WLS BF H R ER SO BB IBB HBP BLK WP HR S P ERA WHIP	IP WLS BF H R ER SO BB IBB HBP BLK WP HR S P ERA WHIP	IP WLS BF H R ER SO BB IBB HBP BLK WP HR S P ERA WHIP	IP WLS BF H R ER SO BB IBB HBP BLK WP HR S P ERA WHIP	IP WLS BF H R ER SO BB IBB HBP BLK WP HR S P ERA WHIP	IP WLS BF H R ER SO BB IBB HBP BLK WP HR S P ERA WHIP	IP WLS BF H R ER SO BB IBB HBP BLK WP HR S P ERA WHIP	IP WLS BF H R ER SO BB IBB HBP BLK WP HR S P ERA WHIP	IP WLS BF H R ER SO BB IBB HBP BLK WP HR S P ERA WHIP	IP WLS BF H R ER SO BB IBB HBP BLK WP HR S P ERA WHIP

AB 33
R 2
H 5
RBI 1
BB 4
SO 9
LOB 17



Batter	1	2	3	4	5	6	7	8	9	AB	R	H	RBI	BB	SO	LOB	BOTTOM				
Jimmy Wynn, R OBP: 0.320, SLG: 0.432	6-3						FC6-4			4	0	2	1	0	0	1	Philadelphia Phillies @ Houston Astros Astrodome, Houston, TX Thu Jul 21 1966, 8:05 PM EDT Att: 20,002 - Dome				
Sonny Jackson, L OBP: 0.314, SLG: 0.322	4-3	FC4			K					4	0	1	0	0	1	3					
Dave Nicholson, R OBP: 0.381, SLG: 0.455	P6				F9					4	0	1	0	0	0	0					
John Bateman, R OBP: 0.321, SLG: 0.496		1B 2B			5-3					4	1	1	0	0	0	1					
Bob Aspromonte, R OBP: 0.292, SLG: 0.307		1B 1B								4	1	2	0	0	1	1					
Rusty Staub, L OBP: 0.340, SLG: 0.420		1B 1B			F5					3	1	1	1	0	0	1					
Ron Brand, R OBP: 0.296, SLG: 0.254		K			6-3					3	0	0	0	0	1	2					
Chuck Harrison, R OBP: 0.315, SLG: 0.306		1B 1B			5-3					3	0	2	1	0	0	0					
Dave Giusti, R OBP: 0.256, SLG: 0.310		K			K					3	0	0	0	0	2	3					
Mike Cuellar, L OBP: 0.105, SLG: 0.081		K			K					0	0	0	0	0	0	0					
Inning Stats	R: 0 E: 0 K: 0 S: 3	H: 0 LOB: 0 BB: 0 P: 3	R: 3 E: 0 K: 2 S: 12	H: 5 LOB: 2 BB: 0 P: 12	R: 0 E: 0 K: 0 S: 4	H: 1 LOB: 0 BB: 0 P: 4	R: 0 E: 0 K: 1 S: 5	H: 0 LOB: 0 BB: 0 P: 5	R: 0 E: 0 K: 1 S: 5	H: 0 LOB: 0 BB: 0 P: 5	R: 0 E: 0 K: 0 S: 4	H: 1 LOB: 1 BB: 0 P: 4	R: 0 E: 0 K: 0 S: 4	H: 2 LOB: 1 BB: 0 P: 4	R: 0 E: 0 K: 0 S: 4	H: 0 LOB: 1 BB: 0 P: 4		1B: 9 2B: 1 3B: 0 HR: 0	SF: 0 SAC: 0 DP: 0 HBP: 0	WP: 0 PB: 0 SB: 0 CS: 2	PA: 32
PITCHER	IP WLS BF H R ER SO BB IBB HBP BLK WP HR S P ERA WHIP	IP WLS BF H R ER SO BB IBB HBP BLK WP HR S P ERA WHIP	IP WLS BF H R ER SO BB IBB HBP BLK WP HR S P ERA WHIP	IP WLS BF H R ER SO BB IBB HBP BLK WP HR S P ERA WHIP	IP WLS BF H R ER SO BB IBB HBP BLK WP HR S P ERA WHIP	IP WLS BF H R ER SO BB IBB HBP BLK WP HR S P ERA WHIP	IP WLS BF H R ER SO BB IBB HBP BLK WP HR S P ERA WHIP	IP WLS BF H R ER SO BB IBB HBP BLK WP HR S P ERA WHIP	IP WLS BF H R ER SO BB IBB HBP BLK WP HR S P ERA WHIP	IP WLS BF H R ER SO BB IBB HBP BLK WP HR S P ERA WHIP	IP WLS BF H R ER SO BB IBB HBP BLK WP HR S P ERA WHIP	IP WLS BF H R ER SO BB IBB HBP BLK WP HR S P ERA WHIP	IP WLS BF H R ER SO BB IBB HBP BLK WP HR S P ERA WHIP	IP WLS BF H R ER SO BB IBB HBP BLK WP HR S P ERA WHIP	IP WLS BF H R ER SO BB IBB HBP BLK WP HR S P ERA WHIP	IP WLS BF H R ER SO BB IBB HBP BLK WP HR S P ERA WHIP		IP WLS BF H R ER SO BB IBB HBP BLK WP HR S P ERA WHIP	IP WLS BF H R ER SO BB IBB HBP BLK WP HR S P ERA WHIP	IP WLS BF H R ER SO BB IBB HBP BLK WP HR S P ERA WHIP	IP WLS BF H R ER SO BB IBB HBP BLK WP HR S P ERA WHIP

AB 32
R 3
H 10
RBI 3
BB 0
SO 5
LOB 12



Batter	1	2	3	4	5	6	7	8	9	AB	R	H	RBI	BB	SO	LOB	TOP			
Matty Alou, L OBP: 0.371, SLG: 0.439 (1, 8)	L8		F9		F2			5-3		4	0	0	0	0	0	0				
Bob Bailey, R OBP: 0.341, SLG: 0.408 (1, 5)	L5		HR		6-3			P6		4	1	1	1	0	0	0				
Roberto Clemente, R OBP: 0.374, SLG: 0.545 (1, 9)			F9					K		4	0	2	0	0	1	0				
Willie Stargell, L OBP: 0.406, SLG: 0.630 (1, 7)	K									4	1	1	1	0	2	2				
Jose Pagan, R OBP: 0.296, SLG: 0.423 (1, 6)			F9		F8			F7		4	0	0	0	0	0	1				
Donn Clendenen, R OBP: 0.355, SLG: 0.517 (1, 3)					F3					4	0	2	0	0	0	0				
Jim Pagliaroni, R OBP: 0.336, SLG: 0.384 (1, 2)			K							4	0	2	0	0	1	2				
Bill Mazerowski, R OBP: 0.306, SLG: 0.384 (1, 4)			6-3		F9					3	0	0	0	0	1	3				
Steve Blass, R OBP: 0.200, SLG: 0.222 (1, 1)										0	0	0	0	0	0	0				
Don Cardwell, R OBP: 0.115, SLG: 0.042 (7, PH)			K							2	0	0	0	0	2	0				
Jerry Lynch, L OBP: 0.308, SLG: 0.250 (7, 1)										1	0	0	0	0	0	1				
Billy O'Dell, S OBP: 0.167, SLG: 0.167 (7, 1)										0	0	0	0	0	0	0				
Inning Stats	R: 0 E: 0 K: 1 S: 6	H: 1 LOB: 1 BB: 0 P: 6	R: 0 E: 0 K: 1 S: 6	H: 1 LOB: 1 BB: 0 P: 6	R: 1 E: 0 K: 1 S: 6	H: 1 LOB: 0 BB: 0 P: 6	R: 1 E: 0 K: 0 S: 5	H: 2 LOB: 1 BB: 0 P: 5	R: 0 E: 0 K: 1 S: 5	H: 0 LOB: 0 BB: 0 P: 5	R: 0 E: 0 K: 1 S: 6	H: 1 LOB: 1 BB: 0 P: 6	R: 0 E: 0 K: 1 S: 5	H: 0 LOB: 0 BB: 0 P: 5	R: 0 E: 0 K: 0 S: 4	H: 1 LOB: 1 BB: 0 P: 4	1B: 6 2B: 0 3B: 0 HR: 2	SF: 0 SAC: 0 DP: 1 HBP: 0	WP: 0 PB: 0 SB: 0 CS: 0	PA: 34
PITCHER Larry Dierker, R ERA: 3.38 (1, 1)	IP: 9.0 WLS: W BF: 34 H: 8 R: 2 ER: 2 SO: 7 BB: 0 IBB: 0 HBP: 0 BLK: 0 WP: 0 HR: 2 S: 48 P: 48 ERA: 2.00 WHIP: 0.889																			

Pittsburgh Pirates @ Houston Astros
Astrodome, Houston, TX
Fri Jul 22 1966, 8:05 PM EDT
Att: 28,942 - Dome

AB	34
R	2
H	8
RBI	2
BB	0
SO	7
LOB	9



Batter	1	2	3	4	5	6	7	8	9	AB	R	H	RBI	BB	SO	LOB	BOTTOM			
Jimmy Wynn, R OBP: 0.316, SLG: 0.427 (1, 8)	K	5-3		F2		5-3		K		5	0	0	0	0	2	3				
Sonny Jackson, L OBP: 0.314, SLG: 0.321 (1, 6)	E5 2B	F7		4-3			SH1 1B			4	1	1	0	0	0	0				
Rusty Staub, L OBP: 0.342, SLG: 0.425 (8, 7)	1H 2B	1B			F7		SH1 1-2			3	1	2	1	0	0	0				
John Bateman, R OBP: 0.320, SLG: 0.493 (1, 2)	6-3	FC6-4 1B		5-3			F8			4	0	1	0	0	0	2				
Lee Maye, L OBP: 0.300, SLG: 0.418 (7, PH)		FC6-4		P6			P3			3	1	1	1	0	0	2				
Dave Nicholson, R OBP: 0.379, SLG: 0.453 (8, 9)	2H 2B	1-2								1	0	0	0	0	0	1				
Bob Aspromonte, R OBP: 0.285, SLG: 0.311 (1, 5)	2H 1B	2B		1-3		FC1-6 BB		F7		3	1	1	1	1	0	0				
Ron Brand, R OBP: 0.293, SLG: 0.254 (1, 4)	2H 1B	1B		1-3		FC1-6 2B		4-3		4	1	1	1	0	0	1				
Chuck Harrison, R OBP: 0.324, SLG: 0.315 (1, 3)	1-2 1B	1B		6-3		1H 2B		1B		2	0	1	1	2	0	0				
Larry Dierker, R OBP: 0.170, SLG: 0.255 (1, 1)	1-3			K		1-3		1B		4	0	1	0	0	1	3				
Inning Stats	R: 4 E: 2 K: 1 S: 10	H: 4 LOB: 2 BB: 1 P: 14	R: 0 E: 0 K: 0 S: 5	H: 2 LOB: 2 BB: 0 P: 5	R: 0 E: 0 K: 0 S: 3	H: 0 LOB: 0 BB: 0 P: 3	R: 0 E: 0 K: 1 S: 5	H: 0 LOB: 0 BB: 0 P: 5	R: 0 E: 0 K: 0 S: 3	H: 0 LOB: 0 BB: 0 P: 3	R: 1 E: 0 K: 0 S: 4	H: 1 LOB: 1 BB: 1 P: 8	R: 0 E: 0 K: 0 S: 4	H: 1 LOB: 1 BB: 0 P: 4	R: 0 E: 0 K: 1 S: 6	H: 1 LOB: 2 BB: 1 P: 10	1B: 5 2B: 4 3B: 0 HR: 0	SF: 0 SAC: 1 DP: 0 HBP: 0	WP: 0 PB: 0 SB: 0 CS: 0	PA: 37
PITCHER Steve Blass, R ERA: 3.5 (1, 1)	IP: 0.2 WLS: L BF: 7 H: 4 R: 4 ER: 4 SO: 1 BB: 0 IBB: 0 HBP: 0 BLK: 0 WP: 0 HR: 0 S: 9 P: 9 ERA: 0.00 WHIP: 6.000																			
PITCHER Don Cardwell, R ERA: 4.09 (1, 1)	IP: 5.1 WLS: L BF: 21 H: 3 R: 1 ER: 1 SO: 1 BB: 1 IBB: 0 HBP: 0 BLK: 0 WP: 0 HR: 21 S: 29 P: 29 ERA: 1.69 WHIP: 0.750																			
PITCHER Billy O'Dell, L ERA: 2.61 (7, 1)	IP: 2.0 WLS: L BF: 9 H: 2 R: 0 ER: 0 SO: 1 BB: 0 IBB: 0 HBP: 0 BLK: 0 WP: 0 HR: 10 S: 14 P: 14 ERA: 0.00 WHIP: 1.500																			

Pittsburgh Pirates @ Houston Astros
Astrodome, Houston, TX
Fri Jul 22 1966, 8:05 PM EDT
Att: 28,942 - Dome

AB	33
R	5
H	9
RBI	5
BB	3
SO	3
LOB	12



Batter	1	2	3	4	5	6	7	8	9	AB	R	H	RBI	BB	SO	LOB	TOP										
Matty Alou, L OBP: 0.375, SLG: 0.440 (1, 8)										4	1	2	0	1	1	1											
Bob Bailey, R OBP: 0.336, SLG: 0.402 (1, 5)										3	0	0	0	0	2	2											
Jerry Lynch, L OBP: 0.325, SLG: 0.297 (8, PH)										1	0	1	1	0	0	0											
Gene Michael, S OBP: 0.133, SLG: 0.200 (8, PR)										1	1	0	0	0	1	0											
Roberto Clemente, R OBP: 0.375, SLG: 0.543 (1, 9)										5	1	2	0	0	0	0											
Willie Stargell, L OBP: 0.402, SLG: 0.622 (1, 7)										4	1	0	1	0	0	3											
Jose Pagan, R OBP: 0.296, SLG: 0.420 (8, 5)										4	0	1	0	0	0	2											
Donn Clendenen, R OBP: 0.354, SLG: 0.514 (1, 3)										4	0	1	1	0	1	1											
Bill Mazerowski, R OBP: 0.308, SLG: 0.386 (1, 4)										4	0	2	1	0	0	0											
Jesse Gonder, L OBP: 0.203, SLG: 0.358 (1, 2)										2	0	1	0	0	0	0											
Jerry May, R OBP: 0.281, SLG: 0.276 (7, PH)										1	0	0	0	0	0	1											
Vern Law, R OBP: 0.324, SLG: 0.417 (1, 1)										2	0	0	0	0	0	1											
Al McBean, R OBP: 0.125, SLG: 0.125 (5, 1)										0	0	0	0	0	0	0											
Manny Mota, R OBP: 0.386, SLG: 0.513 (8, PH)										2	0	0	0	0	0	3											
Pete Mikkelsen, R OBP: 0.273, SLG: 0.200 (8, 1)										0	0	0	0	0	0	0											
Inning Stats	R: 0 E: 0 K: 0 S: 4	H: 2 LOB: 1 BB: 0 P: 4	R: 0 E: 0 K: 0 S: 3	H: 0 LOB: 0 BB: 0 P: 3	R: 0 E: 0 K: 1 S: 6	H: 1 LOB: 1 BB: 0 P: 6	R: 0 E: 0 K: 1 S: 6	H: 1 LOB: 1 BB: 0 P: 6	R: 0 E: 0 K: 1 S: 5	H: 0 LOB: 0 BB: 0 P: 5	R: 0 E: 0 K: 0 S: 4	H: 1 LOB: 1 BB: 0 P: 4	R: 4 E: 1 K: 0 S: 8	H: 4 LOB: 3 BB: 1 P: 13	R: 0 E: 0 K: 1 S: 5	H: 0 LOB: 0 BB: 0 P: 5	1B: 9 2B: 1 3B: 0 HR: 0	SF: 0 SAC: 0 DP: 1 HBP: 1	WP: 0 PB: 0 SB: 1 CS: 0	PA: 39							
PITCHER	IP	WLS	BF	H	R	ER	SO	BB	IBB	HBP	BLK	WP	HR	S	P	ERA	WHIP										
Bob Bruce, R ERA: 4.91 (1, 1)	7.1		29	7	2	2	4	1	0	0	0	0	0	36	40	2.46	1.091										
Claude Raymond, R ERA: 2.1 (8, 1)	0.1	L	5	3	2	0	0	0	0	0	0	0	0	5	5	0.00	9.000										
Barry Latman, R ERA: 2.84 (8, 1)	1.1		5	0	0	0	1	0	0	1	0	0	0	6	7	0.00	0.000										

Pittsburgh Pirates @ Houston Astros
Astrodome, Houston, TX
Sat Jul 23 1966, 8:05 PM EDT
Att: 43,825 - Dome

AB 37
R 4
H 10
RBI 4
BB 1
SO 5
LOB 14



Batter	1	2	3	4	5	6	7	8	9	AB	R	H	RBI	BB	SO	LOB	BOTTOM										
Jimmy Wynn, R OBP: 0.322, SLG: 0.438 (1, 8)										4	1	3	2	1	0	0											
Sonny Jackson, L OBP: 0.312, SLG: 0.319 (1, 6)										5	0	1	0	0	0	4											
Rusty Staub, L OBP: 0.346, SLG: 0.434 (1, 9)										4	1	2	0	1	0	2											
John Bateman, R OBP: 0.316, SLG: 0.488 (1, 2)										3	0	0	1	0	0	3											
Dave Giusti, R OBP: 0.256, SLG: 0.310 (8, PR)										0	0	0	0	0	0	0											
Bob Lillis, R OBP: 0.277, SLG: 0.295 (9, 4)										0	0	0	0	0	0	0											
Lee Maye, L OBP: 0.300, SLG: 0.415 (1, 7)										4	0	1	0	0	0	3											
Bob Aspromonte, R OBP: 0.296, SLG: 0.312 (1, 5)										2	0	1	0	0	0	0											
Gene Freese, R OBP: 0.274, SLG: 0.315 (4, 5)										2	0	1	0	0	0	2											
Ron Brand, R OBP: 0.291, SLG: 0.254 (1, 4)										4	0	1	0	0	0	3											
Chuck Harrison, R OBP: 0.323, SLG: 0.313 (1, 3)										4	1	1	0	0	2	3											
Bob Bruce, R OBP: 0.143, SLG: 0.100 (1, 1)										3	0	1	0	0	1	0											
Claude Raymond, R (8, 1)										0	0	0	0	0	0	0											
Barry Latman, R OBP: 0.281, SLG: 0.190 (8, 1)										0	0	0	0	0	0	0											
Bill Heath, L OBP: 0.250, SLG: 0.265 (8, PH)										1	0	0	0	0	0	0											
Inning Stats	R: 0 E: 0 K: 0 S: 5	H: 2 LOB: 2 BB: 0 P: 5	R: 1 E: 0 K: 0 S: 6	H: 4 LOB: 2 BB: 0 P: 6	R: 1 E: 0 K: 0 S: 4	H: 1 LOB: 0 BB: 0 P: 4	R: 0 E: 0 K: 0 S: 3	H: 1 LOB: 0 BB: 0 P: 3	R: 1 E: 0 K: 0 S: 5	H: 2 LOB: 2 BB: 1 P: 9	R: 0 E: 0 K: 2 S: 7	H: 0 LOB: 0 BB: 0 P: 7	R: 0 E: 0 K: 0 S: 2	H: 0 LOB: 0 BB: 1 P: 6	R: 0 E: 1 K: 1 S: 7	H: 1 LOB: 2 BB: 0 P: 7	R: 0 E: 0 K: 0 S: 4	H: 1 LOB: 1 BB: 0 P: 4	1B: 9 2B: 1 3B: 1 HR: 1	SF: 1 SAC: 0 DP: 1 HBP: 0	WP: 0 PB: 0 SB: 0 CS: 2	PA: 40					
PITCHER	IP	WLS	BF	H	R	ER	SO	BB	IBB	HBP	BLK	WP	HR	S	P	ERA	WHIP										
Vern Law, R ERA: 4.42 (5, 1)	3.0	W	11	1	0	0	2	2	0	0	0	0	0	13	21	0.00	1.000										
Al McBean, R ERA: 3.42 (8, 1)	2.0	S	9	2	0	0	1	0	0	0	0	0	0	11	11	0.00	1.000										

Pittsburgh Pirates @ Houston Astros
Astrodome, Houston, TX
Sat Jul 23 1966, 8:05 PM EDT
Att: 43,825 - Dome

AB 36
R 3
H 12
RBI 3
BB 2
SO 3
LOB 20



Batter	1	2	3	4	5	6	7	8	9	AB	R	H	RBI	BB	SO	LOB	BOTTOM			
Jimmy Wynn, R OBP: 0.322, SLG: 0.438 (1, 8)										4	1	3	2	1	0	0				
Sonny Jackson, L OBP: 0.312, SLG: 0.319 (1, 6)										5	0	1	0	0	0	4				
Rusty Staub, L OBP: 0.346, SLG: 0.434 (1, 9)										4	1	2	0	1	0	2				
John Bateman, R OBP: 0.316, SLG: 0.488 (1, 2)										3	0	0	1	0	0	3				
Dave Giusti, R OBP: 0.256, SLG: 0.310 (8, PR)										0	0	0	0	0	0	0				
Bob Lillis, R OBP: 0.277, SLG: 0.295 (9, 4)										0	0	0	0	0	0	0				
Lee Maye, L OBP: 0.300, SLG: 0.415 (1, 7)										4	0	1	0	0	0	3				
Bob Aspromonte, R OBP: 0.296, SLG: 0.312 (1, 5)										2	0	1	0	0	0	0				
Gene Freese, R OBP: 0.274, SLG: 0.315 (4, 5)										2	0	1	0	0	0	2				
Ron Brand, R OBP: 0.291, SLG: 0.254 (1, 4)										4	0	1	0	0	0	3				
Chuck Harrison, R OBP: 0.323, SLG: 0.313 (1, 3)										4	1	1	0	0	2	3				
Bob Bruce, R OBP: 0.143, SLG: 0.100 (1, 1)										3	0	1	0	0	1	0				
Claude Raymond, R (8, 1)										0	0	0	0	0	0	0				
Barry Latman, R OBP: 0.281, SLG: 0.190 (8, 1)										0	0	0	0	0	0	0				
Bill Heath, L OBP: 0.250, SLG: 0.265 (8, PH)										1	0	0	0	0	0	0				
Inning Stats	R: 0 E: 0 K: 0 S: 5	H: 2 LOB: 2 BB: 0 P: 5	R: 1 E: 0 K: 0 S: 6	H: 4 LOB: 2 BB: 0 P: 6	R: 1 E: 0 K: 0 S: 4	H: 1 LOB: 0 BB: 0 P: 4	R: 0 E: 0 K: 0 S: 3	H: 1 LOB: 0 BB: 0 P: 3	R: 1 E: 0 K: 0 S: 5	H: 2 LOB: 2 BB: 1 P: 9	R: 0 E: 0 K: 2 S: 7	H: 0 LOB: 0 BB: 0 P: 7	R: 0 E: 0 K: 0 S: 2	H: 0 LOB: 0 BB: 1 P: 6	R: 0 E: 1 K: 1 S: 7	H: 1 LOB: 2 BB: 0 P: 7	R: 0 E: 0 K: 0 S: 4	H: 1 LOB: 1 BB: 0 P: 4	1B: 9 2B: 1 3B: 1 HR: 1	SF: 1

Batter	1	2	3	4	5	6	7	8	9	AB	R	H	RBI	BB	SO	LOB	TOP					
Manny Mota, R OBP: 0.383, SLG: 0.508 Gene Michael, S OBP: 0.125, SLG: 0.188	1-3		6-3	F9			HR	G6-4-3		4	1	1	0	0	0	2						
Gene Alley, R OBP: 0.309, SLG: 0.394 Willie Stargell, L OBP: 0.402, SLG: 0.631	6-3		L6		P4		HR	K		3	0	0	0	0	0	0						
Roberto Clemente, R OBP: 0.375, SLG: 0.549	5-3			P3			HR	P4		5	2	2	1	0	0	0						
Donn Clendenon, R OBP: 0.357, SLG: 0.518		K		1B				E4		5	3	3	0	0	2	0						
Jose Pagan, R OBP: 0.302, SLG: 0.432				6-3				1B		5	1	3	1	0	2	1						
Bill Mazerowski, R OBP: 0.305, SLG: 0.381				6-3				F8		4	0	0	2	0	0	3						
Bob Bailey, R OBP: 0.335, SLG: 0.414 Pete Mikkelsen, R OBP: 0.273, SLG: 0.200 Billy O'Dell, S OBP: 0.167, SLG: 0.167 Roy Face, R	6-3			HR				P5		4	1	1	2	0	1	2						
Jim Pagliaroni, R OBP: 0.341, SLG: 0.398								L8		3	1	2	1	1	0	0						
Tommy Sisk, R OBP: 0.273, SLG: 0.158 Don Cardwell, R OBP: 0.115, SLG: 0.042 Matty Alou, L OBP: 0.378, SLG: 0.447			K							2	0	1	0	0	1	0						
Inning Stats	R: 0 E: 0 K: 0 S: 3	H: 0 LOB: 0 BB: 0 P: 3	R: 0 E: 0 K: 1 S: 6	H: 1 LOB: 1 BB: 0 P: 6	R: 1 E: 0 K: 1 S: 6	H: 1 LOB: 0 BB: 0 P: 6	R: 3 E: 0 K: 0 S: 7	H: 4 LOB: 2 BB: 1 P: 11	R: 1 E: 0 K: 2 S: 8	H: 1 LOB: 0 BB: 0 P: 8	R: 0 E: 0 K: 0 S: 3	H: 0 LOB: 0 BB: 0 P: 3	R: 4 E: 1 K: 1 S: 10	H: 5 LOB: 1 BB: 0 P: 10	R: 0 E: 0 K: 1 S: 6	H: 2 LOB: 1 BB: 0 P: 6	R: 2 E: 1 K: 2 S: 9	H: 2 LOB: 0 BB: 0 P: 9	1B: 9 2B: 2 3B: 1 HR: 4	SF: 0 SAC: 1 DP: 1 HBP: 0	WP: 0 PB: 0 SB: 0 CS: 0	PA: 43
PITCHER	IP	WLS	BF	H	R	ER	SO	BB	IBB	HBP	BLK	WP	HR	S	P	ERA	WHIP					
Mike Cuellar, L ERA: 2.24	3.2		18	6	4	4	2	1	0	0	0	0	2	21	25	9.82	1.909					
Claude Raymond, R ERA: 2.17	2.1		8	1	1	1	2	0	0	0	0	0	1	12	12	3.86	0.429					
Ron Taylor, R ERA: 5.56	0.1	L	5	4	4	4	0	0	0	0	0	0	1	5	5	108.00	12.000					
Jim Owens, R ERA: 3.99	1.2		7	3	0	0	2	0	0	0	0	0	0	11	11	0.00	1.800					
Barry Latman, R ERA: 2.81	1.0		5	2	2	0	2	0	0	0	0	0	0	9	9	0.00	2.000					

Pittsburgh Pirates @ Houston Astros
Astrodome, Houston, TX
Sun Jul 24 1966, 4:33 AM EDT
Att: 34,556 - Dome

AB 41
R 11
H 16
RBI 10
BB 1
SO 8
LOB 11



Batter	1	2	3	4	5	6	7	8	9	AB	R	H	RBI	BB	SO	LOB	BOTTOM					
Jimmy Wynn, R OBP: 0.325, SLG: 0.439	3-1	P4		1B				FC6-4		4	1	2	0	1	1	1						
Sonny Jackson, L OBP: 0.321, SLG: 0.326	3-1			2B				FC6-4		4	2	4	1	1	0	0						
Rusty Staub, L OBP: 0.346, SLG: 0.435	3-1			1B				FC6-4		4	1	1	2	1	0	5						
John Bateman, R OBP: 0.314, SLG: 0.481	K			FC4-6				F9		4	0	0	0	0	1	6						
Lee Maye, L OBP: 0.302, SLG: 0.414				FC4-6				4-3		5	0	2	2	0	0	0						
Bob Aspromonte, R OBP: 0.295, SLG: 0.310	F3			FC4-6				K		5	0	1	1	0	1	3						
Ron Brand, R OBP: 0.286, SLG: 0.250				G4-6-3				5-3		5	0	1	0	0	0	3						
Chuck Harrison, R OBP: 0.326, SLG: 0.318				6-3				L1		4	1	2	0	0	0	1						
Mike Cuellar, L ERA: 2.17 Claude Raymond, R ERA: 3.95 Felix Mantilla OBP: 0.353 Ron Taylor, R ERA: 5.56 Jim Owens, R ERA: 3.99 Gene Fresse, R OBP: 0.273, SLG: 0.312 Barry Latman, R ERA: 2.81								6-3		1	0	0	0	0	1	1						
Inning Stats	R: 2 E: 0 K: 1 S: 7	H: 2 LOB: 1 BB: 1 P: 11	R: 0 E: 0 K: 1 S: 6	H: 1 LOB: 0 BB: 0 P: 6	R: 2 E: 0 K: 0 S: 5	H: 3 LOB: 1 BB: 0 P: 6	R: 1 E: 0 K: 0 S: 4	H: 2 LOB: 2 BB: 2 P: 12	R: 0 E: 0 K: 1 S: 6	H: 1 LOB: 1 BB: 0 P: 6	R: 0 E: 0 K: 0 S: 4	H: 1 LOB: 1 BB: 0 P: 4	R: 0 E: 0 K: 0 S: 6	H: 3 LOB: 2 BB: 0 P: 6	R: 0 E: 0 K: 0 S: 3	H: 0 LOB: 0 BB: 0 P: 3	1B: 13 2B: 1 3B: 0 HR: 0	SF: 0 SAC: 0 DP: 1 HBP: 1	WP: 0 PB: 0 SB: 3 CS: 0	PA: 43		
PITCHER	IP	WLS	BF	H	R	ER	SO	BB	IBB	HBP	BLK	WP	HR	S	P	ERA	WHIP					
Tommy Sisk, R ERA: 4.69	3.1		19	7	5	5	2	2	0	1	0	0	0	20	29	13.50	2.700					
Don Cardwell, R ERA: 3.95	2.2	W	11	3	0	0	2	0	1	0	0	0	0	14	18	0.00	1.125					
Pete Mikkelsen, R ERA: 3.5	1.1		8	4	1	1	0	0	0	0	0	0	0	8	8	6.75	3.000					
Billy O'Dell, L ERA: 2.8	0.1		1	0	0	0	0	0	0	0	0	0	0	1	1	0.00	0.000					
Roy Face, R ERA: 2.7	1.1	S	4	0	0	0	0	0	0	0	0	0	0	4	4	0.00	0.000					

Pittsburgh Pirates @ Houston Astros
Astrodome, Houston, TX
Sun Jul 24 1966, 4:33 AM EDT
Att: 34,556 - Dome

AB 39
R 6
H 14
RBI 6
BB 3
SO 4
LOB 21



Batter	1	2	3	4	5	6	7	8	9	AB	R	H	RBI	BB	SO	LOB	TOP			
Ron Hunt, R OBP: 0.369, SLG: 0.367 (1, 4)	L5		K		F8		P3	K		5	0	0	0	0	2	4	New York Mets @ Houston Astros Astrodome, Houston, TX Mon Jul 25 1966, 8:05 PM EDT Att: 18,642 - Unknown			
Al Luplow, L OBP: 0.317, SLG: 0.337 (1, 9)	P3		K		2-3			BB 1B E 1B	4-3	5	1	1	0	0	1	1				
Ed Kranepool, L OBP: 0.326, SLG: 0.400 (1, 3)	3B				P3			E 1B FC3-2 1B	HBP	4	0	2	0	0	0	0				
Larry Elliot, L OBP: 0.355, SLG: 0.406 Eddie Bressoud, R OBP: 0.317, SLG: 0.390 Billy Murphy, R OBP: 0.255, SLG: 0.354 (8, PH) (8, PR) (8, 7)	F7				F5		1B 1B	FC3-2 E 1-2 2-3 BB BB	K	3	0	1	0	0	0	1				
Cleon Jones, R OBP: 0.324, SLG: 0.385 (1, 8)	5-3				1B 2B 1B		F8	E6 BB FC3-2 1-2 2-3 1B	P6	5	2	1	0	0	0	4				
Ken Boyer, R OBP: 0.311, SLG: 0.409 (1, 5)	F8				1-2 2B 1B		F8	F8		4	1	2	0	0	0	3				
Jerry Grote, R OBP: 0.337, SLG: 0.344 (1, 2)	K				1-2 2B 1B		K	FC3-2 BB 1-2 2-3 1B		4	1	1	2	0	2	5				
Roy McMillan, R OBP: 0.277, SLG: 0.276 (1, 6)					SH3-4 1B		4-3	F9 1B BB 1-2 2-3 3-H	BB	3	0	1	1	1	0	1				
Dennis Ribant, R OBP: 0.212, SLG: 0.242 Jack Hamilton, R OBP: 0.125, SLG: 0.097 (8, 1)	SH3-4				5-3		P3	1-3 2-H 1B		3	0	1	2	0	0	0				
										0	0	0	0	0	0	0				
Inning Stats	R: 0 E: 0 K: 0 S: 4	H: 1 LOB: 1 BB: 0 P: 4	R: 0 E: 0 K: 1 S: 5	H: 0 LOB: 0 BB: 0 P: 5	R: 0 E: 0 K: 2 S: 8	H: 1 LOB: 1 BB: 0 P: 8	R: 2 E: 0 K: 0 S: 6	H: 3 LOB: 1 BB: 0 P: 6	R: 0 E: 0 K: 1 S: 7	H: 2 LOB: 2 BB: 0 P: 7	R: 0 E: 0 K: 0 S: 3	H: 0 LOB: 0 BB: 0 P: 3	R: 0 E: 0 K: 1 S: 9	H: 3 LOB: 2 BB: 0 P: 17	R: 0 E: 0 K: 1 S: 5	H: 0 LOB: 1 BB: 0 P: 6	1B: 8 2B: 1 3B: 1 HR: 0	SF: 0 SAC: 1 DP: 0 HBP: 1	WP: 0 PB: 0 SB: 0 CS: 0	PA: 41
PITCHER	IP WLS BF H R ER SO BB IBB HBP BLK WP HR S P ERA WHIP																			
Turk Farrell, R ERA: 4.57 (1, 1)	7.0 L 28 7 2 2 4 0 0 0 0 0 0 0 36 36 2.57 1.000																			
Don Arlich, L ERA: 7.36 (8, 1)	0.0 2 2 2 0 0 0 0 0 0 0 0 0 2 2 ∞ ∞																			
Barry Latman, R ERA: 2.73 (8, 1)	2.0 11 1 2 0 2 2 0 1 0 0 0 0 12 21 0.00 1.500																			

Batter	1	2	3	4	5	6	7	8	9	AB	R	H	RBI	BB	SO	LOB	BOTTOM					
Jimmy Wynn, R OBP: 0.321, SLG: 0.433 (1, 8)	K	5-3			5-3		K		K	5	0	0	0	0	3	2	New York Mets @ Houston Astros Astrodome, Houston, TX Mon Jul 25 1966, 8:05 PM EDT Att: 18,642 - Unknown					
Sonny Jackson, L OBP: 0.324, SLG: 0.330 (1, 6)	P1		F7		G4-3 1B		E 1B 1B	BB 1B		5	1	3	1	0	0	0						
Gene Freese, R OBP: 0.265, SLG: 0.313 Nate Colbert, R (9, PR)	1B		FC6-4 BB		G4-3 1-2		F8	FC5-4 BB		3	0	1	0	2	0	2						
Rusty Staub, L OBP: 0.344, SLG: 0.432 (1, 9)	1B		F9		4-3		E7 1B FC4	FC5-4		5	1	1	0	0	0	4						
John Bateman, R OBP: 0.317, SLG: 0.485 (1, 2)	F9		FC6-4		1B 2B		FC4 1B			4	0	2	1	0	0	3						
Lee Maye, L OBP: 0.305, SLG: 0.421 (1, 7)	2B 2B		F8		G6-4-3 1B		FC4 1-2	K		4	1	2	1	0	0	1						
Bob Aspromonte, R OBP: 0.294, SLG: 0.309 (1, 5)	6-3		FC4-6 1B		G6-4-3 1-2		K			4	0	1	0	0	1	4						
Chuck Harrison, R OBP: 0.325, SLG: 0.322 (1, 3)	2B		FC4-6		P6		K			4	0	1	1	0	1	1						
Turk Farrell, R OBP: 0.105, SLG: 0.184 Bill Heath, L OBP: 0.243, SLG: 0.257 Don Arlich, L (8, 1)	4-3		5-3		G3		WP 1B BB			2	0	0	0	0	0	2						
Barry Latman, R OBP: 0.261, SLG: 0.190 Ron Brandt, R OBP: 0.294, SLG: 0.250 (8, PH)										0	0	0	0	0	0	0						
										0	0	0	0	0	0	0						
Inning Stats	R: 0 E: 0 K: 1 S: 7	H: 2 LOB: 2 BB: 0 P: 7	R: 1 E: 0 K: 0 S: 5	H: 2 LOB: 1 BB: 0 P: 5	R: 0 E: 0 K: 0 S: 3	H: 0 LOB: 1 BB: 1 P: 7	R: 0 E: 0 K: 0 S: 4	H: 1 LOB: 1 BB: 0 P: 4	R: 0 E: 0 K: 0 S: 3	H: 1 LOB: 0 BB: 0 P: 3	R: 0 E: 0 K: 0 S: 4	H: 2 LOB: 1 BB: 0 P: 4	R: 0 E: 0 K: 1 S: 5	H: 0 LOB: 0 BB: 0 P: 5	R: 2 E: 1 K: 1 S: 8	H: 2 LOB: 1 BB: 0 P: 8	R: 1 E: 0 K: 2 S: 8	H: 1 LOB: 2 BB: 2 P: 16	1B: 8 2B: 3 3B: 0 HR: 0	SF: 0 SAC: 0 DP: 2 HBP: 0	WP: 1 PB: 0 SB: 0 CS: 0	PA: 40
PITCHER	IP WLS BF H R ER SO BB IBB HBP BLK WP HR S P ERA WHIP																					
Dennis Ribant, R ERA: 2.51 (1, 1)	7.1 W 32 10 3 1 2 1 0 0 0 0 1 0 35 39 1.23 1.500																					
Jack Hamilton, R ERA: 3.55 (8, 1)	1.2 S 8 1 1 1 3 2 0 0 0 0 1 0 12 20 5.40 1.800																					

AB	37
R	6
H	10
RBI	5
BB	2
SO	6
LOB	20



Batter	1	2	3	4	5	6	7	8	9	AB	R	H	RBI	BB	SO	LOB	TOP									
Chuck Hiller, L (1,4) OBP: 0.382, SLG: 0.414	G3		G4-6-3	K			FC5-6 1B		K	5	0	1	0	0	2	2	New York Mets @ Houston Astros Astrodome, Houston, TX Tue Jul 26 1966, 8:05 PM EDT Att: 19,943 - Unknown									
Al Luplow, L (1,9) OBP: 0.316, SLG: 0.332	3-1		1B 2B BB		F8		FC5-6			3	1	0	0	1	0	1										
Ed Kranepool, L (1,3) OBP: 0.325, SLG: 0.398	F8		1-2 2B 1B		F8		K			4	1	1	0	0	1	1										
Larry Elliot, L (1,7) OBP: 0.363, SLG: 0.425		FC6-4 1B	2B 2B		L6		G3			4	1	2	2	0	0	1										
Cleon Jones, R (1,8) OBP: 0.326, SLG: 0.390	FC6-4 2B		2B			5-3 1B		5-3		4	2	2	1	0	0	1										
Ken Boyer, R (1,5) OBP: 0.310, SLG: 0.411		2B	4-3			5-3 1B		K		4	0	1	1	0	1	2										
Eddie Bressoud, R (1,6) OBP: 0.316, SLG: 0.387	F9			1-3				K		4	0	1	1	0	1	1										
Jerry Grote, R (1,2) OBP: 0.330, SLG: 0.337	F8			4-3		K			P6	4	0	0	0	0	1	2										
Bob Shaw, R (1,1) OBP: 0.242, SLG: 0.194						K			6-3	3	0	2	0	0	1	1	AB 36 R 5 H 10 RBI 5 BB 1 SO 7 LOB 12									
Rob Gardner, R (6,1) OBP: 0.158, SLG: 0.164			G4-6-3 1B							1	0	0	0	0	0	0										
Inning Stats	R: 0 E: 0 K: 0 S: 3	H: 0 LOB: 0 BB: 0 P: 3	R: 1 E: 0 K: 0 S: 5	H: 2 LOB: 1 BB: 0 P: 5	R: 3 E: 0 K: 0 S: 6	H: 4 LOB: 1 BB: 1 P: 10	R: 0 E: 0 K: 1 S: 6	H: 1 LOB: 1 BB: 0 P: 6	R: 0 E: 0 K: 0 S: 3	H: 0 LOB: 0 BB: 0 P: 3	R: 1 E: 0 K: 2 S: 9	H: 2 LOB: 1 BB: 0 P: 9	R: 0 E: 0 K: 1 S: 6	H: 1 LOB: 1 BB: 0 P: 6	R: 0 E: 0 K: 2 S: 7	H: 0 LOB: 0 BB: 0 P: 7		R: 0 E: 0 K: 1 S: 5	H: 0 LOB: 0 BB: 0 P: 5	1B: 7 2B: 3 3B: 0 HR: 0	SF: 0 SAC: 0 DP: 1 HBP: 0	WP: 0 PB: 0 SB: 0 CS: 0	PA: 37			
PITCHER	IP	WLS	BF	H	R	ER	SO	BB	IBB	HBP	BLK	WP	HR	S	P	ERA		WHIP								
Dave Giusti, R (1,1) ERA: 3.66	5.1	L	25	9	5	5	1	1	0	0	0	0	0	26	30	8.44		1.875								
Claude Raymond, R (6,1) ERA: 2.11	1.2		6	1	0	0	3	0	0	0	0	0	0	12	12	0.00		0.600								
Jim Owens, R (8,1) ERA: 3.79	2.0		6	0	0	0	3	0	0	0	0	0	0	12	12	0.00		0.000								

Batter	1	2	3	4	5	6	7	8	9	AB	R	H	RBI	BB	SO	LOB	BOTTOM									
Jimmy Wynn, R (1,8) OBP: 0.320, SLG: 0.434	BB 1B 2B	P6			1-3		F7			4	1	1	0	0	0	1	New York Mets @ Houston Astros Astrodome, Houston, TX Tue Jul 26 1966, 8:05 PM EDT Att: 19,943 - Unknown									
Sonny Jackson, L (1,6) OBP: 0.328, SLG: 0.331	BB 1B BB	E S 1B			4-3			L5-3 BB		2	1	1	1	2	0	0										
Gene Freese, R (1,4) OBP: 0.276, SLG: 0.302	K	K			K			L7		4	0	0	0	0	3	4										
Rusty Staub, L (1,9) OBP: 0.346, SLG: 0.431	1B SF8 BB		L5					L5-3		3	1	1	0	1	0	1										
John Bateman, R (1,2) OBP: 0.319, SLG: 0.483			K				G6-4-3 BB	F2		3	0	1	2	1	1	0										
Lee Maye, L (1,7) OBP: 0.301, SLG: 0.417	1-3 2-H 3-H 1B		L6					K		2	0	0	1	0	1	2										
Dave Nicholson, R (8, PH) OBP: 0.377, SLG: 0.451	SF8							K		1	0	0	0	0	1	0										
Chuck Harrison, R (1,3) OBP: 0.318, SLG: 0.315	F7			K		G6-4-3		P6		4	0	0	0	0	1	3										
Bob Aspromonte, R (1,5) OBP: 0.294, SLG: 0.310		5-3 1B			F8			5-3		3	1	1	0	0	0	0										
Dave Giusti, R (1,1) OBP: 0.244, SLG: 0.295					F8				F3	2	0	0	0	0	0	1	AB 29 R 4 H 5 RBI 4 BB 4 SO 7 LOB 12									
Claude Raymond, R (6,1) OBP: 0.111, SLG: 0.111		5-3								0	0	0	0	0	0	0										
Ron Brandt, R (7, PH) OBP: 0.291, SLG: 0.247										1	0	0	0	0	0	0										
Jim Owens, R (8,1) OBP: 0.158, SLG: 0.164										0	0	0	0	0	0	0										
Inning Stats	R: 3 E: 0 K: 1 S: 7	H: 2 LOB: 1 BB: 2 P: 15	R: 1 E: 0 K: 1 S: 7	H: 2 LOB: 0 BB: 0 P: 7	R: 0 E: 0 K: 1 S: 5	H: 0 LOB: 0 BB: 0 P: 5	R: 0 E: 0 K: 1 S: 5	H: 0 LOB: 0 BB: 0 P: 5	R: 0 E: 0 K: 1 S: 5	H: 1 LOB: 1 BB: 1 P: 9	R: 0 E: 0 K: 0 S: 3	H: 0 LOB: 0 BB: 0 P: 3	R: 0 E: 0 K: 0 S: 2	H: 0 LOB: 0 BB: 1 P: 6	R: 0 E: 0 K: 1 S: 5	H: 0 LOB: 0 BB: 0 P: 5		1B: 4 2B: 2 3B: 0 HR: 0	SF: 1 SAC: 0 DP: 2 HBP: 0	WP: 0 PB: 0 SB: 1 CS: 0	PA: 34					
PITCHER	IP	WLS	BF	H	R	ER	SO	BB	IBB	HBP	BLK	WP	HR	S	P	ERA		WHIP								
Bob Shaw, R (1,1) ERA: 4.87	5.0	W	23	5	4	4	5	3	0	0	0	0	0	30	42	7.20		1.600								
Rob Gardner, L (6,1) ERA: 4.46	4.0	S	11	0	0	0	2	1	0	0	0	0	0	14	18	0.00		0.250								

Batter	1	2	3	4	5	6	7	8	9	AB	R	H	RBI	BB	SO	LOB	TOP										
Chuck Hiller, L (1.4) OBP: 0.376, SLG: 0.407										5	0	1	0	0	0	1											
Al Luplow, L (1.9) OBP: 0.319, SLG: 0.335										4	0	2	1	0	0	0											
Ed Kranepool, L (1.3) OBP: 0.324, SLG: 0.399										4	0	1	0	0	0	3											
Larry Elliot, L (1.7) OBP: 0.369, SLG: 0.434										3	0	1	0	1	1	2											
Cleon Jones, R (1.8) OBP: 0.325, SLG: 0.388										4	1	1	0	0	1	3											
Ken Boyer, R (1.5) OBP: 0.306, SLG: 0.418										4	1	1	2	0	0	3											
Eddie Bressoud, R (1.6) OBP: 0.315, SLG: 0.382										3	0	0	0	1	1	2											
Jerry Grote, R (1.2) OBP: 0.329, SLG: 0.335										4	1	1	0	0	3	2											
Bob Friend, R (1.1) Jack Hamilton, R (8.1) OBP: 0.121, SLG: 0.094										2	0	0	0	0	1	0											
Inning Stats	R: 0 E: 0 K: 0 S: 3	H: 0 LOB: 0 BB: 0 P: 3	R: 2 E: 0 K: 2 S: 9	H: 2 LOB: 0 BB: 0 P: 9	R: 0 E: 0 K: 0 S: 5	H: 2 LOB: 2 BB: 0 P: 5	R: 0 E: 0 K: 1 S: 5	H: 0 LOB: 0 BB: 0 P: 5	R: 1 E: 1 K: 0 S: 5	H: 2 LOB: 1 BB: 0 P: 5	R: 0 E: 0 K: 2 S: 8	H: 1 LOB: 2 BB: 1 P: 12	R: 0 E: 0 K: 1 S: 5	H: 0 LOB: 0 BB: 0 P: 5	R: 0 E: 0 K: 0 S: 4	H: 1 LOB: 2 BB: 1 P: 8	R: 0 E: 0 K: 2 S: 7	H: 0 LOB: 0 BB: 0 P: 7	1B: 5 2B: 2 3B: 0 HR: 1	SF: 0 SAC: 1 DP: 0 HBP: 0	WP: 1 PB: 0 SB: 0 CS: 0	PA: 37					
PITCHER	IP	WLS	BF	H	R	ER	SO	BB	IBB	HBP	BLK	WP	HR	S	P	ERA	WHIP										
Larry Dierker, R (1.1) ERA: 3.48	2.0	L	8	2	2	2	2	0	0	0	0	0	1	12	12	9.00	1.000										
Barry Latman, R (3.1) ERA: 2.75	2.2		12	4	1	1	1	0	0	0	0	0	0	14	14	3.38	1.500										
Don Arlich, L (5.1) ERA: 6.75	0.1		1	0	0	0	0	0	0	0	0	0	0	1	1	0.00	0.000										
Carroll Sembera, R (6.1) ERA: 2.08	2.0		8	1	0	0	3	1	0	0	0	0	0	13	17	0.00	1.000										
Claude Raymond, R (8.1) ERA: 2.65	2.0		8	1	0	0	2	1	0	0	0	1	0	11	15	0.00	1.000										

New York Mets @ Houston Astros
Astrodome, Houston, TX
Wed Jul 27 1966, 8:05 PM EDT
Att: 23,201 - Dome

AB 34
R 3
H 8
RBI 3
BB 2
SO 8
LOB 16

Batter	1	2	3	4	5	6	7	8	9	AB	R	H	RBI	BB	SO	LOB	BOTTOM										
Sonny Jackson, L (1.6) OBP: 0.328, SLG: 0.330										4	0	1	0	0	0	1											
Lee Maye, L (1.7) OBP: 0.296, SLG: 0.409										4	0	0	0	0	0	1											
Jimmy Wynn, R (1.8) OBP: 0.320, SLG: 0.432										4	1	1	0	0	0	1											
Rusty Staub, L (1.9) OBP: 0.348, SLG: 0.432										4	0	2	0	0	0	1											
John Bateman, R (1.2) OBP: 0.316, SLG: 0.478										3	0	0	0	0	0	3											
Bob Aspromonte, R (1.5) OBP: 0.294, SLG: 0.309										4	0	1	0	0	1	3											
Chuck Harrison, R (1.3) OBP: 0.317, SLG: 0.330										4	1	1	1	0	1	1											
Bob Lillis, R (1.4) OBP: 0.268, SLG: 0.286										3	0	0	0	0	0	0											
Larry Dierker, R (1.1) Barry Latman, R (3.1) Don Arlich, L (5.1) Felix Mantilla, R (5. PH) Nate Colbert, R (5. PH) Carroll Sembera, R (6.1) Gene Fresse, R (7. PH) Claude Raymond, R (8.1)	0.0		0.0		0.0		0.0		0.0	0	0	0	0	0	0	0											
Inning Stats	R: 0 E: 0 K: 0 S: 3	H: 0 LOB: 0 BB: 0 P: 3	R: 0 E: 0 K: 0 S: 3	H: 2 LOB: 0 BB: 0 P: 3	R: 0 E: 0 K: 1 S: 5	H: 0 LOB: 0 BB: 0 P: 5	R: 1 E: 1 K: 0 S: 5	H: 1 LOB: 1 BB: 0 P: 5	R: 1 E: 1 K: 0 S: 5	H: 1 LOB: 1 BB: 0 P: 5	R: 0 E: 0 K: 1 S: 5	H: 0 LOB: 0 BB: 0 P: 5	R: 0 E: 0 K: 0 S: 3	H: 0 LOB: 0 BB: 0 P: 3	R: 0 E: 0 K: 2 S: 8	H: 1 LOB: 1 BB: 0 P: 8	R: 0 E: 0 K: 0 S: 8	H: 1 LOB: 1 BB: 0 P: 8	1B: 5 2B: 0 3B: 0 HR: 1	SF: 0 SAC: 1 DP: 1 HBP: 0	WP: 1 PB: 0 SB: 1 CS: 0	PA: 35					
PITCHER	IP	WLS	BF	H	R	ER	SO	BB	IBB	HBP	BLK	WP	HR	S	P	ERA	WHIP										
Bob Friend, R (1.1) ERA: 3.61	7.0	W	27	5	2	1	2	0	0	0	0	0	1	31	31	1.29	0.714										
Jack Hamilton, R (8.1) ERA: 3.52	2.0	S	7	1	0	0	2	0	0	0	0	1	0	11	11	0.00	0.500										

New York Mets @ Houston Astros
Astrodome, Houston, TX
Wed Jul 27 1966, 8:05 PM EDT
Att: 23,201 - Dome

AB 33
R 2
H 6
RBI 1
BB 0
SO 4
LOB 11

Batter	1	2	3	4	5	6	7	8	9	AB	R	H	RBI	BB	SO	LOB	TOP		
Jimmy Wynn, R OBP: 0.317, SLG: 0.428 (1, 8)										4	0	0	0	0	2	0	Houston Astros @ Cincinnati Reds Crosley Field, Cincinnati, OH Fri Jul 29 1966, 7:05 PM EDT Att: 12,654 - Cloudy - 77 F		
Sonny Jackson, L OBP: 0.327, SLG: 0.329 (1, 6)										4	1	1	0	0	2	0			
Rusty Staub, L OBP: 0.351, SLG: 0.436 (1, 9)										3	2	2	0	1	1	0			
Chuck Harrison, R OBP: 0.316, SLG: 0.333 (1, 3)										4	0	1	1	0	3	2			
Lee Maye, L OBP: 0.300, SLG: 0.411 (1, 7)										4	0	2	2	0	0	1			
John Bateman, R OBP: 0.312, SLG: 0.472 (1, 2)										4	0	0	0	0	1	3			
Bob Aspromonte, R OBP: 0.294, SLG: 0.309 (1, 5)										3	0	1	0	0	1	1			
Bob Lillis, R OBP: 0.260, SLG: 0.277 (1, 4)										3	0	0	0	0	0	1			
Bob Bruce, R OBP: 0.136, SLG: 0.095 Ron Taylor, R OBP: 0.200, SLG: 0.400 (5, 1)										1	0	0	0	0	1	0			
										2	0	0	0	0	2	0			
Inning Stats	R: 0 E: 0 K: 1 S: 5	H: 0 LOB: 0 BB: 0 P: 5	R: 0 E: 0 K: 1 S: 5	H: 0 LOB: 0 BB: 0 P: 5	R: 0 E: 0 K: 1 S: 5	H: 1 LOB: 0 BB: 0 P: 5	R: 0 E: 0 K: 3 S: 9	H: 0 LOB: 1 BB: 1 P: 13	R: 0 E: 0 K: 1 S: 5	H: 0 LOB: 0 BB: 0 P: 5	R: 1 E: 0 K: 3 S: 11	H: 2 LOB: 1 BB: 0 P: 11	R: 0 E: 0 K: 1 S: 5	H: 0 LOB: 0 BB: 0 P: 5	R: 2 E: 0 K: 1 S: 8	H: 3 LOB: 1 BB: 0 P: 8	1B: 5 2B: 2 3B: 0 HR: 0	SF: 0 SAC: 0 DP: 1 HBP: 0	WP: 0 PA: 34 PB: 0 SB: 0 CS: 1
PITCHER Jim Maloney, R ERA: 2.69 (1, 1)	IP: 9.0 WLS: W BF: 33 H: 7 R: 3 ER: 3 SO: 13 BB: 1 IBB: 0 HBP: 0 BLK: 0 WP: 0 HR: 0 S: 58 P: 62 ERA: 3.00 WHIP: 0.889															PITCHER IP: 9.0 WLS: W BF: 33 H: 7 R: 3 ER: 3 SO: 13 BB: 1 IBB: 0 HBP: 0 BLK: 0 WP: 0 HR: 0 S: 58 P: 62 ERA: 3.00 WHIP: 0.889			

AB	32
R	3
H	7
RBI	3
BB	1
SO	13
LOB	8



Batter	1	2	3	4	5	6	7	8	9	AB	R	H	RBI	BB	SO	LOB	BOTTOM		
Tommy Harper, R OBP: 0.366, SLG: 0.402 (1, 9)										4	1	1	1	0	1	1	Houston Astros @ Cincinnati Reds Crosley Field, Cincinnati, OH Fri Jul 29 1966, 7:05 PM EDT Att: 12,654 - Cloudy - 77 F		
Pete Rose, S OBP: 0.314, SLG: 0.385 (1, 4)										4	0	2	1	0	0	0			
Vada Pinson, L OBP: 0.335, SLG: 0.429 (1, 8)										3	0	1	0	1	0	2			
Gordy Coleman, L OBP: 0.317, SLG: 0.320 Deron Johnson, R OBP: 0.276, SLG: 0.378 (8, PR) (9, 3)										4	0	1	0	0	0	2			
										0	0	0	0	0	0	0			
Art Shamsky, L OBP: 0.321, SLG: 0.500 (1, 7)										4	1	1	0	0	0	2			
Tommy Helms, R OBP: 0.345, SLG: 0.423 (1, 5)										4	1	1	0	0	0	2			
Johnny Edwards, L OBP: 0.299, SLG: 0.318 (1, 2)										3	1	1	1	0	0	0			
Leo Cardenas, R OBP: 0.314, SLG: 0.425 (1, 6)										2	0	0	0	1	1	0			
Jim Maloney, L OBP: 0.283, SLG: 0.250 (1, 1)										3	0	1	0	0	0	2			
Inning Stats	R: 0 E: 0 K: 0 S: 3	H: 0 LOB: 1 BB: 1 P: 7	R: 0 E: 0 K: 0 S: 3	H: 0 LOB: 0 BB: 0 P: 3	R: 0 E: 0 K: 1 S: 5	H: 0 LOB: 0 BB: 0 P: 5	R: 0 E: 0 K: 0 S: 3	H: 1 LOB: 0 BB: 0 P: 3	R: 4 E: 0 K: 0 S: 7	H: 5 LOB: 1 BB: 1 P: 11	R: 0 E: 0 K: 0 S: 3	H: 0 LOB: 0 BB: 0 P: 3	R: 0 E: 0 K: 1 S: 6	H: 1 LOB: 1 BB: 0 P: 6	R: 0 E: 0 K: 0 S: 5	H: 2 LOB: 2 BB: 0 P: 5	1B: 4 2B: 5 3B: 0 HR: 0	SF: 0 SAC: 0 DP: 2 HBP: 0	WP: 0 PA: 33 PB: 0 SB: 1 CS: 0
PITCHER Bob Bruce, R ERA: 5.1 Ron Taylor, R ERA: 5.06 (5, 1)	IP: 4.2 WLS: L BF: 20 H: 6 R: 4 ER: 4 SO: 4 BB: 4 IBB: 1 HBP: 0 BLK: 0 WP: 0 HR: 0 S: 20 P: 28 ERA: 7.71 WHIP: 1.500															PITCHER IP: 3.1 WLS: L BF: 13 H: 3 R: 0 ER: 0 SO: 1 BB: 0 IBB: 0 HBP: 0 BLK: 0 WP: 0 HR: 0 S: 15 P: 15 ERA: 0.00 WHIP: 0.900			

AB	31
R	4
H	9
RBI	3
BB	2
SO	2
LOB	11

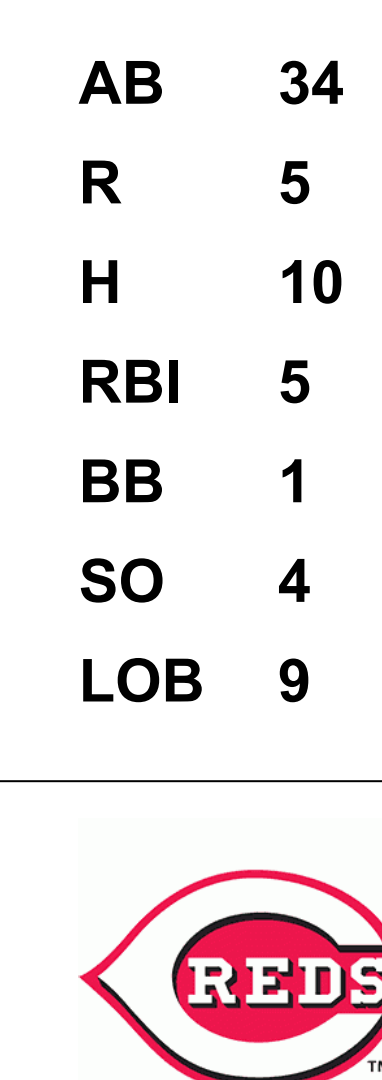


Batter	1	2	3	4	5	6	7	8	9	AB	R	H	RBI	BB	SO	LOB	TOP			
Jimmy Wynn, R OBP: 0.316, SLG: 0.424	G3		L7		WP E BB		K			3	1	0	0	1	1	0	Houston Astros @ Cincinnati Reds Crosley Field, Cincinnati, OH Sat Jul 30 1966, 3:33 AM EDT Att. 4,824 - Unknown - 80 F			
Sonny Jackson, L OBP: 0.329, SLG: 0.331	S 1B		6-3		E8 1-H 1B		F9			4	0	2	1	0	0					
Rusty Staub, L OBP: 0.348, SLG: 0.432	F7 1-2				F7		4-3			4	0	0	0	0	2					
Chuck Harrison, R OBP: 0.319, SLG: 0.333	BB 1B				BB 1B		F2			3	0	1	0	1	1	0				
Lee Maye, L OBP: 0.299, SLG: 0.408	4-3				F8		FC1-6 1B			4	0	1	0	0	3					
Bill Heath, L OBP: 0.244, SLG: 0.237			P6		BB 1-2 BB		FC1-6 BB 1B 1-2			3	0	0	0	1	1					
Bob Aspromonte, R OBP: 0.296, SLG: 0.311	CS WP 1B				K		BB 1-2 1B			4	0	2	0	0	1	2				
Bob Lillis, R OBP: 0.260, SLG: 0.268	4-3				F9		BB 1-2 2-3 BB			3	0	0	0	1	0	1				
Mike Cuellar, L OBP: 0.095, SLG: 0.073			4-3				K			3	0	0	0	0	2	3				
Claude Raymond, R OBP: 0.111, SLG: 0.111							K			0	0	0	0	0	0	0				
Felix Mantilla, R OBP: 0.252, SLG: 0.347										1	0	0	0	0	0	0				
Inning Stats	R: 0 E: 0 K: 0 S: 4	H: 1 LOB: 2 BB: 1 P: 8	R: 0 E: 0 K: 0 S: 3	H: 1 LOB: 0 BB: 0 P: 3	R: 0 E: 0 K: 0 S: 3	H: 0 LOB: 0 BB: 0 P: 3	R: 0 E: 0 K: 1 S: 6	H: 1 LOB: 2 BB: 1 P: 10	R: 1 E: 1 K: 1 S: 6	H: 1 LOB: 1 BB: 1 P: 10	R: 0 E: 0 K: 1 S: 5	H: 0 LOB: 0 BB: 0 P: 5	R: 0 E: 0 K: 1 S: 5	H: 0 LOB: 0 BB: 0 P: 5	R: 0 E: 0 K: 0 S: 3	H: 0 LOB: 0 BB: 0 P: 3	1B: 6 2B: 0 3B: 0 HR: 0	SF: 0 SAC: 0 DP: 0 HBP: 0	WP: 2 PB: 0 SB: 1 CS: 1	PA: 36
PITCHER Sammy Ellis, R ERA: 5.09	IP: 9.0 WLS: W BF: 36	H: 6 R: 1 ER: 1 SO: 5	BB: 4 IBB: 0 HBP: 0 BLK: 0	WP: 2 HR: 0 S: 42 P: 58	ERA: 1.00 WHIP: 1.111	PITCHER										IP: 9.0 WLS: W BF: 36	H: 6 R: 1 ER: 1 SO: 5	BB: 4 IBB: 0 HBP: 0 BLK: 0	WP: 2 HR: 0 S: 42 P: 58	ERA: 1.00 WHIP: 1.111

AB	32
R	1
H	6
RBI	1
BB	4
SO	5
LOB	12



Batter	1	2	3	4	5	6	7	8	9	AB	R	H	RBI	BB	SO	LOB	BOTTOM			
Tommy Harper, R OBP: 0.367, SLG: 0.402	P4			HR 1B	K					3	1	1	0	1	1	2	Houston Astros @ Cincinnati Reds Crosley Field, Cincinnati, OH Sat Jul 30 1966, 3:33 AM EDT Att. 4,824 - Unknown - 80 F			
Vada Pinson, L OBP: 0.334, SLG: 0.434	4-3			1-H HR			G3			4	1	1	2	0	3					
Pete Rose, S OBP: 0.313, SLG: 0.384	K				5-3		F3			4	1	1	0	0	1	0				
Tony Perez, R OBP: 0.293, SLG: 0.372					4-3					4	0	1	0	0	0	1				
Dick Simpson, R OBP: 0.296, SLG: 0.361					5-3		3B			0	0	0	0	0	0	0				
Tommy Helms, R OBP: 0.344, SLG: 0.421					5-3		F9			4	1	1	0	0	0	1				
Deron Johnson, R OBP: 0.275, SLG: 0.386					F8		F9			4	1	1	3	0	0	0				
Jimmie Coker, R OBP: 0.245, SLG: 0.451					5-3		5-3			4	0	0	0	0	0	1				
Leo Cardenas, R OBP: 0.319, SLG: 0.428					F7		1B 1B			4	0	3	0	0	0	0				
Sammy Ellis, L OBP: 0.188, SLG: 0.114					K		1-2 1B			3	0	1	0	0	2	1				
Inning Stats	R: 0 E: 0 K: 1 S: 5	H: 0 LOB: 0 BB: 0 P: 5	R: 0 E: 0 K: 0 S: 3	H: 0 LOB: 0 BB: 0 P: 3	R: 0 E: 0 K: 1 S: 5	H: 0 LOB: 0 BB: 0 P: 5	R: 2 E: 0 K: 0 S: 5	H: 2 LOB: 0 BB: 0 P: 5	R: 0 E: 0 K: 1 S: 7	H: 2 LOB: 2 BB: 0 P: 7	R: 0 E: 0 K: 0 S: 4	H: 1 LOB: 1 BB: 0 P: 4	R: 0 E: 1 K: 0 S: 5	H: 1 LOB: 3 BB: 1 P: 9	R: 3 E: 0 K: 1 S: 9	H: 4 LOB: 1 BB: 0 P: 9	1B: 7 2B: 0 3B: 1 HR: 2	SF: 0 SAC: 1 DP: 0 HBP: 0	WP: 0 PB: 0 SB: 0 CS: 0	PA: 36
PITCHER Mike Cuellar, L ERA: 2.4	IP: 7.1 WLS: L BF: 32	H: 8 R: 4 ER: 4 SO: 3	BB: 0 IBB: 0 HBP: 0 BLK: 0	WP: 0 HR: 1 S: 37 P: 41	ERA: 4.91 WHIP: 1.091	PITCHER										IP: 0.2 WLS: L BF: 4	H: 2 R: 1 ER: 1 SO: 1	BB: 0 IBB: 0 HBP: 0 BLK: 0	WP: 0 HR: 1 S: 6 P: 6	ERA: 13.50 WHIP: 3.000



Batter	1	2	3	4	5	6	7	8	9	AB R H RBI BB SO LOB	TOP									
Jimmy Wynn, R OBP: 0.319, SLG: 0.429	SH1-3 SF7 2B		S G1 1B		K		P6		FC1-5 1B	5 3 3 1 0 1 1	Houston Astros @ Cincinnati Reds Crosley Field, Cincinnati, OH Sun Jul 31 1966, 3:33 AM EDT Unknown - 82 F									
Sonny Jackson, L OBP: 0.328, SLG: 0.328	SH1-3		G1 S BB			L7	F7	FC1-5 1B	3 1 0 0 1 0 3											
Rusty Staub, L OBP: 0.349, SLG: 0.435	SF7		G1			4-3		WP 2B	4 1 2 3 0 0 1											
Chuck Harrison, R OBP: 0.317, SLG: 0.335	K		F8			E5 1B		P4 2B	5 0 1 1 0 1 2											
Lee Maye, L OBP: 0.305, SLG: 0.411					K			SF8	3 0 2 1 1 1 0											
Felix Mantilla, R OBP: 0.246, SLG: 0.339			K		6-3			IBB	3 0 0 0 0 1 3											
Bob Lillis, R OBP: 0.255, SLG: 0.263			K			1-3		P6	2 0 0 0 0 0 3											
Bob Aspromonte, R OBP: 0.296, SLG: 0.309			F9		K			P6	3 1 0 0 1 1 3											
Ron Brand, R OBP: 0.292, SLG: 0.263			5-3					SH1-3 1B	3 1 1 0 0 0 1											
Dave Giusti, R OBP: 0.265, SLG: 0.313			L9					1B	4 0 2 1 0 0 0											
Inning Stats	R: 1 E: 0 K: 1 S: 6	H: 1 LOB: 0 BB: 0 P: 6	R: 0 E: 0 K: 1 S: 6	H: 1 LOB: 1 BB: 0 P: 6	R: 1 E: 0 K: 0 S: 4	H: 1 LOB: 1 BB: 1 P: 8	R: 0 E: 0 K: 2 S: 7	H: 0 LOB: 0 BB: 0 P: 7	R: 0 E: 0 K: 1 S: 5	H: 1 LOB: 2 BB: 0 P: 5	R: 1 E: 0 K: 0 S: 4	H: 1 LOB: 1 BB: 1 P: 8	R: 0 E: 0 K: 0 S: 4	H: 1 LOB: 2 BB: 1 P: 8	R: 4 E: 0 K: 0 S: 8	H: 5 LOB: 1 BB: 0 P: 8	1B: 7 2B: 4 3B: 0 HR: 0	SF: 2 SAC: 2 DP: 0 HBP: 0	WP: 1 PB: 0 SB: 4 CS: 0	PA: 42
PITCHER	IP WLS BF H R ER SO BB IBB HBP BLK WP HR S P ERA WHIP											PITCHER	IP WLS BF H R ER SO BB IBB HBP BLK WP HR S P ERA WHIP							
Milt Pappas, R ERA: 4.29	(1, 1) 7.0 L 30 6 3 3 5 2 0 0 0 0 0 0 38 46 3.86 1.143																			
Jack Baldschun, R ERA: 5.4	(8, 1) 1.0 4 0 0 0 0 0 1 0 0 1 0 3 7 0.00 0.000																			
Mel Queen, R ERA: 12.0	(9, 1) 0.1 5 4 4 4 0 0 0 0 0 0 0 5 5 108.00 12.000																			
Ted Davidson, L ERA: 5.49	(9, 1) 0.2 3 1 0 0 0 0 0 0 0 0 0 3 3 0.00 1.500																			

AB	35
R	7
H	11
RBI	7
BB	3
SO	5
LOB	17



Batter	1	2	3	4	5	6	7	8	9	AB R H RBI BB SO LOB	BOTTOM									
Tommy Harper, R OBP: 0.368, SLG: 0.403	S 1B		6-3						F8	4 0 2 0 0 0 0	Houston Astros @ Cincinnati Reds Crosley Field, Cincinnati, OH Sun Jul 31 1966, 3:33 AM EDT Unknown - 82 F									
Pete Rose, S OBP: 0.310, SLG: 0.380	K		F8			F8		F7	4 0 0 0 0 1 2											
Vada Pinson, L OBP: 0.331, SLG: 0.430	K				P4	F9		4-3	4 0 0 0 0 1 2											
Gordy Coleman, L OBP: 0.312, SLG: 0.314	K				K			4-3	3 0 0 0 0 2 1											
Tommy Helms, R OBP: 0.340, SLG: 0.417					6-3			6-3	3 0 0 0 0 0 0											
Deron Johnson, R OBP: 0.273, SLG: 0.382						F9		F9	3 0 0 0 0 0 0											
Johnny Edwards, L OBP: 0.299, SLG: 0.319						F8		3-1	3 0 1 0 0 0 0											
Leo Cardenas, R OBP: 0.316, SLG: 0.425						1-3		P4	3 0 0 0 0 1 1											
Milt Pappas, R OBP: 0.135, SLG: 0.220								P4	2 0 0 0 0 1 0											
Jack Baldschun, R								P4	0 0 0 0 0 0 0											
Giraldo Ruiz, S OBP: 0.253, SLG: 0.225									1 0 0 0 0 0 0											
Mel Queen, L OBP: 0.234, SLG: 0.135									0 0 0 0 0 0 0											
Ted Davidson, R									0 0 0 0 0 0 0											
Inning Stats	R: 0 E: 0 K: 3 S: 10	H: 1 LOB: 0 BB: 0 P: 10	R: 0 E: 0 K: 1 S: 6	H: 1 LOB: 0 BB: 0 P: 6	R: 0 E: 0 K: 1 S: 5	H: 0 LOB: 0 BB: 0 P: 5	R: 0 E: 0 K: 1 S: 5	H: 0 LOB: 0 BB: 0 P: 5	R: 0 E: 0 K: 0 S: 3	H: 0 LOB: 0 BB: 0 P: 3	R: 0 E: 0 K: 0 S: 3	H: 0 LOB: 0 BB: 0 P: 3	R: 0 E: 0 K: 0 S: 3	H: 0 LOB: 0 BB: 0 P: 3	R: 0 E: 0 K: 0 S: 3	H: 0 LOB: 0 BB: 0 P: 3	1B: 3 2B: 0 3B: 0 HR: 0	SF: 0 SAC: 0 DP: 0 HBP: 0	WP: 0 PB: 0 SB: 1 CS: 0	PA: 30
PITCHER	IP WLS BF H R ER SO BB IBB HBP BLK WP HR S P ERA WHIP											PITCHER	IP WLS BF H R ER SO BB IBB HBP BLK WP HR S P ERA WHIP							
Dave Giusti, R ERA: 3.42	(1, 1) 9.0 W 30 3 0 0 6 0 0 0 0 0 0 42 42 0.00 0.333																			

AB	30
R	0
H	3
RBI	0
BB	0
SO	6
LOB	6



Batter	1	2	3	4	5	6	7	8	9	AB	R	H	RBI	BB	SO	LOB	TOP				
Jimmy Wynn, R OBP: 0.320, SLG: 0.431	F8	G1-6-3 1B		HR 2B		F8		E5 FC4		5	1	2	0	0	0	1	Houston Astros @ Cincinnati Reds Crosley Field, Cincinnati, OH Sun Jul 31 1966, 3:38 AM EDT Att: 16,559 - Unknown - 82 F				
Sonny Jackson, L OBP: 0.331, SLG: 0.332	HR 1B	G1-6-3 1B		F9				FC4		5	1	3	0	0	0	3					
Rusty Staub, L OBP: 0.349, SLG: 0.441	HR	G1-6-3		HR IBB		K			4-3	4	2	1	2	1	1	3					
Chuck Harrison, R OBP: 0.323, SLG: 0.359	BB 1B CI BB	F9		HR			5-3			4	2	2	3	1	0	1					
Lee Maye, L OBP: 0.301, SLG: 0.406	F8		P6	4-3			6-3		K	3	0	0	0	0	0	1					
Dave Nicholson, R OBP: 0.374, SLG: 0.446										2	0	0	0	0	1	1					
Bob Aspromonte, R OBP: 0.295, SLG: 0.307	CI BB 1B		F7			F9			1-3	5	0	1	0	0	0	1					
Bill Heath, L OBP: 0.295, SLG: 0.275	HR BB							F9		2	0	2	0	1	0	0					
Ron Brand, R OBP: 0.289, SLG: 0.259	1-2 2-3 BB					G5-4-3 1B				1	0	0	0	0	0	0					
Felix Mantilla, R OBP: 0.242, SLG: 0.333	CI		6-3					L4		2	0	0	0	0	0	2					
Bob Lillis, R OBP: 0.252, SLG: 0.260	1-2 2-3 3-H					G5-4-3				1	0	0	0	0	0	0					
Turk Farrell, R OBP: 0.195, SLG: 0.175	F9									2	0	0	0	0	1	3					
Jim Owens, R										0	0	0	0	0	0	0					
Nate Colbert, R										1	0	0	0	0	1	0					
Carroll Sembera, R										0	0	0	0	0	0	0					
Gene Fresse, R										1	0	1	0	0	0	0					
Claude Raymond, R										0	0	0	0	0	0	0					
Inning Stats	R: 3 E: 1 K: 0 S: 7	H: 3 LOB: 3 BB: 2 P: 15	R: 0 E: 0 K: 0 S: 4	H: 2 LOB: 1 BB: 0 P: 4	R: 0 E: 0 K: 0 S: 4	H: 1 LOB: 1 BB: 0 P: 4	R: 3 E: 0 K: 1 S: 7	H: 2 LOB: 0 BB: 1 P: 11	R: 0 E: 0 K: 2 S: 8	H: 1 LOB: 1 BB: 0 P: 8	R: 0 E: 0 K: 0 S: 3	H: 0 LOB: 0 BB: 0 P: 3	R: 0 E: 1 K: 0 S: 5	H: 1 LOB: 2 BB: 0 P: 5	R: 0 E: 0 K: 1 S: 6	H: 1 LOB: 1 BB: 0 P: 6	1B: 8 2B: 2 3B: 0 HR: 2	SF: 0 SAC: 0 DP: 2 HBP: 0	WP: 0 PB: 0 SB: 1 CS: 0	PA: 42	
PITCHER	IP	WLS	BF	H	R	ER	SO	BB	IBB	HBP	BLK	WP	HR	S	P	ERA	WHIP				
Hank Fischer, R ERA: 5.14	(1, 1)	1.0	11	5	3	2	0	2	0	0	0	0	1	9	17	18.00	7.000				
Jack Baldschun, R ERA: 5.7	(2, 1)	3.0	12	3	3	3	1	0	1	0	0	0	1	13	17	9.00	1.000				
Ted Davidson, L ERA: 4.96	(5, 1)	4.1	W	17	4	0	2	0	0	0	0	0	0	21	21	0.00	0.923				
Don Nottebart, R ERA: 2.07	(9, 1)	0.2	S	2	0	0	1	0	0	0	0	0	0	4	4	0.00	0.000				

Batter	1	2	3	4	5	6	7	8	9	AB	R	H	RBI	BB	SO	LOB	BOTTOM				
Tommy Harper, R OBP: 0.374, SLG: 0.407	HR 1B	1B		1B		K		2B 2B BB		4	2	3	0	1	1	0	Houston Astros @ Cincinnati Reds Crosley Field, Cincinnati, OH Sun Jul 31 1966, 3:38 AM EDT Att: 16,559 - Unknown - 82 F				
Pete Rose, S OBP: 0.316, SLG: 0.394	HR	1B		G3		1B		2B 2B		5	2	4	2	0	0	1					
Vada Pinson, L OBP: 0.334, SLG: 0.433	K	K				2B		2B IBB		4	2	2	0	1	2	2					
Gordy Coleman, L OBP: 0.309, SLG: 0.317	1B	F9				K		P6		5	1	1	0	0	2	8					
Dick Simpson, R OBP: 0.296, SLG: 0.361	1B 2B					K				0	0	0	0	0	0	0					
Tommy Helms, R OBP: 0.341, SLG: 0.423	6-3		K			6-3		1B 2B		5	1	2	4	0	1	3					
Deron Johnson, R OBP: 0.280, SLG: 0.385	1B BB		K			1B E 1B		FC2-6 1B BB		3	1	2	1	2	1	0					
Leo Cardenas, R OBP: 0.318, SLG: 0.424	1B		6-3			E6 S 1B		FC2-6 CS F8		5	1	2	1	0	0	3					
Jimmie Coker, R OBP: 0.228, SLG: 0.418	F8					F8		F3		4	0	0	0	0	0	4					
Hank Fischer, R OBP: 0.043, SLG: 0.043			K			F8				0	0	0	0	0	0	0					
Jack Baldschun, R										1	0	0	0	0	1	0					
Giraldo Ruiz, S OBP: 0.250, SLG: 0.222										1	0	0	0	0	0	0					
Ted Davidson, R										2	0	0	0	0	1	0					
Don Nottebart, R OBP: 0.318, SLG: 0.063										0	0	0	0	0	0	0					
Inning Stats	R: 3 E: 0 K: 1 S: 9	H: 4 LOB: 2 BB: 1 P: 13	R: 0 E: 0 K: 2 S: 9	H: 2 LOB: 2 BB: 0 P: 9	R: 0 E: 0 K: 2 S: 7	H: 0 LOB: 0 BB: 0 P: 7	R: 0 E: 0 K: 0 S: 4	H: 1 LOB: 1 BB: 0 P: 4	R: 4 E: 1 K: 1 S: 9	H: 4 LOB: 0 BB: 0 P: 9	R: 0 E: 0 K: 2 S: 9	H: 2 LOB: 2 BB: 0 P: 9	R: 0 E: 0 K: 0 S: 3	H: 1 LOB: 0 BB: 0 P: 3	R: 3 E: 0 K: 1 S: 7	H: 2 LOB: 2 BB: 3 P: 19		1B: 10 2B: 5 3B: 0 HR: 1	SF: 0 SAC: 0 DP: 0 HBP: 0	WP: 0 PB: 0 SB: 2 CS: 1	PA: 43
PITCHER	IP	WLS	BF	H	R	ER	SO	BB	IBB	HBP	BLK	WP	HR	S	P	ERA		WHIP			
Turk Farrell, R ERA: 4.79	(1, 1)	4.1	L	3	1	1	0	0	0	0	0	0	0	3	3	0.00	1.500				
Jim Owens, R ERA: 3.73	(5, 1)	0.2	L	3	1	1	0	0	0	0	0	0	0	3	3	0.00	1.500				
Carroll Sembera, R ERA: 1.42	(6, 1)	2.0		8	3	0	2	0	0	0	0	0	0	12	12	0.00	1.500				
Claude Raymond, R ERA: 2.53	(8, 1)	1.0		8	2	3	3	2	1	0	0	0	0	7	19	27.00	4.000				

AB	38
R	6
H	12
RBI	5
BB	3
SO	4
LOB	16



AB	39
R	10
H	16
RBI	8
BB	4
SO	9
LOB	21



Batter	1	2	3	4	5	6	7	8	9	10	AB	R	H	RBI	BB	SO	LOB	TOP	
Jimmy Wynn, R OBP: 0.321, SLG: 0.440 (1, 8)	F7		FC5-4			HR		F8		1B CS 2B	5	1	2	1	0	0	3	Houston Astros @ Philadelphia Phillies Connie Mack Stadium, Philadelphia, PA Mon Aug 01 1966, 7:05 PM EDT Att: 11,602 - Unknown - 84 F	
Sonny Jackson, L OBP: 0.332, SLG: 0.332 (1, 6)	CS 1B			F7		1-3		SF8		1B BB	3	0	1	1	1	0	0		
Rusty Staub, L OBP: 0.348, SLG: 0.438 (1, 9)	L9			6-3		1B		F8		K	5	0	1	0	0	1	4		
Chuck Harrison, R OBP: 0.325, SLG: 0.360 (1, 3)		6-3		F7		F7			1B HR 1B	1B	5	1	2	0	0	0	1		
Lee Maye, L OBP: 0.300, SLG: 0.403 Ron Brand, R OBP: 0.286, SLG: 0.256 (10, PH) (10, 7)	F9				G3			F5		F3	4	1	1	0	0	0	0		
Bob Aspromonte, R OBP: 0.234, SLG: 0.315 (1, 5)	K				P4			F8		CS	4	1	1	3	0	1	0		
Bill Heath, L OBP: 0.292, SLG: 0.273 (1, 2)			5-3		1B			F7		K	4	0	1	0	0	1	0		
Bob Lillis, R OBP: 0.261, SLG: 0.262 (1, 4)			FC5-4 1B		P3			F8 1B SF8 BB		L4	3	1	1	0	1	0	1		
Bob Bruce, R OBP: 0.125, SLG: 0.087 Don Arlich, L (6, 1)	K					F8				4-3	2	0	0	0	0	1	1		
Barry Latman, R OBP: 0.250, SLG: 0.182 Felix Mantilla, R OBP: 0.248, SLG: 0.339 Jim Owens, R (8, PH) (8, 1)								1-2 1B			0	0	0	0	0	0	0		
Inning Stats	R: 0 E: 0 K: 0 S: 3	H: 1 LOB: 0 BB: 0 P: 3	R: 0 E: 0 K: 1 S: 5	H: 0 LOB: 0 BB: 0 P: 5	R: 0 E: 0 K: 1 S: 6	H: 1 LOB: 1 BB: 0 P: 6	R: 0 E: 0 K: 0 S: 3	H: 0 LOB: 0 BB: 0 P: 3	R: 0 E: 0 K: 0 S: 3	H: 0 LOB: 0 BB: 0 P: 3	R: 1 E: 0 K: 0 S: 5	H: 1 LOB: 1 BB: 1 P: 8	R: 3 E: 0 K: 1 S: 8	H: 3 LOB: 0 BB: 0 P: 8	R: 0 E: 0 K: 1 S: 6	H: 2 LOB: 2 BB: 1 P: 10	1B: 8 2B: 1 3B: 0 HR: 2	SF: 1 SAC: 0 DP: 0 HBP: 0	WP: 0 PA: 42
PITCHER	IP WLS BF H R ER SO BB IBB HBP BLK WP HR S P ERA WHIP	IP WLS BF H R ER SO BB IBB HBP BLK WP HR S P ERA WHIP	IP WLS BF H R ER SO BB IBB HBP BLK WP HR S P ERA WHIP	IP WLS BF H R ER SO BB IBB HBP BLK WP HR S P ERA WHIP	IP WLS BF H R ER SO BB IBB HBP BLK WP HR S P ERA WHIP	IP WLS BF H R ER SO BB IBB HBP BLK WP HR S P ERA WHIP	IP WLS BF H R ER SO BB IBB HBP BLK WP HR S P ERA WHIP	IP WLS BF H R ER SO BB IBB HBP BLK WP HR S P ERA WHIP	IP WLS BF H R ER SO BB IBB HBP BLK WP HR S P ERA WHIP	IP WLS BF H R ER SO BB IBB HBP BLK WP HR S P ERA WHIP	IP WLS BF H R ER SO BB IBB HBP BLK WP HR S P ERA WHIP	IP WLS BF H R ER SO BB IBB HBP BLK WP HR S P ERA WHIP	IP WLS BF H R ER SO BB IBB HBP BLK WP HR S P ERA WHIP	IP WLS BF H R ER SO BB IBB HBP BLK WP HR S P ERA WHIP	IP WLS BF H R ER SO BB IBB HBP BLK WP HR S P ERA WHIP	IP WLS BF H R ER SO BB IBB HBP BLK WP HR S P ERA WHIP	IP WLS BF H R ER SO BB IBB HBP BLK WP HR S P ERA WHIP	IP WLS BF H R ER SO BB IBB HBP BLK WP HR S P ERA WHIP	
Ray Culp, R ERA: 5.45 (1, 1)	8.0	32	8	4	4	2	1	0	0	0	0	0	0	0	0	0	0	4.50	1.125
Larry Jackson, R ERA: 3.11 (9, 1)	1.0	4	1	1	1	1	0	0	0	0	0	0	0	0	0	0	0	9.00	1.000
Darold Knowles, L ERA: 2.9 (10, 1)	0.1	4	2	0	0	1	1	0	0	0	0	0	0	0	0	0	0	0.00	9.000
Terry Fox, R ERA: 4.28 (10, 1)	0.2	W	1	0	0	0	0	0	0	0	0	0	0	0	0	0	0	0.00	0.000

AB	38
R	5
H	11
RBI	5
BB	2
SO	4
LOB	13



Batter	1	2	3	4	5	6	7	8	9	10	AB	R	H	RBI	BB	SO	LOB	BOTTOM					
John Briggs, L OBP: 0.410, SLG: 0.527 (1, 8)	L9		F7		BB	FC6			FC6-4 IBB		3	0	0	0	2	0	2	Houston Astros @ Philadelphia Phillies Connie Mack Stadium, Philadelphia, PA Mon Aug 01 1966, 7:05 PM EDT Att: 11,602 - Unknown - 84 F					
Cookie Rojas, R OBP: 0.309, SLG: 0.343 (1, 4)	G3 BB		6-3		G5-3		1-3		FC6-4		4	0	0	0	1	0	4						
Johnny Callison, L OBP: 0.344, SLG: 0.439 (1, 9)	G3					HR		K		K	5	2	2	2	0	2	3						
Dick Allen, R OBP: 0.386, SLG: 0.643 (1, 5)	F9				HR	F7		K		K	5	2	2	1	0	1	1						
Bill White, L OBP: 0.359, SLG: 0.486 (1, 3)		K			K			4-3			4	1	1	0	0	2	0						
Tony Gonzalez, L OBP: 0.331, SLG: 0.408 (1, 7)		6-3 1B			1B 2B	HR		F5			3	1	2	0	1	0	0						
Clay Dalrymple, L OBP: 0.379, SLG: 0.358 (1, 2)		6-3			1B			F9			4	0	2	3	0	0	1						
Dick Groat, R OBP: 0.296, SLG: 0.318 Phil Linz, R OBP: 0.239, SLG: 0.262 (9, PR) (10, 6)	F7				1B	F8		FC6-4		FC6-4 SH3-4 1B	4	0	1	0	0	0	3						
Ray Culp, R OBP: 0.067, SLG: 0.067 Larry Jackson, R OBP: 0.156, SLG: 0.185 Tony Taylor, R OBP: 0.299, SLG: 0.380 Darold Knowles, L OBP: 0.257, SLG: 0.267 Terry Fox, R (10, 1)					K			SH3-4			3	0	1	0	0	2	2						
Inning Stats	R: 0 E: 0 K: 0 S: 3	H: 0 LOB: 1 BB: 1 P: 7	R: 0 E: 0 K: 1 S: 6	H: 1 LOB: 1 BB: 0 P: 6	R: 0 E: 0 K: 1 S: 5	H: 0 LOB: 0 BB: 0 P: 5	R: 2 E: 0 K: 1 S: 7	H: 3 LOB: 1 BB: 0 P: 7	R: 0 E: 0 K: 0 S: 3	H: 1 LOB: 1 BB: 1 P: 7	R: 3 E: 0 K: 1 S: 9	H: 4 LOB: 2 BB: 1 P: 13	R: 0 E: 0 K: 2 S: 7	H: 0 LOB: 0 BB: 0 P: 7	R: 0 E: 0 K: 0 S: 3	H: 0 LOB: 0 BB: 0 P: 3	R: 0 E: 0 K: 1 S: 6		H: 1 LOB: 2 BB: 1 P: 10	R: 1 E: 0 K: 0 S: 1	H: 1 LOB: 0 BB: 0 P: 1	1B: 7 2B: 1 3B: 0 HR: 3	SF: 0 SAC: 1 DP: 0 HBP: 0
PITCHER	IP WLS BF H R ER SO BB IBB HBP BLK WP HR S P ERA WHIP	IP WLS BF H R ER SO BB IBB HBP BLK WP HR S P ERA WHIP	IP WLS BF H R ER SO BB IBB HBP BLK WP HR S P ERA WHIP	IP WLS BF H R ER SO BB IBB HBP BLK WP HR S P ERA WHIP	IP WLS BF H R ER SO BB IBB HBP BLK WP HR S P ERA WHIP	IP WLS BF H R ER SO BB IBB HBP BLK WP HR S P ERA WHIP	IP WLS BF H R ER SO BB IBB HBP BLK WP HR S P ERA WHIP	IP WLS BF H R ER SO BB IBB HBP BLK WP HR S P ERA WHIP	IP WLS BF H R ER SO BB IBB HBP BLK WP HR S P ERA WHIP	IP WLS BF H R ER SO BB IBB HBP BLK WP HR S P ERA WHIP	IP WLS BF H R ER SO BB IBB HBP BLK WP HR S P ERA WHIP	IP WLS BF H R ER SO BB IBB HBP BLK WP HR S P ERA WHIP	IP WLS BF H R ER SO BB IBB HBP BLK WP HR S P ERA WHIP	IP WLS BF H R ER SO BB IBB HBP BLK WP HR S P ERA WHIP	IP WLS BF H R ER SO BB IBB HBP BLK WP HR S P ERA WHIP	IP WLS BF H R ER SO BB IBB HBP BLK WP HR S P ERA WHIP	IP WLS BF H R ER SO BB IBB HBP BLK WP HR S P ERA WHIP	IP WLS BF H R ER SO BB IBB HBP BLK WP HR S P ERA WHIP					
Bob Bruce, R ERA: 5.38 (6, 1)	5.0	23	8	5	3	2	0	0	0	0	0	0	0	0	0	0	0	9.00	2.000				
Don Arlich, L ERA: 6.75 (6, 1)	0.0	2	1	0	0	0	0	0	0	0	0	0	0	0	0	0	0	∞	∞				
Barry Latman, R ERA: 2.69 (8, 1)	2.0	6	0	0	0	3	0	0	0	0	0	0	0	0	0	0	0	0.00	0.000				
Jim Owens, R ERA: 3.77 (8, 1)	2.0	L	9	2	1	1	0	1	0	0	0	0	0	0	0	0	0	4.50	1.000				

AB	35
R	6
H	11
RBI	6
BB	4
SO	7
LOB	16



Batter	1	2	3	4	5	6	7	8	9	AB	R	H	RBI	BB	SO	LOB	TOP	
Lee Mays, L (1, 7) OBP: 0.301, SLG: 0.402 Felix Mantilla, R (9, PH) OBP: 0.246, SLG: 0.336	0-0 FC4-6 1B		0-0 1-3		0-0 6-3		0-0 1-2 1B		0-0 1-3	4	0	2	0	0	0	0		
Sonny Jackson, L (1, 6) OBP: 0.333, SLG: 0.337 Ron Brand, R (9, PH) OBP: 0.289, SLG: 0.253	0-0 FC4-6 1B HR		0-0 1-3		0-0 3B		0-0 4-3		0-3 K	4	1	1	0	0	0	3		
Bob Aspromonte, R (1, 5) OBP: 0.301, SLG: 0.336	0-0 1-2 HR 1B		0-0 HR		0-0 F8				0-0 6-3	4	2	2	1	0	0	1		
Rusty Staub, L (1, 9) OBP: 0.348, SLG: 0.434	0-0 F8		0-0 4-3			4-0 G5-4-3 BB			0-0 1-3	3	0	0	0	1	0	2		
Chuck Harrison, R (1, 3) OBP: 0.326, SLG: 0.374	0-0 1-1H 2-1H HR			0-0 F8		0-0 1-2 G5-4-3			0-0 1B	4	1	2	3	0	0	1		
Dave Nicholson, R (1, 8) OBP: 0.370, SLG: 0.436	0-0 6-3			0-0 1B		0-0 L5			0-0 F9	4	0	1	0	0	0	1		
Bill Heath, L (1, 2) OBP: 0.302, SLG: 0.306		0-0 0-3 1B		0-0 P4					0-0 G3	4	1	2	0	0	0	1		
Bob Lillis, R (1, 4) OBP: 0.263, SLG: 0.264		0-0 9-3 1-2		0-0 F9					0-0 1-4-3 FC5-4 1B	4	0	1	0	0	0	3		
Chris Zachary, L (1, 1) Carroll Sembera, R (3, 1) Barry Latman, R (5, 1) Gene Fressler, R (7, PH) Jim Owens, R (7, 1) John Bateman, R (9, PH) OBP: 0.314, SLG: 0.464		0-3 K			0-0 P1				0-0 FC5-4 1B HR	1	0	0	0	0	0	1		
Inning Stats	R: 3 E: 0 K: 0 S: 6	H: 3 LOB: 0 BB: 0 P: 6	R: 0 E: 0 K: 1 S: 5	H: 1 LOB: 0 BB: 0 P: 5	R: 1 E: 0 K: 0 S: 4	H: 1 LOB: 1 BB: 0 P: 4	R: 0 E: 0 K: 0 S: 4	H: 0 LOB: 0 BB: 1 P: 6	R: 0 E: 0 K: 0 S: 5	H: 2 LOB: 2 BB: 0 P: 5	R: 0 E: 0 K: 0 S: 4	H: 1 LOB: 1 BB: 0 P: 4	R: 2 E: 0 K: 1 S: 7	H: 2 LOB: 0 BB: 0 P: 7	1B: 7 2B: 2 3B: 1 HR: 3	SF: 0 SAC: 0 DP: 2 HBP: 0	WP: 0 PA: 38 PB: 1 SB: 0 CS: 0	
PITCHER	IP WLS BF H R ER SO BB IBB HBP BLK WP HR S P ERA WHIP	IP WLS BF H R ER SO BB IBB HBP BLK WP HR S P ERA WHIP																
Larry Jackson, R (1, 1) ERA: 3.28	8.1 W 36 12 6 6 1 1 0 0 0 0 3 37 41 6.48 1.560	0.2 S 2 0 0 0 1 0 0 0 0 0 0 4 4 0.00 0.000																

Houston Astros @ Philadelphia Phillies
 Connie Mack Stadium, Philadelphia, PA
 Wed Aug 03 1966, 7:05 PM EDT
 Att: 14,918 - Unknown - 78 F

AB 37
 R 6
 H 12
 RBI 6
 BB 1
 SO 2
 LOB 13



Batter	1	2	3	4	5	6	7	8	9	AB	R	H	RBI	BB	SO	LOB	BOTTOM		
John Briggs, L (1, 8) OBP: 0.404, SLG: 0.515	0-0 G3		0-0 F2	0-0 G3	4-0 1-2 BB		0-0 WP 1B			4	0	1	0	1	0	1			
Cookie Rojas, R (1, 4) OBP: 0.307, SLG: 0.340	0-0 L9		0-0 F7		0-0 1B HR 6-3		0-0 P3			5	1	1	0	0	0	6			
Johnny Callison, L (1, 9) OBP: 0.353, SLG: 0.450	4-0 BB		0-0 BB BB 2-H 1B		0-0 1-2 HR 1B	0-0 3B		0-0 1B G4-6-3 1B		4	3	4	1	1	0	0			
Dick Allen, R (1, 5) OBP: 0.393, SLG: 0.643	0-0 F3		4-0 BB BB 1-2 BB		0-0 1-2 2-3 HR 1B	0-3 K		0-0 G4-6-3 1B		4	1	2	0	1	1	2			
Bill White, L (1, 3) OBP: 0.365, SLG: 0.500		4-0 FC4-6 BB	4-0 1-2 2-3 BB		0-0 1-1H 2-1H 3-1H HR	0-0 P4		0-0 G4-6-3 1-2 3-H 1B		3	1	1	4	2	0	2			
Tony Gonzalez, L (1, 7) OBP: 0.331, SLG: 0.405	0-0 FC4-6 5-3 BB 1-2 2-1		4-0 1-2 2-3 3-H BB		0-0 1B 1B	0-0 6-3		0-3 K		4	0	1	1	1	1	2			
Clay Dalrymple, L (1, 2) OBP: 0.372, SLG: 0.348	4-0 1-2 BB		0-0 P6		0-0 F8		0-0 1-6-3			3	0	0	0	1	0	4			
Dick Groat, R (1, 6) OBP: 0.295, SLG: 0.317	0-0 5-3 1-2 2-3		0-3 K		0-0 1-3 BB 1B		0-0 WP 1B 1B			4	0	2	0	0	1	2			
Larry Jackson, R (1, 1) OBP: 0.164, SLG: 0.207 Darold Knowles, L (9, 1) OBP: 0.267, SLG: 0.267	0-0 2-1 3-H		0-0 1B 2B		0-3 K		0-3 K		0-0 P6	4	1	1	0	0	2	3			
Inning Stats	R: 0 E: 0 K: 0 S: 3	H: 0 LOB: 1 BB: 1 P: 7	R: 0 E: 0 K: 0 S: 2	H: 0 LOB: 2 BB: 2 P: 10	R: 2 E: 0 K: 0 S: 5	H: 2 LOB: 3 BB: 3 P: 17	R: 0 E: 0 K: 2 S: 7	H: 0 LOB: 0 BB: 0 P: 7	R: 4 E: 0 K: 1 S: 11	H: 6 LOB: 3 BB: 1 P: 15	R: 0 E: 0 K: 1 S: 6	H: 1 LOB: 1 BB: 0 P: 6	R: 0 E: 0 K: 0 S: 5	H: 2 LOB: 2 BB: 0 P: 5	R: 1 E: 0 K: 1 S: 6	H: 2 LOB: 0 BB: 0 P: 6	1B: 10 2B: 1 3B: 1 HR: 1	SF: 0 SAC: 0 DP: 1 HBP: 0	WP: 1 PA: 42 PB: 0 SB: 0 CS: 0
PITCHER	IP WLS BF H R ER SO BB IBB HBP BLK WP HR S P ERA WHIP	IP WLS BF H R ER SO BB IBB HBP BLK WP HR S P ERA WHIP																	
Chris Zachary, R (1, 1) ERA: 6.75	2.2 L 11 5 4 4 2 2 0 0 0 0 1 13 21 27.00 5.250	1.1 9 2 0 0 2 1 0 0 0 0 0 0 12 16 0.00 1.500	2.0 9 4 1 1 1 0 0 0 0 1 0 11 11 4.50 2.000																

Houston Astros @ Philadelphia Phillies
 Connie Mack Stadium, Philadelphia, PA
 Wed Aug 03 1966, 7:05 PM EDT
 Att: 14,918 - Unknown - 78 F

AB 35
 R 7
 H 13
 RBI 6
 BB 7
 SO 5
 LOB 22



Batter	1	2	3	4	5	6	7	8	9	AB	R	H	RBI	BB	SO	LOB	TOP					
Lee Maye, L OBP: 0.297, SLG: 0.395 (1, 7)	3-1		F7		K		3-1			4	0	0	0	0	1	1						
Sonny Jackson, L OBP: 0.334, SLG: 0.341 (1, 6)	L7			5-3 1B	1B			F9		4	0	2	0	0	0	0						
Bob Aspromonte, R OBP: 0.301, SLG: 0.335 (1, 5)	K			F9				K		4	0	1	1	0	2	1						
Rusty Staub, L OBP: 0.352, SLG: 0.437 (1, 9)		4-3 1B		5-3 1B						4	0	3	0	0	0	2						
Chuck Harrison, R OBP: 0.321, SLG: 0.367 (1, 3)	K			5-3				F8		4	0	0	0	0	2	4						
Bill Heath, L OBP: 0.281, SLG: 0.283 (1, 2)	4-3			4-3			G3		L7	4	0	0	0	0	0	3						
Dave Nicholson, R OBP: 0.368, SLG: 0.437 (1, 8)	K				1B				5-3	4	1	1	0	0	2	1						
Bob Lillis, R OBP: 0.262, SLG: 0.263 (1, 4)			F7		K					4	0	1	0	0	1	1						
Dave Giusti, R ERA: 3.64 (5, PH)			K							1	0	0	0	0	1	0						
Felix Mantilla, R OBP: 0.292, SLG: 0.341 (5, 1)										1	1	1	1	0	0	0						
Don Arlich, L ERA: 15.75 (5, 1)										0	0	0	0	0	0	0						
Claude Raymond, R ERA: 2.71 (7, PH)										0	0	0	0	0	0	0						
Gene Fresse, R OBP: 0.326, SLG: 0.295 (7, 1)										0	0	0	0	0	0	0						
Chris Zachary, L ERA: 5.79 (9, PH)										1	0	0	0	0	1	1						
John Bateman, R OBP: 0.333, SLG: 0.482 (9, PH)										1	0	0	0	0	1	1						
Inning Stats	R: 0 E: 0 K: 1 S: 5	H: 0 LOB: 0 BB: 0 P: 5	R: 0 E: 0 K: 2 S: 8	H: 1 LOB: 1 BB: 0 P: 8	R: 0 E: 0 K: 1 S: 5	H: 0 LOB: 0 BB: 0 P: 5	R: 0 E: 0 K: 0 S: 5	H: 2 LOB: 2 BB: 0 P: 5	R: 2 E: 0 K: 2 S: 11	H: 4 LOB: 2 BB: 0 P: 11	R: 0 E: 0 K: 0 S: 7	H: 0 LOB: 0 BB: 0 P: 7	R: 0 E: 0 K: 0 S: 3	H: 0 LOB: 0 BB: 0 P: 3	R: 0 E: 0 K: 1 S: 6	H: 1 LOB: 1 BB: 0 P: 6	R: 0 E: 0 K: 1 S: 6	H: 1 LOB: 1 BB: 0 P: 6	1B: 7 2B: 2 3B: 0 HR: 0	SF: 0 SAC: 0 DP: 0 HBP: 0	WP: 0 PB: 0 SB: 0 CS: 0	PA: 36
PITCHER Jim Bunning, R ERA: 2.39 (1, 1)	IP: 9.0 WLS: W BF: 36 H: 9 R: 2 ER: 2 SO: 10 BB: 0 IBB: 0 HBP: 0 BLK: 0 WP: 0 HR: 0 S: 56 P: 56 ERA: 2.00 WHIP: 1.000																	PITCHER				

Houston Astros @ Philadelphia Phillies
 Connie Mack Stadium, Philadelphia, PA
 Thu Aug 04 1966, 7:05 PM EDT
 Att: 15,389 - Unknown - 74 F

AB 36
 R 2
 H 9
 RBI 2
 BB 0
 SO 10
 LOB 14



Batter	1	2	3	4	5	6	7	8	9	AB	R	H	RBI	BB	SO	LOB	BOTTOM			
John Briggs, L OBP: 0.420, SLG: 0.549 (1, 8)	3-1		HR	FC4						3	2	4	2	0	0					
Cookie Rojas, R OBP: 0.306, SLG: 0.346 (1, 4)	F9		HR	FC4						5	1	1	3	0	1	4				
Johnny Callison, L OBP: 0.354, SLG: 0.448 (1, 9)	F3		6-3							4	1	1	0	1	0	0				
Dick Allen, R OBP: 0.395, SLG: 0.639 (1, 5)										2	1	0	0	1	1	1				
Tony Taylor, R OBP: 0.301, SLG: 0.382 (7, 5)		K								1	0	1	0	0	0	0				
Bill White, L OBP: 0.366, SLG: 0.497 (1, 3)										4	1	1	0	1	0	3				
Tony Gonzalez, L OBP: 0.329, SLG: 0.401 (1, 7)										5	1	1	2	0	0	4				
Clay Dalrymple, L OBP: 0.377, SLG: 0.356 (1, 2)										3	1	2	2	1	0	0				
Dick Groat, R OBP: 0.299, SLG: 0.319 (1, 6)										3	3	2	0	0	0	1				
Jim Bunning, R OBP: 0.187, SLG: 0.181 (1, 1)										4	1	2	1	0	0	2				
Inning Stats	R: 0 E: 0 K: 0 S: 3	H: 0 LOB: 0 BB: 0 P: 3	R: 0 E: 0 K: 1 S: 5	H: 1 LOB: 0 BB: 0 P: 5	R: 5 E: 0 K: 0 S: 7	H: 4 LOB: 1 BB: 2 P: 15	R: 0 E: 0 K: 0 S: 4	H: 1 LOB: 2 BB: 1 P: 8	R: 6 E: 0 K: 1 S: 7	H: 3 LOB: 0 BB: 2 P: 17	R: 0 E: 0 K: 0 S: 4	H: 1 LOB: 1 BB: 0 P: 4	R: 1 E: 1 K: 0 S: 4	H: 2 LOB: 1 BB: 1 P: 8	R: 0 E: 0 K: 0 S: 4	H: 1 LOB: 1 BB: 0 P: 4	1B: 10 2B: 1 3B: 0 HR: 2	SF: 0 SAC: 0 DP: 1 HBP: 2	WP: 1 PB: 0 SB: 1 CS: 1	PA: 43
PITCHER Dave Giusti, R ERA: 3.64 (1, 1)	IP: 4.0 WLS: L BF: 20 H: 6 R: 5 ER: 5 SO: 1 BB: 3 IBB: 0 HBP: 0 BLK: 1 WP: 0 HR: 1 S: 19 P: 31 ERA: 11.25 WHIP: 2.250																	PITCHER		
Don Arlich, L ERA: 15.75 (5, 1)	0.0	4	1	4	4	0	2	0	1	0	0	0	1	10						
Claude Raymond, R ERA: 2.71 (5, 1)	2.0	9	3	2	2	1	0	0	1	0	0	1	10	11	9.00	1.500				
Chris Zachary, R ERA: 5.79 (7, 1)	2.0	9	3	1	1	0	1	0	0	0	1	0	8	12	4.50	2.000				

Houston Astros @ Philadelphia Phillies
 Connie Mack Stadium, Philadelphia, PA
 Thu Aug 04 1966, 7:05 PM EDT
 Att: 15,389 - Unknown - 74 F

AB 34
 R 12
 H 13
 RBI 12
 BB 6
 SO 2
 LOB 15



Batter	1	2	3	4	5	6	7	8	9	AB	R	H	RBI	BB	SO	LOB	TOP																
Jim Barbieri, L <small>OBP: 0.391, SLG: 0.386</small> (1, 9)					<div style="background-color: #cccccc; width: 100%; height: 100%;"></div>					4	2	3	1	2	0	1	Los Angeles Dodgers @ Houston Astros Astrodome, Houston, TX Fri Aug 05 1966, 8:05 PM EDT Att: 46,555 - Unknown																
Maury Wills, S <small>OBP: 0.333, SLG: 0.337</small> (1, 6)												3	1	2	1	0		0	2														
Nate Oliver, R <small>OBP: 0.285, SLG: 0.217</small> (5, 4)												2	0	0	0	0		2	2														
Willie Davis, L <small>OBP: 0.287, SLG: 0.362</small> (1, 8)												4	2	1	2	0		0	4														
Wes Parker, S <small>OBP: 0.339, SLG: 0.387</small> (6, 8)												1	0	0	0	0		1	1														
John Roseboro, L <small>OBP: 0.369, SLG: 0.471</small> (1, 2)												5	2	3	3	0		0	2														
Bob Miller, R (7, 1)												0	0	0	0	0		0	0														
Lou Johnson, R <small>OBP: 0.321, SLG: 0.407</small> (1, 7)												5	0	2	1	0		0	2														
Jim Lefebvre, S <small>OBP: 0.325, SLG: 0.450</small> (1, 4)												5	1	1	1	0		0	3														
Ron Fairly, L <small>OBP: 0.336, SLG: 0.339</small> (1, 3)		<div style="background-color: #cccccc; width: 100%; height: 100%;"></div>							5	2	3	1	0	0	0																		
John Kennedy, R <small>OBP: 0.256, SLG: 0.296</small> (1, 5)											5	1	2	1	0	2	2																
Sandy Koufax, R <small>OBP: 0.084, SLG: 0.074</small> (1, 1)	<div style="background-color: #cccccc; width: 100%; height: 100%;"></div>									4	1	1	0	0	2	2																	
Jeff Torborg, R <small>OBP: 0.291, SLG: 0.287</small> (7, 2)											1	0	0	0	0	0	1																
Inning Stats					R: 4 E: 2 K: 1 S: 10	H: 4 LOB: 1 BB: 0 P: 10	R: 2 E: 0 K: 0 S: 6	H: 3 LOB: 2 BB: 1 P: 10	R: 5 E: 0 K: 1 S: 11	H: 6 LOB: 1 BB: 0 P: 11	R: 1 E: 0 K: 2 S: 10	H: 3 LOB: 2 BB: 0 P: 10	R: 0 E: 0 K: 0 S: 3	H: 1 LOB: 0 BB: 0 P: 3	R: 0 E: 0 K: 0 S: 3	H: 0 LOB: 1 BB: 1 P: 11	R: 0 E: 0 K: 0 S: 3	H: 0 LOB: 0 BB: 0 P: 3	R: 0 E: 0 K: 1 S: 6	H: 1 LOB: 1 BB: 0 P: 6	1B: 13 2B: 5 3B: 0 HR: 0	SF: 0 SAC: 1 DP: 1 HBP: 0	WP: 3 PB: 0 SB: 1 CS: 0	PA: 47									
PITCHER					IP	WLS	BF	H	R	ER	SO	BB	IBB	HBP	BLK	WP	HR	S	P	ERA	WHIP												
Bob Bruce, R <small>ERA: 5.67</small> (1, 1)					1.0	L	11	6	6	3	1	1	0	0	0	1	0	12	16	27.00	7.000												
Carroll Sembera, R <small>ERA: 5.19</small> (2, 1)					1.0		4	1	0	0	0	0	0	0	0	0	0	4	4	0.00	1.000												
Ron Taylor, R <small>ERA: 5.65</small> (3, 1)					0.2		8	6	5	5	1	0	0	0	0	1	0	10	10	67.50	9.000												
Barry Latman, R <small>ERA: 2.87</small> (3, 1)				4.1		17	4	1	1	4	1	0	0	0	1	0	24	28	2.08	1.154													
Jim Owens, R <small>ERA: 3.64</small> (8, 1)				2.0		7	1	0	0	1	0	0	0	0	0	0	9	9	0.00	0.500													
Batter	1	2	3	4	5	6	7	8	9	AB	R	H	RBI	BB	SO	LOB	BOTTOM																
Ron Brand, R <small>OBP: 0.287, SLG: 0.253</small> (1, 7)			<div style="background-color: #cccccc; width: 100%; height: 100%;"></div>							4	0	1	0	0	1	3																	
Sonny Jackson, L <small>OBP: 0.331, SLG: 0.338</small> (1, 6)												4	0	0	0	0	3	2															
Bob Aspromonte, R <small>OBP: 0.298, SLG: 0.332</small> (1, 5)												4	0	0	0	0	1	1															
Chuck Harrison, R <small>OBP: 0.320, SLG: 0.370</small> (1, 3)												4	0	1	0	0	1	1															
Dave Nicholson, R <small>OBP: 0.366, SLG: 0.448</small> (1, 8)	<div style="background-color: #cccccc; width: 100%; height: 100%;"></div>										4	1	1	1	0	1	1																
John Bateman, R <small>OBP: 0.313, SLG: 0.479</small> (1, 2)														4	0	1	0	0	2	1													
Rusty Staub, L <small>OBP: 0.355, SLG: 0.439</small> (1, 9)														3	0	2	0	1	1	0													
Bob Lillis, R <small>OBP: 0.264, SLG: 0.274</small> (1, 4)														3	0	1	0	0	1	2													
Jim Owens, R (8, 1)														0	0	0	0	0	0	0													
Bill Heath, L <small>OBP: 0.293, SLG: 0.283</small> (9, PH)												0	0	0	0	1	0	0															
Bob Bruce, R <small>OBP: 0.125, SLG: 0.087</small> (2, 1)												0	0	0	0	0	0	0															
Carroll Sembera, R <small>OBP: 0.248, SLG: 0.298</small> (2, PH)												0	0	0	0	0	0	0															
Joe Morgan, L <small>OBP: 0.448, SLG: 0.438</small> (3, 1)												0	0	0	0	0	0	0															
Ron Taylor, R <small>OBP: 0.321, SLG: 0.167</small> (3, 1)									1	0	0	0	0	1	1																		
Barry Latman, R <small>OBP: 0.291, SLG: 0.392</small> (7, PH)									2	0	0	0	0	0	3																		
Lee Maye, L <small>OBP: 0.204, SLG: 0.392</small> (8, 7)									0	0	0	0	0	0	0																		
Inning Stats	R: 0 E: 0 K: 1 S: 6	H: 1 LOB: 1 BB: 0 P: 6	R: 1 E: 0 K: 3 S: 11	H: 2 LOB: 2 BB: 1 P: 15	R: 0 E: 0 K: 1 S: 5	H: 0 LOB: 0 BB: 0 P: 5	R: 0 E: 0 K: 3 S: 9	H: 0 LOB: 0 BB: 0 P: 9	R: 0 E: 0 K: 2 S: 8	H: 1 LOB: 1 BB: 0 P: 8	R: 0 E: 0 K: 0 S: 4	H: 1 LOB: 1 BB: 0 P: 4	R: 0 E: 0 K: 0 S: 2	H: 0 LOB: 0 BB: 1 P: 6	R: 0 E: 0 K: 1 S: 5	H: 0 LOB: 0 BB: 0 P: 5	R: 0 E: 0 K: 1 S: 7	H: 2 LOB: 3 BB: 1 P: 11	1B: 4 2B: 2 3B: 0 HR: 1	SF: 0 SAC: 0 DP: 1 HBP: 0	WP: 0 PB: 0 SB: 0 CS: 0	PA: 36											
PITCHER	IP	WLS	BF	H	R	ER	SO	BB	IBB	HBP	BLK	WP	HR	S	P	ERA	WHIP																
Sandy Koufax, L <small>ERA: 1.63</small> (1, 1)	6.0	W	24	5	1	1	10	1	0	0	0	0	0	43	47	1.50	1.000																
Bob Miller, R <small>ERA: 3.59</small> (7, 1)	3.0	S	12	2	0	0	2	2	0	0	0	0	0	14	22	0.00	1.333																

Batter	1	2	3	4	5	6	7	8	9	AB	R	H	RBI	BB	SO	LOB	TOP					
Willie Davis, L OBP: 0.289, SLG: 0.361 (1, 8)										4	1	1	0	0	0	1	Los Angeles Dodgers @ Houston Astros Astrodome, Houston, TX Sat Aug 06 1966, 8:05 PM EDT Att: 49,003 - Unknown					
Maury Wills, S OBP: 0.334, SLG: 0.338 (1, 6)										4	1	2	0	0	1	0						
Lou Johnson, R OBP: 0.320, SLG: 0.405 (1, 9) (8, 7)										4	0	1	2	0	2	1						
Dick Stuart, R OBP: 0.312, SLG: 0.399 Wes Parker, S OBP: 0.339, SLG: 0.387 (1, 3) (7, 3)										3	0	0	0	1	3	2						
Tommy Davis, R OBP: 0.321, SLG: 0.365 Ron Fairly, L OBP: 0.336, SLG: 0.339 (1, 7) (8, 9)										4	1	2	0	0	0	1						
Jim Lefebvre, S OBP: 0.326, SLG: 0.445 Nate Oliver, R OBP: 0.285, SLG: 0.217 (1, 4) (8, 4)										3	0	0	0	1	1	3						
John Roseboro, L OBP: 0.367, SLG: 0.471 (1, 2)										4	1	1	0	0	1	2						
John Kennedy, R OBP: 0.261, SLG: 0.300 (1, 5)										4	0	2	2	0	1	0						
Don Drysdale, R OBP: 0.274, SLG: 0.357 Ron Perranoski, L OBP: 0.200, SLG: 0.400 Phil Regan, R OBP: 0.263, SLG: 0.176 (1, 1) (7, 1) (9, 1)										3	0	0	0	0	2	2						
Inning Stats	R: 2 E: 1 K: 1 S: 8	H: 3 LOB: 2 BB: 1 P: 12	R: 0 E: 0 K: 0 S: 3	H: 1 LOB: 0 BB: 0 P: 3	R: 0 E: 0 K: 3 S: 9	H: 0 LOB: 0 BB: 0 P: 9	R: 2 E: 0 K: 2 S: 10	H: 3 LOB: 1 BB: 0 P: 10	R: 0 E: 0 K: 0 S: 4	H: 0 LOB: 2 BB: 1 P: 8	R: 0 E: 0 K: 2 S: 7	H: 1 LOB: 1 BB: 0 P: 7	R: 0 E: 0 K: 0 S: 8	H: 0 LOB: 0 BB: 0 P: 8	R: 0 E: 0 K: 0 S: 3	H: 0 LOB: 0 BB: 0 P: 3		R: 0 E: 0 K: 1 S: 4	H: 0 LOB: 0 BB: 0 P: 5	1B: 8 2B: 1 3B: 0 HR: 0	SF: 0 SAC: 0 DP: 1 HBP: 1	WP: 0 PB: 0 SB: 0 CS: 1
PITCHER	IP WLS BF L	WLS BF L	H R ER SO	H R ER SO	BB IBB HBP BLK	WP HR S P	ERA WHIP	PITCHER	IP WLS BF L	WLS BF L	H R ER SO	H R ER SO	BB IBB HBP BLK	WP HR S P	ERA WHIP							
Mike Cuellar, L ERA: 2.44 (1, 1)	7.0	31	9	4	3	10	3.86	1.429														
Claude Raymond, R ERA: 2.64 (8, 1)	2.0	6	0	0	0	1	0.00	0.000														

AB 34
R 4
H 9
RBI 4
BB 2
SO 11
LOB 12



Batter	1	2	3	4	5	6	7	8	9	AB	R	H	RBI	BB	SO	LOB	BOTTOM					
Ron Davis, R OBP: 0.600, SLG: 0.600 (1, 8)										5	0	3	0	0	1	1	Los Angeles Dodgers @ Houston Astros Astrodome, Houston, TX Sat Aug 06 1966, 8:05 PM EDT Att: 49,003 - Unknown					
Sonny Jackson, L OBP: 0.330, SLG: 0.336 Felix Mantilla, R OBP: 0.250, SLG: 0.339 (1, 6) (9, PH)										3	0	0	0	1	0	2						
Rusty Staub, L OBP: 0.357, SLG: 0.438 (1, 9)										3	1	1	0	1	0	2						
Chuck Harrison, R OBP: 0.315, SLG: 0.363 (1, 3)										4	1	0	0	0	0	4						
Lee Maye, L OBP: 0.295, SLG: 0.403 Dave Nicholson, R OBP: 0.364, SLG: 0.445 (1, 7) (8, PH) (9, 7)										3	1	1	3	0	1	1						
Bob Aspromonte, R OBP: 0.297, SLG: 0.331 (1, 5)										4	0	1	0	0	1	2						
John Bateman, R OBP: 0.313, SLG: 0.479 Bill Heath, L OBP: 0.295, SLG: 0.304 (1, 2) (3, 2)										0	0	0	0	0	0	0						
Bob Lillis, R OBP: 0.256, SLG: 0.264 (1, 4)										4	0	0	0	0	1	2						
Mike Cuellar, L OBP: 0.114, SLG: 0.116 Joe Morgan, L OBP: 0.435, SLG: 0.437 Claude Raymond, R OBP: 0.111, SLG: 0.111 Gene Freese, R OBP: 0.274, SLG: 0.293 (1, 1) (7, PH) (8, 1) (9, PH)										2	0	1	0	0	0	1						
Inning Stats	R: 3 E: 1 K: 2 S: 10	H: 2 LOB: 0 BB: 0 P: 10	R: 0 E: 0 K: 0 S: 3	H: 1 LOB: 1 BB: 0 P: 4	R: 0 E: 0 K: 0 S: 4	H: 0 LOB: 2 BB: 1 P: 8	R: 0 E: 0 K: 0 S: 5	H: 2 LOB: 2 BB: 0 P: 5	R: 0 E: 0 K: 1 S: 5	H: 0 LOB: 0 BB: 0 P: 5	R: 0 E: 0 K: 2 S: 7	H: 1 LOB: 0 BB: 0 P: 7	R: 0 E: 0 K: 0 S: 4	H: 1 LOB: 2 BB: 1 P: 8	R: 0 E: 0 K: 0 S: 7	H: 0 LOB: 0 BB: 0 P: 7		R: 0 E: 0 K: 0 S: 4	H: 1 LOB: 1 BB: 0 P: 4	1B: 5 2B: 3 3B: 0 HR: 1	SF: 0 SAC: 0 DP: 2 HBP: 1	WP: 0 PB: 0 SB: 1 CS: 1
PITCHER	IP WLS BF W	WLS BF W	H R ER SO	H R ER SO	BB IBB HBP BLK	WP HR S P	ERA WHIP	PITCHER	IP WLS BF W	WLS BF W	H R ER SO	H R ER SO	BB IBB HBP BLK	WP HR S P	ERA WHIP							
Don Drysdale, R ERA: 4.03 (1, 1)	6.1	29	7	3	0	5	0.00	1.421														
Ron Perranoski, L ERA: 1.92 (7, 1)	2.1	8	1	0	0	2	0.00	0.429														
Phil Regan, R ERA: 1.6 (9, 1)	0.1	1	0	0	0	0	0.00	0.000														

AB 35
R 3
H 8
RBI 3
BB 2
SO 7
LOB 17



Batter	1	2	3	4	5	6	7	8	9	AB	R	H	RBI	BB	SO	LOB	TOP																																																																																								
Jim Barbiere, L (1, 9) <small>OBP: 0.377, SLG: 0.397</small>										6	1	2	0	0	0	6	Los Angeles Dodgers @ Houston Astros Astrodome, Houston, TX Sun Aug 07 1966, 4:33 AM EDT Att: 46,568 - Unknown																																																																																								
Maury Wills, S (1, 6) <small>OBP: 0.336, SLG: 0.340</small>										4	1	2	0	0	0	2																																																																																									
Jim Gilliam, S (8, 5) <small>OBP: 0.288, SLG: 0.270</small>										1	1	1	0	0	0	0																																																																																									
Willie Davis, L (1, 8) <small>OBP: 0.294, SLG: 0.371</small>										6	3	4	1	0	0	2																																																																																									
John Roseboro, L (1, 2) <small>OBP: 0.371, SLG: 0.473</small>										5	3	3	1	0	0	2																																																																																									
Jeff Torborg, R (8, 2) <small>OBP: 0.289, SLG: 0.287</small>										0	0	0	1	0	0	0																																																																																									
Lou Johnson, R (1, 7) <small>OBP: 0.326, SLG: 0.416</small>										4	2	2	3	1	0	3																																																																																									
Jim Lefebvre, S (1, 4) <small>OBP: 0.325, SLG: 0.454</small>										5	1	2	3	0	0	4																																																																																									
Nate Oliver, R (8, 4) <small>OBP: 0.282, SLG: 0.216</small>										1	1	0	0	0	0	1																																																																																									
Ron Fairly, L (1, 3) <small>OBP: 0.351, SLG: 0.369</small>										4	1	4	3	2	0	0																																																																																									
John Kennedy, R (1, 5) <small>OBP: 0.256, SLG: 0.293</small>										5	0	0	1	0	4	6																																																																																									
Claude Osteen, L (1, 1) <small>OBP: 0.276, SLG: 0.345</small>										1	0	0	0	0	1	1																																																																																									
Joe Moeller, R (2, 1) <small>OBP: 0.300, SLG: 0.125</small>										2	0	0	0	1	1	3																																																																																									
Ron Perranoski, L (7, 1) <small>OBP: 0.200, SLG: 0.400</small>										0	0	0	0	0	0	0																																																																																									
Wes Covington, L (8, PH) <small>OBP: 0.216, SLG: 0.156</small>										0	0	0	0	0	0	0																																																																																									
Jim Brewer, L (8, 1) <small>OBP: 0.216, SLG: 0.156</small>										0	0	0	0	0	0	0																																																																																									
Inning Stats	R: 3 E: 0 K: 0 S: 6	H: 3 LOB: 0 BB: 0 P: 6	R: 0 E: 0 K: 2 S: 8	H: 1 LOB: 1 BB: 0 P: 8	R: 0 E: 0 K: 2 S: 4	H: 1 LOB: 1 BB: 0 P: 4	R: 2 E: 0 K: 2 S: 9	H: 3 LOB: 1 BB: 0 P: 9	R: 0 E: 0 K: 0 S: 5	H: 2 LOB: 2 BB: 0 P: 5	R: 0 E: 0 K: 0 S: 4	H: 1 LOB: 2 BB: 1 P: 8	R: 2 E: 0 K: 0 S: 4	H: 2 LOB: 2 BB: 1 P: 10	R: 5 E: 2 K: 1 S: 11	H: 5 LOB: 3 BB: 2 P: 12	R: 2 E: 0 K: 1 S: 7	H: 2 LOB: 2 BB: 2 P: 15	1B: 13 2B: 3 3B: 2 HR: 2	SF: 1 SAC: 1 DP: 1 HBP: 3	WP: 0 PA: 53 PB: 0 SB: 1 CS: 0																																																																																				
PITCHER	IP: 4.0 WLS: L BF: 19 H: 8 R: 5 ER: 5 SO: 4 ERA: 5.01	IP: 2.0 WLS: W BF: 10 H: 3 R: 0 ER: 0 SO: 0 ERA: 4.22	IP: 0.1 WLS: S BF: 2 H: 2 R: 2 ER: 0 SO: 0 ERA: 6.02	IP: 1.0 WLS: S BF: 6 H: 3 R: 4 ER: 4 SO: 0 ERA: 4.13	IP: 0.2 WLS: S BF: 5 H: 2 R: 1 ER: 0 SO: 1 ERA: 5.74	IP: 1.0 WLS: L BF: 7 H: 2 R: 2 ER: 2 SO: 1 ERA: 2.85	IP: 4.0 WLS: L BF: 19 H: 8 R: 5 ER: 5 SO: 4 ERA: 5.01	IP: 2.0 WLS: W BF: 10 H: 3 R: 0 ER: 0 SO: 0 ERA: 4.22	IP: 0.1 WLS: S BF: 2 H: 2 R: 2 ER: 0 SO: 0 ERA: 6.02	IP: 1.0 WLS: S BF: 6 H: 3 R: 4 ER: 4 SO: 0 ERA: 4.13	IP: 0.2 WLS: S BF: 5 H: 2 R: 1 ER: 0 SO: 1 ERA: 5.74	IP: 1.0 WLS: L BF: 7 H: 2 R: 2 ER: 2 SO: 1 ERA: 2.85	IP: 4.0 WLS: L BF: 19 H: 8 R: 5 ER: 5 SO: 4 ERA: 5.01	IP: 2.0 WLS: W BF: 10 H: 3 R: 0 ER: 0 SO: 0 ERA: 4.22	IP: 0.1 WLS: S BF: 2 H: 2 R: 2 ER: 0 SO: 0 ERA: 6.02	IP: 1.0 WLS: S BF: 6 H: 3 R: 4 ER: 4 SO: 0 ERA: 4.13	IP: 0.2 WLS: S BF: 5 H: 2 R: 1 ER: 0 SO: 1 ERA: 5.74	IP: 1.0 WLS: L BF: 7 H: 2 R: 2 ER: 2 SO: 1 ERA: 2.85	IP: 4.0 WLS: L BF: 19 H: 8 R: 5 ER: 5 SO: 4 ERA: 5.01	IP: 2.0 WLS: W BF: 10 H: 3 R: 0 ER: 0 SO: 0 ERA: 4.22	IP: 0.1 WLS: S BF: 2 H: 2 R: 2 ER: 0 SO: 0 ERA: 6.02	IP: 1.0 WLS: S BF: 6 H: 3 R: 4 ER: 4 SO: 0 ERA: 4.13	IP: 0.2 WLS: S BF: 5 H: 2 R: 1 ER: 0 SO: 1 ERA: 5.74	IP: 1.0 WLS: L BF: 7 H: 2 R: 2 ER: 2 SO: 1 ERA: 2.85	IP: 4.0 WLS: L BF: 19 H: 8 R: 5 ER: 5 SO: 4 ERA: 5.01	IP: 2.0 WLS: W BF: 10 H: 3 R: 0 ER: 0 SO: 0 ERA: 4.22	IP: 0.1 WLS: S BF: 2 H: 2 R: 2 ER: 0 SO: 0 ERA: 6.02	IP: 1.0 WLS: S BF: 6 H: 3 R: 4 ER: 4 SO: 0 ERA: 4.13	IP: 0.2 WLS: S BF: 5 H: 2 R: 1 ER: 0 SO: 1 ERA: 5.74	IP: 1.0 WLS: L BF: 7 H: 2 R: 2 ER: 2 SO: 1 ERA: 2.85	IP: 4.0 WLS: L BF: 19 H: 8 R: 5 ER: 5 SO: 4 ERA: 5.01	IP: 2.0 WLS: W BF: 10 H: 3 R: 0 ER: 0 SO: 0 ERA: 4.22	IP: 0.1 WLS: S BF: 2 H: 2 R: 2 ER: 0 SO: 0 ERA: 6.02	IP: 1.0 WLS: S BF: 6 H: 3 R: 4 ER: 4 SO: 0 ERA: 4.13	IP: 0.2 WLS: S BF: 5 H: 2 R: 1 ER: 0 SO: 1 ERA: 5.74	IP: 1.0 WLS: L BF: 7 H: 2 R: 2 ER: 2 SO: 1 ERA: 2.85	IP: 4.0 WLS: L BF: 19 H: 8 R: 5 ER: 5 SO: 4 ERA: 5.01	IP: 2.0 WLS: W BF: 10 H: 3 R: 0 ER: 0 SO: 0 ERA: 4.22	IP: 0.1 WLS: S BF: 2 H: 2 R: 2 ER: 0 SO: 0 ERA: 6.02	IP: 1.0 WLS: S BF: 6 H: 3 R: 4 ER: 4 SO: 0 ERA: 4.13	IP: 0.2 WLS: S BF: 5 H: 2 R: 1 ER: 0 SO: 1 ERA: 5.74	IP: 1.0 WLS: L BF: 7 H: 2 R: 2 ER: 2 SO: 1 ERA: 2.85	IP: 4.0 WLS: L BF: 19 H: 8 R: 5 ER: 5 SO: 4 ERA: 5.01	IP: 2.0 WLS: W BF: 10 H: 3 R: 0 ER: 0 SO: 0 ERA: 4.22	IP: 0.1 WLS: S BF: 2 H: 2 R: 2 ER: 0 SO: 0 ERA: 6.02	IP: 1.0 WLS: S BF: 6 H: 3 R: 4 ER: 4 SO: 0 ERA: 4.13	IP: 0.2 WLS: S BF: 5 H: 2 R: 1 ER: 0 SO: 1 ERA: 5.74	IP: 1.0 WLS: L BF: 7 H: 2 R: 2 ER: 2 SO: 1 ERA: 2.85	IP: 4.0 WLS: L BF: 19 H: 8 R: 5 ER: 5 SO: 4 ERA: 5.01	IP: 2.0 WLS: W BF: 10 H: 3 R: 0 ER: 0 SO: 0 ERA: 4.22	IP: 0.1 WLS: S BF: 2 H: 2 R: 2 ER: 0 SO: 0 ERA: 6.02	IP: 1.0 WLS: S BF: 6 H: 3 R: 4 ER: 4 SO: 0 ERA: 4.13	IP: 0.2 WLS: S BF: 5 H: 2 R: 1 ER: 0 SO: 1 ERA: 5.74	IP: 1.0 WLS: L BF: 7 H: 2 R: 2 ER: 2 SO: 1 ERA: 2.85	IP: 4.0 WLS: L BF: 19 H: 8 R: 5 ER: 5 SO: 4 ERA: 5.01	IP: 2.0 WLS: W BF: 10 H: 3 R: 0 ER: 0 SO: 0 ERA: 4.22	IP: 0.1 WLS: S BF: 2 H: 2 R: 2 ER: 0 SO: 0 ERA: 6.02	IP: 1.0 WLS: S BF: 6 H: 3 R: 4 ER: 4 SO: 0 ERA: 4.13	IP: 0.2 WLS: S BF: 5 H: 2 R: 1 ER: 0 SO: 1 ERA: 5.74	IP: 1.0 WLS: L BF: 7 H: 2 R: 2 ER: 2 SO: 1 ERA: 2.85	IP: 4.0 WLS: L BF: 19 H: 8 R: 5 ER: 5 SO: 4 ERA: 5.01	IP: 2.0 WLS: W BF: 10 H: 3 R: 0 ER: 0 SO: 0 ERA: 4.22	IP: 0.1 WLS: S BF: 2 H: 2 R: 2 ER: 0 SO: 0 ERA: 6.02	IP: 1.0 WLS: S BF: 6 H: 3 R: 4 ER: 4 SO: 0 ERA: 4.13	IP: 0.2 WLS: S BF: 5 H: 2 R: 1 ER: 0 SO: 1 ERA: 5.74	IP: 1.0 WLS: L BF: 7 H: 2 R: 2 ER: 2 SO: 1 ERA: 2.85	IP: 4.0 WLS: L BF: 19 H: 8 R: 5 ER: 5 SO: 4 ERA: 5.01	IP: 2.0 WLS: W BF: 10 H: 3 R: 0 ER: 0 SO: 0 ERA: 4.22	IP: 0.1 WLS: S BF: 2 H: 2 R: 2 ER: 0 SO: 0 ERA: 6.02	IP: 1.0 WLS: S BF: 6 H: 3 R: 4 ER: 4 SO: 0 ERA: 4.13	IP: 0.2 WLS: S BF: 5 H: 2 R: 1 ER: 0 SO: 1 ERA: 5.74	IP: 1.0 WLS: L BF: 7 H: 2 R: 2 ER: 2 SO: 1 ERA: 2.85	IP: 4.0 WLS: L BF: 19 H: 8 R: 5 ER: 5 SO: 4 ERA: 5.01	IP: 2.0 WLS: W BF: 10 H: 3 R: 0 ER: 0 SO: 0 ERA: 4.22	IP: 0.1 WLS: S BF: 2 H: 2 R: 2 ER: 0 SO: 0 ERA: 6.02	IP: 1.0 WLS: S BF: 6 H: 3 R: 4 ER: 4 SO: 0 ERA: 4.13	IP: 0.2 WLS: S BF: 5 H: 2 R: 1 ER: 0 SO: 1 ERA: 5.74	IP: 1.0 WLS: L BF: 7 H: 2 R: 2 ER: 2 SO: 1 ERA: 2.85	IP: 4.0 WLS: L BF: 19 H: 8 R: 5 ER: 5 SO: 4 ERA: 5.01	IP: 2.0 WLS: W BF: 10 H: 3 R: 0 ER: 0 SO: 0 ERA: 4.22	IP: 0.1 WLS: S BF: 2 H: 2 R: 2 ER: 0 SO: 0 ERA: 6.02	IP: 1.0 WLS: S BF: 6 H: 3 R: 4 ER: 4 SO: 0 ERA: 4.13	IP: 0.2 WLS: S BF: 5 H: 2 R: 1 ER: 0 SO: 1 ERA: 5.74	IP: 1.0 WLS: L BF: 7 H: 2 R: 2 ER: 2 SO: 1 ERA: 2.85	IP: 4.0 WLS: L BF: 19 H: 8 R: 5 ER: 5 SO: 4 ERA: 5.01	IP: 2.0 WLS: W BF: 10 H: 3 R: 0 ER: 0 SO: 0 ERA: 4.22	IP: 0.1 WLS: S BF: 2 H: 2 R: 2 ER: 0 SO: 0 ERA: 6.02	IP: 1.0 WLS: S BF: 6 H: 3 R: 4 ER: 4 SO: 0 ERA: 4.13	IP: 0.2 WLS: S BF: 5 H: 2 R: 1 ER: 0 SO: 1 ERA: 5.74	IP: 1.0 WLS: L BF: 7 H: 2 R: 2 ER: 2 SO: 1 ERA: 2.85	IP: 4.0 WLS: L BF: 19 H: 8 R: 5 ER: 5 SO: 4 ERA: 5.01	IP: 2.0 WLS: W BF: 10 H: 3 R: 0 ER: 0 SO: 0 ERA: 4.22	IP: 0.1 WLS: S BF: 2 H: 2 R: 2 ER: 0 SO: 0 ERA: 6.02	IP: 1.0 WLS: S BF: 6 H: 3 R: 4 ER: 4 SO: 0 ERA: 4.13	IP: 0.2 WLS: S BF: 5 H: 2 R: 1 ER: 0 SO: 1 ERA: 5.74	IP: 1.0 WLS: L BF: 7 H: 2 R: 2 ER: 2 SO: 1 ERA: 2.85	IP: 4.0 WLS: L BF: 19 H: 8 R: 5 ER: 5 SO: 4 ERA: 5.01	IP: 2.0 WLS: W BF: 10 H: 3 R: 0 ER: 0 SO: 0 ERA: 4.22	IP: 0.1 WLS: S BF: 2 H: 2 R: 2 ER: 0 SO: 0 ERA: 6.02	IP: 1.0 WLS: S BF: 6 H: 3 R: 4 ER: 4 SO: 0 ERA: 4.13	IP: 0.2 WLS: S BF: 5 H: 2 R: 1 ER: 0 SO: 1 ERA: 5.74	IP: 1.0 WLS: L BF: 7 H: 2 R: 2 ER: 2 SO: 1 ERA: 2.85	IP: 4.0 WLS: L BF: 19 H: 8 R: 5 ER: 5 SO: 4 ERA: 5.01	IP: 2.0 WLS: W BF: 10 H: 3 R: 0 ER: 0 SO: 0 ERA: 4.22	

Batter	1	2	3	4	5	6	7	8	9	AB	R	H	RBI	BB	SO	LOB	TOP								
Ron Davis, R OBP: 0.400, SLG: 0.533 (1, 8)										5	1	2	1	0	0	2									
Joe Morgan, L OBP: 0.430, SLG: 0.430 (1, 4)										5	1	1	0	0	1	3									
Chuck Harrison, R OBP: 0.310, SLG: 0.361 (1, 3)										5	1	1	1	0	0	1									
Dave Nicholson, R OBP: 0.362, SLG: 0.443 (1, 7)										4	0	2	1	0	1	1									
Bob Aspromonte, R OBP: 0.292, SLG: 0.323 (1, 5)										5	0	0	1	0	2	3									
Rusty Staub, L OBP: 0.363, SLG: 0.453 (1, 9)										3	2	2	1	1	0	0									
John Bateman, R OBP: 0.317, SLG: 0.498 (1, 2)										4	2	2	3	0	0	2									
Bob Lillis, R OBP: 0.270, SLG: 0.287 (1, 6)										4	1	2	0	0	0	2									
Dave Giusti, R OBP: 0.269, SLG: 0.333 (1, 1)										2	0	1	0	0	0	1									
Barry Latman, R OBP: 0.231, SLG: 0.167 (6, 1)										0	0	0	0	0	0	0									
Gene Freese, R OBP: 0.277, SLG: 0.290 (7, PH)										1	0	0	0	0	0	0									
Carroll Sembera, R OBP: 0.270, SLG: 0.380 (7, 1)										1	0	0	0	0	1	1									
Inning Stats	R: 0 E: 0 K: 0 S: 4	H: 1 LOB: 1 BB: 0 P: 4	R: 0 E: 0 K: 0 S: 3	H: 0 LOB: 0 BB: 0 P: 3	R: 0 E: 0 K: 0 S: 4	H: 1 LOB: 1 BB: 0 P: 4	R: 0 E: 0 K: 2 S: 7	H: 0 LOB: 0 BB: 0 P: 7	R: 2 E: 0 K: 1 S: 8	H: 3 LOB: 1 BB: 0 P: 8	R: 1 E: 1 K: 0 S: 5	H: 1 LOB: 2 BB: 1 P: 9	R: 0 E: 0 K: 0 S: 3	H: 0 LOB: 0 BB: 0 P: 3	R: 0 E: 0 K: 0 S: 3	H: 1 LOB: 0 BB: 0 P: 3	R: 5 E: 0 K: 2 S: 13	H: 6 LOB: 1 BB: 0 P: 13	1B: 4 2B: 6 3B: 0 HR: 3	SF: 1 SAC: 0 DP: 1 HBP: 0	WP: 0 PB: 0 SB: 0 CS: 0	PA: 41			
PITCHER	IP	WLS	BF	H	R	ER	SO	BB	IBB	HBP	BLK	WP	HR	S	P	ERA	WHIP								
Dick Ellsworth, L ERA: 4.5 (1, 1)	8.0		34	9	5	4	3	1	0	0	0	0	3	39	43	4.50	1.250								
Cal Koonce, R ERA: 4.91 (9, 1)	0.1	L	3	2	1	1	1	0	0	0	0	0	0	5	5	27.00	6.000								
Curt Simmons, L ERA: 4.48 (9, 1)	0.0		2	2	1	1	0	0	0	0	0	0	0	2	2	∞	∞								
Fergie Jenkins, R ERA: 3.97 (9, 1)	0.2		2	0	1	1	1	0	0	0	0	0	0	4	4	13.50	0.000								

Houston Astros @ Chicago Cubs
Wrigley Field, Chicago, IL
Tue Aug 09 1966, 3:33 AM CDT
Att: 8,170 - Unknown - 71 F

AB	39
R	8
H	13
RBI	8
BB	1
SO	5
LOB	16



Batter	1	2	3	4	5	6	7	8	9	AB	R	H	RBI	BB	SO	LOB	BOTTOM								
Adolfo Phillips, R OBP: 0.352, SLG: 0.469 (1, 8)										5	1	3	1	0	2	1									
Glenn Beckert, R OBP: 0.311, SLG: 0.343 (1, 4)										5	0	2	0	0	0	1									
Billy Williams, L OBP: 0.352, SLG: 0.468 (1, 9)										5	0	1	0	0	0	4									
Ron Santo, R OBP: 0.413, SLG: 0.560 (1, 5)										4	1	1	1	0	0	3									
14 Ernie Banks, R OBP: 0.306, SLG: 0.431 (1, 3)										4	0	0	0	0	0	0									
Byron Browne, R OBP: 0.330, SLG: 0.479 (1, 7)										4	1	1	0	0	1	0									
Randy Hundley, R OBP: 0.299, SLG: 0.438 (1, 2)										4	2	3	3	0	0	0									
Don Kessinger, S OBP: 0.279, SLG: 0.282 (1, 6)										4	0	1	0	0	0	1									
Dick Ellsworth, L OBP: 0.167, SLG: 0.172 (1, 1)										3	0	0	0	0	1	1									
Cal Koonce, R ERA: 2.95 (9, 1)										0	0	0	0	0	0	0									
Curt Simmons, L OBP: 0.136, SLG: 0.143 (9, 1)										0	0	0	0	0	0	0									
Fergie Jenkins, R OBP: 0.321, SLG: 0.360 (9, 1)										0	0	0	0	0	0	0									
George Altman, L OBP: 0.270, SLG: 0.380 (9, PH)										1	0	0	0	0	0	0									
Inning Stats	R: 0 E: 0 K: 0 S: 4	H: 1 LOB: 1 BB: 0 P: 4	R: 0 E: 0 K: 1 S: 6	H: 1 LOB: 0 BB: 0 P: 6	R: 1 E: 0 K: 0 S: 5	H: 2 LOB: 1 BB: 0 P: 5	R: 1 E: 0 K: 1 S: 7	H: 2 LOB: 0 BB: 0 P: 7	R: 0 E: 0 K: 0 S: 3	H: 1 LOB: 0 BB: 0 P: 3	R: 3 E: 0 K: 0 S: 6	H: 3 LOB: 1 BB: 0 P: 6	R: 0 E: 0 K: 1 S: 6	H: 1 LOB: 0 BB: 0 P: 6	R: 0 E: 0 K: 0 S: 3	H: 0 LOB: 0 BB: 0 P: 3	R: 0 E: 1 K: 1 S: 7	H: 1 LOB: 2 BB: 0 P: 7	1B: 6 2B: 1 3B: 1 HR: 4	SF: 0 SAC: 0 DP: 0 HBP: 0	WP: 0 PB: 0 SB: 2 CS: 0	PA: 39			
PITCHER	IP	WLS	BF	H	R	ER	SO	BB	IBB	HBP	BLK	WP	HR	S	P	ERA	WHIP								
Dave Giusti, R ERA: 3.81 (1, 1)	5.1		25	10	5	5	2	0	0	0	0	0	4	29	29	8.44	1.875								
Barry Latman, R ERA: 2.95 (6, 1)	0.2		2	0	0	0	0	0	0	0	0	0	0	2	2	0.00	0.000								
Carroll Sembera, R ERA: 3.29 (7, 1)	3.0	W	12	2	0	0	2	0	0	0	0	0	0	16	16	0.00	0.667								

Houston Astros @ Chicago Cubs
Wrigley Field, Chicago, IL
Tue Aug 09 1966, 3:33 AM CDT
Att: 8,170 - Unknown - 71 F

AB	39
R	5
H	12
RBI	5
BB	0
SO	4
LOB	11



Batter	1	2	3	4	5	6	7	8	9	AB	R	H	RBI	BB	SO	LOB	TOP	
Ron Davis, R OBP: 0.267, SLG: 0.310 (1, 8)	0-0 6-3			0-0 6-3		0-0 1-3			0-0 FC2-6	4	0	0	0	0	0	1		
Sonny Jackson, L OBP: 0.323, SLG: 0.326 (1, 6)	0-0 G3			0-0 6-3			0-0 6-3		0-3 K	4	0	0	0	0	1	1		
Joe Morgan, L OBP: 0.428, SLG: 0.428 (1, 4)	0-0 1-3			0-0 5-3			0-0 F9		0-0 G3	4	0	0	0	0	0	1		
Chuck Harrison, R OBP: 0.305, SLG: 0.364 (1, 3)		0-0 5-3			0-0 F4			0-0 FC4-6 1B		3	0	1	0	0	0	0		
Lee Maye, L OBP: 0.310, SLG: 0.426 (1, 7)		0-0 4-3			0-0 1B			0-0 FC4-6		3	0	1	0	0	0	1		
Dave Nicholson, R OBP: 0.361, SLG: 0.436 (1, 9)		0-0 G3			0-3 K			0-3 K		3	0	0	0	0	2	1		
John Bateman, R OBP: 0.319, SLG: 0.491 (1, 2)			0-0 F9		0-0 F9			0-0 5-3		3	0	0	0	0	0	1		
Gene Freese, R OBP: 0.271, SLG: 0.283 (1, 5)			0-0 F3			0-3 K		0-0 F6		3	0	0	0	0	1	0		
Mike Cuellar, L OBP: 0.128, SLG: 0.130 (1, 1)			0-0 5-3			0-3 K			0-0 FC2-6 1B	3	0	1	0	0	1	0		
Inning Stats	R: 0 E: 0 K: 0 S: 3	H: 0 LOB: 0 BB: 0 P: 3	R: 0 E: 0 K: 0 S: 3	H: 0 LOB: 0 BB: 0 P: 3	R: 0 E: 0 K: 0 S: 3	H: 0 LOB: 0 BB: 0 P: 3	R: 0 E: 0 K: 2 S: 7	H: 1 LOB: 1 BB: 0 P: 7	R: 0 E: 0 K: 1 S: 4	H: 1 LOB: 1 BB: 0 P: 4	R: 0 E: 0 K: 1 S: 5	H: 0 LOB: 0 BB: 0 P: 5	R: 0 E: 0 K: 1 S: 6	H: 1 LOB: 1 BB: 0 P: 6	1B: 3 2B: 0 3B: 0 HR: 0	SF: 0 SAC: 0 DP: 0 HBP: 0	WP: 0 PB: 0 SB: 0 CS: 0	PA: 30
PITCHER Gaylord Perry, R ERA: 2.68 (1, 1)	IP: 9.0 WLS: W BF: 30 H: 3 R: 0 ER: 0 SO: 5 BB: 0 IBB: 0 HBP: 0 BLK: 0 WP: 0 HR: 0 S: 40 P: 40 ERA: 0.00 WHIP: 0.333															PITCHER		

Houston Astros @ San Francisco Giants
Candlestick Park, San Francisco, CA
Fri Aug 12, 1966, 10:05 PM EDT
Att: 16,934 - Unknown

AB 30
R 0
H 3
RBI 0
BB 0
SO 5
LOB 6



Batter	1	2	3	4	5	6	7	8	9	AB	R	H	RBI	BB	SO	LOB	BOTTOM	
Tito Fuentes, S OBP: 0.287, SLG: 0.346 (1, 6)	0-0 F2		0-3 K			0-0 SH1-4		0-0 E5		3	0	0	0	0	1	0		
Willie McCovey, L OBP: 0.394, SLG: 0.573 (1, 3)	4-0 BB			0-0 FC4-6 1B		0-0 F3		0-3 K		3	0	1	0	1	1	2		
Willie Mays, R OBP: 0.367, SLG: 0.559 (1, 8)	0-3 K			0-0 F3		0-0 L1			0-0 HR	4	1	1	1	0	1	3		
Jim Ray Hart, R OBP: 0.348, SLG: 0.513 (1, 5)	0-0 6-3			0-0 FC4-6		0-0 F4			0-0 F9	3	0	0	0	0	0	2		
Cap Peterson, R OBP: 0.321, SLG: 0.357 (1, 7)		0-0 6-3		0-0 F7			0-0 F9			3	0	0	0	0	0	1		
Ozzie Virgil, R OBP: 0.274, SLG: 0.371 (1, 2)		0-0 4-3			0-0 6-3					3	0	1	0	0	0	0		
Ollie Brown, R OBP: 0.287, SLG: 0.290 (1, 9)		0-0 F8			0-0 5-3		0-3 K			3	0	0	0	0	1	1		
Hal Lanier, R OBP: 0.257, SLG: 0.284 (1, 4)			0-0 4-3		0-0 F9			0-0 F7		3	0	0	0	0	0	0		
Gaylord Perry, R OBP: 0.226, SLG: 0.230 (1, 1)			0-3 K			0-0 SH1-4 1B			0-0 5-3	3	0	1	0	0	1	0		
Inning Stats	R: 0 E: 0 K: 1 S: 5	H: 0 LOB: 1 BB: 1 P: 9	R: 0 E: 0 K: 0 S: 3	H: 0 LOB: 0 BB: 0 P: 3	R: 0 E: 0 K: 2 S: 7	H: 0 LOB: 0 BB: 0 P: 7	R: 0 E: 0 K: 0 S: 4	H: 1 LOB: 1 BB: 0 P: 4	R: 0 E: 0 K: 1 S: 6	H: 1 LOB: 1 BB: 0 P: 6	R: 0 E: 1 K: 1 S: 6	H: 0 LOB: 0 BB: 0 P: 6	R: 1 E: 0 K: 0 S: 1	H: 1 LOB: 0 BB: 0 P: 1	1B: 3 2B: 0 3B: 0 HR: 1	SF: 0 SAC: 1 DP: 0 HBP: 0	WP: 0 PB: 0 SB: 0 CS: 0	PA: 30
PITCHER Mike Cuellar, L ERA: 2.36 (1, 1)	IP: 8.0 WLS: L BF: 30 H: 4 R: 1 ER: 1 SO: 5 BB: 1 IBB: 0 HBP: 0 BLK: 0 WP: 0 HR: 1 S: 39 P: 43 ERA: 1.12 WHIP: 0.625															PITCHER		

Houston Astros @ San Francisco Giants
Candlestick Park, San Francisco, CA
Fri Aug 12, 1966, 10:05 PM EDT
Att: 16,934 - Unknown

AB 28
R 1
H 4
RBI 1
BB 1
SO 5
LOB 9



Batter	1	2	3	4	5	6	7	8	9	AB	R	H	RBI	BB	SO	LOB	TOP					
Ron Davis, R (1,8) OBP: 0.257, SLG: 0.382	F9		F6		K		HR		5-3	5	1	1	1	0	1	0						
Sonny Jackson, L (1,6) OBP: 0.322, SLG: 0.324	4-3		BB		1-3		4-3			3	0	0	0	1	0	0						
Rusty Staub, L (1,9) OBP: 0.361, SLG: 0.459	2B		E3		F8				F5	4	0	1	0	0	0	1						
Chuck Harrison, R (1,3) OBP: 0.304, SLG: 0.367	F7		F6		K				1B 2B	4	1	1	0	0	1	3						
Joe Morgan, L (1,4) OBP: 0.426, SLG: 0.423	F9				4-3				G3	3	1	0	0	1	0	1						
Bob Lillis, R (8,4) OBP: 0.266, SLG: 0.282			1B		BB					0	0	0	0	0	0	0						
Lee Maye, L (1,7) OBP: 0.312, SLG: 0.425	F5				4-3				FC5-4	3	0	1	1	1	0	1						
John Bateman, R (1,2) OBP: 0.318, SLG: 0.491					F8				1B	4	0	1	0	0	1	3						
Bob Aspromonte, R (1,5) OBP: 0.297, SLG: 0.345	K				FC5-4				F9	4	0	1	1	0	1	1						
Dave Giusti, R (1,1) OBP: 0.250, SLG: 0.309					6-3				F9	4	0	0	0	0	0	1						
Inning Stats	R: 0 E: 0 K: 0 S: 4	H: 1 LOB: 1 BB: 0 P: 4	R: 0 E: 0 K: 1 S: 6	H: 1 LOB: 1 BB: 0 P: 6	R: 0 E: 1 K: 0 S: 4	H: 0 LOB: 2 BB: 1 P: 8	R: 1 E: 0 K: 0 S: 4	H: 1 LOB: 1 BB: 1 P: 8	R: 0 E: 0 K: 1 S: 5	H: 0 LOB: 0 BB: 0 P: 5	R: 0 E: 0 K: 2 S: 7	H: 0 LOB: 1 BB: 1 P: 11	R: 1 E: 0 K: 0 S: 4	H: 1 LOB: 0 BB: 0 P: 4	R: 1 E: 0 K: 0 S: 5	H: 2 LOB: 1 BB: 0 P: 5	R: 0 E: 0 K: 0 S: 3	H: 0 LOB: 0 BB: 0 P: 3	1B: 2 2B: 3 3B: 0 HR: 1	SF: 0 SAC: 0 DP: 0 HBP: 0	WP: 0 PB: 0 SB: 1 CS: 0	PA: 37
PITCHER Juan Marichal, R (1,1) ERA: 2.04	IP: 9.0 WLS: L BF: 37	H: 6 R: 3 ER: 3 SO: 4	BB: 3 IBB: 0 HBP: 0 BLK: 0	WP: 0 HR: 1 S: 42 P: 54	ERA: 3.00 WHIP: 1.000	PITCHER	IP: 9.0 WLS: W BF: 28	H: 1 R: 0 ER: 0 SO: 4	BB: 0 IBB: 0 HBP: 0 BLK: 0	WP: 0 HR: 0 S: 36 P: 36	ERA: 0.00 WHIP: 0.111											

Houston Astros @ San Francisco Giants
Candlestick Park, San Francisco, CA
Sat Aug 13 1966, 6:33 AM EDT
Att: 19,599 - Unknown - 64 F

AB	34
R	3
H	6
RBI	3
BB	3
SO	4
LOB	11

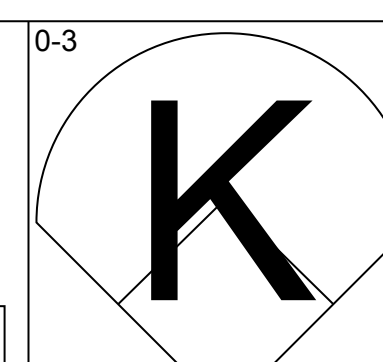
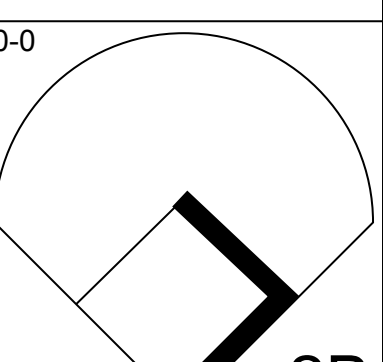
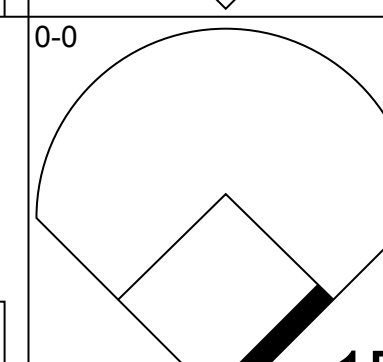
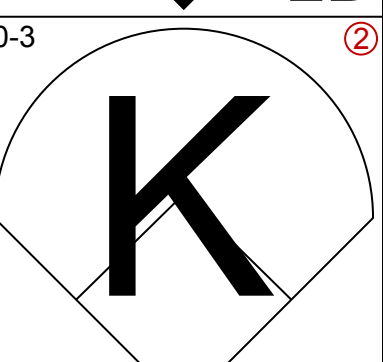
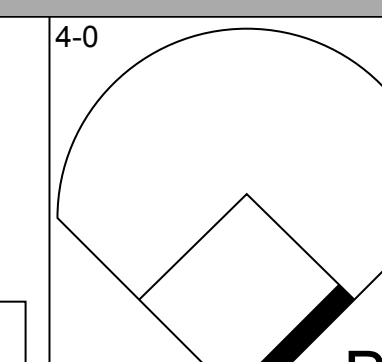
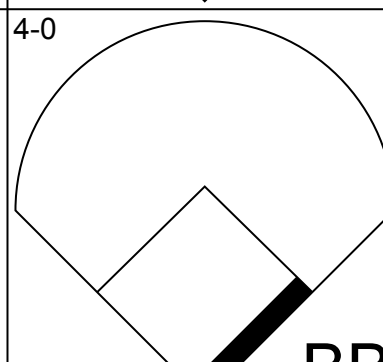
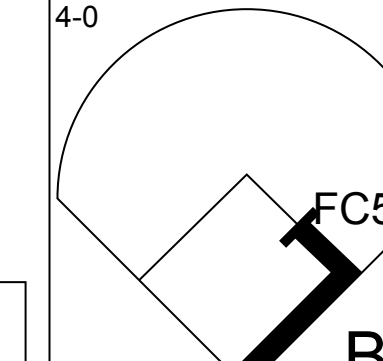
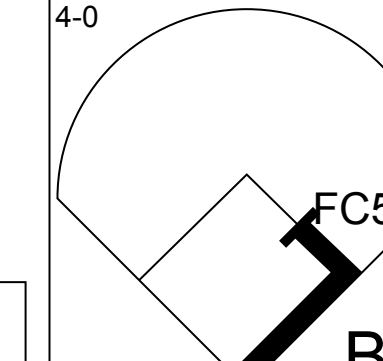
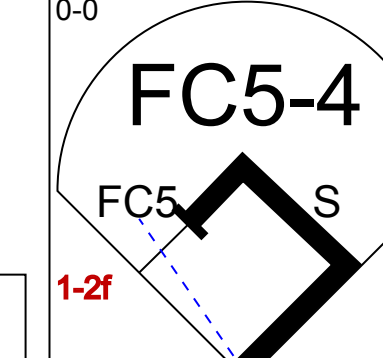
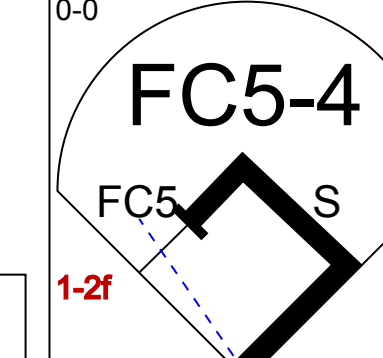
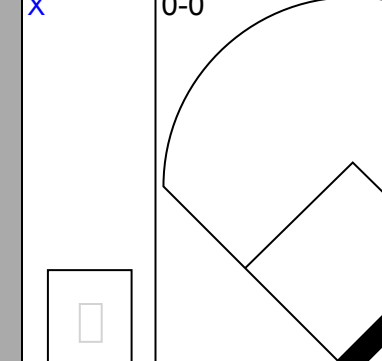
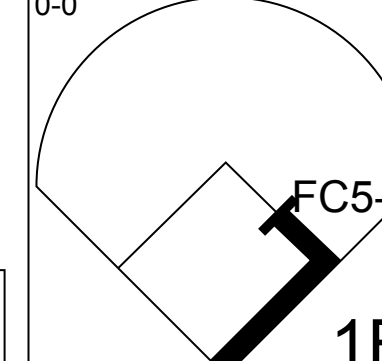
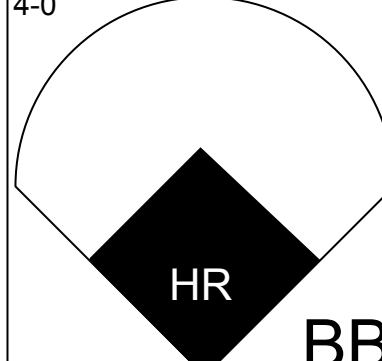
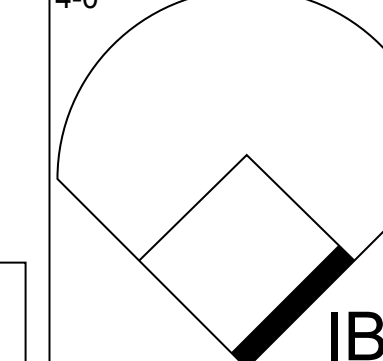
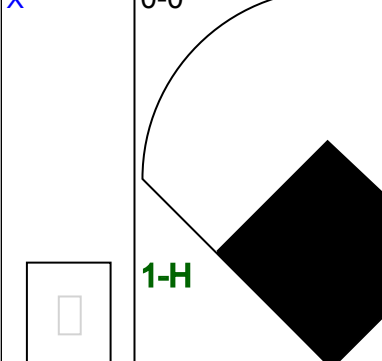
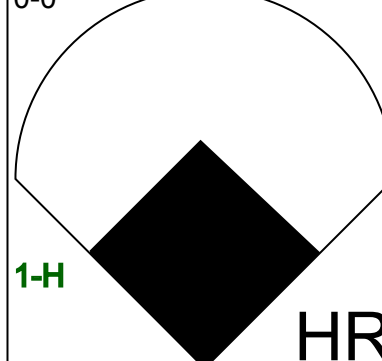
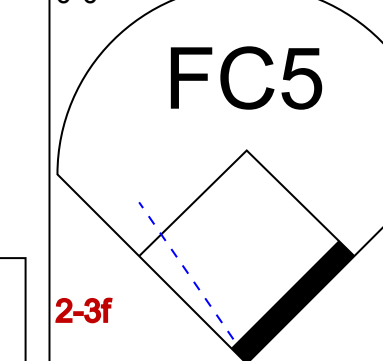
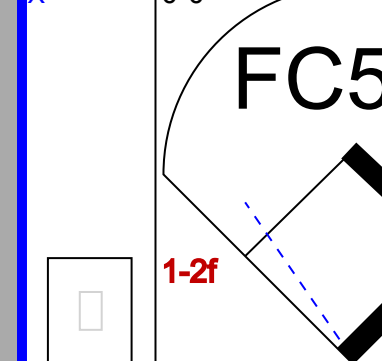
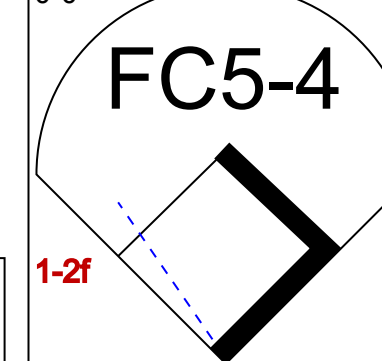


Batter	1	2	3	4	5	6	7	8	9	AB	R	H	RBI	BB	SO	LOB	BOTTOM			
Tito Fuentes, S (1,6) OBP: 0.284, SLG: 0.342	F3		F7						5-3	4	0	0	0	0	0	0				
Ozzie Virgil, R (1,2) OBP: 0.263, SLG: 0.356	4-3				F3				4-3	3	0	0	0	0	0	0				
Willie Mays, R (1,8) OBP: 0.365, SLG: 0.555	F9				F8				6-3	3	0	0	0	0	0	0				
Willie McCovey, L (1,3) OBP: 0.391, SLG: 0.569			K		F6				F5	3	0	0	0	1	1	0				
Jim Ray Hart, R (1,5) OBP: 0.346, SLG: 0.510			F3						F8	3	0	0	0	0	0	0				
Cap Peterson, R (1,7) OBP: 0.322, SLG: 0.357			FC4-6		K				K	3	0	1	0	0	2	0				
Ollie Brown, R (1,9) OBP: 0.285, SLG: 0.288			FC4-6						4-3	2	0	0	0	0	1	1				
Bob Burda, L (8, PH) OBP: 0.211, SLG: 0.222			1B							1	0	0	0	0	0	0				
Jesus Alou, R (9,9) OBP: 0.251, SLG: 0.269			1-2		K					0	0	0	0	0	0	0				
Hal Lanier, R (1,4) OBP: 0.256, SLG: 0.282									F5	2	0	0	0	0	0	0				
Tom Haller, L (9, PH) OBP: 0.309, SLG: 0.481					4-3					1	0	0	0	0	0	0				
Juan Marichal, R (1,1) OBP: 0.247, SLG: 0.296									F9	2	0	0	0	0	0	0				
Len Gabrielson, L (9, PH) OBP: 0.283, SLG: 0.304									F8	1	0	0	0	0	0	0				
Inning Stats	R: 0 E: 0 K: 0 S: 3	H: 0 LOB: 0 BB: 0 P: 3	R: 0 E: 0 K: 1 S: 6	H: 1 LOB: 1 BB: 0 P: 6	R: 0 E: 0 K: 0 S: 3	H: 0 LOB: 0 BB: 0 P: 3	R: 0 E: 0 K: 0 S: 3	H: 0 LOB: 0 BB: 0 P: 3	R: 0 E: 0 K: 2 S: 7	H: 0 LOB: 0 BB: 0 P: 7	R: 0 E: 0 K: 0 S: 3	H: 0 LOB: 0 BB: 0 P: 3	R: 0 E: 0 K: 1 S: 5	H: 0 LOB: 0 BB: 0 P: 5	R: 0 E: 0 K: 0 S: 3	H: 0 LOB: 0 BB: 0 P: 3	1B: 1 2B: 0 3B: 0 HR: 0	SF: 0 SAC: 0 DP: 0 HBP: 0	WP: 0 PB: 0 SB: 0 CS: 0	PA: 28
PITCHER Dave Giusti, R (1,1) ERA: 3.59	IP: 9.0 WLS: W BF: 28	H: 1 R: 0 ER: 0 SO: 4	BB: 0 IBB: 0 HBP: 0 BLK: 0	WP: 0 HR: 0 S: 36 P: 36	ERA: 0.00 WHIP: 0.111	PITCHER	IP: 9.0 WLS: W BF: 28	H: 1 R: 0 ER: 0 SO: 4	BB: 0 IBB: 0 HBP: 0 BLK: 0	WP: 0 HR: 0 S: 36 P: 36	ERA: 0.00 WHIP: 0.111									

Houston Astros @ San Francisco Giants
Candlestick Park, San Francisco, CA
Sat Aug 13 1966, 6:33 AM EDT
Att: 19,599 - Unknown - 64 F

AB	28
R	0
H	1
RBI	0
BB	0
SO	4
LOB	1

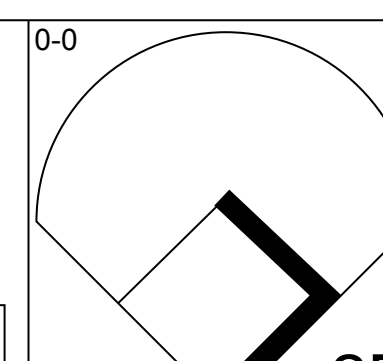
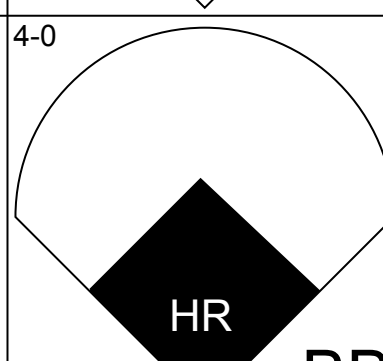
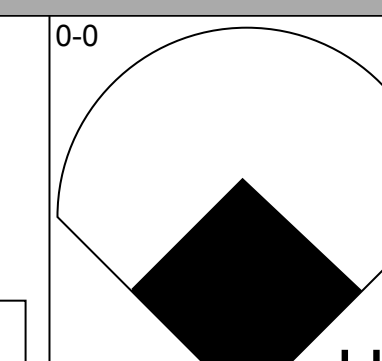
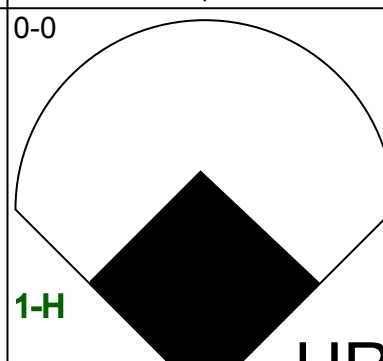

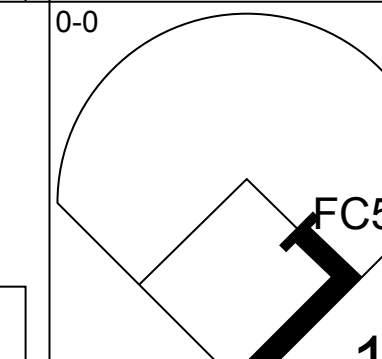

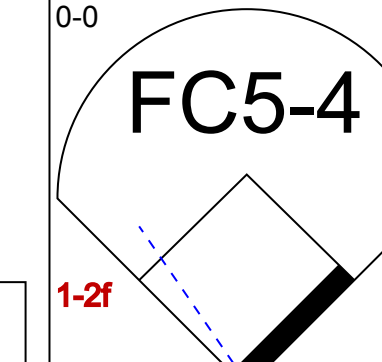
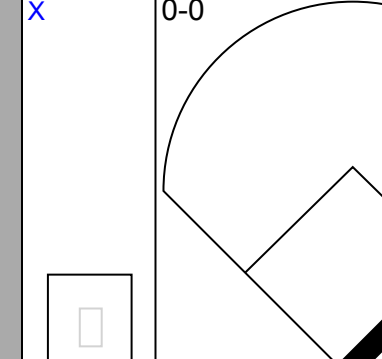
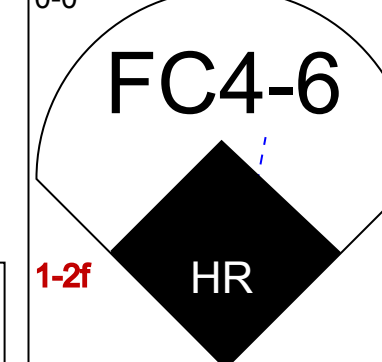
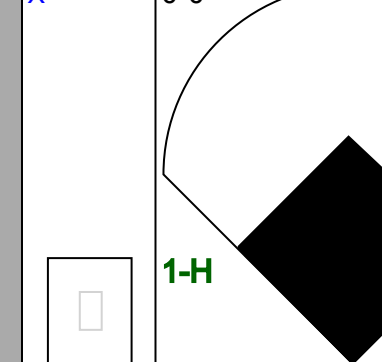


Batter	1	2	3	4	5	6	7	8	9	AB	R	H	RBI	BB	SO	LOB	TOP		
Ron Davis, R (1, 8) OBP: 0.250, SLG: 0.385			5-3				F8		1-3	5	0	1	0	0	1	1			
Sonny Jackson, L (1, 6) OBP: 0.324, SLG: 0.324			6-3							3	0	1	0	1	1	1			
Rusty Staub, L (1, 9) OBP: 0.361, SLG: 0.455	F7						L3		F5	3	0	0	0	1	0	3			
Chuck Harrison, R (1, 3) OBP: 0.300, SLG: 0.361	F5		F7			1-3		F8		4	0	0	0	0	0	3			
Joe Morgan, L (1, 4) OBP: 0.427, SLG: 0.422		 BB		 1B		F8		F6		3	0	1	0	1	0	1			
Lee Maye, L (1, 7) OBP: 0.308, SLG: 0.419	 FC5 1-2		F6		F9			F8		4	0	0	0	0	0	2			
Bill Heath, L (1, 2) OBP: 0.318, SLG: 0.317	F2		 FC6-4 1-2				 1B		 BB	3	1	1	0	1	0	2			
Bob Aspromonte, R (1, 5) OBP: 0.299, SLG: 0.352			 FC6-4 1-2				F8		 1-H	3	1	1	2	1	0	2			
Barry Latman, R (1, 1) OBP: 0.214, SLG: 0.154							 1-2		F5	2	0	0	0	0	1	2			
Felix Mantilla, R (7, PH) OBP: 0.254, SLG: 0.328										1	0	0	0	0	0	1			
Jim Owens, R (7, 1) OBP: 0.318, SLG: 0.489										0	0	0	0	0	0	0			
John Bateman, R (9, PH) OBP: 0.318, SLG: 0.489										1	0	0	0	0	0	0			
Inning Stats	R: 0 E: 0 K: 1 S: 6	H: 1 LOB: 1 BB: 0 P: 6	R: 0 E: 0 K: 0 S: 3	H: 0 LOB: 2 BB: 2 P: 11	R: 0 E: 0 K: 0 S: 3	H: 0 LOB: 1 BB: 1 P: 7	R: 0 E: 0 K: 0 S: 4	H: 1 LOB: 1 BB: 0 P: 4	R: 0 E: 0 K: 2 S: 8	H: 0 LOB: 0 BB: 0 P: 3	R: 0 E: 1 K: 0 S: 4	H: 1 LOB: 1 BB: 0 P: 4	R: 0 E: 0 K: 0 S: 3	H: 0 LOB: 1 BB: 1 P: 7	R: 2 E: 0 K: 0 S: 4	H: 1 LOB: 0 BB: 1 P: 8	1B: 3 2B: 1 3B: 0 HR: 1	SF: 0 SAC: 0 DP: 0 HBP: 0	WP: 0 PA: 37 PB: 0 SB: 1 CS: 0
PITCHER Bobby Bolin, R (1, 1) ERA: 3.1	IP: 9.0 WLS: W BF: 37 H: 5 R: 2 ER: 2 SO: 3 BB: 4 IBB: 1 HBP: 0 BLK: 0 WP: 0 HR: 1 S: 38 P: 58 ERA: 2.00 WHIP: 1.000																		

Houston Astros @ San Francisco Giants
Candlestick Park, San Francisco, CA
Sun Aug 14 1966, 6:33 AM EDT
Unknown - 60 F

AB 32
R 2
H 5
RBI 2
BB 5
SO 3
LOB 18



Batter	1	2	3	4	5	6	7	8	9	AB	R	H	RBI	BB	SO	LOB	BOTTOM	
Tito Fuentes, S (1, 6) OBP: 0.284, SLG: 0.344			K			5-3	1-3			4	0	1	0	0	1	1		
Tom Haller, L (1, 2) OBP: 0.311, SLG: 0.488	F5		K			 BB				3	2	1	1	1	1	1		
Willie Mays, R (1, 8) OBP: 0.364, SLG: 0.560	F7			5-3		 1-H		F2		4	1	1	2	0	0	1		
Willie McCovey, L (1, 3) OBP: 0.392, SLG: 0.567	 BB		G3			K		 1B		3	0	1	0	1	1	0		
Jim Ray Hart, R (1, 5) OBP: 0.343, SLG: 0.505	 1-2		F4			6-3		 1-2		4	0	0	0	0	0	3		
Cap Peterson, R (1, 7) OBP: 0.322, SLG: 0.356		F7			4-3		 1B		K	3	0	1	0	0	0	0		
Ollie Brown, R (7, FR) (8, 9) OBP: 0.284, SLG: 0.287										1	0	0	0	0	1	1		
Jim Davenport, R (1, 4) OBP: 0.309, SLG: 0.384		F6			6-3		F9			3	0	0	0	0	0	1		
Hal Lanier, R (8, 4) OBP: 0.256, SLG: 0.282										0	0	0	0	0	0	0		
Len Gabrielson, L (1, 9) (8, 7) OBP: 0.284, SLG: 0.305		4-3					 HR			3	1	1	0	0	0	1		
Bobby Bolin, R (1, 1) OBP: 0.250, SLG: 0.260			6-3				 1-H			3	1	1	2	0	1	1		
Inning Stats	R: 0 E: 0 K: 0 S: 4	H: 1 LOB: 2 BB: 1 P: 8	R: 0 E: 0 K: 0 S: 3	H: 0 LOB: 0 BB: 0 P: 3	R: 0 E: 0 K: 2 S: 7	H: 0 LOB: 0 BB: 0 P: 7	R: 0 E: 0 K: 0 S: 3	H: 0 LOB: 0 BB: 0 P: 3	R: 0 E: 0 K: 1 S: 6	H: 1 LOB: 1 BB: 0 P: 6	R: 2 E: 0 K: 0 S: 5	H: 1 LOB: 1 BB: 0 P: 5	R: 0 E: 0 K: 1 S: 7	H: 2 LOB: 1 BB: 0 P: 7	1B: 3 2B: 1 3B: 0 HR: 3	SF: 0 SAC: 0 DP: 0 HBP: 0	WP: 0 PA: 33 PB: 0 SB: 0 CS: 0	
PITCHER Barry Latman, R (1, 1) ERA: 2.86	IP: 6.0 WLS: L BF: 23 H: 3 R: 2 ER: 2 SO: 2 BB: 2 IBB: 0 HBP: 0 BLK: 0 WP: 0 HR: 1 S: 29 P: 37 ERA: 3.00 WHIP: 0.833																	
PITCHER Jim Owens, R (7, 1) ERA: 4.65	IP: 2.0 WLS: L BF: 10 H: 4 R: 3 ER: 3 SO: 1 BB: 0 IBB: 0 HBP: 0 BLK: 0 WP: 0 HR: 2 S: 12 P: 12 ERA: 13.50 WHIP: 2.000																	

Houston Astros @ San Francisco Giants
Candlestick Park, San Francisco, CA
Sun Aug 14 1966, 6:33 AM EDT
Unknown - 60 F

AB 31
R 5
H 7
RBI 5
BB 2
SO 5
LOB 10



Batter	1	2	3	4	5	6	7	8	9	AB R H RBI BB SO LOB	TOP											
Denis Menke, R (1, 6) OBP: 0.360, SLG: 0.413										4 1 1 0 1 1 2	Atlanta Braves @ Houston Astros Astrodome, Houston, TX Mon Aug 15 1966, 8:05 PM EDT Att. 21,244 - Dome											
Eddie Mathews, L (1, 5) OBP: 0.331, SLG: 0.367									3 1 2 3 2 0 1													
Hank Aaron, R (1, 9) OBP: 0.372, SLG: 0.564									5 0 1 0 0 2 4													
Joe Torre, R (1, 3) OBP: 0.367, SLG: 0.543									5 0 2 0 0 1 3													
Rico Carty, R (1, 7) OBP: 0.395, SLG: 0.443									4 0 0 0 0 2 5													
Mack Jones, L (1, 8) OBP: 0.323, SLG: 0.454									4 0 1 0 0 1 0													
Gene Oliver, R (1, 2) OBP: 0.295, SLG: 0.372									3 0 0 0 0 2 0													
Woody Woodward, R (1, 4) OBP: 0.331, SLG: 0.332									3 1 1 0 1 0 0													
Tony Cloninger, R (1, 1) OBP: 0.314, SLG: 0.524									4 1 2 0 0 1 2													
Inning Stats	R: 1 E: 0 K: 0 S: 5	H: 2 LOB: 1 BB: 0 P: 5	R: 0 E: 1 K: 2 S: 8	H: 0 LOB: 1 BB: 0 P: 8	R: 0 E: 0 K: 3 S: 10	H: 1 LOB: 2 BB: 1 P: 14	R: 0 E: 1 K: 0 S: 4	H: 1 LOB: 1 BB: 0 P: 4	R: 0 E: 0 K: 2 S: 7	H: 0 LOB: 1 BB: 1 P: 11		R: 0 E: 0 K: 2 S: 7	H: 0 LOB: 0 BB: 0 P: 7	R: 2 E: 0 K: 1 S: 9	H: 4 LOB: 2 BB: 0 P: 9	R: 1 E: 0 K: 0 S: 4	H: 2 LOB: 1 BB: 1 P: 8	R: 0 E: 0 K: 0 S: 2	H: 0 LOB: 0 BB: 1 P: 6	1B: 8 2B: 2 3B: 0 HR: 1	SF: 0 SAC: 1 DP: 1 HBP: 0	WP: 4 PB: 0 SB: 0 CS: 0
PITCHER	IP WLS BF H R ER SO BB IBB HBP BLK WP HR S P ERA WHIP											IP WLS BF H R ER SO BB IBB HBP BLK WP HR S P ERA WHIP										
Chris Zachary, R (1, 1) ERA: 5.82	7.1 L 35 9 4 4 10 3 0 0 0 3 1 52 64 4.91 1.636																					
Claude Raymond, R (8, 1) ERA: 3.13	0.2 2 1 0 0 0 0 0 0 0 1 0 2 2 0.00 1.500																					
Turk Farrell, R (9, 1) ERA: 4.85	1.0 3 0 0 0 0 1 0 0 0 0 0 2 6 0.00 1.000																					

AB	35
R	4
H	10
RBI	3
BB	4
SO	10
LOB	17



Batter	1	2	3	4	5	6	7	8	9	AB R H RBI BB SO LOB	BOTTOM											
Ron Davis, R (1, 8) OBP: 0.265, SLG: 0.362										3 0 0 0 1 0 0	Atlanta Braves @ Houston Astros Astrodome, Houston, TX Mon Aug 15 1966, 8:05 PM EDT Att. 21,244 - Dome											
Sonny Jackson, L (1, 6) OBP: 0.322, SLG: 0.322									4 1 2 0 0 0 1													
Joe Morgan, L (1, 4) OBP: 0.432, SLG: 0.439									2 1 1 1 2 0 0													
Rusty Staub, L (1, 9) OBP: 0.357, SLG: 0.451									3 0 0 1 0 2 2													
Chuck Harrison, R (1, 3) OBP: 0.299, SLG: 0.361									4 0 0 0 0 2 1													
Lee Maye, L (1, 7) OBP: 0.310, SLG: 0.422									4 0 1 0 0 0 0													
John Bateman, R (1, 2) OBP: 0.313, SLG: 0.479									4 0 0 0 0 0 1													
Bob Aspromonte, R (1, 5) OBP: 0.295, SLG: 0.348									4 0 1 0 0 1 1													
Chris Zachary, L (1, 1) OBP: 0.200, SLG: 0.500									2 0 0 0 0 2 1													
Claude Raymond, R (8, 1) OBP: 0.111, SLG: 0.111									0 0 0 0 0 0 0													
Bill Heath, L (6, PH) OBP: 0.313, SLG: 0.311									1 0 0 0 0 1 0													
Turk Farrell, R (9, 1) OBP: 0.119, SLG: 0.190									0 0 0 0 0 0 0													
Inning Stats	R: 1 E: 0 K: 0 S: 4	H: 1 LOB: 1 BB: 1 P: 8	R: 0 E: 0 K: 1 S: 6	H: 1 LOB: 0 BB: 0 P: 6	R: 1 E: 0 K: 1 S: 6	H: 1 LOB: 0 BB: 0 P: 6	R: 0 E: 0 K: 0 S: 3	H: 0 LOB: 0 BB: 0 P: 3	R: 0 E: 0 K: 1 S: 5	H: 0 LOB: 1 BB: 1 P: 9	R: 0 E: 0 K: 2 S: 7	H: 0 LOB: 0 BB: 0 P: 7	R: 0 E: 0 K: 0 S: 3	H: 0 LOB: 0 BB: 0 P: 3	R: 0 E: 0 K: 1 S: 6	H: 1 LOB: 1 BB: 1 P: 10	R: 0 E: 0 K: 2 S: 8	H: 1 LOB: 1 BB: 0 P: 8	1B: 3 2B: 1 3B: 0 HR: 1	SF: 1 SAC: 0 DP: 0 HBP: 0	WP: 1 PB: 0 SB: 1 CS: 0	PA: 35
PITCHER	IP WLS BF H R ER SO BB IBB HBP BLK WP HR S P ERA WHIP											IP WLS BF H R ER SO BB IBB HBP BLK WP HR S P ERA WHIP										
Tony Cloninger, R (1, 1) ERA: 4.31	9.0 W 35 5 2 2 8 3 0 0 0 1 1 48 60 2.00 0.889																					



Batter	1	2	3	4	5	6	7	8	9	AB	R	H	RBI	BB	SO	LOB	TOP								
Felipe Alou, R OBP: 0.358, SLG: 0.531 (1, 3)										4	1	2	0	0	1	0	Atlanta Braves @ Houston Astros Astrodome, Houston, TX Tue Aug 16 1966, 8:05 PM EDT Att: 18,520 - Dome								
Eddie Mathews, L OBP: 0.351, SLG: 0.365 (1, 5)										4	0	1	0	0	0	1									
Hank Aaron, R OBP: 0.371, SLG: 0.561 (1, 9)										4	0	1	1	0	1	2									
Joe Torre, R OBP: 0.368, SLG: 0.543 (1, 2)										4	1	2	0	0	0	3									
Rico Carty, R OBP: 0.396, SLG: 0.444 (1, 7)										4	2	2	0	0	0	2									
Mack Jones, L OBP: 0.322, SLG: 0.451 (1, 8)										4	0	1	0	0	0	1									
Denis Menke, R OBP: 0.308, SLG: 0.408 (1, 6)										4	0	0	0	0	0	2									
Woody Woodward, R OBP: 0.331, SLG: 0.334 (1, 4)										4	0	1	1	0	1	1									
Dick Kelley, R (1, 1)										3	0	0	0	0	0	2									
Ted Abernathy, R OBP: 0.231, SLG: 0.167 (8, 1)										1	0	0	0	0	1	0									
Inning Stats	R: 0 E: 0 K: 1 S: 5	H: 0 LOB: 0 BB: 0 P: 5	R: 2 E: 1 K: 1 S: 8	H: 3 LOB: 1 BB: 0 P: 8	R: 1 E: 0 K: 0 S: 5	H: 2 LOB: 1 BB: 0 P: 5	R: 0 E: 0 K: 0 S: 3	H: 0 LOB: 0 BB: 0 P: 3	R: 0 E: 0 K: 0 S: 5	H: 2 LOB: 2 BB: 0 P: 5	R: 1 E: 1 K: 0 S: 5	H: 2 LOB: 1 BB: 0 P: 5	R: 0 E: 0 K: 0 S: 5	H: 0 LOB: 0 BB: 0 P: 3	R: 0 E: 0 K: 1 S: 5	H: 1 LOB: 0 BB: 0 P: 3	R: 0 E: 0 K: 0 S: 5	H: 0 LOB: 0 BB: 0 P: 5	1B: 8 2B: 2 3B: 0 HR: 0	SF: 0 SAC: 0 DP: 1 HBP: 0	WP: 0 PB: 1 SB: 0 CS: 0	PA: 36			
PITCHER	IP	WLS	BF	H	R	ER	SO	BB	IBB	HBP	BLK	WP	HR	S	P	ERA	WHIP								
Mike Cuellar, L ERA: 2.41 (1, 1)	5.0	L	22	7	3	2	2	0	0	0	0	0	0	26	26	3.60	1.400								
Larry Dierker, R ERA: 3.49 (6, 1)	2.0		8	2	1	1	1	0	0	0	0	0	0	10	10	4.50	1.000								
Ron Taylor, R ERA: 6.1 (8, 1)	2.0		6	1	0	0	1	0	0	0	0	0	0	8	8	0.00	0.500								

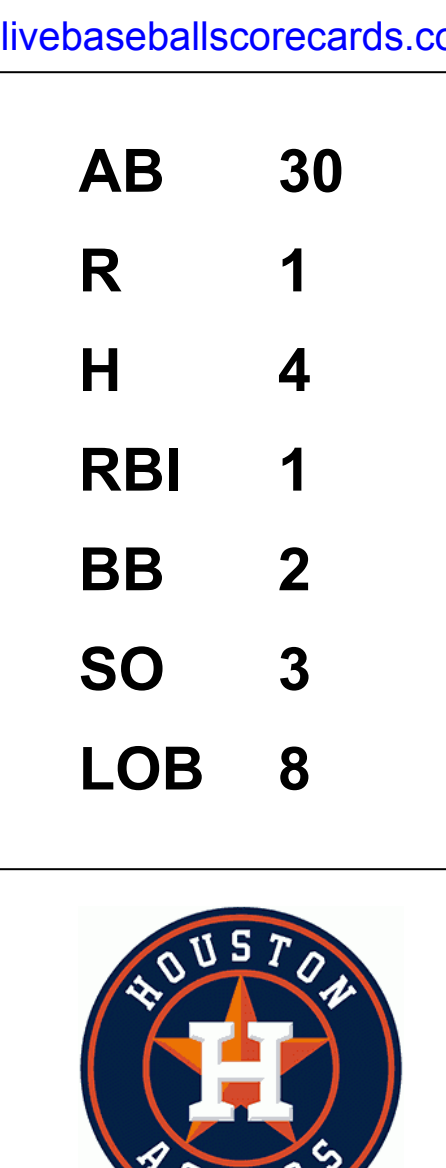
Batter	1	2	3	4	5	6	7	8	9	AB	R	H	RBI	BB	SO	LOB	BOTTOM								
Joe Morgan, L OBP: 0.430, SLG: 0.434 (1, 4)										3	1	0	0	1	2	1	Atlanta Braves @ Houston Astros Astrodome, Houston, TX Tue Aug 16 1966, 8:05 PM EDT Att: 18,520 - Dome								
Sonny Jackson, L OBP: 0.325, SLG: 0.322 (1, 6)										2	0	1	0	2	0	0									
Chuck Harrison, R OBP: 0.298, SLG: 0.363 (1, 3)										4	0	1	0	0	0	2									
Dave Nicholson, R OBP: 0.363, SLG: 0.442 (8, PH)										3	0	0	0	0	2	2									
Lee Maye, L OBP: 0.312, SLG: 0.424 (9, 7)										1	0	1	1	0	0	0									
Bob Aspromonte, R OBP: 0.297, SLG: 0.348 (1, 5)										3	1	1	0	0	0	2									
Rusty Staub, L OBP: 0.354, SLG: 0.447 (1, 9)										4	0	0	0	0	0	4									
John Bateman, R OBP: 0.313, SLG: 0.477 (1, 2)										4	0	1	0	0	0	2									
Ron Davis, R OBP: 0.264, SLG: 0.353 (1, 8)										4	0	1	1	0	1	2									
Mike Cuellar, L OBP: 0.125, SLG: 0.128 (5, PH)										1	0	0	0	0	0	1									
Gene Freese, R OBP: 0.270, SLG: 0.281 (5, PH)										1	0	0	0	0	0	1									
Larry Dierker, R OBP: 0.170, SLG: 0.255 (7, PH)										0	0	0	0	0	0	0									
Felix Mantilla, R OBP: 0.257, SLG: 0.338 (7, PH)										1	0	0	0	0	1	1									
Ron Taylor, R OBP: 0.250, SLG: 0.375 (8, 1)										0	0	0	0	0	0	0									
Inning Stats	R: 0 E: 0 K: 1 S: 5	H: 1 LOB: 0 BB: 0 P: 5	R: 0 E: 1 K: 1 S: 6	H: 0 LOB: 0 BB: 0 P: 6	R: 0 E: 0 K: 1 S: 5	H: 1 LOB: 0 BB: 0 P: 5	R: 0 E: 0 K: 1 S: 5	H: 1 LOB: 2 BB: 1 P: 10	R: 0 E: 0 K: 0 S: 3	H: 0 LOB: 0 BB: 0 P: 3	R: 1 E: 1 K: 1 S: 7	H: 1 LOB: 1 BB: 0 P: 7	R: 1 E: 0 K: 0 S: 3	H: 1 LOB: 1 BB: 2 P: 11	R: 0 E: 0 K: 0 S: 3	H: 0 LOB: 0 BB: 0 P: 3	1B: 5 2B: 1 3B: 0 HR: 0	SF: 0 SAC: 0 DP: 3 HBP: 1	WP: 1 PB: 0 SB: 0 CS: 0	PA: 35					
PITCHER	IP	WLS	BF	H	R	ER	SO	BB	IBB	HBP	BLK	WP	HR	S	P	ERA	WHIP								
Dick Kelley, L ERA: 3.23 (1, 1)	7.0	W	29	5	2	1	6	3	0	1	0	0	0	37	50	1.29	1.143								
Ted Abernathy, R ERA: 4.33 (8, 1)	2.0	S	6	1	0	0	0	0	0	0	0	0	0	6	6	0.00	0.500								

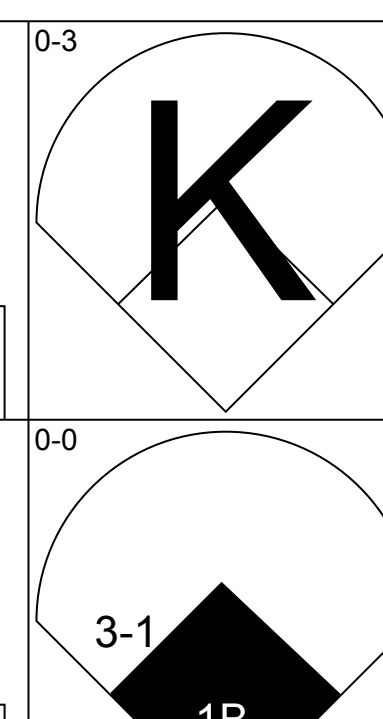
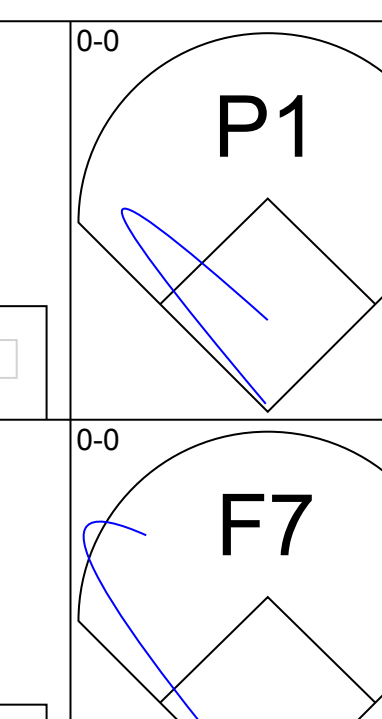
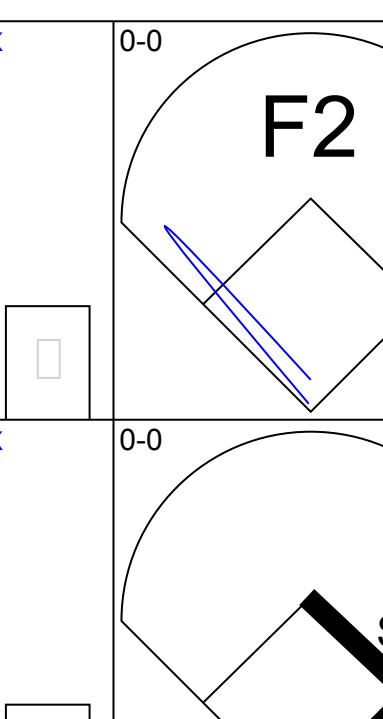
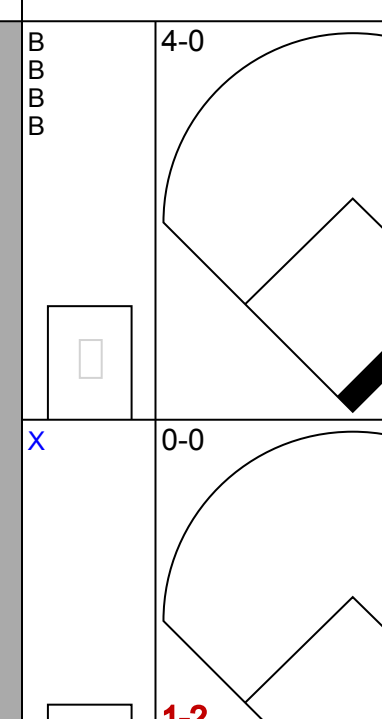
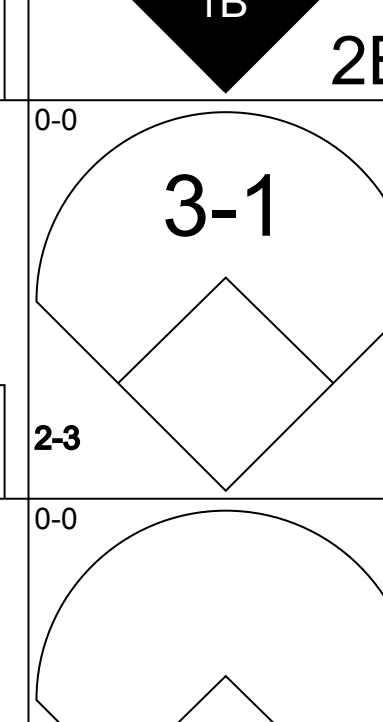

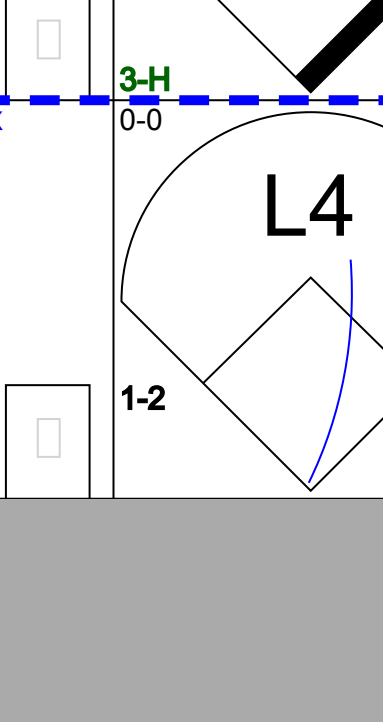
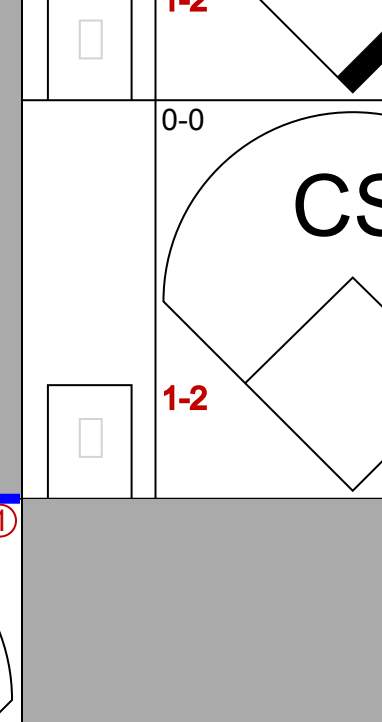
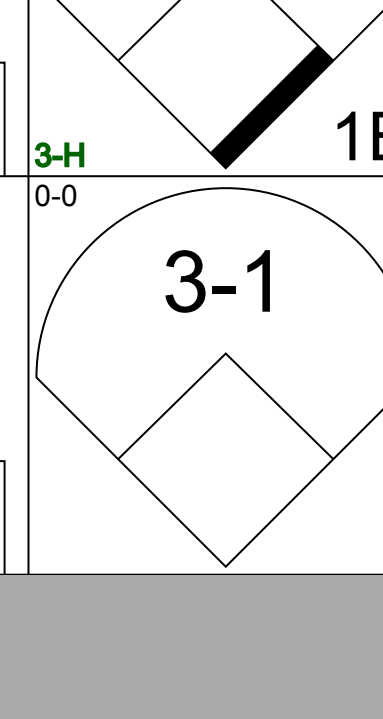
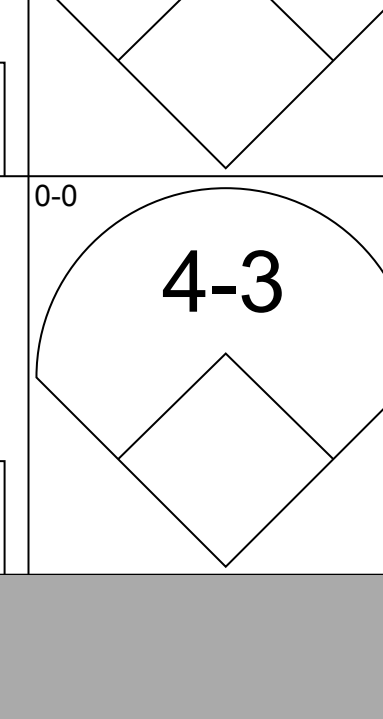


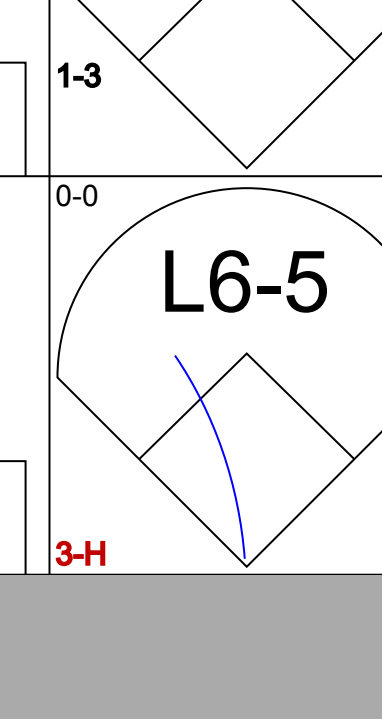


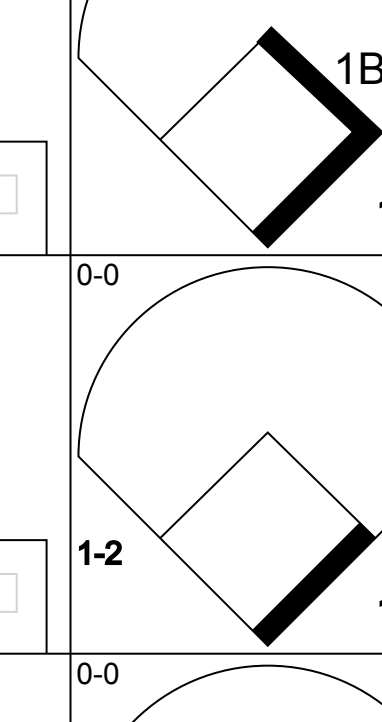



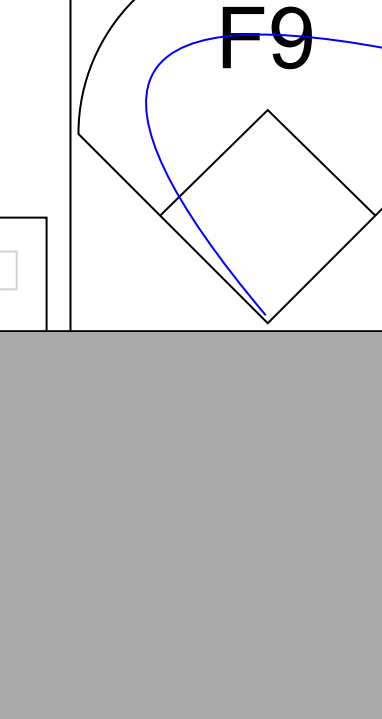

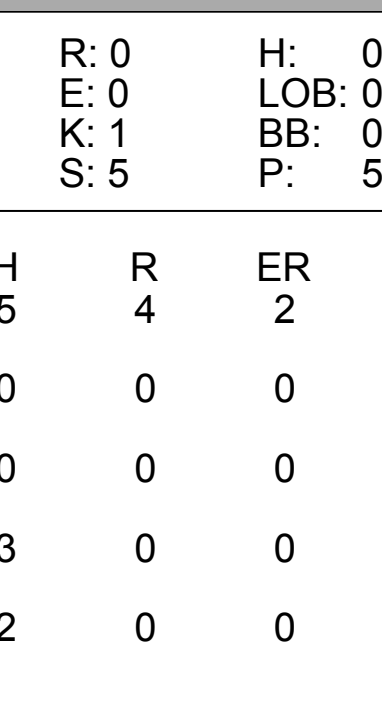
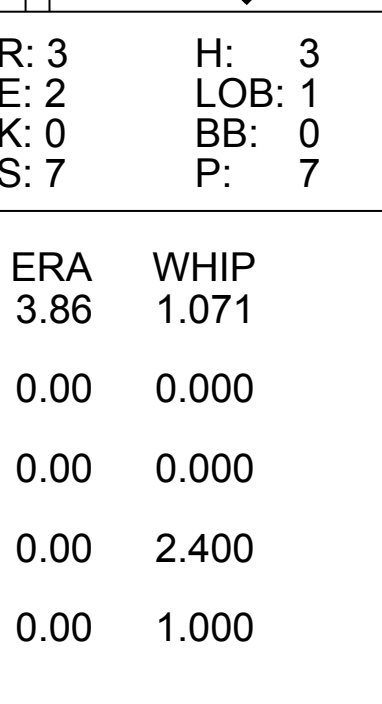
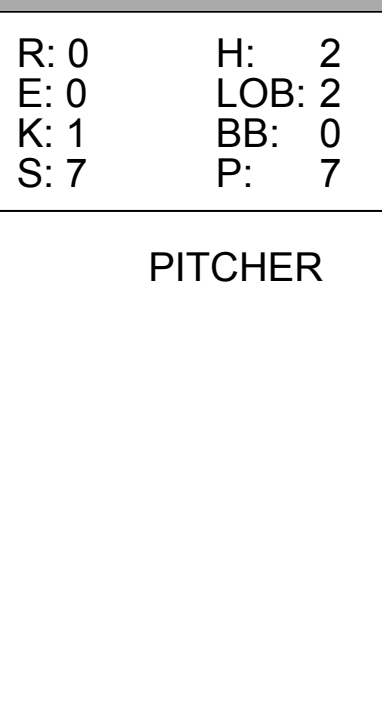
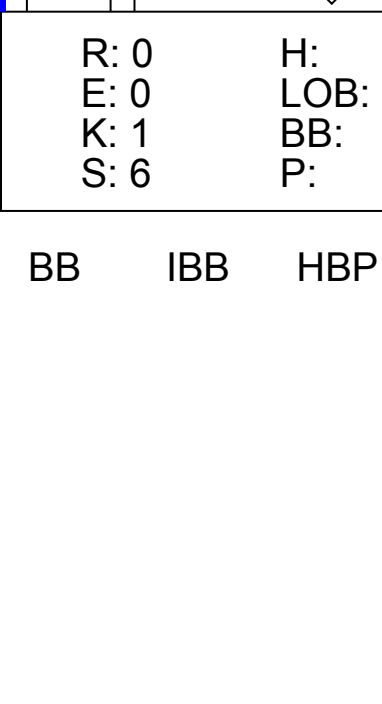
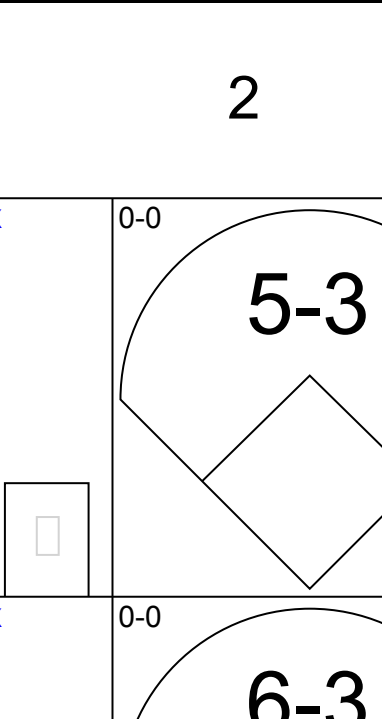
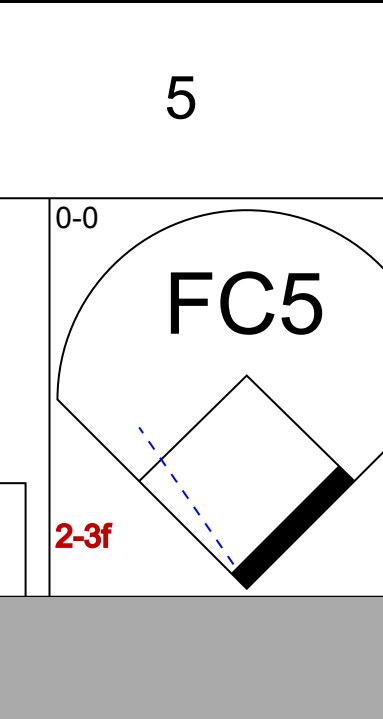

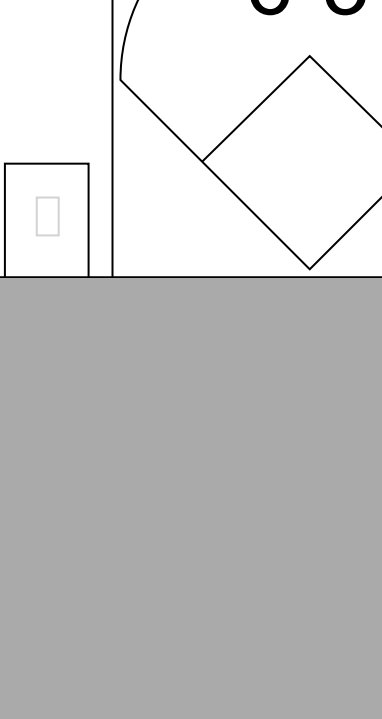

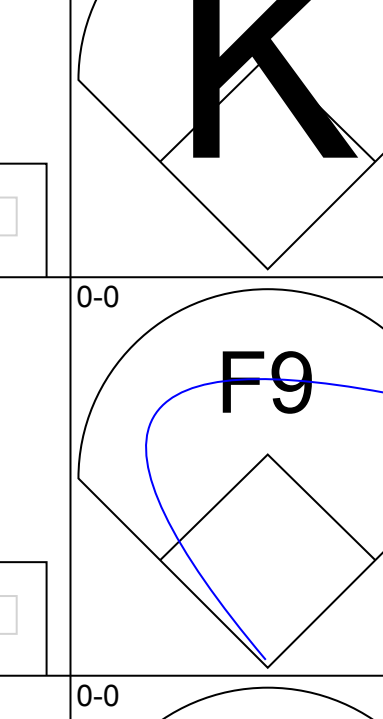

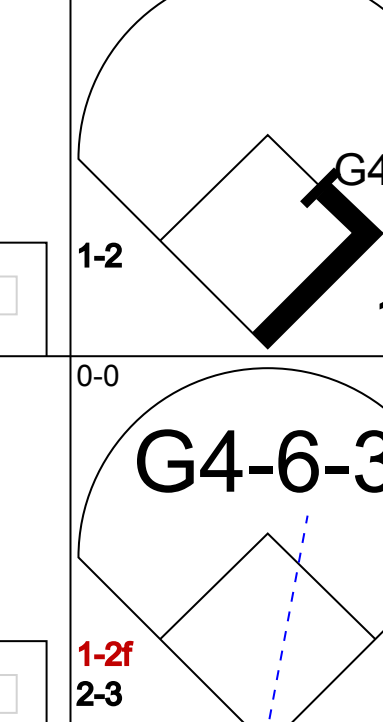
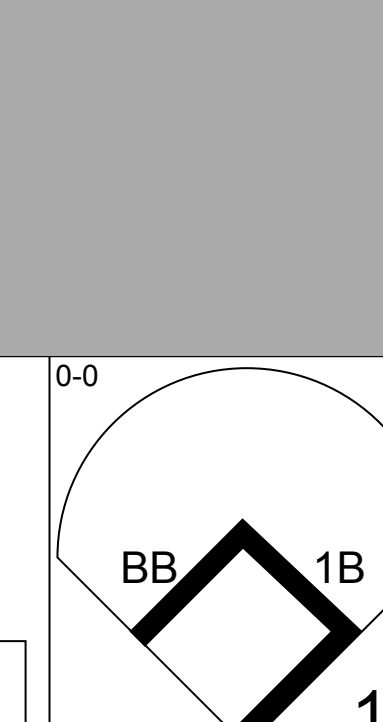
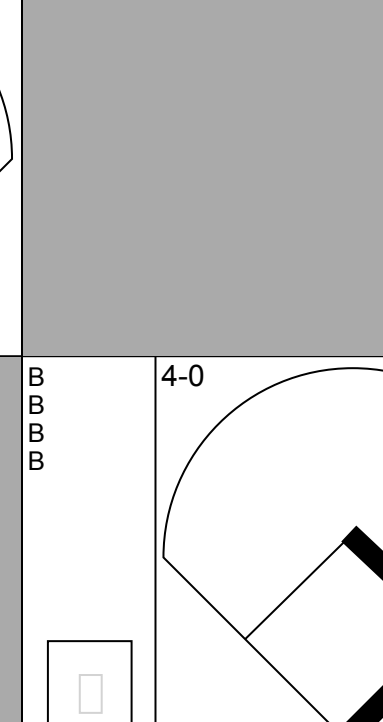



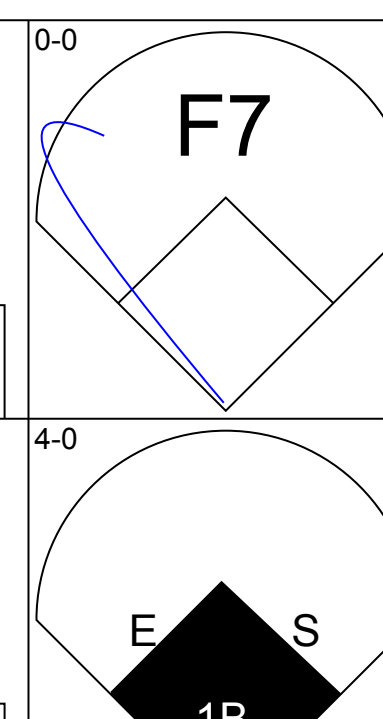
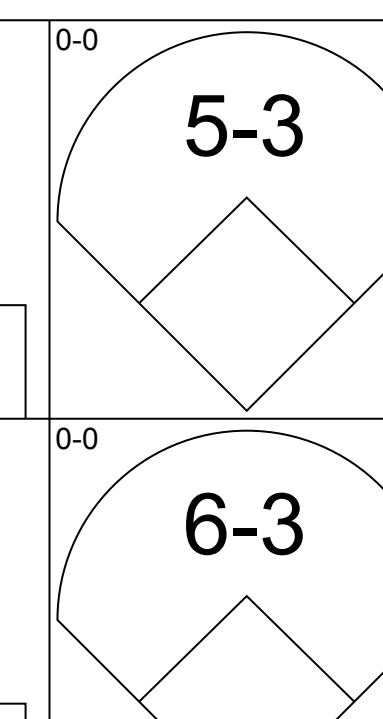
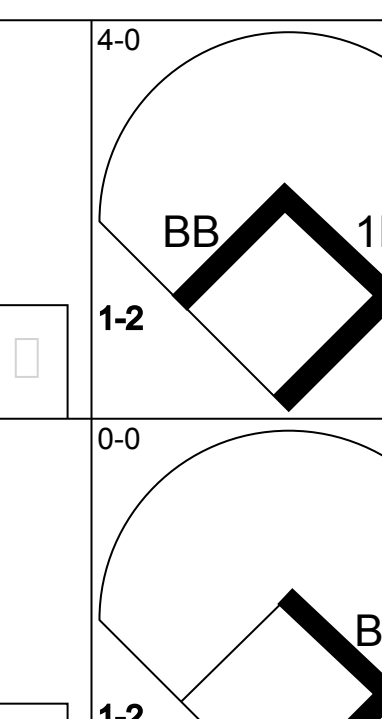
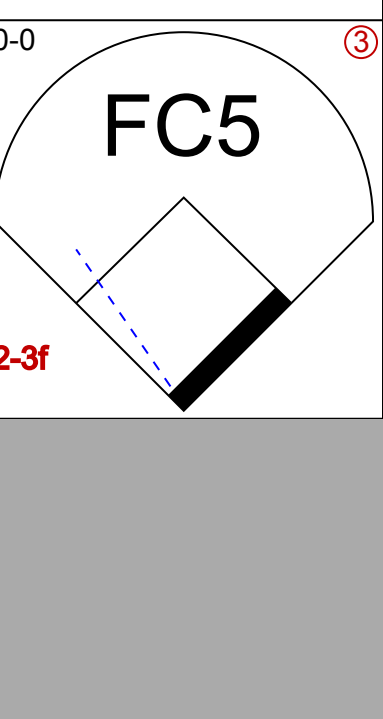
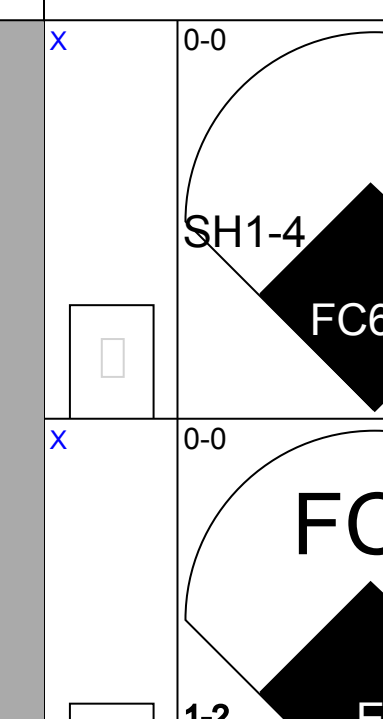
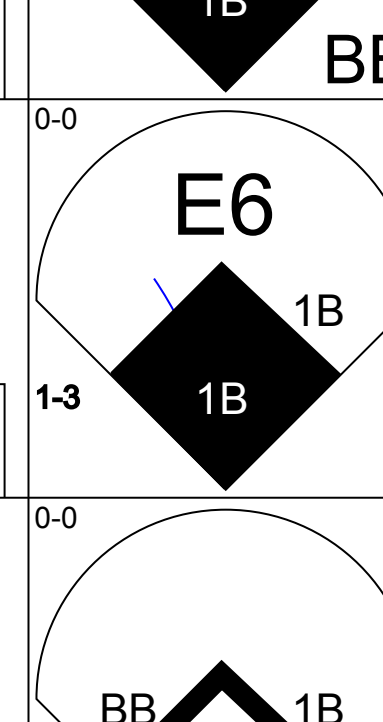

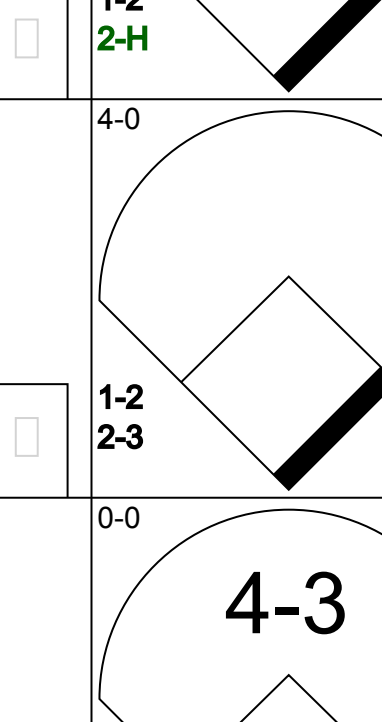
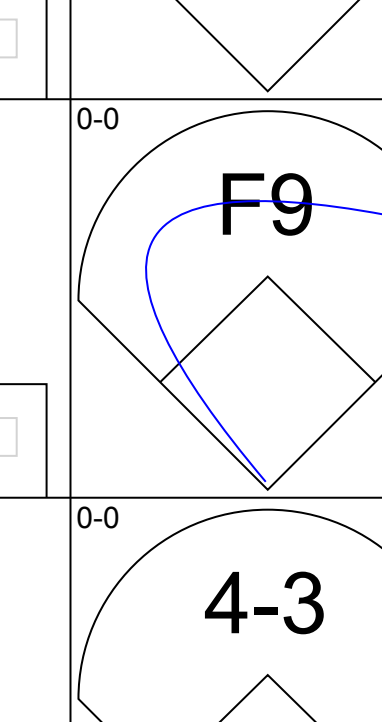
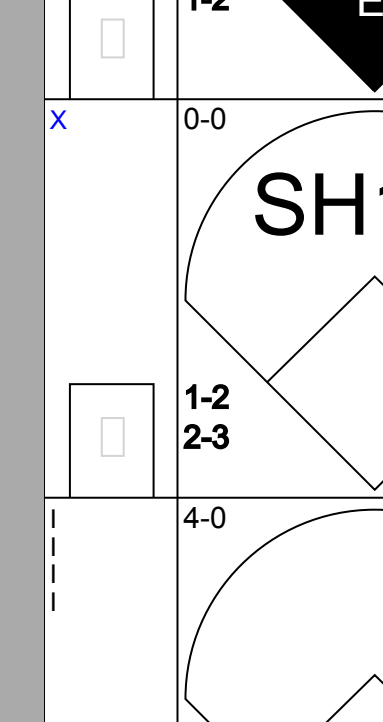
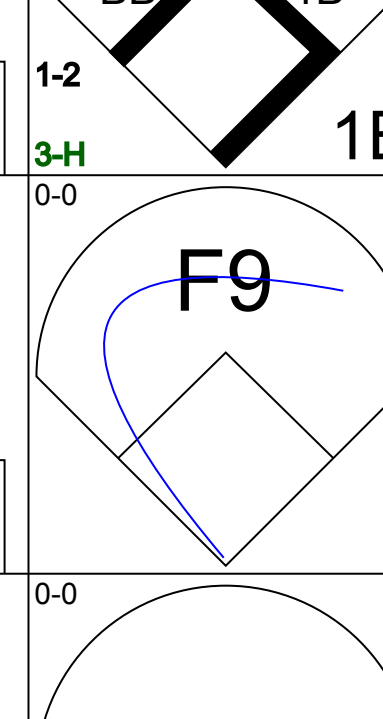
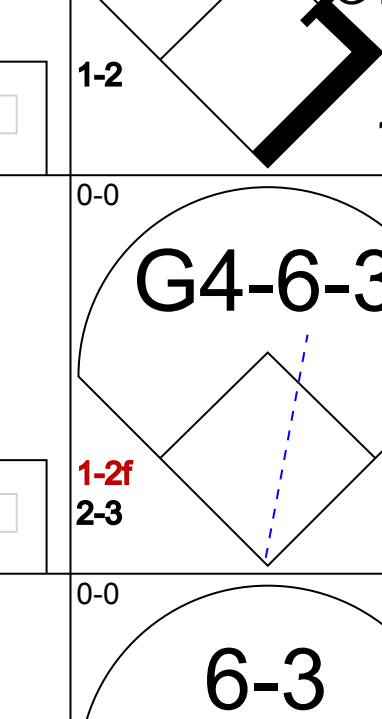


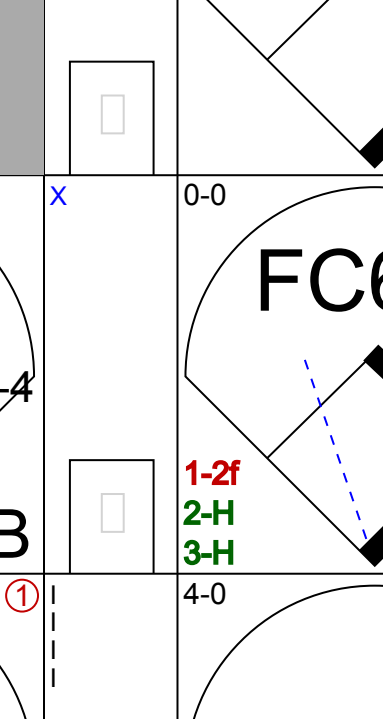
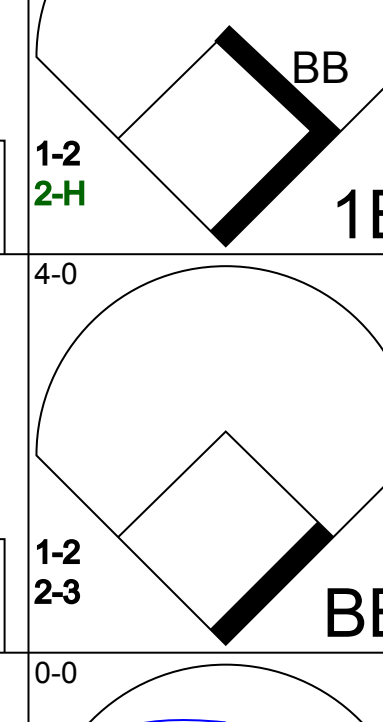
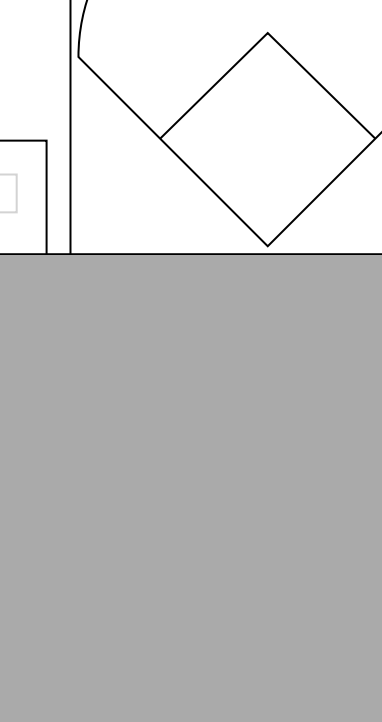
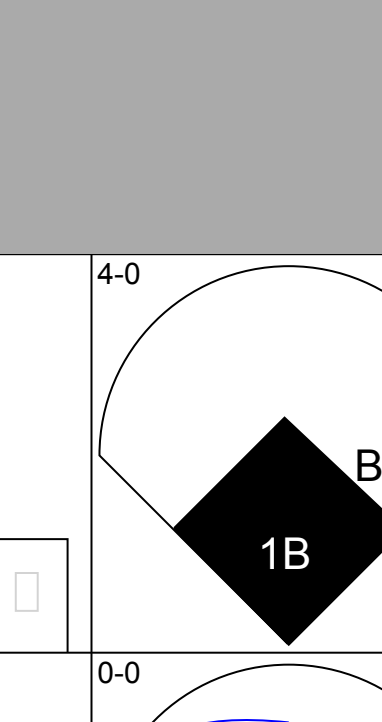

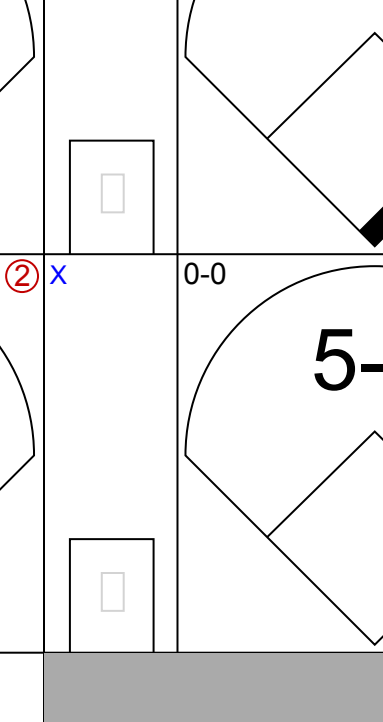
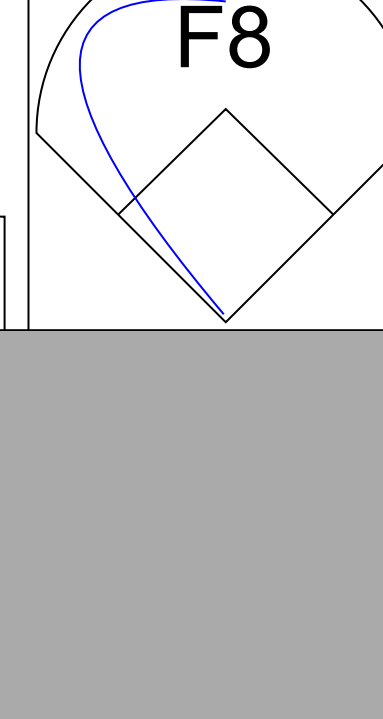

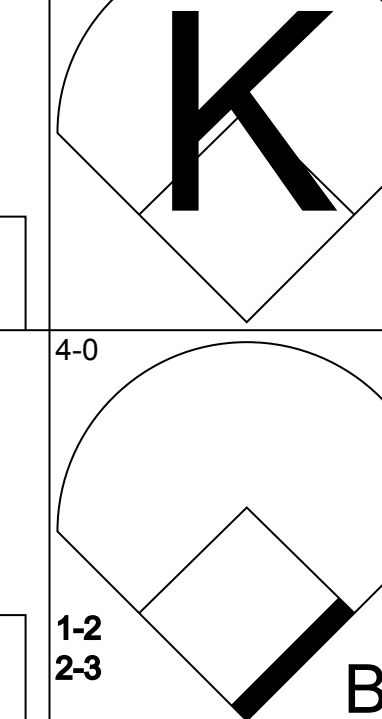
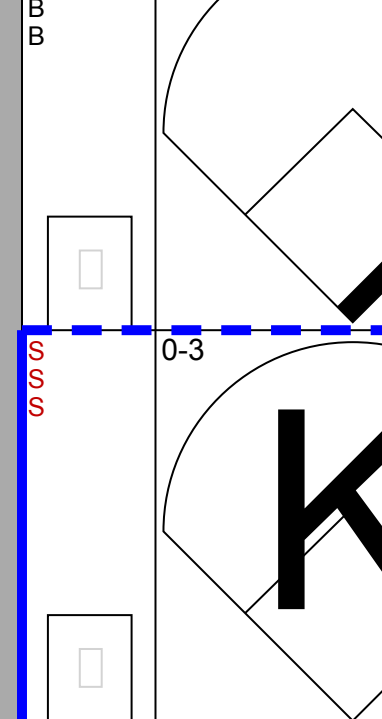
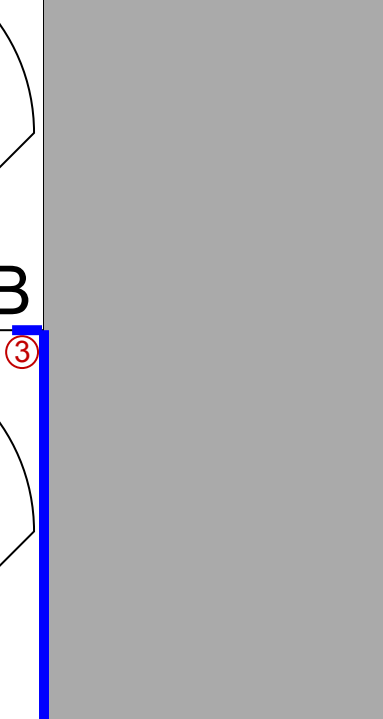
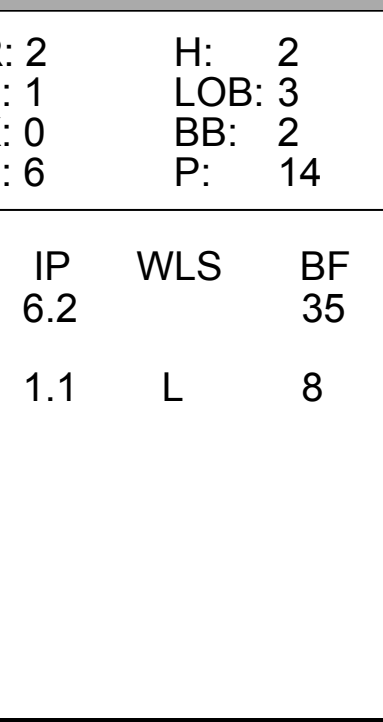
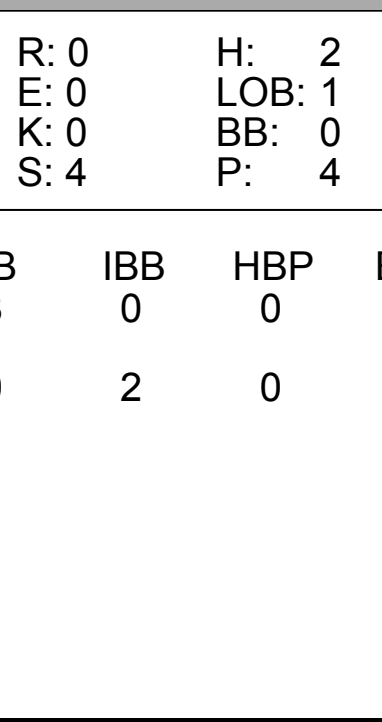
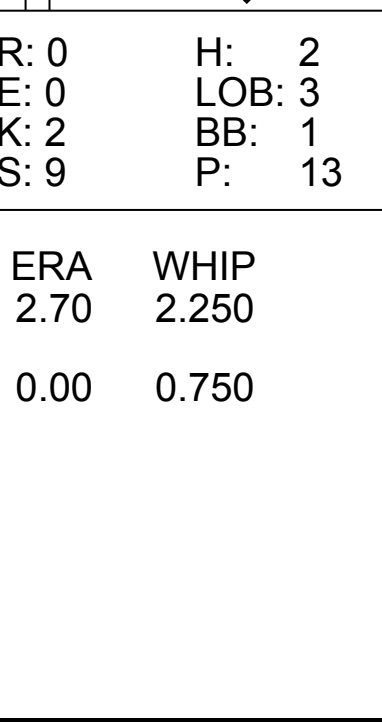
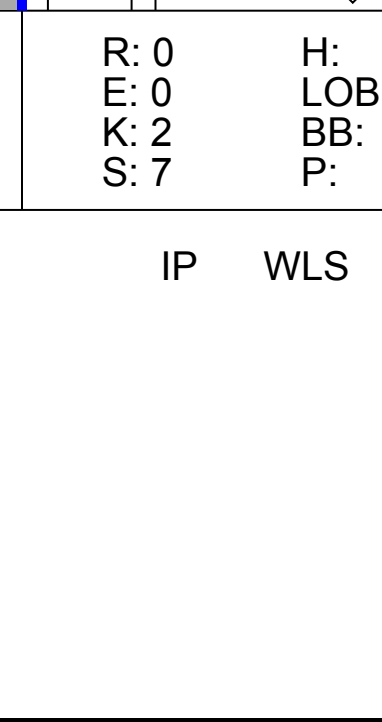
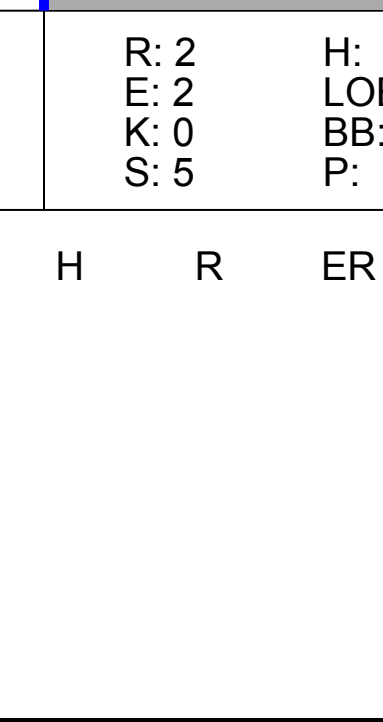
Batter	1	2	3	4	5	6	7	8	9	AB	R	H	RBI	BB	SO	LOB	TOP										
Felipe Alou, R OBP: 0.357, SLG: 0.531 (1, 3)										5	1	1	0	0	0	0	Atlanta Braves @ Houston Astros Astrodome, Houston, TX Wed Aug 17 1966, 8:05 PM EDT Att: 19,777 - Unknown										
Eddie Mathews, L OBP: 0.332, SLG: 0.362 (1, 5)										3	1	0	0	2	1	0											
Hank Aaron, R OBP: 0.370, SLG: 0.558 (1, 9)										4	2	1	1	0	0	1											
Joe Torre, R OBP: 0.371, SLG: 0.551 (1, 2)										3	1	2	0	1	0	0											
Rico Carty, R OBP: 0.395, SLG: 0.442 (1, 7)										4	1	1	2	0	0	2											
Mack Jones, L OBP: 0.318, SLG: 0.445 (1, 8)										4	0	0	0	0	2	2											
Denis Menke, R OBP: 0.358, SLG: 0.409 (1, 6)										4	0	2	1	0	1	1											
Woody Woodward, R OBP: 0.330, SLG: 0.331 (1, 4)										3	0	0	0	1	0	1											
Pat Jarvis, R Clay Carroll, R (1, 1) (6, 1)										3	0	0	0	0	2	2											
										1	0	0	0	0	1	0											
Inning Stats	R: 0 E: 0 K: 0 S: 3	H: 0 LOB: 0 BB: 0 P: 3	R: 0 E: 0 K: 1 S: 6	H: 1 LOB: 1 BB: 0 P: 6	R: 0 E: 0 K: 1 S: 5	H: 0 LOB: 0 BB: 0 P: 5	R: 0 E: 0 K: 1 S: 5	H: 0 LOB: 1 BB: 0 P: 5	R: 0 E: 0 K: 0 S: 4	H: 0 LOB: 0 BB: 0 P: 5	R: 0 E: 0 K: 1 S: 5	H: 0 LOB: 0 BB: 0 P: 5	R: 0 E: 0 K: 1 S: 5	H: 0 LOB: 0 BB: 0 P: 5	R: 0 E: 0 K: 1 S: 5	H: 0 LOB: 0 BB: 0 P: 5	1B: 4 2B: 1 3B: 2 HR: 0	SF: 0 SAC: 0 DP: 0 HBP: 0	WP: 1 PA: 38 PB: 0 SB: 0 CS: 0								
PITCHER	IP	WLS	BF	H	R	ER	SO	BB	IBB	HBP	BLK	WP	HR	S	P	ERA	WHIP										
Dave Giusti, R ERA: 3.69 (1, 1)	5.2	L	26	6	5	4	4	2	1	0	0	1	0	31	43	6.35	1.412										
Claude Raymond, R ERA: 3.12 (6, 1)	0.1		1	0	0	0	1	0	0	0	0	0	0	3	3	0.00	0.000										
Barry Latman, R ERA: 2.8 (7, 1)	2.0		8	1	1	0	1	1	0	0	0	0	0	9	13	0.00	1.000										
Carroll Sembera, R ERA: 2.81 (9, 1)	1.0		3	0	0	0	1	0	0	0	0	0	0	5	5	0.00	0.000										

Batter	1	2	3	4	5	6	7	8	9	AB	R	H	RBI	BB	SO	LOB	BOTTOM										
Ron Davis, R OBP: 0.263, SLG: 0.345 (1, 8)										4	1	1	0	0	0	1	Atlanta Braves @ Houston Astros Astrodome, Houston, TX Wed Aug 17 1966, 8:05 PM EDT Att: 19,777 - Unknown										
Sonny Jackson, L OBP: 0.327, SLG: 0.324 (1, 6)										4	0	2	0	0	1	0											
Joe Morgan, L OBP: 0.428, SLG: 0.432 (1, 4)										4	0	1	1	0	0	1											
Rusty Staub, L OBP: 0.351, SLG: 0.443 (1, 9)										4	0	0	0	0	0	2											
Chuck Harrison, R OBP: 0.297, SLG: 0.359 (1, 3)										3	0	0	0	1	0	0											
Lee Maye, L OBP: 0.309, SLG: 0.420 (1, 7)										3	0	0	0	0	0	1											
Bob Aspromonte, R OBP: 0.295, SLG: 0.345 (1, 5)										3	0	0	0	0	1	2											
John Bateman, R OBP: 0.311, SLG: 0.474 Bill Heath, L OBP: 0.309, SLG: 0.306 (1, 2) (7, PH) (8, 2)										2	0	0	0	0	0	0											
Dave Giusti, R OBP: 0.246, SLG: 0.330 Claude Raymond, R OBP: 0.116, SLG: 0.111 Gene Freese, R OBP: 0.226, SLG: 0.279 Barry Latman, R OBP: 0.154, SLG: 0.154 Felix Mantilla, R OBP: 0.302, SLG: 0.338 Carroll Sembera, R (1, 1) (6, 1) (6, PH) (7, 1) (8, PH) (9, 1)										1	0	0	0	0	0	0											
										0	0	0	0	0	0	0											
										0	0	0	0	0	0	0											
										0	0	0	0	0	0	0											
										0	0	0	0	0	0	0											
										0	0	0	0	0	0	0											
Inning Stats	R: 0 E: 0 K: 0 S: 3	H: 1 LOB: 1 BB: 1 P: 7	R: 0 E: 0 K: 0 S: 3	H: 0 LOB: 0 BB: 0 P: 3	R: 0 E: 0 K: 0 S: 3	H: 0 LOB: 0 BB: 0 P: 3	R: 0 E: 0 K: 0 S: 3	H: 0 LOB: 0 BB: 0 P: 3	R: 1 E: 0 K: 1 S: 8	H: 3 LOB: 2 BB: 0 P: 8	R: 0 E: 1 K: 1 S: 6	H: 0 LOB: 1 BB: 0 P: 6	R: 0 E: 0 K: 1 S: 4	H: 0 LOB: 1 BB: 1 P: 8	R: 0 E: 0 K: 0 S: 3	H: 0 LOB: 0 BB: 0 P: 3	1B: 4 2B: 0 3B: 0 HR: 0	SF: 0 SAC: 0 DP: 1 HBP: 0	WP: 0 PA: 32 PB: 0 SB: 0 CS: 1								
PITCHER	IP	WLS	BF	H	R	ER	SO	BB	IBB	HBP	BLK	WP	HR	S	P	ERA	WHIP										
Pat Jarvis, R ERA: 3.65 (1, 1)	5.2	W	21	4	1	1	1	1	0	0	0	0	0	22	26	1.59	0.882										
Clay Carroll, R ERA: 2.13 (6, 1)	3.1	S	11	0	0	0	2	1	0	0	0	0	0	14	18	0.00	0.300										

AB	34
R	6
H	7
RBI	4
BB	4
SO	7
LOB	9



Batter	1	2	3	4	5	6	7	8	9	AB	R	H	RBI	BB	SO	LOB	TOP
Tommy Harper, R OBP: 0.355, SLG: 0.377 (1, 9)										3	0	0	0	1	1	1	Cincinnati Reds @ Houston Astros Astrodome, Houston, TX Thu Aug 18 1966, 8:05 PM EDT Att: 15,290 - Unknown
Pete Rose, S OBP: 0.335, SLG: 0.431 (1, 4)										4	1	3	1	0	0	0	
Vada Pinson, L OBP: 0.335, SLG: 0.431 (1, 8)										4	0	1	0	0	0	2	
Deron Johnson, R OBP: 0.295, SLG: 0.413 (1, 7)										4	0	1	1	0	0	1	
Gordy Coleman, L OBP: 0.307, SLG: 0.342 Dick Simpson, R OBP: 0.344, SLG: 0.429 (1, 3) (8, PH) (8, 9)										3	0	0	0	0	1	1	
Tommy Helms, R OBP: 0.333, SLG: 0.419 (1, 5)										4	0	1	0	0	0	0	
Leo Cardenas, R OBP: 0.323, SLG: 0.424 (1, 6)										4	1	2	0	0	1	1	
Johnny Edwards, L OBP: 0.285, SLG: 0.311 Art Shamsky, L OBP: 0.335, SLG: 0.577 (1, 2) (9, PH)										3	1	1	2	0	0	2	
Jim Maloney, L OBP: 0.254, SLG: 0.239 Don Nottebart, R OBP: 0.143, SLG: 0.100 Mel Queen, L OBP: 0.241, SLG: 0.159 (1, 1) (7, 1) (9, PH)										0	0	0	0	0	0	0	
Inning Stats	R: 1 E: 0 K: 1 S: 7	H: 2 LOB: 1 BB: 0 P: 7	R: 0 E: 0 K: 1 S: 5	H: 0 LOB: 0 BB: 0 P: 5	R: 0 E: 0 K: 0 S: 3	H: 0 LOB: 0 BB: 0 P: 3	R: 0 E: 0 K: 0 S: 3	H: 2 LOB: 2 BB: 0 P: 7	R: 0 E: 0 K: 1 S: 2	H: 1 LOB: 0 BB: 1 P: 6	R: 0 E: 0 K: 0 S: 3	H: 1 LOB: 1 BB: 0 P: 3	R: 0 E: 0 K: 1 S: 6	H: 1 LOB: 1 BB: 0 P: 6	1B: 6 2B: 4 3B: 0 HR: 1	SF: 0 SAC: 0 DP: 1 HBP: 0	
PITCHER	IP WLS BF H R ER SO BB IBB HBP BLK WP HR S P ERA WHIP																
Bob Bruce, R ERA: 5.85 Ron Taylor, R ERA: 5.05 Barry Latman, R ERA: 2.79 Carroll Sembera, R ERA: 2.55 Turk Farrell, R ERA: 4.77	(1, 1) (5, 1) (6, 1) (6, 1) (8, 1)	4.2 0.1 0.1 1.2 2.0	20 1 1 7 7	5 0 0 3 2	4 0 0 0 0	2 0 0 0 0	2 0 0 1 1	0 0 0 0 0	0 0 0 0 0	0 0 0 0 1	1 1 8 12 9	24 1 1 8 9	24 1 1 12 9	3.86 0.00 0.00 0.00 0.00	1.071 0.000 0.000 2.400 1.000		

Batter	1	2	3	4	5	6	7	8	9	AB	R	H	RBI	BB	SO	LOB	BOTTOM		
Ron Davis, R OBP: 0.274, SLG: 0.339 (1, 8)										4	1	1	0	1	0	3	Cincinnati Reds @ Houston Astros Astrodome, Houston, TX Thu Aug 18 1966, 8:05 PM EDT Att: 15,290 - Unknown		
Sonny Jackson, L OBP: 0.327, SLG: 0.323 (1, 6)										4	2	1	1	1	1	1			
Joe Morgan, L OBP: 0.429, SLG: 0.431 (1, 4)										3	1	1	0	1	0	1			
Rusty Staub, L OBP: 0.353, SLG: 0.443 (1, 9)										4	0	2	1	1	0	3			
Bob Aspromonte, R OBP: 0.296, SLG: 0.344 (1, 5)										4	0	1	1	1	0	5			
Lee Maye, L OBP: 0.315, SLG: 0.423 (1, 7)										3	0	2	1	1	0	1			
Chuck Harrison, R OBP: 0.299, SLG: 0.355 (1, 3)										3	1	0	0	2	2	5			
Bill Heath, L OBP: 0.306, SLG: 0.292 (1, 2)										3	0	0	0	1	1	6			
Bob Bruce, R Ron Taylor, R Felix Mantilla, R Barry Latman, R Carroll Sembera, R John Bateman, R Turk Farrell, R (1, 1) (5, 1) (5, PH) (8, 1) (8, 1) (7, PH) (8, 1)										2	0	0	0	0	1	1			
Inning Stats	R: 2 E: 1 K: 0 S: 6	H: 2 LOB: 3 BB: 2 P: 14	R: 0 E: 0 K: 0 S: 3	H: 0 LOB: 0 BB: 0 P: 3	R: 0 E: 0 K: 0 S: 4	H: 2 LOB: 1 BB: 0 P: 4	R: 1 E: 0 K: 1 S: 6	H: 1 LOB: 3 BB: 3 P: 18	R: 0 E: 0 K: 2 S: 9	H: 2 LOB: 3 BB: 1 P: 13	R: 0 E: 0 K: 1 S: 5	H: 0 LOB: 0 BB: 0 P: 5	R: 0 E: 0 K: 2 S: 7	H: 0 LOB: 2 BB: 2 P: 15	R: 2 E: 2 K: 0 S: 5	H: 1 LOB: 2 BB: 2 P: 13		1B: 8 2B: 0 3B: 0 HR: 0	SF: 0 SAC: 2 DP: 1 HBP: 0
PITCHER	IP WLS BF H R ER SO BB IBB HBP BLK WP HR S P ERA WHIP																		
Jim Maloney, R ERA: 2.63 Don Nottebart, R ERA: 2.34	(1, 1) (7, 1)	6.2 1.1	35 8	7 1	3 2	5 0	1 1	0 0	0 0	0 0	8 8	16 16	0.00 0.750						

AB	35
R	4
H	10
RBI	4
BB	1
SO	4
LOB	11



AB	31
R	5
H	8
RBI	4
BB	10
SO	6
LOB	28



Batter	1	2	3	4	5	6	7	8	9	AB	R	H	RBI	BB	SO	LOB	TOP								
Pete Rose, S OBP: 0.335, SLG: 0.432 (1,4)	0-0 4-3		0-0 E6 2B SF7		0-0 E4			0-0 1B 2B	0-0 2B 1B	5	3	2	0	0	0	0	Cincinnati Reds @ Houston Astros Astrodome, Houston, TX Fri Aug 19 1966, 8:05 PM EDT Att: 17,348 - Unknown								
Tommy Helms, R OBP: 0.339, SLG: 0.428 (1,5)	0-0 1B		0-0 1-3 2B		0-0 6-3			4-0 BB 1B BB	0-0 BB 2B 1-H	4	0	3	1	1	0	1									
Vada Pinson, L OBP: 0.334, SLG: 0.428 (1,8)	0-3 K		0-0 SF7		0-3 K			0-3 K	4-0 BB BB	3	0	0	1	1	3	3									
Deron Johnson, R OBP: 0.296, SLG: 0.412 (1,7) (8,3)	0-3 K		0-0 6-3		0-0 F3			0-0 BB 1B 1-2 2-H	4-0 BB BB 1-2 2-3	4	0	1	1	1	1	2									
Gordy Coleman, L OBP: 0.303, SLG: 0.337 (1,3)		0-3 K		0-3 K				4-0 BB BB 1-2 2-3	0-0 F7	3	0	0	0	0	3	0									
Tony Perez, R OBP: 0.305, SLG: 0.397 (8,PH)										0	0	0	0	1	0	0									
Dick Simpson, R OBP: 0.338, SLG: 0.421 (8,PR)										1	0	0	0	0	0	3									
Art Shamsky, L OBP: 0.330, SLG: 0.570 (1,9)		4-0 BB BB BB		0-3 K				0-0 P6	0-0 F9	2	0	0	0	1	1	0									
Don Pavletich, R OBP: 0.356, SLG: 0.523 (8,PH)										1	0	0	0	0	0	3									
Tommy Harper, R OBP: 0.359, SLG: 0.377 (8,7)										0	0	0	0	0	0	0									
Leo Cardenas, R OBP: 0.322, SLG: 0.422 (1,6)		0-0 FC6-4 BB 1-2		0-0 P6				0-0 FC3-6 1B	0-3 K	4	0	1	0	0	1	4									
Johnny Edwards, L OBP: 0.280, SLG: 0.305 (1,2)		0-0 F7						0-0 FC3-6 1-2	0-0 F7	4	0	0	0	0	0	2									
Mitt Pappas, R OBP: 0.145, SLG: 0.190 (1,1)			0-3 K		0-3 K			0-3 K	0-3 K	2	0	0	0	0	2	0									
Mel Queen, L OBP: 0.236, SLG: 0.156 (7,PH)										1	0	0	0	0	1	1									
Ted Davidson, R OBP: 0.244, SLG: 0.221 (9,PH)										0	0	0	0	0	0	0									
Billy McCool, R OBP: 0.235, SLG: 0.188 (9,1)										1	0	0	0	0	1	0									
Inning Stats	R: 0 E: 0 K: 2 S: 8	H: 1 LOB: 1 BB: 0 P: 8	R: 0 E: 0 K: 1 S: 5	H: 0 LOB: 1 BB: 1 P: 9	R: 1 E: 1 K: 1 S: 7	H: 1 LOB: 1 BB: 0 P: 7	R: 0 E: 0 K: 2 S: 7	H: 0 LOB: 0 BB: 0 P: 7	R: 0 E: 1 K: 1 S: 6	H: 0 LOB: 1 BB: 0 P: 6	R: 0 E: 0 K: 2 S: 7	H: 0 LOB: 0 BB: 0 P: 7	R: 0 E: 0 K: 1 S: 6	H: 1 LOB: 1 BB: 0 P: 6	R: 1 E: 0 K: 2 S: 9	H: 2 LOB: 3 BB: 2 P: 17	R: 1 E: 0 K: 1 S: 7	H: 2 LOB: 2 BB: 2 P: 15	1B: 4 2B: 3 3B: 0 HR: 0	SF: 1 SAC: 0 DP: 0 HBP: 0	WP: 0 PB: 0 SB: 0 CS: 0	PA: 41			
PITCHER	IP	WLS	BF	H	R	ER	SO	BB	IBB	HBP	BLK	WP	HR	S	P	ERA	WHIP	PITCHER							
Larry Dierker, R ERA: 3.37 (1,1)	7.1		31	5	2	1	11	2	0	0	0	0	0	51	59	1.23	0.955								
Frank Carpin, L ERA: 11.37 (8,1)	0.0		1	0	0	0	0	1	0	0	0	0	0	0	4	∞	∞								
Claude Raymond, R ERA: 3.17 (8,1)	1.2	W	9	2	1	1	2	2	0	0	0	0	0	11	19	5.40	2.400								

AB	35
R	3
H	7
RBI	3
BB	5
SO	13
LOB	19



Batter	1	2	3	4	5	6	7	8	9	AB	R	H	RBI	BB	SO	LOB	BOTTOM								
Ron Davis, R OBP: 0.273, SLG: 0.323 (1,8)	1-0 IHR HBP		0-0 SH2-4 1-2		0-0 6-3				0-0 5-3	3	1	0	0	0	1	0	Cincinnati Reds @ Houston Astros Astrodome, Houston, TX Fri Aug 19 1966, 8:05 PM EDT Att: 17,348 - Unknown								
Sonny Jackson, L OBP: 0.332, SLG: 0.335 (1,6)	0-0 1-H IHR		0-0 1B 2-3		0-0 F7			0-0 1B S	0-0 1B 1B	5	2	4	2	0	0	0									
Joe Morgan, L OBP: 0.434, SLG: 0.433 (1,4)	0-0 G1-6-3 1B		0-0 F7		4-0 WP BB			4-0 1-2 BB	0-0 1B 1-3	3	0	2	0	2	0	2									
Rusty Staub, L OBP: 0.354, SLG: 0.443 (1,9)	0-0 G1-6-3 1-2		0-0 1-3 3-H 1B		0-0 F7 1-2			0-0 4-3	0-0 1B 1-2 3-H	5	0	2	2	0	0	4									
Bob Aspromonte, R OBP: 0.294, SLG: 0.341 (1,5)	0-0 F7		0-0 K					0-0 L3	0-0 5-3	4	0	0	0	0	1	2									
Bob Lillis, R OBP: 0.268, SLG: 0.284 (9,5)										0	0	0	0	0	0	0									
Lee Maye, L OBP: 0.314, SLG: 0.420 (1,7)		0-0 F7		0-0 4-3				0-0 6-3	0-0 FC6-4 1B	4	0	1	0	0	0	0									
Bill Heath, L OBP: 0.303, SLG: 0.290 (1,2)		0-0 5-3		0-0 F7				0-0 1B	0-0 F7	4	0	1	0	0	0	1									
Chuck Harrison, R OBP: 0.295, SLG: 0.350 (1,3)		0-0 1-3		0-0 E1				0-0 F5	0-0 FC6-4 1-2	4	0	0	0	0	0	2									
Larry Dierker, R OBP: 0.180, SLG: 0.260 (1,1)			0-0 1B SH2-4 1B		0-0 1-3			0-3 K	0-0 F3	3	1	1	0	0	1	1									
Frank Carpin, L ERA: 4.17 (8,1)										0	0	0	0	0	0	0									
Claude Raymond, R OBP: 0.111, SLG: 0.111 (8,1)										0	0	0	0	0	0	0									
Dave Nicholson, R OBP: 0.361, SLG: 0.440 (9,PH)										1	0	0	0	0	0	0									
Inning Stats	R: 2 E: 0 K: 0 S: 4	H: 2 LOB: 0 BB: 0 P: 5	R: 0 E: 0 K: 0 S: 3	H: 0 LOB: 0 BB: 0 P: 3	R: 1 E: 0 K: 1 S: 8	H: 3 LOB: 2 BB: 0 P: 8	R: 0 E: 1 K: 0 S: 4	H: 0 LOB: 1 BB: 0 P: 4	R: 0 E: 0 K: 0 S: 3	H: 0 LOB: 1 BB: 1 P: 7	R: 0 E: 0 K: 0 S: 4	H: 1 LOB: 1 BB: 0 P: 4	R: 0 E: 0 K: 2 S: 8	H: 1 LOB: 2 BB: 1 P: 12	R: 0 E: 0 K: 0 S: 4	H: 1 LOB: 1 BB: 0 P: 4	R: 1 E: 0 K: 0 S: 5	H: 3 LOB: 2 BB: 0 P: 5	1B: 10 2B: 0 3B: 0 HR: 1	SF: 0 SAC: 1 DP: 1 HBP: 1	WP: 1 PB: 0 SB: 1 CS: 0	PA: 40			
PITCHER	IP	WLS	BF	H	R	ER	SO	BB	IBB	HBP	BLK	WP	HR	S	P	ERA	WHIP	PITCHER							
Mitt Pappas, R ERA: 4.13 (1,1)	6.0		26	6	3	3	1	1	0	1	0	0	0	26	31	4.50	1.167								
Ted Davidson, L ERA: 4.17 (7,1)	2.0		9	2	0	0	2	1	0	0	0	0	0	12	16	0.00	1.500								
Billy McCool, L ERA: 2.3 (9,1)	0.2	L	5	3	1	1	0	0	0	0	0	0	0	5	5	13.50	4.500								



Batter	1	2	3	4	5	6	7	8	9	AB	R	H	RBI	BB	SO	LOB	TOP					
Pete Rose, S OBP: 0.336, SLG: 0.433 (1,4)	0-0 4-3		0-0 F6		0-0 2B SF7 1B			0-0 L3-6 1B		4	1	2	0	0	0	1	Cincinnati Reds @ Houston Astros Astrodome, Houston, TX Sat Aug 20 1966, 8:05 PM EDT Att: 40,765 - Dome - 70 F					
Vada Pinson, L OBP: 0.333, SLG: 0.429 (1,9)	0-0 G3		0-0 F8		0-0 CS 1-3 2B			0-0 L3-6 2-3		4	0	1	0	0	0	2						
Tommy Helms, R OBP: 0.336, SLG: 0.425 (1,5)	0-0 F8		0-0 F3		0-0 SF7			0-0 5-3		3	0	0	1	0	0	1						
Deron Johnson, R OBP: 0.298, SLG: 0.415 (1,7)		0-0 1B 2B		0-0 E9 1B	0-0 CS 2-3			0-0 P6		4	1	2	0	0	0	0						
Tony Perez, R OBP: 0.304, SLG: 0.394 (1,3)		0-0 1B		0-0 L9				0-0 6-3		4	0	1	0	0	1	1						
Don Pavletich, R OBP: 0.354, SLG: 0.517 (1,2)		0-3 K		0-0 1B				0-3 K		4	0	1	1	0	2	2						
Dick Simpson, R OBP: 0.338, SLG: 0.417 (1,8)		0-3 K		0-0 1B				0-0 6-3		3	0	1	0	0	1	2						
Leo Cardenas, R OBP: 0.320, SLG: 0.419 (1,6)		0-3 K		0-0 F9				0-0 F9		3	0	0	0	0	1	3						
Jim O'Toole, S OBP: 0.147, SLG: 0.152 (1,1)				0-0 2B				0-0 P4		3	0	1	0	0	0	0						
Don Nottebart, R OBP: 0.143, SLG: 0.100 (8,1)								0-0 P3		0	0	0	0	0	0	0						
Ted Davidson, R (8,1)										0	0	0	0	0	0	0						
Inning Stats	R: 0 E: 0 K: 0 S: 3	H: 0 LOB: 0 BB: 0 P: 3	R: 0 E: 0 K: 3 S: 11	H: 2 LOB: 2 BB: 0 P: 11	R: 0 E: 0 K: 0 S: 4	H: 1 LOB: 1 BB: 0 P: 4	R: 1 E: 1 K: 0 S: 5	H: 3 LOB: 1 BB: 0 P: 5	R: 1 E: 0 K: 1 S: 4	H: 2 LOB: 0 BB: 0 P: 4	R: 0 E: 0 K: 1 S: 5	H: 0 LOB: 0 BB: 0 P: 5	R: 0 E: 0 K: 0 S: 3	H: 0 LOB: 0 BB: 0 P: 3	R: 0 E: 1 K: 1 S: 3	H: 1 LOB: 0 BB: 0 P: 3	R: 0 E: 0 K: 1 S: 5	H: 0 LOB: 0 BB: 0 P: 5	1B: 6 2B: 4 3B: 0 HR: 0	SF: 1 SAC: 0 DP: 1 HBP: 0	WP: 0 PB: 0 SB: 0 CS: 1	PA: 34
PITCHER Mike Cuellar, L ERA: 2.38 (1,1)	IP: 9.0 WLS: W BF: 33	H: 9 R: 2 ER: 2 SO: 5	BB: 0 IBB: 0 HBP: 0 BLK: 0	WP: 0 HR: 0 S: 43 P: 43	ERA: 2.00 WHIP: 1.000																	

Batter	1	2	3	4	5	6	7	8	9	AB	R	H	RBI	BB	SO	LOB	BOTTOM										
Ron Davis, R OBP: 0.257, SLG: 0.303 (1,8)	0-0 4-3	0-0 4-3			0-0 F8			0-0 5-3		4	0	0	0	0	0	2	Cincinnati Reds @ Houston Astros Astrodome, Houston, TX Sat Aug 20 1966, 8:05 PM EDT Att: 40,765 - Dome - 70 F										
Sonny Jackson, L OBP: 0.329, SLG: 0.332 (1,6)	0-0 F9		0-0 F9		0-3 K			0-0 4-3		4	0	0	0	0	1	0											
Joe Morgan, L OBP: 0.432, SLG: 0.431 (1,4)	0-0 1B		0-0 F7		0-0 3-1			0-3 K		4	0	1	0	0	1	0											
Chuck Harrison, R OBP: 0.298, SLG: 0.356 (1,3)	0-0 P6		0-0 BB 1B		0-3 K			0-0 BB HBP 2B		4	1	2	0	0	1	1											
Dave Nicholson, R OBP: 0.367, SLG: 0.438 (1,7)		4-0 1B WP BB	4-0 1-2 BB		0-3 K			4-0 HBP BB 1B IBB		1	2	0	0	3	1	0											
Rusty Staub, L OBP: 0.353, SLG: 0.440 (1,9)	0-0 F3		0-0 4-3		0-0 L9			4-0 1-2 2-3 1B BB		3	1	0	0	1	0	3											
Bob Aspromonte, R OBP: 0.296, SLG: 0.341 (1,5)		0-0 1B E 1B		0-3 K				1-2 2-3 1B HBP BB		3	1	1	1	0	1	0											
Ron Brand, R OBP: 0.313, SLG: 0.277 (1,2)		4-0 WP IBB		0-0 P4				0-0 1-2 2-3 3-H 1B HBP		3	0	2	2	1	0	0											
Mike Cuellar, L OBP: 0.115, SLG: 0.118 (1,1)	0-0 P6		0-0 1-2 2-H 3-H		0-0 6-3			0-0 1B P1		4	0	0	0	0	1	4											
Inning Stats	R: 0 E: 0 K: 0 S: 4	H: 1 LOB: 1 BB: 0 P: 4	R: 2 E: 0 K: 0 S: 4	H: 1 LOB: 2 BB: 2 P: 12	R: 0 E: 0 K: 1 S: 5	H: 0 LOB: 0 BB: 0 P: 5	R: 0 E: 0 K: 1 S: 5	H: 0 LOB: 0 BB: 0 P: 5	R: 0 E: 0 K: 2 S: 7	H: 0 LOB: 0 BB: 0 P: 7	R: 0 E: 0 K: 0 S: 4	H: 1 LOB: 1 BB: 0 P: 4	R: 3 E: 0 K: 2 S: 9	H: 2 LOB: 2 BB: 2 P: 18	R: 0 E: 0 K: 2 S: 9	H: 0 LOB: 0 BB: 0 P: 18		1B: 5 2B: 1 3B: 0 HR: 0	SF: 0 SAC: 0 DP: 0 HBP: 1	WP: 2 PB: 0 SB: 0 CS: 0	PA: 36						
PITCHER Jim O'Toole, L ERA: 3.31 (1,1)	IP: 7.2 WLS: L BF: 33	H: 5 R: 5 ER: 4 SO: 5	BB: 3 IBB: 2 HBP: 0 BLK: 0	WP: 1 HR: 0 S: 38 P: 58	ERA: 4.70 WHIP: 1.043																						
Don Nottebart, R ERA: 2.34 (8,1)	0.0	2	1	0	0	0	0	0	1	2																	
Ted Davidson, L ERA: 4.14 (8,1)	0.1	1	0	0	0	1	0	0	0	3	3	0.00	0.000														

Batter	1	2	3	4	5	6	7	8	9	AB	R	H	RBI	BB	SO	LOB	TOP			
Pete Rose, S OBP: 0.338, SLG: 0.435 (1,4)										4	0	2	0	0	0	0	Cincinnati Reds @ Houston Astros Astrodome, Houston, TX Sun Aug 21 1966, 8:05 PM EDT Att: 21,589 - Dome			
Vada Pinson, L OBP: 0.331, SLG: 0.425 (1,8)										4	0	0	0	0	0	2				
Tommy Harper, R OBP: 0.359, SLG: 0.377 (8,8)										0	0	0	0	0	0	0				
Tommy Helms, R OBP: 0.335, SLG: 0.423 (1,5)										4	0	1	0	0	0	0				
Deron Johnson, R OBP: 0.298, SLG: 0.416 (1,7)										4	0	1	0	0	1	2				
Gordy Coleman, L OBP: 0.302, SLG: 0.335 (1,3)										4	0	1	0	0	1	3				
Art Shamsky, L OBP: 0.330, SLG: 0.565 (1,9)										3	0	1	0	0	0	2				
Leo Cardenas, R OBP: 0.318, SLG: 0.416 (1,6)										3	0	0	0	0	0	2				
Giraldo Ruiz, S OBP: 0.244, SLG: 0.221 (7,6)										0	0	0	0	0	0	0				
Johnny Edwards, L OBP: 0.277, SLG: 0.302 (1,2)										3	0	0	0	0	0	1				
Joe Nuxhall, L OBP: 0.125, SLG: 0.167 (4,1)										1	0	0	0	0	0	1				
Mel Queen, L OBP: 0.252, SLG: 0.152 (5, PH)										0	0	0	0	0	0	0				
Darrell Osteen, R OBP: 0.332, SLG: 0.333 (5,1)										0	0	0	0	0	0	0				
Jack Baldschun, R OBP: 0.332, SLG: 0.333 (6,1)										0	0	0	0	0	0	0				
Dick Simpson, R OBP: 0.333, SLG: 0.410 (6,9)										1	0	0	0	0	0	0				
Jimmie Coker, R OBP: 0.288, SLG: 0.418 (9, PH)										1	0	0	0	0	0	0				
Inning Stats	R: 0 E: 0 K: 1 S: 7	H: 2 LOB: 2 BB: 0 P: 7	R: 0 E: 0 K: 0 S: 4	H: 1 LOB: 1 BB: 0 P: 4	R: 0 E: 0 K: 0 S: 3	H: 0 LOB: 0 BB: 0 P: 3	R: 0 E: 0 K: 0 S: 4	H: 1 LOB: 1 BB: 0 P: 4	R: 0 E: 0 K: 0 S: 4	H: 1 LOB: 1 BB: 0 P: 4	R: 0 E: 0 K: 0 S: 3	H: 0 LOB: 0 BB: 0 P: 3	R: 0 E: 0 K: 1 S: 5	H: 0 LOB: 0 BB: 0 P: 5	R: 0 E: 0 K: 1 S: 5	H: 0 LOB: 0 BB: 0 P: 5	1B: 4 2B: 2 3B: 0 HR: 0	SF: 0 SAC: 0 DP: 0 HBP: 0	WP: 1 PB: 0 SB: 0 CS: 0	PA: 33
PITCHER Dave Giusti, R ERA: 3.49 (1,1)	IP: 9.0 WLS: W BF: 33 H: 6 R: 0 ER: 0 SO: 2 BB: 0 IBB: 0 HBP: 0 BLK: 0 WP: 1 HR: 0 S: 37 P: 37 ERA: 0.00 WHIP: 0.667																			

AB	33
R	0
H	6
RBI	0
BB	0
SO	2
LOB	13



Batter	1	2	3	4	5	6	7	8	9	AB	R	H	RBI	BB	SO	LOB	BOTTOM			
Ron Davis, R OBP: 0.267, SLG: 0.290 (1,8)										3	0	0	0	1	2	0	Cincinnati Reds @ Houston Astros Astrodome, Houston, TX Sun Aug 21 1966, 8:05 PM EDT Att: 21,589 - Dome			
Sonny Jackson, L OBP: 0.331, SLG: 0.333 (1,6)										2	0	1	0	0	0	1				
Bob Lillis, R OBP: 0.271, SLG: 0.287 (5,6)										2	1	1	0	0	0	0				
Joe Morgan, L OBP: 0.429, SLG: 0.430 (1,4)										5	1	1	1	0	1	4				
Chuck Harrison, R OBP: 0.303, SLG: 0.359 (1,3)										3	2	1	0	2	0	1				
Dave Nicholson, R OBP: 0.371, SLG: 0.444 (1,7)										4	1	2	2	1	1	2				
Rusty Staub, L OBP: 0.353, SLG: 0.438 (1,9)										4	2	1	0	1	1	3				
Bob Aspromonte, R OBP: 0.300, SLG: 0.348 (1,5)										3	2	2	1	1	0	1				
Ron Brand, R OBP: 0.310, SLG: 0.269 (1,2)										3	2	0	1	1	1	4				
Dave Giusti, R OBP: 0.262, SLG: 0.350 (1,1)										4	0	2	6	0	0	0				
Inning Stats	R: 0 E: 0 K: 1 S: 5	H: 0 LOB: 1 BB: 0 P: 6	R: 0 E: 0 K: 1 S: 6	H: 1 LOB: 1 BB: 0 P: 6	R: 0 E: 0 K: 0 S: 3	H: 1 LOB: 0 BB: 0 P: 3	R: 4 E: 1 K: 0 S: 6	H: 3 LOB: 3 BB: 3 P: 19	R: 4 E: 1 K: 1 S: 7	H: 2 LOB: 0 BB: 2 P: 15	R: 3 E: 0 K: 0 S: 6	H: 4 LOB: 1 BB: 1 P: 10	R: 0 E: 0 K: 2 S: 7	H: 0 LOB: 1 BB: 1 P: 11	R: 0 E: 0 K: 2 S: 7	H: 0 LOB: 1 BB: 1 P: 11	1B: 5 2B: 6 3B: 1 HR: 0	SF: 0 SAC: 0 DP: 1 HBP: 2	WP: 2 PB: 0 SB: 0 CS: 1	PA: 43
PITCHER Joe Nuxhall, L ERA: 4.61 (1,1)	IP: 3.2 WLS: L BF: 20 H: 5 R: 4 ER: 4 SO: 2 BB: 3 IBB: 0 HBP: 0 BLK: 0 WP: 0 HR: 0 S: 19 P: 33 ERA: 9.82 WHIP: 2.182																			
Ted Davidson, L ERA: 4.12 (4,1)	0.1 0																			
Darrell Osteen, R ERA: 13.5 (5,1)	1.0 10 4 7 6 1 2 1 0 0 0 1 0 9 21 54.00 6.000																			
Jack Baldschun, R ERA: 4.91 (6,1)	3.0 11 2 0 0 0 3 1 0 0 0 1 0 16 20 0.00 1.000																			


AB	33
R	11
H	11
RBI	11
BB	7
SO	6
LOB	16



Batter	1	2	3	4	5	6	7	8	9	AB	R	H	RBI	BB	SO	LOB	TOP				
Lou Brock, L (1.7) OBP: 0.337, SLG: 0.455	2-3		E S 1B		F5			1-2 2-3 BB		4	0	2	0	1	0	0					
Julian Javier, R (1.4) OBP: 0.271, SLG: 0.326	4-3		K 1-3		HBP 1B	5-3		SF8		4	1	1	1	0	1	3					
Tim McCarver, L (1.2) OBP: 0.317, SLG: 0.436	E3 1B		F2		F7		F9	F5		5	1	0	0	0	0	4					
Orlando Cepeda, R (1.3) OBP: 0.369, SLG: 0.512	1B		HBP		HBP 1B		HBP 1B	F8		3	0	2	0	0	0	2					
Curt Flood, R (1.8) OBP: 0.298, SLG: 0.365	1B		4-3		1-2 2-H 1B		HBP 1B		FC5-4 1B	4	0	3	2	0	0	2					
Mike Shannon, R (1.9) OBP: 0.338, SLG: 0.474	5-3			S 1B	L8		F6	L8		5	0	1	0	0	0	7					
Charley Smith, R (1.5) OBP: 0.304, SLG: 0.381		6-3		K 1-2		F7	L8	FC5-4 1-2		5	0	0	0	0	1	4	AB 38				
Dal Maxvill, R (1.6) OBP: 0.329, SLG: 0.325		F8		5-3		5-3		BB SF8 SH 1B	F8	5	1	1	0	0	0	2	R 3				
Steve Carlton, L (1.1) OBP: 0.375, SLG: 0.286		6-3		4-3		1B		SH SF8 BB 1-2		3	0	1	0	0	0	1	H 11				
Inning Stats	R: 1 E: 1 K: 0 S: 6	H: 2 LOB: 2 BB: 0 P: 6	R: 0 E: 0 K: 0 S: 3	H: 0 LOB: 0 BB: 0 P: 3	R: 0 E: 0 K: 1 S: 6	H: 1 LOB: 2 BB: 0 P: 7	R: 0 E: 0 K: 1 S: 6	H: 1 LOB: 1 BB: 0 P: 6	R: 1 E: 0 K: 0 S: 5	H: 2 LOB: 2 BB: 0 P: 5	R: 0 E: 0 K: 0 S: 4	H: 1 LOB: 2 BB: 0 P: 5	R: 1 E: 0 K: 0 S: 5	H: 1 LOB: 2 BB: 1 P: 9	R: 0 E: 0 K: 0 S: 4	H: 1 LOB: 1 BB: 0 P: 4	1B: 11 2B: 0 3B: 0 HR: 0	SF: 1 SAC: 1 DP: 0 HBP: 3	WP: 0 PB: 0 SB: 2 CS: 0	PA: 44	
PITCHER	IP	WLS	BF	H	R	ER	SO	BB	IBB	HBP	BLK	WP	HR	S	P	ERA	WHIP				
Bob Bruce, R (1.1) ERA: 5.55	6.1	L	32	9	2	1	2	0	0	3	0	0	0	33	36	1.42	1.421				
Ron Taylor, R (7.1) ERA: 5.99	0.2		2	0	0	0	0	0	0	0	0	0	0	2	2	0.00	0.000				
Carroll Sembera, R (8.1) ERA: 3.0	0.1		4	1	1	0	0	1	0	0	0	0	0	3	7	27.00	6.000				
Frank Carpin, L (8.1) ERA: 6.75	1.2		6	1	0	0	0	0	0	0	0	0	0	6	6	0.00	0.600				

St. Louis Cardinals @ Houston Astros
Astrodome, Houston, TX
Mon Aug 22 1966, 8:05 PM EDT
Att: 19,597 - Dome

AB 38
R 3
H 11
RBI 3
BB 1
SO 2
LOB 25



Batter	1	2	3	4	5	6	7	8	9	AB	R	H	RBI	BB	SO	LOB	BOTTOM					
Ron Davis, R (1.8) OBP: 0.278, SLG: 0.292	1B BB		2B 1B		F5		F9			3	0	1	0	1	0	1						
Sonny Jackson, L (1.6) OBP: 0.329, SLG: 0.330	L8		K		F6			4-3		4	0	0	0	0	1	2						
Joe Morgan, L (1.4) OBP: 0.430, SLG: 0.431	1B		F6			1B		K		4	0	2	0	0	1	1						
Chuck Harrison, R (1.3) OBP: 0.302, SLG: 0.361	K		2B		F8			F8		4	0	1	0	0	1	3						
Dave Nicholson, R (1.7) OBP: 0.366, SLG: 0.436	K		K		F9				6-3	4	0	0	0	0	2	5						
Rusty Staub, L (1.9) OBP: 0.351, SLG: 0.434		K			F7		F9		4-3	4	0	0	0	0	1	1						
Bob Aspromonte, R (1.5) OBP: 0.301, SLG: 0.349		1B			6-3			F8		4	0	2	0	0	0	0	AB 34					
Ron Brand, R (1.2) OBP: 0.300, SLG: 0.259	F6				F7			F9		4	0	0	0	0	0	2	R 0					
Bob Bruce, R (1.1) OBP: 0.094, SLG: 0.065										2	0	0	0	0	1	1	H 7					
Ron Taylor, R (7.1) OBP: 0.250, SLG: 0.375										0	0	0	0	0	0	0	RBI 0					
Felix Mantilla, R (7. PH) OBP: 0.272, SLG: 0.343										1	0	1	0	0	0	0	BB 1					
Carroll Sembera, R (8.1)										0	0	0	0	0	0	0	SO 7					
Frank Carpin, L (8.1)										0	0	0	0	0	0	0	LOB 16					
Inning Stats	R: 0 E: 0 K: 2 S: 8	H: 1 LOB: 2 BB: 1 P: 12	R: 0 E: 0 K: 1 S: 6	H: 1 LOB: 0 BB: 0 P: 6	R: 0 E: 0 K: 2 S: 9	H: 2 LOB: 0 BB: 0 P: 9	R: 0 E: 0 K: 0 S: 3	H: 0 LOB: 0 BB: 0 P: 3	R: 0 E: 0 K: 1 S: 5	H: 0 LOB: 0 BB: 0 P: 5	R: 0 E: 0 K: 0 S: 4	H: 1 LOB: 1 BB: 0 P: 4	R: 0 E: 0 K: 0 S: 4	H: 1 LOB: 0 BB: 0 P: 4	R: 0 E: 0 K: 1 S: 5	H: 0 LOB: 0 BB: 0 P: 5	R: 0 E: 0 K: 0 S: 4	H: 1 LOB: 1 BB: 0 P: 4	1B: 6 2B: 1 3B: 0 HR: 0	SF: 0 SAC: 0 DP: 0 HBP: 0	WP: 1 PB: 0 SB: 0 CS: 0	PA: 35
PITCHER	IP	WLS	BF	H	R	ER	SO	BB	IBB	HBP	BLK	WP	HR	S	P	ERA	WHIP					
Steve Carlton, L (1.1) ERA: 2.6	9.0	W	35	7	0	0	7	1	0	0	0	1	0	48	52	0.00	0.889					

St. Louis Cardinals @ Houston Astros
Astrodome, Houston, TX
Mon Aug 22 1966, 8:05 PM EDT
Att: 19,597 - Dome

AB 34
R 0
H 7
RBI 0
BB 1
SO 7
LOB 16



Batter	1	2	3	4	5	6	7	8	9	AB	R	H	RBI	BB	SO	LOB	TOP		
Lou Brock, L OBP: 0.337, SLG: 0.455 (1, 7)	0-0 6-3		0-0 S 1B		0-0 F8		0-0 S 1B		0-0 6-3	5	0	2	1	0	0	0			
Julian Javier, R OBP: 0.270, SLG: 0.324 (1, 4)	0-0 F3		0-0 F9		0-0 S 1B		0-0 6-3		0-0 F9	5	0	1	0	0	0	3			
Tim McCarver, L OBP: 0.314, SLG: 0.432 (1, 2)	0-0 F7		0-0 F9		0-0 F8		0-0 F5			4	0	0	0	0	0	4			
Orlando Cepeda, R OBP: 0.368, SLG: 0.510 (1, 3)		0-0 F8		0-0 FC6-4 1B		0-0 5-3		0-0 F8		4	0	1	0	0	0	1			
Curt Flood, R OBP: 0.300, SLG: 0.364 (1, 8)	4-0 BB		0-0 FC6-4 1B		0-0 G3		0-0 E 1B			3	2	1	0	1	0	1			
Mike Shannon, R OBP: 0.337, SLG: 0.472 (1, 9)	0-0 F9		0-0 1B		0-0 F2		0-0 E4 1B			4	0	1	0	0	0	2			
Charley Smith, R OBP: 0.300, SLG: 0.376 (1, 5)	0-0 F7		0-0 F7		0-0 F6		0-3 K			4	0	0	0	0	1	5			
Dal Maxvill, R OBP: 0.338, SLG: 0.336 (1, 6)			0-0 SH1-4 2B		0-0 1B		0-0 SH1-4 1B			3	1	3	2	1	0	0			
Bob Gibson, R OBP: 0.265, SLG: 0.329 (1, 1)			0-0 SH1-4		0-3 K		0-0 SH1-4		0-0 CS	2	0	0	0	0	1	2			
Inning Stats	R: 0 E: 0 K: 0 S: 3	H: 0 LOB: 0 BB: 0 P: 3	R: 0 E: 0 K: 0 S: 3	H: 0 LOB: 1 BB: 1 P: 7	R: 0 E: 0 K: 0 S: 5	H: 2 LOB: 2 BB: 0 P: 5	R: 1 E: 0 K: 1 S: 8	H: 3 LOB: 2 BB: 0 P: 8	R: 0 E: 0 K: 0 S: 4	H: 0 LOB: 0 BB: 0 P: 3	R: 1 E: 0 K: 0 S: 4	H: 1 LOB: 1 BB: 1 P: 8	R: 1 E: 1 K: 1 S: 7	H: 2 LOB: 1 BB: 0 P: 7	R: 0 E: 0 K: 0 S: 3	H: 0 LOB: 0 BB: 0 P: 3	1B: 8 2B: 1 3B: 0 HR: 0	SF: 0 SAC: 2 DP: 0 HBP: 0	WP: 0 PA: 39 PB: 0 SB: 4 CS: 1
PITCHER	IP	WLS	BF	H	R	ER	SO	BB	IBB	HBP	BLK	WP	HR	S	P	ERA	WHIP		
Larry Dierker, R ERA: 3.3 (1, 1)	8.0	L	35	9	3	2	2	2	0	0	0	0	0	37	45	2.25	1.375		
Claude Raymond, R ERA: 3.13 (9, 1)	1.0		3	0	0	0	0	0	0	0	0	0	0	3	3	0.00	0.000		

St. Louis Cardinals @ Houston Astros
Astrodome, Houston, TX
Tue Aug 23 1966, 8:05 PM EDT
Att: 17,511 - Dome

AB 34
R 3
H 9
RBI 3
BB 2
SO 2
LOB 18



Batter	1	2	3	4	5	6	7	8	9	AB	R	H	RBI	BB	SO	LOB	BOTTOM		
Ron Davis, R OBP: 0.265, SLG: 0.276 (1, 8)	0-3 K2-3			0-0 F4		0-0 4-3		0-0 F4		4	0	0	0	0	1	1			
Sonny Jackson, L OBP: 0.328, SLG: 0.328 (1, 6)	0-0 G3			4-0 E S BB		0-0 F7			0-0 F7	3	0	0	0	1	0	0			
Joe Morgan, L OBP: 0.425, SLG: 0.425 (1, 4)	0-0 4-3			0-0 F4		0-0 4-3			0-0 F7	4	0	0	0	0	0	1			
Rusty Staub, L OBP: 0.348, SLG: 0.430 (1, 9)		0-0 5-3		0-0 3-1			0-0 F7		0-0 E6 1B	4	0	0	0	0	0	1			
Bob Aspromonte, R OBP: 0.301, SLG: 0.349 (1, 5)		0-0 F9			0-0 L8		0-0 F9		0-0 FC5-4 1B	4	0	1	0	0	0	0			
Lee Maye, L OBP: 0.313, SLG: 0.416 (1, 7)		0-0 1-3			4-0 1B BB		0-0 F7		0-0 FC5-4	3	0	0	0	1	0	2			
Bill Heath, L OBP: 0.316, SLG: 0.306 (1, 2)			0-0 6-3		0-0 1-2 1B			0-0 E7 1B		3	0	2	0	0	0	0			
Chuck Harrison, R OBP: 0.299, SLG: 0.357 (1, 3)			0-0 5-3		0-3 K			0-0 6-3		3	0	0	0	0	1	3			
Larry Dierker, R OBP: 0.173, SLG: 0.250 (1, 1)			0-3 K		0-3 K			0-3 K		2	0	0	0	0	2	2			
Felix Mantilla, R OBP: 0.270, SLG: 0.341 (8, PH)										1	0	0	0	0	1	1			
Claude Raymond, R OBP: 0.111, SLG: 0.111 (9, 1)										0	0	0	0	0	0	0			
Inning Stats	R: 0 E: 0 K: 1 S: 5	H: 0 LOB: 0 BB: 0 P: 5	R: 0 E: 0 K: 0 S: 3	H: 0 LOB: 0 BB: 0 P: 3	R: 0 E: 0 K: 1 S: 5	H: 0 LOB: 0 BB: 0 P: 5	R: 0 E: 0 K: 0 S: 3	H: 0 LOB: 1 BB: 1 P: 7	R: 0 E: 0 K: 2 S: 8	H: 1 LOB: 2 BB: 1 P: 12	R: 0 E: 0 K: 0 S: 3	H: 0 LOB: 0 BB: 0 P: 3	R: 0 E: 1 K: 1 S: 6	H: 1 LOB: 1 BB: 0 P: 6	R: 0 E: 1 K: 0 S: 5	H: 1 LOB: 2 BB: 0 P: 5	1B: 3 2B: 0 3B: 0 HR: 0	SF: 0 SAC: 0 DP: 0 HBP: 0	WP: 0 PA: 33 PB: 0 SB: 1 CS: 0
PITCHER	IP	WLS	BF	H	R	ER	SO	BB	IBB	HBP	BLK	WP	HR	S	P	ERA	WHIP		
Bob Gibson, R ERA: 2.22 (1, 1)	9.0	W	33	3	0	0	5	2	0	0	0	0	0	41	49	0.00	0.556		

St. Louis Cardinals @ Houston Astros
Astrodome, Houston, TX
Tue Aug 23 1966, 8:05 PM EDT
Att: 17,511 - Dome

AB 31
R 0
H 3
RBI 0
BB 2
SO 5
LOB 11



Batter	1	2	3	4	5	6	7	8	9	AB	R	H	RBI	BB	SO	LOB	TOP				
Julian Javier, R OBP: 0.272, SLG: 0.326	0-0 1-3		0-0 1B			0-0 1B		0-0 F7		4	0	2	1	0	0	0	St. Louis Cardinals @ Houston Astros Astrodome, Houston, TX Wed Aug 24 1966, 8:05 PM EDT Att: 21,507 - Dome				
Lou Brock, L OBP: 0.337, SLG: 0.452	4-0 CS BB		0-0 G4-6-3 1-2			0-0 FC6-4 1-2 2B		0-3 K		3	1	0	0	1	1	2					
Mike Shannon, R OBP: 0.336, SLG: 0.467	0-3 K			0-0 5-3		0-0 5-3			4-0 G3 BB	3	0	0	0	1	1	2					
Orlando Cepeda, R OBP: 0.367, SLG: 0.509		0-0 1-3		0-3 K		0-0 2B			0-3 K	4	0	1	1	0	2	1					
Curt Flood, R OBP: 0.300, SLG: 0.362		4-0 WP BB		0-0 6-3		0-3 K			0-0 G3	3	0	0	0	1	1	2					
Tim McCarver, L OBP: 0.311, SLG: 0.428		0-3 K			0-0 F6		0-3 K		0-0 4-3	4	0	0	0	0	2	2					
Charley Smith, R OBP: 0.301, SLG: 0.376		0-3 K			0-0 1B		0-0 F8			3	0	1	0	0	1	1					
Dal Maxvill, R OBP: 0.338, SLG: 0.336			0-0 SH1-4 1B		0-3 K		0-3 K			3	1	1	0	0	2	1					
Larry Jaster, L OBP: 0.258, SLG: 0.207			0-0 SH1-4		0-0 F8			0-0 F7		1	0	0	0	0	0	1					
Ron Piche, R										0	0	0	0	0	0	0					
Hal Woodeshick, R OBP: 0.250, SLG: 0.500										0	0	0	0	0	0	0					
Phil Gagliano, R OBP: 0.326, SLG: 0.328										1	0	0	0	0	0	0					
Nelson Briles, R OBP: 0.132, SLG: 0.083										0	0	0	0	0	0	0					
Inning Stats	R: 0 E: 0 K: 1 S: 4	H: 0 LOB: 0 BB: 1 P: 8	R: 0 E: 0 K: 2 S: 7	H: 0 LOB: 1 BB: 1 P: 11	R: 1 E: 0 K: 0 S: 4	H: 2 LOB: 0 BB: 0 P: 4	R: 0 E: 0 K: 1 S: 5	H: 0 LOB: 0 BB: 0 P: 5	R: 0 E: 0 K: 1 S: 6	H: 1 LOB: 1 BB: 0 P: 6	R: 1 E: 0 K: 1 S: 7	H: 2 LOB: 1 BB: 0 P: 7	R: 0 E: 0 K: 2 S: 7	H: 0 LOB: 0 BB: 0 P: 7	R: 0 E: 0 K: 1 S: 5	H: 0 LOB: 1 BB: 1 P: 9		1B: 4 2B: 1 3B: 0 HR: 0	SF: 0 SAC: 1 DP: 1 HBP: 0	WP: 2 PB: 0 SB: 0 CS: 1	PA: 33
PITCHER Mike Cuellar, L ERA: 2.36	IP: 9.0 WLS: W BF: 33 H: 5 R: 2 ER: 2 SO: 10 BB: 3 IBB: 0 HBP: 0 BLK: 0 WP: 1 HR: 0 S: 50 P: 62 ERA: 2.00 WHIP: 0.889											PITCHER	IP: WLS: BF: H: R: ER: SO: BB: IBB: HBP: BLK: WP: HR: S: P: ERA: WHIP:								

Batter	1	2	3	4	5	6	7	8	9	AB	R	H	RBI	BB	SO	LOB	BOTTOM				
Ron Davis, R OBP: 0.264, SLG: 0.275	0-0 6-3		0-0 SH5-3 1B	0-0 6-3		0-0 SH 4-3 1B	0-0 4-3			4	1	1	0	0	0	2	St. Louis Cardinals @ Houston Astros Astrodome, Houston, TX Wed Aug 24 1966, 8:05 PM EDT Att: 21,507 - Dome				
Sonny Jackson, L OBP: 0.331, SLG: 0.329	0-0 F8 S 1B		0-0 SH5-3 1-2		4-0 E BB	4-0 4-3 1B BB	0-0 E6			2	2	1	0	2	0	0					
Joe Morgan, L OBP: 0.422, SLG: 0.420	0-0 F8 1-3		4-0 BB		0-0 L8 1-2	0-0 4-3 1-2 2-3 3-H	0-0 F8			4	0	0	1	1	0	5					
Dave Nicholson, R OBP: 0.363, SLG: 0.429	0-0 F7		0-3 K		0-3 K	4-0 1B 4-3 IBB	0-0 6-3			4	1	0	0	1	2	4					
Bob Aspromonte, R OBP: 0.302, SLG: 0.349		0-0 6-3	0-0 F8		0-0 E7 1B 1B	0-0 4-3 1-3 2-H 3-H 4-0 1B	0-0 F7			5	1	2	3	0	0	2					
Rusty Staub, L OBP: 0.350, SLG: 0.431	0-0 F8			0-0 1B 1B	0-0 2B 1B	0-0 4-3 2-3 3-H 4-0 1B	4-0 BB			4	1	2	2	1	0	1					
Chuck Harrison, R OBP: 0.304, SLG: 0.361	4-0 1B BB			0-0 F9	0-0 2B 1B	0-0 1B 1B	0-0 F7			3	0	1	1	2	0	2					
Ron Brand, R OBP: 0.306, SLG: 0.268	0-0 1B 1-2 1B			0-0 1B	0-0 1-3	0-0 F7				4	0	2	0	0	0	3					
Mike Cuellar, L OBP: 0.143, SLG: 0.130	0-0 1-2 2-H 1B		0-0 K		0-3 K	4-0 E SH 4-3 BB	0-0 1-3			3	1	1	0	1	1	2					
Inning Stats	R: 0 E: 0 K: 0 S: 4	H: 1 LOB: 1 BB: 0 P: 4	R: 0 E: 0 K: 0 S: 4	H: 2 LOB: 2 BB: 1 P: 8	R: 0 E: 0 K: 1 S: 6	H: 1 LOB: 2 BB: 1 P: 10	R: 0 E: 0 K: 1 S: 7	H: 2 LOB: 2 BB: 0 P: 7	R: 3 E: 1 K: 1 S: 8	H: 3 LOB: 1 BB: 1 P: 12	R: 4 E: 1 K: 0 S: 5	H: 1 LOB: 2 BB: 4 P: 21	R: 0 E: 1 K: 0 S: 4	H: 0 LOB: 1 BB: 0 P: 4	R: 0 E: 0 K: 0 S: 3	H: 0 LOB: 1 BB: 1 P: 7		1B: 9 2B: 1 3B: 0 HR: 0	SF: 0 SAC: 2 DP: 0 HBP: 0	WP: 0 PB: 0 SB: 2 CS: 0	PA: 43
PITCHER Larry Jaster, L ERA: 3.53	IP: 4.2 WLS: L BF: 25 H: 9 R: 3 ER: 3 SO: 3 BB: 3 IBB: 0 HBP: 0 BLK: 0 WP: 0 HR: 0 S: 28 P: 40 ERA: 5.79 WHIP: 2.571											PITCHER	IP: WLS: BF: H: R: ER: SO: BB: IBB: HBP: BLK: WP: HR: S: P: ERA: WHIP:								
Ron Piche, R ERA: 3.66	0.1	3	0	2	2	0	1	0	0	0	0	2	6	54.00	3.000						
Hal Woodeshick, L ERA: 2.19	2.0	11	1	2	2	0	1	2	0	0	0	8	20	9.00	1.000						
Nelson Briles, R ERA: 3.27	1.0	4	0	0	0	0	1	0	0	0	0	3	7	0.00	1.000						

AB 29
R 2
H 5
RBI 2
BB 3
SO 10
LOB 12



AB 33
R 7
H 10
RBI 7
BB 8
SO 3
LOB 21



WP: 0
PB: 0
SB: 2
CS: 0
PA: 43

Batter	1	2	3	4	5	6	7	8	9	AB	R	H	RBI	BB	SO	LOB	TOP																					
Don Kessinger, S (1, 6) OBP: 0.287, SLG: 0.286										5	0	2	0	0	0	2																						
Glenn Beckert, R (1, 4) OBP: 0.318, SLG: 0.346										4	2	2	0	0	0	2																						
Billy Williams, L (1, 9) OBP: 0.352, SLG: 0.483										4	1	2	1	0	0	2																						
Ron Santo, R (1, 5) OBP: 0.411, SLG: 0.564										3	0	0	1	0	0	1																						
14 Ernie Banks, R (1, 3) OBP: 0.313, SLG: 0.437										4	1	2	2	0	0	1																						
John Boccabella, R (1, 7) OBP: 0.264, SLG: 0.394										4	0	1	0	0	1	0																						
Randy Hundley, R (1, 2) OBP: 0.297, SLG: 0.444										4	0	0	0	0	2	2																						
Byron Browne, R (1, 8) OBP: 0.316, SLG: 0.441										4	0	1	0	0	2	2																						
Dick Ellsworth, L (1, 1) OBP: 0.171, SLG: 0.176										2	0	0	0	0	0	0																						
Lee Thomas, L (7, PH) OBP: 0.279, SLG: 0.318										1	0	1	0	0	0	0																						
Len Church, S (7, 1) George Altman, L (9, PH) Curt Simmons, L (9, 1) OBP: 0.267, SLG: 0.357										0	0	0	0	0	0	0																						
										1	0	0	0	0	1	0																						
										0	0	0	0	0	0	0																						
										0	0	0	0	0	0	0																						
Inning Stats	R: 0 E: 0 K: 0 S: 3	H: 1 LOB: 0 BB: 0 P: 3	R: 0 E: 0 K: 2 S: 9	H: 2 LOB: 2 BB: 0 P: 9	R: 0 E: 0 K: 0 S: 4	H: 1 LOB: 1 BB: 0 P: 4	R: 0 E: 0 K: 0 S: 3	H: 0 LOB: 0 BB: 0 P: 3	R: 0 E: 0 K: 0 S: 3	H: 0 LOB: 0 BB: 0 P: 3	R: 1 E: 0 K: 0 S: 5	H: 2 LOB: 1 BB: 0 P: 5	R: 0 E: 0 K: 1 S: 7	H: 2 LOB: 2 BB: 0 P: 7	R: 3 E: 0 K: 1 S: 8	H: 3 LOB: 0 BB: 0 P: 8	R: 0 E: 0 K: 2 S: 7	H: 0 LOB: 0 BB: 0 P: 7	1B: 9 2B: 1 3B: 0 HR: 1	SF: 1 SAC: 0 DP: 0 HBP: 0	WP: 0 PA: 38 PB: 0 SB: 0 CS: 1																	
PITCHER	IP	WLS	BF	H	R	ER	SO	BB	IBB	HBP	BLK	WP	HR	S	P	ERA	WHIP	PITCHER				IP	WLS	BF	H	R	ER	SO	BB	IBB	HBP	BLK	WP	HR	S	P	ERA	WHIP
Bob Bruce, R (1, 1) ERA: 5.44	7.0		30	10	3	3	3	0	0	0	0	0	0	36	36	3.86	1.429																					
Claude Raymond, R (8, 1) ERA: 3.16	2.0	W	7	1	1	1	3	0	0	0	0	0	0	1	13	4.50	0.500																					

Chicago Cubs @ Houston Astros
Astrodome, Houston, TX
Sat Aug 27 1966, 8:05 PM EDT
Att: 26,004 - Dome

AB 36
R 4
H 11
RBI 4
BB 0
SO 6
LOB 12



Batter	1	2	3	4	5	6	7	8	9	AB	R	H	RBI	BB	SO	LOB	BOTTOM																					
Joe Morgan, L (1, 4) OBP: 0.422, SLG: 0.414										5	1	1	1	0	1	2																						
Sonny Jackson, L (1, 6) OBP: 0.333, SLG: 0.328										2	0	0	0	2	1	0																						
Bob Aspromonte, R (1, 5) OBP: 0.304, SLG: 0.357										5	0	1	0	0	2	3																						
Chuck Harrison, R (1, 3) OBP: 0.313, SLG: 0.377										4	2	4	2	1	0	0																						
Rusty Staub, L (1, 9) OBP: 0.353, SLG: 0.435										4	1	2	1	0	0	3																						
John Bateman, R (1, 2) OBP: 0.305, SLG: 0.476										4	0	1	1	0	2	2																						
Dave Nicholson, R (1, 7) OBP: 0.360, SLG: 0.424										4	0	1	0	0	2	1																						
Ron Davis, R (1, 8) OBP: 0.253, SLG: 0.253										3	1	0	0	1	0	1																						
Bob Bruce, R (1, 1) OBP: 0.091, SLG: 0.063										1	0	0	0	0	0	0																						
Claude Raymond, R (8, 1) ERA: 4.5										0	0	0	0	0	0	0																						
Felix Mantilla, R (9, PH) OBP: 0.275, SLG: 0.346										1	0	1	0	0	0	0																						
Inning Stats	R: 0 E: 0 K: 2 S: 7	H: 0 LOB: 0 BB: 0 P: 7	R: 1 E: 0 K: 1 S: 6	H: 1 LOB: 0 BB: 0 P: 6	R: 0 E: 0 K: 0 S: 3	H: 0 LOB: 0 BB: 0 P: 3	R: 0 E: 0 K: 1 S: 6	H: 2 LOB: 2 BB: 1 P: 10	R: 0 E: 0 K: 1 S: 6	H: 1 LOB: 1 BB: 0 P: 6	R: 2 E: 0 K: 2 S: 10	H: 3 LOB: 1 BB: 0 P: 10	R: 1 E: 0 K: 0 S: 4	H: 1 LOB: 3 BB: 3 P: 16	R: 0 E: 0 K: 1 S: 5	H: 0 LOB: 0 BB: 0 P: 5	R: 1 E: 0 K: 0 S: 5	H: 3 LOB: 2 BB: 0 P: 5	1B: 9 2B: 1 3B: 0 HR: 1	SF: 0 SAC: 3 DP: 1 HBP: 0	WP: 0 PA: 40 PB: 0 SB: 0 CS: 0																	
PITCHER	IP	WLS	BF	H	R	ER	SO	BB	IBB	HBP	BLK	WP	HR	S	P	ERA	WHIP	PITCHER				IP	WLS	BF	H	R	ER	SO	BB	IBB	HBP	BLK	WP	HR	S	P	ERA	WHIP
Dick Ellsworth, L (1, 1) ERA: 4.54	6.0		25	7	3	3	7	1	0	0	0	0	0	38	42	4.50	1.333																					
Len Church, R (7, 1) ERA: 4.5	2.0		10	1	1	1	1	3	0	0	0	0	0	9	21	4.50	2.000																					
Curt Simmons, L (9, 1) ERA: 4.18	0.2	L	5	3	1	1	0	0	0	0	0	0	0	5	5	13.50	4.500																					

Chicago Cubs @ Houston Astros
Astrodome, Houston, TX
Sat Aug 27 1966, 8:05 PM EDT
Att: 26,004 - Dome

AB 33
R 5
H 11
RBI 5
BB 4
SO 8
LOB 12



Batter	1	2	3	4	5	6	7	8	9	AB	R	H	RBI	BB	SO	LOB	TOP										
Don Kessinger, S (1, 6) OBP: 0.286, SLG: 0.285	0-3 K		0-0 1-4-3		0-0 1B	0-0 1-3		0-0 5-3	5 0 1 0 0 1 1																		
Glenn Beckert, R (1, 4) OBP: 0.321, SLG: 0.348	0-0 4-3		0-0 WP 4-3 1B		0-0 1-3 1B		0-0 14 CS 1B	5 1 3 0 0 0 0																			
Billy Williams, L (1, 9) OBP: 0.351, SLG: 0.487	0-0 HR		0-0 4-3 1-2 1B		0-0 F8		0-0 P4	4 1 1 1 0 0 3																			
Ron Santo, R (1, 5) OBP: 0.411, SLG: 0.562	0-0 5-3		0-0 2H 1B		4-0 14 FC6-4 1-2 BB		0-0 F9	3 0 1 1 1 0 1																			
14 Ernie Banks, R (1, 3) OBP: 0.310, SLG: 0.433		0-0 5-3	0-0 F7		0-0 FC6-4 1-2		0-0 CS	4 0 0 0 0 0 3																			
John Boccabella, R (1, 7) OBP: 0.284, SLG: 0.391	0-3 K				0-0 6-3		0-0 4-3	4 0 1 0 0 1 0																			
Joey Amalfitano, R (8, PR) OBP: 0.243, SLG: 0.194								0 0 0 0 0 0 0																			
Marty Keough, L (8, 7) OBP: 0.295, SLG: 0.189								0 0 0 0 0 0 0																			
Randy Hundley, R (1, 2) OBP: 0.296, SLG: 0.441	4-0 1B BB				0-0 6-3		0-0 6-3	3 0 0 0 1 1 1																			
Byron Browne, R (1, 8) OBP: 0.320, SLG: 0.452	0-0 FC6-4 1-2 1B				0-0 1B		0-0 HR	4 1 3 1 0 0 1																			
Bill Hands, R (1, 1) OBP: 0.109, SLG: 0.070	0-0 FC6-4 1-2				0-3 K		0-0 1B	2 0 0 0 0 1 3																			
Bob Hendley, R (4, 1) OBP: 0.276, SLG: 0.250								1 0 1 0 0 0 0																			
Lee Thomas, L (9, PH) OBP: 0.278, SLG: 0.316								1 0 0 0 0 0 0																			
Inning Stats	R: 1 E: 0 K: 1 S: 6	H: 1 LOB: 0 BB: 0 P: 6	R: 0 E: 0 K: 1 S: 6	H: 1 LOB: 2 BB: 1 P: 10	R: 1 E: 0 K: 0 S: 5	H: 2 LOB: 1 BB: 0 P: 5	R: 0 E: 0 K: 1 S: 6	H: 1 LOB: 1 BB: 0 P: 6	R: 0 E: 0 K: 0 S: 4	H: 2 LOB: 2 BB: 1 P: 8	R: 0 E: 0 K: 0 S: 5	H: 2 LOB: 1 BB: 0 P: 5	R: 0 E: 0 K: 0 S: 3	H: 1 LOB: 0 BB: 0 P: 3	R: 0 E: 0 K: 1 S: 6	H: 1 LOB: 1 BB: 0 P: 6	R: 0 E: 0 K: 0 S: 3	H: 0 LOB: 0 BB: 0 P: 3	1B: 9 2B: 0 3B: 0 HR: 2	SF: 0 SAC: 0 DP: 0 HBP: 0	WP: 1 PB: 0 SB: 0 CS: 1	PA: 39					
PITCHER	IP	WLS	BF	H	R	ER	SO	BB	IBB	HBP	BLK	WP	HR	S	P	ERA	WHIP										
Larry Dierker, R (1, 1) ERA: 3.35	6.0	W	28	9	3	3	3	2	0	0	0	1	2	32	40	4.50	1.833										
Turk Farrell, R (7, 1) ERA: 4.59	3.0	S	10	2	0	0	1	0	0	0	0	0	0	12	12	0.00	0.667										

Chicago Cubs @ Houston Astros
Astrodome, Houston, TX
Sun Aug 28 1966, 4:33 AM EDT
Att: 19,195 - Dome

AB 36
R 3
H 11
RBI 3
BB 2
SO 4
LOB 13



Batter	1	2	3	4	5	6	7	8	9	AB	R	H	RBI	BB	SO	LOB	BOTTOM										
Joe Morgan, L (1, 4) OBP: 0.421, SLG: 0.412	0-0 4-3		0-0 F9	0-0 2H 3H 1B		4-0 1-2 BB		0-0 FC4 1-2	4 0 1 1 1 0 2																		
Sonny Jackson, L (1, 6) OBP: 0.335, SLG: 0.329	0-0 PB S 1B		0-0 FC6-4 1-2 1B		0-3 K		0-0 1-3	4 0 2 0 0 1 3																			
Bob Lillis, R (8, 6) OBP: 0.271, SLG: 0.287								0 0 0 0 0 0 0																			
Bob Aspromonte, R (1, 5) OBP: 0.301, SLG: 0.354	0-3 K		0-0 FC6-4 1-2 1B	0-0 L9		0-0 5-3		4 1 0 0 0 1 4																			
Rusty Staub, L (1, 9) OBP: 0.354, SLG: 0.434	4-0 2-3 BB		0-0 1B 3H 1B		0-0 G3		0-0 3-1	3 0 1 1 1 0 0																			
Lee Maye, L (1, 7) OBP: 0.315, SLG: 0.417	0-0 4-3		0-0 1-3 2H 1B		0-0 4-3		0-0 1B	4 0 2 1 0 0 2																			
Chuck Harrison, R (1, 3) OBP: 0.310, SLG: 0.373		0-0 6-3	0-3 K		0-3 K		0-0 5-3	4 0 0 0 0 2 3																			
John Bateman, R (1, 2) OBP: 0.311, SLG: 0.476		0-0 6-3		0-0 SH5-4 PB 1B		0-0 G6-4-3 1B		4 1 2 0 0 0 0																			
Ron Davis, R (1, 8) OBP: 0.253, SLG: 0.253		0-0 5-3		0-0 PB SH5-4 1B		0-0 G6-4-3 1-2 BB		4 1 1 0 0 0 1																			
Larry Dierker, R (1, 1) OBP: 0.189, SLG: 0.250			4-0 FC6-4 1B BB		0-0 SH5-4		4-0 BB BB	0 1 0 0 1 0 0																			
Gene Freese, R (6, PH) OBP: 0.271, SLG: 0.277								0 0 0 0 1 0 0																			
Turk Farrell, R (7, 1) OBP: 0.140, SLG: 0.209								1 0 1 0 0 0 0																			
Inning Stats	R: 0 E: 0 K: 1 S: 6	H: 1 LOB: 2 BB: 1 P: 10	R: 0 E: 0 K: 0 S: 3	H: 0 LOB: 0 BB: 0 P: 3	R: 2 E: 0 K: 1 S: 8	H: 3 LOB: 2 BB: 1 P: 12	R: 2 E: 0 K: 1 S: 8	H: 3 LOB: 1 BB: 0 P: 8	R: 0 E: 0 K: 0 S: 5	H: 0 LOB: 0 BB: 0 P: 5	R: 0 E: 0 K: 0 S: 3	H: 1 LOB: 2 BB: 2 P: 11	R: 0 E: 0 K: 0 S: 4	H: 1 LOB: 1 BB: 0 P: 4	R: 0 E: 0 K: 0 S: 4	H: 1 LOB: 1 BB: 0 P: 4	1B: 10 2B: 0 3B: 0 HR: 0	SF: 0 SAC: 1 DP: 1 HBP: 0	WP: 0 PB: 2 SB: 1 CS: 0	PA: 37							
PITCHER	IP	WLS	BF	H	R	ER	SO	BB	IBB	HBP	BLK	WP	HR	S	P	ERA	WHIP										
Bill Hands, R (1, 1) ERA: 4.7	3.1	L	19	7	4	3	2	2	0	0	0	0	0	20	29	8.10	2.700										
Bob Hendley, L (4, 1) ERA: 4.07	4.2		18	3	0	0	2	2	0	0	0	0	0	20	28	0.00	1.071										

Chicago Cubs @ Houston Astros
Astrodome, Houston, TX
Sun Aug 28 1966, 4:33 AM EDT
Att: 19,195 - Dome

AB 32
R 4
H 10
RBI 3
BB 4
SO 4
LOB 15



Batter	1	2	3	4	5	6	7	8	9	AB	R	H	RBI	BB	SO	LOB	TOP									
Ron Davis, R (1, 8) OBP: 0.262, SLG: 0.284	0-3 K		0-0 5-3		0-0 3B			0-0 SH5-3 1B		4	0	2	2	0	1	1	Houston Astros @ Pittsburgh Pirates Forbes Field, Pittsburgh, PA Mon Aug 29 1966, 7:05 PM EDT Att: 13,011 - Cloudy - 80 F									
Joe Morgan, L (1, 4) OBP: 0.421, SLG: 0.411	0-0 4-3			0-0 1B	0-3 K			0-0 SH5-3 1-2		3	0	1	0	0	1	1										
Bob Aspromonte, R (1, 5) OBP: 0.299, SLG: 0.351	0-0 6-3			0-0 L4-3 1-2		0-0 F9		0-0 6-3		4	0	0	0	0	0	2										
Chuck Harrison, R (1, 3) OBP: 0.309, SLG: 0.371		0-0 5-3		0-0 1B		0-0 F8		0-0 F8		4	0	1	0	0	0	1										
Rusty Staub, L (1, 9) OBP: 0.351, SLG: 0.431	0-0 6-3			0-0 P3		0-3 K			0-3 K	4	0	0	0	0	2	1										
John Bateman, R (1, 2) OBP: 0.310, SLG: 0.474	0-0 5-3				0-0 P4		0-0 F8		0-0 1B	4	0	1	0	0	0	0										
Dave Nicholson, R (1, 7) OBP: 0.359, SLG: 0.419			0-0 4-3		4-0 3B E BB		0-0 6-3		0-0 P4	3	1	0	0	1	0	1										
Bob Lillis, R (1, 6) OBP: 0.277, SLG: 0.293			0-0 SH5-4 1B		0-0 E4 3B		0-0 1B		0-0 4-3	4	1	2	0	0	0	2										
Mike Cuellar, L (1, 1) OBP: 0.138, SLG: 0.125	0-0 SH5-4 1-2				0-3 K		0-3 K			2	0	0	0	0	2	3										
Inning Stats	R: 0 E: 0 K: 1 S: 5	H: 0 LOB: 0 BB: 0 P: 5	R: 0 E: 0 K: 0 S: 3	H: 0 LOB: 0 BB: 0 P: 3	R: 0 E: 0 K: 0 S: 4	H: 1 LOB: 1 BB: 0 P: 4	R: 0 E: 0 K: 0 S: 4	H: 2 LOB: 1 BB: 0 P: 4	R: 2 E: 1 K: 2 S: 9	H: 1 LOB: 1 BB: 1 P: 13	R: 0 E: 0 K: 1 S: 5	H: 0 LOB: 0 BB: 0 P: 5	R: 0 E: 0 K: 1 S: 6	H: 1 LOB: 1 BB: 0 P: 6	R: 0 E: 0 K: 0 S: 4	H: 1 LOB: 1 BB: 0 P: 4	R: 0 E: 0 K: 1 S: 6	H: 1 LOB: 1 BB: 0 P: 6	1B: 6 2B: 1 3B: 1 HR: 0	SF: 0 SAC: 2 DP: 1 HBP: 0	WP: 0 PB: 0 SB: 0 CS: 0	PA: 35				
PITCHER	IP WLS BF H R ER SO BB IBB HBP BLK WP HR S P ERA WHIP	8.0 L 31 6 2 0 5 1 0 0 0 0 0 0 40 44 0.00 0.875	1.0 4 1 0 0 1 0 0 0 0 0 0 0 6 6 0.00 1.000																							

AB	32
R	2
H	7
RBI	2
BB	1
SO	6
LOB	12



Batter	1	2	3	4	5	6	7	8	9	AB	R	H	RBI	BB	SO	LOB	BOTTOM									
Matty Alou, L (1, 8) OBP: 0.369, SLG: 0.430	0-0 F9		0-0 6-3			0-0 6-3		0-3 K		4	0	0	0	0	1	0	Houston Astros @ Pittsburgh Pirates Forbes Field, Pittsburgh, PA Mon Aug 29 1966, 7:05 PM EDT Att: 13,011 - Cloudy - 80 F									
Gene Alley, R (1, 6) OBP: 0.331, SLG: 0.416	0-0 G3		0-3 K			0-0 FC4-6 1B		0-0 1B 1B		4	0	2	0	0	1	0										
Roberto Clemente, R (1, 9) OBP: 0.367, SLG: 0.536	0-3 K			0-3 K		0-0 FC4-6 1-2		0-3 K		4	0	0	0	0	3	2										
Donn Clendenon, R (1, 3) OBP: 0.367, SLG: 0.518		0-0 F7		0-0 6-3		0-3 K		0-0 1B 1-3		4	0	1	0	0	1	1										
Bill Mazeroski, R (1, 4) OBP: 0.300, SLG: 0.399		0-0 2B		0-3 K		0-0 L4		0-0 F8		4	0	1	0	0	1	1										
Bob Bailey, R (1, 7) OBP: 0.357, SLG: 0.434	0-3 K				0-0 FC6-4 1B		0-0 5-3			3	0	1	0	0	1	1										
Jim Pagliaroni, R (1, 2) OBP: 0.343, SLG: 0.416		4-0 BB			0-3 K		0-3 K			2	0	0	0	1	2	1										
Jose Pagan, R (1, 5) OBP: 0.293, SLG: 0.375		0-0 FC6-4 1-2			0-0 FC6-4 1-2		0-3 K			3	0	0	0	0	1	3										
Bob Veale, S (1, 1) OBP: 0.151, SLG: 0.178			0-3 K			0-0 FC6-4 1-2		0-0 P4		2	0	0	0	0	1	1										
Andre Rodgers, R (8, PH) OBP: 0.333, SLG: 0.250										1	0	0	0	0	0	0										
Roy Face, R (9, 1) ERA: 2.7										0	0	0	0	0	0	0										
Inning Stats	R: 0 E: 0 K: 1 S: 5	H: 0 LOB: 0 BB: 0 P: 5	R: 0 E: 0 K: 1 S: 6	H: 1 LOB: 2 BB: 1 P: 10	R: 0 E: 0 K: 2 S: 7	H: 0 LOB: 0 BB: 0 P: 7	R: 0 E: 0 K: 2 S: 7	H: 0 LOB: 0 BB: 0 P: 7	R: 0 E: 0 K: 1 S: 6	H: 1 LOB: 1 BB: 0 P: 6	R: 0 E: 0 K: 1 S: 6	H: 1 LOB: 1 BB: 0 P: 6	R: 0 E: 0 K: 1 S: 5	H: 0 LOB: 0 BB: 0 P: 5	R: 0 E: 0 K: 2 S: 7	H: 0 LOB: 0 BB: 0 P: 7	R: 0 E: 0 K: 2 S: 7	H: 0 LOB: 0 BB: 0 P: 7	R: 0 E: 0 K: 1 S: 6	H: 2 LOB: 1 BB: 0 P: 6	1B: 4 2B: 1 3B: 0 HR: 0	SF: 0 SAC: 0 DP: 0 HBP: 0	WP: 0 PB: 0 SB: 0 CS: 0	PA: 32		
PITCHER	IP WLS BF H R ER SO BB IBB HBP BLK WP HR S P ERA WHIP	9.0 W 32 5 0 0 12 1 0 0 0 0 0 55 59 0.00 0.667																								

AB	31
R	0
H	5
RBI	0
BB	1
SO	12
LOB	10



Batter	1	2	3	4	5	6	7	8	9	AB	R	H	RBI	BB	SO	LOB	TOP					
Ron Davis, R OBP: 0.277, SLG: 0.291 (1, 8)										4	0	2	1	0	0	0	Houston Astros @ Philadelphia Phillies Connie Mack Stadium, Philadelphia, PA Wed Aug 31 1966, 7:05 PM EDT Alt. 9,420 - Unknown - 83 F					
Joe Morgan, L OBP: 0.422, SLG: 0.420 (1, 4)										3	2	1	0	1	1	2						
Bob Aspromonte, R OBP: 0.301, SLG: 0.349 (1, 5)										3	1	1	0	0	0	1						
Chuck Harrison, R OBP: 0.311, SLG: 0.374 (1, 3)										4	0	1	1	0	1	2						
John Bateman, R OBP: 0.309, SLG: 0.470 (1, 2)										3	0	1	0	1	0	1						
Dave Nicholson, R OBP: 0.362, SLG: 0.417 (1, 9)										4	0	1	2	0	1	1						
Lee Maye, L OBP: 0.320, SLG: 0.428 (1, 7)										3	1	1	1	1	2	3						
Bob Lillis, R OBP: 0.269, SLG: 0.279 (1, 6)										3	1	0	0	1	0	1						
Bob Bruce, R OBP: 0.088, SLG: 0.061 (1, 1)										1	0	0	0	0	0	1						
Felix Mantilla, R OBP: 0.273, SLG: 0.343 (7, PH)										1	0	0	0	0	0	0						
Frank Carpin, L OBP: 0.285, SLG: 0.271 (7, 1)										0	0	0	0	0	0	0						
Carroll Sembera, R OBP: 0.265, SLG: 0.271 (9, PH)										1	0	0	0	0	0	0						
Inning Stats	R: 0 E: 0 K: 0 S: 3	H: 1 LOB: 0 BB: 0 P: 3	R: 0 E: 0 K: 2 S: 8	H: 1 LOB: 1 BB: 0 P: 8	R: 1 E: 0 K: 1 S: 5	H: 1 LOB: 1 BB: 1 P: 9	R: 0 E: 0 K: 0 S: 3	H: 0 LOB: 0 BB: 0 P: 3	R: 0 E: 0 K: 0 S: 3	H: 0 LOB: 1 BB: 1 P: 7	R: 2 E: 0 K: 2 S: 9	H: 2 LOB: 2 BB: 2 P: 17	R: 0 E: 0 K: 0 S: 3	H: 0 LOB: 0 BB: 0 P: 3	R: 1 E: 0 K: 0 S: 4	H: 2 LOB: 2 BB: 0 P: 4	R: 1 E: 0 K: 0 S: 4	H: 1 LOB: 0 BB: 0 P: 4	1B: 5 2B: 2 3B: 0 HR: 1	SF: 0 SAC: 2 DP: 2 HBP: 0	WP: 1 PB: 0 SB: 0 CS: 1	PA: 36
PITCHER Chris Short, L ERA: 3.49 (1, 1)	IP: 9.0 WLS: W BF: 36 H: 8 R: 5 ER: 5 SO: 5 BB: 4 IBB: 0 HBP: 0 BLK: 0 WP: 1 HR: 1 S: 42 P: 58 ERA: 5.00 WHIP: 1.333															PITCHER						

livebaseballscores.com



Batter	1	2	3	4	5	6	7	8	9	AB	R	H	RBI	BB	SO	LOB	BOTTOM			
John Briggs, L OBP: 0.399, SLG: 0.558 (1, 8)										4	1	2	0	1	1	0	Houston Astros @ Philadelphia Phillies Connie Mack Stadium, Philadelphia, PA Wed Aug 31 1966, 7:05 PM EDT Alt. 9,420 - Unknown - 83 F			
Tony Gonzalez, L OBP: 0.337, SLG: 0.414 (1, 7)										4	2	1	0	1	0	2				
Johnny Callison, L OBP: 0.344, SLG: 0.424 (1, 9)										4	2	2	2	1	0	3				
Dick Allen, R OBP: 0.389, SLG: 0.637 (1, 5)										4	3	4	2	1	0	0				
Bill White, L OBP: 0.359, SLG: 0.470 (1, 3)										5	1	1	2	0	1	5				
Clay Dalrymple, L OBP: 0.382, SLG: 0.355 (1, 2)										3	1	0	0	1	1	3				
Cookie Rojas, R OBP: 0.315, SLG: 0.342 (1, 4)										4	0	2	2	0	0	3				
Dick Groat, R OBP: 0.307, SLG: 0.319 (1, 6)										4	0	0	0	0	0	3				
Chris Short, R OBP: 0.218, SLG: 0.209 (1, 1)										4	0	1	0	0	1	0				
Inning Stats	R: 2 E: 0 K: 2 S: 9	H: 2 LOB: 0 BB: 0 P: 9	R: 0 E: 0 K: 1 S: 5	H: 1 LOB: 0 BB: 0 P: 5	R: 3 E: 1 K: 0 S: 7	H: 3 LOB: 2 BB: 1 P: 11	R: 0 E: 0 K: 0 S: 4	H: 1 LOB: 2 BB: 1 P: 8	R: 1 E: 0 K: 0 S: 5	H: 2 LOB: 1 BB: 0 P: 5	R: 0 E: 0 K: 1 S: 5	H: 0 LOB: 0 BB: 0 P: 5	R: 4 E: 1 K: 0 S: 5	H: 2 LOB: 2 BB: 2 P: 13	R: 0 E: 0 K: 0 S: 4	H: 2 LOB: 2 BB: 1 P: 8		1B: 6 2B: 5 3B: 1 HR: 1	SF: 0 SAC: 0 DP: 1 HBP: 0	WP: 1 PB: 1 SB: 0 CS: 1
PITCHER Bob Bruce, R ERA: 5.64 (1, 1)	IP: 6.0 WLS: L BF: 29 H: 9 R: 6 ER: 6 SO: 4 BB: 2 IBB: 0 HBP: 0 BLK: 0 WP: 0 HR: 1 S: 35 P: 43 ERA: 9.00 WHIP: 1.833															PITCHER				
Frank Carpin, L ERA: 11.25 (7, 1)	0.0 BF: 4 H: 1 R: 4 ER: 2 SO: 0 BB: 2 IBB: 0 HBP: 0 BLK: 0 WP: 0 HR: 0 S: 2 P: 10 ERA: 11.25																			
Carroll Sembera, R ERA: 2.92 (7, 1)	2.0 BF: 8 H: 3 R: 0 ER: 0 SO: 0 BB: 1 IBB: 0 HBP: 0 BLK: 0 WP: 1 HR: 0 S: 7 P: 11 ERA: 0.00 WHIP: 2.000																			

livebaseballscores.com



Batter	1	2	3	4	5	6	7	8	9	AB	R	H	RBI	BB	SO	LOB	TOP		
Ron Davis, R (1, 8) OBP: 0.287, SLG: 0.295 Rusty Staub, L (8, PH) OBP: 0.350, SLG: 0.431	SH2-3 1B		K					G6-4-3		2	0	1	0	0	1	0	Houston Astros @ Philadelphia Phillies Connie Mack Stadium, Philadelphia, PA Thu Sep 01 1966, 7:05 PM EDT Att: 8,974 - Unknown - 84 F		
Sonny Jackson, L (1, 6) OBP: 0.335, SLG: 0.329	SH2-3		4-3		6-3			1B		3	0	1	0	0	0	3			
Bob Aspromonte, R (1, 5) OBP: 0.298, SLG: 0.346	6-3			F2		6-3		6-3		4	0	0	0	0	2				
Joe Morgan, L (1, 4) OBP: 0.421, SLG: 0.418	4-3			3-1		1-3			2B 1B	4	0	1	0	0	1				
Lee Maye, L (1, 7) OBP: 0.319, SLG: 0.429		3-1		4-3		L8			2B 1-3	4	0	1	0	0	0				
Chuck Harrison, R (1, 3) OBP: 0.310, SLG: 0.371		F8			5-3		F8		BB	3	0	0	0	1	0				
John Bateman, R (1, 2) OBP: 0.308, SLG: 0.468		F8			HBP 1B		6-3		K	4	0	1	0	0	1				
Dave Nicholson, R (1, 9) OBP: 0.361, SLG: 0.425						K		6-3	F8	4	1	1	1	0	1				
Turk Farrell, R (1, 1) OBP: 0.156, SLG: 0.222 Bill Heath, L (8, PH) OBP: 0.325, SLG: 0.315 Claude Raymond, R (8, PH) OBP: 0.111, SLG: 0.111 Ron Brand, R (8, PH) OBP: 0.310, SLG: 0.265									F8	2	0	1	0	0	0				
									F2	1	0	1	0	0	0				
										1	0	0	0	0	3				
Inning Stats	R: 0 E: 0 K: 0 S: 4	H: 1 LOB: 1 BB: 0 P: 4	R: 0 E: 0 K: 0 S: 3	H: 0 LOB: 0 BB: 0 P: 3	R: 1 E: 0 K: 1 S: 6	H: 1 LOB: 0 BB: 0 P: 6	R: 0 E: 0 K: 0 S: 3	H: 0 LOB: 0 BB: 0 P: 3	R: 0 E: 0 K: 1 S: 7	H: 2 LOB: 3 BB: 0 P: 8	R: 0 E: 0 K: 0 S: 3	H: 0 LOB: 0 BB: 0 P: 3	R: 0 E: 0 K: 0 S: 4	H: 2 LOB: 1 BB: 0 P: 4	R: 0 E: 0 K: 1 S: 7	H: 2 LOB: 3 BB: 1 P: 11	1B: 6 2B: 1 3B: 0 HR: 1	SF: 0 SAC: 1 DP: 1 HBP: 1	WP: 0 PA: 36 PB: 0 SB: 0 CS: 0
PITCHER Larry Jackson, R (1, 1) ERA: 3.46	IP: 9.0 WLS: W BF: 36 H: 8 R: 1 ER: 1 SO: 3 BB: 1 IBB: 0 HBP: 1 BLK: 0 WP: 0 HR: 1 S: 40 P: 45 ERA: 1.00 WHIP: 1.000											PITCHER	IP: 9.0 WLS: W BF: 36 H: 8 R: 1 ER: 1 SO: 3 BB: 1 IBB: 0 HBP: 1 BLK: 0 WP: 0 HR: 1 S: 40 P: 45 ERA: 1.00 WHIP: 1.000						

Batter	1	2	3	4	5	6	7	8	9	AB	R	H	RBI	BB	SO	LOB	BOTTOM		
John Briggs, L (1, 8) OBP: 0.397, SLG: 0.550	F2					K	F7			3	0	0	0	1	1	1	Houston Astros @ Philadelphia Phillies Connie Mack Stadium, Philadelphia, PA Thu Sep 01 1966, 7:05 PM EDT Att: 8,974 - Unknown - 84 F		
Tony Gonzalez, L (1, 7) OBP: 0.336, SLG: 0.412	F7		4-3			3B 1B	F8			4	1	1	0	0	0	3			
Johnny Callison, L (1, 9) OBP: 0.342, SLG: 0.421	K				K	F9		4-3		4	0	0	0	0	2	1			
Dick Allen, R (1, 5) OBP: 0.388, SLG: 0.638		K			K	1B 3B		K		4	1	1	1	0	3	0			
Bill White, L (1, 3) OBP: 0.358, SLG: 0.469		3-1			4-3			6-3		4	0	1	1	0	0	0			
Clay Dalrymple, L (1, 2) OBP: 0.381, SLG: 0.353	F7					3H 1B	F8			2	0	0	0	1	0	1			
Cookie Rojas, R (1, 4) OBP: 0.315, SLG: 0.342					6-3	G4-6-3 BB				3	1	1	0	0	0	1			
Dick Groat, R (1, 6) OBP: 0.307, SLG: 0.318					5-3		SH3-4			1	0	0	0	1	0	0			
Larry Jackson, R (1, 1) OBP: 0.169, SLG: 0.203						BB 1B				3	0	2	1	0	1	1			
Inning Stats	R: 0 E: 0 K: 1 S: 5	H: 0 LOB: 0 BB: 0 P: 5	R: 0 E: 0 K: 1 S: 5	H: 0 LOB: 0 BB: 0 P: 5	R: 0 E: 0 K: 0 S: 4	H: 1 LOB: 2 BB: 1 P: 8	R: 0 E: 0 K: 2 S: 7	H: 0 LOB: 0 BB: 0 P: 7	R: 0 E: 0 K: 1 S: 4	H: 0 LOB: 1 BB: 2 P: 12	R: 2 E: 0 K: 1 S: 8	H: 3 LOB: 1 BB: 0 P: 8	R: 1 E: 0 K: 0 S: 5	H: 2 LOB: 1 BB: 0 P: 5	R: 0 E: 0 K: 1 S: 5	H: 0 LOB: 0 BB: 0 P: 5	1B: 5 2B: 0 3B: 1 HR: 0	SF: 0 SAC: 1 DP: 1 HBP: 0	WP: 0 PA: 32 PB: 1 SB: 0 CS: 0
PITCHER Turk Farrell, R (1, 1) ERA: 4.55 Claude Raymond, R (8, 1) ERA: 3.12	IP: 7.0 WLS: L BF: 29 H: 6 R: 3 ER: 3 SO: 6 BB: 3 IBB: 0 HBP: 0 BLK: 0 WP: 0 HR: 0 S: 38 P: 50 ERA: 3.86 WHIP: 1.286											PITCHER	IP: 1.0 WLS: 3 BF: 3 H: 0 R: 0 ER: 0 SO: 1 BB: 0 IBB: 0 HBP: 0 BLK: 0 WP: 0 HR: 0 S: 5 P: 5 ERA: 0.00 WHIP: 0.000						

Batter	1	2	3	4	5	6	7	8	9	AB	R	H	RBI	BB	SO	LOB	TOP							
Ron Davis, R OBP: 0.292, SLG: 0.300 (1, 8)	5-3		K				5-3		SH5-4 1B	5	2	2	2	0	1	0	Houston Astros @ Atlanta Braves Atlanta Stadium, Atlanta, GA Fri Sep 02 1966, 7:05 PM EDT Cloudy - 82 F							
Sonny Jackson, L OBP: 0.335, SLG: 0.330 (1, 6)	K		K						G3 SH5-4 1B	5	0	2	0	0	3	2								
Bob Aspromonte, R OBP: 0.298, SLG: 0.345 (1, 5)	6-3						F2		SH5-4	4	0	1	1	1	0	0								
Joe Morgan, L OBP: 0.423, SLG: 0.418 (1, 4)							L9		G3	3	0	1	1	2	0	1								
Lee Maye, L OBP: 0.317, SLG: 0.425 (1, 7)									G3	5	0	1	1	0	0	4								
Bill Heath, L OBP: 0.345, SLG: 0.338 (1, 2)									L7	4	1	3	0	0	0	2								
Dave Giusti, R OBP: 0.250, SLG: 0.333 (8, PR)										0	0	0	0	0	0	0								
Claude Raymond, R OBP: 0.311, SLG: 0.111 (8, 1)										0	0	0	0	0	0	0								
Ron Brand, R OBP: 0.307, SLG: 0.263 (9, PH)										1	0	0	0	0	0	2								
Chuck Harrison, R OBP: 0.315, SLG: 0.375 (1, 3)										4	1	3	0	0	0	2								
Dave Nicholson, R OBP: 0.356, SLG: 0.419 (1, 9)										4	0	0	0	0	2	8								
Larry Dierker, R OBP: 0.185, SLG: 0.245 (1, 1)										1	0	0	0	0	0	0								
Felix Mantilla, R OBP: 0.276, SLG: 0.348 (5, PH)										1	1	1	0	0	0	0								
Ron Taylor, R OBP: 0.200, SLG: 0.300 (5, 1)										1	0	0	0	0	2	2								
John Bateman, R OBP: 0.308, SLG: 0.466 (8, 2)										1	0	0	0	0	2	2								
Inning Stats	R: 0 E: 0 K: 1 S: 5	H: 0 LOB: 0 BB: 0 P: 5	R: 0 E: 0 K: 1 S: 6	H: 1 LOB: 2 BB: 1 P: 10	R: 0 E: 0 K: 2 S: 7	H: 0 LOB: 0 BB: 0 P: 7	R: 0 E: 0 K: 0 S: 3	H: 0 LOB: 0 BB: 0 P: 3	R: 4 E: 0 K: 2 S: 13	H: 6 LOB: 2 BB: 0 P: 13	R: 0 E: 0 K: 0 S: 4	H: 2 LOB: 1 BB: 0 P: 4	R: 0 E: 0 K: 0 S: 4	H: 1 LOB: 1 BB: 0 P: 4	R: 0 E: 0 K: 0 S: 5	H: 2 LOB: 2 BB: 1 P: 5	R: 1 E: 0 K: 0 S: 5	H: 2 LOB: 2 BB: 1 P: 9	1B: 14 2B: 0 3B: 0 HR: 0	SF: 0 SAC: 1 DP: 1 HBP: 0	WP: 0 PB: 0 SB: 2 CS: 0	PA: 42		
PITCHER	IP WLS BF H R ER SO BB IBB HBP BLK WP HR S P ERA WHIP																							
Tony Cloninger, R ERA: 4.18 (1, 1)	4.2		22	7	4	4	6	1	0	0	0	0	0	0	33	37	7.71	1.714						
Clay Carroll, R ERA: 2.33 (5, 1)	2.2	W	12	5	0	0	0	0	0	0	0	0	0	12	12	0.00	1.875							
Phil Niekro, R ERA: 3.53 (8, 1)	1.2	S	8	2	1	1	0	1	0	0	0	0	0	0	7	11	5.40	1.800						

Batter	1	2	3	4	5	6	7	8	9	AB	R	H	RBI	BB	SO	LOB	BOTTOM							
Felipe Alou, R OBP: 0.363, SLG: 0.537 (1, 3)	HR						6-3		F8	5	2	2	2	0	0	2	Houston Astros @ Atlanta Braves Atlanta Stadium, Atlanta, GA Fri Sep 02 1966, 7:05 PM EDT Cloudy - 82 F							
Eddie Mathews, L OBP: 0.335, SLG: 0.396 (1, 5)							F3			4	2	3	3	0	0	0								
Hank Aaron, R OBP: 0.360, SLG: 0.535 (1, 9)							1-3		P6	4	0	0	0	0	1	1								
Joe Torre, R OBP: 0.374, SLG: 0.545 (1, 2)									F9	4	0	1	0	0	0	1								
Rico Carty, R OBP: 0.384, SLG: 0.456 (1, 7)									F8	3	1	1	1	1	0	3								
Mack Jones, L OBP: 0.325, SLG: 0.450 (1, 8)									G4-6-3	4	0	1	0	0	0	1								
Denis Menke, R OBP: 0.349, SLG: 0.393 (1, 6)									G4-6-3	4	0	1	0	0	0	2								
Frank Bolling, R OBP: 0.250, SLG: 0.263 (1, 4)										4	1	3	0	0	0	0								
Tony Cloninger, R OBP: 0.278, SLG: 0.462 (1, 1)										1	0	0	0	0	1	1								
Clay Carroll, R OBP: 0.074, SLG: 0.074 (5, 1)										1	0	0	0	0	0	0								
Phil Niekro, R ERA: 5.69 (8, 1)										1	0	0	0	0	1	2								
Inning Stats	R: 2 E: 0 K: 1 S: 9	H: 4 LOB: 2 BB: 0 P: 9	R: 2 E: 1 K: 0 S: 7	H: 3 LOB: 2 BB: 0 P: 7	R: 0 E: 0 K: 1 S: 6	H: 1 LOB: 1 BB: 0 P: 6	R: 0 E: 0 K: 0 S: 3	H: 0 LOB: 0 BB: 0 P: 3	R: 0 E: 0 K: 0 S: 2	H: 0 LOB: 0 BB: 1 P: 6	R: 0 E: 0 K: 0 S: 3	H: 0 LOB: 0 BB: 0 P: 3	R: 1 E: 0 K: 0 S: 4	H: 1 LOB: 0 BB: 0 P: 4	R: 1 E: 0 K: 1 S: 8	H: 3 LOB: 2 BB: 0 P: 8		1B: 7 2B: 1 3B: 0 HR: 4	SF: 0 SAC: 1 DP: 1 HBP: 0	WP: 1 PB: 0 SB: 0 CS: 0	PA: 37			
PITCHER	IP WLS BF H R ER SO BB IBB HBP BLK WP HR S P ERA WHIP																							
Larry Dierker, R ERA: 3.5 (1, 1)	4.0		21	8	4	4	2	0	0	0	0	0	0	2	25	25	9.00	2.000						
Ron Taylor, R ERA: 5.69 (5, 1)	3.0	L	10	1	1	1	0	1	0	0	0	0	0	1	9	13	3.00	0.667						
Claude Raymond, R ERA: 3.2 (8, 1)	1.0		6	3	1	1	1	0	0	0	0	0	0	1	1	8	9.00	3.000						



Batter	1	2	3	4	5	6	7	8	9	AB	R	H	RBI	BB	SO	LOB	TOP					
Ron Davis, R OBP: 0.290, SLG: 0.307 (1, 8)										4	1	1	0	0	0	0	Houston Astros @ Atlanta Braves Atlanta Stadium, Atlanta, GA Fri Sep 02 1966, 7:05 PM EDT Att: 9,145 - Unknown					
Sonny Jackson, L OBP: 0.335, SLG: 0.329 (1, 6)										4	0	1	0	0	0	1						
Bob Aspromonte, R OBP: 0.296, SLG: 0.342 (1, 5)										4	0	0	0	0	0	2						
Joe Morgan, L OBP: 0.422, SLG: 0.417 (1, 4)										3	0	1	1	0	0	0						
Lee Maye, L OBP: 0.314, SLG: 0.421 (1, 7)										3	0	0	0	0	0	1						
Chuck Harrison, R OBP: 0.315, SLG: 0.375 (1, 3)										3	0	1	0	0	2	0						
John Bateman, R OBP: 0.305, SLG: 0.463 (1, 2)										3	0	0	0	0	2	1						
Dave Nicholson, R OBP: 0.353, SLG: 0.415 (1, 9)										3	0	0	0	0	2	1						
Chris Zachary, L OBP: 0.143, SLG: 0.333 Bill Heath, L OBP: 0.341, SLG: 0.333 Carroll Sembera, R OBP: 0.314, SLG: 0.421 (8, 1)										2	0	0	0	0	1	1						
Inning Stats	R: 1 E: 0 K: 0 S: 5	H: 2 LOB: 1 BB: 0 P: 5	R: 0 E: 0 K: 3 S: 9	H: 0 LOB: 0 BB: 0 P: 9	R: 0 E: 0 K: 1 S: 5	H: 0 LOB: 0 BB: 0 P: 5	R: 0 E: 0 K: 0 S: 3	H: 0 LOB: 0 BB: 0 P: 3	R: 0 E: 0 K: 2 S: 8	H: 1 LOB: 1 BB: 0 P: 8	R: 0 E: 0 K: 0 S: 3	H: 0 LOB: 0 BB: 0 P: 3	R: 0 E: 0 K: 1 S: 5	H: 0 LOB: 0 BB: 0 P: 5	R: 0 E: 0 K: 0 S: 3	H: 0 LOB: 0 BB: 0 P: 3	R: 0 E: 0 K: 0 S: 3	H: 1 LOB: 0 BB: 0 P: 3	1B: 3 2B: 1 3B: 0 HR: 0	SF: 0 SAC: 0 DP: 0 HBP: 0	WP: 0 PB: 0 SB: 1 CS: 1	PA: 30
PITCHER Pat Jarvis, R ERA: 2.42 (1, 1)	IP: 9.0 WLS: W BF: 30 H: 4 R: 1 ER: 1 SO: 7 BB: 0 IBB: 0 HBP: 0 BLK: 0 WP: 0 HR: 0 S: 44 P: 44 ERA: 1.00 WHIP: 0.444															PITCHER Pat Jarvis, R ERA: 2.42 (1, 1)	IP: 9.0 WLS: W BF: 30 H: 4 R: 1 ER: 1 SO: 7 BB: 0 IBB: 0 HBP: 0 BLK: 0 WP: 0 HR: 0 S: 44 P: 44 ERA: 1.00 WHIP: 0.444					

Batter	1	2	3	4	5	6	7	8	9	AB	R	H	RBI	BB	SO	LOB	BOTTOM			
Felipe Alou, R OBP: 0.362, SLG: 0.535 (1, 3)										4	1	1	0	0	0	2	Houston Astros @ Atlanta Braves Atlanta Stadium, Atlanta, GA Fri Sep 02 1966, 7:05 PM EDT Att: 9,145 - Unknown			
Eddie Mathews, L OBP: 0.337, SLG: 0.395 (1, 5)										3	0	1	0	1	1	0				
Hank Aaron, R OBP: 0.358, SLG: 0.532 (1, 9)										3	0	0	1	0	0	1				
Rico Carty, R OBP: 0.383, SLG: 0.452 (1, 7)										3	0	0	0	1	0	2				
Mack Jones, L OBP: 0.324, SLG: 0.446 (1, 8)										3	0	0	0	1	0	1				
Gene Oliver, R OBP: 0.257, SLG: 0.380 Joe Torre, R OBP: 0.374, SLG: 0.545 (8, 2)										3	1	1	0	0	1	1				
Denis Menke, R OBP: 0.354, SLG: 0.397 (1, 6)										2	0	2	1	1	0	0				
Woody Woodward, R OBP: 0.325, SLG: 0.320 (1, 4)										2	0	0	0	1	0	1				
Pat Jarvis, R (1, 1)										2	0	0	0	0	1	0				
Inning Stats	R: 0 E: 0 K: 0 S: 3	H: 0 LOB: 1 BB: 1 P: 7	R: 0 E: 0 K: 1 S: 4	H: 1 LOB: 0 BB: 1 P: 8	R: 0 E: 0 K: 1 S: 5	H: 0 LOB: 0 BB: 0 P: 5	R: 0 E: 0 K: 1 S: 5	H: 0 LOB: 0 BB: 0 P: 5	R: 0 E: 0 K: 0 S: 3	H: 0 LOB: 1 BB: 1 P: 7	R: 1 E: 0 K: 0 S: 5	H: 2 LOB: 1 BB: 0 P: 5	R: 1 E: 0 K: 0 S: 5	H: 2 LOB: 2 BB: 1 P: 9	R: 0 E: 0 K: 0 S: 3	H: 0 LOB: 1 BB: 1 P: 7	1B: 4 2B: 1 3B: 0 HR: 0	SF: 1 SAC: 1 DP: 0 HBP: 0	WP: 0 PB: 0 SB: 0 CS: 2	PA: 33
PITCHER Chris Zachary, R ERA: 4.88 Carroll Sembera, R ERA: 2.81 (8, 1)	IP: 7.0 WLS: L BF: 28 H: 5 R: 2 ER: 2 SO: 3 BB: 3 IBB: 1 HBP: 0 BLK: 0 WP: 0 HR: 0 S: 30 P: 46 ERA: 2.57 WHIP: 1.143															PITCHER Chris Zachary, R ERA: 4.88 Carroll Sembera, R ERA: 2.81 (8, 1)	IP: 7.0 WLS: L BF: 28 H: 5 R: 2 ER: 2 SO: 3 BB: 3 IBB: 1 HBP: 0 BLK: 0 WP: 0 HR: 0 S: 30 P: 46 ERA: 2.57 WHIP: 1.143			

Batter	1	2	3	4	5	6	7	8	9	AB	R	H	RBI	BB	SO	LOB	TOP										
Ron Davis, R OBP: 0.306, SLG: 0.341 (1, 8)	F3		L3		HR		CS 1B		L8	5	1	2	1	0	0	2											
Sonny Jackson, L OBP: 0.332, SLG: 0.326 (1, 6)	1-3		F9		F7		CS 1-2	1-3	1-3	5	0	0	0	0	0	2											
Norm Miller, L OBP: 0.200, SLG: 0.200 (1, 9)	F7		L8		1-3			G3 BB 1B		4	0	1	0	0	0	0											
Joe Morgan, L OBP: 0.424, SLG: 0.418 (1, 4)		2B 1B 1B		L3 1B		L8		G3 BB 1-2		3	1	2	0	1	0	0											
Lee Maye, L OBP: 0.319, SLG: 0.425 (1, 7)		1B G3 2B		L3 1-2		F7		G3 BB 1-2		4	1	1	0	0	0	3											
Chuck Harrison, R OBP: 0.315, SLG: 0.377 (1, 3)		G3 1B		2B 1B		PB 2B		6-3		4	1	3	1	0	0	2											
Bill Heath, L OBP: 0.337, SLG: 0.341 (1, 2)		G3 1-2 3-H		G3 1B 1-H		G3		F7		4	0	1	2	0	0	2											
Gene Freese, R OBP: 0.255, SLG: 0.259 (9, PH)		F7		L8		F7		1B		3	0	0	0	0	0	2											
Rusty Staub, L OBP: 0.352, SLG: 0.432 (9, PR)								1B		1	0	1	0	0	0	0											
Nate Colbert, R (9, PR)								1B		0	0	0	0	0	0	0											
Mike Cuellar, L OBP: 0.131, SLG: 0.119 (9, PH)		K				K		1B		3	0	0	0	0	3	1											
John Bateman, R OBP: 0.309, SLG: 0.467 (9, PR)								1-2		1	0	1	0	0	0	0											
Dave Giusti, R OBP: 0.262, SLG: 0.344 (9, PR)								1B		0	0	0	0	0	0	0											
Inning Stats	R: 0 E: 0 K: 0 S: 3	H: 0 LOB: 0 BB: 0 P: 3	R: 2 E: 0 K: 1 S: 8	H: 3 LOB: 1 BB: 0 P: 8	R: 0 E: 0 K: 0 S: 3	H: 0 LOB: 0 BB: 0 P: 3	R: 1 E: 0 K: 0 S: 5	H: 3 LOB: 1 BB: 0 P: 5	R: 1 E: 0 K: 1 S: 6	H: 1 LOB: 0 BB: 0 P: 6	R: 0 E: 0 K: 0 S: 4	H: 1 LOB: 1 BB: 0 P: 4	R: 0 E: 0 K: 1 S: 5	H: 1 LOB: 0 BB: 0 P: 5	R: 0 E: 0 K: 0 S: 4	H: 1 LOB: 2 BB: 1 P: 8	R: 0 E: 0 K: 0 S: 5	H: 2 LOB: 2 BB: 0 P: 5	1B: 8 2B: 4 3B: 0 HR: 1	SF: 0 SAC: 0 DP: 1 HBP: 0	WP: 0 PB: 1 SB: 0 CS: 1	PA: 39					
PITCHER	IP	WLS	BF	H	R	ER	SO	BB	IBB	HBP	BLK	WP	HR	S	P	ERA	WHIP										
Ken Johnson, R ERA: 3.38 (1, 1)	7.0	W	28	9	4	4	3	0	0	0	0	0	1	34	34	5.14	1.286										
Phil Niekro, R ERA: 3.43 (8, 1)	1.1		8	3	0	0	0	1	0	0	0	0	0	7	11	0.00	3.000										
Clay Carroll, R ERA: 2.32 (9, 1)	0.2	S	2	0	0	0	0	0	0	0	0	0	0	2	2	0.00	0.000										

Houston Astros @ Atlanta Braves
Atlanta Stadium, Atlanta, GA
Sat Sep 03 1966, 7:05 PM EDT
Att: 19,908 - Unknown

AB	37
R	4
H	12
RBI	4
BB	1
SO	3
LOB	14



Batter	1	2	3	4	5	6	7	8	9	AB	R	H	RBI	BB	SO	LOB	BOTTOM										
Felipe Alou, R OBP: 0.365, SLG: 0.535 (1, 3)	5-3		WP 1B 2B	E IBB			WP 1B			3	2	2	1	1	0	0											
Ty Cline, L OBP: 0.375, SLG: 0.375 (1, 8)	F5		K	L5			1-2 1B			4	0	1	1	0	1	3											
Hank Aaron, R OBP: 0.359, SLG: 0.529 (1, 9)	P3		E BB	L6			P5			3	1	0	0	1	0	3											
Joe Torre, R OBP: 0.379, SLG: 0.546 (1, 2)		6-3	E 1B 1B		F8		E 1B			4	1	2	1	0	0	0											
Rico Carty, R OBP: 0.384, SLG: 0.451 (1, 7)		6-3	E4 1B	G3			E3 FC6-4			4	0	0	0	0	0	2											
Miguel de la Hoz, R OBP: 0.240, SLG: 0.244 (1, 5)	F3		1-3 2-H 1B	1-3	1-3		FC6-4			4	0	1	1	0	0	2											
Denis Menke, R OBP: 0.357, SLG: 0.408 (1, 6)			P6	E SH1-4 1B		K		F9		4	0	1	0	0	1	0											
Woody Woodward, R OBP: 0.324, SLG: 0.318 (1, 4)			E5 1B 2B	F9		G6-3 1B		P3		4	1	1	0	0	0	1											
Ken Johnson, R OBP: 0.138, SLG: 0.211 (8, 1)			2B WP 1B	SH1-4		G6-3		5-3		2	1	1	0	0	0	1											
Phil Niekro, R (8, 1)										1	0	0	0	0	0	0											
Clay Carroll, R OBP: 0.074, SLG: 0.074 (9, 1)										0	0	0	0	0	0	0											
Inning Stats	R: 0 E: 0 K: 0 S: 3	H: 0 LOB: 0 BB: 0 P: 3	R: 0 E: 0 K: 0 S: 3	H: 0 LOB: 0 BB: 0 P: 3	R: 5 E: 2 K: 1 S: 10	H: 4 LOB: 2 BB: 1 P: 14	R: 0 E: 1 K: 0 S: 5	H: 1 LOB: 3 BB: 1 P: 9	R: 0 E: 0 K: 0 S: 3	H: 0 LOB: 0 BB: 0 P: 3	R: 0 E: 0 K: 1 S: 5	H: 1 LOB: 0 BB: 0 P: 5	R: 1 E: 1 K: 0 S: 6	H: 3 LOB: 2 BB: 0 P: 6	R: 0 E: 0 K: 0 S: 3	H: 0 LOB: 0 BB: 0 P: 3	1B: 8 2B: 1 3B: 0 HR: 0	SF: 0 SAC: 1 DP: 1 HBP: 0	WP: 2 PB: 0 SB: 0 CS: 0	PA: 36							
PITCHER	IP	WLS	BF	H	R	ER	SO	BB	IBB	HBP	BLK	WP	HR	S	P	ERA	WHIP										
Mike Cuellar, L ERA: 2.19 (1, 1)	8.0	L	36	9	6	1	2	1	1	0	0	2	0	38	46	1.12	1.250										

Houston Astros @ Atlanta Braves
Atlanta Stadium, Atlanta, GA
Sat Sep 03 1966, 7:05 PM EDT
Att: 19,908 - Unknown


AB	33
R	6
H	9
RBI	4
BB	2
SO	2
LOB	12




Batter	1	2	3	4	5	6	7	8	9	AB	R	H	RBI	BB	SO	LOB	TOP			
Ron Davis, R (1, 8) OBP: 0.297, SLG: 0.331	F8		K2-3		K			K		4	0	0	0	0	3	1	Houston Astros @ Atlanta Braves Atlanta Stadium, Atlanta, GA Sun Sep 04 1966, 3:33 AM EDT Att: 11,799 - Cloudy - 85 F			
Sonny Jackson, L (1, 6) OBP: 0.331, SLG: 0.326	4-3		3-1			F8				4	0	1	0	0	0	0				
Bob Lillis, R (8, 6) OBP: 0.269, SLG: 0.278								1B		0	0	0	0	0	0	0				
Norm Miller, L (1, 9) OBP: 0.111, SLG: 0.111	F7			K		F8		P6		4	0	0	0	0	1	1				
Joe Morgan, L (1, 4) OBP: 0.425, SLG: 0.415		1B WP BB		4-3					L3	2	0	0	0	2	0	0				
Lee Maye, L (1, 7) OBP: 0.321, SLG: 0.425	F9					3-1				4	0	2	0	0	0	2				
Chuck Harrison, R (1, 3) OBP: 0.315, SLG: 0.375	P6									4	0	1	0	0	0	2				
Bill Heath, L (1, 2) OBP: 0.333, SLG: 0.337					6-3		K		P5	4	0	1	0	0	1	2				
Bob Aspromonte, R (1, 5) OBP: 0.292, SLG: 0.338	L5				P6		K		P6	3	0	0	0	0	1	2				
John Bateman, R (9, PH) OBP: 0.308, SLG: 0.466										1	0	0	0	0	0	2				
Bob Bruce, R (1, 1) OBP: 0.111, SLG: 0.086			F3					K		2	0	1	0	0	0	0				
Rusty Staub, L (8, PH) OBP: 0.351, SLG: 0.432										1	0	0	0	0	1	0				
Claude Raymond, R (8, 1) OBP: 0.111, SLG: 0.111										0	0	0	0	0	0	0				
Inning Stats	R: 0 E: 0 K: 0 S: 3	H: 0 LOB: 0 BB: 0 P: 3	R: 0 E: 0 K: 0 S: 4	H: 1 LOB: 2 BB: 1 P: 8	R: 0 E: 0 K: 1 S: 5	H: 0 LOB: 0 BB: 0 P: 5	R: 0 E: 0 K: 1 S: 6	H: 1 LOB: 1 BB: 0 P: 6	R: 0 E: 0 K: 0 S: 3	H: 0 LOB: 1 BB: 1 P: 7	R: 0 E: 0 K: 2 S: 7	H: 0 LOB: 0 BB: 0 P: 7	R: 0 E: 0 K: 2 S: 8	H: 1 LOB: 1 BB: 0 P: 8	R: 0 E: 0 K: 0 S: 5	H: 2 LOB: 2 BB: 0 P: 5	1B: 6 2B: 0 3B: 0 HR: 0	SF: 0 SAC: 0 DP: 0 HBP: 0	WP: 1 PB: 0 SB: 0 CS: 0	PA: 35
PITCHER	IP WLS BF H R ER SO BB IBB HBP BLK WP HR S P ERA WHIP																			
Don Schwalt, R (1, 1) ERA: 3.71	5.0 W 19 3 0 0 3 1 0 0 0 0 1 0 24 28 0.00 0.800																			
Jay Ritchie, R (6, 1) ERA: 1.57	4.0 S 16 3 0 0 4 1 0 0 0 0 0 0 23 27 0.00 1.000																			

Batter	1	2	3	4	5	6	7	8	9	AB	R	H	RBI	BB	SO	LOB	BOTTOM			
Felipe Alou, R (1, 3) OBP: 0.363, SLG: 0.531	6-3		L4		F7		P4			4	0	0	0	0	0	1	Houston Astros @ Atlanta Braves Atlanta Stadium, Atlanta, GA Sun Sep 04 1966, 3:33 AM EDT Att: 11,799 - Cloudy - 85 F			
Eddie Mathews, L (1, 5) OBP: 0.336, SLG: 0.408	HR		F9		G3			F2		4	1	1	1	0	0	0				
Hank Aaron, R (1, 9) OBP: 0.360, SLG: 0.529	5-3		FC6-4			P5				4	0	2	0	0	0	0				
Joe Torre, R (1, 2) OBP: 0.376, SLG: 0.542	G3		FC6-4			6-3		K		4	0	0	0	0	1	1				
Rico Carty, R (1, 7) OBP: 0.384, SLG: 0.452		1B 2B		6-3		F2				3	0	1	0	0	0	0				
Mack Jones, L (1, 8) OBP: 0.326, SLG: 0.452		L4		3-1			G6-4-3	1B		3	0	1	0	0	0	1				
Denis Menke, R (1, 6) OBP: 0.359, SLG: 0.408		1B BB		1B 1B			G6-4-3	1B		2	0	1	0	1	0	1				
Woody Woodward, R (1, 4) OBP: 0.329, SLG: 0.329		G6-4-3		1B			1B	3B		3	1	3	0	0	0	0				
Don Schwalt, R (1, 1) OBP: 0.111, SLG: 0.059		G6-4-3					F9			1	0	0	0	0	0	3				
Gary Geiger, L (5, PH) OBP: 0.359, SLG: 0.443										1	0	0	0	0	0	0				
Jay Ritchie, R (6, 1) OBP: 0.500, SLG: 0.500										1	0	1	1	0	0	0				
Inning Stats	R: 1 E: 0 K: 0 S: 4	H: 1 LOB: 0 BB: 0 P: 4	R: 0 E: 0 K: 0 S: 4	H: 2 LOB: 2 BB: 1 P: 8	R: 0 E: 0 K: 0 S: 4	H: 1 LOB: 1 BB: 0 P: 4	R: 0 E: 0 K: 0 S: 4	H: 2 LOB: 2 BB: 0 P: 4	R: 0 E: 0 K: 0 S: 3	H: 0 LOB: 0 BB: 0 P: 3	R: 0 E: 0 K: 0 S: 3	H: 0 LOB: 0 BB: 0 P: 3	R: 1 E: 0 K: 0 S: 5	H: 3 LOB: 1 BB: 0 P: 5	R: 0 E: 0 K: 1 S: 5	H: 1 LOB: 0 BB: 0 P: 5	1B: 7 2B: 1 3B: 1 HR: 1	SF: 0 SAC: 0 DP: 2 HBP: 0	WP: 0 PB: 0 SB: 0 CS: 0	PA: 31
PITCHER	IP WLS BF H R ER SO BB IBB HBP BLK WP HR S P ERA WHIP																			
Bob Bruce, R (1, 1) ERA: 5.45	7.0 L 28 9 2 2 0 1 0 0 0 0 0 0 1 27 31 2.57 1.429																			
Claude Raymond, R (8, 1) ERA: 3.16	1.0 3 1 0 0 1 0 0 0 0 0 0 0 5 5 0.00 1.000																			

AB 33
R 0
H 6
RBI 0
BB 2
SO 7
LOB 12

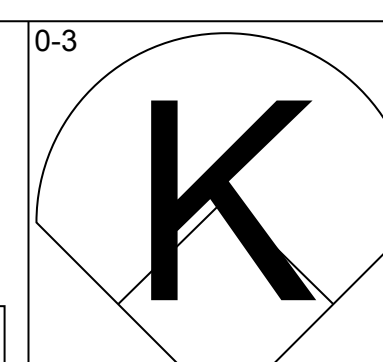
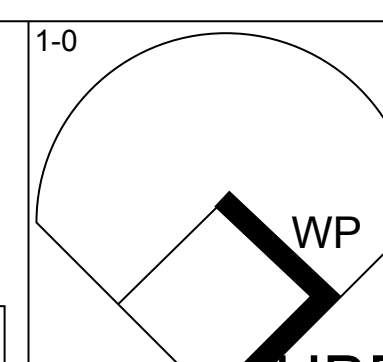
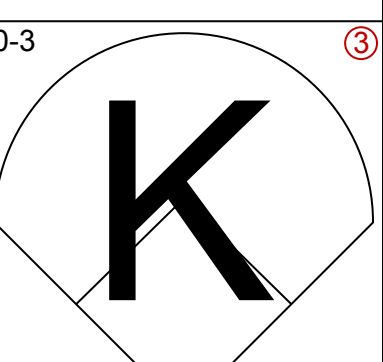
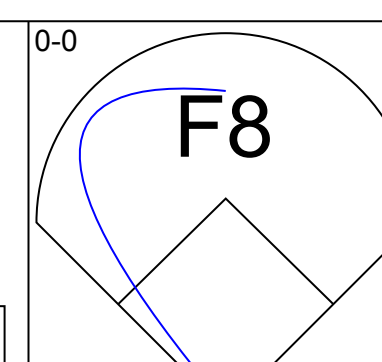
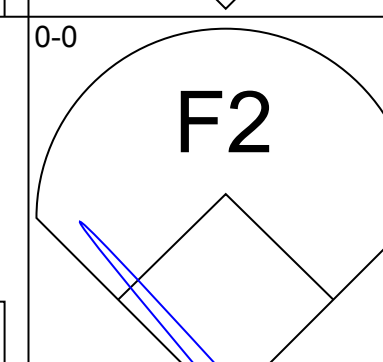
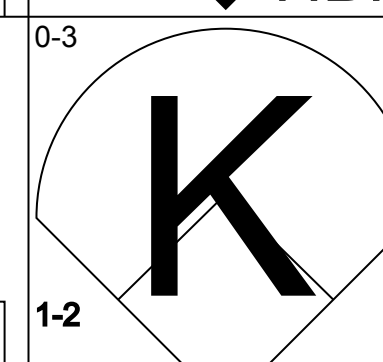
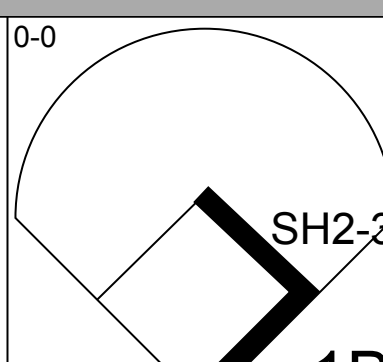
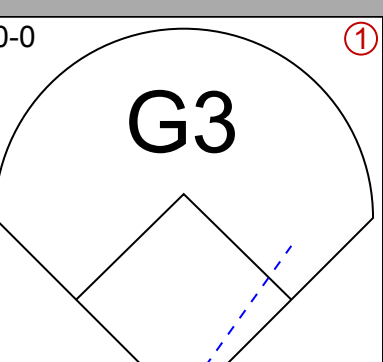
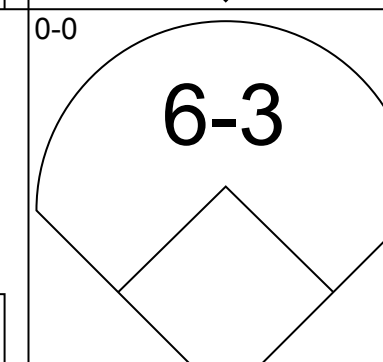
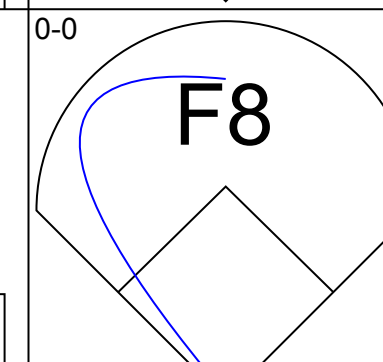
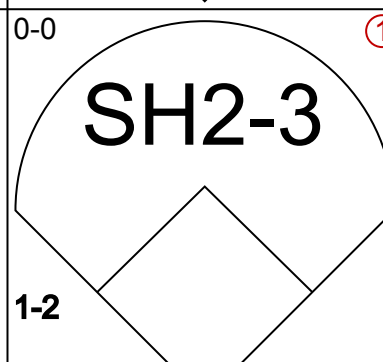
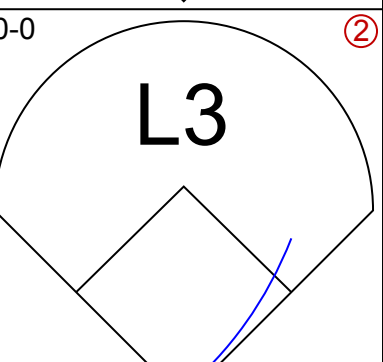
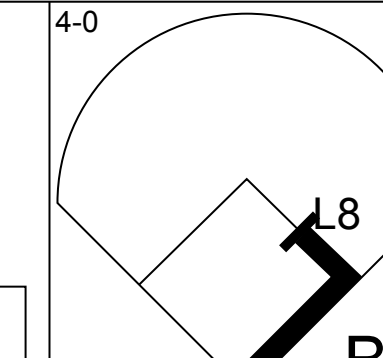
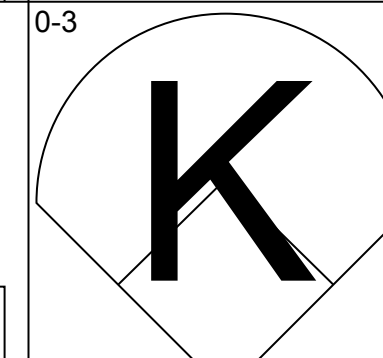
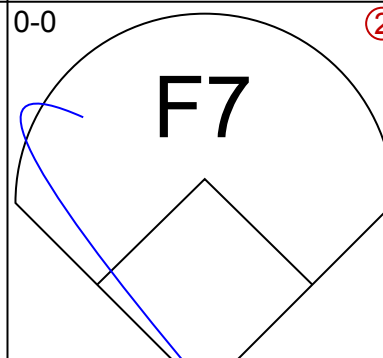
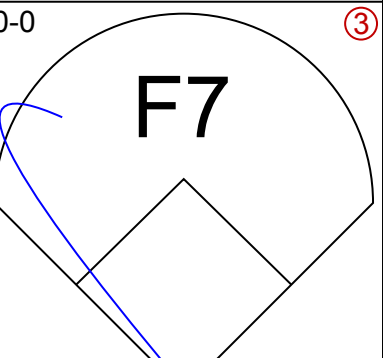
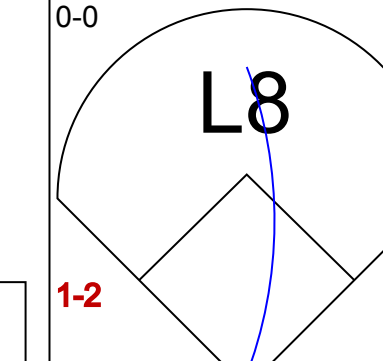
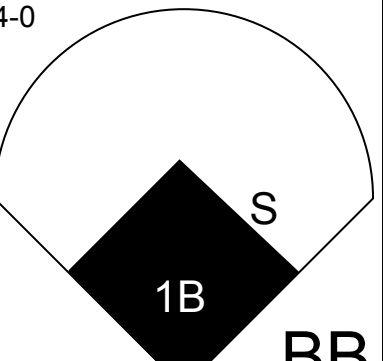
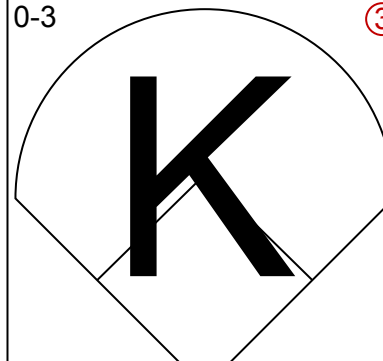
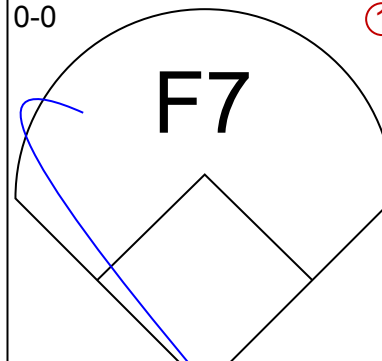
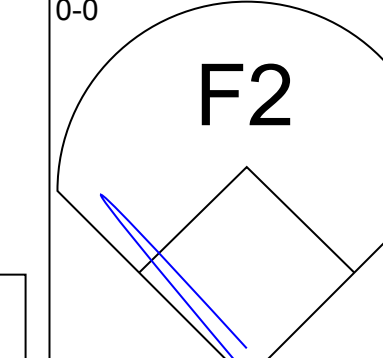
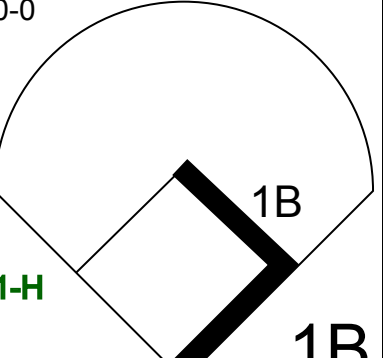
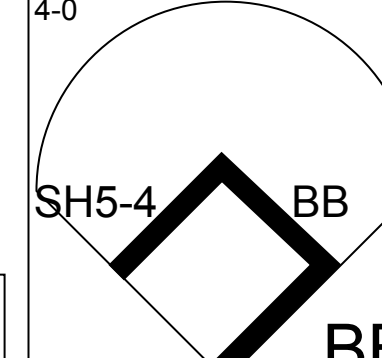
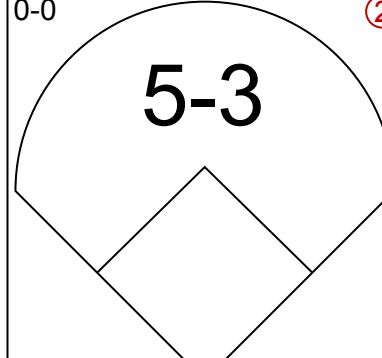
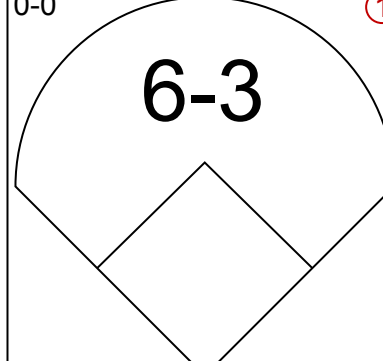
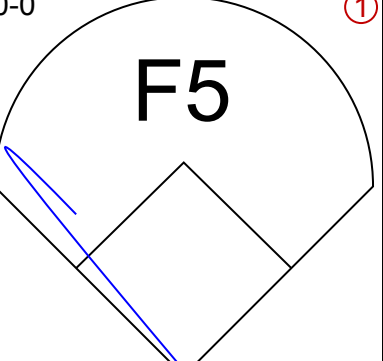
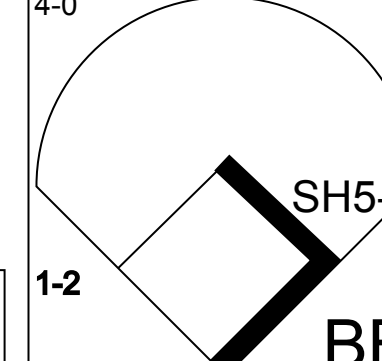
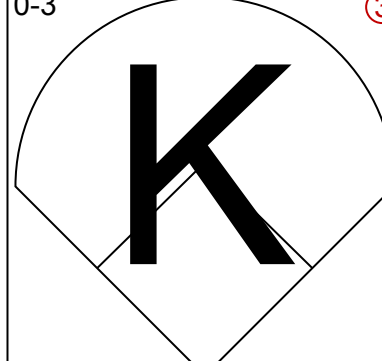
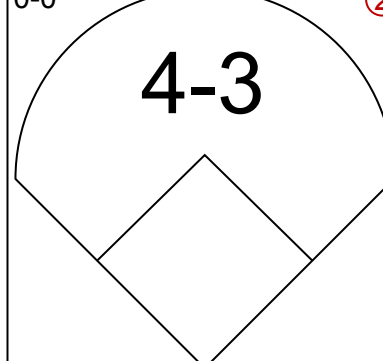
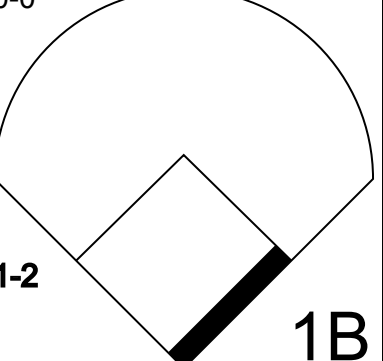
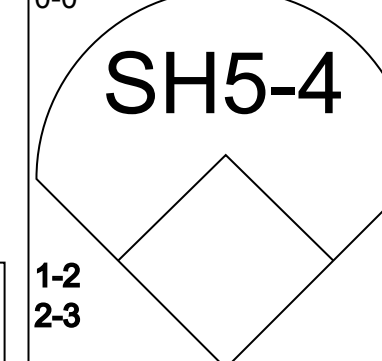
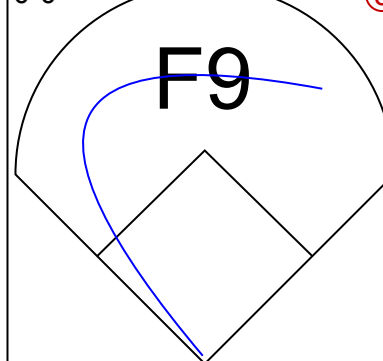
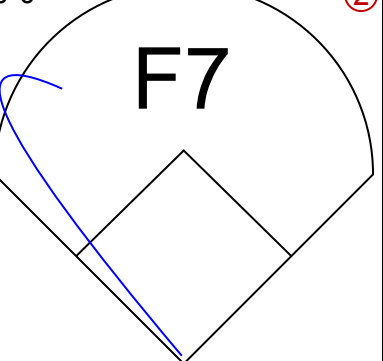
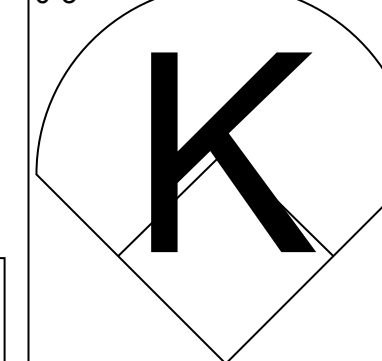


AB 30
R 2
H 10
RBI 2
BB 1
SO 1
LOB 7



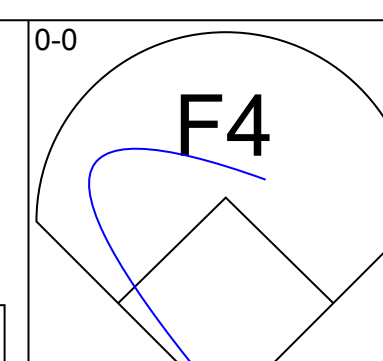
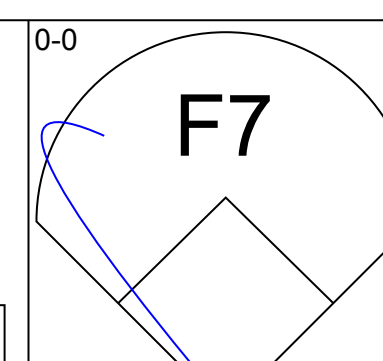
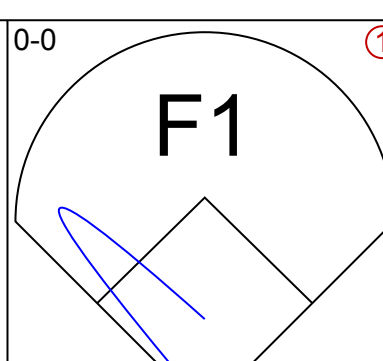
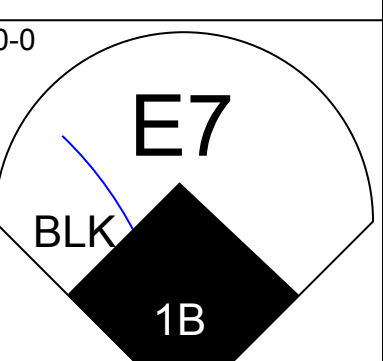
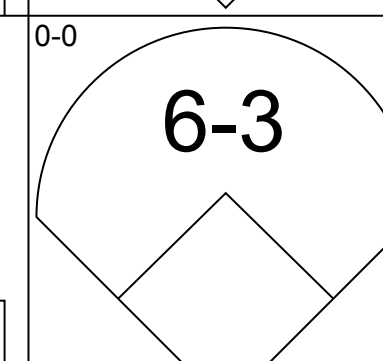
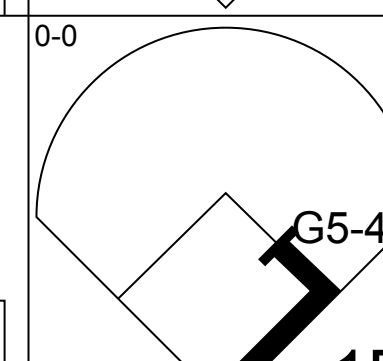
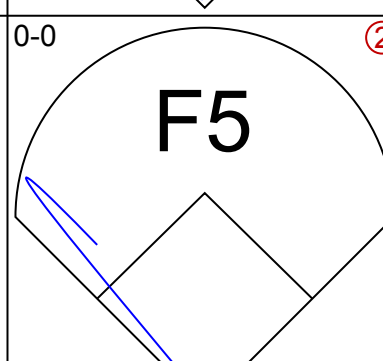
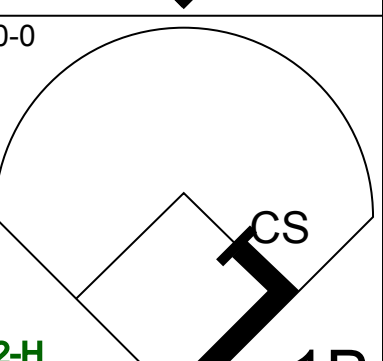
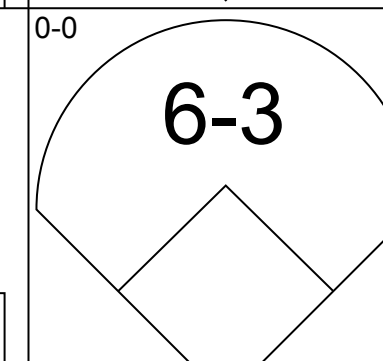
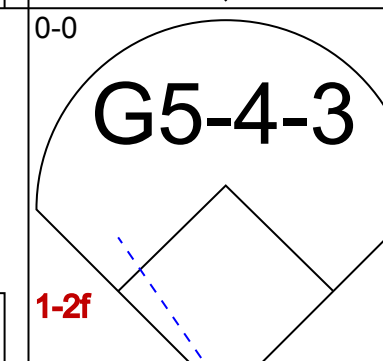
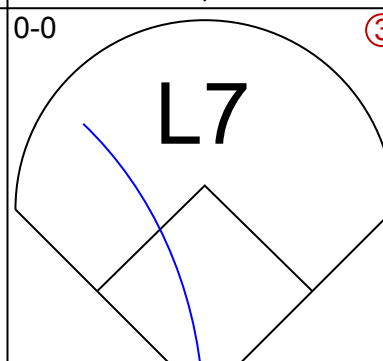
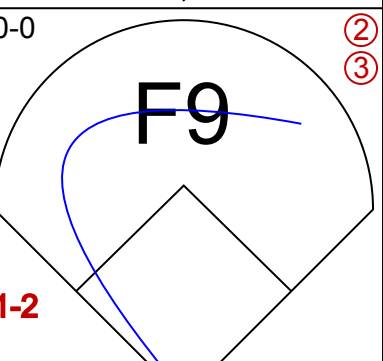
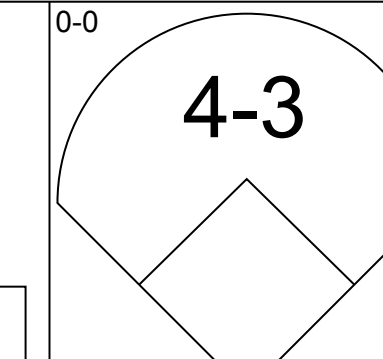
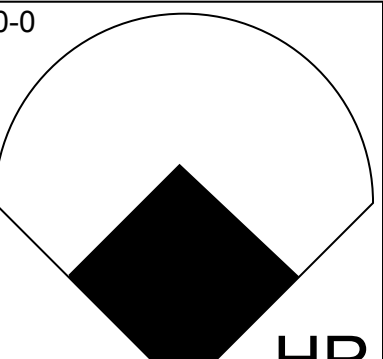
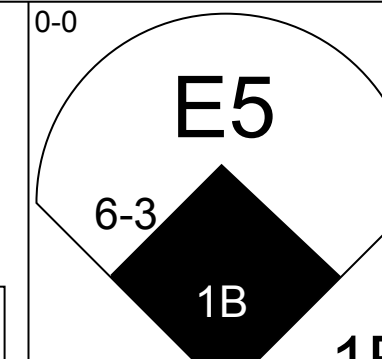
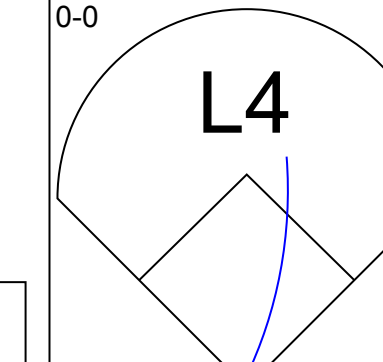
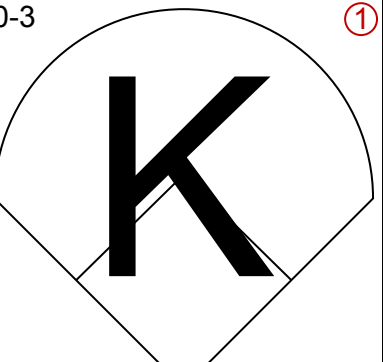
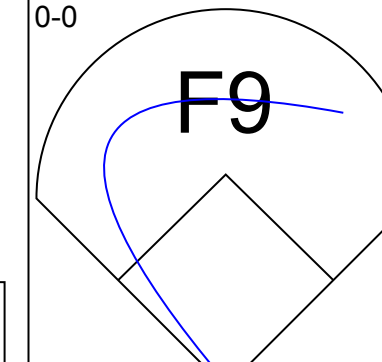
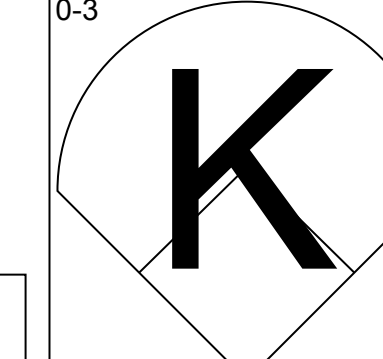
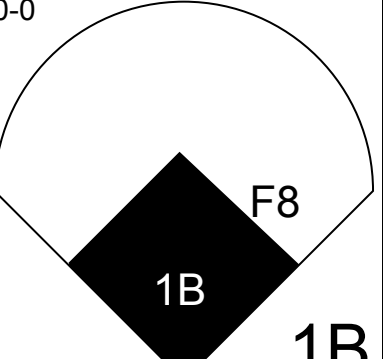
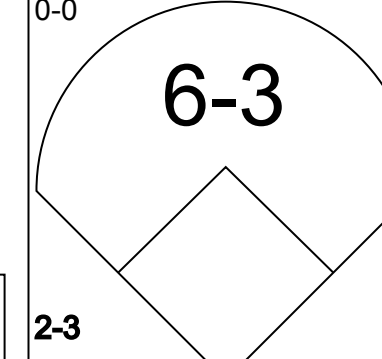
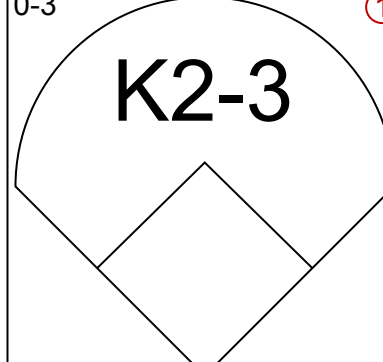
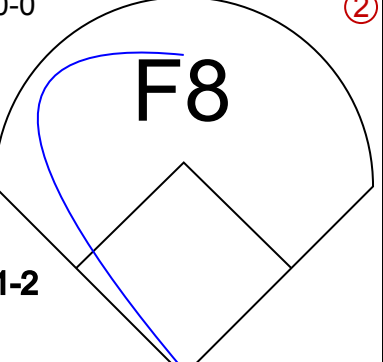
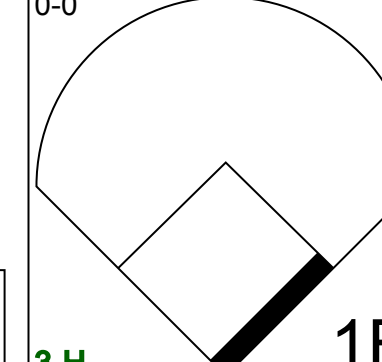
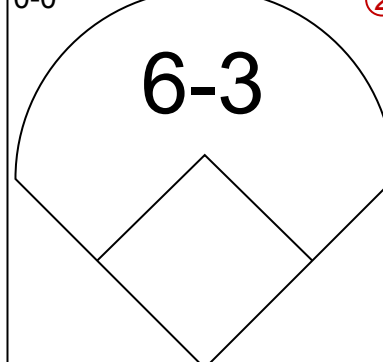
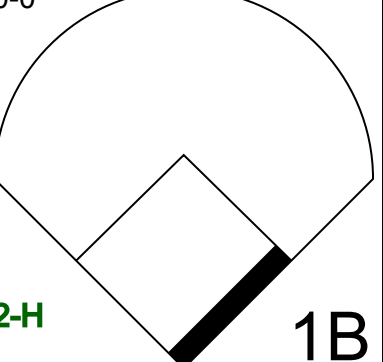
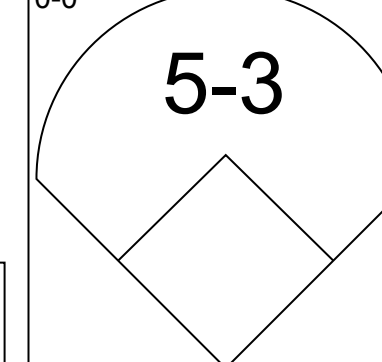
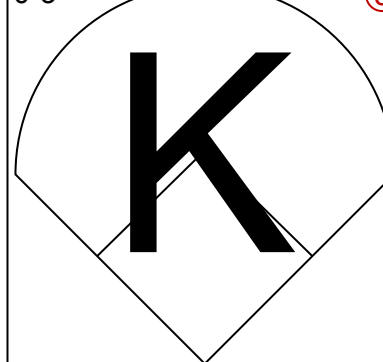
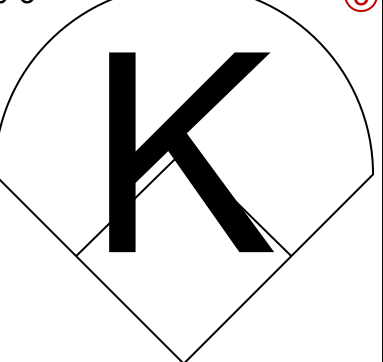
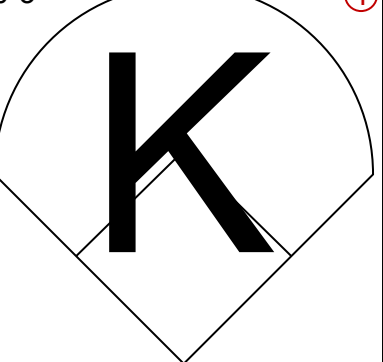
livebaseballscores.com

livebaseballscores.com

Batter	1	2	3	4	5	6	7	8	9	AB	R	H	RBI	BB	SO	LOB	TOP					
Ron Davis, R OBP: 0.296, SLG: 0.323 (1, 8)										3	0	0	0	0	2	4	Houston Astros @ St. Louis Cardinals Busch Stadium, St. Louis, MO Mon Sep 05 1966, 3:33 AM CDT Unknown					
Norm Miller, L OBP: 0.154, SLG: 0.154 (1, 5)										4	0	1	0	0	1	1						
Joe Morgan, L OBP: 0.422, SLG: 0.412 (1, 4)										3	0	0	0	0	0	1						
Rusty Staub, L OBP: 0.350, SLG: 0.429 (1, 9)										3	0	0	0	1	1	2						
Lee Maye, L OBP: 0.320, SLG: 0.422 (1, 7)										3	1	0	0	1	1	2						
Bill Heath, L OBP: 0.340, SLG: 0.337 (1, 2)										3	0	1	1	1	0	0						
Chuck Harrison, R OBP: 0.314, SLG: 0.372 (1, 3)										3	0	0	0	1	1	1						
Bob Lillis, R OBP: 0.272, SLG: 0.281 (1, 6)										2	0	1	0	0	0	0						
Turk Farrell, R OBP: 0.146, SLG: 0.208 (1, 1)										3	0	0	0	0	1	4						
Inning Stats	R: 0 E: 0 K: 1 S: 5	H: 0 LOB: 0 BB: 0 P: 5	R: 0 E: 0 K: 0 S: 2	H: 0 LOB: 0 BB: 1 P: 6	R: 0 E: 0 K: 0 S: 3	H: 0 LOB: 0 BB: 0 P: 3	R: 0 E: 0 K: 2 S: 7	H: 0 LOB: 1 BB: 0 P: 8	R: 1 E: 0 K: 1 S: 7	H: 2 LOB: 2 BB: 1 P: 11	R: 0 E: 0 K: 1 S: 6	H: 1 LOB: 1 BB: 0 P: 6	R: 0 E: 0 K: 1 S: 5	H: 0 LOB: 2 BB: 2 P: 13	R: 0 E: 0 K: 0 S: 3	H: 0 LOB: 0 BB: 0 P: 3	R: 0 E: 0 K: 1 S: 5	H: 0 LOB: 0 BB: 0 P: 5	1B: 3 2B: 0 3B: 0 HR: 0	SF: 0 SAC: 2 DP: 0 HBP: 1	WP: 1 PB: 0 SB: 1 CS: 0	PA: 34
PITCHER Bob Gibson, R ERA: 2.24 (1, 1)	IP: 9.0 WLS: W BF: 34 H: 3 R: 1 ER: 1 SO: 7 BB: 4 IBB: 0 HBP: 1 BLK: 0 WP: 1 HR: 0 S: 43 P: 60 ERA: 1.00 WHIP: 0.778																					

AB	27
R	1
H	3
RBI	1
BB	4
SO	7
LOB	15



Batter	1	2	3	4	5	6	7	8	9	AB	R	H	RBI	BB	SO	LOB	BOTTOM			
Lou Brock, L OBP: 0.330, SLG: 0.444 (1, 7)										4	1	0	0	0	0	0	Houston Astros @ St. Louis Cardinals Busch Stadium, St. Louis, MO Mon Sep 05 1966, 3:33 AM CDT Unknown			
Julian Javier, R OBP: 0.272, SLG: 0.330 (1, 4)										4	0	2	1	0	0	0				
Curt Flood, R OBP: 0.284, SLG: 0.354 (1, 8)										4	0	0	0	0	0	2				
Orlando Cepeda, R OBP: 0.367, SLG: 0.495 (1, 3)										3	2	2	1	0	0	0				
Tim McCarver, L OBP: 0.325, SLG: 0.426 (1, 2)										3	0	0	0	0	1	1				
Mike Shannon, R OBP: 0.347, SLG: 0.466 (1, 9)										3	1	1	0	0	1	1				
Charley Smith, R OBP: 0.301, SLG: 0.397 (1, 5)										3	0	1	1	0	1	1				
Dal Maxvill, R OBP: 0.332, SLG: 0.323 (1, 6)										3	0	1	1	0	0	1				
Bob Gibson, R OBP: 0.244, SLG: 0.302 (1, 1)										3	0	0	0	0	3	1				
Inning Stats	R: 0 E: 0 K: 0 S: 3	H: 0 LOB: 0 BB: 0 P: 3	R: 0 E: 0 K: 1 S: 5	H: 0 LOB: 0 BB: 0 P: 5	R: 0 E: 0 K: 2 S: 7	H: 0 LOB: 0 BB: 0 P: 7	R: 0 E: 0 K: 0 S: 3	H: 1 LOB: 0 BB: 0 P: 3	R: 2 E: 0 K: 2 S: 10	H: 3 LOB: 1 BB: 0 P: 10	R: 0 E: 0 K: 0 S: 3	H: 0 LOB: 0 BB: 0 P: 3	R: 1 E: 1 K: 0 S: 5	H: 2 LOB: 1 BB: 0 P: 5	R: 1 E: 1 K: 1 S: 6	H: 1 LOB: 0 BB: 0 P: 6	1B: 6 2B: 0 3B: 0 HR: 1	SF: 0 SAC: 0 DP: 1 HBP: 0	WP: 0 PB: 0 SB: 0 CS: 1	PA: 30
PITCHER Turk Farrell, R ERA: 4.49 (1, 1)	IP: 8.0 WLS: L BF: 30 H: 7 R: 4 ER: 3 SO: 6 BB: 0 IBB: 0 HBP: 0 BLK: 1 WP: 0 HR: 1 S: 42 P: 42 ERA: 3.38 WHIP: 0.875																			



Batter	1	2	3	4	5	6	7	8	9	AB	R	H	RBI	BB	SO	LOB	TOP		
Ron Davis, R OBP: 0.299, SLG: 0.326 (1, 8)	F8		G3 1B		F7		F3		1B 2B 1B	5	1	2	0	0	0	1			
Joe Morgan, L OBP: 0.417, SLG: 0.406 (1, 4)	4-3		G3 1-2		F9		E3 SH5-4 1B		K 1B	5	1	0	0	0	1	2			
Chuck Harrison, R OBP: 0.316, SLG: 0.376 (1, 3)	K		6-3					SH5-4 2-3	2B 1B	4	1	2	0	0	1	0			
Dave Nicholson, R OBP: 0.356, SLG: 0.411 (1, 7)		L8 1B 1B		F9				1B E IBB	F5	3	2	1	0	2	0	2			
John Bateman, R OBP: 0.314, SLG: 0.473 (1, 2)		1B 1-2 1B			F5			E 1-2 1B 1B	1-1 2B	5	1	4	3	0	0	2			
Bob Aspromonte, R OBP: 0.290, SLG: 0.335 (1, 5)	L8		F8		F8			E6 1B FC1-2 1-3 2-H	F9	5	0	0	0	0	0	7			
Rusty Staub, L OBP: 0.353, SLG: 0.432 (1, 9)		1-2 3-H 1B		K			SH3-4 1B	FC1-2 1-3 3-H 1B		4	0	3	2	0	1	1	AB 38		
Bob Lillis, R OBP: 0.267, SLG: 0.276 (1, 6)	F4		4-3				SH3-4	FC1-2		3	0	0	0	0	0	4	R 6		
Larry Dierker, R OBP: 0.172, SLG: 0.228 (1, 1)	K		L3				K	F9		4	0	0	0	0	2	5	H 12		
Inning Stats	R: 0 E: 0 K: 1 S: 5	H: 0 LOB: 0 BB: 0 P: 5	R: 1 E: 0 K: 1 S: 8	H: 3 LOB: 2 BB: 0 P: 8	R: 0 E: 0 K: 0 S: 3	H: 1 LOB: 0 BB: 0 P: 3	R: 0 E: 0 K: 1 S: 6	H: 1 LOB: 1 BB: 0 P: 6	R: 0 E: 0 K: 0 S: 4	H: 0 LOB: 0 BB: 1 P: 3	R: 0 E: 0 K: 0 S: 6	H: 1 LOB: 1 BB: 0 P: 6	R: 3 E: 2 K: 0 S: 7	H: 2 LOB: 2 BB: 1 P: 11	R: 2 E: 0 K: 1 S: 8	H: 3 LOB: 1 BB: 0 P: 8	1B: 10 2B: 2 3B: 0 HR: 0	SF: 0 SAC: 2 DP: 0 HBP: 0	WP: 0 PA: 42 PB: 0 SB: 0 CS: 0
PITCHER	IP WLS BF H R ER SO BB IBB HBP BLK WP HR S P ERA WHIP																		
Steve Carlton, L ERA: 3.13 (1, 1)	7.1 L 32 8 4 1 4																		
Ron Piche, R ERA: 4.35 (8, 1)	0.0 1 0 0 0 0 0																		
Hal Woodeshick, L ERA: 2.12 (8, 1)	0.2 3 1 0 0 0 0																		
Joe Hoerner, L ERA: 1.42 (9, 1)	1.0 6 3 2 2 1 0																		

Houston Astros @ St. Louis Cardinals
 Busch Stadium, St. Louis, MO
 Mon Sep 05 1966, 3:38 AM CDT
 Att: 18,308 - Sunny - 88 F



Batter	1	2	3	4	5	6	7	8	9	AB	R	H	RBI	BB	SO	LOB	BOTTOM		
Lou Brock, L OBP: 0.328, SLG: 0.441 (1, 7)	K		F7			4-3		1-3		4	0	0	0	0	1	1			
Julian Javier, R OBP: 0.272, SLG: 0.330 (1, 4)										3	0	1	0	0	1	0			
Phil Gagliano, R OBP: 0.322, SLG: 0.329 (9, PH)	K								K	1	0	0	0	0	1	0			
Mike Shannon, R OBP: 0.346, SLG: 0.464 (1, 9)	5-3									4	0	1	0	0	1	1			
Orlando Cepeda, R OBP: 0.364, SLG: 0.490 (1, 3)		4-3								4	0	0	0	0	1	2			
Tim McCarver, L OBP: 0.324, SLG: 0.426 (1, 2)		F7								4	0	1	0	0	0	2			
Curt Flood, R OBP: 0.294, SLG: 0.354 (1, 8)										3	0	1	0	0	0	1			
Charley Smith, R OBP: 0.299, SLG: 0.394 (1, 5)		FC6-4 1B								3	0	0	0	0	0	1	AB 32		
Dal Maxvill, R OBP: 0.332, SLG: 0.323 (1, 6)			6-3							3	0	1	0	0	1	0	R 0		
Steve Carlton, L OBP: 0.286, SLG: 0.231 (1, 1)										2	0	0	0	0	1	0	H 5		
Ron Piche, R (8, 1)										0	0	0	0	0	0	0	RBI 0		
Hal Woodeshick, R OBP: 0.200, SLG: 0.400 (8, 1)										0	0	0	0	0	0	0	BB 0		
Tito Francona, L OBP: 0.250, SLG: 0.331 (8, PH)										0	0	0	0	0	0	1	SO 7		
Joe Hoerner, R OBP: 0.187, SLG: 0.667 (9, 1)										0	0	0	0	0	0	1	LOB 9		
Inning Stats	R: 0 E: 0 K: 2 S: 7	H: 0 LOB: 0 BB: 0 P: 7	R: 0 E: 0 K: 0 S: 4	H: 1 LOB: 1 BB: 0 P: 4	R: 0 E: 0 K: 0 S: 4	H: 1 LOB: 1 BB: 0 P: 4	R: 0 E: 0 K: 1 S: 5	H: 0 LOB: 0 BB: 0 P: 5	R: 0 E: 0 K: 0 S: 3	H: 0 LOB: 0 BB: 0 P: 3	R: 0 E: 0 K: 1 S: 6	H: 1 LOB: 1 BB: 0 P: 6	R: 0 E: 0 K: 0 S: 4	H: 1 LOB: 1 BB: 0 P: 4	R: 0 E: 0 K: 2 S: 8	H: 1 LOB: 1 BB: 0 P: 8	1B: 4 2B: 1 3B: 0 HR: 0	SF: 0 SAC: 0 DP: 0 HBP: 0	WP: 0 PA: 32 PB: 0 SB: 0 CS: 0
PITCHER	IP WLS BF H R ER SO BB IBB HBP BLK WP HR S P ERA WHIP																		
Larry Dierker, R ERA: 3.3 (1, 1)	9.0 W 32 5 0 0 7																		

Houston Astros @ St. Louis Cardinals
 Busch Stadium, St. Louis, MO
 Mon Sep 05 1966, 3:38 AM CDT
 Att: 18,308 - Sunny - 88 F



Batter	1	2	3	4	5	6	7	8	9	AB	R	H	RBI	BB	SO	LOB	TOP								
Ron Davis, R OBP: 0.306, SLG: 0.326	F6			1B PB BB	L7		6-3		1-3	4	1	0	0	1	0	2									
Joe Morgan, L OBP: 0.413, SLG: 0.402	F6			S PB 2B 1B		4-3	F7		6-3	5	1	1	0	0	0	1									
Chuck Harrison, R OBP: 0.312, SLG: 0.369	4-3			K		F6		5-3		4	0	0	0	0	1	1									
John Bateman, R OBP: 0.322, SLG: 0.489		F9		K		HR		1B 1B		4	1	2	1	0	1	1									
Rusty Staub, L OBP: 0.355, SLG: 0.434	K					1B 2B BB		FC6-4 1B		3	1	2	1	1	1	0									
Aaron Pointer, R OBP: 0.500, SLG: 0.333				3-H F7		1-2 2B 1B		K		3	1	1	0	1	1	3									
Bob Aspromonte, R OBP: 0.290, SLG: 0.337	CS			G1-6-3 1B		K		FC6-4		4	0	2	2	0	1	2									
Bob Lillis, R OBP: 0.262, SLG: 0.270				G1-6-3 1-2		6-3		1-H 2-H 2B		4	0	1	0	0	0	2									
Dave Giusti, R OBP: 0.265, SLG: 0.333				K						2	0	0	0	1	2	0									
Carroll Sembera, R OBP: 0.131, SLG: 0.119										0	0	0	0	0	0	0									
Mike Cuellar, L OBP: 0.311, SLG: 0.269										0	0	0	0	0	0	0									
Ron Brand, R OBP: 0.311, SLG: 0.269										0	0	0	0	0	0	0									
Inning Stats	R: 0 E: 0 K: 0 S: 3	H: 0 LOB: 0 BB: 0 P: 3	R: 0 E: 0 K: 1 S: 4	H: 0 LOB: 0 BB: 1 P: 8	R: 0 E: 0 K: 1 S: 5	H: 1 LOB: 0 BB: 0 P: 5	R: 2 E: 0 K: 2 S: 9	H: 2 LOB: 1 BB: 1 P: 13	R: 0 E: 0 K: 1 S: 5	H: 0 LOB: 1 BB: 1 P: 9	R: 3 E: 0 K: 0 S: 6	H: 3 LOB: 0 BB: 0 P: 10	R: 0 E: 0 K: 1 S: 5	H: 0 LOB: 0 BB: 0 P: 5	R: 0 E: 0 K: 1 S: 7	H: 2 LOB: 2 BB: 0 P: 7	R: 0 E: 0 K: 0 S: 4	H: 1 LOB: 1 BB: 0 P: 4	1B: 6 2B: 2 3B: 0 HR: 1	SF: 0 SAC: 1 DP: 1 HBP: 0	WP: 0 PB: 1 SB: 1 CS: 1	PA: 39			
PITCHER	IP	WLS	BF	H	R	ER	SO	BB	IBB	HBP	BLK	WP	HR	S	P	ERA	WHIP								
Larry Jaster, L ERA: 3.49	5.2		25	6	5	4	5	4	0	0	0	0	1	31	47	6.35	1.765								
Ron Piche, R ERA: 4.29	0.1		1	0	0	0	0	0	0	0	0	0	0	1	1	0.00	0.000								
Joe Hoerner, L ERA: 1.4	1.0		3	0	0	0	1	0	0	0	0	0	0	5	5	0.00	0.000								
Hal Woodeshick, L ERA: 1.99	2.0	W	9	3	0	0	1	0	0	0	0	0	0	11	11	0.00	1.500								

Houston Astros @ St. Louis Cardinals
 Busch Stadium, St. Louis, MO
 Wed Sep 07 1966, 7:05 PM CDT
 Alt. 9,982 - Unknown - 73 F

AB 33
 R 5
 H 9
 RBI 4
 BB 4
 SO 7
 LOB 12



Batter	1	2	3	4	5	6	7	8	9	AB	R	H	RBI	BB	SO	LOB	BOTTOM								
Lou Brock, L OBP: 0.326, SLG: 0.437	3-1			K		FC4-6 1B	G4-6-3			4	0	0	0	0	1	4									
Jerry Buchek, R OBP: 0.310, SLG: 0.374	F7			5-3						4	0	1	1	0	1	1									
Charley Smith, R OBP: 0.299, SLG: 0.395										0	0	0	0	0	0	0									
Tito Francona, L OBP: 0.250, SLG: 0.329	4-3			4-3		F5		HR 1B		3	0	0	0	0	2										
Curt Flood, R OBP: 0.295, SLG: 0.354										1	1	1	0	0	0	0									
Orlando Cepeda, R OBP: 0.360, SLG: 0.482		F3			F5	F7		L7		4	0	0	0	0	3										
Tim McCarver, L OBP: 0.329, SLG: 0.436		F4			FC4-6 BB		HR 2B	1-H HR		3	2	2	2	1	0	0									
Mike Shannon, R OBP: 0.352, SLG: 0.472	1-3				F6		HR	BB		3	1	1	2	1	0	1									
Ed Spiezio, R OBP: 0.311, SLG: 0.111				F4		FC4-6				4	1	1	0	0	1	2									
Julian Javier, R OBP: 0.271, SLG: 0.328					FC4-6		1B G4-6-3	1B		0	0	0	0	0	0	0									
Dal Maxvill, R OBP: 0.333, SLG: 0.322				6-3		FC4-6 1B	HBP 1B	G4-6-3 BB		4	1	2	0	0	1	1									
Larry Jaster, L OBP: 0.225, SLG: 0.200										1	0	0	0	0	0	0									
Ron Piche, R OBP: 0.225, SLG: 0.200										0	0	0	0	0	0	0									
Bob Skinner, L OBP: 0.273, SLG: 0.290										0	0	0	0	0	0	0									
Joe Hoerner, R OBP: 0.187, SLG: 0.087										0	0	0	0	0	0	0									
Phil Casiano, R OBP: 0.325, SLG: 0.329										0	0	0	0	1	0	0									
Hal Woodeshick, R OBP: 0.200, SLG: 0.400										0	0	0	0	0	0	0									
Inning Stats	R: 0 E: 0 K: 0 S: 3	H: 0 LOB: 0 BB: 0 P: 3	R: 0 E: 0 K: 0 S: 3	H: 0 LOB: 0 BB: 0 P: 3	R: 0 E: 0 K: 0 S: 3	H: 0 LOB: 0 BB: 0 P: 3	R: 0 E: 0 K: 1 S: 5	H: 0 LOB: 0 BB: 0 P: 5	R: 0 E: 0 K: 1 S: 3	H: 0 LOB: 1 BB: 1 P: 7	R: 1 E: 0 K: 0 S: 5	H: 2 LOB: 2 BB: 0 P: 6	R: 3 E: 0 K: 1 S: 8	H: 4 LOB: 1 BB: 1 P: 12	R: 2 E: 0 K: 2 S: 9	H: 2 LOB: 1 BB: 1 P: 13	1B: 5 2B: 1 3B: 0 HR: 2	SF: 0 SAC: 0 DP: 1 HBP: 1	WP: 0 PB: 0 SB: 0 CS: 0	PA: 35					
PITCHER	IP	WLS	BF	H	R	ER	SO	BB	IBB	HBP	BLK	WP	HR	S	P	ERA	WHIP								
Dave Giusti, R ERA: 4.1	1.1		25	5	4	4	1	1	0	0	0	0	0	1	5	∞	∞								
Carroll Sembera, R ERA: 3.62	0.0		2	1	0	0	0	1	0	0	0	0	0	1	5	∞	∞								
Mike Cuellar, L ERA: 2.27	2.0	L	8	2	2	2	3	1	0	0	0	0	1	13	17	9.00	1.500								


Houston Astros @ St. Louis Cardinals
 Busch Stadium, St. Louis, MO
 Wed Sep 07 1966, 7:05 PM CDT
 Alt. 9,982 - Unknown - 73 F


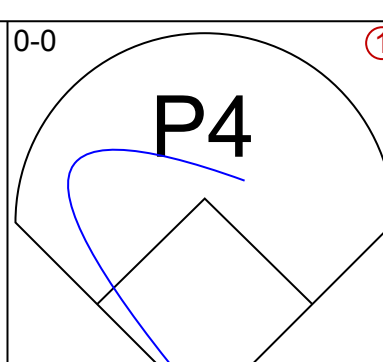
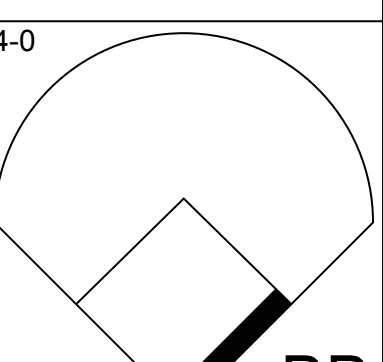

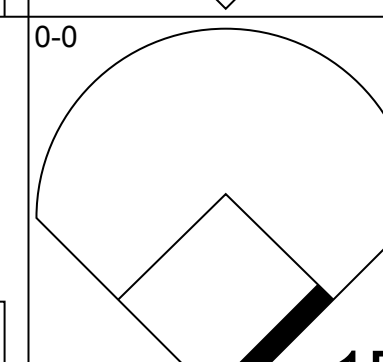
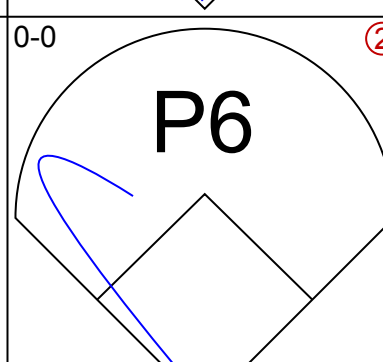
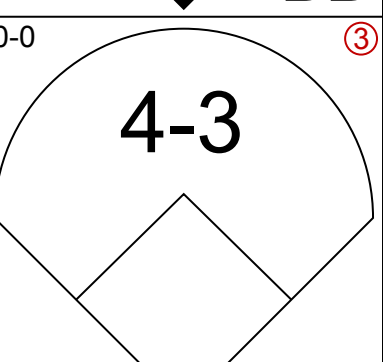
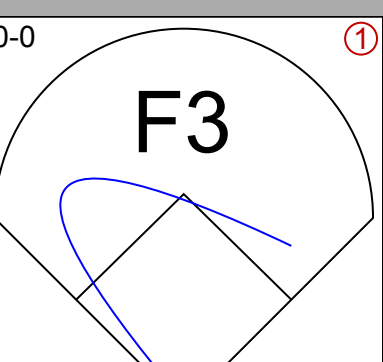
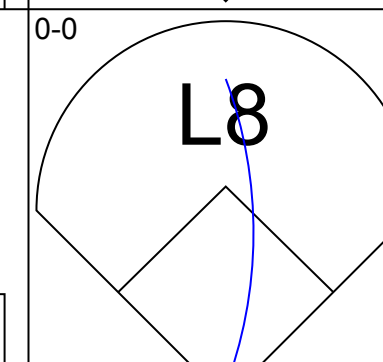
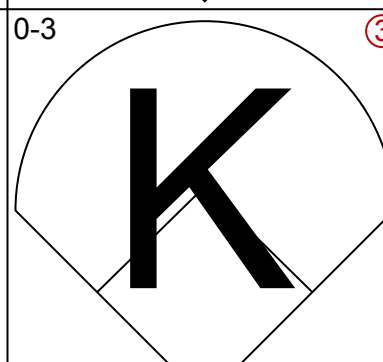
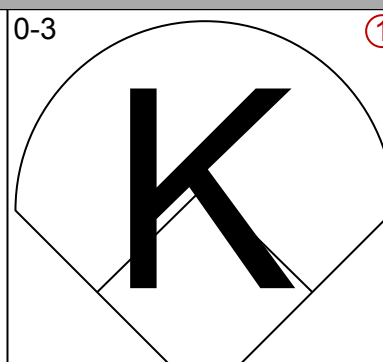
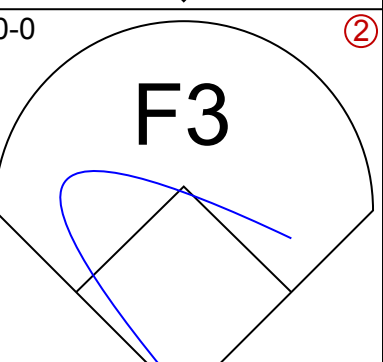
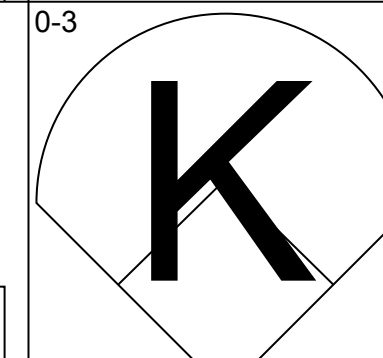
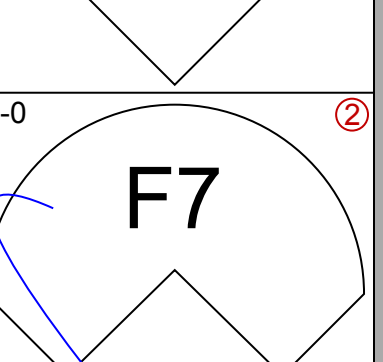


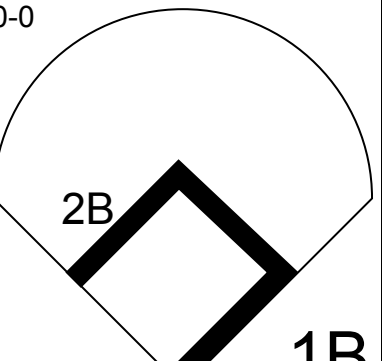
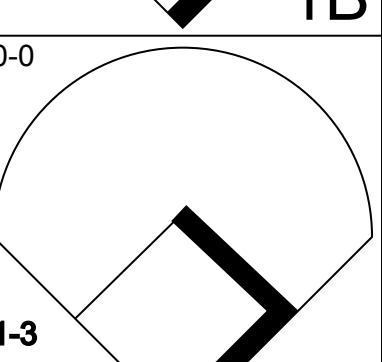
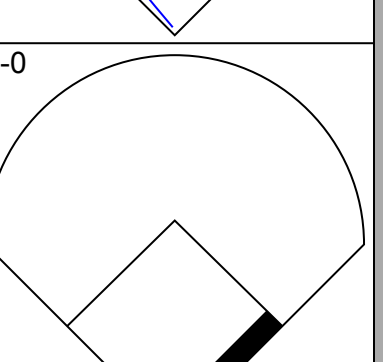
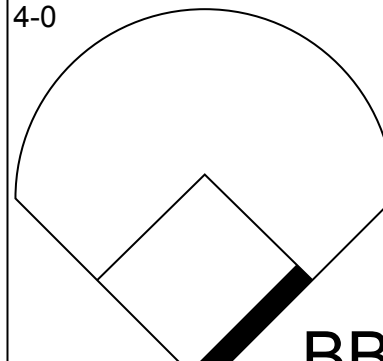
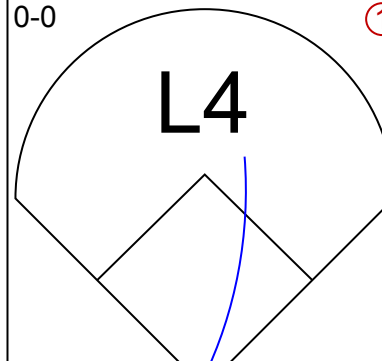
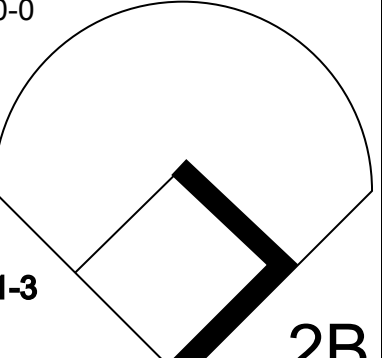
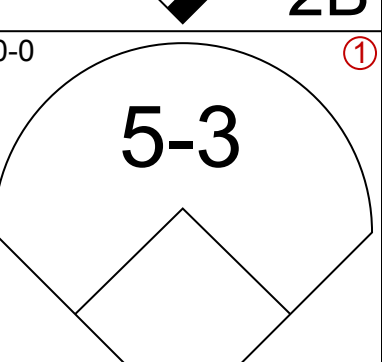
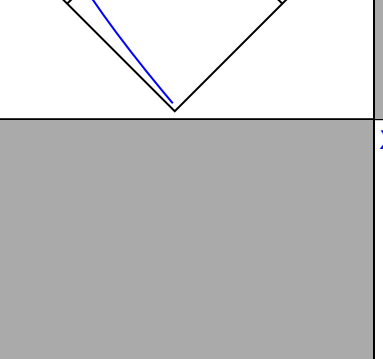
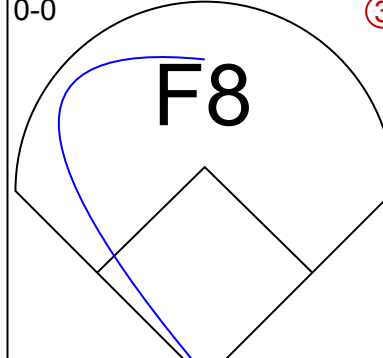
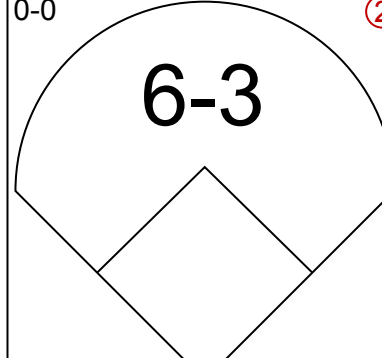
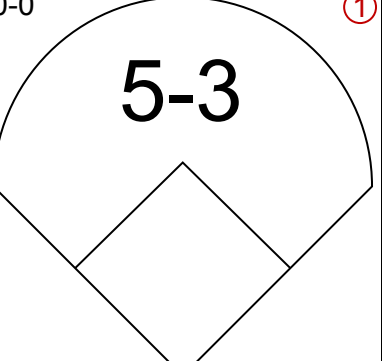
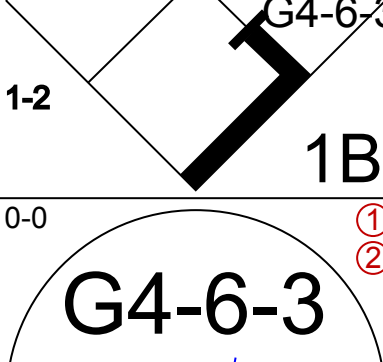
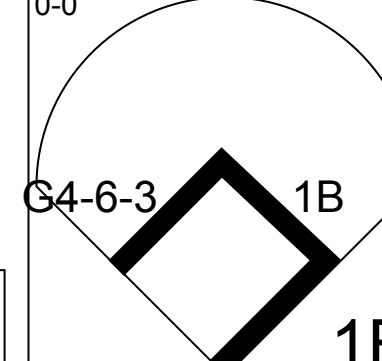
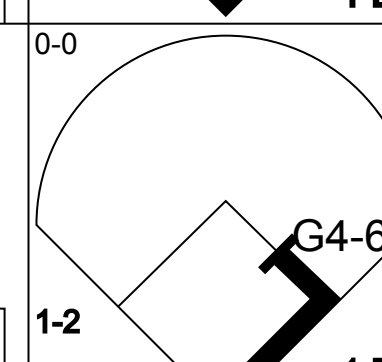
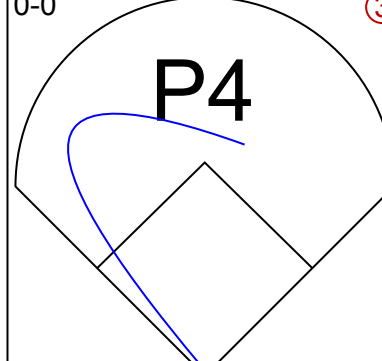
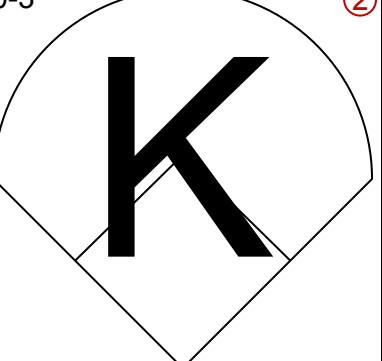
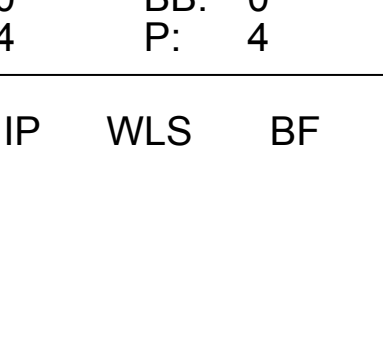
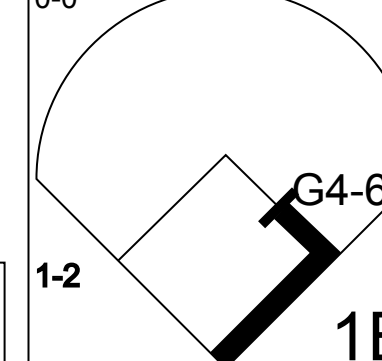
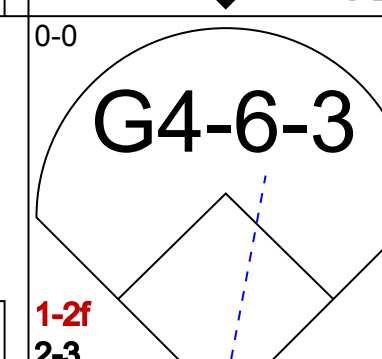
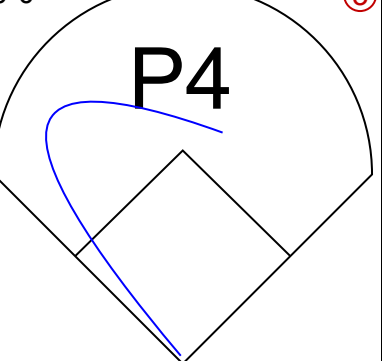

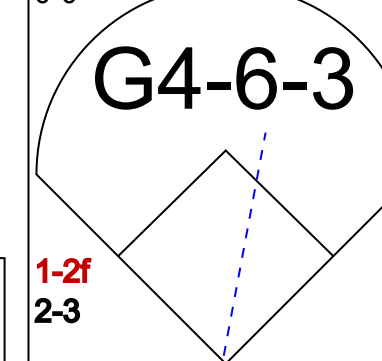
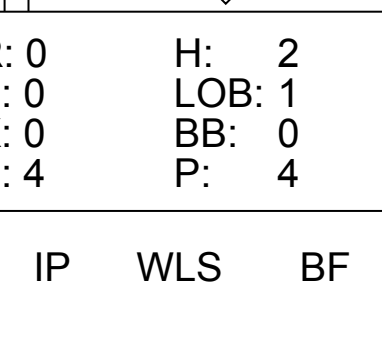
AB 31
 R 6
 H 8
 RBI 5
 BB 3
 SO 4
 LOB 14



Batter	1	2	3	4	5	6	7	8	9	10	AB	R	H	RBI	BB	SO	LOB	TOP			
Brock Davis, L (1,8)	F9		FC6-4			4-3		4-3			4	0	0	0	0	0	3	Houston Astros @ Los Angeles Dodgers Dodger Stadium, Los Angeles, CA Sat Sep 10 1966, 3:33 AM PDT Att: 24,537 - Unknown - 69 F			
Sonny Jackson, L OBP: 0.330, SLG: 0.324	F7			6-3		4-3			4-3		4	0	1	0	0	0					
Joe Morgan, L OBP: 0.408, SLG: 0.394	F7			3-1			5-3		S	BB	3	0	0	0	1	0	1				
Rusty Staub, L OBP: 0.356, SLG: 0.432		K			1B	6-3			G4-6-3	IBB	3	0	1	0	1	1	0				
Chuck Harrison, R OBP: 0.307, SLG: 0.362	K			F3		4-3			G4-6-3		4	0	0	0	0	1	3				
Norm Miller, L OBP: 0.100, SLG: 0.100	G3				4-3			K		F8	4	0	0	0	0	1	0				
Bill Heath, L OBP: 0.337, SLG: 0.333			5-3		6-3			FC5-4	1B	K	4	0	1	0	0	1	0				
Bob Aspromonte, R OBP: 0.288, SLG: 0.333			FC6-4	BB	P6			FC5-4	1B	F2	3	0	0	0	1	0	1				
Mike Cuellar, L OBP: 0.141, SLG: 0.129			F8			K		1-2	1B		3	0	1	0	0	1	1				
Inning Stats	R: 0 E: 0 K: 0 S: 3	H: 1 LOB: 0 BB: 0 P: 3	R: 0 E: 0 K: 2 S: 7	H: 0 LOB: 0 BB: 0 P: 7	R: 0 E: 0 K: 0 S: 3	H: 0 LOB: 1 BB: 1 P: 7	R: 0 E: 0 K: 0 S: 4	H: 1 LOB: 1 BB: 0 P: 4	R: 0 E: 0 K: 1 S: 5	H: 0 LOB: 0 BB: 0 P: 5	R: 0 E: 0 K: 0 S: 3	H: 0 LOB: 0 BB: 0 P: 3	R: 0 E: 0 K: 1 S: 7	H: 2 LOB: 2 BB: 0 P: 7	R: 0 E: 0 K: 0 S: 2	H: 0 LOB: 1 BB: 2 P: 10	R: 0 E: 0 K: 1 S: 5		H: 0 LOB: 0 BB: 0 P: 5	1B: 4 2B: 0 3B: 0 HR: 0	SF: 0 SAC: 0 DP: 1 HBP: 0
PITCHER	IP	WLS	BF	H	R	ER	SO	BB	IBB	HBP	BLK	WP	HR	S	P	ERA	WHIP				
Don Drysdale, R ERA: 3.74	(1,1)	8.1	31	4	0	0	4	2	0	0	0	0	0	36	48	0.00	0.720				
Phil Regan, R ERA: 1.67	(9,1)	1.2	4	0	0	0	1	0	0	0	0	0	0	6	6	0.00	0.000				

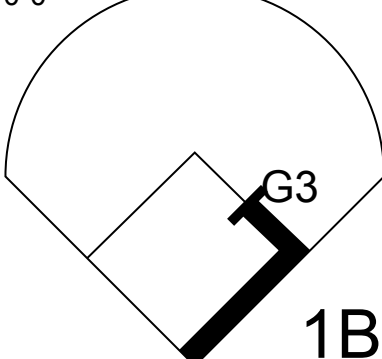
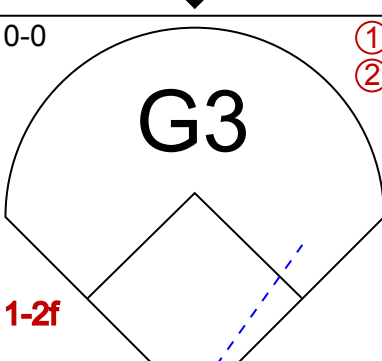
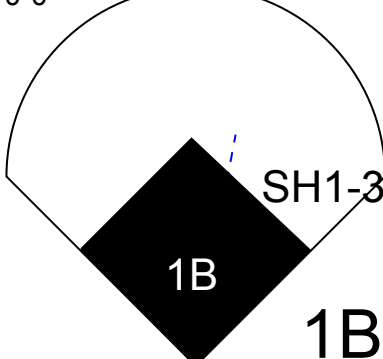
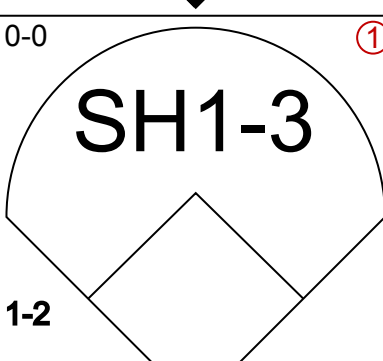
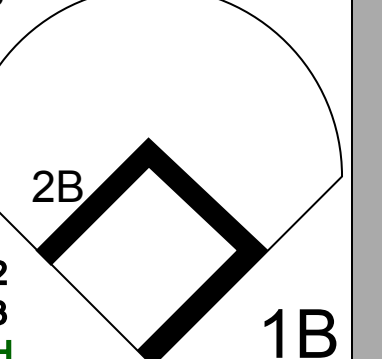
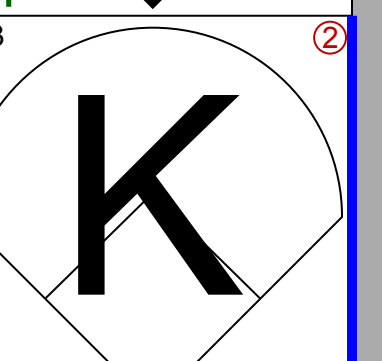
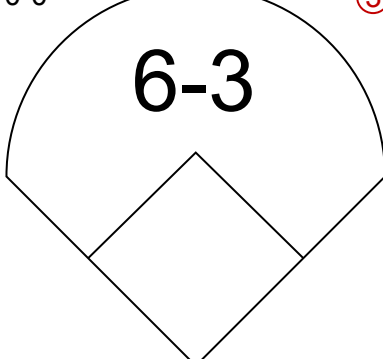
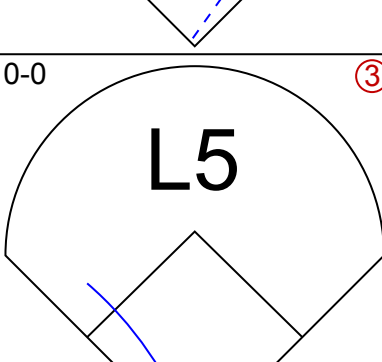
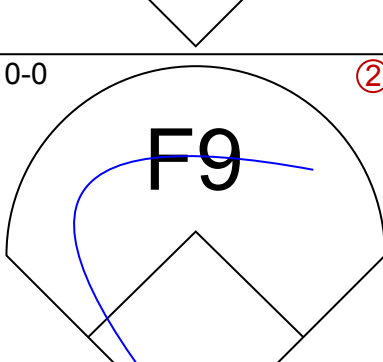
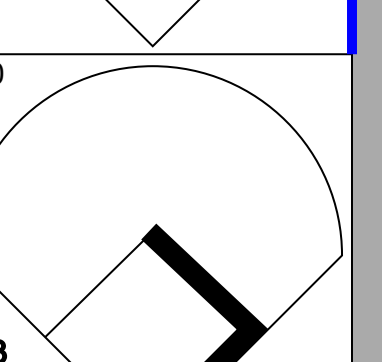
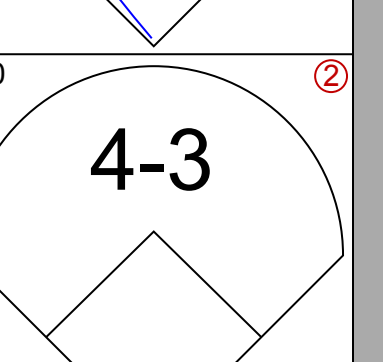
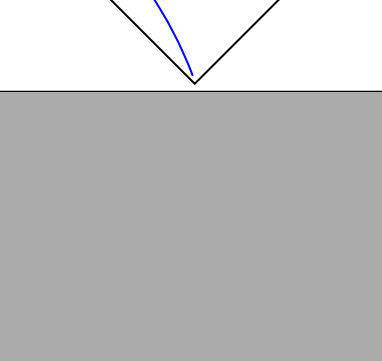
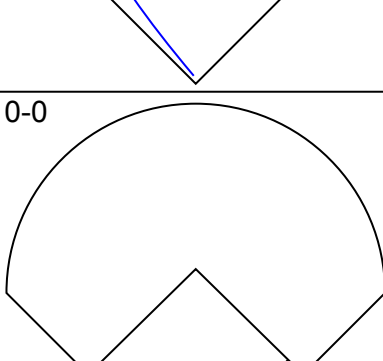

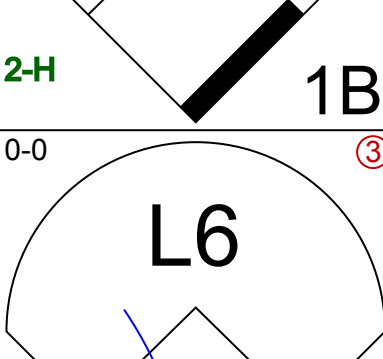
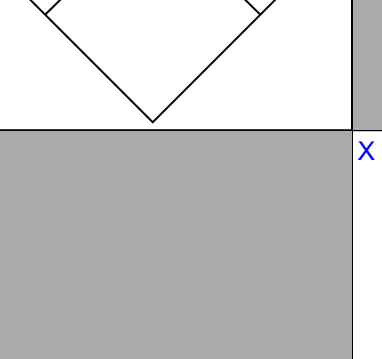
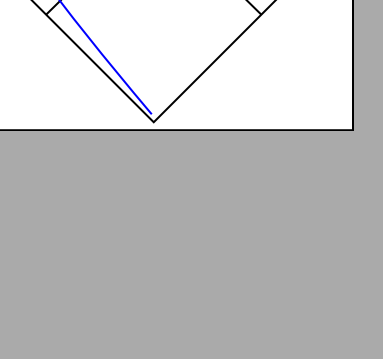
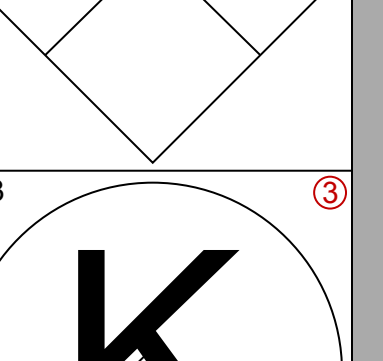
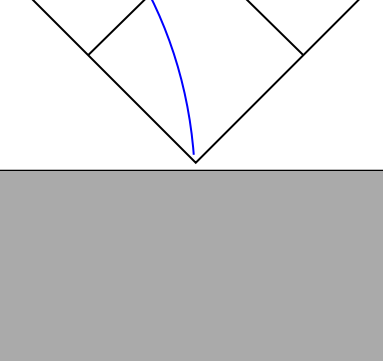

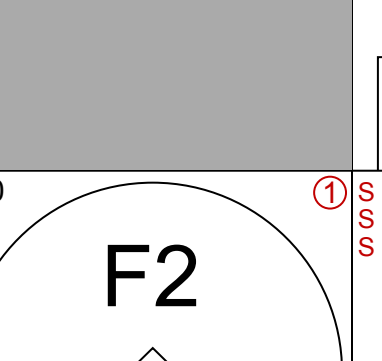

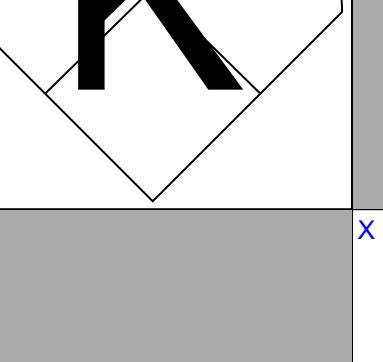

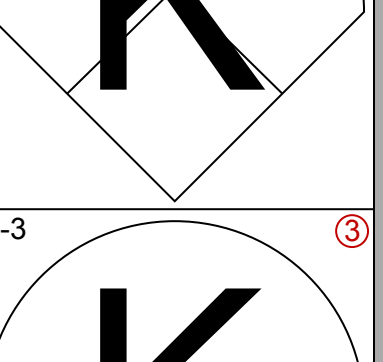

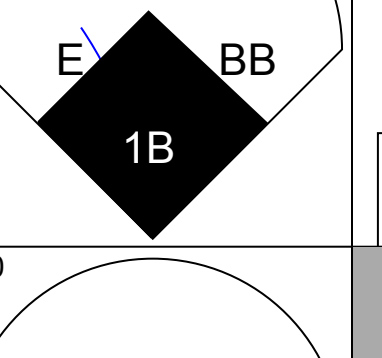

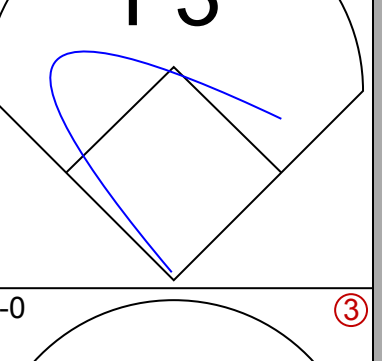
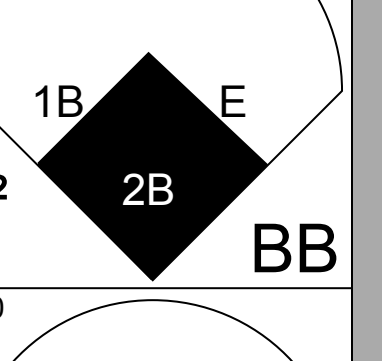
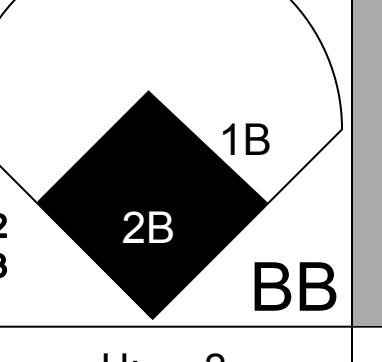

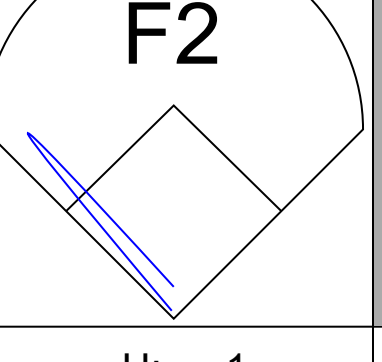
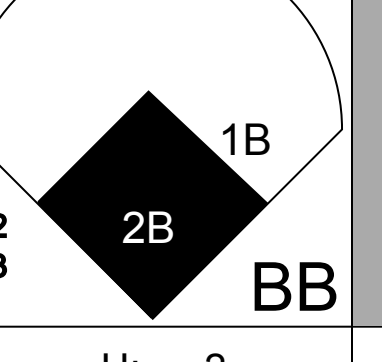
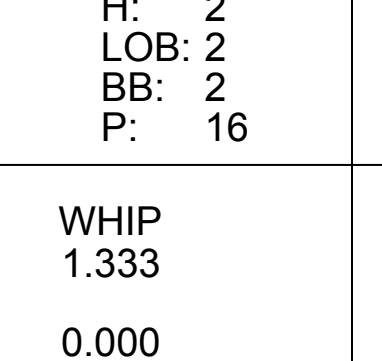
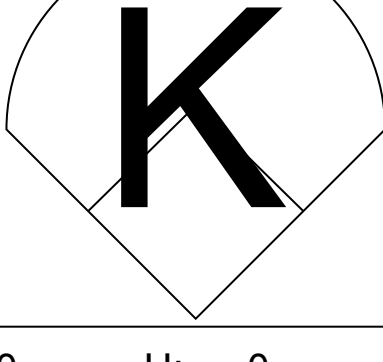
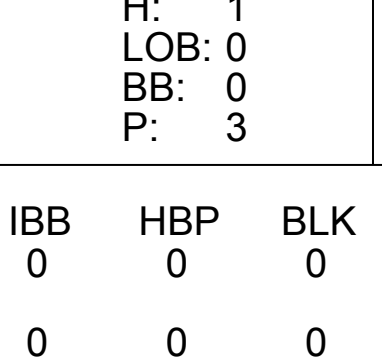
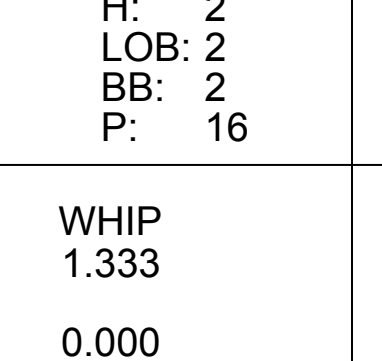

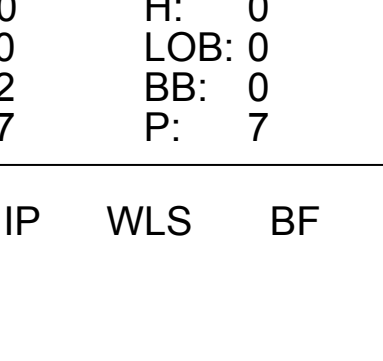
Batter	1	2	3	4	5	6	7	8	9	10	AB	R	H	RBI	BB	SO	LOB	BOTTOM			
Maury Wills, S OBP: 0.316, SLG: 0.315	F7		CS	BB	1B	4-3		G3		4-3	SH3	1B	1B	5	1	2	0	0	0		
Jim Gilliam, S OBP: 0.318, SLG: 0.276	K		1-2	BB		5-3				SH3	3	0	1	0	1	1	0				
Willie Davis, L OBP: 0.311, SLG: 0.418	BB		B3		P6	G3				4-3	4	0	0	0	1	0	4				
Tommy Davis, R OBP: 0.333, SLG: 0.381	F9		K		K			K			4	0	0	0	0	3	4				
Phil Regan, R OBP: 0.261, SLG: 0.150											0	0	0	0	0	0	0				
Al Ferrara, R OBP: 0.333, SLG: 0.450											1	0	1	1	0	0	0				
Jim Lefebvre, S OBP: 0.342, SLG: 0.482		G5-4-3	1B		6-3		F9		F8		4	0	1	0	0	0	0				
Dick Stuart, R OBP: 0.314, SLG: 0.367											4	0	1	0	0	0	1				
Wes Parker, S OBP: 0.345, SLG: 0.394		G5-4-3			F9		1-6-3		1B	1B	0	0	0	0	0	0	0				
Lou Johnson, R OBP: 0.313, SLG: 0.382		1B	BB		E	BB		K			2	0	1	0	2	1	0				
John Roseboro, L OBP: 0.355, SLG: 0.418		BB			S	BB		F2		FC4-2-5	3	0	1	0	1	0	2				
Don Drysdale, R OBP: 0.234, SLG: 0.297		1-2	1B		1-3	BB				FC6	3	0	0	0	0	0	4				
Ron Fairly, L OBP: 0.362, SLG: 0.422		5-3			1-2	F7		5-3		FC6	1	0	0	0	0	0	2				
Inning Stats	R: 0 E: 0 K: 1 S: 5	H: 2 LOB: 2 BB: 1 P: 8	R: 0 E: 0 K: 0 S: 4	H: 1 LOB: 2 BB: 1 P: 9	R: 0 E: 1 K: 0 S: 3	H: 0 LOB: 2 BB: 2 P: 11	R: 0 E: 0 K: 1 S: 6	H: 0 LOB: 0 BB: 0 P: 6	R: 0 E: 0 K: 0 S: 5	H: 0 LOB: 0 BB: 0 P: 5	R: 0 E: 0 K: 1 S: 5	H: 0 LOB: 0 BB: 0 P: 5	R: 0 E: 0 K: 0 S: 5	H: 2 LOB: 2 BB: 0 P: 5	R: 0 E: 0 K: 0 S: 4	H: 2 LOB: 1 BB: 0 P: 4	R: 1 E: 0 K: 0 S: 4	H: 2 LOB: 1 BB: 0 P: 4	1B: 8 2B: 1 3B: 0 HR: 0	SF: 0 SAC: 1 DP: 2 HBP: 0	WP: 0 PA: 40
PITCHER	IP	WLS	BF	H	R	ER	SO	BB	IBB	HBP	BLK	WP	HR	S	P	ERA	WHIP				
Mike Cuellar, L ERA: 2.2	(1,1)	9.2	40	8	1	1	5	5	0	0	0	0	0	45	65	0.93	1.345				



Batter	1	2	3	4	5	6	7	8	9	AB	R	H	RBI	BB	SO	LOB	TOP					
Ron Davis, R (1, 8) OBP: 0.303, SLG: 0.318										3	0	0	0	1	1	1	Houston Astros @ Los Angeles Dodgers Dodger Stadium, Los Angeles, CA Sun Sep 11 1966, 3:33 AM PDT Unknown					
Sonny Jackson, L (1, 6) OBP: 0.330, SLG: 0.325										3	0	1	0	0	0	2						
Bob Lillis, R (8, PH) OBP: 0.260, SLG: 0.268										1	0	0	0	0	0	0						
Joe Gaines, R (1, 9)										4	0	0	0	0	2	1						
Chuck Harrison, R (1, 3) OBP: 0.303, SLG: 0.358										4	0	0	0	0	1	1						
Joe Morgan, L (1, 4) OBP: 0.409, SLG: 0.394		 								3	0	1	0	1	0	0						
John Bateman, R (1, 2) OBP: 0.319, SLG: 0.485		 								4	0	1	0	0	0	1						
Bob Aspromonte, R (1, 5) OBP: 0.290, SLG: 0.336							 			4	0	2	0	0	0	2						
Aaron Pointer, R (1, 7) OBP: 0.300, SLG: 0.222							 			3	0	1	0	0	1	3						
Larry Dierker, R (1, 1) OBP: 0.167, SLG: 0.220							  			2	0	0	0	0	1	3						
Ron Brand, R (7, PH) OBP: 0.308, SLG: 0.267										1	0	0	0	0	0	2						
Claude Raymond, R (7, 1) OBP: 0.111, SLG: 0.111										0	0	0	0	0	0	0						
Inning Stats	R: 0 E: 0 K: 2 S: 8	H: 1 LOB: 1 BB: 0 P: 8	R: 0 E: 0 K: 1 S: 7	H: 2 LOB: 2 BB: 0 P: 7	R: 0 E: 0 K: 1 S: 5	H: 0 LOB: 0 BB: 0 P: 5	R: 0 E: 0 K: 0 S: 3	H: 0 LOB: 0 BB: 0 P: 3	R: 0 E: 0 K: 1 S: 6	H: 1 LOB: 2 BB: 1 P: 10	R: 0 E: 0 K: 1 S: 5	H: 0 LOB: 1 BB: 1 P: 9	R: 0 E: 0 K: 0 S: 4	H: 2 LOB: 1 BB: 0 P: 4	R: 0 E: 0 K: 0 S: 3	H: 0 LOB: 0 BB: 0 P: 3	R: 0 E: 0 K: 0 S: 3	H: 0 LOB: 0 BB: 0 P: 3	1B: 4 2B: 2 3B: 0 HR: 0	SF: 0 SAC: 0 DP: 1 HBP: 0	WP: 0 PB: 0 SB: 0 CS: 0	PA: 34
PITCHER Sandy Koufax, L (1, 1) ERA: 1.81	IP: 9.0 WLS: W BF: 34 H: 6 R: 0 ER: 0 SO: 6 BB: 2 IBB: 0 HBP: 0 BLK: 0 WP: 0 HR: 0 S: 44 P: 52 ERA: 0.00 WHIP: 0.889															PITCHER						

AB	32
R	0
H	6
RBI	0
BB	2
SO	6
LOB	16



Batter	1	2	3	4	5	6	7	8	9	AB	R	H	RBI	BB	SO	LOB	BOTTOM			
Maury Wills, S (1, 6) OBP: 0.319, SLG: 0.318	 			 	 					4	1	3	1	0	0	0	Houston Astros @ Los Angeles Dodgers Dodger Stadium, Los Angeles, CA Sun Sep 11 1966, 3:33 AM PDT Unknown			
Jim Gilliam, S (1, 5) OBP: 0.316, SLG: 0.274										2	0	0	0	0	1	4				
John Kennedy, R (6, 5) OBP: 0.243, SLG: 0.283										1	0	0	0	0	0	0				
Willie Davis, L (1, 8) OBP: 0.311, SLG: 0.418										4	0	1	2	0	0	1				
Ron Fairly, L (1, 9) OBP: 0.360, SLG: 0.420				 						4	0	1	1	0	0	2				
Jim Lefebvre, S (1, 4) OBP: 0.340, SLG: 0.479										3	0	0	0	0	0	1				
John Roseboro, L (1, 2) OBP: 0.353, SLG: 0.414										3	0	0	0	0	2	0				
Lou Johnson, R (1, 7) OBP: 0.314, SLG: 0.382					 					3	1	1	0	0	1	0				
Wes Parker, S (1, 3) OBP: 0.344, SLG: 0.392					 					2	1	0	0	1	1	0				
Sandy Koufax, R (1, 1) OBP: 0.103, SLG: 0.088				 						2	1	0	0	1	1	0				
Inning Stats	R: 0 E: 0 K: 0 S: 3	H: 1 LOB: 0 BB: 0 P: 3	R: 0 E: 0 K: 1 S: 5	H: 0 LOB: 0 BB: 0 P: 5	R: 0 E: 0 K: 0 S: 3	H: 1 LOB: 0 BB: 0 P: 3	R: 1 E: 0 K: 0 S: 5	H: 2 LOB: 1 BB: 0 P: 5	R: 3 E: 2 K: 1 S: 8	H: 2 LOB: 2 BB: 2 P: 16	R: 0 E: 0 K: 2 S: 7	H: 0 LOB: 0 BB: 0 P: 7	R: 0 E: 0 K: 2 S: 7	H: 0 LOB: 0 BB: 0 P: 7	R: 0 E: 0 K: 0 S: 3	H: 0 LOB: 0 BB: 0 P: 3	1B: 5 2B: 1 3B: 0 HR: 0	SF: 0 SAC: 1 DP: 1 HBP: 0	WP: 0 PB: 0 SB: 0 CS: 0	PA: 31
PITCHER Larry Dierker, R (1, 1) ERA: 3.24	IP: 6.0 WLS: L BF: 25 H: 6 R: 4 ER: 1 SO: 4 BB: 2 IBB: 0 HBP: 0 BLK: 0 WP: 0 HR: 0 S: 31 P: 39 ERA: 1.50 WHIP: 1.333															PITCHER				
Claude Raymond, R (7, 1) ERA: 3.12	IP: 2.0 WLS: 6 BF: 6 H: 0 R: 0 ER: 0 SO: 2 BB: 0 IBB: 0 HBP: 0 BLK: 0 WP: 0 HR: 0 S: 10 P: 10 ERA: 0.00 WHIP: 0.000															PITCHER				

AB	28
R	4
H	6
RBI	4
BB	2
SO	6
LOB	8



Batter	1	2	3	4	5	6	7	8	9	AB	R	H	RBI	BB	SO	LOB	TOP					
Brook Davis, L (1, 8) OBP: 0.331, SLG: 0.326	F7		5-3			FC3-6 WP 1B		1-3		4	0	0	0	0	0	1	Houston Astros @ Los Angeles Dodgers Dodger Stadium, Los Angeles, CA Sun Sep 11 1966, 3:38 AM PDT Att: 42,978 - Unknown					
Sonny Jackson, L (1, 6) OBP: 0.331, SLG: 0.326	6-3			6-3		WP 1B		SH5-3 1B		4	0	2	0	0	0	0						
Joe Morgan, L (1, 4) OBP: 0.410, SLG: 0.396	1B			FC4-6 1B		P4		SH5-3		3	0	2	0	0	0	2						
Rusty Staub, L (1, 9) OBP: 0.355, SLG: 0.430	4-3			F7		1-2 2-3 IBB		6-3		3	0	0	0	1	0	3						
Norm Miller, L (1, 7) OBP: 0.083, SLG: 0.083		F8		FC4-6		4-3			K	4	0	0	0	0	1	4						
Bill Heath, L (1, 2) OBP: 0.333, SLG: 0.330 Joe Gaines, R (9, PR)	F7				1-3			6-3		4	0	1	0	0	0	0						
Chuck Harrison, R (1, 3) OBP: 0.300, SLG: 0.354	F9				F8			K		4	0	0	0	0	1	1						
Bob Aspromonte, R (1, 5) OBP: 0.289, SLG: 0.335			K		F8				K	4	0	1	0	0	2	2						
Chris Zachary, L (1, 1) OBP: 0.167, SLG: 0.273 Turk Farrell, R (8, 1) OBP: 0.146, SLG: 0.208			K			FC3-6 1B			K	3	0	1	0	0	2	1						
Inning Stats	R: 0 E: 0 K: 0 S: 4	H: 1 LOB: 1 BB: 0 P: 4	R: 0 E: 0 K: 0 S: 3	H: 0 LOB: 0 BB: 0 P: 3	R: 0 E: 0 K: 2 S: 7	H: 0 LOB: 0 BB: 0 P: 7	R: 0 E: 0 K: 0 S: 4	H: 1 LOB: 1 BB: 0 P: 4	R: 0 E: 0 K: 0 S: 3	H: 0 LOB: 0 BB: 0 P: 3	R: 0 E: 0 K: 0 S: 5	H: 2 LOB: 3 BB: 1 P: 9	R: 0 E: 0 K: 2 S: 8	H: 1 LOB: 1 BB: 0 P: 8	R: 0 E: 0 K: 0 S: 4	H: 1 LOB: 2 BB: 0 P: 8	R: 0 E: 0 K: 2 S: 8	H: 1 LOB: 2 BB: 0 P: 8	1B: 7 2B: 0 3B: 0 HR: 0	SF: 0 SAC: 1 DP: 0 HBP: 0	WP: 1 PB: 0 SB: 0 CS: 0	PA: 35
PITCHER	IP	WLS	BF	H	R	ER	SO	BB	IBB	HBP	BLK	WP	HR	S	P	ERA	WHIP					
Joe Moeller, R (1, 1) ERA: 2.42	5.0		17	2	0	0	2	0	0	0	0	0	0	21	21	0.00	0.400					
Bob Miller, R (6, 1) ERA: 3.14	2.0	W	10	3	0	0	2	0	1	0	0	1	0	13	17	0.00	1.500					
Phil Regan, R (8, 1) ERA: 1.64	2.0	S	8	2	0	0	2	0	0	0	0	0	0	12	12	0.00	1.000					

Batter	1	2	3	4	5	6	7	8	9	AB	R	H	RBI	BB	SO	LOB	BOTTOM					
Dick Schofield, S (1, 6) OBP: 0.256, SLG: 0.169	FC5-4 1B BB		1-3			F8		SH3-4 1B		3	0	1	0	1	0	0	Houston Astros @ Los Angeles Dodgers Dodger Stadium, Los Angeles, CA Sun Sep 11 1966, 3:38 AM PDT Att: 42,978 - Unknown					
Jim Gilliam, S (1, 5) OBP: 0.314, SLG: 0.273 John Kennedy, R (2, 5) OBP: 0.241, SLG: 0.281	K		5-3			6-3		SH3-4		1	0	0	0	0	1	1						
Willie Davis, L (1, 8) OBP: 0.314, SLG: 0.420	FC5-4 1B					F8		IBB		3	0	2	0	1	0	0						
Ron Fairly, L (1, 9) OBP: 0.359, SLG: 0.418	FC5-4 1-2 2-3					F8		F7		4	1	1	0	0	0	5						
Jim Lefebvre, S (1, 4) OBP: 0.338, SLG: 0.475	G3					K		P4		4	0	0	0	0	1	6						
Lou Johnson, R (1, 7) OBP: 0.314, SLG: 0.382		G4-6-3 1B				6-3		F8		3	0	1	0	0	0	2						
Wes Parker, S (1, 3) OBP: 0.344, SLG: 0.390		G4-6-3 1-2				K		1B IBB		2	0	0	0	1	1	1						
Jeff Torborg, R (1, 2) OBP: 0.295, SLG: 0.297 John Roseboro, L (7, PH) OBP: 0.354, SLG: 0.416 Phil Regan, R (8, 2) OBP: 0.281, SLG: 0.150		F8				K		K		2	0	0	0	0	1	0						
Joe Moeller, R (1, 1) OBP: 0.308, SLG: 0.182 Wes Covington, L (5, PH) OBP: 0.271, SLG: 0.250 Bob Miller, R (6, 1) Maury Wills, S (7, PH) OBP: 0.319, SLG: 0.318 Phil Regan, R (8, 1) OBP: 0.281, SLG: 0.150						K		F9		1	0	0	0	0	1	0						
Inning Stats	R: 0 E: 0 K: 1 S: 6	H: 1 LOB: 2 BB: 1 P: 10	R: 0 E: 0 K: 0 S: 3	H: 1 LOB: 0 BB: 0 P: 3	R: 0 E: 0 K: 1 S: 5	H: 0 LOB: 0 BB: 0 P: 5	R: 0 E: 0 K: 1 S: 6	H: 1 LOB: 1 BB: 0 P: 6	R: 0 E: 0 K: 2 S: 7	H: 0 LOB: 0 BB: 0 P: 7	R: 0 E: 0 K: 0 S: 3	H: 0 LOB: 0 BB: 0 P: 3	R: 1 E: 0 K: 0 S: 5	H: 2 LOB: 2 BB: 1 P: 9	R: 0 E: 0 K: 0 S: 4	H: 1 LOB: 2 BB: 1 P: 8	R: 0 E: 0 K: 0 S: 4	H: 1 LOB: 2 BB: 1 P: 8	1B: 6 2B: 0 3B: 0 HR: 0	SF: 0 SAC: 1 DP: 1 HBP: 0	WP: 0 PB: 0 SB: 1 CS: 0	PA: 32
PITCHER	IP	WLS	BF	H	R	ER	SO	BB	IBB	HBP	BLK	WP	HR	S	P	ERA	WHIP					
Chris Zachary, R (1, 1) ERA: 3.72	7.0	L	28	6	1	1	5	1	0	0	0	0	0	36	44	1.29	1.000					
Turk Farrell, R (8, 1) ERA: 4.46	1.0		4	0	0	0	0	0	1	0	0	0	0	3	7	0.00	0.000					



Batter	1	2	3	4	5	6	7	8	9	AB	R	H	RBI	BB	SO	LOB	TOP								
Matty Alou, L OBP: 0.380, SLG: 0.433 (1, 8)										5	3	3	0	0	1	0	Pittsburgh Pirates @ Houston Astros Astrodome, Houston, TX Tue Sep 13 1966, 8:05 PM EDT Att. 17,872 - Dome								
Gene Alley, R OBP: 0.341, SLG: 0.434 (1, 6)										5	2	4	1	0	1	0									
Roberto Clemente, R OBP: 0.369, SLG: 0.539 (1, 9)										5	1	2	2	0	0	2									
Willie Stargell, L OBP: 0.381, SLG: 0.577 (1, 7)										4	1	2	4	0	1	3									
Donn Clendenon, R OBP: 0.363, SLG: 0.505 (1, 3)										5	2	2	1	0	1	4									
Bill Mazeroski, R OBP: 0.297, SLG: 0.408 (1, 4)										5	0	1	1	0	0	1									
Bob Bailey, R OBP: 0.369, SLG: 0.451 (1, 5)										4	0	1	0	1	0	0									
Jesse Gonder, L OBP: 0.276, SLG: 0.408 (1, 2)										5	0	1	0	0	1	4									
Tommy Sisk, R OBP: 0.184, SLG: 0.111 Roy Face, R (8, 1)										4	0	0	0	0	2	1									
Inning Stats	R: 0 E: 0 K: 2 S: 8	H: 1 LOB: 1 BB: 0 P: 8	R: 1 E: 0 K: 0 S: 4	H: 1 LOB: 0 BB: 0 P: 4	R: 2 E: 1 K: 1 S: 8	H: 2 LOB: 1 BB: 0 P: 8	R: 0 E: 0 K: 1 S: 6	H: 1 LOB: 1 BB: 0 P: 6	R: 0 E: 0 K: 1 S: 5	H: 0 LOB: 0 BB: 0 P: 5	R: 0 E: 0 K: 1 S: 7	H: 2 LOB: 2 BB: 0 P: 7	R: 5 E: 0 K: 0 S: 8	H: 6 LOB: 1 BB: 1 P: 12	R: 1 E: 0 K: 1 S: 8	H: 3 LOB: 2 BB: 0 P: 8		R: 0 E: 0 K: 0 S: 3	H: 0 LOB: 0 BB: 0 P: 3	1B: 11 2B: 3 3B: 0 HR: 2	SF: 1 SAC: 0 DP: 1 HBP: 0	WP: 0 PB: 1 SB: 1 CS: 0	PA: 44		
PITCHER	IP	WLS	BF	H	R	ER	SO	BB	IBB	HBP	BLK	WP	HR	S	P	ERA	WHIP								
Dave Giusti, R ERA: 4.09 (1, 1)	5.0	L	21	5	3	2	5	0	0	0	0	0	1	31	13	3.60	1.000								
Turk Farrell, R ERA: 4.72 (6, 1)	1.1		11	7	5	5	1	0	0	0	0	0	1	13	13	33.75	5.250								
Carroll Sembera, R ERA: 3.3 (7, 1)	0.2		3	1	0	0	0	1	0	0	0	0	0	2	6	0.00	3.000								
Danny Coombs, L ERA: 4.5 (8, 1)	2.0		9	3	1	1	1	0	0	0	0	0	0	11	11	4.50	1.500								

Batter	1	2	3	4	5	6	7	8	9	AB	R	H	RBI	BB	SO	LOB	BOTTOM								
Ron Davis, R OBP: 0.300, SLG: 0.314 (1, 8)										5	0	1	0	0	1	2	Pittsburgh Pirates @ Houston Astros Astrodome, Houston, TX Tue Sep 13 1966, 8:05 PM EDT Att. 17,872 - Dome								
Sonny Jackson, L OBP: 0.330, SLG: 0.325 (1, 6)										5	1	1	0	0	0	4									
Joe Morgan, L OBP: 0.413, SLG: 0.399 (1, 4)										2	1	1	1	2	1	0									
Rusty Staub, L OBP: 0.355, SLG: 0.430 (1, 9)										4	0	1	0	0	0	3									
Lee Maye, L OBP: 0.315, SLG: 0.414 (1, 7)										4	0	0	1	0	1	3									
John Bateman, R OBP: 0.320, SLG: 0.484 Bill Heath, L OBP: 0.340, SLG: 0.330 (1, 2) (8, 2)										3	0	1	1	0	0	1									
Bob Aspromonte, R OBP: 0.287, SLG: 0.333 (1, 5)										4	0	0	0	0	1	6									
Chuck Harrison, R OBP: 0.300, SLG: 0.356 (1, 3)										4	0	1	0	0	0	2									
Dave Giusti, R OBP: 0.275, SLG: 0.343 Brody Davis, L OBP: 0.111, SLG: 0.222 Turk Farrell, R OBP: 0.146, SLG: 0.298 Carroll Sembera, R OBP: 0.184, SLG: 0.111 Norm Miller, L OBP: 0.066, SLG: 0.060 Danny Coombs, R OBP: 0.066, SLG: 0.060 Joe Gaines, R (5, PH) (5, PH) (7, PH) (8, 1) (8, PH)										1	0	1	0	0	0	0									
Inning Stats	R: 0 E: 0 K: 1 S: 5	H: 0 LOB: 0 BB: 0 P: 5	R: 0 E: 0 K: 1 S: 5	H: 0 LOB: 0 BB: 0 P: 5	R: 0 E: 0 K: 0 S: 5	H: 2 LOB: 2 BB: 0 P: 5	R: 1 E: 1 K: 1 S: 7	H: 1 LOB: 2 BB: 1 P: 11	R: 1 E: 0 K: 0 S: 5	H: 2 LOB: 1 BB: 0 P: 5	R: 0 E: 0 K: 0 S: 3	H: 1 LOB: 0 BB: 0 P: 3	R: 0 E: 0 K: 1 S: 5	H: 0 LOB: 0 BB: 0 P: 5	R: 1 E: 1 K: 0 S: 4	H: 1 LOB: 2 BB: 1 P: 9		R: 0 E: 0 K: 1 S: 6	H: 1 LOB: 1 BB: 0 P: 6	1B: 4 2B: 4 3B: 0 HR: 0	SF: 0 SAC: 0 DP: 2 HBP: 1	WP: 0 PB: 0 SB: 0 CS: 0	PA: 38		
PITCHER	IP	WLS	BF	H	R	ER	SO	BB	IBB	HBP	BLK	WP	HR	S	P	ERA	WHIP								
Tommy Sisk, R ERA: 4.19 Roy Face, R ERA: 2.41 (1, 1) (8, 1)	7.1	W	33	7	3	3	4	2	0	1	0	0	0	38	47	3.68	1.227								
	1.2	S	5	1	0	0	1	0	0	0	0	0	0	7	7	0.00	0.600								

Batter	1	2	3	4	5	6	7	8	9	AB	R	H	RBI	BB	SO	LOB	TOP			
Jackie Brandt, R (1, 8) OBP: 0.319, SLG: 0.329	0-0 SH1-3 1B		0-0 5-3		0-0 F2		0-0 2-3		0-0 2B	5	1	2	0	0	0	1	Philadelphia Phillies @ Houston Astros Astrodome, Houston, TX Fri Sep 16 1966, 8:05 PM EDT Att: 10,920 - Unknown			
Cookie Rojas, R (1, 7) OBP: 0.312, SLG: 0.335	0-0 SH1-3		0-0 5-3 BB		0-0 L8		0-0 P4		0-3 K	3	0	1	0	0	0	1				
Darold Knowles, L (7, 1) OBP: 0.250, SLG: 0.250	1-2		5-3 1B		0-0 4-3				0-0 F9	1	0	0	0	0	0	2				
John Briggs, L (9, PH) OBP: 0.361, SLG: 0.502	1-2		5-3 BB		0-0 4-3				0-0 F9	3	1	0	0	2	0	2				
Johnny Callison, L (1, 9) OBP: 0.341, SLG: 0.426	4-0 1B E		1-2 5-3 BB						0-0 1-3	4	0	1	0	0	1	4				
Dick Allen, R (1, 5) OBP: 0.392, SLG: 0.650	0-3 K		5-3		0-0 G3 4-3 1B				0-0 E6	4	0	1	0	0	1	4				
Dick Groat, R (1, 6) OBP: 0.315, SLG: 0.325	0-0 E9 PB 1B		4-0 1B		0-0 4-3				0-0 F7	3	1	1	1	1	0	2				
Bill White, L (1, 3) OBP: 0.350, SLG: 0.455	0-0 1-3		0-0 F9		0-0 G3				0-0 G3	4	0	0	0	0	0	5				
Tony Taylor, R (1, 4) OBP: 0.299, SLG: 0.362		0-3 K		0-0 5-3		0-3 K2-3			0-0 6-3 3B	4	1	1	0	0	2	1				
Bob Uecker, R (1, 2) OBP: 0.280, SLG: 0.348		0-3 K		0-3 K		0-0 F8			0-0 6-3	4	0	0	1	0	2	0				
Chris Short, R (1, 1) OBP: 0.216, SLG: 0.219		0-0 F9		0-0 4-3		0-0 2-3 1B			0-0 2B 1B	2	0	0	0	0	0	0				
Terry Fox, R (4, 1)										0	0	0	0	0	0	0				
John Morris, R (6, 1)										0	0	0	0	0	0	0				
Harvey Kuenn, R (7, PH) OBP: 0.314, SLG: 0.351										2	0	2	0	0	0	0				
Inning Stats	R: 3 E: 1 K: 1 S: 7	H: 2 LOB: 0 BB: 1 P: 11	R: 0 E: 0 K: 2 S: 7	H: 0 LOB: 0 BB: 0 P: 7	R: 0 E: 0 K: 0 S: 4	H: 1 LOB: 3 BB: 2 P: 12	R: 0 E: 0 K: 1 S: 5	H: 0 LOB: 0 BB: 0 P: 5	R: 0 E: 0 K: 0 S: 3	H: 1 LOB: 1 BB: 0 P: 6	R: 0 E: 0 K: 0 S: 4	H: 1 LOB: 1 BB: 0 P: 4	R: 0 E: 1 K: 0 S: 4	H: 0 LOB: 1 BB: 0 P: 4	R: 1 E: 0 K: 1 S: 8	H: 3 LOB: 2 BB: 0 P: 8	1B: 6 2B: 1 3B: 1 HR: 0	SF: 0 SAC: 1 DP: 0 HBP: 0	WP: 0 PB: 1 SB: 0 CS: 0	PA: 39
PITCHER Mike Cuellar, L (1, 1) ERA: 2.19	IP: 9.0 WLS: W BF: 39 H: 8 R: 4 ER: 2 SO: 6 BB: 2 IBB: 1 HBP: 0 BLK: 0 WP: 0 HR: 0 S: 48 P: 60 ERA: 2.00 WHIP: 1.111															PITCHER				

Batter	1	2	3	4	5	6	7	8	9	AB	R	H	RBI	BB	SO	LOB	BOTTOM			
Joe Morgan, L (1, 4) OBP: 0.413, SLG: 0.396	4-0 1B BB		0-0 F7		4-0 1B HR BB		0-3 K		0-0 4-3	3	1	0	0	2	1	3	Philadelphia Phillies @ Houston Astros Astrodome, Houston, TX Fri Sep 16 1966, 8:05 PM EDT Att: 10,920 - Unknown			
Sonny Jackson, L (1, 6) OBP: 0.336, SLG: 0.331	0-0 G6-3 1B		0-0 L6-3 1B		0-0 1-2 2-3 HR 1B		0-0 2B 1B		0-0 1B	5	1	5	0	0	0	0				
Chuck Harrison, R (1, 3) OBP: 0.301, SLG: 0.367	0-0 L7		0-0 L6-3		0-0 1-2 3-H HR		0-0 1-2 2B		0-0 L8	5	2	2	4	0	0	4				
John Bateman, R (1, 2) OBP: 0.320, SLG: 0.483	0-0 G6-3		0-0 1B		0-0 G3		0-0 2B 1B		0-0 5-3	5	0	2	1	0	0	3				
Rusty Staub, L (1, 9) OBP: 0.354, SLG: 0.429		0-0 1-6-3		0-0 FC5-4 1B		0-0 P5		0-3 K		4	0	1	0	0	1	1				
Bob Aspromonte, R (1, 5) OBP: 0.289, SLG: 0.334		0-0 1B 1B		0-0 FC5-4		0-0 F2		0-0 6-3 1B		4	0	2	0	0	0	2				
Aaron Pointer, R (1, 7) OBP: 0.429, SLG: 0.333		0-0 1B 1B		1-0 K 1B HBP		0-0 2B 1B		0-0 6-3		3	1	2	0	0	0	1				
Ron Davis, R (1, 8) OBP: 0.316, SLG: 0.338		0-0 1B 1B		0-0 1B BB HR 1B		0-0 1B 2B		0-0 1B		4	1	4	1	0	0	0				
Mike Cuellar, L (1, 1) OBP: 0.132, SLG: 0.121		0-3 K		0-3 K		0-3 K		0-3 K		4	0	0	0	0	4	7				
Inning Stats	R: 0 E: 0 K: 0 S: 3	H: 1 LOB: 1 BB: 1 P: 7	R: 0 E: 0 K: 1 S: 8	H: 3 LOB: 3 BB: 0 P: 8	R: 0 E: 0 K: 0 S: 5	H: 3 LOB: 2 BB: 0 P: 5	R: 4 E: 0 K: 1 S: 7	H: 3 LOB: 1 BB: 1 P: 12	R: 1 E: 0 K: 1 S: 7	H: 2 LOB: 1 BB: 0 P: 7	R: 1 E: 0 K: 2 S: 9	H: 3 LOB: 1 BB: 0 P: 9	R: 0 E: 0 K: 1 S: 6	H: 2 LOB: 1 BB: 0 P: 6	R: 0 E: 0 K: 0 S: 4	H: 1 LOB: 1 BB: 0 P: 4		1B: 15 2B: 3 3B: 0 HR: 1	SF: 0 SAC: 0 DP: 2 HBP: 1	WP: 0 PB: 0 SB: 0 CS: 0
PITCHER Chris Short, L (1, 1) ERA: 3.4	IP: 3.2 WLS: L BF: 21 H: 10 R: 4 ER: 4 SO: 2 BB: 2 IBB: 0 HBP: 1 BLK: 0 WP: 0 HR: 1 S: 14 P: 31 ERA: 9.82 WHIP: 3.273															PITCHER				
Terry Fox, R (4, 1) ERA: 4.88	2.0	10	5	2	2	2	0	0	0	0	0	14	14	9.00	2.500					
John Morris, L (6, 1) ERA: 1.86	0.1	1	0	0	0	1	0	0	0	0	0	3	3	0.00	0.000					
Darold Knowles, L (7, 1) ERA: 2.92	2.0	8	3	0	0	1	0	0	0	0	0	10	10	0.00	1.500					

Batter	1	2	3	4	5	6	7	8	9	AB	R	H	RBI	BB	SO	LOB	TOP		
John Briggs, L (1.8) OBP: 0.383, SLG: 0.500	F9		6-3 1B		F7		G6-4-3 BB			3	1	1	0	1	0	0	Philadelphia Phillies @ Houston Astros Astrodome, Houston, TX Sat Sep 17 1966, 4:33 AM EDT Att: 10,291 - Dome		
Dick Groat, R (1.6) OBP: 0.313, SLG: 0.323 Terry Fox, R (7.1)	L9		6-3		6-3		G6-4-3			4	0	0	0	0	0	3			
Johnny Callison, L (1.9) OBP: 0.342, SLG: 0.428	F8		1B BB		F9			1B 2B		3	0	1	0	1	0	0			
Dick Allen, R (1.5) OBP: 0.389, SLG: 0.645		F8	K		6-3			5-3		4	0	0	0	0	1	3			
Bill White, L (1.3) OBP: 0.353, SLG: 0.457	F8		1B		1B			1B		4	0	3	1	0	0	0			
Tony Gonzalez, L (1.7) OBP: 0.333, SLG: 0.410	1B 2B		4-3		L8			G4-6-3		4	1	1	0	0	0	5			
Cookie Rojas, R (1.4) OBP: 0.311, SLG: 0.334	1B				F7			F2		4	0	1	1	0	1	1			
Clay Dalrymple, L (1.2) OBP: 0.371, SLG: 0.347	1B				F9			F9		4	0	1	0	0	0	0			
Rick Wise, R (1.1) Joe Verbanic, R (1.1) Doug Clemens, L (2.1) John Morris, R (2.1) Tony Taylor, R (4.1) Ray Herbert, R (4.1) Harvey Kuenn, R (7.1) Gary Sutherland, R (7.6)	4-3				K			P5		0	0	0	0	0	0	0			
Inning Stats	R: 0 E: 0 K: 0 S: 3	H: 0 LOB: 0 BB: 0 P: 3	R: 1 E: 0 K: 0 S: 6	H: 3 LOB: 2 BB: 0 P: 6	R: 1 E: 0 K: 1 S: 7	H: 2 LOB: 1 BB: 1 P: 11	R: 0 E: 0 K: 1 S: 5	H: 0 LOB: 0 BB: 0 P: 5	R: 0 E: 0 K: 1 S: 6	H: 1 LOB: 1 BB: 0 P: 6	R: 0 E: 0 K: 0 S: 3	H: 1 LOB: 1 BB: 1 P: 7	R: 0 E: 0 K: 0 S: 4	H: 2 LOB: 1 BB: 0 P: 4	R: 0 E: 0 K: 0 S: 3	H: 0 LOB: 0 BB: 0 P: 3		1B: 7 2B: 2 3B: 0 HR: 0	SF: 0 SAC: 0 DP: 2 HBP: 0
PITCHER Larry Dierker, R (1.1) ERA: 3.17	IP: 9.0 WLS: W BF: 36 H: 9 R: 2 ER: 2 SO: 3 BB: 2 IBB: 0 HBP: 0 BLK: 0 WP: 0 HR: 0 S: 40 P: 48 ERA: 2.00 WHIP: 1.222																		

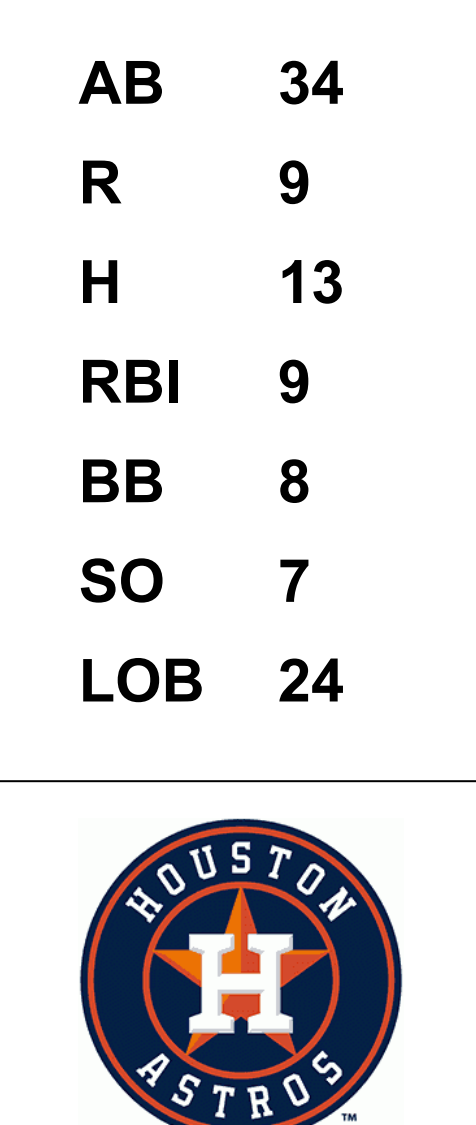
Batter	1	2	3	4	5	6	7	8	9	AB	R	H	RBI	BB	SO	LOB	BOTTOM		
Ron Davis, R (1.8) OBP: 0.313, SLG: 0.339	6-3		5-3		5-3			1B 2B		5	1	1	1	0	1	2	Philadelphia Phillies @ Houston Astros Astrodome, Houston, TX Sat Sep 17 1966, 4:33 AM EDT Att: 10,291 - Dome		
Sonny Jackson, L (1.6) OBP: 0.336, SLG: 0.332	CS 1B		F7		4-3			6-3		5	1	2	0	0	0	3			
Joe Morgan, L (1.4) OBP: 0.413, SLG: 0.393	1B BB		1B 2B BB		4-3			L7		3	2	0	0	2	0	2			
Chuck Harrison, R (1.3) OBP: 0.307, SLG: 0.372	1B BB		2B 1B		1B		P4	WP 1B		5	2	4	2	0	0	0			
Rusty Staub, L (1.9) OBP: 0.354, SLG: 0.431	FC5 1B		WP 2B 2B		G5-4-3			4-3		5	1	2	3	0	0	2			
Bill Heath, L (1.2) OBP: 0.364, SLG: 0.366	1B		HR 2B		1B 1B 5-3		FC1-6 1B			4	2	4	2	0	0	0			
Bob Aspromonte, R (1.5) OBP: 0.292, SLG: 0.336	FC5		HR IBB		5-3 1B 1B		FC1-6 1B			3	1	2	0	1	0	2			
Norm Miller, L (1.7) OBP: 0.138, SLG: 0.241			K HR		5-3 1B		FC1-6 G4-6-3			4	1	2	3	0	1	2			
Larry Dierker, R (1.1) OBP: 0.156, SLG: 0.206	6-3		K		F9		G4-6-3			4	0	0	0	0	1	5			
Inning Stats	R: 2 E: 0 K: 0 S: 6	H: 4 LOB: 2 BB: 1 P: 10	R: 0 E: 0 K: 2 S: 7	H: 0 LOB: 0 BB: 0 P: 7	R: 6 E: 0 K: 1 S: 9	H: 4 LOB: 2 BB: 2 P: 17	R: 1 E: 0 K: 0 S: 4	H: 2 LOB: 0 BB: 0 P: 4	R: 1 E: 0 K: 0 S: 6	H: 3 LOB: 2 BB: 0 P: 6	R: 0 E: 0 K: 0 S: 3	H: 0 LOB: 0 BB: 0 P: 3	R: 0 E: 0 K: 0 S: 4	H: 2 LOB: 1 BB: 0 P: 4	R: 1 E: 0 K: 0 S: 5	H: 2 LOB: 1 BB: 0 P: 5		1B: 13 2B: 3 3B: 0 HR: 1	SF: 0 SAC: 0 DP: 2 HBP: 0
PITCHER	IP: 0.2 WLS: L BF: 12 H: 4 R: 6 ER: 6 SO: 3 BB: 1 IBB: 0 HBP: 0 BLK: 0 WP: 1 HR: 1 S: 16 P: 24 ERA: 27.00 WHIP: 2.500																		


Batter	1	2	3	4	5	6	7	8	9	AB	R	H	RBI	BB	SO	LOB	TOP										
Bud Harrelson, S OBP: 0.273, SLG: 0.300 (1, 6)	0-0 4-3		0-3 K		0-3 K			0-0 L7		4	0	0	0	0	2	0	New York Mets @ Houston Astros Astrodome, Houston, TX Sun Sep 18 1966, 4:33 AM EDT Unknown										
Chuck Hiller, L OBP: 0.355, SLG: 0.384 (1, 4)	0-0 G3		0-0 3-1			0-0 L8		0-0 6-3		4	0	0	0	0	0												
Ken Boyer, R OBP: 0.305, SLG: 0.419 (1, 5)	0-0 5-3		0-0 L4			0-3 K		0-3 K		4	0	0	0	0	2												
Al Luplow, L OBP: 0.338, SLG: 0.363 (1, 9)		0-0 F8		0-3 K		4-0 BB		0-0 L9		3	0	0	0	1	1	0											
Ed Kranepool, L OBP: 0.319, SLG: 0.400 (1, 3)		0-0 1B 2B 1B		4-0 BB		0-3 K		0-0 E 1B		3	1	2	0	1	1	1											
Cleon Jones, R OBP: 0.313, SLG: 0.371 (1, 8)		0-0 S 2B 1B		0-0 L6				0-0 E6		4	1	1	0	0	0	2											
Larry Elliot, L OBP: 0.311, SLG: 0.422 (1, 7)		0-0 1-H 3-H 2B		0-3 K				0-0 F5		4	0	2	2	0	1	3											
Jerry Grote, R OBP: 0.323, SLG: 0.313 (1, 2)		0-3 K		0-3 K				0-0 F3		4	0	0	0	0	2	4											
Nolan Ryan, R (1, 1)		0-3 K		0-3 K				0-0 FC6-4		0	0	0	0	0	0	0											
Johnny Lewis, L (2, PH)				0-0 1-3				0-0 FC6-4		1	0	0	0	0	1	1											
Jack Hamilton, R (2, 1)										1	0	0	0	0	0	0											
Rob Gardner, L (6, 1)										0	0	0	0	0	0	0											
Darrell Sutherland, R (6, 1)										0	0	0	0	0	0	0											
Ron Swoboda, R (7, PH)										1	0	0	0	0	1	1											
Bill Hepler, L (7, 1)										0	0	0	0	0	0	0											
Inning Stats	R: 0 E: 0 K: 0 S: 3	H: 0 LOB: 0 BB: 0 P: 3	R: 2 E: 0 K: 2 S: 10	H: 3 LOB: 1 BB: 0 P: 10	R: 0 E: 0 K: 1 S: 5	H: 0 LOB: 0 BB: 0 P: 5	R: 0 E: 0 K: 2 S: 7	H: 0 LOB: 1 BB: 0 P: 11	R: 0 E: 0 K: 2 S: 7	H: 0 LOB: 0 BB: 0 P: 7	R: 0 E: 0 K: 2 S: 7	H: 1 LOB: 1 BB: 0 P: 11	R: 0 E: 0 K: 1 S: 5	H: 0 LOB: 0 BB: 0 P: 5	R: 0 E: 1 K: 0 S: 5	H: 1 LOB: 2 BB: 0 P: 5	1B: 4 2B: 1 3B: 0 HR: 0	SF: 0 SAC: 0 DP: 0 HBP: 0	WP: 0 PB: 0 SB: 1 CS: 0	PA: 35							
PITCHER	IP	WLS	BF	H	R	ER	SO	BB	IBB	HBP	BLK	WP	HR	S	P	ERA	WHIP										
Bob Bruce, R ERA: 5.36 (1, 1)	9.0	W	35	5	2	2	10	2	0	0	0	0	0	53	61	2.00	0.778										


AB	33
R	2
H	5
RBI	2
BB	2
SO	10
LOB	12



Batter	1	2	3	4	5	6	7	8	9	AB	R	H	RBI	BB	SO	LOB	BOTTOM										
Brock Davis, L OBP: 0.250, SLG: 0.200 (1, 8)	4-0 1B 1B BB		0-0 5-3		4-0 SH1-3 BB		4-0 BB IBB		0-0 1-3 2-H 3-H 1B 2B	1	1	0	0	2	0	0	New York Mets @ Houston Astros Astrodome, Houston, TX Sun Sep 18 1966, 4:33 AM EDT Unknown										
Ron Davis, R OBP: 0.320, SLG: 0.349 (6, PH) (7, 8)										1	0	1	2	1	0	0											
Sonny Jackson, L OBP: 0.337, SLG: 0.332 (1, 6)	0-0 1B 2B 1B		0-0 1-3		0-0 SH1-3		4-0 1-2 2-3 3-H BB		0-0 4-3	3	1	1	1	1	0	2											
Bob Lillis, R OBP: 0.260, SLG: 0.268 (8, 6)										0	0	0	0	0	0	0											
Joe Morgan, L OBP: 0.415, SLG: 0.394 (1, 4)	0-0 2B 1-3 2-H 1B		4-0 FC6-4 BB		0-0 4-3		0-3 K 2-H 3-H 1B		0-0 K	4	1	2	2	1	1	4											
Chuck Harrison, R OBP: 0.308, SLG: 0.375 (1, 3)	0-0 1-3 3-H 1B 2B		0-0 FC6-4		0-0 4-3		0-3 K		0-0 K	5	1	2	1	0	1	4											
Rusty Staub, L OBP: 0.353, SLG: 0.428 (1, 9)	0-3 K		0-0 5-3		0-0 3-1		0-0 K		0-0 E 1B	5	1	1	0	0	1	3											
Bill Heath, L OBP: 0.374, SLG: 0.377 (1, 2)	0-0 WP 2-H 3-H 1B		0-3 K		0-0 6-3		0-0 K		0-0 E FC6-2 1B	5	0	3	2	0	1	0											
Bob Aspromonte, R OBP: 0.295, SLG: 0.337 (1, 5)	0-3 K		4-0 FC4-6 BB		0-0 K		0-0 SH5-3 BB 1B		0-0 E4 FC6-2 2B 1B	4	2	2	1	1	1	3											
Norm Miller, L OBP: 0.188, SLG: 0.258 (1, 7)	4-0 IBB		0-0 FC4-6		0-0 K		0-0 BB SH5-3 1B		4-0 FC6-2 2B BB	2	0	1	0	1	0	1											
Aaron Pointer, R OBP: 0.438, SLG: 0.308 (8, 7)										1	1	0	0	1	1	2											
Bob Bruce, R OBP: 0.100, SLG: 0.077 (1, 1)	0-3 K		0-0 P5		0-0 K		0-0 SH5-3		0-0 FC6-2 2B 1B	3	1	0	0	0	1	5											
Inning Stats	R: 4 E: 0 K: 3 S: 13	H: 4 LOB: 2 BB: 2 P: 21	R: 0 E: 0 K: 0 S: 3	H: 0 LOB: 1 BB: 1 P: 7	R: 0 E: 0 K: 1 S: 5	H: 0 LOB: 1 BB: 1 P: 9	R: 0 E: 0 K: 0 S: 3	H: 0 LOB: 0 BB: 1 P: 7	R: 0 E: 0 K: 0 S: 3	H: 0 LOB: 0 BB: 0 P: 3	R: 1 E: 0 K: 2 S: 9	H: 2 LOB: 3 BB: 2 P: 17	R: 4 E: 1 K: 0 S: 7	H: 5 LOB: 2 BB: 1 P: 11	R: 0 E: 0 K: 1 S: 7	H: 2 LOB: 2 BB: 0 P: 7	1B: 11 2B: 2 3B: 0 HR: 0	SF: 0 SAC: 2 DP: 0 HBP: 0	WP: 1 PB: 0 SB: 0 CS: 0	PA: 44							
PITCHER	IP	WLS	BF	H	R	ER	SO	BB	IBB	HBP	BLK	WP	HR	S	P	ERA	WHIP										
Nolan Ryan, R ERA: 15.0 (1, 1)	1.0	L	9	4	4	4	3	1	1	0	0	0	0	13	21	36.00	5.000										
Jack Hamilton, R ERA: 3.93 (2, 1)	4.0		17	2	1	1	1	3	0	0	0	0	0	16	28	2.25	1.250										
Rob Gardner, L ERA: 4.96 (6, 1)	0.2		4	0	0	0	1	1	1	0	0	0	0	4	12	0.00	1.500										
Darrell Sutherland, R ERA: 4.66 (6, 1)	0.1		1	0	0	0	1	0	0	0	0	0	0	3	3	0.00	0.000										
Bill Hepler, L ERA: 3.63 (7, 1)	2.0		13	7	4	2	1	1	0	0	0	0	0	14	18	9.00	4.000										



Batter	1	2	3	4	5	6	7	8	9	AB	R	H	RBI	BB	SO	LOB	TOP								
Bud Harrelson, S OBP: 0.282, SLG: 0.313 (1, 6)	0-3 K		0-0 1B 1-H		4-0 BB 1-2		0-3 K		0-0 F2	4	0	1	1	1	2	1	New York Mets @ Houston Astros Astrodome, Houston, TX Sun Sep 18 1966, 4:38 AM EDT Att: 14,890 - Unknown AB 35 R 5 H 8 RBI 5 BB 4 SO 6 LOB 13 								
Chuck Hiller, L OBP: 0.351, SLG: 0.380 (1, 4)	0-0 6-3		0-0 1B 2-H		0-0 F8		0-0 F7		0-0 6-3	5	0	1	0	0	0	3									
Al Luplow, L OBP: 0.339, SLG: 0.362 (1, 9)	0-0 F7			4-0 BB FC3-6	0-0 1B 1-3 2-H			0-3 K	0-0 F9	4	0	1	1	1	1	0									
Ed Kranepool, L OBP: 0.318, SLG: 0.398 (1, 3)		0-3 K		0-0 BB FC3-6	0-0 L8			0-0 1B HR		4	1	1	0	0	1	3									
Jim Hickman, R OBP: 0.303, SLG: 0.367 (1, 7) (5, 8)	0-0 5-3			0-0 F7		0-0 P5		0-0 1B HR		4	1	1	0	0	0	1									
Cleon Jones, R OBP: 0.314, SLG: 0.370 (1, 8)							0-0 F8			1	0	0	0	1	0	0									
Ralph Terry, R OBP: 0.273, SLG: 0.250 (5, 1)								0-0 1B HR		0	0	0	0	0	0	0									
Johnny Lewis, L OBP: 0.274, SLG: 0.338 (6, PH)										1	0	0	0	0	0	0									
Greg Goossen, R OBP: 0.300, SLG: 0.700 (6, 2)								0-0 HR 1-H 2-H		1	1	1	3	0	0	0									
Hawk Taylor, R OBP: 0.204, SLG: 0.295 (1, 2)				0-0 5-3						3	0	0	0	0	1	2									
Dick Rusterck, R (6, 1)					0-0 6-3					0	0	0	0	0	0	0									
Ken Boyer, R OBP: 0.306, SLG: 0.419 (8, PH) (8, 5)							0-3 K		0-0 BB WP	0	0	0	0	1	0	0									
Eddie Bressoud, R OBP: 0.310, SLG: 0.372 (1, 5)								0-0 F8		4	1	0	0	0	0	1									
Dick Selma, R OBP: 0.250, SLG: 0.250 (8, 1)				0-0 L7		0-0 BB E6 1B		0-0 F8		0	0	0	0	0	0	0									
Tug McGraw, R OBP: 0.278, SLG: 0.235 (1, 1)									0-0 F9	1	1	1	0	0	0	0									
Danny Napoleon, R OBP: 0.143, SLG: 0.143 (5, PH) (5, 7)				0-0 1B PB 2B		0-3 K				3	0	1	0	0	1	2									
Inning Stats	R: 0 E: 0 K: 1 S: 5	H: 0 LOB: 0 BB: 0 P: 5	R: 0 E: 0 K: 1 S: 5	H: 0 LOB: 0 BB: 0 P: 5	R: 1 E: 0 K: 0 S: 5	H: 3 LOB: 2 BB: 0 P: 5	R: 0 E: 0 K: 0 S: 3	H: 0 LOB: 2 BB: 2 P: 11	R: 1 E: 1 K: 1 S: 7	H: 1 LOB: 2 BB: 1 P: 11	R: 0 E: 0 K: 1 S: 5	H: 0 LOB: 0 BB: 0 P: 5	R: 0 E: 0 K: 1 S: 6	H: 1 LOB: 1 BB: 0 P: 6	R: 3 E: 0 K: 1 S: 8	H: 3 LOB: 1 BB: 1 P: 12	R: 0 E: 0 K: 0 S: 3	H: 0 LOB: 0 BB: 0 P: 3	1B: 6 2B: 1 3B: 0 HR: 1	SF: 0 SAC: 0 DP: 0 HBP: 0	WP: 1 PB: 1 SB: 0 CS: 0	PA: 39			
PITCHER	IP	WLS	BF	H	R	ER	SO	BB	IBB	HBP	BLK	WP	HR	S	P	ERA	WHIP								
Dave Giusti, R ERA: 4.12 (1, 1)	7.1	W	33	8	5	4	6	3	0	0	0	0	1	42	54	4.91	1.500								
Claude Raymond, R ERA: 3.05 (8, 1)	1.2	S	6	0	0	0	0	1	0	0	0	1	0	5	9	0.00	0.600								

Batter	1	2	3	4	5	6	7	8	9	AB	R	H	RBI	BB	SO	LOB	BOTTOM									
Joe Morgan, L OBP: 0.415, SLG: 0.392 (1, 4)	0-0 1B FC5-4			4-0 BB SH1-4 E		0-0 P4		0-3 K		4	1	1	0	1	2	1	New York Mets @ Houston Astros Astrodome, Houston, TX Sun Sep 18 1966, 4:38 AM EDT Att: 14,890 - Unknown AB 31 R 6 H 9 RBI 5 BB 9 SO 3 LOB 23 									
Sonny Jackson, L OBP: 0.338, SLG: 0.330 (1, 6)	0-0 1B FC5-4 1-2 6-3	0-0 5-3		0-0 BB SH1-4		4-0 BB 1B		4-0 BB S		2	1	0	0	2	0	2										
Chuck Harrison, R OBP: 0.314, SLG: 0.381 (1, 3)	0-0 1B 6-3 1-3		0-0 BB 2B	0-0 1B E7 2-H		0-0 1B		0-0 5-3		5	3	4	0	0	0	1										
John Bateman, R OBP: 0.321, SLG: 0.481 (1, 2)	0-0 6-3		0-0 F8	0-0 1B		0-0 P4		4-0 BB		4	0	1	2	1	0	4										
Rusty Staub, L OBP: 0.352, SLG: 0.425 (1, 9)	4-0 BB 1B 2-3 3-H		0-3 K	0-0 F9		0-0 4-3		0-0 F7		4	0	0	0	1	1	6										
Bob Aspromonte, R OBP: 0.296, SLG: 0.337 (1, 5)	0-0 1B		4-0 BB L7	0-0 BB 2B				0-0 F9		3	1	1	1	1	0	1										
Aaron Pointer, R OBP: 0.500, SLG: 0.400 (1, 7)	0-0 P4		0-0 BB WP 1-H 2-H	4-0 BB G5-4-3		4-0 BB S				2	0	1	2	2	0	2										
Ron Davis, R OBP: 0.324, SLG: 0.355 (1, 8)		0-0 2B	4-0 BB WP	0-0 IBB G5-4-3		0-0 F7		0-0 F7		3	0	1	0	1	0	2										
Dave Giusti, R OBP: 0.260, SLG: 0.324 (1, 1)		0-0 2B	0-0 IBB L8	0-0 1B 1-2		0-0 F7				4	0	0	0	0	0	4										
Claude Raymond, R OBP: 0.111, SLG: 0.111 (8, 1)		0-0 5-3		0-0 L8		0-0 6-3				0	0	0	0	0	0	0										
Inning Stats	R: 2 E: 0 K: 0 S: 6	H: 3 LOB: 2 BB: 1 P: 10	R: 0 E: 0 K: 1 S: 6	H: 1 LOB: 1 BB: 0 P: 6	R: 2 E: 1 K: 0 S: 5	H: 2 LOB: 2 BB: 1 P: 15	R: 2 E: 1 K: 0 S: 5	H: 2 LOB: 1 BB: 1 P: 9	R: 0 E: 0 K: 0 S: 4	H: 1 LOB: 2 BB: 1 P: 8	R: 0 E: 0 K: 0 S: 3	H: 0 LOB: 1 BB: 1 P: 7	R: 0 E: 0 K: 1 S: 5	H: 0 LOB: 2 BB: 2 P: 13	R: 0 E: 0 K: 0 S: 3	H: 0 LOB: 0 BB: 0 P: 3		1B: 7 2B: 2 3B: 0 HR: 0	SF: 0 SAC: 1 DP: 1 HBP: 0	WP: 1 PB: 0 SB: 2 CS: 0	PA: 41					
PITCHER	IP	WLS	BF	H	R	ER	SO	BB	IBB	HBP	BLK	WP	HR	S	P	ERA		WHIP								
Tug McGraw, L ERA: 5.4 (1, 1)	4.0	L	24	8	6	5	2	3	1	0	0	0	0	2	40	11.25		2.750								
Ralph Terry, R ERA: 4.25 (5, 1)	1.0		3	0	0	0	0	1	0	0	0	0	0	2	6	0.00		1.000								
Dick Rusterck, L ERA: 3.79 (6, 1)	2.0		9	1	0	0	0	2	0	0	0	0	0	7	15	0.00		1.500								
Dick Selma, R ERA: 4.48 (8, 1)	1.0		5	0	0	0	1	2	0	0	0	0	0	5	13	0.00	2.000									

Batter	1	2	3	4	5	6	7	8	9	10	AB	R	H	RBI	BB	SO	LOB	TOP
Bud Harrelson, S OBP: 0.270, SLG: 0.299 Larry Elliot, L OBP: 0.310, SLG: 0.420 Jerry Grote, R OBP: 0.323, SLG: 0.313	1-3		G3			4-3			4-3		3	0	0	0	0	0	1	New York Mets @ Houston Astros Astrodome, Houston, TX Mon Sep 19 1966, 8:05 PM EDT Att. 7,206 - Dome
Chuck Hiller, L OBP: 0.346, SLG: 0.373	4-3			6-3			K		6-3		4	0	0	0	0	1		
Ken Boyer, R OBP: 0.304, SLG: 0.415	6-3			F2			F9		L7		4	0	0	0	0	0		
Al Luplow, L OBP: 0.335, SLG: 0.357		3-1		4-3			F8		L9		4	0	0	0	0	0		
Ed Kranepool, L OBP: 0.319, SLG: 0.397		K				F8		4-3		2B WP	4	1	1	0	0	1		
Cleon Jones, R OBP: 0.313, SLG: 0.372	3-1			6-3			4-3		WP 1-3 2B		4	0	1	0	0	0		
Jim Hickman, R OBP: 0.295, SLG: 0.357			F7		F7		K		2B 3H		4	0	0	0	0	2	1	
Greg Goossen, R OBP: 0.308, SLG: 0.583 Shaun Fitzmaurice, R OBP: 0.310, SLG: 0.372			K			F5			SH3 BB		2	0	0	0	1	1	0	
Bob Shaw, R OBP: 0.288, SLG: 0.250			1B			L8			SH3		2	0	1	0	0	0	0	
Inning Stats	R: 0 E: 0 K: 0 S: 3	H: 0 LOB: 0 BB: 0 P: 3	R: 0 E: 0 K: 1 S: 5	H: 0 LOB: 0 BB: 0 P: 5	R: 0 E: 0 K: 1 S: 6	H: 1 LOB: 1 BB: 0 P: 6	R: 0 E: 0 K: 0 S: 3	H: 0 LOB: 0 BB: 0 P: 3	R: 0 E: 0 K: 1 S: 5	H: 0 LOB: 0 BB: 0 P: 5	R: 0 E: 0 K: 0 S: 3	H: 0 LOB: 2 BB: 1 P: 7	R: 1 E: 0 K: 1 S: 7	H: 2 LOB: 1 BB: 0 P: 7	1B: 2 2B: 1 3B: 0 HR: 0	SF: 0 SAC: 1 DP: 0 HBP: 0	WP: 1 PA: 34	
PITCHER Chris Zachary, R ERA: 3.13 Carroll Sembera, R ERA: 3.26	IP 9.2	WLS L	BF 33	H 3	R 1	ER 1	SO 4	BB 1	IBB 0	HBP 0	BLK 0	WP 0	HR 0	S 40	P 44	ERA 0.93	WHIP 0.414	
	IP 0.1	WLS 1	BF 0	H 0	R 0	ER 0	SO 1	BB 0	IBB 0	HBP 0	BLK 0	WP 1	HR 0	S 3	P 3	ERA 0.00	WHIP 0.000	

AB	32
R	1
H	3
RBI	0
BB	1
SO	5
LOB	6



Batter	1	2	3	4	5	6	7	8	9	10	AB	R	H	RBI	BB	SO	LOB	BOTTOM
Brock Davis, L OBP: 0.250, SLG: 0.154	3-1		FC6-5			G6-4-3 BB		K			3	0	0	0	1	1	2	New York Mets @ Houston Astros Astrodome, Houston, TX Mon Sep 19 1966, 8:05 PM EDT Att. 7,206 - Dome
Sonny Jackson, L OBP: 0.339, SLG: 0.330			1B		1-2 BB	F9		4-3			3	0	1	0	1	0	1	
Joe Morgan, L OBP: 0.412, SLG: 0.388	F9		1-3			G6-4-3		F2			4	0	0	0	0	0	4	
Chuck Harrison, R OBP: 0.316, SLG: 0.382	1-3			P5		FC1-6 1B		BB 1B			4	0	2	0	0	0	1	
Rusty Staub, L OBP: 0.351, SLG: 0.423		6-3		K		FC1-6 G6-4-3		BB 1B			3	0	0	0	1	1	1	
John Bateman, R OBP: 0.318, SLG: 0.476	1-3			6-3		G6-4-3		1-3			4	0	0	0	0	0	3	
Norm Miller, L OBP: 0.194, SLG: 0.235	4-3			K		SH2-4 BB		F9			3	0	0	0	1	1	0	
Bob Aspromonte, R OBP: 0.295, SLG: 0.335			6-3		F7		SH2-4	1-3			3	0	0	0	0	0	0	
Chris Zachary, L OBP: 0.200, SLG: 0.357 Carroll Sembera, R OBP: 0.315, SLG: 0.413			FC6-5 2B		F2		F7		L4		3	0	1	0	0	0	1	
Inning Stats	R: 0 E: 0 K: 0 S: 4	H: 1 LOB: 1 BB: 0 P: 4	R: 0 E: 0 K: 0 S: 3	H: 0 LOB: 0 BB: 0 P: 3	R: 0 E: 0 K: 0 S: 4	H: 1 LOB: 2 BB: 1 P: 8	R: 0 E: 0 K: 1 S: 5	H: 0 LOB: 0 BB: 0 P: 5	R: 0 E: 0 K: 1 S: 5	H: 0 LOB: 1 BB: 1 P: 9	R: 0 E: 0 K: 0 S: 4	H: 1 LOB: 2 BB: 0 P: 8	R: 0 E: 0 K: 0 S: 3	H: 0 LOB: 0 BB: 0 P: 3	1B: 3 2B: 1 3B: 0 HR: 0	SF: 0 SAC: 1 DP: 2 HBP: 0	WP: 0 PA: 36	
PITCHER Bob Shaw, R ERA: 4.38	IP 10.0	WLS W	BF 36	H 4	R 0	ER 0	SO 3	BB 4	IBB 0	HBP 0	BLK 0	WP 0	HR 0	S 38	P 54	ERA 0.00	WHIP 0.800	
	IP 0.0	WLS 0	BF 0	H 0	R 0	ER 0	SO 0	BB 0	IBB 0	HBP 0	BLK 0	WP 0	HR 0	S 0	P 0	ERA 0.00	WHIP 0.000	

AB	31
R	0
H	4
RBI	0
BB	4
SO	3
LOB	13



Batter	1	2	3	4	5	6	7	8	9	AB	R	H	RBI	BB	SO	LOB	TOP										
Bud Harrelson, S (1, 6) OBP: 0.282, SLG: 0.310										4	1	2	0	0	1	0											
Eddie Bressoud, R (1, 5) OBP: 0.309, SLG: 0.371										4	0	1	1	0	1	0											
Cleon Jones, R (1, 8) OBP: 0.313, SLG: 0.371										4	0	1	0	0	0	1											
Jim Hickman, R (1, 3) OBP: 0.294, SLG: 0.354										4	0	1	0	0	1	3											
Hawk Taylor, R (1, 2) OBP: 0.206, SLG: 0.286										3	0	0	0	1	1	1											
Danny Napoleon, R (1, 7) OBP: 0.182, SLG: 0.273										4	1	1	0	0	0	2											
Ron Swoboda, R (1, 9) OBP: 0.293, SLG: 0.342										3	0	0	0	0	1	1											
Chuck Hiller, L (1, 4) OBP: 0.346, SLG: 0.373										3	1	1	1	0	0	0											
Jack Fisher, R (1, 1) OBP: 0.183, SLG: 0.125										3	0	0	0	0	2	0											
Inning Stats	R: 1 E: 0 K: 0 S: 5	H: 2 LOB: 1 BB: 0 P: 5	R: 2 E: 1 K: 1 S: 7	H: 2 LOB: 0 BB: 0 P: 7	R: 0 E: 1 K: 1 S: 5	H: 0 LOB: 0 BB: 0 P: 5	R: 0 E: 0 K: 1 S: 5	H: 0 LOB: 0 BB: 0 P: 5	R: 0 E: 0 K: 1 S: 3	H: 1 LOB: 0 BB: 0 P: 3	R: 0 E: 0 K: 1 S: 5	H: 0 LOB: 0 BB: 0 P: 5	R: 0 E: 0 K: 1 S: 5	H: 0 LOB: 0 BB: 0 P: 5	R: 0 E: 0 K: 1 S: 6	H: 1 LOB: 2 BB: 1 P: 10	1B: 6 2B: 1 3B: 0 HR: 0	SF: 0 SAC: 0 DP: 0 HBP: 0	WP: 1 PB: 0 CS: 1	PA: 36							
PITCHER	IP	WLS	BF	H	R	ER	SO	BB	IBB	HBP	BLK	WP	HR	S	P	ERA	WHIP										
Mike Cuellar, L (1, 1) ERA: 2.21	6.0	L	22	6	3	2	4	0	0	0	0	1	0	30	30	3.00	1.000										
Turk Farrell, R (7, 1) ERA: 4.63	3.0		11	1	0	0	3	1	0	0	0	0	0	16	20	0.00	0.667										

New York Mets @ Houston Astros
Astrodome, Houston, TX
Tue Sep 20 1966, 8:05 PM EDT
Att: 8,576 - Dome

AB	32
R	3
H	7
RBI	2
BB	1
SO	7
LOB	8



Batter	1	2	3	4	5	6	7	8	9	AB	R	H	RBI	BB	SO	LOB	BOTTOM										
Joe Morgan, L (1, 4) OBP: 0.412, SLG: 0.388										3	0	1	0	1	1	1											
Sonny Jackson, L (1, 6) OBP: 0.337, SLG: 0.328										4	0	0	0	0	0	2											
Chuck Harrison, R (1, 3) OBP: 0.315, SLG: 0.381										4	0	1	0	0	1	1											
Rusty Staub, L (1, 9) OBP: 0.349, SLG: 0.420										3	0	0	0	0	0	1											
Lee Maye, L (1, 7) OBP: 0.315, SLG: 0.412										3	0	1	0	0	0	0											
Bill Heath, L (1, 2) OBP: 0.364, SLG: 0.367										3	0	0	0	0	0	1											
Felix Mantilla, R (1, 5) OBP: 0.277, SLG: 0.348										3	0	1	0	0	1	0											
Ron Davis, R (1, 8) OBP: 0.321, SLG: 0.351										2	0	0	0	0	0	0											
Mike Cuellar, L (1, 1) OBP: 0.130, SLG: 0.119										1	0	0	0	0	0	1											
Joe Gaines, R (6, PH)										1	0	0	0	0	0	0											
Turk Farrell, R (7, 1) OBP: 0.146, SLG: 0.208										0	0	0	0	0	0	0											
Brock Davis, L (8, PH) OBP: 0.235, SLG: 0.143										1	0	0	0	0	0	0											
Inning Stats	R: 0 E: 0 K: 1 S: 4	H: 0 LOB: 0 BB: 1 P: 8	R: 0 E: 0 K: 0 S: 3	H: 0 LOB: 0 BB: 0 P: 3	R: 0 E: 0 K: 1 S: 6	H: 1 LOB: 1 BB: 0 P: 6	R: 0 E: 0 K: 0 S: 3	H: 1 LOB: 0 BB: 0 P: 3	R: 0 E: 0 K: 1 S: 5	H: 1 LOB: 1 BB: 0 P: 5	R: 0 E: 0 K: 0 S: 4	H: 0 LOB: 0 BB: 0 P: 4	R: 0 E: 0 K: 0 S: 3	H: 0 LOB: 0 BB: 0 P: 3	R: 0 E: 1 K: 0 S: 4	H: 0 LOB: 1 BB: 0 P: 4	1B: 4 2B: 0 3B: 0 HR: 0	SF: 0 SAC: 1 DP: 3 HBP: 0	WP: 0 PB: 0 CS: 0	PA: 30							
PITCHER	IP	WLS	BF	H	R	ER	SO	BB	IBB	HBP	BLK	WP	HR	S	P	ERA	WHIP										
Jack Fisher, R (1, 1) ERA: 3.77	9.0	W	30	4	0	0	3	1	0	0	0	0	0	35	39	0.00	0.556										

New York Mets @ Houston Astros
Astrodome, Houston, TX
Tue Sep 20 1966, 8:05 PM EDT
Att: 8,576 - Dome

AB	28
R	0
H	4
RBI	0
BB	1
SO	3
LOB	7



Batter	1	2	3	4	5	6	7	8	9	10	11	12	13	AB R H RBI BB SO LOB	TOP															
Tito Fuentes, S OBP: 0.270, SLG: 0.352 (1, 6)														6 0 2 0 0 0 1	San Francisco Giants @ Houston Astros Astrodome, Houston, TX Sat Sep 24 1966, 4:33 AM EDT Att. 31,173 - Unknown															
Frank Johnson, R OBP: 0.242, SLG: 0.194 (1, 9)														5 1 1 0 0 1 2																
Wille McCovey, L OBP: 0.390, SLG: 0.578 (13, 3)														6 2 3 1 0 3 1 0 0 0 0 0 0 0																
Wille Mays, R OBP: 0.376, SLG: 0.569 (1, 8)														5 2 2 2 1 1 1																
Jim Ray Hart, R OBP: 0.332, SLG: 0.501 (1, 5)														6 2 3 2 0 0 1																
Jesus Alou, R OBP: 0.279, SLG: 0.313 (1, 7)														5 1 2 1 0 0 2																
Hal Lanier, R OBP: 0.258, SLG: 0.295 (9, PH)														3 1 1 0 0 1 2 0 0 0 1 0 0 0																
Tom Haller, L OBP: 0.320, SLG: 0.456 (9, 4)														2 0 2 0 0 0 0 0 0 0 0 0 0 0																
Jim Davenport, R OBP: 0.300, SLG: 0.372 (13, 4)														6 0 2 1 0 0 3																
Don Mason, L OBP: 0.120, SLG: 0.240 (1, 2)														3 0 0 0 0 0 1 2 0 1 0 0 0 0 0 0 0 1 0 0 0 0 0 1 1 1 0 0 0 0 0 0 1																
Bob Barton, R OBP: 0.209, SLG: 0.221 (1, 1)														3 0 0 0 0 0 1 2 0 1 0 0 0 0 0 0 0 1 0 0 0 0 0 1 1 1 0 0 0 0 0 0 1																
Gaylord Perry, R ERA: 2.17 (1, 1)														1B: 11 SF: 1 2B: 5 SAC: 2 3B: 2 DP: 3 HR: 1 HBP: 0		WP: 1 PA: 54 PB: 0 SB: 0 CS: 2														
Inning Stats	R: 0 E: 0 K: 1 S: 5	H: 0 LOB: 0 BB: 0 P: 5	R: 0 E: 0 K: 1 S: 5	H: 0 LOB: 0 BB: 0 P: 5	R: 1 E: 0 K: 1 S: 7	H: 2 LOB: 1 BB: 0 P: 7	R: 0 E: 0 K: 1 S: 5	H: 1 LOB: 0 BB: 0 P: 5	R: 0 E: 0 K: 0 S: 4	H: 1 LOB: 1 BB: 0 P: 4	R: 0 E: 0 K: 1 S: 5	H: 0 LOB: 0 BB: 0 P: 5	R: 3 E: 0 K: 0 S: 6	H: 3 LOB: 0 BB: 0 P: 6		R: 0 E: 0 K: 1 S: 6	H: 1 LOB: 1 BB: 0 P: 6	R: 0 E: 1 K: 0 S: 3	H: 0 LOB: 0 BB: 0 P: 3	R: 0 E: 0 K: 1 S: 5	H: 1 LOB: 1 BB: 0 P: 5	R: 5 E: 1 K: 0 S: 8	H: 5 LOB: 1 BB: 1 P: 12	1B: 11 SF: 1 2B: 5 SAC: 2 3B: 2 DP: 3 HR: 1 HBP: 0	WP: 1 PA: 54 PB: 0 SB: 0 CS: 2					
PITCHER	IP WLS BF H R ER SO BB IBB HBP BLK WP HR S P ERA WHIP																													
Mike Cuellar, L ERA: 2.17 (1, 1)	8.0	29	8	1	1	6	0	0	0	0	0	1	2	2	1.12	1.000														
Claude Raymond, R ERA: 3.26 (9, 1)	0.0	2	2	2	2	0	0	0	0	0	0	1	2	2	"	"														
Dave Giusti, R ERA: 4.07 (9, 1)	2.0	8	2	1	0	1	0	0	0	0	0	0	10	10	0.00	1.000														
Chris Zachary, R ERA: 3.72 (11, 1)	2.1	L	12	5	5	4	1	1	0	0	0	0	0	13	17	15.43	2.571													
Carroll Sembera, R ERA: 3.19 (13, 1)	0.2	3	1	0	0	0	0	0	0	0	0	0	3	3	0.00	1.500														

Batter	1	2	3	4	5	6	7	8	9	10	11	12	13	AB R H RBI BB SO LOB	BOTTOM															
Ron Davis, R OBP: 0.318, SLG: 0.341 (1, 8)														5 1 0 0 1 1 0	San Francisco Giants @ Houston Astros Astrodome, Houston, TX Sat Sep 24 1966, 4:33 AM EDT Att. 31,173 - Unknown															
Sonny Jackson, L OBP: 0.336, SLG: 0.326 (1, 6)														6 2 1 0 0 1 1																
Joe Morgan, L OBP: 0.415, SLG: 0.399 (1, 4)														4 1 2 3 2 0 0																
Rusty Staub, L OBP: 0.349, SLG: 0.420 (1, 9)														5 1 2 1 0 1 2																
Chuck Harrison, R OBP: 0.315, SLG: 0.378 (1, 3)														5 0 1 0 1 0 2																
Lee Maye, L OBP: 0.249 (1, 7)														3 0 0 0 0 0 1 4 1 0																
Bill Heath, L OBP: 0.376, SLG: 0.367 (1, 1)														0 0 0 0 0 1 0 0 0 0 0 0 0 1 0 0																
John Bateman, R OBP: 0.317, SLG: 0.473 (13, PH)														5 0 1 1 0 2 5 1 0 0 0 0 0 2																
Ron Grand, R OBP: 0.308, SLG: 0.264 (1, 1)														5 0 1 0 0 1 4																
Bob Aspromonte, R OBP: 0.294, SLG: 0.334 (1, 5)														2 0 0 0 0 0 1 2 1 0 0 0 0 0 1 0 0 0 0 0 0 0 0 0 0 0 0 0 0 0 0 0 1 0 0 0 0 0 0 0 1 0 0 0 0 0 1 1 0 0 0 0 0 0 0 0																
Mike Cuellar, L ERA: 3.0 (1, 1)	7.1	30	4	4	2	8	3	0	0	0	0	0	0	11		2.46	0.955													
Joe Gibson, L ERA: 3.67 (8, 1)	1.2	5	0	0	0	0	0	0	0	0	0	5	5	0.00		0.000														
Bill Henry, L ERA: 2.97 (10, 1)	1.1	5	0	0	0	2	1	0	0	0	0	8	12	0.00		0.750														
Frank Linzy, R ERA: 3.0 (11, 1)	0.0	2	1	0	0	0	0	1	0	0	0	0	1	5	"	"														
Lindy McDaniel, R ERA: 2.92 (11, 1)	0.2	1	0	0	0	0	0	0	0	0	0	1	1	0.00	0.000															
Inning Stats	R: 0 E: 0 K: 1 S: 5	H: 0 LOB: 0 BB: 0 P: 5	R: 1 E: 1 K: 1 S: 7	H: 2 LOB: 2 BB: 1 P: 11	R: 0 E: 0 K: 0 S: 3	H: 0 LOB: 0 BB: 0 P: 3	R: 0 E: 0 K: 1 S: 5	H: 0 LOB: 0 BB: 0 P: 5	R: 0 E: 0 K: 2 S: 7	H: 0 LOB: 2 BB: 0 P: 9	R: 3 E: 1 K: 1 S: 7	H: 1 LOB: 0 BB: 1 P: 11	R: 0 E: 0 K: 2 S: 7	H: 0 LOB: 0 BB: 0 P: 3	R: 0 E: 0 K: 2 S: 7	H: 0 LOB: 2 BB: 2 P: 11	R: 0 E: 0 K: 1 S: 5	H: 1 LOB: 0 BB: 0 P: 5	R: 1 E: 0 K: 0 S: 5	H: 2 LOB: 2 BB: 1 P: 9	1B: 6 SF: 1 2B: 2 SAC: 0 3B: 2 DP: 2 HR: 0 HBP: 0	WP: 1 PA: 53 PB: 0 SB: 0 CS: 2								
PITCHER	IP WLS BF H R ER SO BB IBB HBP BLK WP HR S P ERA WHIP																													
Bob Priddy, R ERA: 3.96 (12, 1)	2.0	W	9	3	1	1	1	1	1	1	1	0	0	0	4.50	2.000														



Batter	1	2	3	4	5	6	7	8	9	AB	R	H	RBI	BB	SO	LOB	TOP										
Tito Fuentes, S OBP: 0.272, SLG: 0.353 Cap Peterson, R OBP: 0.281, SLG: 0.312	6-3		FC1-6 1B		FC4-6 1B	F9		F7		4	0	2	0	0	0	0											
Jim Davenport, R OBP: 0.299, SLG: 0.371 Hal Lanier, R OBP: 0.258, SLG: 0.295	K		FC1-6 5-3 1-2f		FC4-6 1-2f	WP 1B				1	0	0	0	0	1	0											
Willie Mays, R OBP: 0.376, SLG: 0.567	6-3		5-3 1-2			HR 1B		6-3		4	1	1	0	0	0	2											
Willie McCovey, L OBP: 0.389, SLG: 0.581		F9	K			HR 1H		L3		4	1	1	2	0	1	1											
Jim Ray Hart, R OBP: 0.333, SLG: 0.500		2B 1B		G1-6-3 BB		F8		1-3		3	1	1	0	1	0	0											
Jesus Alou, R OBP: 0.276, SLG: 0.310	F9		G1-6-3 1-2f		F1			F4		4	0	0	0	0	0	2											
Tom Haller, L OBP: 0.321, SLG: 0.458			F7					F9		4	1	2	0	0	0	0											
Ollie Brown, R OBP: 0.297, SLG: 0.302 Len Gabrielson, L OBP: 0.270, SLG: 0.292 Frank Johnson, R OBP: 0.242, SLG: 0.194			2B		5-3	F5		FC5-4 1B		3	0	1	2	0	0	1											
Bobby Bolin, R OBP: 0.231, SLG: 0.278 Billy Hoelt, L OBP: 0.226, SLG: 0.250 Lindy McDaniel, R OBP: 0.249, SLG: 0.295 Bob Burdette, R OBP: 0.238, SLG: 0.238 Bill Henry, L OBP: 0.195, SLG: 0.250 Frank Linzy, R OBP: 0.331, SLG: 0.389 Jack Hlatt, R OBP: 0.281, SLG: 0.389 Don Mason, R OBP: 0.125, SLG: 0.240	4-3		4-3		4-3		G3	FC5-4 1-2f		2	0	0	0	0	0	1											
Inning Stats	R: 0 E: 0 K: 1 S: 5	H: 0 LOB: 0 BB: 0 P: 5	R: 2 E: 0 K: 0 S: 6	H: 3 LOB: 1 BB: 0 P: 6	R: 0 E: 0 K: 1 S: 6	H: 1 LOB: 1 BB: 0 P: 6	R: 0 E: 0 K: 0 S: 2	H: 0 LOB: 0 BB: 1 P: 6	R: 0 E: 0 K: 0 S: 4	H: 1 LOB: 1 BB: 0 P: 4	R: 2 E: 0 K: 0 S: 6	H: 3 LOB: 1 BB: 0 P: 6	R: 0 E: 0 K: 0 S: 4	H: 1 LOB: 0 BB: 0 P: 4	R: 0 E: 0 K: 0 S: 3	H: 0 LOB: 0 BB: 0 P: 3	R: 0 E: 0 K: 0 S: 4	H: 1 LOB: 1 BB: 0 P: 4	1B: 7 2B: 2 3B: 0 HR: 1	SF: 0 SAC: 0 DP: 1 HBP: 0	WP: 1 PB: 0 SB: 1 CS: 0	PA: 37					
PITCHER	IP	WLS	BF	H	R	ER	SO	BB	IBB	HBP	BLK	WP	HR	S	P	ERA	WHIP										
Larry Dierker, R ERA: 3.27	6.0	W	26	8	4	4	2	1	0	0	0	0	1	29	33	6.00	1.500										
Barry Latman, R ERA: 2.71	3.0	S	11	2	0	0	0	0	0	0	0	1	0	11	11	0.00	0.667										

San Francisco Giants @ Houston Astros
 Astrodome, Houston, TX
 Sun Sep 25 1966, 4:33 AM EDT
 Att: 28,925 - Unknown

AB	36
R	4
H	10
RBI	4
BB	1
SO	2
LOB	11



Batter	1	2	3	4	5	6	7	8	9	AB	R	H	RBI	BB	SO	LOB	BOTTOM										
Ron Davis, R OBP: 0.315, SLG: 0.339	6-3				F4	1-3				4	0	1	2	0	0	2											
Sonny Jackson, L OBP: 0.338, SLG: 0.331		F7			2B			SH2-4 1B		4	2	3	0	0	0	1											
Joe Morgan, L OBP: 0.415, SLG: 0.401	K		F4		2B			SH2-4		3	0	1	1	0	1	1											
Rusty Staub, L OBP: 0.347, SLG: 0.417	E8		4-3		F8			F9		4	0	0	0	0	0	2											
Chuck Harrison, R OBP: 0.313, SLG: 0.375	5-3		6-3			6-3		F7		4	0	0	0	0	0	2											
Lee Maye, L OBP: 0.310, SLG: 0.406 Aaron Pointer, R OBP: 0.522, SLG: 0.412		E3 2B 1B		K		1B 1B		G1-4-3 BB		2	1	0	0	0	1	0											
Bill Heath, L OBP: 0.366, SLG: 0.363		F4		F8		1B 1B		F8		4	0	1	0	0	0	2											
Bob Aspromonte, R OBP: 0.294, SLG: 0.333		F4		1-3		1B		G1-4-3		4	0	1	1	0	0	2											
Larry Dierker, R OBP: 0.167, SLG: 0.231 Joe Gaines, R OBP: 0.214, SLG: 0.154					F4			K		2	1	1	0	0	0	0											
Inning Stats	R: 1 E: 1 K: 1 S: 7	H: 1 LOB: 1 BB: 0 P: 7	R: 2 E: 1 K: 0 S: 6	H: 2 LOB: 1 BB: 0 P: 6	R: 0 E: 0 K: 1 S: 5	H: 0 LOB: 0 BB: 0 P: 5	R: 0 E: 0 K: 1 S: 5	H: 0 LOB: 0 BB: 0 P: 5	R: 1 E: 0 K: 0 S: 5	H: 2 LOB: 1 BB: 0 P: 5	R: 1 E: 0 K: 1 S: 8	H: 3 LOB: 2 BB: 0 P: 8	R: 0 E: 0 K: 0 S: 4	H: 1 LOB: 1 BB: 0 P: 4	R: 0 E: 0 K: 0 S: 2	H: 0 LOB: 0 BB: 1 P: 6	1B: 6 2B: 3 3B: 0 HR: 0	SF: 0 SAC: 1 DP: 1 HBP: 0	WP: 0 PB: 0 SB: 1 CS: 0	PA: 35							
PITCHER	IP	WLS	BF	H	R	ER	SO	BB	IBB	HBP	BLK	WP	HR	S	P	ERA	WHIP										
Bobby Bolin, R ERA: 3.01	4.2	L	4	2	1	1	0	0	0	0	0	0	0	4	4	13.50	3.000										
Billy Hoelt, L ERA: 4.54	0.2		3	1	0	0	1	0	0	0	0	0	0	5	5	0.00	1.500										
Lindy McDaniel, R ERA: 2.9	0.2		3	1	0	0	0	0	0	0	0	0	0	3	3	0.00	1.500										
Bill Henry, L ERA: 2.49	0.2		4	0	0	0	0	1	0	0	0	0	0	3	7	0.00	0.750										

San Francisco Giants @ Houston Astros
 Astrodome, Houston, TX
 Sun Sep 25 1966, 4:33 AM EDT
 Att: 28,925 - Unknown

AB	33
R	5
H	9
RBI	4
BB	1
SO	3
LOB	14



Batter	1	2	3	4	5	6	7	8	9	AB	R	H	RBI	BB	SO	LOB	TOP					
Brock Davis, L OBP: 0.261, SLG: 0.158 (1, 8)										4	0	1	1	1	1	0	0					
Sonny Jackson, L OBP: 0.340, SLG: 0.331 (1, 6)										3	0	1	0	2	1	4						
Joe Morgan, L OBP: 0.412, SLG: 0.397 (1, 4)										4	0	0	0	0	2	4						
Chuck Harrison, R OBP: 0.310, SLG: 0.371 (1, 3)										4	0	0	0	0	0	4						
Rusty Staub, L OBP: 0.346, SLG: 0.416 (1, 9)										4	0	1	0	0	0	0						
Lee Maye, L OBP: 0.315, SLG: 0.410 (1, 7)										4	1	3	0	0	0	2						
Bill Heath, L OBP: 0.362, SLG: 0.359 (1, 2)										4	0	1	0	0	1	2						
Bob Aspromonte, R OBP: 0.295, SLG: 0.333 (1, 5)										3	0	1	0	1	1	0						
Dave Giusti, R OBP: 0.286, SLG: 0.324 (2, PH)										0	0	0	0	0	0	0						
Joe Caines, K OBP: 0.147, SLG: 0.250 (2, PH)										1	0	0	0	0	1	2						
Ron Taylor, R OBP: 0.147, SLG: 0.250 (7, PH)										1	0	0	0	0	1	0						
Dave Adlesh, R OBP: 0.147, SLG: 0.250 (7, PH)										0	0	0	0	0	0	0						
Carroll Sembera, R OBP: 0.274, SLG: 0.343 (9, PH)										1	0	0	0	0	0	3						
Inning Stats	R: 0 E: 0 K: 1 S: 6	H: 1 LOB: 1 BB: 0 P: 6	R: 0 E: 0 K: 2 S: 9	H: 2 LOB: 2 BB: 0 P: 9	R: 0 E: 0 K: 0 S: 3	H: 0 LOB: 1 BB: 1 P: 7	R: 0 E: 0 K: 0 S: 3	H: 1 LOB: 0 BB: 0 P: 3	R: 0 E: 0 K: 1 S: 5	H: 0 LOB: 0 BB: 0 P: 5	R: 0 E: 0 K: 2 S: 6	H: 1 LOB: 2 BB: 1 P: 10	R: 0 E: 0 K: 1 S: 7	H: 0 LOB: 0 BB: 0 P: 7	R: 0 E: 0 K: 1 S: 6	H: 1 LOB: 1 BB: 0 P: 6	R: 1 E: 0 K: 0 S: 5	H: 2 LOB: 3 BB: 2 P: 13	1B: 8 2B: 0 3B: 0 HR: 0	SF: 0 SAC: 0 DP: 1 HBP: 0	WP: 0 PB: 0 SB: 1 CS: 0	PA: 38
PITCHER Jim Maloney, R ERA: 2.8 (1, 1)	IP: 9.0 WLS: W BF: 38 H: 8 R: 1 ER: 1 SO: 8 BB: 4 IBB: 0 HBP: 0 BLK: 0 WP: 0 HR: 0 S: 50 P: 66 ERA: 1.00 WHIP: 1.333															PITCHER	IP: 9.0 WLS: W BF: 38 H: 8 R: 1 ER: 1 SO: 8 BB: 4 IBB: 0 HBP: 0 BLK: 0 WP: 0 HR: 0 S: 50 P: 66 ERA: 1.00 WHIP: 1.333					

Houston Astros @ Cincinnati Reds
Crosley Field, Cincinnati, OH
Wed Sep 28 1966, 7:05 PM EDT
Cloudy - 70 F

AB 34
R 1
H 8
RBI 1
BB 4
SO 8
LOB 21



Batter	1	2	3	4	5	6	7	8	9	AB	R	H	RBI	BB	SO	LOB	BOTTOM			
Tommy Harper, R OBP: 0.342, SLG: 0.354 (1, 9)										5	0	1	0	0	0	1				
Tommy Helms, R OBP: 0.319, SLG: 0.389 (1, 4)										4	1	1	0	1	0	1				
Vada Pinson, L OBP: 0.327, SLG: 0.442 (1, 8)										4	1	2	0	0	0	3				
Deron Johnson, R OBP: 0.312, SLG: 0.467 (1, 5)										5	1	1	1	0	1	5				
Lee May, R OBP: 0.302, SLG: 0.472 (1, 3)										4	1	2	1	0	1	1				
Art Shamsky, L OBP: 0.324, SLG: 0.527 (1, 7)										2	2	2	2	2	0	0				
Don Pavletich, R OBP: 0.350, SLG: 0.529 (1, 2)										4	1	1	3	0	0	3				
Leo Cardenas, R OBP: 0.310, SLG: 0.426 (1, 6)										4	0	0	0	0	1	3				
Jim Maloney, L OBP: 0.299, SLG: 0.284 (1, 1)										4	0	1	0	0	0	3				
Inning Stats	R: 5 E: 0 K: 1 S: 8	H: 3 LOB: 0 BB: 1 P: 13	R: 0 E: 0 K: 0 S: 4	H: 1 LOB: 0 BB: 0 P: 4	R: 0 E: 1 K: 0 S: 6	H: 2 LOB: 3 BB: 0 P: 6	R: 0 E: 1 K: 0 S: 4	H: 1 LOB: 1 BB: 0 P: 4	R: 2 E: 0 K: 1 S: 5	H: 2 LOB: 0 BB: 0 P: 5	R: 0 E: 0 K: 1 S: 6	H: 1 LOB: 1 BB: 1 P: 6	R: 0 E: 0 K: 1 S: 5	H: 0 LOB: 1 BB: 1 P: 9	R: 0 E: 0 K: 0 S: 4	H: 1 LOB: 2 BB: 1 P: 8	1B: 8 2B: 1 3B: 0 HR: 2	SF: 0 SAC: 0 DP: 1 HBP: 1	WP: 0 PB: 0 SB: 0 CS: 0	PA: 40
PITCHER Dave Giusti, R ERA: 4.28 (1, 1)	IP: 1.0 WLS: L BF: 8 H: 3 R: 0 ER: 0 SO: 1 BB: 1 IBB: 0 HBP: 0 BLK: 0 WP: 0 HR: 1 S: 13 P: 25 ERA: 45.00 WHIP: 4.000															PITCHER	IP: 1.0 WLS: L BF: 8 H: 3 R: 0 ER: 0 SO: 1 BB: 1 IBB: 0 HBP: 0 BLK: 0 WP: 0 HR: 1 S: 13 P: 25 ERA: 45.00 WHIP: 4.000			
Ron Taylor, R ERA: 5.71 (2, 1)	IP: 5.0 WLS: 23 BF: 7 H: 2 R: 2 ER: 2 SO: 1 BB: 0 IBB: 0 HBP: 0 BLK: 0 WP: 0 HR: 1 S: 25 P: 25 ERA: 3.60 WHIP: 1.400															PITCHER	IP: 5.0 WLS: 23 BF: 7 H: 2 R: 2 ER: 2 SO: 1 BB: 0 IBB: 0 HBP: 0 BLK: 0 WP: 0 HR: 1 S: 25 P: 25 ERA: 3.60 WHIP: 1.400			
Carroll Sembera, R ERA: 3.0 (7, 1)	IP: 2.0 WLS: 9 BF: 1 H: 0 R: 0 ER: 0 SO: 1 BB: 0 IBB: 0 HBP: 0 BLK: 0 WP: 0 HR: 0 S: 9 P: 17 ERA: 0.00 WHIP: 1.500															PITCHER	IP: 2.0 WLS: 9 BF: 1 H: 0 R: 0 ER: 0 SO: 1 BB: 0 IBB: 0 HBP: 0 BLK: 0 WP: 0 HR: 0 S: 9 P: 17 ERA: 0.00 WHIP: 1.500			

Houston Astros @ Cincinnati Reds
Crosley Field, Cincinnati, OH
Wed Sep 28 1966, 7:05 PM EDT
Cloudy - 70 F

AB 36
R 7
H 11
RBI 7
BB 3
SO 3
LOB 20



Batter	1	2	3	4	5	6	7	8	9	AB	R	H	RBI	BB	SO	LOB	TOP										
Ron Davis, R OBP: 0.306, SLG: 0.333 (1, 8)	0-0 6-3			0-0 F3		0-0 F8	0-0 F8			4	0	0	0	0	0	1											
Sonny Jackson, L OBP: 0.339, SLG: 0.329 (1, 6)	0-0 4-3			0-0 5-3		0-0 SH1-3 HR 1B				4	1	1	0	0	0	0											
Joe Morgan, L OBP: 0.410, SLG: 0.394 (1, 4)	0-0 4-3			4-0 FC6-4 BB		0-0 SH1-3 1-2				2	0	1	0	1	0	0											
Chuck Harrison, R OBP: 0.309, SLG: 0.376 (1, 3)		0-0 1-3		0-0 FC6-4 1-2		0-0 2H HR				4	1	1	2	0	0	2											
John Bateman, R OBP: 0.315, SLG: 0.467 (1, 2)		0-0 1-3			0-3 K	0-0 5-3				4	0	0	0	0	1	1											
Rusty Staub, L OBP: 0.346, SLG: 0.414 (1, 9)		0-0 L8			0-0 E7 1B FC3-2-5-1					4	0	0	0	0	0	0											
Bob Aspromonte, R OBP: 0.296, SLG: 0.334 (1, 5)				0-0 CS 1B		0-0 1-3 1B				4	0	2	0	0	0	0											
Aaron Pointer, R OBP: 0.481, SLG: 0.524 (1, 7)				0-0 F9		0-0 FC3-2-5-1 1-2 3H				4	1	1	1	0	1	3											
Bob Bruce, R OBP: 0.100, SLG: 0.077 (1, 1)				0-3 K		0-0 L6				0	0	0	0	0	0	0											
Dave Adlesh, R (3, PH)										1	0	0	0	0	1	1											
Don Wilson, R OBP: 0.500, SLG: 1.000 (3, 1)										2	0	1	0	0	0	2											
Turk Farrell, R OBP: 0.146, SLG: 0.208 (9, 1)										0	0	0	0	0	0	0											
Inning Stats	R: 0 E: 0 K: 0 S: 3	H: 0 LOB: 0 BB: 0 P: 3	R: 0 E: 0 K: 0 S: 3	H: 0 LOB: 0 BB: 0 P: 3	R: 0 E: 0 K: 1 S: 5	H: 1 LOB: 1 BB: 0 P: 5	R: 0 E: 0 K: 0 S: 3	H: 0 LOB: 1 BB: 1 P: 7	R: 0 E: 1 K: 1 S: 7	H: 1 LOB: 2 BB: 0 P: 7	R: 2 E: 0 K: 0 S: 5	H: 2 LOB: 1 BB: 0 P: 5	R: 1 E: 0 K: 0 S: 5	H: 2 LOB: 1 BB: 0 P: 5	R: 0 E: 0 K: 0 S: 4	H: 1 LOB: 1 BB: 0 P: 4	R: 0 E: 0 K: 1 S: 5	H: 0 LOB: 0 BB: 0 P: 5	1B: 4 2B: 2 3B: 0 HR: 2	SF: 0 SAC: 1 DP: 1 HBP: 0	WP: 0 PA: 35 PB: 0 SB: 0 CS: 1						
PITCHER	IP	WLS	BF	H	R	ER	SO	BB	IBB	HBP	BLK	WP	HR	S	P	ERA	WHIP										
Joe Nuxhall, L ERA: 4.51 (1, 1)	8.0	L	32	7	3	3	2	1	0	0	0	0	2	35	39	3.38	1.000										
Darrell Osteen, R ERA: 11.48 (9, 1)	1.0		3	0	0	0	1	0	0	0	0	0	0	5	5	0.00	0.000										

Houston Astros @ Cincinnati Reds
Crosley Field, Cincinnati, OH
Thu Sep 29 1966, 7:05 PM EDT
Att: 2,002 - Cloudy - 67 F

AB 33
R 3
H 7
RBI 3
BB 1
SO 3
LOB 10



Batter	1	2	3	4	5	6	7	8	9	AB	R	H	RBI	BB	SO	LOB	BOTTOM										
Pete Rose, S OBP: 0.353, SLG: 0.463 (1, 4)	0-0 4-3		4-0 FC6-4 BB			0-0 4-3		0-0 F8		3	0	0	0	1	0	0											
Tommy Helms, R OBP: 0.320, SLG: 0.388 (1, 5)	0-0 P4		0-0 FC6-4 1-2			0-0 P3		0-0 6-3		4	0	0	0	0	0	1											
Vada Pinson, L OBP: 0.326, SLG: 0.440 (1, 8)	0-0 F2			0-0 4-3		0-3 K				4	0	0	0	0	1	0											
Deron Johnson, R OBP: 0.309, SLG: 0.461 (1, 7)		0-0 6-3		0-0 1B 1B		0-0 F9				4	0	1	0	0	1	0											
Lee May, R OBP: 0.311, SLG: 0.459 (1, 3)		0-0 6-3		0-0 1-3 1B		0-0 HR 1B				4	1	2	0	0	0	0											
Art Shamsky, L OBP: 0.328, SLG: 0.540 (1, 9)		4-0 BB		0-3 K		0-0 1H HR				2	1	1	2	1	1	1											
Don Pavletich, R OBP: 0.345, SLG: 0.522 (1, 2)		0-0 F2			0-3 K	0-0 P5				3	0	0	0	0	1	1											
Leo Cardenas, R OBP: 0.308, SLG: 0.423 (1, 6)			0-0 G1-6-4 1B		0-3 K	0-3 K				3	0	1	0	0	2	0											
Joe Nuxhall, L OBP: 0.100, SLG: 0.125 (1, 1)			0-0 G1-6-4 1-2		0-3 K					2	0	0	0	0	1	1											
Giraldo Ruiz, S OBP: 0.281, SLG: 0.284 (8, PH)										1	0	0	0	0	1	0											
Darrell Osteen, R OBP: 0.500, SLG: 0.500 (9, 1)										0	0	0	0	0	0	0											
Inning Stats	R: 0 E: 0 K: 0 S: 3	H: 0 LOB: 0 BB: 0 P: 3	R: 0 E: 0 K: 0 S: 3	H: 0 LOB: 1 BB: 1 P: 7	R: 0 E: 0 K: 1 S: 6	H: 2 LOB: 1 BB: 0 P: 6	R: 0 E: 0 K: 3 S: 9	H: 0 LOB: 0 BB: 0 P: 9	R: 0 E: 0 K: 1 S: 5	H: 0 LOB: 0 BB: 0 P: 5	R: 2 E: 0 K: 1 S: 7	H: 2 LOB: 0 BB: 0 P: 7	R: 0 E: 0 K: 1 S: 5	H: 0 LOB: 0 BB: 0 P: 5	R: 0 E: 0 K: 1 S: 5	H: 0 LOB: 0 BB: 0 P: 5	1B: 4 2B: 0 3B: 0 HR: 1	SF: 0 SAC: 0 DP: 1 HBP: 0	WP: 0 PA: 32 PB: 0 SB: 0 CS: 0								
PITCHER	IP	WLS	BF	H	R	ER	SO	BB	IBB	HBP	BLK	WP	HR	S	P	ERA	WHIP										
Bob Bruce, R ERA: 5.28 (1, 1)	2.0		7	0	0	0	0	1	0	0	0	0	0	6	6	0.00	0.500										
Don Wilson, R ERA: 3.0 (3, 1)	6.0	W	22	5	2	2	7	1	0	0	0	0	1	35	39	3.00	1.000										
Turk Farrell, R ERA: 4.6 (9, 1)	1.0	S	3	0	0	0	1	0	0	0	0	0	0	5	5	0.00	0.000										

Houston Astros @ Cincinnati Reds
Crosley Field, Cincinnati, OH
Thu Sep 29 1966, 7:05 PM EDT
Att: 2,002 - Cloudy - 67 F

AB 30
R 2
H 5
RBI 2
BB 2
SO 8
LOB 4



Batter	1	2	3	4	5	6	7	8	9	AB	R	H	RBI	BB	SO	LOB	TOP							
Brock Davis, L OBP: 0.259, SLG: 0.174 (1, 8)										4	0	1	0	0	1	1	Houston Astros @ New York Mets Shea Stadium, Flushing, NY Fri Sep 30 1966, 7:05 PM EDT Att: 11,017 - Cloudy - 64 F							
Sonny Jackson, L OBP: 0.341, SLG: 0.332 (1, 6)										4	0	3	0	0	0	0								
Joe Morgan, L OBP: 0.411, SLG: 0.392 (1, 4)										2	0	0	0	2	1	3								
Chuck Harrison, R OBP: 0.308, SLG: 0.377 (1, 3)										4	0	1	0	0	0	4								
Rusty Staub, L OBP: 0.344, SLG: 0.411 (1, 9)										4	0	0	0	0	0	2								
Lee Maye, L OBP: 0.319, SLG: 0.416 (1, 7)										3	0	1	0	1	0	0								
Bill Heath, L OBP: 0.356, SLG: 0.352 (1, 2)										4	0	0	0	0	0	2								
Bob Aspromonte, R OBP: 0.294, SLG: 0.332 (1, 5)										3	0	0	0	0	0	1								
Larry Dierker, R OBP: 0.174, SLG: 0.224 (1, 1)										2	0	0	0	1	1	0								
Inning Stats	R: 0 E: 0 K: 0 S: 3	H: 2 LOB: 1 BB: 1 P: 7	R: 0 E: 0 K: 0 S: 4	H: 1 LOB: 1 BB: 0 P: 4	R: 0 E: 0 K: 2 S: 8	H: 1 LOB: 1 BB: 0 P: 8	R: 0 E: 0 K: 0 S: 3	H: 0 LOB: 0 BB: 0 P: 3	R: 0 E: 0 K: 1 S: 5	H: 0 LOB: 0 BB: 0 P: 5	R: 0 E: 0 K: 0 S: 4	H: 1 LOB: 2 BB: 1 P: 8	R: 0 E: 0 K: 0 S: 2	H: 0 LOB: 0 BB: 1 P: 6	R: 0 E: 0 K: 0 S: 4	H: 1 LOB: 2 BB: 1 P: 8	R: 0 E: 0 K: 0 S: 3	H: 0 LOB: 0 BB: 0 P: 3	1B: 5 2B: 1 3B: 0 HR: 0	SF: 0 SAC: 0 DP: 2 HBP: 0	WP: 1 PB: 0 SB: 1 CS: 1	PA: 34		
PITCHER Jack Fisher, R ERA: 3.88 (1, 1)	IP: 9.0 WLS: W BF: 34 H: 6 R: 0 ER: 0 SO: 3 BB: 4 IBB: 0 HBP: 0 BLK: 0 WP: 1 HR: 0 S: 36 P: 52 ERA: 0.00 WHIP: 1.111																							

AB	30
R	0
H	6
RBI	0
BB	4
SO	3
LOB	13



Batter	1	2	3	4	5	6	7	8	9	AB	R	H	RBI	BB	SO	LOB	BOTTOM						
Bud Harrelson, S OBP: 0.304, SLG: 0.300 (1, 6)										3	0	0	0	0	2	0	Houston Astros @ New York Mets Shea Stadium, Flushing, NY Fri Sep 30 1966, 7:05 PM EDT Att: 11,017 - Cloudy - 64 F						
Chuck Hillier, L OBP: 0.340, SLG: 0.359 (1, 4)										3	0	0	0	0	0	0							
Cleon Jones, R OBP: 0.318, SLG: 0.374 (1, 8)										3	0	0	0	0	0	0							
Al Luplow, L OBP: 0.329, SLG: 0.349 (1, 9)										3	0	0	0	0	0	0							
Ed Kranepool, L OBP: 0.315, SLG: 0.392 (1, 3)										3	0	0	0	0	1	0							
Greg Goossen, R OBP: 0.233, SLG: 0.379 (1, 2)										3	0	0	0	0	2	0							
Eddie Bressoud, R OBP: 0.305, SLG: 0.364 (1, 5)										3	1	1	0	0	0	0							
Danny Napoleon, R OBP: 0.219, SLG: 0.281 Ron Hunt, R OBP: 0.355, SLG: 0.354 (9, PH)										2	0	0	0	0	1	0							
Jack Fisher, R OBP: 0.176, SLG: 0.119 (1, 1)										1	0	1	1	0	0	0							
Inning Stats	R: 0 E: 0 K: 1 S: 5	H: 0 LOB: 0 BB: 0 P: 5	R: 0 E: 0 K: 1 S: 5	H: 0 LOB: 0 BB: 0 P: 5	R: 0 E: 0 K: 0 S: 3	H: 0 LOB: 0 BB: 0 P: 3	R: 0 E: 0 K: 2 S: 7	H: 0 LOB: 0 BB: 0 P: 7	R: 0 E: 0 K: 0 S: 3	H: 0 LOB: 0 BB: 0 P: 3	R: 0 E: 0 K: 0 S: 3	H: 0 LOB: 0 BB: 0 P: 3	R: 0 E: 0 K: 0 S: 5	H: 0 LOB: 0 BB: 0 P: 5	R: 1 E: 0 K: 0 S: 2	H: 2 LOB: 1 BB: 0 P: 2	1B: 1 2B: 1 3B: 0 HR: 0	SF: 0 SAC: 0 DP: 0 HBP: 0	WP: 1 PB: 0 SB: 0 CS: 0	PA: 26			
PITCHER Larry Dierker, R ERA: 3.18 (1, 1)	IP: 8.0 WLS: L BF: 26 H: 2 R: 1 ER: 1 SO: 6 BB: 0 IBB: 0 HBP: 0 BLK: 0 WP: 1 HR: 0 S: 38 P: 38 ERA: 1.12 WHIP: 0.250																						

AB	26
R	1
H	2
RBI	1
BB	0
SO	6
LOB	0



Batter	1	2	3	4	5	6	7	8	9	AB	R	H	RBI	BB	SO	LOB	TOP											
Brook Davis, L OBP: 0.281, SLG: 0.185 (1, 8)										4	0	1	0	1	1	0	Houston Astros @ New York Mets Shea Stadium, Flushing, NY Sun Oct 02 1966, 3:33 AM EDT Cloudy - 56 F											
Sonny Jackson, L OBP: 0.342, SLG: 0.336 (1, 6)										5	2	2	0	0	1	3												
Joe Morgan, L OBP: 0.410, SLG: 0.391 (1, 4)										4	2	1	0	1	0	1												
Rusty Staub, L OBP: 0.345, SLG: 0.412 (1, 9)										4	1	1	1	1	0	2												
Chuck Harrison, R OBP: 0.313, SLG: 0.379 (1, 3)										3	1	2	3	2	0	0												
Lee Maye, L OBP: 0.323, SLG: 0.419 (1, 7)										5	0	3	2	0	0	2												
Bill Heath, L OBP: 0.353, SLG: 0.350 Dave Adlesh, R (3, PH) (3, 2)										1	0	0	0	0	0	2		AB 38 R 6 H 12 RBI 6 BB 5 SO 6 LOB 15										
Bob Aspromonte, R OBP: 0.294, SLG: 0.332 (1, 5)										4	0	1	0	0	1	0												
Chris Zachary, L OBP: 0.211, SLG: 0.333 Danny Coombs, R (7, 1) Claude Raymond, R OBP: 0.111, SLG: 0.111 (8, 1)										3	0	1	0	0	1	2												
Inning Stats	R: 2 E: 0 K: 1 S: 8	H: 3 LOB: 2 BB: 1 P: 12	R: 0 E: 0 K: 1 S: 5	H: 0 LOB: 0 BB: 0 P: 5	R: 3 E: 0 K: 1 S: 10	H: 5 LOB: 2 BB: 0 P: 10	R: 1 E: 0 K: 0 S: 4	H: 2 LOB: 2 BB: 2 P: 12	R: 0 E: 0 K: 3 S: 10	H: 1 LOB: 2 BB: 1 P: 14	R: 0 E: 0 K: 0 S: 3	H: 0 LOB: 0 BB: 0 P: 3	R: 0 E: 0 K: 0 S: 3	H: 0 LOB: 0 BB: 0 P: 3	R: 0 E: 0 K: 0 S: 4	H: 1 LOB: 2 BB: 1 P: 8			1B: 10 2B: 1 3B: 1 HR: 0	SF: 0 SAC: 0 DP: 1 HBP: 0	WP: 1 PB: 1 SB: 1 CS: 0	PA: 43						
PITCHER	IP	WLS	BF	H	R	ER	SO	BB	IBB	HBP	BLK	WP	HR	S	P	ERA	WHIP											
Bob Shaw, R ERA: 4.29 (1, 1)	2.1	L	14	6	5	5	2	1	0	0	0	0	0	17	21	19.29	3.000											
Tug McGraw, L ERA: 5.34 (3, 1)	0.2		4	2	0	0	1	0	0	0	0	1	0	6	6	0.00	3.000											
Jack Hamilton, R ERA: 3.93 (4, 1)	1.0		6	2	1	1	0	2	0	0	0	0	0	4	12	9.00	4.000											
Dick Rusterick, L ERA: 3.0 (5, 1)	3.0		11	1	0	0	3	1	0	0	0	0	0	16	20	0.00	0.667											
Bill Hepler, L ERA: 3.52 (8, 1)	2.0		8	1	0	0	0	1	0	0	0	0	0	7	11	0.00	1.000											
Bud Harrelson, S OBP: 0.308, SLG: 0.298 (1, 6)										4	0	1	0	1	2	1	Houston Astros @ New York Mets Shea Stadium, Flushing, NY Sun Oct 02 1966, 3:33 AM EDT Cloudy - 56 F											
Chuck Hiller, L OBP: 0.337, SLG: 0.356 (1, 4)										5	0	1	0	0	0	4												
Al Luplow, L OBP: 0.351, SLG: 0.347 Bill Hepler, L OBP: 0.214, SLG: 0.214 John Stephenson, L (9, PH) OBP: 0.250, SLG: 0.239 (8, 9)										2	0	0	0	2	0	4												
Cleon Jones, R OBP: 0.318, SLG: 0.372 (8, 9)										3	0	0	1	1	2	3												
Ed Kranepool, L OBP: 0.313, SLG: 0.389 Jim Hickman, R OBP: 0.299, SLG: 0.356 (7, PH) (8, 3)										3	0	0	0	0	0	0												
Greg Goossen, R OBP: 0.235, SLG: 0.344 (1, 2)										3	0	0	0	0	3	0												
Eddie Bressoud, R OBP: 0.307, SLG: 0.364 (1, 5)										3	0	1	0	1	1	0												
Danny Nappoleo, R OBP: 0.250, SLG: 0.275 Jack Hamilton, R OBP: 0.149, SLG: 0.132 Larry Elliot, L OBP: 0.207, SLG: 0.415 Dick Rusterick, R Shaun Fitzmaurice, R OBP: 0.275, SLG: 0.200 (1, 7) (4, 1) (4, PH) (5, 1) (7, PH) (8, 8)										1	0	0	0	0	1	0												
Bob Shaw, R OBP: 0.279, SLG: 0.232 Tug McGraw, R OBP: 0.278, SLG: 0.235 Johnny Lewis, L OBP: 0.282, SLG: 0.331 (1, 1) (3, 1) (3, PH) (4, 7)										0	0	0	0	0	0	0												
Inning Stats	R: 0 E: 0 K: 0 S: 3	H: 0 LOB: 1 BB: 1 P: 7	R: 0 E: 0 K: 2 S: 7	H: 0 LOB: 0 BB: 0 P: 7	R: 0 E: 0 K: 1 S: 6	H: 1 LOB: 2 BB: 1 P: 10	R: 0 E: 0 K: 2 S: 7	H: 0 LOB: 2 BB: 1 P: 12	R: 0 E: 0 K: 1 S: 5	H: 0 LOB: 2 BB: 2 P: 13	R: 0 E: 0 K: 1 S: 5	H: 0 LOB: 0 BB: 0 P: 5	R: 1 E: 0 K: 3 S: 11	H: 2 LOB: 3 BB: 2 P: 19	R: 0 E: 0 K: 2 S: 8	H: 1 LOB: 1 BB: 0 P: 8		R: 0 E: 0 K: 1 S: 5	H: 0 LOB: 0 BB: 0 P: 5	1B: 4 2B: 0 3B: 0 HR: 0	SF: 0 SAC: 0 DP: 0 HBP: 1	WP: 0 PB: 0 SB: 0 CS: 0	PA: 39					
PITCHER	IP	WLS	BF	H	R	ER	SO	BB	IBB	HBP	BLK	WP	HR	S	P	ERA	WHIP											
Chris Zachary, R ERA: 3.44 (1, 1)	6.2	W	31	3	1	1	9	7	0	1	0	0	0	41	7	1.500	1.500											
Danny Coombs, L ERA: 3.38 (7, 1)	0.2		3	1	0	0	2	0	0	0	0	0	0	7	7	0.00	1.500											
Claude Raymond, R ERA: 3.16 (8, 1)	1.2	S	5	0	0	0	2	0	0	0	0	0	0	9	9	0.00	0.000											

