

Houston Astros - 1967

Batter	1	2	3	4	5	6	7	8	9	AB	R	H	RBI	BB	SO	LOB	TOP			
Denis Menke, R (1,6)										4	0	0	0	0	0	0				
Felipe Alou, R (1,3) OBP: 0.250, SLG: 0.250										4	0	1	0	0	0	0				
Hank Aaron, R (1,9) OBP: 0.250, SLG: 0.250										4	0	1	0	0	0	0				
Joe Torre, R (1,2)										4	0	0	0	0	2	3				
Rico Carty, R (1,7) OBP: 0.250, SLG: 0.250										4	0	1	0	0	0	0				
Mack Jones, L (1,8) OBP: 0.333, SLG: 0.667										3	0	1	0	0	1	1				
Clete Boyer, R (1,5) OBP: 0.333, SLG: 1.333										3	1	1	1	0	1	1	AB 32			
Woody Woodward, R (1,4)										3	0	0	0	0	1	1	R 1			
Denny Lemaster, R (1,1)										2	0	0	0	0	2	0	H 5			
Dick Kelley, R (7,1)										0	0	0	0	0	0	0	RBI 1			
Clay Carroll, R (7,1)										0	0	0	0	0	0	0	BB 0			
Felix Millan, R (7,4)										1	0	0	0	0	0	0	SO 7			
Ramon Hernandez, S (7,1)										0	0	0	0	0	0	0	LOB 6			
Inning Stats	R: 0 E: 1 K: 1 S: 6	H: 0 LOB: 1 BB: 0 P: 6	R: 0 E: 0 K: 1 S: 6	H: 1 LOB: 1 BB: 0 P: 6	R: 0 E: 0 K: 1 S: 5	H: 0 LOB: 0 BB: 0 P: 5	R: 0 E: 0 K: 1 S: 6	H: 1 LOB: 1 BB: 0 P: 6	R: 0 E: 0 K: 0 S: 4	H: 2 LOB: 1 BB: 0 P: 4	R: 1 E: 0 K: 1 S: 6	H: 1 LOB: 0 BB: 0 P: 6	R: 0 E: 0 K: 0 S: 3	H: 0 LOB: 0 BB: 0 P: 3	R: 0 E: 0 K: 1 S: 5	H: 0 LOB: 0 BB: 0 P: 5	1B: 3 2B: 1 3B: 0 HR: 1	SF: 0 SAC: 0 DP: 1 HBP: 0	WP: 0 PB: 0 SB: 0 CS: 0	PA: 32
PITCHER Mike Cuellar, L (1,1) ERA: 1.0	IP: 9.0 WLS: W BF: 32 H: 5 R: 1 ER: 1 SO: 7 BB: 0 IBB: 0 HBP: 0 BLK: 0 WP: 0 HR: 1 S: 46 P: 46 ERA: 1.00 WHIP: 0.556																			

Atlanta Braves @ Houston Astros
Astrodome, Houston, TX
Tue Apr 11 1967, 4:33 AM EST
Att: 26,001 - Unknown

AB 32
R 1
H 5
RBI 1
BB 0
SO 7
LOB 6



Batter	1	2	3	4	5	6	7	8	9	AB	R	H	RBI	BB	SO	LOB	BOTTOM			
Sonny Jackson, L (1,6) OBP: 0.250, SLG: 0.250										4	1	1	0	0	0	0				
Joe Morgan, L (1,4)										2	0	0	0	2	1	2				
Aaron Pointer, R (1,7) OBP: 0.500, SLG: 0.667										3	1	1	2	1	2	1				
Jimmy Wynn, R (1,8) OBP: 0.250, SLG: 0.250										4	0	1	1	0	0	2				
Bob Aspromonte, R (1,5)										3	1	0	0	1	1	1				
Rusty Staub, L (1,9)										3	0	0	0	0	1	0				
Eddie Mathews, L (1,3) OBP: 0.500, SLG: 1.000										4	1	2	1	0	0	0	AB 31			
John Bateman, R (1,2) OBP: 0.500, SLG: 0.500										4	1	2	1	0	0	1	R 6			
Mike Cuellar, L (1,1) OBP: 0.250, SLG: 0.250										4	1	1	1	0	2	3	H 8			
Inning Stats	R: 0 E: 0 K: 0 S: 2	H: 0 LOB: 2 BB: 2 P: 10	R: 0 E: 1 K: 0 S: 5	H: 1 LOB: 0 BB: 0 P: 5	R: 0 E: 0 K: 1 S: 5	H: 0 LOB: 0 BB: 0 P: 5	R: 0 E: 0 K: 1 S: 5	H: 0 LOB: 0 BB: 0 P: 5	R: 0 E: 0 K: 1 S: 5	H: 0 LOB: 1 BB: 1 P: 9	R: 6 E: 1 K: 2 S: 13	H: 6 LOB: 1 BB: 1 P: 17	R: 0 E: 0 K: 1 S: 6	H: 1 LOB: 1 BB: 0 P: 6	R: 0 E: 0 K: 1 S: 6	H: 0 LOB: 0 BB: 0 P: 6	1B: 6 2B: 1 3B: 1 HR: 0	SF: 0 SAC: 1 DP: 0 HBP: 0	WP: 0 PB: 0 SB: 0 CS: 1	PA: 36
PITCHER Denny Lemaster, L (1,1) ERA: 1.5	IP: 6.0 WLS: L BF: 23 H: 1 R: 1 ER: 1 SO: 4 BB: 4 IBB: 0 HBP: 0 BLK: 0 WP: 0 HR: 0 S: 27 P: 43 ERA: 1.50 WHIP: 0.833																			
Dick Kelley, L (7,1) ERA: 27.0	0.1	L	2	1	0	0	0	0	0	0	0	2	2	0.00	3.000					
Clay Carroll, R (7,1) ERA:	0.0	3	3	2	2	0	0	0	0	0	3	3	∞	∞						
Ramon Hernandez, L (7,1) ERA: 5.4	1.2	8	3	3	3	3	0	0	0	0	14	14	16.20	1.800						

Atlanta Braves @ Houston Astros
Astrodome, Houston, TX
Tue Apr 11 1967, 4:33 AM EST
Att: 26,001 - Unknown

AB 31
R 6
H 8
RBI 6
BB 4
SO 7
LOB 10



Batter	1	2	3	4	5	6	7	8	9	AB	R	H	RBI	BB	SO	LOB	TOP			
Denis Menke, R (1,6) OBP: 0.250, SLG: 0.143	0-0 FC5-4 1B		0-0 F9		0-0 6-3			4-0 G6-4-3 BB		3	0	1	0	1	0	0	Atlanta Braves @ Houston Astros Astrodome, Houston, TX Wed Apr 12, 1967, 7:05 PM EST Att: 13,854 - Dome			
Felipe Alou, R (1,3) OBP: 0.250, SLG: 0.143	0-0 FC5-4 PB 3B		0-0 F7			4-0 BB		0-0 G6-4-3		3	1	0	0	1	0	2				
Hank Aaron, R (1,9) OBP: 0.250, SLG: 0.500	0-0 1-H 1B 3B		0-0 5-3			0-0 F8			0-0 F7	4	1	1	1	0	0	1				
Mack Jones, L (1,8) OBP: 0.286, SLG: 0.429	0-3 K			0-0 CS 1B		0-0 F9			0-3 K	4	0	1	0	0	2	2				
Joe Torre, R (1,2) OBP: 0.250, SLG: 0.250 Marty Martinez, S (9, PR)	0-0 1B			0-3 K		0-3 K			0-0 1B 1B	4	0	2	1	0	2	2				
Rico Carty, R (1,7) OBP: 0.500, SLG: 0.429	0-3 3-H K			4-0 BB				0-0 G5-4-3 1B	0-0 1B	3	0	2	0	1	1	1				
Clete Boyer, R (1,5) OBP: 0.167, SLG: 0.667		0-0 5-3		0-3 K				0-0 F5	0-0 PO 1B	3	0	0	0	0	1	2				
Woody Woodward, R (1,4)		0-0 F8				0-0 F9		0-0 G5-4-3		3	0	0	0	0	0	1				
Ken Johnson, R (1,1) Gary Geiger, L (8, PH) Phil Niekro, R (8, 1) Don Schwall, R (8, 1)		0-0 F7				0-0 6-3			0-0 G3	2	0	0	0	0	0	0				
Inning Stats	R: 2 E: 0 K: 2 S: 10	H: 3 LOB: 1 BB: 0 P: 10	R: 0 E: 0 K: 0 S: 3	H: 0 LOB: 0 BB: 0 P: 3	R: 0 E: 0 K: 0 S: 3	H: 1 LOB: 1 BB: 1 P: 11	R: 0 E: 0 K: 0 S: 3	H: 0 LOB: 0 BB: 0 P: 3	R: 0 E: 0 K: 1 S: 5	H: 1 LOB: 1 BB: 1 P: 9	R: 0 E: 0 K: 0 S: 3	H: 1 LOB: 0 BB: 0 P: 3	R: 0 E: 0 K: 0 S: 2	H: 0 LOB: 0 BB: 1 P: 6	R: 0 E: 0 K: 1 S: 6	H: 2 LOB: 2 BB: 0 P: 6		1B: 6 2B: 1 3B: 1 HR: 0	SF: 0 SAC: 0 DP: 3 HBP: 0	WP: 0 PB: 1 SB: 0 CS: 1
PITCHER Larry Dierker, R (1,1) ERA: 2.0	IP: 9.0 WLS: W BF: 33	H: 7 R: 2 ER: 2 SO: 6	BB: 3 IBB: 0 HBP: 0 BLK: 0	WP: 0 HR: 0 S: 42 P: 54	ERA: 2.00 WHIP: 1.111	PITCHER										IP: 9.0 WLS: W BF: 33	H: 7 R: 2 ER: 2 SO: 6	BB: 3 IBB: 0 HBP: 0 BLK: 0	WP: 0 HR: 0 S: 42 P: 54	ERA: 2.00 WHIP: 1.111

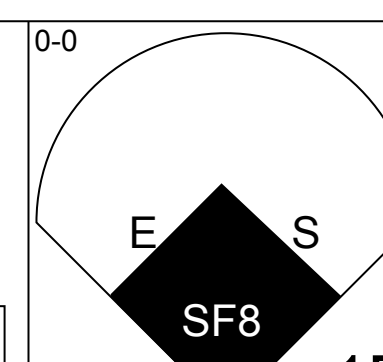
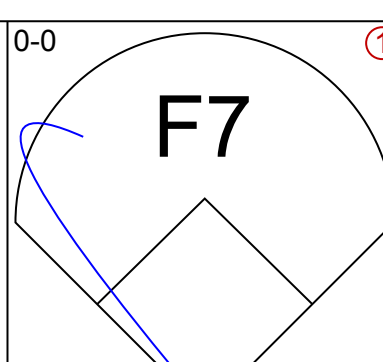
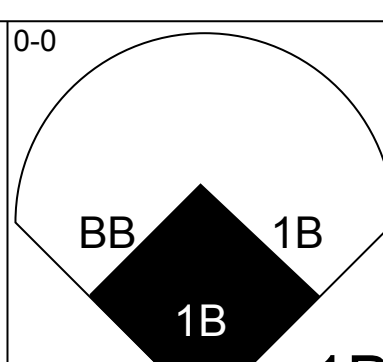
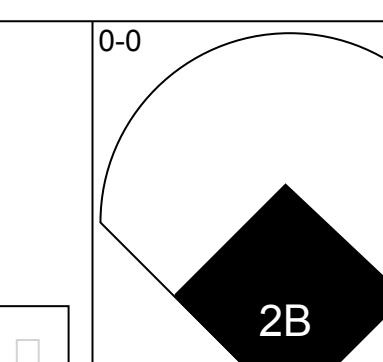

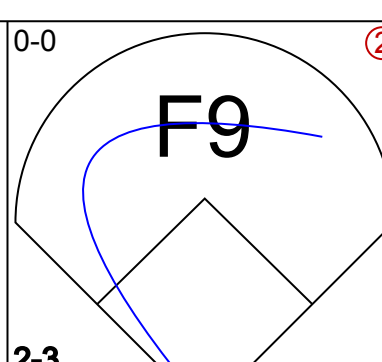
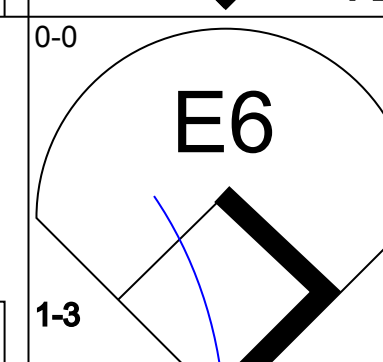
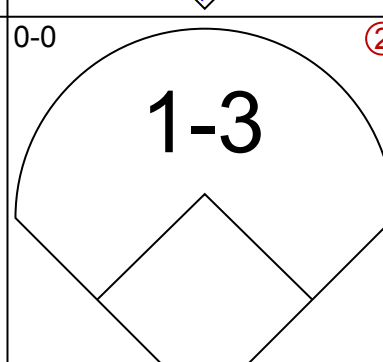
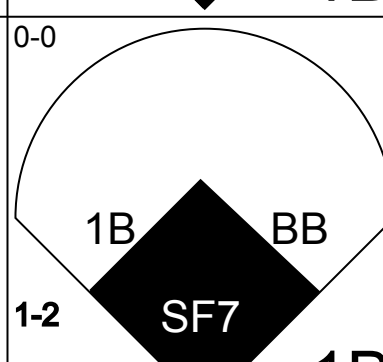
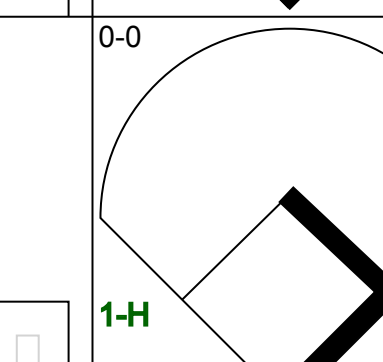

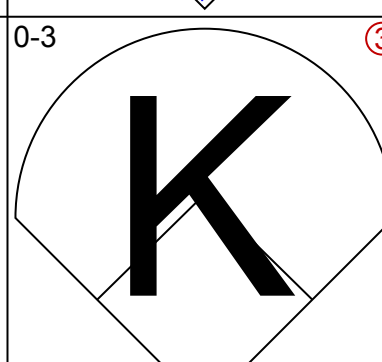
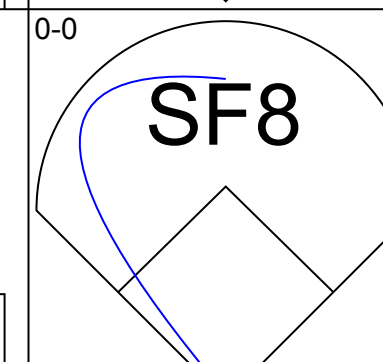
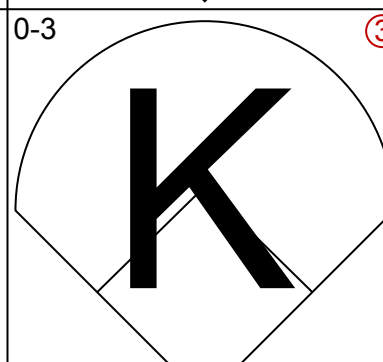
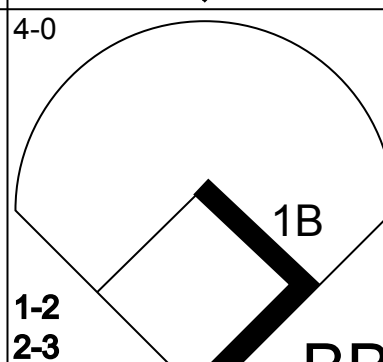
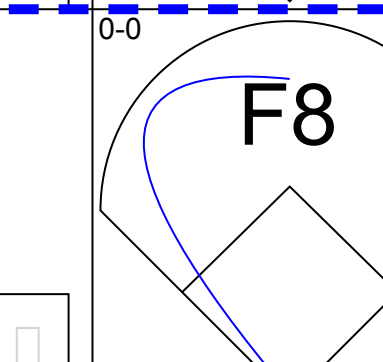
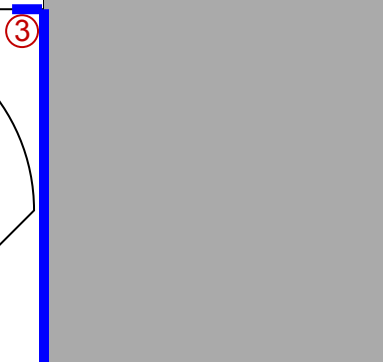
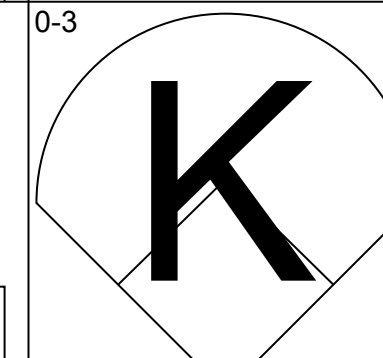
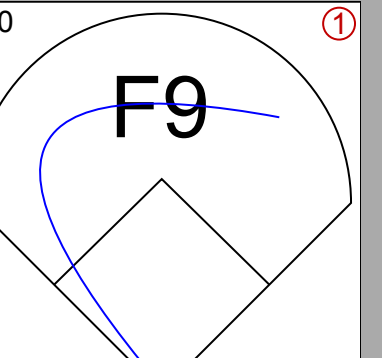
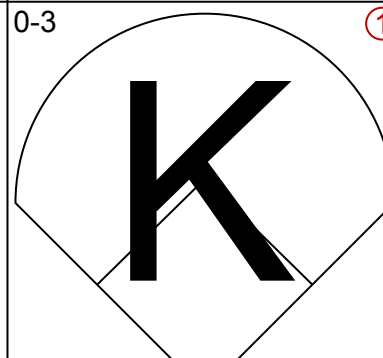
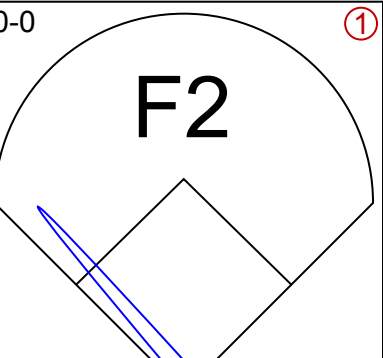
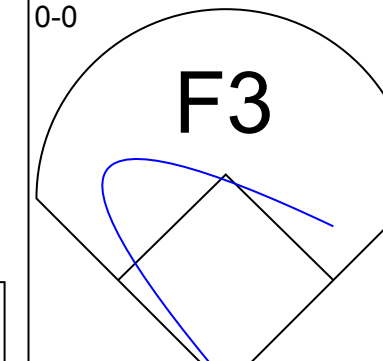
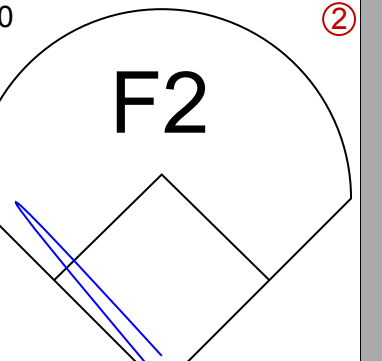
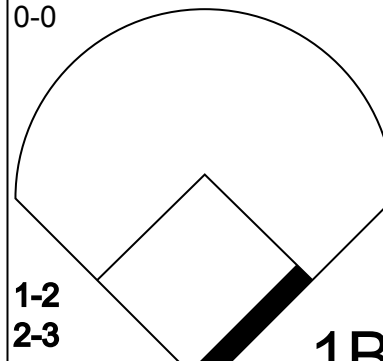

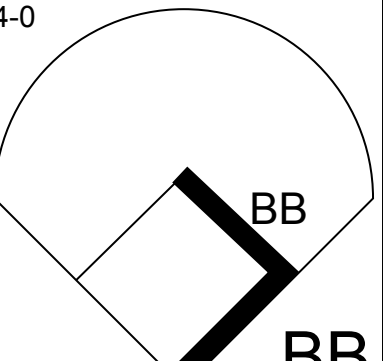
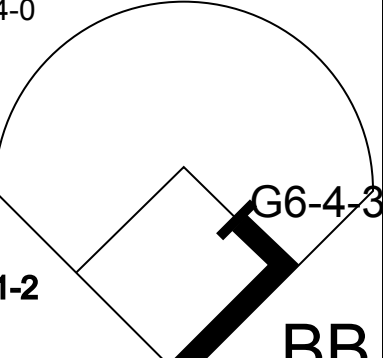
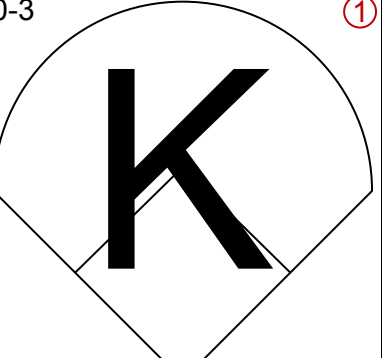
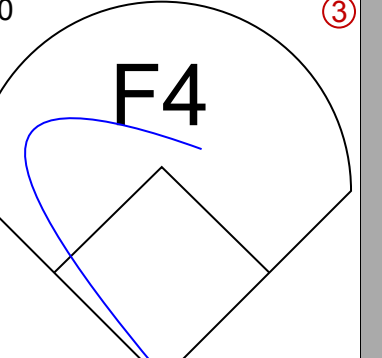
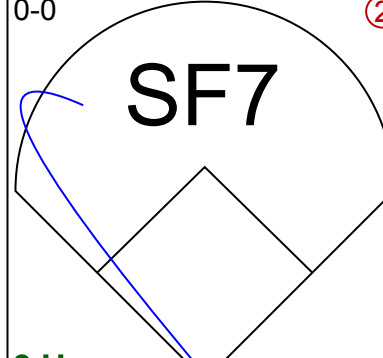
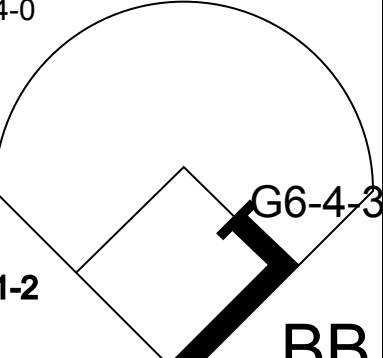
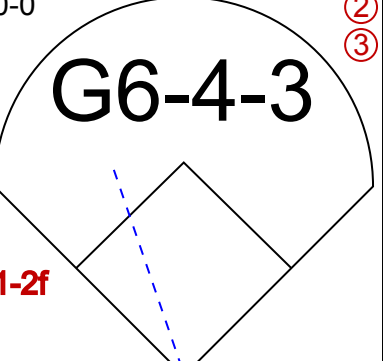
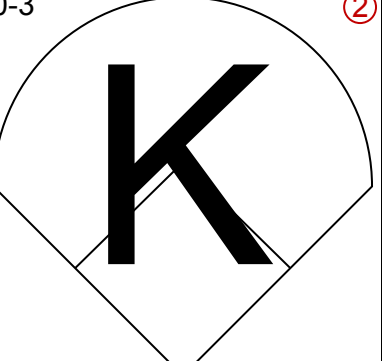
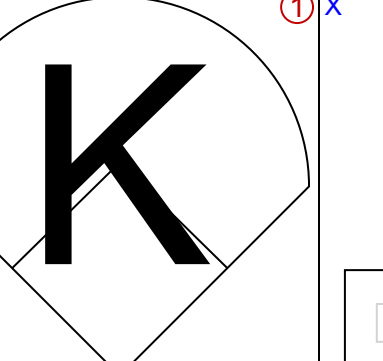
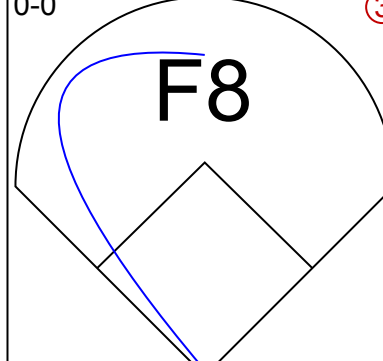
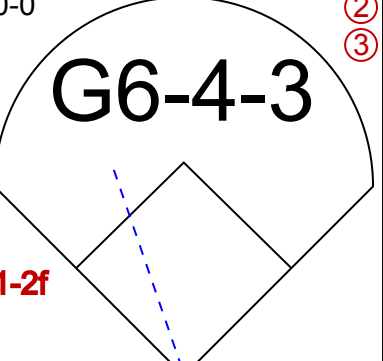

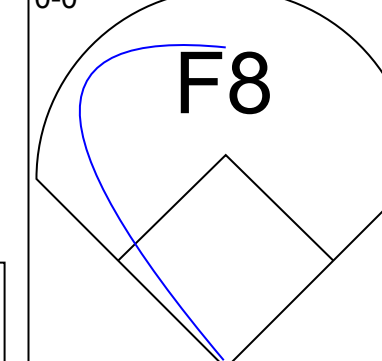
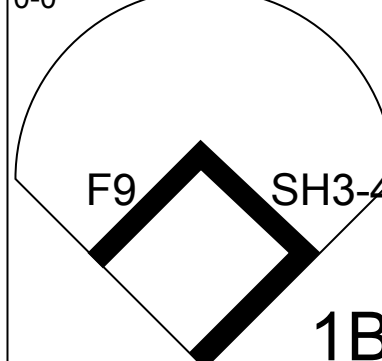
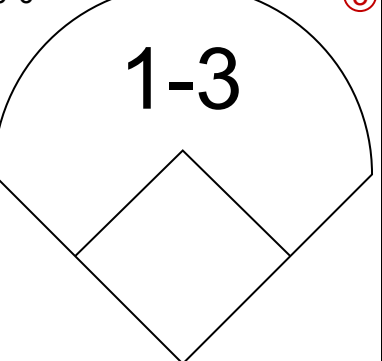
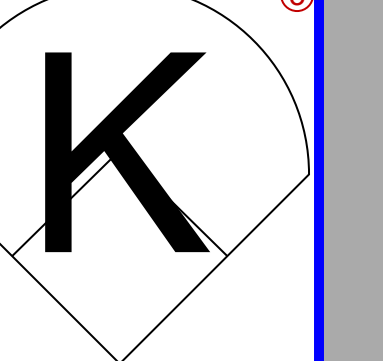
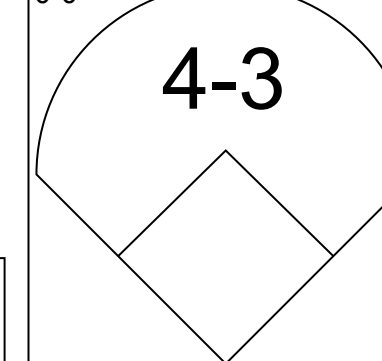
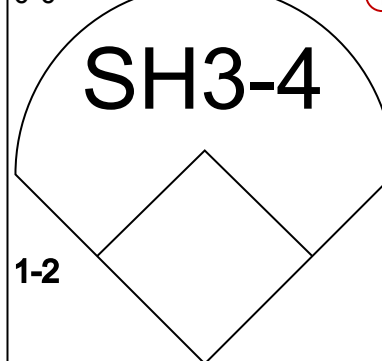
AB 30
R 2
H 7
RBI 2
BB 3
SO 6
LOB 11

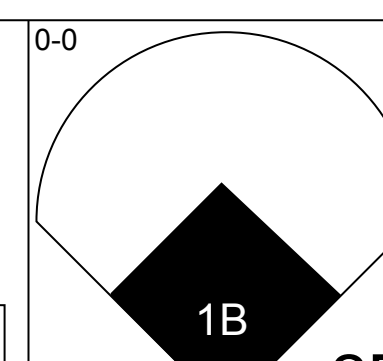

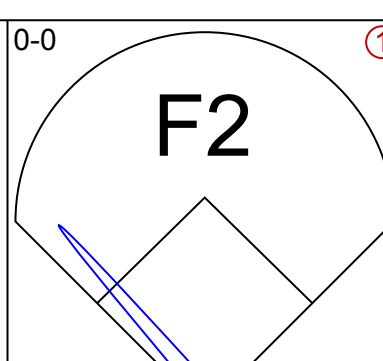
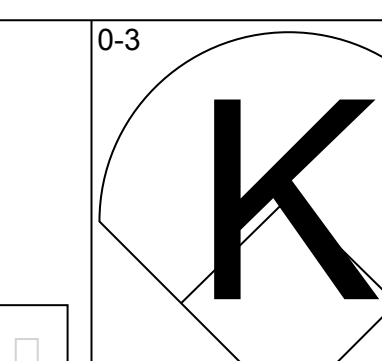
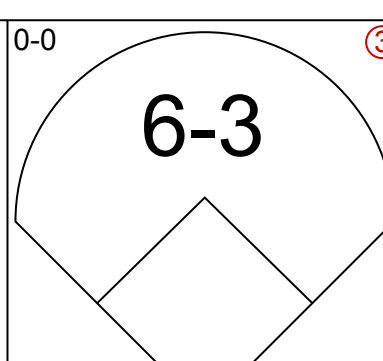
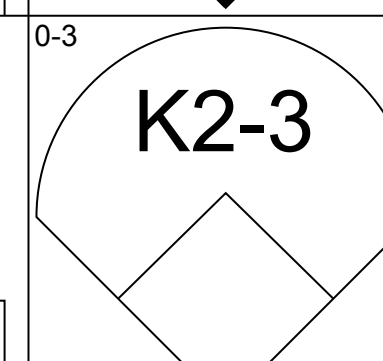
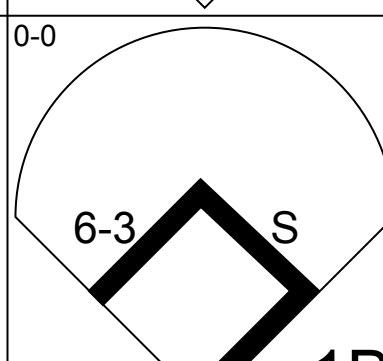
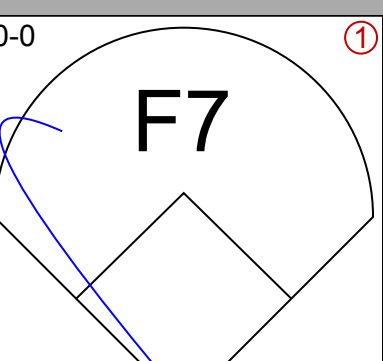
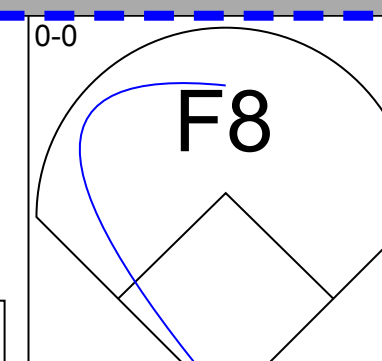
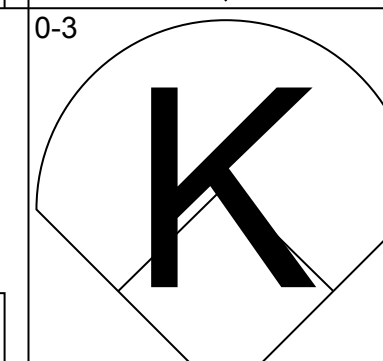
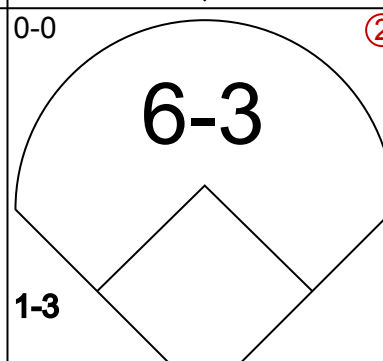
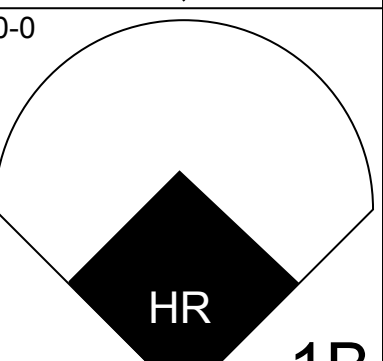
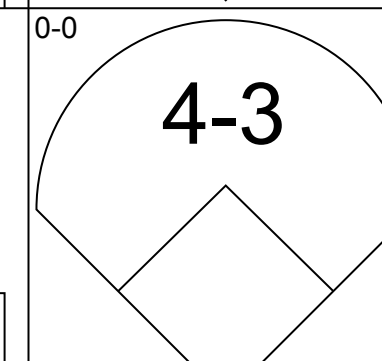
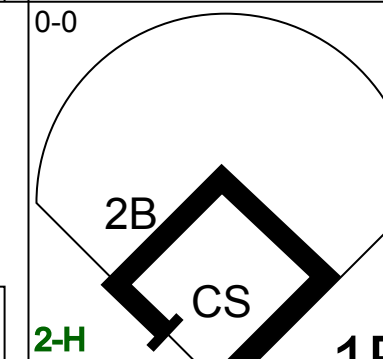

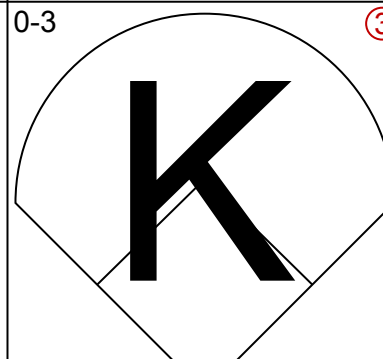
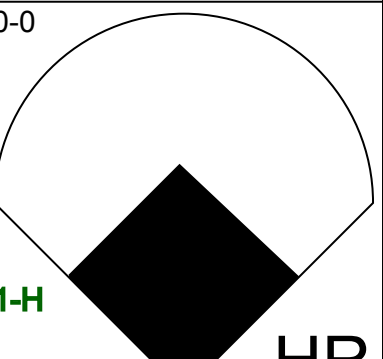
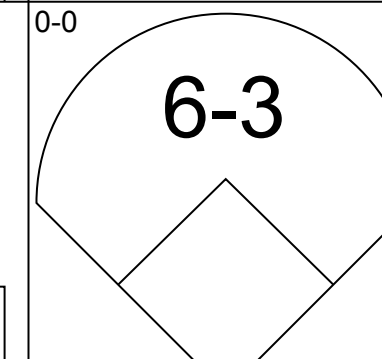
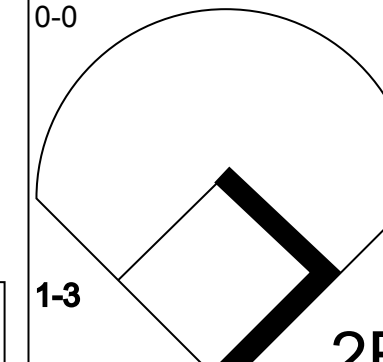
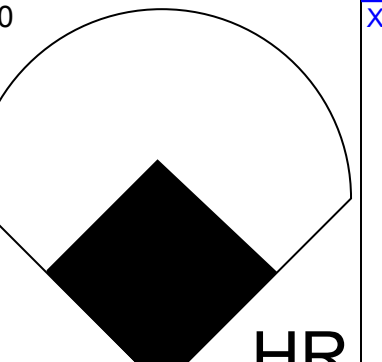
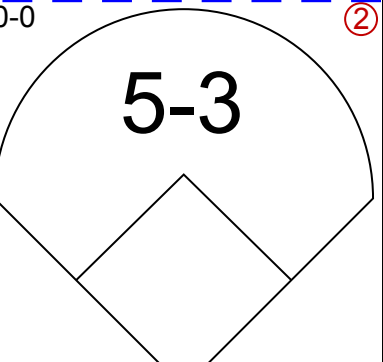
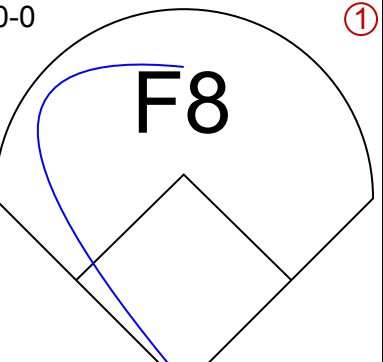
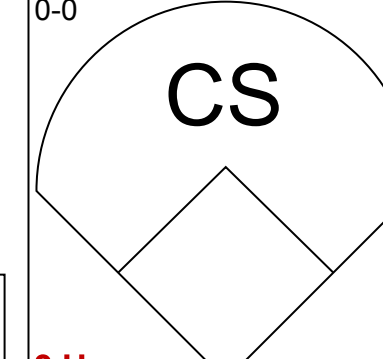
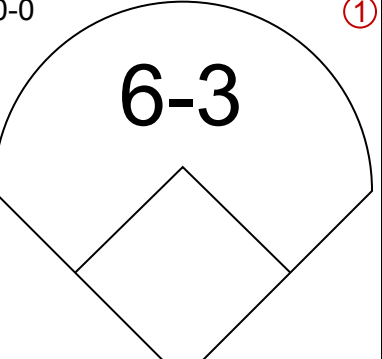
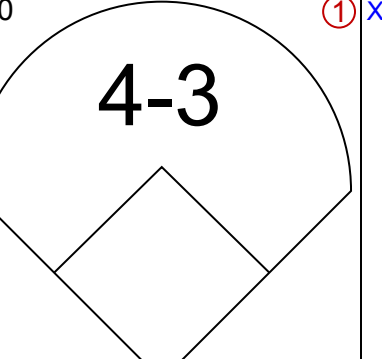

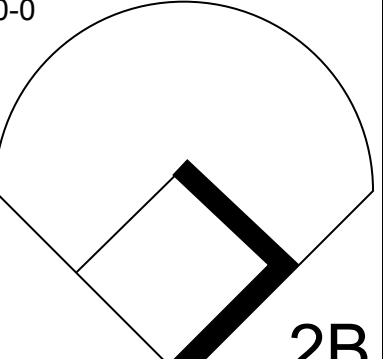
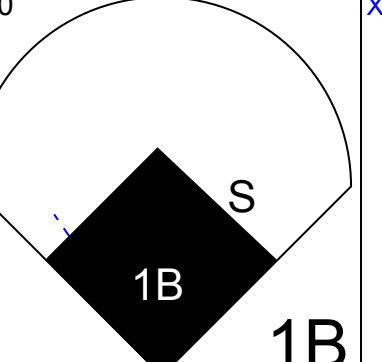
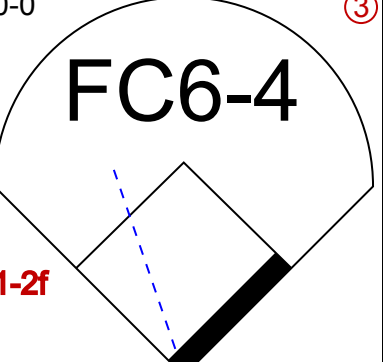
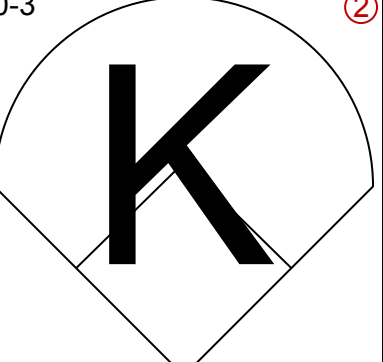

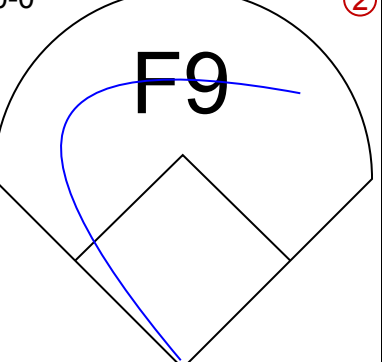
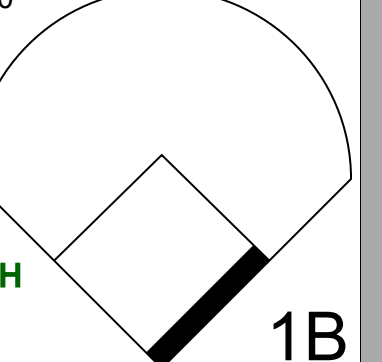
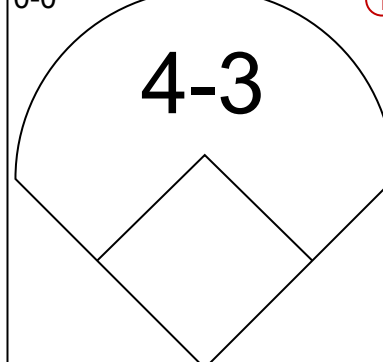
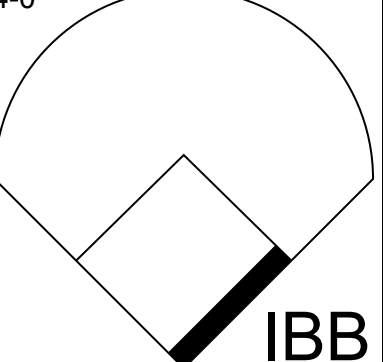

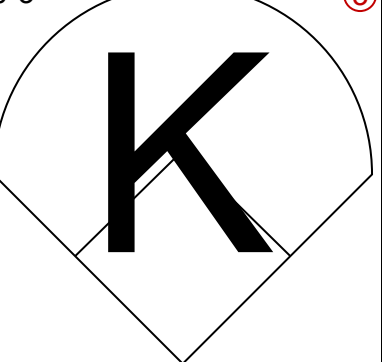
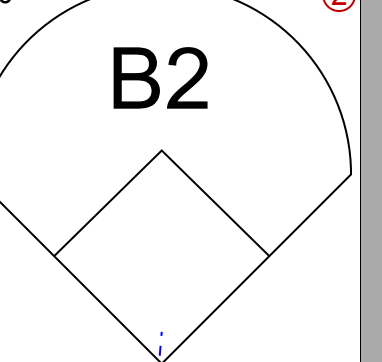
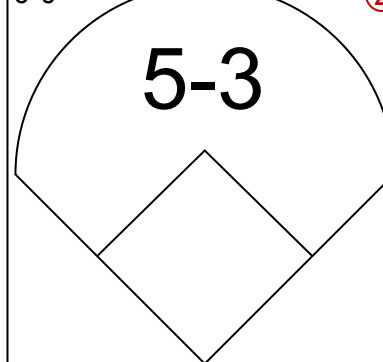
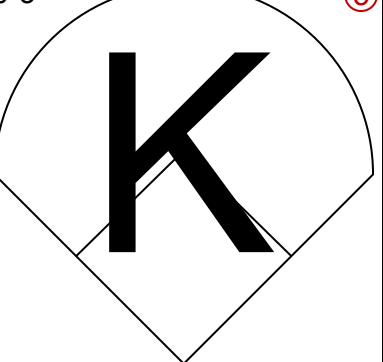


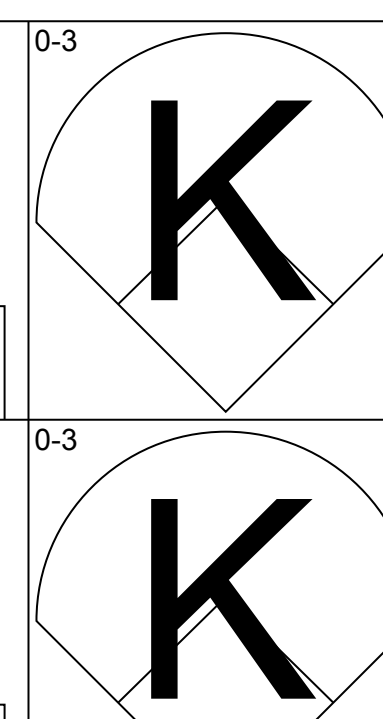
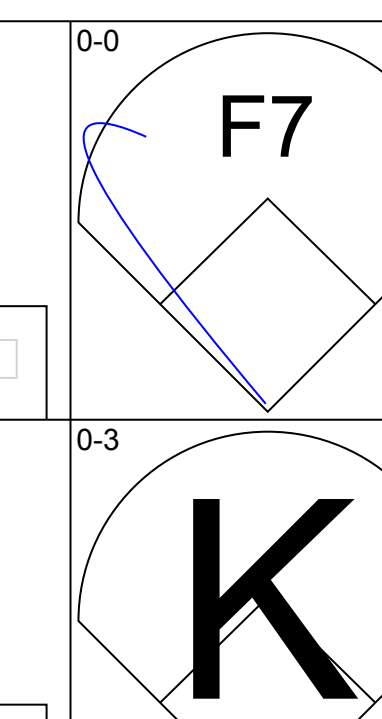
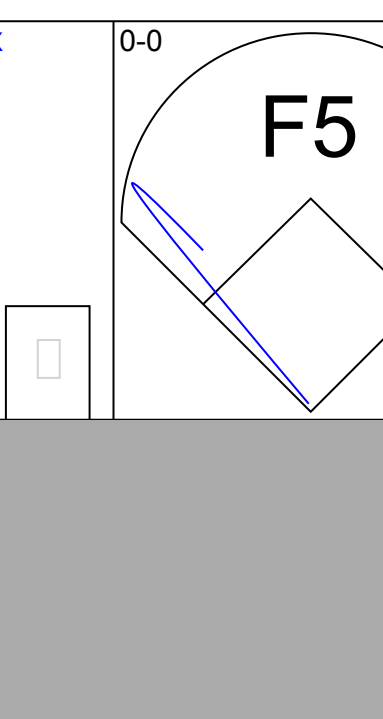
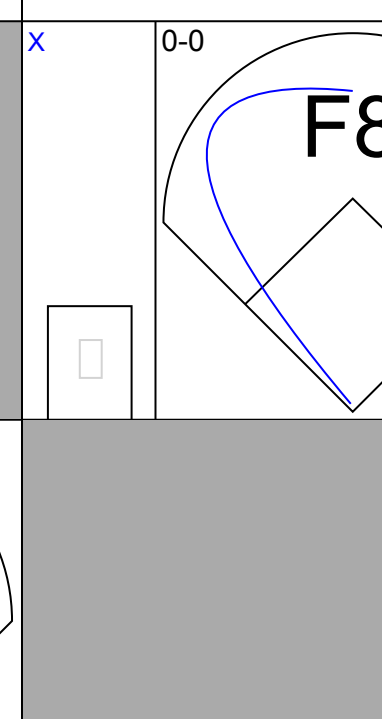
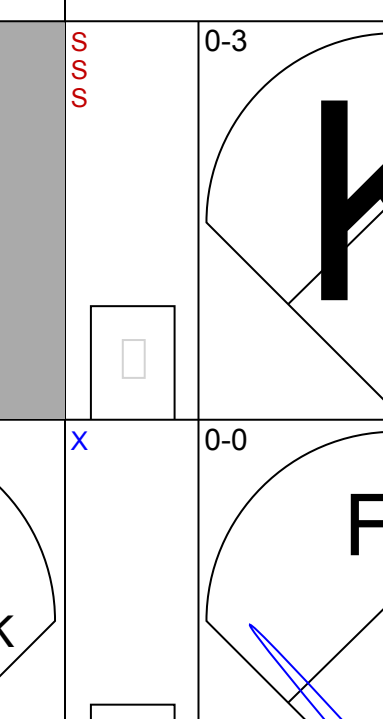
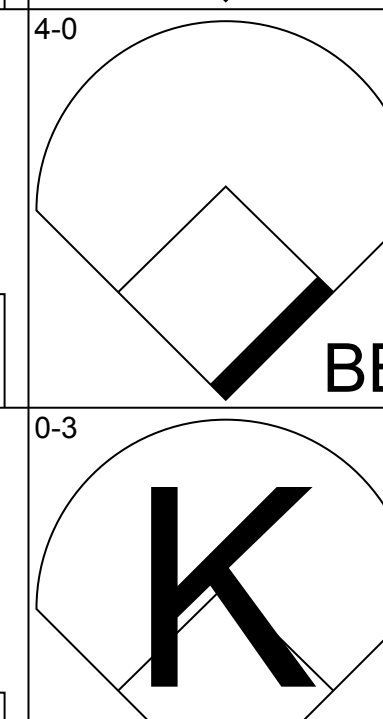

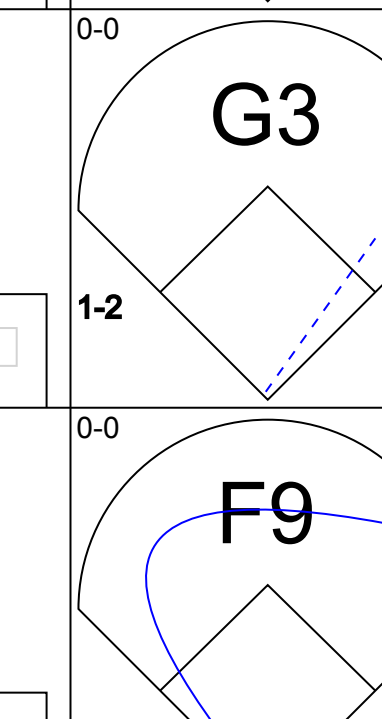
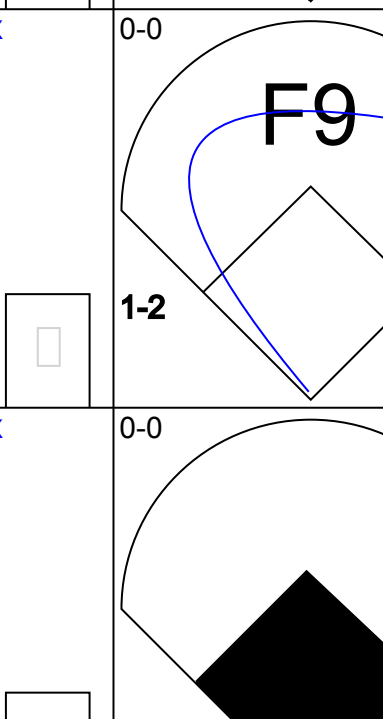


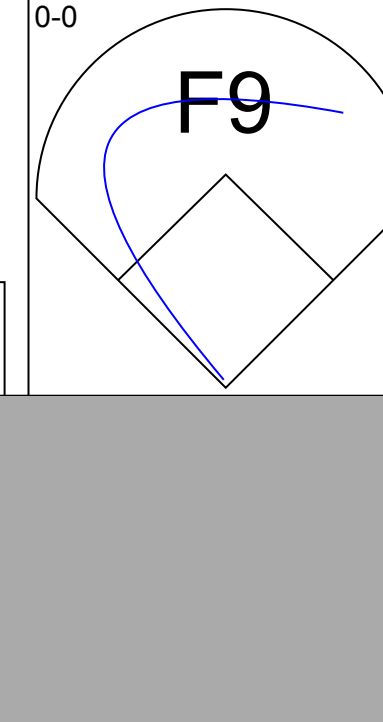
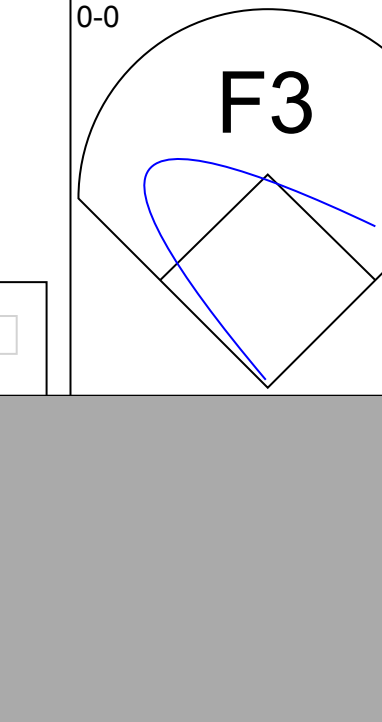
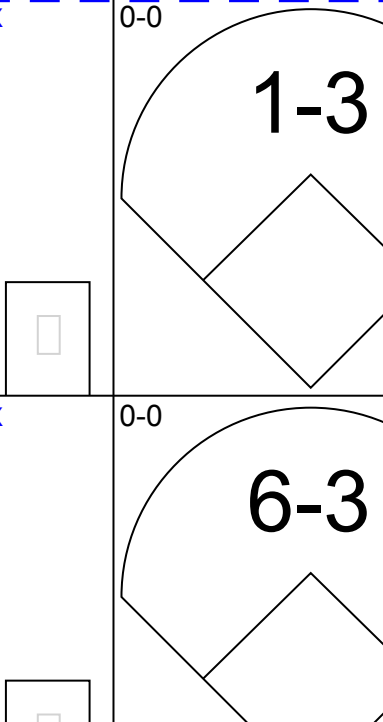




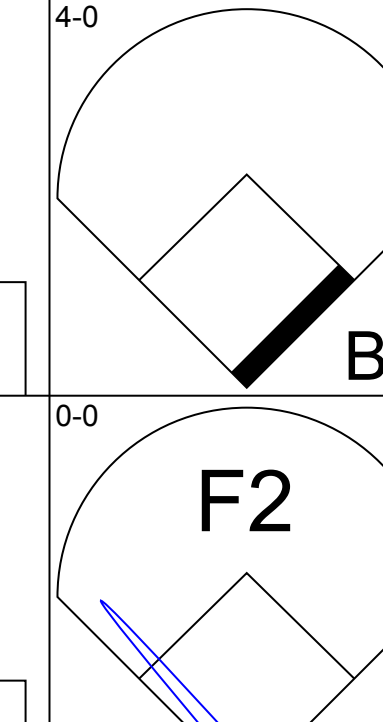
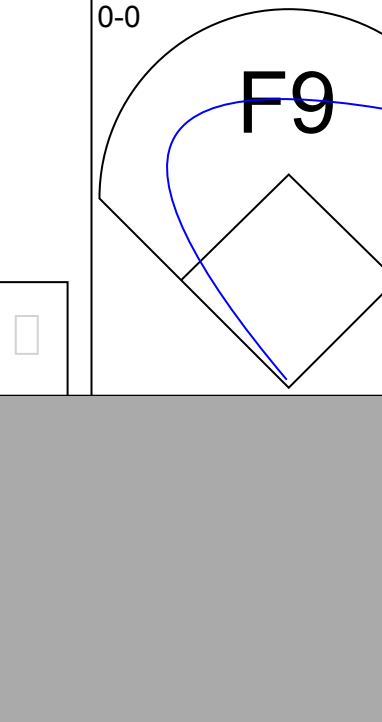
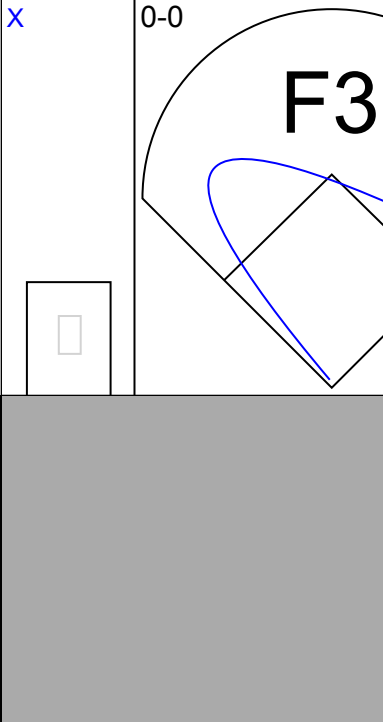
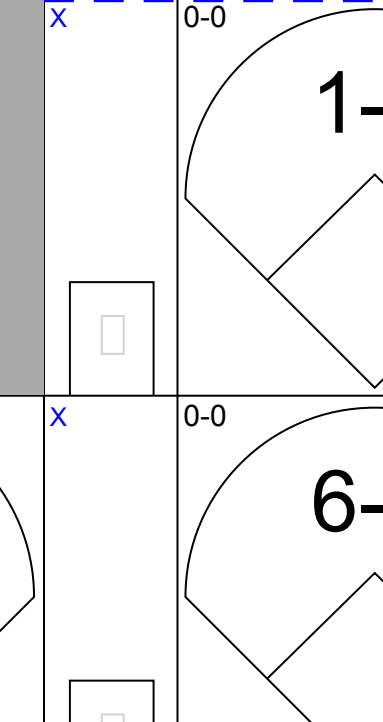
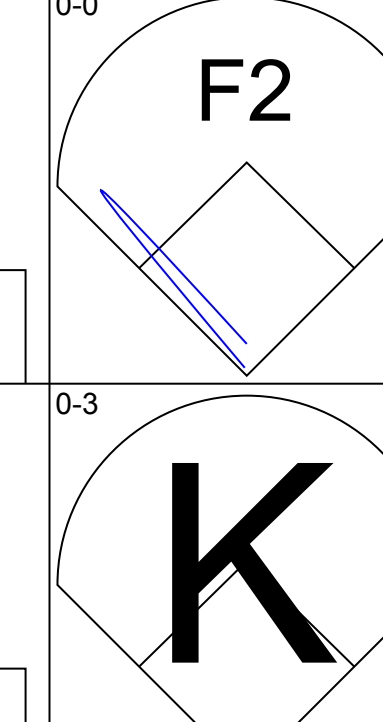
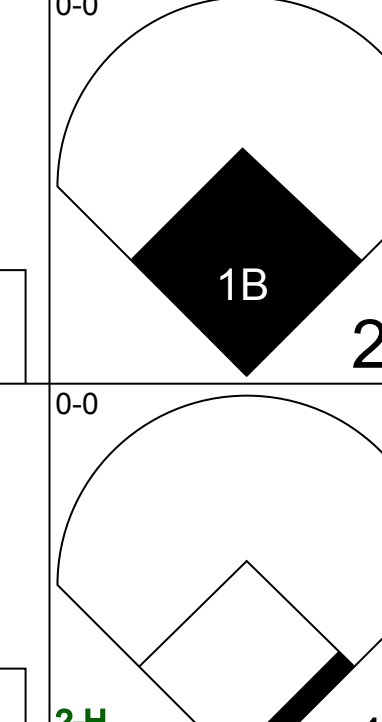
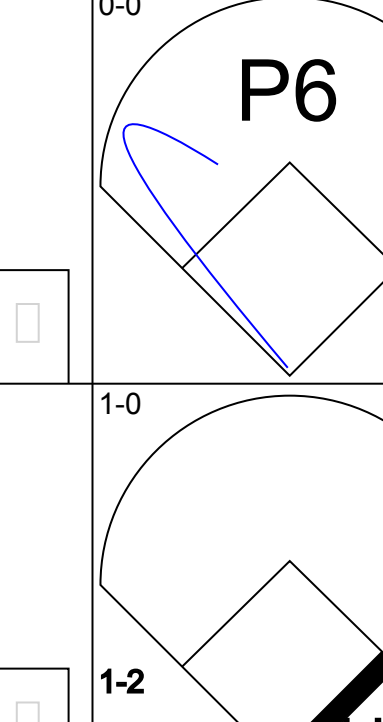
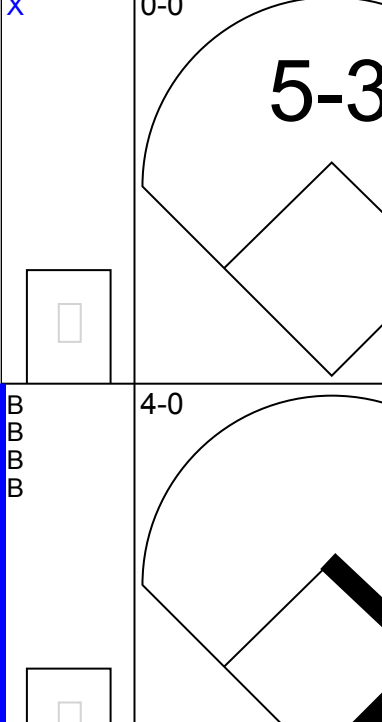

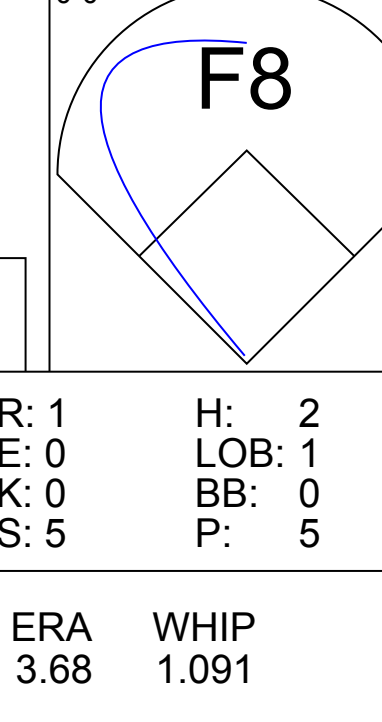
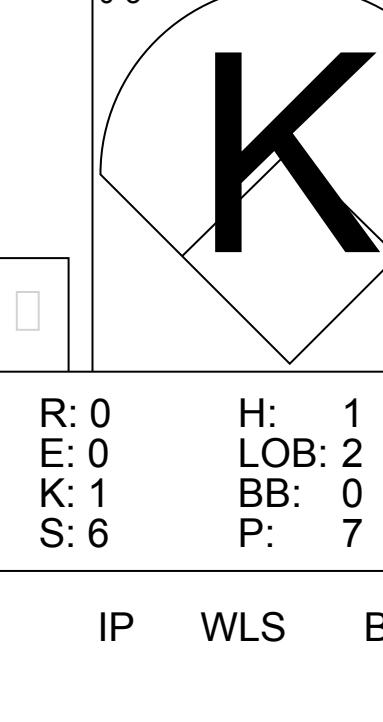
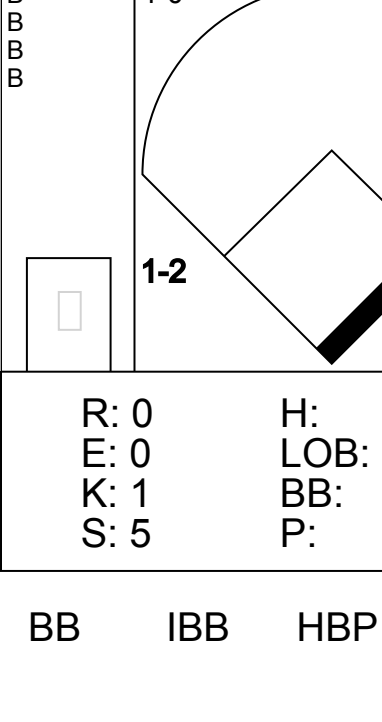
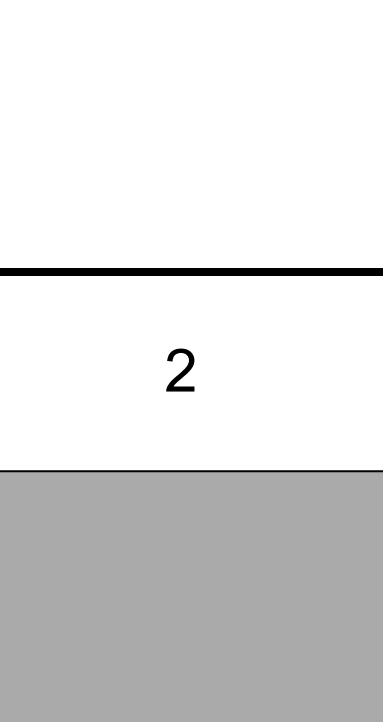
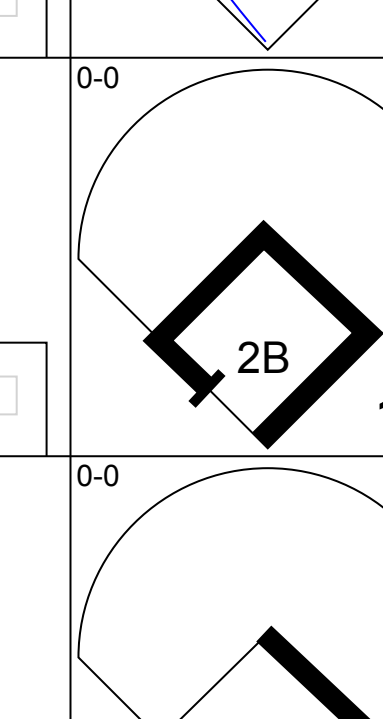
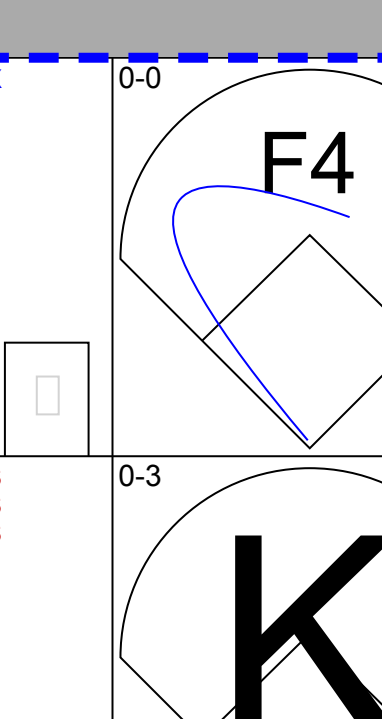

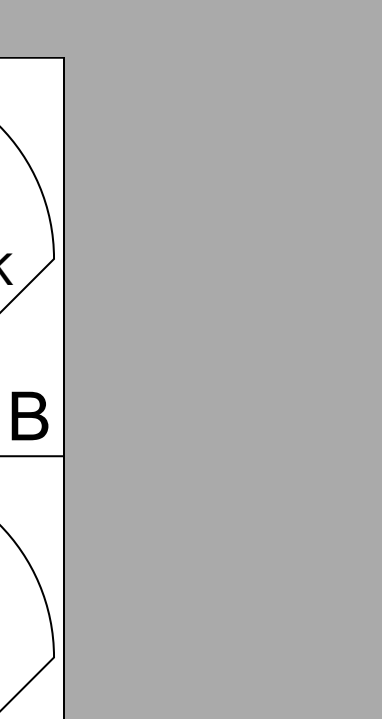
Batter	1	2	3	4	5	6	7	8	9	AB	R	H	RBI	BB	SO	LOB	BOTTOM			
Sonny Jackson, L (1,6) OBP: 0.125, SLG: 0.125	0-0 4-3		0-0 F7			0-0 F2				4	0	0	0	0	0	2	Atlanta Braves @ Houston Astros Astrodome, Houston, TX Wed Apr 12, 1967, 7:05 PM EST Att: 13,854 - Dome			
Joe Morgan, L (1,4)	4-0 1B SF8 BB		4-0 S BB		0-0 F9		0-3 K			2	1	0	0	2	1	1				
Jimmy Wynn, R (1,8) OBP: 0.250, SLG: 0.250	0-0 1-3 2B 1B		0-0 F6		0-0 F7			0-0 E6 PB S 1B		4	2	1	0	0	0	2				
Eddie Mathews, L (1,3) OBP: 0.250, SLG: 0.571	0-0 SF8		0-3 K		0-0 F7			0-0 2-3		3	0	0	1	0	1	2				
Rusty Staub, L (1,9) OBP: 0.333, SLG: 0.400 Jim Landis, R (7, 9) OBP: 1.000, SLG: 1.000	0-0 3-H 2B		0-0 4-3			4-0 4-3 1B BB		0-0 PB BB 1B		2	1	1	1	1	0	1				
Aaron Pointer, R (1,7) OBP: 0.500, SLG: 0.500	0-0 4-3			0-0 G6-4-3 1B		0-0 4-3		4-0 G5-3 PB BB		3	0	1	0	1	0	2				
Bob Aspromonte, R (1,5) OBP: 0.375, SLG: 0.167		0-0 F8		0-0 G6-4-3		0-0 1B		4-0 1-2 2-3 IBB		3	0	1	1	1	0	1				
John Bateman, R (1,2) OBP: 0.375, SLG: 0.375		0-0 E7 FC1-6 1B		0-3 K		0-0 F9		0-0 G5-3		4	0	1	0	0	1	4				
Larry Dierker, R (1,1) OBP: 0.333, SLG: 0.333		0-0 FC1-6			0-0 1B			0-0 6-3		3	0	1	0	0	0	1				
Inning Stats	R: 2 E: 0 K: 0 S: 5	H: 2 LOB: 1 BB: 1 P: 9	R: 0 E: 1 K: 0 S: 4	H: 1 LOB: 1 BB: 0 P: 4	R: 0 E: 0 K: 1 S: 5	H: 1 LOB: 0 BB: 0 P: 5	R: 0 E: 0 K: 0 S: 4	H: 1 LOB: 1 BB: 0 P: 4	R: 1 E: 0 K: 0 S: 4	H: 1 LOB: 1 BB: 1 P: 8	R: 0 E: 0 K: 1 S: 5	H: 0 LOB: 0 BB: 0 P: 5	R: 1 E: 1 K: 0 S: 4	H: 1 LOB: 2 BB: 2 P: 12	1B: 6 2B: 1 3B: 0 HR: 0	SF: 1 SAC: 0 DP: 2 HBP: 0		WP: 0 PB: 2 SB: 2 CS: 0	PA: 35	
PITCHER Ken Johnson, R (1,1) ERA: 3.86 Phil Niekro, R (8, 1) Don Schwall, R (8, 1)	IP: 7.0 WLS: L BF: 29	H: 6 R: 3 ER: 3 SO: 3	BB: 3 IBB: 0 HBP: 0 BLK: 0	WP: 0 HR: 0 S: 32 P: 44	ERA: 3.86 WHIP: 1.286	PITCHER										IP: 7.0 WLS: L BF: 29	H: 6 R: 3 ER: 3 SO: 3	BB: 3 IBB: 0 HBP: 0 BLK: 0	WP: 0 HR: 0 S: 32 P: 44	ERA: 3.86 WHIP: 1.286

AB 29
R 4
H 7
RBI 4
BB 5
SO 3
LOB 16



Batter	1	2	3	4	5	6	7	8	9	AB	R	H	RBI	BB	SO	LOB	TOP								
Sonny Jackson, L (1.6) OBP: 0.308, SLG: 0.308	 1B		 ①			 1B  1B	 1B		 ②	5	3	3	0	0	0	2	Houston Astros @ Cincinnati Reds Crosley Field, Cincinnati, OH Thu Apr 13 1967, 6:05 PM EST Att. 4,392 - Unknown livebaseballscorecards.com								
Jim Landis, R (1.9) OBP: 0.500, SLG: 0.667	 1-3		 ②			 1B  1B	 1B 1-H		 ③	5	1	2	1	0	1	3									
Joe Morgan, L (1.4) John Bateman, R (7, PH) OBP: 0.333, SLG: 0.333 Turk Farrell, R (7.1)	 ①		 ③			 1B  2-3	 ③			1	0	0	1	1	1	0									
Jimmy Wynn, R (1.8) OBP: 0.167, SLG: 0.167	 ②			 ①		 ①		 ①		4	0	0	0	0	2	4									
Eddie Mathews, L (1.3) OBP: 0.333, SLG: 0.500	 ③			 ②		 1B  1-2	 BB  BB			3	0	1	1	1	0	1									
Bob Aspromonte, R (1.5) OBP: 0.333, SLG: 0.125		 ①		 ③		 ②		 BB  G6-4-3		2	0	0	1	1	1	0									
Aaron Pointer, R (1.7) OBP: 0.333, SLG: 0.300		 ②			 ①	 ③		 G6-4-3 1-2		4	0	0	0	0	2	4									
Bill Heath, L (1.2) OBP: 0.500, SLG: 0.333 Alonzo Harris, S (9, PR)				 ②			 ①		 F9 SH3-4 1B	3	0	1	0	1	1	0									
Dave Giusti, R (1.1) Carroll Sembera, R (5.1) Ron Brand, R (7, PH) (7.4)	 ③			 ③			 ②		 SH3-4 1-2	2	0	0	0	0	1	1									
Inning Stats	R: 1 E: 1 K: 1 S: 7	H: 1 LOB: 1 BB: 0 P: 7	R: 0 E: 0 K: 2 S: 7	H: 0 LOB: 1 BB: 1 P: 11	R: 0 E: 0 K: 1 S: 5	H: 0 LOB: 0 BB: 0 P: 5	R: 0 E: 0 K: 0 S: 3	H: 0 LOB: 0 BB: 0 P: 3	R: 0 E: 0 K: 3 S: 9	H: 0 LOB: 0 BB: 0 P: 9	R: 2 E: 0 K: 1 S: 8	H: 3 LOB: 2 BB: 1 P: 12	R: 1 E: 0 K: 0 S: 5	H: 2 LOB: 1 BB: 0 P: 5	R: 0 E: 0 K: 0 S: 2	H: 0 LOB: 1 BB: 2 P: 10		R: 0 E: 0 K: 1 S: 6	H: 1 LOB: 2 BB: 0 P: 6	1B: 6 2B: 1 3B: 0 HR: 0	SF: 2 SAC: 1 DP: 1 HBP: 0	WP: 0 PB: 0 SB: 1 CS: 0	PA: 38		
PITCHER	IP	WLS	BF	H	R	ER	SO	BB	IBB	HBP	BLK	WP	HR	S	P	ERA	WHIP								
Mitt Pappas, R (1.1) ERA: 4.05	6.2	W	29	6	4	3	8	2	0	0	0	0	0	43	51	4.05	1.200								
Gerry Arrigo, L (7.1) ERA:	0.2		3	0	0	0	0	1	0	0	0	0	0	2	6	0.00	1.500								
Ted Abernathy, R (8.1) ERA:	1.2	S	6	1	0	0	1	1	0	0	0	0	0	7	11	0.00	1.200								

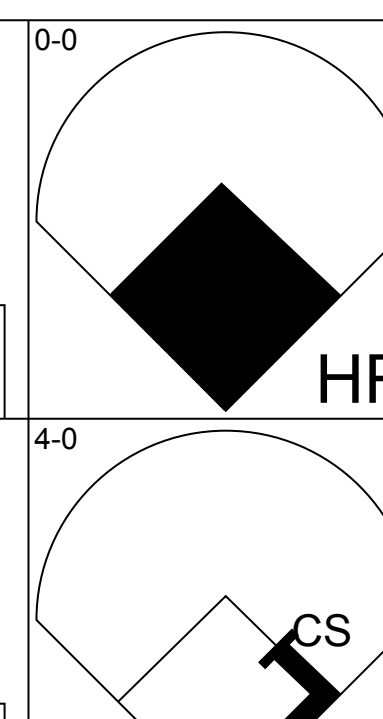
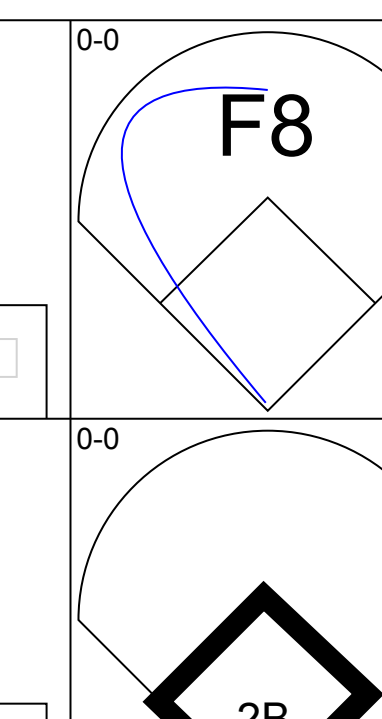
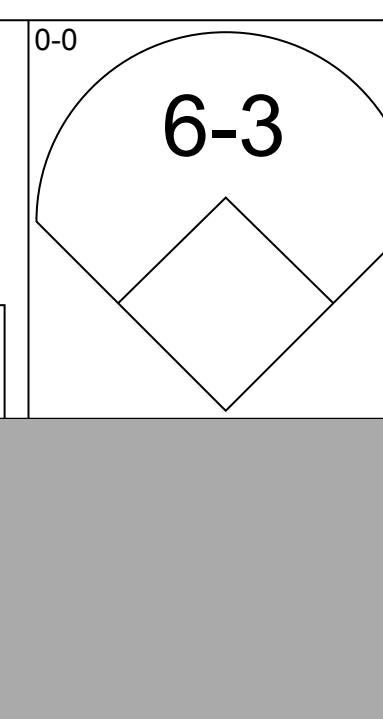
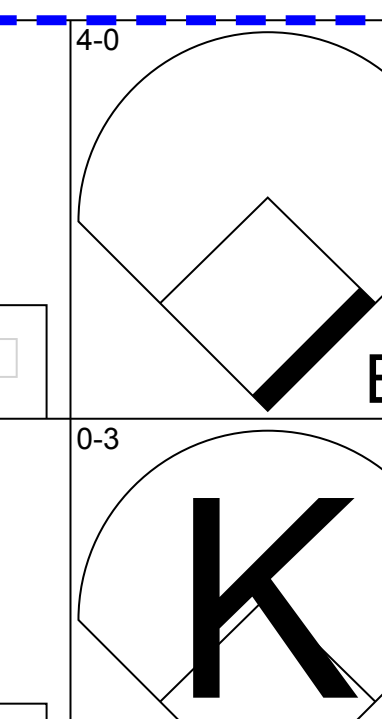
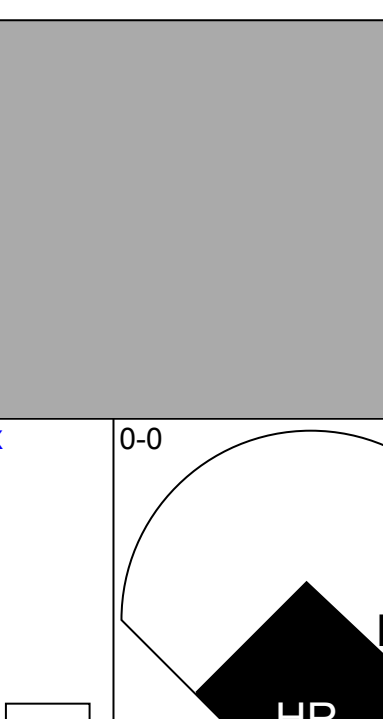
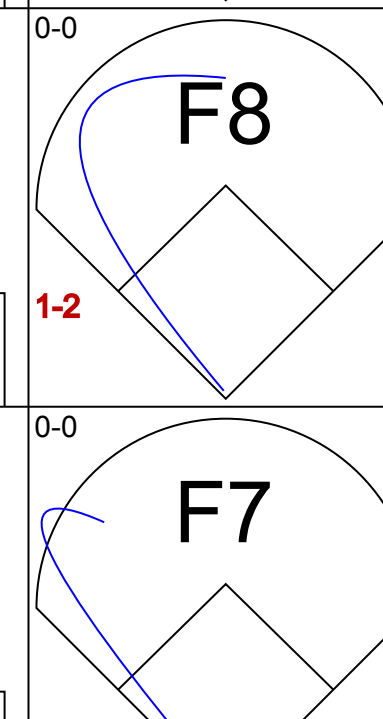
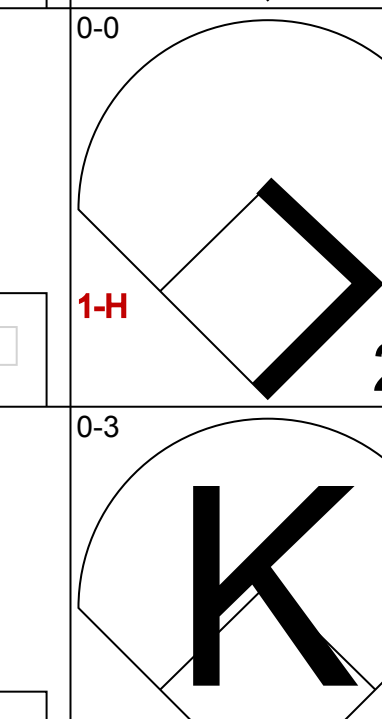
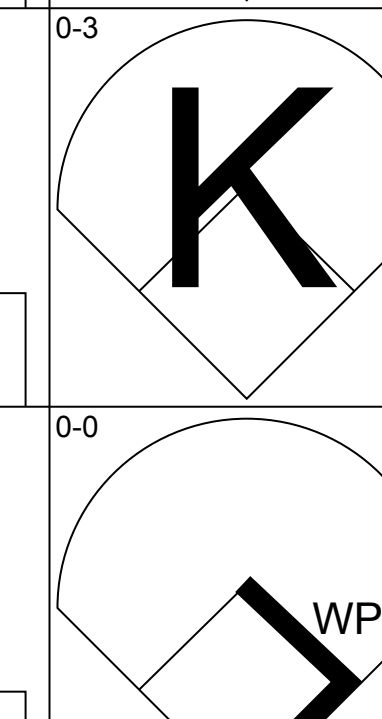
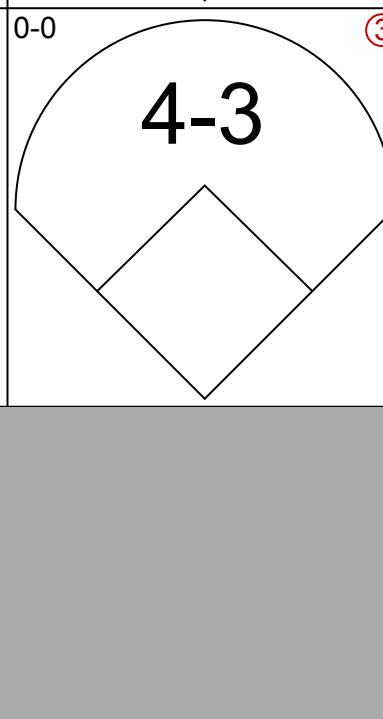
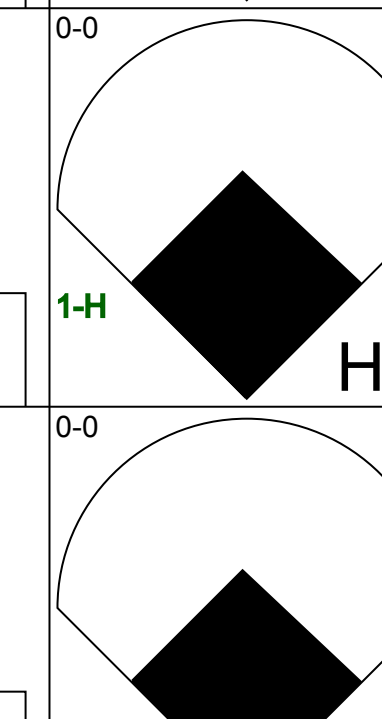


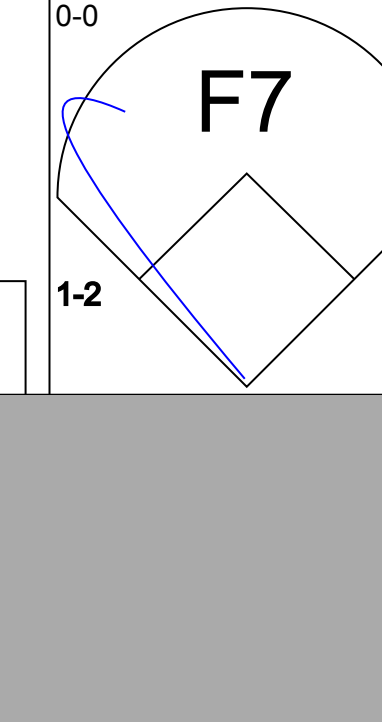
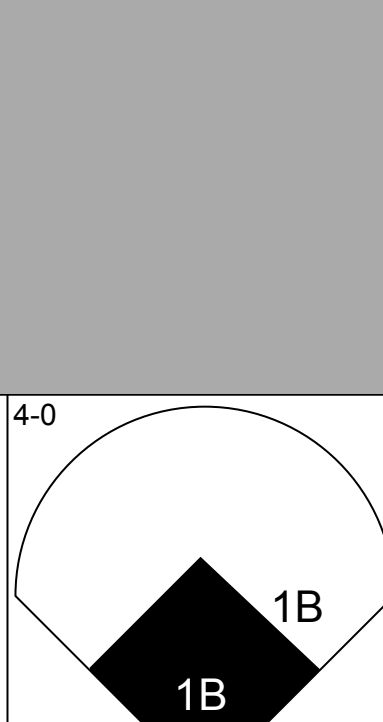
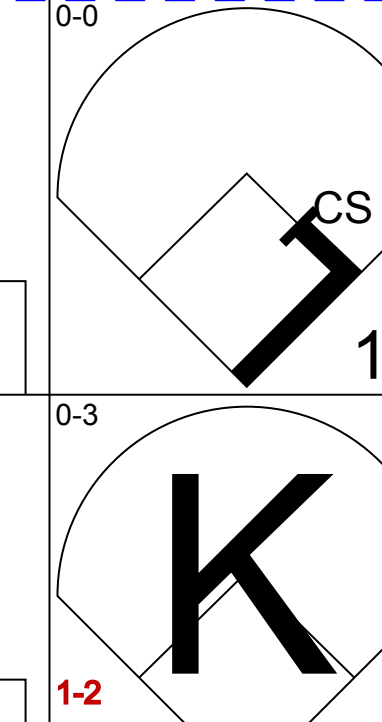



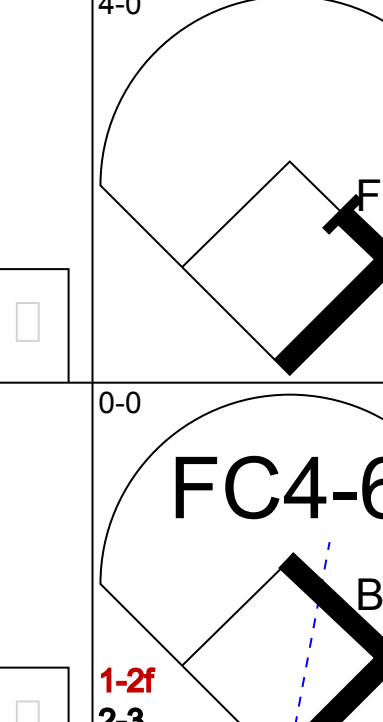

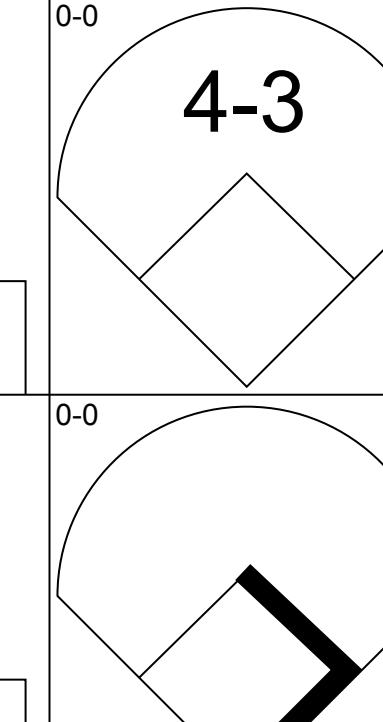
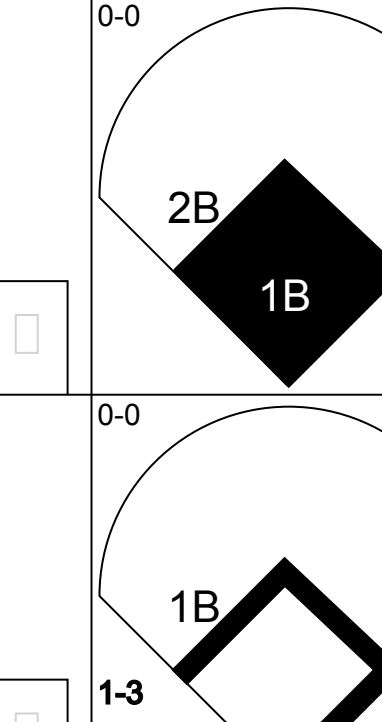
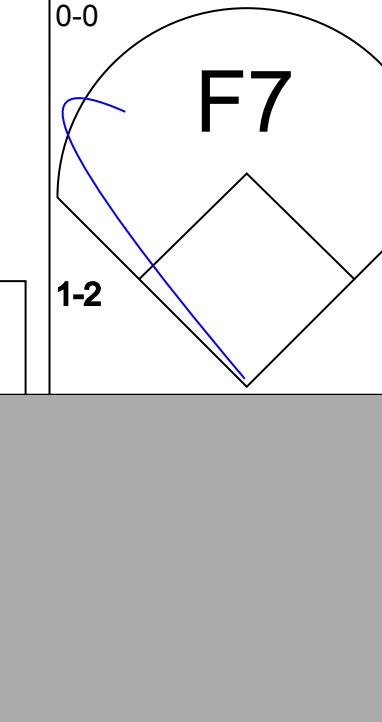
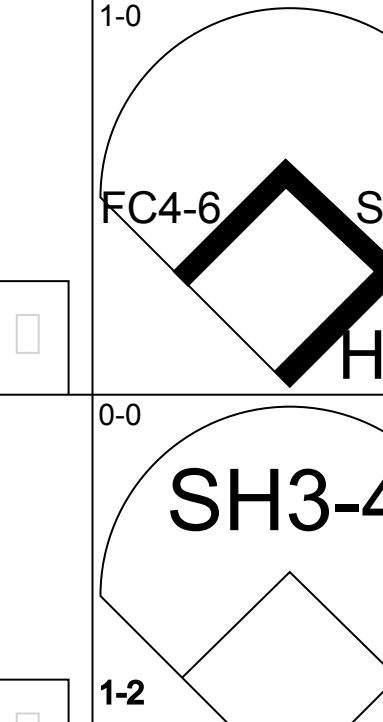

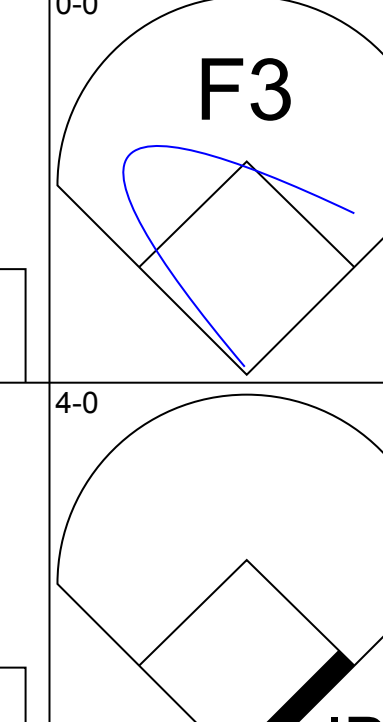
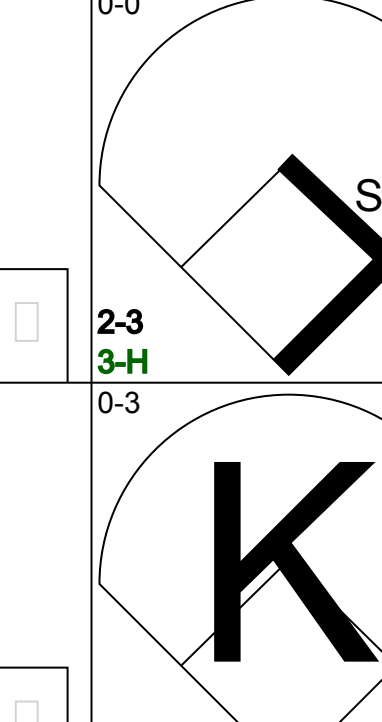
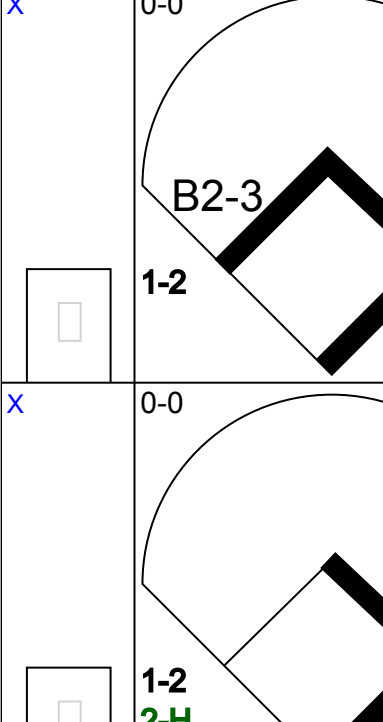
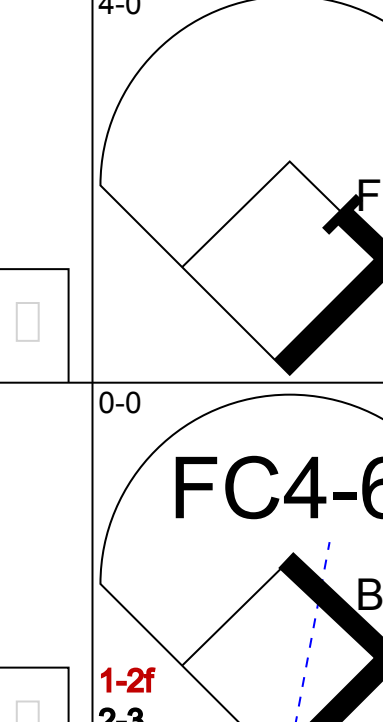
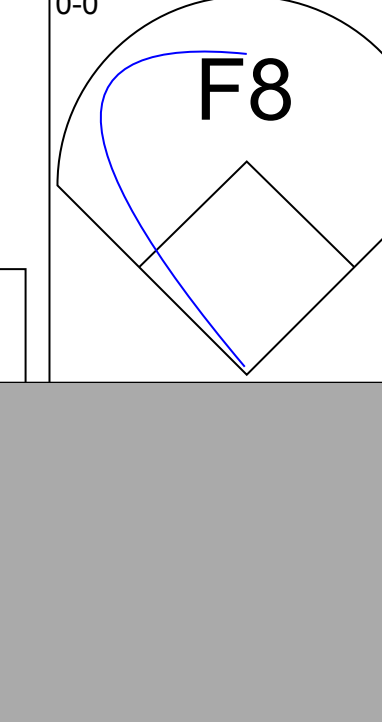
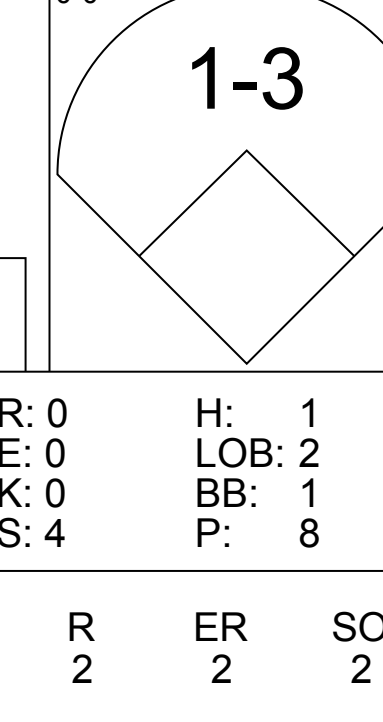
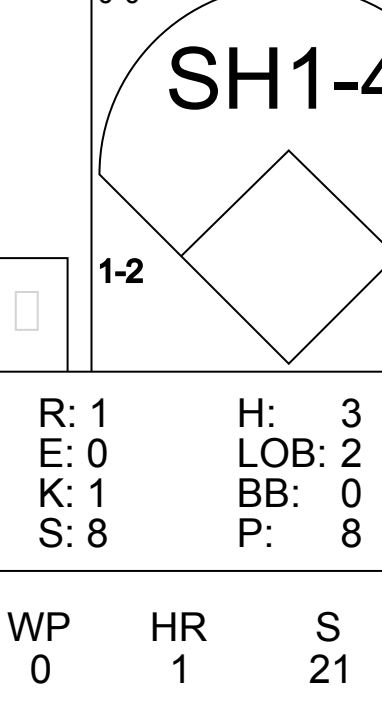
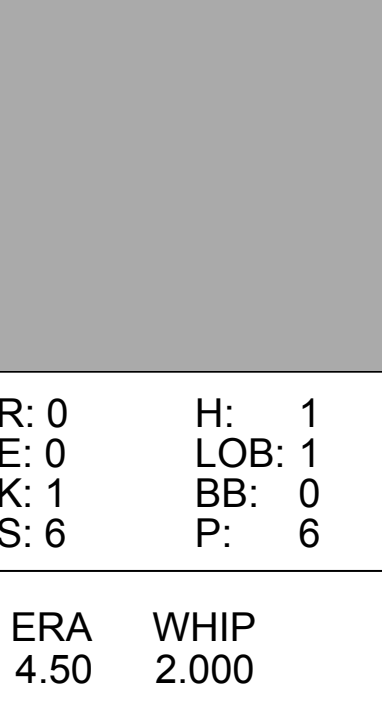
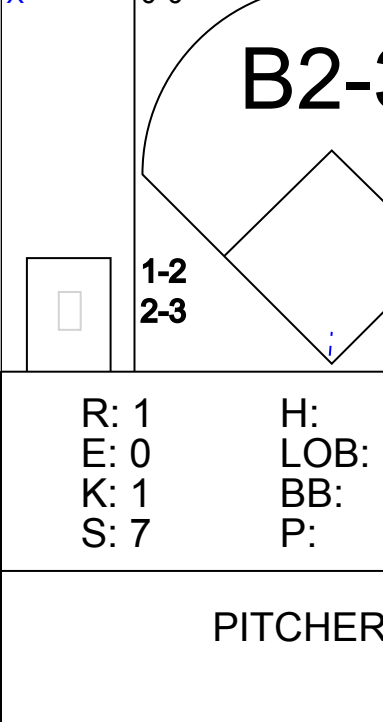
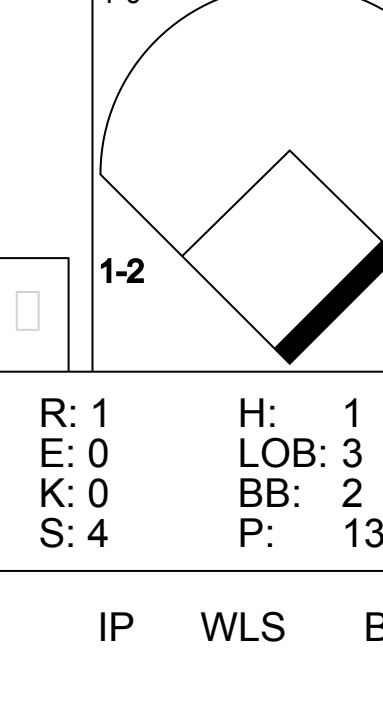
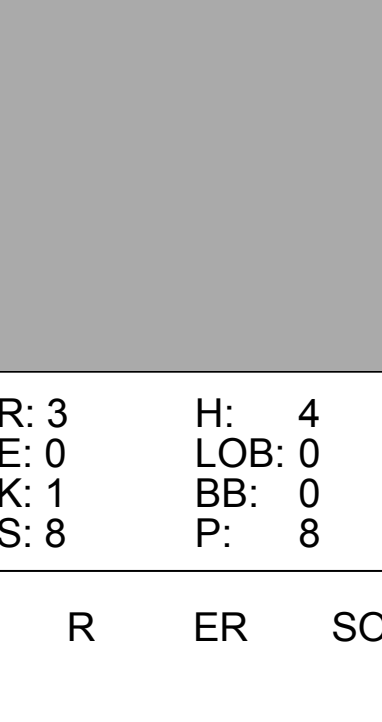





Batter	1	2	3	4	5	6	7	8	9	AB	R	H	RBI	BB	SO	LOB	BOTTOM								
Tommy Harper, R (1.9) OBP: 0.250, SLG: 0.333	 1B  2B		 ①	 ③		 ③				4	1	1	0	0	1	1	Houston Astros @ Cincinnati Reds Crosley Field, Cincinnati, OH Thu Apr 13 1967, 6:05 PM EST Att. 4,392 - Unknown livebaseballscorecards.com								
Vada Pinson, L (1.8) OBP: 0.250, SLG: 0.625	 ①		 ① S		 ①		 ①			4	0	1	0	0	1	1									
Pete Rose, S (1.7) OBP: 0.375, SLG: 0.286	 ②		 ②		 HR 1B		 ②			4	1	1	0	0	1	2									
Deron Johnson, R (1.5) OBP: 0.500, SLG: 1.250	 2B  CS 1B		 ③		 HR 1B		 ③			4	1	2	3	0	1	1									
Tony Perez, R (1.3) OBP: 0.375, SLG: 1.000	 1-3 2B			 HR 1B		 ②		 ①		4	1	2	1	0	0	0									
Tommy Helms, R (1.4) OBP: 0.250, SLG: 0.375	 CS 3-H	 ①		 ①		 FC6-4 1B		 2B		4	0	2	0	0	0	0									
Leo Cardenas, R (1.6) OBP: 0.500, SLG: 0.750				 1B S		 FC6-4 1-2		 ②		4	1	2	0	0	1	2									
Johnny Edwards, L (1.2) OBP: 0.500, SLG: 0.333	 ②	 ②		 1B 1-H		 ①		 IBB		3	0	1	1	1	0	1									
Mitt Pappas, R (1.1) Gerry Arrigo, L (7.1) Ted Abernathy, R (8.1)	 ③	 ③		 ②		 ②		 ③		3	0	0	0	0	1	2									
Inning Stats	R: 1 E: 0 K: 2 S: 9	H: 3 LOB: 1 BB: 0 P: 9	R: 0 E: 0 K: 1 S: 6	H: 1 LOB: 0 BB: 0 P: 6	R: 0 E: 0 K: 1 S: 6	H: 1 LOB: 1 BB: 0 P: 6	R: 2 E: 0 K: 1 S: 8	H: 3 LOB: 1 BB: 0 P: 8	R: 2 E: 0 K: 0 S: 6	H: 3 LOB: 1 BB: 0 P: 6	R: 0 E: 0 K: 0 S: 3	H: 0 LOB: 0 BB: 0 P: 3	R: 0 E: 0 K: 0 S: 3	H: 0 LOB: 0 BB: 0 P: 3	R: 0 E: 0 K: 2 S: 8	H: 1 LOB: 2 BB: 1 P: 12		R: 0 E: 0 K: 2 S: 8	H: 0 LOB: 0 BB: 0 P: 12	1B: 6 2B: 4 3B: 0 HR: 2	SF: 0 SAC: 0 DP: 0 HBP: 0	WP: 0 PB: 0 SB: 2 CS: 1	PA: 37		
PITCHER	IP	WLS	BF	H	R	ER	SO	BB	IBB	HBP	BLK	WP	HR	S	P	ERA	WHIP								
Dave Giusti, R (1.1) ERA: 10.38	4.1	L	22	10	5	5	5	0	0	0	0	0	0	6	6	0.00	0.600								
Carroll Sembera, R (5.1) ERA:	1.2		6	1	0	0	0	0	0	0	0	0	0	6	6	0.00	0.600								
Turk Farrell, R (7.1) ERA:	2.0		8	1	0	0	2	0	1	0	0	0	0	11	15	0.00	0.500								

Batter	1	2	3	4	5	6	7	8	9	AB	R	H	RBI	BB	SO	LOB	TOP				
Sonny Jackson, L (1, 6) OBP: 0.261, SLG: 0.304										5	0	0	0	0	2	5					
Jim Landis, R (1, 9) OBP: 0.438, SLG: 0.467										5	1	2	0	0	2	2					
Joe Morgan, L (1, 4) OBP: 0.450, SLG: 0.091										3	0	0	0	1	1	2					
Jimmy Wynn, R (1, 8) OBP: 0.238, SLG: 0.350										4	1	1	2	0	1	2					
Eddie Mathews, L (1, 3) OBP: 0.333, SLG: 0.529										3	0	0	0	1	0	1					
Bob Aspromonte, R (1, 5) OBP: 0.333, SLG: 0.294										4	0	1	0	0	0	1					
Aaron Pointer, R (1, 7) OBP: 0.381, SLG: 0.529										4	1	1	0	0	0	2					
John Bateman, R (1, 2) OBP: 0.438, SLG: 0.308										2	0	1	1	0	1	1					
Alonzo Harris, S (7, PR)										0	0	0	0	0	0	0					
Barry Latman, R (7, 1)										0	0	0	0	0	0	0					
Dan Schneider, L (8, 1)										0	0	0	0	0	0	0					
Lee Bales, S (9, PH)										0	0	0	0	1	0	0					
Chris Zachary, L (11, 1) Ron Brand, R (5, PH) Bo Belinsky, L (5, 1) Carroll Sembera, R (6, 1) Bill Heath, L (7, PH) OBP: 0.500, SLG: 0.250										1	0	0	0	0	1	0	1				
Inning Stats	R: 0 E: 0 K: 3 S: 9	H: 0 LOB: 1 BB: 1 P: 13	R: 0 E: 0 K: 1 S: 5	H: 0 LOB: 1 BB: 1 P: 9	R: 0 E: 0 K: 2 S: 7	H: 0 LOB: 0 BB: 0 P: 7	R: 0 E: 0 K: 1 S: 5	H: 0 LOB: 0 BB: 0 P: 5	R: 1 E: 0 K: 0 S: 5	H: 2 LOB: 1 BB: 0 P: 5	R: 0 E: 0 K: 0 S: 4	H: 1 LOB: 1 BB: 0 P: 4	R: 0 E: 0 K: 1 S: 6	H: 1 LOB: 2 BB: 0 P: 7	R: 2 E: 0 K: 0 S: 5	H: 2 LOB: 0 BB: 2 P: 5	R: 0 E: 0 K: 1 S: 5	H: 0 LOB: 2 BB: 13	1B: 4 2B: 1 3B: 0 HR: 1	SF: 0 SAC: 0 DP: 0 HBP: 1	WP: 0 PA: 38 PB: 0 SB: 0 CS: 0
PITCHER	IP WLS BF H R ER SO BB IBB HBP BLK WP HR S P ERA WHIP																				
Gary Nolan, R (1, 1) ERA: 3.68	7.1 W 31 6 3 3 8 2 0 1 1 0 1 44 53 3.68 1.091																				
Ted Abernathy, R (8, 1) ERA:	1.2 S 7 0 0 0 1 2 0 0 0 0 0 0 7 15 0.00 1.200																				

Houston Astros @ Cincinnati Reds
Crosley Field, Cincinnati, OH
Sat Apr 15 1967, 3:33 AM EST
Att: 4,711 - Unknown

AB 33
R 3
H 6
RBI 3
BB 4
SO 9
LOB 19



Batter	1	2	3	4	5	6	7	8	9	AB	R	H	RBI	BB	SO	LOB	BOTTOM		
Tommy Harper, R (1, 9) OBP: 0.353, SLG: 0.615										4	1	1	1	1	0	5			
Vada Pinson, L (1, 8) OBP: 0.353, SLG: 0.500										4	1	2	0	1	1	3			
Pete Rose, S (1, 7) OBP: 0.353, SLG: 0.563										5	1	2	2	0	1	4			
Deron Johnson, R (1, 5) OBP: 0.471, SLG: 1.176										5	2	3	2	0	1	1			
Tony Perez, R (1, 3) OBP: 0.412, SLG: 0.667										4	1	2	0	0	0	1			
Tommy Helms, R (1, 4) OBP: 0.313, SLG: 0.467										3	1	2	0	1	1	1			
Leo Cardenas, R (1, 6) OBP: 0.471, SLG: 0.563										4	0	2	1	1	0	1			
Johnny Edwards, L (1, 2) OBP: 0.500, SLG: 0.385										3	0	1	1	1	1	4			
Gary Nolan, R (1, 1) Ted Abernathy, R (8, 1) ERA:										2	0	0	0	1	0	4			
Inning Stats	R: 1 E: 0 K: 0 S: 3	H: 1 LOB: 1 BB: 1 P: 7	R: 0 E: 0 K: 0 S: 4	H: 1 LOB: 2 BB: 1 P: 8	R: 0 E: 0 K: 1 S: 6	H: 2 LOB: 1 BB: 0 P: 6	R: 1 E: 0 K: 1 S: 8	H: 3 LOB: 2 BB: 0 P: 8	R: 0 E: 0 K: 1 S: 6	H: 1 LOB: 1 BB: 0 P: 6	R: 1 E: 0 K: 1 S: 7	H: 2 LOB: 3 BB: 2 P: 15	R: 1 E: 0 K: 0 S: 4	H: 1 LOB: 3 BB: 2 P: 13	R: 3 E: 0 K: 1 S: 8	H: 4 LOB: 0 BB: 0 P: 8	1B: 8 2B: 4 3B: 0 HR: 4	SF: 0 SAC: 2 DP: 1 HBP: 1	WP: 1 PA: 43 PB: 0 SB: 0 CS: 2
PITCHER	IP WLS BF H R ER SO BB IBB HBP BLK WP HR S P ERA WHIP																		
Chris Zachary, R (1, 1) ERA: 4.5	4.0 L 19 7 2 2 2 2 1 0 0 0 1 0 9 13 6.75 3.000																		
Bo Belinsky, L (5, 1) ERA: 6.75	1.1 8 3 1 1 1 1 1 0 0 0 0 0 4 8 0.00 1.500																		
Carroll Sembera, R (6, 1) ERA:	0.2 3 0 0 0 0 1 1 0 0 0 0 0 0 4 8 0.00 1.500																		
Barry Latman, R (7, 1) ERA: 36.0	1.0 10 4 4 4 0 2 0 0 1 1 0 3 7 16 36.00 6.000																		
Dan Schneider, L (8, 1) ERA:	1.0 3 1 0 0 0 1 0 0 0 0 0 0 5 5 0.00 1.000																		

Houston Astros @ Cincinnati Reds
Crosley Field, Cincinnati, OH
Sat Apr 15 1967, 3:33 AM EST
Att: 4,711 - Unknown

AB 34
R 7
H 15
RBI 7
BB 6
SO 5
LOB 24



Batter	1	2	3	4	5	6	7	8	9	AB	R	H	RBI	BB	SO	LOB	TOP					
Sonny Jackson, L (1,6) OBP: 0.250, SLG: 0.286	G3		1B 2B			F8	F8		FC6-4 2B 6-3	5	2	1	0	0	0	3						
Jim Landis, R (1,9) OBP: 0.476, SLG: 0.600	K		1B 2B			G3				5	1	3	1	0	1	1						
Joe Morgan, L (1,4) OBP: 0.440, SLG: 0.200	4-3		1B 2B						6-3	4	0	1	3	1	0	2						
Jimmy Wynn, R (1,8) OBP: 0.231, SLG: 0.320			K						5-3	5	1	1	0	0	2	4						
Eddie Mathews, L (1,3) OBP: 0.320, SLG: 0.476										4	1	1	0	0	1	2						
Bob Aspromonte, R (1,5) OBP: 0.320, SLG: 0.286										4	1	1	1	0	1	1						
Aaron Pointer, R (1,7) OBP: 0.320, SLG: 0.450			K							3	0	0	1	0	3	0						
John Bateman, R (1,2) OBP: 0.450, SLG: 0.500			1B BB						5-3	3	2	1	2	1	0	0						
Mike Cuellar, L (1,1) Bary Latman, R (4,1) Dave Adlesh, R (5,PH) Carroll Sembera, R (5,1) Turk Farrell, R (6,1) Dan Schneider, L (7,1) Ron Brand, R (8,PH)			F9							1	0	0	0	0	0	1						
Inning Stats	R: 0 E: 0 K: 1 S: 5	H: 0 LOB: 0 BB: 0 P: 5	R: 0 E: 0 K: 0 S: 3	H: 1 LOB: 0 BB: 0 P: 3	R: 3 E: 0 K: 2 S: 10	H: 3 LOB: 1 BB: 1 P: 14	R: 0 E: 0 K: 1 S: 5	H: 0 LOB: 0 BB: 0 P: 5	R: 0 E: 0 K: 0 S: 4	H: 1 LOB: 1 BB: 0 P: 4	R: 4 E: 1 K: 0 S: 7	H: 4 LOB: 1 BB: 0 P: 11	R: 0 E: 0 K: 2 S: 8	H: 1 LOB: 0 BB: 0 P: 8	R: 0 E: 0 K: 2 S: 7	H: 0 LOB: 0 BB: 0 P: 7	R: 1 E: 0 K: 0 S: 4	H: 1 LOB: 1 BB: 1 P: 8	1B: 7 2B: 3 3B: 0 HR: 1	SF: 1 SAC: 0 DP: 1 HBP: 0	WP: 0 PB: 0 SB: 0 CS: 0	PA: 40
PITCHER	IP	WLS	BF	H	R	ER	SO	BB	IBB	HBP	BLK	WP	HR	S	P	ERA	WHIP					
Bob Gibson, R (1,1) ERA: 4.2	6.0	W	29	10	7	7	4	2	0	0	0	0	1	35	43	10.50	2.000					
Steve Carlton, L (7,1) ERA: 3.0	3.0	S	11	1	1	1	4	1	0	0	0	0	0	18	22	3.00	0.667					

Houston Astros @ St. Louis Cardinals
 Busch Stadium, St. Louis, MO
 Sun Apr 16 1967, 3:33 AM CST
 Att: 21,557 - Unknown

AB 36
 R 8
 H 11
 RBI 8
 BB 3
 SO 8
 LOB 14





Batter	1	2	3	4	5	6	7	8	9	AB	R	H	RBI	BB	SO	LOB	BOTTOM				
Lou Brock, L (1,7) OBP: 0.476, SLG: 1.190	HR	1B 2B		HR	1-3		S E 1B			5	4	4	3	0	0	1					
Curt Flood, R (1,8) OBP: 0.476, SLG: 0.412	F9	1B 2B		G3 2B 1B		K	E4 SF7 2B			4	2	2	2	1	1	0					
Roger Maris, L (1,9) OBP: 0.474, SLG: 0.706	G3			G3		1-3	SF7			4	0	1	3	0	0	1					
Orlando Cepeda, R (1,3) OBP: 0.526, SLG: 0.875	L7	4-3		2B		HR	P4			5	1	2	2	0	0	2					
Phil Gagliano, R (1,5) OBP: 0.412, SLG: 0.688		FC6-4 5-3 2B	5-3	FC6-5-6 2-3		FC5 1B BB	L4			4	1	1	0	1	0	1					
John Romano, R (1,2) OBP: 0.333, SLG: 0.333										3	0	1	0	0	1	1					
Tim McCarver, L (7,2) OBP: 0.533, SLG: 0.500		FC6-4 1B	E6 FC5-4 1B	K		1-2 1B	4-3			2	0	1	0	0	0	0					
Julian Javier, R (1,4) OBP: 0.500, SLG: 0.467		FC6-4 5-3 1B	FC5-4 1B		K	FC5	4-3			5	1	1	0	0	1	4					
Dal Maxvill, R (1,6) OBP: 0.294, SLG: 0.267		5-3	FC5-4		5-3		4-3			4	0	0	1	0	0	3					
Bob Gibson, R (1,1) Steve Carlton, L (7,1)	BB 1B BB		F3		BB		1B E BB			1	1	0	0	2	0	2					
Inning Stats	R: 1 E: 0 K: 0 S: 4	H: 1 LOB: 0 BB: 0 P: 4	R: 4 E: 0 K: 0 S: 7	H: 4 LOB: 2 BB: 2 P: 15	R: 0 E: 1 K: 0 S: 5	H: 1 LOB: 2 BB: 0 P: 5	R: 2 E: 0 K: 1 S: 8	H: 3 LOB: 1 BB: 0 P: 8	R: 0 E: 0 K: 1 S: 5	H: 0 LOB: 1 BB: 1 P: 9	R: 1 E: 0 K: 0 S: 7	H: 2 LOB: 2 BB: 1 P: 11	R: 3 E: 1 K: 0 S: 5	H: 2 LOB: 0 BB: 1 P: 9	R: 0 E: 0 K: 0 S: 3	H: 0 LOB: 0 BB: 0 P: 3	1B: 7 2B: 3 3B: 0 HR: 3	SF: 1 SAC: 0 DP: 0 HBP: 0	WP: 0 PB: 0 SB: 1 CS: 0	PA: 43	
PITCHER	IP	WLS	BF	H	R	ER	SO	BB	IBB	HBP	BLK	WP	HR	S	P	ERA	WHIP				
Mike Cuellar, L (1,1) ERA: 5.84	3.1		22	9	7	7	0	2	0	0	0	0	0	4	4	0.00	0.000				
Bary Latman, R (4,1) ERA: 21.6	0.2	L	2	0	0	0	1	0	0	0	0	0	0	4	4	0.00	0.000				
Carroll Sembera, R (5,1) ERA: 2.25	1.2	L	9	2	1	1	2	2	0	0	0	0	1	11	19	5.40	2.400				
Turk Farrell, R (6,1) ERA: 6.75	0.2		5	2	3	2	0	1	0	0	0	0	0	4	8	27.00	4.500				
Dan Schneider, L (7,1) ERA:	1.2		5	0	0	0	0	0	0	0	0	0	0	5	5	0.00	0.000				

Houston Astros @ St. Louis Cardinals
 Busch Stadium, St. Louis, MO
 Sun Apr 16 1967, 3:33 AM CST
 Att: 21,557 - Unknown

AB 37
 R 11
 H 13
 RBI 11
 BB 5
 SO 3
 LOB 15



Batter	1	2	3	4	5	6	7	8	9	AB	R	H	RBI	BB	SO	LOB	TOP					
Sonny Jackson, L (1, 6) OBP: 0.242, SLG: 0.303	E4 CS		1-3 2B		4-3		G3		F7	5	0	1	0	0	0	1	Houston Astros @ Atlanta Braves Atlanta Stadium, Atlanta, GA Tue Apr 18 1967, 6:05 PM EST Att: 17,168 - Unknown					
Jim Landis, R (1, 9) OBP: 0.440, SLG: 0.583	F8 1-2		K						5-3	4	0	1	0	0	1	3						
Joe Morgan, L (1, 4) OBP: 0.483, SLG: 0.235	K									2	1	1	0	2	1	0						
Eddie Mathews, L (1, 3) OBP: 0.310, SLG: 0.417		BB BB	F9		G3				F9	3	0	0	0	1	0	6						
Jimmy Wynn, R (1, 8) OBP: 0.233, SLG: 0.414	F9		K						5-3	4	1	1	2	0	1	4						
John Bateman, R (1, 2) OBP: 0.375, SLG: 0.400	K				4-3				4-3	4	0	0	0	0	1	1						
Bob Aspromonte, R (1, 5) OBP: 0.345, SLG: 0.292		BB BB			6-3				4-3	3	0	1	0	1	0	0						
Aaron Pointer, R (1, 7) OBP: 0.286, SLG: 0.391	K				6-3				5-3	3	0	0	0	0	1	2						
Larry Dierker, R (1, 1) OBP: 0.400, SLG: 0.250 Lee Bates, S (7, PH) Claude Raymond, R (7, 1) Bill Heath, L (9, PH) Don Wilson, R (9, 1) Dan Schneider, L (9, 1)			2B BB						F2	1	0	0	0	1	0	0						
Inning Stats	R: 0 E: 1 K: 1 S: 5	H: 0 LOB: 0 BB: 0 P: 5	R: 0 E: 0 K: 2 S: 7	H: 0 LOB: 2 BB: 2 P: 15	R: 0 E: 0 K: 2 S: 8	H: 1 LOB: 3 BB: 2 P: 16	R: 0 E: 0 K: 0 S: 3	H: 0 LOB: 0 BB: 0 P: 3	R: 0 E: 0 K: 0 S: 4	H: 1 LOB: 2 BB: 1 P: 8	R: 0 E: 0 K: 0 S: 3	H: 0 LOB: 0 BB: 0 P: 3	R: 0 E: 0 K: 1 S: 5	H: 0 LOB: 0 BB: 0 P: 5	R: 2 E: 0 K: 0 S: 5	H: 2 LOB: 0 BB: 0 P: 5		R: 0 E: 0 K: 0 S: 4	H: 1 LOB: 1 BB: 0 P: 4	1B: 2 2B: 2 3B: 0 HR: 1	SF: 0 SAC: 1 DP: 0 HBP: 0	WP: 0 PB: 0 SB: 0 CS: 1
PITCHER Tony Cloninger, R (1, 1) ERA: 2.12	IP: 9.0 WLS: W BF: 37 H: 5 R: 2 ER: 2 SO: 6 BB: 4 IBB: 1 HBP: 0 BLK: 0 WP: 0 HR: 1 S: 44 P: 64 ERA: 2.00 WHIP: 1.000															PITCHER IP: WLS: BF: H: R: ER: SO: BB: IBB: HBP: BLK: WP: HR: S: P: ERA: WHIP:						
Batter	1	2	3	4	5	6	7	8	9	AB	R	H	RBI	BB	SO	LOB	BOTTOM					
Denis Menke, R (1, 6) OBP: 0.207, SLG: 0.185	6-3		F7		F9				K	4	0	0	0	0	1	1	Houston Astros @ Atlanta Braves Atlanta Stadium, Atlanta, GA Tue Apr 18 1967, 6:05 PM EST Att: 17,168 - Unknown					
Felipe Alou, R (1, 3) OBP: 0.414, SLG: 0.556	5-3		P6							4	1	2	0	0	0	0						
Hank Aaron, R (1, 9) OBP: 0.379, SLG: 0.500	6-3				F6				F9	3	0	0	1	0	0	1						
Joe Torre, R (1, 2) OBP: 0.321, SLG: 0.577 Marty Martinez, S (9, PR)		1B E FC6-2 1B			CS BB				K	3	0	1	0	1	1	0						
Rico Carty, R (1, 7) OBP: 0.370, SLG: 0.273		E6 FC6-2 1B			L4				K	3	0	0	0	1	1	2						
Gary Geiger, L (1, 8) OBP: 0.825, SLG: 0.500		FC6-2 1B							SH3 BB	1	1	1	0	2	0	0						
Miguel de la Hoz, R (1, 5)		FC6-2 G6-4-3							SH3	3	0	0	0	1	0	5						
Woody Woodward, R (1, 4) OBP: 0.043, SLG: 0.043 Mack Jones, L (9, PH) Jim Beauchamp, R (9, PH)		G6-4-3							SH3	3	0	0	0	0	0	5						
Tony Cloninger, R (1, 1) OBP: 0.200, SLG: 0.200					1-3				P4	3	0	1	1	0	0	0						
Inning Stats	R: 0 E: 0 K: 0 S: 3	H: 0 LOB: 0 BB: 0 P: 3	R: 0 E: 1 K: 0 S: 5	H: 2 LOB: 2 BB: 0 P: 5	R: 0 E: 0 K: 0 S: 3	H: 0 LOB: 0 BB: 0 P: 3	R: 0 E: 0 K: 0 S: 2	H: 0 LOB: 0 BB: 1 P: 6	R: 1 E: 0 K: 0 S: 4	H: 1 LOB: 1 BB: 1 P: 8	R: 1 E: 0 K: 2 S: 8	H: 1 LOB: 0 BB: 0 P: 8	R: 0 E: 0 K: 0 S: 2	H: 0 LOB: 0 BB: 1 P: 6	R: 0 E: 0 K: 1 S: 6	H: 1 LOB: 1 BB: 0 P: 6		R: 1 E: 1 K: 0 S: 3	H: 0 LOB: 2 BB: 2 P: 11	1B: 4 2B: 1 3B: 0 HR: 0	SF: 2 SAC: 1 DP: 1 HBP: 0	WP: 1 PB: 0 SB: 0 CS: 2
PITCHER Larry Dierker, R (1, 1) ERA: 2.4 Claude Raymond, R (7, 1) Don Wilson, R (9, 1) ERA: 3.38 Dan Schneider, L (9, 1) ERA:	IP: 6.0 WLS: 2 BF: 23 H: 4 R: 2 ER: 2 SO: 2 BB: 1 IBB: 0 HBP: 0 BLK: 0 WP: 1 HR: 0 S: 25 P: 33 ERA: 3.00 WHIP: 1.000															PITCHER IP: WLS: BF: H: R: ER: SO: BB: IBB: HBP: BLK: WP: HR: S: P: ERA: WHIP:						
 																						

Batter	1	2	3	4	5	6	7	8	9	AB	R	H	RBI	BB	SO	LOB	TOP					
Sonny Jackson, L (1,6) OBP: 0.243, SLG: 0.297	0-0 6-3		0-3 K			0-0 S 1B		0-0 F8		4	1	1	0	0	1	0	Houston Astros @ Atlanta Braves Atlanta Stadium, Atlanta, GA Wed Apr 19 1967, 6:05 PM EST Att: 11,544 - Unknown					
Jim Landis, R (1,9) OBP: 0.448, SLG: 0.538	1-0 BB 1B HBP		0-0 5-3			0-3 K 1-2		4-0 BB		2	0	0	0	1	1							
Joe Morgan, L (1,4) OBP: 0.424, SLG: 0.190	0-0 F7		0-0 4-1			0-0 F9		0-0 F7		4	0	0	0	0	0	3						
Eddie Mathews, L (1,3) OBP: 0.333, SLG: 0.429	0-0 FC5 BB 1B					0-0 F9		0-0 P6		4	0	2	1	0	0	1						
Jimmy Wynn, R (1,8) OBP: 0.235, SLG: 0.375	4-0 BB BB					0-0 P3		0-0 P5		3	0	0	0	1	0	1						
John Bateman, R (1,2) OBP: 0.321, SLG: 0.333	0-0 FC5 2-3					0-0 4-3				4	0	0	0	0	0	3						
Bob Aspromonte, R (1,5) OBP: 0.303, SLG: 0.250		0-3 K				0-0 4-3		0-0 F9		4	0	0	0	0	1	0						
Aaron Pointer, R (1,7) OBP: 0.290, SLG: 0.385		0-0 F3				0-0 F3				3	0	1	0	0	0	0						
Dave Giusti, R (1,1) Bill Heath, L (7,PH) Barry Latman, R (7,1)		0-3 K				0-0 F9		0-0 4-3		2	0	0	0	0	1	0						
Inning Stats	R: 0 E: 0 K: 0 S: 4	H: 1 LOB: 3 BB: 1 P: 9	R: 0 E: 0 K: 2 S: 7	H: 0 LOB: 0 BB: 0 P: 7	R: 0 E: 0 K: 1 S: 5	H: 0 LOB: 0 BB: 0 P: 5	R: 0 E: 0 K: 0 S: 3	H: 0 LOB: 0 BB: 0 P: 3	R: 0 E: 0 K: 0 S: 3	H: 0 LOB: 0 BB: 0 P: 3	R: 1 E: 0 K: 1 S: 7	H: 2 LOB: 1 BB: 0 P: 7	R: 0 E: 0 K: 0 S: 4	H: 1 LOB: 1 BB: 0 P: 4	R: 0 E: 0 K: 0 S: 3	H: 0 LOB: 1 BB: 1 P: 7		R: 0 E: 0 K: 0 S: 3	H: 0 LOB: 0 BB: 0 P: 3	1B: 4 2B: 0 3B: 0 HR: 0	SF: 0 SAC: 0 DP: 0 HBP: 1	WP: 0 PB: 0 SB: 1 CS: 0
PITCHER	IP WLS BF H R ER SO BB IBB HBP BLK WP HR S P ERA WHIP	7.1 W 29 4 1 1 4 2 0 1 0 0 0 0 34 43 1.23 0.818	8.1 S 5 0 0 0 0 0 0 0 0 0 0 0 5 5 0.00 0.000																			

Batter	1	2	3	4	5	6	7	8	9	AB	R	H	RBI	BB	SO	LOB	BOTTOM				
Denis Menke, R (1,6) OBP: 0.242, SLG: 0.200	0-3 K		0-3 K			4-0 FC6-4 BB		0-0 1B		3	0	1	0	1	2	1	Houston Astros @ Atlanta Braves Atlanta Stadium, Atlanta, GA Wed Apr 19 1967, 6:05 PM EST Att: 11,544 - Unknown				
Felipe Alou, R (1,3) OBP: 0.364, SLG: 0.484	0-0 P4		0-0 FC6-4 1-2			0-0 FC6-4 1-2		0-0 F7		4	0	0	0	0	0	3					
Hank Aaron, R (1,9) OBP: 0.394, SLG: 0.714	0-0 HR					0-0 5-3		0-3 K		4	2	2	2	0	1	1					
Mack Jones, L (1,8) OBP: 0.333, SLG: 0.364	0-0 4-3					0-0 E FC6-4 2B		0-0 4-3		4	1	1	0	0	1	0					
Joe Torre, R (1,2) OBP: 0.313, SLG: 0.517		0-3 K				0-0 E6 FC6-4		0-0 2B 1B BB		3	1	0	0	1	2	1					
Rico Carty, R (1,7) OBP: 0.387, SLG: 0.346		0-0 F7				0-0 F3		0-0 1B 2B		4	0	2	0	0	0	2					
Miguel de la Hoz, R (1,5) OBP: 0.250, SLG: 0.143		0-0 5-3				0-0 FC6-4 1-2		0-3 K 2-3 3-H		4	0	1	2	0	1	2					
Felix Millan, R (1,4) Ken Johnson, R (1,1) Ramon Hernandez, S (8,1)			0-0 5-3			0-0 4-3		0-3 K		4	0	0	0	0	2	3					
Inning Stats	R: 1 E: 0 K: 1 S: 6	H: 1 LOB: 0 BB: 0 P: 6	R: 0 E: 0 K: 1 S: 5	H: 0 LOB: 0 BB: 0 P: 5	R: 0 E: 0 K: 1 S: 5	H: 0 LOB: 1 BB: 1 P: 9	R: 2 E: 1 K: 0 S: 6	H: 2 LOB: 1 BB: 0 P: 6	R: 0 E: 0 K: 3 S: 10	H: 1 LOB: 1 BB: 0 P: 10	R: 0 E: 0 K: 2 S: 8	H: 1 LOB: 1 BB: 0 P: 8	R: 0 E: 0 K: 2 S: 9	H: 1 LOB: 2 BB: 1 P: 13	R: 1 E: 0 K: 2 S: 9	H: 2 LOB: 2 BB: 1 P: 13		1B: 3 2B: 2 3B: 0 HR: 2	SF: 0 SAC: 0 DP: 0 HBP: 0	WP: 0 PB: 0 SB: 0 CS: 0	PA: 35
PITCHER	IP WLS BF H R ER SO BB IBB HBP BLK WP HR S P ERA WHIP	6.0 L 25 4 3 2 7 2 0 0 0 0 0 0 17 21 4.50 2.000	7.1 L 10 3 1 1 4 1 0 0 0 0 0 0 17 21 4.50 2.000																		

AB	31
R	1
H	4
RBI	1
BB	2
SO	4
LOB	10



AB	32
R	4
H	7
RBI	4
BB	3
SO	11
LOB	13



Batter	1	2	3	4	5	6	7	8	9	10	AB	R	H	RBI	BB	SO	LOB	TOP			
Tommy Harper, R OBP: 0.311, SLG: 0.500 (1, 9)	K 0-3 ①		5-3 0-0 ③			FC1-5 SH 1B 0-0 ①		5-3 0-0 ①		3B 1B 0-0 ①	5	1	2	0	0	1	0	Cincinnati Reds @ Houston Astros Astrodome, Houston, TX Fri Apr 21 1967, 7:05 PM EST Att. 17,006 - Dome			
Vada Pinson, L OBP: 0.372, SLG: 0.537 (1, 8)	K 0-3 ②			F7 0-0 ①		SH FC1-5 1-2 ①		G3 0-0 ②		3B 1B 0-0 ①	4	0	1	2	0	1	0				
Pete Rose, S OBP: 0.318, SLG: 0.375 (1, 7)	FC6-4 BB 4-0 ③			4-3 0-0 ②		FC1-5 FC6-4 1-2 2-3f ①		K 0-3 ③		4-3 0-0 ③	4	0	0	0	1	1	4				
Tony Perez, R OBP: 0.308, SLG: 0.441 (1, 5) (9, 3)	FC6-4 1-2f 0-0 ③			6-3 0-0 ③		F8 0-0 ②			6-3 0-0 ①		4	0	0	0	0	0	3				
Lee May, R OBP: 0.077, SLG: 0.154 Giraldo Ruiz, S (9, 5)		F3 0-0 ①			K 0-3 ①	FC6-4 1-2f 0-0 ③			F9 0-0 ②		4	0	0	0	0	1	2				
Tommy Helms, R OBP: 0.359, SLG: 0.472 (1, 4)		F6 0-0 ②			1B E 1B 0-0 ②			K 5-3 1B 0-0 ①	6-3 0-0 ③		4	1	2	0	0	0	0				
Leo Cardenas, R OBP: 0.317, SLG: 0.324 (1, 6)		F5 0-0 ③			F7 0-0 ②			5-3 1-2 0-0 ①		K 0-3 ①	4	0	0	0	0	1	2				
Don Pavletich, R OBP: 0.615, SLG: 0.909 Art Shamsky, L (10, PH)			5-3 0-0 ①		E8 1B 1-H 0-0 ①					1B 3B BB 4-0 ①	2	0	1	0	1	0	0				
Darrell Osteen, R (10, PR)					1B 0-0 ③						0	0	0	0	1	0	0				
Billy McCool, R Ted Abernathy, R Johnny Edwards, L (10, PH) OBP: 0.385, SLG: 0.273 (10, 2)			K 0-3 ②		K 0-3 ③			K 2-3 0-0 ③		F7 0-0 ③	3	0	0	0	0	3	3				
Inning Stats	R: 0 E: 0 K: 2 S: 7	H: 0 LOB: 1 BB: 1 P: 11	R: 0 E: 0 K: 1 S: 3	H: 0 LOB: 0 BB: 0 P: 3	R: 0 E: 0 K: 1 S: 5	H: 0 LOB: 0 BB: 0 P: 3	R: 0 E: 0 K: 0 S: 3	H: 0 LOB: 0 BB: 0 P: 3	R: 1 E: 1 K: 2 S: 9	H: 2 LOB: 1 BB: 0 P: 9	R: 0 E: 0 K: 1 S: 5	H: 1 LOB: 1 BB: 1 P: 9	R: 0 E: 0 K: 1 S: 5	H: 0 LOB: 0 BB: 0 P: 5	R: 0 E: 0 K: 0 S: 3	H: 0 LOB: 0 BB: 0 P: 3	R: 2 E: 0 K: 1 S: 7	H: 2 LOB: 2 BB: 1 P: 11	1B: 5 2B: 0 3B: 1 HR: 0	SF: 0 SAC: 1 DP: 0 HBP: 0	WP: 0 PA: 39 PB: 0 SB: 0 CS: 0
PITCHER	IP 9.0	WLS 33	BF 4	H 1	R 0	ER 0	SO 7	BB 1	IBB 0	HBP 0	BLK 0	WP 0	HR 0	S 45	P 53	ERA 0.00	WHIP 0.556				
Mike Cuellar, L ERA: 3.38																					
Claude Raymond, R ERA: 2.57	1.0	L	6	2	2	2	1	1	0	0	0	0	0	7	11	18.00	3.000				

AB	35
R	3
H	6
RBI	2
BB	3
SO	8
LOB	15



Batter	1	2	3	4	5	6	7	8	9	10	AB	R	H	RBI	BB	SO	LOB	BOTTOM			
Aaron Pointer, R OBP: 0.306, SLG: 0.400 (1, 7)	E5 BB 4-0 ③	K 0-3 ③			F8 0-0 ①		K 0-3 ②			FC5 2B 1-3 0-0 ①	4	0	1	0	1	2	2	Cincinnati Reds @ Houston Astros Astrodome, Houston, TX Fri Apr 21 1967, 7:05 PM EST Att. 17,006 - Dome			
Sonny Jackson, L OBP: 0.262, SLG: 0.293 (1, 6)	E5 BB E 1-2 0-0 ①		2-3 0-0 ①		CS 1B 0-0 ②		K 0-3 ③			IBB 4-0 ②	4	1	1	0	1	1	2				
Jim Landis, R OBP: 0.441, SLG: 0.483 (1, 9)	E BB 4-0 ③		F6 0-0 ②		F8 0-0 ②			3-1 SH1-4 BB 4-0 ③		K 0-3 ②	3	0	0	0	2	1	4				
Jimmy Wynn, R OBP: 0.263, SLG: 0.389 (1, 8)	F2 0-0 ②				CS 1B 0-0 ③			SH1-4 0-0 ①		FC5 2-3f 0-0 ③	4	0	2	0	0	0	5				
Bob Aspromonte, R OBP: 0.278, SLG: 0.226 Eddie Mathews, L (8, PH) (9, 5)	E5 1-3 2-H 0-0 ③		FC6-4 1-2f 0-0 ③			F4 1-2 0-0 ①		3-1 2-3 0-0 ②			3	0	0	0	0	0	3				
Joe Morgan, L OBP: 0.395, SLG: 0.160 (1, 4)	K 0-3 ③					S 1B 0-0 ①				1B BB 4-0 ①	3	0	0	0	0	0	3				
John Bateman, R OBP: 0.303, SLG: 0.310 Alonzo Harris, S (10, PR)		6-3 0-0 ①			F9 0-0 ②						5	0	1	0	0	1	3				
Chuck Harrison, R OBP: 0.400, SLG: 0.500 (1, 3)		5-3 0-0 ②				F7 0-0 ③				1B 1-2 0-0 ②	4	0	1	0	1	1	2				
Mike Cuellar, L OBP: 0.222, SLG: 0.222 Lee Bales, S (9, PR)						FC1-5 2B 0-0 ①				F3 0-0 ①	4	0	1	0	0	2	2				
Claude Raymond, R Rusty Staub, L (10, PH) OBP: 0.296, SLG: 0.333 (10, 1)					K 0-3 ③			FC1-5 0-0 ①		K 2B 0-0 ③	4	0	0	0	0	0	0				
Inning Stats	R: 1 E: 2 K: 1 S: 6	H: 0 LOB: 2 BB: 2 P: 14	R: 0 E: 0 K: 1 S: 6	H: 1 LOB: 1 BB: 0 P: 6	R: 0 E: 0 K: 0 S: 4	H: 1 LOB: 1 BB: 1 P: 4	R: 0 E: 0 K: 1 S: 5	H: 0 LOB: 1 BB: 0 P: 9	R: 0 E: 0 K: 0 S: 3	H: 1 LOB: 0 BB: 0 P: 3	R: 0 E: 0 K: 0 S: 4	H: 1 LOB: 1 BB: 0 P: 4	R: 0 E: 0 K: 1 S: 5	H: 0 LOB: 2 BB: 2 P: 13	R: 0 E: 0 K: 2 S: 9	H: 1 LOB: 3 BB: 1 P: 13	R: 0 E: 0 K: 1 S: 6	H: 1 LOB: 2 BB: 1 P: 10	1B: 5 2B: 2 3B: 0 HR: 0	SF: 0 SAC: 1 DP: 0 HBP: 0	WP: 0 PA: 46 PB: 1 SB: 1 CS: 1
PITCHER	IP 7.0	WLS 30	BF 5	H 1	R 0	ER 0	SO 5	BB 4	IBB 0	HBP 0	BLK 0	WP 0	HR 0	S 36	P 52	ERA 0.00	WHIP 1.286				
Billy McCool, L ERA: 0.6																					
Ted Abernathy, R ERA: 4.0	2.0	W	10	1	0	0	3	1	1	0	0	0	0	14	22	0.00	1.000				
Darrell Osteen, R ERA:	1.0	S	5	1	0	0	1	1	0	0	0	0	0	6	10	0.00	2.000				



Batter	1	2	3	4	5	6	7	8	9	AB	R	H	RBI	BB	SO	LOB	TOP			
Tommy Harper, R OBP: 0.314, SLG: 0.455										4	2	0	0	2	1	2	Cincinnati Reds @ Houston Astros Astrodome, Houston, TX Sat Apr 22 1967, 7:05 PM EST Att: 19,721 - Dome			
Vada Pinson, L OBP: 0.395, SLG: 0.543										5	1	3	1	0	2	1				
Pete Rose, S OBP: 0.327, SLG: 0.349										3	0	0	1	2	1	3				
Deron Johnson, R OBP: 0.351, SLG: 0.676										5	0	2	2	0	3	4				
Tony Perez, R OBP: 0.317, SLG: 0.462										5	0	2	0	0	1	3				
Tommy Helms, R OBP: 0.341, SLG: 0.439										5	1	1	0	0	0	3				
Leo Cardenas, R OBP: 0.333, SLG: 0.341										4	2	2	0	0	1	1				
Johnny Edwards, L OBP: 0.400, SLG: 0.320										3	1	1	1	1	1	1				
Jimmie Coker, R OBP: 1.000, SLG: 1.000										1	0	1	0	0	0	0				
Jim Maloney, L OBP: 0.250, SLG: 0.250										2	0	0	0	0	1	1				
Mel Queen, L OBP: 0.167, SLG: 0.167										3	0	1	1	0	0	3				
Inning Stats	R: 1 E: 0 K: 2 S: 8	H: 1 LOB: 1 BB: 1 P: 12	R: 5 E: 3 K: 0 S: 9	H: 4 LOB: 2 BB: 1 P: 13	R: 0 E: 0 K: 2 S: 7	H: 0 LOB: 0 BB: 0 P: 7	R: 0 E: 0 K: 2 S: 7	H: 0 LOB: 1 BB: 1 P: 11	R: 0 E: 0 K: 1 S: 6	H: 1 LOB: 2 BB: 1 P: 10	R: 0 E: 1 K: 0 S: 4	H: 2 LOB: 2 BB: 1 P: 8	R: 0 E: 0 K: 1 S: 6	H: 1 LOB: 1 BB: 0 P: 6	R: 0 E: 0 K: 1 S: 10	H: 3 LOB: 2 BB: 0 P: 10	1B: 11 2B: 2 3B: 0 HR: 0	SF: 0 SAC: 1 DP: 1 HBP: 0	WP: 1 PB: 0 SB: 2 CS: 0	PA: 46
PITCHER	IP: 1.1 WLS: L BF: 11	H: 4 R: 6 ER: 3 SO: 2	BB: 2 IBB: 0 HBP: 0 BLK: 0	WP: 0 HR: 0 S: 13 P: 21	ERA: 20.25 WHIP: 4.500	IP: 1.0 WLS: L BF: 6	H: 3 R: 1 ER: 1 SO: 2	BB: 0 IBB: 0 HBP: 0 BLK: 0	WP: 0 HR: 0 S: 10 P: 10	ERA: 9.00 WHIP: 3.000										
Larry Dierker, R ERA: 3.86											Dan Schneider, L ERA: 2.25									
Bo Belinsky, L ERA: 4.5																				
Turk Farrell, R ERA: 3.86																				
Barry Latman, R ERA: 7.94																				
Jim Owens, R ERA:																				

AB	40
R	7
H	13
RBI	6
BB	5
SO	11
LOB	22



Batter	1	2	3	4	5	6	7	8	9	AB	R	H	RBI	BB	SO	LOB	BOTTOM					
Sonny Jackson, L OBP: 0.255, SLG: 0.267										4	0	0	0	1	1	4	Cincinnati Reds @ Houston Astros Astrodome, Houston, TX Sat Apr 22 1967, 7:05 PM EST Att: 19,721 - Dome					
Ron Davis, R OBP: 0.200, SLG: 0.200										5	0	1	1	0	3	0						
Joe Morgan, L OBP: 0.395, SLG: 0.143										3	1	0	0	2	1	2						
Eddie Mathews, L OBP: 0.359, SLG: 0.387										2	0	0	0	2	2	3						
Jimmy Wynn, R OBP: 0.310, SLG: 0.395										2	0	1	1	1	1	0						
Bill Heath, L OBP: 0.333, SLG: 0.111										3	0	0	0	1	1	4						
Bob Aspromonte, R OBP: 0.275, SLG: 0.206										3	0	0	0	1	0	2						
Aaron Pointer, R OBP: 0.325, SLG: 0.394										3	1	1	0	1	2	3						
Larry Dierker, R ERA: 3.86											Dan Schneider, L ERA: 2.25											
Bo Belinsky, L ERA: 4.5																						
Turk Farrell, R ERA: 3.86																						
Barry Latman, R ERA: 7.94																						
Jim Owens, R ERA:																						
Inning Stats	R: 0 E: 0 K: 3 S: 9	H: 0 LOB: 1 BB: 1 P: 13	R: 0 E: 0 K: 1 S: 5	H: 0 LOB: 3 BB: 3 P: 17	R: 1 E: 0 K: 0 S: 4	H: 1 LOB: 2 BB: 2 P: 12	R: 1 E: 0 K: 3 S: 11	H: 2 LOB: 2 BB: 1 P: 15	R: 0 E: 0 K: 2 S: 7	H: 0 LOB: 0 BB: 0 P: 7	R: 0 E: 0 K: 0 S: 2	H: 0 LOB: 0 BB: 1 P: 6	R: 0 E: 0 K: 1 S: 5	H: 0 LOB: 2 BB: 1 P: 10	R: 0 E: 0 K: 2 S: 7	H: 0 LOB: 0 BB: 0 P: 7	R: 0 E: 0 K: 1 S: 5	H: 0 LOB: 0 BB: 0 P: 5	1B: 3 2B: 0 3B: 0 HR: 0	SF: 0 SAC: 0 DP: 1 HBP: 1	WP: 0 PB: 0 SB: 0 CS: 0	PA: 39
PITCHER	IP: 3.1 WLS: W BF: 19	H: 2 R: 0 ER: 0 SO: 8	BB: 7 IBB: 0 HBP: 0 BLK: 0	WP: 0 HR: 0 S: 23 P: 51	ERA: 5.40 WHIP: 3.000	IP: 5.2 WLS: W BF: 19	H: 0 R: 0 ER: 0 SO: 8	BB: 2 IBB: 0 HBP: 1 BLK: 0	WP: 0 HR: 0 S: 32 P: 41	ERA: 0.00 WHIP: 0.353												
Jim Maloney, R ERA: 2.61											Mel Queen, R ERA: 1.72											

AB	29
R	2
H	3
RBI	2
BB	9
SO	13
LOB	23



Batter	1	2	3	4	5	6	7	8	9	AB	R	H	RBI	BB	SO	LOB	TOP					
Tommy Harper, R OBP: 0.304, SLG: 0.429										5	1	1	0	0	0	2						
Vada Pinson, L OBP: 0.377, SLG: 0.510										5	1	1	0	0	0	2						
Pete Rose, S OBP: 0.321, SLG: 0.340										4	1	1	1	0	1	1						
Deron Johnson, R OBP: 0.341, SLG: 0.634										4	1	1	2	0	1	0						
Tony Perez, R OBP: 0.333, SLG: 0.488 Ted Abernathy, R										4	1	2	1	0	1	0						
Tommy Helms, R OBP: 0.375, SLG: 0.511										4	0	3	1	0	0	1						
Leo Cardenas, R OBP: 0.306, SLG: 0.311										4	0	0	0	0	0	4						
Johnny Edwards, L OBP: 0.382, SLG: 0.286										3	0	0	0	1	0	2						
Milt Pappas, R Giraldo Ruiz, S OBP: 0.200, SLG: 0.200										2	0	0	0	1	1	2						
										1	0	1	0	0	0	0						
Inning Stats	R: 4 E: 1 K: 0 S: 8	H: 5 LOB: 1 BB: 0 P: 8	R: 0 E: 0 K: 0 S: 3	H: 0 LOB: 0 BB: 0 P: 3	R: 0 E: 0 K: 2 S: 7	H: 0 LOB: 0 BB: 0 P: 7	R: 0 E: 0 K: 0 S: 3	H: 1 LOB: 0 BB: 0 P: 3	R: 0 E: 0 K: 0 S: 3	H: 0 LOB: 1 BB: 1 P: 7	R: 1 E: 0 K: 1 S: 7	H: 2 LOB: 2 BB: 1 P: 11	R: 0 E: 0 K: 1 S: 5	H: 0 LOB: 0 BB: 0 P: 5	R: 0 E: 0 K: 0 S: 4	H: 1 LOB: 1 BB: 0 P: 4	R: 0 E: 0 K: 0 S: 4	H: 1 LOB: 1 BB: 0 P: 4	1B: 7 2B: 3 3B: 0 HR: 0	SF: 0 SAC: 0 DP: 0 HBP: 0	WP: 0 PB: 0 SB: 0 CS: 0	PA: 38
PITCHER	IP WLS BF H R ER SO BB IBB HBP BLK WP HR S P ERA WHIP	IP WLS BF H R ER SO BB IBB HBP BLK WP HR S P ERA WHIP																				
Don Wilson, R ERA: 10.13	0.0 L 5 5 4 4 0 0 0 0 0 0 0 0 5 5 ∞ ∞																					
Bo Belinsky, L ERA: 1.25	5.0 16 1 0 0 2 1 0 0 0 0 0 0 19 23 0.00 0.400																					
Carroll Sembera, R ERA: 3.0	2.0 9 2 1 1 2 0 1 0 0 0 0 0 12 16 4.50 1.000																					
Claude Raymond, R ERA: 2.0	2.0 8 2 0 0 0 0 0 0 0 0 0 0 8 8 0.00 1.000																					
Batter	1	2	3	4	5	6	7	8	9	AB	R	H	RBI	BB	SO	LOB	BOTTOM					
Aaron Pointer, R OBP: 0.295, SLG: 0.351										4	0	0	0	0	2	0						
Sonny Jackson, L OBP: 0.275, SLG: 0.327										4	0	2	0	0	1	0						
Joe Morgan, L OBP: 0.362, SLG: 0.125										4	0	0	0	0	1	2						
Eddie Mathews, L OBP: 0.372, SLG: 0.400										4	0	2	0	0	1	1						
Jimmy Wynn, R OBP: 0.283, SLG: 0.357										4	0	0	0	0	1	3						
John Bateman, R OBP: 0.297, SLG: 0.303 Alonzo Harris, S										4	1	1	0	0	0	1						
Bob Aspromonte, R OBP: 0.295, SLG: 0.216 Dave Giusti, R										3	1	1	0	1	0	0						
Ron Davis, R OBP: 0.250, SLG: 0.625 Rusty Staub, L OBP: 0.250, SLG: 0.286										3	1	1	3	0	0	0						
Don Wilson, R Bo Belinsky, L Carroll Sembera, R Bill Heath, L Claude Raymond, R Lee Bales, S										0	0	0	0	0	0	0						
Inning Stats	R: 0 E: 0 K: 0 S: 5	H: 2 LOB: 2 BB: 0 P: 5	R: 3 E: 0 K: 0 S: 6	H: 3 LOB: 0 BB: 0 P: 6	R: 0 E: 0 K: 0 S: 4	H: 1 LOB: 1 BB: 0 P: 4	R: 0 E: 0 K: 0 S: 3	H: 0 LOB: 0 BB: 0 P: 3	R: 0 E: 0 K: 1 S: 6	H: 1 LOB: 1 BB: 0 P: 6	R: 0 E: 0 K: 0 S: 3	H: 0 LOB: 0 BB: 0 P: 3	R: 0 E: 0 K: 1 S: 5	H: 0 LOB: 0 BB: 0 P: 5	R: 0 E: 0 K: 3 S: 9	H: 0 LOB: 0 BB: 0 P: 9	R: 0 E: 1 K: 1 S: 6	H: 0 LOB: 3 BB: 1 P: 10	1B: 5 2B: 0 3B: 1 HR: 1	SF: 0 SAC: 0 DP: 0 HBP: 0	WP: 0 PB: 0 SB: 0 CS: 0	PA: 36
PITCHER	IP WLS BF H R ER SO BB IBB HBP BLK WP HR S P ERA WHIP	IP WLS BF H R ER SO BB IBB HBP BLK WP HR S P ERA WHIP																				
Milt Pappas, R ERA: 4.12	7.0 W 28 7 3 3 2 0 0 0 0 0 0 1 32 3.86 1.000																					
Ted Abernathy, R ERA: 3.27	2.0 S 8 0 0 0 4 1 0 0 0 0 0 0 15 19 0.00 0.500																					

Cincinnati Reds @ Houston Astros
Astrodome, Houston, TX
Sun Apr 23 1967, 4:33 AM EST
Att: 12,571 - Dome

AB 36
R 5
H 10
RBI 5
BB 2
SO 4
LOB 14



Cincinnati Reds @ Houston Astros
Astrodome, Houston, TX
Sun Apr 23 1967, 4:33 AM EST
Att: 12,571 - Dome

AB 35
R 3
H 7
RBI 3
BB 1
SO 6
LOB 12



Batter	1	2	3	4	5	6	7	8	9	AB	R	H	RBI	BB	SO	LOB	TOP										
Tommy Harper, R OBP: 0.326, SLG: 0.453 (1, 8)	0-3 K		0-0 2B	4-0 BB		0-0 F9			0-0 1B	4	0	2	0	1	1	1	Cincinnati Reds @ Houston Astros Astrodome, Houston, TX Mon Apr 24 1967, 7:05 PM EST Att: 8,416 - Dome										
Floyd Robinson, L (1, 9)	0-0 5-3		0-0 F2	0-3 K			0-0 G3		0-0 4-3	5	0	0	0	0	1	5											
Pete Rose, S OBP: 0.379, SLG: 0.408 Art Shamsky, L (9, 7)	4-0 BB			4-0 1B HR BB	0-0 3B		0-0 1B WP		1-0 BB HBP	2	1	2	0	2	0	0											
Deron Johnson, R OBP: 0.348, SLG: 0.600 (9, 3)	0-0 1-3			0-0 1B HR	0-0 5-3		0-3 K		4-0 BB	4	1	1	0	1	1	3											
Tony Perez, R OBP: 0.320, SLG: 0.521 Giraldo Ruiz, S OBP: 0.200, SLG: 0.200 (9, 5)		0-0 6-3		0-0 1B HR	0-3 K		0-3 K		0-3 K	5	1	1	3	0	3	5											
Tommy Helms, R OBP: 0.365, SLG: 0.490 (1, 4)		0-0 6-3		0-0 1B FC6-2	0-3 K			0-0 F4		4	0	1	0	0	1	1											
Leo Cardenas, R OBP: 0.302, SLG: 0.306 (1, 6)		0-3 K		0-0 SH1-4 FC6-2		0-3 K		0-0 F5		4	0	1	0	0	2	0											
Johnny Edwards, L OBP: 0.342, SLG: 0.250 Ted Abernathy, R (8, 1)			0-0 F2	0-0 FC6-2	0-0 1-3		0-0 F9			4	0	0	0	0	0	2											
Sammy Ellis, L (1, 1)			0-0 G1	0-0 SH1-4						1	0	0	0	1	0	0											
Jimmie Coker, R OBP: 0.500, SLG: 0.500 (8, 2)				1-2 2-3					0-0 6-3	1	0	0	0	0	0	0											
Inning Stats	R: 0 E: 0 K: 1 S: 5	H: 0 LOB: 1 BB: 1 P: 9	R: 0 E: 0 K: 1 S: 5	H: 0 LOB: 0 BB: 0 P: 5	R: 0 E: 0 K: 0 S: 4	H: 1 LOB: 1 BB: 0 P: 4	R: 3 E: 0 K: 1 S: 9	H: 4 LOB: 3 BB: 2 P: 17	R: 0 E: 0 K: 2 S: 8	H: 1 LOB: 1 BB: 0 P: 8	R: 0 E: 0 K: 2 S: 8	H: 1 LOB: 1 BB: 0 P: 8	R: 0 E: 0 K: 0 S: 3	H: 0 LOB: 0 BB: 0 P: 3	R: 0 E: 0 K: 1 S: 6	H: 1 LOB: 3 BB: 1 P: 11	1B: 5 2B: 1 3B: 1 HR: 1	SF: 0 SAC: 1 DP: 0 HBP: 1	WP: 1 PB: 0 SB: 1 CS: 0	PA: 41							
PITCHER	IP	WLS	BF	H	R	ER	SO	BB	IBB	HBP	BLK	WP	HR	S	P	ERA	WHIP										
Dave Giusti, R ERA: 6.75 (1, 1)	3.0	L	16	5	3	3	2	2	0	0	0	0	1	18	26	9.00	2.333										
Barry Latman, R ERA: 5.87 (4, 1)	2.0		8	1	0	0	3	1	0	0	0	0	0	13	17	0.00	1.000										
Don Wilson, R ERA: 7.36 (6, 1)	2.0		8	1	0	0	3	1	0	0	0	1	0	13	17	0.00	1.000										
Turk Farrell, R ERA: 2.7 (8, 1)	2.0		9	1	0	0	1	1	0	1	0	0	0	9	14	0.00	1.000										

Batter	1	2	3	4	5	6	7	8	9	AB	R	H	RBI	BB	SO	LOB	BOTTOM										
Sonny Jackson, L OBP: 0.273, SLG: 0.321 (1, 6)	0-0 F7		0-0 CS		0-0 F7		0-0 F7			4	0	1	0	0	0	2	Cincinnati Reds @ Houston Astros Astrodome, Houston, TX Mon Apr 24 1967, 7:05 PM EST Att: 8,416 - Dome										
Joe Morgan, L OBP: 0.353, SLG: 0.114 (1, 4)	4-0 1B BB		0-0 CS	0-3 K		0-0 F6		0-0 F9		3	0	0	0	1	1	0											
Jimmy Wynn, R OBP: 0.340, SLG: 0.435 (1, 8)	0-0 1-3			0-0 1-3	0-0 2B		0-0 1B		0-0 1B	4	1	4	0	0	0	0											
Eddie Mathews, L OBP: 0.404, SLG: 0.421 (1, 3)	0-0 F6			4-0 1-3	0-0 BB		0-0 1B		0-0 1B	3	0	2	0	1	0	1											
Rusty Staub, L OBP: 0.250, SLG: 0.273 (1, 9)		0-0 F7		0-0 1-3	0-0 1-2		0-0 G6-3		0-0 F7	4	0	1	1	0	0	4											
John Bateman, R OBP: 0.288, SLG: 0.270 (1, 2)		0-0 F7		0-0 F8		0-0 G6-3		0-0 F9		4	0	0	0	0	0	6											
Bob Aspromonte, R OBP: 0.313, SLG: 0.244 (1, 5)		0-0 6-3			0-0 1B		0-0 1B		0-0 F7	4	0	2	0	0	0	0											
Aaron Pointer, R OBP: 0.277, SLG: 0.325 Lee Bales, S (9, PH)			0-0 5-3		0-3 K		0-3 K		4-0 G6-4-3	3	0	0	0	0	2	2											
Dave Giusti, R ERA: 6.75 (1, 1)	7.1	W	31	10	1	1	3	2	0	0	0	0	0	0	0	0											
Barry Latman, R ERA: 5.87 (4, 1)	2.0		8	1	0	0	3	1	0	0	0	0	0	13	17	0.00		1.000									
Don Wilson, R ERA: 7.36 (6, 1)	2.0		8	1	0	0	3	1	0	0	0	1	0	13	17	0.00	1.000										
Turk Farrell, R ERA: 2.7 (8, 1)	2.0		9	1	0	0	1	1	0	1	0	0	0	9	14	0.00	1.000										
Inning Stats	R: 0 E: 0 K: 0 S: 3	H: 1 LOB: 1 BB: 1 P: 7	R: 0 E: 0 K: 0 S: 3	H: 0 LOB: 0 BB: 0 P: 3	R: 0 E: 0 K: 0 S: 3	H: 1 LOB: 0 BB: 0 P: 3	R: 0 E: 0 K: 1 S: 6	H: 1 LOB: 2 BB: 1 P: 10	R: 0 E: 0 K: 1 S: 6	H: 1 LOB: 1 BB: 0 P: 6	R: 1 E: 0 K: 0 S: 5	H: 3 LOB: 1 BB: 0 P: 5	R: 0 E: 0 K: 1 S: 6	H: 1 LOB: 1 BB: 0 P: 6	R: 0 E: 0 K: 0 S: 5	H: 2 LOB: 2 BB: 0 P: 5	R: 0 E: 0 K: 0 S: 2	H: 0 LOB: 0 BB: 1 P: 6	1B: 9 2B: 1 3B: 0 HR: 0	SF: 0 SAC: 0 DP: 2 HBP: 0	WP: 0 PB: 0 SB: 0 CS: 1	PA: 37					
PITCHER	IP	WLS	BF	H	R	ER	SO	BB	IBB	HBP	BLK	WP	HR	S	P	ERA	WHIP										
Sammy Ellis, R ERA: 2.78 (1, 1)	7.1	W	31	10	1	1	3	2	0	0	0	0	0	0	0	0											
Ted Abernathy, R ERA: 2.64 (8, 1)	1.2	S	5	0	0	0	0	1	0	0	0	0	0	4	8	0.00	0.600										

AB	34
R	3
H	8
RBI	3
BB	5
SO	9
LOB	17




Batter	1	2	3	4	5	6	7	8	9	AB R H RBI BB SO LOB	TOP									
Lou Brock, L OBP: 0.464, SLG: 0.836 (1, 7)	4-3		FC	1-3 2H			F9			4 1 2 1 0 0 0	St. Louis Cardinals @ Houston Astros Astrodome, Houston, TX Tue Apr 25 1967, 7:05 PM EST Att: 10,622 - Unknown									
Curt Flood, R OBP: 0.389, SLG: 0.333 (1, 8)	G3		4-3		6-3			4-3		4 0 0 0 0 0 1										
Bobby Tolan, L OBP: 0.125, SLG: 0.125 (1, 3)	K		FC		G3			6-3		4 0 0 1 0 1 0										
Roger Maris, L OBP: 0.360, SLG: 0.444 (1, 9) Alex Johnson, R (7, 9)		HR			K			5-3		1 1 0 0 1 1 0 1 0 0 0 0 0 0										
Ed Spiezio, R OBP: 0.167, SLG: 0.167 (1, 5)	F7		K		K			CS		4 0 1 0 0 2 2										
Tim McCarver, L OBP: 0.326, SLG: 0.488 (1, 2)		HR			F2			3-1		4 2 2 2 0 0 1										
Julian Javier, R OBP: 0.375, SLG: 0.465 (1, 4)		5-3			6-3			K		3 0 0 0 0 2 1										
Dal Maxvill, R OBP: 0.341, SLG: 0.306 (1, 6)	5-3				F8			F9		3 0 0 0 0 0 2										
Al Jackson, L OBP: 0.286, SLG: 0.286 (1, 1)	K2-3				1B			K		3 0 1 0 0 2 1										
Inning Stats	R: 0 E: 0 K: 1 S: 5	H: 0 LOB: 0 BB: 0 P: 5	R: 2 E: 0 K: 1 S: 6	H: 1 LOB: 1 BB: 0 P: 8	R: 1 E: 0 K: 1 S: 6	H: 1 LOB: 1 BB: 1 P: 10	R: 1 E: 0 K: 1 S: 7	H: 3 LOB: 2 BB: 0 P: 7	R: 0 E: 0 K: 1 S: 5	H: 0 LOB: 0 BB: 0 P: 5	R: 0 E: 0 K: 1 S: 5	H: 0 LOB: 0 BB: 0 P: 5	R: 0 E: 0 K: 0 S: 3	H: 0 LOB: 0 BB: 0 P: 3	R: 0 E: 0 K: 1 S: 5	H: 1 LOB: 0 BB: 0 P: 5	1B: 4 2B: 1 3B: 0 HR: 1	SF: 0 SAC: 0 DP: 0 HBP: 2	WP: 0 PB: 0 SB: 0 CS: 2	PA: 34
PITCHER	IP WLS BF H R ER SO BB IBB HBP BLK WP HR S P ERA WHIP											IP WLS BF H R ER SO BB IBB HBP BLK WP HR S P ERA WHIP								
Chris Zachary, R ERA: 6.75 (1, 1)	4.0 L 19 5 4 4 4 1 0 0 0 0 0 1 24 30 9.00 1.500																			
Carroll Sembera, R ERA: 2.25 (5, 1)	2.0 6 0 0 0 2 0 0 0 0 0 0 0 10 10 0.00 0.000																			
Jim Owens, R ERA: (7, 1)	2.0 6 0 0 0 1 0 0 0 0 0 0 0 8 8 0.00 0.000																			
Claude Raymond, R ERA: 1.8 (9, 1)	1.0 3 1 0 0 1 0 0 0 0 0 0 0 5 5 0.00 1.000																			

Batter	1	2	3	4	5	6	7	8	9	AB R H RBI BB SO LOB	BOTTOM									
Lee Bales, S (1, 4)	G4-3		K			K			P3	3 0 0 0 1 2 1	St. Louis Cardinals @ Houston Astros Astrodome, Houston, TX Tue Apr 25 1967, 7:05 PM EST Att: 10,622 - Unknown									
Sonny Jackson, L OBP: 0.259, SLG: 0.304 (1, 6) Aaron Pointer, R OBP: 0.271, SLG: 0.317 (9, PH)	G4-3				F7			1-3		3 0 0 0 0 0 1 1 0 0 0 0 0 0										
Jim Landis, R OBP: 0.395, SLG: 0.424 (1, 9)	1-3				5-3			F8		4 0 0 0 0 0 0										
Jimmy Wynn, R OBP: 0.340, SLG: 0.417 (1, 8)		1-3			BB			5-3		2 0 0 0 1 0 0										
John Bateman, R OBP: 0.250, SLG: 0.250 (1, 2)		P6			1-3			5-3		3 0 0 0 0 0 1										
Bob Aspromonte, R OBP: 0.314, SLG: 0.250 (1, 5)		5-3				6-3		1B		3 0 1 0 0 0 0										
Ron Davis, R OBP: 0.182, SLG: 0.455 (1, 7)					5-3	B5-3		P6		3 0 0 0 0 0 1										
Chuck Harrison, R OBP: 0.300, SLG: 0.250 (1, 3)					BB	5-3		L8		2 0 0 0 1 0 1										
Chris Zachary, L OBP: 0.000, SLG: 1.000 (1, 1) Carroll Sembera, R OBP: 0.333, SLG: 0.333 (5, PH) Dave Adkins, R OBP: 0.333, SLG: 0.333 (6, PH) Jim Owens, R (7, 1) Ron Brand, R (8, PH) Claude Raymond, R (9, 1)					F8			K		1 0 0 0 0 0 1 0 0 0 0 0 0 0 1 0 0 0 0 0 1 0 0 0 0 0 0 0 1 0 0 0 0 0 1 0 0 0 0 0 0 0										
Inning Stats	R: 0 E: 0 K: 0 S: 2	H: 0 LOB: 0 BB: 1 P: 6	R: 0 E: 0 K: 0 S: 3	H: 0 LOB: 0 BB: 0 P: 3	R: 0 E: 0 K: 1 S: 5	H: 0 LOB: 1 BB: 1 P: 9	R: 0 E: 0 K: 0 S: 3	H: 0 LOB: 1 BB: 1 P: 7	R: 0 E: 0 K: 2 S: 7	H: 0 LOB: 0 BB: 0 P: 7	R: 0 E: 0 K: 0 S: 3	H: 0 LOB: 0 BB: 0 P: 3	R: 0 E: 0 K: 0 S: 4	H: 1 LOB: 1 BB: 0 P: 4	R: 0 E: 0 K: 0 S: 3	H: 0 LOB: 0 BB: 0 P: 3	1B: 1 2B: 0 3B: 0 HR: 0	SF: 0 SAC: 0 DP: 1 HBP: 0	WP: 0 PB: 0 SB: 0 CS: 0	PA: 30
PITCHER	IP WLS BF H R ER SO BB IBB HBP BLK WP HR S P ERA WHIP											IP WLS BF H R ER SO BB IBB HBP BLK WP HR S P ERA WHIP								
Al Jackson, L ERA: 3.0 (1, 1)	9.0 W 30 1 0 0 3 3 0 0 0 0 0 0 33 45 0.00 0.444																			

AB	31
R	4
H	6
RBI	4
BB	1
SO	8
LOB	8




AB	27
R	0
H	1
RBI	0
BB	3
SO	3
LOB	7




Batter	1	2	3	4	5	6	7	8	9	AB	R	H	RBI	BB	SO	LOB	TOP			
Lou Brock, L OBP: 0.475, SLG: 0.845 (1, 7)	3-1			F8 BB BB	4-3	3B		S HBP		3	1	1	1	1	0	0	St. Louis Cardinals @ Houston Astros Astrodome, Houston, TX Wed Apr 26 1967, 7:05 PM EST Att: 12,255 - Unknown			
Curt Flood, R OBP: 0.390, SLG: 0.314 (1, 8)	4-3			BB BB BB	F7	FC6-4 BB		F2		3	1	0	0	2	0	1				
Alex Johnson, R OBP: 0.125, SLG: 0.125 (1, 9)	P3			F8		FC6-4		K		5	0	1	0	0	1	5				
Mike Shannon, R OBP: 0.444, SLG: 0.286 (1, 5)		L8		1B BB BB	5-3			P3		4	1	1	0	1	0	1				
John Romano, R OBP: 0.143, SLG: 0.077 (1, 2)	K			FC4-6 1B BB		F7		K		4	1	0	1	1	2	1				
Julian Javier, R OBP: 0.392, SLG: 0.478 Eddie Bressoud, R (6, 6)	P6			FC4-6 1B		1B		K		3	0	2	1	0	0	0				
Bobby Tolán, L OBP: 0.250, SLG: 0.250 (1, 3)			K	FC4-6 1B		1B		K		4	1	2	1	0	1	2				
Dal Maxvill, R OBP: 0.356, SLG: 0.308 (6, 4)			5-3	1B		1B		K		3	1	1	1	1	1	2				
Steve Carlton, L OBP: 0.400, SLG: 0.250 Dick Hughes, R (9, 1)	1-3		F8			E9		F9		4	1	1	1	0	0	2				
						3B 1B				0	0	0	0	0	0	0				
Inning Stats	R: 0 E: 0 K: 0 S: 3	H: 0 LOB: 0 BB: 0 P: 3	R: 0 E: 0 K: 1 S: 5	H: 0 LOB: 0 BB: 0 P: 5	R: 0 E: 0 K: 1 S: 5	H: 2 LOB: 2 BB: 4 P: 21	R: 0 E: 0 K: 0 S: 4	H: 1 LOB: 1 BB: 0 P: 4	R: 3 E: 1 K: 0 S: 6	H: 4 LOB: 2 BB: 2 P: 14	R: 0 E: 0 K: 1 S: 7	H: 2 LOB: 2 BB: 0 P: 7	R: 0 E: 0 K: 1 S: 5	H: 0 LOB: 1 BB: 0 P: 6	R: 0 E: 0 K: 2 S: 7	H: 0 LOB: 0 BB: 0 P: 7	1B: 8 2B: 0 3B: 1 HR: 0	SF: 0 SAC: 0 DP: 0 HBP: 1	WP: 0 PB: 0 SB: 2 CS: 0	PA: 42
PITCHER	IP WLS BF H R ER SO BB IBB HBP BLK WP HR S P ERA WHIP																			
Mike Cuellar, L ERA: 5.0 (1, 1)	5.2 L 27 6 7 7 2 5 0 0 0 0 0 0 0 26 46 11.12 1.941																			
Dan Schneider, L ERA: 2.25 (6, 1)	0.0 1 1 0 0 0 0 0 0 0 0 0 0 1 1 ∞ ∞																			
Barry Latman, R ERA: 4.5 (6, 1)	2.1 11 2 0 0 2 1 0 0 0 0 0 0 13 18 0.00 1.286																			
Carroll Sembera, R ERA: 2.0 (9, 1)	1.0 3 0 0 0 2 0 0 0 0 0 0 0 7 7 0.00 0.000																			

Batter	1	2	3	4	5	6	7	8	9	AB	R	H	RBI	BB	SO	LOB	BOTTOM			
Joe Morgan, L OBP: 0.327, SLG: 0.103 (1, 4)	F9		P3		P3			P6		4	0	0	0	0	0	1	St. Louis Cardinals @ Houston Astros Astrodome, Houston, TX Wed Apr 26 1967, 7:05 PM EST Att: 12,255 - Unknown			
Sonny Jackson, L OBP: 0.258, SLG: 0.317 (1, 6)	1-3			F8		6-3		WP 2B		4	0	1	0	0	0	0				
Jim Landis, R OBP: 0.381, SLG: 0.432 (1, 7)	K			K		2B		P4		4	0	1	0	0	2	1				
Jimmy Wynn, R OBP: 0.333, SLG: 0.392 (1, 8)		6-3		K		K				3	0	0	0	1	2	1				
Bob Aspromonte, R OBP: 0.309, SLG: 0.250 (1, 5)		K			HR 1B	L8		G4-6-3 BB		4	1	1	0	0	1	2				
Rusty Staub, L OBP: 0.313, SLG: 0.500 (1, 9)					HR			F7		3	1	1	2	1	0	0				
John Bateman, R OBP: 0.234, SLG: 0.233 (1, 2)					P6			5-3		3	0	0	0	0	1	1				
Chuck Harrison, R OBP: 0.308, SLG: 0.273 (1, 3)			K					F3		3	0	1	0	0	1	0				
Mike Cuellar, L OBP: 0.182, SLG: 0.182 Dan Schneider, L (6, 1)			K					1-3		2	0	0	0	0	2	1				
Barry Latman, R (6, 1)					K					0	0	0	0	0	0	0				
Ron Brand, R (8, PH)										0	0	0	0	0	0	0				
Carroll Sembera, R OBP: 1.000, SLG: 1.000 (9, 1)										0	0	0	0	0	0	0				
Inning Stats	R: 0 E: 0 K: 1 S: 5	H: 0 LOB: 0 BB: 1 P: 11	R: 0 E: 0 K: 2 S: 7	H: 0 LOB: 0 BB: 0 P: 7	R: 0 E: 0 K: 2 S: 7	H: 0 LOB: 0 BB: 0 P: 7	R: 2 E: 0 K: 1 S: 8	H: 3 LOB: 1 BB: 0 P: 8	R: 0 E: 0 K: 1 S: 6	H: 1 LOB: 1 BB: 0 P: 6	R: 0 E: 0 K: 0 S: 3	H: 0 LOB: 0 BB: 0 P: 3	R: 0 E: 0 K: 0 S: 4	H: 1 LOB: 1 BB: 0 P: 4	R: 0 E: 0 K: 0 S: 2	H: 0 LOB: 0 BB: 1 P: 6	1B: 2 2B: 2 3B: 0 HR: 1	SF: 0 SAC: 0 DP: 1 HBP: 0	WP: 1 PB: 0 SB: 0 CS: 0	PA: 33
PITCHER	IP WLS BF H R ER SO BB IBB HBP BLK WP HR S P ERA WHIP																			
Steve Carlton, L ERA: 2.45 (1, 1)	8.0 W 31 5 2 2 9 2 0 0 0 0 0 0 2 55 2.25 0.875																			
Dick Hughes, R ERA: 2.57 (9, 1)	1.0 S 2 0 0 0 0 0 0 0 0 0 0 0 2 2 0.00 0.000																			



Batter	1	2	3	4	5	6	7	8	9	AB	R	H	RBI	BB	SO	LOB	TOP					
Lou Brock, L OBP: 0.470, SLG: 0.806 (1, 7)	F7		1B		F8		HBP		F7	4	0	1	0	0	0	0	St. Louis Cardinals @ Houston Astros Astrodome, Houston, TX Thu Apr 27 1967, 7:05 PM EST Att: 11,315 - Unknown <div style="text-align: right;"> AB 38 R 4 H 12 RBI 4 BB 1 SO 6 LOB 14  </div>					
Curt Flood, R OBP: 0.406, SLG: 0.339 (1, 8)	6-3		1B		1B		FC5		1B	5	0	3	0	0	0	2						
Roger Maris, L OBP: 0.327, SLG: 0.400 (1, 9)	4-3		G3		K			K	P4	5	0	0	0	0	2	4						
Mike Shannon, R OBP: 0.429, SLG: 0.500 (1, 5)		F9		3B		K		1B	4-3	5	2	2	0	0	1	1						
Tim McCarver, L OBP: 0.340, SLG: 0.533 (1, 2)	F7			E		K		1B		4	2	2	1	0	1	0						
Bobby Tolan, L OBP: 0.375, SLG: 0.333 (1, 3)				E7		3-1		1B		3	0	2	2	1	0	0						
Eddie Bressoud, R (8, PH)				L6-5				1B		3	0	0	0	0	2	2						
Ted Savage, R (8, PH)								F8		1	0	0	0	0	0	2						
Jim Cosman, R (8, 1)								1B		0	0	0	0	0	0	0						
Dick Hughes, R (8, 1)								F5		0	0	0	0	0	0	0						
Dal Maxvill, R OBP: 0.333, SLG: 0.286 (8, PH)			5-3		L6-5			F8		3	0	0	0	0	0	1						
Dave Ricketts, S OBP: 1.000, SLG: 1.000 (8, PR)									FC4-6	1	0	1	1	0	0	0						
Al Jackson, L OBP: 0.286, SLG: 0.286 (8, 4)									1B	0	0	0	0	0	0	0						
Julian Javier, R OBP: 0.392, SLG: 0.478 (8, 4)									1B	0	0	0	0	0	0	0						
Bob Gibson, R OBP: 0.231, SLG: 0.291 (7, 1)			5-3		4-3			FC5		3	0	1	0	0	0	0						
Hal Woodeshick, R (7, 1)										0	0	0	0	0	0	0						
Nelson Briles, R (7, 1)										0	0	0	0	0	0	0						
Joe Hoerner, R (7, 1)										0	0	0	0	0	0	0						
Ron Willis, R (7, 1)										0	0	0	0	0	0	0						
Phil Gagliano, R OBP: 0.296, SLG: 0.398 (8, PH)										1	0	0	0	0	0	2						
Inning Stats	R: 0 E: 0 K: 0 S: 3	H: 0 LOB: 0 BB: 0 P: 3	R: 0 E: 0 K: 1 S: 5	H: 0 LOB: 1 BB: 1 P: 9	R: 0 E: 0 K: 0 S: 5	H: 2 LOB: 2 BB: 0 P: 5	R: 2 E: 1 K: 1 S: 7	H: 3 LOB: 0 BB: 0 P: 7	R: 0 E: 0 K: 1 S: 6	H: 1 LOB: 1 BB: 0 P: 6	R: 0 E: 0 K: 2 S: 7	H: 0 LOB: 0 BB: 0 P: 7	R: 0 E: 0 K: 0 S: 4	H: 1 LOB: 2 BB: 0 P: 5	R: 2 E: 0 K: 1 S: 9	H: 4 LOB: 2 BB: 0 P: 9	R: 0 E: 0 K: 0 S: 4	H: 1 LOB: 1 BB: 0 P: 4	1B: 10 2B: 1 3B: 2 HR: 0	SF: 0 SAC: 0 DP: 1 HBP: 1	WP: 0 PB: 0 SB: 2 CS: 0	PA: 40
PITCHER	IP WLS BF H R ER SO BB IBB HBP BLK WP HR S P ERA WHIP	7.0 W 29 7 2 2 5 1 0 1 0 0 0 0 37 42 2.57 1.143	0.2 S 6 4 2 2 1 0 0 0 0 0 0 8 8 27.00 6.000	1.1 S 5 1 0 0 0 0 0 0 0 0 0 5 5 0.00 0.750	PITCHER										IP WLS BF H R ER SO BB IBB HBP BLK WP HR S P ERA WHIP							
Larry Dierker, R ERA: 3.47 (1, 1)											7.0 W 29 7 2 2 5 1 0 1 0 0 0 37 42 2.57 1.143											
Turk Farrell, R ERA: 4.91 (8, 1)											0.2 S 6 4 2 2 1 0 0 0 0 0 0 8 8 27.00 6.000											
Claude Raymond, R ERA: 1.59 (8, 1)											1.1 S 5 1 0 0 0 0 0 0 0 0 0 5 5 0.00 0.750											

Batter	1	2	3	4	5	6	7	8	9	AB	R	H	RBI	BB	SO	LOB	BOTTOM						
Joe Morgan, L OBP: 0.333, SLG: 0.205 (1, 4)	F9		3-1					FC4-6		5	1	2	3	0	0	3	St. Louis Cardinals @ Houston Astros Astrodome, Houston, TX Thu Apr 27 1967, 7:05 PM EST Att: 11,315 - Unknown <div style="text-align: right;"> AB 35 R 6 H 12 RBI 6 BB 3 SO 5 LOB 25  </div>						
Sonny Jackson, L OBP: 0.284, SLG: 0.328 (1, 6)	1B		6-3		1-3			FC5		4	1	2	1	1	0	2							
Jimmy Wynn, R OBP: 0.323, SLG: 0.375 (1, 8)	1B		F7		F7			FC5		5	0	1	0	0	0	6							
Eddie Mathews, L OBP: 0.404, SLG: 0.442 (1, 3)	K							K		5	0	2	1	0	2	4							
Rusty Staub, L OBP: 0.300, SLG: 0.471 (1, 9)	K									3	0	1	1	0	1	2							
Turk Farrell, R (8, 1)										0	0	0	0	0	0	0							
Claude Raymond, R (8, 1)										0	0	0	0	0	0	0							
Bob Aspromonte, R OBP: 0.305, SLG: 0.235 (1, 5)		F9		F9		5-3				3	0	0	0	1	0	2							
John Bateman, R OBP: 0.240, SLG: 0.239 (7, PR)										3	0	1	0	0	1	2							
Lee Bales, S (7, PH)										0	1	0	0	0	0	0							
Jim Landis, R OBP: 0.372, SLG: 0.421 (8, 9)										1	0	0	0	0	1	2							
Ron Davis, R OBP: 0.267, SLG: 0.500 (1, 7)		P6		P6						3	2	1	0	1	0	2							
Larry Dierker, R OBP: 0.429, SLG: 0.333 (7, PH)										2	0	1	0	0	0	0							
Ron Brand, R OBP: 0.333, SLG: 0.143 (8, 2)										1	1	1	0	0	0	0							
Alonzo Harris, S (8, PR)										0	0	0	0	0	0	0							
Bill Heath, L OBP: 0.286, SLG: 0.091 (9, 2)										0	0	0	0	0	0	0							
Inning Stats	R: 0 E: 0 K: 2 S: 9	H: 2 LOB: 2 BB: 0 P: 9	R: 0 E: 0 K: 1 S: 5	H: 0 LOB: 0 BB: 0 P: 5	R: 0 E: 0 K: 0 S: 4	H: 1 LOB: 1 BB: 0 P: 4	R: 0 E: 0 K: 0 S: 5	H: 2 LOB: 2 BB: 0 P: 5	R: 0 E: 0 K: 0 S: 4	H: 1 LOB: 1 BB: 0 P: 4	R: 0 E: 0 K: 0 S: 3	H: 0 LOB: 0 BB: 0 P: 3	R: 5 E: 0 K: 1 S: 9	H: 4 LOB: 2 BB: 3 P: 21	R: 1 E: 0 K: 1 S: 7	H: 2 LOB: 2 BB: 0 P: 8		R: 0 E: 0 K: 0 S: 4	H: 1 LOB: 1 BB: 0 P: 4	1B: 8 2B: 3 3B: 1 HR: 0	SF: 1 SAC: 0 DP: 0 HBP: 1	WP: 0 PB: 0 SB: 0 CS: 0	PA: 40
PITCHER	IP WLS BF H R ER SO BB IBB HBP BLK WP HR S P ERA WHIP	6.0 L 27 8 3 3 3 1 0 0 0 0 0 1 5 4.50 1.500	0.0 L 2 1 0 0 0 1 0 0 0 0 0 1 5 ∞ ∞	0.1 L 1 0 0 0 0 0 0 0 0 0 0 1 1 0.00 0.000	0.1 L 3 1 2 2 0 0 1 0 0 0 0 2 6 54.00 3.000	0.1 L 1 0 0 0 1 0 0 0 0 0 3 3 0.00 0.000	PITCHER											IP WLS BF H R ER SO BB IBB HBP BLK WP HR S P ERA WHIP					
Bob Gibson, R ERA: 3.3 (7, 1)											6.0 L 27 8 3 3 3 1 0 0 0 0 0 1 5 4.50 1.500												
Hal Woodeshick, L ERA: 3.39 (7, 1)											0.0 L 2 1 0 0 0 1 0 0 0 0 0 1 5 ∞ ∞												
Nelson Briles, R ERA: 3.39 (7, 1)											0.1 L 1 0 0 0 0 0 0 0 0 0 0 1 1 0.00 0.000												
Joe Hoerner, L ERA: 2.84 (7, 1)											0.1 L 3 1 2 2 0 0 1 0 0 0 0 2 6 54.00 3.000												
Ron Willis, R ERA: 3.86 (7, 1)											0.1 L 1 0 0 0 1 0 0 0 0 0 3 3 0.00 0.000												
Jim Cosman, R ERA: 5.4 (8, 1)											0.1 L 2 0 0 0 0 1 0 0 0 0 0 4 4 0.00 0.000												
Dick Hughes, R ERA: 2.35 (8, 1)											0.2 L 2 0 0 0 0 1 0 0 0 0 0 4 4 0.00 0.000												

Batter	1	2	3	4	5	6	7	8	9	10	11	12	13	AB	R	H	RBI	BB	SO	LOB	TOP
Don Kessinger, S OBP: 0.256, SLG: 0.250 (1, 6)	K		6-3			K		FC1-5 1B		4-3		4-3		6	1	0	0	0	2	2	
Glenn Beckert, R OBP: 0.321, SLG: 0.420 (1, 4)	P4			F9		F9		5-3		1B		1B		5	1	1	0	1	0	2	
Billy Williams, L OBP: 0.463, SLG: 0.565 (1, 7)	K					P5		1B		1B		F7		5	0	2	0	1	1	1	
Ron Santo, R OBP: 0.327, SLG: 0.233 (1, 5)		4-3												5	0	2	2	1	0	2	
Lee Thomas, L OBP: 0.429, SLG: 0.444 (1, 9)				P6										5	0	2	1	0	1	4	
Clarence Jones, L OBP: 0.154, SLG: 0.154 14 Ernie Banks, R OBP: 0.268, SLG: 0.436 (10, PH) (10, 3)						F2								4	0	0	0	0	2	3	
Randy Hundley, R OBP: 0.289, SLG: 0.324 (1, 2)														6	1	2	0	0	3	3	
Adolfo Phillips, R OBP: 0.458, SLG: 0.615 (1, 8)				P6										4	0	1	0	2	1	1	
Don Kessinger, S OBP: 0.256, SLG: 0.250 (1, 6)														1	1	1	0	0	2	0	
Don Wilson, R ERA: 5.65 (1, 1)																					
Carroll Sembera, R ERA: 1.64 (8, 1)																					
Claude Raymond, R ERA: 2.03 (10, 1)																					
Barry Latman, R ERA: 3.75 (12, 1)																					
Inning Stats	R: 0 E: 0 K: 2 S: 7	H: 0 LOB: 0 BB: 0 P: 7	R: 0 E: 0 K: 2 S: 7	H: 0 LOB: 1 BB: 0 P: 8	R: 0 E: 0 K: 1 S: 5	H: 0 LOB: 0 BB: 0 P: 5	R: 0 E: 0 K: 1 S: 5	H: 0 LOB: 0 BB: 0 P: 3	R: 0 E: 0 K: 1 S: 8	H: 3 LOB: 2 BB: 2 P: 16	R: 0 E: 0 K: 2 S: 6	H: 3 LOB: 0 BB: 0 P: 6	R: 0 E: 0 K: 0 S: 3	H: 1 LOB: 2 BB: 1 P: 15	1B: 10 2B: 2 3B: 0 HR: 0	SF: 0 SAC: 0 DP: 2 HBP: 1	WP: 0 PB: 0 SB: 1 CS: 0	PA: 54			
PITCHER	IP 7.0	WLS 27	BF 3	H 3	R 3	ER 3	SO 7	BB 2	IBB 0	HBP 1	BLK 0	WP 0	HR 0	S 38	P 47	ERA 3.86	WHIP 0.714				

Chicago Cubs @ Houston Astros
Astrodome, Houston, TX
Fri Apr 28 1967, 7:05 PM EST
Att. 11,729 - Dome - 72 F

AB 47
R 4
H 11
RBI 4
BB 6
SO 13
LOB 24



Batter	1	2	3	4	5	6	7	8	9	10	11	12	13	AB	R	H	RBI	BB	SO	LOB	BOTTOM			
Joe Morgan, L OBP: 0.333, SLG: 0.229 (1, 4)	E3 SH2-3			SF7		F7								4	0	1	1	1	0	3				
Sonny Jackson, L OBP: 0.271, SLG: 0.313 (1, 6)														3	0	0	0	0	0	3				
Rusty Staub, L OBP: 0.286, SLG: 0.444 (9, PH) (10, 1)	SH2-3			F8		FC4-6								1	0	0	0	0	0	1				
Chris Zachary, L (11, PH) Barry Latman, R (12, 1)														0	0	0	0	0	0	1				
Jimmy Wynn, R OBP: 0.336, SLG: 0.443 (1, 8)	K													5	1	2	1	1	1	1				
Bob Aspromonte, R OBP: 0.277, SLG: 0.211 (1, 5)	6-3													6	0	0	0	0	0	4				
Jim Landis, R OBP: 0.366, SLG: 0.432 (1, 9)														6	1	3	0	0	1	1				
John Bateman, R OBP: 0.232, SLG: 0.231 (1, 2)														6	1	1	0	0	1	3				
Chuck Harrison, R OBP: 0.375, SLG: 0.306 (8, PH) (9, 3)														2	0	1	1	1	0	0				
Ron Davis, R OBP: 0.278, SLG: 0.471 Bill Heath, L OBP: 0.333, SLG: 0.091 (9, PH) Ron Brandt, R OBP: 0.333, SLG: 0.143 Aaron Pointer, R OBP: 0.280, SLG: 0.317 (10, 7)														2	1	1	0	1	0	0				
Don Wilson, R ERA: 4.09 (1, 1)																								
Dick Radatz, R ERA: 5.79 (8, 1)																								
John Upham, L ERA: 13.5 Bill Hands, R ERA: 3.0 Cal Koonece, R ERA: 9.0 (11, 1)																								
Inning Stats	R: 0 E: 1 K: 1 S: 6	H: 0 LOB: 1 BB: 0 P: 6	R: 0 E: 0 K: 0 S: 3	H: 0 LOB: 1 BB: 1 P: 7	R: 2 E: 0 K: 0 S: 6	H: 3 LOB: 2 BB: 0 P: 7	R: 0 E: 0 K: 0 S: 6	H: 0 LOB: 0 BB: 0 P: 6	R: 0 E: 0 K: 1 S: 5	H: 0 LOB: 0 BB: 0 P: 5	R: 1 E: 0 K: 1 S: 9	H: 0 LOB: 1 BB: 1 P: 9	R: 1 E: 0 K: 0 S: 4	H: 2 LOB: 2 BB: 2 P: 12	R: 0 E: 0 K: 0 S: 6	H: 0 LOB: 0 BB: 1 P: 6	R: 0 E: 0 K: 1 S: 6	H: 1 LOB: 1 BB: 0 P: 6	R: 1 E: 0 K: 0 S: 2	H: 1 LOB: 0 BB: 0 P: 2	1B: 6 2B: 2 3B: 1 HR: 1	SF: 2 SAC: 2 DP: 1 HBP: 1	WP: 1 PB: 0 SB: 0 CS: 1	PA: 54
PITCHER	IP 7.0	WLS 31	BF 6	H 6	R 2	ER 2	SO 2	BB 2	IBB 0	HBP 1	BLK 0	WP 0	HR 0	S 32	P 41	ERA 2.57	WHIP 1.143							
Joe Niekro, R ERA: 2.45 (13, 1)																								

Chicago Cubs @ Houston Astros
Astrodome, Houston, TX
Fri Apr 28 1967, 7:05 PM EST
Att. 11,729 - Dome - 72 F

AB 42
R 5
H 10
RBI 4
BB 6
SO 5
LOB 21



Batter	1	2	3	4	5	6	7	8	9	AB R H RBI BB SO LOB	TOP											
Don Kessinger, S OBP: 0.327, SLG: 0.256 (1, 6)	F7		1B	BB		4-3			BB	3 0 1 1 2 0 0	Chicago Cubs @ Houston Astros Astrodome, Houston, TX Sat Apr 29 1967, 7:05 PM EST Att: 18,216 - Dome - 72 F											
Glenn Beckert, R OBP: 0.310, SLG: 0.400 (1, 4)	6-3		1B	BB			6-3		BB	5 0 1 1 0 0 4												
Billy Williams, L OBP: 0.431, SLG: 0.520 (1, 7)	F8		1B		4-3		F8			4 0 0 0 0 1 2												
Ron Santo, R OBP: 0.322, SLG: 0.255 (1, 5)		F8		F8	3B		6-3			4 1 1 0 0 0 0												
Lee Thomas, L OBP: 0.438, SLG: 0.500 (1, 9)	4-3			14 1B HBP	2B			G3		3 1 1 1 0 0 0												
14 Ernie Banks, R OBP: 0.267, SLG: 0.419 (1, 3)	6-3			1B BB	3B			F8		4 1 1 0 0 0 1												
Randy Hundley, R OBP: 0.286, SLG: 0.316 (1, 2)			6-3	BB	1B			6-3		4 0 1 1 0 1 1												
Adolfo Phillips, R OBP: 0.462, SLG: 0.595 (1, 8)			1B	BB		K		6-3		3 0 1 0 1 1 0												
Ken Holtzman, R OBP: 0.091, SLG: 0.091 (1, 1)			1B	BB	F2		K	F3		4 1 1 0 0 1 3												
Inning Stats	R: 0 E: 0 K: 0 S: 3	H: 0 LOB: 0 BB: 0 P: 3	R: 0 E: 0 K: 0 S: 3	H: 0 LOB: 0 BB: 0 P: 3	R: 1 E: 0 K: 1 S: 8	H: 4 LOB: 2 BB: 0 P: 8	R: 2 E: 0 K: 0 S: 5	H: 2 LOB: 3 BB: 2 P: 14	R: 1 E: 0 K: 1 S: 7	H: 2 LOB: 1 BB: 0 P: 7	R: 0 E: 0 K: 2 S: 7	H: 0 LOB: 0 BB: 0 P: 7	R: 0 E: 0 K: 0 S: 3	H: 0 LOB: 0 BB: 0 P: 3	R: 0 E: 0 K: 0 S: 3	H: 0 LOB: 0 BB: 0 P: 3	R: 0 E: 0 K: 0 S: 3	H: 0 LOB: 1 BB: 1 P: 7	1B: 6 2B: 1 3B: 1 HR: 0	SF: 0 SAC: 0 DP: 0 HBP: 1	WP: 0 PB: 0 SB: 0 CS: 0	PA: 38
PITCHER	IP WLS BF H R ER SO BB IBB HBP BLK WP HR S P ERA WHIP																					
Dave Giusti, R ERA: 7.02 (1, 1)	3.1 L 17 6 3 3 1 1 0 0 0 0 0 0 17 22 8.10 2.100																					
Turk Farrell, R ERA: 5.0 (4, 1)	1.2 8 2 1 1 1 1 0 0 0 0 0 0 9 13 5.40 1.800																					
Chris Zachary, R ERA: 4.91 (6, 1)	3.0 9 0 0 0 2 0 0 0 0 0 0 0 13 13 0.00 0.000																					
Dan Schneider, L ERA: 1.8 (9, 1)	1.0 4 0 0 0 0 0 1 0 0 0 0 0 0 3 7 0.00 1.000																					

Batter	1	2	3	4	5	6	7	8	9	AB R H RBI BB SO LOB	BOTTOM											
Joe Morgan, L OBP: 0.343, SLG: 0.269 (1, 4)	SH4-3 2B		F9		1-2 1B			F5		4 0 2 0 0 0 0	Chicago Cubs @ Houston Astros Astrodome, Houston, TX Sat Apr 29 1967, 7:05 PM EST Att: 18,216 - Dome - 72 F											
Sonny Jackson, L OBP: 0.274, SLG: 0.314 (1, 6)	SH4-3 2-3			WP 1B	F8			6-3		3 1 1 0 0 0 2												
Jimmy Wynn, R OBP: 0.347, SLG: 0.429 (1, 8)	G6-4-3 BB			K		G5-4-3 BB		F7		2 0 0 0 2 1 1												
Bob Aspromonte, R OBP: 0.275, SLG: 0.213 (1, 5)	G6-4-3 1-2			F8		G5-4-3 1-2		F8		4 0 1 0 0 0 4												
Chuck Harrison, R OBP: 0.350, SLG: 0.294 (1, 3)		K		2H 1B		K		F8		4 0 1 1 0 2 1												
Ron Brand, R OBP: 0.231, SLG: 0.091 (1, 2)		1-3		1-3		5-3		L6		4 0 0 0 0 0 2												
Aaron Pointer, R OBP: 0.264, SLG: 0.295 (1, 7)			K		K		5-3			3 0 0 0 0 2 0												
Ron Davis, R OBP: 0.238, SLG: 0.400 (1, 9)			F7		K		6-3			3 0 0 0 0 1 0												
Dave Giusti, R Turk Farrell, R Dave Adlesh, R Chris Zachary, R Bob Lillis, R Dan Schneider, L (1, 1) (4, 1) (5, PH) (6, 1) (8, PH) (9, 1)			F9		1B			4-3		1 0 0 0 0 0 0 0 0 0 0 0 0 0 1 0 1 0 0 0 0 0 0 0 0 0 0 0 1 0 0 0 0 0 0 0 0 0 0 0 0 0												
Inning Stats	R: 0 E: 0 K: 0 S: 3	H: 1 LOB: 1 BB: 1 P: 7	R: 0 E: 0 K: 2 S: 7	H: 0 LOB: 0 BB: 0 P: 7	R: 0 E: 0 K: 0 S: 3	H: 0 LOB: 0 BB: 0 P: 3	R: 1 E: 0 K: 1 S: 7	H: 2 LOB: 1 BB: 0 P: 7	R: 0 E: 0 K: 2 S: 9	H: 2 LOB: 2 BB: 0 P: 9	R: 0 E: 0 K: 1 S: 4	H: 0 LOB: 0 BB: 1 P: 8	R: 0 E: 0 K: 0 S: 3	H: 0 LOB: 0 BB: 0 P: 3	R: 0 E: 0 K: 0 S: 3	H: 0 LOB: 0 BB: 0 P: 3	R: 0 E: 0 K: 0 S: 4	H: 1 LOB: 1 BB: 0 P: 4	1B: 5 2B: 1 3B: 0 HR: 0	SF: 0 SAC: 1 DP: 2 HBP: 0	WP: 1 PB: 0 SB: 0 CS: 0	PA: 33
PITCHER	IP WLS BF H R ER SO BB IBB HBP BLK WP HR S P ERA WHIP																					
Ken Holtzman, L ERA: 1.74 (1, 1)	9.0 W 33 6 1 1 6 2 0 0 0 1 0 0 43 51 1.00 0.889																					

AB	34
R	4
H	8
RBI	4
BB	3
SO	4
LOB	11



Batter	1	2	3	4	5	6	7	8	9	AB R H RBI BB SO LOB	TOP									
Don Kessinger, S (1, 6) OBP: 0.316, SLG: 0.250										5 1 1 0 0 1 0	Chicago Cubs @ Houston Astros Astrodome, Houston, TX Sun Apr 30 1967, 4:33 AM EDT Att: 10,951 - Dome - 72 F									
Glenn Beckert, R (1, 4) OBP: 0.302, SLG: 0.383										5 2 1 0 0 0 1										
Billy Williams, L (1, 7) OBP: 0.444, SLG: 0.519										4 0 2 0 0 1 2										
Ron Santo, R (1, 5) OBP: 0.333, SLG: 0.320										3 1 1 3 1 0 2										
Norm Gigon, R (1, 9) OBP: 0.273, SLG: 0.444										4 0 0 0 0 0 3										
14 Ernie Banks, R (1, 3) OBP: 0.286, SLG: 0.447										4 0 2 0 0 0 0										
Randy Hundley, R (1, 2) OBP: 0.261, SLG: 0.286										4 0 0 0 0 0 2										
Adolfo Phillips, R (1, 8) OBP: 0.464, SLG: 0.568										2 0 0 0 2 2 1										
Rich Nye, L (1, 1)										4 0 0 0 0 4 4										
Inning Stats	R: 3 E: 0 K: 1 S: 8	H: 2 LOB: 0 BB: 0 P: 8	R: 0 E: 0 K: 2 S: 7	H: 0 LOB: 0 BB: 0 P: 7	R: 1 E: 0 K: 0 S: 5	H: 2 LOB: 1 BB: 0 P: 5	R: 0 E: 0 K: 2 S: 8	H: 1 LOB: 1 BB: 0 P: 8	R: 0 E: 0 K: 1 S: 5	H: 0 LOB: 2 BB: 1 P: 10		R: 0 E: 0 K: 0 S: 4	H: 1 LOB: 1 BB: 0 P: 4	R: 0 E: 0 K: 1 S: 6	H: 1 LOB: 2 BB: 1 P: 10	R: 0 E: 0 K: 0 S: 3	H: 0 LOB: 0 BB: 0 P: 3	1B: 5 2B: 1 3B: 0 HR: 1	SF: 0 SAC: 0 DP: 0 HBP: 1	WP: 2 PB: 0 SB: 0 CS: 0
PITCHER	IP WLS BF H R ER SO BB IBB HBP BLK WP HR S P ERA WHIP											IP WLS BF H R ER SO BB IBB HBP BLK WP HR S P ERA WHIP								
Bo Belinsky, L (1, 1) ERA: 3.46	6.0 L 27 5 4 4 7 2 0 1 0 0 2 1 38 47 6.00 1.167																			
Claude Raymond, R (7, 1) ERA: 1.75	2.0 9 2 0 0 1 0 1 0 0 0 0 0 10 14 0.00 1.000																			
Carroll Sembera, R (9, 1) ERA: 1.5	1.0 3 0 0 0 0 0 0 0 0 0 0 0 3 3 0.00 0.000																			

Batter	1	2	3	4	5	6	7	8	9	AB R H RBI BB SO LOB	BOTTOM									
Joe Morgan, L (1, 4) OBP: 0.324, SLG: 0.250										4 0 0 0 0 0 2	Chicago Cubs @ Houston Astros Astrodome, Houston, TX Sun Apr 30 1967, 4:33 AM EDT Att: 10,951 - Dome - 72 F									
Sonny Jackson, L (1, 6) OBP: 0.273, SLG: 0.311										4 0 1 1 0 0 1										
Jimmy Wynn, R (1, 8) OBP: 0.329, SLG: 0.403										4 0 0 0 0 0 2										
Chuck Harrison, R (1, 3) OBP: 0.333, SLG: 0.286										4 0 1 0 0 0 0										
Rusty Staub, L (1, 9) OBP: 0.280, SLG: 0.409										4 0 1 0 0 0 1										
Bob Aspromonte, R (1, 5) OBP: 0.260, SLG: 0.200										4 0 0 0 0 0 2										
Ron Brand, R (1, 2) OBP: 0.250, SLG: 0.077										2 0 0 0 1 0 1										
Ron Davis, R (1, 7) OBP: 0.250, SLG: 0.435										3 1 1 0 0 0 2										
Bo Belinsky, L (1, 1) OBP: 0.380, SLG: 0.422										1 0 0 0 0 0 0										
Jim Landis, R (6, PH) OBP: 0.380, SLG: 0.422										1 0 0 0 0 0 1										
Claude Raymond, R (7, 1) OBP: 0.380, SLG: 0.422										0 0 0 0 0 0 0										
Bob Lillis, R (8, PH) OBP: 0.380, SLG: 0.422										0 0 0 0 1 0 0										
Carroll Sembera, R (9, 1) OBP: 1.000, SLG: 1.000										0 0 0 0 0 0 0										
Inning Stats	R: 0 E: 0 K: 0 S: 3	H: 0 LOB: 0 BB: 0 P: 3	R: 0 E: 0 K: 0 S: 4	H: 1 LOB: 0 BB: 0 P: 4	R: 0 E: 0 K: 0 S: 3	H: 0 LOB: 0 BB: 0 P: 3	R: 0 E: 0 K: 0 S: 3	H: 0 LOB: 0 BB: 0 P: 3	R: 1 E: 0 K: 0 S: 5	H: 2 LOB: 1 BB: 0 P: 5	R: 0 E: 0 K: 0 S: 4	H: 1 LOB: 2 BB: 1 P: 8	R: 0 E: 0 K: 0 S: 3	H: 0 LOB: 1 BB: 1 P: 7	R: 0 E: 0 K: 0 S: 3	H: 0 LOB: 0 BB: 0 P: 3	1B: 3 2B: 1 3B: 0 HR: 0	SF: 0 SAC: 0 DP: 0 HBP: 0	WP: 0 PB: 0 SB: 0 CS: 0	PA: 33
PITCHER	IP WLS BF H R ER SO BB IBB HBP BLK WP HR S P ERA WHIP											IP WLS BF H R ER SO BB IBB HBP BLK WP HR S P ERA WHIP								
Rich Nye, L (1, 1) ERA: 1.88	9.0 W 33 4 1 1 0 2 0 0 0 0 0 0 31 39 1.00 0.667																			

Batter	1	2	3	4	5	6	7	8	9	AB	R	H	RBI	BB	SO	LOB	TOP					
Joe Morgan, L (1,4) OBP: 0.329, SLG: 0.237	1-3		P6					P4		3	1	0	0	2	0	2	Houston Astros @ Philadelphia Phillies Connie Mack Stadium, Philadelphia, PA Tue May 02 1967, 7:05 PM EDT Att: 4,568 - Unknown					
Sonny Jackson, L (1,6) OBP: 0.288, SLG: 0.295	F7		1-4-3							4	1	0	0	1	0	3						
Jimmy Wynn, R (1,8) OBP: 0.346, SLG: 0.408	2B		K							4	2	2	2	1	1	0						
Eddie Mathews, L (1,3) OBP: 0.417, SLG: 0.458	2B									3	2	0	0	2	1	1						
Rusty Staub, L (1,9) OBP: 0.367, SLG: 0.538										4	1	3	4	1	0	0						
Ron Davis, R (9, PR) OBP: 0.250, SLG: 0.435	2B									0	0	0	0	0	0	0						
Bob Aspromonte, R (1,5) OBP: 0.269, SLG: 0.257	K									5	1	2	3	0	2	3						
Norm Miller, L (1,7) OBP: 0.600, SLG: 1.000			K							3	1	1	0	2	1	1						
John Bateman, R (1,2) OBP: 0.217, SLG: 0.214	F2									4	0	0	0	0	1	5						
Mike Cuellar, L (1,1) OBP: 0.214, SLG: 0.286	K									3	1	1	1	0	1	0						
Inning Stats	R: 2 E: 0 K: 1 S: 6	H: 1 LOB: 1 BB: 2 P: 14	R: 0 E: 0 K: 2 S: 7	H: 0 LOB: 0 BB: 0 P: 7	R: 0 E: 0 K: 1 S: 5	H: 0 LOB: 0 BB: 0 P: 5	R: 0 E: 0 K: 0 S: 4	H: 1 LOB: 2 BB: 1 P: 8	R: 0 E: 0 K: 0 S: 2	H: 0 LOB: 0 BB: 0 P: 6	R: 0 E: 0 K: 0 S: 3	H: 0 LOB: 2 BB: 0 P: 3	R: 0 E: 0 K: 1 S: 6	H: 1 LOB: 2 BB: 1 P: 10	R: 3 E: 1 K: 1 S: 11	H: 6 LOB: 1 BB: 3 P: 23	R: 0 E: 0 K: 1 S: 4	H: 0 LOB: 1 BB: 1 P: 8	1B: 4 2B: 3 3B: 1 HR: 1	SF: 0 SAC: 1 DP: 2 HBP: 0	WP: 1 PB: 0 SB: 0 CS: 0	PA: 43
PITCHER	IP	WLS	BF	H	R	ER	SO	BB	IBB	HBP	BLK	WP	HR	S	P	ERA	WHIP					
Larry Jackson, R (1,1) ERA: 3.11	7.0	L	30	4	4	4	5	6	0	0	0	0	0	34	58	5.14	1.429					
Grant Jackson, L (8,1) ERA: 3.18	0.0		2	1	0	0	0	1	0	0	0	0	0	1	5	∞	∞					
Dick Hall, R (8,1) ERA: 4.5	0.0		2	2	3	3	0	0	0	0	0	0	1	2	2	∞	∞					
Ruben Gomez, R (8,1) ERA: 3.97	2.0		9	2	3	3	2	2	0	0	0	1	0	11	19	13.50	2.000					

Batter	1	2	3	4	5	6	7	8	9	AB	R	H	RBI	BB	SO	LOB	BOTTOM					
Tony Taylor, R (1,3) OBP: 0.358, SLG: 0.367	K		4-3							4	0	1	0	0	1	0	Houston Astros @ Philadelphia Phillies Connie Mack Stadium, Philadelphia, PA Tue May 02 1967, 7:05 PM EDT Att: 4,568 - Unknown					
Gary Sutherland, R (1,7) OBP: 0.375, SLG: 0.500	K		5-3							4	1	2	0	0	1	0						
Dick Allen, R (1,5) OBP: 0.434, SLG: 0.619	5-3		1-3							4	0	0	0	0	0	3						
Don Lock, R (1,8) OBP: 0.464, SLG: 0.600										4	1	2	0	0	2	2						
Cookie Rojas, R (1,4) OBP: 0.270, SLG: 0.268										3	1	1	1	1	0	2						
Johnny Callison, L (1,9) OBP: 0.338, SLG: 0.344										4	0	0	0	0	1	4						
Bob Uecker, R (1,2) OBP: 0.143, SLG: 0.100										4	0	0	0	0	3	2						
Bobby Wine, R (1,6) OBP: 0.081, SLG: 0.135										4	0	1	2	0	1	0						
Larry Jackson, R (1,1) OBP: 0.188, SLG: 0.133										3	0	0	0	0	1	1						
Grant Jackson, S (8,1)										0	0	0	0	0	0	0						
Dick Hall, R (8,1)										0	0	0	0	0	0	0						
Ruben Gomez, R (8,1)										0	0	0	0	0	0	0						
Inning Stats	R: 0 E: 0 K: 2 S: 7	H: 2 LOB: 1 BB: 1 P: 11	R: 2 E: 0 K: 1 S: 7	H: 2 LOB: 1 BB: 1 P: 11	R: 0 E: 0 K: 1 S: 5	H: 0 LOB: 0 BB: 0 P: 5	R: 0 E: 0 K: 1 S: 5	H: 0 LOB: 0 BB: 0 P: 5	R: 1 E: 0 K: 0 S: 6	H: 3 LOB: 2 BB: 0 P: 6	R: 0 E: 0 K: 2 S: 7	H: 0 LOB: 0 BB: 0 P: 7	R: 0 E: 0 K: 1 S: 7	H: 2 LOB: 2 BB: 0 P: 7	R: 0 E: 0 K: 2 S: 7	H: 0 LOB: 0 BB: 0 P: 7	1B: 5 2B: 1 3B: 1 HR: 0	SF: 0 SAC: 0 DP: 0 HBP: 0	WP: 0 PB: 0 SB: 0 CS: 0	PA: 35		
PITCHER	IP	WLS	BF	H	R	ER	SO	BB	IBB	HBP	BLK	WP	HR	S	P	ERA	WHIP					
Mike Cuellar, L (1,1) ERA: 4.5	9.0	W	35	7	3	3	10	1	0	0	0	0	0	54	58	3.00	0.889					

AB 33
R 10
H 9
RBI 10
BB 9
SO 7
LOB 15




AB 34
R 3
H 7
RBI 3
BB 1
SO 10
LOB 14




Batter	1	2	3	4	5	6	7	8	9	AB	R	H	RBI	BB	SO	LOB	TOP			
Joe Morgan, L (1,4) OBP: 0.349, SLG: 0.290	3-1		3B			SH5-3 1B		BB		3	0	2	0	1	0	0	Houston Astros @ Philadelphia Phillies Connie Mack Stadium, Philadelphia, PA Wed May 03 1967, 7:05 PM EDT Att: 4,428 - Unknown			
Sonny Jackson, L (1,6) OBP: 0.259, SLG: 0.284	3-1		L6			SH5-3 1-2		F7		3	0	0	0	0	0	2				
Jim Landis, R (1,7) Dan Schneider, L (8,1) OBP: 0.370, SLG: 0.396	K				K			L8		3	0	0	0	1	2	1				
Jimmy Wynn, R (1,8) OBP: 0.341, SLG: 0.392					1-3			F7		3	0	0	0	1	0	2				
Rusty Staub, L (1,9) OBP: 0.353, SLG: 0.500		G4-6-3 BB			1-3			1-3		4	0	1	0	0	1	3				
Bob Aspromonte, R (1,5) Aaron Pointer, R (8, PR) OBP: 0.280, SLG: 0.270		G4-6-3 1-2			1B			6-3		4	0	2	0	0	0	1				
Eddie Mathews, L (1,3) OBP: 0.406, SLG: 0.431					5-3			1B		0	0	0	0	0	0	0				
John Bateman, R (1,2) OBP: 0.206, SLG: 0.203					1-5-3			P1		3	0	0	0	1	2	2				
Larry Dierker, R (1,1) Ron Davis, R (8, PH) OBP: 0.333, SLG: 0.250					K			F9		2	0	0	0	0	1	0				
					K			L9		1	0	0	0	0	0	0				
Inning Stats	R: 0 E: 0 K: 1 S: 5	H: 0 LOB: 0 BB: 0 P: 5	R: 0 E: 0 K: 1 S: 5	H: 1 LOB: 1 BB: 1 P: 9	R: 0 E: 0 K: 1 S: 6	H: 1 LOB: 1 BB: 0 P: 6	R: 0 E: 0 K: 1 S: 6	H: 1 LOB: 1 BB: 0 P: 6	R: 0 E: 0 K: 0 S: 4	H: 0 LOB: 0 BB: 1 P: 8	R: 0 E: 0 K: 1 S: 5	H: 0 LOB: 0 BB: 0 P: 5	R: 0 E: 0 K: 0 S: 3	H: 0 LOB: 1 BB: 1 P: 7	R: 0 E: 0 K: 2 S: 8	H: 1 LOB: 1 BB: 0 P: 8	1B: 4 2B: 0 3B: 1 HR: 0	SF: 0 SAC: 1 DP: 2 HBP: 0	WP: 0 PB: 0 SB: 0 CS: 0	PA: 34
PITCHER Chris Short, L (1,1) ERA: 3.13	IP: 9.0 WLS: W BF: 34 H: 5 R: 0 ER: 0 SO: 7 BB: 4 IBB: 0 HBP: 0 BLK: 0 WP: 0 HR: 0 S: 44 P: 60 ERA: 0.00 WHIP: 1.000															PITCHER				

Batter	1	2	3	4	5	6	7	8	9	AB	R	H	RBI	BB	SO	LOB	BOTTOM			
John Briggs, L (1,7) OBP: 0.286, SLG: 0.446	1B CS 1B		K		F8			2B		4	0	2	0	0	1	1	Houston Astros @ Philadelphia Phillies Connie Mack Stadium, Philadelphia, PA Wed May 03 1967, 7:05 PM EDT Att: 4,428 - Unknown			
Tito Francona, L (1,3) OBP: 0.297, SLG: 0.212	K		4-3					F8		4	0	0	0	0	1	2				
Dick Allen, R (1,5) OBP: 0.438, SLG: 0.606					K			K		3	0	1	0	1	2	0				
Johnny Callison, L (1,9) OBP: 0.333, SLG: 0.382					K			G1-6-3 IBB		4	1	1	1	0	1	4				
Tony Gonzalez, L (1,8) OBP: 0.446, SLG: 0.553					HR			G1-6-3 1-2		3	0	1	0	0	1	0				
Cookie Rojas, R (1,4) OBP: 0.273, SLG: 0.271					K			6-3		3	0	1	0	0	0	1				
Clay Dalrymple, L (1,2) OBP: 0.245, SLG: 0.256					3B			F2		3	0	1	0	0	0	1				
Bobby Wine, R (1,6) OBP: 0.077, SLG: 0.128					F3			G3 SH1-3 1B		2	0	1	0	1	0	1				
Chris Short, R (1,1) OBP: 0.143, SLG: 0.143					6-3			SH1-3 1-2		2	0	0	0	0	0	3				
					F3			G3		3	0	0	0	0	0	3				
Inning Stats	R: 0 E: 0 K: 2 S: 8	H: 2 LOB: 2 BB: 0 P: 8	R: 0 E: 0 K: 0 S: 4	H: 1 LOB: 1 BB: 0 P: 4	R: 0 E: 0 K: 1 S: 5	H: 0 LOB: 0 BB: 0 P: 5	R: 1 E: 0 K: 2 S: 8	H: 1 LOB: 0 BB: 0 P: 8	R: 0 E: 0 K: 0 S: 4	H: 1 LOB: 1 BB: 0 P: 4	R: 0 E: 0 K: 1 S: 5	H: 0 LOB: 0 BB: 1 P: 5	R: 0 E: 0 K: 0 S: 4	H: 1 LOB: 2 BB: 1 P: 8	R: 0 E: 0 K: 0 S: 3	H: 1 LOB: 1 BB: 1 P: 7	1B: 4 2B: 2 3B: 1 HR: 1	SF: 0 SAC: 1 DP: 2 HBP: 0	WP: 0 PB: 1 SB: 0 CS: 1	PA: 31
PITCHER Larry Dierker, R (1,1) Dan Schneider, L (8,1) ERA: 2.97	IP: 7.0 WLS: L BF: 27 H: 6 R: 1 ER: 1 SO: 6 BB: 1 IBB: 0 HBP: 0 BLK: 0 WP: 0 HR: 1 S: 38 P: 42 ERA: 1.29 WHIP: 1.000															PITCHER				

AB 29
R 0
H 5
RBI 0
BB 4
SO 7
LOB 12



AB 28
R 1
H 7
RBI 1
BB 2
SO 6
LOB 15



Batter	1	2	3	4	5	6	7	8	9	AB	R	H	RBI	BB	SO	LOB	TOP					
Joe Morgan, L (1,4) OBP: 0.333, SLG: 0.273	L4	P6		F9			F5			4	0	0	0	0	0	0	Houston Astros @ Philadelphia Phillies Connie Mack Stadium, Philadelphia, PA Thu May 04 1967, 7:05 PM EDT Att: 3,591 - Unknown					
Sonny Jackson, L (1,6) OBP: 0.258, SLG: 0.282	1B		1-3		K		K			4	1	1	0	0	2	0						
Jimmy Wynn, R (1,8) OBP: 0.348, SLG: 0.423	K			SF7		K				4	1	2	0	0	2	1						
Chuck Harrison, R (1,3) OBP: 0.321, SLG: 0.292	1B			SF7		K				3	1	1	1	0	1	1						
Rusty Staub, L (1,9) OBP: 0.368, SLG: 0.500	2B					F8				4	0	2	1	0	0	0						
Jim Landis, R (1,7) OBP: 0.379, SLG: 0.412	1-3			4-3		WP				3	0	1	1	1	0	1						
Bob Aspromonte, R (1,5) OBP: 0.291, SLG: 0.321	1-6-3				HR		K			4	1	2	1	0	1	3						
John Bateman, R (1,2) OBP: 0.194, SLG: 0.190		1-3		P4			K			4	0	0	0	0	1	2						
Don Wilson, R (1,1)										2	0	0	0	0	0	0						
Turk Farrell, R (4,1)	1-3			3-1			K			1	0	0	0	0	1	0						
Carroll Sembera, R (7,1) OBP: 0.500, SLG: 0.500										1	0	0	0	0	1	1						
Inning Stats	R: 2 E: 0 K: 1 S: 9	H: 4 LOB: 2 BB: 0 P: 9	R: 0 E: 0 K: 0 S: 3	H: 0 LOB: 0 BB: 0 P: 3	R: 1 E: 0 K: 0 S: 5	H: 2 LOB: 1 BB: 0 P: 5	R: 1 E: 0 K: 0 S: 4	H: 1 LOB: 0 BB: 0 P: 4	R: 0 E: 0 K: 3 S: 9	H: 0 LOB: 0 BB: 0 P: 9	R: 0 E: 0 K: 2 S: 7	H: 0 LOB: 1 BB: 1 P: 11	R: 0 E: 0 K: 0 S: 7	H: 1 LOB: 0 BB: 0 P: 7	R: 0 E: 0 K: 0 S: 3	H: 1 LOB: 0 BB: 0 P: 3	R: 0 E: 0 K: 1 S: 6	H: 1 LOB: 1 BB: 0 P: 6	1B: 6 2B: 1 3B: 1 HR: 1	SF: 1 SAC: 0 DP: 1 HBP: 0	WP: 1 PB: 0 CS: 0 SB: 0	PA: 36
PITCHER	IP WLS BF H R ER SO BB IBB HBP BLK WP HR S P ERA WHIP																					
Dick Ellsworth, L (1,1) ERA: 5.4	4.0 L 19 7 4 4 1 0 0 0 0 0 0 1 21 21 9.00 1.750																					
Grant Jackson, L (5,1) ERA: 2.35	4.0 13 1 0 0 7 1 0 0 0 1 0 26 30 0.00 0.500																					
Rick Wise, R (9,1) ERA: 5.23	1.0 4 1 0 0 1 0 0 0 0 0 0 6 6 0.00 1.000																					

Batter	1	2	3	4	5	6	7	8	9	AB	R	H	RBI	BB	SO	LOB	BOTTOM			
John Briggs, L (1,7) OBP: 0.284, SLG: 0.424	P6		1-3					4-3		3	0	0	0	1	0	1	Houston Astros @ Philadelphia Phillies Connie Mack Stadium, Philadelphia, PA Thu May 04 1967, 7:05 PM EDT Att: 3,591 - Unknown			
Tito Francona, L (1,3) OBP: 0.288, SLG: 0.189	L8		P5				G4-3			4	0	0	0	0	2	2				
Dick Allen, R (1,5) OBP: 0.429, SLG: 0.586	K						5-3			4	0	1	0	0	2	0				
Johnny Callison, L (1,9) OBP: 0.341, SLG: 0.394		G3								3	0	1	0	1	0	1				
Tony Gonzalez, L (1,8) OBP: 0.417, SLG: 0.510		K					K			4	1	0	0	0	2	3				
Cookie Rojas, R (1,4) OBP: 0.286, SLG: 0.286							L6			4	0	2	0	0	0	2				
Clay Dalrymple, L (1,2) OBP: 0.231, SLG: 0.239							K			3	0	0	1	0	1	2				
Bobby Wine, R (1,6) OBP: 0.075, SLG: 0.125										1	0	0	0	0	1	0				
Phil Linz, R (6,PH) OBP: 0.333, SLG: 0.667							K			1	0	0	0	0	0	0				
Bill White, L (7,PH)										1	0	0	0	0	1	1				
Gary Sutherland, R (8,PH) OBP: 0.375, SLG: 0.500										0	0	0	0	0	0	0				
Dick Ellsworth, L (1,1) OBP: 0.125, SLG: 0.125										1	0	1	0	0	0	0				
Grant Jackson, S (5,1)										1	0	0	0	0	1	0				
Doug Clemens, L (8,PH) OBP: 0.250, SLG: 0.143										1	0	0	0	0	0	0				
Rick Wise, R (9,1)										0	0	0	0	0	0	0				
Inning Stats	R: 0 E: 0 K: 1 S: 5	H: 0 LOB: 0 BB: 0 P: 5	R: 0 E: 0 K: 2 S: 8	H: 1 LOB: 1 BB: 0 P: 8	R: 0 E: 0 K: 1 S: 6	H: 1 LOB: 1 BB: 0 P: 6	R: 0 E: 0 K: 2 S: 8	H: 1 LOB: 1 BB: 0 P: 8	R: 0 E: 0 K: 0 S: 2	H: 0 LOB: 0 BB: 1 P: 6	R: 1 E: 0 K: 1 S: 6	H: 1 LOB: 1 BB: 1 P: 10	R: 0 E: 0 K: 0 S: 3	H: 0 LOB: 0 BB: 0 P: 3	R: 0 E: 0 K: 0 S: 4	H: 1 LOB: 1 BB: 0 P: 4	1B: 4 2B: 1 3B: 0 HR: 0	SF: 0 SAC: 0 DP: 1 HBP: 0	WP: 0 PB: 0 CS: 0 SB: 0	PA: 33
PITCHER	IP WLS BF H R ER SO BB IBB HBP BLK WP HR S P ERA WHIP																			
Don Wilson, R (1,1) ERA: 4.5	3.2 14 3 0 0 6 0 0 0 0 0 0 26 26 0.00 0.818																			
Turk Farrell, R (4,1) ERA: 4.63	2.2 W 10 1 1 1 1 2 0 0 0 0 0 10 18 3.38 1.125																			
Carroll Sembera, R (7,1) ERA: 1.23	2.2 S 9 1 0 0 1 0 0 0 0 0 0 11 11 0.00 0.375																			

Batter	1	2	3	4	5	6	7	8	9	AB	R	H	RBI	BB	SO	LOB	TOP			
Joe Morgan, L (1, 4) OBP: 0.337, SLG: 0.271	4-0 WP 4-3 BB		0-0 F9		0-0 4-3		0-0 FC1-6 1B		0-0 F8	4	0	1	0	1	0	0				
Sonny Jackson, L (1, 6) OBP: 0.266, SLG: 0.300	0-0 4-3		0-0		0-0		0-0 FC1-6 S 1-2		0-0 4-3	5	0	2	0	0	0	2				
Jim Landis, R (1, 8) OBP: 0.371, SLG: 0.389	0-0 F9		0-3 K		0-0 F8		4-0 1-2 BB		0-0	3	0	0	0	1	1	3				
Ron Davis, R (7, 8) OBP: 0.269, SLG: 0.440										1	0	1	0	0	0	0				
Eddie Mathews, L (1, 3) OBP: 0.406, SLG: 0.418	4-0 BB				0-0 1-3		0-0 G3		0-0 F8	4	1	1	0	1	0	4				
Rusty Staub, L (1, 9) OBP: 0.381, SLG: 0.579	0-0 F5				0-0 1-3		0-0 E6		0-0 1B 1B	4	1	2	2	0	0	2				
Norm Miller, L (1, 7) OBP: 0.444, SLG: 0.571		0-3 K			0-3 K		0-3 K		0-0 1-2 1B	4	0	1	0	0	3	1				
Bob Aspromonte, R (1, 5) OBP: 0.278, SLG: 0.305		0-0 6-3			0-0 6-3		0-0 P6		0-0 F9	4	0	0	0	0	0	3				
John Bateman, R (1, 2) OBP: 0.197, SLG: 0.194		0-3 K			0-0 1B		0-0 P6		0-0 F8	4	0	1	0	0	1	3				
Dave Giusti, R (1, 1) OBP: 0.235, SLG: 0.071					0-0 P5		0-0 6-3		0-0 6-3	2	0	0	0	0	0	1				
Ron Brand, R (7, PH) OBP: 0.235, SLG: 0.071										1	0	0	0	0	0	0				
Claude Raymond, R (7, 1) OBP: 0.269, SLG: 0.440										1	0	0	0	0	0	2				
Inning Stats	R: 0 E: 0 K: 0 S: 3	H: 0 LOB: 2 BB: 2 P: 11	R: 0 E: 0 K: 2 S: 7	H: 0 LOB: 0 BB: 0 P: 7	R: 0 E: 0 K: 1 S: 6	H: 1 LOB: 1 BB: 0 P: 6	R: 2 E: 0 K: 1 S: 8	H: 3 LOB: 1 BB: 0 P: 8	R: 0 E: 0 K: 0 S: 4	H: 1 LOB: 2 BB: 1 P: 4	R: 0 E: 0 K: 0 S: 4	H: 1 LOB: 2 BB: 0 P: 8	R: 0 E: 0 K: 0 S: 5	H: 2 LOB: 2 BB: 0 P: 5	R: 0 E: 0 K: 0 S: 4	H: 1 LOB: 1 BB: 0 P: 4	1B: 7 2B: 1 3B: 0 HR: 1	SF: 0 SAC: 0 DP: 0 HBP: 0	WP: 1 PB: 0 SB: 2 CS: 0	PA: 40
PITCHER Tom Seaver, R (1, 1) ERA: 1.91	IP: 9.0 WLS: W BF: 40	H: 9 R: 2 ER: 2 SO: 5	BB: 3 IBB: 0 HBP: 0 BLK: 0	WP: 1 HR: 1 S: 47 P: 59	ERA: 2.00 WHIP: 1.333	PITCHER IP: WLS: BF: H: R: ER: SO: BB: IBB: HBP: BLK: WP: HR: S: P: ERA: WHIP														

Houston Astros @ New York Mets
Shea Stadium, Flushing, NY
Fri May 05 1967, 7:05 PM EDT
Att: 12,745 - Unknown

AB	37
R	2
H	9
RBI	2
BB	3
SO	5
LOB	21



Batter	1	2	3	4	5	6	7	8	9	AB	R	H	RBI	BB	SO	LOB	BOTTOM					
Bud Harrelson, S (1, 6) OBP: 0.286, SLG: 0.276	0-0 1B	0-0 1-2 3-H 1B		0-3 K			0-0 6-3		0-0 6-3	4	0	2	1	0	1	1						
Cleon Jones, R (1, 8) OBP: 0.102, SLG: 0.121	0-3 K	0-0 L9			0-0 1-3		0-0 L6		0-0 L6	4	0	0	0	0	1	3						
Al Luplow, L (1, 9) OBP: 0.289, SLG: 0.310	0-0 P4				0-0 3-4				0-0 L6	4	0	0	0	0	0	1						
Tommy Davis, R (1, 7) OBP: 0.301, SLG: 0.437	0-3 K				0-0 4-3				0-0 5-3	4	0	1	0	0	1	1						
Ed Kranepool, L (1, 3) OBP: 0.383, SLG: 0.558		0-0 F8	0-0 FC4-6 1-2		0-0 FC5-6 1B				0-0 F9	4	0	1	0	0	0	1						
Jerry Buchek, R (1, 4) OBP: 0.302, SLG: 0.400		0-0 1B E 1B	0-0 F9		0-0 FC5-6 1-2				0-0 HR	4	2	2	1	0	0	2						
Tommie Reynolds, R (1, 5) OBP: 0.296, SLG: 0.385		0-0 FC3-6 E 1-3 1B 1B			0-0 F9				0-0 F9	3	1	1	0	0	0	1						
Jerry Grote, R (1, 2) OBP: 0.239, SLG: 0.254		0-0 E4 FC3-6 1-2 3-H			0-0 5-3				0-0 F2	3	0	0	1	0	0	2						
Tom Seaver, R (1, 1) OBP: 0.429, SLG: 0.273		0-0 FC3-6 1-2 2-3 1B			0-0 1B				0-0 4-3	3	0	1	0	0	0	2						
Inning Stats	R: 0 E: 0 K: 2 S: 8	H: 1 LOB: 1 BB: 0 P: 8	R: 2 E: 1 K: 0 S: 7	H: 3 LOB: 2 BB: 0 P: 7	R: 0 E: 0 K: 0 S: 4	H: 1 LOB: 1 BB: 0 P: 4	R: 0 E: 0 K: 1 S: 6	H: 1 LOB: 0 BB: 0 P: 6	R: 0 E: 0 K: 0 S: 3	H: 0 LOB: 0 BB: 0 P: 3	R: 0 E: 0 K: 0 S: 4	H: 1 LOB: 1 BB: 0 P: 4	R: 0 E: 0 K: 0 S: 3	H: 0 LOB: 0 BB: 0 P: 3	R: 0 E: 0 K: 0 S: 3	H: 0 LOB: 0 BB: 0 P: 3	R: 1 E: 0 K: 0 S: 1	H: 1 LOB: 0 BB: 0 P: 1	1B: 7 2B: 0 3B: 0 HR: 1	SF: 0 SAC: 0 DP: 0 HBP: 0	WP: 0 PB: 0 SB: 0 CS: 0	PA: 33
PITCHER Dave Giusti, R (1, 1) ERA: 5.56	IP: 6.0 WLS: L BF: 26	H: 7 R: 2 ER: 1 SO: 3	BB: 0 IBB: 0 HBP: 0 BLK: 0	WP: 0 HR: 0 S: 32 P: 32	ERA: 1.50 WHIP: 1.167	PITCHER IP: WLS: BF: H: R: ER: SO: BB: IBB: HBP: BLK: WP: HR: S: P: ERA: WHIP																
Claude Raymond, R (7, 1) ERA: 2.05	2.0 L 7	1 1 1 0	0 0 0 0	0 1 7 7	4.50 0.500																	

Houston Astros @ New York Mets
Shea Stadium, Flushing, NY
Fri May 05 1967, 7:05 PM EDT
Att: 12,745 - Unknown

AB	33
R	3
H	8
RBI	3
BB	0
SO	3
LOB	14



Batter	1	2	3	4	5	6	7	8	9	AB	R	H	RBI	BB	SO	LOB	TOP								
Willie Davis, L OBP: 0.310, SLG: 0.240 (1, 8)										5	1	2	0	0	0	1	Los Angeles Dodgers @ Houston Astros Astrodome, Houston, TX Mon May 08 1967, 8:05 PM EDT Att: 11,072 - Unknown								
Ron Hunt, R OBP: 0.402, SLG: 0.363 (1, 4)										4	1	1	0	1	2	2									
Ron Fairly, L OBP: 0.359, SLG: 0.446 (1, 9)										4	0	3	3	0	1	0									
Jim Lefebvre, S OBP: 0.400, SLG: 0.439 (1, 5)										4	0	2	0	0	0	0									
Al Ferrara, R OBP: 0.245, SLG: 0.333 Bob Bailey, R OBP: 0.178, SLG: 0.191 (1, 7) (8, 7)										4	0	1	0	0	1	3									
Wes Parker, S OBP: 0.387, SLG: 0.365 (1, 3)										3	0	1	0	1	0	3									
Jeff Torborg, R OBP: 0.229, SLG: 0.219 John Roseboro, L OBP: 0.455, SLG: 0.317 (7, PH) (7, 2)										2	0	0	0	0	1	2									
Gene Michael, S OBP: 0.238, SLG: 0.211 (1, 6)										3	1	0	0	0	1	1									
Claude Osteen, L OBP: 0.375, SLG: 0.385 Jim Hickman, R OBP: 0.256, SLG: 0.278 Ron Ferranoski, L (7, 1)										2	0	0	0	0	0	1									
Inning Stats	R: 1 E: 0 K: 1 S: 7	H: 3 LOB: 1 BB: 0 P: 7	R: 0 E: 0 K: 1 S: 6	H: 1 LOB: 1 BB: 0 P: 6	R: 0 E: 0 K: 2 S: 7	H: 0 LOB: 0 BB: 0 P: 7	R: 0 E: 0 K: 0 S: 4	H: 1 LOB: 1 BB: 0 P: 4	R: 0 E: 0 K: 0 S: 3	H: 0 LOB: 0 BB: 0 P: 3	R: 1 E: 0 K: 0 S: 5	H: 3 LOB: 1 BB: 0 P: 5	R: 2 E: 0 K: 0 S: 5	H: 2 LOB: 1 BB: 1 P: 9	R: 0 E: 0 K: 1 S: 5	H: 0 LOB: 1 BB: 1 P: 9		R: 0 E: 0 K: 2 S: 8	H: 1 LOB: 1 BB: 0 P: 8	R: 0 E: 0 K: 1 S: 8	H: 1 LOB: 1 BB: 0 P: 8	1B: 8 2B: 3 3B: 0 HR: 0	SF: 0 SAC: 1 DP: 1 HBP: 0	WP: 1 PB: 0 SB: 1 CS: 0	PA: 38
PITCHER	IP	WLS	BF	H	R	ER	SO	BB	IBB	HBP	BLK	WP	HR	S	P	ERA	WHIP								
Mike Cuellar, L ERA: 4.39 Carroll Sembera, R ERA: 2.3 Dan Schneider, L ERA: 1.29 Barry Latman, R ERA: 3.21	(1, 1) (6, 1) (7, 1) (8, 1)	5.0 1.0 1.0 2.0	L 4 4 8	22 4 4 1	8 1 1 0	2 2 0 0	4 0 0 3	0 0 0 1	0 1 0 0	0 0 0 0	1 0 0 0	0 0 0 0	0 4 7 13	0 3 4 17	30 4 7 17	3.60 18.00 0.00 0.00	1.600 1.000 1.000 1.000								

Batter	1	2	3	4	5	6	7	8	9	AB	R	H	RBI	BB	SO	LOB	BOTTOM								
Ron Davis, R OBP: 0.300, SLG: 0.448 (1, 8)										4	0	2	0	0	0	0	Los Angeles Dodgers @ Houston Astros Astrodome, Houston, TX Mon May 08 1967, 8:05 PM EDT Att: 11,072 - Unknown								
Sonny Jackson, L OBP: 0.285, SLG: 0.298 (1, 6)										4	1	1	0	0	0	1									
Joe Morgan, L OBP: 0.344, SLG: 0.274 (1, 4)										3	1	1	0	1	0	2									
Chuck Harrison, R OBP: 0.344, SLG: 0.296 (1, 3)										3	0	1	1	1	0	1									
Bob Aspromonte, R OBP: 0.277, SLG: 0.306 (1, 5)										3	0	1	1	0	0	3									
Rusty Staub, L OBP: 0.348, SLG: 0.524 (1, 9)										4	0	0	0	0	2	3									
Aaron Pointer, R OBP: 0.281, SLG: 0.283 (1, 7)										2	0	0	0	2	1	0									
John Bateman, R OBP: 0.200, SLG: 0.197 Jimmy Wynn, R OBP: 0.348, SLG: 0.423 (9, PR)										4	0	1	0	0	1	3									
Mike Cuellar, L ERA: 4.39 Carroll Sembera, R ERA: 2.3 Dan Schneider, L ERA: 1.29 Ron Brand, R OBP: 0.222, SLG: 0.087 Barry Latman, R OBP: 0.400, SLG: 0.400 (8, PH)	(1, 1) (6, 1) (7, 1) (8, 1) (9, PH)	6.0 3.0 3.0	W S S	26 10 10	4 3 3	2 0 0	2 0 1	4 0 0	0 0 0	0 0 0	0 0 0	0 0 0	0 0 0	0 0 0	0 0 0	0 0 0									
Inning Stats	R: 0 E: 0 K: 0 S: 3	H: 0 LOB: 2 BB: 2 P: 11	R: 0 E: 0 K: 1 S: 5	H: 0 LOB: 1 BB: 1 P: 9	R: 2 E: 0 K: 1 S: 8	H: 3 LOB: 1 BB: 0 P: 8	R: 0 E: 0 K: 2 S: 7	H: 0 LOB: 0 BB: 0 P: 7	R: 0 E: 0 K: 0 S: 3	H: 0 LOB: 0 BB: 0 P: 3	R: 0 E: 0 K: 0 S: 4	H: 1 LOB: 2 BB: 1 P: 8	R: 0 E: 0 K: 0 S: 3	H: 1 LOB: 0 BB: 0 P: 3	R: 0 E: 0 K: 1 S: 6	H: 1 LOB: 1 BB: 0 P: 6		R: 0 E: 0 K: 0 S: 3	H: 1 LOB: 1 BB: 0 P: 3	R: 0 E: 0 K: 1 S: 8	H: 1 LOB: 1 BB: 0 P: 8	1B: 7 2B: 0 3B: 0 HR: 0	SF: 1 SAC: 0 DP: 2 HBP: 0	WP: 0 PB: 0 SB: 0 CS: 0	PA: 36
PITCHER	IP	WLS	BF	H	R	ER	SO	BB	IBB	HBP	BLK	WP	HR	S	P	ERA	WHIP								
Claude Osteen, L ERA: 3.07 Ron Ferranoski, L ERA: 2.55	(1, 1) (7, 1)	6.0 3.0	W S	26 10	4 3	2 0	2 0	4 1	0 0	0 0	0 0	0 0	0 12	46 12	3.00 0.00	1.333 1.000									



Batter	1	2	3	4	5	6	7	8	9	AB	R	H	RBI	BB	SO	LOB	TOP					
Willie Davis, L OBP: 0.294, SLG: 0.233 (1, 8)	1-3		L9		G4-3		6-3		1B	5	0	1	0	0	0	4	Los Angeles Dodgers @ Houston Astros Astrodome, Houston, TX Tue May 09 1967, 8:05 PM EDT Att: 10,845 - Unknown					
Ron Hunt, R OBP: 0.402, SLG: 0.365 (1, 4)	BB 1B		F3		1B		5-3		1-3	5	0	2	1	0	0	4						
Ron Fairly, L OBP: 0.365, SLG: 0.442 (1, 9)	BB 1B		P4		4-3			BB	BB	3	1	1	0	1	0	1						
Jim Lefebvre, S OBP: 0.394, SLG: 0.430 (1, 5)	F7			K					BB	4	0	1	0	0	1	2						
Wes Parker, S OBP: 0.394, SLG: 0.364 (1, 3)	FC6 BB			E 1B					BB	3	0	1	0	1	0	1						
John Roseboro, L OBP: 0.424, SLG: 0.289 (1, 2)	FC6			L9					BB	4	0	0	0	0	0	4						
Al Ferrara, R OBP: 0.245, SLG: 0.313 (1, 7)		K		F3					BB	3	0	0	0	1	1							
Gene Michael, S OBP: 0.238, SLG: 0.213 (1, 6)	F7								BB	4	1	1	0	0	0	1						
Don Sutton, R OBP: 0.214, SLG: 0.357 (7, PH)	K								BB	2	0	1	0	0	1							
Bob Bailey, R OBP: 0.169, SLG: 0.203 (7, PH)									BB	1	0	1	0	0	0	0						
Bob Miller, R (7, PH)									BB	0	0	0	0	0	0	0						
Dick Schofield, S (9, PH)									BB	0	0	0	0	1	0	0						
Inning Stats	R: 0 E: 0 K: 0 S: 5	H: 2 LOB: 3 BB: 1 P: 9	R: 0 E: 0 K: 2 S: 7	H: 0 LOB: 0 BB: 0 P: 7	R: 0 E: 0 K: 0 S: 3	H: 0 LOB: 0 BB: 0 P: 3	R: 0 E: 1 K: 1 S: 6	H: 1 LOB: 1 BB: 0 P: 6	R: 1 E: 0 K: 0 S: 5	H: 3 LOB: 1 BB: 0 P: 5	R: 0 E: 0 K: 0 S: 3	H: 0 LOB: 0 BB: 0 P: 3	R: 0 E: 0 K: 0 S: 4	H: 1 LOB: 2 BB: 1 P: 8	R: 1 E: 0 K: 0 S: 3	H: 1 LOB: 0 BB: 1 P: 7	R: 0 E: 0 K: 0 S: 4	H: 1 LOB: 2 BB: 1 P: 8	1B: 9 2B: 0 3B: 0 HR: 0	SF: 0 SAC: 0 DP: 2 HBP: 0	WP: 0 PB: 0 SB: 0 CS: 0	PA: 38
PITCHER	IP WLS BF H R ER SO BB IBB HBP BLK WP HR S P ERA WHIP																					
Larry Dierker, R ERA: 2.77 (1, 1)	8.2 W 37 9 2 2 3 4 0 0 0 0 0 0 0 0 2.08 1.500																					
Claude Raymond, R ERA: 2.04 (9, 1)	0.1 S 1 0 0 0 0 0 0 0 0 0 0 0 0 0 0.00 0.000																					

Batter	1	2	3	4	5	6	7	8	9	AB	R	H	RBI	BB	SO	LOB	BOTTOM			
Ron Davis, R OBP: 0.324, SLG: 0.545 (1, 8)	K		5-3							4	1	2	2	0	1	0	Los Angeles Dodgers @ Houston Astros Astrodome, Houston, TX Tue May 09 1967, 8:05 PM EDT Att: 10,845 - Unknown			
Sonny Jackson, L OBP: 0.285, SLG: 0.306 (1, 6)	1-3			3B	2B					4	1	1	0	0	0	1				
Joe Morgan, L OBP: 0.360, SLG: 0.316 (1, 4)	P4			2H	G6-4-3					3	1	2	1	1	0	0				
Eddie Mathews, L OBP: 0.397, SLG: 0.397 (1, 3)		K		G6-4-3	BB					3	0	0	0	1	2	3				
Rusty Staub, L OBP: 0.360, SLG: 0.565 (1, 9)				G6-4-3						4	0	2	0	0	1	2				
Norm Miller, L OBP: 0.385, SLG: 0.400 (1, 7)				1-2	F3					3	0	0	0	1	0	2				
Bob Aspromonte, R OBP: 0.276, SLG: 0.295 (1, 5)										3	1	0	0	1	1	4				
Ron Brand, R OBP: 0.273, SLG: 0.111 (1, 2)					F4					3	1	1	0	1	0	1				
Larry Dierker, R OBP: 0.250, SLG: 0.200 (1, 1)					L8					2	0	0	1	0	1	2				
Claude Raymond, R (9, 1)										0	0	0	0	0	0	0				
Inning Stats	R: 0 E: 0 K: 1 S: 5	H: 0 LOB: 0 BB: 0 P: 5	R: 0 E: 0 K: 1 S: 6	H: 1 LOB: 0 BB: 0 P: 6	R: 0 E: 0 K: 0 S: 3	H: 0 LOB: 0 BB: 0 P: 3	R: 2 E: 0 K: 0 S: 4	H: 2 LOB: 0 BB: 1 P: 8	R: 2 E: 0 K: 0 S: 4	H: 1 LOB: 0 BB: 1 P: 8	R: 0 E: 0 K: 2 S: 7	H: 0 LOB: 2 BB: 2 P: 15	R: 1 E: 0 K: 0 S: 6	H: 3 LOB: 0 BB: 0 P: 6	R: 0 E: 0 K: 2 S: 8	H: 1 LOB: 2 BB: 1 P: 12	1B: 3 2B: 3 3B: 1 HR: 1	SF: 1 SAC: 1 DP: 1 HBP: 0	WP: 0 PB: 0 SB: 1 CS: 0	PA: 36
PITCHER	IP WLS BF H R ER SO BB IBB HBP BLK WP HR S P ERA WHIP																			
Don Sutton, R ERA: 4.85 (7, 1)	6.0 L 25 4 4 4 4 4 0 0 0 0 0 0 0 14 6.00 1.333																			
Bob Miller, R ERA: 6.17 (7, 1)	2.0 11 4 1 1 2 0 1 0 0 0 0 0 0 14 4.50 2.000																			

Batter	1	2	3	4	5	6	7	8	9	10	AB	R	H	RBI	BB	SO	LOB	TOP	
Willie Davis, L OBP: 0.333, SLG: 0.294 (1, 8)	0-0 CS 1B		4-3		FC6			2B		1B BB	4	1	2	0	1	0	1	Los Angeles Dodgers @ Houston Astros Astrodome, Houston, TX Wed May 10 1967, 8:05 PM EDT Att: 13,850 - Unknown	
Ron Hunt, R OBP: 0.411, SLG: 0.371 (1, 4)	0-0 1-2 1B		BB		P4			F9		2B 1B	4	1	2	1	1	0	1		
Ron Fairly, L OBP: 0.356, SLG: 0.429 (1, 9)	0-0 F9		L3		K					E4 2B BLK	5	1	1	0	0	1	3		
Jim Lefebvre, S OBP: 0.388, SLG: 0.433 (1, 5)	K				E3 CS			F8		SH1-4 1B	4	1	1	1	0	1	1		
Wes Parker, S OBP: 0.334, SLG: 0.390 (1, 3)		0-0 SF8 3B		1-4-3				F8		SH1-4 1-2	4	1	1	0	1	1	2		
John Roseboro, L OBP: 0.422, SLG: 0.292 (1, 2)		SF8 1B		P3				F8		1B BB	3	0	1	2	1	0	0		
Bob Bailey, R OBP: 0.182, SLG: 0.194 Jim Hickman, R OBP: 0.244, SLG: 0.263 (9, PH) (9, 7)	3-H F5				L6			F2		1B BB	3	0	0	0	0	0	0		
Gene Michael, S OBP: 0.227, SLG: 0.202 (1, 6)		4-3			E3 FC6			P6		4-3	4	0	0	0	0	0	0		
Don Drysdale, R OBP: 0.067, SLG: 0.067 Ron Perranoski, L (9, 1) Phil Regan, R (9, 1) Al Ferrara, R OBP: 0.241, SLG: 0.306 Jim Brewer, L (10, 1)					F9			P6 6-3		K	3	0	0	0	0	0	1		
Inning Stats	R: 0 E: 0 K: 1 S: 6	H: 2 LOB: 1 BB: 0 P: 6	R: 1 E: 0 K: 0 S: 4	H: 1 LOB: 0 BB: 0 P: 4	R: 0 E: 0 K: 0 S: 3	H: 0 LOB: 1 BB: 1 P: 7	R: 0 E: 1 K: 0 S: 3	H: 0 LOB: 0 BB: 0 P: 3	R: 0 E: 0 K: 0 S: 5	H: 0 LOB: 0 BB: 0 P: 5	R: 0 E: 0 K: 0 S: 3	H: 0 LOB: 0 BB: 0 P: 3	R: 0 E: 0 K: 2 S: 8	H: 1 LOB: 2 BB: 1 P: 12	R: 4 E: 1 K: 1 S: 9	H: 3 LOB: 2 BB: 2 P: 17	1B: 5 2B: 2 3B: 1 HR: 0		SF: 1 SAC: 1 DP: 0 HBP: 0
PITCHER	IP 9.0	WLS L	BF 34	H 5	R 1	ER 1	SO 4	BB 1	IBB 0	HBP 0	BLK 0	WP 0	HR 0	S 40	P 48	ERA 1.00	WHIP 0.667		
Dave Giusti, R ERA: 4.26 Carroll Sembera, R ERA: 2.76 Dan Schneider, L ERA: 1.29 Claude Raymond, R ERA: 2.0	0.2		6	2	4	1	1	1	0	0	0	0	0	7	11	13.50	4.500		
Ron Davis, R OBP: 0.333, SLG: 0.514 (1, 8) (10, 7)	0-0 G6-3 1B		4-0 FC4-6 BB		P4			F8		2-3	4	0	1	0	1	0	1	Los Angeles Dodgers @ Houston Astros Astrodome, Houston, TX Wed May 10 1967, 8:05 PM EDT Att: 13,850 - Unknown	
Sonny Jackson, L OBP: 0.255, SLG: 0.294 Bob Lillis, R (10, PH)	0-0 G6-3 1-2		FC4-6		G3			4-3		6-3	4	0	0	0	0	2			
Joe Morgan, L OBP: 0.356, SLG: 0.313 (1, 4)	0-3 K				F9			1B 1B		K	4	0	1	0	0	2	0		
Eddie Mathews, L OBP: 0.403, SLG: 0.419 Aaron Pointer, R OBP: 0.281, SLG: 0.283 Carroll Sembera, R OBP: 0.500, SLG: 0.500 Dan Schneider, L Claude Raymond, R	0-0 2B				F3			L9		2B 1B	4	0	2	0	0	0	1		
Rusty Staub, L OBP: 0.370, SLG: 0.560 (1, 9)	0-0 F7				1B			1-2 1B		K	4	0	2	0	0	1	2		
Norm Miller, L OBP: 0.313, SLG: 0.308 Jimmy Wynn, R OBP: 0.344, SLG: 0.418 (9, PH) (10, 8)	0-0 F9				6-3			K		K	3	0	0	0	0	1	4		
Bob Aspromonte, R OBP: 0.284, SLG: 0.308 (1, 5)	0-0 5-3				FC1-6 BB			6-3		2B	3	0	1	1	1	0	1		
Ron Brand, R OBP: 0.269, SLG: 0.136 (1, 2)					4-3			F3		P4	4	0	1	0	0	0	3		
Dave Giusti, R Chuck Harrison, R OBP: 0.333, SLG: 0.286 (10, 3)	0-0 6-3				6-3			FC1-6		5-3	3	0	0	0	0	0	1		
Inning Stats	R: 0 E: 0 K: 1 S: 5	H: 1 LOB: 0 BB: 0 P: 5	R: 0 E: 0 K: 0 S: 4	H: 1 LOB: 1 BB: 0 P: 4	R: 0 E: 0 K: 0 S: 3	H: 0 LOB: 1 BB: 1 P: 7	R: 0 E: 0 K: 0 S: 3	H: 1 LOB: 1 BB: 0 P: 4	R: 0 E: 0 K: 1 S: 7	H: 2 LOB: 2 BB: 0 P: 7	R: 0 E: 0 K: 0 S: 3	H: 1 LOB: 0 BB: 0 P: 3	R: 0 E: 0 K: 2 S: 9	H: 2 LOB: 2 BB: 0 P: 9	R: 0 E: 0 K: 0 S: 3	H: 0 LOB: 0 BB: 0 P: 3	1B: 6 2B: 2 3B: 0 HR: 0		SF: 0 SAC: 0 DP: 1 HBP: 0
PITCHER	IP 8.0	WLS L	BF 31	H 7	R 1	ER 1	SO 3	BB 2	IBB 0	HBP 0	BLK 0	WP 0	HR 0	S 35	P 43	ERA 1.12	WHIP 1.125		
Don Drysdale, R ERA: 2.18 Ron Perranoski, L ERA: 2.55 Phil Regan, R ERA: 2.25 Jim Brewer, L ERA: 2.45	0.1		1	0	0	1	0	0	0	0	0	0	0	3	3	0.00	0.000		
0.2	W	3	1	0	0	1	0	0	0	0	0	0	0	5	5	0.00	1.500		
1.0	S	3	0	0	0	0	0	0	0	0	0	0	0	3	3	0.00	0.000		

Batter	1	2	3	4	5	6	7	8	9	AB	R	H	RBI	BB	SO	LOB	TOP	
Joe Morgan, L (1,4) OBP: 0.352, SLG: 0.310	4-3			K		1B		F2		4	1	1	0	0	1	0	Houston Astros @ San Francisco Giants Candlestick Park, San Francisco, CA Fri May 12, 1967, 10:05 PM EDT Att: 13,992 - Unknown livebaseballscorecards.com	
Sonny Jackson, L (1,6) OBP: 0.255, SLG: 0.292	K			6-3		1B		6-3		4	0	1	0	0	1	0		
Jimmy Wynn, R (1,8) OBP: 0.362, SLG: 0.434	F8			E5		1B				4	0	3	1	0	0	0		
Eddie Mathews, L (1,3) OBP: 0.383, SLG: 0.394		K		4-3		K				4	0	0	0	0	3	4		
Rusty Staub, L (1,9) OBP: 0.379, SLG: 0.556	4-3					CS		F7		4	0	2	0	0	0	0		
Norm Miller, L (1,7) OBP: 0.263, SLG: 0.250						1B				3	0	0	0	0	2	1		
Ron Davis, R (7,7) OBP: 0.325, SLG: 0.500	K					K		F6		1	0	0	0	0	0	2		
Bob Aspromonte, R (1,5) OBP: 0.286, SLG: 0.301				6-3		F5				2	0	0	0	1	0	0		
Ron Brand, R (1,2) OBP: 0.241, SLG: 0.120				6-3				6-3		3	0	0	0	0	0	1		
Chris Zachary, L (1,1)										2	0	0	0	0	2	0		
Claude Raymond, R (7,1)				K						0	0	0	0	0	0	0		
Jim Owens, R (7,1)										0	0	0	0	0	0	0		
Jim Landis, R (8, PH)										1	0	0	0	0	0	0		
Dan Schneider, L (8,1)								F9		0	0	0	0	0	0	0		
Inning Stats	R: 0 E: 0 K: 1 S: 5	H: 0 LOB: 0 BB: 0 P: 5	R: 0 E: 0 K: 2 S: 7	H: 0 LOB: 0 BB: 0 P: 7	R: 0 E: 0 K: 1 S: 5	H: 0 LOB: 0 BB: 0 P: 5	R: 0 E: 1 K: 1 S: 6	H: 1 LOB: 1 BB: 0 P: 6	R: 0 E: 0 K: 0 S: 3	H: 0 LOB: 1 BB: 1 P: 7	R: 0 E: 0 K: 0 S: 3	H: 0 LOB: 0 BB: 0 P: 3	R: 0 E: 0 K: 1 S: 6	H: 2 LOB: 1 BB: 0 P: 6	1B: 7 2B: 1 3B: 0 HR: 0	SF: 0 SAC: 0 DP: 2 HBP: 0	WP: 0 PB: 0 SB: 0 CS: 1	PA: 33
PITCHER	IP WLS BF H R ER SO BB IBB HBP BLK WP HR S P ERA WHIP																	
Juan Marichal, R (1,1) ERA: 2.42	9.0 W 33 7 1 1 9 1 0 0 0 0 0 50 54 1.00 0.889																	

Batter	1	2	3	4	5	6	7	8	9	AB	R	H	RBI	BB	SO	LOB	BOTTOM			
Ken Henderson, S (1,7) OBP: 0.312, SLG: 0.371	FC6-4		F5		4-3		HR	1-3		4	1	1	0	1	0	1	Houston Astros @ San Francisco Giants Candlestick Park, San Francisco, CA Fri May 12, 1967, 10:05 PM EDT Att: 13,992 - Unknown livebaseballscorecards.com			
Jim Davenport, R (1,6) OBP: 0.354, SLG: 0.535	FC6-4		F5		F9		HR	FC6-4		4	1	0	0	0	0	3				
Willie Mays, R (1,8) OBP: 0.368, SLG: 0.507	F8		1-3			1B		FC6-4		5	2	2	3	0	0	2				
Willie McCovey, L (1,3) OBP: 0.296, SLG: 0.388					F7					3	0	2	0	0	0	0				
Norm Siebern, L (7, PH) (8,3)						1B		F6		1	0	0	0	0	0	0				
Jim Ray Hart, R (1,5) OBP: 0.305, SLG: 0.351	F2				K			HBP		3	0	0	0	0	1	3				
Tom Haller, L (1,2) OBP: 0.439, SLG: 0.500						HR		F8		2	1	1	1	2	0	1				
Ollie Brown, R (1,9) OBP: 0.340, SLG: 0.313										3	0	0	0	0	0	2				
Jesus Alou, R (7, PR) (8,7)					F3			HBP		0	0	0	0	0	0	0				
Hal Lanier, R (1,4) OBP: 0.197, SLG: 0.250					2-3			F3		4	0	0	0	0	1	5				
Juan Marichal, R (1,1) OBP: 0.308, SLG: 0.417								6-3		3	1	1	0	1	0	1				
Inning Stats	R: 0 E: 0 K: 0 S: 4	H: 1 LOB: 2 BB: 1 P: 8	R: 0 E: 0 K: 1 S: 5	H: 0 LOB: 1 BB: 1 P: 9	R: 0 E: 0 K: 0 S: 3	H: 0 LOB: 0 BB: 0 P: 3	R: 1 E: 0 K: 1 S: 6	H: 1 LOB: 0 BB: 0 P: 6	R: 0 E: 0 K: 0 S: 4	H: 1 LOB: 1 BB: 0 P: 4	R: 1 E: 1 K: 0 S: 5	H: 2 LOB: 2 BB: 1 P: 9	R: 4 E: 1 K: 0 S: 6	H: 2 LOB: 2 BB: 1 P: 12	R: 0 E: 0 K: 0 S: 3	H: 0 LOB: 1 BB: 0 P: 4		1B: 2 2B: 3 3B: 0 HR: 2	SF: 0 SAC: 0 DP: 0 HBP: 3	WP: 0 PB: 0 SB: 0 CS: 0
PITCHER	IP WLS BF H R ER SO BB IBB HBP BLK WP HR S P ERA WHIP																			
Chris Zachary, R (1,1) ERA: 4.76	6.0 L 28 6 4 3 2 4 0 0 0 0 0 1 28 44 4.50 1.667																			
Claude Raymond, R (7,1) ERA: 2.41	0.2 6 1 2 1 0 0 0 2 0 0 0 1 4 6 13.50 1.500																			
Jim Owens, R (7,1) ERA:	0.1 1 0 0 0 0 0 0 0 0 0 0 0 1 1 0.00 0.000																			
Dan Schneider, L (8,1) ERA: 1.13	1.0 4 0 0 0 0 0 0 0 1 0 0 0 3 4 0.00 0.000																			

Batter	1	2	3	4	5	6	7	8	9	AB	R	H	RBI	BB	SO	LOB	TOP											
Ron Davis, R OBP: 0.318, SLG: 0.548 (1, 7)										4	1	1	1	0	1	1	Houston Astros @ San Francisco Giants Candlestick Park, San Francisco, CA Sat May 13 1967, 6:33 AM EDT Att: 42,555 - Unknown livebaseballscorecards.com											
Sonny Jackson, L OBP: 0.246, SLG: 0.282 (1, 6)										4	0	0	0	0	1	0												
Jim Landis, R OBP: 0.373, SLG: 0.379 (1, 9)										3	1	1	0	1	1	0												
Jimmy Wynn, R OBP: 0.357, SLG: 0.419 (1, 8)										3	1	0	0	1	2	1												
Chuck Harrison, R OBP: 0.333, SLG: 0.290 Rusty Staub, L OBP: 0.390, SLG: 0.564 (9, PH)										3	0	1	1	0	0	1												
Bob Aspromonte, R OBP: 0.294, SLG: 0.309 (1, 5)										4	0	2	1	0	0	1												
John Bateman, R OBP: 0.192, SLG: 0.189 Barry Latman, R OBP: 0.378, SLG: 0.388 (9, PH)										3	0	0	0	0	1	3												
Bob Lillis, R OBP: 0.355, SLG: 0.314 Joe Morgan, L OBP: 0.286, SLG: 0.286 (6, 2)										2	0	0	0	0	1	3												
Mike Cuellar, L OBP: 0.176, SLG: 0.235 Dave Adlesh, R OBP: 0.286, SLG: 0.286 (6, 2)										2	0	0	0	0	0	1												
Inning Stats	R: 0 E: 0 K: 1 S: 5	H: 0 LOB: 0 BB: 0 P: 5	R: 0 E: 0 K: 1 S: 6	H: 1 LOB: 1 BB: 0 P: 6	R: 0 E: 0 K: 1 S: 5	H: 0 LOB: 0 BB: 0 P: 5	R: 0 E: 0 K: 1 S: 6	H: 1 LOB: 1 BB: 0 P: 6	R: 0 E: 0 K: 0 S: 3	H: 0 LOB: 0 BB: 0 P: 3	R: 0 E: 0 K: 0 S: 3	H: 1 LOB: 0 BB: 0 P: 3	R: 0 E: 0 K: 1 S: 5	H: 0 LOB: 0 BB: 0 P: 5	R: 0 E: 0 K: 0 S: 4	H: 1 LOB: 1 BB: 0 P: 4		1B: 6 2B: 0 3B: 0 HR: 1	SF: 0 SAC: 0 DP: 0 HBP: 0	WP: 0 PB: 0 SB: 0 CS: 1	PA: 36							
PITCHER	IP	WLS	BF	H	R	ER	SO	BB	IBB	HBP	BLK	WP	HR	S	P	ERA		WHIP										
Mike McCormick, L ERA: 5.48 Frank Linzy, R ERA: Bill Henry, L ERA:	(1, 1) (6, 1) (9, 1)	5.2 2.2 0.2	WLS W S	BF 10 2	H 3 0	R 3 0	ER 3 0	SO 4 2	BB 2 0	IBB 0 0	HBP 0 0	BLK 0 0	WP 0 0	HR 1 0	S 29 14	P 37 14		ERA 4.76 0.00	WHIP 1.059 1.125									

Batter	1	2	3	4	5	6	7	8	9	AB	R	H	RBI	BB	SO	LOB	BOTTOM											
Ken Henderson, S OBP: 0.310, SLG: 0.360 (1, 7)										3	0	0	0	1	2	0	Houston Astros @ San Francisco Giants Candlestick Park, San Francisco, CA Sat May 13 1967, 6:33 AM EDT Att: 42,555 - Unknown livebaseballscorecards.com											
Jim Davenport, R OBP: 0.333, SLG: 0.500 Tito Fuentes, S OBP: 0.208, SLG: 0.197 (7, 4)										3	0	0	0	0	3	0												
Willie Mays, R OBP: 0.375, SLG: 0.549 (1, 8)										4	2	2	1	0	0	1												
Jim Ray Hart, R OBP: 0.294, SLG: 0.337 (1, 5)										4	0	0	0	0	1	2												
Jack Hiatt, R OBP: 0.450, SLG: 0.688 (1, 3)										2	1	0	0	2	1	1												
Ollie Brown, R OBP: 0.333, SLG: 0.308 (1, 9)										4	0	1	1	0	1	4												
Tom Haller, L OBP: 0.453, SLG: 0.549 (1, 2)										3	1	2	1	1	1	1												
Hal Lanier, R OBP: 0.186, SLG: 0.235 (7, 6)										4	0	0	1	0	0	4												
Mike McCormick, L Frank Linzy, R Bill Henry, L	(1, 1) (6, 1) (9, 1)									2	0	0	0	0	1	2												
Inning Stats	R: 1 E: 0 K: 3 S: 10	H: 1 LOB: 0 BB: 0 P: 10	R: 0 E: 0 K: 2 S: 8	H: 1 LOB: 0 BB: 0 P: 8	R: 0 E: 0 K: 3 S: 9	H: 0 LOB: 0 BB: 0 P: 9	R: 2 E: 1 K: 0 S: 6	H: 2 LOB: 2 BB: 1 P: 10	R: 0 E: 0 K: 1 S: 7	H: 0 LOB: 3 BB: 1 P: 11	R: 1 E: 0 K: 1 S: 5	H: 1 LOB: 0 BB: 1 P: 9	R: 0 E: 0 K: 0 S: 2	H: 0 LOB: 0 BB: 1 P: 6	R: 0 E: 0 K: 1 S: 5	H: 0 LOB: 1 BB: 1 P: 9		1B: 3 2B: 0 3B: 0 HR: 2	SF: 0 SAC: 0 DP: 0 HBP: 0	WP: 0 PB: 0 SB: 0 CS: 1	PA: 36							
PITCHER	IP	WLS	BF	H	R	ER	SO	BB	IBB	HBP	BLK	WP	HR	S	P	ERA		WHIP										
Mike Cuellar, L ERA: 4.11 Barry Latman, R ERA: 3.19	(1, 1) (6, 1)	5.0 3.0	L	BF 24 11	H 4 1	R 3 1	ER 1 1	SO 9 2	BB 2 3	IBB 0 0	HBP 0 0	BLK 0 0	WP 0 0	HR 1 12	S 40 24	P 8 24		ERA 1.80 3.00	WHIP 1.200 1.333									

Batter	1	2	3	4	5	6	7	8	9	AB	R	H	RBI	BB	SO	LOB	TOP		
Joe Morgan, L OBP: 0.365, SLG: 0.356	P1	K		HR		1B			BB	4	1	2	2	1	1	0	Houston Astros @ San Francisco Giants Candlestick Park, San Francisco, CA Sun May 14 1967, 6:33 AM EDT Unknown		
Sonny Jackson, L OBP: 0.252, SLG: 0.281	2B	1B	1-3	K		G5-3			BB	4	1	1	0	1	1	2			
Jimmy Wynn, R OBP: 0.369, SLG: 0.451	HR	2B	G3	2B		CS	1B		5-3	5	1	3	1	0	1	2			
Eddie Mathews, L OBP: 0.379, SLG: 0.431	HR		G3			CS	1B		K	5	1	2	2	0	2	3			
Rusty Staub, L OBP: 0.375, SLG: 0.533	1B		4-3			F4			F9	5	0	1	0	0	0	5			
Ron Davis, R OBP: 0.333, SLG: 0.533	F2			S	1B	1-2	BB		6-3	3	1	1	0	1	0	1			
Bob Aspromonte, R OBP: 0.283, SLG: 0.297	K			F7		F9			6-3	4	0	0	0	0	1	4			
Dave Adlesh, R OBP: 0.364, SLG: 0.222		5-3		F5		G5-3	1B		BB	2	0	0	0	2	0	1			
Larry Dierker, R OBP: 0.286, SLG: 0.250		K				K			K	2	1	1	0	0	1	0			
Jim Owens, R OBP: 0.261, SLG: 0.334				HR	1B					0	0	0	0	0	0	0			
Bo Belinsky, L OBP: 0.261, SLG: 0.344						K			K	0	0	0	0	0	0	0			
Carroll Sembera, R OBP: 0.346, SLG: 0.511										0	0	0	0	0	0	0			
Jim Lindsley, R OBP: 0.346, SLG: 0.511										0	0	0	0	0	0	0			
Dan Schneider, L OBP: 0.346, SLG: 0.511										0	0	0	0	0	0	0			
Inning Stats	R: 3 E: 0 K: 1 S: 9	H: 4 LOB: 1 BB: 0 P: 9	R: 0 E: 0 K: 2 S: 7	H: 0 LOB: 0 BB: 0 P: 7	R: 0 E: 0 K: 0 S: 4	H: 1 LOB: 1 BB: 0 P: 4	R: 3 E: 0 K: 1 S: 8	H: 3 LOB: 0 BB: 0 P: 8	R: 0 E: 0 K: 0 S: 4	H: 2 LOB: 2 BB: 1 P: 8	R: 0 E: 0 K: 1 S: 5	H: 0 LOB: 0 BB: 0 P: 7	R: 0 E: 0 K: 1 S: 5	H: 0 LOB: 1 BB: 2 P: 9	R: 0 E: 0 K: 1 S: 5	H: 0 LOB: 2 BB: 2 P: 13	1B: 7 2B: 2 3B: 0 HR: 2	SF: 0 SAC: 0 DP: 1 HBP: 0	WP: 0 PA: 41 PB: 0 SB: 1 CS: 2
PITCHER	IP WLS BF H R ER SO BB IBB HBP BLK WP HR S P ERA WHIP																		
Gaylord Perry, R ERA: 3.55	(1, 1) 4.0 20 8 6 6 4 0 0 0 0 0 2 28 28 13.50 2.000																		
Ray Sadecki, L ERA: 1.54	(5, 1) 1.0 W 5 2 0 0 0 1 0 0 0 0 0 4 8 0.00 3.000																		
Joe Gibbon, L ERA: 2.45	(6, 1) 4.0 S 16 1 0 0 5 4 0 0 0 0 0 22 38 0.00 1.250																		

Batter	1	2	3	4	5	6	7	8	9	AB	R	H	RBI	BB	SO	LOB	BOTTOM		
Ken Henderson, S OBP: 0.305, SLG: 0.346	F8	K		K	F3	BB				4	0	0	0	1	2	5	Houston Astros @ San Francisco Giants Candlestick Park, San Francisco, CA Sun May 14 1967, 6:33 AM EDT Unknown		
Tom Haller, L OBP: 0.451, SLG: 0.533	F5		5-3	BB	3-1	HR			F8	4	1	1	0	1	0	3			
Willie Mays, R OBP: 0.381, SLG: 0.560	6-3		P3-2		1B	1B			1-3	4	2	2	0	0	0	1			
Jesus Alou, R OBP: 0.261, SLG: 0.344					1B	1B			HR	1	0	0	0	0	0	0			
Jim Ray Hart, R OBP: 0.307, SLG: 0.379		BB	5-3		1B	1B			2B	5	3	3	4	0	0	1			
Norm Siebern, L OBP: 0.320, SLG: 0.200	1B	FC4-6	G3		1B	1B			FC1-5	4	2	3	0	1	0	1			
Ollie Brown, R OBP: 0.336, SLG: 0.316	FC4-6	1B		E6	K	E5			F9	5	2	2	1	0	1	4			
Hal Lanier, R OBP: 0.187, SLG: 0.222	FC4-6	SH1-4		E1	1B	FC1-5			6-3	4	1	0	1	1	0	4			
Tito Fuentes, S OBP: 0.232, SLG: 0.237	SH1-4	1B		G6-4-3	1B	2B			6-3	5	0	3	3	0	0	1			
Gaylord Perry, R OBP: 0.176, SLG: 0.176	SH1-4				1B	1B			2B	0	0	0	0	0	0	0			
Ray Sadecki, L OBP: 0.333, SLG: 0.667					1B	1B			K	1	0	1	0	0	0	0			
Jim Davenport, R OBP: 0.346, SLG: 0.511					2B	1B				1	0	1	1	0	0	0			
Joe Gibbon, R ERA: 1.0						1B				2	0	0	0	0	1	2			
Inning Stats	R: 0 E: 0 K: 0 S: 3	H: 0 LOB: 0 BB: 0 P: 3	R: 2 E: 0 K: 1 S: 8	H: 3 LOB: 2 BB: 1 P: 12	R: 0 E: 0 K: 0 S: 3	H: 0 LOB: 1 BB: 1 P: 7	R: 1 E: 2 K: 1 S: 7	H: 2 LOB: 1 BB: 0 P: 7	R: 4 E: 0 K: 1 S: 10	H: 5 LOB: 2 BB: 1 P: 14	R: 4 E: 1 K: 1 S: 11	H: 5 LOB: 3 BB: 1 P: 15	R: 0 E: 0 K: 0 S: 4	H: 1 LOB: 1 BB: 0 P: 4	R: 0 E: 0 K: 0 S: 3	H: 0 LOB: 0 BB: 0 P: 3	1B: 11 2B: 4 3B: 0 HR: 1	SF: 0 SAC: 1 DP: 1 HBP: 0	WP: 0 PA: 45 PB: 0 SB: 0 CS: 0
PITCHER	IP WLS BF H R ER SO BB IBB HBP BLK WP HR S P ERA WHIP																		
Larry Dierker, R ERA: 3.74	(1, 1) 4.1 23 8 6 6 2 2 0 0 0 0 0 25 33 12.46 2.308																		
Jim Owens, R ERA: 1.93	(5, 1) 0.1 L 3 1 0 0 1 1 0 0 0 0 0 4 8 0.00 6.000																		
Bo Belinsky, L ERA: 5.4	(5, 1) 0.1 6 5 5 4 0 0 0 0 0 0 1 6 6 108.00 15.000																		
Carroll Sembera, R ERA: 2.45	(6, 1) 2.0 10 2 0 0 1 1 0 0 0 0 0 11 15 0.00 1.500																		
Dan Schneider, L ERA: 1.0	(8, 1) 1.0 3 0 0 0 0 0 0 0 0 0 0 3 3 0.00 0.000																		


Batter	1	2	3	4	5	6	7	8	9	AB	R	H	RBI	BB	SO	LOB	TOP																
Joe Morgan, L (1.4) OBP: 0.397, SLG: 0.344										3	1	0	0	2	0	1	Houston Astros @ San Francisco Giants Candlestick Park, San Francisco, CA Sun May 14 1967, 6:38 AM EDT Att: 28,933 - Unknown																
Sonny Jackson, L (1.6) OBP: 0.258, SLG: 0.286										5	1	2	0	0	0	4																	
Jimmy Wynn, R (1.8) OBP: 0.370, SLG: 0.453										4	1	2	1	0	0	1																	
Eddie Mathews, L (1.5) OBP: 0.359, SLG: 0.403										5	0	0	0	0	1	4																	
Rusty Staub, L (1.9) OBP: 0.406, SLG: 0.563										4	0	3	1	1	1	0																	
Ron Davis, R (1.7) OBP: 0.365, SLG: 0.532										2	0	1	1	2	0	1																	
Chuck Harrison, R (1.3) OBP: 0.341, SLG: 0.286										4	0	1	0	1	0	3																	
John Bateman, R (1.2) OBP: 0.195, SLG: 0.205										4	0	1	0	0	1	4																	
Don Wilson, R (1.1) Dan Schneider, L (8.1) Claude Raymond, R (9.1)										3	0	0	0	0	2	3																	
Inning Stats	R: 2 E: 0 K: 0 S: 5	H: 2 LOB: 2 BB: 2 P: 13	R: 0 E: 1 K: 1 S: 6	H: 0 LOB: 1 BB: 0 P: 6	R: 0 E: 0 K: 0 S: 4	H: 1 LOB: 1 BB: 0 P: 4	R: 0 E: 0 K: 1 S: 6	H: 1 LOB: 2 BB: 1 P: 10	R: 1 E: 0 K: 0 S: 4	H: 2 LOB: 2 BB: 2 P: 12	R: 0 E: 0 K: 0 S: 4	H: 1 LOB: 2 BB: 1 P: 12	R: 0 E: 0 K: 0 S: 3	H: 1 LOB: 1 BB: 0 P: 3	R: 0 E: 0 K: 1 S: 6	H: 1 LOB: 1 BB: 0 P: 6		1B: 8 2B: 2 3B: 0 HR: 0	SF: 1 SAC: 1 DP: 1 HBP: 1	WP: 0 PB: 0 SB: 1 CS: 1	PA: 43												
PITCHER	IP WLS BF H R ER SO BB IBB HBP BLK WP HR S P ERA WHIP																																
Bobby Bolin, R (1.1) ERA: 6.96	4.1	22	5	3	3	2	2	1	0	1	0	0	0	23	35	6.23	1.615																
Ray Sadecki, L (5.1) ERA: 1.5	0.1	3	1	0	0	0	2	0	0	0	0	0	0	1	9	0.00	9.000																
Lindy McDaniel, R (5.1) ERA: 7.59	1.1	6	1	0	0	0	0	0	1	0	0	0	0	5	6	0.00	0.750																
Joe Gibbon, L (7.1) ERA: 1.93	2.0	8	2	0	0	2	1	0	0	0	0	0	0	11	15	0.00	1.500																
Mike McCormick, L (9.1) ERA: 5.24	1.0	W 4	1	0	0	1	0	0	0	0	0	0	0	6	6	0.00	1.000																
Batter	1	2	3	4	5	6	7	8	9	AB	R	H	RBI	BB	SO	LOB	BOTTOM																
Ken Henderson, S (1.7) OBP: 0.303, SLG: 0.343										4	0	1	1	0	3	1	Houston Astros @ San Francisco Giants Candlestick Park, San Francisco, CA Sun May 14 1967, 6:38 AM EDT Att: 28,933 - Unknown																
Tom Haller, L (1.2) OBP: 0.442, SLG: 0.532										4	0	1	0	0	1	2																	
Willie Mays, R (1.8) OBP: 0.375, SLG: 0.557										4	0	1	0	0	0	1																	
Jim Ray Hart, R (1.5) OBP: 0.297, SLG: 0.364										4	1	0	0	0	1	2																	
Norm Siebern, L (1.3) OBP: 0.276, SLG: 0.167										4	0	0	0	0	0	1																	
Ollie Brown, R (1.9) OBP: 0.348, SLG: 0.393										4	2	2	2	0	0	0																	
Hal Lanier, R (1.6) OBP: 0.182, SLG: 0.216										2	0	0	0	0	0	0																	
Bob Schroder, L (6. PH) OBP: 0.250, SLG: 0.250										1	1	1	0	0	0	0																	
Tito Fuentes, S (1.4) OBP: 0.224, SLG: 0.228										3	0	0	0	0	1	2																	
Bobby Bolin, R (1.1) ERA: 6.96	4.1	22	5	3	3	2	2	1	0	1	0	0	0	23	35	6.23		1.615															
Ray Sadecki, L (5.1) ERA: 1.5	0.1	3	1	0	0	0	2	0	0	0	0	0	0	1	9	0.00	9.000																
Lindy McDaniel, R (5.1) ERA: 7.59	1.1	6	1	0	0	0	0	0	1	0	0	0	0	5	6	0.00	0.750																
Joe Gibbon, L (7.1) ERA: 1.93	2.0	8	2	0	0	2	1	0	0	0	0	0	0	11	15	0.00	1.500																
Mike McCormick, L (9.1) ERA: 5.24	1.0	W 4	1	0	0	1	0	0	0	0	0	0	0	6	6	0.00	1.000																
Inning Stats	R: 0 E: 0 K: 1 S: 6	H: 1 LOB: 1 BB: 0 P: 6	R: 0 E: 0 K: 0 S: 3	H: 0 LOB: 0 BB: 0 P: 3	R: 0 E: 0 K: 1 S: 6	H: 1 LOB: 1 BB: 0 P: 6	R: 0 E: 0 K: 1 S: 5	H: 0 LOB: 0 BB: 0 P: 5	R: 0 E: 0 K: 0 S: 3	H: 0 LOB: 0 BB: 0 P: 3	R: 0 E: 0 K: 1 S: 5	H: 0 LOB: 0 BB: 0 P: 5	R: 0 E: 0 K: 2 S: 10	H: 3 LOB: 1 BB: 0 P: 10	R: 2 E: 0 K: 0 S: 4	H: 2 LOB: 0 BB: 0 P: 4	1B: 2 2B: 4 3B: 0 HR: 1	SF: 0 SAC: 0 DP: 0 HBP: 0	WP: 0 PB: 0 SB: 0 CS: 0	PA: 33													
PITCHER	IP WLS BF H R ER SO BB IBB HBP BLK WP HR S P ERA WHIP																																
Don Wilson, R (1.1) ERA: 3.51	7.2	28	5	2	1	5	0	0	0	0	0	0	0	38	38	1.17	0.652																
Dan Schneider, L (8.1) ERA: 0.96	0.1	1	0	0	0	1	0	0	0	0	0	0	0	3	3	0.00	0.000																
Claude Raymond, R (9.1) ERA: 3.26	0.2	L 4	2	2	2	0	0	0	0	0	0	1	4	4	27.00	3.000																	

Batter	1	2	3	4	5	6	7	8	9	10	AB	R	H	RBI	BB	SO	LOB	
Ron Davis, R OBP: 0.357, SLG: 0.500 Norm Miller, L OBP: 0.253, SLG: 0.250 Jim Landis, R OBP: 0.362, SLG: 0.367	P3		6-3		4-0 IBB		P5		F7		3	0	0	0	1	0	1	
Sonny Jackson, L OBP: 0.248, SLG: 0.274	5-3		6-3		P6		F7		G1		5	0	0	0	0	0	5	
Joe Morgan, L OBP: 0.384, SLG: 0.388	HR 1B				1B		1B 3B		F8		5	3	4	0	0	0	1	
Jimmy Wynn, R OBP: 0.366, SLG: 0.475	HR				F2		K		6-3		4	1	1	2	0	1	2	
Chuck Harrison, R OBP: 0.198, SLG: 0.220 Eddie Mathews, L OBP: 0.355, SLG: 0.397	F9				K		K		P4		4	0	0	0	0	2	2	
Rusty Staub, L OBP: 0.405, SLG: 0.544			K		K		1B 1B		G3		4	1	1	1	1	2	1	
Bob Aspromonte, R OBP: 0.297, SLG: 0.330			F9		F8		1B 1B		FC1-6 1B		5	0	3	2	0	0	0	
John Bateman, R OBP: 0.198, SLG: 0.220 Bob Lillis, R OBP: 0.267, SLG: 0.120	6-3				2B		P6		SH 1B		4	0	1	0	0	0	3	
Dave Giusti, R OBP: 0.071, SLG: 0.071 Dan Schneider, L OBP: 0.333, SLG: 0.333			1-3		P3		1B		SH		3	0	1	0	0	0	1	
Inning Stats	R: 2 E: 0 K: 0 S: 5	H: 2 LOB: 0 BB: 0 P: 5	R: 0 E: 0 K: 1 S: 5	H: 0 LOB: 0 BB: 0 P: 5	R: 0 E: 0 K: 0 S: 3	H: 0 LOB: 0 BB: 0 P: 3	R: 0 E: 0 K: 2 S: 8	H: 1 LOB: 1 BB: 0 P: 8	R: 0 E: 0 K: 0 S: 4	H: 1 LOB: 2 BB: 0 P: 10	R: 0 E: 0 K: 0 S: 3	H: 0 LOB: 0 BB: 0 P: 3	R: 0 E: 1 K: 0 S: 5	H: 1 LOB: 2 BB: 0 P: 5	R: 2 E: 0 K: 1 S: 7	H: 2 LOB: 2 BB: 2 P: 15	1B: 7 2B: 1 3B: 2 HR: 1	SF: 0 SAC: 2 DP: 0 HBP: 0
PITCHER	IP 7.0	WLS 30	H 8	R 3	ER 3	SO 5	BB 0	IBB 0	HBP 0	BLK 0	WP 0	HR 1	S 39	P 43	ERA 3.86	WHIP 1.143		
Jim Brewer, L ERA: 3.0																		
Bob Miller, R ERA: 5.81	1.1	6	1	0	0	0	0	0	0	0	0	0	6	6	0.00	0.750		
Ron Perranoski, L ERA: 3.33	0.2	2	0	0	0	0	0	0	0	0	0	0	2	2	0.00	0.000		
Phil Regan, R ERA: 2.42	1.0	L	7	2	2	2	1	0	2	0	0	0	7	15	18.00	2.000		

TOP

Houston Astros @ Los Angeles Dodgers
Dodger Stadium, Los Angeles, CA
Mon May 15 1967, 7:05 PM PDT
Att: 15,529 - Unknown

AB	40
R	5
H	11
RBI	5
BB	3
SO	6
LOB	21




WP	0	PA	45
PB	0		
SB	0		
CS	0		

Batter	1	2	3	4	5	6	7	8	9	10	AB	R	H	RBI	BB	SO	LOB					
Wes Parker, S OBP: 0.368, SLG: 0.370	K		4-3		G3			K	G3		5	0	0	0	0	2	3					
Ron Hunt, R OBP: 0.400, SLG: 0.349	BB		F9		1B		1B	E 6-3 1B	F7		4	1	2	0	1	0	1					
Willie Davis, L OBP: 0.333, SLG: 0.316	K				1B G3 1B		F8	E3 6-3 BB	F8		5	1	1	1	0	1	3					
Ron Fairly, L OBP: 0.336, SLG: 0.396	F9				G3 1B		F7	3H 4-0 BB	L3		4	0	1	0	1	0	2					
Jim Lefebvre, S OBP: 0.373, SLG: 0.405			5-3		F7		1-3	6-3			4	0	0	1	0	0	5					
John Roseboro, L OBP: 0.406, SLG: 0.283 Al Ferrara, R OBP: 0.267, SLG: 0.288 Jeff Torborg, R OBP: 0.220, SLG: 0.211			L9		G3		P6	L9			3	0	0	1	0	0	1					
Bob Bailey, R OBP: 0.188, SLG: 0.200			4-3		6-3		F7		6-3		4	0	0	0	0	0	1					
Gene Michael, S OBP: 0.255, SLG: 0.227 Bob Miller, R OBP: 0.362, SLG: 0.367					K		P3		4-3		3	0	1	0	0	1	0					
Len Gabrielson, L OBP: 0.158, SLG: 0.059 Phil Regan, R OBP: 0.333, SLG: 0.333			4-3 SH3-4 1B		K						0	0	0	0	0	0	0					
Jim Brewer, L OBP: 0.333, SLG: 0.333			SH3-4		P4			1B E BB			1	1	1	0	1	0	0					
Inning Stats	R: 0 E: 0 K: 2 S: 7	H: 0 LOB: 1 BB: 1 P: 11	R: 0 E: 0 K: 0 S: 3	H: 0 LOB: 0 BB: 0 P: 3	R: 0 E: 0 K: 0 S: 4	H: 1 LOB: 1 BB: 0 P: 4	R: 1 E: 0 K: 0 S: 5	H: 2 LOB: 1 BB: 0 P: 5	R: 0 E: 0 K: 1 S: 5	H: 0 LOB: 0 BB: 0 P: 5	R: 0 E: 0 K: 0 S: 4	H: 1 LOB: 1 BB: 0 P: 4	R: 0 E: 0 K: 0 S: 3	H: 0 LOB: 0 BB: 0 P: 3	R: 2 E: 1 K: 1 S: 7	H: 1 LOB: 2 BB: 2 P: 15	R: 0 E: 0 K: 0 S: 4	H: 1 LOB: 1 BB: 0 P: 4	R: 0 E: 0 K: 0 S: 3	H: 0 LOB: 0 BB: 0 P: 3	1B: 6 2B: 0 3B: 0 HR: 0	SF: 0 SAC: 1 DP: 0 HBP: 0
PITCHER	IP 7.1	WLS 29	H 5	R 3	ER 2	SO 4	BB 2	IBB 0	HBP 0	BLK 0	WP 0	HR 0	S 35	P 43	ERA 2.46	WHIP 0.955						
Dave Giusti, R ERA: 3.92																						
Dan Schneider, L ERA: 0.93	0.1	3	0	0	0	0	1	0	0	0	0	0	2	6	0.00	3.000						
Carroll Sembera, R ERA: 2.18	2.1	W	8	1	0	0	0	0	0	0	0	0	8	8	0.00	0.429						

BOTTOM

Houston Astros @ Los Angeles Dodgers
Dodger Stadium, Los Angeles, CA
Mon May 15 1967, 7:05 PM PDT
Att: 15,529 - Unknown

AB	36
R	3
H	6
RBI	3
BB	3
SO	4
LOB	18



WP	0	PA	40
PB	0		
SB	0		
CS	0		

Batter	1	2	3	4	5	6	7	8	9	AB	R	H	RBI	BB	SO	LOB	TOP			
Ron Davis, R OBP: 0.333, SLG: 0.463 (1, 7)	F9		F7		K			2-3		4	0	0	0	0	1	0				
Sonny Jackson, L OBP: 0.242, SLG: 0.268 (1, 6) Bob Lillis, R (9, PH)	K		4-3			F8			F7	3	0	0	0	0	1	0				
Joe Morgan, L OBP: 0.372, SLG: 0.373 (1, 4)	G3		4-3			F8			F8	4	0	0	0	0	0	0				
Jimmy Wynn, R OBP: 0.362, SLG: 0.461 (1, 8)		F7		K		5-3			1B BB	3	0	0	0	1	1	0				
Chuck Harrison, R OBP: 0.327, SLG: 0.349 (1, 3)		HR		6-3				F8	FC4-6 1B	4	1	2	1	0	0	0				
Rusty Staub, L OBP: 0.410, SLG: 0.542 (1, 9)		1B		1B		F7			FC4-6 1B	4	0	2	0	0	0	2				
Bob Aspromonte, R OBP: 0.306, SLG: 0.339 (1, 5)				1B		6-3				3	0	2	0	0	0	0				
John Bateman, R OBP: 0.191, SLG: 0.212 (1, 2)		K				F9		6-3		3	0	0	0	0	1	2				
Chris Zachary, L (1, 1) Bo Belinsky, L (4, 1) Jim Landis, R (8, PH) Jim Owens, R (8, 1)	4-3				K			K		1	0	0	0	0	0	2				
Inning Stats	R: 0 E: 0 K: 1 S: 5	H: 0 LOB: 0 BB: 0 P: 5	R: 1 E: 0 K: 1 S: 8	H: 3 LOB: 2 BB: 0 P: 8	R: 0 E: 0 K: 1 S: 3	H: 0 LOB: 0 BB: 0 P: 3	R: 0 E: 0 K: 1 S: 6	H: 2 LOB: 2 BB: 0 P: 6	R: 0 E: 0 K: 2 S: 7	H: 0 LOB: 0 BB: 0 P: 7	R: 0 E: 0 K: 0 S: 3	H: 0 LOB: 0 BB: 0 P: 3	R: 0 E: 0 K: 0 S: 3	H: 0 LOB: 0 BB: 0 P: 3	R: 0 E: 0 K: 1 S: 5	H: 1 LOB: 2 BB: 1 P: 8	1B: 5 2B: 0 3B: 0 HR: 1	SF: 0 SAC: 0 DP: 0 HBP: 0	WP: 0 PB: 0 SB: 0 CS: 0	PA: 33
PITCHER Claude Osteen, L ERA: 2.68 (1, 1)	IP: 9.0 WLS: W BF: 33 H: 6 R: 1 ER: 1 SO: 6 BB: 1 IBB: 0 HBP: 0 BLK: 0 WP: 0 HR: 1 S: 44 P: 48 ERA: 1.00 WHIP: 0.778																			

Houston Astros @ Los Angeles Dodgers
Dodger Stadium, Los Angeles, CA
Tue May 16 1967, 7:05 PM PDT
Att: 16,386 - Unknown

AB	32
R	1
H	6
RBI	1
BB	1
SO	6
LOB	6



Batter	1	2	3	4	5	6	7	8	9	AB	R	H	RBI	BB	SO	LOB	BOTTOM			
Gene Michael, S OBP: 0.245, SLG: 0.218 (1, 6)	F7	2-3		6-3			4-3			4	0	0	0	0	0	1				
Ron Hunt, R OBP: 0.396, SLG: 0.345 (1, 4)	5-3		4-3 1B		2-3		5-3			4	0	1	0	0	0	0				
Willie Davis, L OBP: 0.313, SLG: 0.295 (1, 8)	4-3		4-3 1-2		K		K			4	0	0	0	0	2	1				
Ron Fairly, L OBP: 0.333, SLG: 0.386 (1, 9)		1B BB	F8		4-3		F8			3	1	0	0	1	0	2				
Jim Lefebvre, S OBP: 0.369, SLG: 0.400 (1, 5)		1B SH	K		5-3		P6			4	1	1	0	0	1	1				
John Roseboro, L OBP: 0.425, SLG: 0.368 (1, 2)		SH 1B		BB 1B		HR		F8		4	3	3	2	0	0	0				
Wes Parker, S OBP: 0.376, SLG: 0.366 (1, 3)		SH SH1-3		1B WP BB				4-3		1	1	0	0	2	0	0				
Len Gabrielson, L OBP: 0.200, SLG: 0.111 (1, 7) Jim Hickman, R OBP: 0.239, SLG: 0.256 (5, 7)		SH1-3		CS 1B		K				1	0	1	1	0	0	0				
Claude Osteen, L OBP: 0.286, SLG: 0.278 (1, 1)		K		1-2 3H		4-3				3	0	0	0	0	2	3				
Inning Stats	R: 0 E: 0 K: 0 S: 3	H: 0 LOB: 0 BB: 0 P: 3	R: 3 E: 1 K: 1 S: 8	H: 2 LOB: 1 BB: 1 P: 12	R: 0 E: 0 K: 1 S: 6	H: 1 LOB: 1 BB: 0 P: 6	R: 2 E: 0 K: 1 S: 6	H: 2 LOB: 0 BB: 1 P: 10	R: 0 E: 0 K: 1 S: 5	H: 0 LOB: 0 BB: 0 P: 5	R: 1 E: 0 K: 1 S: 6	H: 1 LOB: 1 BB: 1 P: 10	R: 0 E: 0 K: 1 S: 6	H: 0 LOB: 1 BB: 0 P: 6	R: 0 E: 0 K: 0 S: 3	H: 0 LOB: 0 BB: 0 P: 3	1B: 5 2B: 0 3B: 0 HR: 1	SF: 0 SAC: 2 DP: 0 HBP: 0	WP: 2 PB: 0 SB: 1 CS: 1	PA: 34
PITCHER Chris Zachary, R ERA: 5.4 (1, 1) Bo Belinsky, L ERA: 4.67 (4, 1) Jim Owens, R ERA: 1.59 (8, 1)	IP: 3.0 WLS: L BF: 16 H: 4 R: 5 ER: 3 SO: 2 BB: 2 IBB: 0 HBP: 0 BLK: 0 WP: 0 HR: 0 S: 18 P: 26 ERA: 9.00 WHIP: 2.000																			

Houston Astros @ Los Angeles Dodgers
Dodger Stadium, Los Angeles, CA
Tue May 16 1967, 7:05 PM PDT
Att: 16,386 - Unknown

AB	29
R	6
H	6
RBI	3
BB	3
SO	6
LOB	9



Batter	1	2	3	4	5	6	7	8	9	AB	R	H	RBI	BB	SO	LOB	TOP			
Joe Morgan, L (1.4) OBP: 0.368, SLG: 0.368										4	0	1	0	0	0	3	Houston Astros @ Los Angeles Dodgers Dodger Stadium, Los Angeles, CA Wed May 17 1967, 7:05 PM PDT Att: 17,187 - Unknown			
Sonny Jackson, L (1.6) OBP: 0.235, SLG: 0.260										4	0	0	0	0	1	1				
Jimmy Wynn, R (1.8) OBP: 0.375, SLG: 0.481										4	0	3	0	0	0	0				
Eddie Mathews, L (1.3) OBP: 0.340, SLG: 0.378										4	0	0	0	0	0	3				
Rusty Staub, L (1.9) OBP: 0.390, SLG: 0.513										4	0	0	0	0	0	3				
Ron Davis, R (1.7) OBP: 0.317, SLG: 0.439										3	0	0	0	0	0	1				
Bob Aspromonte, R (1.5) OBP: 0.315, SLG: 0.357										3	0	2	0	0	1	0				
John Bateman, R (1.2) OBP: 0.187, SLG: 0.207										2	0	0	0	0	0	1				
Barry Latman, R (5.1)										0	0	0	0	0	0	0				
Norm Miller, L (8. FH) OBP: 0.250, SLG: 0.235										1	0	0	0	0	0	1				
Claude Raymond, R (8.1)										0	0	0	0	0	0	0				
Mike Cuellar, L (1.1) OBP: 0.222, SLG: 0.278										1	0	1	0	0	0	0				
Dave Adlesh, R (5.2) OBP: 0.308, SLG: 0.182										2	0	0	0	0	0	1				
Inning Stats	R: 0 E: 0 K: 0 S: 3	H: 1 LOB: 0 BB: 0 P: 3	R: 0 E: 0 K: 0 S: 3	H: 0 LOB: 0 BB: 0 P: 3	R: 0 E: 0 K: 0 S: 4	H: 2 LOB: 1 BB: 0 P: 4	R: 0 E: 0 K: 0 S: 4	H: 1 LOB: 0 BB: 0 P: 4	R: 0 E: 0 K: 1 S: 5	H: 0 LOB: 0 BB: 0 P: 5	R: 0 E: 0 K: 0 S: 4	H: 1 LOB: 1 BB: 0 P: 4	R: 0 E: 0 K: 0 S: 4	H: 1 LOB: 1 BB: 0 P: 4	R: 0 E: 0 K: 0 S: 4	H: 1 LOB: 1 BB: 0 P: 4	1B: 5 2B: 2 3B: 0 HR: 0	SF: 0 SAC: 0 DP: 2 HBP: 0	WP: 0 PB: 0 SB: 0 CS: 0	PA: 32
PITCHER Don Sutton, R (1.1) ERA: 4.33	IP: 9.0 WLS: W BF: 32 H: 7 R: 0 ER: 0 SO: 2 BB: 0 IBB: 0 HBP: 0 BLK: 0 WP: 0 HR: 0 S: 36 P: 36 ERA: 0.00 WHIP: 0.778																			

Batter	1	2	3	4	5	6	7	8	9	AB	R	H	RBI	BB	SO	LOB	BOTTOM			
Gene Michael, S (1.6) OBP: 0.236, SLG: 0.210										4	0	0	0	0	1	2	Houston Astros @ Los Angeles Dodgers Dodger Stadium, Los Angeles, CA Wed May 17 1967, 7:05 PM PDT Att: 17,187 - Unknown			
Ron Hunt, R (1.4) OBP: 0.399, SLG: 0.345										3	1	1	0	1	0	1				
Willie Davis, L (1.8) OBP: 0.324, SLG: 0.308										4	1	2	0	0	0	1				
Jim Lefebvre, S (1.5) OBP: 0.366, SLG: 0.403										4	1	1	2	0	0	1				
Al Ferrara, R (1.7) OBP: 0.266, SLG: 0.286										4	0	1	0	0	2	2				
Ron Fairly, L (1.9) OBP: 0.338, SLG: 0.385										3	1	1	1	1	0	1				
John Roseboro, L (1.2) OBP: 0.429, SLG: 0.393										4	1	2	0	0	0	2				
Wes Parker, S (1.3) OBP: 0.382, SLG: 0.400										3	2	1	1	1	0	2				
Don Sutton, R (1.1) OBP: 0.211, SLG: 0.316										3	0	1	0	0	0	0				
Inning Stats	R: 3 E: 0 K: 1 S: 9	H: 4 LOB: 1 BB: 0 P: 9	R: 1 E: 0 K: 1 S: 6	H: 1 LOB: 1 BB: 1 P: 10	R: 3 E: 1 K: 1 S: 7	H: 1 LOB: 1 BB: 2 P: 15	R: 0 E: 0 K: 0 S: 3	H: 0 LOB: 0 BB: 0 P: 3	R: 0 E: 0 K: 0 S: 4	H: 1 LOB: 0 BB: 0 P: 4	R: 0 E: 0 K: 0 S: 3	H: 1 LOB: 0 BB: 0 P: 3	R: 0 E: 0 K: 0 S: 3	H: 1 LOB: 0 BB: 0 P: 3	R: 0 E: 0 K: 0 S: 3	H: 1 LOB: 0 BB: 0 P: 3		1B: 7 2B: 2 3B: 0 HR: 1	SF: 0 SAC: 0 DP: 2 HBP: 0	WP: 0 PB: 0 SB: 0 CS: 0
PITCHER Mike Cuellar, L (1.1) ERA: 4.5	IP: 4.0 WLS: L BF: 22 H: 6 R: 7 ER: 4 SO: 3 BB: 2 IBB: 0 HBP: 0 BLK: 0 WP: 0 HR: 1 S: 25 P: 37 ERA: 9.00 WHIP: 2.000																			
Barry Latman, R (5.1) ERA: 2.7	3.0 10 3 0 0 0 0 0 0 0 0 0 10 10 0.00 1.000																			
Claude Raymond, R (8.1) ERA: 3.1	1.0 3 1 0 0 0 0 0 0 0 0 0 3 3 0.00 1.000																			



Batter	1	2	3	4	5	6	7	8	9	AB	R	H	RBI	BB	SO	LOB	TOP					
Jesus Alou, R OBP: 0.275, SLG: 0.333 (1, 7)	F3		K		4-3			F9		4	0	0	0	0	1	2	San Francisco Giants @ Houston Astros Astrodome, Houston, TX Thu May 18 1967, 8:05 PM EDT Att: 13,319 - Unknown					
Tom Haller, L OBP: 0.435, SLG: 0.506 (1, 2)	4-3			1B		FC6-4		5-3		3	0	1	0	1	0	0						
Willie Mays, R OBP: 0.394, SLG: 0.560 (1, 8)	K			1B		K		2B		4	1	2	0	0	2	1						
Jim Ray Hart, R OBP: 0.286, SLG: 0.388 (1, 5)		6-3		K		FC6-4		1B		4	1	1	1	0	1	3						
Jack Hiatt, R OBP: 0.483, SLG: 0.591 (1, 3)	1-3			K		F2		1B		4	0	1	1	0	1	3						
Ollie Brown, R OBP: 0.321, SLG: 0.389 (1, 9)				K						0	0	0	0	0	0	0						
Ken Henderson, S OBP: 0.302, SLG: 0.333 (2, PH)	F6							F8		3	0	0	0	1	1	3						
Hal Lanier, R OBP: 0.185, SLG: 0.213 (1, 6)			SH2-4		F8					4	0	1	0	0	1	1						
Tito Fuentes, S OBP: 0.222, SLG: 0.237 (1, 4)			K		FC3-6			6-3		4	0	1	0	0	1	2						
Gaylord Perry, R OBP: 0.167, SLG: 0.167 (1, 1)			SH2-4		FC3-6					1	0	0	0	0	0	1						
Ron Herbel, R OBP: 0.500, SLG: 0.500 (5, 1)					WP					0	0	0	0	0	0	0						
Norm Siebern, L OBP: 0.289, SLG: 0.133 (7, PH)										1	0	0	0	0	0	1						
Lindy McDaniel, R OBP: 0.327, SLG: 0.480 (7, 1)										0	0	0	0	0	0	0						
Jim Davenport, R OBP: 0.327, SLG: 0.480 (9, PH)										1	0	0	0	0	1	0						
Inning Stats	R: 0 E: 0 K: 1 S: 5	H: 0 LOB: 0 BB: 0 P: 5	R: 0 E: 0 K: 0 S: 3	H: 0 LOB: 0 BB: 0 P: 3	R: 0 E: 0 K: 2 S: 8	H: 1 LOB: 1 BB: 0 P: 8	R: 0 E: 0 K: 3 S: 11	H: 2 LOB: 2 BB: 0 P: 11	R: 0 E: 0 K: 0 S: 4	H: 1 LOB: 1 BB: 0 P: 4	R: 0 E: 0 K: 1 S: 5	H: 0 LOB: 1 BB: 1 P: 9	R: 0 E: 0 K: 1 S: 5	H: 0 LOB: 1 BB: 1 P: 9	R: 2 E: 0 K: 0 S: 6	H: 3 LOB: 1 BB: 0 P: 6	R: 0 E: 0 K: 1 S: 5	H: 0 LOB: 0 BB: 0 P: 5	1B: 6 2B: 1 3B: 0 HR: 0	SF: 0 SAC: 1 DP: 0 HBP: 0	WP: 1 PB: 0 SB: 0 CS: 0	PA: 36
PITCHER Lary Dierker, R ERA: 3.44 (1, 1)	IP: 9.0 WLS: W BF: 36 H: 7 R: 2 ER: 2 SO: 9 BB: 2 IBB: 0 HBP: 0 BLK: 0 WP: 1 HR: 0 S: 52 P: 60 ERA: 2.00 WHIP: 1.000															PITCHER						

Batter	1	2	3	4	5	6	7	8	9	AB	R	H	RBI	BB	SO	LOB	BOTTOM					
Joe Morgan, L OBP: 0.377, SLG: 0.376 (1, 4)	F4		F8		1B	PB		2B		3	2	1	0	2	0	0	San Francisco Giants @ Houston Astros Astrodome, Houston, TX Thu May 18 1967, 8:05 PM EDT Att: 13,319 - Unknown					
Sonny Jackson, L OBP: 0.241, SLG: 0.265 (1, 6)	F7		K		1B	E		F7		5	1	2	1	0	1	1						
Jimmy Wynn, R OBP: 0.371, SLG: 0.505 (1, 8)	HR		K		SF9					3	1	1	3	0	1	1						
Rusty Staub, L OBP: 0.412, SLG: 0.532 (1, 9)				1B		1B				3	1	3	1	0	0	0						
Jim Landis, R OBP: 0.352, SLG: 0.355 (6, 9)	1B			1B	E	1B				1	0	0	0	0	1	1						
Eddie Mathews, L OBP: 0.337, SLG: 0.372 (1, 3)	K			F6	E7			6-3		4	0	1	0	0	1	2						
Norm Miller, L OBP: 0.250, SLG: 0.200 (1, 7)		K		K	1B			6-3		3	0	0	0	1	2	1						
Bob Aspromonte, R OBP: 0.320, SLG: 0.362 (1, 5)				1B	F2			5-3		4	0	2	0	0	0	2						
John Bateman, R OBP: 0.179, SLG: 0.198 (1, 2)	F7			FC5-4				F9		4	0	0	0	0	0	3						
Larry Dierker, R OBP: 0.278, SLG: 0.313 (1, 1)	K			1-3		1B		K		4	1	1	0	0	2	1						
Inning Stats	R: 1 E: 0 K: 1 S: 7	H: 2 LOB: 1 BB: 0 P: 7	R: 0 E: 0 K: 2 S: 8	H: 1 LOB: 1 BB: 0 P: 8	R: 0 E: 0 K: 2 S: 7	H: 0 LOB: 0 BB: 0 P: 7	R: 0 E: 0 K: 1 S: 7	H: 2 LOB: 2 BB: 0 P: 7	R: 3 E: 2 K: 0 S: 6	H: 3 LOB: 2 BB: 2 P: 14	R: 2 E: 0 K: 1 S: 7	H: 2 LOB: 1 BB: 1 P: 11	R: 0 E: 0 K: 0 S: 3	H: 0 LOB: 0 BB: 0 P: 3	R: 0 E: 0 K: 1 S: 6	H: 1 LOB: 1 BB: 0 P: 6	R: 0 E: 0 K: 1 S: 6	H: 0 LOB: 0 BB: 0 P: 6	1B: 8 2B: 2 3B: 0 HR: 1	SF: 1 SAC: 0 DP: 0 HBP: 0	WP: 0 PB: 1 SB: 1 CS: 0	PA: 38
PITCHER Gaylord Perry, R ERA: 3.71 (1, 1)	IP: 4.2 WLS: L BF: 24 H: 4 R: 4 ER: 3 SO: 6 BB: 2 IBB: 0 HBP: 0 BLK: 0 WP: 0 HR: 1 S: 34 P: 42 ERA: 5.79 WHIP: 2.143															PITCHER						
Ron Herbel, R ERA: 3.96 (5, 1)	1.1	7	2	2	2	1	1	0	0	0	0	8	12	13.50	2.250							
Lindy McDaniel, R ERA: 5.79 (7, 1)	2.0	7	1	0	0	1	0	0	0	0	0	9	9	0.00	0.500							

Batter	1	2	3	4	5	6	7	8	9	AB	R	H	RBI	BB	SO	LOB	TOP																					
Jesus Alou, R OBP: 0.277, SLG: 0.333 (1, 7)	F8		F9		SH1-3		1B		SH5-4	3	0	1	0	0	0	0																						
Tom Haller, L OBP: 0.434, SLG: 0.553 (1, 2)	6-3		2-3		F8			HR	3B	5	1	2	2	0	0	1																						
Willie Mays, R OBP: 0.394, SLG: 0.552 (1, 8)	6-3			1B		G4-6-3		6-3	K	5	1	2	0	0	1	1																						
Jim Ray Hart, R OBP: 0.297, SLG: 0.397 (1, 5)		1B		1B		G4-6-3		6-3	K	5	1	3	0	0	1	1																						
Willie McCovey, L OBP: 0.314, SLG: 0.438 (1, 3)				1B		G4-6-3				4	1	3	2	0	0	2																						
Ollie Brown, R OBP: 0.305, SLG: 0.368 (1, 9)				1B		G4-6-3		HR		4	1	0	0	0	1	4																						
Hal Lanier, R OBP: 0.188, SLG: 0.226 (1, 6)										4	0	1	1	0	1	2																						
Tito Fuentes, S OBP: 0.214, SLG: 0.227 (1, 4)										4	0	0	0	0	2	3																						
Ray Sadecki, L OBP: 0.333, SLG: 0.667 Bobby Bolin, R OBP: 0.375, SLG: 0.467 (1, 1)			F9		SH1-3				SH5-4	0	0	0	0	0	0	0																						
					BB				3B	3	1	2	0	1	0	0																						
Inning Stats	R: 0 E: 0 K: 0 S: 3	H: 0 LOB: 0 BB: 0 P: 3	R: 0 E: 0 K: 3 S: 11	H: 2 LOB: 2 BB: 0 P: 11	R: 0 E: 0 K: 0 S: 3	H: 0 LOB: 0 BB: 0 P: 3	R: 2 E: 0 K: 0 S: 5	H: 3 LOB: 0 BB: 0 P: 5	R: 0 E: 0 K: 1 S: 5	H: 0 LOB: 1 BB: 1 P: 9	R: 0 E: 0 K: 0 S: 4	H: 2 LOB: 1 BB: 0 P: 4	R: 0 E: 0 K: 0 S: 4	H: 2 LOB: 1 BB: 0 P: 4	R: 3 E: 1 K: 0 S: 7	H: 3 LOB: 1 BB: 0 P: 7	R: 1 E: 0 K: 2 S: 9	H: 2 LOB: 1 BB: 0 P: 9	1B: 10 2B: 1 3B: 1 HR: 2	SF: 0 SAC: 2 DP: 2 HBP: 0	WP: 0 PA: 40 PB: 0 SB: 0 CS: 0																	
PITCHER	IP	WLS	BF	H	R	ER	SO	BB	IBB	HBP	BLK	WP	HR	S	P	ERA	WHIP	PITCHER				IP	WLS	BF	H	R	ER	SO	BB	IBB	HBP	BLK	WP	HR	S	P	ERA	WHIP
Don Wilson, R ERA: 3.78 (1, 1)	7.2	L	32	11	4	4	4	1	0	0	0	0	2	39	43	4.70	1.565																					
Carroll Sembera, R ERA: 2.14 (8, 1)	0.1		3	1	1	0	0	0	0	0	0	0	0	3	3	0.00	3.000																					
Jim Owens, R ERA: 2.7 (9, 1)	1.0		5	2	1	1	2	0	0	0	0	0	0	9	9	9.00	2.000																					

San Francisco Giants @ Houston Astros
Astrodome, Houston, TX
Fri May 19 1967, 8:05 PM EDT
Att: 16,297 - Unknown

AB	37
R	6
H	14
RBI	5
BB	1
SO	6
LOB	14



Batter	1	2	3	4	5	6	7	8	9	AB	R	H	RBI	BB	SO	LOB	BOTTOM																					
Joe Morgan, L OBP: 0.392, SLG: 0.373 (1, 4)	E				SH1-3		1-3		4-3	1	1	0	0	4	0	0																						
Sonny Jackson, L OBP: 0.248, SLG: 0.286 (1, 6)	BB	1-2			SH1-3		F2		FC6-4	4	0	2	1	0	0	4																						
Jimmy Wynn, R OBP: 0.364, SLG: 0.487 (1, 8)	K			BB	F8		1-3		FC6-4	4	0	0	0	1	1	4																						
Chuck Harrison, R OBP: 0.314, SLG: 0.333 Eddie Mathews, L OBP: 0.337, SLG: 0.364 (6, PH)	K				F2				F4	2	0	0	0	0	2	2																						
Jim Landis, R OBP: 0.333, SLG: 0.333 (1, 9)	F9				F9		F6		F4	4	0	0	0	0	0	4																						
Ron Davis, R OBP: 0.313, SLG: 0.426 (1, 7)		BB			5-3		5-3		F5	4	0	1	0	0	0	1																						
Bob Aspromonte, R OBP: 0.326, SLG: 0.367 (1, 5)	F7				1-3		2B		FC6-4	4	1	2	0	0	0	1																						
John Bateman, R OBP: 0.192, SLG: 0.221 (1, 2)	BB				F7		1-H		FC6-4	4	0	2	1	0	0	1																						
Don Wilson, R Carroll Sembera, R Rusty Staub, L Jim Owens, R (1, 1)					K		F4		F5	3	0	0	0	0	2	3																						
										0	0	0	0	0	0	0																						
										1	0	0	0	0	0	1																						
										0	0	0	0	0	0	0																						
Inning Stats	R: 1 E: 1 K: 2 S: 8	H: 1 LOB: 1 BB: 1 P: 12	R: 0 E: 0 K: 1 S: 7	H: 2 LOB: 3 BB: 1 P: 11	R: 0 E: 0 K: 1 S: 5	H: 0 LOB: 1 BB: 1 P: 9	R: 0 E: 0 K: 1 S: 5	H: 0 LOB: 0 BB: 0 P: 5	R: 0 E: 0 K: 0 S: 3	H: 0 LOB: 1 BB: 1 P: 7	R: 1 E: 0 K: 0 S: 5	H: 2 LOB: 1 BB: 0 P: 5	R: 0 E: 0 K: 0 S: 3	H: 0 LOB: 2 BB: 2 P: 11	R: 0 E: 0 K: 0 S: 4	H: 1 LOB: 1 BB: 0 P: 4	R: 0 E: 0 K: 0 S: 4	H: 1 LOB: 1 BB: 0 P: 4	1B: 5 2B: 1 3B: 1 HR: 0	SF: 0 SAC: 1 DP: 0 HBP: 0	WP: 0 PA: 40 PB: 0 SB: 1 CS: 0																	
PITCHER	IP	WLS	BF	H	R	ER	SO	BB	IBB	HBP	BLK	WP	HR	S	P	ERA	WHIP	PITCHER				IP	WLS	BF	H	R	ER	SO	BB	IBB	HBP	BLK	WP	HR	S	P	ERA	WHIP
Ray Sadecki, L ERA: 4.05 (1, 1)	0.1		3	1	1	1	1	1	0	0	0	0	0	4	8	27.00	6.000																					
Bobby Bolin, R ERA: 5.71 (1, 1)	8.2	W	37	6	1	1	4	5	0	0	0	0	0	40	60	1.04	1.269																					

San Francisco Giants @ Houston Astros
Astrodome, Houston, TX
Fri May 19 1967, 8:05 PM EDT
Att: 16,297 - Unknown

AB	33
R	2
H	7
RBI	2
BB	6
SO	5
LOB	23



Batter	1	2	3	4	5	6	7	8	9	AB	R	H	RBI	BB	SO	LOB	TOP															
Jesus Alou, R OBP: 0.282, SLG: 0.336 (1, 7)	0-0 4-3		0-0 1B			0-0 1-3	0-0 1B		0-0 F4	5	0	2	1	0	0	0	San Francisco Giants @ Houston Astros Astrodome, Houston, TX Sat May 20 1967, 8:05 PM EDT Att: 25,687 - Unknown															
Tom Haller, L OBP: 0.419, SLG: 0.531 (1, 2)	0-3 K		0-0 G3			0-0 G3	3-H 1B			4	0	0	0	0	1	3																
Willie Mays, R OBP: 0.407, SLG: 0.556 (1, 8)	0-3 K			0-0 1B		4-0 1B	BB		0-0 SH1-3 1B	3	0	2	0	1	1	0																
Jim Ray Hart, R OBP: 0.303, SLG: 0.395 (1, 5)		0-0 F7		0-0 F7		0-0 1B			4-0 SH1-3 BB	3	0	1	0	1	0	1																
Willie McCovey, L OBP: 0.314, SLG: 0.435 (1, 3)	0-3 K		0-0 G6-4-3 1B			0-3 K			0-0 SH1-3	3	0	1	0	0	2	2																
Ollie Brown, R OBP: 0.314, SLG: 0.405 (1, 9)	0-0 HR		0-0 G6-4-3 1-2						4-0 G6-4-3 IBB	3	1	1	1	1	0	2																
Hal Lanier, R OBP: 0.180, SLG: 0.216 (7, 4)	0-0 6-3			0-3 K					0-0 E6 1B	4	1	0	0	0	1	3																
Tito Fuentes, S OBP: 0.210, SLG: 0.222 (7, PH)			0-0 F8			0-0 1-3			0-3 K	2	0	0	0	0	0	0																
Norm Siebern, L OBP: 0.308, SLG: 0.161 (7, FR)										1	0	1	1	0	0	0																
Jim Davenport, R OBP: 0.321, SLG: 0.471 (7, 6)									0-3 K	1	1	0	0	0	1	0																
Juan Marichal, R OBP: 0.303, SLG: 0.452 (1, 1)			0-0 1-3			0-0 3-1			0-0 F4	4	0	0	0	0	0	1																
Inning Stats	R: 0 E: 0 K: 2 S: 7	H: 0 LOB: 0 BB: 7 P: 7	R: 1 E: 0 K: 1 S: 6	H: 1 LOB: 0 BB: 6 P: 6	R: 0 E: 0 K: 0 S: 4	H: 1 LOB: 1 BB: 0 P: 4	R: 0 E: 0 K: 0 S: 4	H: 2 LOB: 1 BB: 0 P: 4	R: 0 E: 0 K: 1 S: 5	H: 0 LOB: 0 BB: 0 P: 5	R: 0 E: 0 K: 1 S: 6	H: 1 LOB: 2 BB: 1 P: 10	R: 2 E: 1 K: 0 S: 6	H: 2 LOB: 2 BB: 0 P: 6	R: 0 E: 0 K: 0 S: 3	H: 1 LOB: 2 BB: 2 P: 11	R: 0 E: 0 K: 1 S: 5	H: 0 LOB: 0 BB: 5 P: 5	1B: 7 2B: 0 3B: 0 HR: 1	SF: 0 SAC: 1 DP: 2 HBP: 0	WP: 0 PB: 0 SB: 0 CS: 0	PA: 37										
PITCHER	IP WLS BF L	H R ER SO	BB IBB HBP BLK	WP HR S P	ERA WHIP	PITCHER										IP WLS BF L	H R ER SO	BB IBB HBP BLK	WP HR S P	ERA WHIP												
Dave Giusti, R ERA: 3.52 (1, 1)	7.0	8	3	1	5	2	0	0	0	0	0	1	39	47	1.29	1.429																
Dan Schneider, L ERA: 0.94 (8, 1)	1.0	0	0	0	0	0	1	0	0	0	0	0	2	6	0.00	0.000																
Claude Raymond, R ERA: 2.95 (9, 1)	1.0	0	0	0	1	0	0	0	0	0	0	0	5	5	0.00	0.000																



Batter	1	2	3	4	5	6	7	8	9	AB	R	H	RBI	BB	SO	LOB	BOTTOM															
Joe Morgan, L OBP: 0.381, SLG: 0.360 (1, 4)	0-0 4-3			0-3 K		0-0 G3			0-0 F7	4	0	0	0	0	1	1	San Francisco Giants @ Houston Astros Astrodome, Houston, TX Sat May 20 1967, 8:05 PM EDT Att: 25,687 - Unknown															
Sonny Jackson, L OBP: 0.248, SLG: 0.285 (1, 6)	0-0 4-3			0-0 F7		0-0 PB 1B			0-0 2-3	4	1	1	1	0	0	0																
Jimmy Wynn, R OBP: 0.361, SLG: 0.474 (1, 8)	0-0 5-3			4-0 BB		0-0 5-3			0-0 6-3	3	0	0	0	1	0	1																
Rusty Staub, L OBP: 0.400, SLG: 0.512 (1, 9)		0-0 3-1		0-0 5-3		0-0 1B			0-0 F8	4	0	1	1	0	0	1																
Eddie Mathews, L OBP: 0.333, SLG: 0.352 (1, 3)	0-3 K			0-3 K		0-0 G3			4-0 BB	3	0	0	0	1	2	1																
Norm Miller, L OBP: 0.214, SLG: 0.167 (1, 7)	0-0 L8				0-3 K				0-0 E3	4	0	0	0	0	1	1																
Bob Aspromonte, R OBP: 0.324, SLG: 0.363 (1, 5)			0-0 F8		0-0 FC6-4 1B				0-3 K	4	0	1	0	0	2	2																
John Bateman, R OBP: 0.186, SLG: 0.214 (1, 2)			0-3 K		0-0 FC6-4				0-3 K	3	0	0	0	0	2	1																
Dave Giusti, R OBP: 0.063, SLG: 0.063 (1, 1)			0-0 5-3			0-0 E8			0-3 K	2	1	0	0	0	0	0																
Dan Schneider, L (8, 1)										0	0	0	0	0	0	0																
Ron Davis, R OBP: 0.308, SLG: 0.419 (8, PH)										1	0	0	0	0	1	0																
Claude Raymond, R (9, 1)										0	0	0	0	0	0	0																
Inning Stats	R: 0 E: 0 K: 0 S: 3	H: 0 LOB: 0 BB: 0 P: 3	R: 0 E: 0 K: 1 S: 5	H: 0 LOB: 0 BB: 0 P: 5	R: 0 E: 0 K: 1 S: 5	H: 0 LOB: 1 BB: 1 P: 9	R: 0 E: 0 K: 2 S: 8	H: 1 LOB: 1 BB: 0 P: 8	R: 2 E: 1 K: 0 S: 6	H: 2 LOB: 1 BB: 0 P: 6	R: 0 E: 0 K: 2 S: 7	H: 0 LOB: 0 BB: 0 P: 7	R: 0 E: 0 K: 1 S: 5	H: 0 LOB: 2 BB: 1 P: 5	R: 0 E: 1 K: 1 S: 6	H: 0 LOB: 2 BB: 1 P: 10	1B: 3 2B: 0 3B: 0 HR: 0	SF: 0 SAC: 0 DP: 0 HBP: 0	WP: 0 PB: 1 SB: 0 CS: 0	PA: 34												
PITCHER	IP WLS BF W	H R ER SO	BB IBB HBP BLK	WP HR S P	ERA WHIP	PITCHER										IP WLS BF W	H R ER SO	BB IBB HBP BLK	WP HR S P	ERA WHIP												
Juan Marichal, R ERA: 1.99 (1, 1)	9.0	3	2	0	9	2	0	0	0	0	0	0	50	58	0.00	0.556																

Batter	1	2	3	4	5	6	7	8	9	AB	R	H	RBI	BB	SO	LOB	TOP			
Jesus Alou, R OBP: 0.287, SLG: 0.339			4-3		G3					5	0	2	0	0	0	4	San Francisco Giants @ Houston Astros Astrodome, Houston, TX Sun May 21 1967, 4:33 AM EDT Att: 19,841 - Unknown			
Tom Haller, L OBP: 0.413, SLG: 0.520										4	0	1	0	0	1	2				
Willie Mays, R OBP: 0.402, SLG: 0.544						1-3				4	0	1	0	0	0	2				
Jim Ray Hart, R OBP: 0.295, SLG: 0.383						6-3				4	0	0	0	0	1	3				
Jack Hiatt, R OBP: 0.485, SLG: 0.560				6-3						3	0	1	0	1	1	0				
Ollie Brown, R OBP: 0.311, SLG: 0.398										4	0	1	0	0	2	2				
Hal Lanier, R OBP: 0.212, SLG: 0.232										2	0	2	0	2	0	0				
Tito Fuentes, S OBP: 0.206, SLG: 0.218										2	0	0	0	0	0	3				
Dick Dietz, R OBP: 0.500, SLG: 0.353										1	0	0	0	0	1	1				
Bob Schroder, L OBP: 0.286, SLG: 0.167										0	0	0	0	0	0	0				
Jim Davenport, R OBP: 0.333, SLG: 0.471										0	0	0	0	1	0	0				
Mike McCormick, L OBP: 0.299, SLG: 0.330										2	0	0	0	0	0	3				
Ken Henderson, S OBP: 0.500, SLG: 0.500										1	0	0	0	0	1	0				
Ron Herbel, R OBP: 0.500, SLG: 0.500										0	0	0	0	0	0	0				
Willie McCovey, L OBP: 0.311, SLG: 0.430										1	0	0	0	0	1	3				
Inning Stats	R: 0 E: 0 K: 0 S: 4	H: 1 LOB: 1 BB: 0 P: 4	R: 0 E: 0 K: 1 S: 6	H: 1 LOB: 2 BB: 1 P: 10	R: 0 E: 0 K: 0 S: 3	H: 1 LOB: 0 BB: 0 P: 3	R: 0 E: 0 K: 2 S: 7	H: 0 LOB: 0 BB: 0 P: 7	R: 0 E: 0 K: 0 S: 3	H: 0 LOB: 1 BB: 1 P: 7	R: 0 E: 0 K: 1 S: 5	H: 1 LOB: 1 BB: 1 P: 9	R: 0 E: 0 K: 1 S: 7	H: 2 LOB: 2 BB: 0 P: 7	R: 0 E: 0 K: 2 S: 9	H: 2 LOB: 3 BB: 1 P: 13	1B: 8 2B: 0 3B: 0 HR: 0	SF: 0 SAC: 0 DP: 2 HBP: 0	WP: 0 PB: 0 SB: 0 CS: 0	PA: 37
PITCHER Mike Cuellar, L ERA: 3.81	IP: 9.0 WLS: W BF: 37 H: 8 R: 0 ER: 0 SO: 8 BB: 4 IBB: 0 HBP: 0 BLK: 0 WP: 0 HR: 0 S: 49 P: 65 ERA: 0.00 WHIP: 1.333															PITCHER				

Batter	1	2	3	4	5	6	7	8	9	AB	R	H	RBI	BB	SO	LOB	BOTTOM			
Jim Landis, R OBP: 0.316, SLG: 0.314			6-3							4	0	0	0	0	1	0	San Francisco Giants @ Houston Astros Astrodome, Houston, TX Sun May 21 1967, 4:33 AM EDT Att: 19,841 - Unknown			
Sonny Jackson, L OBP: 0.243, SLG: 0.279										3	0	0	0	0	1	0				
Joe Morgan, L OBP: 0.373, SLG: 0.350										3	0	0	0	0	1	1				
Jimmy Wynn, R OBP: 0.360, SLG: 0.471										3	1	1	0	0	2	1				
Chuck Harrison, R OBP: 0.315, SLG: 0.354										3	0	1	1	0	0	0				
Rusty Staub, L OBP: 0.387, SLG: 0.494										3	0	0	0	0	0	1				
Bob Aspromonte, R OBP: 0.324, SLG: 0.386										3	1	1	1	0	0	0				
John Bateman, R OBP: 0.181, SLG: 0.208										3	0	0	0	0	0	0				
Mike Cuellar, L OBP: 0.190, SLG: 0.238										3	0	0	0	0	3	0				
Inning Stats	R: 0 E: 1 K: 2 S: 8	H: 0 LOB: 1 BB: 0 P: 8	R: 0 E: 0 K: 0 S: 3	H: 0 LOB: 0 BB: 0 P: 3	R: 0 E: 0 K: 1 S: 5	H: 0 LOB: 0 BB: 0 P: 5	R: 1 E: 0 K: 1 S: 7	H: 2 LOB: 1 BB: 0 P: 7	R: 1 E: 0 K: 1 S: 6	H: 1 LOB: 0 BB: 0 P: 6	R: 0 E: 0 K: 1 S: 5	H: 0 LOB: 0 BB: 0 P: 5	R: 0 E: 0 K: 0 S: 3	H: 0 LOB: 0 BB: 0 P: 3	R: 0 E: 0 K: 2 S: 7	H: 0 LOB: 0 BB: 0 P: 7		1B: 1 2B: 1 3B: 0 HR: 1	SF: 0 SAC: 0 DP: 0 HBP: 0	WP: 0 PB: 0 SB: 1 CS: 0
PITCHER Mike McCormick, L ERA: 4.29 Ron Herbel, R ERA: 3.81	IP: 7.0 WLS: L BF: 25 H: 3 R: 2 ER: 2 SO: 6 BB: 0 IBB: 0 HBP: 0 BLK: 0 WP: 0 HR: 1 S: 37 P: 37 ERA: 2.57 WHIP: 0.429															PITCHER				

AB	33
R	0
H	8
RBI	0
BB	4
SO	8
LOB	23



Batter	1	2	3	4	5	6	7	8	9	AB	R	H	RBI	BB	SO	LOB	TOP								
Matty Alou, L OBP: 0.364, SLG: 0.373 (1, 8)	F5		E 4-3 1B		BB	BB	CS 1B			3	1	2	0	1	0	0									
Maury Wills, S OBP: 0.326, SLG: 0.368 (1, 5)	F9		4-3 1-2		2-3f		CS 1-2	F9		4	0	0	0	0	0	3									
Roberto Clemente, R OBP: 0.461, SLG: 0.632 (1, 9)	1B		E5 2-H			HR 1B		K		4	1	2	0	0	1	0									
Willie Stargell, L OBP: 0.310, SLG: 0.410 (1, 7)	F7		F7			HR 1-H		F8		4	1	1	2	0	0	2									
Bill Mazerowski, R OBP: 0.317, SLG: 0.410 (1, 4)		6-3		F2		F4		F8		4	0	0	0	0	0	0									
Donn Clendenon, R OBP: 0.290, SLG: 0.400 (1, 3)		1B		1-5 3B		6-3		F8		4	0	2	0	0	0	0									
Gene Alley, R OBP: 0.366, SLG: 0.479 (1, 6)		F2		1-5 3-Hf		5-3		K		4	0	0	0	0	1	2									
Jerry May, R OBP: 0.412, SLG: 0.450 (1, 2)		F9				6-4 2B		K		3	0	1	0	0	1	1									
Tommie Sisk, R (1, 1)			K			F1		F7		3	0	0	0	0	1	1									
Inning Stats	R: 0 E: 0 K: 0 S: 4	H: 1 LOB: 1 BB: 0 P: 4	R: 0 E: 0 K: 0 S: 4	H: 1 LOB: 1 BB: 0 P: 4	R: 1 E: 1 K: 1 S: 7	H: 1 LOB: 1 BB: 0 P: 7	R: 0 E: 0 K: 0 S: 3	H: 1 LOB: 0 BB: 0 P: 3	R: 0 E: 0 K: 0 S: 3	H: 1 LOB: 1 BB: 1 P: 7	R: 2 E: 0 K: 0 S: 5	H: 2 LOB: 0 BB: 0 P: 5	R: 0 E: 0 K: 1 S: 5	H: 1 LOB: 0 BB: 0 P: 5	R: 0 E: 0 K: 1 S: 5	H: 0 LOB: 0 BB: 0 P: 5	R: 0 E: 0 K: 1 S: 5	H: 0 LOB: 0 BB: 0 P: 5	1B: 5 2B: 3 3B: 1 HR: 1	SF: 0 SAC: 0 DP: 2 HBP: 0	WP: 0 PB: 0 SB: 0 CS: 1	PA: 35			
PITCHER	IP	WLS	BF	H	R	ER	SO	BB	IBB	HBP	BLK	WP	HR	S	P	ERA	WHIP								
Chris Zachary, R ERA: 4.5 (1, 1)	8.0	L	31	8	3	2	3	1	0	0	0	0	1	36	40	2.25	1.125								
Barry Latman, R ERA: 2.57 (9, 1)	1.0		3	0	0	0	1	0	0	0	0	0	0	5	5	0.00	0.000								

Pittsburgh Pirates @ Houston Astros
Astrodome, Houston, TX
Mon May 22, 1967, 8:05 PM EDT
Att. 10,613 - Dome

AB	33
R	3
H	8
RBI	2
BB	1
SO	4
LOB	9



Batter	1	2	3	4	5	6	7	8	9	AB	R	H	RBI	BB	SO	LOB	BOTTOM								
Ron Davis, R OBP: 0.306, SLG: 0.439 (1, 9)	5-3		K			1B 3B		6-3		4	1	1	0	0	1	0									
Sonny Jackson, L OBP: 0.244, SLG: 0.273 (1, 6)	F7			4-3		K		BB		3	0	0	0	1	1	1									
Joe Morgan, L OBP: 0.383, SLG: 0.358 (1, 4)	1B			FC4-6 BB		FC4-6 1B		F8		3	0	2	1	1	0	1									
Eddie Mathews, L OBP: 0.321, SLG: 0.337 (1, 3)	F8			FC4-6 1-2f		FC4-6 1-2f		K		4	0	0	0	0	1	3									
Jimmy Wynn, R OBP: 0.350, SLG: 0.455 (1, 8)		K		5-3		K		F8		4	0	0	0	0	2	2									
Bob Aspromonte, R OBP: 0.315, SLG: 0.374 (1, 5)	F9				F5		K	6-3		4	0	0	0	0	1	0									
Norm Miller, L OBP: 0.194, SLG: 0.148 (1, 7)	4-3				4-3		F4			3	0	0	0	0	0	0									
John Bateman, R OBP: 0.185, SLG: 0.212 (1, 2)			K			1B		1-3		3	0	1	0	0	1	0									
Chris Zachary, L (1, 1)						K		6-3		2	0	0	0	0	1	1									
Ron Brand, R OBP: 0.258, SLG: 0.115 (8, PH)			1-3			K				1	0	0	0	0	0	0									
Barry Latman, R (9, 1)										0	0	0	0	0	0	0									
Inning Stats	R: 0 E: 0 K: 0 S: 4	H: 1 LOB: 0 BB: 0 P: 4	R: 0 E: 0 K: 1 S: 5	H: 0 LOB: 0 BB: 0 P: 5	R: 0 E: 0 K: 2 S: 7	H: 0 LOB: 0 BB: 0 P: 7	R: 0 E: 0 K: 0 S: 3	H: 0 LOB: 1 BB: 1 P: 7	R: 0 E: 0 K: 1 S: 6	H: 1 LOB: 1 BB: 0 P: 6	R: 1 E: 0 K: 2 S: 9	H: 2 LOB: 1 BB: 0 P: 9	R: 0 E: 0 K: 1 S: 5	H: 0 LOB: 0 BB: 0 P: 5	R: 0 E: 0 K: 0 S: 3	H: 0 LOB: 1 BB: 1 P: 7	R: 0 E: 0 K: 1 S: 5	H: 0 LOB: 0 BB: 0 P: 5	1B: 3 2B: 0 3B: 1 HR: 0	SF: 0 SAC: 0 DP: 0 HBP: 0	WP: 0 PB: 0 SB: 0 CS: 0	PA: 33			
PITCHER	IP	WLS	BF	H	R	ER	SO	BB	IBB	HBP	BLK	WP	HR	S	P	ERA	WHIP								
Tommie Sisk, R ERA: 4.24 (1, 1)	9.0	W	33	4	1	1	8	2	0	0	0	0	0	47	55	1.00	0.667								

Pittsburgh Pirates @ Houston Astros
Astrodome, Houston, TX
Mon May 22, 1967, 8:05 PM EDT
Att. 10,613 - Dome

AB	31
R	1
H	4
RBI	1
BB	2
SO	8
LOB	8



Batter	1	2	3	4	5	6	7	8	9	AB	R	H	RBI	BB	SO	LOB	TOP								
Matty Alou, L OBP: 0.360, SLG: 0.377 (1, 8)	F2			1B		5-3		4-3		4	1	1	0	0	0	0	Pittsburgh Pirates @ Houston Astros Astrodome, Houston, TX Tue May 23 1967, 8:05 PM EDT Att: 10,572 - Dome								
Maury Wills, S OBP: 0.324, SLG: 0.364 (1, 5)	F7			1B WP		4-3		1-3		4	1	1	0	0	0										
Roberto Clemente, R OBP: 0.462, SLG: 0.625 (1, 9)	1-3			1B						3	0	1	2	1	0										
Willie Stargell, L OBP: 0.311, SLG: 0.408 Jose Pagan, R OBP: 0.324, SLG: 0.364 (9, PH)		3-1		3-6-4				1B		3	1	1	0	0	0	1									
Bill Mazeroski, R OBP: 0.315, SLG: 0.406 (1, 4)	F8			F8				1B		4	0	1	0	0	0	1									
Donn Clendenen, R OBP: 0.289, SLG: 0.396 (1, 3)	F4							1B		4	0	1	1	0	1	1									
Gene Alley, R OBP: 0.360, SLG: 0.468 (1, 6)				5-3		F4		FC5		3	0	0	0	0	0	2									
Jerry May, R OBP: 0.394, SLG: 0.429 (1, 2)				F7		F8		1B		3	0	0	0	0	1	2									
Billy O'Dell, S Vern Law, R OBP: 0.209, SLG: 0.400 Steve Blass, R OBP: 0.281, SLG: 0.238 Manny Mota, R OBP: 0.320, SLG: 0.310 Al McBean, R (8, 1)	F8					3-1		F9		1	0	0	0	0	0	0									
Inning Stats	R: 0 E: 0 K: 0 S: 3	H: 0 LOB: 0 BB: 0 P: 3	R: 0 E: 0 K: 0 S: 3	H: 0 LOB: 0 BB: 0 P: 3	R: 0 E: 0 K: 0 S: 3	H: 0 LOB: 0 BB: 0 P: 3	R: 2 E: 0 K: 0 S: 5	H: 3 LOB: 0 BB: 0 P: 5	R: 0 E: 0 K: 1 S: 5	H: 0 LOB: 0 BB: 0 P: 5	R: 0 E: 0 K: 0 S: 3	H: 0 LOB: 0 BB: 0 P: 3	R: 1 E: 1 K: 1 S: 8	H: 3 LOB: 2 BB: 0 P: 8	R: 0 E: 0 K: 1 S: 3	H: 0 LOB: 0 BB: 0 P: 3		R: 0 E: 0 K: 1 S: 5	H: 0 LOB: 1 BB: 1 P: 9	1B: 5 2B: 2 3B: 0 HR: 0	SF: 0 SAC: 0 DP: 1 HBP: 0	WP: 2 PB: 0 SB: 0 CS: 0	PA: 33		
PITCHER	IP	WLS	BF	H	R	ER	SO	BB	IBB	HBP	BLK	WP	HR	S	P	ERA	WHIP								
Larry Dierker, R ERA: 3.49 Dan Schneider, L ERA: 0.71	(1, 1)	7.0	W	26	6	3	3	2	0	0	0	0	0	30	30	3.86	0.857								
(8, 1)	2.0	S	7	0	0	0	1	1	0	0	0	0	0	8	12	0.00	0.500								

AB	32
R	3
H	6
RBI	3
BB	1
SO	3
LOB	8



Batter	1	2	3	4	5	6	7	8	9	AB	R	H	RBI	BB	SO	LOB	BOTTOM								
Ron Davis, R OBP: 0.286, SLG: 0.408 (1, 9)	5-3		F8	1-3	5-3			F8		5	0	0	0	0	0	2	Pittsburgh Pirates @ Houston Astros Astrodome, Houston, TX Tue May 23 1967, 8:05 PM EDT Att: 10,572 - Dome								
Sonny Jackson, L OBP: 0.250, SLG: 0.275 (1, 6)	4-3		F7		2B			5-3		3	1	1	0	1	0	0									
Joe Morgan, L OBP: 0.386, SLG: 0.366 (1, 4)	4-3		2B		2B			6-3		3	2	1	0	1	0	1									
Jimmy Wynn, R OBP: 0.361, SLG: 0.452 (1, 8)			2B		2B			F9		1	2	0	0	3	0	0									
Chuck Harrison, R OBP: 0.328, SLG: 0.404 (1, 3)	F9		2B		1B			F3		4	1	2	4	0	0	2									
Jim Landis, R OBP: 0.325, SLG: 0.351 (1, 7)			F9		2B			3-1		4	2	2	1	0	0	1									
Bob Aspromonte, R OBP: 0.306, SLG: 0.363 (1, 5)	F4			F7	F9			6-3		4	0	0	0	0	0	2									
John Bateman, R OBP: 0.188, SLG: 0.206 (1, 2)	F9			5-3	2B			F9		3	0	0	0	1	0	0									
Larry Dierker, R OBP: 0.333, SLG: 0.421 Dan Schneider, L (8, 1)			K		1B			1-3		3	0	2	2	0	1	0									
Inning Stats	R: 0 E: 0 K: 0 S: 4	H: 1 LOB: 2 BB: 1 P: 8	R: 1 E: 0 K: 1 S: 6	H: 1 LOB: 0 BB: 0 P: 6	R: 2 E: 0 K: 0 S: 4	H: 1 LOB: 1 BB: 2 P: 12	R: 0 E: 0 K: 0 S: 4	H: 1 LOB: 1 BB: 0 P: 4	R: 5 E: 0 K: 0 S: 6	H: 4 LOB: 1 BB: 3 P: 18	R: 0 E: 0 K: 0 S: 3	H: 0 LOB: 0 BB: 0 P: 3	R: 0 E: 0 K: 0 S: 3	H: 0 LOB: 0 BB: 0 P: 3	R: 0 E: 0 K: 0 S: 3	H: 0 LOB: 0 BB: 0 P: 3		R: 0 E: 0 K: 0 S: 3	H: 0 LOB: 0 BB: 0 P: 3	1B: 3 2B: 4 3B: 1 HR: 0	SF: 0 SAC: 0 DP: 0 HBP: 0	WP: 0 PB: 0 SB: 0 CS: 0	PA: 37		
PITCHER	IP	WLS	BF	H	R	ER	SO	BB	IBB	HBP	BLK	WP	HR	S	P	ERA	WHIP								
Billy O'Dell, L Vern Law, R Steve Blass, R Al McBean, R	(1, 1)	4.0	L	23	6	7	7	1	0	0	1	0	0	20	40	15.75	2.500								
(5, 1)	1.0		5	2	1	1	0	0	1	0	0	0	0	4	8	9.00	2.000								
(6, 1)	2.0		6	0	0	0	0	0	0	0	0	0	0	6	6	0.00	0.000								
(8, 1)	1.0		3	0	0	0	0	0	0	0	0	0	0	3	3	0.00	0.000								



Batter	1	2	3	4	5	6	7	8	9	AB	R	H	RBI	BB	SO	LOB	TOP					
Matty Alou, L OBP: 0.354, SLG: 0.364 (1, 8)	F5		5-3			K			F7	4	0	0	0	1	1	2	Pittsburgh Pirates @ Houston Astros Astrodome, Houston, TX Wed May 24, 1967, 8:05 PM EDT Att: 13,140 - Dome					
Maury Wills, S OBP: 0.326, SLG: 0.373 (1, 5)	4-3			4-3			HR		1B	5	2	2	1	0	0	3						
Roberto Clemente, R OBP: 0.460, SLG: 0.639 (1, 9)	F8			K		F9			2B	5	2	2	1	0	1	1						
Willie Stargell, L OBP: 0.325, SLG: 0.443 Jose Pagan, R OBP: 0.314, SLG: 0.353 (9, PH) (9, 7)	K							HR	K	3	2	2	2	1	1	0						
Bill Mazerowski, R OBP: 0.318, SLG: 0.412 (1, 4)	3-1			BB		HR		1B	K	1	0	0	0	0	1	2						
Donn Clendenen, R OBP: 0.286, SLG: 0.391 (1, 3)	5-3			F1		6-3		1B	E7	5	0	2	1	0	0	1						
Gene Alley, R OBP: 0.357, SLG: 0.457 (1, 6)			6-3			K			F6	3	0	0	0	1	1	1						
Jerry May, R OBP: 0.387, SLG: 0.409 (1, 2)			K			K				3	0	0	0	1	3	2						
Dennis Ribant, R OBP: 0.167, SLG: 0.167 Pete Mikkelsen, R OBP: 0.191, SLG: 0.356 George Spriggs, L OBP: 0.303, SLG: 0.300 Steve Blass, R OBP: 0.303, SLG: 0.300 Manny Mota, R OBP: 0.303, SLG: 0.300 Roy Face, R OBP: 0.303, SLG: 0.300 (1, 1) (5, 1) (6, PH) (6, 1) (7, PH) (7, 1)								WP	FC5-4	1	0	1	0	0	0	0						
Inning Stats	R: 0 E: 0 K: 0 S: 3	H: 0 LOB: 0 BB: 0 P: 3	R: 0 E: 0 K: 1 S: 5	H: 0 LOB: 0 BB: 0 P: 5	R: 0 E: 0 K: 1 S: 6	H: 1 LOB: 1 BB: 0 P: 6	R: 0 E: 0 K: 1 S: 5	H: 0 LOB: 1 BB: 1 P: 9	R: 0 E: 0 K: 2 S: 7	H: 0 LOB: 0 BB: 0 P: 7	R: 3 E: 0 K: 1 S: 8	H: 3 LOB: 0 BB: 0 P: 8	R: 0 E: 1 K: 1 S: 6	H: 1 LOB: 3 BB: 2 P: 14	R: 2 E: 0 K: 1 S: 8	H: 3 LOB: 2 BB: 1 P: 12		R: 2 E: 1 K: 2 S: 10	H: 3 LOB: 1 BB: 0 P: 10	1B: 7 2B: 2 3B: 0 HR: 2	SF: 1 SAC: 0 DP: 0 HBP: 0	WP: 1 PB: 0 SB: 1 CS: 0
PITCHER	IP	WLS	BF	H	R	ER	SO	BB	IBB	HBP	BLK	WP	HR	S	P	ERA	WHIP					
Don Wilson, R ERA: 3.89 (1, 1)	6.0		25	5	3	3	6	2	0	0	0	1	1	35	43	4.50	1.167					
Barry Latman, R ERA: 3.27 (7, 1)	1.0	L	7	3	2	2	1	1	0	0	0	0	1	8	12	18.00	4.000					
Claude Raymond, R ERA: 2.82 (8, 1)	1.0		4	0	0	0	1	0	1	0	0	0	0	5	9	0.00	0.000					
Dan Schneider, L ERA: 1.38 (9, 1)	0.1		3	2	2	1	0	0	0	0	0	0	0	3	3	27.00	6.000					
Carroll Sembera, R ERA: 2.09 (9, 1)	0.2		3	1	0	0	2	0	0	0	0	0	0	7	7	0.00	1.500					

AB	37
R	7
H	11
RBI	6
BB	4
SO	10
LOB	17



Batter	1	2	3	4	5	6	7	8	9	AB	R	H	RBI	BB	SO	LOB	BOTTOM				
Ron Davis, R OBP: 0.293, SLG: 0.400 (1, 9)	F8		1B	FC5-4		F7				4	1	1	0	1	0	2	Pittsburgh Pirates @ Houston Astros Astrodome, Houston, TX Wed May 24, 1967, 8:05 PM EDT Att: 13,140 - Dome				
Sonny Jackson, L OBP: 0.255, SLG: 0.278 (1, 6)	BB		1B	4-3		FC5-4		1B	7-4	5	1	2	0	0	0	4					
Joe Morgan, L OBP: 0.393, SLG: 0.386 (1, 4)	BB		1B	3-1				E	F9	4	2	2	1	1	0	0					
Jimmy Wynn, R OBP: 0.362, SLG: 0.450 (1, 8)	K		1B	5-3				2B	F3	5	0	2	2	0	1	3					
Eddie Mathews, L OBP: 0.325, SLG: 0.327 (1, 5)	BB		F8	F7		BB			E4	3	0	0	0	2	0	2					
Norm Miller, L OBP: 0.222, SLG: 0.161 (1, 7)	F3		1B	FC5-4		BB			K	4	0	1	0	1	1	5					
Chuck Harrison, R OBP: 0.323, SLG: 0.393 (1, 3)			1B	6-3					F9	4	0	1	0	0	0	4					
John Bateman, R OBP: 0.191, SLG: 0.202 Ron Brand, R OBP: 0.250, SLG: 0.111 (8, PH) (9, 2)	G6-3			1-3		FC1-6			5-3	2	0	0	0	1	0	1					
Don Wilson, R Barry Latman, R Claude Raymond, R Bob Aspromonte, R Dave Giusti, R Dan Schneider, L Carroll Sembera, R (1, 1) (7, 1) (8, 1) (8, PH) (9, 1) (9, 1)	6-3			FC5-4		FC1-6			7-4	2	0	0	0	1	0	1					
Inning Stats	R: 0 E: 0 K: 1 S: 6	H: 1 LOB: 3 BB: 2 P: 14	R: 0 E: 0 K: 0 S: 3	H: 1 LOB: 0 BB: 0 P: 3	R: 3 E: 0 K: 0 S: 6	H: 4 LOB: 1 BB: 1 P: 10	R: 0 E: 0 K: 0 S: 3	H: 0 LOB: 1 BB: 1 P: 7	R: 0 E: 0 K: 0 S: 4	H: 1 LOB: 2 BB: 1 P: 8	R: 1 E: 1 K: 0 S: 4	H: 1 LOB: 1 BB: 1 P: 8	R: 0 E: 0 K: 0 S: 4	H: 2 LOB: 1 BB: 0 P: 4	R: 0 E: 1 K: 1 S: 6	H: 0 LOB: 1 BB: 0 P: 6		1B: 8 2B: 3 3B: 0 HR: 0	SF: 0 SAC: 0 DP: 2 HBP: 0	WP: 0 PB: 0 SB: 5 CS: 1	PA: 42
PITCHER	IP	WLS	BF	H	R	ER	SO	BB	IBB	HBP	BLK	WP	HR	S	P	ERA	WHIP				
Dennis Ribant, R ERA: 4.04 (1, 1)	4.2		24	7	3	3	1	5	0	0	0	0	0	21	41	5.79	2.571				
Pete Mikkelsen, R ERA: 3.57 (5, 1)	0.1		1	0	0	0	0	0	0	0	0	0	0	1	1	0.00	0.000				
Steve Blass, R ERA: 2.29 (6, 1)	1.0		4	0	0	0	0	1	0	0	0	0	0	3	7	0.00	1.000				
Roy Face, R ERA: (7, 1)	3.0	W	13	3	1	0	1	1	0	0	0	0	0	14	18	0.00	1.333				



Batter	1	2	3	4	5	6	7	8	9	AB	R	H	RBI	BB	SO	LOB	TOP					
Joe Morgan, L OBP: 0.402, SLG: 0.436 (1, 4)										6	3	4	4	0	0	2						
Sonny Jackson, L OBP: 0.271, SLG: 0.296 (1, 6)										4	3	3	3	1	0	1						
Jimmy Wynn, R OBP: 0.370, SLG: 0.481 Jim Landis, R OBP: 0.321, SLG: 0.347 (1, 8) (8, 8)										4	2	2	4	1	0	2						
Rusty Staub, L OBP: 0.374, SLG: 0.505 (1, 9)										6	1	1	3	0	1	6						
Eddie Mathews, L OBP: 0.325, SLG: 0.314 (1, 3) (6, 5)										4	1	0	0	2	1	2						
Ron Davis, R OBP: 0.287, SLG: 0.425 (1, 7)										5	1	1	2	0	3	1						
Bob Aspromonte, R OBP: 0.316, SLG: 0.367 Chuck Harrison, R OBP: 0.317, SLG: 0.386 (1, 5) (6, PR) (6, 3)										3	1	1	0	0	0	1						
John Bateman, R OBP: 0.217, SLG: 0.230 (1, 2)										4	3	3	1	0	0	0						
Dave Giusti, R OBP: 0.143, SLG: 0.053 (1, 1)										3	1	0	0	2	1	4						
Inning Stats	R: 0 E: 0 K: 0 S: 3	H: 1 LOB: 1 BB: 1 P: 7	R: 0 E: 0 K: 1 S: 5	H: 0 LOB: 2 BB: 1 P: 10	R: 1 E: 1 K: 2 S: 9	H: 1 LOB: 1 BB: 0 P: 9	R: 6 E: 0 K: 0 S: 7	H: 4 LOB: 0 BB: 2 P: 15	R: 5 E: 0 K: 2 S: 12	H: 5 LOB: 0 BB: 0 P: 12	R: 5 E: 0 K: 0 S: 6	H: 3 LOB: 2 BB: 2 P: 15	R: 0 E: 0 K: 1 S: 5	H: 0 LOB: 0 BB: 0 P: 5	R: 0 E: 0 K: 0 S: 3	H: 0 LOB: 1 BB: 0 P: 4	1B: 6 2B: 5 3B: 0 HR: 4	SF: 0 SAC: 1 DP: 1 HBP: 2	WP: 0 PB: 0 SB: 2 CS: 0	PA: 50		
PITCHER	IP: 3.2 WLS: L BF: 18 H: 3 R: 3 ER: 4 SO: 3 BB: 3 IBB: 0 HBP: 1 BLK: 0 WP: 0 HR: 0 S: 20 P: 33 ERA: 7.36 WHIP: 1.636	IP: 0.0 WLS: L BF: 4 H: 3 R: 4 ER: 4 SO: 0 BB: 1 IBB: 0 HBP: 0 BLK: 0 WP: 1 HR: 3 S: 7 P: 7 ERA: 33.75 WHIP: 3.750	IP: 1.1 WLS: L BF: 9 H: 5 R: 5 ER: 5 SO: 2 BB: 0 IBB: 0 HBP: 0 BLK: 0 WP: 2 HR: 13 S: 13 P: 13 ERA: 67.50 WHIP: 7.500	IP: 0.2 WLS: L BF: 8 H: 3 R: 5 ER: 5 SO: 0 BB: 2 IBB: 0 HBP: 1 BLK: 0 WP: 1 HR: 5 S: 14 P: 14 ERA: 0.00 WHIP: 0.000	IP: 1.1 WLS: L BF: 4 H: 0 R: 0 ER: 0 SO: 1 BB: 0 IBB: 0 HBP: 0 BLK: 0 WP: 0 HR: 6 S: 6 P: 6 ERA: 0.00 WHIP: 0.000	PITCHER	IP: 2.0 WLS: L BF: 7 H: 1 R: 0 ER: 0 SO: 0 BB: 0 IBB: 0 HBP: 0 BLK: 0 WP: 0 HR: 0 S: 7 P: 7 ERA: 0.00 WHIP: 0.500															
Ray Culp, R ERA: 3.95 John Upham, L ERA: 33.75 Bob Hendley, L ERA: 9.82 Dick Radatz, R ERA: 10.03 Bill Hands, R ERA: 2.61	Don Kessinger, S OBP: 0.246, SLG: 0.230 (1, 6)									4	0	0	0	0	1	0						
Glenn Beckert, R OBP: 0.290, SLG: 0.368 Paul Popovich, S OBP: 0.256, SLG: 0.216 (1, 4) (6, PH) (7, 4)										2	0	0	0	0	0	0						
Billy Williams, L OBP: 0.422, SLG: 0.493 George Altman, L (1, 7) (7, 7)										3	0	1	0	0	1	0						
Ron Santo, R OBP: 0.321, SLG: 0.368 (1, 5)										4	1	1	1	0	0	1						
14 Ernie Banks, R OBP: 0.336, SLG: 0.523 (1, 3)										4	1	1	0	0	1	0						
Lee Thomas, L OBP: 0.278, SLG: 0.330 (1, 9)										4	0	2	0	0	0	1						
Randy Hundley, R OBP: 0.301, SLG: 0.333 (1, 2)										3	1	2	0	1	1	0						
Adolfo Phillips, R OBP: 0.408, SLG: 0.525 (1, 8)										3	1	1	3	1	0	2						
Ray Culp, R John Upham, L Bob Hendley, L Dick Radatz, R Bill Hands, R John Boscobea, R Joe Niekro, R Joey Amalfitano, R	Don Kessinger, S OBP: 0.246, SLG: 0.230 (1, 6)									1	0	0	0	0	0	0						
Inning Stats	R: 0 E: 0 K: 0 S: 3	H: 0 LOB: 0 BB: 0 P: 3	R: 0 E: 0 K: 1 S: 6	H: 1 LOB: 3 BB: 2 P: 14	R: 0 E: 0 K: 1 S: 5	H: 0 LOB: 0 BB: 0 P: 5	R: 0 E: 0 K: 0 S: 3	H: 0 LOB: 0 BB: 0 P: 3	R: 0 E: 0 K: 2 S: 7	H: 0 LOB: 0 BB: 0 P: 7	R: 0 E: 0 K: 0 S: 4	H: 1 LOB: 1 BB: 0 P: 4	R: 3 E: 0 K: 2 S: 10	H: 3 LOB: 0 BB: 0 P: 10	R: 1 E: 0 K: 2 S: 8	H: 1 LOB: 0 BB: 0 P: 8	R: 0 E: 0 K: 1 S: 6	H: 2 LOB: 1 BB: 0 P: 6	1B: 5 2B: 1 3B: 0 HR: 2	SF: 0 SAC: 0 DP: 1 HBP: 0	WP: 0 PB: 0 SB: 0 CS: 0	PA: 36
PITCHER	IP: 9.0 WLS: W BF: 36 H: 8 R: 4 ER: 4 SO: 9 BB: 2 IBB: 0 HBP: 0 BLK: 0 WP: 0 HR: 2 S: 52 P: 60 ERA: 4.00 WHIP: 1.111	IP: 0.0 WLS: L BF: 4 H: 3 R: 4 ER: 4 SO: 0 BB: 1 IBB: 0 HBP: 0 BLK: 0 WP: 1 HR: 3 S: 7 P: 7 ERA: 33.75 WHIP: 3.750	IP: 1.1 WLS: L BF: 9 H: 5 R: 5 ER: 5 SO: 2 BB: 0 IBB: 0 HBP: 0 BLK: 0 WP: 2 HR: 13 S: 13 P: 13 ERA: 67.50 WHIP: 7.500	IP: 0.2 WLS: L BF: 8 H: 3 R: 5 ER: 5 SO: 0 BB: 2 IBB: 0 HBP: 1 BLK: 0 WP: 1 HR: 5 S: 14 P: 14 ERA: 0.00 WHIP: 0.000	IP: 1.1 WLS: L BF: 4 H: 0 R: 0 ER: 0 SO: 1 BB: 0 IBB: 0 HBP: 0 BLK: 0 WP: 0 HR: 6 S: 6 P: 6 ERA: 0.00 WHIP: 0.000	PITCHER	IP: 2.0 WLS: L BF: 7 H: 1 R: 0 ER: 0 SO: 0 BB: 0 IBB: 0 HBP: 0 BLK: 0 WP: 0 HR: 0 S: 7 P: 7 ERA: 0.00 WHIP: 0.500															

Houston Astros @ Chicago Cubs
Wrigley Field, Chicago, IL
Fri May 26 1967, 3:33 AM CDT
Att: 3,915 - Sunny - 87 F

AB 41
R 17
H 15
RBI 17
BB 6
SO 6
LOB 20

WP: 0 PA: 50
PB: 0
SB: 2
CS: 0

Houston Astros @ Chicago Cubs
Wrigley Field, Chicago, IL
Fri May 26 1967, 3:33 AM CDT
Att: 3,915 - Sunny - 87 F

AB 34
R 4
H 8
RBI 4
BB 2
SO 9
LOB 8

WP: 0 PA: 36
PB: 0
SB: 0
CS: 0



livebaseballscorecards.com

livebaseballscorecards.com

Batter	1	2	3	4	5	6	7	8	9	AB	R	H	RBI	BB	SO	LOB	TOP			
Joe Morgan, L OBP: 0.397, SLG: 0.423 (1,4)										4	1	0	0	1	0	0	Houston Astros @ Chicago Cubs Wrigley Field, Chicago, IL Sat May 27 1967, 3:33 AM CDT Att: 13,237 - Cloudy - 54 F			
Sonny Jackson, L OBP: 0.284, SLG: 0.289 (1,6)										4	0	0	0	0	0	1				
Jimmy Wynn, R OBP: 0.380, SLG: 0.511 (1,8)										4	1	3	2	0	0	0				
Chuck Harrison, R OBP: 0.299, SLG: 0.361 (1,3)										4	0	0	0	0	2	2				
Rusty Staub, L OBP: 0.388, SLG: 0.510 (1,9)										3	0	2	0	0	0	0				
Ron Davis, R OBP: 0.285, SLG: 0.434 (1,7)										3	0	1	0	0	1	1				
Eddie Mathews, L OBP: 0.323, SLG: 0.311 (1,5)										4	0	1	0	0	3	3				
John Bateman, R OBP: 0.226, SLG: 0.226 (1,2)										2	0	0	0	2	2	2				
Mike Cuellar, L OBP: 0.160, SLG: 0.200 (1,1)										4	0	0	0	0	1	5				
Inning Stats	R: 0 E: 0 K: 0 S: 3	H: 0 LOB: 0 BB: 0 P: 3	R: 0 E: 0 K: 3 S: 11	H: 2 LOB: 2 BB: 0 P: 11	R: 1 E: 0 K: 1 S: 6	H: 1 LOB: 1 BB: 1 P: 10	R: 0 E: 0 K: 1 S: 5	H: 1 LOB: 2 BB: 1 P: 10	R: 1 E: 0 K: 0 S: 4	H: 1 LOB: 0 BB: 0 P: 4	R: 0 E: 0 K: 1 S: 4	H: 1 LOB: 1 BB: 0 P: 4	R: 0 E: 0 K: 1 S: 5	H: 0 LOB: 0 BB: 0 P: 5	R: 0 E: 0 K: 2 S: 7	H: 0 LOB: 0 BB: 0 P: 7		1B: 5 2B: 1 3B: 0 HR: 1	SF: 0 SAC: 1 DP: 1 HBP: 1	WP: 0 PB: 0 SB: 1 CS: 0
PITCHER Curt Simmons, L ERA: 3.88 (1,1)	IP: 9.0 WLS: L BF: 37 H: 7 R: 2 ER: 2 SO: 9 BB: 1 IBB: 2 HBP: 1 BLK: 0 WP: 0 HR: 1 S: 51 P: 64 ERA: 2.00 WHIP: 0.889															PITCHER				

AB	32
R	2
H	7
RBI	2
BB	3
SO	9
LOB	14



Batter	1	2	3	4	5	6	7	8	9	AB	R	H	RBI	BB	SO	LOB	BOTTOM			
Don Kessinger, S OBP: 0.235, SLG: 0.222 (1,6)										4	0	0	0	0	1	1	Houston Astros @ Chicago Cubs Wrigley Field, Chicago, IL Sat May 27 1967, 3:33 AM CDT Att: 13,237 - Cloudy - 54 F			
Paul Popovich, S OBP: 0.256, SLG: 0.200 (1,4)										3	1	0	0	1	0	0				
Billy Williams, L OBP: 0.418, SLG: 0.486 (1,7)										4	0	1	0	0	0	1				
Ron Santo, R OBP: 0.325, SLG: 0.362 (1,5)										2	0	0	0	2	1	1				
14 Ernie Banks, R OBP: 0.333, SLG: 0.515 (1,3)										4	0	1	1	0	1	3				
Joey Amalfitano, R (9, PR)										0	0	0	0	0	0	0				
Randy Hundley, R OBP: 0.293, SLG: 0.323 (1,2)										4	0	0	0	0	1	6				
Ted Savage, R OBP: 0.261, SLG: 0.148 (1,9)										4	0	0	0	0	0	1				
Adolfo Phillips, R OBP: 0.404, SLG: 0.516 (1,8)										4	0	1	0	0	2	3				
Curt Simmons, L OBP: 0.125, SLG: 0.125 (1,1)										2	0	0	0	0	0	0				
Inning Stats	R: 0 E: 1 K: 1 S: 7	H: 1 LOB: 3 BB: 1 P: 11	R: 0 E: 0 K: 0 S: 4	H: 1 LOB: 1 BB: 0 P: 4	R: 1 E: 0 K: 1 S: 6	H: 1 LOB: 1 BB: 1 P: 10	R: 0 E: 0 K: 1 S: 5	H: 0 LOB: 0 BB: 0 P: 5	R: 0 E: 0 K: 0 S: 3	H: 0 LOB: 0 BB: 0 P: 3	R: 0 E: 0 K: 2 S: 6	H: 0 LOB: 0 BB: 1 P: 10	R: 0 E: 0 K: 0 S: 3	H: 0 LOB: 0 BB: 0 P: 3	R: 0 E: 2 K: 1 S: 7	H: 0 LOB: 3 BB: 0 P: 7	1B: 3 2B: 0 3B: 0 HR: 0	SF: 0 SAC: 1 DP: 0 HBP: 0	WP: 0 PB: 0 SB: 0 CS: 0	PA: 36
PITCHER Mike Cuellar, L ERA: 3.44 (1,1)	IP: 9.0 WLS: W BF: 35 H: 3 R: 1 ER: 1 SO: 6 BB: 3 IBB: 0 HBP: 0 BLK: 0 WP: 0 HR: 0 S: 44 P: 56 ERA: 1.00 WHIP: 0.667															PITCHER				

AB	31
R	1
H	3
RBI	1
BB	3
SO	6
LOB	16



Batter	1	2	3	4	5	6	7	8	9	AB	R	H	RBI	BB	SO	LOB	TOP										
Joe Morgan, L (1.4) OBP: 0.404, SLG: 0.424	4-0 G5-4-3 BB		0-0 1B		4-0 CS BB			0-3 K		2	0	1	0	2	1	0											
Sonny Jackson, L (1.6) OBP: 0.284, SLG: 0.284	0-0 G5-4-3			4-0 WP 1B BB	0-0 CS	0-0 F8		0-0 4-3		3	1	0	0	1	0	1											
Jimmy Wynn, R (1.8) OBP: 0.370, SLG: 0.496	0-3 K			0-0 P6		0-0 F7			0-0 5-3	4	0	0	0	0	1	1											
Rusty Staub, L (1.9) OBP: 0.402, SLG: 0.545		0-0 G4-6-3 1B		0-0 6-3		0-0 HR			4-0 FC4 BB	3	1	2	1	1	0	1											
Eddie Mathews, L (1.3) OBP: 0.321, SLG: 0.309		0-0 G4-6-3		0-0 2B 1B		0-0 P6			0-0 FC4 FC6-4	4	1	1	1	0	0	2											
Ron Davis, R (1.7) OBP: 0.287, SLG: 0.437		0-0 F9		0-0 2B					0-0 FC6-4	4	0	1	1	0	0	1											
Bob Aspromonte, R (1.5) OBP: 0.310, SLG: 0.359			0-0 5-3	0-0 5-3						3	0	0	0	0	0	1											
John Bateman, R (1.2) OBP: 0.220, SLG: 0.220			0-3 K		0-0 F2				0-0 5-3	3	0	0	0	0	1	0											
Don Wilson, R (1.1) OBP: 0.190, SLG: 0.056			0-0 1B		0-3 K				0-3 K	3	0	1	0	0	2	0											
Inning Stats	R: 0 E: 0 K: 1 S: 4	H: 0 LOB: 0 BB: 1 P: 8	R: 0 E: 0 K: 0 S: 3	H: 1 LOB: 0 BB: 0 P: 3	R: 0 E: 0 K: 1 S: 6	H: 2 LOB: 2 BB: 0 P: 6	R: 2 E: 0 K: 0 S: 5	H: 2 LOB: 1 BB: 1 P: 9	R: 0 E: 0 K: 1 S: 4	H: 0 LOB: 0 BB: 1 P: 8	R: 1 E: 0 K: 0 S: 4	H: 1 LOB: 0 BB: 0 P: 4	R: 0 E: 0 K: 0 S: 3	H: 0 LOB: 0 BB: 0 P: 3	R: 0 E: 0 K: 2 S: 7	H: 0 LOB: 0 BB: 1 P: 7	R: 0 E: 0 K: 0 S: 3	H: 0 LOB: 1 BB: 1 P: 7	1B: 4 2B: 1 3B: 0 HR: 1	SF: 0 SAC: 0 DP: 2 HBP: 0	WP: 1 PB: 0 SB: 0 CS: 1	PA: 34					
PITCHER	IP	WLS	BF	H	R	ER	SO	BB	IBB	HBP	BLK	WP	HR	S	P	ERA	WHIP										
Dennis Ribant, R (1.1) ERA: 4.01	7.0	L	26	6	3	3	3	3	0	0	0	1	1	29	41	3.86	1.286										
Pete Mikkelsen, R (8.1) ERA: 3.0	2.0		7	0	0	0	2	1	0	0	0	0	0	10	14	0.00	0.500										

Houston Astros @ Pittsburgh Pirates
 Forbes Field, Pittsburgh, PA
 Tue May 30 1967, 3:33 AM EDT
 Unknown

AB	29
R	3
H	6
RBI	3
BB	4
SO	5
LOB	7



Batter	1	2	3	4	5	6	7	8	9	AB	R	H	RBI	BB	SO	LOB	BOTTOM										
Matty Alou, L (1.8) OBP: 0.358, SLG: 0.353	0-3 K		0-0 4-3		0-0 S 1B			0-0 4-3		4	0	1	0	0	1	1											
Maury Wills, S (1.5) OBP: 0.327, SLG: 0.368	0-0 WP 1B		0-0 S 1B		0-0 4-3			0-0 4-3		4	1	2	1	0	0	1											
Roberto Clemente, R (1.9) OBP: 0.450, SLG: 0.642	0-3 K		0-0 3-H 1B		0-0 1-H 1B	4-0 1B BB		0-3 K		3	0	1	1	1	2	1											
Willie Stargell, L (1.7) OBP: 0.312, SLG: 0.410	0-3 K		0-3 K		0-0 F8			0-3 K		4	0	0	0	0	3	3											
Bill Mazeroski, R (1.4) OBP: 0.315, SLG: 0.396		0-0 FC5-4 1B		0-0 F9		0-0 G6-4-3 1B		0-0 F8		4	0	2	0	0	0	0											
Don Clendenen, R (1.3) OBP: 0.280, SLG: 0.383		0-0 FC5-4		0-0 F6		0-0 G6-4-3		0-3 K		4	0	0	0	0	1	3											
Gene Alley, R (1.6) OBP: 0.346, SLG: 0.430		0-0 6-3-5		0-0 F9				0-0 F8		3	0	0	0	0	0	1											
Jerry May, R (1.2) OBP: 0.384, SLG: 0.395			0-0 P4		0-3 K			0-3 K		2	0	0	0	0	1	0											
Jesse Gonder, L (6.2) OBP: 0.269, SLG: 0.217			0-0 P4		0-0 K			0-0 K		1	0	0	0	0	1	0											
Dennis Ribant, R (1.1) OBP: 0.214, SLG: 0.357			0-0 P4		0-0 P4			0-0 F9		2	1	1	0	0	0	0											
Andre Rodgers, R (7, PH) OBP: 0.300, SLG: 0.143										1	0	0	0	0	0	0											
Pete Mikkelsen, R (8.1) OBP: 0.269, SLG: 0.217			0-0 1B 3B							0	0	0	0	0	0	0											
Inning Stats	R: 0 E: 0 K: 3 S: 10	H: 1 LOB: 1 BB: 0 P: 10	R: 0 E: 0 K: 0 S: 3	H: 1 LOB: 0 BB: 0 P: 3	R: 2 E: 0 K: 1 S: 8	H: 3 LOB: 1 BB: 0 P: 8	R: 0 E: 0 K: 0 S: 3	H: 0 LOB: 0 BB: 0 P: 3	R: 0 E: 0 K: 1 S: 6	H: 1 LOB: 1 BB: 0 P: 6	R: 0 E: 0 K: 0 S: 3	H: 1 LOB: 1 BB: 1 P: 7	R: 0 E: 0 K: 1 S: 5	H: 0 LOB: 0 BB: 0 P: 5	R: 0 E: 0 K: 1 S: 5	H: 0 LOB: 0 BB: 0 P: 5	R: 0 E: 0 K: 2 S: 7	H: 0 LOB: 0 BB: 0 P: 7	1B: 6 2B: 1 3B: 1 HR: 0	SF: 0 SAC: 0 DP: 2 HBP: 0	WP: 2 PB: 0 SB: 3 CS: 0	PA: 33					
PITCHER	IP	WLS	BF	H	R	ER	SO	BB	IBB	HBP	BLK	WP	HR	S	P	ERA	WHIP										
Don Wilson, R (1.1) ERA: 3.54	9.0	W	33	7	2	2	9	1	0	0	0	2	0	50	54	2.00	0.889										

Houston Astros @ Pittsburgh Pirates
 Forbes Field, Pittsburgh, PA
 Tue May 30 1967, 3:33 AM EDT
 Unknown

AB	32
R	2
H	7
RBI	2
BB	1
SO	9
LOB	10



Batter	1	2	3	4	5	6	7	8	9	AB	R	H	RBI	BB	SO	LOB	TOP			
Bud Harrison, S OBP: 0.311, SLG: 0.292 (1, 6)	4-3		K			SH1-3		K		3	0	0	0	0	2	1				
Ed Charles, R OBP: 0.387, SLG: 0.310 (1, 5)	L8			K		K			L9	4	0	0	0	0	2	1				
Al Luplow, L OBP: 0.284, SLG: 0.330 (1, 8)	P4			F9		L9			1B	4	0	1	0	0	0	1				
Tommy Davis, R OBP: 0.351, SLG: 0.527 (1, 7)		P5		K			F5		F8	4	0	0	0	0	1	1				
Johnny Lewis, L OBP: 0.190, SLG: 0.150 (1, 9)		P5			F9		K		G3	4	0	0	0	0	1	1				
Ed Kranepool, L OBP: 0.359, SLG: 0.454 (1, 3)				K			P4			3	0	1	0	0	1	0				
Bob Johnson, R OBP: 0.379, SLG: 0.462 (1, 4)		FC6-4 1B						L8		3	1	1	1	0	0	1				
John Sullivan, L OBP: 0.291, SLG: 0.255 (1, 2)			F9		F2			4-3		3	0	0	0	0	0	0				
Don Cardwell, R OBP: 0.280, SLG: 0.364 (1, 1)										1	0	0	0	1	1	0				
Jack Hamilton, R OBP: 0.333, SLG: 1.333 (6, 1)										0	0	0	0	0	0	0				
Bob Shaw, R OBP: 0.344, SLG: 0.284 (8, PH)										1	0	1	0	0	0	0				
Don Shaw, L OBP: 0.344, SLG: 0.284 (8, 1)										0	0	0	0	0	0	0				
Inning Stats	R: 0 E: 0 K: 0 S: 3	H: 0 LOB: 0 BB: 0 P: 3	R: 0 E: 0 K: 0 S: 4	H: 1 LOB: 1 BB: 0 P: 4	R: 0 E: 0 K: 2 S: 7	H: 0 LOB: 0 BB: 0 P: 7	R: 0 E: 0 K: 2 S: 7	H: 0 LOB: 0 BB: 0 P: 7	R: 1 E: 0 K: 1 S: 6	H: 1 LOB: 0 BB: 1 P: 6	R: 0 E: 0 K: 1 S: 5	H: 0 LOB: 0 BB: 0 P: 5	R: 0 E: 0 K: 1 S: 6	H: 1 LOB: 1 BB: 0 P: 6	R: 0 E: 0 K: 0 S: 4	H: 1 LOB: 1 BB: 0 P: 4	1B: 3 2B: 0 3B: 0 HR: 1	SF: 0 SAC: 1 DP: 0 HBP: 0	WP: 0 PB: 0 SB: 0 CS: 0	PA: 32
PITCHER Dave Giusti, R ERA: 3.23 (1, 1)	IP: 9.0 WLS: W BF: 32 H: 4 R: 1 ER: 1 SO: 8 BB: 1 IBB: 0 HBP: 0 BLK: 0 WP: 0 HR: 1 S: 47 P: 51 ERA: 1.00 WHIP: 0.556											PITCHER	IP: 9.0 WLS: W BF: 32 H: 4 R: 1 ER: 1 SO: 8 BB: 1 IBB: 0 HBP: 0 BLK: 0 WP: 0 HR: 1 S: 47 P: 51 ERA: 1.00 WHIP: 0.556							

New York Mets @ Houston Astros
Astrodome, Houston, TX
Wed May 31 1967, 8:05 PM EDT
Att: 12,005 - Unknown

AB	30
R	1
H	4
RBI	1
BB	1
SO	8
LOB	6



Batter	1	2	3	4	5	6	7	8	9	AB	R	H	RBI	BB	SO	LOB	BOTTOM			
Joe Morgan, L OBP: 0.417, SLG: 0.446 (1, 4)	L5-3 1B							FC3-6 1B		5	1	4	0	0	0	2				
Sonny Jackson, L OBP: 0.283, SLG: 0.278 (1, 6)	L5-3 1-2		F7			4-3		FC3-6 1-2		4	0	0	0	1	0	5				
Jimmy Wynn, R OBP: 0.365, SLG: 0.483 (1, 8)	F8									4	1	2	1	0	0	3				
Rusty Staub, L OBP: 0.391, SLG: 0.533 (1, 9)		K		G3-6-3 1-2						4	1	2	1	0	1	1				
Eddie Mathews, L OBP: 0.331, SLG: 0.342 (1, 3)		F1								3	1	1	0	1	0	1				
Ron Davis, R OBP: 0.275, SLG: 0.404 (1, 7)		L6								3	1	0	0	0	0	1				
Bob Aspromonte, R OBP: 0.319, SLG: 0.358 (1, 5)			L5							3	1	1	1	1	0	1				
Ron Brand, R OBP: 0.270, SLG: 0.156 (1, 2)			6-3							4	0	1	2	0	0	1				
Dave Giusti, R OBP: 0.160, SLG: 0.087 (1, 1)										4	0	1	1	0	1	2				
Inning Stats	R: 0 E: 0 K: 0 S: 3	H: 1 LOB: 0 BB: 0 P: 3	R: 0 E: 0 K: 1 S: 5	H: 0 LOB: 0 BB: 0 P: 5	R: 0 E: 0 K: 0 S: 5	H: 2 LOB: 2 BB: 0 P: 5	R: 0 E: 0 K: 0 S: 3	H: 2 LOB: 0 BB: 0 P: 3	R: 0 E: 0 K: 1 S: 5	H: 0 LOB: 1 BB: 1 P: 9	R: 6 E: 1 K: 0 S: 9	H: 5 LOB: 3 BB: 2 P: 18	R: 0 E: 0 K: 0 S: 4	H: 1 LOB: 1 BB: 0 P: 4	R: 0 E: 0 K: 0 S: 4	H: 1 LOB: 1 BB: 0 P: 4	1B: 10 2B: 3 3B: 0 HR: 0	SF: 0 SAC: 0 DP: 2 HBP: 1	WP: 1 PB: 0 SB: 1 CS: 1	PA: 39
PITCHER Don Cardwell, R ERA: 3.46 (1, 1)	IP: 5.1 WLS: L BF: 23 H: 8 R: 4 ER: 4 SO: 2 BB: 1 IBB: 0 HBP: 1 BLK: 0 WP: 0 HR: 0 S: 25 P: 33 ERA: 6.75 WHIP: 1.688											PITCHER	IP: 5.1 WLS: L BF: 23 H: 8 R: 4 ER: 4 SO: 2 BB: 1 IBB: 0 HBP: 1 BLK: 0 WP: 0 HR: 0 S: 25 P: 33 ERA: 6.75 WHIP: 1.688							
Jack Hamilton, R ERA: 4.09 (6, 1)	0.1	6	2	2	2	0	1	0	1	0	0	0	4	9	54.00	9.000				
Bob Shaw, R ERA: 5.93 (6, 1)	1.1	5	1	0	0	0	0	0	0	0	1	0	5	5	0.00	0.750				
Don Shaw, L ERA: 4.5 (8, 1)	1.0	4	1	0	0	0	0	0	0	0	0	0	4	4	0.00	1.000				

New York Mets @ Houston Astros
Astrodome, Houston, TX
Wed May 31 1967, 8:05 PM EDT
Att: 12,005 - Unknown

AB	34
R	6
H	12
RBI	6
BB	3
SO	2
LOB	17



Batter	1	2	3	4	5	6	7	8	9	AB	R	H	RBI	BB	SO	LOB	TOP					
Bud Harrelson, S OBP: 0.309, SLG: 0.291 (1, 6)	0-0 5-3			0-0 G4-3 1B		0-0 L9		0-0 6-3		4	0	1	0	0	0	0						
Ken Boyer, R OBP: 0.330, SLG: 0.271 (1, 5)	0-0 F7			0-0 G4-3 1-2		0-0 L8		0-3 K		4	0	0	0	0	1	1						
Jerry Buchek, R OBP: 0.276, SLG: 0.450 (1, 4)	0-0 L8			0-0 F9			0-3 K			3	0	0	0	0	1	0						
Tommy Davis, R OBP: 0.350, SLG: 0.523 (1, 7)		0-0 5-3			0-0 1B SF7 1B		0-0 L7			3	1	1	0	0	0	0						
Bob Johnson, R OBP: 0.375, SLG: 0.448 (1, 3)		0-3 K			0-0 1-3 1B		0-3 K			3	0	1	0	0	2	0						
Cleon Jones, R OBP: 0.144, SLG: 0.213 (1, 9)		4-0 PO BB			0-0 SF7 3-H		0-0 F8			1	0	0	1	1	0	0						
Jerry Grote, R OBP: 0.204, SLG: 0.205 (8, PH)	0-0 PO		0-3 K		0-0 K		0-3 K			2	0	0	0	0	2	1	AB 27					
Ed Charles, R OBP: 0.384, SLG: 0.307 (8, PH)					0-3 K					1	0	0	0	1	0		R 1					
John Sullivan, L OBP: 0.291, SLG: 0.255 (8, 2)					0-0 L7					0	0	0	0	0	0		H 3					
Don Bosch, S OBP: 0.200, SLG: 0.179 (8, PH)					0-0 L7					2	0	0	0	0	1	1	RBI 1					
Tommie Reynolds, R OBP: 0.205, SLG: 0.244 (8, 8)					0-3 K					1	0	0	0	0	0		BB 1					
Tom Seaver, R OBP: 0.423, SLG: 0.381 (1, 1)					0-3 K					2	0	0	0	0	1	0	SO 9					
Ron Swoboda, R OBP: 0.295, SLG: 0.343 (9, PH)					0-0 F7			0-0 6-3		1	0	0	0	0	0	0	LOB 3					
Inning Stats	R: 0 E: 0 K: 0 S: 3	H: 0 LOB: 0 BB: 0 P: 3	R: 0 E: 0 K: 1 S: 4	H: 0 LOB: 0 BB: 1 P: 8	R: 0 E: 0 K: 3 S: 9	H: 0 LOB: 0 BB: 0 P: 9	R: 0 E: 0 K: 0 S: 3	H: 1 LOB: 0 BB: 0 P: 3	R: 1 E: 0 K: 1 S: 7	H: 2 LOB: 1 BB: 0 P: 7	R: 0 E: 0 K: 0 S: 3	H: 0 LOB: 0 BB: 0 P: 3	R: 0 E: 0 K: 1 S: 5	H: 0 LOB: 0 BB: 0 P: 5	R: 0 E: 0 K: 1 S: 5	H: 0 LOB: 0 BB: 0 P: 5	R: 0 E: 0 K: 1 S: 5	H: 0 LOB: 0 BB: 0 P: 5	1B: 3 2B: 0 3B: 0 HR: 0	SF: 1 SAC: 0 DP: 1 HBP: 0	WP: 0 PB: 0 SB: 0 CS: 0	PA: 30
PITCHER Mike Cuellar, L ERA: 3.16 (1, 1)	IP: 9.0 WLS: W BF: 29 H: 3 R: 1 ER: 1 SO: 9 BB: 1 IBB: 0 HBP: 0 BLK: 0 WP: 0 HR: 0 S: 46 P: 50 ERA: 1.00 WHIP: 0.444															PITCHER	IP: 9.0 WLS: W BF: 29 H: 3 R: 1 ER: 1 SO: 9 BB: 1 IBB: 0 HBP: 0 BLK: 0 WP: 0 HR: 0 S: 46 P: 50 ERA: 1.00 WHIP: 0.444					

New York Mets @ Houston Astros
Astrodome, Houston, TX
Thu Jun 01 1967, 8:05 PM EDT
Att: 10,608 - Unknown

AB 27
R 1
H 3
RBI 1
BB 1
SO 9
LOB 3



Batter	1	2	3	4	5	6	7	8	9	AB	R	H	RBI	BB	SO	LOB	BOTTOM					
Joe Morgan, L OBP: 0.419, SLG: 0.440 (1, 4)	0-0 F8	0-0 4-3			4-0 CS BB		4-0 FC6-4 BB			2	0	0	0	2	0	1						
Sonny Jackson, L OBP: 0.258, SLG: 0.272 (1, 6)	0-0 P1		0-0 4-3		0-3 K		0-0 FC6-4 1-2			4	0	0	0	0	1	2						
Jimmy Wynn, R OBP: 0.362, SLG: 0.474 (1, 8)	4-0 BB		0-3 K		0-0 F9		0-0 5-3			3	0	0	0	1	1	1						
Rusty Staub, L OBP: 0.387, SLG: 0.532 (1, 9)	0-3 K		0-0 2B			0-0 3-1		0-0 P1		4	0	1	0	0	1	1						
Eddie Mathews, L OBP: 0.343, SLG: 0.381 (1, 3)		0-0 2B 1B	0-0 F8			0-0 1B FC6-2 1B		0-0 HR		4	2	3	1	0	0	1						
Norm Miller, L OBP: 0.288, SLG: 0.306 (1, 7)		0-0 1-H 2B		0-0 SF7 3B		0-0 FC6-2 1-3 1B		0-0 F8		4	1	3	1	0	0	0						
Bob Aspromonte, R OBP: 0.317, SLG: 0.353 (1, 5)		4-0 FC6-4 BB		0-0 SF7		0-0 FC6-2 FC6-4		0-0 F2		2	0	0	1	1	0	2	AB 29					
Ron Brand, R OBP: 0.250, SLG: 0.143 (1, 2)		0-0 FC6-4 2B		3-H F8		0-0 FC6-4 1-2				3	1	0	0	0	0	3	R 4					
Mike Cuellar, L OBP: 0.179, SLG: 0.250 (1, 1)		0-0 1-H 2B		0-3 K		0-0 F5				3	0	1	1	0	1	0	H 8					
Inning Stats	R: 0 E: 0 K: 1 S: 5	H: 0 LOB: 1 BB: 1 P: 9	R: 2 E: 1 K: 0 S: 5	H: 3 LOB: 1 BB: 1 P: 9	R: 0 E: 0 K: 1 S: 6	H: 1 LOB: 1 BB: 0 P: 6	R: 1 E: 0 K: 1 S: 6	H: 1 LOB: 0 BB: 0 P: 6	R: 0 E: 0 K: 0 S: 4	H: 0 LOB: 0 BB: 1 P: 8	R: 0 E: 0 K: 0 S: 5	H: 2 LOB: 2 BB: 0 P: 5	R: 0 E: 0 K: 0 S: 3	H: 0 LOB: 1 BB: 1 P: 7	R: 1 E: 0 K: 0 S: 4	H: 1 LOB: 0 BB: 0 P: 4	R: 0 E: 0 K: 0 S: 4	H: 1 LOB: 0 BB: 0 P: 4	1B: 3 2B: 3 3B: 1 HR: 1	SF: 1 SAC: 0 DP: 0 HBP: 0	WP: 0 PB: 0 SB: 0 CS: 1	PA: 34
PITCHER Tom Seaver, R ERA: 2.64 (1, 1)	IP: 8.0 WLS: L BF: 34 H: 8 R: 4 ER: 3 SO: 4 BB: 4 IBB: 0 HBP: 0 BLK: 0 WP: 0 HR: 1 S: 38 P: 54 ERA: 3.38 WHIP: 1.500															PITCHER	IP: 8.0 WLS: L BF: 34 H: 8 R: 4 ER: 3 SO: 4 BB: 4 IBB: 0 HBP: 0 BLK: 0 WP: 0 HR: 1 S: 38 P: 54 ERA: 3.38 WHIP: 1.500					

New York Mets @ Houston Astros
Astrodome, Houston, TX
Thu Jun 01 1967, 8:05 PM EDT
Att: 10,608 - Unknown

AB 29
R 4
H 8
RBI 4
BB 4
SO 4
LOB 11



Batter	1	2	3	4	5	6	7	8	9	AB R H RBI BB SO LOB	TOP
Tony Gonzalez, L (1.7)										5 1 2 0 0 0 1	Philadelphia Phillies @ Houston Astros Astrodome, Houston, TX Fri Jun 02 1967, 8:05 PM EDT Att: 12,794 - Dome
John Briggs, L (1.8)										3 1 0 0 1 1 0	
Dick Allen, R (1.5)										5 1 2 0 0 2 4	
Johnny Callison, L (1.9)										4 0 0 1 1 1 4	
Bill White, L (1.3) Tony Taylor, R (6, PR) (6.3)										3 0 2 1 0 1 1 0 0 0 0 2 0 0	
Clay Dalrymple, L (1.2)										5 0 0 0 0 0 7	
Cookie Rojas, R (1.4)										4 1 2 0 0 1 0	
Gary Sutherland, R (1.6) Bobby Wine, R (8.6)										3 1 2 0 1 1 0 0 0 0 0 0 0 0	
Dick Ellsworth, L (1.1) Turk Farrell, R (6.1)										3 0 1 1 0 2 3 1 0 0 0 0 1 0	
Inning Stats	R: 2 H: 2 E: 0 LOB: 1 K: 0 BB: 0 S: 6 P: 6	R: 2 H: 3 E: 0 LOB: 0 K: 0 BB: 0 S: 5 P: 5	R: 0 H: 0 E: 1 LOB: 0 K: 2 BB: 0 S: 7 P: 7	R: 0 H: 1 E: 0 LOB: 1 K: 1 BB: 0 S: 6 P: 6	R: 0 H: 1 E: 0 LOB: 1 K: 2 BB: 0 S: 8 P: 8	R: 0 H: 2 E: 0 LOB: 2 K: 1 BB: 1 S: 6 P: 10	R: 0 H: 1 E: 0 LOB: 3 K: 0 BB: 2 S: 4 P: 12	R: 0 H: 0 E: 0 LOB: 0 K: 3 BB: 0 S: 9 P: 9	R: 1 H: 1 E: 0 LOB: 2 K: 1 BB: 2 S: 6 P: 14	1B: 8 SF: 0 2B: 2 SAC: 1 3B: 1 DP: 1 HR: 0 HBP: 0	
PITCHER	IP WLS BF H R ER SO BB IBB HBP BLK WP HR S P ERA WHIP										
Chris Zachary, R (1.1)	1.0 L 9 5 4 4 0 0 0 0 0 0 0 9 9 36.00 5.000										
Barry Latman, R (2.1)	5.0 18 4 0 0 6 0 1 0 0 0 0 29 33 0.00 0.800										
Claude Raymond, R (7.1)	2.1 12 2 1 1 4 1 2 0 0 0 1 0 17 29 3.86 1.286										
Dan Schneider, L (9.1)	0.2 3 0 0 0 0 1 0 0 0 0 0 0 2 6 0.00 1.500										

Batter	1	2	3	4	5	6	7	8	9	AB R H RBI BB SO LOB	BOTTOM
Joe Morgan, L (1.4)										5 0 2 0 0 0 0	Philadelphia Phillies @ Houston Astros Astrodome, Houston, TX Fri Jun 02 1967, 8:05 PM EDT Att: 12,794 - Dome
Sonny Jackson, L (1.6)										4 0 0 1 0 0 1	
Jimmy Wynn, R (1.8)										3 1 2 0 2 1 1	
Chuck Harrison, R (1.3) Eddie Mathews, L (7, PH) (8.3)										2 0 0 0 1 1 2 1 0 0 0 0 0 1	
Rusty Staub, L (1.9)										4 0 2 0 0 0 0	
Jim Landis, R (1.7)										4 1 1 0 0 0 3	
Bob Aspromonte, R (1.5)										4 0 1 0 0 0 1	
Ron Brand, R (1.2)										4 1 2 1 0 0 2	
Chris Zachary, L (1.1) Barry Latman, R (2.1) John Bateman, R (6, PH) Claude Raymond, R (7.1) Dan Schneider, L (9.1) Norm Miller, L (9, PH) (9.1)										0 0 0 0 0 0 0 2 0 0 0 0 0 2 1 0 0 0 0 0 1 0 0 0 0 0 0 0 0 0 0 0 0 0 0 1 0 0 0 0 1 1	
Inning Stats	R: 0 H: 0 E: 0 LOB: 1 K: 0 BB: 1 S: 3 P: 7	R: 0 H: 2 E: 0 LOB: 2 K: 0 BB: 0 S: 5 P: 5	R: 1 H: 1 E: 1 LOB: 2 K: 0 BB: 2 S: 4 P: 12	R: 0 H: 0 E: 0 LOB: 0 K: 0 BB: 0 S: 3 P: 3	R: 0 H: 2 E: 0 LOB: 1 K: 1 BB: 0 S: 6 P: 6	R: 1 H: 2 E: 1 LOB: 1 K: 0 BB: 0 S: 5 P: 5	R: 0 H: 1 E: 0 LOB: 1 K: 0 BB: 0 S: 4 P: 4	R: 0 H: 0 E: 0 LOB: 0 K: 0 BB: 0 S: 3 P: 3	R: 1 H: 2 E: 0 LOB: 1 K: 2 BB: 0 S: 9 P: 9	1B: 8 SF: 1 2B: 3 SAC: 0 3B: 0 DP: 1 HR: 0 HBP: 0	
PITCHER	IP WLS BF H R ER SO BB IBB HBP BLK WP HR S P ERA WHIP										
Dick Ellsworth, L (1.1)	5.2 W 26 7 2 1 1 2 0 0 0 0 0 0 25 37 1.59 1.765										
Turk Farrell, R (6.1)	3.1 S 13 3 1 1 2 0 0 0 0 0 0 0 17 17 2.70 0.900										

Batter	1	2	3	4	5	6	7	8	9	AB	R	H	RBI	BB	SO	LOB	TOP			
Tony Gonzalez, L (1, 7) OBP: 0.381, SLG: 0.458										4	1	1	0	0	1	0	Philadelphia Phillies @ Houston Astros Astrodome, Houston, TX Sat Jun 03 1967, 8:05 PM EDT Att: 20,930 - Dome			
John Briggs, L (1, 8) OBP: 0.299, SLG: 0.388										4	1	1	1	0	0	0				
Dick Allen, R (1, 5) OBP: 0.416, SLG: 0.509										2	2	1	1	2	0	0				
Johnny Callison, L (1, 9) OBP: 0.374, SLG: 0.442										4	0	1	0	0	0	1				
Bill White, L (1, 3) OBP: 0.143, SLG: 0.111										4	0	0	0	0	2	4				
Clay Dalrymple, L (1, 2) OBP: 0.231, SLG: 0.211										4	0	0	0	0	1	0				
Cookie Rojas, R (1, 4) OBP: 0.240, SLG: 0.261										4	0	0	0	0	1	0				
Gary Sutherland, R (1, 6) OBP: 0.366, SLG: 0.408										3	0	0	0	1	2	0				
Bobby Wine, R (9, 6) OBP: 0.194, SLG: 0.233										0	0	0	0	0	0	0				
Jim Bunning, R (1, 1) OBP: 0.128, SLG: 0.355										3	0	0	0	0	0	1				
Inning Stats	R: 3 E: 0 K: 1 S: 8	H: 3 LOB: 0 BB: 0 P: 8	R: 0 E: 0 K: 1 S: 5	H: 1 LOB: 2 BB: 1 P: 8	R: 0 E: 0 K: 1 S: 4	H: 0 LOB: 1 BB: 1 P: 9	R: 0 E: 0 K: 0 S: 3	H: 0 LOB: 0 BB: 0 P: 3	R: 0 E: 0 K: 2 S: 7	H: 0 LOB: 0 BB: 0 P: 7	R: 0 E: 0 K: 0 S: 3	H: 0 LOB: 0 BB: 0 P: 3	R: 1 E: 1 K: 1 S: 6	H: 0 LOB: 1 BB: 1 P: 10	R: 0 E: 0 K: 1 S: 5	H: 0 LOB: 0 BB: 0 P: 5	1B: 1 2B: 2 3B: 1 HR: 0	SF: 0 SAC: 0 DP: 0 HBP: 0	WP: 0 PB: 0 SB: 2 CS: 0	PA: 35
PITCHER Larry Dierker, R (1, 1) ERA: 3.45	IP: 9.0 WLS: L BF: 35	H: 4 R: 4 ER: 3 SO: 7	BB: 3 IBB: 0 HBP: 0 BLK: 0	WP: 0 HR: 0 S: 46 P: 58	ERA: 3.00 WHIP: 0.778	PITCHER										IP: 9.0 WLS: W BF: 35	H: 7 R: 2 ER: 2 SO: 6	BB: 1 IBB: 0 HBP: 0 BLK: 0	WP: 0 HR: 0 S: 46 P: 50	ERA: 2.00 WHIP: 0.889

AB	32
R	4
H	4
RBI	2
BB	3
SO	7
LOB	6



Batter	1	2	3	4	5	6	7	8	9	AB	R	H	RBI	BB	SO	LOB	BOTTOM			
Joe Morgan, L (1, 4) OBP: 0.415, SLG: 0.440										4	0	1	0	0	0	0	Philadelphia Phillies @ Houston Astros Astrodome, Houston, TX Sat Jun 03 1967, 8:05 PM EDT Att: 20,930 - Dome			
Sonny Jackson, L (1, 6) OBP: 0.246, SLG: 0.261										4	0	0	0	0	2	0				
Jimmy Wynn, R (1, 8) OBP: 0.372, SLG: 0.478										4	0	1	0	0	1	0				
Rusty Staub, L (1, 9) OBP: 0.386, SLG: 0.521										4	0	1	0	0	1	0				
Eddie Mathews, L (1, 3) (6, 5) OBP: 0.331, SLG: 0.366										4	1	0	0	0	2	0				
Jim Landis, R (1, 7) OBP: 0.344, SLG: 0.373										4	1	3	1	0	0	1				
Bob Aspromonte, R (1, 5) OBP: 0.318, SLG: 0.365										1	0	1	1	0	0	0				
Jose Herrera, R (5, PH)										1	0	0	0	0	1	0				
Chuck Harrison, R (6, 3) OBP: 0.293, SLG: 0.338										2	0	0	0	0	1	2				
Ron Brand, R (1, 2) OBP: 0.271, SLG: 0.167										3	0	0	0	1	1	2				
Larry Dierker, R (1, 1) OBP: 0.320, SLG: 0.435										3	0	0	0	0	2	1				
Inning Stats	R: 0 E: 0 K: 0 S: 3	H: 2 LOB: 1 BB: 0 P: 7	R: 0 E: 0 K: 1 S: 5	H: 0 LOB: 0 BB: 0 P: 5	R: 0 E: 0 K: 0 S: 4	H: 1 LOB: 1 BB: 0 P: 4	R: 0 E: 0 K: 2 S: 8	H: 1 LOB: 2 BB: 1 P: 12	R: 1 E: 0 K: 1 S: 7	H: 2 LOB: 1 BB: 0 P: 7	R: 0 E: 0 K: 0 S: 3	H: 0 LOB: 0 BB: 0 P: 3	R: 0 E: 0 K: 1 S: 5	H: 0 LOB: 0 BB: 0 P: 5	R: 0 E: 0 K: 0 S: 4	H: 1 LOB: 1 BB: 0 P: 4	1B: 5 2B: 1 3B: 1 HR: 0	SF: 0 SAC: 0 DP: 0 HBP: 0	WP: 0 PB: 0 SB: 0 CS: 0	PA: 35
PITCHER Jim Bunning, R (1, 1) ERA: 3.59	IP: 9.0 WLS: W BF: 35	H: 7 R: 2 ER: 2 SO: 6	BB: 1 IBB: 0 HBP: 0 BLK: 0	WP: 0 HR: 0 S: 46 P: 50	ERA: 2.00 WHIP: 0.889	PITCHER										IP: 9.0 WLS: W BF: 35	H: 7 R: 2 ER: 2 SO: 6	BB: 1 IBB: 0 HBP: 0 BLK: 0	WP: 0 HR: 0 S: 46 P: 50	ERA: 2.00 WHIP: 0.889

AB	34
R	2
H	7
RBI	2
BB	1
SO	6
LOB	11



Batter	1	2	3	4	5	6	7	8	9	AB	R	H	RBI	BB	SO	LOB	TOP
Tony Gonzalez, L OBP: 0.381, SLG: 0.456 (1, 7)	F7		L8		F2			WP 4-3 1B	HR 1B	5	1	2	1	0	0	1	Philadelphia Phillies @ Houston Astros Astrodome, Houston, TX Sun Jun 04 1967, 4:33 AM EDT Att: 25,836 - Dome
John Briggs, L OBP: 0.285, SLG: 0.407 Bob Uecker, R OBP: 0.229, SLG: 0.129 (1, 8) (9, 2)	4-3			G3	P5			4-3 1-2	HR 1B	5	1	1	3	0	0	2	
Dick Allen, R OBP: 0.421, SLG: 0.506 (1, 5)	BB			WP S BB		L3 1B		2-3	P3	3	0	1	0	2	0	1	
Johnny Callison, L OBP: 0.371, SLG: 0.444 (1, 9)	1-3			P5	L3				1B 1B 2B	4	1	1	0	0	0	3	
Bill White, L OBP: 0.161, SLG: 0.103 Tony Taylor, R OBP: 0.358, SLG: 0.402 (9, 3) (9, 3)		F5		BB BB		F8			BB 1B FC4-6 1B	2	0	0	0	1	0	0	
Clay Dalrymple, L OBP: 0.233, SLG: 0.207 Don Lock, R OBP: 0.384, SLG: 0.584 (9, 8) (9, 8)	F7			BB BB			K		K	2	0	0	0	1	1	0	
Cookie Rojas, R OBP: 0.240, SLG: 0.261 (1, 4)	K			P4			F8		FC4-6 BB 1B	4	1	1	1	0	1	3	
Gary Sutherland, R OBP: 0.360, SLG: 0.392 (1, 6)			P5		F9		L8		FC4-6 BB	3	0	0	0	1	0	0	
Rick Wise, R OBP: 0.115, SLG: 0.111 Grant Jackson, L OBP: 0.290, SLG: 0.143 Doug Castronovo, L OBP: 0.217, SLG: 0.200 Turk Farrell, R OBP: 0.300, SLG: 0.214 Tilo Francona, L OBP: 0.200, SLG: 0.214 Dick Hall, R (9, 1) (9, 1)			K					1-3	FC4-6 1B HR	2	0	1	0	0	1	0	
Inning Stats	R: 0 E: 0 K: 0 S: 3	H: 0 LOB: 1 BB: 1 P: 7	R: 0 E: 0 K: 1 S: 5	H: 0 LOB: 0 BB: 0 P: 5	R: 0 E: 0 K: 1 S: 5	H: 0 LOB: 0 BB: 3 P: 15	R: 0 E: 0 K: 0 S: 4	H: 1 LOB: 1 BB: 0 P: 4	R: 0 E: 0 K: 1 S: 5	H: 0 LOB: 0 BB: 0 P: 5	R: 0 E: 0 K: 0 S: 4	H: 1 LOB: 1 BB: 1 P: 4	R: 6 E: 0 K: 1 S: 10	H: 5 LOB: 0 BB: 1 P: 14	1B: 6 2B: 2 3B: 0 HR: 1	SF: 0 SAC: 0 DP: 1 HBP: 0	
PITCHER	IP WLS BF H R ER SO BB IBB HBP BLK WP HR S P ERA WHIP																
Don Wilson, R ERA: 3.2 (1, 1)	8.0	31	4	1	1	3	4	0	0	0	0	2	0	33	49	1.12	1.000
Dan Schneider, L ERA: 1.98 (9, 1)	0.0	L	1	1	0	0	0	0	0	0	0	0	0	1	1	∞	∞
Carroll Sembera, R ERA: 3.8 (9, 1)	1.0	7	3	5	5	1	1	0	0	0	0	0	1	8	12	45.00	4.000

AB	34
R	6
H	8
RBI	6
BB	5
SO	4
LOB	14



Batter	1	2	3	4	5	6	7	8	9	AB	R	H	RBI	BB	SO	LOB	BOTTOM		
Julio Gotay, R OBP: 0.400, SLG: 0.400 (1, 4)	E7 1B 1B	L1							F5	5	1	2	0	0	0	0	Philadelphia Phillies @ Houston Astros Astrodome, Houston, TX Sun Jun 04 1967, 4:33 AM EDT Att: 25,836 - Dome		
Sonny Jackson, L OBP: 0.251, SLG: 0.266 (1, 6)	1B 2-3 1B		4-3	4-3						4	0	2	0	0	0	1			
Jimmy Wynn, R OBP: 0.369, SLG: 0.479 (1, 8)	P5			2B	5-3					4	0	1	0	0	0	4			
Rusty Staub, L OBP: 0.382, SLG: 0.520 (1, 9)	F2				1-3					4	0	1	0	0	0	3			
Eddie Mathews, L OBP: 0.342, SLG: 0.373 (1, 3)	FC5 BB 1B				CS				F8	3	0	2	1	1	0	0			
Jim Landis, R OBP: 0.340, SLG: 0.360 (1, 7)	1-2 BB		L9		CS	K			F8	3	0	0	0	1	1	3			
Bob Aspromonte, R OBP: 0.311, SLG: 0.356 (1, 5)	FC5		K			F3			F7	4	0	0	0	0	1	6			
John Bateman, R OBP: 0.213, SLG: 0.213 (1, 2)		5-3		1-3					6-3	4	0	1	0	0	0	0			
Don Wilson, R OBP: 0.167, SLG: 0.048 Dan Schneider, L OBP: 0.333, SLG: 0.333 Jose Herrera, R (9, PH)	P4			1-3		K			1-3	3	0	0	0	0	1	1			
Inning Stats	R: 1 E: 1 K: 0 S: 6	H: 2 LOB: 3 BB: 1 P: 10	R: 0 E: 0 K: 0 S: 3	H: 0 LOB: 0 BB: 0 P: 3	R: 0 E: 0 K: 1 S: 7	H: 2 LOB: 3 BB: 1 P: 11	R: 0 E: 0 K: 0 S: 4	H: 1 LOB: 1 BB: 0 P: 4	R: 0 E: 0 K: 2 S: 8	H: 1 LOB: 1 BB: 0 P: 8	R: 0 E: 0 K: 0 S: 4	H: 2 LOB: 1 BB: 0 P: 4	R: 0 E: 0 K: 0 S: 3	H: 0 LOB: 0 BB: 0 P: 3	R: 0 E: 0 K: 0 S: 3	H: 0 LOB: 0 BB: 0 P: 3		1B: 7 2B: 2 3B: 0 HR: 0	SF: 0 SAC: 0 DP: 1 HBP: 0
PITCHER	IP WLS BF H R ER SO BB IBB HBP BLK WP HR S P ERA WHIP																		
Rick Wise, R ERA: 3.34 (1, 1)	4.2	23	6	1	0	1	1	0	0	0	0	0	0	23	31	0.00	1.500		
Grant Jackson, L ERA: 3.0 (5, 1)	2.1	8	3	0	0	2	0	0	0	0	0	0	0	12	12	0.00	1.286		
Turk Farrell, R ERA: 3.1 (8, 1)	1.0	W	3	0	0	0	0	0	0	0	0	0	0	3	3	0.00	0.000		
Dick Hall, R ERA: 1.25 (9, 1)	1.0	S	3	0	0	0	0	0	0	0	0	0	0	3	3	0.00	0.000		



Batter	1	2	3	4	5	6	7	8	9	AB	R	H	RBI	BB	SO	LOB	TOP				
Julio Gotay, R OBP: 0.500, SLG: 0.600 (1, 4)	K		FC6-4 1B		BB SF7 2B	1B		F7		5	1	3	2	0	1	0					
Sonny Jackson, L OBP: 0.255, SLG: 0.269 (1, 6)	K		K		E1 BB	1B		F	S 1B	5	0	2	1	0	2	3					
Jimmy Wynn, R OBP: 0.370, SLG: 0.470 (1, 8)			FC6-4					F7		3	0	0	0	2	0	5					
Chuck Harrison, R OBP: 0.275, SLG: 0.319 (1, 3)	K				6-3			F7		4	0	0	1	0	1	2					
Rusty Staub, L OBP: 0.375, SLG: 0.508 (1, 9)					F9			4-3		5	0	1	0	0	0	2					
Jim Landis, R OBP: 0.363, SLG: 0.400 (1, 7)					F9					4	1	3	0	1	0	0					
Bob Aspromonte, R OBP: 0.313, SLG: 0.360 (1, 5)					F2					4	1	1	1	1	0	2					
John Bateman, R OBP: 0.234, SLG: 0.223 (1, 2)										3	1	2	0	2	0	2					
Dave Giusti, R OBP: 0.138, SLG: 0.074 (1, 1)					P2					4	1	0	0	0	0	7					
Inning Stats	R: 0 E: 0 K: 3 S: 9	H: 0 LOB: 1 BB: 1 P: 13	R: 0 E: 0 K: 0 S: 3	H: 0 LOB: 0 BB: 0 P: 3	R: 0 E: 0 K: 1 S: 7	H: 2 LOB: 2 BB: 0 P: 7	R: 0 E: 0 K: 0 S: 4	H: 1 LOB: 1 BB: 0 P: 4	R: 2 E: 1 K: 0 S: 6	H: 2 LOB: 2 BB: 1 P: 10	R: 1 E: 0 K: 0 S: 4	H: 1 LOB: 2 BB: 2 P: 12	R: 0 E: 0 K: 0 S: 4	H: 1 LOB: 1 BB: 0 P: 4	R: 0 E: 0 K: 0 S: 4	H: 2 LOB: 2 BB: 1 P: 8	1B: 8 2B: 4 3B: 0 HR: 0	SF: 1 SAC: 1 DP: 0 HBP: 0	WP: 0 PB: 0 SB: 2 CS: 0	PA: 45	
PITCHER	IP	WLS	BF	H	R	ER	SO	BB	IBB	HBP	BLK	WP	HR	S	P	ERA	WHIP				
Larry Jaster, L ERA: 5.45 (1, 1)	5.0	L	25	6	4	3	4	3	0	0	0	0	0	30	42	5.40	1.800				
Ron Willis, R ERA: 4.0 (6, 1)	2.0		11	3	1	1	0	1	1	0	0	0	0	9	17	4.50	2.000				
Al Jackson, L ERA: 5.08 (8, 1)	2.0		9	3	0	0	0	0	1	0	0	0	0	8	12	0.00	1.500				

Houston Astros @ St. Louis Cardinals
 Busch Stadium, St. Louis, MO
 Mon Jun 05 1967, 7:05 PM CDT
 Att: 13,620 - Unknown

AB 37
 R 5
 H 12
 RBI 5
 BB 6
 SO 4
 LOB 23



Batter	1	2	3	4	5	6	7	8	9	AB	R	H	RBI	BB	SO	LOB	BOTTOM					
Lou Brock, L OBP: 0.370, SLG: 0.608 (1, 7)									G3	5	1	3	0	0	1	0						
Curt Flood, R OBP: 0.385, SLG: 0.387 (1, 8)										3	0	1	0	1	1	3						
Roger Maris, L OBP: 0.356, SLG: 0.438 (1, 9)										2	1	0	0	1	1	3						
Orlando Cepeda, R OBP: 0.451, SLG: 0.571 (1, 3)										3	0	2	1	1	0	2						
Tim McCarver, L OBP: 0.390, SLG: 0.496 (1, 2)										4	0	0	0	0	1	5						
Mike Shannon, R OBP: 0.330, SLG: 0.444 (1, 5)										4	0	0	1	0	2	4						
Julian Javier, R OBP: 0.350, SLG: 0.420 (1, 4)										4	0	1	0	0	1	2						
Dal Maxvill, R OBP: 0.297, SLG: 0.285 (1, 6)										2	0	0	0	0	0	0						
Bobby Tolan, L OBP: 0.372, SLG: 0.475 (7, PH)										1	0	0	0	0	1	1						
Eddie Bressoud, R (8, 6)										1	0	0	0	0	0	0						
Larry Jaster, L OBP: 0.231, SLG: 0.167 (1, 1)										2	0	0	0	0	1	0						
Ron Willis, R (6, 1)										0	0	0	0	0	0	0						
Dave Ricketts, S OBP: 0.364, SLG: 0.364 (7, PH)										1	0	0	0	0	0	1						
Al Jackson, L OBP: 0.471, SLG: 0.400 (8, 1)										0	0	0	0	0	0	0						
Phil Gagliano, R OBP: 0.252, SLG: 0.255 (9, PH)										1	0	0	0	0	1	0						
Inning Stats	R: 1 E: 0 K: 1 S: 6	H: 2 LOB: 1 BB: 0 P: 6	R: 0 E: 0 K: 1 S: 5	H: 0 LOB: 0 BB: 0 P: 5	R: 0 E: 0 K: 2 S: 9	H: 2 LOB: 2 BB: 0 P: 9	R: 0 E: 0 K: 1 S: 5	H: 0 LOB: 1 BB: 1 P: 9	R: 0 E: 0 K: 1 S: 5	H: 0 LOB: 0 BB: 0 P: 5	R: 0 E: 0 K: 2 S: 7	H: 0 LOB: 2 BB: 1 P: 12	R: 0 E: 0 K: 1 S: 7	H: 2 LOB: 2 BB: 0 P: 7	R: 1 E: 0 K: 0 S: 4	H: 1 LOB: 1 BB: 1 P: 8	R: 0 E: 0 K: 1 S: 5	H: 0 LOB: 0 BB: 0 P: 5	1B: 5 2B: 2 3B: 0 HR: 0	SF: 0 SAC: 0 DP: 0 HBP: 1	WP: 0 PB: 0 SB: 0 CS: 0	PA: 37
PITCHER	IP	WLS	BF	H	R	ER	SO	BB	IBB	HBP	BLK	WP	HR	S	P	ERA	WHIP					
Dave Giusti, R ERA: 3.08 (1, 1)	9.0	W	37	7	2	2	10	3	0	1	0	0	0	53	66	2.00	1.111					

Houston Astros @ St. Louis Cardinals
 Busch Stadium, St. Louis, MO
 Mon Jun 05 1967, 7:05 PM CDT
 Att: 13,620 - Unknown

AB 33
 R 2
 H 7
 RBI 2
 BB 3
 SO 10
 LOB 21



Batter	1	2	3	4	5	6	7	8	9	AB	R	H	RBI	BB	SO	LOB	TOP		
Julio Gotay, R OBP: 0.400, SLG: 0.467 (1,4)	F3		F5				1-3		F3	5	0	1	0	0	0	2			
Sonny Jackson, L OBP: 0.250, SLG: 0.264 (1,6)	4-3		F8					F8		4	0	0	0	0	0	1			
Jimmy Wynn, R OBP: 0.372, SLG: 0.485 (1,8)	BB			HR				5-3		3	1	1	1	1	1	0			
Rusty Staub, L OBP: 0.371, SLG: 0.500 (1,9)	4-3		F9			K				4	0	1	0	0	1	1			
Eddie Mathews, L OBP: 0.333, SLG: 0.362 (1,3)		L1		F9						4	0	0	0	0	0	1			
Chuck Harrison, R OBP: 0.275, SLG: 0.319 (9,3)						P4		G3		0	0	0	0	0	0	0			
Jim Landis, R OBP: 0.377, SLG: 0.402 (1,7)		1-3 BB					4-3		FC6-4 SH1-4 BB	2	0	1	0	2	0	0			
Bob Aspromonte, R OBP: 0.314, SLG: 0.359 (1,5)			1-3						SH1-4	3	1	1	0	0	1	2			
John Bateman, R OBP: 0.241, SLG: 0.248 (1,2)					1-6-3				FC6-4 IBB	3	1	1	2	1	0	1			
Mike Cuellar, L OBP: 0.156, SLG: 0.219 (1,1)									FC6-4	4	0	0	0	0	2	2			
Inning Stats	R: 0 E: 0 K: 0 S: 3	H: 0 LOB: 1 BB: 1 P: 7	R: 0 E: 0 K: 0 S: 3	H: 0 LOB: 1 BB: 1 P: 7	R: 0 E: 0 K: 1 S: 5	H: 0 LOB: 0 BB: 0 P: 5	R: 1 E: 0 K: 1 S: 7	H: 2 LOB: 1 BB: 0 P: 7	R: 0 E: 0 K: 2 S: 6	H: 0 LOB: 0 BB: 0 P: 7	R: 2 E: 0 K: 0 S: 5	H: 2 LOB: 0 BB: 0 P: 5	R: 0 E: 0 K: 0 S: 4	H: 1 LOB: 1 BB: 0 P: 4	R: 0 E: 0 K: 0 S: 3	H: 0 LOB: 2 BB: 2 P: 11	1B: 4 2B: 0 3B: 0 HR: 2	SF: 0 SAC: 1 DP: 0 HBP: 0	WP: 0 PA: 37 PB: 0 SB: 0 CS: 0
PITCHER	IP	WLS	BF	H	R	ER	SO	BB	IBB	HBP	BLK	WP	HR	S	P	ERA	WHIP		
Ray Washburn, R ERA: 3.41 (1,1)	8.0	L	32	6	3	3	5	2	0	0	0	0	2	40	48	3.38	1.000		
Joe Hoerner, L ERA: 2.25 (9,1)	1.0		5	0	0	0	0	1	1	0	0	0	0	3	11	0.00	1.000		

Houston Astros @ St. Louis Cardinals
 Busch Stadium, St. Louis, MO
 Tue Jun 06 1967, 7:05 PM CDT
 Att: 13,750 - Unknown

AB 32
 R 3
 H 6
 RBI 3
 BB 4
 SO 5
 LOB 10



Batter	1	2	3	4	5	6	7	8	9	AB	R	H	RBI	BB	SO	LOB	BOTTOM				
Lou Brock, L OBP: 0.368, SLG: 0.601 (1,7)	K		P4							4	0	1	0	0	1	0					
Julian Javier, R OBP: 0.347, SLG: 0.422 (1,4)	K			5-3						4	1	1	0	0	2	1					
Alex Johnson, R OBP: 0.200, SLG: 0.266 (1,9)				4-3						4	0	2	1	0	0	0					
Orlando Cepeda, R OBP: 0.441, SLG: 0.557 (1,3)				4-3						4	0	0	0	0	1	1					
Mike Shannon, R OBP: 0.327, SLG: 0.466 (1,5)			F8							4	1	1	1	0	1	0					
John Romano, R OBP: 0.285, SLG: 0.095 (1,2)			K							3	0	1	0	0	1	0					
Bobby Tolan, L OBP: 0.348, SLG: 0.442 (1,8)			K2-3							3	0	0	0	0	3	1					
Dal Maxvill, R OBP: 0.292, SLG: 0.279 (1,6)										3	0	0	0	0	2	1					
Ray Washburn, R OBP: 0.043, SLG: 0.130 (1,1)										2	0	0	0	0	2	0					
Phil Gagliano, R OBP: 0.250, SLG: 0.253 (8,PH)										1	0	0	0	0	0	0					
Joe Hoerner, R OBP: 0.250, SLG: 0.253 (9,1)										0	0	0	0	0	0	0					
Inning Stats	R: 0 E: 0 K: 2 S: 8	H: 1 LOB: 1 BB: 0 P: 8	R: 0 E: 0 K: 2 S: 7	H: 0 LOB: 0 BB: 0 P: 7	R: 0 E: 0 K: 2 S: 7	H: 0 LOB: 0 BB: 0 P: 7	R: 0 E: 0 K: 0 S: 3	H: 0 LOB: 0 BB: 0 P: 3	R: 0 E: 0 K: 1 S: 6	H: 1 LOB: 1 BB: 0 P: 6	R: 1 E: 0 K: 1 S: 6	H: 2 LOB: 0 BB: 0 P: 6	R: 1 E: 0 K: 1 S: 6	H: 1 LOB: 0 BB: 0 P: 6	R: 0 E: 0 K: 2 S: 8	H: 1 LOB: 1 BB: 0 P: 8	R: 0 E: 0 K: 2 S: 7	H: 0 LOB: 0 BB: 0 P: 7	1B: 4 2B: 1 3B: 0 HR: 1	SF: 0 SAC: 0 DP: 0 HBP: 0	WP: 0 PA: 33 PB: 1 SB: 0 CS: 1
PITCHER	IP	WLS	BF	H	R	ER	SO	BB	IBB	HBP	BLK	WP	HR	S	P	ERA	WHIP				
Mike Cuellar, L ERA: 2.93 (1,1)	9.0	W	32	6	2	1	13	0	0	0	0	0	1	58	58	1.00	0.667				

Houston Astros @ St. Louis Cardinals
 Busch Stadium, St. Louis, MO
 Tue Jun 06 1967, 7:05 PM CDT
 Att: 13,750 - Unknown

AB 32
 R 2
 H 6
 RBI 2
 BB 0
 SO 13
 LOB 4



Batter	1	2	3	4	5	6	7	8	9	AB	R	H	RBI	BB	SO	LOB	TOP								
Julio Gotay, R OBP: 0.498, SLG: 0.455 (1, 4)	1-3		F2		F7	P5				7	1	3	1	0	0	3									
Sonny Jackson, L OBP: 0.257, SLG: 0.277 (1, 6)	FC6-4 1B		K			1B	3B		6-3	SH							5								
Jimmy Wynn, R OBP: 0.386, SLG: 0.488 Norm Miller, L OBP: 0.262, SLG: 0.297 (9, PR) (9, 7)	K					1B	1B		4-3	1B	BB						3								
Chuck Harrison, R OBP: 0.277, SLG: 0.320 Eddie Mathews, L OBP: 0.340, SLG: 0.364 (7, PH) (7, 3)	FC6-4 1-2		F3		F7				4-3	2B	BB						3								
Rusty Staub, L OBP: 0.377, SLG: 0.500 (1, 9)		1-3							4-3								6								
Jim Landis, R OBP: 0.366, SLG: 0.402 (9, 8)		F9							5-3								5								
Bob Aspromonte, R OBP: 0.330, SLG: 0.376 (1, 5)									1-3								6								
Ron Brand, R OBP: 0.315, SLG: 0.271 (1, 2)																	6								
Bo Belinsky, L Claude Raymond, R OBP: 0.200, SLG: 0.400 (6, 1)			K														2								
Inning Stats	R: 0 E: 0 K: 1 S: 6	H: 1 LOB: 1 BB: 0 P: 6	R: 0 E: 0 K: 0 S: 4	H: 1 LOB: 1 BB: 0 P: 4	R: 0 E: 0 K: 2 S: 7	H: 0 LOB: 0 BB: 0 P: 7	R: 1 E: 0 K: 0 S: 5	H: 2 LOB: 1 BB: 0 P: 5	R: 2 E: 0 K: 0 S: 6	H: 3 LOB: 2 BB: 1 P: 10	R: 0 E: 1 K: 0 S: 5	H: 1 LOB: 2 BB: 0 P: 5	R: 3 E: 0 K: 0 S: 7	H: 4 LOB: 2 BB: 1 P: 11	R: 6 E: 0 K: 2 S: 13	H: 6 LOB: 2 BB: 1 P: 17	R: 5 E: 0 K: 0 S: 8	H: 5 LOB: 2 BB: 2 P: 16	1B: 18 2B: 4 3B: 1 HR: 0	SF: 1 SAC: 2 DP: 0 HBP: 0	WP: 2 PB: 0 SB: 1 CS: 0	PA: 56			
PITCHER	IP	WLS	BF	H	R	ER	SO	BB	IBB	HBP	BLK	WP	HR	S	P	ERA	WHIP								
Steve Carlton, L ERA: 2.88 (1, 1)	5.0	L	23	7	3	3	3	1	0	0	0	0	0	28	32	5.40	1.600								
Nelson Briles, R ERA: 4.73 (6, 1)	1.1		8	2	2	2	0	1	0	0	0	1	0	7	11	13.50	2.250								
Joe Hoerner, L ERA: 2.7 (7, 1)	0.2		5	3	1	1	0	0	0	0	0	0	0	5	5	13.50	4.500								
Hal Woodeshick, L ERA: 7.47 (8, 1)	0.1		7	4	6	6	1	1	0	0	0	0	0	8	12	162.00	15.000								
Ron Willis, R ERA: 6.65 (8, 1)	1.1		11	6	5	5	1	2	0	0	0	1	0	11	19	33.75	6.000								
PITCHER	IP	WLS	BF	H	R	ER	SO	BB	IBB	HBP	BLK	WP	HR	S	P	ERA	WHIP								
Al Jackson, L ERA: 5.04 (9, 1)	0.1		2	1	0	0	0	0	0	0	0	0	0	2	2	0.00	3.000								

Houston Astros @ St. Louis Cardinals
Busch Stadium, St. Louis, MO
Wed Jun 07 1967, 7:05 PM CDT
Att: 13,752 - Unknown

AB 48
R 17
H 23
RBI 17
BB 5
SO 5
LOB 27



Batter	1	2	3	4	5	6	7	8	9	AB	R	H	RBI	BB	SO	LOB	BOTTOM							
Lou Brock, L OBP: 0.360, SLG: 0.587 (1, 7)	1-3		6-3		1-3		F7		F8	5	0	0	0	0	0	4								
Julian Javier, R OBP: 0.345, SLG: 0.424 (1, 4)	5-3				F7		L9			4	0	1	0	0	0	2								
Alex Johnson, R OBP: 0.203, SLG: 0.279 (7, 8)	FC5 2B		5-3							4	0	1	0	0	1	1								
Orlando Cepeda, R OBP: 0.448, SLG: 0.553 (1, 3)										1	1	0	0	1	0	0								
Mike Shannon, R OBP: 0.325, SLG: 0.458 (1, 5)	FC5 2-3f									4	0	1	0	0	0	3								
Tim McCarver, L OBP: 0.393, SLG: 0.504 (1, 2)										4	0	2	1	0	0	2								
Bobby Tolan, L OBP: 0.354, SLG: 0.432 Roger Maris, L OBP: 0.358, SLG: 0.439 (6, PH) (7, 9)										1	0	0	0	1	0	2								
Dal Maxvill, R OBP: 0.288, SLG: 0.275 Curt Flood, R OBP: 0.388, SLG: 0.386 Dick Hughes, R OBP: 0.200, SLG: 0.143 Eddie Bressoud, R (8, 6)										2	0	0	0	0	0	1								
Steve Carlton, L OBP: 0.211, SLG: 0.167 Ed Spivey, R OBP: 0.207, SLG: 0.200 Nelson Briles, R (8, 1) Joe Hoerner, R (7, 1) Dave Ricketts, S OBP: 0.323, SLG: 0.333 Hal Woodeshick, R (8, 1) Ron Willis, R (8, 1) Al Jackson, L OBP: 0.448, SLG: 0.376 (9, 1)										1	0	0	0	0	0	0								
Inning Stats	R: 0 E: 0 K: 0 S: 4	H: 1 LOB: 2 BB: 0 P: 5	R: 0 E: 0 K: 0 S: 2	H: 0 LOB: 0 BB: 1 P: 6	R: 0 E: 0 K: 0 S: 4	H: 1 LOB: 1 BB: 0 P: 4	R: 0 E: 0 K: 0 S: 3	H: 1 LOB: 1 BB: 0 P: 4	R: 0 E: 0 K: 1 S: 6	H: 1 LOB: 1 BB: 1 P: 10	R: 0 E: 0 K: 1 S: 6	H: 1 LOB: 1 BB: 0 P: 6	R: 0 E: 0 K: 0 S: 3	H: 0 LOB: 0 BB: 0 P: 3	R: 0 E: 0 K: 1 S: 7	H: 2 LOB: 2 BB: 0 P: 7	1B: 3 2B: 5 3B: 0 HR: 0	SF: 0 SAC: 0 DP: 1 HBP: 2	WP: 0 PB: 0 SB: 0 CS: 1	PA: 37				
PITCHER	IP	WLS	BF	H	R	ER	SO	BB	IBB	HBP	BLK	WP	HR	S	P	ERA	WHIP							
Bo Belinsky, L ERA: 3.91 (1, 1)	5.2	W	24	5	0	1	1	2	0	0	0	0	0	22	32	1.59	1.235							
Claude Raymond, R ERA: 2.4 (6, 1)	3.1	S	13	3	0	0	2	0	0	0	0	0	0	17	17	0.00	0.900							
PITCHER	IP	WLS	BF	H	R	ER	SO	BB	IBB	HBP	BLK	WP	HR	S	P	ERA	WHIP							

Houston Astros @ St. Louis Cardinals
Busch Stadium, St. Louis, MO
Wed Jun 07 1967, 7:05 PM CDT
Att: 13,752 - Unknown

AB 33
R 1
H 8
RBI 1
BB 2
SO 3
LOB 21



Batter	1	2	3	4	5	6	7	8	9	AB	R	H	RBI	BB	SO	LOB	TOP		
Julio Gotay, R OBP: 0.385, SLG: 0.423 (1,4)										4	1	1	0	0	0	0			
Sonny Jackson, L OBP: 0.281, SLG: 0.281 (1,6)										4	1	2	0	0	0	0			
Jimmy Wynn, R OBP: 0.380, SLG: 0.480 (1,8)										3	0	0	0	0	2	1			
Rusty Staub, L OBP: 0.367, SLG: 0.489 (1,9)										3	0	0	1	0	0	0			
Eddie Mathews, L OBP: 0.333, SLG: 0.356 (1,3)										3	0	0	0	0	1	0			
Jim Landis, R OBP: 0.365, SLG: 0.400 (1,7)										3	0	1	0	0	2	0			
Bob Aspromonte, R OBP: 0.330, SLG: 0.371 (1,5)										2	0	0	0	0	0	1			
John Bateman, R OBP: 0.236, SLG: 0.243 (1,2)										3	0	0	0	0	1	1			
Larry Dierker, R OBP: 0.328, SLG: 0.417 (5,1)										1	0	0	0	0	1	0			
Jim Owens, R OBP: 0.330, SLG: 0.333 (5,1)										0	0	0	0	0	0	0			
Jose Herrera, R OBP: 0.330, SLG: 0.333 (5,1)										0	0	0	0	0	0	0			
Carroll Sembera, R OBP: 0.356, SLG: 0.289 (5,1)										0	0	0	0	0	0	0			
Norm Miller, R OBP: 0.356, SLG: 0.289 (5,1)										0	0	0	0	0	0	0			
Dan Schneider, L OBP: 0.356, SLG: 0.289 (5,1)										0	0	0	0	0	0	0			
Inning Stats	R: 2 E: 0 K: 1 S: 7	H: 2 LOB: 0 BB: 0 P: 7	R: 0 E: 0 K: 1 S: 4	H: 0 LOB: 0 BB: 0 P: 5	R: 0 E: 0 K: 1 S: 5	H: 0 LOB: 0 BB: 0 P: 5	R: 0 E: 0 K: 2 S: 7	H: 0 LOB: 0 BB: 0 P: 7	R: 0 E: 0 K: 2 S: 8	H: 1 LOB: 1 BB: 0 P: 8	R: 0 E: 0 K: 0 S: 4	H: 1 LOB: 1 BB: 0 P: 4	R: 0 E: 0 K: 1 S: 5	H: 0 LOB: 0 BB: 0 P: 5	R: 0 E: 0 K: 0 S: 3	H: 0 LOB: 0 BB: 0 P: 3	1B: 4 2B: 1 3B: 0 HR: 0	SF: 1 SAC: 1 DP: 1 HBP: 1	WP: 0 PA: 31 PB: 1 SB: 0 CS: 0
PITCHER Bob Gibson, R ERA: 3.04 (1,1)	IP: 9.0 WLS: W BF: 31 H: 4 R: 2 ER: 1 SO: 9 BB: 0 IBB: 0 HBP: 1 BLK: 0 WP: 0 HR: 0 S: 48 P: 49 ERA: 1.00 WHIP: 0.444															PITCHER			

Houston Astros @ St. Louis Cardinals
Busch Stadium, St. Louis, MO
Thu Jun 08 1967, 7:05 PM CDT
Att: 14,093 - Unknown

AB 28
R 2
H 4
RBI 1
BB 0
SO 9
LOB 3



Batter	1	2	3	4	5	6	7	8	9	AB	R	H	RBI	BB	SO	LOB	BOTTOM		
Lou Brock, L OBP: 0.358, SLG: 0.590 (1,7)										4	1	1	0	0	0	3			
Bobby Tolan, L OBP: 0.385, SLG: 0.479 (1,8)										4	1	2	2	0	0	0			
Roger Maris, L OBP: 0.355, SLG: 0.441 (1,9)										4	0	1	1	0	0	1			
Orlando Cepeda, R OBP: 0.444, SLG: 0.546 (1,3)										4	1	1	0	0	2	1			
Tim McCarver, L OBP: 0.383, SLG: 0.489 (1,2)										4	0	0	0	0	0	1			
Mike Shannon, R OBP: 0.331, SLG: 0.455 (1,5)										3	1	1	1	1	0	0			
Julian Javier, R OBP: 0.349, SLG: 0.448 (1,4)										4	1	2	1	0	0	1			
Eddie Bressoud, R OBP: 0.226, SLG: 0.040 (1,6)										3	1	1	0	0	2	2			
Bob Gibson, R OBP: 0.243, SLG: 0.152 (1,1)										2	0	1	1	0	1	0			
Inning Stats	R: 0 E: 0 K: 0 S: 3	H: 0 LOB: 0 BB: 0 P: 3	R: 1 E: 0 K: 0 S: 4	H: 2 LOB: 0 BB: 0 P: 4	R: 1 E: 0 K: 2 S: 9	H: 2 LOB: 1 BB: 0 P: 9	R: 0 E: 0 K: 1 S: 5	H: 0 LOB: 0 BB: 0 P: 5	R: 3 E: 0 K: 1 S: 9	H: 4 LOB: 1 BB: 0 P: 9	R: 0 E: 0 K: 0 S: 3	H: 2 LOB: 2 BB: 1 P: 11	R: 0 E: 0 K: 0 S: 3	H: 0 LOB: 0 BB: 0 P: 3	R: 0 E: 0 K: 0 S: 3	H: 0 LOB: 0 BB: 0 P: 3	1B: 6 2B: 1 3B: 2 HR: 1	SF: 0 SAC: 1 DP: 1 HBP: 0	WP: 1 PA: 34 PB: 0 SB: 1 CS: 0
PITCHER Larry Dierker, R ERA: 3.84 (1,1)	IP: 4.2 WLS: L BF: 21 H: 8 R: 5 ER: 5 SO: 3 BB: 0 IBB: 0 HBP: 0 BLK: 0 WP: 1 HR: 1 S: 27 P: 27 ERA: 9.64 WHIP: 1.714															PITCHER			
Jim Owens, R ERA: 2.57 (5,1)	0.1	1	0	0	0	1	0	0	0	0	0	3	3	0.00	0.000				
Carroll Sembera, R ERA: 3.86 (5,1)	2.0	9	2	1	1	1	1	0	0	0	0	10	14	4.50	1.500				
Dan Schneider, L ERA: 1.84 (5,1)	1.0	3	0	0	0	0	0	0	0	0	0	3	3	0.00	0.000				

Houston Astros @ St. Louis Cardinals
Busch Stadium, St. Louis, MO
Thu Jun 08 1967, 7:05 PM CDT
Att: 14,093 - Unknown

AB 32
R 6
H 10
RBI 6
BB 1
SO 5
LOB 9



Batter	1	2	3	4	5	6	7	8	9	AB	R	H	RBI	BB	SO	LOB	TOP								
Julio Gotay, R OBP: 0.355, SLG: 0.367 (1, 4)	F5		K	6-3		2B BB		K		4	0	0	0	1	2	1	Houston Astros @ Cincinnati Reds Crosley Field, Cincinnati, OH Fri Jun 09 1967, 7:05 PM EDT Att: 13,447 - Unknown								
Sonny Jackson, L OBP: 0.256, SLG: 0.274 (1, 6)	F8		F8		6-3	F3		5-3		5	0	0	0	0	0	3									
Jimmy Wynn, R OBP: 0.381, SLG: 0.480 (1, 8)	K		HBP 1B BB		1-3	2B		K		4	1	1	1	1	2	0									
Rusty Staub, L OBP: 0.374, SLG: 0.493 (1, 9)		WP 1B 2B	1B HBP		F6		1B BB	6-3		3	1	1	0	1	0	0									
Eddie Mathews, L OBP: 0.341, SLG: 0.364 (1, 5)	F4		BB 1B		2-3		1B			5	0	3	1	0	0	1									
Jim Landis, R OBP: 0.375, SLG: 0.398 (1, 7)	WP 1B BB		1-2 BB		BB 1B	K		K		3	2	1	0	2	2	2									
Chuck Harrison, R OBP: 0.287, SLG: 0.321 (1, 3)		1-H 2-H 1B	K		1B BB	K		K		3	1	1	2	1	2	4									
John Bateman, R OBP: 0.237, SLG: 0.243 (1, 2)	K		K		E7 1B 1B		6-3			4	1	1	1	0	2	1									
Don Wilson, R OBP: 0.185, SLG: 0.083 (1, 1)	K		F4		BB 2B 1B					3	1	1	1	0	1	1									
Claude Raymond, R OBP: 0.200, SLG: 0.400 (7, 1)										0	0	0	0	0	0	0									
Barry Latman, R (7, 1)										0	0	0	0	0	0	0									
Ron Brand, R OBP: 0.327, SLG: 0.271 (8, PH)										0	0	0	0	1	0	0									
Dan Schneider, L (8, 1)										0	0	0	0	0	0	0									
Inning Stats	R: 0 E: 0 K: 1 S: 5	H: 0 LOB: 0 BB: 0 P: 5	R: 2 E: 0 K: 2 S: 9	H: 2 LOB: 1 BB: 1 P: 13	R: 1 E: 0 K: 2 S: 8	H: 1 LOB: 3 BB: 2 P: 17	R: 0 E: 0 K: 1 S: 5	H: 0 LOB: 0 BB: 0 P: 5	R: 0 E: 0 K: 0 S: 3	H: 0 LOB: 0 BB: 0 P: 3	R: 4 E: 1 K: 0 S: 6	H: 4 LOB: 2 BB: 2 P: 14	R: 0 E: 0 K: 2 S: 7	H: 1 LOB: 1 BB: 1 P: 11	R: 0 E: 0 K: 1 S: 5	H: 0 LOB: 1 BB: 1 P: 9	R: 0 E: 0 K: 2 S: 8	H: 1 LOB: 1 BB: 0 P: 8	1B: 7 2B: 2 3B: 0 HR: 0	SF: 0 SAC: 0 DP: 0 HBP: 1	WP: 1 PB: 0 SB: 0 CS: 0	PA: 42			
PITCHER	IP	WLS	BF	H	R	ER	SO	BB	IBB	HBP	BLK	WP	HR	S	P	ERA	WHIP	PITCHER							
Jim Maloney, R ERA: 4.15 (1, 1)	5.1		27	6	7	7	6	4	0	1	0	1	0	34	51	11.81	1.875								
Gerry Arrigo, L ERA: 1.1 (6, 1)	1.2	W	7	2	0	0	2	2	0	0	0	0	0	9	17	0.00	2.400								
Bob Lee, R ERA: 5.14 (8, 1)	2.0	S	8	1	0	0	3	1	0	0	0	0	0	13	17	0.00	1.000								

AB 34
R 7
H 9
RBI 6
BB 7
SO 11
LOB 13



Batter	1	2	3	4	5	6	7	8	9	AB	R	H	RBI	BB	SO	LOB	BOTTOM								
Floyd Robinson, L OBP: 0.324, SLG: 0.371 (1, 9)	1-3	BB 1B		PB BB			1B HR	K		4	2	2	0	1	1	0	Houston Astros @ Cincinnati Reds Crosley Field, Cincinnati, OH Fri Jun 09 1967, 7:05 PM EDT Att: 13,447 - Unknown								
Vada Pinson, L OBP: 0.305, SLG: 0.402 (1, 8)	F8	1B BB		4-3		1-2 HR	1B	K		4	1	1	0	1	1	1									
Pete Rose, S OBP: 0.419, SLG: 0.535 (1, 7)	S 1B BB		1-3 2-H 1B		F5		1-H 2-H HR	FC5-4 1B		4	2	3	4	1	0	0									
Tony Perez, R OBP: 0.338, SLG: 0.597 (1, 5)	1-H 2B 1B		F3		5-3		HR 2B	FC5-4 1-2		5	2	2	1	0	0	3									
Deron Johnson, R OBP: 0.340, SLG: 0.527 (1, 3)	1-2 2B 1B		K		6-3		2-H HR			4	2	2	2	0	1	0									
Don Pavletich, R OBP: 0.359, SLG: 0.427 (1, 2)	1-H 2-H 2B		K		6-3		HR			4	1	2	3	0	1	0									
Tommy Helms, R OBP: 0.305, SLG: 0.380 (1, 4)	F9		5-3		6-3		6-3 1B			4	0	1	0	0	0	1									
Leo Cardenas, R OBP: 0.309, SLG: 0.317 (1, 6)		F8		CS 1B		F7	6-3			4	0	1	0	0	0	1									
Jim Maloney, L OBP: 0.200, SLG: 0.292 (1, 1)		F8		1-2 K			F6			2	0	0	0	0	1	1									
Gerry Arrigo, L OBP: 0.222, SLG: 0.333 (6, 1)										0	0	0	0	0	0	0									
Giraldo Ruiz, S OBP: 0.229, SLG: 0.284 (7, PH)										2	0	0	0	0	0	1									
Bob Lee, R (8, 1)										0	0	0	0	0	0	0									
Inning Stats	R: 3 E: 0 K: 0 S: 6	H: 3 LOB: 1 BB: 1 P: 10	R: 1 E: 0 K: 0 S: 5	H: 2 LOB: 2 BB: 1 P: 9	R: 0 E: 0 K: 2 S: 7	H: 0 LOB: 0 BB: 0 P: 7	R: 0 E: 0 K: 1 S: 5	H: 1 LOB: 1 BB: 1 P: 9	R: 0 E: 0 K: 0 S: 3	H: 0 LOB: 0 BB: 0 P: 3	R: 6 E: 0 K: 0 S: 10	H: 7 LOB: 1 BB: 0 P: 10	R: 0 E: 0 K: 2 S: 8	H: 1 LOB: 1 BB: 0 P: 8	1B: 9 2B: 2 3B: 0 HR: 3	SF: 0 SAC: 0 DP: 0 HBP: 0		WP: 0 PB: 1 SB: 1 CS: 1	PA: 40						
PITCHER	IP	WLS	BF	H	R	ER	SO	BB	IBB	HBP	BLK	WP	HR	S	P	ERA	WHIP	PITCHER							
Don Wilson, R ERA: 3.88 (7, 1)	6.1		30	9	7	7	3	3	0	0	0	0	2	3	3	6.1	1.895								
Claude Raymond, R ERA: 3.3 (7, 1)	0.0	L	3	3	3	3	0	0	0	0	0	0	0	3	3	0.00	1.500								
Barry Latman, R ERA: 2.35 (7, 1)	0.2		3	1	0	0	0	0	0	0	0	0	0	3	3	0.00	1.500								
Dan Schneider, L ERA: 1.72 (8, 1)	1.0		4	1	0	0	2	0	0	0	0	0	0	8	8	0.00	1.000								

AB 37
R 10
H 14
RBI 10
BB 3
SO 5
LOB 8



Batter	1	2	3	4	5	6	7	8	9	AB	R	H	RBI	BB	SO	LOB	TOP				
Julio Gotay, R OBP: 0.343, SLG: 0.353 (1, 4)	0-0 6-3		0-0 2B 1B		0-0 F5			0-0 F4		4	1	1	0	0	0	1	Houston Astros @ Cincinnati Reds Crosley Field, Cincinnati, OH Sat Jun 10 1967, 3:33 AM EDT Alt. 8,252 - Unknown - 86 F				
Sonny Jackson, L OBP: 0.260, SLG: 0.280 (1, 6)	0-0 6-3		0-0 1-H 2B		0-0 F8			4-0 HR BB		3	1	1	1	1	0	0					
Jimmy Wynn, R OBP: 0.383, SLG: 0.503 (1, 8)	0-0 2B		0-0 F4		0-0 6-3			0-0 1-H 2-H HR		4	1	2	3	0	0	1					
Rusty Staub, L OBP: 0.371, SLG: 0.483 (1, 9)	4-0 BB		0-0 G3		0-0 4-3			0-0 G3		3	0	0	0	1	0	1					
Eddie Mathews, L OBP: 0.339, SLG: 0.368 (1, 5)	0-0 F8			0-3 K		0-0 4-3		0-0 2B		4	0	1	0	0	1	2					
Jim Landis, R OBP: 0.363, SLG: 0.383 (1, 7)		0-3 K		0-0 F4			0-0 F3	0-0 F8		4	0	0	0	0	1	1					
Chuck Harrison, R OBP: 0.286, SLG: 0.317 (1, 3)		0-0 F8		0-0 FC6-4 1B		0-0 F3		0-0 F9		4	0	1	0	0	0	0					
John Bateman, R OBP: 0.231, SLG: 0.236 (1, 2)		0-3 K		0-0 FC6-4 1-2		0-0 F3		0-0 5-3		4	0	0	0	0	1	1					
Dave Giusti, R OBP: 0.133, SLG: 0.071 Barry Latman, R (3, 1)			0-3 K		0-3 K			0-0 BB HR 1B		1	0	0	0	0	1	0					
Jackie Brandt, R OBP: 0.150, SLG: 0.200 Jim Owens, R (8, PH) Jose Herrera, R (9, PH)									0-0 F8	1	0	0	0	0	1	0					
Inning Stats	R: 0 E: 0 K: 0 S: 4	H: 1 LOB: 2 BB: 1 P: 8	R: 0 E: 0 K: 2 S: 7	H: 0 LOB: 0 BB: 0 P: 7	R: 1 E: 0 K: 1 S: 7	H: 2 LOB: 1 BB: 0 P: 7	R: 0 E: 0 K: 1 S: 6	H: 1 LOB: 1 BB: 0 P: 6	R: 0 E: 0 K: 1 S: 5	H: 0 LOB: 0 BB: 0 P: 5	R: 0 E: 0 K: 0 S: 3	H: 0 LOB: 0 BB: 0 P: 3	R: 0 E: 0 K: 0 S: 3	H: 0 LOB: 0 BB: 0 P: 3	R: 3 E: 0 K: 0 S: 6	H: 3 LOB: 1 BB: 1 P: 10	R: 0 E: 0 K: 0 S: 3	H: 0 LOB: 0 BB: 0 P: 3	1B: 3 2B: 3 3B: 0 HR: 1	SF: 0 SAC: 0 DP: 0 HBP: 0	WP: 0 PA: 36 PB: 0 SB: 0 CS: 0
PITCHER Mel Queen, R ERA: 2.2 (1, 1)	IP: 9.0 WLS: W BF: 36 H: 7 R: 4 ER: 4 SO: 5 BB: 2 IBB: 0 HBP: 0 BLK: 0 WP: 0 HR: 1 S: 44 P: 52 ERA: 4.00 WHIP: 1.000															PITCHER					

AB	34
R	4
H	7
RBI	4
BB	2
SO	5
LOB	7



Batter	1	2	3	4	5	6	7	8	9	AB	R	H	RBI	BB	SO	LOB	BOTTOM
Floyd Robinson, L OBP: 0.329, SLG: 0.388 (1, 9)	0-0 1B 2B		0-0 1B G4-6-3 1B		0-0 4-3			0-0 F8		5	2	2	0	0	0	2	Houston Astros @ Cincinnati Reds Crosley Field, Cincinnati, OH Sat Jun 10 1967, 3:33 AM EDT Alt. 8,252 - Unknown - 86 F
Vada Pinson, L OBP: 0.312, SLG: 0.414 (1, 8)	4-0 1B BB		0-0 1B G4-6-3 1B		0-0 F3		0-0 E 3B			3	2	2	0	1	0	0	
Pete Rose, S OBP: 0.416, SLG: 0.530 (1, 7)	0-0 1B 1-3 2-H 1B		0-0 G4-6-3 1-2 3-H 1B		0-0 F9		0-0 E4 BLK 3-H K			4	1	1	1	0	0	1	
Tony Perez, R OBP: 0.341, SLG: 0.595 (1, 5)	0-0 1B 2-3 3-H 1B		0-0 2B 1B		0-0 F9		0-3 K			4	1	2	1	0	1	1	
Deron Johnson, R OBP: 0.352, SLG: 0.544 Lee May, R OBP: 0.315, SLG: 0.373 (7, 3)	0-0 F9-6-5 2-H 3-H 1B		0-0 3B 2B		0-0 2B G3 1B		0-3 K			3	2	3	2	0	0	0	
Don Pavletich, R OBP: 0.384, SLG: 0.462 (1, 2)	0-0 F9-6-5 2-3 1B		0-0 3B		0-0 E 2B		0-3 K			1	0	0	0	0	1	1	
Tommy Helms, R OBP: 0.298, SLG: 0.370 (1, 4)		0-0 F9		0-3 K		0-0 F3		0-0 F4		4	0	0	0	0	1	3	
Leo Cardenas, R OBP: 0.304, SLG: 0.310 (1, 6)		0-3 K		0-3 K		0-0 G3		0-0 F9		4	0	0	1	0	2	0	
Mel Queen, L OBP: 0.200, SLG: 0.208 (1, 1)		0-0 F5		0-0 4-3		0-0 2B		0-0 1B		4	0	2	0	0	0	0	
Inning Stats	R: 3 E: 0 K: 0 S: 5	H: 4 LOB: 0 BB: 1 P: 9	R: 0 E: 0 K: 1 S: 5	H: 0 LOB: 0 BB: 0 P: 5	R: 3 E: 0 K: 1 S: 9	H: 5 LOB: 1 BB: 0 P: 9	R: 0 E: 0 K: 1 S: 5	H: 0 LOB: 0 BB: 0 P: 5	R: 0 E: 1 K: 0 S: 6	H: 3 LOB: 1 BB: 0 P: 6	R: 1 E: 1 K: 3 S: 11	H: 1 LOB: 1 BB: 0 P: 11	R: 0 E: 0 K: 0 S: 4	H: 1 LOB: 1 BB: 0 P: 4	1B: 8 2B: 5 3B: 2 HR: 0	SF: 0 SAC: 0 DP: 2 HBP: 0	
PITCHER Dave Giusti, R ERA: 3.69 Barry Latman, R ERA: 2.57 Jim Owens, R ERA: 2.25 (8, 1)	IP: 4.1 WLS: L BF: 19 H: 5 R: 3 ER: 2 SO: 5 BB: 0 IBB: 0 HBP: 0 BLK: 1 WP: 0 HR: 0 S: 29 P: 29 ERA: 4.15 WHIP: 1.154															PITCHER	



Batter	1	2	3	4	5	6	7	8	9	AB	R	H	RBI	BB	SO	LOB	TOP					
Julio Gotay, R OBP: 0.350, SLG: 0.359																	5 0 2 0 0 0 3					
Sonny Jackson, L OBP: 0.263, SLG: 0.279																	4 0 1 1 1 0 2					
Jimmy Wynn, R OBP: 0.379, SLG: 0.495																	5 1 1 0 0 2 3					
Rusty Staub, L OBP: 0.366, SLG: 0.470																	4 1 0 0 1 1 3					
Eddie Mathews, L OBP: 0.347, SLG: 0.378																	4 0 2 1 1 1 0					
Chuck Harrison, R OBP: 0.286, SLG: 0.317																	0 0 0 0 0 0 0					
Jim Landis, R OBP: 0.364, SLG: 0.387																	4 1 1 0 1 1 3					
Bob Aspromonte, R OBP: 0.332, SLG: 0.394																	5 2 2 2 0 1 3					
John Bateman, R OBP: 0.244, SLG: 0.264																	4 2 3 1 0 0 0					
Ron Brand, R OBP: 0.271, SLG: 0.271																	0 0 0 0 0 0 0					
Mike Cuellar, L OBP: 0.194, SLG: 0.278																	4 0 2 1 0 1 2					
Carroll Sembera, R OBP: 0.333, SLG: 0.333																	0 0 0 0 0 0 0					
Inning Stats	R: 0 E: 0 K: 1 S: 5	H: 1 LOB: 0 BB: 0 P: 5	R: 0 E: 0 K: 1 S: 5	H: 0 LOB: 0 BB: 0 P: 5	R: 1 E: 0 K: 1 S: 6	H: 2 LOB: 0 BB: 0 P: 6	R: 0 E: 0 K: 0 S: 3	H: 0 LOB: 2 BB: 2 P: 11	R: 2 E: 0 K: 2 S: 11	H: 4 LOB: 2 BB: 0 P: 11	R: 2 E: 0 K: 1 S: 8	H: 3 LOB: 1 BB: 0 P: 8	R: 2 E: 0 K: 1 S: 7	H: 2 LOB: 1 BB: 1 P: 11	R: 0 E: 0 K: 0 S: 4	H: 1 LOB: 0 BB: 0 P: 4	R: 0 E: 0 K: 0 S: 4	H: 1 LOB: 2 BB: 1 P: 8	1B: 7 2B: 8 3B: 0 HR: 1	SF: 0 SAC: 0 DP: 2 HBP: 0	WP: 1 PB: 1 SB: 2 CS: 0	PA: 43
PITCHER	IP WLS BF H R ER SO BB IBB HBP BLK WP HR S P ERA WHIP																					
Mitt Pappas, R ERA: 3.13	(1, 1) 4.1 L 20 7 3 3 3 2 0 0 0 0 0 0 24 32 6.23 2.077																					
Gerry Arrigo, L ERA: 1.57	(5, 1) 1.2 8 3 2 2 3 0 0 0 0 0 0 1 14 14 10.80 1.800																					
Don Nottebart, R ERA: 1.82	(7, 1) 2.0 10 3 2 1 1 1 0 0 0 0 0 0 11 15 4.50 2.000																					
Darrell Osteen, R ERA: 6.35	(9, 1) 1.0 5 1 0 0 0 1 0 0 0 0 1 0 4 8 0.00 2.000																					

Houston Astros @ Cincinnati Reds
Crosley Field, Cincinnati, OH
Sun Jun 11 1967, 3:33 AM EDT
Unknown - 87 F

AB 39
R 7
H 14
RBI 6
BB 4
SO 7
LOB 19



Batter	1	2	3	4	5	6	7	8	9	AB	R	H	RBI	BB	SO	LOB	BOTTOM					
Giraldo Ruiz, S OBP: 0.240, SLG: 0.292										5 1 2 0 0 0 3												
Vada Pinson, L OBP: 0.318, SLG: 0.422										5 2 3 1 0 1 0												
Pete Rose, S OBP: 0.412, SLG: 0.525										4 0 1 1 0 2 4												
Tony Perez, R OBP: 0.338, SLG: 0.586										5 0 1 0 0 3 5												
Deron Johnson, R OBP: 0.341, SLG: 0.529										4 0 0 1 0 2 2												
Don Pavletich, R OBP: 0.376, SLG: 0.500										3 1 2 1 1 0 0												
Lee May, R OBP: 0.302, SLG: 0.356										4 0 0 0 0 1 3												
Leo Cardenas, R OBP: 0.311, SLG: 0.319										4 0 3 0 0 0 0												
Mitt Pappas, R ERA: 3.13	(1, 1) 4.1 L 20 7 3 3 3 2 0 0 0 0 0 0 24 32 6.23 2.077																					
Gerry Arrigo, L ERA: 1.57	(5, 1) 1.2 8 3 2 2 3 0 0 0 0 0 0 1 14 14 10.80 1.800																					
Don Nottebart, R ERA: 1.82	(7, 1) 2.0 10 3 2 1 1 1 0 0 0 0 0 0 11 15 4.50 2.000																					
Tommy Helms, R OBP: 0.302, SLG: 0.374	(8, PH) 1.0 5 1 0 0 0 1 0 0 0 0 1 0 4 8 0.00 2.000																					
Darrell Osteen, R ERA: 6.35	(9, 1) 1.0 5 1 0 0 0 1 0 0 0 0 1 0 4 8 0.00 2.000																					
Inning Stats	R: 2 E: 1 K: 1 S: 7	H: 2 LOB: 0 BB: 0 P: 7	R: 0 E: 0 K: 0 S: 4	H: 1 LOB: 1 BB: 0 P: 4	R: 0 E: 0 K: 1 S: 5	H: 0 LOB: 0 BB: 0 P: 5	R: 0 E: 0 K: 3 S: 9	H: 0 LOB: 1 BB: 1 P: 13	R: 0 E: 0 K: 1 S: 8	H: 3 LOB: 3 BB: 0 P: 8	R: 1 E: 0 K: 1 S: 8	H: 3 LOB: 2 BB: 0 P: 8	R: 1 E: 1 K: 1 S: 8	H: 2 LOB: 2 BB: 0 P: 8	R: 0 E: 0 K: 0 S: 3	H: 1 LOB: 0 BB: 0 P: 3	R: 0 E: 0 K: 1 S: 6	H: 2 LOB: 1 BB: 0 P: 6	1B: 12 2B: 1 3B: 0 HR: 1	SF: 2 SAC: 0 DP: 2 HBP: 0	WP: 0 PB: 0 SB: 0 CS: 0	PA: 41
PITCHER	IP WLS BF H R ER SO BB IBB HBP BLK WP HR S P ERA WHIP																					
Mike Cuellar, L ERA: 2.86	(1, 1) 8.1 W 40 14 4 2 9 1 0 0 0 0 0 0 1 57 61 2.16 1.800																					
Carroll Sembera, R ERA: 3.70	(9, 1) 0.2 S 1 0 0 0 0 0 0 0 0 0 0 0 1 1 0.00 0.000																					

Houston Astros @ Cincinnati Reds
Crosley Field, Cincinnati, OH
Sun Jun 11 1967, 3:33 AM EDT
Unknown - 87 F

AB 38
R 4
H 14
RBI 4
BB 1
SO 9
LOB 19



Batter	1	2	3	4	5	6	7	8	9	AB	R	H	RBI	BB	SO	LOB	TOP										
Jesus Alou, R OBP: 0.312, SLG: 0.402	4-3		F9		F6		1B		4-3	5	0	1	0	0	0	1											
Ty Cline, L OBP: 0.188, SLG: 0.207	WP		L7		L8		L3-4		K	5	1	1	0	0	1	4											
Tom Haller, L OBP: 0.392, SLG: 0.529	1B		4-3			G3	FC6			3	0	1	0	1	0	0											
Willie McCovey, L OBP: 0.368, SLG: 0.538	1B			4-3		FC5-4	FC6			3	0	1	0	1	0	3											
Jim Ray Hart, R OBP: 0.323, SLG: 0.419	F7			FC9-6		FC5-4			SH	3	0	1	0	1	0	3											
Bill Sorrell, L OBP: 0.235, SLG: 0.200	F3			FC9-6		F8			K	4	0	0	0	0	1	5											
Bob Schroder, L OBP: 0.257, SLG: 0.235		4-3							SH	3	1	1	0	0	0	1											
Frank Linzy, R OBP: 0.296, SLG: 0.150			4-3						E	0	0	0	0	0	0	0											
Bill Henry, L OBP: 0.215, SLG: 0.257		K							G6-3	0	0	0	0	0	0	0											
Hal Lanier, R OBP: 0.215, SLG: 0.257									SH1-4	3	0	1	0	0	1	2											
Lindy McDaniel, R OBP: 0.333, SLG: 0.333									G6-3	2	0	0	0	0	2	1											
Norm Siebern, L OBP: 0.296, SLG: 0.150										1	0	1	0	0	0	0											
Tito Fuentes, S OBP: 0.212, SLG: 0.222										0	0	0	0	0	0	0											
Jim Davenport, R OBP: 0.355, SLG: 0.405									F9	1	0	0	0	0	0	0											
Inning Stats	R: 1 E: 0 K: 0 S: 6	H: 3 LOB: 2 BB: 0 P: 6	R: 0 E: 0 K: 2 S: 7	H: 0 LOB: 0 BB: 0 P: 7	R: 0 E: 0 K: 0 S: 3	H: 0 LOB: 0 BB: 0 P: 3	R: 0 E: 0 K: 0 S: 3	H: 0 LOB: 1 BB: 1 P: 7	R: 0 E: 0 K: 0 S: 6	H: 1 LOB: 1 BB: 0 P: 6	R: 0 E: 0 K: 0 S: 3	H: 0 LOB: 0 BB: 1 P: 7	R: 1 E: 1 K: 0 S: 6	H: 3 LOB: 3 BB: 1 P: 10	R: 0 E: 1 K: 1 S: 6	H: 1 LOB: 1 BB: 0 P: 6	R: 0 E: 0 K: 1 S: 5	H: 0 LOB: 0 BB: 0 P: 5	1B: 6 2B: 0 3B: 2 HR: 0	SF: 0 SAC: 2 DP: 1 HBP: 0	WP: 1 PB: 0 SB: 0 CS: 0	PA: 38					
PITCHER	IP	WLS	BF	H	R	ER	SO	BB	IBB	HBP	BLK	WP	HR	S	P	ERA	WHIP										
Larry Dierker, R ERA: 3.69	8.0	W	35	8	2	2	4	3	0	0	0	1	0	40	52	2.25	1.375										
Claude Raymond, R ERA: 3.19	1.0	S	3	0	0	0	1	0	0	0	0	0	0	5	5	0.00	0.000										

San Francisco Giants @ Houston Astros
Astrodome, Houston, TX
Mon Jun 12 1967, 8:05 PM EDT
Att: 18,328 - Unknown

AB 33
R 2
H 8
RBI 0
BB 3
SO 5
LOB 20



Batter	1	2	3	4	5	6	7	8	9	AB	R	H	RBI	BB	SO	LOB	BOTTOM										
Julio Gotay, R OBP: 0.388, SLG: 0.413	F7			6-3		6-3		1B		3	1	1	0	1	0	0											
Sonny Jackson, L OBP: 0.289, SLG: 0.294	2-3			1B		6-3		HR		4	2	2	0	0	0	1											
Jimmy Wynn, R OBP: 0.382, SLG: 0.523	5-3			G3		K		HR		4	1	2	3	0	1	0											
Rusty Staub, L OBP: 0.370, SLG: 0.481		4-3		G3		4-3		1B		4	0	1	1	0	0	1											
Eddie Mathews, L OBP: 0.352, SLG: 0.381		K		3-1		5-3		K		4	0	0	0	0	2	2											
Jim Landis, R OBP: 0.356, SLG: 0.377		5-3			5-3		F5			3	0	0	0	0	0	0											
Bob Aspromonte, R OBP: 0.335, SLG: 0.414			K		K			1B		3	1	1	0	0	2	0											
Ron Brand, R OBP: 0.317, SLG: 0.268			B1-3					G4-6-3		3	0	2	0	0	0	0											
Larry Dierker, R OBP: 0.286, SLG: 0.385								1B		2	0	0	0	0	0	1											
Norm Miller, L OBP: 0.250, SLG: 0.282								G4-6-3		1	0	0	0	0	0	1											
Claude Raymond, R OBP: 0.200, SLG: 0.400								1-2		0	0	0	0	0	0	0											
Inning Stats	R: 0 E: 0 K: 0 S: 3	H: 0 LOB: 0 BB: 0 P: 3	R: 0 E: 0 K: 1 S: 5	H: 0 LOB: 0 BB: 0 P: 5	R: 0 E: 0 K: 1 S: 5	H: 2 LOB: 1 BB: 0 P: 5	R: 0 E: 0 K: 1 S: 6	H: 1 LOB: 1 BB: 0 P: 6	R: 0 E: 0 K: 1 S: 5	H: 1 LOB: 0 BB: 0 P: 5	R: 0 E: 0 K: 0 S: 3	H: 0 LOB: 0 BB: 0 P: 3	R: 4 E: 0 K: 1 S: 9	H: 5 LOB: 1 BB: 1 P: 13	R: 7 2B: 1 3B: 0 HR: 1	SF: 0 SAC: 0 DP: 1 HBP: 0	WP: 0 PB: 0 SB: 0 CS: 0	PA: 32									
PITCHER	IP	WLS	BF	H	R	ER	SO	BB	IBB	HBP	BLK	WP	HR	S	P	ERA	WHIP										
Lindy McDaniel, R ERA: 3.91	6.0	L	21	4	1	1	4	0	0	0	0	0	1	9	13	1.50	0.667										
Frank Linzy, R ERA: 1.57	1.2	L	10	5	4	4	0	1	0	0	0	0	0	3	3	0.00	0.000										
Bill Henry, L ERA:	0.1		1	0	0	0	1	0	0	0	0	0	0	3	3	0.00	0.000										

San Francisco Giants @ Houston Astros
Astrodome, Houston, TX
Mon Jun 12 1967, 8:05 PM EDT
Att: 18,328 - Unknown

AB 31
R 5
H 9
RBI 4
BB 1
SO 5
LOB 6



Batter	1	2	3	4	5	6	7	8	9	AB	R	H	RBI	BB	SO	LOB	TOP					
Jesus Alou, R OBP: 0.311, SLG: 0.397 (1, 9)										5	1	2	0	0	2	1	San Francisco Giants @ Houston Astros Astrodome, Houston, TX Wed Jun 14 1967, 8:05 PM EDT Att: 17,417 - Unknown					
Ty Cline, L OBP: 0.167, SLG: 0.231 (1, 8)										5	1	0	0	0	1	3						
Tom Haller, L OBP: 0.389, SLG: 0.517 (1, 2)										4	0	1	0	0	1	3						
Willie McCovey, L OBP: 0.374, SLG: 0.533 (6, PR)										3	0	2	0	0	1	1						
Norm Siebern, L OBP: 0.275, SLG: 0.143 (6, 3)										1	1	0	0	0	1	0						
Jim Ray Hart, R OBP: 0.332, SLG: 0.460 (1, 7)										4	1	2	2	0	0	2						
Jim Davenport, R OBP: 0.363, SLG: 0.381 (8, 6)										3	0	0	0	1	3	1						
Bob Schroder, L OBP: 0.244, SLG: 0.250 (1, 4)										4	0	1	0	0	0	4						
Hal Lanier, R OBP: 0.212, SLG: 0.253 (6, PH)										2	0	0	0	0	1	0						
Willie Mays, R OBP: 0.372, SLG: 0.508 (6, PH)										1	0	0	0	0	1	2						
Tito Fuentes, S OBP: 0.212, SLG: 0.222 (8, PH)										0	0	0	0	0	0	0						
Jack Hiatt, R OBP: 0.448, SLG: 0.565 (8, 7)										1	0	0	0	0	0	1						
Gaylord Perry, R OBP: 0.206, SLG: 0.206 (1, 1)										0	0	0	0	0	0	0						
Ray Sadecki, L OBP: 0.200, SLG: 0.400 (7, PH)										2	0	0	0	0	1	0						
Bill Sorrell, L OBP: 0.278, SLG: 0.200 (7, PH)										0	0	0	0	1	0	0						
Ron Herbel, R OBP: 0.400, SLG: 0.500 (9, PH)										1	0	0	0	0	0	1						
Dick Dietz, R OBP: 0.488, SLG: 0.469 (9, PH)										1	0	0	0	0	1	0						
Inning Stats	R: 1 E: 0 K: 1 S: 7	H: 2 LOB: 1 BB: 0 P: 7	R: 0 E: 0 K: 2 S: 7	H: 0 LOB: 0 BB: 0 P: 7	R: 0 E: 0 K: 2 S: 8	H: 1 LOB: 1 BB: 0 P: 8	R: 0 E: 0 K: 1 S: 6	H: 1 LOB: 0 BB: 0 P: 6	R: 0 E: 0 K: 1 S: 5	H: 0 LOB: 0 BB: 0 P: 5	R: 2 E: 1 K: 2 S: 10	H: 2 LOB: 3 BB: 1 P: 14	R: 0 E: 0 K: 1 S: 5	H: 0 LOB: 1 BB: 1 P: 9	R: 1 E: 0 K: 2 S: 9	H: 2 LOB: 1 BB: 0 P: 9	R: 0 E: 0 K: 1 S: 5	H: 0 LOB: 0 BB: 0 P: 5	1B: 5 2B: 2 3B: 0 HR: 1	SF: 0 SAC: 0 DP: 0 HBP: 0	WP: 0 PB: 1 SB: 0 CS: 0	PA: 38
PITCHER Don Wilson, R ERA: 3.52 (1, 1)	IP: 9.0 WLS: W BF: 38 H: 8 R: 4 ER: 1 SO: 13 BB: 2 IBB: 0 HBP: 0 BLK: 1 WP: 0 HR: 1 S: 62 P: 70 ERA: 1.00 WHIP: 1.111															PITCHER						

Batter	1	2	3	4	5	6	7	8	9	AB	R	H	RBI	BB	SO	LOB	BOTTOM				
Julio Gotay, R OBP: 0.379, SLG: 0.389 (1, 4)										5	1	1	0	0	2	1	San Francisco Giants @ Houston Astros Astrodome, Houston, TX Wed Jun 14 1967, 8:05 PM EDT Att: 17,417 - Unknown				
Sonny Jackson, L OBP: 0.288, SLG: 0.289 (1, 6)										4	1	1	0	1	1	1					
Jimmy Wynn, R OBP: 0.374, SLG: 0.515 (1, 8)										4	1	1	2	1	0	2					
Rusty Staub, L OBP: 0.376, SLG: 0.482 (1, 9)										4	2	3	1	0	0	1					
Eddie Mathews, L OBP: 0.357, SLG: 0.392 (1, 3)										3	2	2	0	0	0	1					
Norm Miller, L OBP: 0.271, SLG: 0.268 (1, 7)										2	0	0	0	2	0	2					
Bob Aspromonte, R OBP: 0.341, SLG: 0.417 (1, 5)										3	0	2	4	0	0	2					
Ron Brand, R OBP: 0.310, SLG: 0.270 (1, 2)										4	0	1	0	0	0	5					
Don Wilson, R OBP: 0.194, SLG: 0.143 (1, 1)										4	0	1	0	0	2	3					
Inning Stats	R: 5 E: 0 K: 1 S: 10	H: 6 LOB: 1 BB: 1 P: 14	R: 0 E: 0 K: 1 S: 5	H: 0 LOB: 1 BB: 1 P: 9	R: 1 E: 1 K: 1 S: 7	H: 2 LOB: 1 BB: 0 P: 7	R: 0 E: 0 K: 1 S: 5	H: 0 LOB: 0 BB: 0 P: 5	R: 1 E: 0 K: 0 S: 5	H: 2 LOB: 1 BB: 0 P: 5	R: 0 E: 0 K: 0 S: 4	H: 1 LOB: 0 BB: 0 P: 4	R: 0 E: 0 K: 0 S: 4	H: 1 LOB: 2 BB: 1 P: 8	R: 0 E: 0 K: 1 S: 5	H: 0 LOB: 1 BB: 1 P: 9		1B: 8 2B: 3 3B: 1 HR: 0	SF: 1 SAC: 1 DP: 0 HBP: 0	WP: 1 PB: 0 SB: 1 CS: 0	PA: 39
PITCHER Gaylord Perry, R ERA: 3.51 (1, 1)	IP: 0.0 WLS: L BF: 5 H: 5 R: 5 ER: 5 SO: 0 BB: 0 IBB: 0 HBP: 0 BLK: 0 WP: 1 HR: 0 S: 5 P: 5 ERA: ∞ WHIP: ∞															PITCHER					
PITCHER Ray Sadecki, L ERA: 4.12 (1, 1)	IP: 6.0 WLS: 25 BF: 6 H: 2 R: 2 ER: 2 SO: 4 BB: 2 IBB: 0 HBP: 0 BLK: 0 WP: 0 HR: 0 S: 31 P: 39 ERA: 3.00 WHIP: 1.333															PITCHER					
PITCHER Ron Herbel, R ERA: 3.4 (7, 1)	IP: 2.0 WLS: 9 BF: 1 H: 0 R: 0 ER: 0 SO: 1 BB: 2 IBB: 0 HBP: 0 BLK: 0 WP: 0 HR: 0 S: 9 P: 17 ERA: 0.00 WHIP: 1.500															PITCHER					

Batter	1	2	3	4	5	6	7	8	9	AB	R	H	RBI	BB	SO	LOB	TOP					
Jesus Alou, R OBP: 0.310, SLG: 0.394 (1, 9)	6-3		1B 2H		F6		5-3			4	0	1	1	0	0	2	San Francisco Giants @ Houston Astros Astrodome, Houston, TX Thu Jun 15 1967, 8:05 PM EDT Att: 21,264 - Unknown					
Jim Davenport, R OBP: 0.386, SLG: 0.386 (1, 5)	6-3		1B		1B 2H		5-3			4	0	2	1	0	0	0						
Willie Mays, R OBP: 0.369, SLG: 0.503 (1, 8)	6-3		K		1B 1-3		4-3			4	0	1	0	0	1	2						
Jim Ray Hart, R OBP: 0.326, SLG: 0.451 (1, 7)		5-3		K		E6 L5-3		K		4	0	0	0	0	2	0						
Jack Hiatt, R OBP: 0.435, SLG: 0.531 (1, 3)		K		2B BB		L5-3 1-2		6-3		3	0	0	0	1	1	1						
Dick Dietz, R OBP: 0.444, SLG: 0.417 (1, 2)		K		K		F9		K		4	0	0	0	0	3	1						
Hal Lanier, R OBP: 0.218, SLG: 0.264 (1, 6)			SH1 1B	1B 1H			6-3		F8	4	1	2	0	0	0	0						
Tito Fuentes, S OBP: 0.221, SLG: 0.239 (1, 4)			K		1B 2B					3	1	2	0	0	1	1						
Bobby Bolin, R OBP: 0.240, SLG: 0.292 Mike McCormick, L (6, 1)			SH1		K					1	0	0	0	0	1	1						
Tom Haller, L OBP: 0.387, SLG: 0.514 Ron Herbel, R OBP: 0.400, SLG: 0.500 Bill Henry, L (7, 1)			1-2				K			0	0	0	0	0	0	0						
Inning Stats	R: 0 E: 0 K: 0 S: 3	H: 0 LOB: 0 BB: 0 P: 3	R: 0 E: 0 K: 2 S: 7	H: 0 LOB: 0 BB: 0 P: 7	R: 1 E: 0 K: 2 S: 10	H: 3 LOB: 2 BB: 0 P: 10	R: 0 E: 0 K: 2 S: 7	H: 1 LOB: 2 BB: 1 P: 11	R: 1 E: 0 K: 1 S: 7	H: 3 LOB: 2 BB: 0 P: 7	R: 0 E: 0 K: 0 S: 3	H: 0 LOB: 0 BB: 0 P: 3	R: 0 E: 0 K: 1 S: 6	H: 1 LOB: 1 BB: 0 P: 6	R: 0 E: 0 K: 1 S: 5	H: 0 LOB: 0 BB: 0 P: 5	R: 0 E: 0 K: 1 S: 5	H: 0 LOB: 0 BB: 0 P: 5	1B: 6 2B: 3 3B: 0 HR: 0	SF: 0 SAC: 1 DP: 1 HBP: 0	WP: 0 PB: 0 SB: 0 CS: 0	PA: 34
PITCHER Mike Cuellar, L ERA: 2.79 (1, 1)	IP: 9.0 WLS: W BF: 34 H: 8 R: 2 ER: 2 SO: 10 BB: 1 IBB: 0 HBP: 0 BLK: 0 WP: 0 HR: 0 S: 53 P: 57 ERA: 2.00 WHIP: 1.000															PITCHER IP: 9.0 WLS: W BF: 34 H: 8 R: 2 ER: 2 SO: 10 BB: 1 IBB: 0 HBP: 0 BLK: 0 WP: 0 HR: 0 S: 53 P: 57 ERA: 2.00 WHIP: 1.000						

Batter	1	2	3	4	5	6	7	8	9	AB	R	H	RBI	BB	SO	LOB	BOTTOM			
Julio Gotay, R OBP: 0.371, SLG: 0.379 (1, 4)	G4-6-3 1B		4-3		F3		1-3			4	0	1	0	0	0	2	San Francisco Giants @ Houston Astros Astrodome, Houston, TX Thu Jun 15 1967, 8:05 PM EDT Att: 21,264 - Unknown			
Sonny Jackson, L OBP: 0.284, SLG: 0.284 (1, 6)	G4-6-3 1-2		6-3			F6	4-3			4	0	0	0	0	0	3				
Jimmy Wynn, R OBP: 0.380, SLG: 0.562 (1, 8)	5-3			HR		HR		HR		4	3	3	3	0	0	0				
Rusty Staub, L OBP: 0.378, SLG: 0.488 (1, 9)		K		1B G4-6-3		G3 2B		F6		4	1	2	0	0	1	0				
Eddie Mathews, L OBP: 0.354, SLG: 0.389 (1, 3)		F5		G4-6-3 1B		G3		4-3		4	0	1	0	0	0	1				
Norm Miller, L OBP: 0.275, SLG: 0.273 Jim Landis, R OBP: 0.358, SLG: 0.368 (7, 7)				G4-6-3 1B		K		1B BB		3	0	1	0	0	1	2				
Bob Aspromonte, R OBP: 0.344, SLG: 0.418 (1, 5)				1-2	3H G4-6-3			1B SH1-4		4	1	2	0	0	0	1				
Ron Brand, R OBP: 0.324, SLG: 0.288 (1, 2)				4-3 SH1-4 1B		F7		SH1-4		3	0	2	1	0	0	0				
Mike Cuellar, L OBP: 0.205, SLG: 0.282 (1, 1)				SH1-4 1-2		4-3		1-3 2H 1B		3	0	1	1	0	1	2				
Inning Stats	R: 0 E: 0 K: 0 S: 3	H: 1 LOB: 0 BB: 0 P: 3	R: 0 E: 0 K: 1 S: 6	H: 1 LOB: 1 BB: 0 P: 6	R: 0 E: 0 K: 0 S: 4	H: 1 LOB: 1 BB: 0 P: 4	R: 2 E: 0 K: 0 S: 5	H: 3 LOB: 0 BB: 0 P: 5	R: 0 E: 0 K: 0 S: 3	H: 0 LOB: 0 BB: 0 P: 3	R: 1 E: 0 K: 1 S: 7	H: 2 LOB: 1 BB: 0 P: 7	R: 1 E: 0 K: 0 S: 5	H: 2 LOB: 1 BB: 0 P: 5	R: 2 E: 0 K: 1 S: 8	H: 3 LOB: 2 BB: 1 P: 12		1B: 9 2B: 1 3B: 0 HR: 3	SF: 0 SAC: 2 DP: 2 HBP: 0	WP: 0 PB: 0 SB: 0 CS: 0
PITCHER Bobby Bolin, R ERA: 4.97 Mike McCormick, L ERA: 3.51 Ron Herbel, R ERA: 3.57 Bill Henry, L ERA: 2.84 (1, 1)	IP: 5.1 WLS: L BF: 22 H: 8 R: 3 ER: 3 SO: 1 BB: 0 IBB: 0 HBP: 0 BLK: 0 WP: 0 HR: 2 S: 24 P: 24 ERA: 5.06 WHIP: 1.500															PITCHER IP: 0.2 WLS: L BF: 2 H: 0 R: 0 ER: 0 SO: 1 BB: 0 IBB: 0 HBP: 0 BLK: 0 WP: 0 HR: 0 S: 4 P: 4 ERA: 0.00 WHIP: 0.000				
PITCHER Ron Herbel, R ERA: 3.57 Bill Henry, L ERA: 2.84 (7, 1)	IP: 0.2 WLS: L BF: 4 H: 2 R: 1 ER: 1 SO: 0 BB: 0 IBB: 0 HBP: 0 BLK: 0 WP: 0 HR: 0 S: 4 P: 4 ERA: 13.50 WHIP: 3.000															PITCHER IP: 1.1 WLS: L BF: 8 H: 3 R: 2 ER: 2 SO: 1 BB: 1 IBB: 0 HBP: 0 BLK: 0 WP: 0 HR: 1 S: 9 P: 13 ERA: 13.50 WHIP: 3.000				

Batter	1	2	3	4	5	6	7	8	9	10	AB	R	H	RBI	BB	SO	LOB	TOP			
Felipe Alou, R OBP: 0.343, SLG: 0.465 (1, 7)	5-3		6-3															3 0 0 0 2 1 0			
Tito Francona, L OBP: 0.327, SLG: 0.309 (1, 3)	FC5-4 1B			4-3														5 1 3 0 0 1 2			
Hank Aaron, R OBP: 0.396, SLG: 0.621 (1, 9)	FC5-4																	4 2 2 0 1 0 4			
Mack Jones, L OBP: 0.314, SLG: 0.411 (1, 8)	K																	4 0 0 1 0 4 3			
Clete Boyer, R OBP: 0.333, SLG: 0.456 (1, 5)																		5 0 1 1 0 2 3			
Denis Menke, R OBP: 0.323, SLG: 0.337 (1, 6)																		5 0 2 1 0 0 2			
Bob Uecker, R OBP: 0.234, SLG: 0.161 (1, 2)																		4 0 0 0 0 3 2			
Woody Woodward, R OBP: 0.280, SLG: 0.239 (1, 4)																		4 0 1 0 0 0 0			
Pat Jarvis, R OBP: 0.136, SLG: 0.095 (7, 1)																		3 0 2 0 0 0 0			
Jay Ritchie, R OBP: 0.333, SLG: 0.667 (9, 1)																		1 0 0 0 0 0 1			
Dick Kelley, R OBP: 0.308, SLG: 0.333 (9, 1)																		0 0 0 0 0 0 0			
Claude Raymond, R OBP: 0.200, SLG: 0.400 (9, 1)																		0 0 0 0 0 0 0			
Inning Stats	R: 0 E: 0 K: 1 S: 6	H: 1 LOB: 1 BB: 0 P: 6	R: 0 E: 0 K: 2 S: 7	H: 0 LOB: 0 BB: 0 P: 7	R: 0 E: 0 K: 0 S: 3	H: 0 LOB: 0 BB: 0 P: 3	R: 1 E: 0 K: 1 S: 7	H: 1 LOB: 1 BB: 0 P: 7	R: 0 E: 0 K: 2 S: 8	H: 1 LOB: 2 BB: 1 P: 12	R: 0 E: 0 K: 1 S: 7	H: 2 LOB: 3 BB: 1 P: 11	R: 0 E: 0 K: 1 S: 6	H: 2 LOB: 1 BB: 0 P: 6	R: 0 E: 0 K: 1 S: 5	H: 1 LOB: 0 BB: 0 P: 5	R: 2 E: 0 K: 0 S: 4	H: 2 LOB: 0 BB: 1 P: 8	1B: 11 2B: 0 3B: 0 HR: 0	SF: 1 SAC: 0 DP: 1 HBP: 0	WP: 2 PA: 43
PITCHER	IP 7.0	WLS 30	BF 6	H 1	R 0	ER 0	SO 9	BB 2	IBB 0	HBP 0	BLK 0	WP 1	HR 0	S 46	P 54	ERA 0.00	WHIP 1.143				
Larry Dierker, R ERA: 3.4	(1, 1)																				
Dan Schneider, L ERA: 2.0	(8, 1)	0.1	3	2	0	0	1	0	0	0	0	0	0	5	5	0.00	6.000				
Carroll Sembera, R ERA: 4.76	(8, 1)	0.2	1	0	0	0	0	0	0	0	0	0	1	1	0.00	0.000					
Bo Belinsky, L ERA: 4.32	(9, 1)	1.1	L	6	2	2	1	1	0	0	0	1	0	7	11	13.50	2.250				
Dave Eilers, R ERA:	(10, 1)	0.2	2	1	0	0	0	0	0	0	0	0	0	2	2	0.00	1.500				

Atlanta Braves @ Houston Astros
Astrodome, Houston, TX
Sat Jun 17 1967, 4:33 AM EDT
Att. 12,970 - Dome

AB 38
R 3
H 11
RBI 3
BB 3
SO 11
LOB 17



Batter	1	2	3	4	5	6	7	8	9	10	AB	R	H	RBI	BB	SO	LOB	BOTTOM					
Julio Gotay, R OBP: 0.361, SLG: 0.368 (1, 4)	K		5-3															5 0 1 0 0 1 2					
Sonny Jackson, L OBP: 0.266, SLG: 0.284 (1, 6)	4-3																	5 0 1 0 0 0 1					
Jimmy Wynn, R OBP: 0.378, SLG: 0.566 (1, 8)	6-3																	4 1 1 0 0 0 0					
Rusty Staub, L OBP: 0.376, SLG: 0.478 (1, 9)																		4 0 1 0 0 0 1					
Eddie Mathews, L OBP: 0.361, SLG: 0.392 (9, PR)																		3 0 2 0 1 0 0					
Bob Lillis, R OBP: 0.276, SLG: 0.315 (10, 3)	WP S 1B																	0 0 0 0 0 0 0					
Chuck Harrison, R OBP: 0.276, SLG: 0.315 (10, 3)	WP S 1B																	0 0 0 0 0 0 0					
Jim Landis, R OBP: 0.356, SLG: 0.363 (1, 7)																		3 0 0 0 1 1 2					
Bob Aspromonte, R OBP: 0.344, SLG: 0.412 (1, 5)																		4 0 1 1 0 0 1					
Ron Brand, R OBP: 0.301, SLG: 0.267 (1, 2)																		4 0 1 0 0 0 0					
Larry Dierker, R OBP: 0.267, SLG: 0.367 (8, 1)																		2 0 0 0 0 0 2					
Dan Schneider, L ERA: 5.2	(1, 1)	6.2	7	2	1	1	1	0	0	4	0	0	0	0	0	0	0	0 0 0 0 0 0 0					
Carroll Sembera, R ERA: 3.31	(7, 1)	1.2	7	2	1	1	1	0	0	0	0	0	0	0	0	0	0	1 0 0 0 0 0 1					
Norm Miller, R OBP: 0.266, SLG: 0.287 (8, PR)	(9, 1)	0.1	2	0	0	0	0	1	0	0	0	0	0	0	0	0	0	0 0 0 0 0 0 0					
Bo Belinsky, L ERA: 4.94	(9, 1)	1.1	W	6	2	0	0	1	0	0	0	0	0	0	0	0	0	0 0 0 0 0 0 0					
Dave Eilers, R OBP: 0.154, SLG: 0.192 (10, PR)	(9, 1)	1.1	W	6	2	0	0	1	0	0	0	0	0	0	0	0	0	0 0 0 0 0 0 0					
Inning Stats	R: 0 E: 0 K: 1 S: 5	H: 0 LOB: 0 BB: 0 P: 5	R: 0 E: 0 K: 1 S: 6	H: 1 LOB: 1 BB: 0 P: 6	R: 0 E: 0 K: 1 S: 5	H: 0 LOB: 0 BB: 0 P: 5	R: 0 E: 0 K: 0 S: 3	H: 0 LOB: 0 BB: 0 P: 3	R: 0 E: 0 K: 0 S: 3	H: 0 LOB: 0 BB: 0 P: 3	R: 0 E: 0 K: 1 S: 6	H: 2 LOB: 2 BB: 0 P: 6	R: 0 E: 0 K: 0 S: 4	H: 2 LOB: 1 BB: 0 P: 4	R: 0 E: 0 K: 1 S: 6	H: 1 LOB: 1 BB: 0 P: 6	R: 1 E: 1 K: 0 S: 4	H: 2 LOB: 2 BB: 2 P: 12	R: 0 E: 0 K: 0 S: 4	H: 1 LOB: 1 BB: 0 P: 4	1B: 8 2B: 1 3B: 0 HR: 0	SF: 0 SAC: 0 DP: 0 HBP: 0	WP: 1 PA: 38
PITCHER	IP 6.2	WLS 23	BF 5	H 2	R 1	ER 1	SO 4	BB 0	IBB 0	HBP 0	BLK 0	WP 1	HR 0	S 31	P 31	ERA 0.00	WHIP 0.750						
Pat Jarvis, R ERA: 5.2	(1, 1)																						
Jay Ritchie, R ERA: 3.31	(7, 1)	1.2	7	2	1	1	1	0	0	0	0	0	0	0	0	0	0	5 40 9 9					
Dick Kelley, L ERA: 4.94	(9, 1)	0.1	2	0	0	0	0	1	0	0	0	0	0	0	0	0	0	5 000 3000					
Claude Raymond, R ERA: 3.0	(9, 1)	1.1	W	6	2	0	0	1	0	0	0	0	0	0	0	0	0	5 9 000 2250					

Atlanta Braves @ Houston Astros
Astrodome, Houston, TX
Sat Jun 17 1967, 4:33 AM EDT
Att. 12,970 - Dome

AB 36
R 1
H 9
RBI 1
BB 2
SO 5
LOB 8



Batter	1	2	3	4	5	6	7	8	9	AB	R	H	RBI	BB	SO	LOB	TOP		
Felipe Alou, R OBP: 0.340, SLG: 0.457 (1, 7)	0-0 6-3		0-0 5-3		0-0 F9			0-0 F8	4-0 BB	4	0	0	0	1	0	1			
Tito Francona, L OBP: 0.321, SLG: 0.303 (1, 3)	0-0 F9		0-0 BB 1B		0-0 F7			0-0 E4	0-0 L5	5	0	1	0	0	0	2			
Hank Aaron, R OBP: 0.394, SLG: 0.613 (1, 9)	0-0 E5		4-0 1-2 BB		0-0 F8			0-0 P6		3	0	0	0	1	0	2			
Mack Jones, L OBP: 0.313, SLG: 0.404 (1, 8)	0-3 K		0-0 4-3		4-0 BB			0-3 K		3	0	0	0	1	2	5			
Clete Boyer, R OBP: 0.321, SLG: 0.447 (1, 5)		0-0 5-3		0-0 6-3				0-0 P4	0-0 P5	4	0	0	0	0	0	1			
Denis Menke, R OBP: 0.330, SLG: 0.347 (1, 6)		4-0 BB		0-0 CS 1B				0-0 P4	0-0 1B 2B	3	1	2	0	1	0	0			
Bob Uecker, R OBP: 0.152, SLG: 0.153 (8, PH)		0-3 K		0-3 K				0-0 F5	0-3 K	3	0	0	0	0	2	2	AB 33		
Gary Geiger, L OBP: 0.352, SLG: 0.322 (9, 2)				1-2 K						1	0	0	0	0	1	1	R 3		
Marty Martinez, S OBP: 0.345, SLG: 0.240 (9, 2)										0	0	0	0	0	0	0	H 5		
Woody Woodward, R OBP: 0.280, SLG: 0.240 (1, 4)		0-0 3-1						0-0 F9	0-0 F7	4	1	1	1	0	0	1	RBI 3		
Tony Cloninger, R OBP: 0.182, SLG: 0.182 (8, PH)			0-3 K		0-0 F9			0-3 K		2	0	0	0	0	2	0	BB 5		
Charlie Lau, L OBP: 0.293, SLG: 0.200 (8, 1)										0	0	0	0	1	0	0	SO 7		
Clay Carroll, R OBP: 0.278, SLG: 0.457 (9, PH)										0	0	0	0	0	0	0	LOB 15		
Miguel de la Hoz, R OBP: 0.278, SLG: 0.457 (9, 1)										0	0	0	0	0	0	0			
Bob Bruce, R OBP: 0.231, SLG: 0.167 (9, 1)										0	0	0	0	0	0	0			
Inning Stats	R: 0 E: 1 K: 1 S: 6	H: 0 LOB: 1 BB: 0 P: 6	R: 0 E: 0 K: 1 S: 5	H: 0 LOB: 1 BB: 1 P: 9	R: 0 E: 0 K: 1 S: 6	H: 1 LOB: 2 BB: 1 P: 10	R: 0 E: 0 K: 1 S: 5	H: 1 LOB: 0 BB: 0 P: 5	R: 0 E: 0 K: 1 S: 5	H: 0 LOB: 1 BB: 1 P: 7	R: 0 E: 0 K: 0 S: 3	H: 0 LOB: 0 BB: 0 P: 3	R: 0 E: 1 K: 1 S: 6	H: 0 LOB: 2 BB: 1 P: 10	R: 3 E: 0 K: 1 S: 8	H: 3 LOB: 1 BB: 1 P: 12	1B: 3 2B: 1 3B: 0 HR: 1	SF: 0 SAC: 0 DP: 0 HBP: 0	WP: 0 PA: 38 PB: 0 SB: 0 CS: 1
PITCHER	IP	WLS	BF	H	R	ER	SO	BB	IBB	HBP	BLK	WP	HR	S	P	ERA	WHIP		
Dave Giusti, R ERA: 3.65	8.2		37	5	3	3	7	5	0	0	0	0	1	46	66	3.12	1.154		
Wade Blasingame, L ERA: 4.56	0.0	W	0	0	0	0	0	0	0	0	0	0	0	0	0	∞	∞		

Atlanta Braves @ Houston Astros
Astrodome, Houston, TX
Sat Jun 17 1967, 8:05 PM EDT
Att: 24,191 - Dome

AB 33
R 3
H 5
RBI 3
BB 5
SO 7
LOB 15



Batter	1	2	3	4	5	6	7	8	9	AB	R	H	RBI	BB	SO	LOB	BOTTOM		
Julio Gotay, R OBP: 0.342, SLG: 0.347 (1, 4)	0-0 4-3		0-0 6-3		0-0 6-3			0-0 P4		4	0	0	0	0	0	1			
Sonny Jackson, L OBP: 0.266, SLG: 0.283 (1, 6)	0-3 K			0-0 E8 1B	0-3 K			0-0 L6		4	1	1	0	0	2	1			
Jimmy Wynn, R OBP: 0.376, SLG: 0.574 (1, 8)	0-0 5-3			0-0 6-3	0-0 F8			0-0 HR		4	1	1	1	0	0	1			
Rusty Staub, L OBP: 0.379, SLG: 0.484 (1, 9)		0-0 6-3		0-0 WP 1B 1-3	0-0 G3			0-0 6-3		4	1	2	1	0	0	0			
Eddie Mathews, L OBP: 0.359, SLG: 0.406 (1, 3)		0-0 F7		0-0 1-3	0-0 G3				0-0 HR	4	1	1	1	0	0	2			
Norm Miller, L OBP: 0.291, SLG: 0.313 (1, 7)		0-0 2B		0-0 2H 1B	0-3 K					3	0	2	1	0	1	1			
Bob Aspromonte, R OBP: 0.343, SLG: 0.411 (1, 5)		0-0 5-3		0-0 5-3				0-0 G5-4-3 1B		3	0	1	0	0	0	2	AB 32		
Dave Adlesh, R OBP: 0.313, SLG: 0.286 (1, 2)			0-0 F7		0-0 FC6-5 2B			0-0 G5-4-3		3	0	1	0	0	0	1	R 4		
Dave Giusti, R OBP: 0.139, SLG: 0.176 (1, 1)			0-3 K		0-0 FC6-5 WP			0-0 F7		3	0	0	0	0	1	1	H 9		
Wade Blasingame, L OBP: 0.333, SLG: 0.143 (9, 1)										0	0	0	0	0	0	0	RBI 4		
Inning Stats	R: 0 E: 0 K: 1 S: 5	H: 0 LOB: 0 BB: 0 P: 5	R: 0 E: 0 K: 0 S: 4	H: 1 LOB: 0 BB: 0 P: 4	R: 0 E: 0 K: 1 S: 5	H: 0 LOB: 0 BB: 0 P: 5	R: 2 E: 1 K: 0 S: 6	H: 3 LOB: 1 BB: 0 P: 6	R: 0 E: 0 K: 1 S: 6	H: 1 LOB: 1 BB: 0 P: 6	R: 0 E: 0 K: 0 S: 3	H: 1 LOB: 0 BB: 0 P: 3	R: 1 E: 0 K: 0 S: 4	H: 1 LOB: 0 BB: 0 P: 4	R: 1 E: 0 K: 0 S: 1	H: 1 LOB: 0 BB: 0 P: 1	1B: 4 2B: 3 3B: 0 HR: 2	SF: 0 SAC: 0 DP: 1 HBP: 0	WP: 3 PA: 32 PB: 0 SB: 0 CS: 0
PITCHER	IP	WLS	BF	H	R	ER	SO	BB	IBB	HBP	BLK	WP	HR	S	P	ERA	WHIP		
Tony Cloninger, R ERA: 3.79	7.0		27	7	2	2	4	0	0	0	0	0	1	4	4	9.00	1.000		
Clay Carroll, R ERA: 5.17	1.0	L	4	1	1	1	0	0	0	0	0	0	1	4	4	9.00	1.000		
Bob Bruce, R ERA: 5.0	0.0	L	1	1	1	1	0	0	0	0	0	0	1	1	1	∞	∞		

Atlanta Braves @ Houston Astros
Astrodome, Houston, TX
Sat Jun 17 1967, 8:05 PM EDT
Att: 24,191 - Dome

AB 32
R 4
H 9
RBI 4
BB 0
SO 4
LOB 10



Batter	1	2	3	4	5	6	7	8	9	AB	R	H	RBI	BB	SO	LOB	TOP
Felipe Alou, R OBP: 0.335, SLG: 0.450 (1, 7)	0-0 4-3			0-0 4-3		0-0 5-3			0-0 F5	4	0	0	0	0	0	0	
Tito Francona, L OBP: 0.310, SLG: 0.291 (1, 3)	0-0 P6			0-3 K			0-3 K		0-3 K	4	0	0	0	0	3	0	
Hank Aaron, R OBP: 0.391, SLG: 0.604 (1, 9)	0-3 K			0-3 K			4-0 BB		0-3 K	3	0	0	0	1	3	0	
Mack Jones, L OBP: 0.308, SLG: 0.397 (1, 8)		0-3 K			0-3 K			0-3 K		3	0	0	0	0	3	1	
Miguel de la Hoz, R OBP: 0.256, SLG: 0.421 (1, 5) (8, 4)		0-0 F8			0-0 4-3			0-0 F8		3	0	0	0	0	0	1	
Denis Menke, R OBP: 0.335, SLG: 0.345 (1, 6)		0-0 F8			4-0 BB			4-0 BB		1	0	0	0	2	0	0	
Bob Uecker, R OBP: 0.217, SLG: 0.148 (8, PH) Rico Carty, R OBP: 0.350, SLG: 0.402 (8, 2) Marty Martinez, S OBP: 0.345, SLG: 0.240			0-3 K		0-0 F7			0-3 K		2	0	0	0	0	1	1	AB 27
Woody Woodward, R OBP: 0.276, SLG: 0.236 (8, PH) Charlie Lau, L OBP: 0.250, SLG: 0.188 Ramon Hernandez, S (8, 1)			0-0 F9			0-0 F9		0-3 K		2	0	0	0	0	0	0	R 0
Phil Niekro, R OBP: 0.200, SLG: 0.222 (8, PH) Clete Boyer, R OBP: 0.320, SLG: 0.445 (8, 5)			0-3 K			0-3 K		0-3 K		1	0	0	0	0	1	1	H 0
Inning Stats	R: 0 E: 0 K: 1 S: 5	H: 0 LOB: 0 BB: 0 P: 5	R: 0 E: 0 K: 1 S: 5	H: 0 LOB: 0 BB: 0 P: 5	R: 0 E: 0 K: 2 S: 7	H: 0 LOB: 0 BB: 0 P: 7	R: 0 E: 0 K: 1 S: 5	H: 0 LOB: 0 BB: 1 P: 9	R: 0 E: 0 K: 3 S: 9	H: 0 LOB: 1 BB: 1 P: 13	R: 0 E: 0 K: 2 S: 7	H: 0 LOB: 0 BB: 0 P: 7	1B: 0 2B: 0 3B: 0 HR: 0	SF: 0 SAC: 0 DP: 0 HBP: 0	WP: 0 PB: 0 SB: 0 CS: 0	PA: 30	
PITCHER Don Wilson, R ERA: 3.12 (1, 1)	IP: 9.0 WLS: W BF: 30 H: 0 R: 0 ER: 0 SO: 15 BB: 3 IBB: 0 HBP: 0 BLK: 0 WP: 0 HR: 0 S: 57 P: 69 ERA: 0.00 WHIP: 0.333																

Atlanta Braves @ Houston Astros
Astrodome, Houston, TX
Sun Jun 18 1967, 4:33 AM EDT
Att: 19,199 - Unknown

AB 27
R 0
H 0
RBI 0
BB 3
SO 15
LOB 6



Batter	1	2	3	4	5	6	7	8	9	AB	R	H	RBI	BB	SO	LOB	BOTTOM	
Julio Gotay, R OBP: 0.338, SLG: 0.355 (1, 4)	0-3 K		0-0 4-3		0-0 P3		0-0 2B			4	0	1	0	0	1	0		
Sonny Jackson, L OBP: 0.274, SLG: 0.292 (7, PH) Bob Lillis, R (8, 6)				0-0 2B	0-0 1B		0-3 K			3	1	3	0	0	0	0		
Jimmy Wynn, R OBP: 0.378, SLG: 0.581 (1, 8)	0-0 1B			0-0 1B	0-3 K			0-3 K		4	1	2	1	0	2	1		
Rusty Staub, L OBP: 0.376, SLG: 0.479 (1, 9)	0-0 4-3			0-0 1B	0-0 3-1			0-0 F7		4	0	1	0	0	0	3		
Eddie Mathews, L OBP: 0.356, SLG: 0.399 (1, 3)		0-0 4-3		0-0 FC4-6		4-0 CS		0-3 K		3	0	0	1	1	1	1		
Jim Landis, R OBP: 0.356, SLG: 0.362 (1, 7)		0-0 F7		0-0 6-3		0-0 1B			0-0 G4-6-3	3	0	1	0	0	0	1		
Bob Aspromonte, R OBP: 0.343, SLG: 0.407 (1, 5)		0-0 F8		4-0 IBB		0-0 G4-6-3				2	0	0	0	1	0	1	AB 30	
Dave Adlesh, R OBP: 0.263, SLG: 0.235 (1, 2)			0-3 K		0-0 2-3			0-3 K		3	0	0	0	0	2	2	R 2	
Don Wilson, R OBP: 0.176, SLG: 0.129 (1, 1)			0-0 4-3		0-0 4-3			0-0 P5		3	0	0	0	0	0	1	H 8	
Inning Stats	R: 0 E: 0 K: 1 S: 6	H: 2 LOB: 1 BB: 0 P: 6	R: 0 E: 0 K: 0 S: 3	H: 0 LOB: 0 BB: 0 P: 3	R: 0 E: 0 K: 1 S: 5	H: 0 LOB: 0 BB: 0 P: 5	R: 2 E: 0 K: 0 S: 6	H: 3 LOB: 2 BB: 1 P: 10	R: 0 E: 0 K: 0 S: 2	H: 1 LOB: 0 BB: 1 P: 6	R: 0 E: 0 K: 2 S: 8	H: 1 LOB: 1 BB: 0 P: 8	R: 0 E: 0 K: 2 S: 7	H: 0 LOB: 0 BB: 0 P: 7	1B: 5 2B: 3 3B: 0 HR: 0	SF: 0 SAC: 0 DP: 1 HBP: 0	WP: 0 PB: 2 SB: 0 CS: 1	PA: 32
PITCHER Phil Niekro, R ERA: 1.56 Ramon Hernandez, L ERA: 5.23 (8, 1)	IP: 7.0 WLS: L BF: 29 H: 8 R: 2 ER: 2 SO: 5 BB: 1 IBB: 1 HBP: 0 BLK: 0 WP: 0 HR: 0 S: 37 P: 45 ERA: 2.57 WHIP: 1.286																	

Atlanta Braves @ Houston Astros
Astrodome, Houston, TX
Sun Jun 18 1967, 4:33 AM EDT
Att: 19,199 - Unknown

AB 30
R 2
H 8
RBI 2
BB 2
SO 7
LOB 11



Batter	1	2	3	4	5	6	7	8	9	AB R H RBI BB SO LOB	TOP											
Lou Brock, L OBP: 0.337, SLG: 0.535 (1, 7)	E1 1B	FC4-6			FC4-6 CS			L8		5 1 1 0 0 0 2	St. Louis Cardinals @ Houston Astros Astrodome, Houston, TX Tue Jun 20 1967, 8:05 PM EDT Att: 20,719 - Unknown livebaseballscorecards.com											
Julian Javier, R OBP: 0.335, SLG: 0.420 (1, 4)	5-3		K		CS	5-3		1B HR	P3	5 1 1 0 0 1 2												
Curt Flood, R OBP: 0.385, SLG: 0.403 (1, 8)			F2			K		1B HR		4 1 2 1 0 1 0												
Orlando Cepeda, R OBP: 0.335, SLG: 0.569 (1, 3)	F9		4-3					1B HR		4 1 2 3 0 0 1												
Mike Shannon, R OBP: 0.325, SLG: 0.417 (1, 5)	K				6-3		F8	F9		4 0 0 0 0 1 2												
Tim McCarver, L OBP: 0.400, SLG: 0.525 (1, 2)					P5		4-3			4 1 2 0 0 0 0												
Alex Johnson, R OBP: 0.207, SLG: 0.271 (1, 9)					5-3			2B		4 1 1 0 0 0 2												
Dal Maxvill, R OBP: 0.269, SLG: 0.261 (1, 6)					6-3			1B	F9	4 0 2 2 0 0 0												
Larry Jaster, L OBP: 0.250, SLG: 0.167 (1, 1)					FC3-6			3B		3 0 0 0 1 0 2												
Ron Willis, R OBP: 0.500, SLG: 0.500 (9, 1)	FC3-6				FC4-6		G3		F8	0 0 0 0 0 0 0												
Inning Stats	R: 1 E: 1 K: 1 S: 7	H: 1 LOB: 1 BB: 0 P: 7	R: 1 E: 0 K: 0 S: 5	H: 2 LOB: 1 BB: 0 P: 5	R: 0 E: 0 K: 1 S: 5	H: 0 LOB: 0 BB: 0 P: 5	R: 0 E: 0 K: 0 S: 3	H: 0 LOB: 0 BB: 0 P: 3	R: 0 E: 0 K: 0 S: 2	H: 0 LOB: 0 BB: 1 P: 6	R: 0 E: 0 K: 1 S: 6	H: 1 LOB: 1 BB: 0 P: 6	R: 1 E: 0 K: 0 S: 4	H: 2 LOB: 0 BB: 0 P: 4	R: 3 E: 0 K: 0 S: 7	H: 4 LOB: 1 BB: 0 P: 7	R: 0 E: 0 K: 0 S: 4	H: 1 LOB: 1 BB: 0 P: 4	1B: 5 2B: 4 3B: 1 HR: 1	SF: 0 SAC: 0 DP: 0 HBP: 0	WP: 0 PB: 0 SB: 0 CS: 2	PA: 39
PITCHER	IP WLS BF H R ER SO BB IBB HBP BLK WP HR S P ERA WHIP											IP WLS BF H R ER SO BB IBB HBP BLK WP HR S P ERA WHIP										
Bo Belinsky, L ERA: 4.02 (1, 1)	7.0 L 27 6 3 2 3 1 0 0 0 0 0 0 32 36 2.57 1.000																					
Jim Owens, R ERA: 4.22 (8, 1)	0.2 6 4 3 3 0 0 0 0 0 0 1 6 6 40.50 6.000																					
Dave Eilers, R ERA: (8, 1)	1.1 5 1 0 0 0 0 0 0 0 0 0 0 5 5 0.00 0.750																					

Batter	1	2	3	4	5	6	7	8	9	AB R H RBI BB SO LOB	BOTTOM											
Julio Gotay, R OBP: 0.389, SLG: 0.447 (1, 4)							6-3		K	4 0 2 0 0 1 1	St. Louis Cardinals @ Houston Astros Astrodome, Houston, TX Tue Jun 20 1967, 8:05 PM EDT Att: 20,719 - Unknown livebaseballscorecards.com											
Ron Brand, R OBP: 0.283, SLG: 0.250 (1, 2)	HBP		1B		2B					4 0 1 0 0 1 3												
Joe Morgan, L OBP: 0.416, SLG: 0.438 (9, PH)	F8		K		F8		E		BB	0 0 0 0 1 0 0												
Jimmy Wynn, R OBP: 0.372, SLG: 0.568 (1, 8)			F8				E5		K	4 0 0 0 1 2 4												
Rusty Staub, L OBP: 0.373, SLG: 0.485 (1, 9)	P6				4-3		4-3		F7	5 1 1 0 0 0 7												
Jim Landis, R OBP: 0.348, SLG: 0.356 (1, 7)					SF7		F7		F8	3 1 1 1 0 0 0												
Bob Aspromonte, R OBP: 0.340, SLG: 0.406 (1, 5)		1B			E5				L8	4 0 1 0 0 1 1												
Chuck Harrison, R OBP: 0.284, SLG: 0.323 (1, 3)					K		K			4 0 2 0 0 2 2												
Bob Lillis, R OBP: 0.176, SLG: 0.125 (1, 6)					4-3		6-3		F7	4 0 1 1 0 0 3												
Bo Belinsky, L ERA: 4.18 (1, 1)					F2					2 0 0 0 0 0 1												
Ron Davis, R OBP: 0.272, SLG: 0.400 (7, PH)	6-3						P3		WP	1 0 0 0 0 0 0												
Jim Owens, R ERA: (8, 1)										0 0 0 0 0 0 0												
Dave Eilers, R ERA: (8, 1)										0 0 0 0 0 0 0												
Jackie Brandt, R OBP: 0.385, SLG: 0.222 (9, PH)									1B	1 0 1 0 0 0 0												
Inning Stats	R: 0 E: 0 K: 1 S: 5	H: 0 LOB: 1 BB: 0 P: 6	R: 1 E: 0 K: 1 S: 7	H: 3 LOB: 1 BB: 0 P: 7	R: 0 E: 0 K: 1 S: 5	H: 1 LOB: 0 BB: 0 P: 5	R: 1 E: 2 K: 1 S: 7	H: 1 LOB: 1 BB: 0 P: 7	R: 0 E: 0 K: 0 S: 4	H: 1 LOB: 2 BB: 1 P: 8	R: 0 E: 0 K: 1 S: 6	H: 1 LOB: 1 BB: 0 P: 6	R: 0 E: 1 K: 0 S: 5	H: 1 LOB: 2 BB: 0 P: 5	R: 0 E: 0 K: 0 S: 4	H: 1 LOB: 1 BB: 0 P: 4	R: 0 E: 0 K: 2 S: 8	H: 1 LOB: 2 BB: 1 P: 12	1B: 9 2B: 1 3B: 0 HR: 0	SF: 1 SAC: 0 DP: 0 HBP: 1	WP: 1 PB: 0 SB: 0 CS: 0	PA: 40
PITCHER	IP WLS BF H R ER SO BB IBB HBP BLK WP HR S P ERA WHIP											IP WLS BF H R ER SO BB IBB HBP BLK WP HR S P ERA WHIP										
Larry Jaster, L ERA: 4.75 (1, 1)	8.0 W 36 10 2 1 5 0 0 0 0 0 1 0 44 49 1.12 1.250																					
Ron Willis, R ERA: (9, 1)	1.0 S 4 0 0 0 2 1 0 0 0 1 0 7 11 0.00 1.000																					



Batter	1	2	3	4	5	6	7	8	9	AB	R	H	RBI	BB	SO	LOB	TOP		
Giraldo Ruiz, S OBP: 0.245, SLG: 0.276 (1,4)	6-3		F7		F7			1-3		4	0	0	0	0	0	2			
Tommy Helms, R OBP: 0.297, SLG: 0.347 (1,6)	6-3			K		F8		6-3		4	0	0	0	0	1	0			
Vada Pinson, L OBP: 0.329, SLG: 0.433 (1,8)	4-3			FC6-4 1B		3-1			F8 1-4 2B	4	1	2	0	0	0	0			
Tony Perez, R OBP: 0.328, SLG: 0.563 (1,5)		HR		FC6-4 1-2		K			F8 2-3	4	1	1	1	0	1	2			
Lee May, R OBP: 0.288, SLG: 0.407 (1,3)	F7			K				HR	1-4	4	1	1	2	0	1	1			
Art Shamsky, L OBP: 0.276, SLG: 0.238 (1,7)	4-3				K			HR	P5 3-H	4	0	0	0	0	2	0			
Floyd Robinson, L OBP: 0.275, SLG: 0.326 (7, PR)	F7				K				P2-3 1B	3	0	1	0	0	1	0			
Dick Simpson, R OBP: 0.294, SLG: 0.379 (7, 9)										0	0	0	0	0	0	0			
Jimmie Coker, R OBP: 0.367, SLG: 0.517 (1,2)			6-3						P2-3 1-2	3	0	1	0	0	0	1			
Mitt Pappas, R OBP: 0.069, SLG: 0.036 (8, PH)									F9	2	0	1	0	0	1	0			
Mel Queen, L OBP: 0.156, SLG: 0.161 (8, 1)			K							1	0	0	0	0	0	0			
Ted Abernathy, R OBP: 0.250, SLG: 0.250 (8, 1)										0	0	0	0	0	0	0			
Inning Stats	R: 0 E: 0 K: 0 S: 3	H: 0 LOB: 0 BB: 0 P: 3	R: 1 E: 0 K: 0 S: 4	H: 1 LOB: 0 BB: 0 P: 4	R: 0 E: 0 K: 1 S: 5	H: 0 LOB: 0 BB: 0 P: 5	R: 0 E: 0 K: 2 S: 8	H: 1 LOB: 1 BB: 0 P: 8	R: 0 E: 0 K: 2 S: 9	H: 2 LOB: 2 BB: 0 P: 9	R: 1 E: 0 K: 0 S: 4	H: 2 LOB: 1 BB: 0 P: 4	R: 0 E: 0 K: 0 S: 3	H: 0 LOB: 0 BB: 0 P: 3	R: 1 E: 0 K: 1 S: 6	H: 1 LOB: 0 BB: 0 P: 6	1B: 4 2B: 2 3B: 0 HR: 2	SF: 0 SAC: 0 DP: 1 HBP: 0	WP: 0 PA: 33 PB: 0 SB: 0 CS: 0
PITCHER Larry Dierker, R ERA: 3.36 (1,1)	IP: 9.0 WLS: L BF: 33 H: 7 R: 3 ER: 3 SO: 7 BB: 0 IBB: 0 HBP: 0 BLK: 0 WP: 0 HR: 2 S: 47 P: 47 ERA: 3.00 WHIP: 0.778																		

Cincinnati Reds @ Houston Astros
Astrodome, Houston, TX
Wed Jun 21 1967, 8:05 PM EDT
Att: 21,005 - Dome

AB	33
R	3
H	7
RBI	3
BB	0
SO	7
LOB	6



Batter	1	2	3	4	5	6	7	8	9	AB	R	H	RBI	BB	SO	LOB	BOTTOM		
Julio Gotay, R OBP: 0.372, SLG: 0.427 (1,6)	F9		1-3			G2		K		4	0	0	0	0	1	0			
Joe Morgan, L OBP: 0.422, SLG: 0.438 (1,4)	S 1B BB					P6		FC5-4 BB		2	1	1	0	2	0	0			
Jimmy Wynn, R OBP: 0.370, SLG: 0.575 (1,8)	F7 1-2		K			HR		FC5-4 CS 1-2		4	1	1	1	0	1	3			
Rusty Staub, L OBP: 0.375, SLG: 0.485 (1,9)		2H 1B		4-3				CS 1-2	4-3	4	0	2	1	0	0	0			
Eddie Mathews, L OBP: 0.391, SLG: 0.390 (1,3)	4-1			4-3		K			E 1B	4	0	1	0	0	1	2			
Bob Aspromonte, R OBP: 0.339, SLG: 0.403 (1,5)			K		6-3				E6 1-2	4	0	1	0	0	1	1			
Ron Davis, R OBP: 0.262, SLG: 0.384 (1,7)	6-3					F9		P1	P5	4	0	0	0	0	3				
Dave Adlesh, R OBP: 0.217, SLG: 0.190 (1,2)	L6					5-3		F7	K	4	0	0	0	0	1	3			
Larry Dierker, R OBP: 0.242, SLG: 0.323 (1,1)			1-3			4-3		F7		3	0	0	0	0	0	1			
Inning Stats	R: 1 E: 0 K: 0 S: 4	H: 1 LOB: 1 BB: 1 P: 8	R: 0 E: 0 K: 1 S: 5	H: 0 LOB: 0 BB: 0 P: 5	R: 0 E: 0 K: 1 S: 6	H: 1 LOB: 1 BB: 0 P: 6	R: 0 E: 0 K: 0 S: 3	H: 0 LOB: 0 BB: 0 P: 3	R: 0 E: 0 K: 1 S: 7	H: 2 LOB: 1 BB: 0 P: 7	R: 0 E: 0 K: 0 S: 4	H: 1 LOB: 1 BB: 0 P: 4	R: 0 E: 0 K: 1 S: 4	H: 0 LOB: 0 BB: 1 P: 8	R: 0 E: 1 K: 1 S: 7	H: 1 LOB: 2 BB: 0 P: 7	1B: 5 2B: 0 3B: 0 HR: 1	SF: 0 SAC: 0 DP: 0 HBP: 0	WP: 0 PA: 36 PB: 0 SB: 1 CS: 1
PITCHER Mitt Pappas, R ERA: 3.35 (1,1)	IP: 7.0 WLS: W BF: 27 H: 5 R: 2 ER: 2 SO: 3 BB: 1 IBB: 0 HBP: 0 BLK: 0 WP: 0 HR: 1 S: 32 P: 36 ERA: 2.57 WHIP: 0.857																		
Ted Abernathy, R ERA: 1.51 (8,1)	2.0 W 8 1 0 0 2 1 0 0 0 0 0 0 11 15 0.00 1.000																		

Cincinnati Reds @ Houston Astros
Astrodome, Houston, TX
Wed Jun 21 1967, 8:05 PM EDT
Att: 21,005 - Dome

AB	33
R	2
H	6
RBI	2
BB	2
SO	5
LOB	13



Batter	1	2	3	4	5	6	7	8	9	AB	R	H	RBI	BB	SO	LOB	TOP					
Joe Morgan, L OBP: 0.426, SLG: 0.441 (1, 4)										5	0	1	0	0	3	0	Houston Astros @ Chicago Cubs Wrigley Field, Chicago, IL Sat Jun 24 1967, 3:33 AM CDT Att: 14,186 - Cloudy - 59 F					
Sonny Jackson, L OBP: 0.282, SLG: 0.295 (1, 6)										4	0	2	0	1	1	0						
Jimmy Wynn, R OBP: 0.365, SLG: 0.574 (1, 8)										4	1	0	0	0	1	4						
Rusty Staub, L OBP: 0.378, SLG: 0.493 (1, 9)										4	1	1	0	0	1	4						
Eddie Mathews, L OBP: 0.355, SLG: 0.384 (1, 3)										2	0	0	0	2	1	0						
Bob Aspromonte, R OBP: 0.335, SLG: 0.393 (1, 5)										4	0	1	0	0	0	6						
Ron Davis, R OBP: 0.261, SLG: 0.388 (1, 7)										4	0	1	2	0	0	1						
Ron Brand, R OBP: 0.281, SLG: 0.241 (1, 2)										3	0	0	0	1	1	1						
Mike Cuellar, L OBP: 0.200, SLG: 0.311 Julio Gotay, R OBP: 0.374, SLG: 0.468 (9, PH)										3	0	0	0	0	2	3						
Inning Stats	R: 0 E: 0 K: 0 S: 4	H: 1 LOB: 3 BB: 2 P: 12	R: 0 E: 0 K: 2 S: 7	H: 0 LOB: 0 BB: 0 P: 7	R: 0 E: 0 K: 2 S: 8	H: 1 LOB: 1 BB: 0 P: 8	R: 0 E: 0 K: 1 S: 5	H: 0 LOB: 0 BB: 0 P: 5	R: 0 E: 0 K: 2 S: 7	H: 0 LOB: 0 BB: 0 P: 7	R: 0 E: 0 K: 2 S: 8	H: 2 LOB: 3 BB: 2 P: 16	R: 0 E: 0 K: 1 S: 8	H: 1 LOB: 1 BB: 0 P: 8	R: 0 E: 0 K: 0 S: 4	H: 1 LOB: 1 BB: 0 P: 4	R: 0 E: 0 K: 1 S: 5	H: 0 LOB: 0 BB: 0 P: 5	1B: 5 2B: 1 3B: 0 HR: 0	SF: 0 SAC: 0 DP: 0 HBP: 0	WP: 0 PB: 0 SB: 1 CS: 0	PA: 38
PITCHER Fergie Jenkins, R ERA: 2.97 (1, 1)	IP: 9.0 WLS: W BF: 38 H: 6 R: 2 ER: 0 SO: 11 BB: 2 IBB: 2 HBP: 0 BLK: 0 WP: 0 HR: 0 S: 56 P: 72 ERA: 0.00 WHIP: 0.889															PITCHER						

AB	34
R	2
H	6
RBI	2
BB	4
SO	11
LOB	19



Batter	1	2	3	4	5	6	7	8	9	AB	R	H	RBI	BB	SO	LOB	BOTTOM			
Don Kessinger, S OBP: 0.266, SLG: 0.246 (1, 6)										4	0	3	0	0	0	0	Houston Astros @ Chicago Cubs Wrigley Field, Chicago, IL Sat Jun 24 1967, 3:33 AM CDT Att: 14,186 - Cloudy - 59 F			
Glenn Beckert, R OBP: 0.338, SLG: 0.412 (1, 4)										4	0	1	0	0	0	2				
Billy Williams, L OBP: 0.401, SLG: 0.541 (1, 7) (7, 9)										3	1	0	0	1	0	1				
Ron Santo, R OBP: 0.372, SLG: 0.476 (1, 5)										4	1	2	2	0	0	1				
14 Ernie Banks, R OBP: 0.333, SLG: 0.511 (1, 3)										4	1	1	0	0	1	1				
Randy Hundley, R OBP: 0.395, SLG: 0.465 (1, 2)										4	0	2	1	0	0	1				
Ted Savage, R OBP: 0.356, SLG: 0.366 (1, 9) (7, 8)										1	0	0	0	2	0	1				
Adolfo Phillips, R OBP: 0.426, SLG: 0.576 John Boccabella, R OBP: 0.240, SLG: 0.286 (6, PH) (7, 7)										1	0	0	0	1	0	0				
Fergie Jenkins, R OBP: 0.116, SLG: 0.143 (1, 1)										3	0	0	0	0	2	3				
Inning Stats	R: 0 E: 0 K: 0 S: 3	H: 1 LOB: 0 BB: 0 P: 3	R: 1 E: 0 K: 0 S: 4	H: 2 LOB: 0 BB: 0 P: 4	R: 0 E: 0 K: 1 S: 5	H: 1 LOB: 0 BB: 0 P: 5	R: 2 E: 0 K: 0 S: 5	H: 2 LOB: 3 BB: 3 P: 17	R: 0 E: 0 K: 0 S: 4	H: 1 LOB: 1 BB: 0 P: 4	R: 0 E: 0 K: 0 S: 3	H: 1 LOB: 1 BB: 1 P: 7	R: 0 E: 0 K: 1 S: 5	H: 1 LOB: 0 BB: 0 P: 5	R: 0 E: 0 K: 1 S: 6	H: 1 LOB: 1 BB: 0 P: 6	1B: 8 2B: 1 3B: 0 HR: 1	SF: 0 SAC: 0 DP: 3 HBP: 0	WP: 1 PB: 0 SB: 0 CS: 2	PA: 35
PITCHER Mike Cuellar, L ERA: 2.96 (1, 1)	IP: 8.0 WLS: L BF: 33 H: 10 R: 3 ER: 3 SO: 3 BB: 3 IBB: 1 HBP: 0 BLK: 0 WP: 1 HR: 1 S: 35 P: 51 ERA: 3.38 WHIP: 1.625															PITCHER				

AB	29
R	3
H	10
RBI	3
BB	4
SO	3
LOB	10



Batter	1	2	3	4	5	6	7	8	9	AB	R	H	RBI	BB	SO	LOB	TOP		
Joe Morgan, L (1,4) OBP: 0.423, SLG: 0.437	4-3		F8					4-3		4	0	1	0	0	0	1	Houston Astros @ Chicago Cubs Wrigley Field, Chicago, IL Sun Jun 25 1967, 3:33 AM CDT Cloudy - 64 F		
Sonny Jackson, L (1,6) OBP: 0.285, SLG: 0.295	BB			4-3				1-3		3	0	1	1	1	0	1			
Jimmy Wynn, R (1,8) OBP: 0.360, SLG: 0.565	F8			L5				K		4	0	0	0	0	2	4			
Rusty Staub, L (1,9) OBP: 0.371, SLG: 0.484	F7			F8				F9		4	0	0	0	0	0	3			
Eddie Mathews, L (1,3)			F9					4-3		4	0	0	0	0	0	0			
Bob Aspromonte, R (1,5) OBP: 0.333, SLG: 0.391			6-3					K		4	0	1	0	0	1	0			
Jim Landis, R (1,7) OBP: 0.343, SLG: 0.366			F3					1B		3	0	0	0	0	1	1			
Dave Adlesh, R (1,2) OBP: 0.200, SLG: 0.179			4-3					P4		3	1	1	0	0	0	1			
Don Wilson, R (1,1) OBP: 0.167, SLG: 0.121			K					B3		2	0	0	0	0	1	1			
Julio Gotay, R (8, PH) OBP: 0.380, SLG: 0.484								4-3		1	0	1	0	0	0	0			
Dan Schneider, L (8, 1)								2B		0	0	0	0	0	0	0			
Inning Stats	R: 0 E: 0 K: 0 S: 3	H: 0 LOB: 1 BB: 1 P: 7	R: 0 E: 0 K: 0 S: 3	H: 0 LOB: 0 BB: 0 P: 3	R: 0 E: 0 K: 1 S: 5	H: 0 LOB: 0 BB: 0 P: 5	R: 0 E: 0 K: 0 S: 3	H: 0 LOB: 0 BB: 0 P: 3	R: 1 E: 0 K: 1 S: 8	H: 3 LOB: 2 BB: 0 P: 8	R: 0 E: 0 K: 1 S: 6	H: 1 LOB: 1 BB: 0 P: 6	R: 0 E: 0 K: 1 S: 6	H: 1 LOB: 1 BB: 0 P: 6	R: 0 E: 0 K: 1 S: 5	H: 0 LOB: 0 BB: 0 P: 5	1B: 4 2B: 1 3B: 0 HR: 0	SF: 0 SAC: 0 DP: 0 HBP: 0	WP: 0 PA: 33 PB: 0 SB: 0 CS: 0
PITCHER Bill Hands, R (1,1) ERA: 2.06	IP: 9.0 WLS: W BF: 33 H: 5 R: 1 ER: 1 SO: 5 BB: 1 IBB: 0 HBP: 0 BLK: 0 WP: 0 HR: 0 S: 42 P: 46 ERA: 1.00 WHIP: 0.667															PITCHER			

Batter	1	2	3	4	5	6	7	8	9	AB	R	H	RBI	BB	SO	LOB	BOTTOM		
Don Kessinger, S (1,6) OBP: 0.266, SLG: 0.246	G3		G5-4-3							4	0	1	2	0	0	1	Houston Astros @ Chicago Cubs Wrigley Field, Chicago, IL Sun Jun 25 1967, 3:33 AM CDT Cloudy - 64 F		
Glenn Beckert, R (1,4) OBP: 0.332, SLG: 0.404	1-3			4-3				F9		4	0	0	0	0	0	2			
Billy Williams, L (1,7) OBP: 0.399, SLG: 0.540	K			14 E 2B				6-3		4	1	1	0	0	1	0			
Ron Santo, R (1,5) OBP: 0.374, SLG: 0.475				14 E 2B				K		3	1	1	0	1	1	0			
14 Ernie Banks, R (1,3) OBP: 0.332, SLG: 0.511				E5 2B				6-3		4	0	1	0	0	0	3			
Randy Hundley, R (1,2) OBP: 0.357, SLG: 0.463				1-2 2-3				6-3		3	1	1	0	1	1	4			
Al Spangler, L (1,9) OBP: 0.333, SLG: 0.667				K				1B		3	0	1	2	0	0	2			
John Boccabella, R (8, PH) OBP: 0.231, SLG: 0.273				1-3 2-H 3-H				F8		1	0	0	0	0	1	2			
Ted Savage, R (1,8) OBP: 0.356, SLG: 0.357				F7				P3		2	1	0	0	1	0	0			
Bill Hands, R (1,1) OBP: 0.167, SLG: 0.167				G5-4-3 1B				K		3	0	2	0	0	1	0			
Inning Stats	R: 0 E: 0 K: 1 S: 5	H: 0 LOB: 0 BB: 0 P: 5	R: 0 E: 0 K: 0 S: 4	H: 1 LOB: 1 BB: 0 P: 4	R: 0 E: 0 K: 0 S: 3	H: 1 LOB: 0 BB: 0 P: 3	R: 2 E: 1 K: 1 S: 7	H: 2 LOB: 2 BB: 1 P: 11	R: 0 E: 0 K: 1 S: 5	H: 0 LOB: 0 BB: 0 P: 5	R: 0 E: 0 K: 1 S: 5	H: 0 LOB: 0 BB: 0 P: 5	R: 2 E: 0 K: 0 S: 6	H: 3 LOB: 2 BB: 1 P: 10	R: 0 E: 0 K: 1 S: 6	H: 1 LOB: 2 BB: 1 P: 10	1B: 5 2B: 3 3B: 0 HR: 0	SF: 0 SAC: 0 DP: 1 HBP: 0	WP: 0 PA: 34 PB: 0 SB: 0 CS: 0
PITCHER Don Wilson, R (1,1) ERA: 3.08	IP: 7.0 WLS: L BF: 29 H: 7 R: 4 ER: 2 SO: 4 BB: 2 IBB: 0 HBP: 0 BLK: 0 WP: 0 HR: 0 S: 35 P: 43 ERA: 2.57 WHIP: 1.286															PITCHER			
Dan Schneider, L (8, 1) ERA: 1.83	IP: 1.0 WLS: 5 BF: 1 H: 0 R: 0 ER: 0 SO: 1 BB: 0 IBB: 1 HBP: 0 BLK: 0 WP: 0 HR: 0 S: 6 P: 10 ERA: 0.00 WHIP: 1.000															PITCHER			

AB	32
R	1
H	5
RBI	1
BB	1
SO	5
LOB	12



AB	31
R	4
H	8
RBI	4
BB	3
SO	5
LOB	14



Batter	1	2	3	4	5	6	7	8	9	AB	R	H	RBI	BB	SO	LOB	TOP
Joe Morgan, L OBP: 0.420, SLG: 0.433 (1, 4)	F7		F7			F8		FC6-4 1-2 1B		4	0	1	0	0	0	0	
Sonny Jackson, L OBP: 0.281, SLG: 0.291 (1, 6)	4-3		6-3			4-3		FC6-4 1-2		4	0	0	0	0	0	2	
Jimmy Wynn, R OBP: 0.355, SLG: 0.556 (1, 8)	5-3			K		6-3			5-3	4	0	0	0	0	1	0	
Rusty Staub, L OBP: 0.369, SLG: 0.479 (1, 9)		E E 1B		3-1			F9		K	4	0	1	0	0	1	0	
Eddie Mathews, L OBP: 0.342, SLG: 0.368 (1, 3)		E4 E 1-2		G3			4-3		4-3	4	0	0	0	0	0	1	
Julio Gotay, R OBP: 0.369, SLG: 0.469 (1, 5)		E5 G6-4-3 1-2 2-3			4-3		1-3			3	0	0	0	0	0	2	
Ron Davis, R OBP: 0.254, SLG: 0.377 (1, 7)		P3			6-3				5-3	3	0	0	0	0	0	3	
Ron Brand, R OBP: 0.283, SLG: 0.244 (1, 2)		G6-4-3 1-2							F7	3	0	1	0	0	0	3	
Bo Belinsky, L (1, 1)										2	0	0	0	0	1	1	
Dave Eilers, R (7, 1)										0	0	0	0	0	0	0	
Jackie Brandt, R OBP: 0.214, SLG: 0.222 (8, PH)										0	0	0	0	1	0	0	
Barry Latman, R OBP: 0.167, SLG: 0.167 (8, 1)										0	0	0	0	0	0	0	
Dan Schneider, L (8, 1)										0	0	0	0	0	0	0	
Inning Stats	R: 0 E: 0 K: 0 S: 3	H: 0 LOB: 0 BB: 0 P: 3	R: 0 E: 2 K: 0 S: 5	H: 1 LOB: 2 BB: 0 P: 5	R: 0 E: 0 K: 1 S: 5	H: 0 LOB: 0 BB: 0 P: 5	R: 0 E: 0 K: 0 S: 4	H: 1 LOB: 1 BB: 0 P: 4	R: 0 E: 0 K: 0 S: 3	H: 0 LOB: 0 BB: 0 P: 3	R: 0 E: 0 K: 0 S: 4	H: 1 LOB: 2 BB: 1 P: 8	R: 0 E: 0 K: 1 S: 5	H: 0 LOB: 0 BB: 0 P: 5	1B: 3 2B: 0 3B: 0 HR: 0	SF: 0 SAC: 0 DP: 1 HBP: 0	WP: 0 PA: 32 PB: 0 SB: 0 CS: 0
PITCHER Joe Niekro, R ERA: 3.14 (1, 1)	IP: 9.0 WLS: W BF: 32 H: 3 R: 0 ER: 0 SO: 3 BB: 1 IBB: 0 HBP: 0 BLK: 0 WP: 0 HR: 0 S: 37 P: 41 ERA: 0.00 WHIP: 0.444																

Houston Astros @ Chicago Cubs
Wrigley Field, Chicago, IL
Sun Jun 25 1967, 3:38 AM CDT
Att: 31,733 - Sunny - 62 F

AB	31
R	0
H	3
RBI	0
BB	1
SO	3
LOB	12



Batter	1	2	3	4	5	6	7	8	9	AB	R	H	RBI	BB	SO	LOB	BOTTOM
Don Kessinger, S OBP: 0.269, SLG: 0.248 (1, 6)	F8		5-3				SF9	BB 1B		3	0	1	2	1	0	0	
Glenn Beckert, R OBP: 0.333, SLG: 0.401 (1, 4)	F7		5-3				1B FC5-4 2H	BB 1B		4	1	1	1	1	0	2	
Billy Williams, L OBP: 0.396, SLG: 0.534 (1, 9)	F2			K		4-3	FC5-4 1B	F7		5	0	1	0	0	1	2	
Ron Santo, R OBP: 0.372, SLG: 0.471 (1, 5)		F8		K			FC5-4 14 HR 1B			4	2	1	1	0	1	1	
14 Ernie Banks, R OBP: 0.343, SLG: 0.544 (1, 3)		1B					14 HR 1B			4	2	4	4	0	0	0	
Randy Hundley, R OBP: 0.355, SLG: 0.460 (1, 2)		1B			F3		F7	F5		4	0	1	0	0	0	1	
John Boccabella, R OBP: 0.267, SLG: 0.280 (1, 7)			K			6-3 SH5-4 1B	F8	FC4-6 HBP		3	0	1	0	0	1	2	
Ted Savage, R OBP: 0.355, SLG: 0.368 (1, 8)		P4				SH5-4	SH SF9 2B	FC4-6 SH1-4 1B		3	2	1	0	0	0	3	
Joe Niekro, R (1, 1)			F8			6-3	SH 1B	SH1-4		2	1	0	0	0	0	1	
Inning Stats	R: 0 E: 0 K: 0 S: 3	H: 2 LOB: 2 BB: 0 P: 7	R: 0 E: 0 K: 0 S: 3	H: 0 LOB: 0 BB: 0 P: 3	R: 0 E: 0 K: 2 S: 8	H: 1 LOB: 1 BB: 0 P: 8	R: 0 E: 0 K: 0 S: 4	H: 1 LOB: 2 BB: 1 P: 8	R: 2 E: 0 K: 0 S: 5	H: 2 LOB: 0 BB: 0 P: 5	R: 5 E: 1 K: 0 S: 8	H: 4 LOB: 0 BB: 0 P: 8	R: 1 E: 0 K: 0 S: 4	H: 1 LOB: 2 BB: 1 P: 9	1B: 8 2B: 1 3B: 0 HR: 2	SF: 1 SAC: 3 DP: 0 HBP: 1	WP: 0 PA: 39 PB: 0 SB: 1 CS: 0
PITCHER Bo Belinsky, L ERA: 4.05 (1, 1)	IP: 6.1 WLS: L BF: 29 H: 8 R: 5 ER: 3 SO: 3 BB: 1 IBB: 0 HBP: 0 BLK: 0 WP: 1 HR: 1 S: 34 P: 38 ERA: 4.26 WHIP: 1.421																
Dave Eilers, R ERA: 1.8 (7, 1)	0.2	4	2	2	0	0	0	0	0	0	1	4	4	0	0	0	
Barry Latman, R ERA: 4.3 (8, 1)	0.2	5	1	1	1	0	1	0	1	0	0	3	8	13.50	3.000		
Dan Schneider, L ERA: 1.8 (8, 1)	0.1	1	0	0	0	0	0	0	0	0	0	1	1	0.00	0.000		

Houston Astros @ Chicago Cubs
Wrigley Field, Chicago, IL
Sun Jun 25 1967, 3:38 AM CDT
Att: 31,733 - Sunny - 62 F

AB	32
R	8
H	11
RBI	8
BB	2
SO	3
LOB	12



Scorecard table for Houston Astros @ Atlanta Braves. Columns include Batter, Inning (1-9), Inning Stats, and PITCHER. Rows list individual players with their stats and hit diagrams, followed by summary statistics.

Summary statistics for Houston Astros @ Atlanta Braves. Includes totals for AB, R, H, RBI, BB, SO, LOB. Text: Houston Astros @ Atlanta Braves, Atlanta Stadium, Atlanta, GA. Tue Jun 27 1967, 3:33 AM EDT. Att: 12,744 - Cloudy - 76 F.

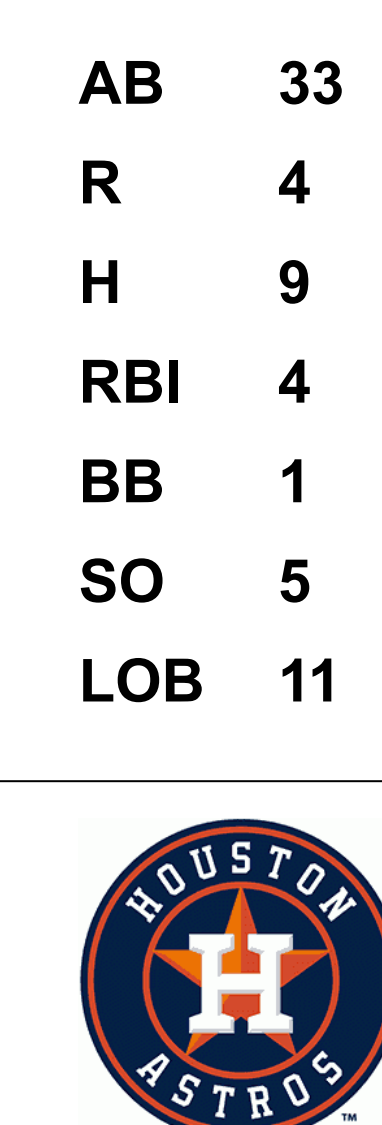
Scorecard table for Houston Astros @ Atlanta Braves. Columns include Batter, Inning (1-9), Inning Stats, and PITCHER. Rows list individual players with their stats and hit diagrams, followed by summary statistics.

Summary statistics for Houston Astros @ Atlanta Braves. Includes totals for AB, R, H, RBI, BB, SO, LOB. Text: Houston Astros @ Atlanta Braves, Atlanta Stadium, Atlanta, GA. Tue Jun 27 1967, 3:33 AM EDT. Att: 12,744 - Cloudy - 76 F.

Batter	1	2	3	4	5	6	7	8	9	AB	R	H	RBI	BB	SO	LOB	TOP
Wes Parker, S (1, 3) <small>OBP: 0.352, SLG: 0.327</small>	 FC6-4 BB	 IHR			 FC1-6 HBP		 P5		 4-3	3	1	1	3	1	0	0	Los Angeles Dodgers @ Houston Astros Astrodome, Houston, TX Fri Jun 30 1967, 8:05 PM EDT Att: 19,926 - Dome
Nate Oliver, R (1, 4) <small>OBP: 0.333, SLG: 0.364</small>	 FC6-4 1-2f	 F8			 FC1-6 1-2f		 F8	 FC3-6 1B	5	0	1	0	0	0	2		
Willie Davis, L (1, 8) <small>OBP: 0.323, SLG: 0.368</small>	 K		 F9		 F9		 F5	 FC3-6 CS 1-2f	5	0	0	0	0	1	3		
Ron Fairly, L (1, 9) <small>OBP: 0.318, SLG: 0.336</small>	 F9		 3-1		 F7		 SH1-4 1B 1-2	 CS	4	0	1	0	0	0	2		
Jim Lefebvre, S (1, 5) <small>OBP: 0.355, SLG: 0.420</small>		 4-3	 P6			 F5		 SH1-4 1-2	3	0	0	0	0	0	0		
John Roseboro, L (1, 2) <small>OBP: 0.356, SLG: 0.364</small>		 2B SF8 1B		 F8		 3-1 2B		 F7	4	1	2	0	0	0	1		
Len Gabrielson, L (1, 7) <small>OBP: 0.304, SLG: 0.382</small>		 IHR 2B		 BB		 3-1 2-3		 BB	2	1	1	0	2	0	1		
Dick Schofield, S (1, 6) <small>OBP: 0.330, SLG: 0.235</small>		 IHR BB		 P6		 4-3 BB		 4-3	2	1	0	0	2	0	3		
Claude Osteen, L (1, 1) <small>OBP: 0.299, SLG: 0.400</small> Ron Perranoski, L (9, 1) <small>OBP: 0.250, SLG: 0.250</small>	 SF8 3H		 P6		 F3		 HR	3	1	1	2	0	0	3	0		
Inning Stats	R: 0 H: 0 E: 0 LOB: 1 K: 1 BB: 1 S: 5 P: 9	R: 4 H: 3 E: 0 LOB: 0 K: 0 BB: 1 S: 6 P: 10	R: 0 H: 0 E: 0 LOB: 0 K: 0 BB: 0 S: 3 P: 3	R: 0 H: 0 E: 0 LOB: 1 K: 0 BB: 1 S: 3 P: 7	R: 0 H: 0 E: 0 LOB: 0 K: 0 BB: 0 S: 3 P: 3	R: 0 H: 1 E: 0 LOB: 2 K: 0 BB: 1 S: 4 P: 8	R: 0 H: 0 E: 0 LOB: 0 K: 0 BB: 0 S: 3 P: 3	R: 0 H: 1 E: 0 LOB: 2 K: 0 BB: 1 S: 4 P: 8	R: 1 H: 2 E: 0 LOB: 0 K: 0 BB: 0 S: 4 P: 4	1B: 3 SF: 1 2B: 2 SAC: 1 3B: 0 DP: 0 HR: 2 HBP: 1	WP: 0 PA: 40 PB: 0 SB: 0 CS: 1						
PITCHER	IP WLS BF H R ER SO BB IBB HBP BLK WP HR S P ERA WHIP											PITCHER	IP WLS BF H R ER SO BB IBB HBP BLK WP HR S P ERA WHIP				
Don Wilson, R (1, 1) <small>ERA: 3.28</small> Mike Cuellar, L (9, 1) <small>ERA: 2.94</small>	8.1 L 38 7 5 5 1 5 0 0 0 0 0 0 1 34 55 5.40 1.440												0.2 1 0 0 0 0 0 0 0 0 0 0 0 1 1 0.00 0.000				

Batter	1	2	3	4	5	6	7	8	9	AB	R	H	RBI	BB	SO	LOB	BOTTOM
Julio Gotay, R (1, 6) <small>OBP: 0.357, SLG: 0.449</small>	 P6	 FC6-2 1B 1B 1-3 2H		 F9			 F7			4	1	1	1	0	0	1	Los Angeles Dodgers @ Houston Astros Astrodome, Houston, TX Fri Jun 30 1967, 8:05 PM EDT Att: 19,926 - Dome
Joe Morgan, L (1, 4) <small>OBP: 0.409, SLG: 0.432</small>	 SF9 3B	 FC6-2 1B 1-2 3H		 6-3		 F9			4	1	1	0	0	0	3		
Jimmy Wynn, R (1, 8) <small>OBP: 0.356, SLG: 0.545</small>	 SF9 3H	 1B 1-2 2H		 6-3		 6-3		 6-3	3	0	1	2	0	0	0		
Rusty Staub, L (1, 9) <small>OBP: 0.369, SLG: 0.493</small>	 1B 2B	 K		 6-3		 L6		 G3	4	1	1	0	0	1	2		
Eddie Mathews, L (1, 3) <small>OBP: 0.342, SLG: 0.368</small>	 1B 2H		 K		 4-3		 4-3	 G3	4	0	1	1	0	1	0		
Bob Aspromonte, R (1, 5) <small>OBP: 0.333, SLG: 0.385</small>	 1-3		 5-3		 5-3		 5-3	 G5-4-3 1B	4	0	1	0	0	0	1		
Ron Davis, R (1, 7) <small>OBP: 0.258, SLG: 0.360</small>		 1B BB	 5-3		 4-3		 CS 1B	 F2	3	1	1	0	1	0	1		
Dave Adlesh, R (1, 2) <small>OBP: 0.216, SLG: 0.176</small> Ron Brand, R (7, PR) <small>OBP: 0.279, SLG: 0.242</small> Don Wilson, R (1, 1) <small>OBP: 0.179, SLG: 0.139</small> Mike Cuellar, L (9, 1) <small>OBP: 0.200, SLG: 0.311</small>	 K	 K		 K		 CS 1-2	 FC3-6 1B	 G5-4-3 1-2f	3	0	1	0	0	2	1		
Inning Stats	R: 2 H: 3 E: 0 LOB: 1 K: 0 BB: 0 S: 6 P: 6	R: 2 H: 3 E: 0 LOB: 2 K: 2 BB: 1 S: 10 P: 14	R: 0 H: 0 E: 0 LOB: 0 K: 1 BB: 0 S: 5 P: 5	R: 0 H: 0 E: 0 LOB: 0 K: 2 BB: 0 S: 7 P: 7	R: 0 H: 0 E: 0 LOB: 0 K: 0 BB: 0 S: 3 P: 3	R: 0 H: 1 E: 0 LOB: 0 K: 0 BB: 0 S: 3 P: 3	R: 0 H: 1 E: 0 LOB: 1 K: 0 BB: 0 S: 4 P: 4	R: 0 H: 0 E: 0 LOB: 0 K: 0 BB: 0 S: 3 P: 3	R: 0 H: 1 E: 0 LOB: 0 K: 0 BB: 0 S: 3 P: 3	1B: 7 SF: 1 2B: 1 SAC: 0 3B: 1 DP: 1 HR: 0 HBP: 0	WP: 0 PA: 36 PB: 0 SB: 0 CS: 1						
PITCHER	IP WLS BF H R ER SO BB IBB HBP BLK WP HR S P ERA WHIP											PITCHER	IP WLS BF H R ER SO BB IBB HBP BLK WP HR S P ERA WHIP				
Claude Osteen, L (1, 1) <small>ERA: 3.34</small> Ron Perranoski, L (9, 1) <small>ERA: 2.19</small>	8.1 W 34 4 4 4 0 1 0 0 0 0 0 0 1 43 47 4.32 1.200												0.2 S 1 0 0 0 0 0 0 0 0 0 0 0 1 1 0.00 0.000				

AB	31
R	5
H	7
RBI	5
BB	5
SO	1
LOB	15



Batter	1	2	3	4	5	6	7	8	9	AB	R	H	RBI	BB	SO	LOB	TOP							
Wes Parker S (1,3) OBP: 0.351, SLG: 0.339										4	1	1	1	0	1	0	Los Angeles Dodgers @ Houston Astros Astrodome, Houston, TX Sat Jul 01 1967, 8:05 PM EDT Att: 33,295 - Dome							
Nate Oliver R (1,4) OBP: 0.327, SLG: 0.354										4	0	1	0	0	0	0								
Willie Davis L (1,8) OBP: 0.322, SLG: 0.366										4	0	1	0	0	0	1								
Jim Lefebvre S (1,5) OBP: 0.364, SLG: 0.440										3	1	3	1	1	0	0								
Al Ferrara R (1,7) OBP: 0.329, SLG: 0.401										4	0	1	0	0	1	4								
Jim Hickman R (1,9) OBP: 0.247, SLG: 0.260										3	0	0	0	0	2	3								
Ron Perranoski L (6,1) OBP: 0.250, SLG: 0.250										0	0	0	0	0	0	0								
Jim Campanis R (8,PH) OBP: 0.333, SLG: 0.429										1	0	0	0	0	0	0								
Jeff Torborg R (1,2) OBP: 0.295, SLG: 0.286										3	0	1	0	1	1	0								
Gene Michael S (1,6) OBP: 0.241, SLG: 0.220										1	0	0	0	0	1	0								
Lou Johnson R (4,PH) OBP: 0.319, SLG: 0.402										1	0	0	0	0	1	2								
Dick Schofield S (4,6) OBP: 0.324, SLG: 0.229										2	0	0	0	0	0	1								
Don Sutton R (1,1) OBP: 0.171, SLG: 0.220										2	0	0	0	0	1	0								
Bob Bailey R (6,7) OBP: 0.235, SLG: 0.241										1	0	0	0	0	0	0								
Inning Stats	R: 2 E: 0 K: 1 S: 8	H: 3 LOB: 1 BB: 0 P: 8	R: 0 E: 0 K: 2 S: 7	H: 0 LOB: 0 BB: 0 P: 7	R: 0 E: 0 K: 1 S: 5	H: 1 LOB: 1 BB: 0 P: 5	R: 0 E: 0 K: 2 S: 8	H: 1 LOB: 2 BB: 1 P: 12	R: 0 E: 0 K: 1 S: 3	H: 0 LOB: 0 BB: 0 P: 3	R: 0 E: 0 K: 0 S: 6	H: 1 LOB: 1 BB: 0 P: 6	R: 0 E: 0 K: 1 S: 3	H: 1 LOB: 2 BB: 0 P: 3	R: 0 E: 0 K: 0 S: 4	H: 1 LOB: 2 BB: 1 P: 8	R: 0 E: 0 K: 1 S: 5	H: 0 LOB: 0 BB: 0 P: 5	1B: 6 2B: 0 3B: 0 HR: 2	SF: 0 SAC: 0 DP: 1 HBP: 0	WP: 0 PB: 0 SB: 0 CS: 0	PA: 35		
PITCHER	IP WLS BF H R ER SO BB IBB HBP BLK WP HR S P ERA WHIP																							
Bo Belinsky L (1,1) ERA: 3.81	7.2		31	8	2	2	7	2	0	0	0	0	0	0	2	43	51	2.35	1.304					
Mike Cuellar L (8,1) ERA: 2.91	1.1	W	4	0	0	0	1	0	0	0	0	0	0	0	0	6	6	0.00	0.000					

AB	33
R	2
H	8
RBI	2
BB	2
SO	8
LOB	11



Batter	1	2	3	4	5	6	7	8	9	AB	R	H	RBI	BB	SO	LOB	BOTTOM						
Julio Gotay R (1,6) OBP: 0.350, SLG: 0.446										5	0	1	0	0	2	5	Los Angeles Dodgers @ Houston Astros Astrodome, Houston, TX Sat Jul 01 1967, 8:05 PM EDT Att: 33,295 - Dome						
Joe Morgan L (1,4) OBP: 0.407, SLG: 0.443										4	1	1	1	0	0	1							
Jimmy Wynn R (1,8) OBP: 0.352, SLG: 0.537										4	0	0	0	0	2	1							
Rusty Staub L (1,9) OBP: 0.367, SLG: 0.489										4	0	1	0	0	0	0							
Eddie Mathews L (1,3) OBP: 0.340, SLG: 0.370										4	0	1	0	0	1	2							
Bob Aspromonte R (1,5) OBP: 0.343, SLG: 0.397										3	2	3	0	1	0	0							
Ron Davis R (1,7) OBP: 0.258, SLG: 0.356										4	1	1	0	0	1	4							
Ron Brand R (1,2) OBP: 0.287, SLG: 0.245										3	0	1	1	1	1	3							
Bo Belinsky L (1,1) OBP: 0.167, SLG: 0.118										3	0	2	1	0	1	2							
Mike Cuellar L (8,1) OBP: 0.196, SLG: 0.304										1	0	0	0	0	0	1							
Inning Stats	R: 1 E: 0 K: 0 S: 4	H: 1 LOB: 0 BB: 0 P: 4	R: 1 E: 0 K: 2 S: 9	H: 2 LOB: 2 BB: 1 P: 13	R: 0 E: 0 K: 0 S: 3	H: 0 LOB: 0 BB: 0 P: 3	R: 0 E: 0 K: 3 S: 11	H: 2 LOB: 2 BB: 0 P: 11	R: 0 E: 0 K: 1 S: 7	H: 2 LOB: 2 BB: 0 P: 7	R: 0 E: 0 K: 0 S: 5	H: 2 LOB: 2 BB: 0 P: 5	R: 0 E: 0 K: 1 S: 5	H: 0 LOB: 0 BB: 0 P: 5	R: 2 E: 0 K: 1 S: 7	H: 2 LOB: 1 BB: 1 P: 11		R: 0 E: 0 K: 1 S: 5	H: 2 LOB: 1 BB: 1 P: 11	1B: 7 2B: 3 3B: 0 HR: 1	SF: 0 SAC: 0 DP: 0 HBP: 0	WP: 0 PB: 0 SB: 2 CS: 0	PA: 37
PITCHER	IP WLS BF H R ER SO BB IBB HBP BLK WP HR S P ERA WHIP																						
Don Sutton R (1,1) ERA: 4.45	5.2		27	9	2	2	6	0	1	0	0	0	0	1	38	42	3.18	1.588					
Ron Perranoski L (6,1) ERA: 2.44	2.1	L	10	2	2	2	2	0	1	0	0	0	0	0	13	17	7.71	0.857					

AB	35
R	4
H	11
RBI	3
BB	2
SO	8
LOB	19



Batter	1	2	3	4	5	6	7	8	9	AB	R	H	RBI	BB	SO	LOB	TOP																			
Wes Parker, S (1, 3) OBP: 0.348, SLG: 0.333	F7	BB	FC3-2	FC3-2	F9	F9	F8	F8	F8	4	0	0	0	1	0	2	Los Angeles Dodgers @ Houston Astros Astrodome, Houston, TX Sun Jul 02 1967, 4:33 AM EDT Att: 26,296 - Dome																			
Nate Oliver, R (1, 4) OBP: 0.315, SLG: 0.340	G4-6-3	F9	5-3	5-3	K	K	K	K	K	5	0	1	0	0	2	4																				
Willie Davis, L (1, 8) OBP: 0.316, SLG: 0.359	G4-6-3	G3	K	K	G3	K	K	4-3	4-3	5	0	0	0	0	2	2																				
Jim Lefebvre, S (1, 5) OBP: 0.366, SLG: 0.438	1B	1B	F7	F7	1-3	F8	F8	F8	F8	3	1	1	0	1	0	0																				
Al Ferrara, R (1, 7) OBP: 0.340, SLG: 0.407	1B	1B	1B	1B	1-3	F9	F9	F9	F9	3	1	2	0	1	0	0																				
Ron Fairly, L (1, 9) OBP: 0.320, SLG: 0.338	1B	1B	G3	G3	1-3	1B	1B	1B	1B	4	1	2	0	0	0	3																				
Jeff Torborg, R (1, 2) OBP: 0.306, SLG: 0.310	1B	1B	1B	1B	F8	F8	F8	F8	F8	3	1	2	1	0	0	2																				
John Roseboro, L (8, PH) OBP: 0.354, SLG: 0.361	1B	1B	2B	2B	1B	1B	1B	1B	1B	1	0	0	0	0	0	1																				
Dick Schofield, S (1, 6) OBP: 0.330, SLG: 0.241	1B	1B	1B	1B	G3	G3	G3	1-3	1-3	4	0	2	3	0	0	1																				
Bill Singer, R (1, 1) OBP: 0.083, SLG: 0.083	3-1	3-1	SH1-4	SH1-4	K	K	K	1B	1B	2	0	0	0	0	1	2																				
Bob Miller, R (6, 1)	3-1	3-1	SH1-4	SH1-4	K	K	K	1B	1B	0	0	0	0	0	0	0																				
Jim Brewer, L (6, 1) OBP: 0.091, SLG: 0.182	3-1	3-1	SH1-4	SH1-4	K	K	K	1B	1B	0	0	0	0	0	0	0																				
Len Gabrielson, L (8, PH) OBP: 0.310, SLG: 0.388	1-2	1-2	1B	1B	1-2	1-2	1-2	1B	1B	1	0	1	0	0	0	0																				
Phil Regan, R (9, 1) OBP: 0.310, SLG: 0.388	1-2	1-2	1B	1B	1-2	1-2	1-2	1B	1B	0	0	0	0	0	0	0																				
Inning Stats	R: 0 E: 0 K: 0 S: 3	H: 1 LOB: 0 BB: 0 P: 3	R: 3 E: 0 K: 0 S: 6	H: 4 LOB: 2 BB: 2 P: 14	R: 0 E: 0 K: 1 S: 6	H: 1 LOB: 1 BB: 0 P: 6	R: 1 E: 0 K: 0 S: 5	H: 2 LOB: 1 BB: 0 P: 5	R: 0 E: 0 K: 0 S: 4	H: 0 LOB: 0 BB: 0 P: 8	R: 0 E: 0 K: 1 S: 5	H: 0 LOB: 0 BB: 0 P: 5	R: 0 E: 0 K: 0 S: 7	H: 0 LOB: 0 BB: 0 P: 7	R: 0 E: 0 K: 0 S: 4	H: 1 LOB: 1 BB: 0 P: 4	R: 0 E: 0 K: 1 S: 6	H: 1 LOB: 1 BB: 0 P: 6	1B: 10 2B: 1 3B: 0 HR: 0	SF: 0 SAC: 1 DP: 1 HBP: 0	WP: 0 PA: 39 PB: 0 CS: 0 SB: 1															
PITCHER	IP	WLS	BF	H	R	ER	SO	BB	IBB	HBP	BLK	WP	HR	S	P	ERA	WHIP	PITCHER		IP	WLS	BF	H	R	ER	SO	BB	IBB	HBP	BLK	WP	HR	S	P	ERA	WHIP
Wade Blasingame, L (1, 1) ERA: 6.09	5.0		25	9	4	4	1	3	0	0	0	0	0	24	36	7.20	2.400			5.0		25	9	4	4	1	3	0	0	0	0	0	24	36	7.20	2.400
Barry Latman, R (6, 1) ERA: 4.05	1.0		3	0	0	0	1	0	0	0	0	0	0	5	5	0.00	0.000			1.0		3	0	0	0	1	0	0	0	0	0	5	5	0.00	0.000	
Carroll Sembera, R (7, 1) ERA: 4.5	3.0	W	11	2	0	0	3	0	0	0	0	0	0	17	17	0.00	0.667			3.0	W	11	2	0	0	3	0	0	0	0	0	17	17	0.00	0.667	
Batter	1	2	3	4	5	6	7	8	9	AB	R	H	RBI	BB	SO	LOB	BOTTOM																			
Julio Gotay, R (1, 6) OBP: 0.352, SLG: 0.453	1-3	1B	K	K	FC5-4	1B	1B	6-3	6-3	5	1	2	2	0	1	0	Los Angeles Dodgers @ Houston Astros Astrodome, Houston, TX Sun Jul 02 1967, 4:33 AM EDT Att: 26,296 - Dome																			
Joe Morgan, L (1, 4) OBP: 0.415, SLG: 0.447	F4	BB	E8	E8	FC5-4	1B	1B	F3	F3	3	0	2	1	2	0	0																				
Jimmy Wynn, R (1, 8) OBP: 0.349, SLG: 0.535	F4	BB	K	K	FC5-4	1B	1B	9-2	9-2	5	1	1	0	0	1	7																				
Rusty Staub, L (1, 9) OBP: 0.368, SLG: 0.485	E6	1B	6-3	6-3	1B	1B	P3	FC3-6	FC3-6	4	0	1	1	1	0	0																				
Eddie Mathews, L (1, 3) OBP: 0.341, SLG: 0.376	FC6	1B	6-3	6-3	L9	L9	L9	FC3-6	FC3-6	5	0	2	0	0	0	4																				
Bob Aspromonte, R (1, 5) OBP: 0.351, SLG: 0.404	L4	1B	L4	L4	1B	1B	9-2	9-2	9-2	3	1	2	0	2	0	2																				
Ron Davis, R (1, 7) OBP: 0.283, SLG: 0.358	K	K	K	K	F9	F9	G6-3	G6-3	G6-3	5	1	2	1	0	1	5																				
Ron Brand, R (1, 2) OBP: 0.295, SLG: 0.248	FC6	1B	FC6	FC6	1B	1B	P6	P6	P6	3	1	1	0	1	0	2																				
Wade Blasingame, L (1, 1) OBP: 0.273, SLG: 0.111	1B	1B	K	K	K	K	K	K	K	1	0	0	0	0	1	0																				
Sonny Jackson, L (5, PH) OBP: 0.280, SLG: 0.287	K	K	K	K	K	K	K	K	K	1	0	0	0	0	1	1																				
Barry Latman, R (6, 1) OBP: 0.167, SLG: 0.167	K	K	K	K	K	K	K	K	K	0	0	0	0	0	0	0																				
Jackie Brandt, R (6, PH) OBP: 0.242, SLG: 0.250	K	K	K	K	K	K	K	K	K	1	0	0	0	0	1	3																				
Carroll Sembera, R (7, 1) OBP: 0.200, SLG: 0.200	K	K	K	K	K	K	K	K	K	1	0	0	0	1	0	0																				
Inning Stats	R: 0 E: 0 K: 0 S: 2	H: 0 LOB: 0 BB: 1 P: 6	R: 0 E: 1 K: 1 S: 7	H: 1 LOB: 2 BB: 0 P: 7	R: 0 E: 1 K: 3 S: 10	H: 1 LOB: 1 BB: 0 P: 10	R: 0 E: 0 K: 0 S: 4	H: 1 LOB: 1 BB: 0 P: 4	R: 2 E: 0 K: 1 S: 8	H: 3 LOB: 2 BB: 1 P: 12	R: 2 E: 0 K: 1 S: 8	H: 4 LOB: 2 BB: 1 P: 12	R: 0 E: 0 K: 0 S: 3	H: 1 LOB: 1 BB: 1 P: 7	R: 0 E: 0 K: 1 S: 5	H: 0 LOB: 0 BB: 0 P: 5	R: 1 E: 0 K: 0 S: 4	H: 2 LOB: 3 BB: 2 P: 12	1B: 9 2B: 5 3B: 0 HR: 0	SF: 0 SAC: 0 DP: 2 HBP: 0	WP: 0 PA: 43 PB: 0 CS: 0 SB: 0															
PITCHER	IP	WLS	BF	H	R	ER	SO	BB	IBB	HBP	BLK	WP	HR	S	P	ERA	WHIP	PITCHER		IP	WLS	BF	H	R	ER	SO	BB	IBB	HBP	BLK	WP	HR	S	P	ERA	WHIP
Bill Singer, R (1, 1) ERA: 4.02	5.0		24	7	3	3	5	2	0	0	0	0	0	6	6	27.00	9.000			5.0		24	7	3	3	5	2	0	0	0	0	6	6	27.00	9.000	
Bob Miller, R (6, 1) ERA: 6.45	0.1		4	3	1	1	1	0	0	0	0	0	0	6	6	27.00	9.000			0.1		4	3	1	1	1	0	0	0	0	6	6	27.00	9.000		
Jim Brewer, L (6, 1) ERA: 2.27	2.2		9	1	0	0	1	1	1	0	0	0	0	9	17	0.00	0.750			2.2		9	1	0	0	1	1	1	0	0	9	17	0.00	0.750		
Phil Regan, R (9, 1) ERA: 2.86	0.2	L	6	2	1	1	0	0	2	0	0	0	0	4	12	13.50	3.000			0.2	L	6	2	1	1	0	0	2	0	0	4	12	13.50	3.000		

Batter	1	2	3	4	5	6	7	8	9	AB	R	H	RBI	BB	SO	LOB	TOP
Julio Gotay, R OBP: 0.341, SLG: 0.438 (1, 6)										4	0	0	0	0	0	1	Houston Astros @ Philadelphia Phillies Connie Mack Stadium, Philadelphia, PA Tue Jul 04 1967, 7:05 PM EDT Unknown - 74 F
Joe Morgan, L OBP: 0.406, SLG: 0.438 (1, 4)										4	0	0	0	0	1		
Jimmy Wynn, R OBP: 0.348, SLG: 0.529 (1, 8)										3	0	0	0	1	0		
Rusty Staub, L OBP: 0.370, SLG: 0.485 (1, 9)										4	0	2	0	0	1	0	
Eddie Mathews, L OBP: 0.339, SLG: 0.372 (1, 3)										2	0	0	0	0	1	3	
Chuck Harrison, R OBP: 0.280, SLG: 0.316 (7, PH)										2	0	1	0	0	0	0	
Bob Aspromonte, R OBP: 0.350, SLG: 0.399 (1, 5)										3	0	0	0	1	0	2	
Ron Davis, R OBP: 0.257, SLG: 0.349 (1, 7)										3	0	0	0	0	0	1	
Ron Brand, R OBP: 0.296, SLG: 0.243 (1, 2)										2	0	0	0	1	0	0	
Dave Giusti, R OBP: 0.119, SLG: 0.150 (1, 1)	Lary Sherry, R OBP: 0.307, SLG: 0.187 (2, 1) Bob Lillis, R OBP: 0.255, SLG: 0.119 (5, PH) Barry Latman, R OBP: 0.295, SLG: 0.242 (5, 1) Jackie Brandt, R OBP: 0.252, SLG: 0.260 (8, PH) Dan Schneider, L OBP: 0.338, SLG: 0.364 (8, 1)									0	0	0	0	0	0	0	
										1	0	0	0	0	0	0	
										1	0	0	0	0	0	1	
										1	0	0	0	0	0	0	
										1	0	0	0	0	0	0	
										1	0	0	0	0	0	0	
										1	0	0	0	0	0	0	
										1	0	0	0	0	0	0	
Inning Stats	R: 0 H: 1 E: 0 LOB: 2 K: 1 BB: 1 S: 6 P: 10	R: 0 H: 0 E: 0 LOB: 0 K: 0 BB: 0 S: 3 P: 3	R: 0 H: 0 E: 0 LOB: 0 K: 0 BB: 0 S: 3 P: 3	R: 0 H: 1 E: 0 LOB: 1 K: 0 BB: 0 S: 4 P: 4	R: 0 H: 0 E: 0 LOB: 0 K: 0 BB: 1 S: 2 P: 6	R: 0 H: 0 E: 0 LOB: 0 K: 0 BB: 0 S: 3 P: 3	R: 0 H: 0 E: 0 LOB: 1 K: 1 BB: 1 S: 5 P: 9	R: 0 H: 0 E: 1 LOB: 1 K: 1 BB: 0 S: 6 P: 6	R: 0 H: 1 E: 0 LOB: 1 K: 0 BB: 0 S: 4 P: 4	1B: 3 SF: 0 2B: 1 SAC: 0 3B: 0 DP: 1 HR: 0 HBP: 0	WP: 0 PA: 33 PB: 0 SB: 1 CS: 0						
PITCHER	IP WLS BF H R ER SO BB IBB HBP BLK WP HR S P ERA WHIP																
Chris Short, L ERA: 2.32 (1, 1)	9.0 W 33	3 0 0 3	3 0 0 3	3 0 0 0	3 0 0 0	3 0 0 0	3 0 0 0	3 0 0 0	3 0 0 0	3 0 0 0	3 0 0 0	3 0 0 0	3 0 0 0	3 0 0 0	3 0 0 0	3 0 0 0	0.00 0.667

Batter	1	2	3	4	5	6	7	8	9	AB	R	H	RBI	BB	SO	LOB	BOTTOM
Tony Gonzalez, L OBP: 0.394, SLG: 0.461 (1, 7)										3	1	1	1	0	0	0	Houston Astros @ Philadelphia Phillies Connie Mack Stadium, Philadelphia, PA Tue Jul 04 1967, 7:05 PM EDT Unknown - 74 F
John Briggs, L OBP: 0.284, SLG: 0.338 (1, 8)										2	2	1	1	3	0	0	
Dick Allen, R OBP: 0.423, SLG: 0.546 (1, 5)										5	0	1	0	0	2	4	
Cookie Rojas, R OBP: 0.252, SLG: 0.260 (9, 4)											0	0	0	0	0	0	
Johnny Callison, L OBP: 0.366, SLG: 0.464 (1, 9)										2	1	1	0	1	0	2	
Don Lock, R OBP: 0.394, SLG: 0.562 (7, 8)										4	1	2	2	0	1	1	
Bill White, L OBP: 0.274, SLG: 0.270 (1, 3)										4	1	2	2	0	1	1	
Clay Dalrymple, L OBP: 0.278, SLG: 0.261 (1, 2)										3	1	0	0	2	2	4	
Tony Taylor, R OBP: 0.332, SLG: 0.364 (1, 4)										4	1	2	2	0	0	1	
Bobby Wine, R OBP: 0.232, SLG: 0.258 (1, 6)										4	2	1	1	0	1	2	
Chris Short, R OBP: 0.156, SLG: 0.161 (1, 1)										2	0	0	0	0	0	2	
Inning Stats	R: 0 H: 0 E: 0 LOB: 0 K: 1 BB: 0 S: 5 P: 5	R: 5 H: 3 E: 1 LOB: 1 K: 0 BB: 2 S: 7 P: 15	R: 0 H: 0 E: 0 LOB: 1 K: 1 BB: 1 S: 5 P: 9	R: 1 H: 1 E: 1 LOB: 2 K: 1 BB: 1 S: 6 P: 11	R: 0 H: 1 E: 0 LOB: 2 K: 2 BB: 1 S: 8 P: 12	R: 1 H: 1 E: 0 LOB: 2 K: 0 BB: 1 S: 4 P: 9	R: 0 H: 0 E: 0 LOB: 0 K: 0 BB: 0 S: 3 P: 3	R: 2 H: 3 E: 0 LOB: 1 K: 2 BB: 0 S: 10 P: 10	R: 0 H: 1 E: 0 LOB: 1 K: 0 BB: 0 S: 4 P: 4	1B: 8 SF: 2 2B: 0 SAC: 2 3B: 1 DP: 0 HR: 0 HBP: 2	WP: 1 PA: 42 PB: 0 SB: 1 CS: 0						
PITCHER	IP WLS BF H R ER SO BB IBB HBP BLK WP HR S P ERA WHIP																
Dave Giusti, R ERA: 3.89 (1, 1)	1.2 L 11	1 1 0 2	2 0 1 0	0 0 12 21	0.00 1.286												
Lary Sherry, R ERA: 5.93 (2, 1)	2.1 11	2 1 1 2	2 0 1 0	0 0 15 24	3.00 1.333												
Barry Latman, R ERA: 3.99 (5, 1)	3.0 14	2 1 1 2	2 0 1 0	0 0 10 10	18.00 3.000												
Dan Schneider, L ERA: 3.38 (8, 1)	1.0 6 3	2 2 2 2	0 0 0 0	0 0 10 10	18.00 3.000												

Batter	1	2	3	4	5	6	7	8	9	10	11	AB	R	H	RBI	BB	SO	LOB	TOP	
Ron Davis, R OBP: 0.255, SLG: 0.344 (1, 7)	5-3		F5			F8		HR 1B		P2		5	1	1	0	0	0	1		
Joe Morgan, L OBP: 0.404, SLG: 0.432 (1, 4)	K			P5		F2		L9		1B		5	0	1	0	0	1	2		
Jimmy Wynn, R OBP: 0.346, SLG: 0.534 (1, 8)	K			F7		K		HR		P6		5	1	1	2	0	2	2		
Rusty Staub, L OBP: 0.378, SLG: 0.498 (1, 9)		BB		F9				F9 2B		1B		4	1	3	0	1	0	0		
Eddie Mathews, L OBP: 0.339, SLG: 0.369 (8, PH)	F9			BB				K		FC4-6		2	0	0	0	1	1	2		
John Bateman, R OBP: 0.248, SLG: 0.268 Chuck Harrison, R OBP: 0.270, SLG: 0.313 (8, 3)				BB				K		1B		1	0	1	1	0	0	0		
Bob Aspromonte, R OBP: 0.351, SLG: 0.397 (1, 5)	K			K				BB		FC4-6		4	0	1	0	1	2	3		
Dave Adlesh, R OBP: 0.190, SLG: 0.154 (1, 2)	K			F8				F9				5	0	0	0	0	1	5		
Bob Lillis, R OBP: 0.150, SLG: 0.105 Carroll Sembera, R OBP: 0.167, SLG: 0.167 Wade Blasingame, L OBP: 0.250, SLG: 0.100 Barry Latman, R OBP: 0.167, SLG: 0.167 (1, 6)			5-3					F7		P3		2	0	0	0	0	1	1		
Don Wilson, R OBP: 0.135, SLG: 0.135 Dave Eilers, R OBP: 0.229, SLG: 0.287 Jackie Brandt, R OBP: 0.229, SLG: 0.235 (5, 1)			K					1B		P6		6	1	0	0	0	1	0		
Inning Stats	R: 0, E: 0, K: 2, S: 7	H: 0, LOB: 0, BB: 0, P: 7	R: 0, E: 0, K: 2, S: 7	H: 0, LOB: 1, BB: 1, P: 11	R: 0, E: 0, K: 1, S: 5	H: 0, LOB: 0, BB: 0, P: 5	R: 0, E: 0, K: 0, S: 3	H: 0, LOB: 0, BB: 0, P: 3	R: 0, E: 0, K: 1, S: 6	H: 1, LOB: 1, BB: 0, P: 6	R: 3, E: 0, K: 0, S: 7	H: 4, LOB: 1, BB: 0, P: 7	R: 0, E: 0, K: 0, S: 3	H: 0, LOB: 0, BB: 0, P: 3	R: 0, E: 0, K: 0, S: 5	H: 1, LOB: 0, BB: 0, P: 3	1B: 6, 2B: 2, 3B: 0, HR: 1	SF: 0, SAC: 0, DP: 1, HBP: 0	WP: 0, PB: 0, SB: 0, CS: 0	PA: 44
PITCHER	IP: 7.2, WLS: 7, BF: 30, H: 4, R: 2, ER: 2, SO: 9	BB: 7, IBB: 0, HBP: 0, BLK: 0, WP: 0, HR: 1, S: 45, P: 57	ERA: 3.27, WHIP: 0.913	PITCHER	IP: 7.2, WLS: 7, BF: 30, H: 4, R: 2, ER: 2, SO: 9	BB: 7, IBB: 0, HBP: 0, BLK: 0, WP: 0, HR: 1, S: 45, P: 57	ERA: 3.27, WHIP: 0.913													
Jim Bunning, R ERA: 3.27 Grant Jackson, L ERA: 3.74 Larry Jackson, R ERA: 3.19	(1, 1)	(8, 1)	(8, 1)																	

Houston Astros @ Philadelphia Phillies
 Connie Mack Stadium, Philadelphia, PA
 Tue Jul 04 1967, 7:05 PM EDT
 Att. 16,368 - Unknown - 74 F

AB 41
 R 3
 H 9
 RBI 3
 BB 3
 SO 9
 LOB 21



Batter	1	2	3	4	5	6	7	8	9	10	11	AB	R	H	RBI	BB	SO	LOB	BOTTOM			
Tony Gonzalez, L OBP: 0.379, SLG: 0.453 (1, 7)	4-3	F9		4-3		4-3		S 1B		F8		6	0	1	0	0	0	0				
John Briggs, L OBP: 0.296, SLG: 0.341 (1, 8)	1B	K		PB 2B		S 1B		K 1-2		BB 1B		4	3	2	0	2	2	1				
Dick Allen, R OBP: 0.431, SLG: 0.547 (1, 5)	1B	1B		CS S		2B		5-3		SH1-4 1B		3	1	2	1	3	0	1				
Johnny Callison, L OBP: 0.370, SLG: 0.470 (1, 9)	BB	BB		P4		2B		F9		SH1-4		5	0	3	2	0	0	1				
Bill White, L OBP: 0.292, SLG: 0.263 (1, 3)	BB	BB		CS		P3		3-1		FC4-6		2	0	0	0	3	0	2				
Clay Dainoff, L OBP: 0.253, SLG: 0.259 (1, 2)	BB	BB		BB		FC6		BB		F8		1	0	0	1	4	0	2				
Tony Taylor, R OBP: 0.325, SLG: 0.357 (1, 4)	K			4-3		K		K		FC4-6		5	0	0	0	0	3	11				
Bobby Wine, R OBP: 0.225, SLG: 0.250 Doug Clemens, L OBP: 0.244, SLG: 0.300 Gary Sutherland, R OBP: 0.311, SLG: 0.338 (1, 6)				F3		FC6		K		K		4	0	0	0	0	2	6				
Jim Bunning, R ERA: 3.42 Dave Eilers, R ERA: 5.87 Carroll Sembera, R ERA: 4.03 Barry Latman, R ERA: 4.17 (1, 1)				1-3		K		K		1-3		3	0	0	0	0	2	0				
Inning Stats	R: 2, E: 1, K: 2, S: 10	H: 3, LOB: 3, BB: 2, P: 18	R: 0, E: 0, K: 2, S: 7	H: 0, LOB: 0, BB: 0, P: 7	R: 0, E: 0, K: 0, S: 2	H: 0, LOB: 2, BB: 1, P: 14	R: 0, E: 0, K: 0, S: 3	H: 0, LOB: 0, BB: 0, P: 3	R: 1, E: 0, K: 1, S: 6	H: 1, LOB: 3, BB: 3, P: 18	R: 0, E: 0, K: 3, S: 10	H: 1, LOB: 1, BB: 0, P: 10	R: 0, E: 0, K: 0, S: 4	H: 1, LOB: 2, BB: 1, P: 8	R: 0, E: 0, K: 1, S: 5	H: 0, LOB: 0, BB: 0, P: 5	R: 1, E: 0, K: 0, S: 1	H: 1, LOB: 2, BB: 2, P: 9	1B: 7, 2B: 1, 3B: 0, HR: 0	SF: 0, SAC: 1, DP: 0, HBP: 0	WP: 0, PB: 1, SB: 3, CS: 2	PA: 49
PITCHER	IP: 4.0, WLS: 2, BF: 21, H: 3, R: 3, ER: 3, SO: 4	BB: 7, IBB: 0, HBP: 0, BLK: 0, WP: 0, HR: 0, S: 22, P: 50	ERA: 6.75, WHIP: 2.500	PITCHER	IP: 4.0, WLS: 2, BF: 21, H: 3, R: 3, ER: 3, SO: 4	BB: 7, IBB: 0, HBP: 0, BLK: 0, WP: 0, HR: 0, S: 22, P: 50	ERA: 6.75, WHIP: 2.500															

Houston Astros @ Philadelphia Phillies
 Connie Mack Stadium, Philadelphia, PA
 Tue Jul 04 1967, 7:05 PM EDT
 Att. 16,368 - Unknown - 74 F

AB 36
 R 4
 H 8
 RBI 4
 BB 12
 SO 11
 LOB 24



Batter	1	2	3	4	5	6	7	8	9	AB	R	H	RBI	BB	SO	LOB	TOP																		
Paul Popovich, S OBP: 0.297, SLG: 0.229 (1, 6)										4	0	0	0	0	0	1																			
Glenn Beckert, R OBP: 0.313, SLG: 0.373 (1, 4)										4	0	1	0	0	0	0																			
Billy Williams, L OBP: 0.373, SLG: 0.518 (1, 7)										4	0	0	0	0	1	2																			
Ron Santo, R OBP: 0.374, SLG: 0.505 (1, 5)										4	2	3	0	0	0	0																			
14 Ernie Banks, R OBP: 0.333, SLG: 0.530 (1, 3)										4	1	2	1	0	1	2																			
Randy Hundley, R OBP: 0.355, SLG: 0.462 (1, 2)										4	0	1	1	0	0	2																			
Ted Savage, R OBP: 0.347, SLG: 0.382 (1, 9)										4	0	1	1	0	1	2																			
Adolfo Phillips, R OBP: 0.414, SLG: 0.563 (1, 8)										4	0	0	0	0	1	1																			
Fergie Jenkins, R OBP: 0.154, SLG: 0.220 (1, 1)										2	0	0	0	1	0	1																			
Inning Stats	R: 0 E: 0 K: 0 S: 3	H: 0 LOB: 0 BB: 0 P: 3	R: 0 E: 0 K: 1 S: 6	H: 1 LOB: 1 BB: 0 P: 6	R: 0 E: 1 K: 1 S: 6	H: 1 LOB: 2 BB: 1 P: 10	R: 1 E: 0 K: 1 S: 6	H: 2 LOB: 1 BB: 0 P: 6	R: 0 E: 0 K: 0 S: 4	H: 1 LOB: 1 BB: 0 P: 4	R: 0 E: 0 K: 0 S: 4	H: 1 LOB: 1 BB: 0 P: 4	R: 0 E: 0 K: 0 S: 3	H: 0 LOB: 0 BB: 0 P: 3	R: 2 E: 0 K: 1 S: 7	H: 2 LOB: 0 BB: 0 P: 7	1B: 5 2B: 3 3B: 0 HR: 0	SF: 0 SAC: 0 DP: 0 HBP: 0	WP: 0 PB: 1 SB: 0 CS: 0	PA: 35															
PITCHER	IP WLS BF H R ER SO BB IBB HBP BLK WP HR S P ERA WHIP																																		
Bo Belinsky, L ERA: 3.75 Carroll Sembera, R ERA: 3.92	(1, 1) (9, 1)	8.0 S	32 3	8 0	3 0	3 0	3 1	3 0	0 0	0 0	0 0	0 0	0 0	0 0	5 5	41 5	3.38 0.00	1.125 0.000																	

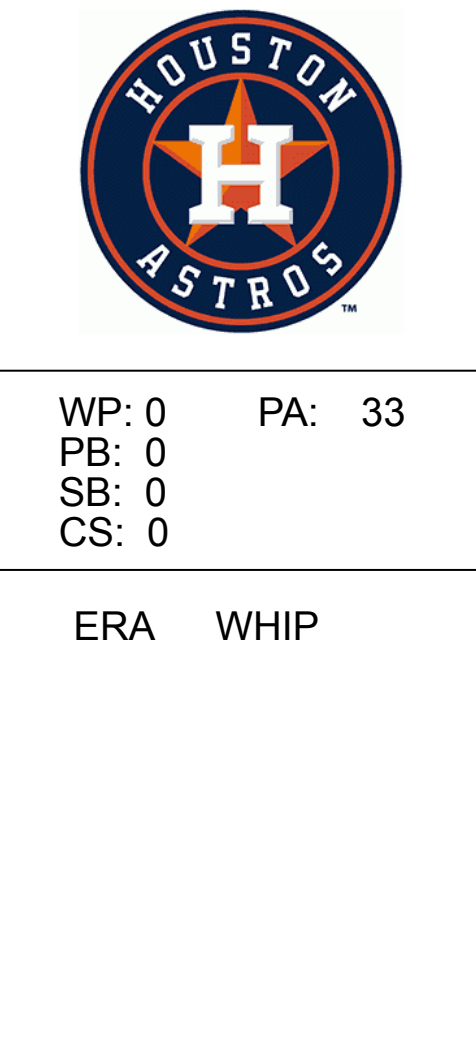
Chicago Cubs @ Houston Astros
Astrodome, Houston, TX
Thu Jul 06 1967, 8:05 PM EDT
Att: 17,915 - Dome - 72 F

AB	34
R	3
H	8
RBI	3
BB	1
SO	4
LOB	11

Batter	1	2	3	4	5	6	7	8	9	AB	R	H	RBI	BB	SO	LOB	BOTTOM														
Sonny Jackson, L OBP: 0.275, SLG: 0.282 (1, 6)										4	1	1	0	0	0	1															
Joe Morgan, L OBP: 0.407, SLG: 0.439 (1, 4)										4	1	2	0	0	0	0															
Jimmy Wynn, R OBP: 0.347, SLG: 0.543 (1, 8)										4	2	2	2	0	1	1															
Rusty Staub, L OBP: 0.385, SLG: 0.502 (1, 9)										3	0	1	0	1	0	1															
Eddie Mathews, L OBP: 0.340, SLG: 0.371 (1, 3)										3	0	2	2	1	1	1															
Bob Aspromonte, R OBP: 0.348, SLG: 0.392 (1, 5)										4	0	0	0	0	0	4															
Ron Davis, R OBP: 0.270, SLG: 0.377 (1, 7)										3	0	1	0	0	1	1															
John Bateman, R OBP: 0.246, SLG: 0.265 (1, 2)										3	0	0	0	0	2	1															
Bo Belinsky, L OBP: 0.143, SLG: 0.100 Carroll Sembera, R OBP: 0.167, SLG: 0.167 (1, 1) (9, 1)										3	0	0	0	0	1	1															
Inning Stats	R: 3 E: 0 K: 0 S: 6	H: 4 LOB: 1 BB: 1 P: 10	R: 0 E: 0 K: 2 S: 7	H: 0 LOB: 0 BB: 0 P: 7	R: 0 E: 0 K: 0 S: 4	H: 1 LOB: 2 BB: 1 P: 8	R: 0 E: 0 K: 1 S: 5	H: 0 LOB: 0 BB: 0 P: 5	R: 0 E: 0 K: 0 S: 3	H: 1 LOB: 1 BB: 0 P: 3	R: 0 E: 0 K: 1 S: 6	H: 1 LOB: 1 BB: 0 P: 6	R: 1 E: 0 K: 1 S: 7	H: 2 LOB: 1 BB: 0 P: 7	1B: 4 2B: 4 3B: 0 HR: 1	SF: 0 SAC: 0 DP: 0 HBP: 0	WP: 0 PB: 0 SB: 0 CS: 0	PA: 33													
PITCHER	IP WLS BF H R ER SO BB IBB HBP BLK WP HR S P ERA WHIP																														
Fergie Jenkins, R ERA: 2.81	(1, 1)	8.0 L	33 9	4 4	4 4	6 6	1 1	1 0	0 0	0 0	0 0	1 1	43 51	4.50 1.250																	

Chicago Cubs @ Houston Astros
Astrodome, Houston, TX
Thu Jul 06 1967, 8:05 PM EDT
Att: 17,915 - Dome - 72 F

AB	31
R	4
H	9
RBI	4
BB	2
SO	6
LOB	11



Batter	1	2	3	4	5	6	7	8	9	AB R H RBI BB SO LOB	TOP									
Paul Popovich, S OBP: 0.261, SLG: 0.227 Don Kessinger, S OBP: 0.260, SLG: 0.241	4-0 FC6-4 BB	0-0 P6 1-2		0-0 F7			0-0 F5	0-0 F7		1 0 0 0 1 0 1 3 0 0 0 0 0 2	Chicago Cubs @ Houston Astros Astrodome, Houston, TX Fri Jul 07 1967, 8:05 PM EDT Att: 18,945 - Dome - 72 F livebaseballscorecards.com									
Glenn Beckert, R OBP: 0.314, SLG: 0.375	0-0 FC6-4 2B 1B	0-0 F7		0-0 6-3			4-0 E BB		0-0 1B 2B	4 3 1 0 1 0 3										
Billy Williams, L OBP: 0.376, SLG: 0.521	0-0 1B 2B		4-0 E 1B SF8 BB		0-3 K		0-0 5-3		0-0 G6-4-3 1B	4 2 2 1 1 1 1										
Ron Santo, R OBP: 0.377, SLG: 0.507	0-0 2H 1B		0-0 E 1B		0-0 1-3		0-0 E6		0-0 G6-4-3 1B	5 0 3 2 0 0 1										
14 Ernie Banks, R OBP: 0.331, SLG: 0.524	0-0 F7		0-0 F6		0-0 F7		0-3 K		0-0 FC6-4 1B	5 0 1 0 0 1 4										
Randy Hundley, R OBP: 0.350, SLG: 0.454	0-0 F7		0-0 E6 1-2 2-3		0-3 K		0-3 K		0-0 FC6-4 1B	5 0 0 0 0 2 4										
Ted Savage, R OBP: 0.344, SLG: 0.376		0-3 K		0-0 SF8		4-0 5-3 BB		0-0 F9		2 0 0 1 1 1 0										
Adolfo Phillips, R OBP: 0.412, SLG: 0.558		0-0 6-3		0-0 F9		0-0 5-3 1-2		0-0 BB 1B		4 0 1 0 0 0 3										
Curt Simmons, L OBP: 0.143, SLG: 0.143 Bill Hands, R OBP: 0.238, SLG: 0.188 Rob Gardner, R OBP: 0.250, SLG: 0.378 Al Spangler, L OBP: 0.250, SLG: 0.325 Lee Thomas, L OBP: 0.250, SLG: 0.250 Dick Radatz, R OBP: 0.250, SLG: 0.250 Cal Koonce, R		0-0 E 1B		0-0 F9		0-0 F5		4-0 1-2 BB		2 0 1 0 0 0 0 0 0 0 0 0 0 0 0 0 0 0 0 0 0 1 0 0 0 0 0 0 0 0 0 0 0 0 0 0 0 0 0 0 1 0 0 0 0 0 0 0 0 0 0 0 0 0 1 0 0 0 0 0 0 0 0 0 0 0 0 0 0 0										
Inning Stats	R: 2 E: 0 K: 0 S: 5	H: 2 LOB: 1 BB: 1 P: 9	R: 0 E: 1 K: 1 S: 7	H: 1 LOB: 2 BB: 0 P: 7	R: 1 E: 1 K: 0 S: 5	H: 1 LOB: 2 BB: 1 P: 9	R: 0 E: 0 K: 1 S: 3	H: 0 LOB: 0 BB: 0 P: 3	R: 0 E: 0 K: 1 S: 5	H: 0 LOB: 1 BB: 1 P: 9	R: 1 E: 1 K: 1 S: 6	H: 1 LOB: 1 BB: 1 P: 10	R: 0 E: 0 K: 1 S: 6	H: 1 LOB: 2 BB: 1 P: 10	R: 1 E: 0 K: 0 S: 5	H: 3 LOB: 1 BB: 0 P: 5	1B: 7 2B: 2 3B: 0 HR: 0	SF: 1 SAC: 0 DP: 1 HBP: 0	WP: 0 PB: 0 SB: 0 CS: 0	PA: 42
PITCHER	IP WLS BF H R ER SO BB IBB HBP BLK WP HR S P ERA WHIP																			
Wade Blasingame, L ERA: 6.25	2.0 W 13 4 3 2 1 2 0 0 0 0																			
Barry Latman, R ERA: 3.74	5.2 W 23 2 1 0 4 3 0 0 0 0																			
Dave Eilers, R ERA: 5.23	1.1 S 6 3 1 1 0 0 0 0 0 0																			

Batter	1	2	3	4	5	6	7	8	9	AB R H RBI BB SO LOB	BOTTOM									
Ron Davis, R OBP: 0.273, SLG: 0.378	0-3 K			0-0 F9			0-3 K	0-0 5-3		5 2 1 2 1 2 2	Chicago Cubs @ Houston Astros Astrodome, Houston, TX Fri Jul 07 1967, 8:05 PM EDT Att: 18,945 - Dome - 72 F livebaseballscorecards.com									
Sonny Jackson, L OBP: 0.274, SLG: 0.280	0-0 F8		0-0 F8	0-0 6-3 1B 2B BB	0-0 2B 1B		0-0 4-3		0-0 2B	5 1 1 0 0 0 1										
Jimmy Wynn, R OBP: 0.350, SLG: 0.544	4-0 1B BB		0-0 P6 1B	4-0 1B 2B BB	0-0 2B		0-0 F7		1-H 2-H 2B	3 2 1 2 2 0 0										
Rusty Staub, L OBP: 0.393, SLG: 0.504	0-0 1B		0-0 P6	0-0 2B 1B	4-0 BB			4-0 HBP WP BB		3 2 2 1 2 0 1										
Bob Aspromonte, R OBP: 0.355, SLG: 0.401	0-0 1B		0-0 P6	0-0 E 2B	0-0 4-3			4-0 WP HBP BB	1-2 E BB	4 1 3 3 1 0 2										
Joe Morgan, L OBP: 0.407, SLG: 0.436	0-0 F5		0-0 G3	4-0 E6 2B		0-0 B1-5-4 SH1-4 1B		0-3 K		4 0 1 0 1 1 6										
Chuck Harrison, R OBP: 0.295, SLG: 0.340 Eddie Mathews, L OBP: 0.342, SLG: 0.371		0-0 2B				0-0 SH1-4		1-0 WP HBP	1-2 E HBP	3 1 2 0 0 0 2 0 1 0 0 0 0 0										
Dave Adlesh, R OBP: 0.213, SLG: 0.163		0-0 F8		0-0 SH1-4 2B 1B	0-3 K		4-0 BB		0-0 FC5 6-3	4 1 1 0 1 1 1										
Wade Blasingame, L OBP: 0.231, SLG: 0.091 Barry Latman, R OBP: 0.125, SLG: 0.125 Dave Eilers, R		0-3 K		0-0 SH1-4 1B	0-3 K		0-0 B1-5-4 BB		0-0 6-3	1 0 0 0 0 1 1 2 0 0 0 0 1 2 1 0 0 0 0 0 1										
Inning Stats	R: 1 E: 0 K: 1 S: 7	H: 2 LOB: 1 BB: 1 P: 11	R: 0 E: 0 K: 1 S: 6	H: 1 LOB: 0 BB: 0 P: 6	R: 0 E: 1 K: 0 S: 5	H: 1 LOB: 2 BB: 0 P: 5	R: 5 E: 1 K: 0 S: 8	H: 5 LOB: 2 BB: 2 P: 16	R: 2 E: 0 K: 2 S: 9	H: 2 LOB: 2 BB: 2 P: 17	R: 0 E: 0 K: 0 S: 3	H: 1 LOB: 1 BB: 1 P: 7	R: 0 E: 0 K: 1 S: 5	H: 0 LOB: 0 BB: 0 P: 5	R: 3 E: 1 K: 1 S: 6	H: 0 LOB: 1 BB: 2 P: 15	1B: 8 2B: 4 3B: 0 HR: 0	SF: 0 SAC: 2 DP: 1 HBP: 1	WP: 2 PB: 0 SB: 0 CS: 0	PA: 46
PITCHER	IP WLS BF H R ER SO BB IBB HBP BLK WP HR S P ERA WHIP																			
Curt Simmons, L ERA: 4.65	3.2 L 22 8 6 6 2 2 1 1 0 0 0 0																			
Bill Hands, R ERA: 2.74	1.0 8 3 2 2 2 1 1 0 0 0 0 0 0																			
Rob Gardner, L ERA: 4.15	0.1 2 0 0 0 0 1 0 0 0 0 0 0 1																			
Don Larsen, R ERA: 9.0	2.0 7 1 0 0 1 1 0 0 0 0 0 0 8																			
Dick Radatz, R ERA: 6.49	0.1 4 0 3 1 1 2 0 1 0 1 0 3 12																			
PITCHER	IP WLS BF H R ER SO BB IBB HBP BLK WP HR S P ERA WHIP																			
Cal Koonce, R ERA: 4.57	0.2 3 0 0 0 0 0 0 0 0 0 0 0 0																			



Batter	1	2	3	4	5	6	7	8	9	AB	R	H	RBI	BB	SO	LOB	TOP																				
Don Kessinger, S (1, 6) OBP: 0.260, SLG: 0.241	1-3							4-3		4	0	1	0	0	1	1																					
Glenn Beckert, R (1, 4) OBP: 0.310, SLG: 0.369 Rob Gardner, R (8, 1)	6-3							F8		4	0	0	0	0	0	2																					
Billy Williams, L (1, 7) OBP: 0.375, SLG: 0.518	6-3									4	0	1	0	0	0	0																					
Ron Santo, R (1, 5) OBP: 0.376, SLG: 0.502		6-3								3	0	0	0	1	0	1																					
14 Ernie Banks, R (1, 3) OBP: 0.326, SLG: 0.516		6-3								4	0	0	0	0	0	2																					
Al Spangler, L (1, 9) OBP: 0.348, SLG: 0.375										3	0	1	0	0	0	1																					
Randy Hundley, R (1, 2) OBP: 0.346, SLG: 0.449										3	0	0	0	0	0	1																					
Adolfo Phillips, R (1, 8) OBP: 0.411, SLG: 0.563										3	1	1	0	0	0	0																					
Ray Culp, R (1, 1) OBP: 0.100, SLG: 0.233 Cal Koonce, R (6, 1)										2	0	0	0	0	2	0																					
Lee Thomas, L (8, PH) OBP: 0.292, SLG: 0.323 Paul Popovich, S (8, 4) OBP: 0.261, SLG: 0.227										0	0	0	0	0	0	0																					
Inning Stats	R: 0 E: 0 K: 0 S: 3	H: 0 LOB: 0 BB: 0 P: 3	R: 0 E: 0 K: 0 S: 4	H: 1 LOB: 1 BB: 0 P: 4	R: 0 E: 0 K: 1 S: 6	H: 1 LOB: 1 BB: 0 P: 6	R: 0 E: 0 K: 0 S: 4	H: 1 LOB: 1 BB: 0 P: 4	R: 1 E: 0 K: 2 S: 9	H: 1 LOB: 1 BB: 0 P: 9	R: 0 E: 0 K: 0 S: 2	H: 0 LOB: 0 BB: 1 P: 6	R: 0 E: 0 K: 0 S: 3	H: 0 LOB: 0 BB: 0 P: 3	R: 0 E: 0 K: 1 S: 5	H: 0 LOB: 0 BB: 0 P: 5	R: 0 E: 0 K: 0 S: 3	H: 0 LOB: 0 BB: 0 P: 3	1B: 3 2B: 0 3B: 1 HR: 0	SF: 0 SAC: 0 DP: 1 HBP: 0	WP: 0 PB: 2 SB: 0 CS: 0	PA: 32															
PITCHER	IP	WLS	BF	H	R	ER	SO	BB	IBB	HBP	BLK	WP	HR	S	P	ERA	WHIP	PITCHER	IP	WLS	BF	H	R	ER	SO	BB	IBB	HBP	BLK	WP	HR	S	P	ERA	WHIP		
Dave Giusti, R (1, 1) ERA: 3.63	8.0	W	29	4	1	0	4	1	0	0	0	0	0	36	40	0.00	0.625																				
Mike Cuellar, L (9, 1) ERA: 2.95	1.0	S	3	0	0	0	0	0	0	0	0	0	0	3	3	0.00	0.000																				

Chicago Cubs @ Houston Astros
Astrodome, Houston, TX
Sat Jul 08 1967, 8:05 PM EDT
Att: 29,044 - Dome - 72 F

AB 31
R 1
H 4
RBI 0
BB 1
SO 4
LOB 8



Batter	1	2	3	4	5	6	7	8	9	AB	R	H	RBI	BB	SO	LOB	BOTTOM																				
Sonny Jackson, L (1, 6) OBP: 0.277, SLG: 0.284	1-3									3	1	1	0	1	0	2																					
Joe Morgan, L (1, 4) OBP: 0.401, SLG: 0.428	F8									4	0	0	0	0	1	4																					
Jimmy Wynn, R (1, 8) OBP: 0.352, SLG: 0.552	1-3									3	1	1	1	1	1	0																					
Rusty Staub, L (1, 9) OBP: 0.391, SLG: 0.500										4	0	1	1	0	0	0																					
Eddie Mathews, L (1, 3) OBP: 0.345, SLG: 0.386										4	1	2	1	0	1	0																					
Bob Aspromonte, R (1, 5) OBP: 0.352, SLG: 0.397										3	0	0	0	0	0	3																					
Ron Davis, R (1, 7) OBP: 0.266, SLG: 0.370										3	0	0	0	0	1	0																					
John Bateman, R (1, 2) OBP: 0.247, SLG: 0.272										3	0	1	0	0	0	0																					
Dave Giusti, R (1, 1) ERA: 3.95 Cal Koonce, R (6, 1) ERA: 4.4 Rob Gardner, L (8, 1) ERA: 3.38										3	0	1	0	0	0	0																					
Inning Stats	R: 1 E: 0 K: 0 S: 5	H: 3 LOB: 2 BB: 1 P: 9	R: 0 E: 0 K: 0 S: 5	H: 2 LOB: 2 BB: 0 P: 5	R: 0 E: 0 K: 1 S: 5	H: 0 LOB: 0 BB: 0 P: 5	R: 0 E: 0 K: 1 S: 5	H: 0 LOB: 0 BB: 0 P: 5	R: 2 E: 0 K: 0 S: 5	H: 2 LOB: 0 BB: 0 P: 5	R: 0 E: 0 K: 0 S: 3	H: 0 LOB: 1 BB: 1 P: 7	R: 0 E: 0 K: 1 S: 5	H: 0 LOB: 0 BB: 0 P: 5	R: 0 E: 0 K: 1 S: 5	H: 0 LOB: 0 BB: 0 P: 5	1B: 3 2B: 2 3B: 0 HR: 2	SF: 0 SAC: 0 DP: 1 HBP: 0	WP: 0 PB: 0 SB: 0 CS: 0	PA: 32																	
PITCHER	IP	WLS	BF	H	R	ER	SO	BB	IBB	HBP	BLK	WP	HR	S	P	ERA	WHIP	PITCHER	IP	WLS	BF	H	R	ER	SO	BB	IBB	HBP	BLK	WP	HR	S	P	ERA	WHIP		
Ray Culp, R (1, 1) ERA: 3.95	5.1	L	23	7	3	3	3	1	0	0	0	0	0	28	32	5.06	1.500																				
Cal Koonce, R (6, 1) ERA: 4.4	1.2		6	0	0	0	0	1	0	0	0	0	0	5	9	0.00	0.600																				
Rob Gardner, L (8, 1) ERA: 3.38	1.0		3	0	0	0	1	0	0	0	0	0	0	5	5	0.00	0.000																				

Chicago Cubs @ Houston Astros
Astrodome, Houston, TX
Sat Jul 08 1967, 8:05 PM EDT
Att: 29,044 - Dome - 72 F

AB 30
R 3
H 7
RBI 3
BB 2
SO 4
LOB 9



Batter	1	2	3	4	5	6	7	8	9	AB	R	H	RBI	BB	SO	LOB	TOP				
Adolfo Phillips, R (1.8) OBP: 0.412, SLG: 0.565	F9			CS BB		F8		1-3 2B		3	0	1	0	1	0	0	Chicago Cubs @ Houston Astros Astrodome, Houston, TX Sun Jul 09 1967, 4:33 AM EDT Att: 25,287 - Dome - 72 F				
Don Kessinger, S (1.6) OBP: 0.263, SLG: 0.245	3-1			F8 BB 1-2 1B				L6		4	0	2	0	0	0	2					
Billy Williams, L (1.7) OBP: 0.373, SLG: 0.513	F5			1-2 S BB		4-3		F2		3	0	0	0	1	0	3					
Ron Santo, R (1.5) OBP: 0.371, SLG: 0.495		K		F8			E5 FC5 BB	5-3		4	0	0	0	0	1	4					
14 Ernie Banks, R (1.3) OBP: 0.322, SLG: 0.509		5-3		1-2 K			K		4-3	4	0	0	0	0	2	3					
Al Spangler, L (1.9) OBP: 0.333, SLG: 0.357						K			F6	2	0	0	0	0	1	0					
Ted Savage, R (6.9) OBP: 0.346, SLG: 0.373		G3					BB			1	0	0	0	1	0	0					
John Stephenson, L (1.2) OBP: 0.333, SLG: 0.600			4-3		F5		K		F9	4	0	0	0	0	1	2					
Norm Gigon, R (1.4) OBP: 0.197, SLG: 0.281			K		F7		FC5			3	0	0	0	0	1	2					
Rich Nye, L (1.1) OBP: 0.278, SLG: 0.343			F8				K		2B BB	2	0	0	0	0	1	0					
Chuck Hartenstein, R (6.1) OBP: 0.175, SLG: 0.126										0	0	0	0	0	0	0					
Bill Hands, R (7.1) OBP: 0.225, SLG: 0.188										0	0	0	0	0	0	0					
Rob Gardner, L (7.1) OBP: 0.225, SLG: 0.188										0	0	0	0	0	0	0					
Lee Thomas, L (8. PH) OBP: 0.297, SLG: 0.323										0	0	0	0	0	1	0					
Joe Niegro, R (8.1) OBP: 0.151, SLG: 0.071										0	0	0	0	0	0	0					
Inning Stats	R: 0 E: 0 K: 0 S: 3	H: 0 LOB: 0 BB: 0 P: 3	R: 0 E: 0 K: 1 S: 5	H: 0 LOB: 0 BB: 0 P: 5	R: 0 E: 0 K: 1 S: 5	H: 0 LOB: 0 BB: 0 P: 5	R: 0 E: 0 K: 1 S: 5	H: 1 LOB: 2 BB: 2 P: 13	R: 0 E: 0 K: 1 S: 6	H: 0 LOB: 0 BB: 0 P: 6	R: 0 E: 1 K: 2 S: 8	H: 0 LOB: 2 BB: 1 P: 12	R: 0 E: 0 K: 0 S: 4	H: 1 LOB: 0 BB: 2 P: 8	R: 0 E: 0 K: 0 S: 3	H: 0 LOB: 0 BB: 0 P: 3	1B: 2 2B: 1 3B: 0 HR: 0	SF: 0 SAC: 0 DP: 0 HBP: 0	WP: 0 PB: 0 SB: 1 CS: 1	PA: 34	
PITCHER Don Wilson, R (1.1) ERA: 3.14	IP 9.0 WLS W BF 34 H 3 R 0 ER 0 SO 7 BB 4 IBB 0 HBP 0 BLK 0 WP 0 HR 0 S 44 P 60 ERA 0.00 WHIP 0.778											PITCHER Don Wilson, R (1.1) ERA: 3.14	IP 9.0 WLS W BF 34 H 3 R 0 ER 0 SO 7 BB 4 IBB 0 HBP 0 BLK 0 WP 0 HR 0 S 44 P 60 ERA 0.00 WHIP 0.778								

Chicago Cubs @ Houston Astros
Astrodome, Houston, TX

AB 30
R 0
H 3
RBI 0
BB 4
SO 7
LOB 16



Batter	1	2	3	4	5	6	7	8	9	AB	R	H	RBI	BB	SO	LOB	BOTTOM				
Ron Brand, R (1.2) OBP: 0.298, SLG: 0.248	F8		FC4-6		3-1		S 1B 1B	FC4-6 1B		5	1	2	0	0	0	2	Chicago Cubs @ Houston Astros Astrodome, Houston, TX Sun Jul 09 1967, 4:33 AM EDT Att: 25,287 - Dome - 72 F				
Sonny Jackson, L (1.6) OBP: 0.276, SLG: 0.283	K			L6		F8	S 1B 1B	FC4-6		5	1	1	0	0	1	2					
Jimmy Wynn, R (1.8) OBP: 0.354, SLG: 0.550	K			F8		2B 1B BB	E 4-3 1B			3	1	1	2	1	1	0					
Rusty Staub, L (1.9) OBP: 0.392, SLG: 0.504		F8				1B BB	4-3			4	1	2	0	0	0	1					
Bob Aspromonte, R (1.5) OBP: 0.351, SLG: 0.393		CS BB		F8		1-3 1B 2B	E5			3	0	0	0	1	0	4					
Joe Morgan, L (1.4) OBP: 0.402, SLG: 0.427		K			3B 1B	E 1B IBB	K			3	2	1	0	1	2	3					
Jackie Brandt, R (1.7) OBP: 0.275, SLG: 0.333				FC4-6 1B		E9		6-3		4	0	3	3	0	0						
Chuck Harrison, R (1.3) OBP: 0.284, SLG: 0.327			F9		F3	F8		F8		4	0	0	0	0	3						
Don Wilson, R (1.1) OBP: 0.182, SLG: 0.146			K		4-3			6-3		4	0	1	0	0	1	2					
Inning Stats	R: 0 E: 0 K: 2 S: 7	H: 0 LOB: 0 BB: 0 P: 7	R: 0 E: 0 K: 1 S: 4	H: 0 LOB: 1 BB: 1 P: 8	R: 0 E: 0 K: 1 S: 6	H: 1 LOB: 0 BB: 0 P: 6	R: 0 E: 0 K: 0 S: 4	H: 1 LOB: 1 BB: 0 P: 4	R: 1 E: 0 K: 0 S: 5	H: 2 LOB: 1 BB: 0 P: 5	R: 3 E: 1 K: 0 S: 5	H: 2 LOB: 1 BB: 2 P: 13	R: 2 E: 1 K: 1 S: 9	H: 3 LOB: 2 BB: 0 P: 9	R: 0 E: 0 K: 0 S: 5	H: 2 LOB: 2 BB: 0 P: 5	1B: 9 2B: 2 3B: 1 HR: 0	SF: 0 SAC: 0 DP: 1 HBP: 0	WP: 0 PB: 0 SB: 2 CS: 1	PA: 38	
PITCHER Rich Nye, L (1.1) ERA: 3.87	IP 1.0 WLS L BF 7 H 3 R 3 ER 2 SO 0 BB 2 IBB 0 HBP 0 BLK 0 WP 0 HR 0 S 6 P 10 ERA 18.00 WHIP 3.000											PITCHER Rich Nye, L (1.1) ERA: 3.87	IP 1.0 WLS L BF 7 H 3 R 3 ER 2 SO 0 BB 2 IBB 0 HBP 0 BLK 0 WP 0 HR 0 S 6 P 10 ERA 18.00 WHIP 3.000								
Chuck Hartenstein, R (6.1) ERA: 2.93	1.0 L 7 3 3 2 0 0 1 0 0 0 0 0 0 0 0 0 0 6 10 18.00 3.000											1.0 L 7 3 3 2 0 0 1 0 0 0 0 0 0 0 0 0 0 6 10 18.00 3.000									
Bill Hands, R (7.1) ERA: 2.74	0.0 1 1 0 0 0 0 0 0 0 0 0 0 0 1 1 * *											0.0 1 1 0 0 0 0 0 0 0 0 0 0 0 1 1 * *									
Rob Gardner, L (7.1) ERA: 3.0	0.2 3 0 0 0 0 1 0 0 0 0 0 0 0 0 5 5 0.00 0.000											0.2 3 0 0 0 0 1 0 0 0 0 0 0 0 0 5 5 0.00 0.000									
Joe Niegro, R (8.1) ERA: 3.38	1.0 5 2 0 0 0 0 0 0 0 0 0 0 0 5 5 0.00 2.000											1.0 5 2 0 0 0 0 0 0 0 0 0 0 0 5 5 0.00 2.000									

Chicago Cubs @ Houston Astros
Astrodome, Houston, TX

AB 35
R 6
H 11
RBI 5
BB 3
SO 5
LOB 17



Batter	1	2	3	4	5	6	7	8	9	AB	R	H	RBI	BB	SO	LOB	TOP										
Julio Gotay, R OBP: 0.345, SLG: 0.429 Bob Lillis, R OBP: 0.154, SLG: 0.120	0-0 1B		0-3 K		0-3 K		0-0 1B		0-0 F4	4	0	2	0	0	2	1											
Sonny Jackson, L OBP: 0.274, SLG: 0.281	0-0 B3		0-0 2B 1B			0-0 HR 1B	0-0 F7		0-0 4-3	5	1	2	0	0	0	2											
Jimmy Wynn, R OBP: 0.356, SLG: 0.545	0-3 K		0-0 2B			0-0 HR		0-3 K	0-0 L7	5	1	2	3	0	2	1											
Rusty Staub, L OBP: 0.397, SLG: 0.509	0-0 1-3			0-0 G3		0-0 3-1 1B 2B		0-0 E 1B 2B		4	2	2	0	0	0	1											
Jackie Brandt, R OBP: 0.245, SLG: 0.292		0-0 F7		0-0 G3		0-0 3-1		0-0 E6 1B SF9		4	1	0	0	0	0	2											
Ron Davis, R OBP: 0.282, SLG: 0.390		0-3 K		0-3 K		0-0 CS 1B		0-0 SF9 1B		4	1	2	2	0	2	0											
Eddie Mathews, L OBP: 0.341, SLG: 0.405		0-3 K			0-0 HR	0-0 F2		0-0 SF9 1B		3	1	1	2	0	1	1											
John Bateman, R OBP: 0.249, SLG: 0.268			0-3 K		0-0 F7		0-0 5-3	0-0 1B		4	0	1	1	0	1	0											
Wade Blasingame, L OBP: 0.267, SLG: 0.083 Carroll Sembera, R OBP: 0.143, SLG: 0.143 Dave Giusti, R OBP: 0.143, SLG: 0.213			4-0 1B 2B BB		0-0 F6		0-0 4-3	0-0 5-3		1	1	0	0	1	0	0											
Inning Stats	R: 0 E: 0 K: 1 S: 6	H: 1 LOB: 1 BB: 0 P: 6	R: 0 E: 0 K: 2 S: 7	H: 0 LOB: 0 BB: 0 P: 7	R: 1 E: 0 K: 2 S: 8	H: 2 LOB: 2 BB: 1 P: 12	R: 0 E: 0 K: 1 S: 5	H: 0 LOB: 0 BB: 0 P: 5	R: 1 E: 0 K: 1 S: 6	H: 1 LOB: 0 BB: 0 P: 6	R: 3 E: 0 K: 0 S: 6	H: 4 LOB: 0 BB: 0 P: 6	R: 0 E: 0 K: 0 S: 4	H: 1 LOB: 1 BB: 0 P: 4	R: 3 E: 1 K: 1 S: 9	H: 3 LOB: 1 BB: 0 P: 9	R: 0 E: 0 K: 0 S: 3	H: 0 LOB: 0 BB: 0 P: 3	1B: 7 2B: 3 3B: 0 HR: 2	SF: 1 SAC: 0 DP: 0 HBP: 0	WP: 0 PB: 0 SB: 1 CS: 1	PA: 39					
PITCHER	IP	WLS	BF	H	R	ER	SO	BB	IBB	HBP	BLK	WP	HR	S	P	ERA	WHIP										
Jim Brewer, L ERA: 2.75	5.0	L	22	7	5	5	7	1	0	0	0	0	2	35	39	9.00	1.600										
Phil Regan, R ERA: 3.19	1.0		3	1	0	0	0	0	0	0	0	0	0	3	3	0.00	1.000										
Bob Miller, R ERA: 6.23	1.0		4	1	0	0	0	0	0	0	0	0	0	4	4	0.00	1.000										
Ron Perranoski, L ERA: 2.53	2.0		10	3	3	1	1	0	0	0	0	0	0	12	12	4.50	1.500										

Houston Astros @ Los Angeles Dodgers
 Dodger Stadium, Los Angeles, CA
 Sun Jul 16 1967, 3:38 AM PDT
 Att: 24,729 - Unknown

AB	37
R	8
H	12
RBI	8
BB	1
SO	8
LOB	9



Batter	1	2	3	4	5	6	7	8	9	AB	R	H	RBI	BB	SO	LOB	BOTTOM										
Dick Schofield, S OBP: 0.351, SLG: 0.310	0-0 4-3		0-0 F3			4-0 1B BB	0-0 G3		0-0 F7	4	0	0	0	1	0	3											
Nate Oliver, R OBP: 0.309, SLG: 0.333	4-0 BB			0-0 F3		0-0 1B		0-0 6-3		3	0	1	0	1	0	0											
Lou Johnson, R OBP: 0.296, SLG: 0.403	0-0 G5-4-3			0-0 F8		0-3 K		0-0 1B		4	0	1	0	0	1	3											
Jim Lefebvre, S OBP: 0.360, SLG: 0.430		0-0 5-3		0-0 F5		0-0 G3		0-0 1B		4	0	1	0	0	0	2											
Al Ferrara, R OBP: 0.335, SLG: 0.430		0-0 F9			0-0 BB 1B		0-0 WP BB G3 1B	0-3 K		4	2	2	0	0	1	2											
Wes Parker, S OBP: 0.354, SLG: 0.343					4-0 1B BB		4-0 G3 WP BB	0-0 G3		2	0	1	0	2	0	2											
Bob Bailey, R OBP: 0.243 Ron Fairly, L OBP: 0.317, SLG: 0.336					0-0 F9		4-0 G6-4-3 1B	4-0 G3 BB		2	0	1	1	0	0	1											
Jeff Torborg, R OBP: 0.297, SLG: 0.333 Willie Davis, L OBP: 0.300, SLG: 0.345 Jim Campanis, R OBP: 0.320, SLG: 0.409					0-0 5-3		0-0 G6-4-3 1B	0-3 K		2	0	0	0	0	0	1											
Jim Brewer, L OBP: 0.283, SLG: 0.167 Phil Regan, R OBP: 0.257 Bob Miller, R OBP: 0.257 Len Gabrielson, L OBP: 0.276, SLG: 0.372 Ron Perranoski, L OBP: 0.200, SLG: 0.200 John Roseboro, R OBP: 0.250, SLG: 0.388				0-3 K		0-0 F9		0-0 G3		1	0	0	0	0	1	0											
Inning Stats	R: 0 E: 0 K: 0 S: 2	H: 0 LOB: 0 BB: 1 P: 6	R: 0 E: 0 K: 0 S: 4	H: 1 LOB: 1 BB: 0 P: 4	R: 0 E: 0 K: 1 S: 5	H: 0 LOB: 0 BB: 0 P: 5	R: 0 E: 0 K: 0 S: 3	H: 0 LOB: 0 BB: 0 P: 3	R: 1 E: 0 K: 0 S: 3	H: 2 LOB: 0 BB: 1 P: 7	R: 0 E: 0 K: 1 S: 6	H: 1 LOB: 2 BB: 1 P: 10	R: 1 E: 0 K: 1 S: 6	H: 1 LOB: 2 BB: 2 P: 14	R: 0 E: 0 K: 1 S: 7	H: 2 LOB: 2 BB: 0 P: 7	R: 0 E: 1 K: 1 S: 6	H: 0 LOB: 1 BB: 0 P: 6	1B: 7 2B: 0 3B: 0 HR: 0	SF: 0 SAC: 0 DP: 2 HBP: 0	WP: 1 PB: 0 SB: 0 CS: 0	PA: 37					
PITCHER	IP	WLS	BF	H	R	ER	SO	BB	IBB	HBP	BLK	WP	HR	S	P	ERA	WHIP										
Wade Blasingame, L ERA: 5.66	5.1	W	20	4	1	1	1	3	0	0	0	1	0	19	31	1.69	1.312										
Carroll Sembera, R ERA: 3.99	0.2		5	1	1	1	1	2	0	0	0	1	0	5	13	13.50	4.500										
Dave Giusti, R ERA: 3.69	3.0	S	12	2	0	0	3	0	0	0	0	0	0	18	18	0.00	0.667										

Houston Astros @ Los Angeles Dodgers
 Dodger Stadium, Los Angeles, CA
 Sun Jul 16 1967, 3:38 AM PDT
 Att: 24,729 - Unknown

AB	32
R	2
H	7
RBI	2
BB	5
SO	5
LOB	20



Batter	1	2	3	4	5	6	7	8	9	AB	R	H	RBI	BB	SO	LOB	TOP				
Joe Morgan, L OBP: 0.407, SLG: 0.426 (1,4)										3	0	0	0	1	0	1					
Sonny Jackson, L OBP: 0.271, SLG: 0.277 (1,6)										4	0	0	0	0	0	2					
Jimmy Wynn, R OBP: 0.355, SLG: 0.540 (1,8)										3	0	0	0	1	0	0					
Rusty Staub, L OBP: 0.395, SLG: 0.505 (1,9)										4	0	1	0	0	1	3					
Jackie Brandt, R OBP: 0.264, SLG: 0.294 (1,3)										3	0	1	0	1	0	1					
Ron Davis, R OBP: 0.283, SLG: 0.389 Dave Eilers, R (6,1)										3	1	1	0	0	1	1					
Julio Gotay, R OBP: 0.343, SLG: 0.425 Dan Schneider, L (6,1)										0	0	0	0	0	0	0					
Eddie Mathews, L OBP: 0.339, SLG: 0.415 (1,5)										4	1	1	2	0	1	1					
John Bateman, R OBP: 0.254, SLG: 0.273 (1,2)										4	0	2	0	0	0	0					
Bo Belinsky, L OBP: 0.200, SLG: 0.130 Barry Latman, R OBP: 0.111, SLG: 0.111 Norm Miller, L OBP: 0.297, SLG: 0.345 (6,7)										1	0	0	0	1	1	1					
										0	0	0	0	0	0	0					
										2	0	0	0	0	0	2					
Inning Stats	R: 0 E: 0 K: 0 S: 3	H: 0 LOB: 0 BB: 0 P: 3	R: 0 E: 0 K: 0 S: 3	H: 0 LOB: 0 BB: 0 P: 3	R: 0 E: 0 K: 0 S: 3	H: 0 LOB: 1 BB: 1 P: 7	R: 0 E: 0 K: 0 S: 4	H: 1 LOB: 1 BB: 0 P: 4	R: 2 E: 0 K: 1 S: 8	H: 3 LOB: 3 BB: 2 P: 16	R: 0 E: 0 K: 2 S: 8	H: 1 LOB: 2 BB: 1 P: 12	R: 0 E: 0 K: 0 S: 3	H: 0 LOB: 0 BB: 0 P: 3	R: 0 E: 0 K: 0 S: 3	H: 0 LOB: 0 BB: 0 P: 3	1B: 5 2B: 0 3B: 0 HR: 1	SF: 0 SAC: 0 DP: 1 HBP: 0	WP: 0 PB: 1 SB: 0 CS: 0	PA: 36	
PITCHER	IP	WLS	BF	H	R	ER	SO	BB	IBB	HBP	BLK	WP	HR	S	P	ERA	WHIP				
Bob Hendley, L ERA: 4.87 Hal Reniff, R ERA: 2.95	(1,1) (6,1)	5.0 S	23 13	4 2	2 0	2 0	1 3	3 0	1 0	0 0	0 0	0 0	1 19	21 19	37 19	3.60 0.00	1.400 0.500				

Houston Astros @ New York Mets
Shea Stadium, Flushing, NY
Tue Jul 18 1967, 7:05 PM EDT
Att: 15,573 - Unknown

AB 32
R 2
H 6
RBI 2
BB 4
SO 4
LOB 13

Batter	1	2	3	4	5	6	7	8	9	AB	R	H	RBI	BB	SO	LOB	BOTTOM				
Bud Harrelson, S OBP: 0.340, SLG: 0.341 (1,6)										3	2	2	0	1	0	0					
Cleon Jones, R OBP: 0.231, SLG: 0.274 (1,8)										2	0	0	0	0	2	1					
Ed Charles, R OBP: 0.360, SLG: 0.352 (1,5)										3	1	1	1	0	0	1					
Tommy Davis, R OBP: 0.347, SLG: 0.486 Tommie Reynolds, R OBP: 0.266, SLG: 0.274 (8,7)										4	0	0	0	0	0	4					
Jerry Buchek, R OBP: 0.295, SLG: 0.393 (1,4)										3	0	1	1	1	0	0					
Ron Swoboda, R OBP: 0.311, SLG: 0.378 (1,9)										3	1	1	0	1	1	2					
Ed Kranepool, L OBP: 0.363, SLG: 0.418 (1,3)										4	0	2	0	0	0	1					
Jerry Grote, R OBP: 0.233, SLG: 0.269 (1,2)										2	0	0	1	1	0	2					
Bob Hendley, R OBP: 0.188, SLG: 0.071 Hal Reniff, R (6,1)										2	0	0	0	0	1	1					
										2	0	0	0	0	2	2					
Inning Stats	R: 0 E: 0 K: 1 S: 5	H: 1 LOB: 2 BB: 1 P: 8	R: 1 E: 0 K: 2 S: 9	H: 2 LOB: 1 BB: 0 P: 9	R: 1 E: 0 K: 0 S: 5	H: 2 LOB: 1 BB: 0 P: 5	R: 2 E: 0 K: 1 S: 6	H: 1 LOB: 1 BB: 1 P: 11	R: 0 E: 0 K: 1 S: 5	H: 0 LOB: 0 BB: 0 P: 5	R: 0 E: 0 K: 0 S: 4	H: 1 LOB: 1 BB: 0 P: 4	R: 0 E: 0 K: 1 S: 5	H: 0 LOB: 2 BB: 2 P: 13	1B: 6 2B: 1 3B: 0 HR: 0	SF: 1 SAC: 2 DP: 0 HBP: 1	WP: 1 PB: 0 SB: 3 CS: 0	PA: 36			
PITCHER	IP	WLS	BF	H	R	ER	SO	BB	IBB	HBP	BLK	WP	HR	S	P	ERA	WHIP				
Bo Belinsky, L ERA: 4.04 Barry Latman, R ERA: 3.63 Dave Eilers, R ERA: 4.26 Dan Schneider, L ERA: 3.96	(1,1) (5,1) (6,1) (8,1)	4.2 0.1 2.0 1.0	L 1 7 5	23 0 1 0	4 0 0 0	4 0 0 0	3 1 0 1	2 0 0 1	0 0 0 1	0 0 0 0	0 0 0 0	0 0 0 1	0 0 9 5	3 3 9 13	35 3 9 13	7.71 0.00 0.00 0.00	1.714 0.000 0.500 1.000				

Houston Astros @ New York Mets
Shea Stadium, Flushing, NY
Tue Jul 18 1967, 7:05 PM EDT
Att: 15,573 - Unknown

AB 28
R 4
H 7
RBI 3
BB 4
SO 6
LOB 14

Batter	1	2	3	4	5	6	7	8	9	AB	R	H	RBI	BB	SO	LOB	TOP			
Joe Morgan, L (1,4) OBP: 0.408, SLG: 0.429	4-0 3-1 1B BB		0-0 2-3		0-0 F7			0-0 HR 2B		3	2	1	0	1	0	0				
Sonny Jackson, L (1,6) OBP: 0.288, SLG: 0.274	0-0 3-1 1-2		0-3 K		0-0 F8			0-0 4-3		4	0	0	0	0	1	2				
Jimmy Wynn, R (1,8) OBP: 0.354, SLG: 0.546	0-0 6-3		0-0 2-3					0-0 HR		4	1	1	2	0	0	1				
Rusty Staub, L (1,9) OBP: 0.393, SLG: 0.502	0-0 2H 1B				0-0 P6			0-0 L9		4	0	1	1	0	0	0				
Eddie Mathews, L (1,5) OBP: 0.341, SLG: 0.428	0-0 F8				0-0 FC6-4 1B			0-0 E3		4	1	2	1	0	0	1				
Norm Miller, L (1,7) OBP: 0.309, SLG: 0.356					0-0 FC6-4 1B			0-0 L8		4	0	2	0	0	0	1				
Jackie Brandt, R (1,3) OBP: 0.246, SLG: 0.273					0-0 FC6-4 1-2 2-3			0-0 F9		4	0	0	0	0	0	3				
John Bateman, R (1,2) OBP: 0.250, SLG: 0.269					0-0 P3			0-0 1-3		3	0	0	0	0	2	3				
Dave Adlesh, R (7,2) OBP: 0.196, SLG: 0.157					0-3 K			0-0 F7		1	0	0	0	0	0	0				
Mike Cuellar, L (1,1) OBP: 0.173, SLG: 0.269					0-0 P5			0-0 F8		2	0	0	0	0	1	1				
Barry Latman, R (5,1) OBP: 0.100, SLG: 0.100					0-3 K			0-0 F7		1	0	0	0	0	0	0				
Ron Davis, R (9, PH) OBP: 0.282, SLG: 0.387								0-0 F8		1	0	0	0	0	0	0				
Inning Stats	R: 1 E: 0 K: 0 S: 4	H: 1 LOB: 1 BB: 1 P: 8	R: 0 E: 0 K: 1 S: 6	H: 1 LOB: 1 BB: 0 P: 6	R: 0 E: 0 K: 1 S: 5	H: 0 LOB: 0 BB: 0 P: 5	R: 0 E: 0 K: 0 S: 5	H: 2 LOB: 2 BB: 0 P: 5	R: 0 E: 1 K: 0 S: 4	H: 0 LOB: 1 BB: 0 P: 4	R: 0 E: 0 K: 1 S: 5	H: 0 LOB: 0 BB: 0 P: 5	R: 0 E: 0 K: 0 S: 6	H: 3 LOB: 0 BB: 0 P: 6	R: 0 E: 0 K: 0 S: 3	H: 0 LOB: 0 BB: 0 P: 3	1B: 4 2B: 1 3B: 0 HR: 2	SF: 0 SAC: 0 DP: 0 HBP: 0	WP: 0 PB: 0 SB: 0 CS: 0	PA: 36
PITCHER Jack Fisher, R (1,1) ERA: 4.18	IP: 9.0 WLS: W BF: 36 H: 7 R: 4 ER: 4 SO: 4 BB: 1 IBB: 0 HBP: 0 BLK: 0 WP: 0 HR: 2 S: 43 P: 47 ERA: 4.00 WHIP: 0.889																			

Houston Astros @ New York Mets
Shea Stadium, Flushing, NY
Wed Jul 19 1967, 3:33 AM EDT
Unknown

AB 35
R 4
H 7
RBI 4
BB 1
SO 4
LOB 12



Batter	1	2	3	4	5	6	7	8	9	AB	R	H	RBI	BB	SO	LOB	BOTTOM			
Bud Harrelson, S (1,6) OBP: 0.340, SLG: 0.346	0-0 P6		0-3 K		0-0 E 1B			0-0 2B 2B		5	1	2	1	0	1	0				
Cleon Jones, R (1,8) OBP: 0.230, SLG: 0.276	0-0 4-3		0-0 F9		0-0 E8 1B			0-3 K		5	1	1	0	0	1	1				
Ed Charles, R (1,5) OBP: 0.364, SLG: 0.356					0-0 6-3			0-0 2B SF7 1B		3	1	2	1	0	0	0				
Tommie Reynolds, R (6,7) OBP: 0.263, SLG: 0.271					0-0 FC5 1B			0-0 G3		1	0	0	0	0	0	1				
Tommy Davis, R (1,7) OBP: 0.350, SLG: 0.491					0-3 K			0-0 HR 2B		3	1	2	0	0	1	0				
Phil Linz, R (6,5) OBP: 0.273, SLG: 0.450					0-0 1-2 1B			0-0 SF7		1	0	0	0	0	0	0				
Jerry Buchek, R (1,4) OBP: 0.295, SLG: 0.392					0-0 FC5 2-3f			0-0 K		3	1	1	1	0	1	2				
Ron Swoboda, R (1,9) OBP: 0.314, SLG: 0.395					0-0 F8			0-0 K		4	2	2	2	0	1	0				
Ed Kranepool, L (1,3) OBP: 0.361, SLG: 0.419					0-0 4-3			0-0 P3		4	0	1	2	0	0	0				
Jerry Grote, R (1,2) OBP: 0.239, SLG: 0.274					0-3 K2-3			0-0 SH1-4 2B 1B		4	1	2	0	0	1	0				
Jack Fisher, R (1,1) OBP: 0.128, SLG: 0.091					0-0 F8			0-0 SH1-4		3	0	0	0	0	1	2				
Inning Stats	R: 0 E: 0 K: 0 S: 5	H: 2 LOB: 2 BB: 0 P: 5	R: 0 E: 0 K: 1 S: 5	H: 0 LOB: 0 BB: 0 P: 5	R: 0 E: 0 K: 1 S: 5	H: 0 LOB: 0 BB: 0 P: 5	R: 2 E: 0 K: 1 S: 9	H: 4 LOB: 2 BB: 0 P: 9	R: 5 E: 1 K: 0 S: 8	H: 4 LOB: 0 BB: 0 P: 8	R: 0 E: 0 K: 1 S: 6	H: 1 LOB: 1 BB: 0 P: 6	R: 0 E: 0 K: 2 S: 7	H: 0 LOB: 0 BB: 0 P: 7	R: 1 E: 0 K: 1 S: 7	H: 2 LOB: 1 BB: 0 P: 7	1B: 8 2B: 4 3B: 0 HR: 1	SF: 1 SAC: 1 DP: 0 HBP: 0	WP: 0 PB: 0 SB: 0 CS: 0	PA: 38
PITCHER Mike Cuellar, L (1,1) ERA: 3.07	IP: 4.0 WLS: L BF: 21 H: 8 R: 5 ER: 4 SO: 4 BB: 0 IBB: 0 HBP: 0 BLK: 0 WP: 0 HR: 0 S: 27 P: 27 ERA: 9.00 WHIP: 2.000																			
PITCHER Barry Latman, R (5,1) ERA: 3.64	IP: 4.0 WLS: L BF: 17 H: 5 R: 3 ER: 3 SO: 4 BB: 0 IBB: 0 HBP: 0 BLK: 0 WP: 0 HR: 1 S: 25 P: 25 ERA: 6.75 WHIP: 1.250																			

Houston Astros @ New York Mets
Shea Stadium, Flushing, NY
Wed Jul 19 1967, 3:33 AM EDT
Unknown

AB 36
R 8
H 13
RBI 7
BB 0
SO 7
LOB 6



Batter	1	2	3	4	5	6	7	8	9	AB	R	H	RBI	BB	SO	LOB	TOP			
Joe Morgan, L OBP: 0.409, SLG: 0.430 (1, 4)										4	0	2	0	0	0	1	Houston Astros @ New York Mets Shea Stadium, Flushing, NY Wed Jul 19 1967, 3:38 AM EDT Att: 22,229 - Unknown livebaseballscores.com			
Sonny Jackson, L OBP: 0.269, SLG: 0.277 Bob Lillis, R OBP: 0.148, SLG: 0.115 (1, 6) (7, 6)										3	1	1	0	0	0	2				
Jimmy Wynn, R OBP: 0.350, SLG: 0.539 (1, 8)										4	0	0	0	0	2	3				
Rusty Staub, L OBP: 0.394, SLG: 0.505 (1, 9)										4	1	2	1	0	2	1				
Eddie Mathews, L OBP: 0.340, SLG: 0.429 (1, 5)										4	0	1	1	0	0	1				
Norm Miller, L OBP: 0.306, SLG: 0.339 (1, 7)										3	0	0	0	1	1	1				
Jackie Brandt, R OBP: 0.246, SLG: 0.288 (1, 3)										4	0	1	0	0	0	2				
Dave Adlesh, R OBP: 0.183, SLG: 0.145 (1, 2)										4	0	0	0	0	4	2				
Dave Giusti, R OBP: 0.137, SLG: 0.204 Dan Schneider, L (6, 1) Ron Davis, R OBP: 0.280, SLG: 0.384 Carroll Sembera, R OBP: 0.143, SLG: 0.143 (7, PH) (7, 1)										2	0	0	0	0	1	0				
Inning Stats	R: 2 E: 1 K: 1 S: 8	H: 3 LOB: 1 BB: 0 P: 8	R: 0 E: 0 K: 2 S: 7	H: 0 LOB: 0 BB: 0 P: 7	R: 0 E: 0 K: 2 S: 8	H: 1 LOB: 1 BB: 0 P: 8	R: 0 E: 0 K: 1 S: 5	H: 0 LOB: 1 BB: 1 P: 9	R: 0 E: 0 K: 0 S: 4	H: 1 LOB: 0 BB: 0 P: 4	R: 0 E: 0 K: 1 S: 5	H: 0 LOB: 0 BB: 0 P: 5	R: 0 E: 0 K: 2 S: 8	H: 1 LOB: 1 BB: 0 P: 8	R: 0 E: 1 K: 1 S: 5	H: 0 LOB: 0 BB: 0 P: 5		1B: 3 2B: 4 3B: 0 HR: 0	SF: 0 SAC: 0 DP: 1 HBP: 0	WP: 0 PB: 0 SB: 1 CS: 0
PITCHER Tom Seaver, R ERA: 2.78 (1, 1)	IP: 9.0 WLS: W BF: 35	H: 7 R: 2 ER: 2 SO: 12	BB: 1 IBB: 0 HBP: 0 BLK: 0	WP: 0 HR: 0 S: 58 P: 62	ERA: 2.00 WHIP: 0.889	PITCHER										IP: 9.0 WLS: W BF: 35	H: 7 R: 2 ER: 2 SO: 12	BB: 1 IBB: 0 HBP: 0 BLK: 0	WP: 0 HR: 0 S: 58 P: 62	ERA: 2.00 WHIP: 0.889

Batter	1	2	3	4	5	6	7	8	9	AB	R	H	RBI	BB	SO	LOB	BOTTOM			
Bud Harrelson, S OBP: 0.339, SLG: 0.344 (1, 6)										4	1	1	0	0	0	0	Houston Astros @ New York Mets Shea Stadium, Flushing, NY Wed Jul 19 1967, 3:38 AM EDT Att: 22,229 - Unknown livebaseballscores.com			
Larry Stahl, L OBP: 0.280, SLG: 0.325 (1, 8)										4	1	0	0	0	1	1				
Ed Charles, R OBP: 0.360, SLG: 0.352 (1, 5)										3	1	0	0	0	1	0				
Tommy Davis, R OBP: 0.354, SLG: 0.503 Tommy Reynolds, R OBP: 0.265, SLG: 0.271 (8, PR) (9, 7)										4	1	3	4	0	0	0				
Ed Kranepool, L OBP: 0.363, SLG: 0.433 (1, 3)										4	1	2	1	0	0	2				
Jerry Buchek, R OBP: 0.290, SLG: 0.386 (1, 4)										4	0	0	0	0	3	3				
Ron Swoboda, R OBP: 0.317, SLG: 0.416 (1, 9)										4	2	2	1	0	1	2				
John Sullivan, L OBP: 0.242, SLG: 0.221 (1, 2)										3	0	0	0	0	0	2				
Tom Seaver, R OBP: 0.327, SLG: 0.256 (1, 1)										2	0	0	1	0	0	0				
Inning Stats	R: 4 E: 2 K: 1 S: 10	H: 3 LOB: 1 BB: 0 P: 10	R: 0 E: 0 K: 1 S: 5	H: 0 LOB: 0 BB: 0 P: 5	R: 0 E: 0 K: 0 S: 4	H: 1 LOB: 0 BB: 0 P: 4	R: 0 E: 0 K: 0 S: 3	H: 0 LOB: 0 BB: 0 P: 3	R: 2 E: 0 K: 1 S: 7	H: 2 LOB: 0 BB: 0 P: 7	R: 0 E: 0 K: 1 S: 5	H: 0 LOB: 0 BB: 0 P: 5	R: 0 E: 0 K: 2 S: 8	H: 1 LOB: 1 BB: 0 P: 8	R: 0 E: 0 K: 1 S: 5	H: 0 LOB: 0 BB: 0 P: 5		1B: 4 2B: 1 3B: 0 HR: 3	SF: 1 SAC: 1 DP: 0 HBP: 0	WP: 0 PB: 0 SB: 0 CS: 0
PITCHER Dave Giusti, R ERA: 3.89 Dan Schneider, L ERA: 3.96 Carroll Sembera, R ERA: 3.8 (1, 1) (6, 1) (7, 1)	IP: 5.1 WLS: L BF: 25	H: 7 R: 7 ER: 5 SO: 3	BB: 0 IBB: 0 HBP: 0 BLK: 0	WP: 0 HR: 3 S: 31 P: 31	ERA: 8.44 WHIP: 1.312	PITCHER										IP: 5.1 WLS: L BF: 25	H: 7 R: 7 ER: 5 SO: 3	BB: 0 IBB: 0 HBP: 0 BLK: 0	WP: 0 HR: 3 S: 31 P: 31	ERA: 8.44 WHIP: 1.312

Batter	1	2	3	4	5	6	7	8	9	AB	R	H	RBI	BB	SO	LOB	TOP					
Julio Gotay, R OBP: 0.338, SLG: 0.417 (1,6)	0-0 6-3		0-0 1B BB SF7 1B	0-0 P6		0-0 6-3		0-0 P6	0-0 P6	5	1	1	0	0	0	0						
Joe Morgan, L OBP: 0.409, SLG: 0.427 (1,4)	0-0 1B S 1B		4-0 1B 1B 1B BB	0-0 P3		0-0 L9		0-0 L9	0-0 L9	4	1	1	0	1	0	0						
Rusty Staub, L OBP: 0.398, SLG: 0.505 (1,9)	0-0 6-3		0-0 1B 1-2 2-3 1B					0-0 F9	4-0 BB	4	2	2	0	1	0	1						
Jimmy Wynn, R OBP: 0.348, SLG: 0.535 (1,8)	4-0 1B BB		0-0 SF7					0-0 5-3 1-2 1B	0-0 F8	3	0	0	1	1	0	2						
Eddie Mathews, L OBP: 0.342, SLG: 0.430 (1,5)	0-0 FC6 1-2 2-3 1B		0-0 1B 1-2 2-3 SF8 1B					0-0 P6		4	1	2	0	0	1	1						
Norm Miller, L OBP: 0.316, SLG: 0.338 (1,7)	0-0 FC6 1-2 1-2		0-0 FC6-4 1-3 2-H 3-H 1B					0-3 K	0-3 K	3	1	1	2	1	1	3						
Jackie Brandt, R OBP: 0.262, SLG: 0.371 (1,3)		0-0 6-3	0-0 SF8					0-0 K	0-0 2B	3	1	2	4	0	0	0						
Dave Adlesh, R OBP: 0.172, SLG: 0.136 (1,2)		0-0 P5	0-0 FC6-4 1-2					0-3 K	0-3 K	4	0	0	0	0	1	2						
Don Wilson, R OBP: 0.157, SLG: 0.125 (1,1)		0-3 K		0-0 6-3				0-3 K	0-3 K	4	0	0	0	0	2	1						
Inning Stats	R: 0 E: 0 K: 0 S: 5	H: 2 LOB: 3 BB: 1 P: 9	R: 0 E: 0 K: 1 S: 5	H: 0 LOB: 0 BB: 0 P: 5	R: 4 E: 0 K: 0 S: 7	H: 4 LOB: 1 BB: 1 P: 11	R: 0 E: 0 K: 0 S: 3	H: 0 LOB: 0 BB: 0 P: 3	R: 3 E: 0 K: 1 S: 7	H: 2 LOB: 0 BB: 1 P: 11	R: 0 E: 0 K: 0 S: 3	H: 0 LOB: 0 BB: 0 P: 3	R: 0 E: 0 K: 3 S: 10	H: 1 LOB: 1 BB: 0 P: 10	R: 0 E: 0 K: 0 S: 3	H: 0 LOB: 1 BB: 1 P: 7	1B: 7 2B: 1 3B: 0 HR: 1	SF: 2 SAC: 0 DP: 0 HBP: 0	WP: 0 PB: 0 SB: 1 CS: 0	PA: 40		
PITCHER	IP WLS BF H R ER SO BB IBB HBP BLK WP HR S P ERA WHIP	IP WLS BF H R ER SO BB IBB HBP BLK WP HR S P ERA WHIP	IP WLS BF H R ER SO BB IBB HBP BLK WP HR S P ERA WHIP	IP WLS BF H R ER SO BB IBB HBP BLK WP HR S P ERA WHIP	IP WLS BF H R ER SO BB IBB HBP BLK WP HR S P ERA WHIP	IP WLS BF H R ER SO BB IBB HBP BLK WP HR S P ERA WHIP	IP WLS BF H R ER SO BB IBB HBP BLK WP HR S P ERA WHIP	IP WLS BF H R ER SO BB IBB HBP BLK WP HR S P ERA WHIP	IP WLS BF H R ER SO BB IBB HBP BLK WP HR S P ERA WHIP	IP WLS BF H R ER SO BB IBB HBP BLK WP HR S P ERA WHIP	IP WLS BF H R ER SO BB IBB HBP BLK WP HR S P ERA WHIP	IP WLS BF H R ER SO BB IBB HBP BLK WP HR S P ERA WHIP	IP WLS BF H R ER SO BB IBB HBP BLK WP HR S P ERA WHIP	IP WLS BF H R ER SO BB IBB HBP BLK WP HR S P ERA WHIP	IP WLS BF H R ER SO BB IBB HBP BLK WP HR S P ERA WHIP	IP WLS BF H R ER SO BB IBB HBP BLK WP HR S P ERA WHIP	IP WLS BF H R ER SO BB IBB HBP BLK WP HR S P ERA WHIP	IP WLS BF H R ER SO BB IBB HBP BLK WP HR S P ERA WHIP	IP WLS BF H R ER SO BB IBB HBP BLK WP HR S P ERA WHIP	IP WLS BF H R ER SO BB IBB HBP BLK WP HR S P ERA WHIP	IP WLS BF H R ER SO BB IBB HBP BLK WP HR S P ERA WHIP	
Dick Selma, R ERA: 3.76 (1,1)	2.1 L	15 6	4 4	2 2	1 1	2 2	0 0	0 0	0 0	0 0	0 0	15 23	7.71 3.429									
Ron Taylor, R ERA: 3.18 (3,1)	0.2 2	0 0	0 0	0 0	0 0	0 0	0 0	0 0	0 0	0 0	2 2	0.00 0.000										
Bob Shaw, R ERA: 4.29 (4,1)	5.0 19	3 3	3 3	4 4	0 0	1 1	0 0	0 0	0 0	1 1	26 30	5.40 0.600										
Don Shaw, L ERA: 3.63 (9,1)	1.0 4	0 0	0 0	0 0	0 0	1 1	0 0	0 0	0 0	0 0	3 7	0.00 1.000										
Bud Harrelson, S OBP: 0.339, SLG: 0.342 (1,6)	0-0 F8		0-0 P6					1-0 BB HBP	0-0 F5	2	0	0	0	0	0	0						
Phil Linz, R OBP: 0.261, SLG: 0.429 (6,FR) (7,6)			0-0 P6					4-0 BB G4-6-3	0-0 FC4-6 1B	3	0	1	0	1	1	0						
Larry Stahl, L OBP: 0.291, SLG: 0.325 (1,8)	0-3 K		0-0 P6					1-2 BB G4-6-3	0-0 F9	4	0	1	0	0	0	3						
Ed Charles, R OBP: 0.358, SLG: 0.350 (1,5)	0-0 WP 1B		0-0 P4					0-0 6-3	0-0 FC4-6	4	0	0	0	0	1	2						
Tommy Davis, R OBP: 0.350, SLG: 0.497 (1,7)	0-3 K		0-0 F5					0-0 P4	0-0 L7	2	0	0	0	1	0	0						
Ed Kranepool, L OBP: 0.363, SLG: 0.430 (1,3)		4-0 BB	0-0 K					0-0 F8	0-3 K	3	0	0	0	0	2	1						
Jerry Buchek, R OBP: 0.287, SLG: 0.381 (1,4)		0-3 K	0-0 K					0-0 P6	0-3 K	3	0	0	0	0	2	1						
Ron Swoboda, R OBP: 0.313, SLG: 0.410 (1,9)		0-3 K	0-0 K					0-0 P6	0-3 K	3	0	0	0	0	2	1						
Greg Goossen, R OBP: 0.267, SLG: 0.333 (1,2)		0-3 K	0-0 K					0-3 K	0-0 F7	3	0	0	0	0	2	1						
Dick Selma, R (1,1)			0-3 K					0-0 6-3	0-0 F8	0	0	0	0	0	0	0						
Ron Taylor, R (3,1)										0	0	0	0	0	0	0						
Tommy Reynolds, R OBP: 0.287, SLG: 0.381 (3,PH)										1	0	0	0	0	1	0						
Bob Shaw, R OBP: 0.350, SLG: 0.497 (4,1)										1	0	0	0	0	0	0						
Ken Boyer, R OBP: 0.321, SLG: 0.358 (8,PH)										1	0	0	0	0	0	0						
Don Shaw, L (9,1)										0	0	0	0	0	0	0						
Inning Stats	R: 0 E: 0 K: 2 S: 8	H: 1 LOB: 1 BB: 0 P: 8	R: 0 E: 0 K: 3 S: 9	H: 0 LOB: 1 BB: 1 P: 13	R: 0 E: 0 K: 1 S: 5	H: 0 LOB: 0 BB: 0 P: 5	R: 0 E: 0 K: 0 S: 3	H: 0 LOB: 0 BB: 0 P: 3	R: 0 E: 0 K: 1 S: 5	H: 0 LOB: 0 BB: 0 P: 5	R: 0 E: 0 K: 0 S: 2	H: 0 LOB: 2 BB: 1 P: 7	R: 0 E: 0 K: 1 S: 5	H: 0 LOB: 0 BB: 0 P: 5	R: 0 E: 0 K: 1 S: 5	H: 0 LOB: 0 BB: 0 P: 5	R: 0 E: 0 K: 1 S: 4	H: 1 LOB: 1 BB: 0 P: 4	1B: 2 2B: 0 3B: 0 HR: 0	SF: 0 SAC: 0 DP: 1 HBP: 1	WP: 1 PB: 0 SB: 0 CS: 0	PA: 31
PITCHER	IP WLS BF H R ER SO BB IBB HBP BLK WP HR S P ERA WHIP	IP WLS BF H R ER SO BB IBB HBP BLK WP HR S P ERA WHIP	IP WLS BF H R ER SO BB IBB HBP BLK WP HR S P ERA WHIP	IP WLS BF H R ER SO BB IBB HBP BLK WP HR S P ERA WHIP	IP WLS BF H R ER SO BB IBB HBP BLK WP HR S P ERA WHIP	IP WLS BF H R ER SO BB IBB HBP BLK WP HR S P ERA WHIP	IP WLS BF H R ER SO BB IBB HBP BLK WP HR S P ERA WHIP	IP WLS BF H R ER SO BB IBB HBP BLK WP HR S P ERA WHIP	IP WLS BF H R ER SO BB IBB HBP BLK WP HR S P ERA WHIP	IP WLS BF H R ER SO BB IBB HBP BLK WP HR S P ERA WHIP	IP WLS BF H R ER SO BB IBB HBP BLK WP HR S P ERA WHIP	IP WLS BF H R ER SO BB IBB HBP BLK WP HR S P ERA WHIP	IP WLS BF H R ER SO BB IBB HBP BLK WP HR S P ERA WHIP	IP WLS BF H R ER SO BB IBB HBP BLK WP HR S P ERA WHIP	IP WLS BF H R ER SO BB IBB HBP BLK WP HR S P ERA WHIP	IP WLS BF H R ER SO BB IBB HBP BLK WP HR S P ERA WHIP	IP WLS BF H R ER SO BB IBB HBP BLK WP HR S P ERA WHIP	IP WLS BF H R ER SO BB IBB HBP BLK WP HR S P ERA WHIP	IP WLS BF H R ER SO BB IBB HBP BLK WP HR S P ERA WHIP	IP WLS BF H R ER SO BB IBB HBP BLK WP HR S P ERA WHIP	IP WLS BF H R ER SO BB IBB HBP BLK WP HR S P ERA WHIP	
Don Wilson, R ERA: 2.74 (1,1)	9.0 W	31 2	0 0	0 0	9 9	2 2	0 0	1 1	0 0	1 1	0 0	46 55	0.00 0.444									

TOP

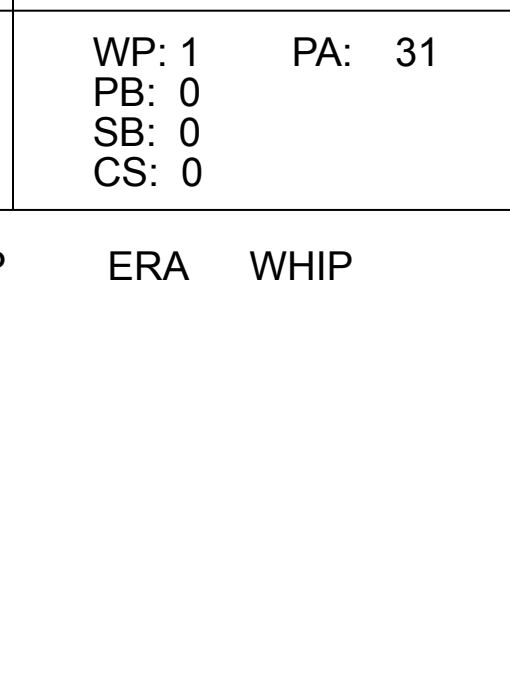
Houston Astros @ New York Mets
Shea Stadium, Flushing, NY
Thu Jul 20 1967, 7:05 PM EDT
Att: 39,187 - Unknown

AB 34
R 7
H 9
RBI 7
BB 4
SO 5
LOB 10

BOTTOM

Houston Astros @ New York Mets
Shea Stadium, Flushing, NY
Thu Jul 20 1967, 7:05 PM EDT
Att: 39,187 - Unknown

AB 28
R 0
H 2
RBI 0
BB 2
SO 9
LOB 8



Batter	1	2	3	4	5	6	7	8	9	AB	R	H	RBI	BB	SO	LOB	TOP			
Julio Gotay, R OBP: 0.329, SLG: 0.406 (1, 6)	0-0 6-3		0-3 K		0-0 4-3			0-0 F3		4	0	0	0	0	1	2				
Joe Morgan, L OBP: 0.407, SLG: 0.425 (1, 4)	0-0 1B		0-0 F6			0-0 F7		0-0 F9		4	0	1	0	0	0	1				
Jimmy Wynn, R OBP: 0.347, SLG: 0.530 (1, 8)	0-0 F7			0-3 K			4-0 BB		0-0 E5 2B 6-3	3	1	0	0	1	1	1				
Rusty Staub, L OBP: 0.399, SLG: 0.508 (1, 9)	0-3 K			0-0 1B		0-3 K			0-0 1-3 2B	4	0	2	0	0	2	2				
Jackie Brandt, R OBP: 0.246, SLG: 0.348 (1, 3)		0-0 5-3		0-0 F8		0-0 F6			0-0 6-3	4	0	0	1	0	0	3				
Ron Davis, R OBP: 0.274, SLG: 0.375 (1, 7)		0-3 K		0-0 F7			0-3 K		0-0 F2	4	0	0	0	0	2	2				
Eddie Mathews, L OBP: 0.341, SLG: 0.425 (1, 5)		0-3 K			4-0 BB G3		0-0 F5		0-0 F6	3	0	0	0	1	1	1				
John Bateman, R OBP: 0.251, SLG: 0.266 (1, 2)			4-0 BB		0-0 F7		0-3 K			2	0	0	0	1	1	1				
Wade Blasingame, L OBP: 0.235, SLG: 0.071 Dave Eilers, R (7, 1)			0-3 K			0-0 G3		0-3 K		2	0	0	0	0	1	2				
Carroll Sembera, R OBP: 0.143, SLG: 0.143 Chuck Harrison, R (8, PH) Larry Sherry, R (8, 1)						1-2				0	0	0	0	0	0	0				
Inning Stats	R: 0 E: 0 K: 1 S: 6	H: 1 LOB: 1 BB: 0 P: 6	R: 0 E: 0 K: 2 S: 7	H: 0 LOB: 0 BB: 0 P: 7	R: 0 E: 0 K: 2 S: 7	H: 0 LOB: 1 BB: 1 P: 11	R: 0 E: 0 K: 1 S: 6	H: 1 LOB: 1 BB: 0 P: 6	R: 0 E: 0 K: 0 S: 3	H: 0 LOB: 1 BB: 1 P: 7	R: 0 E: 0 K: 2 S: 7	H: 0 LOB: 2 BB: 0 P: 7	R: 0 E: 0 K: 1 S: 5	H: 0 LOB: 0 BB: 0 P: 5	R: 1 E: 1 K: 0 S: 5	H: 1 LOB: 1 BB: 0 P: 5	1B: 2 2B: 1 3B: 0 HR: 0	SF: 0 SAC: 0 DP: 0 HBP: 0	WP: 0 PB: 0 SB: 1 CS: 0	PA: 34
PITCHER Bob Veale, L ERA: 3.52 (1, 1)	IP: 9.0 WLS: W BF: 34 H: 3 R: 1 ER: 0 SO: 10 BB: 3 IBB: 0 HBP: 0 BLK: 0 WP: 0 HR: 0 S: 51 P: 63 ERA: 0.00 WHIP: 0.667																			

Houston Astros @ Pittsburgh Pirates
Forbes Field, Pittsburgh, PA
Fri Jul 21 1967, 7:05 PM EDT
Att: 14,687 - Unknown

AB	31
R	1
H	3
RBI	1
BB	3
SO	10
LOB	15



Batter	1	2	3	4	5	6	7	8	9	AB	R	H	RBI	BB	SO	LOB	BOTTOM			
Maury Wills, S OBP: 0.315, SLG: 0.350 (1, 5)	0-0 1B		0-0 6-3		0-0 6-3		0-0 3B 1B	0-0 WP 1B		5	2	3	0	0	0	0				
Gene Alley, R OBP: 0.343, SLG: 0.432 (1, 6)	0-0 G6-3		0-3 K		0-0 F8		0-3 K	0-0 1B		5	0	1	1	0	2	3				
Roberto Clemente, R OBP: 0.490, SLG: 0.520 Matty Alou, L OBP: 0.345, SLG: 0.372 (8, 8)	0-0 3B			0-3 K		0-0 4-3	0-0 1B 3B	0-0 L3		4	1	2	2	0	1	0				
Donn Clendenon, R OBP: 0.306, SLG: 0.392 (1, 3)	0-0 F4			0-0 1B WP		4-0 CS BB	0-0 2B 1B			3	2	2	1	1	0	1				
Bill Mazerowski, R OBP: 0.308, SLG: 0.380 (1, 4)		0-0 4-3		0-0 1B WP		0-0 1B 1B	0-0 2B			4	2	3	1	0	0	0				
Manny Mota, R OBP: 0.337, SLG: 0.443 (8, 9)		0-0 HR		0-0 6-3		0-0 1B 1B	0-0 3B BB			3	1	2	2	1	0	1				
Jim Pagliaroni, R OBP: 0.309, SLG: 0.200 (1, 2)		0-0 6-3		0-0 1B		0-0 5-3		0-3 K		4	0	1	1	0	1	3				
Jose Pagan, R OBP: 0.281, SLG: 0.317 (1, 7)		0-0 5-3			0-0 F8		0-0 F8	0-0 1-3		4	0	0	0	0	0	1				
Bob Veale, S OBP: 0.061, SLG: 0.061 (1, 1)			0-3 K		0-3 K		0-0 1B 3B	0-3 K		4	1	1	0	0	3	0				
Inning Stats	R: 0 E: 0 K: 0 S: 4	H: 2 LOB: 1 BB: 0 P: 4	R: 1 E: 0 K: 0 S: 4	H: 1 LOB: 0 BB: 0 P: 4	R: 0 E: 0 K: 2 S: 7	H: 0 LOB: 0 BB: 0 P: 7	R: 2 E: 0 K: 1 S: 8	H: 3 LOB: 1 BB: 0 P: 8	R: 0 E: 0 K: 1 S: 5	H: 0 LOB: 0 BB: 0 P: 5	R: 1 E: 0 K: 0 S: 4	H: 2 LOB: 1 BB: 1 P: 8	R: 4 E: 0 K: 2 S: 12	H: 5 LOB: 2 BB: 1 P: 16	R: 1 E: 0 K: 1 S: 7	H: 2 LOB: 1 BB: 0 P: 7	1B: 9 2B: 2 3B: 3 HR: 1	SF: 0 SAC: 0 DP: 1 HBP: 0	WP: 2 PB: 0 SB: 0 CS: 1	PA: 39
PITCHER Wade Blasingame, L ERA: 6.04 Dave Eilers, R ERA: 5.54 Carroll Sembera, R ERA: 3.77 Larry Sherry, R ERA: 5.86 (8, 1)	IP: 6.1 WLS: L BF: 28 H: 10 R: 6 ER: 6 SO: 4 BB: 1 IBB: 0 HBP: 0 BLK: 0 WP: 1 HR: 1 S: 35 P: 39 ERA: 8.53 WHIP: 1.737																			

Houston Astros @ Pittsburgh Pirates
Forbes Field, Pittsburgh, PA
Fri Jul 21 1967, 7:05 PM EDT
Att: 14,687 - Unknown

AB	37
R	9
H	15
RBI	8
BB	2
SO	7
LOB	10



Batter	1	2	3	4	5	6	7	8	9	AB	R	H	RBI	BB	SO	LOB	TOP					
Julio Gotay, R OBP: 0.346, SLG: 0.411 (1, 6)										4	1	3	0	2	0	1	Houston Astros @ Pittsburgh Pirates Forbes Field, Pittsburgh, PA Sun Jul 23 1967, 3:33 AM EDT Unknown					
Joe Morgan, L OBP: 0.405, SLG: 0.431 (1, 4)										5	2	1	0	1	0	5						
Jimmy Wynn, R OBP: 0.348, SLG: 0.544 (1, 8)										4	2	3	4	0	1	0						
Rusty Staub, L OBP: 0.401, SLG: 0.511 (1, 9)										3	2	2	0	2	0	0						
Eddie Mathews, L OBP: 0.339, SLG: 0.421 (1, 5)										5	1	1	1	0	0	7						
Norm Miller, L OBP: 0.333, SLG: 0.377 (1, 7)										4	0	2	2	1	1	1						
Jackie Brandt, R OBP: 0.234, SLG: 0.338 (1, 3)										5	0	0	0	0	1	5						
John Bateman, R OBP: 0.250, SLG: 0.260 (1, 2)										4	0	0	0	1	0	1						
Dave Giusti, R OBP: 0.145, SLG: 0.208 (1, 1)										4	0	1	0	0	0	3						
Larry Sherry, R (7, 1)										1	0	0	0	0	0	0						
Inning Stats	R: 0 E: 0 K: 0 S: 4	H: 2 LOB: 2 BB: 1 P: 8	R: 0 E: 0 K: 0 S: 4	H: 1 LOB: 1 BB: 0 P: 4	R: 3 E: 0 K: 0 S: 6	H: 3 LOB: 1 BB: 1 P: 10	R: 0 E: 0 K: 0 S: 4	H: 1 LOB: 1 BB: 0 P: 4	R: 2 E: 1 K: 0 S: 6	H: 3 LOB: 2 BB: 1 P: 10	R: 3 E: 0 K: 1 S: 6	H: 1 LOB: 0 BB: 2 P: 14	R: 0 E: 1 K: 0 S: 5	H: 1 LOB: 2 BB: 0 P: 5	R: 0 E: 0 K: 2 S: 8	H: 1 LOB: 2 BB: 1 P: 12	R: 0 E: 0 K: 0 S: 3	H: 0 LOB: 1 BB: 1 P: 7	1B: 8 2B: 2 3B: 1 HR: 2	SF: 0 SAC: 1 DP: 1 HBP: 0	WP: 1 PB: 0 SB: 0 CS: 0	PA: 47
PITCHER	IP WLS BF H R ER SO BB IBB HBP BLK WP HR S P ERA WHIP																					
Steve Blass, R ERA: 2.92 (1, 1)	3.0 L 16 6 3 3 0 0 0 2 0 0 0 1 0 14 22 9.00 2.000																					
Billy O'Dell, L ERA: 5.77 (4, 1)	2.0 11 4 2 2 0 0 1 0 0 0 0 1 10 14 9.00 2.000																					
Pete Mikkelsen, R ERA: 4.74 (6, 1)	2.0 11 2 3 3 1 2 0 0 0 0 0 1 11 19 13.50 2.000																					
Al McBean, R ERA: 2.73 (8, 1)	2.0 9 1 0 0 2 1 1 0 0 0 0 0 11 19 0.00 1.000																					

AB 39
R 8
H 13
RBI 7
BB 7
SO 3
LOB 23



Batter	1	2	3	4	5	6	7	8	9	AB	R	H	RBI	BB	SO	LOB	BOTTOM					
Matty Alou, L OBP: 0.342, SLG: 0.369 (1, 8)										5	1	1	0	0	1	1	Houston Astros @ Pittsburgh Pirates Forbes Field, Pittsburgh, PA Sun Jul 23 1967, 3:33 AM EDT Unknown					
Maury Wills, S OBP: 0.322, SLG: 0.362 (1, 5)										5	2	4	2	0	0	0						
Roberto Clemente, R OBP: 0.400, SLG: 0.527 (1, 9)										4	1	1	1	0	0	2						
Donn Clendenon, R OBP: 0.307, SLG: 0.387 (1, 3)										3	0	0	1	0	1	1						
Al McBean, R (8, 1)										0	0	0	0	0	0	0						
Bill Mazerolski, R OBP: 0.311, SLG: 0.392 (1, 4)										4	0	3	1	0	0	0						
Manny Mota, R OBP: 0.342, SLG: 0.457 (1, 7)										4	0	0	0	0	0	3						
Gene Alley, R OBP: 0.343, SLG: 0.427 (1, 6)										3	0	0	0	1	1	2						
Jim Pagliaroni, R OBP: 0.322, SLG: 0.219 (1, 2)										4	0	0	0	0	0	2						
Steve Blass, R OBP: 0.125, SLG: 0.125 (3, 9)										0	0	0	0	0	0	0						
Al Luginow, L OBP: 0.247, SLG: 0.287 (4, 1)										1	0	0	0	0	0	0						
Billy O'Dell, S OBP: 0.186, SLG: 0.120 (4, 1)										0	0	0	0	0	0	0						
Andre Rodgers, R OBP: 0.250, SLG: 0.441 (5, 9)										0	0	0	0	1	0	0						
Pete Mikkelsen, R OBP: 0.321, SLG: 0.390 (6, 1)										0	0	0	0	0	0	0						
Manny Jimenez, L OBP: 0.321, SLG: 0.390 (7, 7)										2	1	1	0	0	0	0						
Inning Stats	R: 0 E: 0 K: 0 S: 4	H: 1 LOB: 1 BB: 0 P: 4	R: 0 E: 0 K: 0 S: 3	H: 0 LOB: 1 BB: 1 P: 7	R: 0 E: 0 K: 2 S: 7	H: 0 LOB: 0 BB: 0 P: 7	R: 0 E: 1 K: 1 S: 6	H: 1 LOB: 1 BB: 0 P: 6	R: 0 E: 0 K: 0 S: 3	H: 0 LOB: 1 BB: 1 P: 7	R: 2 E: 1 K: 0 S: 6	H: 3 LOB: 1 BB: 0 P: 6	R: 3 E: 0 K: 0 S: 6	H: 3 LOB: 0 BB: 0 P: 6	R: 0 E: 0 K: 1 S: 6	H: 1 LOB: 1 BB: 0 P: 6	R: 0 E: 0 K: 0 S: 4	H: 1 LOB: 1 BB: 0 P: 4	1B: 8 2B: 1 3B: 1 HR: 0	SF: 2 SAC: 0 DP: 0 HBP: 0	WP: 0 PB: 0 SB: 0 CS: 0	PA: 39
PITCHER	IP WLS BF H R ER SO BB IBB HBP BLK WP HR S P ERA WHIP																					
Dave Giusti, R ERA: 4.03 (1, 1)	6.1 W 29 8 5 5 3 2 0 0 0 0 0 0 33 41 7.11 1.579																					
Larry Sherry, R ERA: 5.45 (7, 1)	2.2 S 10 2 0 0 1 0 0 0 0 0 0 0 12 12 0.00 0.750																					

AB 35
R 5
H 10
RBI 5
BB 2
SO 4
LOB 11



Batter	1	2	3	4	5	6	7	8	9	10	11	AB	R	H	RBI	BB	SO	LOB	TOP					
Tony Gonzalez, L OBP: 0.394, SLG: 0.481 Bill White, L OBP: 0.293, SLG: 0.295 Terry Harmon, R (11, PR) Dick Hall, R (11, 1)	3-1			K		4-3			K			1 4 0 0 0	0	0	0	0	0	0						
Tony Taylor, R OBP: 0.329, SLG: 0.336 Dick Allen, R OBP: 0.412, SLG: 0.531	6-3			5-3		1-3			E BB		P4	4 1 0 0	1	0	1	0	2							
Don Lock, R OBP: 0.374, SLG: 0.492		K							SH2-4 BB		F8	4 0 0 0	1	1	1	2								
Gene Oliver, R OBP: 0.329, SLG: 0.483		K							E5			3 0 0 0	0	0	0	2	0							
Cookie Rojas, R OBP: 0.229, SLG: 0.275		K							P4			4 0 0 0	0	0	0	3	2							
Gary Sutherland, R OBP: 0.294, SLG: 0.317									6-3			4 0 1 0	0	0	1	1								
Bobby Wine, R OBP: 0.249, SLG: 0.291												4 0 0 0	0	0	0	0	0							
Larry Jackson, R OBP: 0.151, SLG: 0.154 Billy Cowan, R OBP: 0.235, SLG: 0.375 Turk Farrell, R OBP: 0.167, SLG: 0.182 Chuck Hiller, L OBP: 0.129, SLG: 0.150 Doug Clemens, L OBP: 0.322, SLG: 0.292				K2-3		4-3			5-3		P6	4 0 0 0	0	0	1	1								
Inning Stats	R: 0 E: 0 K: 1 S: 5	H: 0 LOB: 0 BB: 0 P: 5	R: 0 E: 0 K: 3 S: 9	H: 0 LOB: 0 BB: 0 P: 9	R: 0 E: 0 K: 1 S: 5	H: 0 LOB: 0 BB: 0 P: 5	R: 0 E: 0 K: 1 S: 5	H: 0 LOB: 0 BB: 0 P: 5	R: 0 E: 0 K: 2 S: 8	H: 1 LOB: 1 BB: 0 P: 8	R: 0 E: 1 K: 0 S: 4	H: 0 LOB: 1 BB: 0 P: 4	R: 0 E: 0 K: 1 S: 5	H: 0 LOB: 0 BB: 0 P: 5	R: 1 E: 1 K: 1 S: 6	H: 0 LOB: 1 BB: 1 P: 10	R: 0 E: 0 K: 0 S: 3	H: 0 LOB: 0 BB: 0 P: 3	R: 0 E: 0 K: 1 S: 6	H: 1 LOB: 1 BB: 0 P: 6	1B: 1 2B: 1 3B: 0 HR: 0	SF: 0 SAC: 2 DP: 0 HBP: 0	WP: 0 PB: 0 SB: 0 CS: 0	PA: 39
PITCHER Mike Cuellar, L ERA: 2.85	IP: 11.0 WLS: 7 BF: 39	H: 11 R: 1 ER: 0 SO: 12	BB: 2 IBB: 0 HBP: 0 BLK: 0	WP: 0 HR: 0 S: 61 P: 69	ERA: 0.00 WHIP: 0.364	PITCHER																		

Philadelphia Phillies @ Houston Astros
Astrodome, Houston, TX
Mon Jul 24 1967, 8:05 PM EDT
Att: 20,275 - Dome

AB 35
R 1
H 2
RBI 0
BB 2
SO 12
LOB 9



Batter	1	2	3	4	5	6	7	8	9	10	11	AB	R	H	RBI	BB	SO	LOB	BOTTOM					
Julio Gotay, R OBP: 0.345, SLG: 0.413	5-3					L6						4 0 0 0	0	0	0	0	1							
Joe Morgan, L OBP: 0.405, SLG: 0.439	F8											5 1 1 0	0	0	1	1								
Jimmy Wynn, R OBP: 0.542, SLG: 0.533	6-3											5 0 1 1	0	0	0	0	1							
Rusty Staub, L OBP: 0.404, SLG: 0.510												4 0 1 0	0	0	0	0	2							
Eddie Mathews, L OBP: 0.333, SLG: 0.412												3 0 0 1	0	1	0	1	1							
Norm Miller, L OBP: 0.326, SLG: 0.377												4 0 1 0	0	0	1	1								
Jackie Brandt, R OBP: 0.224, SLG: 0.309												4 0 0 0	0	0	0	0	3							
John Bateman, R OBP: 0.245, SLG: 0.254												4 0 0 0	0	0	0	1	0							
Mike Cuellar, L OBP: 0.196, SLG: 0.273												3 1 1 0	1	0	1	0	0							
Inning Stats	R: 0 E: 0 K: 0 S: 3	H: 0 LOB: 0 BB: 0 P: 3	R: 0 E: 0 K: 0 S: 4	H: 1 LOB: 1 BB: 0 P: 4	R: 0 E: 0 K: 1 S: 5	H: 0 LOB: 0 BB: 0 P: 5	R: 0 E: 0 K: 1 S: 5	H: 0 LOB: 0 BB: 0 P: 5	R: 0 E: 0 K: 1 S: 5	H: 0 LOB: 0 BB: 0 P: 5	R: 1 E: 1 K: 0 S: 6	H: 2 LOB: 2 BB: 0 P: 6	R: 0 E: 0 K: 0 S: 3	H: 1 LOB: 0 BB: 0 P: 3	R: 0 E: 0 K: 0 S: 3	H: 0 LOB: 0 BB: 0 P: 3	R: 0 E: 0 K: 1 S: 5	H: 0 LOB: 0 BB: 0 P: 5	R: 1 E: 1 K: 0 S: 4	H: 1 LOB: 2 BB: 1 P: 8	1B: 4 2B: 1 3B: 0 HR: 0	SF: 1 SAC: 1 DP: 1 HBP: 0	WP: 0 PB: 0 SB: 0 CS: 0	PA: 39
PITCHER Larry Jackson, R ERA: 3.35 Turk Farrell, R ERA: 3.26 Dick Hall, R ERA: 2.05	IP: 7.0 WLS: 3 BF: 25	H: 3 R: 1 ER: 0 SO: 3	BB: 0 IBB: 0 HBP: 0 BLK: 0	WP: 0 HR: 0 S: 31 P: 31	ERA: 0.00 WHIP: 0.429	PITCHER																		

Philadelphia Phillies @ Houston Astros
Astrodome, Houston, TX
Mon Jul 24 1967, 8:05 PM EDT
Att: 20,275 - Dome

AB 36
R 2
H 5
RBI 2
BB 1
SO 4
LOB 10



Batter	1	2	3	4	5	6	7	8	9	AB	R	H	RBI	BB	SO	LOB	TOP																			
Tony Taylor, R OBP: 0.320, SLG: 0.336 (1, 4)	F2		K		4-3	1B 2B	F8		1-3	6	1	1	1	0	1	1	Philadelphia Phillies @ Houston Astros Astrodome, Houston, TX Tue Jul 25 1967, 8:05 PM EDT Att: 15,294 - Dome																			
Billy Cowan, R OBP: 0.250, SLG: 0.351 (1, 9)	1B		5-3		K	F9	2B		F8	5	1	1	0	1	1																					
Dick Allen, R OBP: 0.416, SLG: 0.545 (1, 5)	K		K							6	3	4	4	0	2																					
Don Lock, R OBP: 0.386, SLG: 0.492 (1, 8)	BB				1B	BB	K		1B	2	2	1	0	4	1																					
Gene Oliver, R OBP: 0.335, SLG: 0.480 (1, 2)	F7				F3	1B	K			5	0	2	2	1	1																					
Cookie Rojas, R OBP: 0.267, SLG: 0.291 (1, 7)										6	1	4	1	0	0																					
Bill White, L OBP: 0.290, SLG: 0.286 (1, 3)	K				F9	F8				4	1	0	0	1	1																					
Bobby Wine, R OBP: 0.257, SLG: 0.305 (1, 6)	L7									5	2	3	2	0	0																					
Jim Bunning, R OBP: 0.199, SLG: 0.286 (8, 1)	FC6-4				F8					5	1	1	2	0	1																					
Grant Jackson, S OBP: 0.167, SLG: 0.091 (9, 1)	1B									0	0	0	0	0	0																					
John Boozar, R OBP: 0.286, SLG: 0.167 (9, 1)										0	0	0	0	0	0																					
Inning Stats	R: 0 E: 0 K: 1 S: 6	H: 1 LOB: 2 BB: 1 P: 10	R: 0 E: 0 K: 1 S: 6	H: 1 LOB: 1 BB: 0 P: 6	R: 0 E: 0 K: 2 S: 7	H: 0 LOB: 0 BB: 0 P: 7	R: 1 E: 0 K: 0 S: 5	H: 2 LOB: 2 BB: 1 P: 9	R: 2 E: 0 K: 1 S: 8	H: 3 LOB: 1 BB: 0 P: 10	R: 2 E: 0 K: 2 S: 10	H: 3 LOB: 1 BB: 0 P: 10	R: 5 E: 1 K: 1 S: 10	H: 5 LOB: 2 BB: 3 P: 22	R: 0 E: 0 K: 0 S: 3	H: 0 LOB: 0 BB: 0 P: 3	R: 1 E: 0 K: 0 S: 5	H: 2 LOB: 2 BB: 1 P: 9	1B: 12 2B: 3 3B: 1 HR: 1	SF: 0 SAC: 0 DP: 0 HBP: 0	WP: 2 PA: 51 PB: 0 SB: 3 CS: 0															
PITCHER	IP	WLS	BF	H	R	ER	SO	BB	IBB	HBP	BLK	WP	HR	S	P	ERA	WHIP	PITCHER		IP	WLS	BF	H	R	ER	SO	BB	IBB	HBP	BLK	WP	HR	S	P	ERA	WHIP
Wade Blasingame, L ERA: 6.02 (1, 1)	4.2	L	23	6	3	3	5	3	0	0	0	0	1	30	42	5.79	1.929	Larry Sherry, R ERA: 5.26 (7, 1)		1.1		6	1	1	1	0	1	0	0	0	0	0	5	9	6.75	1.500
Dave Eilers, R ERA: 5.82 (5, 1)	0.1		2	1	0	0	0	0	0	0	0	0	0	2	2	0.00	3.000	Dave Giusti, R ERA: 4.07 (9, 1)		1.0		6	2	1	1	0	1	0	0	0	0	5	9	9.00	3.000	
Barry Latman, R ERA: 4.48 (6, 1)	0.1		3	2	2	2	1	0	0	0	0	1	0	5	5	54.00	6.000																			
Dan Schneider, L ERA: 4.88 (6, 1)	1.0		7	3	3	3	2	1	0	0	0	0	0	10	14	27.00	4.000																			
Arnold Earley, L ERA: 27.0 (7, 1)	0.1		4	2	2	2	0	1	0	0	0	0	0	3	7	54.00	9.000																			

AB 44
R 12
H 17
RBI 12
BB 7
SO 8
LOB 21



Batter	1	2	3	4	5	6	7	8	9	AB	R	H	RBI	BB	SO	LOB	BOTTOM																			
Joe Morgan, L OBP: 0.408, SLG: 0.449 (1, 4)	F7		FC4-6				4-3	2B		5	1	3	2	0	0	2	Philadelphia Phillies @ Houston Astros Astrodome, Houston, TX Tue Jul 25 1967, 8:05 PM EDT Att: 15,294 - Dome																			
Jimmy Wynn, R OBP: 0.343, SLG: 0.529 (1, 8)	6-3		E5				4-3	1B		4	1	1	0	1	1																					
Rusty Staub, L OBP: 0.403, SLG: 0.509 (1, 9)	L7						4-3			4	0	1	0	1	0																					
Eddie Mathews, L OBP: 0.328, SLG: 0.404 (1, 5)			F2				E4			5	1	0	0	0	1																					
Norm Miller, L OBP: 0.340, SLG: 0.383 (1, 7)							4-3			4	1	2	0	1	1																					
Jackie Brandt, R OBP: 0.233, SLG: 0.318 (1, 3)							5-3			4	0	1	2	1	2																					
John Bateman, R OBP: 0.249, SLG: 0.258 (1, 2)			FC4-6				E4			5	1	2	0	0	2																					
Bob Lillis, R OBP: 0.194, SLG: 0.171 (1, 6)							6-3			5	1	2	0	0	0																					
Wade Blasingame, L ERA: 6.02 (1, 1)										1	0	0	0	0	0																					
Dave Eilers, R ERA: 5.82 (5, 1)										0	0	0	0	0	0																					
Barry Latman, R ERA: 4.48 (6, 1)										0	0	0	0	0	0																					
Dan Schneider, L ERA: 4.88 (6, 1)										0	0	0	0	0	0																					
Arnold Earley, L ERA: 27.0 (7, 1)										0	0	0	0	0	0																					
Inning Stats	R: 0 E: 0 K: 0 S: 3	H: 0 LOB: 0 BB: 0 P: 3	R: 0 E: 0 K: 3 S: 9	H: 0 LOB: 0 BB: 0 P: 9	R: 1 E: 1 K: 0 S: 6	H: 2 LOB: 3 BB: 1 P: 10	R: 0 E: 0 K: 1 S: 6	H: 1 LOB: 1 BB: 0 P: 6	R: 1 E: 1 K: 0 S: 4	H: 1 LOB: 1 BB: 1 P: 8	R: 0 E: 0 K: 0 S: 4	H: 1 LOB: 1 BB: 0 P: 4	R: 4 E: 1 K: 2 S: 12	H: 4 LOB: 1 BB: 0 P: 12	R: 1 E: 0 K: 1 S: 8	H: 3 LOB: 2 BB: 0 P: 8	R: 0 E: 0 K: 1 S: 4	H: 0 LOB: 1 BB: 2 P: 12	1B: 9 2B: 3 3B: 1 HR: 0	SF: 0 SAC: 0 DP: 2 HBP: 0	WP: 0 PA: 44 PB: 0 SB: 1 CS: 0															
PITCHER	IP	WLS	BF	H	R	ER	SO	BB	IBB	HBP	BLK	WP	HR	S	P	ERA	WHIP	PITCHER		IP	WLS	BF	H	R	ER	SO	BB	IBB	HBP	BLK	WP	HR	S	P	ERA	WHIP
Jim Bunning, R ERA: 3.01 (1, 1)	7.2	W	39	12	7	1	7	1	1	0	0	0	0	51	59	1.17	1.696	Wade Blasingame, L ERA: 6.02 (1, 1)		4.2	L	23	6	3	3	5	3	0	0	0	1	30	42	5.79	1.929	
Grant Jackson, L ERA: 3.64 (8, 1)	0.2		4	0	0	0	1	2	0	0	0	0	0	4	12	0.00	3.000	Dave Eilers, R ERA: 5.82 (5, 1)		0.1		2	1	0	0	0	0	0	0	2	2	0.00	3.000			
John Boozar, R ERA: 6.08 (9, 1)	0.2	S	1	0	0	0	0	0	0	0	0	0	0	1	1	0.00	0.000	Dave Giusti, R ERA: 4.07 (9, 1)		1.0		6	2	1	1	0	1	0	0	0	5	9	9.00	3.000		



Batter	1	2	3	4	5	6	7	8	9	AB	R	H	RBI	BB	SO	LOB	TOP								
Maury Wills, S OBP: 0.332, SLG: 0.364 (1, 5)										5	0	0	0	0	2	3	Pittsburgh Pirates @ Houston Astros Astrodome, Houston, TX Thu Jul 27 1967, 8:05 PM EDT Att: 17,229 - Dome								
Gene Alley, R OBP: 0.340, SLG: 0.424 (1, 6)										4	1	3	1	0	0	0									
Roberto Clemente, R Al Luplow, L OBP: 0.243, SLG: 0.265 (1, 9) (8, 7)										3	2	2	1	0	0	2									
Bill Mazerowski, R OBP: 0.310, SLG: 0.393 (1, 4)										4	0	2	0	0	1	2									
Manny Mota, R OBP: 0.346, SLG: 0.461 (1, 8) (7, 7) (8, 9)										4	0	0	0	0	0	2									
Willie Stargell, L OBP: 0.336, SLG: 0.490 (1, 3)										4	0	0	0	0	1	3									
Jim Pagliaroni, R OBP: 0.307, SLG: 0.214 (1, 2)										4	0	1	0	0	1	0									
Jose Pagan, R Matty Alou, L OBP: 0.294, SLG: 0.336 OBP: 0.347, SLG: 0.380 (7, PH) (7, 8)										2	0	0	0	0	1	0									
Woodie Fryman, R Al McBean, R OBP: 0.059, SLG: 0.063 OBP: 0.286, SLG: 0.167 (1, 1) (6, 1)										2	0	0	0	0	1	0									
Inning Stats	R: 2 E: 1 K: 1 S: 8	H: 3 LOB: 1 BB: 0 P: 8	R: 0 E: 0 K: 0 S: 3	H: 0 LOB: 0 BB: 0 P: 3	R: 0 E: 0 K: 1 S: 5	H: 1 LOB: 1 BB: 0 P: 6	R: 0 E: 0 K: 0 S: 3	H: 0 LOB: 0 BB: 0 P: 3	R: 0 E: 0 K: 3 S: 9	H: 0 LOB: 0 BB: 0 P: 9	R: 1 E: 1 K: 0 S: 5	H: 2 LOB: 1 BB: 0 P: 5	R: 1 E: 0 K: 1 S: 7	H: 2 LOB: 2 BB: 1 P: 11	R: 0 E: 0 K: 1 S: 5	H: 0 LOB: 0 BB: 0 P: 5		R: 0 E: 0 K: 1 S: 6	H: 1 LOB: 1 BB: 0 P: 6	1B: 7 2B: 1 3B: 2 HR: 0	SF: 0 SAC: 0 DP: 2 HBP: 1	WP: 0 PB: 0 SB: 0 CS: 0	PA: 37		
PITCHER	IP	WLS	BF	H	R	ER	SO	BB	IBB	HBP	BLK	WP	HR	S	P	ERA	WHIP								
Bo Belinsky, L ERA: 5.03 (1, 1)	6.0		24	6	3	2	5	0	0	1	0	0	0	33	34	3.00	1.000								
Barry Latman, R ERA: 4.41 (7, 1)	3.0	W	13	3	1	1	3	1	0	0	0	0	0	18	22	3.00	1.333								

AB 35
R 4
H 9
RBI 2
BB 1
SO 8
LOB 14



Batter	1	2	3	4	5	6	7	8	9	AB	R	H	RBI	BB	SO	LOB	BOTTOM								
Ron Davis, R OBP: 0.270, SLG: 0.371 (1, 7)										5	0	2	1	0	0	0	Pittsburgh Pirates @ Houston Astros Astrodome, Houston, TX Thu Jul 27 1967, 8:05 PM EDT Att: 17,229 - Dome								
Joe Morgan, L OBP: 0.411, SLG: 0.447 (1, 4)										4	0	1	1	1	0	0									
Jimmy Wynn, R OBP: 0.344, SLG: 0.526 (1, 8)										4	1	1	0	0	1	2									
Rusty Staub, L OBP: 0.408, SLG: 0.512 (1, 9)										4	2	3	0	0	0	0									
Chuck Harrison, R Eddie Mathews, L OBP: 0.287, SLG: 0.314 OBP: 0.323, SLG: 0.397 (1, 3) (8, PH) (9, 3)										3	0	0	0	0	1	3									
Jackie Brandt, R OBP: 0.242, SLG: 0.312 (1, 5)										3	0	1	2	1	0	1									
John Bateman, R OBP: 0.255, SLG: 0.264 (1, 2)										4	0	1	0	0	3	3									
Bob Lillis, R OBP: 0.256, SLG: 0.262 (1, 6)										4	1	2	1	0	0	2									
Bo Belinsky, L Bob Aspromonte, R Barry Latman, R Lee Bales, S OBP: 0.185, SLG: 0.120 OBP: 0.354, SLG: 0.395 OBP: 0.091, SLG: 0.091 (1, 1) (6, PH) (7, 1) (9, PH)										2	0	0	0	0	1	0									
Inning Stats	R: 0 E: 0 K: 1 S: 5	H: 0 LOB: 0 BB: 0 P: 5	R: 0 E: 0 K: 1 S: 5	H: 0 LOB: 1 BB: 1 P: 9	R: 0 E: 0 K: 1 S: 6	H: 1 LOB: 2 BB: 1 P: 10	R: 0 E: 0 K: 0 S: 5	H: 2 LOB: 2 BB: 0 P: 5	R: 0 E: 0 K: 0 S: 3	H: 0 LOB: 0 BB: 0 P: 3	R: 2 E: 0 K: 2 S: 11	H: 4 LOB: 2 BB: 0 P: 11	R: 0 E: 0 K: 0 S: 3	H: 0 LOB: 0 BB: 0 P: 3	R: 1 E: 0 K: 1 S: 6	H: 1 LOB: 0 BB: 0 P: 6		R: 0 E: 0 K: 0 S: 4	H: 3 LOB: 2 BB: 0 P: 4	1B: 8 2B: 3 3B: 0 HR: 0	SF: 0 SAC: 1 DP: 0 HBP: 0	WP: 0 PB: 0 SB: 0 CS: 0	PA: 38		
PITCHER	IP	WLS	BF	H	R	ER	SO	BB	IBB	HBP	BLK	WP	HR	S	P	ERA	WHIP								
Woodie Fryman, L ERA: 5.29 (1, 1)	5.2		26	7	2	2	5	2	0	0	0	0	0	34	42	3.18	1.588								
Al McBean, R ERA: 3.07 (6, 1)	2.1	L	12	4	3	3	1	0	0	0	0	0	0	14	14	11.57	1.714								



Batter	1	2	3	4	5	6	7	8	9	AB	R	H	RBI	BB	SO	LOB	TOP				
Matty Alou, L OBP: 0.348, SLG: 0.380	E6 BB	F4			G3 1B		4-3		E9 1B	5	0	2	2	0	0	3					
Maury Wills, S OBP: 0.332, SLG: 0.368	4-0 1-2 BB			SF8 3B		K	F7		F5	4	1	1	0	1	1	3					
Al Luplow, L OBP: 0.242, SLG: 0.259	F9		SF8		G3			K		3	0	0	1	1	1	3					
Willie Stargell, L OBP: 0.359, SLG: 0.491	F6				K				F4	4	0	1	0	1	1	5					
Donn Clendenon, R OBP: 0.307, SLG: 0.392	F2		F7			K				4	0	1	0	0	1	3					
Bill Mazerowski, R OBP: 0.308, SLG: 0.391		1B FC5-2 1B	F8			K			G6-4-3	4	0	1	0	0	1	3					
Gene Alley, R OBP: 0.341, SLG: 0.425		G3 FC5-2 1B		6-3			F3		1B E 1B	4	1	2	0	0	0	0					
Jim Pagliaroni, R OBP: 0.314, SLG: 0.227		FC5-2 G3	F8				4-3 WP 1B		1B E 1B	4	1	2	0	0	0	2					
Tommye Sisk, R OBP: 0.122, SLG: 0.100		G3			F1		K		5-3	0	0	0	0	0	0	0					
Mandy Jimenez, L OBP: 0.289, SLG: 0.500										1	0	0	0	0	0	2					
Billy O'Dell, L OBP: 0.179, SLG: 0.115										1	0	0	0	0	0	0					
Andre Rodriguez, R OBP: 0.295, SLG: 0.247										1	0	0	0	0	0	1					
Pete Mikkelsen, R OBP: 0.344, SLG: 0.459										0	0	0	0	0	0	0					
Manny Mota, R OBP: 0.344, SLG: 0.459										1	0	0	0	0	0	2					
Inning Stats	R: 0 E: 1 K: 0 S: 4	H: 0 LOB: 2 BB: 1 P: 8	R: 0 E: 0 K: 0 S: 5	H: 2 LOB: 2 BB: 0 P: 5	R: 1 E: 0 K: 0 S: 5	H: 2 LOB: 1 BB: 0 P: 5	R: 0 E: 0 K: 0 S: 3	H: 0 LOB: 0 BB: 0 P: 3	R: 0 E: 0 K: 2 S: 8	H: 1 LOB: 1 BB: 0 P: 8	R: 0 E: 0 K: 2 S: 7	H: 0 LOB: 0 BB: 0 P: 7	R: 0 E: 0 K: 1 S: 6	H: 1 LOB: 1 BB: 0 P: 6	R: 0 E: 0 K: 1 S: 5	H: 1 LOB: 1 BB: 1 P: 9	R: 2 E: 1 K: 0 S: 6	H: 3 LOB: 2 BB: 1 P: 10	1B: 8 2B: 1 3B: 1 HR: 0	SF: 1 SAC: 0 DP: 1 HBP: 0	WP: 2 PA: 40
PITCHER Dave Giusti, R ERA: 4.0	IP: 9.0 WLS: W BF: 40 H: 10 R: 3 ER: 3 SO: 6 BB: 3 IBB: 0 HBP: 0 BLK: 0 WP: 2 HR: 0 S: 49 P: 61 ERA: 3.00 WHIP: 1.444															PITCHER	IP: 9.0 WLS: W BF: 40 H: 10 R: 3 ER: 3 SO: 6 BB: 3 IBB: 0 HBP: 0 BLK: 0 WP: 2 HR: 0 S: 49 P: 61 ERA: 3.00 WHIP: 1.444				

Pittsburgh Pirates @ Houston Astros
Astrodome, Houston, TX
Fri Jul 28 1967, 8:05 PM EDT
Att: 20,909 - Unknown

AB 36
R 3
H 10
RBI 3
BB 3
SO 6
LOB 27

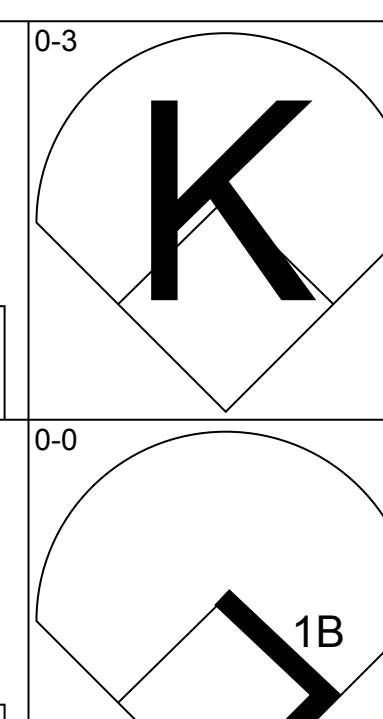
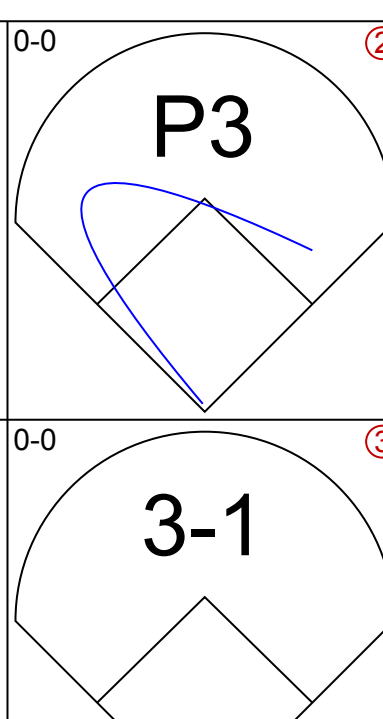
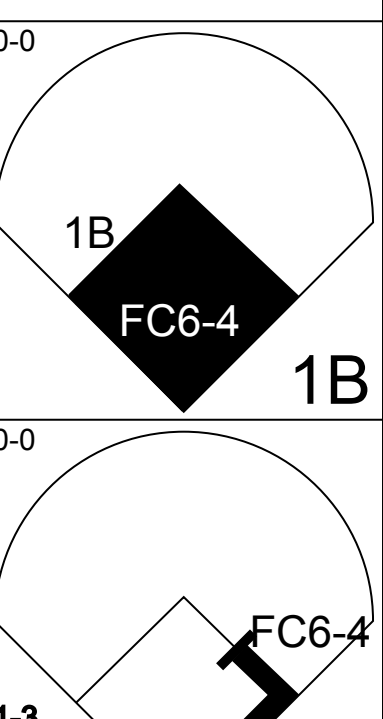
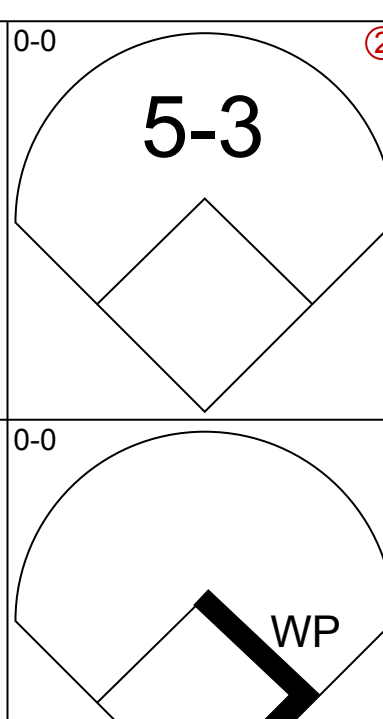
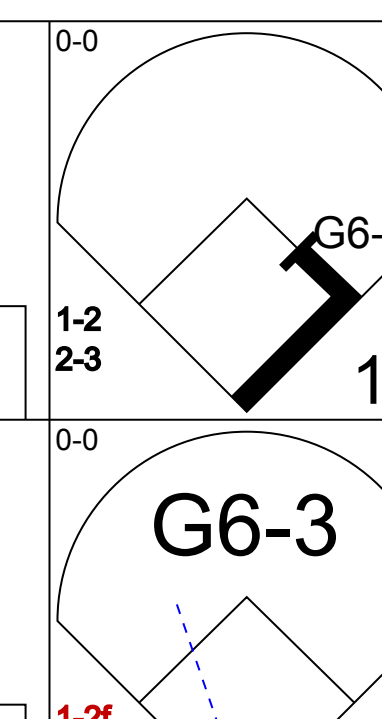
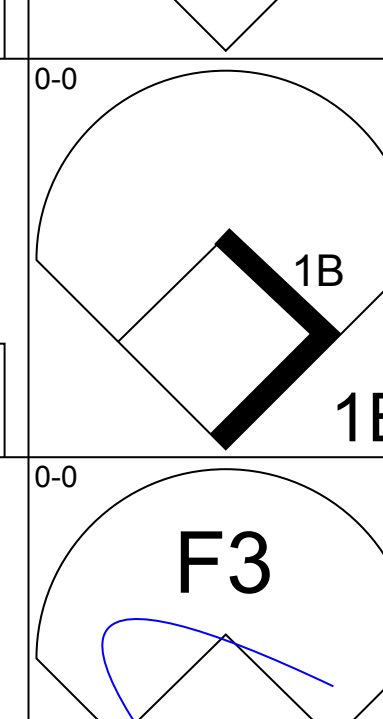
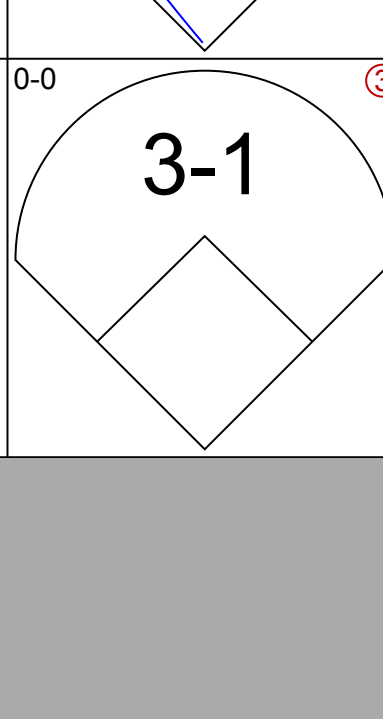
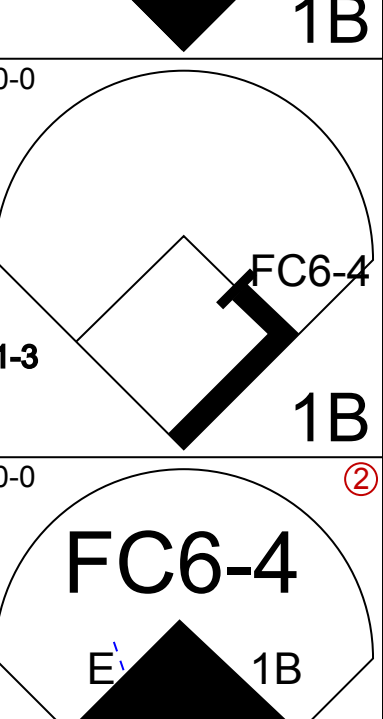
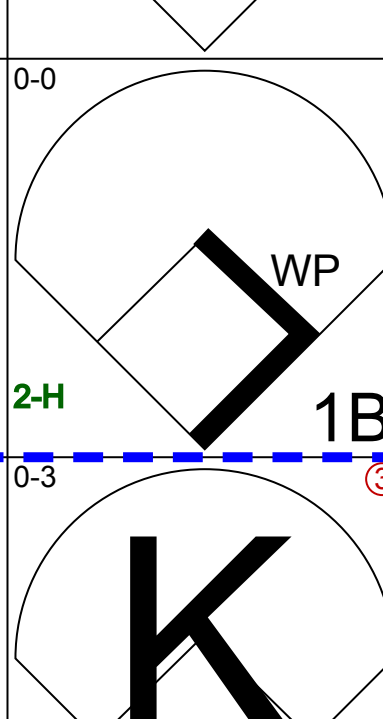
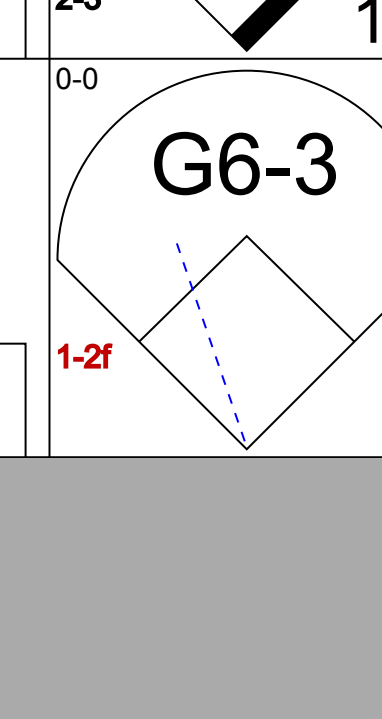
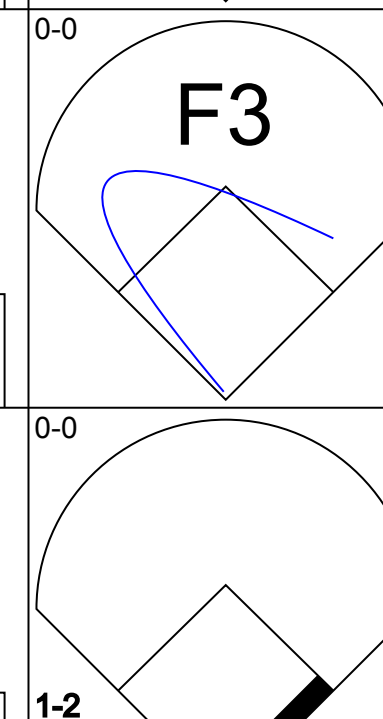
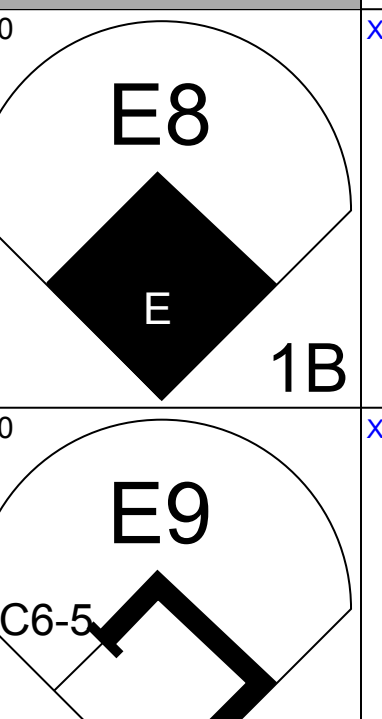
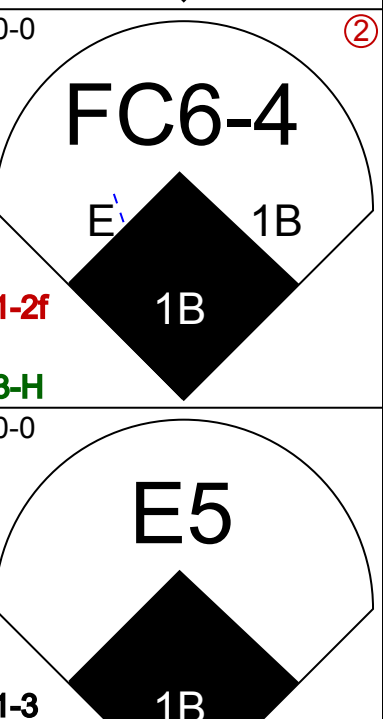
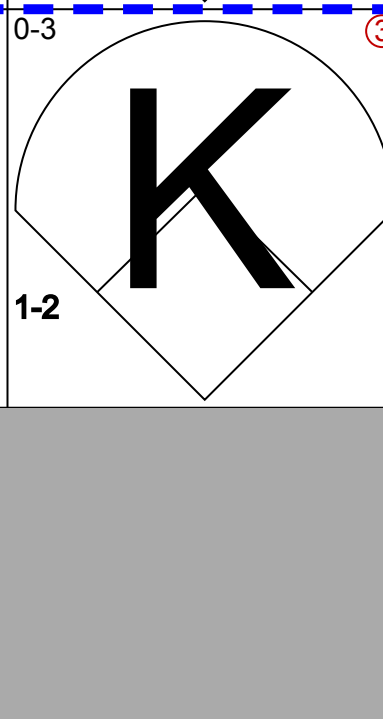
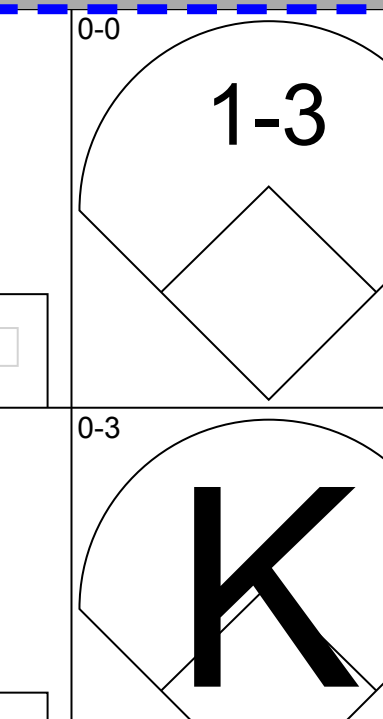
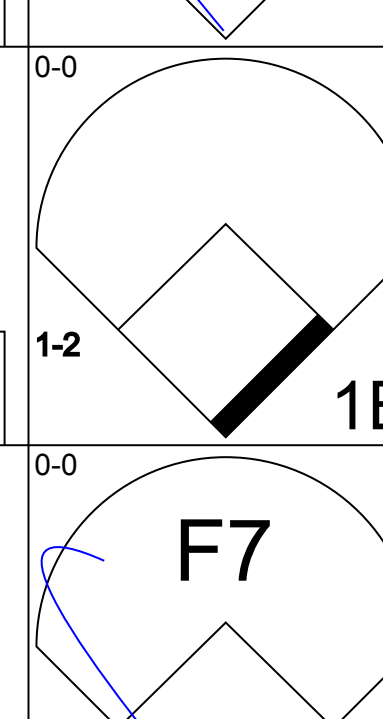
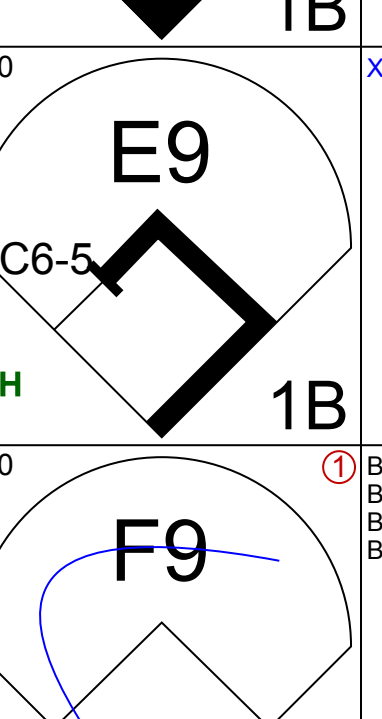
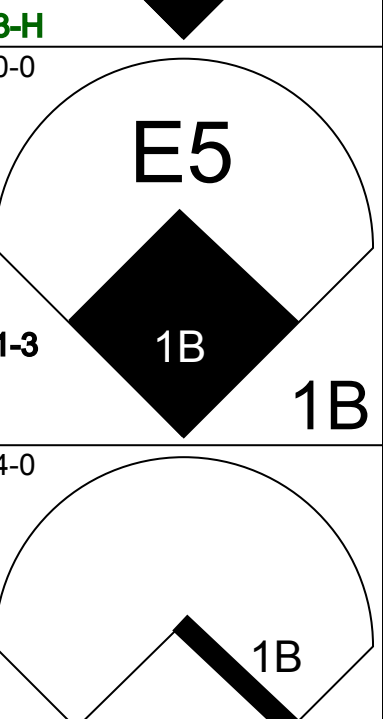
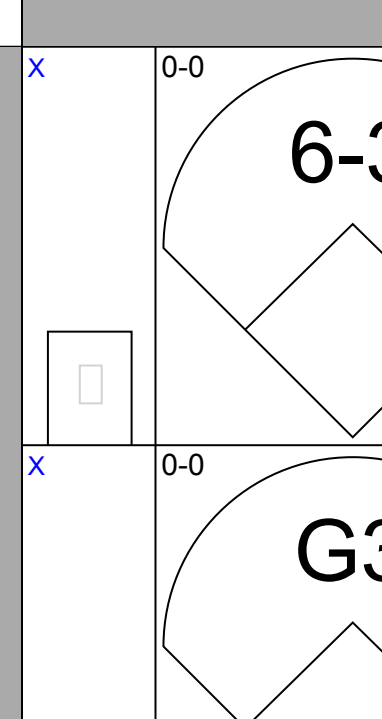
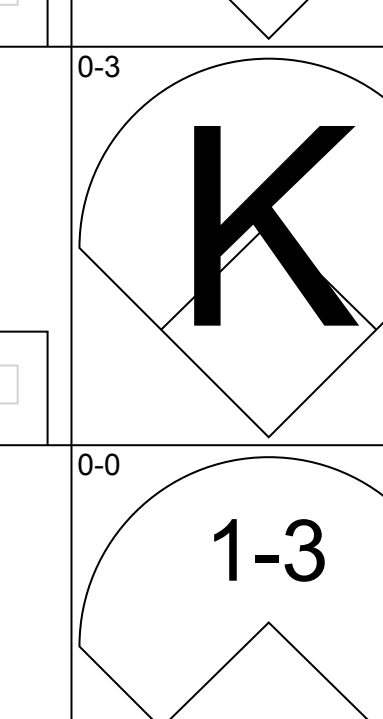
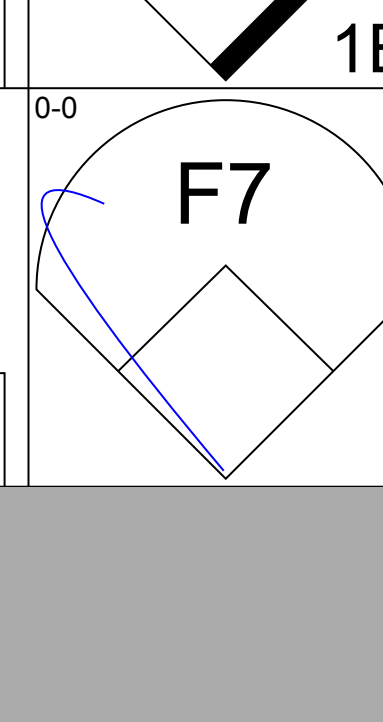
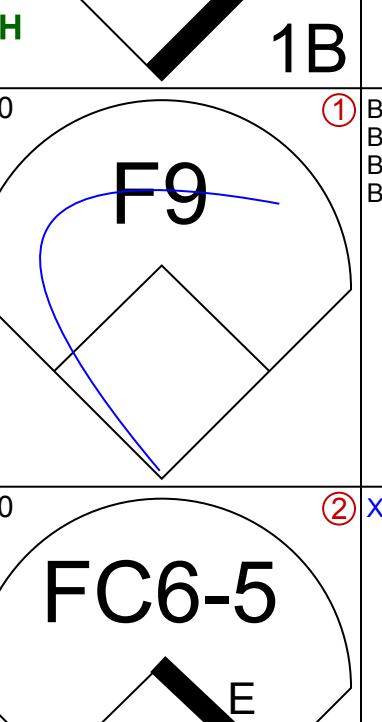
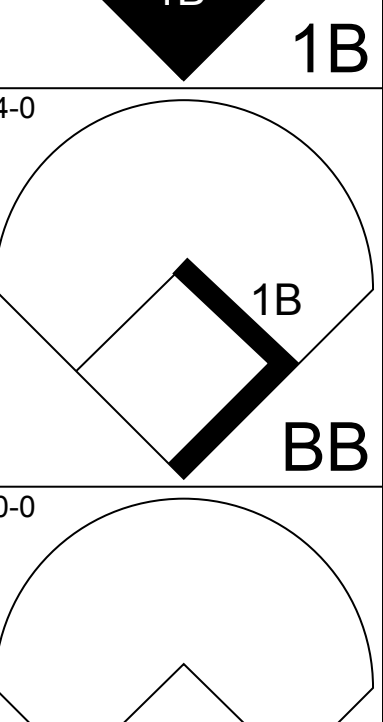
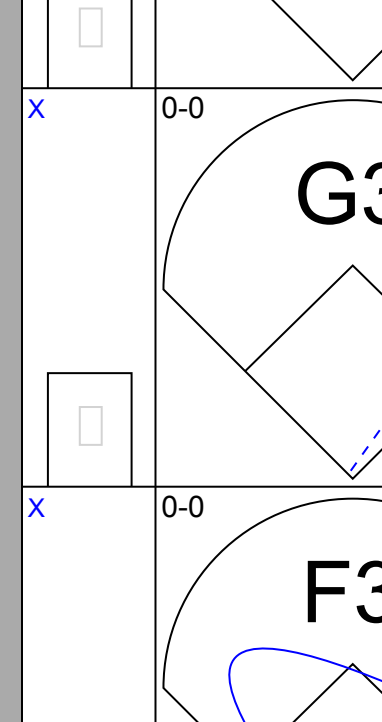
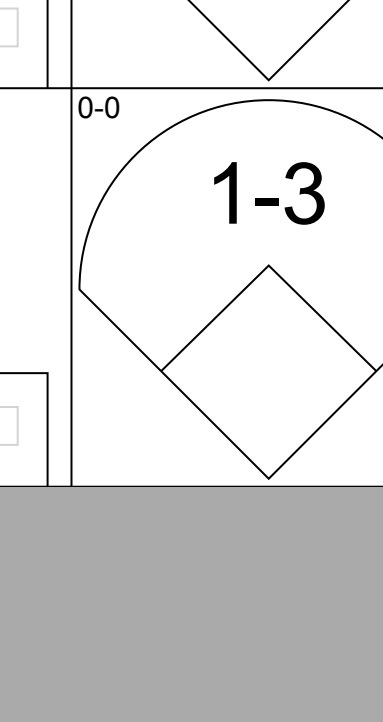
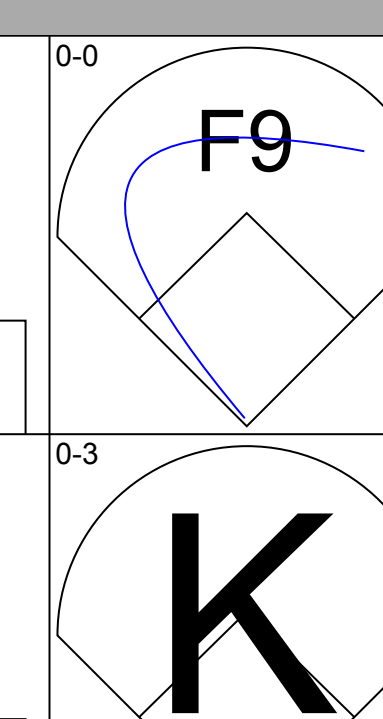
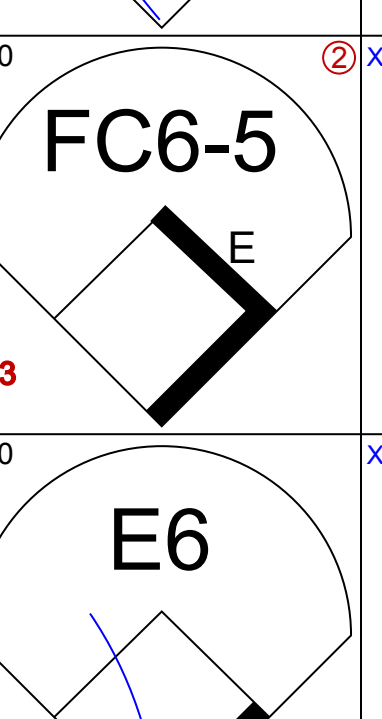
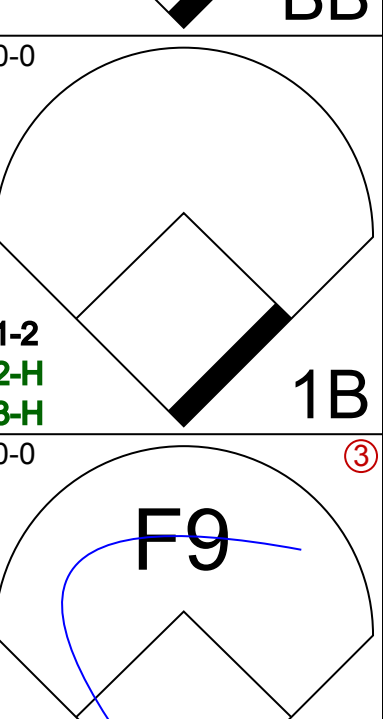
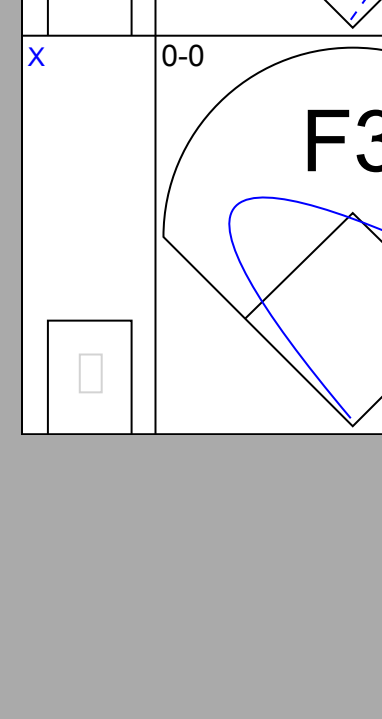
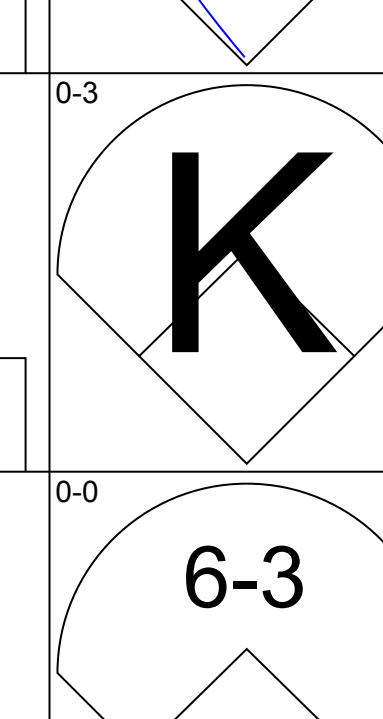
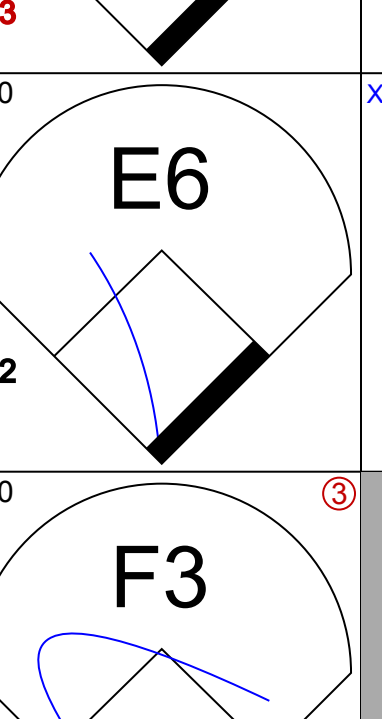
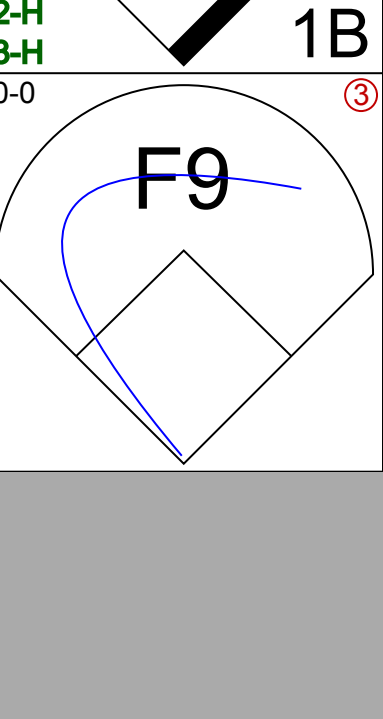
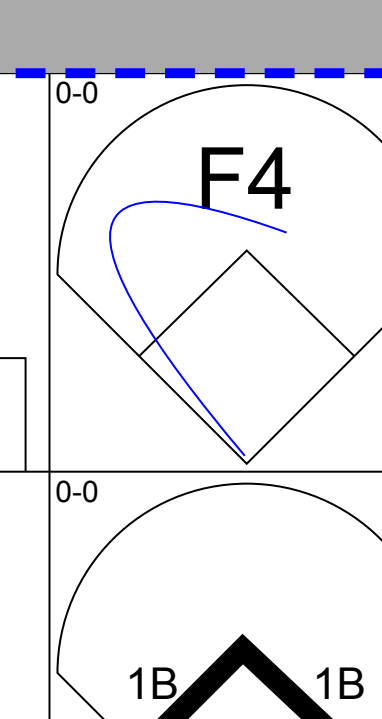
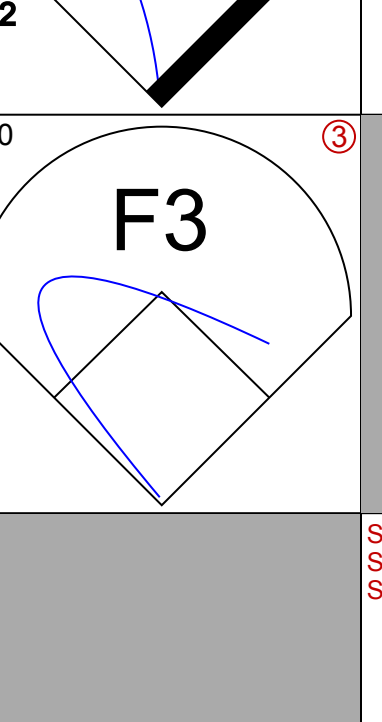
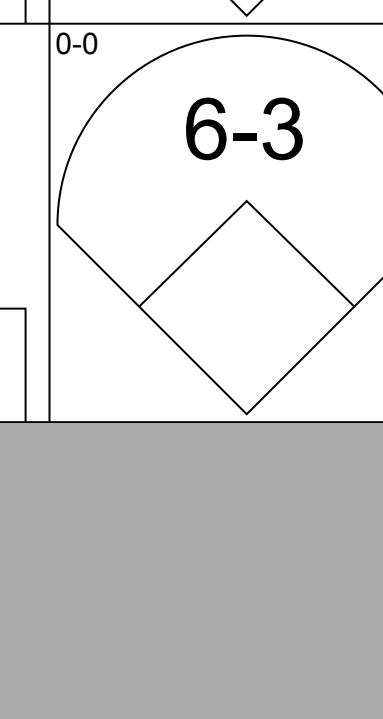
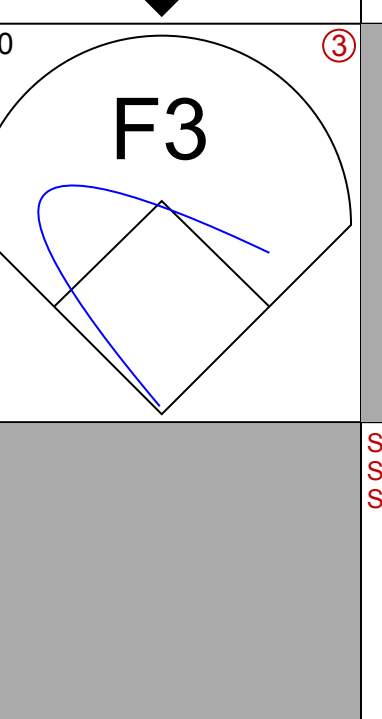
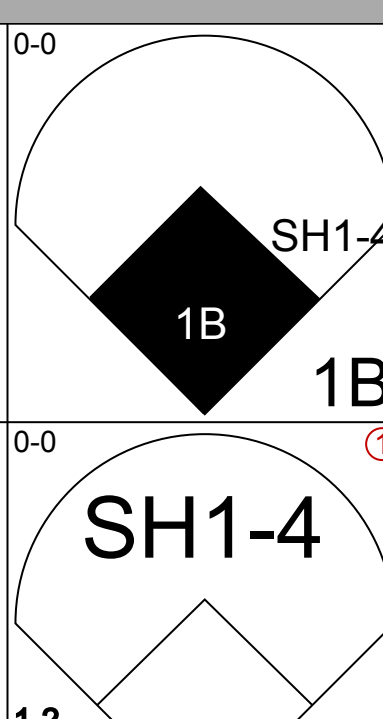
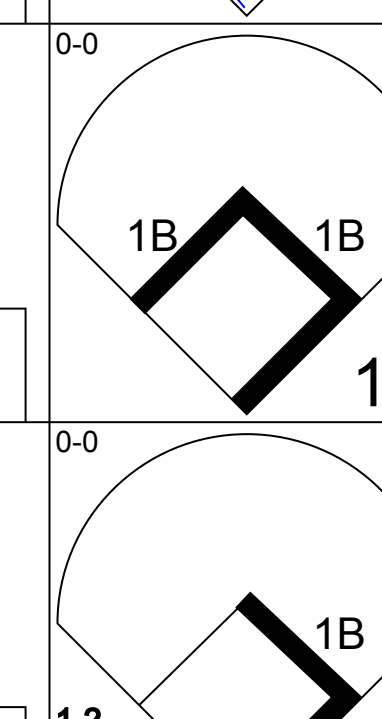
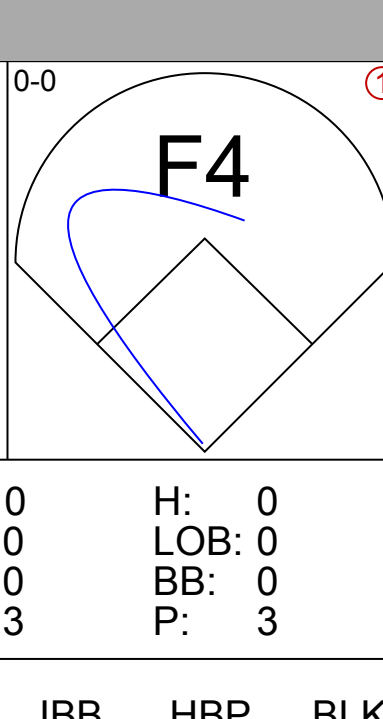
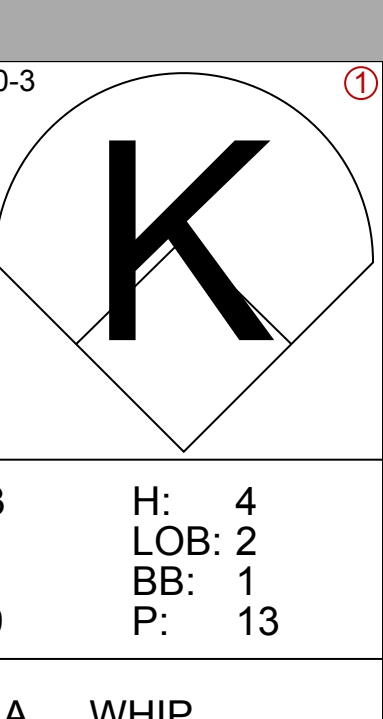
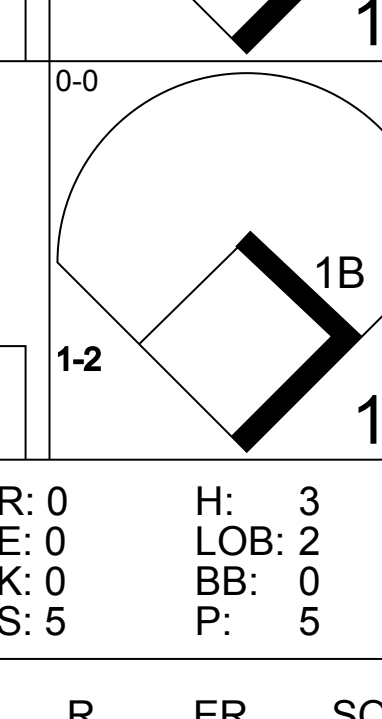
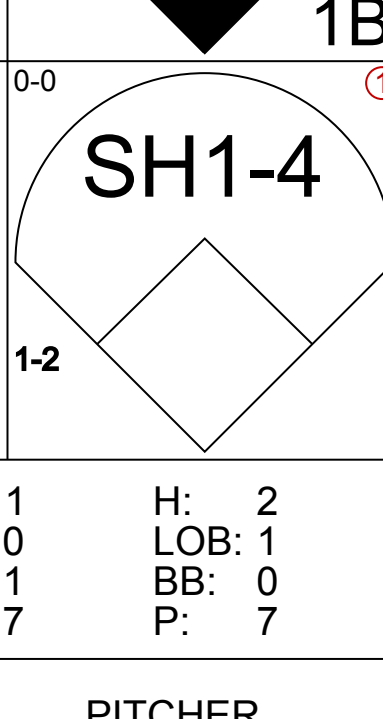


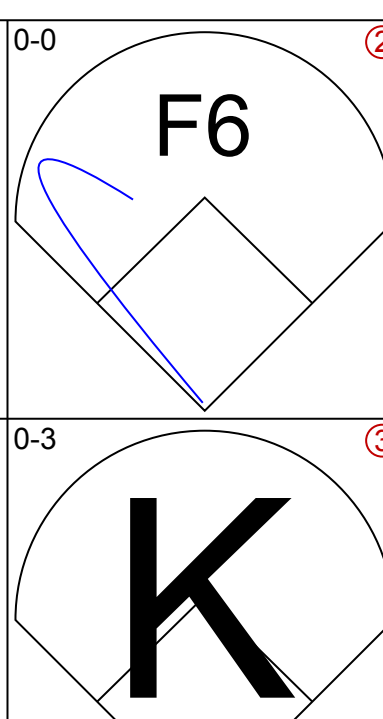
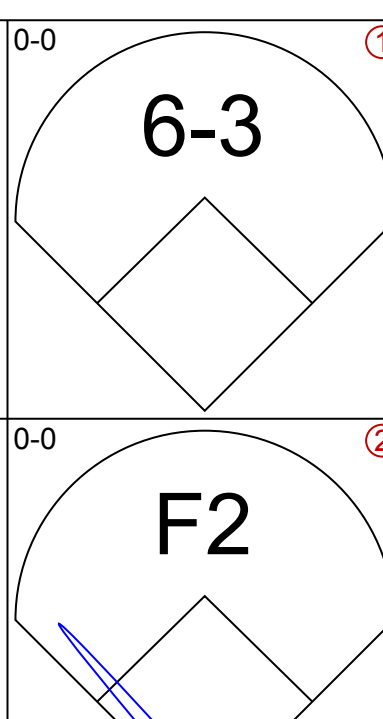
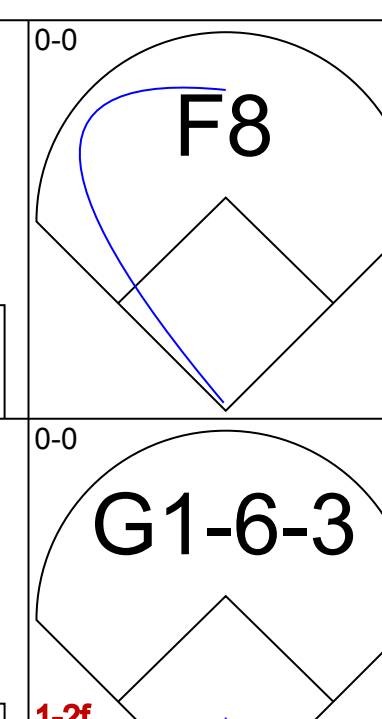
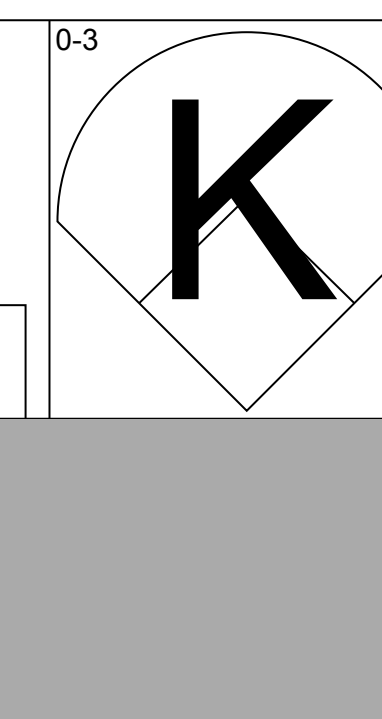
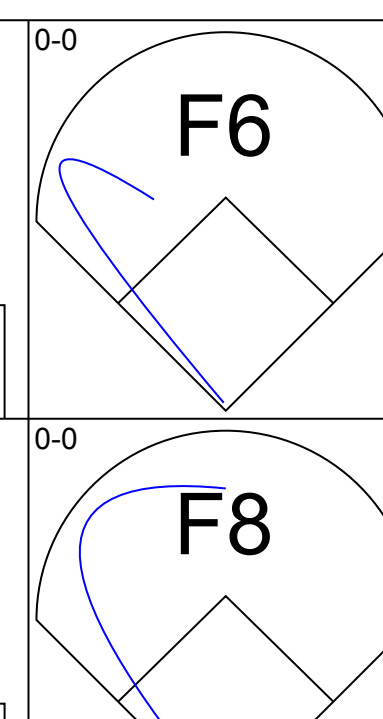
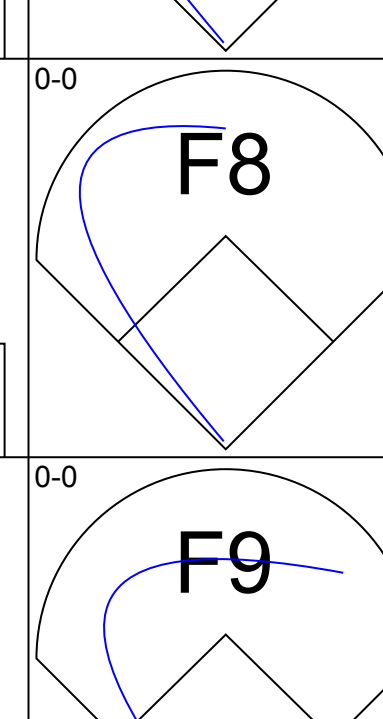

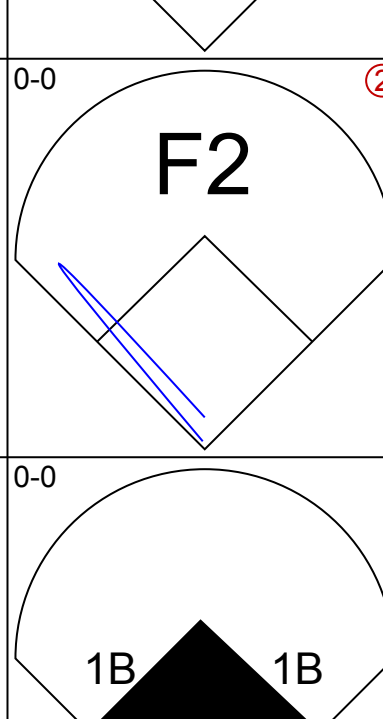
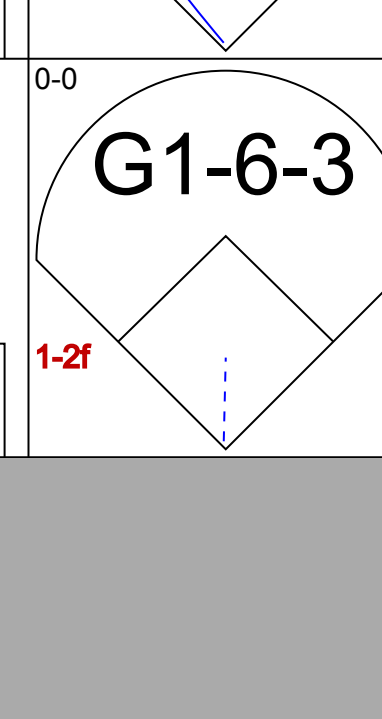
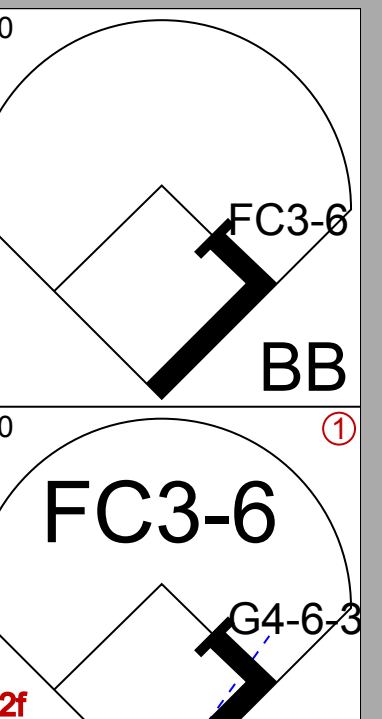
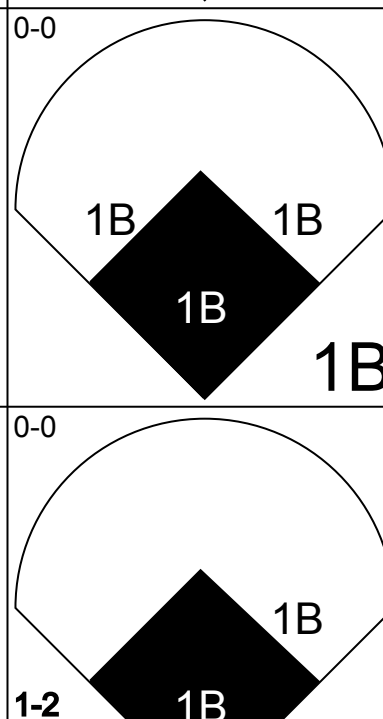
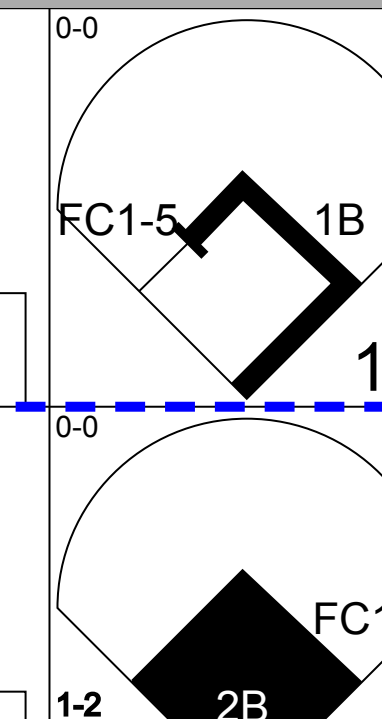
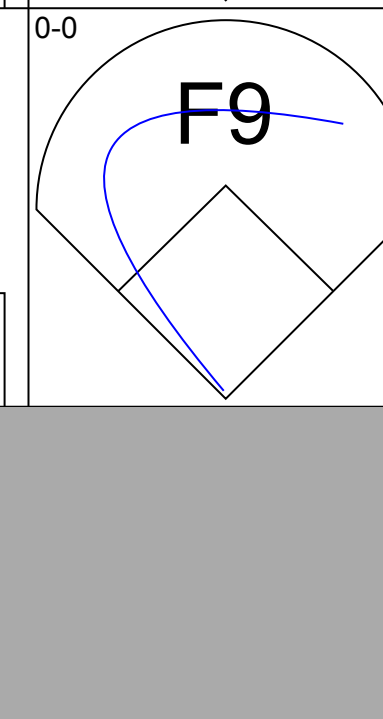
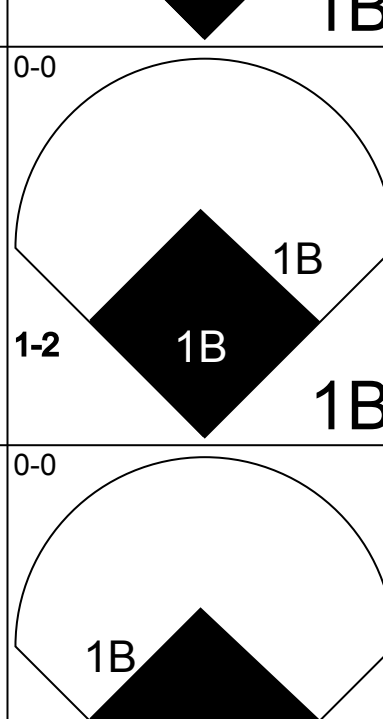
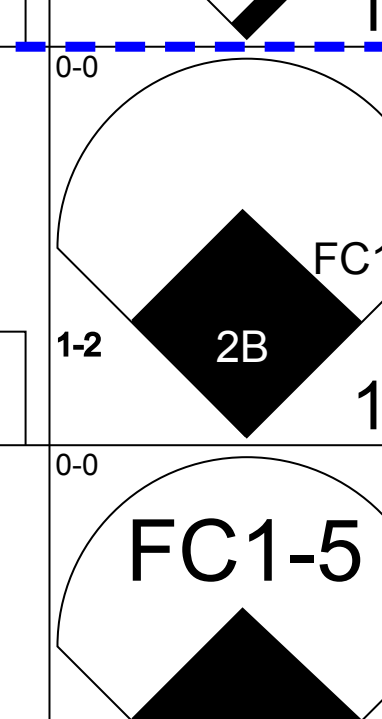
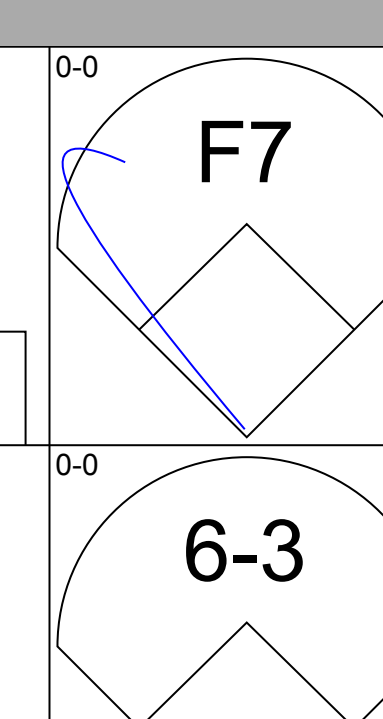
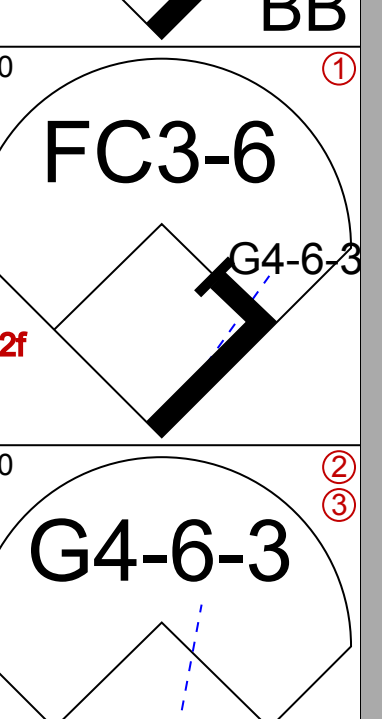
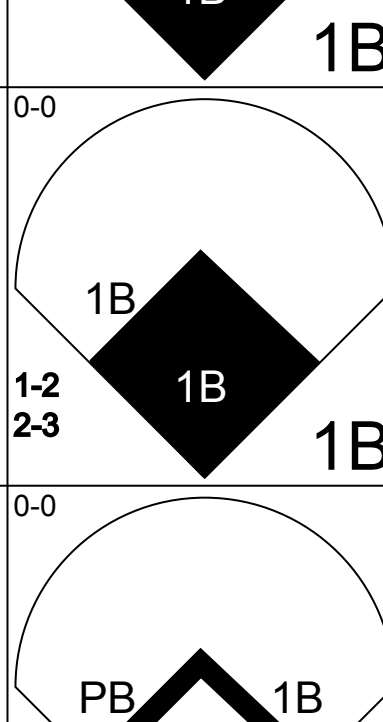
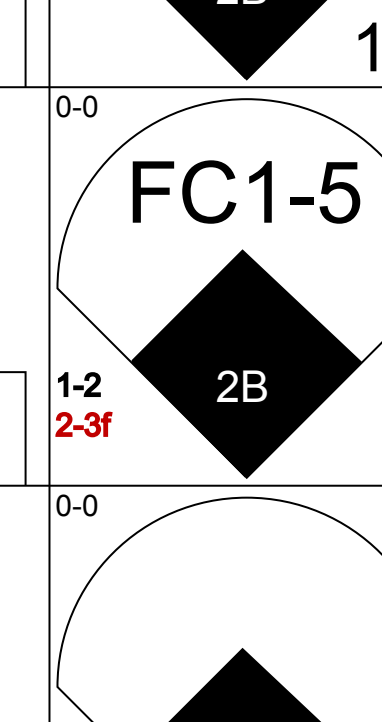
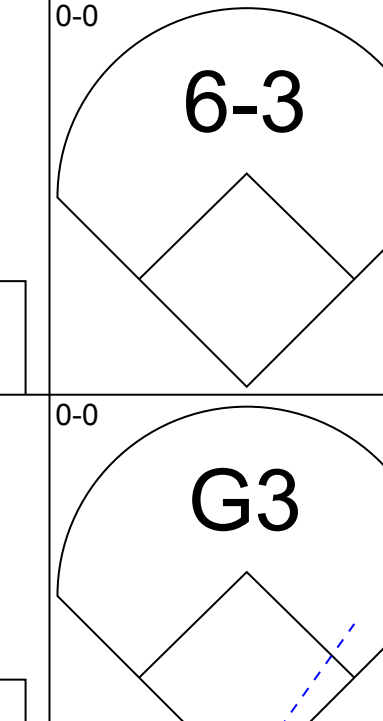
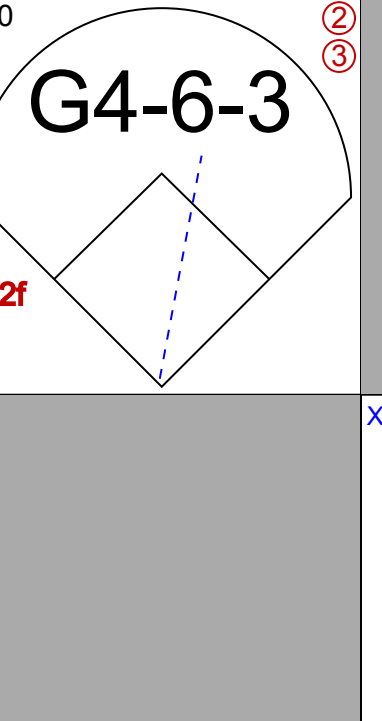
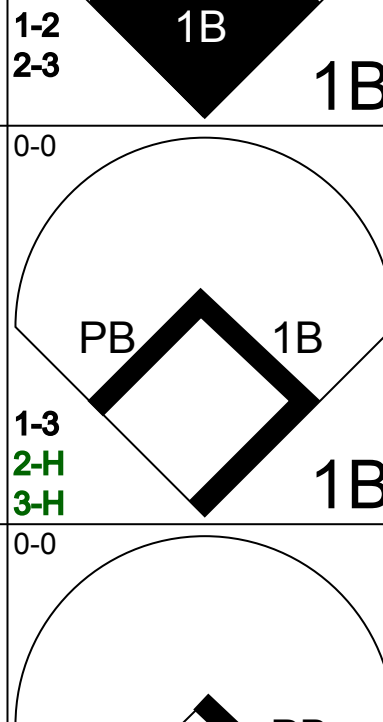
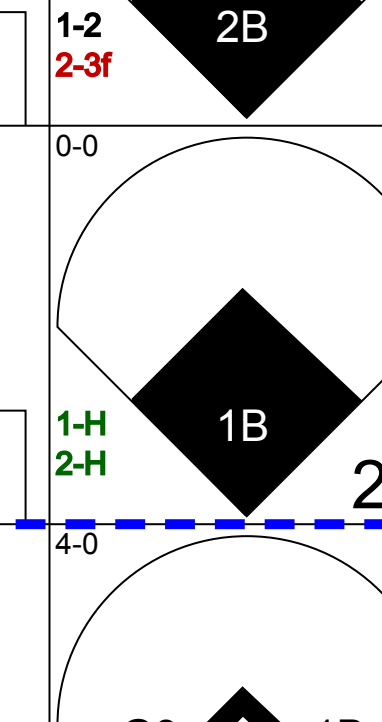
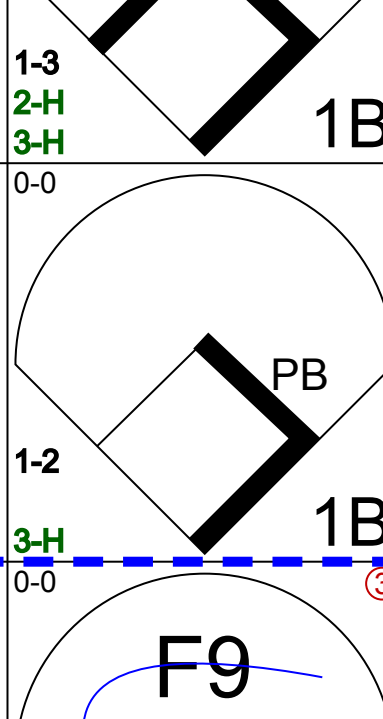
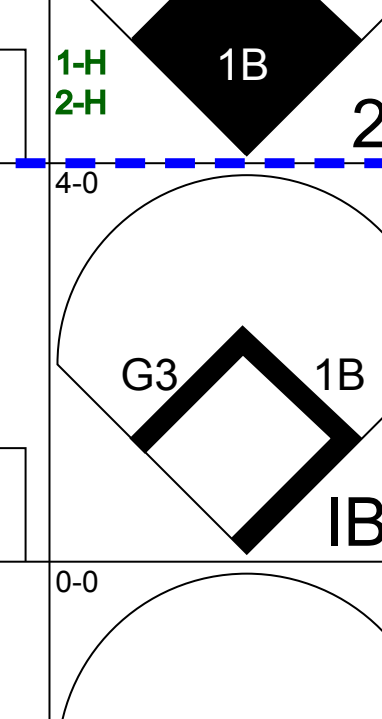
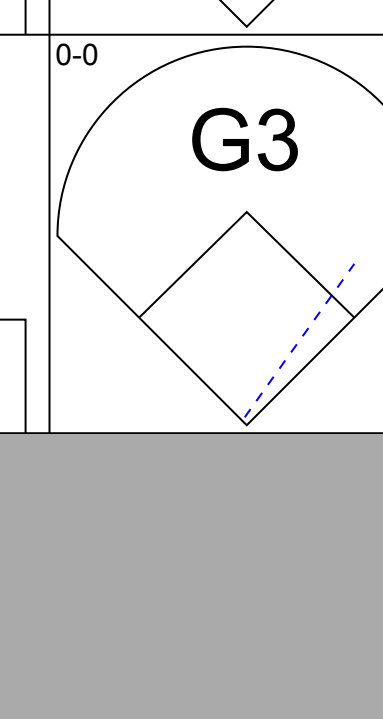
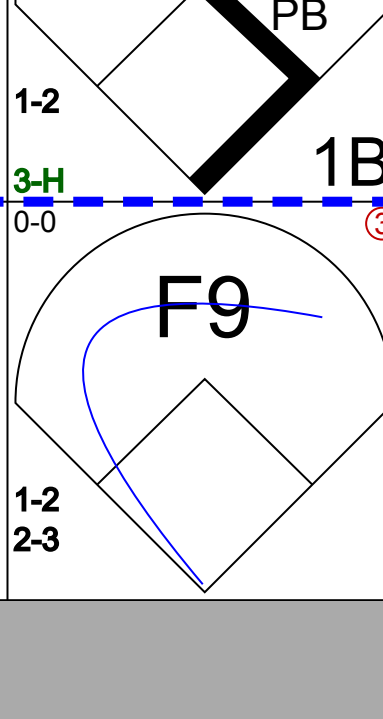
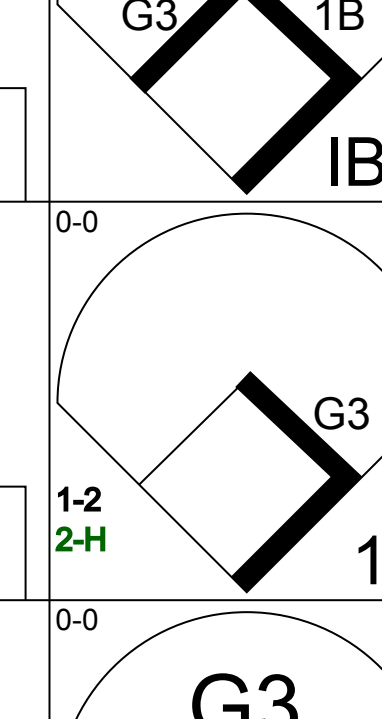
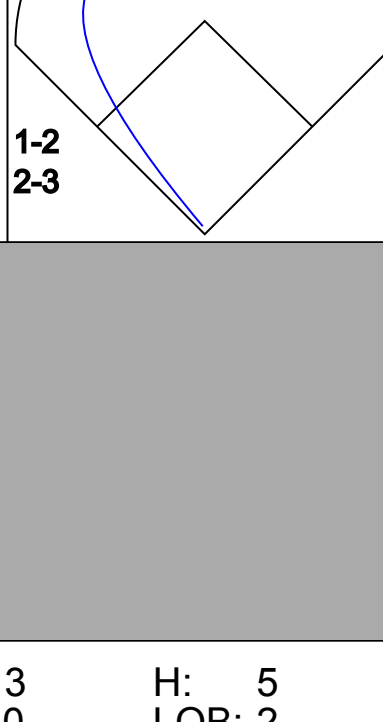
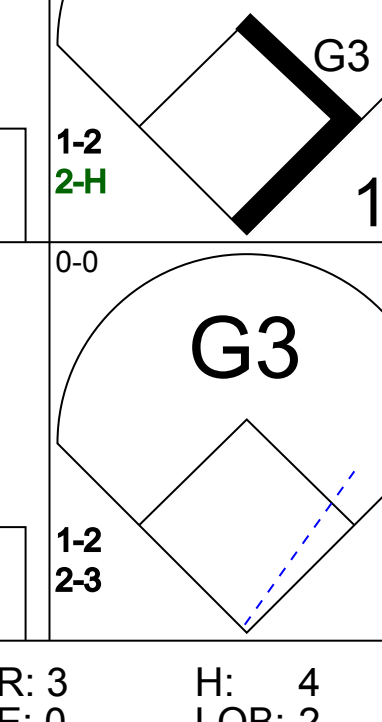
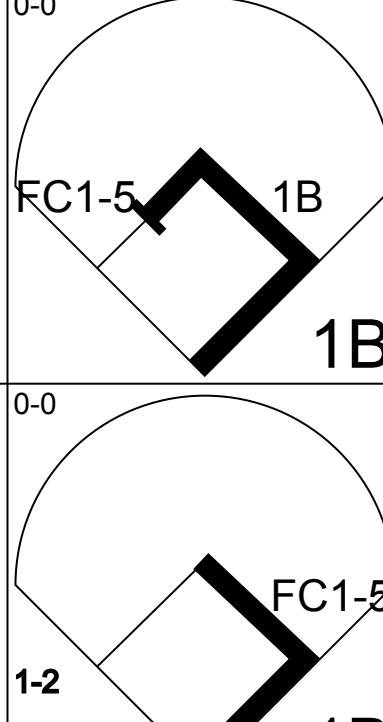
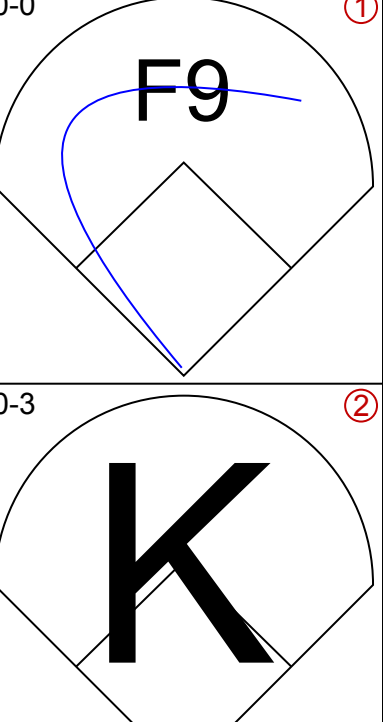
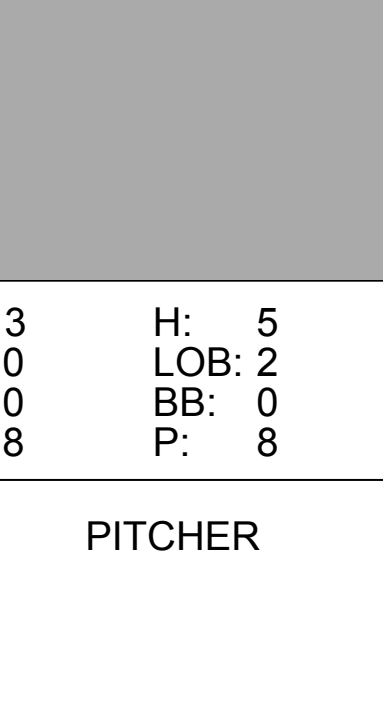
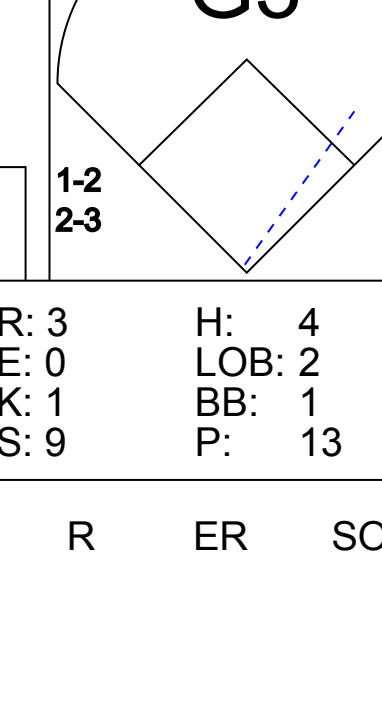
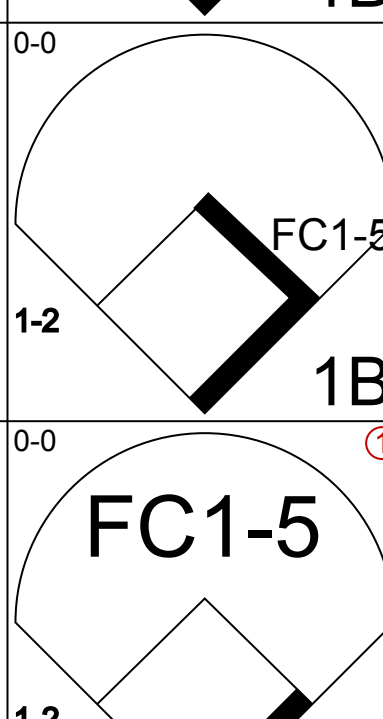
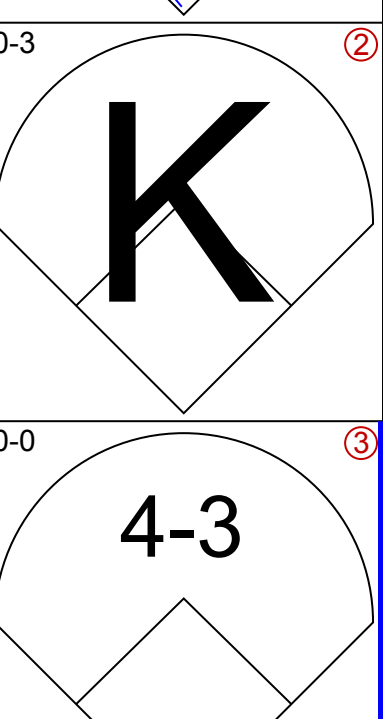
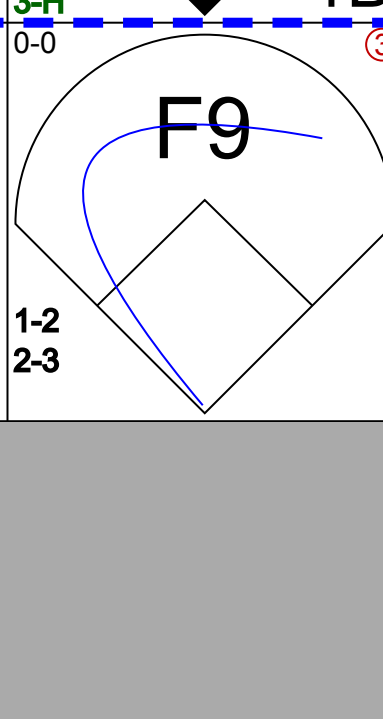
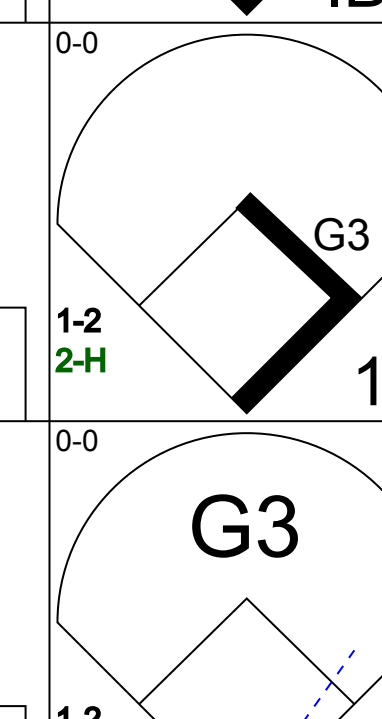
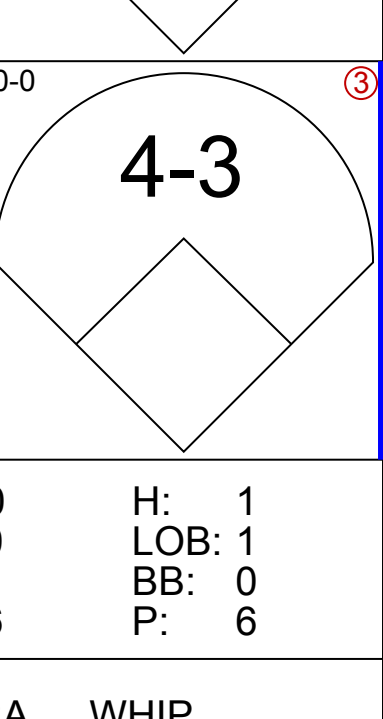
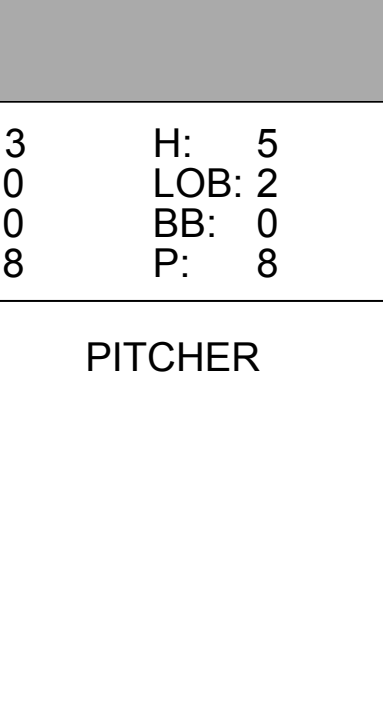
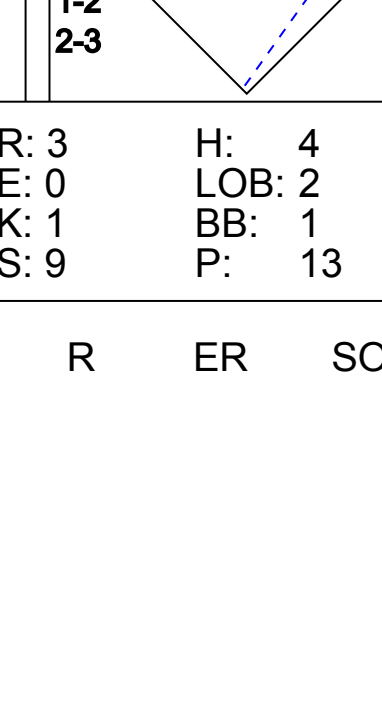
Batter	1	2	3	4	5	6	7	8	9	AB	R	H	RBI	BB	SO	LOB	BOTTOM		
Jackie Brandt, R OBP: 0.250, SLG: 0.319	SH 2B 1B		FC6-4			E 1B BB				1	1	1	0	0	0	0			
Chuck Harrison, R OBP: 0.301, SLG: 0.333		1H 1B 3B								2	2	1	1	2	0	1			
Joe Morgan, L OBP: 0.413, SLG: 0.444	4-0 1-2 2B BB	4-0 1H G3 1B SF7 BB			F9	E7 BB 1B			G6-4-3 HBP	2	3	0	0	2	0	1			
Jimmy Wynn, R OBP: 0.345, SLG: 0.524	SH 2B FC6-4				5-3				G6-4-3	3	1	1	1	1	0	2			
Rusty Staub, L OBP: 0.409, SLG: 0.515	FC6-4 SF9 2B		G3		F8					4	1	2	4	0	0	2			
Eddie Mathews, L OBP: 0.322, SLG: 0.394	FC6-4 IBB	SF7				G3			K	2	0	0	1	1	1	2			
Norm Miller, L OBP: 0.314, SLG: 0.348	FC6-4		K			G3			G3	4	0	0	1	0	1	3			
John Bateman, R OBP: 0.250, SLG: 0.260	SF9				4-3				F9	3	0	0	1	0	0	0			
Bob Lillis, R OBP: 0.234, SLG: 0.239	6-3				F9				F6	4	0	0	0	0	0	1			
Dave Giusti, R OBP: 0.169, SLG: 0.228						F7			6-3	4	1	2	0	0	0	0			
Inning Stats	R: 4 E: 1 K: 0 S: 6	H: 2 LOB: 1 BB: 2 P: 14	R: 3 E: 0 K: 1 S: 8	H: 3 LOB: 1 BB: 1 P: 12	R: 0 E: 0 K: 0 S: 4	H: 1 LOB: 0 BB: 0 P: 4	R: 0 E: 0 K: 0 S: 3	H: 0 LOB: 0 BB: 0 P: 3	R: 0 E: 0 K: 1 S: 7	H: 1 LOB: 2 BB: 2 P: 15	R: 0 E: 0 K: 0 S: 3	H: 0 LOB: 0 BB: 0 P: 3	R: 0 E: 0 K: 0 S: 2	H: 0 LOB: 1 BB: 1 P: 7	R: 0 E: 0 K: 0 S: 6	H: 0 LOB: 1 BB: 1 P: 7	1B: 5 2B: 1 3B: 1 HR: 0	SF: 2 SAC: 1 DP: 1 HBP: 1	WP: 0 PA: 39
PITCHER Tommye Sisk, R ERA: 3.28	IP: 1.0 WLS: L BF: 8 H: 2 R: 4 ER: 2 SO: 0 BB: 1 IBB: 0 HBP: 0 BLK: 0 WP: 0 HR: 0 S: 14 P: 14 ERA: 18.00 WHIP: 3.000															PITCHER	IP: 1.0 WLS: L BF: 8 H: 2 R: 4 ER: 2 SO: 0 BB: 1 IBB: 0 HBP: 0 BLK: 0 WP: 0 HR: 0 S: 14 P: 14 ERA: 18.00 WHIP: 3.000		
PITCHER Billy O'Dell, L ERA: 5.65	IP: 5.0 WLS: L BF: 24 H: 5 R: 5 ER: 3 SO: 2 BB: 3 IBB: 0 HBP: 0 BLK: 0 WP: 0 HR: 0 S: 25 P: 37 ERA: 5.40 WHIP: 1.600															PITCHER	IP: 5.0 WLS: L BF: 24 H: 5 R: 5 ER: 3 SO: 2 BB: 3 IBB: 0 HBP: 0 BLK: 0 WP: 0 HR: 0 S: 25 P: 37 ERA: 5.40 WHIP: 1.600		
PITCHER Pete Mikkelsen, R ERA: 4.56	IP: 2.0 WLS: L BF: 7 H: 0 R: 0 ER: 0 SO: 0 BB: 1 IBB: 0 HBP: 1 BLK: 0 WP: 0 HR: 0 S: 5 P: 10 ERA: 0.00 WHIP: 0.500															PITCHER	IP: 2.0 WLS: L BF: 7 H: 0 R: 0 ER: 0 SO: 0 BB: 1 IBB: 0 HBP: 1 BLK: 0 WP: 0 HR: 0 S: 5 P: 10 ERA: 0.00 WHIP: 0.500		


Pittsburgh Pirates @ Houston Astros
Astrodome, Houston, TX
Fri Jul 28 1967, 8:05 PM EDT
Att: 20,909 - Unknown

AB 29
R 9
H 7
RBI 9
BB 6
SO 2
LOB 12



Batter	1	2	3	4	5	6	7	8	9	AB	R	H	RBI	BB	SO	LOB	TOP	
Maury Wills, S OBP: 0.333, SLG: 0.369 (1, 5)										5	1	2	0	0	1	1	Pittsburgh Pirates @ Houston Astros Astrodome, Houston, TX Sat Jul 29 1967, 4:33 AM EDT Att: 25,785 - Unknown	
Gene Alley, R OBP: 0.345, SLG: 0.428 (1, 6)										5	0	3	1	0	0	3		
Roberto Clemente, R OBP: 0.492, SLG: 0.538 (1, 9)										5	2	1	1	0	1	3		
Donn Clendenon, R OBP: 0.311, SLG: 0.395 (1, 3)										5	1	3	0	0	1	0		
Bill Mazerowski, R OBP: 0.308, SLG: 0.387 (1, 4)										4	0	0	0	1	0	3		
Manny Mota, R OBP: 0.342, SLG: 0.455 (1, 8) (8, 7)										4	0	1	2	0	0	1		
Jose Pagan, R OBP: 0.327, SLG: 0.328 (8, PH)										3	0	0	0	0	1	3		
Matty Alou, L OBP: 0.347, SLG: 0.379 (8, 8)										1	0	0	0	0	0	0		
Manny Sanguillen, R OBP: 0.308, SLG: 0.308 (1, 2)										4	1	2	0	0	0	2		
Dennis Ribant, R OBP: 0.227, SLG: 0.295 (1, 1)										2	0	0	0	0	1	0		
Al McBean, R OBP: 0.375, SLG: 0.286 (8, PH)										1	0	1	0	0	0	0		
Juan Pizarro, L OBP: 0.182, SLG: 0.143 (8, 1)										0	0	0	0	0	0	0		
Roy Face, R (8, 1)										0	0	0	0	0	0	0		
Inning Stats	R: 0 E: 0 K: 1 S: 7	H: 2 LOB: 2 BB: 0 P: 7	R: 0 E: 0 K: 1 S: 5	H: 0 LOB: 0 BB: 0 P: 5	R: 0 E: 0 K: 0 S: 3	H: 0 LOB: 0 BB: 0 P: 3	R: 1 E: 3 K: 0 S: 6	H: 2 LOB: 2 BB: 0 P: 6	R: 3 E: 1 K: 1 S: 9	H: 4 LOB: 2 BB: 1 P: 13	R: 0 E: 0 K: 0 S: 3	H: 0 LOB: 0 BB: 0 P: 3	R: 0 E: 0 K: 0 S: 5	H: 3 LOB: 2 BB: 0 P: 5	R: 0 E: 0 K: 1 S: 5	H: 0 LOB: 0 BB: 0 P: 5	1B: 13 SF: 0 2B: 0 SAC: 1 3B: 0 DP: 1 HR: 0 HBP: 0	WP: 1 PA: 41 PB: 0 SB: 0 CS: 0
PITCHER	IP WLS BF H R ER SO BB IBB HBP BLK WP HR S P ERA WHIP																	
Mike Cuellar, L ERA: 2.97 (1, 1)	5.2 29 10 5 4 3 1 0 0 0 0 0 0 34 38 6.35 1.941																	
Barry Latman, R ERA: 4.33 (6, 1)	1.1 4 0 0 0 1 0 0 0 0 0 1 0 6 6 0.00 0.000																	
Dave Eilers, R ERA: 5.5 (8, 1)	1.0 W 5 3 0 0 0 0 0 0 0 0 0 0 5 5 0.00 3.000																	
Larry Sherry, R ERA: 5.01 (9, 1)	1.0 S 3 0 0 0 1 0 0 0 0 0 0 0 5 5 0.00 0.000																	

Batter	1	2	3	4	5	6	7	8	9	AB	R	H	RBI	BB	SO	LOB	BOTTOM	
Lee Bales, S (1, 4)										5	0	0	0	0	1	5	Pittsburgh Pirates @ Houston Astros Astrodome, Houston, TX Sat Jul 29 1967, 4:33 AM EDT Att: 25,785 - Unknown	
Larry Sherry, R (9, 1)										0	0	0	0	0	0	0		
Norm Miller, L OBP: 0.302, SLG: 0.333 (1, 7)										4	0	0	0	0	1	3		
Jimmy Wynn, R OBP: 0.348, SLG: 0.524 (1, 8)										2	1	1	0	1	0	0		
Ron Davis, R OBP: 0.274, SLG: 0.374 (7, 8)										1	0	1	0	0	0	0		
Rusty Staub, L OBP: 0.410, SLG: 0.515 (1, 9)										4	2	2	0	0	0	1		
Eddie Mathews, L OBP: 0.321, SLG: 0.392 (1, 3) (9, 5)										4	2	1	0	0	0	3		
Bob Aspromonte, R OBP: 0.359, SLG: 0.407 (1, 5)										4	0	3	4	0	0	0		
Julio Gotay, R OBP: 0.345, SLG: 0.413 (8, FR)										0	1	0	0	0	0	0		
Chuck Harrison, R OBP: 0.301, SLG: 0.333 (9, 3)										0	0	0	0	0	0	0		
John Bateman, R OBP: 0.259, SLG: 0.266 (1, 2)										3	0	2	1	1	0	1		
Bob Lillis, R OBP: 0.255, SLG: 0.260 (1, 6)										4	0	2	1	0	1	3		
Mike Cuellar, L OBP: 0.190, SLG: 0.263 (8, PH)										2	0	0	0	0	0	3		
Barry Latman, R OBP: 0.291, SLG: 0.391 (7, PH)										0	0	0	0	0	0	0		
Jackie Brandt, R OBP: 0.277, SLG: 0.326 (8, PH)										1	0	1	0	0	0	0		
Dave Glavin, R OBP: 0.189, SLG: 0.228 (8, PH)										0	0	0	0	0	0	0		
Dave Eilers, R (8, PH)										0	0	0	0	0	0	0		
Joe Morgan, L OBP: 0.442, SLG: 0.442 (9, 4)										1	0	0	0	0	2			
Inning Stats	R: 0 E: 0 K: 0 S: 3	H: 0 LOB: 0 BB: 0 P: 3	R: 0 E: 0 K: 0 S: 3	H: 0 LOB: 0 BB: 0 P: 3	R: 0 E: 0 K: 1 S: 7	H: 2 LOB: 2 BB: 0 P: 7	R: 0 E: 0 K: 0 S: 2	H: 0 LOB: 0 BB: 1 P: 6	R: 0 E: 0 K: 1 S: 6	H: 1 LOB: 1 BB: 0 P: 6	R: 3 E: 0 K: 0 S: 8	H: 5 LOB: 2 BB: 0 P: 8	R: 0 E: 0 K: 0 S: 3	H: 1 LOB: 1 BB: 0 P: 3	R: 3 E: 0 K: 1 S: 9	H: 4 LOB: 2 BB: 1 P: 13	1B: 11 SF: 0 2B: 2 SAC: 0 3B: 0 DP: 2 HR: 0 HBP: 0	WP: 0 PA: 37 PB: 1 SB: 0 CS: 0
PITCHER	IP WLS BF H R ER SO BB IBB HBP BLK WP HR S P ERA WHIP																	
Dennis Ribant, R ERA: 3.29 (1, 1)	5.2 25 8 3 3 2 1 0 0 0 0 0 0 28 32 4.76 1.588																	
Al McBean, R ERA: 3.16 (8, 1)	1.1 5 2 1 1 0 0 0 0 0 0 0 0 5 5 6.75 1.500																	
Juan Pizarro, L ERA: 4.33 (8, 1)	0.1 L 3 2 1 1 0 0 0 0 0 0 0 0 3 3 27.00 6.000																	
Roy Face, R ERA: 1.52 (8, 1)	0.2 4 1 1 1 1 0 1 0 0 0 0 0 5 9 13.50 1.500																	



Batter	1	2	3	4	5	6	7	8	9	AB	R	H	RBI	BB	SO	LOB	TOP										
Bud Harrelson, S OBP: 0.343, SLG: 0.346 (1, 6)	0-3 K	0-3 K			0-0 6-3		0-0 FC1-6 2B	0-0 4-3		5	1	0	0	0	2	7											
Bob Johnson, R OBP: 0.375, SLG: 0.489 (1, 3) (8, 4)	0-0 F7				0-0 5-3		0-0 G3		0-0 1B L7-2 1B	5	0	2	1	0	0	1											
Tommy Davis, R OBP: 0.345, SLG: 0.489 (1, 7)	0-0 P4				0-0 F7		0-0 P3		0-0 1B	5	0	2	1	0	0	1											
Ron Swoboda, R OBP: 0.322, SLG: 0.397 (1, 9)		0-0 E6 1B			0-0 5-3		0-0 2B		0-0 L7-2 1B	5	1	1	0	0	0	4											
Cleon Jones, R OBP: 0.252, SLG: 0.302 (1, 8)		0-0 BB 1B			0-0 L9		0-0 6-3		0-0 K	5	1	2	0	0	1	3											
Ed Charles, R OBP: 0.349, SLG: 0.337 (1, 5)		0-0 BB 1B			0-0 6-3		0-0 F3		0-3 K	4	0	1	1	0	1	2											
Phil Linz, R Hal Reniff, R (1, 4) (8, 1)	0-0 F8				0-0 F8		4-0 BB 1B		0-0 E4 1B	3	1	0	1	1	0	2											
Jerry Grote, R OBP: 0.226, SLG: 0.273 Danny Frisella, L (2, 1) Tommie Reynolds, R OBP: 0.271, SLG: 0.296 Dick Selma, R (7, 1) Don Shaw, L (7, 1) Ron Taylor, R (7, 1) Ed Kwanoozi, L OBP: 0.349, SLG: 0.407 (8, 3) (8, 3)	0-3 K				0-3 K		4-0 FC1-6 1B G3 BB		0-3 K	1	0	0	0	0	1	2											
Tom Seaver, R OBP: 0.315, SLG: 0.244 Greg Goossen, R OBP: 0.308, SLG: 0.320 (2, PH) (2, 2)	4-0 BB				0-3 K		0-0 FC1-6 1B		0-0 1B	0	0	0	0	0	0	0											
Inning Stats	R: 0 E: 0 K: 1 S: 5	H: 0 LOB: 0 BB: 0 P: 5	R: 1 E: 1 K: 2 S: 10	H: 2 LOB: 3 BB: 1 P: 14	R: 0 E: 0 K: 0 S: 4	H: 1 LOB: 1 BB: 0 P: 4	R: 0 E: 0 K: 1 S: 5	H: 0 LOB: 0 BB: 0 P: 5	R: 0 E: 0 K: 0 S: 4	H: 1 LOB: 1 BB: 0 P: 4	R: 3 E: 0 K: 0 S: 5	H: 2 LOB: 1 BB: 2 P: 13	R: 1 E: 1 K: 2 S: 10	H: 2 LOB: 2 BB: 0 P: 10	R: 0 E: 0 K: 1 S: 6	H: 2 LOB: 1 BB: 0 P: 6	1B: 7 2B: 4 3B: 0 HR: 0	SF: 0 SAC: 0 DP: 1 HBP: 0	WP: 2 PB: 0 SB: 0 CS: 0	PA: 41							
PITCHER	IP	WLS	BF	H	R	ER	SO	BB	IBB	HBP	BLK	WP	HR	S	P	ERA	WHIP										
Wade Blasingame, L ERA: 5.71 (1, 1)	6.0	W	26	4	3	2	5	3	0	0	0	0	0	33	45	3.00	1.167										
Carroll Sembera, R ERA: 4.94 (7, 1)	0.2		4	2	1	1	0	0	0	0	0	0	0	4	4	13.50	3.000										
Larry Sherry, R ERA: 4.95 (7, 1)	2.1	S	11	4	1	1	3	0	0	0	0	1	0	17	17	3.86	1.714										

New York Mets @ Houston Astros
Astrodome, Houston, TX
Sun Jul 30 1967, 4:33 AM EDT
Unknown

AB	38
R	5
H	10
RBI	5
BB	3
SO	8
LOB	23



Batter	1	2	3	4	5	6	7	8	9	AB	R	H	RBI	BB	SO	LOB	BOTTOM										
Julio Gotay, R OBP: 0.337, SLG: 0.402 Bob Lillis, R OBP: 0.255, SLG: 0.260 (1, 6) (9, 6)	5-3 K					0-0 F8				4	0	0	0	0	1	5											
Lee Bales, S OBP: 0.333, SLG: 0.143 Joe Morgan, L OBP: 0.412, SLG: 0.442 (1, 4) (9, 4)	0-0 2B	0-3 K			4-0 BB	0-0 G6-4-3				3	1	2	0	1	1	0											
Jimmy Wynn, R OBP: 0.349, SLG: 0.525 (1, 8)	0-0 2B	4-0 BB			0-3 K	0-0 1B				3	1	1	0	1	1	2											
Rusty Staub, L OBP: 0.411, SLG: 0.518 (1, 9)	0-0 WP 2B	0-0 G6-3			0-0 G6-3	0-0 1B				4	1	2	1	0	0	2											
Eddie Mathews, L OBP: 0.326, SLG: 0.393 (1, 3)	4-0 WP 2B				0-0 1B	4-0 CS BB				2	2	1	0	2	1	2											
Bob Aspromonte, R OBP: 0.358, SLG: 0.405 (1, 5)	0-3 K				0-0 FC6-4 1B	0-0 F9				4	0	1	0	0	1	5											
John Bateman, R OBP: 0.259, SLG: 0.262 (1, 2)	0-0 2B				0-3 K	0-3 K				3	1	0	0	1	2	2											
Ron Davis, R OBP: 0.278, SLG: 0.379 (1, 7)	0-0 BB				0-0 FC6-4 BB	4-0 G6-4-3 BB				3	0	1	3	1	0	1											
Wade Blasingame, L OBP: 0.286, SLG: 0.063 Carroll Sembera, R OBP: 0.143, SLG: 0.143 Larry Sherry, R (1, 1) (7, 1) (7, 1)	0-0 BB	4-0 BB			4-0 BB	0-3 K				1	0	0	0	2	1	1											
Inning Stats	R: 5 E: 0 K: 2 S: 11	H: 4 LOB: 2 BB: 3 P: 23	R: 0 E: 0 K: 1 S: 4	H: 0 LOB: 0 BB: 1 P: 8	R: 1 E: 1 K: 1 S: 7	H: 2 LOB: 2 BB: 1 P: 11	R: 0 E: 0 K: 1 S: 4	H: 0 LOB: 0 BB: 1 P: 8	R: 0 E: 0 K: 1 S: 7	H: 2 LOB: 2 BB: 0 P: 7	R: 0 E: 0 K: 1 S: 5	H: 0 LOB: 0 BB: 0 P: 5	R: 0 E: 0 K: 1 S: 5	H: 0 LOB: 0 BB: 0 P: 5	R: 0 E: 0 K: 1 S: 6	H: 0 LOB: 0 BB: 0 P: 6	1B: 5 2B: 3 3B: 0 HR: 0	SF: 0 SAC: 0 DP: 3 HBP: 0	WP: 1 PB: 0 SB: 0 CS: 1	PA: 36							
PITCHER	IP	WLS	BF	H	R	ER	SO	BB	IBB	HBP	BLK	WP	HR	S	P	ERA	WHIP										
Tom Seaver, R ERA: 3.2 (1, 1)	1.0	L	10	4	5	5	2	2	1	0	0	0	0	11	23	45.00	6.000										
Danny Frisella, R ERA: 3.63 (2, 1)	5.0		18	2	1	0	5	5	0	0	0	0	0	23	43	0.00	1.400										
Dick Selma, R ERA: 3.63 (7, 1)	0.1		3	2	0	0	0	0	0	0	0	0	0	3	3	0.00	6.000										
Don Shaw, L ERA: 3.38 (7, 1)	0.1		1	0	0	0	1	0	0	0	0	0	0	3	3	0.00	0.000										
Ron Taylor, R ERA: 2.88 (7, 1)	0.1		1	0	0	0	0	0	0	0	0	0	0	1	1	0.00	0.000										

New York Mets @ Houston Astros
Astrodome, Houston, TX
Sun Jul 30 1967, 4:33 AM EDT
Unknown

AB	28
R	6
H	8
RBI	4
BB	8
SO	9
LOB	20



Batter	1	2	3	4	5	6	7	8	9	AB	R	H	RBI	BB	SO	LOB	TOP					
Bud Harrelson, S OBP: 0.342, SLG: 0.345 Don Shaw, L (8, 1)	L5		5-3			FC5-4 1B		5-3		4	0	1	0	0	0	0						
Larry Stahl, L OBP: 0.289, SLG: 0.289 (1, 9)	P6			F8		FC5-4 2B		3-1		4	1	0	0	0	0	1						
Tommy Davis, R OBP: 0.345, SLG: 0.491 Cleon Jones, R OBP: 0.251, SLG: 0.301 (1, 7) (6, 7)	5-3			L9		2B			K	3	0	1	1	0	0	0						
Ed Kranepool, L OBP: 0.347, SLG: 0.405 (1, 3)		F8				G3			G3	4	0	1	0	0	0	1						
Ed Charles, R OBP: 0.348, SLG: 0.336 (1, 5)		4-3				1B			K	4	0	1	0	0	2	1						
Tommy Reynolds, R OBP: 0.282, SLG: 0.275 (1, 8)										4	0	2	0	0	0	1						
Phil Linz, R OBP: 0.271, SLG: 0.302 (1, 4)										3	0	0	0	0	0	2						
Jerry Grote, R OBP: 0.226, SLG: 0.269 Bob Johnson, R OBP: 0.375, SLG: 0.489 (1, 2) (8, 6)				P5		F5			F8	3	0	0	0	0	0	1						
Jack Fisher, R OBP: 0.120, SLG: 0.085 Dick Selma, R (4, 1) John Sullivan, L OBP: 0.255, SLG: 0.237 (8, 2) (8, 2)				K					K	1	0	0	0	0	1	0						
									F9	1	0	0	0	0	1	0						
										1	0	0	0	0	0	0						
Inning Stats	R: 0 E: 0 K: 0 S: 3	H: 0 LOB: 0 BB: 0 P: 3	R: 0 E: 0 K: 0 S: 4	H: 1 LOB: 0 BB: 0 P: 4	R: 0 E: 0 K: 1 S: 5	H: 0 LOB: 0 BB: 0 P: 5	R: 0 E: 0 K: 1 S: 6	H: 1 LOB: 0 BB: 0 P: 6	R: 0 E: 0 K: 0 S: 3	H: 0 LOB: 0 BB: 0 P: 3	R: 1 E: 0 K: 1 S: 7	H: 2 LOB: 1 BB: 0 P: 7	R: 0 E: 0 K: 1 S: 6	H: 1 LOB: 1 BB: 0 P: 6	R: 0 E: 0 K: 0 S: 3	H: 0 LOB: 0 BB: 0 P: 3	R: 0 E: 0 K: 1 S: 6	H: 1 LOB: 1 BB: 0 P: 6	1B: 5 2B: 1 3B: 0 HR: 0	SF: 0 SAC: 0 DP: 0 HBP: 0	WP: 1 PB: 0 SB: 0 CS: 0	PA: 33
PITCHER Don Wilson, R ERA: 2.54 (1, 1)	IP: 9.0 WLS: W BF: 33 H: 6 R: 1 ER: 1 SO: 5 BB: 0 IBB: 0 HBP: 0 BLK: 0 WP: 1 HR: 0 S: 43 P: 43 ERA: 1.00 WHIP: 0.667															PITCHER	IP: 9.0 WLS: W BF: 33 H: 6 R: 1 ER: 1 SO: 5 BB: 0 IBB: 0 HBP: 0 BLK: 0 WP: 1 HR: 0 S: 43 P: 43 ERA: 1.00 WHIP: 0.667					

New York Mets @ Houston Astros
Astrodome, Houston, TX
Sun Jul 30 1967, 4:38 AM EDT
Att: 37,079 - Unknown

AB 33
R 1
H 6
RBI 1
BB 0
SO 5
LOB 7



Batter	1	2	3	4	5	6	7	8	9	AB	R	H	RBI	BB	SO	LOB	BOTTOM			
Norm Miller, L OBP: 0.315, SLG: 0.340 (1, 7)	K			2B HR	3-1					4	2	2	0	1	1	1				
Joe Morgan, L OBP: 0.412, SLG: 0.452 (1, 4)	2B			HR		1-3				5	2	2	0	0	2	2				
Jimmy Wynn, R OBP: 0.353, SLG: 0.548 Ron Davis, R OBP: 0.276, SLG: 0.375 (1, 8) (6, PH) (7, 8)	3B			HR		5-3				3	2	3	6	0	0	0				
Rusty Staub, L OBP: 0.412, SLG: 0.516 (1, 9)	1B			HR						2	0	0	0	0	0	1				
	2B			5-3						3	1	1	0	1	0	0				
Eddie Mathews, L OBP: 0.328, SLG: 0.398 (1, 5) (6, 3)	2B					4-3				4	2	2	0	0	1	1				
Chuck Harrison, R OBP: 0.301, SLG: 0.341 Julio Gotay, R OBP: 0.335, SLG: 0.400 (1, 3) (6, 5)	1B			1B						3	0	1	2	0	1	1				
John Bateman, R OBP: 0.283, SLG: 0.263 (1, 2)	1B									1	0	0	0	0	0	0				
John Bateman, R OBP: 0.283, SLG: 0.263 (1, 2)	1B									3	0	1	0	1	1	1				
Bob Lillis, R OBP: 0.273, SLG: 0.278 (1, 6)	L3									4	0	2	1	0	0	3				
Don Wilson, R OBP: 0.140, SLG: 0.111 (1, 1)										4	0	0	0	0	0	3				
										3	0	1	0	1	1	1				
										4	0	2	1	0	0	3				
										4	0	0	0	0	0	3				
Inning Stats	R: 3 E: 0 K: 1 S: 10	H: 6 LOB: 2 BB: 0 P: 10	R: 2 E: 0 K: 1 S: 7	H: 2 LOB: 0 BB: 0 P: 7	R: 1 E: 0 K: 2 S: 9	H: 2 LOB: 1 BB: 0 P: 9	R: 3 E: 0 K: 1 S: 8	H: 3 LOB: 0 BB: 0 P: 8	R: 0 E: 0 K: 0 S: 3	H: 0 LOB: 1 BB: 1 P: 7	R: 0 E: 0 K: 0 S: 4	H: 1 LOB: 1 BB: 0 P: 4	R: 0 E: 0 K: 1 S: 4	H: 0 LOB: 0 BB: 1 P: 8	R: 0 E: 0 K: 1 S: 4	H: 0 LOB: 0 BB: 1 P: 8	1B: 7 2B: 5 3B: 1 HR: 2	SF: 0 SAC: 0 DP: 1 HBP: 0	WP: 0 PB: 1 SB: 0 CS: 0	PA: 39
PITCHER Jack Fisher, R ERA: 4.69 Dick Selma, R ERA: 3.33 Don Shaw, L ERA: 3.29 (1, 1) (4, 1) (8, 1)	IP: 3.0 WLS: L BF: 21 H: 13 R: 9 ER: 9 SO: 4 BB: 0 IBB: 0 HBP: 0 BLK: 0 WP: 0 HR: 1 S: 29 P: 29 ERA: 27.00 WHIP: 4.333															PITCHER	IP: 3.0 WLS: L BF: 21 H: 13 R: 9 ER: 9 SO: 4 BB: 0 IBB: 0 HBP: 0 BLK: 0 WP: 0 HR: 1 S: 29 P: 29 ERA: 27.00 WHIP: 4.333			

New York Mets @ Houston Astros
Astrodome, Houston, TX
Sun Jul 30 1967, 4:38 AM EDT
Att: 37,079 - Unknown

AB 36
R 9
H 14
RBI 9
BB 3
SO 6
LOB 13



Batter	1	2	3	4	5	6	7	8	9	AB	R	H	RBI	BB	SO	LOB	TOP										
Bud Harrelson, S (1, 6) OBP: 0.344, SLG: 0.343										2	1	0	0	2	1	0	New York Mets @ Houston Astros Astrodome, Houston, TX Mon Jul 31 1967, 8:05 PM EDT Att: 15,001 - Unknown										
Cleon Jones, R (1, 8) OBP: 0.247, SLG: 0.296										4	1	0	0	0	0	2											
Tommy Davis, R (1, 7) OBP: 0.347, SLG: 0.491 Dick Selma, R (9, PR)										4	0	2	1	0	0	0											
Ron Swoboda, R (1, 9) OBP: 0.325, SLG: 0.393										2	0	0	0	2	2	0											
Ed Charles, R (1, 5) OBP: 0.343, SLG: 0.331										4	0	0	0	0	1	4											
Greg Goossen, R (1, 2) OBP: 0.276, SLG: 0.286 Larry Stahl, L (9, PH) OBP: 0.267, SLG: 0.286										3	0	0	0	0	1	2											
Ed Kranepool, L (1, 3) OBP: 0.343, SLG: 0.399										4	0	0	0	0	1	4											
Phil Linz, R (1, 4) OBP: 0.255, SLG: 0.283										3	0	0	0	0	1	0											
Dennis Bennett, L (1, 1) OBP: 0.147, SLG: 0.242 Ron Taylor, R (1, 1) Bob Johnson, R (8, PH) OBP: 0.371, SLG: 0.484 Hal Reniff, R (8, 1)										0	0	0	0	0	0	0											
Inning Stats	R: 2 E: 1 K: 2 S: 9	H: 1 LOB: 2 BB: 2 P: 17	R: 0 E: 0 K: 1 S: 5	H: 0 LOB: 1 BB: 1 P: 9	R: 0 E: 0 K: 1 S: 5	H: 0 LOB: 0 BB: 0 P: 5	R: 0 E: 0 K: 0 S: 3	H: 0 LOB: 0 BB: 0 P: 3	R: 0 E: 0 K: 1 S: 5	H: 0 LOB: 0 BB: 0 P: 5	R: 0 E: 0 K: 1 S: 5	H: 0 LOB: 0 BB: 0 P: 5	R: 0 E: 0 K: 1 S: 5	H: 0 LOB: 0 BB: 0 P: 5	R: 0 E: 0 K: 1 S: 6	H: 1 LOB: 2 BB: 1 P: 10		1B: 2 2B: 0 3B: 0 HR: 0	SF: 0 SAC: 0 DP: 0 HBP: 0	WP: 1 PB: 0 SB: 0 CS: 0	PA: 34						
PITCHER	IP	WLS	BF	H	R	ER	SO	BB	IBB	HBP	BLK	WP	HR	S	P	ERA	WHIP										
Bo Belinsky, L (1, 1) ERA: 4.67 Larry Sherry, R (9, 1) ERA: 4.84	8.0	W	31	2	2	1	8	4	0	0	0	1	0	43	59	1.12	0.750										

Batter	1	2	3	4	5	6	7	8	9	AB	R	H	RBI	BB	SO	LOB	BOTTOM										
Ron Davis, R (1, 7) OBP: 0.275, SLG: 0.388										4	1	1	1	0	0	2	New York Mets @ Houston Astros Astrodome, Houston, TX Mon Jul 31 1967, 8:05 PM EDT Att: 15,001 - Unknown										
Joe Morgan, L (1, 4) OBP: 0.416, SLG: 0.463										4	1	3	0	0	0	0											
Jimmy Wynn, R (1, 8) OBP: 0.350, SLG: 0.542										4	0	0	1	0	2	2											
Rusty Staub, L (1, 9) OBP: 0.413, SLG: 0.515										3	0	1	0	1	0	0											
Bob Aspromonte, R (1, 5) OBP: 0.360, SLG: 0.407										3	1	1	0	1	0	3											
Doug Radler, R (1, 3) OBP: 0.250, SLG: 0.250										4	0	1	0	0	1	2											
John Bateman, R (1, 2) OBP: 0.263, SLG: 0.263										4	0	1	0	0	0	2											
Bob Lillis, R (1, 6) OBP: 0.276, SLG: 0.281										3	0	1	1	0	0	2											
Bo Belinsky, L (1, 1) OBP: 0.167, SLG: 0.107 Larry Sherry, R (9, 1)										3	0	0	0	0	1	3											
Inning Stats	R: 2 E: 0 K: 0 S: 5	H: 3 LOB: 0 BB: 0 P: 5	R: 0 E: 0 K: 0 S: 5	H: 2 LOB: 0 BB: 0 P: 5	R: 0 E: 0 K: 1 S: 5	H: 2 LOB: 1 BB: 0 P: 5	R: 0 E: 0 K: 0 S: 4	H: 1 LOB: 1 BB: 0 P: 8	R: 0 E: 0 K: 2 S: 8	H: 0 LOB: 0 BB: 0 P: 5	R: 0 E: 0 K: 1 S: 8	H: 1 LOB: 1 BB: 0 P: 8	R: 0 E: 0 K: 0 S: 3	H: 0 LOB: 1 BB: 1 P: 7	1B: 5 2B: 3 3B: 0 HR: 1	SF: 0 SAC: 0 DP: 1 HBP: 0		WP: 0 PB: 0 SB: 2 CS: 0	PA: 34								
PITCHER	IP	WLS	BF	H	R	ER	SO	BB	IBB	HBP	BLK	WP	HR	S	P	ERA	WHIP										
Dennis Bennett, L (1, 1) ERA: 4.22 Ron Taylor, R (1, 1) ERA: 2.49 Hal Reniff, R (8, 1) ERA: 3.18	6.2	L	26	6	1	1	4	0	1	0	0	0	0	33	37	1.35	0.900										

AB	30
R	2
H	2
RBI	1
BB	4
SO	9
LOB	14



AB	32
R	3
H	9
RBI	3
BB	2
SO	4
LOB	16



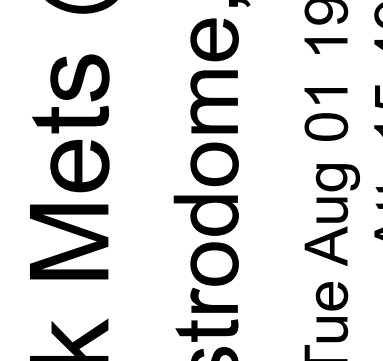
Batter	1	2	3	4	5	6	7	8	9	AB	R	H	RBI	BB	SO	LOB	TOP																			
Bud Harrelson, S (1, 6) OBP: 0.347, SLG: 0.345	0-0 1B	4-0 BB		0-0 F8			0-3 K		0-0 S 1B	4	0	2	1	1	1	0	New York Mets @ Houston Astros Astrodome, Houston, TX Tue Aug 01 1967, 8:05 PM EDT Att: 15,499 - Unknown																			
Larry Stahl, L (1, 8) OBP: 0.286, SLG: 0.277 Cleon Jones, R (8, 8) OBP: 0.246, SLG: 0.295	0-0 F2	0-3 K		0-3 K			1-0 HBP		0-3 3-H K 1-2	3	0	0	0	0	2	3																				
Tommy Davis, R (1, 7) OBP: 0.347, SLG: 0.490 Tommie Reynolds, R (9, 7) OBP: 0.282, SLG: 0.275	1-3 1B			0-0 G3 1B 1B			0-0 4-3		0-0 6-3	5	1	2	0	0	0	2																				
Ed Kranepool, L (1, 3) OBP: 0.339, SLG: 0.394	0-3 K			0-3 K			0-0 3-1		0-0 F9	4	0	0	0	0	2	3																				
Ron Swoboda, R (1, 9) OBP: 0.327, SLG: 0.403	0-0 P6			1-2 G3 1B 1B			0-0 L8		0-0 1B 3B	4	2	2	0	0	0	2																				
John Sullivan, L (1, 2) OBP: 0.265, SLG: 0.258		0-0 1B 2B		0-0 G3 1-2 2-3			0-0 4-3		0-0 CS 1B	4	1	2	1	0	0	2																				
Ed Charles, R (1, 5) OBP: 0.345, SLG: 0.333		0-0 2-H 1B		0-0 1B			0-0 F8		0-3 3-H K 1-2	4	0	2	3	0	1	1																				
Phil Linz, R (1, 4) OBP: 0.255, SLG: 0.300		0-0 6-3		0-0 F8			0-0 5-3		0-0 SH1-3 1B 2B	4	1	1	0	0	0	2																				
Don Cardwell, R (1, 1) OBP: 0.242, SLG: 0.300 Don Shaw, L (5, 1)		0-0 F8		0-3 K			0-0 1-3		0-0 SH1-3 2-3	2	0	0	0	0	1	1																				
Inning Stats	R: 0 E: 0 K: 1 S: 7	H: 2 LOB: 2 BB: 0 P: 7	R: 1 E: 0 K: 1 S: 7	H: 2 LOB: 2 BB: 1 P: 11	R: 2 E: 0 K: 1 S: 8	H: 3 LOB: 1 BB: 0 P: 8	R: 0 E: 0 K: 2 S: 7	H: 0 LOB: 0 BB: 0 P: 7	R: 0 E: 0 K: 0 S: 3	H: 0 LOB: 0 BB: 0 P: 3	R: 0 E: 0 K: 1 S: 5	H: 0 LOB: 1 BB: 0 P: 6	R: 1 E: 0 K: 1 S: 6	H: 2 LOB: 0 BB: 0 P: 6	R: 1 E: 0 K: 1 S: 7	H: 2 LOB: 1 BB: 0 P: 7		1B: 8 2B: 2 3B: 1 HR: 0	SF: 0 SAC: 1 DP: 0 HBP: 1	WP: 0 PA: 39 PB: 0 SB: 1 CS: 1																
PITCHER	IP	WLS	BF	H	R	ER	SO	BB	IBB	HBP	BLK	WP	HR	S	P	ERA	WHIP	PITCHER		IP	WLS	BF	H	R	ER	SO	BB	IBB	HBP	BLK	WP	HR	S	P	ERA	WHIP
Dave Giusti, R (1, 1) ERA: 4.08	8.1	L	37	11	5	5	7	1	0	0	0	0	0	49	54	5.40	1.440																			
Carroll Sembera, R (9, 1) ERA: 4.79	0.2		2	0	0	0	1	0	0	0	0	0	0	4	4	0.00	0.000																			

AB	36
R	5
H	11
RBI	5
BB	1
SO	8
LOB	17



Batter	1	2	3	4	5	6	7	8	9	AB	R	H	RBI	BB	SO	LOB	BOTTOM																					
Norm Miller, L (1, 7) OBP: 0.325, SLG: 0.360 Ron Davis, R (6, 7) OBP: 0.277, SLG: 0.389	0-0 1B 5-3 2B	0-0 3-1			0-0 S BB 1B				0-0 1-3								3	1	2	0	0	0	0	0	0	0	0	0	0	0	0	0	0	0	0			
Joe Morgan, L (1, 4) OBP: 0.421, SLG: 0.465	0-0 5-3 S 2-3 1B			0-0 3-1 BB 1B			4-0 1-2 BB BB		0-0 4-3								3	0	2	0	2	0	0	0	0	0	0	0	0	0	0	0	0	0	0			
Jimmy Wynn, R (1, 8) OBP: 0.351, SLG: 0.538	0-3 K 1-2			4-0 1-2 BB BB			4-0 1-2 2-3 BB		0-0 5-3								3	0	0	0	2	1	4	0	0	0	0	0	0	0	0	0	0	0	0	0		
Rusty Staub, L (1, 9) OBP: 0.409, SLG: 0.509	0-0 5-3 2-3 3-H			0-0 3-1 1-2 2-3			0-3 K		0-0 P6								4	0	0	1	0	1	6	0	0	0	0	0	0	0	0	0	0	0	0	0		
Eddie Mathews, L (1, 3) OBP: 0.331, SLG: 0.397 Doug Rader, R (8, PH) OBP: 0.400, SLG: 0.400	4-0 BB IBB			4-0 G1-2-3 IBB			0-3 K		0-0 1B 1B								1	0	0	0	2	1	3	0	0	0	0	0	0	0	0	0	0	0	0	0	0	
Bob Aspromonte, R (1, 5) OBP: 0.361, SLG: 0.407	4-0 1-2 BB			0-0 G1-2-3 1-2			0-3 K		0-0 G5-4-3 1B								3	0	1	0	1	1	6	0	0	0	0	0	0	0	0	0	0	0	0	0	0	
John Bateman, R (1, 2) OBP: 0.258, SLG: 0.258	0-3 K			0-0 6-3			0-0 5-3		0-0 G5-4-3 1B								4	0	0	0	0	1	5	0	0	0	0	0	0	0	0	0	0	0	0	0	0	
Bob Lillis, R (1, 6) OBP: 0.258, SLG: 0.262				0-0 F7			0-3 K		0-0 F7								4	0	0	0	0	1	0	0	0	0	0	0	0	0	0	0	0	0	0	0	0	
Dave Giusti, R (1, 1) OBP: 0.161, SLG: 0.217 Carroll Sembera, R (9, 1) OBP: 0.143, SLG: 0.143 Julio Gotay, R (9, PH) OBP: 0.333, SLG: 0.398	0-0 1-3			0-0 1-3			0-0 6-3		0-3 K								3	0	0	0	0	0	0	0	0	0	0	0	0	0	0	0	0	0	0	0	0	0
Inning Stats	R: 1 E: 0 K: 2 S: 9	H: 2 LOB: 3 BB: 2 P: 17	R: 0 E: 0 K: 0 S: 3	H: 0 LOB: 0 BB: 0 P: 3	R: 0 E: 0 K: 0 S: 3	H: 1 LOB: 2 BB: 2 P: 11	R: 0 E: 0 K: 0 S: 3	H: 0 LOB: 0 BB: 0 P: 3	R: 0 E: 0 K: 3 S: 10	H: 1 LOB: 3 BB: 2 P: 18	R: 0 E: 0 K: 1 S: 5	H: 0 LOB: 0 BB: 0 P: 5	R: 0 E: 0 K: 0 S: 3	H: 0 LOB: 0 BB: 0 P: 3	R: 0 E: 0 K: 0 S: 4	H: 2 LOB: 1 BB: 0 P: 4	R: 0 E: 0 K: 1 S: 6	H: 1 LOB: 2 BB: 1 P: 10	1B: 6 2B: 1 3B: 0 HR: 0	SF: 0 SAC: 0 DP: 2 HBP: 0	WP: 0 PA: 39 PB: 0 SB: 2 CS: 0																	
PITCHER	IP	WLS	BF	H	R	ER	SO	BB	IBB	HBP	BLK	WP	HR	S	P	ERA	WHIP	PITCHER		IP	WLS	BF	H	R	ER	SO	BB	IBB	HBP	BLK	WP	HR	S	P	ERA	WHIP		
Don Cardwell, R (1, 1) ERA: 3.69	4.0		21	4	1	1	2	4	2	0	0	0	0	19	43	2.25	2.000																					
Don Shaw, L (5, 1) ERA: 2.91	5.0	W	18	3	0	0	5	1	0	0	0	0	0	27	31	0.00	0.800																					

AB	32
R	1
H	7
RBI	1
BB	7
SO	7
LOB	24



Batter	1	2	3	4	5	6	7	8	9	AB	R	H	RBI	BB	SO	LOB	TOP			
Bud Harrison, S (1, 6) OBP: 0.344, SLG: 0.341	5-3		L8-2			6-3		6-3		4	0	0	0	0	0	3	New York Mets @ Houston Astros Astrodome, Houston, TX Wed Aug 02 1967, 8:05 PM EDT Att: 18,856 - Unknown			
Phil Lutz, R (1, 4) OBP: 0.254, SLG: 0.296	K					1B 2-3 1B		K		4	1	1	0	0	3	0				
Tommy Davis, R (1, 7) OBP: 0.346, SLG: 0.487	6-3					1B 1-3 3-H 1B		6-3		4	0	1	1	0	0	0				
Ron Swoboda, R (1, 9) OBP: 0.326, SLG: 0.401		5-3				1-3 3-H 1B				4	0	1	1	0	2	0				
Ed Charles, R (1, 5) OBP: 0.341, SLG: 0.328		F7				K				4	0	0	0	0	2	2				
Cleon Jones, R (1, 8) OBP: 0.243, SLG: 0.290		F9				6-3		L8		4	0	0	0	0	0	0				
Ed Kranepool, L (1, 3) OBP: 0.339, SLG: 0.393			SH2-4 L8-2 1B			1-3		G3		3	0	1	0	0	0	0				
Jerry Grote, R (1, 2) OBP: 0.237, SLG: 0.276			1-2 SH2-4 1B			1B SH3 1B				2	1	2	0	1	0	0				
Bob Hendley, R (1, 1) OBP: 0.136, SLG: 0.050			SH2-4			SH3				0	0	0	0	0	0	0				
Dick Selma, R (6, 1) Greg Goossen, R (7, PH) Hal Reniff, R (7, 1) Danny Frisella, L (8, 1)			1-2 2-3			1-2		K		0	0	0	0	0	0	0				
Inning Stats	R: 0 E: 0 K: 1 S: 5	H: 0 LOB: 0 BB: 0 P: 5	R: 0 E: 0 K: 0 S: 3	H: 0 LOB: 0 BB: 0 P: 3	R: 0 E: 0 K: 0 S: 4	H: 2 LOB: 1 BB: 0 P: 4	R: 0 E: 0 K: 2 S: 7	H: 0 LOB: 0 BB: 0 P: 7	R: 0 E: 0 K: 0 S: 3	H: 0 LOB: 2 BB: 0 P: 3	R: 2 E: 0 K: 1 S: 9	H: 4 LOB: 2 BB: 0 P: 9	R: 0 E: 0 K: 1 S: 5	H: 0 LOB: 1 BB: 1 P: 9	R: 0 E: 0 K: 2 S: 7	H: 0 LOB: 0 BB: 0 P: 7	1B: 6 2B: 1 3B: 0 HR: 0	SF: 0 SAC: 2 DP: 1 HBP: 0	WP: 0 PB: 0 SB: 0 CS: 0	PA: 33
PITCHER Mike Cuellar, L (1, 1) ERA: 2.92	IP: 9.0 WLS: W BF: 33 H: 6 R: 2 ER: 2 SO: 8 BB: 1 IBB: 0 HBP: 0 BLK: 0 WP: 0 HR: 0 S: 48 P: 52 ERA: 2.00 WHIP: 0.778											PITCHER	IP: WLS: BF: H: R: ER: SO: BB: IBB: HBP: BLK: WP: HR: S: P: ERA: WHIP:							



Batter	1	2	3	4	5	6	7	8	9	AB	R	H	RBI	BB	SO	LOB	BOTTOM			
Julio Gotay, R (1, 6) OBP: 0.337, SLG: 0.399										2	0	1	1	1	0	3	New York Mets @ Houston Astros Astrodome, Houston, TX Wed Aug 02 1967, 8:05 PM EDT Att: 18,856 - Unknown			
Dave Adlesh, R (9, 2)		FC6						SF9		0	0	0	0	0	0	0				
Joe Morgan, L (1, 4)	F8		F7					L9		5	0	1	1	0	0	3				
Jimmy Wynn, R (1, 8) OBP: 0.348, SLG: 0.532	K		F2							4	0	0	0	0	2	3				
Rusty Staub, L (1, 9) OBP: 0.407, SLG: 0.504	F2		4-3					G3		3	0	0	0	1	0	2				
Doug Rader, R (1, 3) OBP: 0.444, SLG: 0.667		G3 BB 1B						2B 3B		4	1	2	0	0	0	2				
Ron Davis, R (1, 7) OBP: 0.286, SLG: 0.399		G3 BB						1B 2B		3	2	2	1	1	0	0				
Bob Aspromonte, R (1, 5) OBP: 0.363, SLG: 0.498		G3						E SF9 1B		4	1	2	0	0	0	3				
John Bateman, R (1, 2) OBP: 0.259, SLG: 0.256								E9 SF9 1B		2	0	0	0	1	0	1				
Norm Miller, L (8, PH) OBP: 0.330, SLG: 0.366								L8		1	0	1	1	0	0	0				
Bob Lillis, R (9, 6) OBP: 0.258, SLG: 0.262										0	0	0	0	0	0	0				
Mike Cuellar, L (1, 1) OBP: 0.194, SLG: 0.262		K								4	1	1	0	0	2	5				
Inning Stats	R: 0 E: 0 K: 1 S: 5	H: 0 LOB: 1 BB: 1 P: 9	R: 0 E: 0 K: 1 S: 6	H: 1 LOB: 3 BB: 2 P: 14	R: 0 E: 0 K: 0 S: 3	H: 0 LOB: 0 BB: 0 P: 3	R: 0 E: 0 K: 0 S: 4	H: 1 LOB: 1 BB: 0 P: 4	R: 1 E: 0 K: 0 S: 5	H: 2 LOB: 2 BB: 1 P: 9	R: 1 E: 0 K: 1 S: 6	H: 1 LOB: 0 BB: 0 P: 6	R: 0 E: 0 K: 1 S: 6	H: 1 LOB: 1 BB: 0 P: 6	R: 3 E: 1 K: 0 S: 7	H: 4 LOB: 1 BB: 0 P: 7	1B: 8 2B: 1 3B: 1 HR: 0	SF: 1 SAC: 1 DP: 0 HBP: 0	WP: 1 PB: 1 SB: 0 CS: 0	PA: 38
PITCHER Bob Hendley, L (1, 1) ERA: 3.9	IP: 5.0 WLS: 24 BF: 24 H: 5 R: 2 ER: 2 SO: 2 BB: 3 IBB: 1 HBP: 0 BLK: 0 WP: 1 HR: 0 S: 24 P: 40 ERA: 3.60 WHIP: 1.600											PITCHER	IP: WLS: BF: H: R: ER: SO: BB: IBB: HBP: BLK: WP: HR: S: P: ERA: WHIP:							
Dick Selma, R (6, 1) ERA: 3.29	1.0	3	0	0	0	1	0	0	0	0	1	0	5	5	0.00	0.000				
Hal Reniff, R (7, 1) ERA: 3.41	1.0	L 7	4	3	2	1	0	0	0	0	0	0	9	9	18.00	4.000				
Danny Frisella, R (8, 1) ERA:	1.0	4	1	0	0	0	0	0	0	0	0	0	4	4	0.00	1.000				



Batter	1	2	3	4	5	6	7	8	9	AB	R	H	RBI	BB	SO	LOB	TOP	
Julio Gotay, R OBP: 0.335, SLG: 0.392 (1, 6)	0-0 6-3 BB		0-0 FC6-4 1-2			0-0 F9		4-0 BB L3		3	0	0	0	1	0	1	Houston Astros @ Philadelphia Phillies Connie Mack Stadium, Philadelphia, PA Fri Aug 04 1967, 7:05 PM EDT Att: 7,349 - Unknown	
Joe Morgan, L OBP: 0.414, SLG: 0.454 (1, 4)	0-0 F9			0-0 4-3		0-3 K		0-0 L3 1-2		4	0	0	0	0	1	1		
Jimmy Wynn, R OBP: 0.347, SLG: 0.529 (1, 8)	0-3 K			0-3 K		0-0 F7			0-0 1B 1B	4	1	1	0	0	2	0		
Rusty Staub, L OBP: 0.411, SLG: 0.506 (1, 9)		4-0 G6-4-3 BB							0-0 1B 1B	3	0	2	0	1	0	0		
Doug Rader, R OBP: 0.538, SLG: 0.750 (1, 3)		0-0 F7							0-0 1B 1B	3	0	2	1	0	0	1		
Ron Davis, R OBP: 0.286, SLG: 0.396 (1, 7)		0-0 G6-4-3 1-2							0-0 1B 1B	4	0	1	0	0	0	4		
Bob Aspromonte, R OBP: 0.364, SLG: 0.407 (1, 5)			0-0 FC6-4 1B			4-0 BB			0-0 1B 1B	3	0	1	0	1	0	4		
John Bateman, R OBP: 0.255, SLG: 0.251 (1, 2)			0-0 P6			0-0 F8			0-0 G6-4-3 1-2 2-3	4	0	0	0	0	0	8		
Don Wilson, R OBP: 0.140, SLG: 0.111 Jackie Brandt, R OBP: 0.285, SLG: 0.320 Dan Schneider, L OBP: 0.320, SLG: 0.360 Norm Miller, R OBP: 0.300, SLG: 0.360 Dave Eilers, R OBP: 0.310, SLG: 0.330 Lee Bales, S OBP: 0.310, SLG: 0.330 Carroll Sembera, R OBP: 0.140, SLG: 0.140 (1, 1) (3, PH) (3, 1) (5, PH) (5, 1) (5, PH) (8, 1)			0-0 F2			0-0 P5			0-0 2-3	0	0	0	0	0	0	0		
Inning Stats	R: 0 E: 0 K: 1 S: 5	H: 0 LOB: 0 BB: 0 P: 5	R: 0 E: 0 K: 0 S: 2	H: 0 LOB: 0 BB: 1 P: 6	R: 0 E: 0 K: 0 S: 4	H: 1 LOB: 1 BB: 0 P: 4	R: 0 E: 0 K: 1 S: 5	H: 0 LOB: 0 BB: 0 P: 5	R: 0 E: 0 K: 0 S: 4	H: 1 LOB: 2 BB: 0 P: 5	R: 0 E: 0 K: 0 S: 2	H: 0 LOB: 0 BB: 1 P: 6	R: 1 E: 1 K: 0 S: 6	H: 4 LOB: 2 BB: 0 P: 6	1B: 6 2B: 2 3B: 0 HR: 0	SF: 0 SAC: 0 DP: 3 HBP: 1	WP: 0 PB: 0 SB: 0 CS: 0	PA: 35
PITCHER Dick Ellsworth, L ERA: 4.32 (1, 1)	IP: 9.0 WLS: W BF: 35 H: 7 R: 1 ER: 1 SO: 3 BB: 3 IBB: 0 HBP: 1 BLK: 0 WP: 0 HR: 0 S: 37 P: 50 ERA: 1.00 WHIP: 1.111																	



Batter	1	2	3	4	5	6	7	8	9	AB	R	H	RBI	BB	SO	LOB	BOTTOM			
Cookie Rojas, R OBP: 0.283, SLG: 0.308 (1, 4)	0-0 1B 2B BLK 1B					0-3 K		0-3 K		5	2	3	0	0	2	1	Houston Astros @ Philadelphia Phillies Connie Mack Stadium, Philadelphia, PA Fri Aug 04 1967, 7:05 PM EDT Att: 7,349 - Unknown			
John Briggs, L OBP: 0.315, SLG: 0.362 (1, 7)	0-0 2B 1-3 1B	0-0 3B 1B		0-0 G3 1-2		0-0 1B		0-0 1B		5	1	4	1	0	0	1				
Tony Gonzalez, L OBP: 0.386, SLG: 0.458 (1, 9)	0-0 2B 1-3 3-H	0-0 L9		0-3 K		0-0 F8		0-0 F7		5	1	1	1	0	1	4				
Dick Allen, R OBP: 0.406, SLG: 0.544 (1, 5)	0-0 CS 2B 2-H 3-H		0-0 4-3 HR 2B		0-0 1B		0-0 F8	0-3 K		5	1	3	2	0	1	1				
Bill White, L OBP: 0.328, SLG: 0.294 (1, 3)	4-0 BB		0-0 4-3		0-0 G6-3 1B		0-0 F9			3	0	1	0	1	0	1				
Gene Oliver, R OBP: 0.332, SLG: 0.464 (1, 2)	0-3 K		4-0 HR BB		0-0 F7		0-0 1B			3	1	1	0	1	1	4				
Don Lock, R OBP: 0.373, SLG: 0.482 (1, 8)	0-3 K		0-0 1H 3-H HR		0-0 G6-3 1-2		0-0 1B		0-0 BB 1B	4	1	2	3	0	1	4				
Bobby Wine, R OBP: 0.259, SLG: 0.311 (1, 6)		0-0 F8		0-0 F8		0-0 1-3		4-0 BB		3	0	0	0	1	0	0				
Dick Ellsworth, L OBP: 0.111, SLG: 0.111 (1, 1)		0-3 K		0-3 K		0-0 1B		0-0 4-3		4	0	1	0	0	2	3				
Inning Stats	R: 3 E: 0 K: 2 S: 10	H: 4 LOB: 2 BB: 1 P: 14	R: 1 E: 0 K: 1 S: 7	H: 2 LOB: 1 BB: 0 P: 7	R: 3 E: 0 K: 1 S: 7	H: 2 LOB: 0 BB: 1 P: 11	R: 0 E: 0 K: 1 S: 5	H: 1 LOB: 0 BB: 0 P: 5	R: 0 E: 0 K: 0 S: 4	H: 2 LOB: 1 BB: 0 P: 4	R: 0 E: 0 K: 1 S: 7	H: 2 LOB: 2 BB: 0 P: 7	R: 0 E: 0 K: 0 S: 5	H: 2 LOB: 3 BB: 1 P: 9	R: 0 E: 0 K: 2 S: 8	H: 1 LOB: 1 BB: 0 P: 8	1B: 11 2B: 4 3B: 1 HR: 1	SF: 0 SAC: 0 DP: 2 HBP: 0	WP: 0 PB: 0 SB: 0 CS: 2	PA: 40
PITCHER Don Wilson, R ERA: 2.75 Dan Schneider, L ERA: 5.4 Dave Eilers, R ERA: 4.71 Carroll Sembera, R ERA: 4.68 (1, 1) (3, 1) (5, 1) (8, 1)	IP: 2.0 WLS: L BF: 12 H: 6 R: 4 ER: 4 SO: 3 BB: 1 IBB: 0 HBP: 0 BLK: 0 WP: 0 HR: 0 S: 17 P: 21 ERA: 18.00 WHIP: 3.500																			

AB	31
R	1
H	7
RBI	1
BB	3
SO	3
LOB	22



AB	37
R	7
H	16
RBI	7
BB	3
SO	8
LOB	19



Batter	1	2	3	4	5	6	7	8	9	AB	R	H	RBI	BB	SO	LOB	TOP										
Julio Gotay, R OBP: 0.339, SLG: 0.394 (1, 6)	0-0 6-3		0-0 F2			0-0 1B S 1B		0-0 1B		4	0	2	0	0	0	1	Houston Astros @ Philadelphia Phillies Connie Mack Stadium, Philadelphia, PA Sat Aug 05 1967, 3:33 AM EDT Att: 4,695 - Unknown 										
Joe Morgan, L OBP: 0.414, SLG: 0.455 (1, 4)	0-0 G5-4-3 1B			0-0 F9		0-0 S 1B		0-0 F9		4	0	2	0	0	0	2											
Jimmy Wynn, R OBP: 0.346, SLG: 0.527 (1, 8)	0-0 G5-4-3			0-3 K		0-3 K		0-0 1B		4	0	1	1	0	2	3											
Rusty Staub, L OBP: 0.407, SLG: 0.500 (1, 9)		0-0 F5		0-0 F9			0-0 F8	0-0 P3		4	0	0	0	0	0	2											
Eddie Mathews, L OBP: 0.331, SLG: 0.394 (1, 3)		0-0 F2			0-0 F9		4-0 G6-3 BB		0-0 F9	2	0	0	0	0	1	0											
Larry Sherry, R (8, 1)										0	0	0	0	0	0	0											
Ron Brand, R OBP: 0.306, SLG: 0.252 (9, PH)										1	0	0	0	0	0	0											
Norm Miller, L OBP: 0.328, SLG: 0.362 (1, 7)		0-0 4-3			0-0 G4-6-3 1B				0-0 4-3 WP	3	0	1	0	0	0	1											
Ron Davis, R OBP: 0.289, SLG: 0.404 (9, PH)										1	1	1	0	0	0	0											
Bob Aspromonte, R OBP: 0.363, SLG: 0.405 (1, 5)			0-0 G5-4-3 1B		0-0 G4-6-3				0-0 P6	4	0	1	0	0	0	2											
Dave Adlesh, R OBP: 0.197, SLG: 0.200 (1, 2)			0-0 G5-4-3			0-0 5-3			0-0 F8	4	1	1	1	0	0	1											
Wade Blasingame, L OBP: 0.304, SLG: 0.059 (1, 1)			4-0 BLK					0-0 F9 1B		1	0	0	0	1	1	0											
Barry Latman, R OBP: 0.091, SLG: 0.091 (6, 1)										0	0	0	0	0	0	0											
Doug Rader, R OBP: 0.571, SLG: 0.769 (8, PH)										1	1	1	0	0	0	0											
Don Lock, R OBP: 0.371, SLG: 0.487 (1, 8)										4	1	1	1	0	1	1											
Inning Stats	R: 0 E: 0 K: 0 S: 3	H: 1 LOB: 0 BB: 0 P: 3	R: 0 E: 0 K: 0 S: 3	H: 0 LOB: 0 BB: 0 P: 3	R: 0 E: 0 K: 0 S: 3	H: 1 LOB: 1 BB: 1 P: 7	R: 0 E: 0 K: 1 S: 5	H: 0 LOB: 0 BB: 0 P: 5	R: 0 E: 0 K: 0 S: 3	H: 1 LOB: 0 BB: 0 P: 3	R: 0 E: 0 K: 2 S: 9	H: 2 LOB: 2 BB: 0 P: 9	R: 0 E: 0 K: 0 S: 2	H: 0 LOB: 0 BB: 1 P: 6	R: 2 E: 0 K: 0 S: 7	H: 4 LOB: 2 BB: 0 P: 7	R: 1 E: 0 K: 0 S: 4	H: 1 LOB: 0 BB: 0 P: 4	1B: 8 2B: 1 3B: 0 HR: 1	SF: 0 SAC: 0 DP: 4 HBP: 0	WP: 1 PB: 0 SB: 2 CS: 0	PA: 35					
PITCHER	IP	WLS	BF	H	R	ER	SO	BB	IBB	HBP	BLK	WP	HR	S	P	ERA	WHIP	PITCHER									
John Boozar, R ERA: 4.12 (1, 1)	7.2	W	30	9	2	2	3	2	0	0	1	0	1	34	42	2.35	1.435										
Grant Jackson, L ERA: 4.13 (8, 1)	1.1	S	5	1	1	1	0	0	0	0	0	1	0	5	5	6.75	0.750										
Batter	1	2	3	4	5	6	7	8	9	AB	R	H	RBI	BB	SO	LOB	BOTTOM										
Cookie Rojas, R OBP: 0.288, SLG: 0.314 (1, 4)	0-0 L8			0-0 CS 1B		0-0 HR 1B		0-0 3B 1B		4	2	3	1	0	0	0	Houston Astros @ Philadelphia Phillies Connie Mack Stadium, Philadelphia, PA Sat Aug 05 1967, 3:33 AM EDT Att: 4,695 - Unknown 										
Billy Cowan, R OBP: 0.229, SLG: 0.386 (1, 7)	0-0 L7			0-0 F3		0-0 5-3		0-0 3B		3	0	0	0	0	0	3											
John Briggs, L OBP: 0.318, SLG: 0.376 (7, 7)								0-0 3B		1	1	1	1	0	0	0											
Tony Gonzalez, L OBP: 0.381, SLG: 0.452 (1, 9)	0-3 K			0-0 F7		0-0 FC6-2 HR		0-0 L9		4	1	0	0	0	1	4											
Dick Allen, R OBP: 0.407, SLG: 0.556 (1, 5)		0-3 K		0-0 F9		0-0 HR		0-0 3B 3B		4	2	2	4	0	1	0											
Gene Oliver, R OBP: 0.330, SLG: 0.456 (1, 2)		0-0 P4		0-0 P5		4-0 BB		0-3 K		3	0	0	0	1	1	1											
Don Lock, R OBP: 0.371, SLG: 0.487 (1, 8)		0-0 F8		0-0 P5		0-3 K		0-0 HR 3B		4	1	1	1	0	1	1											
Bill White, L OBP: 0.332, SLG: 0.318 (1, 3)			0-0 P4		0-0 1B 1B		0-3 K		0-0 HR	4	2	2	2	0	1	0											
Bobby Wine, R OBP: 0.263, SLG: 0.315 (1, 6)			0-0 P3		0-0 1B 1B		0-0 6-3		0-0 S 1B	4	1	2	0	0	0	0											
John Boozar, R OBP: 0.214, SLG: 0.154 (1, 1)			0-0 4-3		0-0 1B FC6-2 1B		0-0 6-3		0-3 K	3	0	1	1	0	0	0											
Grant Jackson, S OBP: 0.154, SLG: 0.083 (8, 1)										1	0	0	0	0	1	1											
Inning Stats	R: 0 E: 0 K: 1 S: 5	H: 0 LOB: 0 BB: 0 P: 5	R: 0 E: 0 K: 1 S: 5	H: 0 LOB: 0 BB: 0 P: 5	R: 0 E: 0 K: 0 S: 3	H: 0 LOB: 0 BB: 0 P: 3	R: 0 E: 0 K: 0 S: 3	H: 1 LOB: 0 BB: 0 P: 3	R: 0 E: 0 K: 1 S: 5	H: 0 LOB: 0 BB: 0 P: 5	R: 5 E: 0 K: 1 S: 10	H: 5 LOB: 1 BB: 1 P: 14	R: 0 E: 0 K: 1 S: 5	H: 0 LOB: 0 BB: 0 P: 5	R: 5 E: 0 K: 2 S: 13	H: 6 LOB: 1 BB: 0 P: 13		R: 0 E: 0 K: 2 S: 4	H: 1 LOB: 0 BB: 0 P: 4	1B: 7 2B: 0 3B: 3 HR: 2	SF: 0 SAC: 0 DP: 0 HBP: 0	WP: 0 PB: 0 SB: 1 CS: 1	PA: 36				
PITCHER	IP	WLS	BF	H	R	ER	SO	BB	IBB	HBP	BLK	WP	HR	S	P	ERA		WHIP	PITCHER								
Wade Blasingame, L ERA: 5.91 (1, 1)	5.2	L	23	6	5	5	2	1	0	0	0	0	1	26	30	7.94		1.235									
Barry Latman, R ERA: 4.24 (6, 1)	1.1		4	0	0	0	2	0	0	0	0	0	0	8	8	0.00	0.000										
Larry Sherry, R ERA: 5.72 (8, 1)	1.0		9	6	5	5	2	0	0	0	0	0	1	13	13	45.00	6.000										

Batter	1	2	3	4	5	6	7	8	9	AB	R	H	RBI	BB	SO	LOB	TOP							
Ron Davis, R (1.8) OBP: 0.292, SLG: 0.419	0-0 HR		0-0 F7	0-0 PB 1B		0-3 K			0-0 F9	5	1	2	1	0	1	0								
Joe Morgan, L (1.4) OBP: 0.412, SLG: 0.451	0-0 4-1		0-0 1B	0-0 F7		0-0 P6			0-0 L8	5	0	1	0	0	0	1								
Doug Rader, R (1.5) OBP: 0.526, SLG: 0.722	0-0 G3		0-0 1B		0-0 G3 1B 2B				0-3 K	5	1	2	0	0	2	0								
Rusty Staub, L (1.9) OBP: 0.405, SLG: 0.497	0-0 E 1B 1B		0-0 P4		0-0 F9				0-0 G3	4	0	1	0	0	0	3								
Norm Miller, L (1.7) OBP: 0.325, SLG: 0.358	0-0 E 1B		0-0 F8		0-0 G3				0-3 K	4	0	1	0	0	1	3								
Eddie Mathews, L (1.3) OBP: 0.333, SLG: 0.397	0-0 4-3			0-0 4-3	4-0 FC5 1B IBB				0-0 2B	3	0	1	0	1	0	2								
Dave Adlesh, R (1.2) OBP: 0.225, SLG: 0.219		0-0 G1-6-3 1B		4-0 HR BB	0-0 1-2 3-H 1B				0-0 F7	3	1	2	1	1	0	1								
Bob Lillis, R (1.6) OBP: 0.242, SLG: 0.246		0-0 G1-6-3		0-0 P6	0-0 FC5				0-0 L8	4	0	0	0	0	0	5								
Dave Giusti, R (1.1) OBP: 0.169, SLG: 0.270		0-0 6-3		0-0		0-3 K			0-3 K	3	1	1	2	0	1	0								
Don Wilson, R (6.1) OBP: 0.138, SLG: 0.109										1	0	0	0	0	1	1								
Dan Schneider, L (8.1) OBP: 0.500, SLG: 0.500										0	0	0	0	0	0	0								
Barry Latman, R (8.1) OBP: 0.091, SLG: 0.091				1-H HR						0	0	0	0	0	0	0								
Inning Stats	R: 1 E: 1 K: 0 S: 6	H: 3 LOB: 2 BB: 0 P: 6	R: 0 E: 0 K: 0 S: 3	H: 1 LOB: 0 BB: 0 P: 3	R: 0 E: 0 K: 0 S: 5	H: 2 LOB: 2 BB: 1 P: 5	R: 2 E: 0 K: 0 S: 5	H: 2 LOB: 1 BB: 1 P: 9	R: 1 E: 0 K: 0 S: 5	H: 2 LOB: 2 BB: 1 P: 9	R: 0 E: 0 K: 2 S: 7	H: 0 LOB: 0 BB: 0 P: 7	R: 0 E: 0 K: 2 S: 7	H: 0 LOB: 0 BB: 0 P: 7	R: 0 E: 0 K: 1 S: 6	H: 1 LOB: 1 BB: 0 P: 6	R: 0 E: 0 K: 1 S: 5	H: 0 LOB: 0 BB: 0 P: 5	1B: 7 2B: 2 3B: 0 HR: 2	SF: 0 SAC: 0 DP: 1 HBP: 0	WP: 0 PB: 1 SB: 0 CS: 0	PA: 39		
PITCHER	IP WLS BF H R ER SO BB IBB HBP BLK WP HR S P ERA WHIP																							
Larry Jackson, R (1.1) ERA: 3.38	5.0	26	10	4	4	0	0	1	1	0	0	0	0	0	2	24	32	7.20	2.200					
Grant Jackson, L (6.1) ERA: 4.0	2.0	6	0	0	0	4	0	0	0	0	0	0	0	0	14	14	0.00	0.000						
Dick Hall, R (8.1) ERA: 1.87	2.0	W 7	1	0	0	2	0	0	0	0	0	0	0	0	11	11	0.00	0.500						

Houston Astros @ Philadelphia Phillies
 Connie Mack Stadium, Philadelphia, PA
 Sun Aug 06 1967, 3:33 AM EDT
 Att: 25,845 - Unknown

AB	37
R	4
H	11
RBI	4
BB	2
SO	6
LOB	16



Batter	1	2	3	4	5	6	7	8	9	AB	R	H	RBI	BB	SO	LOB	BOTTOM						
Cookie Rojas, R (1.4) OBP: 0.291, SLG: 0.314	0-0 6-3			0-0 1B		0-0 P5		4-0 1B FC5 BB		3	1	1	0	1	0	1							
John Briggs, L (1.7) OBP: 0.326, SLG: 0.386	0-0 2B			0-3 K		4-0 3B BB		0-0 FC5 1B		3	1	2	0	1	1	1							
Tony Gonzalez, L (1.9) OBP: 0.383, SLG: 0.459	0-0 4-3			0-0 F7		0-0 3B 3B		0-0 FC5 HR 1B		4	2	2	3	0	0	1							
Dick Allen, R (1.5) OBP: 0.405, SLG: 0.558		0-0 L7		0-0 P4		0-0 3B 3B		0-0 FC5 HR		4	1	1	2	0	0	3							
Bill White, L (1.3) OBP: 0.330, SLG: 0.335		0-0 6-3			0-0 4-3			0-0 L9		4	1	1	3	0	0	1							
Gene Oliver, R (1.2) OBP: 0.327, SLG: 0.451		0-3 K			0-0 F2		0-3 K	0-3 K		2	0	0	0	0	1	0							
Grant Jackson, S (6.1) OBP: 0.154, SLG: 0.083										0	0	0	0	0	0	0							
Doug Clemens, L (7. PH) OBP: 0.297, SLG: 0.264										1	0	0	0	0	1	0							
Dick Hall, R (8.1)										1	0	0	0	0	1	1							
Don Lock, R (1.8) OBP: 0.365, SLG: 0.478			0-0 L7		0-3 K			0-3 K		4	0	0	0	0	2	1							
Bobby Wine, R (1.6) OBP: 0.262, SLG: 0.313										1	0	0	0	0	0	0							
Chuck Hiller, L (6. PH) OBP: 0.138, SLG: 0.159										1	1	1	0	0	0	0							
Gary Sutherland, R (7.6) OBP: 0.292, SLG: 0.316										1	0	0	0	0	0	0							
Larry Jackson, R (1.1) OBP: 0.153, SLG: 0.155										1	0	0	0	0	1	0							
Clay Dalrymple, L (6.2) OBP: 0.293, SLG: 0.255										1	0	0	0	1	0	1							
Tony Taylor, R (6. PR) OBP: 0.322, SLG: 0.338										0	1	0	0	0	0	0							
Inning Stats	R: 0 E: 0 K: 0 S: 3	H: 1 LOB: 0 BB: 0 P: 3	R: 0 E: 0 K: 1 S: 5	H: 0 LOB: 0 BB: 0 P: 5	R: 0 E: 0 K: 1 S: 6	H: 1 LOB: 1 BB: 0 P: 6	R: 0 E: 0 K: 1 S: 5	H: 0 LOB: 0 BB: 0 P: 5	R: 3 E: 0 K: 0 S: 6	H: 3 LOB: 1 BB: 1 P: 10	R: 0 E: 0 K: 1 S: 5	H: 0 LOB: 0 BB: 0 P: 5	R: 5 E: 0 K: 2 S: 10	H: 3 LOB: 1 BB: 2 P: 18	1B: 4 2B: 1 3B: 2 HR: 1	SF: 0 SAC: 0 DP: 0 HBP: 0	WP: 0 PB: 0 SB: 0 CS: 0	PA: 34					
PITCHER	IP WLS BF H R ER SO BB IBB HBP BLK WP HR S P ERA WHIP																						
Dave Giusti, R (1.1) ERA: 4.05	5.2	20	3	2	2	4	0	1	0	0	0	0	0	0	8	16	20.25	3.000					
Don Wilson, R (6.1) ERA: 2.91	1.1	L 8	2	3	3	1	2	0	0	0	0	0	0	2	2	∞	∞						
Dan Schneider, L (8.1) ERA: 5.94	0.0	2	2	0	0	0	0	0	0	0	0	0	0	2	2	∞	∞						
Barry Latman, R (8.1) ERA: 4.31	1.0	4	1	3	3	2	0	0	0	0	1	8	8	27.00	1.000								

Houston Astros @ Philadelphia Phillies
 Connie Mack Stadium, Philadelphia, PA
 Sun Aug 06 1967, 3:33 AM EDT
 Att: 25,845 - Unknown

AB	31
R	8
H	8
RBI	8
BB	3
SO	7
LOB	10




Batter	1	2	3	4	5	6	7	8	9	AB	R	H	RBI	BB	SO	LOB	TOP			
Julio Gotay, R OBP: 0.337, SLG: 0.391 (1, 6)	F4		6-3			F4			1B	4	0	1	0	0	0	0				
Joe Morgan, L OBP: 0.410, SLG: 0.447 (1, 4)	F6			K			FC6-4 HBP		F9	3	0	0	0	0	1	1				
Jimmy Wynn, R OBP: 0.345, SLG: 0.524 (1, 8)	FC6 1B			F2			F7		F4	4	0	1	0	0	0	2				
Rusty Staub, L OBP: 0.402, SLG: 0.493 (1, 9)	FC6 1-2			K			FC6-4 1-2			3	0	0	0	0	1	2				
Norm Miller, L OBP: 0.317, SLG: 0.348 (1, 7)		F7			K		4-3			3	0	0	0	0	1	1				
Eddie Mathews, L OBP: 0.330, SLG: 0.393 (1, 3)		K			4-3			K		3	0	0	0	0	2	0				
Bob Aspromonte, R OBP: 0.360, SLG: 0.401 (1, 5)		4-3			K			5-3		3	0	0	0	0	1	0				
Dave Adlesh, R OBP: 0.217, SLG: 0.211 (1, 2)			K			F3		K		3	0	0	0	0	2	0				
Mike Cuellar, L OBP: 0.188, SLG: 0.254 (1, 1)			K			F7			4-3	2	0	0	0	0	1	0				
Dave Eilers, R (8, 1)										0	0	0	0	0	0	0				
Lee Bales, S OBP: 0.300, SLG: 0.125 (9, PH)										1	0	0	0	0	0	0				
Inning Stats	R: 0 E: 0 K: 0 S: 4	H: 1 LOB: 1 BB: 0 P: 4	R: 0 E: 0 K: 1 S: 5	H: 0 LOB: 0 BB: 0 P: 5	R: 0 E: 0 K: 2 S: 7	H: 0 LOB: 0 BB: 0 P: 7	R: 0 E: 0 K: 2 S: 7	H: 0 LOB: 0 BB: 0 P: 7	R: 0 E: 0 K: 0 S: 3	H: 0 LOB: 1 BB: 0 P: 3	R: 0 E: 0 K: 0 S: 3	H: 0 LOB: 1 BB: 0 P: 4	R: 0 E: 0 K: 2 S: 7	H: 0 LOB: 0 BB: 0 P: 7	R: 0 E: 0 K: 0 S: 4	H: 1 LOB: 1 BB: 0 P: 4	1B: 2 2B: 0 3B: 0 HR: 0	SF: 0 SAC: 0 DP: 0 HBP: 1	WP: 0 PB: 0 SB: 0 CS: 0	PA: 30
PITCHER Mitt Pappas, R ERA: 3.18 (1, 1)	IP: 9.0 WLS: W BF: 30	H: 2 R: 0 ER: 0 SO: 9	BB: 0 IBB: 0 HBP: 1 BLK: 0	WP: 0 HR: 0 S: 47 P: 48	ERA: 0.00 WHIP: 0.222											ERA: 0.00 WHIP: 0.222				

Houston Astros @ Cincinnati Reds
Crosley Field, Cincinnati, OH
Tue Aug 08 1967, 7:05 PM EDT
Att: 6,331 - Unknown - 82 F

livebaseballscores.com

AB 29
R 0
H 2
RBI 0
BB 0
SO 9
LOB 6




Batter	1	2	3	4	5	6	7	8	9	AB	R	H	RBI	BB	SO	LOB	BOTTOM			
Tommy Harper, R OBP: 0.322, SLG: 0.368 (1, 9)	6-3		K		6-3	BB		FC4-6 1B		4	0	1	0	1	1	1				
Vada Pinson, L OBP: 0.320, SLG: 0.444 (1, 8)	F7		1B		2B 3B	G3		FC4-6 S 1-2		5	1	2	0	0	0	2				
Pete Rose, S OBP: 0.385, SLG: 0.473 (1, 7)	F9		1B		2B BB	F4		1-2 BB		3	1	1	1	2	0	0				
Lee May, R OBP: 0.289, SLG: 0.412 (1, 3)		2B	F7		1B 2B	F8		F8		5	1	2	2	0	0	4				
Tony Perez, R OBP: 0.343, SLG: 0.524 (1, 5)		K		5-3	1B	HR				4	1	2	2	0	1	1				
Tommy Helms, R OBP: 0.280, SLG: 0.332 (1, 6)		F6		1B	F9	1B		1B		4	0	2	0	0	0	2				
Don Pavletich, R OBP: 0.347, SLG: 0.472 (1, 2)		F9		1B	F9	1B		1B		4	0	2	0	0	0	2				
Giraldo Ruiz, S OBP: 0.270, SLG: 0.320 (1, 4)			1B 1B		F8	K		6-3		4	1	1	0	0	1	4				
Mitt Pappas, R OBP: 0.122, SLG: 0.065 (1, 1)		B5		K		6-3		K		4	0	0	0	0	2	3				
Inning Stats	R: 0 E: 0 K: 0 S: 3	H: 0 LOB: 0 BB: 0 P: 3	R: 0 E: 0 K: 1 S: 6	H: 1 LOB: 1 BB: 0 P: 6	R: 1 E: 0 K: 1 S: 8	H: 3 LOB: 2 BB: 0 P: 8	R: 0 E: 0 K: 1 S: 7	H: 2 LOB: 2 BB: 0 P: 7	R: 3 E: 0 K: 0 S: 6	H: 3 LOB: 1 BB: 1 P: 10	R: 0 E: 0 K: 1 S: 5	H: 0 LOB: 1 BB: 1 P: 9	R: 1 E: 0 K: 0 S: 6	H: 3 LOB: 2 BB: 0 P: 6	R: 0 E: 0 K: 1 S: 6	H: 1 LOB: 2 BB: 1 P: 10	1B: 9 2B: 2 3B: 1 HR: 1	SF: 0 SAC: 0 DP: 0 HBP: 0	WP: 0 PB: 0 SB: 1 CS: 0	PA: 40
PITCHER Mike Cuellar, L ERA: 3.06 (1, 1)	IP: 7.0 WLS: L BF: 35	H: 12 R: 5 ER: 5 SO: 4	BB: 2 IBB: 0 HBP: 0 BLK: 0	WP: 0 HR: 1 S: 41 P: 49	ERA: 6.43 WHIP: 2.000											ERA: 6.43 WHIP: 2.000				
Dave Eilers, R ERA: 4.5 (8, 1)	IP: 1.0 WLS: L BF: 5	H: 1 R: 0 ER: 0 SO: 1	BB: 1 IBB: 0 HBP: 0 BLK: 0	WP: 0 HR: 0 S: 6 P: 10	ERA: 0.00 WHIP: 2.000											ERA: 0.00 WHIP: 2.000				

Houston Astros @ Cincinnati Reds
Crosley Field, Cincinnati, OH
Tue Aug 08 1967, 7:05 PM EDT
Att: 6,331 - Unknown - 82 F

livebaseballscores.com

AB 37
R 5
H 13
RBI 5
BB 3
SO 5
LOB 19



Batter	1	2	3	4	5	6	7	8	9	AB	R	H	RBI	BB	SO	LOB	TOP		
Julio Gotay, R OBP: 0.335, SLG: 0.388 (1, 6)	0-0 3-1		0-0 4-3			0-0 FC4		0-0 1B		4	0	1	1	0	0	2			
Joe Morgan, L OBP: 0.406, SLG: 0.441 (1, 4)	0-0 F4			0-0 F8		0-0 4-1		0-3 K		4	0	0	0	0	1	2			
Jimmy Wynn, R OBP: 0.342, SLG: 0.519 (1, 8)	0-3 K			0-3 K			0-0 F9		0-0 F8	4	0	0	0	0	2	0			
Rusty Staub, L OBP: 0.400, SLG: 0.499 (1, 9)		0-0 G3		0-0 6-3			0-0 F7		0-0 HR	4	1	1	1	0	0	0			
Norm Miller, L OBP: 0.315, SLG: 0.345 (1, 7)		0-0 F7			0-3 K		0-0 F2		0-0 1B	4	0	1	0	0	1	0			
Eddie Mathews, L OBP: 0.332, SLG: 0.392 (1, 3)		0-0 3-1			0-0 F2			4-0 2B	0-0 1B	3	1	1	0	1	0	0			
Bob Aspromonte, R OBP: 0.356, SLG: 0.396 (1, 5)			0-0 F9		0-3 K			0-0 F7	0-0 F5	4	0	0	0	0	1	3			
Ron Brand, R OBP: 0.320, SLG: 0.272 (1, 2)			4-0 BB			0-0 FC1-4		0-0 1B	0-0 F3	3	1	2	0	1	0	2			
Bo Belinsky, L OBP: 0.161, SLG: 0.100 (3, 1) Barry Latman, R OBP: 0.091, SLG: 0.091 (5, PH) Jackie Brandt, R OBP: 0.252, SLG: 0.000 (6, 1) Carroll Sembera, R OBP: 0.174, SLG: 0.174 (8, PH) Doug Rader, R OBP: 0.000, SLG: 0.000 (8, 1) Dave Eilers, R OBP: 0.000, SLG: 0.000 (8, 1)			0-0 F6			0-0 FC1-4		0-0 6-3		1	0	0	0	0	0	1			
Inning Stats	R: 0 E: 0 K: 1 S: 5	H: 0 LOB: 0 BB: 0 P: 5	R: 0 E: 0 K: 0 S: 3	H: 0 LOB: 0 BB: 0 P: 3	R: 0 E: 0 K: 0 S: 3	H: 0 LOB: 1 BB: 1 P: 7	R: 0 E: 0 K: 1 S: 5	H: 0 LOB: 0 BB: 0 P: 5	R: 0 E: 0 K: 2 S: 7	H: 0 LOB: 0 BB: 0 P: 7	R: 0 E: 0 K: 0 S: 3	H: 0 LOB: 0 BB: 0 P: 3	R: 2 E: 0 K: 1 S: 7	H: 2 LOB: 1 BB: 1 P: 11	R: 1 E: 0 K: 0 S: 6	H: 3 LOB: 2 BB: 0 P: 6	1B: 4 2B: 1 3B: 0 HR: 1	SF: 0 SAC: 0 DP: 0 HBP: 0	WP: 0 PA: 35 PB: 0 SB: 0 CS: 0
PITCHER Gary Nolan, R ERA: 2.72 (1, 1)	IP: 9.0 WLS: W BF: 35 H: 6 R: 3 ER: 3 SO: 5 BB: 2 IBB: 0 HBP: 0 BLK: 0 WP: 0 HR: 1 S: 43 P: 51 ERA: 3.00 WHIP: 0.889																		

Houston Astros @ Cincinnati Reds
Crosley Field, Cincinnati, OH
Wed Aug 09 1967, 7:05 PM EDT
Att: 10,090 - Unknown - 78 F

AB 33
R 3
H 6
RBI 3
BB 2
SO 5
LOB 12

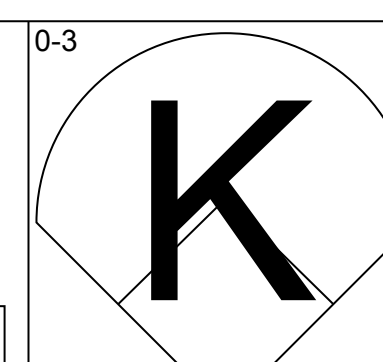
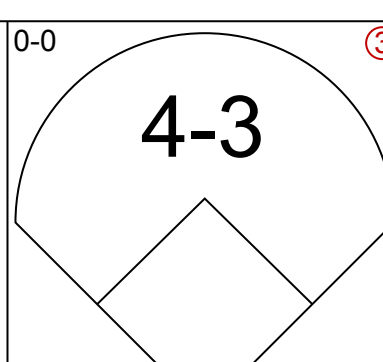
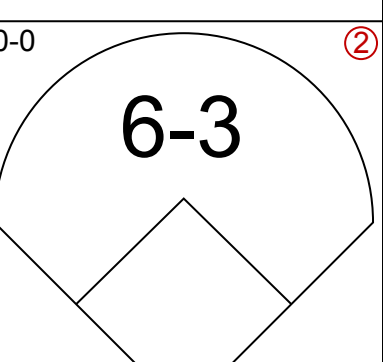
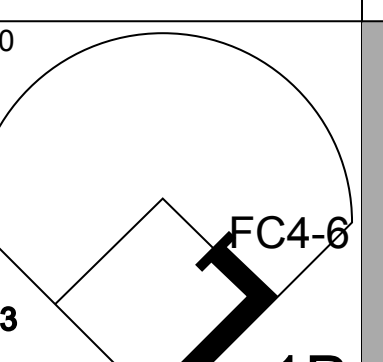
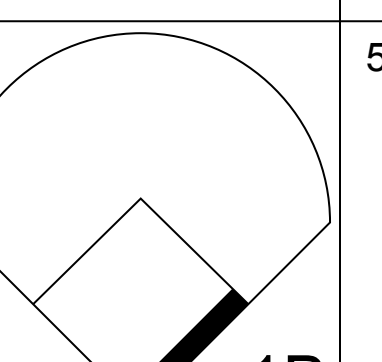
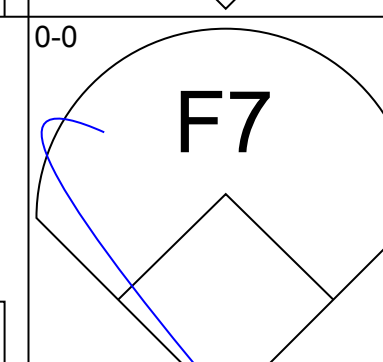
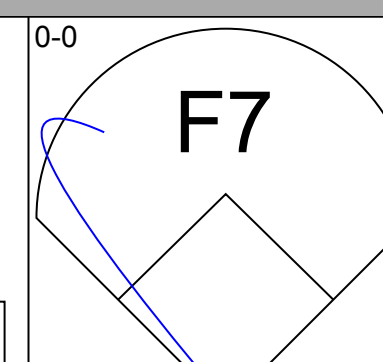
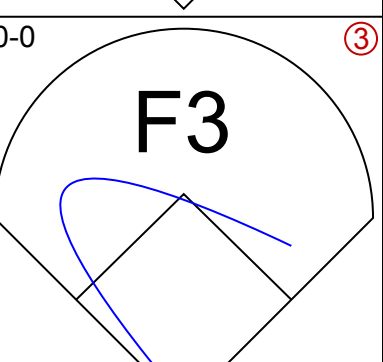
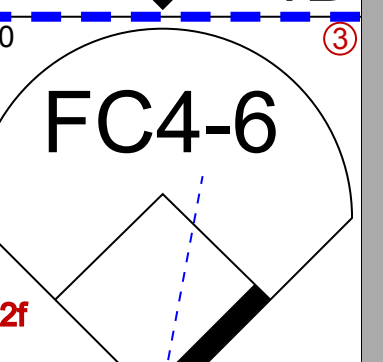
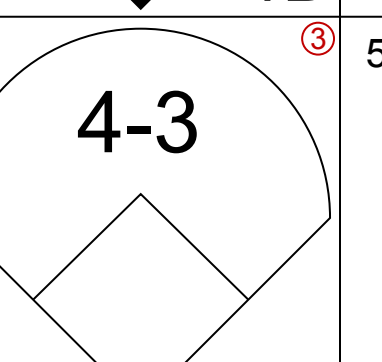
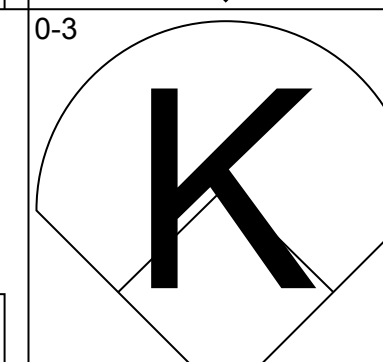
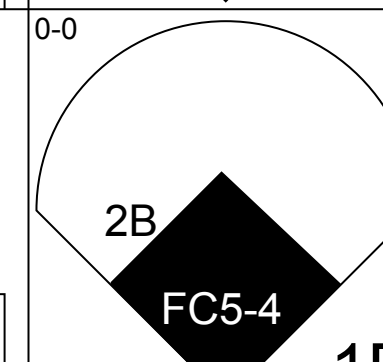
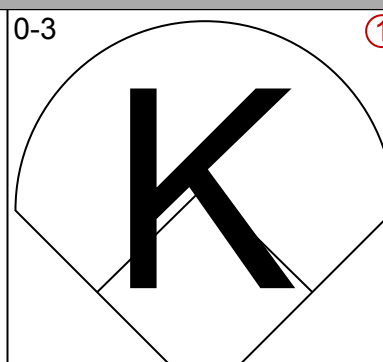
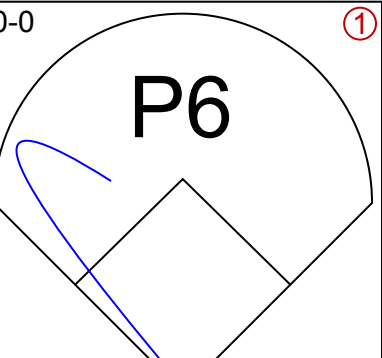
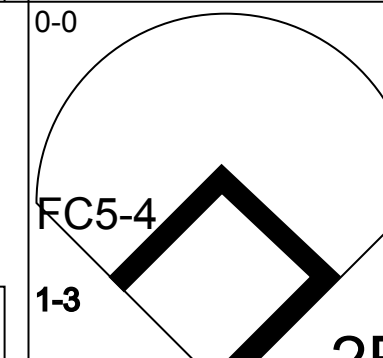
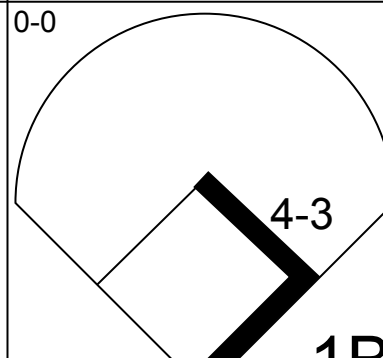
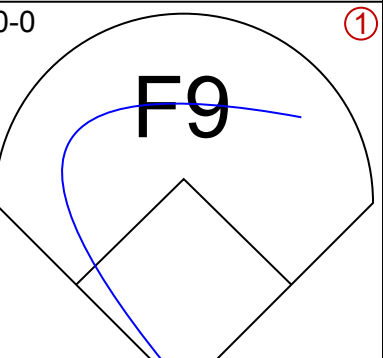
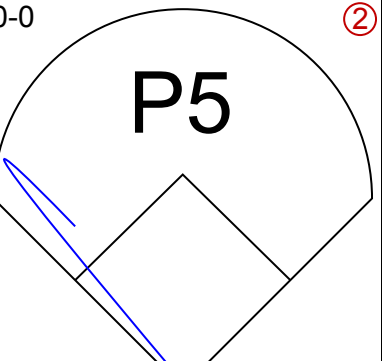
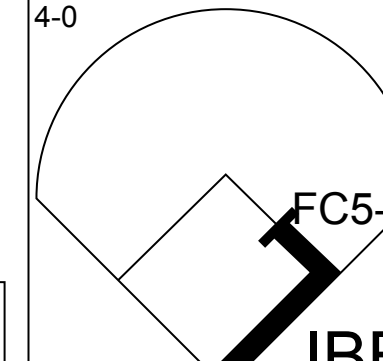
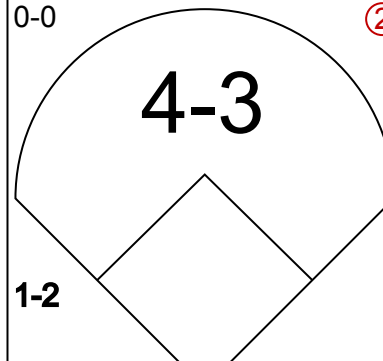
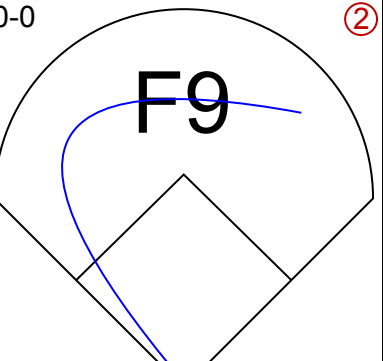

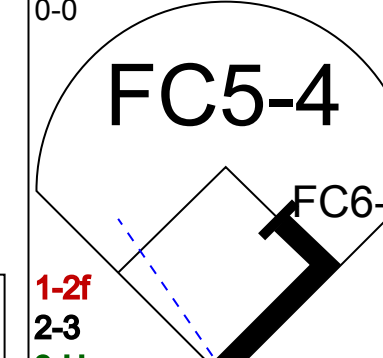
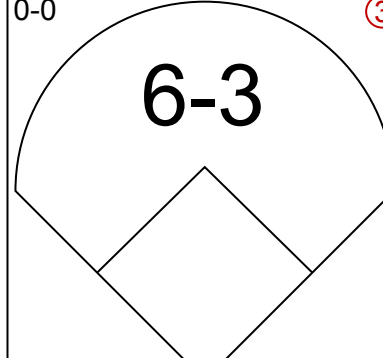
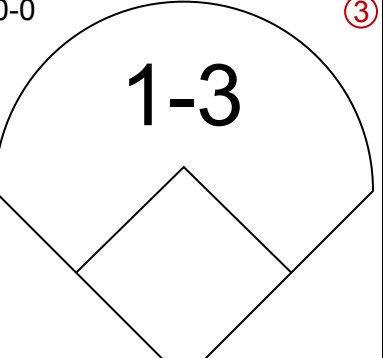
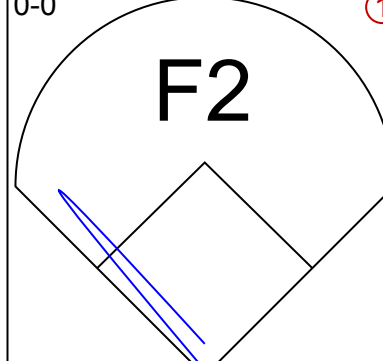
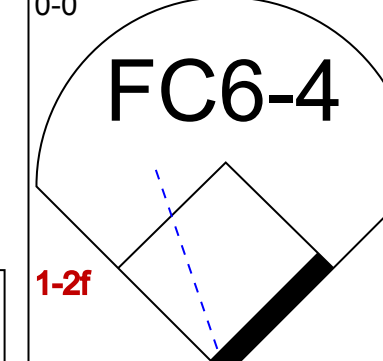
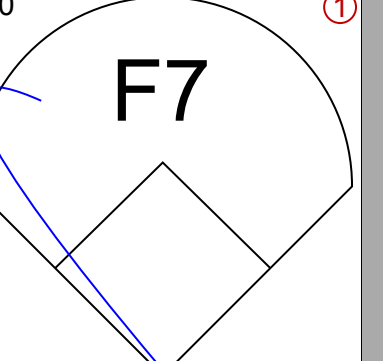
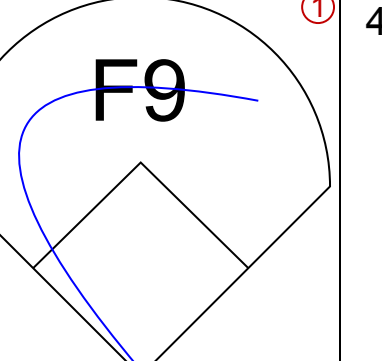

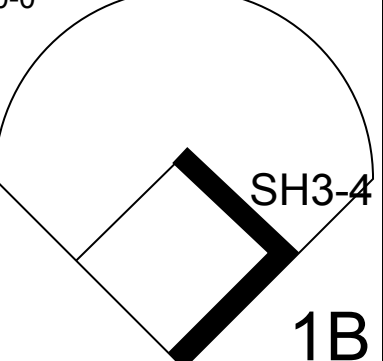
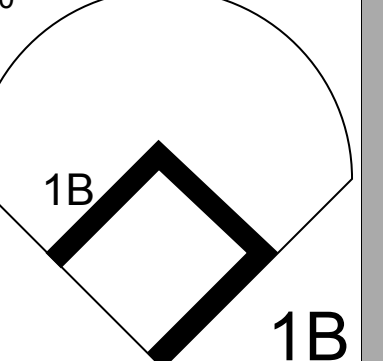
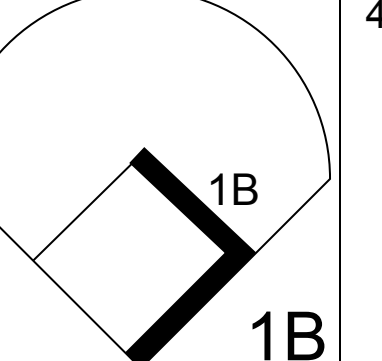
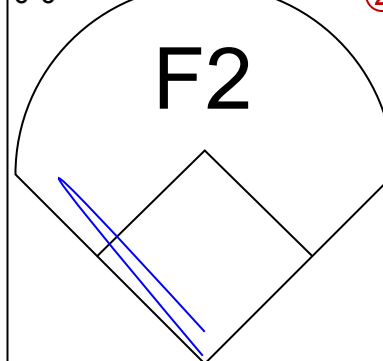
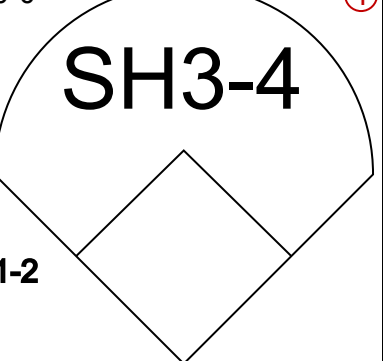
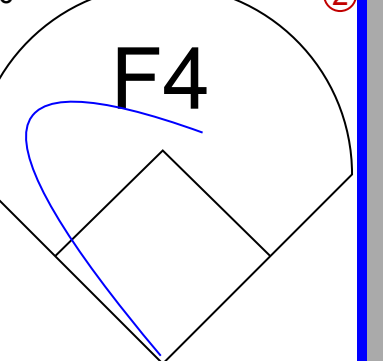
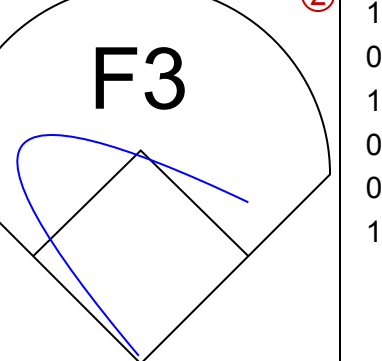


Batter	1	2	3	4	5	6	7	8	9	AB	R	H	RBI	BB	SO	LOB	BOTTOM		
Tommy Harper, R OBP: 0.318, SLG: 0.363 (1, 9)	0-3 K		0-0 SH5-4	0-0 5-3			0-0 6-3			3	0	0	0	0	1	1			
Vada Pinson, L OBP: 0.320, SLG: 0.442 (1, 8)	0-0 1B		0-0 FC1-5-2-5-2		0-0 4-3		0-0 F4			4	1	1	0	0	0	2			
Pete Rose, S OBP: 0.388, SLG: 0.478 (1, 7)	0-0 1B		0-0 E9		0-0 4-3			0-0 1B		4	2	3	2	0	0	0			
Lee May, R OBP: 0.289, SLG: 0.407 (1, 3)	0-0 G6-4-3		0-0 HR		0-0 F4			0-0 F6		3	1	0	0	0	0	3			
Tony Perez, R OBP: 0.349, SLG: 0.543 (1, 5)		0-0 FC6-4	0-0 HR			0-0 HR		0-0 F9		4	2	4	4	0	0	0			
Tommy Helms, R OBP: 0.280, SLG: 0.334 (1, 6)		0-0 FC6-4	0-0 WP			0-0 F9		0-0 F9		4	0	1	0	0	0	2			
Don Pavletich, R OBP: 0.341, SLG: 0.462 (1, 2)		0-0 G6-4-3	0-0 F7			0-0 6-3		0-0 6-3		4	0	0	0	0	0	3			
Giraldo Ruiz, S OBP: 0.266, SLG: 0.315 (1, 4)			0-0 E6	0-0 F4		0-0 6-3				3	0	0	0	0	0	0			
Gary Nolan, R OBP: 0.231, SLG: 0.152 (1, 1)			0-0 SH5-4	0-0 K			0-3 K			2	1	1	0	1	1	0			
Inning Stats	R: 0 E: 0 K: 1 S: 6	H: 2 LOB: 1 BB: 0 P: 6	R: 0 E: 0 K: 0 S: 3	H: 1 LOB: 0 BB: 0 P: 3	R: 5 E: 2 K: 0 S: 8	H: 4 LOB: 1 BB: 0 P: 9	R: 0 E: 0 K: 0 S: 2	H: 0 LOB: 0 BB: 1 P: 6	R: 0 E: 0 K: 0 S: 3	H: 0 LOB: 0 BB: 0 P: 3	R: 1 E: 0 K: 0 S: 4	H: 1 LOB: 0 BB: 0 P: 4	R: 0 E: 0 K: 1 S: 5	H: 0 LOB: 0 BB: 0 P: 5	R: 1 E: 0 K: 0 S: 5	H: 2 LOB: 1 BB: 0 P: 5	1B: 6 2B: 2 3B: 0 HR: 2	SF: 0 SAC: 1 DP: 2 HBP: 1	WP: 1 PA: 34 PB: 0 SB: 0 CS: 0
PITCHER Bo Belinsky, L ERA: 4.53 (1, 1) Barry Latman, R ERA: 4.17 (3, 1) Carroll Sembera, R ERA: 4.67 (6, 1) Dave Eilers, R ERA: 4.7 (8, 1)	IP: 2.2 WLS: L BF: 14 H: 6 R: 5 ER: 0 SO: 1 BB: 0 IBB: 0 HBP: 0 BLK: 0 WP: 1 HR: 1 S: 15 P: 16 ERA: 0.00 WHIP: 2.250																		

Houston Astros @ Cincinnati Reds
Crosley Field, Cincinnati, OH
Wed Aug 09 1967, 7:05 PM EDT
Att: 10,090 - Unknown - 78 F

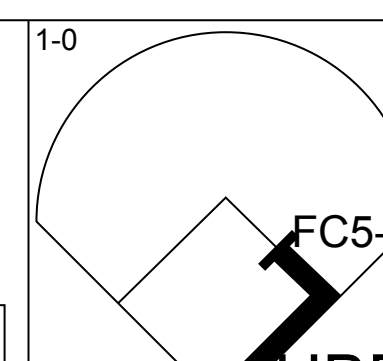
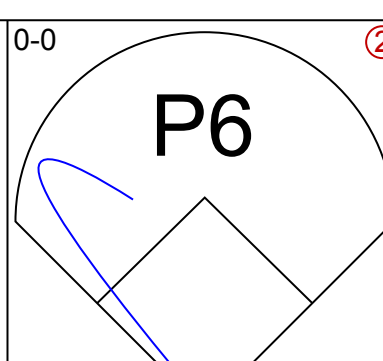
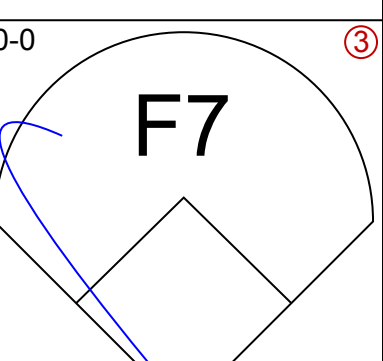
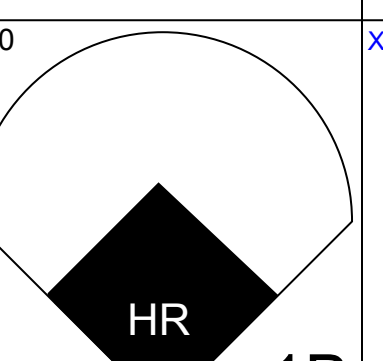

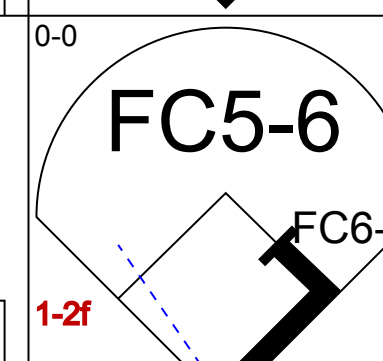

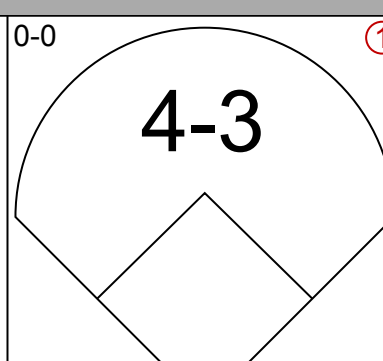
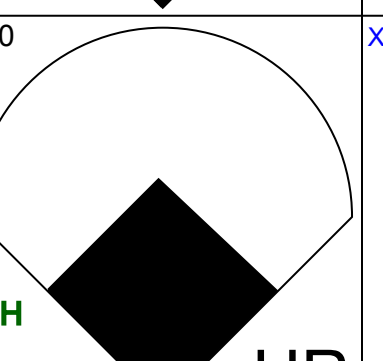

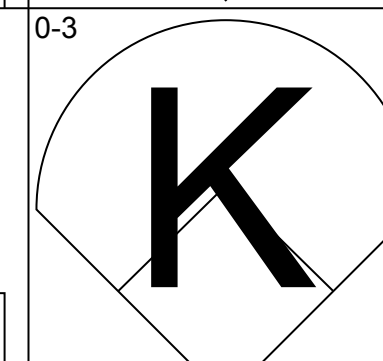
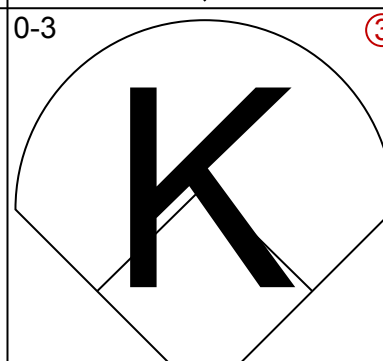
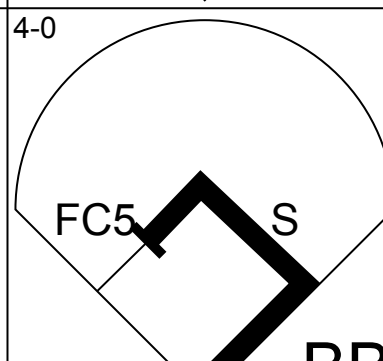
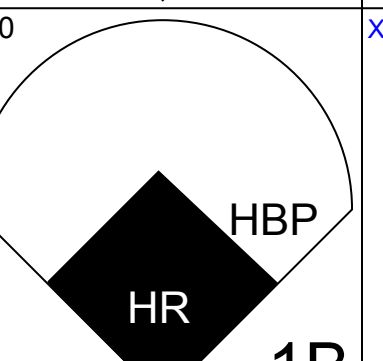

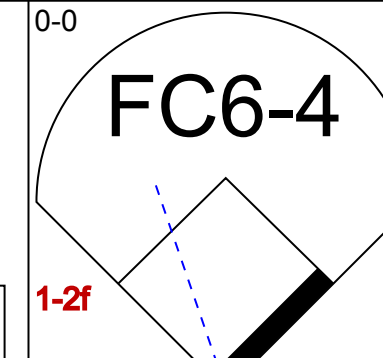
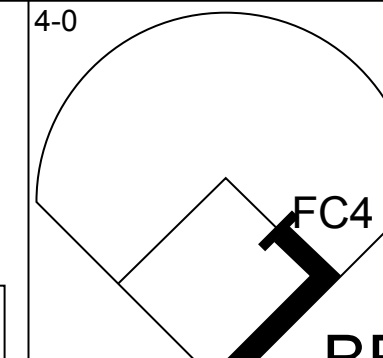
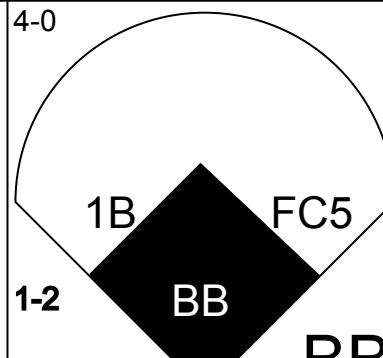
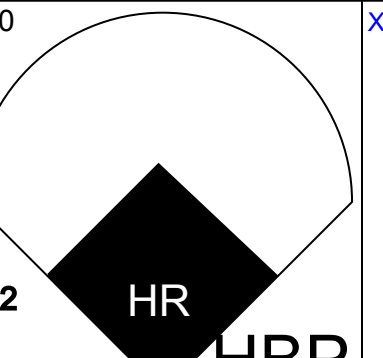

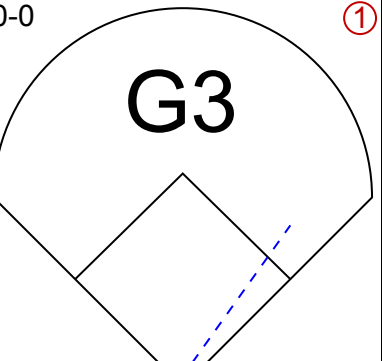
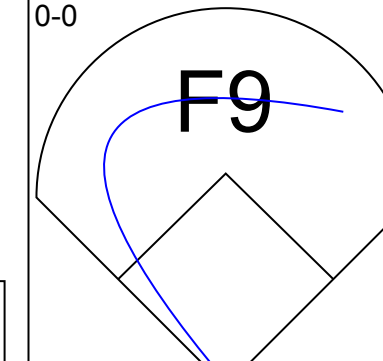
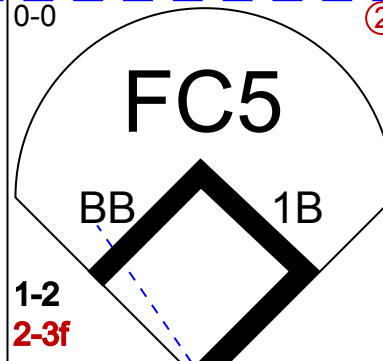
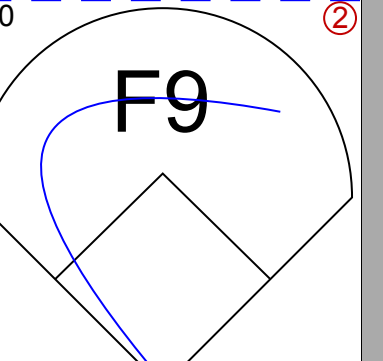
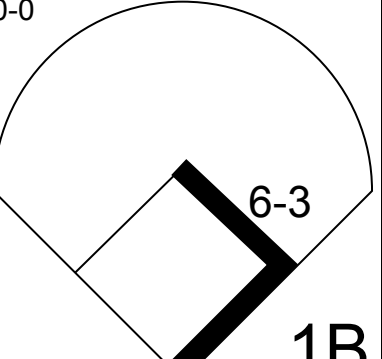
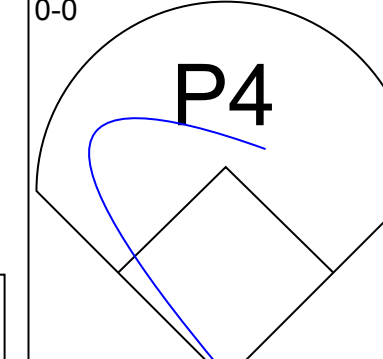
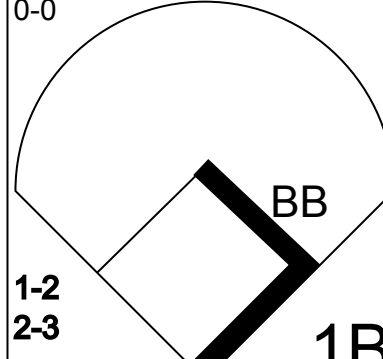
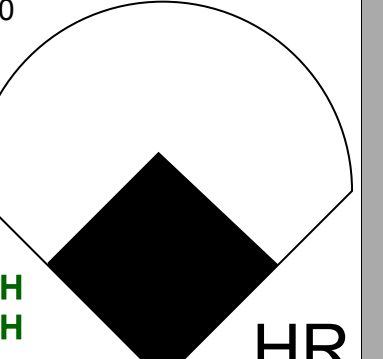
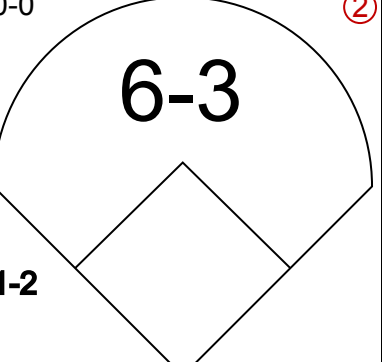
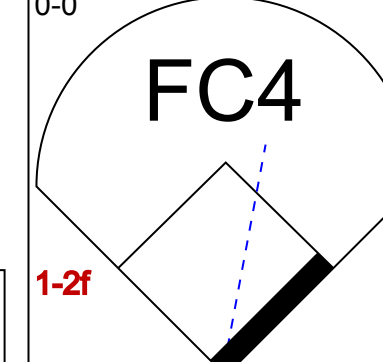
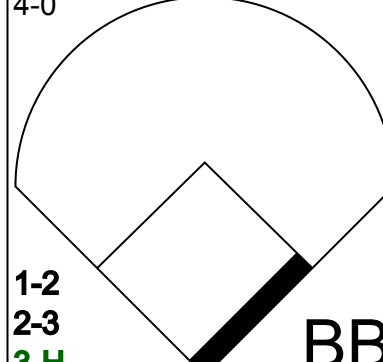
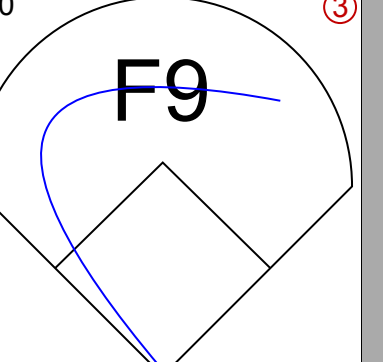
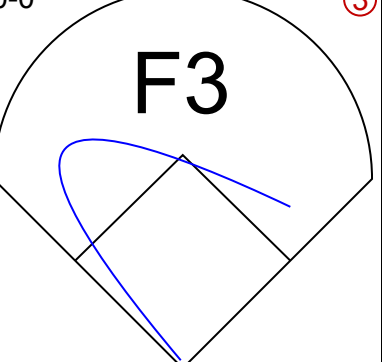
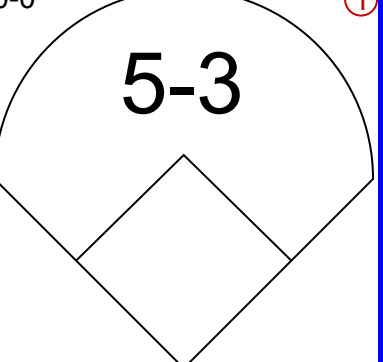
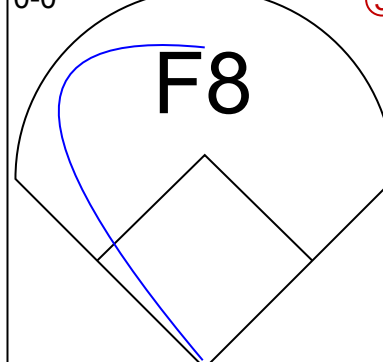

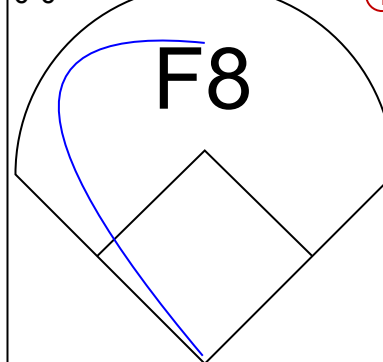
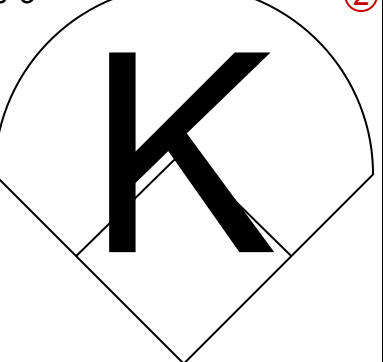
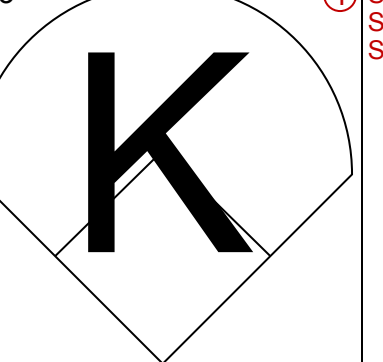

AB 31
R 7
H 10
RBI 6
BB 1
SO 2
LOB 11



Batter	1	2	3	4	5	6	7	8	9	AB	R	H	RBI	BB	SO	LOB	TOP						
Norm Miller, L OBP: 0.319, SLG: 0.347 (1, 7)										5	0	2	0	0	1	2	Houston Astros @ Atlanta Braves Atlanta Stadium, Atlanta, GA Thu Aug 10 1967, 7:05 PM EDT Att: 15,222 - Unknown						
Joe Morgan, L OBP: 0.401, SLG: 0.434 (1, 4)										5	0	0	0	0	0	5							
Jimmy Wynn, R OBP: 0.343, SLG: 0.526 (1, 8)										4	2	2	1	0	2	0							
Rusty Staub, L OBP: 0.401, SLG: 0.501 (1, 9)										4	0	2	0	0	0	0							
Eddie Mathews, L OBP: 0.331, SLG: 0.388 (1, 3)										3	0	0	0	1	0	1							
Bob Aspromonte, R OBP: 0.352, SLG: 0.391 (1, 5)										4	0	0	1	0	1	3							
Ron Brand, R OBP: 0.311, SLG: 0.263 (1, 2)										4	0	0	0	0	0	2							
Bob Lillis, R OBP: 0.286, SLG: 0.290 (1, 6)										4	0	4	0	0	0	0							
Don Wilson, R OBP: 0.136, SLG: 0.207 Carroll Sembera, R OBP: 0.143, SLG: 0.143 Doug Kester, R OBP: 0.476, SLG: 0.650 Barry Latman, R OBP: 0.300, SLG: 0.397 Larry Sherry, R OBP: 0.290, SLG: 0.417 (1, 1) (6, 1) (7, PH) (7, 1) (7, 1) (6, PH)										1	0	0	0	0	0	1							
Inning Stats	R: 0 E: 0 K: 2 S: 7	H: 0 LOB: 0 BB: 0 P: 7	R: 0 E: 0 K: 1 S: 5	H: 0 LOB: 0 BB: 0 P: 5	R: 0 E: 0 K: 0 S: 4	H: 1 LOB: 1 BB: 0 P: 4	R: 1 E: 0 K: 0 S: 5	H: 2 LOB: 2 BB: 1 P: 9	R: 0 E: 0 K: 1 S: 6	H: 1 LOB: 1 BB: 0 P: 6	R: 0 E: 0 K: 0 S: 5	H: 2 LOB: 2 BB: 0 P: 5	R: 1 E: 0 K: 0 S: 4	H: 1 LOB: 0 BB: 0 P: 4	R: 0 E: 0 K: 0 S: 5	H: 2 LOB: 2 BB: 0 P: 5	1B: 8 2B: 1 3B: 0 HR: 1	SF: 0 SAC: 1 DP: 0 HBP: 0	WP: 0 PB: 0 SB: 0 CS: 0	PA: 38			
PITCHER	IP WLS BF H R ER SO BB IBB HBP BLK WP HR S P ERA WHIP																						
Pat Jarvis, R ERA: 3.55 (1, 1)	6.2 W 28	7 1 1 4	0 0 0 0	0 0 0 0	0 0 0 0	0 1 10 10	1.35 1.050																
Ramon Hernandez, L ERA: 4.73 (7, 1)	2.1 S 10	3 1 1 0	0 0 0 0	0 0 0 0	0 1 10 10	3.86 1.286																	

AB	36
R	2
H	10
RBI	2
BB	1
SO	4
LOB	16



Batter	1	2	3	4	5	6	7	8	9	AB	R	H	RBI	BB	SO	LOB	BOTTOM					
Felipe Alou, R OBP: 0.323, SLG: 0.432 (1, 3)										4	2	2	0	0	0	0	Houston Astros @ Atlanta Braves Atlanta Stadium, Atlanta, GA Thu Aug 10 1967, 7:05 PM EDT Att: 15,222 - Unknown					
Mack Jones, L OBP: 0.329, SLG: 0.424 (1, 7)										5	3	3	5	0	0	1						
Hank Aaron, R OBP: 0.392, SLG: 0.594 Gary Geiger, L OBP: 0.300, SLG: 0.238 (1, 8) (9, 8)										4	1	2	1	1	2	1						
Joe Torre, R OBP: 0.374, SLG: 0.515 (1, 2)										2	2	0	0	2	0	2						
Clete Boyer, R OBP: 0.308, SLG: 0.452 (1, 5)										4	0	0	0	0	0	5						
Rico Carty, R OBP: 0.335, SLG: 0.410 (1, 9)										4	1	3	3	0	0	1						
Denis Menke, R OBP: 0.323, SLG: 0.338 (1, 6)										3	0	0	1	1	0	2						
Woody Woodward, R OBP: 0.284, SLG: 0.254 Tito Francona, L OBP: 0.288, SLG: 0.325 Marty Martinez, S OBP: 0.333, SLG: 0.231 (1, 4) (6, PH) (7, 4)										2	0	0	0	0	0	1						
Pat Jarvis, R OBP: 0.111, SLG: 0.094 Ramon Hernandez, S (7, 1)										2	0	0	0	0	1	0						
Inning Stats	R: 0 E: 0 K: 1 S: 5	H: 0 LOB: 1 BB: 0 P: 6	R: 0 E: 0 K: 0 S: 4	H: 1 LOB: 1 BB: 0 P: 4	R: 1 E: 0 K: 1 S: 6	H: 1 LOB: 0 BB: 1 P: 6	R: 0 E: 0 K: 0 S: 3	H: 0 LOB: 1 BB: 1 P: 7	R: 0 E: 0 K: 1 S: 5	H: 0 LOB: 0 BB: 0 P: 5	R: 1 E: 0 K: 0 S: 4	H: 1 LOB: 3 BB: 3 P: 16	R: 5 E: 0 K: 1 S: 9	H: 4 LOB: 0 BB: 0 P: 10	R: 3 E: 1 K: 1 S: 8	H: 3 LOB: 0 BB: 0 P: 8	1B: 6 2B: 1 3B: 0 HR: 3	SF: 0 SAC: 0 DP: 1 HBP: 2	WP: 0 PB: 0 SB: 1 CS: 0	PA: 40		
PITCHER	IP WLS BF H R ER SO BB IBB HBP BLK WP HR S P ERA WHIP																					
Don Wilson, R ERA: 2.93 (1, 1)	5.1 L 22	2 2 2 3	0 0 0 0	0 0 0 0	0 0 3 7	0.00 3.000																
Carroll Sembera, R ERA: 4.61 (6, 1)	0.2	4 1 0 0 0	1 0 0 0	0 0 3 7	108.00 9.000																	
Barry Latman, R ERA: 4.64 (7, 1)	0.1	5 3 4 4 1	0 0 1 0	0 1 6 7	16.20 2.400																	
Larry Sherry, R ERA: 6.08 (7, 1)	1.2	9 4 4 3 1	0 0 0 0	0 1 11 11																		



Batter	1	2	3	4	5	6	7	8	9	10	11	12	13	14	15	16	AB	R	H	RBI	BB	SO	LOB	TOP			
Norm Miller, L Larry Sherry, R Dan Schneider, L Barry Latman, R	K		K		G3		3-1			SH1-4		F5		K			5	0	0	0	0	2	1				
Joe Morgan, L	1B				WP SF8 BB		G3			1-3					F8		6	2	2	0	1	0	2				
Jimmy Wynn, R	1B				F9 SF8 BB					F3			F3				6	2	2	0	1	1	2				
Rusty Staub, L	G4-6-3				1B		2B										5	1	3	2	1	0	2				
Eddie Mathews, L		4-3			F9												7	0	3	1	0	1	2				
Doug Rader, R Bob Aspromonte, R	K				FC5-4		K			6-3							5	0	1	1	0	2	3				
John Bateman, R	F7				FC5-4		5-3			3-1							7	0	0	1	0	2	5				
Bob Lillis, R			4-3				6-3			F9							7	0	1	0	0	1	1				
Wade Blasingame, L Lee May, R Carroll Sembera, R Ron Blalock, R Dave Eilers, R Ron Davis, R Joe Judge, R	4-3				SH2-4					F5							0	0	0	0	0	0	0				
Inning Stats	R: 0 E: 0 K: 1 S: 6	H: 2 LOB: 1 BB: 0 P: 6	R: 0 E: 0 K: 1 S: 5	H: 0 LOB: 0 BB: 0 P: 5	R: 0 E: 0 K: 1 S: 4	H: 1 LOB: 1 BB: 2 P: 12	R: 0 E: 0 K: 1 S: 6	H: 3 LOB: 1 BB: 0 P: 6	R: 0 E: 0 K: 1 S: 5	H: 0 LOB: 0 BB: 0 P: 3	R: 0 E: 0 K: 1 S: 5	H: 0 LOB: 0 BB: 0 P: 5	R: 0 E: 0 K: 1 S: 6	H: 0 LOB: 0 BB: 0 P: 5	R: 1 E: 0 K: 1 S: 7	H: 3 LOB: 2 BB: 1 P: 11	R: 0 E: 0 K: 1 S: 7	H: 2 LOB: 0 BB: 0 P: 7	R: 0 E: 0 K: 1 S: 5	H: 0 LOB: 0 BB: 0 P: 5	R: 0 E: 0 K: 1 S: 5	H: 0 LOB: 0 BB: 0 P: 5	1B: 13 2B: 1 3B: 0 HR: 0	SF: 1 DPC: 2 DP: 1 HBP: 0	WP: 1 PB: 0 SB: 3 CS: 0	PA: 63	
PITCHER	IP	WLS	BF	H	R	ER	SO	BB	IBB	HBP	BLK	WP	HR	S	P	ERA	WHIP										
Phil Niekro, R	9.1		37	8	4	4	5	2	0	0	0	0	0	1	1	3.86	1.071										
Ramon Hernandez, L	0.1		1	0	0	0	0	0	0	0	0	0	0	1	1	0.00	0.000										
Cecil Upshaw, R	3.0		13	4	1	1	2	0	1	0	0	0	0	16	20	3.00	1.333										
Claude Raymond, R	0.1		1	0	0	0	1	0	0	0	0	0	0	3	3	0.00	0.000										
Jay Ritchie, R	2.0		8	2	0	0	3	0	0	0	0	0	0	14	14	0.00	1.000										

Houston Astros @ Atlanta Braves
Atlanta Stadium, Atlanta, GA
Fri Aug 11 1967, 7:05 PM EDT
Att. 15,143 - Unknown

AB 56
R 14
H 5
RBI 5
BB 3
SO 12
LOB 20



Batter	1	2	3	4	5	6	7	8	9	10	11	12	13	14	15	16	AB	R	H	RBI	BB	SO	LOB	BOTTOM			
Denis Menke, R	6-3		6-3		K					6-3							6	0	1	0	0	2	0				
Mack Jones, L	L4		FC6-4												F9		7	0	2	0	0	2	3				
Hank Aaron, R	F9		FC6-4														6	0	1	0	1	1	2				
Joe Torre, R		F8			L7					FC1							7	2	1	1	0	0	6				
Clete Boyer, R					F9					6-3							5	2	1	2	1	1	0				
Rico Carty, R										F9							5	0	1	1	1	2	0				
Woody Woodward, R Tito Francona, L Marty Martinez, S																	3	0	0	0	0	1	1				
Bob Uecker, R Felipe Alou, R																	4	1	1	1	0	1	1				
Phil Hoggan, L Bobby Richardson, R Cecil Upshaw, R Carroll Sembera, R Ron Blalock, R Dave Eilers, R Larry Sherry, R Dan Schneider, L			6-3														1	0	0	0	0	0	0				
Inning Stats	R: 0 E: 0 K: 0 S: 3	H: 0 LOB: 0 BB: 0 P: 3	R: 1 E: 0 K: 1 S: 6	H: 1 LOB: 1 BB: 1 P: 10	R: 0 E: 0 K: 0 S: 4	H: 1 LOB: 1 BB: 4 P: 4	R: 0 E: 0 K: 1 S: 9	H: 2 LOB: 0 BB: 0 P: 9	R: 0 E: 0 K: 1 S: 6	H: 0 LOB: 0 BB: 0 P: 5	R: 0 E: 0 K: 1 S: 5	H: 0 LOB: 0 BB: 0 P: 3	R: 0 E: 0 K: 0 S: 3	H: 0 LOB: 0 BB: 0 P: 3	R: 1 E: 1 K: 1 S: 7	H: 2 LOB: 2 BB: 1 P: 11	R: 0 E: 0 K: 1 S: 4	H: 0 LOB: 1 BB: 2 P: 12	R: 0 E: 0 K: 1 S: 5	H: 0 LOB: 0 BB: 0 P: 5	R: 1 E: 0 K: 0 S: 2	H: 1 LOB: 0 BB: 0 P: 2	1B: 4 2B: 2 3B: 1 HR: 4	SF: 0 DPC: 3 DP: 0 HBP: 0	WP: 0 PB: 0 SB: 0 CS: 0	PA: 58	
PITCHER	IP	WLS	BF	H	R	ER	SO	BB	IBB	HBP	BLK	WP	HR	S	P	ERA	WHIP										
Wade Blasingame, L	6.0		24	5	4	4	5	1	0	0	0	0	0	14	14	6.00	1.000										
Carroll Sembera, R	3.0		10	2	0	0	2	0	0	0	0	0	0	8	8	0.00	0.667										
Dave Eilers, R	2.0		6	0	0	0	1	0	0	0	0	0	0	1	6	0.00	0.000										
Larry Sherry, R	1.1		6	2	1	1	0	0	0	0	0	0	1	6	6	6.75	1.500										
Dan Schneider, L	1.0		6	0	0	0	2	2	1	0	0	0	0	7	19	0.00	2.000										
PITCHER	IP	WLS	BF	H	R	ER	SO	BB	IBB	HBP	BLK	WP	HR	S	P	ERA	WHIP										
Barry Latman, R	2.0		6	1	1	1	8	1	0	0	0	0	0	8	8	4.50	0.500										

Houston Astros @ Atlanta Braves
Atlanta Stadium, Atlanta, GA
Fri Aug 11 1967, 7:05 PM EDT
Att. 15,143 - Unknown

AB 53
R 10
H 6
RBI 6
BB 4
SO 11
LOB 15



Batter	1	2	3	4	5	6	7	8	9	AB	R	H	RBI	BB	SO	LOB	TOP					
Sonny Jackson, L (1, 6) OBP: 0.270, SLG: 0.282	0-0 S 1B		0-0 E2 6-3 2B		0-0 G3 1-2		0-0 L8		0-3 K	5	1	2	1	0	1	3						
Joe Morgan, L (1, 4) OBP: 0.400, SLG: 0.430	0-0 P6		0-0 6-3		0-0 1B		0-0 F9			4	0	1	1	0	0	3						
Jimmy Wynn, R (1, 8) OBP: 0.346, SLG: 0.532	0-3 K 1-2		0-0 1B		0-0 P3				0-0 HR	4	1	2	1	0	1	3						
Rusty Staub, L (1, 9) OBP: 0.400, SLG: 0.497	0-0 4-3		0-0 F8		0-0 G3				0-0 4-3	4	0	0	0	0	2							
Eddie Mathews, L (1, 3) OBP: 0.332, SLG: 0.388		0-0 P5		0-0 G3		0-0 4-3			0-0 FC6-4 1B	4	0	1	0	0	0							
Bob Aspromonte, R (1, 5) OBP: 0.352, SLG: 0.390		0-0 G6-4-3 1B		0-0 1-3		0-0 F9			0-0 FC6-4	4	0	1	0	0	1							
Ron Brand, R (1, 2) OBP: 0.307, SLG: 0.260		0-0 G6-4-3 1-2		0-0 6-3					0-0 5-3	4	0	0	0	0	2							
Jackie Brandt, R (1, 7) OBP: 0.257, SLG: 0.314			0-0 F3		4-0 G3 BB				0-0 6-3	3	0	1	0	1	0							
Dave Giusti, R (1, 1) OBP: 0.164, SLG: 0.262			0-3 K		0-3 K				0-0 F2	2	1	0	0	0	2	1						
Julio Golay, R (7, PH) OBP: 0.338, SLG: 0.391										1	0	1	0	0	0	0						
Barry Latman, R (7, 1) OBP: 0.091, SLG: 0.091										0	0	0	0	0	0	0						
Bob Lillis, R (9, PH) OBP: 0.269, SLG: 0.273										1	0	0	0	0	0	0						
Inning Stats	R: 0 E: 0 K: 1 S: 6	H: 1 LOB: 1 BB: 0 P: 6	R: 0 E: 0 K: 0 S: 3	H: 1 LOB: 0 BB: 0 P: 3	R: 2 E: 1 K: 1 S: 8	H: 2 LOB: 1 BB: 0 P: 8	R: 0 E: 0 K: 0 S: 3	H: 0 LOB: 0 BB: 0 P: 3	R: 0 E: 0 K: 1 S: 6	H: 1 LOB: 2 BB: 1 P: 10	R: 0 E: 0 K: 0 S: 3	H: 0 LOB: 0 BB: 0 P: 3	R: 0 E: 0 K: 0 S: 5	H: 2 LOB: 2 BB: 0 P: 5	R: 1 E: 0 K: 0 S: 5	H: 2 LOB: 1 BB: 0 P: 5	R: 0 E: 0 K: 1 S: 5	H: 0 LOB: 0 BB: 0 P: 5	1B: 7 2B: 1 3B: 0 HR: 1	SF: 0 SAC: 0 DP: 1 HBP: 0	WP: 0 PB: 1 SB: 1 CS: 0	PA: 37
PITCHER Ken Johnson, R (1, 1) ERA: 2.67	IP: 9.0 WLS: W BF: 37 H: 9 R: 3 ER: 1 SO: 4 BB: 1 IBB: 0 HBP: 0 BLK: 0 WP: 0 HR: 1 S: 44 P: 48 ERA: 1.00 WHIP: 1.111															PITCHER	IP: 9.0 WLS: W BF: 37 H: 9 R: 3 ER: 1 SO: 4 BB: 1 IBB: 0 HBP: 0 BLK: 0 WP: 0 HR: 1 S: 44 P: 48 ERA: 1.00 WHIP: 1.111					

Houston Astros @ Atlanta Braves
Atlanta Stadium, Atlanta, GA
Sat Aug 12 1967, 3:33 AM EDT
Att: 15,583 - Unknown

AB 36
R 3
H 9
RBI 3
BB 1
SO 4
LOB 15



Batter	1	2	3	4	5	6	7	8	9	AB	R	H	RBI	BB	SO	LOB	BOTTOM			
Felipe Alou, R (1, 3) OBP: 0.322, SLG: 0.435	4-0 2B BB		0-0 F8		0-0 F5		0-3 K		0-0 L8	4	1	0	0	1	1	2				
Mack Jones, L (1, 7) OBP: 0.326, SLG: 0.423	0-0 1-3 1-2		0-0 P3		0-0 4-3		0-0 SF8 2B		0-0 L3	5	0	1	0	0	0	1				
Hank Aaron, R (1, 8) OBP: 0.391, SLG: 0.588	0-0 6-3 2H 2B		0-0 F9		0-0 F5		4-0 IBB			3	1	1	1	1	0	0				
Joe Torre, R (1, 2) OBP: 0.368, SLG: 0.514	0-0 6-3		0-0 1B HR 1B		0-0 6-3		0-0 SF8			3	1	1	1	0	0	1				
Clete Boyer, R (1, 5) OBP: 0.313, SLG: 0.467	0-0 FC6-4 1B		0-0 1-2 HR 1B		0-0 HR		0-0 F7			4	2	3	2	0	0	2				
Rico Carty, R (1, 9) OBP: 0.334, SLG: 0.420	0-0 FC6-4 1-2		0-0 HR		0-3 K		0-0 F5			4	1	1	3	0	1	1				
Denis Menke, R (1, 6) OBP: 0.325, SLG: 0.334		4-0 4-3 BB		4-0 1B BB		4-0 S BB		0-0 P5		1	0	0	0	3	0	0				
Woody Woodward, R (1, 4) OBP: 0.281, SLG: 0.251		0-0 4-3 1-2		0-0 FC6-4 1B		0-3 K 1-2		0-0 6-3		4	0	1	0	0	1	2				
Ken Johnson, R (1, 1) OBP: 0.183, SLG: 0.109		0-3 K		0-0 FC6-4 1-2		0-0 2B SF8 1B		0-0 6-3		4	1	1	0	0	1	3				
Inning Stats	R: 2 E: 0 K: 0 S: 5	H: 2 LOB: 1 BB: 1 P: 9	R: 0 E: 0 K: 1 S: 5	H: 0 LOB: 1 BB: 1 P: 9	R: 3 E: 0 K: 0 S: 7	H: 4 LOB: 2 BB: 1 P: 11	R: 0 E: 0 K: 0 S: 3	H: 0 LOB: 0 BB: 0 P: 3	R: 1 E: 0 K: 2 S: 8	H: 1 LOB: 1 BB: 1 P: 12	R: 1 E: 0 K: 1 S: 7	H: 2 LOB: 2 BB: 1 P: 11	R: 0 E: 0 K: 0 S: 3	H: 0 LOB: 0 BB: 0 P: 3	R: 0 E: 0 K: 0 S: 3	H: 0 LOB: 0 BB: 0 P: 3	1B: 5 2B: 2 3B: 0 HR: 2	SF: 1 SAC: 0 DP: 0 HBP: 0	WP: 0 PB: 0 SB: 1 CS: 0	PA: 38
PITCHER Dave Giusti, R (1, 1) ERA: 4.28	IP: 6.0 WLS: L BF: 32 H: 9 R: 7 ER: 7 SO: 4 BB: 4 IBB: 1 HBP: 0 BLK: 0 WP: 0 HR: 2 S: 35 P: 55 ERA: 10.50 WHIP: 2.167															PITCHER	IP: 6.0 WLS: L BF: 32 H: 9 R: 7 ER: 7 SO: 4 BB: 4 IBB: 1 HBP: 0 BLK: 0 WP: 0 HR: 2 S: 35 P: 55 ERA: 10.50 WHIP: 2.167			
Barry Latman, R (7, 1) ERA: 4.52	IP: 2.0 WLS: 6 BF: 0 H: 0 R: 0 ER: 0 SO: 0 BB: 0 IBB: 0 HBP: 0 BLK: 0 WP: 0 HR: 0 S: 6 P: 6 ERA: 0.00 WHIP: 0.000															PITCHER	IP: 2.0 WLS: 6 BF: 0 H: 0 R: 0 ER: 0 SO: 0 BB: 0 IBB: 0 HBP: 0 BLK: 0 WP: 0 HR: 0 S: 6 P: 6 ERA: 0.00 WHIP: 0.000			

Houston Astros @ Atlanta Braves
Atlanta Stadium, Atlanta, GA
Sat Aug 12 1967, 3:33 AM EDT
Att: 15,583 - Unknown

AB 32
R 7
H 9
RBI 7
BB 5
SO 4
LOB 12



Batter	1	2	3	4	5	6	7	8	9	AB	R	H	RBI	BB	SO	LOB	TOP			
Joe Morgan, L OBP: 0.398, SLG: 0.428 (1,4)	0-0 4-3		0-0 F8			0-0 P4			0-0 2B 1B	4	0	1	0	0	0	0	Houston Astros @ Atlanta Braves Atlanta Stadium, Atlanta, GA Sat Aug 12 1967, 7:05 PM EDT Att: 23,013 - Unknown			
Sonny Jackson, L OBP: 0.270, SLG: 0.285 (1,6)	0-0 5-3		0-3 K			0-0 6-3			0-0 1-3 2B	4	0	1	0	0	1	0				
Jimmy Wynn, R OBP: 0.343, SLG: 0.527 (1,8)	0-0 F8			0-0 6-3			0-3 K		0-3 K	4	0	0	0	0	2	2				
Rusty Staub, L OBP: 0.401, SLG: 0.496 (1,9)		4-0 1B BB		0-0 G6-4-3 1B		0-0 P4			0-0 P5	3	0	1	0	1	0	2				
Bob Aspromonte, R OBP: 0.353, SLG: 0.392 (1,5)		0-0 1-3 1B		0-0 G6-4-3 1-2		0-0 K			0-0 6-3	4	0	2	0	0	0	3				
Jackie Brandt, R OBP: 0.252, SLG: 0.308 Ron Brand, R OBP: 0.304, SLG: 0.258 (1,7) (6,7)		0-0 F5			0-0 L7		0-3 K			2	0	0	0	0	0	2				
Eddie Mathews, L OBP: 0.330, SLG: 0.384 (1,3)		0-3 K			0-0 L8			0-0 F9		3	0	0	0	0	1	2				
John Bateman, R OBP: 0.245, SLG: 0.240 (1,2)		0-3 K			0-0 6-3			0-3 K		3	0	0	0	0	2	2				
Mike Cuellar, L OBP: 0.179, SLG: 0.242 (1,1)			0-3 K			0-3 K			0-3 K	3	0	0	0	0	3	0				
Inning Stats	R: 0 E: 0 K: 0 S: 3	H: 0 LOB: 0 BB: 0 P: 3	R: 0 E: 0 K: 2 S: 8	H: 1 LOB: 2 BB: 1 P: 12	R: 0 E: 0 K: 2 S: 7	H: 0 LOB: 0 BB: 0 P: 7	R: 0 E: 0 K: 0 S: 3	H: 1 LOB: 0 BB: 0 P: 3	R: 0 E: 0 K: 1 S: 5	H: 0 LOB: 0 BB: 0 P: 5	R: 0 E: 0 K: 2 S: 8	H: 1 LOB: 1 BB: 0 P: 8	R: 0 E: 0 K: 2 S: 7	H: 0 LOB: 0 BB: 0 P: 7	R: 0 E: 0 K: 1 S: 7	H: 2 LOB: 2 BB: 0 P: 7		1B: 4 2B: 1 3B: 0 HR: 0	SF: 0 SAC: 0 DP: 1 HBP: 0	WP: 0 PB: 0 SB: 0 CS: 0
PITCHER Denny Lemaster, L ERA: 3.26 (1,1)	IP: 9.0 WLS: W BF: 32	H: 5 R: 0 ER: 0 SO: 10	BB: 1 IBB: 0 HBP: 0 BLK: 0	WP: 0 HR: 0 S: 51 P: 55	ERA: 0.00 WHIP: 0.667	PITCHER										IP: 9.0 WLS: W BF: 32	H: 5 R: 0 ER: 0 SO: 10	BB: 1 IBB: 0 HBP: 0 BLK: 0	WP: 0 HR: 0 S: 51 P: 55	ERA: 0.00 WHIP: 0.667

Batter	1	2	3	4	5	6	7	8	9	AB	R	H	RBI	BB	SO	LOB	BOTTOM			
Felipe Alou, R OBP: 0.322, SLG: 0.434 (1,3)	0-0 F8		0-0 1B		0-0 P2		0-0 L8			4	0	1	0	0	0	2	Houston Astros @ Atlanta Braves Atlanta Stadium, Atlanta, GA Sat Aug 12 1967, 7:05 PM EDT Att: 23,013 - Unknown			
Mack Jones, L OBP: 0.325, SLG: 0.421 (1,7)	0-0 1B		0-3 K		0-3 K		0-0 3-1			4	0	1	0	0	2	1				
Hank Aaron, R OBP: 0.390, SLG: 0.592 (1,8) (9,9)	0-0 L8		0-0 F5		0-0 F5		0-0 HR			4	1	1	1	0	0	2				
Joe Torre, R OBP: 0.370, SLG: 0.516 (1,2)	0-0 1-3			0-0 5-3		4-0 BB		0-0 2B		3	0	1	0	1	0	1				
Clete Boyer, R OBP: 0.310, SLG: 0.463 (1,5)		0-3 K		0-3 K2-3		0-0 P4		0-0 5-3		4	0	0	0	0	2	2				
Rico Carty, R OBP: 0.336, SLG: 0.421 Gary Geiger, L OBP: 0.300, SLG: 0.238 (1,9) (9,8)		0-0 BB 1B		0-0 F2		0-0 SH3-4 1B		0-3 K		4	1	2	0	0	1	1				
Denis Menke, R OBP: 0.326, SLG: 0.333 (1,6)		4-0 G6-4-3 BB			0-0 P6		0-0 SH3-4			1	0	0	0	1	0	0				
Woody Woodward, R OBP: 0.282, SLG: 0.252 (1,4)		0-0 G6-4-3			0-0 SH1-4 1B		0-0 P5			3	0	1	0	0	0	3				
Denny Lemaster, R OBP: 0.179, SLG: 0.135 (1,1)			0-3 K		0-0 SH1-4		0-0 1B			2	0	1	1	0	1	0				
Inning Stats	R: 0 E: 0 K: 0 S: 4	H: 1 LOB: 1 BB: 0 P: 4	R: 0 E: 0 K: 1 S: 5	H: 1 LOB: 1 BB: 1 P: 9	R: 0 E: 0 K: 2 S: 8	H: 1 LOB: 0 BB: 0 P: 8	R: 0 E: 0 K: 1 S: 5	H: 0 LOB: 1 BB: 0 P: 5	R: 0 E: 0 K: 1 S: 5	H: 1 LOB: 1 BB: 0 P: 4	R: 1 E: 0 K: 0 S: 5	H: 2 LOB: 1 BB: 0 P: 5	R: 1 E: 0 K: 1 S: 7	H: 2 LOB: 1 BB: 0 P: 7	R: 1 E: 0 K: 1 S: 7	H: 2 LOB: 1 BB: 0 P: 7		1B: 6 2B: 1 3B: 0 HR: 1	SF: 0 SAC: 2 DP: 1 HBP: 0	WP: 0 PB: 0 SB: 1 CS: 0
PITCHER Mike Cuellar, L ERA: 3.03 (1,1)	IP: 8.0 WLS: L BF: 33	H: 8 R: 2 ER: 2 SO: 6	BB: 2 IBB: 0 HBP: 0 BLK: 0	WP: 0 HR: 1 S: 43 P: 51	ERA: 2.25 WHIP: 1.250	PITCHER										IP: 8.0 WLS: L BF: 33	H: 8 R: 2 ER: 2 SO: 6	BB: 2 IBB: 0 HBP: 0 BLK: 0	WP: 0 HR: 1 S: 43 P: 51	ERA: 2.25 WHIP: 1.250

Batter	1	2	3	4	5	6	7	8	9	10	11	12	AB	R	H	RBI	BB	SO	LOB	TOP								
Nate Oliver, R OBP: 0.342, SLG: 0.333 (1.6)	6-3			5-3		F6		F9			SH1-4 1B		4	1	0	0	1	0	0									
Ron Hunt, R OBP: 0.368, SLG: 0.375 Gene Michael, S OBP: 0.236, SLG: 0.216 (9. PR)	F4			F9		G4-6-3 1B			SH3 1B		SH1-4		4	0	2	0	0	0	0									
Willie Davis, L OBP: 0.292, SLG: 0.328 (1.8)	F7			G3		G4-6-3 1-2			SH3		K		4	0	0	0	0	0	1	2								
Jim Lefebvre, S OBP: 0.343, SLG: 0.394 (1.5)		6-3						F7		K			5	0	2	1	0	1	2									
John Roseboro, L OBP: 0.365, SLG: 0.376 Ron Ferranoski, L OBP: 0.167, SLG: 0.167 (11. 1)						F7		F8			F7		4	0	1	0	1	0	2									
Lou Johnson, R OBP: 0.341, SLG: 0.416 Al Ferrara, R OBP: 0.341, SLG: 0.485 Wes Parker, S OBP: 0.365, SLG: 0.350 (1.7)													1	0	1	0	0	0	0									
Ron Fairly, L OBP: 0.298, SLG: 0.312 (10. 9)													2	0	0	0	1	1	3									
Len Gabrielson, L OBP: 0.310, SLG: 0.401 (10. 7)													1	0	1	0	0	0	0									
Claude Osteen, L OBP: 0.200, SLG: 0.284 Phil Regan, R OBP: 0.100, SLG: 0.100 Jim Campanis, R OBP: 0.342, SLG: 0.455 (1. 1)													3	0	0	0	1	0	1									
Inning Stats	R: 0 E: 0 K: 0 S: 3	H: 0 LOB: 0 BB: 3	R: 0 E: 0 K: 0 S: 3	H: 2 LOB: 1 BB: 0 P: 3	R: 0 E: 0 K: 0 S: 3	H: 0 LOB: 0 BB: 3	R: 0 E: 0 K: 0 S: 3	H: 0 LOB: 0 BB: 0 P: 3	R: 0 E: 0 K: 0 S: 4	H: 1 LOB: 3 BB: 2 P: 12	R: 0 E: 0 K: 0 S: 3	H: 1 LOB: 2 BB: 1 P: 7	R: 0 E: 0 K: 0 S: 8	H: 1 LOB: 2 BB: 1 P: 12	R: 0 E: 0 K: 0 S: 3	H: 0 LOB: 0 BB: 0 P: 3	R: 1 E: 0 K: 1 S: 6	H: 1 LOB: 1 BB: 1 P: 10	R: 0 E: 0 K: 0 S: 3	H: 1 LOB: 1 BB: 1 P: 7	1B: 7 2B: 0 3B: 0 HR: 0	SF: 0 SAC: 3 DP: 2 HBP: 0	WP: 0 PB: 1 SB: 0 CS: 0	PA: 45				
PITCHER	IP	WLS	BF	H	R	ER	SO	BB	IBB	HBP	BLK	WP	HR	S	P	ERA	WHIP											
Bruce Von Hoff, R ERA: 5.68	(1. 1)	8.0	28	4	0	0	0	0	1	0	0	0	0	11	15	0.00	0.500											
Larry Sherry, R ERA: 5.68	(9. 1)	2.0	8	1	0	0	2	0	1	0	0	0	0	11	15	0.00	0.500											
Tom Dukes, R ERA: 3.0	(11. 1)	1.0	5	1	1	1	1	1	0	0	0	0	0	6	10	9.00	2.000											
Dave Eilers, R ERA: 3.56	(12. 1)	1.0	W	4	1	0	0	0	0	1	0	0	0	0	3	7	0.00	1.000										

Los Angeles Dodgers @ Houston Astros
Astrodome, Houston, TX

Tue Aug 15 1967, 8:05 PM EDT
Att. 21,792 - Unknown

AB 36
R 1
H 7
RBI 1
BB 6
SO 3
LOB 15



Batter	1	2	3	4	5	6	7	8	9	10	11	12	AB	R	H	RBI	BB	SO	LOB	BOTTOM							
Sonny Jackson, L OBP: 0.278, SLG: 0.291 (1.6)	6-3					F2					L6		5	0	2	0	1	0	3								
Joe Morgan, L OBP: 0.390, SLG: 0.418 (1.4)	K					F9		F3		F5			6	1	1	0	0	1	6								
Jimmy Wynn, R OBP: 0.538, SLG: 0.517 (1.8)	K												6	0	1	0	0	1	2								
Rusty Staub, L OBP: 0.400, SLG: 0.495 (1.9)		3-1											5	1	1	0	0	0	1								
Doug Rader, R OBP: 0.387, SLG: 0.533 (1. 3)													5	0	1	1	0	2	2								
Ron Davis, R OBP: 0.287, SLG: 0.418 Norm Miller, L OBP: 0.305, SLG: 0.331 (11. PH)													3	0	2	0	1	0	0								
Bob Aspromonte, R OBP: 0.355, SLG: 0.388 (1. 5)													3	0	1	1	2	0	2								
Ron Brand, R OBP: 0.259, SLG: 0.256 (1. 2)													5	0	0	0	0	1	7								
Bruce Von Hoff, R Julio Gotro, R Larry Sherry, R John Bateman, R Tom Dukes, R Eddie Matthews, L Dave Eilers, R (8. PH)													1	0	0	0	0	0	0								
Inning Stats	R: 0 E: 0 K: 2 S: 7	H: 0 LOB: 0 BB: 0	R: 0 E: 0 K: 1 S: 5	H: 0 LOB: 0 BB: 0 P: 5	R: 0 E: 0 K: 1 S: 5	H: 0 LOB: 2 BB: 2 P: 11	R: 0 E: 0 K: 0 S: 3	H: 0 LOB: 0 BB: 0 P: 6	R: 0 E: 0 K: 0 S: 3	H: 1 LOB: 0 BB: 0 P: 3	R: 0 E: 0 K: 0 S: 3	H: 0 LOB: 0 BB: 0 P: 3	R: 0 E: 0 K: 0 S: 4	H: 1 LOB: 3 BB: 2 P: 12	R: 0 E: 0 K: 0 S: 4	H: 1 LOB: 1 BB: 0 P: 4	R: 1 E: 1 K: 0 S: 6	H: 2 LOB: 3 BB: 1 P: 10	R: 1 E: 0 K: 0 S: 4	H: 2 LOB: 1 BB: 0 P: 4	1B: 8 2B: 1 3B: 0 HR: 0	SF: 0 SAC: 3 DP: 2 HBP: 0	WP: 0 PB: 0 SB: 0 CS: 0	PA: 50			
PITCHER	IP	WLS	BF	H	R	ER	SO	BB	IBB	HBP	BLK	WP	HR	S	P	ERA	WHIP										
Claude Osteen, L ERA: 3.28	(1. 1)	10.1	41	6	1	1	5	2	3	0	0	0	0	46	66	0.87	0.774										
Phil Regan, R ERA: 3.15	(11. 1)	0.1	3	1	0	0	0	0	0	0	0	0	0	3	3	0.00	3.000										
Ron Ferranoski, L ERA: 2.55	(11. 1)	1.0	L	6	2	1	1	0	1	0	0	0	0	5	9	9.00	3.000										

Los Angeles Dodgers @ Houston Astros
Astrodome, Houston, TX


Tue Aug 15 1967, 8:05 PM EDT
Att. 21,792 - Unknown

AB 41
R 2
H 9
RBI 2
BB 6
SO 5
LOB 24



Batter	1	2	3	4	5	6	7	8	9	AB	R	H	RBI	BB	SO	LOB	TOP																																						
Nate Oliver, R OBP: 0.336, SLG: 0.327 (1,6)	0-0 5-3 1		0-0 E6 FC3-6		0-0 F9		0-0 6-3	0-0 FC6-4 1B		5	0	1	0	0	0	0	<h3>Los Angeles Dodgers @ Houston Astros</h3> <p>Astrodome, Houston, TX Wed Aug 16 1967, 8:05 PM EDT Att: 17,817 - Unknown</p>																																						
Ron Hunt, R OBP: 0.367, SLG: 0.373 Gene Michael, S OBP: 0.235, SLG: 0.215 (8, FH) (8,6)	0-0 2B 1B		0-0 FC3-6 1B 2B		0-0 L6		0-0 5-3	0-0 FC6-4 1-2 2B		4	1	1	0	0	0	1																																							
Willie Davis, L OBP: 0.294, SLG: 0.332 (1,8)	0-0 1-3 2B		0-0 1-2 2B 1B		0-0 4-3		0-0 3-1		0-3 K	5	1	2	0	0	1	0																																							
Jim Lefebvre, S OBP: 0.346, SLG: 0.402 (1,5)	0-3 K		0-0 1-H 2-H E 2B		0-0 SH1-4 1B		0-0 SH1-4 2B	0-0 2B 2B	0-0 F8	5	3	3	2	0	1	2																																							
Lou Johnson, R OBP: 0.323, SLG: 0.410 (1,7)	0-3 K		0-0 2-H E3		0-0 SH1-4 1B		0-0 L7	4-0 BB	0-0 BB	3	0	0	0	1	1	3																																							
Al Ferrara, R OBP: 0.342, SLG: 0.485 (1,9)		0-0 6-3	0-3 K		0-0 2B		4-0 2B 1B	0-0 F5		4	1	1	1	1	1	2																																							
Wes Parker, S OBP: 0.367, SLG: 0.354 (1,3)	0-0 G3		0-0 G3		4-0 IBB		0-0 1B 2B			3	1	1	1	1	0	0																																							
Jeff Torborg, R OBP: 0.264, SLG: 0.275 (1,2)	0-0 F9		0-0 F7		0-0 F4		0-3 K			4	0	0	0	0	1	4																																							
Bill Singer, R OBP: 0.089, SLG: 0.089 (1,1)			0-0 6-3	0-3 K		0-0 1-3		0-0 1B 1B		4	0	1	2	0	1	2																																							
Inning Stats											R: 0 E: 0 K: 2 S: 9	H: 2 LOB: 2 BB: 0 P: 9	R: 0 E: 0 K: 0 S: 3	H: 0 LOB: 0 BB: 0 P: 3	R: 3 E: 2 K: 1 S: 9	H: 2 LOB: 1 BB: 0 P: 9	R: 0 E: 0 K: 1 S: 5	H: 0 LOB: 0 BB: 0 P: 5	R: 0 E: 0 K: 0 S: 3	H: 0 LOB: 0 BB: 0 P: 3	R: 1 E: 0 K: 0 S: 5	H: 2 LOB: 2 BB: 1 P: 9	R: 0 E: 0 K: 0 S: 3	H: 0 LOB: 0 BB: 0 P: 3	R: 3 E: 0 K: 1 S: 9	H: 4 LOB: 2 BB: 1 P: 13	R: 0 E: 0 K: 1 S: 5	H: 0 LOB: 1 BB: 1 P: 9	1B: 5 2B: 5 3B: 0 HR: 0	SF: 0 SAC: 1 DP: 0 HBP: 0	WP: 0 PB: 0 CS: 0	PA: 42																							
PITCHER											IP	WLS	BF	H	R	ER	SO	BB	IBB	HBP	BLK	WP	HR	S	P	ERA	WHIP	PITCHER											IP	WLS	BF	H	R	ER	SO	BB	IBB	HBP	BLK	WP	HR	S	P	ERA	WHIP
Wade Blasingame, L ERA: 5.82 Tom Dukes, R ERA: 3.38											(1,1)	7.1	L	34	8	7	4	4	0	2	0	0	0	0	40	48	4.91	1.091	(8,1)											1.2	8	2	0	0	2	1	0	0	0	0	0	11	15	0.00	1.800

AB 38
R 7
H 10
RBI 6
BB 3
SO 6
LOB 16



Batter	1	2	3	4	5	6	7	8	9	AB	R	H	RBI	BB	SO	LOB	BOTTOM																																							
Sonny Jackson, L OBP: 0.278, SLG: 0.293 (1,6)	0-0 WP 2B		0-0 4-3		0-0 G3		0-0 3-1			4	0	1	0	0	0	2	<h3>Los Angeles Dodgers @ Houston Astros</h3> <p>Astrodome, Houston, TX Wed Aug 16 1967, 8:05 PM EDT Att: 17,817 - Unknown</p>																																							
Joe Morgan, L OBP: 0.386, SLG: 0.413 (1,4)	0-3 K		0-0 F8		0-0 F7		0-0 F2			4	0	0	0	0	1	2																																								
Jimmy Wynn, R OBP: 0.337, SLG: 0.515 (1,8)	0-3 K		0-0 E6		0-0 F3		0-0 1B			4	0	1	0	0	1	1																																								
Rusty Staub, L OBP: 0.396, SLG: 0.490 (1,9)	0-0 L6		0-0 F9		0-0 6-3		0-0 F5			4	0	0	0	0	3																																									
Norm Miller, L OBP: 0.303, SLG: 0.323 (1,7)		4-0 BB BB BB	4-0 5-3 BB		0-0 L7		0-0 F8			3	0	0	0	1	0	2																																								
Eddie Mathews, L OBP: 0.333, SLG: 0.381 Tom Dukes, R OBP: 0.296, SLG: 0.416 Ron Davis, R OBP: 0.296, SLG: 0.416 (9, FH)	0-0 F4		0-0 F7		4-0 BB BB		0-0 K			2	0	0	0	1	0	2																																								
Bob Aspromonte, R OBP: 0.353, SLG: 0.384 (1,5)	0-0 5-3 1-2		0-0 F9		0-0 G4-6-3		0-0 1-2 BB			3	0	0	0	0	0	2																																								
John Bateman, R OBP: 0.244, SLG: 0.245 Julio Gotay, R OBP: 0.340, SLG: 0.388 Dave Adlesh, R OBP: 0.217, SLG: 0.211 (9, PR) (9, 2)	0-0 5-3		0-0 F8		0-0 F4		0-0 WP SF9 2B			3	0	1	0	0	0	1																																								
Wade Blasingame, L OBP: 0.308, SLG: 0.100 Doug Rader, R OBP: 0.375, SLG: 0.533 (8, 3)			0-0 F8		0-0 1B		0-0 SF9			2	0	1	0	0	0	0																																								
Inning Stats											R: 0 E: 0 K: 2 S: 8	H: 1 LOB: 1 BB: 0 P: 8	R: 0 E: 0 K: 0 S: 3	H: 0 LOB: 1 BB: 1 P: 7	R: 0 E: 0 K: 0 S: 3	H: 0 LOB: 0 BB: 0 P: 3		R: 0 E: 1 K: 0 S: 4	H: 0 LOB: 1 BB: 0 P: 4	R: 0 E: 0 K: 0 S: 4	H: 0 LOB: 0 BB: 0 P: 4	R: 0 E: 0 K: 0 S: 3	H: 0 LOB: 0 BB: 0 P: 3	R: 0 E: 0 K: 0 S: 2	H: 0 LOB: 0 BB: 1 P: 6	R: 1 E: 0 K: 0 S: 4	H: 1 LOB: 1 BB: 0 P: 4	R: 0 E: 0 K: 1 S: 6	H: 1 LOB: 1 BB: 0 P: 6	1B: 2 2B: 2 3B: 0 HR: 0	SF: 1 SAC: 0 DP: 1 HBP: 0	WP: 2 PB: 0 CS: 0	PA: 33																							
PITCHER											IP	WLS	BF	H	R	ER		SO	BB	IBB	HBP	BLK	WP	HR	S	P	ERA	WHIP	PITCHER											IP	WLS	BF	H	R	ER	SO	BB	IBB	HBP	BLK	WP	HR	S	P	ERA	WHIP
Bill Singer, R ERA: 2.78											(1,1)	9.0	W	33	4	1		1	3	2	0	0	0	2	0	37	45	1.00	0.667	(1,1)											9.0	W	33	4	1	1	3	2	0	0	0	2	0	37	45	1.00

AB 30
R 1
H 4
RBI 1
BB 2
SO 3
LOB 16



Batter	1	2	3	4	5	6	7	8	9	AB	R	H	RBI	BB	SO	LOB	TOP			
Nate Oliver, R OBP: 0.357, SLG: 0.350 (1, 6)	L6-3 1B			E 1B		2B 1B		FC6-4 1B		4	0	4	0	0	0	0	Los Angeles Dodgers @ Houston Astros Astrodome, Houston, TX Thu Aug 17 1967, 8:05 PM EDT Att: 15,061 - Unknown			
Ron Hunt, R OBP: 0.363, SLG: 0.369 Gene Michael, S OBP: 0.235, SLG: 0.215 (1, 4) (8, FR)	L6-3 1-2			E3 1-2		L4		FC6-4 2B 1-2		4	0	0	0	0	0	4				
Willie Davis, L OBP: 0.296, SLG: 0.338 (1, 8)	K			F4		2B 1-3		2B 1-3		4	0	2	0	0	1	2				
Jim Lefebvre, S OBP: 0.342, SLG: 0.397 (1, 5)				F6		F8		F6		4	0	0	0	0	0	7				
John Roseboro, L OBP: 0.364, SLG: 0.378 (1, 2)	K			L3				L3		4	0	1	0	0	1	2				
Lou Johnson, R OBP: 0.321, SLG: 0.412 (1, 7)	F2							4-3 2B		4	0	1	0	0	0	1				
Ron Fairly, L OBP: 0.296, SLG: 0.309 (1, 3)				F9		3-1		4-3 2B		4	0	0	0	0	0	2				
Len Gabrielson, L OBP: 0.304, SLG: 0.393 (1, 9)				F9		3-1		K		4	0	0	0	0	2	2				
Jim Brewer, L OBP: 0.059, SLG: 0.118 Jim Hickman, R OBP: 0.243, SLG: 0.228 Bob Miller, R OBP: 0.365, SLG: 0.352 Wes Parker, S OBP: 0.167, SLG: 0.167 (1, 1) (6, PH) (6, PH) (8, PH)	F6					F2		K		1	0	0	0	0	0	0				
Ron Perranoski, L OBP: 0.167, SLG: 0.167 (8, 1)										0	0	0	0	0	0	0				
Inning Stats	R: 0 E: 0 K: 1 S: 5	H: 1 LOB: 0 BB: 0 P: 5	R: 0 E: 0 K: 1 S: 5	H: 0 LOB: 0 BB: 0 P: 5	R: 0 E: 0 K: 0 S: 3	H: 0 LOB: 0 BB: 0 P: 3	R: 0 E: 1 K: 0 S: 5	H: 1 LOB: 2 BB: 0 P: 5	R: 0 E: 0 K: 0 S: 3	H: 2 LOB: 2 BB: 0 P: 3	R: 0 E: 0 K: 1 S: 6	H: 1 LOB: 1 BB: 0 P: 6	R: 0 E: 0 K: 1 S: 7	H: 2 LOB: 2 BB: 0 P: 7	R: 0 E: 0 K: 1 S: 6	H: 1 LOB: 1 BB: 0 P: 6	1B: 4 2B: 5 3B: 0 HR: 0	SF: 0 SAC: 0 DP: 1 HBP: 0	WP: 0 PB: 0 SB: 0 CS: 0	PA: 35
PITCHER Dave Giusti, R ERA: 4.06 (1, 1)	IP: 9.0 WLS: W BF: 35 H: 8 R: 0 ER: 0 SO: 5 BB: 0 IBB: 0 HBP: 0 BLK: 0 WP: 0 HR: 0 S: 45 P: 45 ERA: 0.00 WHIP: 0.889																			

Batter	1	2	3	4	5	6	7	8	9	AB	R	H	RBI	BB	SO	LOB	BOTTOM			
Julio Gotay, R OBP: 0.346, SLG: 0.391 (1, 6)	6-3		FC2-6 BB 1-2		1B 6-3 2B	G5-4-3 1B		4-3 BB		4	1	2	0	1	0	1	Los Angeles Dodgers @ Houston Astros Astrodome, Houston, TX Thu Aug 17 1967, 8:05 PM EDT Att: 15,061 - Unknown			
Joe Morgan, L OBP: 0.384, SLG: 0.408 (1, 4)	F3		BB		F3	F7		4-3		4	0	0	0	1	0	3				
Jimmy Wynn, R OBP: 0.338, SLG: 0.511 (1, 8)	E 1B BB		K		6-3	G5-4-3 1-2		IBB		3	0	0	0	2	1	4				
Rusty Staub, L OBP: 0.396, SLG: 0.488 (1, 9)	E6 1-3 1B		F9		1B 2B IBB			F9		4	1	1	0	1	0	4				
Doug Rader, R OBP: 0.389, SLG: 0.529 (1, 3)	K				CS 1B 1-2 2-3	2B 1B		3-1		4	1	2	0	0	1	2				
Ron Davis, R OBP: 0.300, SLG: 0.423 (1, 7)			F4		F8	WP 1B 2B		1B 1B		4	1	2	3	0	0	1				
Bob Aspromonte, R OBP: 0.354, SLG: 0.386 (1, 5)			F8		E3	1B 2H		1B 1B		4	0	2	1	0	0	0				
Ron Brand, R OBP: 0.305, SLG: 0.257 (1, 2)			K		IBB	1-2 1B		4-3		3	0	1	0	1	1	2				
Dave Giusti, R OBP: 0.169, SLG: 0.261 (1, 1)			FC2-6 1B		K	K		F8		4	0	1	0	0	2	4				
Inning Stats	R: 0 E: 1 K: 1 S: 6	H: 1 LOB: 2 BB: 1 P: 10	R: 0 E: 0 K: 1 S: 5	H: 0 LOB: 0 BB: 0 P: 5	R: 0 E: 0 K: 1 S: 6	H: 1 LOB: 2 BB: 1 P: 10	R: 4 E: 0 K: 1 S: 10	H: 5 LOB: 2 BB: 1 P: 14	R: 0 E: 0 K: 0 S: 3	H: 1 LOB: 0 BB: 0 P: 3	R: 0 E: 0 K: 0 S: 5	H: 2 LOB: 2 BB: 0 P: 5	R: 0 E: 0 K: 0 S: 3	H: 0 LOB: 2 BB: 2 P: 11	R: 0 E: 0 K: 0 S: 6	H: 0 LOB: 2 BB: 2 P: 11		1B: 10 2B: 1 3B: 0 HR: 0	SF: 0 SAC: 0 DP: 1 HBP: 0	WP: 1 PB: 0 SB: 0 CS: 1
PITCHER Jim Brewer, L ERA: 2.48 Bob Miller, R ERA: 5.08 Ron Perranoski, L ERA: 2.52 (1, 1) (6, 1) (8, 1)	IP: 5.0 WLS: L BF: 27 H: 8 R: 4 ER: 4 SO: 5 BB: 2 IBB: 2 HBP: 0 BLK: 0 WP: 0 HR: 0 S: 33 P: 49 ERA: 7.20 WHIP: 2.000																			

Batter	1	2	3	4	5	6	7	8	9	AB	R	H	RBI	BB	SO	LOB	TOP								
Lou Brock, L OBP: 0.314, SLG: 0.467 (1, 7)	0-0 P6		0-0 F2		0-0 3-1		0-0 F8		0-0 FC6	5	0	0	0	0	0	2									
Alex Johnson, R OBP: 0.246, SLG: 0.300 (1, 9)	0-0 4-3		0-0 P4		0-0 1B		0-0 6-3		0-3 K	4	1	1	0	0	0	1									
Roger Maris, L OBP: 0.354, SLG: 0.439 (9, PH) (9, 9)					1B					1	0	0	0	0	1	1									
Curt Flood, R OBP: 0.380, SLG: 0.420 (1, 8)	4-0 BB				0-0 K		0-0 FC6-4		0-0 1B	3	1	2	1	1	1	0									
Orlando Cepeda, R OBP: 0.405, SLG: 0.550 (1, 3)	0-3 K				0-0 L8		0-0 FC6-4		0-0 1B	3	0	0	0	0	1	2									
Mike Shannon, R OBP: 0.312, SLG: 0.392 (1, 5)		0-3 K			0-0 HR		0-0 1B		0-3 K	4	1	2	2	0	2	0									
Tim McCarver, L OBP: 0.381, SLG: 0.460 (1, 2)	0-3 K				0-0 HR		0-0 1B		0-0 F9	4	1	0	0	0	1	2									
Julian Javier, R OBP: 0.306, SLG: 0.412 (1, 4)	0-0 4-3				0-0 HR		0-3 K		0-3 K	4	1	1	2	0	2	0									
Dal Maxvill, R OBP: 0.283, SLG: 0.277 (1, 6)			4-0 SH5-4		0-0 P3		0-0 4-3		0-0 E4	3	0	0	0	1	0	0									
Steve Carlton, L OBP: 0.164, SLG: 0.154 (1, 1)			0-0 SH5-4		0-0 L4		0-0 4-3		0-3 K	3	0	0	0	0	1	1									
Inning Stats	R: 0 E: 0 K: 1 S: 5	H: 0 LOB: 1 BB: 1 P: 9	R: 0 E: 0 K: 2 S: 7	H: 0 LOB: 0 BB: 0 P: 7	R: 0 E: 0 K: 0 S: 3	H: 0 LOB: 1 BB: 1 P: 7	R: 3 E: 1 K: 1 S: 8	H: 2 LOB: 0 BB: 0 P: 8	R: 2 E: 0 K: 0 S: 6	H: 3 LOB: 2 BB: 0 P: 7	R: 0 E: 0 K: 1 S: 5	H: 0 LOB: 0 BB: 0 P: 5	R: 0 E: 0 K: 0 S: 4	H: 1 LOB: 1 BB: 0 P: 4	R: 0 E: 0 K: 2 S: 7	H: 0 LOB: 0 BB: 0 P: 7	R: 0 E: 1 K: 2 S: 8	H: 0 LOB: 1 BB: 0 P: 8	1B: 3 2B: 0 3B: 1 HR: 2	SF: 0 SAC: 1 DP: 0 HBP: 1	WP: 0 PB: 0 SB: 0 CS: 0	PA: 38			
PITCHER	IP	WLS	BF	H	R	ER	SO	BB	IBB	HBP	BLK	WP	HR	S	P	ERA	WHIP								
Mike Cuellar, L ERA: 3.09 (1, 1)	5.0	L	24	5	5	3	4	2	0	1	0	0	2	29	38	5.40	1.400								
Dave Eilers, R ERA: 3.45 (6, 1)	1.0		3	0	0	0	1	0	0	0	0	0	0	5	5	0.00	0.000								
Tom Dukes, R ERA: 1.59 (7, 1)	3.0		11	1	0	0	4	0	0	0	0	0	0	19	19	0.00	0.333								

St. Louis Cardinals @ Houston Astros
Astrodome, Houston, TX
Fri Aug 18 1967, 8:05 PM EDT
Att: 27,341 - Unknown

AB 34
R 5
H 6
RBI 5
BB 2
SO 9
LOB 9



Batter	1	2	3	4	5	6	7	8	9	AB	R	H	RBI	BB	SO	LOB	BOTTOM								
Julio Gotay, R OBP: 0.338, SLG: 0.381 (1, 6)	0-3 K				0-0 F7		0-0 F8		0-0 4-3	5	0	0	0	0	2	4									
Joe Morgan, L OBP: 0.383, SLG: 0.405 (1, 4)	4-0 WP				0-0 L8		0-3 K		0-0 F9	3	0	0	0	1	1	0									
Jimmy Wynn, R OBP: 0.335, SLG: 0.507 (1, 8)	0-0 P6				0-0 6-3		0-3 K			4	0	0	0	0	2	1									
Rusty Staub, L OBP: 0.397, SLG: 0.486 (1, 9)	4-0 BB				0-3 K		0-0 1B		0-0 3-1	3	1	1	0	1	1	0									
Doug Rader, R OBP: 0.400, SLG: 0.553 (1, 3)	0-3 K				0-0 2B		0-0 1B		0-0 L7	4	2	2	0	0	1	2									
Ron Davis, R OBP: 0.294, SLG: 0.415 (1, 7)			0-0 F7		0-3 K		0-0 P4		0-0 F9	4	0	0	0	0	1	3									
Bob Aspromonte, R OBP: 0.356, SLG: 0.390 (1, 5)		0-0 BB			0-0 L8		0-0 WP		0-0 6-3	4	0	2	2	0	0	1									
Ron Brand, R OBP: 0.303, SLG: 0.264 (1, 2)		0-3 K			0-0 2B		0-0 P5		0-0 P4	4	0	1	1	0	1	2									
Mike Cuellar, L ERA: 3.09 (1, 1)	9.0	W	37	6	3	3	11	4	0	0	0	0	2	55	71	3.00	1.111								
Dave Eilers, R ERA: 3.45 (6, 1)	1.0		3	0	0	0	1	0	0	0	0	0	0	5	5	0.00	0.000								
Jackie Brandt, R ERA: 3.45 (6, PH)	0.0		0	0	0	0	0	0	0	0	0	0	0	0	0	0									
Dave Glavin, R ERA: 1.59 (7, 1)	3.0		11	1	0	0	4	0	0	0	0	0	0	19	19	0.00	0.333								
Dave Adlesh, R ERA: 1.59 (6, PH)	0.0		0	0	0	0	0	0	0	0	0	0	0	0	0	0									
Inning Stats	R: 0 E: 0 K: 2 S: 7	H: 1 LOB: 2 BB: 1 P: 15	R: 0 E: 0 K: 2 S: 8	H: 1 LOB: 2 BB: 1 P: 12	R: 0 E: 0 K: 2 S: 7	H: 0 LOB: 0 BB: 0 P: 7	R: 1 E: 0 K: 2 S: 9	H: 2 LOB: 1 BB: 0 P: 9	R: 0 E: 0 K: 1 S: 5	H: 0 LOB: 0 BB: 0 P: 5	R: 2 E: 0 K: 0 S: 6	H: 3 LOB: 2 BB: 1 P: 10	R: 0 E: 0 K: 1 S: 5	H: 0 LOB: 0 BB: 0 P: 5	R: 0 E: 0 K: 0 S: 3	H: 0 LOB: 0 BB: 0 P: 3	R: 0 E: 0 K: 1 S: 5	H: 0 LOB: 0 BB: 0 P: 5	1B: 3 2B: 3 3B: 0 HR: 0	SF: 0 SAC: 0 DP: 0 HBP: 0	WP: 2 PB: 0 SB: 0 CS: 0	PA: 37			
PITCHER	IP	WLS	BF	H	R	ER	SO	BB	IBB	HBP	BLK	WP	HR	S	P	ERA	WHIP								

St. Louis Cardinals @ Houston Astros
Astrodome, Houston, TX
Fri Aug 18 1967, 8:05 PM EDT
Att: 27,341 - Unknown

AB 33
R 3
H 6
RBI 3
BB 4
SO 11
LOB 14



Batter	1	2	3	4	5	6	7	8	9	AB	R	H	RBI	BB	SO	LOB	TOP					
Lou Brock, L (1.7) X OBP: 0.314, SLG: 0.467	0-0 1B SF8	0-0 F7	0-0 K	0-3 K	0-0 CS	0-0 CS	0-0 F7	0-0 F7		5	1	2	0	0	1	2						
Curt Flood, R (1.8) X OBP: 0.385, SLG: 0.425	0-0 1B SF8		0-0 BB	0-3 K	0-0 CS	0-0 CS	0-0 4-3	0-0 1B		5	3	4	1	0	1	0						
Roger Maris, L (1.9) X OBP: 0.355, SLG: 0.438	0-0 SF8		4-0 2B FC6-4		0-0 FC3-6		0-0 4-3	0-0 F7		3	1	1	1	1	0	2						
Orlando Cepeda, R (1.3) X OBP: 0.409, SLG: 0.554	0-0 S		0-0 FC6-4		0-0 FC3-6		4-0 1B	0-0 6-3		4	0	3	1	1	0	0						
Tim McCarver, L (1.2) X OBP: 0.381, SLG: 0.459	0-0 SF8		4-0 FC6-4		0-0 FC3-6		0-0 BB	0-0 F8		3	0	1	2	1	0	2						
Mike Shannon, R (1.5) X OBP: 0.311, SLG: 0.388	0-0 6-3		0-0 P3		0-0 F2		0-3 K	4-0 2B		4	1	0	0	1	1	8						
Julian Javier, R (1.4) X OBP: 0.305, SLG: 0.412		0-3 K	0-0 FC6-4		0-0 F7		0-0 L5	0-0 2B		5	0	1	2	0	1	6						
Dal Maxvill, R (1.6) X OBP: 0.285, SLG: 0.277		0-0 SH3-4	0-0 4-3		0-0 4-3		4-0 SH2-4	0-0 E6		4	1	1	0	1	0	3						
Dick Hughes, R (1.1) X OBP: 0.153, SLG: 0.123	0-0 SH3-4		0-0 6-3		0-0 F3		0-0 SH2-4	0-0 4-3		3	0	0	0	0	0	2						
Inning Stats	R: 2 E: 0 K: 0 S: 6	H: 3 LOB: 1 BB: 0 P: 6	R: 0 E: 0 K: 1 S: 6	H: 1 LOB: 1 BB: 0 P: 6	R: 2 E: 0 K: 0 S: 5	H: 2 LOB: 2 BB: 2 P: 13	R: 0 E: 0 K: 2 S: 7	H: 0 LOB: 0 BB: 0 P: 7	R: 0 E: 0 K: 0 S: 5	H: 2 LOB: 2 BB: 0 P: 5	R: 0 E: 0 K: 0 S: 3	H: 1 LOB: 0 BB: 0 P: 3	R: 1 E: 0 K: 1 S: 7	H: 2 LOB: 2 BB: 1 P: 11	R: 1 E: 0 K: 0 S: 4	H: 1 LOB: 1 BB: 1 P: 8	R: 1 E: 1 K: 0 S: 5	H: 1 LOB: 2 BB: 1 P: 9	1B: 11 2B: 2 3B: 0 HR: 0	SF: 2 SAC: 2 DP: 0 HBP: 0	WP: 0 PB: 0 SB: 2 CS: 1	PA: 46
PITCHER	IP WLS BF H R ER SO BB IBB HBP BLK WP HR S P ERA WHIP																					
Bruce Von Hoff, R (1.1) ERA: 2.77	5.0 L 25 8 4 4 3 1 1 0 0 0 0 29 37 7.20 1.800																					
Dave Eilers, R (6.1) ERA: 3.51	2.0 9 3 1 1 1 1 0 0 0 0 0 10 14 4.50 2.000																					
Larry Sherry, R (8.1) ERA: 5.8	2.0 11 2 2 2 0 2 0 0 0 0 0 9 17 9.00 2.000																					

St. Louis Cardinals @ Houston Astros
Astrodome, Houston, TX
Sat Aug 19 1967, 8:05 PM EDT
Att: 44,887 - Unknown

AB	36
R	7
H	13
RBI	7
BB	5
SO	4
LOB	25

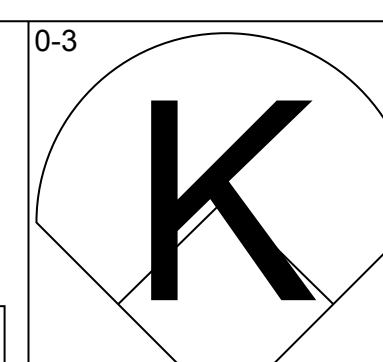
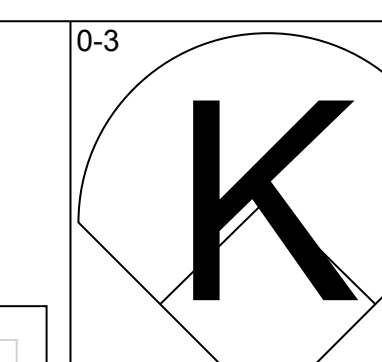
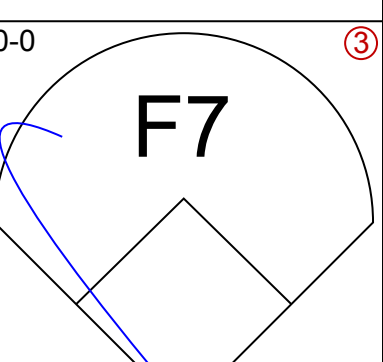
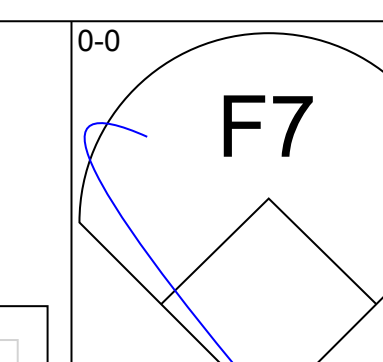
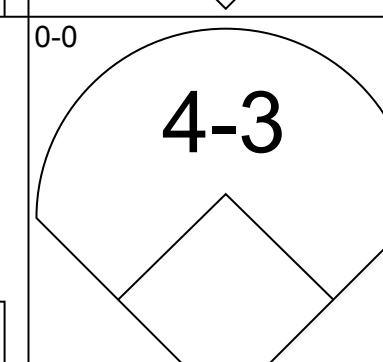
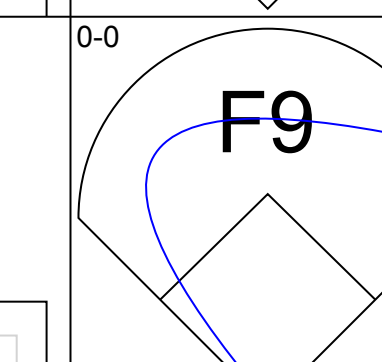
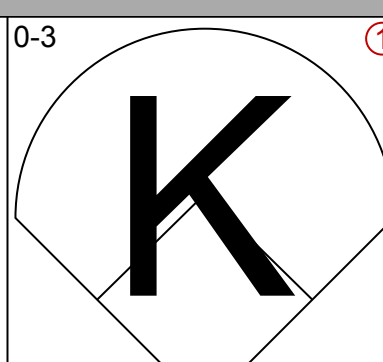
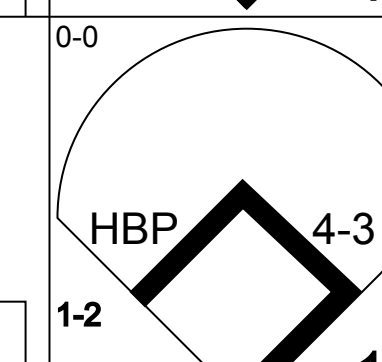
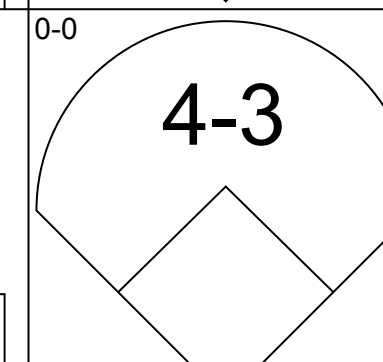
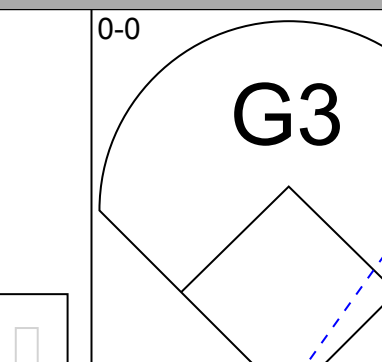
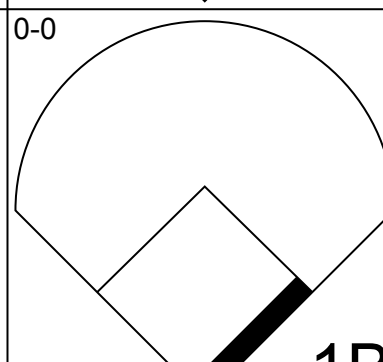
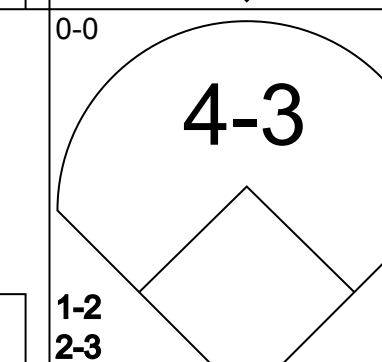
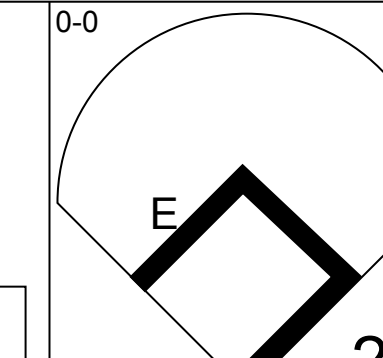
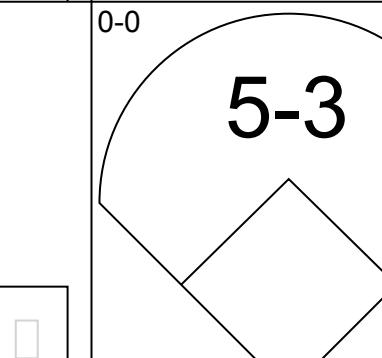
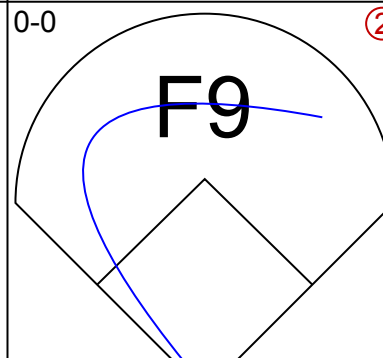
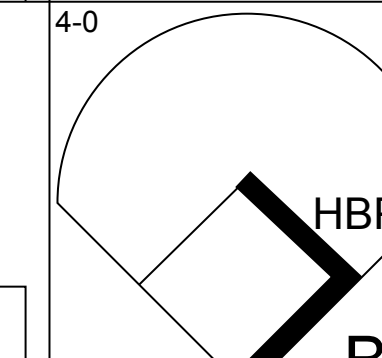
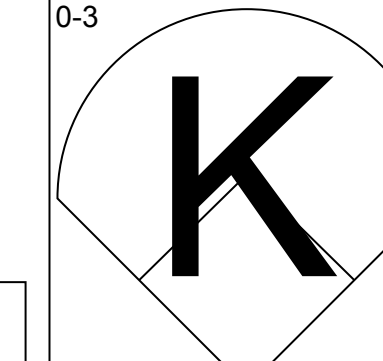
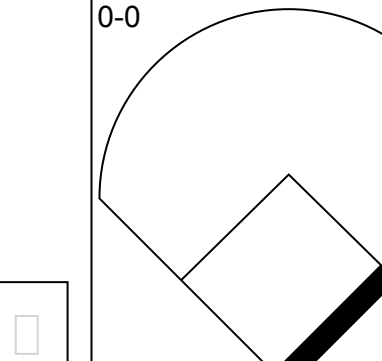
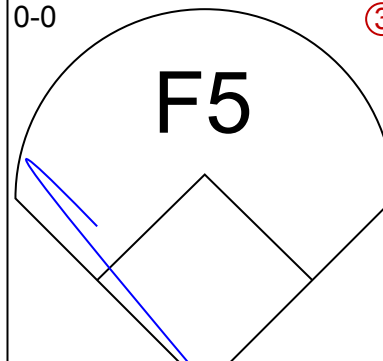
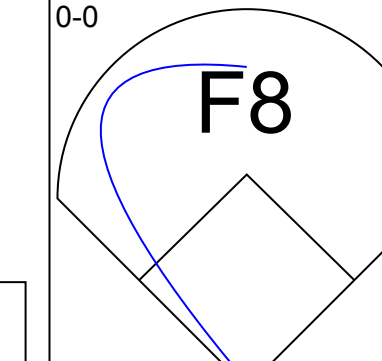
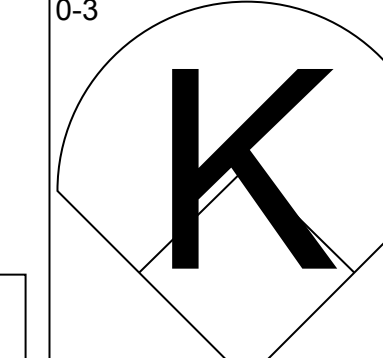
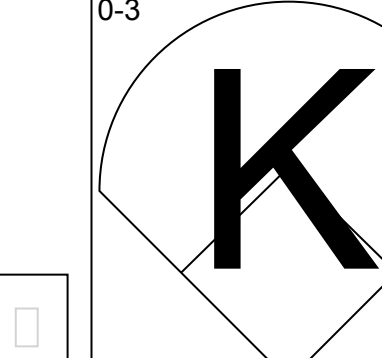
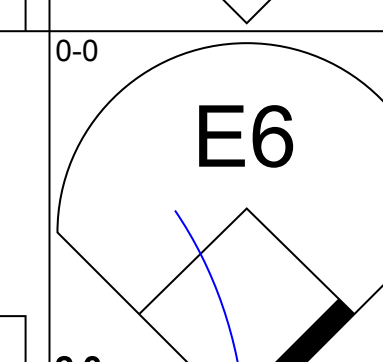
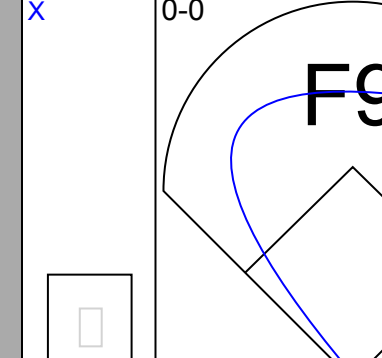

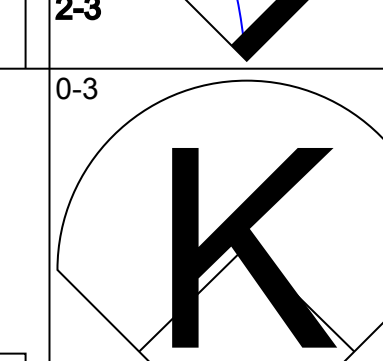
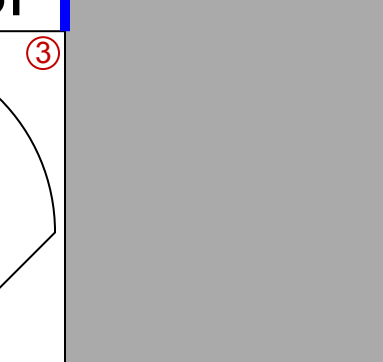
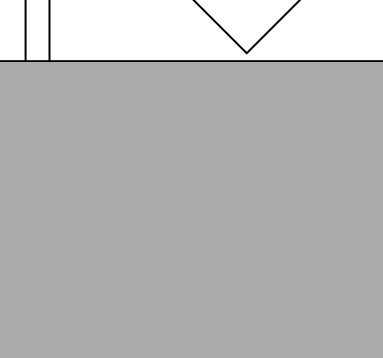
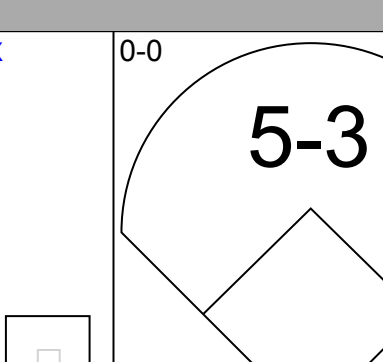
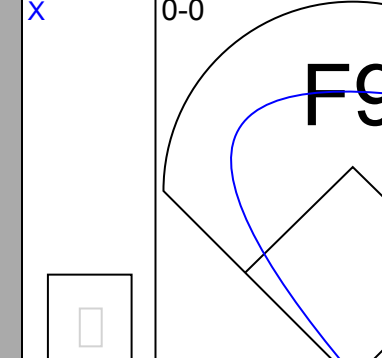

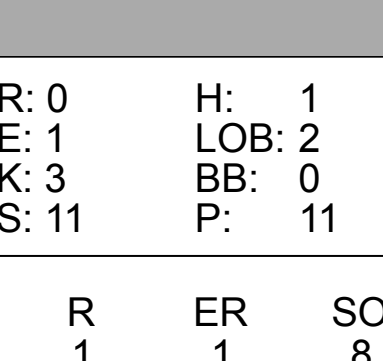
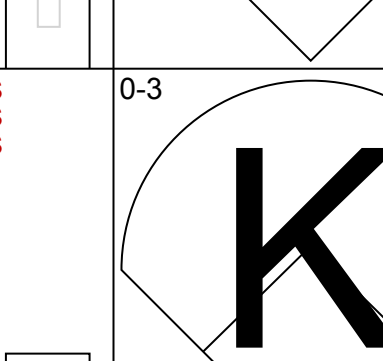
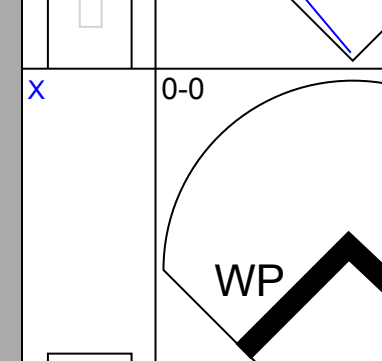
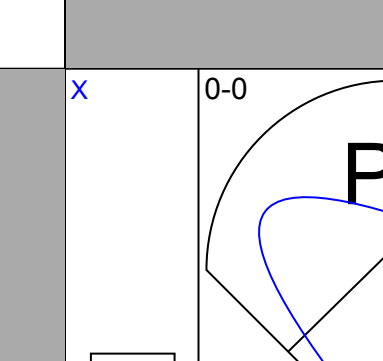
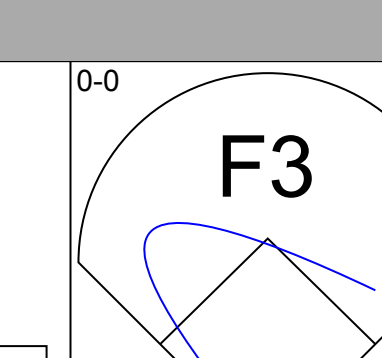
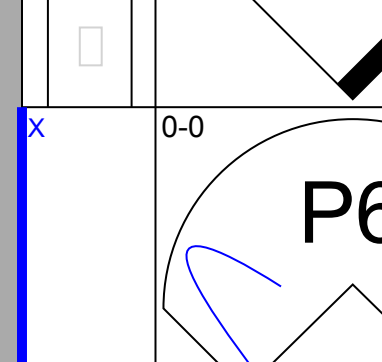
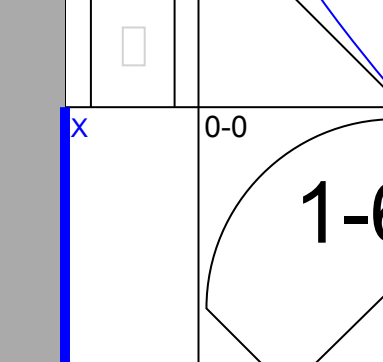
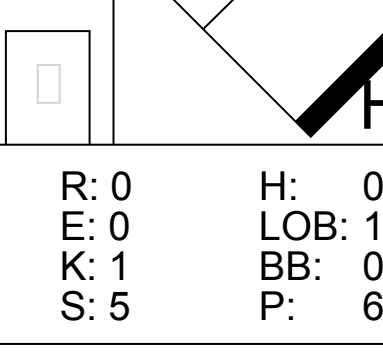


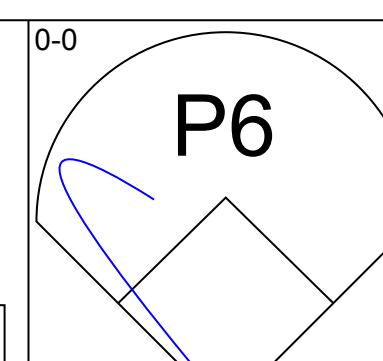
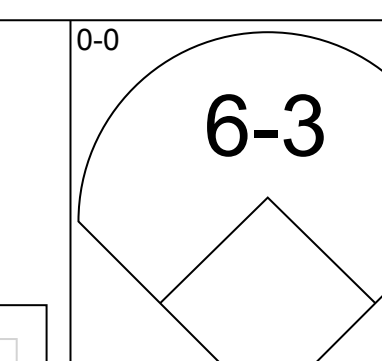
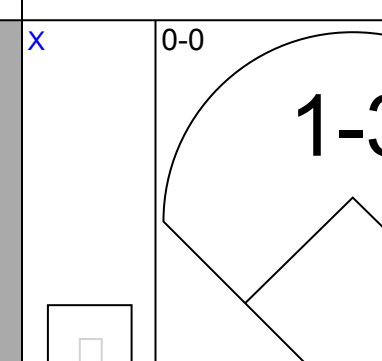
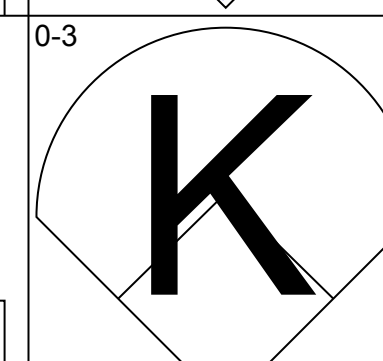
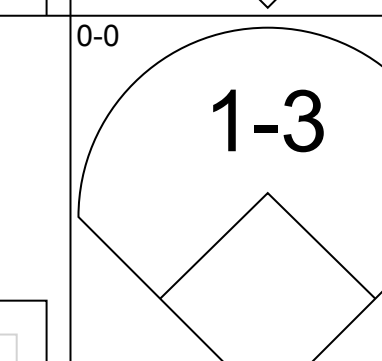
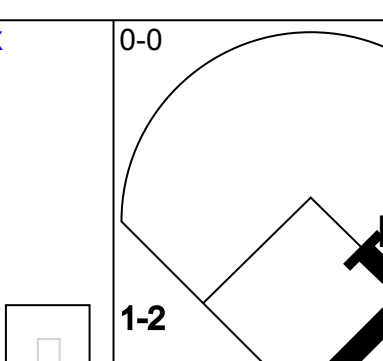
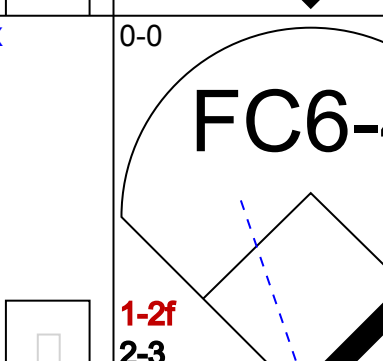
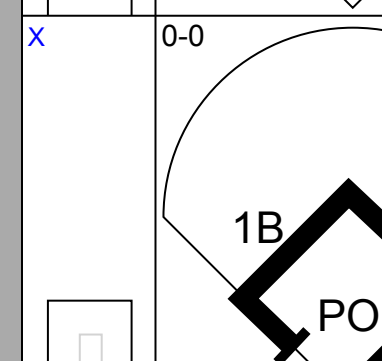
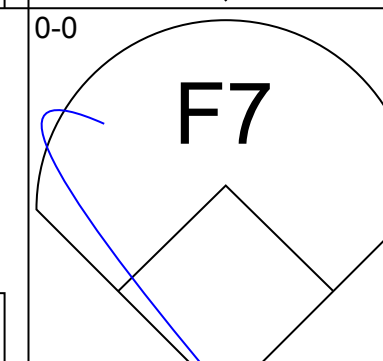
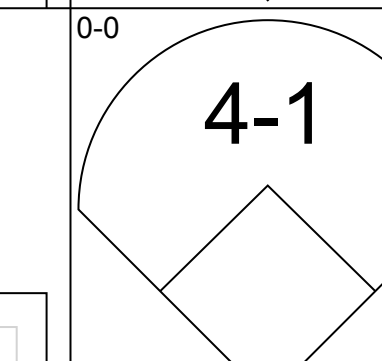
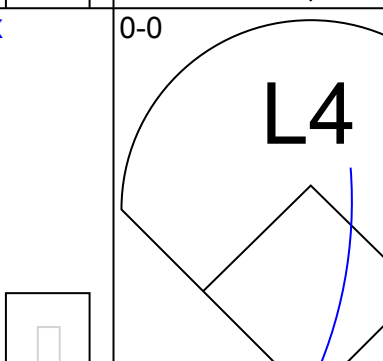
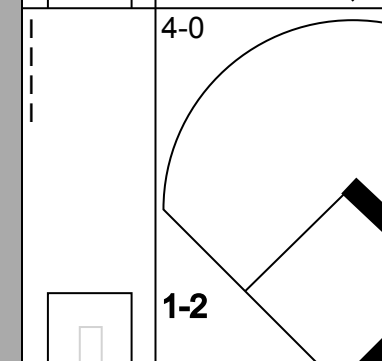
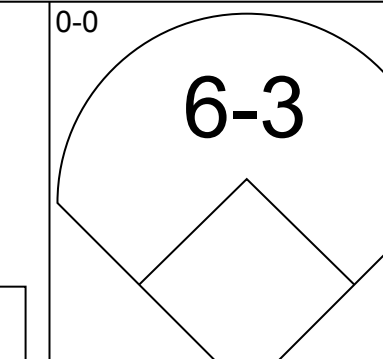
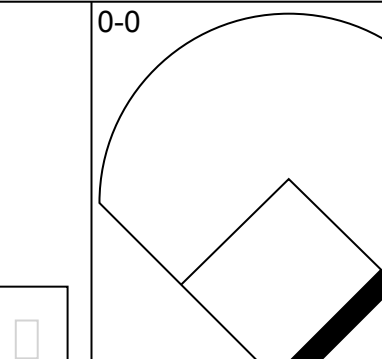
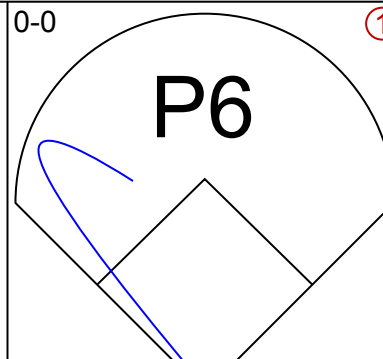

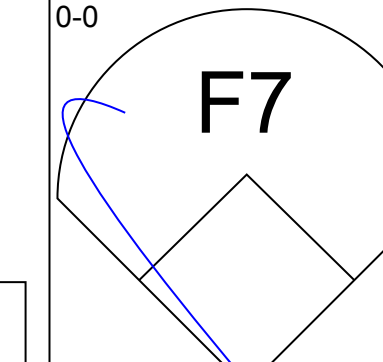
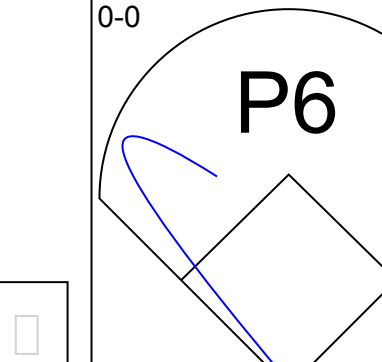
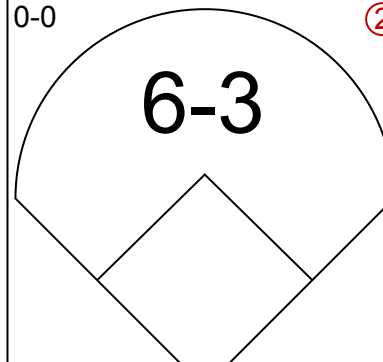
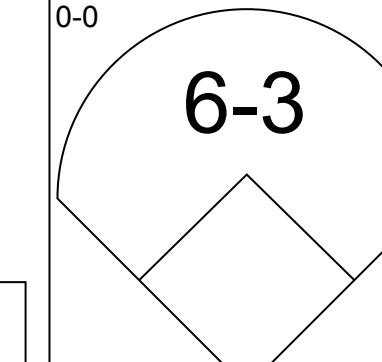

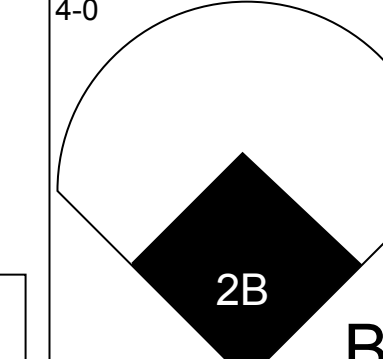
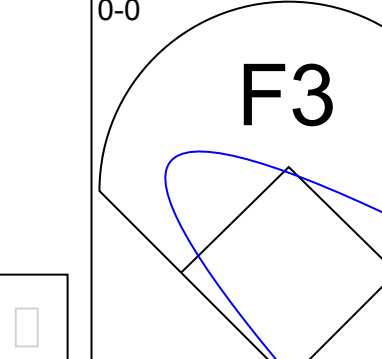
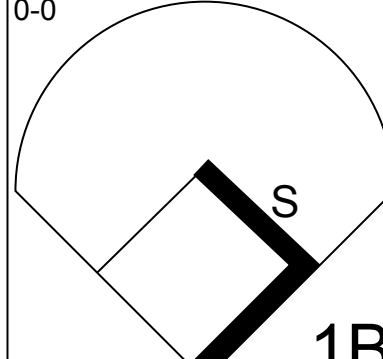
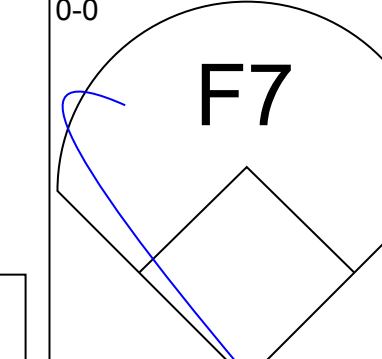
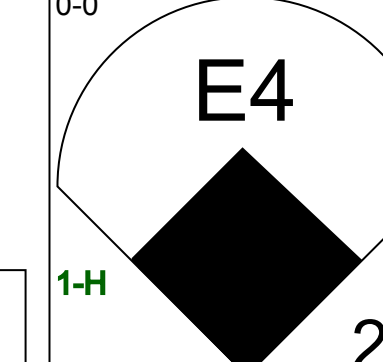
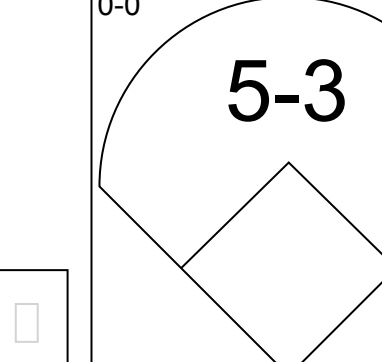
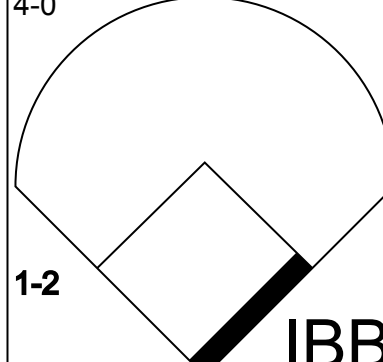
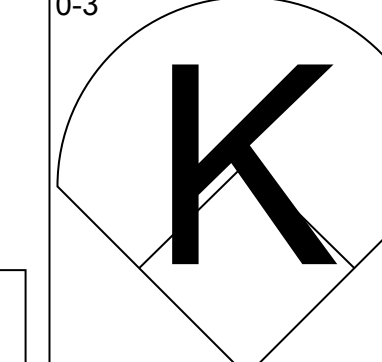
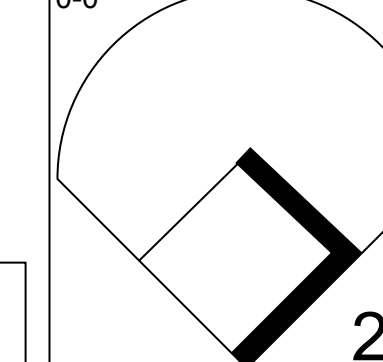
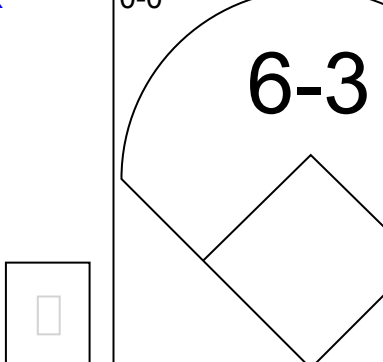
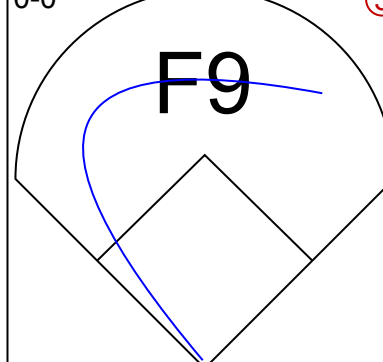

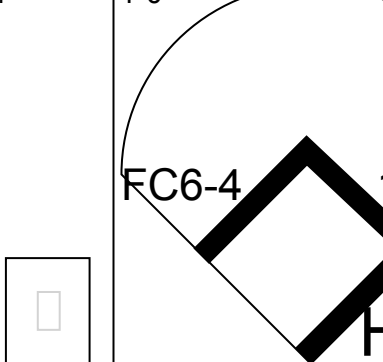
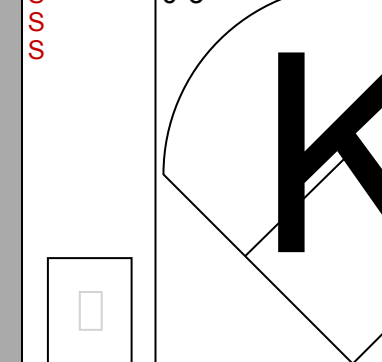
Batter	1	2	3	4	5	6	7	8	9	AB	R	H	RBI	BB	SO	LOB	BOTTOM			
Sonny Jackson, L (1.6) X OBP: 0.275, SLG: 0.290	0-0 5-3		0-0 F7		0-0 P6			0-0 F7		4	0	0	0	0	0	1				
Joe Morgan, L (1.4) X OBP: 0.384, SLG: 0.407	4-0 G5-4-3		0-0 BB		0-0 P4			0-0 3-1		3	0	1	0	1	0	1				
Jimmy Wynn, R (1.8) X OBP: 0.335, SLG: 0.503	0-0 G5-4-3		0-0 F7		0-0 F7			4-0 BB		3	0	0	0	1	0	2				
Rusty Staub, L (1.9) X OBP: 0.400, SLG: 0.506		0-0 3-1		0-0 HR		0-0 HR		0-3 K		4	3	3	2	0	1	1				
Norm Miller, L (1.7) X OBP: 0.295, SLG: 0.313		0-0 3-1		0-0 F7		0-0 G3		0-0 4-3		4	0	0	0	0	0	1				
Doug Rader, R (1.3) X OBP: 0.409, SLG: 0.619		0-0 E5		0-0 6-3		0-0 F8		0-0 HR		4	1	2	2	0	0					
Bob Aspromonte, R (1.5) X OBP: 0.352, SLG: 0.385		0-0 F8		0-0 P4			0-0 6-3	0-0 6-3		4	0	0	0	0	0	1				
Ron Brand, R (1.2) X OBP: 0.308, SLG: 0.278		0-0 L5			0-0 2B		0-0 F7	0-0 1B		4	0	2	0	0	0	1				
Bruce Von Hoff, R (1.1) ERA: 2.77			0-3 K		0-3 K		0-0 4-3	0-0 6-3		1	0	0	0	0	1	0				
Jackie Brandt, R (5. PH)										1	0	0	0	0	1	1				
Dave Eilers, R (6.1)										0	0	0	0	0	0	0				
Julio Gotay, R (7. PH)										0	0	0	0	0	0	0				
Larry Sherry, R (8.1)										0	0	0	0	0	0	0				
Ron Davis, R (9. PH)										1	0	0	0	0	0	1				
Inning Stats	R: 0 E: 0 K: 0 S: 2	H: 0 LOB: 0 BB: 1 P: 6	R: 1 E: 1 K: 0 S: 5	H: 2 LOB: 1 BB: 0 P: 5	R: 0 E: 0 K: 1 S: 6	H: 1 LOB: 1 BB: 0 P: 6	R: 1 E: 0 K: 0 S: 4	H: 1 LOB: 0 BB: 0 P: 4	R: 0 E: 0 K: 0 S: 3	H: 0 LOB: 0 BB: 0 P: 3	R: 0 E: 0 K: 1 S: 5	H: 0 LOB: 1 BB: 1 P: 9	R: 1 E: 0 K: 0 S: 5	H: 2 LOB: 1 BB: 0 P: 5	1B: 2 2B: 3 3B: 0 HR: 3	SF: 0 SAC: 0 DP: 1 HBP: 0	WP: 0 PB: 0 SB: 0 CS: 0	PA: 36		
PITCHER	IP WLS BF H R ER SO BB IBB HBP BLK WP HR S P ERA WHIP																			
Dick Hughes, R (1.1) ERA: 3.13	9.0 W 36 8 4 4 3 2 0 0 0 0 0 3 40 4.00 1.111																			

St. Louis Cardinals @ Houston Astros
Astrodome, Houston, TX
Sat Aug 19 1967, 8:05 PM EDT
Att: 44,887 - Unknown

AB	34
R	4
H	8
RBI	4
BB	2
SO	3
LOB	10



Batter	1	2	3	4	5	6	7	8	9	AB	R	H	RBI	BB	SO	LOB	TOP		
Lou Brock, L OBP: 0.313, SLG: 0.464 (1, 7)										5	1	1	0	0	2	1	St. Louis Cardinals @ Houston Astros Astrodome, Houston, TX Sun Aug 20 1967, 4:33 AM EDT Att: 31,624 - Unknown livebaseballscorecards.com		
Curt Flood, R OBP: 0.384, SLG: 0.423 (1, 8)										4	0	1	0	0	1	0			
Roger Maris, L OBP: 0.353, SLG: 0.436 (1, 9)										4	0	1	0	0	0	2			
Orlando Cepeda, R OBP: 0.409, SLG: 0.555 (1, 3)										3	0	1	0	1	0	1			
Tim McCarver, L OBP: 0.380, SLG: 0.456 (1, 2)										4	0	1	0	0	1	5			
Mike Shannon, R OBP: 0.308, SLG: 0.385 (1, 5)										3	0	0	0	0	2	2			
Bobby Tolan, L OBP: 0.308, SLG: 0.384 (8, PH)										0	0	0	1	0	0	0			
Ed Speitz, R OBP: 0.288, SLG: 0.307 (8, 5)										0	0	0	0	0	0	0			
Julian Javier, R OBP: 0.302, SLG: 0.408 (1, 4)										4	0	0	0	0	0	4			
Dal Maxvill, R OBP: 0.284, SLG: 0.279 (1, 6)										4	0	1	0	0	2	2			
Larry Jaster, L OBP: 0.167, SLG: 0.111 (1, 1)										1	0	0	0	0	0	0			
Dave Ricketts, S OBP: 0.293, SLG: 0.358 (7, PH)										1	0	0	0	0	0	1			
Jack Lamabe, R OBP: 0.273, SLG: 0.200 (7, 1)										0	0	0	0	0	0	0			
Alex Johnson, R OBP: 0.245, SLG: 0.298 (8, PH)										1	0	0	0	0	0	0			
Inning Stats	R: 0 E: 0 K: 1 S: 5	H: 0 LOB: 0 BB: 0 P: 5	R: 0 E: 1 K: 3 S: 11	H: 1 LOB: 2 BB: 0 P: 11	R: 0 E: 0 K: 1 S: 5	H: 0 LOB: 0 BB: 0 P: 5	R: 0 E: 0 K: 1 S: 6	H: 1 LOB: 1 BB: 0 P: 6	R: 0 E: 0 K: 1 S: 5	H: 0 LOB: 1 BB: 0 P: 6	R: 0 E: 0 K: 0 S: 4	H: 1 LOB: 0 BB: 0 P: 4	R: 1 E: 0 K: 0 S: 5	H: 2 LOB: 3 BB: 1 P: 10	R: 0 E: 0 K: 0 S: 3	H: 0 LOB: 0 BB: 0 P: 3	1B: 4 2B: 2 3B: 0 HR: 0	SF: 0 SAC: 0 DP: 0 HBP: 2	WP: 1 PA: 37 PB: 0 SB: 0 CS: 0
PITCHER Don Wilson, R ERA: 2.82 (1, 1)	IP: 9.0 WLS: W BF: 37 H: 6 R: 1 ER: 1 SO: 8 BB: 1 IBB: 0 HBP: 2 BLK: 0 WP: 1 HR: 0 S: 50 P: 56 ERA: 1.00 WHIP: 0.778															PITCHER			

Batter	1	2	3	4	5	6	7	8	9	AB	R	H	RBI	BB	SO	LOB	BOTTOM
Ron Davis, R OBP: 0.292, SLG: 0.410 (1, 7)										4	0	1	0	0	0	0	St. Louis Cardinals @ Houston Astros Astrodome, Houston, TX Sun Aug 20 1967, 4:33 AM EDT Att: 31,624 - Unknown livebaseballscorecards.com
Sonny Jackson, L OBP: 0.275, SLG: 0.290 (1, 6)										4	0	1	0	0	1	2	
Rusty Staub, L OBP: 0.399, SLG: 0.502 (1, 9)										3	0	0	0	1	0	2	
Doug Rader, R OBP: 0.417, SLG: 0.609 (1, 3)										4	0	2	0	0	0	0	
Jimmy Wynn, R OBP: 0.332, SLG: 0.499 (1, 8)										4	0	0	0	0	0	1	
Joe Morgan, L OBP: 0.385, SLG: 0.407 (1, 4)										3	1	1	0	1	0	1	
Bob Aspromonte, R OBP: 0.354, SLG: 0.388 (1, 5)										3	1	1	1	1	1	1	
Ron Brand, R OBP: 0.309, SLG: 0.286 (1, 2)										3	0	1	0	0	0	2	
Don Wilson, R OBP: 0.145, SLG: 0.103 (1, 1)										2	0	0	0	0	1	1	
Inning Stats	R: 0 E: 0 K: 1 S: 5	H: 0 LOB: 0 BB: 0 P: 5	R: 2 E: 1 K: 0 S: 5	H: 2 LOB: 1 BB: 1 P: 9	R: 0 E: 0 K: 0 S: 3	H: 0 LOB: 0 BB: 0 P: 3	R: 0 E: 0 K: 0 S: 4	H: 1 LOB: 1 BB: 0 P: 4	R: 0 E: 0 K: 0 S: 4	H: 1 LOB: 2 BB: 1 P: 8	R: 0 E: 0 K: 1 S: 6	H: 2 LOB: 2 BB: 1 P: 10	R: 0 E: 0 K: 1 S: 5	H: 0 LOB: 0 BB: 0 P: 5	1B: 5 2B: 2 3B: 0 HR: 0	SF: 0 SAC: 0 DP: 0 HBP: 1	
PITCHER Larry Jaster, L ERA: 3.18 (1, 1)	IP: 6.0 WLS: L BF: 26 H: 5 R: 2 ER: 2 SO: 2 BB: 1 IBB: 1 HBP: 1 BLK: 0 WP: 0 HR: 0 S: 25 P: 34 ERA: 3.00 WHIP: 1.000															PITCHER	
Jack Lamabe, R ERA: 3.45 (7, 1)	IP: 2.0 WLS: L BF: 8 H: 2 R: 0 ER: 0 SO: 2 BB: 0 IBB: 0 HBP: 0 BLK: 0 WP: 0 HR: 0 S: 11 P: 15 ERA: 0.00 WHIP: 1.000															PITCHER	

Batter	1	2	3	4	5	6	7	8	9	AB	R	H	RBI	BB	SO	LOB	TOP										
Lou Brock, L OBP: 0.312, SLG: 0.462 (1, 7)	0-0 6-3	0-0 6-3			0-0 4-3		0-0 1B		0-0 6-3	5	0	1	1	0	0	2	St. Louis Cardinals @ Houston Astros Astrodome, Houston, TX Mon Aug 21 1967, 8:05 PM EDT Att: 19,868 - Unknown										
Julian Javier, R OBP: 0.302, SLG: 0.406 (1, 4)	0-0 G6-3 1B		0-0 5-3		0-3 K		0-0 1-3			4	0	1	0	0	1	1											
Curt Flood, R OBP: 0.380, SLG: 0.419 (1, 8)	0-0 G6-3 1-2		0-3 K		0-3 K			0-0 F2		4	0	0	0	0	2	1											
Orlando Cepeda, R OBP: 0.408, SLG: 0.555 (1, 3)		0-0 WP 2B	0-0 6-3		0-3 K			0-0 F2		4	1	1	0	0	1	0											
Alex Johnson, R OBP: 0.266, SLG: 0.328 (1, 9)		4-0 HR BB		0-0 6-3 CS 2B		0-0 S 1B		0-0 2B		3	1	3	0	1	0	0											
Ed Spiezio, R OBP: 0.286, SLG: 0.342 (1, 5)		0-0 HR		0-0 5-3		0-0 F8 1-2		0-0 6-3		4	1	1	2	0	0	3											
John Romano, R OBP: 0.286, SLG: 0.140 (1, 2)		0-0 F2		0-0 6-3			0-0 F9		4-0 BB	3	0	0	0	1	0	1											
Dal Maxvill, R OBP: 0.287, SLG: 0.281 (1, 6)		0-0 5-3		4-0 BB			0-0 3-1 1B		0-3 K	2	1	1	0	1	0	0											
Al Jackson, L OBP: 0.370, SLG: 0.360 (7, 1)										0	0	0	0	0	0	0											
Bobby Tolan, L OBP: 0.307, SLG: 0.382 (9, PH)										1	0	0	0	0	1	1											
Ray Washburn, R OBP: 0.094, SLG: 0.151 (1, 1)					0-0 CS		0-3 K		0-0 F8	2	0	1	0	0	1	0											
Hal Woodeshick, R OBP: 0.250, SLG: 0.220 (7, PH)					3-H		1-2			2	0	0	0	0	0	2											
Inning Stats	R: 0 E: 0 K: 0 S: 3	H: 1 LOB: 0 BB: 0 P: 3	R: 3 E: 0 K: 0 S: 6	H: 3 LOB: 1 BB: 1 P: 10	R: 0 E: 0 K: 1 S: 5	H: 0 LOB: 0 BB: 0 P: 5	R: 0 E: 0 K: 0 S: 3	H: 1 LOB: 1 BB: 1 P: 7	R: 0 E: 0 K: 2 S: 8	H: 0 LOB: 0 BB: 0 P: 7	R: 0 E: 0 K: 2 S: 8	H: 1 LOB: 1 BB: 0 P: 8	R: 1 E: 0 K: 0 S: 5	H: 2 LOB: 1 BB: 0 P: 5	R: 0 E: 0 K: 0 S: 4	H: 1 LOB: 1 BB: 0 P: 4	R: 0 E: 0 K: 1 S: 5	H: 0 LOB: 1 BB: 1 P: 9	1B: 4 2B: 4 3B: 0 HR: 1	SF: 0 SAC: 0 DP: 1 HBP: 0	WP: 2 PB: 0 SB: 1 CS: 1	PA: 38					
PITCHER	IP	WLS	BF	H	R	ER	SO	BB	IBB	HBP	BLK	WP	HR	S	P	ERA	WHIP										
Wade Blasingame, L ERA: 5.76 (1, 1)	7.0	W	29	8	4	4	5	2	0	0	0	1	1	37	45	5.14	1.429										
Tom Dukes, R ERA: 1.17 (8, 1)	2.0	S	8	1	0	0	1	1	0	0	0	0	0	9	13	0.00	1.000										

Batter	1	2	3	4	5	6	7	8	9	AB	R	H	RBI	BB	SO	LOB	BOTTOM										
Sonny Jackson, L OBP: 0.274, SLG: 0.287 (1, 6)	4-0 SF9 BB		0-0 1-3		0-0 F7		0-0 5-3		0-0 P6	4	1	0	1	1	0	3	St. Louis Cardinals @ Houston Astros Astrodome, Houston, TX Mon Aug 21 1967, 8:05 PM EDT Att: 19,868 - Unknown										
Joe Morgan, L OBP: 0.383, SLG: 0.406 (1, 4)	0-0 E4 2B		0-0 P6		0-0 1B		0-0 E4 F8 WP		0-0 P5	5	2	1	1	0	0	2											
Doug Rader, R OBP: 0.415, SLG: 0.600 (1, 3)	0-0 SF9		0-0 G4-6-3 1B		0-0 G4-6-3 1B		0-0 F8		0-0 F8	4	0	2	2	0	0	1											
Rusty Staub, L OBP: 0.398, SLG: 0.502 (1, 9)	0-0 1-3 2B		0-0 G4-6-3		0-0 G4-6-3		0-3 K			4	1	1	1	0	1	3											
Jimmy Wynn, R OBP: 0.333, SLG: 0.500 (1, 8)	0-0 1-3			0-3 K		4-0 2B BB		0-0 6-3 E 2B		3	2	1	0	1	1	1											
Norm Miller, L OBP: 0.307, SLG: 0.348 (1, 7)	0-0 2B			0-0 1B 2B		0-0 1B 2B		0-0 6-3		4	2	3	2	0	0	1											
Bob Aspromonte, R OBP: 0.355, SLG: 0.387 (1, 5)		0-0 6-3		0-0 L1-6 1B		4-0 1B 1B 5-3 IBB		0-0 E6 9-2		3	1	1	0	1	0	0											
Ron Brand, R OBP: 0.313, SLG: 0.291 (1, 2)		0-0 F2		0-0 1B		0-0 5-3 1B		0-0 E6		4	1	2	2	0	0	1											
Wade Blasingame, L OBP: 0.345, SLG: 0.174 (1, 1)				0-0 L1-6		0-0 L1-6		0-0 9-2		3	1	2	0	0	0	2											
Jackie Brandt, R OBP: 0.254, SLG: 0.302 (7, PH)						0-0 E 5-3 WP 1B				1	0	0	0	0	0	2											
Tom Dukes, R ERA: 4.32 (8, 1)						1-2 2-3				0	0	0	0	0	0	0											
Inning Stats	R: 3 E: 1 K: 0 S: 5	H: 2 LOB: 1 BB: 1 P: 9	R: 0 E: 0 K: 0 S: 4	H: 1 LOB: 0 BB: 0 P: 4	R: 0 E: 0 K: 0 S: 3	H: 0 LOB: 0 BB: 0 P: 3	R: 1 E: 0 K: 1 S: 7	H: 3 LOB: 1 BB: 0 P: 7	R: 1 E: 0 K: 0 S: 4	H: 2 LOB: 0 BB: 0 P: 4	R: 5 E: 1 K: 1 S: 9	H: 3 LOB: 2 BB: 2 P: 17	R: 1 E: 2 K: 0 S: 5	H: 1 LOB: 1 BB: 0 P: 5	R: 0 E: 0 K: 0 S: 3	H: 0 LOB: 0 BB: 0 P: 3	1B: 7 2B: 8 3B: 0 HR: 0	SF: 1 SAC: 0 DP: 4 HBP: 0	WP: 1 PB: 0 SB: 0 CS: 0	PA: 39							
PITCHER	IP	WLS	BF	H	R	ER	SO	BB	IBB	HBP	BLK	WP	HR	S	P	ERA	WHIP										
Ray Washburn, R ERA: 3.6 (1, 1)	5.0	L	26	11	9	8	1	0	0	0	0	1	0	7	7	0.00	1.000										
Hal Woodeshick, L ERA: 4.62 (6, 1)	1.0		5	1	1	0	1	0	0	0	0	0	0	7	7	0.00	1.000										
Al Jackson, L ERA: 4.32 (7, 1)	2.0		8	1	1	0	0	0	0	0	0	0	0	8	8	0.00	0.500										



Batter	1	2	3	4	5	6	7	8	9	AB	R	H	RBI	BB	SO	LOB	TOP					
Marty Martinez, S OBP: 0.371, SLG: 0.315	F7		4-3		SF8			1B		3	0	1	1	0	0	0						
Mack Jones, L OBP: 0.322, SLG: 0.416	4-3 BB				K			K		3	0	0	0	1	3	2						
Tito Francona, L OBP: 0.281, SLG: 0.314	4-3				FC6-4 1B			F8		4	0	1	0	0	1	2						
Joe Torre, R OBP: 0.358, SLG: 0.487	F7				FC6-4 1B			6-3		4	0	0	0	0	0	2						
Clete Boyer, R OBP: 0.309, SLG: 0.457	F7				6-3			6-3		4	0	1	0	0	0	0						
Rico Carty, R OBP: 0.332, SLG: 0.425	4-3				F8			1B		4	0	1	0	0	0	2						
Gary Geiger, L OBP: 0.292, SLG: 0.233	K				SH5-4 SF8 1B			2-3		4	1	1	0	0	2	1						
Woody Woodward, R OBP: 0.291, SLG: 0.269					F2			F7		3	0	1	0	0	0	0						
Denny Lemaster, R OBP: 0.169, SLG: 0.127					1-6-3			SH5-4 1B		1	0	0	0	0	0	0						
Miguel de la Hoz, R OBP: 0.234, SLG: 0.348								5-3		1	0	0	0	0	0	0						
Cecil Upshaw, R OBP: 0.234, SLG: 0.348										0	0	0	0	0	0	0						
Inning Stats	R: 0 E: 0 K: 0 S: 3	H: 0 LOB: 1 BB: 1 P: 7	R: 0 E: 0 K: 1 S: 5	H: 0 LOB: 0 BB: 0 P: 5	R: 0 E: 0 K: 0 S: 3	H: 0 LOB: 0 BB: 0 P: 3	R: 0 E: 0 K: 1 S: 7	H: 2 LOB: 2 BB: 0 P: 7	R: 1 E: 0 K: 1 S: 7	H: 2 LOB: 1 BB: 0 P: 7	R: 0 E: 0 K: 1 S: 5	H: 0 LOB: 0 BB: 0 P: 5	R: 0 E: 0 K: 0 S: 3	H: 0 LOB: 2 BB: 0 P: 3	R: 0 E: 0 K: 1 S: 6	H: 1 LOB: 1 BB: 0 P: 6	R: 0 E: 0 K: 1 S: 6	H: 1 LOB: 1 BB: 0 P: 6	1B: 6 2B: 0 3B: 0 HR: 0	SF: 1 SAC: 1 DP: 0 HBP: 0	WP: 0 PB: 0 SB: 0 CS: 0	PA: 34
PITCHER Dave Giusti, R ERA: 3.91	IP: 9.0 WLS: W BF: 34 H: 6 R: 1 ER: 1 SO: 6 BB: 1 IBB: 0 HBP: 0 BLK: 0 WP: 0 HR: 0 S: 45 P: 49 ERA: 1.00 WHIP: 0.778															PITCHER						

Atlanta Braves @ Houston Astros
Astrodome, Houston, TX
Tue Aug 22 1967, 8:05 PM EDT
Att: 13,415 - Dome

AB 31
R 1
H 6
RBI 1
BB 1
SO 6
LOB 9



Batter	1	2	3	4	5	6	7	8	9	AB	R	H	RBI	BB	SO	LOB	BOTTOM			
Ron Davis, R OBP: 0.292, SLG: 0.407	3-1 FC6-2 1B	5-3			F8			K		4	0	1	1	0	1	3				
Sonny Jackson, L OBP: 0.276, SLG: 0.289	S 3-1 1B	K			6-3			1B		4	0	2	1	0	1	1				
Rusty Staub, L OBP: 0.394, SLG: 0.498	3-1				F4			F5		4	0	0	0	0	0	4				
Doug Rader, R OBP: 0.404, SLG: 0.611	FC6-2				F8			4-3		4	1	1	0	0	0	2				
Jimmy Wynn, R OBP: 0.333, SLG: 0.501	3H K				5-3			SF8		3	0	1	1	0	1	2				
Joe Morgan, L OBP: 0.384, SLG: 0.406					K			K		3	1	1	0	1	2	0				
Bob Aspromonte, R OBP: 0.354, SLG: 0.386					G3			G4-6-3 IBB		4	1	1	0	0	0	2				
Ron Brand, R OBP: 0.320, SLG: 0.299					6-3			1B 1B		3	1	2	1	0	0	0				
Dave Giusti, R OBP: 0.176, SLG: 0.264					K			6-3		3	0	1	0	0	1	2				
Inning Stats	R: 0 E: 0 K: 1 S: 7	H: 2 LOB: 2 BB: 0 P: 7	R: 2 E: 0 K: 2 S: 10	H: 3 LOB: 1 BB: 0 P: 10	R: 0 E: 0 K: 0 S: 3	H: 0 LOB: 0 BB: 0 P: 3	R: 0 E: 0 K: 1 S: 5	H: 0 LOB: 0 BB: 0 P: 5	R: 0 E: 0 K: 0 S: 3	H: 0 LOB: 0 BB: 0 P: 3	R: 1 E: 0 K: 1 S: 6	H: 1 LOB: 0 BB: 0 P: 6	R: 1 E: 0 K: 1 S: 8	H: 3 LOB: 2 BB: 0 P: 8	R: 0 E: 0 K: 0 S: 3	H: 1 LOB: 1 BB: 1 P: 7	1B: 8 2B: 1 3B: 1 HR: 0	SF: 1 SAC: 0 DP: 1 HBP: 0	WP: 1 PB: 0 SB: 1 CS: 0	PA: 34
PITCHER Denny Lemaster, L ERA: 3.5 Cecil Upshaw, R ERA: 2.7	IP: 7.0 WLS: L BF: 30 H: 9 R: 4 ER: 4 SO: 6 BB: 0 IBB: 0 HBP: 0 BLK: 0 WP: 1 HR: 0 S: 42 P: 42 ERA: 5.14 WHIP: 1.286															PITCHER				

Atlanta Braves @ Houston Astros
Astrodome, Houston, TX
Tue Aug 22 1967, 8:05 PM EDT
Att: 13,415 - Dome

AB 32
R 4
H 10
RBI 4
BB 1
SO 6
LOB 16



Batter	1	2	3	4	5	6	7	8	9	AB	R	H	RBI	BB	SO	LOB	TOP									
Marty Martinez, S OBP: 0.388, SLG: 0.333										3	3	1	1	2	0	3	Atlanta Braves @ Houston Astros Astrodome, Houston, TX Wed Aug 23 1967, 8:05 PM EDT Att. 14,595 - Dome									
Tito Francona, L OBP: 0.298, SLG: 0.332										4	2	2	4	1	0	2										
Hank Aaron, R OBP: 0.380, SLG: 0.587										5	0	2	4	0	0	3										
Joe Torre, R OBP: 0.356, SLG: 0.482										4	0	0	0	1	1	2										
Clete Boyer, R OBP: 0.308, SLG: 0.453										4	1	0	0	0	2	1										
Rico Carty, R OBP: 0.331, SLG: 0.423										4	1	1	0	0	0	1										
Felipe Alou, R OBP: 0.323, SLG: 0.425										1	0	0	0	0	0	0										
Gary Geiger, L OBP: 0.291, SLG: 0.226										3	0	0	0	1	1	1										
Woody Woodward, R OBP: 0.291, SLG: 0.267										2	0	0	0	1	1	1										
Charlie Lau, L OBP: 0.286, SLG: 0.250										0	1	0	0	1	0	0										
Cecil Upshaw, R										1	0	0	0	0	0	1										
Clay Carroll, R OBP: 0.162, SLG: 0.100										2	0	1	0	0	1	1										
Mack Jones, L OBP: 0.324, SLG: 0.418										1	1	1	0	0	0	0										
Ramon Hernandez, S										0	0	0	0	0	0	0										
Miguel de la Hoz, R OBP: 0.232, SLG: 0.344										1	0	0	0	0	1	3										
Inning Stats	R: 2 E: 0 K: 0 S: 5	H: 2 LOB: 1 BB: 1 P: 9	R: 0 E: 0 K: 2 S: 7	H: 0 LOB: 3 BB: 3 P: 19	R: 0 E: 0 K: 0 S: 3	H: 0 LOB: 0 BB: 0 P: 3	R: 0 E: 0 K: 0 S: 4	H: 1 LOB: 1 BB: 0 P: 4	R: 0 E: 0 K: 0 S: 3	H: 0 LOB: 0 BB: 0 P: 3	R: 0 E: 0 K: 1 S: 5	H: 0 LOB: 0 BB: 0 P: 5	R: 2 E: 0 K: 1 S: 7	H: 2 LOB: 1 BB: 1 P: 11	R: 5 E: 0 K: 1 S: 8	H: 3 LOB: 1 BB: 2 P: 17	R: 0 E: 1 K: 2 S: 8	H: 0 LOB: 1 BB: 0 P: 8	1B: 4 2B: 3 3B: 0 HR: 1	SF: 0 SAC: 1 DP: 0 HBP: 1	WP: 0 PB: 0 SB: 1 CS: 0	PA: 44				
PITCHER	IP	WLS	BF	H	R	ER	SO	BB	IBB	HBP	BLK	WP	HR	S	P	ERA	WHIP									
Bruce Von Hoff, R ERA: 3.68	1.2		11	2	2	2	2	4	0	0	0	0	0	1	11	27	10.80	3.600								
Dave Eilers, R ERA: 3.19	3.1		11	1	0	0	0	0	0	0	0	0	0	0	11	11	0.00	0.300								
Larry Sherry, R ERA: 5.91	2.0	L	9	2	2	2	2	1	0	0	0	0	0	0	12	16	9.00	1.500								
Tom Dukes, R ERA: 6.48	0.2		8	3	5	5	1	1	1	1	0	0	0	0	7	16	67.50	6.000								
Dan Schneider, L ERA: 5.55	1.1		5	0	0	0	2	0	0	0	0	0	0	0	9	9	0.00	0.000								

Batter	1	2	3	4	5	6	7	8	9	AB	R	H	RBI	BB	SO	LOB	BOTTOM									
Sonny Jackson, L OBP: 0.278, SLG: 0.291										4	0	2	0	0	0	1	Atlanta Braves @ Houston Astros Astrodome, Houston, TX Wed Aug 23 1967, 8:05 PM EDT Att. 14,595 - Dome									
Joe Morgan, L OBP: 0.385, SLG: 0.407										4	0	2	1	0	1	2										
Doug Rader, R OBP: 0.377, SLG: 0.569										4	0	0	0	0	1	4										
Rusty Staub, L OBP: 0.393, SLG: 0.495										4	0	1	0	0	0	2										
Jimmy Wynn, R OBP: 0.332, SLG: 0.505										4	1	1	1	0	0	2										
Norm Miller, L OBP: 0.306, SLG: 0.352										4	0	1	0	0	0	1										
Bob Aspromonte, R OBP: 0.353, SLG: 0.384										4	0	1	0	0	1	0										
Ron Brand, R OBP: 0.324, SLG: 0.299										3	1	1	0	1	0	2										
Bruce Von Hoff, R ERA: 3.68										0	0	0	0	0	0	0										
Dave Eilers, R ERA: 3.19										1	0	0	0	0	0	0										
Chuck Harrison, R ERA: 0.363										1	1	1	0	0	0	0										
Larry Sherry, R ERA: 5.91										0	0	0	0	0	0	0										
Jackie Brandt, R ERA: 0.292, SLG: 0.299										0	0	0	0	0	0	0										
Tom Dukes, R ERA: 6.48										0	0	0	0	0	0	0										
Dan Schneider, L ERA: 5.55										0	0	0	0	0	0	0										
Dave Adlesh, R ERA: 0.202, SLG: 0.205										1	0	0	0	0	1	1										
Inning Stats	R: 0 E: 0 K: 1 S: 6	H: 1 LOB: 1 BB: 0 P: 6	R: 0 E: 0 K: 0 S: 4	H: 2 LOB: 1 BB: 0 P: 4	R: 0 E: 1 K: 0 S: 4	H: 0 LOB: 1 BB: 0 P: 4	R: 0 E: 0 K: 0 S: 3	H: 1 LOB: 0 BB: 0 P: 3	R: 2 E: 0 K: 0 S: 5	H: 2 LOB: 1 BB: 1 P: 9	R: 1 E: 0 K: 0 S: 4	H: 1 LOB: 0 BB: 0 P: 4	R: 0 E: 0 K: 0 S: 3	H: 1 LOB: 1 BB: 0 P: 3	R: 0 E: 1 K: 1 S: 6	H: 1 LOB: 1 BB: 0 P: 6	R: 0 E: 0 K: 2 S: 8	H: 1 LOB: 1 BB: 0 P: 8	1B: 7 2B: 1 3B: 1 HR: 1	SF: 0 SAC: 0 DP: 2 HBP: 0	WP: 0 PB: 0 SB: 1 CS: 1	PA: 37				
PITCHER	IP	WLS	BF	H	R	ER	SO	BB	IBB	HBP	BLK	WP	HR	S	P	ERA	WHIP									
Clay Carroll, R ERA: 5.17	6.0		25	7	3	3	3	1	0	0	0	0	0	1	26	30	4.50	1.333								
Ramon Hernandez, L ERA: 4.57	1.0		3	1	0	0	0	0	0	0	0	0	0	3	3	0.00	1.000									
Cecil Upshaw, R ERA: 2.49	2.0	S	8	2	0	0	3	0	0	0	0	0	0	14	14	0.00	1.000									



Batter	1	2	3	4	5	6	7	8	9	10	AB	R	H	RBI	BB	SO	LOB	TOP								
Marty Martinez, S OBP: 0.417, SLG: 0.383	4-0 2B	4-0 BB		FC4-6 1-2			0-0 1B		0-0 3B		3	2	2	0	2	0	1									
Tito Francona, L OBP: 0.287, SLG: 0.327	0-0 F9	0-0 G3					0-0 SH3-4		4-0 BB		3	0	0	0	1	0	2									
Hank Aaron, R OBP: 0.378, SLG: 0.583	0-3 K			0-0 F4			0-0 K		0-0 L6-3		5	0	1	1	0	2	3									
Joe Torre, R OBP: 0.357, SLG: 0.483	0-0 WP			0-3 K			0-0 6-3		0-0 6-3		5	1	2	2	0	1	0									
Felipe Alou, R OBP: 0.325, SLG: 0.426	4-0 WP			0-0 1B			0-3 K		0-0 1B		4	0	2	0	1	1	1									
Rico Carty, R OBP: 0.332, SLG: 0.422	4-0 WP			0-3 K			0-0 1B		0-0 F8		4	0	1	0	1	1	2									
Gary Geiger, L OBP: 0.291, SLG: 0.226	1-2 BB								0-0 F7		0	0	0	0	0	0	0									
Miguel de la Hoz, R OBP: 0.230, SLG: 0.337	0-0 1-3			0-3 K			0-0 F8		0-0 5-3		5	0	1	0	0	1	3									
Woody Woodward, R OBP: 0.290, SLG: 0.264				0-0 F3			0-0 F7		0-0 F8		4	0	0	0	1	0	1									
Pat Jensen, R Dick Kelley, R Chuck Harrison, R Claude Raymond, R Cecil Upshaw, R Mark Jones, L Jay Ritchie, R Ramon Hernandez, S				0-0 6-3			0-0 FC4-6		4-0 SH3-4		2	0	0	0	0	0	0									
Inning Stats	R: 2 E: 0 K: 1 S: 6	H: 1 LOB: 2 BB: 3 P: 18	R: 0 E: 0 K: 0 S: 3	H: 0 LOB: 1 BB: 1 P: 7	R: 0 E: 0 K: 2 S: 8	H: 1 LOB: 1 BB: 0 P: 8	R: 0 E: 0 K: 1 S: 6	H: 1 LOB: 1 BB: 0 P: 6	R: 0 E: 0 K: 1 S: 5	H: 0 LOB: 0 BB: 0 P: 5	R: 0 E: 0 K: 1 S: 6	H: 1 LOB: 1 BB: 0 P: 6	R: 2 E: 0 K: 0 S: 5	H: 3 LOB: 1 BB: 1 P: 9	R: 0 E: 0 K: 0 S: 3	H: 0 LOB: 0 BB: 0 P: 3	R: 0 E: 0 K: 0 S: 3	H: 1 LOB: 1 BB: 1 P: 7	R: 0 E: 0 K: 0 S: 5	H: 2 LOB: 3 BB: 1 P: 9	1B: 8 2B: 2 3B: 1 HR: 0	SF: 0 SAC: 1 DP: 1 HBP: 0	WP: 2 PB: 0 SB: 0 CS: 0	PA: 45		
PITCHER	IP 6.0	WLS 2.0	BF 27	H 4	R 3	ER 3	SO 6	BB 5	IBB 0	HBP 0	BLK 0	WP 2	HR 0	S 34	P 54	ERA 4.50	WHIP 1.500									
Bo Belinsky, L ERA: 4.92	(1, 1)																									
Larry Sherry, R ERA: 5.86	(7, 1)																									
Dan Schneider, L ERA: 5.5	(9, 1)																									
Dave Eilers, R ERA: 3.05	(9, 1)																									

Atlanta Braves @ Houston Astros
Astrodome, Houston, TX
Thu Aug 24 1967, 8:05 PM EDT
Att. 12,094 - Dome

AB 37
R 4
H 10
RBI 3
BB 7
SO 6
LOB 16



Batter	1	2	3	4	5	6	7	8	9	10	AB	R	H	RBI	BB	SO	LOB	BOTTOM							
Sonny Jackson, L OBP: 0.284, SLG: 0.300	0-0 6-3			0-0 E			0-0 1B		0-0 4-3		6	1	4	1	0	0	1								
Joe Morgan, L OBP: 0.367, SLG: 0.408	0-0 1B			0-0 F3			4-0 BB		0-0 FC5-4		4	0	2	0	1	0	3								
Doug Rader, R OBP: 0.394, SLG: 0.597	0-0 1B			0-0 E6			0-0 SF8		0-0 FC5-4		4	1	3	3	0	0	1								
Rusty Staub, L OBP: 0.392, SLG: 0.492	0-3 K			4-0 SF7			0-0 F8		0-0 FC4-6		3	0	0	0	1	1	5								
Jimmy Wynn, R OBP: 0.331, SLG: 0.503	0-3 K			0-0 SF7			0-0 1B		0-0 1-3		4	0	1	1	0	1	4								
Norm Miller, L OBP: 0.302, SLG: 0.347				0-0 4-3			0-0 P2-3		0-0 F9		5	0	1	0	0	0	2								
Bob Aspromonte, R OBP: 0.351, SLG: 0.382				0-0 6-3			0-0 F8		0-0 5-3		5	0	1	0	0	0	2								
Ron Brand, R OBP: 0.326, SLG: 0.298				0-0 F3			0-0 F3		0-0 5-3		4	2	1	0	0	0	0								
Bo Belinsky, L ERA: 4.92	(1, 1)																								
Larry Sherry, R ERA: 5.86	(7, 1)																								
Chuck Harrison, R ERA: 4.5	(8, P)																								
Dan Schneider, L ERA: 5.5	(9, 1)																								
Dave Eilers, R ERA: 3.05	(9, 1)																								
Julio Gotay, R ERA: 3.41	(10, P)																								
Inning Stats	R: 0 E: 0 K: 2 S: 9	H: 2 LOB: 2 BB: 0 P: 9	R: 0 E: 0 K: 0 S: 3	H: 0 LOB: 0 BB: 0 P: 3	R: 3 E: 2 K: 0 S: 7	H: 3 LOB: 2 BB: 1 P: 11	R: 1 E: 0 K: 1 S: 7	H: 2 LOB: 2 BB: 1 P: 11	R: 0 E: 0 K: 0 S: 3	H: 1 LOB: 0 BB: 0 P: 3	R: 0 E: 0 K: 4 S: 4	H: 1 LOB: 1 BB: 0 P: 4	R: 0 E: 0 K: 0 S: 4	H: 1 LOB: 1 BB: 0 P: 4	R: 0 E: 0 K: 0 S: 4	H: 1 LOB: 1 BB: 0 P: 4	R: 1 E: 0 K: 0 S: 4	H: 3 LOB: 2 BB: 0 P: 5	1B: 12 2B: 4 3B: 0 HR: 0	SF: 2 SAC: 1 DP: 1 HBP: 1	WP: 0 PB: 0 SB: 0 CS: 1	PA: 46			
PITCHER	IP 3.1	WLS 2.2	BF 19	H 7	R 4	ER 2	SO 3	BB 0	IBB 1	HBP 0	BLK 0	WP 0	HR 0	S 24	P 28	ERA 5.40	WHIP 2.100								
Pat Jarvis, R ERA: 4.09	(1, 1)																								
Dick Kelley, L ERA: 4.5	(4, 1)																								
Claude Raymond, R ERA: 2.5	(7, 1)																								
Cecil Upshaw, R ERA: 2.39	(9, 1)																								
Jay Ritchie, R ERA: 3.41	(10, 1)																								

Atlanta Braves @ Houston Astros
Astrodome, Houston, TX
Thu Aug 24 1967, 8:05 PM EDT
Att. 12,094 - Dome

AB 40
R 5
H 15
RBI 5
BB 2
SO 3
LOB 19



Batter	1	2	3	4	5	6	7	8	9	AB	R	H	RBI	BB	SO	LOB	TOP			
Tommy Harper, R OBP: 0.301, SLG: 0.341 (1, 9)	4-0 BB 		0-0 FC1-6 		0-0 4-3 			0-0 1B 		3	0	1	0	1	0	1	<p>Cincinnati Reds @ Houston Astros Astrodome, Houston, TX Fri Aug 25 1967, 8:05 PM EDT Att: 14,884 - Unknown</p>			
Vada Pinson, L OBP: 0.320, SLG: 0.439 (1, 8)	0-3 K 		0-3 K 		0-0 HR 			0-0 L9 		4	1	1	1	0	2	3				
Pete Rose, S OBP: 0.384, SLG: 0.469 (1, 7)	0-3 K 		0-3 K 		0-3 K 			0-3 K 		4	0	0	0	0	4	3				
Lee May, R OBP: 0.289, SLG: 0.401 (1, 3)	0-3 K 			0-0 F2 				0-0 F5 		4	0	1	0	0	1	2				
Tony Perez, R OBP: 0.339, SLG: 0.513 (1, 5)		0-0 F4 		0-3 K 				0-0 F9 		4	0	1	0	0	1	1				
Tommy Helms, R OBP: 0.287, SLG: 0.342 (1, 4)		0-0 F9 		0-0 1B 				0-0 L8 		3	1	1	0	1	0	0				
Johnny Edwards, L OBP: 0.269, SLG: 0.250 (1, 2)				0-0 1B 				0-0 SH1-3 BB 		3	0	2	1	0	0	0				
Leo Cardenas, R OBP: 0.323, SLG: 0.335 (1, 6)	0-3 K 			0-0 F9 				0-0 SH1-3 BB 		3	0	2	1	0	0	0				
Mel Queen, L OBP: 0.221, SLG: 0.203 Ted Abernathy, R OBP: 0.071, SLG: 0.071 (8, 1)			0-0 FC1-6 1B 		0-3 K 			0-0 G5-2-3 SH1-3 BB 		3	0	1	0	0	1	0				
Inning Stats	R: 0 E: 0 K: 3 S: 9	H: 0 LOB: 1 BB: 1 P: 13	R: 0 E: 0 K: 1 S: 6	H: 1 LOB: 1 BB: 0 P: 6	R: 0 E: 0 K: 2 S: 8	H: 1 LOB: 0 BB: 0 P: 8	R: 1 E: 0 K: 1 S: 7	H: 2 LOB: 1 BB: 0 P: 7	R: 1 E: 0 K: 2 S: 8	H: 1 LOB: 0 BB: 0 P: 8	R: 0 E: 0 K: 0 S: 3	H: 0 LOB: 0 BB: 0 P: 3	R: 0 E: 0 K: 0 S: 3	H: 0 LOB: 0 BB: 0 P: 3	R: 0 E: 0 K: 1 S: 6	H: 1 LOB: 2 BB: 2 P: 11	1B: 6 2B: 1 3B: 0 HR: 1	SF: 0 SAC: 1 DP: 1 HBP: 0	WP: 0 PB: 0 SB: 2 CS: 1	PA: 36
PITCHER	IP WLS BF H R ER SO BB IBB HBP BLK WP HR S P ERA WHIP	IP WLS BF H R ER SO BB IBB HBP BLK WP HR S P ERA WHIP																		
Don Wilson, R ERA: 2.79 (1, 1)	8.0 L 31 7 2 2 10 1 0 0 0 0 1 50 54 2.25 1.000																			
Dan Schneider, L ERA: 5.45 (9, 1)	0.1 3 1 0 0 0 1 0 0 0 0 0 0 2 6 0.00 6.000																			
Larry Sherry, R ERA: 5.8 (9, 1)	0.2 2 0 0 0 0 0 1 0 0 0 0 0 1 5 0.00 0.000																			

AB	32
R	2
H	8
RBI	2
BB	3
SO	10
LOB	15



Batter	1	2	3	4	5	6	7	8	9	AB	R	H	RBI	BB	SO	LOB	BOTTOM			
Sonny Jackson, L OBP: 0.281, SLG: 0.297 (1, 6)	0-3 K 		0-0 4-3 			0-0 F7 		0-3 K 		4	0	0	0	0	2	2	<p>Cincinnati Reds @ Houston Astros Astrodome, Houston, TX Fri Aug 25 1967, 8:05 PM EDT Att: 14,884 - Unknown</p>			
Joe Morgan, L OBP: 0.388, SLG: 0.414 (1, 4)	0-0 S 1B 		0-0 F8 			0-0 3B 		0-0 FC3-6 S 		4	0	2	1	0	0	1				
Doug Rader, R OBP: 0.371, SLG: 0.561 (1, 3)	0-0 L7 			0-0 F4 		0-0 F4 		0-0 F5 		4	0	0	0	0	0	3				
Rusty Staub, L OBP: 0.389, SLG: 0.487 (1, 9)	0-3 K 			0-0 F7 		0-0 6-3 			0-0 4-3 	4	0	0	0	0	1	2				
Jimmy Wynn, R OBP: 0.332, SLG: 0.505 (1, 8)		0-0 F5 		0-0 2B 			0-0 F5 		0-0 G3-6 1B 	4	0	2	0	0	0	0				
Norm Miller, L OBP: 0.295, SLG: 0.338 (1, 7)		0-0 1-3 		0-3 K 			0-0 F4 		0-0 G3-6 	4	0	0	0	0	1	2				
Bob Aspromonte, R OBP: 0.351, SLG: 0.381 (1, 5)					0-0 4-3 			0-0 4-1 		3	0	1	0	0	0	0				
Ron Brand, R OBP: 0.326, SLG: 0.305 (1, 2)		0-3 K 			0-0 6-3 			0-0 1B FC3-6 2B 		3	1	1	0	0	1	1				
Don Wilson, R OBP: 0.141, SLG: 0.100 Chuck Harrison, R OBP: 0.317, SLG: 0.373 Dan Schneider, L OBP: 0.333, SLG: 0.333 Larry Sherry, R (8, 1)			0-0 6-3 		0-3 K 			0-0 FC3-6 1B 		2	0	0	0	0	1	0				
Inning Stats	R: 0 E: 0 K: 2 S: 8	H: 1 LOB: 0 BB: 0 P: 8	R: 0 E: 0 K: 1 S: 6	H: 1 LOB: 0 BB: 0 P: 6	R: 0 E: 0 K: 0 S: 3	H: 0 LOB: 0 BB: 0 P: 3	R: 0 E: 0 K: 1 S: 6	H: 1 LOB: 1 BB: 0 P: 6	R: 0 E: 0 K: 0 S: 4	H: 0 LOB: 0 BB: 0 P: 4	R: 0 E: 0 K: 0 S: 3	H: 0 LOB: 0 BB: 0 P: 3	R: 0 E: 0 K: 1 S: 7	H: 1 LOB: 1 BB: 0 P: 7	R: 0 E: 0 K: 0 S: 3	H: 1 LOB: 0 BB: 0 P: 3	1B: 4 2B: 2 3B: 1 HR: 0	SF: 0 SAC: 0 DP: 1 HBP: 0	WP: 0 PB: 0 SB: 2 CS: 0	PA: 33
PITCHER	IP WLS BF H R ER SO BB IBB HBP BLK WP HR S P ERA WHIP	IP WLS BF H R ER SO BB IBB HBP BLK WP HR S P ERA WHIP																		
Mel Queen, R ERA: 2.99 (1, 1)	7.0 W 26 5 1 1 5 0 0 0 0 0 0 9 9 0.00 1.000																			
Ted Abernathy, R ERA: 1.66 (8, 1)	2.0 S 7 2 0 0 1 0 0 0 0 0 0 9 9 0.00 1.000																			

AB	33
R	1
H	7
RBI	1
BB	0
SO	6
LOB	11



Batter	1	2	3	4	5	6	7	8	9	AB	R	H	RBI	BB	SO	LOB	TOP					
Tommy Harper, R (1, 9) OBP: 0.305, SLG: 0.345	0-0 6-3		0-0 1B		0-0 1B		0-0 1B SF9		0-0 F1	5	2	3	0	0	0	0						
Vada Pinson, L (1, 8) OBP: 0.321, SLG: 0.438	0-3 K		0-0 4-3		0-0 1B		0-0 1B		0-3 K	5	0	2	1	0	2	1						
Pete Rose, S (1, 7) OBP: 0.361, SLG: 0.465	0-0 6-3			0-0 4-3	0-0 6-3		0-3 K			4	0	0	0	0	1	3						
Lee May, R (1, 3) OBP: 0.291, SLG: 0.402		0-0 1B		1-0 2B 1B HBP	0-0 F3		0-0 SF9			2	2	1	1	0	0	1						
Tony Perez, R (1, 5) OBP: 0.341, SLG: 0.515		0-0 1B		0-0 1B 2B	0-0 F7		0-3 K			4	1	2	1	0	1	1						
Tommy Helms, R (1, 4) OBP: 0.289, SLG: 0.347		0-0 1B		0-0 2B	0-0 F7		0-3 K			4	1	2	2	0	1	1						
Don Pavletich, R (1, 2) OBP: 0.324, SLG: 0.424		0-0 1B		0-0 1B	0-0 F7		0-3 K			3	0	0	1	0	2	1						
Leo Cardenas, R (1, 6) OBP: 0.322, SLG: 0.331			0-0 G3	0-0 F9	0-0 F9		0-0 BB		0-0 F7	3	0	0	0	1	0	0						
Jim Maloney, L (1, 1) OBP: 0.164, SLG: 0.241			0-0 3-1		0-3 K		0-0 G1		0-0 F6	4	0	0	0	0	1	2						
Inning Stats	R: 0 E: 0 K: 1 S: 5	H: 0 LOB: 0 BB: 0 P: 5	R: 1 E: 0 K: 0 S: 4	H: 2 LOB: 0 BB: 0 P: 4	R: 0 E: 0 K: 0 S: 4	H: 1 LOB: 1 BB: 0 P: 4	R: 3 E: 0 K: 0 S: 5	H: 2 LOB: 0 BB: 0 P: 6	R: 1 E: 0 K: 1 S: 7	H: 2 LOB: 1 BB: 0 P: 7	R: 0 E: 0 K: 1 S: 6	H: 1 LOB: 1 BB: 1 P: 10	R: 1 E: 0 K: 2 S: 9	H: 2 LOB: 1 BB: 0 P: 9	R: 0 E: 0 K: 2 S: 7	H: 0 LOB: 0 BB: 0 P: 7	R: 0 E: 0 K: 1 S: 5	H: 0 LOB: 0 BB: 0 P: 5	1B: 8 2B: 2 3B: 0 HR: 0	SF: 2 SAC: 0 DP: 1 HBP: 1	WP: 1 PB: 1 SB: 3 CS: 0	PA: 38
PITCHER	IP WLS BF H R ER SO BB IBB HBP BLK WP HR S P ERA WHIP																					
Wade Blasingame, L (1, 1) ERA: 5.84	5.0 L 22 7 5 4 2 0 0 0 0 0 1 0 25 26 7.20 1.400																					
Tom Dukes, R (6, 1) ERA: 5.59	3.0 13 3 1 1 5 1 0 0 0 0 0 0 22 26 3.00 1.333																					
Dan Schneider, L (9, 1) ERA: 5.3	1.0 3 0 0 0 1 0 0 0 0 0 0 0 5 5 0.00 0.000																					

Cincinnati Reds @ Houston Astros
Astrodome, Houston, TX
Sat Aug 26 1967, 4:33 AM EDT
Att: 11,892 - Unknown

AB	34
R	6
H	10
RBI	6
BB	1
SO	8
LOB	10



Batter	1	2	3	4	5	6	7	8	9	AB	R	H	RBI	BB	SO	LOB	BOTTOM					
Julio Gotay, R (1, 4) OBP: 0.333, SLG: 0.379	0-3 K		0-0 6-3		0-0 F7		0-0 6-3			4	0	0	0	0	1	2						
Sonny Jackson, L (1, 6) OBP: 0.286, SLG: 0.304	0-0 1B		0-0 1-3		0-0 2B		0-0 1B			4	1	3	0	0	0	2						
Doug Rader, R (1, 3) OBP: 0.351, SLG: 0.529	0-0 1B		0-0 F4		0-0 4-3		0-0 5-3			4	0	0	0	0	0	3						
Rusty Staub, L (1, 9) OBP: 0.389, SLG: 0.487	0-0 CS	0-0 F9		0-0 L4	0-0 L4		0-0 1B		0-0 G6-4-3	4	0	2	1	0	0	0						
Jimmy Wynn, R (1, 8) OBP: 0.330, SLG: 0.501		0-0 F2		0-0 F9	0-0 F9		0-0 F5		0-0 G6-4-3	4	0	0	0	0	0	2						
Norm Miller, L (1, 7) OBP: 0.292, SLG: 0.333		0-0 L5			0-0 F6		0-3 K		0-0 1B	2	0	0	0	0	0	0						
Ron Davis, R (6, 7) OBP: 0.293, SLG: 0.408										2	0	1	0	0	1	0						
Bob Aspromonte, R (1, 5) OBP: 0.352, SLG: 0.383			0-0 1B		0-0 1B		0-0 6-3		0-0 1-3	4	0	2	0	0	0	1						
John Bateman, R (1, 2) OBP: 0.245, SLG: 0.246			0-0 1B		0-3 K		0-0 F8			3	0	1	0	0	1	1						
Wade Blasingame, L (1, 1) OBP: 0.345, SLG: 0.174			0-0 1B		0-0 4-3				0-3 K	0	0	0	0	0	0	0						
Chuck Harrison, R (5, PH) OBP: 0.314, SLG: 0.370			0-0 1B							1	0	0	0	0	0	1						
Tom Dukes, R (6, 1) OBP: 0.314, SLG: 0.370			0-0 1B							0	0	0	0	0	0	0						
Ron Brand, R (8, PH) OBP: 0.324, SLG: 0.303			0-0 1B							1	0	0	0	0	1	0						
Dan Schneider, L (9, 1) OBP: 0.333, SLG: 0.333			0-0 1B							0	0	0	0	0	0	0						
Inning Stats	R: 0 E: 0 K: 1 S: 5	H: 1 LOB: 0 BB: 0 P: 5	R: 0 E: 0 K: 0 S: 3	H: 0 LOB: 0 BB: 0 P: 3	R: 0 E: 0 K: 0 S: 5	H: 2 LOB: 2 BB: 0 P: 5	R: 0 E: 0 K: 0 S: 3	H: 0 LOB: 0 BB: 0 P: 3	R: 0 E: 0 K: 1 S: 6	H: 1 LOB: 1 BB: 0 P: 6	R: 1 E: 0 K: 0 S: 5	H: 2 LOB: 1 BB: 0 P: 5	R: 0 E: 0 K: 1 S: 5	H: 0 LOB: 0 BB: 0 P: 5	R: 0 E: 0 K: 1 S: 6	H: 1 LOB: 1 BB: 0 P: 6	R: 0 E: 0 K: 1 S: 4	H: 2 LOB: 1 BB: 0 P: 4	1B: 8 2B: 1 3B: 0 HR: 0	SF: 0 SAC: 1 DP: 1 HBP: 0	WP: 1 PB: 0 SB: 1 CS: 1	PA: 35
PITCHER	IP WLS BF H R ER SO BB IBB HBP BLK WP HR S P ERA WHIP																					
Jim Maloney, R (1, 1) ERA: 3.48	9.0 W 34 9 1 1 4 0 0 0 0 0 1 0 42 42 1.00 1.000																					

Cincinnati Reds @ Houston Astros
Astrodome, Houston, TX
Sat Aug 26 1967, 4:33 AM EDT
Att: 11,892 - Unknown

AB	33
R	1
H	9
RBI	1
BB	0
SO	4
LOB	12



Batter	1	2	3	4	5	6	7	8	9	AB	R	H	RBI	BB	SO	LOB	TOP					
Tommy Harper, R OBP: 0.304, SLG: 0.350 (1, 9)										5	0	1	1	0	1	1	Cincinnati Reds @ Houston Astros Astrodome, Houston, TX Sat Aug 26 1967, 8:05 PM EDT Att: 17,587 - Unknown					
Vada Pinson, L OBP: 0.322, SLG: 0.441 (1, 8)										4	2	1	0	1	0	2						
Pete Rose, S OBP: 0.382, SLG: 0.465 (1, 7)										4	0	2	1	0	0	1						
Lee May, R OBP: 0.294, SLG: 0.403 (1, 3)										4	2	2	0	0	1	2						
Tony Perez, R OBP: 0.340, SLG: 0.515 (1, 5)										4	1	1	1	0	1	2						
Tommy Helms, R OBP: 0.292, SLG: 0.349 (1, 4)										4	0	2	3	0	0	1						
Jimmie Coker, R OBP: 0.214, SLG: 0.287 Billy McCool, R OBP: 0.148, SLG: 0.080 Giraldo Ruiz, S OBP: 0.267, SLG: 0.312 (9, PH)										3	0	0	0	0	0	2						
Leo Cardenas, R OBP: 0.321, SLG: 0.333 (1, 6)										4	0	1	0	0	0	2						
Mitt Pappas, R OBP: 0.136, SLG: 0.089 Don Nottebart, R (5, 1)										2	0	0	0	0	2	2						
Don Pavletich, R OBP: 0.321, SLG: 0.420 (6, 2)										0	0	0	0	0	0	0						
Inning Stats	R: 0 E: 0 K: 1 S: 5	H: 0 LOB: 0 BB: 0 P: 5	R: 1 E: 1 K: 0 S: 4	H: 1 LOB: 0 BB: 0 P: 4	R: 0 E: 0 K: 1 S: 6	H: 1 LOB: 0 BB: 0 P: 6	R: 0 E: 0 K: 1 S: 5	H: 1 LOB: 0 BB: 0 P: 6	R: 0 E: 0 K: 1 S: 6	H: 1 LOB: 1 BB: 0 P: 6	R: 3 E: 0 K: 0 S: 6	H: 3 LOB: 1 BB: 1 P: 10	R: 0 E: 0 K: 0 S: 3	H: 0 LOB: 0 BB: 0 P: 3	R: 1 E: 0 K: 1 S: 7	H: 2 LOB: 1 BB: 0 P: 7	R: 1 E: 0 K: 1 S: 7	H: 2 LOB: 1 BB: 0 P: 7	1B: 6 2B: 3 3B: 3 HR: 0	SF: 0 SAC: 0 DP: 1 HBP: 0	WP: 0 PB: 0 SB: 0 CS: 0	PA: 38
PITCHER Mike Cuellar, L ERA: 3.18 (1, 1)	IP: 9.0 WLS: W BF: 38 H: 11 R: 6 ER: 5 SO: 6 BB: 1 IBB: 0 HBP: 0 BLK: 0 WP: 0 HR: 0 S: 49 P: 53 ERA: 5.00 WHIP: 1.333															PITCHER						

AB	37
R	6
H	11
RBI	6
BB	1
SO	6
LOB	16



Batter	1	2	3	4	5	6	7	8	9	AB	R	H	RBI	BB	SO	LOB	BOTTOM			
Sonny Jackson, L OBP: 0.290, SLG: 0.308 (1, 6)										5	2	3	1	0	0	0	Cincinnati Reds @ Houston Astros Astrodome, Houston, TX Sat Aug 26 1967, 8:05 PM EDT Att: 17,587 - Unknown			
Joe Morgan, L OBP: 0.391, SLG: 0.420 (1, 4)										4	2	2	1	1	1	2				
Rusty Staub, L OBP: 0.386, SLG: 0.483 (1, 9)										4	0	0	1	0	1	3				
Jimmy Wynn, R OBP: 0.531, SLG: 0.501 (1, 8)										4	1	2	2	0	1	0				
Doug Rader, R OBP: 0.346, SLG: 0.527 (1, 3)										4	1	1	0	0	0	2				
Norm Miller, L OBP: 0.297, SLG: 0.333 (1, 7)										3	1	1	0	1	1	1				
Bob Aspromonte, R OBP: 0.354, SLG: 0.386 (1, 5)										4	0	2	2	0	0	2				
Ron Brand, R OBP: 0.323, SLG: 0.302 (1, 2)										4	0	1	1	0	0	3				
Mike Cuellar, L OBP: 0.192, SLG: 0.268 (1, 1)										4	1	1	0	0	2	2				
Inning Stats	R: 1 E: 0 K: 1 S: 7	H: 2 LOB: 1 BB: 0 P: 7	R: 0 E: 0 K: 0 S: 4	H: 1 LOB: 1 BB: 0 P: 4	R: 1 E: 0 K: 0 S: 4	H: 1 LOB: 0 BB: 0 P: 4	R: 1 E: 0 K: 1 S: 7	H: 2 LOB: 1 BB: 0 P: 7	R: 4 E: 0 K: 0 S: 7	H: 4 LOB: 1 BB: 1 P: 11	R: 0 E: 0 K: 1 S: 5	H: 0 LOB: 1 BB: 1 P: 9	R: 0 E: 0 K: 2 S: 7	H: 0 LOB: 0 BB: 0 P: 7	R: 1 E: 0 K: 1 S: 7	H: 3 LOB: 1 BB: 0 P: 7		1B: 9 2B: 3 3B: 2 HR: 0	SF: 0 SAC: 0 DP: 1 HBP: 0	WP: 3 PB: 0 SB: 4 CS: 0
PITCHER Mitt Pappas, R ERA: 3.05 Don Nottebart, R ERA: 2.39 Billy McCool, L ERA: 3.54 (6, 1)	IP: 4.1 WLS: L BF: 22 H: 9 R: 6 ER: 5 SO: 2 BB: 0 IBB: 0 HBP: 0 BLK: 0 WP: 2 HR: 0 S: 26 P: 26 ERA: 10.38 WHIP: 2.077															PITCHER				

AB	36
R	8
H	13
RBI	8
BB	2
SO	6
LOB	15



Batter	1	2	3	4	5	6	7	8	9	AB	R	H	RBI	BB	SO	LOB	TOP								
Tommy Harper, R OBP: 0.305, SLG: 0.351 (1, 9)	0-0 6-3		0-0 1B	0-0 1-3		0-0 E8		0-0 F8		5	2	2	3	0	0	0	Cincinnati Reds @ Houston Astros Astrodome, Houston, TX Sun Aug 27 1967, 8:05 PM EDT Att: 15,653 - Unknown								
Vada Pinson, L OBP: 0.324, SLG: 0.446 (1, 8)	0-0 F5		0-0 1B			0-0 HR		0-0 3-1		5	2	3	1	0	0	0									
Pete Rose, S OBP: 0.382, SLG: 0.471 (1, 7)	0-3 K		0-0 SF8			0-0 HR		0-0 F7		5	2	2	3	0	2	1									
Lee May, R OBP: 0.289, SLG: 0.398 (1, 3)		0-0 F9	0-0 SF8			0-0 F8		0-0 F7		4	0	0	1	0	1	1									
Tony Perez, R OBP: 0.342, SLG: 0.517 (1, 5)	0-0 1-3-1		0-0 6-3			0-0 4-3		4-0 1B		4	1	2	0	1	1	0									
Tommy Helms, R OBP: 0.293, SLG: 0.349 (1, 4)	0-3 K		0-3 6-3			0-0 4-3		0-0 1-4-3		5	0	2	0	0	1	2									
Johnny Edwards, L OBP: 0.267, SLG: 0.249 (1, 2)			0-0 1B			0-0 F8		0-0 1-4-3		5	1	1	1	0	0	4									
Leo Cardenas, R OBP: 0.320, SLG: 0.332 (1, 6)			0-0 1B		0-0 6-3		0-3 K	0-0 F3		4	1	1	0	0	1	1									
Sammy Ellis, L OBP: 0.128, SLG: 0.068 (3, PH)			4-0 1B		0-3 K		0-0 E8	0-3 K		0	0	0	0	0	0	0									
Mel Queen, L OBP: 0.232, SLG: 0.203 (3, PH)			1-2 1B							0	1	0	0	1	0	0									
Bob Lee, R OBP: 0.200, SLG: 0.200 (9, 1)			1-2 2-3							3	1	1	0	0	2	1									
Ted Abernathy, R OBP: 0.071, SLG: 0.071 (9, 1)										0	0	0	0	0	0	0									
Inning Stats	R: 0 E: 0 K: 1 S: 5	H: 0 LOB: 0 BB: 0 P: 5	R: 0 E: 0 K: 1 S: 5	H: 0 LOB: 0 BB: 0 P: 5	R: 6 E: 0 K: 0 S: 9	H: 6 LOB: 1 BB: 1 P: 13	R: 0 E: 0 K: 1 S: 5	H: 0 LOB: 0 BB: 0 P: 5	R: 2 E: 0 K: 0 S: 6	H: 3 LOB: 1 BB: 0 P: 6	R: 2 E: 0 K: 2 S: 10	H: 3 LOB: 1 BB: 0 P: 10	R: 1 E: 0 K: 1 S: 6	H: 1 LOB: 1 BB: 1 P: 10	R: 0 E: 0 K: 0 S: 3	H: 0 LOB: 0 BB: 0 P: 3	R: 0 E: 0 K: 2 S: 8	H: 1 LOB: 1 BB: 0 P: 8	1B: 11 2B: 1 3B: 0 HR: 1	SF: 1 SAC: 0 DP: 0 HBP: 0	WP: 2 PB: 0 SB: 0 CS: 0	PA: 43			
PITCHER	IP	WLS	BF	H	R	ER	SO	BB	IBB	HBP	BLK	WP	HR	S	P	ERA	WHIP								
Dave Giusti, R ERA: 4.11 (1, 1)	2.0	L	11	4	5	5	2	1	0	0	0	0	0	14	18	22.50	2.500								
Dave Eilers, R ERA: 3.54 (3, 1)	2.1		12	5	3	3	1	0	0	0	0	1	1	14	14	11.57	2.143								
Dan Schneider, L ERA: 5.63 (5, 1)	1.0		6	3	2	2	1	0	0	0	0	0	0	8	8	18.00	3.000								
Tom Dukes, R ERA: 5.25 (6, 1)	0.2		2	0	0	0	1	0	0	0	0	0	0	4	4	0.00	0.000								
Bo Belinsky, L ERA: 4.99 (7, 1)	0.1		3	1	1	1	0	1	0	0	0	0	0	2	6	27.00	6.000								

AB 40
R 11
H 14
RBI 9
BB 2
SO 8
LOB 10



Batter	1	2	3	4	5	6	7	8	9	AB	R	H	RBI	BB	SO	LOB	BOTTOM								
Julio Gotay, R OBP: 0.335, SLG: 0.374 (1, 4)	0-0 F3				0-0 6-3				4-0 2B	3	1	0	0	1	0	0	Cincinnati Reds @ Houston Astros Astrodome, Houston, TX Sun Aug 27 1967, 8:05 PM EDT Att: 15,653 - Unknown								
Sonny Jackson, L OBP: 0.289, SLG: 0.305 (1, 6)	4-0 2B				0-0 4-3				0-0 F6	3	1	0	1	1	0	3									
Jimmy Wynn, R OBP: 0.331, SLG: 0.504 (1, 8)	0-0 F9				0-0 1B				0-0 1B	5	2	2	1	0	1	4									
Rusty Staub, L OBP: 0.388, SLG: 0.486 (1, 9)	0-0 2B				0-0 2B				0-0 2B	5	1	3	3	0	1	1									
Norm Miller, L OBP: 0.288, SLG: 0.323 (1, 7)	0-0 L9				0-0 4-3				0-0 K	5	0	0	0	0	2	4									
Chuck Harrison, R OBP: 0.310, SLG: 0.359 (1, 3)		0-0 E6			0-0 6-3				0-0 F2	4	1	0	0	1	0	0									
Bob Aspromonte, R OBP: 0.357, SLG: 0.390 (1, 5)		4-0 FC6-4			0-0 4-3				0-0 1B	4	1	2	2	1	0	0									
Ron Brand, R OBP: 0.330, SLG: 0.302 (1, 2)		0-0 FC6-4			0-0 F7				0-0 F3	3	0	1	0	2	0	1									
Dave Giusti, R ERA: 4.11 (1, 1)		0-0 FC6-4			0-3 K				0-3 K	1	0	0	1	0	0	2									
Dave Eilers, R ERA: 3.54 (3, 1)		0-0 FC6-4			0-0 K				0-0 K	1	0	0	0	0	0	0									
Dan Schneider, L ERA: 5.63 (5, 1)		0-0 FC6-4			0-0 K				0-0 K	0	0	0	0	0	0	0									
Tom Dukes, R ERA: 5.25 (6, 1)		0-0 FC6-4			0-0 K				0-0 K	0	0	0	0	0	0	0									
Doug Rader, R ERA: 5.25 (6, PH)		0-0 FC6-4			0-0 K				0-0 K	0	0	0	0	0	0	0									
Bo Belinsky, L ERA: 4.99 (7, 1)		0-0 FC6-4			0-0 K				0-0 K	0	0	0	0	0	0	0									
Larry Sherry, R ERA: 5.55 (7, 1)		0-0 FC6-4			0-0 K				0-0 K	0	0	0	0	0	0	0									
Ron Davis, R ERA: 4.99 (9, PH)		0-0 FC6-4			0-0 K				0-0 K	2	1	0	1	0	0	1									
Inning Stats	R: 1 E: 0 K: 0 S: 4	H: 1 LOB: 1 BB: 1 P: 8	R: 2 E: 1 K: 0 S: 5	H: 1 LOB: 2 BB: 1 P: 10	R: 0 E: 0 K: 2 S: 7	H: 0 LOB: 0 BB: 0 P: 7	R: 0 E: 0 K: 1 S: 5	H: 0 LOB: 0 BB: 0 P: 5	R: 1 E: 0 K: 0 S: 5	H: 2 LOB: 1 BB: 0 P: 5	R: 0 E: 0 K: 1 S: 5	H: 0 LOB: 1 BB: 1 P: 9	R: 0 E: 1 K: 1 S: 6	H: 0 LOB: 1 BB: 0 P: 6	R: 0 E: 0 K: 0 S: 4	H: 1 LOB: 1 BB: 0 P: 4	R: 0 E: 0 K: 2 S: 11	H: 4 LOB: 3 BB: 3 P: 23	1B: 4 2B: 5 3B: 0 HR: 0	SF: 1 SAC: 0 DP: 0 HBP: 1	WP: 0 PB: 0 SB: 0 CS: 0	PA: 45			
PITCHER	IP	WLS	BF	H	R	ER	SO	BB	IBB	HBP	BLK	WP	HR	S	P	ERA	WHIP								
Sammy Ellis, R ERA: 3.85 (1, 1)	2.0		12	2	3	1	0	2	0	0	0	0	0	36	44	4.50	2.000								
Bob Lee, R ERA: 4.99 (3, 1)	6.1	W	28	6	5	5	5	2	0	0	0	0	0	36	44	7.11	1.263								
Ted Abernathy, R ERA: 1.67 (9, 1)	0.2	S	5	1	0	0	2	2	0	0	0	0	0	7	15	0.00	4.500								

AB 37
R 8
H 9
RBI 8
BB 6
SO 7
LOB 19



Batter	1	2	3	4	5	6	7	8	9	AB	R	H	RBI	BB	SO	LOB	TOP										
Sonny Jackson, L (1, 6) OBP: 0.290, SLG: 0.303	4-0 HR BB	0-0 6-3					0-0 1-3		0-0 5-3					1B SH3-4 BB	3	1	0	0	2	0	1						
Joe Morgan, L (1, 4) OBP: 0.397, SLG: 0.416	0-0 F9		0-0 F2			0-3 K		0-0 4-3	0-0 SH3-4	4	0	0	0	0	0	1	1										
Doug Rader, R (1, 3) OBP: 0.357, SLG: 0.557	0-0 HR		0-0 F9			4-0 BB		0-0 FC6 1B	0-0 1-3	4	1	2	2	1	0	1	1										
Rusty Staub, L (1, 9) OBP: 0.389, SLG: 0.485	0-3 K		0-0 FC5-4 1B			0-0 1-3		0-0 FC6	0-0 FC6	5	0	2	0	0	0	1	2										
Ron Davis, R (9, PR) OBP: 0.295, SLG: 0.413								1-2	0-0 1B	0	0	0	0	0	0	0	0										
Jimmy Wynn, R (1, 8) OBP: 0.330, SLG: 0.500	4-0 CS BB		0-0 FC5-4			0-0 F3		0-3 K	0-0 5-3	4	0	0	0	1	1	3	3										
Norm Miller, L (1, 7) OBP: 0.298, SLG: 0.335	0-0 CS	0-0 2B		0-0 4-3		4-0 1B BB		0-0 FC5 1B	0-0 1B	3	2	2	0	1	0	0	0										
Bob Aspromonte, R (1, 5) OBP: 0.300, SLG: 0.396			0-0 2B	0-0 F9		0-0 K 1B		0-0 1B	0-0 1B	4	0	3	1	0	0	0	0										
John Bateman, R (1, 2) OBP: 0.245, SLG: 0.246			0-3 K	0-3 K		0-0 1B		0-0 F3	0-0 F3	4	0	1	1	0	2	3	3										
Bruce Von Hoff, R (1, 1) OBP: 0.162, SLG: 0.307			0-3 K			0-0 K		0-0 FC5	0-0 FC5	1	0	0	0	0	1	1	1										
Dave Giusti, R (3, 1) OBP: 0.353, SLG: 0.372						0-0 HR		0-3 K	0-0 K	2	1	1	1	0	1	2	2										
Julio Gotay, R (8, PH) OBP: 0.333, SLG: 0.372								0-0 FC5	0-0 FC5	1	0	0	0	0	0	2	2										
Tom Dukes, R (8, 1) OBP: 0.295, SLG: 0.416								2-3	0-0 FC5	0	0	0	0	0	0	0	0										
Inning Stats	R: 2 E: 0 K: 1 S: 5	H: 1 LOB: 0 BB: 2 P: 13	R: 1 E: 0 K: 2 S: 9	H: 2 LOB: 1 BB: 0 P: 9	R: 0 E: 0 K: 0 S: 4	H: 1 LOB: 1 BB: 0 P: 4	R: 0 E: 0 K: 1 S: 5	H: 0 LOB: 0 BB: 0 P: 5	R: 1 E: 0 K: 1 S: 6	H: 1 LOB: 1 BB: 1 P: 10	R: 1 E: 0 K: 1 S: 6	H: 2 LOB: 1 BB: 1 P: 10	R: 0 E: 0 K: 0 S: 4	H: 1 LOB: 1 BB: 0 P: 4	R: 0 E: 0 K: 1 S: 7	H: 2 LOB: 2 BB: 0 P: 7	R: 0 E: 0 K: 0 S: 4	H: 1 LOB: 2 BB: 1 P: 8	1B: 7 2B: 2 3B: 0 HR: 2	SF: 0 SAC: 1 DP: 0 HBP: 0	WP: 0 PB: 0 SB: 0 CS: 1	PA: 42					
PITCHER	IP	WLS	BF	H	R	ER	SO	BB	IBB	HBP	BLK	WP	HR	S	P	ERA	WHIP										
Fergie Jenkins, R (1, 1) ERA: 2.94	5.1		25	6	5	5	5	4	0	0	0	0	2	31	47	8.44	1.875										
Bill Stoneman, R (6, 1) ERA: 2.98	2.2	W	12	4	0	0	2	1	0	0	0	0	0	15	19	0.00	1.875										
Chuck Hartenstein, R (9, 1) ERA: 2.65	1.0	S	4	1	0	0	0	0	0	0	0	0	0	4	4	0.00	1.000										

Houston Astros @ Chicago Cubs
Wrigley Field, Chicago, IL
Mon Aug 28 1967, 3:33 AM CDT
Att: 9,487 - Sunny - 73 F

AB	35
R	5
H	11
RBI	5
BB	5
SO	7
LOB	16



Batter	1	2	3	4	5	6	7	8	9	AB	R	H	RBI	BB	SO	LOB	BOTTOM										
Don Kessinger, S (1, 6) OBP: 0.278, SLG: 0.267	0-0 5-3	0-0 G6-3		0-0 F8		0-0 6-3		0-0 F7		5	0	0	0	0	0	4	4										
Glenn Beckert, R (1, 4) OBP: 0.295, SLG: 0.347	0-0 6-3		0-0 E6 2B		0-0 1B 14 E	4-0 E BB		0-0 F9	0-0 E3 BB	3	2	1	0	1	0	0	0										
Billy Williams, L (1, 7) OBP: 0.351, SLG: 0.463	0-0 5-3		0-0 4-3		0-0 F9	0-0 E3 BB		0-0 E3	0-0 E3	4	0	0	0	0	0	3	3										
Ron Santo, R (1, 5) OBP: 0.399, SLG: 0.527		0-0 1B 14 BB	0-0 1B 14 BB	0-0 2B 14 BB	0-0 1B 14 E	0-3 K		0-0 K	0-0 K	4	2	3	1	0	1	2	2										
14 Ernie Banks, R (1, 3) OBP: 0.317, SLG: 0.480		4-0 1B BB	0-0 BB BB	0-0 BB BB	0-0 BB BB	0-0 BB BB		0-0 F9	0-0 F9	3	1	1	2	1	0	1	1										
Randy Hundley, R (1, 2) OBP: 0.336, SLG: 0.416		0-0 1B BB	0-0 1B BB	0-0 1B BB	0-0 1B BB	0-0 1B BB		0-0 F4	0-0 F4	3	0	1	0	1	0	2	2										
Ted Savage, R (1, 9) OBP: 0.342, SLG: 0.318		0-0 1B	0-0 1B	0-0 1B	0-0 1B	0-0 1B		0-0 F4	0-0 F4	4	0	1	2	0	1	4	4										
Adolfo Phillips, R (1, 8) OBP: 0.376, SLG: 0.479		0-0 1B	0-0 1B	0-3 K		0-0 K		0-0 F6	0-0 F6	4	1	2	0	0	1	0	0										
Fergie Jenkins, R (1, 1) OBP: 0.188, SLG: 0.224		0-3 K		0-0 6-3		0-0 6-3		0-3 K	0-3 K	2	0	0	0	0	1	3	3										
Bill Stoneman, R (6, 1) OBP: 0.371, SLG: 0.571						0-0 SH1-4		0-0 SH1-4	0-3 K	1	0	0	0	0	1	0	0										
Chuck Hartenstein, R (9, 1) OBP: 0.371, SLG: 0.571						2-3		0-0 K	0-0 K	0	0	0	0	0	0	0	0										
Inning Stats	R: 0 E: 0 K: 0 S: 3	H: 0 LOB: 0 BB: 0 P: 3	R: 2 E: 0 K: 1 S: 8	H: 4 LOB: 2 BB: 1 P: 12	R: 2 E: 1 K: 0 S: 5	H: 2 LOB: 1 BB: 1 P: 9	R: 0 E: 0 K: 1 S: 5	H: 0 LOB: 0 BB: 0 P: 5	R: 1 E: 1 K: 0 S: 6	H: 2 LOB: 2 BB: 0 P: 6	R: 1 E: 1 K: 1 S: 7	H: 1 LOB: 2 BB: 1 P: 11	R: 0 E: 0 K: 1 S: 5	H: 0 LOB: 0 BB: 0 P: 5	R: 0 E: 0 K: 1 S: 5	H: 0 LOB: 0 BB: 0 P: 5	1B: 7 2B: 2 3B: 0 HR: 0	SF: 0 SAC: 1 DP: 2 HBP: 0	WP: 1 PB: 0 SB: 0 CS: 0	PA: 37							
PITCHER	IP	WLS	BF	H	R	ER	SO	BB	IBB	HBP	BLK	WP	HR	S	P	ERA	WHIP										
Bruce Von Hoff, R (1, 1) ERA: 4.76	2.1		15	6	4	3	1	2	0	0	0	0	1	15	23	11.57	3.429										
Dave Giusti, R (3, 1) ERA: 4.1	4.2	L	19	3	2	2	3	1	0	0	0	1	0	24	28	3.86	0.857										
Tom Dukes, R (8, 1) ERA: 4.85	1.0		3	0	0	0	1	0	0	0	0	0	0	5	5	0.00	0.000										

Houston Astros @ Chicago Cubs
Wrigley Field, Chicago, IL
Mon Aug 28 1967, 3:33 AM CDT
Att: 9,487 - Sunny - 73 F

AB	33
R	6
H	9
RBI	5
BB	3
SO	5
LOB	19



Batter	1	2	3	4	5	6	7	8	9	AB	R	H	RBI	BB	SO	LOB	TOP					
Sonny Jackson, L OBP: 0.289, SLG: 0.302 (1, 6)	4-3		FC6-4			F5		F7		5	0	1	0	0	0	3	Houston Astros @ Chicago Cubs Wrigley Field, Chicago, IL Tue Aug 29 1967, 3:33 AM CDT Att: 12,999 - Cloudy - 83 F					
Joe Morgan, L OBP: 0.397, SLG: 0.415 (1, 4)	4-3		FC5-4			1-3		FC1-5		5	0	2	1	0	0	3						
Doug Rader, R OBP: 0.364, SLG: 0.554 (1, 3)	4-3		K					FC1-5		4	1	2	1	0	1	2						
Rusty Staub, L OBP: 0.387, SLG: 0.483 (1, 9)	F2							FC1-5		4	1	1	0	0	0	3						
Jimmy Wynn, R OBP: 0.330, SLG: 0.504 (1, 8)								HR		4	1	1	3	0	2	0						
Norm Miller, L OBP: 0.292, SLG: 0.327 (1, 7)								HR		4	0	0	0	0	0	0						
Bob Aspromonte, R OBP: 0.362, SLG: 0.400 (1, 5)										4	0	2	0	0	0	0						
Ron Brand, R OBP: 0.328, SLG: 0.301 (1, 2)										4	1	1	0	0	1	2						
Don Wilson, R OBP: 0.152, SLG: 0.113 (1, 1)										2	0	1	0	0	0	0						
Julio Gotay, R OBP: 0.336, SLG: 0.375 (8, PH)										1	1	1	0	0	0	0						
Tom Dukes, R OBP: 1.000, SLG: 1.000 (8, 1)										1	0	1	0	0	0	0						
Inning Stats	R: 0 E: 0 K: 0 S: 4	H: 1 LOB: 1 BB: 0 P: 4	R: 0 E: 0 K: 1 S: 6	H: 1 LOB: 1 BB: 0 P: 6	R: 0 E: 1 K: 1 S: 6	H: 1 LOB: 0 BB: 0 P: 6	R: 0 E: 0 K: 1 S: 5	H: 0 LOB: 0 BB: 0 P: 5	R: 0 E: 0 K: 0 S: 3	H: 0 LOB: 0 BB: 0 P: 3	R: 0 E: 0 K: 0 S: 4	H: 2 LOB: 1 BB: 0 P: 4	R: 0 E: 0 K: 1 S: 5	H: 0 LOB: 0 BB: 0 P: 5	R: 5 E: 0 K: 0 S: 8	H: 5 LOB: 0 BB: 0 P: 8	R: 0 E: 0 K: 0 S: 5	H: 3 LOB: 2 BB: 0 P: 5	1B: 11 2B: 2 3B: 0 HR: 1	SF: 0 SAC: 0 DP: 1 HBP: 0	WP: 0 PB: 0 CS: 2 CS: 0	PA: 38
PITCHER	IP	WLS	BF	H	R	ER	SO	BB	IBB	HBP	BLK	WP	HR	S	P	ERA	WHIP					
Joe Niekro, R ERA: 3.74 (1, 1)	7.1		29	8	3	3	4	0	0	0	0	0	0	37	37	3.68	1.091					
Chuck Hartenstein, R ERA: 2.93 (8, 1)	0.2	L	5	3	2	2	0	0	0	0	0	0	1	5	5	27.00	4.500					
Bill Stoneman, R ERA: 2.91 (9, 1)	1.0		4	2	0	0	0	0	0	0	0	0	0	4	4	0.00	2.000					

AB	38
R	5
H	13
RBI	5
BB	0
SO	4
LOB	13



Batter	1	2	3	4	5	6	7	8	9	AB	R	H	RBI	BB	SO	LOB	BOTTOM				
Don Kessinger, S OBP: 0.280, SLG: 0.269 (1, 6)										4	1	2	1	0	0	1	Houston Astros @ Chicago Cubs Wrigley Field, Chicago, IL Tue Aug 29 1967, 3:33 AM CDT Att: 12,999 - Cloudy - 83 F				
Glenn Beckert, R OBP: 0.297, SLG: 0.349 (1, 4)										4	0	2	0	0	1	1					
Billy Williams, L OBP: 0.349, SLG: 0.459 (1, 7)										4	0	0	0	0	0	2					
Ron Santo, R OBP: 0.398, SLG: 0.524 (1, 5)										3	0	0	0	1	3	1					
14 Ernie Banks, R OBP: 0.315, SLG: 0.476 (1, 3)										4	0	0	0	0	1	4					
Randy Hundley, R OBP: 0.338, SLG: 0.421 (1, 2)										4	1	2	0	0	0	3					
Ted Savage, R OBP: 0.336, SLG: 0.312 (1, 9)										4	0	0	0	0	2	2					
Adolfo Phillips, R OBP: 0.377, SLG: 0.481 (1, 8)										3	1	1	0	1	0	1					
Joe Niekro, R OBP: 0.162, SLG: 0.233 (1, 1)										2	0	0	1	0	1	1					
Chuck Hartenstein, R OBP: 0.071, SLG: 0.071 (8, 1)										0	0	0	0	0	0	0					
Bill Stoneman, R OBP: 0.299, SLG: 0.348 (9, PH)										1	0	0	0	0	1	1					
Inning Stats	R: 1 E: 2 K: 1 S: 7	H: 2 LOB: 2 BB: 1 P: 11	R: 0 E: 0 K: 2 S: 8	H: 1 LOB: 1 BB: 0 P: 8	R: 0 E: 0 K: 1 S: 6	H: 1 LOB: 1 BB: 0 P: 6	R: 2 E: 0 K: 1 S: 7	H: 2 LOB: 1 BB: 1 P: 11	R: 0 E: 0 K: 1 S: 5	H: 0 LOB: 0 BB: 0 P: 5	R: 0 E: 0 K: 0 S: 3	H: 0 LOB: 0 BB: 0 P: 3	R: 0 E: 0 K: 1 S: 5	H: 0 LOB: 0 BB: 0 P: 5	R: 0 E: 0 K: 1 S: 6	H: 1 LOB: 1 BB: 0 P: 6	1B: 4 2B: 4 3B: 0 HR: 0	SF: 1 SAC: 0 DP: 1 HBP: 0	WP: 1 PB: 0 CS: 0 CS: 0	PA: 36	
PITCHER	IP	WLS	BF	H	R	ER	SO	BB	IBB	HBP	BLK	WP	HR	S	P	ERA	WHIP				
Don Wilson, R ERA: 2.78 (1, 1)	7.0		29	6	3	2	7	2	0	0	0	0	0	41	49	2.57	1.143				
Tom Dukes, R ERA: 4.2 (8, 1)	2.0	S	7	1	0	0	2	0	0	0	0	0	0	11	11	0.00	0.500				



Batter	1	2	3	4	5	6	7	8	9	AB	R	H	RBI	BB	SO	LOB	TOP			
Sonny Jackson, L (1, 6) OBP: 0.290, SLG: 0.303	0-0 4-3 1B		0-0 1-3		0-0 1-3		0-0 FC6-4		0-0 1B	5	1	2	0	0	0	1				
Joe Morgan, L (1, 4) OBP: 0.388, SLG: 0.418	0-0 4-3		0-0 6-3		0-0 2B		0-0 3-1		0-0 1B	5	0	2	0	0	0	2				
Doug Rader, R (1, 3) OBP: 0.366, SLG: 0.540	0-0 G4-6-3 1B		1-0 1B HBP		0-0 1-3		0-3 K		0-0 F4	4	0	1	1	0	1	5				
Rusty Staub, L (1, 9) OBP: 0.386, SLG: 0.481	0-0 G4-6-3 1-2		0-0 1-3 1B		0-3 K				0-0 F2	4	0	1	0	0	1	2				
Jimmy Wynn, R (1, 8) OBP: 0.329, SLG: 0.502		0-0 5-3	0-0 5-3						0-0 F3	4	0	1	0	0	0	2				
Norm Miller, L (1, 7) OBP: 0.286, SLG: 0.320		0-0 1-3		0-3 K		0-3 K			0-0 F5	4	0	0	0	0	2	1				
Bob Aspromonte, R (1, 5) OBP: 0.361, SLG: 0.398		0-0 1B 1B		0-3 K		0-0 F5			0-0 1-3	4	0	1	0	0	1	1				
John Bateman, R (1, 2) OBP: 0.249, SLG: 0.254		0-0 1-3 1B		0-0 2B		0-0 4-3			0-0 5-3	4	0	2	0	0	0	1				
Mike Cuellar, L (1, 1) OBP: 0.187, SLG: 0.260		0-0 4-3		0-3 K					4-0 1B BB	2	0	0	0	0	1	3				
Julio Golay, R (7, PH) OBP: 0.339, SLG: 0.378										1	0	1	0	0	0	0				
Dave Eilers, R (7, PH) OBP: 0.259, SLG: 0.299										0	0	0	0	0	0	0				
Jackie Brandt, R (9, PH) OBP: 0.259, SLG: 0.299										0	0	0	0	1	0	0				
Inning Stats	R: 1 E: 0 K: 0 S: 4	H: 2 LOB: 0 BB: 0 P: 4	R: 0 E: 0 K: 0 S: 5	H: 2 LOB: 2 BB: 0 P: 5	R: 0 E: 0 K: 0 S: 4	H: 1 LOB: 2 BB: 0 P: 5	R: 0 E: 0 K: 3 S: 10	H: 1 LOB: 1 BB: 0 P: 10	R: 0 E: 0 K: 1 S: 6	H: 1 LOB: 1 BB: 0 P: 6	R: 0 E: 0 K: 1 S: 6	H: 1 LOB: 1 BB: 0 P: 6	R: 0 E: 0 K: 0 S: 3	H: 0 LOB: 0 BB: 0 P: 3	R: 0 E: 0 K: 0 S: 5	H: 2 LOB: 3 BB: 1 P: 9	1B: 9 2B: 2 3B: 0 HR: 0	SF: 0 SAC: 0 DP: 1 HBP: 1	WP: 0 PB: 0 SB: 1 CS: 0	PA: 39
PITCHER Bill Hands, R (1, 1) ERA: 2.5	IP: 9.0 WLS: W BF: 39 H: 11 R: 1 ER: 1 SO: 6 BB: 1 IBB: 0 HBP: 1 BLK: 0 WP: 0 HR: 0 S: 49 P: 54 ERA: 1.00 WHIP: 1.333																			

Houston Astros @ Chicago Cubs
Wrigley Field, Chicago, IL
Wed Aug 30 1967, 3:33 AM CDT
Att: 4,048 - Cloudy - 57 F

AB	37
R	1
H	11
RBI	1
BB	1
SO	6
LOB	18



Batter	1	2	3	4	5	6	7	8	9	AB	R	H	RBI	BB	SO	LOB	BOTTOM			
Don Kessinger, S (1, 6) OBP: 0.275, SLG: 0.269	0-0 6-3		0-0 F9			0-0 1B 1B	0-3 K			4	1	1	0	0	1	2				
Glenn Beckert, R (1, 4) OBP: 0.298, SLG: 0.350	0-3 K			0-0 G5-4-3 1B		0-0 1B FC6-4	0-0 F8			4	1	2	0	0	1	1				
Billy Williams, L (1, 7) OBP: 0.350, SLG: 0.460	0-0 4-3			0-0 F9		0-0 1B E		0-0 14 G6-4-3 1B		4	1	2	1	0	0	1				
Ron Santo, R (1, 5) OBP: 0.399, SLG: 0.523		0-0 14 G4-3 1B		0-0 G5-4-3		0-0 14 FC6-4 BB		0-0 F3		3	0	1	0	1	0	2				
14 Ernie Banks, R (1, 3) OBP: 0.312, SLG: 0.472		0-0 G4-3			0-0 6-3	0-0 FC6-4 1B		0-0 G6-4-3		4	1	0	1	0	0	3				
Randy Hundley, R (1, 2) OBP: 0.338, SLG: 0.421		0-0 F5			0-0 5-3	0-0 1B				3	0	1	1	0	0	0				
Ted Savage, R (1, 9) OBP: 0.340, SLG: 0.319			0-0 4-3 2B		4-0 FC6-4 BB	0-0 F4				2	0	1	0	1	0	1				
Adolfo Phillips, R (1, 8) OBP: 0.376, SLG: 0.478			0-0 4-3		0-0 FC6-4		4-0 SH1-4 BB			2	0	0	0	1	0	2				
Bill Hands, R (1, 1) OBP: 0.226, SLG: 0.143			0-0 F4		0-0 F5		0-0 SH1-4			2	0	0	0	0	0	1				
Inning Stats	R: 0 E: 0 K: 1 S: 5	H: 0 LOB: 0 BB: 0 P: 5	R: 0 E: 0 K: 0 S: 3	H: 1 LOB: 0 BB: 0 P: 3	R: 0 E: 0 K: 0 S: 4	H: 1 LOB: 1 BB: 0 P: 4	R: 0 E: 0 K: 0 S: 3	H: 1 LOB: 0 BB: 0 P: 3	R: 0 E: 0 K: 0 S: 3	H: 0 LOB: 1 BB: 1 P: 7	R: 4 E: 1 K: 0 S: 7	H: 4 LOB: 1 BB: 1 P: 11	R: 0 E: 0 K: 1 S: 5	H: 0 LOB: 1 BB: 1 P: 9	R: 0 E: 0 K: 0 S: 3	H: 1 LOB: 0 BB: 0 P: 3	1B: 7 2B: 1 3B: 0 HR: 0	SF: 0 SAC: 1 DP: 3 HBP: 0	WP: 0 PB: 0 SB: 0 CS: 0	PA: 32
PITCHER Mike Cuellar, L (1, 1) ERA: 3.22	IP: 6.0 WLS: L BF: 25 H: 7 R: 4 ER: 3 SO: 3 BB: 2 IBB: 0 HBP: 0 BLK: 0 WP: 0 HR: 0 S: 25 P: 33 ERA: 4.50 WHIP: 1.500																			
Dave Eilers, R (7, 1) ERA: 3.35	IP: 2.0 WLS: 7 BF: 7 H: 1 R: 0 ER: 0 SO: 1 BB: 1 IBB: 0 HBP: 0 BLK: 0 WP: 0 HR: 0 S: 8 P: 12 ERA: 0.00 WHIP: 1.000																			

Houston Astros @ Chicago Cubs
Wrigley Field, Chicago, IL
Wed Aug 30 1967, 3:33 AM CDT
Att: 4,048 - Cloudy - 57 F

AB	28
R	4
H	8
RBI	3
BB	3
SO	2
LOB	13



Batter	1	2	3	4	5	6	7	8	9	AB	R	H	RBI	BB	SO	LOB	TOP						
Sonny Jackson, L (1,6) OBP: 0.288, SLG: 0.300	F9		4-3			1-3		1-3		4	0	0	0	0	0	0	Houston Astros @ St. Louis Cardinals Busch Stadium, St. Louis, MO Thu Aug 31 1967, 7:05 PM CDT Att: 19,557 - Unknown						
Joe Morgan, L (1,4) OBP: 0.388, SLG: 0.418	1B		4-3			F8		1B		4	0	2	0	0	0	0							
Jimmy Wynn, R (1,8) OBP: 0.329, SLG: 0.506	K					K		F6		4	1	1	1	0	2	2							
Rusty Staub, L (1,9) OBP: 0.385, SLG: 0.478	BB					G3				3	0	0	0	1	0	0							
Doug Rader, R (1,3) OBP: 0.371, SLG: 0.538	K					1B				4	0	2	0	0	2	2							
Bob Aspromonte, R (1,5) OBP: 0.357, SLG: 0.395			6-3			6-3				4	0	0	0	0	0	2							
Norm Miller, L (1,7) OBP: 0.281, SLG: 0.314			4-3			1-3				3	0	0	0	0	0	1							
Ron Brand, R (1,2) OBP: 0.323, SLG: 0.296			4-3			4-3				3	0	0	0	0	0	1							
Bo Belinsky, L (1,1) OBP: 0.135, SLG: 0.086 (8, PH)										2	0	0	0	0	2	0							
Julio Gotay, R (8, PH) OBP: 0.338, SLG: 0.376										1	0	0	0	0	0	0							
Larry Sherry, R (8,1) OBP: 0.333, SLG: 0.333								4-3		0	0	0	0	0	0	0							
Dan Schneider, L (8,1) OBP: 0.333, SLG: 0.333										0	0	0	0	0	0	0							
Inning Stats	R: 0 E: 0 K: 2 S: 8	H: 1 LOB: 2 BB: 1 P: 12	R: 0 E: 0 K: 0 S: 3	H: 0 LOB: 0 BB: 0 P: 3	R: 0 E: 0 K: 1 S: 5	H: 0 LOB: 0 BB: 0 P: 5	R: 0 E: 0 K: 1 S: 6	H: 1 LOB: 1 BB: 0 P: 6	R: 0 E: 0 K: 1 S: 5	H: 0 LOB: 0 BB: 0 P: 5	R: 1 E: 0 K: 0 S: 4	H: 1 LOB: 0 BB: 0 P: 4	R: 0 E: 1 K: 0 S: 4	H: 1 LOB: 1 BB: 0 P: 4	R: 0 E: 0 K: 1 S: 5	H: 0 LOB: 0 BB: 0 P: 5	1B: 4 2B: 0 3B: 0 HR: 1	SF: 0 SAC: 0 DP: 0 HBP: 0	WP: 0 PB: 0 SB: 1 CS: 0	PA: 33			
PITCHER	IP WLS BF H R ER SO BB IBB HBP BLK WP HR S P ERA WHIP	7.2 W 29 5 1 1 5 1 0 0 0 0 1 38 42 1.17 0.783	1.1 S 4 0 0 0 1 0 0 0 0 0 0 6 6 0.00 0.000																				

AB	32
R	1
H	5
RBI	1
BB	1
SO	6
LOB	8



Batter	1	2	3	4	5	6	7	8	9	AB	R	H	RBI	BB	SO	LOB	BOTTOM					
Lou Brock, L (1,7) OBP: 0.308, SLG: 0.445	F8		WP			G6-3		K		4	1	1	0	0	1	1	Houston Astros @ St. Louis Cardinals Busch Stadium, St. Louis, MO Thu Aug 31 1967, 7:05 PM CDT Att: 19,557 - Unknown					
Julian Javier, R (1,4) OBP: 0.305, SLG: 0.404	1B		F5			K		E3		4	1	1	0	0	1	0						
Curt Flood, R (1,8) OBP: 0.373, SLG: 0.401	4-3		P4			L5		1B		4	1	1	0	0	0	1						
Orlando Cepeda, R (1,3) OBP: 0.411, SLG: 0.559	FC6-4		HR			E		SF8		1	2	1	2	2	0	0						
Alex Johnson, R (1,9) OBP: 0.290, SLG: 0.340 (8, PH)	FC6-4		K			FC3-6		FC6-4		2	0	0	0	1	1	2						
Roger Maris, L (9,9) OBP: 0.353, SLG: 0.421	1-2					BB		1B		1	0	1	0	0	0	0						
Tim McCarver, L (1,2) OBP: 0.374, SLG: 0.458	4-3		BB			F5		FC6-4		3	0	0	1	1	0	2						
Phil Gagliano, R (1,5) OBP: 0.283, SLG: 0.268	K		K			L5		FC6		4	0	0	0	0	2	3						
Dal Maxvill, R (1,6) OBP: 0.289, SLG: 0.269	4-3					K		P4		3	0	0	0	0	1	1						
Ray Washburn, R (1,1) OBP: 0.100, SLG: 0.136 (8,1)	K					G6-3		6-3		2	0	0	0	1	1	1						
Ron Willis, R (8,1) OBP: 0.429, SLG: 0.571						BB				0	0	0	0	0	0	0						
Inning Stats	R: 0 E: 0 K: 0 S: 4	H: 1 LOB: 2 BB: 1 P: 8	R: 0 E: 0 K: 2 S: 7	H: 0 LOB: 1 BB: 1 P: 11	R: 2 E: 0 K: 1 S: 7	H: 2 LOB: 0 BB: 0 P: 7	R: 0 E: 0 K: 1 S: 5	H: 0 LOB: 0 BB: 0 P: 5	R: 0 E: 0 K: 1 S: 5	H: 0 LOB: 0 BB: 0 P: 8	R: 1 E: 1 K: 1 S: 5	H: 0 LOB: 1 BB: 2 P: 13	R: 0 E: 0 K: 1 S: 5	H: 0 LOB: 0 BB: 0 P: 5	R: 2 E: 1 K: 0 S: 6	H: 2 LOB: 1 BB: 0 P: 6	1B: 3 2B: 0 3B: 1 HR: 1	SF: 1 SAC: 0 DP: 1 HBP: 0	WP: 1 PB: 0 SB: 1 CS: 0	PA: 34		
PITCHER	IP WLS BF H R ER SO BB IBB HBP BLK WP HR S P ERA WHIP	7.0 L 28 3 3 2 7 3 0 0 0 0 0 4 4 2.57 1.143	0.1 4 2 2 0 0 0 0 0 0 0 0 4 4 0.00 6.000	0.2 2 0 0 0 0 0 0 0 0 0 0 2 2 0.00 0.000																		

AB	28
R	5
H	5
RBI	3
BB	5
SO	7
LOB	11



Batter	1	2	3	4	5	6	7	8	9	AB	R	H	RBI	BB	SO	LOB	TOP					
Ron Davis, R OBP: 0.304, SLG: 0.418 (1,7)	5-3		FC6-4 BB		K		2-3		K	4	0	0	0	1	2	2						
Ron Brand, R OBP: 0.320, SLG: 0.290 (1,2)	BB 2B BB		FC6-4 FC1-4		F8		F7		P6	4	1	0	0	1	0	3						
Jimmy Wynn, R OBP: 0.329, SLG: 0.501 (1,8)	BB BB BB		FC1-4		BB		BB		BB	1	1	0	0	3	0	1						
Rusty Staub, L OBP: 0.387, SLG: 0.482 (1,9)	BB 1-H 2-H		P6		P6		BB		BB	3	0	1	2	1	0	3						
Bob Aspromonte, R OBP: 0.353, SLG: 0.388 (1,5)	L6				F8		F8		F8	3	0	0	0	1	0	4						
Doug Radler, R OBP: 0.352, SLG: 0.515 (1,3)	4-3				6-3		K		5-3	4	0	0	0	0	1	2						
Larry Sherry, R (8,1)										0	0	0	0	0	0	0						
Julio Gotay, R OBP: 0.335, SLG: 0.372 (1,4)			K		1B		K		F2	4	0	1	0	0	2	1						
Bob Lillis, R OBP: 0.253, SLG: 0.256 (1,6)			K		3-1		K		F9	4	0	0	0	0	2	2						
Dave Giusti, R OBP: 0.176, SLG: 0.303 (5, Ph)			K				BB		K	1	0	0	0	0	1	0						
Jackie Brundage, R OBP: 0.265, SLG: 0.306 (5, Ph)										0	0	1	0	0	0	0						
Mike Gardner, R OBP: 0.187, SLG: 0.290 (5, Ph)										0	0	0	0	0	0	0						
Tom Bukacinski, R OBP: 0.245, SLG: 0.400 (5, Ph)										0	0	0	0	0	0	0						
Norm Miller, R OBP: 0.254, SLG: 0.316 (7, Ph)										1	0	1	0	0	0	0						
Dan Schneider, L OBP: 0.333, SLG: 0.333 (7, Ph)										0	0	0	0	0	0	0						
Chuck Harrison, R OBP: 0.306, SLG: 0.385 (8,3)							BB 1B		BB 2-3 1B	1	0	0	0	0	1	0						
Inning Stats	R: 2 E: 0 K: 0 S: 4	H: 1 LOB: 1 BB: 2 P: 12	R: 0 E: 0 K: 3 S: 9	H: 0 LOB: 0 BB: 0 P: 9	R: 0 E: 0 K: 0 S: 3	H: 0 LOB: 1 BB: 1 P: 7	R: 0 E: 0 K: 0 S: 4	H: 1 LOB: 1 BB: 0 P: 4	R: 0 E: 0 K: 1 S: 6	H: 2 LOB: 2 BB: 1 P: 10	R: 0 E: 0 K: 3 S: 9	H: 0 LOB: 1 BB: 1 P: 13	R: 0 E: 0 K: 0 S: 4	H: 1 LOB: 3 BB: 2 P: 12	R: 0 E: 0 K: 0 S: 3	H: 0 LOB: 0 BB: 0 P: 3	R: 0 E: 0 K: 2 S: 7	H: 0 LOB: 0 BB: 0 P: 7	1B: 3 2B: 1 3B: 0 HR: 0	SF: 0 SAC: 0 DP: 0 HBP: 0	WP: 0 PB: 0 SB: 0 CS: 0	PA: 38
PITCHER Steve Carlton, L ERA: 3.18 (1,1)	IP: 9.0 WLS: W BF: 38	H: 4 R: 2 ER: 2 SO: 9	BB: 7 IBB: 0 HBP: 0 BLK: 0	WP: 0 HR: 0 S: 49 P: 77	ERA: 2.00 WHIP: 1.222	PITCHER																

Houston Astros @ St. Louis Cardinals
 Busch Stadium, St. Louis, MO
 Sat Sep 02 1967, 7:05 PM CDT
 Att: 33,394 - Unknown

AB	31
R	2
H	4
RBI	2
BB	7
SO	9
LOB	18



Batter	1	2	3	4	5	6	7	8	9	AB	R	H	RBI	BB	SO	LOB	BOTTOM			
Lou Brock, L OBP: 0.311, SLG: 0.452 (1,7)	WP S 1B		K		PO 2B		S 1B BB		F7	4	2	2	0	1	1	1				
Curt Flood, R OBP: 0.377, SLG: 0.402 (1,8)	WP 1B WP BB		4-3		1B		FC1-4 1-H 1B		E	3	2	2	1	1	0	0				
Bobby Tolan, L OBP: 0.302, SLG: 0.370 (1,9)	WP 4-3 1B 1-2 2-H		1-3		PO 2-3		E3 FC1-4		F7	4	1	1	1	0	0	1				
Orlando Cepeda, R OBP: 0.411, SLG: 0.554 (1,3)	F7		HR 1B		G4-6-3 HBP		FC1-4 1B S		1B	3	1	1	0	0	0	4				
Tim McCarver, L OBP: 0.376, SLG: 0.465 (1,2)	4-3 1B IBB		HR		G4-6-3 1-2		P6		1B	3	2	1	2	1	0	3				
Mike Shannon, R OBP: 0.304, SLG: 0.374 (1,5)	4-3		L3		1B		1B		1B	4	0	2	2	0	0	1				
Phil Gagliano, R OBP: 0.292, SLG: 0.284 (1,4)	1B 3-H 1B		5-3		1B		1B		6-3	4	0	2	1	0	0	0				
Dal Maxvill, R OBP: 0.291, SLG: 0.270 (1,6)	1B 1-3 1B				F7		F7		1B	4	0	2	0	0	0	1				
Steve Carlton, L OBP: 0.148, SLG: 0.138 (1,1)			K		K		1-3		K	4	0	0	0	0	3	2				
Inning Stats	R: 4 E: 0 K: 0 S: 6	H: 4 LOB: 2 BB: 2 P: 14	R: 0 E: 0 K: 2 S: 7	H: 0 LOB: 0 BB: 0 P: 7	R: 2 E: 0 K: 1 S: 5	H: 2 LOB: 0 BB: 0 P: 5	R: 0 E: 0 K: 1 S: 6	H: 2 LOB: 1 BB: 0 P: 6	R: 0 E: 0 K: 0 S: 2	H: 0 LOB: 0 BB: 0 P: 3	R: 0 E: 0 K: 0 S: 4	H: 2 LOB: 1 BB: 0 P: 4	R: 2 E: 1 K: 0 S: 5	H: 2 LOB: 2 BB: 1 P: 9	R: 0 E: 0 K: 1 S: 6	H: 1 LOB: 1 BB: 0 P: 6	1B: 11 2B: 1 3B: 0 HR: 1	SF: 0 SAC: 0 DP: 1 HBP: 1	WP: 3 PB: 0 SB: 3 CS: 0	PA: 38
PITCHER Dave Giusti, R ERA: 4.29 (1,1)	IP: 4.0 WLS: L	H: 6 R: 6 ER: 6 SO: 3	BB: 1 IBB: 1 HBP: 0 BLK: 0	WP: 1 HR: 1 S: 24 P: 32	ERA: 13.50 WHIP: 2.250	PITCHER														
Tom Dukes, R ERA: 3.71 (5,1)	IP: 2.0 WLS: 7	H: 2 R: 0 ER: 0 SO: 0	BB: 0 IBB: 0 HBP: 1 BLK: 0	WP: 0 HR: 0 S: 6 P: 7	ERA: 0.00 WHIP: 1.000															
Dan Schneider, L ERA: 5.36 (7,1)	IP: 1.0 WLS: 6	H: 2 R: 2 ER: 2 SO: 1	BB: 0 IBB: 0 HBP: 0 BLK: 0	WP: 0 HR: 0 S: 5 P: 9	ERA: 9.00 WHIP: 3.000															
Larry Sherry, R ERA: 5.43 (8,1)	IP: 1.0 WLS: 4	H: 1 R: 0 ER: 0 SO: 1	BB: 0 IBB: 0 HBP: 0 BLK: 0	WP: 0 HR: 0 S: 6 P: 6	ERA: 0.00 WHIP: 1.000															

Houston Astros @ St. Louis Cardinals
 Busch Stadium, St. Louis, MO
 Sat Sep 02 1967, 7:05 PM CDT
 Att: 33,394 - Unknown

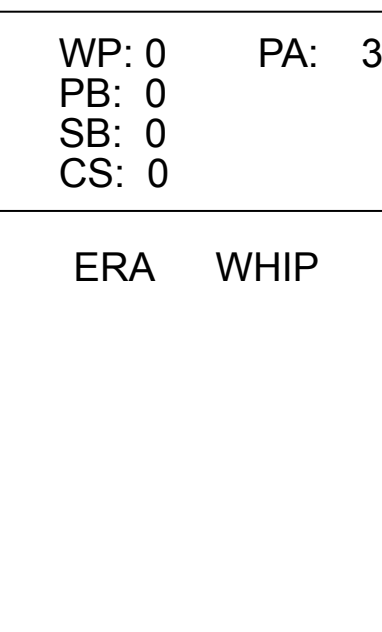
AB	33
R	8
H	13
RBI	7
BB	3
SO	4
LOB	13



Batter	1	2	3	4	5	6	7	8	9	AB	R	H	RBI	BB	SO	LOB	TOP			
Sonny Jackson, L OBP: 0.287, SLG: 0.299 (1, 6)	0-3 K		0-0 1-3			0-0 6-3			0-0 F7	4	0	0	0	0	1	0				
Joe Morgan, L OBP: 0.394, SLG: 0.411 (1, 4)	0-0 5-3			4-0 BB BB		0-0 P5			0-0 F9	3	0	0	0	1	0	0				
Jimmy Wynn, R OBP: 0.329, SLG: 0.499 (1, 8)	0-3 K			0-0 P6					0-0 E5 2B	4	1	1	0	0	1	1				
Rusty Staub, L OBP: 0.390, SLG: 0.485 (1, 9)		0-0 1B		4-0 G4-6-3 1-2 BB					0-0 L8	3	0	2	1	1	0	1				
Norm Miller, L OBP: 0.278, SLG: 0.309 (1, 7)	0-0 F9			0-0 G4-6-3 1-2					0-0 F7	4	0	0	0	0	0	5				
Bob Aspromonte, R OBP: 0.351, SLG: 0.385 (1, 5)	0-0 F9					0-0 P4			0-0 1-3	3	0	0	0	0	0	2				
Chuck Harrison, R OBP: 0.309, SLG: 0.356 (1, 3)	0-0 F9					0-0 F8			0-0 G4-6-3 1B	3	0	1	0	0	0	1				
Dave Adlesh, R OBP: 0.205, SLG: 0.198 (1, 2)			0-3 K			0-0 F2			0-0 L5	3	0	0	0	0	1	1				
Don Wilson, R ERA: 2.8 (1, 1)			0-0 L4						0-0 G4-6-3 1-2	0	0	0	0	0	0	0				
Bo Belinsky, L ERA: 5.08 (4, 1)						0-0 6-3			0-0 G4-6-3 1-2	0	0	0	0	0	0	0				
Larry Sherry, R ERA: 5.32 (6, 1)										0	0	0	0	0	0	0				
Julio Cotay, R ERA: 5.44 (8, PH)										0	0	0	0	0	0	1				
Dan Schneider, L ERA: 5.44 (8, 1)										0	0	0	0	0	0	0				
Inning Stats	R: 0 E: 0 K: 2 S: 7	H: 0 LOB: 0 BB: 0 P: 7	R: 0 E: 0 K: 0 S: 4	H: 1 LOB: 1 BB: 0 P: 4	R: 0 E: 0 K: 1 S: 5	H: 0 LOB: 0 BB: 2 P: 5	R: 0 E: 0 K: 0 S: 2	H: 0 LOB: 1 BB: 2 P: 10	R: 0 E: 0 K: 0 S: 3	H: 0 LOB: 0 BB: 0 P: 3	R: 0 E: 0 K: 0 S: 4	H: 1 LOB: 1 BB: 0 P: 4	R: 0 E: 0 K: 0 S: 3	H: 1 LOB: 0 BB: 0 P: 3	R: 1 E: 1 K: 0 S: 5	H: 1 LOB: 1 BB: 0 P: 5	1B: 3 2B: 1 3B: 0 HR: 0	SF: 0 SAC: 0 DP: 2 HBP: 0	WP: 0 PB: 0 SB: 0 CS: 0	PA: 32
PITCHER Dick Hughes, R ERA: 2.8 (1, 1)	IP: 9.0 WLS: W BF: 32 H: 4 R: 1 ER: 0 SO: 3 BB: 2 IBB: 0 HBP: 0 BLK: 0 WP: 0 HR: 0 S: 36 P: 44 ERA: 0.00 WHIP: 0.667																			

Houston Astros @ St. Louis Cardinals
 Busch Stadium, St. Louis, MO
 Sun Sep 03 1967, 3:33 AM CDT
 Att: 31,210 - Unknown

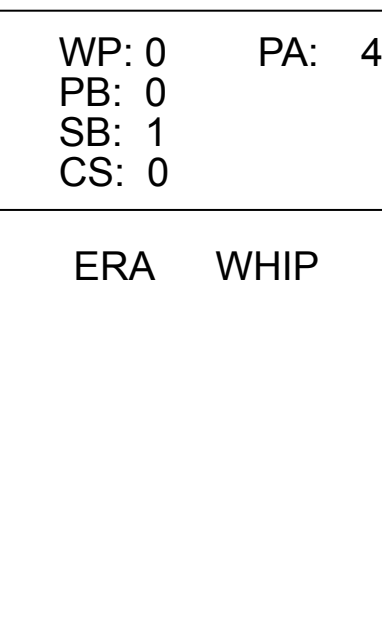
AB	30
R	1
H	4
RBI	1
BB	2
SO	3
LOB	12



Batter	1	2	3	4	5	6	7	8	9	AB	R	H	RBI	BB	SO	LOB	BOTTOM			
Lou Brock, L OBP: 0.312, SLG: 0.451 (1, 7)	0-0 F9 1B	0-0 5-3		4-0 1B 2B BB		0-0 6-3	0-0 P6			4	2	1	0	1	0	0				
Curt Flood, R OBP: 0.375, SLG: 0.400 (1, 8)	0-0 F9 1-3	0-0 6-3		0-0 2B 1B		0-0 P4	0-0 6-3			5	1	1	1	0	0	1				
Roger Maris, L OBP: 0.356, SLG: 0.420 (1, 9)	0-0 1B	0-0 F8		4-0 2B BB		4-0 BB 1B HBP BB		0-0 P6		3	3	1	1	2	0	0				
Orlando Cepeda, R OBP: 0.416, SLG: 0.562 (1, 3)	0-0 1B 2B 1B		0-0 G4-6-3 1B	0-0 2B 2B		1-0 BB 1B HBP BB		0-0 1B 2B		4	4	4	3	0	0	0				
Phil Gagliano, R OBP: 0.300, SLG: 0.294 (1, 4)	0-0 P5		0-0 G4-6-3 1-2	0-0 2B		4-0 1B BB		0-0 G6-4-3 1B		4	0	2	2	1	0	3				
Mike Shannon, R OBP: 0.305, SLG: 0.374 (1, 5)	0-0 1B 2B 1B		0-0 P6	0-0 F9		0-0 1B		0-0 G6-4-3 1-2		5	1	2	3	0	0	2				
Dave Ricketts, S OBP: 0.324, SLG: 0.359 (1, 2)	0-0 2B 1B		0-0 P6	0-0 F9		0-0 1B		0-0 G6-4-3 1-2		2	2	2	0	2	0	0				
Dal Maxvill, R OBP: 0.291, SLG: 0.272 (1, 6)	0-0 2B		0-0 5-3 1B	0-0 5-3 1B BB		0-0 L6		0-0 G6-4-3 1-2		4	0	1	3	0	0	5				
Dick Hughes, R OBP: 0.174, SLG: 0.149 (1, 1)	0-0 P4		0-0 5-3	0-0 K		0-0 F9				4	0	0	0	0	1	2				
Inning Stats	R: 5 E: 0 K: 0 S: 9	H: 6 LOB: 1 BB: 0 P: 9	R: 0 E: 0 K: 0 S: 3	H: 0 LOB: 0 BB: 0 P: 3	R: 0 E: 0 K: 0 S: 3	H: 1 LOB: 0 BB: 0 P: 3	R: 5 E: 0 K: 0 S: 7	H: 4 LOB: 1 BB: 2 P: 15	R: 0 E: 0 K: 1 S: 4	H: 0 LOB: 0 BB: 1 P: 8	R: 2 E: 0 K: 0 S: 4	H: 1 LOB: 3 BB: 3 P: 17	R: 0 E: 0 K: 0 S: 3	H: 0 LOB: 0 BB: 0 P: 3	R: 1 E: 0 K: 0 S: 4	H: 2 LOB: 0 BB: 0 P: 4	1B: 10 2B: 4 3B: 0 HR: 0	SF: 0 SAC: 0 DP: 3 HBP: 1	WP: 0 PB: 0 SB: 1 CS: 0	PA: 42
PITCHER Don Wilson, R ERA: 2.78 (1, 1)	IP: 0.0 WLS: L BF: 20 H: 9 R: 8 ER: 8 SO: 0 BB: 1 IBB: 0 HBP: 0 BLK: 0 WP: 0 HR: 0 S: 19 P: 23 ERA: 19.64 WHIP: 2.727																			
Dave Eilers, R ERA: 4.47 (1, 1)	IP: 3.2 WLS: L BF: 20 H: 9 R: 8 ER: 8 SO: 0 BB: 1 IBB: 0 HBP: 0 BLK: 0 WP: 0 HR: 0 S: 19 P: 23 ERA: 19.64 WHIP: 2.727																			
Bo Belinsky, L ERA: 5.08 (4, 1)	IP: 2.0 WLS: L BF: 13 H: 3 R: 4 ER: 4 SO: 1 BB: 4 IBB: 0 HBP: 1 BLK: 0 WP: 0 HR: 0 S: 10 P: 27 ERA: 18.00 WHIP: 3.500																			
Larry Sherry, R ERA: 5.32 (6, 1)	IP: 1.1 WLS: L BF: 5 H: 0 R: 0 ER: 0 SO: 0 BB: 1 IBB: 0 HBP: 0 BLK: 0 WP: 0 HR: 0 S: 4 P: 8 ERA: 0.00 WHIP: 0.750																			
Dan Schneider, L ERA: 5.44 (8, 1)	IP: 1.0 WLS: L BF: 4 H: 2 R: 1 ER: 1 SO: 0 BB: 0 IBB: 0 HBP: 0 BLK: 0 WP: 0 HR: 0 S: 4 P: 4 ERA: 9.00 WHIP: 2.000																			

Houston Astros @ St. Louis Cardinals
 Busch Stadium, St. Louis, MO
 Sun Sep 03 1967, 3:33 AM CDT
 Att: 31,210 - Unknown

AB	35
R	13
H	14
RBI	13
BB	6
SO	1
LOB	13



Batter	1	2	3	4	5	6	7	8	9	AB	R	H	RBI	BB	SO	LOB	TOP
Jesus Alou, R OBP: 0.319, SLG: 0.377 (1, 7)	0-0 5-3		0-0 4-3		0-0 2-H 1B			0-0 FC3-6 1B		4	0	2	1	0	0	0	San Francisco Giants @ Houston Astros Astrodome, Houston, TX Mon Sep 04 1967, 8:05 PM EDT Att: 19,385 - Unknown
Willie McCovey, L OBP: 0.395, SLG: 0.537 (1, 3)	0-3 K		0-3 K		0-0 F6			0-0 FC3-6 1B		4	1	0	0	0	2	2	
Willie Mays, R OBP: 0.328, SLG: 0.441 (1, 8)	0-0 2B 1B		0-0 F8			0-3 K		4-0 1B 1-2 BB		3	1	1	0	1	1	0	
Jim Ray Hart, R OBP: 0.365, SLG: 0.514 Jim Davenport, R OBP: 0.356, SLG: 0.352 (1, 5) (8, 5)	0-0 1-H 1B 2B			0-0 F5		0-0 5-3		0-0 1-3 2-H 1B		4	1	2	2	0	0	0	
Ollie Brown, R OBP: 0.319, SLG: 0.427 (1, 9)	0-0 2-H 1B			0-0 6-3		0-0 F3		0-3 K		4	0	1	1	0	1	2	
Dick Dietz, R OBP: 0.366, SLG: 0.367 Ty Cline, L OBP: 0.305, SLG: 0.392 Tom Haller, L OBP: 0.359, SLG: 0.432 (1, 2) (9, PR) (9, 2)	0-3 K			0-3 K			0-3 K		4-0 1B SH3 BB	3	0	0	0	1	3	1	
Hal Lanier, R OBP: 0.242, SLG: 0.265 (1, 6)		0-0 F6			0-0 F5		0-0 6-3		0-0 SH3 1-2	3	0	0	0	0	0	0	
Bob Schroder, L OBP: 0.284, SLG: 0.239 (1, 4)		0-0 4-3			0-0 1-3		0-0 5-3		0-0 2-H 1B	4	0	1	0	0	0	0	
Mike McCormick, L OBP: 0.179, SLG: 0.205 (1, 1)	0-3 K				0-0 1B 2B			0-0 4-3	0-3 K	4	1	1	0	0	2	2	
Inning Stats	R: 2 E: 0 K: 2 S: 10	H: 3 LOB: 1 BB: 0 P: 10	R: 0 E: 0 K: 1 S: 5	H: 0 LOB: 0 BB: 0 P: 5	R: 0 E: 0 K: 1 S: 5	H: 0 LOB: 0 BB: 0 P: 5	R: 1 E: 0 K: 0 S: 5	H: 2 LOB: 1 BB: 0 P: 5	R: 0 E: 0 K: 1 S: 5	H: 0 LOB: 0 BB: 0 P: 5	R: 0 E: 0 K: 1 S: 7	H: 2 LOB: 2 BB: 1 P: 11	R: 0 E: 0 K: 1 S: 5	H: 1 LOB: 2 BB: 1 P: 9	1B: 6 2B: 2 3B: 0 HR: 0	SF: 0 SAC: 1 DP: 0 HBP: 0	
PITCHER	IP WLS BF H R ER SO BB IBB HBP BLK WP HR S P ERA WHIP	IP WLS BF H R ER SO BB IBB HBP BLK WP HR S P ERA WHIP															
Mike Cuellar, L ERA: 3.27 Larry Sherry, R ERA: 5.23 (1, 1) (9, 1)	8.0 L 32 7 4 4 8 1 0 0 0 0 0 0 47 51 4.50 1.000	1.0 4 1 0 0 1 1 0 0 0 0 0 0 5 9 0.00 2.000															

Batter	1	2	3	4	5	6	7	8	9	AB	R	H	RBI	BB	SO	LOB	BOTTOM
Ron Davis, R OBP: 0.306, SLG: 0.415 (1, 7)	0-0 FC3-6 1B	4-0 1B BB		0-0 F7		0-0 F7		0-0 FC6-4 1-2		4	0	1	1	1	0	1	San Francisco Giants @ Houston Astros Astrodome, Houston, TX Mon Sep 04 1967, 8:05 PM EDT Att: 19,385 - Unknown
Sonny Jackson, L OBP: 0.286, SLG: 0.298 (1, 6)	0-0 FC3-6 1-2	0-0 F4		0-0 F7		0-0 6-3			0-0 1B	5	0	1	0	0	0	4	
Jimmy Wynn, R OBP: 0.329, SLG: 0.497 (1, 8)	0-0 F8	0-0 1B		0-0 F6		4-0 F9 SH3-4 BB			0-0 P1	4	0	1	1	1	0	2	
Rusty Staub, L OBP: 0.389, SLG: 0.482 (1, 9)	0-0 F4	0-0 F8		4-0 CS BB		0-0 SH3-4 1-2			0-0 F8	3	0	0	0	1	0	5	
Joe Morgan, L OBP: 0.382, SLG: 0.409 (1, 4)		0-0 WP 1B 1B	0-0 F7		0-0 F9 1-2		0-0 F9 2-3		0-0 F9	5	1	1	0	0	0	3	
Bob Aspromonte, R OBP: 0.352, SLG: 0.388 (1, 5)		0-0 1B 1B 1B 1B	0-0 6-3		0-0 FC5 2B		0-0 F6			4	1	2	1	0	0	1	
Chuck Harrison, R OBP: 0.314, SLG: 0.355 (1, 3)		0-0 BB 1B 1B	0-0 E6 1B		4-0 BB		0-0 F7			3	1	1	0	1	0	0	
Ron Brand, R OBP: 0.324, SLG: 0.290 (1, 2)		0-0 F4	0-0 1-2 1B		0-0 FC5 2-3		4-0 FC6-4 BB			3	0	1	0	1	0	4	
Mike Cuellar, L OBP: 0.192, SLG: 0.263 Julio Golay, R OBP: 0.332, SLG: 0.369 Larry Sherry, R (1, 1) (8, PH) (9, 1)	0-0 1-2 2-3 1B	0-0 1B BB 1B	0-0 F4		0-0 F7		0-0 F7		0-0 F7	3	0	1	0	0	0	2	
Inning Stats	R: 0 E: 0 K: 0 S: 4	H: 1 LOB: 1 BB: 0 P: 4	R: 3 E: 0 K: 0 S: 8	H: 5 LOB: 3 BB: 1 P: 12	R: 0 E: 1 K: 0 S: 5	H: 1 LOB: 2 BB: 0 P: 5	R: 0 E: 0 K: 0 S: 3	H: 0 LOB: 0 BB: 0 P: 3	R: 0 E: 0 K: 0 S: 3	H: 0 LOB: 1 BB: 1 P: 7	R: 0 E: 0 K: 0 S: 3	H: 0 LOB: 1 BB: 1 P: 7	R: 0 E: 0 K: 0 S: 4	H: 1 LOB: 1 BB: 0 P: 4	1B: 8 2B: 1 3B: 0 HR: 0	SF: 0 SAC: 1 DP: 0 HBP: 0	
PITCHER	IP WLS BF H R ER SO BB IBB HBP BLK WP HR S P ERA WHIP	IP WLS BF H R ER SO BB IBB HBP BLK WP HR S P ERA WHIP															
Mike McCormick, L ERA: 2.67 (1, 1)	9.0 W 41 9 3 3 0 5 0 0 0 1 0 36 56 3.00 1.556																



Batter	1	2	3	4	5	6	7	8	9	AB	R	H	RBI	BB	SO	LOB	TOP					
Sonny Jackson, L (1,6) OBP: 0.284, SLG: 0.295	6-3		K			4-3		6-3		4	0	0	0	0	1	1	Houston Astros @ San Francisco Giants Candlestick Park, San Francisco, CA Wed Sep 06 1967, 6:33 AM EDT Att: 4,229 - Unknown					
Joe Morgan, L (1,4) OBP: 0.363, SLG: 0.411	2B		4-3			BB			K	3	0	1	0	1	1	1						
Jimmy Wynn, R (1,8) OBP: 0.329, SLG: 0.495	K				K	F5			1B	4	0	1	0	0	2	2						
Rusty Staub, L (1,9) OBP: 0.388, SLG: 0.482	1-3				2B	L8			6-3	4	0	1	0	0	0	3						
Norm Miller, L (1,7) OBP: 0.277, SLG: 0.304		G5-4-3 BB			K				K	3	0	0	0	1	2	2						
Doug Rader, R (1,5) OBP: 0.343, SLG: 0.500	K				5-3					3	0	0	0	0	1	2						
Chuck Harrison, R (1,3) OBP: 0.308, SLG: 0.348		G5-4-3 1-2				6-3			K	3	0	0	0	0	1	1						
Ron Brand, R (1,2) OBP: 0.324, SLG: 0.287						6-3			5-3	2	0	0	0	1	0	0						
Dave Giusti, R (1,1) OBP: 0.175, SLG: 0.295						1-3			6-3	2	0	0	0	0	1	1						
Hal King, L (8,PH)										1	0	0	0	0	0	0						
Tom Dukes, R (8,PH) OBP: 1.000, SLG: 1.000										0	0	0	0	0	0	0						
Pat House, L (8,1)										0	0	0	0	0	0	0						
Inning Stats	R: 0 E: 0 K: 1 S: 6	H: 1 LOB: 1 BB: 0 P: 6	R: 0 E: 0 K: 1 S: 4	H: 0 LOB: 0 BB: 1 P: 8	R: 0 E: 0 K: 2 S: 7	H: 0 LOB: 1 BB: 1 P: 11	R: 0 E: 0 K: 2 S: 8	H: 1 LOB: 1 BB: 0 P: 8	R: 0 E: 0 K: 0 S: 3	H: 0 LOB: 0 BB: 0 P: 3	R: 0 E: 0 K: 0 S: 3	H: 0 LOB: 0 BB: 0 P: 7	R: 0 E: 0 K: 1 S: 5	H: 0 LOB: 0 BB: 0 P: 5	R: 0 E: 0 K: 0 S: 3	H: 0 LOB: 0 BB: 0 P: 3	R: 0 E: 0 K: 2 S: 8	H: 1 LOB: 1 BB: 0 P: 8	1B: 1 2B: 2 3B: 0 HR: 0	SF: 0 SAC: 0 DP: 1 HBP: 0	WP: 1 PB: 0 SB: 0 CS: 0	PA: 32
PITCHER Gaylord Perry, R (1,1) ERA: 2.86	IP: 9.0 WLS: W BF: 32 H: 3 R: 0 ER: 0 SO: 9 BB: 3 IBB: 0 HBP: 0 BLK: 0 WP: 1 HR: 0 S: 47 P: 59 ERA: 0.00 WHIP: 0.667																					

AB	29
R	0
H	3
RBI	0
BB	3
SO	9
LOB	13



Batter	1	2	3	4	5	6	7	8	9	AB	R	H	RBI	BB	SO	LOB	BOTTOM			
Jesus Alou, R (1,7) OBP: 0.319, SLG: 0.376	6-3		F6			G3		2-5		4	0	1	0	0	0	0	Houston Astros @ San Francisco Giants Candlestick Park, San Francisco, CA Wed Sep 06 1967, 6:33 AM EDT Att: 4,229 - Unknown			
Ty Cline, L (1,8) OBP: 0.296, SLG: 0.380	L8		L8			L7		FC1-5 BB 1B		3	0	0	0	0	0	0				
Willie Mays, R (8,PH) OBP: 0.330, SLG: 0.441								FC1-5 BB		0	0	0	0	1	0	0				
Willie McCovey, L (1,3) OBP: 0.361, SLG: 0.531	F8					4-3		FC1-5		4	0	0	0	0	0	2				
Jim Ray Hart, R (1,5) OBP: 0.364, SLG: 0.512			2-3					F6		4	0	1	0	0	0	2				
Jim Davenport, R (9,5) OBP: 0.356, SLG: 0.352			BB 1B					F6		0	0	0	0	0	0	0				
Tom Haller, L (1,2) OBP: 0.358, SLG: 0.429			F7			BB 1-2		3-1		3	0	0	0	1	0	2				
Ollie Brown, R (1,9) OBP: 0.316, SLG: 0.426			1B			F9		6-3		3	0	1	0	0	0	2				
Hal Lanier, R (1,6) OBP: 0.244, SLG: 0.268			1B			K		S E 1B		3	1	2	0	0	1	2				
Bob Schroder, L (1,4) OBP: 0.286, SLG: 0.242			K					E7 1B		3	1	1	1	0	1	2				
Gaylord Perry, R (1,1) OBP: 0.165, SLG: 0.177						G3		1B 1B		3	0	1	1	0	0	0				
Inning Stats	R: 0 E: 0 K: 0 S: 3	H: 0 LOB: 0 BB: 0 P: 3	R: 0 E: 0 K: 1 S: 7	H: 2 LOB: 2 BB: 0 P: 7	R: 0 E: 0 K: 0 S: 3	H: 0 LOB: 0 BB: 0 P: 3	R: 0 E: 0 K: 1 S: 6	H: 1 LOB: 2 BB: 1 P: 10	R: 0 E: 0 K: 0 S: 3	H: 0 LOB: 0 BB: 0 P: 3	R: 2 E: 1 K: 0 S: 5	H: 3 LOB: 1 BB: 0 P: 5	R: 0 E: 0 K: 0 S: 4	H: 1 LOB: 2 BB: 1 P: 8	R: 0 E: 0 K: 0 S: 4	H: 0 LOB: 0 BB: 0 P: 8	1B: 7 2B: 0 3B: 0 HR: 0	SF: 0 SAC: 0 DP: 0 HBP: 0	WP: 0 PB: 0 SB: 1 CS: 0	PA: 32
PITCHER Dave Giusti, R (1,1) ERA: 4.19	IP: 7.0 WLS: L BF: 28 H: 6 R: 2 ER: 1 SO: 2 BB: 1 IBB: 0 HBP: 0 BLK: 0 WP: 0 HR: 0 S: 30 P: 34 ERA: 1.29 WHIP: 1.000																			
Tom Dukes, R (8,1) ERA: 3.71	0.0	2	1	0	0	0	1	0	0	0	0	1	5							
Pat House, L (8,1) ERA:	1.0	3	0	0	0	0	0	0	0	0	0	3	3	0.00	0.000					

AB	30
R	2
H	7
RBI	2
BB	2
SO	2
LOB	12



Batter	1	2	3	4	5	6	7	8	9	10	11	12	13	14	15	AB	R	H	RBI	BB	SO	LOB	TOP			
Joe Morgan, L OBP: 0.380, SLG: 0.406 (1, 4)																7	0	1	0	0	1	3				
Sonny Jackson, L OBP: 0.284, SLG: 0.295 (1, 6)																7	0	2	0	0	0	1				
Jimmy Wynn, R OBP: 0.327, SLG: 0.491 (1, 8)																6	1	1	0	0	2	1				
Rusty Staub, L OBP: 0.390, SLG: 0.484 (1, 9)																6	1	3	0	1	0	1				
Doug Rader, R OBP: 0.348, SLG: 0.491 (1, 5)																6	0	2	1	1	3	3				
Ron Davis, R OBP: 0.306, SLG: 0.411 (1, 7)																7	0	2	1	0	1	3				
Chuck Harrison, R OBP: 0.296, SLG: 0.333 (1, 3)																6	0	0	0	0	1	3				
Dave Adlesh, R OBP: 0.223, SLG: 0.200 (1, 2)																4	0	1	0	2	3	1				
Bruce Van Hout, R Tom Haller, L Pat House, L Larry Sherry, R Ivan Murrell, R Dave Eilers, R (1, 11)																4	0	1	0	0	2	4				
Inning Stats	R: 0 E: 0 K: 0 S: 3	H: 0 LOB: 0 BB: 0 P: 3	R: 1 E: 0 K: 1 S: 7	H: 3 LOB: 2 BB: 1 P: 11	R: 0 E: 0 K: 1 S: 6	H: 1 LOB: 1 BB: 0 P: 6	R: 0 E: 0 K: 2 S: 8	H: 1 LOB: 2 BB: 1 P: 12	R: 1 E: 0 K: 0 S: 5	H: 3 LOB: 2 BB: 0 P: 5	R: 0 E: 0 K: 1 S: 5	H: 2 LOB: 0 BB: 0 P: 5	R: 0 E: 0 K: 2 S: 8	H: 1 LOB: 1 BB: 0 P: 8	R: 0 E: 0 K: 1 S: 5	H: 0 LOB: 0 BB: 0 P: 5	R: 0 E: 0 K: 2 S: 7	H: 0 LOB: 1 BB: 1 P: 11	R: 0 E: 0 K: 2 S: 6	H: 1 LOB: 2 BB: 0 P: 8	R: 0 E: 0 K: 1 S: 6	H: 0 LOB: 2 BB: 1 P: 10	1B: 12 2B: 1 3B: 0 HR: 0	SF: 0 SAC: 2 DP: 1 HBP: 0	WP: 1 PB: 1 SB: 1 CS: 1	PA: 60
PITCHER	IP 7.0 WLS 2 BF 29 H 9 R 2 ER 2 SO 5 BB 0 IBB 0 HBP 0 BLK 0 WP 1 HR 0 S 37 P 45 ERA 3.29 WHIP 1.286	PITCHER											IP 15.1 WLS 10 BF 55 H 18 R 0 ER 0 SO 11 BB 0 IBB 0 HBP 0 BLK 0 WP 0 HR 0 S 57 P 100 ERA 5.01 WHIP 1.000													

Houston Astros @ San Francisco Giants
Candlestick Park, San Francisco, CA
Thu Sep 07 1967, 6:33 AM EDT
Att. 4,222 - Unknown

livebaseballscorecards.com

AB 54
R 2
H 13
RBI 2
BB 4
SO 14
LOB 20

Batter	1	2	3	4	5	6	7	8	9	10	11	12	13	14	15	AB	R	H	RBI	BB	SO	LOB	BOTTOM					
Jesus Alou, R OBP: 0.322, SLG: 0.378 (1, 7)																8	1	4	1	0	0	3						
Frank Linzy, R ERA: 1.51 (8, 1)																4	0	0	0	1	0	0	2					
Willie McCovey, L OBP: 0.378, SLG: 0.523 (1, 3)																6	0	0	0	1	1	5						
Jim Ray Hart, R OBP: 0.367, SLG: 0.511 (1, 5)																5	0	2	1	2	0	2						
Tom Haller, L OBP: 0.357, SLG: 0.427 (1, 2)																4	0	1	0	0	0	4						
Frank Johnson, R Dick Dietz, R OBP: 0.358, SLG: 0.357 (8, PFR)																3	0	0	0	0	2	4						
Ollie Brown, R OBP: 0.317, SLG: 0.422 (1, 9)																3	0	0	0	0	0	2						
Hal Lanier, R OBP: 0.243, SLG: 0.266 (1, 6)																7	0	1	0	0	0	0						
Bob Schroder, L OBP: 0.304, SLG: 0.257 (1, 4)																6	2	3	0	1	0	0						
Ron Herbel, R Jim Dukes, R Pat House, L Larry Sherry, R Ivan Murrell, R Ken Hernandez, R (1, 11)																2	0	0	0	0	2	1						
Inning Stats	R: 0 E: 0 K: 0 S: 4	H: 1 LOB: 2 BB: 1 P: 8	R: 0 E: 0 K: 1 S: 8	H: 1 LOB: 1 BB: 0 P: 6	R: 0 E: 0 K: 0 S: 4	H: 1 LOB: 1 BB: 0 P: 4	R: 0 E: 0 K: 0 S: 3	H: 0 LOB: 0 BB: 0 P: 3	R: 0 E: 0 K: 1 S: 5	H: 0 LOB: 0 BB: 0 P: 5	R: 0 E: 1 K: 0 S: 4	H: 1 LOB: 1 BB: 0 P: 4	R: 0 E: 0 K: 0 S: 5	H: 2 LOB: 2 BB: 0 P: 5	R: 0 E: 0 K: 1 S: 5	H: 0 LOB: 0 BB: 0 P: 5	R: 0 E: 0 K: 0 S: 3	H: 0 LOB: 0 BB: 0 P: 3	R: 0 E: 0 K: 0 S: 3	H: 0 LOB: 0 BB: 0 P: 3	R: 0 E: 0 K: 1 S: 5	H: 1 LOB: 2 BB: 1 P: 9	R: 1 E: 0 K: 0 S: 4	H: 2 LOB: 2 BB: 0 P: 5	1B: 13 2B: 1 3B: 0 HR: 0	SF: 0 SAC: 0 DP: 0 HBP: 2	WP: 0 PB: 0 SB: 0 CS: 0	PA: 64
PITCHER	IP 8.1 WLS 2 BF 35 H 6 R 1 ER 1 SO 2 BB 3 IBB 0 HBP 0 BLK 0 WP 0 HR 0 S 36 P 48 ERA 1.08 WHIP 1.080	PITCHER											IP 15.0 WLS 10 BF 54 H 18 R 3 ER 3 SO 11 BB 3 IBB 0 HBP 1 BLK 0 WP 0 HR 0 S 57 P 100 ERA 3.66 WHIP 1.286															

Houston Astros @ San Francisco Giants
Candlestick Park, San Francisco, CA
Thu Sep 07 1967, 6:33 AM EDT
Att. 4,222 - Unknown

livebaseballscorecards.com

AB 58
R 3
H 13
RBI 3
BB 4
SO 5
LOB 27

Batter	1	2	3	4	5	6	7	8	9	AB	R	H	RBI	BB	SO	LOB	TOP					
Sonny Jackson, L (1, 6) OBP: 0.281, SLG: 0.292	0-0 4-3		0-0 6-3		0-0 1-3		0-0 L9			4	0	0	0	0	0	3						
Joe Morgan, L (1, 4) OBP: 0.373, SLG: 0.407	0-3 K		0-0 F9			0-0 2B		0-0 F9		4	0	1	0	0	1	0						
Jimmy Wynn, R (1, 8) OBP: 0.327, SLG: 0.495	0-3 K			0-0 F9		0-0 1-3		0-0 HR		4	1	1	1	0	1	1						
Rusty Staub, L (1, 9) OBP: 0.391, SLG: 0.482		4-0 F8 1B BB		0-0 6-3		4-0 G4-6-3 IBB		0-0 4-3		2	0	0	0	2	0	0						
Norm Miller, L (1, 7) OBP: 0.282, SLG: 0.305		0-0 1-2 1B		0-0 F7		0-0 G4-6-3 1-2		4-0 BB		3	0	1	0	1	0	2						
Doug Rader, R (1, 5) OBP: 0.353, SLG: 0.491		0-0 F8 2-3			0-0 2B		0-0 1B 1-3 1B		0-0 F8	4	1	2	0	0	0	3						
Hal King, L (1, 2) OBP: 0.282, SLG: 0.305	0-3 K		0-0 F9		0-0 F9		0-0 1-3 1-2		0-0 F2	4	0	0	0	0	1	4	AB 33					
Chuck Harrison, R (1, 3) OBP: 0.295, SLG: 0.331	0-3 K			0-0 F7		0-0 F7		0-0 F7		4	0	1	0	0	1	3	R 2					
Danny Coombs, R (1, 1) OBP: 0.500, SLG: 1.000			0-3 K				0-3 K		0-3 K	2	0	1	1	0	1	0	H 7					
Dan Schneider, L (6, 1) OBP: 0.333, SLG: 0.333										0	0	0	0	0	0	0	RBI 2					
Julio Gotay, R (7, PH) OBP: 0.330, SLG: 0.367										1	0	0	0	0	1	2	BB 3					
Tom Dukes, R (7, 1) OBP: 1.000, SLG: 1.000										0	0	0	0	0	0	0	SO 7					
Ivan Murrell, R (9, PH) OBP: 1.000, SLG: 1.000										1	0	0	0	0	1	0	LOB 18					
Inning Stats	R: 0 E: 0 K: 2 S: 7	H: 0 LOB: 0 BB: 0 P: 7	R: 0 E: 0 K: 2 S: 8	H: 1 LOB: 2 BB: 1 P: 12	R: 0 E: 0 K: 1 S: 5	H: 0 LOB: 0 BB: 0 P: 5	R: 0 E: 0 K: 0 S: 3	H: 0 LOB: 0 BB: 0 P: 3	R: 1 E: 0 K: 0 S: 5	H: 2 LOB: 1 BB: 0 P: 5	R: 0 E: 0 K: 1 S: 3	H: 1 LOB: 1 BB: 1 P: 7	R: 0 E: 0 K: 1 S: 7	H: 2 LOB: 2 BB: 0 P: 7	R: 1 E: 0 K: 0 S: 4	H: 1 LOB: 1 BB: 1 P: 8	R: 0 E: 0 K: 1 S: 5	H: 0 LOB: 0 BB: 0 P: 5	1B: 4 2B: 2 3B: 0 HR: 1	SF: 0 SAC: 0 DP: 1 HBP: 0	WP: 0 PB: 0 SB: 0 CS: 0	PA: 36
PITCHER	IP WLS BF H R ER SO BB IBB HBP BLK WP HR S P ERA WHIP																					
Don Sutton, R (1, 1) ERA: 3.95	9.0 W 36 7 2 2 7 2 1 0 0 0 1 47 59 2.00 1.000																					

Houston Astros @ Los Angeles Dodgers
Dodger Stadium, Los Angeles, CA
Fri Sep 08 1967, 7:05 PM PDT
Att: 16,645 - Unknown

AB 33
R 2
H 7
RBI 2
BB 3
SO 7
LOB 18



Batter	1	2	3	4	5	6	7	8	9	AB	R	H	RBI	BB	SO	LOB	BOTTOM			
Willie Davis, L (1, 8) OBP: 0.296, SLG: 0.365	0-0 F7		0-0 G3			0-0 1B 2B		0-3 K		4	1	1	0	0	1	0				
Wes Parker, S (1, 3) OBP: 0.369, SLG: 0.357	0-0 6-3		0-0 6-3			0-0 CS 1B		0-3 K		4	0	1	1	0	1	0				
Lou Johnson, R (1, 7) OBP: 0.328, SLG: 0.418	0-0 L7			0-0 F8		0-0 1-2 1B 2B		0-0 HR 1B		4	2	2	0	0	0	0				
Al Ferrara, R (1, 9) OBP: 0.346, SLG: 0.478		0-3 K		0-0 F7		0-0 1B		0-0 HR		3	0	1	1	0	1	0				
Ron Fairly, L (8, 9) OBP: 0.300, SLG: 0.333		0-3 K		0-0 F4		0-3 K		0-0 HR		1	1	1	2	0	0	0				
Jim Lefebvre, S (1, 4) OBP: 0.328, SLG: 0.370		0-3 K			0-0 F4		0-3 K		0-0 F8	4	0	0	0	0	2	1				
Bob Bailey, R (1, 5) OBP: 0.305, SLG: 0.303		0-0 1B 1B			0-0 6-3		0-0 2-3			3	0	1	0	0	0	0				
Jeff Torborg, R (1, 2) OBP: 0.259, SLG: 0.268		0-0 1-3 1B			0-3 K		0-0 F4			3	0	1	0	0	1	0	AB 31			
Gene Michael, S (1, 6) OBP: 0.250, SLG: 0.227		0-3 K			0-3 K		4-0 BB			2	0	0	0	1	2	2	R 4			
Don Sutton, R (1, 1) OBP: 0.155, SLG: 0.159			0-0 1-3			0-0 5-3		0-0 5-3		3	0	0	0	0	0	1	H 8			
Inning Stats	R: 0 E: 0 K: 0 S: 3	H: 0 LOB: 0 BB: 0 P: 3	R: 0 E: 0 K: 3 S: 11	H: 2 LOB: 2 BB: 0 P: 11	R: 0 E: 0 K: 0 S: 3	H: 0 LOB: 0 BB: 0 P: 3	R: 0 E: 0 K: 0 S: 3	H: 0 LOB: 0 BB: 0 P: 3	R: 0 E: 0 K: 2 S: 7	H: 0 LOB: 0 BB: 0 P: 7	R: 2 E: 0 K: 1 S: 8	H: 4 LOB: 1 BB: 0 P: 8	R: 0 E: 0 K: 0 S: 3	H: 0 LOB: 1 BB: 1 P: 7	R: 2 E: 0 K: 2 S: 9	H: 2 LOB: 0 BB: 0 P: 9	1B: 5 2B: 2 3B: 0 HR: 1	SF: 0 SAC: 0 DP: 0 HBP: 0	WP: 0 PB: 0 SB: 0 CS: 1	PA: 32
PITCHER	IP WLS BF H R ER SO BB IBB HBP BLK WP HR S P ERA WHIP																			
Danny Coombs, L (1, 1) ERA: 3.18	5.2 22 6 2 2 2 0 0 0 0 0 0 32 32 3.18 1.059																			
Dan Schneider, L (6, 1) ERA: 5.4	0.1 1 0 0 0 1 0 0 0 0 0 0 3 3 0.00 0.000																			
Tom Dukes, R (7, 1) ERA: 4.74	2.0 L 9 2 2 2 2 1 0 0 0 0 1 12 16 9.00 1.500																			

Houston Astros @ Los Angeles Dodgers
Dodger Stadium, Los Angeles, CA
Fri Sep 08 1967, 7:05 PM PDT
Att: 16,645 - Unknown

AB 31
R 4
H 8
RBI 4
BB 1
SO 8
LOB 4



Batter	1	2	3	4	5	6	7	8	9	AB	R	H	RBI	BB	SO	LOB	TOP				
Julio Gotay, R OBP: 0.333, SLG: 0.367 (1,4)	L3		F3			1B 2B BB	G5-4-3 1B			3	1	1	0	1	0	0					
Sonny Jackson, L OBP: 0.281, SLG: 0.292 (1,6)	5-3		4-3			2B G3 1-2 1B	G5-4-3 1-2			4	1	1	0	0	0	1					
Jimmy Wynn, R OBP: 0.329, SLG: 0.509 (1,8)	1B						F9			4	2	3	2	0	0	2					
Doug Rader, R OBP: 0.350, SLG: 0.491 (1,5)	F9						F4			4	1	1	1	0	1	1					
Rusty Staub, L OBP: 0.388, SLG: 0.478 (1,9)							G3 1-3 2H 2B			4	0	0	1	0	1	1					
Chuck Harrison, R OBP: 0.294, SLG: 0.329 (1,3)	5-3						2-3 3H 1B			4	0	1	1	0	0	0					
Ivan Murrell, R OBP: 0.500, SLG: 0.500 (1,7)	1B						3-H 1B			4	0	3	0	0	1	0					
Ron Brand, R OBP: 0.318, SLG: 0.281 (1,2)	2-3						G6-4-3 1B			4	0	0	0	0	0	4					
Mike Cuellar, L OBP: 0.183, SLG: 0.250 (1,1)							F8			4	0	0	0	0	1	0					
Inning Stats	R: 0 E: 0 K: 0 S: 4	H: 1 LOB: 1 BB: 0 P: 4	R: 0 E: 0 K: 0 S: 4	H: 1 LOB: 1 BB: 0 P: 4	R: 0 E: 0 K: 1 S: 5	H: 0 LOB: 0 BB: 0 P: 5	R: 1 E: 0 K: 2 S: 8	H: 1 LOB: 0 BB: 0 P: 8	R: 0 E: 0 K: 0 S: 3	H: 1 LOB: 0 BB: 0 P: 3	R: 3 E: 0 K: 0 S: 7	H: 4 LOB: 2 BB: 1 P: 11	R: 0 E: 0 K: 0 S: 3	H: 1 LOB: 0 BB: 0 P: 3	R: 1 E: 0 K: 1 S: 5	H: 0 LOB: 0 BB: 0 P: 5	1B: 7 2B: 1 3B: 0 HR: 2	SF: 0 SAC: 0 DP: 2 HBP: 0	WP: 0 PB: 0 SB: 0 CS: 0	PA: 36	
PITCHER	IP	WLS	BF	H	R	ER	SO	BB	IBB	HBP	BLK	WP	HR	S	P	ERA	WHIP				
Claude Osteen, L ERA: 3.3 (1,1)	7.0	L	29	9	4	4	3	1	0	0	0	0	1	34	38	5.14	1.429				
Bob Miller, R ERA: 4.19 (8,1)	2.0		7	1	1	1	1	0	0	0	0	0	1	9	9	4.50	0.500				

Houston Astros @ Los Angeles Dodgers
 Dodger Stadium, Los Angeles, CA
 Sat Sep 09 1967, 3:33 AM PDT
 Att: 11,877 - Unknown

AB	35
R	5
H	10
RBI	5
BB	1
SO	4
LOB	9



Batter	1	2	3	4	5	6	7	8	9	AB	R	H	RBI	BB	SO	LOB	BOTTOM				
Nate Oliver, R OBP: 0.306, SLG: 0.293 (1,6)	4-3									3	0	0	0	0	0	1					
Gene Michael, S OBP: 0.250, SLG: 0.227 (9,6)										0	0	0	0	0	0	0					
Willie Davis, L OBP: 0.298, SLG: 0.366 (1,8)	F8									4	1	2	0	0	1	0					
Lou Johnson, R OBP: 0.333, SLG: 0.432 (1,7)	1B BB									3	1	2	2	1	0	2					
Al Ferrara, R OBP: 0.351, SLG: 0.479 (1,9)	1B									3	0	2	0	1	1	0					
Jim Lefebvre, S OBP: 0.326, SLG: 0.367 (1,4)	F7									4	0	0	0	0	2	5					
Wes Parker, S OBP: 0.396, SLG: 0.353 (1,3)										4	0	0	0	0	3	3					
Bob Bailey, R OBP: 0.308, SLG: 0.316 (1,5)										4	1	2	1	0	0	1					
Jeff Torborg, R OBP: 0.261, SLG: 0.270 (7, PH)										2	0	1	0	0	0	1					
Jim Campanis, R OBP: 0.294, SLG: 0.319 (8,2)										2	0	0	0	0	0	0					
Claude Osteen, L OBP: 0.214, SLG: 0.283 (1,1)										2	0	1	0	0	0	1					
Jim Hickman, R OBP: 0.257, SLG: 0.247 (7, PH)										1	0	0	0	0	1	0					
Bob Miller, R OBP: 0.125, SLG: 0.125 (8,1)										0	0	0	0	0	0	0					
Ron Hunt, R OBP: 0.364, SLG: 0.367 (8, PH)										1	0	0	0	0	0	0					
Inning Stats	R: 0 E: 0 K: 0 S: 4	H: 1 LOB: 2 BB: 1 P: 8	R: 0 E: 0 K: 1 S: 5	H: 1 LOB: 0 BB: 0 P: 5	R: 0 E: 0 K: 2 S: 7	H: 0 LOB: 1 BB: 1 P: 11	R: 0 E: 0 K: 2 S: 9	H: 0 LOB: 0 BB: 0 P: 9	R: 1 E: 0 K: 1 S: 6	H: 1 LOB: 0 BB: 0 P: 6	R: 2 E: 0 K: 2 S: 9	H: 2 LOB: 0 BB: 0 P: 9	R: 0 E: 0 K: 0 S: 3	H: 0 LOB: 0 BB: 0 P: 3	1B: 7 2B: 1 3B: 0 HR: 2	SF: 0 SAC: 1 DP: 3 HBP: 0	WP: 0 PB: 0 SB: 0 CS: 0	PA: 36			
PITCHER	IP	WLS	BF	H	R	ER	SO	BB	IBB	HBP	BLK	WP	HR	S	P	ERA	WHIP				
Mike Cuellar, L ERA: 3.26 (1,1)	9.0	W	36	10	3	3	8	2	0	0	0	0	2	50	58	3.00	1.333				

Houston Astros @ Los Angeles Dodgers
 Dodger Stadium, Los Angeles, CA
 Sat Sep 09 1967, 3:33 AM PDT
 Att: 11,877 - Unknown


AB	33
R	3
H	10
RBI	3
BB	2
SO	8
LOB	14



Batter	1	2	3	4	5	6	7	8	9	AB	R	H	RBI	BB	SO	LOB	TOP			
Sonny Jackson, L (1,6) OBP: 0.283, SLG: 0.294			6-3			6-3				4	0	2	0	0	0	1	Houston Astros @ Los Angeles Dodgers Dodger Stadium, Los Angeles, CA Sun Sep 10 1967, 3:33 AM PDT Unknown			
Joe Morgan, L (1,4) OBP: 0.378, SLG: 0.405										3	0	0	0	1	0	2				
Jimmy Wynn, R (1,8) OBP: 0.327, SLG: 0.505										4	0	0	0	0	0	2				
Rusty Staub, L (1,9) OBP: 0.391, SLG: 0.477										1	1	0	0	3	0	0				
Norm Miller, L (1,7) OBP: 0.278, SLG: 0.300										3	0	0	0	0	0	2				
Ivan Murrell, R (9, PH) OBP: 0.429, SLG: 0.429										1	0	0	0	0	0	1				
Doug Rader, R (1,5) OBP: 0.346, SLG: 0.479										3	0	0	0	1	1	2				
Hal King, L (1,2) OBP: 0.250, SLG: 0.590										3	0	2	1	0	0	1				
Bob Aspromonte, R (9, PH) OBP: 0.351, SLG: 0.388										1	0	0	0	0	0	1				
Chuck Harrison, R (1,3) OBP: 0.289, SLG: 0.323										3	0	0	0	0	0	3				
Howie Reed, R (1,1)										2	0	0	0	0	1	2				
Larry Sherry, R (7,1)										0	0	0	0	0	0	0				
Pat House, L (7,1)										0	0	0	0	0	0	0				
Bob Watson, R (8, PH)										1	0	0	0	0	0	0				
Dan Schneider, L (8,1) OBP: 0.333, SLG: 0.333										0	0	0	0	0	0	0				
Inning Stats	R: 0 E: 0 K: 0 S: 3	H: 1 LOB: 0 BB: 0 P: 3	R: 0 E: 0 K: 0 S: 3	H: 0 LOB: 0 BB: 0 P: 3	R: 0 E: 0 K: 1 S: 6	H: 1 LOB: 1 BB: 0 P: 6	R: 0 E: 0 K: 0 S: 3	H: 0 LOB: 1 BB: 1 P: 7	R: 0 E: 0 K: 0 S: 2	H: 0 LOB: 0 BB: 1 P: 6	R: 1 E: 0 K: 0 S: 4	H: 1 LOB: 1 BB: 1 P: 8	R: 0 E: 0 K: 0 S: 4	H: 1 LOB: 1 BB: 0 P: 4	R: 0 E: 0 K: 1 S: 5	H: 0 LOB: 1 BB: 1 P: 9	1B: 3 2B: 0 3B: 1 HR: 0	SF: 0 SAC: 0 DP: 0 HBP: 0	WP: 0 PB: 0 SB: 0 CS: 0	PA: 34
PITCHER	IP WLS BF H R ER SO BB IBB HBP BLK WP HR S P ERA WHIP																			
Bill Singer, R (1,1) ERA: 2.79	8.0 W 31 4 1 1 1 5 0 0 0 0 0 0 28 48 1.12 1.125																			
Ron Perranoski, L (9,1) ERA: 2.34	1.0 S 3 0 0 0 0 1 0 0 0 0 0 0 5 5 0.00 0.000																			

Batter	1	2	3	4	5	6	7	8	9	AB	R	H	RBI	BB	SO	LOB	BOTTOM	
Willie Davis, L (1,8) OBP: 0.296, SLG: 0.363										4	0	0	0	0	0	3	Houston Astros @ Los Angeles Dodgers Dodger Stadium, Los Angeles, CA Sun Sep 10 1967, 3:33 AM PDT Unknown	
Len Gabrielson, L (1,9) OBP: 0.295, SLG: 0.383										3	0	0	0	0	0	0		
Wes Parker, S (8,3) OBP: 0.367, SLG: 0.358										1	0	1	0	0	0	0		
Lou Johnson, R (1,7) OBP: 0.339, SLG: 0.434										3	1	2	0	0	0	0		
John Roseboro, L (1,2) OBP: 0.348, SLG: 0.372										3	1	1	0	0	0	0		
Ron Fairly, L (1,3) OBP: 0.301, SLG: 0.334										4	1	2	1	0	0	2		
Jim Lefebvre, S (1,4) OBP: 0.325, SLG: 0.366										4	1	1	0	0	1	3		
Bob Bailey, R (1,5) OBP: 0.308, SLG: 0.317										3	0	1	2	0	1	1		
Gene Michael, S (1,6) OBP: 0.251, SLG: 0.229										3	0	1	0	0	0	0		
Bill Singer, R (1,1) OBP: 0.088, SLG: 0.105										2	0	0	0	0	0	0		
Ron Perranoski, L (9,1) OBP: 0.125, SLG: 0.125										0	0	0	0	0	0	0		
Inning Stats	R: 0 E: 0 K: 0 S: 3	H: 0 LOB: 0 BB: 0 P: 3	R: 0 E: 0 K: 0 S: 3	H: 0 LOB: 0 BB: 0 P: 3	R: 0 E: 0 K: 1 S: 5	H: 0 LOB: 0 BB: 0 P: 5	R: 0 E: 0 K: 0 S: 3	H: 1 LOB: 0 BB: 0 P: 3	R: 0 E: 0 K: 0 S: 3	H: 0 LOB: 0 BB: 0 P: 3	R: 4 E: 0 K: 0 S: 9	H: 6 LOB: 2 BB: 0 P: 9	R: 0 E: 0 K: 0 S: 4	H: 1 LOB: 2 BB: 0 P: 5	1B: 8 2B: 2 3B: 0 HR: 0	SF: 0 SAC: 2 DP: 1 HBP: 1	WP: 0 PB: 1 SB: 0 CS: 1	PA: 34
PITCHER	IP WLS BF H R ER SO BB IBB HBP BLK WP HR S P ERA WHIP																	
Howie Reed, R (1,1) ERA: 5.68	6.1 L 24 6 4 4 2 0 0 0 0 0 0 0 3 3 5.68 0.947																	
Larry Sherry, R (7,1) ERA: 5.05	0.0 3 2 0 0 0 0 0 0 0 0 0 0 3 3 5.00 0.000																	
Pat House, L (7,1) ERA: 5.05	0.2 1 0 0 0 0 0 0 0 0 0 0 0 1 1 0.00 0.000																	
Dan Schneider, L (8,1) ERA: 5.28	1.0 5 1 0 0 0 0 0 0 1 0 0 0 4 5 0.00 1.000																	

AB	29
R	1
H	4
RBI	1
BB	5
SO	2
LOB	17



WP	0	PA	34
PB	0		
SB	0		
CS	0		

AB	30
R	4
H	9
RBI	3
BB	0
SO	2
LOB	9



WP	0	PA	34
PB	1		
SB	0		
CS	1		

Batter	1	2	3	4	5	6	7	8	9	10	11	AB	R	H	RBI	BB	SO	LOB					
Julio Gotay, R OBP: 0.326, SLG: 0.358 Dave Eilers, R (10, 1)	0-3 K		0-0 F4			0-3 K		0-0 5-3		0-0 F8		5	0	0	0	0	2	0					
Sonny Jackson, L OBP: 0.262, SLG: 0.291 (1, 6)	0-0 F6		0-3 K			0-0 6-3		4-0 CS 1B BB		0-0 6-3		4	0	0	0	1	1	0					
Jimmy Wynn, R OBP: 0.329, SLG: 0.510 (1, 8)	0-0 F9				0-0 F8			0-0 BB				4	1	2	1	1	0	0					
Doug Rader, R OBP: 0.338, SLG: 0.467 Chuck Harrison, R OBP: 0.266, SLG: 0.319 (8, PH) (8, 3)		0-0 5-3			0-0 1-3			0-0 K		0-0 F7		3	0	0	0	0	1	1					
Bob Aspromonte, R OBP: 0.352, SLG: 0.389 (1, 5)		4-0 1B BB			0-0 F8			0-0 BB				4	0	1	0	1	0	0					
Ivan Murrell, R OBP: 0.264, SLG: 0.364 (1, 9)		0-0 F4				0-0 FC 2B		0-0 FC 2B		0-0 K		5	0	1	0	0	1	2					
Aaron Pointer, R OBP: 0.295, SLG: 0.300 (1, 7)		0-0 1B			0-0 FC6-4 1B		0-0 1-3		0-0 1B			4	0	2	0	0	0	2					
Ron Brand, R OBP: 0.317, SLG: 0.277 (1, 2)		0-0 5-3			0-0 F6		0-0 1B		0-0 5-3			3	0	0	0	1	0	4					
Bo Belinsky, L OBP: 0.122, SLG: 0.077 Joe Morgan, L OBP: 0.377, SLG: 0.404 (10, PH) (10, 4)			0-0 6-3		0-0 L1			0-0 F9		0-3 K		3	0	0	0	0	0	3					
Inning Stats	R: 0 E: 0 K: 1 S: 5	H: 0 LOB: 0 BB: 0 P: 5	R: 0 E: 0 K: 0 S: 4	H: 1 LOB: 2 BB: 1 P: 8	R: 0 E: 0 K: 1 S: 5	H: 0 LOB: 0 BB: 0 P: 5	R: 0 E: 0 K: 0 S: 3	H: 0 LOB: 0 BB: 0 P: 3	R: 0 E: 0 K: 2 S: 7	H: 1 LOB: 1 BB: 1 P: 11	R: 0 E: 0 K: 0 S: 3	H: 1 LOB: 1 BB: 1 P: 7	R: 0 E: 0 K: 1 S: 6	H: 1 LOB: 1 BB: 0 P: 6	R: 0 E: 0 K: 1 S: 5	H: 0 LOB: 0 BB: 0 P: 5	R: 1 E: 0 K: 0 S: 4	H: 1 LOB: 0 BB: 0 P: 4	1B: 4 2B: 1 3B: 0 HR: 1	SF: 0 SAC: 1 DP: 0 HBP: 0	WP: 0 PB: 0 SB: 0 CS: 1	PA: 42	
PITCHER	IP ERA WLS BF H R ER SO BB IBB HBP BLK WP HR S P ERA WHIP	IP ERA WLS BF H R ER SO BB IBB HBP BLK WP HR S P ERA WHIP	IP ERA WLS BF H R ER SO BB IBB HBP BLK WP HR S P ERA WHIP	IP ERA WLS BF H R ER SO BB IBB HBP BLK WP HR S P ERA WHIP	IP ERA WLS BF H R ER SO BB IBB HBP BLK WP HR S P ERA WHIP	IP ERA WLS BF H R ER SO BB IBB HBP BLK WP HR S P ERA WHIP	IP ERA WLS BF H R ER SO BB IBB HBP BLK WP HR S P ERA WHIP	IP ERA WLS BF H R ER SO BB IBB HBP BLK WP HR S P ERA WHIP	IP ERA WLS BF H R ER SO BB IBB HBP BLK WP HR S P ERA WHIP	IP ERA WLS BF H R ER SO BB IBB HBP BLK WP HR S P ERA WHIP	IP ERA WLS BF H R ER SO BB IBB HBP BLK WP HR S P ERA WHIP	IP ERA WLS BF H R ER SO BB IBB HBP BLK WP HR S P ERA WHIP	IP ERA WLS BF H R ER SO BB IBB HBP BLK WP HR S P ERA WHIP	IP ERA WLS BF H R ER SO BB IBB HBP BLK WP HR S P ERA WHIP	IP ERA WLS BF H R ER SO BB IBB HBP BLK WP HR S P ERA WHIP	IP ERA WLS BF H R ER SO BB IBB HBP BLK WP HR S P ERA WHIP	IP ERA WLS BF H R ER SO BB IBB HBP BLK WP HR S P ERA WHIP	IP ERA WLS BF H R ER SO BB IBB HBP BLK WP HR S P ERA WHIP	IP ERA WLS BF H R ER SO BB IBB HBP BLK WP HR S P ERA WHIP	IP ERA WLS BF H R ER SO BB IBB HBP BLK WP HR S P ERA WHIP	IP ERA WLS BF H R ER SO BB IBB HBP BLK WP HR S P ERA WHIP	IP ERA WLS BF H R ER SO BB IBB HBP BLK WP HR S P ERA WHIP	IP ERA WLS BF H R ER SO BB IBB HBP BLK WP HR S P ERA WHIP


TOP

Houston Astros @ Los Angeles Dodgers
Dodger Stadium, Los Angeles, CA

Sun Sep 10 1967, 3:38 AM PDT
Att: 16,096 - Unknown

livebaseballscorecards.com

AB 38
R 1
H 6
RBI 1
BB 4
SO 6
LOB 14



Batter	1	2	3	4	5	6	7	8	9	10	11	AB	R	H	RBI	BB	SO	LOB					
Wes Parker, S OBP: 0.365, SLG: 0.356 Bob Miller, R OBP: 0.125, SLG: 0.125 (11, 1)	0-0 F4		0-0 F8			0-0 CS 1B		0-3 K		0-0 F8		5	0	1	0	0	1	2					
Ron Hunt, R OBP: 0.360, SLG: 0.362 (1, 4)	0-0 6-3		0-3 K		0-0 F9			0-0 F3		0-0 6-3		5	0	0	0	0	1	1					
Lou Johnson, R OBP: 0.333, SLG: 0.427 (1, 7)	0-0 5-3		0-3 K			0-0 6-3		0-0 F7				5	0	0	0	0	1	0					
Al Ferrara, R OBP: 0.352, SLG: 0.475 (1, 9)		4-0 FC BB BB			0-0 F8			4-0 BB		0-0 6-3		3	0	0	0	2	0	0					
Ron Fairly, L OBP: 0.298, SLG: 0.330 (1, 3)		0-0 F4			0-0 4-3		0-3 K		0-0 4-3			5	0	0	0	0	1	2					
Bob Bailey, R OBP: 0.310, SLG: 0.314 (1, 5)		4-0 FC BB			4-0 1B BB			0-0 F2		0-0 F9		2	0	0	0	2	0	1					
Jim Campanis, R OBP: 0.286, SLG: 0.327 Don Sutton, R OBP: 0.155, SLG: 0.159 Jeff Torborg, R OBP: 0.265, SLG: 0.274 (8, 2)		0-3 K			0-0 1B			4-0 SH1-3 BB		0-0 1B		2	0	1	0	1	1	2					
Gene Michael, S OBP: 0.248, SLG: 0.226 (1, 6)		0-0 FC FC5-4			0-0 4-3			0-0 SH1-3		0-0 F3		3	0	0	0	0	0	5					
Jim Brewer, L OBP: 0.045, SLG: 0.091 Jim Hickman, R OBP: 0.264, SLG: 0.247 Ron Perranoski, L OBP: 0.125, SLG: 0.125 Willie Davis, L OBP: 0.295, SLG: 0.363 (11, 8)		0-0 FC5-4			0-3 K			4-0 K BB		0-0 F8		2	0	0	0	0	1	3					
Inning Stats	R: 0 E: 0 K: 0 S: 3	H: 0 LOB: 0 BB: 0 P: 3	R: 0 E: 0 K: 1 S: 6	H: 0 LOB: 3 BB: 14 P: 14	R: 0 E: 0 K: 2 S: 7	H: 0 LOB: 0 BB: 7 P: 7	R: 0 E: 0 K: 0 S: 4	H: 1 LOB: 2 BB: 1 P: 8	R: 0 E: 0 K: 1 S: 5	H: 0 LOB: 2 BB: 2 P: 12	R: 0 E: 0 K: 0 S: 3	H: 0 LOB: 0 BB: 0 P: 3	R: 0 E: 0 K: 0 S: 4	H: 1 LOB: 1 BB: 0 P: 4	R: 0 E: 0 K: 0 S: 3	H: 0 LOB: 0 BB: 0 P: 3	R: 0 E: 0 K: 0 S: 3	H: 0 LOB: 0 BB: 0 P: 3	1B: 3 2B: 0 3B: 0 HR: 0	SF: 0 SAC: 1 DP: 0 HBP: 0	WP: 0 PB: 0 SB: 0 CS: 1	PA: 41	
PITCHER	IP ERA WLS BF H R ER SO BB IBB HBP BLK WP HR S P ERA WHIP	IP ERA WLS BF H R ER SO BB IBB HBP BLK WP HR S P ERA WHIP	IP ERA WLS BF H R ER SO BB IBB HBP BLK WP HR S P ERA WHIP	IP ERA WLS BF H R ER SO BB IBB HBP BLK WP HR S P ERA WHIP	IP ERA WLS BF H R ER SO BB IBB HBP BLK WP HR S P ERA WHIP	IP ERA WLS BF H R ER SO BB IBB HBP BLK WP HR S P ERA WHIP	IP ERA WLS BF H R ER SO BB IBB HBP BLK WP HR S P ERA WHIP	IP ERA WLS BF H R ER SO BB IBB HBP BLK WP HR S P ERA WHIP	IP ERA WLS BF H R ER SO BB IBB HBP BLK WP HR S P ERA WHIP	IP ERA WLS BF H R ER SO BB IBB HBP BLK WP HR S P ERA WHIP	IP ERA WLS BF H R ER SO BB IBB HBP BLK WP HR S P ERA WHIP	IP ERA WLS BF H R ER SO BB IBB HBP BLK WP HR S P ERA WHIP	IP ERA WLS BF H R ER SO BB IBB HBP BLK WP HR S P ERA WHIP	IP ERA WLS BF H R ER SO BB IBB HBP BLK WP HR S P ERA WHIP	IP ERA WLS BF H R ER SO BB IBB HBP BLK WP HR S P ERA WHIP	IP ERA WLS BF H R ER SO BB IBB HBP BLK WP HR S P ERA WHIP	IP ERA WLS BF H R ER SO BB IBB HBP BLK WP HR S P ERA WHIP	IP ERA WLS BF H R ER SO BB IBB HBP BLK WP HR S P ERA WHIP	IP ERA WLS BF H R ER SO BB IBB HBP BLK WP HR S P ERA WHIP	IP ERA WLS BF H R ER SO BB IBB HBP BLK WP HR S P ERA WHIP	IP ERA WLS BF H R ER SO BB IBB HBP BLK WP HR S P ERA WHIP	IP ERA WLS BF H R ER SO BB IBB HBP BLK WP HR S P ERA WHIP	IP ERA WLS BF H R ER SO BB IBB HBP BLK WP HR S P ERA WHIP


BOTTOM

Houston Astros @ Los Angeles Dodgers
Dodger Stadium, Los Angeles, CA

Sun Sep 10 1967, 3:38 AM PDT
Att: 16,096 - Unknown

livebaseballscorecards.com

AB 34
R 0
H 3
RBI 0
BB 6
SO 6
LOB 16



Batter	1	2	3	4	5	6	7	8	9	AB	R	H	RBI	BB	SO	LOB	TOP					
Bud Harrelson, S OBP: 0.322, SLG: 0.311 (1, 6)										3	0	1	0	1	0	0	New York Mets @ Houston Astros Astrodome, Houston, TX Sat Sep 16 1967, 8:05 PM EDT Att: 13,004 - Dome					
Bob Heise, R OBP: 0.313, SLG: 0.313 (1, 4)										4	0	2	0	0	0	1						
Bob Johnson, R OBP: 0.369, SLG: 0.459 (1, 3)										3	1	0	0	1	1	3						
Ron Swoboda, R OBP: 0.341, SLG: 0.423 (1, 9)										4	0	2	0	0	1	0						
Tommy Davis, R OBP: 0.343, SLG: 0.446 (1, 7)										4	0	1	1	0	0	1						
Jerry Buchek, R OBP: 0.285, SLG: 0.363 (1, 5)										4	0	1	0	0	2	3						
Greg Goossen, R OBP: 0.206, SLG: 0.197 (1, 2)										4	0	0	0	0	0	4						
Cleon Jones, R OBP: 0.273, SLG: 0.319 (1, 8)										3	0	0	0	0	1	0						
Tug McGraw, R (5, PH)										1	0	0	0	0	1	0						
Ed Charles, R OBP: 0.317, SLG: 0.314 (5, PH)										1	0	0	0	0	1	0						
Don Cardwell, R OBP: 0.220, SLG: 0.263 (5, 1)										0	0	0	0	0	0	0						
Tommye Reynolds, R OBP: 0.290, SLG: 0.269 (8, PH)										1	0	0	0	0	1	0						
Cal Koonce, R OBP: 0.100, SLG: 0.100 (8, 1)										0	0	0	0	0	0	0						
Inning Stats	R: 0 E: 0 K: 0 S: 3	H: 1 LOB: 0 BB: 0 P: 3	R: 0 E: 0 K: 1 S: 6	H: 1 LOB: 1 BB: 0 P: 6	R: 0 E: 0 K: 2 S: 8	H: 1 LOB: 2 BB: 1 P: 12	R: 0 E: 0 K: 1 S: 6	H: 1 LOB: 0 BB: 0 P: 6	R: 0 E: 0 K: 1 S: 5	H: 0 LOB: 0 BB: 0 P: 5	R: 0 E: 0 K: 1 S: 5	H: 0 LOB: 0 BB: 0 P: 5	R: 0 E: 0 K: 1 S: 5	H: 0 LOB: 0 BB: 0 P: 5	R: 0 E: 0 K: 1 S: 6	H: 1 LOB: 1 BB: 0 P: 6	R: 1 E: 0 K: 0 S: 4	H: 2 LOB: 1 BB: 1 P: 8	1B: 6 2B: 2 3B: 0 HR: 0	SF: 0 SAC: 0 DP: 2 HBP: 0	WP: 0 PB: 0 SB: 0 CS: 0	PA: 34
PITCHER Mike Cuellar, L ERA: 3.17 (1, 1)	IP: 9.0 WLS: W BF: 34 H: 7 R: 1 ER: 1 SO: 8 BB: 2 IBB: 0 HBP: 0 BLK: 0 WP: 0 HR: 0 S: 48 P: 56 ERA: 1.00 WHIP: 1.000															PITCHER	IP: 9.0 WLS: W BF: 34 H: 7 R: 1 ER: 1 SO: 8 BB: 2 IBB: 0 HBP: 0 BLK: 0 WP: 0 HR: 0 S: 48 P: 56 ERA: 1.00 WHIP: 1.000					

AB	32
R	1
H	7
RBI	1
BB	2
SO	8
LOB	12



Batter	1	2	3	4	5	6	7	8	9	AB	R	H	RBI	BB	SO	LOB	BOTTOM			
Ivan Murrell, R OBP: 0.360, SLG: 0.333 (1, 7)										4	1	1	1	1	1	0	New York Mets @ Houston Astros Astrodome, Houston, TX Sat Sep 16 1967, 8:05 PM EDT Att: 13,004 - Dome			
Sonny Jackson, L OBP: 0.283, SLG: 0.289 (1, 6)										5	1	1	1	0	1	3				
Joe Morgan, L OBP: 0.379, SLG: 0.409 (1, 4)										4	2	2	0	1	0	4				
Jimmy Wynn, R OBP: 0.532, SLG: 0.516 (1, 8)										3	1	1	0	2	2	2				
Rusty Staub, L OBP: 0.391, SLG: 0.478 (1, 9)										2	0	2	2	1	0	0				
Doug Rader, R OBP: 0.343, SLG: 0.470 (1, 3)										4	0	0	0	0	2	5				
Bob Aspromonte, R OBP: 0.355, SLG: 0.391 (1, 5)										2	0	0	0	2	0	0				
Ron Brand, R OBP: 0.318, SLG: 0.290 (1, 2)										4	1	2	0	0	0	2				
Mike Cuellar, L OBP: 0.176, SLG: 0.241 (1, 1)										3	0	0	0	0	1	3				
Inning Stats	R: 2 E: 0 K: 1 S: 6	H: 1 LOB: 1 BB: 2 P: 14	R: 0 E: 0 K: 0 S: 3	H: 0 LOB: 0 BB: 0 P: 3	R: 1 E: 0 K: 1 S: 7	H: 2 LOB: 2 BB: 1 P: 11	R: 0 E: 0 K: 1 S: 6	H: 1 LOB: 3 BB: 2 P: 14	R: 1 E: 0 K: 2 S: 8	H: 1 LOB: 2 BB: 2 P: 16	R: 0 E: 0 K: 1 S: 6	H: 1 LOB: 1 BB: 0 P: 6	R: 0 E: 0 K: 0 S: 3	H: 1 LOB: 0 BB: 0 P: 3	R: 2 E: 1 K: 1 S: 8	H: 2 LOB: 1 BB: 0 P: 8		1B: 7 2B: 0 3B: 2 HR: 0	SF: 1 SAC: 1 DP: 1 HBP: 0	WP: 3 PB: 0 SB: 2 CS: 0
PITCHER Tug McGraw, L ERA: 6.0 (1, 1)	IP: 4.0 WLS: L BF: 21 H: 4 R: 3 ER: 2 SO: 3 BB: 3 IBB: 2 HBP: 0 BLK: 0 WP: 1 HR: 0 S: 22 P: 42 ERA: 4.50 WHIP: 1.750															PITCHER	IP: 4.0 WLS: L BF: 21 H: 4 R: 3 ER: 2 SO: 3 BB: 3 IBB: 2 HBP: 0 BLK: 0 WP: 1 HR: 0 S: 22 P: 42 ERA: 4.50 WHIP: 1.750			
Don Cardwell, R ERA: 3.65 (5, 1)	3.0 13 3 1 1 3 2 0 0 0 1 0 17 25 3.00 1.667															PITCHER	3.0 13 3 1 1 3 2 0 0 0 1 0 17 25 3.00 1.667			
Cal Koonce, R ERA: 3.87 (8, 1)	1.0 6 2 2 1 1 0 0 0 0 0 0 8 8 9.00 2.000															PITCHER	1.0 6 2 2 1 1 0 0 0 0 0 0 8 8 9.00 2.000			



Batter	1	2	3	4	5	6	7	8	9	AB	R	H	RBI	BB	SO	LOB	TOP																	
Bud Harrelson, S (1, 6) OBP: 0.319, SLG: 0.308	L4		L7		F8			K		4	0	0	0	0	1	4	New York Mets @ Houston Astros Astrodome, Houston, TX Sun Sep 17 1967, 4:33 AM EDT Att: 9,175 - Dome																	
Bob Heise, R (1, 4) OBP: 0.350, SLG: 0.316	1B SF9 BB		G4-6-3			P4		1B		3	2	1	0	1	0	1																		
Tommy Davis, R (1, 7) OBP: 0.344, SLG: 0.448 Ron Taylor, R (8, 1)	1-3 1B			G4-6-3 1B		6-3		SF8		3	0	2	1	0	0	0																		
Ron Swoboda, R (1, 9) OBP: 0.340, SLG: 0.420	SF9			F9		K		1B IBB		2	0	0	1	1	1	1																		
Ed Kranepool, L (1, 3) OBP: 0.315, SLG: 0.362	L9			G4-6-3			K	1-3 2-H 1B		4	0	1	1	0	1	2																		
Joe Mook, L (1, 5) OBP: 0.176, SLG: 0.235		P6			K			F7		4	0	1	0	0	1	2																		
Amos Otis, R (1, 8) OBP: 0.286, SLG: 0.211		F9			FC1-5 1B			F8		4	0	1	0	0	1	1																		
Jerry Grote, R (1, 2) OBP: 0.231, SLG: 0.263				6-3				K		4	0	1	0	0	1	1																		
Jerry Koosman, R (1, 1) OBP: 0.372, SLG: 0.459 Bob Johnson, R (8, PH) Cleon Jones, R (8, PR) OBP: 0.273, SLG: 0.318			G4-6-3 BB		FC1-5 1-2 2-3 1B			1B SF8 BB		1	0	0	0	1	0	2																		
Inning Stats	R: 1 E: 0 K: 0 S: 4	H: 1 LOB: 1 BB: 1 P: 8	R: 0 E: 0 K: 0 S: 3	H: 0 LOB: 0 BB: 0 P: 3	R: 0 E: 0 K: 0 S: 2	H: 1 LOB: 0 BB: 0 P: 6	R: 0 E: 0 K: 0 S: 3	H: 2 LOB: 2 BB: 0 P: 7	R: 0 E: 0 K: 1 S: 5	H: 0 LOB: 0 BB: 0 P: 5	R: 0 E: 0 K: 2 S: 8	H: 1 LOB: 1 BB: 0 P: 8	R: 2 E: 0 K: 1 S: 7	H: 2 LOB: 2 BB: 2 P: 15	R: 0 E: 0 K: 2 S: 7	H: 0 LOB: 0 BB: 0 P: 7		1B: 7 2B: 0 3B: 0 HR: 0	SF: 2 SAC: 0 DP: 2 HBP: 0	WP: 0 PB: 0 SB: 0 CS: 0	PA: 36													
PITCHER	IP WLS BF H R ER SO BB IBB HBP BLK WP HR S P ERA WHIP																																	
Don Wilson, R (1, 1) ERA: 2.76	4.2		18	4	1	1	1	2	0	0	0	0	0	0	18	26	1.93	1.286																
Danny Coombs, L (5, 1) ERA: 2.77	4.1	W	18	3	2	2	6	1	1	0	0	0	0	0	28	36	4.15	0.923																

Batter	1	2	3	4	5	6	7	8	9	AB	R	H	RBI	BB	SO	LOB	BOTTOM																	
Ivan Murrell, R (1, 7) OBP: 0.345, SLG: 0.321	K		F8		5-3			FC6-4 1B		4	0	1	0	0	1	0	New York Mets @ Houston Astros Astrodome, Houston, TX Sun Sep 17 1967, 4:33 AM EDT Att: 9,175 - Dome																	
Sonny Jackson, L (1, 6) OBP: 0.283, SLG: 0.291	1-4-3		F7		1-3 2B			FC6-4 1-2		4	0	1	0	0	0	1																		
Joe Morgan, L (1, 4) OBP: 0.380, SLG: 0.407	S BB			FC6-4 BB	1-3 2-3			1-3		2	0	0	0	2	0	1																		
Jimmy Wynn, R (1, 8) OBP: 0.332, SLG: 0.514	1-2 BB			FC6-4 1B SF9	F7			5-3		3	1	0	0	1	0	2																		
Rusty Staub, L (1, 9) OBP: 0.392, SLG: 0.478 Ron Davis, R (8, PR) OBP: 0.306, SLG: 0.411	F7			E9 2B 1B				F8		4	1	2	0	0	0	2																		
Doug Rader, R (1, 3) OBP: 0.340, SLG: 0.467		F9		SF9				F8		3	0	1	1	0	0	1																		
Bob Aspromonte, R (1, 5) OBP: 0.359, SLG: 0.399 Lee Bales, S (8, PR) OBP: 0.286, SLG: 0.118			G1-6-3 1B		2H 2B			4-3		4	0	3	1	0	0	1																		
Dave Adlesh, R (1, 2) OBP: 0.237, SLG: 0.198 Bob Lillis, R (8, PH) OBP: 0.253, SLG: 0.256		G1-6-3						SH 2B		0	1	0	0	0	0	0																		
Don Wilson, R (1, 1) OBP: 0.147, SLG: 0.109 Danny Coombs, R (5, 1) OBP: 0.250, SLG: 0.500 Hal King, L (8, PH) OBP: 0.294, SLG: 0.412			K		6-3			G6-4-3 BB		2	0	0	0	0	1	2																		
Inning Stats	R: 0 E: 0 K: 1 S: 5	H: 0 LOB: 2 BB: 2 P: 13	R: 0 E: 0 K: 0 S: 3	H: 1 LOB: 0 BB: 0 P: 3	R: 0 E: 0 K: 1 S: 5	H: 0 LOB: 0 BB: 0 P: 5	R: 2 E: 1 K: 0 S: 5	H: 2 LOB: 2 BB: 2 P: 13	R: 0 E: 0 K: 0 S: 4	H: 1 LOB: 1 BB: 0 P: 4	R: 0 E: 0 K: 0 S: 3	H: 1 LOB: 1 BB: 1 P: 3	R: 0 E: 0 K: 0 S: 4	H: 1 LOB: 1 BB: 0 P: 4	R: 2 E: 1 K: 0 S: 3	H: 2 LOB: 2 BB: 0 P: 3		1B: 6 2B: 3 3B: 0 HR: 0	SF: 1 SAC: 1 DP: 2 HBP: 0	WP: 0 PB: 0 SB: 1 CS: 1	PA: 36													
PITCHER	IP WLS BF H R ER SO BB IBB HBP BLK WP HR S P ERA WHIP																																	
Jerry Koosman, L (1, 1) ERA: 3.44	7.0		29	6	2	2	2	4	1	0	0	0	0	0	28	48	2.57	1.429																
Ron Taylor, R (8, 1) ERA: 2.44	1.0	L	7	3	2	1	0	0	0	0	0	0	0	7	7	9.00	3.000																	

Batter	1	2	3	4	5	6	7	8	9	AB	R	H	RBI	BB	SO	LOB	TOP				
Matty Alou, L OBP: 0.376, SLG: 0.412 (1, 8)	F6		L4-3 1B		F6		FC6-4 1B		BLK 1B	5	1	3	0	0	0	1	Pittsburgh Pirates @ Houston Astros Astrodome, Houston, TX Mon Sep 18 1967, 8:05 PM EDT Att: 6,327 - Dome				
Gene Alley, R OBP: 0.333, SLG: 0.388 (1, 6)	1B		L4-3			3B 2B	K		1B BB	4	1	2	0	1	1	3					
Manny Mota, R OBP: 0.339, SLG: 0.438 (1, 9)	K				K	1B 3B	FC6-4		BB 1B	5	1	2	3	0	2	3					
Willie Stargell, L OBP: 0.378, SLG: 0.493 (1, 7)	F7				K	2-3 1B		F8	1-2 BB	4	0	1	1	1	1	1					
Bob Robertson, R OBP: 0.200, SLG: 0.200 (1, 3)		K				F3		F8	K	5	0	1	0	0	2	4					
Bill Mazerowski, R OBP: 0.299, SLG: 0.361 (1, 4)	F4				K	2-3		F3		4	0	0	0	0	1	2					
Jose Pagan, R OBP: 0.329, SLG: 0.362 (1, 5)						F8			F9	4	0	2	0	0	0	1					
Manny Sanguillen, R OBP: 0.313, SLG: 0.326 (1, 2)	5-3					4-3			BLK 1B	4	1	2	0	0	0	1					
Tommie Sisk, R OBP: 0.136, SLG: 0.109 (5, PH) Mandy Jimenez, L OBP: 0.228, SLG: 0.389 (5, 1) Jim Shellenback, L OBP: 0.155, SLG: 0.305 (7, PH) Maury Wills, S OBP: 0.348, SLG: 0.167 (7, 1) John Gelnar, R OBP: 0.241, SLG: 0.292 (9, PH) Al Luplow, L OBP: 0.241, SLG: 0.292 (9, PH)	F9				G4-6-3 1B				F7	1	0	0	0	0	0	0	P				
										1	0	0	0	0	0	0					
Inning Stats	R: 0 E: 0 K: 1 S: 6	H: 1 LOB: 1 BB: 0 P: 6	R: 0 E: 0 K: 1 S: 6	H: 1 LOB: 1 BB: 0 P: 6	R: 0 E: 0 K: 0 S: 3	H: 1 LOB: 0 BB: 0 P: 3	R: 0 E: 0 K: 3 S: 10	H: 1 LOB: 1 BB: 0 P: 10	R: 0 E: 0 K: 0 S: 4	H: 2 LOB: 1 BB: 0 P: 4	R: 2 E: 0 K: 0 S: 6	H: 3 LOB: 1 BB: 0 P: 6	R: 0 E: 0 K: 1 S: 6	H: 1 LOB: 2 BB: 1 P: 10	R: 0 E: 0 K: 0 S: 3	H: 0 LOB: 0 BB: 0 P: 3	R: 2 E: 0 K: 1 S: 8	H: 3 LOB: 3 BB: 2 P: 16	1B: 10 2B: 3 3B: 1 HR: 0	SF: 0 SAC: 0 DP: 2 HBP: 0	WP: 0 PA: 41 PB: 0 SB: 0 CS: 0
PITCHER Dave Giusti, R ERA: 4.28 (1, 1)	IP: 9.0 WLS: W BF: 41 H: 13 R: 4 ER: 4 SO: 7 BB: 3 IBB: 0 HBP: 0 BLK: 1 WP: 0 HR: 0 S: 52 P: 64 ERA: 4.00 WHIP: 1.778											PITCHER	IP: 9.0 WLS: W BF: 41 H: 13 R: 4 ER: 4 SO: 7 BB: 3 IBB: 0 HBP: 0 BLK: 1 WP: 0 HR: 0 S: 52 P: 64 ERA: 4.00 WHIP: 1.778								

Batter	1	2	3	4	5	6	7	8	9	AB	R	H	RBI	BB	SO	LOB	BOTTOM		
Sonny Jackson, L OBP: 0.281, SLG: 0.289 (1, 6)	F4	F6		4-3	FC1-4			6-3		6	1	1	1	0	0	2	Pittsburgh Pirates @ Houston Astros Astrodome, Houston, TX Mon Sep 18 1967, 8:05 PM EDT Att: 6,327 - Dome		
Joe Morgan, L OBP: 0.381, SLG: 0.407 (1, 4)	S 2B	4-3			1B	3-1	SF9 BB	F9		5	2	2	0	1	0	1			
Jimmy Wynn, R OBP: 0.335, SLG: 0.515 (1, 8)	2B BB			S 1B	1B	1B	3B 1B	E5		4	4	3	0	1	0	2			
Rusty Staub, L OBP: 0.392, SLG: 0.479 (1, 9)	1B 2B			F9	E6 1B	3B BB	SF9			3	3	1	3	1	0	2			
Hal King, L OBP: 0.273, SLG: 0.333 (1, 2)	1B BB			F7	G3	K	4-3			4	0	0	0	1	1	7			
Doug Radler, R OBP: 0.382, SLG: 0.496 (1, 3)	FC5-4 1B				1B	3B		1B		4	2	4	4	1	0	0			
Bob Aspromonte, R OBP: 0.361, SLG: 0.490 (1, 5)	K			1-3	E3 1B	3B BB	FC5-4 BB	2B 6-3 1B		4	2	2	2	1	1	3			
Ron Davis, R OBP: 0.304, SLG: 0.411 (1, 7)	FC5-4				K	K	FC5-4	6-3 2B		5	0	1	1	0	2	5			
Dave Giusti, R OBP: 0.176, SLG: 0.289 (1, 1)		6-3			K	FC1-4 1B		F3	1-3 2B	5	0	1	1	0	1	2	Houston Astros		
										1B: 12 2B: 2 3B: 1 HR: 0	SF: 1 SAC: 0 DP: 0 HBP: 0	WP: 0 PA: 47 PB: 1 SB: 2 CS: 0							
Inning Stats	R: 3 E: 0 K: 1 S: 8	H: 3 LOB: 2 BB: 2 P: 16	R: 0 E: 0 K: 0 S: 3	H: 0 LOB: 0 BB: 0 P: 3	R: 1 E: 0 K: 0 S: 5	H: 2 LOB: 1 BB: 0 P: 5	R: 0 E: 0 K: 2 S: 7	H: 0 LOB: 0 BB: 0 P: 7	R: 5 E: 2 K: 1 S: 10	H: 4 LOB: 1 BB: 1 P: 14	R: 2 E: 0 K: 1 S: 7	H: 2 LOB: 2 BB: 2 P: 15	R: 1 E: 1 K: 0 S: 5	H: 1 LOB: 2 BB: 1 P: 9	R: 2 E: 0 K: 0 S: 6	H: 3 LOB: 1 BB: 0 P: 6	1B: 12 2B: 2 3B: 1 HR: 0	SF: 1 SAC: 0 DP: 0 HBP: 0	WP: 0 PA: 47 PB: 1 SB: 2 CS: 0
PITCHER Tommie Sisk, R ERA: 3.38 (1, 1) Jim Shellenback, L ERA: 7.5 (5, 1) John Gelnar, R ERA: 8.05 (7, 1)	IP: 4.0 WLS: L BF: 19 H: 5 R: 4 ER: 4 SO: 3 BB: 2 IBB: 0 HBP: 0 BLK: 0 WP: 0 HR: 0 S: 23 P: 31 ERA: 9.00 WHIP: 1.750											PITCHER	IP: 4.0 WLS: L BF: 19 H: 5 R: 4 ER: 4 SO: 3 BB: 2 IBB: 0 HBP: 0 BLK: 0 WP: 0 HR: 0 S: 23 P: 31 ERA: 9.00 WHIP: 1.750						

Batter	1	2	3	4	5	6	7	8	9	AB	R	H	RBI	BB	SO	LOB	TOP		
Maury Wills, S (1, 5) OBP: 0.330, SLG: 0.365	0-0 1-3	0-0 1B		0-0 F5		0-0 F8				6	1	2	1	0	0	3			
Matty Alou, L (1, 8) OBP: 0.377, SLG: 0.411	4-0 1B	0-0 F9			0-0 F8		0-0		0-0 F8	3	1	1	0	1	0	1			
Donn Clendenon, R (9, PH) OBP: 0.302, SLG: 0.376										0	0	0	0	0	0	0			
Manny Jimenez, L (9, PH) OBP: 0.400										1	0	1	1	0	0	0			
Al Luplow, L (9, PR) OBP: 0.248, SLG: 0.262										0	1	0	0	0	0	0			
Juan Pizarro, L (9, 1) OBP: 0.286, SLG: 0.296										0	0	0	0	0	0	0			
Roberto Clemente, R (1, 9) OBP: 0.491, SLG: 0.554	0-0 4-3		4-0 S		0-0 4-3		0-0 F9		0-0 1B	4	1	2	1	1	0	1			
	1-3 1B			0-3 BB			1-2		1-2 1B										
Willie Stargell, L (1, 7) OBP: 0.376, SLG: 0.488	0-0 4-3		0-3 K		4-0 WP		0-0 4-3		0-0 F8	4	1	0	1	1	1	4			
	1-2 3-H		1-2		1-H HR				1-2 3-H										
Bob Robertson, R (1, 3) OBP: 0.200, SLG: 0.500	0-3 K		0-3 6-3		0-0 HR		0-0 F9		0-0 F7	5	1	1	2	0	1	5			
					1-H HR														
Gene Alley, R (1, 6) OBP: 0.335, SLG: 0.389		4-0 3B	0-0 F8		0-0 1B		0-0 3-1		0-0 1B	4	2	2	1	1	0	1			
			3-1 5-3						1B 1B										
Bill Mazerolski, R (1, 4) OBP: 0.300, SLG: 0.365		0-0 5-3		0-3 K		0-0 F7		0-0 3B	5	1	2	1	0	1	2				
		1-2																	
Jerry May, R (1, 2) OBP: 0.335, SLG: 0.333		0-0 3-1		0-0 1B		0-0 F9		0-3 K	5	0	2	0	0	1	2				
		2-3																	
Bob Moose, R (1, 1) OBP: 0.333, SLG: 1.000		0-0 1B		0-3 K		0-3 K			3	1	1	1	0	2	1				
Dennis Ribant, R (6, 1) OBP: 0.274, SLG: 0.367									0	0	0	0	0	0	0	0			
Roy Face, R (9, 1) OBP: 0.343, SLG: 0.442									2	1	2	2	0	0	0				
Manny Mota, R (9, PH) OBP: 0.343, SLG: 0.442		3-H 1B							1B	2	1	2	2	0	0				
		3B							1B										
Inning Stats	R: 1 E: 0 K: 1 S: 6	H: 1 LOB: 1 BB: 1 P: 10	R: 2 E: 0 K: 0 S: 5	H: 2 LOB: 1 BB: 1 P: 9	R: 0 E: 0 K: 1 S: 5	H: 0 LOB: 1 BB: 1 P: 9	R: 0 E: 0 K: 2 S: 8	H: 1 LOB: 1 BB: 0 P: 8	R: 2 E: 0 K: 0 S: 5	H: 2 LOB: 1 BB: 1 P: 9	R: 0 E: 0 K: 1 S: 5	H: 1 LOB: 0 BB: 0 P: 3	R: 0 E: 0 K: 1 S: 6	H: 1 LOB: 1 BB: 0 P: 6	R: 6 E: 0 K: 0 S: 11	H: 8 LOB: 2 BB: 0 P: 11	1B: 13 2B: 0 3B: 2 HR: 1	SF: 0 SAC: 0 DP: 0 HBP: 0	WP: 1 PA: 46 PB: 0 SB: 1 CS: 1
PITCHER	IP WLS BF H R ER SO	IP WLS BF H R ER SO	IP WLS BF H R ER SO	IP WLS BF H R ER SO	IP WLS BF H R ER SO	IP WLS BF H R ER SO	IP WLS BF H R ER SO	IP WLS BF H R ER SO	IP WLS BF H R ER SO	IP WLS BF H R ER SO	IP WLS BF H R ER SO	IP WLS BF H R ER SO	IP WLS BF H R ER SO	IP WLS BF H R ER SO	IP WLS BF H R ER SO	IP WLS BF H R ER SO	ERA WHIP	ERA WHIP	
Bruce Von Hoff, R (1, 1) ERA: 5.02	4.2	24	6	5	5	4	4	0	0	0	0	1	1	28	44	9.64	2.143		
Carroll Sembera, R (5, 1) ERA: 4.53	0.1	1	0	0	0	0	0	0	0	0	0	0	0	1	1	0.00	0.000		
Dan Schneider, L (6, 1) ERA: 5.14	3.0	12	4	2	2	2	0	0	0	0	0	0	0	16	16	6.00	1.333		
Larry Sherry, R (9, 1) ERA: 5.5	0.0	L	2	2	0	0	0	0	0	0	0	0	0	2	2	∞	∞		
Pat House, L (9, 1) ERA: 6.0	0.2	5	3	2	2	0	0	0	0	0	0	0	0	5	5	27.00	4.500		

Pittsburgh Pirates @ Houston Astros
Astrodome, Houston, TX
Tue Sep 19 1967, 8:05 PM EDT
Att: 5,321 - Dome

AB 42
R 11
H 16
RBI 11
BB 4
SO 6
LOB 20



Batter	1	2	3	4	5	6	7	8	9	AB	R	H	RBI	BB	SO	LOB	BOTTOM				
Sonny Jackson, L (1, 6) OBP: 0.280, SLG: 0.288	0-0 1-3		0-0 6-3		0-0 5-3		0-3 K		0-0 6-3	5	1	1	0	0	1	0					
Joe Morgan, L (1, 4) OBP: 0.381, SLG: 0.406	0-0 5-3		4-0 BB		0-0 1B		0-0 F6		0-0 F8	4	1	1	0	1	0	1					
Jimmy Wynn, R (1, 8) OBP: 0.333, SLG: 0.511	0-0 1-3		0-0 F7		0-0 F9		0-0 6-3		0-3 K	5	0	0	0	0	1	3					
	2-3																				
Rusty Staub, L (1, 9) OBP: 0.394, SLG: 0.481	0-0 1B		0-0 4-3		0-0 1B		0-0 1B		0-0 SH1-3	4	2	3	1	0	0	0					
	3-H								2B												
Hal King, L (1, 2) OBP: 0.240, SLG: 0.292	0-3 K		0-3 F5		0-3 K		0-0 SH1-3		0-0 SH1-3	3	0	0	0	0	2	3					
Ron Brand, R (8, PH) OBP: 0.318, SLG: 0.290									1-2												
Doug Rader, R (1, 3) OBP: 0.372, SLG: 0.500		0-0 4-3		0-0 FC4		0-0 1B		4-0 2B	3	2	2	1	1	0	0						
									2B												
Bob Aspromonte, R (1, 5) OBP: 0.360, SLG: 0.493		0-0 5-3		0-0 FC4		0-0 1B		0-0 F6	4	1	1	2	0	0	3						
				1-2		1-H															
Aaron Pointer, R (1, 7) OBP: 0.318, SLG: 0.333		0-0 6-3		4-0 S4-3		4-0 1B		0-0 2B	3	0	2	3	1	0	0						
									1-H												
Bruce Von Hoff, R (1, 1) ERA: 5.154, SLG: 0.280	5.2	25	7	5	5	2	2	0	0	0	0	0	0	0	0	0					
Carroll Sembera, R (5, 1) ERA: 4.53	0.1	1	0	0	0	0	0	0	0	0	0	0	0	0	0	0					
Bob Watson, R (5, PH) OBP: 0.220, SLG: 0.200	0.2	W	4	1	1	1	0	1	0	0	0	0	0	0	0	0					
Dan Schneider, L (6, 1) ERA: 5.14	3.0	12	4	2	2	2	0	0	0	0	0	0	0	0	0	0					
Larry Sherry, R (9, 1) ERA: 5.5	0.0	L	2	2	0	0	0	0	0	0	0	0	0	0	0	0					
Pat House, L (9, 1) ERA: 6.0	0.2	5	3	2	2	0	0	0	0	0	0	0	0	0	0	0					
Tom Dukies, R (9, 1) ERA: 6.0	0.2	5	3	2	2	0	0	0	0	0	0	0	0	0	0	0					
Inning Stats	R: 1 E: 0 K: 1 S: 7	H: 2 LOB: 1 BB: 0 P: 7	R: 0 E: 0 K: 0 S: 3	H: 0 LOB: 0 BB: 0 P: 3	R: 0 E: 0 K: 0 S: 3	H: 0 LOB: 1 BB: 1 P: 7	R: 0 E: 0 K: 0 S: 4	H: 1 LOB: 1 BB: 0 P: 4	R: 0 E: 0 K: 0 S: 2	H: 0 LOB: 0 BB: 1 P: 6	R: 4 E: 0 K: 1 S: 10	H: 5 LOB: 1 BB: 0 P: 10	R: 0 E: 0 K: 1 S: 5	H: 0 LOB: 0 BB: 0 P: 5	R: 2 E: 0 K: 1 S: 7	H: 2 LOB: 1 BB: 1 P: 11	R: 0 E: 0 K: 1 S: 5	H: 0 LOB: 0 BB: 0 P: 5	1B: 8 2B: 1 3B: 1 HR: 0	SF: 0 SAC: 1 DP: 1 HBP: 0	WP: 0 PA: 39 PB: 0 SB: 0 CS: 0
PITCHER	IP WLS BF H R ER SO	IP WLS BF H R ER SO	IP WLS BF H R ER SO	IP WLS BF H R ER SO	IP WLS BF H R ER SO	IP WLS BF H R ER SO	IP WLS BF H R ER SO	IP WLS BF H R ER SO	IP WLS BF H R ER SO	IP WLS BF H R ER SO	IP WLS BF H R ER SO	IP WLS BF H R ER SO	IP WLS BF H R ER SO	IP WLS BF H R ER SO	IP WLS BF H R ER SO	IP WLS BF H R ER SO	ERA WHIP	ERA WHIP			
Bob Moose, R (1, 1) ERA: 7.94	5.2	25	7	5	5	2	2	0	0	0	0	0	0	0	0	0					
Dennis Ribant, R (6, 1) ERA: 3.99	1.2	7	2	1	1	1	0	0	0	9	9	5.40	1.200								
Roy Face, R (8, 1) ERA: 1.95	0.2	W	4	1	1	1	0	1	0	5	9	13.50	1.500								
Juan Pizarro, L (9, 1) ERA: 3.74	1.0	S	3	0	0	0	0	0	0	5	5	0.00	0.000								

Pittsburgh Pirates @ Houston Astros
Astrodome, Houston, TX
Tue Sep 19 1967, 8:05 PM EDT
Att: 5,321 - Dome

AB 35
R 7
H 10
RBI 7
BB 3
SO 5
LOB 13



Batter	1	2	3	4	5	6	7	8	9	AB	R	H	RBI	BB	SO	LOB	TOP		
Maury Wills, S OBP: 0.329, SLG: 0.367 (1, 5)	6-3		FC4		F9				1-3	5	0	1	1	0	0	1			
Matty Alou, L OBP: 0.375, SLG: 0.411 (1, 8)	WP 2B		F7			F6	F6		L5	5	0	1	0	0	0	2			
Roberto Clemente, R OBP: 0.399, SLG: 0.549 (1, 9)	F9		4-3			E4 G3 1B		F9	K	5	1	0	0	0	1	2			
Willie Stargell, L OBP: 0.375, SLG: 0.485 (1, 7)	WP BB			F7		G3		4-3		3	0	0	0	1	0	1			
Bob Robertson, R OBP: 0.286, SLG: 0.500 (1, 3)	K			F2						4	1	2	1	0	1	2			
Gene Alley, R OBP: 0.334, SLG: 0.396 (1, 6)										4	1	3	1	0	0	1			
Bill Mazerowski, R OBP: 0.301, SLG: 0.365 (1, 4)		G6-4-3 1B								4	0	2	1	0	0	2			
Jerry May, R OBP: 0.334, SLG: 0.330 (1, 2)					4-3					3	1	0	0	1	0	1			
Bruce Dal Canton, R OBP: 0.250, SLG: 0.250 (1, 1)										4	0	1	0	0	2	3			
Juan Pizarro, L OBP: 0.256, SLG: 0.296 (8, 1)										0	0	0	0	0	0	0			
Dennis Ribant, R OBP: 0.274, SLG: 0.367 (9, 1)										0	0	0	0	0	0	0			
Woodie Fryman, R OBP: 0.139, SLG: 0.118 (9, 1)										0	0	0	0	0	0	0			
Inning Stats	R: 0 E: 0 K: 1 S: 6	H: 1 LOB: 2 BB: 1 P: 10	R: 0 E: 0 K: 0 S: 3	H: 1 LOB: 0 BB: 0 P: 3	R: 0 E: 0 K: 0 S: 4	H: 1 LOB: 1 BB: 0 P: 4	R: 0 E: 0 K: 0 S: 4	H: 0 LOB: 0 BB: 0 P: 3	R: 1 E: 1 K: 0 S: 5	H: 1 LOB: 1 BB: 0 P: 5	R: 1 E: 0 K: 1 S: 7	H: 2 LOB: 1 BB: 0 P: 7	R: 2 E: 0 K: 1 S: 8	H: 3 LOB: 2 BB: 1 P: 12	R: 0 E: 0 K: 1 S: 5	H: 0 LOB: 0 BB: 0 P: 5	1B: 7 2B: 1 3B: 2 HR: 0	SF: 0 SAC: 0 DP: 1 HBP: 0	WP: 2 PA: 39
PITCHER	IP	WLS	BF	H	R	ER	SO	BB	IBB	HBP	BLK	WP	HR	S	P	ERA	WHIP		
Howie Reed, R ERA: 3.38 (1, 1)	7.0		29	7	2	1	2	1	0	0	0	1	0	32	36	1.29	1.143		
Danny Coombs, L ERA: 3.95 (8, 1)	1.0		7	3	2	2	1	0	1	0	0	1	0	8	12	18.00	3.000		
Pat House, L ERA: 4.5 (9, 1)	1.0	W	3	0	0	0	1	0	0	0	0	0	0	5	5	0.00	0.000		

Pittsburgh Pirates @ Houston Astros
Astrodome, Houston, TX
Wed Sep 20 1967, 8:05 PM EDT
Att: 4,629 - Dome

AB	37
R	4
H	10
RBI	4
BB	2
SO	4
LOB	15



Batter	1	2	3	4	5	6	7	8	9	AB	R	H	RBI	BB	SO	LOB	BOTTOM		
Sonny Jackson, L OBP: 0.282, SLG: 0.288 (1, 6)	6-3	4-3			2-3					4	1	1	0	1	0	3			
Joe Morgan, L OBP: 0.380, SLG: 0.406 (1, 4)	F8		4-3							5	0	1	0	0	0	3			
Jimmy Wynn, R OBP: 0.335, SLG: 0.512 (1, 8)	F7		K							4	1	2	0	1	1	0			
Rusty Staub, L OBP: 0.396, SLG: 0.483 (1, 9)		1B FC5-2 2B	2B		4-3					4	0	2	0	1	0	3			
Doug Rader, R OBP: 0.379, SLG: 0.517 (1, 3)		FC5-2 2B 1B	2B		5-3					5	1	3	1	0	0	4			
Bob Aspromonte, R OBP: 0.358, SLG: 0.401 (1, 5)		FC5-2 2B	4-3							5	1	1	0	0	1	4			
Hal King, L OBP: 0.311, SLG: 0.321 (1, 2)										4	0	1	1	0	1	0			
Ron Brand, R OBP: 0.321, SLG: 0.290 (9, PH)										0	1	0	0	1	0	0			
Aaron Pointer, R OBP: 0.324, SLG: 0.316 (1, 7)										3	0	0	0	2	1	3			
Howie Reed, R ERA: 3.38 (7, PH)										2	0	0	0	0	1	3			
Ivan Murrell, R OBP: 0.333, SLG: 0.310 (8, PH)										1	0	0	0	0	0	0			
Danny Coombs, L ERA: 3.8 (8, PH)										0	0	0	0	0	0	0			
Julio Escobar, L OBP: 0.229, SLG: 0.500 (9, PH)										0	0	0	0	1	0	0			
Pat House, L OBP: 0.333, SLG: 0.390 (9, PH)										0	0	0	0	0	0	0			
Ron Davis, R OBP: 0.300, SLG: 0.413 (9, PH)										1	0	1	2	0	0	0			
Inning Stats	R: 0 E: 0 K: 0 S: 3	H: 3 LOB: 3 BB: 1 P: 12	R: 1 E: 0 K: 1 S: 8	H: 1 LOB: 2 BB: 1 P: 10	R: 0 E: 0 K: 0 S: 3	H: 0 LOB: 0 BB: 0 P: 3	R: 0 E: 0 K: 0 S: 4	H: 1 LOB: 2 BB: 1 P: 8	R: 0 E: 0 K: 2 S: 7	H: 0 LOB: 0 BB: 0 P: 7	R: 1 E: 0 K: 0 S: 6	H: 3 LOB: 2 BB: 0 P: 6	R: 0 E: 0 K: 1 S: 5	H: 0 LOB: 3 BB: 3 P: 17	R: 3 E: 0 K: 0 S: 6	H: 4 LOB: 2 BB: 1 P: 10	1B: 6 2B: 6 3B: 0 HR: 0	SF: 0 SAC: 0 DP: 0 HBP: 0	WP: 0 PA: 45
PITCHER	IP	WLS	BF	H	R	ER	SO	BB	IBB	HBP	BLK	WP	HR	S	P	ERA	WHIP		
Bruce Dal Canton, R ERA: 1.13 (1, 1)	7.2		35	8	2	2	5	3	1	0	0	0	0	41	57	2.35	1.435		
Juan Pizarro, L ERA: 3.8 (8, 1)	0.2		5	1	1	1	0	2	0	0	0	0	0	3	11	13.50	4.500		
Dennis Ribant, R ERA: 4.08 (9, 1)	0.0	L	2	2	0	0	0	0	0	0	0	0	0	2	2	*	*		
Woodie Fryman, L ERA: 4.15 (9, 1)	0.1		3	1	2	2	0	1	0	0	0	0	0	2	6	54.00	6.000		

Pittsburgh Pirates @ Houston Astros
Astrodome, Houston, TX
Wed Sep 20 1967, 8:05 PM EDT
Att: 4,629 - Dome

AB	38
R	5
H	12
RBI	4
BB	7
SO	5
LOB	23



Batter	1	2	3	4	5	6	7	8	9	AB	R	H	RBI	BB	SO	LOB	TOP								
Ron Davis, R OBP: 0.304, SLG: 0.407	6-3	P4		G6-4-3		F7 1B 6-3 HBP	6-3			4	1	0	0	0	0	4									
Sonny Jackson, L OBP: 0.285, SLG: 0.288	6-3	BB			E BB	E F7 1B		G3		3	1	1	0	2	0	0									
Jimmy Wynn, R OBP: 0.334, SLG: 0.510	K	K			L7	F7		FC5-4 1B		5	0	1	0	0	2	6									
Doug Rader, R OBP: 0.373, SLG: 0.503		BB 1B BB		F9	E6 1B 2B	6-3		FC5-4 1B		4	2	0	1	1	0	2									
Rusty Staub, L OBP: 0.398, SLG: 0.485		BB 1B BB		K	2B 1B	E4 FC6-4				5	2	3	0	0	1	1									
Bob Aspromonte, R OBP: 0.361, SLG: 0.404		1B BB		FC5-4 1B	1B 2B	FC6-4		F9		4	2	2	1	1	0	4									
Ron Brand, R OBP: 0.328, SLG: 0.294		BB 1B BB		FC5-4	FC4-6 1B		F2	G3-6 1B		4	0	2	3	1	0	1									
Lee Bales, S OBP: 0.308, SLG: 0.143		E7 BB 1B		E3 G6-4-3	FC4-6		S BB	G3-6-1		4	0	1	1	1	0	2									
Mike Cuellar, L OBP: 0.167, SLG: 0.227	K			F2	K		K	K		5	0	0	0	0	4	5									
Inning Stats	R: 0 E: 0 K: 1 S: 5	H: 0 LOB: 0 BB: 0 P: 5	R: 3 E: 1 K: 2 S: 9	H: 2 LOB: 3 BB: 4 P: 25	R: 0 E: 0 K: 1 S: 6	H: 1 LOB: 1 BB: 0 P: 6	R: 0 E: 1 K: 0 S: 3	H: 0 LOB: 0 BB: 0 P: 3	R: 4 E: 1 K: 1 S: 9	H: 3 LOB: 1 BB: 1 P: 13	R: 1 E: 1 K: 0 S: 5	H: 1 LOB: 2 BB: 0 P: 6	R: 0 E: 0 K: 1 S: 5	H: 0 LOB: 1 BB: 1 P: 9	R: 0 E: 0 K: 1 S: 5	H: 2 LOB: 2 BB: 0 P: 5	R: 0 E: 0 K: 1 S: 5	H: 1 LOB: 0 BB: 0 P: 5	1B: 9 2B: 1 3B: 0 HR: 0	SF: 0 SAC: 0 DP: 2 HBP: 1	WP: 0 PB: 0 CS: 0	PA: 45			
PITCHER	IP	WLS	BF	H	R	ER	SO	BB	IBB	HBP	BLK	WP	HR	S	P	ERA	WHIP								
Jerry Koosman, L ERA: 4.66	1.0	L	8	2	3	3	1	3	0	0	0	0	0	7	19	27.00	5.000								
Cal Koonce, R ERA: 3.79	2.0		8	1	0	0	3	1	0	0	0	0	0	13	17	0.00	1.000								
Bill Graham, R ERA: 4.11	1.1		9	3	4	3	0	1	0	0	0	0	0	8	12	20.25	3.000								
Joe Grzenda, L ERA: 2.45	1.2		8	1	1	1	1	0	0	1	0	0	0	9	10	5.40	0.600								
Jerry Hinsley, R ERA: 3.6	3.0		12	3	0	0	2	1	0	0	0	0	0	15	19	0.00	1.333								

Houston Astros @ New York Mets
Shea Stadium, Flushing, NY
Fri Sep 22 1967, 7:05 PM EDT
Unknown

AB	38
R	8
H	10
RBI	6
BB	6
SO	7
LOB	25



Batter	1	2	3	4	5	6	7	8	9	AB	R	H	RBI	BB	SO	LOB	BOTTOM								
Bud Harrelson, S OBP: 0.318, SLG: 0.305	F2		5-3							2	0	0	0	0	0	0									
Jerry Buchek, R OBP: 0.285, SLG: 0.362						1B				2	0	1	0	0	1	0									
Bob Heise, R OBP: 0.333, SLG: 0.324	K				F7	L7		5-3		4	0	0	0	0	1	2									
Tommy Davis, R OBP: 0.347, SLG: 0.447	E6				F8	F7				3	0	0	0	0	0	2									
Jerry Hinsley, R OBP: 0.211, SLG: 0.183									K	0	0	0	0	0	0	0									
Don Bosch, S (9, PH)										1	0	0	0	0	1	0									
Ron Swoboda, R OBP: 0.337, SLG: 0.412	L6				K	F8			5-3	4	0	0	0	0	1	3									
Ed Kranepool, L OBP: 0.323, SLG: 0.375		K				4-3		F2	2B 1B	4	0	1	0	0	1	0									
Amos Otis, R OBP: 0.351, SLG: 0.353		F7			K					4	0	2	0	0	1	0									
Ken Boswell, L OBP: 0.250, SLG: 0.385										4	0	1	0	0	0	3									
Jerry Grote, R OBP: 0.224, SLG: 0.255				P6						2	0	0	0	0	0	1									
Tommy Reynolds, R OBP: 0.286, SLG: 0.267					5-3				P3	1	0	0	0	0	0	1									
Jerry Koosman, R OBP: 0.106, SLG: 0.100										0	0	0	0	0	0	0									
Cleon Jones, R OBP: 0.272, SLG: 0.317										0	0	0	0	0	0	0									
Bill Graham, R OBP: 0.215, SLG: 0.194										0	0	0	0	0	0	0									
Joe Grzenda, R OBP: 0.215, SLG: 0.194										0	0	0	0	0	0	0									
Greg Goossen, R OBP: 0.215, SLG: 0.194										1	0	0	0	1	0	0									
Inning Stats	R: 0 E: 1 K: 1 S: 6	H: 0 LOB: 1 BB: 0 P: 6	R: 0 E: 0 K: 1 S: 5	H: 0 LOB: 0 BB: 0 P: 5	R: 0 E: 0 K: 1 S: 5	H: 0 LOB: 0 BB: 0 P: 5	R: 0 E: 0 K: 1 S: 5	H: 0 LOB: 0 BB: 0 P: 5	R: 0 E: 0 K: 0 S: 4	H: 1 LOB: 2 BB: 1 P: 8	R: 0 E: 0 K: 0 S: 4	H: 1 LOB: 1 BB: 0 P: 4	R: 0 E: 0 K: 1 S: 5	H: 0 LOB: 0 BB: 0 P: 5	R: 0 E: 0 K: 1 S: 7	H: 2 LOB: 2 BB: 0 P: 7	1B: 3 2B: 2 3B: 0 HR: 0	SF: 0 SAC: 0 DP: 0 HBP: 0	WP: 0 PB: 0 CS: 0	PA: 34					
PITCHER	IP	WLS	BF	H	R	ER	SO	BB	IBB	HBP	BLK	WP	HR	S	P	ERA	WHIP								
Mike Cuellar, L ERA: 3.05	9.0	W	34	5	0	0	7	1	0	0	0	0	0	47	51	0.00	0.667								

Houston Astros @ New York Mets
Shea Stadium, Flushing, NY
Fri Sep 22 1967, 7:05 PM EDT
Unknown

AB	33
R	0
H	5
RBI	0
BB	1
SO	7
LOB	12




Batter	1	2	3	4	5	6	7	8	9	10	AB	R	H	RBI	BB	SO	LOB				
Julio Gotay, R OBP: 0.327, SLG: 0.355 Sonny Jackson, L OBP: 0.294, SLG: 0.287	(1,4) 0-3 K		(1) 0-0 F3			(1) 0-3 K	(3) 0-3 K			(1) 0-0 L6	3	0	0	0	2	0					
Lee Bales, S OBP: 0.290, SLG: 0.120	(1,6) 4-0 FC6-4 BB		(2) 0-0 3-1			(2) 0-3 K		(1) 0-0 6-3		(2) 0-0 L5	4	0	0	0	1	1	0				
Jimmy Wynn, R OBP: 0.333, SLG: 0.506	(1,8) 0-0 FC6-4		(3) 0-0 P4			(3) 0-0 6-3		(4) 0-0 WJP BB		(3) 0-0 L5	4	0	0	0	1	0	1				
Doug Rader, R OBP: 0.371, SLG: 0.497	(1,3) 0-3 K			(1) 0-0 1-3				(1) 0-0 BB HR 1B		(2) 0-0 L7	4	1	1	0	0	1	2				
Rusty Staub, L OBP: 0.400, SLG: 0.485		(4) 0-0 FC1-4 BB		(2) 0-0 F8				(1) 0-0 HR BB		(1) 0-0 SH2-3 1B	2	2	1	0	2	0	0				
Bob Aspromonte, R OBP: 0.260, SLG: 0.410	(1,5) 0-0 FC1-4 1B WP		(3) 0-3 K					(1) 0-0 SH2-3		(1) 0-0 SH2-3	3	2	1	3	0	1	1				
Aaron Pointer, R OBP: 0.320, SLG: 0.300	(1,7) 0-3 K				(1) 0-3 K			(4) 0-0 BB		(2) 0-0 6-3	3	0	0	0	1	2	2				
Dave Adlesh, R OBP: 0.248, SLG: 0.211	(1,2) 0-0 WP 1B			(2) 0-3 K				(1) 0-0 F9		(1) 0-0 1B	4	0	2	1	0	1	1				
Wade Blasingame, L OBP: 0.313, SLG: 0.154 Carroll Sembera, R OBP: 0.143, SLG: 0.143 Hal King, L OBP: 0.233, SLG: 0.310 Tom Dukes, R OBP: 0.500, SLG: 0.500	(1,1) 0-3 K		(3) 0-3 K			(3) 0-3 K		(2) 0-3 K		(3) 0-0 P4	3	0	0	0	0	3	2				
Inning Stats	R: 0 E: 0 K: 2 S: 7	H: 0 LOB: 1 BB: 1 P: 11	R: 1 E: 0 K: 2 S: 8	H: 1 LOB: 1 BB: 1 P: 12	R: 0 E: 0 K: 1 S: 5	H: 0 LOB: 0 BB: 0 P: 5	R: 0 E: 0 K: 3 S: 9	H: 0 LOB: 0 BB: 0 P: 9	R: 3 E: 0 K: 2 S: 9	H: 2 LOB: 1 BB: 2 P: 17	R: 0 E: 0 K: 0 S: 2	H: 0 LOB: 0 BB: 1 P: 6	R: 1 E: 0 K: 0 S: 5	H: 2 LOB: 1 BB: 0 P: 5	R: 0 E: 0 K: 0 S: 3	H: 0 LOB: 0 BB: 0 P: 3	1B: 4 2B: 0 3B: 0 HR: 1	SF: 0 SAC: 1 DP: 0 HBP: 0	WP: 2 PA: 39		
PITCHER	IP WLS BF H R ER SO	IP WLS BF H R ER SO	IP WLS BF H R ER SO	IP WLS BF H R ER SO	IP WLS BF H R ER SO	IP WLS BF H R ER SO	IP WLS BF H R ER SO	IP WLS BF H R ER SO	IP WLS BF H R ER SO	IP WLS BF H R ER SO	IP WLS BF H R ER SO	IP WLS BF H R ER SO	IP WLS BF H R ER SO	IP WLS BF H R ER SO	IP WLS BF H R ER SO	IP WLS BF H R ER SO	IP WLS BF H R ER SO	ERA WHIP	ERA WHIP	ERA WHIP	
Tug McGraw, L ERA: 6.0	(1,1) 6.0																				
Dick Selma, R ERA: 2.72	(7,1) 1.0																				
Jack Fisher, R ERA: 4.67	(8,1) 2.0																				
Ron Taylor, R ERA: 2.41	(10,1) 1.0																				

TOP

Houston Astros @ New York Mets
Shea Stadium, Flushing, NY
Fri Sep 22 1967, 7:05 PM EDT
Att: 13,342 - Unknown

AB	33
R	5
H	5
RBI	4
BB	5
SO	12
LOB	11




WP: 2 PA: 39
PB: 0
SB: 0
CS: 0

Batter	1	2	3	4	5	6	7	8	9	10	AB	R	H	RBI	BB	SO	LOB				
Amos Otis, R OBP: 0.366, SLG: 0.333	(1,9) 4-0 1B BB		(1) 0-0 SH1-3		(1) 1-0 HBP			(1) 0-3 K		(1) 0-3 K	2	1	0	0	1	2	0				
Ed Kranepool, L OBP: 0.322, SLG: 0.374	(1,3) 0-0 1B 1B		(2) 0-0 SF8		(2) 0-0 P4			(2) 0-0 G3		(2) 0-0 L7	4	0	1	1	0	0	2				
Bob Johnson, R OBP: 0.379, SLG: 0.469 Bud Harrelson, S OBP: 0.318, SLG: 0.305	(1,4) 0-0 1B 1B		(3) 0-0 5-3		(3) 0-0 F9			(1) 0-0 1B HR 1B		(1) 0-0 HR 2B	5	1	3	1	0	0	2				
Tommy Davis, R OBP: 0.348, SLG: 0.447 Cleon Jones, R OBP: 0.274, SLG: 0.317	(1,7) 0-0 1B 1B			(1) 0-0 F8		(1) 0-0 3-1		(1) 0-0 1B HR 1B		(1) 0-0 HR BB	4	0	2	0	0	0	0				
Jerry Buchek, R OBP: 0.289, SLG: 0.379	(1,6) 0-0 G4-6-3			(2) 0-0 BB		(2) 0-0 6-3		(2) 0-0 1B HR		(2) 0-0 HR	4	2	2	6	1	0	2				
Jos Moock, L OBP: 0.190, SLG: 0.238	(1,5) 0-0 P5			(1) 0-0 BB		(1) 0-0 P6		(3) 0-0 1-3			4	0	1	0	0	0	1				
Don Bosch, S OBP: 0.200, SLG: 0.173	(1,8) 0-3 K2-3			(2) 0-0 G6-4-3 1B		(3) 0-0 G6-4-3		(1) 0-0 4-3		(1) 0-0 L8	4	0	0	0	0	1	2				
Jerry Grote, R OBP: 0.225, SLG: 0.255	(1,2) 0-3 K			(3) 0-0 SH1 1B		(3) 0-0 6-3		(2) 0-0 6-3		(2) 0-0 K	4	0	1	0	0	2	0				
Tug McGraw, R ERA: 5.66 Dick Selma, R ERA: 2.72 Ken Boswell, L ERA: 0.991 Jack Fisher, R ERA: 4.83 Larry Slight, L ERA: 2.96 Ron Taylor, R ERA: 2.41	(1,11) 0-0 SH1-3 SF8 2B		(1) 0-0 SH1		(1) 0-0 SH1		(3) 0-0 F7		(3) 0-0 P6	1	1	1	0	0	0	0					
Inning Stats	R: 1 E: 0 K: 0 S: 4	H: 3 LOB: 1 BB: 8 P: 8	R: 0 E: 0 K: 2 S: 7	H: 0 LOB: 0 BB: 7 P: 7	R: 1 E: 0 K: 0 S: 4	H: 1 LOB: 1 BB: 0 P: 4	R: 0 E: 0 K: 0 S: 3	H: 1 LOB: 1 BB: 1 P: 7	R: 0 E: 0 K: 0 S: 4	H: 0 LOB: 2 BB: 0 P: 5	R: 0 E: 0 K: 1 S: 3	H: 0 LOB: 0 BB: 0 P: 3	R: 3 E: 0 K: 1 S: 8	H: 3 LOB: 1 BB: 8 P: 8	R: 0 E: 0 K: 1 S: 5	H: 0 LOB: 0 BB: 5 P: 5	R: 3 E: 0 K: 1 S: 6	H: 2 LOB: 1 BB: 1 P: 10	1B: 7 2B: 2 3B: 0 HR: 2	SF: 1 SAC: 2 DP: 2 HBP: 1	WP: 0 PA: 41 PB: 0 SB: 0 CS: 0
PITCHER	IP WLS BF H R ER SO	IP WLS BF H R ER SO	IP WLS BF H R ER SO	IP WLS BF H R ER SO	IP WLS BF H R ER SO	IP WLS BF H R ER SO	IP WLS BF H R ER SO	IP WLS BF H R ER SO	IP WLS BF H R ER SO	IP WLS BF H R ER SO	IP WLS BF H R ER SO	IP WLS BF H R ER SO	IP WLS BF H R ER SO	IP WLS BF H R ER SO	IP WLS BF H R ER SO	IP WLS BF H R ER SO	IP WLS BF H R ER SO	ERA WHIP	ERA WHIP	ERA WHIP	
Wade Blasingame, L ERA: 5.66	(1,1) 6.0																				
Carroll Sembera, R ERA: 4.83	(7,1) 2.0																				
Tom Dukes, R ERA: 5.58	(9,1) 1.2																				

BOTTOM

Houston Astros @ New York Mets
Shea Stadium, Flushing, NY
Fri Sep 22 1967, 7:05 PM EDT
Att: 13,342 - Unknown

AB	34
R	8
H	11
RBI	8
BB	3
SO	5
LOB	9



WP: 0 PA: 41
PB: 0
SB: 0
CS: 0

Batter	1	2	3	4	5	6	7	8	9	AB	R	H	RBI	BB	SO	LOB	TOP					
Sonny Jackson, L (1, 6) OBP: 0.283, SLG: 0.287	0-0 4-3		0-0 CS 1B		0-0 FC6-4		0-0 FC6-4			4	0	1	0	0	0	2						
Lee Bales, S (1, 4) OBP: 0.314, SLG: 0.111	4-0 CS BB		0-3 K			4-0 E 4-3 BB		0-0 F9		2	0	0	0	2	1	1						
Jimmy Wynn, R (1, 8) OBP: 0.331, SLG: 0.503	0-0 FC2-3-5-6			0-3 K		0-3 K		0-0 P3		4	0	0	0	0	2	2						
Rusty Staub, L (1, 9) OBP: 0.399, SLG: 0.482	0-0 F7			4-0 4-3 PB BB		0-0 4-3		0-0 F7		3	0	0	0	1	0	2						
Doug Rader, R (1, 3) OBP: 0.364, SLG: 0.488		0-3 K		0-0 4-3		0-0 E5 FC6			0-3 K	3	0	0	0	0	1	2						
Chuck Harrison, R (7, 3) OBP: 0.284, SLG: 0.317				1-3		2-3				1	0	0	0	0	1	0						
Bob Aspromonte, R (1, 5) OBP: 0.358, SLG: 0.407		0-3 K		0-0 5-3		0-0 FC6			0-0 P4	4	0	0	0	0	1	3						
Hal King, L (1, 2) OBP: 0.265, SLG: 0.333					0-0 3-1				0-0 F8	4	0	2	0	0	0	0						
Ron Davis, R (1, 7) OBP: 0.301, SLG: 0.402				0-0 F7		0-3 K				3	0	0	0	0	2	2						
Dave Giusti, R (1, 1) OBP: 0.184, SLG: 0.286					1-0 5-3					1	0	0	0	0	0	0						
Mike Cuellar, L (5, PR) OBP: 0.167, SLG: 0.227										0	0	0	0	0	0	0						
Dave Eilers, R (5, 1)										1	0	0	0	0	1	1						
Larry Sherry, R (9, 1)										0	0	0	0	0	0	0						
Inning Stats	R: 0 E: 0 K: 0 S: 3	H: 0 LOB: 1 BB: 1 P: 7	R: 0 E: 0 K: 2 S: 8	H: 1 LOB: 1 BB: 0 P: 8	R: 0 E: 0 K: 1 S: 5	H: 1 LOB: 1 BB: 0 P: 5	R: 0 E: 0 K: 1 S: 5	H: 0 LOB: 1 BB: 1 P: 9	R: 0 E: 0 K: 1 S: 5	H: 0 LOB: 1 BB: 0 P: 6	R: 0 E: 1 K: 1 S: 6	H: 0 LOB: 2 BB: 1 P: 10	R: 0 E: 0 K: 2 S: 8	H: 1 LOB: 1 BB: 0 P: 8	R: 0 E: 0 K: 0 S: 3	H: 0 LOB: 0 BB: 0 P: 3	R: 0 E: 0 K: 1 S: 5	H: 0 LOB: 0 BB: 0 P: 5	1B: 3 2B: 1 3B: 0 HR: 0	SF: 0 SAC: 0 DP: 1 HBP: 1	WP: 0 PB: 1 SB: 0 CS: 2	PA: 34
PITCHER Tom Seaver, R (1, 1) ERA: 2.73	IP: 9.0 WLS: W BF: 34 H: 3 R: 0 ER: 0 SO: 9 BB: 3 IBB: 0 HBP: 1 BLK: 0 WP: 0 HR: 0 S: 48 P: 61 ERA: 0.00 WHIP: 0.667															PITCHER						

Houston Astros @ New York Mets
Shea Stadium, Flushing, NY
Sat Sep 23 1967, 7:05 PM EDT
Att: 11,021 - Unknown

AB 30
R 0
H 3
RBI 0
BB 3
SO 9
LOB 15



Batter	1	2	3	4	5	6	7	8	9	AB	R	H	RBI	BB	SO	LOB	BOTTOM					
Don Bosch, S (1, 8) OBP: 0.190, SLG: 0.165	0-3 K2-3			0-0 P5	0-0 FC6-4			0-0 4-3		4	0	0	0	0	1	3						
Larry Stahl, L (1, 7) OBP: 0.278, SLG: 0.289	0-0 P6			0-0 F9		0-3 K		0-0 G3		4	0	0	0	0	1	0						
Bob Johnson, R (1, 4) OBP: 0.351, SLG: 0.474				0-0 K		0-3 K			0-0 1B 2B	4	0	2	0	0	2	0						
Bud Harrelson, S (9, PR) OBP: 0.318, SLG: 0.305										0	1	0	0	0	0	0						
Ed Kranepool, L (1, 3) OBP: 0.321, SLG: 0.371		0-0 F8		0-0 F7		0-0 E3			4-0 1B 1B IBB	3	0	0	0	1	0	1						
Ron Swoboda, R (1, 9) OBP: 0.338, SLG: 0.413				0-0 FC5-4 1B		0-3 K		0-0 6-3		4	0	2	0	0	1	1						
Jerry Buchek, R (1, 6) OBP: 0.289, SLG: 0.378				0-0 FC5-4 CS		0-0 L8			0-0 1B 1B	4	0	1	1	0	0	1						
Joe Mook, L (1, 5) OBP: 0.208, SLG: 0.292		0-0 CS		0-0 F7		0-0 E 2B		0-0 4-3		3	0	1	0	0	0	0						
Jerry Grote, R (1, 2) OBP: 0.226, SLG: 0.254				0-0 5-3		4-0 E BB		0-3 K		2	0	0	0	1	1	0						
Tom Seaver, R (1, 1) OBP: 0.235, SLG: 0.173				0-3 K		0-0 E3 FC6-4		0-0 4-3		3	0	0	0	0	1	2						
Inning Stats	R: 0 E: 0 K: 2 S: 7	H: 0 LOB: 0 BB: 0 P: 7	R: 0 E: 0 K: 0 S: 3	H: 1 LOB: 0 BB: 0 P: 3	R: 0 E: 0 K: 1 S: 5	H: 0 LOB: 0 BB: 0 P: 5	R: 0 E: 0 K: 0 S: 4	H: 1 LOB: 1 BB: 0 P: 4	R: 0 E: 1 K: 1 S: 7	H: 1 LOB: 3 BB: 1 P: 11	R: 0 E: 1 K: 2 S: 8	H: 0 LOB: 0 BB: 0 P: 8	R: 0 E: 0 K: 1 S: 5	H: 0 LOB: 0 BB: 0 P: 5	R: 0 E: 0 K: 0 S: 3	H: 0 LOB: 3 BB: 1 P: 7	R: 1 E: 0 K: 0 S: 3	H: 3 LOB: 3 BB: 1 P: 7	1B: 4 2B: 2 3B: 0 HR: 0	SF: 0 SAC: 0 DP: 0 HBP: 0	WP: 0 PB: 0 SB: 0 CS: 1	PA: 34
PITCHER Dave Giusti, R (1, 1) ERA: 4.2	IP: 4.0 WLS: L BF: 19 H: 3 R: 1 ER: 1 SO: 4 BB: 1 IBB: 0 HBP: 0 BLK: 0 WP: 0 HR: 0 S: 25 P: 33 ERA: 2.25 WHIP: 1.000															PITCHER						
Dave Eilers, R (5, 1) ERA: 3.97	IP: 4.0 WLS: L BF: 19 H: 3 R: 1 ER: 1 SO: 4 BB: 1 IBB: 0 HBP: 0 BLK: 0 WP: 0 HR: 0 S: 25 P: 33 ERA: 2.25 WHIP: 1.000															PITCHER						
Larry Sherry, R (9, 1) ERA: 5.5	IP: 0.0 WLS: 1 BF: 1 H: 0 R: 0 ER: 0 SO: 0 BB: 0 IBB: 0 HBP: 0 BLK: 0 WP: 0 HR: 0 S: 1 P: 1 ERA: ∞ WHIP: ∞															PITCHER						

Houston Astros @ New York Mets
Shea Stadium, Flushing, NY
Sat Sep 23 1967, 7:05 PM EDT
Att: 11,021 - Unknown

AB 31
R 1
H 6
RBI 1
BB 2
SO 7
LOB 8



Batter	1	2	3	4	5	6	7	8	9	AB	R	H	RBI	BB	SO	LOB	TOP								
Julio Gotay, R OBP: 0.329, SLG: 0.368 (1, 4)										3	2	1	2	1	0	1									
Sonny Jackson, L OBP: 0.283, SLG: 0.285 (1, 6)										3	0	0	0	1	0	1									
Jimmy Wynn, R OBP: 0.332, SLG: 0.501 (1, 8)										2	1	0	0	2	0	1									
Rusty Staub, L OBP: 0.399, SLG: 0.482 (1, 9)										2	0	1	1	0	0	0									
Bob Aspromonte, R OBP: 0.355, SLG: 0.403 (1, 5)										4	0	0	0	0	0	3									
Ron Davis, R OBP: 0.297, SLG: 0.396 (1, 7)										4	0	0	0	0	1	2									
Chuck Harrison, R OBP: 0.283, SLG: 0.327 (1, 3)										4	0	1	0	0	1	0									
Ron Brand, R OBP: 0.322, SLG: 0.288 (1, 2)										4	0	0	0	0	0	1									
Chris Zachary, L OBP: 0.182, SLG: 0.100 (1, 1)										2	1	1	0	1	1	0									
Dan Schneider, L OBP: 0.200, SLG: 0.200 (8, 1)										0	0	0	0	0	0	0									
Inning Stats	R: 1 E: 1 K: 0 S: 4	H: 0 LOB: 2 BB: 2 P: 12	R: 2 E: 0 K: 1 S: 6	H: 1 LOB: 0 BB: 1 P: 10	R: 1 E: 1 K: 1 S: 5	H: 0 LOB: 0 BB: 1 P: 9	R: 0 E: 0 K: 0 S: 4	H: 1 LOB: 0 BB: 0 P: 4	R: 0 E: 0 K: 0 S: 2	H: 0 LOB: 0 BB: 1 P: 6	R: 0 E: 0 K: 0 S: 3	H: 0 LOB: 0 BB: 0 P: 3	R: 0 E: 0 K: 1 S: 5	H: 0 LOB: 0 BB: 0 P: 5	R: 0 E: 0 K: 0 S: 4	H: 1 LOB: 1 BB: 0 P: 4	R: 0 E: 0 K: 0 S: 3	H: 1 LOB: 0 BB: 0 P: 3	1B: 2 2B: 1 3B: 1 HR: 1	SF: 1 SAC: 1 DP: 1 HBP: 0	WP: 0 PB: 0 SB: 0 CS: 1	PA: 35			
PITCHER	IP	WLS	BF	H	R	ER	SO	BB	IBB	HBP	BLK	WP	HR	S	P	ERA	WHIP								
Les Rohr, L ERA: 4.0 (1, 1)	3.0	L	15	1	4	2	2	4	0	0	0	0	1	15	31	6.00	1.667								
Bill Graham, R ERA: 3.44 (4, 1)	3.0		10	1	0	0	0	1	0	0	0	0	0	9	13	0.00	0.667								
Don Cardwell, R ERA: 3.59 (7, 1)	2.0		7	1	0	0	1	0	0	0	1	0	0	9	9	0.00	0.500								
Al Schmelz, R ERA: 3.0 (9, 1)	1.0		3	1	0	0	0	0	0	0	0	0	0	3	3	0.00	1.000								

Houston Astros @ New York Mets
Shea Stadium, Flushing, NY
Sun Sep 24 1967, 3:33 AM EDT
Att: 20,898 - Unknown

AB 28
R 4
H 4
RBI 3
BB 5
SO 3
LOB 9



Batter	1	2	3	4	5	6	7	8	9	AB	R	H	RBI	BB	SO	LOB	BOTTOM								
Amos Otis, R OBP: 0.378, SLG: 0.350 (1, 8)										4	0	2	0	0	0	0									
Ken Boswell, L OBP: 0.190, SLG: 0.278 (1, 4)										4	0	0	0	0	0	3									
Al Schmelz, R (9, 1)										0	0	0	0	0	0	0									
Ron Swoboda, R OBP: 0.338, SLG: 0.412 (1, 9)										4	0	1	1	0	1	1									
Ed Kranepool, L OBP: 0.323, SLG: 0.377 (1, 3)										3	1	1	1	1	0	1									
Jerry Buchek, R OBP: 0.286, SLG: 0.374 (1, 6)										4	0	0	0	0	0	3									
Joe Mook, L OBP: 0.250, SLG: 0.321 (1, 5)										4	0	2	0	0	0	0									
Larry Stahl, L OBP: 0.279, SLG: 0.286 (1, 7)										2	0	0	0	1	0	1									
Tommy Davis, R OBP: 0.347, SLG: 0.447 (9, PH)										1	0	0	0	0	1	1									
Jerry Grote, R OBP: 0.225, SLG: 0.253 (1, 2)										1	0	0	0	0	1	0									
John Sullivan, L OBP: 0.247, SLG: 0.250 (4, 2)										2	0	0	0	0	0	1									
Greg Goossen, R OBP: 0.212, SLG: 0.190 (9, PH)										1	0	0	0	0	1	1									
Les Rohr, L (1, 1)										0	0	0	0	0	0	0									
Don Bosch, S (3, PH)										1	0	0	0	0	0	0									
Bill Graham, R (4, 1)										0	0	0	0	0	0	0									
Cleon Jones, R OBP: 0.235, SLG: 0.317 (6, PH)										1	0	0	0	0	1	0									
Don Cardwell, R OBP: 0.225, SLG: 0.263 (7, 1)										0	0	0	0	0	0	0									
Bob Johnson, R OBP: 0.332, SLG: 0.474 (8, PH)										2	1	1	0	0	0	1									
Inning Stats	R: 0 E: 0 K: 0 S: 3	H: 0 LOB: 0 BB: 0 P: 3	R: 0 E: 0 K: 0 S: 4	H: 1 LOB: 1 BB: 0 P: 4	R: 0 E: 0 K: 1 S: 5	H: 0 LOB: 0 BB: 0 P: 5	R: 0 E: 1 K: 0 S: 4	H: 0 LOB: 1 BB: 0 P: 4	R: 0 E: 0 K: 2 S: 8	H: 1 LOB: 1 BB: 0 P: 8	R: 1 E: 0 K: 0 S: 4	H: 1 LOB: 1 BB: 1 P: 8	R: 1 E: 0 K: 0 S: 5	H: 3 LOB: 2 BB: 1 P: 9	R: 0 E: 0 K: 2 S: 8	H: 1 LOB: 1 BB: 0 P: 8	1B: 6 2B: 0 3B: 0 HR: 1	SF: 0 SAC: 0 DP: 1 HBP: 0	WP: 0 PB: 0 SB: 0 CS: 0	PA: 36					
PITCHER	IP	WLS	BF	H	R	ER	SO	BB	IBB	HBP	BLK	WP	HR	S	P	ERA	WHIP								
Chris Zachary, R ERA: 5.7 (1, 1)	7.0	W	28	5	2	2	3	1	0	0	0	0	1	33	37	2.57	0.857								
Dan Schneider, L ERA: 4.94 (8, 1)	2.0	S	8	2	0	0	2	1	0	0	0	0	0	11	15	0.00	1.500								

Houston Astros @ New York Mets
Shea Stadium, Flushing, NY
Sun Sep 24 1967, 3:33 AM EDT
Att: 20,898 - Unknown

AB 34
R 2
H 7
RBI 2
BB 2
SO 5
LOB 13



Batter	1	2	3	4	5	6	7	8	9	AB	R	H	RBI	BB	SO	LOB	TOP			
Cookie Rojas, R OBP: 0.293, SLG: 0.323 (1, 4)										5	1	1	0	0	1	2	Philadelphia Phillies @ Houston Astros Astrodome, Houston, TX Mon Sep 25 1967, 8:05 PM EDT Att: 6,771 - Unknown			
Tony Taylor, R OBP: 0.310, SLG: 0.322 (1, 5)										4	0	1	0	0	1	0				
Tony Gonzalez, L OBP: 0.404, SLG: 0.481 (1, 7)										4	0	2	0	0	1	2				
Don Lock, R OBP: 0.351, SLG: 0.443 John Briggs, L OBP: 0.317, SLG: 0.370 (7, 8)										3	0	1	0	0	0	1				
Rick Joseph, R OBP: 0.387, SLG: 0.500 (1, 3)										4	1	1	0	0	0	5				
Johnny Callison, L OBP: 0.327, SLG: 0.413 (1, 9)										4	1	2	0	0	0	0				
Gene Oliver, R OBP: 0.299, SLG: 0.381 Clay Dalrymple, L OBP: 0.276, SLG: 0.238 (9, 2)										3	0	1	2	1	1	1				
Bobby Wine, R OBP: 0.255, SLG: 0.277 (1, 6)										3	0	1	0	1	1	1				
Chris Short, R OBP: 0.138, SLG: 0.113 Turk Farrell, R OBP: 0.143, SLG: 0.150 (6, 1)										3	0	0	0	0	2	4				
Inning Stats	R: 1 E: 0 K: 1 S: 7	H: 3 LOB: 1 BB: 0 P: 7	R: 0 E: 0 K: 1 S: 6	H: 1 LOB: 2 BB: 1 P: 10	R: 0 E: 0 K: 1 S: 6	H: 1 LOB: 0 BB: 0 P: 6	R: 0 E: 0 K: 1 S: 5	H: 0 LOB: 0 BB: 0 P: 5	R: 0 E: 0 K: 0 S: 6	H: 3 LOB: 2 BB: 1 P: 10	R: 0 E: 1 K: 0 S: 4	H: 1 LOB: 2 BB: 1 P: 8	R: 0 E: 0 K: 1 S: 5	H: 1 LOB: 0 BB: 0 P: 5	R: 0 E: 0 K: 2 S: 7	H: 0 LOB: 0 BB: 0 P: 7		1B: 7 2B: 3 3B: 1 HR: 0	SF: 0 SAC: 1 DP: 1 HBP: 0	WP: 1 PB: 0 SB: 0 CS: 3
PITCHER	IP WLS BF H R ER SO BB IBB HBP BLK WP HR S P ERA WHIP	IP WLS BF H R ER SO BB IBB HBP BLK WP HR S P ERA WHIP																		
Danny Coombs, L ERA: 4.05 Howie Reed, R ERA: 2.76	(1, 1) 6.0 W 27 8 3 3 5 1 1 0 0 1 0 35 43 4.50 1.500	(7, 1) 3.0 W 11 2 0 0 3 1 0 0 0 0 0 0 16 20 0.00 1.000																		

Batter	1	2	3	4	5	6	7	8	9	AB	R	H	RBI	BB	SO	LOB	BOTTOM	
Ron Davis, R OBP: 0.299, SLG: 0.394 (1, 7)										4	0	1	0	1	2	2	Philadelphia Phillies @ Houston Astros Astrodome, Houston, TX Mon Sep 25 1967, 8:05 PM EDT Att: 6,771 - Unknown	
Sonny Jackson, L OBP: 0.286, SLG: 0.287 (1, 6)										4	1	2	0	1	1	1		
Joe Morgan, L OBP: 0.380, SLG: 0.406 (1, 4)										4	1	1	2	1	1	1		
Jimmy Wynn, R OBP: 0.531, SLG: 0.498 (1, 8)										5	0	1	1	0	0	4		
Rusty Staub, L OBP: 0.398, SLG: 0.479 (1, 9)										3	0	0	0	1	0	0		
Bob Aspromonte, R OBP: 0.354, SLG: 0.402 (1, 5)										4	1	1	0	0	0	1		
Chuck Harrison, R OBP: 0.288, SLG: 0.331 (1, 3)										4	0	2	0	0	0	0		
Ron Brand, R OBP: 0.325, SLG: 0.292 (1, 2)										4	1	2	1	0	1	1		
Danny Coombs, R OBP: 0.167, SLG: 0.333 Doug Rader, R OBP: 0.362, SLG: 0.484 Howie Reed, R OBP: 0.257, SLG: 0.324 (9, PH)										2	0	0	0	0	2	1		
Inning Stats	R: 0 E: 0 K: 2 S: 8	H: 1 LOB: 0 BB: 0 P: 8	R: 0 E: 0 K: 0 S: 3	H: 0 LOB: 0 BB: 0 P: 3	R: 0 E: 0 K: 2 S: 8	H: 1 LOB: 1 BB: 0 P: 8	R: 0 E: 0 K: 0 S: 3	H: 0 LOB: 1 BB: 1 P: 7	R: 0 E: 0 K: 0 S: 3	H: 0 LOB: 0 BB: 0 P: 3	R: 0 E: 0 K: 1 S: 6	H: 1 LOB: 1 BB: 0 P: 6	R: 2 E: 0 K: 2 S: 9	H: 3 LOB: 1 BB: 0 P: 9	1B: 9 2B: 1 3B: 0 HR: 0	SF: 0 SAC: 0 DP: 0 HBP: 0		WP: 0 PB: 1 SB: 1 CS: 0
PITCHER	IP WLS BF H R ER SO BB IBB HBP BLK WP HR S P ERA WHIP	IP WLS BF H R ER SO BB IBB HBP BLK WP HR S P ERA WHIP																
Chris Short, L ERA: 2.46 Turk Farrell, R ERA: 2.36	(1, 1) 5.1 L 26 4 2 2 4 0 0 0 0 0 0 22 22 5.40 1.200	(6, 1) 3.1 L 14 4 2 2 4 0 0 0 0 0 0 22 22 5.40 1.200																

Batter	1	2	3	4	5	6	7	8	9	AB	R	H	RBI	BB	SO	LOB	TOP			
Cookie Rojas, R OBP: 0.297, SLG: 0.331	F7		PB SF7 1B		G3-6 1B			FC4-6 2B	1-H 2-H 2B	5	1	4	1	0	0	0	Philadelphia Phillies @ Houston Astros Astrodome, Houston, TX Tue Sep 26 1967, 8:05 PM EDT Att: 7,256 - Unknown			
John Briggs, L OBP: 0.319, SLG: 0.370	FC4-6 1B		K		G3-6 1-2			FC4-6 BB		3	0	1	0	1	1	2				
Tony Gonzalez, L OBP: 0.401, SLG: 0.478	FC4-6 1-2		SF7			4-3		L4		3	0	0	1	0	0	3				
Johnny Callison, L OBP: 0.325, SLG: 0.410	L7		K			K		FC4-6 1-2 2-3		4	0	0	0	0	2	3				
Bill White, L OBP: 0.362, SLG: 0.367		G3 BB		F5		K		4-3		3	0	0	0	1	1	2				
Tony Taylor, R OBP: 0.310, SLG: 0.321		F2		6-3			PB SH2-4 1B		F9	4	0	1	0	0	0	1				
Clay Dainryple, L Gene Oliver, R OBP: 0.277, SLG: 0.240 OBP: 0.298, SLG: 0.380	G3 1-2					SH2-4 1-2 1B		P3		2	0	1	0	0	0	1				
Bobby Wine, R Don Lock, R Gary Sutherland, R OBP: 0.255, SLG: 0.275 OBP: 0.352, SLG: 0.443 OBP: 0.304, SLG: 0.327					FC6-4 1-2 1B		6-3		4-0 BB 2B BB	2	0	0	0	1	0	2				
Larry Jackson, R Rick Joseph, R John Boozer, R OBP: 0.184, SLG: 0.188 OBP: 0.406, SLG: 0.500 OBP: 0.211, SLG: 0.167			K			6-3		6-3	1-2 2B BB	3	0	0	0	0	1	3				
Inning Stats	R: 0 E: 0 K: 0 S: 4	H: 1 LOB: 1 BB: 0 P: 4	R: 0 E: 0 K: 1 S: 5	H: 0 LOB: 2 BB: 2 P: 13	R: 1 E: 0 K: 2 S: 8	H: 1 LOB: 0 BB: 0 P: 8	R: 0 E: 0 K: 0 S: 4	H: 1 LOB: 1 BB: 0 P: 4	R: 0 E: 0 K: 2 S: 7	H: 0 LOB: 0 BB: 0 P: 7	R: 0 E: 0 K: 0 S: 4	H: 1 LOB: 1 BB: 0 P: 4	R: 0 E: 0 K: 0 S: 4	H: 1 LOB: 2 BB: 2 P: 8	R: 1 E: 0 K: 0 S: 3	H: 1 LOB: 2 BB: 1 P: 11		1B: 5 2B: 2 3B: 0 HR: 0	SF: 1 SAC: 1 DP: 1 HBP: 0	WP: 0 PB: 2 SB: 1 CS: 0
PITCHER	IP WLS BF H R ER SO BB IBB HBP BLK WP HR S P ERA WHIP	IP WLS BF H R ER SO BB IBB HBP BLK WP HR S P ERA WHIP	IP WLS BF H R ER SO BB IBB HBP BLK WP HR S P ERA WHIP	IP WLS BF H R ER SO BB IBB HBP BLK WP HR S P ERA WHIP	IP WLS BF H R ER SO BB IBB HBP BLK WP HR S P ERA WHIP	IP WLS BF H R ER SO BB IBB HBP BLK WP HR S P ERA WHIP	IP WLS BF H R ER SO BB IBB HBP BLK WP HR S P ERA WHIP	IP WLS BF H R ER SO BB IBB HBP BLK WP HR S P ERA WHIP	IP WLS BF H R ER SO BB IBB HBP BLK WP HR S P ERA WHIP	IP WLS BF H R ER SO BB IBB HBP BLK WP HR S P ERA WHIP	IP WLS BF H R ER SO BB IBB HBP BLK WP HR S P ERA WHIP	IP WLS BF H R ER SO BB IBB HBP BLK WP HR S P ERA WHIP	IP WLS BF H R ER SO BB IBB HBP BLK WP HR S P ERA WHIP	IP WLS BF H R ER SO BB IBB HBP BLK WP HR S P ERA WHIP	IP WLS BF H R ER SO BB IBB HBP BLK WP HR S P ERA WHIP	IP WLS BF H R ER SO BB IBB HBP BLK WP HR S P ERA WHIP	IP WLS BF H R ER SO BB IBB HBP BLK WP HR S P ERA WHIP			

AB	30
R	2
H	7
RBI	2
BB	5
SO	5
LOB	17



Batter	1	2	3	4	5	6	7	8	9	AB	R	H	RBI	BB	SO	LOB	BOTTOM			
Sonny Jackson, L OBP: 0.286, SLG: 0.286	E 5-3 1B		4-3		6-3			4-3		4	1	1	0	0	0	0	Philadelphia Phillies @ Houston Astros Astrodome, Houston, TX Tue Sep 26 1967, 8:05 PM EDT Att: 7,256 - Unknown			
Joe Morgan, L OBP: 0.383, SLG: 0.413	E3 5-3 1B		FC5-2-6 3B		P4			1B		4	0	3	0	0	0	0				
Jimmy Wynn, R OBP: 0.329, SLG: 0.495	5-3		FC5-2-6 FC5			K		F9		4	0	0	1	0	1	3				
Rusty Staub, L OBP: 0.399, SLG: 0.477	FC6-4 IBB		3-H 4-0 IBB			3-1		5-3		2	0	0	0	2	0	1				
Doug Rader, R Chuck Harrison, R OBP: 0.360, SLG: 0.481 OBP: 0.289, SLG: 0.349	K		FC5 2-3			L5				1	0	0	0	0	1	2				
Bob Aspromonte, R OBP: 0.354, SLG: 0.406	FC6-4 1-2			K						3	1	1	0	0	1	2				
Hal King, L Ron Brand, R OBP: 0.237, SLG: 0.297 OBP: 0.325, SLG: 0.292										3	0	0	1	0	1	0				
Ron Davis, R OBP: 0.299, SLG: 0.393										0	0	0	0	0	0	0				
Bruce Von Hoff, R Dan Schneider, L Dave Eilers, R OBP: 0.125, SLG: 0.067 OBP: 0.200, SLG: 0.200 OBP: 0.211, SLG: 0.167										3	0	1	0	0	0	0				
										0	0	0	0	0	0	0				
Inning Stats	R: 1 E: 1 K: 1 S: 7	H: 2 LOB: 2 BB: 1 P: 11	R: 0 E: 0 K: 1 S: 5	H: 0 LOB: 0 BB: 0 P: 5	R: 0 E: 0 K: 0 S: 4	H: 1 LOB: 2 BB: 1 P: 8	R: 0 E: 0 K: 2 S: 7	H: 0 LOB: 0 BB: 0 P: 7	R: 0 E: 0 K: 1 S: 5	H: 0 LOB: 0 BB: 0 P: 5	R: 1 E: 0 K: 0 S: 4	H: 2 LOB: 0 BB: 0 P: 4	R: 0 E: 0 K: 0 S: 4	H: 1 LOB: 1 BB: 0 P: 4	R: 1 E: 0 K: 0 S: 1	H: 1 LOB: 0 BB: 0 P: 1	1B: 4 2B: 0 3B: 2 HR: 1	SF: 0 SAC: 0 DP: 1 HBP: 0	WP: 0 PB: 0 SB: 0 CS: 0	PA: 32
PITCHER	IP WLS BF H R ER SO BB IBB HBP BLK WP HR S P ERA WHIP	IP WLS BF H R ER SO BB IBB HBP BLK WP HR S P ERA WHIP	IP WLS BF H R ER SO BB IBB HBP BLK WP HR S P ERA WHIP	IP WLS BF H R ER SO BB IBB HBP BLK WP HR S P ERA WHIP	IP WLS BF H R ER SO BB IBB HBP BLK WP HR S P ERA WHIP	IP WLS BF H R ER SO BB IBB HBP BLK WP HR S P ERA WHIP	IP WLS BF H R ER SO BB IBB HBP BLK WP HR S P ERA WHIP	IP WLS BF H R ER SO BB IBB HBP BLK WP HR S P ERA WHIP	IP WLS BF H R ER SO BB IBB HBP BLK WP HR S P ERA WHIP	IP WLS BF H R ER SO BB IBB HBP BLK WP HR S P ERA WHIP	IP WLS BF H R ER SO BB IBB HBP BLK WP HR S P ERA WHIP	IP WLS BF H R ER SO BB IBB HBP BLK WP HR S P ERA WHIP	IP WLS BF H R ER SO BB IBB HBP BLK WP HR S P ERA WHIP	IP WLS BF H R ER SO BB IBB HBP BLK WP HR S P ERA WHIP	IP WLS BF H R ER SO BB IBB HBP BLK WP HR S P ERA WHIP	IP WLS BF H R ER SO BB IBB HBP BLK WP HR S P ERA WHIP	IP WLS BF H R ER SO BB IBB HBP BLK WP HR S P ERA WHIP			

AB	30
R	3
H	7
RBI	3
BB	2
SO	6
LOB	11



Batter	1	2	3	4	5	6	7	8	9	10	11	AB	R	H	RBI	BB	SO	LOB	TOP		
Cookie Rojas, R OBP: 0.298, SLG: 0.332 (1, 4)	K		K		BB 1B			6-3		FC4-6 1B		5	0	2	0	0	2	0			
Tony Taylor, R OBP: 0.313, SLG: 0.321 (1, 5)	1B BB		4-3		BB			K		FC4-6 1B		3	0	1	0	2	1	0			
Tony Gonzalez, L OBP: 0.399, SLG: 0.476 (1, 7)	1-2 1B		4-3		BB			4-3		FC4-6 1-2 2-3		5	0	1	0	0	1	5			
Don Lock, R OBP: 0.347, SLG: 0.436 (1, 8)	F8			K		P6			6-3	K		5	0	0	0	0	2	4			
Rick Joseph, R OBP: 0.351, SLG: 0.424 (1, 3)	K			L4		K			K		3-1	5	0	0	0	0	3	2			
Johnny Callison, L OBP: 0.327, SLG: 0.411 (1, 9)		2B		F9		4-3			S BB	G5-4-3 BB		3	0	1	0	2	0	0			
Gene Oliver, R OBP: 0.300, SLG: 0.378 (1, 2)		L8			1B SH1-4			K		FC6-4 BB	G5-4-3	4	0	1	0	1	1	2			
Bobby Wine, R OBP: 0.253, SLG: 0.273 (1, 6)		6-3			SH1-4			4-3		FC6-4		3	0	0	0	0	0	3			
Jim Bunning, R OBP: 0.167, SLG: 0.248 (1, 1)		F8			K			2-3			K	4	0	0	0	0	2	2			
Inning Stats	R: 0 E: 0 K: 2 S: 8	H: 1 LOB: 2 BB: 1 P: 12	R: 0 E: 0 K: 0 S: 4	H: 1 LOB: 1 BB: 0 P: 4	R: 0 E: 0 K: 1 S: 5	H: 0 LOB: 0 BB: 0 P: 5	R: 0 E: 0 K: 1 S: 5	H: 0 LOB: 0 BB: 0 P: 5	R: 0 E: 0 K: 1 S: 5	H: 0 LOB: 0 BB: 0 P: 5	R: 0 E: 0 K: 1 S: 5	H: 0 LOB: 2 BB: 2 P: 13	R: 0 E: 0 K: 2 S: 9	H: 2 LOB: 0 BB: 0 P: 9	R: 0 E: 0 K: 0 S: 2	H: 0 LOB: 0 BB: 1 P: 6	1B: 5 2B: 1 3B: 0 HR: 0	SF: 0 SAC: 1 DP: 1 HBP: 0	WP: 0 PB: 0 SB: 1 CS: 0	PA: 43	
PITCHER Mike Cuellar, L ERA: 2.91 (1, 1)	IP: 11.0 WLS: 4 BF: 43 H: 6 R: 0 ER: 0 SO: 12 BB: 5 IBB: 0 HBP: 0 BLK: 0 WP: 0 HR: 0 S: 62 P: 82 ERA: 2.91 WHIP: 1.000																				

Philadelphia Phillies @ Houston Astros
Astrodome, Houston, TX
Wed Sep 27 1967, 4:33 AM EDT
Att: 3,616 - Unknown

AB 37
R 0
H 6
RBI 0
BB 5
SO 12
LOB 18



Batter	1	2	3	4	5	6	7	8	9	10	11	AB	R	H	RBI	BB	SO	LOB	BOTTOM			
Sonny Jackson, L OBP: 0.285, SLG: 0.285 (1, 6)	6-3		P6			F7		5-3		CS 1B		5	0	1	0	0	0	0				
Joe Morgan, L OBP: 0.361, SLG: 0.410 (1, 4)	1-3		E S BB			F9		F9		CS	G3	4	0	0	0	1	0	0				
Jimmy Wynn, R OBP: 0.329, SLG: 0.495 (1, 8)	FC5 2B		K			S BB		5-3			5-3	4	0	1	0	1	1	1				
Rusty Staub, L OBP: 0.400, SLG: 0.479 (1, 9)				4-3		FC6-4 IBB			F9		1B 2B	3	1	1	0	2	0	0				
Chuck Harrison, R OBP: 0.292, SLG: 0.350 (1, 3)	FC5 2-3f			P6		FC6-4			FC6-4 1B		2H 1B	5	0	2	1	0	0	4				
Bob Aspromonte, R OBP: 0.353, SLG: 0.404 (1, 5)		L9			6-3				L9			4	0	1	0	0	0	1				
Ron Brand, R OBP: 0.321, SLG: 0.288 (1, 2)		L6				SH1-4 1B			FC6-4			3	0	0	0	0	0	1				
Aaron Pointer, R OBP: 0.304, SLG: 0.281 (1, 7)		F8				K			F8			4	0	0	0	0	1	1				
Mike Cuellar, L OBP: 0.100, SLG: 0.217 (1, 1)			K			1-3			3-1		K	4	0	0	0	0	2	1				
Inning Stats	R: 0 E: 0 K: 0 S: 4	H: 1 LOB: 2 BB: 1 P: 8	R: 0 E: 0 K: 0 S: 3	H: 0 LOB: 0 BB: 0 P: 3	R: 0 E: 0 K: 2 S: 7	H: 0 LOB: 0 BB: 1 P: 11	R: 0 E: 0 K: 0 S: 3	H: 0 LOB: 0 BB: 0 P: 5	R: 0 E: 0 K: 1 S: 3	H: 1 LOB: 1 BB: 2 P: 11	R: 0 E: 0 K: 0 S: 3	H: 0 LOB: 0 BB: 0 P: 3	R: 0 E: 0 K: 0 S: 4	H: 1 LOB: 1 BB: 0 P: 4	R: 0 E: 0 K: 1 S: 5	H: 1 LOB: 0 BB: 0 P: 5	R: 1 E: 0 K: 0 S: 4	H: 2 LOB: 1 BB: 0 P: 4	1B: 4 2B: 2 3B: 0 HR: 0	SF: 0 SAC: 1 DP: 0 HBP: 0	WP: 0 PB: 0 SB: 2 CS: 1	PA: 42
PITCHER Jim Bunning, R ERA: 2.35 (1, 1)	IP: 10.2 WLS: 4 BF: 41 H: 6 R: 1 ER: 1 SO: 4 BB: 2 IBB: 2 HBP: 0 BLK: 0 WP: 0 HR: 0 S: 45 P: 61 ERA: 2.35 WHIP: 0.750																					

Philadelphia Phillies @ Houston Astros
Astrodome, Houston, TX
Wed Sep 27 1967, 4:33 AM EDT
Att: 3,616 - Unknown

AB 36
R 1
H 6
RBI 1
BB 4
SO 4
LOB 9



Batter	1	2	3	4	5	6	7	8	9	AB	R	H	RBI	BB	SO	LOB	TOP																		
Ron Davis, R (1, 8) OBP: 0.298, SLG: 0.402											0	0	0	0	0	0	0	Houston Astros @ Pittsburgh Pirates Forbes Field, Pittsburgh, PA Sat Sep 30 1967, 3:33 AM EDT Att: 2,109 - Unknown livebaseballscorecards.com																	
Sonny Jackson, L (1, 6) OBP: 0.286, SLG: 0.284											0	0	0	0	0	0	0																		
Rusty Staub, L (1, 9) OBP: 0.401, SLG: 0.479											0	0	0	0	0	0	0																		
Bob Aspromonte, R (1, 5) OBP: 0.350, SLG: 0.401											0	0	0	0	0	0	0																		
Joe Morgan, L (1, 4) OBP: 0.378, SLG: 0.407											0	0	0	0	0	0	0																		
Aaron Pointer, R (1, 7) OBP: 0.296, SLG: 0.273											0	0	0	0	0	0	0																		
Bob Watson, R (1, 3) OBP: 0.167, SLG: 0.167											0	0	0	0	0	0	0																		
Dave Adlesh, R (1, 2) OBP: 0.248, SLG: 0.211											0	0	0	0	0	0	0																		
Don Wilson, R (1, 1) OBP: 0.147, SLG: 0.109											0	0	0	0	0	0	0																		
Inning Stats											1B: 0	SF: 0	WP: 0	PA: 0	2B: 0	SAC: 0	FB: 0	3B: 0	DP: 0	SB: 0	CS: 0	HR: 0	HBP: 0												
PITCHER Jim Shellenback, L (1, 1) ERA: 3.18	IP	WLS	BF	H	R	ER	SO	BB	IBB	HBP	BLK	WP	HR	S	P	ERA	WHIP	PITCHER	IP	WLS	BF	H	R	ER	SO	BB	IBB	HBP	BLK	WP	HR	S	P	ERA	WHIP

Batter	1	2	3	4	5	6	7	8	9	AB	R	H	RBI	BB	SO	LOB	BOTTOM																		
Maury Wills, S (1, 5) OBP: 0.330, SLG: 0.364											0	0	0	0	0	0	0	Houston Astros @ Pittsburgh Pirates Forbes Field, Pittsburgh, PA Sat Sep 30 1967, 3:33 AM EDT Att: 2,109 - Unknown livebaseballscorecards.com																	
Matty Alou, L (1, 8) OBP: 0.372, SLG: 0.410											0	0	0	0	0	0	0																		
Roberto Clemente, R (1, 9) OBP: 0.400, SLG: 0.546											0	0	0	0	0	0	0																		
Willie Stargell, L (1, 7) OBP: 0.368, SLG: 0.467											0	0	0	0	0	0	0																		
Bob Robertson, R (1, 3) OBP: 0.200, SLG: 0.379											0	0	0	0	0	0	0																		
Bill Mazeroski, R (1, 4) OBP: 0.293, SLG: 0.354											0	0	0	0	0	0	0																		
Jose Pagan, R (1, 6) OBP: 0.323, SLG: 0.355											0	0	0	0	0	0	0																		
Jerry May, R (1, 2) OBP: 0.347, SLG: 0.338											0	0	0	0	0	0	0																		
Jim Shellenback, L (1, 1)											0	0	0	0	0	0	0																		
Inning Stats											1B: 0	SF: 0	WP: 0	PA: 0	2B: 0	SAC: 0	FB: 0	3B: 0	DP: 0	SB: 0	CS: 0	HR: 0	HBP: 0												
PITCHER Don Wilson, R (1, 1) ERA: 2.76	IP	WLS	BF	H	R	ER	SO	BB	IBB	HBP	BLK	WP	HR	S	P	ERA	WHIP	PITCHER	IP	WLS	BF	H	R	ER	SO	BB	IBB	HBP	BLK	WP	HR	S	P	ERA	WHIP

