

Houston Astros - 1969

Batter	1	2	3	4	5	6	7	8	9	AB R H RBI BB SO LOB	TOP
Jesus Alou, R OBP: 0.750, SLG: 1.250 (1, 9) X	0-0 S 1B 1B		0-0 4-3 1B		0-0 3B			0-0 4-3 1B		4 1 3 0 0 0 0	Houston Astros @ San Diego Padres San Diego Stadium, San Diego, CA Tue Apr 08 1969, 9:05 PM EST Att. 23,370 - Unknown livebaseballscorecards.com
Joe Morgan, L (1, 4) B B B	4-0 1B 1-2 BB		0-0 F8 1B		0-0 4-3			0-3 K 1B		3 0 0 0 1 1 2	
Norm Miller, L (1, 8) X	0-0 F8 1B		0-3 K 1B					0-0 4-3 1-2		4 0 0 0 0 2 3	
Doug Rader, R OBP: 0.250, SLG: 0.250 (1, 5) X	0-0 1-2 2-H 1B			0-3 K 1B				0-0 F8		4 0 1 1 0 2 1	
Curt Blefary, L OBP: 0.250, SLG: 0.250 (1, 3) X	0-0 L4 1B			0-0 PB 1B				0-0 3-1		4 0 1 0 0 0 2	
Bob Watson, R (1, 7) X	0-0 F9 1B			0-3 K 1-2				0-0 5-3		4 0 0 0 0 2 3	
Denis Menke, R (1, 6) X		0-0 F9 1B		0-0 F3 1B				4-0 BB		3 0 0 0 1 1 1	
Johnny Edwards, L (1, 2) X		0-0 F9 1B			0-0 F9 1B			0-3 K 1B		3 0 0 0 0 1 1	
Don Wilson, R Gary Geiger, L (7, PH) Jack Billingham, R (7, 1)		0-3 K 1B			0-3 K 1B			0-3 K 1B		2 0 0 0 0 2 0 1 0 0 0 0 1 1 0 0 0 0 0 0 0	
Inning Stats	R: 1 H: 2 E: 0 LOB: 2 K: 0 BB: 1 S: 5 P: 9	R: 0 H: 0 E: 0 LOB: 0 K: 1 BB: 0 S: 5 P: 5	R: 0 H: 0 E: 0 LOB: 0 K: 1 BB: 0 S: 5 P: 5	R: 0 H: 1 E: 0 LOB: 1 K: 2 BB: 0 S: 8 P: 8	R: 0 H: 1 E: 0 LOB: 1 K: 1 BB: 0 S: 6 P: 6	R: 0 H: 0 E: 0 LOB: 0 K: 2 BB: 0 S: 7 P: 7	R: 0 H: 0 E: 0 LOB: 1 K: 2 BB: 1 S: 7 P: 11	R: 0 H: 1 E: 0 LOB: 1 K: 1 BB: 0 S: 6 P: 6	R: 0 H: 0 E: 0 LOB: 0 K: 2 BB: 0 S: 7 P: 7	1B: 4 SF: 0 2B: 0 SAC: 0 3B: 1 DP: 0 HR: 0 HBP: 0	WP: 0 PA: 34 PB: 1 SB: 1 CS: 0
PITCHER Dick Selma, R (1, 1) ERA: 1.0	IP WLS BF H R ER SO BB IBB HBP BLK WP HR S P ERA WHIP										
	9.0 W 34 5 1 1 12 2 0 0 0 0 0 0 56 64 1.00 0.778										



Batter	1	2	3	4	5	6	7	8	9
Rafael Robles, R (1, 6)	0-0 E4 6-3		0-3 K		0-0 F9		0-0 1-3		
Roberto Pena, R (1, 4)	0-3 K 1-2		0-3 K			1-0 2B HBP		0-0 F3	
Tony Gonzalez, L (1, 8)	0-0 6-3			0-0 F3		0-0 F5		0-3 K	
Ollie Brown, R (1, 9) OBP: 0.250, SLG: 0.500	0-0 F8			0-0 5-3		0-0 2B 1-H		0-3 K	
Bill Davis, L (1, 3)		0-0 F5		0-0 F4		0-0 F4			
Nate Colbert, R (7, 3)									
Larry Stahl, L (1, 7)		0-3 K			0-0 F5	0-0 F6			
Ed Spiezio, R (1, 5) OBP: 0.333, SLG: 1.333		0-0 F4			0-0 HR		0-0 6-3		
Chris Cannizzaro, R (1, 2)			4-0 SH5-3 BLK BB		0-0 6-3		0-3 K		
Dick Selma, R (1, 1) OBP: 1.000, SLG: 1.000			0-0 SH5-3		0-0 1B		0-0 1B		

Inning Stats	R: 0	H: 0	E: 1	LOB: 1	K: 1	BB: 0	S: 6	P: 6
	0	0	0	0	0	0	5	5
	0	0	0	0	0	0	5	5
	0	0	0	0	0	0	11	11
	0	0	0	0	0	0	3	3
	1	2	0	1	0	0	5	5
	1	1	0	1	0	0	5	5
	0	1	0	1	1	0	6	6
	0	0	0	0	0	0	7	7

PITCHER	IP	WLS	BF	H	R	ER	SO	BB	IBB	HBP	BLK	WP	HR	S	P	ERA	WHIP
Don Wilson, R (1, 1) ERA: 3.0	6.0	L	24	3	2	2	4	1	0	1	1	0	1	30	35	3.00	0.667
Jack Billingham, R (7, 1) ERA:	2.0		7	1	0	0	3	0	0	0	0	0	0	13	13	0.00	0.500

AB R H RBI BB SO LOB

BOTTOM

4	0	0	0	0	1	3
3	1	0	0	0	2	2
4	0	0	0	0	1	2
4	0	1	1	0	1	1
3	0	0	0	0	0	1
0	0	0	0	0	0	0
3	0	0	0	0	1	1
3	1	1	1	0	0	0
2	0	0	0	1	1	0
2	0	2	0	0	0	0

AB	28
R	2
H	4
RBI	2
BB	1
SO	7
LOB	10



WP	PA	ERA	WHIP
0	31		
0			
1			
0			

Houston Astros @ San Diego Padres
San Diego Stadium, San Diego, CA
Tue Apr 08 1969, 9:05 PM EST
Att. 23,370 - Unknown

livebaseballscorecards.com

Batter	1	2	3	4	5	6	7	8	9	AB R H RBI BB SO LOB	TOP									
Jesus Alou, R (1, 9) OBP: 0.500, SLG: 0.875	0-0 F7		0-0 4-3		0-0 4-3			0-0 2B		4 0 1 0 0 0 0										
Joe Morgan, L (1, 4) OBP: 0.250, SLG: 0.143	0-0 F7		0-0 FC5-4 1B		0-0 F4			0-0 F6		4 0 1 0 0 0 1										
Jimmy Wynn, R (1, 8)	0-0 F8		0-0 FC5-4 1-2f		0-0 5-3			0-0 F6		4 0 0 0 0 0 2										
Doug Rader, R (1, 5) OBP: 0.250, SLG: 0.143		4-0 1B BB	0-0 F8		0-0 G3			0-0 F8		3 0 0 0 1 0 2										
Bob Watson, R (1, 7)		0-0 F4		0-0 F3		0-0 4-3		0-0 6-3		4 0 0 0 0 0 1										
Denis Menke, R (1, 6)		0-0 F7		4-0 BB		0-0 E6 4-3 1-3		0-0 5-3		3 0 0 0 1 0 1										
Curt Blefary, L (1, 3) OBP: 0.250, SLG: 0.250		0-0 BB 1B		0-0 F5		0-0 1-3		0-0 4-3		4 0 1 0 0 0 2										
Johnny Edwards, L (1, 2)		4-0 1-2 BB		0-0 F6		0-0 4-3		0-0 2-3		2 0 0 0 1 0 2										
Larry Dierker, R (1, 1) Leon McFadden, R (7, PH) Fred Gladding, L (7, 1)		0-0 6-3		0-0 F9		0-0 K		0-3		2 0 0 0 0 0 3 1 0 0 0 0 1 1 0 0 0 0 0 0 0										
Inning Stats	R: 0 E: 0 K: 0 S: 3	H: 0 LOB: 0 BB: 0 P: 3	R: 0 E: 0 K: 0 S: 4	H: 1 LOB: 3 BB: 2 P: 12	R: 0 E: 0 K: 0 S: 4	H: 1 LOB: 1 BB: 0 P: 4	R: 0 E: 0 K: 0 S: 3	H: 0 LOB: 1 BB: 1 P: 7	R: 0 E: 0 K: 0 S: 3	H: 0 LOB: 0 BB: 0 P: 3	R: 0 E: 0 K: 1 S: 6	H: 0 LOB: 1 BB: 0 P: 6	R: 0 E: 0 K: 0 S: 4	H: 1 LOB: 1 BB: 0 P: 4	R: 0 E: 0 K: 0 S: 3	H: 0 LOB: 0 BB: 0 P: 3	1B: 2 2B: 1 3B: 0 HR: 0	SF: 0 SAC: 0 DP: 0 HBP: 0	WP: 0 PB: 0 SB: 0 CS: 0	PA: 34
PITCHER	IP WLS BF H R ER SO BB IBB HBP BLK WP HR S P ERA WHIP																			
Johnny Podres, L (1, 1) ERA:	7.0 W 27 2 0 0 1 3 0 0 0 0 0 0 26 38 0.00 0.714																			
Tommie Sisk, R (8, 1) ERA:	2.0 S 7 1 0 0 0 0 0 0 0 0 0 0 7 7 0.00 0.500																			

Houston Astros @ San Diego Padres
San Diego Stadium, San Diego, CA
Wed Apr 09 1969, 9:05 PM EST
Att. 4,218 - Unknown

livebaseballscorecards.com

AB	31
R	0
H	3
RBI	0
BB	3
SO	1
LOB	15



Batter	1	2	3	4	5	6	7	8	9
Rafael Robles, R (1, 6)	0-0 G3	0-0 1-3			0-0 4-3			0-0 4-3	
Roberto Pena, R (1, 4)	4-0 1B FC4-6 BB		0-0 F3		0-0 4-3			0-0 F4	
Tony Gonzalez, L (1, 8)	0-0 FC4-6 1B		0-0 1-3			0-0 3-1		0-0 1B	
Ollie Brown, R (1, 9)	0-0 FC4-6		0-0 F6			0-0 L3		0-0 L7	
Bill Davis, L (1, 3)	0-3 K			0-0 3-1		0-0 1B			
Nate Colbert, R (6, PR) (7, 3)									
Larry Stahl, L (1, 7)		0-0 6-3		0-0 1B CS		0-0 4-3			
Ed Spiezio, R (1, 5)		4-0 1B SF8 BB		0-0 F4			0-0 6-3		
Chris Cannizzaro, R (1, 2)					0-0 F9		0-0 6-3		
Johnny Podres, L (1, 1)		0-0 SF8					0-0 F3		
Al Ferrara, R (7, PH)									
Tommie Sisk, R (8, 1)					0-0 4-3 1B				

Inning Stats	R: 1	H: 1	E: 0	K: 1	S: 6	LOB: 1	BB: 1	P: 10
	R: 1	H: 1	E: 0	K: 0	S: 4	LOB: 1	BB: 1	P: 8
	R: 0	H: 0	E: 0	K: 0	S: 3	LOB: 0	BB: 0	P: 3
	R: 0	H: 1	E: 0	K: 0	S: 3	LOB: 0	BB: 0	P: 3
	R: 0	H: 1	E: 0	K: 0	S: 4	LOB: 1	BB: 0	P: 4
	R: 0	H: 0	E: 0	K: 0	S: 3	LOB: 0	BB: 0	P: 3
	R: 0	H: 1	E: 0	K: 0	S: 4	LOB: 1	BB: 0	P: 4
	R: 0	H: 0	E: 0	K: 0	S: 3	LOB: 0	BB: 0	P: 3
	R: 0	H: 1	E: 0	K: 0	S: 4	LOB: 1	BB: 0	P: 4

PITCHER	IP	WLS	BF	H	R	ER	SO	BB	IBB	HBP	BLK	WP	HR	S	P	ERA	WHIP
Larry Dierker, R (1, 1)	6.0	L	24	5	2	2	1	2	0	0	0	0	0	24	32	3.00	1.167
Fred Gladding, R (7, 1)	2.0		7	1	0	0	0	0	0	0	0	0	0	7	7	0.00	0.500

BOTTOM

Houston Astros @ San Diego Padres
San Diego Stadium, San Diego, CA

Wed Apr 09 1969, 9:05 PM EST
 Att. 4,218 - Unknown

livebaseballscorecards.com

AB	28
R	2
H	6
RBI	2
BB	2
SO	1
LOB	8



PITCHER	IP	WLS	BF	H	R	ER	SO	BB	IBB	HBP	BLK	WP	HR	S	P	ERA	WHIP
Larry Dierker, R (1, 1)	6.0	L	24	5	2	2	1	2	0	0	0	0	0	24	32	3.00	1.167
Fred Gladding, R (7, 1)	2.0		7	1	0	0	0	0	0	0	0	0	0	7	7	0.00	0.500

Batter	1	2	3	4	5	6	7	8	9	AB R H RBI BB SO LOB	TOP											
Jesus Alou, R (1, 9) OBP: 0.333, SLG: 0.583	0-0 G3		0-0 5-3			0-0 P4			0-0 L8	4 0 0 0 0 0 0												
Joe Morgan, L (1, 4) OBP: 0.250, SLG: 0.100	0-3 K			0-0 1-3		0-0 P5			4-0 FC1-4 BB	3 0 0 0 1 1 0												
Jimmy Wynn, R (1, 8) OBP: 0.125, SLG: 0.125	0-3 K			0-3 K		0-0 1B			0-0 FC1-4 1B 1-2f	4 0 1 0 0 2 1												
Doug Rader, R (1, 5) Leon McFadden, R (9, PR)		0-0 L8		0-0 L6		0-0 F9			0-0 HBP 1B	4 0 1 0 0 0 1 0 0 0 0 0 0 0												
Bob Watson, R (1, 7) Norm Miller, L (9, PH)		0-0 P4			0-0 P3		0-0 F7		1-0 HBP	3 0 0 0 0 0 1 0 0 0 0 0 0 0												
Denis Menke, R (1, 6)		4-0 BB			4-0 CS BB			0-0 5-3	0-0 F8	2 0 0 0 2 0 3												
Curt Blefary, L (1, 3) OBP: 0.182, SLG: 0.182		0-3 K			0-0 F7 1-2			0-0 F8		3 0 0 0 0 1 2												
Johnny Edwards, L (1, 2)			0-3 K			0-3 K		4-0 BB		2 0 0 0 1 2 0												
Tom Griffin, R (1, 1) Hector Torres, R (8, PH) Jack Billingham, R (8, 1)			0-0 1-3			0-3 K		0-0 G3		2 0 0 0 0 1 0 1 0 0 0 0 0 1 0 0 0 0 0 0 0												
Inning Stats	R: 0 E: 0 K: 2 S: 7	H: 0 LOB: 0 BB: 0 P: 7	R: 0 E: 0 K: 1 S: 5	H: 0 LOB: 1 BB: 1 P: 9	R: 0 E: 0 K: 1 S: 5	H: 0 LOB: 0 BB: 0 P: 5	R: 0 E: 0 K: 1 S: 5	H: 0 LOB: 0 BB: 0 P: 5	R: 0 E: 0 K: 0 S: 2	H: 0 LOB: 0 BB: 1 P: 6	R: 0 E: 0 K: 2 S: 7	H: 0 LOB: 0 BB: 0 P: 7	R: 0 E: 0 K: 0 S: 4	H: 1 LOB: 1 BB: 0 P: 4	R: 0 E: 0 K: 0 S: 3	H: 0 LOB: 1 BB: 1 P: 7	R: 0 E: 0 K: 0 S: 4	H: 1 LOB: 3 BB: 1 P: 9	1B: 2 2B: 0 3B: 0 HR: 0	SF: 0 SAC: 0 DP: 0 HBP: 1	WP: 0 PB: 0 SB: 0 CS: 1	PA: 33
PITCHER	IP WLS BF H R ER SO BB IBB HBP BLK WP HR S P ERA WHIP																					
Dick Kelley, L (1, 1) ERA:	8.1 W 29 1 0 0 7 4 0 0 0 0 0 0 39 55 0.00 0.600																					
Frank Reberger, R (9, 1) ERA:	0.1 2 1 0 0 0 0 0 0 0 0 0 0 2 2 0.00 3.000																					
Billy McCool, L (9, 1) ERA:	0.1 S 2 0 0 0 0 0 0 0 0 1 0 0 0 1 2 0.00 0.000																					

Houston Astros @ San Diego Padres
San Diego Stadium, San Diego, CA
Thu Apr 10 1969, 9:05 PM EST
Att. 4,922 - Unknown

livebaseballscorecards.com

AB 28
R 0
H 2
RBI 0
BB 4
SO 7
LOB 9



Batter	1	2	3	4	5	6	7	8	9	AB	R	H	RBI	BB	SO	LOB
Rafael Robles, R OBP: 0.167, SLG: 0.091 (1, 6)	4-0 CS BB		0-0 1B FC6-4 1B		0-0 6-3		0-0 L9			3	1	1	0	1	0	0
Roberto Pena, R (1, 4)	0-3 1-2 K		0-0 F7		0-0 1-3			4-0 FC3-8 BB		3	0	0	0	1	1	2
Tony Gonzalez, L OBP: 0.333, SLG: 0.273 (1, 8)	4-0 BB		0-0 FC6-4 1B		0-0 F5			0-0 F3		3	0	1	0	1	0	1
Ollie Brown, R OBP: 0.167, SLG: 0.500 (1, 9)	0-3 K		0-0 FC6-4 BB 1-2f 3-H		0-0 HR			0-0 FC3-6 1-2f		4	1	1	2	0	1	3
Bill Davis, L OBP: 0.333, SLG: 0.143 Nate Colbert, R (7, 3)		4-0 BB BB	4-0 1-2 BB		0-3 K			0-0 F3		1	0	0	0	2	1	0
Larry Stahl, L OBP: 0.222, SLG: 0.125 (1, 7)		4-0 1-2 BB	0-3 K		0-0 F8			0-0 F3		1	0	0	0	0	0	1
Ed Spiezio, R OBP: 0.222, SLG: 0.500 (1, 5)		0-0 F3		0-0 L9			0-0 F8			3	0	0	0	0	0	2
Chris Cannizzaro, R OBP: 0.222, SLG: 0.125 (1, 2)		0-3 K		0-0 F8			0-0 F3			3	0	0	0	0	1	2
Dick Kelley, R Frank Reberger, L Billy McCool, R (1, 1) (9, 1) (9, 1)		0-3 K		0-3 K			0-3 K			3	0	0	0	0	3	2

Inning Stats	R: 0	H: 0	E: 0	K: 2	S: 6	LOB: 1	BB: 2	P: 14
	R: 0	H: 0	E: 0	K: 2	S: 7 <td>LOB: 2</td> <td>BB: 2</td> <td>P: 15</td>	LOB: 2	BB: 2	P: 15
	R: 1	H: 2	E: 0	K: 1	S: 7 <td>LOB: 2</td> <td>BB: 1</td> <td>P: 11</td>	LOB: 2	BB: 1	P: 11
	R: 0	H: 0	E: 0	K: 1	S: 5 <td>LOB: 0</td> <td>BB: 0</td> <td>P: 5</td>	LOB: 0	BB: 0	P: 5
	R: 0	H: 0	E: 0	K: 0	S: 3 <td>LOB: 0</td> <td>BB: 0</td> <td>P: 3</td>	LOB: 0	BB: 0	P: 3
	R: 1	H: 1	E: 0	K: 1	S: 6 <td>LOB: 0</td> <td>BB: 0</td> <td>P: 6</td>	LOB: 0	BB: 0	P: 6
	R: 0	H: 0	E: 0	K: 1	S: 5 <td>LOB: 0</td> <td>BB: 0</td> <td>P: 5</td>	LOB: 0	BB: 0	P: 5
	R: 0	H: 0	E: 0	K: 0	S: 3 <td>LOB: 1</td> <td>BB: 1</td> <td>P: 7</td>	LOB: 1	BB: 1	P: 7

BOTTOM

Houston Astros @ San Diego Padres
San Diego Stadium, San Diego, CA

Thu Apr 10 1969, 9:05 PM EST
Att. 4,922 - Unknown

AB	26
R	2
H	3
RBI	2
BB	6
SO	8
LOB	15

livebaseballscorecards.com

SD

WP: 0	PA: 32
PB: 0	
SB: 0	
CS: 1	

PITCHER	IP	WLS	BF	H	R	ER	SO	BB	IBB	HBP	BLK	WP	HR	S	P	ERA	WHIP
Tom Griffin, R ERA: 2.57 (1, 1)	7.0	L	28	3	2	2	8	5	0	0	0	0	1	39	59	2.57	1.143
Jack Billingham, R ERA: (8, 1)	1.0		4	0	0	0	0	1	0	0	0	0	0	3	7	0.00	1.000

Batter	1	2	3	4	5	6	7	8	9	AB R H RBI BB SO LOB	TOP											
Willie Crawford, L (1, 8) OBP: 0.214, SLG: 0.214	0-3 K		0-0 F7	0-0 1-3		0-0 F7		0-0 FC1-5-4 1B		5 1 0 0 0 1 3	Los Angeles Dodgers @ Houston Astros Astrodome, Houston, TX Fri Apr 11 1969, 7:05 PM EST Att: 17,010 - Dome - 72 F											
Bill Russell, R (1, 9) OBP: 0.667, SLG: 1.667	0-0 1-3		0-0 3B		0-0 F9	0-0 HR		0-0 1B		5 1 3 2 0 0 0												
Wes Parker, S (1, 3) OBP: 0.500, SLG: 0.500	0-0 1B		0-0 4-3		0-0 1B	0-0 4-3		0-0 P4		5 1 2 0 0 0 2												
Andy Kosco, R (1, 7) OBP: 0.231, SLG: 0.231	0-0 1B		0-0 P6		0-0 BB	0-3 K			0-3 K	5 1 2 0 0 2 1												
Bill Sudakis, S (1, 5) OBP: 0.143, SLG: 0.077	0-3 K			0-0 5-3	0-3 K		0-0 G3		0-3 K	4 0 0 0 1 2 4												
Jim Lefebvre, S (1, 4) OBP: 0.500, SLG: 0.375		0-0 F8		4-0 2B	0-0 BB	0-0 BB	4-0 CS		4-0 FC5-4 BB	3 3 1 1 2 0 1												
Tom Haller, L (1, 2) OBP: 0.583, SLG: 0.444		0-0 1B		0-3 K	4-0 3B	4-0 BB	0-0 4-3		4-0 1B	3 1 1 0 2 1 2												
Ted Sizemore, R (1, 6) OBP: 0.417, SLG: 0.600		0-0 L6		0-0 BLK	0-0 2B	0-0 S		0-0 E6		5 1 3 4 0 0 1												
Claude Osteen, L (1, 1) OBP: 0.500, SLG: 0.500		0-3 K		4-0 BB	0-0 F8			0-0 SH1-4	0-0 L1	3 0 0 0 1 1 3												
Inning Stats	R: 0 E: 0 K: 2 S: 9	H: 2 LOB: 2 BB: 0 P: 9	R: 0 E: 0 K: 1 S: 6	H: 1 LOB: 1 BB: 0 P: 6	R: 0 E: 0 K: 0 S: 4	H: 1 LOB: 1 BB: 0 P: 4	R: 1 E: 0 K: 1 S: 6	H: 1 LOB: 2 BB: 2 P: 14	R: 5 E: 0 K: 1 S: 9	H: 4 LOB: 0 BB: 1 P: 13	R: 1 E: 0 K: 1 S: 6	H: 1 LOB: 0 BB: 0 P: 6	R: 0 E: 0 K: 0 S: 2	H: 0 LOB: 0 BB: 1 P: 6	R: 1 E: 1 K: 0 S: 5	H: 1 LOB: 1 BB: 0 P: 5	R: 1 E: 0 K: 1 S: 6	H: 1 LOB: 2 BB: 2 P: 14	1B: 8 2B: 1 3B: 2 HR: 1	SF: 0 SAC: 1 DP: 0 HBP: 0	WP: 0 PB: 0 SB: 1 CS: 1	PA: 45
PITCHER	IP WLS BF H R ER SO BB IBB HBP BLK WP HR S P ERA WHIP																					
Denny Lemaster, L (1, 1) ERA: 9.0	5.0 L 27 9 6 5 5 3 0 0 0 1 0 0 34 46 9.00 2.400																					
Jim Ray, R (6, 1) ERA: 4.5	2.0 7 1 1 1 1 1 0 0 0 0 1 8 12 4.50 1.000																					
Dan Schneider, L (8, 1) ERA:	1.0 5 1 1 0 0 0 0 0 0 0 0 0 5 5 0.00 1.000																					
Skip Guinn, L (9, 1) ERA: 9.0	1.0 6 1 1 1 1 2 0 0 0 0 0 0 6 14 9.00 3.000																					

livebaseballscores.com

AB	38
R	9
H	12
RBI	7
BB	6
SO	7
LOB	17



Batter	1	2	3	4	5	6	7	8	9	AB R H RBI BB SO LOB	TOP
Willie Crawford, L (1, 8) OBP: 0.278, SLG: 0.294	0-0 E4 E 1B 1B		4-0 FC6-4 BB		0-3 K		0-0 1-H 2-H 2B			3 1 1 2 1 1 0	
Bill Russell, R (1, 9) OBP: 0.500, SLG: 1.100	0-0 1-2 E 1B		0-0 FC6-4 WP		0-3 K		0-3 K			4 1 1 0 0 2 1	
Wes Parker, S (1, 3) OBP: 0.400, SLG: 0.400	0-0 1-H 2-H G6-3 1B		0-3 K		0-0 F8			0-0 F7		4 0 1 2 0 1 1	
Andy Kosco, R (1, 7) OBP: 0.176, SLG: 0.176	0-0 F9		0-0 F8		0-0 P6			0-3 K		4 0 0 0 0 1 2	
Bill Sudakis, S (1, 5) OBP: 0.111, SLG: 0.059	0-0 G6-3 1-2f			0-0 6-3		0-3 K		0-0 3-1		4 0 0 0 0 1 1	
Jim Lefebvre, S (1, 4) OBP: 0.438, SLG: 0.333		0-0 F7		0-0 WP 1B		0-0 6-3		0-0 1-3		4 1 1 0 0 0 0	
Tom Haller, L (1, 2) OBP: 0.500, SLG: 0.385		0-0 6-3 1B		0-3 K		0-0 L4		0-3 K		4 0 1 0 0 2 1	
Ted Sizemore, R (1, 6) OBP: 0.500, SLG: 0.615 Paul Popovich, S (9, PR)		0-0 6-3		0-0 1-H 1B		0-0 WP E 2B 1B		1-0 HBP		3 1 2 1 0 0 1 0 0 0 0 0 0 0	
Bill Singer, R (1, 1) Jim Brewer, L (9, 1)		0-3 K		0-0 P6		0-0 E6 WP 2B		0-3 K		4 1 0 0 0 2 4 0 0 0 0 0 0 0	
Inning Stats	R: 2 H: 2 E: 2 LOB: 0 K: 0 BB: 0 S: 5 P: 5	R: 0 H: 1 E: 0 LOB: 1 K: 1 BB: 0 S: 6 P: 6	R: 0 H: 0 E: 0 LOB: 1 K: 1 BB: 1 S: 5 P: 9	R: 1 H: 2 E: 0 LOB: 1 K: 1 BB: 0 S: 7 P: 7	R: 0 H: 0 E: 0 LOB: 0 K: 2 BB: 0 S: 7 P: 7	R: 0 H: 0 E: 0 LOB: 0 K: 1 BB: 0 S: 5 P: 5	R: 2 H: 2 E: 1 LOB: 0 K: 1 BB: 0 S: 7 P: 7	R: 0 H: 0 E: 0 LOB: 0 K: 1 BB: 0 S: 5 P: 5	R: 0 H: 0 E: 0 LOB: 1 K: 2 BB: 0 S: 7 P: 8	1B: 6 SF: 0 2B: 1 SAC: 0 3B: 0 DP: 1 HR: 0 HBP: 1	WP: 3 PA: 36 PB: 0 SB: 0 CS: 0
PITCHER Wade Blasingame, L (1, 1) ERA: 2.57 Dooley Womack, R (8, 1) ERA:	IP WLS BF H R ER SO BB IBB HBP BLK WP HR S P ERA WHIP										
	7.0 L 29 7 5 2 7 1 0 0 0 3 0 0 42 46 2.57 1.143										
	2.0 7 0 0 0 3 0 0 1 0 0 0 12 13 0.00 0.000										

Los Angeles Dodgers @ Houston Astros
 Astrodome, Houston, TX
 Sat Apr 12 1969, 7:05 PM EST
 Att. 12,585 - Dome - 72 F

livebaseballscorecards.com

AB 34
R 5
H 7
RBI 5
BB 1
SO 10
LOB 11



Batter	1	2	3	4	5	6	7	8	9	AB R H RBI BB SO LOB	TOP	
Willie Crawford, L (1, 8) OBP: 0.364, SLG: 0.350	0-0 L6-3 1B		4-0 BB			0-0 2-3 BB 1B		0-3 K		3 0 2 0 1 1 2		
Bill Russell, R (1, 9) OBP: 0.500, SLG: 0.917 John Purdin, R (8, 1)	0-0 L6-3 1-2		0-3 K			4-0 2-3 BB 1-2 BB		1-0 1B 1-2 2-3 HBP		2 0 0 0 1 1 2 0 0 0 0 0 0 0		
Len Gabrielson, L (1, 7) OBP: 0.333, SLG: 0.222	0-0 1B				0-3 K			0-0 SF8		3 0 1 1 0 1 2		
Ron Fairly, L (1, 3) OBP: 0.154, SLG: 0.308	0-0 F9				0-0 6-3			0-0 3-H 1B		4 0 1 1 0 0 3		
Jim Lefebvre, S (1, 4) OBP: 0.350, SLG: 0.250					0-3 K			0-0 1-3		4 0 0 0 0 2 2		
Tom Haller, L (1, 2) OBP: 0.400, SLG: 0.294					0-0 5-3			0-3 K		4 0 0 0 0 2 0		
Bill Sudakis, S (1, 5) OBP: 0.091, SLG: 0.048					0-3 K			0-0 5-3		4 0 0 0 0 2 0		
Ted Sizemore, R (1, 6) OBP: 0.450, SLG: 0.500					0-0 F3			0-0 E5 HBP 1B SF8		3 1 0 0 1 0 0		
Don Drysdale, R (1, 1) Pete Mikkelsen, R (3, 1) John Miller, R (6, PH) Joe Moeller, R (6, 1) Wes Parker, S (8, PH) OBP: 0.417, SLG: 0.417					0-0 1-3			0-0 SF8 1-2 1B 1B		1 0 0 0 0 0 0 0 0 0 0 0 0 0 1 0 0 0 0 0 0 0 0 0 0 0 0 0 2 1 1 0 0 1 1		
Inning Stats	R: 0 H: 2 E: 0 LOB: 1 K: 0 BB: 0 S: 4 P: 4	R: 0 H: 0 E: 0 LOB: 0 K: 2 BB: 0 S: 7 P: 7	R: 0 H: 0 E: 0 LOB: 1 K: 1 BB: 1 S: 5 P: 9	R: 0 H: 0 E: 0 LOB: 0 K: 2 BB: 0 S: 7 P: 7	R: 0 H: 0 E: 0 LOB: 0 K: 1 BB: 0 S: 5 P: 5	R: 0 H: 1 E: 0 LOB: 2 K: 0 BB: 1 S: 4 P: 8	R: 0 H: 0 E: 0 LOB: 0 K: 1 BB: 0 S: 5 P: 5	R: 2 H: 2 E: 1 LOB: 2 K: 1 BB: 0 S: 8 P: 9	R: 0 H: 0 E: 0 LOB: 1 K: 2 BB: 1 S: 7 P: 11	1B: 5 SF: 1 2B: 1 SAC: 0 3B: 0 DP: 1 HR: 0 HBP: 1	WP: 0 PA: 36 PB: 0 SB: 0 CS: 0	
PITCHER Don Wilson, R (1, 1) ERA: 1.2	IP WLS BF H R ER SO BB IBB HBP BLK WP HR S P ERA WHIP	9.0 W 36 5 2 0 10 3 0 1 0 0 0 0 52 65 0.00 0.889										

Los Angeles Dodgers @ Houston Astros
 Astrodome, Houston, TX
 Sun Apr 13 1969, 4:33 AM EST
 Att. 9,352 - Dome

livebaseballscorecards.com

AB	31
R	2
H	5
RBI	2
BB	3
SO	10
LOB	12



Batter	1	2	3	4	5	6	7	8	9	AB R H RBI BB SO LOB	TOP											
Willie Crawford, L (1, 8) OBP: 0.407, SLG: 0.458	0-0 6-3		4-0 BB		0-0 F8			0-0 HR	0-0 4-3	4 2 2 2 1 0 1	Los Angeles Dodgers @ Houston Astros Astrodome, Houston, TX Mon Apr 14 1969, 7:05 PM EST Att. 6,434 - Dome											
Wes Parker, S (1, 3) OBP: 0.412, SLG: 0.588	0-0 F9		0-0 3-1		0-0 WP		0-0 HR	0-0 4-3	5 1 2 3 0 0 1													
Len Gabrielson, L (1, 7) OBP: 0.235, SLG: 0.143	0-0 E1			0-0 1-3		0-0 F7	0-0 F7	0-0 F8	5 0 0 0 0 0 1													
Ron Fairly, L (1, 9) OBP: 0.167, SLG: 0.278	0-0 CS	0-0 F8		0-0 F9		0-0 F8	0-0 1B	0-0 F9	5 0 1 0 0 0 1													
Jim Lefebvre, S (1, 4) OBP: 0.417, SLG: 0.278		0-0 2-3		4-0 BB		4-0 BB	0-0 1B		2 0 1 0 2 0 0													
Tom Haller, L (1, 2) OBP: 0.375, SLG: 0.250		4-0 BB		0-0 F7		0-0 F7	0-0 F7		3 0 0 0 1 0 5													
Bill Sudakis, S (1, 5) OBP: 0.077, SLG: 0.040		0-0 F8			0-3 K		0-0 G3	0-0 F9	4 0 0 0 0 1 3													
Ted Sizemore, R (1, 6) OBP: 0.500, SLG: 0.526			4-0 G1-6-3 BB		0-0 1B		0-0 F8	0-0 1B	3 1 2 0 1 0 0													
Don Sutton, R (1, 1) Joe Moeller, R (3, 1) John Miller, R (7, PH) Bobby Darwin, R (7, 1) Pete Mikkelsen, R (8, 1) Paul Popovich, S (9, PH)			0-0 G1-6-3		0-3 K		0-0 P4	0-0 1B	1 0 0 0 0 0 0 1 1 0 0 0 0 0 1 1 1 0 1 1 1 0 0 0 0 0													
Inning Stats	R: 0 E: 1 K: 0 S: 3	H: 0 LOB: 0 BB: 0 P: 3	R: 0 E: 0 K: 0 S: 3	H: 0 LOB: 1 BB: 1 P: 7	R: 0 E: 0 K: 0 S: 2	H: 0 LOB: 1 BB: 2 P: 10	R: 0 E: 0 K: 0 S: 3	H: 0 LOB: 1 BB: 1 P: 7	R: 0 E: 0 K: 2 S: 8	H: 1 LOB: 1 BB: 0 P: 8	R: 0 E: 0 K: 0 S: 4	H: 1 LOB: 2 BB: 1 P: 8	R: 0 E: 0 K: 0 S: 3	H: 0 LOB: 0 BB: 0 P: 3	R: 2 E: 0 K: 0 S: 7	H: 4 LOB: 2 BB: 0 P: 7	R: 3 E: 0 K: 0 S: 6	H: 3 LOB: 0 BB: 0 P: 6	1B: 7 2B: 0 3B: 1 HR: 1	SF: 0 SAC: 0 DP: 1 HBP: 0	WP: 1 PB: 0 SB: 0 CS: 1	PA: 41
PITCHER	IP WLS BF H R ER SO BB IBB HBP BLK WP HR S P ERA WHIP												PITCHER	IP WLS BF H R ER SO BB IBB HBP BLK WP HR S P ERA WHIP								
Larry Dierker, R (1, 1) ERA: 4.5	8.0 W 37 9 5 5 2 5 0 0 0 1 1 36 56 5.62 1.750																					
Fred Gladding, R (9, 1) ERA:	1.0 S 3 0 0 0 0 0 0 0 0 0 0 0 3 3 0.00 0.000																					

livebaseballscorecards.com

AB	35
R	5
H	9
RBI	5
BB	5
SO	2
LOB	14



Batter	1	2	3	4	5	6	7	8	9	AB R H RBI BB SO LOB	TOP											
Felipe Alou, R (1, 8) OBP: 0.265, SLG: 0.452	0-3 K		0-0 5-3			1-0 6-3 HBP		0-0 5-3		3 0 0 0 0 1 0	Atlanta Braves @ Houston Astros Astrodome, Houston, TX Tue Apr 15 1969, 7:05 PM EST Att. 7,713 - Unknown											
Felix Millan, R (1, 4) OBP: 0.333, SLG: 0.467	0-0 F3		0-3 K			0-0 6-3		0-0 F5		4 0 0 0 0 1 1												
Hank Aaron, R (1, 9) OBP: 0.485, SLG: 0.733	0-3 K					0-0 F7		0-0 F8		4 0 0 0 0 1 1												
Orlando Cepeda, R (1, 3) OBP: 0.273, SLG: 0.400		0-3 K				0-0 F7		0-0 K	BLK E FC6-4 1B	4 1 1 0 0 2 1												
Clete Boyer, R (1, 5) OBP: 0.394, SLG: 0.385		0-0 F5				4-0 BB		0-3 K		3 0 0 0 1 2 1												
Sonny Jackson, L (1, 6) OBP: 0.344, SLG: 0.438		0-0 BLK WP 1B				0-0 F9		0-0 FC3-6 1B		4 1 2 0 0 0 2												
Bob Didier, S (1, 2) OBP: 0.318, SLG: 0.250 Mike Lum, L (9, PR) OBP: 0.250, SLG: 0.250		0-0 1-H 1B				0-3 K		0-0 FC3-6 S 1-2f		3 0 1 1 1 1 1 0 0 0 0 0 0 0												
Ralph Garr, L (1, 7) OBP: 0.250, SLG: 0.211		0-3 K				0-0 K		4-0 1-2 IBB		3 0 0 1 1 1 3												
Milt Pappas, R (1, 1) Jim Britton, R (8, 1) Tito Francona, L (9, PH) OBP: 0.444, SLG: 0.444			0-3 K			0-3 K		0-3 K	1-2	3 0 0 0 0 3 2 0 0 0 0 0 0 0 1 0 0 0 0 1 2												
Inning Stats	R: 0 E: 0 K: 2 S: 7	H: 0 LOB: 0 BB: 0 P: 7	R: 1 E: 0 K: 2 S: 9	H: 2 LOB: 1 BB: 0 P: 9	R: 0 E: 0 K: 2 S: 7	H: 0 LOB: 0 BB: 0 P: 7	R: 0 E: 0 K: 0 S: 3	H: 0 LOB: 1 BB: 1 P: 7	R: 0 E: 0 K: 2 S: 7	H: 0 LOB: 0 BB: 0 P: 7	R: 0 E: 0 K: 1 S: 5	H: 1 LOB: 2 BB: 1 P: 6	R: 0 E: 0 K: 2 S: 8	H: 1 LOB: 1 BB: 1 P: 12	R: 0 E: 0 K: 0 S: 3	H: 0 LOB: 0 BB: 0 P: 3	R: 1 E: 1 K: 2 S: 9	H: 1 LOB: 3 BB: 1 P: 13	1B: 4 2B: 0 3B: 0 HR: 0	SF: 0 SAC: 0 DP: 0 HBP: 1	WP: 1 PB: 0 SB: 2 CS: 0	PA: 36
PITCHER	IP WLS BF H R ER SO BB IBB HBP BLK WP HR S P ERA WHIP																					
Tom Griffin, R (1, 1) ERA: 1.76	8.1 W 34 4 2 1 12 2 1 1 2 1 0 54 67 1.08 0.720																					
Jack Billingham, R (9, 1) ERA:	0.2 S 2 0 0 0 1 0 0 0 0 0 0 4 4 0.00 0.000																					

livebaseballscorecards.com

AB	32
R	2
H	4
RBI	2
BB	3
SO	13
LOB	14



Batter	1	2	3	4	5	6	7	8	9	AB R H RBI BB SO LOB	TOP										
Felix Millan, R OBP: 0.368, SLG: 0.500 (1, 4) BB	4-0 3B BB	0-0 F8 2-3		0-0 4-3			0-0 2B 1-3 2-H		0-0 2B	4 2 2 1 1 0 2											
Sonny Jackson, L OBP: 0.361, SLG: 0.500 Gil Garrido, R (9, PH) (9, 6)	0-0 HR 3B 1-H	0-0 CS 1B 3-H			0-0 5-3		0-0 F6		0-0 F7	4 1 2 2 0 0 2 1 0 0 0 0 0 1											
Hank Aaron, R OBP: 0.553, SLG: 0.875 (1, 9)	0-0 HR 3B 3-H	0-0 CS 1B 1-2	4-0 FC BB		4-0 PO BB		4-0 FC6-4 IBB		0-0 2B 1-H	2 1 2 3 3 0 0											
Orlando Cepeda, R OBP: 0.237, SLG: 0.343 (1, 3)	0-0 6-3		0-0 FC 1-2f		0-0 F8		0-3 K		0-3 K	5 0 0 0 0 2 6											
Clete Boyer, R OBP: 0.378, SLG: 0.345 (1, 5) BB	4-0 BB		0-0 F7		0-0 PO 1-2	0-0 4-3	0-0 FC6-4 1-2f			3 0 0 0 1 0 4											
Bob Aspromonte, R (1, 7)	0-0 F4		0-0 4-3			0-0 6-3		0-0 F8		4 0 0 0 0 0 2											
Bob Tillman, R OBP: 0.091, SLG: 0.091 (1, 2)	0-0 5-3			0-0 F7		0-3 K		0-3 K		4 0 0 0 0 2 1											
Mike Lum, L OBP: 0.500, SLG: 0.500 (1, 8)		0-0 F8 SH 1B		0-0 SH 1B		0-0 SH 2B 1B		0-3 K		4 2 3 0 0 1 0											
Ron Reed, R George Stone, L Cecil Upshaw, R (1, 1) (5, 1) (8, 1)		0-0 SH 1-2		0-0 SH 1-2			0-0 SH 2B		0-3 K	0 0 0 0 0 0 0 0 0 0 0 0 0 0 1 0 0 0 0 1 0											
Inning Stats	R: 3 E: 0 K: 0 S: 5	H: 2 LOB: 1 BB: 2 P: 13	R: 1 E: 0 K: 0 S: 4	H: 2 LOB: 0 BB: 0 P: 4	R: 0 E: 0 K: 0 S: 3	H: 0 LOB: 1 BB: 1 P: 7	R: 0 E: 0 K: 0 S: 2	H: 0 LOB: 0 BB: 1 P: 6	R: 0 E: 0 K: 1 S: 5	H: 0 LOB: 0 BB: 0 P: 5	R: 1 E: 0 K: 1 S: 8	H: 2 LOB: 3 BB: 1 P: 12	R: 0 E: 0 K: 2 S: 7	H: 0 LOB: 0 BB: 0 P: 7	R: 1 E: 0 K: 2 S: 9	H: 2 LOB: 1 BB: 0 P: 9	1B: 5 2B: 2 3B: 1 HR: 1	SF: 0 SAC: 3 DP: 0 HBP: 0	WP: 0 PB: 0 SB: 0 CS: 1	PA: 42	
PITCHER	IP	WLS	BF	H	R	ER	SO	BB	IBB	HBP	BLK	WP	HR	S	P	ERA	WHIP				
Denny Lemaster, L ERA: 13.5 (1, 1)	0.1	L	5	2	3	3	0	2	0	0	0	0	1	3	11	81.00	12.000				
Jim Ray, R ERA: 3.86 (1, 1)	2.2		10	2	1	1	0	1	0	0	0	0	0	9	13	3.38	1.125				
Dooley Womack, R ERA: (4, 1)	1.0		4	1	0	0	0	0	0	0	0	0	0	4	4	0.00	1.000				
Dan Schneider, L ERA: 2.7 (5, 1)	2.1		10	2	1	1	1	1	0	0	0	0	0	11	15	3.86	1.286				
Jack Billingham, R ERA: (7, 1)	0.2		3	0	0	0	1	0	1	0	0	0	0	4	8	0.00	0.000				
PITCHER	IP	WLS	BF	H	R	ER	SO	BB	IBB	HBP	BLK	WP	HR	S	P	ERA	WHIP				
Skip Guinn, L ERA: 6.0 (8, 1)	2.0		8	2	1	1	4	0	0	0	0	0	0	16	16	4.50	1.000				

Atlanta Braves @ Houston Astros
Astrodome, Houston, TX
Wed Apr 16 1969, 7:05 PM EST
Att. 9,333 - Unknown

livebaseballscorecards.com

AB	32
R	6
H	9
RBI	6
BB	5
SO	6
LOB	18



Batter	1	2	3	4	5	6	7	8	9	AB R H RBI BB SO LOB
Jesus Alou, R OBP: 0.205, SLG: 0.278 (1, 9)	0-0 F8		0-0 BB 1B		0-0 F5		4-0 G3 1B BB		0-0 1-3 1-2	4 1 1 0 1 0 1
Joe Morgan, L OBP: 0.359, SLG: 0.313 (1, 4)	0-0 HR		4-0 1-2 BB		4-0 2B BB		0-0 G3 1-2		0-0 3-1 2-3	3 2 1 1 2 0 2
Norm Miller, L OBP: 0.364, SLG: 0.278 (1, 8)	0-0 5-3		0-3 K		0-0 1-H F7 2B		0-0 2-H 1B		0-0 3-H 1B	5 0 3 3 0 1 2
Doug Rader, R OBP: 0.206, SLG: 0.273 (1, 5)	0-0 6-3		0-0 5-3		0-0 2-3 F7		0-0 F8		0-0 F4	5 0 0 0 0 0 5
Curt Blefary, L OBP: 0.333, SLG: 0.344 (1, 3)		0-0 F8		0-0 F8		0-0 F5		0-0 4-3		4 0 0 0 0 0 1
Denis Menke, R OBP: 0.459, SLG: 0.484 (1, 6)		0-0 6-3		0-0 1B 2B		0-0 6-3		0-0 WP 1B		4 0 2 0 0 0 0
Bob Watson, R OBP: 0.188, SLG: 0.071 (1, 7)		0-0 1B		0-3 K		0-0 F7		4-0 1-2 G4-6-3 BB		3 0 1 0 1 1 1
Johnny Edwards, L OBP: 0.219, SLG: 0.172 (1, 2)		0-0 4-3		0-0 2-3 WP 1B		0-0 4-3		0-0 G4-6-3 1-2f		4 0 1 0 0 0 3
Denny Lemaster, R Jim Ray, R Cesar Geronimo, L Dooly Womack, L Hector Torres, R Dan Schneider, L Jack Billingham, R Leon McFadden, R Skip Guinn, R Gary Geiger, L			0-0 5-3		0-0 1-2 4-3		0-0 4-3		4-0 3-1 1B BB	0 0 0 0 0 0 0 0 0 0 0 0 0 0 1 0 0 0 0 0 0 0 0 0 0 0 0 0 1 0 1 0 0 1 0 0

Atlanta Braves @ Houston Astros
Astrodome, Houston, TX
Wed Apr 16 1969, 7:05 PM EST
Att. 9,333 - Unknown

livebaseballscorecards.com

AB	35
R	4
H	9
RBI	4
BB	5
SO	2
LOB	17



Inning Stats	R: 1	H: 1	R: 0	H: 1	R: 0	H: 1	R: 1	H: 1	R: 0	H: 0	R: 1	H: 1	R: 0	H: 1	R: 1	H: 1	R: 1	H: 1	
	E: 0	LOB: 0	E: 0	LOB: 1	E: 0	LOB: 2	E: 0	LOB: 0	E: 0	LOB: 0	E: 0	LOB: 1	E: 0	LOB: 1	E: 0	LOB: 1	E: 0	LOB: 1	
	K: 0	BB: 0	K: 0	BB: 0	K: 1	BB: 1	K: 0	BB: 0	K: 0	BB: 0	K: 0	BB: 1	K: 0	BB: 1	K: 0	BB: 1	K: 0	BB: 1	
	S: 4	P: 4	S: 4	P: 4	S: 6	P: 10	S: 4	P: 8	S: 3	P: 3	S: 4	P: 8	S: 3	P: 7	S: 4	P: 8	S: 3	P: 7	
1B	6		2		0		0		0		0		0		0		0		0
2B	2		0		0		0		0		0		0		0		0		0
3B	0		0		0		0		0		0		0		0		0		0
HR	1		0		0		0		0		0		0		0		0		0
SF	0		0		0		0		0		0		0		0		0		0
SAC	0		0		0		0		0		0		0		0		0		0
DP	1		0		0		0		0		0		0		0		0		0
HBP	0		0		0		0		0		0		0		0		0		0

PITCHER	IP	WLS	BF	H	R	ER	SO	BB	IBB	HBP	BLK	WP	HR	S	P	ERA	WHIP
Ron Reed, R ERA: 4.15 (1, 1)	4.1		21	6	2	2	2	2	0	0	0	1	1	23	31	4.15	1.846
George Stone, L ERA: 1.5 (5, 1)	3.0	W	12	2	1	1	0	1	0	0	0	0	0	11	15	3.00	1.000
Cecil Upshaw, R ERA: 2.57 (8, 1)	1.2	S	7	1	1	1	0	2	0	0	0	1	0	5	13	5.40	1.800

Batter	1	2	3	4	5	6	7	8	9	AB	R	H	RBI	BB	SO	LOB	TOP					
Felix Millan, R OBP: 0.357, SLG: 0.500 (1, 4) X	0-0 5-3		0-0 SH E FC5-2	0-0 IHR 2B		0-0 1-3	0-0 F8			4	1	1	1	0	0	1						
Sonny Jackson, L OBP: 0.341, SLG: 0.537 (1, 6) X	0-0 F7		0-0 FC3 FC5-2 SF8	0-0 IHR		0-0 1-3		0-0		5	2	1	3	0	0	1						
Hank Aaron, R OBP: 0.581, SLG: 0.886 (1, 9) X	0-0 E5		4-0 FC5-2 1B IBB	0-0 2B		0-0 FC6-4 1B		4-0 CS BB		3	1	2	0	2	0	0						
Orlando Cepeda, R OBP: 0.233, SLG: 0.308 Tommie Aaron, R OBP: 1.000, SLG: 1.000 (8, PR) (8, 3) X	0-0 F6		0-0 FC5-2 1B	0-0 L6		0-0 FC6-4		4-0 BB		4	0	0	0	1	0	6						
Clete Boyer, R OBP: 0.357, SLG: 0.333 (1, 5) X		0-0 F4	0-0 SF8	0-0 F9			0-0 SH2-4 CS 1B		0-0	4	0	1	1	0	0	2						
Bob Aspromonte, R OBP: 0.333, SLG: 0.273 (1, 7) X		0-0 4-3	0-0 1B		0-0 G3 SH5-3 1B		0-0 CS SH2-4 1B		0-0	5	1	3	1	0	0	0						
Bob Didier, S OBP: 0.280, SLG: 0.217 (1, 2) X		0-3 K	0-0 5-3		0-0 SH5-3		0-0 SH2-4		0-0	3	0	0	0	0	1	2						
Mike Lum, L OBP: 0.615, SLG: 0.500 (1, 8) X			4-0 SH E FC3 BB	0-0 SH1-4 2B 1B		0-0 G3		4-0 CS 1B IBB		2	3	1	0	3	0	1						
Pat Jarvis, R OBP: 0.143, SLG: 0.143 (1, 1) X			0-0 E1 FC3 SH E	0-0 SH1-4		0-0 5-3		0-0 WP 1B		0-3 K	4	1	1	2	0	1	3					
Inning Stats	R: 0 E: 1 K: 0 S: 4	H: 0 LOB: 1 BB: 0 P: 4	R: 0 E: 0 K: 1 S: 5	H: 0 LOB: 0 BB: 0 P: 5	R: 4 E: 3 K: 0 S: 7	H: 1 LOB: 2 BB: 2 P: 15	R: 3 E: 0 K: 0 S: 7	H: 4 LOB: 1 BB: 0 P: 7	R: 0 E: 0 K: 0 S: 4	H: 1 LOB: 1 BB: 0 P: 4	R: 0 E: 0 K: 0 S: 4	H: 1 LOB: 1 BB: 0 P: 4	R: 2 E: 0 K: 0 S: 5	H: 3 LOB: 1 BB: 1 P: 9	R: 0 E: 0 K: 0 S: 2	H: 0 LOB: 1 BB: 2 P: 10	R: 0 E: 0 K: 1 S: 5	H: 0 LOB: 1 BB: 1 P: 9	1B: 7 2B: 2 3B: 0 HR: 1	SF: 1 SAC: 4 DP: 0 HBP: 0	WP: 1 PB: 0 SB: 0 CS: 4	PA: 45
PITCHER Wade Blasingame, L ERA: 4.35 (1, 1)	IP: 3.1 WLS: L BF: 21 H: 5 R: 7 ER: 3 SO: 1 BB: 1 IBB: 1 HBP: 0 BLK: 0 WP: 0 HR: 0 S: 21 P: 29 ERA: 8.10 WHIP: 1.800								PITCHER Skip Guinn, L ERA: 3.6 (8, 1)	IP: 2.0 WLS: 8 BF: 8 H: 0 R: 0 ER: 0 SO: 1 BB: 3 IBB: 0 HBP: 0 BLK: 0 WP: 0 HR: 0 S: 7 P: 19 ERA: 0.00 WHIP: 1.500												
Jim Ray, R ERA: 3.38 (4, 1)	0.2 2 0 0 0 0 0 0 0 0 0 0 2 2 0.00 0.000																					
Dooley Womack, R ERA: (5, 1)	2.0 8 2 0 0 0 0 0 0 0 0 0 8 8 0.00 1.000																					
Dan Schneider, L ERA: 7.36 (7, 1)	0.1 4 2 2 2 0 0 0 1 0 0 0 3 7 54.00 6.000																					
Fred Gladding, R ERA: (7, 1)	0.2 2 1 0 0 0 0 0 0 0 0 1 0 2 0.00 1.500																					

Atlanta Braves @ Houston Astros
Astrodome, Houston, TX
Thu Apr 17 1969, 7:05 PM EST
Att. 8,800 - Dome

livebaseballscorecards.com

AB	34
R	9
H	10
RBI	8
BB	6
SO	2
LOB	16



Batter	1	2	3	4	5	6	7	8	9	AB R H RBI BB SO LOB	
Jesus Alou, R OBP: 0.205, SLG: 0.268 (1, 9)	0-0 4-3	0-0 6-3			0-0 4-3		0-0 6-3		0-0 1B	5 0 1 0 0 0 0	
Joe Morgan, L OBP: 0.364, SLG: 0.306 (1, 4)	0-0 BLK 2B 1B		0-0 F6		0-0 F2		4-0 FC6-4 BB		0-0 2	4 1 1 0 1 0 1	
Norm Miller, L OBP: 0.370, SLG: 0.348 (1, 8)	0-0 F7 1-2		0-0 2B		0-0 2B 1B		0-0 F9		0-0 3	5 1 2 0 0 0 3	
Doug Rader, R OBP: 0.237, SLG: 0.351 (1, 5)	0-0 1B 2B		0-0 F6		0-0 1B 2B		0-0 FC6-4 1-2f			4 1 2 2 0 0 2	
Curt Blefary, L OBP: 0.325, SLG: 0.333 (1, 3)	0-0 1B 1B		0-0 F8		0-0 F5				0-0 1	4 0 1 1 0 0 2	
Denis Menke, R OBP: 0.463, SLG: 0.486 (1, 6)	0-0 FC6-4 1B			0-0 1B		0-0 F8			0-0 2	4 0 2 0 0 0 0	
Bob Watson, R OBP: 0.250, SLG: 0.222 (1, 7)	0-0 FC6-4 1-2f			0-0 F9		0-0 5-3 1B			0-0 2B 3	4 0 2 0 0 0 3	
Johnny Edwards, L OBP: 0.194, SLG: 0.152 (1, 2)			0-0 F5		0-0 F2		0-0 5-3 1-2		0-0 3	4 0 0 0 0 0 3	
Wade Blasingame, L Jim Ray, R Hector Torres, R Dorley Womack, L Leon McFadden, R Dan Schneider, L Fred Gladding, L Skip Guinn, R Gary Geiger, L			0-0 4-3		0-0 F9		0-0 1-3		0-0 1	1 0 0 0 0 0 0 0 0 0 0 0 0 0 0 0 1 0 0 0 0 0 0 1 0 0 0 0 0 0 0 0 1 0 0 0 0 0 0 1 0 1 0 0 0 0 0 0 0	
Inning Stats	R: 2 H: 4 E: 0 LOB: 2 K: 0 BB: 0 S: 7 P: 7	R: 0 H: 0 E: 0 LOB: 0 K: 0 BB: 0 S: 3 P: 3	R: 0 H: 1 E: 0 LOB: 1 K: 0 BB: 0 S: 4 P: 4	R: 0 H: 1 E: 0 LOB: 1 K: 0 BB: 0 S: 4 P: 4	R: 1 H: 2 E: 0 LOB: 1 K: 0 BB: 0 S: 5 P: 5	R: 0 H: 1 E: 0 LOB: 1 K: 0 BB: 0 S: 4 P: 4	R: 0 H: 0 E: 0 LOB: 1 K: 0 BB: 1 S: 3 P: 7	R: 0 H: 1 E: 0 LOB: 1 K: 0 BB: 0 S: 4 P: 4	R: 0 H: 1 E: 0 LOB: 1 K: 0 BB: 0 S: 4 P: 4	1B: 7 SF: 0 2B: 4 SAC: 0 3B: 0 DP: 0 HR: 0 HBP: 0	WP: 0 PA: 39 PB: 0 SB: 0 CS: 0
PITCHER Pat Jarvis, R ERA: 4.95 (1, 1)	IP WLS BF H R ER SO BB IBB HBP BLK WP HR S P ERA WHIP										

BOTTOM

Atlanta Braves @ Houston Astros
Astrodome, Houston, TX
Thu Apr 17 1969, 7:05 PM EST
Att: 8,800 - Dome

livebaseballscorecards.com

AB	38
R	3
H	11
RBI	3
BB	1
SO	0
LOB	16



Batter	1	2	3	4	5	6	7	8	9	AB R H RBI BB SO LOB	TOP												
Jesus Alou, R (1, 9) OBP: 0.204, SLG: 0.261	0-0 1B SF7 1B	0-0 P4-3			0-0 F2		0-0 B3-6-4		0-0 6-3	5 1 1 0 0 0 2													
Joe Morgan, L (1, 8) OBP: 0.388, SLG: 0.325 Hector Torres, R (9, 6)	0-0 SF7 1-3 1B		0-0 F8		4-0 1-3 BB		0-0 E S 2B 1B		0-0 P5	4 2 2 0 1 0 0 0 0 0 0 0 0 0													
Norm Miller, L (1, 7) OBP: 0.344, SLG: 0.370	0-0 SF7		0-0 P4-3		0-0 1-3		0-0 1-H 2B		0-0 6-3	4 1 1 2 0 0 1													
Doug Rader, R (1, 5) OBP: 0.262, SLG: 0.390	0-0 FC6-4 3-H 1B		0-0 F3		0-0 5-3		0-0 2-H 2B			4 0 2 2 0 0 1													
Curt Blefary, L (1, 3) OBP: 0.318, SLG: 0.325	0-0 FC6-4 1-2f FC4			0-0 SH2-3 S FC5-2 1B		0-0 P6		0-0 F7		4 0 1 0 0 0 2													
Denis Menke, R (1, 4) OBP: 0.477, SLG: 0.486	0-0 FC4 1-2f		0-0 SH2-3		0-0 1-3		0-0 1B	4-0 CS BB		2 0 1 0 1 0 1													
Johnny Edwards, L (1, 2) OBP: 0.179, SLG: 0.139 Don Bryant, R (7, 2) OBP: 1.000, SLG: 1.000		0-0 P4-3		0-0 FC5-2 BB		0-0 F8		0-0 1-2 FC1-8 1B		3 0 0 0 0 0 2 1 0 1 0 0 0 0													
Leon McFadden, R (1, 6) (9, 7)		0-0 F8		4-0 3-H BB		0-0 P4-3		0-0 1-2f FC1-6		3 0 0 0 1 0 2													
Don Wilson, R (1, 1) OBP: 0.250, SLG: 0.143 Fred Gladding, L (7, 1) Jack Billingham, R (9, 1) Skip Guinn, R (9, 1) Dooley Womack, L (9, 1)		1-0 HBP		0-0 1-3		0-0 B3-6-4 1B		0-3 K		2 0 1 0 0 0 2 1 0 0 0 0 1 1 0													
Inning Stats	R: 2 H: 3 E: 0 LOB: 1 K: 0 BB: 0 S: 6 P: 6	R: 0 H: 0 E: 0 LOB: 1 K: 0 BB: 0 S: 3 P: 4	R: 0 H: 0 E: 0 LOB: 0 K: 0 BB: 0 S: 3 P: 3	R: 0 H: 1 E: 0 LOB: 2 K: 0 BB: 1 S: 4 P: 8	R: 0 H: 0 E: 0 LOB: 1 K: 0 BB: 1 S: 3 P: 7	R: 0 H: 1 E: 0 LOB: 1 K: 0 BB: 0 S: 4 P: 4	R: 2 H: 4 E: 0 LOB: 1 K: 0 BB: 0 S: 6 P: 6	R: 0 H: 1 E: 0 LOB: 1 K: 1 BB: 1 S: 5 P: 9	R: 0 H: 0 E: 0 LOB: 0 K: 0 BB: 0 S: 3 P: 3	1B: 8 SF: 1 2B: 2 SAC: 1 3B: 0 DP: 1 HR: 0 HBP: 1	WP: 0 PA: 39 PB: 0 SB: 2 CS: 1												
PITCHER	PITCHER											PITCHER											
Don Drysdale, R (1, 1) ERA: 5.87	IP: 6.2 WLS: 3 BF: 31 H: 9 R: 4 ER: 4 SO: 0 BB: 2 IBB: 0 HBP: 1 BLK: 0 WP: 0 HR: 0 S: 28 P: 37 ERA: 5.40 WHIP: 1.650																						
Jim Brewer, L (7, 1) ERA:	0.1 1 0 0 0 0 0 0 0 0 0 0 0 0 1 1 0.00 0.000																						
Al McBean, R (8, 1) ERA: 4.0	2.0 W 7 1 0 0 1 1 0 0 0 0 0 0 8 12 0.00 1.000																						

Houston Astros @ Los Angeles Dodgers
Dodger Stadium, Los Angeles, CA

Fri Apr 18 1969, 6:05 PM PST
Att. 16,035 - Unknown

livebaseballscorecards.com

AB 33
R 4
H 10
RBI 4
BB 3
SO 1
LOB 14



Batter	1	2	3	4	5	6	7	8	9	AB R H RBI BB SO LOB
Willie Crawford, L (1, 8) OBP: 0.341, SLG: 0.474	0-0 2-3 		0-0 1-3 		0-0 1-H 2B 		0-0 1-3 		0-3 K 	5 0 1 0 0 1 4
Bill Russell, R (1, 9) OBP: 0.517, SLG: 0.783	0-3 K 			0-3 K 		4-0 SH2-4 BB 		0-0 F7 	4-0 BB BB 	3 0 0 1 2 2 0
Wes Parker, S (1, 3) OBP: 0.400, SLG: 0.593	0-0 4-3 			0-0 4-3 		0-0 SH2-4 		0-0 4-3 	4-0 BB 	3 0 0 1 1 0 0
Andy Kosco, R (1, 7) OBP: 0.290, SLG: 0.516		0-0 BLK 1B 		0-0 4-3 		0-0 P5 		0-0 6-3 		4 0 1 0 0 0 1
Tom Haller, L (1, 2) OBP: 0.444, SLG: 0.536		0-0 F9 			4-0 2B SF8 BB 				0-0 2B 	2 2 1 0 2 0 1
Bill Sudakis, S (1, 5) OBP: 0.250, SLG: 0.324		0-3 K 			0-0 6-3 1B 2B 		0-0 F9 		0-0 1B BB 2B 	4 2 2 1 0 1 3
Paul Popovich, S (1, 4) OBP: 0.333, SLG: 0.250		0-3 K 			0-0 SF8 			4-0 FC6-4 BB 	0-0 P5 	2 0 0 1 1 1 2
Ted Sizemore, R (1, 6) OBP: 0.417, SLG: 0.419			0-3 K 		0-0 6-3 		0-0 FC6-4 		0-0 BB IBB BB 	4 1 1 0 0 1 2
Don Drysdale, R (1, 1) OBP: 0.167, SLG: 0.167			0-3 K 		0-0 2B 1B 		0-0 F7 		4-0 BB BB 	2 0 1 1 0 1 0
Jim Brewer, L (7, 1)										0 0 0 0 0 0 0
Len Gabrielson, L (7, PH) OBP: 0.222, SLG: 0.133										1 0 0 0 0 0 1
Al McBean, R (8, 1) OBP: 0.500, SLG: 0.500										0 0 0 0 0 0 0
Ron Fairly, L (9, PH) OBP: 0.211, SLG: 0.278										0 0 0 0 1 0 0

Inning Stats	R: 0 E: 0 K: 5	H: 0 LOB: 0 BB: 0 P: 5	R: 0 E: 0 K: 8 S: 8	H: 1 LOB: 1 BB: 0 P: 8	R: 0 E: 0 K: 2 S: 7	H: 0 LOB: 0 BB: 0 P: 7	R: 0 E: 0 K: 1 S: 5	H: 0 LOB: 0 BB: 0 P: 5	R: 2 E: 0 K: 0 S: 5	H: 3 LOB: 2 BB: 1 P: 9	R: 0 E: 0 K: 0 S: 3	H: 0 LOB: 2 BB: 2 P: 11	R: 0 E: 0 K: 0 S: 3	H: 0 LOB: 1 BB: 1 P: 7	R: 0 E: 0 K: 0 S: 3	H: 0 LOB: 0 BB: 0 P: 3	R: 3 E: 0 K: 1 S: 7	H: 3 LOB: 3 BB: 3 P: 19	1B: 3 2B: 4 3B: 0 HR: 0	SF: 1 SAC: 1 DP: 0 HBP: 0	WP: 0 PB: 0 SB: 0 CS: 0	PA: 39
--------------	----------------------	---------------------------------	------------------------------	---------------------------------	------------------------------	---------------------------------	------------------------------	---------------------------------	------------------------------	---------------------------------	------------------------------	----------------------------------	------------------------------	---------------------------------	------------------------------	---------------------------------	------------------------------	----------------------------------	----------------------------------	------------------------------------	----------------------------------	--------

PITCHER	IP	WLS	BF	H	R	ER	SO	BB	IBB	HBP	BLK	WP	HR	S	P	ERA	WHIP
Don Wilson, R (1, 1) ERA: 1.71	6.0		25	4	2	2	6	3	1	0	1	0	0	33	49	3.00	1.167
Fred Gladding, R (7, 1) ERA: 3.18	2.0		8	2	2	2	0	0	0	0	0	0	0	8	8	9.00	1.000
Jack Billingham, R (9, 1) ERA: 1.93	0.1	L	2	1	0	0	0	0	0	0	0	0	0	2	2	0.00	3.000
Skip Guinn, L (9, 1) ERA: 3.38	0.1		2	0	0	0	1	0	1	0	0	0	0	3	7	0.00	0.000
Dooley Womack, R (9, 1) ERA:	0.0		2	0	1	1	0	2	0	0	0	0	0	0	8	∞	∞

BOTTOM

Houston Astros @ Los Angeles Dodgers
Dodger Stadium, Los Angeles, CA

livebaseballscorecards.com

AB	30
R	5
H	7
RBI	5
BB	7
SO	7
LOB	14



PITCHER	IP	WLS	BF	H	R	ER	SO	BB	IBB	HBP	BLK	WP	HR	S	P	ERA	WHIP
Don Wilson, R (1, 1) ERA: 1.71	6.0		25	4	2	2	6	3	1	0	1	0	0	33	49	3.00	1.167
Fred Gladding, R (7, 1) ERA: 3.18	2.0		8	2	2	2	0	0	0	0	0	0	0	8	8	9.00	1.000
Jack Billingham, R (9, 1) ERA: 1.93	0.1	L	2	1	0	0	0	0	0	0	0	0	0	2	2	0.00	3.000
Skip Guinn, L (9, 1) ERA: 3.38	0.1		2	0	0	0	1	0	1	0	0	0	0	3	7	0.00	0.000
Dooley Womack, R (9, 1) ERA:	0.0		2	0	1	1	0	2	0	0	0	0	0	0	8	∞	∞

Fri Apr 18 1969, 6:05 PM PST
Att. 16,035 - Unknown

Batter	1	2	3	4	5	6	7	8	9	AB R H RBI BB SO LOB	TOP																
Jesus Alou, R OBP: 0.185, SLG: 0.235 (1, 9)	0-0 E5 FC5-4	0-3 K		0-0 5-3		0-0 5-3		0-0 1-3		5 0 0 0 0 1 2																	
Joe Morgan, L OBP: 0.389, SLG: 0.318 (1, 8)	0-3 K		0-0 1B S 1B	0-0 F8		4-0 1B BLK 1B BB		0-0 P4-3		4 2 1 0 1 1 2																	
Norm Miller, L OBP: 0.351, SLG: 0.375 (1, 7)	0-0 FC5-4 1B 1-2f		0-0 BB 1B 1B	0-0 6-3		0-0 BB 1B 1B		0-0 F7		5 0 2 0 0 0 2																	
Doug Rader, R OBP: 0.319, SLG: 0.409 (1, 5)	0-0 1-2 1B		0-3 K		4-0 P4-6-3 BB		0-0 BB 1B		4-0 BB 1B	3 1 2 1 2 1 2																	
Curt Blefary, L OBP: 0.347, SLG: 0.326 (1, 3)	0-0 F8		0-0 BB 1B		0-0 P4-6-3 1-2f		4-0 1-2 2-3 BB		4-0 1-2 BB	3 0 1 1 2 0 3																	
Denis Menke, R OBP: 0.490, SLG: 0.475 (1, 4)			0-0 6-3		4-0 1-2 2-3 BB		0-0 L6-5		0-0 1-2 2-H 1B	3 0 1 1 2 0 3																	
Johnny Edwards, L OBP: 0.182, SLG: 0.146 (1, 2)			0-0 2B 1B		0-0 P5		0-0 P5		0-0 L4		5 1 1 0 0 0 8																
Leon McFadden, R OBP: 0.167, SLG: 0.182 (1, 6)			0-0 1B		0-0 F7		0-0 F8		0-3 K		4 0 1 1 0 1 3																
Larry Dierker, R OBP: 0.222, SLG: 0.222 Skip Guinn, R (9, 1)			0-3 K		0-0 5-3 1B		0-0 5-3		0-0 1-3		4 0 1 0 0 1 1 0 0 0 0 0 0 0																
Inning Stats	R: 0 E: 1 K: 1 S: 7	H: 1 LOB: 2 BB: 0 P: 7	R: 1 E: 0 K: 2 S: 9	H: 2 LOB: 1 BB: 0 P: 9	R: 1 E: 0 K: 1 S: 8	H: 3 LOB: 3 BB: 1 P: 12	R: 0 E: 0 K: 0 S: 4	H: 1 LOB: 1 BB: 0 P: 4	R: 0 E: 0 K: 0 S: 2	H: 0 LOB: 1 BB: 2 P: 10	R: 0 E: 0 K: 0 S: 3	H: 0 LOB: 0 BB: 0 P: 3	R: 1 E: 0 K: 0 S: 4	H: 2 LOB: 2 BB: 2 P: 12	R: 0 E: 0 K: 1 S: 5	H: 0 LOB: 0 BB: 0 P: 5	R: 1 E: 0 K: 0 S: 4	H: 1 LOB: 2 BB: 2 P: 12	1B: 9 2B: 2 3B: 0 HR: 0	SF: 0 SAC: 0 DP: 2 HBP: 0	WP: 0 PB: 0 SB: 1 CS: 0	PA: 43					
PITCHER	IP WLS BF H R ER SO BB IBB HBP BLK WP HR S P ERA WHIP																										
Don Sutton, R ERA: 7.04 (1, 1)	6.0		28	7	2	2	4	3	0	0	0	0	0	33	45	3.00	1.667										
Jim Brewer, L ERA: 3.86 (7, 1)	0.0		4	2	1	1	0	2	0	0	1	0	0	2	10	∞	∞										
Pete Mikkelsen, R ERA: 3.18 (7, 1)	3.0	W	11	1	1	1	1	2	0	0	0	0	0	11	19	3.00	1.000										

Houston Astros @ Los Angeles Dodgers
Dodger Stadium, Los Angeles, CA

Sat Apr 19 1969, 6:05 PM PST
Att. 19,108 - Unknown - 72 F

AB	36
R	4
H	10
RBI	4
BB	7
SO	5
LOB	26



WP	0	PA	43
PB	0		
SB	1		
CS	0		

PITCHER	IP	WLS	BF	H	R	ER	SO	BB	IBB	HBP	BLK	WP	HR	S	P	ERA	WHIP
Don Sutton, R	6.0		28	7	2	2	4	3	0	0	0	0	0	33	45	3.00	1.667
Jim Brewer, L	0.0		4	2	1	1	0	2	0	0	1	0	0	2	10	∞	∞
Pete Mikkelsen, R	3.0	W	11	1	1	1	1	2	0	0	0	0	0	11	19	3.00	1.000

BOTTOM

Houston Astros @ Los Angeles Dodgers
Dodger Stadium, Los Angeles, CA

livebaseballscorecards.com

AB	35
R	5
H	9
RBI	4
BB	5
SO	6
LOB	20



WP:	0	PA:	41
PB:	1	SB:	0
CS:	0		

Sat Apr 19 1969, 6:05 PM PST
Att: 19,108 - Unknown - 72 F

AB R H RBI BB SO LOB

4 0 0 0 1 2 4

4 1 2 0 1 0 2

5 2 1 1 0 1 5

5 1 2 1 0 0 2

4 0 1 1 0 2 1

4 0 1 0 0 0 2

4 0 1 1 0 0 2

2 0 0 0 2 0 1

1B:	7	SF:	0
2B:	0	SAC:	1
3B:	2	DP:	0
HR:	0	HBP:	0

1B:	7	SF:	0
2B:	0	SAC:	1
3B:	2	DP:	0
HR:	0	HBP:	0

WP:	0	PA:	41
PB:	1	SB:	0
CS:	0		

Batter	1	2	3	4	5	6	7	8	9
Willie Crawford, L OBP: 0.326, SLG: 0.429 (1, 8) X	0-0 6-3 ①		4-0 FC6-4 1-2 BB ②		0-3 K ③	0-3 K ③			0-0 P3 ①
Bill Russell, R OBP: 0.529, SLG: 0.741 (1, 9) X	0-0 FC1-6 1B		0-0 FC6-4 1-2f 2-3 ②			0-0 3B 1B	0-0 P6 ①		4-0 FC4-6 1-2 BB ②
Wes Parker, S OBP: 0.371, SLG: 0.594 (1, 3) X	0-0 FC1-6 1-2f ②		0-3 K ③			0-0 1B 3B 1-H	0-0 F7 ②		0-0 FC4-6 1B E ②
Andy Kosco, R OBP: 0.306, SLG: 0.500 (1, 7) X	0-0 L1 ③			0-0 PB 1B		0-0 SH1-4 1B 1B 3-H	0-0 F2 ③		0-0 E6 1B 1-2 1-3 2-H ③
Tom Haller, L OBP: 0.425, SLG: 0.500 (1, 2)		0-3 K ①		0-3 K 1-2 ①		0-0 SH1-4 1-2 ①		0-0 F7 ①	0-0 1B 1-3 2-H ①
Bill Sudakis, S OBP: 0.250, SLG: 0.366 (1, 5)		0-0 4-3 ②		0-0 F9 ②		0-0 P4 ②		0-0 3B ②	
Paul Popovich, S OBP: 0.300, SLG: 0.250 (1, 4)		0-0 P1-3 ③		0-0 F5 ③		0-0 BB IBB 1B 2-H ③		0-0 P7 ②	
Ted Sizemore, R OBP: 0.425, SLG: 0.394 (1, 6)			4-0 FC6-4 BB BB ①		0-0 F9 ①	4-0 BB 1-2 IBB ①		0-0 6-3 ③	
Don Sutton, R Ron Fairly, L Jim Brewer, L Pete Mikkelsen, R Len Gabrielson, L Bobby Darwin, R (1, 1) (6, PH) (7, 1) (7, 1) (9, PH) (9, PR)			0-3 K ①		0-0 6-3 ②	4-0 BB 1-2 BB ②			0-0 FC4-6 BB E 1B ③

Inning Stats

PITCHER	IP	WLS	BF	H	R	ER	SO	BB	IBB	HBP	BLK	WP	HR	S	P	ERA	WHIP
Larry Dierker, R	(1, 1)	8.2	L	40	8	5	3	6	4	1	0	0	0	47	67	3.12	1.385
Skip Guinn, L	(9, 1)	0.0		1	1	0	0	0	0	0	0	0	0	1	1	∞	∞

PITCHER	IP	WLS	BF	H	R	ER	SO	BB	IBB	HBP	BLK	WP	HR	S	P	ERA	WHIP
Larry Dierker, R	(1, 1)	8.2	L	40	8	5	3	6	4	1	0	0	0	47	67	3.12	1.385
Skip Guinn, L	(9, 1)	0.0		1	1	0	0	0	0	0	0	0	0	1	1	∞	∞

Batter	1	2	3	4	5	6	7	8	9	AB R H RBI BB SO LOB	TOP	
Jesus Alou, R (1, 9) OBP: 0.190, SLG: 0.236	0-0 1B S 1B		0-3 K		0-0 1-3			0-0 6-3		4 0 1 0 0 1 1		
Joe Morgan, L (1, 4) OBP: 0.379, SLG: 0.313	0-0 1-3 1B		0-0 F3		0-0 F7			0-0 5-3		4 0 1 0 0 0 1		
Jimmy Wynn, R (1, 8) OBP: 0.424, SLG: 0.533	0-3 K			0-3 K		4-0 P5-4-3 BB			0-3 K	3 0 0 0 1 3 1		
Doug Rader, R (1, 5) OBP: 0.314, SLG: 0.383 Leon McFadden, R (9, PR) OBP: 0.167, SLG: 0.182	0-3 K			0-0 1-3		0-0 P5-4-3 1-2f			4-0 CS BB	3 0 0 0 1 1 2 0 0 0 0 0 0 0		
Curt Blefary, L (1, 3) OBP: 0.358, SLG: 0.340		0-0 P4-6-3 BB 1B		0-0 S 2B 1B		0-0 F8			0-3 K 1-2	4 1 2 0 0 1 1		
Denis Menke, R (1, 6) OBP: 0.500, SLG: 0.500		4-0 P4-6-3 1-2 BB		0-0 1-H 2B		0-0 F7				2 0 1 1 1 0 0		
Norm Miller, L (1, 7) OBP: 0.350, SLG: 0.371		0-0 P4-6-3 1-2f 2-3		0-0 F3		0-0 CS 1B				3 0 1 0 0 0 3		
Johnny Edwards, L (1, 2) OBP: 0.170, SLG: 0.136		0-0 P6			0-3 K		0-0 F8 1-2			3 0 0 0 0 1 2		
Denny Lemaster, R (1, 1) OBP: 0.200, SLG: 0.400			0-0 6-3		0-0 1-3 2B			0-3 K		3 0 1 0 0 1 0		
Inning Stats	R: 0 H: 2 E: 0 LOB: 1 K: 2 BB: 0 S: 8 P: 8	R: 0 H: 1 E: 0 LOB: 1 K: 0 BB: 1 S: 3 P: 7	R: 0 H: 0 E: 0 LOB: 0 K: 1 BB: 0 S: 5 P: 5	R: 1 H: 2 E: 0 LOB: 1 K: 1 BB: 0 S: 7 P: 7	R: 0 H: 1 E: 0 LOB: 1 K: 1 BB: 0 S: 6 P: 6	R: 0 H: 0 E: 0 LOB: 0 K: 0 BB: 1 S: 2 P: 6	R: 0 H: 1 E: 0 LOB: 0 K: 0 BB: 0 S: 3 P: 3	R: 0 H: 0 E: 0 LOB: 0 K: 1 BB: 0 S: 5 P: 5	R: 0 H: 0 E: 0 LOB: 1 K: 2 BB: 1 S: 6 P: 10	1B: 5 SF: 0 2B: 3 SAC: 0 3B: 0 DP: 3 HR: 0 HBP: 0	WP: 0 PA: 32 PB: 0 SB: 2 CS: 2	
PITCHER Claude Osteen, L (1, 1) ERA: 1.33	IP WLS BF H R ER SO BB IBB HBP BLK WP HR S P ERA WHIP	9.0 W 32 7 1 1 8 3 0 0 0 0 0 0 45 57 1.00 1.111										

Houston Astros @ Los Angeles Dodgers
Dodger Stadium, Los Angeles, CA
Sun Apr 20 1969, 3:33 AM PST
Att. 16,540 - Unknown

livebaseballscorecards.com

AB 29
R 1
H 7
RBI 1
BB 3
SO 8
LOB 11



Batter	1	2	3	4	5	6	7	8	9	AB R H RBI BB SO LOB	TOP		
Pete Rose, S (1, 8) OBP: 0.426, SLG: 0.537	0-0 6-3	0-0 E 1B		0-0 5-3	0-0 P6			0-0 G6-4-3		5 1 1 2 0 0 3			
Bobby Tolan, L (1, 9) OBP: 0.362, SLG: 0.622	0-0 G3	0-0 E9 1B		0-0 HR		0-0 1-6-3			0-0 E 1B 1B	5 2 3 3 0 0 0			
Alex Johnson, R (1, 7) OBP: 0.391, SLG: 0.659	4-0 PO BB	0-0 P5		0-0 1-3		0-0 G3			0-0 E9 1B G6-4-3 1B	4 1 1 0 1 0 1			
Tony Perez, R (1, 5) OBP: 0.372, SLG: 0.450 Giraldo Ruiz, S (9, PR)	0-0 PO	0-0 1B E 1B	0-0 5-3		0-0 6-3	0-3 K			0-0 G6-4-3 1B WP 1B	5 1 2 1 0 1 0 0 1 0 0 0 0 0			
Lee May, R (1, 3) OBP: 0.250, SLG: 0.375		0-0 P4	4-0 1-3 BB		0-0 5-3		0-0 F8		0-0 G6-4-3 1B	4 0 1 0 1 0 1			
Johnny Bench, R (1, 2) OBP: 0.268, SLG: 0.436		0-0 E6 1B	0-0 1-3		0-0 BB 1B 1B		0-0 F7		0-0 G6-4-3	5 2 1 0 0 0 4			
Tommy Helms, R (1, 4) OBP: 0.400, SLG: 0.394		0-0 E 1B 1B	4-0 FC6-4 IBB		0-0 BB 1B 1B		0-0 6-3		4-0 BB BB BB BB BB	3 2 2 0 2 0 0			
Darrel Chaney, S (1, 6) OBP: 0.333, SLG: 0.200		0-0 E5 1B E	0-0 FC6-4		4-0 1B BB			0-0 FC1-6 1B	0-3 K	4 1 1 1 1 1 5			
Jim Merritt, L (1, 1) OBP: 0.250, SLG: 0.250 George Culver, R (6, 1) Wayne Granger, R (8, 1)		0-0 P4		0-0 4-3	0-0 1B			0-0 FC1-6 G6-4-3		3 0 1 2 0 0 3 1 0 0 0 0 0 1 0 0 0 0 0 0 0			
Inning Stats	R: 0 E: 0 K: 0 S: 2 H: 0 LOB: 0 BB: 1 P: 6	R: 5 E: 3 K: 0 S: 9 H: 4 LOB: 1 BB: 0 P: 9	R: 0 E: 0 K: 0 S: 3 H: 0 LOB: 2 BB: 2 P: 11	R: 1 E: 0 K: 0 S: 4 H: 1 LOB: 0 BB: 0 P: 4	R: 2 E: 0 K: 0 S: 6 H: 3 LOB: 2 BB: 1 P: 10	R: 0 E: 0 K: 1 S: 5 H: 0 LOB: 0 BB: 0 P: 5	R: 0 E: 0 K: 0 S: 3 H: 0 LOB: 0 BB: 0 P: 3	R: 0 E: 0 K: 0 S: 3 H: 1 LOB: 0 BB: 0 P: 3	R: 3 E: 1 K: 1 S: 8 H: 4 LOB: 1 BB: 1 P: 12	1B: 12 2B: 0 3B: 0 HR: 1 SF: 0 SAC: 0 DP: 2 HBP: 0	WP: 1 PB: 0 SB: 0 CS: 0 PA: 45		
PITCHER	IP WLS BF H R ER SO BB IBB HBP BLK WP HR S P ERA WHIP											PITCHER	IP WLS BF H R ER SO BB IBB HBP BLK WP HR S P ERA WHIP
Wade Blasingame, L (1, 1) ERA: 4.8	4.2 L 27 8 8 3 0 3 1 0 0 0 1 23 39 5.79 2.357												
Jim Ray, R (5, 1) ERA: 3.18	0.1 1 0 0 0 0 0 0 0 0 0 0 1 1 0.00 0.000												
Dooley Womack, R (6, 1) ERA:	2.0 6 0 0 0 1 0 0 0 0 0 0 8 8 0.00 0.000												
Dan Schneider, L (8, 1) ERA: 11.57	1.0 7 5 3 3 0 0 0 0 0 0 0 7 7 27.00 5.000												
Jack Billingham, R (9, 1) ERA: 1.59	1.0 3 0 0 0 1 1 0 0 0 0 1 0 4 8 0.00 1.000												

Cincinnati Reds @ Houston Astros
Astrodome, Houston, TX
Mon Apr 21 1969, 7:05 PM EST
Att. 8,513 - Dome - 72 F

livebaseballscorecards.com

AB	39
R	11
H	13
RBI	9
BB	5
SO	2
LOB	18



BOTTOM

Cincinnati Reds @ Houston Astros
Astrodome, Houston, TX
Mon Apr 21 1969, 7:05 PM EST
Att. 8,513 - Dome - 72 F

AB 37
R 5
H 9
RBI 4
BB 3
SO 3
LOB 17



WP: 1 PA: 41
PB: 0
SB: 0
CS: 0

AB R H RBI BB SO LOB

5	1	1	0	0	0	2
4	1	1	0	1	0	1
5	2	1	2	0	0	2
5	0	1	1	0	2	2
4	0	2	1	0	1	1
3	0	1	0	1	0	2
2	0	0	0	0	0	0
1	0	0	0	1	0	2
3	0	0	0	0	0	2
1	0	0	0	0	0	0
0	0	0	0	0	0	0
0	0	0	0	0	0	0
0	0	0	0	0	0	0
0	0	0	0	0	0	0
0	0	0	0	0	0	0
0	0	0	0	0	0	0
0	0	0	0	0	0	0
0	0	0	0	0	0	0
1	1	1	0	0	0	0

Batter	1	2	3	4	5	6	7	8	9
Jesus Alou, R OBP: 0.190, SLG: 0.233 (1, 9)	0-0 L6 1B			0-0 F8 BB 1B	0-0 F8 1B		0-0 1-3 1B		0-0 4-3 2B
Joe Morgan, L OBP: 0.381, SLG: 0.308 (1, 7) (7, 4)	0-0 L4 1B			4-0 1B BB		0-0 HR 1B	0-0 F5 1B		0-0 G3 2-3
Jimmy Wynn, R OBP: 0.395, SLG: 0.571 (1, 8)	0-0 P6 1B			0-0 F7 1B		0-0 HR 1B		0-0 5-3 1B	0-0 E5 2B
Doug Rader, R OBP: 0.304, SLG: 0.385 (1, 5)		0-3 K 1B		0-0 F8 2-3		0-0 F7 1B		0-3 K 1B	0-0 2B 2B
Denis Menke, R OBP: 0.509, SLG: 0.500 (1, 4) (7, 6)		0-3 K 1B		0-0 1B 1-2		0-0 F8 1B		1-0 BB WP HBP	0-0 F8 1B
Curt Blefary, L OBP: 0.368, SLG: 0.340 (1, 3)		0-0 F7 1B		0-0 1-3 1B		0-0 FC6-4 1B		4-0 BB BB	
Hector Torres, R (1, 6)			0-0 1-6-3 1B		0-0 F3 1B	0-0 F8 2-3		4-0 1-2 2-3 BB	
Norm Miller, L (6, PH) (7, 7)					0-0 L7 1B	0-0 FC6-4 1-2f		0-0 4-3 1B	
Don Bryant, R OBP: 0.250, SLG: 0.250 (1, 2)			0-0 F2 1B		0-0 L7 1B	0-0 FC6-4 1-2f		0-0 4-3 1B	
Johnny Edwards, L OBP: 0.167, SLG: 0.133 (8, PH) (9, 2)					0-0 F9 1B				0-0 G3 E 2B
Wade Blasingame, L (1, 1)									
Jim Ray, R (5, 1)									
Leon McFadden, R OBP: 0.231, SLG: 0.250 (5, PH)									
Dooley Womack, L (8, 1)									
Gary Geiger, L (7, PH)									
Dan Schneider, L (8, 1)									
Jack Billingham, R (9, 1)									
Cesar Geronimo, L OBP: 0.500, SLG: 1.000 (9, PH)									

Inning Stats	R: 0	H: 0	E: 0	LOB: 0	K: 0	S: 3	R: 0	H: 0	E: 0	LOB: 0	K: 2	S: 7	R: 0	H: 0	E: 0	LOB: 0	K: 0	S: 3	R: 1	H: 2	E: 0	LOB: 2	K: 0	S: 5	R: 0	H: 1	E: 0	LOB: 1	K: 0	S: 4	R: 2	H: 4	E: 0	LOB: 2	K: 0	S: 7	R: 0	H: 0	E: 0	LOB: 0	K: 0	S: 3	R: 0	H: 0	E: 0	LOB: 3	K: 1	S: 5	R: 2	H: 2	E: 1	LOB: 1	K: 0	S: 6	1B: 6	SF: 0	2B: 2	SAC: 0	3B: 0	DP: 0	HR: 1	HBP: 1
--------------	------	------	------	--------	------	------	------	------	------	--------	------	------	------	------	------	--------	------	------	------	------	------	--------	------	------	------	------	------	--------	------	------	------	------	------	--------	------	------	------	------	------	--------	------	------	------	------	------	--------	------	------	------	------	------	--------	------	------	-------	-------	-------	--------	-------	-------	-------	--------

PITCHER	IP	WLS	BF	H	R	ER	SO	BB	IBB	HBP	BLK	WP	HR	S	P	ERA	WHIP
Jim Merritt, L ERA: 4.61 (1, 1)	5.1	W	24	7	3	3	2	1	0	0	0	0	1	27	31	5.06	1.500
George Culver, R ERA: (6, 1)	2.1		10	0	0	0	1	2	0	1	0	1	0	9	18	0.00	0.857
Wayne Granger, R ERA: 2.45 (8, 1)	1.1	S	7	2	2	0	0	0	0	0	0	0	0	7	7	0.00	1.500

PITCHER	IP	WLS	BF	H	R	ER	SO	BB	IBB	HBP	BLK	WP	HR	S	P	ERA	WHIP
---------	----	-----	----	---	---	----	----	----	-----	-----	-----	----	----	---	---	-----	------

Batter	1	2	3	4	5	6	7	8	9	AB R H RBI BB SO LOB	TOP											
Pete Rose, S (1, 8) OBP: 0.462, SLG: 0.600	0-1 CI HR		0-0 1B 3B		0-3 K	0-0 1B		0-0 PB SF8 1B	4-0 FC5-2 HBP BB	4 3 3 2 1 1 0												
Bobby Tolan, L (1, 9) OBP: 0.358, SLG: 0.580	0-0 P4		0-0 1B		0-3 K		0-0 L1	0-0 F2	1-0 FC5-2 HBP	5 0 1 1 0 1 3												
Alex Johnson, R (1, 7) OBP: 0.375, SLG: 0.630	0-3 K		0-0 P6		0-3 K		0-0 F8	0-0 SF8 PB 2B 1B	0-0 FC5-2	2 0 0 0 0 1 2												
Ted Savage, R (3, 7) OBP: 0.500, SLG: 0.500									1-2 2-3 3-Hf	3 1 1 0 0 1 0												
Jim Beauchamp, R (9, PH)										1 0 0 0 0 0 3												
Tony Perez, R (1, 5) OBP: 0.417, SLG: 0.556	0-0 1-H HR		0-0 5-3			0-0 1B WP 1B	0-0 1B E	0-0 SF8 2B 1B	0-3 K	5 4 4 2 0 0 1												
Giraldo Ruiz, S (8, 5)								1-2 2-3 3-H		1 0 0 0 0 1 3												
Lee May, R (1, 3) OBP: 0.265, SLG: 0.386	0-3 K			0-0 6-3		0-0 WP FC1-2 1B	0-0 E	0-0 SF8		4 1 2 1 0 1 0												
Johnny Bench, R (1, 2) OBP: 0.304, SLG: 0.500		0-0 F7		0-0 F8		0-0 FC1-2 WP 1B 1B	0-0 E4 1B 2B	0-0		5 2 3 5 0 0 0												
Tommy Helms, R (1, 4) OBP: 0.400, SLG: 0.395		0-0 6-3		0-0 3B 1B		0-0 1-3	0-0 1B 2B	0-0 F2		5 1 2 1 0 0 3												
Darrel Chaney, S (1, 6) OBP: 0.353, SLG: 0.357		0-3 K		0-0 1-H 3B		0-0 1B FC1-2 IBB	0-0 1-3		0-3 K	4 1 1 1 1 2 1												
Mel Queen, L (1, 1) OBP: 0.167, SLG: 0.167			0-3 K		0-0 F9			0-0 FC1-2	0-0	3 0 0 0 0 1 4												
Clay Carroll, R (7, 1) OBP: 0.750, SLG: 0.667								0-0 1B PB BB	0-0 HBP BB FC5-2 1B	1 1 1 0 1 0 0												
Inning Stats	R: 2 E: 1 K: 2 S: 9	H: 1 LOB: 0 BB: 0 P: 9	R: 0 E: 0 K: 1 S: 5	H: 0 LOB: 0 BB: 0 P: 5	R: 1 E: 0 K: 1 S: 7	H: 2 LOB: 1 BB: 0 P: 7	R: 1 E: 0 K: 0 S: 5	H: 2 LOB: 1 BB: 0 P: 5	R: 0 E: 0 K: 3 S: 9	H: 0 LOB: 0 BB: 0 P: 9	R: 3 E: 0 K: 0 S: 6	H: 4 LOB: 2 BB: 1 P: 10	R: 3 E: 1 K: 0 S: 7	H: 4 LOB: 1 BB: 0 P: 7	R: 4 E: 0 K: 0 S: 7	H: 4 LOB: 1 BB: 1 P: 11	R: 0 E: 0 K: 2 S: 8	H: 1 LOB: 3 BB: 1 P: 13	1B: 13 2B: 2 3B: 2 HR: 1	SF: 1 SAC: 0 DP: 0 HBP: 1	WP: 2 PB: 1 SB: 0 CS: 0	PA: 49
PITCHER	IP WLS BF H R ER SO BB IBB HBP BLK WP HR S P ERA WHIP																					
Don Wilson, R (1, 1) ERA: 3.12	5.0 L 24 8 7 5 7 0 0 0 0 0 1 1 38 38 9.00 1.600																					
Dooley Womack, R (6, 1) ERA: 2.0	2.0 11 5 3 2 0 0 0 1 0 0 1 0 10 14 9.00 2.500																					
Skip Guinn, L (8, 1) ERA: 7.36	2.0 14 5 4 4 2 2 0 1 0 0 0 0 15 24 18.00 3.500																					

Cincinnati Reds @ Houston Astros
 Astrodome, Houston, TX
 Tue Apr 22 1969, 7:05 PM EST
 Att. 7,204 - Dome - 72 F

AB	43
R	14
H	18
RBI	13
BB	3
SO	9
LOB	20



Batter	1	2	3	4	5	6	7	8	9	AB	R	H	RBI	BB	SO	LOB
Jesus Alou, R OBP: 0.194, SLG: 0.234 (1, 9)	0-0 6-3		0-0 F9			0-0 F3		0-0 1B		4	0	1	0	0	0	0
Joe Morgan, L OBP: 0.373, SLG: 0.291 (1, 7)	4-0 BB		0-0 F9			0-0 F8		0-0 3-1		3	0	0	0	1	0	1
Jimmy Wynn, R OBP: 0.366, SLG: 0.526 (1, 8)	0-3 K				0-3 K				0-3 K	3	0	0	0	0	2	1
Cesar Geronimo, L OBP: 0.333, SLG: 0.667 (9, 8)						0-0 6-3				1	0	0	0	0	1	0
Doug Rader, R OBP: 0.300, SLG: 0.364 (1, 5)	0-0 4-3			0-0 E6			4-0 G4-6-3 BB		0-3 K	3	0	0	0	1	1	1
Curt Blefary, L OBP: 0.377, SLG: 0.358 (1, 3)		0-0 L4		0-0 WP 2B		0-0 G4-6-3		4-0 FC5-4 BB		3	0	1	0	1	0	1
Denis Menke, R OBP: 0.508, SLG: 0.479 (1, 4)		4-0 BB		0-3 K		4-0 FC6-4 BB		4-0 FC5-4		2	0	0	0	2	1	2
Johnny Edwards, L OBP: 0.176, SLG: 0.146 (1, 2)		0-0 P6				0-0 G4-6-3 1B		0-0 FC6-4		3	0	1	0	0	0	2
Skip Guinn, R (8, 1)										0	0	0	0	0	0	0
Hector Torres, R (1, 6)		0-3 K				0-0 G4-6-3		0-0 6-3		3	0	0	0	0	1	2
Don Wilson, R OBP: 0.200, SLG: 0.111 (1, 1)			0-0 F8			0-3 K		0-3 K		2	0	0	0	0	1	0
Dooley Womack, L (6, 1)										0	0	0	0	0	0	0
Bob Watson, R OBP: 0.238, SLG: 0.211 (8, 2)										1	0	0	0	0	1	0

Inning Stats	R: 0	H: 0	E: 0	K: 1	S: 5	R: 0	H: 0	E: 0	K: 1	S: 5	R: 0	H: 0	E: 0	K: 0	S: 3	R: 0	H: 1	E: 1	K: 2	S: 8	R: 0	H: 1	E: 0	K: 1	S: 5	R: 0	H: 0	E: 0	K: 0	S: 3	R: 0	H: 0	E: 0	K: 0	S: 2	R: 0	H: 1	E: 0	K: 1	S: 6	R: 0	H: 0	E: 0	K: 2	S: 7	R: 0	H: 0	E: 0	K: 1	S: 7	R: 0	H: 0	E: 0	K: 0	S: 3
	0	0	0	1	9	0	0	0	1	9	0	0	0	0	3	0	1	1	2	8	0	1	0	0	5	0	0	0	0	0	0	0	0	0	10	0	1	6	0	1	11	0	0	1	11	0	0	0	0	0					
PITCHER	IP	WLS	BF	H	R	ER	SO	BB	IBB	HBP	BLK	WP	HR	S	P	ERA	WHIP																																						
Mel Queen, R ERA: 2.25 (1, 1)	6.0	W	21	2	0	0	5	2	0	0	0	1	0	29	37	0.00	0.667																																						
Clay Carroll, R ERA: 3.86 (7, 1)	3.0	S	12	1	0	0	3	3	0	0	0	0	0	15	27	0.00	1.333																																						

BOTTOM

Cincinnati Reds @ Houston Astros

Astrodome, Houston, TX

Tue Apr 22 1969, 7:05 PM EST

Att. 7,204 - Dome - 72 F

livebaseballscorecards.com

AB	28
R	0
H	3
RBI	0
BB	5
SO	8
LOB	10



WP: 1	PA: 33
PB: 0	
SB: 0	
CS: 0	

Batter	1	2	3	4	5	6	7	8	9	AB R H RBI BB SO LOB	TOP	
Tommy Dean, R (1, 6) OBP: 0.111, SLG: 0.059 Bill Davis, L (8, PH) OBP: 0.300, SLG: 0.250 Johnny Podres, L (8, 1) OBP: 0.250, SLG: 0.333 Frank Reberger, L (8, 1)	0-0 		0-0 			0-0 		0-0 		3 0 0 0 0 0 0	San Diego Padres @ Houston Astros Astrodome, Houston, TX Wed Apr 23 1969, 7:05 PM EST Att. 6,382 - Unknown livebaseballscorecards.com	
Roberto Pena, R (1, 4) OBP: 0.242, SLG: 0.214	0-3 K 		0-0 			0-0 		0-0 	4 0 1 0 0 1 0			
Tony Gonzalez, L (1, 7) OBP: 0.361, SLG: 0.351	4-0 BB		0-0 			0-0 		0-0 	3 0 0 0 1 0 1			
Ollie Brown, R (1, 9) OBP: 0.279, SLG: 0.508	0-0 				0-0 		0-0 	0-0 	4 0 0 0 0 0 1			
Nate Colbert, R (1, 3) OBP: 0.250, SLG: 0.316		0-0 		0-3 K 		0-0 		0-0 	3 0 0 0 0 1 0			
Cito Gaston, R (1, 8) OBP: 0.255, SLG: 0.286		0-0 		0-0 		0-0 		0-0 	3 0 0 0 0 0 0			
Ed Spiezio, R (1, 5) OBP: 0.286, SLG: 0.270		0-0 1B				0-0 		0-0 	3 0 1 0 0 0 0			
Chris Cannizzaro, R (1, 2) OBP: 0.280, SLG: 0.222		0-0 				0-0 		4-0 BB	2 0 0 0 1 0 1			
Clay Kirby, R (1, 1) OBP: 0.167, SLG: 0.167 Jack Baldschun, R (6, 1) Larry Stahl, L (8, PH) OBP: 0.200, SLG: 0.143 Jose Arcia, R (8, 6) OBP: 0.200, SLG: 0.200			0-3 K 		0-3 K 			0-0 	2 0 0 0 0 2 0			
								0-0 	0 0 0 0 0 0 0			
									1 0 0 0 0 0 1			
									0 0 0 0 0 0 0			
Inning Stats	R: 0 H: 0 E: 0 LOB: 1 K: 1 BB: 1 S: 5 P: 9	R: 0 H: 1 E: 0 LOB: 1 K: 0 BB: 0 S: 4 P: 4	R: 0 H: 1 E: 0 LOB: 1 K: 1 BB: 0 S: 6 P: 6	R: 0 H: 0 E: 0 LOB: 0 K: 1 BB: 0 S: 5 P: 5	R: 0 H: 0 E: 0 LOB: 0 K: 1 BB: 0 S: 5 P: 5	R: 0 H: 0 E: 0 LOB: 0 K: 0 BB: 0 S: 3 P: 3	R: 0 H: 0 E: 0 LOB: 0 K: 0 BB: 0 S: 3 P: 3	R: 0 H: 0 E: 0 LOB: 1 K: 0 BB: 1 S: 3 P: 7	R: 0 H: 0 E: 0 LOB: 0 K: 0 BB: 0 S: 3 P: 3	1B: 2 SF: 0 2B: 0 SAC: 0 3B: 0 DP: 0 HR: 0 HBP: 0	WP: 0 PA: 31 PB: 0 SB: 0 CS: 0	
PITCHER Larry Dierker, R (1, 1) ERA: 2.84	IP WLS BF H R ER SO BB IBB HBP BLK WP HR S P ERA WHIP											PITCHER IP WLS BF H R ER SO BB IBB HBP BLK WP HR S P ERA WHIP
	9.0 W 31 2 0 0 4 2 0 0 0 0 0 0 0 37 45 0.00 0.444											



Batter	1	2	3	4	5	6	7	8	9
Norm Miller, L OBP: 0.426, SLG: 0.421 (1, 9) X	0-0 1B 2B	4-0 BB			4-0 1B BB	4-0 1-2 2-3 3-H BB		0-0 1B BLK 1B	
Joe Morgan, L OBP: 0.389, SLG: 0.305 (1, 7) B B B B	4-0 1B BB	0-0 BB			0-0 1-3 1B	0-0		0-0 3-H 1-3 1B	
Jimmy Wynn, R OBP: 0.348, SLG: 0.488 (1, 8) S S S	0-3 K		0-3 K		0-0		0-0 1B	0-0 1-2 3-H	
Doug Rader, R OBP: 0.297, SLG: 0.345 (1, 5) X	0-0		4-0 L6-3 BB		0-0		0-0		
Curt Blefary, L OBP: 0.385, SLG: 0.368 (1, 3) X	0-0 1-3 2-H 1B		0-0 L6-3			0-0 CS 1B	0-0		
Denis Menke, R OBP: 0.492, SLG: 0.451 (1, 4) X	0-0			0-0		4-0 1-2 1B BB BB	0-0		
Johnny Edwards, L OBP: 0.200, SLG: 0.157 (1, 2) X		0-0 SH 1B		0-3 K		0-0		4-0 None 1B None BB	
Hector Torres, R OBP: 0.063, SLG: 0.063 (1, 6) X		0-0		0-0		0-0 BB 1-2 1B 1B		0-0 1-2	
Larry Dierker, R OBP: 0.250, SLG: 0.250 (1, 1) X		0-0 SH 1-2			0-0	0-0 1-2 2-3 1B		0-0 2-3	

Inning Stats	R: 1	H: 2	E: 0	K: 1	S: 7	LOB: 2	BB: 1	P: 11
	R: 0	H: 1	E: 0	K: 0	S: 4	LOB: 2	BB: 1	P: 8
	R: 0	H: 0	E: 0	K: 1	S: 4	LOB: 0	BB: 1	P: 8
	R: 0	H: 0	E: 0	K: 1	S: 5	LOB: 0	BB: 0	P: 5
	R: 0	H: 1	E: 0	K: 0	S: 4	LOB: 2	BB: 1	P: 8
	R: 1	H: 3	E: 0	K: 0	S: 5	LOB: 3	BB: 2	P: 13
	R: 0	H: 1	E: 0	K: 0	S: 4	LOB: 1	BB: 0	P: 4
	R: 2	H: 2	E: 0	K: 0	S: 5	LOB: 1	BB: 1	P: 9

PITCHER															PITCHER																				
IP	WLS	BF	H	R	ER	SO	BB	IBB	HBP	BLK	WP	HR	S	P	ERA	WHIP	IP	WLS	BF	H	R	ER	SO	BB	IBB	HBP	BLK	WP	HR	S	P	ERA	WHIP		
Clay Kirby, R (1, 1)	5.2	L	27	7	2	2	3	5	0	0	0	0	28	48	3.18	2.118																			
Jack Baldschun, R (6, 1)	1.1		6	1	0	0	0	1	0	0	0	0	5	9	0.00	1.500																			
Johnny Podres, L (8, 1)	0.2		5	2	2	2	0	1	0	0	0	0	4	8	27.00	4.500																			
Frank Reberger, R (8, 1)	0.1		1	0	0	0	0	0	0	0	1	0	1	1	0.00	0.000																			

BOTTOM

San Diego Padres @ Houston Astros
Astrodome, Houston, TX
Wed Apr 23 1969, 7:05 PM EST
Att. 6,382 - Unknown

AB	R	H	RBI	BB	SO	LOB
2	2	2	2	3	0	0
4	0	2	0	1	0	5
5	0	1	0	0	2	5
3	0	0	0	1	0	5
4	0	2	1	0	0	2
3	1	0	0	1	0	3
3	1	1	0	1	1	1
4	0	1	0	0	0	2
3	0	1	0	0	0	1

AB	31
R	4
H	10
RBI	3
BB	7
SO	3
LOB	24

WP: 0 PA: 39
PB: 0
SB: 0
CS: 1



Batter	1	2	3	4	5	6	7	8	9	AB R H RBI BB SO LOB	TOP																	
Tommy Dean, R (1, 6) OBP: 0.143, SLG: 0.053 Bill Davis, L (8, PH) OBP: 0.293, SLG: 0.243 Jerry Davanon, R (8, 4) OBP: 0.037, SLG: 0.037	0-3 K		0-3 K		H 1-0 HBP			0-3 K	0-0 4-3	2 0 0 0 0 2 0 1 0 0 0 0 1 0 1 0 0 0 0 0 0	San Diego Padres @ Houston Astros Astrodome, Houston, TX Thu Apr 24 1969, 7:05 PM EST Att. 7,786 - Unknown																	
Roberto Pena, R (1, 4) OBP: 0.227, SLG: 0.200 Jose Arcia, R (8, 6) OBP: 0.200, SLG: 0.200	0-3 K			0-0 1-3	0-0 5-3			0-0 P3		4 0 0 0 0 1 2 0 0 0 0 0 0 0																		
Tony Gonzalez, L (1, 7) OBP: 0.369, SLG: 0.367	0-0 1-3			4-0 1B E BB				0-0 HR 2B		3 1 1 0 1 0 0																		
Ollie Brown, R (1, 9) OBP: 0.308, SLG: 0.557		0-0 HR		0-3 K				4-0 HR IBB		2 2 1 1 2 1 1																		
Nate Colbert, R (1, 3) OBP: 0.333, SLG: 0.500		4-0 CS BB		0-0 1-3 1B				0-0 HR 1-H 2-H		3 1 2 3 1 1 1																		
Cito Gaston, R (1, 8) OBP: 0.255, SLG: 0.283		0-3 K		0-0 5-3				0-0 1B		4 0 1 0 0 2 4																		
Ed Spiezio, R (1, 5) OBP: 0.261, SLG: 0.244		0-3 K 1-2			0-0 5-3			0-0 6-3		4 0 0 0 0 2 2																		
Chris Cannizzaro, R (1, 2) OBP: 0.278, SLG: 0.224			0-0 6-3		0-0 HBP 1B			0-0 F6		4 0 1 0 0 1 0																		
Al Santorini, R (1, 1) Jack Baldschun, R (7, 1)			0-3 K		0-3 K			0-3 K		3 0 0 0 0 3 1 1 0 0 0 0 1 0																		
Inning Stats	R: 0 E: 0 K: 2 S: 7	H: 0 LOB: 0 BB: 0 P: 7	R: 1 E: 0 K: 2 S: 7	H: 1 LOB: 0 BB: 1 P: 11	R: 0 E: 0 K: 2 S: 7	H: 0 LOB: 0 BB: 0 P: 7	R: 0 E: 1 K: 1 S: 6	H: 1 LOB: 2 BB: 1 P: 10	R: 0 E: 0 K: 1 S: 6	H: 1 LOB: 2 BB: 0 P: 7		R: 0 E: 0 K: 2 S: 7	H: 0 LOB: 1 BB: 1 P: 11	R: 0 E: 0 K: 2 S: 7	H: 0 LOB: 0 BB: 0 P: 7	R: 3 E: 0 K: 1 S: 8	H: 3 LOB: 1 BB: 1 P: 12	R: 0 E: 0 K: 2 S: 7	H: 0 LOB: 0 BB: 0 P: 7	1B: 3 2B: 1 3B: 0 HR: 2	SF: 0 SAC: 0 DP: 0 HBP: 1	WP: 0 PB: 0 SB: 0 CS: 1	PA: 37					
PITCHER	IP WLS BF H R ER SO BB IBB HBP BLK WP HR S P ERA WHIP												PITCHER	IP WLS BF H R ER SO BB IBB HBP BLK WP HR S P ERA WHIP														
Jim Ray, R (1, 1) ERA: 3.52	2.0		7	1	1	1	4	1	0	0	0	0	1	14	18	4.50	1.000											
Dooley Womack, R (3, 1) ERA: 1.29	5.0		20	2	0	0	8	2	0	1	0	0	0	33	42	0.00	0.800											
Jack Billingham, R (8, 1) ERA: 4.7	2.0	L	10	3	3	3	3	0	1	0	0	0	1	15	19	13.50	1.500											

livebaseballscorecards.com

AB	32
R	4
H	6
RBI	4
BB	4
SO	15
LOB	11



Batter	1	2	3	4	5	6	7	8	9	10	11	12	13	AB R H RBI BB SO LOB	TOP																				
Norm Miller, L OBP: 0.421, SLG: 0.378 (1, 9) (8, 8)	4-0 1B BB	0-0 F8 2-3		0-0 4-3			0-0 4-3		0-0 1-3	0-0 SH1-3		1-0 HBP		4 1 0 0 1 0 2	Houston Astros @ San Francisco Giants Candlestick Park, San Francisco, CA Fri Apr 25 1969, 9:05 PM EST Att: 6,094 - Unknown																				
Joe Morgan, L OBP: 0.386, SLG: 0.294 (1, 7)	0-0 F8	4-0 BB			0-0 6-3 1-3 1B		0-0 F8		4-0 1B E BB	0-3 K		0-0 F8		5 2 1 0 2 1 3																					
Jimmy Wynn, R OBP: 0.333, SLG: 0.471 Jesus Alou, R OBP: 0.211, SLG: 0.239 (1, 8) (8, 9)	0-0 1B BB 2-H	0-0 5-3			0-0 6-3 1-3		0-3 K		0-0 E 1-2 1B	4-0 IBB			0-0 1-3	4 1 1 1 0 1 3 2 1 1 0 1 0 0																					
Curt Blefary, L OBP: 0.355, SLG: 0.328 (1, 3)	4-0 1B BB 1-2		0-0 F8		0-0 1-3			0-0 SH SH1-3 1B	0-0 E1 E	0-0 F5			0-0 6-3	6 2 1 1 1 0 3																					
Denis Menke, R OBP: 0.493, SLG: 0.550 (1, 4)	0-0 1-2 2-H 1B		0-0 F8		0-0 HR			0-0 SH SH1-3 1-3	4-0 E BB				0-0 1-3	5 1 2 2 1 0 0																					
Doug Rader, R OBP: 0.284, SLG: 0.313 (1, 5)	0-0 F9		0-0 5-3		0-0 F4			0-0 G3	0-3 K				0-3 K	6 0 0 0 0 2 7																					
Johnny Edwards, L OBP: 0.222, SLG: 0.172 Leon McFadden, R OBP: 0.214, SLG: 0.231 Don Bryant, R OBP: 0.200, SLG: 0.200 (1, 2) (9, PH) (9, 2)	0-3 K			0-0 FC5-4 1B			0-0 F6		4-0 SH1-3 IBB	0-0 E6			0-0 6-3	3 0 1 0 1 1 2 1 0 0 0 0 0 1 1 0 0 0 0 0 0																					
Hector Torres, R OBP: 0.080, SLG: 0.080 (1, 6)		0-0 F8 SH3 1B		0-0 FC5-4 1-2			0-0 F9		0-0 SH1-3	0-0 1-3			0-0 1-3	5 0 1 1 0 0 3																					
Denny Lemaster, R OBP: 0.143, SLG: 0.286 Jack Billingham, R Fred Gladding, L Larry Dierker, R OBP: 0.308, SLG: 0.385 Dan Schneider, L (1, 1) (7, 1) (8, 1) (9, 1) (11, 1)		0-0 SH3		0-0 1-3			0-0 F8		0-0 G3		0-0 SH1-3 2B		0-3 K	2 0 0 0 0 0 1 1 0 0 0 0 0 2 0 0 0 0 0 0 0 1 0 1 0 0 0 0 1 0 0 0 0 1 0																					
Inning Stats	R: 2 E: 0 K: 1 S: 7	H: 2 LOB: 2 BB: 2 P: 15	R: 0 E: 0 K: 0 S: 4	H: 1 LOB: 2 BB: 1 P: 8	R: 0 E: 0 K: 0 S: 3	H: 0 LOB: 0 BB: 0 P: 3	R: 0 E: 1 K: 0 S: 4	H: 1 LOB: 1 BB: 0 P: 4	R: 2 E: 0 K: 0 S: 5	H: 2 LOB: 0 BB: 0 P: 5	R: 0 E: 0 K: 1 S: 3	H: 0 LOB: 0 BB: 0 P: 3	R: 0 E: 0 K: 1 S: 5	H: 0 LOB: 0 BB: 0 P: 5		R: 1 E: 1 K: 0 S: 5	H: 1 LOB: 2 BB: 1 P: 9	R: 3 E: 2 K: 1 S: 8	H: 1 LOB: 2 BB: 2 P: 16	R: 0 E: 0 K: 1 S: 6	H: 1 LOB: 2 BB: 1 P: 10	R: 0 E: 0 K: 1 S: 5	H: 0 LOB: 0 BB: 0 P: 5	R: 0 E: 0 K: 1 S: 5	H: 0 LOB: 1 BB: 0 P: 6	R: 0 E: 0 K: 0 S: 3	H: 0 LOB: 0 BB: 0 P: 3	1B: 7 2B: 1 3B: 0 HR: 1	SF: 0 SAC: 4 DP: 0 HBP: 1	WP: 1 PB: 0 SB: 0 CS: 0	PA: 59				
PITCHER	IP WLS BF H R ER SO BB IBB HBP BLK WP HR S P ERA WHIP																																		
Bobby Bolin, R ERA: 5.4 Frank Linzy, R ERA: 5.63 Joe Gibbon, L ERA:	(1, 1) (8, 1) (9, 1)	7.0 1.2 4.1																																	



Batter	1	2	3	4	5	6	7	8	9	10	11	12	13	AB R H RBI BB SO LOB
Bobby Bonds, R OBP: 0.282, SLG: 0.333 (1, 9)	F8		F9		K			SH3-4 BB		K			BB SH3 HR 1B	6 2 1 0 1 2 4
Jim Davenport, R OBP: 0.343, SLG: 0.419 (1, 5)	PB 1B SF9 BB		FC5-4 BB			F7		SH3-4 1-2	2B FC9-2 1B	4-3			SH3 1-2	3 1 1 0 2 0 1
Willie Mays, R OBP: 0.418, SLG: 0.492 (1, 8)	SF9 PB HR 1B		FC5-4 1-2f			5-3		F5 1-2	FC9-2 FC5-2 2B		F9		BB HR IBB	6 2 2 0 1 0 2
Willie McCovey, L OBP: 0.426, SLG: 0.731 (1, 3)	SF9 1-3 2-H		4-3			F5		1B IBB	FC5-2 FC9-2 IBB		F8		HR BB	3 2 0 1 3 0 1
Jack Hiatt, R OBP: 0.355, SLG: 0.615 (1, 2)	HR				6-3			E 1B 1-3 2-H	FC9-2 FC5-2		F9		HR	7 3 3 7 0 0 3
Jim Ray Hart, R OBP: 0.300, SLG: 0.289 (1, 7)	6-3				F8			E 1B 1-3 3-H	FC5-2				FC2-6 1B	6 2 3 1 0 0 3
Don Mason, L OBP: 0.375, SLG: 0.350 (1, 4)			F5		4-3			E BB 1B 1-3 3-H	F6				FC2-6 1B	2 0 0 0 0 0 0 4 0 1 1 0 0 5
Ron Hunt, R OBP: 0.280, SLG: 0.186 (7, PH) (8, 4)								2-H 1B					1-2f 1B	
Hal Lanier, R OBP: 0.263, SLG: 0.226 (1, 6)			F8		6-3			4-0					FC1-6 1B	3 0 0 0 0 1 1 2 0 2 0 1 0 0
Cesar Gutierrez, R OBP: 0.450, SLG: 0.333 (8, 6)								BB IBB					1-2 1B	
Bobby Bolin, R OBP: 0.222, SLG: 0.250 (1, 1)			K		K			1-2 2-3 3-H					K	2 0 0 0 0 2 0 1 0 0 0 0 0 1 0 0 0 1 1 0 0 2 0 0 0 0 1 2
Dave Marshall, L OBP: 0.360, SLG: 0.375 (7, PH)														
Frank Linzy, R (8, 1)														
Joe Gibbon, R (9, 1)														

Inning Stats	R: 3	H: 2	E: 0	LOB: 0	K: 0	BB: 1	S: 5	R: 0	H: 0	E: 0	LOB: 0	K: 1	BB: 0	S: 5	R: 0	H: 0	E: 0	LOB: 0	K: 0	BB: 0	S: 3	R: 0	H: 0	E: 0	LOB: 0	K: 0	BB: 0	S: 3	R: 0	H: 0	E: 0	LOB: 0	K: 0	BB: 0	S: 3	R: 1	H: 2	E: 0	LOB: 1	K: 1	BB: 0	S: 7	R: 4	H: 2	E: 2	LOB: 3	K: 0	BB: 4	S: 6	R: 0	H: 2	E: 0	LOB: 3	K: 0	BB: 1	S: 5	R: 0	H: 1	E: 0	LOB: 1	K: 1	BB: 0	S: 6	R: 0	H: 0	E: 0	LOB: 0	K: 0	BB: 0	S: 3	R: 0	H: 2	E: 0	LOB: 1	K: 1	BB: 0	S: 6	R: 4	H: 2	E: 0	LOB: 0	K: 0	BB: 2	S: 3	R: 0	H: 2	E: 0	LOB: 0	K: 0	BB: 2	S: 11	1B: 9	SF: 1	2B: 2	SAC: 2	3B: 0	DP: 0	HR: 2	WP: 0	PA: 59
--------------	------	------	------	--------	------	-------	------	------	------	------	--------	------	-------	------	------	------	------	--------	------	-------	------	------	------	------	--------	------	-------	------	------	------	------	--------	------	-------	------	------	------	------	--------	------	-------	------	------	------	------	--------	------	-------	------	------	------	------	--------	------	-------	------	------	------	------	--------	------	-------	------	------	------	------	--------	------	-------	------	------	------	------	--------	------	-------	------	------	------	------	--------	------	-------	------	------	------	------	--------	------	-------	-------	-------	-------	-------	--------	-------	-------	-------	-------	--------

PITCHER	IP	WLS	BF	H	R	ER	SO	BB	IBB	HBP	BLK	WP	HR	S	P	ERA	WHIP
Denny Lemaster, L ERA: 6.41 (1, 1)	6.1		25	4	4	4	3	2	0	0	0	0	1	29	37	5.68	0.947
Jack Billingham, R ERA: 6.0 (7, 1)	1.1		8	2	4	2	1	1	1	0	0	0	0	8	16	13.50	2.250
Fred Gladding, R ERA: 3.0 (8, 1)	0.1		6	2	0	0	0	1	1	0	0	0	0	4	12	0.00	9.000
Larry Dierker, R ERA: 2.67 (9, 1)	2.0		8	1	0	0	1	0	1	0	0	0	0	9	13	0.00	0.500
Dan Schneider, L ERA: 12.86 (11, 1)	2.1	L	12	4	4	4	1	1	1	0	0	0	1	12	20	15.43	2.143

BOTTOM

Houston Astros @ San Francisco Giants
Candlestick Park, San Francisco, CA

Fri Apr 25 1969, 9:05 PM EST
Att. 6,094 - Unknown

AB	R	H	RBI	BB	SO	LOB
47	12	13	11	9	6	23

GIANTS

Batter	1	2	3	4	5	6	7	8	9	AB R H RBI BB SO LOB	TOP												
Jesus Alou, R (1, 9) OBP: 0.213, SLG: 0.254	0-0 E5 G4-6-3			0-0 1B 2B		0-0 6-3		0-0 1-6-3		4 1 1 0 0 0 0													
Joe Morgan, L (1, 7) OBP: 0.379, SLG: 0.282	0-0 G4-6-3 1-2f			0-3 K		4-0 BB E BB		0-3 K		3 0 0 0 1 2 2													
Jimmy Wynn, R (1, 8) OBP: 0.328, SLG: 0.455	0-0 F8			0-0 2-H 1B		0-0 E6 1-2 BB		0-3 K		4 0 1 1 0 1 1													
Curt Blefary, L (1, 3) OBP: 0.350, SLG: 0.314		0-0 4-3		0-3 K		4-0 1-2 2-3 BB		0-0 F7		3 0 0 0 1 1 1													
Denis Menke, R (1, 4) OBP: 0.481, SLG: 0.524		4-0 CS BB		0-0 5-3		0-0 F9		0-0 F9		3 0 0 0 1 0 4													
Doug Rader, R (1, 5) OBP: 0.299, SLG: 0.329		0-3 K 1-2			0-0 CS 1B		0-0 G4-6-3 1B			3 0 2 0 0 1 1													
Johnny Edwards, L (1, 2) OBP: 0.212, SLG: 0.164			0-3 K2-3		0-0 F7 1-2		0-0 G4-6-3 1-2f			3 0 0 0 0 1 2													
Hector Torres, R (1, 6) OBP: 0.071, SLG: 0.071			0-3 K		0-0 5-3		0-0 F8			3 0 0 0 0 1 0													
Wade Blasingame, L (1, 1) Norm Miller, L (8, PH) Dooley Womack, L (8, 1)			0-3 K			0-0 F6		0-0 F8		2 0 0 0 0 1 0 1 0 0 0 0 0 0 0 0 0 0 0 0 0													
Inning Stats	R: 0 E: 1 K: 0 S: 3	H: 0 LOB: 0 BB: 0 P: 3	R: 0 E: 0 K: 1 S: 4	H: 0 LOB: 1 BB: 1 P: 8	R: 0 E: 0 K: 3 S: 9	H: 0 LOB: 0 BB: 0 P: 9	R: 1 E: 0 K: 2 S: 9	H: 2 LOB: 1 BB: 0 P: 9	R: 0 E: 0 K: 0 S: 3	H: 1 LOB: 0 BB: 0 P: 3	R: 0 E: 1 K: 0 S: 4	H: 0 LOB: 3 BB: 2 P: 12	R: 0 E: 0 K: 0 S: 3	H: 1 LOB: 0 BB: 0 P: 3	R: 0 E: 0 K: 1 S: 5	H: 0 LOB: 0 BB: 0 P: 5	R: 0 E: 0 K: 1 S: 5	H: 0 LOB: 0 BB: 0 P: 5	1B: 3 2B: 2 3B: 0 HR: 0	SF: 0 SAC: 0 DP: 3 HBP: 0	WP: 0 PB: 0 SB: 0 CS: 2	PA: 32	
PITCHER Juan Marichal, R (1, 1) ERA: 2.15	IP 9.0	WLS W	BF 32	H 4	R 1	ER 1	SO 8	BB 3	IBB 0	HBP 0	BLK 0	WP 0	HR 0	S 45	P 57	ERA 1.00	WHIP 0.778						PITCHER IP WLS BF H R ER SO BB IBB HBP BLK WP HR S P ERA WHIP

Houston Astros @ San Francisco Giants
Candlestick Park, San Francisco, CA

Sat Apr 26 1969, 6:33 AM EST
Att: 32,243 - Unknown

livebaseballscorecards.com

AB 29
R 1
H 4
RBI 1
BB 3
SO 8
LOB 11



Batter	1	2	3	4	5	6	7	8	9	AB	R	H	RBI	BB	SO	LOB
Bobby Bonds, R OBP: 0.293, SLG: 0.343 (1, 9) SS	0-3 K	0-0 F9		0-0 1B		0-0 1B				4	0	2	0	0	1	2
Ron Hunt, R OBP: 0.278, SLG: 0.191 (1, 4) X	0-0 F9		0-0 FC5-4 1B	0-0 F8		0-3 K				4	0	1	0	0	1	3
Willie Mays, R OBP: 0.423, SLG: 0.540 (1, 8) X	0-0 HR		0-0 FC5-4 CS 1-2f		0-0 G5-4-3 1B		0-3 K			4	2	2	1	0	1	1
Willie McCovey, L OBP: 0.458, SLG: 0.764 (1, 3) X	0-0 1B		4-0 BB 1-2		0-0 G5-4-3 1B		0-0 WP 1-3 2B			3	0	3	0	1	0	0
Jack Hiatt, R OBP: 0.343, SLG: 0.552 (1, 2) X	0-0 5-3		4-0 FC5-4 BB 1-2		0-0 G5-4-3 1-2f 2-3		0-0 1-3 2-H			3	0	0	0	1	0	4
Jim Ray Hart, R OBP: 0.315, SLG: 0.306 (1, 7) X		0-0 WP E 1B	0-0 FC5-4 1-2f		0-0 1B 3-H		0-3 K			4	0	2	1	0	1	2
Jim Davenport, R OBP: 0.333, SLG: 0.400 (1, 5) X		0-0 F9		0-0 G5-4-3 1B		0-0 F9		0-0 F6		4	0	1	0	0	0	2
Hal Lanier, R OBP: 0.246, SLG: 0.211 (1, 6) X		0-0 E6 WP 1-2		0-0 G5-4-3 1-2f		0-0 6-3		0-0 1-3		4	0	0	0	0	0	2
Juan Marichal, R OBP: 0.286, SLG: 0.429 (1, 1) X		0-0 F9 1-2 2-3		0-0 1B		0-0 6-3				3	0	1	0	0	0	2

Inning Stats	R: 1	H: 2	E: 0	K: 1	S: 7	LOB: 1	BB: 0	P: 7	R: 0	H: 1	E: 1	K: 0	S: 5	LOB: 2	BB: 0	P: 5	R: 0	H: 1	E: 0	K: 0	S: 5	LOB: 3	BB: 0	P: 5	R: 1	H: 3	E: 0	K: 0	S: 5	LOB: 1	BB: 0	P: 5	R: 0	H: 1	E: 0	K: 1	S: 6	LOB: 1	BB: 0	P: 6	R: 0	H: 0	E: 0	K: 1	S: 5	LOB: 0	BB: 0	P: 5
--------------	------	------	------	------	------	--------	-------	------	------	------	------	------	------	--------	-------	------	------	------	------	------	------	--------	-------	------	------	------	------	------	------	--------	-------	------	------	------	------	------	------	--------	-------	------	------	------	------	------	------	--------	-------	------

PITCHER	IP	WLS	BF	H	R	ER	SO	BB	IBB	HBP	BLK	WP	HR	S	P	ERA	WHIP
Wade Blasingame, L ERA: 4.09 (1, 1)	7.0	L	32	12	2	2	3	2	0	0	0	2	1	36	44	2.57	2.000
Dooley Womack, R ERA: 1.2 (8, 1)	1.0		3	0	0	0	1	0	0	0	0	0	0	5	5	0.00	0.000

BOTTOM

Houston Astros @ San Francisco Giants
Candlestick Park, San Francisco, CA

Sat Apr 26 1969, 6:33 AM EST
Att. 32,243 - Unknown

livebaseballscorecards.com

AB	33
R	2
H	12
RBI	2
BB	2
SO	4
LOB	18

GIANTS

1B: 10	SF: 0	WP: 2	PA: 35
2B: 1	SAC: 0	PB: 0	
3B: 0	DP: 2	SB: 1	
HR: 1	HBP: 0	CS: 1	

Batter	1	2	3	4	5	6	7	8	9	AB	R	H	RBI	BB	SO	LOB	TOP										
Joe Morgan, L (1, 7) OBP: 0.396, SLG: 0.338	0-3 K	4-0 1B BB			0-0 FC6-4 1B		0-0 HR			3	1	2	1	1	1	0	Houston Astros @ San Francisco Giants Candlestick Park, San Francisco, CA Sun Apr 27 1969, 6:33 AM EDT Unknown										
Jesus Alou, R (1, 9) OBP: 0.215, SLG: 0.253	0-0 F4	0-0 1B			0-0 FC6-4 BB		0-0 1-3			4	0	1	0	0	0	1											
Jimmy Wynn, R (1, 8) OBP: 0.323, SLG: 0.431	0-3 K	0-0 F8			4-0 1-2 BB			0-0 F8		3	0	0	0	1	1	2											
Doug Rader, R (1, 5) OBP: 0.296, SLG: 0.338		0-0 BB HR 2B		0-0 5-3	0-0 G6-4-3 BB			0-0 6-3		4	1	1	0	0	0	2											
Denis Menke, R (1, 4) OBP: 0.482, SLG: 0.515		4-0 BB HR BB		0-0 G1-6-3 1B	0-3 K			0-0 F6		3	1	1	0	1	1	0											
Curt Blefary, L (1, 3) OBP: 0.345, SLG: 0.301		4-0 1-2 2-3 HR BB		0-0 G1-6-3	0-3 K			0-3 K		3	1	0	0	1	2	1											
Hector Torres, R (1, 6) OBP: 0.094, SLG: 0.188		0-0 1-H 2-H 3-H HR		0-0 G3	0-0 4-3			0-0 5-3		4	1	1	4	0	0	0											
Johnny Edwards, L (1, 2) OBP: 0.200, SLG: 0.154	0-0 F2			0-0 1-3	0-0 F8			0-0 F8		4	0	0	0	0	0	0											
Don Wilson, R (1, 1) OBP: 0.154, SLG: 0.083	0-3 K			0-3 K	0-0 F7					3	0	0	0	0	2	0											
Dan Schneider, L (7, 1)										0	0	0	0	0	0	0											
Jack Billingham, R (8, 1)										0	0	0	0	0	0	0											
Inning Stats	R: 0 E: 0 K: 2 S: 7	H: 0 LOB: 0 BB: 0 P: 7	R: 4 E: 0 K: 1 S: 8	H: 3 LOB: 2 BB: 3 P: 20	R: 0 E: 0 K: 0 S: 3	H: 1 LOB: 0 BB: 0 P: 3	R: 0 E: 0 K: 1 S: 5	H: 0 LOB: 0 BB: 0 P: 5	R: 0 E: 0 K: 0 S: 3	H: 1 LOB: 1 BB: 1 P: 7	R: 0 E: 0 K: 2 S: 7	H: 0 LOB: 0 BB: 0 P: 7	R: 1 E: 0 K: 0 S: 4	H: 1 LOB: 0 BB: 0 P: 4	R: 0 E: 0 K: 0 S: 3	H: 0 LOB: 0 BB: 0 P: 3	R: 0 E: 0 K: 1 S: 5	H: 0 LOB: 0 BB: 0 P: 5	1B: 3 2B: 1 3B: 0 HR: 2	SF: 0 SAC: 0 DP: 2 HBP: 0	WP: 0 PB: 0 SB: 0 CS: 0	PA: 35					
PITCHER	IP	WLS	BF	H	R	ER	SO	BB	IBB	HBP	BLK	WP	HR	S	P	ERA	WHIP										
Ray Sadecki, L (1, 1) ERA: 2.03	1.2		11	3	4	4	3	3	0	0	0	0	1	14	26	21.60	3.600										
Rich Robertson, R (2, 1) ERA: 4.26	3.1		11	2	0	0	1	1	0	0	0	0	0	12	16	0.00	0.900										
Ron Herbel, R (6, 1) ERA: 1.13	2.0	W	7	1	1	1	2	0	0	0	0	0	1	11	11	4.50	0.500										
Frank Linzy, R (8, 1) ERA: 4.5	2.0	S	6	0	0	0	1	0	0	0	0	0	0	8	8	0.00	0.000										



Batter	1	2	3	4	5	6	7	8	9
Bobby Bonds, R OBP: 0.300, SLG: 0.338 (1, 8) X	0-0 F8			0-0 SF8 1B	0-3 K		0-3 K	4-0 IBB	
Ron Hunt, R OBP: 0.305, SLG: 0.216 (1, 4) X	0-0 F8			0-0 1B 1B		4-0 FC4-6 BB HR BB	0-0 2B HR 1B	0-0 L4-6	
Dave Marshall, L OBP: 0.379, SLG: 0.423 (1, 9) X	0-0 G3			0-0 SF8		4-0 FC4-6 BB	0-0 HR 2B		
Willie McCovey, L OBP: 0.461, SLG: 0.797 (1, 3) X		0-0 4-3		0-0 G6-4-3 1B		0-0 FC4-6 HR	0-0 HR		
Jack Hiatt, R OBP: 0.359, SLG: 0.625 (1, 2) X		0-3 K		0-0 G6-4-3 1-2f		0-0 HR	4-0 BB		
Jim Ray Hart, R OBP: 0.310, SLG: 0.302 (1, 7) X		0-3 K			0-0 1B 1B	0-0 6-3	0-3 K		
Jim Davenport, R OBP: 0.326, SLG: 0.385 (1, 5) X			0-0 5-3		0-0 F6	0-3 K		0-0 SH 1B	
Hal Lanier, R OBP: 0.250, SLG: 0.217 (1, 6) X			0-0 F6		0-0 WP 1B		0-3 K	0-0 SH L4-6	
Ray Sadecki, L Rich Robertson, R Don Mason, L Ron Herbel, R Cesar Gutierrez, R Frank Linzy, R			0-3 K		0-3 K		0-0 S 1B 1B	0-0 G3	

Inning Stats	R: 0	H: 0	E: 0	K: 0	S: 3	LOB: 0	BB: 0	P: 3	R: 0	H: 0	E: 0	K: 2	S: 7	LOB: 0	BB: 0	P: 7	R: 0	H: 0	E: 0	K: 1	S: 5	LOB: 0	BB: 0	P: 5	R: 1	H: 3	E: 0	K: 0	S: 5	LOB: 1	BB: 0	P: 5	R: 0	H: 2	E: 0	K: 2	S: 9	LOB: 2	BB: 0	P: 9	R: 3	H: 1	E: 0	K: 1	S: 6	LOB: 0	BB: 2	P: 14	R: 4	H: 4	E: 0	K: 3	S: 13	LOB: 1	BB: 1	P: 17	R: 0	H: 1	E: 1	K: 0	S: 4	LOB: 2	BB: 1	P: 8
1B: 8	SF: 1	2B: 2	SAC: 1	3B: 0	DP: 2	HR: 2	HBP: 0	WP: 1	PA: 38																																																							

PITCHER	IP	WLS	BF	H	R	ER	SO	BB	IBB	HBP	BLK	WP	HR	S	P	ERA	WHIP
Don Wilson, R ERA: 4.41 (1, 1)	6.2	L	30	9	7	7	8	2	0	0	0	1	1	44	52	9.45	1.650
Dan Schneider, L ERA: 13.5 (7, 1)	0.1		5	2	1	1	1	1	0	0	0	0	1	6	10	27.00	9.000
Jack Billingham, R ERA: 5.4 (8, 1)	1.0		3	0	0	0	0	0	1	0	0	0	0	2	6	0.00	0.000

BOTTOM

AB	R	H	RBI	BB	SO	LOB
4	1	1	0	1	2	3
4	2	2	1	1	0	3
2	1	1	1	1	0	0
4	2	2	3	0	0	2
3	1	1	3	1	1	2
4	0	1	0	0	2	1
4	0	1	0	0	1	1
3	0	1	0	0	1	0
0	0	0	0	0	0	0
1	0	0	0	0	1	0
1	0	0	0	1	2	
0	0	0	0	0	0	0
1	1	1	0	0	0	0
1	0	0	0	0	0	2

AB	32
R	8
H	11
RBI	8
BB	4
SO	9
LOB	16



WP: 1 **PA: 38**
PB: 0
SB: 1
CS: 0

Houston Astros @ San Francisco Giants
 Candlestick Park, San Francisco, CA
 Sun Apr 27 1969, 6:33 AM EDT
 Unknown

livebaseballscorecards.com

Batter	1	2	3	4	5	6	7	8	9	AB R H RBI BB SO LOB	TOP											
Joe Morgan, L (1, 7) OBP: 0.379, SLG: 0.321	0-0 5-3		0-0 1-3		0-0 F3			0-0 4-3		4 0 0 0 0 0 1	Houston Astros @ San Francisco Giants Candlestick Park, San Francisco, CA Sun Apr 27 1969, 6:38 AM EDT Att. 18,852 - Unknown livebaseballscorecards.com											
Jesus Alou, R (1, 9) OBP: 0.229, SLG: 0.291	0-0 6-3			0-0 1B		0-0 E9 BLK		0-0 6-3 3B		4 3 2 0 0 0 0												
Jimmy Wynn, R (1, 8) OBP: 0.303, SLG: 0.403	0-3 K			0-0 E5 FC4-6 1B 1-2		0-0 6-3		0-0 6-3		4 0 0 1 0 1 2												
Doug Rader, R (1, 5) OBP: 0.306, SLG: 0.346		0-0 F9		0-0 FC4-6 1B 1-2 2-H		0-0 6-3		0-0 3-H 1B 1B		4 0 2 1 0 0 1												
Denis Menke, R (1, 4) OBP: 0.471, SLG: 0.500		0-0 6-3		0-0 FC4-6 L6-4 BB 1-2f 2-3		0-0 F4 3-H		0-0 1B 1-2		4 0 1 0 0 0 2												
Bob Watson, R (1, 3) OBP: 0.240, SLG: 0.182		0-0 6-3		4-0 BB 1-2		0-0 F9		0-0 G1		2 0 0 0 1 0 0 1 0 0 0 0 0 0												
Curt Blefary, L (9, PH) OBP: 0.341, SLG: 0.297																						
Hector Torres, R (1, 6) OBP: 0.114, SLG: 0.176			4-0 BB		0-0 L6-4 2-3		0-0 F8		0-0 4-3	2 0 0 0 1 0 3 1 0 0 0 0 0 0												
Norm Miller, L (9, PH) OBP: 0.407, SLG: 0.362																						
Don Bryant, R (1, 2) OBP: 0.250, SLG: 0.250					0-0 F8		0-0 F4		0-0 4-3	3 0 1 0 0 0 1 1 0 0 0 0 0 0												
Gary Geiger, L (9, PH)																						
Tom Griffin, R (1, 1)					0-0 F3		0-3 K			2 0 0 0 0 1 1 0 0 0 0 0 0 0 1 0 0 0 0 0 1 0 0 0 0 0 0 0												
Jack Billingham, R (6, 1)																						
Leon McFadden, R (7, PH) OBP: 0.200, SLG: 0.214																						
Fred Gladding, L (7, 1)																						
Inning Stats	R: 0 E: 0 K: 1 S: 5	H: 0 LOB: 0 BB: 0 P: 5	R: 0 E: 0 K: 0 S: 3	H: 0 LOB: 0 BB: 0 P: 3	R: 0 E: 0 K: 0 S: 3	H: 0 LOB: 1 BB: 1 P: 7	R: 1 E: 1 K: 0 S: 5	H: 2 LOB: 2 BB: 1 P: 9	R: 0 E: 0 K: 1 S: 5	H: 0 LOB: 0 BB: 0 P: 5	R: 1 E: 1 K: 0 S: 4	H: 0 LOB: 0 BB: 0 P: 4	R: 0 E: 0 K: 0 S: 4	H: 1 LOB: 1 BB: 0 P: 4	R: 1 E: 0 K: 0 S: 5	H: 3 LOB: 1 BB: 0 P: 5	R: 0 E: 0 K: 0 S: 3	H: 0 LOB: 0 BB: 0 P: 3	1B: 5 2B: 1 3B: 1 HR: 0	SF: 0 SAC: 0 DP: 1 HBP: 0	WP: 0 PB: 0 SB: 0 CS: 0	PA: 35
PITCHER	IP WLS BF H R ER SO BB IBB HBP BLK WP HR S P ERA WHIP																					
Mike McCormick, L (1, 1) ERA: 3.52	7.1 W 29 4 3 1 2 2 0 0 0 0 0 0 31 39 1.23 0.818																					
Frank Linzy, R (8, 1) ERA: 3.86	1.2 S 6 2 0 0 0 0 0 0 0 0 0 0 6 6 0.00 1.200																					



Batter	1	2	3	4	5	6	7	8	9	AB	R	H	RBI	BB	SO	LOB
Bobby Bonds, R OBP: 0.310, SLG: 0.338 (1, 8) (9, 9)	0-0 WP S 1B 1B		0-0 F7			4-0 S HBP HR BB	0-0 F2			3	2	1	0	1	0	1
Ron Hunt, R OBP: 0.317, SLG: 0.208 (1, 4) (9, 9)	0-3 K 1		4-0 BB			1-0 HR HBP	0-0 FC6-4 1-2f			2	1	0	0	1	1	2
Dave Marshall, L OBP: 0.394, SLG: 0.414 (1, 7) (8, 9) (9, 7)	0-0 CS BB 1B 1-H		0-3 K 3			0-0 F6 2-3		4-0 BB		3	0	1	1	1	1	3
Willie McCovey, L OBP: 0.463, SLG: 0.823 (1, 3) (9, 9)	4-0 1-2 BB			0-3 K 1		0-0 HR 1-H		0-0 F9 1		3	1	1	3	1	1	1
Bob Burda, L OBP: 0.286, SLG: 0.286 (1, 9) (8, 5)	0-3 K 2 3			0-0 G3 2		0-0 FC6-4 1B		0-0 F7 2		3	0	1	0	0	1	2
Jim Davenport, R OBP: 0.318, SLG: 0.375 (8, 5) (9, 8)	2-3 K			0-0 F9 3		0-0 F3 2		0-0 F3 3		1	0	0	0	0	0	1
Cesar Gutierrez, R OBP: 0.417, SLG: 0.316 (1, 5) (8, 7)		0-0 F9 1		0-0 F9 3		0-0 F4 1		0-0 FC6-4 3		3	0	0	0	0	0	1
Frank Johnson, R (8, 7) (9, 8)										0	0	0	0	0	0	0
Willie Mays, R OBP: 0.417, SLG: 0.531 (8, PH) (9, 8)										1	0	0	0	0	0	1
Bob Barton, R (1, 2)		0-0 F8 2				0-0 FC6-4 3				3	0	0	0	0	0	1
Hal Lanier, R OBP: 0.239, SLG: 0.206 (1, 6)		0-0 G3 3				0-3 K 2		0-0 F7 1		3	0	0	0	0	1	0
Mike McCormick, L OBP: 0.500, SLG: 1.250 (1, 1) (8, 1)			0-3 K 1			0-0 5-3 3		0-0 FC6-4 1B		3	0	1	0	0	1	0
										0	0	0	0	0	0	0

Inning Stats	R: 1	H: 2	E: 0	K: 2	S: 8	L: 12	R: 0	H: 0	E: 0	K: 0	S: 3	R: 0	H: 0	E: 0	K: 2	S: 7	R: 0	H: 0	E: 0	K: 1	S: 5	R: 0	H: 0	E: 0	K: 1	S: 5	R: 3	H: 2	E: 0	K: 0	S: 5	R: 0	H: 1	E: 0	K: 0	S: 4	R: 0	H: 0	E: 0	K: 0	S: 3
Tom Griffin, R ERA: 2.66 (1, 1)	5.0	WLS: 2	BF: 20	H: 2	R: 3	ER: 3	SO: 6	BB: 3	IBB: 0	HBP: 1	BLK: 0	WP: 1	HR: 0	S: 28	P: 41	ERA: 5.40	WHIP: 1.000																								
Jack Billingham, R ERA: 5.73 (6, 1)	1.0	WLS: 1	BF: 5	H: 2	R: 1	ER: 1	SO: 0	BB: 0	IBB: 0	HBP: 0	BLK: 0	WP: 0	HR: 1	S: 5	P: 5	ERA: 9.00	WHIP: 2.000																								
Fred Gladding, R ERA: 2.25 (7, 1)	2.0	WLS: 1	BF: 8	H: 1	R: 0	ER: 0	SO: 0	BB: 1	IBB: 0	HBP: 0	BLK: 0	WP: 0	HR: 0	S: 7	P: 11	ERA: 0.00	WHIP: 1.000																								

BOTTOM

Houston Astros @ San Francisco Giants
Candlestick Park, San Francisco, CA

Sun Apr 27 1969, 6:38 AM EDT
Att. 18,852 - Unknown

AB	28
R	4
H	5
RBI	4
BB	4
SO	6
LOB	13

livebaseballscorecards.com



1B: 4	SF: 0	WP: 1	PA: 33
2B: 1	SAC: 0	PB: 0	
3B: 0	DP: 1	SB: 2	
HR: 1	HBP: 1	CS: 1	

Batter	1	2	3	4	5	6	7	8	9	AB R H RBI BB SO LOB	TOP	
Joe Morgan, L (1, 7) OBP: 0.374, SLG: 0.317	0-0 F7		0-0 P3			0-0 5-6-4-3 1B		0-3 K		4 0 1 0 0 1 0		
Jesus Alou, R (1, 9) Skip Guinn, R (8, 1) OBP: 0.230, SLG: 0.289	0-0 1B			0-0 P6		0-3 K		0-0 4-3		4 0 1 0 0 1 1 0 0 0 0 0 0 0		
Jimmy Wynn, R (1, 8) OBP: 0.286, SLG: 0.379	0-0 F9			0-3 K		0-0 G5-6-4-3 1-2f			0-0 F3	4 0 0 0 0 1 2		
Doug Rader, R (1, 5) OBP: 0.303, SLG: 0.341	0-3 K			0-0 3-1			0-0 FC1-6 1B		0-0 6-3	4 0 1 0 0 1 1		
Denis Menke, R (1, 4) OBP: 0.462, SLG: 0.486					0-0 E5 FC5-4 FC6-4 1B		0-0 F7		0-0 P4	4 1 1 0 0 0 1		
Curt Blefary, L (1, 3) OBP: 0.341, SLG: 0.299					0-0 L8		0-0 FC5-4 1-2 1B		0-0 FC1-6 1-2f 1B	3 0 1 0 0 0 2		
Hector Torres, R (1, 6) OBP: 0.132, SLG: 0.189					0-0 G5-4-3 1-2f		0-0 FC5-4 FC6-4 1-2f 2-3 1B		0-0 1-2 1B	3 0 1 0 0 0 3		
Don Bryant, R (1, 2) OBP: 0.182, SLG: 0.182					0-0 F3		0-0 FC6-4 FC4 1-2f 3-H		0-0 F8	3 0 0 1 0 0 3		
Larry Dierker, R (1, 1) Jim Ray, R (4, 1) Leon McFadden, R (8, PH) OBP: 0.286, SLG: 0.357 OBP: 0.188, SLG: 0.200					0-3 K		0-0 FC4 1-2f		0-0 5-3	1 0 0 0 0 1 0 1 0 0 0 0 0 1 1 0 0 0 0 0 0		
Inning Stats	R: 0 E: 0 K: 1 S: 6 H: 1 LOB: 1 BB: 0 P: 6	R: 0 E: 0 K: 0 S: 3 H: 1 LOB: 0 BB: 0 P: 3	R: 0 E: 0 K: 1 S: 5 H: 0 LOB: 0 BB: 0 P: 5	R: 0 E: 0 K: 1 S: 5 H: 0 LOB: 0 BB: 0 P: 5	R: 1 E: 1 K: 0 S: 5 H: 1 LOB: 1 BB: 0 P: 5	R: 0 E: 0 K: 1 S: 5 H: 1 LOB: 0 BB: 0 P: 5	R: 0 E: 0 K: 0 S: 5 H: 2 LOB: 2 BB: 0 P: 5	R: 0 E: 0 K: 1 S: 5 H: 0 LOB: 0 BB: 0 P: 5	R: 0 E: 0 K: 0 S: 3 H: 0 LOB: 0 BB: 0 P: 3	1B: 6 2B: 0 3B: 0 HR: 0 SF: 0 SAC: 0 DP: 2 HBP: 0	WP: 0 PB: 0 SB: 0 CS: 0 PA: 32	
PITCHER George Stone, L (1, 1) Ken Johnson, R (8, 1) ERA: 0.66 ERA: 6.57	IP: 7.0 WLS: W BF: 26 H: 6 R: 1 ER: 0 SO: 4 BB: 0 IBB: 0 HBP: 0 BLK: 0 WP: 0 HR: 0 S: 34 P: 34 ERA: 0.00 WHIP: 0.857	IP: 2.0 WLS: S BF: 6 H: 0 R: 0 ER: 0 SO: 1 BB: 0 IBB: 0 HBP: 0 BLK: 0 WP: 0 HR: 0 S: 8 P: 8 ERA: 0.00 WHIP: 0.000	PITCHER IP WLS BF H R ER SO BB IBB HBP BLK WP HR S P ERA WHIP									

Houston Astros @ Atlanta Braves
Atlanta Stadium, Atlanta, GA

Mon Apr 28 1969, 7:05 PM EDT
Att: 7,929 - Cloudy - 72 F

livebaseballscorecards.com

AB	32
R	1
H	6
RBI	1
BB	0
SO	5
LOB	14



Batter	1	2	3	4	5	6	7	8	9
Felipe Alou, R OBP: 0.392, SLG: 0.507 (1, 8)	0-0 E 3B		0-0 HR 1B	0-0 2B 1B	0-0 5-3			0-0 WP 1B BB	
Felix Millan, R OBP: 0.354, SLG: 0.461 (1, 4)	0-0 5-3		0-0 HR 1B	0-0 2B 1B	0-0 6-3			4-0 1B BB	
Hank Aaron, R Mike Lum, L OBP: 0.494, SLG: 0.691 (1, 9) OBP: 0.400, SLG: 0.294 (8, 9)	0-0 FC5 SF9		0-0 HR 1B	0-0 2B				0-0 F3	
Orlando Cepeda, R Tommie Aaron, R OBP: 0.293, SLG: 0.423 (1, 3) OBP: 0.500, SLG: 0.500 (8, PR) (9, 3)	4-0 S BB		0-0 3-1	0-0 6-3				4-0 1B IBB	
Tito Francona, L OBP: 0.407, SLG: 0.417 (1, 7)	0-0 SF9		0-0 1B	0-0 2-3 1B				0-0 1B 1B	
Clete Boyer, R OBP: 0.300, SLG: 0.304 (1, 5)	0-0 4-3		0-0 F7	0-3 K				0-0 G5-4-3 1B	
Bob Didier, S OBP: 0.255, SLG: 0.250 (1, 2)		0-0 4-3	0-0 4-3	0-3 K				0-0 G5-4-3	
Sonny Jackson, L OBP: 0.307, SLG: 0.386 (1, 6)		0-3 K		0-0 SH 1B	4-0 S BB			1-0 HBP	
George Stone, L Ralph Garr, L Ken Johnson, R OBP: 0.227, SLG: 0.190 (7, PH) (8, 1)		0-3 K		0-0 SH 1B	0-3 K			0-3 K	

Inning Stats	R: 2	H: 1	E: 1	LOB: 1	K: 0	BB: 1	S: 5	P: 9
	R: 0	H: 0	E: 0	LOB: 0	K: 2	BB: 0	S: 7	P: 7
	R: 3	H: 4	E: 0	LOB: 1	K: 0	BB: 0	S: 7	P: 7
	R: 4	H: 5	E: 1	LOB: 2	K: 2	BB: 0	S: 13	P: 13
	R: 0	H: 0	E: 0	LOB: 1	K: 1	BB: 1	S: 5	P: 9
	R: 0	H: 0	E: 0	LOB: 0	K: 0	BB: 0	S: 3	P: 3
	R: 0	H: 0	E: 0	LOB: 1	K: 2	BB: 0	S: 7	P: 8
	R: 3	H: 3	E: 0	LOB: 2	K: 0	BB: 2	S: 5	P: 13

PITCHER	IP	WLS	BF	H	R	ER	SO	BB	IBB	HBP	BLK	WP	HR	S	P	ERA	WHIP
Larry Dierker, R ERA: 3.68 (1, 1)	3.0	L	19	7	8	6	2	1	0	0	0	0	1	22	26	18.00	2.667
Jim Ray, R ERA: 3.09 (4, 1)	4.0		17	3	1	0	5	1	0	1	0	0	0	25	30	0.00	1.000
Skip Guinn, L ERA: 9.72 (8, 1)	1.0		7	3	3	3	0	1	1	0	0	1	0	5	13	27.00	4.000

BOTTOM

Houston Astros @ Atlanta Braves
Atlanta Stadium, Atlanta, GA

Mon Apr 28 1969, 7:05 PM EDT
Att. 7,929 - Cloudy - 72 F

AB	R	H	RBI	BB	SO	LOB
5	4	4	1	0	0	1
4	3	2	1	1	0	2
4	2	2	4	0	0	0
1	0	0	0	0	0	2
3	0	0	1	2	0	1
0	1	0	0	0	0	0
4	0	3	3	0	0	0
5	0	1	1	0	2	4
5	0	0	0	0	1	5
2	1	1	0	1	1	0
2	1	0	0	0	2	1
1	0	0	0	0	1	1
0	0	0	0	0	0	0

1B	2B	3B	HR	SF	SAC	DP	HBP
10	1	1	1	1	1	1	1

WP	PA
1	43

livebaseballscorecards.com

AB 36
R 12
H 13
RBI 11
BB 4
SO 7
LOB 17



Batter	1	2	3	4	5	6	7	8	9	AB R H RBI BB SO LOB	TOP											
Joe Morgan, L (1, 4) OBP: 0.375, SLG: 0.314	0-0 P6			0-0 S 1B	4-0 BB		0-0 3-1		0-0 E6	4 0 1 0 1 0 1												
Jesus Alou, R (1, 7) OBP: 0.228, SLG: 0.284	0-0 F9			0-0 F8 1-2	0-0 F5			0-0 SH1-4 FC5-2 1B	0-0 4-3	5 0 1 0 0 0 5												
Jimmy Wynn, R (1, 8) OBP: 0.284, SLG: 0.371	0-3 K			0-0 L6	0-0 F2			0-0 FC5-2 SH1-4 1-2 1B		4 0 1 0 0 1 4												
Doug Rader, R (1, 5) OBP: 0.304, SLG: 0.333		0-0 1-3		4-0 BB		0-3 K		0-0 SH1-4 1-2 2-3		2 0 0 0 1 1 0												
Norm Miller, L (1, 9) OBP: 0.413, SLG: 0.360		0-0 G6-4-3 1B		0-0 G3		0-0 F8		4-0 FC5-2 IBB		3 0 1 0 1 0 2												
Denis Menke, R (1, 6) OBP: 0.453, SLG: 0.474		0-0 G6-4-3 1-2f			0-0 SH1-3 1B 1B	0-0 P5		0-0 FC5-2 1-2 2-3 3-Hr		4 1 1 0 0 0 4												
Curt Blefary, L (1, 3) OBP: 0.337, SLG: 0.296			0-0 P6		0-0 1B SH1-3 1-2 1B		0-0 4-3	0-0 4-3		4 0 1 0 0 0 3												
Johnny Edwards, L (1, 2) OBP: 0.192, SLG: 0.147			0-0 F7		0-0 SH1-3 1-2 2-3		0-0 6-3		0-0 4-3	3 0 0 0 0 0 0												
Denny Lemaster, R (1, 1) Julio Golay, R (5, PH) Dooley Womack, L (5, 1) Gary Geiger, L (7, PH) Jack Billingham, R (7, 1) Danny Coombs, R (8, 1) Marty Martinez, S (9, PH)			0-0 F3		0-0 BB 2-3 3-H		0-0 2B		0-0 1-3	1 0 0 0 0 0 0 1 0 1 1 0 0 0 0 0 0 0 0 0 0 1 0 1 0 0 0 0 0 0 0 0 0 0 0 0 0 0 0 0 0 0 1 0 0 0 0 0 0												
Inning Stats	R: 0 E: 0 K: 1 S: 5	H: 0 LOB: 0 BB: 0 P: 5	R: 0 E: 0 K: 0 S: 3	H: 1 LOB: 0 BB: 0 P: 3	R: 0 E: 0 K: 0 S: 3	H: 0 LOB: 0 BB: 0 P: 3	R: 0 E: 0 K: 0 S: 4	H: 1 LOB: 2 BB: 1 P: 8	R: 1 E: 0 K: 0 S: 6	H: 3 LOB: 3 BB: 1 P: 10	R: 0 E: 0 K: 1 S: 5	H: 0 LOB: 0 BB: 0 P: 5	R: 0 E: 0 K: 0 S: 4	H: 1 LOB: 1 BB: 0 P: 4	R: 0 E: 0 K: 0 S: 5	H: 2 LOB: 3 BB: 1 P: 9	R: 0 E: 1 K: 0 S: 4	H: 0 LOB: 1 BB: 0 P: 4	1B: 7 2B: 1 3B: 0 HR: 0	SF: 0 SAC: 2 DP: 1 HBP: 0	WP: 0 PB: 0 SB: 1 CS: 0	PA: 38
PITCHER	IP WLS BF H R ER SO BB IBB HBP BLK WP HR S P ERA WHIP																					
Milt Pappas, R (1, 1) ERA: 2.3	7.0 W 28 6 1 1 2 2 0 0 0 0 0 0 30 38 1.29 1.143																					
Cecil Upshaw, R (8, 1) ERA: 1.64	2.0 S 10 2 0 0 0 0 0 1 0 0 0 0 9 13 0.00 1.000																					

Houston Astros @ Atlanta Braves
Atlanta Stadium, Atlanta, GA

Tue Apr 29 1969, 7:05 PM EDT
Att: 7,251 - Unknown - 72 F

livebaseballscorecards.com

AB	33
R	1
H	8
RBI	1
BB	3
SO	2
LOB	19



BOTTOM

Houston Astros @ Atlanta Braves
Atlanta Stadium, Atlanta, GA

Tue Apr 29 1969, 7:05 PM EDT
Att. 7,251 - Unknown - 72 F

livebaseballscorecards.com

AB	31
R	2
H	10
RBI	2
BB	3
SO	6
LOB	21



WP: 0	PA: 35
PB: 0	
SB: 0	
CS: 1	

Batter	1	2	3	4	5	6	7	8	9	AB	R	H	RBI	BB	SO	LOB
Felipe Alou, R OBP: 0.410, SLG: 0.521 (1, 8)	0-0 2B SF8 1B	0-0 6-3		0-0 1-2 1B			0-0 1B 1B			4	1	3	0	0	0	1
Felix Millan, R OBP: 0.360, SLG: 0.475 (1, 4)	0-0 1-3 2B		0-0 6-3	0-0 F8			0-0 1-2 1B			4	0	2	0	0	0	2
Hank Aaron, R OBP: 0.494, SLG: 0.676 (1, 9)	4-0 IBB		0-0 F5		0-0 CS 1B		0-0 F7			3	0	1	0	1	0	2
Orlando Cepeda, R OBP: 0.291, SLG: 0.419 (1, 3)	0-0 SF8		0-0 1B		0-3 K		0-0 P4			3	0	1	1	0	1	3
Bob Aspromonte, R OBP: 0.273, SLG: 0.355 (1, 7)	0-0 P5		0-0 F7		0-3 K			0-0 FC5-2 3B		4	0	1	0	0	1	3
Clete Boyer, R OBP: 0.310, SLG: 0.296 (1, 5)	0-0 5-3		4-0 1B BB		0-3 K			4-0 FC5-2 BB		2	1	0	0	2	1	2
Bob Didier, S OBP: 0.259, SLG: 0.275 (1, 2)		0-0 2B		0-0 4-3		0-0 4-3		0-0 FC5-2 G4-6-3		3	0	1	0	0	0	1
Tito Francona, L OBP: 0.407, SLG: 0.417 (8, PH)				1-2 1B				1-2 3-H		0	0	0	0	0	0	0
Tommie Aaron, R OBP: 0.333, SLG: 0.333 (8, PH)								0-0 G4-6-3		1	0	0	0	0	0	2
Bob Tillman, R OBP: 0.150, SLG: 0.105 (9, 2)								0-0 1-2f		0	0	0	0	0	0	0
Sonny Jackson, L OBP: 0.291, SLG: 0.365 (1, 6)			0-3 K		0-0 F7		0-3 K			4	0	0	0	0	2	4
Milt Pappas, R OBP: 0.100, SLG: 0.100 (1, 1)			0-3 K		0-0 1B		0-0 F7			2	0	1	1	0	1	1
Mike Lum, L OBP: 0.381, SLG: 0.278 (7, PH)				2-H 1B						1	0	0	0	0	0	0
Cecil Upshaw, R OBP: 0.500, SLG: 0.500 (8, 1)										0	0	0	0	0	0	0

Inning Stats	R	H	E	K	S	P	R	H	E	K	S	P	R	H	E	K	S	P	R	H	E	K	S	P	R	H	E	K	S	P
	1	2	0	5	9		0	1	0	2	4		0	0	0	7	7		0	2	0	5	5		0	1	0	0	7	7

PITCHER	IP	WLS	BF	H	R	ER	SO	BB	IBB	HBP	BLK	WP	HR	S	P	ERA	WHIP
Denny Lemaster, L ERA: 6.08 (1, 1)	4.0		20	6	2	2	2	1	1	0	0	0	0	22	30	4.50	1.750
Dooley Womack, R ERA: 1.06 (5, 1)	2.0		6	1	0	0	4	0	0	0	0	0	0	14	14	0.00	0.500
Jack Billingham, R ERA: 5.25 (7, 1)	1.0		7	3	0	0	0	1	0	0	0	0	0	6	10	0.00	4.000
Danny Coombs, L ERA: (8, 1)	1.0		2	0	0	0	0	0	0	0	0	0	0	2	2	0.00	0.000

Batter	1	2	3	4	5	6	7	8	9	AB R H RBI BB SO LOB	TOP									
Joe Morgan, L (1, 4) OBP: 0.370, SLG: 0.303	0-0 P5		0-3 K			4-0 FC6-4 BB			0-0 F8	3 0 0 0 1 1 0										
Jesus Alou, R (1, 7) OBP: 0.219, SLG: 0.272	0-0 6-3			0-0 5-3		0-0 FC6-4 1-2f			0-0 4-3	4 0 0 0 0 0 1										
Jimmy Wynn, R (1, 8) OBP: 0.295, SLG: 0.361	0-3 K			4-0 K2-3-2 BB			0-3 K		4-0 BB	2 0 0 0 2 2 0										
Doug Rader, R (1, 5) OBP: 0.302, SLG: 0.322		0-3 K		0-3 K2-3-2 1-1			4-0 BB		0-3 K	3 0 0 0 1 3 2										
Norm Miller, L (1, 9) OBP: 0.394, SLG: 0.340		0-0 4-3			0-0 4-3		0-0 L9			3 0 0 0 0 0 1										
Denis Menke, R (1, 6) OBP: 0.449, SLG: 0.463		4-0 BB			0-3 K		0-3 K			2 0 0 0 1 2 1										
Curt Blefary, L (1, 3) OBP: 0.326, SLG: 0.286		0-3 K			0-0 L3			0-0 P5		3 0 0 0 0 1 1										
Johnny Edwards, L (1, 2) OBP: 0.184, SLG: 0.141			0-3 K			0-0 P6		0-3 K		3 0 0 0 0 2 0										
Wade Blasingame, L (1, 1) Jim Ray, R (4, 1) Cesar Geronimo, L (6, PH) Skip Guinn, R (6, 1) Gary Geiger, L (8, PH) Danny Coombs, R (8, 1)			0-3 K			0-3 K		0-0 6-3		1 0 0 0 0 1 0 0 0 0 0 0 0 0 1 0 0 0 0 1 0 0 0 0 0 0 0 0 1 0 0 0 0 0 0 0 0 0 0 0 0 0										
Inning Stats	R: 0 E: 0 K: 1 S: 5	H: 0 LOB: 0 BB: 0 P: 5	R: 0 E: 0 K: 2 S: 7	H: 0 LOB: 1 BB: 1 P: 11	R: 0 E: 0 K: 3 S: 9	H: 0 LOB: 0 BB: 0 P: 9	R: 0 E: 0 K: 1 S: 4	H: 0 LOB: 1 BB: 1 P: 8	R: 0 E: 0 K: 1 S: 5	H: 0 LOB: 0 BB: 0 P: 5	R: 0 E: 0 K: 2 S: 7	H: 0 LOB: 1 BB: 1 P: 11	R: 0 E: 0 K: 1 S: 5	H: 0 LOB: 0 BB: 0 P: 5	R: 0 E: 0 K: 1 S: 5	H: 0 LOB: 1 BB: 1 P: 9	1B: 0 2B: 1 3B: 0 HR: 0	SF: 0 SAC: 0 DP: 1 HBP: 0	WP: 0 PB: 0 SB: 0 CS: 0	PA: 31
PITCHER Jim Maloney, R (1, 1) ERA: 1.42	IP: 9.0 WLS: W BF: 31 H: 0 R: 0 ER: 0 SO: 13 BB: 5 IBB: 0 HBP: 0 BLK: 0 WP: 0 HR: 0 S: 52 P: 72 ERA: 0.00 WHIP: 0.556											PITCHER	IP: 9.0 WLS: W BF: 31 H: 0 R: 0 ER: 0 SO: 13 BB: 5 IBB: 0 HBP: 0 BLK: 0 WP: 0 HR: 0 S: 52 P: 72 ERA: 0.00 WHIP: 0.556							

Houston Astros @ Cincinnati Reds
Crosley Field, Cincinnati, OH
Wed Apr 30 1969, 7:05 PM EDT
Att. 3,898 - Unknown

livebaseballscorecards.com

AB 26
R 0
H 0
RBI 0
BB 5
SO 13
LOB 6



Batter	1	2	3	4	5	6	7	8	9	AB R H RBI BB SO LOB	TOP											
Joe Morgan, L (1, 4) OBP: 0.375, SLG: 0.304	0-0 F8		0-0 SH1-3		4-0 2B BB	0-0 1B		0-0 G6-4-3		3 1 1 0 1 0 1												
Jesus Alou, R (1, 7) OBP: 0.208, SLG: 0.258	0-0 4-3		0-0 F2		0-0 F2	0-0 G3		0-0 4-3		5 0 0 0 0 0 4												
Jimmy Wynn, R (1, 8) OBP: 0.301, SLG: 0.355	0-3 K		0-3 K		0-0 2B 1B		0-0 1-3		4-0 BB	4 1 1 0 1 2 1												
Doug Rader, R (1, 5) OBP: 0.297, SLG: 0.348		0-0 F7		0-0 HR	0-0 F7		0-3 K		0-3 K	5 1 1 1 0 2 3												
Denis Menke, R (1, 6) OBP: 0.456, SLG: 0.476		0-0 F8		4-0 1B BB	0-0 1B 2B		0-0 1B		0-3 K	4 0 2 2 1 1 1												
Norm Miller, L (1, 9) OBP: 0.371, SLG: 0.316		0-0 E4 BB		0-0 L4	0-0 P4		0-0 L8			4 0 0 0 0 0 3												
Curt Blefary, L (1, 3) OBP: 0.343, SLG: 0.322		4-0 BB		0-0 E9 1B		0-0 F8		0-0 SF8 3B		3 1 2 0 1 0 0												
Don Bryant, R (1, 2) OBP: 0.267, SLG: 0.267		0-0 F8		0-3 K		0-0 1B 1B		0-0 G6-4-3 1B		4 0 2 0 0 1 4												
Don Wilson, R (1, 1) OBP: 0.176, SLG: 0.071			1-0 SH1-3 HBP		0-0 P6		0-0 B2		0-0 SF8	2 0 0 1 0 0 3												
Inning Stats	R: 0 E: 0 K: 1 S: 5	H: 0 LOB: 0 BB: 0 P: 5	R: 0 E: 1 K: 0 S: 4	H: 0 LOB: 2 BB: 1 P: 8	R: 0 E: 0 K: 1 S: 5	H: 0 LOB: 1 BB: 0 P: 6	R: 1 E: 1 K: 1 S: 7	H: 2 LOB: 2 BB: 1 P: 11	R: 2 E: 0 K: 0 S: 5	H: 2 LOB: 1 BB: 1 P: 9	R: 0 E: 0 K: 0 S: 5	H: 2 LOB: 2 BB: 0 P: 5	R: 0 E: 0 K: 1 S: 6	H: 1 LOB: 1 BB: 0 P: 6	R: 1 E: 0 K: 0 S: 4	H: 2 LOB: 0 BB: 0 P: 4	R: 0 E: 0 K: 2 S: 7	H: 0 LOB: 1 BB: 1 P: 11	1B: 6 2B: 1 3B: 1 HR: 1	SF: 1 SAC: 1 DP: 1 HBP: 1	WP: 0 PB: 0 SB: 0 CS: 0	PA: 41
PITCHER	IP WLS BF H R ER SO BB IBB HBP BLK WP HR S P ERA WHIP																					
Jim Merritt, L (1, 1) ERA: 5.0	5.2 L 28 6 3 3 3 3 3 0 1 0 0 1 30 43 4.76 1.588																					
Clay Carroll, R (6, 1) ERA: 2.74	2.1 9 3 1 1 1 0 0 0 0 0 0 0 11 11 3.86 1.286																					
John Noriega, R (9, 1) ERA:	1.0 4 0 0 0 0 2 1 0 0 0 0 0 7 11 0.00 1.000																					

Houston Astros @ Cincinnati Reds
Crosley Field, Cincinnati, OH
Thu May 01 1969, 7:05 PM EDT
Att. 4,042 - Unknown

livebaseballscorecards.com

AB	34
R	4
H	9
RBI	4
BB	4
SO	6
LOB	20




Batter	1	2	3	4	5	6	7	8	9
Pete Rose, S OBP: 0.404, SLG: 0.471 (1, 8)	0-3 K		0-0 F2			4-0 BB		4-0 1-2 BB	
Bobby Tolan, L OBP: 0.310, SLG: 0.474 (1, 9)	0-3 K			0-0 P4		0-0 P6		0-0 F9	
Alex Johnson, R OBP: 0.330, SLG: 0.500 (1, 7)	0-0 5-3			0-3 K		0-0 F8		0-0 F8	
Tony Perez, R OBP: 0.372, SLG: 0.511 (1, 5)		0-0 F7		0-0 F3		0-0 F9		0-3 K	
Johnny Bench, R OBP: 0.310, SLG: 0.442 (1, 2)		4-0 BB			1-0 HBP		0-3 K	0-0 F8	
Fred Whitfield, L OBP: 0.333, SLG: 0.200 (1, 3)		0-3 K		0-3 K		4-0 BB		4-0 BB	
Tommy Helms, R OBP: 0.342, SLG: 0.348 (1, 4)		0-3 K		0-0 F8		0-3 K		0-0 F5	
Darrel Chaney, S OBP: 0.286, SLG: 0.256 (1, 6)			0-0 F5		0-3 K		4-0 BB		
Clay Carroll, R OBP: 0.600, SLG: 0.500 (6, 1)									
Jimmy Stewart, S OBP: 0.333, SLG: 0.222 (8, PH) (9, 6)									
Jim Merritt, L OBP: 0.250, SLG: 0.250 (1, 1)			0-3 K			0-3 K		0-3 K	
Giraldo Ruiz, S OBP: 0.333, SLG: 0.273 (6, 6)									
Jim Beauchamp, R OBP: 0.333, SLG: 0.273 (8, PH)									
John Noriega, R OBP: 0.333, SLG: 0.273 (9, 1)									

Inning Stats	R: 0	H: 0	E: 0	K: 2	S: 7	R: 0	H: 0	E: 0	K: 2	S: 7	R: 0	H: 0	E: 0	K: 1	S: 5	R: 0	H: 0	E: 0	K: 1	S: 5	R: 0	H: 0	E: 0	K: 2	S: 7	R: 0	H: 0	E: 0	K: 1	S: 5	R: 0	H: 0	E: 0	K: 1	S: 5	R: 0	H: 0	E: 0	K: 2	S: 7	R: 0	H: 0	E: 0	K: 1	S: 5	R: 0	H: 0	E: 0	K: 1	S: 5	R: 0	H: 0	E: 0	K: 1	S: 5	R: 0	H: 0	E: 0	K: 1	S: 5
PITCHER Don Wilson, R ERA: 3.46 (1, 1)	IP: 9.0	WLS: W	BF: 34	H: 0	R: 0	ER: 0	SO: 13	BB: 6	IBB: 0	HBP: 1	BLK: 0	WP: 0	HR: 0	S: 53	P: 78	ERA: 0.00	WHIP: 0.667																																											

BOTTOM

Houston Astros @ Cincinnati Reds
Crosley Field, Cincinnati, OH
Thu May 01 1969, 7:05 PM EDT
Att. 4,042 - Unknown

AB	27
R	0
H	0
RBI	0
BB	6
SO	13
LOB	14



WP: 0	PA: 34
PB: 0	
SB: 1	
CS: 0	

San Francisco Giants @ Houston Astros


Astrodome, Houston, TX

Fri May 02 1969, 8:05 PM EDT

Att. 12,055 - Unknown

Batter	1	2	3	4	5	6	7	8	9	AB R H RBI BB SO LOB
Dave Marshall, L (1, 9) OBP: 0.321, SLG: 0.298	0-0 BB 1B	<small>0.000</small> <small>0.000</small> <small>0.000</small> <small>0.000</small> <small>0.000</small> <small>0.000</small> <small>0.000</small> <small>0.000</small> <small>0.000</small> <small>0.000</small>	0-3 K	<small>0.000</small> <small>0.000</small> <small>0.000</small> <small>0.000</small> <small>0.000</small> <small>0.000</small> <small>0.000</small> <small>0.000</small> <small>0.000</small> <small>0.000</small>	4-0 5-3 2B BB	<small>0.000</small> <small>0.000</small> <small>0.000</small> <small>0.000</small> <small>0.000</small> <small>0.000</small> <small>0.000</small> <small>0.000</small> <small>0.000</small> <small>0.000</small>	0-0 G3	<small>0.000</small> <small>0.000</small> <small>0.000</small> <small>0.000</small> <small>0.000</small> <small>0.000</small> <small>0.000</small> <small>0.000</small> <small>0.000</small> <small>0.000</small>	0-0 F8	4 1 1 0 1 1 1
Ron Hunt, R (1, 4) OBP: 0.351, SLG: 0.222	0-0 F5		0-0 FC5-4		0-0 5-3		0-3 K		0-0 F3	5 0 0 0 0 1 3
Willie Mays, R (1, 8) OBP: 0.429, SLG: 0.524	4-0 G4-6-3 1-2 BB		0-0 BB F8 1B		0-0 BB F8 1B		0-0 BB F8 1B		0-0 BB F8 1B	3 0 3 1 1 0 0
Willie McCovey, L (1, 3) OBP: 0.434, SLG: 0.688 Bob Burda, L (4, 3) OBP: 0.154, SLG: 0.154	0-0 G4-6-3 1-2f		0-0 F8		0-0 1-3		0-0 4-3		0-0 4-3	2 0 0 0 0 0 3 2 0 0 0 0 0 2
Jack Hiatt, R (1, 2) OBP: 0.310, SLG: 0.469	0-3 K		0-0 6-3		4-0 E 1B BB		0-0 F6		3 0 0 0 1 1 1	
Jim Ray Hart, R (1, 7) OBP: 0.308, SLG: 0.276	0-3 K		4-0 BB BB		0-3 K		0-3 K		3 0 0 0 1 3 1	
Bobby Etheridge, R (1, 5) OBP: 0.400, SLG: 0.385	0-3 K		4-0 1-2 2-3 BB		0-0 E 1B		0-0 1B		3 0 2 0 1 1 0	
Hal Lanier, R (1, 6) OBP: 0.212, SLG: 0.185 Cesar Gutierrez, R (8, PH) OBP: 0.407, SLG: 0.286 (8, 6)	0-0 4-3		0-3 K		0-0 E1		0-0 5-3		3 0 0 0 0 1 5 1 0 0 0 0 0 1	
Gaylord Perry, R (1, 1) OBP: 0.167, SLG: 0.167 Don Mason, L (9, PH) OBP: 0.314, SLG: 0.267	0-0 FC5-4 1B	0-0 F9	0-0 G4-6-3	0-0 4-3	3 0 1 0 0 0 3 1 0 0 0 0 0 0					

AB	33
R	1
H	7
RBI	1
BB	5
SO	8
LOB	20



WP: 0	PA: 38
PB: 0	
SB: 0	
CS: 0	

Inning Stats	R: 0	H: 1	E: 0	LOB: 1	K: 0	BB: 1	S: 3	P: 7	R: 0	H: 0	E: 0	LOB: 0	K: 3	BB: 0	S: 9	P: 9	R: 0	H: 1	E: 0	LOB: 1	K: 1	BB: 0	S: 6	P: 6	R: 0	H: 1	E: 0	LOB: 3	K: 1	BB: 2	S: 6	P: 14	R: 1	H: 1	E: 0	LOB: 1	K: 0	BB: 1	S: 4	P: 8	R: 0	H: 1	E: 1	LOB: 2	K: 1	BB: 1	S: 6	P: 10	R: 0	H: 1	E: 0	LOB: 1	K: 1	BB: 0	S: 6	P: 6	R: 0	H: 1	E: 0	LOB: 1	K: 1	BB: 0	S: 6	P: 6	R: 0	H: 0	E: 0	LOB: 0	K: 0	BB: 0	S: 3	P: 3	1B: 6	SF: 0	2B: 1	SAC: 0	3B: 0	DP: 2	HR: 0	HBP: 0	WP: 0	PA: 38
--------------	------	------	------	--------	------	-------	------	------	------	------	------	--------	------	-------	------	------	------	------	------	--------	------	-------	------	------	------	------	------	--------	------	-------	------	-------	------	------	------	--------	------	-------	------	------	------	------	------	--------	------	-------	------	-------	------	------	------	--------	------	-------	------	------	------	------	------	--------	------	-------	------	------	------	------	------	--------	------	-------	------	------	-------	-------	-------	--------	-------	-------	-------	--------	-------	--------

PITCHER	IP	WLS	BF	H	R	ER	SO	BB	IBB	HBP	BLK	WP	HR	S	P	ERA	WHIP	PITCHER																		IP	WLS	BF	H	R	ER	SO	BB	IBB	HBP	BLK	WP	HR	S	P	ERA	WHIP									
Tom Griffin, R (1, 1) ERA: 2.55	4.1		19	3	1	1	5	4	0	0	0	0	0	25	41	2.08	1.615																																												
Jack Billingham, R (5, 1) ERA: 3.78	4.2	W	19	4	0	0	3	1	0	0	0	0	0	24	28	0.00	1.071																																												

Batter	1	2	3	4	5	6	7	8	9	AB	R	H	RBI	BB	SO	LOB
Joe Morgan, L OBP: 0.379, SLG: 0.313 (1, 4)	0-0 S HR 1B	0-0 G3			0-0 1B 1B			0-0 4-3		4	1	2	0	0	0	0
Norm Miller, L OBP: 0.378, SLG: 0.328 (1, 9)	0-3 K 1-2		0-0 G6-3 1B		0-0 1-3 1B			0-0 3-1		4	0	2	0	0	1	1
Jimmy Wynn, R OBP: 0.310, SLG: 0.438 (1, 8)	0-0 2-H HR		0-3 K				0-0 HR	0-0 F8		4	2	2	3	0	1	1
Doug Rader, R OBP: 0.298, SLG: 0.340 (1, 5)	4-0 1-3 BB		0-0 G6-3 1-2f				0-0 1-4-3			2	0	0	0	1	0	1
Denis Menke, R OBP: 0.443, SLG: 0.460 (1, 6)	0-0 1-3 1-2			0-3 K			0-0 4-3			3	0	0	0	0	1	1
Curt Blefary, L OBP: 0.343, SLG: 0.315 (1, 3)	4-0 BB			0-0 3-1			0-0 4-3			2	0	0	0	1	0	0
Jesus Alou, R OBP: 0.202, SLG: 0.250 (1, 7)	0-3 K			0-0 6-3				0-0 5-3		3	0	0	0	0	1	2
Don Bryant, R OBP: 0.222, SLG: 0.222 (1, 2)		0-0 4-3			0-3 K			0-0 6-3		3	0	0	0	0	1	0
Tom Griffin, R (1, 1) Jack Billingham, R (5, 1)		0-3 K			0-0 4-3			0-0 4-3		1	0	0	0	0	1	0
										2	0	0	0	0	0	0


Inning Stats	R: 2	H: 2	E: 0	LOB: 2	K: 2	P: 17	R: 0	H: 0	E: 0	LOB: 0	K: 1	BB: 0	P: 5	R: 0	H: 1	E: 0	LOB: 0	K: 1	BB: 0	P: 5	R: 0	H: 0	E: 0	LOB: 0	K: 1	BB: 0	P: 5	R: 0	H: 2	E: 0	LOB: 2	K: 1	BB: 0	P: 6	R: 1	H: 1	E: 0	LOB: 0	K: 0	BB: 0	P: 4	R: 0	H: 0	E: 0	LOB: 0	K: 0	BB: 0	P: 3	R: 0	H: 0	E: 0	LOB: 0	K: 0	BB: 0	P: 3
PITCHER Gaylord Perry, R ERA: 3.14 (1, 1)	IP	WLS	BF	H	R	ER	SO	BB	IBB	HBP	BLK	WP	HR	S	P	ERA	WHIP	IP	WLS	BF	H	R	ER	SO	BB	IBB	HBP	BLK	WP	HR	S	P	ERA	WHIP	IP	WLS	BF	H	R	ER	SO	BB	IBB	HBP	BLK	WP	HR	S	P	ERA	WHIP				
	8.0	L	30	6	3	3	6	2	0	0	0	0	2	40	48	3.38	1.000																																						

BOTTOM

San Francisco Giants @ Houston Astros
Astrodome, Houston, TX
Fri May 02 1969, 8:05 PM EDT
Att. 12,055 - Unknown

livebaseballscorecards.com

AB	28
R	3
H	6
RBI	3
BB	2
SO	6
LOB	6



WP: 0	PA: 30
PB: 0	SB: 1
CS: 0	

Batter	1	2	3	4	5	6	7	8	9	AB R H RBI BB SO LOB	TOP								
Ron Hunt, R (1, 4) OBP: 0.341, SLG: 0.209	0-0 F8		0-0 F5		0-0 F3		0-0 F9		4-0 BB	4 0 0 0 1 0 1	San Francisco Giants @ Houston Astros Astrodome, Houston, TX Sat May 03 1969, 4:33 AM EDT Att: 17,624 - Unknown								
Bob Burda, L (1, 3) OBP: 0.222, SLG: 0.333	0-0 4-3		0-0 6-3 2B		0-0 F9			0-0 1B 2B	0-0 4-3	5 0 2 0 0 0 1									
Dave Marshall, L (1, 9) OBP: 0.333, SLG: 0.314	0-0 1B		0-0 6-3		0-3 K			0-0 2-3 1B		4 0 2 0 0 1 1									
Willie Mays, R (1, 8) OBP: 0.411, SLG: 0.500	0-0 F8		0-0 1-3		0-0 5-3			0-0 F6		4 0 0 0 0 0 4									
Dick Dietz, R (1, 2) OBP: 0.268, SLG: 0.297		0-0 F6		4-0 BB BB		0-0 F3		0-0 G1-4-3 1-2f		3 0 0 0 1 0 2									
Jim Ray Hart, R (1, 7) OBP: 0.319, SLG: 0.279		0-0 6-3		4-0 1-2 BB		0-0 1-3			0-0 BB 1B	3 1 1 0 1 0 0									
Bobby Etheridge, R (1, 5) OBP: 0.421, SLG: 0.375		0-0 3B 1B		0-3 K		0-3 K			4-0 E 1-2 G6-4-3 BB	3 2 1 0 1 2 2									
Hal Lanier, R (1, 6) OBP: 0.216, SLG: 0.214		0-0 1-H 3B		0-0 F5		0-3 K			0-0 E3 G6-4-3	3 0 1 1 0 1 2									
Willie McCovey, L (9, PH) OBP: 0.430, SLG: 0.679		0-3 K		0-3 K		0-0 1B			0-0 1-3 2-H G6-4-3 1-2f 3-H	1 0 0 0 0 0 1									
Bobby Bonds, R (9, PR) OBP: 0.343, SLG: 0.422										0 0 0 0 0 0 0									
Bobby Bolin, R (1, 1) OBP: 0.194, SLG: 0.167										2 0 0 0 0 0 2 3									
Ron Herbel, R (5, 1)										0 0 0 0 0 0 0 0									
Joe Gibbon, R (5, 1)										0 0 0 0 0 0 0 0									
Don Mason, L (7, PH) OBP: 0.353, SLG: 0.290										1 0 1 0 0 0 0 0									
Rich Robertson, R (7, 1)										0 0 0 0 0 0 0 0									
Jim Davenport, R (9, PH) OBP: 0.310, SLG: 0.396										1 0 0 0 0 0 0 1									
Inning Stats	R: 0 E: 0 K: 0 S: 4	H: 1 LOB: 1 BB: 0 P: 4	R: 1 E: 0 K: 1 S: 7	H: 2 LOB: 1 BB: 0 P: 7	R: 0 E: 0 K: 2 S: 4	H: 0 LOB: 2 BB: 2 P: 15	R: 0 E: 0 K: 1 S: 5	H: 0 LOB: 0 BB: 0 P: 5	R: 0 E: 0 K: 2 S: 8	H: 1 LOB: 1 BB: 0 P: 8	R: 0 E: 0 K: 0 S: 4	H: 2 LOB: 1 BB: 0 P: 4	R: 2 E: 1 K: 0 S: 4	H: 1 LOB: 1 BB: 2 P: 12	1B: 5 2B: 2 3B: 1 HR: 0	SF: 0 SAC: 0 DP: 2 HBP: 0	WP: 0 PB: 0 SB: 0 CS: 0	PA: 38	
PITCHER	IP WLS BF H R ER SO BB IBB HBP BLK WP HR S P ERA WHIP																		
Larry Dierker, R (1, 1) ERA: 3.22	8.0 W 34 8 3 1 6 3 0 0 0 0 0 0 43 55 1.12 1.375																		
Skip Guinn, L (9, 1) ERA: 7.84	0.0 1 0 0 0 0 0 0 0 0 0 0 0 1 1 ∞ ∞																		
Fred Gladding, R (9, 1) ERA: 2.0	1.0 S 3 0 0 0 0 1 0 0 0 0 0 0 2 6 0.00 1.000																		

livebaseballscorecards.com

AB	34
R	3
H	8
RBI	1
BB	4
SO	6
LOB	18



BOTTOM

San Francisco Giants @ Houston Astros
Astrodome, Houston, TX
Sat May 03 1969, 4:33 AM EDT
Att. 17,624 - Unknown

livebaseballscorecards.com

AB 32
R 4
H 8
RBI 4
BB 4
SO 7
LOB 20



WP: 1 PA: 37
PB: 0
SB: 0
CS: 0

AB	R	H	RBI	BB	SO	LOB
5	0	1	0	0	0	2
3	1	1	0	1	0	1
3	0	0	0	1	2	2
4	0	1	1	0	1	1
2	1	0	0	2	1	2
4	0	2	0	0	1	2
3	1	2	1	0	0	0
0	0	0	0	0	0	0
4	1	1	2	0	2	5
0	0	0	0	0	0	0
0	0	0	0	0	0	0

1B	2B	3B	HR	SF	SAC	DP	HBP
6	1	0	1	0	0	0	1

Batter	1	2	3	4	5	6	7	8	9
Joe Morgan, L (1, 4) OBP: 0.372, SLG: 0.307	0-0 F9		0-0 G3		0-0 3-1		0-0 E9	0-0 FC4-6	
Norm Miller, L (1, 9) OBP: 0.385, SLG: 0.328	0-0 4-3		0-0 1B		4-0 WP 1B BB		0-0 F5		
Jimmy Wynn, R (1, 8) OBP: 0.308, SLG: 0.422	0-3 K		0-0 4-3		4-0 1B 1-2 BB		0-3 K		
Doug Rader, R (1, 5) OBP: 0.296, SLG: 0.337		0-3 K		0-0 F9		0-0 1B	0-0 F8		
Denis Menke, R (1, 6) OBP: 0.445, SLG: 0.449		0-3 K		4-0 HBP 1B BB		0-0 F4	4-0 1B BB		
Curt Blefary, L (1, 3) OBP: 0.349, SLG: 0.323		0-3 K		0-0 1B		0-0 6-3	0-0 F9 1B		
Jesus Alou, R (1, 7) OBP: 0.222, SLG: 0.272			0-0 HR		1-0 1-2 2-3 HBP		0-0 G3	0-0 FC4-6	
Gary Geiger, L (8, PR) (9, 7) OBP: 0.235, SLG: 0.143								1-2 3-H 1B	
Don Bryant, R (1, 2) OBP: 0.227, SLG: 0.364			0-0 HR		0-3 K		0-0 F9	0-3 K	
Johnny Edwards, L (9, 2) OBP: 0.184, SLG: 0.141			2-H HR						
Larry Dierker, R (1, 1) OBP: 0.222, SLG: 0.278			0-0 6-3		0-0 G1		0-0 6-3	0-0 F9	
Skip Guinn, R (9, 1)									
Fred Gladding, L (9, 1)								2-3	

Inning	R	H	E	K	S	P	SO	BB	IBB	HBP	BLK	WP	HR	S	P	ERA	WHIP
1	0	0	0	1	5	22	5	0	0	0	0	1	1	28	41	6.23	1.846
2	0	0	0	3	9	22	0	0	0	0	0	0	0	1	1	0.00	0.000
3	2	3	0	0	6	22	0	0	0	0	0	0	0	4	4	0.00	0.000
4	0	1	0	1	6	22	0	0	0	0	0	0	0	13	17	4.50	2.000
5	1	1	0	0	4	22	0	0	0	0	0	0	0	1	1	0.00	0.000
6	0	0	0	0	3	22	0	0	0	0	0	0	0	0	0	0.00	0.000
7	0	1	0	1	6	22	0	0	0	0	0	0	0	0	0	0.00	0.000
8	1	2	0	1	7	22	0	0	0	0	0	0	0	0	0	0.00	0.000
9	0	0	0	0	0	22	0	0	0	0	0	0	0	0	0	0.00	0.000

PITCHER	IP	WLS	BF	H	R	ER	SO	BB	IBB	HBP	BLK	WP	HR	S	P	ERA	WHIP
Bobby Bolin, R (1, 1) ERA: 4.75	4.1	L	22	5	3	3	5	3	0	0	0	1	1	28	41	6.23	1.846
Ron Herbel, R (5, 1) ERA: 0.87	0.1		1	0	0	0	0	0	0	0	0	0	0	1	1	0.00	0.000
Joe Gibbon, L (5, 1) ERA:	1.1		4	0	0	0	0	0	0	0	0	0	0	4	4	0.00	0.000
Rich Robertson, R (7, 1) ERA: 4.32	2.0		10	3	1	1	2	1	0	0	0	0	0	13	17	4.50	2.000

Batter	1	2	3	4	5	6	7	8	9	AB R H RBI BB SO LOB	TOP
Frank Johnson, R (1, 9) <small>OBP: 0.100, SLG: 0.100</small> Bob Burda, L (8, PH) <small>OBP: 0.263, SLG: 0.368</small> (8, 9)	0-3 	0-0 			0-0 			0-0 		3 0 0 0 0 1 2 1 0 1 0 0 0 0	
Ron Hunt, R (1, 4) <small>OBP: 0.337, SLG: 0.211</small>	0-0 		0-0 		0-0 			0-0 		4 1 1 0 0 0 1	
Willie Mays, R (1, 8) <small>OBP: 0.414, SLG: 0.500</small>	0-0 		0-0 				0-0 	0-0 		4 0 2 0 0 0 0	
Jack Hiatt, R (1, 3) <small>OBP: 0.323, SLG: 0.462</small>	4-0 		0-0 		0-3 			0-3 		3 0 1 0 1 2 0	
Dick Dietz, R (1, 2) <small>OBP: 0.289, SLG: 0.325</small> Bobby Bonds, R (9, PR) <small>OBP: 0.343, SLG: 0.422</small>	4-0 		0-0 		0-0 			0-0 		3 0 1 1 1 0 2 0 0 0 0 0 0 0	
Jim Ray Hart, R (1, 7) <small>OBP: 0.329, SLG: 0.292</small>	0-0 			0-0 			0-0 	0-0 		4 0 2 0 0 0 3	
Bobby Etheridge, R (1, 5) <small>OBP: 0.364, SLG: 0.316</small>		0-0 		0-0 			0-0 	0-0 		3 0 0 0 0 0 3	
Hal Lanier, R (1, 6) <small>OBP: 0.211, SLG: 0.209</small> Dave Marshall, L (7, PH) <small>OBP: 0.345, SLG: 0.314</small> Cesar Gutierrez, R (7, 6) <small>OBP: 0.407, SLG: 0.286</small>		0-3 		0-0 			4-0 	4-0 		2 0 0 0 0 1 0 0 0 0 0 1 0 0 0 0 0 0 0 0 0	AB 29 R 1 H 9 RBI 1 BB 4 SO 4 LOB 13
Juan Marichal, R (1, 1) <small>OBP: 0.300, SLG: 0.368</small>		4-0 		0-0 			0-0 	0-0 		2 0 1 0 1 0 2	
Inning Stats	R: 1 H: 2 E: 0 LOB: 2 K: 1 BB: 2 S: 6 P: 14	R: 0 H: 0 E: 0 LOB: 1 K: 1 BB: 1 S: 5 P: 9	R: 0 H: 2 E: 0 LOB: 1 K: 0 BB: 0 S: 4 P: 4	R: 0 H: 1 E: 0 LOB: 0 K: 0 BB: 0 S: 3 P: 3	R: 0 H: 1 E: 0 LOB: 0 K: 0 BB: 0 S: 3 P: 3	R: 0 H: 0 E: 0 LOB: 0 K: 1 BB: 0 S: 5 P: 5	R: 0 H: 0 E: 1 LOB: 1 K: 0 BB: 1 S: 3 P: 7	R: 0 H: 1 E: 0 LOB: 0 K: 0 BB: 0 S: 3 P: 3	R: 0 H: 2 E: 0 LOB: 1 K: 1 BB: 0 S: 6 P: 6	1B: 8 SF: 0 2B: 1 SAC: 1 3B: 0 DP: 7 HR: 0 HBP: 0	WP: 0 PA: 34 PB: 0 SB: 0 CS: 0
PITCHER Denny Lemaster, L (1, 1) <small>ERA: 6.38</small> Dooley Womack, R (1, 1) <small>ERA: 0.78</small> Fred Gladding, R (7, 1) <small>ERA: 1.54</small>	IP WLS BF H R ER SO BB IBB HBP BLK WP HR S P ERA WHIP 0.1 0 5 2 1 1 1 2 0 0 0 0 0 0 5 13 27.00 12.000 6.0 W 21 4 0 0 2 2 0 0 0 0 0 0 23 31 0.00 1.000 2.2 S 8 3 0 0 1 0 0 0 0 0 0 0 10 10 0.00 1.125	PITCHER IP WLS BF H R ER SO BB IBB HBP BLK WP HR S P ERA WHIP									

San Francisco Giants @ Houston Astros
 Astrodome, Houston, TX
 Sun May 04 1969, 4:33 AM EDT
 Att. 27,801 - Unknown

livebaseballscorecards.com

Batter	1	2	3	4	5	6	7	8	9	AB R H RBI BB SO LOB	TOP					
Joe Morgan, L (1, 4) OBP: 0.362, SLG: 0.321	0-0 4-3		0-0 FC6-4	0-0 FC4-6			0-0 G4-6-3	0-0 1-3		5 0 0 0 0 0 8						
Norm Miller, L (1, 9) OBP: 0.379, SLG: 0.319	0-0 F7		4-0 BB		0-0 F5			0-0 1B BLK 1B	0-0 FC6-4 1B	4 1 2 0 1 0 0						
Jimmy Wynn, R (1, 8) OBP: 0.303, SLG: 0.400	4-0 BB		0-0 F8		0-0 L7			0-0 1B 1B	0-0 FC6-4 G5-4-3	4 1 1 0 1 0 2						
Doug Rader, R (1, 5) OBP: 0.302, SLG: 0.368	0-0 F9			0-0 FC5-4 1B	0-0 F8			0-3 K	0-0 G5-4-3	5 1 1 0 0 1 4						
Denis Menke, R (1, 6) OBP: 0.448, SLG: 0.447		0-3 K		4-0 FC5-4 BB		0-0 P4		0-0 2B 1B		3 1 1 1 1 1 0						
Jesus Alou, R (1, 7) OBP: 0.214, SLG: 0.262		0-0 E5		0-0 FC5-4 BB 1B		0-0 F9		0-0 F8		4 0 0 0 0 0 4						
Curt Blefary, L (1, 3) OBP: 0.363, SLG: 0.343		0-0 FC4-6		0-0 BB 1B		0-0 4-3		0-0 BB 2B		4 0 2 3 0 0 1						
Don Bryant, R (1, 2) OBP: 0.250, SLG: 0.333		0-3 K		4-0 FC4-6 BB			0-0 FC5-4 1B	4-0 BB IBB		2 0 1 0 1 1 1						
Cesar Geronimo, L (7, PR) OBP: 0.250, SLG: 0.500										0 0 0 0 0 0 0						
Jack Billingham, R (7, 1)										0 0 0 0 0 0 0						
Johnny Edwards, L (8, PH) OBP: 0.195, SLG: 0.141										0 0 0 0 1 0 0						
Don Wilson, R (1, 1) OBP: 0.222, SLG: 0.071										0 0 0 0 1 0 0						
Julio Golazy, R (4, PH) OBP: 0.500, SLG: 0.500										1 0 0 0 0 1 3						
Jim Ray, R (4, 1)										0 0 0 0 0 0 0						
Marty Martinez, S (7, PH)										1 0 0 0 1 0 1						
Dooley Womack, L (8, 1)										0 0 0 0 0 0 0						
Inning Stats	R: 0 H: 0 E: 0 LOB: 1 K: 0 BB: 1 S: 3 P: 7	R: 0 H: 0 E: 1 LOB: 1 K: 2 BB: 0 S: 8 P: 8	R: 0 H: 0 E: 0 LOB: 1 K: 0 BB: 2 S: 2 P: 10	R: 1 H: 2 E: 0 LOB: 3 K: 1 BB: 2 S: 7 P: 15	R: 0 H: 0 E: 0 LOB: 0 K: 0 BB: 0 S: 3 P: 3	R: 0 H: 0 E: 0 LOB: 0 K: 0 BB: 0 S: 3 P: 3	R: 0 H: 1 E: 0 LOB: 1 K: 0 BB: 0 S: 3 P: 3	R: 3 H: 4 E: 0 LOB: 3 K: 1 BB: 2 S: 9 P: 17	R: 0 H: 1 E: 0 LOB: 0 K: 0 BB: 0 S: 3 P: 3	1B: 7 SF: 0 2B: 1 SAC: 0 3B: 0 DP: 2 HR: 0 HBP: 0	WP: 0 PA: 40 PB: 0 SB: 1 CS: 1					
PITCHER	IP WLS BF H R ER SO BB IBB HBP BLK WP HR S P ERA WHIP															
Woody Fryman, L (1, 1) ERA: 2.45	7.1	32	6	4	4	4	5	0	0	1	0	0	35	55	4.91	1.500
Turk Farrell, R (8, 1) ERA: 1.23	1.2	8	2	0	0	0	1	1	0	0	0	0	6	14	0.00	1.800

Houston Astros @ Philadelphia Phillies
 Connie Mack Stadium, Philadelphia, PA

Tue May 06 1969, 7:05 PM EDT
 Att: 3,544 - Unknown - 74 F

livebaseballscorecards.com

AB	33
R	4
H	8
RBI	4
BB	7
SO	4
LOB	24



Batter	1	2	3	4	5	6	7	8	9	AB	R	H	RBI	BB	SO	LOB
Larry Hise, R OBP: 0.276, SLG: 0.275 (1, 8)	0-0 1B 2B		0-0 2B 1B	0-3 K			0-3 K			4	2	2	0	0	2	0
John Briggs, L OBP: 0.296, SLG: 0.234 (1, 7)	0-0 PB 1B 2-H		0-0 1B 2B			4-0 S BB	0-0 5-3			3	1	2	1	1	0	0
Dick Allen, R OBP: 0.394, SLG: 0.644 (1, 3)	0-3 K		0-0 6-3			0-3 K	0-3 K			4	0	0	0	0	3	4
Johnny Callison, L OBP: 0.293, SLG: 0.330 (1, 9)	0-3 K		4-0 1B 2B IBB			0-0 F8	0-0 G3			3	1	0	0	1	1	2
Deron Johnson, R OBP: 0.390, SLG: 0.388 (1, 5)	0-3 K		0-0 1-3 2-H 3-H 1B			0-0 6-3	0-0 6-3			4	0	1	2	0	1	2
Cookie Rojas, R OBP: 0.317, SLG: 0.282 (1, 4)		0-0 F9	4-0 2B BB			0-0 1B	0-0 6-3			3	0	1	0	1	0	0
Don Money, R OBP: 0.333, SLG: 0.512 (1, 6)		1-0 HBP	0-0 1-H 3-H 2B			0-0 L8	0-0 HR			3	1	2	2	0	0	1
Mike Ryan, R OBP: 0.235, SLG: 0.309 (1, 2)		0-0 F7		0-3 K		0-0 F9				3	0	0	0	0	1	2
Woody Fryman, R OBP: 0.056, SLG: 0.056 (1, 1)		0-3 K		0-0 6-3		0-3 K				3	0	0	0	0	2	2
Turk Farrell, R (8, 1)										0	0	0	0	0	0	0

Inning Stats	R: 1	H: 2	E: 0	K: 3	S: 11	LOB: 1	BB: 0	P: 11	R: 0	H: 0	E: 0	K: 1	S: 5	LOB: 1	BB: 0	P: 6	R: 3	H: 4	E: 0	K: 0	S: 5	LOB: 2	BB: 2	P: 13	R: 0	H: 0	E: 0	K: 2	S: 7	LOB: 0	BB: 0	P: 7	R: 0	H: 1	E: 0	K: 1	S: 6	LOB: 1	BB: 0	P: 6	R: 0	H: 0	E: 0	K: 2	S: 7	LOB: 0	BB: 0	P: 7	R: 0	H: 0	E: 0	K: 0	S: 3	LOB: 0	BB: 0	P: 3	R: 1	H: 1	E: 0	K: 0	S: 1	LOB: 0	BB: 0	P: 1	1B: 4	2B: 3	3B: 0	HR: 1	SF: 0	SAC: 0	DP: 0	HBP: 1	WP: 0	PB: 1	SB: 1	CS: 0	PA: 34
PITCHER	IP	WLS	BF	H	R	ER	SO	BB	IBB	HBP	BLK	WP	HR	S	P	ERA	WHIP																																																												
Don Wilson, R (1, 1)	3.0		16	6	4	4	4	1	1	1	0	0	0	21	30	12.00	2.333																																																												
Jim Ray, R (4, 1)	3.0		11	1	0	0	4	1	0	0	0	0	0	18	22	0.00	0.667																																																												
Jack Billingham, R (7, 1)	1.0		3	0	0	0	2	0	0	0	0	0	0	7	7	0.00	0.000																																																												
Dooley Womack, R (8, 1)	1.0	L	4	1	1	1	0	0	0	0	0	0	0	4	4	9.00	1.000																																																												

BOTTOM

Houston Astros @ Philadelphia Phillies
Connie Mack Stadium, Philadelphia, PA

Tue May 06 1969, 7:05 PM EDT
Att. 3,544 - Unknown - 74 F

livebaseballscorecards.com

AB	30
R	5
H	8
RBI	5
BB	3
SO	10
LOB	13

Batter	1	2	3	4	5	6	7	8	9	AB R H RBI BB SO LOB	TOP		
Joe Morgan, L (1, 4) OBP: 0.370, SLG: 0.321	0-0 3-1		0-0 BB 1B		0-0 F7		4-0 S 1B BB	4-0 2B IBB		3 1 1 0 2 0 1			
Norm Miller, L (1, 9) OBP: 0.402, SLG: 0.355	0-0 1-3		4-0 1-2 BB		0-0 1-2 HR 1B		0-0 1-2 1B	0-0 1-H 2-H 1B 2B		4 1 3 2 1 0 0			
Jimmy Wynn, R (1, 8) OBP: 0.308, SLG: 0.432	0-0 F2		0-0 F7		0-0 1-H 2-H HR		0-3 K	0-0 2-H 1B		5 1 2 3 0 1 4			
Curt Blefary, L (1, 3) OBP: 0.381, SLG: 0.353		0-0 4-3		4-0 G4-6-3 BB	0-0 CS 1B		4-0 1-2 2-3 BB	0-0 1B 1B		3 1 2 0 2 0 0			
Denis Menke, R (1, 6) OBP: 0.446, SLG: 0.439		0-0 F7		0-0 G4-6-3 1-2f	4-0 1-2 BB		0-3 K	0-0 SH1-3 1B 1B		4 0 1 0 1 1 4			
Doug Rader, R (1, 5) OBP: 0.314, SLG: 0.378		0-0 1B		0-0 BB 1B	0-3 K		0-0 1-3	0-0 SH1-3 1B		5 0 3 1 0 1 4			
Gary Geiger, L (1, 7) OBP: 0.292, SLG: 0.158		0-0 F2		4-0 1-2 FC4-6 BB		0-0 1-3		4-0 SH1-4 2B BB	0-0 SH1-3	2 1 0 0 2 0 1	AB 34 R 6 H 13 RBI 6 BB 9 SO 7 LOB 20		
Johnny Edwards, L (1, 2) OBP: 0.195, SLG: 0.133			0-0 F2	0-0 1-2f FC4-6		0-0 6-3		0-3 K	4-0 K IBB	4 0 0 0 1 1 3			
Larry Dierker, R (1, 1) OBP: 0.227, SLG: 0.273			0-3 K		0-0 HR 1B	0-3 K		0-0 SH1-4	0-3 K	4 1 1 0 0 3 3			
Inning Stats	R: 0 E: 0 K: 0 S: 3 H: 0 LOB: 0 BB: 0 P: 3	R: 0 E: 0 K: 0 S: 4 H: 1 LOB: 1 BB: 0 P: 4	R: 0 E: 0 K: 1 S: 6 H: 1 LOB: 2 BB: 1 P: 10	R: 0 E: 0 K: 0 S: 3 H: 1 LOB: 2 BB: 2 P: 11	R: 3 E: 0 K: 1 S: 8 H: 4 LOB: 1 BB: 1 P: 12	R: 0 E: 0 K: 1 S: 5 H: 0 LOB: 0 BB: 0 P: 5	R: 0 E: 0 K: 2 S: 8 H: 1 LOB: 3 BB: 2 P: 16	R: 2 E: 0 K: 1 S: 6 H: 2 LOB: 2 BB: 2 P: 14	R: 1 E: 0 K: 1 S: 7 H: 3 LOB: 2 BB: 1 P: 11	1B: 11 2B: 1 3B: 0 HR: 1 SF: 0 SAC: 2 DP: 1 HBP: 0	WP: 0 PB: 0 SB: 2 CS: 1 PA: 45		
PITCHER	IP WLS BF H R ER SO BB IBB HBP BLK WP HR S P ERA WHIP											PITCHER	IP WLS BF H R ER SO BB IBB HBP BLK WP HR S P ERA WHIP
Jerry Johnson, R (1, 1) ERA: 2.88	6.0 L 27 7 3 3 3 4 0 0 0 0 0 1 29 45 4.50 1.833												
Barry Lersch, R (7, 1) ERA: 7.43	2.0 12 3 2 2 3 3 1 0 0 0 0 0 14 30 9.00 3.000												
Al Raffo, R (9, 1) ERA: 4.5	1.0 6 3 1 1 1 0 1 0 0 0 0 0 7 11 9.00 3.000												

Houston Astros @ Philadelphia Phillies
 Connie Mack Stadium, Philadelphia, PA
 Wed May 07 1969, 7:05 PM EDT
 Att: 3,001 - Cloudy - 67 F

livebaseballscorecards.com



Batter	1	2	3	4	5	6	7	8	9	AB	R	H	RBI	BB	SO	LOB
Larry Hise, R (1, 8) OBP: 0.264, SLG: 0.262	0-3 K ①			0-3 K ①		0-3 K ③		0-3 K ③		4	0	0	0	0	4	1
John Briggs, L (1, 7) OBP: 0.276, SLG: 0.216	0-3 K ②			0-0 4-3 ②			0-3 K ①		0-0 P4 ①	4	0	0	0	0	2	0
Dick Allen, R (1, 3) OBP: 0.371, SLG: 0.603	0-3 K ③			0-3 K ③			0-3 K ②		0-3 K ②	4	0	0	0	0	4	0
Johnny Callison, L (1, 9) OBP: 0.301, SLG: 0.370		0-0 F9 ①			0-0 G4-6-3 1B ①		0-0 HR ①		0-0 6-3 ③	4	1	2	1	0	0	0
Deron Johnson, R (1, 5) OBP: 0.388, SLG: 0.386		0-3 K ②			0-0 F8 ①		0-0 1B ①			3	0	1	0	0	1	1
Cookie Rojas, R (1, 4) OBP: 0.318, SLG: 0.286		0-0 4-3 ③			0-0 G4-6-3 ② ③		0-0 1B ①			3	0	1	0	0	0	1
Don Money, R (1, 6) OBP: 0.333, SLG: 0.518				0-0 F7 ①		0-0 G3 2B ①		0-3 K ③		3	0	1	0	0	1	2
Mike Ryan, R (1, 2) OBP: 0.227, SLG: 0.298				0-0 P6 ②		0-0 6-3 ①			0-0 F9 ①	3	0	0	0	0	0	1
Jerry Johnson, R (1, 1) OBP: 0.200, SLG: 0.111				0-3 K ③		0-0 G3 ②			0-3 K ②	1	0	0	0	0	1	0
Ron Stone, L (6, PH) OBP: 0.152, SLG: 0.222										1	0	0	0	0	0	1
Barry Lersch, S (7, 1)										0	0	0	0	0	0	0
Leroy Reams, L (8, PH)										1	0	0	0	0	1	0
Al Raffo, R (9, 1)										0	0	0	0	0	0	0

Inning Stats	R: 0	H: 0	R: 0	H: 0	R: 0	H: 0	R: 0	H: 1	R: 0	H: 1	R: 1	H: 3	R: 0	H: 0	R: 0	H: 0	1B: 3	SF: 0	WP: 0	PA: 31	
E: 0	LOB: 0	E: 0	LOB: 0	E: 0	LOB: 0	E: 0	LOB: 0	E: 0	LOB: 1	E: 0	LOB: 2	E: 0	LOB: 0	E: 0	LOB: 0	E: 0	LOB: 0	2B: 1	SAC: 0	PB: 0	
K: 3	BB: 0	K: 1	BB: 0	K: 1	BB: 0	K: 2	BB: 0	K: 0	BB: 0	K: 3	BB: 0	K: 2	BB: 0	K: 1	BB: 0	K: 1	BB: 0	3B: 0	DP: 1	SB: 0	
S: 9	P: 9	S: 5	P: 5	S: 5	P: 5	S: 7	P: 7	S: 3	P: 3	S: 6	P: 6	S: 12	P: 12	S: 7	P: 7	S: 5	P: 5	HR: 1	HBP: 0	CS: 0	

PITCHER	IP	WLS	BF	H	R	ER	SO	BB	IBB	HBP	BLK	WP	HR	S	P	ERA	WHIP	PITCHER	IP	WLS	BF	H	R	ER	SO	BB	IBB	HBP	BLK	WP	HR	S	P	ERA	WHIP	
Larry Dierker, R (1, 1) ERA: 2.85	9.0	W	31	5	1	1	14	0	0	0	0	0	1	59	59	1.00	0.556																			

BOTTOM

Houston Astros @ Philadelphia Phillies
 Connie Mack Stadium, Philadelphia, PA

Wed May 07 1969, 7:05 PM EDT
 Att. 3,001 - Cloudy - 67 F

AB	31
R	1
H	5
RBI	1
BB	0
SO	14
LOB	7



WP: 0	PA: 31
PB: 0	
SB: 0	
CS: 0	

Batter	1	2	3	4	5	6	7	8	9	AB R H RBI BB SO LOB	TOP
Joe Morgan, L (1, 4) OBP: 0.364, SLG: 0.342	0-0 HR		0-0 F8		0-0 F8		0-0 G3	0-0 E3		5 1 1 1 0 0 0	
Norm Miller, L (1, 9) OBP: 0.402, SLG: 0.358 Cesar Geronimo, L (9, PR) OBP: 0.250, SLG: 0.500	0-0 F8		0-0 HR 1B		0-0 4-3		0-0 F5	0-0 CS	0-0 BB 1B 1B	5 1 2 0 0 0 0 0 1 0 0 0 0 0	
Jimmy Wynn, R (1, 8) OBP: 0.303, SLG: 0.450	0-3 K		0-0 HR 1-H		0-0 E6		0-0 E5		0-3 K	5 1 1 2 0 2 1	
Curt Blefary, L (1, 3) OBP: 0.390, SLG: 0.352	0-0 1B 1B		4-0 FC6-4 BB		0-0 G3		0-0 F7		4-0 1B 1B BB BB	3 1 1 0 2 0 2	
Denis Menke, R (1, 6) OBP: 0.444, SLG: 0.437	0-0 1-2 1B		0-0 F9		0-0 5-3		0-0 2B 1B	0-0 F9	0-0 F9	5 1 2 0 0 0 3	
Doug Rader, R (1, 5) OBP: 0.317, SLG: 0.374	0-0 F2		0-0 FC6-4 1-2f		0-0 F8		0-0 2B 1B	0-0 1B BB	4-0 1-2 1B BB	4 2 1 0 1 0 3	
Jesus Alou, R (1, 7) OBP: 0.231, SLG: 0.286		0-0 6-3		0-0 1-3		0-0 1B 1B		0-0 4-3 1H 2-H 2B	0-0 1B 1B	5 1 3 3 0 0 0	
Johnny Edwards, L (1, 2) OBP: 0.207, SLG: 0.150		0-0 G3		0-0 F8		0-0 1B 1B		0-0 4-3	0-0 FC6-4 1B	5 0 2 2 0 0 1	
Tom Griffin, R (1, 1) Julio Gotay, R (8, PH) OBP: 0.333, SLG: 0.333 Dooley Womack, L (6, 1) Skip Guinn, R (7, 1) Gary Geiger, L (8, PH) OBP: 0.250, SLG: 0.158 Jack Billingham, R (8, 1) Fred Gladding, L (9, 1)		0-0 6-3		0-0 F8		0-0 P3		0-0 SF7	0-0 FC6-4 1-2f	2 0 0 0 0 0 0 1 0 0 0 0 0 2 0 0 0 0 0 0 0 0 0 0 0 0 0 0 0 0 0 0 1 0 0 0 1 0 0 0 0 0 2 0 0 0 0 0 0 0	
Inning Stats	R: 1 H: 3 E: 0 LOB: 2 K: 1 BB: 0 S: 8 P: 8	R: 0 H: 0 E: 0 LOB: 0 K: 0 BB: 0 S: 3 P: 3	R: 2 H: 2 E: 0 LOB: 1 K: 0 BB: 1 S: 5 P: 9	R: 0 H: 0 E: 0 LOB: 0 K: 0 BB: 0 S: 3 P: 3	R: 0 H: 0 E: 1 LOB: 1 K: 0 BB: 0 S: 4 P: 4	R: 0 H: 2 E: 0 LOB: 2 K: 0 BB: 0 S: 5 P: 5	R: 0 H: 0 E: 1 LOB: 1 K: 0 BB: 0 S: 4 P: 4	R: 3 H: 3 E: 1 LOB: 0 K: 0 BB: 0 S: 6 P: 6	R: 3 H: 3 E: 0 LOB: 2 K: 1 BB: 2 S: 8 P: 16	1B: 10 SF: 1 2B: 1 SAC: 0 3B: 0 DP: 0 HR: 2 HBP: 0	WP: 0 PA: 46 PB: 0 SB: 0 CS: 1
PITCHER Rick Wise, R (1, 1) ERA: 2.0 Gary Wagner, R (8, 1) ERA: 11.32	IP WLS BF H R ER SO BB IBB HBP BLK WP HR S P ERA WHIP										
	7.0 0 34 10 6 6 1 1 0 0 0 0 2 35 39 7.71 1.571										
	2.0 L 11 3 3 3 1 2 0 0 0 0 0 0 11 19 13.50 2.500										

Houston Astros @ Philadelphia Phillies
 Connie Mack Stadium, Philadelphia, PA

Thu May 08 1969, 7:05 PM EDT
 Att. 2,113 - Cloudy - 76 F

livebaseballscorecards.com

AB	41
R	9
H	13
RBI	9
BB	3
SO	2
LOB	14



Batter	1	2	3	4	5	6	7	8	9	AB	R	H	RBI	BB	SO	LOB
Larry Hisle, R OBP: 0.269, SLG: 0.267 Ron Stone, L OBP: 0.163, SLG: 0.229 (1, 8) (4, PH) (5, 7)	0-3 K		0-0 HR 1B	0-0 6-3			0-0 1B 1-2 1B		0-0 F7	2	1	1	0	0	1	0
John Briggs, L OBP: 0.270, SLG: 0.200 (1, 7) (5, 8)	0-3 K		4-0 HR BB		0-0 G3		0-3 K		0-0 L9	4	1	0	0	1	2	3
Dick Allen, R OBP: 0.378, SLG: 0.642 (1, 3)	0-0 6-3		0-0 HR		0-0 P4		0-0 1B 1-3 2-H			4	1	2	5	0	0	0
Johnny Callison, L OBP: 0.290, SLG: 0.354 (1, 9)		0-0 F9	0-0 6-3		0-0 4-3		0-0 F2			4	0	0	0	0	0	2
Deron Johnson, R OBP: 0.382, SLG: 0.370 (1, 5)		0-3 K		4-0 E BB		0-0 F2		0-0 F5		3	1	0	0	1	1	0
Cookie Rojas, R OBP: 0.313, SLG: 0.304 (1, 4)		0-0 F7		0-0 E4 1B 2B		0-0 4-3		0-0 6-3		4	1	1	1	0	0	0
Don Money, R OBP: 0.330, SLG: 0.506 (1, 6)			0-0 1B HR 1B		0-0 4-3		0-0 G3		0-0 5-3	4	1	1	0	0	0	1
Mike Ryan, R OBP: 0.228, SLG: 0.295 (1, 2)			0-3 K		0-0 1B		0-0 F9		0-0 F5	4	0	1	1	0	1	1
Rick Wise, R OBP: 0.300, SLG: 0.235 Gary Wagner, R Tony Taylor, R OBP: 0.333, SLG: 0.321 (1, 1) (8, 1) (9, PH)			0-0 F8		0-3 K		0-0 1B 1B		0-0 1B	3	1	1	0	0	1	2
										0	0	0	0	0	0	0
										1	0	1	0	0	0	0

Inning Stats	R: 0	H: 0	E: 0	K: 2	S: 7	H: 0	LOB: 0	BB: 0	P: 7	R: 0	H: 0	E: 0	K: 1	S: 5	H: 0	LOB: 0	BB: 0	P: 5	R: 4	H: 3	E: 0	K: 1	S: 8	H: 3	LOB: 0	BB: 1	P: 12	R: 2	H: 2	E: 1	K: 1	S: 7	H: 0	LOB: 0	BB: 0	P: 3	R: 0	H: 0	E: 0	K: 0	S: 3	H: 0	LOB: 0	BB: 0	P: 3	R: 1	H: 3	E: 0	K: 1	S: 8	H: 3	LOB: 2	BB: 0	P: 8	R: 0	H: 0	E: 0	K: 0	S: 3	H: 0	LOB: 0	BB: 0	P: 3	R: 0	H: 1	E: 0	K: 0	S: 4	H: 1	LOB: 1	BB: 0	P: 4	1B: 7	2B: 1	3B: 0	HR: 1	SF: 0	SAC: 0	DP: 0	HBP: 0	WP: 0	PA: 38
--------------	------	------	------	------	------	------	--------	-------	------	------	------	------	------	------	------	--------	-------	------	------	------	------	------	------	------	--------	-------	-------	------	------	------	------	------	------	--------	-------	------	------	------	------	------	------	------	--------	-------	------	------	------	------	------	------	------	--------	-------	------	------	------	------	------	------	------	--------	-------	------	------	------	------	------	------	------	--------	-------	------	-------	-------	-------	-------	-------	--------	-------	--------	-------	--------

PITCHER	IP	WLS	BF	H	R	ER	SO	BB	IBB	HBP	BLK	WP	HR	S	P	ERA	WHIP
Tom Griffin, R ERA: 3.94 (1, 1)	5.0		22	5	6	6	5	2	0	0	0	0	1	30	38	10.80	1.400
Dooley Womack, R ERA: 1.4 (6, 1)	1.2		8	3	1	1	1	0	0	0	0	0	0	10	10	5.40	1.800
Skip Guinn, L ERA: 7.59 (7, 1)	0.1		1	0	0	0	0	0	0	0	0	0	0	1	1	0.00	0.000
Jack Billingham, R ERA: 3.32 (8, 1)	1.1	W	5	1	0	0	0	0	0	0	0	0	0	5	5	0.00	0.750
Fred Gladding, R ERA: 1.46 (9, 1)	0.2	S	2	0	0	0	0	0	0	0	0	0	0	2	2	0.00	0.000

BOTTOM

Houston Astros @ Philadelphia Phillies
Connie Mack Stadium, Philadelphia, PA

Thu May 08 1969, 7:05 PM EDT
 Att. 2,113 - Cloudy - 76 F

livebaseballscorecards.com

AB	36
R	7
H	9
RBI	7
BB	2
SO	6
LOB	11



Batter	1	2	3	4	5	6	7	8	9	AB R H RBI BB SO LOB	TOP											
Joe Morgan, L (1, 4) OBP: 0.359, SLG: 0.331	4-0 S BB BB	0-0 L9			0-0 1-3		0-0 E4 WP PB		0-0 F9	4 0 0 1 1 0 1												
Norm Miller, L (1, 9) OBP: 0.392, SLG: 0.349	0-0 F9		0-3 K		0-0 FC6-4 1B		0-0 L7		0-0 4-3	5 0 1 0 0 1 2												
Jimmy Wynn, R (1, 8) OBP: 0.310, SLG: 0.441	4-0 BB BB		0-0 4-3		0-0 FC6-4 1-2f		4-0 WP BB			2 0 0 0 2 0 1												
Curt Blefary, L (1, 3) OBP: 0.378, SLG: 0.339	0-3 K		0-0 L8		0-0 4-3		0-0 F7			4 0 0 0 0 1 5												
Denis Menke, R (1, 6) OBP: 0.446, SLG: 0.434	4-0 1-2 BB			0-0 F7		0-0 6-3		0-0 WP 1B		3 0 1 0 1 0 0												
Doug Rader, R (1, 5) OBP: 0.315, SLG: 0.370	0-3 K			0-0 SH1-3 1B		0-0 F3		0-0 F9		4 0 1 0 0 1 4												
Jesus Alou, R (1, 7) OBP: 0.225, SLG: 0.278		0-0 4-3		0-0 SH1-3 1-2		0-0 6-3		0-0 P5		3 0 0 0 0 0 1												
Johnny Edwards, L (1, 2) OBP: 0.220, SLG: 0.169		0-0 5-3		4-0 FC6-4 IBB		0-0 6-3 E 2B		0-0 3-1		3 1 1 0 1 0 1												
Denny Lemaster, R (1, 1) OBP: 0.200, SLG: 0.222		4-0 BB BB		0-0 FC6-4 1-2f		0-0 6-3			0-3 K	1 0 0 0 1 0 2												
Gary Geiger, L (7, PH) OBP: 0.269, SLG: 0.150										1 0 0 0 0 0 1												
Dooley Womack, L (7, 1)										0 0 0 0 0 0 0												
Julio Gotay, R (9, PH) OBP: 0.250, SLG: 0.250										1 0 0 0 0 1 0												
Inning Stats	R: 0 E: 0 K: 2 S: 7	H: 0 LOB: 3 BB: 3 P: 19	R: 0 E: 0 K: 0 S: 3	H: 0 LOB: 1 BB: 1 P: 7	R: 0 E: 0 K: 1 S: 5	H: 0 LOB: 0 BB: 0 P: 5	R: 0 E: 0 K: 0 S: 4	H: 1 LOB: 2 BB: 1 P: 8	R: 0 E: 0 K: 0 S: 4	H: 1 LOB: 1 BB: 0 P: 4	R: 0 E: 0 K: 0 S: 3	H: 0 LOB: 0 BB: 0 P: 3	R: 1 E: 1 K: 0 S: 5	H: 1 LOB: 2 BB: 1 P: 9	R: 0 E: 0 K: 0 S: 4	H: 1 LOB: 1 BB: 0 P: 4	R: 0 E: 0 K: 1 S: 5	H: 0 LOB: 0 BB: 0 P: 5	1B: 3 2B: 1 3B: 0 HR: 0	SF: 0 SAC: 1 DP: 0 HBP: 0	WP: 2 PB: 1 SB: 1 CS: 0	PA: 38
PITCHER Tom Seaver, R (1, 1) ERA: 2.08	IP 9.0 WLS W BF 38 H 4 R 1 ER 1 SO 4 BB 5 IBB 1 HBP 0 BLK 0 WP 2 HR 0 S 40 P 64 ERA 1.00 WHIP 1.000											PITCHER	IP WLS BF H R ER SO BB IBB HBP BLK WP HR S P ERA WHIP									

Houston Astros @ New York Mets
Shea Stadium, Flushing, NY
Sat May 10 1969, 3:33 AM EDT
Att. 14,981 - Unknown

livebaseballscorecards.com

AB	31
R	1
H	4
RBI	1
BB	6
SO	4
LOB	18



Batter	1	2	3	4	5	6	7	8	9
Tommie Agee, R OBP: 0.345, SLG: 0.481 (1, 8) BB BB	4-0 FC4-6 1B BB		X 0-0 G5-4-3 1B		X 0-0 6-3		X 0-0 G5-4-3 1-2f		
Bud Harrelson, S OBP: 0.359, SLG: 0.348 (1, 6) X	0-0 FC4-6 1-2 1B		X 0-0 G5-4-3 1-2f		X 0-0 F2			X 0-0 SH1-4 1B	
Amos Otis, R OBP: 0.222, SLG: 0.233 (1, 7) S S	0-3 K			X 0-0 1B 2B 1B	X 0-0 F3			X 0-0 SH1-4 1-2	
Cleon Jones, R OBP: 0.454, SLG: 0.607 (1, 3) X	0-0 FC4-6 1-2f 2-3			X 0-0 2B 1-3 SF8 1B		X 0-0 HR		X 4-0 G6-4-3 IBB	
Ed Charles, R OBP: 0.222, SLG: 0.224 (1, 5) X	0-0 F3			X 0-0 SF8 1-3 2B		S S S 0-3 K		X 0-0 G6-4-3 1-2f	
Ron Swoboda, R OBP: 0.289, SLG: 0.338 (1, 9) X		X 0-0 4-3		X 4-0 SF8 IBB		X 0-0 F9			
Jerry Grote, R OBP: 0.230, SLG: 0.235 (1, 2) X		X 0-0 5-3		S S S 0-3 K		X 0-0 F8			
Al Weis, S OBP: 0.160, SLG: 0.130 (1, 4) X		X 0-0 F8		X 0-0 SF8 1-2 2-3 3-H			X 0-0 6-3		
Tom Seaver, R OBP: 0.300, SLG: 0.125 (1, 1) S S S			X 0-3 K	X 0-0 6-3			X 0-0 G5-4-3 1B		

Inning Stats	R: 0	H: 1	E: 0	K: 1	S: 6	LOB: 2	BB: 1	P: 10
	R: 0	H: 0	E: 0	K: 0	S: 3	LOB: 0	BB: 0	P: 3
	R: 0	H: 1	E: 0	K: 1	S: 5	LOB: 0	BB: 0	P: 5
	R: 2	H: 3	E: 0	K: 1	S: 8	LOB: 2	BB: 1	P: 12
	R: 0	H: 0	E: 0	K: 0	S: 3	LOB: 0	BB: 0	P: 3
	R: 1	H: 1	E: 0	K: 1	S: 6	LOB: 0	BB: 0	P: 6
	R: 0	H: 1	E: 0	K: 0	S: 3	LOB: 0	BB: 0	P: 3
	R: 0	H: 1	E: 0	K: 0	S: 3	LOB: 1	BB: 1	P: 7

PITCHER	IP	WLS	BF	H	R	ER	SO	BB	IBB	HBP	BLK	WP	HR	S	P	ERA	WHIP
Denny Lemaster, L ERA: 6.0 (1, 1)	6.0	L	25	6	3	3	4	1	1	0	0	0	1	31	39	4.50	1.167
Dooley Womack, R ERA: 1.3 (7, 1)	2.0		7	2	0	0	0	0	1	0	0	0	0	6	10	0.00	1.000

BOTTOM

AB	R	H	RBI	BB	SO	LOB
3	0	1	0	1	0	1
4	0	2	0	0	0	1
3	1	1	0	0	1	2
3	2	2	1	1	0	2
4	0	1	1	0	1	4
2	0	0	0	1	0	0
3	0	0	0	0	1	3
2	0	0	1	0	0	0
3	0	1	0	0	1	2

AB	27
R	3
H	8
RBI	3
BB	3
SO	4
LOB	15



WP	HR	S	P	ERA	WHIP
0	1	3	0	4.50	1.167
0	0	6	10	0.00	1.000

Houston Astros @ New York Mets
Shea Stadium, Flushing, NY
Sat May 10 1969, 3:33 AM EDT
Att. 14,981 - Unknown

livebaseballscorecards.com

Batter	1	2	3	4	5	6	7	8	9	AB R H RBI BB SO LOB	TOP											
Joe Morgan, L (1, 4) OBP: 0.356, SLG: 0.323	0-3 K			0-0 E4 1B	0-0 L9		4-0 BB			3 1 0 0 1 1 0												
Norm Miller, L (1, 9) OBP: 0.387, SLG: 0.344	0-0 6-3			0-0 1-H HR 1B	0-3 K		0-3 K			4 1 1 1 0 2 2												
Jimmy Wynn, R (1, 8) OBP: 0.308, SLG: 0.462	0-0 F7			0-0 1-H HR	0-0 5-3			0-3 K		4 1 1 2 0 1 0												
Curt Blefary, L (1, 3) OBP: 0.366, SLG: 0.327		0-0 F2		0-0 4-3		0-0 F8		0-0 L8		4 0 0 0 0 0 0												
Denis Menke, R (1, 6) OBP: 0.448, SLG: 0.445		0-0 P6		0-0 E 2B		0-0 G6-4-3 1B		0-0 1-3		4 1 2 0 0 0 0												
Doug Rader, R (1, 5) OBP: 0.313, SLG: 0.361		0-3 K		4-0 FC5-4 BB		0-0 G6-4-3 1-2f		0-3 K		3 0 0 0 1 2 1												
Gary Geiger, L (1, 7) OBP: 0.250, SLG: 0.136			0-0 L4	0-0 FC5-4 FC5 1-2f 2-H			0-0 F7		0-0 5-3	2 0 0 0 0 0 1												
Jesus Alou, R (7, PH) OBP: 0.221, SLG: 0.274										2 0 0 0 0 0 0												
Johnny Edwards, L (1, 2) OBP: 0.242, SLG: 0.186			0-0 4-3	4-0 IBB			0-0 BB 1B		0-0 1B	3 0 2 0 1 0 0												
Larry Dierker, R (1, 1) OBP: 0.192, SLG: 0.231			0-0 1-3	0-0 FC5 2-3f			0-3 K		0-0 6-3	4 0 0 0 0 1 4												
Inning Stats	R: 0 E: 0 K: 1 S: 5	H: 0 LOB: 0 BB: 0 P: 5	R: 0 E: 0 K: 1 S: 5	H: 0 LOB: 0 BB: 0 P: 5	R: 0 E: 0 K: 0 S: 3	H: 0 LOB: 0 BB: 0 P: 3	R: 4 E: 2 K: 0 S: 7	H: 3 LOB: 2 BB: 2 P: 15	R: 0 E: 0 K: 1 S: 5	H: 0 LOB: 0 BB: 0 P: 5	R: 0 E: 0 K: 2 S: 8	H: 1 LOB: 2 BB: 1 P: 12	R: 0 E: 0 K: 1 S: 5	H: 0 LOB: 0 BB: 0 P: 5	R: 0 E: 0 K: 1 S: 6	H: 1 LOB: 1 BB: 0 P: 6	1B: 4 2B: 1 3B: 0 HR: 1	SF: 0 SAC: 0 DP: 1 HBP: 0	WP: 0 PB: 0 SB: 1 CS: 0	PA: 36		
PITCHER	IP WLS BF H R ER SO BB IBB HBP BLK WP HR S P ERA WHIP																				PITCHER	IP WLS BF H R ER SO BB IBB HBP BLK WP HR S P ERA WHIP
Don Cardwell, R (1, 1) ERA: 2.51	6.0 L 24 4 4 2 3 1 1 0 0 0 1 28 36 3.00 0.833																					
Al Jackson, L (7, 1) ERA: 8.64	1.0 5 1 0 0 2 1 0 0 0 0 0 0 8 12 0.00 2.000																					
Ron Taylor, R (8, 1) ERA: 2.51	2.0 7 1 0 0 2 0 0 0 0 0 0 0 11 11 0.00 0.500																					

Houston Astros @ New York Mets
Shea Stadium, Flushing, NY
Sun May 11 1969, 3:33 AM EDT
Unknown

livebaseballscorecards.com

AB	33
R	4
H	6
RBI	3
BB	3
SO	7
LOB	8



Batter	1	2	3	4	5	6	7	8	9	AB	R	H	RBI	BB	SO	LOB	
Tommie Agee, R OBP: 0.339, SLG: 0.518 (1, 9) X	0-0 6-3 ①		X 0-0 F9 ②			X 0-0 HR ②		S S S 0-3 K ①		4	1	1	1	0	1	1	
Bud Harrelson, S OBP: 0.354, SLG: 0.342 (1, 6) X	0-0 F8 ②		X 0-0 1-3 ③			X 0-0 F7 ②		X 0-0 1B WP 1B ②		4	0	1	0	0	0	1	
Wayne Garrett, L OBP: 0.362, SLG: 0.500 (1, 4) B B B B	4-0 FC6-4 BB			X 0-0 G3 ①		X 0-0 BB 1B		X 0-0 P5 1-2 ②		3	0	1	0	1	0	1	
Cleon Jones, R OBP: 0.455, SLG: 0.600 (1, 7) X	0-0 FC6-4 ③ 1-2f			X 0-0 F9 ②		B B B B 4-0 1-2 BB		X 0-0 2-3 BB 1B		3	0	1	0	1	0	1	
Ed Kranepool, L OBP: 0.348, SLG: 0.475 (1, 3)		B B B B 4-0 G5-4-3 BB		X 0-0 F9 ③		X 0-0 F7 ③		B B B B 4-0 1-2 BB		2	0	0	0	2	0	2	
Amos Otis, R OBP: 0.224, SLG: 0.217 (1, 8)		X 0-0 F8 ①			X 0-0 F7 ①		B B B B 4-0 G6-4-3 BB		X 0-0 P4 ③		3	0	0	0	1	0	4
Ed Charles, R OBP: 0.207, SLG: 0.208 (1, 5)		X 0-0 G5-4-3 ② ③ 1-2f			X 0-0 4-3 ②		X 0-0 G6-4-3 ① ② 1-2f		X 0-0 L8 ①		4	0	0	0	0	0	2
Jerry Grote, R OBP: 0.231, SLG: 0.236 (1, 2)			X 0-0 F9 ①		S S S 0-3 K ③		X 0-0 1B ③		X 0-0 6-3 ②		4	0	1	0	0	1	0
Don Cardwell, R OBP: 0.200, SLG: 0.357 (6, PH) Rod Gaspari, S OBP: 0.289, SLG: 0.244 (7, 1) Al Jackson, L OBP: 0.212, SLG: 0.323 (7, PH) J.C. Martin, L OBP: 0.212, SLG: 0.323 (8, 1) Ron Taylor, R OBP: 0.352, SLG: 0.396 (9, PH)			H 1-0 HBP			X 0-0 F7 ① X		X 0-0 L7 ③ X		X 0-0 L9 ③		0	0	0	0	0	0


Inning Stats	R: 0	H: 0	E: 0	LOB: 1	K: 0	BB: 1	S: 3	P: 7	R: 0	H: 0	E: 0	LOB: 0	K: 0	BB: 1	S: 2	P: 6	R: 0	H: 0	E: 0	LOB: 1	K: 0	BB: 0	S: 3	P: 4	R: 0	H: 0	E: 0	LOB: 0	K: 0	BB: 0	S: 3	P: 3	R: 0	H: 0	E: 0	LOB: 2	K: 0	BB: 1	S: 5	P: 9	R: 0	H: 1	E: 0	LOB: 1	K: 0	BB: 1	S: 3	P: 7	R: 0	H: 2	E: 0	LOB: 3	K: 1	BB: 1	S: 7	P: 11	R: 0	H: 0	E: 0	LOB: 0	K: 0	BB: 0	S: 3	P: 3	1B: 4	2B: 0	3B: 0	HR: 1	SF: 0	SAC: 0	DP: 2	HBP: 1	WP: 1	PA: 36
PITCHER Larry Dierker, R ERA: 2.59 (1, 1)	IP	WLS	BF	H	R	ER	SO	BB	IBB	HBP	BLK	WP	HR	S	P	ERA	WHIP	IP	WLS	BF	H	R	ER	SO	BB	IBB	HBP	BLK	WP	HR	S	P	ERA	WHIP																																								

BOTTOM

Houston Astros @ New York Mets
Shea Stadium, Flushing, NY
Sun May 11 1969, 3:33 AM EDT
Unknown

livebaseballscorecards.com

AB	30
R	1
H	5
RBI	1
BB	5
SO	2
LOB	13



Houston Astros @ New York Mets
Shea Stadium, Flushing, NY
Sun May 11 1969, 3:38 AM EDT
Att. 19,456 - Unknown

livebaseballscorecards.com



Batter	1	2	3	4	5	6	7	8	9	AB R H RBI BB SO LOB
Joe Morgan, L (1, 4) OBP: 0.357, SLG: 0.344	0-0 F7		0-3 K		0-0 HR	0-0 4-3		4-0 1B BB		4 1 1 1 1 1 0
Norm Miller, L (1, 9) OBP: 0.378, SLG: 0.337	0-0 F8		0-3 K		0-0 F9		0-0 1-3	0-0 1B G1-6-3		5 0 1 1 0 1 0
Jimmy Wynn, R (1, 8) OBP: 0.322, SLG: 0.458 Danny Coombs, R (7, 1)	4-0 E		4-0 HR		0-0 5-3		4-0 HBP 1B FC3-6	0-0 1B G1-6-3		1 3 0 0 3 0 0 0 0 0 0 0 0 0 1 0 0 0 0 0 2 0 0 0 0 0 0 0
Julio Gotay, R (8, PH) OBP: 0.200, SLG: 0.200 Fred Gladding, L (8, 1)	0-3 K BB		0-0 HR		0-0 1B		0-0 FC3-6 HBP 1B	0-0 F8		3 1 2 2 0 1 0 2 0 1 0 0 0 0
Denis Menke, R (1, 6) OBP: 0.453, SLG: 0.478 Hector Torres, R (5, 6) OBP: 0.150, SLG: 0.205	0-3 K		0-0 HR		0-0 1B		0-0 FC3-6 HBP 1B	0-0 F8		3 0 1 0 0 0 0 1 0 1 0 0 0 0
Doug Rader, R (1, 5) OBP: 0.319, SLG: 0.360 Marty Martinez, S (7, PR) OBP: 0.500, SLG: 0.333		0-0 6-3	0-0 E5 WP		0-0 1B		1-0 FC3-6 HBP	0-0 1B		3 0 1 0 0 0 0 1 0 1 0 0 0 0
Curt Blefary, L (1, 3) OBP: 0.368, SLG: 0.342		0-0 2B	0-3 K		4-0 1B		0-0 FC3-6 FC6-4	0-0 F9		4 1 1 1 1 1 4
Jesus Alou, R (1, 7) OBP: 0.220, SLG: 0.279		0-0 2B		0-0 1-3	0-0 P4		0-0 FC6-4	0-0 F7		5 0 1 1 0 0 6
Don Bryant, R (1, 2) OBP: 0.233, SLG: 0.310 Johnny Edwards, L (6, PH) OBP: 0.237, SLG: 0.182		0-3 K		0-0 F8		0-0 F7		0-0 G3		2 0 0 0 0 1 1 2 0 0 0 0 0 0
Don Wilson, R (1, 1) OBP: 0.222, SLG: 0.071 Jim Ray, R (1, 1) Wade Blasingame, L (1, 1) Dooley Womack, L (5, 1) Cesar Geronimo, L (6, PH) OBP: 0.200, SLG: 0.400 Skip Guttin, R (6, 1) Gary Geiger, L (7, 8) OBP: 0.276, SLG: 0.174		0-3 K		0-3 K		0-0 G3		0-0 1B BB		0 0 0 0 0 0 0 0 0 0 0 0 0 0 2 0 0 0 0 2 1 0 0 0 0 0 0 0 1 0 0 0 0 0 0 0 0 0 0 0 0 0 1 1 1 0 0 0 0

Inning Stats	R: 1	H: 0	E: 2	K: 1	S: 5	R: 1	H: 2	E: 0	K: 2	S: 9	R: 2	H: 1	E: 1	K: 3	S: 11	R: 0	H: 0	E: 0	K: 1	S: 5	R: 1	H: 3	E: 0	K: 0	S: 6	R: 0	H: 0	E: 0	K: 0	S: 3	R: 1	H: 1	E: 0	K: 0	S: 4	R: 1	H: 2	E: 0	K: 0	S: 4	R: 0	H: 1	E: 0	K: 0	S: 4	1B: 6	SF: 0	2B: 1	SAC: 0	3B: 1	DP: 1	HR: 2	HBP: 1	WP: 1	PA: 43
--------------	------	------	------	------	------	------	------	------	------	------	------	------	------	------	-------	------	------	------	------	------	------	------	------	------	------	------	------	------	------	------	------	------	------	------	------	------	------	------	------	------	------	------	------	------	------	-------	-------	-------	--------	-------	-------	-------	--------	-------	--------

PITCHER	IP	WLS	BF	H	R	ER	SO	BB	IBB	HBP	BLK	WP	HR	S	P	ERA	WHIP
Tug McGraw, L (1, 1) ERA: 2.67	4.2		24	6	5	4	7	3	0	0	0	1	2	35	47	7.71	1.929
Nolan Ryan, R (5, 1) ERA: 2.18	0.1		1	0	0	0	0	0	0	0	0	0	0	1	1	0.00	0.000
Cal Koonce, R (6, 1) ERA: 6.61	4.0	W	18	4	2	2	0	2	0	1	0	0	0	15	24	4.50	1.500

BOTTOM

Houston Astros @ New York Mets
Shea Stadium, Flushing, NY
Sun May 11 1969, 3:38 AM EDT
Att. 19,456 - Unknown

livebaseballscorecards.com

AB	37
R	11
H	12
RBI	9
BB	12
SO	4
LOB	24



WP	1	PA	50
PB	1		
SB	0		
CS	0		

AB	R	H	RBI	BB	SO	LOB
5	2	2	3	1	1	1
3	1	1	1	3	0	0
6	2	1	0	0	2	5
2	2	2	0	4	0	0
0	0	0	0	0	0	0
5	1	0	1	1	0	5
4	0	2	2	0	1	4
4	1	1	1	1	0	0
3	1	1	0	2	0	3
3	1	1	1	0	0	4
0	0	0	0	0	0	0
1	0	0	0	0	0	2
1	0	1	0	0	0	0
1B	5	SF	1	WP	1	PA
2B	3	SAC	0	PB	1	ERA
3B	2	DP	0	SB	0	WHIP
HR	2	HBP	0	CS	0	

Batter	1	2	3	4	5	6	7	8	9											
Tommie Agee, R OBP: 0.353, SLG: 0.607 (1, 9)	F8 BB		5-3	1-H HR		HR	K													
Wayne Garrett, L OBP: 0.425, SLG: 0.545 (1, 5)	BB WP		3B	BB		F9		4-3												
Ken Boswell, L OBP: 0.342, SLG: 0.382 (1, 4)	BB E 1B 3-1		K	4-3		E3 1B FC4-6		K												
Cleon Jones, R OBP: 0.481, SLG: 0.625 Rod Gaspar, S OBP: 0.269, SLG: 0.244 (8, PR) (9, 7)	BB BB E PB 1B 1-2 3-H BB	FC6-4 BB	BB IBB		SF4 3B	FC4-6 1B		BB												
Ed Kranepool, L OBP: 0.337, SLG: 0.447 (1, 3)	E5 1B 2B 1-3 2-H	FC6-4 2B 1-2f	BB		P4	FC4-6		1-3												
J.C. Martin, L OBP: 0.237, SLG: 0.371 (1, 2)	1B 1-3 3-H	2B	P6		SF4	K														
Amos Otis, R OBP: 0.241, SLG: 0.240 (1, 8)	2B 2B 3-H	IBB		F8	E3		F9													
Bud Harrelson, S OBP: 0.368, SLG: 0.342 (1, 6)	2B BB IBB	F9	FC6-4 1B	IBB		5-3														
Tug McGraw, R OBP: 0.182, SLG: 0.200 Nolan Ryan, R OBP: 0.203, SLG: 0.204 Ed Charles, R OBP: 0.667, SLG: 0.667 (5, PH) (6, 1)	BB 2B 1-3 2-H	5-3	FC6-4 HR	6-3			1B													
Inning Stats	R: 6 E: 1 K: 0 S: 7	H: 4 LOB: 3 BB: 5 P: 27	R: 0 E: 0 K: 0 S: 4	H: 1 LOB: 3 BB: 2 P: 12	R: 0 E: 0 K: 1 S: 6	H: 1 LOB: 1 BB: 2 P: 14	R: 2 E: 0 K: 0 S: 5	H: 2 LOB: 1 BB: 1 P: 9	R: 1 E: 1 K: 0 S: 5	H: 1 LOB: 2 BB: 1 P: 9	R: 2 E: 1 K: 1 S: 8	H: 2 LOB: 1 BB: 0 P: 8	R: 0 E: 0 K: 1 S: 6	H: 1 LOB: 1 BB: 0 P: 6	R: 0 E: 0 K: 1 S: 5	H: 0 LOB: 1 BB: 1 P: 9	1B: 5 2B: 3 3B: 2 HR: 2	SF: 1 SAC: 0 DP: 0 HBP: 0	WP: 1 PB: 1 SB: 0 CS: 0	PA: 50
PITCHER	IP WLS BF H R ER SO BB IBB HBP BLK WP HR S P ERA WHIP	IP WLS BF H R ER SO BB IBB HBP BLK WP HR S P ERA WHIP	IP WLS BF H R ER SO BB IBB HBP BLK WP HR S P ERA WHIP	IP WLS BF H R ER SO BB IBB HBP BLK WP HR S P ERA WHIP	IP WLS BF H R ER SO BB IBB HBP BLK WP HR S P ERA WHIP	IP WLS BF H R ER SO BB IBB HBP BLK WP HR S P ERA WHIP	IP WLS BF H R ER SO BB IBB HBP BLK WP HR S P ERA WHIP	IP WLS BF H R ER SO BB IBB HBP BLK WP HR S P ERA WHIP	IP WLS BF H R ER SO BB IBB HBP BLK WP HR S P ERA WHIP	IP WLS BF H R ER SO BB IBB HBP BLK WP HR S P ERA WHIP	IP WLS BF H R ER SO BB IBB HBP BLK WP HR S P ERA WHIP	IP WLS BF H R ER SO BB IBB HBP BLK WP HR S P ERA WHIP	IP WLS BF H R ER SO BB IBB HBP BLK WP HR S P ERA WHIP	IP WLS BF H R ER SO BB IBB HBP BLK WP HR S P ERA WHIP	IP WLS BF H R ER SO BB IBB HBP BLK WP HR S P ERA WHIP	IP WLS BF H R ER SO BB IBB HBP BLK WP HR S P ERA WHIP	IP WLS BF H R ER SO BB IBB HBP BLK WP HR S P ERA WHIP	IP WLS BF H R ER SO BB IBB HBP BLK WP HR S P ERA WHIP	IP WLS BF H R ER SO BB IBB HBP BLK WP HR S P ERA WHIP	IP WLS BF H R ER SO BB IBB HBP BLK WP HR S P ERA WHIP

Don Wilson, R ERA: 4.37 (1, 1)	0.2	L	9	4	6	2	0	0	2	0	0	0	0	0	0	27.00	9.000
Jim Ray, R ERA: 2.81 (1, 1)	0.0		2	0	0	0	0	0	2	0	0	0	0	0	8	∞	∞
Wade Blasingame, L ERA: 5.76 (1, 1)	4.0		24	5	3	3	1	3	3	0	0	0	0	1	20	6.75	2.000
Dooley Womack, R ERA: 1.29 (5, 1)	0.1		1	0	0	0	0	0	0	0	0	0	0	0	1	0.00	0.000
Skip Guinn, L ERA: 7.71 (6, 1)	1.0		6	2	2	1	1	0	0	0	0	0	0	1	8	9.00	2.000

Batter	1	2	3	4	5	6	7	8	9	AB	R	H	RBI	BB	SO	LOB	TOP					
Joe Morgan, L OBP: 0.361, SLG: 0.338 Hector Torres, R OBP: 0.146, SLG: 0.200 (1, 4) (8, PR) (8, 6)	4-0 BB PB BB	x 0-0 6-3	4-0 BB 1B BB		0-3 K			x 0-0 SH SF7	x 0-0 1-3	2	0	0	0	2	1	1						
Norm Miller, L OBP: 0.388, SLG: 0.337 (1, 9)	4-0 BB BB	x 0-0 4-3	0-0 BB 1B			x 0-0 F8		4-0 BB 1B BB		3	1	1	1	2	0	1						
Jimmy Wynn, R OBP: 0.333, SLG: 0.450 (1, 8)	4-0 BB BB		5-3 BB			4-0 BB BB		x 0-0 E4 1B BB		2	1	0	0	3	0	2						
Curt Blefary, L OBP: 0.362, SLG: 0.336 (1, 3)	x 0-0 L6		6-3 1B			x 0-0 3-4-1 BB		x 0-3 K		5	1	1	0	0	1	10						
Denis Menke, R OBP: 0.444, SLG: 0.479 (1, 6) (8, 4)	x 0-0 F5		x 0-0 E 2B		0-3 K		x 0-3 K	x 0-0 SF7		4	1	1	1	0	2	4						
Doug Rader, R OBP: 0.315, SLG: 0.354 (1, 5)	x 0-0 6-3		x 0-0 6-3 3-H		0-3 K		x 0-0 F9	x 0-0 1B		5	0	1	3	0	1	4						
Jesus Alou, R OBP: 0.227, SLG: 0.286 (1, 7)		x 0-0 1B 2B	x 4-0 E IBB		x 0-0 4-3		x 0-0 F7	x 0-0 F9		4	2	1	0	1	0	2						
Johnny Edwards, L OBP: 0.245, SLG: 0.194 (1, 2)		x 0-0 SH1-4 1B	x 0-0 E9 1B 1B		x 0-0 F7		x 0-0 G3		x 0-3 K	5	1	2	2	0	1	0						
Tom Griffin, R Skip Guinn, R Dooley Womack, L Danny Coombs, R Jack Billingham, R (1, 1) (2, 1) (2, 1) (4, 1) (5, 1)		x 0-0 SH1-4	x 0-0 PB 1B 1B		x 0-0 6-3			4-0 SH BB	x 0-0 5-3	0	0	0	0	0	0	0						
Inning Stats	R: 0 E: 0 K: 0 S: 3	H: 0 LOB: 3 BB: 3 P: 15	R: 1 E: 0 K: 0 S: 5	H: 2 LOB: 1 BB: 0 P: 5	R: 5 E: 1 K: 0 S: 8	H: 5 LOB: 3 BB: 3 P: 20	R: 0 E: 0 K: 2 S: 7	H: 0 LOB: 0 BB: 0 P: 7	R: 0 E: 0 K: 1 S: 5	H: 0 LOB: 0 BB: 0 P: 5	R: 0 E: 0 K: 1 S: 5	H: 0 LOB: 1 BB: 1 P: 9	R: 0 E: 0 K: 0 S: 3	H: 0 LOB: 0 BB: 0 P: 3	R: 4 E: 2 K: 1 S: 8	H: 1 LOB: 2 BB: 2 P: 16	R: 0 E: 0 K: 1 S: 5	H: 0 LOB: 0 BB: 0 P: 5	1B: 6 2B: 2 3B: 0 HR: 0	SF: 1 SAC: 2 DP: 0 HBP: 0	WP: 0 PB: 2 SB: 0 CS: 0	PA: 46
PITCHER	IP	WLS	BF	H	R	ER	SO	BB	IBB	HBP	BLK	WP	HR	S	P	ERA	WHIP					
Mike Wegener, R ERA: 3.42 Roy Face, R ERA: 1.59 Dan McGinn, L ERA: 3.55 Jerry Robertson, R ERA: 2.79 Larry Jaster, L ERA: 3.97	(1, 1) (1, 1) (3, 1) (4, 1) (6, 1)	0.0 2.0 1.0 2.0 3.0	3 8 11 6 15	0 2 5 0 1	0 1 5 0 4	0 1 5 0 0	0 0 0 3 2	3 0 2 0 3	0 0 1 0 0	0 0 0 0 0	0 0 0 0 0	0 0 0 0 0	0 0 0 0 0	0 8 8 12 16	12 8 20 12 28	∞ 4.50 45.00 0.00 0.00	∞ 1.000 7.000 0.000 1.333					
PITCHER	IP	WLS	BF	H	R	ER	SO	BB	IBB	HBP	BLK	WP	HR	S	P	ERA	WHIP					
Don Shaw, L ERA: 5.71	(9, 1)	1.0	3	0	0	0	1	0	0	0	0	0	0	5	5	0.00	0.000					

Houston Astros @ Montreal Expos
 Jarry Park, Montreal, QB
 Tue May 13 1969, 7:05 PM EDT
 Att. 11,033 - Unknown - 45 F

livebaseballscorecards.com

AB	34
R	10
H	8
RBI	8
BB	9
SO	6
LOB	24



BOTTOM

Houston Astros @ Montreal Expos
Jarry Park, Montreal, QB
Tue May 13 1969, 7:05 PM EDT
Att. 11,033 - Unknown - 45 F

livebaseballscorecards.com

AB	36
R	3
H	9
RBI	3
BB	5
SO	8
LOB	23



WP	0	PA	41
PB	0		
SB	0		
CS	0		

AB R H RBI BB SO LOB

5	0	1	0	0	1	1
4	1	0	0	1	0	3
4	0	3	2	1	0	0
4	0	2	1	1	1	3
5	0	0	0	0	1	8
2	0	1	0	2	0	0
4	0	0	0	0	2	5
2	1	1	0	0	1	0
0	0	0	0	0	0	0
1	0	0	0	0	1	1
0	0	0	0	0	0	0
1	0	0	0	0	0	0
0	0	0	0	0	0	0
3	1	1	0	0	1	1

1B	7	SF	0
2B	2	SAC	0
3B	0	DP	1
HR	0	HBP	0

WP	0	PA	41
PB	0		
SB	0		
CS	0		

Batter	1	2	3	4	5	6	7	8	9
Maury Wills, S OBP: 0.258, SLG: 0.198 (1, 6)	0-0 F8	0-3 K		0-0 1B G3 1-2 1B		0-0 6-3		0-0 G3	
Gary Sutherland, R OBP: 0.256, SLG: 0.221 (1, 4)	4-0 1B 2B BB	0-0 E5 1B 2-3		0-0 G3 1-2 2-3		0-0 4-3		0-0 5-3	
Rusty Staub, L OBP: 0.449, SLG: 0.559 (1, 9)	0-0 2B 1-2 1B	0-0 FC6-5 1B 1-3 3-H		0-0 1B 2-3 3-H		4-0 BB		0-0 4-3	
Mack Jones, L OBP: 0.430, SLG: 0.626 (1, 7)	0-0 BB 1-3 2-H 2B	4-0 BB		0-3 K 0-3		0-0 F8		0-0 E6 1B	
Donn Clendenon, R OBP: 0.300, SLG: 0.411 (1, 3)	0-0 FC5-2-5 BB 3-H	0-0 FC6-5 2-3f		0-0 F9		0-3 K		0-0 6-3	
Coco Laboy, R OBP: 0.400, SLG: 0.542 (1, 5)	4-0 1-2 2-3 BB		0-0 5-3		4-0 BB		0-0 G5-4-3 1B		
John Boccabella, R OBP: 0.276, SLG: 0.269 (1, 2)	0-0 6-3		0-3 K		0-3 K		0-0 G5-4-3 1-2f		
Don Bosch, S OBP: 0.241, SLG: 0.255 (4, 1)		0-0 E 1B 2B	0-3 K		0-3 K			0-0 5-3	
Manny Mota, R OBP: 0.294, SLG: 0.281 (5, PH)									
Larry Jaster, L OBP: 0.663, SLG: 0.636 (6, 1)									
John Bateman, R OBP: 0.244, SLG: 0.291 (8, PH)									
Don Shaw, L (9, 1)									
Mike Wegener, R OBP: 0.286, SLG: 0.167 (1, 1)		0-0 F2		0-0 G3 1B 1B		0-0 F7		0-3 K	
Roy Face, R OBP: 0.500, SLG: 0.500 (1, 1)									
Ty Cline, L OBP: 0.275, SLG: 0.140 (2, PH)									
Dan McGinn, L OBP: 0.333, SLG: 0.833 (3, 1)									
Floyd Wicker, L OBP: 0.353, SLG: 0.267 (4, 8)									

Inning Stats	R: 1	H: 2	E: 0	LOB: 3	K: 0	BB: 2	S: 5	R: 1	H: 2	E: 1	LOB: 3	K: 1	BB: 1	S: 8	R: 0	H: 0	E: 0	LOB: 0	K: 2	BB: 0	S: 7	R: 1	H: 3	E: 0	LOB: 2	K: 1	BB: 0	S: 8	R: 0	H: 0	E: 0	LOB: 1	K: 2	BB: 1	S: 7	R: 0	H: 0	E: 0	LOB: 0	K: 1	BB: 0	S: 5	R: 0	H: 1	E: 0	LOB: 0	K: 1	BB: 0	S: 5	R: 0	H: 0	E: 1	LOB: 1	K: 0	BB: 0	S: 4	R: 0	H: 1	E: 0	LOB: 1	K: 0	BB: 0	S: 4
--------------	------	------	------	--------	------	-------	------	------	------	------	--------	------	-------	------	------	------	------	--------	------	-------	------	------	------	------	--------	------	-------	------	------	------	------	--------	------	-------	------	------	------	------	--------	------	-------	------	------	------	------	--------	------	-------	------	------	------	------	--------	------	-------	------	------	------	------	--------	------	-------	------

PITCHER	IP	WLS	BF	H	R	ER	SO	BB	IBB	HBP	BLK	WP	HR	S	P	ERA	WHIP
Tom Griffin, R ERA: 4.02 (1, 1)	1.2		11	3	2	1	1	2	0	0	0	0	0	11	19	5.40	3.000
Skip Guinn, L ERA: 7.71 (2, 1)	0.0		2	1	0	0	0	1	0	0	0	0	0	1	5	∞	∞
Dooley Womack, R ERA: 1.52 (2, 1)	1.2		8	3	1	1	2	0	0	0	0	0	0	12	12	5.40	1.800
Danny Coombs, L ERA: 4.91 (4, 1)	0.2		3	0	0	0	1	1	0	0	0	0	0	4	8	0.00	1.500
Jack Billingham, R ERA: 2.63 (5, 1)	5.0	W	17	2	0	0	4	1	0	0	0	0	0	24	28	0.00	0.600

Batter	1	2	3	4	5	6	7	8	9	AB R H RBI BB SO LOB	TOP											
Joe Morgan, L (1, 4) OBP: 0.362, SLG: 0.336	0-0 F8		0-0 F3		0-0 4-3		0-0 6-3 1B		4-0 BB 4-3 BB	4 0 1 0 1 0 0												
Norm Miller, L (1, 9) OBP: 0.380, SLG: 0.340	0-0 G3		0-0 1-3		0-0 2B		0-0 6-3 1-2		0-0 4-3 1-2	5 0 1 0 0 0 2												
Jimmy Wynn, R (1, 8) OBP: 0.336, SLG: 0.469	0-3 K		0-0 HR		4-0 BB		0-0 6-3		0-0 P6	4 1 1 1 1 1 2												
Curt Blefary, L (1, 3) OBP: 0.359, SLG: 0.333		0-3 K	0-0 1B		0-3 K		0-0 4-3			4 0 1 0 0 2 2												
Denis Menke, R (1, 6) OBP: 0.438, SLG: 0.471		0-0 1B	0-3 K		0-0 6-3		0-0 F8			4 0 1 0 0 1 3												
Doug Rader, R (1, 5) OBP: 0.313, SLG: 0.351		0-0 F9		0-0 1B		0-0 6-3		0-0 E6 HR		4 1 1 0 0 0 1												
Jesus Alou, R (1, 7) OBP: 0.228, SLG: 0.308		0-0 E3 BB		0-0 P3		0-0 F8		0-0 HR		4 1 1 2 0 0 2												
Johnny Edwards, L (1, 2) OBP: 0.245, SLG: 0.188		4-0 BB		0-0 1-6-3		0-0		0-0 4-3		3 0 0 0 1 0 1												
Denny Lemaster, R (1, 1) OBP: 0.143, SLG: 0.154		0-3 K		0-0 5-3		0-0 6-3		0-3 K		4 0 0 0 0 2 4												
Inning Stats	R: 0 E: 0 K: 1 S: 5	H: 0 LOB: 0 BB: 0 P: 5	R: 0 E: 1 K: 2 S: 9	H: 1 LOB: 3 BB: 1 P: 13	R: 1 E: 0 K: 1 S: 7	H: 2 LOB: 1 BB: 0 P: 7	R: 0 E: 0 K: 0 S: 4	H: 1 LOB: 1 BB: 0 P: 4	R: 0 E: 0 K: 0 S: 6	H: 1 LOB: 2 BB: 1 P: 10	R: 0 E: 0 K: 0 S: 3	H: 0 LOB: 0 BB: 0 P: 3	R: 0 E: 0 K: 0 S: 4	H: 1 LOB: 1 BB: 0 P: 4	R: 2 E: 1 K: 0 S: 5	H: 1 LOB: 0 BB: 0 P: 5	R: 0 E: 0 K: 1 S: 5	H: 0 LOB: 1 BB: 1 P: 9	1B: 4 2B: 1 3B: 0 HR: 2	SF: 0 SAC: 0 DP: 0 HBP: 0	WP: 1 PB: 0 SB: 1 CS: 0	PA: 39
PITCHER Mudcat Grant, R (1, 1) ERA: 4.34	IP: 9.0 WLS: L BF: 39 H: 7 R: 3 ER: 1 SO: 6 BB: 3 IBB: 0 HBP: 0 BLK: 0 WP: 1 HR: 2 S: 48 P: 60 ERA: 1.00 WHIP: 1.111											PITCHER IP: WLS: BF: H: R: ER: SO: BB: IBB: HBP: BLK: WP: HR: S: P: ERA: WHIP										

Houston Astros @ Montreal Expos
 Jarry Park, Montreal, QB
 Wed May 14 1969, 7:05 PM EDT
 Att. 5,060 - Unknown - 52 F

livebaseballscorecards.com

AB	36
R	3
H	7
RBI	3
BB	3
SO	6
LOB	17



Batter	1	2	3	4	5	6	7	8	9	AB	R	H	RBI	BB	SO	LOB
Maury Wills, S OBP: 0.250, SLG: 0.192 (1, 6)	0-3 K		0-0 2-3		0-0 6-3		0-0 P4			4	0	0	0	0	1	0
Manny Mota, R OBP: 0.316, SLG: 0.286 (1, 8)	0-0 4-3		0-0 1-3		4-0 CS BB		0-0 1B			3	0	1	0	1	0	0
Rusty Staub, L OBP: 0.450, SLG: 0.548 (1, 9)	4-0 BB		0-0 L1		4-0 1-2 BB		0-0 F4			2	0	0	0	2	0	1
Donn Clendenon, R OBP: 0.298, SLG: 0.403 (1, 3)	0-0 5-3			0-0 2B 1B		0-0 6-3		0-3 K		4	0	1	0	0	1	2
Coco Laboy, R OBP: 0.387, SLG: 0.523 (1, 5)		0-3 K		0-0 F2		0-0 F7		0-3 K		4	0	0	0	0	2	1
John Bateman, R OBP: 0.244, SLG: 0.325 (1, 2)		0-0 HR		0-0 F8		0-0 G3		0-0 F8		4	1	1	1	0	0	1
Mack Jones, L OBP: 0.440, SLG: 0.636 (1, 7)		0-0 S 1B		0-0 1-3 2B		4-0 FC6-4 BB		0-0 F7		3	0	2	0	1	0	0
Gary Sutherland, R OBP: 0.256, SLG: 0.216 (1, 4)		0-3 K		4-0 IBB		0-0 1-2f FC6-4		0-0 F7		3	0	0	0	1	1	2
Mudcat Grant, R OBP: 0.133, SLG: 0.133 (1, 1)		0-3 K		0-0 6-3		0-0 6-3		0-3 K		3	0	0	0	0	1	4
John Boccabella, R OBP: 0.267, SLG: 0.259 (9, PH)										1	0	0	0	0	1	0

BOTTOM

Houston Astros @ Montreal Expos
 Jarry Park, Montreal, QB
 Wed May 14 1969, 7:05 PM EDT
 Att. 5,060 - Unknown - 52 F

livebaseballscorecards.com

AB	31
R	1
H	5
RBI	1
BB	5
SO	7
LOB	11



Inning Stats	R: 0	H: 0	E: 0	K: 1	S: 5	R: 1	H: 2	E: 0	K: 3	S: 11	R: 0	H: 0	E: 0	K: 0	S: 3	R: 0	H: 2	E: 0	K: 0	S: 5	R: 0	H: 0	E: 0	K: 0	S: 2	R: 0	H: 0	E: 0	K: 0	S: 3	R: 0	H: 0	E: 0	K: 0	S: 4	R: 0	H: 0	E: 0	K: 2	S: 7	R: 0	H: 0	E: 0	K: 1	S: 5	1B: 3	2B: 1	3B: 0	HR: 1	SF: 0	SAC: 0	DP: 0	HBP: 0	WP: 0	PB: 0	SB: 1	CS: 1	PA: 36
--------------	------	------	------	------	------	------	------	------	------	-------	------	------	------	------	------	------	------	------	------	------	------	------	------	------	------	------	------	------	------	------	------	------	------	------	------	------	------	------	------	------	------	------	------	------	------	-------	-------	-------	-------	-------	--------	-------	--------	-------	-------	-------	-------	--------

PITCHER	IP	WLS	BF	H	R	ER	SO	BB	IBB	HBP	BLK	WP	HR	S	P	ERA	WHIP
Denny Lemaster, L ERA: 4.85 (1, 1)	9.0	W	36	5	1	1	7	4	1	0	0	0	1	45	65	1.00	1.000

Batter	1	2	3	4	5	6	7	8	9	AB R H RBI BB SO LOB	TOP									
Don Kessinger, S (1, 6) OBP: 0.412, SLG: 0.455	0-0 6-3		0-0 1B			0-0 F8	0-0 2B IBB		0-3 K	5 1 2 1 1 1 3										
Glenn Beckert, R (1, 4) OBP: 0.307, SLG: 0.286	0-0 F8		0-0 L8			0-0 3-4-3 3B 1B	0-0 E4 1B		0-0 FC6-4	6 2 2 2 0 0 6										
Billy Williams, L (1, 7) OBP: 0.319, SLG: 0.416	0-0 4-3			0-0 4-3		0-0 3-4-3 1-2	4-0 2B 1B IBB	0-0 F5		4 1 0 0 1 0 1										
Jim Hickman, R (8, 7) OBP: 0.186, SLG: 0.130										0 0 0 0 0 0 0										
Ron Santo, R (1, 5) OBP: 0.394, SLG: 0.484		0-0 F7		0-0 F9		0-0 2-H 3B	0-0 1-3 2-H 3-H 1B 2B	0-0 F7		5 1 2 3 0 0 0										
14 Ernie Banks, R (1, 3) OBP: 0.324, SLG: 0.412		0-0 2B		0-0 1B		0-0 L6	4-0 1B 1B IBB	0-0 F2		4 1 2 0 1 0 1										
Randy Hundley, R (1, 2) OBP: 0.415, SLG: 0.480		0-0 6-3		0-3 K			0-0 1B 2B		0-0 BB 2B	5 2 3 2 0 1 2										
Al Spangler, L (1, 9) OBP: 0.394, SLG: 0.500		0-0 F9			0-0 4-3		0-0 2B 1B		4-0 BB BB	4 1 1 0 1 0 3										
Don Young, R (1, 8) OBP: 0.326, SLG: 0.357			0-0 1-3		0-0 6-3		0-0 E 2B		4-0 FC6-4 BB	4 2 2 2 1 0 0										
Ken Holtzman, R (1, 1) OBP: 0.133, SLG: 0.172			0-3 K		0-0 6-3		0-3 K		0-3 K	5 0 1 1 0 3 5										
Inning Stats	R: 0 E: 0 K: 0 S: 3	H: 0 LOB: 0 BB: 0 P: 3	R: 0 E: 0 K: 0 S: 4	H: 1 LOB: 1 BB: 0 P: 4	R: 0 E: 0 K: 1 S: 6	H: 1 LOB: 1 BB: 0 P: 6	R: 0 E: 0 K: 1 S: 3	H: 0 LOB: 0 BB: 0 P: 3	R: 1 E: 0 K: 0 S: 5	H: 2 LOB: 1 BB: 0 P: 5	R: 10 E: 1 K: 1 S: 14	H: 9 LOB: 2 BB: 3 P: 26	R: 0 E: 0 K: 0 S: 3	H: 0 LOB: 0 BB: 0 P: 3	R: 0 E: 0 K: 2 S: 8	H: 1 LOB: 3 BB: 2 P: 16	1B: 10 2B: 4 3B: 1 HR: 0	SF: 0 SAC: 0 DP: 0 HBP: 0	WP: 0 PB: 0 SB: 0 CS: 0	PA: 47
PITCHER	IP WLS BF H R ER SO BB IBB HBP BLK WP HR S P ERA WHIP																			
Larry Dierker, R (1, 1) ERA: 3.39	6.1 L 31 10 8 8 3 0 0 0 0 0 0 0 0 35 43 11.37 1.579																			
Jack Billingham, R (7, 1) ERA: 3.7	0.1 6 4 3 3 0 0 0 1 0 0 0 0 0 5 9 81.00 12.000																			
Dooley Womack, R (7, 1) ERA: 1.5	0.1 1 0 0 0 0 0 0 0 0 0 0 0 0 1 1 0.00 0.000																			
Jim Ray, R (8, 1) ERA: 2.5	2.0 9 1 0 0 0 2 2 0 0 0 0 0 0 11 19 0.00 1.500																			

Chicago Cubs @ Houston Astros
Astrodome, Houston, TX
Fri May 16 1969, 8:05 PM EDT
Att. 17,053 - Dome - 72 F

livebaseballscorecards.com

AB	42
R	11
H	15
RBI	11
BB	5
SO	5
LOB	21



Batter	1	2	3	4	5	6	7	8	9	AB R H RBI BB SO LOB
Joe Morgan, L OBP: 0.359, SLG: 0.333 (1, 4)	0-0 P4			0-0 F8		0-0 P6			0-0 1B	4 0 1 0 0 0 0
Norm Miller, L OBP: 0.368, SLG: 0.327 (1, 9)	0-0 4-3			0-3 K			0-3 K		0-0 F8	4 0 0 0 0 2 1
Jimmy Wynn, R OBP: 0.333, SLG: 0.457 (1, 8)	0-0 5-3			0-3 K			4-0 1B BB		0-0 F7	3 0 0 0 1 1 1
Denis Menke, R OBP: 0.436, SLG: 0.468 (1, 6)		0-3 K			0-0 6-3		0-0 1-2 1B G6-4-3			3 0 1 0 0 1 0
Doug Rader, R OBP: 0.307, SLG: 0.343 (1, 5)		0-0 5-3			0-0 6-3		0-0 G6-4-3			3 0 0 0 0 0 2
Jim Ray, R (8, 1)							1-2			0 0 0 0 0 0 0
Curt Blefary, L OBP: 0.358, SLG: 0.328 (1, 3)		0-0 4-3			4-0 BB			0-0 F7		2 0 0 0 1 0 0
Jesus Alou, R OBP: 0.223, SLG: 0.301 (1, 7)			0-0 6-3		0-0 F7			0-0 P4		3 0 0 0 0 0 1
Johnny Edwards, L OBP: 0.248, SLG: 0.192 (1, 2)			0-0 CS 1B			0-0 4-3		0-3 K		3 0 1 0 0 1 0
Larry Dierker, R OBP: 0.179, SLG: 0.214 (1, 1)			0-3 K						0-0 F8	2 0 0 0 0 2 1
Jack Billingham, R (7, 1)										0 0 0 0 0 0 0
Dooley Womack, L OBP: 0.250, SLG: 0.250 (7, 1)										0 0 0 0 0 0 0
Marty Martinez, S OBP: 0.400, SLG: 0.250 (8, 5)			1-2							1 0 0 0 0 0 0

Inning Stats	R: 0 E: 0 K: 0 S: 3	H: 0 LOB: 0 BB: 0 P: 3	R: 0 E: 0 K: 1 S: 5	H: 0 LOB: 0 BB: 0 P: 5	R: 0 E: 0 K: 1 S: 5	H: 1 LOB: 1 BB: 0 P: 5	R: 0 E: 0 K: 2 S: 7	H: 0 LOB: 0 BB: 0 P: 7	R: 0 E: 0 K: 0 S: 3	H: 0 LOB: 1 BB: 1 P: 7	R: 0 E: 0 K: 1 S: 5	H: 0 LOB: 0 BB: 0 P: 5	R: 0 E: 0 K: 1 S: 5	H: 1 LOB: 1 BB: 1 P: 9	R: 0 E: 0 K: 1 S: 5	H: 0 LOB: 0 BB: 0 P: 5	R: 0 E: 0 K: 0 S: 4	H: 1 LOB: 1 BB: 0 P: 4	1B: 3 2B: 1 3B: 0 HR: 0	SF: 0 SAC: 0 DP: 2 HBP: 0	WP: 0 PB: 0 SB: 0 CS: 1	PA: 30
PITCHER Ken Holtzman, L ERA: 1.63 (1, 1)	IP 9.0	WLS W	BF 30	H 3	R 0	ER 0	SO 7	BB 2	IBB 0	HBP 0	BLK 0	WP 0	HR 0	S 42	P 50	ERA 0.00	WHIP 0.556					
PITCHER	IP	WLS	BF	H	R	ER	SO	BB	IBB	HBP	BLK	WP	HR	S	P	ERA	WHIP					


BOTTOM

Chicago Cubs @ Houston Astros
Astrodome, Houston, TX

Fri May 16 1969, 8:05 PM EDT
Att. 17,053 - Dome - 72 F

livebaseballscorecards.com

AB	28
R	0
H	3
RBI	0
BB	2
SO	7
LOB	6



Batter	1	2	3	4	5	6	7	8	9	AB R H RBI BB SO LOB	TOP														
Don Kessinger, S (1, 6) OBP: 0.400, SLG: 0.439	0-0 E4 1B G4-6-3	0-0 F7			0-0 4-3	0-0 6-3			0-0 6-3	5 1 0 0 0 0 3															
Glenn Beckert, R (1, 4) OBP: 0.317, SLG: 0.321	0-0 1-3 1B G4-6-3		0-0 2B		0-0 HR 3B		0-0 4-3		0-0 5-3	5 1 3 0 0 0 0															
Billy Williams, L (1, 7) OBP: 0.323, SLG: 0.434	0-0 G4-6-3 1-2f 3-H 1B		0-3 K		0-0 HR		4-0 BB			3 1 1 2 1 1 2															
Ron Santo, R (1, 5) OBP: 0.396, SLG: 0.484	0-0 1B		0-0 4-3		0-0 1B		0-0 P3			4 0 2 0 0 0 2															
14 Ernie Banks, R (1, 3) OBP: 0.315, SLG: 0.400	0-3 K		0-0 F8		0-0 L5		0-0 F2			4 0 0 0 0 1 4															
Randy Hundley, R (1, 2) OBP: 0.411, SLG: 0.473		0-0 FC3-6 1B		0-0 F7		0-0 F9		0-0 6-3		4 0 1 0 0 0 0															
Al Spangler, L (1, 9) OBP: 0.376, SLG: 0.477		0-0 FC3-6 1-2f BB		0-0 F7		0-0 6-3		0-0 1-3		4 0 0 0 0 0 1															
Don Young, R (1, 8) OBP: 0.333, SLG: 0.368		4-0 1-2 BB		0-0 F8		0-0 1B 2B		0-0 5-3		3 1 1 0 1 0 0															
Fergie Jenkins, R (1, 1) OBP: 0.194, SLG: 0.250 Phil Regan, R (5, 1) OBP: 0.391, SLG: 0.727 Willie Smith, L (6, PH) Don Nottebart, R (6, 1) Hank Aguirre, R (6, 1) Ted Abernathy, R (6, 1) Manny Jimenez, L (9, PH) OBP: 0.250, SLG: 0.250		0-3 K		0-0 6-3		0-0 1B		0-0 5-3		2 0 0 0 0 0 1 2 0 0 0 0 0 0 0 0 1 0 1 1 0 1 0 0 0 0 0 0 0															
Inning Stats	R: 1 E: 1 K: 1 S: 7	H: 2 LOB: 1 BB: 0 P: 7	R: 0 E: 0 K: 1 S: 6	H: 1 LOB: 2 BB: 1 P: 10	R: 0 E: 0 K: 1 S: 6	H: 1 LOB: 1 BB: 0 P: 6	R: 0 E: 0 K: 0 S: 3	H: 0 LOB: 0 BB: 0 P: 3	R: 2 E: 0 K: 0 S: 6	H: 3 LOB: 1 BB: 0 P: 6	R: 1 E: 0 K: 0 S: 5	H: 2 LOB: 1 BB: 0 P: 5	R: 0 E: 0 K: 0 S: 3	H: 0 LOB: 1 BB: 1 P: 7	R: 0 E: 0 K: 0 S: 3	H: 0 LOB: 0 BB: 0 P: 3	R: 0 E: 0 K: 0 S: 3	H: 0 LOB: 0 BB: 0 P: 3	1B: 5 2B: 2 3B: 1 HR: 1	SF: 0 SAC: 0 DP: 1 HBP: 0	WP: 0 PB: 0 SB: 0 CS: 0	PA: 38			
PITCHER Don Wilson, R (1, 1) ERA: 4.38 Fred Gladding, R (7, 1) ERA: 1.1	IP 6.0 3.0	WLS W S	BF 28 10	H 9 0	R 4 0	ER 3 0	SO 3 0	BB 1 1	IBB 0 0	HBP 0 0	BLK 0 0	WP 0 0	HR 1 0	S 33 9	P 37 13	ERA 4.50 0.00	WHIP 1.667 0.333								

Chicago Cubs @ Houston Astros
Astrodome, Houston, TX
Sat May 17 1969, 8:05 PM EDT
Att. 18,307 - Dome - 72 F

livebaseballscorecards.com

AB	36
R	4
H	9
RBI	3
BB	2
SO	3
LOB	14



Batter 1 2 3 4 5 6 7 8 9 AB R H RBI BB SO LOB BOTTOM

Joe Morgan, L OBP: 0.357, SLG: 0.329 (1, 4) X	0-0 G3 (1)		0-3 K (3)		4-0 SF7 1B BB (2)	0-0 SF9 (2)				2 0 0 1 1 1 0
Norm Miller, L OBP: 0.372, SLG: 0.351 (1, 9) S S S	0-3 K (2)			0-0 SF7 3B (1)	0-0 SF7 1B (2)	0-3 K (3)				4 1 2 1 0 2 2
Jimmy Wynn, R OBP: 0.324, SLG: 0.449 (1, 8) X	0-0 6-3 (3)			0-0 SF7 (1)	0-0 SF7 (2)		0-0 P6 (1)			2 0 0 2 0 0 0
Curt Blefary, L OBP: 0.362, SLG: 0.328 (1, 3) X		0-0 4-3 (1)		0-0 CS 1B (1)	0-0 IBB (2)		0-0 1-3 (2)			3 0 1 0 1 0 0
Denis Menke, R OBP: 0.431, SLG: 0.461 (1, 6) X		0-0 1B (1)		0-3 K (2)	0-3 K (3)		0-0 5-3 (3)			4 0 1 0 0 2 4
Doug Rader, R OBP: 0.305, SLG: 0.340 (1, 5) X		0-0 F9 (2)			0-0 F3 (1)	0-0 SH1-4 1B SF9 1B (1)	0-3 K (1)			4 1 1 0 0 1 1
Jesus Alou, R OBP: 0.231, SLG: 0.314 (1, 7) X		0-0 F7 (3)			0-0 1B 2B (1)	0-0 SF9 SH1-4 1B (2)	0-0 G3 (2)			4 1 2 0 0 0 1
Johnny Edwards, L OBP: 0.250, SLG: 0.196 (1, 2) X			0-0 F8 (1)		0-0 BB SH 1B (1)	0-0 SH1-4 (1)	0-3 K (3)			3 1 1 1 0 1 0
Don Wilson, R OBP: 0.211, SLG: 0.067 (1, 1) S S S			0-3 K (2)		0-0 SH 1B BB SF7 (1)	4-0 BB (2)				1 1 0 0 0 1 0
Julio Gotay, R OBP: 0.333, SLG: 0.200 (6, PH)										0 0 0 0 1 0 0
Fred Gladding, L (7, 1)										0 0 0 0 0 0 0

Inning Stats	R: 0 H: 0 E: 0 K: 5 S: 5	H: 0 LOB: 0 BB: 0 P: 5	R: 0 H: 1 E: 0 K: 0 S: 4	LOB: 1 BB: 0 P: 4	R: 0 H: 0 E: 0 K: 2 S: 7	LOB: 0 BB: 0 P: 7	R: 1 H: 2 E: 0 K: 1 S: 6	LOB: 1 BB: 0 P: 6	R: 3 H: 3 E: 0 K: 1 S: 9	LOB: 3 BB: 2 P: 17	R: 1 H: 2 E: 0 K: 1 S: 7	LOB: 2 BB: 1 P: 11	R: 0 H: 0 E: 0 K: 0 S: 3	LOB: 0 BB: 0 P: 3	R: 0 H: 0 E: 0 K: 2 S: 7	LOB: 0 BB: 0 P: 7	1B: 6 SF: 3 2B: 2 SAC: 2 3B: 1 DP: 1 HR: 0 HBP: 0	WP: 0 PA: 35 PB: 0 SB: 0 CS: 1
--------------	--------------------------	------------------------	--------------------------	-------------------	--------------------------	-------------------	--------------------------	-------------------	--------------------------	--------------------	--------------------------	--------------------	--------------------------	-------------------	--------------------------	-------------------	---	--------------------------------

PITCHER															PITCHER																		
IP	WLS	BF	H	R	ER	SO	BB	IBB	HBP	BLK	WP	HR	S	P	ERA	WHIP	IP	WLS	BF	H	R	ER	SO	BB	IBB	HBP	BLK	WP	HR	S	P	ERA	WHIP
Fergie Jenkins, R (1, 1) ERA: 2.76	4.1		20	6	4	4	4	1	0	0	0	0	0	27	31	8.31	1.615																
Phil Regan, R (5, 1) ERA: 2.35	0.2		3	0	0	0	1	0	1	0	0	0	0	4	8	0.00	0.000																
Don Nottebart, R (6, 1) ERA: 4.5	0.0	L	2	2	1	1	0	0	0	0	0	0	0	2	2	∞	∞																
Hank Aguirre, L (6, 1) ERA:	0.1		1	0	0	0	0	0	0	0	0	0	0	1	1	0.00	0.000																
Ted Abernathy, R (6, 1) ERA: 0.73	2.2		9	0	0	0	3	1	0	0	0	0	0	14	18	0.00	0.375																

Chicago Cubs @ Houston Astros
Astrodome, Houston, TX

Sat May 17 1969, 8:05 PM EDT
Att. 18,307 - Dome - 72 F

livebaseballscorecards.com

AB	27
R	5
H	8
RBI	5
BB	3
SO	8
LOB	8



Chicago Cubs @ Houston Astros
Astrodome, Houston, TX

Sun May 18 1969, 4:33 AM EDT
Att. 13,126 - Dome - 72 F

livebaseballscorecards.com

AB	37
R	5
H	12
RBI	5
BB	3
SO	7
LOB	22



WP:	0	PA:	41
PB:	0		
SB:	0		
CS:	1		

AB	R	H	RBI	BB	SO	LOB
5	1	4	2	0	0	0
5	1	3	1	0	0	1
5	1	2	0	0	1	3
3	0	0	0	2	1	4
4	0	1	2	0	1	5
4	0	1	0	0	0	4
4	0	0	0	0	1	4
3	1	0	0	1	1	0
2	0	0	0	0	2	1
1	1	1	0	0	0	0
0	0	0	0	0	0	0
1	0	0	0	0	0	0

Batter	1	2	3	4	5	6	7	8	9												
Don Kessinger, S (1, 6) OBP: 0.411, SLG: 0.451	0-0 FC5-4 1B		0-0 5-3		0-0 2-H 1B		0-0 2-H 1B		0-0 1B												
Glenn Beckert, R (1, 4) OBP: 0.327, SLG: 0.331	0-0 FC5-4 1B 1-2f		0-0 5-3		0-0 1-2	0-0 BB 14 FC5-2 1B	0-0 BB 1B	0-0 3-H 1B	0-0 1-2 1B												
Billy Williams, L (1, 7) OBP: 0.325, SLG: 0.433	0-0 1-3 14 1B 1B		0-0 G3			0-0 1-2 14 FC5-2 BB 1B	0-3 K		0-0 F7												
Ron Santo, R (1, 5) OBP: 0.396, SLG: 0.473	0-3 K			0-0 1-3		4-0 BB FC5-2 14 FC5-2 1-2 2-3 BB	4-0 1-2 BB	0-0 5-3													
14 Ernie Banks, R (1, 3) OBP: 0.314, SLG: 0.396	0-0 2-H 3-H 1B			0-3 K		0-0 1-2 2-3 3-Hf FC5-2	0-0 L5														
Randy Hundley, R (1, 2) OBP: 0.406, SLG: 0.466	0-0 F8			0-0 F3		0-0 1-2 2-3 3-Hf FC5-2		0-0 F8-3 1B													
Al Spangler, L (1, 9) OBP: 0.363, SLG: 0.457		0-0 G3			0-3 K	0-0 4-3		0-0 1-2 F8-3													
Don Young, R (1, 8) OBP: 0.330, SLG: 0.356		0-3 K			4-0 BB 1B BB		0-0 5-3	0-0 6-3													
Dick Selma, R (1, 1) OBP: 0.235, SLG: 0.235		0-3 K			0-3 K		0-0 1B		0-0 1-3												
Ted Abernathy, R (6, 1) OBP: 0.500, SLG: 1.000																					
Phil Regan, R (7, 1)																					
Willie Smith, L (9, PH) OBP: 0.375, SLG: 0.696					1-2 K																
Inning Stats	R: 2 E: 0 K: 1 S: 8	H: 3 LOB: 1 BB: 0 P: 8	R: 0 E: 0 K: 2 S: 7	H: 0 LOB: 0 BB: 0 P: 7	R: 0 E: 0 K: 0 S: 3	H: 0 LOB: 0 BB: 0 P: 3	R: 0 E: 0 K: 1 S: 5	H: 0 LOB: 0 BB: 0 P: 5	R: 1 E: 0 K: 2 S: 7	H: 1 LOB: 0 BB: 1 P: 11	R: 0 E: 0 K: 0 S: 5	H: 2 LOB: 3 BB: 1 P: 9	R: 2 E: 1 K: 1 S: 8	H: 3 LOB: 2 BB: 1 P: 12	R: 0 E: 0 K: 0 S: 3	H: 1 LOB: 0 BB: 0 P: 3	R: 0 E: 0 K: 0 S: 5	H: 2 LOB: 2 BB: 0 P: 5	1B: 11 2B: 2 3B: 0 HR: 0	SF: 0 SAC: 0 DP: 1 HBP: 0	WP: 0 PA: 41

PITCHER	IP	WLS	BF	H	R	ER	SO	BB	IBB	HBP	BLK	WP	HR	S	P	ERA	WHIP
Tom Griffin, R (1, 1) ERA: 4.1	6.0		25	6	3	3	6	2	0	0	1	0	0	35	43	4.50	1.333
Dooley Womack, R (7, 1) ERA: 2.08	0.1		3	2	2	2	0	0	0	0	0	0	0	3	3	54.00	6.000
Jack Billingham, R (7, 1) ERA: 3.6	0.2		4	1	0	0	1	1	0	0	0	0	0	5	9	0.00	3.000
Jim Ray, R (8, 1) ERA: 2.37	1.0	W	3	1	0	0	0	0	0	0	0	0	0	3	3	0.00	1.000
Fred Gladding, R (9, 1) ERA: 1.04	1.0	S	5	2	0	0	0	0	0	0	0	0	0	5	5	0.00	2.000

Batter	1	2	3	4	5	6	7	8	9
Joe Morgan, L OBP: 0.355, SLG: 0.326 Hector Torres, R OBP: 0.133, SLG: 0.182	(1,4) X		(2,6) X			(2,6) X	(1,4) X	(3,6)	
Norm Miller, L OBP: 0.368, SLG: 0.357	(1,9) SSS			(1,9) X		(1,9) X	(2,6) X		
Jimmy Wynn, R OBP: 0.329, SLG: 0.446	(1,8) X			(1,8) SSS		(1,8) X	(3,6) X		
Curt Blefary, L OBP: 0.365, SLG: 0.336	(1,3) X			(1,3) X		(1,3) X		(4,0) BBBB	
Denis Menke, R OBP: 0.433, SLG: 0.458		(1,6) X			(1,6) X	(1,6) X		(1,3) BBB	(1,6) X
Doug Rader, R OBP: 0.304, SLG: 0.333		(1,5) BBS		(1,5) X	(1,5) X		(1,5) X	(4,0) BBB	(1,5) X
Jesus Alou, R OBP: 0.224, SLG: 0.305		(1,7) X		(1,7) X			(1,7) X	(1,7) X	
Johnny Edwards, L OBP: 0.250, SLG: 0.198			(1,2) X			(1,2) X	(1,2) X	(2,6) X	
Tom Griffin, R OBP: 0.182, SLG: 0.100			(6,PH) X			(4,0) BBB	(1,3) X		
Marty Martinez, S OBP: 0.500, SLG: 0.250			(7,PH) X			(1,3) X	(1,3) X	(1,2) X	
Dooley Workack, L OBP: 0.250, SLG: 0.250						(4,0) X	(4,0) X	(1,2) X	
Jack Billingham, R OBP: 0.250, SLG: 0.250						(4,0) X	(4,0) X	(1,2) X	
Gary Geiger, L OBP: 0.250, SLG: 0.208						(4,0) X	(4,0) X	(1,2) X	
Jim Ray, R OBP: 0.429, SLG: 0.200						(4,0) X	(4,0) X	(1,2) X	
Julio Gotay, R OBP: 0.429, SLG: 0.200						(4,0) X	(4,0) X	(1,2) X	
Fred Gladding, L OBP: 0.429, SLG: 0.200						(4,0) X	(4,0) X	(1,2) X	

AB	R	H	RBI	BB	SO	LOB
1	0	0	0	0	0	0
4	1	0	0	0	0	7
4	1	1	1	0	1	2
3	1	1	0	1	1	1
3	0	1	2	1	0	1
3	1	1	0	1	0	0
3	0	0	0	1	1	2
4	1	0	0	0	0	3
4	0	1	0	0	0	3
1	0	1	0	0	0	0
0	0	0	0	1	0	0
0	0	0	0	0	0	0
0	0	0	0	0	0	0
1	1	1	1	0	0	0
0	0	0	0	0	0	0
0	0	0	1	1	0	0
0	0	0	0	0	0	0

Chicago Cubs @ Houston Astros

Astrodome, Houston, TX


Sun May 18 1969, 4:33 AM EDT
Att. 13,126 - Dome - 72 F

AB	31
R	6
H	7
RBI	5
BB	6
SO	3
LOB	19

Pitcher	IP	WLS	BF	R				BB				S				ERA	WHIP
				H	R	ER	SO	IBB	HBP	BLK	WP	HR	P				
Dick Selma, R ERA: 4.18	(1,1)	5.2	22	4	3	3	3	2	0	0	0	0	0	0	4.76	1.059	
Ted Abernathy, R ERA: 0.72	(6,1)	0.1	5	2	2	0	0	1	0	0	0	0	0	0.00	9.000		
Phil Regan, R ERA: 2.52	(7,1)	2.0	L 10	1	1	1	0	3	0	0	0	0	0	4.50	2.000		

Pitcher	IP	WLS	BF	R				BB				S				ERA	WHIP
				H	R	ER	SO	IBB	HBP	BLK	WP	HR	P				
				1	1	1	0	4	0	0	0	0	0	0			
				1	1	1	0	3	0	0	0	0	0				
				1	1	1	0	3	0	0	0	0	0				
				1	1	1	0	3	0	0	0	0	0				

WP	PA
0	37
0	0
0	0

Batter	1	2	3	4	5	6	7	8	9	AB R H RBI BB SO LOB	TOP																													
Don Bosch, S (1, 8) OBP: 0.235, SLG: 0.234	0-0 F8		0-0 F9		0-0 4-3			0-0 6-3		4 0 0 0 0 0 1	<p>Montreal Expos @ Houston Astros Astrodome, Houston, TX Tue May 20 1969, 8:05 PM EDT Att. 12,686 - Dome</p> <p>livebaseballscorecards.com</p> <table border="1"> <tr><td>AB</td><td>30</td></tr> <tr><td>R</td><td>0</td></tr> <tr><td>H</td><td>4</td></tr> <tr><td>RBI</td><td>0</td></tr> <tr><td>BB</td><td>2</td></tr> <tr><td>SO</td><td>7</td></tr> <tr><td>LOB</td><td>10</td></tr> </table> 	AB	30	R	0	H	4	RBI	0	BB	2	SO	7	LOB	10															
AB	30																																							
R	0																																							
H	4																																							
RBI	0																																							
BB	2																																							
SO	7																																							
LOB	10																																							
Maury Wills, S (1, 6) OBP: 0.253, SLG: 0.195	0-0 6-3		0-0 F7			0-0 6-3		0-0 6-3		4 0 0 0 0 0 0																														
Rusty Staub, L (1, 9) OBP: 0.448, SLG: 0.526	0-0 1B			4-0 FC4-6 BB		0-0 G3			0-0 G1	3 0 1 0 1 0 0																														
Mack Jones, L (1, 7) OBP: 0.424, SLG: 0.602	0-3 K			0-0 FC4-6 1-2f		0-3 K			0-0 F2	4 0 0 0 0 2 2																														
Ty Cline, L (1, 3) OBP: 0.271, SLG: 0.180		0-0 L5		0-0 L8			0-3 K		0-0 L4-3	4 0 0 0 0 1 1																														
Coco Laboy, R (1, 5) OBP: 0.370, SLG: 0.512		0-3 K		0-0 6-3						2 0 0 0 1 1 1																														
John Bateman, R (1, 2) OBP: 0.277, SLG: 0.355		0-0 1B			0-0 1B K 2B		0-0 F7			3 0 2 0 0 0 1																														
Gary Sutherland, R (1, 4) OBP: 0.250, SLG: 0.222	0-0 F8				0-0 K 1B		0-0 1-3			3 0 1 0 0 0 2																														
Mudcat Grant, R (1, 1) OBP: 0.125, SLG: 0.125 Floyd Wicker, L (5, PH) OBP: 0.300, SLG: 0.222 Mike Wegener, R (5, 1) OBP: 0.299, SLG: 0.167 Steve Shea, R (5, 1) Donn Clendenon, R (8, PH) OBP: 0.284, SLG: 0.383 Carroll Sembler, R (8, 1) OBP: 0.333, SLG: 0.333			0-3 K		0-3 K 1-2 3-H			0-3 K		1 0 0 0 0 1 0 1 0 0 0 0 1 2 0 0 0 0 0 0 0 0 0 0 0 0 0 0 1 0 0 0 0 1 0 0 0 0 0 0 0 0																														
Inning Stats	R: 0 E: 0 K: 1 S: 6	H: 1 LOB: 1 BB: 0 P: 6	R: 0 E: 0 K: 1 S: 6	H: 1 LOB: 1 BB: 0 P: 6	R: 0 E: 0 K: 1 S: 5	H: 0 LOB: 0 BB: 0 P: 5	R: 0 E: 0 K: 0 S: 3	H: 0 LOB: 1 BB: 1 P: 7	R: 0 E: 0 K: 1 S: 6	H: 2 LOB: 1 BB: 0 P: 6	R: 0 E: 0 K: 1 S: 5	H: 0 LOB: 0 BB: 0 P: 5	R: 0 E: 0 K: 1 S: 5	H: 0 LOB: 1 BB: 1 P: 9	R: 0 E: 0 K: 1 S: 5	H: 0 LOB: 0 BB: 0 P: 5	R: 0 E: 0 K: 0 S: 3	H: 0 LOB: 0 BB: 0 P: 3	1B: 3 2B: 1 3B: 0 HR: 0	SF: 0 SAC: 0 DP: 0 HBP: 0	WP: 0 PB: 0 SB: 0 CS: 0	PA: 32																		
PITCHER Larry Dierker, R (1, 1) ERA: 3.0	IP 9.0	WLS W	BF 32	H 4	R 0	ER 0	SO 7	BB 2	IBB 0	HBP 0	BLK 0	WP 0	HR 0	S 44	P 52	ERA 0.00	WHIP 0.667						PITCHER	IP	WLS	BF	H	R	ER	SO	BB	IBB	HBP	BLK	WP	HR	S	P	ERA	WHIP

Batter	1	2	3	4	5	6	7	8	9
Curt Blefary, L OBP: 0.366, SLG: 0.333 (1, 3)	4-0 E BB 1B BB	0-0 L4-3		0-0 L4-3		0-0 L4-3		0-0 1B	
Joe Morgan, L OBP: 0.345, SLG: 0.315 (1, 4)	0-0 F9	0-0 L1-3		0-0 F6		0-3 K		0-0 F4	
Jimmy Wynn, R OBP: 0.347, SLG: 0.451 (1, 8)	4-0 1B E 1-2 E BB		0-0 2B 3B 1B		4-0 3B BB		4-0 BB BB L6-2-3 BB		
Norm Miller, L OBP: 0.380, SLG: 0.390 (1, 9)	0-0 E6 1-2 FC6-2 2-3		0-0 3B 2B		0-0 3B 1-H		4-0 L6-2-3 BB 1-2 BB		
Denis Menke, R OBP: 0.441, SLG: 0.478 (1, 6)	0-0 E2 FC6-2 1-3 2-H 2-H 3-H		0-0 FC3-2 3B		0-3 K S		4-0 L6-2-3 BB 1-2 BB		
Doug Rader, R OBP: 0.296, SLG: 0.324 (1, 5)	0-0 FC6-2 2-3 3-H		0-0 L3		0-0 L4-3		0-0 L6-2-3 1-2 2-3 3-H		
Jesus Alou, R OBP: 0.219, SLG: 0.297 (1, 7)	0-0 F4		0-0 FC3-2 3-H		0-0 F8		0-0 F8		
Johnny Edwards, L OBP: 0.258, SLG: 0.209 (1, 2)		0-0 FC 1B	0-0 L4-3			0-0 L4-3 SH4 1B		0-0 L6-3	
Larry Dierker, R OBP: 0.161, SLG: 0.194 (1, 1)		0-0 FC 1-2		0-0 L6-3		0-0 SH4 1-2		0-3 K	

Inning Stats	R: 2	H: 1	E: 2	K: 0	S: 5	LOB: 2	BB: 2	P: 13
	R: 0	H: 1	E: 1	K: 0	S: 4	LOB: 1	BB: 0	P: 4
	R: 2	H: 3	E: 0	K: 0	S: 6	LOB: 1	BB: 0	P: 6
	R: 0	H: 0	E: 0	K: 0	S: 3	LOB: 0	BB: 0	P: 3
	R: 1	H: 1	E: 0	K: 1	S: 6	LOB: 1	BB: 1	P: 10
	R: 0	H: 1	E: 0	K: 1	S: 6	LOB: 1	BB: 0	P: 6
	R: 0	H: 0	E: 0	K: 0	S: 2	LOB: 2	BB: 3	P: 14
	R: 0	H: 1	E: 0	K: 1	S: 6	LOB: 1	BB: 0	P: 6

PITCHER	IP	WLS	BF	H	R	ER	SO	BB	IBB	HBP	BLK	WP	HR	S	P	ERA	WHIP
Mudcat Grant, R ERA: 4.35 (1, 1)	4.0	L	20	5	4	2	0	2	0	0	0	0	0	18	26	4.50	1.750
Mike Wegener, R ERA: 4.45 (5, 1)	0.0		2	1	1	1	0	1	0	0	0	0	0	1	5	∞	∞
Steve Shea, R ERA: 1.69 (5, 1)	3.0		12	1	0	0	2	3	0	0	0	0	0	13	25	0.00	1.333
Carroll Sembera, R ERA: 2.81 (8, 1)	1.0		4	1	0	0	1	0	0	0	0	0	0	6	6	0.00	1.000


BOTTOM

Montreal Expos @ Houston Astros
Astrodome, Houston, TX
Tue May 20 1969, 8:05 PM EDT
Att. 12,686 - Dome

AB	R	H	RBI	BB	SO	LOB
4	1	1	0	1	0	2
5	0	0	0	0	1	4
1	3	1	0	3	0	0
3	1	2	1	1	0	2
3	0	2	3	1	1	1
4	0	0	0	0	0	7
4	0	0	0	0	0	6
4	0	2	0	0	0	1
3	0	0	0	0	1	1

AB	31
R	5
H	8
RBI	4
BB	6
SO	3
LOB	24

livebaseballscorecards.com



WP: 0	PA: 38
PB: 0	SB: 0
CS: 0	

Batter	1	2	3	4	5	6	7	8	9	AB R H RBI BB SO LOB	TOP	
Maury Wills, S (1, 6) OBP: 0.247, SLG: 0.190	0-0 F6		0-0 F3		0-3 K			0-0 F7		4 0 0 0 0 1 0		
Manny Mota, R (1, 8) OBP: 0.341, SLG: 0.317	0-0 WP S 1B		0-0 4-3			0-0 4-3		0-0 E7 1B		4 0 2 0 0 0 0		
Rusty Staub, L (1, 9) OBP: 0.443, SLG: 0.525	0-3 K 1-3			0-0 1B FC5-4 2B		0-0 1-3		0-0 4-3		4 1 1 0 0 1 2		
Bob Bailey, R (1, 3) Don Bosch, S (9, PR) OBP: 0.350, SLG: 0.500 OBP: 0.235, SLG: 0.234	0-3 K			0-0 FC5-4 2-3 1B		0-0 F8		0-0 G6-4-3 1B		4 0 2 0 0 1 1 0 0 0 0 0 0 0		
Donn Clendenon, R (1, 7) Mack Jones, L (9, PH) OBP: 0.275, SLG: 0.369 OBP: 0.421, SLG: 0.597		0-0 6-3		0-0 F4		0-0 F9		0-0 G6-4-3 1-2f		3 0 0 0 0 0 2 1 0 0 0 0 0 1		
Coco Laboy, R (1, 5) OBP: 0.367, SLG: 0.504		0-3 K		0-0 FC5-4 1-2f 3-H		0-3 K		0-0 1B		4 0 1 1 0 2 1		
John Bateman, R (1, 2) OBP: 0.276, SLG: 0.351		0-0 2B 1B		0-0 5-3		0-0 F4		0-0 F8		4 0 1 0 0 0 2		
Gary Sutherland, R (1, 4) OBP: 0.259, SLG: 0.264		0-0 1-H 2B			0-0 5-3			0-0 HR		3 1 2 1 0 0 0		
Bill Stoneman, R (1, 1) Dan McGinn, L (6, 1) Ron Brand, R (8, PH) Don Shaw, L (8, 1)			0-3 K		0-3 K			0-0 6-3		2 0 0 0 0 2 0 0 0 0 0 0 0 0 1 0 0 0 0 0 0 0 0 0 0 0 0 0		
Inning Stats	R: 0 H: 1 E: 0 LOB: 1 K: 2 BB: 0 S: 8 P: 8	R: 0 H: 2 E: 0 LOB: 2 K: 1 BB: 0 S: 6 P: 6	R: 0 H: 0 E: 0 LOB: 0 K: 1 BB: 0 S: 5 P: 5	R: 1 H: 2 E: 0 LOB: 1 K: 0 BB: 0 S: 5 P: 5	R: 0 H: 0 E: 0 LOB: 0 K: 2 BB: 0 S: 7 P: 7	R: 0 H: 0 E: 0 LOB: 0 K: 0 BB: 0 S: 3 P: 3	R: 0 H: 0 E: 0 LOB: 0 K: 1 BB: 0 S: 5 P: 5	R: 1 H: 2 E: 1 LOB: 1 K: 0 BB: 0 S: 5 P: 5	R: 0 H: 2 E: 0 LOB: 1 K: 0 BB: 0 S: 4 P: 4	1B: 6 SF: 0 2B: 2 SAC: 0 3B: 0 DP: 1 HR: 1 HBP: 0	WP: 1 PA: 34 PB: 0 SB: 1 CS: 0	
PITCHER Denny Lemaster, L (1, 1) ERA: 4.4 Fred Gladding, R (9, 1) ERA: 0.98	IP WLS BF H R ER SO BB IBB HBP BLK WP HR S P ERA WHIP	8.0 W 30 7 2 2 7 0 0 0 0 1 1 44 44 2.25 0.875	1.0 S 4 2 0 0 0 0 0 0 0 0 0 0 4 4 0.00 2.000									IP WLS BF H R ER SO BB IBB HBP BLK WP HR S P ERA WHIP

Montreal Expos @ Houston Astros
 Astrodome, Houston, TX
 Wed May 21 1969, 8:05 PM EDT
 Att. 11,649 - Dome

livebaseballscorecards.com

AB 34
R 2
H 9
RBI 2
BB 0
SO 7
LOB 9



Batter	1	2	3	4	5	6	7	8	9
Curt Blefary, L OBP: 0.361, SLG: 0.324 (1, 3)	0-0 F4		0-0 F9		0-0 4-3	4-0 1B BB		0-3 K	
Joe Morgan, L OBP: 0.357, SLG: 0.318 (1, 4)	4-0 CS BB		4-0 S 3B BB		4-0 BB BB	0-0 1-2 2-3 1B		0-3 K	
Jimmy Wynn, R OBP: 0.349, SLG: 0.440 (1, 8)	4-0 1-2 BB		0-3 K		4-0 1-2 BB	0-3 K		0-0 6-3	
Norm Miller, L OBP: 0.376, SLG: 0.402 (1, 9)	0-3 K		0-0 2-H 3B		0-0 F9		0-0 5-3		
Denis Menke, R OBP: 0.436, SLG: 0.478 (1, 6)		0-0 1B 2B	0-3 K		0-0 F2		0-0 G3		
Doug Rader, R OBP: 0.307, SLG: 0.327 (1, 5)		0-0 2-H FC5-4 1B		0-0 6-3		4-0 1B BB	4-0 HBP 1B BB		
Jesus Alou, R OBP: 0.219, SLG: 0.295 (1, 7)		0-0 FC5-4 4-3 1-2f		0-0 F7		0-0 F7	0-0 1-2 HBP 1B		
Don Bryant, R OBP: 0.265, SLG: 0.313 (1, 2)		0-0 4-3 1-2		0-0 1B		0-0 F6	1-0 1-2 2-3 HBP		
Denny Lemaster, R OBP: 0.167, SLG: 0.176 (1, 1)		0-0 5-3		0-0 1-3		0-0 1B BB 1B	0-3 K		
Fred Gladding, L (9, 1)									

AB	R	H	RBI	BB	SO	LOB
4	0	0	0	1	1	0
2	1	1	0	3	1	0
3	0	0	0	2	2	4
4	0	1	1	0	1	3
4	1	1	0	0	1	3
2	1	1	1	2	0	0
4	0	1	0	0	0	2
3	0	1	0	0	0	2
4	0	1	1	0	1	5
0	0	0	0	0	0	0

BOTTOM

Montreal Expos @ Houston Astros
Astrodome, Houston, TX
Wed May 21 1969, 8:05 PM EDT
Att. 11,649 - Dome

AB	30
R	3
H	7
RBI	3
BB	8
SO	7
LOB	19



Inning Stats		R: 0	H: 0	E: 0	K: 1	S: 4	R: 1	H: 2	E: 0	K: 0	S: 5	R: 1	H: 1	E: 0	K: 2	S: 8	R: 0	H: 1	E: 0	K: 0	S: 4	R: 0	H: 0	E: 0	K: 0	S: 3	R: 1	H: 2	E: 0	K: 1	S: 7	R: 0	H: 1	E: 0	K: 1	S: 6	R: 0	H: 0	E: 0	K: 2	S: 7											
IP	WLS	BF	H	R	ER	SO	BB	IBB	HBP	BLK	WP	HR	S	P	ERA	WHIP	IP	WLS	BF	H	R	ER	SO	BB	IBB	HBP	BLK	WP	HR	S	P	ERA	WHIP	IP	WLS	BF	H	R	ER	SO	BB	IBB	HBP	BLK	WP	HR	S	P	ERA	WHIP		
Bill Stoneman, R ERA: 3.64 (1, 1)	5.2	L	27	5	3	3	6	0	0	0	0	0	0	27	51	4.76	1.941																																			
Dan McGinn, L ERA: 2.84 (6, 1)	1.1		9	2	0	2	2	0	1	0	0	0	0	10	19	0.00	3.000																																			
Don Shaw, L ERA: 5.4 (8, 1)	1.0		3	0	0	2	0	0	0	0	0	0	0	7	7	0.00	0.000																																			

WP: 0	PA: 39
PB: 0	
SB: 1	
CS: 1	

Batter	1	2	3	4	5	6	7	8	9	AB R H RBI BB SO LOB	TOP
Maury Wills, S OBP: 0.258, SLG: 0.204 (1, 6)	0-0 4-3		0-0 F9		0-0 SH2-4 1B		0-0 S 1B		0-0 1B	5 0 3 0 0 0 0	Montreal Expos @ Houston Astros Astrodome, Houston, TX Thu May 22 1969, 8:05 PM EDT Att. 10,164 - Dome
Manny Mota, R OBP: 0.313, SLG: 0.289 (1, 8)	0-3 K			0-0 E5 FC1 BB 1B	0-0 SH2-4		0-0 F9		0-0 4-3	4 1 0 0 0 1 3	
Rusty Staub, L OBP: 0.444, SLG: 0.520 (1, 9)	0-0 1B			4-0 E 1B BB	0-0 FC2-3-6			0-0 F4		3 1 1 0 1 0 2	
Mack Jones, L OBP: 0.417, SLG: 0.586 (1, 7)	0-0 6-3			0-0 FC1 1B FC6-4		0-0 S 1B		0-3 K		4 1 1 0 0 1 3	
Bob Bailey, R OBP: 0.341, SLG: 0.476 (1, 3)		0-3 K		0-0 FC6-4 1B		0-0 F9		0-0 F7		4 0 1 2 0 1 1	
Coco Laboy, R OBP: 0.357, SLG: 0.488 (1, 5)		0-0 6-3		0-3 K		0-0 F7			0-0 6-3	4 0 0 0 0 1 3	
John Bateman, R OBP: 0.275, SLG: 0.376 (1, 2)			0-0 5-3		0-0 FC6-4 FC6-4		0-3 K		0-0 HR	4 1 1 2 0 1 2	
Gary Sutherland, R OBP: 0.259, SLG: 0.271 (1, 4)			0-0 F5		0-0 FC6-4		0-0 F3		0-0 FC1-5 2B	4 0 1 0 0 0 1	
Larry Jaster, L Steve Shea, R Don Bosch, S Carol Sembers, R Ty Cline, L Don Shaw, L Ron Brand, R Roy Face, R Donn Clendenen, R			0-3 K		0-0 L4 SH2-4 1B		0-0 F9		0-0 FC1-5 1B	0 0 0 0 0 0 0 0 0 0 0 0 0 0 0 0 1 0 1 0 0 0 0 0 0 0 0 0 0 0 0 0 0 0 1 0 0 0 0 0 0 0	
Inning Stats	R: 0 H: 1 E: 0 LOB: 1 K: 1 BB: 0 S: 6 P: 6	R: 0 H: 0 E: 0 LOB: 0 K: 1 BB: 0 S: 5 P: 5	R: 0 H: 0 E: 0 LOB: 0 K: 1 BB: 0 S: 5 P: 5	R: 3 H: 1 E: 2 LOB: 1 K: 1 BB: 1 S: 8 P: 12	R: 0 H: 1 E: 1 LOB: 1 K: 0 BB: 0 S: 4 P: 4	R: 0 H: 1 E: 0 LOB: 1 K: 1 BB: 0 S: 6 P: 6	R: 0 H: 1 E: 0 LOB: 1 K: 0 BB: 0 S: 4 P: 4	R: 0 H: 0 E: 0 LOB: 0 K: 1 BB: 0 S: 5 P: 5	R: 1 H: 3 E: 0 LOB: 2 K: 0 BB: 0 S: 6 P: 6	1B: 6 SF: 0 2B: 2 SAC: 1 3B: 0 DP: 1 HR: 1 HBP: 0	
PITCHER	IP WLS BF H R ER SO BB IBB HBP BLK WP HR S P ERA WHIP										
Don Wilson, R ERA: 3.9 (1, 1)	8.2 W 37 8 4 1 6 1 0 0 0 0 0 1 48 52 1.04 1.038										
Fred Gladding, R ERA: 0.96 (9, 1)	0.1 S 1 0 0 0 0 0 0 0 0 0 0 0 0 1 1 0.00 0.000										

livebaseballscorecards.com

AB	36
R	4
H	8
RBI	4
BB	1
SO	6
LOB	16



Batter	1	2	3	4	5	6	7	8	9
Curt Blefary, L OBP: 0.365, SLG: 0.324 (1, 3)	0-0 HR 1B	0-0 4-3 2-3 3-H			0-0 F8		4-0 2B BB		
Joe Morgan, L OBP: 0.360, SLG: 0.329 (1, 4)	0-0 F4	0-0 E8 1B			0-0 6-3		0-0 2B 1-H 2-H		
Jimmy Wynn, R OBP: 0.346, SLG: 0.457 (1, 8)	0-0 HR 1-H	0-0 F7			0-0 F7		0-0 F6		
Denis Menke, R OBP: 0.432, SLG: 0.468 (1, 6)	4-0 BB BB BB G6-4-3 BB		0-0 F9		0-0 1-3		0-0 F7		
Doug Rader, R OBP: 0.300, SLG: 0.318 (1, 5)	0-0 G6-4-3 1-2f		0-0 4-3		0-0 1-3		0-0 F9		
Norm Miller, L OBP: 0.379, SLG: 0.416 (1, 9)		4-0 BB BB BB 1B 2B BB	0-0 4-3		0-3 K		0-0 3B		
Jesus Alou, R OBP: 0.226, SLG: 0.301 (1, 7)		0-0 2B 1-2 4-3 1B		0-0 5-3		0-0 5-6-3 2B 1B	0-0 F8		
Don Bryant, R OBP: 0.270, SLG: 0.343 (1, 2)		0-0 4-3 E 1-3 2-H 2B		0-0 5-3		0-0 5-6-3 1-2			
Don Wilson, R OBP: 0.182, SLG: 0.056 Fred Gladding, L (9, 1)		0-0 4-3		0-3 K		0-3 K			

Inning Stats	R: 2	H: 2	E: 0	LOB: 0	K: 0	P: 8	R: 3	H: 3	E: 1	LOB: 1	K: 0	P: 10	R: 0	H: 0	E: 0	LOB: 0	K: 0	P: 3	R: 0	H: 0	E: 0	LOB: 0	K: 1	P: 5	R: 0	H: 0	E: 0	LOB: 0	K: 1	P: 5	R: 2	H: 2	E: 0	LOB: 1	K: 1	P: 11	R: 0	H: 1	E: 0	LOB: 1	K: 0	P: 4		
	S: 4	BB: 8	S: 6	BB: 10	S: 3	P: 3	S: 5	P: 5	S: 3	P: 3	S: 7	P: 11	S: 4	P: 4	S: 4	P: 4	S: 4	P: 4	S: 4	P: 4	S: 4	P: 4	S: 4	P: 4	S: 4	P: 4	S: 4	P: 4	S: 4	P: 4	S: 4	P: 4	S: 4	P: 4	S: 4	P: 4	S: 4	P: 4	S: 4	P: 4	S: 4	P: 4	S: 4	P: 4


PITCHER	IP	WLS	BF	H	R	ER	SO	BB	IBB	HBP	BLK	WP	HR	S	P	ERA	WHIP
Larry Jaster, L ERA: 5.05 (1, 1)	1.2	L	11	5	5	5	0	2	0	0	0	0	1	9	17	27.00	4.200
Steve Shea, R ERA: 1.64 (2, 1)	0.1		1	0	0	0	0	0	0	0	0	0	0	1	1	0.00	0.000
Carroll Sembera, R ERA: 2.5 (3, 1)	2.0		6	0	0	0	1	0	0	0	0	0	0	8	8	0.00	0.000
Don Shaw, L ERA: 4.87 (5, 1)	2.0		6	0	0	0	1	0	0	0	0	0	0	8	8	0.00	0.000
Roy Face, R ERA: 5.87 (7, 1)	2.0		10	3	2	2	1	1	0	0	0	0	0	11	15	9.00	2.000

BOTTOM

Montreal Expos @ Houston Astros
Astrodome, Houston, TX
Thu May 22 1969, 8:05 PM EDT
Att. 10,164 - Dome

AB	R	H	RBI	BB	SO	LOB
3	2	1	1	1	0	1
4	0	2	3	0	0	1
4	1	1	2	0	0	2
3	0	0	0	1	0	0
4	0	0	0	0	0	1
3	1	1	0	1	1	0
4	2	2	0	0	0	1
3	1	1	1	0	0	1
3	0	0	0	0	2	3
0	0	0	0	0	0	0

AB	31
R	7
H	8
RBI	7
BB	3
SO	3
LOB	10



WP: 0	PA: 34
PB: 0	SB: 0
CS: 0	

PITCHER	IP	WLS	BF	H	R	ER	SO	BB	IBB	HBP	BLK	WP	HR	S	P	ERA	WHIP
Larry Jaster, L ERA: 5.05 (1, 1)	1.2	L	11	5	5	5	0	2	0	0	0	0	1	9	17	27.00	4.200
Steve Shea, R ERA: 1.64 (2, 1)	0.1		1	0	0	0	0	0	0	0	0	0	0	1	1	0.00	0.000
Carroll Sembera, R ERA: 2.5 (3, 1)	2.0		6	0	0	0	1	0	0	0	0	0	0	8	8	0.00	0.000
Don Shaw, L ERA: 4.87 (5, 1)	2.0		6	0	0	0	1	0	0	0	0	0	0	8	8	0.00	0.000
Roy Face, R ERA: 5.87 (7, 1)	2.0		10	3	2	2	1	1	0	0	0	0	0	11	15	9.00	2.000

Batter	1	2	3	4	5	6	7	8	9	AB R H RBI BB SO LOB	TOP									
Tommie Agee, R (1, 8) OBP: 0.389, SLG: 0.613	0-0 FC3-6 1B		0-3 K			0-3 K		0-3 K		4 0 1 0 0 3 0										
Wayne Garrett, L (1, 5) OBP: 0.400, SLG: 0.470	0-0 F9			0-0 4-3		0-3 K		0-3 K		4 0 0 0 0 2 1										
Ken Boswell, L (1, 4) OBP: 0.340, SLG: 0.383	0-0 FC3-6 1-2f			0-0 5-3 1B		4-0 BB		0-0 F7		3 0 1 0 1 0 1										
Cleon Jones, R (1, 7) OBP: 0.438, SLG: 0.596	0-0 6-3			0-0 5-3 1-2		0-3 K			0-0 6-3	4 0 0 0 0 1 3										
Art Shamsky, L (1, 9) OBP: 0.222, SLG: 0.259		0-3 K		0-0 4-3			0-3 K		0-3 K	4 0 0 0 0 3 1										
Ed Kranepool, L (1, 3) OBP: 0.328, SLG: 0.409		0-0 F8			0-3 K		0-0 L8		0-0 1B 2B	4 0 1 0 0 1 0										
Jerry Grote, R (1, 2) OBP: 0.256, SLG: 0.291		0-3 K			0-0 F7		0-0 3B		0-0 2-3 1B BB	4 0 2 0 0 1 0										
Bud Harrelson, S (1, 6) OBP: 0.387, SLG: 0.359			0-0 G3		4-0 BB		4-0 BB		4-0 1-2 BB	1 0 0 0 3 0 0										
Gary Gentry, R (1, 1) OBP: 0.111, SLG: 0.111			0-3 K		0-3 K		0-0 F8		0-0 F8	1 0 0 0 0 1 0										
Jack Dilauro, S (3, 1)										1 0 0 0 0 1 1										
J.C. Martin, L (7, PH) OBP: 0.254, SLG: 0.387										1 0 0 0 0 0 2										
Cal Koonce, R (7, 1) OBP: 0.667, SLG: 0.667										0 0 0 0 0 0 0										
Rod Gaspar, S (9, PH) OBP: 0.304, SLG: 0.256										1 0 0 0 0 0 3										
Inning Stats	R: 0 E: 0 K: 0 S: 4	H: 1 LOB: 1 BB: 0 P: 4	R: 0 E: 0 K: 2 S: 7	H: 0 LOB: 0 BB: 0 P: 7	R: 0 E: 0 K: 2 S: 7	H: 0 LOB: 0 BB: 0 P: 7	R: 0 E: 0 K: 2 S: 7	H: 1 LOB: 1 BB: 0 P: 4	R: 0 E: 0 K: 3 S: 9	H: 0 LOB: 1 BB: 1 P: 13	R: 0 E: 0 K: 1 S: 6	H: 1 LOB: 2 BB: 1 P: 10	R: 0 E: 0 K: 2 S: 7	H: 0 LOB: 0 BB: 0 P: 7	R: 0 E: 0 K: 1 S: 7	H: 2 LOB: 3 BB: 1 P: 11	1B: 3 2B: 1 3B: 1 HR: 0	SF: 0 SAC: 0 DP: 0 HBP: 0	WP: 0 PB: 0 SB: 0 CS: 0	PA: 36
PITCHER Tom Griffin, R (1, 1) ERA: 3.3	IP: 9.0 WLS: W BF: 36 H: 5 R: 0 ER: 0 SO: 13 BB: 4 IBB: 0 HBP: 0 BLK: 0 WP: 0 HR: 0 S: 58 P: 74 ERA: 0.00 WHIP: 1.000											PITCHER IP: WLS: BF: H: R: ER: SO: BB: IBB: HBP: BLK: WP: HR: S: P: ERA: WHIP:								

New York Mets @ Houston Astros
Astrodome, Houston, TX
Fri May 23 1969, 8:05 PM EDT
Att: 10,825 - Unknown

livebaseballscorecards.com

AB	32
R	0
H	5
RBI	0
BB	4
SO	13
LOB	12



Batter	1	2	3	4	5	6	7	8	9
Curt Blefary, L OBP: 0.354, SLG: 0.313 (1, 3)	0-3 K	0-0 F8	0-0 1-3			0-0 6-3		0-3 K	
Joe Morgan, L OBP: 0.358, SLG: 0.327 (1, 4)	0-0 G3		0-0 S S E 1B		0-0 F5	0-0 G3			
Jimmy Wynn, R OBP: 0.344, SLG: 0.459 (1, 8)	0-3 K		0-3 K		0-0 E5		0-0 G3 SF8 2B		
Norm Miller, L OBP: 0.385, SLG: 0.413 Gary Geiger, L OBP: 0.290, SLG: 0.200 (1, 9) (7, 7)		4-0 1B 1B BB	1-0 E 1B HBP		0-3 K		0-0 G3 2-3		
Denis Menke, R OBP: 0.434, SLG: 0.472 (1, 6)		0-0 1B 1B BB	0-0 1B 1B 1-H 2-H		0-0 5-3		0-0 SF8		
Doug Rader, R OBP: 0.305, SLG: 0.318 (1, 5)		0-3 K	0-0 BB SF7 1B 2-H		0-0 P3		4-0 BB BB BB BB BB		
Jesus Alou, R OBP: 0.227, SLG: 0.299 (1, 7) (7, 9)		0-0 P4	0-0 BB 1B 1-2		0-0 P4		0-0 G3		
Johnny Edwards, L OBP: 0.266, SLG: 0.205 (1, 2)		4-0 1B BB 1-2	4-0 BB 1-2 2-3 BB		0-0 F8		0-0 4-3		
Tom Griffin, R OBP: 0.200, SLG: 0.154 (1, 1)		0-0 1B 1-2 2-H 3-H	0-0 SF7 3-H		0-0 5-3		0-0 5-3		

Inning Stats	R: 0	H: 0	E: 0	K: 2	S: 7	R: 2	H: 2	E: 0	K: 1	S: 7	R: 4	H: 4	E: 0	K: 1	S: 9	R: 0	H: 0	E: 0	K: 0	S: 3	R: 0	H: 0	E: 0	K: 0	S: 3	R: 1	H: 1	E: 0	K: 0	S: 4	R: 0	H: 0	E: 0	K: 1	S: 5		
	0	0	0	2	7	2	2	0	1	7	4	4	0	1	9	0	0	0	0	3	0	0	0	0	0	0	1	1	0	0	0	0	0	0	0	0	5

PITCHER	IP	WLS	BF	H	R	ER	SO	BB	IBB	HBP	BLK	WP	HR	S	P	ERA	WHIP
Gary Gentry, R ERA: 3.92 (1, 1)	2.1	L	16	6	6	6	4	2	0	1	0	0	0	21	30	23.14	3.429
Jack Dilauro, L ERA: (3, 1)	3.2		13	0	0	0	1	1	0	0	0	0	0	14	18	0.00	0.273
Cal Koonce, R ERA: 7.46 (7, 1)	2.0		8	1	1	1	1	1	0	0	0	0	0	9	13	4.50	1.000

BOTTOM


New York Mets @ Houston Astros
Astrodome, Houston, TX

Fri May 23 1969, 8:05 PM EDT
Att. 10,825 - Unknown

AB	R	H	RBI	BB	SO	LOB
5	0	0	0	0	2	4
4	1	1	0	0	0	0
4	1	1	0	0	2	1
1	2	0	0	1	1	1
1	0	0	0	0	0	1
3	2	2	2	0	0	1
3	1	1	1	1	1	2
4	0	1	0	0	0	3
2	0	0	0	2	0	0
3	0	1	3	0	0	0

AB	30
R	7
H	7
RBI	6
BB	4
SO	6
LOB	13

WP: 0 PA: 37
PB: 0
SB: 2
CS: 0



PITCHER	IP	WLS	BF	H	R	ER	SO	BB	IBB	HBP	BLK	WP	HR	S	P	ERA	WHIP
Gary Gentry, R ERA: 3.92 (1, 1)	2.1	L	16	6	6	6	4	2	0	1	0	0	0	21	30	23.14	3.429
Jack Dilauro, L ERA: (3, 1)	3.2		13	0	0	0	1	1	0	0	0	0	0	14	18	0.00	0.273
Cal Koonce, R ERA: 7.46 (7, 1)	2.0		8	1	1	1	1	1	0	0	0	0	0	9	13	4.50	1.000

Batter	1	2	3	4	5	6	7	8	9	AB R H RBI BB SO LOB	TOP									
Tommy Agee, R (1, 8) OBP: 0.355, SLG: 0.588	0-0 F8		0-0 P6			0-3 K		0-3 K		4 0 0 0 0 2 2										
Wayne Garrett, L (1, 5) OBP: 0.405, SLG: 0.478	0-0 4-3			0-0 F8			4-0 BB E BB		0-0 1B 2B	3 1 1 0 1 0 0										
Ken Boswell, L (1, 4) OBP: 0.331, SLG: 0.372	0-3 K			0-0 6-3			0-0 F8		0-3 K	4 0 0 0 0 2 2										
Cleon Jones, R (1, 7) OBP: 0.428, SLG: 0.579		0-3 K		0-0 6-3			0-0 E5 BB		0-3 K	4 0 0 0 0 2 2										
Art Shamsky, L (1, 9) OBP: 0.258, SLG: 0.267				0-0 F8		0-0 4-3		4-0 BB BB BB BB	0-0 1B	3 0 1 1 1 0 0										
Ed Kranepool, L (1, 3) OBP: 0.318, SLG: 0.395				0-0 F7		0-0 P5		0-0 G4-6-3 BB	0-0 1B	4 0 0 0 0 0 4										
Jerry Grote, R (1, 2) OBP: 0.270, SLG: 0.317			0-0 S 1B		0-0 F7			0-0 2B		3 0 2 0 0 0 0										
Bud Harrelson, S (1, 6) OBP: 0.380, SLG: 0.352			0-3 K 1B			0-3 K		0-3 K		2 0 0 0 0 2 1										
J.C. Martin, L (8, PH) OBP: 0.250, SLG: 0.381			1-2 K							1 0 0 0 0 1 1										
Al Weis, S (8, 6) OBP: 0.154, SLG: 0.125			0-3 K							0 0 0 0 0 0 0										
Jerry Koosman, R (1, 1)										2 0 0 0 0 2 1										
Rod Gaspar, S (8, PH) OBP: 0.301, SLG: 0.253										1 0 0 0 0 0 1										
Ron Taylor, R (8, 1)										0 0 0 0 0 0 0										
Jim McAndrew, R (8, 1) OBP: 0.333, SLG: 0.400								0-0 6-3		0 0 0 0 0 0 0										
Inning Stats	R: 0 E: 0 K: 1 S: 5	H: 0 LOB: 0 BB: 0 P: 5	R: 0 E: 0 K: 1 S: 5	H: 0 LOB: 0 BB: 0 P: 5	R: 0 E: 0 K: 2 S: 8	H: 1 LOB: 1 BB: 0 P: 8	R: 0 E: 0 K: 0 S: 3	H: 0 LOB: 0 BB: 0 P: 3	R: 0 E: 0 K: 0 S: 3	H: 0 LOB: 0 BB: 0 P: 3	R: 0 E: 1 K: 3 S: 9	H: 0 LOB: 2 BB: 2 P: 9	R: 0 E: 0 K: 2 S: 8	H: 1 LOB: 1 BB: 0 P: 8	R: 1 E: 0 K: 2 S: 9	H: 2 LOB: 1 BB: 0 P: 9	1B: 2 2B: 2 3B: 0 HR: 0	SF: 0 SAC: 0 DP: 1 HBP: 0	WP: 0 PB: 0 SB: 1 CS: 0	PA: 33
PITCHER Larry Dierker, R (1, 1) ERA: 2.79	IP: 9.0 WLS: W BF: 33 H: 4 R: 1 ER: 1 SO: 11 BB: 2 IBB: 0 HBP: 0 BLK: 0 WP: 0 HR: 0 S: 53 P: 61 ERA: 1.00 WHIP: 0.667																			

New York Mets @ Houston Astros
Astrodome, Houston, TX
Sat May 24 1969, 8:05 PM EDT
Att: 17,911 - Unknown

livebaseballscorecards.com

AB	31
R	1
H	4
RBI	1
BB	2
SO	11
LOB	14



BOTTOM

New York Mets @ Houston Astros
Astrodome, Houston, TX
Sat May 24 1969, 8:05 PM EDT
Att. 17,911 - Unknown

livebaseballscorecards.com

AB 31
R 5
H 7
RBI 5
BB 1
SO 8
LOB 4



WP: 0 PA: 32
PB: 0
SB: 0
CS: 0

AB R H RBI BB SO LOB

4 1 2 2 0 1 0

4 0 0 0 0 0 1

4 2 2 2 0 1 0

4 0 1 0 0 1 0

3 1 0 0 1 2 1

3 0 1 1 0 1 0

3 0 0 0 0 0 1

3 1 1 0 0 1 0

3 0 0 0 0 1 1

1B: 2 SF: 0
2B: 2 SAC: 0
3B: 0 DP: 0
HR: 3 HBP: 0

Batter	1	2	3	4	5	6	7	8	9
Curt Blefary, L OBP: 0.358, SLG: 0.344 (1, 3) SS	0-3 K			x 0-0 F8		x 0-0 2B		x 0-0 2-H HR	
Joe Morgan, L OBP: 0.351, SLG: 0.319 (1, 4) X	0-0 F7			x 0-0 1-3		x 0-0 F9		x 0-0 F8	
Jimmy Wynn, R OBP: 0.348, SLG: 0.504 (1, 8) SS	0-3 K			x 0-0 HR		x 0-0 5-3		x 0-0 HR	
Denis Menke, R OBP: 0.429, SLG: 0.466 (1, 6) SS		0-3 K		x 0-0 F8		x 0-0 F8		x 0-0 1B	
Doug Rader, R OBP: 0.303, SLG: 0.313 (1, 5) X		0-0 6-3			0-3 K		4-0 2B BB	0-3 K	
Marty Martinez, S OBP: 0.444, SLG: 0.429 (1, 7) SS		0-3 K			x 0-0 6-3		x 0-0 1-H 2B		
Jesus Alou, R OBP: 0.223, SLG: 0.294 (1, 9) X			0-0 4-1		x 0-0 G3		x 0-0 F8		
Johnny Edwards, L OBP: 0.268, SLG: 0.209 (1, 2) SS			0-3 K			x 0-0 6-3		x 0-0 E HR 1B	
Larry Dierker, R OBP: 0.147, SLG: 0.176 (1, 1) X			0-0 F8			x 0-0 5-3		0-3 K 1-2	

Inning Stats	R: 0	H: 0	E: 0	K: 2	S: 7	LOB: 0	BB: 0	P: 7
	R: 0	H: 0	E: 0	K: 2	S: 7	LOB: 0	BB: 0	P: 7
	R: 0	H: 0	E: 0	K: 1	S: 5	LOB: 0	BB: 0	P: 5
	R: 1	H: 1	E: 0	K: 0	S: 4	LOB: 0	BB: 0	P: 4
	R: 0	H: 0	E: 0	K: 1	S: 5	LOB: 0	BB: 0	P: 5
	R: 0	H: 1	E: 0	K: 0	S: 4	LOB: 1	BB: 0	P: 4
	R: 1	H: 1	E: 0	K: 0	S: 4	LOB: 1	BB: 1	P: 8
	R: 3	H: 4	E: 1	K: 2	S: 11	LOB: 1	BB: 0	P: 11

PITCHER	IP	WLS	BF	H	R	ER	SO	BB	IBB	HBP	BLK	WP	HR	S	P	ERA	WHIP
Jerry Koosman, L ERA: 3.34 (1, 1)	7.0	L	25	3	2	2	6	1	0	0	0	0	1	36	40	2.57	0.571
Ron Taylor, R ERA: 4.19 (8, 1)	0.2		5	3	3	3	1	0	0	0	0	0	2	7	7	40.50	4.500
Jim McAndrew, R ERA: 7.47 (8, 1)	0.1		2	1	0	0	1	0	0	0	0	0	0	4	4	0.00	3.000

1B: 2 SF: 0
2B: 2 SAC: 0
3B: 0 DP: 0
HR: 3 HBP: 0

WP: 0 PA: 32
PB: 0
SB: 0
CS: 0

Batter	1	2	3	4	5	6	7	8	9	AB R H RBI BB SO LOB	TOP																								
Rod Gaspar, S (1, 9) OBP: 0.306, SLG: 0.263	0-0 F8		0-0 1-3		0-0 5-3		4-0 BB		0-0 1-3 2B	4 0 1 0 1 0 0	New York Mets @ Houston Astros Astrodome, Houston, TX Sun May 25 1969, 4:33 AM EDT Att. 22,716 - Unknown livebaseballscorecards.com																								
Ken Boswell, L (1, 4) OBP: 0.327, SLG: 0.366	0-0 P5			0-0 3-1	0-0 1B		0-0 P5		0-0 L4	5 0 1 0 0 0 3																									
Tommie Agee, R (1, 8) OBP: 0.351, SLG: 0.574	0-3 K			0-0 2B 1B	0-3 K			0-0 6-3		4 1 1 0 0 2 1																									
Cleon Jones, R (1, 3) OBP: 0.441, SLG: 0.595		0-0 5-3 1B		0-0 2B 1B		0-0 FC6-4 1B		4-0 BB		3 1 3 1 1 0 0																									
Ron Swoboda, R (1, 7) OBP: 0.284, SLG: 0.342		0-0 5-3 1-2		0-0 FC 2B		0-0 F9		0-0 F8		4 1 1 1 0 0 3																									
Ed Charles, R (1, 5) Wayne Garrett, L (8, PH) OBP: 0.200, SLG: 0.186 OBP: 0.400, SLG: 0.471		0-0 F3		0-0 E3 CS FC 2-3		0-3 K		0-0 F7		3 0 0 0 0 1 3 1 0 0 0 0 0 1																									
Jerry Grote, R (1, 2) OBP: 0.269, SLG: 0.314		0-0 L5		0-0 FC 1-2 3-H		0-0 FC6-4 1-2f			0-0 2B 1B	4 0 1 1 0 0 3																									
Bud Harrelson, S (1, 6) OBP: 0.368, SLG: 0.339			0-0 L8	0-3 K 2-3			0-0 F7		0-3 K	4 0 0 0 0 2 3																									
Tom Seaver, R (1, 1) Duffy Dyer, R (5, PH) Jack Dilauro, S (5, 1) Amos Otis, R (7, PH) Cal Koonce, R (7, 1) Ed Kranepool, L (8, PH) OBP: 0.222, SLG: 0.087 OBP: 0.500, SLG: 1.333 OBP: 0.197, SLG: 0.194 OBP: 0.667, SLG: 0.667 OBP: 0.316, SLG: 0.392			0-3 K		0-0 5-3		0-3 K		0-0 F8	1 0 0 0 0 0 1 0 1 0 0 0 0 0 0 0 0 0 0 0 0 0 0 0 1 0 0 0 0 0 1 0 0 0 0 0 0 0 0 0 1 0 0 0 0 0 0 1																									
Inning Stats	R: 0 E: 0 K: 1 S: 5	H: 0 LOB: 0 BB: 0 P: 5	R: 0 E: 0 K: 0 S: 4	H: 1 LOB: 1 BB: 0 P: 4	R: 0 E: 0 K: 1 S: 5	H: 0 LOB: 0 BB: 0 P: 5	R: 3 E: 1 K: 1 S: 9	H: 3 LOB: 2 BB: 0 P: 9	R: 0 E: 0 K: 1 S: 6	H: 1 LOB: 1 BB: 0 P: 6	R: 0 E: 0 K: 1 S: 6	H: 1 LOB: 1 BB: 0 P: 6	R: 0 E: 0 K: 1 S: 5	H: 0 LOB: 1 BB: 1 P: 9	R: 0 E: 0 K: 0 S: 3	H: 0 LOB: 1 BB: 1 P: 7	R: 0 E: 0 K: 1 S: 7	H: 2 LOB: 2 BB: 0 P: 7	1B: 5 2B: 4 3B: 0 HR: 0	SF: 0 SAC: 0 DP: 1 HBP: 0	WP: 0 PB: 0 SB: 0 CS: 1	PA: 38													
PITCHER Denny Lemaster, L (1, 1) ERA: 4.33 Fred Gladding, R (8, 1) ERA: 0.87	IP 7.0	WLS W	BF 29	H 6	R 3	ER 3	SO 6	BB 1	IBB 0	HBP 0	BLK 0	WP 0	HR 0	S 40	P 44	ERA 3.86	WHIP 1.000	PITCHER	IP 2.0	WLS S	BF 9	H 2	R 0	ER 0	SO 1	BB 1	IBB 0	HBP 0	BLK 0	WP 0	HR 0	S 10	P 14	ERA 0.00	WHIP 1.500



Batter	1	2	3	4	5	6	7	8	9	AB R H RBI BB SO LOB	TOP											
Tony Taylor, R (1, 5) OBP: 0.303, SLG: 0.301	0-3 K		0-3 K			0-3 K	0-0 4-3			4 0 0 0 0 3 0												
Cookie Rojas, R (1, 4) OBP: 0.307, SLG: 0.269	0-3 K			4-0 CS BB		0-0 1B BLK 1B		4-0 PB BB		2 1 1 0 2 1 0												
Dick Allen, R (1, 3) OBP: 0.390, SLG: 0.645	0-0 HR			0-3 K 1-2		0-0 1B BLK 1B		0-0 L9		4 1 2 1 0 1 2												
Johnny Callison, L (1, 9) OBP: 0.349, SLG: 0.451	0-0 P5			0-0 P6		0-0 1B BLK 1B 1-2 2-3		0-0 F2		4 0 1 0 0 0 1												
Deron Johnson, R (1, 7) OBP: 0.364, SLG: 0.375		0-0 F8			0-0 E5 FC1-5 BB	0-3 K		0-3 K 1-2		4 0 0 0 0 2 4												
Don Money, R (1, 6) OBP: 0.329, SLG: 0.404		0-3 K			4-0 B1-3 FC1-5 BB 1-2	4-0 BB 1-2 2-3 3-H		0-0 SH1-4 1B		2 0 1 0 2 1 0												
Mike Ryan, R (1, 2) OBP: 0.243, SLG: 0.307		0-3 K			0-0 FC1-5 B1-3 1-2 2-3f	0-3 K		0-0 SH1-4		3 0 0 0 0 2 5												
Larry Hisle, R (1, 8) OBP: 0.284, SLG: 0.313			0-0 CS 1B		0-0 B1-3 1-2 2-3		0-0 F9		0-3 K	4 0 1 0 0 1 3												
Grant Jackson, S (1, 1) OBP: 0.286, SLG: 0.346			0-3 K		0-3 K		0-0 F7		0-0 4-3	3 0 0 0 0 2 3												
John Briggs, L (9, PH) OBP: 0.297, SLG: 0.221										1 0 0 0 0 0 1												
Bill Wilson, R (9, 1)										0 0 0 0 0 0 0												
Luis Peraza, R (9, 1)										0 0 0 0 0 0 0												
Inning Stats	R: 1 E: 0 K: 2 S: 8	H: 1 LOB: 0 BB: 0 P: 8	R: 0 E: 0 K: 2 S: 7	H: 0 LOB: 0 BB: 0 P: 7	R: 0 E: 0 K: 2 S: 7	H: 1 LOB: 0 BB: 0 P: 7	R: 0 E: 0 K: 1 S: 4	H: 0 LOB: 0 BB: 1 P: 8	R: 0 E: 1 K: 1 S: 6	H: 0 LOB: 2 BB: 1 P: 10	R: 1 E: 0 K: 3 S: 12	H: 3 LOB: 3 BB: 1 P: 16	R: 0 E: 0 K: 0 S: 3	H: 0 LOB: 0 BB: 0 P: 3	R: 0 E: 0 K: 1 S: 5	H: 0 LOB: 1 BB: 1 P: 9	R: 0 E: 0 K: 1 S: 6	H: 1 LOB: 1 BB: 0 P: 6	1B: 5 2B: 1 3B: 0 HR: 1	SF: 0 SAC: 1 DP: 1 HBP: 0	WP: 0 PB: 1 SB: 0 CS: 2	PA: 36
PITCHER Don Wilson, R (1, 1) ERA: 3.65	IP: 9.0 WLS: W BF: 36 H: 6 R: 2 ER: 2 SO: 13 BB: 4 IBB: 0 HBP: 0 BLK: 1 WP: 0 HR: 1 S: 58 P: 74 ERA: 2.00 WHIP: 1.111											PITCHER	IP: 9.0 WLS: W BF: 36 H: 6 R: 2 ER: 2 SO: 13 BB: 4 IBB: 0 HBP: 0 BLK: 1 WP: 0 HR: 1 S: 58 P: 74 ERA: 2.00 WHIP: 1.111									

Philadelphia Phillies @ Houston Astros
Astrodome, Houston, TX
Tue May 27 1969, 8:05 PM EDT
Att. 13,188 - Dome

livebaseballscorecards.com

AB	31
R	2
H	6
RBI	1
BB	4
SO	13
LOB	19



Batter	1	2	3	4	5	6	7	8	9	AB	R	H	RBI	BB	SO	LOB
Curt Blefary, L OBP: 0.358, SLG: 0.358 (1, 3)	0-0 3-1		0-0 L7			0-3 K		0-0 L9		4	0	0	0	0	1	0
Joe Morgan, L OBP: 0.350, SLG: 0.323 (1, 4)	0-0 CS 1B		0-0 F9			0-0 G3			4-0 WP BB HR BB	3	1	1	0	1	0	0
Jimmy Wynn, R OBP: 0.353, SLG: 0.510 (1, 8)	0-3 K 1-2			0-0 F8		0-0 F7			4-0 WP HR BB	3	1	0	0	1	1	1
Denis Menke, R OBP: 0.435, SLG: 0.490 (1, 6)		4-0 2B SF8 BB		0-0 F7			0-0 HR		4-0 HR IBB	2	3	1	1	2	0	0
Doug Rader, R OBP: 0.306, SLG: 0.339 (1, 5)		0-0 SF8 CS 1-3 2B		0-0 F9			0-0 L7		0-0 HR	4	1	2	4	0	0	0
Norm Miller, L OBP: 0.391, SLG: 0.418 (1, 9)			0-0 P6		0-3 K		0-3 K			3	0	0	0	0	2	2
Jesus Alou, R OBP: 0.237, SLG: 0.297 (1, 7)		4-0 BB		0-0 6-3		0-0 L9				2	0	0	0	1	0	0
Johnny Edwards, L OBP: 0.269, SLG: 0.223 (1, 2)		0-0 SF8 2-3 3-H		0-0 1B			0-0 F9			2	0	1	1	0	0	0
Don Wilson, R OBP: 0.160, SLG: 0.048 (1, 1)		0-0 CS 3-H	0-0 4-3		0-0 5-3			0-0 L7		3	0	0	0	0	0	1

Inning Stats	R: 0	H: 1	E: 0	K: 1	S: 5	H: 1	LOB: 1	BB: 0	P: 5	R: 1	H: 1	E: 0	K: 0	S: 3	H: 0	LOB: 0	BB: 0	P: 3	R: 0	H: 0	E: 0	K: 0	S: 3	R: 0	H: 1	E: 0	K: 1	S: 6	H: 0	LOB: 0	BB: 0	P: 5	R: 1	H: 1	E: 0	K: 1	S: 6	H: 0	LOB: 0	BB: 0	P: 6	R: 0	H: 0	E: 0	K: 0	S: 3	R: 0	H: 0	E: 0	K: 0	S: 3	R: 4	H: 1	E: 0	K: 0	S: 1	H: 1	LOB: 0	BB: 3	P: 13	1B: 2	SF: 1	2B: 2	SAC: 0	3B: 0	DP: 1	HR: 2	HBP: 0	WP: 1	PA: 33
--------------	------	------	------	------	------	------	--------	-------	------	------	------	------	------	------	------	--------	-------	------	------	------	------	------	------	------	------	------	------	------	------	--------	-------	------	------	------	------	------	------	------	--------	-------	------	------	------	------	------	------	------	------	------	------	------	------	------	------	------	------	------	--------	-------	-------	-------	-------	-------	--------	-------	-------	-------	--------	-------	--------

PITCHER	IP	WLS	BF	H	R	ER	SO	BB	IBB	HBP	BLK	WP	HR	S	P	ERA	WHIP
Grant Jackson, L ERA: 3.5 (1, 1)	8.0		28	4	2	2	4	2	0	0	0	0	1	34	42	2.25	0.750
Bill Wilson, R ERA: 7.11 (9, 1)	0.0	L	3	0	3	3	0	2	1	0	0	1	0	0	12	∞	∞
Luis Peraza, R ERA: 9.0 (9, 1)	0.0		1	1	1	1	0	0	0	0	0	0	1	1	1	∞	∞

Philadelphia Phillies @ Houston Astros
Astrodome, Houston, TX
Tue May 27 1969, 8:05 PM EDT
Att. 13,188 - Dome

AB 26
R 6
H 5
RBI 6
BB 5
SO 4
LOB 4



Batter	1	2	3	4	5	6	7	8	9	10	AB R H RBI BB SO LOB	TOP										
Tony Taylor, R (1, 5) OBP: 0.297, SLG: 0.295	0-0 F8		0-0 E1 1B 1-3 2-H	0-0 5-3		0-0 1-2 1B		0-0 G3		0-0 5-3	6 1 1 0 0 0 5	Philadelphia Phillies @ Houston Astros Astrodome, Houston, TX Wed May 28 1969, 8:05 PM EDT Att. 17,298 - Dome										
Cookie Rojas, R (1, 4) OBP: 0.311, SLG: 0.276	0-0 F8		0-0 F8 1B 2-3 3-H		0-0 F7	0-0 1-3			0-0 HR 1B		5 1 2 1 0 0 2											
Dick Allen, R (1, 3) OBP: 0.404, SLG: 0.683	0-0 1B		0-0 F8 1B 1-2 3-H		0-0 1B 2B		0-3 K		0-0 HR 1-H		5 1 4 3 0 1 0											
Johnny Callison, L (1, 9) OBP: 0.351, SLG: 0.470	0-3 K		0-0 F8 1-2 2-3		0-0 2-3 1B		0-0 HR		0-0 F7		5 1 2 1 0 1 3											
Deron Johnson, R (1, 7) OBP: 0.358, SLG: 0.363		0-0 F8	4-0 G6-4-3 IBB		0-3 K		0-0 6-3		0-0 L6		4 0 0 0 1 1 2											
Don Money, R (1, 6) OBP: 0.319, SLG: 0.390		0-3 K	0-0 G6-4-3 1-2f		0-0 F7		0-0 5-3		0-3 K		5 0 0 0 0 2 5											
Mike Ryan, R (1, 2) OBP: 0.243, SLG: 0.306		0-3 K		0-0 4-3		0-0 5-3		0-0 G3 1B		0-3 K	4 0 1 0 0 1 0 1 0 0 0 0 1 0											
Dave Watkins, R (8, PR) OBP: 0.429, SLG: 0.333																						
Larry Hisle, R (1, 8) OBP: 0.288, SLG: 0.311			0-0 1B E 1B	4-0 SH1-4 BB		0-0 P5		0-3 K		0-0 1-3	4 1 1 0 1 1 1											
Rick Wise, R (1, 1) OBP: 0.333, SLG: 0.296			0-0 1B E 1B	0-0 SH1-4		0-0 1B		0-0 G3		4-0 BB	2 1 2 0 0 0 0 0 0 0 0 0 0 0 1 0 0 0 0 0 1 0 0 0 0 0 0 0 0 0 0 0 0 1 0 0 0 0 0 0 0 0 0 0 0 0 0 0 0 0 0 0											
Turk Farrell, R (6, 1)																						
Gene Stone, L (8, PH) OBP: 0.333, SLG: 0.333																						
Bill Wilson, R (8, 1)																						
John Briggs, L (10, PH) OBP: 0.304, SLG: 0.221																						
Barry Lersch, S (10, 1)																						
Gary Wagner, R (10, 1)																						
Inning Stats	R: 0 E: 0 K: 1 S: 6	H: 1 LOB: 1 BB: 0 P: 6	R: 0 E: 0 K: 2 S: 7	H: 0 LOB: 0 BB: 0 P: 7	R: 3 E: 1 K: 0 S: 7	H: 4 LOB: 2 BB: 1 P: 11	R: 0 E: 0 K: 0 S: 3	H: 0 LOB: 1 BB: 1 P: 7	R: 0 E: 0 K: 1 S: 7	H: 2 LOB: 2 BB: 0 P: 7	R: 1 E: 0 K: 1 S: 6	H: 1 LOB: 0 BB: 0 P: 6	R: 0 E: 0 K: 1 S: 6	H: 1 LOB: 2 BB: 0 P: 6	R: 2 E: 0 K: 1 S: 7	H: 2 LOB: 0 BB: 0 P: 7	R: 0 E: 0 K: 1 S: 5	H: 0 LOB: 1 BB: 1 P: 9	1B: 10 2B: 1 3B: 0 HR: 2	SF: 0 SAC: 1 DP: 1 HBP: 0	WP: 0 PB: 0 SB: 0 CS: 0	PA: 46
PITCHER	IP WLS BF H R ER SO BB IBB HBP BLK WP HR S P ERA WHIP																					
Larry Dierker, R (1, 1) ERA: 2.81	6.0																					
Jack Billingham, R (7, 1) ERA: 4.33	2.0	10	4	3	3	2	0	0	0	0	2	14	14	13.50	2.000							
Skip Guinn, L (9, 1) ERA: 7.5	0.1	1	0	0	0	0	0	0	0	0	0	1	1	0.00	0.000							
Jim Ray, R (9, 1) ERA: 2.18	1.2	W	6	0	0	0	2	1	0	0	0	9	13	0.00	0.600							

livebaseballscorecards.com

AB	42
R	6
H	13
RBI	5
BB	3
SO	8
LOB	19



BOTTOM

Philadelphia Phillies @ Houston Astros
Astrodome, Houston, TX
Wed May 28 1969, 8:05 PM EDT
Att. 17,298 - Dome

livebaseballscorecards.com

AB	32
R	7
H	10
RBI	7
BB	7
SO	5
LOB	11



WP:	0	PA:	42
PB:	0		
SB:	2		
CS:	1		

AB	R	H	RBI	BB	SO	LOB
5	1	1	0	0	1	3

3	2	1	0	2	0	0
---	---	---	---	---	---	---

4	2	2	2	0	0	1
---	---	---	---	---	---	---

4	0	0	0	1	1	2
---	---	---	---	---	---	---

4	0	1	1	1	0	0
---	---	---	---	---	---	---

2	1	2	1	3	0	0
---	---	---	---	---	---	---

3	0	0	1	0	1	3
---	---	---	---	---	---	---

4	1	2	0	0	1	2
---	---	---	---	---	---	---

0	0	0	0	0	0	0
---	---	---	---	---	---	---

0	0	0	0	0	0	0
---	---	---	---	---	---	---

2	0	0	0	0	1	0
---	---	---	---	---	---	---

1	0	1	2	0	0	0
---	---	---	---	---	---	---

0	0	0	0	0	0	0
---	---	---	---	---	---	---

0	0	0	0	0	0	0
---	---	---	---	---	---	---

1B:	7	SF:	1
2B:	3	SAC:	2
3B:	0	DP:	2
HR:	1	HBP:	0

Batter	1	2	3	4	5	6	7	8	9	10
Curt Blefary, L OBP: 0.354, SLG: 0.353 (1, 3)	0-0 BB 1B	0-0 4-3		0-0 3-1		0-3 K			0-0 L9-4	
Joe Morgan, L OBP: 0.356, SLG: 0.329 (1, 4)	4-0 1B 1B	0-0			0-0 F7		0-0 6-3			4-0 SH1-3 1B BB
Jimmy Wynn, R OBP: 0.356, SLG: 0.531 (1, 8)	0-0 1B SF9	0-0 5-3			0-0 HR		0-0 F5			0-0 SH1-3
Norm Miller, L OBP: 0.385, SLG: 0.406 (1, 9)	0-3 K		0-0 2-3		0-0 F7		0-0 L6			4-0 1B S IBB
Denis Menke, R OBP: 0.435, SLG: 0.484 (1, 6)	0-0 SF9 BB 1B		0-0 6-3		0-0 4-3			0-0 F8		4-0 1B IBB
Doug Rader, R OBP: 0.325, SLG: 0.347 (1, 5)	4-0 1B BB		0-0	0-0 1B		4-0 2B 1B BB		4-0 G4-3-6 BB		0-0 1B
Jesus Alou, R OBP: 0.292, SLG: 0.292 (1, 7)	0-0 SF9		0-3 K			0-0 P6		0-0 G4-3-6		
Johnny Edwards, L OBP: 0.275, SLG: 0.240 (1, 2)	0-3 K			0-0 F7		0-0 1B 2B			0-0 L9-4 SH1 1B	
Cesar Geronimo, L OBP: 0.200, SLG: 0.400 (9, PR)										
Don Bryant, R OBP: 0.270, SLG: 0.343 (10, 2)										
Larry Dierker, R OBP: 0.139, SLG: 0.167 (1, 1)		0-3 K		0-0 G3		0-0 1B CS			0-0 SH1	
Gary Geiger, L OBP: 0.303, SLG: 0.222 (6, PH)										
Jack Billingham, R (7, 1)										
Skip Guinn, R (9, 1)										
Jim Ray, R (9, 1)										

Inning Stats	R: 3	H: 3	E: 0	K: 2	S: 10	H: 3	LOB: 2	BB: 2	P: 18	R: 0	H: 1	E: 0	K: 1	S: 6	H: 1	LOB: 1	BB: 0	P: 6	R: 0	H: 1	E: 0	K: 1	S: 6	H: 0	LOB: 0	BB: 0	P: 6	R: 0	H: 0	E: 0	K: 0	S: 3	R: 1	H: 1	E: 0	K: 0	S: 4	R: 2	H: 2	E: 0	K: 1	S: 6	R: 0	H: 0	E: 0	K: 0	S: 3	R: 0	H: 0	E: 0	K: 0	S: 2	R: 0	H: 1	E: 0	K: 0	S: 3	R: 0	H: 1	E: 0	K: 0	S: 2	R: 1	H: 1	E: 0	K: 0	S: 2	1B: 7	2B: 3	3B: 0	HR: 1	SF: 1	SAC: 2	DP: 2	HBP: 0	WP: 0	PA: 42
--------------	------	------	------	------	-------	------	--------	-------	-------	------	------	------	------	------	------	--------	-------	------	------	------	------	------	------	------	--------	-------	------	------	------	------	------	------	------	------	------	------	------	------	------	------	------	------	------	------	------	------	------	------	------	------	------	------	------	------	------	------	------	------	------	------	------	------	------	------	------	------	------	-------	-------	-------	-------	-------	--------	-------	--------	-------	--------

PITCHER	IP	WLS	BF	H	R	ER	SO	BB	IBB	HBP	BLK	WP	HR	S	P	ERA	WHIP
Rick Wise, R ERA: 2.66 (1, 1)	5.1		27	8	6	6	4	3	0	0	0	0	1	32	44	10.12	2.062
Turk Farrell, R ERA: 3.18 (6, 1)	1.2		4	0	0	0	1	0	0	0	0	0	0	6	6	0.00	0.000
Bill Wilson, R ERA: 6.14 (8, 1)	2.0		6	1	0	0	0	1	0	0	0	0	0	5	9	0.00	1.000
Barry Lersch, R ERA: 7.13 (10, 1)	0.1	L	3	0	1	1	0	1	1	0	0	0	0	1	9	27.00	3.000
Gary Wagner, R ERA: 7.91 (10, 1)	0.0		2	1	0	0	0	0	1	0	0	0	0	1	5	∞	∞

Batter	1	2	3	4	5	6	7	8	9	AB R H RBI BB SO LOB	TOP	
Curt Blefary, L (1, 3) OBP: 0.357, SLG: 0.359	4-0 BB BB BLK BB	0-0 2B			0-0 F7			0-0 F8		3 1 1 0 1 0 0		
Joe Morgan, L (1, 4) OBP: 0.354, SLG: 0.324	4-0 BB BB BLK 1B BB	0-0 G3			0-3 K			0-3 K		3 1 0 0 1 2 1		
Jimmy Wynn, R (1, 8) OBP: 0.359, SLG: 0.527	4-0 BB BB BB BLK 1B BB				0-3 K			0-0 F3		3 1 1 0 1 1 0		
Norm Miller, L (1, 9) OBP: 0.376, SLG: 0.394	0-3 SS SS K				0-0 F8			0-0 6-3		4 0 0 0 0 1 3		
Denis Menke, R (1, 6) OBP: 0.436, SLG: 0.485	0-0 X 2-H 3-H 1B				0-0 P4			0-0 6-3		4 0 2 2 0 0 0		
Doug Rader, R (1, 5) OBP: 0.328, SLG: 0.343	0-0 X F7				4-0 BB BB BB BB 1B BB			0-0 1-3		2 0 0 0 2 0 1		
Jesus Alou, R (1, 7) OBP: 0.232, SLG: 0.291	0-3 SS SS K				0-0 1-2 1B			0-0 F7		4 0 1 0 0 1 4		
Johnny Edwards, L (1, 2) OBP: 0.268, SLG: 0.233					0-0 3-6-3-5 1-2f 2-3f			0-0 F9		4 0 0 0 0 1 5		
Denny Lemaster, R (1, 1) OBP: 0.182, SLG: 0.150								0-3 K		1 0 0 0 0 0 0		
Skip Guinn, R (4, 1)										1 0 0 0 0 0 0		
Dooley Womack, L (7, 1) OBP: 0.250, SLG: 0.250										0 0 0 0 0 0 0		
Gary Geiger, L (8, PH) OBP: 0.294, SLG: 0.214										1 0 0 0 0 1 0		
Danny Coombs, R (8, 1)										0 0 0 0 0 0 0		
Inning Stats	R: 3 E: 0 K: 2 S: 8 H: 1 LOB: 1 BB: 3 P: 20	R: 0 E: 0 K: 1 S: 6 H: 1 LOB: 1 BB: 0 P: 6	R: 0 E: 0 K: 1 S: 5 H: 0 LOB: 0 BB: 0 P: 5	R: 0 E: 0 K: 0 S: 2 H: 1 LOB: 0 BB: 1 P: 6	R: 0 E: 0 K: 1 S: 5 H: 0 LOB: 0 BB: 0 P: 5	R: 0 E: 0 K: 0 S: 3 H: 0 LOB: 0 BB: 0 P: 3	R: 0 E: 0 K: 0 S: 3 H: 0 LOB: 0 BB: 0 P: 3	R: 0 E: 0 K: 0 S: 7 H: 0 LOB: 0 BB: 0 P: 7	R: 0 E: 0 K: 0 S: 5 H: 2 LOB: 3 BB: 1 P: 9	1B: 4 2B: 1 3B: 1 HR: 0 SF: 0 SAC: 0 DP: 0 HBP: 0	WP: 0 PB: 0 SB: 0 CS: 0 PA: 35	
PITCHER Jim Bunning, R (1, 1) ERA: 2.76	IP WLS BF H R ER SO BB IBB HBP BLK WP HR S P ERA WHIP	9.0 W 35 5 3 3 7 5 0 0 1 0 0 44 64 3.00 1.111										

Houston Astros @ Pittsburgh Pirates
 Forbes Field, Pittsburgh, PA
 Fri May 30 1969, 3:33 AM EDT
 Unknown

livebaseballscorecards.com

AB 30
 R 3
 H 5
 RBI 2
 BB 5
 SO 7
 LOB 14



Batter	1	2	3	4	5	6	7	8	9
Matty Alou, L (1, 8) OBP: 0.369, SLG: 0.467 Ron Davis, R (9, 8) OBP: 0.310, SLG: 0.270	0-0 2B 1B		0-0 4-3	0-0 FC 2B		0-0 F7		0-0 1B 1B	
Richie Hebner, L (1, 5) OBP: 0.403, SLG: 0.534	0-0 1-3 2B		0-0 FC6 1B	0-0 FC 1B		0-3 K		0-0 F7	
Willie Stargell, L (1, 7) OBP: 0.383, SLG: 0.541 Jose Martinez, R (8, PR) OBP: 0.158, SLG: 0.158 (9, 7)	0-0 F6		0-0 FC6 3B	0-0 1B		0-3 K		0-0 1B 1B	
Roberto Clemente, R (1, 9) OBP: 0.357, SLG: 0.409	0-3 K		0-0 1-H 3B	0-3 K		4-0 1B BB		0-0 1-3 1B 1B	
Manny Sanguillen, R (1, 2) OBP: 0.371, SLG: 0.455	0-0 6-3		0-0 F9		0-3 K		0-0 4-3	0-0 G6-4-3 1B	
Gene Alley, R (1, 6) OBP: 0.328, SLG: 0.328		0-0 F6		0-0 1B 1B	0-0 F7		0-0 2-H 2B 1B	0-0 G6-4-3 1-2f	
Al Oliver, L (1, 3) OBP: 0.319, SLG: 0.385		0-0 F7		0-0 FC1-5 1B 1-3 1B	0-0 F2		0-0 1-H 2B		
Bill Mazaroski, R (1, 4) OBP: 0.282, SLG: 0.300		0-0 1B		0-0 FC1-5 2B 1B		0-0 2B	4-0 IBB		
Jim Bunning, R (1, 1) OBP: 0.105, SLG: 0.056		0-3 K		0-0 FC1-5 2B FC		0-0 1-3	0-0 4-3		

AB	R	H	RBI	BB	SO	LOB
5	1	3	1	0	0	1
0	0	0	0	0	0	0
5	0	2	1	0	1	3
5	1	2	0	0	1	3
0	1	0	0	0	0	0
4	2	2	2	1	2	4
5	0	1	2	0	1	4
5	2	2	1	0	0	1
4	0	2	1	0	0	0
3	1	3	1	1	0	0
4	1	0	0	0	1	6

BOTTOM

Houston Astros @ Pittsburgh Pirates
Forbes Field, Pittsburgh, PA
Fri May 30 1969, 3:33 AM EDT
Unknown

AB	40
R	9
H	17
RBI	9
BB	2
SO	6
LOB	22



Inning Stats	R	H	E	K	S	P	BB	IBB	HBP	BLK	WP	HR	S	P	ERA	WHIP
R: 0 E: 0 K: 1 S: 7	H: 2 LOB: 2 BB: 0 P: 7	R: 0 E: 0 K: 1 S: 6	H: 1 LOB: 1 BB: 0 P: 6	R: 1 E: 0 K: 0 S: 5	H: 2 LOB: 1 BB: 0 P: 5	R: 3 E: 1 K: 1 S: 10	H: 5 LOB: 2 BB: 0 P: 10	R: 0 E: 0 K: 1 S: 5	H: 0 LOB: 0 BB: 0 P: 5	R: 0 E: 0 K: 1 S: 6	H: 1 LOB: 1 BB: 0 P: 6	R: 2 E: 0 K: 1 S: 7	H: 2 LOB: 2 BB: 2 P: 15	R: 3 E: 0 K: 0 S: 6	H: 4 LOB: 1 BB: 0 P: 6	

PITCHER	IP	WLS	BF	H	R	ER	SO	BB	IBB	HBP	BLK	WP	HR	S	P	ERA	WHIP
Denny Lemaster, L (1, 1) ERA: 4.71	3.1	L	19	9	4	4	2	0	0	0	0	0	0	23	23	10.80	2.700
Skip Guinn, L (4, 1) ERA: 6.6	3.0		12	2	1	1	4	1	0	0	0	0	0	19	23	3.00	1.000
Dooley Womack, R (7, 1) ERA: 2.32	0.2		5	2	1	1	0	0	1	0	0	0	0	4	8	13.50	3.000
Danny Coombs, L (8, 1) ERA: 9.64	1.0		6	4	3	3	0	0	0	0	0	0	0	6	6	27.00	4.000

WP	PA	ERA	WHIP
0	42	0	0

livebaseballscores.com

Batter	1	2	3	4	5	6	7	8	9	AB	R	H	RBI	BB	SO	LOB	TOP								
Curt Blefary, L (1, 3) OBP: 0.356, SLG: 0.354	0-0 H	1-0 E HBP		0-3 K		0-0 F7		0-0 1B 1B	0-0 3	5	0	1	0	0	1	2									
Joe Morgan, L (1, 4) OBP: 0.364, SLG: 0.347	4-0 CS BB	0-0 E6 FC		0-0 HR		4-0 1-2 BB		0-0 1-2 1B		3	1	2	1	2	0	1									
Jimmy Wynn, R (1, 8) OBP: 0.355, SLG: 0.513	4-0 1B 2B BB	0-0 FC		0-0 F7		0-0 2		0-3 K		4	1	0	0	1	1	6									
Norm Miller, L (1, 9) OBP: 0.382, SLG: 0.408	0-0 1-3 2B 1B			0-0 1B 2B		0-0 1B		0-0 F7		5	2	3	0	0	0	2									
Denis Menke, R (1, 6) OBP: 0.445, SLG: 0.500	0-0 1-H 3-H 2B			0-0 2-H 1B		0-3 K		0-0 G6-3 1B		5	1	4	3	0	1	1									
Doug Rader, R (1, 5) OBP: 0.325, SLG: 0.345	0-3 K			0-0 FC 4-3 3B		0-0 4-3		0-3 K		5	2	1	0	0	2	3									
Jesus Alou, R (1, 7) OBP: 0.232, SLG: 0.290				0-0 4-3		0-0 G4-6-3 1B		0-0 G6-3		4	0	1	0	0	0	2									
Gary Geiger, L (9, PH) OBP: 0.314, SLG: 0.214				1-2 1B		0-0 1B		1-2 1B		0	1	0	0	1	0	0									
Johnny Edwards, L (1, 2) OBP: 0.272, SLG: 0.254				0-0 K		0-0 G4-6-3 1B		0-0 1B		5	0	2	3	0	1	1									
Tom Griffin, R (1, 1) OBP: 0.235, SLG: 0.400				0-3 K		0-0 3B		0-0 1B		2	1	1	1	0	1	1									
Wade Blasingame, L (3, 1)				0-3 K		0-0 3B		0-0 1B		0	0	0	0	0	0	0									
Jack Billingham, R (4, 1)				0-0 IHR		0-0 3B		0-0 BB		1	0	0	0	1	0	0									
Julio Gotay, R (9, PH) OBP: 0.375, SLG: 0.167				0-0 K		0-3 K		0-0 BB		1	0	0	1	0	0	1									
Fred Gladding, L (9, 1)				0-0 IHR		0-0 3B		0-0 BB		0	0	0	0	0	0	0									
Inning Stats	R: 2 E: 0 K: 1 S: 6	H: 2 LOB: 1 BB: 2 P: 14	R: 1 E: 1 K: 1 S: 7	H: 1 LOB: 2 BB: 0 P: 8	R: 2 E: 0 K: 1 S: 8	H: 3 LOB: 1 BB: 0 P: 8	R: 1 E: 0 K: 2 S: 9	H: 2 LOB: 1 BB: 0 P: 9	R: 0 E: 0 K: 0 S: 3	H: 1 LOB: 0 BB: 0 P: 3	R: 0 E: 0 K: 0 S: 3	H: 0 LOB: 2 BB: 2 P: 11	R: 0 E: 0 K: 1 S: 5	H: 1 LOB: 0 BB: 0 P: 5	R: 0 E: 0 K: 1 S: 7	H: 2 LOB: 2 BB: 0 P: 7	R: 3 E: 0 K: 0 S: 6	H: 3 LOB: 1 BB: 1 P: 10	1B: 9 2B: 3 3B: 1 HR: 2	SF: 0 SAC: 0 DP: 2 HBP: 1	WP: 0 PB: 0 SB: 0 CS: 1	PA: 46			
PITCHER	IP	WLS	BF	H	R	ER	SO	BB	IBB	HBP	BLK	WP	HR	S	P	ERA	WHIP								
Bob Moose, R (1, 1) ERA: 4.48	2.0		14	5	5	5	2	2	0	1	0	0	0	15	24	22.50	3.500								
Bruce Dal Canton, R (3, 1) ERA: 3.21	3.1		15	4	1	1	3	2	0	0	0	0	1	19	27	2.70	1.800								
Chuck Hartenstein, R (6, 1) ERA: 2.33	3.1	L	16	6	3	3	2	0	1	0	0	0	0	19	23	8.10	1.800								
Lou Marone, L (9, 1) ERA:	0.1		1	0	0	0	0	0	0	0	0	0	0	1	1	0.00	0.000								

Houston Astros @ Pittsburgh Pirates
 Forbes Field, Pittsburgh, PA
 Fri May 30 1969, 3:38 AM EDT
 Att: 18,381 - Unknown

livebaseballscorecards.com

AB	40
R	9
H	15
RBI	9
BB	5
SO	7
LOB	20



BOTTOM

Houston Astros @ Pittsburgh Pirates
Forbes Field, Pittsburgh, PA
Fri May 30 1969, 3:38 AM EDT
Att. 18,381 - Unknown

livebaseballscorecards.com

AB 39
R 6
H 15
RBI 6
BB 2
SO 11
LOB 19



WP: 0 PA: 41
PB: 0
SB: 0
CS: 1

Batter	1	2	3	4	5	6	7	8	9	AB	R	H	RBI	BB	SO	LOB
Matty Alou, L OBP: 0.374, SLG: 0.470 (1, 8)	0-0 1B 1B	0-0 FC 1B	0-0 FC 1-2f		0-0 F8-3 1B			0-0		5	1	3	1	0	0	3
Gene Alley, R OBP: 0.318, SLG: 0.317 (1, 6)	0-0 1B 1B	0-0 FC 1-2f	0-0 4-3		0-0 F8-3 1-2			0-3 K		5	1	1	0	0	1	5
Richie Hebner, L OBP: 0.396, SLG: 0.522 (1, 5)	0-0 1B 1-2 3-H	0-3 K		0-0 G3				0-0 F2	0-0	5	1	1	1	0	1	1
Willie Stargell, L OBP: 0.389, SLG: 0.540 (1, 7)	0-0 1B 1-3 2-H	0-0		4-0 1B BB				0-0 4-3	0-0	4	2	2	1	1	0	0
Al Oliver, L OBP: 0.322, SLG: 0.385 (1, 3)	0-0 1B 1-2 3-H	0-3 K		0-0 1B 1-2				0-3 K	0-0	5	0	2	1	0	2	2
Carl Taylor, R OBP: 0.452, SLG: 0.556 (1, 9)	0-3 K		0-0 F8	0-0 1-3 2-H 1B				0-3 K		4	0	1	1	0	2	2
Ron Davis, R OBP: 0.310, SLG: 0.270 (8, 9)										0	0	0	0	0	0	0
Bill Mazerowski, R OBP: 0.294, SLG: 0.313 (1, 4)	0-0 1-3 2-H 1B		0-0 2B 1B	0-3 K				0-0 CS 1B		4	0	3	1	0	1	1
Jerry May, R OBP: 0.282, SLG: 0.386 (1, 2)	0-3 K		0-0 1-3 2B		0-3 K			0-3 K 1-2		4	0	1	0	0	3	3
Bob Moose, R OBP: 0.250, SLG: 0.100 (1, 1)	0-0 P3		4-0 FC BB		0-0 1B 3B			0-3 K		1	0	0	0	0	0	2
Bruce Dal Canton, R OBP: 0.500, SLG: 1.000 (3, 1)										1	1	1	0	1	0	0
Chuck Hartenstein, R ERA: 4.02 (6, 1)										1	0	0	0	0	1	0
Lou Marone, R ERA: 0.83 (9, 1)										0	0	0	0	0	0	0

Inning Stats	R: 4	H: 6	E: 0	LOB: 2	K: 2	BB: 0	S: 13	R: 0	H: 2	E: 0	LOB: 2	K: 2	BB: 0	S: 9	R: 0	H: 2	E: 0	LOB: 3	K: 0	BB: 1	S: 5	R: 1	H: 2	E: 0	LOB: 1	K: 1	BB: 0	S: 6	R: 1	H: 2	E: 0	LOB: 0	K: 1	BB: 0	S: 6	R: 0	H: 0	E: 0	LOB: 0	K: 1	BB: 0	S: 5	R: 0	H: 1	E: 0	LOB: 0	K: 2	BB: 0	S: 7	R: 0	H: 0	E: 0	LOB: 0	K: 2	BB: 0	S: 7	R: 0	H: 0	E: 0	LOB: 0	K: 0	BB: 0	S: 3	1B: 13	SF: 0	2B: 2	SAC: 0	3B: 1	DP: 1	HR: 0	HBP: 0
--------------	------	------	------	--------	------	-------	-------	------	------	------	--------	------	-------	------	------	------	------	--------	------	-------	------	------	------	------	--------	------	-------	------	------	------	------	--------	------	-------	------	------	------	------	--------	------	-------	------	------	------	------	--------	------	-------	------	------	------	------	--------	------	-------	------	------	------	------	--------	------	-------	------	--------	-------	-------	--------	-------	-------	-------	--------

PITCHER	IP	WLS	BF	H	R	ER	SO	BB	IBB	HBP	BLK	WP	HR	S	P	ERA	WHIP
Tom Griffin, R ERA: 3.88 (1, 1)	2.1		18	10	4	4	4	1	0	0	0	0	0	25	29	15.43	4.714
Wade Blasingame, L ERA: 5.81 (3, 1)	1.1		6	2	1	1	0	1	0	0	0	0	0	5	9	6.75	2.250
Jack Billingham, R ERA: 4.02 (4, 1)	4.1	W	14	3	1	1	7	0	0	0	0	0	0	28	28	2.08	0.692
Fred Gladding, R ERA: 0.83 (9, 1)	1.0	S	3	0	0	0	0	0	0	0	0	0	0	3	3	0.00	0.000

Batter	1	2	3	4	5	6	7	8	9	AB R H RBI BB SO LOB	TOP										
Curt Blefary, L (1, 3) OBP: 0.364, SLG: 0.365	0-0 None 2B		4-0 2B BB		0-0 SH		0-0 BB 1B		0-0 G6-4-3	3 1 2 0 1 0 1											
Joe Morgan, L (1, 4) OBP: 0.369, SLG: 0.352	0-3 K		0-0 2B		0-0 L5		4-0 BB		4-0 BB	3 0 1 1 2 1 3											
Jimmy Wynn, R (1, 8) OBP: 0.351, SLG: 0.500	4-0 None BB		0-0		0-0 P		0-0		0-3 K	4 0 0 0 1 1 5											
Norm Miller, L (1, 9) OBP: 0.374, SLG: 0.397	0-0 1-2 2-3		0-0						0-0	4 0 0 0 0 1 2											
Denis Menke, R (1, 6) OBP: 0.441, SLG: 0.491	0-0				0-0				4-0 1B BB	3 0 0 0 1 0 2											
Doug Rader, R (1, 5) OBP: 0.328, SLG: 0.348					0-3 K				0-0 BB	4 0 2 0 0 1 0											
Jesus Alou, R (1, 7) OBP: 0.236, SLG: 0.294					0-0				0-0 1B BB	4 0 2 0 0 0 1											
Johnny Edwards, L (1, 2) OBP: 0.280, SLG: 0.257									0-0 G4-6-3	2 0 1 0 1 0 0											
Julio Gotay, R (8, PH) OBP: 0.333, SLG: 0.143									1-2 2-3 1B	1 0 0 0 0 0 3											
Don Bryant, R (8, 2) OBP: 0.270, SLG: 0.343					4-0 SH E BB				0-0 G4-6-3	0 0 0 0 0 0 0											
Jim Ray, R (1, 1) OBP: 0.400, SLG: 0.375					0-0 E1				0-0 BB	2 0 0 0 0 1 3											
Marty Martinez, S (7, PH) OBP: 0.400, SLG: 0.375									0-0 G6-4-3	1 0 0 0 0 0 0											
Jack Billingham, R (7, 1) OBP: 0.152, SLG: 0.200					1-2 3-H K				0-0 1B	0 0 0 0 0 0 0											
Hector Torres, R (9, PH) OBP: 0.152, SLG: 0.200					1-2 K				0-0 1B	1 0 1 0 0 0 0											
Inning Stats	R: 0 E: 0 K: 1 S: 6	H: 1 LOB: 2 BB: 1 P: 10	R: 0 E: 0 K: 1 S: 6	H: 2 LOB: 1 BB: 0 P: 6	R: 1 E: 0 K: 0 S: 3	H: 1 LOB: 0 BB: 1 P: 7	R: 0 E: 0 K: 1 S: 5	H: 0 LOB: 0 BB: 0 P: 5	R: 0 E: 1 K: 0 S: 4	H: 0 LOB: 2 BB: 1 P: 8	R: 0 E: 0 K: 1 S: 6	H: 1 LOB: 1 BB: 0 P: 6	R: 0 E: 0 K: 0 S: 4	H: 1 LOB: 2 BB: 1 P: 8	R: 0 E: 0 K: 1 S: 5	H: 1 LOB: 1 BB: 1 P: 9	1B: 7 2B: 2 3B: 0 HR: 0	SF: 0 SAC: 1 DP: 2 HBP: 0	WP: 0 PB: 0 SB: 0 CS: 2	PA: 39	
PITCHER	IP	WLS	BF	H	R	ER	SO	BB	IBB	HBP	BLK	WP	HR	S	P	ERA	WHIP				
Dock Ellis, R (1, 1) ERA: 5.13	7.1	W	34	8	1	1	4	5	0	0	0	0	0	37	57	1.23	1.773				
Luke Walker, L (8, 1) ERA: 3.52	1.1		4	1	0	0	0	1	0	0	0	0	0	3	7	0.00	1.500				
Ron Kline, R (9, 1) ERA: 4.76	0.1	S	1	0	0	0	1	0	0	0	0	0	0	3	3	0.00	0.000				

Houston Astros @ Pittsburgh Pirates
Forbes Field, Pittsburgh, PA
 Sat May 31 1969, 3:33 AM EDT
 Att. 6,663 - Unknown

livebaseballscorecards.com

AB	32
R	1
H	9
RBI	1
BB	6
SO	5
LOB	20




Batter	1	2	3	4	5	6	7	8	9
Matty Alou, L OBP: 0.377, SLG: 0.468 (1, 8) X	0-0 None 1B		0-0 X			4-0 BBB S E BB		0-3 SSS K	
Richie Hebner, L OBP: 0.399, SLG: 0.518 (1, 5) X	0-0 1-2			0-3 SSS K		0-0 X 1-H E5 3B 1B		1-0 H 1B HBP	
Roberto Clemente, R OBP: 0.361, SLG: 0.430 (1, 9) SSS	0-3 K			0-0 X		0-0 X 2-H 3B		0-0 X 1-2 1B	
Al Oliver, L OBP: 0.314, SLG: 0.374 (1, 3) X	0-0 K			0-0 X		0-0 X		0-0 X	
Manny Sanguillen, R OBP: 0.380, SLG: 0.462 (1, 2)		0-0 X CS 1B			0-3 SSSS K		0-0 X S 1B		
Carl Taylor, R OBP: 0.424, SLG: 0.517 Ron Davis, R OBP: 0.302, SLG: 0.263 (1, 7) (7, 7)		0-3 SSSS K			0-3 SSSS K		0-3 SSSS K		
Bill Mazaroski, R OBP: 0.294, SLG: 0.313 (1, 4)		0-3 SSSS K			0-0 X		0-0 X G5-4-3 1-H 1B		
Freddie Patek, R OBP: 0.314, SLG: 0.282 (1, 6)		0-0 1-2	0-3 SSS K			0-0 X	0-0 X G5-4-3	0-0 SSS 1-2f	
Dock Ellis, S OBP: 0.143, SLG: 0.143 Luke Walker, L Ron Kline, R (1, 1) (8, 1) (9, 1)			0-3 SSS K			0-3 SSS K		0-3 SSS K	

AB	R	H	RBI	BB	SO	LOB
3	1	1	0	1	1	0
3	1	1	0	0	1	1
4	0	2	1	0	1	1
4	0	0	0	0	0	4
3	1	2	0	0	1	0
2	0	0	0	0	2	1
1	0	0	0	0	1	1
3	0	1	1	0	1	1
4	0	0	0	0	1	2
2	0	0	0	0	2	0
1	0	0	0	0	1	0
0	0	0	0	0	0	0

BOTTOM

Houston Astros @ Pittsburgh Pirates
 Forbes Field, Pittsburgh, PA
 Sat May 31 1969, 3:33 AM EDT
 Att. 6,663 - Unknown

AB	30
R	3
H	7
RBI	2
BB	1
SO	12
LOB	11



Inning Stats		R: 0	H: 1	R: 0	H: 1	R: 0	H: 0	R: 0	H: 0	R: 0	H: 0	R: 2	H: 2	R: 1	H: 2	R: 0	H: 1
		E: 0	LOB: 1	E: 0	LOB: 0	E: 0	LOB: 0	E: 0	LOB: 0	E: 0	LOB: 0	E: 1	LOB: 1	E: 0	LOB: 0	E: 0	LOB: 2
		K: 1	BB: 0	K: 2	BB: 0	K: 2	BB: 0	K: 1	BB: 0	K: 2	BB: 0	K: 1	BB: 1	K: 1	BB: 0	K: 2	BB: 0
		S: 6	P: 6	S: 7	P: 7	S: 7	P: 7	S: 5	P: 5	S: 7	P: 7	S: 7	P: 11	S: 6	P: 6	S: 8	P: 9

PITCHER		IP	WLS	BF	H	R	ER	SO	BB	IBB	HBP	BLK	WP	HR	S	P	ERA	WHIP
Jim Ray, R	(1, 1)	6.0	L	23	4	2	2	9	1	0	0	0	0	0	39	43	3.00	0.833
Jack Billingham, R	(7, 1)	2.0		9	3	1	1	3	0	0	1	0	0	0	14	15	4.50	1.500

WP	PA	3B	SF	SAC	DP	HBP
0	32	1	0	0	1	1

Batter	1	2	3	4	5	6	7	8	9	AB R H RBI BB SO LOB	TOP									
Curt Blefary, L (1, 3) OBP: 0.360, SLG: 0.357	4-0 1B BB BB	0-0		0-0 F			0-0		0-0	4 1 0 0 1 0 2										
Joe Morgan, L (1, 4) OBP: 0.370, SLG: 0.346	4-0 1B BB BB		0-3 K	0-0 P			0-0		4-0 BB 1B BB	3 2 0 0 2 1 2										
Jimmy Wynn, R (1, 8) OBP: 0.362, SLG: 0.525	0-0 1B 1-2 2-3 1B		0-0 2B 1B		0-0 P		0-0 2-H HR		4-0 1-2 1B BB	4 3 3 2 1 0 0										
Norm Miller, L (1, 9) OBP: 0.374, SLG: 0.404	0-3 K		0-0 F9		0-0 F		0-0 2B		0-0 1-3 2-H 1B 1B	5 0 2 1 0 1 4										
Denis Menke, R (1, 6) OBP: 0.440, SLG: 0.494	0-3 K		0-0 1B 1-H 2B		0-0		0-0		0-0 1-2 1B	5 0 2 2 0 1 4										
Doug Rader, R (1, 5) OBP: 0.335, SLG: 0.355	0-0 1-2 2-H 3-H 1B		0-0 FC 1B		0-0		0-0		0-0 G6-3 1B	5 0 3 2 0 0 2										
Jesus Alou, R (1, 7) OBP: 0.233, SLG: 0.288	0-0 1-3		0-0 FC		0-0		0-0		0-0	4 0 0 0 0 0 5										
Johnny Edwards, L (1, 2) OBP: 0.279, SLG: 0.252		0-0		4-0 F SH BB		0-0			0-0 G6-3	3 0 0 0 1 0 1										
Don Bryant, R (8, 2) OBP: 0.270, SLG: 0.343									1-2f	0 0 0 0 0 0 0										
Don Wilson, R (1, 1) OBP: 0.194, SLG: 0.045		0-0		0-0			0-0		0-0	1 0 0 0 0 0 0										
Dooley Womack, L (2, 1) OBP: 0.250, SLG: 0.250										0 0 0 0 0 0 0										
Skip Gunn, R (6, 1)										0 0 0 0 0 0 0										
Bill Henry, L (6, 1)										0 0 0 0 0 0 0										
Gary Geiger, L (7, PH) OBP: 0.333, SLG: 0.276										1 1 1 0 0 0 0										
Wade Blasingame, L (7, 1)										0 0 0 0 0 0 0										
Danny Coombs, R (7, 1)										0 0 0 0 0 0 0										
Marty Martinez, S (9, PH) OBP: 0.394, SLG: 0.333				1-2			0-0 HR 2B		0-0	1 0 0 0 0 0 0										
Inning Stats	R: 2 E: 0 K: 2 S: 9	H: 2 LOB: 2 BB: 2 P: 17	R: 0 E: 0 K: 0 S: 3	H: 0 LOB: 0 BB: 0 P: 3	R: 1 E: 0 K: 1 S: 8	H: 3 LOB: 2 BB: 0 P: 8	R: 0 E: 0 K: 0 S: 3	H: 0 LOB: 1 BB: 1 P: 7	R: 0 E: 0 K: 0 S: 3	H: 0 LOB: 0 BB: 0 P: 3	R: 2 E: 0 K: 0 S: 6	H: 3 LOB: 1 BB: 0 P: 6	R: 0 E: 0 K: 0 S: 3	H: 1 LOB: 0 BB: 0 P: 3	R: 2 E: 0 K: 0 S: 5	H: 2 LOB: 2 BB: 2 P: 13	1B: 7 2B: 3 3B: 0 HR: 1	SF: 0 SAC: 1 DP: 1 HBP: 0	WP: 0 PB: 0 SB: 0 CS: 0	PA: 42
PITCHER Steve Blass, R (1, 1) ERA: 5.2	IP: 9.0 WLS: W BF: 42 H: 11 R: 7 ER: 7 SO: 3 BB: 5 IBB: 0 HBP: 0 BLK: 0 WP: 0 HR: 1 S: 43 P: 63 ERA: 7.00 WHIP: 1.778																			

Houston Astros @ Pittsburgh Pirates
Forbes Field, Pittsburgh, PA
 Sun Jun 01 1969, 3:33 AM EDT
 Att: 21,023 - Unknown

livebaseballscorecards.com

AB	36
R	7
H	11
RBI	7
BB	5
SO	3
LOB	20



Batter	1	2	3	4	5	6	7	8	9
Matty Alou, L (1, 8) OBP: 0.377, SLG: 0.466 Jose Martinez, R (8, 4) OBP: 0.150, SLG: 0.150	0-0 BB BB BB 1B	0-0 2-3 2B 1B		0-0 1		0-3 K 1	0-0 1	0-0 2	
Richie Hebner, L (1, 5) OBP: 0.409, SLG: 0.524	4-0 BB BB 1-2 SF BB	0-0 1-H 2B		0-0 2		4-0 2B 1-2 1B 2-3 BB	0-0 WP 2B 1B	0-0 3	
Roberto Clemente, R (1, 9) OBP: 0.362, SLG: 0.432	4-0 SF BB 1-2 2-3 BB	0-0 3-H 2		0-0 3		0-0 1-3 2-H 2-3 3-H 1B 2B	0-3 2B 1-3 1B		
Al Oliver, L (1, 3) OBP: 0.323, SLG: 0.389	0-3 K 1	0-0 3			0-0 CS 1B	0-0 None E 2-H 3-H 1B	0-0 1B 1-3 1B 2B		
Manny Sanguillen, R (1, 2) OBP: 0.392, SLG: 0.457	4-0 SF 1-2 2-3 3-H BB		0-0 1		0-3 K 1	0-0 1-2 E BB 1B	0-0 None 1B 2-3 3-H 1B		
Jose Pagan, R (1, 7) OBP: 0.302, SLG: 0.367 Ron Davis, R (7, 7) OBP: 0.318, SLG: 0.282 (8, 8)	0-0 SF 1-2 2-3 3-H 1B		0-0 1		0-3 K 1-2 1	0-0 2-3 1B	0-0 1-2 3-H 1B		
Gene Alley, R (1, 6) OBP: 0.310, SLG: 0.309	0-0 1		0-0 2			E8 BB 1B	0-0 2-3 1B		
Bill Mazaroski, R (1, 4) OBP: 0.310, SLG: 0.322 Carl Taylor, R (8, 7) OBP: 0.424, SLG: 0.517		0-0 1B 2B 2B	4-0 1B IBB			E9 1B	0-0 2-3 1B		
Steve Blass, R (1, 1) OBP: 0.280, SLG: 0.333		0-3 K 1	0-0 3					0-0 1	

Inning Stats	R: 2 E: 0 K: 1 S: 6	H: 1 LOB: 2 BB: 3 P: 18	R: 2 E: 0 K: 1 S: 8	H: 3 LOB: 1 BB: 0 P: 8	R: 0 E: 0 K: 0 S: 4	H: 1 LOB: 2 BB: 1 P: 8	R: 0 E: 0 K: 0 S: 3	H: 0 LOB: 0 BB: 0 P: 3	R: 0 E: 0 K: 2 S: 7	H: 1 LOB: 0 BB: 0 P: 7	R: 7 E: 2 K: 1 S: 9	H: 3 LOB: 2 BB: 5 P: 29	R: 3 E: 0 K: 1 S: 10	H: 4 LOB: 2 BB: 0 P: 10	R: 0 E: 0 K: 0 S: 3	H: 0 LOB: 0 BB: 0 P: 3
1B: 8 2B: 5 3B: 0 HR: 0	SF: 1 SAC: 0 DP: 0 HBP: 0	WP: 2 PB: 0 SB: 0 CS: 1	1B: 8 2B: 5 3B: 0 HR: 0	SF: 1 SAC: 0 DP: 0 HBP: 0	WP: 2 PB: 0 SB: 0 CS: 1	1B: 8 2B: 5 3B: 0 HR: 0	SF: 1 SAC: 0 DP: 0 HBP: 0	WP: 2 PB: 0 SB: 0 CS: 1	1B: 8 2B: 5 3B: 0 HR: 0	SF: 1 SAC: 0 DP: 0 HBP: 0	WP: 2 PB: 0 SB: 0 CS: 1	1B: 8 2B: 5 3B: 0 HR: 0	SF: 1 SAC: 0 DP: 0 HBP: 0	WP: 2 PB: 0 SB: 0 CS: 1	1B: 8 2B: 5 3B: 0 HR: 0	

PITCHER	IP	WLS	BF	H	R	ER	SO	BB	IBB	HBP	BLK	WP	HR	S	P	ERA	WHIP
Don Wilson, R (1, 1) ERA: 4.09	1.1	L	11	4	4	4	2	3	0	0	0	0	0	12	24	27.00	5.250
Dooley Womack, R (2, 1) ERA: 2.86	3.2		16	3	3	3	2	2	1	0	0	0	0	17	29	7.36	1.364
Skip Guinn, L (6, 1) ERA: 7.63	0.1		4	2	2	2	1	1	0	0	0	0	0	5	9	54.00	9.000
Bill Henry, L (6, 1) ERA:	0.2		5	0	2	0	0	2	0	0	0	0	0	3	11	0.00	3.000
Wade Blasingame, L (7, 1) ERA: 6.61	0.1		5	3	3	3	1	0	0	0	0	1	0	7	7	81.00	9.000

BOTTOM

AB R H RBI BB SO LOB

5 2 2 0 0 1 3
1 0 0 0 0 0 0

4 3 2 3 2 0 0

4 2 1 2 1 1 2

5 2 3 3 0 1 4

3 1 1 2 2 1 1

3 0 1 1 0 1 3
1 0 1 1 0 0 0

5 1 1 0 0 0 5

2 2 1 0 3 0 2
0 0 0 0 0 0 0

4 1 0 0 1 1 5

AB 37
R 14
H 13
RBI 12
BB 9
SO 6
LOB 25



Houston Astros @ Pittsburgh Pirates
Forbes Field, Pittsburgh, PA
Sun Jun 01 1969, 3:33 AM EDT
Att. 21,023 - Unknown

livebaseballscorecards.com

PITCHER	IP	WLS	BF	H	R	ER	SO	BB	IBB	HBP	BLK	WP	HR	S	P	ERA	WHIP
Danny Coombs, L (7, 1) ERA: 7.11	1.2		6	1	0	0	0	0	0	0	0	0	0	6	6	0.00	0.600

Batter	1	2	3	4	5	6	7	8	9	AB R H RBI BB SO LOB	TOP
Curt Blefary, L OBP: 0.363, SLG: 0.360 (1, 3) X	0-0 1B G5-4-3 1B		0-0 1-3 1-2			0-0 3-1		0-0 E BB 1B		4 1 2 0 0 0 1	
Joe Morgan, L OBP: 0.377, SLG: 0.368 (1, 4) X	0-0 1-3 G5-4-3 1B		0-3 K			0-0 HR		4-0 E BB 1-2		3 1 2 1 1 1 1	
Jimmy Wynn, R OBP: 0.355, SLG: 0.512 (1, 8) X	0-0 G5-4-3 1-2f 3-H		0-0 5-3			0-0 F2		0-0 E5 1-2 2-3		4 0 0 0 0 0 4	
Norm Miller, L OBP: 0.372, SLG: 0.400 (1, 9) X	0-0 FC5-4 1B			0-0 6-3		0-0 6-3		0-3 K		4 0 1 0 0 1 3	
Denis Menke, R OBP: 0.432, SLG: 0.483 (1, 6) X	0-0 FC5-4 1-2f			0-3 K			0-0 P5		0-0 4-3	4 0 0 0 0 1 1	
Doug Rader, R OBP: 0.329, SLG: 0.347 (1, 5) X		0-0 E4 G4-6-3		0-0 4-3			0-3 K		0-3 K	4 0 0 0 0 2 0	
Jesus Alou, R OBP: 0.234, SLG: 0.287 (1, 7) X		0-0 G4-6-3 1-2f			0-0 F7		0-0 6-3		0-0 BB 1B	4 0 1 0 0 0 1	
Johnny Edwards, L OBP: 0.278, SLG: 0.246 (1, 2) X		0-0 4-3			0-0 4-3			0-3 K	4-0 BB 1-2	3 0 0 0 1 1 0 0 0 0 0 0 0 0	
Cesar Geronimo, L OBP: 0.200, SLG: 0.400 (9, PR) X								0-3 K	0-0 BB P4	2 0 1 0 0 0 0 1 0 0 0 0 1 0 0 0 0 0 0 0 0 1 0 0 0 0 0 2	
Denny Lemaster, R OBP: 0.208, SLG: 0.182 (1, 1) X			0-0 1-3 1B			0-0 L5					
Gary Geiger, L OBP: 0.324, SLG: 0.267 (8, PH)											
Jack Billingham, R (8, 1)											
Julio Gotay, R OBP: 0.300, SLG: 0.125 (9, PH)											
Inning Stats	R: 1 E: 0 K: 0 S: 5 H: 3 LOB: 1 BB: 0 P: 5	R: 0 E: 1 K: 0 S: 3 H: 0 LOB: 0 BB: 0 P: 3	R: 0 E: 0 K: 1 S: 6 H: 1 LOB: 1 BB: 0 P: 6	R: 0 E: 0 K: 1 S: 5 H: 0 LOB: 0 BB: 0 P: 5	R: 0 E: 0 K: 0 S: 3 H: 0 LOB: 0 BB: 0 P: 3	R: 1 E: 0 K: 0 S: 4 H: 1 LOB: 0 BB: 0 P: 4	R: 0 E: 0 K: 1 S: 5 H: 0 LOB: 0 BB: 0 P: 5	R: 0 E: 1 K: 3 S: 11 H: 1 LOB: 3 BB: 1 P: 15	R: 0 E: 0 K: 1 S: 6 H: 1 LOB: 2 BB: 1 P: 10	1B: 6 2B: 0 3B: 0 HR: 1 SF: 0 SAC: 0 DP: 2 HBP: 0	WP: 0 PB: 0 SB: 0 CS: 0 PA: 36
PITCHER Bill Hands, R ERA: 2.46 (1, 1)	IP 9.0 WLS W BF 36 H 7 R 2 ER 2 SO 7 BB 2 IBB 0 HBP 0 BLK 0 WP 0 HR 1 S 48 P 56 ERA 2.00 WHIP 1.000						PITCHER IP WLS BF H R ER SO BB IBB HBP BLK WP HR S P ERA WHIP				

Houston Astros @ Chicago Cubs
Wrigley Field, Chicago, IL
 Tue Jun 03 1969, 3:33 AM CDT
 Att: 8,320 - Cloudy - 50 F

livebaseballscorecards.com

AB 34
R 2
H 7
RBI 1
BB 2
SO 7
LOB 13




Batter	1	2	3	4	5	6	7	8	9	AB R H RBI BB SO LOB
Don Kessinger, S (1, 6) OBP: 0.372, SLG: 0.389	0-0 G4-6-3 1B		0-0 F8		0-0 F8		0-0 6-3			4 0 1 0 0 0 0
Glenn Beckert, R (1, 4) OBP: 0.330, SLG: 0.325	0-0 G4-6-3 1B			0-0 E4 FC3-6	0-0 F2		0-0 E7 4-3			4 0 1 0 0 0 0
Billy Williams, L (1, 7) OBP: 0.355, SLG: 0.467	0-0 G4-6-3 1B			0-0 FC3-6 14 BB 1B		0-0 F8	0-0 4-3			4 1 0 0 0 0 4
Ron Santo, R (1, 5) OBP: 0.407, SLG: 0.489	0-0 L6			4-0 14 BB 1B		0-0 14 BB 1B	0-3 K			3 2 1 0 1 1 2
14 Ernie Banks, R (1, 3) OBP: 0.333, SLG: 0.415		0-0 F2		4-0 1B BB		0-0 1B 2B		0-0 F2		3 1 1 0 1 0 0
Randy Hundley, R (1, 2) OBP: 0.392, SLG: 0.481		0-3 K		0-3 K		0-0 2B 1B		0-0 1B		4 0 2 1 0 2 3
Jim Hickman, R (1, 9) OBP: 0.229, SLG: 0.203		0-0 F8		0-0 1B		0-3 K		0-0 F8		4 0 1 2 0 1 3
Don Young, R (1, 8) OBP: 0.320, SLG: 0.339			0-3 K	0-3 K		0-0 2B		0-3 K		4 0 1 1 0 3 3
Bill Hands, R (1, 1)			0-3 K		0-0 1-3	0-0 6-3				3 0 0 0 0 1 2

Inning Stats	R: 0	H: 2	E: 0	K: 4	S: 4	R: 0	H: 0	E: 0	K: 1	S: 5	R: 0	H: 0	E: 0	K: 2	S: 7	R: 2	H: 1	E: 1	K: 2	S: 9	R: 0	H: 0	E: 0	K: 0	S: 3	R: 2	H: 4	E: 0	K: 1	S: 9	R: 0	H: 0	E: 1	K: 1	S: 6	R: 0	H: 1	E: 0	K: 1	S: 6	1B: 6	SF: 0	2B: 2	SAC: 0	3B: 0	DP: 1	HR: 0	HBP: 0	WP: 0	PA: 35		
PITCHER	IP	WLS	BF	H	R	ER	SO	BB	IBB	HBP	BLK	WP	HR	S	P	ERA	WHIP																		PITCHER	IP	WLS	BF	H	R	ER	SO	BB	IBB	HBP	BLK	WP	HR	S	P	ERA	WHIP
Denny Lemaster, L (1, 1) ERA: 4.62	7.0	L	31	7	4	3	7	2	0	0	0	0	0	43	51	3.86	1.286																																			
Jack Billingham, R (8, 1) ERA: 3.93	1.0		4	1	0	0	1	0	0	0	0	0	0	6	6	0.00	1.000																																			

Houston Astros @ Chicago Cubs
Wrigley Field, Chicago, IL
Tue Jun 03 1969, 3:33 AM CDT
Att. 8,320 - Cloudy - 50 F

AB	33
R	4
H	8
RBI	4
BB	2
SO	8
LOB	17



livebaseballscorecards.com

Batter	1	2	3	4	5	6	7	8	9	AB R H RBI BB SO LOB	TOP	
Curt Blefary, L (1, 3) OBP: 0.359, SLG: 0.356	0-3 K		0-0 P6 1B	0-0 P6		0-0 F7			0-0 F9	5 0 1 0 0 1 2		
Joe Morgan, L (1, 4) OBP: 0.374, SLG: 0.365	0-3 K		0-0 P4		0-0 1-3 1B			0-0 4-3		4 0 1 0 0 1 1		
Jimmy Wynn, R (1, 8) OBP: 0.353, SLG: 0.503	4-0 BB BB		0-3 K		0-3 K			0-0 F8		3 0 0 0 1 2 2		
Norm Miller, L (1, 9) OBP: 0.374, SLG: 0.399	4-0 1-2 BB			0-0 1B 1B	0-0 1-3			0-0 1-3		3 1 1 0 1 0 1		
Denis Menke, R (1, 6) OBP: 0.424, SLG: 0.473	0-0 F7			0-0 F7	0-0 F2			0-0 6-3		4 0 0 0 0 0 4		
Doug Rader, R (1, 5) OBP: 0.327, SLG: 0.345		0-0 5-3		0-0 1B 1-2 BLK 1B		0-0 4-3		0-3 K		4 1 1 0 0 1 0		
Johnny Edwards, L (1, 2) OBP: 0.278, SLG: 0.247		0-0 F8		0-3 K		0-0 FC4-6 1B		0-0 4-3		4 0 1 0 0 1 2		
Jesus Alou, R (1, 7) OBP: 0.234, SLG: 0.286		0-0 F8		0-0 BLK HR 1B		0-0 FC4-6 BB		0-0 F5		4 1 1 1 0 0 1		
Tom Griffin, R (1, 1) OBP: 0.300, SLG: 0.588 Gary Geiger, L (9, PH) OBP: 0.316, SLG: 0.258			0-3 K	0-0 HR		4-0 BB		0-3 K		2 1 1 2 1 1 0 1 0 0 0 0 1 0		
Inning Stats	R: 0 E: 0 K: 2 S: 7 H: 0 LOB: 2 BB: 2 P: 15	R: 0 E: 0 K: 0 S: 3 H: 0 LOB: 0 BB: 0 P: 3	R: 0 E: 0 K: 2 S: 8 H: 1 LOB: 1 BB: 0 P: 8	R: 4 E: 0 K: 1 S: 9 H: 4 LOB: 0 BB: 0 P: 9	R: 0 E: 0 K: 1 S: 6 H: 1 LOB: 1 BB: 0 P: 6	R: 0 E: 0 K: 0 S: 4 H: 1 LOB: 2 BB: 1 P: 8	R: 0 E: 0 K: 0 S: 3 H: 0 LOB: 0 BB: 0 P: 3	R: 0 E: 0 K: 1 S: 5 H: 0 LOB: 0 BB: 0 P: 5	R: 0 E: 0 K: 1 S: 5 H: 0 LOB: 0 BB: 0 P: 5	1B: 6 2B: 0 3B: 0 HR: 1 SF: 0 SAC: 0 DP: 0 HBP: 0	WP: 0 PB: 0 SB: 0 CS: 0 PA: 37	
PITCHER Fergie Jenkins, R (1, 1) ERA: 2.56	IP WLS BF H R ER SO BB IBB HBP BLK WP HR S P ERA WHIP	9.0 W 37 7 4 4 8 3 0 0 1 0 1 50 62 4.00 1.111										

Houston Astros @ Chicago Cubs
Wrigley Field, Chicago, IL
 Wed Jun 04 1969, 3:33 AM CDT
 Att. 13,360 - Overcast - 64 F

livebaseballscorecards.com

AB	34
R	4
H	7
RBI	3
BB	3
SO	8
LOB	13



Batter	1	2	3	4	5	6	7	8	9	AB	R	H	RBI	BB	SO	LOB
Don Kessinger, S (1, 6) OBP: 0.366, SLG: 0.382	0-0 P4		0-3 K	0-0 G3			0-0 6-3			4	0	0	0	0	1	1
Glenn Beckert, R (1, 4) OBP: 0.324, SLG: 0.318	0-0 5-3		0-0 6-3			0-0 F9	0-0 6-3			4	0	0	0	0	0	0
Billy Williams, L (1, 9) (9, 7) OBP: 0.358, SLG: 0.469	0-0 4-3			4-0 2B 14 1B BB		0-0 2B	0-0 F8			3	1	1	0	1	0	0
Ron Santo, R (1, 5) OBP: 0.404, SLG: 0.489		0-0 P6		0-0 HR 2B		0-0 F2		0-3 K		4	1	1	0	0	1	1
14 Ernie Banks, R (1, 3) OBP: 0.337, SLG: 0.433		0-0 HR		0-0 HR 1B		0-3 K		0-0 F8		4	2	2	2	0	1	1
Willie Smith, L (1, 7) OBP: 0.349, SLG: 0.561		0-3 K		0-3 K		0-3 K		0-0 P6		4	0	0	0	0	3	2
Jim Hickman, R (9, 9) OBP: 0.229, SLG: 0.203										0	0	0	0	0	0	0
Randy Hundley, R (1, 2) OBP: 0.401, SLG: 0.500		4-0 BB		0-0 HR 1-H 2-H		4-0 WP 1-3 BB				1	1	1	3	2	0	0
Don Young, R (1, 8) OBP: 0.313, SLG: 0.330		0-3 K		0-3 K		0-0 1-3				3	0	0	0	0	2	2
Fergie Jenkins, R (1, 1) OBP: 0.190, SLG: 0.189			0-3 K	4-0 WP BB		0-3 K				2	0	0	0	1	2	1

Inning Stats	R: 0	H: 0	E: 0	K: 0	S: 3	R: 1	H: 1	E: 0	K: 2	S: 8	R: 0	H: 0	E: 0	K: 2	S: 7	R: 4	H: 3	E: 0	K: 2	S: 10	R: 0	H: 1	E: 0	K: 1	S: 6	R: 0	H: 0	E: 0	K: 0	S: 3	R: 0	H: 0	E: 0	K: 1	S: 5	R: 0	H: 0	E: 0	K: 0	S: 5
	LOB: 0	BB: 0	P: 3	LOB: 1	BB: 1	P: 12	LOB: 0	BB: 0	P: 7	LOB: 1	BB: 2	P: 18	LOB: 1	BB: 0	P: 6	LOB: 1	BB: 1	P: 11	LOB: 0	BB: 0	P: 5	LOB: 0	BB: 0	P: 5	LOB: 0	BB: 0	P: 5	LOB: 0	BB: 0	P: 5	LOB: 0	BB: 0	P: 5	LOB: 0	BB: 0	P: 5	LOB: 0	BB: 0	P: 5	


PITCHER	IP	WLS	BF	H	R	ER	SO	BB	IBB	HBP	BLK	WP	HR	S	P	ERA	WHIP	PITCHER	IP	WLS	BF	H	R	ER	SO	BB	IBB	HBP	BLK	WP	HR	S	P	ERA	WHIP										
Tom Griffin, R (1, 1) ERA: 4.13	8.0	L	33	5	5	5	10	4	0	0	0	2	2	49	65	5.62	1.125																												

BOTTOM

Houston Astros @ Chicago Cubs
Wrigley Field, Chicago, IL
Wed Jun 04 1969, 3:33 AM CDT
Att. 13,360 - Overcast - 64 F

livebaseballscorecards.com

AB	29
R	5
H	5
RBI	5
BB	4
SO	10
LOB	8



WP: 2	PA: 33
PB: 0	
SB: 0	
CS: 0	

Batter	1	2	3	4	5	6	7	8	9	AB R H RBI BB SO LOB	TOP																									
Lou Brock, L (1, 7) OBP: 0.322, SLG: 0.417	0-0 S 1B		0-0 1B 2B	0-0 4-3			0-3 K		0-3 K	5 1 2 0 0 2 4																										
Curt Flood, R (1, 8) OBP: 0.323, SLG: 0.330	0-0 L6 1-2		0-0 2-H 1B			0-3 K	0-0 FC1-6 1-2f 2-3		4-0 1B BB	4 0 1 1 1 1 3																										
Vada Pinson, L (1, 9) OBP: 0.314, SLG: 0.403 Joe Hoerner, R (7, 1)	0-0 4-3		0-0 P6			0-0 3-2	0-0 G1		0-0 1B	4 0 0 0 0 0 4 0 0 0 0 0 0 0 0 0 0 0 0 0 0 1 0 1 1 0 0 0																										
Ron Willis, R (8, 1) OBP: 1.000, SLG: 1.000 Bill White, L (9, PH) OBP: 0.286, SLG: 0.211	0-0 F9			0-0 SF7 3B		0-0 5-3		0-0 2B 1B	0-0 P4	5 2 2 0 0 0 3																										
Joe Torre, R (1, 3) OBP: 0.349, SLG: 0.492																																				
Tim McCarver, L (1, 2) OBP: 0.361, SLG: 0.404		0-0 4-3		0-0 SF7 3-H		0-0 3-1		0-0 1-H 2B	0-0 G1	4 0 1 2 0 0 2																										
Mike Shannon, R (1, 5) OBP: 0.276, SLG: 0.335		0-3 K		0-0 HR		0-0 F9		0-0 P2		4 1 1 1 0 1 1																										
Julian Javier, R (1, 4) OBP: 0.301, SLG: 0.371		0-3 K		4-0 1B 1B BB		0-3 K		0-0 L6		3 1 0 0 1 2 1																										
Dal Maxvill, R (1, 6) OBP: 0.294, SLG: 0.261 Joe Hague, L (8, PH) OBP: 0.265, SLG: 0.217 Steve Huntz, S (8, 6) OBP: 0.233, SLG: 0.135			0-3 K	0-0 SH1-4 1-H 1B		0-0 SH1-4		0-3 K		2 0 1 1 1 1 0 1 0 0 0 0 1 1 0 0 0 0 0 0 0																										
Mike Torrez, R (1, 1) Dennis Ribant, R (5, 1) Chuck Taylor, R (6, 1) Vic Davalillo, L (7, PH) OBP: 0.268, SLG: 0.270 (7, 9)			0-3 K	0-0 SH1-4 1-2			4-0 FC1-6 BB BB		0-0 BB 1B 1B	1 0 0 0 0 1 0 0 0 0 0 0 0 0 0 0 0 0 0 0 0 1 1 1 0 1 0 0																										
Inning Stats	R: 0 E: 0 K: 0 S: 4	H: 1 LOB: 1 BB: 0 P: 4	R: 0 E: 0 K: 2 S: 7	H: 0 LOB: 0 BB: 0 P: 7	R: 1 E: 0 K: 2 S: 9	H: 2 LOB: 1 BB: 0 P: 9	R: 3 E: 0 K: 0 S: 6	H: 3 LOB: 1 BB: 1 P: 10	R: 0 E: 0 K: 1 S: 5	H: 0 LOB: 0 BB: 0 P: 5	R: 0 E: 0 K: 1 S: 5	H: 0 LOB: 0 BB: 0 P: 5	R: 0 E: 0 K: 1 S: 5	H: 0 LOB: 2 BB: 2 P: 13	R: 1 E: 0 K: 1 S: 7	H: 2 LOB: 1 BB: 0 P: 7	R: 1 E: 0 K: 1 S: 7	H: 2 LOB: 2 BB: 1 P: 11	1B: 6 2B: 2 3B: 1 HR: 1	SF: 1 SAC: 1 DP: 0 HBP: 0	WP: 0 PB: 0 SB: 1 CS: 0	PA: 41														
PITCHER	IP WLS BF H R ER SO BB IBB HBP BLK WP HR S P ERA WHIP																																			
Jim Ray, R (1, 1) ERA: 3.26	3.2		18	6	4	4	4	1	0	0	0	0	1	25	29	9.82	1.909																			
Danny Coombs, L (4, 1) ERA: 6.75	0.1		1	0	0	0	0	0	0	0	0	0	0	1	1	0.00	0.000																			
Dooley Womack, R (5, 1) ERA: 2.7	2.0	W	7	0	0	0	2	1	0	0	0	0	0	10	14	0.00	0.500																			
Skip Guinn, L (7, 1) ERA: 7.47	0.1		2	0	0	0	1	1	0	0	0	0	0	3	7	0.00	3.000																			
Fred Gladding, R (7, 1) ERA: 1.52	2.0		11	4	2	2	2	1	0	0	0	0	0	14	18	9.00	2.500																			
PITCHER	IP WLS BF H R ER SO BB IBB HBP BLK WP HR S P ERA WHIP																																			
Jack Billingham, R (9, 1) ERA: 3.86	0.2	S	2	0	0	0	0	0	0	0	0	0	0	2	2	0.00	0.000																			

St. Louis Cardinals @ Houston Astros
Astrodome, Houston, TX
Thu Jun 05 1969, 8:05 PM EDT
Att. 20,471 - Dome

livebaseballscorecards.com

AB 35
R 6
H 10
RBI 6
BB 4
SO 9
LOB 19



Batter	1	2	3	4	5	6	7	8	9
Curt Blefary, L OBP: 0.351, SLG: 0.347 (1, 3)	0-3 K	0-0 4-3		0-0 F8		0-0 4-3	0-0 P3		
Joe Morgan, L OBP: 0.388, SLG: 0.394 (1, 4)	0-0 BB 2B 1B		4-0 4-3 S BB		0-0 BB SF7 1B	0-0 HR		0-0 1B 1B	
Jimmy Wynn, R OBP: 0.364, SLG: 0.506 (1, 8)	4-0 1-2 2B BB		0-3 K		4-0 1-2 BB 1B BB	0-0 1B 1B		0-0 1-2 2B 1B	
Norm Miller, L OBP: 0.380, SLG: 0.407 (1, 9)	0-0 4-3 1-H 2-H 2B		0-0 4-3		4-0 1-2 2-3 1B BB	0-0 1-3 1B		0-0 P1	
Denis Menke, R OBP: 0.428, SLG: 0.476 (1, 6)	0-0 4-3		4-0 S BB		0-0 SF7	0-0 1-2 1B		0-0 1-2 2-H 2B 1B	
Doug Rader, R OBP: 0.320, SLG: 0.337 (1, 5)	0-3 K		0-3 K		0-0 L7	0-3 K		0-3 K	
Johnny Edwards, L OBP: 0.293, SLG: 0.262 (1, 2)		0-0 4-3 5-3 1B		4-0 BB	4-0 1-2 2-3 1B BB	0-0 F8		0-0 PB WP 2B	
Jesus Alou, R OBP: 0.238, SLG: 0.286 Gary Geiger, L OBP: 0.316, SLG: 0.258 (1, 7) (9, 7)	0-0 1-2	0-0 5-3		0-3 K	0-0 1-2 2-H 3-H 1B		0-3 K	4-0 2-H BB	
Jim Ray, R Danny Coombs, R Marty Martinez, S Doolley Womack, L Skip Guinn, R Fred Gladding, L Jack Billingham, R (1, 1) (4, 1) (4, PH) (5, 1) (7, 1) (7, 1) (9, 1)	0-0 2-3	0-0 4-3		0-0 F8	0-0 P2		0-3 K	0-3 K	

AB	R	H	RBI	BB	SO	LOB
5	0	0	0	0	1	2
4	4	4	1	1	0	0
3	4	2	0	2	1	1
4	1	2	2	1	0	3
3	1	2	3	1	0	1
5	0	0	0	0	4	9
3	1	2	2	2	0	2
4	0	1	2	1	2	2
0	0	0	0	0	0	0
1	0	0	0	0	0	1
0	0	0	0	0	0	0
1	0	0	0	0	0	1
1	0	0	0	0	0	2
0	0	0	0	0	0	0
2	0	0	0	0	2	1
0	0	0	0	0	0	0

AB	R	H	RBI	BB	SO	LOB
36	11	13	10	8	10	25

1B	2B	3B	HR	SF	SAC	DP	HBP	WP	PB	SB	CS	PA
10	2	0	1	1	0	0	0	1	1	2	0	45

Inning	R	H	E	K	S	P	R	H	E	K	S	P	R	H	E	K	S	P	R	H	E	K	S	P
1	2	2	0	9	4	5	0	0	0	4	5	5	0	0	0	0	0	0	0	0	0	0	0	0
2	0	1	0	0	0	4	0	0	0	0	0	0	0	0	0	0	0	0	0	0	0	0	0	0
3	0	0	0	2	0	15	0	0	0	1	0	0	0	0	0	0	0	0	0	0	0	0	0	0
4	3	2	0	1	3	17	0	0	0	0	0	0	0	0	0	0	0	0	0	0	0	0	0	0
5	0	4	0	1	0	9	0	0	0	0	0	0	0	0	0	0	0	0	0	0	0	0	0	0
6	0	2	0	0	3	17	0	0	0	0	0	0	0	0	0	0	0	0	0	0	0	0	0	0
7	0	0	0	2	0	7	0	0	0	0	0	0	0	0	0	0	0	0	0	0	0	0	0	0
8	4	4	0	2	1	15	0	0	0	0	0	0	0	0	0	0	0	0	0	0	0	0	0	0
9	0	0	0	0	0	0	0	0	0	0	0	0	0	0	0	0	0	0	0	0	0	0	0	0

PITCHER	IP	WLS	BF	H	R	ER	SO	BB	IBB	HBP	BLK	WP	HR	S	P	ERA	WHIP
Mike Torrez, R ERA: 4.28 (1, 1)	4.0	L	22	4	5	5	5	6	0	0	0	0	0	26	50	11.25	2.500
Dennis Ribant, R ERA: 13.5 (5, 1)	1.1		9	4	2	2	0	1	0	0	0	0	1	8	12	13.50	3.750
Chuck Taylor, R ERA: 4.91 (6, 1)	0.2		3	1	0	0	1	0	0	0	0	0	0	5	5	0.00	1.500
Joe Hoerner, L ERA: 2.45 (7, 1)	1.1		7	3	3	3	2	0	0	0	0	0	0	11	11	20.25	2.250
Ron Willis, R ERA: 3.42 (8, 1)	0.2		4	1	1	0	2	1	0	0	0	1	0	7	11	0.00	3.000

St. Louis Cardinals @ Houston Astros
Astrodome, Houston, TX
Thu Jun 05 1969, 8:05 PM EDT
Att. 20,471 - Dome



livebaseballscorecards.com

Batter	1	2	3	4	5	6	7	8	9	AB R H RBI BB SO LOB	TOP																
Lou Brock, L (1, 7) OBP: 0.323, SLG: 0.422	0-0 F7	0-0 3-1			0-3 K		0-0 1B	0-0 2B		5 0 2 1 0 1 0																	
Curt Flood, R (1, 8) OBP: 0.329, SLG: 0.333	4-0 HR BB		0-3 K		0-0 1B		0-0 1B	0-0 P4		4 2 2 0 1 1 1																	
Vada Pinson, L (1, 9) OBP: 0.310, SLG: 0.419	0-0 HR		0-0 6-3		0-0 4-3		0-0 4-3		0-0 4-3	5 1 1 2 0 0 2																	
Joe Torre, R (1, 3) OBP: 0.359, SLG: 0.492	0-0 L7		4-0 BB			4-0 1B E BB	4-0 1B IBB		0-0 5-3 2B 1B	2 2 1 0 3 0 0																	
Tim McCarver, L (1, 2) OBP: 0.367, SLG: 0.409	0-0 1B		0-0 P4			0-0 E 1B	0-0 1-3 2-H 1B		0-0 5-3	5 0 3 1 0 0 2																	
Mike Shannon, R (1, 5) OBP: 0.279, SLG: 0.342	0-0 FC5-4 1B			0-0 F5		0-3 K	0-0 4-3		0-0 2B	5 0 2 1 0 1 4																	
Julian Javier, R (1, 4) OBP: 0.298, SLG: 0.366	0-0 FC5-4			0-0 G5-4-3 1B		0-0 E5 FC5-4		0-3 K	0-3 K	5 0 1 0 0 2 4																	
Dal Maxvill, R (1, 6) OBP: 0.290, SLG: 0.257		0-0 4-3		0-0 G5-4-3		0-0 P3		4-0 2B BB		2 0 0 0 0 0 1																	
Vic Davalillo, L (6, PH) OBP: 0.265, SLG: 0.267				0-0 1-2f		0-0 3-H				1 0 0 0 0 0 2																	
Steve Huntz, S (6, 6) OBP: 0.250, SLG: 0.135					0-3 K					0 1 0 0 1 0 0																	
Nelson Briles, R (1, 1) OBP: 0.125, SLG: 0.087						0-0 FC5-4		0-3 K		4 0 0 0 0 3 3																	
Joe Hoerner, R (9, 1)										0 0 0 0 0 0 0																	
Inning Stats	R: 2 E: 0 K: 0 S: 6	H: 3 LOB: 2 BB: 1 P: 10	R: 0 E: 0 K: 1 S: 5	H: 0 LOB: 0 BB: 0 P: 5	R: 0 E: 0 K: 1 S: 5	H: 0 LOB: 1 BB: 1 P: 9	R: 0 E: 0 K: 0 S: 3	H: 1 LOB: 0 BB: 0 P: 3	R: 0 E: 0 K: 2 S: 8	H: 1 LOB: 1 BB: 0 P: 8	R: 1 E: 1 K: 1 S: 7	H: 1 LOB: 2 BB: 1 P: 11	R: 1 E: 0 K: 0 S: 5	H: 3 LOB: 2 BB: 1 P: 9	R: 1 E: 0 K: 2 S: 8	H: 1 LOB: 1 BB: 1 P: 12	R: 1 E: 0 K: 1 S: 7	H: 2 LOB: 1 BB: 0 P: 7	1B: 9 2B: 2 3B: 0 HR: 1	SF: 0 SAC: 0 DP: 1 HBP: 0	WP: 0 PA: 43 PB: 0 SB: 0 CS: 0						
PITCHER	IP WLS BF H R ER SO BB IBB HBP BLK WP HR S P ERA WHIP																										
Don Wilson, R (1, 1) ERA: 4.12	4.0		17	4	2	2	2	2	0	0	0	0	1	19	27	4.50	1.500										
Jim Ray, R (5, 1) ERA: 3.13	1.1		8	2	1	0	3	1	0	0	0	0	0	13	17	0.00	2.250										
Danny Coombs, L (6, 1) ERA: 6.75	1.1	L	7	3	1	1	0	0	1	0	0	0	0	6	10	6.75	2.250										
Jack Billingham, R (7, 1) ERA: 4.1	2.1		11	3	2	2	3	1	0	0	0	0	0	16	20	7.71	1.714										

St. Louis Cardinals @ Houston Astros
Astrodome, Houston, TX
Fri Jun 06 1969, 8:05 PM EDT
Att. 20,297 - Dome - 72 F

AB	38
R	6
H	12
RBI	5
BB	5
SO	8
LOB	19



WP: 0	PA: 43
PB: 0	
SB: 0	
CS: 0	

Batter	1	2	3	4	5	6	7	8	9	AB	R	H	RBI	BB	SO	LOB
Curt Blefary, L OBP: 0.357, SLG: 0.355 (1, 3)	0-0 HR 2B	0-0 F8		0-0 1-2 1B			4-0 BB		0-0 G3	4	1	2	0	1	0	2
Joe Morgan, L OBP: 0.384, SLG: 0.386 (1, 4)	4-0 HR BB		0-0 P6	0-0 F5			0-0 F7		0-3 K	4	1	0	0	1	1	4
Jimmy Wynn, R OBP: 0.362, SLG: 0.500 (1, 8)	0-3 K		0-0 1B	0-0 P6			0-0 F7			4	0	1	0	0	1	5
Norm Miller, L OBP: 0.383, SLG: 0.427 (1, 9)	0-0 HR 1-H 2-H		0-0 WP 1B		0-3 K		0-0 G3			4	1	2	3	0	1	1
Denis Menke, R OBP: 0.420, SLG: 0.466 (1, 6)	0-0 F8		0-0 F9		0-3 K			0-0 P6		4	0	0	0	0	1	2
Johnny Edwards, L OBP: 0.292, SLG: 0.257 (1, 2)	0-0 F8		4-0 IBB		0-0 4-3			0-0 6-3		3	0	0	0	1	0	0
Marty Martinez, S OBP: 0.313, SLG: 0.357 (1, 5)		0-0 2B	0-0 1-3		0-0 L9			0-0 L4		4	0	1	0	0	0	3
Jesus Alou, R OBP: 0.233, SLG: 0.280 (1, 7)		0-0 P4		0-0 F6		0-0 G3		0-0 L8		4	0	0	0	0	0	1
Don Wilson, R OBP: 0.179, SLG: 0.083 Wade Blasingame, L (4, PR) Jim Ray, R (5, 1) Danny Coombs, R (6, 1) Jack Billingham, R (7, 1) Gary Geiger, L OBP: 0.333, SLG: 0.313 (9, PH)		0-0 P4		0-0 1B		0-3 K		0-0 G3		2	0	1	0	0	0	1

BOTTOM

St. Louis Cardinals @ Houston Astros
Astrodome, Houston, TX
Fri Jun 06 1969, 8:05 PM EDT
Att. 20,297 - Dome - 72 F

AB	35
R	3
H	8
RBI	3
BB	3
SO	5
LOB	19



Inning Stats	R	H	E	K	S	IP	WLS	BF	H	R	ER	SO	BB	IBB	HBP	BLK	WP	HR	S	P	ERA	WHIP
Nelson Briles, R ERA: 4.57 (1, 1)	3	2	0	1	7	8.1	W	36	8	3	3	4	2	1	0	0	1	1	41	53	3.24	1.200
Joe Hoerner, L ERA: 2.38 (9, 1)	0	0	0	0	1	0.2	S	2	0	0	0	1	0	0	0	0	0	0	4	4	0.00	0.000

WP	1	PA	38
PB	0	SB	0
CS	0	1B	4
		2B	3
		3B	0
		HR	1
		SF	0
		SAC	0
		DP	0
		HBP	0

Batter	1	2	3	4	5	6	7	8	9	AB R H RBI BB SO LOB	TOP											
Lou Brock, L (1, 7) OBP: 0.321, SLG: 0.417	0-0 F8		0-0 FC3-2 1B		0-0 L7		0-0 F2		0-3 K	5 0 1 0 0 1 5												
Curt Flood, R (1, 8) OBP: 0.326, SLG: 0.330	0-0 F8		0-0 FC3-2 1B		0-0 E3		0-0 P4		0-3 K	5 1 1 0 0 1 5												
Julian Javier, R (1, 4) OBP: 0.303, SLG: 0.366	0-0 E		4-0 FC3-2 1B		0-3 K				0-3 K	3 1 1 0 1 2 1												
Joe Torre, R (1, 3) OBP: 0.352, SLG: 0.483	0-0 E9		0-0 FC3-2 1B		0-0 6-3				0-0 F8	4 0 0 0 0 0 3												
Tim McCarver, L (1, 2) OBP: 0.360, SLG: 0.402	0-0 5-3		0-0 SF7		0-0 4-3				0-0 3-1	3 0 0 1 0 0 1												
Mike Shannon, R (1, 5) OBP: 0.284, SLG: 0.346		0-0 F8 1B	0-3 K		0-0 P2				0-0 1B 1B	4 0 2 0 0 1 2												
Vada Pinson, L (1, 9) OBP: 0.329, SLG: 0.432		0-0 G5-4-3 1B		4-0 G5-4-3 BB		0-0 FC2-6 1B			0-0 1B 1B	3 0 3 0 1 0 0												
Dal Maxvill, R (1, 6) OBP: 0.289, SLG: 0.257		0-0 F8		0-0 G5-4-3		0-0 FC2-6 WP			0-0 1B 1B	4 0 1 0 0 0 4												
Ray Washburn, R (1, 1) OBP: 0.043, SLG: 0.043 Bob Johnson, R (7, PH) OBP: 0.304, SLG: 0.381 Mudcat Grant, R (7, 1) OBP: 0.125, SLG: 0.125 Joe Hoerner, R (8, 1) Phil Gagliano, R (9, PH) OBP: 0.333, SLG: 0.229 Vic Davalillo, L (9, PH) OBP: 0.262, SLG: 0.263		0-0 G5-4-3		0-3 K		4-0 BB			0-0 P6	2 0 0 0 0 1 2 0 0 0 0 0 1 0 1 0 0 0 0 0 0 3												
Inning Stats	R: 1 E: 1 K: 0 S: 5	H: 1 LOB: 1 BB: 0 P: 5	R: 0 E: 0 K: 0 S: 4	H: 2 LOB: 1 BB: 0 P: 4	R: 1 E: 0 K: 1 S: 7	H: 2 LOB: 2 BB: 1 P: 11	R: 0 E: 0 K: 1 S: 4	H: 0 LOB: 0 BB: 1 P: 8	R: 0 E: 1 K: 1 S: 5	H: 0 LOB: 1 BB: 0 P: 5	R: 0 E: 0 K: 0 S: 3	H: 0 LOB: 0 BB: 0 P: 3	R: 0 E: 0 K: 0 S: 4	H: 1 LOB: 2 BB: 1 P: 8	R: 0 E: 0 K: 1 S: 5	H: 0 LOB: 0 BB: 0 P: 5	R: 0 E: 0 K: 2 S: 10	H: 3 LOB: 3 BB: 0 P: 10	1B: 9 2B: 1 3B: 0 HR: 0	SF: 1 SAC: 0 DP: 3 HBP: 0	WP: 1 PB: 0 SB: 0 CS: 1	PA: 38
PITCHER	IP WLS BF H R ER SO BB IBB HBP BLK WP HR S P ERA WHIP																					
Denny Lemaster, L (1, 1) ERA: 4.23	8.0 W 35 9 2 1 4 3 0 0 0 1 0 40 52 1.12 1.500																					
Fred Gladding, R (9, 1) ERA: 1.46	1.0 S 3 0 0 0 2 0 0 0 0 0 0 7 7 0.00 0.000																					

St. Louis Cardinals @ Houston Astros
Astrodome, Houston, TX
Sat Jun 07 1969, 8:05 PM EDT
Att. 26,764 - Dome - 72 F

livebaseballscorecards.com

AB 34
R 2
H 9
RBI 1
BB 3
SO 6
LOB 26



Batter	1	2	3	4	5	6	7	8	9
Curt Blefary, L (1, 3) OBP: 0.353, SLG: 0.348	0-3 K		4-0 FC4-6 BB		0-0 2-3		0-0 P4	0-0 F8	
Marty Martinez, S (1, 5) OBP: 0.286, SLG: 0.421	0-0 L3		0-0 FC4-6 1-2f		0-0 3B		0-0 FC1-5 BB 1B E	0-0 F8	
Jimmy Wynn, R (1, 8) OBP: 0.364, SLG: 0.497	4-0 FC4-6 BB		0-3 K		0-3 K		0-0 BB E 1B		
Norm Miller, L (1, 9) OBP: 0.385, SLG: 0.422	0-0 FC4-6 1-2f		0-0 4-3		4-0 BB		4-0 E 1-2 2-3 BB		
Johnny Edwards, L (1, 2) OBP: 0.303, SLG: 0.288		0-0 L9 E 1B		0-0 HR	0-0 F9		0-0 E4 1-3 2-H 3-H 1B		
Julio Gotay, R (1, 4) OBP: 0.286, SLG: 0.167		0-0 E4 1-2 1B		0-0 E S 1B		0-0 L6	0-0 P6		
Jesus Alou, R (1, 7) OBP: 0.234, SLG: 0.284		0-0 L9		0-3 K		0-0 F4		0-0 2B	
Gary Geiger, L (9, 7) OBP: 0.333, SLG: 0.313		2-3		1-3					
Hector Torres, R (1, 6) OBP: 0.160, SLG: 0.204		0-0 G6-4-3 1-2 3-H 1B		0-3 K		0-0 L1		0-3 K	
Denny Lemaster, R (1, 1) OBP: 0.250, SLG: 0.269		0-0 G6-4-3		0-3 K			0-0 FC1-5		
Fred Gladding, L (9, 1) OBP: 0.250, SLG: 0.269		1-2f							

Inning Stats	R: 0	H: 0	E: 0	K: 1	S: 5	R: 1	H: 2	E: 1	K: 0	S: 5	R: 0	H: 0	E: 0	K: 1	S: 5	R: 1	H: 2	E: 0	K: 3	S: 11	R: 0	H: 1	E: 0	K: 1	S: 6	R: 0	H: 0	E: 0	K: 0	S: 3	R: 2	H: 3	E: 1	K: 0	S: 6	R: 0	H: 2	E: 0	K: 1	S: 7
	0	0	0	1	5	1	2	1	0	5	0	0	0	1	5	0	2	0	3	11	0	1	0	0	6	0	0	0	0	3	2	3	1	0	6	0	2	0	7	

PITCHER	IP	WLS	BF	H	R	ER	SO	BB	IBB	HBP	BLK	WP	HR	S	P	ERA	WHIP
Ray Washburn, R (1, 1) ERA: 2.92	6.0		26	5	2	2	6	3	0	0	0	0	1	35	47	3.00	1.333
Mudcat Grant, R (7, 1) ERA: 5.02	1.1	L	10	5	2	2	1	1	0	0	0	0	0	11	15	13.50	4.500
Joe Hoerner, L (8, 1) ERA: 2.31	0.2		2	0	0	0	0	0	0	0	0	0	0	2	2	0.00	0.000

AB	R	H	RBI	BB	SO	LOB
4	0	0	0	1	1	3
5	1	1	0	0	0	4
3	1	1	0	1	2	2
2	0	0	0	2	0	2
4	2	3	3	0	0	2
4	0	1	0	0	0	3
4	0	1	0	0	1	3
0	0	0	0	0	0	0
4	0	1	1	0	2	2
4	0	2	0	0	1	3
0	0	0	0	0	0	0

1B	2B	3B	HR	SF	SAC	DP	HBP	WP	PA
6	2	1	1	0	0	1	0	0	38

AB	34
R	4
H	10
RBI	4
BB	4
SO	7
LOB	24



St. Louis Cardinals @ Houston Astros
Astrodome, Houston, TX
Sat Jun 07 1969, 8:05 PM EDT
Att: 26,764 - Dome - 72 F

livebaseballscorecards.com

Batter	1	2	3	4	5	6	7	8	9	10	11	AB R H RBI BB SO LOB	TOP	
Lou Brock, L OBP: 0.318, SLG: 0.421 (1, 7)												5 0 1 0 0 2 1	St. Louis Cardinals @ Houston Astros Astrodome, Houston, TX Sun Jun 08 1969, 4:33 AM EDT Att. 25,824 - Dome - 72 F	
Curt Flood, R OBP: 0.321, SLG: 0.324 (1, 8)												4 0 0 0 0 1 1		
Vada Pinson, L OBP: 0.327, SLG: 0.426 (1, 9)												4 1 1 0 0 0 1		
Joe Torre, R OBP: 0.351, SLG: 0.476 (1, 3) Dennis Ribant, R (10, PR) Bill White, L OBP: 0.286, SLG: 0.211 (10, 3)												3 0 0 0 1 0 3 0 0 0 0 0 0 0 0 0 0 0 0 0 0		
Tim McCarver, L OBP: 0.363, SLG: 0.415 (1, 2)												4 0 2 1 0 0 1		
Mike Shannon, R OBP: 0.283, SLG: 0.349 (1, 5)												4 0 1 0 0 2 2		
Julian Javier, R OBP: 0.298, SLG: 0.360 (1, 4)												3 0 0 0 0 1 0		
Dal Maxvill, R OBP: 0.286, SLG: 0.254 (1, 6) Dave Ricketts, S (8, PH) Steve Huntz, S (8, 6)												2 0 0 0 0 0 0 1 0 0 0 0 0 1 1 0 0 0 0 0 0		
Steve Carlton, L OBP: 0.258, SLG: 0.323 (1, 1) Joe Hague, L (11, PH) Ron Willis, R (11, 1) Joe Hoerner, R (11, 1)												3 0 0 0 0 1 1 0 0 0 0 1 0 0 0 0 0 0 0 0 0 0 0 0 0 0 0 0		
Inning Stats	R: 0 H: 1 E: 1 LOB: 1 K: 0 BB: 0 S: 4 P: 4	R: 0 H: 1 E: 0 LOB: 0 K: 1 BB: 0 S: 5 P: 5	R: 0 H: 0 E: 0 LOB: 0 K: 2 BB: 0 S: 7 P: 7	R: 0 H: 0 E: 0 LOB: 0 K: 0 BB: 0 S: 3 P: 3	R: 0 H: 0 E: 0 LOB: 0 K: 1 BB: 0 S: 5 P: 5	R: 0 H: 0 E: 0 LOB: 0 K: 0 BB: 0 S: 3 P: 3	R: 1 H: 2 E: 0 LOB: 0 K: 0 BB: 0 S: 4 P: 4	R: 0 H: 1 E: 0 LOB: 1 K: 0 BB: 0 S: 4 P: 4	R: 0 H: 0 E: 0 LOB: 0 K: 1 BB: 0 S: 5 P: 5	R: 0 H: 0 E: 0 LOB: 1 K: 1 BB: 1 S: 4 P: 8	R: 0 H: 0 E: 0 LOB: 1 K: 1 BB: 1 S: 5 P: 9	1B: 2 SF: 0 2B: 2 SAC: 1 3B: 2 DP: 2 HR: 0 HBP: 0		WP: 0 PA: 38 PB: 0 SB: 0 CS: 2
PITCHER Larry Dierker, R (1, 1) ERA: 2.6	IP WLS BF H R ER SO BB IBB HBP BLK WP HR S P ERA WHIP													

livebaseballscorecards.com

AB 34
R 1
H 5
RBI 1
BB 2
SO 7
LOB 11



Batter	1	2	3	4	5	6	7	8	9	10	11	AB R H RBI BB SO LOB	BOTTOM												
Hector Torres, R OBP: 0.182, SLG: 0.208 (1, 6)												4 0 1 0 1 1 1	St. Louis Cardinals @ Houston Astros Astrodome, Houston, TX Sun Jun 08 1969, 4:33 AM EDT Att. 25,824 - Dome - 72 F												
Marty Martinez, S OBP: 0.280, SLG: 0.391 (1, 5)												4 0 1 0 0 0 2													
Jimmy Wynn, R OBP: 0.374, SLG: 0.503 (1, 8)												2 1 1 0 3 1 0													
Doug Rader, R OBP: 0.322, SLG: 0.340 (1, 3)												4 0 1 1 1 2 6													
Norm Miller, L OBP: 0.377, SLG: 0.412 (1, 9)												4 0 0 0 0 3 2													
Don Bryant, R OBP: 0.263, SLG: 0.333 (10, PH)												1 0 0 0 0 0 2													
Cesar Geronimo, L OBP: 0.200, SLG: 0.400 (11, 9)												0 0 0 0 0 0 0													
Julio Gotay, R OBP: 0.263, SLG: 0.176 (1, 4)												5 1 1 0 0 2 1													
Jesus Alou, R OBP: 0.233, SLG: 0.282 (1, 7)												5 0 1 0 0 1 2													
Johnny Edwards, L OBP: 0.306, SLG: 0.288 (1, 2)												4 0 1 0 1 0 1													
Larry Dierker, R OBP: 0.171, SLG: 0.195 (1, 1)												5 0 2 1 0 2 2													
Inning Stats	R: 0 E: 0 K: 1 S: 5	H: 0 LOB: 1 BB: 1 P: 9	R: 0 E: 0 K: 2 S: 7	H: 0 LOB: 0 BB: 0 P: 7	R: 0 E: 1 K: 1 S: 5	H: 0 LOB: 1 BB: 1 P: 9	R: 1 E: 0 K: 1 S: 7	H: 2 LOB: 1 BB: 0 P: 7	R: 0 E: 1 K: 2 S: 8	H: 1 LOB: 3 BB: 2 P: 16	R: 0 E: 0 K: 1 S: 5	H: 0 LOB: 0 BB: 0 P: 5	R: 0 E: 0 K: 2 S: 7	H: 0 LOB: 1 BB: 1 P: 11	R: 0 E: 0 K: 1 S: 6	H: 2 LOB: 2 BB: 0 P: 6	R: 0 E: 0 K: 0 S: 4	H: 1 LOB: 2 BB: 1 P: 8	R: 1 E: 0 K: 0 S: 4	H: 3 LOB: 2 BB: 0 P: 4	1B: 7 2B: 2 3B: 0 HR: 0	SF: 0 SAC: 1 DP: 1 HBP: 0	WP: 1 PB: 0 SB: 1 CS: 0	PA: 45	
PITCHER	IP	WLS	BF	H	R	ER	SO	BB	IBB	HBP	BLK	WP	HR	S	P	ERA	WHIP								
Steve Carlton, L ERA: 1.65 (1, 1)	10.0		41	6	1	1	12	4	2	0	0	1	0	59	83	0.90	1.000								
Ron Willis, R ERA: 3.75 (11, 1)	0.1	L	2	1	1	1	0	0	0	0	0	0	0	2	2	27.00	3.000								
Joe Hoerner, L ERA: 2.31 (11, 1)	0.0		2	2	0	0	0	0	0	0	0	0	0	2	2	∞	∞								

livebaseballscorecards.com

AB	38
R	2
H	9
RBI	2
BB	6
SO	12
LOB	19



Batter	1	2	3	4	5	6	7	8	9	AB R H RBI BB SO LOB	TOP																					
Matty Alou, L (1, 8) OBP: 0.382, SLG: 0.483	0-0 6-3		0-0 4-3 1B 2B	0-3 K		0-0 5-3		0-0 2B		5 1 2 0 0 1 1																						
Richie Hebner, L (1, 5) OBP: 0.380, SLG: 0.474	0-0 F6		0-0 4-3 2-3	0-3 K		0-3 K		0-0 G3		5 0 0 0 0 2 3																						
Willie Stargell, L (1, 3) OBP: 0.398, SLG: 0.542	4-0 BB		0-0 3-H HR 1B	0-3 K		0-0 BB 1B		0-3 K		4 1 2 1 1 2 1																						
Roberto Clemente, R (1, 9) OBP: 0.380, SLG: 0.483	0-3 K		4-0 1-2 HR BB		0-0 1B 1B		0-0 F9		0-0 F9	4 1 1 0 1 1 2																						
Manny Sanguillen, R (1, 2) OBP: 0.368, SLG: 0.441		0-0 1B	0-0 F8		0-0 1-2 1B		0-0 F8		0-0 1B	5 0 3 0 0 0 3																						
Al Oliver, L (1, 7) OBP: 0.309, SLG: 0.389		0-0 BB 1B	0-0 1-H 2-H HR		0-0 F2		4-0 BB BB BB BB FC6-4 BB		0-3 K	3 1 2 3 1 0 2 1 0 0 0 0 1 1																						
Ron Davis, R (7, 7) OBP: 0.320, SLG: 0.273																																
Bill Mazaroski, R (1, 4) OBP: 0.309, SLG: 0.316		0-0 F8	4-0 BB BB BB BB BB	4-0 BB		0-0 F7		0-0 FC6-4		3 0 0 0 1 0 5																						
Gene Alley, R (1, 6) OBP: 0.273, SLG: 0.247		4-0 1-2 BB	0-0 L7		0-0 1-3			0-0 F4		3 0 0 0 1 0 3																						
Dock Ellis, S (1, 1) OBP: 0.167, SLG: 0.118		0-3 K		4-0 BB		0-3 K		0-0 5-3		2 0 0 0 1 2 2																						
Jose Pagan, R (8, PH) OBP: 0.348, SLG: 0.524										1 0 0 0 0 0 0																						
Luke Walker, L (8, 1)										0 0 0 0 0 0 0																						
Inning Stats	R: 0 E: 0 K: 1 S: 5	H: 0 LOB: 1 BB: 1 P: 9	R: 0 E: 0 K: 1 S: 6	H: 2 LOB: 2 BB: 1 P: 10	R: 4 E: 0 K: 0 S: 6	H: 3 LOB: 1 BB: 2 P: 14	R: 0 E: 0 K: 3 S: 9	H: 0 LOB: 1 BB: 1 P: 13	R: 0 E: 0 K: 0 S: 5	H: 2 LOB: 2 BB: 0 P: 5	R: 0 E: 0 K: 2 S: 7	H: 0 LOB: 0 BB: 0 P: 7	R: 0 E: 0 K: 0 S: 4	H: 1 LOB: 2 BB: 1 P: 8	R: 0 E: 0 K: 0 S: 4	H: 1 LOB: 1 BB: 0 P: 4	R: 0 E: 0 K: 2 S: 8	H: 1 LOB: 1 BB: 0 P: 8	1B: 7 2B: 2 3B: 0 HR: 1	SF: 0 SAC: 0 DP: 0 HBP: 0	WP: 0 PB: 0 SB: 0 CS: 0	PA: 42										
PITCHER Tom Griffin, R (1, 1) ERA: 4.11	IP 9.0	WLS W	BF 42	H 10	R 4	ER 4	SO 9	BB 6	IBB 0	HBP 0	BLK 0	WP 0	HR 1	S 54	P 78	ERA 4.00	WHIP 1.778															
											PITCHER	IP	WLS	BF	H	R	ER	SO	BB	IBB	HBP	BLK	WP	HR	S	P	ERA	WHIP				

Pittsburgh Pirates @ Houston Astros
Astrodome, Houston, TX
Tue Jun 10 1969, 8:05 PM EDT
Att. 14,660 - Dome

livebaseballscorecards.com

AB	36
R	4
H	10
RBI	4
BB	6
SO	9
LOB	23



Batter	1	2	3	4	5	6	7	8	9	AB R H RBI BB SO LOB
Curt Blefary, L OBP: 0.351, SLG: 0.351 (1, 3) X	0-0 6-3		X 0-0 1B 1-3 2B		X 0-0 1-2 4-3		0-3 1-3 K			4 0 1 0 0 1 2
Marty Martinez, S OBP: 0.345, SLG: 0.444 (1, 5) X (3, 4)	0-0 6-3		X 0-0 2-3 3-H 1B		X 0-0 2-H 1B		X 0-0 3-H 1B			4 0 3 3 0 0 0
Jimmy Wynn, R OBP: 0.376, SLG: 0.497 (1, 8) B B B B	4-0 BB		B 4-0 1-2 G4-6-3 BB		S 0-3 K		S 0-3 K			2 0 0 0 2 2 1
Norm Miller, L OBP: 0.380, SLG: 0.408 (1, 9) S S S	0-3 K		X 0-0 G4-6-3 1-2f		B 4-0 2B SF8 BB		B 4-0 2B BB			2 2 0 0 2 1 4
Denis Menke, R OBP: 0.422, SLG: 0.477 (1, 4) X (3, 6)		X 0-0 5-3		S 0-3 K		X 0-0 1-3 1B 2B		X 0-0 4-3 1-H SH1-3 2B		4 2 2 1 0 1 0
Johnny Edwards, L OBP: 0.299, SLG: 0.282 (1, 2) X		X 0-0 4-3		S 0-3 K		X 0-0 3-H SF8		X 0-0 2-3 4-3		3 0 0 1 0 1 1
Jesus Alou, R OBP: 0.232, SLG: 0.281 (1, 7) X		X 0-0 6-3		X 0-0 4-3		X 0-0 2-H 1B		X 0-0 3-H SH1-3		1 0 0 0 0 0 0
Gary Geiger, L OBP: 0.341, SLG: 0.324 (3, 7) X			S 0-3 K		S 0-3 K		B 4-0 E 1B BB			2 0 1 2 0 0 0
Hector Torres, R OBP: 0.182, SLG: 0.208 (1, 6) X			X 0-0 2B 1B 1B		B 4-0 1B BB		B 4-0 K			0 0 0 0 0 0 0
Doug Rader, R OBP: 0.325, SLG: 0.337 (3, 5) X										2 1 0 0 2 2 0
Tom Griffin, R OBP: 0.333, SLG: 0.550 (1, 1) X										3 2 1 0 1 1 2

BOTTOM

Pittsburgh Pirates @ Houston Astros
Astrodome, Houston, TX
Tue Jun 10 1969, 8:05 PM EDT
Att. 14,660 - Dome

livebaseballscorecards.com

AB	27
R	7
H	8
RBI	7
BB	7
SO	9
LOB	10



Inning Stats	R: 0	H: 0	E: 0	K: 1	S: 5	LOB: 1	BB: 1	P: 9	R: 0	H: 0	E: 0	K: 0	S: 3	LOB: 0	BB: 0	P: 3	R: 1	H: 3	E: 0	K: 1	S: 7	LOB: 2	BB: 1	P: 11	R: 0	H: 0	E: 0	K: 2	S: 7	LOB: 0	BB: 0	P: 7	R: 1	H: 1	E: 0	K: 1	S: 5	LOB: 1	BB: 1	P: 9	R: 2	H: 2	E: 0	K: 1	S: 6	LOB: 1	BB: 1	P: 10	R: 1	H: 1	E: 0	K: 3	S: 10	LOB: 1	BB: 1	P: 14	R: 2	H: 1	E: 0	K: 0	S: 4	LOB: 1	BB: 2	P: 12	1B: 5	2B: 3	3B: 0	HR: 0	SF: 1	SAC: 1	DP: 1	HBP: 0	WP: 0	PB: 0	SB: 0	CS: 0	PA: 36
--------------	------	------	------	------	------	--------	-------	------	------	------	------	------	------	--------	-------	------	------	------	------	------	------	--------	-------	-------	------	------	------	------	------	--------	-------	------	------	------	------	------	------	--------	-------	------	------	------	------	------	------	--------	-------	-------	------	------	------	------	-------	--------	-------	-------	------	------	------	------	------	--------	-------	-------	-------	-------	-------	-------	-------	--------	-------	--------	-------	-------	-------	-------	--------

PITCHER	IP	WLS	BF	H	R	ER	SO	BB	IBB	HBP	BLK	WP	HR	S	P	ERA	WHIP
Dock Ellis, R ERA: 4.92 (1, 1)	7.0	L	30	7	5	4	9	5	0	0	0	0	0	43	63	5.14	1.714
Luke Walker, L ERA: 4.08 (8, 1)	1.0		6	1	2	2	0	2	0	0	0	0	0	4	12	18.00	3.000

Batter	1	2	3	4	5	6	7	8	9	AB	R	H	RBI	BB	SO	LOB	TOP										
Matty Alou, L (1, 8) OBP: 0.388, SLG: 0.492 Ron Davis, R (6, PR) OBP: 0.327, SLG: 0.283 (6, 8)	0-0 F7		0-0 1B		0-0 1B 2B	0-0 1B HR 1B		0-0 FC1-6 WP 1B 4-1	0-0 1B	4	1	3	1	0	0	0											
Richie Hebner, L (1, 5) OBP: 0.379, SLG: 0.466	0-0 F9		0-0 L9		0-0 1B	4-0 1B HR BB		0-0 4-1	0-0 F4	5	1	1	2	1	0	3											
Roberto Clemente, R (1, 9) OBP: 0.386, SLG: 0.500	1-0 S E HBP		0-3 K		0-3 K	0-0 HR		4-0 WP 1B IBB		3	3	1	4	1	2	2											
Jose Pagan, R (1, 7) OBP: 0.338, SLG: 0.500	0-3 K			0-3 K	0-3 K	0-3 K		0-0 1B		5	0	1	2	0	4	2											
Al Oliver, L (1, 3) OBP: 0.306, SLG: 0.383		0-0 F8		0-0 F9		0-0 F8	0-0 G5-3 E 1B	0-0 L3		5	0	1	0	0	0	1											
Jerry May, R (1, 2) OBP: 0.299, SLG: 0.421		0-3 K		0-0 1B E 1B		0-0 BB 1B 1B	0-0 F7	4-0 E 1B BB		4	3	2	0	1	1	1											
Gene Alley, R (1, 6) OBP: 0.280, SLG: 0.255 Freddie Patek, R (3, 6) OBP: 0.318, SLG: 0.288		0-0 FC6-4 1B		0-0 E7 1B		0-0 1B BB 1B	0-0 E6	0-0 E5 5-3 1B 1B		1	0	1	0	0	0	0											
Bill Mazerowski, R (1, 4) OBP: 0.300, SLG: 0.306		0-0 FC6-4		0-0 1-3		0-3 K	0-0 G5-3	0-0 5-3		4	2	3	0	0	0	1											
Steve Blass, R (1, 1) OBP: 0.290, SLG: 0.333 Carl Taylor, R (6, PH) OBP: 0.395, SLG: 0.455 Bruce Dai Canton, R (6, 1) OBP: 0.600, SLG: 1.000 Chuck Hartenstein, R (8, 1)			0-0 5-3		0-3 K	4-0 BB 1B HR BB		0-0 FC1-6 1B	0-3 K	5	0	0	1	0	1	7											
Inning Stats	R: 1 E: 0 K: 1 S: 5	H: 0 LOB: 0 BB: 0 P: 6	R: 0 E: 0 K: 1 S: 6	H: 1 LOB: 1 BB: 0 P: 6	R: 0 E: 0 K: 1 S: 6	H: 1 LOB: 1 BB: 0 P: 6	R: 1 E: 1 K: 1 S: 7	H: 2 LOB: 1 BB: 0 P: 7	R: 1 E: 0 K: 3 S: 11	H: 2 LOB: 1 BB: 0 P: 11	R: 6 E: 0 K: 2 S: 11	H: 4 LOB: 1 BB: 2 P: 19	R: 0 E: 1 K: 0 S: 4	H: 1 LOB: 1 BB: 0 P: 4	R: 2 E: 0 K: 0 S: 5	H: 2 LOB: 1 BB: 1 P: 9	R: 2 E: 1 K: 1 S: 7	H: 2 LOB: 1 BB: 1 P: 11	1B: 13 2B: 1 3B: 0 HR: 1	SF: 0 SAC: 0 DP: 1 HBP: 1	WP: 1 PB: 0 SB: 2 CS: 0	PA: 47					
PITCHER	IP	WLS	BF	H	R	ER	SO	BB	IBB	HBP	BLK	WP	HR	S	P	ERA	WHIP										
Don Wilson, R (1, 1) ERA: 4.28	5.2		27	8	6	4	8	1	0	1	0	0	0	41	46	6.35	1.588										
Skip Guinn, L (6, 1) ERA: 8.62	0.0	L	2	1	0	0	0	1	0	0	0	0	0	1	5	∞	∞										
Jack Billingham, R (6, 1) ERA: 4.3	0.1		2	1	3	3	1	0	0	0	0	0	1	4	4	81.00	3.000										
Dooley Womack, R (7, 1) ERA: 3.03	2.0		10	3	2	2	0	0	1	0	0	1	0	9	13	9.00	1.500										
Wade Blasingame, L (9, 1) ERA: 6.96	1.0		6	2	2	2	1	1	0	0	0	0	0	7	11	18.00	3.000										

Pittsburgh Pirates @ Houston Astros
Astrodome, Houston, TX
Wed Jun 11 1969, 8:05 PM EDT
Att. 15,871 - Dome

livebaseballscorecards.com

AB	42
R	13
H	15
RBI	11
BB	4
SO	10
LOB	19



Batter	1	2	3	4	5	6	7	8	9	AB	R	H	RBI	BB	SO	LOB
Curt Blefary, L OBP: 0.357, SLG: 0.348 (1, 3) H	1-0 4-3 2B HBP		0-0 F7	0-0 F8		4-0 BB		4-0 1B FC1-2 BB		2	1	0	0	2	0	1
Marty Martinez, S OBP: 0.382, SLG: 0.469 (1, 6) X	0-0 4-3 1-2		0-0 1B E 1B		0-0 1B 2B 1B	0-0 G3		0-0 1-3 2-H BB FC1-2 1B		5	2	3	1	0	0	2
Jimmy Wynn, R OBP: 0.385, SLG: 0.508 (1, 8) X	0-0 2-H 2B		0-0 E FC3-6 1B		0-0 2B SF7 1B		4-0 L6-3 BB	0-0 FC1-2 BB		4	2	3	1	1	0	2
Norm Miller, L OBP: 0.385, SLG: 0.415 (1, 9) X	0-0 1B		0-0 E3 FC3-6 1-3 3-H		0-0 SF7 SF9 2B		0-0 L6-3 1-2	4-0 1-2 2-3 BB		4	1	2	2	1	0	2
Denis Menke, R OBP: 0.417, SLG: 0.477 (1, 4) X	0-0 F7		0-0 FC3-6 1-2f 3-H		0-0 SF7		0-0 2B	0-0 F3		4	1	1	2	0	0	5
Johnny Edwards, L OBP: 0.296, SLG: 0.287 (1, 2) X		0-3 K	0-0 L6		0-0 SF9		0-0 2B	0-0 4-3		4	0	1	2	0	1	1
Gary Geiger, L OBP: 0.326, SLG: 0.289 (1, 7) X		0-3 K		4-0 FC3-6 BB	0-3 K		0-3 K	0-0 4-3		4	0	0	0	1	3	1
Doug Rader, R OBP: 0.322, SLG: 0.333 (1, 5) X		0-0 1B		0-0 F3		0-0 F7		0-0 5-3	0-0 F9	5	0	1	0	0	0	1
Don Wilson, R OBP: 0.189, SLG: 0.077 (1, 1) X Skip Guhr, R (6, 1) X Jack Billingham, R (6, 1) X Leon McFadden, R OBP: 0.178, SLG: 0.188 (6, PH) X Dooley Womack, L OBP: 0.220, SLG: 0.200 (7, 1) X Sandy Valdespino, L OBP: 1.000, SLG: 1.000 (8, PH) X Wade Blasingame, L (9, 1) X		0-3 K		0-0 FC3-6 1-2f		0-0 F3		0-0 BB 1B 1B		2	0	0	0	0	1	2

BOTTOM

Pittsburgh Pirates @ Houston Astros
Astrodome, Houston, TX
Wed Jun 11 1969, 8:05 PM EDT
Att. 15,871 - Dome

livebaseballscores.com

AB	36
R	8
H	12
RBI	8
BB	5
SO	5
LOB	17



Inning Stats	R: 1	H: 2	E: 0	LOB: 1	K: 0	BB: 0	S: 4	R: 0	H: 1	E: 0	LOB: 1	K: 3	BB: 0	S: 10	R: 2	H: 2	E: 1	LOB: 1	K: 0	BB: 1	S: 6	R: 0	H: 0	E: 0	LOB: 1	K: 0	BB: 1	S: 3	R: 3	H: 3	E: 0	LOB: 0	K: 1	BB: 0	S: 8	R: 0	H: 0	E: 0	LOB: 1	K: 0	BB: 1	S: 3	R: 1	H: 2	E: 0	LOB: 1	K: 1	BB: 1	S: 6	R: 1	H: 2	E: 0	LOB: 3	K: 0	BB: 2	S: 5	R: 0	H: 0	E: 0	LOB: 0	K: 0	BB: 0	S: 3	1B: 8	SF: 2	2B: 5	SAC: 0	3B: 0	DP: 1	HR: 0	HBP: 1	WP: 0	PA: 44
--------------	------	------	------	--------	------	-------	------	------	------	------	--------	------	-------	-------	------	------	------	--------	------	-------	------	------	------	------	--------	------	-------	------	------	------	------	--------	------	-------	------	------	------	------	--------	------	-------	------	------	------	------	--------	------	-------	------	------	------	------	--------	------	-------	------	------	------	------	--------	------	-------	------	-------	-------	-------	--------	-------	-------	-------	--------	-------	--------

PITCHER	IP	WLS	BF	H	R	ER	SO	BB	IBB	HBP	BLK	WP	HR	S	P	ERA	WHIP
Steve Blass, R ERA: 5.07 (1, 1)	5.0	W	25	8	6	5	4	1	0	1	0	0	0	31	36	9.00	1.800
Bruce Dal Canton, R ERA: 3.28 (6, 1)	2.1		13	4	2	2	1	3	0	0	0	0	0	12	24	7.71	3.000
Chuck Hartenstein, R ERA: 2.98 (8, 1)	1.2	S	6	0	0	0	0	1	0	0	0	0	0	5	9	0.00	0.600

Batter	1	2	3	4	5	6	7	8	9	AB R H RBI BB SO LOB	TOP	
Matty Alou, L (1, 8) OBP: 0.393, SLG: 0.494 Ron Davis, R (8, 8) OBP: 0.327, SLG: 0.283	0-0 None 1B 1B		0-0 9-2 1B			4-0 HR BB		0-0 2		3 2 2 0 1 0 0 0 0 0 0 0 0 0		
Richie Hebner, L (1, 5) OBP: 0.381, SLG: 0.472	0-0 1B 1-2 1B		0-0 9-2 1-2			0-0 1		0-0 1B 2B		4 0 2 0 0 0 2		
Roberto Clemente, R (1, 9) OBP: 0.389, SLG: 0.517	0-3 K		0-0 3			0-0 1-H HR		4-0 1B IBB		3 1 1 2 1 1 2		
Al Oliver, L (1, 3) OBP: 0.305, SLG: 0.380	0-0 2-3			0-0 1		0-0 2		0-0 1-2 2-H 1B		4 0 1 0 0 0 2		
Manny Sanguillen, R (1, 2) OBP: 0.370, SLG: 0.438	0-0 1-3 3-H 1B			0-0 2		0-0 3			1-0 None 1B SH HBP	3 1 1 1 0 0 0		
Jose Pagan, R (1, 7) OBP: 0.325, SLG: 0.479	0-0 3			0-0 3		0-0 1			0-0 SH	3 0 0 0 0 0 2		
Bill Mazaroski, R (1, 4) OBP: 0.293, SLG: 0.299		0-0 1			0-3 K 3		0-0 2		0-0 2	4 0 0 0 0 0 1 1		
Freddie Patek, R (1, 6) OBP: 0.311, SLG: 0.281 Carl Taylor, R (9, PH) OBP: 0.410, SLG: 0.471 Jose Martinez, R (9, 6) OBP: 0.257, SLG: 0.286		0-3 K 3			0-0 2		0-3 K 3		0-0 CS 1B	3 0 0 0 0 0 2 0 1 0 1 1 0 0 0 0 0 0 0 0 0 0		
Jim Bunning, R (1, 1) OBP: 0.083, SLG: 0.043		0-0 3			0-0 3			0-0 1	0-0 3	4 0 0 0 0 0 0 1		
Inning Stats	R: 1 H: 3 E: 0 LOB: 2 K: 1 BB: 0 S: 8 P: 8	R: 0 H: 0 E: 0 LOB: 0 K: 1 BB: 0 S: 5 P: 5	R: 0 H: 1 E: 0 LOB: 0 K: 0 BB: 0 S: 3 P: 3	R: 0 H: 0 E: 0 LOB: 0 K: 0 BB: 0 S: 3 P: 3	R: 0 H: 0 E: 0 LOB: 0 K: 1 BB: 0 S: 5 P: 5	R: 2 H: 1 E: 0 LOB: 0 K: 0 BB: 1 S: 4 P: 8	R: 0 H: 0 E: 0 LOB: 0 K: 1 BB: 0 S: 5 P: 5	R: 0 H: 2 E: 0 LOB: 2 K: 0 BB: 1 S: 4 P: 8	R: 1 H: 1 E: 0 LOB: 0 K: 0 BB: 0 S: 3 P: 4	1B: 6 SF: 0 2B: 2 SAC: 1 3B: 0 DP: 1 HR: 1 HBP: 1	WP: 0 PA: 36 PB: 0 SB: 0 CS: 1	
PITCHER Jim Ray, R (1, 1) ERA: 3.18 Fred Gladding, R (9, 1) ERA: 1.75	IP WLS BF H R ER SO BB IBB HBP BLK WP HR S P ERA WHIP	8.0 31 7 3 3 4 1 1 0 0 0 1 37 45 3.38 1.000	1.0 L 5 1 1 1 0 0 0 1 0 0 0 0 3 4 9.00 1.000	PITCHER IP WLS BF H R ER SO BB IBB HBP BLK WP HR S P ERA WHIP								

Pittsburgh Pirates @ Houston Astros
Astrodome, Houston, TX
Thu Jun 12 1969, 8:05 PM EDT
Att. 14,260 - Unknown

livebaseballscores.com

AB 32
R 4
H 8
RBI 4
BB 2
SO 4
LOB 10



Batter	1	2	3	4	5	6	7	8	9	AB R H RBI BB SO LOB
Curt Blefary, L OBP: 0.349, SLG: 0.340 (1, 3)	0-0		0-0	0-0 FC			0-0		0-0	5 0 0 0 0 0 2
Marty Martinez, S OBP: 0.333, SLG: 0.405 (1, 5)	0-3 K		0-0	0-3 K			0-0		0-3 K	5 0 0 0 0 3 2
Jimmy Wynn, R OBP: 0.390, SLG: 0.516 (1, 8)	0-0		0-0				0-0		0-0 F7	5 1 3 1 0 1 0
Norm Miller, L OBP: 0.387, SLG: 0.414 (1, 9)	0-0		4-0				0-0			3 1 1 0 1 0 2
Denis Menke, R OBP: 0.414, SLG: 0.470 (1, 4)		0-0	4-0				0-0			3 0 0 0 1 0 1
Johnny Edwards, L OBP: 0.290, SLG: 0.281 (1, 2)	0-0		0-0				0-0			4 0 0 0 0 0 3
Gary Geiger, L OBP: 0.360, SLG: 0.317 (1, 7)	0-0		4-0				0-0			3 0 2 0 1 0 0
Leon McFadden, R OBP: 0.190, SLG: 0.200 (1, 6)	0-0		0-0				0-0			4 0 1 0 0 0 5
Jim Ray, R OBP: 0.286, SLG: 0.286 (1, 1)			0-0				0-3 K		0-0 F7	3 1 2 0 0 1 0
Sandy Valdespino, L OBP: 0.500, SLG: 0.500 (8, PH)										1 0 0 0 0 0 2
Fred Gladding, L (9, 1)										0 0 0 0 0 0 0

BOTTOM

Pittsburgh Pirates @ Houston Astros
Astrodome, Houston, TX
Thu Jun 12 1969, 8:05 PM EDT
Att. 14,260 - Unknown

livebaseballscorecards.com

AB	36
R	3
H	9
RBI	1
BB	3
SO	5
LOB	17



Inning Stats	R: 0	H: 1	E: 0	K: 1	S: 6	LOB: 1	BB: 0	P: 6	R: 0	H: 1	E: 1	K: 0	S: 4	LOB: 1	BB: 0	P: 4	R: 3	H: 2	E: 1	K: 0	S: 6	LOB: 3	BB: 3	P: 18	R: 0	H: 1	E: 0	K: 1	S: 5	LOB: 0	BB: 0	P: 5	R: 0	H: 1	E: 0	K: 1	S: 6	LOB: 1	BB: 0	P: 6	R: 0	H: 0	E: 0	K: 1	S: 5	LOB: 0	BB: 0	P: 5	R: 0	H: 1	E: 0	K: 0	S: 4	LOB: 1	BB: 0	P: 4	R: 0	H: 2	E: 0	K: 0	S: 5	LOB: 2	BB: 0	P: 5	R: 0	H: 0	E: 0	K: 1	S: 5	LOB: 0	BB: 0	P: 5	1B: 8	SF: 0	2B: 1	SAC: 0	3B: 0	DP: 1	HR: 0	HBP: 0	WP: 0	PA: 39	PB: 0	SB: 1	CS: 1	ERA	WHIP
PITCHER Jim Bunning, R ERA: 2.89 (1, 1)	IP	WLS	BF	H	R	ER	SO	BB	IBB	HBP	BLK	WP	HR	S	P	ERA	WHIP																																																																						
	9.0	W	39	9	3	1	5	3	0	0	0	0	0	46	58	1.00	1.333																																																																						
PITCHER	IP	WLS	BF	H	R	ER	SO	BB	IBB	HBP	BLK	WP	HR	S	P	ERA	WHIP																																																																						

Batter	1	2	3	4	5	6	7	8	9	AB R H RBI BB SO LOB	TOP	
Sandy Valdespino, L (1, 7) OBP: 0.429, SLG: 0.429 Cesar Geronimo, L (9, 7) OBP: 0.200, SLG: 0.400	0-0 G5-4-3 1B		0-0 6-3 1B		0-0 FC5-4 BB 1-2f		0-0 F7		0-0 E1 BB 1B	5 1 2 0 0 0 2 0 0 0 0 0 0 0		
Marty Martinez, S (1, 6) OBP: 0.318, SLG: 0.366	0-0 G5-4-3 1-2f		0-0 6-3 1-2		0-0 F8		0-0 1-3		4-0 BB 1B BB	4 1 0 0 1 0 4		
Jimmy Wynn, R (1, 8) OBP: 0.390, SLG: 0.508	0-0 5-3		0-0 F7		4-0 BB 1-2			0-0 4-3	4-0 1-2 2-3 BB 1B BB	3 0 0 0 2 0 1		
Denis Menke, R (1, 4) OBP: 0.418, SLG: 0.478		0-0 1B 2B	0-0 F8		0-0 6-3			0-0 1B	0-0 1-2 2-H 3-H 1B	5 1 3 2 0 0 3		
Johnny Edwards, L (1, 2) OBP: 0.283, SLG: 0.273		0-0 F8		0-0 F9		0-0 3-1		0-0 F7	0-0 P4	5 0 0 0 0 0 4		
Curt Blefary, L (1, 3) OBP: 0.348, SLG: 0.347		0-0 F2		0-0 3B		0-0 L4		0-0 F9		4 0 1 0 0 0 2		
Gary Geiger, L (1, 9) OBP: 0.370, SLG: 0.318		0-0 E 2-H 1B		4-0 BB G5-4-3		0-0 4-3			0-3 K	3 0 1 1 1 1 0		
Doug Rader, R (1, 5) OBP: 0.325, SLG: 0.350	0-0 E5 1-3		0-0 G5-4-3 1-2f				0-0 SH1-4 1B		0-0 HR	4 1 2 1 0 0 3		
Denny Lemaster, R (1, 1) OBP: 0.258, SLG: 0.276 Fred Gladding, L (9, 1)	0-0 5-3				0-0 FC5-4 1B		0-0 SH1-4 1-2		0-0 6-3	3 0 1 0 0 0 2 0 0 0 0 0 0 0		
Inning Stats	R: 0 H: 1 E: 0 LOB: 0 K: 0 BB: 0 S: 3 P: 3	R: 1 H: 2 E: 1 LOB: 2 K: 0 BB: 0 S: 6 P: 6	R: 0 H: 1 E: 0 LOB: 1 K: 0 BB: 0 S: 4 P: 4	R: 0 H: 1 E: 0 LOB: 1 K: 0 BB: 1 S: 3 P: 7	R: 0 H: 1 E: 0 LOB: 2 K: 0 BB: 1 S: 4 P: 8	R: 0 H: 0 E: 0 LOB: 0 K: 0 BB: 0 S: 3 P: 3	R: 0 H: 1 E: 0 LOB: 1 K: 0 BB: 0 S: 4 P: 4	R: 0 H: 1 E: 0 LOB: 1 K: 0 BB: 0 S: 4 P: 4	R: 3 H: 2 E: 1 LOB: 2 K: 1 BB: 2 S: 8 P: 16	1B: 7 SF: 0 2B: 1 SAC: 1 3B: 1 DP: 2 HR: 1 HBP: 0	WP: 0 PA: 41 PB: 0 SB: 0 CS: 0	
PITCHER	IP WLS BF H R ER SO BB IBB HBP BLK WP HR S P ERA WHIP											
Ray Washburn, R (1, 1) ERA: 2.82	8.2 L 38 9 4 2 1 3 0 0 0 0 0 1 37 49 2.08 1.385											
Ron Willis, R (9, 1) ERA: 3.75	0.0 2 1 0 0 0 1 0 0 0 0 0 0 1 5 ∞ ∞											
Joe Hoerner, L (9, 1) ERA: 2.28	0.1 1 0 0 0 0 0 0 0 0 0 0 0 1 1 0.00 0.000											

Houston Astros @ St. Louis Cardinals
 Busch Stadium, St. Louis, MO
 Fri Jun 13 1969, 7:05 PM CDT
 Att: 31,908 - Unknown

livebaseballscorecards.com

AB	36
R	4
H	10
RBI	4
BB	4
SO	1
LOB	21



Batter	1	2	3	4	5	6	7	8	9	AB	R	H	RBI	BB	SO	LOB
Lou Brock, L OBP: 0.327, SLG: 0.451 (1, 7)	0-0 2B SO	0-3 K		0-0 F3			0-0 F2		0-0 F8	5	1	1	0	0	1	3
Curt Flood, R OBP: 0.324, SLG: 0.339 (1, 8)	0-3 K		0-0 1B 1B		0-0 L5		0-0 G6-4-3			4	0	1	0	0	1	2
Vada Pinson, L OBP: 0.349, SLG: 0.458 (1, 9)	4-0 2B BB		0-0 P4		0-3 K			0-0 3-1		3	1	0	0	1	1	1
Joe Torre, R OBP: 0.367, SLG: 0.500 (1, 3)	0-0 2B		0-0 1B		0-0 FC5-4 1B			0-0 2B		4	0	4	2	0	0	0
Julian Javier, R OBP: 0.307, SLG: 0.354 (1, 4)	0-0 F7		0-3 K		0-0 FC5-4			0-0 L5		4	0	0	0	0	1	5
Tim McCarver, L OBP: 0.348, SLG: 0.399 (1, 2)	4-0 BB		0-0 F9			0-0 G6-4-3 1B		0-0 P6		3	0	1	0	1	0	3
Mike Shannon, R OBP: 0.273, SLG: 0.335 Dave Ricketts, S OBP: 0.462, SLG: 0.364 (1, 5) (9, PH)	0-0 F3			0-0 F8			0-0 G6-4-3		0-0 4-3	3	0	0	0	0	0	3
Dal Maxvill, R OBP: 0.278, SLG: 0.250 Bill White, L OBP: 0.261, SLG: 0.190 (1, 6) (9, PH)		0-0 P5		0-0 F3			0-0 F8		0-0 4-3	3	0	0	0	0	0	0
Ray Washburn, R OBP: 0.077, SLG: 0.077 Ron Willis, R OBP: 1.000, SLG: 1.000 Joe Hoerner, R OBP: 0.267, SLG: 0.269 (1, 1) (9, 1) (9, 1) (9, PH)		0-0 F8			0-0 1B		0-3 K		0-0 1B	3	0	1	0	0	1	0

BOTTOM																
Houston Astros @ St. Louis Cardinals Busch Stadium, St. Louis, MO Fri Jun 13 1969, 7:05 PM CDT Att. 31,908 - Unknown																
AB	35	R	2	H	9	RBI	2	BB	2	SO	5	LOB	17			
WP	1	PA	37													

Inning Stats															
R: 2	H: 2	R: 0	H: 0	R: 0	H: 2	R: 0	H: 1	R: 0	H: 1	R: 0	H: 0	R: 0	H: 1	R: 0	H: 1
E: 0	LOB: 2	E: 0	LOB: 0	E: 0	LOB: 2	E: 0	LOB: 1	E: 0	LOB: 0	E: 0	LOB: 0	E: 0	LOB: 1	E: 0	LOB: 1
K: 1	BB: 2	K: 1	BB: 0	K: 1	BB: 0	K: 0	BB: 0	K: 1	BB: 0	K: 0	BB: 0	K: 0	BB: 0	K: 0	BB: 0
S: 7	P: 15	S: 5	P: 5	S: 7	P: 7	S: 4	P: 4	S: 3	P: 3	S: 5	P: 5	S: 4	P: 4	S: 4	P: 4
1B: 6	SF: 0	2B: 3	SAC: 0	3B: 0	DP: 2	HR: 0	HBP: 0								

PITCHER																
IP	WLS	BF	H	R	ER	SO	BB	IBB	HBP	BLK	WP	HR	S	P	ERA	WHIP
8.0	W	33	8	2	2	5	2	0	0	0	1	0	41	49	2.25	1.250
1.0	S	4	1	0	0	0	0	0	0	0	0	0	4	4	0.00	1.000



Batter	1	2	3	4	5	6	7	8	9	AB R H RBI BB SO LOB	TOP	
Sandy Valdespino, L (1, 7) OBP: 0.333, SLG: 0.333 Cesar Geronimo, L (9, PR) OBP: 0.200, SLG: 0.400	0-0 L5		0-3 K		0-3 K			0-3 K	0-0 1B	5 0 1 1 0 3 0 0 0 0 0 0 0 0		
Marty Martinez, S (1, 6) OBP: 0.306, SLG: 0.348	0-0 F7		0-0 1B			0-3 K		0-0 F8	0-0 L4	5 0 1 0 0 1 2		
Jimmy Wynn, R (1, 8) OBP: 0.392, SLG: 0.505	0-0 P6		0-0 L5			4-0 2B SF7 BB		0-0 BB 1B		3 1 1 0 1 0 1		
Denis Menke, R (1, 4) OBP: 0.423, SLG: 0.486		0-3 K		0-0 4-3 1B		0-0 1-3 2B		4-0 1-2 BB		3 0 2 0 1 1 0		
Johnny Edwards, L (1, 2) OBP: 0.277, SLG: 0.268		0-0 6-3		0-0 4-3 1-2		0-0 SF7		0-0 F8		3 0 0 1 0 0 3		
Curt Blefary, L (1, 3) OBP: 0.346, SLG: 0.342		4-0 1B WP BB		0-0 F9		0-0 P6		0-0 F9		3 1 0 0 1 0 2		
Gary Geiger, L (1, 9) OBP: 0.379, SLG: 0.333		0-0 S 1B		0-0 F5		0-0 4-3		0-0 1B 1B		4 1 2 0 0 0 1		
Doug Rader, R (1, 5) OBP: 0.320, SLG: 0.344		0-0 P6			0-3 K		0-3 K	0-3 K		4 0 0 0 0 3 2		
Don Wilson, R (1, 1) OBP: 0.152, SLG: 0.069 Julio Gotay, R (9, PH) OBP: 0.300, SLG: 0.222			0-0 6-3		0-0 P5		0-3 K		0-0 1B 1B	3 0 0 0 0 1 0 1 0 1 0 0 0 0		
Inning Stats	R: 0 E: 0 K: 0 S: 3 H: 0 LOB: 0 BB: 0 P: 3	R: 1 E: 0 K: 1 S: 6 H: 1 LOB: 1 BB: 1 P: 10	R: 0 E: 0 K: 1 S: 6 H: 1 LOB: 1 BB: 0 P: 6	R: 0 E: 0 K: 0 S: 4 H: 1 LOB: 1 BB: 0 P: 4	R: 0 E: 0 K: 2 S: 7 H: 0 LOB: 0 BB: 0 P: 7	R: 1 E: 0 K: 1 S: 6 H: 1 LOB: 1 BB: 1 P: 10	R: 0 E: 0 K: 2 S: 7 H: 0 LOB: 0 BB: 0 P: 7	R: 0 E: 0 K: 1 S: 6 H: 1 LOB: 2 BB: 1 P: 10	R: 1 E: 0 K: 1 S: 8 H: 3 LOB: 2 BB: 0 P: 8	1B: 7 2B: 1 3B: 0 HR: 0 SF: 1 SAC: 0 DP: 0 HBP: 0	WP: 1 PB: 0 SB: 1 CS: 0 PA: 38	
PITCHER Bob Gibson, R (1, 1) ERA: 2.11	IP WLS BF H R ER SO BB IBB HBP BLK WP HR S P ERA WHIP	9.0 W 38 8 3 3 9 3 0 0 0 1 0 53 65 3.00 1.222										

Houston Astros @ St. Louis Cardinals
 Busch Stadium, St. Louis, MO
 Sun Jun 15 1969, 3:33 AM CDT
 Att. 24,263 - Unknown

livebaseballscorecards.com

AB	34
R	3
H	8
RBI	2
BB	3
SO	9
LOB	11



Batter	1	2	3	4	5	6	7	8	9
Lou Brock, L OBP: 0.330, SLG: 0.461 (1, 7) X	0-0 HR		0-3 K		0-0 4-3			4-0 1B 2-3 1B IBB	
Curt Flood, R OBP: 0.323, SLG: 0.338 (1, 8) X	0-0 F9			0-0 6-3		0-0 5-3		0-0 1B 1-3 FC4-6 1B	
Vada Pinson, L OBP: 0.347, SLG: 0.452 (1, 9) S S S Boots Day, L (8, PR) Steve Huntz, S OBP: 0.244, SLG: 0.132 (9, 6)	0-3 K		0-3 K		0-0 F7			0-0 FC4-6 1B 1-3 3-H	
Joe Torre, R OBP: 0.365, SLG: 0.500 (1, 3) X	0-0 P6			0-0 1B 2B		0-0 6-3		0-0 FC4-6 1-2f 3-H	
Tim McCarver, L OBP: 0.347, SLG: 0.396 (1, 2) X		0-0 4-3		0-0 1B 2-H		0-0 F3		0-0 F9	
Julian Javier, R OBP: 0.303, SLG: 0.349 (1, 4) S S S S		0-3 K		0-3 K		0-3 K			
Mike Shannon, R OBP: 0.269, SLG: 0.330 (1, 5) X		0-0 5-3			0-3 K		0-0 P5		
Dal Maxvill, R OBP: 0.275, SLG: 0.247 (1, 6) S S S S Vic Davalillo, L OBP: 0.276, SLG: 0.278 (8, PH) (9, 9)			0-3 K		0-0 P4			0-0 WP SH1 1B 1B	
Bob Gibson, R OBP: 0.286, SLG: 0.256 (1, 1) S S S S			0-3 K		4-0 S BB			0-0 SH1 1-2	

Inning Stats	R: 1	H: 1	E: 0	K: 1	S: 6	LOB: 0	BB: 0	P: 6
	R: 0	H: 0	E: 0	K: 1	S: 5	LOB: 0	BB: 0	P: 5
	R: 0	H: 0	E: 0	K: 3	S: 9	LOB: 0	BB: 0	P: 9
	R: 1	H: 2	E: 0	K: 2	S: 9	LOB: 1	BB: 0	P: 9
	R: 0	H: 0	E: 0	K: 1	S: 5	LOB: 1	BB: 1	P: 9
	R: 0	H: 0	E: 0	K: 0	S: 3	LOB: 0	BB: 0	P: 3
	R: 0	H: 0	E: 0	K: 1	S: 5	LOB: 0	BB: 0	P: 5
	R: 3	H: 3	E: 0	K: 0	S: 6	LOB: 1	BB: 1	P: 10
	R: 1	H: 0	E: 0	K: 0	S: 1	LOB: 0	BB: 0	P: 1

PITCHER	IP	WLS	BF	H	R	ER	SO	BB	IBB	HBP	BLK	WP	HR	S	P	ERA	WHIP
Don Wilson, R ERA: 4.4 (1, 1)	8.0	L	32	6	5	5	9	1	1	0	0	1	1	48	56	5.62	0.875


BOTTOM

AB	R	H	RBI	BB	SO	LOB	
3	2	1	1	1	1	1	
4	1	1	1	0	0	0	
4	0	1	1	0	2	0	
0	0	0	0	0	0	0	
0	0	0	0	0	0	0	
4	1	1	1	0	0	1	
4	0	1	1	0	0	1	
3	0	0	0	0	3	1	
3	0	0	0	0	1	0	
2	0	0	0	0	1	0	
1	1	1	0	0	0	0	
1	0	0	0	1	1	0	
1B: 4	SF: 0	2B: 1	SAC: 1	3B: 0	DP: 0	HR: 1	HBP: 0

AB 29
R 5
H 6
RBI 5
BB 2
SO 9
LOB 4

WP: 1 **PA: 32**
PB: 0
SB: 1
CS: 0

Houston Astros @ St. Louis Cardinals
Busch Stadium, St. Louis, MO
Sun Jun 15 1969, 3:33 AM CDT
Att. 24,263 - Unknown



livebaseballscorecards.com

Batter	1	2	3	4	5	6	7	8	9	AB R H RBI BB SO LOB	TOP	
Sandy Valdespino, L (1, 7) OBP: 0.375, SLG: 0.333	4-0 PB SH1-3 1B BB		X 0-0 L8		X 0-0 FC6-4 1B			X 0-0 G4-6-3 1-2f		3 1 1 0 1 0 1		
Marty Martinez, S (1, 6) OBP: 0.327, SLG: 0.367	0-0 SH1-3 1-2		X 0-0 1B		X 0-0 FC6-4 1-2f			X 0-0 1B 1B		3 0 2 0 0 0 1		
Jimmy Wynn, R (1, 8) OBP: 0.390, SLG: 0.500	0-3 K 2-3		X 0-3 K				X 0-0 6-3	X 0-0 1-2 1B		4 0 1 0 0 2 2		
Denis Menke, R (1, 4) OBP: 0.421, SLG: 0.481	0-0 WP 2B 1B 3-H		X 0-0 F2				X 0-0 F7	X 0-3 K2-3		4 1 1 1 0 1 3		
Johnny Edwards, L (1, 2) OBP: 0.278, SLG: 0.275	0-0			X 0-0 F4			X 0-3 K	X 0-0 5-3		3 0 1 1 0 1 0		
Bill Henry, L (6, 1)	1-H 2B									0 0 0 0 0 0 0		
Julio Gotay, R (9, PH) OBP: 0.286, SLG: 0.211										1 0 0 0 0 0 0		
Curt Blefary, L (1, 3) OBP: 0.341, SLG: 0.336	0-0 6-3			X 0-0 F9			X 0-0 2-3	X 0-0 4-3		4 0 0 0 0 0 1		
Gary Geiger, L (1, 9) OBP: 0.355, SLG: 0.308		X 0-0 F6		X 0-0 L1			X 0-3 K	X 0-0 G3		4 0 0 0 0 1 0		
Doug Rader, R (1, 5) OBP: 0.316, SLG: 0.339		X 0-0 6-3			X 0-0 F7		X 0-0 F8			3 0 0 0 0 0 0		
Larry Dierker, R (1, 1) OBP: 0.167, SLG: 0.190								X 0-0 G4-6-3 1B		1 0 0 0 0 1 0		
Cesar Geronimo, L (5, PH) OBP: 0.167, SLG: 0.333										1 0 0 0 0 0 0		
Dooley Womack, L (5, 1) OBP: 0.200, SLG: 0.200										0 0 0 0 0 0 0		
Don Bryant, R (6, 2) OBP: 0.282, SLG: 0.351										1 0 1 0 0 0 0		
Inning Stats	R: 2 H: 2 E: 0 LOB: 1 K: 1 BB: 1 S: 7 P: 11	R: 0 H: 0 E: 0 LOB: 0 K: 1 BB: 0 S: 5 P: 5	R: 0 H: 1 E: 0 LOB: 1 K: 1 BB: 0 S: 6 P: 6	R: 0 H: 0 E: 0 LOB: 0 K: 0 BB: 0 S: 3 P: 3	R: 0 H: 1 E: 0 LOB: 1 K: 0 BB: 0 S: 4 P: 4	R: 0 H: 0 E: 0 LOB: 0 K: 1 BB: 0 S: 5 P: 5	R: 0 H: 0 E: 0 LOB: 0 K: 1 BB: 0 S: 5 P: 5	R: 0 H: 3 E: 0 LOB: 2 K: 1 BB: 0 S: 7 P: 7	R: 0 H: 0 E: 0 LOB: 0 K: 0 BB: 0 S: 3 P: 3	1B: 6 SF: 0 2B: 1 SAC: 1 3B: 0 DP: 1 HR: 0 HBP: 0	WP: 1 PA: 34 PB: 1 SB: 0 CS: 0	
PITCHER Phil Niekro, R (1, 1) ERA: 1.77	IP WLS BF H R ER SO BB IBB HBP BLK WP HR S P ERA WHIP	9.0 W 34 7 2 2 6 1 0 0 0 1 0 45 49 2.00 0.889										

Houston Astros @ Atlanta Braves
Atlanta Stadium, Atlanta, GA
Mon Jun 16 1969, 7:05 PM EDT
Unknown

livebaseballscorecards.com

AB 32
R 2
H 7
RBI 2
BB 1
SO 6
LOB 8



Batter	1	2	3	4	5	6	7	8	9	AB	R	H	RBI	BB	SO	LOB
Sonny Jackson, L OBP: 0.350, SLG: 0.365 (1, 6)	0-0 HR 2B	0-0 F7			0-0 FC4-6 1B	4-0 BB				3	1	2	0	1	0	0
Tony Gonzalez, L OBP: 0.319, SLG: 0.332 (1, 8)	0-0 2-H HR		0-0 HR		0-0 FC4-6 1B WP 1-2f	0-0 F9				4	2	2	3	0	0	4
Felix Millan, R OBP: 0.328, SLG: 0.392 (1, 4)	0-0 1B		0-0 6-3		0-0 G6-4-3 1B 1-3		0-0 F7			4	0	2	0	0	0	0
Rico Carty, R OBP: 0.467, SLG: 0.514 Felipe Alou, R OBP: 0.353, SLG: 0.420 (1, 7) (8, 9)	0-0 1-3 WP 1B		0-0 6-3		0-0 G6-4-3 1-2f		0-0 F7			4	1	1	0	0	0	2
Tommie Aaron, R OBP: 0.410, SLG: 0.333 (1, 3)	0-0 1-H 1B		0-0 5-3			0-0 6-3	0-0 P6			4	0	1	1	0	0	0
Bob Aspromonte, R OBP: 0.320, SLG: 0.359 (1, 5)	0-0 F9			0-0 1B 2B		0-0 1B 1B		0-0 4-3		4	2	2	0	0	0	1
Mike Lum, L OBP: 0.346, SLG: 0.333 (1, 9) (8, 7)	0-0 F7			0-0 2-H 1B		0-0 WP 1B 1-2		0-0 5-3 1B		4	0	3	1	0	0	1
Bob Didier, S OBP: 0.260, SLG: 0.282 (1, 2)		0-0 5-3		0-3 K		0-0 WP 1B 1-2 2-H		0-0 5-3		4	0	1	1	0	1	1
Phil Niekro, R OBP: 0.132, SLG: 0.135 (1, 1)		0-3 K		0-3 K		0-3 K 1-2 2-3		0-0 F8		4	0	0	0	0	3	3

Inning Stats	R: 3	H: 5	E: 0	LOB: 1	K: 0	P: 7	R: 0	H: 0	E: 0	LOB: 0	K: 1	P: 5	R: 1	H: 1	E: 0	LOB: 0	K: 0	P: 4	R: 1	H: 2	E: 0	LOB: 0	K: 2	P: 8	R: 0	H: 2	E: 0	LOB: 1	K: 0	P: 4	R: 1	H: 3	E: 0	LOB: 3	K: 1	P: 12	R: 0	H: 0	E: 0	LOB: 0	K: 0	P: 3	R: 0	H: 1	E: 0	LOB: 1	K: 0	P: 4	
	S: 7		S: 5		S: 4		S: 8		S: 4		S: 8		S: 3		S: 4		S: 4		S: 8		S: 3		S: 4		S: 4		S: 4		S: 4		S: 4		S: 4		S: 4		S: 4		S: 4		S: 4		S: 4		S: 4		S: 4		S: 4

PITCHER	IP	WLS	BF	H	R	ER	SO	BB	IBB	HBP	BLK	WP	HR	S	P	ERA	WHIP
Larry Dierker, R ERA: 2.92 (1, 1)	4.0	L	18	8	5	5	3	0	0	0	0	1	2	24	24	11.25	2.000
Dooley Womack, R ERA: 3.12 (5, 1)	1.2		10	5	1	1	1	1	0	0	0	2	0	11	15	5.40	3.600
Bill Henry, L ERA: (6, 1)	2.1		8	1	0	0	0	0	0	0	0	0	0	8	8	0.00	0.429

BOTTOM

Houston Astros @ Atlanta Braves
Atlanta Stadium, Atlanta, GA

Mon Jun 16 1969, 7:05 PM EDT
Unknown

livebaseballscorecards.com

AB	35
R	6
H	14
RBI	6
BB	1
SO	4
LOB	12

Braves

1B:	10	SF:	0	WP:	3	PA:	36
2B:	2	SAC:	0	PB:	0		
3B:	0	DP:	1	SB:	0		
HR:	2	HBP:	0	CS:	0		

Batter	1	2	3	4	5	6	7	8	9	AB R H RBI BB SO LOB	TOP												
Sandy Valdespino, L OBP: 0.400, SLG: 0.421 (1, 7) X	0-0 HR 2B		0-0 2B SF 1B		0-0	0-0	0-0			4 2 2 0 0 0 1													
Marty Martinez, S OBP: 0.321, SLG: 0.377 (1, 6) X	0-0 1		0-0 1-3 2B		0-0	0-0	0-0	0-0 1		4 0 1 0 0 0 1													
Jimmy Wynn, R OBP: 0.391, SLG: 0.517 (1, 8) X	0-0 2-H HR		0-0 SF		0-0	0-0 E S WP 1B		0-0 2		3 2 2 3 0 0 0													
Denis Menke, R OBP: 0.422, SLG: 0.488 (1, 4) X	0-0 2		0-0 3-H 4-0 BB		0-0	0-0		0-0 3B		3 0 1 0 1 0 1													
Johnny Edwards, L OBP: 0.273, SLG: 0.269 (1, 2) X	0-0 3		0-0 3		0-0	0-3 K 1-3		0-0 3		4 0 0 0 0 1 4													
Curt Blefary, L OBP: 0.340, SLG: 0.335 (1, 3) X		0-0 G4-6-3 1B		0-0 1		0-0 3		0-0 1		4 0 1 0 0 0 0													
Gary Geiger, L OBP: 0.364, SLG: 0.309 (1, 9) X		0-0 1		0-0 2		0-0 3-H BB BB BB BB	4-0 BB	0-0 1B		3 0 1 0 1 0 1													
Doug Rader, R OBP: 0.311, SLG: 0.333 (1, 5) X		0-0 G4-6-3 1-2f		0-0 3		0-0 3	0-3 K 1	0-3 K		4 0 0 0 0 2 3													
Jim Ray, R Jack Billingham, R Bob Watson, R Wade Blasingame, L Leon McQuinn, R Larry Corcoran, R Julio Gotay, R Bill Henry, L Don Bryant, R			0-3 K 1		0-0 1	0-0 1	0-0 2	0-0 3		0 0 0 0 0 0 0 0 0 0 0 0 0 0 0 0 1 0 0 0 0 0 0 1 0 1 0 0 0 0 0 0 1 0 0 0 0 0 0 0 0 1 0 0 0 0 0 0 1													
Inning Stats	R: 2 E: 0 K: 0 S: 5	H: 2 LOB: 0 BB: 0 P: 5	R: 0 E: 0 K: 0 S: 3	H: 1 LOB: 0 BB: 0 P: 3	R: 1 E: 0 K: 1 S: 7	H: 2 LOB: 2 BB: 1 P: 11	R: 0 E: 0 K: 0 S: 3	H: 0 LOB: 0 BB: 0 P: 3	R: 0 E: 0 K: 0 S: 3	H: 0 LOB: 0 BB: 0 P: 3	R: 1 E: 0 K: 1 S: 6	H: 1 LOB: 0 BB: 0 P: 6	R: 0 E: 0 K: 1 S: 5	H: 0 LOB: 1 BB: 1 P: 9	R: 0 E: 0 K: 0 S: 4	H: 1 LOB: 1 BB: 0 P: 4	R: 0 E: 0 K: 1 S: 6	H: 1 LOB: 1 BB: 0 P: 6	1B: 4 2B: 2 3B: 1 HR: 1	SF: 1 SAC: 0 DP: 1 HBP: 0	WP: 1 PB: 0 SB: 1 CS: 0	PA: 36	
PITCHER Pat Jarvis, R ERA: 5.65 (1, 1)	IP 9.0	WLS W	BF 36	H 8	R 4	ER 3	SO 4	BB 2	IBB 0	HBP 0	BLK 0	WP 1	HR 1	S 42	P 50	ERA 3.00	WHIP 1.111						PITCHER IP WLS BF H R ER SO BB IBB HBP BLK WP HR S P ERA WHIP

Houston Astros @ Atlanta Braves
Atlanta Stadium, Atlanta, GA
Mon Jun 16 1969, 7:05 PM EDT
Att. 14,847 - Unknown

livebaseballscorecards.com

AB 33
R 4
H 8
RBI 3
BB 2
SO 4
LOB 13



Batter	1	2	3	4	5	6	7	8	9
Sonny Jackson, L OBP: 0.346, SLG: 0.361 (1, 6) X	0-0 X	0-0 X	0-0 X		0-0 X			0-0 X	
Tony Gonzalez, L OBP: 0.321, SLG: 0.333 (1, 8) X	0-0 X	0-0 X		0-3 X	0-0 X			0-0 X	
Felix Millan, R OBP: 0.330, SLG: 0.393 (1, 4) X	0-0 X	0-0 X		0-3 X		0-0 X		0-0 X	
Rico Carty, R OBP: 0.490, SLG: 0.659 (1, 7) X Felipe Alou, R OBP: 0.353, SLG: 0.420 (7, 9) X	0-0 X	0-0 X		0-0 X		0-0 X		0-0 X	
Tommie Aaron, R OBP: 0.395, SLG: 0.405 (1, 3) X	0-0 X	0-0 X		0-0 X		0-0 X		0-0 X	
Bob Aspromonte, R OBP: 0.327, SLG: 0.358 (1, 5) X		E6 1B			0-0 X		0-3 X	0-3 X	
Mike Lum, L OBP: 0.343, SLG: 0.330 (1, 9) X (7, 7) X		L4-3 1B			0-0 X		0-0 X	0-0 X	
Bob Tillman, R OBP: 0.275, SLG: 0.313 (1, 2) X		4-0 1B	0-0 X		4-0 1B		0-0 X	0-0 X	
Pat Jarvis, R OBP: 0.138, SLG: 0.143 (1, 1) X		0-3 K	0-3 X		0-0 X			0-3 X	

Inning Stats	R: 0	H: 2	E: 0	LOB: 2	K: 0	BB: 0	S: 5	P: 5
	R: 8	H: 6	E: 1	LOB: 0	K: 1	BB: 2	S: 11	P: 19
	R: 0	H: 0	E: 0	LOB: 0	K: 1	BB: 0	S: 5	P: 5
	R: 0	H: 1	E: 0	LOB: 1	K: 2	BB: 0	S: 8	P: 8
	R: 0	H: 2	E: 0	LOB: 3	K: 0	BB: 1	S: 5	P: 9
	R: 0	H: 0	E: 0	LOB: 0	K: 0	BB: 0	S: 3	P: 3
	R: 0	H: 0	E: 0	LOB: 0	K: 1	BB: 0	S: 5	P: 5
	R: 0	H: 1	E: 0	LOB: 1	K: 1	BB: 0	S: 6	P: 6

PITCHER	IP	WLS	BF	H	R	ER	SO	BB	IBB	HBP	BLK	WP	HR	S	P	ERA	WHIP
Jim Ray, R ERA: 4.17 (1, 1)	1.1	L	12	6	6	5	1	1	0	0	0	0	0	13	17	33.75	5.250
Jack Billingham, R ERA: 4.7 (2, 1)	0.2		4	2	2	2	0	1	0	0	0	0	2	3	7	27.00	4.500
Wade Blasingame, L ERA: 6.55 (3, 1)	2.0		7	1	0	0	3	0	0	0	0	0	0	13	13	0.00	0.500
Larry Dierker, R ERA: 2.86 (5, 1)	2.0		9	2	0	0	0	1	0	0	0	0	0	8	12	0.00	1.500
Bill Henry, L ERA: (7, 1)	2.0		7	1	0	0	2	0	0	0	0	0	0	11	11	0.00	0.500

BOTTOM

Houston Astros @ Atlanta Braves
Atlanta Stadium, Atlanta, GA

Mon Jun 16 1969, 7:05 PM EDT
Att. 14,847 - Unknown

AB	R	H	RBI	BB	SO	LOB
5	1	1	1	0	0	3
5	1	2	2	0	1	3
5	1	2	1	0	1	1
4	1	3	3	0	0	0
0	0	0	0	0	0	0
4	1	1	1	0	0	3
3	1	1	0	1	1	0
4	1	1	0	0	0	2
2	1	0	0	2	0	0
4	0	1	0	0	3	3

1B: 8	SF: 0	WP: 0	PA: 39
2B: 3	SAC: 0	PB: 0	
3B: 0	DP: 1	SB: 0	
HR: 2	HBP: 0	CS: 0	

livebaseballscorecards.com

AB 36
R 8
H 12
RBI 8
BB 3
SO 6
LOB 15



Batter	1	2	3	4	5	6	7	8	9	AB R H RBI BB SO LOB	TOP														
Sandy Valdespino, L (1, 7) OBP: 0.417, SLG: 0.435	0-0 1B		0-0 F7		0-0 SH1-4		0-0 1B		0-0 4-3	4 0 2 1 0 0 0															
Marty Martinez, S (1, 6) OBP: 0.344, SLG: 0.397	0-3 K			0-0 2B	0-0 6-3		0-0 1B		0-0 FC5	5 1 3 0 0 1 2															
Jimmy Wynn, R (1, 8) OBP: 0.391, SLG: 0.519	0-0 F8			0-0 E4	0-0 P5		0-3 K		0-0 1B	5 1 2 0 0 1 4															
Denis Menke, R (1, 4) OBP: 0.423, SLG: 0.486	0-0 5-3			0-0 SH1-3		4-0 BB		0-0 1B	0-0 FC5	3 1 1 0 1 0 3															
Johnny Edwards, L (1, 2) OBP: 0.272, SLG: 0.284		0-0 F8		0-0 HR		0-0 G4-6-3		0-0 L4		4 1 1 2 0 0 2															
Curt Blefary, L (1, 3) OBP: 0.342, SLG: 0.335		0-0 F8		0-0 1B		0-0 F7		4-0 BB		3 0 1 0 1 0 0															
Cesar Geronimo, L (8, PR) OBP: 0.167, SLG: 0.333										0 0 0 0 0 0 0															
Leon McFadden, R (8, 6) OBP: 0.182, SLG: 0.190										0 0 0 0 0 0 0															
Gary Geiger, L (1, 9) OBP: 0.357, SLG: 0.305		0-0 F8		0-0 F5			0-0 F9		0-0 1B	4 0 1 1 0 0 1															
Doug Rader, R (1, 5) OBP: 0.310, SLG: 0.329			0-0 F8	0-0 F8			4-0 1B		0-0 G4-6-3	3 1 0 0 1 0 3															
Tom Griffin, R (1, 1) OBP: 0.346, SLG: 0.545			0-3 K		0-0 SH1-4		0-0 SH1-4		0-3 K	2 0 1 0 0 1 0															
Fred Gladding, L (7, 1) OBP: 0.296, SLG: 0.296										0 0 0 0 0 0 0															
Jim Ray, R (7, 1) OBP: 0.296, SLG: 0.296										0 0 0 0 0 0 0															
Skip Guinn, R (8, 1) OBP: 0.261, SLG: 0.190										0 0 0 0 0 0 0															
Julio Gotay, R (9, PH) OBP: 0.261, SLG: 0.190										1 0 0 0 0 1 0															
Jack Ellingham, R (9, 1) OBP: 0.261, SLG: 0.190										0 0 0 0 0 0 0															
Inning Stats	R: 0 E: 0 K: 1 S: 6	H: 1 LOB: 1 BB: 0 P: 6	R: 0 E: 0 K: 0 S: 3	H: 0 LOB: 0 BB: 0 P: 3	R: 0 E: 0 K: 1 S: 5	H: 0 LOB: 0 BB: 0 P: 5	R: 3 E: 1 K: 0 S: 7	H: 4 LOB: 1 BB: 0 P: 7	R: 0 E: 0 K: 0 S: 4	H: 1 LOB: 1 BB: 0 P: 4	R: 0 E: 0 K: 0 S: 2	H: 0 LOB: 0 BB: 1 P: 6	R: 1 E: 0 K: 1 S: 7	H: 2 LOB: 2 BB: 1 P: 11	R: 1 E: 0 K: 0 S: 4	H: 2 LOB: 2 BB: 1 P: 8	R: 0 E: 0 K: 1 S: 7	H: 2 LOB: 2 BB: 0 P: 7	1B: 10 2B: 1 3B: 0 HR: 1	SF: 0 SAC: 3 DP: 2 HBP: 0	WP: 0 PB: 0 SB: 0 CS: 0	PA: 40			
PITCHER	IP WLS BF H R ER SO BB IBB HBP BLK WP HR S P ERA WHIP																								
Milt Pappas, R (1, 1) ERA: 3.43	4.0		18	6	3	3	2	0	0	0	0	0	1	22	22	6.75	1.500								
Gary Neibauer, R (5, 1) ERA: 5.4	3.0		12	2	1	1	1	2	0	0	0	0	0	12	20	3.00	1.333								
Cecil Upshaw, R (8, 1) ERA: 2.92	2.0	W	10	4	1	1	1	1	0	0	0	0	0	11	15	4.50	2.500								

Houston Astros @ Atlanta Braves
Atlanta Stadium, Atlanta, GA

Tue Jun 17 1969, 7:05 PM EDT
Att. 9,677 - Unknown

livebaseballscorecards.com

AB	34
R	5
H	12
RBI	4
BB	3
SO	4
LOB	15



Batter	1	2	3	4	5	6	7	8	9	AB R H RBI BB SO LOB	TOP
Leon McFadden, R (1, 9) <small>OBP: 0.160, SLG: 0.167</small> Gary Geiger, L (9, PH) <small>OBP: 0.352, SLG: 0.300</small> (9, 9)	0-0 F8		0-0 P3		0-0 6-3		0-0 SH1-4		0-0 L3	3 0 0 0 0 0 0 1 0 0 0 0 0 0	
Marty Martinez, S (1, 7) <small>OBP: 0.348, SLG: 0.419</small>	0-0 F7		0-0 1-3		0-0 3B		0-0 F5		4-0 BB 1B FC6-4 BB	4 1 1 0 1 0 1	
Jimmy Wynn, R (1, 8) <small>OBP: 0.395, SLG: 0.516</small>	0-0 E5		4-0 BB		0-0 F8		4-0 IBB		0-0 FC6-4 BB 1-2 1B	3 0 1 0 2 0 1	
Denis Menke, R (1, 6) <small>OBP: 0.423, SLG: 0.482</small>	0-3 K		0-0 F7				0-0 6-3		4-0 1B 1B FC6-4 BB 1-2 2-3	4 1 1 0 1 1 4	
Doug Rader, R (1, 5) <small>OBP: 0.308, SLG: 0.326</small>		0-0 F3		0-0 L6-3 1B		0-0 F7		0-0 F9	0-0 FC6-4 1-2f 2-3 3-H	5 0 1 1 0 0 3	
Julio Gotay, R (1, 4) <small>OBP: 0.321, SLG: 0.240</small>		4-0 1B BB		0-0 L6-3 1-2		0-0 1B 1B		0-0 1B FC3-2 1B	0-0 F3	4 0 2 0 1 0 3	
Curt Blefary, L (1, 3) <small>OBP: 0.346, SLG: 0.342</small>		0-0 F8		0-0 1B		0-0 1B		0-0 1B		4 0 3 1 0 0 1	
Don Bryant, R (1, 2) <small>OBP: 0.273, SLG: 0.333</small> Johnny Edwards, L (8, 2) <small>OBP: 0.272, SLG: 0.284</small>		0-0 1B		0-0 F8		0-0 G1-5-6-3		0-0 FC3-2		4 0 1 0 0 0 5 0 0 0 0 0 0 0	
Denny Lemaster, R (1, 1) <small>OBP: 0.286, SLG: 0.394</small>		0-3 K		0-0 F2			0-0 SH1-4 1B		0-0 HR	4 1 2 1 0 1 2	
Inning Stats	R: 0 H: 0 E: 1 LOB: 1 K: 1 BB: 0 S: 6 P: 6	R: 0 H: 1 E: 0 LOB: 2 K: 1 BB: 1 S: 6 P: 10	R: 0 H: 0 E: 0 LOB: 1 K: 0 BB: 1 S: 3 P: 7	R: 0 H: 2 E: 0 LOB: 1 K: 0 BB: 0 S: 4 P: 4	R: 0 H: 1 E: 0 LOB: 1 K: 0 BB: 0 S: 4 P: 4	R: 1 H: 3 E: 0 LOB: 1 K: 0 BB: 0 S: 5 P: 5	R: 0 H: 1 E: 0 LOB: 2 K: 0 BB: 1 S: 4 P: 8	R: 0 H: 2 E: 0 LOB: 1 K: 0 BB: 0 S: 4 P: 4	R: 2 H: 2 E: 0 LOB: 2 K: 0 BB: 2 S: 5 P: 13	1B: 10 SF: 0 2B: 2 SAC: 1 3B: 1 DP: 3 HR: 1 HBP: 0	WP: 0 PA: 42 PB: 0 SB: 1 CS: 0
PITCHER George Stone, L (1, 1) <small>ERA: 3.46</small> Pat Jarvis, R (9, 1) <small>ERA: 5.74</small> Gary Neibauer, R (9, 1) <small>ERA: 5.19</small>	IP WLS BF H R ER SO BB IBB HBP BLK WP HR S P ERA WHIP 8.0 L 36 11 2 2 2 2 2 1 0 0 0 1 37 49 2.25 1.625 0.1 3 1 0 0 0 0 1 0 0 0 0 0 2 6 0.00 6.000 0.2 3 0 1 1 0 0 1 0 0 0 0 0 2 6 13.50 1.500	PITCHER IP WLS BF H R ER SO BB IBB HBP BLK WP HR S P ERA WHIP									

Houston Astros @ Atlanta Braves
 Atlanta Stadium, Atlanta, GA

Wed Jun 18 1969, 7:05 PM EDT
 Att: 10,166 - Unknown

livebaseballscorecards.com

AB	36
R	3
H	12
RBI	3
BB	5
SO	2
LOB	20



Batter	1	2	3	4	5	6	7	8	9	AB	R	H	RBI	BB	SO	LOB
Felipe Alou, R OBP: 0.351, SLG: 0.416 (1, 8)	0-0 5-3		0-0 P5			0-0 1B 1-3 1B		0-0 F2		4	0	1	0	0	0	1
Felix Millan, R OBP: 0.323, SLG: 0.382 (1, 4)	4-0 BB		0-0 P5			0-0 1-3		0-0 F7		3	0	0	0	1	0	2
Hank Aaron, R OBP: 0.442, SLG: 0.682 (1, 9)	0-0 F2		0-0 F9			0-0 G5-4-3 1B		0-0 F8		4	0	1	0	0	0	2
Orlando Cepeda, R OBP: 0.324, SLG: 0.454 (1, 3)	0-0 5-3			0-3 K		0-0 G5-4-3		0-0 4-3		4	0	0	0	0	1	3
Rico Carty, R OBP: 0.464, SLG: 0.604 (1, 7)		0-0 G5-4-3 1B PB 1B		0-0 F3			0-0 F7			3	1	1	0	0	0	0
Bob Aspromonte, R OBP: 0.333, SLG: 0.350 (1, 5)		0-0 G5-4-3 1B		0-0 F7			0-0 F2			3	0	1	0	0	0	0
Bob Tillman, R OBP: 0.274, SLG: 0.302 (1, 2)		0-0 G5-4-3			0-0 6-3		0-3 K			3	0	0	0	0	1	2
Gil Garrido, R OBP: 0.273, SLG: 0.273 (1, 6)		0-0 6-3			0-0 4-3			0-0 P5		3	0	0	0	0	0	0
George Stone, L OBP: 0.118, SLG: 0.118 (1, 1)			0-0 1B		0-0 4-3			0-3 K		3	0	1	0	0	1	0
Pat Jarvis, R OBP: 0.138, SLG: 0.143 (9, 1)										0	0	0	0	0	0	0
Gary Neibauer, R (9, 1)										0	0	0	0	0	0	0

Inning Stats	R: 0 H: 0 E: 0 K: 3	H: 0 LOB: 1 BB: 1 P: 7	R: 1 H: 2 E: 0 K: 0 S: 4	H: 2 LOB: 0 BB: 0 P: 4	R: 0 H: 1 E: 0 K: 0 S: 4	LOB: 1 BB: 0 P: 4	R: 0 H: 0 E: 0 K: 1 S: 5	H: 0 LOB: 0 BB: 0 P: 5	R: 0 H: 0 E: 0 K: 0 S: 3	H: 0 LOB: 0 BB: 0 P: 3	R: 0 H: 2 E: 0 K: 0 S: 4	H: 0 LOB: 1 BB: 0 P: 4	R: 0 H: 0 E: 0 K: 1 S: 5	H: 0 LOB: 0 BB: 0 P: 5	R: 0 H: 0 E: 0 K: 1 S: 5	H: 0 LOB: 0 BB: 0 P: 5	R: 0 H: 0 E: 0 K: 0 S: 3	H: 0 LOB: 0 BB: 0 P: 3	1B: 5 2B: 0 3B: 0 HR: 0	SF: 0 SAC: 0 DP: 2 HBP: 0	WP: 0 PA: 31	PB: 1 SB: 0 CS: 0
PITCHER Denny Lemaster, L ERA: 3.63 (1, 1)	IP 9.0	WLS W	BF 31	H 5	R 1	ER 0	SO 3	BB 1	IBB 0	HBP 0	BLK 0	WP 0	HR 0	S 36	P 40	ERA 0.00	WHIP 0.667					
PITCHER	IP	WLS	BF	H	R	ER	SO	BB	IBB	HBP	BLK	WP	HR	S	P	ERA	WHIP					

BOTTOM

Houston Astros @ Atlanta Braves

Atlanta Stadium, Atlanta, GA

Wed Jun 18 1969, 7:05 PM EDT
Att. 10,166 - Unknown

livebaseballscorecards.com

AB	30
R	1
H	5
RBI	0
BB	1
SO	3
LOB	10



Batter	1	2	3	4	5	6	7	8	9	AB R H RBI BB SO LOB	TOP
Van Kelly, L (1, 4) <small>OBP: 0.190, SLG: 0.381</small>	0-0 		0-0 		0-0 	0-0 			0-0 	5 0 0 0 0 0 3	San Diego Padres @ Houston Astros Astrodome, Houston, TX Thu Jun 19 1969, 8:05 PM EDT Att. 12,764 - Dome
Roberto Pena, R (1, 3) <small>OBP: 0.287, SLG: 0.271</small> (6, 6)	0-0 		0-0 		0-0 		0-0 		0-3 	5 0 2 0 0 1 0	
Ollie Brown, R (1, 9) <small>OBP: 0.320, SLG: 0.436</small>	0-3 		0-0 		0-0 		0-0 		0-0 	5 0 0 0 0 1 2	
Al Ferrara, R (1, 7) <small>OBP: 0.369, SLG: 0.483</small>	1-0 			0-0 		0-0 		0-0 		3 2 2 0 0 0 1	
Ed Spiezio, R (1, 5) <small>OBP: 0.329, SLG: 0.431</small>	0-0 			0-0 		0-3 		0-3 		4 0 1 0 0 2 4	
Cito Gaston, R (1, 8) <small>OBP: 0.266, SLG: 0.300</small>	0-0 			0-3 		4-0 		0-0 		3 0 1 0 1 1 5	
Chris Cannizzaro, R (1, 2) <small>OBP: 0.342, SLG: 0.345</small>		0-3 		0-3 		0-0 		0-0 		4 0 1 1 0 2 3	
Tommy Dean, R (1, 6) <small>OBP: 0.230, SLG: 0.233</small> Larry Stahl, L (6, PH) <small>OBP: 0.217, SLG: 0.143</small> (6, 3)		0-0 		0-0 		4-0 		0-3 		2 0 1 1 0 0 0 1 0 0 0 1 1 1	
Al Santorini, R (1, 1) <small>OBP: 0.200, SLG: 0.167</small> John Sipin, R (6, PH) <small>OBP: 0.217, SLG: 0.299</small> Billy McCool, R (6, 1) Ivan Murrell, R (8, PH) <small>OBP: 0.255, SLG: 0.233</small> Joe Niekro, R (8, 1) <small>OBP: 0.364, SLG: 0.235</small>		0-3 		0-3 		0-3 		0-0 		2 0 0 0 0 2 2 1 0 0 0 0 1 3 0 0 0 0 0 0 0 1 0 0 0 0 0 1 0 0 0 0 0 0 0	
Inning Stats	R: 0 H: 1 E: 1 LOB: 3 K: 1 BB: 0 S: 7 P: 8	R: 0 H: 0 E: 0 LOB: 0 K: 2 BB: 0 S: 7 P: 7	R: 0 H: 0 E: 0 LOB: 0 K: 0 BB: 0 S: 3 P: 3	R: 1 H: 3 E: 1 LOB: 2 K: 3 BB: 0 S: 12 P: 12	R: 0 H: 0 E: 0 LOB: 0 K: 0 BB: 0 S: 3 P: 3	R: 1 H: 2 E: 1 LOB: 3 K: 2 BB: 2 S: 9 P: 17	R: 0 H: 1 E: 0 LOB: 1 K: 1 BB: 0 S: 6 P: 6	R: 0 H: 1 E: 0 LOB: 1 K: 1 BB: 0 S: 6 P: 6	R: 0 H: 0 E: 0 LOB: 0 K: 1 BB: 0 S: 5 P: 5	1B: 7 SF: 0 2B: 1 SAC: 0 3B: 0 DP: 0 HR: 0 HBP: 1	
PITCHER Don Wilson, R (1, 1) <small>ERA: 4.18</small>	IP WLS BF H R ER SO BB IBB HBP BLK WP HR S P ERA WHIP 9.0 W 39 8 2 2 11 1 1 1 0 2 0 58 67 2.00 1.000										

livebaseballscorecards.com

AB	36
R	2
H	8
RBI	2
BB	2
SO	11
LOB	25



Batter	1	2	3	4	5	6	7	8	9	AB R H RBI BB SO LOB	TOP
Jose Arcia, R (1, 4) OBP: 0.270, SLG: 0.224	0-0 		0-0 		0-0 			0-0 		4 0 0 0 0 0 2	San Diego Padres @ Houston Astros Astrodome, Houston, TX Fri Jun 20 1969, 8:05 PM EDT Unknown
Chris Cannizzaro, R (1, 2) OBP: 0.336, SLG: 0.338	0-0 		0-0 			0-3 			0-0 	4 0 0 0 0 1 0	
Ollie Brown, R (1, 9) OBP: 0.319, SLG: 0.433	0-3 			0-0 		0-0 	0-0 		0-3 	4 0 1 0 0 2 0	
Nate Colbert, R (1, 3) OBP: 0.371, SLG: 0.597		0-0 		0-0 		0-0 	0-0 		0-0 	4 1 1 1 0 0 1	
Al Ferrara, R (1, 7) OBP: 0.368, SLG: 0.479		0-0 		0-3 			0-3 			3 0 1 0 0 2 1	
Ed Spiezio, R (1, 5) OBP: 0.325, SLG: 0.425		0-0 		0-0 			0-0 			3 0 0 0 0 0 2	
Cito Gaston, R (1, 8) OBP: 0.267, SLG: 0.301		0-3 			0-0 		0-3 			3 0 1 0 0 2 1	
Tommy Dean, R (1, 6) OBP: 0.226, SLG: 0.228		0-0 			0-0 			0-0 		3 0 0 0 0 0 2	
Clay Kirby, R (1, 1) OBP: 0.065, SLG: 0.033			0-3 			0-3 		4-0 		2 0 0 0 0 2 1	
Larry Stahl, L (8, PH) OBP: 0.234, SLG: 0.143										0 0 0 0 1 0 0	
Steve Arlin, R (8, 1) OBP: 0.234, SLG: 0.143										0 0 0 0 0 0 0	
Inning Stats	R: 0 E: 0 K: 1 S: 5 H: 0 LOB: 0 BB: 0 P: 5	R: 1 E: 0 K: 1 S: 7 H: 2 LOB: 1 BB: 0 P: 7	R: 0 E: 0 K: 1 S: 5 H: 0 LOB: 0 BB: 0 P: 5	R: 0 E: 0 K: 1 S: 6 H: 1 LOB: 1 BB: 0 P: 6	R: 0 E: 0 K: 1 S: 6 H: 1 LOB: 1 BB: 0 P: 6	R: 0 E: 0 K: 1 S: 5 H: 0 LOB: 0 BB: 0 P: 5	R: 0 E: 0 K: 2 S: 7 H: 0 LOB: 0 BB: 0 P: 7	R: 0 E: 0 K: 0 S: 2 H: 0 LOB: 0 BB: 1 P: 6	R: 0 E: 0 K: 1 S: 5 H: 0 LOB: 0 BB: 0 P: 5	1B: 3 2B: 0 3B: 0 HR: 1 SF: 0 SAC: 0 DP: 1 HBP: 0	WP: 1 PB: 0 SB: 1 CS: 0 PA: 31
PITCHER Larry Dierker, R (1, 1) ERA: 2.72	IP: 9.0 WLS: W BF: 31 H: 4 R: 1 ER: 1 SO: 9 BB: 1 IBB: 0 HBP: 0 BLK: 0 WP: 1 HR: 1 S: 48 P: 52 ERA: 1.00 WHIP: 0.556										

livebaseballscorecards.com

AB	30
R	1
H	4
RBI	1
BB	1
SO	9
LOB	10

Batter	1	2	3	4	5	6	7	8	9
Sandy Valdespino, L (1, 7) OBP: 0.419, SLG: 0.414	0-0 		0-0 	0-0 		0-0 			
Julio Gotay, R (1, 4) OBP: 0.324, SLG: 0.258	0-0 		0-0 		0-0 	0-0 			
Jimmy Wynn, R (1, 8) OBP: 0.395, SLG: 0.514	0-3 			4-0 	0-3 			0-0 	
Denis Menke, R (1, 6) OBP: 0.421, SLG: 0.478		0-0 		4-0 	0-0 			0-3 	
Johnny Edwards, L (1, 2) OBP: 0.276, SLG: 0.298		0-0 		0-0 	0-0 			0-3 	
Curt Blefary, L (1, 3) OBP: 0.349, SLG: 0.344		0-0 		0-0 				0-3 	
Gary Geiger, L (1, 9) OBP: 0.342, SLG: 0.294		0-3 		0-0 				0-3 	
Doug Rader, R (1, 5) OBP: 0.310, SLG: 0.322		0-0 		0-3 				1-0 	
Larry Dierker, R (1, 1) OBP: 0.174, SLG: 0.196			0-3 	0-0 				0-0 	

AB R H RBI BB SO LOB

San Diego Padres @ Houston Astros
Astrodome, Houston, TX
Fri Jun 20 1969, 8:05 PM EDT
Unknown

livebaseballscorecards.com

AB 32
R 6
H 8
RBI 6
BB 3
SO 9
LOB 14



1B: 5 SF: 0
2B: 2 SAC: 0
3B: 1 DP: 1
HR: 0 HBP: 1

WP: 0 PA: 36

PB: 2
SB: 1
CS: 0

Inning Stats	R: 0	H: 0	E: 0	K: 1	S: 5	L: 0	LOB: 0	BB: 0	P: 5	R: 1	H: 2	E: 0	K: 1	S: 7	R: 0	H: 1	E: 0	K: 1	S: 5	R: 3	H: 1	E: 1	K: 1	S: 8	R: 0	H: 1	E: 0	K: 1	S: 6	R: 2	H: 3	E: 0	K: 0	S: 5	R: 0	H: 0	E: 0	K: 2	S: 7	R: 0	H: 0	E: 0	K: 2	S: 7	R: 0	H: 0	E: 0	K: 2	S: 7
Clay Kirby, R (1, 1) ERA: 4.29	IP	WLS	BF	H	R	ER	SO	BB	IBB	HBP	BLK	WP	HR	S	P	ERA	WHIP																																
Steve Arlin, R (8, 1) ERA: 8.44	1.0	4	0	0	0	2	1	0	0	0	0	0	0	7	11	0.00	1.000																																

Batter	1	2	3	4	5	6	7	8	9	AB R H RBI BB SO LOB	TOP	
Tommy Dean, R (1, 6) OBP: 0.222, SLG: 0.224 Roberto Pena, R (8, PH) OBP: 0.290, SLG: 0.275 (8, 6)	0-0 		0-0 		0-3 			0-0 		3 0 0 0 0 1 3 1 0 1 0 0 0 0	San Diego Padres @ Houston Astros Astrodome, Houston, TX Fri Jun 20 1969, 8:05 PM EDT Att. 19,095 - Unknown	
Jose Arcia, R (1, 4) OBP: 0.288, SLG: 0.267 Larry Stahl, L (8, PH) OBP: 0.229, SLG: 0.140 (8, 7)	4-0 		0-0 			0-0 		0-3 		2 1 1 0 1 0 2 1 0 0 0 0 1 1		
Ollie Brown, R (1, 9) OBP: 0.318, SLG: 0.428	0-3 			4-0 		0-0 		0-0 		3 0 0 0 1 1 3		
Nate Colbert, R (1, 3) OBP: 0.369, SLG: 0.589	0-0 			0-3 		0-0 		0-0 		4 0 1 1 0 1 4		
Al Ferrara, R (1, 7) OBP: 0.358, SLG: 0.464 John Sipin, R (8, 4) OBP: 0.217, SLG: 0.299		0-0 		0-3 		0-0 		0-0 		4 0 0 0 0 1 4 0 0 0 0 0 0 0		
Ed Spiezio, R (1, 5) OBP: 0.320, SLG: 0.417		0-0 		0-0 			0-0 		0-3 	4 0 0 0 0 1 1		
Cito Gaston, R (1, 8) OBP: 0.267, SLG: 0.297		0-3 			0-0 		4-0 		0-0 	3 0 0 0 1 1 0		
Sonny Ruberto, R (1, 2) OBP: 0.231, SLG: 0.167 Van Kelly, L (9, PH) OBP: 0.182, SLG: 0.364			0-0 		4-0 		0-0 		0-3 	2 0 1 0 1 0 1 1 0 0 0 0 1 0		
Tommie Sisk, R (1, 1) OBP: 0.200, SLG: 0.222 Gary Ross, R (7, 1)			4-0 		0-0 		0-3 			1 0 0 0 1 1 1 0 0 0 0 0 0 0		
Inning Stats	R: 0 H: 0 E: 0 LOB: 1 K: 1 BB: 1 S: 5 P: 9	R: 0 H: 0 E: 0 LOB: 0 K: 1 BB: 0 S: 5 P: 5	R: 0 H: 1 E: 0 LOB: 1 K: 0 BB: 1 S: 3 P: 7	R: 0 H: 0 E: 0 LOB: 1 K: 2 BB: 1 S: 7 P: 11	R: 0 H: 0 E: 0 LOB: 1 K: 1 BB: 1 S: 5 P: 9	R: 1 H: 2 E: 0 LOB: 0 K: 0 BB: 0 S: 4 P: 4	R: 0 H: 0 E: 0 LOB: 1 K: 1 BB: 1 S: 5 P: 9	R: 0 H: 1 E: 1 LOB: 2 K: 1 BB: 0 S: 7 P: 7	R: 0 H: 0 E: 0 LOB: 0 K: 2 BB: 0 S: 7 P: 7	1B: 3 SF: 0 2B: 0 SAC: 1 3B: 1 DP: 2 HR: 0 HBP: 0		WP: 0 PA: 35 PB: 0 SB: 2 CS: 0
PITCHER Jim Ray, R (1, 1) ERA: 3.7 Fred Gladding, R (8, 1) ERA: 2.45	IP WLS BF H R ER SO BB IBB HBP BLK WP HR S P ERA WHIP	7.0 W 27 3 1 1 6 5 0 0 0 0 0 0 34 54 1.29 1.143	2.0 S 8 1 0 0 3 0 0 0 0 0 0 0 14 14 0.00 0.500	PITCHER IP WLS BF H R ER SO BB IBB HBP BLK WP HR S P ERA WHIP								

livebaseballscorecards.com

AB	29
R	1
H	4
RBI	1
BB	5
SO	9
LOB	20



Batter	1	2	3	4	5	6	7	8	9	AB R H RBI BB SO LOB	TOP	
Jose Arcia, R (1, 6) <small>OBP: 0.275, SLG: 0.254</small> Roberto Pena, R (8, PH) <small>OBP: 0.293, SLG: 0.275</small> (8, 6)	0-3 K		0-0 K			0-0 K		4-0 1-2 BB		3 0 0 0 0 1 0 0 0 0 0 1 0 0	San Diego Padres @ Houston Astros Astrodome, Houston, TX Sat Jun 21 1969, 8:05 PM EDT Att. 17,306 - Unknown livebaseballscorecards.com	
John Sipin, R (1, 4) <small>OBP: 0.219, SLG: 0.308</small>	0-0 2B				0-3 K	0-3 K		0-3 K		4 0 1 0 0 3 2		
Ollie Brown, R (1, 9) <small>OBP: 0.317, SLG: 0.425</small>	0-0 K				0-0 K		0-0 1B 1B	0-0 K		4 0 1 0 0 0 3		
Nate Colbert, R (1, 3) <small>OBP: 0.362, SLG: 0.577</small>	0-3 K				0-0 E5		0-0 K		0-0 K	4 0 0 0 0 1 2		
Al Ferrara, R (1, 7) <small>OBP: 0.362, SLG: 0.465</small>					0-3 K		0-0 1-2 1B		0-0 K	4 0 2 0 0 1 1		
Ed Spiezio, R (1, 5) <small>OBP: 0.315, SLG: 0.410</small>					0-3 K		0-3 K		0-0 K	4 0 0 0 0 2 2		
Cito Gaston, R (1, 8) <small>OBP: 0.264, SLG: 0.293</small>					0-0 K		0-0 K			3 0 0 0 0 0 2		
Chris Cannizzaro, R (1, 2) <small>OBP: 0.336, SLG: 0.338</small>					0-3 K				0-0 BB 1B	3 0 1 0 0 1 0		
Dick Kelley, R (1, 1) <small>OBP: 0.148, SLG: 0.185</small> Frank Reberger, L (4, 1) <small>OBP: 0.250, SLG: 0.227</small> Ivan Murrell, R (6, PH) <small>OBP: 0.250, SLG: 0.250</small> Jack Baldschun, R (6, 1) <small>OBP: 0.224, SLG: 0.136</small> Larry Stahl, L (8, PH) <small>OBP: 0.059, SLG: 0.063</small> (8, 1)					0-3 K		0-3 K		0-3 K	1 0 0 0 0 0 1 0 0 0 0 0 0 0 0 0 1 0 0 0 0 0 1 0 0 0 0 0 0 0 0 0 1 0 0 0 0 0 1 1 0 0 0 0 0 0 0 0		
Inning Stats	R: 0 H: 1 E: 0 LOB: 1 K: 2 BB: 0 S: 8 P: 8	R: 0 H: 1 E: 0 LOB: 0 K: 0 BB: 0 S: 3 P: 3	R: 0 H: 0 E: 0 LOB: 0 K: 2 BB: 0 S: 7 P: 7	R: 0 H: 0 E: 1 LOB: 1 K: 2 BB: 0 S: 8 P: 8	R: 0 H: 0 E: 0 LOB: 0 K: 1 BB: 0 S: 5 P: 5	R: 0 H: 0 E: 0 LOB: 0 K: 2 BB: 0 S: 7 P: 7	R: 0 H: 2 E: 0 LOB: 2 K: 1 BB: 0 S: 7 P: 7	R: 0 H: 1 E: 0 LOB: 2 K: 2 BB: 1 S: 8 P: 12	R: 0 H: 0 E: 0 LOB: 0 K: 0 BB: 0 S: 3 P: 3	1B: 4 SF: 0 2B: 1 SAC: 0 3B: 0 DP: 0 HR: 0 HBP: 0		WP: 0 PA: 33 PB: 0 SB: 0 CS: 0
PITCHER Tom Griffin, R (1, 1) <small>ERA: 3.57</small>	IP WLS BF H R ER SO BB IBB HBP BLK WP HR S P ERA WHIP 9.0 W 33 5 0 0 12 1 0 0 0 0 0 0 56 60 0.00 0.667											PITCHER IP WLS BF H R ER SO BB IBB HBP BLK WP HR S P ERA WHIP



Batter	1	2	3	4	5	6	7	8	9	AB	R	H	RBI	BB	SO	LOB
Leon McFadden, R OBP: 0.194, SLG: 0.233 (1, 9)	0-3 K		0-0 S 1B		0-0 K	0-0 1-H 3-H 2B				4	0	2	1	0	1	0
Marty Martinez, S OBP: 0.333, SLG: 0.403 Gary Geiger, L OBP: 0.361, SLG: 0.324 (1, 7) (7, 7)	0-0 K		0-0 1-2		0-3 K		0-0 E 2B			3	0	0	0	0	1	1
Jimmy Wynn, R OBP: 0.394, SLG: 0.502 (1, 8)	0-3 K		4-0 BB		4-0 BB		0-3 K			2	0	0	0	2	2	1
Denis Menke, R OBP: 0.413, SLG: 0.466 (1, 6)		0-0 K	0-0 K		0-0 K		0-0 K			4	0	0	0	0	0	4
Julio Gotay, R OBP: 0.286, SLG: 0.231 (1, 4)		0-3 K		0-0 E4 1B		0-3 K	0-0 E6			4	1	1	0	0	2	1
Doug Rader, R OBP: 0.316, SLG: 0.328 (1, 5)		0-0 E 2B		4-0 1B BB		0-0 3B 1B	0-0 K			3	2	2	0	1	0	2
Johnny Edwards, L OBP: 0.281, SLG: 0.309 (1, 2)		0-0 E7 2-H 1B		0-3 K		0-0 1-H 2B 3B	0-0 K			4	1	2	2	0	1	2
Curt Biefary, L OBP: 0.354, SLG: 0.352 (1, 3)		0-0 K		0-0 1-3 2-H 1B		4-0 2B IBB	0-0 K			3	0	1	1	1	0	1
Tom Griffin, R OBP: 0.300, SLG: 0.462 (1, 1)			0-3 K		0-3 K		0-3 K			4	0	0	0	0	4	3

Inning Stats	R: 0	H: 0	E: 0	K: 2	S: 7	LOB: 0	BB: 0	P: 7
	R: 1	H: 2	E: 1	K: 1	S: 7	LOB: 1	BB: 0	P: 7
	R: 0	H: 1	E: 0	K: 1	S: 6	LOB: 2	BB: 1	P: 10
	R: 1	H: 2	E: 1	K: 2	S: 8	LOB: 1	BB: 1	P: 12
	R: 0	H: 0	E: 0	K: 1	S: 5	LOB: 1	BB: 1	P: 9
	R: 2	H: 3	E: 0	K: 2	S: 9	LOB: 2	BB: 1	P: 13
	R: 0	H: 1	E: 1	K: 1	S: 7	LOB: 2	BB: 0	P: 7
	R: 0	H: 0	E: 0	K: 1	S: 5	LOB: 0	BB: 0	P: 5

PITCHER	IP	WLS	BF	H	R	ER	SO	BB	IBB	HBP	BLK	WP	HR	S	P	ERA	WHIP
Dick Kelley, L ERA: 4.01 (1, 1)	3.0	L	13	3	1	1	4	1	0	0	0	0	0	20	24	3.00	1.333
Frank Reberger, R ERA: 4.89 (4, 1)	2.0		9	2	1	1	3	2	0	0	0	0	0	13	21	4.50	2.000
Jack Baldschun, R ERA: 3.83 (6, 1)	2.0		11	4	2	2	3	0	1	0	0	0	0	16	20	9.00	2.000
Johnny Podres, L ERA: 4.31 (8, 1)	1.0		3	0	0	0	1	0	0	0	0	0	0	5	5	0.00	0.000

BOTTOM

San Diego Padres @ Houston Astros
Astrodome, Houston, TX

Sat Jun 21 1969, 8:05 PM EDT
Att. 17,306 - Unknown

livebaseballscorecards.com

AB	32
R	4
H	9
RBI	4
BB	4
SO	11
LOB	15



1B: 5	SF: 0	WP: 0	PA: 36
2B: 3	SAC: 0	PB: 0	
3B: 1	DP: 0	SB: 1	
HR: 0	HBP: 0	CS: 0	

Batter	1	2	3	4	5	6	7	8	9	AB R H RBI BB SO LOB	TOP	
John Sipin, R (1, 4) OBP: 0.210, SLG: 0.295	0-0 F8		0-0 6-3		0-0 5-3			0-0 5-3		4 0 0 0 0 0 0	San Diego Padres @ Houston Astros Astrodome, Houston, TX Sun Jun 22 1969, 4:33 AM EDT Att. 13,448 - Unknown livebaseballscorecards.com	
Roberto Pena, R (1, 6) OBP: 0.292, SLG: 0.279	0-0 1B 2B		0-0 6-3			0-0 6-3		0-0 F7		4 0 1 0 0 0 0		
Ollie Brown, R (1, 9) OBP: 0.319, SLG: 0.426	0-0 2-3 1B		0-0 1B			0-0 F4			0-0 5-3	4 0 2 0 0 0 0		
Nate Colbert, R (1, 3) OBP: 0.355, SLG: 0.565	0-0 F9		0-0 F8			0-0 6-3			0-0 F9	4 0 0 0 0 0 3		
Al Ferrara, R (1, 7) OBP: 0.353, SLG: 0.451 Jose Arcia, R (9, PR) OBP: 0.275, SLG: 0.254	0-3 K			0-0 F9			0-0 F4		0-0 E6 1B	4 0 0 0 0 1 2 0 0 0 0 0 0 0		
Ed Spiezio, R (1, 5) OBP: 0.322, SLG: 0.413		0-0 1B		0-0 F5		4-0 BB			0-0 1-2 FC5-4 1B	3 0 2 0 1 0 0		
Cito Gaston, R (1, 8) OBP: 0.259, SLG: 0.288		0-3 K		0-3 K		0-3 K			0-0 1-2 FC5-4	4 0 0 0 0 3 4		
Chris Cannizzaro, R (1, 2) OBP: 0.332, SLG: 0.333		0-3 K			0-0 F9		0-0 1-3			3 0 0 0 0 1 2		
Joe Niekro, R (1, 1) OBP: 0.333, SLG: 0.211 Ivan Murrell, R (8, PH) OBP: 0.245, SLG: 0.222 Billy McCool, R (8, 1)		0-3 K			0-0 6-3			0-3 K		2 0 0 0 0 1 1 1 0 0 0 0 1 0 0 0 0 0 0 0 0		
Inning Stats	R: 0 H: 2 E: 0 LOB: 2 K: 1 BB: 0 S: 7 P: 7	R: 0 H: 1 E: 0 LOB: 1 K: 3 BB: 0 S: 10 P: 10	R: 0 H: 1 E: 0 LOB: 1 K: 0 BB: 0 S: 4 P: 4	R: 0 H: 0 E: 0 LOB: 0 K: 1 BB: 0 S: 5 P: 5	R: 0 H: 0 E: 0 LOB: 0 K: 0 BB: 0 S: 3 P: 3	R: 0 H: 0 E: 0 LOB: 0 K: 0 BB: 0 S: 3 P: 3	R: 0 H: 0 E: 0 LOB: 1 K: 1 BB: 1 S: 5 P: 9	R: 0 H: 0 E: 0 LOB: 0 K: 1 BB: 0 S: 5 P: 5	R: 0 H: 1 E: 1 LOB: 2 K: 0 BB: 0 S: 5 P: 5	1B: 4 SF: 0 2B: 1 SAC: 0 3B: 0 DP: 0 HR: 0 HBP: 0	WP: 0 PA: 34 PB: 0 SB: 0 CS: 0	
PITCHER Denny Lemaster, L (1, 1) ERA: 3.29	IP WLS BF H R ER SO BB IBB HBP BLK WP HR S P ERA WHIP	9.0 W 34 5 0 0 7 1 0 0 0 0 0 0 47 51 0.00 0.667										



Batter	1	2	3	4	5	6	7	8	9
Sandy Valdespino, L (1, 7) OBP: 0.395, SLG: 0.353 Bob Watson, R (8, PH) OBP: 0.259, SLG: 0.174 Cesar Geronimo, L (8, PR) OBP: 0.167, SLG: 0.333 (9, 9)	0-0 5-3		0-0 G1			0-3 K		4-0 1B 1B BB	
Joe Morgan, L (1, 4) OBP: 0.382, SLG: 0.383	0-0 F5			0-0 F7			0-0 4-3	0-0 1B 1B	
Jimmy Wynn, R (1, 8) OBP: 0.396, SLG: 0.500	4-0 BB			0-3 K			0-0 E5 1B 1B E	0-0 1B 1-2 3-H	
Denis Menke, R (1, 6) OBP: 0.411, SLG: 0.463	0-0 F8			0-0 6-3			0-0 E 1-2 1B	0-0 F8	
Johnny Edwards, L (1, 2) OBP: 0.281, SLG: 0.309		0-0 F9			0-0 4-3		0-0 E5 1-3 2-H 1B		
Curt Blefary, L (1, 3) OBP: 0.354, SLG: 0.349		0-3 K			0-0 4-3		4-0 L3 IBB		
Gary Geiger, L (1, 9) OBP: 0.349, SLG: 0.311 (9, 7)		0-0 F7			0-0 F7		0-0 L3 1-2		
Doug Rader, R (1, 5) OBP: 0.313, SLG: 0.324			0-0 4-3			0-0 P3		0-0 6-3	
Denny Lemaster, R (1, 1) OBP: 0.263, SLG: 0.361			0-0 F8			0-0 5-3		0-0 F7	

AB	R	H	RBI	BB	SO	LOB
3	0	0	0	0	1	0
0	0	0	0	1	0	0
0	1	0	0	0	0	0
4	0	1	0	0	0	0
3	1	1	1	1	1	0
4	0	1	0	0	0	3
3	0	1	0	0	0	0
2	0	0	0	1	1	0
3	0	0	0	0	0	3
3	0	0	0	0	0	0
3	0	0	0	0	0	0

BOTTOM

San Diego Padres @ Houston Astros
Astrodome, Houston, TX
Sun Jun 22 1969, 4:33 AM EDT
Att. 13,448 - Unknown

livebaseballscorecards.com

AB	28
R	2
H	4
RBI	1
BB	3
SO	3
LOB	6



1B: 4	SF: 0	WP: 0	PA: 31
2B: 1	SAC: 0	PB: 0	
3B: 0	DP: 1	SB: 0	
HR: 0	HBP: 0	CS: 0	

Inning Stats														
R	H	E	K	S	R	H	E	K	S	R	H	E	K	S
0	0	0	0	3	0	0	0	5	0	0	0	0	1	3
0	0	0	1	7	0	0	1	5	0	0	0	0	1	3
0	0	0	0	0	0	0	0	0	0	0	0	0	0	0
0	0	0	0	0	0	0	0	0	0	0	0	0	0	0
0	0	0	0	0	0	0	0	0	0	0	0	0	0	0
0	0	0	0	0	0	0	0	0	0	0	0	0	0	0
0	0	0	0	0	0	0	0	0	0	0	0	0	0	0
0	0	0	0	0	0	0	0	0	0	0	0	0	0	0
0	0	0	0	0	0	0	0	0	0	0	0	0	0	0
0	0	0	0	0	0	0	0	0	0	0	0	0	0	0
0	0	0	0	0	0	0	0	0	0	0	0	0	0	0
0	0	0	0	0	0	0	0	0	0	0	0	0	0	0

PITCHER														
IP	WLS	BF	H	R	ER	SO	BB	IBB	HBP	BLK	WP	HR	S	P
7.0	L	25	2	1	0	3	1	1	0	0	0	0	29	37
1.0		6	2	1	1	0	1	0	0	0	0	0	5	9

ERA	WHIP
0.00	0.429
9.00	3.000

Batter	1	2	3	4	5	6	7	8	9	AB R H RBI BB SO LOB	TOP												
Bobby Bonds, R (1, 8) OBP: 0.363, SLG: 0.453	0-0 5-3		0-0 6-3			0-0 5-3		0-0 6-3	0-0 6-3	5 0 0 0 0 0 2													
Ron Hunt, R (1, 4) OBP: 0.342, SLG: 0.305 Rich Robertson, R (8, 1)	0-0 6-3		0-0 F9			0-3 K		1-0 1B 1B HBP		3 1 0 0 0 1 0 0 0 0 0 0 0 0													
Jim Davenport, R (1, 5) OBP: 0.325, SLG: 0.349 Bob Burda, L (6, 3) OBP: 0.290, SLG: 0.379	0-0 F4				0-3 K	0-0 BB 1B		0-0 1B 1B		3 0 1 0 0 1 0 1 0 1 0 0 0 0													
Willie McCovey, L (1, 3) OBP: 0.469, SLG: 0.752 Bobby Etheridge, R (6, 5) OBP: 0.484, SLG: 0.519			0-3 K		0-0 F8	4-0 1B		0-0 1B		2 0 0 0 1 1 0 1 0 1 1 0 0 0													
Jim Ray Hart, R (1, 7) OBP: 0.340, SLG: 0.297			0-0 HR 1B		4-0 BB	0-3 K		0-3 K		3 1 1 0 1 2 4													
Ken Henderson, S (1, 9) OBP: 0.260, SLG: 0.356			0-3 K		0-3 K			0-0 F9		4 0 0 0 0 2 2													
Dick Dietz, R (1, 2) OBP: 0.392, SLG: 0.410			0-0 HR		0-0 F8			0-0 1-3		3 1 1 2 1 0 0													
Hal Lanier, R (1, 6) OBP: 0.266, SLG: 0.265			0-3 K		0-0 4-3			0-3 K		4 0 1 0 0 2 0													
Ray Sadecki, L (1, 1) OBP: 0.136, SLG: 0.238 Ron Herbel, R (4, 1) Don Mason, L (8, PH) OBP: 0.302, SLG: 0.227 (8, 4)			0-0 G3		0-0 4-3			0-0 F4	0-0 1-3	1 0 0 0 0 0 0 1 0 0 0 0 0 0 2 0 0 0 0 0 2													
Inning Stats	R: 0 E: 0 K: 0 S: 3	H: 0 LOB: 0 BB: 0 P: 3	R: 2 E: 0 K: 3 S: 11	H: 2 LOB: 0 BB: 0 P: 11	R: 0 E: 0 K: 0 S: 3	H: 0 LOB: 0 BB: 0 P: 3	R: 0 E: 0 K: 2 S: 7	H: 0 LOB: 1 BB: 1 P: 11	R: 0 E: 0 K: 1 S: 3	H: 0 LOB: 0 BB: 0 P: 3	R: 0 E: 0 K: 2 S: 8	H: 1 LOB: 2 BB: 1 P: 12	R: 0 E: 0 K: 1 S: 5	H: 0 LOB: 0 BB: 0 P: 5	R: 1 E: 0 K: 1 S: 7	H: 2 LOB: 2 BB: 0 P: 8	R: 0 E: 0 K: 0 S: 4	H: 1 LOB: 2 BB: 1 P: 8	1B: 5 2B: 0 3B: 0 HR: 1	SF: 0 SAC: 0 DP: 0 HBP: 1	WP: 0 PB: 0 SB: 0 CS: 0	PA: 37	
PITCHER Don Wilson, R (1, 1) ERA: 4.08	IP 9.0	WLS W	BF 37	H 6	R 3	ER 3	SO 9	BB 3	IBB 0	HBP 1	BLK 0	WP 0	HR 1	S 51	P 64	ERA 3.00	WHIP 1.000						PITCHER IP WLS BF H R ER SO BB IBB HBP BLK WP HR S P ERA WHIP

San Francisco Giants @ Houston Astros
Astrodome, Houston, TX
Mon Jun 23 1969, 8:05 PM EDT
Att. 15,524 - Unknown

AB	33
R	3
H	6
RBI	3
BB	3
SO	9
LOB	10



Batter	1	2	3	4	5	6	7	8	9	AB	R	H	RBI	BB	SO	LOB
Leon McFadden, R (1, 9) <small>OBP: 0.212, SLG: 0.250</small> Gary Geiger, L (4, PH) <small>OBP: 0.348, SLG: 0.338</small> (5, 9)	0-3 K		0-0 1-2 2B 1B	0-0 1-1 1B 3B		0-0 3-1	0-0 4-3			2	1	1	0	0	1	0
Joe Morgan, L (1, 4) <small>OBP: 0.390, SLG: 0.387</small>	0-0 CS 1B		0-0 1-2 2-3	0-0 3-H 1B		4-0 BB BB		4-0 PB 1B BB		3	1	2	1	2	0	2
Jimmy Wynn, R (1, 8) <small>OBP: 0.396, SLG: 0.494</small>	4-0 CS BB		0-0 F9	4-0 1-2 BB		0-0 F7		0-0 F8		3	0	0	0	2	0	4
Denis Menke, R (1, 6) <small>OBP: 0.414, SLG: 0.467</small>	0-0 CS	4-0 FC6-4 BB	0-0 1B 2B	0-0 F4		0-0 F8		0-0 E FC1-5-2 1B		4	1	2	3	1	0	3
Marty Martinez, S (1, 7) <small>OBP: 0.329, SLG: 0.394</small> Cesar Geronimo, L (8, 7) <small>OBP: 0.286, SLG: 0.429</small>		0-0 FC6-4 F8 1B	0-0 2-H 3-H 1B	0-0 G4-3			0-3 K	0-0 E5 FC1-5-2 1B		4	0	1	1	0	1	3
Doug Rader, R (1, 5) <small>OBP: 0.314, SLG: 0.325</small>		0-0 F8 1B	0-0 F4		0-0 6-3		0-0 G3 BB 1B	0-0 FC1-5-2		5	1	2	0	0	0	3
Curt Blefary, L (1, 3) <small>OBP: 0.358, SLG: 0.349</small>		0-0 F8 1-2 2-3		4-0 SH 1B BB			4-0 1B G3 BB	0-3 K		3	1	1	0	2	1	4
Johnny Edwards, L (1, 2) <small>OBP: 0.281, SLG: 0.308</small>		0-0 4-3		0-0 SH 3B 1B		0-0 F4		0-0 G3		4	1	1	0	0	0	5
Don Wilson, R (1, 1) <small>OBP: 0.175, SLG: 0.088</small>			4-0 4-3 1B BB	0-0 SH 3B		0-3 K		0-0 2-3 3-H 1B		2	2	1	1	1	1	1

BOTTOM

San Francisco Giants @ Houston Astros
 Astrodome, Houston, TX
 Mon Jun 23 1969, 8:05 PM EDT
 Att. 15,524 - Unknown

livebaseballscorecards.com

AB	34
R	9
H	13
RBI	9
BB	8
SO	4
LOB	27



Inning Stats	R: 0	H: 1	E: 0	K: 1	S: 4	LOB: 0	BB: 1	P: 8
	R: 0	H: 1	E: 0	K: 0	S: 4	LOB: 2	BB: 1	P: 8
	R: 3	H: 3	E: 0	K: 0	S: 6	LOB: 1	BB: 1	P: 10
	R: 4	H: 3	E: 0	K: 0	S: 6	LOB: 1	BB: 2	P: 14
	R: 0	H: 1	E: 0	K: 1	S: 6	LOB: 1	BB: 0	P: 6
	R: 0	H: 0	E: 0	K: 0	S: 3	LOB: 1	BB: 1	P: 7
	R: 1	H: 2	E: 0	K: 1	S: 7	LOB: 2	BB: 1	P: 11
	R: 1	H: 2	E: 1	K: 1	S: 7	LOB: 2	BB: 1	P: 11

PITCHER	IP	WLS	BF	H	R	ER	SO	BB	IBB	HBP	BLK	WP	HR	S	P	ERA	WHIP
Ray Sadecki, L (1, 1) <small>ERA: 4.34</small>	3.0	L	17	6	5	5	1	4	0	0	0	0	0	15	31	15.00	3.333
Ron Herbel, R (4, 1) <small>ERA: 4.31</small>	4.0		20	5	3	3	2	3	0	0	0	0	0	21	33	6.75	2.000
Rich Robertson, R (8, 1) <small>ERA: 5.7</small>	1.0		6	2	1	1	1	1	0	0	0	0	0	7	11	9.00	3.000

WP: 0	PA: 44
PB: 1	SB: 0
CS: 2	
1B: 11	SF: 0
2B: 1	SAC: 1
3B: 1	DP: 1
HR: 0	HBP: 0

Batter	1	2	3	4	5	6	7	8	9	AB R H RBI BB SO LOB	TOP												
Ken Henderson, S OBP: 0.267, SLG: 0.367 (1, 8) (2, 9)	0-0 4-3		0-0 4-3 1B 2B		0-3 K		0-0 G1-6-3 1-2 1B			4 1 2 0 0 1 0	San Francisco Giants @ Houston Astros Astrodome, Houston, TX Tue Jun 24 1969, 8:05 PM EDT Att. 18,715 - Unknown livebaseballscorecards.com												
Ron Hunt, R OBP: 0.341, SLG: 0.304 (1, 4)	0-0 6-3		0-0 4-3		0-0 FC5-4 1B		0-0 G1-6-3 1-2f			4 0 1 0 0 0 3													
Jim Davenport, R OBP: 0.329, SLG: 0.353 (1, 5)	0-0 1B		0-0 FC3-6 1B		0-3 K		0-0 4-3			4 0 2 1 0 1 1													
Willie McCovey, L OBP: 0.461, SLG: 0.738 (1, 3)	0-0 4-3		0-0 3-H FC3-6 1B 1-2f		0-0 FC5-4 1-2f		0-3 K			4 0 0 0 0 1 3													
Jim Ray Hart, R OBP: 0.338, SLG: 0.295 Willie Mays, R OBP: 0.386, SLG: 0.495 (1, 7) (2, 8)		0-0 6-3	0-3 K		0-0 F8		0-0 1B			1 0 0 0 0 0 0 3 0 1 0 0 1 1													
Dave Marshall, L OBP: 0.339, SLG: 0.263 (1, 9) (2, 7)		4-0 1B BB		4-0 FC4-6 BB		0-0 F7		0-3 K		2 0 0 0 2 1 1													
Dick Dietz, R OBP: 0.381, SLG: 0.394 (1, 2)		0-3 K		0-0 F8		0-0 4-3		0-3 K		4 0 0 0 0 2 2													
Hal Lanier, R OBP: 0.286, SLG: 0.265 (1, 6)		0-0 1-3 1B		0-0 FC4-6 1-2f		0-3 K		0-0 6-3		4 0 1 0 0 1 1													
Gaylord Perry, R OBP: 0.173, SLG: 0.122 Bob Burda, L OBP: 0.286, SLG: 0.373 (1, 1) (9, PH)		0-0 4-3		0-3 K		0-0 1B 1B		0-0 4-3		3 0 1 0 0 1 3 1 0 0 0 0 0 0													
Inning Stats	R: 0 E: 0 K: 0 S: 4	H: 1 LOB: 1 BB: 0 P: 4	R: 0 E: 0 K: 1 S: 6	H: 1 LOB: 2 BB: 1 P: 10	R: 1 E: 0 K: 1 S: 7	H: 2 LOB: 1 BB: 0 P: 7	R: 0 E: 0 K: 1 S: 5	H: 0 LOB: 1 BB: 1 P: 9	R: 0 E: 0 K: 1 S: 8	H: 1 LOB: 1 BB: 0 P: 8		R: 0 E: 0 K: 2 S: 3	H: 0 LOB: 0 BB: 0 P: 3	R: 0 E: 0 K: 1 S: 6	H: 2 LOB: 1 BB: 0 P: 6	R: 0 E: 0 K: 2 S: 8	H: 1 LOB: 1 BB: 0 P: 8	R: 0 E: 0 K: 1 S: 5	H: 0 LOB: 0 BB: 0 P: 5	1B: 7 2B: 1 3B: 0 HR: 0	SF: 0 SAC: 0 DP: 1 HBP: 0	WP: 0 PB: 0 SB: 0 CS: 0	PA: 36
PITCHER Larry Dierker, R ERA: 2.6 (1, 1)	IP 9.0	WLS W	BF 36	H 8	R 1	ER 1	SO 9	BB 2	IBB 0	HBP 0	BLK 0	WP 0	HR 0	S 52	P 60	ERA 1.00	WHIP 1.111						PITCHER IP WLS BF H R ER SO BB IBB HBP BLK WP HR S P ERA WHIP



Batter	1	2	3	4	5	6	7	8	9	AB	R	H	RBI	BB	SO	LOB		
Sandy Valdespino, L (1, 7) OBP: 0.405, SLG: 0.378 Cesar Geronimo, L (7, PR) OBP: 0.286, SLG: 0.429 (8, 7)	0-3 K		0-0 2-3	0-0 2B			4-0 SH2-3 2B BB			3	0	1	3	1	1	0		
Joe Morgan, L (1, 4) OBP: 0.393, SLG: 0.385	4-0 CS WP BB		4-0 BB	0-0 5-3			0-0 SH2-3 1-2			1	0	0	0	2	0	1		
Jimmy Wynn, R (1, 8) OBP: 0.401, SLG: 0.498	4-0 1-2 BB		0-3 K		4-0 BB		0-0 S 2B			2	0	1	1	2	1	1		
Denis Menke, R (1, 6) OBP: 0.408, SLG: 0.460	0-0 5-3 2-3		0-0 F8		0-0 F8		0-3 K 2-3			4	0	0	0	0	1	6		
Johnny Edwards, L (1, 2) OBP: 0.276, SLG: 0.302		0-0 4-3		0-0 F8		0-0 F8	0-3 K			4	0	0	0	0	1	3		
Curt Blefary, L (1, 3) OBP: 0.360, SLG: 0.359		0-0 3B		0-0 FC4-6 1B		0-0 4-3		0-0 F4		4	0	2	0	0	0	1		
Gary Geiger, L (1, 9) OBP: 0.355, SLG: 0.338		1-0 HBP		0-0 FC4-6 BB 1B 2B		0-0 F9		0-0 WP 1B 1B		3	1	1	0	0	0	1		
Doug Rader, R (1, 5) OBP: 0.314, SLG: 0.324		0-3 K		0-0 BB 2B 1B		0-0 F6		0-0 6-3		4	1	1	0	0	1	3		
Larry Dierker, R (1, 1) OBP: 0.200, SLG: 0.204		0-0 4-3		4-0 BB 2B BB		0-0 6-3		0-0 1B		3	1	1	0	1	0	2		
Inning Stats	R: 0 E: 0 K: 1 S: 4	H: 0 LOB: 1 BB: 2 P: 12	R: 0 E: 0 K: 1 S: 6	H: 1 LOB: 2 BB: 0 P: 7	R: 0 E: 0 K: 1 S: 5	H: 0 LOB: 1 BB: 1 P: 9	R: 3 E: 0 K: 0 S: 6	H: 3 LOB: 1 BB: 1 P: 10	R: 0 E: 0 K: 0 S: 3	H: 0 LOB: 0 BB: 0 P: 3	R: 1 E: 0 K: 2 S: 8	H: 1 LOB: 2 BB: 1 P: 12	R: 0 E: 0 K: 0 S: 4	H: 2 LOB: 2 BB: 0 P: 4	1B: 4 2B: 2 3B: 1 HR: 0	SF: 0 SAC: 1 DP: 0 HBP: 1	WP: 2 PB: 0 SB: 1 CS: 1	PA: 36
PITCHER Gaylord Perry, R (1, 1) ERA: 2.63	IP: 8.0 WLS: L BF: 36 H: 7 R: 4 ER: 4 SO: 5 BB: 6 IBB: 0 HBP: 1 BLK: 0 WP: 2 HR: 0 S: 39 P: 64 ERA: 4.50 WHIP: 1.625																	

BOTTOM

San Francisco Giants @ Houston Astros
Astrodome, Houston, TX
Tue Jun 24 1969, 8:05 PM EDT
Att. 18,715 - Unknown

livebaseballscorecards.com

AB	28
R	4
H	7
RBI	4
BB	6
SO	5
LOB	18



San Francisco Giants @ Houston Astros
Astrodome, Houston, TX

Wed Jun 25 1969, 8:05 PM EDT
Att. 20,588 - Unknown



WP: 0 PA: 37
PB: 0
SB: 0
CS: 0

Batter	1	2	3	4	5	6	7	8	9	AB R H RBI BB SO LOB
Ken Henderson, S (1, 9) OBP: 0.265, SLG: 0.357	0-3 K		4-0 L5-3 BB		0-0 F4			0-0 F9	0-0 4-3	4 0 0 0 1 1 3
Ron Hunt, R (1, 4) OBP: 0.344, SLG: 0.301	1-0 HBP		0-0 L5-3		4-0 1-2 BB			0-3 K		2 0 0 0 1 1 1
Willie Mays, R (1, 8) OBP: 0.388, SLG: 0.500	0-3 K		0-0 1B		0-0 4-3			0-0 2B		4 0 2 0 0 1 3
Willie McCovey, L (1, 3) OBP: 0.454, SLG: 0.724	0-0 4-3		0-0 F9		0-0 F9			0-0 F8		4 0 0 0 0 0 3
Bobby Etheridge, R (1, 5) OBP: 0.471, SLG: 0.518		0-3 K		0-3 K		0-0 5-3		0-0 1B 2B		4 1 1 0 0 2 0
Dave Marshall, L (1, 7) OBP: 0.336, SLG: 0.262		0-0 F8		0-0 G3		0-3 K		0-0 4-3 2-H 4-3 1B		4 1 1 1 0 1 0
Jack Hiatt, R (1, 2) OBP: 0.353, SLG: 0.380 Don Mason, L (9, PR) OBP: 0.302, SLG: 0.227		4-0 1B BB		0-3 K		0-3 K		4-0 4-3 1-2 BB		2 0 0 0 2 2 0 0 0 0 0 0 0 0
Hal Lanier, R (1, 6) OBP: 0.266, SLG: 0.266 Bob Burda, L (9, PH) OBP: 0.281, SLG: 0.367		0-0 1-2 1B		0-3 K		0-3 K		0-0 4-3		3 0 1 0 0 2 0 1 0 0 0 0 0 2
Mike McCormick, L (1, 1) OBP: 0.308, SLG: 0.417 Bobby Bonds, R (7, PH) OBP: 0.362, SLG: 0.451 Frank Linzy, R (7, 1) OBP: 0.200, SLG: 0.077 Jim Davenport, R (9, PH) OBP: 0.328, SLG: 0.350		0-3 K		0-0 BB 1B		0-3 K		0-0 4-3		2 0 1 0 0 1 2 1 0 0 0 0 1 0 0 0 0 0 0 0 0 1 0 0 1 0 0 2

Inning Stats	R: 0 E: 0 K: 2 S: 7	H: 0 LOB: 1 BB: 0 P: 8	R: 0 E: 0 K: 2 S: 8	H: 1 LOB: 2 BB: 1 P: 12	R: 0 E: 0 K: 0 S: 3	H: 1 LOB: 1 BB: 1 P: 7	R: 0 E: 0 K: 2 S: 7	H: 0 LOB: 0 BB: 0 P: 7	R: 0 E: 0 K: 1 S: 6	H: 1 LOB: 2 BB: 1 P: 10	R: 0 E: 0 K: 1 S: 5	H: 0 LOB: 0 BB: 0 P: 5	R: 0 E: 0 K: 3 S: 9	H: 0 LOB: 0 BB: 0 P: 9	R: 0 E: 0 K: 1 S: 6	H: 1 LOB: 1 BB: 0 P: 6	R: 2 E: 0 K: 0 S: 5	H: 2 LOB: 2 BB: 1 P: 9	1B: 4 2B: 3 3B: 0 HR: 0	SF: 0 SAC: 0 DP: 1 HBP: 1
--------------	------------------------------	---------------------------------	------------------------------	----------------------------------	------------------------------	---------------------------------	------------------------------	---------------------------------	------------------------------	----------------------------------	------------------------------	---------------------------------	------------------------------	---------------------------------	------------------------------	---------------------------------	------------------------------	---------------------------------	----------------------------------	------------------------------------

PITCHER	IP	WLS	BF	H	R	ER	SO	BB	IBB	HBP	BLK	WP	HR	S	P	ERA	WHIP
Tom Griffin, R (1, 1) ERA: 3.45	8.0	W	33	6	2	2	12	3	0	1	0	0	0	53	66	2.25	1.125
Fred Gladding, R (9, 1) ERA: 2.37	1.0	S	4	0	0	0	0	1	0	0	0	0	0	3	7	0.00	1.000

PITCHER	IP	WLS	BF	H	R	ER	SO	BB	IBB	HBP	BLK	WP	HR	S	P	ERA	WHIP
---------	----	-----	----	---	---	----	----	----	-----	-----	-----	----	----	---	---	-----	------

AB 32
R 2
H 6
RBI 2
BB 4
SO 12
LOB 16

Batter	1	2	3	4	5	6	7	8	9	AB	R	H	RBI	BB	SO	LOB
Leon McFadden, R OBP: 0.211, SLG: 0.243 (1, 9)	0-0 F7 ①		0-0 FC3-8 1B		0-0 F4 ①	0-0 G4-6-3 ② ③ 1-2f		0-0 3-1 ③		5	0	1	0	0	0	3
Joe Morgan, L OBP: 0.391, SLG: 0.380 (1, 4)	0-3 K ②		0-0 FC3-6 1B E 1-2f ②		4-0 HR BB		0-0 4-3 ①		3	2	0	0	1	1	1	
Jimmy Wynn, R OBP: 0.405, SLG: 0.513 (1, 8)	0-0 F3 ③		0-0 E 1B 1-3		0-0 HR 1-H		4-0 1-3 BB		3	1	2	2	1	0	0	
Denis Menke, R OBP: 0.403, SLG: 0.453 (1, 6)		0-3 K ①	0-0 E4 1-2 3-H ③		0-0 5-3 ②		0-0 1-3 ②		4	0	0	0	0	1	2	
Marty Martinez, S OBP: 0.329, SLG: 0.392 Gary Geiger, L OBP: 0.351, SLG: 0.333 (1, 7) (6, 7)		0-3 K ②	0-0 F2 ③		0-0 BB 1B		0-0 4-3 ③		3	0	1	0	0	1	2	
Doug Rader, R OBP: 0.316, SLG: 0.324 (1, 5)		0-0 BB 1B		0-0 6-3 ①	4-0 1-2 BB		0-0 F9 ①		3	0	1	0	1	0	0	
Curt Blefary, L OBP: 0.362, SLG: 0.359 (1, 3)		4-0 1-2 BB		0-0 1-3 1B	0-0 F8 ③		0-0 6-3 ②		3	0	1	0	1	0	2	
Johnny Edwards, L OBP: 0.276, SLG: 0.298 (1, 2)		0-0 F8 ③		0-0 1-3 ②		0-0 F8 ①		4-0 BB BB	3	0	0	0	1	0	3	
Tom Griffin, R OBP: 0.324, SLG: 0.429 Fred Gladding, L (9, 1)			0-0 6-3 ①	0-3 K ③		4-0 G4-6-3 BB		4-0 1-2 BB	2	0	0	0	2	1	1	

Inning Stats	R: 0	H: 0	E: 0	K: 1	S: 5	R: 0	H: 1	E: 0	K: 2	S: 8	R: 1	H: 2	E: 1	K: 0	S: 6	R: 0	H: 1	E: 0	K: 1	S: 6	R: 2	H: 2	E: 0	K: 0	S: 5	R: 0	H: 0	E: 0	K: 0	S: 2	R: 0	H: 0	E: 0	K: 0	S: 3	R: 0	H: 0	E: 0	K: 0	S: 3	R: 0	H: 0	E: 0	K: 0	S: 3	
	LOB: 0	BB: 0	P: 5			LOB: 2	BB: 1	P: 12			LOB: 1	BB: 0	P: 6			LOB: 1	BB: 0	P: 6			LOB: 2	BB: 2	P: 13			LOB: 0	BB: 1	P: 6			LOB: 1	BB: 1	P: 7			LOB: 2	BB: 2	P: 11								

PITCHER	IP	WLS	BF	H	R	ER	SO	BB	IBB	HBP	BLK	WP	HR	S	P	ERA	WHIP
Mike McCormick, L ERA: 3.23 (1, 1)	6.0	L	28	6	3	2	4	4	0	0	0	0	1	32	48	3.00	1.667
Frank Linzy, R ERA: 3.45 (7, 1)	2.0		9	0	0	0	0	3	0	0	0	0	0	6	18	0.00	1.500

BOTTOM

San Francisco Giants @ Houston Astros
Astrodome, Houston, TX
Wed Jun 25 1969, 8:05 PM EDT
Att. 20,588 - Unknown

livebaseballscorecards.com

AB	30
R	3
H	6
RBI	2
BB	7
SO	4
LOB	15



1B:	5	SF:	0	WP:	0	PA:	37
2B:	0	SAC:	0	PB:	0	SB:	0
3B:	0	DP:	1	CS:	0		
HR:	1	HBP:	0				

PITCHER	IP	WLS	BF	H	R	ER	SO	BB	IBB	HBP	BLK	WP	HR	S	P	ERA	WHIP
---------	----	-----	----	---	---	----	----	----	-----	-----	-----	----	----	---	---	-----	------

Batter	1	2	3	4	5	6	7	8	9	AB R H RBI BB SO LOB	TOP											
Felipe Alou, R OBP: 0.337, SLG: 0.394 (1, 8)	0-0 F7		0-0 1B		0-0 F7		0-0 6-3	4-0 BB		4 0 1 0 1 0 0	Atlanta Braves @ Houston Astros Astrodome, Houston, TX Fri Jun 27 1969, 8:05 PM EDT Att. 24,580 - Dome											
Felix Millan, R OBP: 0.319, SLG: 0.372 (1, 4)	0-0 1B		0-0 1B		0-0 HR		0-0 5-3	0-0 6-3		5 2 3 0 0 0 2												
Hank Aaron, R OBP: 0.432, SLG: 0.660 (1, 9)	0-0 5-3		4-0 BB		0-0 HR		0-0 1B		0-0 G6-4-3	4 2 3 2 1 0 1												
Rico Carty, R OBP: 0.484, SLG: 0.691 (1, 7)	0-0 1B		0-0 F3		0-0 1B		0-0 BB		0-0 G6-4-3	5 0 3 2 0 0 4												
Orlando Cepeda, R OBP: 0.326, SLG: 0.465 (1, 3)	0-0 F4		0-0 F7		0-3 K		4-0 BB		0-0 2B	4 0 1 0 1 1 5												
Bob Aspromonte, R OBP: 0.317, SLG: 0.348 (1, 5)		0-0 F7		0-0 F8		0-0 4-3		0-0 F7		5 0 0 0 0 0 4												
Bob Tillman, R OBP: 0.294, SLG: 0.393 (1, 2)		0-3 K		0-0 FC5-4		0-0 F6		0-3 K		4 0 1 0 0 2 0												
Gil Garrido, R OBP: 0.231, SLG: 0.269 Sonny Jackson, L OBP: 0.333, SLG: 0.339 (8, PH) (8, 6)		0-3 K		0-0 FC5-4		0-0 F4		4-0 SH3-4		3 0 0 0 0 1 1 0 0 0 0 1 0 0												
Jim Britton, R Gary Neibauer, R Cecil Upshaw, R OBP: 0.286, SLG: 0.714 (1, 1) (2, 1) (7, 1)		0-3 K		0-3 K		0-0 5-3		0-0 SH3-4		0 0 0 0 0 0 0 3 0 0 0 0 2 1 0 0 0 0 0 0 0												
Inning Stats	R: 1 E: 0 K: 0 S: 5	H: 2 LOB: 1 BB: 0 P: 5	R: 0 E: 0 K: 2 S: 7	H: 0 LOB: 0 BB: 0 P: 7	R: 0 E: 0 K: 1 S: 7	H: 2 LOB: 3 BB: 1 P: 11	R: 0 E: 0 K: 1 S: 6	H: 1 LOB: 1 BB: 0 P: 6	R: 2 E: 0 K: 1 S: 8	H: 3 LOB: 1 BB: 0 P: 8		R: 0 E: 0 K: 0 S: 3	H: 0 LOB: 0 BB: 0 P: 3	R: 1 E: 0 K: 0 S: 5	H: 2 LOB: 2 BB: 1 P: 9	R: 0 E: 0 K: 1 S: 5	H: 0 LOB: 2 BB: 2 P: 13	R: 0 E: 0 K: 0 S: 4	H: 2 LOB: 1 BB: 0 P: 4	1B: 8 2B: 3 3B: 0 HR: 1	SF: 0 SAC: 1 DP: 1 HBP: 0	WP: 0 PB: 0 SB: 0 CS: 0
PITCHER	IP WLS BF H R ER SO BB IBB HBP BLK WP HR S P ERA WHIP																					
Denny Lemaster, L ERA: 3.43 Jim Ray, R ERA: 3.62 Fred Gladding, R ERA: 2.27	(1, 1) (7, 1) (8, 1)	6.2 1.0 1.1	WLS WLS W	31 6 5	H 0 2	R 4 0	ER 4 0	SO 5 1	BB 1 3	IBB 0 0	HBP 0 0	BLK 0 0	WP 0 0	HR 1 0	S 40 5	P 44 17	ERA 5.40 0.00 0.00	WHIP 1.650 3.000 1.500				

livebaseballscorecards.com

AB	37
R	4
H	12
RBI	4
BB	4
SO	6
LOB	18



Atlanta Braves @ Houston Astros
Astrodome, Houston, TX

Fri Jun 27 1969, 8:05 PM EDT
Att. 24,580 - Dome

livebaseballscorecards.com

AB	32
R	5
H	7
RBI	5
BB	12
SO	5
LOB	26



WP: 0	PA: 45
PB: 0	
SB: 0	
CS: 0	

Batter	1	2	3	4	5	6	7	8	9	AB	R	H	RBI	BB	SO	LOB
Sandy Valdespino, L (1, 7) OBP: 0.426, SLG: 0.375	4-0 BB BB	4-0 BB 2B BB	0-0 F7			0-0 BB 1B		0-3 K		3	1	1	0	2	1	3
Joe Morgan, L (1, 4) OBP: 0.391, SLG: 0.374	0-0 F5	4-0 BB 2B BB			4-0 BB	0-0 F5		0-0 G3		3	0	0	1	2	0	3
Jimmy Wynn, R (1, 8) OBP: 0.412, SLG: 0.519	4-0 BB	0-0 BB 2B			0-3 K	4-0 BB		0-0 E 1B 1B		3	0	2	3	2	1	1
Denis Menke, R (1, 6) OBP: 0.403, SLG: 0.450	0-3 K	4-0 BB			0-3 K	0-0 5-3		0-0 1B		4	0	1	0	1	2	5
Johnny Edwards, L (1, 2) OBP: 0.270, SLG: 0.291	0-3 K	0-0 4-3			0-0 F8			0-0 L7		5	0	0	0	0	1	8
Curt Blefary, L (1, 3) OBP: 0.362, SLG: 0.363		0-0 F9	0-0 4-3 2B		0-0 F8			0-0 L9		5	1	2	0	0	0	0
Gary Geiger, L (1, 9) OBP: 0.357, SLG: 0.325		4-0 BB BB BB	0-0 4-3		0-0 1-3			0-0 SH3-4 1B		2	1	0	0	2	0	1
Doug Rader, R (1, 5) OBP: 0.315, SLG: 0.321		4-0 BB BB BB	0-0 F3		0-0 F5			0-0 4-3		3	1	0	0	1	0	2
Fred Gladding, L (8, 1)		4-0 BB BB BB	0-0 F3		0-0 F5			0-0 4-3		0	0	0	0	0	0	0
Julio Gotay, R (9, PH) OBP: 0.279, SLG: 0.225		1-2 2B BB	0-0 F3		0-0 F5			0-0 4-3		1	0	0	0	0	0	1
Denny Lemaster, R (1, 1) OBP: 0.268, SLG: 0.342		0-0 F4	4-0 BB		0-0 F5			4-0 G3 1B BB		2	0	0	0	1	0	2
Jim Ray, R (7, 1) OBP: 0.222, SLG: 0.222		0-0 F4	4-0 BB		0-0 F5			4-0 G3 1B BB		0	0	0	0	0	0	0
Marty Martinez, S (8, 5) OBP: 0.346, SLG: 0.400		0-0 F4	4-0 BB		0-0 F5			4-0 G3 1B BB		1	1	1	1	1	0	0

Inning Stats	R: 0	H: 0	E: 0	K: 2	S: 7	H: 0	LOB: 2	BB: 2	P: 15	R: 3	H: 1	E: 0	K: 0	S: 4	R: 0	H: 1	E: 0	K: 0	S: 4	R: 0	H: 0	E: 0	K: 2	S: 7	R: 0	H: 1	E: 0	K: 0	S: 3	R: 0	H: 1	E: 0	K: 0	S: 4	R: 0	H: 0	E: 0	K: 0	S: 3	R: 1	H: 2	E: 1	K: 1	S: 7	R: 1	H: 2	E: 0	K: 0	S: 4	R: 1	H: 2	E: 0	K: 0	S: 4	1B: 5	2B: 2	3B: 0	HR: 0	SF: 0	SAC: 1	DP: 0	HBP: 0	WP: 0	PA: 45
--------------	------	------	------	------	------	------	--------	-------	-------	------	------	------	------	------	------	------	------	------	------	------	------	------	------	------	------	------	------	------	------	------	------	------	------	------	------	------	------	------	------	------	------	------	------	------	------	------	------	------	------	------	------	------	------	------	-------	-------	-------	-------	-------	--------	-------	--------	-------	--------

PITCHER	IP	WLS	BF	H	R	ER	SO	BB	IBB	HBP	BLK	WP	HR	S	P	ERA	WHIP
Jim Britton, R (1, 1) ERA: 4.67	1.2		12	1	3	3	2	6	0	0	0	0	0	10	34	16.20	4.200
Gary Neibauer, R (2, 1) ERA: 4.1	5.0		22	2	0	0	2	5	0	0	0	0	0	21	41	0.00	1.400
Cecil Upshaw, R (7, 1) ERA: 3.27	2.0	L	11	4	2	2	1	1	0	0	0	0	0	12	16	9.00	2.500


Batter	1	2	3	4	5	6	7	8	9	AB R H RBI BB SO LOB	TOP		
Felipe Alou, R (1, 9) OBP: 0.333, SLG: 0.389	0-0 F4	0-0 F8		0-0 FC3-6 1B		0-0 E1 SF9 1-3		0-3 K		5 0 1 0 0 1 3			
Sonny Jackson, L (1, 6) OBP: 0.338, SLG: 0.342	0-0 G3 2B 1B	0-0 BB 1B		0-0 FC3-6 4-3 1-2f		4-0 G1-4-3 BB		0-0 F6		4 1 2 0 1 0 2			
Tony Gonzalez, L (1, 8) OBP: 0.320, SLG: 0.323	0-0 G3 1-2	4-0 1-2 BB		0-0 4-3 1-2		0-0 SF9 2-3 3-H		0-0 S 1B 2B		3 1 1 1 1 0 2			
Rico Carty, R (1, 7) OBP: 0.474, SLG: 0.667	4-0 2B E BB	0-3 K		0-0 4-3		0-0 G1-4-3 1-2f		0-0 G3 2-3		3 1 0 0 1 1 6 1 0 0 0 0 0 1			
Mike Lum, L (6, 7) OBP: 0.333, SLG: 0.321													
Orlando Cepeda, R (1, 3) OBP: 0.331, SLG: 0.472	0-0 E 2B 1-3 2-H			0-0 1B 1B		0-0 1B		0-0 5-3		0-3 K	5 1 3 1 0 1 1		
Felix Millan, R (1, 4) OBP: 0.321, SLG: 0.370	0-0 E3 1B 2-H 3-H			0-0 F2		0-0 F2		0-0 F8		4-0 1B IBB	4 0 1 2 1 0 2		
Clete Boyer, R (1, 5) OBP: 0.299, SLG: 0.350	0-0 4-3			0-0 5-3 1B 1-3		0-0 F7		0-3 K		0-0 1B 1-2 3-H	5 0 2 1 0 1 2		
Bob Didier, S (1, 2) OBP: 0.263, SLG: 0.277				0-0 1B SH1 1B 1-2		0-0 5-3		0-0 G3		0-3 K 0-0	5 0 1 0 0 1 5		
George Stone, L (1, 1) OBP: 0.182, SLG: 0.182				0-0 SH1 1-2		0-0 4-3		0-0 E SF9 1B		0-0 1B	3 1 2 0 0 0 2		
Inning Stats	R: 3 E: 1 K: 0 S: 6 H: 3 LOB: 1 BB: 1 P: 10	R: 0 E: 0 K: 1 S: 7 H: 2 LOB: 3 BB: 1 P: 11	R: 0 E: 0 K: 0 S: 5 H: 2 LOB: 2 BB: 0 P: 5	R: 0 E: 0 K: 0 S: 4 H: 1 LOB: 1 BB: 0 P: 4	R: 0 E: 0 K: 0 S: 4 H: 1 LOB: 1 BB: 0 P: 4	R: 1 E: 1 K: 0 S: 4 H: 1 LOB: 1 BB: 1 P: 8	R: 0 E: 0 K: 1 S: 5 H: 0 LOB: 0 BB: 0 P: 5	R: 0 E: 0 K: 2 S: 8 H: 1 LOB: 1 BB: 0 P: 8	R: 1 E: 0 K: 1 S: 7 H: 2 LOB: 2 BB: 1 P: 11	1B: 11 2B: 2 3B: 0 HR: 0 SF: 1 SAC: 1 DP: 1 HBP: 0	WP: 0 PA: 44 PB: 0 SB: 1 CS: 0		
PITCHER	IP WLS BF H R ER SO BB IBB HBP BLK WP HR S P ERA WHIP											PITCHER	IP WLS BF H R ER SO BB IBB HBP BLK WP HR S P ERA WHIP
Don Wilson, R (1, 1) ERA: 4.12	5.1 L 30 10 4 3 1 3 0 0 0 0 0 0 29 41 5.06 2.438												
Jack Billingham, R (6, 1) ERA: 4.73	1.2 4 0 0 0 1 0 0 0 0 0 0 0 6 6 0.00 0.000												
Jim Ray, R (8, 1) ERA: 3.66	2.0 10 3 1 1 3 0 1 0 0 0 0 0 15 19 4.50 1.500												

Atlanta Braves @ Houston Astros
Astrodome, Houston, TX
Sat Jun 28 1969, 8:05 PM EDT
Att. 33,331 - Dome

livebaseballscorecards.com

AB	38
R	5
H	13
RBI	5
BB	4
SO	5
LOB	26



Batter	1	2	3	4	5	6	7	8	9	AB R H RBI BB SO LOB	TOP														
Felipe Alou, R (1, 9) OBP: 0.339, SLG: 0.399	0-0 4-3		0-0 1B 2B			0-0 F4		0-0 BB 1B	0-0 1-3 2-H 1B	5 1 3 1 0 0 0	Atlanta Braves @ Houston Astros Astrodome, Houston, TX Sun Jun 29 1969, 4:33 AM EDT Att. 29,221 - Dome														
Sonny Jackson, L (1, 6) OBP: 0.340, SLG: 0.340	0-0 F9		0-3 K			0-0 1-3 1B		4-0 BB 1B	0-0 6-3	4 0 1 0 1 1 3															
Tony Gonzalez, L (1, 8) OBP: 0.323, SLG: 0.330	0-0 2B		0-0 2-H 1B			0-0 1-3		0-0 G6-4-3		4 0 2 1 0 0 3															
Orlando Cepeda, R (1, 3) OBP: 0.330, SLG: 0.468	0-0 F9					0-0 F4				4 1 1 0 0 0 2															
Felix Millan, R (1, 4) OBP: 0.320, SLG: 0.369		0-0 5-3				0-0 F4				4 1 1 0 0 0 0															
Clete Boyer, R (1, 5) OBP: 0.302, SLG: 0.353		0-0 1-3 1B				0-0 5-3				4 0 2 0 0 0 0															
Mike Lum, L (1, 7) OBP: 0.331, SLG: 0.318		0-0 1-3				0-0 F5				4 0 1 0 0 0 3															
Bob Tillman, R (1, 2) OBP: 0.287, SLG: 0.382		0-0 F2				0-0 F7				3 0 0 0 0 0 2															
Hank Aaron, R (9, PH) OBP: 0.434, SLG: 0.660										0 1 0 0 1 0 0															
Bob Didier, S (9, 2) OBP: 0.263, SLG: 0.277										0 0 0 0 0 0 0															
Ron Reed, R (1, 1) OBP: 0.154, SLG: 0.158			0-3 K			0-3 K				2 0 0 0 0 2 0															
Tito Francona, L (8, PH) OBP: 0.386, SLG: 0.400										1 0 0 0 0 0 0															
Paul Doyle, L (8, 1)										0 0 0 0 0 0 0															
Bob Aspromonte, R (9, PH) OBP: 0.315, SLG: 0.346										1 0 0 0 0 0 1															
Cecil Upshaw, R (9, 1) OBP: 0.286, SLG: 0.714								0-0 4-3	0-0 1-2 3-H E4	0 0 0 0 0 0 0															
Inning Stats	R: 0 E: 0 K: 0 S: 4	H: 1 LOB: 1 BB: 0 P: 4	R: 0 E: 0 K: 0 S: 4	H: 1 LOB: 1 BB: 0 P: 4	R: 1 E: 0 K: 2 S: 8	H: 2 LOB: 1 BB: 0 P: 8	R: 0 E: 0 K: 0 S: 3	H: 0 LOB: 0 BB: 0 P: 3	R: 0 E: 0 K: 1 S: 5	H: 0 LOB: 0 BB: 0 P: 5	R: 0 E: 0 K: 0 S: 4	H: 1 LOB: 1 BB: 0 P: 4	R: 0 E: 0 K: 0 S: 4	H: 1 LOB: 1 BB: 0 P: 4	R: 0 E: 0 K: 0 S: 3	H: 1 LOB: 1 BB: 1 P: 7	R: 3 E: 1 K: 0 S: 7	H: 4 LOB: 2 BB: 1 P: 11	1B: 9 2B: 2 3B: 0 HR: 0	SF: 0 SAC: 0 DP: 2 HBP: 0	WP: 0 PB: 0 SB: 0 CS: 0	PA: 38			
PITCHER	IP	WLS	BF	H	R	ER	SO	BB	IBB	HBP	BLK	WP	HR	S	P	ERA	WHIP								
Larry Dierker, R (1, 1) ERA: 2.58	8.0		31	8	2	2	3	1	0	0	0	0	0	36	40	2.25	1.125								
Fred Gladding, R (9, 1) ERA: 2.23	0.2	L	6	3	2	0	0	0	1	0	0	0	0	5	9	0.00	4.500								
Skip Guinn, L (9, 1) ERA: 8.1	0.1		1	0	0	0	0	0	0	0	0	0	0	1	1	0.00	0.000								

livebaseballscorecards.com

AB	36
R	4
H	11
RBI	2
BB	2
SO	3
LOB	14

BOTTOM

Atlanta Braves @ Houston Astros
Astrodome, Houston, TX
Sun Jun 29 1969, 4:33 AM EDT
Att. 29,221 - Dome

livebaseballscorecards.com

AB	36
R	3
H	9
RBI	3
BB	3
SO	5
LOB	14



WP:	0	PA:	40
PB:	0	SB:	1
CS:	0		

AB R H RBI BB SO LOB

4	0	1	0	1	0	0
5	1	3	0	0	0	1
4	1	2	1	0	0	3
0	0	0	0	0	0	0
1	0	0	0	0	0	1
5	0	1	1	0	1	2
2	0	0	0	1	1	0
0	0	0	0	0	0	0
4	0	1	0	0	0	3
3	0	0	0	1	1	1
4	1	1	1	0	0	3
4	0	0	0	0	2	0
0	0	0	0	0	0	0
0	0	0	0	0	0	0

Batter	1	2	3	4	5	6	7	8	9
Curt Blefary, L (1, 3) OBP: 0.362, SLG: 0.358	0-0 3-1 BB	4-0 1B S BB		0-0 F4		0-0 FC3-6 1B			0-0 F7
Joe Morgan, L (1, 4) OBP: 0.395, SLG: 0.374	0-0 F9	0-0 1-3 1B		0-0 3B 1B		0-0 FC3-6 1-2f			0-0 5-3 1B
Jimmy Wynn, R (1, 8) Leon McFadden, R (8, 7) Sandy Valdespino, L (9, PH) OBP: 0.416, SLG: 0.530 OBP: 0.256, SLG: 0.286 OBP: 0.417, SLG: 0.366	0-0 2B 1B	0-0 6-3		0-0 1-H 3B		0-0 F4			0-0 5-3 1-2
Norm Miller, L (1, 9) OBP: 0.383, SLG: 0.414	0-0 1-H 2B		0-0 4-3 S	0-3 K			0-0 F7		0-0 F8
Denis Menke, R (1, 6) Marty Martinez, S (9, 6) OBP: 0.399, SLG: 0.439 OBP: 0.341, SLG: 0.392	1-0 FC6-4 HBP		4-0 FC5 6-3 BB		0-0 5-3		0-3 K		
Johnny Edwards, L (1, 2) OBP: 0.266, SLG: 0.286	0-0 FC6-4 1-2f		0-0 6-3 1-2		0-0 FC6-4 1B		0-0 F7		
Gary Geiger, L (1, 7) OBP: 0.353, SLG: 0.314 (8, 8)		0-3 K	4-0 BB		0-0 F9			0-0 1-3	
Doug Rader, R (1, 5) OBP: 0.310, SLG: 0.326		0-0 HR	0-0 FC5 2-3f		0-0 FC6-4 1-2f			0-0 F8	
Larry Dierker, R (1, 1) Fred Gladding, L (9, 1) Skip Guinn, R (9, 1) OBP: 0.185, SLG: 0.189		0-0 6-3		0-0 4-3		0-3 K		0-3 K	

Inning Stats	R: 1	H: 2	E: 0	K: 0	S: 5	LOB: 2	BB: 0	P: 6	R: 1	H: 2	E: 0	K: 1	S: 7	LOB: 2	BB: 1	P: 11	R: 0	H: 0	E: 0	K: 0	S: 3	LOB: 2	BB: 2	P: 11	R: 1	H: 2	E: 0	K: 1	S: 7	LOB: 1	BB: 0	P: 7	R: 0	H: 1	E: 0	K: 0	S: 4	LOB: 1	BB: 0	P: 4	R: 0	H: 1	E: 0	K: 1	S: 6	LOB: 1	BB: 0	P: 6	R: 0	H: 0	E: 0	K: 1	S: 5	LOB: 0	BB: 0	P: 5	R: 0	H: 0	E: 0	K: 1	S: 5	LOB: 0	BB: 0	P: 5	R: 0	H: 1	E: 0	K: 0	S: 4	LOB: 1	BB: 0	P: 4
--------------	------	------	------	------	------	--------	-------	------	------	------	------	------	------	--------	-------	-------	------	------	------	------	------	--------	-------	-------	------	------	------	------	------	--------	-------	------	------	------	------	------	------	--------	-------	------	------	------	------	------	------	--------	-------	------	------	------	------	------	------	--------	-------	------	------	------	------	------	------	--------	-------	------	------	------	------	------	------	--------	-------	------

PITCHER	IP	WLS	BF	H	R	ER	SO	BB	IBB	HBP	BLK	WP	HR	S	P	ERA	WHIP
Ron Reed, R (1, 1) ERA: 3.75	7.0		33	8	3	3	4	3	0	1	0	0	1	37	50	3.86	1.571
Paul Doyle, L (8, 1) ERA: 3.38	1.0	W	3	0	0	0	1	0	0	0	0	0	0	5	5	0.00	0.000
Cecil Upshaw, R (9, 1) ERA: 3.2	1.0	S	4	1	0	0	0	0	0	0	0	0	0	4	4	0.00	1.000

Batter	1	2	3	4	5	6	7	8	9	AB R H RBI BB SO LOB	TOP																												
Leon McFadden, R (1, 7) OBP: 0.234, SLG: 0.261	0-0 1-3			0-0 4-3		0-3 K		0-0 F8		4 0 0 0 0 1 2	Houston Astros @ Los Angeles Dodgers Dodger Stadium, Los Angeles, CA Mon Jun 30 1969, 7:05 PM PDT Att. 17,569 - Unknown livebaseballscorecards.com																												
Julio Gotay, R (1, 4) OBP: 0.271, SLG: 0.244	0-0 5-3			0-3 K			0-0 6-3	0-0 4-6		4 0 0 0 0 1 3																													
Jimmy Wynn, R (1, 8) OBP: 0.414, SLG: 0.524	0-0 6-3			0-0 5-3			4-0 1B BB		0-0 3-1	3 1 0 0 1 0 0																													
Doug Rader, R (1, 5) OBP: 0.309, SLG: 0.325		0-0 G3			0-0 5-3		0-0 1B 1-2 1B		0-3 K	4 0 1 0 0 1 0																													
Marty Martinez, S (1, 6) OBP: 0.337, SLG: 0.386		0-0 6-3			0-3 K		0-0 1B 1-3 2-H 1B		0-0 P4	4 0 1 1 0 1 0																													
Norm Miller, L (1, 9) OBP: 0.382, SLG: 0.409		0-3 K			1-0 HBP		0-0 F8			2 0 0 0 0 1 2																													
Don Bryant, R (1, 2) OBP: 0.271, SLG: 0.311			0-0 4-3		0-3 K		0-0 4-3			3 0 0 0 0 1 3																													
Curt Blefary, L (1, 3) OBP: 0.361, SLG: 0.357			0-0 G3			0-0 G3		0-0 WP 1B 1B		3 0 1 0 0 0 0																													
Tom Griffin, R (1, 1) OBP: 0.324, SLG: 0.429 Wade Blasingame, L (2, 1) OBP: 0.469, SLG: 0.357 Sandy Valdespino, L (6, PH) Skip Guinn, R (6, 1) Joe Morgan, L (8, PH) Cesar Ceronimo, L (8, PR) Dooley Wornack, L (8, 1) OBP: 0.286, SLG: 0.429 OBP: 0.200, SLG: 0.200			0-0 F6			0-3 K		0-0 4-6 WP 1B 1-2 1B		0 0 0 0 0 0 0 1 0 0 0 0 0 0 1 0 0 0 0 1 0 0 0 0 0 0 0 0 1 0 1 0 0 0 0 0 0 0 0 0 0 0 0 0 0 0 0 0 0																													
Inning Stats	R: 0 E: 0 K: 0 S: 3	H: 0 LOB: 0 BB: 0 P: 3	R: 0 E: 0 K: 1 S: 5	H: 0 LOB: 0 BB: 0 P: 5	R: 0 E: 0 K: 0 S: 3	H: 0 LOB: 0 BB: 0 P: 3	R: 0 E: 0 K: 1 S: 5	H: 0 LOB: 0 BB: 0 P: 5	R: 0 E: 0 K: 2 S: 7	H: 0 LOB: 0 BB: 0 P: 7	R: 1 E: 0 K: 0 S: 5	H: 2 LOB: 2 BB: 1 P: 9	R: 0 E: 0 K: 1 S: 5	H: 2 LOB: 2 BB: 0 P: 4	R: 0 E: 0 K: 1 S: 5	H: 0 LOB: 0 BB: 0 P: 5	1B: 4 2B: 1 3B: 0 HR: 0	SF: 0 SAC: 0 DP: 1 HBP: 1	WP: 1 PB: 0 SB: 0 CS: 0	PA: 32																			
PITCHER Claude Osteen, L (1, 1) ERA: 2.63	IP 9.0	WLS W	BF 32	H 4	R 1	ER 1	SO 7	BB 1	IBB 0	HBP 1	BLK 0	WP 1	HR 0	S 44	P 49	ERA 1.00	WHIP 0.556					PITCHER	IP 9.0	WLS W	BF 32	H 4	R 1	ER 1	SO 7	BB 1	IBB 0	HBP 1	BLK 0	WP 1	HR 0	S 44	P 49	ERA 1.00	WHIP 0.556



Batter	1	2	3	4	5	6	7	8	9	AB	R	H	RBI	BB	SO	LOB
Maury Wills, S OBP: 0.324, SLG: 0.286 (1, 6)	FC4-6 BB 1B	1-2 BB 1B	FC6-4 1-2f		FC3-2 BB E	F7				5	2	2	0	0	0	7
Willie Crawford, L OBP: 0.340, SLG: 0.429 Manny Mota, R OBP: 0.396, SLG: 0.408 (1, 7) (5, PH) (6, 7)	FC4-6 BB 1-2	G4-6-3 BB 1-2 2-3		1-3	FC4-6 BB 1-2 2-3 3-H			1-3		1	0	0	0	2	0	0
Willie Davis, L OBP: 0.337, SLG: 0.445 (1, 8)	FC4-6 BB 1B 2B 1-2f 2-3	F3		6-3	FC4-6 BB 1-2f 2-H 3-H			K		5	1	0	1	0	1	6
Len Gabrielson, L OBP: 0.377, SLG: 0.438 Bill Russell, R OBP: 0.351, SLG: 0.403 (1, 9) (5, PH) (6, 9)	2B BB 1-3 3-H	G4-6-3 BB 1-2f		WP 1B	P4			K		3	0	2	1	0	0	3
Wes Parker, S OBP: 0.387, SLG: 0.471 (1, 3)	FC5 BB 1-3 3-H		1B SF8 1B	1-3 BB				K		4	1	2	1	1	1	0
Tom Haller, L OBP: 0.360, SLG: 0.393 (1, 2)	IBB		1B 4-3 1B	K				BB BB FC1-2 1B		4	1	2	0	1	1	2
Jim Lefebvre, S OBP: 0.350, SLG: 0.276 (1, 5)	F5		SF8		1B 1B FC3-2 BB			FC1-2 BB 1-2 BB		2	0	0	1	2	0	3
Ted Sizemore, R OBP: 0.323, SLG: 0.321 (1, 4)	FC5		4-3		FC3-2 BB 1B			FC1-2 BB 1-2 2-3		3	1	1	0	1	0	4
Claude Osteen, L OBP: 0.288, SLG: 0.260 (1, 1)		BB 1B BB	FC6-4 1B		BB BB FC4-6 1B			FC1-2 1-2 2-3 3-H		3	1	2	1	1	0	3

Inning Stats	R: 2	H: 3	LOB: 3	K: 0	S: 6	P: 14	R: 0	H: 1	LOB: 2	K: 0	S: 3	P: 11	R: 2	H: 3	LOB: 1	K: 0	S: 6	P: 6	R: 0	H: 1	LOB: 2	K: 1	S: 6	P: 10	R: 3	H: 2	LOB: 1	K: 0	S: 5	P: 13	R: 0	H: 1	LOB: 3	K: 1	S: 6	P: 14	R: 0	H: 0	LOB: 0	K: 2	S: 7	P: 7	R: 0	H: 0	LOB: 0	K: 0	S: 3	P: 3
1B: 10	SF: 1	WP: 2	PA: 43																																													
2B: 1	SAC: 0	PB: 0																																														
3B: 0	DP: 1	SB: 0																																														
HR: 0	HBP: 0	CS: 0																																														

PITCHER	IP	WLS	BF	H	R	ER	SO	BB	IBB	HBP	BLK	WP	HR	S	P	ERA	WHIP
Tom Griffin, R ERA: 3.61 (1, 1)	1.0	L	11	4	2	2	0	3	1	0	0	0	0	7	23	18.00	7.000
Wade Blasingame, L ERA: 6.81 (2, 1)	4.0		20	6	5	4	1	3	0	0	0	1	0	19	31	9.00	2.250
Skip Guinn, L ERA: 7.23 (6, 1)	2.0		9	1	0	0	3	2	0	0	0	0	0	13	21	0.00	1.500
Dooley Womack, R ERA: 3.05 (8, 1)	1.0		3	0	0	0	0	0	0	0	0	0	0	3	3	0.00	0.000

BOTTOM

Houston Astros @ Los Angeles Dodgers
 Dodger Stadium, Los Angeles, CA
 Mon Jun 30 1969, 7:05 PM PDT
 Att. 17,569 - Unknown

livebaseballscores.com

AB	33
R	7
H	11
RBI	6
BB	9
SO	4
LOB	29



Batter	1	2	3	4	5	6	7	8	9	AB R H RBI BB SO LOB	TOP
Curt Blefary, L OBP: 0.357, SLG: 0.352 (1, 3) X	0-0 F8			X 0-0 4-3	X 0-0 F7		X 0-0 4-3			4 0 0 0 0 0 0	
Joe Morgan, L OBP: 0.399, SLG: 0.397 (1, 4) X	0-0 F8			X 0-0 HR		X 0-0 1B 2B		X 0-0 1-3		4 1 2 1 0 0 0	
Jimmy Wynn, R OBP: 0.415, SLG: 0.520 (1, 8) S S S	0-3 K			B B B B 4-0 6-3 1B BB		B B B B 4-0 1B BB		X 0-0 F8		2 0 0 0 2 1 0	
Norm Miller, L OBP: 0.389, SLG: 0.416 (1, 9) X		X 0-0 G5-4-3 1B		X 0-0 6-3 1B		S S S 0-3 K		X 0-0 1B		4 0 3 0 0 1 2	
Johnny Edwards, L OBP: 0.262, SLG: 0.281 (1, 2) X		X 0-0 G5-4-3 1-2f		X 0-0 6-3 1-2 2-3		X 0-0 F8		X 0-0 P6		4 0 0 0 0 0 6	
Gary Geiger, L OBP: 0.358, SLG: 0.315 (1, 7) S S S		S S S 0-3 K		B B B B 4-0 BB		X 0-0 1-2 2-3 1B		X 0-0 G3		3 0 1 0 1 1 0	
Marty Martinez, S OBP: 0.323, SLG: 0.368 (1, 6) S S S		S S S 0-3 K	X 0-0 G3		X 0-0 F8			X 0-0 6-3		4 0 0 0 0 1 6	
Doug Rader, R OBP: 0.309, SLG: 0.324 (1, 5) X		X 0-0 CS 1B		S S S 0-3 K		X 0-0 6-3		X 0-0 F9		4 0 1 0 0 1 0	
Denny Lemaster, R OBP: 0.250, SLG: 0.317 (1, 1) S S S		S S S 0-3 K	X 0-0 6-3		S S S 0-3 K					3 0 0 0 0 2 1	
Inning Stats	R: 0 H: 0 E: 0 LOB: 0 K: 1 BB: 0 S: 5 P: 5	R: 0 H: 1 E: 0 LOB: 0 K: 1 BB: 0 S: 5 P: 5	R: 0 H: 1 E: 0 LOB: 0 K: 2 BB: 0 S: 7 P: 7	R: 1 H: 2 E: 0 LOB: 3 K: 0 BB: 2 S: 5 P: 13	R: 0 H: 0 E: 0 LOB: 0 K: 1 BB: 0 S: 5 P: 5	R: 0 H: 2 E: 0 LOB: 3 K: 1 BB: 1 S: 7 P: 11	R: 0 H: 0 E: 0 LOB: 0 K: 1 BB: 0 S: 5 P: 5	R: 0 H: 1 E: 0 LOB: 1 K: 0 BB: 0 S: 4 P: 4	R: 0 H: 0 E: 0 LOB: 0 K: 0 BB: 0 S: 3 P: 3	1B: 5 SF: 0 2B: 1 SAC: 0 3B: 0 DP: 1 HR: 1 HBP: 0	WP: 0 PA: 35 PB: 0 SB: 0 CS: 1
PITCHER Bill Singer, R (1, 1) ERA: 1.91	IP WLS BF H R ER SO BB IBB HBP BLK WP HR S P ERA WHIP										
	9.0 W 35 7 1 1 7 3 0 0 0 0 1 46 58 1.00 1.111										

Houston Astros @ Los Angeles Dodgers
Dodger Stadium, Los Angeles, CA
Tue Jul 01 1969, 7:05 PM PDT
Att. 16,434 - Unknown

livebaseballscores.com

AB	32
R	1
H	7
RBI	1
BB	3
SO	7
LOB	15



Batter	1	2	3	4	5	6	7	8	9	AB	R	H	RBI	BB	SO	LOB
Maury Wills, S OBP: 0.327, SLG: 0.287 (1, 6)	0-0 4-3 4-3 1B		0-0 F9		0-0 6-3		4-0 1-2 IHR BB			3	1	1	0	1	0	0
Manny Mota, R OBP: 0.393, SLG: 0.423 (1, 7)	0-0 4-3 1-2		0-0 F9		0-0 E4 CS		0-0 1-H 2-H IHR			4	1	1	3	0	0	1
Bill Russell, R OBP: 0.343, SLG: 0.392 (1, 8) (9, 9)	0-0 4-3 2-3			0-0 F9	0-0 F7 1-2		0-0 F9			4	0	0	0	0	0	2
Andy Kosco, R OBP: 0.281, SLG: 0.446 (1, 9) Willie Davis, L OBP: 0.337, SLG: 0.445 (9, 8)	0-3 K			0-0 2B 1B		0-0 P5		0-0 5-3		4	1	1	0	0	1	1
Wes Parker, S OBP: 0.385, SLG: 0.472 (1, 3)		0-0 F2		0-0 2B 1-H 2B		0-0 G3		0-0 F9		4	0	1	1	0	0	0
Tom Haller, L OBP: 0.363, SLG: 0.396 (1, 2)		0-0 L4		0-0 2B 2B		0-0 F9		4-0 BB BB BB BB		3	0	1	0	1	0	0
Jim Lefebvre, S OBP: 0.348, SLG: 0.270 (1, 5)		0-0 E5 FC6-4		4-0 IBB		0-0 6-3	0-3 K			3	0	0	0	1	1	1
Ted Sizemore, R OBP: 0.320, SLG: 0.318 (1, 4)		0-0 FC6-4 1-2f		0-0 P3		0-0 6-3				3	0	0	0	0	0	4
Bill Singer, R OBP: 0.135, SLG: 0.100 (1, 1)		0-3 K	0-3 K				0-0 E6 BB IHR			3	1	0	0	0	2	3

Inning Stats	R: 0 E: 0 K: 1 S: 6	H: 1 LOB: 1 BB: 0 P: 6	R: 0 E: 1 K: 0 S: 4	H: 0 LOB: 1 BB: 0 P: 4	R: 0 E: 0 K: 1 S: 5	H: 0 LOB: 0 BB: 0 P: 5	R: 1 E: 0 K: 1 S: 8	H: 3 LOB: 3 BB: 1 P: 12	R: 0 E: 1 K: 0 S: 3	H: 0 LOB: 0 BB: 0 P: 3	R: 0 E: 0 K: 0 S: 3	H: 0 LOB: 0 BB: 0 P: 3	R: 3 E: 1 K: 0 S: 5	H: 1 LOB: 0 BB: 1 P: 9	R: 0 E: 0 K: 1 S: 5	H: 0 LOB: 1 BB: 1 P: 9	1B: 2 2B: 2 3B: 0 HR: 1	SF: 0 SAC: 0 DP: 0 HBP: 0	WP: 0 PB: 0 SB: 0 CS: 1	PA: 34
---------------------	------------------------------	---------------------------------	------------------------------	---------------------------------	------------------------------	---------------------------------	------------------------------	----------------------------------	------------------------------	---------------------------------	------------------------------	---------------------------------	------------------------------	---------------------------------	------------------------------	---------------------------------	----------------------------------	------------------------------------	----------------------------------	--------

PITCHER Denny Lemaster, L ERA: 3.27 (1, 1)	IP 8.0	WLS L	BF 34	H 5	R 4	ER 1	SO 4	BB 2	IBB 1	HBP 0	BLK 0	WP 0	HR 0	S 39	P 51	ERA 1.12	WHIP 0.875	PITCHER	IP 0	WLS 0	BF 0	H 0	R 0	ER 0	SO 0	BB 0	IBB 0	HBP 0	BLK 0	WP 0	HR 0	S 0	P 0	ERA 0	WHIP 0
---	-----------	----------	----------	--------	--------	---------	---------	---------	----------	----------	----------	---------	---------	---------	---------	-------------	---------------	----------------	---------	----------	---------	--------	--------	---------	---------	---------	----------	----------	----------	---------	---------	--------	--------	----------	-----------


BOTTOM

Houston Astros @ Los Angeles Dodgers
Dodger Stadium, Los Angeles, CA

Tue Jul 01 1969, 7:05 PM PDT
Att. 16,434 - Unknown

livebaseballscorecards.com

AB	31
R	4
H	5
RBI	4
BB	3
SO	4
LOB	12



Batter	1	2	3	4	5	6	7	8	9	AB R H RBI BB SO LOB	TOP	
Curt Blefary, L (1, 3) OBP: 0.359, SLG: 0.363	0-0 4-3	0-0 F8			0-0 HR		4-0 E S 1B BB	0-0 SH3-4		3 2 1 1 1 0 1		
Joe Morgan, L (1, 4) OBP: 0.402, SLG: 0.396	0-0 G3 S 1B		0-0 4-3		4-0 G5-4-3 BB		4-0 1B BB FC BB	0-0 F7		3 1 1 0 2 0 1		
Jimmy Wynn, R (1, 8) OBP: 0.415, SLG: 0.514	4-0 G3 1-2 BB		0-3 K		0-0 G5-4-3 1-2		4-0 FC 1B 1-2 BB	0-0 5-3		3 0 0 0 2 1 2		
Norm Miller, L (1, 9) OBP: 0.384, SLG: 0.410 Julio Gotay, R (7, PH) OBP: 0.265, SLG: 0.239 Leon McFadden, R (7, 9) OBP: 0.229, SLG: 0.255	0-0 G3 1-2 2-3		0-0 F8		0-0 4-3		0-0 F9		0-3 K	3 0 0 0 0 0 2 1 0 0 0 0 0 3 1 0 0 0 0 1 0		
Johnny Edwards, L (1, 2) OBP: 0.272, SLG: 0.296	0-0 G1			0-0 SH1-3 BB 1B		0-0 1B 2B	0-0 FC 1-2 2-3 3-H 2B 1B		0-0 PB BB 2B 1B	5 3 4 1 0 0 2		
Gary Geiger, L (1, 7) OBP: 0.373, SLG: 0.319		0-0 1-3		4-0 SH1-3 1-2 BB		0-0 3-1 5-3 2-H 1B	0-0 FC 1-2 2-3 3-H 2B		4-0 PB BB 1-2 2B	3 1 1 2 2 0 2		
Doug Rader, R (1, 5) OBP: 0.313, SLG: 0.339		0-0 1B 5-3 2B		0-0 P6		0-0 5-3 1-2	0-0 2B		0-0 4-3 1-H 2-H 2B	5 1 3 3 0 0 3		
Marty Martinez, S (1, 6) OBP: 0.320, SLG: 0.363		0-0 5-3 1B		0-0 SH1-3 1-2 2-3		0-0 3-1 2-3	0-3 K		0-0 4-3 2-3	4 0 1 0 0 1 4		
Don Wilson, R (1, 1) OBP: 0.191, SLG: 0.122 Fred Gladding, L (9, 1)		0-0 5-3 1-2 3-H		0-3 K		0-0 6-3		0-0 SH3-4 1B	0-0 5-3	5 0 1 1 0 1 5 0 0 0 0 0 0 0		
Inning Stats	R: 0 E: 0 K: 0 S: 4 H: 1 LOB: 2 BB: 1 P: 8	R: 1 E: 0 K: 0 S: 5 H: 2 LOB: 1 BB: 0 P: 5	R: 0 E: 0 K: 1 S: 5 H: 0 LOB: 0 BB: 0 P: 5	R: 0 E: 0 K: 1 S: 6 H: 1 LOB: 2 BB: 1 P: 10	R: 1 E: 0 K: 0 S: 3 H: 1 LOB: 0 BB: 1 P: 7	R: 1 E: 0 K: 0 S: 5 H: 2 LOB: 1 BB: 0 P: 5	R: 3 E: 0 K: 1 S: 7 H: 2 LOB: 2 BB: 3 P: 19	R: 0 E: 0 K: 0 S: 4 H: 1 LOB: 1 BB: 0 P: 4	R: 2 E: 0 K: 1 S: 7 H: 2 LOB: 1 BB: 1 P: 11	1B: 7 2B: 4 3B: 0 HR: 1 SF: 0 SAC: 3 DP: 1 HBP: 0	WP: 0 PB: 1 SB: 2 CS: 0 PA: 45	
PITCHER	IP WLS BF H R ER SO BB IBB HBP BLK WP HR S P ERA WHIP											
Don Sutton, R (1, 1) ERA: 2.74	6.0 L 29 7 5 5 2 5 0 0 0 0 0 1 28 48 7.50 2.000											
Jim Brewer, L (7, 1) ERA: 1.69	1.0 6 2 1 1 1 1 1 0 0 0 0 0 7 11 9.00 3.000											
Pete Mikkelsen, R (8, 1) ERA: 3.82	2.0 10 3 2 2 1 1 0 0 0 0 0 0 11 15 9.00 2.000											

Houston Astros @ Los Angeles Dodgers
Dodger Stadium, Los Angeles, CA
Wed Jul 02 1969, 7:05 PM PDT
Att: 15,972 - Unknown

AB	36
R	8
H	12
RBI	8
BB	7
SO	4
LOB	25



Batter	1	2	3	4	5	6	7	8	9	AB	R	H	RBI	BB	SO	LOB									
Maury Wills, S OBP: 0.325, SLG: 0.283 (1, 6)	0-0 1-3		0-0 FC6-4		0-0 G4-3		0-0 4-3		4-0 BB BB BB BB	4	0	0	1	1	0	3									
Manny Mota, R OBP: 0.393, SLG: 0.419 (1, 7)	0-0 PO BB 1B		0-0 5-3			4-0 1B 1B BB		0-0 F9	0-0 F8	4	1	1	0	1	0	4									
Willie Davis, L OBP: 0.330, SLG: 0.435 (1, 8)	0-0 F5			0-0 F7		0-3 K		0-3 K		4	0	0	0	0	2	2									
Len Gabrielson, L OBP: 0.368, SLG: 0.412 (1, 9)	4-0 1-2 BB			0-0 P5		0-0 P4		0-0 F9		3	0	0	0	1	0	1									
Wes Parker, S OBP: 0.387, SLG: 0.472 (1, 3)	0-0 PO	0-0 4-3		0-0 FC4-6 1B		0-0 1B 1B			0-0 3-1	4	0	2	0	0	0	0									
Tom Haller, L OBP: 0.365, SLG: 0.398 (1, 2)		0-0 P4		0-0 FC4-6		0-0 1B		0-0 1B	0-0 BB BB BB 1B	4	1	2	1	0	0	1									
Jim Lefebvre, S OBP: 0.346, SLG: 0.270 (1, 5)		0-3 K			0-0 BB 1B	0-0 F8			0-3 K	4	0	1	0	0	2	3									
Ted Sizemore, R OBP: 0.326, SLG: 0.319 (1, 4)			0-0 FC6-4 1B		4-0 G4-3 BB		0-0 6-3		4-0 BB BB 1-2 BB	2	0	1	0	2	0	0									
Don Sutton, R OBP: 0.204, SLG: 0.189 (1, 1)			0-3 K		0-0 P5		0-0 P6		4-0 BB BB 1-2 BB	2	0	0	0	0	1	3									
Jim Brewer, L OBP: 0.200, SLG: 0.400 (7, 1)									1-2 2-3 BB	0	0	0	0	0	0	0									
Willie Crawford, L OBP: 0.338, SLG: 0.426 (7, PH)										1	0	0	0	0	0	0									
Pete Mikkelsen, R (8, 1)										0	0	0	0	0	0	0									
Bill Sudakis, S OBP: 0.292, SLG: 0.367 (9, PH)										0	0	0	0	1	0	0									
Inning Stats	R: 0 E: 0 K: 0 S: 3	H: 1 LOB: 1 BB: 1 P: 7	R: 0 E: 0 K: 1 S: 5	H: 0 LOB: 0 BB: 0 P: 5	R: 0 E: 0 K: 1 S: 6	H: 1 LOB: 1 BB: 0 P: 6	R: 0 E: 0 K: 0 S: 4	H: 1 LOB: 1 BB: 0 P: 4	R: 0 E: 0 K: 0 S: 3	H: 1 LOB: 1 BB: 1 P: 7	R: 1 E: 0 K: 1 S: 7	H: 2 LOB: 2 BB: 1 P: 11	R: 0 E: 0 K: 0 S: 3	H: 0 LOB: 0 BB: 0 P: 3	R: 0 E: 0 K: 1 S: 5	H: 0 LOB: 0 BB: 0 P: 5	R: 1 E: 0 K: 1 S: 6	H: 1 LOB: 3 BB: 3 P: 18	1B: 7 2B: 0 3B: 0 HR: 0	SF: 0 SAC: 0 DP: 1 HBP: 0	WP: 0 PB: 0 SB: 1 CS: 0	PA: 39			
PITCHER	IP	WLS	BF	H	R	ER	SO	BB	IBB	HBP	BLK	WP	HR	S	P	ERA	WHIP								
Don Wilson, R ERA: 3.98 (1, 1)	8.2	W	36	7	2	2	5	5	0	0	0	0	0	41	61	2.08	1.385								
Fred Gladding, R ERA: 2.2 (9, 1)	0.1	S	2	0	0	0	0	1	0	0	0	0	0	1	5	0.00	3.000								

BOTTOM

Houston Astros @ Los Angeles Dodgers
Dodger Stadium, Los Angeles, CA

Wed Jul 02 1969, 7:05 PM PDT
Att. 15,972 - Unknown

livebaseballscorecards.com

AB	32
R	2
H	7
RBI	2
BB	6
SO	5
LOB	17



Batter	1	2	3	4	5	6	7	8	9	AB R H RBI BB SO LOB	TOP												
Curt Blefary, L (1, 3) OBP: 0.354, SLG: 0.359	0-0 		0-0 		0-0 			0-0 		3 0 0 1 0 0 0													
Joe Morgan, L (1, 4) OBP: 0.400, SLG: 0.391	4-0 		0-0 		0-0 			0-0 		3 1 0 0 1 0 0													
Jimmy Wynn, R (1, 8) OBP: 0.416, SLG: 0.517	0-0 			0-0 				0-3 		4 0 2 0 0 1 0													
Norm Miller, L (1, 9) OBP: 0.386, SLG: 0.409	0-0 			0-0 				0-3 		3 0 1 1 1 1 2													
Johnny Edwards, L (1, 2) OBP: 0.268, SLG: 0.291	0-0 			0-0 				0-0 		4 0 0 0 0 0 4													
Denis Menke, R (1, 6) OBP: 0.400, SLG: 0.438		0-0 			0-0 			0-0 		3 1 1 0 1 0 1													
Gary Geiger, L (1, 7) OBP: 0.368, SLG: 0.316		0-0 			0-0 			0-0 		4 1 1 0 0 1 3													
Doug Rader, R (1, 5) OBP: 0.319, SLG: 0.346		0-0 			0-0 			0-0 		3 1 2 2 1 0 0													
Larry Dierker, R (1, 1) OBP: 0.172, SLG: 0.175			0-0 		0-0 			0-0 		4 0 0 0 0 0 5													
Inning Stats	R: 1 E: 0 K: 0 S: 4	H: 1 LOB: 1 BB: 1 P: 8	R: 0 E: 0 K: 0 S: 3	H: 1 LOB: 0 BB: 0 P: 3	R: 0 E: 0 K: 0 S: 3	H: 0 LOB: 0 BB: 0 P: 3	R: 0 E: 0 K: 0 S: 3	H: 1 LOB: 0 BB: 0 P: 3	R: 3 E: 1 K: 0 S: 6	H: 2 LOB: 0 BB: 0 P: 6	R: 0 E: 0 K: 1 S: 6	H: 1 LOB: 1 BB: 0 P: 6	R: 0 E: 0 K: 0 S: 3	H: 1 LOB: 0 BB: 0 P: 3	R: 0 E: 0 K: 1 S: 5	H: 0 LOB: 0 BB: 0 P: 5	R: 0 E: 0 K: 1 S: 5	H: 0 LOB: 3 BB: 3 P: 17	1B: 5 2B: 3 3B: 0 HR: 0	SF: 1 SAC: 0 DP: 3 HBP: 0	WP: 1 PB: 0 SB: 1 CS: 0	PA: 36	
PITCHER	IP WLS BF H R ER SO BB IBB HBP BLK WP HR S P ERA WHIP																					PITCHER	IP WLS BF H R ER SO BB IBB HBP BLK WP HR S P ERA WHIP
Al Santorini, R (1, 1) ERA: 3.05	5.0 L 20 5 4 2 0 1 0 0 0 0 0 0 19 23 3.60 1.200																						
Gary Ross, R (6, 1) ERA: 4.55	3.0 10 2 0 0 2 0 0 0 0 0 0 0 14 14 0.00 0.667																						
Frank Reberger, R (9, 1) ERA: 4.5	0.1 3 0 0 0 0 2 0 0 0 1 0 1 9 9 0.00 6.000																						
Billy McCool, L (9, 1) ERA: 4.04	0.2 3 0 0 0 1 1 0 0 0 0 0 4 8 0.00 1.500																						

Houston Astros @ San Diego Padres
San Diego Stadium, San Diego, CA
Fri Jul 04 1969, 10:05 PM EDT
Att: 17,989 - Unknown

livebaseballscorecards.com

AB	31
R	4
H	7
RBI	4
BB	4
SO	3
LOB	15



Batter	1	2	3	4	5	6	7	8	9	AB R H RBI BB SO LOB
John Sipin, R OBP: 0.231, SLG: 0.321 (1, 4)	0-0 		0-0 		0-0 			0-0 		4 0 1 0 0 0 1
Van Kelly, L OBP: 0.241, SLG: 0.448 (1, 5)	0-0 		0-0 					0-0 		4 0 1 0 0 0 2
Ollie Brown, R OBP: 0.310, SLG: 0.408 (1, 9)	0-0 			0-0 				0-0 		4 0 1 0 0 0 1
Frank Reberger, L (9, 1)										0 0 0 0 0 0 0
Billy McCool, R (9, 1)										0 0 0 0 0 0 0
Nate Colbert, R OBP: 0.348, SLG: 0.543 (1, 3)		0-3 		0-3 					0-0 	4 0 1 0 0 2 1
Al Ferrara, R OBP: 0.354, SLG: 0.455 (1, 7)		0-0 		0-0 					0-0 	4 0 1 0 0 0 1
Chris Cannizzaro, R OBP: 0.327, SLG: 0.326 (1, 2)		0-3 		0-0 					0-0 	3 0 0 0 1 1 3
Cito Gaston, R OBP: 0.263, SLG: 0.285 (1, 8)			0-0 		0-3 				0-0 	4 0 0 0 0 1 2
Tommy Dean, R OBP: 0.213, SLG: 0.220 (1, 6)			0-0 		0-0 				0-0 	3 0 2 0 0 0 1
Al Santorini, R OBP: 0.194, SLG: 0.167 (1, 1)		0-3 			0-0 				0-3 	1 0 0 0 0 1 1
Roberto Pena, R (5, PH) OBP: 0.284, SLG: 0.272										1 0 0 0 0 0 1
Gary Ross, R (6, 1)										0 0 0 0 0 0 0
Larry Stahl, L (8, PH) OBP: 0.235, SLG: 0.194 (9, 9)										1 0 0 0 0 1 0

BOTTOM

Houston Astros @ San Diego Padres
San Diego Stadium, San Diego, CA
Fri Jul 04 1969, 10:05 PM EDT
Att. 17,989 - Unknown

livebaseballscorecards.com

AB	33
R	0
H	7
RBI	0
BB	1
SO	6
LOB	14



Inning Stats	R: 0 H: 0 E: 0 K: 3 S: 3	R: 0 H: 0 E: 0 K: 2 S: 7	R: 0 H: 2 E: 0 K: 1 S: 7	R: 0 H: 2 E: 0 K: 1 S: 6	R: 0 H: 1 E: 0 K: 1 S: 6	R: 0 H: 0 E: 0 K: 0 S: 3	R: 0 H: 0 E: 0 K: 0 S: 3	R: 0 H: 1 E: 0 K: 1 S: 6	R: 0 H: 1 E: 0 K: 1 S: 4	R: 0 H: 1 E: 0 K: 0 S: 4	1B: 5 2B: 3 3B: 0 HR: 0 SF: 0 SAC: 0 DP: 1 HBP: 0	WP: 0 PB: 0 SB: 0 CS: 0	PA: 34
--------------	--------------------------	--------------------------	--------------------------	--------------------------	--------------------------	--------------------------	--------------------------	--------------------------	--------------------------	--------------------------	---	-------------------------	--------

PITCHER	Larry Dierker, R (1, 1) ERA: 2.42	IP 9.0 WLS W BF 34 H 7 R 0 ER 0 SO 6 BB 1 IBB 0 HBP 0 BLK 0 WP 0 HR 0 S 45 P 49 ERA 0.00 WHIP 0.889	PITCHER		IP WLS BF H R ER SO BB IBB HBP BLK WP HR S P ERA WHIP
---------	--------------------------------------	---	---------	--	---

Batter	1	2	3	4	5	6	7	8	9	10	11	12	AB	R	H	RBI	BB	SO	LOB	TOP					
Curt Blefary, L (1, 3) OBP: 0.354, SLG: 0.362	0-0 HR 1B		0-0 4-3		0-0 G3 1B 2B		0-0 F5		0-0 G3-1		0-0 F8		6	2	2	0	0	0	0						
Joe Morgan, L (1, 4) OBP: 0.405, SLG: 0.409	0-0 1-H HR		4-0 S BB		0-0 G3 2-3		0-0 S 1B		0-0 5-3			0-0 FC2-6 1B	5	1	3	2	1	0	1						
Jimmy Wynn, R (1, 8) OBP: 0.414, SLG: 0.525	0-3 K		0-0 F8 1-2		0-0 1B 1B		0-0 P5 1-2		0-0 6-3		0-0 HR	0-0 FC2-6 2B	6	2	2	2	0	1	3						
Norm Miller, L (1, 9) OBP: 0.393, SLG: 0.411	0-0 1B		0-0 6-3		0-0 G4-6-3 1B		0-0 6-3		0-0 FC3-6 BB		4-0 HR	4-0 2B BB	4	1	2	0	2	0	2						
Johnny Edwards, L (1, 2) OBP: 0.265, SLG: 0.292	0-0 F8		0-0 F8		0-0 G4-6-3 1-2f		0-0 F7		0-0 FC3-6 8-4 WP 1-2f		0-0 SH1-3 2B	6	1	1	2	0	0	4							
Denis Menke, R (1, 6) OBP: 0.400, SLG: 0.435	0-3 K		0-0 5-3		0-0 5-3		0-0 F7 1B		4-0 8-4 IBB		0-0 SH1-3 2B	4	0	1	1	1	1	1							
Gary Geiger, L (1, 7) OBP: 0.367, SLG: 0.303		0-0 4-3		4-0 WP BB		0-0 F5		0-0 F7		0-0 8-4		4-0 3B BB	4	1	0	0	2	0	3						
Doug Rader, R (1, 5) OBP: 0.322, SLG: 0.354		0-3 K		4-0 1-2 IBB		0-0 1B		0-0 5-3			0-0 6-3	0-0 3B	5	0	2	1	1	1	1						
Denny Lemaster, R (1, 1) OBP: 0.239, SLG: 0.302		0-0 F8		0-0 F8		0-0 F8		0-0 F7			0-3 K	0-3 K	2	0	0	0	0	0	2						
Dooley Womack, L (5, 1) OBP: 0.167, SLG: 0.167													1	0	0	0	0	0	1						
Sandy Valdespino, L (9, PH) OBP: 0.400, SLG: 0.349													1	0	0	0	0	0	0						
Fred Gladding, L (9, 1)													2	0	0	0	0	2	1						
Skip Guinn, R (12, 1)													0	0	0	0	0	0	0						
Inning Stats	R: 2 E: 0 K: 2 S: 10	H: 3 LOB: 1 BB: 0 P: 10	R: 0 E: 0 K: 1 S: 5	H: 0 LOB: 0 BB: 0 P: 5	R: 0 E: 0 K: 0 S: 3	H: 0 LOB: 2 BB: 2 P: 11	R: 1 E: 0 K: 0 S: 5	H: 3 LOB: 1 BB: 0 P: 5	R: 0 E: 0 K: 0 S: 4	H: 1 LOB: 1 BB: 0 P: 4	R: 0 E: 0 K: 0 S: 4	H: 1 LOB: 1 BB: 0 P: 4	R: 0 E: 0 K: 0 S: 3	H: 0 LOB: 0 BB: 0 P: 3	R: 1 E: 0 K: 0 S: 3	H: 1 LOB: 1 BB: 2 P: 11	R: 0 E: 0 K: 1 S: 5	H: 0 LOB: 0 BB: 0 P: 5	R: 4 E: 0 K: 1 S: 8	H: 3 LOB: 1 BB: 2 P: 16	1B: 8 2B: 3 3B: 1 HR: 2	SF: 0 SAC: 1 DP: 2 HBP: 0	WP: 3 PB: 0 SB: 3 CS: 0	PA: 54	
PITCHER	IP	WLS	BF	H	R	ER	SO	BB	IBB	HBP	BLK	WP	HR	S	P	ERA	WHIP								
Clay Kirby, R (1, 1) ERA: 4.25	9.0		40	10	4	4	3	3	3	0	0	1	2	42	58	4.00	1.444								
Billy McCool, L (10, 1) ERA: 3.93	1.0		3	0	0	0	0	0	1	0	0	1	0	2	6	0.00	0.000								
Jack Baldschun, R (11, 1) ERA: 4.05	1.1		7	2	3	3	1	1	0	0	0	0	0	8	12	20.25	2.250								
Frank Reberger, R (12, 1) ERA: 4.43	0.2	W	4	1	1	0	1	1	0	0	0	1	0	5	9	0.00	3.000								

Houston Astros @ San Diego Padres
San Diego Stadium, San Diego, CA
Sat Jul 05 1969, 6:33 AM EDT
Att: 2,309 - Unknown

livebaseballscorecards.com

AB	46
R	8
H	13
RBI	8
BB	7
SO	5
LOB	19



Batter	1	2	3	4	5	6	7	8	9	10	11	12	AB	R	H	RBI	BB	SO	LOB
Tommy Dean, R (1, 6) OBP: 0.213, SLG: 0.219 Van Kelly, L (10, PH) OBP: 0.290, SLG: 0.516 (11, 4)	0-0 1B		0-0 6-3	0-0 F9		0-0 F8		0-3 K		0-0 1B		0-0 1B 2B	5 2	0 1	1 2	0 1	0 0	1 0	3 0
John Sipin, R (1, 4) OBP: 0.243, SLG: 0.338 Jose Arcia, R (9, PR) OBP: 0.268, SLG: 0.246 (10, 4) (11, 6) Ivan Murrell, R (12, PH) OBP: 0.242, SLG: 0.228 (12, PH)	0-0 F7		0-0 WP 1B		0-0 4-3 1B 2B	0-0 5-3			0-0 BLK 1B	0-0 6-3		0-0 WP 1B	5 1	2 0	3 0	0 0	0 0	0 1	1 1
Ollie Brown, R (1, 9) OBP: 0.312, SLG: 0.410	0-0 P6		4-0 1B BB		0-0 4-3	0-0 5-3			0-3 K		0-0 1B 2B	0-0 WP 1B	6 1	1 2	1 1	1 1	1 1	3 3	
Nate Colbert, R (1, 3) OBP: 0.354, SLG: 0.540	0-0 P4		0-0 1-2 2-H 1B		0-0 F7		0-3 K		4-0 1-2 IBB		4-0 1B IBB	0-0 1B 1B	5 1	2 2	1 2	1 2	1 1	2 2	
Al Ferrara, R (1, 7) OBP: 0.356, SLG: 0.454		0-0 F7	0-0 F8		0-0 1B 1B		0-0 5-3		0-0 F3		0-0 1-2 2-3 1B	0-0 1-2 1B	7 1	1 3	2 2	0 0	0 4		
Ed Spiezio, R (1, 5) OBP: 0.311, SLG: 0.383 Frank Reberger, L (12, 1) Walt Hrinjak, L (12, PH) OBP: 0.429, SLG: 0.250		4-0 BB		0-0 F3		0-0 1B 1B 1B		0-0 F7		0-0 1-3		0-0 1-2 2-H 1B	5 0	0 0	1 1	0 0	1 0	1 0	5 0
Chris Cannizzaro, R (1, 2) OBP: 0.332, SLG: 0.336 Sonny Ruberto, R (10, PR) OBP: 0.188, SLG: 0.133 (11, 2)		0-0 L5		0-0 F3		0-0 1-2 2-H 1B		0-0 4-3		0-0 SH3-4 1B	0-0 L3-5		5 1	0 1	3 0	1 0	0 0	0 3	
Cito Gaston, R (1, 8) OBP: 0.261, SLG: 0.283		0-0 F9		0-0 6-3		0-0 1-2 2-3 1B		0-0 5-3		0-0 SH3-4		0-3 K	5 0	0 1	0 0	0 1	1 2		
Clay Kirby, R (1, 1) OBP: 0.132, SLG: 0.029 Billy McCool, R (10, 1) Larry Stahl, L (10, PH) OBP: 0.232, SLG: 0.190 Jack Baldschun, R (11, 1) OBP: 0.400, SLG: 0.250 Roberto Pena, R (12, 5) OBP: 0.287, SLG: 0.275			0-3 K		0-3 K		0-3 K		1-0 HBP		0-0 P6	0-0 2B 1B	2 0	0 0	0 0	0 0	1 0	2 0	3 0

Inning Stats	R: 0	H: 1	E: 0	K: 0	S: 4	R: 0	H: 0	E: 0	K: 0	S: 3	R: 1	H: 2	E: 0	K: 1	S: 7	R: 0	H: 1	E: 0	K: 0	S: 4	R: 2	H: 5	E: 0	K: 1	S: 10	R: 0	H: 0	E: 0	K: 0	S: 3	R: 0	H: 0	E: 0	K: 1	S: 5	R: 0	H: 0	E: 0	K: 1	S: 5	R: 0	H: 1	E: 0	K: 1	S: 6	R: 1	H: 2	E: 0	K: 0	S: 5	R: 0	H: 2	E: 0	K: 1	S: 6	R: 5	H: 7	E: 0	K: 1	S: 10	1B: 17	2B: 5	3B: 0	HR: 0	SF: 0	SAC: 1	DP: 1	HBP: 1	WP: 2	PA: 60
--------------	------	------	------	------	------	------	------	------	------	------	------	------	------	------	------	------	------	------	------	------	------	------	------	------	-------	------	------	------	------	------	------	------	------	------	------	------	------	------	------	------	------	------	------	------	------	------	------	------	------	------	------	------	------	------	------	------	------	------	------	-------	--------	-------	-------	-------	-------	--------	-------	--------	-------	--------

PITCHER	IP	WLS	BF	H	R	ER	SO	BB	IBB	HBP	BLK	WP	HR	S	P	ERA	WHIP
Denny Lemaster, L (1, 1) ERA: 3.37	4.2		24	7	3	3	1	3	0	0	0	1	0	23	35	5.79	2.143
Dooley Womack, R (5, 1) ERA: 2.82	3.1		13	2	0	0	3	0	0	1	0	0	0	18	19	0.00	0.600
Fred Gladding, R (9, 1) ERA: 3.25	3.1		20	9	5	5	3	0	2	0	1	0	0	24	32	13.50	2.700
Skip Guinn, L (12, 1) ERA: 7.71	0.0	L	3	3	1	1	0	0	0	0	0	1	0	3	3	∞	∞

BOTTOM

Houston Astros @ San Diego Padres
San Diego Stadium, San Diego, CA
 Sat Jul 05 1969, 6:33 AM EDT
 Att. 2,309 - Unknown

AB	53
R	9
H	21
RBI	8
BB	5
SO	7
LOB	30



Batter	1	2	3	4	5	6	7	8	9	AB R H RBI BB SO LOB	TOP									
Leon McFadden, R (1, 9) OBP: 0.231, SLG: 0.255	0-0 F7		0-0 CS 1B		0-0 L9			0-0 SH1-4	0-0 FC4	4 0 1 0 0 0 2										
Joe Morgan, L (1, 4) OBP: 0.407, SLG: 0.408	0-0 4-3		4-0 E BB		0-0 G3-1			0-0 BB E 1B		3 2 1 0 1 0 0										
Jimmy Wynn, R (1, 8) OBP: 0.412, SLG: 0.519	0-0 5-3		0-0 E8 1-H		0-0 P1			4-0 E BB		3 0 0 0 1 0 0										
Doug Rader, R (1, 5) OBP: 0.318, SLG: 0.349		0-0 F8	0-0 1-3		0-0 5-3			0-0 E4 G4-6-3		4 0 0 1 0 0 2										
Denis Menke, R (1, 6) OBP: 0.398, SLG: 0.431		1-0 FC3-6 HBP		0-0 F7		0-0 P6		0-0 G4-6-3		3 0 0 0 0 0 2										
Marty Martinez, S (1, 7) OBP: 0.330, SLG: 0.372		0-0 FC3-6 1B		0-0 1B		0-3 K			4-0 SH3 FC4-2 BB	3 0 2 0 0 1 0 0 0 0 0 1 0 0										
Gary Geiger, L (8, 7) OBP: 0.372, SLG: 0.303		1-2 1B		0-0 1B																
Curt Blefary, L (1, 3) OBP: 0.356, SLG: 0.361		0-0 FC3-6		0-0 G4-6-3 1B		0-0 4-3			4-0 FC4-2 SH3 BB	3 0 1 0 1 0 2										
Johnny Edwards, L (1, 2) OBP: 0.263, SLG: 0.289		0-0 6-3		0-0 G4-6-3		0-0 6-3			0-0 SH3	3 0 0 0 0 0 4										
Jim Ray, R (1, 1) OBP: 0.182, SLG: 0.182			0-3 K		0-3 K			0-0 1B SH1-4 E 1B	0-0 FC4-2 FC4	2 0 0 0 0 2 0 1 0 1 0 0 0 0 0 1 0 0 0 0 0 0 0 0 0 0 0 0 1 0 0 0 0 0 2										
Julio Gotay, R (8, PH) OBP: 0.280, SLG: 0.255																				
Cesar Geronimo, L (8, PR) OBP: 0.286, SLG: 0.429																				
Dooley Womack, L (8, 1) OBP: 0.167, SLG: 0.167																				
Denny Lemaster, R (8, 1) OBP: 0.234, SLG: 0.295																				
Inning Stats	R: 0 E: 0 K: 0 S: 3	H: 0 LOB: 0 BB: 0 P: 3	R: 0 E: 0 K: 0 S: 4	H: 1 LOB: 2 BB: 0 P: 5	R: 1 E: 1 K: 1 S: 6	H: 1 LOB: 1 BB: 1 P: 10	R: 0 E: 0 K: 0 S: 4	H: 2 LOB: 1 BB: 0 P: 4	R: 0 E: 0 K: 1 S: 5	H: 0 LOB: 0 BB: 0 P: 5	R: 0 E: 0 K: 1 S: 5	H: 0 LOB: 0 BB: 0 P: 5	R: 0 E: 1 K: 0 S: 5	H: 2 LOB: 2 BB: 1 P: 9	R: 0 E: 0 K: 0 S: 3	H: 0 LOB: 2 BB: 2 P: 11	1B: 6 2B: 0 3B: 0 HR: 0	SF: 0 SAC: 2 DP: 2 HBP: 1	WP: 0 PB: 0 SB: 1 CS: 1	PA: 37
PITCHER	IP WLS BF H R ER SO BB IBB HBP BLK WP HR S P ERA WHIP																			
Dave Roberts, L (1, 1) ERA: 1.23	7.1 L 30 6 3 1 3 2 0 1 0 0 0 0 33 42 1.23 1.091																			
Gary Ross, R (8, 1) ERA: 4.5	0.2 2 0 0 0 0 0 0 0 0 0 0 0 2 2 0.00 0.000																			
Billy McCool, L (9, 1) ERA: 3.82	1.0 5 0 0 0 0 2 0 0 0 0 0 0 3 11 0.00 2.000																			

Houston Astros @ San Diego Padres
San Diego Stadium, San Diego, CA
Sun Jul 06 1969, 6:33 AM EDT
Unknown

livebaseballscorecards.com

AB	30
R	3
H	6
RBI	1
BB	4
SO	3
LOB	14



Batter	1	2	3	4	5	6	7	8	9	AB	R	H	RBI	BB	SO	LOB
Tommy Dean, R (1, 6) OBP: 0.209, SLG: 0.215 Ivan Murrell, R (9, PH) OBP: 0.236, SLG: 0.224	0-0 5-3		0-0 F9		0-0 F9		0-3 K		0-0 6-3	4	0	0	0	0	1	1
John Sipin, R (1, 4) OBP: 0.257, SLG: 0.349 Jose Arcia, R (7, PR) OBP: 0.268, SLG: 0.246 Ed Spiezio, R (9, PH) OBP: 0.310, SLG: 0.381	0-0 6-3			0-0 1B	0-0 1B	0-0 1B	0-0 6-3		0-0 P4	4	1	3	0	0	0	0
Ollie Brown, R (1, 9) OBP: 0.313, SLG: 0.410	0-0 1B			0-0 1B	0-0 P4		0-0 6-3		0-0 F7	5	0	2	0	0	0	3
Nate Colbert, R (1, 3) OBP: 0.349, SLG: 0.530	0-3 K			0-0 P4		0-0 4-3	0-0 F7			4	0	0	0	0	1	5
Al Ferrara, R (1, 7) OBP: 0.354, SLG: 0.449		0-3 K		0-0 P6		0-0 1B		0-0 5-3		4	1	1	0	0	1	2
Van Kelly, L (1, 5) OBP: 0.314, SLG: 0.514		0-0 G3-1		0-0 1B		0-0 E4		0-0 6-3		4	0	2	1	0	0	1
Chris Cannizzaro, R (1, 2) OBP: 0.327, SLG: 0.331		0-0 F9		0-0 L4		0-0 F8		0-0 6-3		4	0	0	0	0	0	5
Cito Gaston, R (1, 8) OBP: 0.265, SLG: 0.284			0-0 6-3		0-3 K	0-0 1B		4-0 BB		3	0	1	1	1	1	0
Dave Roberts, L (1, 1) OBP: 0.333, SLG: 0.333 Gary Ross, R (8, 1) Larry Stahl, L (8, PH) OBP: 0.232, SLG: 0.190 Roberto Pena, R (8, PH) OBP: 0.286, SLG: 0.273 Billy McCool, R (9, 1)			0-0 F7		0-0 1B	0-0 K	0-3 K	0-3 K		3	0	1	0	0	1	2

Inning Stats	R: 0	H: 1	E: 0	K: 1	S: 6	LOB: 1	BB: 0	P: 6	R: 0	H: 0	E: 0	K: 1	S: 5	LOB: 0	BB: 0	P: 5	R: 0	H: 0	E: 0	K: 0	S: 3	LOB: 0	BB: 0	P: 3	R: 1	H: 3	E: 0	K: 0	S: 6	LOB: 2	BB: 0	P: 6	R: 0	H: 2	E: 0	K: 1	S: 7	LOB: 2	BB: 0	P: 7	R: 1	H: 2	E: 1	K: 1	S: 8	LOB: 2	BB: 0	P: 8	R: 0	H: 1	E: 0	K: 1	S: 6	LOB: 2	BB: 0	P: 6	R: 0	H: 1	E: 0	K: 1	S: 6	LOB: 2	BB: 1	P: 10	R: 0	H: 0	E: 0	K: 0	S: 3	LOB: 0	BB: 0	P: 3
--------------	------	------	------	------	------	--------	-------	------	------	------	------	------	------	--------	-------	------	------	------	------	------	------	--------	-------	------	------	------	------	------	------	--------	-------	------	------	------	------	------	------	--------	-------	------	------	------	------	------	------	--------	-------	------	------	------	------	------	------	--------	-------	------	------	------	------	------	------	--------	-------	-------	------	------	------	------	------	--------	-------	------

PITCHER	IP	WLS	BF	H	R	ER	SO	BB	IBB	HBP	BLK	WP	HR	S	P	ERA	WHIP
Jim Ray, R (1, 1) ERA: 3.38	7.0	W	31	9	2	1	5	0	0	0	0	0	0	41	41	1.29	1.286
Dooley Womack, R (8, 1) ERA: 2.78	0.2		4	1	0	0	0	1	0	0	0	0	0	3	7	0.00	3.000
Denny Lemaster, L (8, 1) ERA: 3.33	1.1	S	4	0	0	0	1	0	0	0	0	0	0	6	6	0.00	0.000

BOTTOM

Houston Astros @ San Diego Padres
San Diego Stadium, San Diego, CA

Sun Jul 06 1969, 6:33 AM EDT
Unknown

AB	38
R	2
H	10
RBI	2
BB	1
SO	6
LOB	21



WP	PA	ERA	WHIP
0	39		

Batter	1	2	3	4	5	6	7	8	9	AB R H RBI BB SO LOB	TOP										
Leon McFadden, R (1, 9) OBP: 0.218, SLG: 0.241	0-0 L6		0-0 F9			0-0 SH1-4		0-0 6-3		3 0 0 0 0 0 0											
Joe Morgan, L (1, 4) OBP: 0.401, SLG: 0.401	0-0 P6		0-0 F8			0-0 F9			0-0 1-3	4 0 0 0 0 0 1											
Jimmy Wynn, R (1, 8) OBP: 0.413, SLG: 0.515	0-0 5-3				0-0 F7	4-0 IBB			4-0 S BB	2 0 0 0 2 0 0											
Doug Rader, R (1, 5) OBP: 0.314, SLG: 0.344		0-0 P4		0-3 K		0-0 L5			0-3 K	4 0 0 0 0 2 3											
Denis Menke, R (1, 6) OBP: 0.399, SLG: 0.430		0-0 4-3 1B		0-0 5-3			0-0 6-3		4-0 IBB	3 0 1 0 1 0 0											
Marty Martinez, S (1, 7) OBP: 0.317, SLG: 0.357		0-0 4-3			0-0 6-3		0-0 G3		0-0 L1	4 0 0 0 0 0 3											
Curt Blefary, L (1, 3) OBP: 0.355, SLG: 0.359		4-0 BB			0-0 F7		0-0 4-3			2 0 0 0 1 0 0											
Don Bryant, R (1, 2) OBP: 0.255, SLG: 0.292		0-3 K			0-0 F7			0-0 6-3		3 0 0 0 0 1 2											
Jack Billingham, R (1, 1)			0-0 4-3			4-0 SH1-4 BB		0-3 K		2 0 0 0 1 1 0											
Inning Stats	R: 0 E: 0 K: 0 S: 3	H: 0 LOB: 0 BB: 0 P: 3	R: 0 E: 0 K: 1 S: 6	H: 1 LOB: 2 BB: 1 P: 10	R: 0 E: 0 K: 0 S: 3	H: 0 LOB: 0 BB: 0 P: 3	R: 0 E: 0 K: 1 S: 5	H: 0 LOB: 0 BB: 0 P: 5	R: 0 E: 0 K: 0 S: 3	H: 0 LOB: 2 BB: 2 P: 11	R: 0 E: 0 K: 0 S: 3	H: 0 LOB: 0 BB: 0 P: 3	R: 0 E: 0 K: 1 S: 5	H: 0 LOB: 0 BB: 0 P: 5	R: 0 E: 0 K: 1 S: 5	H: 0 LOB: 2 BB: 2 P: 13	1B: 1 2B: 0 3B: 0 HR: 0	SF: 0 SAC: 1 DP: 0 HBP: 0	WP: 0 PB: 0 SB: 1 CS: 0	PA: 33	
PITCHER Dick Kelley, L (1, 1) ERA: 3.55	IP: 9.0 WLS: W BF: 33 H: 1 R: 0 ER: 0 SO: 4 BB: 3 IBB: 2 HBP: 0 BLK: 0 WP: 0 HR: 0 S: 36 P: 56 ERA: 0.00 WHIP: 0.444																				
																				PITCHER	IP: 9.0 WLS: W BF: 33 H: 1 R: 0 ER: 0 SO: 4 BB: 3 IBB: 2 HBP: 0 BLK: 0 WP: 0 HR: 0 S: 36 P: 56 ERA: 0.00 WHIP: 0.444

Houston Astros @ San Diego Padres
San Diego Stadium, San Diego, CA
Sun Jul 06 1969, 6:38 AM EDT
Att. 5,322 - Unknown

livebaseballscorecards.com

AB	27
R	0
H	1
RBI	0
BB	5
SO	4
LOB	9



Batter	1	2	3	4	5	6	7	8	9	AB R H RBI BB SO LOB
Tommy Dean, R (1, 6) OBP: 0.206, SLG: 0.211 Al Ferrara, R (8, PH) OBP: 0.353, SLG: 0.447 Roberto Pena, R (9, 5) OBP: 0.286, SLG: 0.273	0-0 6-3			0-0 F7		0-0 6-3		0-0 P3		3 0 0 0 0 0 1 1 0 0 0 0 0 2 0 0 0 0 0 0 0
John Sipin, R (1, 4) OBP: 0.256, SLG: 0.347	0-0 5-3			0-0 4-3			0-0 6-3		0-0 SH3-4 1B	4 1 1 0 0 0 0
Ollie Brown, R (1, 9) OBP: 0.314, SLG: 0.412	0-3 K			0-0 4-3			0-0 2B		0-0 SH3-4 1-2	3 0 1 0 0 1 0
Nate Colbert, R (1, 3) OBP: 0.343, SLG: 0.520		0-3 K			0-0 5-3		0-0 F8		0-3 K	4 0 0 0 0 2 2
Larry Stahl, L (1, 7) OBP: 0.233, SLG: 0.182		0-0 5-3			0-0 L8		0-0 1-6-3		4-0 1B IBB	3 0 0 0 1 0 1
Van Kelly, L (1, 5) OBP: 0.289, SLG: 0.474 Jose Arcia, R (8, PR) OBP: 0.268, SLG: 0.246 Ed Spiezio, R (9, PH) OBP: 0.312, SLG: 0.383		0-0 F7			0-0 6-3			0-0 E4 FC1-6	0-0 1-2 2-H 1B	3 0 0 0 0 0 0 0 0 0 0 0 0 0 1 0 1 1 0 0 0
Cito Gaston, R (1, 8) OBP: 0.266, SLG: 0.281			0-0 6-3			4-0 BB		0-0 FC1-6 1B 4-3		2 0 0 0 1 0 1
Sonny Ruberto, R (1, 2) OBP: 0.167, SLG: 0.118 Walt Hrinjak, L (8, PH) OBP: 0.409, SLG: 0.235 Chris Cannizzaro, R (9, 2) OBP: 0.327, SLG: 0.331			0-3 K			0-0 P1		0-0 4-3		2 0 0 0 0 1 1 1 0 0 0 0 0 1 0 0 0 0 0 0 0
Dick Kelley, R (1, 1) OBP: 0.156, SLG: 0.188			0-3 K			0-3 K		0-0 1B		3 0 1 0 0 2 1

BOTTOM

Houston Astros @ San Diego Padres
San Diego Stadium, San Diego, CA

Sun Jul 06 1969, 6:38 AM EDT
Att. 5,322 - Unknown

AB	30
R	1
H	4
RBI	1
BB	2
SO	6
LOB	10



Inning Stats	R: 0	H: 0	E: 0	LOB: 0	K: 1	BB: 0	S: 5	P: 5	R: 0	H: 0	E: 0	LOB: 0	K: 2	BB: 0	S: 7	P: 7	R: 0	H: 0	E: 0	LOB: 0	K: 0	BB: 0	S: 3	P: 3	R: 0	H: 1	E: 0	LOB: 1	K: 0	BB: 0	S: 4	P: 4	R: 0	H: 1	E: 1	LOB: 2	K: 0	BB: 0	S: 5	P: 5	R: 1	H: 2	E: 0	LOB: 2	K: 1	BB: 1	S: 6	P: 10	1B: 3	SF: 0	2B: 1	SAC: 1	3B: 0	DP: 0	HR: 0	HBP: 0	WP: 0	PA: 33
PITCHER Jack Billingham, R (1, 1) ERA: 4.07	IP	WLS	BF	H	R	ER	SO	BB	IBB	HBP	BLK	WP	HR	S	P	ERA	WHIP	IP	WLS	BF	H	R	ER	SO	BB	IBB	HBP	BLK	WP	HR	S	P	ERA	WHIP																								

Batter	1	2	3	4	5	6	7	8	9	AB R H RBI BB SO LOB	TOP											
Leon McFadden, R (1, 9) OBP: 0.200, SLG: 0.220	0-0 F9		0-0 L6-3		0-0 1-3		0-0 FC BB BB	0-0 3-1		5 0 0 1 0 0 4												
Joe Morgan, L (1, 4) OBP: 0.398, SLG: 0.394	0-0 4-3			0-0 4-3		0-0 F6	0-0 F3		4-0 HR BB	4 1 0 0 1 0 2												
Jimmy Wynn, R (1, 8) OBP: 0.419, SLG: 0.527	4-0 BB			0-0 1-3 1B		0-0 F8	4-0 BB 1-2 BB		0-0 HR 1-H	3 1 2 2 2 0 0												
Denis Menke, R (1, 6) OBP: 0.396, SLG: 0.423	0-0 F9			0-0 1-3		0-3 K	4-0 BB 1-2 2-3 3-H BB		0-0 5-3	4 0 0 1 1 1 2												
Doug Rader, R (1, 5) OBP: 0.313, SLG: 0.342		0-0 4-3		0-0 1-3			0-0 1B		0-0 6-3	5 1 1 0 0 0 4												
Marty Martinez, S (1, 7) OBP: 0.318, SLG: 0.350		0-0 5-3			4-0 HR BB		0-3 K		0-0 G3	2 1 0 0 1 1 1												
Gary Geiger, L (7, 7) OBP: 0.366, SLG: 0.297							0-3 K			2 0 0 0 0 1 0												
Curt Blefary, L (1, 3) OBP: 0.357, SLG: 0.369		0-0 F8			0-0 HR 1-H		4-0 1B 2B IBB		0-0 F9	3 2 1 2 1 0 0												
Johnny Edwards, L (1, 2) OBP: 0.266, SLG: 0.296			0-3 K		0-0 F8		0-0 2B FC 1B		0-0 2B	4 1 2 1 0 1 0												
Don Wilson, R (1, 1) OBP: 0.235, SLG: 0.182			0-0 L6-3 1B		0-3 K		0-0 FC BB 2B		4-0 BB	3 1 2 1 1 1 0												
Inning Stats	R: 0 E: 0 K: 0 S: 3	H: 0 LOB: 1 BB: 1 P: 7	R: 0 E: 0 K: 0 S: 3	H: 0 LOB: 0 BB: 0 P: 3	R: 0 E: 0 K: 1 S: 5	H: 1 LOB: 0 BB: 0 P: 5	R: 0 E: 0 K: 0 S: 4	H: 1 LOB: 1 BB: 0 P: 4	R: 2 E: 0 K: 1 S: 6	H: 1 LOB: 0 BB: 1 P: 10	R: 0 E: 0 K: 1 S: 5	H: 0 LOB: 0 BB: 0 P: 5	R: 4 E: 0 K: 1 S: 9	H: 3 LOB: 3 BB: 3 P: 21	R: 0 E: 0 K: 1 S: 6	H: 1 LOB: 2 BB: 1 P: 10	R: 2 E: 0 K: 0 S: 4	H: 1 LOB: 0 BB: 1 P: 8	1B: 4 2B: 3 3B: 0 HR: 2	SF: 0 SAC: 0 DP: 1 HBP: 0	WP: 0 PB: 0 SB: 1 CS: 0	PA: 42
PITCHER	IP WLS BF H R ER SO BB IBB HBP BLK WP HR S P ERA WHIP																					
Ray Sadecki, L (1, 1) ERA: 4.48	6.1 L 27 6 6 6 4 2 1 0 0 0 1 32 44 8.53 1.263																					
Ron Bryant, L (7, 1) ERA:	1.2 10 1 0 0 1 3 0 0 0 0 0 9 21 0.00 2.400																					
Rich Robertson, R (9, 1) ERA: 6.37	1.0 5 1 2 2 0 1 0 0 0 0 1 4 8 18.00 2.000																					

Houston Astros @ San Francisco Giants
Candlestick Park, San Francisco, CA
Mon Jul 07 1969, 6:33 AM EDT
Att. 3,153 - Unknown

livebaseballscorecards.com

AB 35
R 8
H 8
RBI 8
BB 7
SO 5
LOB 13



Batter	1	2	3	4	5	6	7	8	9	AB	R	H	RBI	BB	SO	LOB
--------	---	---	---	---	---	---	---	---	---	----	---	---	-----	----	----	-----

Don Mason, L (1, 4) OBP: 0.299, SLG: 0.233	0-0 4-3	0-0 4-3			0-3 K			0-0 1B 2B		4	1	1	0	0	1	1
Tito Fuentes, S (1, 6) OBP: 0.278, SLG: 0.355	0-0 WP 1B		0-0 G3		0-3 K			0-0 2-H 1B		4	1	2	1	0	1	0
Bobby Bonds, R (1, 8) OBP: 0.369, SLG: 0.503	0-0 F3		0-3 K			0-3 K		0-3 K		4	0	0	0	0	3	2
Willie McCovey, L (1, 3) OBP: 0.456, SLG: 0.721	0-0 WP 1B		0-0 6-3			0-0 3-1		0-3 K		0	0	0	0	0	0	0
Bob Burda, L (1, PH) OBP: 0.307, SLG: 0.427	1-H 1B									4	0	1	1	0	1	1
Bobby Etheridge, R (1, 5) OBP: 0.413, SLG: 0.449	4-0 1-2 BB				0-3 K			0-0 F7		2	0	0	0	2	1	0
Ken Henderson, S (1, 9) OBP: 0.267, SLG: 0.356	0-0 F7				0-0 F5			0-3 K		4	0	0	0	0	2	3
Dave Marshall, L (1, 7) OBP: 0.350, SLG: 0.260		4-0 FC1-6 BB			0-0 1B			0-0 F6		3	0	2	0	1	0	0
Bob Barton, R (1, 2) OBP: 0.184, SLG: 0.139		0-0 FC1-6			0-0 F8			0-3 K		4	0	0	0	0	2	4
Ray Sadecki, L (1, 1) OBP: 0.143, SLG: 0.222		0-3 K			0-3 K			0-3 K		2	0	0	0	0	2	1
Ron Bryant, S (7, 1)										0	0	0	0	0	0	0
Ron Hunt, R (8, PH) OBP: 0.351, SLG: 0.309										1	0	0	0	0	1	0
Rich Robertson, R (9, 1)										0	0	0	0	0	0	0
John Stephenson, L (9, PH)										1	0	0	0	0	0	2

Inning Stats	R: 1	H: 2	E: 0	K: 0	S: 5	R: 0	H: 0	E: 0	K: 1	S: 5	R: 0	H: 0	E: 0	K: 1	S: 6	R: 0	H: 1	E: 0	K: 1	S: 6	R: 0	H: 0	E: 0	K: 3	S: 9	R: 0	H: 0	E: 0	K: 2	S: 7	R: 1	H: 2	E: 0	K: 3	S: 11	R: 0	H: 1	E: 0	K: 2	S: 8	R: 0	H: 1	E: 0	K: 2	S: 8	1B: 5	SF: 0	2B: 1	3B: 0	HR: 0	WP: 2	PB: 0	SB: 0	CS: 0	PA: 36
--------------	------	------	------	------	------	------	------	------	------	------	------	------	------	------	------	------	------	------	------	------	------	------	------	------	------	------	------	------	------	------	------	------	------	------	-------	------	------	------	------	------	------	------	------	------	------	-------	-------	-------	-------	-------	-------	-------	-------	-------	--------

PITCHER	IP	WLS	BF	H	R	ER	SO	BB	IBB	HBP	BLK	WP	HR	S	P	ERA	WHIP	IP	WLS	BF	H	R	ER	SO	BB	IBB	HBP	BLK	WP	HR	S	P	ERA	WHIP																
Don Wilson, R (1, 1) ERA: 3.84	9.0	W	36	6	2	2	14	3	0	0	0	2	0	61	73	2.00	1.000																																	

BOTTOM

Houston Astros @ San Francisco Giants
Candlestick Park, San Francisco, CA

AB 33
R 2
H 6
RBI 2
BB 3
SO 14
LOB 14



WP: 2 PA: 36
PB: 0
SB: 0
CS: 0

Mon Jul 07 1969, 6:33 AM EDT
Att. 3,153 - Unknown

livebaseballscorecards.com

Batter	1	2	3	4	5	6	7	8	9	AB R H RBI BB SO LOB	TOP																									
Leon McFadden, R (1, 9) <small>OBP: 0.219, SLG: 0.226</small> Norm Miller, L (9, PH) <small>OBP: 0.391, SLG: 0.409</small>	4-0 BB BB		x 0-0 F5		0-3 K		x 0-0 E 1B 1B	x 0-0 6-3	3 0 1 0 1 1 0 1 0 0 0 0 0 0																											
Joe Morgan, L (1, 4) <small>OBP: 0.401, SLG: 0.396</small>	4-0 1-2 HR BB		x 0-0 F9		0-0 1B		x 0-0 E9 1B	x 0-0 F5	4 1 2 0 1 0 0																											
Jimmy Wynn, R (1, 8) <small>OBP: 0.425, SLG: 0.551</small>	0-0 1-H HR			4-0 1B 1B BB	0-0 1-3		4-0 G5-4-3 IBB	0-0 HR	3 3 2 3 2 0 1																											
Denis Menke, R (1, 6) <small>OBP: 0.393, SLG: 0.418</small>	0-0 F9			0-3 K		x 0-0 F8	x 0-0 G5-4-3	4-0 BB	4 0 0 0 1 1 4																											
Doug Rader, R (1, 5) <small>OBP: 0.314, SLG: 0.343</small>	0-0 5-3			0-0 BB 1B 1-3 1B		x 0-0 1B 1B		0-0 4-3	0-3 K	5 0 2 0 0 1 1																										
Marty Martinez, S (1, 7) Gary Geiger, L (5, 7) <small>OBP: 0.321, SLG: 0.353</small> <small>OBP: 0.360, SLG: 0.291</small>		x 0-0 6-3		0-0 BB 1-2 1B 3-H		x 0-0 F9		0-3 K	2 0 1 1 0 0 0 2 0 0 0 0 1 1																											
Curt Blefary, L (1, 3) <small>OBP: 0.359, SLG: 0.368</small>		x 0-0 F7		4-0 G3-6-1 1-2 2-3 BB		x 0-0 1-3 1B		0-0 E6 1B	3 0 1 0 1 0 0																											
Johnny Edwards, L (1, 2) <small>OBP: 0.266, SLG: 0.295</small>		x 0-0 F8		0-0 G3-6-1 1-2		x 0-0 6-3		0-0 1-2 1B	4 0 1 0 0 0 5																											
Larry Dierker, R (1, 1) <small>OBP: 0.161, SLG: 0.164</small> Fred Gladding, L (8, 1)		x 0-0 1-3		0-3 K		x 0-0 F9		0-3 K	4 0 0 0 0 2 2 0 0 0 0 0 0 0																											
Inning Stats	R: 2 E: 0 K: 0 S: 3	H: 1 LOB: 0 BB: 2 P: 11	R: 0 E: 0 K: 0 S: 3	H: 0 LOB: 0 BB: 0 P: 3	R: 0 E: 0 K: 0 S: 3	H: 0 LOB: 0 BB: 0 P: 3	R: 1 E: 0 K: 1 S: 6	H: 2 LOB: 2 BB: 2 P: 14	R: 0 E: 0 K: 2 S: 8	H: 1 LOB: 1 BB: 0 P: 8	R: 0 E: 0 K: 0 S: 5	H: 2 LOB: 2 BB: 0 P: 5	R: 0 E: 1 K: 0 S: 4	H: 2 LOB: 2 BB: 1 P: 8	R: 0 E: 1 K: 2 S: 9	H: 1 LOB: 2 BB: 0 P: 9	R: 1 E: 0 K: 1 S: 6	H: 1 LOB: 1 BB: 1 P: 10	1B: 8 2B: 0 3B: 0 HR: 2	SF: 0 SAC: 0 DP: 2 HBP: 0	WP: 0 PB: 0 SB: 0 CS: 0	PA: 41														
PITCHER	IP WLS BF H R ER SO BB IBB HBP BLK WP HR S P ERA WHIP																																			
Mike McCormick, L (1, 1) <small>ERA: 3.22</small>	5.0		21	4	3	3	3	4	0	0	0	0	1	23	39	5.40	1.600																			
Ron Herbel, R (6, 1) <small>ERA: 4.07</small>	2.0		10	4	0	0	0	0	1	0	0	0	0	9	13	0.00	2.000																			
Frank Linzy, R (8, 1) <small>ERA: 4.2</small>	2.0	W	10	2	1	1	3	1	0	0	0	0	1	15	19	4.50	1.500																			

Houston Astros @ San Francisco Giants
 Candlestick Park, San Francisco, CA
 Tue Jul 08 1969, 6:33 AM EDT
 Att. 3,177 - Unknown

AB	35
R	4
H	10
RBI	4
BB	6
SO	6
LOB	14



Batter	1	2	3	4	5	6	7	8	9
Tito Fuentes, S (1, 6) OBP: 0.317, SLG: 0.400	0-3 K		0-0 1-3		4-0 BB		0-0 2B	0-0 1B	
Ron Hunt, R (1, 4) OBP: 0.355, SLG: 0.316	0-0 E8 BB		4-0 BB		0-3 K		0-0 2B	0-0 1B	
Bobby Bonds, R (1, 8) OBP: 0.364, SLG: 0.495	0-3 K		0-3 K		0-0 F9		0-0 6-3	0-0 4-3	
Jim Davenport, R (1, 5) OBP: 0.323, SLG: 0.348	4-0 BB BB		0-0 F3		0-0 6-3		0-0 6-3	0-0 6-3	
Bob Burda, L (1, 3) OBP: 0.315, SLG: 0.424	4-0 BB 1-2 2-3		0-0 F9		0-0 4-3		0-0 E9 1B	0-0 E9 1B	
Ken Henderson, S (1, 9) OBP: 0.273, SLG: 0.356	0-0 F9		4-0 1B BB		0-0 6-3		0-0 6-3	0-0 1B 1B	
Dave Marshall, L (1, 7) OBP: 0.360, SLG: 0.274		0-0 6-3		0-0 G5-4-3 1B		0-0 4-3 2B	0-0 1B 1B	0-0 1B 1B	
Bob Barton, R (1, 2) OBP: 0.175, SLG: 0.132		0-0 1-3		0-0 G5-4-3		0-0 F2	0-0 1B	0-0 1B	
John Stephenson, L (7, PH) OBP: 0.333, SLG: 0.333				0-0 1-2f		0-0 4-3	0-0 1B 1B	0-0 1B 1B	
Mike McCormick, L (1, 1) OBP: 0.242, SLG: 0.323		0-3 K			0-0 G3		0-0 4-3	0-3 K	
Don Mason, L (5, PH) OBP: 0.297, SLG: 0.231									
Ron Herbel, R (6, 1)									
Bobby Etheridge, R (7, PH) OBP: 0.410, SLG: 0.444									
Frank Linzy, R (8, 1) OBP: 0.278, SLG: 0.133									

Inning Stats	R: 0 E: 1 K: 2 S: 8	H: 0 LOB: 3 BB: 2 P: 16	R: 0 E: 0 K: 1 S: 5	H: 0 LOB: 0 BB: 0 P: 5	R: 0 E: 0 K: 1 S: 5	H: 0 LOB: 1 BB: 1 P: 9	R: 0 E: 0 K: 0 S: 3	H: 1 LOB: 1 BB: 1 P: 7	R: 0 E: 0 K: 1 S: 5	H: 0 LOB: 1 BB: 1 P: 9	R: 0 E: 0 K: 0 S: 3	H: 0 LOB: 0 BB: 0 P: 3	R: 2 E: 0 K: 0 S: 6	H: 3 LOB: 1 BB: 0 P: 6	R: 5 E: 1 K: 1 S: 11	H: 6 LOB: 1 BB: 0 P: 11
--------------	------------------------------	----------------------------------	------------------------------	---------------------------------	------------------------------	---------------------------------	------------------------------	---------------------------------	------------------------------	---------------------------------	------------------------------	---------------------------------	------------------------------	---------------------------------	-------------------------------	----------------------------------

PITCHER	IP	WLS	BF	H	R	ER	SO	BB	IBB	HBP	BLK	WP	HR	S	P	ERA	WHIP
Larry Dierker, R (1, 1) ERA: 2.6	7.1	L	34	7	5	5	5	5	5	0	0	0	0	39	59	6.14	1.636
Fred Gladding, R (8, 1) ERA: 3.68	0.2		5	3	2	2	1	0	0	0	0	0	0	7	7	27.00	4.500

AB R H RBI BB SO LOB

4 2 2 2 1 1 0

4 0 2 3 1 1 1

5 0 0 0 0 2 5

3 0 0 0 1 0 1

3 1 1 0 1 0 0

3 1 1 1 1 0 3

4 2 3 0 0 0 0

2 0 0 0 0 0 2

2 1 1 1 0 0 1

1 0 0 0 0 1 0

1 0 0 0 0 0 0

0 0 0 0 0 0 0

1 0 0 0 0 0 1

1 0 0 0 0 1 2

1B: 8 SF: 0
2B: 2 SAC: 0
3B: 0 DP: 1
HR: 0 HBP: 0

WP: 0 PA: 39
PB: 0
SB: 0
CS: 0

AB 34
R 7
H 10
RBI 7
BB 5
SO 6
LOB 16

GIANTS

Houston Astros @ San Francisco Giants
Candlestick Park, San Francisco, CA

Tue Jul 08 1969, 6:33 AM EDT
Att. 3,177 - Unknown

livebaseballscorecards.com

Houston Astros @ San Francisco Giants
 Candlestick Park, San Francisco, CA

Wed Jul 09 1969, 6:33 AM EDT
 Att. 4,118 - Unknown

livebaseballscorecards.com

AB	34
R	3
H	7
RBI	3
BB	5
SO	8
LOB	18



AB R H RBI BB SO LOB

4	0	0	0	1	1	3
4	1	2	2	1	0	0
3	0	0	0	2	1	3
4	0	0	0	0	2	4
4	0	0	0	0	1	3
4	1	1	0	0	0	3
4	1	2	0	0	0	0
3	0	1	1	1	1	0
3	0	1	0	0	1	2
0	0	0	0	0	0	0
1	0	0	0	0	1	0
0	0	0	0	0	0	0
0	0	0	0	0	0	0
0	0	0	0	0	0	0
0	0	0	0	0	0	0

1B:	5	SF:	0
2B:	1	SAC:	0
3B:	0	DP:	0
HR:	1	HBP:	0

WP:	0	PA:	39
PB:	0		
SB:	1		
CS:	0		

Batter	1	2	3	4	5	6	7	8	9
Gary Geiger, L (1, 7) OBP: 0.354, SLG: 0.280	0-0 F8	0-3 K			0-0 F5		4-0 BB 1B BB		0-0 6-3
Joe Morgan, L (1, 4) OBP: 0.404, SLG: 0.409	0-0 F5	4-0 FC5-4 BB			0-0 HR		0-0 BB 1B		0-0 4-3
Jimmy Wynn, R (1, 8) OBP: 0.424, SLG: 0.545	4-0 BB	0-0 FC5-4			0-0 F6		4-0 BB		0-3 K
Norm Miller, L (1, 9) OBP: 0.385, SLG: 0.401	0-0 F4		0-3 K		0-0 4-3		0-3 K		
Curt Blefary, L (1, 3) OBP: 0.355, SLG: 0.364		0-3 K	0-0 F3		0-0 5-3		0-0 F6		
Johnny Edwards, L (1, 2) OBP: 0.266, SLG: 0.294		0-0 2B 1B 1B	0-0 F5		0-0 F5		0-0 1-3		
Denis Menke, R (1, 6) OBP: 0.395, SLG: 0.422		0-0 1B BB 2B		0-0 1-3	0-0 S 1B		0-0 1-3		
Doug Rader, R (1, 5) OBP: 0.316, SLG: 0.343		0-0 BB 1B 1B		0-3 K	4-0 1-2 IBB		0-0 F9		
Denny Lemaster, R (1, 1) OBP: 0.240, SLG: 0.298 Jack Billingham, R (7, 1) Sandy Valdespino, L (8, PH) Dooley Womack, L (8, 1) Skip Guinn, R (8, 1) Marty Martinez, S (8, 1)		0-0 1-2 2-3 1B		0-3 K	0-0 1-3		0-3 K		

Inning Stats	R: 0	H: 0	E: 0	K: 0	S: 3	P: 7	R: 2	H: 4	E: 0	K: 2	S: 11	P: 15	R: 0	H: 0	E: 0	K: 1	S: 5	P: 5	R: 0	H: 0	E: 0	K: 2	S: 7	P: 7	R: 1	H: 1	E: 0	K: 0	S: 4	P: 4	R: 0	H: 1	E: 0	K: 0	S: 4	P: 8	R: 0	H: 1	E: 0	K: 1	S: 6	P: 14	R: 0	H: 0	E: 0	K: 1	S: 5	P: 5	R: 0	H: 0	E: 0	K: 1	S: 5	P: 5
--------------	------	------	------	------	------	------	------	------	------	------	-------	-------	------	------	------	------	------	------	------	------	------	------	------	------	------	------	------	------	------	------	------	------	------	------	------	------	------	------	------	------	------	-------	------	------	------	------	------	------	------	------	------	------	------	------

PITCHER	IP	WLS	BF	H	R	ER	SO	BB	IBB	HBP	BLK	WP	HR	S	P	ERA	WHIP
Bobby Bolin, R (1, 1) ERA: 4.38	6.0		27	6	3	3	5	2	1	0	0	0	1	34	46	4.50	1.333
Ron Bryant, L (7, 1) ERA:	1.0	W	6	1	0	0	1	2	0	0	0	0	0	6	14	0.00	3.000
Frank Linzy, R (8, 1) ERA: 4.06	2.0	S	6	0	0	0	2	0	0	0	0	0	0	10	10	0.00	0.000

PITCHER	IP	WLS	BF	H	R	ER	SO	BB	IBB	HBP	BLK	WP	HR	S	P	ERA	WHIP
---------	----	-----	----	---	---	----	----	----	-----	-----	-----	----	----	---	---	-----	------

Batter	1	2	3	4	5	6	7	8	9	AB	R	H	RBI	BB	SO	LOB
Tito Fuentes, S (1, 6) OBP: 0.283, SLG: 0.350	0-0 F7			0-0 5-3		0-0 F3	0-3 K	0-0 F5		5	0	0	0	0	1	2
Ron Hunt, R (1, 4) OBP: 0.357, SLG: 0.324	0-0 F2			0-0 3B			1-0 BB 1B HBP	0-0 6-3		3	1	1	0	0	0	0
Bobby Bonds, R (1, 9) OBP: 0.363, SLG: 0.491	0-0 F7			0-3 K			4-0 BB 1B 1B 1-2 2B BB	0-3 K 2B		3	2	0	0	1	2	1
Willie Mays, R (1, 8) OBP: 0.366, SLG: 0.448		0-0 5-3		0-0 5-3			0-0 BB 1B 1B 1-2 2B 1B	0-0 1B HR 2B		4	2	2	2	0	0	1
Jim Davenport, R (1, 5) OBP: 0.327, SLG: 0.351		0-0 5-3			0-0 F7		0-0 BB 2B 1B 1-2 2-3	0-0 BB HR 1B		4	2	2	0	0	0	0
Ken Henderson, S (1, 7) OBP: 0.278, SLG: 0.361			0-3 K		0-0 F2		0-0 BB 1B 2B 1-3 2-H 3-H	4-0 BB HR BB		3	1	1	2	1	1	0
Bob Burda, L (1, 3) OBP: 0.323, SLG: 0.455				0-3 K		0-0 4-3		4-0 BB 1B HR 1-H 2-H 3-H		3	1	1	4	1	1	0
Bob Barton, R (1, 2) OBP: 0.171, SLG: 0.128				0-0 5-3			0-0 BB F5	0-0 5-3		1	0	0	0	0	0	0
Don Mason, L (6, PH) OBP: 0.295, SLG: 0.229										1	0	0	0	0	0	0
Ron Bryant, S (7, 1)										0	0	0	0	0	0	0
Dave Marshall, L (7, PH) OBP: 0.364, SLG: 0.279										1	0	1	1	0	0	0
Frank Linzy, R (8, 1) OBP: 0.283, SLG: 0.125										1	0	0	0	0	0	0
Bobby Bolin, R (1, 1) OBP: 0.250, SLG: 0.290				0-3 K			0-0 BB F8	0-0 4-3		1	0	0	0	0	1	0
Dick Dietz, R (6, PH) OBP: 0.362, SLG: 0.384										3	1	1	1	0	0	2

Inning Stats	R: 0	H: 0	E: 0	K: 0	S: 3	P: 3	R: 0	H: 0	E: 0	K: 1	S: 5	R: 0	H: 0	E: 0	K: 2	S: 7	R: 0	H: 1	E: 0	K: 1	S: 6	R: 0	H: 0	E: 0	K: 0	S: 3	R: 4	H: 4	E: 0	K: 1	S: 8	R: 6	H: 4	E: 0	K: 1	S: 10		
	0	0	0	0	3	3	0	0	0	0	3	0	0	0	0	0	0	0	0	0	0	0	0	0	0	0	0	0	0	0	0	0	0	0	0	0	0	0

PITCHER	IP	WLS	BF	H	R	ER	SO	BB	IBB	HBP	BLK	WP	HR	S	P	ERA	WHIP
Denny Lemaster, L (1, 1) ERA: 3.46	6.0	L	24	4	4	4	4	1	0	1	0	0	0	30	35	6.00	0.833
Jack Billingham, R (7, 1) ERA: 3.99	1.0		4	1	0	0	1	0	1	0	0	0	0	5	9	0.00	1.000
Dooley Womack, R (8, 1) ERA: 3.35	0.1		4	2	3	3	1	0	0	0	0	1	0	6	6	81.00	6.000
Skip Guinn, L (8, 1) ERA: 8.68	0.0		2	1	2	2	0	1	0	0	0	0	1	1	5	∞	∞
Marty Martinez, R (8, 1) ERA: 13.5	0.2		3	1	1	1	0	0	0	0	0	0	1	3	3	13.50	1.500

BOTTOM

Houston Astros @ San Francisco Giants
Candlestick Park, San Francisco, CA

Wed Jul 09 1969, 6:33 AM EDT
Att. 4,118 - Unknown

AB	33
R	10
H	9
RBI	10
BB	3
SO	6
LOB	6

livebaseballscorecards.com

1B	2B	3B	HR	SF	SAC	DP	HBP	WP	PA
4	2	1	2	0	0	0	1	1	37

Batter	1	2	3	4	5	6	7	8	9	10	AB R H RBI BB SO LOB	TOP													
Pete Rose, S (1, 9) OBP: 0.414, SLG: 0.472	0-0 CS 1B			0-0 1B 1B	0-0 SF9 2-3 3-H		4-0 BB		0-0 G5-3		3 1 2 1 1 0 0	Cincinnati Reds @ Houston Astros Astrodome, Houston, TX Thu Jul 10 1969, 8:05 PM EDT Att. 20,332 - Dome													
Bobby Tolan, L (1, 8) OBP: 0.361, SLG: 0.543	0-0 L8 1-2			0-0 1B 1B	0-3 K		0-0 G3-1		0-0 G4-3	5 0 1 0 0 1 4															
Alex Johnson, R (1, 7) OBP: 0.379, SLG: 0.507 Jimmy Stewart, S (8, 7) OBP: 0.289, SLG: 0.315	0-0 G6-3			0-3 K		0-0 G6-3 SF9 2B		0-3 K	0-3 K	4 1 1 0 0 2 2 1 0 0 0 0 1 0															
Tony Perez, R (1, 5) OBP: 0.388, SLG: 0.565		0-0 G4-3		0-3 K		0-0 G6-3		0-0 1B 2B	4-0 2B 1B BB	4 1 1 0 1 1 3															
Lee May, R (1, 3) OBP: 0.357, SLG: 0.596		0-0 L7		0-0 1B		0-0 SF9		1-0 1B HBP	0-0 1B 2B	3 1 2 2 0 0 0															
Johnny Bench, R (1, 2) OBP: 0.380, SLG: 0.491		0-3 K		0-0 F2 1B		0-0 G5-3		0-0 G5-4-3 1B	0-0 FC6-4 1B	5 0 2 2 0 1 2															
Tommy Helms, R (1, 4) OBP: 0.283, SLG: 0.300 Woody Woodward, R (9, 6) OBP: 0.206, SLG: 0.129			0-3 K2-3		0-0 E6 WP 1B SF9		4-0 SH1-4 BB	0-0 G5-4-3	0-0 FC6-4	3 1 0 0 1 1 3 1 0 0 0 0 0 1															
Giraldo Ruiz, S (1, 6) OBP: 0.307, SLG: 0.300			0-0 F8		0-0 SF9 WP 1B		0-0 F3		0-0 G4-3	4 0 1 0 0 0 1															
Clay Carroll, R (1, 1) OBP: 0.350, SLG: 0.412 Wayne Granger, R (9, 1) OBP: 0.231, SLG: 0.091			0-3 K		0-0 F3		0-0 SH1-4		0-0 G1-3	3 0 0 0 0 1 2 0 0 0 0 0 0 0															
Inning Stats	R: 0 E: 0 K: 0 S: 3	H: 1 LOB: 0 BB: 0 P: 3	R: 0 E: 0 K: 1 S: 5	H: 0 LOB: 0 BB: 0 P: 5	R: 0 E: 0 K: 2 S: 7	H: 0 LOB: 0 BB: 0 P: 7	R: 1 E: 0 K: 2 S: 10	H: 3 LOB: 2 BB: 0 P: 10	R: 1 E: 1 K: 1 S: 7	H: 1 LOB: 1 BB: 0 P: 7	R: 1 E: 0 K: 0 S: 4		H: 1 LOB: 0 BB: 0 P: 4	R: 0 E: 0 K: 0 S: 3	H: 0 LOB: 2 BB: 2 P: 11	R: 0 E: 0 K: 1 S: 6	H: 2 LOB: 2 BB: 0 P: 7	R: 0 E: 0 K: 0 S: 3	H: 0 LOB: 0 BB: 0 P: 3	R: 2 E: 0 K: 1 S: 7	H: 2 LOB: 1 BB: 1 P: 11	1B: 7 2B: 3 3B: 0 HR: 0	SF: 2 SAC: 1 DP: 1 HBP: 1	WP: 1 PB: 0 SB: 0 CS: 1	PA: 43
PITCHER	IP WLS BF H R ER SO BB IBB HBP BLK WP HR S P ERA WHIP																								
Jim Ray, R (1, 1) ERA: 3.31	6.2																								
Wade Blasingame, L (7, 1) ERA: 6.75	0.1	1	0	0	0	0	0	0	0	0	0	0	0	0	0	0	0	0	0	0	0	0	0	0	0
Jack Billingham, R (8, 1) ERA: 3.83	2.0	8	2	0	0	1	0	0	1	0	0	0	0	9	10	0.00	1.000								
Fred Gladding, R (10, 1) ERA: 4.06	1.0	L	6	2	2	2	1	1	0	0	0	0	0	7	11	18.00	3.000								

livebaseballscorecards.com

AB	36
R	5
H	10
RBI	5
BB	3
SO	8
LOB	18



Batter	1	2	3	4	5	6	7	8	9	AB R H RBI BB SO LOB	TOP											
Pete Rose, S (1, 9) OBP: 0.415, SLG: 0.479	0-0 G4-3		0-0 FC3-8 1B		0-0 F8			0-0 G3-1 3B		4 1 2 0 0 0 1												
Jimmy Stewart, S (1, 4) OBP: 0.287, SLG: 0.333	0-0 E 3B		0-0 FC3-6 1-2f		0-0 G3			0-0 G3-1		4 1 1 1 0 0 2												
Bobby Tolan, L (1, 8) OBP: 0.357, SLG: 0.537	0-0 FC6 3-H		0-0 G4-3 1-2					0-3 K		4 0 0 0 0 2 1												
Tony Perez, R (1, 5) OBP: 0.390, SLG: 0.562	0-3 K 1-2			4-0 G3 BB				0-3 K		2 0 0 0 2 2 1												
Darrel Chaney, S (8, 6) OBP: 0.300, SLG: 0.259										0 0 0 0 0 0 0												
Lee May, R (1, 7) OBP: 0.355, SLG: 0.591	0-3 K			0-3 K						4 0 1 0 0 3 3												
Fred Whitfield, L (1, 3) OBP: 0.367, SLG: 0.205				0-0 K 1-2				0-3 K		3 0 0 0 0 2 2												
Giraldo Ruiz, S (1, 6) OBP: 0.304, SLG: 0.297				0-0 G3				0-3 K														
Pat Corrales, R (1, 2) OBP: 0.385, SLG: 0.405				0-0 G5-3				0-0 G3-1		4 0 1 0 0 0 1												
Jim Maloney, L (1, 1) OBP: 0.286, SLG: 0.444				0-0 G6-3				0-0 F7		4 0 1 0 0 0 2												
Al Jackson, L (5, 1)								0-0 SH1-4 1B														
Pedro Ramos, S (5, 1)								0-3 K														
Gerry Arigo, L (6, 1) OBP: 0.200, SLG: 0.200																						
Camilo Pascual, R (6, 1) OBP: 0.235, SLG: 0.235																						
Ted Savage, R (6, 7) OBP: 0.276, SLG: 0.273																						
Clyde Mashore, R (9, PH)																						
Inning Stats	R: 1 E: 1 K: 2 S: 9	H: 1 LOB: 1 BB: 0 P: 9	R: 0 E: 0 K: 1 S: 5	H: 0 LOB: 0 BB: 0 P: 5	R: 0 E: 0 K: 0 S: 4	H: 1 LOB: 1 BB: 0 P: 4	R: 0 E: 0 K: 1 S: 5	H: 0 LOB: 1 BB: 1 P: 9	R: 0 E: 0 K: 1 S: 4	H: 1 LOB: 1 BB: 0 P: 4	R: 0 E: 0 K: 3 S: 9	H: 0 LOB: 1 BB: 1 P: 13	R: 0 E: 0 K: 1 S: 5	H: 0 LOB: 0 BB: 0 P: 5	R: 1 E: 0 K: 2 S: 8	H: 1 LOB: 0 BB: 0 P: 8	R: 0 E: 0 K: 0 S: 5	H: 2 LOB: 2 BB: 0 P: 5	1B: 4 2B: 0 3B: 2 HR: 0	SF: 0 SAC: 1 DP: 0 HBP: 0	WP: 0 PB: 0 SB: 2 CS: 0	PA: 36
PITCHER Don Wilson, R (1, 1) ERA: 3.72	IP: 9.0 WLS: W BF: 36 H: 6 R: 2 ER: 2 SO: 10 BB: 2 IBB: 0 HBP: 0 BLK: 0 WP: 0 HR: 0 S: 54 P: 62 ERA: 2.00 WHIP: 0.889											PITCHER	IP: 9.0 WLS: W BF: 36 H: 6 R: 2 ER: 2 SO: 10 BB: 2 IBB: 0 HBP: 0 BLK: 0 WP: 0 HR: 0 S: 54 P: 62 ERA: 2.00 WHIP: 0.889									

Cincinnati Reds @ Houston Astros
Astrodome, Houston, TX
Fri Jul 11 1969, 8:05 PM EDT
Att. 21,632 - Dome

livebaseballscorecards.com

AB	33
R	2
H	6
RBI	1
BB	2
SO	10
LOB	16



Batter	1	2	3	4	5	6	7	8	9	AB R H RBI BB SO LOB	TOP												
Pete Rose, S (1, 9) OBP: 0.414, SLG: 0.477	0-0 G6-3		0-0 F7	0-0 FC4 1B			0-0 G4-3		0-0 G6-4-3 1B	5 0 2 1 0 0 1	Cincinnati Reds @ Houston Astros Astrodome, Houston, TX Sat Jul 12 1969, 8:05 PM EDT Att. 33,901 - Dome												
Jimmy Stewart, S (1, 4) OBP: 0.292, SLG: 0.337	0-3 K		0-0 1B E 1B	0-0 FC4 1-2f			0-0 1B		0-0 G6-4-3 1-2f	5 0 2 0 0 1 4													
Bobby Tolan, L (1, 8) OBP: 0.356, SLG: 0.533 Jack Fisher, R (7, 1) OBP: 0.125, SLG: 0.125 George Culver, R (7, 1) OBP: 0.103, SLG: 0.103	0-0 CS 1B		0-0 E6 1B 1-2 2-3		0-3 K		0-3 K			4 0 1 0 0 2 3 0 0 0 0 0 0 0 0 0 0 0 0 0 0													
Tony Perez, R (1, 5) OBP: 0.388, SLG: 0.567	0-0 CS 1-2	0-0 HR	0-3 K		0-0 F9			0-0 G6-3		4 1 1 1 0 1 3													
Lee May, R (1, 7) OBP: 0.354, SLG: 0.587		0-3 K	0-0 1B 1-2 2-3 3-H		0-0 G1-3			0-0 G4-3		4 0 1 1 0 1 0													
Fred Whitfield, L (1, 3) OBP: 0.340, SLG: 0.186		0-0 F8	0-3 K			0-3 K		0-3 K		4 0 0 0 0 3 3													
Giraldo Ruiz, S (1, 6) OBP: 0.289, SLG: 0.282		0-0 G3-1		0-0 G1-3		0-3 K			0-0 G3	4 0 0 0 0 1 0													
Pat Corrales, R (1, 2) OBP: 0.404, SLG: 0.488			0-0 HR	0-3 K		0-0 G1-3			0-0 1B 1B	4 2 2 1 0 1 0													
Tony Cloninger, R (1, 1) OBP: 0.224, SLG: 0.261 Al Jackson, L (5, 1) Pedro Ramos, S (5, 1) Jim Beauchamp, R (7, PH) OBP: 0.241, SLG: 0.321			0-0 E 1B 1B	4-0 1B BB			0-0 G6-3		0-0 1B 1-2 1B	1 1 1 0 1 0 0 0 0 0 0 0 0 0 0 0 0 0 0 0 0 2 0 1 0 0 0 0													
Inning Stats	R: 0 E: 0 K: 1 S: 5	H: 1 LOB: 0 BB: 0 P: 5	R: 1 E: 0 K: 1 S: 6	H: 1 LOB: 0 BB: 0 P: 6	R: 2 E: 1 K: 2 S: 12	H: 4 LOB: 3 BB: 0 P: 12	R: 0 E: 0 K: 1 S: 6	H: 1 LOB: 2 BB: 1 P: 10	R: 0 E: 0 K: 1 S: 5	H: 0 LOB: 0 BB: 0 P: 5		R: 0 E: 0 K: 2 S: 7	H: 0 LOB: 0 BB: 0 P: 7	R: 0 E: 0 K: 1 S: 6	H: 1 LOB: 1 BB: 0 P: 6	R: 0 E: 0 K: 1 S: 5	H: 0 LOB: 0 BB: 0 P: 5	R: 1 E: 0 K: 0 S: 5	H: 3 LOB: 1 BB: 0 P: 5	1B: 9 2B: 0 3B: 0 HR: 2	SF: 0 SAC: 0 DP: 1 HBP: 0	WP: 0 PB: 0 SB: 0 CS: 1	PA: 39
PITCHER Larry Dierker, R (1, 1) ERA: 2.62	IP 9.0	WLS W	BF 38	H 11	R 4	ER 3	SO 10	BB 1	IBB 0	HBP 0	BLK 0	WP 0	HR 2	S 57	P 61	ERA 3.00	WHIP 1.333						PITCHER IP WLS BF H R ER SO BB IBB HBP BLK WP HR S P ERA WHIP

livebaseballscorecards.com

AB	37
R	4
H	11
RBI	4
BB	1
SO	10
LOB	14



Batter	1	2	3	4	5	6	7	8	9	AB R H RBI BB SO LOB	TOP														
Pete Rose, S (1, 9) OBP: 0.409, SLG: 0.470	0-3 K		0-0 G4-3		0-0 F8		0-3 K	0-0 G4-3		5 0 0 0 0 2 2															
Jimmy Stewart, S (1, 4) OBP: 0.282, SLG: 0.324	0-0 P5			0-0 G3	0-3 K		0-0 G6-3	0-0 F9		4 0 0 0 0 1 0															
Al Jackson, L (7, 1)										0 0 0 0 0 0 0															
Ted Savage, R (8, PH) OBP: 0.270, SLG: 0.265										1 0 0 0 0 0 2															
Pedro Ramos, S (8, 1)										0 0 0 0 0 0 0															
Bobby Tolan, L (1, 8) OBP: 0.359, SLG: 0.533	0-0 G3			4-0 1B BB	0-0 HBP 1B		0-0 S 1B		0-0 G5-3	4 2 2 0 1 0 0															
Tony Perez, R (1, 5) OBP: 0.391, SLG: 0.566		0-0 E6		0-0 BB 1B 1-3 BB 1B	4-0 HBP 1B BB		0-3 K		0-0 1B	4 2 2 0 1 1 1															
Lee May, R (1, 7) OBP: 0.358, SLG: 0.586		0-0 F7		0-0 BB BB 1-2 1B	1-0 1B CS HBP			0-0 HR 1B	0-0 F8	4 1 2 1 0 0 2															
Fred Whitfield, L (1, 3) OBP: 0.362, SLG: 0.277		0-0 P5		4-0 BB 1-2 2-3 BB	0-0 1-3 2-H 3-H 1B			0-0 HR 1B	0-3 K	4 1 2 4 1 1 2															
Giraldo Ruiz, S (1, 6) OBP: 0.310, SLG: 0.278		0-0 P3		4-0 1-2 2-3 3-H BB	0-0 CS	4-0 G6-4-3 BB		4-0 G1-3 BB		1 0 0 1 3 0 1															
Pat Corrales, R (1, 2) OBP: 0.392, SLG: 0.455			0-3 K	0-3 K		0-0 G6-4-3		4-0 G1-3 BB		3 0 0 0 1 2 4															
Jim Merritt, L (1, 1) OBP: 0.170, SLG: 0.098			0-3 K	0-3 K		0-3 K		0-0 G1-3		3 0 0 0 0 3 3															
Wayne Granger, R (7, 1) OBP: 0.231, SLG: 0.091										0 0 0 0 0 0 0															
Woody Woodward, R (7, 6) OBP: 0.206, SLG: 0.129										0 0 0 0 0 0 0															
Jim Beauchamp, R (8, PH) OBP: 0.233, SLG: 0.310										1 0 0 0 0 0 2															
Darrel Chaney, S (8, 6) OBP: 0.300, SLG: 0.259										0 0 0 0 0 0 0															
Inning Stats	R: 0 E: 0 K: 1 S: 5	H: 0 LOB: 0 BB: 0 P: 5	R: 0 E: 1 K: 0 S: 4	H: 0 LOB: 1 BB: 0 P: 4	R: 0 E: 0 K: 2 S: 7	H: 0 LOB: 0 BB: 0 P: 7	R: 2 E: 0 K: 2 S: 9	H: 2 LOB: 3 BB: 3 P: 21	R: 2 E: 0 K: 1 S: 6	H: 2 LOB: 1 BB: 1 P: 11	R: 0 E: 0 K: 1 S: 4	H: 0 LOB: 0 BB: 1 P: 8	R: 0 E: 0 K: 2 S: 8	H: 1 LOB: 1 BB: 0 P: 8	R: 2 E: 0 K: 0 S: 5	H: 2 LOB: 2 BB: 2 P: 13	R: 0 E: 0 K: 1 S: 6	H: 1 LOB: 1 BB: 0 P: 6	1B: 7 2B: 0 3B: 0 HR: 1	SF: 0 SAC: 0 DP: 1 HBP: 1	WP: 0 PB: 0 SB: 2 CS: 1	PA: 43			
PITCHER	IP	WLS	BF	H	R	ER	SO	BB	IBB	HBP	BLK	WP	HR	S	P	ERA	WHIP								
Tom Griffin, R (1, 1) ERA: 3.8	5.0		25	4	4	4	6	5	0	1	0	0	0	31	52	7.20	1.800								
Jim Ray, R (6, 1) ERA: 3.21	2.0	W	6	1	0	0	3	0	0	0	0	0	0	12	12	0.00	0.500								
Jack Billingham, R (8, 1) ERA: 4.18	0.0		3	2	2	2	0	1	0	0	0	0	1	2	6	∞	∞								
Fred Gladding, R (8, 1) ERA: 3.86	2.0	S	8	1	0	0	1	1	0	0	0	0	0	9	13	0.00	1.000								

Cincinnati Reds @ Houston Astros
Astrodome, Houston, TX
Sun Jul 13 1969, 4:33 AM EDT
Att. 22,505 - Dome

livebaseballscorecards.com

AB	34
R	6
H	8
RBI	6
BB	7
SO	10
LOB	19



Batter	1	2	3	4	5	6	7	8	9
Leon McFadden, R OBP: 0.209, SLG: 0.215 Norm Miller, L OBP: 0.379, SLG: 0.388 (1, 9) (7, PH) (8, 9)	0-0 G6-3		0-0 G5-3		0-0 L9		0-0 F9	0-0 G5-3	
Joe Morgan, L OBP: 0.396, SLG: 0.390 (1, 4)	0-3 K		0-0 F8		0-0 B1-3		0-0 G3	4-0 S BB	
Jimmy Wynn, R OBP: 0.431, SLG: 0.546 (1, 8)	0-3 K		0-3 K			0-0 F8 2B 1B	4-0 PB 2B BB	0-0 F7 1-2	
Denis Menke, R OBP: 0.396, SLG: 0.433 (1, 6) (8, 3)		4-0 1B BB		0-0 F7		0-0 F8 1-2	4-0 2B 2B IBB	0-0 G5-3	
Doug Rader, R OBP: 0.328, SLG: 0.358 (1, 5) (7, 3) (8, 5)		0-0 BB 1-3 1B		4-0 3B BB		0-0 2B 2-H	0-0 2B 1-3 2-H		
Marty Martinez, S OBP: 0.333, SLG: 0.377 Gary Geiger, L OBP: 0.353, SLG: 0.277 (1, 7) (8, 7)		0-0 F9		0-0 3B		0-0 F8	4-0 2B 1B IBB		
Curt Blefary, L OBP: 0.363, SLG: 0.385 Julio Gotay, R OBP: 0.283, SLG: 0.280 (1, 3) (6, PH) (7, 5)		4-0 BB BB		0-0 P7		0-3 K	0-0 2B 1-3 2-H 3-H		
Jack Billingham, R Fred Gladding, L (8, 1) (8, 1)		1-2 BB		0-0 G4-3					
Johnny Edwards, L OBP: 0.283, SLG: 0.314 (1, 2)		0-3 K		0-0 K					
Tom Griffin, R OBP: 0.306, SLG: 0.400 Jim Ray, R OBP: 0.154, SLG: 0.154 Hector Torres, R OBP: 0.190, SLG: 0.232 (1, 1) (6, 1) (7, PH) (8, 6)		0-3 K			0-3 K				


AB	R	H	RBI	BB	SO	LOB
3	0	0	0	0	0	0
2	0	0	0	0	0	1
4	0	0	0	1	1	1
4	2	1	0	1	2	1
3	1	0	0	2	0	2
3	2	3	2	1	0	0
3	1	1	1	1	0	3
0	0	0	0	0	0	0
1	0	0	0	1	0	1
2	1	1	2	0	1	1
0	0	0	0	0	0	0
0	0	0	0	0	0	0
4	1	2	1	0	1	4
2	0	0	0	0	2	3
0	0	0	0	0	0	0
2	1	1	1	0	1	1

BOTTOM

Cincinnati Reds @ Houston Astros
Astrodome, Houston, TX

Sun Jul 13 1969, 4:33 AM EDT
Att. 22,505 - Dome

AB	33
R	9
H	9
RBI	7
BB	7
SO	8
LOB	18



Inning Stats	R: 0	H: 0	E: 0	K: 2	S: 7	LOB: 0	BB: 0	P: 7
	R: 0	H: 1	E: 0	K: 2	S: 8 <td>LOB: 3</td> <td>BB: 2</td> <td>P: 16 </td>	LOB: 3	BB: 2	P: 16
	R: 0	H: 0	E: 0	K: 1	S: 5 <td>LOB: 0</td> <td>BB: 0</td> <td>P: 5 </td>	LOB: 0	BB: 0	P: 5
	R: 1	H: 1	E: 0	K: 0	S: 4 <td>LOB: 1</td> <td>BB: 1</td> <td>P: 8 </td>	LOB: 1	BB: 1	P: 8
	R: 0	H: 0	E: 0	K: 1	S: 5 <td>LOB: 0</td> <td>BB: 0</td> <td>P: 5 </td>	LOB: 0	BB: 0	P: 5
	R: 1	H: 2	E: 0	K: 1	S: 7 <td>LOB: 1</td> <td>BB: 0</td> <td>P: 7 </td>	LOB: 1	BB: 0	P: 7
	R: 7	H: 5	E: 1	K: 1	S: 10 <td>LOB: 1</td> <td>BB: 3</td> <td>P: 22 </td>	LOB: 1	BB: 3	P: 22
	R: 0	H: 0	E: 0	K: 0	S: 3 <td>LOB: 1</td> <td>BB: 1</td> <td>P: 7 </td>	LOB: 1	BB: 1	P: 7

1B	2B	3B	HR	SF	SAC	DP	HBP
3	5	1	0	0	0	0	0

WP	PA
0	40

PITCHER	IP	WLS	BF	H	R	ER	SO	BB	IBB	HBP	BLK	WP	HR	S	P	ERA	WHIP
Jim Merritt, L ERA: 4.19 (1, 1)	6.0		27	6	4	4	7	3	0	0	0	0	0	38	50	6.00	1.500
Wayne Granger, R ERA: 3.39 (7, 1)	0.2	L	7	2	3	3	0	1	2	0	0	0	0	4	16	40.50	4.500
Al Jackson, L ERA: 8.75 (7, 1)	0.1		2	1	2	1	1	0	0	0	0	0	0	4	4	27.00	3.000
Pedro Ramos, R ERA: 4.24 (8, 1)	1.0		4	0	0	0	0	1	0	0	0	0	0	3	7	0.00	1.000

Batter	1	2	3	4	5	6	7	8	9	AB R H RBI BB SO LOB	TOP	
Maury Wills, S OBP: 0.337, SLG: 0.310 (1, 6) X	0-0 2B SH3-4 SF8 1B		0-0 3B		0-3 K			0-0 F8	0-3 K	5 1 2 0 0 2 3		
Manny Mota, R OBP: 0.403, SLG: 0.433 (1, 7) X	0-0 SH3-4 1-2		0-0 F9		0-0 G3			0-0 6-3		3 0 0 0 0 0 2		
Willie Davis, L OBP: 0.332, SLG: 0.441 (1, 8) X	0-0 2-3 2B		0-0 F2					0-0 L3		4 0 1 0 0 0 1		
Wes Parker, S OBP: 0.370, SLG: 0.457 (1, 3) X	0-0 SF8 3-H				0-0 HR			0-0 5-3	0-0 1B FC4 2B	3 2 2 2 0 0 0		
Bill Sudakis, S OBP: 0.280, SLG: 0.340 (1, 5) X	0-0 L6				0-3 K			0-0 F7	0-0 FC4 2-3 1B	4 0 1 0 0 1 1		
Bill Russell, R OBP: 0.325, SLG: 0.383 (1, 9) X					0-0 6-3			0-0 P4	0-0 FC4 1-2 3-H 1B	4 1 0 1 0 0 1		
Ted Sizemore, R OBP: 0.313, SLG: 0.302 (1, 4) X					0-0 F7			0-0 F9	0-0 1B 1-2 1B	4 0 1 0 0 0 0		
Jeff Torborg, R OBP: 0.270, SLG: 0.295 (1, 2) X								0-0 SH6-4 1B	0-0 1-3 2-H 1B	4 0 3 1 0 0 0		
Don Sutton, R OBP: 0.190, SLG: 0.175 (1, 1)					0-3 K			0-0 1-3	0-3 K	2 0 0 0 0 1 1		
Jim Brewer, L OBP: 0.250, SLG: 0.286 (7, 1)										1 0 0 0 0 1 2		
Inning Stats	R: 1 H: 2 E: 0 LOB: 1 K: 0 BB: 0 S: 5 P: 5	R: 0 H: 0 E: 0 LOB: 0 K: 0 BB: 0 S: 3 P: 3	R: 0 H: 1 E: 0 LOB: 1 K: 1 BB: 0 S: 6 P: 6	R: 1 H: 1 E: 0 LOB: 0 K: 1 BB: 0 S: 6 P: 6	R: 0 H: 1 E: 0 LOB: 1 K: 1 BB: 0 S: 6 P: 6	R: 0 H: 0 E: 0 LOB: 0 K: 0 BB: 0 S: 3 P: 3	R: 0 H: 1 E: 0 LOB: 1 K: 0 BB: 0 S: 4 P: 4	R: 0 H: 0 E: 0 LOB: 0 K: 0 BB: 0 S: 3 P: 3	R: 2 H: 4 E: 0 LOB: 2 K: 2 BB: 0 S: 11 P: 11	1B: 5 SF: 1 2B: 3 SAC: 2 3B: 1 DP: 0 HR: 1 HBP: 0	WP: 0 PA: 37 PB: 0 SB: 0 CS: 0	
PITCHER Denny Lemaster, L (1, 1) ERA: 3.51 Jack Billingham, R (9, 1) ERA: 4.13	IP WLS BF H R ER SO BB IBB HBP BLK WP HR S P ERA WHIP											PITCHER IP WLS BF H R ER SO BB IBB HBP BLK WP HR S P ERA WHIP
	8.1 L 35 10 4 4 3 0 0 0 0 0 0 1 41 41 4.32 1.200											

Los Angeles Dodgers @ Houston Astros
 Astrodome, Houston, TX
 Mon Jul 14 1969, 8:05 PM EDT
 Att. 19,381 - Dome

livebaseballscorecards.com

AB	34
R	4
H	10
RBI	4
BB	0
SO	5
LOB	11



Batter	1	2	3	4	5	6	7	8	9	AB R H RBI BB SO LOB
Sandy Valdespino, L (1, 7) Julio Gotay, R (9, PH) OBP: 0.369, SLG: 0.328 OBP: 0.278, SLG: 0.275	0-0 F7		0-0 F7		0-0 F7		0-3 K		0-0 L1-6	4 0 0 0 0 1 2 1 0 0 0 0 0 1
Joe Morgan, L (1, 4) OBP: 0.404, SLG: 0.406	0-0 HR		0-0 CS 1B		4-0 BB		4-0 BB		2-3 BB	2 1 2 1 2 0 0
Jimmy Wynn, R (1, 8) OBP: 0.432, SLG: 0.544	0-0 S 1B		4-0 S BB		0-0 F7		0-3 K		0-3 K	3 0 1 0 1 1 4
Norm Miller, L (1, 9) Gary Geiger, L (6, 9) Hector Torres, R (7, PH) Leon McFadden, R (8, 9) OBP: 0.375, SLG: 0.383 OBP: 0.353, SLG: 0.277 OBP: 0.186, SLG: 0.228 OBP: 0.209, SLG: 0.215	0-0 L6		0-0 G3		0-3 K		0-3 K		0-3 K	3 0 0 0 0 1 3 0 0 0 0 0 0 0 1 0 0 0 0 1 3 0 0 0 0 0 0 0
Curt Blefary, L (1, 3) OBP: 0.361, SLG: 0.383	0-0 F8				0-0 FC1-5-6-5 1B		0-0 3-1		0-0 3-1	4 0 1 0 0 0 1
Denis Menke, R (1, 6)		0-0 1-3 1B		0-0 F6		0-0 6-3		4-0 CS BB		3 0 1 0 1 0 1
Johnny Edwards, L (1, 2) OBP: 0.280, SLG: 0.310		0-0 1-3		0-0 FC1-5-6-5		0-0 G3		0-0 G3		4 0 0 0 0 0 3
Doug Rader, R (1, 5) OBP: 0.332, SLG: 0.364		0-3 K		4-0 IBB		0-0 BB SH 1B		0-0 L1-6 2B		3 0 2 0 1 1 1
Denny Lemaster, R (1, 1) Jack Billingham, R (9, 1) Marty Martinez, S (9, PH) OBP: 0.231, SLG: 0.286 OBP: 0.330, SLG: 0.374		0-3 K		0-3 K		0-0 SH BB		0-0 5-3		2 0 0 0 0 2 3 0 0 0 0 0 0 0 1 0 0 0 0 0 1

Inning Stats	R: 1 E: 0 K: 0 S: 5	H: 2 LOB: 1 BB: 0 P: 5	R: 0 E: 0 K: 2 S: 8	H: 1 LOB: 1 BB: 0 P: 8	R: 0 E: 0 K: 0 S: 3	H: 1 LOB: 1 BB: 1 P: 7	R: 0 E: 0 K: 1 S: 6	H: 1 LOB: 2 BB: 1 P: 10	R: 0 E: 0 K: 1 S: 5	H: 0 LOB: 1 BB: 1 P: 9	R: 0 E: 0 K: 0 S: 3	H: 0 LOB: 0 BB: 0 P: 3	R: 0 E: 0 K: 3 S: 11	H: 1 LOB: 3 BB: 1 P: 15	R: 0 E: 0 K: 0 S: 2	H: 0 LOB: 0 BB: 1 P: 6	R: 0 E: 0 K: 0 S: 3	H: 1 LOB: 0 BB: 0 P: 3	1B: 5 2B: 2 3B: 0 HR: 1	SF: 0 SAC: 1 DP: 1 HBP: 0	WP: 0 PB: 0 SB: 2 CS: 2	PA: 37	
PITCHER	IP	WLS	BF	H	R	ER	SO	BB	IBB	HBP	BLK	WP	HR	S	P	ERA	WHIP						
Don Sutton, R (1, 1) ERA: 3.0	6.1	W	29	6	1	1	5	3	1	0	0	0	1	35	51	1.42	1.421						
Jim Brewer, L (7, 1) ERA: 1.88	2.2	S	8	1	0	0	2	1	0	0	0	0	0	11	15	0.00	0.750						

BOTTOM

Los Angeles Dodgers @ Houston Astros
Astrodome, Houston, TX
Mon Jul 14 1969, 8:05 PM EDT
Att. 19,381 - Dome

livebaseballscores.com

AB	31
R	1
H	7
RBI	1
BB	5
SO	7
LOB	23



Batter	1	2	3	4	5	6	7	8	9	AB R H RBI BB SO LOB	TOP																									
Maury Wills, S OBP: 0.338, SLG: 0.310 (1, 6) BB BB	4-0 2B 1B BB		6-3 1B			0-0 F8		0-0 G3		4 1 1 2 1 0 0																										
Willie Crawford, L OBP: 0.352, SLG: 0.479 Manny Mota, R OBP: 0.399, SLG: 0.429 (6, PH) (6, 7)	0-0 1-3 1B 2B		HR F7			0-0 F9		0-0 4-3		3 1 2 1 0 0 2 2 0 0 0 0 0 0																										
Willie Davis, L OBP: 0.333, SLG: 0.442 (1, 8) SS SS	0-3 K		0-0 2B 2B	0-0 G3		0-3 K		4-0 1-3 BB BB		4 1 1 0 1 2 2																										
Len Gabrielson, L OBP: 0.346, SLG: 0.387 Bill Russell, R OBP: 0.323, SLG: 0.381 (7, PH) (7, 9) Jim Lefebvre, S OBP: 0.345, SLG: 0.285 (9, PH)	0-3 K		0-0 F8	0-0 3-1		0-0 F8		4-0 1-3 BB		3 0 0 0 0 1 3 1 0 0 0 0 0 0 0 0 0 0 1 0 0																										
Wes Parker, S OBP: 0.376, SLG: 0.465 (1, 3) X	0-0 1B		0-0 2B 2B	4-0 BB		0-0 1B		0-0 1-3		4 1 3 2 1 0 2																										
Tom Haller, L OBP: 0.350, SLG: 0.388 (1, 2) X		0-0 F8	4-0 2B BB IBB	0-0 4-3		0-3 K		0-0 F7		4 1 0 0 1 1 4																										
Bill Sudakis, S OBP: 0.279, SLG: 0.342 (1, 5) SS SS		0-3 K	0-0 BB 1-3 2-H 2B		0-3 K		0-3 K			4 1 1 1 0 3 1																										
Ted Sizemore, R OBP: 0.315, SLG: 0.302 (1, 4) X		0-0 1B	4-0 BB 1B IBB		0-0 5-3		0-0 P6			3 1 1 0 1 0 0																										
Alan Foster, R OBP: 0.182, SLG: 0.053 Pete Mikkelsen, R (4, 1) Al McBean, R OBP: 0.200, SLG: 0.200 John Miller, R OBP: 0.242, SLG: 0.226 John Purdin, R (8, 1)	0-3 K		4-0 BB 1-2 2-3 3-H BB		0-0 1-3		0-0 P4			1 0 0 1 1 1 1 1 0 0 0 0 0 0 0 0 0 0 0 0 0 1 0 0 0 0 0 0 0 0 0 0 0 0 0																										
Inning Stats	R: 1 E: 0 K: 2 S: 8	H: 2 LOB: 2 BB: 1 P: 12	R: 0 E: 0 K: 2 S: 8	H: 1 LOB: 1 BB: 0 P: 8	R: 6 E: 0 K: 0 S: 8	H: 5 LOB: 2 BB: 3 P: 20	R: 0 E: 0 K: 0 S: 3	H: 0 LOB: 1 BB: 1 P: 7	R: 0 E: 0 K: 1 S: 5	H: 0 LOB: 0 BB: 0 P: 5	R: 0 E: 0 K: 2 S: 8	H: 1 LOB: 1 BB: 0 P: 8	R: 0 E: 0 K: 0 S: 3	H: 0 LOB: 0 BB: 0 P: 3	R: 0 E: 0 K: 0 S: 3	H: 0 LOB: 2 BB: 2 P: 11	1B: 4 2B: 4 3B: 0 HR: 1	SF: 0 SAC: 0 DP: 0 HBP: 0	WP: 0 PB: 0 SB: 0 CS: 0	PA: 42																
PITCHER	IP WLS BF H R ER SO BB IBB HBP BLK WP HR S P ERA WHIP																																			
Don Wilson, R ERA: 4.03 (1, 1)	2.2		16	7	6	6	4	1	1	0	0	0	1	22	30	20.25	3.000																			
Jim Ray, R ERA: 3.34 (3, 1)	0.0		3	1	1	1	0	1	1	0	0	0	0	1	9	∞	∞																			
Wade Blasingame, L ERA: 6.53 (3, 1)	1.1		5	0	0	0	0	1	0	0	0	0	0	4	8	0.00	0.750																			
Skip Guinn, L ERA: 7.04 (5, 1)	4.1	W	15	1	0	0	4	1	0	0	0	0	0	22	26	0.00	0.462																			
Fred Gladding, R ERA: 3.79 (9, 1)	0.2	S	3	0	0	0	0	1	0	0	0	0	0	2	6	0.00	1.500																			

Los Angeles Dodgers @ Houston Astros
Astrodome, Houston, TX
Tue Jul 15 1969, 8:05 PM EDT
Att. 19,966 - Dome

livebaseballscorecards.com

AB	35
R	7
H	9
RBI	7
BB	7
SO	8
LOB	15



Batter	1	2	3	4	5	6	7	8	9
Sandy Valdespino, L (1, 7) Gary Geiger, L (8, 7) OBP: 0.357, SLG: 0.317 OBP: 0.353, SLG: 0.277	0-0 F2	0-0 F9		0-0 G3 1B 1B	0-3 K		0-0 5-3		
Joe Morgan, L (1, 4) OBP: 0.406, SLG: 0.405	4-0 S BB		4-0 FC6-4 BB	0-0 G3		0-0 S 1B	0-0 4-3		
Jimmy Wynn, R (1, 8) OBP: 0.431, SLG: 0.538	0-3 K		0-0 FC6-4 1B S	4-0 1B E BB		4-0 1B 1B BB	0-0 F7		
Norm Miller, L (1, 9) OBP: 0.375, SLG: 0.383	0-3 K		0-0 F8	0-0 E1 1B		0-0 FC6-4 1B	0-0 4-3		
Curt Blefary, L (1, 3) OBP: 0.365, SLG: 0.394		0-0 HR	0-0 1B	0-3 K		0-0 FC6-4 E 1B 4-3	4-0 BB		
Denis Menke, R (1, 6) OBP: 0.395, SLG: 0.428	0-0 4-3	0-0 F7	0-0 F8	0-0 F8		0-0 E4 4-3 1B	0-0 F9		
Johnny Edwards, L (1, 2) OBP: 0.279, SLG: 0.313	0-0 E5 1B		0-0 1B 2B	0-0 1B 2B	0-0 F8	0-0 4-3			
Doug Rader, R (1, 5) OBP: 0.337, SLG: 0.372	0-0 1B		0-0 1B 1B G3 1B	0-0 1B 1B 2B	0-0 5-3				
Don Wilson, R (1, 1) Jim Ray, R (3, 1) Wade Blasingame, L (3, 1) Marty Martinez, S (4, PH) Skip Guinn, R (5, 1) Fred Gladding, L (9, 1)	0-3 K		0-0 G3 1B 1B	0-0 5-3		0-0 4-3			

AB	R	H	RBI	BB	SO	LOB
5	1	1	0	0	1	2
0	0	0	0	0	0	0
3	1	1	1	2	0	2
3	2	0	0	2	1	2
5	0	2	3	0	1	2
4	2	2	1	1	1	3
5	0	1	1	0	0	4
4	2	1	1	0	0	1
4	1	3	2	0	0	1
1	0	0	0	0	1	1
0	0	0	0	0	0	0
0	0	0	0	0	0	0
1	1	1	0	0	0	0
2	0	0	0	0	0	1
0	0	0	0	0	0	0

AB	R	H	RBI	BB	SO	LOB
37	10	12	9	5	5	19

Inning Stats	R: 0	H: 0	E: 0	K: 2	S: 7	LOB: 1	BB: 1	P: 11					
R: 2 E: 1 K: 1 S: 8	H: 2 LOB: 1 BB: 0 P: 8	R: 0 E: 0 K: 0 S: 4	H: 1 LOB: 2 BB: 1 P: 8	R: 5 E: 1 K: 1 S: 10	H: 5 LOB: 1 BB: 1 P: 14	R: 0 E: 0 K: 1 S: 6	H: 1 LOB: 1 BB: 0 P: 6	R: 3 E: 1 K: 0 S: 6	H: 3 LOB: 1 BB: 1 P: 10	R: 0 E: 0 K: 0 S: 3	H: 0 LOB: 0 BB: 0 P: 3	R: 0 E: 0 K: 0 S: 3	H: 0 LOB: 1 BB: 1 P: 7

Los Angeles Dodgers @ Houston Astros
Astrodome, Houston, TX
Tue Jul 15 1969, 8:05 PM EDT
Att. 19,966 - Dome

livebaseballscorecards.com

WP: 0 PA: 42
PB: 0 SB: 3 CS: 0



PITCHER	IP	WLS	BF	H	R	ER	SO	BB	IBB	HBP	BLK	WP	HR	S	P	ERA	WHIP
Alan Foster, R (1, 1) ERA: 3.97	3.0		19	7	6	5	3	2	0	0	0	0	1	23	31	15.00	3.000
Pete Mikkelsen, R (4, 1) ERA: 3.24	2.0	L	12	4	4	2	2	2	0	0	0	0	0	14	22	9.00	3.000
Al McBean, R (6, 1) ERA: 3.49	2.0		7	1	0	0	0	0	0	0	0	0	0	7	7	0.00	0.500
John Purdin, R (8, 1) ERA: 5.4	1.0		4	0	0	0	0	1	0	0	0	0	0	3	7	0.00	1.000

Batter	1	2	3	4	5	6	7	8	9	AB R H RBI BB SO LOB	TOP	
Maury Wills, S OBP: 0.342, SLG: 0.315 (1, 6) X	0-0 G3-6 1B		0-0 1B		0-0 E S E 1B		0-0 4-3			4 1 3 0 0 0 0		
Willie Crawford, L OBP: 0.347, SLG: 0.471 (1, 7) X	0-0 G3-6 1-2f		0-3 K		0-0 E8 3B		0-0 F5			4 1 0 0 0 1 2		
Willie Davis, L OBP: 0.340, SLG: 0.468 (1, 8) B B B	4-0 S BB				0-0 IHR		0-0 3B		0-0 F7	3 1 2 2 1 0 0		
Len Gabrielson, L OBP: 0.329, SLG: 0.367 (1, 9) S S S	0-3 K 1-2				0-0 P6		0-3 K		0-0 F8	4 0 0 0 0 2 2 0 0 0 0 0 0 0		
Bill Russell, R OBP: 0.323, SLG: 0.381 (8, 9)									0-0 F8			
Wes Parker, S OBP: 0.375, SLG: 0.462 (1, 3) S S S			0-3 K		0-0 4-3 1B		0-0 4-3		0-0 4-3	4 0 1 0 0 1 0		
Tom Haller, L OBP: 0.346, SLG: 0.382 (1, 2) S S S			0-3 K		0-0 4-3 1-2		0-0 E6		0-0 F9	4 0 0 0 0 1 1		
Bill Sudakis, S OBP: 0.276, SLG: 0.337 (1, 5) X					0-0 K		0-3 K		0-0 F2	4 0 0 0 0 2 2		
Ted Sizemore, R OBP: 0.311, SLG: 0.298 (1, 4) X			0-0 5-3		0-0 F8		0-0 F9		0-0 4-3	4 0 0 0 0 0 1		
Claude Osteen, L OBP: 0.281, SLG: 0.279 (1, 1) X			0-0 F8		0-3 K		0-0 4-3			3 0 0 0 0 1 0		
Inning Stats	R: 0 H: 1 E: 0 LOB: 1 K: 1 BB: 1 S: 5 P: 9	R: 0 H: 0 E: 0 LOB: 0 K: 2 BB: 0 S: 7 P: 7	R: 0 H: 1 E: 0 LOB: 1 K: 1 BB: 0 S: 6 P: 6	R: 1 H: 2 E: 0 LOB: 1 K: 1 BB: 0 S: 7 P: 7	R: 2 H: 2 E: 1 LOB: 1 K: 2 BB: 0 S: 10 P: 10	R: 0 H: 0 E: 1 LOB: 1 K: 1 BB: 0 S: 6 P: 6	R: 0 H: 0 E: 0 LOB: 0 K: 0 BB: 0 S: 3 P: 3	R: 0 H: 0 E: 0 LOB: 0 K: 0 BB: 0 S: 3 P: 3	R: 0 H: 0 E: 0 LOB: 0 K: 0 BB: 0 S: 3 P: 3	R: 0 H: 0 E: 0 LOB: 0 K: 0 BB: 0 S: 3 P: 3	1B: 4 SF: 0 2B: 0 SAC: 0 3B: 1 DP: 1 HR: 1 HBP: 0	WP: 0 PA: 35 PB: 0 SB: 2 CS: 0
PITCHER Larry Dierker, R ERA: 2.54 (1, 1)	IP WLS BF H R ER SO BB IBB HBP BLK WP HR S P ERA WHIP											
	9.0 L 35 6 3 1 8 1 0 0 0 0 0 0 50 54 1.00 0.778											

Los Angeles Dodgers @ Houston Astros
Astrodome, Houston, TX
Wed Jul 16 1969, 8:05 PM EDT
Att. 22,080 - Unknown

livebaseballscorecards.com

AB	34
R	3
H	6
RBI	2
BB	1
SO	8
LOB	8



BOTTOM

Los Angeles Dodgers @ Houston Astros
Astrodome, Houston, TX
Wed Jul 16 1969, 8:05 PM EDT
Att. 22,080 - Unknown

livebaseballscorecards.com

AB	32
R	2
H	5
RBI	2
BB	0
SO	7
LOB	8



WP:	0	PA:	32
PB:	1	SB:	0
CS:	0		

AB R H RBI BB SO LOB

4 0 0 0 0 1 0

4 1 1 0 0 0 0

4 1 1 2 0 1 0

4 0 2 0 0 0 0

4 0 1 0 0 1 1

3 0 0 0 0 2 3

1 0 0 0 0 0 0

1 0 0 0 0 0 0

1 0 0 0 0 0 2

2 0 0 0 0 1 0

1 0 0 0 0 1 2

0 0 0 0 0 0 0


3 0 0 0 0 0 0

1B:	3	SF:	0
2B:	1	SAC:	0
3B:	0	DP:	0
HR:	1	HBP:	0

Batter	1	2	3	4	5	6	7	8	9
Norm Miller, L OBP: 0.370, SLG: 0.377 (1, 9)	F7		K			G1		F7	
Joe Morgan, L OBP: 0.405, SLG: 0.406 (1, 4) (8, 7)	HR 2B		G3			P3		P2	
Jimmy Wynn, R OBP: 0.429, SLG: 0.545 (1, 8)	HR		F7			5-3		K	
Denis Menke, R OBP: 0.396, SLG: 0.429 (1, 6)	PB 1B			5-3			FC1-5 1B	5-3	
Doug Rader, R OBP: 0.336, SLG: 0.370 (1, 5)	5-3 1-2			K			FC1-5 1B	F9	
Curt Blefary, L OBP: 0.362, SLG: 0.390 (1, 3)	K			K			FC1-5 1-2 2-3f		
Marty Martinez, S OBP: 0.333, SLG: 0.376 Sandy Valdespino, L OBP: 0.352, SLG: 0.313 Julio Gotay, R OBP: 0.273, SLG: 0.269 (1, 7) (5, 7) (7, PH) (8, 4)		G3				F7		F8	
Johnny Edwards, L OBP: 0.278, SLG: 0.310 Hector Torres, R OBP: 0.183, SLG: 0.224 Don Bryant, R OBP: 0.250, SLG: 0.286 (1, 2) (7, PH) (8, 2)		K				6-3		K	
Larry Dierker, R OBP: 0.174, SLG: 0.164 (1, 1)		5-3				5-3		5-3	

Inning Stats	R: 2 E: 0 K: 1 S: 8	H: 3 LOB: 1 BB: 0 P: 8	R: 0 E: 0 K: 1 S: 5	H: 0 LOB: 0 BB: 0 P: 5	R: 0 E: 0 K: 1 S: 5	H: 0 LOB: 0 BB: 0 P: 5	R: 0 E: 0 K: 2 S: 7	H: 0 LOB: 0 BB: 0 P: 7	R: 0 E: 0 K: 0 S: 3	H: 0 LOB: 0 BB: 0 P: 3	R: 0 E: 0 K: 1 S: 7	H: 2 LOB: 2 BB: 0 P: 7	R: 0 E: 0 K: 0 S: 3	H: 0 LOB: 0 BB: 0 P: 3	R: 0 E: 0 K: 1 S: 5	H: 0 LOB: 0 BB: 0 P: 5	1B: 3 2B: 1 3B: 0 HR: 1	SF: 0 SAC: 0 DP: 0 HBP: 0	WP: 0 PB: 1 SB: 0 CS: 0	PA: 32
---------------------	------------------------------	---------------------------------	------------------------------	---------------------------------	------------------------------	---------------------------------	------------------------------	---------------------------------	------------------------------	---------------------------------	------------------------------	---------------------------------	------------------------------	---------------------------------	------------------------------	---------------------------------	----------------------------------	------------------------------------	----------------------------------	--------

PITCHER	IP	WLS	BF	H	R	ER	SO	BB	IBB	HBP	BLK	WP	HR	S	P	ERA	WHIP
Claude Osteen, L ERA: 2.69 (1, 1)	9.0	W	32	5	2	2	7	0	0	0	0	0	1	46	46	2.00	0.556

Batter	1	2	3	4	5	6	7	8	9	AB R H RBI BB SO LOB	TOP																									
Julio Gotay, R (1, 4) OBP: 0.300, SLG: 0.273	0-0 F9	0-0 CS 1B			4-0 FC6-4 BB			0-0 F9	4-0 E SF8 IBB	3 1 1 0 2 0 0																										
Joe Morgan, L (1, 7) OBP: 0.403, SLG: 0.402 Gary Geiger, L (9, PR) OBP: 0.353, SLG: 0.277 (9, 7)	0-0 G3	0-0 CS 1-2	4-0 CS BB		0-0 F9			0-0 G6-3	0-0 SH FC5 1-3 2-H 3-H	3 0 0 1 1 0 1 0 0 0 0 0 0 0																										
Jimmy Wynn, R (1, 8) OBP: 0.431, SLG: 0.542	0-0 HR 1B		0-3 K 1-2		0-0 FC6-4 1-2f			4-0 1B BB	4-0 IBB	3 1 1 0 2 1 2																										
Denis Menke, R (1, 6) OBP: 0.396, SLG: 0.439	0-0 1-H HR		0-0 F8			0-0 L7		0-0 1B	0-0 SF8	4 1 2 3 0 0 0																										
Doug Rader, R (1, 5) OBP: 0.337, SLG: 0.367	4-0 2B BB			0-0 P3		4-0 G3-6-3 BB		0-0 F8	0-0 FC5 2-3f	3 0 0 0 2 0 4																										
Curt Blefary, L (1, 3) OBP: 0.363, SLG: 0.395	0-0 1-H 2B			0-0 BB 1B		0-0 G3-6-3 1-2f			0-0 G4-3	4 0 2 0 0 0 1																										
Jesus Alou, R (1, 9) OBP: 0.241, SLG: 0.286		0-0 E S WP 1B		4-0 G4-6-3 1-2 BB		0-3 K			0-0 1B 2B 1B	3 2 2 0 1 1 0	AB 31 R 7 H 10 RBI 5 BB 8 SO 5 LOB 10																									
Johnny Edwards, L (1, 2) OBP: 0.277, SLG: 0.310		0-3 K 1-H		0-0 G4-6-3 1-2f		0-0 F7			0-0 2B SH 1B	4 1 1 0 0 1 2																										
Tom Griffin, R (1, 1) OBP: 0.282, SLG: 0.364 Wade Blasingame, L (7, 1) Jim Ray, R (7, 1) OBP: 0.154, SLG: 0.154 Sandy Valdespino, L (9, PH) OBP: 0.361, SLG: 0.338 Fred Gladding, L (9, 1)		0-3 K		0-0 F9		0-3 K			0-0 SH E 2B 1-3 3-H	3 0 0 0 0 2 0 0 0 0 0 0 0 0 0 0 0 0 0 0 0 1 1 1 1 0 0 0 0 0 0 0 0 0 0																										
Inning Stats	R: 2 E: 0 K: 0 S: 5	H: 3 LOB: 2 BB: 1 P: 9	R: 1 E: 0 K: 2 S: 8	H: 2 LOB: 0 BB: 0 P: 8	R: 0 E: 0 K: 1 S: 4	H: 0 LOB: 0 BB: 1 P: 8	R: 0 E: 0 K: 0 S: 3	H: 1 LOB: 1 BB: 1 P: 7	R: 0 E: 0 K: 0 S: 3	H: 0 LOB: 1 BB: 1 P: 7	R: 0 E: 0 K: 0 S: 2	H: 0 LOB: 0 BB: 1 P: 6	R: 0 E: 0 K: 2 S: 7	H: 0 LOB: 0 BB: 0 P: 7	R: 0 E: 0 K: 0 S: 4	H: 1 LOB: 2 BB: 1 P: 8	R: 4 E: 1 K: 0 S: 7	H: 3 LOB: 2 BB: 2 P: 15	1B: 7 2B: 2 3B: 0 HR: 1	SF: 1 SAC: 1 DP: 2 HBP: 0	WP: 1 PB: 0 SB: 1 CS: 2	PA: 42														
PITCHER	IP WLS BF H R ER SO BB IBB HBP BLK WP HR S P ERA WHIP																																			
Gerry Arrigo, L (1, 1) ERA: 7.3	7.2		30	6	3	3	5	6	0	0	0	1	1	34	58	3.52	1.565																			
Pedro Ramos, R (8, 1) ERA: 4.57	0.2	L	7	4	4	3	0	0	1	0	0	0	0	6	10	40.50	6.000																			
Al Jackson, L (9, 1) ERA: 9.89	0.0		2	0	0	0	0	0	1	0	0	0	0	1	5	∞	∞																			
Wayne Granger, R (9, 1) ERA: 3.87	0.2		2	0	0	0	0	0	0	0	0	0	0	2	2	0.00	0.000																			

Houston Astros @ Cincinnati Reds
Crosley Field, Cincinnati, OH
Fri Jul 18 1969, 7:05 PM EDT
Att: 17,758 - Unknown

livebaseballscorecards.com

BOTTOM

Houston Astros @ Cincinnati Reds
Crosley Field, Cincinnati, OH
Fri Jul 18 1969, 7:05 PM EDT
Att. 17,758 - Unknown

livebaseballscorecards.com

AB 34
R 4
H 7
RBI 4
BB 4
SO 6
LOB 17



WP: 0 PA: 38
PB: 0
SB: 0
CS: 0

AB R H RBI BB SO LOB

4 0 1 0 1 0 0

4 1 1 0 1 0 1

4 1 1 0 0 1 4

4 1 2 3 0 1 3

4 1 1 1 0 1 1

2 0 0 0 2 0 2

4 0 0 0 0 0 4

4 0 0 0 0 2 2

3 0 1 0 0 1 0
0 0 0 0 0 0 0
0 0 0 0 0 0 0
0 0 0 0 0 0 0
0 0 0 0 0 0 0
1 0 0 0 0 0 0

1B: 4 SF: 0
2B: 0 SAC: 0
3B: 1 DP: 1
HR: 2 HBP: 0

Batter	1	2	3	4	5	6	7	8	9
Pete Rose, S OBP: 0.414, SLG: 0.494 (1, 9)	0-0 F7 BB	4-0 BB		0-0 G1-3			0-0 1-3 1B		0-0 F7
Jimmy Stewart, S OBP: 0.299, SLG: 0.387 (1, 7)	0-0 1B HR 1B	0-0 F2			0-0 G3		4-0 BB BB		0-0 F7
Bobby Tolan, L OBP: 0.359, SLG: 0.535 (1, 8)	0-0 1-2 HR 1B	0-0 G5-3			0-0 F5		0-3 K		
Tony Perez, R OBP: 0.388, SLG: 0.577 (1, 5)	0-0 1-H 2-H HR		0-0 3B		0-3 K		0-0 L9		
Lee May, R OBP: 0.367, SLG: 0.620 (1, 3)	0-0 HR		0-0 E6 G4-6-3		0-3 K		0-0 F8		
Johnny Bench, R OBP: 0.382, SLG: 0.488 (1, 2)	4-0 BB		0-0 L1		0-0 G4-3		4-0 BB		
Tommy Helms, R OBP: 0.281, SLG: 0.302 (1, 4)	0-0 P3		0-0 G4-6-3 1-2f		0-0 L4		0-0 F9		
Darrel Chaney, S OBP: 0.294, SLG: 0.253 (1, 6)	0-3 K			0-0 P6			0-0 F8		0-3 K
Gerry Arrigo, L OBP: 0.250, SLG: 0.250 (1, 1)		0-3 K		0-0 F3			0-0 1B 1B		0-0 F8
Pedro Ramos, S (8, 1)									
Al Jackson, L (9, 1)									
Wayne Granger, R OBP: 0.231, SLG: 0.091 (9, 1)									
Woody Woodward, R OBP: 0.206, SLG: 0.129 (9, 6)									
Fred Whitfield, L OBP: 0.344, SLG: 0.280 (9, PH)									

Inning Stats	R: 4	H: 4	E: 0	K: 1	S: 9	LOB: 1	BB: 1	P: 13	R: 0	H: 0	E: 0	K: 1	S: 5	LOB: 1	BB: 1	P: 9	R: 0	H: 1	E: 1	K: 0	S: 4	LOB: 1	BB: 0	P: 4	R: 0	H: 0	E: 0	K: 0	S: 3	LOB: 0	BB: 0	P: 3	R: 0	H: 0	E: 0	K: 1	S: 5	LOB: 0	BB: 0	P: 5	R: 0	H: 2	E: 0	K: 1	S: 7	LOB: 3	BB: 1	P: 11	R: 0	H: 0	E: 0	K: 1	S: 5	LOB: 1	BB: 1	P: 9	R: 0	H: 0	E: 0	K: 0	S: 3	LOB: 0	BB: 0	P: 3	1B: 4	2B: 0	3B: 1	HR: 2	SF: 0	SAC: 0	DP: 1	HBP: 0	WP: 0	PA: 38
--------------	------	------	------	------	------	--------	-------	-------	------	------	------	------	------	--------	-------	------	------	------	------	------	------	--------	-------	------	------	------	------	------	------	--------	-------	------	------	------	------	------	------	--------	-------	------	------	------	------	------	------	--------	-------	-------	------	------	------	------	------	--------	-------	------	------	------	------	------	------	--------	-------	------	-------	-------	-------	-------	-------	--------	-------	--------	-------	--------

PITCHER	IP	WLS	BF	H	R	ER	SO	BB	IBB	HBP	BLK	WP	HR	S	P	ERA	WHIP
Tom Griffin, R ERA: 3.92 (1, 1)	6.1		28	7	4	4	4	2	0	0	0	0	2	34	42	5.68	1.421
Wade Blasingame, L ERA: 6.47 (7, 1)	0.1		2	0	0	0	1	1	0	0	0	0	0	3	7	0.00	3.000
Jim Ray, R ERA: 3.28 (7, 1)	1.1	W	5	0	0	0	1	1	0	0	0	0	0	6	10	0.00	0.750
Fred Gladding, R ERA: 3.7 (9, 1)	1.0	S	3	0	0	0	0	0	0	0	0	0	0	3	3	0.00	0.000

Batter	1	2	3	4	5	6	7	8	9	10	11	AB R H RBI BB SO LOB	TOP				
Sandy Valdespino, L (1.7) OBP: 0.372, SLG: 0.533	G4-3	L6		BB 1B 1B BB		BB 1B 1B BB		CS 1B		L9		4 2 1 1 2 0 0					
Julio Gotay, R (1.4) OBP: 0.288, SLG: 0.262	P6		G6-3	BB 1B 1B BB		F7		F9		G4-3		6 1 1 1 0 0 2					
Jimmy Wynn, R (1.8) OBP: 0.433, SLG: 0.540	E5 FC6-4		G5-3	1B BB 1B BB		1B 1B		1B 1B		F8 SH3-4 1B		5 0 2 1 1 1 0					
Denis Menke, R (1.6) OBP: 0.396, SLG: 0.439	FC6-4		L5	1B 1B 1B BB		1B 1B		1B 1B		SH3-4		5 0 2 3 0 1 1					
Curt Blefary, L (1.3) OBP: 0.364, SLG: 0.391		BB 2B 2B BB		F9 G4-3		G3		IBB				3 1 0 0 2 0 4					
Johnny Edwards, L (1.2) OBP: 0.279, SLG: 0.314		1B 2B 2B BB		BB 1B		F8		K		F8		5 2 2 0 0 1 2					
Doug Rader, R (1.5) OBP: 0.338, SLG: 0.373		1B G4-3 SH1-4 2B		BB 1B 2B		P6		F8		G3		5 2 2 1 0 0 2					
Jesus Alou, R (1.9) OBP: 0.240, SLG: 0.281		G4-3		1B BB 1B IBB		F7		G6-3		F8		4 1 0 1 1 0 1					
Denny Lemaster, R (1.1) Jim Ray, R (7.1) Skip Guinn, R (8.1) Fred Gladding, L (8.1) Joe Morgan, L (10. PH) Jack Billingham, R (10.1)		SH1-4		K		K		G6-3		G3		2 0 0 1 0 2 3 1 0 1 0 0 0 0 0 0 0 0 0 0 0 0 0					
Inning Stats	R: 0 H: 0 E: 1 LOB: 1 K: 0 BB: 0 S: 4 P: 4	R: 3 H: 2 E: 0 LOB: 0 K: 0 BB: 1 S: 5 P: 9	R: 0 H: 0 E: 0 LOB: 0 K: 0 BB: 0 S: 3 P: 3	R: 5 H: 4 E: 0 LOB: 2 K: 1 BB: 3 S: 9 P: 21	R: 0 H: 0 E: 0 LOB: 0 K: 0 BB: 0 S: 3 P: 3	R: 1 H: 2 E: 0 LOB: 2 K: 1 BB: 1 S: 7 P: 11	R: 0 H: 0 E: 0 LOB: 0 K: 1 BB: 0 S: 5 P: 5	R: 0 H: 1 E: 0 LOB: 0 K: 0 BB: 0 S: 3 P: 3	R: 0 H: 1 E: 0 LOB: 2 K: 0 BB: 1 S: 4 P: 8	R: 0 H: 0 E: 0 LOB: 0 K: 2 BB: 0 S: 7 P: 7	1B: 7 SF: 0 2B: 3 SAC: 2 3B: 0 DP: 0 HR: 0 HBP: 0	WP: 0 PA: 49 PB: 0 SB: 0 CS: 1					
PITCHER	IP WLS BF H R ER SO BB IBB HBP BLK WP HR S P ERA WHIP																
Clay Carroll, R (1.1) ERA: 3.3	3.2	21	5	8	8	1	3	1	0	0	0	0	0	19	35	19.64	2.182
Jim Merritt, L (4.1) ERA: 4.45	1.1	5	1	0	0	0	0	0	0	0	0	0	0	5	5	0.00	0.750
Al Jackson, L (6.1) ERA: 9.47	2.0	9	2	1	1	2	1	0	0	0	0	0	0	12	16	4.50	1.500
Camilo Pascual, R (8.1) ERA: 6.64	1.0	3	1	0	0	0	0	0	0	0	0	0	0	3	3	0.00	1.000
Pedro Ramos, R (9.1) ERA: 4.28	3.0	W 11	1	0	0	2	0	1	0	0	0	0	0	14	18	0.00	0.333

Houston Astros @ Cincinnati Reds
Crosley Field, Cincinnati, OH
Sat Jul 19 1969, 7:05 PM EDT
Att. 13,640 - Unknown

livebaseballscores.com

AB	41
R	9
H	10
RBI	9
BB	6
SO	5
LOB	15



Batter	1	2	3	4	5	6	7	8	9	10	11	AB R H RBI BB SO LOB
Pete Rose, S OBP: 0.292, SLG: 0.494 (1, 9) (8, 4) (9, 9)	F4		G3-1							G3		4 1 1 2 2 0 0
Giraldo Ruiz, S OBP: 0.268 (1, 6)												3 0 1 1 0 0 1 1
Fred Whitfield, L OBP: 0.339, SLG: 0.255 (7, PH)												1 0 0 0 0 0 1 3
Camilo Pascual, R OBP: 0.235, SLG: 0.235 (8, 1)												0 0 0 0 0 0 0 0
Jimmy Stewart, S OBP: 0.304, SLG: 0.387 (8, PH)												0 1 0 0 1 0 0 0
Pedro Ramos, S (9, 1)												1 0 0 0 0 1 0 0
Bobby Tolan, L OBP: 0.359, SLG: 0.540 (1, 8)	K2-3									G4-3		6 1 2 5 0 2 1
Tony Perez, R OBP: 0.387, SLG: 0.573 (1, 5)												6 1 2 0 0 2 2
Lee May, R OBP: 0.371, SLG: 0.629 (1, 3)												6 1 4 1 0 1 1
Ted Savage, R OBP: 0.318, SLG: 0.359 (1, 7) (8, 9) (9, 7)												4 1 2 2 2 0 1
Tommy Helms, R OBP: 0.283, SLG: 0.302 (1, 4) (8, 6) (9, 4)												3 1 1 0 1 0 2
Pat Corrales, R OBP: 0.361, SLG: 0.397 (1, 2)												5 1 1 0 0 1 4
Clay Carroll, R OBP: 0.318, SLG: 0.368 (1, 1)												1 0 0 0 0 0 1 0
Jim Merritt, L OBP: 0.187, SLG: 0.095 (4, 1)												0 0 0 0 0 0 0 0
Tony Cloninger, R OBP: 0.226, SLG: 0.260 (5, PH)												1 0 0 0 0 0 1 0
Al Jackson, L (6, 1)												0 0 0 0 0 0 0 0
Jim Beauchamp, R OBP: 0.281, SLG: 0.355 (7, PH)												2 2 2 0 0 0 0 0
Darrel Chaney, S OBP: 0.292, SLG: 0.251 (8, 7) (9, 6)												1 0 0 0 0 0 1 1


Inning Stats	R: 0	H: 1	R: 0	H: 2	R: 0	H: 0	R: 0	H: 1	R: 0	H: 0	R: 1	H: 1	R: 2	H: 3	R: 6	H: 5	R: 0	H: 0	R: 0	H: 0	R: 1	H: 3
E: 0	LOB: 0	E: 0	LOB: 2	E: 0	LOB: 0	E: 0	LOB: 2	E: 0	LOB: 0	E: 0	LOB: 0	E: 0	LOB: 2	E: 1	LOB: 1	E: 0	LOB: 1	E: 0	LOB: 0	E: 0	LOB: 2	
K: 1	BB: 0	K: 1	BB: 0	K: 2	BB: 0	K: 1	BB: 1	K: 1	BB: 1	K: 0	BB: 0	K: 2	BB: 1	K: 2	BB: 2	K: 1	BB: 1	K: 1	BB: 0	K: 0	BB: 0	
S: 5	P: 5	S: 7	P: 7	S: 7	P: 7	S: 6	P: 10	S: 5	P: 9	S: 4	P: 4	S: 10	P: 14	S: 12	P: 20	S: 5	P: 9	S: 5	P: 5	S: 3	P: 3	

BOTTOM

Houston Astros @ Cincinnati Reds
Crosley Field, Cincinnati, OH
Sat Jul 19 1969, 7:05 PM EDT
Att. 13,640 - Unknown

AB	44
R	10
H	16
RBI	10
BB	6
SO	12
LOB	16

WP: 0 PA: 51
PB: 0
SB: 1
CS: 1



Batter	1	2	3	4	5	6	7	8	9	AB R H RBI BB SO LOB	TOP											
Tony Taylor, R (1, 4) OBP: 0.318, SLG: 0.324	0-3 K	0-0 5-3			0-0 SH3-4		0-0 5-3			3 0 0 0 0 1 2												
Larry Hise, R (1, 8) OBP: 0.336, SLG: 0.464	0-0 S E 2B		0-3 K		0-3 K			0-0 1B		4 1 2 0 0 2 1												
Dick Allen, R (1, 3) OBP: 0.397, SLG: 0.683	0-0 E9 2H 2B		0-3 K		0-3 K			0-0 1B		4 0 2 1 0 2 1												
Johnny Callison, L (1, 9) OBP: 0.342, SLG: 0.449	0-3 K		0-0 HR		0-0 F7			0-3 K		4 1 1 1 0 2 2												
Deron Johnson, R (1, 7) OBP: 0.318, SLG: 0.391	0-3 K		0-3 K		0-0 F8			0-3 K		4 0 0 0 0 3 2												
Rick Joseph, R (1, 5) OBP: 0.374, SLG: 0.479		0-0 6-3 3B 1B		0-3 K		0-0 5-3		0-0 F3		4 1 1 0 0 1 0												
Don Money, R (1, 6) OBP: 0.299, SLG: 0.343		0-0 P4		4-0 G6-4-3 BB		0-0 6-3		0-0 F8		3 0 0 0 1 0 1	AB 32 R 3 H 8 RBI 3 BB 2 SO 12 LOB 12											
Mike Ryan, R (1, 2) OBP: 0.267, SLG: 0.338		0-0 6-3		0-0 G6-4-3		4-0 BB		0-0 P6		3 0 0 0 1 0 2												
Rick Wise, R (1, 1) OBP: 0.375, SLG: 0.432		0-0			0-0		0-3 K			2 0 2 1 0 0 0												
Al Raffo, R (5, 1) OBP: 0.286, SLG: 0.167										0 0 0 0 0 0 0												
Bill Wilson, R (6, 1)										0 0 0 0 0 0 0												
Ron Stone, L (7, PH) OBP: 0.325, SLG: 0.297		2-H 3B			SH3-4 1B					1 0 0 0 0 1 1												
Turk Farrell, R (7, 1)										0 0 0 0 0 0 0												
Inning Stats	R: 1 E: 1 K: 3 S: 11	H: 2 LOB: 1 BB: 0 P: 11	R: 1 E: 0 K: 0 S: 5	H: 2 LOB: 1 BB: 0 P: 5	R: 1 E: 0 K: 3 S: 10	H: 1 LOB: 0 BB: 0 P: 10	R: 0 E: 0 K: 1 S: 4	H: 0 LOB: 0 BB: 1 P: 8	R: 0 E: 0 K: 2 S: 8	H: 1 LOB: 1 BB: 0 P: 8	R: 0 E: 0 K: 0 S: 3	H: 0 LOB: 0 BB: 0 P: 3	R: 0 E: 0 K: 1 S: 5	H: 0 LOB: 1 BB: 1 P: 9	R: 0 E: 0 K: 2 S: 8	H: 2 LOB: 1 BB: 0 P: 8	R: 0 E: 0 K: 0 S: 3	H: 0 LOB: 0 BB: 0 P: 3	1B: 4 2B: 2 3B: 1 HR: 1	SF: 0 SAC: 1 DP: 1 HBP: 0	WP: 0 PB: 0 SB: 1 CS: 0	PA: 35
PITCHER Don Wilson, R (1, 1) ERA: 3.97	IP 9.0 WLS W BF 35 H 8 R 3 ER 3 SO 12 BB 2 IBB 0 HBP 0 BLK 0 WP 0 HR 1 S 57 P 65 ERA 3.00 WHIP 1.111											PITCHER	IP WLS BF H R ER SO BB IBB HBP BLK WP HR S P ERA WHIP									

Philadelphia Phillies @ Houston Astros
Astrodome, Houston, TX
Thu Jul 24 1969, 8:05 PM EDT
Att. 19,046 - Dome - 72 F

livebaseballscorecards.com



Batter	1	2	3	4	5	6	7	8	9	AB	R	H	RBI	BB	SO	LOB	BOTTOM	
Sandy Valdespino, L (1, 7) OBP: 0.373, SLG: 0.338	0-0 1-3		0-0 5-3		0-0 E5 2B 1B	0-0 1B 1B	0-0 6-3			5	2	2	0	0	0	0	Philadelphia Phillies @ Houston Astros Astrodome, Houston, TX Thu Jul 24 1969, 8:05 PM EDT Att: 19,046 - Dome - 72 F	
Joe Morgan, L (1, 4) OBP: 0.404, SLG: 0.402	0-0 CS 1B		0-0 F9		4-0 2B BB	0-0 1B FC5-2 1B		0-0 F8		4	1	2	0	1	0	0		
Denis Menke, R (1, 6) OBP: 0.396, SLG: 0.441	0-3 K 1-2			0-0 6-3	0-0 1B 2B 1-2-H 2-H 3-H	0-0 FC5-2 BB 1B		0-0 F8		5	1	2	4	0	1	1		
Norm Miller, L (1, 8) OBP: 0.377, SLG: 0.380		0-0 6-3		4-0 2B BB	0-0 1B 1B 2-3	4-0 FC5-2 BB 1-2		0-0 1B		3	2	2	0	2	0	0		
Curt Blefary, L (1, 3) OBP: 0.384, SLG: 0.394		0-0 F9 HBP 1B		0-0 WP 1-H 2B	0-0 P6	0-3 K		0-0 G3		5	0	2	1	0	1	6		
Doug Rader, R (1, 5) OBP: 0.339, SLG: 0.373		1-0 1-2 HBP		0-0 5-3 2-3	0-0 2-3 2-H 3-H 1B	0-0 FC5-2 1-2 2-3 3-H				3	0	1	2	0	0	4		
Johnny Edwards, L (1, 2) OBP: 0.282, SLG: 0.312		0-0 F9 2-3		4-0 BB	4-0 2-3 BB	0-3 K				2	0	0	0	2	1	5		
Jesus Alou, R (1, 9) OBP: 0.236, SLG: 0.276		0-0 4-3		0-0 1-3	0-0 2-3		0-0 L9			4	0	0	0	0	0	6		
Don Wilson, R (1, 1) OBP: 0.246, SLG: 0.192			0-3 K		0-0 2B		0-3 K			4	1	1	0	0	3	2		
Inning Stats	R: 0 E: 0 K: 1 S: 5	H: 1 LOB: 1 BB: 0 P: 5	R: 0 E: 0 K: 0 S: 4	H: 1 LOB: 2 BB: 0 P: 5	R: 0 E: 0 K: 1 S: 5	H: 0 LOB: 0 BB: 0 P: 5	R: 1 E: 0 K: 0 S: 4	H: 1 LOB: 2 BB: 2 P: 12	R: 5 E: 1 K: 1 S: 10	H: 5 LOB: 2 BB: 2 P: 18	R: 1 E: 0 K: 2 S: 10	H: 3 LOB: 3 BB: 1 P: 14	R: 0 E: 0 K: 1 S: 5	H: 0 LOB: 0 BB: 0 P: 5	R: 0 E: 0 K: 0 S: 4	H: 1 LOB: 1 BB: 0 P: 4	1B: 9 SF: 0 2B: 4 SAC: 0 3B: 0 DP: 1 HR: 0 HBP: 1	WP: 1 PA: 41 PB: 0 SB: 0 CS: 1
PITCHER	IP WLS BF H R ER SO BB IBB HBP BLK WP HR S P ERA WHIP	IP WLS BF H R ER SO BB IBB HBP BLK WP HR S P ERA WHIP																
Rick Wise, R (1, 1) ERA: 3.57	4.0 L 22 7 6 6 2 3 0 1 0 1 0 22 35 13.50 2.500																	
Al Raffo, R (5, 1) ERA: 2.73	1.0 8 4 1 1 1 1 0 0 0 0 0 9 13 9.00 5.000																	
Bill Wilson, R (6, 1) ERA: 3.63	1.0 4 0 0 0 2 1 0 0 0 0 0 7 11 0.00 1.000																	
Turk Farrell, R (7, 1) ERA: 3.53	2.0 7 1 0 0 1 0 0 0 0 0 0 9 9 0.00 0.500																	

livebaseballscorecards.com

AB 35
R 7
H 12
RBI 7
BB 5
SO 6
LOB 24



Batter	1	2	3	4	5	6	7	8	9	AB	R	H	RBI	BB	SO	LOB
Jesus Alou, R OBP: 0.236, SLG: 0.284 (1, 9)	0-0 4-3		0-0 3B		0-0 FC6-4			0-0 F9		4	0	1	0	0	0	2
Joe Morgan, L OBP: 0.405, SLG: 0.401 (1, 7)	0-3 K		0-0 P6			4-0 HR BB		0-0 1B		3	1	1	0	1	1	1
Jimmy Wynn, R OBP: 0.431, SLG: 0.535 (1, 8)	4-0 CS BB			0-0 6-3		0-0 L6		0-3 K		3	0	0	0	1	1	2
Denis Menke, R OBP: 0.394, SLG: 0.439 (1, 6)	0-0 CS	0-0 6-3 WP 1B		0-0 5-3		0-0 F9		0-0 F7		4	0	1	0	0	0	2
Doug Rader, R OBP: 0.338, SLG: 0.380 (1, 5)		0-3 K		0-0 F8		0-0 HR		0-0 F9		4	1	1	2	0	1	1
Julio Gotay, R OBP: 0.300, SLG: 0.292 (1, 4)		0-0 6-3		0-0 HBP 1B		0-3 K		0-0 1B 2B		4	1	2	0	0	1	1
Curt Blefary, L OBP: 0.363, SLG: 0.393 (1, 3)		0-0 4-3		0-3 K			0-3 K		0-0 2-H 1B	4	0	1	1	0	2	2
Johnny Edwards, L OBP: 0.281, SLG: 0.309 (1, 2)			0-3 K		1-0 FC6-4 HBP		0-0 4-3		0-0 F8	3	0	0	0	0	1	1
Larry Dierker, R OBP: 0.167, SLG: 0.157 (1, 1)			0-0 6-3		0-0 F9		0-3 K		0-0 F2	3	0	0	0	0	1	2
Fred Gladding, L (8, 1)										0	0	0	0	0	0	0
Jack Billingham, R (9, 1)										0	0	0	0	0	0	0
Jim Ray, R OBP: 0.143, SLG: 0.143 (9, 1)										0	0	0	0	0	0	0
Hector Torres, R OBP: 0.180, SLG: 0.220 (9, PH)										1	0	0	0	0	0	1

Inning Stats	R: 0	H: 0	E: 0	K: 1	S: 4	R: 0	H: 1	E: 0	K: 1	S: 6	R: 0	H: 1	E: 0	K: 1	S: 6	R: 0	H: 0	E: 0	K: 0	S: 3	R: 0	H: 1	E: 0	K: 1	S: 6	R: 2	H: 1	E: 0	K: 1	S: 6	R: 0	H: 0	E: 0	K: 2	S: 7	R: 0	H: 1	E: 0	K: 1	S: 6	R: 1	H: 2	E: 0	K: 0	S: 5	1B: 4	SF: 0	2B: 1	3B: 1	HR: 1	WP: 1	PB: 0	SB: 0	CS: 1	PA: 37
	0	0	0	1	4	0	1	0	0	6	0	0	0	0	6	0	0	0	0	3	0	0	1	0	0	6	2	1	0	1	6	0	0	7	0	1	6	0	1	0	0	5	4	0	1	1	0	0	1	37					

PITCHER	IP	WLS	BF	H	R	ER	SO	BB	IBB	HBP	BLK	WP	HR	S	P	ERA	WHIP
Grant Jackson, L ERA: 3.3 (1, 1)	9.0	W	36	7	3	3	8	2	0	1	0	1	1	49	58	3.00	1.000

Philadelphia Phillies @ Houston Astros
Astrodome, Houston, TX

Fri Jul 25 1969, 8:05 PM EDT
Att. 18,285 - Dome - 72 F

AB	33
R	3
H	7
RBI	3
BB	2
SO	8
LOB	15

Batter	1	2	3	4	5	6	7	8	9	AB R H RBI BB SO LOB	TOP							
Tony Taylor, R (1, 4) OBP: 0.316, SLG: 0.317	4-0 BB		0-0 FC1-6 CS			0-0 G3		4-0 BB		2 0 0 0 2 0 2								
Larry Hise, R (1, 8) OBP: 0.336, SLG: 0.460	0-3 K		0-0 CS	4-0 CS BB		0-0 P4		0-0 L9		3 0 0 0 1 1 4								
Dick Allen, R (1, 3) OBP: 0.391, SLG: 0.662	0-0 F8			0-3 K		0-0 6-3		4-0 BB		3 0 0 0 1 1 2								
Johnny Callison, L (1, 9) Al Raffo, R (8, 1) OBP: 0.339, SLG: 0.442 OBP: 0.286, SLG: 0.167		0-3 K		0-0 F2			0-0 4-3	0-0 3-1		4 0 0 0 0 1 3 0 0 0 0 0 0 0								
Deron Johnson, R (1, 7) OBP: 0.330, SLG: 0.411		0-0 HR			0-0 FC6-4 1B		4-0 BB	0-0 4-3 1B		3 2 3 1 1 0 0								
Rick Joseph, R (1, 5) OBP: 0.372, SLG: 0.474		0-0 6-3			0-3 K		0-0 F7	0-0 1-3		4 0 0 0 0 1 3								
Don Money, R (1, 6) OBP: 0.303, SLG: 0.344		0-3 K			0-0 FC6-4 1-2f		0-0 5-3	0-0 4-3		4 0 0 0 0 1 3								
Dave Watkins, R (1, 2) OBP: 0.278, SLG: 0.277			4-0 FC1-6 BB		0-3 K			0-0 F2	0-0 1B	3 0 1 1 1 1 1								
Lowell Palmer, R (1, 1) John Gozzer, R (5, 1) Terry Harmon, R (6, PH) Turk Farrell, R (6, 1) Ron Stone, L (8, PH) OBP: 0.188, SLG: 0.333 OBP: 0.250, SLG: 0.250 OBP: 0.316, SLG: 0.283 OBP: 0.331, SLG: 0.300			0-3 K			0-0 E6 G3		1-0 BB HBP	0-0 F7	1 0 0 0 0 0 1 1 0 0 0 0 0 0 0 0 1 0 0 0 0 0 0 0 0 0 0 0 0 0 0 0 1 0 0 0 0 0 0 1								
Inning Stats	R: 0 E: 0 K: 1 S: 4	H: 0 LOB: 0 BB: 1 P: 8	R: 1 E: 0 K: 2 S: 8	H: 1 LOB: 0 BB: 0 P: 8	R: 0 E: 0 K: 1 S: 4	H: 0 LOB: 0 BB: 1 P: 8	R: 0 E: 0 K: 2 S: 8	H: 1 LOB: 1 BB: 0 P: 4	R: 0 E: 0 K: 0 S: 3	H: 0 LOB: 1 BB: 1 P: 7	R: 0 E: 0 K: 0 S: 3	H: 0 LOB: 3 BB: 2 P: 12	R: 1 E: 0 K: 0 S: 5	H: 2 LOB: 1 BB: 0 P: 5	1B: 3 2B: 0 3B: 0 HR: 1	SF: 0 SAC: 0 DP: 0 HBP: 1	WP: 0 PB: 0 SB: 0 CS: 2	PA: 37
PITCHER	IP WLS BF H R ER SO BB IBB HBP BLK WP HR S P ERA WHIP																	
Tom Griffin, R (1, 1) ERA: 3.73	7.2 W 30 2 1 1 7 6 0 1 0 0 1 37 62 1.17 1.043																	
Wade Blasingame, L (8, 1) ERA: 6.42	0.1 1 0 0 0 0 0 0 0 0 0 0 0 0 1 1 0.00 0.000																	
Fred Gladding, R (9, 1) ERA: 3.65	1.0 S 5 2 1 1 0 0 0 0 0 0 0 0 0 5 5 9.00 2.000																	

Philadelphia Phillies @ Houston Astros
Astrodome, Houston, TX
Sat Jul 26 1969, 8:05 PM EDT
Att. 26,962 - Dome - 72 F

livebaseballscorecards.com

AB	29
R	2
H	4
RBI	2
BB	6
SO	7
LOB	20



Batter	1	2	3	4	5	6	7	8	9	AB	R	H	RBI	BB	SO	LOB
Sandy Valdespino, L (1, 7) OBP: 0.364, SLG: 0.321	4-0 BB BB	0-0 5-3		0-0 4-3		0-0 6-3		0-0 1-3		4	0	0	0	1	0	3
Joe Morgan, L (1, 4) OBP: 0.404, SLG: 0.397	4-0 1-2 BB		0-0 E4 F9 S SF8		0-0 F9	0-0 F9				3	1	0	0	1	0	0
Denis Menke, R (1, 6) OBP: 0.390, SLG: 0.434	0-0 L7		0-0 F9		0-0 F7	0-0 F7				4	0	0	0	0	0	3
Norm Miller, L (1, 8) OBP: 0.375, SLG: 0.380 (9, 9)	0-3 K		0-0 SF8		0-0 1B 2B 1B		0-0 4-3			3	1	1	1	0	1	2
Curt Blefary, L (1, 3) OBP: 0.364, SLG: 0.392	0-0 P6		0-0 3-H 4-0 BB		0-0 2B 1B BB		0-0 L9			3	1	1	0	1	0	2
Doug Rader, R (1, 5) OBP: 0.338, SLG: 0.381		0-3 K	0-0 F2		0-0 BB 2B		0-0 P3			4	0	1	1	0	1	1
Johnny Edwards, L (1, 2) OBP: 0.287, SLG: 0.310		4-0 4-3 1B BB		0-0 FC2-6 1B		4-0 BB IBB		0-0 6-3		2	1	1	0	2	0	0
Jesus Alou, R (1, 9) Fred Gladding, L (9, 1)		0-0 4-3		0-0 F9		4-0 1-2 2-3 3-H BB		0-0 1B		3	0	1	1	1	0	2
Tom Griffin, R (1, 1) Wade Blasingame, L (8, 1) Gary Geiger, L (8, PH) (9, 8)		0-0 3-H 1B		0-0 FC2-6		0-3 K		0-0 L7		0	0	0	0	0	0	0
										1	0	0	0	0	0	1

Inning Stats	R: 0	H: 0	E: 0	K: 1	S: 5	R: 1	H: 1	E: 0	K: 1	S: 6	R: 1	H: 0	E: 1	K: 0	S: 4	R: 0	H: 1	E: 0	K: 0	S: 4	R: 2	H: 3	E: 0	K: 1	S: 8	R: 0	H: 0	E: 0	K: 0	S: 3	R: 0	H: 0	E: 0	K: 0	S: 3	R: 0	H: 1	E: 0	K: 0	S: 4
	LOB: 2	BB: 2	P: 13	LOB: 1	BB: 1	P: 10	LOB: 1	BB: 1	P: 8	LOB: 1	BB: 1	LOB: 1	BB: 1	P: 4	LOB: 3	BB: 2	P: 16	LOB: 0	BB: 0	P: 3	LOB: 0	BB: 0	P: 3	LOB: 1	BB: 1	P: 4	LOB: 1	BB: 0	P: 4	1B: 5	SF: 1	2B: 1	SAC: 0	3B: 0	DP: 0	HR: 0	HBP: 0			

PITCHER	IP	WLS	BF	H	R	ER	SO	BB	IBB	HBP	BLK	WP	HR	S	P	ERA	WHIP
Lowell Palmer, R (1, 1) ERA: 5.54	4.2	L	26	5	4	3	2	5	1	0	0	0	0	24	48	5.79	2.143
John Boozer, R (5, 1) ERA: 3.45	0.1		1	0	0	0	1	0	0	0	0	0	0	3	3	0.00	0.000
Turk Farrell, R (6, 1) ERA: 3.4	2.0		6	0	0	0	0	0	0	0	0	0	0	6	6	0.00	0.000
Al Raffo, R (8, 1) ERA: 2.68	1.0		4	1	0	0	0	0	0	0	0	0	0	4	4	0.00	1.000


BOTTOM

Philadelphia Phillies @ Houston Astros
Astrodome, Houston, TX

Sat Jul 26 1969, 8:05 PM EDT
Att. 26,962 - Dome - 72 F

livebaseballscores.com

AB	30
R	4
H	6
RBI	4
BB	6
SO	3
LOB	18



WP: 0	PA: 37
PB: 0	
SB: 2	
CS: 0	

Batter	1	2	3	4	5	6	7	8	9	10	11	AB R H RBI BB SO LOB	TOP	
Tony Taylor, R OBP: 0.317, SLG: 0.327 (1, 4) X	0-0 HR		X 0-0 FC3-6 1B			X 0-0 L9		X 0-0 F9			X 0-0 P3	5 1 2 1 0 0 0	Philadelphia Phillies @ Houston Astros Astrodome, Houston, TX Sun Jul 27 1969, 4:33 AM EDT Att. 21,183 - Dome - 72 F	
Johnny Callison, L OBP: 0.338, SLG: 0.443 (1, 9) X	0-0 F9		X 0-0 FC3-6 1-2f			X 0-0 1B 2B			X 0-0 L9			4 1 1 0 0 0 1		
Dick Allen, R OBP: 0.393, SLG: 0.657 (1, 3) B B B	4-0 1-3 BB		X 0-0 G6-4-3 1-2f			X 0-0 G6-4-3 2-H 1B			X 0-0 F8			3 0 1 1 1 0 1		
Deron Johnson, R OBP: 0.329, SLG: 0.406 (1, 7) B B B	4-0 1-2 BB			X 0-0 6-3		X 0-0 G6-4-3 1-2f			X 0-0 F9			3 0 0 0 1 0 1		
Rick Joseph, R OBP: 0.364, SLG: 0.463 (1, 5) X	0-0 1-3		X 0-0 F3			X 0-3 K			X 0-0 F7			4 0 0 0 0 1 2		
Larry Hisle, R OBP: 0.335, SLG: 0.456 (1, 8) S S S	0-3 K		X 0-3 K			X 4-0 CS BB			X 0-0 6-3			3 0 0 0 1 2 2		
Don Money, R OBP: 0.299, SLG: 0.338 (1, 6) S S S		X 0-3 K		X 0-3 K		X 0-0 L7			X 0-0 F2			4 0 0 0 0 2 1		
Mike Ryan, R OBP: 0.264, SLG: 0.334 (1, 2) X	0-0 F9		X 0-0 F7			X 0-0 CS 1-2	X 0-0 L5			X 0-0 F8		4 0 0 0 0 0 0		
Woodie Fryman, R OBP: 0.083, SLG: 0.064 Cookie Rojas, R OBP: 0.279, SLG: 0.278 Bill Wilson, R (8, 1)	0-3 K		X 0-3 K			X 0-0 5-3			X 0-0 4-3			2 0 0 0 0 2 0 1 0 0 0 0 0 0 1 0 0 0 0 0 0		
Inning Stats	R: 1 H: 1 E: 0 LOB: 2 K: 1 BB: 2 S: 6 P: 14	R: 0 H: 0 E: 0 LOB: 0 K: 2 BB: 0 S: 7 P: 7	R: 0 H: 1 E: 0 LOB: 0 K: 0 BB: 0 S: 3 P: 3	R: 0 H: 0 E: 0 LOB: 0 K: 1 BB: 0 S: 5 P: 5	R: 0 H: 0 E: 0 LOB: 0 K: 2 BB: 0 S: 7 P: 7	R: 1 H: 2 E: 0 LOB: 0 K: 0 BB: 0 S: 4 P: 4	R: 0 H: 0 E: 0 LOB: 0 K: 1 BB: 1 S: 4 P: 8	R: 0 H: 0 E: 0 LOB: 0 K: 0 BB: 0 S: 3 P: 3	R: 0 H: 0 E: 0 LOB: 0 K: 0 BB: 0 S: 3 P: 3	R: 0 H: 0 E: 0 LOB: 0 K: 0 BB: 0 S: 3 P: 3	R: 0 H: 0 E: 0 LOB: 0 K: 0 BB: 0 S: 3 P: 3	1B: 2 SF: 0 2B: 1 SAC: 0 3B: 0 DP: 2 HR: 1 HBP: 0		WP: 0 PA: 38 PB: 0 SB: 0 CS: 1
PITCHER	IP WLS BF H R ER SO BB IBB HBP BLK WP HR S P ERA WHIP													
Denny Lemaster, L ERA: 3.43 Fred Gladding, R ERA: 3.57	(1, 1) 10.0 W 34 4 2 2 7 3 0 0 0 0 0 1 45 57 1.80 0.700													
	(11, 1) 1.0 W 3 0 0 0 0 0 0 0 0 0 0 0 3 3 0.00 0.000													

AB	34
R	2
H	4
RBI	2
BB	3
SO	7
LOB	8



Batter	1	2	3	4	5	6	7	8	9	10	11	AB R H RBI BB SO LOB	BOTTOM												
Norm Miller, L OBP: 0.375, SLG: 0.382 (1, 9)	0-0 6-3	0-0 2B		0-0 F8		0-0 G3		0-0 FC6-4 1B		0-3 K		6 0 2 1 0 1 0	Philadelphia Phillies @ Houston Astros Astrodome, Houston, TX Sun Jul 27 1969, 4:33 AM EDT Att. 21,183 - Dome - 72 F												
Julio Gotay, R OBP: 0.307, SLG: 0.290 (1, 4)	4-0 FC5-4 BB	0-3 K		0-0 WP BB 1B		0-0 L4		0-0 F3		0-0 FC4 1B 2B		4 0 1 0 1 1 3 1 1 1 0 0 0 0													
Joe Morgan, L OBP: 0.405, SLG: 0.403 (11, PH)																									
Jimmy Wynn, R OBP: 0.432, SLG: 0.535 (1, 8)	0-0 FC5-4 S 1-2f	4-0 BB		4-0 FC4-2 WP 1-2 BB		0-0 S 2B		0-3 K		0-0 F2		4 0 1 0 2 1 3													
Denis Menke, R OBP: 0.392, SLG: 0.430 (1, 6)	4-0 1-2 BB	0-3 K		0-0 FC4-2 1-3 2-3		4-0 FC5-4 BB 2-3		0-0 FC6-4 1-2f		4-0 FC4 IBB		3 0 0 0 3 1 6													
Doug Rader, R OBP: 0.335, SLG: 0.376 (1, 5)	0-0 5-3			0-0 6-3		0-0 FC5-4 1-2f				0-0 4-3		5 0 0 0 1 0 8													
Curt Blefary, L OBP: 0.364, SLG: 0.389 (1, 3)		0-3 K		0-0 1-2 1B		0-0 1-3		0-0 3-1		0-3 K		5 0 1 0 1 2 0													
Jesus Alou, R OBP: 0.240, SLG: 0.280 (1, 7)		1-0 1B HBP		0-3 K		0-3 K		0-0 5-3		0-0 5-3		4 1 0 0 0 2 2 1 0 1 1 0 0 0													
Gary Geiger, L OBP: 0.355, SLG: 0.281 (11, PH)																									
Johnny Edwards, L OBP: 0.292, SLG: 0.322 (1, 2)		0-0 1B 2B 1B		0-3 K		0-0 1B		0-0 3B		0-0 4-3		5 1 3 0 0 1 2													
Denny Lemaster, R OBP: 0.224, SLG: 0.273 (1, 1)		0-0 2B 1B		0-0 L8		0-3 K		0-3 K		0-3 K2-3		4 0 1 1 0 2 4 1 0 0 0 0 1 0 0 0 0 0 0 0 0													
Sandy Valdespino, L OBP: 0.360, SLG: 0.316 (10, PH)																									
Fred Gladding, L OBP: 0.316 (11, 1)																									
Inning Stats	R: 0 E: 0 K: 0 S: 3	H: 0 LOB: 2 BB: 2 P: 11	R: 2 E: 0 K: 3 S: 12	H: 3 LOB: 3 BB: 1 P: 17	R: 0 E: 0 K: 2 S: 8	H: 1 LOB: 2 BB: 1 P: 12	R: 0 E: 0 K: 0 S: 4	H: 1 LOB: 2 BB: 1 P: 8	R: 0 E: 0 K: 1 S: 6	H: 1 LOB: 1 BB: 0 P: 6	R: 0 E: 0 K: 1 S: 6	H: 1 LOB: 1 BB: 0 P: 6	R: 0 E: 0 K: 1 S: 5	H: 0 LOB: 0 BB: 0 P: 5	R: 0 E: 0 K: 2 S: 7	H: 0 LOB: 0 BB: 0 P: 7	R: 1 E: 0 K: 0 S: 4	H: 2 LOB: 3 BB: 2 P: 12	1B: 7 2B: 3 3B: 1 HR: 0	SF: 0 SAC: 0 DP: 0 HBP: 1	WP: 1 PB: 0 SB: 2 CS: 0	PA: 52			
PITCHER	IP	WLS	BF	H	R	ER	SO	BB	IBB	HBP	BLK	WP	HR	S	P	ERA	WHIP								
Woodie Fryman, L ERA: 4.36 (1, 1)	7.0		36	8	2	2	8	6	0	1	0	1	0	45	70	2.57	2.000								
Bill Wilson, R ERA: 3.54 (8, 1)	3.2	L	16	3	1	1	4	0	2	0	0	0	0	22	30	2.46	0.818								

livebaseballscores.com

AB	43
R	3
H	11
RBI	3
BB	8
SO	12
LOB	28



Houston Astros @ New York Mets
 Shea Stadium, Flushing, NY
 Wed Jul 30 1969, 3:33 AM EDT
 Unknown

livebaseballscorecards.com



Batter	1	2	3	4	5	6	7	8	9	AB	R	H	RBI	BB	SO	LOB	TOP								
Norm Miller, L (1, 9) OBP: 0.374, SLG: 0.379	0-3 K	0-0 P6		0-0 1-3		0-0 6-3			4-0 HR BB	5	2	1	2	1	1	2									
Joe Morgan, L (1, 4) OBP: 0.404, SLG: 0.403	0-0 L4		0-0 F8	0-0 F3			0-0 G3		0-0 HR 2B	5	2	1	0	1	0	0									
Jimmy Wynn, R (1, 8) OBP: 0.438, SLG: 0.545	0-0 CS 1B		4-0 E 1B BB	0-0 F7			4-0 G5-4-3 BB		4-0 HR IBB	3	3	2	4	3	0	0									
Denis Menke, R (1, 6) OBP: 0.391, SLG: 0.435	0-0 CS 1-2	4-0 SH5-3 1B BB	0-0 E6 1B 1-2 2B		0-0 P3		0-0 G5-4-3 1-2f		0-0 HR	5	3	1	4	1	0	2									
Doug Rader, R (1, 5) OBP: 0.338, SLG: 0.379		0-0 SH5-3 1B 1-2	0-0 2B 1-2 2-H 1B		0-0 F7			0-0 5-3	0-0 1B FC3-2-5-2 1B	5	1	3	1	0	0	0									
Curt Blefary, L (1, 3) OBP: 0.363, SLG: 0.388		0-0 SH5-3 1-2 2-3	0-0 F7		0-0 F8			0-0 4-3	0-0 BB 1-3 1B	4	1	1	0	0	0	2									
Jesus Alou, R (1, 7) OBP: 0.252, SLG: 0.306		4-0 1B FC1-2 IBB	0-0 1-3 2-H 3-H 2B		0-0 HR			0-0 1B	0-0 FC3-2-5-2 1B BB	3	1	3	2	1	0	0									
Gary Geiger, L (8, 7) OBP: 0.353, SLG: 0.278									1-2 3-H 1B	1	1	0	0	0	0	2									
Don Bryant, R (1, 2) OBP: 0.273, SLG: 0.294		0-0 FC1-2 1B	4-0 1-3 2-H 3-H IBB		0-0 F7			0-0 L8	4-0 1-2 2-3 1B BB	2	0	1	2	1	0	0									
Johnny Edwards, L (8, PH) OBP: 0.293, SLG: 0.321										1	1	0	0	1	0	1									
Don Wilson, R (1, 1) OBP: 0.234, SLG: 0.182		0-0 FC1-2	0-0 P4		0-0 K				0-0 K	3	0	0	0	0	1	5									
Jim Ray, R (7, 1) OBP: 0.143, SLG: 0.143										0	0	0	0	0	0	0									
Fred Gladding, L (7, 1) OBP: 0.125, SLG: 0.125		1-2 3-H							1-2 2-3 PB HR 1B	2	1	1	1	0	1	0									
Inning Stats	R: 0 E: 0 K: 1 S: 5	H: 1 LOB: 0 BB: 0 P: 5	R: 2 E: 0 K: 0 S: 5	H: 2 LOB: 2 BB: 2 P: 13	R: 2 E: 1 K: 0 S: 6	H: 2 LOB: 3 BB: 2 P: 14	R: 0 E: 0 K: 0 S: 3	H: 0 LOB: 0 BB: 0 P: 3	R: 0 E: 0 K: 0 S: 3	H: 0 LOB: 0 BB: 0 P: 3	R: 1 E: 0 K: 1 S: 6	H: 1 LOB: 0 BB: 0 P: 6	R: 0 E: 0 K: 0 S: 2	H: 0 LOB: 0 BB: 1 P: 6	R: 0 E: 0 K: 0 S: 4	H: 1 LOB: 1 BB: 0 P: 4	R: 11 E: 0 K: 1 S: 12	H: 7 LOB: 0 BB: 4 P: 28	1B: 9 2B: 2 3B: 0 HR: 3	SF: 0 SAC: 1 DP: 1 HBP: 0	WP: 0 PB: 1 SB: 0 CS: 1	PA: 50			
PITCHER	IP	WLS	BF	H	R	ER	SO	BB	IBB	HBP	BLK	WP	HR	S	P	ERA	WHIP								
Jerry Koosman, L (1, 1) ERA: 2.08	7.0	L	31	6	5	3	2	3	2	0	0	0	1	30	50	3.86	1.286								
Cal Koonce, R (8, 1) ERA: 5.09	1.1		10	4	5	5	1	1	1	0	0	0	1	10	18	33.75	3.750								
Ron Taylor, R (9, 1) ERA: 3.18	0.2		8	4	6	6	0	2	0	0	0	0	1	6	14	81.00	9.000								

BOTTOM

Houston Astros @ New York Mets
Shea Stadium, Flushing, NY
Wed Jul 30 1969, 3:33 AM EDT
Unknown

livebaseballscorecards.com

AB 34
R 3
H 8
RBI 2
BB 1
SO 6
LOB 13



WP: 0 PA: 36
PB: 0
SB: 1
CS: 0

AB R H RBI BB SO LOB

4 0 1 0 0 0 2

3 0 0 1 0 2 2

4 1 2 0 0 1 3

4 0 1 0 0 0 1

4 0 0 0 0 0 2

4 0 1 1 0 0 0

4 1 1 0 0 1 2

4 1 2 0 0 0 0

2 0 0 0 0 1 1

0 0 0 0 1 0 0

0 0 0 0 0 0 0

0 0 0 0 0 0 0

1 0 0 0 0 1 0

1B: 7 SF: 1
2B: 1 SAC: 0
3B: 0 DP: 0
HR: 0 HBP: 0

Batter	1	2	3	4	5	6	7	8	9
Tommie Agee, R OBP: 0.335, SLG: 0.495 (1, 8)	0-0 1-3		0-0 6-3		0-0 1-3 1B		0-0 P4		
Ken Boswell, L OBP: 0.306, SLG: 0.344 (1, 4)	0-3 K			0-0 G3	0-0 SF7		0-3 2-3 3-H K		
Cleon Jones, R OBP: 0.426, SLG: 0.512 (1, 7)	0-0 2B			0-0 1B 1B	0-3 K		0-0 4-3		
Art Shamsky, L OBP: 0.421, SLG: 0.546 (1, 9)	0-0 4-3			0-0 1B 1-3 1B		0-0 P6		0-0 F7	
Wayne Garrett, L OBP: 0.328, SLG: 0.303 (1, 5)		0-0 F8		0-0 P4		0-0 4-3		0-0 F8	
Ed Kranepool, L OBP: 0.294, SLG: 0.366 (1, 3)		0-0 P4		0-0 1-3 3-H 1B		0-0 F8		0-0 F8	
J.C. Martin, L OBP: 0.273, SLG: 0.357 (1, 2)		0-0 F7		0-3 K			0-0 BB E 1B 1B		0-0 L6
Bud Harrelson, S OBP: 0.357, SLG: 0.313 (1, 6)			0-0 6-3		0-0 1B SF7 1B		0-0 E BB 1B		0-0 F7
Jerry Koosman, R OBP: 0.021, SLG: 0.021 (1, 1)			0-0 5-3		0-3 K		4-0 BB BB		0-3 K
Ron Swoboda, R OBP: 0.303, SLG: 0.337 (7, PH)							1-2 2-3 BB		
Cal Koonce, R OBP: 0.400, SLG: 0.400 (8, 1)									
Ron Taylor, R (9, 1)									
Donn Clendenon, R OBP: 0.284, SLG: 0.396 (9, PH)									

Inning Stats	R: 0	H: 1	E: 0	K: 1	S: 6	LOB: 1	BB: 0	P: 6
	R: 0	H: 0	E: 0	K: 0	S: 3 <td>LOB: 0</td> <td>BB: 0</td> <td>P: 3 </td>	LOB: 0	BB: 0	P: 3
	R: 0	H: 0	E: 0	K: 0	S: 3 <td>LOB: 0</td> <td>BB: 0</td> <td>P: 3 </td>	LOB: 0	BB: 0	P: 3
	R: 1	H: 3	E: 0	K: 1	S: 8 <td>LOB: 2</td> <td>BB: 0</td> <td>P: 8 </td>	LOB: 2	BB: 0	P: 8
	R: 1	H: 2	E: 0	K: 2	S: 9 <td>LOB: 1</td> <td>BB: 0</td> <td>P: 9 </td>	LOB: 1	BB: 0	P: 9
	R: 0	H: 0	E: 0	K: 0	S: 3 <td>LOB: 0</td> <td>BB: 0</td> <td>P: 3 </td>	LOB: 0	BB: 0	P: 3
	R: 1	H: 2	E: 1	K: 1	S: 7 <td>LOB: 2</td> <td>BB: 1</td> <td>P: 11 </td>	LOB: 2	BB: 1	P: 11
	R: 0	H: 0	E: 0	K: 0	S: 3 <td>LOB: 0</td> <td>BB: 0</td> <td>P: 3 </td>	LOB: 0	BB: 0	P: 3
	R: 0	H: 0	E: 0	K: 0	S: 3 <td>LOB: 0</td> <td>BB: 0</td> <td>P: 3 </td>	LOB: 0	BB: 0	P: 3
	R: 0	H: 0	E: 0	K: 1	S: 5 <td>LOB: 0</td> <td>BB: 0</td> <td>P: 5 </td>	LOB: 0	BB: 0	P: 5

PITCHER	IP	WLS	BF	H	R	ER	SO	BB	IBB	HBP	BLK	WP	HR	S	P	ERA	WHIP
Don Wilson, R ERA: 3.93 (1, 1)	6.0	W	26	8	3	2	4	0	0	0	0	0	0	34	34	3.00	1.333
Jim Ray, R ERA: 3.66 (7, 1)	0.1		2	0	0	0	0	1	0	0	0	0	0	1	5	0.00	3.000
Fred Gladding, R ERA: 3.38 (7, 1)	2.2	S	8	0	0	0	2	0	0	0	0	0	0	12	12	0.00	0.000

Houston Astros @ New York Mets
Shea Stadium, Flushing, NY
Wed Jul 30 1969, 3:38 AM EDT
Att. 28,922 - Unknown

livebaseballscorecards.com

AB	34
R	11
H	10
RBI	10
BB	5
SO	12
LOB	10



WP:	1	PA:	41
PB:	0		
SB:	1		
CS:	0		

AB	R	H	RBI	BB	SO	LOB
5	1	2	0	0	1	0
3	1	1	1	1	2	0
4	1	1	1	0	1	1
0	0	0	0	0	0	0
4	1	0	0	1	2	2
2	1	0	1	3	1	1
4	1	1	3	0	2	2
4	1	1	1	0	1	2
4	2	2	1	0	0	1
4	2	2	2	0	2	1
0	0	0	0	0	0	0

Batter	1	2	3	4	5	6	7	8	9
Sandy Valdespino, L (1, 7) OBP: 0.362, SLG: 0.321	0-3 K		E4 1B			SF9 2-3 1B		G3	
Joe Morgan, L (1, 4) OBP: 0.404, SLG: 0.402	0-3 K		4-0 1B BB	0-3 K		0-0 SF9		0-0 6-3 SH5-3 1B	
Jimmy Wynn, R (1, 8) OBP: 0.436, SLG: 0.542	0-0 P3		0-0 BB S 1-3 2-H 3B 1B	0-0 F5		0-3 K		0-0 SH5-3	
Gary Geiger, L (6, 8) OBP: 0.353, SLG: 0.278								1-2	
Norm Miller, L (1, 9) OBP: 0.371, SLG: 0.373		0-0 L5	4-0 BB 1-2 3B BB	0-3 K		0-3 K		0-0 6-3	
Denis Menke, R (1, 6) OBP: 0.394, SLG: 0.433		0-3 K	4-0 1-2 2-3 3-H 3B BB		4-0 BB		4-0 G6-4-3 BB	0-0 F8	
Curt Blefary, L (1, 3) OBP: 0.362, SLG: 0.392		0-0 P4	0-0 1-H 2-H 3-H 1B 3B		0-3 K		0-3 K		
Doug Rader, R (1, 5) OBP: 0.337, SLG: 0.378			5-3		0-3 K		0-0 G6-4-3		
Johnny Edwards, L (1, 2) OBP: 0.295, SLG: 0.326			WP E 1B		0-0 L3			0-0 4-3	
Larry Dierker, R (1, 1) OBP: 0.184, SLG: 0.230			HR 2B						
Fred Gladding, L (9, 1) OBP: 0.125, SLG: 0.125			K			0-0 1B SF9 2B		0-3 K	

Inning	R	H	E	K	S	R	H	E	K	S	R	H	E	K	S	R	H	E	K	S	R	H	E	K	S	R	H	E	K	S	R	H	E	K	S
1	0	0	0	2	7	0	0	0	1	7	0	0	0	2	9	0	0	0	1	7	0	0	0	1	7	0	0	0	2	9	0	0	0	1	7
2	0	0	0	1	0	0	0	0	1	0	0	0	0	1	0	0	0	0	1	0	0	0	0	1	0	0	0	1	0	0	0	0	1	0	
3	10	7	1	1	24	0	0	0	2	24	0	0	0	2	11	1	2	0	2	9	0	0	0	2	9	0	0	2	9	0	0	0	2	9	
4	0	0	0	2	7	0	0	0	2	7	0	0	0	2	7	0	0	0	2	7	0	0	0	2	7	0	0	0	2	7	0	0	0	2	7
5	0	0	0	2	11	0	0	0	2	11	0	0	0	2	11	1	2	0	2	9	0	0	0	2	9	0	0	2	9	0	0	0	2	9	
6	1	2	0	2	9	0	0	0	2	9	0	0	0	2	9	0	0	0	2	9	0	0	0	2	9	0	0	2	9	0	0	0	2	9	
7	0	0	0	1	8	0	0	0	1	8	0	0	0	1	8	0	0	0	1	8	0	0	0	1	8	0	0	0	1	8	0	0	0	1	8
8	0	0	0	1	5	0	0	0	1	5	0	0	0	1	5	0	0	0	1	5	0	0	0	1	5	0	0	0	1	5	0	0	0	1	5
9	0	1	0	0	4	0	1	0	0	4	0	1	0	0	4	0	1	0	0	4	0	1	0	0	4	0	1	0	0	4	0	1	0	0	4

PITCHER	IP	WLS	BF	H	R	ER	SO	BB	IBB	HBP	BLK	WP	HR	S	P	ERA	WHIP
Gary Gentry, R (1, 1) ERA: 3.71	2.2	L	16	5	8	8	4	3	0	0	0	1	0	21	33	27.00	3.000
Nolan Ryan, R (3, 1) ERA: 3.98	4.1		18	4	3	3	7	2	0	0	0	0	1	30	38	6.23	1.385
Jack Dilauro, L (8, 1) ERA: 2.49	2.0		7	1	0	0	1	0	0	0	0	0	0	9	9	0.00	0.500

Batter	1	2	3	4	5	6	7	8	9	AB	R	H	RBI	BB	SO	LOB
Tommie Agee, R (1, 8) OBP: 0.333, SLG: 0.491	0-0 5-3		0-0 G1-6-3 1B		0-3 K		0-0 6-3		0-0 5-3	5	0	1	0	0	1	0
Ken Boswell, L (1, 4) OBP: 0.301, SLG: 0.338 Jack Dilauro, S (8, 1)	0-3 K		0-0 G1-6-3		0-0 6-3		0-0 F9		0-0 6-3	4	0	0	0	0	1	2
Ed Charles, R (9, PH) OBP: 0.289, SLG: 0.312			1-2f							0	0	0	0	0	0	0
Cleon Jones, R (1, 7) OBP: 0.428, SLG: 0.516 Ron Swoboda, R (3, 7) OBP: 0.313, SLG: 0.343	0-0 2B			0-0 4-3 1B		0-0 6-3		4-0 1B HR	0-0 1B	1	0	1	0	0	0	0
Art Shamsky, L (1, 9) OBP: 0.419, SLG: 0.542 Donn Clendenon, R (4, 3) OBP: 0.283, SLG: 0.393	0-0 F8			0-3 K		0-0 2B K 1B		0-3 K	0-3 K	1	0	0	0	0	0	1
Wayne Garrett, L (1, 5) OBP: 0.327, SLG: 0.303		0-0 4-3		0-0 4-3		0-3 K		0-0 1-3 HR		4	1	1	0	0	1	2
Ed Kranepool, L (1, 3) OBP: 0.301, SLG: 0.388		0-3 K		0-0 1B		0-0 1-3 2B		0-0 1-H 3-H HR		4	1	3	4	0	1	0
Jerry Grote, R (1, 2) OBP: 0.280, SLG: 0.302		0-3 K		0-0 1-2 1B		0-3 K		0-0 1B		4	0	2	0	0	2	1
Bud Harrelson, S (1, 6) OBP: 0.356, SLG: 0.312			0-0 4-3	0-0 3-1		0-0 4-3		0-0 1-2 G5-4-3 1B		4	0	1	0	0	0	4
Gary Gentry, R (1, 1) OBP: 0.149, SLG: 0.133 Nolan Ryan, R (3, 1) OBP: 0.056, SLG: 0.056 Bobby Pfeil, R (7, PH) OBP: 0.290, SLG: 0.308			0-0 1B		0-3 K		0-0 F9	0-0 G5-4-3		0	0	0	0	0	0	0
			1-2f					1-2f		2	0	1	0	0	1	0
										2	0	0	0	0	0	2

Inning Stats		R: 0	H: 1	R: 0	H: 0	R: 0	H: 2	R: 1	H: 3	R: 0	H: 0	R: 1	H: 2	R: 0	H: 0	R: 3	H: 4	R: 0	H: 1	1B: 10	SF: 0	WP: 0	PA: 40	
		E: 0	LOB: 1	E: 0	LOB: 0	E: 0	LOB: 1	E: 0	LOB: 2	E: 0	LOB: 0	E: 1	LOB: 2	E: 0	LOB: 0	E: 0	LOB: 1	E: 0	LOB: 1	2B: 2	SAC: 0	PB: 0		
		K: 1	BB: 0	K: 2	BB: 0	K: 0	BB: 0	K: 1	BB: 0	K: 2	BB: 0	K: 2	BB: 0	K: 0	BB: 0	K: 1	BB: 1	K: 1	BB: 0	3B: 0	DP: 2	SB: 0		
		S: 6	P: 6	S: 7	P: 7	S: 4	P: 4	S: 8	P: 8	S: 7	P: 7	S: 10	P: 10	S: 3	P: 3	S: 8	P: 12	S: 6	P: 6	HR: 1	HBP: 0	CS: 0		
PITCHER		IP	WLS	BF	H	R	ER	SO	BB	IBB	HBP	BLK	WP	HR	S	P	ERA	WHIP						
Larry Dierker, R (1, 1) ERA: 2.67		8.0	W	36	12	5	4	9	1	0	0	0	0	1	53	57	4.50	1.625						
Fred Gladding, R (9, 1) ERA: 3.31		1.0	S	4	1	0	0	1	0	0	0	0	0	0	6	6	0.00	1.000						

Houston Astros @ New York Mets
Shea Stadium, Flushing, NY
Wed Jul 30 1969, 3:38 AM EDT
Att. 28,922 - Unknown

AB	39
R	5
H	13
RBI	4
BB	1
SO	10
LOB	15



WP	HR	S	P	ERA	WHIP
0	0	0	0	0	0

Batter	1	2	3	4	5	6	7	8	9	AB R H RBI BB SO LOB	TOP											
Norm Miller, L (1, 9) OBP: 0.373, SLG: 0.370	4-0 BB		x 0-0 F9			x 0-0 3-1		B B B B 4-0 WP BB		2 0 0 0 2 0 1												
Joe Morgan, L (1, 4) OBP: 0.403, SLG: 0.398	0-3 K		x 0-0 F5			x 0-0 F9		B B B B 4-0 1-2 G6-4-3 BB		3 0 0 0 1 1 2												
Jimmy Wynn, R (1, 8) OBP: 0.434, SLG: 0.547	0-3 K		x 0-0 FC5-4			x 0-0 HR		x 0-0 F2		4 1 1 1 0 1 4												
Denis Menke, R (1, 6) OBP: 0.392, SLG: 0.431	x 0-0 F3			x 0-0 F5		x 0-0 2B E 1B		x 0-0 G6-4-3		4 1 1 0 0 0 3												
Curt Blefary, L (1, 3) OBP: 0.363, SLG: 0.398		x 0-0 L3		x 0-0 F7		x 0-0 E2 2B		x 0-0 2B		4 0 2 0 0 0 0												
Doug Rader, R (1, 5) OBP: 0.334, SLG: 0.374		x 0-0 P4		S S S 0-3 K		S S S 0-3 K		x 0-0 G2		4 0 0 0 0 2 2												
Johnny Edwards, L (1, 2) OBP: 0.297, SLG: 0.326		x 0-0 1B		x 0-0 P6		x 0-0 4-3		B B B B 4-0 G6-4-3 BB		3 0 1 0 1 0 0												
Jesus Alou, R (1, 7) OBP: 0.248, SLG: 0.301		x 0-0 F2		S S S 0-3 K		x 0-0 4-3		x 0-0 G6-4-3		4 0 0 0 0 1 3												
Gary Geiger, L (9, 7) OBP: 0.353, SLG: 0.278								x 1-2f		0 0 0 0 0 0 0												
Tom Griffin, R (1, 1) OBP: 0.289, SLG: 0.359			x 0-0 FC5-4 1B		S S S 0-3 K		x 0-0 F9			3 0 1 0 0 1 0												
Fred Gladding, L (9, 1) OBP: 0.125, SLG: 0.125										0 0 0 0 0 0 0												
Inning Stats	R: 0 E: 0 K: 2 S: 7	H: 0 LOB: 1 BB: 1 P: 11	R: 0 E: 0 S: 4	H: 1 LOB: 1 BB: 0 P: 4	R: 0 E: 0 K: 0 S: 4	H: 1 LOB: 1 BB: 0 P: 4	R: 0 E: 0 K: 1 S: 5	H: 0 LOB: 0 BB: 0 P: 5	R: 0 E: 0 K: 2 S: 7	H: 0 LOB: 0 BB: 0 P: 7	R: 2 E: 1 K: 1 S: 8	H: 3 LOB: 1 BB: 0 P: 8	R: 0 E: 0 K: 0 S: 3	H: 0 LOB: 0 BB: 0 P: 3	R: 0 E: 0 K: 0 S: 2	H: 0 LOB: 1 BB: 2 P: 10	R: 0 E: 0 K: 0 S: 3	H: 1 LOB: 1 BB: 1 P: 7	1B: 3 2B: 2 3B: 0 HR: 1	SF: 0 SAC: 0 DP: 2 HBP: 0	WP: 1 PB: 0 SB: 0 CS: 0	PA: 35
PITCHER	IP WLS BF H R ER SO BB IBB HBP BLK WP HR S P ERA WHIP																					
Tom Seaver, R (1, 1) ERA: 2.51	7.0 L 27 5 2 1 6 1 0 0 0 0 0 1 38 42 1.29 0.857																					
Tug McGraw, L (8, 1) ERA: 3.22	2.0 8 1 0 0 0 3 0 0 0 1 0 5 17 0.00 2.000																					

Houston Astros @ New York Mets
Shea Stadium, Flushing, NY
Thu Jul 31 1969, 3:33 AM EDT
Att. 6,683 - Unknown

livebaseballscorecards.com

AB	31
R	2
H	6
RBI	1
BB	4
SO	6
LOB	15



BOTTOM

Houston Astros @ New York Mets
Shea Stadium, Flushing, NY
Thu Jul 31 1969, 3:33 AM EDT
Att. 6,683 - Unknown

livebaseballscorecards.com

AB	30
R	0
H	4
RBI	0
BB	5
SO	6
LOB	18



WP:	0	PA:	35
PB:	0	SB:	1
CS:	0		

AB R H RBI BB SO LOB

2 0 0 0 2 0 1

4 0 0 0 0 1 2

4 0 1 0 0 2 2

4 0 1 0 0 0 2

1 0 0 0 3 0 0

4 0 0 0 0 1 5

4 0 2 0 0 0 2

3 0 0 0 0 1 2

1 0 0 0 0 0 1

0 0 0 0 0 0 0

1B:	3	SF:	0
2B:	1	SAC:	0
3B:	0	DP:	1
HR:	0	HBP:	0

WP:	0	PA:	35
PB:	0	SB:	1
CS:	0		

1B:	3	SF:	0
2B:	1	SAC:	0
3B:	0	DP:	1
HR:	0	HBP:	0

WP:	0	PA:	35
PB:	0	SB:	1
CS:	0		

Batter	1	2	3	4	5	6	7	8	9
Bud Harrelson, S OBP: 0.358, SLG: 0.309 (1, 6)	4-0 FC4-6 BB		4-0 S BB		0-0 F8		0-0 4-3		
Bobby Pfeil, R OBP: 0.274, SLG: 0.290 (1, 5)	0-0 FC4-6 1-2f		0-3 K			0-0 P5		0-0 6-3	
Tommy Agee, R OBP: 0.332, SLG: 0.488 (1, 8)	0-0 L7		0-3 K			0-0 BB 1B		0-3 K	
Wayne Garrett, L OBP: 0.326, SLG: 0.306 (1, 4)	0-0 F9			0-0 G6-4-3 2B		0-0 F7		0-0 P4	
Ed Kranepool, L OBP: 0.307, SLG: 0.386 (1, 3)		0-0 3-1		4-0 G6-4-3 BB		4-0 FC6-4 BB		4-0 4-3 6-3 BB	
Ron Swoboda, R OBP: 0.306, SLG: 0.335 (1, 7)		0-3 K		0-0 G6-4-3 1-2f 2-3		0-0 FC6-4 1-2f		0-0 6-3 1-2	
Rod Gaspar, S OBP: 0.313, SLG: 0.288 (1, 9)		0-0 FC5-4 1B		0-0 F9			0-0 FC4-6 1B	0-0 4-3 2-3	
Jerry Grote, R OBP: 0.276, SLG: 0.298 Donn Clendenon, R OBP: 0.282, SLG: 0.391 (1, 2) (9, PH)		0-0 FC5-4 1-2f			0-0 5-3		0-3 K	0-0 5-3	
Tom Seaver, R OBP: 0.230, SLG: 0.151 Ken Boswell, L OBP: 0.300, SLG: 0.337 Tug McGraw, R OBP: 0.158, SLG: 0.167 (1, 1) (7, PH) (8, 1)			0-3 K		0-0 F2		0-0 FC4-6 1-2f		

Inning Stats	R: 0	H: 0	E: 0	K: 0	S: 3	LOB: 1	BB: 1	P: 7
	R: 0	H: 1	E: 0	K: 1	S: 6	LOB: 1	BB: 0	P: 6
	R: 0	H: 0	E: 0	K: 3	S: 9	LOB: 1	BB: 1	P: 13
	R: 0	H: 1	E: 0	K: 0	S: 3	LOB: 1	BB: 1	P: 7
	R: 0	H: 0	E: 0	K: 0	S: 3	LOB: 0	BB: 0	P: 3
	R: 0	H: 1	E: 0	K: 0	S: 4	LOB: 2	BB: 1	P: 8
	R: 0	H: 1	E: 0	K: 1	S: 6	LOB: 1	BB: 0	P: 6
	R: 0	H: 0	E: 0	K: 1	S: 5	LOB: 0	BB: 0	P: 5
	R: 0	H: 0	E: 0	K: 0	S: 3	LOB: 1	BB: 1	P: 7

PITCHER	IP	WLS	BF	H	R	ER	SO	BB	IBB	HBP	BLK	WP	HR	S	P	ERA	WHIP
Tom Griffin, R ERA: 3.47 (1, 1)	8.0	W	32	4	0	0	6	5	0	0	0	0	0	39	59	0.00	1.125
Fred Gladding, R ERA: 3.24 (9, 1)	1.0	S	3	0	0	0	0	0	0	0	0	0	0	3	3	0.00	0.000

Batter	1	2	3	4	5	6	7	8	9	AB R H RBI BB SO LOB	TOP											
Norm Miller, L OBP: 0.368, SLG: 0.365 (1, 9) X	0-0 F6 ① X	0-0 F6 ③			0-0 F6 ① X		0-3 K ②			4 0 0 0 0 1 1	Houston Astros @ Montreal Expos Jarry Park, Montreal, QB Fri Aug 01 1969, 7:05 PM EDT Att: 17,611 - Unknown											
Joe Morgan, L OBP: 0.398, SLG: 0.393 (1, 4) X	0-0 F8 ②		0-0 F9 ① X		0-3 K ②		0-3 K ③			4 0 0 0 0 2 1												
Jimmy Wynn, R OBP: 0.435, SLG: 0.554 (1, 8) X	0-0 HR		4-0 1-3 S BB		0-0 4-9 ③ X			0-3 K ①		3 1 1 1 1 1 1												
Denis Menke, R OBP: 0.393, SLG: 0.430 (1, 6) B B B B	4-0 HR BB		0-0 1-3 ② X		0-0 HR 1B			0-0 6-3 ② X		3 2 1 0 1 0 1												
Curt Blefary, L OBP: 0.364, SLG: 0.416 (1, 3) X	0-0 HR 1-H		0-0 F8 ③ X		0-0 HR 1-H			0-3 K ③		4 2 2 4 0 1 1												
Doug Rader, R OBP: 0.333, SLG: 0.371 (1, 5) B B B B	4-0 BB		0-0 F8 ① X		0-0 5-3 ① X			0-0 F8 ① X		3 0 0 0 1 0 0												
Johnny Edwards, L OBP: 0.294, SLG: 0.322 (1, 2) X	0-0 F9 ③		0-0 F5 ② X		0-0 4-3 ② X			0-0 F8 ② X		4 0 0 0 0 0 1												
Jesus Alou, R OBP: 0.245, SLG: 0.298 Gary Geiger, L OBP: 0.357, SLG: 0.284 (8, 7)		0-0 F8 ① X		0-0 6-3 ③ X		0-0 6-3 ③ X			0-0 BB 1B	3 0 0 0 0 0 0 1 0 1 0 0 0 0												
Denny Lemaster, R OBP: 0.226, SLG: 0.271 (1, 1) X		0-0 6-3 ② X			0-0 1B		0-0 F9 ① X		0-0 1-3 ③ X	4 0 1 0 0 0 1												
Inning Stats	R: 3 E: 0 K: 0 S: 5	H: 2 LOB: 1 BB: 2 P: 13	R: 0 E: 0 K: 0 S: 3	H: 0 LOB: 0 BB: 0 P: 3	R: 0 E: 0 K: 0 S: 3	H: 0 LOB: 1 BB: 1 P: 7	R: 0 E: 0 K: 0 S: 3	H: 0 LOB: 0 BB: 0 P: 3	R: 0 E: 0 K: 1 S: 6	H: 1 LOB: 1 BB: 0 P: 6	R: 2 E: 0 K: 0 S: 5	H: 2 LOB: 0 BB: 0 P: 5	R: 0 E: 0 K: 2 S: 7	H: 0 LOB: 0 BB: 0 P: 7	R: 0 E: 0 K: 2 S: 7	H: 0 LOB: 0 BB: 0 P: 7	R: 0 E: 0 K: 0 S: 4	H: 1 LOB: 1 BB: 0 P: 4	1B: 3 2B: 0 3B: 0 HR: 3	SF: 0 SAC: 0 DP: 0 HBP: 0	WP: 0 PB: 0 SB: 1 CS: 0	PA: 36
PITCHER	IP WLS BF H R ER SO BB IBB HBP BLK WP HR S P ERA WHIP																					
Steve Renko, R ERA: 6.4 (1, 1)	6.0 L 26 5 5 5 1 3 0 0 0 0 0 3 25 37 7.50 1.333																					
Dan McGinn, L ERA: 4.27 (7, 1)	2.0 6 0 0 0 4 0 0 0 0 0 0 0 14 14 0.00 0.000																					
Larry Jaster, L ERA: 4.65 (9, 1)	1.0 4 1 0 0 0 0 0 0 0 0 0 0 4 4 0.00 1.000																					

livebaseballscorecards.com

AB	33
R	5
H	6
RBI	5
BB	3
SO	5
LOB	7



Batter	1	2	3	4	5	6	7	8	9	AB R H RBI BB SO LOB
Remy Hermoso, R (1, 4) OBP: 0.231, SLG: 0.167	0-0 F8	0-0 F8			0-3 K	0-0 E6			0-0 5-3	5 0 0 1 0 1 3
Rusty Staub, L (1, 9) OBP: 0.397, SLG: 0.476	0-0 1B	0-0 4-3			0-0 F9	0-3 K			0-0 1-3	5 0 1 0 0 1 4
Bob Bailey, R (1, 3) OBP: 0.325, SLG: 0.447	0-3 K				4-0 FC5 1B BB	0-0 5-3			0-0 6-3	4 0 0 0 1 1 3
Coco Laboy, R (1, 5) OBP: 0.314, SLG: 0.455	0-0 1B				0-0 1B				0-0 6-3	4 0 2 0 0 0 0
Jose Herrera, R (1, 8) (8, 7) OBP: 0.373, SLG: 0.544	0-0 1-3				0-0 FC5				0-0 F4	3 0 0 0 1 0 4
Mack Jones, L (1, 7) Floyd Wicker, L (8, 8) OBP: 0.390, SLG: 0.529 OBP: 0.167, SLG: 0.118		0-0 1B 1B			0-3 K	0-0 E7			0-3 K	4 2 1 0 0 2 1 0 0 0 0 0 0 0
John Bateman, R (1, 2) Dan McGinn, L (7, 1) John Boccabella, R (8, PH) Larry Jaster, L (9, 1) OBP: 0.253, SLG: 0.316 OBP: 0.190, SLG: 0.333 OBP: 0.160, SLG: 0.184 OBP: 0.471, SLG: 0.500		0-0 1B 1B			0-0 F3	0-0 FC			0-3 K	3 1 1 0 0 0 1 0 0 0 0 0 0 0 1 0 0 0 0 1 0 0 0 0 0 0 0 0
Bobby Wine, R (1, 6) OBP: 0.242, SLG: 0.251		0-0 1B			0-0 5-3	0-0 F8			0-0 6-3	4 0 1 1 0 0 2
Steve Renko, R (1, 1) Ron Brand, R (6, PH) OBP: 0.385, SLG: 0.385 OBP: 0.347, SLG: 0.321		0-3 K			0-3 K	0-0 E			0-0 5-3	2 0 0 0 0 2 2 2 0 1 1 0 0 0


Inning Stats	R: 0 E: 0 K: 1 S: 7	H: 2 LOB: 2 BB: 0 P: 7	R: 1 E: 0 K: 1 S: 8	H: 3 LOB: 2 BB: 0 P: 8	R: 0 E: 0 K: 1 S: 5	H: 0 LOB: 1 BB: 1 P: 9	R: 0 E: 0 K: 1 S: 5	H: 0 LOB: 0 BB: 0 P: 5	R: 0 E: 0 K: 1 S: 6	H: 1 LOB: 2 BB: 1 P: 10	R: 0 E: 3 K: 1 S: 9	H: 1 LOB: 2 BB: 0 P: 9	R: 0 E: 0 K: 1 S: 5	H: 0 LOB: 0 BB: 0 P: 5	R: 0 E: 0 K: 1 S: 3	H: 0 LOB: 0 BB: 0 P: 3	1B: 6 2B: 1 3B: 0 HR: 0	SF: 0 SAC: 0 DP: 0 HBP: 0	WP: 0 PB: 0 SB: 0 CS: 0	PA: 39
---------------------	------------------------------	---------------------------------	------------------------------	---------------------------------	------------------------------	---------------------------------	------------------------------	---------------------------------	------------------------------	----------------------------------	------------------------------	---------------------------------	------------------------------	---------------------------------	------------------------------	---------------------------------	----------------------------------	------------------------------------	----------------------------------	--------

PITCHER Denny Lemaster, L (1, 1) ERA: 3.29	IP 9.0 WLS W BF 39 H 7 R 3 ER 1 SO 8 BB 2 IBB 0 HBP 0 BLK 0 WP 0 HR 0 S 53 P 61 ERA 1.00 WHIP 1.000	PITCHER	IP WLS BF H R ER SO BB IBB HBP BLK WP HR S P ERA WHIP
---	---	----------------	---

BOTTOM

Houston Astros @ Montreal Expos
 Jarry Park, Montreal, QB
 Fri Aug 01 1969, 7:05 PM EDT
 Att. 17,611 - Unknown

AB	37
R	3
H	7
RBI	3
BB	2
SO	8
LOB	20



Batter	1	2	3	4	5	6	7	8	9	AB R H RBI BB SO LOB	TOP	
Sandy Valdespino, L (1, 7) OBP: 0.347, SLG: 0.307 Gary Geiger, L (7, 7) OBP: 0.355, SLG: 0.282	0-3 K		0-0 F7	0-0 L3			0-0 6-3	0-3 K		4 0 0 0 0 1 1 1 0 0 0 0 1 2		
Joe Morgan, L (1, 4) OBP: 0.406, SLG: 0.403	4-0 2B BB		0-0 E 1B		0-0 1B 3B		0-0 CS 1B		0-0 L4	4 2 3 0 1 0 0		
Jimmy Wynn, R (1, 8) OBP: 0.434, SLG: 0.550	0-0 1-3 2B		0-0 E8 1B 1B		0-3 K		0-0 F6 1-2		4-0 BB	4 1 2 1 1 1 2		
Denis Menke, R (1, 6) OBP: 0.391, SLG: 0.426	0-3 K		0-0 1B		0-0 CS 1B		0-0 F3	0-0 F9	5 0 2 2 0 1 3			
Curt Blefary, L (1, 3) OBP: 0.364, SLG: 0.425	0-0 F9		0-0 F7		0-3 K 1-2			0-0 HR	0-0 4-3	5 1 1 1 0 1 5		
Norm Miller, L (1, 9) OBP: 0.373, SLG: 0.380		0-0 CS 1B		0-0 HR		0-0 5-3		0-0 L8		4 1 2 1 0 0 0		
Johnny Edwards, L (1, 2) OBP: 0.307, SLG: 0.352		0-3 K 1-2		0-0 1B		0-0 1B 3B		0-0 HR		4 2 3 1 0 1 1		
Marty Martinez, S (1, 5) OBP: 0.339, SLG: 0.381		0-0 L6-3		0-0 F8		0-0 1B		0-0 E 1B		4 0 2 1 0 0 1		
Don Wilson, R (1, 1) OBP: 0.221, SLG: 0.169			0-3 K	0-3 K		0-3 K		0-0 E6 1-2		4 0 0 0 0 3 2		
Inning Stats	R: 0 H: 1 E: 0 LOB: 2 K: 2 BB: 1 S: 8 P: 12	R: 0 H: 1 E: 0 LOB: 0 K: 1 BB: 0 S: 5 P: 5	R: 2 H: 3 E: 1 LOB: 1 K: 1 BB: 0 S: 8 P: 8	R: 1 H: 2 E: 0 LOB: 1 K: 1 BB: 0 S: 7 P: 7	R: 1 H: 2 E: 0 LOB: 0 K: 2 BB: 0 S: 8 P: 8	R: 1 H: 2 E: 0 LOB: 0 K: 1 BB: 0 S: 6 P: 6	R: 0 H: 1 E: 0 LOB: 0 K: 0 BB: 0 S: 3 P: 3	R: 2 H: 3 E: 1 LOB: 2 K: 1 BB: 0 S: 9 P: 9	R: 0 H: 0 E: 0 LOB: 1 K: 0 BB: 1 S: 3 P: 7	1B: 9 SF: 0 2B: 2 SAC: 0 3B: 2 DP: 1 HR: 3 HBP: 0	WP: 0 PA: 41 PB: 0 SB: 1 CS: 3	
PITCHER	IP WLS BF H R ER SO BB IBB HBP BLK WP HR S P ERA WHIP											
Bill Stoneman, R (1, 1) ERA: 5.06	5.0 L 23 9 4 3 7 1 0 0 0 0 0 1 36 40 5.40 2.000											
Larry Jaster, L (6, 1) ERA: 4.72	1.0 4 2 1 1 1 0 0 0 0 0 0 0 6 6 9.00 2.000											
Roy Face, R (7, 1) ERA: 3.81	2.0 10 4 2 2 1 0 0 0 0 0 0 2 12 12 9.00 2.000											
Dick Radatz, R (9, 1) ERA: 4.37	1.0 4 0 0 0 0 1 0 0 0 0 0 0 3 7 0.00 1.000											

Houston Astros @ Montreal Expos
 Jarry Park, Montreal, QB
 Sun Aug 03 1969, 3:33 AM EDT
 Unknown

livebaseballscorecards.com

AB	39
R	7
H	15
RBI	7
BB	2
SO	9
LOB	17



Batter	1	2	3	4	5	6	7	8	9	AB R H RBI BB SO LOB	TOP											
Sandy Valdespino, L (1, 7) OBP: 0.353, SLG: 0.308 Gary Geiger, L (8, 7) OBP: 0.355, SLG: 0.282	0-3 K		0-0 F9			0-0 FC3-6 1B		4-0 L8 2-3 BB		3 0 1 0 1 1 1 0 0 0 0 0 0 0	Houston Astros @ Montreal Expos Jarry Park, Montreal, QB Sun Aug 03 1969, 3:38 AM EDT Att. 24,235 - Unknown											
Joe Morgan, L (1, 4) OBP: 0.402, SLG: 0.398	0-0 F2			0-3 K		0-0 FC3-6 1-2f		0-0 2-3		4 0 0 0 0 1 2												
Jimmy Wynn, R (1, 8) OBP: 0.430, SLG: 0.544	0-0 F6			0-0 1-3		0-0 L8		0-0 L8		4 0 0 0 0 0 2												
Curt Blefary, L (1, 3) OBP: 0.363, SLG: 0.422		0-0 L8		0-0 3-1		4-0 BB		0-0 F5		3 0 0 0 1 0 1												
Denis Menke, R (1, 6) OBP: 0.390, SLG: 0.424		0-0 5-3			0-0 BB 1B	0-0 L8		0-0 F7		4 0 1 0 0 0 2												
Norm Miller, L (1, 9) OBP: 0.372, SLG: 0.375		0-0 4-3			4-0 FC3-6 BB		0-0 4-3		0-0 4-3	3 0 0 0 1 0 0												
Johnny Edwards, L (1, 2) OBP: 0.306, SLG: 0.350			0-0 SH3-4 1B		0-0 L8		0-0 1-3		0-0 6-3	4 0 1 0 0 0 2												
Marty Martinez, S (1, 5) OBP: 0.339, SLG: 0.379			0-0 F9		0-0 FC3-6 1-2f		0-0 1B			3 0 1 0 0 0 3												
Larry Dierker, R (1, 1) OBP: 0.179, SLG: 0.224			0-0 SH3-4		0-3 K		0-3 K			2 0 0 0 0 2 3												
Inning Stats	R: 0 E: 0 K: 1 S: 5	H: 0 LOB: 0 BB: 0 P: 5	R: 0 E: 0 K: 0 S: 3	H: 0 LOB: 0 BB: 0 P: 3	R: 0 E: 0 K: 0 S: 4	H: 1 LOB: 1 BB: 0 P: 4	R: 0 E: 0 K: 1 S: 5	H: 0 LOB: 0 BB: 0 P: 5	R: 0 E: 0 K: 1 S: 6	H: 1 LOB: 2 BB: 1 P: 10	R: 0 E: 0 K: 0 S: 4	H: 1 LOB: 2 BB: 1 P: 8	R: 0 E: 0 K: 1 S: 6	H: 1 LOB: 1 BB: 0 P: 6	R: 0 E: 0 K: 0 S: 3	H: 0 LOB: 1 BB: 1 P: 7	R: 0 E: 0 K: 0 S: 3	H: 0 LOB: 0 BB: 0 P: 3	1B: 4 2B: 0 3B: 0 HR: 0	SF: 0 SAC: 1 DP: 0 HBP: 0	WP: 0 PB: 0 SB: 1 CS: 0	PA: 34
PITCHER Howie Reed, R (1, 1) ERA: 3.52	IP: 9.0 WLS: W BF: 34 H: 4 R: 0 ER: 0 SO: 4 BB: 3 IBB: 0 HBP: 0 BLK: 0 WP: 0 HR: 0 S: 39 P: 51 ERA: 0.00 WHIP: 0.778											PITCHER	IP: 9.0 WLS: W BF: 34 H: 4 R: 0 ER: 0 SO: 4 BB: 3 IBB: 0 HBP: 0 BLK: 0 WP: 0 HR: 0 S: 39 P: 51 ERA: 0.00 WHIP: 0.778									

livebaseballscorecards.com

AB	30
R	0
H	4
RBI	0
BB	3
SO	4
LOB	16



Batter	1	2	3	4	5	6	7	8	9	AB R H RBI BB SO LOB
Ty Cline, L OBP: 0.375, SLG: 0.308 (1, 8)	0-0 L4		0-0 L8			0-0 L5-3			0-0 FC3-6 1B	4 0 1 0 0 0 0
Gary Sutherland, R OBP: 0.279, SLG: 0.292 (1, 4)	0-0 F8			0-0 5-3		0-0 6-3			0-0 FC3-6 1B 1-2f FC6	4 1 0 0 0 0 1
Rusty Staub, L OBP: 0.399, SLG: 0.481 (1, 9)	4-0 S BB			0-0 F2			0-0 SH1-3 1B		0-0 FC6 1B 1-3	3 0 2 0 1 0 0
Mack Jones, L OBP: 0.387, SLG: 0.516 (1, 7)	0-3 K 1-2			0-0 4-3			0-0 SH1-3 1-2		0-0 FC6 1-2 3-H	3 0 0 1 0 1 2
Bob Bailey, R OBP: 0.325, SLG: 0.444 (1, 3)		0-0 CS 1B			0-0 5-3		0-3 K			3 0 1 0 0 1 1
Coco Laboy, R OBP: 0.308, SLG: 0.446 (1, 5)		0-3 K 1-2			0-0 F8		0-0 L7			3 0 0 0 0 1 2
Ron Brand, R OBP: 0.343, SLG: 0.318 (1, 2)		0-0 6-3			0-0 FC5-4 1B			0-0 5-3		3 0 1 0 0 0 0
Bobby Wine, R OBP: 0.237, SLG: 0.246 (1, 6)			0-0 6-3		0-0 FC5-4 1-2f			0-0 F8		3 0 0 0 0 0 1
Howie Reed, R OBP: 0.273, SLG: 0.316 (1, 1)			0-3 K			0-3 K		0-0 F8		3 0 0 0 0 2 0

BOTTOM

Houston Astros @ Montreal Expos
 Jarry Park, Montreal, QB
 Sun Aug 03 1969, 3:38 AM EDT
 Att. 24,235 - Unknown

livebaseballscorecards.com

AB	29
R	1
H	5
RBI	1
BB	1
SO	5
LOB	7



Inning Stats	R: 0	H: 0	E: 0	K: 1	S: 5	R: 0	H: 1	E: 0	K: 1	S: 5	R: 0	H: 0	E: 0	K: 1	S: 5	R: 0	H: 0	E: 0	K: 0	S: 3	R: 0	H: 1	E: 0	K: 0	S: 4	R: 0	H: 0	E: 0	K: 1	S: 5	R: 0	H: 1	E: 0	K: 0	S: 6	R: 0	H: 0	E: 0	K: 0	S: 3	R: 1	H: 2	E: 0	K: 0	S: 4	1B: 5	SF: 0	2B: 1	SAC: 1	3B: 0	DP: 1	HR: 0	HBP: 0	WP: 0	PA: 31
PITCHER Larry Dierker, R ERA: 2.6 (1, 1)	IP	WLS	BF	H	R	ER	SO	BB	IBB	HBP	BLK	WP	HR	S	P	ERA	WHIP	IP	WLS	BF	H	R	ER	SO	BB	IBB	HBP	BLK	WP	HR	S	P	ERA	WHIP																					

Batter	1	2	3	4	5	6	7	8	9	AB R H RBI BB SO LOB	TOP
Don Kessinger, S (1, 6) <small>OBP: 0.356, SLG: 0.399</small>	4-0 		0-0 	0-0 FC4 		0-0 E4 	4-0 		0-0 5-3	4 4 2 0 2 0 1	
Glenn Beckert, R (1, 4) <small>OBP: 0.338, SLG: 0.349</small>	0-0 		0-0 	0-0 		0-0 	0-3 K		0-0 	6 1 5 2 0 1 3	
Billy Williams, L (1, 7) <small>OBP: 0.383, SLG: 0.499</small> Don Young, R (9, PR) <small>OBP: 0.343, SLG: 0.364</small>	0-0 FC4-6 		4-0 	0-0 SF9		4-0 		0-0 	0-0 	3 2 2 2 2 0 1 0 0 0 0 0 0 0	
Ron Santo, R (1, 5) <small>OBP: 0.411, SLG: 0.548</small> Paul Popovich, S (1, PR) <small>OBP: 0.354, SLG: 0.349</small>	1-0 		0-0 F8	0-0 		0-0 P3		0-0 SH1	0-0 	0 0 0 0 0 0 0 4 0 1 0 0 0 7	
14 Ernie Banks, R (1, 3) <small>OBP: 0.321, SLG: 0.419</small> Willie Smith, L (8, 3) <small>OBP: 0.356, SLG: 0.484</small>	0-3 K		0-3 K	0-0 F8		0-0 P6		0-0 E5 		5 1 0 0 0 2 10 0 0 0 0 0 0 0	
Randy Hundley, R (1, 2) <small>OBP: 0.359, SLG: 0.432</small>	0-3 K		0-0 	0-0 			0-0 6-3	0-0 SF7		4 0 2 4 0 1 2	
Jim Hickman, R (1, 9) <small>OBP: 0.297, SLG: 0.378</small>		0-0 5-3	0-3 K		0-0 G6-3		0-0 	0-0 		5 0 2 1 0 1 2	
Jim Qualls, S (1, 8) <small>OBP: 0.280, SLG: 0.369</small>		0-0 1-3		0-0 L3	0-0 6-3		0-0 	0-3 K		5 0 1 0 0 1 1	
Fergie Jenkins, R (1, 1) <small>OBP: 0.173, SLG: 0.162</small>		0-0 F9		0-0 FC4 		0-0 5-3	0-3 K		0-3 K	5 1 1 0 0 2 2	
Inning Stats	R: 1 H: 1 E: 0 LOB: 2 K: 2 BB: 1 S: 8 P: 13	R: 0 H: 0 E: 0 LOB: 0 K: 0 BB: 0 S: 3 P: 3	R: 3 H: 3 E: 0 LOB: 1 K: 2 BB: 1 S: 10 P: 14	R: 2 H: 3 E: 0 LOB: 2 K: 0 BB: 0 S: 7 P: 7	R: 0 H: 1 E: 0 LOB: 0 K: 0 BB: 0 S: 3 P: 3	R: 1 H: 2 E: 1 LOB: 2 K: 0 BB: 1 S: 5 P: 9	R: 0 H: 2 E: 0 LOB: 3 K: 2 BB: 1 S: 9 P: 13	R: 2 H: 2 E: 1 LOB: 1 K: 1 BB: 0 S: 8 P: 8	R: 0 H: 2 E: 0 LOB: 2 K: 1 BB: 0 S: 7 P: 7	1B: 11 SF: 2 2B: 5 SAC: 1 3B: 0 DP: 1 HR: 0 HBP: 1	WP: 0 PA: 49 PB: 0 SB: 0 CS: 0
PITCHER Tom Griffin, R (1, 1) <small>ERA: 3.83</small> Dooley Womack, R (4, 1) <small>ERA: 3.35</small> Wade Blasingame, L (7, 1) <small>ERA: 6.12</small> Skip Guinn, L (9, 1) <small>ERA: 7.5</small>	IP WLS BF H R ER SO BB IBB HBP BLK WP HR S P ERA WHIP 3.1 L 20 6 6 6 4 1 1 1 0 0 0 25 34 16.20 2.100 2.2 12 4 1 1 0 1 0 0 0 0 0 11 15 3.38 1.875 2.0 12 4 2 0 3 1 0 0 0 0 0 17 21 0.00 2.500 1.0 5 2 0 0 1 0 0 0 0 0 0 7 7 0.00 2.000	PITCHER IP WLS BF H R ER SO BB IBB HBP BLK WP HR S P ERA WHIP 3.1 L 20 6 6 6 4 1 1 1 0 0 0 25 34 16.20 2.100 2.2 12 4 1 1 0 1 0 0 0 0 0 11 15 3.38 1.875 2.0 12 4 2 0 3 1 0 0 0 0 0 17 21 0.00 2.500 1.0 5 2 0 0 1 0 0 0 0 0 0 7 7 0.00 2.000									

Chicago Cubs @ Houston Astros
 Astrodome, Houston, TX
 Mon Aug 04 1969, 8:05 PM EDT
 Att. 31,722 - Dome

AB	41
R	9
H	16
RBI	9
BB	4
SO	8
LOB	29



WP: 0 PA: 49
 PB: 0
 SB: 0
 CS: 0

Batter	1	2	3	4	5	6	7	8	9	AB R H RBI BB SO LOB	TOP											
Don Kessinger, S (1, 6) OBP: 0.355, SLG: 0.397	0-0 5-3	0-0 1-2 1B		0-0 5-3		0-0 4-3		0-0 FC4-6		5 0 1 0 0 0 3												
Glenn Beckert, R (1, 4) OBP: 0.339, SLG: 0.353	0-0 F5	0-0 F7			0-0 1B 2B		0-0 L5		0-0 G3-6 1B	5 0 2 0 0 0 2												
Billy Williams, L (1, 7) OBP: 0.383, SLG: 0.498	0-0 E5		0-0 1B 14 G5-4-3		0-0 1-3		0-0 14 2B 1B		0-0 G3-6 1-2f	5 2 2 0 0 0 2												
Ron Santo, R (1, 5) OBP: 0.413, SLG: 0.549	0-0 F8		0-0 14 G5-4-3 1B		0-0 2-H 1B		0-3 K		0-0 1B	5 0 3 0 0 1 2												
14 Ernie Banks, R (1, 3) OBP: 0.320, SLG: 0.418		0-0 5-3	0-0 G5-4-3		0-0 F8		0-0 1-H 2B		0-3 K	5 0 1 1 0 1 3												
Randy Hundley, R (1, 2) OBP: 0.360, SLG: 0.436		0-0 2B	0-0 F8			0-0 2B WP 1B		0-0 F8		4 2 2 0 0 0 1												
Jim Hickman, R (1, 9) OBP: 0.302, SLG: 0.393		0-0 2-H 1B 2B		0-0 S 2B		0-0 F3		0-3 K		4 1 2 1 0 1 1												
Don Young, R (1, 8) OBP: 0.346, SLG: 0.371		0-3 K		0-0 2-3		0-0 WP 1-3 2B		0-0 FC1-6 1B		4 0 2 0 0 1 2												
Bill Hands, R (1, 1) OBP: 0.079, SLG: 0.033		0-0 2-H 1B		0-3 K		0-3 K		0-0 FC1-6 FC4-6		3 0 1 1 0 2 2												
Phil Regan, R (7, 1) OBP: 0.235, SLG: 0.143										1 0 0 0 0 0 1												
Inning Stats	R: 0 E: 1 K: 0 S: 4	H: 0 LOB: 1 BB: 0 P: 4	R: 2 E: 0 K: 1 S: 9	H: 4 LOB: 2 BB: 0 P: 9	R: 1 E: 0 K: 0 S: 4	H: 2 LOB: 0 BB: 0 P: 4	R: 0 E: 0 K: 1 S: 6	H: 1 LOB: 1 BB: 0 P: 6	R: 0 E: 0 K: 0 S: 4	H: 2 LOB: 1 BB: 0 P: 4	R: 1 E: 0 K: 1 S: 7	H: 2 LOB: 1 BB: 0 P: 7	R: 1 E: 0 K: 1 S: 7	H: 2 LOB: 1 BB: 0 P: 7	R: 0 E: 0 K: 1 S: 6	H: 1 LOB: 1 BB: 0 P: 6	R: 0 E: 0 K: 1 S: 6	H: 2 LOB: 1 BB: 0 P: 6	1B: 10 2B: 6 3B: 0 HR: 0	SF: 0 SAC: 0 DP: 2 HBP: 0	WP: 1 PB: 0 SB: 1 CS: 0	PA: 41
PITCHER	IP WLS BF H R ER SO BB IBB HBP BLK WP HR S P ERA WHIP																				PITCHER	IP WLS BF H R ER SO BB IBB HBP BLK WP HR S P ERA WHIP
Denny Lemaster, L (1, 1) ERA: 3.4	5.1 L 26 11 4 4 2 0 0 0 0 0 0 30 30 6.75 2.062																					
Dooley Womack, R (6, 1) ERA: 3.31	0.2 2 0 0 0 1 0 0 0 0 0 1 0 4 4 0.00 0.000																					
Wade Blasingame, L (7, 1) ERA: 6.04	2.0 9 3 1 1 2 0 0 0 0 0 0 0 13 13 4.50 1.500																					
Skip Guinn, L (9, 1) ERA: 7.2	1.0 4 2 0 0 1 0 0 0 0 0 0 0 6 6 0.00 2.000																					

Chicago Cubs @ Houston Astros
Astrodome, Houston, TX
Tue Aug 05 1969, 8:05 PM EDT
Att. 26,041 - Dome

livebaseballscorecards.com

AB	41
R	5
H	16
RBI	3
BB	0
SO	6
LOB	19



Batter	1	2	3	4	5	6	7	8	9	AB R H RBI BB SO LOB
Jesus Alou, R (1, 7) OBP: 0.242, SLG: 0.304	0-0 P5		0-0 HR		0-0 FC4		0-0 4-3			4 1 1 3 0 0 0
Joe Morgan, L (1, 4) OBP: 0.397, SLG: 0.396	0-0 F8		0-3 K		0-0 F9		0-0 F8			4 0 0 0 0 1 1
Jimmy Wynn, R (1, 8) OBP: 0.424, SLG: 0.528	4-0 CS BB				0-0 F7		0-3 K			3 0 0 0 1 2 1
Denis Menke, R (1, 6) OBP: 0.386, SLG: 0.421	0-0 CS	0-0 6-3		4-0 2B BB		0-0 P3		0-3 K		3 1 0 0 1 1 0
Curt Blefary, L (1, 3) OBP: 0.362, SLG: 0.420		0-0 6-3		0-0 F9		4-0 1B BB		0-0 2B		3 0 1 0 1 0 1
Marty Martinez, S (1, 5) OBP: 0.344, SLG: 0.390		0-0 1-3		0-0 2B		0-0 1B		0-0 F8		4 0 2 1 0 0 1
Norm Miller, L (1, 9) OBP: 0.362, SLG: 0.376			0-0 F7	0-0 F8		0-3 K		0-0 F8		4 0 0 0 0 1 3
Johnny Edwards, L (1, 2) OBP: 0.308, SLG: 0.355			0-0 HR 1B		0-0 FC4 3B		0-0 4-3	0-0 F8		4 2 2 0 0 0 2
Jack Billingham, R (1, 1) Sandy Valdespino, L (7, PH) Fred Gladding, L (8, 1) Gary Geiger, L (9, PH)			0-3 K		0-3 K		0-3 K	0-3 K		2 0 0 0 0 2 2 1 0 0 0 0 1 0 0 0 0 0 0 0 0 1 0 0 0 0 1 0

Inning Stats	R: 0	H: 0	E: 0	K: 0	S: 2	LOB: 0	BB: 1	P: 6	R: 0	H: 0	E: 0	K: 0	S: 3	LOB: 0	BB: 0	P: 3	R: 2	H: 2	E: 0	K: 2	S: 9	LOB: 0	BB: 0	P: 9	R: 1	H: 1	E: 0	K: 0	S: 4	LOB: 1	BB: 1	P: 8	R: 1	H: 1	E: 0	K: 2	S: 9	LOB: 1	BB: 0	P: 9	R: 0	H: 1	E: 0	K: 1	S: 6	LOB: 2	BB: 1	P: 10	R: 0	H: 0	E: 0	K: 1	S: 5	LOB: 0	BB: 0	P: 5	R: 0	H: 1	E: 0	K: 2	S: 8	LOB: 1	BB: 0	P: 8	R: 0	H: 0	E: 0	K: 1	S: 5	LOB: 0	BB: 0	P: 5	R: 0	H: 0	E: 0	K: 1	S: 5	LOB: 0	BB: 0	P: 5
1B: 2	SF: 0	2B: 2	SAC: 0	3B: 1	DP: 0	HR: 1	HBP: 0	WP: 0	PA: 37																																																																							

PITCHER	IP	WLS	BF	H	R	ER	SO	BB	IBB	HBP	BLK	WP	HR	S	P	ERA	WHIP
Rich Nye, L (1, 1) ERA: 5.02	6.0	W	26	5	4	4	5	3	0	0	0	0	1	33	45	6.00	1.333
Dick Selma, R (7, 1) ERA: 3.2	3.0	S	10	1	0	0	4	0	0	0	0	0	0	18	18	0.00	0.333

Chicago Cubs @ Houston Astros
Astrodome, Houston, TX
Wed Aug 06 1969, 8:05 PM EDT
Att. 29,449 - Dome

livebaseballscorecards.com

AB	33
R	4
H	6
RBI	4
BB	3
SO	9
LOB	11



Batter	1	2	3	4	5	6	7	8	9	AB R H RBI BB SO LOB	TOP									
Gary Sutherland, R (1, 4) OBP: 0.282, SLG: 0.301	0-0 F9	0-0 1B		0-0 FC1-6		0-0 1B			0-3 K	5 0 2 1 0 1 1										
Ron Fairly, L (1, 8) OBP: 0.331, SLG: 0.417	0-0 1B	0-0 G3		0-0 CS	0-0 F5	0-0 4-3			0-0 F9	5 0 1 0 0 0 5										
Rusty Staub, L (1, 9) OBP: 0.393, SLG: 0.482	0-0 1B		0-0 F7		0-0 3-1		4-0 BB		0-0 4-3	4 0 1 0 1 0 0										
Mack Jones, L (1, 7) OBP: 0.387, SLG: 0.518	0-0 G4-3		0-0 WP		4-0 BB		0-3 K			3 1 1 0 1 1 3										
Bob Bailey, R (1, 3) OBP: 0.329, SLG: 0.436		0-0 1B	0-3 K		4-0 BB		0-0 F9			3 1 1 0 1 1 2										
Coco Laboy, R (1, 5) OBP: 0.319, SLG: 0.454		4-0 1B	0-0 1B		0-0 F8		0-3 K			3 0 1 1 1 1 3										
Ron Brand, R (1, 2) OBP: 0.349, SLG: 0.323		0-0 1B	0-3 K			0-0 G3		0-0 6-3		4 0 1 0 0 1 1										
Bobby Wine, R (1, 6) OBP: 0.237, SLG: 0.254		0-3 K		0-0 F2		0-0 4-3		0-0 F9		4 0 0 0 0 1 3										
Howie Reed, R (1, 1) OBP: 0.250, SLG: 0.286		0-3 K		0-0 E6		4-0 1B		0-3 K		2 0 0 0 0 1 3										
Kevin Collins, L (8, PH) OBP: 0.239, SLG: 0.326										0 0 0 0 0 1 0 0										
Larry Jaster, L (6, 1) OBP: 0.443, SLG: 0.471										0 0 0 0 0 0 0 0										
Roy Face, R (7, 1) OBP: 0.500, SLG: 0.500										0 0 0 0 0 0 0 0										
Dan McGinn, L (7, 1) OBP: 0.190, SLG: 0.333										0 0 0 0 0 0 0 0										
Adolfo Phillips, R (8, PH) OBP: 0.321, SLG: 0.326										1 0 0 0 0 1 0 0										
Bill Stoneman, R (8, 1) OBP: 0.127, SLG: 0.098										0 0 0 0 0 0 0 0										
Inning Stats	R: 0 E: 0 K: 0 S: 4	H: 2 LOB: 1 BB: 0 P: 4	R: 1 E: 0 K: 2 S: 10	H: 3 LOB: 3 BB: 1 P: 14	R: 1 E: 0 K: 2 S: 9	H: 2 LOB: 1 BB: 0 P: 9	R: 0 E: 1 K: 0 S: 3	H: 0 LOB: 0 BB: 0 P: 3	R: 0 E: 0 K: 0 S: 3	H: 0 LOB: 2 BB: 2 P: 11	R: 0 E: 0 K: 2 S: 7	H: 0 LOB: 1 BB: 1 P: 11	R: 0 E: 0 K: 1 S: 5	H: 0 LOB: 0 BB: 0 P: 5	R: 0 E: 0 K: 1 S: 5	H: 0 LOB: 0 BB: 0 P: 5	1B: 7 2B: 1 3B: 0 HR: 0	SF: 0 SAC: 0 DP: 1 HBP: 0	WP: 1 PB: 0 SB: 0 CS: 1	PA: 40
PITCHER	IP WLS BF H R ER SO BB IBB HBP BLK WP HR S P ERA WHIP																			
Don Wilson, R (1, 1) ERA: 3.8	5.2 W 28 8 2 2 4 4 0 0 0 1 0 32 48 3.18 2.118																			
Wade Blasingame, L (6, 1) ERA: 5.63	3.1 S 11 0 0 0 4 1 0 0 0 0 0 18 22 0.00 0.300																			

Montreal Expos @ Houston Astros
Astrodome, Houston, TX
Fri Aug 08 1969, 8:05 PM EDT
Att. 18,641 - Dome - 72 F

livebaseballscorecards.com

AB	34
R	2
H	8
RBI	2
BB	5
SO	8
LOB	21



Batter	1	2	3	4	5	6	7	8	9	AB	R	H	RBI	BB	SO	LOB
Sandy Valdespino, L (1, 7) Gary Geiger, L (9, 7) OBP: 0.350, SLG: 0.291 OBP: 0.347, SLG: 0.275	4-0 1B BB	0-3 K			0-0 F5		4-0 1B BB	0-3 K2-3		3	1	0	0	2	2	2
Joe Morgan, L (1, 4) OBP: 0.400, SLG: 0.398	0-0 BB S 1-3 1B		4-0 S 5-3 1B BB		0-0 G3		0-0 BB 1-3 1B			3	2	2	0	1	0	0
Jimmy Wynn, R (1, 8) OBP: 0.425, SLG: 0.535	0-3 K		0-0 5-3		0-0 HR		4-0 1-2 BB			3	1	1	1	1	1	3
Denis Menke, R (1, 6) OBP: 0.385, SLG: 0.418	4-0 BB 1B BB		0-3 K		0-0 6-3		0-0 F7			3	1	0	0	1	1	4
Curt Blefary, L (1, 3) OBP: 0.383, SLG: 0.420	4-0 1B 1-2 2-3 3-H BB		0-0 1B		0-0 F9		0-0 6-3			3	0	1	2	1	0	3
Norm Miller, L (1, 9) OBP: 0.361, SLG: 0.375	0-0 1-3 2-H 3-H 1B		0-0 6-3		0-3 K		0-3 K			4	0	1	2	0	2	1
Doug Rader, R (1, 5) OBP: 0.328, SLG: 0.371	0-0 L1-5				0-0 F7		0-0 1B			4	0	1	0	0	1	2
Johnny Edwards, L (1, 2) OBP: 0.307, SLG: 0.352			0-0 F8		0-0 1-3		0-0 F4			3	0	0	0	1	0	1
Don Wilson, R (1, 1) Wade Blasingame, L (6, 1) OBP: 0.214, SLG: 0.164			0-0 1-3		0-0 6-3			0-0 E6		2	0	0	0	0	0	0
								0-0 1-3		2	0	0	0	0	1	1

Inning Stats	R: 3	H: 2	E: 0	K: 1	S: 6	LOB: 1	BB: 3	P: 18	R: 0	H: 0	E: 0	K: 1	S: 5	LOB: 0	BB: 0	P: 5	R: 1	H: 1	E: 0	K: 1	S: 6	LOB: 1	BB: 1	P: 10	R: 0	H: 0	E: 0	K: 0	S: 3	LOB: 0	BB: 0	P: 3	R: 1	H: 1	E: 0	K: 0	S: 4	LOB: 0	BB: 0	P: 4	R: 0	H: 1	E: 0	K: 1	S: 6	LOB: 1	BB: 0	P: 6	R: 0	H: 1	E: 0	K: 1	S: 6	LOB: 3	BB: 2	P: 14	R: 0	H: 0	E: 1	K: 3	S: 10	LOB: 2	BB: 1	P: 14	1B: 5	SF: 0	2B: 1	SAC: 0	3B: 0	DP: 1	HR: 1	HBP: 0	WP: 0	PA: 37
--------------	------	------	------	------	------	--------	-------	-------	------	------	------	------	------	--------	-------	------	------	------	------	------	------	--------	-------	-------	------	------	------	------	------	--------	-------	------	------	------	------	------	------	--------	-------	------	------	------	------	------	------	--------	-------	------	------	------	------	------	------	--------	-------	-------	------	------	------	------	-------	--------	-------	-------	-------	-------	-------	--------	-------	-------	-------	--------	-------	--------

PITCHER	IP	WLS	BF	H	R	ER	SO	BB	IBB	HBP	BLK	WP	HR	S	P	ERA	WHIP
Howie Reed, R (1, 1) ERA: 3.91	5.0	L	22	4	5	5	3	4	0	0	0	0	1	24	40	9.00	1.600
Larry Jaster, L (6, 1) ERA: 4.35	1.1		8	2	0	0	2	2	0	0	0	0	0	10	18	0.00	3.000
Roy Face, R (7, 1) ERA: 3.72	0.1		1	0	0	0	0	0	0	0	0	0	0	1	1	0.00	0.000
Dan McGinn, L (7, 1) ERA: 4.25	0.1		1	0	0	0	0	0	0	0	0	0	0	1	1	0.00	0.000
Bill Stoneman, R (8, 1) ERA: 5.0	1.0		5	0	0	0	3	1	0	0	0	0	0	10	14	0.00	1.000


BOTTOM

Montreal Expos @ Houston Astros
Astrodome, Houston, TX

Fri Aug 08 1969, 8:05 PM EDT
Att. 18,641 - Dome - 72 F

livebaseballscorecards.com

AB	30
R	5
H	6
RBI	5
BB	7
SO	8
LOB	17



Batter	1	2	3	4	5	6	7	8	9	10	11	AB R H RBI BB SO LOB	BOTTOM			
Sandy Valdespino, L (1, 7) OBP: 0.350, SLG: 0.292 Jesus Alou, R (7, PH) OBP: 0.250, SLG: 0.310	0-0 4-3		0-0 E S 1B	0-0 FC4-2			0-0 F7 SH2-4 1B		0-0 FC5 BB BB		0-0 HR 1B	3 0 1 0 0 0 2 2 1 2 0 1 0 0	Montreal Expos @ Houston Astros Astrodome, Houston, TX Sat Aug 09 1969, 8:05 PM EDT Att. 34,220 - Dome - 72 F livebaseballscorecards.com			
Joe Morgan, L (1, 4) OBP: 0.400, SLG: 0.405	0-3 K		0-3 K 1-3	0-0 F8			0-0 SH2-4		0-0 BB		0-0 HR	4 1 1 2 1 2 3				
Jimmy Wynn, R (1, 8) OBP: 0.425, SLG: 0.531	4-0 BB		4-0 BB		0-0 F8		0-0 F7		0-3 K			3 0 0 0 2 1 3				
Denis Menke, R (1, 6) OBP: 0.385, SLG: 0.415	0-0 5-3		0-3 K		4-0 CS BB		4-0 IBB		0-0 FC5			3 0 0 0 2 1 5				
Curt Blefary, L (1, 3) OBP: 0.359, SLG: 0.414		0-0 3-1		0-0 F4		0-3 K 1-2		0-0 F8		0-0 F5		5 0 0 0 0 1 3				
Norm Miller, L (1, 9) OBP: 0.364, SLG: 0.376		0-0 1B		0-0 1B 1B		4-0 4-3 WP 6-3 BB		0-0 4-3		0-3 K		4 2 2 0 1 1 0				
Doug Rader, R (1, 5) OBP: 0.327, SLG: 0.369		0-0 F7		0-0 1B 1B		0-0 6-3		0-0 F9		0-3 K		5 1 1 0 0 1 2				
Johnny Edwards, L (1, 2) OBP: 0.306, SLG: 0.349		0-0 F7		0-0 E FC4-2 1B		0-0 4-3		0-3 K			0-0 F2	5 0 1 1 0 1 2				
Larry Dierker, R (1, 1) OBP: 0.185, SLG: 0.228 Wade Blasingame, L (8, 1)			0-3 K	0-0 E7 FC4-2 1B		0-0 1-3			0-3 K		0-3 K	3 0 1 1 0 1 0 0 0 0 0 0 0 0 0 0 0 0 0 0 0 1 0 0 0 0 1 0 1 0 0 0 0 1 0				
Fred Gladding, L (8, 1) OBP: 0.125, SLG: 0.125 Gary Geiger, L (9, PH) OBP: 0.345, SLG: 0.273 Jack Billingham, R (10, 1)				1-3 2-H												
Inning Stats	R: 0 H: 0 E: 0 LOB: 1 K: 1 BB: 1 S: 5 P: 9	R: 0 H: 1 E: 0 LOB: 1 K: 0 BB: 0 S: 4 P: 4	R: 0 H: 1 E: 0 LOB: 2 K: 3 BB: 1 S: 10 P: 14	R: 2 H: 4 E: 1 LOB: 2 K: 0 BB: 0 S: 7 P: 7	R: 0 H: 0 E: 0 LOB: 0 K: 1 BB: 1 S: 4 P: 8	R: 1 H: 0 E: 0 LOB: 0 K: 0 BB: 1 S: 3 P: 7	R: 0 H: 1 E: 0 LOB: 2 K: 0 BB: 1 S: 4 P: 8	R: 0 H: 0 E: 0 LOB: 0 K: 1 BB: 0 S: 5 P: 5	R: 0 H: 0 E: 0 LOB: 2 K: 2 BB: 2 S: 7 P: 15	R: 0 H: 0 E: 0 LOB: 0 K: 2 BB: 0 S: 7 P: 7	R: 2 H: 2 E: 0 LOB: 0 K: 1 BB: 0 S: 6 P: 6	1B: 8 SF: 0 2B: 0 SAC: 1 3B: 0 DP: 0 HR: 1 HBP: 0		WP: 1 PA: 47 PB: 0 SB: 1 CS: 1		
PITCHER	IP WLS BF H R ER SO BB IBB HBP BLK WP HR S P ERA WHIP															
Jerry Robertson, R (1, 1) ERA: 3.95	4.1	22	6	2	2	4	3	0	0	0	0	0	27	39	4.15	2.077
Dan McGinn, L (5, 1) ERA: 4.22	2.2	10	1	1	1	1	1	1	0	0	1	0	10	18	3.38	0.750
Dick Radatz, R (8, 1) ERA: 4.41	3.2	L 15	2	2	2	6	2	0	0	0	0	1	25	33	4.91	1.091



Batter	1	2	3	4	5	6	7	8	9	AB R H RBI BB SO LOB	TOP
Gary Sutherland, R (1, 4) OBP: 0.283, SLG: 0.307	0-0 1-3		0-0 5-3		0-0 HR		0-0 FC6-4 1B		4-0 G6-4-3 BB	4 1 2 1 1 0 0	Montreal Expos @ Houston Astros Astrodome, Houston, TX Sun Aug 10 1969, 4:33 AM EDT Att. 21,712 - Dome - 72 F
Rusty Staub, L (1, 9) OBP: 0.391, SLG: 0.477	0-0 F8		0-0 G3		0-0 F7		0-0 F2		0-0 G6-4-3 1-2f	5 0 0 0 0 0 2	
Bob Bailey, R (1, 3) OBP: 0.327, SLG: 0.429	0-0 1B		0-0 F3		4-0 BB BB		0-0 FC6-4 1-2f			3 0 1 0 1 0 1	
Coco Laboy, R (1, 5) OBP: 0.315, SLG: 0.445	0-0 F4				0-0 F8 BB BB		4-0 BB G6-4-3 1-2		0-0 F2	3 0 0 0 1 0 1	
Jose Herrera, R (1, 7) OBP: 0.386, SLG: 0.529			0-0 F7		0-0 WP 1B 1B		0-0 G6-4-3 1-2f		0-0 FC5-4 1B	4 0 2 0 0 0 2	
Adolfo Phillips, R (1, 8) OBP: 0.323, SLG: 0.329			0-0 1B 1B		0-0 WP 1B 1-2		0-3 K		0-0 FC5-4 1B 1-2f	4 0 2 0 0 1 1	
John Bateman, R (1, 2) OBP: 0.266, SLG: 0.345			0-0 1B 1-3		0-3 K 1-2 2-3		0-0 1-3		0-0 1B 1-2	4 0 2 0 0 1 2	
Bobby Wine, R (1, 6) OBP: 0.234, SLG: 0.247			0-3 K		4-0 IBB		0-3 K		0-3 K	3 0 0 0 1 3 4	
Gary Waslewski, R (1, 1) OBP: 0.087, SLG: 0.091 Ron Brand, R (7, PH) OBP: 0.341, SLG: 0.314 Larry Jaster, L (7, 1) OBP: 0.444, SLG: 0.471 Ty Cline, L (9, PH) OBP: 0.363, SLG: 0.292			0-3 K		0-0 1-3		0-0 5-3		0-0 L6-3	2 0 0 0 0 1 5 1 0 0 0 0 0 0 0 0 0 0 0 0 0 1 0 0 0 0 0 0	
Inning Stats	R: 0 E: 0 K: 0 S: 4 H: 1 LOB: 1 BB: 0 P: 4	R: 0 E: 0 K: 2 S: 9 H: 2 LOB: 2 BB: 0 P: 9	R: 0 E: 0 K: 0 S: 3 H: 0 LOB: 0 BB: 0 P: 3	R: 0 E: 0 K: 1 S: 7 H: 2 LOB: 3 BB: 1 P: 11	R: 1 E: 0 K: 0 S: 3 H: 1 LOB: 1 BB: 2 P: 11	R: 0 E: 0 K: 2 S: 7 H: 0 LOB: 0 BB: 0 P: 7	R: 0 E: 0 K: 0 S: 4 H: 1 LOB: 1 BB: 0 P: 4	R: 0 E: 0 K: 1 S: 7 H: 2 LOB: 2 BB: 0 P: 7	R: 0 E: 0 K: 0 S: 2 H: 0 LOB: 0 BB: 1 P: 6	1B: 8 2B: 0 3B: 0 HR: 1 SF: 0 SAC: 0 DP: 2 HBP: 0	WP: 1 PB: 0 SB: 0 CS: 0 PA: 38
PITCHER Denny Lemaster, L (1, 1) ERA: 3.28	IP 9.0 WLS W BF 38 H 9 R 1 ER 1 SO 6 BB 3 IBB 1 HBP 0 BLK 0 WP 1 HR 1 S 46 P 62 ERA 1.00 WHIP 1.333	PITCHER IP WLS BF H R ER SO BB IBB HBP BLK WP HR S P ERA WHIP									

livebaseballscorecards.com

AB	34
R	1
H	9
RBI	1
BB	4
SO	6
LOB	18



Batter	1	2	3	4	5	6	7	8	9
Jesus Alou, R OBP: 0.254, SLG: 0.313 (1, 7)	0-0 BB 1B	0-0 F8			0-0 FC3-6 1B		0-0 SH5-3 1B		
Joe Morgan, L OBP: 0.402, SLG: 0.404 (1, 4)	4-0 1B FC6-4 BB		0-0 4-3		4-0 1B BB		0-0 SH5-3		
Jimmy Wynn, R OBP: 0.425, SLG: 0.529 (1, 8)	0-0 F6		0-0 5-3		0-0 1B		4-0 G6-4-3 IBB		
Norm Miller, L OBP: 0.363, SLG: 0.375 (1, 9)	0-0 FC6-4 1B		0-3 K		0-0 F6		0-0 G6-4-3		
Denis Menke, R OBP: 0.384, SLG: 0.418 (1, 6)	0-0 FC6-4 BB		0-0 SF7 3B		0-3 K		0-0 F8		
Curt Blefary, L OBP: 0.360, SLG: 0.415 (1, 3)	4-0 1-2 BB		0-0 SF7		0-0 1B 1B		0-0 L4		
Doug Rader, R OBP: 0.326, SLG: 0.368 (1, 5)	0-3 K		0-3 K		0-0 G6-4-3 1B		0-0 F7		
Johnny Edwards, L OBP: 0.304, SLG: 0.346 (1, 2)		0-0 F3	0-0 4-3		0-0 G6-4-3				
Denny Lemaster, R OBP: 0.239, SLG: 0.258 (1, 1)		0-0 1-3			4-0 FC3-6 BB		4-0 SH5-3 1B BB		

Inning Stats	R: 2	H: 2	E: 0	LOB: 2	K: 1	P: 15	R: 0	H: 0	E: 0	LOB: 0	K: 0	P: 3	R: 0	H: 0	E: 0	LOB: 0	K: 1	P: 5	R: 0	H: 1	E: 0	LOB: 2	K: 0	P: 11	R: 0	H: 2	E: 0	LOB: 1	K: 1	P: 6	R: 0	H: 1	E: 0	LOB: 2	K: 0	P: 11	R: 0	H: 0	E: 0	LOB: 0	K: 0	P: 3
1B: 6	SF: 1	2B: 0	SAC: 1	3B: 1	DP: 2	HR: 0	HBP: 0	WP: 0	PA: 34																																	

PITCHER	IP	WLS	BF	H	R	ER	SO	BB	IBB	HBP	BLK	WP	HR	S	P	ERA	WHIP
Gary Waslewski, R ERA: 2.99 (1, 1)	6.0	L	26	6	3	3	4	4	0	0	0	0	0	30	46	4.50	1.667
Larry Jaster, L ERA: 4.22 (7, 1)	2.0		8	1	0	0	0	1	1	0	0	0	0	6	14	0.00	1.000


BOTTOM

Montreal Expos @ Houston Astros
Astrodome, Houston, TX

Sun Aug 10 1969, 4:33 AM EDT
Att: 21,712 - Dome - 72 F

livebaseballscorecards.com

AB	26
R	3
H	7
RBI	3
BB	6
SO	4
LOB	13



Batter	1	2	3	4	5	6	7	8	9	AB R H RBI BB SO LOB	TOP											
Tommy Agee, R (1, 8) OBP: 0.334, SLG: 0.500	0-3 K		0-0 F9		0-0 F9			0-3 K		4 0 0 0 0 2 0	New York Mets @ Houston Astros Astrodome, Houston, TX Mon Aug 11 1969, 8:05 PM EDT Att: 21,798 - Unknown											
Bobby Pfeil, R (1, 5) OBP: 0.250, SLG: 0.270	0-3 K		0-3 K		0-3 K			0-3 K		4 0 0 0 0 4 0												
Cleon Jones, R (1, 7) OBP: 0.434, SLG: 0.519	0-0 P4		0-0 1B					0-0 P4		3 0 1 0 1 0 0												
Art Shamsky, L (1, 9) Al Weis, S (9, PR) OBP: 0.424, SLG: 0.540 OBP: 0.266, SLG: 0.310		0-0 4-3	0-0 F5					4-0 1B BB		3 0 1 0 1 0 1 0 0 0 0 0 0 0												
Wayne Garrett, L (1, 4) OBP: 0.312, SLG: 0.294		0-3 K		0-0 4-3				0-0 F8		4 0 0 0 0 2 3												
Ed Kranepool, L (1, 3) OBP: 0.306, SLG: 0.369		4-0 BB 1B BB		0-0 1B				0-0 1B		3 0 2 0 1 0 2												
J.C. Martin, L (1, 2) OBP: 0.269, SLG: 0.340		0-0 1B BB		0-0 F7				0-0 G4-6-3		4 0 1 0 0 0 3												
Bud Harrelson, S (1, 6) OBP: 0.330, SLG: 0.280		4-0 1B BB		0-0 G3				0-0 F8		2 0 0 0 1 0 1												
Jim McAndrew, R (1, 1) Rod Gaspar, S (7, PH) Ron Taylor, R (7, 1) OBP: 0.350, SLG: 0.294 OBP: 0.300, SLG: 0.274	0-3 K				0-0 1-3			0-0 3-1		2 0 0 0 0 1 3 1 0 0 0 0 0 0 0 0 0 0 0 0 0												
Inning Stats	R: 0 E: 0 K: 2 S: 7	H: 0 LOB: 0 BB: 0 P: 7	R: 0 E: 0 K: 2 S: 8	H: 1 LOB: 3 BB: 2 P: 16	R: 0 E: 0 K: 1 S: 6	H: 1 LOB: 1 BB: 0 P: 6	R: 0 E: 0 K: 0 S: 4	H: 1 LOB: 1 BB: 0 P: 4	R: 0 E: 0 K: 1 S: 5	H: 0 LOB: 0 BB: 0 P: 5	R: 0 E: 0 K: 1 S: 5	H: 1 LOB: 1 BB: 1 P: 9	R: 0 E: 0 K: 0 S: 3	H: 0 LOB: 0 BB: 0 P: 3	R: 0 E: 0 K: 2 S: 7	H: 0 LOB: 0 BB: 0 P: 7	R: 0 E: 0 K: 0 S: 3	H: 1 LOB: 2 BB: 1 P: 7	1B: 5 2B: 0 3B: 0 HR: 0	SF: 0 SAC: 0 DP: 2 HBP: 0	WP: 0 PB: 0 SB: 0 CS: 0	PA: 34
PITCHER	IP WLS BF H R ER SO BB IBB HBP BLK WP HR S P ERA WHIP																					
Tom Griffin, R (1, 1) ERA: 3.59	8.0 W 30 4 0 0 9 3 0 0 0 0 0 0 45 57 0.00 0.875																					
Fred Gladding, R (9, 1) ERA: 2.93	1.0 S 4 1 0 0 0 1 0 0 0 0 0 0 3 7 0.00 2.000																					

AB	30
R	0
H	5
RBI	0
BB	4
SO	9
LOB	13



WP: 0	PA: 34
PB: 0	
SB: 0	
CS: 0	

Batter	1	2	3	4	5	6	7	8	9	AB	R	H	RBI	BB	SO	LOB
Jesus Alou, R OBP: 0.253, SLG: 0.310 (1, 7)	0-0 5-3 1B	0-0 P3		0-3 K		0-0 5-3		0-0 4-3		5	0	1	0	0	1	5
Joe Morgan, L OBP: 0.398, SLG: 0.399 (1, 4)	0-0 F2		0-0 1-3		0-0 L4		0-0 G3			4	0	0	0	0	0	1
Jimmy Wynn, R OBP: 0.426, SLG: 0.529 (1, 8)	0-0 5-3 1-2		0-0 WP 1B 1B		0-0 3-1 1B 1B		0-0 6-3			4	1	2	0	0	0	1
Norm Miller, L OBP: 0.362, SLG: 0.371 (1, 9)	0-0 6-3		0-0 F8		4-0 1-2 1B BB		0-0 1-3			3	1	0	0	1	0	2
Denis Menke, R OBP: 0.387, SLG: 0.421 (1, 6)		0-0 1B 1B	0-0 WP 1B		0-0 3-1 1-2 2-3			0-0 2B FC4-2 1B		4	1	3	0	0	0	2
Curt Blefary, L OBP: 0.366, SLG: 0.420 (1, 3)		4-0 1B 1-2 BB	4-0 1-2 2-3 BB		0-0 2-H 3-H 1B			0-0 FC4-2 1-3 2B		2	0	2	2	2	0	0
Johnny Edwards, L OBP: 0.303, SLG: 0.344 (1, 2)		0-0 P6	0-0 G3		0-3 K			4-0 FC4-2 IBB		3	0	0	0	1	1	6
Doug Rader, R OBP: 0.325, SLG: 0.367 (1, 5)		0-0 1-3 2-H 1B		0-0 1-3		0-0 6-3		0-0 FC4-2 1-2 2-3 3-H		4	0	1	1	0	0	3
Tom Griffin, R OBP: 0.260, SLG: 0.318 (1, 1)		0-3 K		0-3 K		0-3 K		0-3 K		4	0	0	0	0	4	5
Fred Gladding, L OBP: 0.125, SLG: 0.125 (9, 1)										0	0	0	0	0	0	0

Inning Stats	R: 0	H: 1	E: 0	K: 0	S: 4	R: 1	H: 2	E: 0	K: 1	S: 7	R: 0	H: 2	E: 0	K: 0	S: 5	R: 0	H: 0	E: 0	K: 2	S: 7	R: 2	H: 2	E: 0	K: 1	S: 7	R: 0	H: 0	E: 0	K: 0	S: 3	R: 0	H: 2	E: 0	K: 1	S: 7
		LOB: 1		BB: 0	P: 4		LOB: 2		BB: 1	P: 11		LOB: 3		BB: 1	P: 9		LOB: 0		BB: 0	P: 7		LOB: 1		BB: 1	P: 11		LOB: 0		BB: 0	P: 5		LOB: 3		BB: 1	P: 11

PITCHER	IP	WLS	BF	H	R	ER	SO	BB	IBB	HBP	BLK	WP	HR	S	P	ERA	WHIP
Jim McAndrew, R ERA: 4.82 (1, 1)	6.0	L	28	7	3	3	5	3	0	0	0	1	0	35	47	4.50	1.667
Ron Taylor, R ERA: 2.91 (7, 1)	2.0		9	2	0	0	1	0	1	0	0	0	0	10	14	0.00	1.000


BOTTOM

New York Mets @ Houston Astros
Astrodome, Houston, TX

Mon Aug 11 1969, 8:05 PM EDT
Att. 21,798 - Unknown

AB	33
R	3
H	9
RBI	3
BB	4
SO	6
LOB	25

livebaseballscorecards.com



1B:	8	SF:	0	WP:	1	PA:	37
2B:	1	SAC:	0	PB:	0		
3B:	0	DP:	0	SB:	0		
HR:	0	HBP:	0	CS:	0		

New York Mets @ Houston Astros
Astrodome, Houston, TX
 Tue Aug 12 1969, 8:05 PM EDT
 Att: 22,283 - Unknown

livebaseballscorecards.com

AB	37
R	7
H	11
RBI	7
BB	5
SO	9
LOB	25



WP: 0	PA: 43
PB: 0	
SB: 0	
CS: 0	

AB	R	H	RBI	BB	SO	LOB
4	0	2	4	1	0	0
5	0	0	0	0	1	4
3	1	1	0	2	0	0
4	1	1	0	1	1	2
0	0	0	0	0	0	0
4	1	2	0	0	1	3
4	2	2	3	1	1	3
4	1	2	0	0	1	3
0	0	0	0	0	0	0
1	0	0	0	0	0	2
3	1	1	0	0	0	0
1	0	0	0	0	1	3
0	0	0	0	0	0	0
3	0	0	0	0	3	2
0	0	0	0	0	0	0
1	0	0	0	0	0	3
0	0	0	0	0	0	0

Batter	1	2	3	4	5	6	7	8	9											
Tommy Agee, R (1, 8) OBP: 0.337, SLG: 0.500	0-0 5-3		4-0 BB	0-0 E9 1B		0-0 5-3		0-0 1-3 2-H 3-H 1B												
Ken Boswell, L (1, 4) OBP: 0.294, SLG: 0.330	0-3 K		0-0 F8	0-0 4-3			0-0 4-3	0-0 3-1												
Cleon Jones, R (1, 7) OBP: 0.435, SLG: 0.517	0-0 4-3			4-0 1B HR BB	4-0 HBP BB		0-0 1B	0-0 6-3												
Art Shamsky, L (1, 9) Tom Seaver, R (9, PR) OBP: 0.424, SLG: 0.533 OBP: 0.227, SLG: 0.155		0-3 K	0-0 1-3 HR 1B	0-0 F7	0-0 3		0-0 1-2f	4-0 1B BB												
Wayne Garrett, L (1, 5) OBP: 0.317, SLG: 0.301		0-0 4-3 2B		0-0 F2	1-0 HBP			0-0 1B BB 1B	0-3 K											
Ed Kranepool, L (1, 3) OBP: 0.310, SLG: 0.380		0-0 4-3		0-0 1-2 HR	0-3 K			4-0 1-2 1B BB 1B	0-0 1B											
Jerry Grote, R (1, 2) Al Weis, S (8, PR) Rod Gaspar, S (9, PH) OBP: 0.288, SLG: 0.328 OBP: 0.266, SLG: 0.310 OBP: 0.299, SLG: 0.272		0-0 1-3		0-0 E 1B E 1B	0-3 K			0-0 1B 1-2 2-3 1B	0-0 F8											
Bud Harrelson, S (1, 6) Ron Swoboda, R (8, PH) Duffy Dyer, R (8, 2) OBP: 0.330, SLG: 0.280 OBP: 0.327, SLG: 0.340 OBP: 0.375, SLG: 0.714			0-0 4-3	0-0 E5 E 1B		0-0 6-3		0-3 K												
Jerry Koosman, R (1, 1) Ron Taylor, R (7, 1) Donn Clendenon, R (8, PH) Tug McGraw, R (8, 1) OBP: 0.018, SLG: 0.018 OBP: 0.327, SLG: 0.400 OBP: 0.150, SLG: 0.158			0-3 K	0-3 K		0-3 K		0-0 P3												
Inning Stats	R: 0 E: 0 K: 1 S: 5	H: 0 LOB: 0 BB: 0 P: 5	R: 0 E: 0 K: 1 S: 6	H: 1 LOB: 1 BB: 0 P: 6	R: 0 E: 0 K: 1 S: 5	H: 0 LOB: 1 BB: 1 P: 9	R: 5 E: 2 K: 1 S: 10	H: 5 LOB: 1 BB: 1 P: 14	R: 0 E: 0 K: 2 S: 7	H: 0 LOB: 2 BB: 1 P: 12	R: 0 E: 0 K: 1 S: 5	H: 0 LOB: 0 BB: 0 P: 5	R: 0 E: 0 K: 0 S: 3	H: 1 LOB: 0 BB: 0 P: 3	R: 2 E: 0 K: 1 S: 8	H: 3 LOB: 2 BB: 1 P: 12	R: 0 E: 0 K: 1 S: 6	H: 1 LOB: 2 BB: 1 P: 10	1B: 9 2B: 2 3B: 0 HR: 1	SF: 0 SAC: 0 DP: 1 HBP: 1

PITCHER	IP	WLS	BF	H	R	ER	SO	BB	IBB	HBP	BLK	WP	HR	S	P	ERA	WHIP
Don Wilson, R (1, 1) ERA: 3.86	7.0	W	32	8	6	4	7	3	0	1	0	0	1	42	55	5.14	1.571
Fred Gladding, R (8, 1) ERA: 2.98	2.0	S	11	3	1	1	2	2	0	0	0	0	0	13	21	4.50	2.500

Batter	1	2	3	4	5	6	7	8	9	AB	R	H	RBI	BB	SO	LOB
Jesus Alou, R OBP: 0.256, SLG: 0.313 (1, 9) (7, 7)	0-0 FC6-4 E 1B		0-0 F8		0-0 5-3		0-0 CS 1B			4	1	2	0	0	0	0
Joe Morgan, L OBP: 0.397, SLG: 0.403 (1, 4) S S S	0-3 K		0-0 F8		0-3 K		0-0 1-2 S 3B			4	1	1	0	0	2	1
Jimmy Wynn, R OBP: 0.429, SLG: 0.528 (1, 8) S S S	0-0 E5 FC6-4 1-2		4-0 BB			0-0 BB E 1B	4-0 BB 1B SF8 BB			2	2	1	0	2	0	1
Denis Menke, R OBP: 0.388, SLG: 0.421 (1, 6) S S S	0-0 FC6-4 1B 1-2f 2-3		0-0 L7			4-0 BB 1B FC5-4 BB	0-0 1-3 1B			3	0	1	0	1	0	3
Doug Rader, R OBP: 0.327, SLG: 0.374 (1, 5) S S S	0-0 1-3 3-H 1B			0-0 3-1 3B		0-0 FC5-4 1B HR 1-2f 2-H	0-0 SF8			3	2	2	2	0	0	1
Marty Martinez, S OBP: 0.343, SLG: 0.389 Norm Miller, L OBP: 0.361, SLG: 0.370 (1, 7) (7, 9)	0-0 F3			0-0 1-3		0-0 HR 1B	0-0 F7			3	1	1	0	0	0	3
Curt Blefary, L OBP: 0.365, SLG: 0.426 (1, 3)		0-0 4-3		0-0 3-1		0-0 HR 1-H 2-H	0-0 F8			4	1	1	4	0	0	0
Don Bryant, R OBP: 0.259, SLG: 0.278 Johnny Edwards, L OBP: 0.302, SLG: 0.343 (1, 2) (7, 2)		0-0 F9		0-0 F8		0-0 4-3	0-0 4-3			3	0	0	0	0	0	0
Don Wilson, R OBP: 0.205, SLG: 0.156 Fred Gladding, L OBP: 0.111, SLG: 0.111 (1, 1) (8, 1)		0-3 K			0-0 1-3	0-3 K	0-0 5-3			1	0	0	0	0	0	0

Inning Stats	R: 1	H: 2	E: 1	K: 1	S: 8	LOB: 2	BB: 0	P: 8	R: 0	H: 0	E: 0	K: 1	S: 5	LOB: 0	BB: 0	P: 5	R: 0	H: 0	E: 0	K: 0	S: 3	LOB: 1	BB: 1	P: 7	R: 1	H: 1	E: 0	K: 0	S: 4	LOB: 0	BB: 0	P: 4	R: 0	H: 0	E: 0	K: 1	S: 5	LOB: 0	BB: 0	P: 5	R: 4	H: 3	E: 1	K: 1	S: 8	LOB: 0	BB: 1	P: 12	R: 2	H: 3	E: 0	K: 0	S: 5	LOB: 1	BB: 1	P: 9	R: 0	H: 0	E: 0	K: 0	S: 3	LOB: 0	BB: 0	P: 3
--------------	------	------	------	------	------	--------	-------	------	------	------	------	------	------	--------	-------	------	------	------	------	------	------	--------	-------	------	------	------	------	------	------	--------	-------	------	------	------	------	------	------	--------	-------	------	------	------	------	------	------	--------	-------	-------	------	------	------	------	------	--------	-------	------	------	------	------	------	------	--------	-------	------


PITCHER	IP	WLS	BF	H	R	ER	SO	BB	IBB	HBP	BLK	WP	HR	S	P	ERA	WHIP
Jerry Koosman, L ERA: 2.24 (1, 1)	6.1	L	29	8	7	6	4	2	0	0	0	0	1	35	43	8.53	1.579
Ron Taylor, R ERA: 3.03 (7, 1)	0.2		4	1	1	1	0	1	0	0	0	0	0	3	7	13.50	3.000
Tug McGraw, L ERA: 2.92 (8, 1)	1.0		3	0	0	0	0	0	0	0	0	0	0	3	3	0.00	0.000

BOTTOM

New York Mets @ Houston Astros
Astrodome, Houston, TX

Tue Aug 12 1969, 8:05 PM EDT
Att. 22,283 - Unknown

AB	32
R	8
H	9
RBI	6
BB	3
SO	4
LOB	10



WP	HR	S	P	ERA	WHIP
0	1	3	3	8.53	1.579
0	0	0	0	13.50	3.000
0	0	0	0	0.00	0.000

Batter	1	2	3	4	5	6	7	8	9	AB R H RBI BB SO LOB	TOP
Tommie Agee, R (1, 8) OBP: 0.336, SLG: 0.505	0-0 F9	0-3 K			0-0 HR			0-0 4-3		4 1 1 1 0 1 2	New York Mets @ Houston Astros Astrodome, Houston, TX Wed Aug 13 1969, 8:05 PM EDT Att: 30,590 - Unknown
Ken Boswell, L (1, 4) OBP: 0.290, SLG: 0.325	0-3 K		0-0 3-1		0-0 L4		0-0 4-3		4 0 0 0 0 1 0		
Cleon Jones, R (1, 7) OBP: 0.434, SLG: 0.513	4-0 BB		0-0 F9		0-0 F9		0-0 P4		3 0 0 0 1 0 0		
Art Shamsky, L (1, 9) OBP: 0.416, SLG: 0.522	0-0 F5		0-0 G3		0-0 L9		0-0 3-1		4 0 0 0 0 0 1		
Wayne Garrett, L (1, 5) OBP: 0.313, SLG: 0.297		0-0 3-1		0-3 K	0-3 K		0-0 G3		4 0 0 0 0 2 0		
Ed Kranepool, L (1, 3) OBP: 0.313, SLG: 0.389		0-0 1B 3B		0-0 1B 1B	0-0 P6		0-0 P4		4 1 2 0 0 0 0		
Jerry Grote, R (1, 2) OBP: 0.289, SLG: 0.328		0-3 K		0-0 G4-3 1B	0-0 4-3		0-0 4-3		3 0 1 0 0 1 1		
Bud Harrelson, S (1, 6) OBP: 0.330, SLG: 0.278		4-0 1B BB		0-0 G4-3 1-2f	0-0 1-3		0-0 1-3		2 0 0 0 1 0 2		
Gary Gentry, R (1, 1) OBP: 0.154, SLG: 0.140 Bobby Pilel, R (2, PH) OBP: 0.256, SLG: 0.276 Cal Koonce, R (2, 1) OBP: 0.296, SLG: 0.296 Jack Dilauro, S (3, 1) Ron Swoboda, R (7, PH) OBP: 0.326, SLG: 0.339 Don Garwold, R (7, 1) OBP: 0.200, SLG: 0.273	0-0 1-2 3-H 1B	0-0 K		0-3 K	0-3 K		0-3 K		0 0 0 0 0 0 0 1 0 1 1 0 0 0 0 0 0 0 0 0 0 1 0 0 0 0 1 0 1 0 0 0 0 1 0 0 0 0 0 0 0 0		
Inning Stats	R: 0 E: 0 K: 1 S: 5 H: 0 LOB: 1 BB: 1 P: 9	R: 1 E: 0 K: 2 S: 9 H: 2 LOB: 2 BB: 1 P: 13	R: 0 E: 0 K: 0 S: 3 H: 0 LOB: 0 BB: 0 P: 3	R: 0 E: 0 K: 1 S: 6 H: 2 LOB: 1 BB: 0 P: 6	R: 1 E: 0 K: 1 S: 6 H: 1 LOB: 0 BB: 0 P: 6	R: 0 E: 0 K: 1 S: 5 H: 0 LOB: 0 BB: 0 P: 5	R: 0 E: 0 K: 1 S: 5 H: 0 LOB: 0 BB: 0 P: 5	R: 0 E: 0 K: 0 S: 3 H: 0 LOB: 0 BB: 0 P: 3	R: 0 E: 0 K: 0 S: 3 H: 0 LOB: 0 BB: 0 P: 3	1B: 3 2B: 0 3B: 1 HR: 1 SF: 0 SAC: 0 DP: 1 HBP: 0	WP: 0 PB: 0 SB: 0 CS: 0 PA: 33
PITCHER Larry Dierker, R (1, 1) ERA: 2.57	IP 9.0 WLS W BF 33 H 5 R 2 ER 2 SO 7 BB 2 IBB 0 HBP 0 BLK 0 WP 0 HR 1 S 45 P 53 ERA 2.00 WHIP 0.778	PITCHER IP WLS BF H R ER SO BB IBB HBP BLK WP HR S P ERA WHIP									

livebaseballscorecards.com

AB	31
R	2
H	5
RBI	2
BB	2
SO	7
LOB	6




Batter	1	2	3	4	5	6	7	8	9	AB	R	H	RBI	BB	SO	LOB
Jesus Alou, R OBP: 0.256, SLG: 0.312 (1, 7)	0-0 P6 1B		0-0 BB BB 1B	0-0 3-1		0-0 4-3				4	1	1	0	0	0	0
Joe Morgan, L OBP: 0.399, SLG: 0.402 (1, 4) Julio Gotay, R OBP: 0.312, SLG: 0.296 (6, 4)	1-0 FC4-6 HR HBP		4-0 BB BB 1B BB	0-0 4-3		0-0 1B				1	2	0	0	1	0	0
Jimmy Wynn, R OBP: 0.431, SLG: 0.528 (1, 8) Gary Geiger, L OBP: 0.340, SLG: 0.268 (4, 8)	4-0 FC4-6 1-2 BB		4-0 1B BB 2B BB	0-3 K		0-0 1-3				0	1	0	0	2	0	0
Norm Miller, L OBP: 0.362, SLG: 0.369 (1, 9)	0-0 FC4-6 HR		4-0 1-2 2-3 3-H 2B BB		0-0 1-3 BB 1B		0-0 P6			3	2	1	1	1	0	2
Denis Menke, R OBP: 0.391, SLG: 0.430 (1, 6)	0-0 HR		0-0 1-2 2-3 3-H 2B 1B		4-0 1-2 BB 1-3 BB		0-3 K			3	2	2	4	1	1	0
Curt Blefary, L OBP: 0.364, SLG: 0.427 (1, 3)	0-3 K		0-0 FC6-5 1-2 2-3 3-H 2B		0-3 K		0-0 L4			4	0	1	3	0	2	2
Johnny Edwards, L OBP: 0.299, SLG: 0.339 (1, 2)		0-0 4-3	0-0 F2		0-0 1-3			0-0 4-3		4	0	0	0	0	0	3
Doug Rader, R OBP: 0.325, SLG: 0.372 (1, 5) Marty Martinez, S OBP: 0.338, SLG: 0.383 (3, PR) (4, 5)		0-0 6-3	0-0 FC6-5 2-3		0-0 6-3			0-3 K		2	0	0	0	0	0	1
Larry Dierker, R OBP: 0.176, SLG: 0.217 (1, 1)		0-0 5-3	0-0 6-3			0-0 F8		0-3 K		2	0	0	0	0	1	2
		0-0 4-3	0-0 6-3							4	0	0	0	0	1	1

Inning Stats	R: 3	H: 1	E: 0	LOB: 0	K: 1	P: 11	R: 0	H: 0	E: 0	LOB: 0	K: 0	P: 3	R: 5	H: 3	E: 0	LOB: 1	K: 0	P: 18	R: 0	H: 0	E: 0	LOB: 0	K: 1	P: 5	R: 0	H: 1	E: 0	LOB: 2	K: 1	P: 10	R: 0	H: 1	E: 0	LOB: 1	K: 0	P: 4	R: 0	H: 0	E: 0	LOB: 0	K: 1	P: 5	R: 0	H: 0	E: 0	LOB: 0	K: 2	P: 7	R: 0	H: 0	E: 0	LOB: 0	K: 2	P: 7
	S: 6	BB: 11	S: 3	BB: 3	S: 6	BB: 18	S: 6	BB: 10	S: 4	BB: 4	S: 7	BB: 7	S: 7	BB: 7	S: 7	BB: 7	S: 7	BB: 7	S: 7	BB: 7	S: 7	BB: 7	S: 7	BB: 7	S: 7	BB: 7	S: 7	BB: 7	S: 7	BB: 7	S: 7	BB: 7	S: 7	BB: 7	S: 7	BB: 7	S: 7	BB: 7	S: 7	BB: 7	S: 7	BB: 7	S: 7	BB: 7	S: 7	BB: 7	S: 7	BB: 7						

PITCHER	IP	WLS	BF	H	R	ER	SO	BB	IBB	HBP	BLK	WP	HR	S	P	ERA	WHIP
Gary Gentry, R ERA: 3.81 (1, 1)	1.0	L	6	1	3	3	1	1	0	0	0	0	1	6	11	27.00	2.000
Cal Koonce, R ERA: 5.12 (2, 1)	1.0		7	1	4	4	0	3	0	0	0	0	0	4	16	36.00	4.000
Jack Dilaura, L ERA: 2.63 (3, 1)	4.0		17	4	1	1	2	1	0	0	0	0	0	20	24	2.25	1.250
Don Cardwell, R ERA: 3.67 (7, 1)	2.0		6	0	0	0	3	0	0	0	0	0	0	12	12	0.00	0.000

NEW YORK METS @ HOUSTON ASTROS
Astrodome, Houston, TX
Wed Aug 13 1969, 8:05 PM EDT
Att. 30,590 - Unknown

AB	30
R	8
H	6
RBI	8
BB	5
SO	6
LOB	12



WP	PA	ERA	WHIP
0	36		

Batter	1	2	3	4	5	6	7	8	9	AB R H RBI BB SO LOB	TOP									
Jesus Alou, R (1, 9) OBP: 0.253, SLG: 0.308	0-0 P4		0-0 F9		0-0 F3		0-0 L8			4 0 0 0 0 0 3										
Joe Morgan, L (1, 4) OBP: 0.395, SLG: 0.398	0-3 K2-3		0-0 F8		0-0 G4-6-3			0-0 4-3		4 0 0 0 0 1 1										
Jimmy Wynn, R (1, 8) OBP: 0.432, SLG: 0.526	1-0 WP HBP		0-3 K			1-0 G6-4-3 HBP		0-3 K		2 0 0 0 0 2 0										
Denis Menke, R (1, 6) OBP: 0.388, SLG: 0.426	0-0 F8			0-0 F2		0-0 G6-4-3		0-0 F2		4 0 0 0 0 0 2										
Doug Rader, R (1, 5) OBP: 0.327, SLG: 0.372		0-0 FC4-6 1B		4-0 1-3 E BB		0-0 F9			0-0 6-3	3 0 1 0 1 0 0										
Curt Blefary, L (1, 3) OBP: 0.365, SLG: 0.426		0-0 FC4-6 1B		0-0 FC3 1-3			4-0 SH3-4 1B FC5-2 BB		0-0 1B 1B	3 0 1 0 1 0 2 0 0 0 0 0 0 0										
Cesar Geronimo, L (9, PR) OBP: 0.250, SLG: 0.375		1-2		1-2																
Marty Martinez, S (1, 7) OBP: 0.343, SLG: 0.386		0-0 P5		0-0 1-3			0-0 FC5-2 SH3-4 1B		0-0 1B 1B	4 0 2 0 0 0 3 0 0 0 0 0 0 0										
Gary Geiger, L (9, PR) OBP: 0.340, SLG: 0.268		1-2		1-2 2-3																
Johnny Edwards, L (1, 2) OBP: 0.300, SLG: 0.339		0-0 1B		0-3 K			0-0 SH3-4		0-0 G3-6-3-4-3	3 0 1 0 0 1 4										
Denny Lemaster, R (1, 1) OBP: 0.246, SLG: 0.254		0-0 5-3			4-0 G4-6-3 BB		0-0 FC5-2			1 0 0 0 1 0 2										
Julio Gotay, R (7, PH) OBP: 0.308, SLG: 0.292							2-3 3-H			1 0 0 0 0 0 2										
Jack Billingham, R (7, 1)										0 0 0 0 0 0 0										
Inning Stats	R: 0 E: 0 K: 1 S: 5	H: 0 LOB: 1 BB: 0 P: 6	R: 0 E: 0 K: 0 S: 5	H: 2 LOB: 2 BB: 0 P: 5	R: 0 E: 0 K: 1 S: 5	H: 0 LOB: 0 BB: 0 P: 5	R: 0 E: 1 K: 1 S: 6	H: 0 LOB: 2 BB: 1 P: 10	R: 0 E: 0 K: 0 S: 2	H: 0 LOB: 0 BB: 0 P: 3	R: 0 E: 0 K: 0 S: 4	H: 1 LOB: 2 BB: 1 P: 8	R: 0 E: 0 K: 1 S: 5	H: 0 LOB: 0 BB: 0 P: 5	R: 0 E: 0 K: 0 S: 4	H: 2 LOB: 2 BB: 0 P: 4	1B: 5 2B: 0 3B: 0 HR: 0	SF: 0 SAC: 1 DP: 3 HBP: 2	WP: 1 PB: 0 SB: 0 CS: 0	PA: 35
PITCHER Grant Jackson, L (1, 1) ERA: 3.44	IP: 9.0 WLS: W BF: 35 H: 5 R: 0 ER: 0 SO: 4 BB: 3 IBB: 0 HBP: 2 BLK: 0 WP: 1 HR: 0 S: 38 P: 52 ERA: 0.00 WHIP: 0.889																			
PITCHER	IP: 9.0 WLS: W BF: 35 H: 5 R: 0 ER: 0 SO: 4 BB: 3 IBB: 0 HBP: 2 BLK: 0 WP: 1 HR: 0 S: 38 P: 52 ERA: 0.00 WHIP: 0.889																			

Houston Astros @ Philadelphia Phillies
 Connie Mack Stadium, Philadelphia, PA
 Fri Aug 15 1969, 7:05 PM EDT
 Att. 6,183 - Unknown

livebaseballscorecards.com

AB	29
R	0
H	5
RBI	0
BB	3
SO	4
LOB	19



Batter	1	2	3	4	5	6	7	8	9	AB	R	H	RBI	BB	SO	LOB
Tony Taylor, R OBP: 0.317, SLG: 0.345 (1, 5)	0-0 G5-4-3 1B		0-0 5-3		0-0 FC2 1-2 2-3 3-Hr			0-0 1B		4	0	2	0	0	0	3
Cookie Rojas, R OBP: 0.278, SLG: 0.304 (1, 4)	0-0 G5-4-3 1-2f			0-0 6-3		0-0 6-3		0-0 1B FC6-4		4	0	1	0	0	0	1
Johnny Callison, L OBP: 0.329, SLG: 0.446 (1, 9)	0-3 K			0-0 3-1		0-0 4-3		0-0 1B FC6-4 FC5-4 1-2f		4	0	0	0	0	1	2
Dick Allen, R OBP: 0.389, SLG: 0.650 (1, 3)		0-0 G6-4-3 1B		0-0 L8		0-0 L7		0-3 K		4	0	1	0	0	1	2
Deron Johnson, R OBP: 0.339, SLG: 0.453 (1, 7)		0-0 G6-4-3 1-2f			4-0 E BB FC2 BB		0-0 6-3 2B	0-0 FC5-4 1-2f		3	0	1	0	1	0	3
Ron Stone, L OBP: 0.342, SLG: 0.311 (9, 7)										0	0	0	0	0	0	0
Larry Hisle, R OBP: 0.334, SLG: 0.472 (1, 8)		0-0 HR			4-0 FC2 E BB		0-0 F8			2	1	1	1	1	0	1
Dave Watkins, R OBP: 0.257, SLG: 0.217 (1, 2)		4-0 CS BB			0-3 K		0-0 6-3 2-3			2	0	0	0	1	1	3
Don Money, R OBP: 0.296, SLG: 0.330 (1, 6)		0-0 CS 1-2	0-0 F9		0-0 F8		4-0 IBB			2	0	0	0	1	0	2
Grant Jackson, S OBP: 0.159, SLG: 0.194 (1, 1)			0-0 F9		0-0 E6 FC2 1-2 2-3		0-0 5-3			3	0	0	0	0	0	4

Inning Stats	R: 0	H: 1	E: 0	LOB: 0	K: 1	S: 5	P: 5	R: 1	H: 2	E: 0	LOB: 0	K: 0	S: 3	P: 7	R: 0	H: 0	E: 0	LOB: 0	K: 0	S: 3	R: 0	H: 0	E: 0	LOB: 0	K: 0	S: 3	R: 0	H: 0	E: 1	LOB: 3	K: 1	S: 6	R: 0	H: 0	E: 0	LOB: 0	K: 0	S: 3	R: 0	H: 1	E: 0	LOB: 2	K: 0	S: 4	R: 0	H: 2	E: 0	LOB: 2	K: 1	S: 7	P: 7
--------------	------	------	------	--------	------	------	------	------	------	------	--------	------	------	------	------	------	------	--------	------	------	------	------	------	--------	------	------	------	------	------	--------	------	------	------	------	------	--------	------	------	------	------	------	--------	------	------	------	------	------	--------	------	------	------

PITCHER	IP	WLS	BF	H	R	ER	SO	BB	IBB	HBP	BLK	WP	HR	S	P	ERA	WHIP
Denny Lemaster, L ERA: 3.22 (1, 1)	6.0	L	22	3	1	1	2	3	0	0	0	0	1	23	35	1.50	1.000
Jack Billingham, R ERA: 4.06 (7, 1)	2.0		10	3	0	0	1	0	1	0	0	0	0	11	15	0.00	1.500


BOTTOM

Houston Astros @ Philadelphia Phillies
Connie Mack Stadium, Philadelphia, PA

Fri Aug 15 1969, 7:05 PM EDT
 Att. 6,183 - Unknown

livebaseballscorecards.com

AB	28
R	1
H	6
RBI	1
BB	4
SO	3
LOB	21



WP: 0	PA: 33
PB: 0	
SB: 0	
CS: 1	

Batter	1	2	3	4	5	6	7	8	9	AB R H RBI BB SO LOB	TOP							
Sandy Valdespino, L (1, 7) OBP: 0.339, SLG: 0.282	0-0 F3		0-0 F7		0-0 4-3			0-0 5-3		4 0 0 0 0 0 1								
Joe Morgan, L (1, 4) OBP: 0.394, SLG: 0.399	0-0 5-3 2B		0-0 F7			0-0 L9		0-0 6-3		4 0 1 0 0 0 1								
Jimmy Wynn, R (1, 8) OBP: 0.432, SLG: 0.523	0-0 5-3 2-3			4-0 FC3-6 BB BB		4-0 S BB			0-0 L5	2 0 0 0 2 0 1								
Denis Menke, R (1, 6) OBP: 0.389, SLG: 0.425	0-0 4-3			4-0 FC3-6 1-2 BB		0-0 F8			0-0 1B	3 0 1 0 1 0 2								
Curt Blefary, L (1, 3) OBP: 0.362, SLG: 0.422		0-3 K		0-0 FC3-6 1-2f 2-3		0-0 L8 1-2			0-0 F9	4 0 0 0 0 1 4								
Doug Rader, R (1, 5) OBP: 0.326, SLG: 0.370		0-3 K		0-0 F3			0-0 G6-3 1B		0-3 K	4 0 1 0 0 2 3								
Johnny Edwards, L (1, 2) OBP: 0.297, SLG: 0.336			0-0 F8		0-3 K					3 0 0 0 0 2 3								
Marty Martinez, S (7, 2) OBP: 0.343, SLG: 0.386										0 0 0 0 0 0 0								
Jesus Alou, R (1, 9) OBP: 0.253, SLG: 0.308			0-0 SH1-4 1B		0-0 4-3		0-0 G6-3 1-2f			3 0 1 0 0 0 1								
Tom Griffin, R (1, 1) OBP: 0.260, SLG: 0.318			0-0 SH1-4		0-0 4-3			0-3 K		0 0 0 0 0 0 0								
Jim Ray, R (4, 1) OBP: 0.118, SLG: 0.118										1 0 0 0 0 0 0								
Dooley Womack, L (6, 1) OBP: 0.167, SLG: 0.167										0 0 0 0 0 0 0								
Gary Geiger, L (8, PH) OBP: 0.338, SLG: 0.266			1-2							1 0 0 0 0 1 0								
Ron Willis, R (8, 1) OBP: 1.000, SLG: 1.000										0 0 0 0 0 0 0								
Inning Stats	R: 0 E: 0 K: 0 S: 4	H: 1 LOB: 1 BB: 0 P: 4	R: 0 E: 0 K: 2 S: 7	H: 0 LOB: 0 BB: 0 P: 7	R: 0 E: 0 K: 1 S: 5	H: 0 LOB: 2 BB: 2 P: 13	R: 0 E: 0 K: 0 S: 3	H: 0 LOB: 0 BB: 0 P: 3	R: 0 E: 0 K: 1 S: 5	H: 1 LOB: 0 BB: 0 P: 5	R: 0 E: 0 K: 1 S: 5	H: 0 LOB: 0 BB: 0 P: 5	R: 0 E: 0 K: 1 S: 6	H: 1 LOB: 1 BB: 0 P: 6	1B: 3 2B: 1 3B: 0 HR: 0	SF: 0 SAC: 1 DP: 1 HBP: 0	WP: 0 PB: 0 SB: 1 CS: 0	PA: 33
PITCHER Rick Wise, R (1, 1) ERA: 3.26	IP: 9.0 WLS: W BF: 33 H: 4 R: 0 ER: 0 SO: 6 BB: 3 IBB: 0 HBP: 0 BLK: 0 WP: 0 HR: 0 S: 42 P: 54 ERA: 0.00 WHIP: 0.778																	

Houston Astros @ Philadelphia Phillies
 Connie Mack Stadium, Philadelphia, PA
 Sat Aug 16 1969, 3:33 AM EDT
 Att. 3,113 - Unknown

livebaseballscorecards.com

AB	29
R	0
H	4
RBI	0
BB	3
SO	6
LOB	16



Batter	1	2	3	4	5	6	7	8	9
Tony Taylor, R OBP: 0.319, SLG: 0.345 (1, 5)	0-0 6-3		0-0 L6		0-0 SH3-4	4-0 6-3 WP BB		0-0 WP 1B	
Cookie Rojas, R OBP: 0.279, SLG: 0.308 (1, 4)	0-3 K		0-0 2B		0-0 F3	0-0 6-3		0-0 WP 1B	
Dick Allen, R OBP: 0.393, SLG: 0.659 (1, 3)	0-0 HR		0-3 K		0-0 S 1B	4-0 BB		0-3 K	
Johnny Callison, L OBP: 0.327, SLG: 0.440 (1, 9)	0-0 1-3		0-0 3-1		4-0 1B 2B IBB	0-0 1-3		0-0 F8	
Deron Johnson, R OBP: 0.341, SLG: 0.452 (1, 7)		0-0 E5		4-0 FC5-4 BB	0-0 2B WP 1B		0-0 F7		
Larry Hise, R OBP: 0.336, SLG: 0.475 (1, 8)		0-0 F2		0-0 FC5-4 CS	0-0 WP 2B		0-0 FC6-4 1B		
Dave Watkins, R OBP: 0.257, SLG: 0.234 (1, 2)		0-3 K		0-0 E6 2B	0-3 K		0-0 FC6-4		
Don Money, R OBP: 0.296, SLG: 0.329 (1, 6)		0-0 5-3		0-0 E6		0-0 WP SH1-4 6-3 1B		0-0 5-3	
Rick Wise, R OBP: 0.327, SLG: 0.429 (1, 1)			0-0 HR		0-0 SH3-4 1B	0-0 SH1-4		0-0 F9	

Inning Stats	R: 1	H: 1	E: 0	K: 1	S: 6	LOB: 0	BB: 0	P: 6	R: 0	H: 0	E: 1	K: 1	S: 6	LOB: 1	BB: 0	P: 6	R: 1	H: 2	E: 0	K: 1	S: 7	LOB: 1	BB: 0	P: 7	R: 0	H: 1	E: 1	K: 0	S: 3	LOB: 2	BB: 1	P: 7	R: 4	H: 4	E: 0	K: 1	S: 9	LOB: 1	BB: 1	P: 13	R: 1	H: 1	E: 0	K: 0	S: 4	LOB: 2	BB: 2	P: 12	R: 0	H: 1	E: 0	K: 0	S: 4	LOB: 1	BB: 0	P: 4	R: 0	H: 2	E: 0	K: 1	S: 7	LOB: 2	BB: 0	P: 7
--------------	------	------	------	------	------	--------	-------	------	------	------	------	------	------	--------	-------	------	------	------	------	------	------	--------	-------	------	------	------	------	------	------	--------	-------	------	------	------	------	------	------	--------	-------	-------	------	------	------	------	------	--------	-------	-------	------	------	------	------	------	--------	-------	------	------	------	------	------	------	--------	-------	------

AB	R	H	RBI	BB	SO	LOB
3	0	1	0	1	0	0
5	0	2	1	0	1	2
4	2	2	2	1	2	3
4	1	0	0	1	0	5
3	1	1	1	1	0	0
4	0	2	1	0	0	2
4	0	1	0	0	2	3
4	1	1	0	0	0	3
3	2	2	1	0	0	0

WP	HR	S	P	ERA	WHIP
3	0	19	19	6.00	1.000
0	0	14	22	19.29	3.000
1	0	6	14	0.00	1.800
1	0	7	7	0.00	2.000

Houston Astros @ Philadelphia Phillies
Connie Mack Stadium, Philadelphia, PA
 Sat Aug 16 1969, 3:33 AM EDT
 Att: 3,113 - Unknown

AB	34
R	7
H	12
RBI	6
BB	4
SO	5
LOB	18



1B	2B	3B	HR	SF	SAC	DP	HBP	WP	HR	S	P	ERA	WHIP
7	3	0	2	0	0	0	0	3	0	19	19	6.00	1.000
0	0	0	0	0	0	0	0	0	0	14	22	19.29	3.000
0	0	0	0	0	0	0	0	1	0	6	14	0.00	1.800
0	0	0	0	0	0	0	0	1	0	7	7	0.00	2.000

Batter	1	2	3	4	5	6	7	8	9	AB R H RBI BB SO LOB	TOP												
Sandy Valdespino, L (1, 7) OBP: 0.341, SLG: 0.289	0-0 4-3 S 2B		4-0 FC1-6 BB		0-0 4-3		0-0 4-3	0-0 FC4 1-2f		4 1 1 0 1 0 3													
Joe Morgan, L (1, 4) OBP: 0.389, SLG: 0.393	0-0 4-3 2-3		0-0 FC1-6 E S 1-2f		0-0 F9		0-0 P4		0-0 F2	5 0 0 0 0 0 2													
Jimmy Wynn, R (1, 8) OBP: 0.432, SLG: 0.520	0-3 K		0-3 K 1-3		0-0 F2		0-0 F2 1B		4-0 G4-6-3 BB	4 0 1 0 1 2 2													
Denis Menke, R (1, 6) OBP: 0.389, SLG: 0.422	0-0 5-3 3-H		4-0 BB			4-0 1B WP BB	0-0 P4		0-0 G4-6-3 1-2f	3 1 0 0 2 0 2													
Curt Blefary, L (1, 3) OBP: 0.363, SLG: 0.421		0-0 F7	0-3 K			0-0 FC4-6 1-3 1B		4-0 E FC2 BB		3 0 1 0 1 1 2													
Doug Rader, R (1, 5) OBP: 0.325, SLG: 0.376		0-0 HR		0-0 1-3		0-3 K 1-2 3-H		0-0 FC2		4 1 1 1 0 1 2													
Johnny Edwards, L (1, 2) OBP: 0.299, SLG: 0.336		0-0 F7		0-0 FC5-4 1B		4-0 FC4-6 BB		0-3 K		3 0 1 0 1 1 2													
Jesus Alou, R (1, 9) OBP: 0.257, SLG: 0.308		0-0 1B		0-0 F8		0-0 FC4-6 FC6-4 1-2f 2-3		4-0 FC4 IBB		3 0 1 0 1 0 3													
Larry Dierker, R (1, 1) OBP: 0.169, SLG: 0.207		0-0 1-3		0-0 FC5-4 1-2f		0-0 FC6-4 1-2f		0-3 K		4 0 0 0 0 1 7													
Fred Gladding, L (9, 1) OBP: 0.111, SLG: 0.111										0 0 0 0 0 0 0													
Inning Stats	R: 1 E: 0 K: 1 S: 6	H: 1 LOB: 0 BB: 0 P: 6	R: 1 E: 0 K: 0 S: 5	H: 2 LOB: 1 BB: 0 P: 5	R: 0 E: 0 K: 2 S: 7	H: 0 LOB: 2 BB: 2 P: 15	R: 0 E: 0 K: 0 S: 4	H: 1 LOB: 1 BB: 0 P: 4	R: 0 E: 0 K: 0 S: 3	H: 0 LOB: 0 BB: 0 P: 3	R: 1 E: 0 K: 1 S: 6	H: 1 LOB: 2 BB: 2 P: 14	R: 0 E: 0 K: 0 S: 4	H: 1 LOB: 1 BB: 0 P: 4	R: 0 E: 1 K: 2 S: 8	H: 0 LOB: 3 BB: 2 P: 16	R: 0 E: 0 K: 0 S: 2	H: 0 LOB: 0 BB: 1 P: 6	1B: 4 2B: 1 3B: 0 HR: 1	SF: 0 SAC: 0 DP: 1 HBP: 0	WP: 1 PB: 0 SB: 2 CS: 0	PA: 40	
PITCHER	IP WLS BF H R ER SO BB IBB HBP BLK WP HR S P ERA WHIP																					PITCHER	IP WLS BF H R ER SO BB IBB HBP BLK WP HR S P ERA WHIP
Bill Champion, R (1, 1) ERA: 3.98	5.0 L 23 5 3 3 3 3 3 0 0 0 0 1 26 38 5.40 1.600																						
John Boozer, R (6, 1) ERA: 3.98	1.0 4 0 0 0 1 1 0 0 0 0 1 0 5 9 0.00 1.000																						
Bill Wilson, R (7, 1) ERA: 3.55	2.0 10 1 0 0 2 1 1 0 0 0 0 0 12 20 0.00 1.000																						
Turk Farrell, R (9, 1) ERA: 3.75	1.0 3 0 0 0 0 1 0 0 0 0 0 0 2 6 0.00 1.000																						

Houston Astros @ Philadelphia Phillies
 Connie Mack Stadium, Philadelphia, PA
 Sun Aug 17 1969, 3:33 AM EDT
 Att. 4,795 - Unknown

livebaseballscorecards.com

AB	33
R	3
H	6
RBI	1
BB	7
SO	6
LOB	25



Batter	1	2	3	4	5	6	7	8	9	AB	R	H	RBI	BB	SO	LOB
Tony Taylor, R (1, 5) OBP: 0.318, SLG: 0.346	0-0 1-3			0-0 F9		0-0 E6		0-0 2B		4	0	1	1	0	0	1
Cookie Rojas, R (1, 4) OBP: 0.276, SLG: 0.304	0-0 6-3			0-0 6-3		0-0 F8		0-0 L7		4	0	0	0	0	0	3
Dick Allen, R (1, 3) OBP: 0.391, SLG: 0.663	0-3 K			0-3 K						4	1	1	1	0	3	0
Johnny Callison, L (1, 9) OBP: 0.329, SLG: 0.439		0-0 4-3			0-3 K				0-0 HR	3	0	1	0	1	1	0
Deron Johnson, R (1, 7) Grant Jackson, S (9, PR) OBP: 0.340, SLG: 0.449 OBP: 0.159, SLG: 0.194		0-0 5-3			0-0 5-3				0-0 1B	4	0	1	0	0	0	1
Larry Hisle, R (1, 8) John Briggs, L (5, 8) OBP: 0.335, SLG: 0.473 OBP: 0.332, SLG: 0.375		0-3 K			0-3 K				0-0 4-3	0	0	0	0	0	0	0
Dave Watkins, R (1, 2) Ron Stone, L (8, PH) Mike Ryan, R (9, 2) OBP: 0.263, SLG: 0.242 OBP: 0.340, SLG: 0.309 OBP: 0.269, SLG: 0.347				0-0 G5-4-3 1B					0-0 1B	1	0	0	0	0	1	0
Don Money, R (1, 6) OBP: 0.293, SLG: 0.326				0-0 G5-4-3					0-0 1B	1	0	0	0	0	0	0
Bill Champion, R (1, 1) John Bozzer, R (6, 1) Terry Harmon, R (6, PH) Bill Wilson, R (7, 1) Rick Joseph, R (8, PH) Turk Farrell, R (9, 1) OBP: 0.231, SLG: 0.240 OBP: 0.143, SLG: 0.143 OBP: 0.318, SLG: 0.285				0-0 F2					0-0 2B	1	0	0	0	0	0	0

Inning Stats	R: 0	H: 0	E: 0	K: 1	S: 5	R: 0	H: 0	E: 0	K: 1	S: 5	R: 0	H: 0	E: 0	K: 1	S: 5	R: 0	H: 0	E: 0	K: 2	S: 7	R: 0	H: 1	E: 1	K: 1	S: 7	R: 0	H: 0	E: 0	K: 1	S: 5	R: 1	H: 2	E: 0	K: 0	S: 5	R: 1	H: 3	E: 0	K: 0	S: 5	1B: 4	2B: 2	3B: 0	HR: 1	SF: 0	SAC: 0	DP: 1	HBP: 0	WP: 0	PA: 34
PITCHER	IP	WLS	BF	H	R	ER	SO	BB	IBB	HBP	BLK	WP	HR	S	P	ERA	WHIP																																	
Larry Dierker, R (1, 1) ERA: 2.56	8.0	W	30	5	2	2	7	1	0	0	0	0	0	43	47	2.25	0.750																																	
Fred Gladding, R (9, 1) ERA: 2.93	1.0	S	4	2	0	0	0	0	0	0	0	0	0	4	4	0.00	2.000																																	

BOTTOM

Houston Astros @ Philadelphia Phillies
 Connie Mack Stadium, Philadelphia, PA

Sun Aug 17 1969, 3:33 AM EDT
 Att. 4,795 - Unknown

livebaseballscorecards.com

AB	33
R	2
H	7
RBI	2
BB	1
SO	7
LOB	10



Batter	1	2	3	4	5	6	7	8	9	AB R H RBI BB SO LOB	TOP	
Jesus Alou, R (1, 9) OBP: 0.257, SLG: 0.305	0-3 K		0-3 K			0-3 K		4-0 BB		3 0 0 0 1 3 0		
Joe Morgan, L (1, 4) OBP: 0.390, SLG: 0.391 Jack Billingham, R (8, 1)	4-0 E S BB		0-0 F8			4-0 BB		0-3 K		2 0 0 0 2 1 3 0 0 0 0 0 0 0		
Jimmy Wynn, R (1, 8) OBP: 0.428, SLG: 0.514	0-3 K			0-3 K		0-0 L6		0-0 G1-2-3		4 0 0 0 0 2 5		
Denis Menke, R (1, 6) OBP: 0.392, SLG: 0.424	4-0 FC4 BB			0-0 G6-4-3 1B			0-3 K		0-0 WP 1B	3 1 2 0 1 1 0		
Doug Rader, R (1, 5) OBP: 0.327, SLG: 0.378	0-0 FC4 1-2f			0-0 G6-4-3 1-2f			0-0 1B		0-0 E G2-3-2 1B	4 0 2 1 0 0 3		
Curt Blefary, L (1, 3) OBP: 0.360, SLG: 0.417		0-3 K			0-3 K		0-3 K		0-0 E3 G2-3-2	4 0 0 0 0 3 2		
Marty Martinez, S (1, 7) OBP: 0.340, SLG: 0.382			0-0 G6-4-3 1B		0-0 G3		0-3 K		0-0 G2-3-2	4 0 1 0 0 1 3		
Johnny Edwards, L (1, 2) OBP: 0.298, SLG: 0.334 Don Bryant, R (8, PH) OBP: 0.267, SLG: 0.273 (8, 2)		0-0 G6-4-3 1-2f			0-3 K			4-0 BB BB G1-2-3 BB	0-3 K	2 0 0 0 0 1 1 1 0 0 0 1 1 1		
Don Wilson, R (1, 1) OBP: 0.200, SLG: 0.152 Julio Gotay, R (8, PH) OBP: 0.316, SLG: 0.292 (8, 4)			0-0 G3			0-0 1-3		4-0 BB 1-2 BB		2 0 0 0 0 0 0 0 0 0 0 1 0 0		
Inning Stats	R: 0 H: 0 E: 0 LOB: 2 K: 2 BB: 2 S: 7 P: 15	R: 0 H: 1 E: 0 LOB: 0 K: 1 BB: 0 S: 5 P: 5	R: 0 H: 0 E: 0 LOB: 0 K: 1 BB: 0 S: 5 P: 5	R: 0 H: 1 E: 0 LOB: 0 K: 1 BB: 0 S: 5 P: 5	R: 0 H: 0 E: 0 LOB: 0 K: 2 BB: 0 S: 7 P: 7	R: 0 H: 0 E: 0 LOB: 1 K: 1 BB: 1 S: 5 P: 9	R: 0 H: 1 E: 0 LOB: 1 K: 3 BB: 0 S: 10 P: 10	R: 0 H: 0 E: 0 LOB: 2 K: 1 BB: 3 S: 4 P: 16	R: 1 H: 2 E: 1 LOB: 1 K: 1 BB: 0 S: 7 P: 7	1B: 5 SF: 0 2B: 1 SAC: 0 3B: 0 DP: 4 HR: 0 HBP: 0	WP: 1 PA: 35 PB: 0 SB: 1 CS: 0	
PITCHER	IP WLS BF H R ER SO BB IBB HBP BLK WP HR S P ERA WHIP											
Luke Walker, L (1, 1) ERA: 3.47 Joe Gibbon, L (8, 1) ERA: 2.6	7.0 W 28 3 0 0 11 6 0 0 0 0 0 0 44 68 0.00 1.286											

Houston Astros @ Pittsburgh Pirates
 Forbes Field, Pittsburgh, PA
 Tue Aug 19 1969, 7:05 PM EDT
 Att. 5,409 - Unknown

livebaseballscorecards.com

AB	29
R	1
H	5
RBI	1
BB	6
SO	13
LOB	18



Batter	1	2	3	4	5	6	7	8	9
Matty Alou, L OBP: 0.372, SLG: 0.420 (1, 8)	0-0 FC5-4 1B 1B		0-0 5-3		0-0 BB 1B	0-0 F7			
Carl Taylor, R OBP: 0.429, SLG: 0.467 (1, 3)	0-0 FC5-4 1-2 1B		0-0 F7		0-3 K		0-0 1-3		
Willie Stargell, L OBP: 0.399, SLG: 0.596 (1, 7)	0-3 K		0-3 K		4-0 1-2 BB 1B BB		0-0 HR		
Jose Pagan, R OBP: 0.310, SLG: 0.446 (1, 9)	0-0 FC5-4 S			0-3 K	0-3 K		0-3 K		
Ron Davis, R OBP: 0.309, SLG: 0.279 (8, 9)	1-2 2-3								
Richie Hebner, L OBP: 0.365, SLG: 0.448 (1, 5)	4-0 1-2 BB			0-0 2B	4-0 WP 1B BB		0-0 1-3		
Manny Sanguillen, R OBP: 0.349, SLG: 0.433 (1, 2)	0-0 4-3			0-0 1B 2B	0-0 WP 1B		0-0 5-3		
Gene Alley, R OBP: 0.282, SLG: 0.352 (1, 4)		0-3 K2-3		0-0 6-3 1B	0-3 K		0-3 K		
Freddie Patek, R OBP: 0.316, SLG: 0.320 (1, 6)		0-0 F8		0-0 6-3 1-2		0-0 F3		0-3 K	
Luke Walker, L Joe Gibbon, R (8, 1)		0-3 K		0-3 K		0-0 4-3			

AB	R	H	RBI	BB	SO	LOB
4	1	2	0	0	0	0
4	0	1	0	0	1	1
3	2	1	1	1	2	2
4	0	0	0	0	3	4
0	0	0	0	0	0	0
2	1	1	0	2	0	0
4	1	2	3	0	0	3
4	0	1	1	0	3	2
4	0	0	0	0	1	1
3	0	0	0	0	2	1
0	0	0	0	0	0	0

Houston Astros @ Pittsburgh Pirates
 Forbes Field, Pittsburgh, PA
 Tue Aug 19 1969, 7:05 PM EDT
 Att. 5,409 - Unknown

AB	32
R	5
H	8
RBI	5
BB	3
SO	12
LOB	14



Inning Stats	R	H	E	K	S	P	IP	WLS	BF	H	R	ER	SO	BB	IBB	HBP	BLK	WP	HR	S	P	ERA	WHIP
Don Wilson, R ERA: 3.95 (1, 1)	0	2	0	1	7	6	7.0	L	32	8	5	5	10	3	0	0	0	1	1	49	61	6.43	1.571
Jack Billingham, R ERA: 3.99 (8, 1)	0	0	0	2	7	7	1.0		3	0	0	0	2	0	0	0	0	0	7	7	0.00	0.000	

WP	PA	ERA	WHIP
1	35		
0			
1			
0			

Batter	1	2	3	4	5	6	7	8	9	AB R H RBI BB SO LOB	TOP
Jesus Alou, R OBP: 0.253, SLG: 0.301 (1, 9) X	0-0 ① 		0-0 ③ 			0-0 ② 		0-0 ③ F7 		4 0 0 0 0 0 1	
Joe Morgan, L OBP: 0.387, SLG: 0.387 (1, 4) SSS	0-3 ② K 			0-0 ① 		0-0 ③ 		0-3 ① K 		4 0 0 0 0 2 0	
Jimmy Wynn, R OBP: 0.425, SLG: 0.509 (1, 8) SSS	0-3 ③ K 			0-0 ② 			0-3 ① K 		0-0 ② 		4 0 0 0 0 2 0
Denis Menke, R OBP: 0.389, SLG: 0.420 (1, 6)		0-0 ① 		0-3 ③ K 			0-0 ② 		0-3 ③ K 		4 0 0 0 0 2 0
Doug Rader, R OBP: 0.331, SLG: 0.383 (1, 5)		0-0 			4-0 BBB 		0-0 				2 0 2 0 1 0 0
Curt Blefary, L OBP: 0.358, SLG: 0.414 (1, 3) SSS		0-3 ② K 			0-0 ① 		0-3 ③ K 				3 0 0 0 0 2 3
Marty Martinez, S OBP: 0.347, SLG: 0.388 (1, 7)		0-0 ③ 			0-0 ② 			0-0 			3 0 2 0 0 0 1
Don Bryant, R OBP: 0.258, SLG: 0.263 (1, 2)			0-3 ① K 		0-0 			0-0 			2 0 0 0 0 1 1
Denny Lemaster, R OBP: 0.236, SLG: 0.242 (1, 1) SSS			0-3 ② K 			0-0 ③ 		0-0 ① 			3 0 0 0 0 1 1
Inning Stats	R: 0 E: 0 K: 2 S: 7 H: 0 LOB: 0 BB: 0 P: 7	R: 0 E: 0 K: 1 S: 6 H: 1 LOB: 1 BB: 0 P: 6	R: 0 E: 0 K: 2 S: 7 H: 0 LOB: 0 BB: 0 P: 7	R: 0 E: 0 K: 1 S: 5 H: 0 LOB: 0 BB: 0 P: 5	R: 0 E: 0 K: 0 S: 3 H: 1 LOB: 1 BB: 1 P: 7	R: 0 E: 0 K: 0 S: 3 H: 0 LOB: 0 BB: 0 P: 3	R: 0 E: 0 K: 2 S: 8 H: 1 LOB: 1 BB: 0 P: 8	R: 0 E: 0 K: 0 S: 4 H: 1 LOB: 1 BB: 0 P: 4	R: 0 E: 0 K: 2 S: 7 H: 0 LOB: 0 BB: 0 P: 7	1B: 3 2B: 1 3B: 0 HR: 0 SF: 0 SAC: 1 DP: 0 HBP: 0	WP: 0 PB: 0 SB: 0 CS: 1 PA: 31
PITCHER Bob Veale, L ERA: 3.24 (1, 1)	IP: 9.0 WLS: W BF: 31 H: 4 R: 0 ER: 0 SO: 10 BB: 1 IBB: 0 HBP: 0 BLK: 0 WP: 0 HR: 0 S: 50 P: 54 ERA: 0.00 WHIP: 0.556	PITCHER IP WLS BF H R ER SO BB IBB HBP BLK WP HR S P ERA WHIP									

Houston Astros @ Pittsburgh Pirates
 Forbes Field, Pittsburgh, PA
 Wed Aug 20 1969, 7:05 PM EDT
 Att: 10,563 - Unknown

livebaseballscorecards.com

AB	29
R	0
H	4
RBI	0
BB	1
SO	10
LOB	7



Batter	1	2	3	4	5	6	7	8	9
Matty Alou, L OBP: 0.369, SLG: 0.417 (1, 8)	0-0 K		0-3 K		0-3 K			0-0 E6 SH SF9	
Carl Taylor, R OBP: 0.423, SLG: 0.459 Ron Davis, R OBP: 0.309, SLG: 0.279 (8, PR) (9, 7)	0-3 K			0-0 K		0-0 K		0-0 SH SF9 1B	
Roberto Clemente, R OBP: 0.416, SLG: 0.583 (1, 9)	0-3 K			0-0 K		0-3 K		0-0 SF9 1-2 3-H	
Jose Pagan, R OBP: 0.314, SLG: 0.444 (1, 5)		0-3 K		4-0 1B BB		0-3 K		0-0 1B 2-H	
Manny Sanguillen, R OBP: 0.351, SLG: 0.434 (1, 2)		0-0 K		0-0 1-2 1B		0-0 BB 1B		0-3 K	
Al Oliver, L OBP: 0.322, SLG: 0.419 (1, 3)		0-0 K		0-0 G		0-3 K			
Gene Alley, R OBP: 0.288, SLG: 0.358 (1, 4)			0-0 WP 2B		0-0 K		4-0 1-2 BB		
Freddie Patek, R OBP: 0.316, SLG: 0.320 (1, 6)			0-3 K		0-0 1B		0-3 K		
Bob Veale, S OBP: 0.102, SLG: 0.070 (1, 1)			0-3 K		0-0 K		0-3 K		

Inning Stats	1	2	3	4	5	6	7	8	9						
R: 0 E: 0 K: 2 S: 7	H: 0 LOB: 0 BB: 0 P: 7	R: 0 E: 0 K: 1 S: 5	H: 0 LOB: 0 BB: 0 P: 5	R: 0 E: 0 K: 3 S: 10	H: 1 LOB: 1 BB: 0 P: 10	R: 0 E: 0 K: 0 S: 4	H: 1 LOB: 2 BB: 1 P: 8	R: 0 E: 0 K: 1 S: 6	H: 1 LOB: 1 BB: 0 P: 6	R: 0 E: 0 K: 2 S: 7	H: 0 LOB: 0 BB: 0 P: 7	R: 0 E: 0 K: 3 S: 10	H: 1 LOB: 2 BB: 1 P: 14	R: 1 E: 2 K: 1 S: 7	H: 1 LOB: 1 BB: 0 P: 7

PITCHER	IP	WLS	BF	H	R	ER	SO	BB	IBB	HBP	BLK	WP	HR	S	P	ERA	WHIP
Denny Lemaster, L ERA: 3.08 (1, 1)	8.0	L	32	5	1	0	13	2	0	0	0	1	0	56	64	0.00	0.875

AB R H RBI BB SO LOB

4	1	0	0	0	2	2
3	0	0	0	0	1	0
0	0	0	0	0	0	0
3	0	0	1	0	2	0
3	0	1	0	1	2	0
4	0	2	0	0	1	1
3	0	0	0	0	1	3
2	0	1	0	1	0	0
3	0	1	0	0	2	3
3	0	0	0	0	2	4

AB	28
R	1
H	5
RBI	1
BB	2
SO	13
LOB	13



Houston Astros @ Pittsburgh Pirates
Forbes Field, Pittsburgh, PA
Wed Aug 20 1969, 7:05 PM EDT
Att. 10,563 - Unknown

livebaseballscorecards.com

WP	1	PA	32
PB	0		
SB	0		
CS	0		

Batter	1	2	3	4	5	6	7	8	9	AB R H RBI BB SO LOB	TOP											
Jesus Alou, R (1, 7) OBP: 0.256, SLG: 0.302	0-3 K	0-0 1B			0-0 F8		0-0 FC4-6 1B 6-3	0-0 6-3		5 1 2 3 0 1 2												
Joe Morgan, L (1, 4) OBP: 0.385, SLG: 0.384	0-0 5-3		0-0 F9		0-3 K		0-0 6-3	0-0 PO	0-0 1B	5 1 1 0 0 1 2												
Jimmy Wynn, R (1, 8) OBP: 0.429, SLG: 0.510	4-0 BB		0-3 K		0-0 1B		4-0 FC4-6 IBB		0-0 1B	3 1 2 0 2 1 0												
Norm Miller, L (1, 9) OBP: 0.366, SLG: 0.369	4-0 1-2 BB		0-3 K			4-0 SH	0-0 FC4-6 1B		0-0 1B	3 2 1 0 2 1 2												
Denis Menke, R (1, 6) OBP: 0.390, SLG: 0.420	0-3 K			4-0 BB		0-0 SH	0-0 1B		0-0 SF7	2 0 1 2 1 1 2												
Curt Blefary, L (1, 3) OBP: 0.356, SLG: 0.412		0-0 1B		0-0 P6		0-0 G4-6-3	0-0 4-3		0-0 F9	5 0 1 0 0 0 5												
Doug Rader, R (1, 5) OBP: 0.336, SLG: 0.386		4-0 1B		0-0 F9		0-0 1B		0-0 SH5-4 1B 6-3	0-0 BB	4 2 3 1 1 0 1												
Johnny Edwards, L (1, 2) OBP: 0.304, SLG: 0.337		4-0 1B		0-0 F7		0-0 1B		0-0 6-3 PO SH5-4 1B	4-0 BB	3 1 2 0 2 0 1												
Larry Dierker, R (1, 1) OBP: 0.172, SLG: 0.209		0-0 G5-2-3			0-0 1B	0-0 F8		0-0 SH5-4	0-3 K	4 0 1 0 0 1 7												
Inning Stats	R: 0 E: 0 K: 2 S: 7	H: 0 LOB: 2 BB: 2 P: 15	R: 2 E: 0 K: 0 S: 3	H: 2 LOB: 1 BB: 2 P: 11	R: 0 E: 0 K: 2 S: 7	H: 0 LOB: 0 BB: 0 P: 7	R: 0 E: 0 K: 0 S: 3	H: 0 LOB: 1 BB: 1 P: 7	R: 0 E: 0 K: 1 S: 6	H: 2 LOB: 2 BB: 0 P: 6	R: 1 E: 1 K: 0 S: 5	H: 2 LOB: 2 BB: 1 P: 9	R: 1 E: 0 K: 0 S: 5	H: 2 LOB: 2 BB: 1 P: 9	R: 1 E: 0 K: 0 S: 4	H: 2 LOB: 0 BB: 0 P: 4	R: 3 E: 1 K: 1 S: 9	H: 4 LOB: 2 BB: 1 P: 13	1B: 14 2B: 0 3B: 0 HR: 0	SF: 1 SAC: 2 DP: 2 HBP: 0	WP: 1 PB: 0 SB: 0 CS: 0	PA: 46
PITCHER	IP WLS BF H R ER SO BB IBB HBP BLK WP HR S P ERA WHIP																					
Dick Selma, R (1, 1) ERA: 3.19	5.0 L 23 4 3 3 5 6 0 0 0 1 0 27 51 5.40 2.000																					
Rich Nye, L (6, 1) ERA: 4.95	2.0 10 4 1 1 0 0 0 1 0 0 0 0 9 13 4.50 2.000																					
Phil Regan, R (8, 1) ERA: 3.28	1.0 7 5 4 4 0 0 0 0 0 0 0 0 7 7 36.00 5.000																					
Don Nottebart, R (9, 1) ERA: 6.1	1.0 5 1 0 0 0 1 1 0 0 0 0 0 6 10 0.00 2.000																					

Houston Astros @ Chicago Cubs
Wrigley Field, Chicago, IL
Fri Aug 22 1969, 3:33 AM CDT
Att. 19,897 - Sunny - 74 F

livebaseballscorecards.com

AB	34
R	8
H	14
RBI	6
BB	8
SO	6
LOB	22



Batter	1	2	3	4	5	6	7	8	9	AB	R	H	RBI	BB	SO	LOB
Don Kessinger, S OBP: 0.346, SLG: 0.383 (1, 6)	0-0 4-3 SUS	0-3 K			0-3 K		0-0 1-3			4	0	0	0	0	2	0
Glenn Beckert, R OBP: 0.334, SLG: 0.356 (1, 4)	0-0 14 BB 1B		0-0 F8		0-0 2B			0-0 5-3		4	1	2	0	0	0	0
Billy Williams, L OBP: 0.361, SLG: 0.458 (1, 7)	0-0 F8		0-0 G3		0-0 F9			0-0 5-3		4	0	0	0	0	0	2
Ron Santo, R OBP: 0.392, SLG: 0.513 (1, 5)	4-0 14 BB 1B		0-0 6-3		0-0 F7			0-0 F9		3	1	0	0	1	0	1
14 Ernie Banks, R OBP: 0.316, SLG: 0.405 (1, 3)	4-0 1B 1-2 2-3 BB		0-3 K		0-0 6-3			0-3 K		3	0	0	0	1	2	0
Jim Hickman, R OBP: 0.313, SLG: 0.422 (1, 9)	0-0 1-2 2-H 3-H 1B		4-0 1B BB		0-0 F9			0-0 6-3		3	0	1	2	1	0	0
Gene Oliver, R OBP: 0.286, SLG: 0.346 (1, 2)	0-3 K		0-0 P4		0-3 K			0-0 5-3		4	0	0	0	0	2	3
Jim Qualls, S OBP: 0.266, SLG: 0.342 (1, 8)		0-0 P4		0-0 FC6 1B			0-0 G3			3	0	1	0	0	0	0
Dick Selma, R OBP: 0.185, SLG: 0.208 (1, 1)		0-0 5-3		0-0 FC6			0-3 K			2	0	0	0	0	0	2
Rich Nye, L OBP: 0.067, SLG: 0.067 (6, 1)										0	0	0	0	0	0	0
Willie Smith, L OBP: 0.332, SLG: 0.439 (7, PH)										1	0	0	0	0	1	0
Phil Regan, R OBP: 0.235, SLG: 0.143 (8, 1)										0	0	0	0	0	0	0
Don Nottebart, R (9, 1)										0	0	0	0	0	0	0

Inning Stats	R: 2	H: 2	R: 0	H: 0	R: 0	H: 0	R: 0	H: 1	R: 0	H: 0	R: 0	H: 0	R: 0	H: 0	R: 0	H: 0	R: 0	H: 0	R: 0	H: 0	1B: 3	SF: 0	WP: 0	PA: 34
	E: 0	LOB: 2	E: 0	LOB: 0	E: 0	LOB: 0	E: 0	LOB: 2	E: 0	LOB: 0	E: 0	LOB: 0	E: 0	LOB: 0	E: 0	LOB: 0	E: 0	LOB: 0	E: 0	LOB: 0	2B: 1	SAC: 0	PB: 0	
	K: 1	BB: 2	K: 1	BB: 0	K: 0	BB: 0	K: 1	BB: 1	K: 1	BB: 0	K: 1	BB: 0	K: 0	BB: 0	K: 1	BB: 0	K: 1	BB: 0	K: 1	BB: 0	3B: 0	DP: 0	SB: 0	
	S: 7	P: 15	S: 5	P: 5	S: 3	P: 3	S: 6	P: 10	S: 6	P: 6	S: 5	P: 5	S: 5	P: 3	S: 5	P: 5	S: 3	P: 3	S: 5	P: 5	HR: 0	HBP: 0	CS: 0	


PITCHER	IP	WLS	BF	H	R	ER	SO	BB	IBB	HBP	BLK	WP	HR	S	P	ERA	WHIP
Larry Dierker, R ERA: 2.53 (1, 1)	9.0	W	34	4	2	2	7	3	0	0	0	0	0	45	57	2.00	0.778


BOTTOM

Houston Astros @ Chicago Cubs
Wrigley Field, Chicago, IL
Fri Aug 22 1969, 3:33 AM CDT
Att. 19,897 - Sunny - 74 F

livebaseballscorecards.com

AB	31
R	2
H	4
RBI	2
BB	3
SO	7
LOB	8



Batter	1	2	3	4	5	6	7	8	9	AB R H RBI BB SO LOB	TOP
Jesus Alou, R OBP: 0.258, SLG: 0.305 (1, 9) (7, 7)	0-0 5-3		0-0 SF8		0-0 2B 1B	0-0 6-3			0-0 1B 1B	4 1 2 1 0 0 1	
Joe Morgan, L OBP: 0.385, SLG: 0.383 (1, 4) SS	0-3 K		0-0 1B 1B		0-0 G3			4-0 S BB	0-0 F8	4 0 1 0 1 1 3	
Jimmy Wynn, R OBP: 0.428, SLG: 0.508 (1, 8) SS	0-3 K		0-0 1B		4-0 2B IBB			0-3 K	0-0 F8	4 0 1 0 1 2 2	
Doug Rader, R OBP: 0.337, SLG: 0.390 (1, 5)		0-0 5-3	0-0 SF7		0-0 2B			0-0 F8	0-0 1B	4 0 2 3 0 0 1	
Denis Menke, R OBP: 0.388, SLG: 0.416 (1, 6)		0-0 F8	0-3 K		0-3 K			4-0 IBB	0-3 K	4 0 0 0 1 3 6	
Marty Martinez, S OBP: 0.338, SLG: 0.378 (1, 7) Fred Gladding, L OBP: 0.111, SLG: 0.111 (7, 1) Wade Blasingame, L (8, 1)	0-0 4-3			0-0 F8	0-0 6-3			0-0 4-3		4 0 0 0 0 0 4 0 0 0 0 0 0 0 0 0 0 0 0 0 0	
Curt Blefary, L OBP: 0.356, SLG: 0.409 (1, 3)			4-0 SH HBP E BB	0-3 K		0-3 K		0-0 3-1		3 1 0 0 1 2 0	AB 33 R 5 H 8 RBI 4 BB 4 SO 10 LOB 18
Johnny Edwards, L OBP: 0.306, SLG: 0.339 (1, 2)			1-0 E SF8 HBP	0-0 P4		0-0 2B		0-0 4-3		3 1 1 0 0 0 0	
Tom Griffin, R OBP: 0.269, SLG: 0.348 Norm Miller, L OBP: 0.365, SLG: 0.368 (1, 1) (7, 9)			0-0 SH 1B 1B SF7		0-0 1B 2B	0-3 K		0-3 K		2 2 1 0 0 1 1 1 0 0 0 0 1 0	
Inning Stats	R: 0 E: 0 K: 2 S: 7 H: 0 LOB: 0 BB: 0 P: 7	R: 0 E: 0 K: 0 S: 3 H: 0 LOB: 0 BB: 0 P: 3	R: 3 E: 1 K: 1 S: 8 H: 2 LOB: 2 BB: 1 P: 13	R: 0 E: 0 K: 1 S: 5 H: 0 LOB: 0 BB: 0 P: 5	R: 2 E: 0 K: 1 S: 8 H: 3 LOB: 2 BB: 1 P: 12	R: 0 E: 0 K: 2 S: 8 H: 1 LOB: 1 BB: 0 P: 8	R: 0 E: 0 K: 1 S: 5 H: 0 LOB: 2 BB: 2 P: 13	R: 0 E: 0 K: 1 S: 5 H: 0 LOB: 0 BB: 0 P: 5	R: 0 E: 0 K: 1 S: 7 H: 2 LOB: 2 BB: 0 P: 7	1B: 5 2B: 3 3B: 0 HR: 0 SF: 2 SAC: 1 DP: 0 HBP: 1	WP: 0 PB: 0 SB: 1 CS: 0 PA: 41
PITCHER Ken Holtzman, L ERA: 3.16 (1, 1)	IP 9.0 WLS W BF 41 H 8 R 5 ER 4 SO 10 BB 2 IBB 2 HBP 1 BLK 0 WP 0 HR 0 S 56 P 73 ERA 4.00 WHIP 1.111										

Houston Astros @ Chicago Cubs
Wrigley Field, Chicago, IL
Sat Aug 23 1969, 3:33 AM CDT
Att. 27,665 - Sunny - 76 F

livebaseballscorecards.com

Batter	1	2	3	4	5	6	7	8	9	AB	R	H	RBI	BB	SO	LOB
Don Kessinger, S (1, 6) OBP: 0.346, SLG: 0.384	0-0 L9		0-0 P5	0-0 F5			0-0 FC6-4	0-0 BB 1B FC5-4 1B		5	1	2	0	0	0	2
Glenn Beckert, R (1, 4) OBP: 0.335, SLG: 0.355	0-0 E4 HR		4-0 5-3 BB	0-0 FC5-4			0-0 FC6-4 2B HR	0-0 FC5-4 14 BB 1B		4	3	1	1	1	0	3
Billy Williams, L (1, 7) OBP: 0.362, SLG: 0.459	0-0 F9		0-0 5-3				0-0 HR 2B	4-0 FC5-4 BB		4	1	1	0	1	0	2
Ron Santo, R (1, 5) OBP: 0.392, SLG: 0.518	0-0 HR		0-0 6-3				4-0 HR IBB	0-0 FC5-4 14 BB 1B		4	2	1	3	1	0	3
14 Ernie Banks, R (1, 3) OBP: 0.317, SLG: 0.412	0-3 K			0-0 HR			0-3 K	0-0 HR 1B		5	1	2	2	0	2	3
Jim Hickman, R (1, 9) OBP: 0.315, SLG: 0.449		0-0 F7		0-0 HR			0-0 HR	0-0 F9		5	2	2	5	0	1	2
Randy Hundley, R (1, 2) OBP: 0.362, SLG: 0.441		0-0 E1 1B		4-0 1B BB			0-0 1-3	0-3 K		3	0	1	0	1	1	0
Don Young, R (1, 8) OBP: 0.338, SLG: 0.343		0-3 K		0-3 K			0-0 WP 1B	0-3 K		4	0	1	0	0	3	2
Ken Holtzman, R (1, 1) OBP: 0.146, SLG: 0.163		0-0 4-3		0-0 FC5-4 1B			0-3 K	0-0 1B 1B		4	1	2	0	0	1	2


Inning Stats	R: 2	H: 1	E: 1	K: 1	S: 7	LOB: 0	BB: 0	P: 7	R: 0	H: 1	E: 1	K: 1	S: 6	LOB: 1	BB: 0	P: 6	R: 0	H: 0	E: 0	K: 0	S: 3	LOB: 1	BB: 1	P: 7	R: 2	H: 3	E: 0	K: 1	S: 8	LOB: 2	BB: 1	P: 12	R: 0	H: 0	E: 0	K: 0	S: 3	LOB: 0	BB: 0	P: 3	R: 0	H: 1	E: 0	K: 2	S: 8	LOB: 1	BB: 0	P: 8	R: 4	H: 3	E: 0	K: 2	S: 10	LOB: 0	BB: 1	P: 14	R: 3	H: 4	E: 0	K: 1	S: 9	LOB: 2	BB: 1	P: 13
--------------	------	------	------	------	------	--------	-------	------	------	------	------	------	------	--------	-------	------	------	------	------	------	------	--------	-------	------	------	------	------	------	------	--------	-------	-------	------	------	------	------	------	--------	-------	------	------	------	------	------	------	--------	-------	------	------	------	------	------	-------	--------	-------	-------	------	------	------	------	------	--------	-------	-------

PITCHER	IP	WLS	BF	H	R	ER	SO	BB	IBB	HBP	BLK	WP	HR	S	P	ERA	WHIP
Tom Griffin, R (1, 1) ERA: 3.61	6.0		27	6	4	2	5	2	0	0	0	1	3	35	43	3.00	1.333
Fred Gladding, R (7, 1) ERA: 3.92	1.1	L	11	6	7	7	3	0	1	0	0	0	1	16	20	47.25	4.500
Wade Blasingame, L (8, 1) ERA: 5.69	0.2		4	1	0	0	0	1	0	0	0	0	0	3	7	0.00	3.000

BOTTOM

Houston Astros @ Chicago Cubs
 Wrigley Field, Chicago, IL
 Sat Aug 23 1969, 3:33 AM CDT
 Att: 27,665 - Sunny - 76 F

AB	38
R	11
H	13
RBI	11
BB	4
SO	8
LOB	19



WP	HR	S	P	ERA	WHIP
1	3	35	43	3.00	1.333
0	1	16	20	47.25	4.500
0	0	3	7	0.00	3.000

Houston Astros @ Chicago Cubs
 Wrigley Field, Chicago, IL
 Sun Aug 24 1969, 3:33 AM CDT
 Sunny - 78 F

livebaseballscorecards.com

AB	41
R	9
H	17
RBI	9
BB	4
SO	4
LOB	24



WP:	0	PA:	46
PB:	0		
SB:	0		
CS:	0		

AB R H RBI BB SO LOB

5	1	1	0	0	1	4
0	0	0	0	0	0	0
1	0	0	0	0	0	2

5	2	2	1	0	0	2
---	---	---	---	---	---	---

3	3	3	3	2	0	0
---	---	---	---	---	---	---

4	1	1	2	1	1	2
---	---	---	---	---	---	---

5	1	3	1	0	0	0
---	---	---	---	---	---	---

5	0	3	1	0	0	2
---	---	---	---	---	---	---

5	0	0	0	0	1	7
---	---	---	---	---	---	---

4	0	3	1	1	0	0
0	0	0	0	0	0	0

1	1	1	0	0	0	0
2	0	0	0	0	1	3
0	0	0	0	0	0	0
0	0	0	0	0	0	0
0	0	0	0	0	0	0
1	0	0	0	0	0	2

1B:	14	SF:	0
2B:	2	SAC:	1
3B:	0	DP:	1
HR:	2	HBP:	0

Batter	1	2	3	4	5	6	7	8	9
Jesus Alou, R (1, 7) OBP: 0.257, SLG: 0.303	0-3 K	0-0 5-3		0-0 1B	0-0 4-3		0-0 1-3		0-0 5-3
Gary Geiger, L (8, 7) OBP: 0.338, SLG: 0.266				1-2 1B	1-2				
Marty Martinez, S (9, PH) OBP: 0.336, SLG: 0.375				1B					
Joe Morgan, L (1, 4) OBP: 0.385, SLG: 0.386	0-0 HR	0-0 6-3		1-3 1B	0-0 P3			0-0 4-3	
Jimmy Wynn, R (1, 8) OBP: 0.434, SLG: 0.527	0-0 HR		0-0 HR	4-0 1B	4-0 1B	4-0 BB		0-0 7-3	
Norm Miller, L (1, 9) OBP: 0.365, SLG: 0.366	4-0 1B		0-0 4-3	0-0 1B	0-0 1B	0-3 K		0-0 7-3	
Curt Blefary, L (1, 3) OBP: 0.358, SLG: 0.411	0-0 1B		0-0 F9	0-0 1B	0-0 1B	0-0 F5			
Denis Menke, R (1, 6) OBP: 0.390, SLG: 0.418	0-0 F8		0-0 F8	1-3 1B			0-0 FC4-6		0-0 1B
Doug Rader, R (1, 5) OBP: 0.333, SLG: 0.385	0-3 K			0-0 5-3			0-0 FC4-6		0-0 F8
Johnny Edwards, L (1, 2) OBP: 0.311, SLG: 0.344					0-0 G3	4-0 4-3		0-0 4-3	
Cesar Geronimo, L (9, PR) OBP: 0.250, SLG: 0.375								1-2 1B	
Jack Billingham, R (1, 1) OBP: 0.267, SLG: 0.083									
Jim Ray, R (4, 1) OBP: 0.105, SLG: 0.105									
Dooly Womack, L (7, 1) OBP: 0.167, SLG: 0.167									
Fred Gladding, L (8, 1) OBP: 0.117, SLG: 0.111									
Sandy Valdespino, L (9, PH) OBP: 0.341, SLG: 0.289									
Julio Golazy, R (9, PH) OBP: 0.313, SLG: 0.288									

Inning Stats	R: 2	H: 3	E: 0	K: 2	S: 10	P: 14	R: 0	H: 1	E: 0	K: 0	S: 4	P: 4	R: 1	H: 1	E: 0	K: 0	S: 4	P: 4	R: 5	H: 6	E: 0	K: 0	S: 9	P: 13	R: 0	H: 0	E: 0	K: 1	S: 5	P: 9	R: 0	H: 0	E: 0	K: 1	S: 4	P: 8	R: 0	H: 2	E: 0	K: 0	S: 5	P: 5	R: 0	H: 1	E: 0	K: 0	S: 3	P: 3	R: 1	H: 3	E: 0	K: 0	S: 6	P: 6	1B: 14	2B: 2	3B: 0	HR: 2	SF: 0	SAC: 1	DP: 1	HBP: 0	WP: 0	PA: 46
--------------	------	------	------	------	-------	-------	------	------	------	------	------	------	------	------	------	------	------	------	------	------	------	------	------	-------	------	------	------	------	------	------	------	------	------	------	------	------	------	------	------	------	------	------	------	------	------	------	------	------	------	------	------	------	------	------	--------	-------	-------	-------	-------	--------	-------	--------	-------	--------

PITCHER	IP	WLS	BF	H	R	ER	SO	BB	IBB	HBP	BLK	WP	HR	S	P	ERA	WHIP
Fergie Jenkins, R (1, 1) ERA: 3.0	3.2		20	8	6	6	2	1	0	0	0	0	2	23	27	14.73	2.455
Rich Nye, L (4, 1) ERA: 5.23	0.0		3	2	1	1	0	0	1	0	0	0	0	2	6	∞	∞
Ted Abernathy, R (4, 1) ERA: 3.14	0.1		2	1	1	1	0	0	0	0	0	0	0	2	2	27.00	3.000
Dick Selma, R (5, 1) ERA: 3.15	2.0		7	0	0	0	2	2	0	0	0	0	0	9	17	0.00	1.000
Don Nottebart, R (7, 1) ERA: 5.82	1.0		5	2	0	0	0	0	0	0	0	0	0	5	5	0.00	2.000

PITCHER	IP	WLS	BF	H	R	ER	SO	BB	IBB	HBP	BLK	WP	HR	S	P	ERA	WHIP
Phil Regan, R (8, 1) ERA: 3.33	1.1	W	7	4	1	1	0	0	0	0	0	0	0	7	7	6.75	3.000
Hank Aguirre, L (9, 1) ERA: 2.13	0.2	S	2	0	0	0	0	0	0	0	0	0	0	2	2	0.00	0.000

Batter	1	2	3	4	5	6	7	8	9	AB R H RBI BB SO LOB	TOP											
Jesus Alou, R (1, 7) OBP: 0.254, SLG: 0.299	0-3 K		0-0 5-3		0-0 F2		0-0 6-3			4 0 0 0 0 1 0												
Joe Morgan, L (1, 4) OBP: 0.384, SLG: 0.384	0-0 PB 1B		0-3 K		0-3 K		0-3 K			4 0 1 0 0 3 0												
Jimmy Wynn, R (1, 8) OBP: 0.431, SLG: 0.521	0-3 K 1-2		0-0 5-3		0-3 K		0-3 K			4 0 0 0 0 3 1												
Norm Miller, L (1, 9) OBP: 0.367, SLG: 0.371	0-0 4-3			0-0 1B 2B	0-0 WP S BB 1B		0-3 K			4 2 2 0 0 1 1												
Curt Blefary, L (1, 3) OBP: 0.361, SLG: 0.412		4-0 1B BB		0-0 G5-4-3 1B	4-0 BB WP IBB		0-0 P5			2 0 1 1 2 0 0												
Denis Menke, R (1, 6) OBP: 0.389, SLG: 0.415		0-0 P5		0-0 G5-4-3 1-2f	4-0 7-6 BB BB		0-0 5-3			3 0 0 0 1 0 2												
Doug Rader, R (1, 5) OBP: 0.335, SLG: 0.385		0-0 1-3 1B		0-0 F8	4-0 1-2 2-3 3-H BB		0-0 5-3			3 0 1 1 1 0 0												
Johnny Edwards, L (1, 2) OBP: 0.313, SLG: 0.353		0-3 K		0-0 HR	0-0 7-6		0-0 WP 1B			4 1 2 1 0 1 5												
Don Wilson, R (1, 1) OBP: 0.190, SLG: 0.143		0-3 K		0-0 F8	0-0 L7		0-0 P4			4 0 0 0 0 1 3												
Inning Stats	R: 0 E: 0 K: 2 S: 8	H: 1 LOB: 1 BB: 0 P: 8	R: 0 E: 0 K: 2 S: 8	H: 1 LOB: 2 BB: 1 P: 12	R: 0 E: 0 K: 1 S: 5	H: 0 LOB: 0 BB: 0 P: 5	R: 1 E: 0 K: 0 S: 4	H: 2 LOB: 0 BB: 0 P: 4	R: 1 E: 0 K: 1 S: 6	H: 1 LOB: 0 BB: 0 P: 6	R: 1 E: 0 K: 1 S: 5	H: 1 LOB: 2 BB: 3 P: 17	R: 0 E: 0 K: 1 S: 5	H: 0 LOB: 0 BB: 0 P: 5	R: 0 E: 0 K: 2 S: 7	H: 0 LOB: 0 BB: 0 P: 7	R: 0 E: 0 K: 0 S: 4	H: 1 LOB: 1 BB: 0 P: 4	1B: 5 2B: 2 3B: 0 HR: 1	SF: 0 SAC: 0 DP: 2 HBP: 0	WP: 2 PB: 1 SB: 1 CS: 0	PA: 36
PITCHER	IP WLS BF H R ER SO BB IBB HBP BLK WP HR S P ERA WHIP																					
Ken Johnson, R (1, 1) ERA: 4.19	5.1 L 25 6 3 3 7 3 1 0 0 1 1 35 51 5.06 1.688																					
Hank Aguirre, L (6, 1) ERA: 2.04	1.2 4 0 0 0 1 0 0 0 0 0 0 6 6 0.00 0.000																					
Dick Selma, R (8, 1) ERA: 3.12	2.0 7 1 0 0 2 0 0 0 0 1 0 11 11 0.00 0.500																					

Houston Astros @ Chicago Cubs
Wrigley Field, Chicago, IL
Sun Aug 24 1969, 3:38 AM CDT
Att: 40,439 - Unknown

livebaseballscorecards.com

AB	32
R	3
H	7
RBI	3
BB	4
SO	10
LOB	12



Batter	1	2	3	4	5	6	7	8	9	AB R H RBI BB SO LOB	TOP	
Jesus Alou, R (1, 7) OBP: 0.251, SLG: 0.295	0-0 5-3		0-0 4-3			0-0 1-4-3		0-0 1-3		4 0 0 0 0 0 1		
Joe Morgan, L (1, 4) OBP: 0.383, SLG: 0.383	0-3 K		0-0 4-3			0-0 S 1B		0-0 F9		4 0 1 0 0 1 0		
Jimmy Wynn, R (1, 8) OBP: 0.429, SLG: 0.517	0-3 K			0-0 P4		0-3 K 1-2		4-0 1B BB		3 0 0 0 1 2 1		
Norm Miller, L (1, 9) OBP: 0.368, SLG: 0.371		0-0 6-3		4-0 G3-6 BB		0-0 4-3		0-0 1-2 1B		3 0 1 0 1 0 0		
Curt Blefary, L (1, 3) OBP: 0.360, SLG: 0.409		4-0 1B BB		0-0 G3-6 1-2f		0-0 4-3		0-0 F7		3 0 0 0 1 0 3		
Denis Menke, R (1, 6) OBP: 0.386, SLG: 0.411		0-0 P6			0-0 6-3		0-0 F9		0-0 6-3	4 0 0 0 0 0 3		
Doug Rader, R (1, 5) OBP: 0.335, SLG: 0.385		0-0 1-2 1B			0-0 5-3			0-0 F3		3 0 1 0 0 0 0		
Johnny Edwards, L (1, 2) OBP: 0.313, SLG: 0.355		0-3 K			0-0 3-1			0-0 2B		3 0 1 0 0 1 2		
Larry Dierker, R (1, 1) OBP: 0.168, SLG: 0.204 Sandy Valdespino, L (8, PH) OBP: 0.338, SLG: 0.287 Jim Bouton, R (8, 1)			0-0 6-3			0-0 P4		0-0 F5		2 0 0 0 0 0 0 1 0 0 0 0 0 1 0 0 0 0 0 0 0		
Inning Stats	R: 0 E: 0 K: 2 S: 7 H: 0 LOB: 0 BB: 0 P: 7	R: 0 E: 0 K: 1 S: 6 H: 1 LOB: 2 BB: 1 P: 10	R: 0 E: 0 K: 0 S: 3 H: 0 LOB: 0 BB: 0 P: 3	R: 0 E: 0 K: 0 S: 2 H: 0 LOB: 0 BB: 1 P: 6	R: 0 E: 0 K: 0 S: 3 H: 0 LOB: 0 BB: 0 P: 3	R: 0 E: 0 K: 1 S: 6 H: 1 LOB: 1 BB: 0 P: 6	R: 0 E: 0 K: 0 S: 3 H: 0 LOB: 0 BB: 0 P: 3	R: 0 E: 0 K: 0 S: 4 H: 1 LOB: 1 BB: 0 P: 4	R: 0 E: 0 K: 0 S: 4 H: 1 LOB: 2 BB: 1 P: 8	1B: 3 2B: 1 3B: 0 HR: 0 SF: 0 SAC: 0 DP: 1 HBP: 0	WP: 0 PB: 0 SB: 1 CS: 0 PA: 33	
PITCHER Nelson Briles, R (1, 1) ERA: 3.78	IP: 9.0 WLS: W BF: 33 H: 4 R: 0 ER: 0 SO: 4 BB: 3 IBB: 0 HBP: 0 BLK: 0 WP: 0 HR: 0 S: 38 P: 50 ERA: 0.00 WHIP: 0.778											PITCHER IP: WLS: BF: H: R: ER: SO: BB: IBB: HBP: BLK: WP: HR: S: P: ERA: WHIP

Houston Astros @ St. Louis Cardinals
 Busch Stadium, St. Louis, MO
 Tue Aug 26 1969, 7:05 PM CDT
 Unknown

livebaseballscorecards.com

AB	30
R	0
H	4
RBI	0
BB	3
SO	4
LOB	11



Batter	1	2	3	4	5	6	7	8	9	AB R H RBI BB SO LOB
--------	---	---	---	---	---	---	---	---	---	----------------------

Lou Brock, L OBP: 0.346, SLG: 0.444 (1, 7) X	0-0 G3 ①		X 0-0 1B			X 0-0 F7 ②				3 0 1 0 0 0 0
Curt Flood, R OBP: 0.340, SLG: 0.355 (1, 8) X	0-0 F3 ②		X 0-0 4-3 ③			X 0-0 6-3 ③				3 0 0 0 0 0 1
Vada Pinson, L OBP: 0.307, SLG: 0.388 (1, 9) S S S	0-3 K ③			X 0-0 F7 ①			X 0-0 4-3 ①			3 0 0 0 0 1 0
Joe Torre, R OBP: 0.352, SLG: 0.467 (1, 3)		S S S 0-3 K ①		X 0-0 F8 ②			S S S 0-3 K ②			3 0 0 0 0 2 0
Tim McCarver, L OBP: 0.333, SLG: 0.367 (1, 2) X		X 0-0 4-3 ②		S S S 0-3 K ③			X 0-0 F9 ③			3 0 0 0 0 1 0
Mike Shannon, R OBP: 0.321, SLG: 0.383 (1, 5)		S S S 0-3 K ③			X 0-0 P5 ①			X 0-0 1-3 ①		3 0 0 0 0 1 0
Julian Javier, R OBP: 0.351, SLG: 0.450 (1, 4)			X 0-0 HR		X 0-0 F8 ②			X 0-0 P3 ②		3 1 1 1 0 0 0
Dal Maxvill, R OBP: 0.253, SLG: 0.232 (1, 6)			X 0-0 4-3 ①		X 0-0 F3 ③			S S S 0-3 K ③		3 0 0 0 0 1 0
Nelson Briles, R OBP: 0.172, SLG: 0.167 (1, 1) S S S			S S S 0-3 K ②			X 0-0 F8 ①				2 0 0 0 0 1 0

Inning Stats	R: 0	H: 0	E: 0	LOB: 0	K: 1	BB: 0	S: 5	P: 5	R: 0	H: 0	E: 0	LOB: 0	K: 2	BB: 0	S: 7	P: 7	R: 1	H: 2	E: 0	LOB: 1	K: 1	BB: 0	S: 7	P: 7	R: 0	H: 0	E: 0	LOB: 0	K: 1	BB: 0	S: 5	P: 5	R: 0	H: 0	E: 0	LOB: 0	K: 0	BB: 0	S: 3	P: 3	R: 0	H: 0	E: 0	LOB: 0	K: 0	BB: 0	S: 3	P: 3	R: 0	H: 0	E: 0	LOB: 0	K: 1	BB: 0	S: 5	P: 5	R: 0	H: 0	E: 0	LOB: 0	K: 1	BB: 0	S: 5	P: 5	R: 0	H: 0	E: 0	LOB: 0	K: 1	BB: 0	S: 5	P: 5
--------------	------	------	------	--------	------	-------	------	------	------	------	------	--------	------	-------	------	------	------	------	------	--------	------	-------	------	------	------	------	------	--------	------	-------	------	------	------	------	------	--------	------	-------	------	------	------	------	------	--------	------	-------	------	------	------	------	------	--------	------	-------	------	------	------	------	------	--------	------	-------	------	------	------	------	------	--------	------	-------	------	------

PITCHER	IP	WLS	BF	H	R	ER	SO	BB	IBB	HBP	BLK	WP	HR	S	P	ERA	WHIP
Larry Dierker, R ERA: 2.5 (1, 1)	7.0	L	23	2	1	1	6	0	0	0	0	0	1	35	35	1.29	0.286
Jim Bouton, R ERA: 3.68 (8, 1)	1.0		3	0	0	0	1	0	0	0	0	0	0	5	5	0.00	0.000

BOTTOM

Houston Astros @ St. Louis Cardinals
Busch Stadium, St. Louis, MO
 Tue Aug 26 1969, 7:05 PM CDT
 Unknown

AB	26
R	1
H	2
RBI	1
BB	0
SO	7
LOB	1



WP	PA	ERA	WHIP
0	26		

1B	2B	3B	HR	SF	SAC	DP	HBP
1	0	0	1	0	0	0	0

Batter	1	2	3	4	5	6	7	8	9	AB R H RBI BB SO LOB	TOP																
Joe Morgan, L (1, 4) OBP: 0.379, SLG: 0.378	0-0 P4	0-0 1-3			0-0 G3		0-0 L4		0-0 FC1-6 BB 1-3 1B	5 1 0 0 0 0 3																	
Sandy Valdespino, L (1, 7) OBP: 0.328, SLG: 0.277	0-3 K	0-0 6-3			0-0 1-3		0-0 F8		0-0 1-3	4 0 0 0 0 1 2																	
Jesus Alou, R (9, PH) OBP: 0.250, SLG: 0.294									1-2	1 0 0 0 0 0 1																	
Jimmy Wynn, R (1, 8) OBP: 0.431, SLG: 0.516	4-0 BB		0-3 K		0-0 1B		0-0 6-3		4-0 BB 1B IBB	3 1 1 0 2 1 0																	
Norm Miller, L (1, 9) OBP: 0.367, SLG: 0.369	0-3 K		0-0 6-3		0-0 1B				4-0 BB 1B IBB	4 0 1 0 0 2 1																	
Marty Martinez, S (9, PH) OBP: 0.340, SLG: 0.375					1-3 1B				1-2 2-3 BB	0 0 0 0 1 0 0																	
Curt Blefary, L (1, 3) OBP: 0.361, SLG: 0.416			0-0 HR		0-0 1B				1-3 2-H 3-H 1B	4 1 2 1 0 1 2																	
Julio Gotay, R (9, PH) OBP: 0.321, SLG: 0.297					1-3					1 0 1 2 0 0 0																	
Gary Geiger, L (9, 7) OBP: 0.338, SLG: 0.266										0 0 0 0 0 0 0																	
Denis Menke, R (1, 6) OBP: 0.384, SLG: 0.409		0-0 5-3	0-0 F8			0-0 6-3		0-0 BB 1B	0-0 5-3	5 0 1 0 0 0 3																	
Doug Rader, R (1, 5) OBP: 0.340, SLG: 0.387				4-0 BB BB BB BB	0-0 CS BB	0-0 1B		4-0 BB 1B		2 1 2 0 2 0 0																	
Johnny Edwards, L (1, 2) OBP: 0.313, SLG: 0.354		0-0 1B			0-0 P6		0-0 F8		0-3 BB 1B	4 0 1 0 0 1 4																	
Denny Lemaster, R (1, 1) OBP: 0.250, SLG: 0.257		0-0 1B			0-3 K		0-3 K		0-0 FC1-6 1B	4 0 2 1 0 2 1																	
Inning Stats	R: 0 E: 0 K: 2 S: 7	H: 0 LOB: 1 BB: 1 P: 11	R: 2 E: 0 K: 0 S: 7	H: 4 LOB: 2 BB: 0 P: 7	R: 0 E: 0 K: 1 S: 6	H: 1 LOB: 1 BB: 0 P: 6	R: 0 E: 0 K: 1 S: 4	H: 0 LOB: 0 BB: 1 P: 8	R: 0 E: 0 K: 0 S: 5	H: 2 LOB: 2 BB: 0 P: 5	R: 0 E: 0 K: 1 S: 6	H: 1 LOB: 1 BB: 0 P: 6	R: 0 E: 0 K: 0 S: 3	H: 0 LOB: 0 BB: 0 P: 3	R: 0 E: 0 K: 3 S: 10	H: 1 LOB: 2 BB: 1 P: 14	R: 2 E: 0 K: 0 S: 5	H: 2 LOB: 2 BB: 2 P: 13	1B: 10 2B: 0 3B: 0 HR: 1	SF: 0 SAC: 0 DP: 0 HBP: 0	WP: 0 PB: 0 SB: 0 CS: 1	PA: 42					
PITCHER	IP WLS BF H R ER SO BB IBB HBP BLK WP HR S P ERA WHIP																										
Ray Washburn, R (1, 1) ERA: 2.95	7.0		30	8	2	2	5	2	0	0	0	0	1	38	46	2.57	1.429										
Joe Hoerner, L (8, 1) ERA: 3.13	2.0	L	12	3	2	2	3	2	1	0	0	0	0	15	27	9.00	2.500										

Houston Astros @ St. Louis Cardinals
 Busch Stadium, St. Louis, MO
 Tue Aug 26 1969, 7:05 PM CDT
 Att: 27,284 - Unknown

livebaseballscorecards.com

AB	37
R	4
H	11
RBI	4
BB	5
SO	8
LOB	17



Batter	1	2	3	4	5	6	7	8	9	AB	R	H	RBI	BB	SO	LOB
Lou Brock, L OBP: 0.343, SLG: 0.440 (1, 7)	0-0 P4		0-3 K		0-0 F7			0-0 3-1	0-0 P6	5	0	0	0	0	1	2
Curt Flood, R OBP: 0.343, SLG: 0.363 (1, 8)	0-0 FC6-4 1B		0-0 F5			4-0 BB		0-0 HR		3	1	2	1	1	0	1
Julian Javier, R OBP: 0.348, SLG: 0.446 (1, 4)	0-0 F2		0-0 P6			0-0 F8		0-3 K		4	0	0	0	0	1	3
Joe Torre, R OBP: 0.353, SLG: 0.466 (1, 3)	0-0 FC6-4 1-2f			4-0 BB		0-0 F9		0-0 1B 1B		3	0	1	0	1	0	2
Mike Shannon, R OBP: 0.320, SLG: 0.382 (1, 5)		0-3 K		0-0 G6-4-3 1-2f		0-0 P4		0-0 1B 1B		4	0	1	0	0	1	2
Tim McCarver, L OBP: 0.334, SLG: 0.369 (1, 2)		0-0 F8		0-0 1B			0-0 FC5-6 BB 1B	0-0 F9		4	0	2	0	0	0	2
Vada Pinson, L OBP: 0.309, SLG: 0.395 (1, 9)		0-0 HR		0-0 F7			4-0 FC5-6 BB		0-0 G3	3	1	1	1	1	0	1
Dal Maxvill, R OBP: 0.253, SLG: 0.232 (1, 6)		0-0 F8			0-0 6-3		0-0 FC5-6 G6-4-3		0-0 1B	4	0	1	0	0	0	2
Ray Washburn, R OBP: 0.105, SLG: 0.081 Phil Gagliano, R OBP: 0.302, SLG: 0.276 Joe Hoerner, R (8, 1) Joe Nossek, R OBP: 0.100, SLG: 0.100 (9, PH)			0-0 1B		0-3 K		0-0 G6-4-3 1-2f		0-3 K	2	0	1	0	0	1	0

Inning Stats	R: 0	H: 1	R: 1	H: 1	R: 0	H: 1	R: 0	H: 0	R: 0	H: 0	R: 1	H: 3	R: 0	H: 1	1B: 7	SF: 0
	E: 0	LOB: 1	E: 0	LOB: 0	E: 0	LOB: 1	E: 0	LOB: 1	E: 0	LOB: 1	E: 0	LOB: 2	E: 0	LOB: 1	2B: 0	SAC: 0
	K: 0	BB: 0	K: 1	BB: 0	K: 1	BB: 1	K: 0	BB: 1	K: 0	BB: 1	K: 1	BB: 0	K: 1	BB: 0	3B: 0	DP: 2
	S: 4	P: 4	S: 6	P: 6	S: 6	P: 7	S: 3	P: 7	S: 3	P: 7	S: 8	P: 8	S: 6	P: 6	HR: 2	HBP: 0

PITCHER	IP	WLS	BF	H	R	ER	SO	BB	IBB	HBP	BLK	WP	HR	S	P	ERA	WHIP
Denny Lemaster, L ERA: 3.03 (1, 1)	9.0	W	37	9	2	2	5	3	0	0	0	0	2	44	56	2.00	1.333

Houston Astros @ St. Louis Cardinals

Busch Stadium, St. Louis, MO

Tue Aug 26 1969, 7:05 PM CDT
Att. 27,284 - Unknown

AB 34 R 2 H 9 RBI 2 BB 3 SO 5 LOB 18	
---	--

WP	PA	ERA	WHIP
0	37		

Batter	1	2	3	4	5	6	7	8	9	10	AB R H RBI BB SO LOB	TOP
Joe Morgan, L (1, 4) OBP: 0.379, SLG: 0.378	0-0 1B SF8 1B		0-0 F8			0-0 FC6-4 1B			0-0 4-3	0-0 E6 1B	5 1 2 0 0 0 1	
Jesus Alou, R (1, 7) OBP: 0.255, SLG: 0.299	0-0 1B SF8 1B		0-0 1B			0-0 FC6-4 CS 1-2			0-3 K	0-0 1B 3-H	5 0 3 1 0 1 1	
Jimmy Wynn, R (1, 8) OBP: 0.427, SLG: 0.511	0-0 1B SF8 1-2 3-H		0-0 F8			0-0 P6 1-2			0-0 P5	0-0 F8	4 0 0 1 0 0 4	
Norm Miller, L (1, 9) OBP: 0.366, SLG: 0.368	0-3 K									0-0 BB 2B 1B	4 0 1 0 0 2 1 0 1 0 0 0 0 0 0 0 0 0 0 0 0	
Leon McFadden, R (10, PR) OBP: 0.209, SLG: 0.215												
Gary Geiger, L (10, 7) OBP: 0.358, SLG: 0.266												
Curt Blefary, L (1, 3) OBP: 0.362, SLG: 0.416	0-3 K									4-0 2B 1-2 SF9 BB	3 1 1 0 1 1 1	
Denis Menke, R (1, 6) OBP: 0.381, SLG: 0.405			0-0 F9			0-0 F2 1-2			0-0 P4	0-3 K	4 0 0 0 0 1 3	
Doug Rader, R (1, 5) OBP: 0.339, SLG: 0.388			0-3 K						0-3 K	0-0 SF9 E 2B	4 1 1 1 0 2 0	
Johnny Edwards, L (1, 2) OBP: 0.312, SLG: 0.352			0-0 1-3						0-0 P4	4-0 E 1B IBB	3 1 0 0 1 0 0	
Tom Griffin, R (1, 1) OBP: 0.255, SLG: 0.327			0-3 K						0-3 K	0-0 SF9	3 0 0 0 0 3 0 0 0 0 1 0 0 0 0 0 0 0 0 0 0	
Sandy Valdespino, L (10, PH) OBP: 0.326, SLG: 0.277												
Fred Gladding, L (10, 1) OBP: 0.111, SLG: 0.111												
Inning Stats	R: 1 H: 2 E: 0 LOB: 1 K: 2 BB: 0 S: 9 P: 9	R: 0 H: 0 E: 0 LOB: 0 K: 1 BB: 0 S: 5 P: 5	R: 0 H: 1 E: 0 LOB: 1 K: 1 BB: 0 S: 6 P: 6	R: 0 H: 1 E: 0 LOB: 0 K: 0 BB: 0 S: 3 P: 3	R: 0 H: 0 E: 0 LOB: 0 K: 1 BB: 0 S: 5 P: 5	R: 0 H: 1 E: 0 LOB: 0 K: 0 BB: 0 S: 3 P: 3	R: 0 H: 0 E: 0 LOB: 0 K: 1 BB: 0 S: 5 P: 5	R: 0 H: 0 E: 0 LOB: 0 K: 2 BB: 0 S: 7 P: 7	R: 0 H: 0 E: 0 LOB: 0 K: 1 BB: 0 S: 5 P: 5	R: 4 H: 3 E: 1 LOB: 2 K: 1 BB: 2 S: 9 P: 17	1B: 7 SF: 2 2B: 1 SAC: 0 3B: 0 DP: 0 HR: 0 HBP: 0	WP: 0 PA: 39 PB: 0 SB: 0 CS: 2
PITCHER Bob Gibson, R (1, 1) ERA: 2.23	IP WLS BF H R ER SO BB IBB HBP BLK WP HR S P ERA WHIP	10.0 L 39 8 5 3 10 1 1 0 0 0 0 57 65 2.70 0.900										

Houston Astros @ St. Louis Cardinals
 Busch Stadium, St. Louis, MO
 Wed Aug 27 1969, 7:05 PM CDT
 Att. 21,310 - Unknown

livebaseballscores.com

AB 35
 R 5
 H 8
 RBI 4
 BB 2
 SO 10
 LOB 11



BOTTOM

Houston Astros @ St. Louis Cardinals
 Busch Stadium, St. Louis, MO
 Wed Aug 27 1969, 7:05 PM CDT
 Att: 21,310 - Unknown

livebaseballscorecards.com

AB	35
R	1
H	7
RBI	1
BB	2
SO	6
LOB	16



WP	1	PA	38
PB	0		
SB	0		
CS	0		

AB	R	H	RBI	BB	SO	LOB
5	0	1	0	0	2	2

5	0	3	1	0	0	2
---	---	---	---	---	---	---

4	0	0	0	0	0	4
---	---	---	---	---	---	---

4	0	0	0	0	0	2
---	---	---	---	---	---	---

3	0	1	0	0	1	0
0	0	0	0	1	0	0

3	0	0	0	1	1	2
---	---	---	---	---	---	---

4	0	0	0	0	0	2
---	---	---	---	---	---	---

3	1	1	0	0	2	1
1	0	1	0	0	0	0

2	0	0	0	0	0	0
1	0	0	0	0	0	1

1B	5	SF	0
2B	3	SAC	1
3B	0	DP	1
HR	0	HBP	0

Batter	1	2	3	4	5	6	7	8	9	10	AB	R	H	RBI	BB	SO	LOB								
Lou Brock, L (1, 7) OBP: 0.342, SLG: 0.440	0-0 6-3 2B		0-3 K		0-0 4-3			0-0 4-3		0-3 K	5	0	1	0	0	2	2								
Curt Flood, R (1, 8) OBP: 0.346, SLG: 0.368	0-0 6-3		0-0		0-0 2-3 2B			0-0 WP 1B		0-0 FC4-6	5	0	3	1	0	0	2								
Vada Pinson, L (1, 9) OBP: 0.306, SLG: 0.391	0-0 F3		0-0 4-3		0-0 1-3			0-0 P4			4	0	0	0	0	0	4								
Joe Torre, R (1, 3) OBP: 0.351, SLG: 0.463	0-0 F7			0-0 4-3				0-0 F7		0-0 5-3	4	0	0	0	0	0	2								
Tim McCarver, L (1, 2) Dave Ricketts, S (9, 2) OBP: 0.334, SLG: 0.368 OBP: 0.353, SLG: 0.300		0-3 K		0-0 1B				0-0 F7		4-0 P3-4 BB	3	0	1	0	0	1	0								
Mike Shannon, R (1, 5) OBP: 0.320, SLG: 0.379		4-0 5-3 BB		0-3 K				0-0 5-3		0-0 P3-4	3	0	0	0	1	1	2								
Julian Javier, R (1, 4) OBP: 0.344, SLG: 0.441		0-0 5-3		0-0 F7				0-0 F8		0-0 F8	4	0	0	0	0	0	2								
Dal Maxvill, R (1, 6) Bill White, L (10, PH) OBP: 0.254, SLG: 0.233 OBP: 0.352, SLG: 0.261		0-3 K			0-0 4-3 SH1-4 2B 1B			0-3 K		0-0 FC4-6 1B	3	1	1	0	0	2	1								
Bob Gibson, R (1, 1) Vic Davalillo, L (10, PH) OBP: 0.247, SLG: 0.306 OBP: 0.253, SLG: 0.261			0-0 F8		0-0 SH1-4			0-0 F8		0-0 P4	2	0	0	0	0	0	0								
Inning Stats	R: 0 E: 0 K: 0 S: 4	H: 1 LOB: 1 BB: 0 P: 4	R: 0 E: 0 K: 2 S: 7	H: 0 LOB: 1 BB: 1 P: 11	R: 0 E: 0 K: 1 S: 6	H: 1 LOB: 1 BB: 0 P: 6	R: 0 E: 0 K: 1 S: 6	H: 1 LOB: 1 BB: 0 P: 6	R: 1 E: 0 K: 0 S: 5	H: 2 LOB: 1 BB: 0 P: 5	R: 0 E: 0 K: 0 S: 3	H: 0 LOB: 0 BB: 0 P: 3	R: 0 E: 0 K: 1 S: 5	H: 0 LOB: 0 BB: 0 P: 5	R: 0 E: 0 K: 0 S: 4	H: 1 LOB: 1 BB: 0 P: 4	R: 0 E: 0 K: 0 S: 2	H: 0 LOB: 0 BB: 1 P: 6	R: 0 E: 0 K: 1 S: 6	H: 1 LOB: 1 BB: 0 P: 6	1B: 5 2B: 3 3B: 0 HR: 0	SF: 0 SAC: 1 DP: 1 HBP: 0	WP: 1 PB: 0 SB: 0 CS: 0	PA: 38	
PITCHER	IP	WLS	BF	H	R	ER	SO	BB	IBB	HBP	BLK	WP	HR	S	P	ERA	WHIP								
Tom Griffin, R (1, 1) ERA: 3.45	9.0	W	34	6	1	1	5	2	0	0	0	1	0	42	50	1.00	0.889								
Fred Gladding, R (10, 1) ERA: 4.23	1.0	S	4	1	0	0	1	0	0	0	0	0	0	6	6	0.00	1.000								

PITCHER	IP	WLS	BF	H	R	ER	SO	BB	IBB	HBP	BLK	WP	HR	S	P	ERA	WHIP
---------	----	-----	----	---	---	----	----	----	-----	-----	-----	----	----	---	---	-----	------


Batter	1	2	3	4	5	6	7	8	9	10	AB R H RBI BB SO LOB	TOP												
Joe Morgan, L (1, 4) OBP: 0.380, SLG: 0.376	0-0 F9		4-0 BB		0-0 4-3		4-0 BB			0-0 F9	3 0 0 0 2 0 0													
Jesus Alou, R (1, 9) OBP: 0.251, SLG: 0.295	0-0 E5		0-0 G5-4-3		0-0 4-3		0-0 F8			0-0 4-3	5 1 0 0 0 0 2													
Jimmy Wynn, R (1, 8) OBP: 0.426, SLG: 0.508	0-0 1B		4-0 BB		0-0 E6		0-3 K			0-0 F7	4 0 1 0 1 1 0													
Doug Rader, R (1, 5) OBP: 0.339, SLG: 0.387	0-0 1B		0-3 K		0-3 K		0-0 F8				4 0 1 1 0 2 2													
Denis Menke, R (1, 6) OBP: 0.382, SLG: 0.406	0-3 K		0-0 F9		0-0 1B		0-0 1B			0-0 1B	4 0 2 0 0 1 2													
Marty Martinez, S (1, 7) Gary Geiger, L (8, 7) OBP: 0.338, SLG: 0.372 OBP: 0.338, SLG: 0.266	0-0 4-3		0-0 5-3		0-0 1B		0-3 K			0-3 K	4 0 1 0 0 1 3 0 0 0 0 0 0 0													
Curt Blefary, L (1, 3) OBP: 0.361, SLG: 0.414			0-3 K		0-0 1B		0-0 4-3			0-0 F9	4 0 1 0 0 1 3													
Johnny Edwards, L (1, 2) OBP: 0.309, SLG: 0.348			0-0 P5		0-3 K		0-0 4-3			0-3 K	4 0 0 0 0 2 1													
Don Wilson, R (1, 1) OBP: 0.181, SLG: 0.135			0-3 K		0-3 K		0-3 K			0-3 K	4 0 0 0 0 4 0													
Inning Stats	R: 1 E: 1 K: 1 S: 8	H: 2 LOB: 2 BB: 0 P: 8	R: 0 E: 0 K: 2 S: 7	H: 0 LOB: 0 BB: 0 P: 7	R: 0 E: 0 K: 1 S: 4	H: 0 LOB: 1 BB: 2 P: 12	R: 0 E: 0 K: 1 S: 6	H: 1 LOB: 1 BB: 0 P: 6	R: 0 E: 0 K: 1 S: 5	H: 2 LOB: 2 BB: 0 P: 7	R: 0 E: 1 K: 1 S: 7	H: 0 LOB: 1 BB: 1 P: 9	R: 0 E: 0 K: 2 S: 8	H: 1 LOB: 1 BB: 0 P: 8	R: 0 E: 0 K: 2 S: 7	H: 0 LOB: 0 BB: 0 P: 7	R: 0 E: 0 K: 0 S: 3	H: 0 LOB: 0 BB: 0 P: 3	1B: 6 2B: 0 3B: 0 HR: 0	SF: 0 SAC: 0 DP: 1 HBP: 0	WP: 0 PB: 0 SB: 1 CS: 1	PA: 39		
PITCHER	IP WLS BF H R ER SO BB IBB HBP BLK WP HR S P ERA WHIP																							
Steve Carlton, L (1, 1) ERA: 1.86	8.0																							
Joe Hoerner, L ERA: 3.06	(9, 1)	1.0	3	0	0	0	2	0	0	0	0	0	0	0	7	7	0.00	0.000						
Mudcat Grant, R ERA: 4.45	(10, 1)	1.0	W	3	0	0	0	0	0	0	0	0	0	0	3	3	0.00	0.000						

Houston Astros @ St. Louis Cardinals
 Busch Stadium, St. Louis, MO
 Thu Aug 28 1969, 7:05 PM CDT
 Att. 13,754 - Unknown

livebaseballscores.com

AB 36
 R 1
 H 6
 RBI 1
 BB 3
 SO 12
 LOB 13



Batter	1	2	3	4	5	6	7	8	9	10	AB R H RBI BB SO LOB	TOP												
Matty Alou, L OBP: 0.365, SLG: 0.406 (1, 8)	4-0 CS BB		0-0 4-3			0-3 K		0-0 4-3		0-3 K 4-3 2B	4 1 0 0 1 2 0													
Gene Alley, R OBP: 0.298, SLG: 0.373 (1, 4)	4-0 1-2 BB		0-3 K			0-0 F7		0-0 WP 1B		0-3 K 1-2	4 0 1 0 1 2 1													
Willie Stargell, L OBP: 0.404, SLG: 0.594 (1, 7)	0-3 K			0-0 L3 1B		0-0 2B		0-3 K 1-2		0-0 4-3 2-3	5 1 2 0 0 2 3													
Roberto Clemente, R OBP: 0.414, SLG: 0.584 (1, 9)	0-0 F9			0-0 L3 1-2		0-0 2B		0-0 F9		4-0 2B IBB	4 1 1 1 1 0 3													
Al Oliver, L OBP: 0.327, SLG: 0.433 (1, 3)		0-0 E3 PB S		0-0 CS 1B		0-3 K			0-0 L1	0-0 2B	5 0 2 2 0 1 1													
Richie Hebner, L OBP: 0.364, SLG: 0.434 (1, 5)		0-3 K 1-3		0-0 CS 1-2	0-0 4-3		0-0 F3		1-0 WP 1B HBP	0-0 F4	4 1 0 0 0 1 2													
Gary Kolb, L OBP: 0.138, SLG: 0.111 Carl Taylor, R OBP: 0.431, SLG: 0.484 Manny Sanguillen, R OBP: 0.353, SLG: 0.437 (1, 2) (9, PH) (9, 2)		0-3 K			0-0 G3		0-0 F8		0-0 WP 1B 1B		3 0 0 0 0 1 1 1 0 1 0 0 0 0 0 0 0 0 0 0 0	AB 37 R 4 H 9 RBI 4 BB 4 SO 11 LOB 15												
Freddie Patek, R OBP: 0.318, SLG: 0.317 (1, 6)		0-0 F2			4-0 BB		0-0 1B		0-0 1B	1-1 2-H 1B	3 0 2 1 1 0 1													
Bob Veale, S OBP: 0.094, SLG: 0.065 Bob Moose, R OBP: 0.176, SLG: 0.067 (1, 1) (8, 1)			0-3 K		0-0 4-3		0-3 K		0-0 F5		3 0 0 0 0 2 2 1 0 0 0 0 0 1													
Inning Stats	R: 0 E: 0 K: 1 S: 4	H: 0 LOB: 1 BB: 2 P: 12	R: 0 E: 1 K: 2 S: 8	H: 0 LOB: 1 BB: 0 P: 8	R: 0 E: 0 K: 2 S: 7	H: 0 LOB: 0 BB: 0 P: 7	R: 0 E: 0 K: 0 S: 3	H: 2 LOB: 0 BB: 0 P: 3	R: 0 E: 0 K: 0 S: 3	H: 0 LOB: 1 BB: 1 P: 7	R: 1 E: 0 K: 2 S: 9	H: 2 LOB: 1 BB: 0 P: 9	R: 0 E: 0 K: 1 S: 6	H: 1 LOB: 1 BB: 0 P: 6	R: 0 E: 0 K: 1 S: 6	H: 1 LOB: 1 BB: 0 P: 6	R: 1 E: 0 K: 0 S: 4	H: 2 LOB: 1 BB: 0 P: 5	R: 2 E: 0 K: 2 S: 9	H: 1 LOB: 1 BB: 1 P: 13	1B: 6 2B: 4 3B: 0 HR: 0	SF: 0 SAC: 0 DP: 1 HBP: 1	WP: 2 PB: 2 SB: 3 CS: 2	PA: 43
PITCHER Jim Bouton, R ERA: 3.5 (1, 1)	IP 10.0	WLS L	BF 42	H 9	R 4	ER 2	SO 11	BB 3	IBB 1	HBP 1	BLK 0	WP 2	HR 0	S 59	P 76	ERA 1.80	WHIP 1.200							

Pittsburgh Pirates @ Houston Astros
Astrodome, Houston, TX
Fri Aug 29 1969, 8:05 PM EDT
Att. 20,405 - Dome

livebaseballscorecards.com

Batter	1	2	3	4	5	6	7	8	9	AB R H RBI BB SO LOB	TOP											
Matty Alou, L (1, 8) OBP: 0.364, SLG: 0.405	0-0 5-3		0-0 S 1B		0-0 F8			0-0 G3		4 0 1 0 0 0 0	Pittsburgh Pirates @ Houston Astros Astrodome, Houston, TX Sat Aug 30 1969, 8:05 PM EDT Att: 27,747 - Unknown											
Gene Alley, R (1, 4) OBP: 0.301, SLG: 0.388	0-0 E5		0-3 K			0-0 HR		0-0 1B		4 1 2 1 0 1 1												
Willie Stargell, L (1, 7) OBP: 0.400, SLG: 0.588	0-0 P2		0-3 K 1-2			0-3 K		0-3 K		4 0 0 0 0 3 3												
Roberto Clemente, R (1, 9) OBP: 0.410, SLG: 0.579	0-0 P6			0-0 F4		0-0 1-3		0-0 6-3		4 0 0 0 0 0 2												
Al Oliver, L (1, 3) OBP: 0.326, SLG: 0.431		0-0 G3		0-3 K		0-0 1B		0-0 4-3		4 0 1 0 0 1 0												
Richie Hebner, L (1, 5) OBP: 0.368, SLG: 0.440		0-0 2B		0-0 1B		0-3 K		0-0 1B		4 0 3 0 0 1 1												
Gary Kolb, L (1, 2) OBP: 0.125, SLG: 0.100		0-3 K		0-3 K			0-0 F4	0-3 K		3 0 0 0 0 2 2												
Jerry May, R (9, PH) OBP: 0.271, SLG: 0.371										1 0 0 0 0 1 1												
Freddie Patek, R (1, 6) OBP: 0.315, SLG: 0.314		0-3 K			0-3 K		0-0 5-3	0-3 K		4 0 0 0 0 3 2												
Bo Belinsky, L (1, 1)			0-3 K			0-3 K		0-0 5-3		1 0 0 0 0 1 0												
Jose Pagan, R (5, PH) OBP: 0.313, SLG: 0.434										1 0 0 0 0 1 0												
Bruce Dal Canton, R (5, 1) OBP: 0.417, SLG: 0.500										0 0 0 0 0 0 0												
Carl Taylor, R (7, PH) OBP: 0.429, SLG: 0.461										1 0 0 0 0 0 0												
Joe Gibbon, R (7, 1)										0 0 0 0 0 0 0												
Inning Stats	R: 0 E: 1 K: 0 S: 4	H: 0 LOB: 1 BB: 0 P: 4	R: 0 E: 0 K: 2 S: 8	H: 1 LOB: 1 BB: 0 P: 8	R: 0 E: 0 K: 3 S: 10	H: 1 LOB: 1 BB: 0 P: 10	R: 0 E: 0 K: 2 S: 8	H: 1 LOB: 1 BB: 0 P: 8	R: 0 E: 0 K: 2 S: 7	H: 0 LOB: 0 BB: 0 P: 7	R: 1 E: 0 K: 2 S: 9	H: 2 LOB: 1 BB: 0 P: 9	R: 0 E: 0 K: 0 S: 3	H: 0 LOB: 0 BB: 0 P: 3	R: 0 E: 0 K: 1 S: 6	H: 1 LOB: 1 BB: 0 P: 6	R: 0 E: 0 K: 2 S: 8	H: 1 LOB: 1 BB: 0 P: 8	1B: 5 2B: 1 3B: 0 HR: 1	SF: 0 SAC: 0 DP: 0 HBP: 0	WP: 0 PB: 0 SB: 1 CS: 0	PA: 35
PITCHER Larry Dierker, R (1, 1) ERA: 2.44	IP 9.0 WLS W BF 35 H 7 R 1 ER 1 SO 14 BB 0 IBB 0 HBP 0 BLK 0 WP 0 HR 1 S 63 P 63 ERA 1.00 WHIP 0.778											PITCHER	IP WLS BF H R ER SO BB IBB HBP BLK WP HR S P ERA WHIP									

AB	35
R	1
H	7
RBI	1
BB	0
SO	14
LOB	12



livebaseballscorecards.com

Batter	1	2	3	4	5	6	7	8	9	AB	R	H	RBI	BB	SO	LOB
Joe Morgan, L OBP: 0.381, SLG: 0.377 (1, 4)	4-0 G5-4-3 BB	0-0 G3		0-0 F9			4-0 FC5-2 BB			2	0	0	0	2	0	2
Jesus Alou, R OBP: 0.254, SLG: 0.299 (1, 9)	0-0 G5-4-3 1-2f		0-0 PB 1B 2B		0-0 6-3		0-0 4-3			4	1	1	0	0	0	2
Jimmy Wynn, R OBP: 0.427, SLG: 0.506 (1, 8)	0-0 BLK 2B		0-3 K		0-3 K		4-0 FC5-2 IBB			3	0	1	0	1	2	1
Doug Rader, R OBP: 0.337, SLG: 0.381 (1, 5)	0-0 P6 2-3		0-3 K		0-0 5-3		0-0 FC5-2			4	0	0	0	0	1	4
Denis Menke, R OBP: 0.385, SLG: 0.405 (7, 6)		1-0 BB PB HBP	4-0 1B BB		4-0 SH BB		0-0 P9			1	1	0	0	2	0	2
Marty Martinez, S OBP: 0.350, SLG: 0.379 Gary Geiger, L OBP: 0.338, SLG: 0.266 (1, 7) (9, 7)		4-0 PB BB 1-2	0-0 1B 3-H		0-0 SH 1-2		0-0 1-3			2	0	1	1	1	0	0
Leon McFadden, R OBP: 0.219, SLG: 0.214 Curt Blefary, L OBP: 0.357, SLG: 0.409 (6, PH) (7, 3)		4-0 PB BB 1-2 2-3	0-0 2-3		0-3 K		0-0 F8			1	0	0	0	1	0	2
Don Bryant, R OBP: 0.250, SLG: 0.254 Johnny Edwards, L OBP: 0.312, SLG: 0.350 (6, PH) (7, 2)		0-3 K		0-3 K		4-0 IBB		4-0 FC6-4 BB		2	0	0	0	0	2	3
Larry Dierker, R OBP: 0.162, SLG: 0.196 (1, 1)		0-3 K		0-0 6-3		0-0 5-3		0-0 FC6-4		0	0	0	0	1	5	

Inning Stats	R: 0	H: 1	E: 0	LOB: 1	K: 0	P: 7	R: 1	H: 0	E: 0	LOB: 2	K: 2	P: 16	R: 1	H: 2	E: 0	LOB: 2	K: 2	P: 13	R: 0	H: 0	E: 0	LOB: 0	K: 1	P: 5	R: 0	H: 0	E: 0	LOB: 0	K: 1	P: 5	R: 0	H: 0	E: 0	LOB: 2	K: 1	P: 13	R: 0	H: 0	E: 0	LOB: 2	K: 0	P: 11	R: 0	H: 0	E: 0	LOB: 1	K: 0	P: 7
	0	1	0	1	0	7	1	0	0	2	2	16	0	2	0	2	2	13	0	0	0	0	1	5	0	0	0	0	0	0	0	0	2	13	0	2	13	0	0	0	2	11	0	1	0	7		


PITCHER	IP	WLS	BF	H	R	ER	SO	BB	IBB	HBP	BLK	WP	HR	S	P	ERA	WHIP
Bo Belinsky, L ERA: 2.25 (1, 1)	4.0	L	19	3	2	1	5	4	0	1	1	0	0	24	41	2.25	1.750
Bruce Dal Canton, R ERA: 3.35 (5, 1)	2.0		8	0	0	0	2	1	1	0	0	0	0	10	18	0.00	0.500
Joe Gibbon, L ERA: 2.48 (7, 1)	2.0		9	0	0	0	0	2	1	0	0	0	0	6	18	0.00	1.000

BOTTOM

Pittsburgh Pirates @ Houston Astros
Astrodome, Houston, TX
Sat Aug 30 1969, 8:05 PM EDT
Att. 27,747 - Unknown

livebaseballscorecards.com

AB	25
R	2
H	3
RBI	1
BB	9
SO	7
LOB	22



1B: 1	SF: 0	WP: 0	PA: 36
2B: 2	SAC: 1	PB: 2	
3B: 0	DP: 1	SB: 1	
HR: 0	HBP: 1	CS: 0	

Batter	1	2	3	4	5	6	7	8	9	AB R H RBI BB SO LOB	TOP						
Matty Alou, L (1, 8) OBP: 0.364, SLG: 0.408	0-0 F8			0-0 4-3 1B		0-0 1B 3B	0-0 F5		0-0 E5 1B 2B	5 2 2 0 0 0 1	Pittsburgh Pirates @ Houston Astros Astrodome, Houston, TX Sun Aug 31 1969, 4:33 AM EDT Att. 24,722 - Dome livebaseballscorecards.com						
Gene Alley, R (1, 4) OBP: 0.303, SLG: 0.386	0-0 6-3			0-0 F9		4-0 1B BB G3 BB	0-3 K		0-0 2B 1B	4 2 1 1 1 1 1							
Willie Stargell, L (1, 7) OBP: 0.398, SLG: 0.586	0-0 F2			0-0 4-3 1-2		0-0 F5		0-3 K	0-0 2B	5 0 1 2 0 1 3							
Roberto Clemente, R (1, 9) OBP: 0.413, SLG: 0.576		0-0 5-3		4-0 FC6-4 BB		4-0 G3 1B 1-2 BB		0-0 F8	4-0 FC4-6 IBB	2 0 0 0 3 0 0							
Jose Pagan, R (1, 5) OBP: 0.311, SLG: 0.429		0-0 6-3		0-0 FC6-4 1-2f		0-0 G3 1B 1-2 2-3 3-H		0-0 F8	0-0 FC4-6 1-2f	5 0 1 1 0 0 4							
Al Oliver, L (1, 3) OBP: 0.328, SLG: 0.443		0-3 K			0-0 F9 FC3-2 2B	0-0 G3			0-0 HR	4 1 2 2 0 1 2							
Freddie Patek, R (1, 6) OBP: 0.316, SLG: 0.312			0-0 5-3		0-0 F9	4-0 IBB			4-0 E S 1B BB	2 1 0 0 2 0 1							
Gary Kolb, L (1, 2) OBP: 0.114, SLG: 0.091 Carl Taylor, R (9, PH) OBP: 0.427, SLG: 0.459 Jerry May, R (9, 2) OBP: 0.271, SLG: 0.371			0-3 K2-3		0-0 FC3-2	0-3 K			0-3 K 1-2	3 0 0 0 0 2 4 1 0 0 0 0 1 1 0 0 0 0 0 0 0							
Luke Walker, L (1, 1) Chuck Hartenstein, R (8, 1) OBP: 0.133, SLG: 0.071 Lou Marone, R (8, 1) Richie Hebner, L (9, PH) OBP: 0.367, SLG: 0.438 Steve Blass, R (9, 1) OBP: 0.225, SLG: 0.243			0-3 K		0-0 F7		0-3 K		0-3 K	3 0 0 0 0 2 1 0 0 0 0 0 0 0 0 0 0 0 0 0 0 1 0 0 0 0 1 1 0 0 0 0 0 0 0							
Inning Stats	R: 0 E: 0 K: 0 S: 3 H: 0 LOB: 0 BB: 0 P: 3	R: 0 E: 0 K: 1 S: 5 H: 0 LOB: 0 BB: 0 P: 5	R: 0 E: 0 K: 2 S: 7 H: 0 LOB: 0 BB: 0 P: 7	R: 0 E: 0 K: 0 S: 4 H: 1 LOB: 2 BB: 1 P: 8	R: 0 E: 0 K: 0 S: 4 H: 1 LOB: 1 BB: 0 P: 4	R: 2 E: 0 K: 1 S: 7 H: 2 LOB: 3 BB: 3 P: 19	R: 0 E: 0 K: 2 S: 7 H: 0 LOB: 0 BB: 0 P: 7	R: 0 E: 0 K: 1 S: 5 H: 0 LOB: 0 BB: 0 P: 5	R: 4 E: 1 K: 2 S: 11 H: 3 LOB: 2 BB: 2 P: 19	1B: 3 2B: 2 3B: 1 HR: 1 SF: 0 SAC: 0 DP: 0 HBP: 0		WP: 0 PB: 0 SB: 1 CS: 0 PA: 41					
PITCHER	IP WLS BF H R ER SO BB IBB HBP BLK WP HR S P ERA WHIP											PITCHER	IP WLS BF H R ER SO BB IBB HBP BLK WP HR S P ERA WHIP				
Denny Lemaster, L (1, 1) ERA: 3.04	8.0																
Fred Gladding, R (9, 1) ERA: 4.19	0.2	L	5	1	1	0	2	1	0	0	0	0	0	8	12	0.00	3.000
Wade Blasingame, L (9, 1) ERA: 5.69	0.0		1	1	2	0	0	0	0	0	0	0	0	1	1	∞	∞
Jack Billingham, R (9, 1) ERA: 4.19	0.1		2	0	0	0	0	0	1	0	0	0	0	1	5	0.00	0.000



Batter	1	2	3	4	5	6	7	8	9	AB	R	H	RBI	BB	SO	LOB
Joe Morgan, L (1, 4) OBP: 0.379, SLG: 0.379	0-0 F5		0-0 3B		0-0 F4		0-0 G3		0-0 F6	5	0	1	0	0	0	0
Jesus Alou, R (1, 9) OBP: 0.253, SLG: 0.297	0-3 K		0-0 1-3		0-0 F9			0-0 1B	0-0 F9	5	1	1	0	0	1	1
Jimmy Wynn, R (1, 8) OBP: 0.429, SLG: 0.507	0-0 1B WP		0-3 K			0-0 2B		4-0 1B		3	3	2	0	1	1	1
Doug Rader, R (1, 5) OBP: 0.340, SLG: 0.385	0-0 1B			0-0 F9		0-0 2B		4-0 1B		3	0	2	2	1	0	0
Denis Menke, R (1, 3) OBP: 0.385, SLG: 0.405	0-3 K			4-0 1B		0-3 K		0-0 1B		3	0	1	2	1	2	2
Marty Martinez, S (1, 7) OBP: 0.341, SLG: 0.369		0-0 3-1		0-3 K		0-0 FC6-5		0-0 F7		4	0	0	0	0	1	4
Gary Geiger, L (9, 7) OBP: 0.338, SLG: 0.266						2-3				0	0	0	0	0	0	0
Leon McFadden, R (1, 6) OBP: 0.224, SLG: 0.208		0-0 6-3		4-0 1B		0-3 K		0-0 FC3-6		2	0	0	0	1	1	1
Curt Blefary, L (8, PH) OBP: 0.357, SLG: 0.408				1-2 1B				1-2 2-3		1	0	0	0	0	0	2
Johnny Edwards, L (1, 2) OBP: 0.309, SLG: 0.346		0-3 K		0-0 4-3				0-0 F6		4	0	0	0	0	1	4
Denny Lemaster, R (1, 1) OBP: 0.241, SLG: 0.247			0-0 G3		0-3 K		0-0 6-3		0-3 K	3	0	0	0	0	1	0
Fred Gladding, L (9, 1) OBP: 0.111, SLG: 0.111										0	0	0	0	0	0	0
Wade Blasingame, L (9, 1)										0	0	0	0	0	0	0
Jack Billingham, R (9, 1) OBP: 0.287, SLG: 0.083										0	0	0	0	0	0	0
Norm Miller, L (9, PH) OBP: 0.364, SLG: 0.366										1	0	0	0	0	1	0


Inning Stats		R: 1	H: 2	E: 0	K: 2	S: 9	R: 0	H: 0	E: 0	K: 1	S: 5	R: 0	H: 1	E: 0	K: 1	S: 6	R: 0	H: 0	E: 0	K: 1	S: 5	R: 0	H: 0	E: 0	K: 2	S: 9	R: 0	H: 0	E: 0	K: 0	S: 3	R: 2	H: 2	E: 0	K: 0	S: 5	R: 0	H: 0	E: 0	K: 1	S: 5	1B: 5	SF: 0	2B: 1	SAC: 0	3B: 1	DP: 0	HR: 0	HBP: 0
PITCHER		IP	WLS	BF	H	R	ER	SO	BB	IBB	HBP	BLK	WP	HR	S	P	ERA	WHIP	PITCHER		IP	WLS	BF	H	R	ER	SO	BB	IBB	HBP	BLK	WP	HR	S	P	ERA	WHIP												
Luke Walker, L (1, 1) ERA: 3.81		7.0		30	6	4	4	8	3	0	0	0	1	0	43	55	5.14	1.286	Chuck Hartenstein, R (8, 1) ERA: 3.67		0.1		3	1	0	0	0	1	0	0	0	0	0	2	6	0.00	6.000												
Lou Marone, L (8, 1) ERA: 2.66		0.2	W	2	0	0	0	0	0	0	0	0	0	0	2	2	0.00	0.000	Steve Blass, R (9, 1) ERA: 4.66		1.0	S	3	0	0	0	1	0	0	0	0	5	5	0.00	0.000														


BOTTOM

Pittsburgh Pirates @ Houston Astros
Astrodome, Houston, TX

Sun Aug 31 1969, 4:33 AM EDT
Att. 24,722 - Dome

AB	34
R	4
H	7
RBI	4
BB	4
SO	9
LOB	15



Batter	1	2	3	4	5	6	7	8	9	AB R H RBI BB SO LOB	TOP											
Lou Brock, L (1, 7) OBP: 0.345, SLG: 0.437	0-3 K			0-3 K		4-0 S BB	0-0 CS 1B		0-0 FC4 1-2f	4 0 1 0 1 2 1	St. Louis Cardinals @ Houston Astros Astrodome, Houston, TX Mon Sep 01 1969, 8:05 PM EDT Att. 21,440 - Dome livebaseballscorecards.com AB 35 R 6 H 9 RBI 6 BB 4 SO 10 LOB 11 											
Curt Flood, R (1, 8) OBP: 0.345, SLG: 0.373	0-0 6-3			0-0 F8		0-0 F9 1-2	0-0 CS 1-2	0-0 4-3	0-0 F8	5 0 0 0 0 0 2												
Vic Davalillo, L (1, 9) OBP: 0.258, SLG: 0.272	0-3 K			0-0 1B			0-0 F8	0-0 1B 2B	0-0 P5	5 1 2 0 0 1 1												
Joe Torre, R (1, 2) OBP: 0.355, SLG: 0.462		0-3 K		0-3 K			0-0 P6	0-0 2B 1B 2-H		4 0 1 1 0 2 1												
Mike Shannon, R (1, 5) OBP: 0.322, SLG: 0.385		0-0 F7			0-3 K		4-0 1B BB	0-0 1-3 2B		3 1 1 0 1 1 0												
Bill White, L (1, 3) OBP: 0.350, SLG: 0.255		0-3 K			0-0 G3		0-0 1B BB	0-0 P3		3 1 1 0 0 1 0												
Phil Gagliano, R (8, PH) OBP: 0.282, SLG: 0.257					0-0 5-3		4-0 1B HR BB	4-0 IBB		1 0 0 0 0 0 2												
Julian Javier, R (1, 4) OBP: 0.348, SLG: 0.435			0-0 F4		0-0 5-3		4-0 1B HR BB			2 1 0 0 2 0 0												
Dal Maxvill, R (1, 6) OBP: 0.253, SLG: 0.232			0-0 5-3			0-0 WP 1B	0-0 1-3 2-H 3-H HR 1B	0-3 K		4 1 2 2 0 1 3												
Steve Carlton, L (1, 1) OBP: 0.257, SLG: 0.352			0-0 3-1			0-3 K 1-2	0-0 HR		0-3 K FC4	3 1 1 3 0 1 1												
Mudcat Grant, R (7, 1) OBP: 0.290, SLG: 0.241										1 0 0 0 0 1 0												
Inning Stats	R: 0 E: 0 K: 2 S: 7	H: 0 LOB: 0 BB: 0 P: 7	R: 0 E: 0 K: 2 S: 7	H: 0 LOB: 0 BB: 0 P: 7	R: 0 E: 0 K: 0 S: 3	H: 0 LOB: 0 BB: 0 P: 3	R: 0 E: 0 K: 2 S: 8	H: 1 LOB: 1 BB: 0 P: 8	R: 0 E: 0 K: 1 S: 5	H: 0 LOB: 0 BB: 0 P: 5	R: 0 E: 0 K: 1 S: 5	H: 1 LOB: 1 BB: 1 P: 9	R: 5 E: 0 K: 0 S: 6	H: 4 LOB: 0 BB: 2 P: 14	R: 1 E: 0 K: 1 S: 8	H: 3 LOB: 3 BB: 1 P: 12	R: 0 E: 0 K: 1 S: 6	H: 0 LOB: 1 BB: 0 P: 6	1B: 6 2B: 2 3B: 0 HR: 1	SF: 0 SAC: 0 DP: 0 HBP: 0	WP: 2 PB: 0 SB: 1 CS: 1	PA: 40
PITCHER	IP WLS BF H R ER SO BB IBB HBP BLK WP HR S P ERA WHIP																					
Don Wilson, R (1, 1) ERA: 3.88	6.2 L 28 6 5 5 8 3 0 0 0 0 1 1 41 53 6.75 1.350																					
Jack Billingham, R (7, 1) ERA: 4.28	0.2 4 3 1 1 0 0 0 0 0 0 0 0 4 4 13.50 4.500																					
Wade Blasingame, L (8, 1) ERA: 5.62	0.2 3 0 0 0 1 0 1 0 0 0 0 0 4 8 0.00 0.000																					
Ron Willis, R (9, 1) ERA: 3.93	1.0 4 0 0 0 0 1 0 0 0 0 1 0 6 6 0.00 0.000																					

Batter	1	2	3	4	5	6	7	8	9	AB	R	H	RBI	BB	SO	LOB
Joe Morgan, L (1, 4) OBP: 0.379, SLG: 0.376	0-3 K ①		4-0 FC5 BB BB BB BB		0-0 P6 ②		4-0 S 1B BB		0-0 P4 ①	3	1	0	0	2	1	1
Jesus Alou, R (1, 9) OBP: 0.255, SLG: 0.302	0-0 G3 ②		0-0 P6 ②		0-0 1-3 2B		0-0 F8 ①		0-0 1B	5	0	2	0	0	0	3
Jimmy Wynn, R (1, 8) OBP: 0.427, SLG: 0.502	0-3 K ③		4-0 1-2 2-3 BB		0-0 F7 ③		0-0 P5 ②		0-0 P4 ②	4	0	0	0	1	1	4
Tommy Davis, R (1, 7) OBP: 0.319, SLG: 0.379		0-0 6-3 ①	0-0 FC5 ③			4-0 1B 1B BB	0-0 2-H 1B		0-0 F9 ③	4	0	1	1	1	0	4
Doug Rader, R (1, 5) OBP: 0.339, SLG: 0.383		4-0 BB		0-3 K ①		0-0 F3 ①	0-3 K ③			3	0	0	0	1	2	2
Denis Menke, R (1, 3) OBP: 0.383, SLG: 0.401		0-0 F8 ②		0-0 F8 ②		0-0 F8 ②		0-0 P4 ①		4	0	0	0	0	0	2
Marty Martinez, S (1, 6) OBP: 0.339, SLG: 0.366		0-3 K ③		0-3 K ③		0-0 1B 1B		0-3 K ②		4	0	1	0	0	3	1
Johnny Edwards, L (1, 2) OBP: 0.315, SLG: 0.357			4-0 BB 5-3 BB		4-0 2B BB	0-0 1-2 2-3 1B		0-0 HR		2	1	2	1	2	0	0
Don Wilson, R (1, 1) OBP: 0.174, SLG: 0.130			0-0 5-3 ①		0-3 K ①	0-3 K ③		0-3 K ③		3	0	0	0	0	2	5
Jack Billingham, R (7, 1) OBP: 0.267, SLG: 0.083										0	0	0	0	0	0	0
Wade Blasingame, L (8, 1)										0	0	0	0	0	0	0
Curt Blefary, L (8, PH) OBP: 0.356, SLG: 0.407			1-2							1	0	0	0	0	1	0
Ron Willis, R (9, 1) OBP: 1.000, SLG: 1.000										0	0	0	0	0	0	0

Inning Stats	R: 0	H: 0	E: 0	LOB: 0	K: 2	BB: 0	S: 7	R: 0	H: 0	E: 0	LOB: 1	K: 1	BB: 1	S: 5	R: 0	H: 0	E: 0	LOB: 3	K: 0	BB: 3	S: 3	R: 0	H: 0	E: 0	LOB: 0	K: 2	BB: 0	S: 7	R: 0	H: 1	E: 0	LOB: 2	K: 1	BB: 1	S: 6	R: 0	H: 2	E: 0	LOB: 3	K: 1	BB: 1	S: 7	R: 1	H: 1	E: 0	LOB: 1	K: 1	BB: 1	S: 6	R: 1	H: 1	E: 0	LOB: 0	K: 2	BB: 0	S: 8	R: 0	H: 1	E: 0	LOB: 1	K: 0	BB: 0	S: 4	R: 0	H: 1	E: 0	LOB: 1	K: 0	BB: 0	S: 4	1B: 4	SF: 0	2B: 1	SAC: 0	3B: 0	DP: 0	HR: 1	HBP: 0	WP: 0	PA: 40
--------------	------	------	------	--------	------	-------	------	------	------	------	--------	------	-------	------	------	------	------	--------	------	-------	------	------	------	------	--------	------	-------	------	------	------	------	--------	------	-------	------	------	------	------	--------	------	-------	------	------	------	------	--------	------	-------	------	------	------	------	--------	------	-------	------	------	------	------	--------	------	-------	------	------	------	------	--------	------	-------	------	-------	-------	-------	--------	-------	-------	-------	--------	-------	--------

PITCHER	IP	WLS	BF	H	R	ER	SO	BB	IBB	HBP	BLK	WP	HR	S	P	ERA	WHIP
Steve Carlton, L (1, 1) ERA: 1.84	6.2	W	31	4	1	1	7	7	0	0	0	0	0	38	66	1.35	1.650
Mudcat Grant, R (7, 1) ERA: 4.4	2.1	S	9	2	1	1	3	0	0	0	0	0	1	15	15	3.86	0.857

BOTTOM

St. Louis Cardinals @ Houston Astros
Astrodome, Houston, TX
Mon Sep 01 1969, 8:05 PM EDT
Att. 21,440 - Dome

livebaseballscorecards.com

AB	33
R	2
H	6
RBI	2
BB	7
SO	10
LOB	22



Batter	1	2	3	4	5	6	7	8	9	10	11	AB R H RBI BB SO LOB	TOP														
Lou Brock, L OBP: 0.343, SLG: 0.434 (1, 7)	0-0 S 1B	0-3 K		0-0 5-3		0-0 F7		0-0 1-3			0-0 L6	6 1 1 0 0 1 2															
Curt Flood, R OBP: 0.347, SLG: 0.375 (1, 8)	4-0 E 1B BB		0-0 4-3 1B 2B	0-0 6-3		0-3 K		0-0 5-3			0-0 G4-6-3 1B	5 2 2 0 1 1 1															
Vic Davalillo, L OBP: 0.266, SLG: 0.287 (1, 9)	0-0 E9 1B		0-0 4-3		0-0 PB 1B 2B	0-0 5-3			0-0 FC5-4 1B		0-0 G4-6-3 1-2f	6 1 3 1 0 0 2															
Joe Torre, R OBP: 0.358, SLG: 0.462 (1, 2)	0-3 K		0-0 BB 2B 1B		4-0 BB 1B BB	0-0 BB 1B		0-0 FC5-4		0-0 1-2f		4 1 2 1 1 1 2															
Mike Shannon, R OBP: 0.323, SLG: 0.384 (1, 5)	0-0 6-3		0-0 F9		0-0 BB 1B	4-0 BB 1B BB		0-3 K		0-3 K		4 0 1 1 1 1 3															
Bill White, L OBP: 0.338, SLG: 0.236 (1, 3)	0-0 3-1		4-0 2B BB		0-3 K	0-3 K		0-0 P4				4 1 0 0 1 2 6															
Julian Javier, R OBP: 0.349, SLG: 0.436 (1, 4)		0-0 F8	0-0 2B		4-0 BB 1B BB	0-0 G6-4-3			0-3 K			4 0 1 2 1 1 2															
Dal Maxvill, R OBP: 0.253, SLG: 0.230 (1, 6)		0-3 K	0-3 K		0-3 K			1-0 HBP		0-0 3-1		3 0 0 0 0 3 4															
Dave Ricketts, S OBP: 0.298, SLG: 0.262 (10, PH)												1 0 0 0 0 0 0															
Steve Huntz, S OBP: 0.329, SLG: 0.248 (10, 6)												0 0 0 0 0 0 0															
Chuck Taylor, R OBP: 0.167, SLG: 0.233 (1, 1)		0-0 2B			0-3 K				0-0 P4			3 0 1 0 0 1 3															
Tom Hilgendorf, S (6, 1)												0 0 0 0 0 0 0															
Mudcat Grant, R OBP: 0.273, SLG: 0.226 (7, 1)				0-0 P3								2 0 0 0 0 1 1															
Inning Stats	R: 2 E: 1 K: 1 S: 7	H: 2 LOB: 1 BB: 1 P: 11	R: 0 E: 0 K: 2 S: 8	H: 1 LOB: 1 BB: 0 P: 8	R: 3 E: 0 K: 1 S: 8	H: 3 LOB: 1 BB: 1 P: 12	R: 0 E: 0 K: 0 S: 3	H: 0 LOB: 0 BB: 0 P: 3	R: 1 E: 0 K: 3 S: 11	H: 2 LOB: 3 BB: 2 P: 19	R: 0 E: 0 K: 1 S: 5	H: 0 LOB: 0 BB: 0 P: 5	R: 0 E: 0 K: 1 S: 5	H: 1 LOB: 1 BB: 1 P: 9	R: 0 E: 0 K: 1 S: 5	H: 0 LOB: 1 BB: 0 P: 6	R: 0 E: 0 K: 1 S: 6	H: 1 LOB: 1 BB: 0 P: 6	R: 0 E: 0 K: 1 S: 5	H: 0 LOB: 0 BB: 0 P: 5	R: 0 E: 0 K: 0 S: 3	H: 1 LOB: 0 BB: 0 P: 3	1B: 7 2B: 4 3B: 0 HR: 0	SF: 0 SAC: 0 DP: 2 HBP: 1	WP: 0 PB: 1 SB: 1 CS: 0	PA: 48	
PITCHER	IP	WLS	BF	H	R	ER	SO	BB	IBB	HBP	BLK	WP	HR	S	P	ERA	WHIP										
Tom Griffin, R ERA: 3.57 (1, 1)	2.2		16	6	5	3	3	2	0	0	0	0	0	20	28	10.12	3.000										
Jim Ray, R ERA: 4.22 (3, 1)	0.1		1	0	0	0	1	0	0	0	0	0	0	3	3	0.00	0.000										
Jim Bouton, R ERA: 3.55 (4, 1)	1.0		6	2	1	1	0	1	0	0	0	0	0	5	9	9.00	3.000										
Skip Guinn, L ERA: 6.92 (5, 1)	1.0		4	0	0	0	3	1	0	0	0	0	0	9	13	0.00	1.000										
Wade Blasingame, L ERA: 5.4 (6, 1)	2.0		7	1	0	0	2	1	0	0	0	0	0	10	14	0.00	1.000										
PITCHER	IP	WLS	BF	H	R	ER	SO	BB	IBB	HBP	BLK	WP	HR	S	P	ERA	WHIP										
Jack Billingham, R ERA: 4.22 (8, 1)	1.0		4	0	0	0	1	0	0	1	0	0	0	5	6	0.00	0.000										
Fred Gladding, R ERA: 3.99 (9, 1)	3.0	W	10	2	0	0	2	0	0	0	0	0	0	14	14	0.00	0.667										


St. Louis Cardinals @ Houston Astros
Astrodome, Houston, TX
Tue Sep 02 1969, 8:05 PM EDT
Att. 10,069 - Dome

livebaseballscorecards.com

AB	42
R	6
H	11
RBI	5
BB	5
SO	12
LOB	26



Batter	1	2	3	4	5	6	7	8	9	10	11	AB R H RBI BB SO LOB	BOTTOM
Joe Morgan, L OBP: 0.380, SLG: 0.385 (1, 4)												6 1 3 4 0 0 1	St. Louis Cardinals @ Houston Astros Astrodome, Houston, TX Tue Sep 02 1969, 8:05 PM EDT Att. 10,069 - Dome livebaseballscores.com
Jesus Alou, R OBP: 0.256, SLG: 0.305 (1, 9)												6 0 2 2 0 0 2	
Norm Miller, L OBP: 0.363, SLG: 0.368 (1, 8)												3 0 1 0 0 1 1	
Jimmy Wynn, R OBP: 0.429, SLG: 0.502 (7, 8)												0 0 0 0 2 0 0	
Tommy Davis, R OBP: 0.315, SLG: 0.374 (1, 7)												5 0 0 0 0 0 4	
Curt Blefary, L OBP: 0.353, SLG: 0.403 (1, 3)												5 0 0 0 0 0 2	
Denis Menke, R OBP: 0.381, SLG: 0.398 (1, 6)												4 0 0 0 1 1 0	
Doug Rader, R OBP: 0.342, SLG: 0.391 (1, 5)												5 2 3 1 0 0 1	
Johnny Edwards, L OBP: 0.314, SLG: 0.355 (1, 2)												5 2 1 0 0 0 2	
Tom Griffin, R OBP: 0.250, SLG: 0.250 (0, 0)												0 0 0 0 0 0 0	
Jim Ray, R OBP: 0.250, SLG: 0.250 (0, 0)												0 0 0 0 0 0 0	
Marty Matreaga, S OBP: 0.250, SLG: 0.250 (0, 0)												0 0 0 0 0 0 0	
Jim Bouton, R OBP: 0.250, SLG: 0.250 (0, 0)												0 0 0 0 0 0 0	
Skip Guinn, R OBP: 0.250, SLG: 0.250 (0, 0)												0 0 0 0 0 0 0	
Gary Geiger, L OBP: 0.250, SLG: 0.250 (0, 0)												0 0 0 0 0 0 0	
Wade Blasingame, L OBP: 0.250, SLG: 0.250 (0, 0)												0 0 0 0 0 0 0	
Bob Ferguson, R OBP: 0.250, SLG: 0.250 (0, 0)												0 0 0 0 0 0 0	
Casper Speer, L OBP: 0.250, SLG: 0.250 (0, 0)												0 0 0 0 0 0 0	
Jack Blasingame, R OBP: 0.250, SLG: 0.250 (0, 0)												0 0 0 0 0 0 0	
John Mayberry, L OBP: 0.250, SLG: 0.250 (0, 0)												0 0 0 0 0 0 0	
Fred Gladning, L OBP: 0.250, SLG: 0.250 (0, 0)												0 0 0 0 0 0 0	
Inning Stats	R: 0 H: 0 E: 0 LOB: 0 K: 0 BB: 0 S: 3 P: 3	R: 0 H: 0 E: 0 LOB: 1 K: 0 BB: 1 S: 3 P: 7	R: 1 H: 3 E: 0 LOB: 1 K: 1 BB: 0 S: 7 P: 7	R: 0 H: 0 E: 0 LOB: 0 K: 0 BB: 0 S: 3 P: 3	R: 3 H: 3 E: 1 LOB: 1 K: 0 BB: 1 S: 6 P: 10	R: 1 H: 1 E: 0 LOB: 0 K: 0 BB: 0 S: 4 P: 4	R: 1 H: 2 E: 0 LOB: 2 K: 0 BB: 1 S: 5 P: 9	R: 0 H: 1 E: 0 LOB: 1 K: 1 BB: 0 S: 6 P: 6	R: 0 H: 0 E: 0 LOB: 1 K: 0 BB: 1 S: 3 P: 7	R: 0 H: 0 E: 0 LOB: 0 K: 0 BB: 0 S: 3 P: 3	R: 1 H: 2 E: 1 LOB: 2 K: 1 BB: 0 S: 6 P: 6	1B: 8 SF: 0 2B: 2 SAC: 0 3B: 0 DP: 1 HR: 2 HBP: 0	WP: 1 PA: 47 PB: 0 SB: 0 CS: 0
PITCHER	IP WLS BF H R ER SO BB IBB HBP BLK WP HR S P ERA WHIP												
Chuck Taylor, R ERA: 2.27 (1, 1)	5.2 25 7 5 5 1 2 0 0 0 1 2 25 33 7.94 1.588												
Tom Hilgendorf, L ERA: 2.45 (6, 1)	0.2 4 2 1 1 0 0 0 0 0 0 0 4 4 13.50 3.000												
Mudcat Grant, R ERA: 4.23 (7, 1)	4.0 L 18 3 1 0 2 1 1 0 0 0 0 20 28 0.00 1.000												

Batter	1	2	3	4	5	6	7	8	9	AB R H RBI BB SO LOB	TOP
Ken Henderson, S (1, 9) OBP: 0.307, SLG: 0.345	0-0 1B		0-0 G3			0-0 1B			0-0 4-3	4 0 2 0 0 0 0	
Ron Hunt, R (1, 4) OBP: 0.360, SLG: 0.342	0-3 K			0-0 F9		0-3 K			0-0 2B	4 0 1 0 0 2 2	
Jim Ray Hart, R (1, 7) OBP: 0.372, SLG: 0.356 Dave Marshall, L (7, PR) OBP: 0.353, SLG: 0.298	0-0 F7			0-3 K			4-0 BB		0-0 1B	2 0 0 0 1 1 1 1 0 1 0 0 0 0	
Willie McCovey, L (1, 3) OBP: 0.460, SLG: 0.694	0-0 F2			0-0 F8			0-0 F6		0-0 F3	4 0 0 0 0 0 3	
Bobby Bonds, R (1, 8) OBP: 0.352, SLG: 0.493		0-0 F9			0-3 K		0-3 K			3 0 0 0 0 2 1	
Jim Davenport, R (1, 5) OBP: 0.314, SLG: 0.321		0-0 F7			0-0 F3		0-0 5-3			3 0 0 0 0 0 1	
Bob Barton, R (1, 2) OBP: 0.252, SLG: 0.198		0-3 K			0-0 F9			0-0 5-3		3 0 0 0 0 1 0	AB 30 R 0 H 4 RBI 0 BB 1 SO 9 LOB 8
Hal Lanier, R (1, 6) OBP: 0.249, SLG: 0.246			0-0 4-3			0-0 G3		0-3 K		3 0 0 0 0 1 0	
Gaylord Perry, R (1, 1) OBP: 0.176, SLG: 0.175			0-3 K			0-3 K		0-0 F8		3 0 0 0 0 2 0	
Inning Stats	R: 0 E: 0 K: 1 S: 6 H: 1 LOB: 1 BB: 0 P: 6	R: 0 E: 0 K: 1 S: 5 H: 0 LOB: 0 BB: 0 P: 5	R: 0 E: 0 K: 1 S: 5 H: 0 LOB: 0 BB: 0 P: 5	R: 0 E: 0 K: 1 S: 5 H: 0 LOB: 0 BB: 0 P: 5	R: 0 E: 0 K: 1 S: 5 H: 0 LOB: 0 BB: 0 P: 5	R: 0 E: 0 K: 2 S: 8 H: 1 LOB: 1 BB: 0 P: 8	R: 0 E: 0 K: 1 S: 5 H: 0 LOB: 1 BB: 1 P: 9	R: 0 E: 0 K: 1 S: 5 H: 0 LOB: 0 BB: 0 P: 5	R: 0 E: 0 K: 0 S: 4 H: 2 LOB: 1 BB: 0 P: 4	1B: 3 2B: 1 3B: 0 HR: 0 SF: 0 SAC: 0 DP: 0 HBP: 0	WP: 0 PB: 0 SB: 0 CS: 0 PA: 31
PITCHER Larry Dierker, R (1, 1) ERA: 2.35	IP 9.0 WLS W BF 31 H 4 R 0 ER 0 SO 9 BB 1 IBB 0 HBP 0 BLK 0 WP 0 HR 0 S 48 P 52 ERA 0.00 WHIP 0.556	PITCHER IP WLS BF H R ER SO BB IBB HBP BLK WP HR S P ERA WHIP									

San Francisco Giants @ Houston Astros
 Astrodome, Houston, TX
 Fri Sep 05 1969, 8:05 PM EDT
 Att. 20,162 - Unknown

livebaseballscorecards.com

Batter	1	2	3	4	5	6	7	8	9	AB	R	H	RBI	BB	SO	LOB
Joe Morgan, L OBP: 0.378, SLG: 0.382 (1, 4)	0-0 F9		0-0 F8		0-0 FC4-6			0-0 1-3		4	0	0	0	0	0	1
Jesus Alou, R OBP: 0.259, SLG: 0.310 (1, 9)	0-0 1B		0-0 F4		0-3 K			0-0 2B		4	0	2	0	0	1	1
Jimmy Wynn, R OBP: 0.426, SLG: 0.498 (1, 8)	0-0 F7			0-0 6-3		0-0 5-3		0-0 F4		4	0	0	0	0	0	2
Tommy Davis, R OBP: 0.315, SLG: 0.373 (1, 7)	0-0 1-3			0-0 WP BB 1B		0-0 F3		0-0 F8		4	0	1	0	0	0	2
Curt Blefary, L OBP: 0.352, SLG: 0.400 (1, 3)		0-0 G3		4-0 G5-3 WP 1-2 BB		0-0 F9			0-0 G3	3	0	0	0	1	0	0
Doug Rader, R OBP: 0.343, SLG: 0.391 (1, 5)		0-0 F7		4-0 1-2 2-3 BB		0-0 F9			0-0 HR 1B	3	1	1	0	1	0	0
Denis Menke, R OBP: 0.384, SLG: 0.406 (1, 6)		4-0 BB		0-0 G5-3 2-3f		0-0 1B			0-0 HR 1-H	3	1	2	2	1	0	3
Johnny Edwards, L OBP: 0.314, SLG: 0.353 (1, 2)		0-0 4-3			4-0 FC4-6 BB		0-0 F7			2	0	0	0	1	0	2
Larry Dierker, R OBP: 0.157, SLG: 0.190 (1, 1)			0-0 4-3		0-3 K		0-0 1-3			3	0	0	0	0	1	2

BOTTOM

San Francisco Giants @ Houston Astros
Astrodome, Houston, TX
Fri Sep 05 1969, 8:05 PM EDT
Att. 20,162 - Unknown

livebaseballscorecards.com

AB	30
R	2
H	6
RBI	2
BB	4
SO	2
LOB	13



Inning Stats	R: 0	H: 1	E: 0	K: 0	S: 4	LOB: 1	BB: 0	P: 4	R: 0	H: 0	E: 0	K: 0	S: 3	LOB: 0	BB: 1	P: 7	R: 0	H: 0	E: 0	K: 0	S: 3	LOB: 0	BB: 0	P: 3	R: 0	H: 0	E: 0	K: 2	S: 7	LOB: 1	BB: 1	P: 11	R: 0	H: 0	E: 0	K: 0	S: 3	LOB: 0	BB: 0	P: 3	R: 0	H: 1	E: 0	K: 0	S: 4	LOB: 1	BB: 0	P: 4	R: 0	H: 1	E: 0	K: 0	S: 4	LOB: 1	BB: 0	P: 4	R: 2	H: 2	E: 0	K: 0	S: 3	LOB: 0	BB: 0	P: 3	1B: 4	SF: 0	2B: 1	SAC: 0	3B: 0	DP: 1	HR: 1	HBP: 0	WP: 1	PA: 34
PITCHER Gaylord Perry, R ERA: 2.61 (1, 1)	IP	WLS	BF	H	R	ER	SO	BB	IBB	HBP	BLK	WP	HR	S	P	ERA	WHIP																			PITCHER	IP	WLS	BF	H	R	ER	SO	BB	IBB	HBP	BLK	WP	HR	S	P	ERA	WHIP																					

Batter	1	2	3	4	5	6	7	8	9	AB R H RBI BB SO LOB	TOP																
Bobby Bonds, R OBP: 0.353, SLG: 0.493 (1, 9) (8, 8)	0-0 5-3	0-0 E6 1B 2B		0-3 K		0-0 F4		4-0 3B BB		4 1 1 1 1 1 1																	
Ron Hunt, R OBP: 0.362, SLG: 0.343 (1, 4) BBB	4-0 3-1 WP 2B BB	0-0 FC6-4 1B		0-0 5-3		1-0 HBP		0-0 SF8		2 1 1 1 1 0 0																	
Willie Mays, R OBP: 0.369, SLG: 0.451 Dave Marshall, L OBP: 0.353, SLG: 0.298 (1, 8) (8, 7) BBB	4-0 3-1 2B BB	0-0 FC6-4 1B		0-3 K		0-0 F9		0-0 3B		4 1 1 2 1 1 3 0 0 0 0 0 0 0																	
Willie McCovey, L OBP: 0.459, SLG: 0.693 (1, 3) X	0-0 3-1 2B 2-3	0-3 K			0-0 1-3 2B		0-0 G4-6-3 1B	0-0 F9		5 0 2 0 0 1 4																	
Jim Ray Hart, R OBP: 0.371, SLG: 0.360 Ken Henderson, S OBP: 0.305, SLG: 0.343 (1, 7) (5, 7) (8, 9) X	0-0 1B 2B 2-H 3-H		0-0 4-3		0-0 1-3		0-3 K	0-3 K		3 1 1 2 0 0 1 2 0 0 0 0 2 1																	
Jim Davenport, R OBP: 0.313, SLG: 0.319 (1, 5) X	0-0 1B 1B 2-H		0-0 F8		0-0 5-3		0-0 G4-6-3 1-2f	0-0 6-3		5 0 1 1 0 0 2																	
Dick Dietz, R OBP: 0.361, SLG: 0.382 (1, 2) X	0-0 1-2 1B		4-0 1B BB		0-0 F1		0-3 K	4-0 BB		3 0 1 0 2 1 1																	
Hal Lanier, R OBP: 0.253, SLG: 0.247 (1, 6) SSS	0-3 K		0-0 1-2 1B		4-0 SH3-4 BB		4-0 BB BB SF8 BB	0-0 6-3		3 1 1 0 2 1 3																	
Ron Bryant, S OBP: 0.417, SLG: 0.300 Frank Linzy, R OBP: 0.356, SLG: 0.259 Don McMahon, R OBP: 0.143, SLG: 0.143 (1, 1) (8, 1) (9, 1) X		0-0 E 1B	0-0 F7		0-0 SH3-4		4-0 BB BB 3B BB			2 2 1 0 1 0 2 0 0 0 0 0 0 0 0 0 0 0 0 0 0																	
Inning Stats	R: 3 E: 0 K: 1 S: 8	H: 3 LOB: 2 BB: 2 P: 16	R: 1 E: 1 K: 1 S: 7	H: 3 LOB: 1 BB: 0 P: 7	R: 0 E: 0 K: 0 S: 4	H: 1 LOB: 2 BB: 1 P: 8	R: 0 E: 0 K: 2 S: 7	H: 0 LOB: 0 BB: 0 P: 7	R: 0 E: 0 K: 0 S: 4	H: 1 LOB: 1 BB: 0 P: 4	R: 0 E: 0 K: 0 S: 3	H: 0 LOB: 2 BB: 1 P: 8	R: 0 E: 0 K: 1 S: 5	H: 1 LOB: 0 BB: 0 P: 5	R: 3 E: 0 K: 1 S: 6	H: 1 LOB: 1 BB: 3 P: 18	R: 0 E: 0 K: 1 S: 5	H: 0 LOB: 1 BB: 1 P: 9	1B: 6 2B: 3 3B: 1 HR: 0	SF: 1 SAC: 1 DP: 1 HBP: 1	WP: 1 PB: 0 SB: 0 CS: 0	PA: 44					
PITCHER	IP WLS BF H R ER SO BB IBB HBP BLK WP HR S P ERA WHIP	IP WLS BF H R ER SO BB IBB HBP BLK WP HR S P ERA WHIP	IP WLS BF H R ER SO BB IBB HBP BLK WP HR S P ERA WHIP	IP WLS BF H R ER SO BB IBB HBP BLK WP HR S P ERA WHIP	IP WLS BF H R ER SO BB IBB HBP BLK WP HR S P ERA WHIP	IP WLS BF H R ER SO BB IBB HBP BLK WP HR S P ERA WHIP	IP WLS BF H R ER SO BB IBB HBP BLK WP HR S P ERA WHIP	IP WLS BF H R ER SO BB IBB HBP BLK WP HR S P ERA WHIP	IP WLS BF H R ER SO BB IBB HBP BLK WP HR S P ERA WHIP	IP WLS BF H R ER SO BB IBB HBP BLK WP HR S P ERA WHIP	IP WLS BF H R ER SO BB IBB HBP BLK WP HR S P ERA WHIP	IP WLS BF H R ER SO BB IBB HBP BLK WP HR S P ERA WHIP	IP WLS BF H R ER SO BB IBB HBP BLK WP HR S P ERA WHIP	IP WLS BF H R ER SO BB IBB HBP BLK WP HR S P ERA WHIP	IP WLS BF H R ER SO BB IBB HBP BLK WP HR S P ERA WHIP	IP WLS BF H R ER SO BB IBB HBP BLK WP HR S P ERA WHIP	IP WLS BF H R ER SO BB IBB HBP BLK WP HR S P ERA WHIP	IP WLS BF H R ER SO BB IBB HBP BLK WP HR S P ERA WHIP	IP WLS BF H R ER SO BB IBB HBP BLK WP HR S P ERA WHIP	IP WLS BF H R ER SO BB IBB HBP BLK WP HR S P ERA WHIP	IP WLS BF H R ER SO BB IBB HBP BLK WP HR S P ERA WHIP	IP WLS BF H R ER SO BB IBB HBP BLK WP HR S P ERA WHIP	IP WLS BF H R ER SO BB IBB HBP BLK WP HR S P ERA WHIP	IP WLS BF H R ER SO BB IBB HBP BLK WP HR S P ERA WHIP			
Denny Lemaster, L ERA: 3.17 (1, 1)	0.2 L	7 3	3 3	3 3	0 0	2 0	0 0	0 0	0 0	0 0	0 0	1 0	5 13	40.50 7.500													
Jim Ray, R ERA: 4.16 (1, 1)	3.1	14 4	1 1	4 4	1 1	1 4	1 1	0 0	0 0	0 0	0 0	0 21	25 25	2.70 1.500													
Jim Bouton, R ERA: 3.45 (5, 1)	3.0	12 2	0 0	1 1	1 1	0 1	1 0	1 1	0 1	0 0	0 0	0 12	17 17	0.00 1.000													
Jack Billingham, R ERA: 4.58 (8, 1)	0.1	4 0	3 3	1 1	3 1	3 1	3 0	0 0	0 0	0 0	0 0	3 15	15 15	81.00 9.000													
Ron Willis, R ERA: 3.89 (8, 1)	0.1	2 1	0 0	0 0	0 0	0 0	0 0	0 0	0 0	0 0	0 0	2 2	2 2	0.00 3.000													
PITCHER	IP WLS BF H R ER SO BB IBB HBP BLK WP HR S P ERA WHIP	IP WLS BF H R ER SO BB IBB HBP BLK WP HR S P ERA WHIP	IP WLS BF H R ER SO BB IBB HBP BLK WP HR S P ERA WHIP	IP WLS BF H R ER SO BB IBB HBP BLK WP HR S P ERA WHIP	IP WLS BF H R ER SO BB IBB HBP BLK WP HR S P ERA WHIP	IP WLS BF H R ER SO BB IBB HBP BLK WP HR S P ERA WHIP	IP WLS BF H R ER SO BB IBB HBP BLK WP HR S P ERA WHIP	IP WLS BF H R ER SO BB IBB HBP BLK WP HR S P ERA WHIP	IP WLS BF H R ER SO BB IBB HBP BLK WP HR S P ERA WHIP	IP WLS BF H R ER SO BB IBB HBP BLK WP HR S P ERA WHIP	IP WLS BF H R ER SO BB IBB HBP BLK WP HR S P ERA WHIP	IP WLS BF H R ER SO BB IBB HBP BLK WP HR S P ERA WHIP	IP WLS BF H R ER SO BB IBB HBP BLK WP HR S P ERA WHIP	IP WLS BF H R ER SO BB IBB HBP BLK WP HR S P ERA WHIP	IP WLS BF H R ER SO BB IBB HBP BLK WP HR S P ERA WHIP	IP WLS BF H R ER SO BB IBB HBP BLK WP HR S P ERA WHIP	IP WLS BF H R ER SO BB IBB HBP BLK WP HR S P ERA WHIP	IP WLS BF H R ER SO BB IBB HBP BLK WP HR S P ERA WHIP	IP WLS BF H R ER SO BB IBB HBP BLK WP HR S P ERA WHIP	IP WLS BF H R ER SO BB IBB HBP BLK WP HR S P ERA WHIP	IP WLS BF H R ER SO BB IBB HBP BLK WP HR S P ERA WHIP	IP WLS BF H R ER SO BB IBB HBP BLK WP HR S P ERA WHIP	IP WLS BF H R ER SO BB IBB HBP BLK WP HR S P ERA WHIP	IP WLS BF H R ER SO BB IBB HBP BLK WP HR S P ERA WHIP	IP WLS BF H R ER SO BB IBB HBP BLK WP HR S P ERA WHIP		
Wade Blasingame, L ERA: 5.37 (8, 1)	0.1	1 0	0 0	0 0	0 0	0 0	0 0	0 0	0 0	0 0	0 0	0 5	9 9	0.00 0.000													
Bob Watkins, R ERA: (9, 1)	1.0	4 0	0 0	0 0	0 1	1 0	0 0	0 0	0 0	0 0	0 0	5 9	9 9	0.00 1.000													

San Francisco Giants @ Houston Astros
Astrodome, Houston, TX
Sat Sep 06 1969, 8:05 PM EDT
Att. 22,368 - Unknown

livebaseballscorecards.com

AB	33
R	7
H	10
RBI	7
BB	8
SO	7
LOB	18



BOTTOM

San Francisco Giants @ Houston Astros
Astrodome, Houston, TX

livebaseballscorecards.com

AB	38
R	6
H	12
RBI	4
BB	3
SO	6
LOB	19



WP	2	PA	42
PB	0		
SB	0		
CS	0		

Sat Sep 06 1969, 8:05 PM EDT
Att. 22,368 - Unknown

AB R H RBI BB SO LOB

5	1	1	1	0	2	0
---	---	---	---	---	---	---

5	1	3	1	0	0	0
---	---	---	---	---	---	---

3	2	2	1	1	0	1
0	0	0	0	0	0	0
1	0	0	0	0	0	2

5	0	2	1	0	0	3
---	---	---	---	---	---	---

3	0	0	0	1	0	3
0	0	0	0	0	0	0

4	0	2	0	1	1	2
---	---	---	---	---	---	---

4	1	1	0	0	2	5
---	---	---	---	---	---	---

4	0	0	0	0	0	2
---	---	---	---	---	---	---

0	0	0	0	0	0	0
1	0	0	0	0	1	0
1	0	0	0	0	0	1
0	0	0	0	0	0	0
1	0	0	0	0	0	0
0	0	0	0	0	0	0
0	0	0	0	0	0	0
0	0	0	0	0	0	0
0	0	0	0	0	0	0
1	1	1	0	0	0	0

1B	10	SF	0
2B	1	SAC	0
3B	0	DP	1
HR	1	HBP	1

Batter	1	2	3	4	5	6	7	8	9
Joe Morgan, L (1, 4) OBP: 0.376, SLG: 0.380	0-3 K	0-3 K			0-0 F8		0-0 4-3		0-0 WP 1B 1B 1-2 2-H
Jesus Alou, R (1, 9) OBP: 0.263, SLG: 0.317	0-0 F7		0-0 2B		0-0 1B		0-0 F8		0-0 WP E 1B 1-2 2-H
Jimmy Wynn, R (1, 8) OBP: 0.428, SLG: 0.506 Bob Watkins, R (9, 1) John Mayberry, L (9, PH)	4-0 HBP 1B WP BB		0-0 5-3		0-0 1B		0-0 1B		0-0 F6 1B 1-2 2-3
Tommy Davis, R (1, 7) OBP: 0.316, SLG: 0.374	0-0 WP HBP 1-2 1B		0-0 F7		0-0 F9		0-0 6-3		0-0 E5 1B 2-H 3-H
Doug Rader, R (1, 5) OBP: 0.343, SLG: 0.389 Leon McFadden, R (9, PR) OBP: 0.224, SLG: 0.208	1-0 WP 1-2 2-3 HBP		0-0 6-3		0-0 F3		0-0 4-3		0-0 BB
Denis Menke, R (1, 6) OBP: 0.386, SLG: 0.407	4-0 1-2 2-3 3-H BB			0-0 FC4-6 1B		0-0 G3-6-3 1B		0-0 F8	0-3 K
Curt Blefary, L (1, 3) OBP: 0.351, SLG: 0.399	0-3 K		0-3 K		0-0 G3-6-3 1-2f		0-0 4-3		0-0 1B 1B 1B
Johnny Edwards, L (1, 2) OBP: 0.311, SLG: 0.350		0-0 F4		0-0 FC4-6 1-2f FC6		0-0 4-3		0-0 F7	0-0 F7
Denny Lemaster, R Jim Ray, R Julio Gotay, R Jim Sauton, R Marty Martinez, S Jack Billingham, R Ron Willis, R Wade Blasingame, L Gary Geiger, L		0-3 K		0-0 FC6 1-2f			0-0 F7		0-0 1B 1B 1B 1-2

Inning Stats	R: 1	H: 1	E: 0	K: 2	S: 8	R: 0	H: 0	E: 0	K: 2	S: 7	R: 0	H: 1	E: 0	K: 0	S: 4	R: 0	H: 2	E: 0	K: 0	S: 5	R: 0	H: 1	E: 0	K: 0	S: 3	R: 0	H: 0	E: 0	K: 0	S: 3	R: 1	H: 1	E: 0	K: 0	S: 4	R: 4	H: 5	E: 1	K: 1	S: 10	1B: 10	SF: 0	2B: 1	SAC: 0	3B: 0	DP: 1	HR: 1	HBP: 1	WP: 2	PA: 42
--------------	------	------	------	------	------	------	------	------	------	------	------	------	------	------	------	------	------	------	------	------	------	------	------	------	------	------	------	------	------	------	------	------	------	------	------	------	------	------	------	-------	--------	-------	-------	--------	-------	-------	-------	--------	-------	--------

PITCHER	IP	WLS	BF	H	R	ER	SO	BB	IBB	HBP	BLK	WP	HR	S	P	ERA	WHIP
Ron Bryant, L (1, 1) ERA: 3.66	7.0	W	30	7	2	2	5	2	0	1	0	1	1	37	46	2.57	1.286
Frank Linzy, R (8, 1) ERA: 3.64	1.2		10	5	4	3	0	0	0	0	0	1	0	10	10	16.20	3.000
Don McMahon, R (9, 1) ERA: 4.0	0.1	S	2	0	0	0	1	1	0	0	0	0	0	3	7	0.00	3.000

TOP

San Francisco Giants @ Houston Astros
Astrodome, Houston, TX

Sun Sep 07 1969, 4:33 AM EDT
Att. 20,960 - Unknown

livebaseballscorecards.com

AB	33
R	6
H	7
RBI	6
BB	9
SO	8
LOB	18



AB R H RBI BB SO LOB

5	1	1	0	0	1	3	
4	0	1	2	0	0	2	
4	1	2	0	1	1	2	
5	0	0	0	0	2	4	
2	1	0	0	1	0	0	
1	0	0	0	1	1	0	
1	1	0	0	1	1	0	
3	0	0	0	0	0	1	
1	1	0	1	3	0	0	
0	0	0	0	1	0	0	
0	0	0	0	0	0	0	
3	1	2	1	1	1	1	
1	0	0	0	0	0	2	
0	0	0	0	0	0	0	
0	0	0	0	0	0	0	
1B: 6	SF: 0	2B: 1	SAC: 1	3B: 0	DP: 0	HR: 0	HBP: 1
WP: 0	PA: 44	PB: 0	SB: 1	CS: 0			

Batter	1	2	3	4	5	6	7	8	9
Bobby Bonds, R (1, 9) OBP: 0.351, SLG: 0.491	0-0 F9		0-0 1B	0-0 FC6-4 1B		0-3 K		0-0 F2	
Ron Hunt, R (1, 4) OBP: 0.363, SLG: 0.342	0-0 F8		0-0 F4	0-0 1B		0-0 F8		1-0 HBP	
Willie Mays, R (1, 8) OBP: 0.372, SLG: 0.452	0-0 F8			BB BB 1B		4-0 BB		0-3 K	
Willie McCovey, L (1, 3) OBP: 0.455, SLG: 0.685		0-3 K		F9		0-0 F5		0-0 F7	
Jim Ray Hart, R (1, 7) OBP: 0.371, SLG: 0.357		0-0 F3		BB BB BB 1-2		0-0 F8		4-0 4-3 BB	
Ken Henderson, S (5, 7) OBP: 0.306, SLG: 0.342				BB BB BB 1-2		0-0 F4		0-0 4-3	
Jim Davenport, R (1, 5) OBP: 0.314, SLG: 0.318		0-3 K		BB BB BB 1-2		0-0 5-3		0-0 4-3	
Don Mason, L (4, 5) OBP: 0.327, SLG: 0.269				BB BB BB 1-2		0-0 5-3		1-2 IBB	
Dick Dietz, R (1, 2) OBP: 0.367, SLG: 0.381			4-0 FC1-6 BB	4-0 1B BB		4-0 2B BB		4-0 IBB	
Bob Burda, L (9, PH) OBP: 0.329, SLG: 0.404				1-2 2-3 3-H					
Tito Fuentes, S (9, 6) OBP: 0.330, SLG: 0.350				1-2 2-3 3-H					
Hal Lanier, R (1, 6) OBP: 0.258, SLG: 0.252			0-3 K	4-0 1B BB		0-0 2B		0-0 SH1-4 1B	
Dave Marshall, L (9, PH) OBP: 0.351, SLG: 0.297				1-2 2-3 3-H		1-3 2B			
Bob Barton, R (9, 2) OBP: 0.252, SLG: 0.198				1-2 2-3 3-H					
Ray Sadecki, L (1, 1) OBP: 0.261, SLG: 0.205			0-0 FC1-6 1B	0-0 FC6-4 1B		0-3 K		0-0 SH1-4	
Frank Linzy, R (6, 1) OBP: 0.356, SLG: 0.259				1-3 2-H 3-H					
Don McMahon, R (6, 1) OBP: 0.143, SLG: 0.143									
Mike McCormick, L (6, 1) OBP: 0.220, SLG: 0.236									

Inning Stats	R: 0	H: 0	E: 0	LOB: 0	K: 0	BB: 0	S: 3	P: 3	R: 0	H: 0	E: 0	LOB: 0	K: 2	BB: 0	S: 7	P: 7	R: 0	H: 1	E: 0	LOB: 2	K: 1	BB: 1	S: 6	P: 10	R: 6	H: 4	E: 0	LOB: 2	K: 1	BB: 4	S: 9	P: 25	R: 0	H: 1	E: 0	LOB: 2	K: 1	BB: 1	S: 6	P: 10	R: 0	H: 0	E: 0	LOB: 1	K: 1	BB: 1	S: 5	P: 9	R: 0	H: 0	E: 0	LOB: 0	K: 1	BB: 0	S: 5	P: 5	R: 0	H: 1	E: 0	LOB: 2	K: 1	BB: 2	S: 6	P: 7	R: 0	H: 0	E: 0	LOB: 2	K: 0	BB: 2	S: 3	P: 11	1B: 6	SF: 0	2B: 1	SAC: 1	3B: 0	DP: 0	HR: 0	HBP: 1	WP: 0	PA: 44
--------------	------	------	------	--------	------	-------	------	------	------	------	------	--------	------	-------	------	------	------	------	------	--------	------	-------	------	-------	------	------	------	--------	------	-------	------	-------	------	------	------	--------	------	-------	------	-------	------	------	------	--------	------	-------	------	------	------	------	------	--------	------	-------	------	------	------	------	------	--------	------	-------	------	------	------	------	------	--------	------	-------	------	-------	-------	-------	-------	--------	-------	-------	-------	--------	-------	--------

PITCHER	IP	WLS	BF	H	R	ER	SO	BB	IBB	HBP	BLK	WP	HR	S	P	ERA	WHIP
Don Wilson, R (1, 1) ERA: 4.03	3.1		17	2	5	5	3	5	0	0	0	0	0	18	38	13.50	2.100
Jim Bouton, R (4, 1) ERA: 3.48	1.2		10	4	1	1	2	1	0	0	0	0	0	13	17	5.40	3.000
Jim Ray, R (6, 1) ERA: 4.12	1.0		4	0	0	0	1	1	0	0	0	0	0	5	9	0.00	1.000
Jack Billingham, R (7, 1) ERA: 4.4	3.0	W	13	1	0	0	2	1	1	1	0	0	0	14	23	0.00	0.667

Batter	1	2	3	4	5	6	7	8	9	AB	R	H	RBI	BB	SO	LOB
Joe Morgan, L (1, 4) OBP: 0.378, SLG: 0.385	0-0 G3		0-3 K					0-0 3B		4	1	2	0	1	1	0
Jesus Alou, R (1, 9) (8, 7) OBP: 0.265, SLG: 0.318	0-0 CS 1B			0-0 F9				0-0 G3		5	1	2	0	0	0	4
Jimmy Wynn, R (1, 8) OBP: 0.432, SLG: 0.507	0-3 K 1-2			0-0 2B 1B		4-0 1B 1-2 2-3 BB	0-0 5-3 1B		4-0 IBB S 1B BB	3	3	2	0	2	1	1
Tommy Davis, R (1, 7) Norm Miller, L (8, 9) OBP: 0.319, SLG: 0.379 OBP: 0.362, SLG: 0.367		0-0 S 1B		0-0 2B		0-0 FC5-4 1B 1-3 2-H 3-H	0-0 5-3		0-0 1-3	4	0	3	3	0	0	1
Doug Rader, R (1, 5) OBP: 0.344, SLG: 0.388		0-0 F8		0-0 6-3		0-0 FC5-4 1B 1-2 3-H	0-0 F7		4-0 1B IBB IBB	4	0	1	1	1	0	3
Denis Menke, R (1, 3) OBP: 0.388, SLG: 0.405		4-0 G6-4-3 1-2 BB		0-3 K		0-0 FC5-4 WP 1B 1-2 2-3	4-0 IBB		4-0 1B IBB IBB	2	1	0	0	3	1	3
Marty Martinez, S (1, 6) Leon McFadden, R (6, PR) OBP: 0.341, SLG: 0.367 OBP: 0.218, SLG: 0.203		0-0 G6-4-3 1-2				0-0 1-3			0-0 F9	3	0	1	0	0	0	2
Johnny Edwards, L (1, 2) Hector Torres, R (9, PH) OBP: 0.311, SLG: 0.347 OBP: 0.190, SLG: 0.230			0-0 F9		0-0 4-3	4-0 1B 1-2 2-3 BB		0-3 K	0-0 1B	3	0	0	0	1	1	0
Don Wilson, R (1, 1) Jim Bouton, R (4, 1) Julio Gotay, R (5, PH) Jim Ray, R (6, 1) Bob Watson, R (6, PH) Jack Billingham, R (7, 1) OBP: 0.172, SLG: 0.128 OBP: 0.313, SLG: 0.289 OBP: 0.100, SLG: 0.100 OBP: 0.210, SLG: 0.240 OBP: 0.250, SLG: 0.077			0-0 F7		0-0 6-3	0-0 1-3 2-H 3-H 1B		0-0 4-3		1	0	0	0	0	0	0

BOTTOM

San Francisco Giants @ Houston Astros
Astrodome, Houston, TX
Sun Sep 07 1969, 4:33 AM EDT
Att. 20,960 - Unknown

livebaseballscorecards.com

AB	36
R	7
H	13
RBI	7
BB	8
SO	4
LOB	20



Inning Stats	R: 0	H: 1	E: 0	K: 1	S: 5	LOB: 1	BB: 0	P: 5	R: 0	H: 1	E: 0	K: 0	S: 3	LOB: 1	BB: 1	P: 7	R: 0	H: 0	E: 0	K: 1	S: 5	LOB: 0	BB: 0	P: 5	R: 1	H: 2	E: 0	K: 1	S: 7	LOB: 1	BB: 0	P: 7	R: 0	H: 0	E: 0	K: 0	S: 3	LOB: 0	BB: 0	P: 3	R: 5	H: 6	E: 0	K: 0	S: 8	LOB: 3	BB: 3	P: 20	R: 0	H: 1	E: 0	K: 0	S: 4	LOB: 2	BB: 1	P: 8	R: 0	H: 1	E: 0	K: 1	S: 6	LOB: 1	BB: 0	P: 6	R: 1	H: 1	E: 0	K: 0	S: 3	LOB: 3	BB: 3	P: 15	1B: 11	SF: 0	2B: 2	SAC: 0	3B: 1	DP: 3	HR: 0	HBP: 0	WP: 1	PA: 44	PB: 0	SB: 2	CS: 1
--------------	------	------	------	------	------	--------	-------	------	------	------	------	------	------	--------	-------	------	------	------	------	------	------	--------	-------	------	------	------	------	------	------	--------	-------	------	------	------	------	------	------	--------	-------	------	------	------	------	------	------	--------	-------	-------	------	------	------	------	------	--------	-------	------	------	------	------	------	------	--------	-------	------	------	------	------	------	------	--------	-------	-------	--------	-------	-------	--------	-------	-------	-------	--------	-------	--------	-------	-------	-------

PITCHER	IP	WLS	BF	H	R	ER	SO	BB	IBB	HBP	BLK	WP	HR	S	P	ERA	WHIP
Ray Sadecki, L (1, 1) ERA: 4.26	5.0		21	6	4	4	3	2	0	0	0	0	0	25	33	7.20	1.600
Frank Linzy, R (6, 1) ERA: 3.73	0.0		2	2	0	0	0	0	0	0	0	0	0	2	2	∞	∞
Don McMahon, R (6, 1) ERA: 4.14	0.2		4	2	2	2	0	1	0	0	0	1	0	3	7	27.00	4.500
Mike McCormick, L (6, 1) ERA: 3.69	3.0	L	17	3	1	1	1	2	3	0	0	0	0	14	34	3.00	1.667

Batter	1	2	3	4	5	6	7	8	9	AB R H RBI BB SO LOB	TOP	
Jose Arcia, R (1, 4) OBP: 0.248, SLG: 0.250	0-0 CS 1B		0-3 K		0-0 K			0-0 G6-3 1B		4 0 2 0 0 1 0	San Diego Padres @ Houston Astros Astrodome, Houston, TX Mon Sep 08 1969, 8:05 PM EDT Att. 7,840 - Unknown	
Roberto Pena, R (1, 6) OBP: 0.275, SLG: 0.293	0-0 1-2		0-3 K		0-3 K			0-0 G6-3 1-2f		4 0 0 0 0 2 2		
Ollie Brown, R (1, 9) OBP: 0.312, SLG: 0.400	0-3 K		0-0							3 0 0 0 1 1 0		
Al Ferrara, R (1, 7) OBP: 0.368, SLG: 0.466 Ron Slocum, R (9, PR)		0-3 K		0-3 K						3 0 0 0 1 2 1 0 0 0 0 0 0 0		
Nate Colbert, R (1, 3) OBP: 0.314, SLG: 0.479		0-0 HR		0-0 HR						4 2 2 2 0 0 2		
Van Kelly, L (1, 5) OBP: 0.294, SLG: 0.370		0-0 1B 1B		0-0 1B						4 0 2 0 0 1 1		
Ivan Murrell, R (1, 8) OBP: 0.294, SLG: 0.353		0-0 1-2 1B		0-0						3 0 1 0 0 1 1		
Fred Kendall, R (1, 2)		0-0		0-0						3 0 0 0 0 1 3		
Mike Corkins, R (1, 1) Dave Roberts, L (2, 1) Tom Dukes, R (6, 1) Jim Williams, R (8, PH) Jack Baldschun, R (8, 1) OBP: 0.400, SLG: 0.250		0-3 K		0-0						1 0 0 0 0 1 2 1 0 0 0 0 0 0 0 0 0 0 0 0 0 1 0 0 0 0 1 0 0 0 0 0 0 0 0		
Inning Stats	R: 0 H: 1 E: 0 LOB: 0 K: 1 BB: 0 S: 5 P: 5	R: 1 H: 3 E: 0 LOB: 2 K: 2 BB: 0 S: 10 P: 10	R: 0 H: 0 E: 0 LOB: 0 K: 2 BB: 0 S: 7 P: 7	R: 1 H: 2 E: 0 LOB: 1 K: 1 BB: 0 S: 7 P: 7	R: 0 H: 0 E: 0 LOB: 0 K: 1 BB: 0 S: 5 P: 5	R: 0 H: 0 E: 0 LOB: 0 K: 0 BB: 1 S: 2 P: 6	R: 0 H: 0 E: 0 LOB: 0 K: 3 BB: 0 S: 9 P: 9	R: 0 H: 1 E: 0 LOB: 0 K: 1 BB: 0 S: 5 P: 5	R: 0 H: 0 E: 0 LOB: 1 K: 0 BB: 1 S: 3 P: 7	1B: 5 SF: 0 2B: 0 SAC: 0 3B: 0 DP: 2 HR: 2 HBP: 0		WP: 0 PA: 33 PB: 0 SB: 0 CS: 1
PITCHER Tom Griffin, R (1, 1) ERA: 3.48	IP WLS BF H R ER SO BB IBB HBP BLK WP HR S P ERA WHIP	9.0 W 33 7 2 2 11 2 0 0 0 0 0 2 53 61 2.00 1.000										

livebaseballscorecards.com

AB	31
R	2
H	7
RBI	2
BB	2
SO	11
LOB	12



Batter	1	2	3	4	5	6	7	8	9
Joe Morgan, L OBP: 0.378, SLG: 0.390 (1, 4)	0-0 3B	0-3 K		0-3 K		0-0 1B	0-0		
Jesus Alou, R OBP: 0.270, SLG: 0.328 (1, 9) (8, 7)	0-0 WP 3B	0-0 BB 1B		0-0		0-0 G6-4-3 1B		0-3 K	
Jimmy Wynn, R OBP: 0.431, SLG: 0.503 (1, 8)	0-3 K	4-0 1B BB			4-0 None 1B BB	0-0		0-0	
Tommy Davis, R OBP: 0.320, SLG: 0.379 (1, 7) Norm Miller, L OBP: 0.362, SLG: 0.366 (8, 9)	4-0 HR BB	0-0 1B			0-0 1-2	0-0 G6-4-3		0-0	
Curt Blefary, L OBP: 0.352, SLG: 0.405 (1, 3)	0-0 1-H HR	0-0			0-0		4-0 WP 1B BB		
Doug Rader, R OBP: 0.343, SLG: 0.386 (1, 5)	0-0		0-0		0-0 1B 1B		0-3 K		
Denis Menke, R OBP: 0.390, SLG: 0.409 (1, 6)	0-0 2B		0-0		0-0 1B 1B		4-0 1B SF BB		
Johnny Edwards, L OBP: 0.313, SLG: 0.349 (1, 2)	0-0		0-0		0-0 1-3 2-H 1B		0-0 1-3 2-H 1B		
Tom Griffin, R OBP: 0.237, SLG: 0.308 (1, 1)		0-3 K		0-0	0-0		0-0 SF		

Inning Stats	R: 4	H: 4	E: 0	LOB: 1	K: 1	S: 9	P: 13	R: 1	H: 2	E: 0	LOB: 2	K: 2	S: 9	P: 13	R: 0	H: 0	E: 0	LOB: 0	K: 0	S: 3	R: 0	H: 0	E: 0	LOB: 0	K: 1	S: 5	R: 2	H: 3	E: 0	LOB: 2	K: 0	S: 6	R: 0	H: 2	E: 0	LOB: 1	K: 0	S: 4	R: 2	H: 1	E: 0	LOB: 1	K: 1	S: 6	R: 0	H: 0	E: 0	LOB: 0	K: 1	S: 5
--------------	------	------	------	--------	------	------	-------	------	------	------	--------	------	------	-------	------	------	------	--------	------	------	------	------	------	--------	------	------	------	------	------	--------	------	------	------	------	------	--------	------	------	------	------	------	--------	------	------	------	------	------	--------	------	------

PITCHER	IP	WLS	BF	H	R	ER	SO	BB	IBB	HBP	BLK	WP	HR	S	P	ERA	WHIP
Mike Corkins, R ERA: 27.0 (1, 1)	1.2	L	13	6	5	5	3	2	0	0	0	1	1	17	25	27.00	4.800
Dave Roberts, L ERA: 4.91 (2, 1)	3.1		16	5	2	2	1	1	0	0	0	0	0	17	21	5.40	1.800
Tom Dukes, R ERA: 11.25 (6, 1)	2.0		8	1	2	2	1	2	0	0	0	1	0	8	16	9.00	1.500
Jack Baldschun, R ERA: 4.54 (8, 1)	1.0		3	0	0	0	1	0	0	0	0	0	0	5	5	0.00	0.000

BOTTOM

AB	R	H	RBI	BB	SO	LOB
5	1	2	0	0	2	1
5	2	3	1	0	1	0
3	1	0	0	2	1	2
3	1	1	1	1	0	3
1	0	0	0	0	0	0
3	2	1	2	1	0	3
4	1	1	1	0	1	1
3	1	2	0	1	0	0
4	0	2	2	0	0	1
3	0	0	1	0	1	2

San Diego Padres @ Houston Astros
Astrodome, Houston, TX
Mon Sep 08 1969, 8:05 PM EDT
Att. 7,840 - Unknown

AB	34
R	9
H	12
RBI	8
BB	5
SO	6
LOB	13



WP	HR	S	P	ERA	WHIP
2	0	1	40		
0	0	0	0		
0	0	0	0		

Batter	1	2	3	4	5	6	7	8	9	AB R H RBI BB SO LOB	TOP	
Jose Arcia, R (1, 4) OBP: 0.244, SLG: 0.246	0-0 		0-3 			0-0 			0-0 	4 0 0 0 0 1 0	San Diego Padres @ Houston Astros Astrodome, Houston, TX Tue Sep 09 1969, 8:05 PM EDT Att. 8,847 - Unknown	
Jerry Morales, R (1, 8) OBP: 0.250, SLG: 0.250	0-0 			0-0 		0-0 			0-0 	4 1 1 0 0 0 0		
Ollie Brown, R (1, 9) OBP: 0.312, SLG: 0.400 Ivan Murrell, R (6, 9) OBP: 0.296, SLG: 0.368	0-0 			0-0 			0-0 		0-0 	2 0 1 0 0 0 0 2 1 1 2 0 0 0		
Nate Colbert, R (1, 3) OBP: 0.312, SLG: 0.474		0-3 		0-0 			0-3 		0-0 	4 0 0 0 0 2 1		
Van Kelly, L (1, 5) OBP: 0.291, SLG: 0.366 Ron Slocum, R (6, 5)		0-0 		0-0 	0-0 		0-0 			3 0 0 0 0 0 1 1 0 0 0 0 0 0		
Larry Stahl, L (1, 7) OBP: 0.272, SLG: 0.320		0-0 			0-0 			0-3 		3 0 1 0 0 1 0		
Chris Cannizzaro, R (1, 2) OBP: 0.299, SLG: 0.298 Fred Kendall, R (6, 2)		0-0 			4-0 			0-0 		1 0 0 0 1 0 1 1 0 0 0 0 0 0		
Tommy Dean, R (1, 6) OBP: 0.234, SLG: 0.214			0-3 		0-0 			0-0 		3 0 0 0 0 1 1		
Joe Niekro, R (1, 1) OBP: 0.211, SLG: 0.160 Jack Baldschun, R (5, 1) OBP: 0.400, SLG: 0.250 Jim Williams, R (6, PH) Tom Dukes, R (6, 1) Al Ferrara, R (9, PH) OBP: 0.367, SLG: 0.464			0-0 			0-3 			0-3 	1 0 0 0 0 0 0 0 0 0 0 0 0 0 1 0 0 0 0 1 0 0 0 0 0 0 0 0 1 0 0 0 0 1 0		
Inning Stats	R: 0 H: 0 E: 0 LOB: 0 K: 0 BB: 0 S: 3 P: 3	R: 0 H: 1 E: 0 LOB: 1 K: 1 BB: 0 S: 6 P: 6	R: 0 H: 0 E: 0 LOB: 0 K: 2 BB: 0 S: 7 P: 7	R: 0 H: 1 E: 0 LOB: 0 K: 0 BB: 0 S: 3 P: 3	R: 0 H: 0 E: 0 LOB: 1 K: 0 BB: 1 S: 3 P: 7	R: 0 H: 0 E: 0 LOB: 0 K: 1 BB: 0 S: 5 P: 5	R: 0 H: 0 E: 0 LOB: 0 K: 1 BB: 0 S: 5 P: 5	R: 0 H: 0 E: 0 LOB: 0 K: 1 BB: 0 S: 5 P: 5	R: 2 H: 2 E: 0 LOB: 0 K: 1 BB: 0 S: 7 P: 7	1B: 3 SF: 0 2B: 0 SAC: 0 3B: 0 DP: 0 HR: 1 HBP: 0		WP: 0 PA: 32 PB: 0 SB: 1 CS: 1
PITCHER Larry Dierker, R (1, 1) ERA: 2.34	IP WLS BF H R ER SO BB IBB HBP BLK WP HR S P ERA WHIP											PITCHER IP WLS BF H R ER SO BB IBB HBP BLK WP HR S P ERA WHIP

livebaseballscorecards.com

AB	31
R	2
H	4
RBI	2
BB	1
SO	7
LOB	4



Batter	1	2	3	4	5	6	7	8	9	AB R H RBI BB SO LOB	TOP													
Maury Wills, S (1, 6) OBP: 0.341, SLG: 0.343	0-3 K			0-0 HR		0-0 1-3		0-0 1-3 2B		4 1 2 1 0 1 0	Los Angeles Dodgers @ Houston Astros Astrodome, Houston, TX Wed Sep 10 1969, 8:05 PM EDT Att. 18,486 - Dome													
Manny Mota, R (1, 7) OBP: 0.370, SLG: 0.398	0-0 6-3			0-0 F9		0-0 F9		0-0 F9		4 0 0 0 0 0 2														
Willie Davis, L (1, 8) OBP: 0.366, SLG: 0.457	0-0 F6			0-0 L4			0-0 F8		0-0 G3	4 0 0 0 0 0 0														
Wes Parker, S (1, 3) OBP: 0.364, SLG: 0.449		0-0 5-3		0-0 F8			0-0 F8		0-0 1B	4 0 1 0 0 0 0														
Andy Kosco, R (1, 9) OBP: 0.280, SLG: 0.426		0-0 F8			0-0 6-3		0-0 1B		0-3 K	4 0 1 0 0 1 1														
Bill Sudakis, S (1, 5) OBP: 0.300, SLG: 0.390		0-3 K			0-0 SH1-3 1B		0-3 K2-3		0-0 F8	4 0 1 0 0 2 2														
Ted Sizemore, R (1, 4) OBP: 0.333, SLG: 0.337			0-0 6-3		0-0 SH1-3 1-2			0-0 F6		2 0 0 0 0 0 0														
Jeff Torborg, R (1, 2) OBP: 0.250, SLG: 0.233			0-3 K		0-0 3-1			0-0 F7		3 0 0 0 0 1 1														
Don Sutton, R (1, 1) OBP: 0.174, SLG: 0.165 Al McBean, R (5, 1) OBP: 0.333, SLG: 0.200 Bill Russell, R (6, PH) OBP: 0.311, SLG: 0.357 Alan Foster, R (6, 1) OBP: 0.154, SLG: 0.043 Steve Garvey, R (8, PH) OBP: 0.200, SLG: 0.500 Joe Mauer, R (8, 1) OBP: 0.222, SLG: 0.222		0-0 6-3				0-0 6-3		0-0 2B 1B		1 0 0 0 0 0 0 0 0 0 0 0 0 0 0 0 1 0 0 0 0 0 0 0 0 0 0 0 0 0 0 0 1 0 1 0 0 0 0 0 0 0 0 0 0 0 0 0														
Inning Stats	R: 0 E: 0 K: 1 S: 5	H: 0 LOB: 0 BB: 0 P: 5	R: 0 E: 0 K: 1 S: 5	H: 0 LOB: 0 BB: 0 P: 5	R: 0 E: 0 K: 1 S: 5	H: 0 LOB: 0 BB: 0 P: 5	R: 1 E: 0 K: 0 S: 4	H: 1 LOB: 0 BB: 0 P: 4	R: 0 E: 0 K: 0 S: 4	H: 1 LOB: 1 BB: 0 P: 4	R: 0 E: 0 K: 0 S: 3	H: 0 LOB: 0 BB: 0 P: 3	R: 0 E: 0 K: 1 S: 6	H: 1 LOB: 1 BB: 0 P: 6	R: 0 E: 0 K: 0 S: 5	H: 2 LOB: 2 BB: 0 P: 5	R: 0 E: 0 K: 1 S: 6	H: 1 LOB: 1 BB: 0 P: 6	1B: 4 2B: 1 3B: 0 HR: 1	SF: 0 SAC: 1 DP: 0 HBP: 0	WP: 0 PB: 0 SB: 0 CS: 0	PA: 33		
PITCHER Denny Lemaster, L (1, 1) ERA: 3.07	IP 9.0	WLS W	BF 33	H 6	R 1	ER 1	SO 5	BB 0	IBB 0	HBP 0	BLK 0	WP 0	HR 1	S 43	P 43	ERA 1.00	WHIP 0.667						ERA 1.00	WHIP 0.667

livebaseballscorecards.com

AB	32
R	1
H	6
RBI	1
BB	0
SO	5
LOB	6



BOTTOM

Los Angeles Dodgers @ Houston Astros
Astrodome, Houston, TX
Wed Sep 10 1969, 8:05 PM EDT
Att. 18,486 - Dome

AB	34
R	8
H	10
RBI	8
BB	5
SO	7
LOB	16



WP	3	PA	40
PB	0	SB	0
CS	0		

AB R H RBI BB SO LOB

5	1	1	0	0	2	1
5	2	3	0	0	0	1
2	3	1	2	3	1	0
5	0	2	1	0	0	4
3	1	0	0	1	0	3
3	1	0	2	0	1	2
3	0	2	3	1	1	0
4	0	1	0	0	0	4
4	0	0	0	0	2	1

1B	5	SF	0
2B	4	SAC	0
3B	0	DP	0
HR	1	HBP	1

Batter	1	2	3	4	5	6	7	8	9
Joe Morgan, L OBP: 0.379, SLG: 0.388 (1, 4)	0-3 K 1B	0-3 K 1B		0-0 3-1 1B		0-0 WP HR 1B		0-0 F4 1B	
Jesus Alou, R OBP: 0.279, SLG: 0.339 (1, 7)	0-0 BB HBP 1B	0-0 F8 1B			0-0 1B 2B	0-0 F3 1-3 1B		0-0 BB 1B	
Jimmy Wynn, R OBP: 0.434, SLG: 0.516 (1, 8)	4-0 HBP BB 1-2 2B BB		0-3 K 1B		4-0 1B 4-3 BB	0-0 HR 3-H		4-0 BB 1-2 BB	
Norm Miller, L OBP: 0.366, SLG: 0.377 (1, 9)	0-0 F6 1B		0-0 L8 2B		0-0 WP 4-3 1B 1-3 2-H	0-0 G3 1B		0-0 F7 1B	
Curt Blefary, L OBP: 0.353, SLG: 0.402 (1, 3)	4-0 HBP BB 1-2 2-3 2B BB		0-0 L8 2-3 1B		0-0 F4 1B		0-0 F9 1B		
Doug Rader, R OBP: 0.342, SLG: 0.383 (1, 5)	1-0 2B HBP 1-2 2-3 3-H 1B		0-3 K 1B		0-0 4-3 1-2 3-H 1B		0-0 F7 1B		
Denis Menke, R OBP: 0.390, SLG: 0.409 (1, 6)	0-0 2B 1-H 2-H 3-H 1B		0-3 K 1B		0-0 FC5-4 BB 2-3 1B		0-0 1B		
Johnny Edwards, L OBP: 0.311, SLG: 0.348 (1, 2)	0-0 F8 1B		0-0 2B 1-2 1B		0-0 FC5-4 1-2 1B		0-0 F8 1B		
Denny Lemaster, R OBP: 0.229, SLG: 0.234 (1, 1)		0-0 L9 1B		0-3 K 1B		0-0 6-3 1B		0-3 K 1B	

Inning Stats	R: 4	H: 2	E: 0	K: 1	S: 7	LOB: 1	BB: 2	P: 16	R: 0	H: 0	E: 0	K: 1	S: 5	LOB: 0	BB: 0	P: 5	R: 0	H: 1	E: 0	K: 2	S: 8	LOB: 1	BB: 0	P: 8	R: 2	H: 2	E: 0	K: 0	S: 5	LOB: 2	BB: 2	P: 13	R: 2	H: 2	E: 0	K: 0	S: 5	LOB: 0	BB: 0	P: 5	R: 0	H: 1	E: 0	K: 0	S: 4	LOB: 1	BB: 0	P: 4	R: 0	H: 1	E: 0	K: 1	S: 6	LOB: 2	BB: 1	P: 10
--------------	------	------	------	------	------	--------	-------	-------	------	------	------	------	------	--------	-------	------	------	------	------	------	------	--------	-------	------	------	------	------	------	------	--------	-------	-------	------	------	------	------	------	--------	-------	------	------	------	------	------	------	--------	-------	------	------	------	------	------	------	--------	-------	-------

PITCHER	IP	WLS	BF	H	R	ER	SO	BB	IBB	HBP	BLK	WP	HR	S	P	ERA	WHIP
Don Sutton, R ERA: 3.66 (1, 1)	4.0	L	22	6	6	6	6	3	0	1	0	0	0	30	43	13.50	2.250
Al McBean, R ERA: 3.96 (5, 1)	1.0		4	0	0	0	0	1	0	0	0	1	0	3	7	0.00	1.000
Alan Foster, R ERA: 4.47 (6, 1)	2.0		9	3	2	2	0	0	0	0	0	1	1	9	9	9.00	1.500
Joe Moeller, R ERA: 3.33 (8, 1)	1.0		5	1	0	0	1	1	0	0	0	0	0	6	10	0.00	2.000

PITCHER	IP	WLS	BF	H	R	ER	SO	BB	IBB	HBP	BLK	WP	HR	S	P	ERA	WHIP
---------	----	-----	----	---	---	----	----	----	-----	-----	-----	----	----	---	---	-----	------

Batter	1	2	3	4	5	6	7	8	9	AB R H RBI BB SO LOB	TOP											
Maury Wills, S OBP: 0.342, SLG: 0.346 (1, 6) X	0-0 E9 2B		0-0 FC5-4 WP BB 1-2f		0-0 G6-4-3 1B		0-0 6-3			4 1 2 0 0 0 2												
Manny Mota, R OBP: 0.371, SLG: 0.400 (1, 7) X	0-0 2B		4-0 BB		0-0 G6-4-3 1-2f		0-0 F8			3 0 1 1 1 0 2												
Willie Davis, L OBP: 0.365, SLG: 0.455 Bill Russell, R OBP: 0.311, SLG: 0.357 (1, 8) X (8, 8) X	0-0 6-3		0-0 F9		0-0 E WP FC3-2 1B		0-0 L4			4 0 1 0 0 0 3 0 0 0 0 0 0 0												
Wes Parker, S OBP: 0.363, SLG: 0.446 (1, 3) S S S	0-3 K		0-0 3-1		4-0 FC3-2 E 1-2 G4-2-3 BB		0-0 4-3			3 0 0 0 1 1 3												
Willie Crawford, L OBP: 0.324, SLG: 0.404 (1, 9) S S S	0-3 K		4-0 FC1-5-6-2 1-6-3 BB		0-0 FC1 FC3-2		0-3 K			3 0 0 0 1 2 3												
Bill Sudakis, S OBP: 0.299, SLG: 0.387 (1, 5) S S S		0-3 K		0-0 1-6-3		0-0 FC3-2		4-0 CS BB		3 0 0 0 1 1 4												
Tom Haller, L OBP: 0.335, SLG: 0.362 (1, 2) X		0-0 3-1		0-0 FC1-5-6-2		0-0 G4-2-3 3-Hf		0-0 F9 1-2		4 0 0 0 0 0 5												
Ted Sizemore, R OBP: 0.333, SLG: 0.335 (1, 4) X		0-0 F2		0-0 4-3		4-0 SH3-4 BB		0-0 6-3		3 0 0 0 1 0 1												
Claude Osteen, L OBP: 0.255, SLG: 0.270 (1, 1) X			0-0 FC5-4 1B		0-3 K		0-0 SH3-4			2 0 1 0 0 1 0												
Inning Stats	R: 1 E: 1 K: 2 S: 9	H: 2 LOB: 1 BB: 0 P: 9	R: 0 E: 0 K: 1 S: 5	H: 0 LOB: 0 BB: 0 P: 5	R: 0 E: 0 K: 0 S: 4	H: 1 LOB: 2 BB: 1 P: 8	R: 0 E: 0 K: 0 S: 3	H: 0 LOB: 1 BB: 1 P: 7	R: 0 E: 1 K: 0 S: 4	H: 1 LOB: 2 BB: 1 P: 8	R: 0 E: 0 K: 0 S: 3	H: 0 LOB: 1 BB: 1 P: 7	R: 0 E: 0 K: 1 S: 5	H: 0 LOB: 0 BB: 0 P: 5	R: 0 E: 0 K: 0 S: 2	H: 0 LOB: 0 BB: 1 P: 6	R: 0 E: 0 K: 0 S: 2	H: 0 LOB: 0 BB: 1 P: 6	1B: 3 2B: 2 3B: 0 HR: 0	SF: 0 SAC: 1 DP: 2 HBP: 0	WP: 2 PB: 0 SB: 0 CS: 1	PA: 35
PITCHER Don Wilson, R ERA: 3.9 (1, 1)	IP: 9.0 WLS: L BF: 35 H: 5 R: 1 ER: 1 SO: 5 BB: 5 IBB: 0 HBP: 0 BLK: 0 WP: 2 HR: 0 S: 40 P: 60 ERA: 1.00 WHIP: 1.111											PITCHER	IP: 9.0 WLS: L BF: 35 H: 5 R: 1 ER: 1 SO: 5 BB: 5 IBB: 0 HBP: 0 BLK: 0 WP: 2 HR: 0 S: 40 P: 60 ERA: 1.00 WHIP: 1.111									

Los Angeles Dodgers @ Houston Astros
 Astrodome, Houston, TX
 Thu Sep 11 1969, 8:05 PM EDT
 Att. 19,822 - Unknown

livebaseballscorecards.com

AB 29
R 1
H 5
RBI 1
BB 5
SO 5
LOB 23



Batter	1	2	3	4	5	6	7	8	9	AB R H RBI BB SO LOB
Joe Morgan, L OBP: 0.379, SLG: 0.387 (1, 4)	0-0 F8			4-0 1B BB		0-0 CS 1B			0-0 FC1-6 1B 1-2f	3 0 1 0 1 0 1
Jesus Alou, R OBP: 0.281, SLG: 0.340 (1, 9)	0-0 F3			0-0 CS 1B		0-0 CS 1-2	0-0 F8		0-0 1B	4 0 2 0 0 0 0
Jimmy Wynn, R OBP: 0.431, SLG: 0.511 (1, 8)	0-3 K			0-3 K 1-2			0-0 1-3		0-3 K	4 0 0 0 0 3 4
Tommy Davis, R OBP: 0.320, SLG: 0.376 (1, 7)		0-0 1-3		0-3 K			4-0 BB		0-3 K	3 0 0 0 1 2 3
Doug Rader, R OBP: 0.340, SLG: 0.381 (1, 5)		0-0 5-3			0-0 5-3		0-0 5-3			3 0 0 0 0 0 1
Denis Menke, R OBP: 0.388, SLG: 0.407 (1, 3)		0-0 6-3			0-0 4-3			0-0 6-3		3 0 0 0 0 0 0
Marty Martinez, S OBP: 0.335, SLG: 0.361 (1, 6)			0-0 L4		0-0 F9			0-0 F9		3 0 0 0 0 0 0
Johnny Edwards, L OBP: 0.310, SLG: 0.345 (1, 2)			0-3 K			0-0 1-3		0-0 1-3		3 0 0 0 0 1 0
Don Wilson, R OBP: 0.169, SLG: 0.125 Bob Watson, R OBP: 0.333, SLG: 0.269 Leon McFadden, R OBP: 0.218, SLG: 0.203 (1, 1)			0-3 K			0-0 6-3			0-0 FC1-6 1B	2 0 0 0 0 1 0 1 0 1 0 0 0 0 0 0 0 0 0 0 0

BOTTOM

Los Angeles Dodgers @ Houston Astros
Astrodome, Houston, TX
Thu Sep 11 1969, 8:05 PM EDT
Att. 19,822 - Unknown

AB	29
R	0
H	4
RBI	0
BB	2
SO	7
LOB	9



Inning Stats	R: 0	H: 0	E: 0	LOB: 0	K: 1	P: 5	R: 0	H: 0	E: 0	LOB: 0	K: 0	P: 3	R: 0	H: 0	E: 0	LOB: 0	K: 2	P: 7	R: 0	H: 0	E: 0	LOB: 0	K: 0	P: 3	R: 0	H: 1	E: 0	LOB: 0	K: 0	P: 3	R: 0	H: 0	E: 0	LOB: 1	K: 0	P: 7	R: 0	H: 0	E: 0	LOB: 0	K: 0	P: 3	R: 0	H: 0	E: 0	LOB: 0	K: 0	P: 3	R: 0	H: 2	E: 0	LOB: 2	K: 2	P: 9	1B: 4	SF: 0	2B: 0	SAC: 0	3B: 0	DP: 0	HR: 0	HBP: 0	WP: 0	PA: 32										
PITCHER Claude Osteen, L ERA: 2.5 (1, 1)	IP	WLS	BF	H	R	ER	SO	BB	IBB	HBP	BLK	WP	HR	S	P	ERA	WHIP																																																									
																													9.0	W	31	4	0	0	7	2	0	0	0	0	0	43	51	0.00	0.667																													
																													<table border="1"> <thead> <tr> <th>PITCHER</th> <th>IP</th> <th>WLS</th> <th>BF</th> <th>H</th> <th>R</th> <th>ER</th> <th>SO</th> <th>BB</th> <th>IBB</th> <th>HBP</th> <th>BLK</th> <th>WP</th> <th>HR</th> <th>S</th> <th>P</th> <th>ERA</th> <th>WHIP</th> </tr> </thead> </table>																												PITCHER	IP	WLS	BF	H	R	ER	SO	BB	IBB	HBP	BLK	WP	HR	S	P	ERA	WHIP
PITCHER	IP	WLS	BF	H	R	ER	SO	BB	IBB	HBP	BLK	WP	HR	S	P	ERA	WHIP																																																									

Batter	1	2	3	4	5	6	7	8	9	AB R H RBI BB SO LOB	TOP									
Joe Morgan, L (1, 4) OBP: 0.380, SLG: 0.390	0-0 6-3			0-0 F8		0-0 2B		0-0 FC6-4 1B		4 0 2 1 0 0 0	Houston Astros @ Atlanta Braves Atlanta Stadium, Atlanta, GA Fri Sep 12 1969, 7:05 PM EDT Att. 13,580 - Unknown									
Jesus Alou, R (1, 9) (8, 7) OBP: 0.278, SLG: 0.337	0-0 P6			0-0 F5		0-0 F7		0-0 FC6-4 PB 1B		4 1 0 0 0 0 3										
Jimmy Wynn, R (1, 8) OBP: 0.432, SLG: 0.511	0-0 P5			0-0 F3			0-0 F8 S 1B	0-0 S 1B		4 0 2 1 0 0 0										
Tommy Davis, R (1, 7) Leon McFadden, R (8, PR) Norm Miller, L (8, 9) OBP: 0.319, SLG: 0.374 OBP: 0.218, SLG: 0.203 OBP: 0.366, SLG: 0.377		0-0 P6		0-0 F2			0-3 K	4-0 FC6-4 BB		3 0 0 0 1 1 1 0 0 0 0 0 0 0 0 0 0 0 0 0 0										
Doug Rader, R (1, 5) OBP: 0.337, SLG: 0.378		0-0 P2		0-0 F7			0-0 F8	0-0 FC6-4		4 0 0 0 0 0 3										
Denis Menke, R (1, 6) OBP: 0.387, SLG: 0.404		0-0 F7		4-0 FC6-4 BB			0-0 P4		0-0 5-3	3 0 0 0 1 0 1										
Bob Watson, R (1, 3) OBP: 0.324, SLG: 0.267			0-0 4-3	0-0 FC6-4				0-0 E 1B 1B	0-0 F7	4 1 1 0 0 0 1										
Johnny Edwards, L (1, 2) OBP: 0.307, SLG: 0.342			0-0 1-3		0-0 6-3			0-3 K	0-0 4-3	4 0 0 0 0 1 1										
Tom Griffin, R (1, 1) Marty Martinez, S (8, PH) Cesar Geronimo, L (8, PR) Fred Gladding, L (8, 1) OBP: 0.230, SLG: 0.296 OBP: 0.333, SLG: 0.359 OBP: 0.250, SLG: 0.375 OBP: 0.111, SLG: 0.111			0-0 5-3		0-3 K			0-0 E4 FC6-4 PB 1B		2 0 0 0 0 1 0 1 0 0 0 0 0 1 0 1 0 0 0 0 0 0 0 0 0 0 0 0										
Inning Stats	R: 0 E: 0 K: 0 S: 3	H: 0 LOB: 0 BB: 0 P: 3	R: 0 E: 0 K: 0 S: 3	H: 0 LOB: 0 BB: 0 P: 3	R: 0 E: 0 K: 0 S: 3	H: 0 LOB: 0 BB: 0 P: 3	R: 0 E: 0 K: 0 S: 3	H: 0 LOB: 1 BB: 1 P: 7	R: 0 E: 0 K: 1 S: 6	H: 1 LOB: 1 BB: 0 P: 6		R: 0 E: 0 K: 1 S: 6	H: 1 LOB: 1 BB: 0 P: 6	R: 3 E: 1 K: 1 S: 9	H: 3 LOB: 2 BB: 1 P: 13	R: 0 E: 0 K: 0 S: 3	H: 0 LOB: 0 BB: 0 P: 3	1B: 4 2B: 1 3B: 0 HR: 0	SF: 0 SAC: 0 DP: 0 HBP: 0	WP: 0 PB: 1 SB: 2 CS: 0
PITCHER	IP WLS BF H R ER SO BB IBB HBP BLK WP HR S P ERA WHIP																			
George Stone, L (1, 1) ERA: 3.55	7.1 W 28 4 3 0 3 1 0 0 0 0 0 0 33 37 0.00 0.682																			
Hoyt Wilhelm, R (8, 1) ERA: 2.37	1.2 S 7 1 0 0 0 1 0 0 0 0 0 0 6 10 0.00 1.200																			

AB	33
R	3
H	5
RBI	2
BB	2
SO	3
LOB	11



Batter	1	2	3	4	5	6	7	8	9	AB	R	H	RBI	BB	SO	LOB
Felipe Alou, R (1, 8) OBP: 0.319, SLG: 0.345	0-0 F7		0-0 F3		0-0 2-H 1B		0-0 F7			4	0	1	1	0	0	0
Felix Millan, R (1, 4) OBP: 0.312, SLG: 0.347	0-0 F7		0-0 4-3		0-0 4-3			0-0 G3		4	0	0	0	0	0	1
Hank Aaron, R (1, 9) OBP: 0.410, SLG: 0.637	0-0 F7		0-0 F7			0-0 6-3		0-0 1B 1B		4	0	1	0	0	0	0
Rico Carty, R (1, 7) OBP: 0.404, SLG: 0.531		0-0 1B 4-3 1B		0-3 K		0-0 F2		0-0 1-3 1B		4	1	2	0	0	1	0
Ralph Garr, L (8, PR) OBP: 0.292, SLG: 0.304										0	0	0	0	0	0	0
Mike Lum, L (9, 7) OBP: 0.303, SLG: 0.288										0	0	0	0	0	0	0
Orlando Cepeda, R (1, 3) OBP: 0.327, SLG: 0.439		0-3 K		0-0 F7		0-3 K		0-0 P4		4	0	0	0	0	2	3
Clete Boyer, R (1, 5) OBP: 0.337, SLG: 0.378		0-0 4-3 1-3 1B		0-3 K			0-0 F5	0-0 4-3		4	0	1	0	0	1	2
Sonny Jackson, L (1, 6) OBP: 0.316, SLG: 0.290		4-0 4-3 IBB			4-0 1B SH1-3 BB		0-0 4-3			1	1	0	0	2	0	0
Bob Didier, S (1, 2) OBP: 0.309, SLG: 0.299		0-0 4-3		0-0 SH1-3		0-0 1-2 2-3 3-H	0-0 HR 1B			2	1	1	1	0	0	2
George Stone, L (1, 1) OBP: 0.212, SLG: 0.255		0-0 4-3		0-3 K		0-0 1-H	0-0 HR			3	1	1	2	0	1	3
Hoyt Wilhelm, R (8, 1)										0	0	0	0	0	0	0

Inning Stats	R: 0	H: 0	E: 0	K: 0	S: 3	H: 0	LOB: 0	BB: 0	P: 3	R: 1	H: 2	E: 0	K: 1	S: 7	H: 2	LOB: 2	BB: 1	P: 11	R: 0	H: 0	E: 0	K: 2	S: 7	H: 0	LOB: 0	BB: 0	P: 7	R: 1	H: 1	E: 0	K: 1	S: 6	H: 1	LOB: 1	BB: 1	P: 10	R: 0	H: 0	E: 0	K: 1	S: 5	H: 0	LOB: 0	BB: 0	P: 5	R: 2	H: 2	E: 0	K: 0	S: 5	H: 2	LOB: 0	BB: 0	P: 5	R: 0	H: 2	E: 0	K: 0	S: 5	H: 2	LOB: 2	BB: 0	P: 5
PITCHER	IP	WLS	BF	H	R	ER	SO	BB	IBB	HBP	BLK	WP	HR	S	P	ERA	WHIP																																														
Tom Griffin, R (1, 1) ERA: 3.55	7.0	L	28	5	4	4	5	1	1	0	0	0	1	36	44	5.14	0.857																																														
Fred Gladding, R (8, 1) ERA: 3.93	1.0		5	2	0	0	0	0	0	0	0	0	0	5	5	0.00	2.000																																														

BOTTOM


Houston Astros @ Atlanta Braves
Atlanta Stadium, Atlanta, GA

Fri Sep 12 1969, 7:05 PM EDT
Att. 13,580 - Unknown

AB	30
R	4
H	7
RBI	4
BB	2
SO	5
LOB	11

livebaseballscorecards.com

WP: 0 PA: 33
PB: 0
SB: 0
CS: 0



Batter	1	2	3	4	5	6	7	8	9	10	11	12	13	AB R H RBI BB SO LOB	TOP						
Joe Morgan, L (1, 4) OBP: 0.380, SLG: 0.388	0-0			0-0		0-0		0-0			0-0		4-0	5 1 1 0 1 0 1							
Jesus Alou, R (1, 7) OBP: 0.279, SLG: 0.339	0-0			0-0		0-0		0-0			0-0		0-0	6 0 2 0 0 0 4							
Jimmy Wynn, R (1, 8) OBP: 0.432, SLG: 0.510	0-3			0-0		0-0		0-0			0-0		0-0	5 0 2 2 1 1 1							
Norm Miller, L (1, 9) OBP: 0.361, SLG: 0.371		0-0		0-0		0-0		0-0			0-0		0-0	6 0 0 0 0 0 3							
Tommy Davis, R (13, PH) OBP: 0.319, SLG: 0.373														1 0 0 0 0 0 2							
Fred Gladding, L (13, 1) OBP: 0.111, SLG: 0.111														0 0 0 0 0 0 0							
Jack Billingham, R (13, 1) OBP: 0.250, SLG: 0.077														0 0 0 0 0 0 0							
Wade Blasingame, L (13, 1)														0 0 0 0 0 0 0							
Curt Blefary, L (1, 3) OBP: 0.350, SLG: 0.398	0-0			0-3		0-0		0-0			0-0		0-3	5 0 0 0 0 2 2							
Doug Rader, R (1, 5) OBP: 0.338, SLG: 0.376	0-3			0-0		0-0		0-0			0-0		0-0	4 0 1 0 1 1 1							
Denis Menke, R (1, 6) OBP: 0.385, SLG: 0.402	0-3			0-0		0-0		0-0			0-0		0-0	5 0 1 0 0 1 1							
Johnny Edwards, L (1, 2) OBP: 0.306, SLG: 0.339	0-0			0-0		0-0		0-0			0-0		0-0	4 0 0 0 1 0 4							
Larry Dierker, R (1, 1) OBP: 0.156, SLG: 0.187	0-3			0-0		0-0		0-0			0-0		0-0	3 0 0 0 0 1 1							
John Mayberry, L (13, PH) OBP: 0.250, SLG: 0.375														0 0 0 0 1 0 0							
Cesar Geronimo, L (13, PR) OBP: 0.347, SLG: 0.272														0 1 0 0 0 0 0							
Gary Geiger, L (13, 7)														0 0 0 0 0 0 0							
Inning Stats	R: 0 E: 0 K: 1 S: 5	H: 0 LOB: 0 BB: 0 P: 5	R: 0 E: 0 K: 1 S: 5	H: 0 LOB: 0 BB: 0 P: 5	R: 0 E: 0 K: 2 S: 7	H: 0 LOB: 0 BB: 0 P: 7	R: 0 E: 0 K: 0 S: 3	H: 1 LOB: 0 BB: 0 P: 3	R: 0 E: 0 K: 0 S: 3	H: 1 LOB: 1 BB: 0 P: 4	R: 0 E: 1 K: 0 S: 4	H: 0 LOB: 1 BB: 0 P: 4	R: 0 E: 0 K: 1 S: 5	H: 1 LOB: 0 BB: 0 P: 5	R: 2 E: 0 K: 0 S: 4	H: 1 LOB: 2 BB: 3 P: 16	1B: 6 2B: 1 3B: 0 HR: 0	SF: 0 SAC: 1 DP: 1 HBP: 0	WP: 0 PB: 1 SB: 0 CS: 1	PA: 50	
PITCHER	IP WLS BF H R ER SO BB IBB HBP BLK WP HR S P ERA WHIP																				
Phil Niekro, R (1, 1) ERA: 2.46	11.0																				
Cecil Upshaw, R (12, 1) ERA: 3.35	1.2	9	1	2	2	1	3	0	0	0	0	0	0	8	20	10.80	2.400				
Paul Doyle, L (13, 1) ERA: 2.19	0.1	W	1	0	0	0	0	0	0	0	0	0	0	1	1	0.00	0.000				

Houston Astros @ Atlanta Braves
Atlanta Stadium, Atlanta, GA
Sat Sep 13 1969, 7:05 PM EDT
Att. 26,389 - Unknown

livebaseballscorecards.com

AB	44
R	2
H	7
RBI	2
BB	5
SO	6
LOB	20



Batter	1	2	3	4	5	6	7	8	9	AB R H RBI BB SO LOB	TOP												
Joe Morgan, L (1, 4) OBP: 0.380, SLG: 0.389	0-0 G3		0-0 F8		0-0 2B		4-0 1B BB	0-3 K		4 1 1 0 1 1 2													
Norm Miller, L (1, 9) OBP: 0.359, SLG: 0.367	0-3 K		0-0 4-3		0-0 F8		4-0 1B BB	0-0 F9		4 0 0 0 1 1 1													
Jimmy Wynn, R (1, 8) OBP: 0.430, SLG: 0.505	0-0 6-3		4-0 BB		0-3 K		0-0 F8	0-0 1-3		4 0 0 0 1 1 3													
Tommy Davis, R (1, 7) OBP: 0.318, SLG: 0.373		0-0 F9	0-3 K		0-0 2B		0-0 F9	0-3 K		5 0 1 1 0 2 3													
Curt Blefary, L (1, 3) OBP: 0.352, SLG: 0.398				0-0 P6		4-0 IBB		0-0 1B		2 1 1 0 2 0 0													
Doug Rader, R (1, 5) OBP: 0.339, SLG: 0.376		4-0 1B BB		0-0 P4		0-0 5-3		0-0 1B		3 0 1 0 1 0 2													
Denis Menke, R (1, 6) OBP: 0.384, SLG: 0.401		0-3 K		0-0 BB 1B		0-0 4-3		0-0 F7		4 0 1 0 0 1 3													
Johnny Edwards, L (1, 2) OBP: 0.308, SLG: 0.339		0-0 1B		4-0 BB		0-0 4-3		0-0 E8		3 0 1 1 1 0 1													
Denny Lemaster, R (1, 1) OBP: 0.218, SLG: 0.222		0-0 F3		0-3 K		0-3 K		0-3 K		4 0 0 0 0 3 6													
Jim Bouton, R (8, 1)										0 0 0 0 0 0 0													
Inning Stats	R: 0 E: 0 K: 1 S: 5	H: 0 LOB: 0 BB: 0 P: 5	R: 1 E: 0 K: 1 S: 6	H: 1 LOB: 2 BB: 2 P: 14	R: 0 E: 0 K: 1 S: 5	H: 0 LOB: 1 BB: 1 P: 9	R: 0 E: 0 K: 1 S: 6	H: 1 LOB: 2 BB: 1 P: 10	R: 1 E: 0 K: 1 S: 7	H: 2 LOB: 2 BB: 1 P: 11	R: 0 E: 0 K: 1 S: 5	H: 0 LOB: 0 BB: 0 P: 5	R: 0 E: 0 K: 0 S: 3	H: 1 LOB: 2 BB: 2 P: 11	R: 0 E: 1 K: 2 S: 9	H: 1 LOB: 2 BB: 0 P: 9	R: 0 E: 0 K: 1 S: 5	H: 0 LOB: 0 BB: 0 P: 5	1B: 4 2B: 2 3B: 0 HR: 0	SF: 0 SAC: 0 DP: 0 HBP: 0	WP: 0 PB: 0 SB: 2 CS: 0	PA: 40	
PITCHER	IP WLS BF H R ER SO BB IBB HBP BLK WP HR S P ERA WHIP																						
Milt Pappas, R (1, 1) ERA: 3.48	5.0		24	4	2	2	5	4	1	0	0	0	0	0	29	49	3.60	1.600					
Jim Britton, R (6, 1) ERA: 3.78	2.0		8	1	0	0	1	2	0	0	0	0	0	8	16	0.00	1.500						
Hoyt Wilhelm, R (8, 1) ERA: 2.3	2.0	W	8	1	0	0	3	0	0	0	0	0	0	14	14	0.00	0.500						

Houston Astros @ Atlanta Braves
Atlanta Stadium, Atlanta, GA
Sun Sep 14 1969, 3:33 AM EDT
Att: 18,607 - Unknown

livebaseballscorecards.com

AB	33
R	2
H	6
RBI	2
BB	7
SO	9
LOB	21



BOTTOM

Houston Astros @ Atlanta Braves
Atlanta Stadium, Atlanta, GA
Sun Sep 14 1969, 3:33 AM EDT
Att. 18,607 - Unknown

livebaseballscorecards.com

AB 30
R 3
H 6
RBI 3
BB 3
SO 8
LOB 14



WP: 0 PA: 33
PB: 1
SB: 1
CS: 0

AB R H RBI BB SO LOB

4 0 2 0 0 1 0

3 1 0 0 1 0 2

3 0 0 0 1 0 2

4 2 2 3 0 1 2
0 0 0 0 0 0 0

3 0 0 0 1 0 2

3 0 0 0 0 2 1

4 0 0 0 0 2 2

3 0 2 0 0 0 0

1 0 0 0 0 1 0

1 0 0 0 0 0 2

0 0 0 0 0 0 0

1 0 0 0 0 1 1

0 0 0 0 0 0 0

1B: 4 SF: 0
2B: 1 SAC: 0
3B: 0 DP: 1
HR: 2 HBP: 0

Batter	1	2	3	4	5	6	7	8	9
Felipe Alou, R OBP: 0.320, SLG: 0.345 (1, 8)	0-3 K			0-0 1-3 1B		0-0 F8		0-0 FC3-8 1B	
Felix Millan, R OBP: 0.311, SLG: 0.344 (1, 4)	0-0 5-3			0-0 P7		4-0 1-3 BB BB		0-0 FC3-6 6-3 HR 1-2f	
Hank Aaron, R OBP: 0.406, SLG: 0.627 (1, 9)	0-0 5-3			0-0 1-3 1-2f		4-0 1-3 BB 1-2		0-0 6-3 1-2	
Rico Carty, R OBP: 0.403, SLG: 0.551 (1, 7)		0-3 K			0-0 HR	0-0 1-3 1-2 2-3		0-0 HR 2-H	
Mike Lum, L OBP: 0.307, SLG: 0.299 (9, 7)									
Orlando Cepeda, R OBP: 0.326, SLG: 0.433 (1, 3)			0-0 1-3		4-0 1B BB	0-0 F8		0-0 E6 PB S	
Clete Boyer, R OBP: 0.331, SLG: 0.370 (1, 5)			0-0 F8		0-3 K		0-0 5-3	0-3 K 1-3	
Bob Tillman, R OBP: 0.264, SLG: 0.421 (1, 2)			0-0 P5		0-3 K		0-3 K2-3		
Gil Garrido, R OBP: 0.281, SLG: 0.251 (1, 6)			0-0 F9		0-0 1-3 1B		0-0 1B		
Milt Pappas, R OBP: 0.224, SLG: 0.205 (1, 1)			0-3 K		0-0 G3		0-3 K		
Bob Aspromonte, R OBP: 0.300, SLG: 0.328 (5, PH)									
Jim Britton, R OBP: 0.190, SLG: 0.238 (6, 1)									
Tommie Aaron, R OBP: 0.318, SLG: 0.333 (7, PH)									
Hoyt Wilhelm, R (8, 1)									

Inning Stats	R: 0 E: 0 K: 1 S: 5	H: 0 LOB: 0 BB: 0 P: 5	R: 0 E: 0 K: 1 S: 5	H: 0 LOB: 0 BB: 0 P: 5	R: 0 E: 0 K: 1 S: 5	H: 0 LOB: 0 BB: 0 P: 5	R: 0 E: 0 K: 0 S: 3	H: 1 LOB: 0 BB: 0 P: 3	R: 1 E: 0 K: 2 S: 9	H: 2 LOB: 2 BB: 1 P: 13	R: 0 E: 0 K: 0 S: 3	H: 0 LOB: 2 BB: 2 P: 11	R: 0 E: 0 K: 2 S: 8	H: 1 LOB: 1 BB: 0 P: 8	R: 2 E: 1 K: 1 S: 8	H: 2 LOB: 1 BB: 0 P: 8	
PITCHER	IP	WLS	BF	H	R	ER	SO	BB	IBB	HBP	BLK	WP	HR	S	P	ERA	WHIP
Denny Lemaster, L (1, 1) ERA: 3.09	7.2	L	32	6	3	3	7	3	0	0	0	0	2	43	55	3.52	1.174
Jim Bouton, R (8, 1) ERA: 3.47	0.1		1	0	0	0	1	0	0	0	0	0	0	3	3	0.00	0.000

Batter	1	2	3	4	5	6	7	8	9	AB R H RBI BB SO LOB	TOP											
Joe Morgan, L (1, 4) OBP: 0.379, SLG: 0.390	0-0 G3			0-0 F8		0-0 1B 1B 2B		0-0 G3		4 1 1 1 0 0 0	Houston Astros @ San Diego Padres San Diego Stadium, San Diego, CA Mon Sep 15 1969, 10:05 PM EDT Att. 2,188 - Unknown											
Norm Miller, L (1, 9) OBP: 0.359, SLG: 0.367 Jesus Alou, R (8, PH) OBP: 0.278, SLG: 0.339 Cesar Geronimo, L (8, 9) OBP: 0.250, SLG: 0.375	0-3 K			0-0 4-3		0-0 PB 1B WP 1B		0-0 5-3		3 1 1 0 0 1 0 1 0 0 0 0 0 0 0 0 0 0 0 0 0												
Jimmy Wynn, R (1, 8) OBP: 0.433, SLG: 0.510	0-3 K			0-0 2B		0-0 WP 1B		0-0 1B		4 0 3 1 0 1 0												
Tommy Davis, R (1, 7) OBP: 0.317, SLG: 0.371			0-0 4-3	4-0 BB		0-0 L7		0-0 F8		3 0 0 0 1 0 2												
Curt Blefary, L (1, 3) OBP: 0.351, SLG: 0.396 Hector Torres, R (9, PH) OBP: 0.188, SLG: 0.226	0-3 K			0-0 P6		0-3 K		0-0 6-3		3 0 0 0 0 2 3 1 0 0 0 0 0 0												
Doug Rader, R (1, 5) OBP: 0.337, SLG: 0.373			0-0 F7		0-0 P4	0-0 F8		0-0 5-3		4 0 0 0 0 0 1												
Denis Menke, R (1, 6) OBP: 0.382, SLG: 0.398			0-0 F7		0-0 F3		0-3 K		0-0 4-3	4 0 0 0 0 1 0												
Johnny Edwards, L (1, 2) OBP: 0.306, SLG: 0.337			0-0 P1		0-0 6-3		0-0 6-3			3 0 0 0 0 0 0												
Don Wilson, R (1, 1) OBP: 0.167, SLG: 0.123 Jim Ray, R (4, 1) OBP: 0.100, SLG: 0.100 Keith Lampard, L (6, PH) OBP: 1.000, SLG: 1.000 Jack Billingham, R (6, 1) OBP: 0.250, SLG: 0.077 Marty Martinez, S (7, PH) OBP: 0.331, SLG: 0.357 Jim Bouton, R (7, 1)			0-0 4-3			0-0 2B 1B		0-0 F8		1 0 0 0 0 0 0 0 0 0 0 0 0 0 1 1 1 0 0 0 0 0 0 0 0 0 0 0 1 0 0 0 0 0 0 0 0 0 0 0 0 0												
Inning Stats	R: 0 E: 0 K: 2 S: 7	H: 0 LOB: 0 BB: 0 P: 7	R: 0 E: 0 K: 1 S: 5	H: 0 LOB: 0 BB: 0 P: 5	R: 0 E: 0 K: 0 S: 3	H: 0 LOB: 0 BB: 0 P: 3	R: 0 E: 0 K: 0 S: 4	H: 1 LOB: 2 BB: 1 P: 8	R: 0 E: 0 K: 0 S: 3	H: 0 LOB: 0 BB: 0 P: 3		R: 3 E: 0 K: 1 S: 9	H: 4 LOB: 1 BB: 0 P: 9	R: 0 E: 0 K: 1 S: 5	H: 0 LOB: 0 BB: 0 P: 5	R: 0 E: 0 K: 0 S: 4	H: 1 LOB: 1 BB: 0 P: 4	R: 0 E: 0 K: 0 S: 3	H: 0 LOB: 0 BB: 0 P: 3	1B: 4 2B: 2 3B: 0 HR: 0	SF: 0 SAC: 0 DP: 0 HBP: 0	WP: 1 PB: 1 SB: 0 CS: 0
PITCHER	IP WLS BF H R ER SO BB IBB HBP BLK WP HR S P ERA WHIP																					
Mike Cokins, R (1, 1) ERA: 6.52	5.0 W 21 5 3 2 3 1 0 0 0 0 0 0 26 30 3.60 1.200																					
Jack Baldschun, R (6, 1) ERA: 4.81	1.0 3 0 0 0 1 0 0 0 0 0 1 0 5 5 0.00 0.000																					
Dave Roberts, L (7, 1) ERA: 4.57	3.0 S 10 1 0 0 1 0 0 0 0 0 0 0 12 12 0.00 0.333																					

livebaseballscorecards.com

AB	33
R	3
H	6
RBI	2
BB	1
SO	5
LOB	6



Batter	1	2	3	4	5	6	7	8	9
Jose Arcia, R <small>OBP: 0.238, SLG: 0.244</small> (1, 4)									
Jim Williams, R <small>OBP: 0.250, SLG: 0.250</small> (1, 7)									
Ollie Brown, R <small>OBP: 0.315, SLG: 0.405</small> (1, 9)									
Nate Colbert, R <small>OBP: 0.315, SLG: 0.476</small> (1, 3)									
Van Kelly, L <small>OBP: 0.284, SLG: 0.342</small> (1, 5)									
Jerry Morales, R <small>OBP: 0.357, SLG: 0.500</small> (1, 8)									
Fred Kendall, R <small>(1, 2)</small>									
Frankie Libran, R <small>(1, 6)</small>									
Mike Corkins, R <small>(1, 1)</small>									
Jack Baldschun, R <small>OBP: 0.400, SLG: 0.250</small> (6, 1)									
Larry Stahl, L <small>OBP: 0.270, SLG: 0.312</small> (6, PH)									
Dave Roberts, L <small>OBP: 0.286, SLG: 0.286</small> (7, 1)									

BOTTOM

Houston Astros @ San Diego Padres
 San Diego Stadium, San Diego, CA
 Mon Sep 15 1969, 10:05 PM EDT
 Att. 2,188 - Unknown

AB	R	H	RBI	BB	SO	LOB
4	1	2	3	0	1	1
4	0	1	0	0	2	2
4	0	0	0	0	1	3
4	0	2	1	0	0	0
3	1	1	0	1	0	3
2	1	1	1	2	0	1
4	0	0	0	0	2	4
2	1	0	0	1	0	0
0	1	0	0	2	0	0
0	0	0	0	0	0	0
1	0	0	0	0	1	0
0	0	0	0	0	0	0

AB	28
R	5
H	7
RBI	5
BB	6
SO	7
LOB	14



Inning Stats	R: 1	H: 3	R: 0	H: 0	R: 0	H: 0	R: 4	H: 3	R: 0	H: 0	R: 0	H: 0	R: 0	H: 1			
	E: 0	LOB: 1	E: 0	LOB: 0	E: 0	LOB: 1	E: 0	LOB: 1	E: 0	LOB: 0	E: 0	LOB: 0	E: 0	LOB: 1			
	K: 0	BB: 0	K: 0	BB: 1	K: 2	BB: 1	K: 2	BB: 0	K: 1	BB: 0	K: 1	BB: 0	K: 1	BB: 1			
	S: 5	P: 5	S: 2	P: 6	S: 7	P: 11	S: 10	P: 18	S: 5	P: 5	S: 5	P: 5	S: 5	P: 9			
PITCHER	IP	WLS	BF	H	R	ER	SO	BB	IBB	HBP	BLK	WP	HR	S	P	ERA	WHIP
Don Wilson, R <small>ERA: 4.04</small>	(1, 1)	3.2	L	18	5	5	5	3	4	0	0	1	0	20	36	12.27	2.455
Jim Ray, R <small>ERA: 4.05</small>	(4, 1)	1.1		6	1	0	1	1	0	0	0	0	0	7	11	0.00	1.500
Jack Billingham, R <small>ERA: 4.32</small>	(6, 1)	1.0		3	0	0	1	0	0	0	0	0	0	5	5	0.00	0.000
Jim Bouton, R <small>ERA: 3.41</small>	(7, 1)	2.0		7	1	0	2	1	0	0	0	0	0	10	14	0.00	1.000

WP: 1	PA: 34
PB: 0	
SB: 1	
CS: 1	

livebaseballscorecards.com

Batter	1	2	3	4	5	6	7	8	9	AB R H RBI BB SO LOB	TOP											
Joe Morgan, L (1, 4) OBP: 0.378, SLG: 0.390	0-0 G3-1		0-0 F7		0-0 F8		0-0 2B		0-0 G3	5 0 1 0 0 0 2	Houston Astros @ San Diego Padres San Diego Stadium, San Diego, CA Tue Sep 16 1969, 10:05 PM EDT Att. 2,156 - Unknown livebaseballscorecards.com											
Norm Miller, L (1, 9) OBP: 0.358, SLG: 0.368	0-0 6-3		0-0 6-3			0-0 F9 SF8 2B	0-0 F7			4 1 1 0 0 0 1												
Jimmy Wynn, R (1, 8) OBP: 0.431, SLG: 0.506	0-0 5-3			0-3 K		4-0 1B S BB		0-3 K		3 0 0 0 1 2 0												
Tommy Davis, R (1, 7) OBP: 0.317, SLG: 0.370		0-0 FC3-6 1B		0-0 5-3		0-0 F9 2-3		0-0 E4 G3-1		4 0 1 0 0 0 2												
Curt Blefary, L (1, 3) OBP: 0.350, SLG: 0.395		0-0 FC3-6 1B 1-2f		0-0 WP 1B		0-0 SF8 3-H		0-0 G3-1 1-2		3 0 1 1 0 0 2												
Denis Menke, R (1, 6) OBP: 0.383, SLG: 0.398		0-0 1-2 1B		0-3 K 1-2		0-0 1-3 1B		0-0 4-3		4 0 2 0 0 1 2												
Doug Rader, R (1, 5) OBP: 0.334, SLG: 0.370		0-0 F9			0-0 4-3	0-0 F2			0-0 6-3	4 0 0 0 0 0 4												
Johnny Edwards, L (1, 2) OBP: 0.305, SLG: 0.335		0-0 F7		0-3 K		0-3 K		4-0 BB		3 0 0 0 1 2 2												
Tom Griffin, R Jack Billingham, R Marty Martinez, S Bob Watkins, R Keith Langford, L Cagyo Spirakis, R Jesus Abou, R Jim Bouton, R John Mayberry, L			0-0 1-3		0-0 1B		0-0 5-3		0-0 L6	0 0 0 0 0 0 0 0 0 0 0 0 0 0 0 0 1 0 0 0 0 0 0 0 0 0 0 1 0 0 0 0 0 0 0 0 0 0 0 0 1 0 0 0 0 0 0 0 0 0 0 0 0 0 0 0 1 0 0 0 0 0 0 0 1 0 0 0 0 0 0 1		HOUSTON ASTROS										
Inning Stats	R: 0 E: 0 K: 0 S: 3	H: 0 LOB: 0 BB: 0 P: 3	R: 0 E: 0 K: 0 S: 5	H: 2 LOB: 2 BB: 0 P: 5	R: 0 E: 0 K: 0 S: 3	H: 0 LOB: 0 BB: 0 P: 3	R: 0 E: 0 K: 2 S: 8	H: 1 LOB: 1 BB: 0 P: 8	R: 0 E: 0 K: 1 S: 6	H: 1 LOB: 1 BB: 0 P: 6	R: 1 E: 0 K: 0 S: 5	H: 2 LOB: 2 BB: 1 P: 9	R: 0 E: 0 K: 1 S: 6	H: 1 LOB: 1 BB: 0 P: 6	R: 0 E: 1 K: 1 S: 6	H: 0 LOB: 1 BB: 0 P: 6	R: 0 E: 0 K: 0 S: 3	H: 0 LOB: 1 BB: 1 P: 7	1B: 5 2B: 2 3B: 0 HR: 0	SF: 1 SAC: 0 DP: 0 HBP: 0	WP: 1 PB: 0 SB: 1 CS: 0	PA: 37
PITCHER Tommy Sisk, R (1, 1) ERA: 5.18	IP: 9.0 WLS: W BF: 37 H: 7 R: 1 ER: 1 SO: 5 BB: 2 IBB: 0 HBP: 0 BLK: 0 WP: 1 HR: 0 S: 45 P: 53 ERA: 1.00 WHIP: 1.000											PITCHER	IP: 0.0 WLS: 0 BF: 0 H: 0 R: 0 ER: 0 SO: 0 BB: 0 IBB: 0 HBP: 0 BLK: 0 WP: 0 HR: 0 S: 0 P: 0 ERA: 0.00 WHIP: 0.000									

Batter	1	2	3	4	5	6	7	8	9
Jose Arcia, R OBP: 0.245, SLG: 0.248 (1, 4)	0-0 1B S 1B	0-0 HR 1B		4-0 FC5-4 WP BB	0-3 K			0-0 F3	
Ron Slocum, R OBP: 0.400, SLG: 1.000 (1, 5)	0-0 1B HR 1B	0-0 1-H HR		0-0 P5 1-2		0-3 K			
Ollie Brown, R OBP: 0.319, SLG: 0.407 (1, 9)	0-0 1-2 HR 1B	0-0 5-3 1B		4-0 FC5-4 BB		0-3 K			
Nate Colbert, R OBP: 0.314, SLG: 0.480 (1, 3)	0-0 1-H 2-H HR	0-0 5-3 1-2		0-0 FC5-4 1-2f 2-3		0-3 K			
Jerry Morales, R OBP: 0.313, SLG: 0.433 (1, 8)	0-0 F2	0-0 P4		0-0 P3		0-0 5-3			
Jim Williams, R OBP: 0.333, SLG: 0.273 (1, 7)	0-0 2B 1B	0-3 K		4-0 1B PB BB		0-0 4-3			
Fred Kendall, R OBP: 0.143, SLG: 0.077 (1, 2)	0-0 F7		0-0 L4	0-0 6-3 PB 1B		0-0 5-3			
Frankie Libran, R OBP: 0.222, SLG: 0.250 (1, 6)	0-0 1-H 2B		0-3 K	0-0 F9 1-2 3-H		0-3 K			
Tommie Sisk, R OBP: 0.200, SLG: 0.167 (1, 1)	0-0 5-3		0-3 K	0-0 6-3 2-3		0-3 K			

Inning Stats	R: 5	H: 6	E: 0	LOB: 1	K: 0	S: 9	P: 9	R: 2	H: 3	E: 0	LOB: 1	K: 1	S: 8	R: 0	H: 0	E: 0	LOB: 0	K: 2	S: 7	R: 0	H: 0	E: 0	LOB: 2	K: 0	S: 3	R: 1	H: 1	E: 0	LOB: 1	K: 1	S: 6	R: 0	H: 0	E: 0	LOB: 0	K: 3	S: 9	R: 0	H: 0	E: 0	LOB: 0	K: 0	S: 3	R: 0	H: 0	E: 0	LOB: 0	K: 2	S: 7	R: 0	H: 0	E: 0	LOB: 0	K: 0	S: 7
--------------	------	------	------	--------	------	------	------	------	------	------	--------	------	------	------	------	------	--------	------	------	------	------	------	--------	------	------	------	------	------	--------	------	------	------	------	------	--------	------	------	------	------	------	--------	------	------	------	------	------	--------	------	------	------	------	------	--------	------	------

PITCHER	IP	WLS	BF	H	R	ER	SO	BB	IBB	HBP	BLK	WP	HR	S	P	ERA	WHIP
Tom Griffin, R ERA: 3.81 (1, 1)	0.2	L	8	6	5	5	0	0	0	0	0	0	1	8	8	67.50	9.000
Jack Billingham, R ERA: 4.48 (1, 1)	1.1		7	3	2	2	1	0	0	0	0	0	1	9	9	13.50	2.250
Bob Watkins, R ERA: (3, 1)	2.0		8	0	0	0	2	2	0	0	0	1	0	10	18	0.00	1.000
Scipio Spinks, R ERA: (5, 1)	2.0		8	1	1	0	4	1	0	0	0	0	0	15	19	0.00	1.000
Jim Bouton, R ERA: 3.35 (7, 1)	2.0		6	0	0	0	2	0	0	0	0	0	0	10	10	0.00	0.000

AB R H RBI BB SO LOB

4	2	2	0	1	1	1
4	2	2	2	0	1	1
3	1	2	1	1	1	0
4	1	1	3	0	1	3
4	0	0	0	0	0	3
3	2	1	0	1	1	1
4	0	1	0	0	0	1
4	0	1	1	0	2	1
4	0	0	0	0	2	2

1B: 7	SF: 0	WP: 1	PA: 37
2B: 1	SAC: 0	PB: 1	
3B: 0	DP: 0	SB: 1	
HR: 2	HBP: 0	CS: 0	

Houston Astros @ San Diego Padres
San Diego Stadium, San Diego, CA
Tue Sep 16 1969, 10:05 PM EDT
Att. 2,156 - Unknown

livebaseballscorecards.com

AB	34
R	8
H	10
RBI	7
BB	3
SO	9
LOB	13



Batter	1	2	3	4	5	6	7	8	9	AB R H RBI BB SO LOB	TOP	
Joe Morgan, L (1, 4) OBP: 0.375, SLG: 0.387	0-0 G3		0-0 F9			0-3 K		0-3 K		4 0 0 0 0 2 1		
Norm Miller, L (1, 9) OBP: 0.357, SLG: 0.367	0-3 K		0-3 K			0-0 4-3			0-0 SH1-3 1B	4 0 1 0 0 2 1		
Jimmy Wynn, R (1, 8) OBP: 0.431, SLG: 0.512	0-0 6-3			0-0 HR		0-0 5-3			0-0 SH1-3 1-2	3 1 1 1 0 0 0		
Tommy Davis, R (1, 7) OBP: 0.316, SLG: 0.369 Gary Geiger, L (9, 7) OBP: 0.347, SLG: 0.272		0-0 1B		0-3 K			0-0 F8		0-0 5-3	4 0 1 0 0 1 1 0 0 0 0 0 0 0		
Curt Blefary, L (1, 3) OBP: 0.349, SLG: 0.393		0-0 F8		0-0 G3			0-0 4-3		4-0 IBB	3 0 0 0 1 0 1		
Denis Menke, R (1, 6) OBP: 0.380, SLG: 0.395		0-3 K		0-0 6-3			0-0 5-3		0-0 F7	4 0 0 0 0 1 3		
Doug Rader, R (1, 5) OBP: 0.334, SLG: 0.376		0-0 6-3			0-0 F6			0-0 HR		3 1 1 1 0 0 1		
Johnny Edwards, L (1, 2) OBP: 0.305, SLG: 0.335			0-0 1B		0-0 F5			0-0 4-3		3 0 1 0 0 0 0		
Larry Dierker, R (1, 1) OBP: 0.153, SLG: 0.183 John Mayberry, L (8, PH) Jim Bouton, R (8, 1)			0-3 K		0-0 4-3			0-3 K2-3		2 0 0 0 0 1 1 1 0 0 0 0 1 0 0 0 0 0 0 0 0		
Inning Stats	R: 0 E: 0 K: 1 S: 5 H: 0 LOB: 0 BB: 0 P: 5	R: 0 E: 0 K: 1 S: 6 H: 1 LOB: 1 BB: 0 P: 6	R: 0 E: 0 K: 2 S: 8 H: 1 LOB: 1 BB: 0 P: 8	R: 1 E: 0 K: 1 S: 6 H: 1 LOB: 0 BB: 0 P: 6	R: 0 E: 0 K: 0 S: 3 H: 0 LOB: 0 BB: 0 P: 3	R: 0 E: 0 K: 1 S: 5 H: 0 LOB: 0 BB: 0 P: 5	R: 0 E: 0 K: 0 S: 3 H: 0 LOB: 0 BB: 0 P: 3	R: 1 E: 0 K: 2 S: 8 H: 1 LOB: 0 BB: 0 P: 8	R: 0 E: 0 K: 0 S: 4 H: 1 LOB: 2 BB: 1 P: 8	1B: 3 SF: 0 2B: 0 SAC: 1 3B: 0 DP: 0 HR: 2 HBP: 0	WP: 0 PA: 33 PB: 0 SB: 0 CS: 0	
PITCHER Gaylord Perry, R (1, 1) ERA: 2.59	IP WLS BF H R ER SO BB IBB HBP BLK WP HR S P ERA WHIP											PITCHER IP WLS BF H R ER SO BB IBB HBP BLK WP HR S P ERA WHIP

Houston Astros @ San Francisco Giants
 Candlestick Park, San Francisco, CA
 Wed Sep 17 1969, 6:33 AM EDT
 Att. 4,010 - Unknown

livebaseballscorecards.com

AB	31
R	2
H	5
RBI	2
BB	1
SO	8
LOB	9



Batter	1	2	3	4	5	6	7	8	9	AB	R	H	RBI	BB	SO	LOB
Tito Fuentes, S OBP: 0.336, SLG: 0.349 (1, 5)	0-0 BB WP 1B		0-0 G3		0-3 K		0-0 F8			4	0	1	0	0	1	1
Ron Hunt, R OBP: 0.352, SLG: 0.329 (1, 4)	0-0 1-3 1-2		0-0 5-3			0-0 F4		0-0 F3		4	0	0	0	0	0	1
Willie Mays, R OBP: 0.367, SLG: 0.444 (1, 8)	4-0 BB BB		0-0 F7			0-0 1B 1B		4-0 BB BB		2	1	1	0	2	0	0
Willie McCovey, L OBP: 0.458, SLG: 0.683 (1, 3)	0-0 F9			0-0 3-1		0-0 1B 1-3		0-0 F9		4	0	1	0	0	0	3
Bobby Bonds, R OBP: 0.345, SLG: 0.474 (1, 9)	4-0 1-2 2-3 BB			0-0 F7 1B		0-0 1-2 3-H 1B		4-0 1-2 BB		2	0	2	1	2	0	0
Ken Henderson, S OBP: 0.305, SLG: 0.332 (1, 7)	0-0 F9			0-0 F7		0-0 L3		0-0 1-3		3	0	0	0	0	0	6
Leon Wagner, L OBP: 0.500, SLG: 0.500 (8, PH)										1	0	0	0	0	0	2
George Foster, R (9, 7)										0	0	0	0	0	0	0
Jack Hiatt, R OBP: 0.335, SLG: 0.307 (1, 2)		0-3 K			0-3 K		0-3 K			3	0	0	0	0	3	2
John Stephenson, L OBP: 0.261, SLG: 0.348 (9, PH)										1	0	0	0	0	0	0
Hal Lanier, R OBP: 0.261, SLG: 0.251 (1, 6)			0-3 K			4-0 BB		0-0 F9		2	0	0	0	1	1	0
Bob Burda, L OBP: 0.325, SLG: 0.393 (9, PH)										1	0	0	0	0	0	0
Gaylord Perry, R OBP: 0.161, SLG: 0.159 (1, 1)			0-0 4-3			0-0 F3		0-0 F3		3	0	0	0	0	0	1
Jim Ray Hart, R OBP: 0.354, SLG: 0.338 (9, PH)										1	0	0	0	0	0	0

Inning Stats	R: 0	H: 1	E: 0	K: 0	S: 4	R: 0	H: 0	E: 0	K: 2	S: 7	R: 0	H: 0	E: 0	K: 0	S: 3	R: 0	H: 1	E: 0	K: 0	S: 3	R: 0	H: 0	E: 0	K: 2	S: 7	R: 1	H: 3	E: 0	K: 1	S: 8	R: 0	H: 0	E: 0	K: 0	S: 3	R: 0	H: 0	E: 0	K: 0	S: 3	R: 0	H: 0	E: 0	K: 0	S: 3
	LOB: 3	BB: 2	P: 12			LOB: 0	BB: 0	P: 7			LOB: 0	BB: 0	P: 3			LOB: 1	BB: 1	P: 11			LOB: 2	BB: 0	P: 8			LOB: 0	BB: 0	P: 3			LOB: 0	BB: 2	P: 11			LOB: 0	BB: 0	P: 3			LOB: 2	BB: 2	P: 11		
PITCHER	IP	WLS	BF	H	R	ER	SO	BB	IBB	HBP	BLK	WP	HR	S	P	ERA	WHIP																												
Larry Dierker, R ERA: 2.22 (1, 1)	7.0	W	28	5	1	1	5	3	0	0	0	1	0	35	47	1.29	1.143																												
Jim Bouton, R ERA: 3.29 (8, 1)	2.0	S	8	0	0	0	0	2	0	0	0	0	0	6	14	0.00	1.000																												

BOTTOM

Houston Astros @ San Francisco Giants
Candlestick Park, San Francisco, CA

Wed Sep 17 1969, 6:33 AM EDT
Att. 4,010 - Unknown

AB	31
R	1
H	5
RBI	1
BB	5
SO	5
LOB	16

livebaseballscorecards.com



WP	PA	ERA	WHIP
1	36		

Batter	1	2	3	4	5	6	7	8	9	AB R H RBI BB SO LOB	TOP	
Joe Morgan, L (1, 4) <small>OBP: 0.377, SLG: 0.387</small> Julio Gotay, R (6, PH) <small>OBP: 0.318, SLG: 0.308</small> (6, 4)	4-0 G6-4-3 BB		4-0 BB			0-3 K		0-0 HR 2B		0 0 0 0 2 0 0 2 1 1 0 0 1 0	Houston Astros @ San Francisco Giants Candlestick Park, San Francisco, CA Thu Sep 18 1969, 6:33 AM EDT Att. 3,675 - Unknown	
Jesus Alou, R (1, 9) <small>OBP: 0.277, SLG: 0.344</small>	0-0 G6-4-3 1-2f		0-0 F7			0-0 F7		0-0 HR		4 1 1 3 0 0 2		
Jimmy Wynn, R (1, 8) <small>OBP: 0.431, SLG: 0.511</small>	0-0 1B		0-3 K			4-0 BB		0-3 K		3 0 1 0 1 2 1		
Tommy Davis, R (1, 7) <small>OBP: 0.314, SLG: 0.366</small> Skip Guinn, R (8, 1)	0-0 5-3			0-0 F8		0-0 F4		0-0 6-3		4 0 0 0 0 0 2 0 0 0 0 0 0 0		
Denis Menke, R (1, 3) <small>OBP: 0.377, SLG: 0.392</small>		0-0 5-3		0-3 K			0-0 F9		0-0 F2			4 0 0 0 0 1 0
Doug Rader, R (1, 5) <small>OBP: 0.334, SLG: 0.374</small>		0-3 K		0-3 K			4-0 G4-6-3 BB		0-0 4-3			3 0 0 0 1 2 0
Marty Martinez, S (1, 6) <small>OBP: 0.333, SLG: 0.364</small> (3, 2)		0-0 E8 2B			0-0 6-3		0-0 G4-6-3 1-2f		0-0 BB 1B			4 0 2 0 0 0 1
Johnny Edwards, L (1, 2) <small>OBP: 0.305, SLG: 0.334</small> Bob Watkins, R (3, 1) Bob Watson, R (8, PH) <small>OBP: 0.361, SLG: 0.290</small> (8, 7)		0-0 4-3			0-0 F6			0-0 FC5-4 1B	4-0 BB			1 0 0 0 0 0 1 1 0 0 0 0 0 0 1 0 1 0 1 0 0
Denny Lemaster, R (1, 1) <small>OBP: 0.218, SLG: 0.222</small> Jack Billingham, R (1, 1) <small>OBP: 0.250, SLG: 0.077</small> Hector Torres, R (3, PH) <small>OBP: 0.179, SLG: 0.215</small> (3, 6) Keith Lampard, L (9, PH) <small>OBP: 0.667, SLG: 0.667</small>			0-0 1-3		0-0 F8			0-0 FC5-4 2B HR	0-0 4-3			0 0 0 0 0 0 0 0 0 0 0 0 0 0 3 1 0 0 0 0 1 1 0 0 0 0 0 2
Inning Stats	R: 0 H: 1 E: 0 LOB: 1 K: 0 BB: 1 S: 3 P: 7	R: 0 H: 1 E: 1 LOB: 1 K: 1 BB: 0 S: 6 P: 6	R: 0 H: 0 E: 0 LOB: 1 K: 1 BB: 1 S: 5 P: 9	R: 0 H: 0 E: 0 LOB: 0 K: 2 BB: 0 S: 7 P: 7	R: 0 H: 0 E: 0 LOB: 0 K: 0 BB: 0 S: 3 P: 3	R: 0 H: 0 E: 0 LOB: 1 K: 1 BB: 1 S: 5 P: 9	R: 0 H: 0 E: 0 LOB: 0 K: 0 BB: 1 S: 2 P: 6	R: 3 H: 3 E: 0 LOB: 0 K: 1 BB: 0 S: 8 P: 8	R: 0 H: 1 E: 0 LOB: 2 K: 0 BB: 1 S: 4 P: 8	1B: 3 SF: 0 2B: 2 SAC: 0 3B: 0 DP: 2 HR: 1 HBP: 0		WP: 0 PA: 36 PB: 0 SB: 0 CS: 0
PITCHER Ron Bryant, L (1, 1) <small>ERA: 3.99</small> Don McMahon, R (8, 1) <small>ERA: 3.65</small>	IP WLS BF H R ER SO BB IBB HBP BLK WP HR S P ERA WHIP 7.1 W 29 5 3 3 5 4 0 0 0 0 1 35 51 3.68 1.227							IP WLS BF H R ER SO BB IBB HBP BLK WP HR S P ERA WHIP 1.2 S 7 1 0 0 1 1 0 0 0 0 0 8 12 0.00 1.200				

livebaseballscorecards.com

AB	31
R	3
H	6
RBI	3
BB	5
SO	6
LOB	10



Batter	1	2	3	4	5	6	7	8	9	AB	R	H	RBI	BB	SO	LOB
Tito Fuentes, S OBP: 0.345, SLG: 0.353 (1, 5)	0-0 1B 1B	0-0 E S SF7 1B		4-0 BB	0-0 5-3			0-0 F7		4	2	2	0	1	0	0
Ron Hunt, R OBP: 0.355, SLG: 0.333 (1, 4)	0-0 1B 1B	0-0 SF7 1-H		0-0 F4				0-0 FC4-6 1B		4	1	3	1	0	0	1
Willie Mays, R OBP: 0.366, SLG: 0.442 Dave Marshall, L OBP: 0.343, SLG: 0.289 George Foster, R (8, PH) (9, 7)	0-3 K	0-0 4-3		0-0 G3				0-0 FC4-6 CS 1-2f		2	0	0	0	0	1	2
Willie McCovey, L OBP: 0.458, SLG: 0.681 Bob Burda, L OBP: 0.323, SLG: 0.390 (1, 3) (8, 3)	0-0 F8 1B 1B 1-2 2-H	0-0 4-3			4-0 WP 1B BB			0-0 F6 1-2		3	2	1	1	1	0	1
Bobby Bonds, R OBP: 0.348, SLG: 0.474 (1, 9) (4, 8)	0-0 1B 1B 1-2 2-H			0-0 F8				4-0 1B HR BB		2	2	1	1	2	0	0
Ken Henderson, S OBP: 0.305, SLG: 0.331 (1, 7) (4, 9)	0-0 F8 2-3			0-0 F6				0-0 F8 1-3 2-H		4	1	1	1	0	0	3
Jack Hiatt, R OBP: 0.348, SLG: 0.337 (1, 2)	0-0 1B 1B 1-3 3-H			0-0 1B				4-0 1B HR BB		3	1	3	4	1	0	0
Hal Lanier, R OBP: 0.261, SLG: 0.251 (1, 6)	0-0 1B 1B 1-2 3-H			0-0 F7				0-0 F5		4	0	1	1	0	1	3
Ron Bryant, S OBP: 0.294, SLG: 0.200 Don McMahon, R OBP: 0.125, SLG: 0.125 (1, 1) (8, 1)	0-3 K			0-0 G3				0-3 K		4	0	0	0	0	3	4
										0	0	0	0	0	0	0

Inning Stats	R: 4	H: 6	E: 0	K: 2	S: 13	LOB: 2	BB: 0	P: 13	R: 1	H: 1	E: 0	K: 0	S: 4	LOB: 0	BB: 0	P: 4	R: 0	H: 1	E: 0	K: 0	S: 4	LOB: 1	BB: 0	P: 4	R: 0	H: 0	E: 0	K: 0	S: 3	LOB: 1	BB: 1	P: 7	R: 4	H: 2	E: 0	K: 2	S: 9	LOB: 0	BB: 2	P: 17	R: 0	H: 1	E: 0	K: 0	S: 3	LOB: 0	BB: 0	P: 3	R: 0	H: 0	E: 0	K: 1	S: 5	LOB: 2	BB: 2	P: 13	R: 0	H: 1	E: 0	K: 1	S: 6	LOB: 1	BB: 0	P: 6
--------------	------	------	------	------	-------	--------	-------	-------	------	------	------	------	------	--------	-------	------	------	------	------	------	------	--------	-------	------	------	------	------	------	------	--------	-------	------	------	------	------	------	------	--------	-------	-------	------	------	------	------	------	--------	-------	------	------	------	------	------	------	--------	-------	-------	------	------	------	------	------	--------	-------	------

PITCHER	IP	WLS	BF	H	R	ER	SO	BB	IBB	HBP	BLK	WP	HR	S	P	ERA	WHIP
Denny Lemaster, L ERA: 3.24 (1, 1)	0.2	L	7	5	4	4	1	0	0	0	0	0	0	9	9	54.00	7.500
Jack Billingham, R ERA: 4.4 (1, 1)	1.1		6	2	1	0	1	0	0	0	0	0	0	8	8	0.00	1.500
Bob Watkins, R ERA: 4.5 (3, 1)	5.0		23	4	4	4	3	5	0	0	0	1	1	24	44	7.20	1.800
Skip Guinn, L ERA: 6.67 (8, 1)	1.0		4	1	0	0	1	0	0	0	0	0	0	6	6	0.00	1.000

BOTTOM

Houston Astros @ San Francisco Giants
Candlestick Park, San Francisco, CA

Thu Sep 18 1969, 6:33 AM EDT
Att. 3,675 - Unknown

AB	R	H	RBI	BB	SO	LOB
4	2	2	0	1	0	0
4	1	3	1	0	0	1
2	0	0	0	0	1	2
2	0	0	0	0	0	2
1	0	0	0	0	1	1
3	2	1	1	1	0	1
1	0	0	0	0	0	1
2	2	1	1	2	0	0
4	1	1	1	0	0	3
3	1	3	4	1	0	0
4	0	1	1	0	1	3
4	0	0	0	0	3	4
0	0	0	0	0	0	0

AB	34
R	9
H	12
RBI	9
BB	5
SO	6
LOB	18

livebaseballscorecards.com

GIANTS

WP	PA
1	40
PB	0
SB	1
CS	1

Batter	1	2	3	4	5	6	7	8	9	AB R H RBI BB SO LOB	TOP																	
Pete Rose, S (1, 9) OBP: 0.424, SLG: 0.510	0-3 K		0-0 E3		4-0 BB		0-0 3B		0-0 G4-3	4 0 1 0 1 1 2																		
Bobby Tolan, L (1, 8) OBP: 0.348, SLG: 0.482	0-0 G4-3		0-0 G4-3		0-0 G3-1		0-0 G3			4 0 0 0 0 0 4																		
Alex Johnson, R (1, 7) OBP: 0.354, SLG: 0.467 Jimmy Stewart, S (8, 7) OBP: 0.324, SLG: 0.381	0-3 K			0-0 G5-3		4-0 HR BB		0-3 K		3 1 0 0 1 2 0 0 0 0 0 0 0 0																		
Tony Perez, R (1, 5) OBP: 0.366, SLG: 0.539		4-0 G3 BB		0-0 S 1B		0-3 K		0-3 K		3 0 1 0 1 2 1																		
Johnny Bench, R (1, 2) OBP: 0.353, SLG: 0.481		0-0 P6		0-0 G5-3 1-2		0-0 F8		0-3 K2-3		4 0 0 0 0 1 3																		
Lee May, R (1, 3) OBP: 0.331, SLG: 0.539		0-0 G3 1-2		0-0 G5-3		0-0 HR			0-0 2B 1B	4 1 2 2 0 0 2																		
Tommy Helms, R (1, 4) OBP: 0.271, SLG: 0.287		0-0 F7			0-3 K		0-0 F8		0-0 1-3 2B	4 0 1 0 0 1 1																		
Woody Woodward, R (1, 6) OBP: 0.341, SLG: 0.322			0-0 G6-3		0-0 SH1-3 1B			0-0 F9	0-0 F3	4 0 1 0 0 0 2																		
Jim Merritt, L (1, 1) OBP: 0.185, SLG: 0.189 Wayne Granger, R (7, 1) OBP: 0.217, SLG: 0.100			0-3 K		0-0 SH1-3 1-2		0-3 K		0-3 K	2 0 0 0 0 2 0 1 0 0 0 0 1 2																		
Inning Stats	R: 0 E: 0 K: 2 S: 7	H: 0 LOB: 0 BB: 0 P: 7	R: 0 E: 0 K: 0 S: 3	H: 0 LOB: 1 BB: 1 P: 7	R: 0 E: 1 K: 1 S: 6	H: 0 LOB: 1 BB: 0 P: 6	R: 0 E: 0 K: 0 S: 4	H: 1 LOB: 1 BB: 0 P: 4	R: 0 E: 0 K: 1 S: 6	H: 1 LOB: 2 BB: 1 P: 10	R: 2 E: 0 K: 1 S: 6	H: 1 LOB: 0 BB: 1 P: 10	R: 0 E: 0 K: 1 S: 6	H: 1 LOB: 1 BB: 0 P: 6	R: 0 E: 0 K: 3 S: 9	H: 0 LOB: 0 BB: 0 P: 9	R: 0 E: 0 K: 1 S: 7	H: 2 LOB: 2 BB: 0 P: 7	1B: 3 2B: 1 3B: 1 HR: 1	SF: 0 SAC: 1 DP: 0 HBP: 0	WP: 0 PB: 0 SB: 1 CS: 0	PA: 37						
PITCHER	IP WLS BF H R ER SO BB IBB HBP BLK WP HR S P ERA WHIP																											
Jim Ray, R (1, 1) ERA: 3.99	6.0		25	3	2	2	5	3	0	0	0	0	0	1	32	44	3.00	1.000										
Jim Bouton, R (7, 1) ERA: 3.23	2.0		7	1	0	0	4	0	0	0	0	0	0	0	15	15	0.00	0.500										
Fred Gladding, R (9, 1) ERA: 4.28	1.0	W	5	2	0	0	1	0	0	0	0	0	0	0	7	7	0.00	2.000										

Cincinnati Reds @ Houston Astros
Astrodome, Houston, TX
Fri Sep 19 1969, 8:05 PM EDT
Att. 12,205 - Dome

livebaseballscorecards.com

AB	33
R	2
H	6
RBI	2
BB	3
SO	10
LOB	17



BOTTOM

Cincinnati Reds @ Houston Astros
Astrodome, Houston, TX
Fri Sep 19 1969, 8:05 PM EDT
Att. 12,205 - Dome

livebaseballscorecards.com

AB 26
R 3
H 4
RBI 3
BB 4
SO 2
LOB 4



WP: 0 PA: 32
PB: 0
SB: 0
CS: 2

AB R H RBI BB SO LOB

4	0	1	0	0	0	0
4	0	0	0	0	0	1
0	2	0	0	4	0	0
3	0	1	0	0	0	2
0	0	0	0	0	0	0
1	1	1	2	0	0	0
3	0	1	0	0	1	0
2	0	0	1	0	0	0
3	0	0	0	0	0	1
3	0	0	0	0	1	0
1	0	0	0	0	0	0
1	0	0	0	0	0	0
0	0	0	0	0	0	0
1	0	0	0	0	0	0

Batter	1	2	3	4	5	6	7	8	9
Joe Morgan, L (1, 4) OBP: 0.376, SLG: 0.386	0-0 F8		0-0 F8			0-0 FC5-4 1B		0-0 G3	
Jesus Alou, R (1, 9) OBP: 0.275, SLG: 0.341	0-0 F7			0-0 G6-3		0-0 FC5-4 1-2f		0-0 G5-3	
Jimmy Wynn, R (1, 8) OBP: 0.435, SLG: 0.511	4-0 1B BB			4-0 CS BB		4-0 1B SF7 BB		4-0 HR BB	
Tommy Davis, R (1, 7) OBP: 0.314, SLG: 0.366	0-0 CS 1B			0-0 F9 1-2		0-0 F9		0-0 HR 1-H	
Fred Gladding, L (9, 1) OBP: 0.111, SLG: 0.111									
Keith Lampard, L (9, PH) OBP: 0.750, SLG: 1.500									
Denis Menke, R (1, 3) OBP: 0.377, SLG: 0.392	0-0 CS 1-2	0-0 F2		0-3 K		0-0 FC6-4 1B		0-0 SF7	
Doug Rader, R (1, 5) OBP: 0.332, SLG: 0.372		0-0 G6-3		0-0 F9		0-0 SF7		3-H	
Marty Martinez, S (1, 6) OBP: 0.328, SLG: 0.358		0-0 P6		0-0 G6-3		0-0 FC6-4 1-2f		0-0 FC6-4	
Johnny Edwards, L (1, 2) OBP: 0.303, SLG: 0.332			0-3 K			0-0 G4-3		0-0 F8	
Jim Ray, R (1, 1) OBP: 0.095, SLG: 0.095			0-0 F8			0-0 G5-3		0-0 G4-3	
Julio Gotay, R (6, PH) OBP: 0.314, SLG: 0.304									
Jim Bouton, R (7, 1)									
Norm Miller, L (8, PH) OBP: 0.356, SLG: 0.366									

Inning Stats	R: 0	H: 1	E: 0	K: 0	S: 3	R: 0	H: 0	E: 0	K: 0	S: 3	R: 0	H: 0	E: 0	K: 1	S: 5	R: 0	H: 0	E: 0	K: 0	S: 2	R: 0	H: 0	E: 0	K: 1	S: 5	R: 0	H: 1	E: 0	K: 0	S: 4	R: 1	H: 1	E: 0	K: 0	S: 4	R: 0	H: 0	E: 0	K: 0	S: 3	R: 2	H: 1	E: 0	K: 0	S: 2
	LOB: 1	BB: 1	P: 7			LOB: 0	BB: 0	P: 3			LOB: 0	BB: 0	P: 5			LOB: 1	BB: 0	P: 4			LOB: 1	BB: 1	P: 8			LOB: 0	BB: 0	P: 3			LOB: 0	BB: 1	P: 6			LOB: 0	BB: 1	P: 6			LOB: 0	BB: 0	P: 6		

PITCHER	IP	WLS	BF	H	R	ER	SO	BB	IBB	HBP	BLK	WP	HR	S	P	ERA	WHIP
Jim Merritt, L (1, 1) ERA: 4.37	6.1		23	3	1	1	2	3	0	0	0	0	0	24	36	1.42	0.947
Wayne Granger, R (7, 1) ERA: 2.9	2.0	L	8	1	2	2	0	1	0	0	0	0	1	7	11	9.00	1.000

1B	2B	3B	HR	SF	SAC	DP	HBP
3	0	0	1	1	0	0	0

WP	PA	ERA	WHIP
0	32		

Batter	1	2	3	4	5	6	7	8	9	AB R H RBI BB SO LOB	TOP																								
Pete Rose, S (1, 9) OBP: 0.423, SLG: 0.507	0-0 F9	4-0 BB		0-3 K			0-0 G4-3			3 0 0 0 1 1 2																									
Bobby Tolan, L (1, 8) OBP: 0.346, SLG: 0.479	0-0 E4	0-0 F5			0-3 K		0-0 P5			4 0 0 0 0 1 3																									
Alex Johnson, R (1, 7) OBP: 0.353, SLG: 0.465	1-0 HBP		0-3 K		0-0 G6-3		0-3 K			3 0 0 0 0 2 0																									
Tony Perez, R (1, 5) OBP: 0.366, SLG: 0.536	4-0 BB		0-3 K		0-3 K		0-0 F8			3 0 0 0 1 2 0																									
Lee May, R (1, 3) OBP: 0.332, SLG: 0.538	0-3 K		0-0 CS 1B		4-0 BB		0-0 F8			3 0 1 0 1 1 2																									
Johnny Bench, R (1, 2) OBP: 0.350, SLG: 0.478		0-0 E4 BB 1B	0-0 CS	0-0 F7		0-0 F8		0-0 G2-3		4 0 0 0 0 0 1																									
Tommy Helms, R (1, 4) OBP: 0.273, SLG: 0.289		0-3 K		0-0 1B 1B		0-3 K		0-0 1B		4 0 2 0 0 2 2																									
Woody Woodward, R (1, 6) OBP: 0.339, SLG: 0.321		0-0 BB 1B		0-0 F4		0-0 G4-3		0-3 K		4 0 1 0 0 1 3																									
Tony Cloninger, R (1, 1) OBP: 0.268, SLG: 0.232 Clay Carroll, R (5, 1) OBP: 0.281, SLG: 0.286 Al Jackson, L (6, 1) OBP: 0.250, SLG: 0.250 Bernie Carbo, L (7, PH) Dennis Ribant, R (7, 1) Jimmy Stewart, S (9, PH) OBP: 0.323, SLG: 0.379		0-0 P4		0-0 1B		0-3 K		0-0 F7		2 0 1 0 0 0 2 0 0 0 0 0 0 0 0 0 0 0 0 0 0 1 0 0 0 0 0 1 0 0 0 0 0 0 0 1 0 0 0 0 0 1																									
Inning Stats	R: 0 E: 1 K: 1 S: 5	H: 0 LOB: 2 BB: 1 P: 10	R: 0 E: 1 K: 1 S: 7	H: 1 LOB: 3 BB: 1 P: 11	R: 0 E: 0 K: 2 S: 7	H: 1 LOB: 0 BB: 0 P: 7	R: 0 E: 0 K: 1 S: 7	H: 2 LOB: 2 BB: 0 P: 7	R: 0 E: 0 K: 2 S: 7	H: 0 LOB: 0 BB: 0 P: 7	R: 0 E: 0 K: 1 S: 5	H: 0 LOB: 1 BB: 1 P: 9	R: 0 E: 0 K: 1 S: 5	H: 0 LOB: 0 BB: 0 P: 5	R: 0 E: 0 K: 1 S: 5	H: 0 LOB: 0 BB: 0 P: 5	R: 0 E: 0 K: 1 S: 6	H: 1 LOB: 1 BB: 0 P: 6	1B: 5 2B: 0 3B: 0 HR: 0	SF: 0 SAC: 0 DP: 0 HBP: 1	WP: 0 PB: 0 SB: 1 CS: 1	PA: 37													
PITCHER Tom Griffin, R (1, 1) ERA: 3.61	IP 9.0	WLS W	BF 36	H 5	R 0	ER 0	SO 11	BB 3	IBB 0	HBP 1	BLK 0	WP 0	HR 0	S 54	P 67	ERA 0.00	WHIP 0.889	PITCHER	IP 9.0	WLS W	BF 36	H 5	R 0	ER 0	SO 11	BB 3	IBB 0	HBP 1	BLK 0	WP 0	HR 0	S 54	P 67	ERA 0.00	WHIP 0.889

Cincinnati Reds @ Houston Astros
Astrodome, Houston, TX
Sat Sep 20 1969, 8:05 PM EDT
Att. 17,227 - Dome

livebaseballscorecards.com

AB	32
R	0
H	5
RBI	0
BB	3
SO	11
LOB	16



Batter	1	2	3	4	5	6	7	8	9
Joe Morgan, L OBP: 0.378, SLG: 0.386 (1, 4)	4-0 BB S		0-0 1B 1B		4-0 CS BB	0-0 F8		0-0 P4	
Jesus Alou, R OBP: 0.281, SLG: 0.347 (1, 7)	0-0 G6-3 1-2		0-0 1B 1B		0-0 1B 1B	0-0 HBP 1B 1B		0-0 WP F7 1B	
Jimmy Wynn, R OBP: 0.436, SLG: 0.510 (1, 8)	0-0 G6-3		0-0 1B 3-H		4-0 1B 1B BB	0-0 HBP 1B		0-0 F7 1-2	
Norm Miller, L OBP: 0.357, SLG: 0.365 (1, 9)	0-3 K		0-3 K		0-0 FC6-4 1B 1B 1-3 2-H	1-0 HBP		0-0 G6-3 2-3	
Denis Menke, R OBP: 0.378, SLG: 0.393 (1, 6)		0-0 WP G3 BLK 1B	0-0 F2		0-0 FC6-4 1B 1-2 3-H	0-0 P3			
Curt Blefary, L OBP: 0.347, SLG: 0.390 (1, 3)		0-0 G3 1-2	0-0 F8		0-0 FC6-4 1B 1B 1-2 2-3	0-0 P4			
Doug Rader, R OBP: 0.332, SLG: 0.371 (1, 5)		0-0 F8 2-H		0-3 K	0-0 1B 1B 1-3 3-H		0-0 F8		
Johnny Edwards, L OBP: 0.305, SLG: 0.332 (1, 2)		4-0 BB		0-0 G4-3	0-0 1B 1B 1-2 3-H		0-3 K		
Tom Griffin, R OBP: 0.215, SLG: 0.276 (1, 1)		0-3 K		0-0 G3-1	0-3 K		0-3 K		

Inning Stats	R: 0	H: 0	E: 0	K: 1	S: 5	L: 0	LOB: 1	BB: 1	P: 9	R: 1	H: 1	E: 0	K: 1	S: 6	L: 0	LOB: 1	BB: 1	P: 10	R: 1	H: 3	E: 0	K: 1	S: 8	L: 0	LOB: 2	BB: 0	P: 8	R: 0	H: 0	E: 0	K: 1	S: 5	L: 0	LOB: 0	BB: 0	P: 5	R: 4	H: 5	E: 0	K: 1	S: 9	L: 0	LOB: 2	BB: 2	P: 17	R: 0	H: 2	E: 0	K: 0	S: 5	L: 0	LOB: 3	BB: 0	P: 6	R: 0	H: 0	E: 0	K: 2	S: 7	L: 0	LOB: 0	BB: 0	P: 7	R: 0	H: 1	E: 0	K: 0	S: 4	L: 0	LOB: 1	BB: 0	P: 4
--------------	------	------	------	------	------	------	--------	-------	------	------	------	------	------	------	------	--------	-------	-------	------	------	------	------	------	------	--------	-------	------	------	------	------	------	------	------	--------	-------	------	------	------	------	------	------	------	--------	-------	-------	------	------	------	------	------	------	--------	-------	------	------	------	------	------	------	------	--------	-------	------	------	------	------	------	------	------	--------	-------	------

										PITCHER																											
										IP	WLS	BF	H	R	ER	SO	BB	IBB	HBP	BLK	WP	HR	S	P	ERA	WHIP											
										Tony Cloninger, R (1, 1)	4.1	L	22	6	5	5	4	4	0	0	1	0	0	26	42	10.38	2.308										
										Clay Carroll, R (5, 1)	1.1		10	5	1	1	1	0	0	1	0	0	0	11	12	6.75	3.750										
										Al Jackson, L (6, 1)	0.1		1	0	0	0	0	0	0	0	0	0	0	1	1	0.00	0.000										
										Dennis Ribant, R (7, 1)	2.0		7	1	0	0	2	0	0	0	0	1	0	11	11	0.00	0.500										

BOTTOM

Cincinnati Reds @ Houston Astros
Astrodome, Houston, TX

Sat Sep 20 1969, 8:05 PM EDT
Att. 17,227 - Dome

AB	R	H	RBI	BB	SO	LOB
3	1	1	0	2	0	0
5	1	4	0	0	0	1
4	1	2	1	1	0	2
4	1	1	1	0	2	4
4	1	2	1	0	0	5
4	1	0	0	0	0	8
4	0	1	1	0	1	0
3	0	1	1	1	1	0
4	0	0	0	0	3	3

AB	35
R	6
H	12
RBI	5
BB	4
SO	7
LOB	23



1B	12	SF	0	WP	2	PA	40
2B	0	SAC	0	PB	0		
3B	0	DP	0	SB	1		
HR	0	HBP	1	CS	1		

livebaseballscorecards.com

Batter	1	2	3	4	5	6	7	8	9	AB R H RBI BB SO LOB	TOP											
Pete Rose, S (1, 9) OBP: 0.423, SLG: 0.506	0-0 G5-3		0-0 FC5-4 1B			0-0 G6-3	0-0 1B		0-3 K2-3	5 0 2 1 0 1 1	Cincinnati Reds @ Houston Astros Astrodome, Houston, TX Sun Sep 21 1969, 4:33 AM EDT Att. 14,661 - Dome											
Tommy Helms, R (1, 4) OBP: 0.270, SLG: 0.286	0-0 G6-3		0-0 FC5-4 1-2f			0-0 G5-3	0-0 F9 3-H		0-0 F9	5 0 0 0 0 0 3												
Lee May, R (1, 3) OBP: 0.334, SLG: 0.540	0-3 K					0-0 1B			0-0 G4-3 3B 2B	3 1 2 0 1 1 0												
Tony Perez, R (1, 5) OBP: 0.263, SLG: 0.532		0-0 L9				0-0 F8			0-0 G4-3 2-3	4 0 0 0 0 0 3												
Johnny Bench, R (1, 2) OBP: 0.351, SLG: 0.477		0-0 1B				0-0 F8			0-0 L6	3 0 1 0 1 0 1												
Jim Beauchamp, R (1, 7) OBP: 0.288, SLG: 0.309		0-0 P3				0-0 F5			0-0 G2-3	3 0 0 0 0 0 3												
Bobby Tolan, L (7, 8) OBP: 0.347, SLG: 0.483		0-0 G5-3				0-0 G2-3			0-0 3B	1 0 1 1 0 0 0												
Ted Savage, R (1, 8) OBP: 0.339, SLG: 0.352		0-0 G4-3				0-0 F8			0-3 K	4 1 1 0 0 1 2												
Darrel Chaney, S (1, 6) OBP: 0.280, SLG: 0.237			0-3 K			0-0 P9			0-3 K	3 1 0 0 1 2 0												
Gary Nolan, R (1, 1) OBP: 0.303, SLG: 0.484			0-3 K			0-3 K			0-0 2B	4 1 2 2 0 2 0												
Wayne Granger, R (9, 1) OBP: 0.217, SLG: 0.100							0-0 1B 1-H 2-H			0 0 0 0 0 0 0												
Inning Stats	R: 0 E: 0 K: 1 S: 5	H: 0 LOB: 0 BB: 0 P: 5	R: 0 E: 0 K: 0 S: 4	H: 1 LOB: 1 BB: 0 P: 4	R: 0 E: 0 K: 2 S: 8	H: 1 LOB: 1 BB: 0 P: 8	R: 0 E: 0 K: 0 S: 2	H: 0 LOB: 1 BB: 2 P: 10	R: 0 E: 0 K: 1 S: 5	H: 0 LOB: 0 BB: 0 P: 5	R: 0 E: 0 K: 0 S: 4	H: 1 LOB: 1 BB: 0 P: 4	R: 3 E: 0 K: 0 S: 6	H: 3 LOB: 1 BB: 1 P: 10	R: 1 E: 0 K: 1 S: 7	H: 2 LOB: 1 BB: 0 P: 7	R: 0 E: 0 K: 2 S: 8	H: 1 LOB: 1 BB: 0 P: 8	1B: 4 2B: 3 3B: 2 HR: 0	SF: 0 SAC: 0 DP: 0 HBP: 0	WP: 0 PB: 0 SB: 0 CS: 2	PA: 38
PITCHER	IP WLS BF H R ER SO BB IBB HBP BLK WP HR S P ERA WHIP																					
Denny Lemaster, L (1, 1) ERA: 3.26	7.0 L 29 6 3 3 4 2 1 0 0 0 0 34 46 3.86 1.143																					
Jim Bouton, R (8, 1) ERA: 3.25	2.0 9 3 1 1 3 0 0 0 0 0 0 15 15 4.50 1.500																					

livebaseballscorecards.com

AB 35
R 4
H 9
RBI 4
BB 3
SO 7
LOB 13



Batter	1	2	3	4	5	6	7	8	9	AB R H RBI BB SO LOB
Joe Morgan, L (1, 4) OBP: 0.380, SLG: 0.385	4-0 BB G6-4-3		4-0 BB S		0-0 F8		0-3 K		0-0 1B 1-3 2-H	3 0 1 1 2 1 1
Jesus Alou, R (1, 7) OBP: 0.280, SLG: 0.343	0-0 G6-4-3 1-2f		0-0 L8		4-0 1B BB			0-0 F7	0-3 K	4 0 0 0 1 1 4
Jimmy Wynn, R (1, 8) OBP: 0.440, SLG: 0.511	4-0 BB		4-0 1-2 BB		0-0 1-2 2-3 1B			4-0 BB		1 0 1 0 3 0 0
Norm Miller, L (1, 9) OBP: 0.353, SLG: 0.361	0-0 G4-3		0-0 F7		0-0 G4-3			0-0 F7		4 0 0 0 0 0 7
Curt Blefary, L (1, 3) OBP: 0.346, SLG: 0.389		0-0 G4-3 S 1B		0-0 F8		4-0 G6-4-3 BB		0-0 G3-1		3 0 1 0 1 0 1
Doug Rader, R (1, 5) OBP: 0.329, SLG: 0.369		0-3 K 1-2		0-0 G6-3		0-0 G6-4-3 1-2f		0-0 F8		4 0 0 0 0 1 2
Marty Martinez, S (1, 6) OBP: 0.326, SLG: 0.355		0-0 G4-3 2-3		0-0 L9		0-0 G4-3		0-0 BB 1B 1B		4 1 1 0 0 0 1
Johnny Edwards, L (1, 2) OBP: 0.304, SLG: 0.330		0-0 F7			4-0 1B SH1-4 BB		0-0 F8		0-0 F2	3 0 0 0 1 0 2
Denny Lemaster, R (1, 1) OBP: 0.216, SLG: 0.220			0-0 G1-3		0-0 SH1-4		0-3 K		4-0 1B 1-2 BB	1 0 0 0 0 0 0
Julio Gotay, R (7, PH) OBP: 0.310, SLG: 0.300										1 0 0 0 0 1 0
Jim Bouton, R (8, 1)										0 0 0 0 0 0 0
Tommy Davis, R (9, PH) OBP: 0.315, SLG: 0.366										0 0 0 0 1 0 0
Leon McFadden, R (9, PR) OBP: 0.218, SLG: 0.203										0 0 0 0 0 0 0

Inning Stats	R: 0	H: 0	E: 0	K: 0	S: 2	R: 0	H: 1	E: 0	K: 1	S: 6	R: 0	H: 0	E: 0	K: 0	S: 3	R: 0	H: 0	E: 0	K: 0	S: 3	R: 0	H: 1	E: 0	K: 0	S: 4	R: 0	H: 0	E: 0	K: 2	S: 7	R: 0	H: 0	E: 0	K: 0	S: 3	R: 1	H: 2	E: 0	K: 1	S: 7	1B: 4	2B: 0	3B: 0	HR: 0	SF: 0	SAC: 1	DP: 2	HBP: 0	WP: 0	PB: 0	SB: 2	CS: 0	PA: 38
	0	0	0	0	10	0	1	0	1	6	0	0	0	0	11	0	0	0	0	3	0	0	0	1	0	12	0	0	0	0	7	0	0	0	0	7	1	2	0	1	11	4	0	0	0	0	0	0	0	0	38		

PITCHER	IP	WLS	BF	H	R	ER	SO	BB	IBB	HBP	BLK	WP	HR	S	P	ERA	WHIP
Gary Nolan, R (1, 1) ERA: 3.48	8.2	W	37	4	1	1	3	9	0	0	0	0	0	34	70	1.04	1.500
Wayne Granger, R (9, 1) ERA: 2.9	0.1	S	1	0	0	0	1	0	0	0	0	0	0	3	3	0.00	0.000

BOTTOM


Cincinnati Reds @ Houston Astros
Astrodome, Houston, TX

Sun Sep 21 1969, 4:33 AM EDT
Att. 14,661 - Dome

livebaseballscorecards.com

AB	28
R	1
H	4
RBI	1
BB	9
SO	4
LOB	18



Batter	1	2	3	4	5	6	7	8	9	AB R H RBI BB SO LOB	TOP	
Felix Millan, R OBP: 0.306, SLG: 0.338 (1, 4) X	0-0 1B		0-0 WP 1B		0-0		0-0		0-0	5 1 1 0 0 0 1	<p>Atlanta Braves @ Houston Astros Astrodome, Houston, TX</p> <p>Mon Sep 22 1969, 8:05 PM EDT Att. 9,831 - Unknown</p> <p>livebaseballscorecards.com</p> <p>AB 36 R 5 H 11 RBI 4 BB 2 SO 3 LOB 18</p> 	
Tony Gonzalez, L OBP: 0.331, SLG: 0.377 (1, 8) X	0-0 1B		0-0 None 1B		0-0		0-0		0-0	5 2 3 2 0 0 0		
Hank Aaron, R OBP: 0.395, SLG: 0.610 (1, 9) B B B	4-0 1B		0-0		0-0		0-0		0-0	4 0 1 0 1 0 2		
Rico Carty, R OBP: 0.401, SLG: 0.537 Felipe Alou, R OBP: 0.316, SLG: 0.340 (1, 7) X (7, 7)	0-0 1B		0-0		0-0		0-0		0-0	4 0 2 2 0 0 2 0 0 0 0 0 0 0		
Orlando Cepeda, R OBP: 0.327, SLG: 0.435 (1, 3) X	0-0 G4-3		0-0		0-0		0-0		0-0	4 0 1 0 0 0 4		
Clete Boyer, R OBP: 0.333, SLG: 0.374 (1, 5) X		0-0 1B		4-0 None SH BB		0-0 L8-5-3		0-0 1B		3 0 2 0 1 0 1		
Bob Didier, S OBP: 0.311, SLG: 0.300 (1, 2) X		0-0		0-0 SH		0-3 K		0-0		3 0 0 0 0 1 2		
Gil Garrido, R OBP: 0.269, SLG: 0.257 (1, 6) X		0-0		0-0 1-2		0-0		0-0 E5 1B		4 1 0 0 0 0 3		
Phil Niekro, R OBP: 0.185, SLG: 0.211 Cecil Upshaw, R OBP: 0.250, SLG: 0.400 (1, 1) X (7, 1)		0-3 K		0-0 2-3		0-0		0-0 E3 1B		3 1 1 0 0 1 2 1 0 0 0 0 1 1		
Inning Stats	R: 1 H: 2 E: 0 LOB: 1 K: 0 BB: 1 S: 4 P: 8	R: 0 H: 1 E: 0 LOB: 1 K: 1 BB: 0 S: 6 P: 6	R: 1 H: 2 E: 0 LOB: 1 K: 0 BB: 0 S: 5 P: 5	R: 0 H: 0 E: 0 LOB: 1 K: 0 BB: 1 S: 3 P: 7	R: 0 H: 1 E: 0 LOB: 1 K: 0 BB: 0 S: 4 P: 4	R: 0 H: 1 E: 0 LOB: 0 K: 1 BB: 0 S: 5 P: 5	R: 3 H: 3 E: 2 LOB: 1 K: 0 BB: 0 S: 7 P: 7	R: 0 H: 1 E: 0 LOB: 1 K: 1 BB: 0 S: 6 P: 6	R: 0 H: 0 E: 0 LOB: 0 K: 0 BB: 0 S: 3 P: 3	1B: 9 SF: 0 2B: 3 SAC: 1 3B: 0 DP: 2 HR: 0 HBP: 0	WP: 1 PA: 39 PB: 0 SB: 0 CS: 0	
PITCHER Larry Dierker, R ERA: 2.21 (1, 1)	IP WLS BF H R ER SO BB IBB HBP BLK WP HR S P ERA WHIP											PITCHER IP WLS BF H R ER SO BB IBB HBP BLK WP HR S P ERA WHIP

Batter	1	2	3	4	5	6	7	8	9	AB R H RBI BB SO LOB
Joe Morgan, L (1, 4) OBP: 0.377, SLG: 0.381	0-3 K	0-0			0-0		0-3 K		0-0	5 0 0 0 0 2 3
Jesus Alou, R (1, 7) OBP: 0.284, SLG: 0.347	0-0 PB 1B		0-0		1-0 1B HBP		0-0 1B 2B		0-0	4 1 2 0 0 0 2
Jimmy Wynn, R (1, 8) OBP: 0.438, SLG: 0.508	0-0		0-0		0-3 K		0-0 E 1B		0-3 K	5 1 1 1 0 2 4
Norm Miller, L (1, 9) OBP: 0.357, SLG: 0.363	4-0 1-3 BB		0-3 K		0-0 1B		0-0 4-3 WP 1B			3 0 2 1 1 1 0
Denis Menke, R (1, 6) OBP: 0.376, SLG: 0.390	0-0			0-0	0-0		0-0 4-3			4 0 0 0 0 0 5
Curt Blefary, L (1, 3) OBP: 0.351, SLG: 0.394		0-0 1B 1B		0-0 WP BB None 1B		0-0 None 2B	0-0 2-5	0-0		4 1 3 0 0 0 0
Doug Rader, R (1, 5) OBP: 0.331, SLG: 0.368		0-0		4-0 None WP BB 1-2 BB		0-3 K		0-0 G4-6-3 1B		3 0 1 0 1 1 2
Johnny Edwards, L (1, 2) OBP: 0.304, SLG: 0.329		0-0 1-3 1B		0-0 1-3 2-H		0-0 2-3		0-0 G4-6-3 1-2f		4 0 1 1 0 0 3
Larry Dierker, R (1, 1) Marty Martinez, S (9, PH) Leon McFadden, R (9, PR)		0-3 K		0-3 K		0-0		0-0 None None 1B		3 0 0 0 0 0 2 4 1 0 1 0 0 0 0 0 0 0 0 0 0 0

BOTTOM

Atlanta Braves @ Houston Astros
Astrodome, Houston, TX
Mon Sep 22 1969, 8:05 PM EDT
Att. 9,831 - Unknown

livebaseballscorecards.com

AB	36
R	3
H	11
RBI	3
BB	2
SO	8
LOB	23



Inning Stats	R: 0 H: 1 E: 0 K: 1 S: 6	H: 1 LOB: 2 BB: 1 P: 10	R: 0 H: 2 E: 0 K: 1 S: 7	H: 2 LOB: 2 BB: 0 P: 7	R: 0 H: 0 E: 0 K: 1 S: 5	H: 0 LOB: 0 BB: 0 P: 5	R: 1 H: 1 E: 0 K: 1 S: 6	H: 1 LOB: 1 BB: 1 P: 10	R: 0 H: 1 E: 0 K: 1 S: 6	H: 1 LOB: 2 BB: 0 P: 7	R: 0 H: 1 E: 0 K: 1 S: 6	H: 1 LOB: 1 BB: 0 P: 6	R: 2 H: 3 E: 1 K: 1 S: 7	H: 3 LOB: 1 BB: 0 P: 7	R: 0 H: 1 E: 0 K: 0 S: 3	H: 1 LOB: 0 BB: 0 P: 3	R: 0 H: 1 E: 0 K: 1 S: 6	H: 1 LOB: 2 BB: 0 P: 6	1B: 9 SF: 0 2B: 2 SAC: 0 3B: 0 DP: 1 HR: 0 HBP: 1	WP: 2 PA: 39 PB: 2 SB: 0 CS: 0
---------------------	--------------------------	-------------------------	--------------------------	------------------------	--------------------------	------------------------	--------------------------	-------------------------	--------------------------	------------------------	--------------------------	------------------------	--------------------------	------------------------	--------------------------	------------------------	--------------------------	------------------------	--	---

PITCHER	IP	WLS	BF	H	R	ER	SO	BB	IBB	HBP	BLK	WP	HR	S	P	ERA	WHIP
Phil Niekro, R (1, 1) ERA: 2.57	6.1	W	31	9	3	2	7	2	0	1	0	1	0	42	51	2.84	1.737
Cecil Upshaw, R (7, 1) ERA: 2.88	2.2	S	9	2	0	0	1	0	0	0	0	1	0	10	10	0.00	0.750

AB 36

R 3

H 11

RBI 3

BB 2

SO 8

LOB 23

Batter	1	2	3	4	5	6	7	8	9	AB	R	H	RBI	BB	SO	LOB
Joe Morgan, L (1, 4) OBP: 0.374, SLG: 0.379	0-0 G3		0-3 K		0-0 SF9		0-0 4-3			3	0	0	1	0	1	2
Jesus Alou, R (1, 9) OBP: 0.281, SLG: 0.344	0-0 5-3			0-0 F6	0-0 F7			0-3 K		4	0	0	0	0	1	1
Jimmy Wynn, R (1, 8) OBP: 0.438, SLG: 0.507	0-0 1B			4-0 G5-3 1B BB		0-0 F6		0-3 K		3	0	1	0	1	1	0
Tommy Davis, R (1, 7) OBP: 0.317, SLG: 0.367	0-0 F8			0-0 1-2 1B		0-0 3-1		0-0 1B		4	0	2	0	0	0	1
Denis Menke, R (1, 6) OBP: 0.373, SLG: 0.387		0-3 K		0-0 G5-3		0-0 F9		0-0 1-3		4	0	0	0	0	1	3
Doug Rader, R (1, 5) OBP: 0.330, SLG: 0.368		0-0 F3			0-0 F8		0-0 1B 1B		0-0 F6	4	0	1	0	0	0	0
Marty Martinez, S (1, 2) OBP: 0.332, SLG: 0.360		0-0 F8			0-0 HBP 2B 1B		0-0 F8		0-0 L9	2	1	1	0	0	0	0
Johnny Edwards, L (6, 2) OBP: 0.303, SLG: 0.328										2	0	0	0	0	0	1
Curt Blefary, L (1, 3) OBP: 0.352, SLG: 0.394			0-3 K		1-0 2B SF9 HBP		0-0 1-2 1B		0-0 3-1	3	1	1	0	0	1	0
Jim Ray, R (1, 1) OBP: 0.091, SLG: 0.091					0-0 SF9 2B		0-0 F4			1	0	0	0	0	0	0
Julio Gotay, R (5, PH) OBP: 0.318, SLG: 0.321										1	0	1	1	0	0	0
Jim Bouton, R (6, 1) OBP: 0.250, SLG: 0.077										0	0	0	0	0	0	0
Jack Billingham, R (6, 1) OBP: 0.250, SLG: 0.077										0	0	0	0	0	0	0
Hector Torres, R (7, PH) OBP: 0.176, SLG: 0.212										1	0	0	0	0	0	2
Bob Watkins, R (8, 1) OBP: 0.176, SLG: 0.212										0	0	0	0	0	0	0

Inning Stats	R: 0	H: 1	E: 0	LOB: 1	K: 0	BB: 0	S: 4	P: 4	R: 0	H: 0	E: 0	LOB: 0	K: 1	BB: 0	S: 5	P: 5	R: 0	H: 0	E: 0	LOB: 0	K: 2	BB: 0	S: 7	P: 7	R: 0	H: 1	E: 0	LOB: 1	K: 0	BB: 1	S: 3	P: 7	R: 2	H: 2	E: 0	LOB: 1	K: 0	BB: 0	S: 5	P: 6	R: 0	H: 0	E: 0	LOB: 0	K: 0	BB: 0	S: 3	P: 3	R: 0	H: 2	E: 0	LOB: 2	K: 0	BB: 0	S: 5	P: 5	R: 0	H: 1	E: 0	LOB: 1	K: 2	BB: 0	S: 8	P: 8	R: 0	H: 0	E: 0	LOB: 0	K: 0	BB: 0	S: 3	P: 3	1B: 6	SF: 1	2B: 1	SAC: 0	3B: 0	DP: 1	HR: 0	HBP: 1	WP: 0	PA: 35
--------------	------	------	------	--------	------	-------	------	------	------	------	------	--------	------	-------	------	------	------	------	------	--------	------	-------	------	------	------	------	------	--------	------	-------	------	------	------	------	------	--------	------	-------	------	------	------	------	------	--------	------	-------	------	------	------	------	------	--------	------	-------	------	------	------	------	------	--------	------	-------	------	------	------	------	------	--------	------	-------	------	------	-------	-------	-------	--------	-------	-------	-------	--------	-------	--------

PITCHER	IP	WLS	BF	H	R	ER	SO	BB	IBB	HBP	BLK	WP	HR	S	P	ERA	WHIP
George Stone, L (1, 1) ERA: 3.53	9.0	W	35	7	2	2	5	1	0	1	0	0	0	43	48	2.00	0.889


BOTTOM

Atlanta Braves @ Houston Astros
Astrodome, Houston, TX

Tue Sep 23 1969, 8:05 PM EDT
Att. 8,185 - Unknown

livebaseballscorecards.com

AB	32
R	2
H	7
RBI	2
BB	1
SO	5
LOB	10



Batter	1	2	3	4	5	6	7	8	9	AB R H RBI BB SO LOB	TOP		
Felix Millan, R (1, 4) OBP: 0.306, SLG: 0.336	4-0 BB G3-6-3		0-0 F7			0-0 6-3		0-0 L7	0-0 F3	4 0 0 0 1 0 1	Atlanta Braves @ Houston Astros Astrodome, Houston, TX Wed Sep 24 1969, 8:05 PM EDT Att. 10,055 - Dome		
Tony Gonzalez, L (1, 8) OBP: 0.333, SLG: 0.383	0-0 G3-6-3 1-2f		0-0 F9			0-0 1B 1B		0-0 HR		4 1 2 1 0 0 1			
Hank Aaron, R (1, 9) OBP: 0.397, SLG: 0.611	0-0 F2				0-0 G6-4-3 1B	0-0 1B 1B		0-0 1B 1B		4 0 3 0 0 0 0			
Rico Carty, R (1, 7) Mike Lum, L (9, 7) OBP: 0.400, SLG: 0.531 OBP: 0.311, SLG: 0.304		0-0 6-3		0-0 G6-4-3 1-2f		0-3 K		0-0 FC6-4 1B		4 0 1 0 0 1 3 0 0 0 0 0 0 0			
Orlando Cepeda, R (1, 3) OBP: 0.327, SLG: 0.432		4-0 2B BB		0-0 4-3		0-3 K		0-0 F6		3 1 0 0 1 1 4			
Clete Boyer, R (1, 5) OBP: 0.328, SLG: 0.367		0-3 K			0-0 F7		0-0 6-3	0-0 FC6-4 1-2f		4 0 0 0 0 1 3			
Bob Didier, S (1, 2) OBP: 0.318, SLG: 0.305		0-0 2B			0-0 6-3		0-0 F7		4-0 FC4-6 BB	3 0 1 1 1 0 0			
Gil Garrido, R (1, 6) OBP: 0.277, SLG: 0.263		0-3 K			0-0 1B		4-0 BB		0-0 FC4-6 FC1-6 1-2f	3 0 1 0 1 1 2			
Pat Jarvis, R (1, 1) OBP: 0.139, SLG: 0.116			0-3 K		0-3 K		0-0 F8		0-0 FC1-6 1-2f	4 0 0 0 0 2 3			
Inning Stats	R: 0 E: 0 K: 0 S: 2 H: 0 LOB: 0 BB: 1 P: 6	R: 1 E: 0 K: 2 S: 8 H: 1 LOB: 1 BB: 1 P: 12	R: 0 E: 0 K: 1 S: 5 H: 0 LOB: 0 BB: 0 P: 5	R: 0 E: 0 K: 0 S: 3 H: 1 LOB: 0 BB: 0 P: 3	R: 0 E: 0 K: 1 S: 6 H: 1 LOB: 1 BB: 0 P: 6	R: 0 E: 0 K: 2 S: 9 H: 2 LOB: 2 BB: 0 P: 9	R: 0 E: 0 K: 0 S: 3 H: 0 LOB: 1 BB: 1 P: 7	R: 1 E: 0 K: 0 S: 6 H: 3 LOB: 2 BB: 0 P: 6	R: 0 E: 0 K: 0 S: 3 H: 0 LOB: 1 BB: 1 P: 7	1B: 6 2B: 1 3B: 0 HR: 1 SF: 0 SAC: 0 DP: 2 HBP: 0	WP: 0 PB: 0 SB: 0 CS: 0 PA: 37		
PITCHER	IP WLS BF H R ER SO BB IBB HBP BLK WP HR S P ERA WHIP											PITCHER	IP WLS BF H R ER SO BB IBB HBP BLK WP HR S P ERA WHIP
Tom Griffin, R (1, 1) ERA: 3.55	8.0 L 33 8 2 2 6 3 0 0 0 0 0 1 42 54 2.25 1.375												
Fred Gladding, R (9, 1) ERA: 4.21	1.0 4 0 0 0 0 1 0 0 0 0 0 0 3 7 0.00 1.000												

livebaseballscorecards.com

AB	33
R	2
H	8
RBI	2
BB	4
SO	6
LOB	17



Batter	1	2	3	4	5	6	7	8	9	AB	R	H	RBI	BB	SO	LOB
Joe Morgan, L OBP: 0.374, SLG: 0.384 (1, 4)	0-0 HR		0-0 F9		0-0 F2			0-0 F9		4	1	1	1	0	0	0
Jesus Alou, R OBP: 0.281, SLG: 0.343 (1, 7)	0-0 L8		0-0 FC6 1B			0-0 F6			0-0 L7	4	0	1	0	0	0	0
Jimmy Wynn, R OBP: 0.437, SLG: 0.504 (1, 8)	4-0 BB		0-3 K			0-3 K			0-3 K	3	0	0	0	1	3	1
Norm Miller, L OBP: 0.354, SLG: 0.360 (1, 9)	0-0 F8		0-0 FC6 1-2f			0-0 F2			0-0 6-3	4	0	0	0	0	0	2
Denis Menke, R OBP: 0.371, SLG: 0.384 (1, 6)	0-0 F9			0-0 G3				0-0 F7		3	0	0	0	0	0	1
Curt Blefary, L OBP: 0.350, SLG: 0.392 (1, 3)		0-0 F3		0-0 L4				0-0 4-3		3	0	0	0	0	0	0
Doug Rader, R OBP: 0.330, SLG: 0.366 (1, 5)		4-0 1B BB		0-0 4-3				0-0 F2		2	0	0	0	1	0	0
Johnny Edwards, L OBP: 0.303, SLG: 0.328 (1, 2)		0-0 G1-6-3 1-2 1B			0-0 F6			0-0 4-3		3	0	1	0	0	0	0
Tom Griffin, R OBP: 0.209, SLG: 0.267 (1, 1)		0-0 G1-6-3			0-0 L7			0-0 F8		2	0	0	0	0	0	2
Keith Lampard, L OBP: 0.600, SLG: 1.200 (8, PH)										1	0	0	0	0	0	0
Fred Gladding, L OBP: 0.111, SLG: 0.111 (9, 1)										0	0	0	0	0	0	0

Inning Stats	R: 1	H: 1	E: 0	LOB: 1	K: 0	BB: 1	S: 4	P: 8	R: 0	H: 1	E: 0	LOB: 1	K: 0	BB: 1	S: 3	P: 7	R: 0	H: 1	E: 0	LOB: 1	K: 1	BB: 0	S: 6	P: 6	R: 0	H: 0	E: 0	LOB: 0	K: 0	BB: 0	S: 3	P: 3	R: 0	H: 0	E: 0	LOB: 0	K: 1	BB: 0	S: 5	P: 5	R: 0	H: 0	E: 0	LOB: 0	K: 0	BB: 0	S: 3	P: 3	R: 0	H: 0	E: 0	LOB: 0	K: 0	BB: 0	S: 3	P: 3	R: 0	H: 0	E: 0	LOB: 0	K: 1	BB: 0	S: 5	P: 5	R: 0	H: 0	E: 0	LOB: 0	K: 0	BB: 0	S: 3	P: 3	R: 0	H: 0	E: 0	LOB: 0	K: 1	BB: 0	S: 5	P: 5
1B: 2	2B: 0	3B: 0	HR: 1	SF: 0	SAC: 0	DP: 1	HBP: 0	WP: 0	PA: 31																																																																							

PITCHER	IP	WLS	BF	H	R	ER	SO	BB	IBB	HBP	BLK	WP	HR	S	P	ERA	WHIP
Pat Jarvis, R ERA: 4.53 (1, 1)	9.0	W	31	3	1	1	3	2	0	0	0	0	1	35	43	1.00	0.556

BOTTOM

Atlanta Braves @ Houston Astros
Astrodome, Houston, TX

Wed Sep 24 1969, 8:05 PM EDT
Att. 10,055 - Dome

livebaseballscorecards.com

AB	29
R	1
H	3
RBI	1
BB	2
SO	3
LOB	6



Batter	1	2	3	4	5	6	7	8	9	AB R H RBI BB SO LOB												
Joe Morgan, L (1, 4) OBP: 0.372, SLG: 0.381	0-0 F9		0-3 K			4-0 BB	0-0 F7		0-0 G4-3	4 0 0 0 1 1 2												
Jesus Alou, R (1, 7) OBP: 0.280, SLG: 0.341	0-0 G6-3			0-3 K		0-0 P3		0-0 G3 BB	0-0 G5-3	5 0 1 0 0 1 1												
Jimmy Wynn, R (1, 8) OBP: 0.438, SLG: 0.509	0-3 K			0-0 HR		0-3 K		4-0 FC5 G3 BB		3 1 1 1 1 2 1												
Norm Miller, L (1, 9) OBP: 0.355, SLG: 0.364		0-0 CS 1B		0-0 2B		0-0 P3		0-0 G3		4 0 2 0 0 0 3												
Denis Menke, R (1, 6) (8, 3) OBP: 0.372, SLG: 0.386		0-3 K		0-0 F5			0-0 G3 1B 2B			3 1 1 0 1 1 2												
Curt Blefary, L (1, 3) OBP: 0.346, SLG: 0.389		0-0 F8		0-0 F7			0-0 G3	0-3 K		3 0 0 0 0 0 2												
Tommy Davis, R (8, PH) OBP: 0.316, SLG: 0.366										1 0 0 0 0 1 3												
Hector Torres, R (8, 6) OBP: 0.176, SLG: 0.212										0 0 0 0 0 0 0												
Doug Rader, R (1, 5) OBP: 0.330, SLG: 0.365			0-0 G3		0-3 K		0-0 G3 2B 1B	0-0 FC5		4 1 1 1 0 1 3												
Johnny Edwards, L (1, 2) OBP: 0.304, SLG: 0.335			0-0 SH3 1B		0-3 K		0-0 F9		0-0 HR	4 1 2 1 0 1 1												
Denny Lemaster, R (1, 1) OBP: 0.222, SLG: 0.238			0-0 SH3		0-3 K		0-0 K 2B		0-3 K	2 0 1 1 0 1 0												
Jim Bouton, R (7, 1)										0 0 0 0 0 0 0												
Fred Gladding, L (8, 1) OBP: 0.100, SLG: 0.100			1-2 K							1 0 0 0 0 1 0												
Inning Stats	R: 0 E: 0 K: 1 S: 5	H: 0 LOB: 0 BB: 0 P: 5	R: 0 E: 0 K: 1 S: 5	H: 1 LOB: 0 BB: 0 P: 5	R: 0 E: 0 K: 1 S: 6	H: 1 LOB: 1 BB: 0 P: 6	R: 1 E: 0 K: 1 S: 7	H: 2 LOB: 1 BB: 0 P: 7	R: 0 E: 0 K: 3 S: 9	H: 0 LOB: 0 BB: 0 P: 9	R: 0 E: 0 K: 1 S: 5	H: 0 LOB: 1 BB: 1 P: 9	R: 2 E: 0 K: 0 S: 6	H: 3 LOB: 1 BB: 0 P: 6	R: 0 E: 0 K: 1 S: 6	H: 1 LOB: 3 BB: 2 P: 14	R: 1 E: 0 K: 1 S: 6	H: 1 LOB: 0 BB: 0 P: 6	1B: 4 2B: 3 3B: 0 HR: 2	SF: 0 SAC: 1 DP: 0 HBP: 0	WP: 0 PB: 0 SB: 1 CS: 1	PA: 38
PITCHER	IP WLS BF H R ER SO BB IBB HBP BLK WP HR S P ERA WHIP																					
Gary Nolan, R (1, 1) ERA: 3.51	7.0 L 28 7 3 3 8 1 0 0 0 0 0 1 43 47 3.86 1.143																					
Clay Carroll, R (8, 1) ERA: 3.6	0.1 3 1 0 0 0 1 0 0 0 0 0 0 2 6 0.00 6.000																					
Al Jackson, L (8, 1) ERA: 7.53	0.0 1 0 0 0 0 0 1 0 0 0 0 0 0 4 ∞ ∞																					
Wayne Granger, R (8, 1) ERA: 2.89	1.2 6 1 1 1 2 0 0 0 0 0 0 1 10 10 5.40 0.600																					

Houston Astros @ Cincinnati Reds
Crosley Field, Cincinnati, OH
Thu Sep 25 1969, 7:05 PM EDT
Att. 3,522 - Unknown

AB	34
R	4
H	9
RBI	4
BB	3
SO	10
LOB	18



WP: 0	PA: 38
PB: 0	
SB: 1	
CS: 1	

PITCHER	IP	WLS	BF	H	R	ER	SO	BB	IBB	HBP	BLK	WP	HR	S	P	ERA	WHIP
Gary Nolan, R	7.0	L	28	7	3	3	8	1	0	0	0	0	1	43	47	3.86	1.143
Clay Carroll, R	0.1		3	1	0	0	0	1	0	0	0	0	0	2	6	0.00	6.000
Al Jackson, L	0.0		1	0	0	0	0	0	1	0	0	0	0	4	∞	∞	
Wayne Granger, R	1.2		6	1	1	1	2	0	0	0	0	0	1	10	10	5.40	0.600

Batter	1	2	3	4	5	6	7	8	9	AB R H RBI BB SO LOB	TOP																												
Joe Morgan, L (1, 4) OBP: 0.371, SLG: 0.380	0-0 P6		0-0 S 1B		0-0 P6			0-0 F8		4 0 1 0 0 0 0																													
Jesus Alou, R (1, 7) OBP: 0.277, SLG: 0.338	0-0 L5		0-0 P4		0-0 G1-3			0-0 F8		4 0 0 0 0 0 1																													
Jim Bouton, R (8, 1)			1-2							0 0 0 0 0 0 0																													
Jimmy Wynn, R (1, 8) OBP: 0.436, SLG: 0.507	0-3 K		0-0 G1-3				0-0 F8		0-0 F2	2 0 0 0 0 1 1																													
Tommy Davis, R (6, PH) OBP: 0.315, SLG: 0.365										2 0 0 0 0 0 0																													
Norm Miller, L (1, 9) OBP: 0.352, SLG: 0.360		0-0 G6-3	0-3 K			0-0 G3			0-0 F8	4 0 0 0 0 1 1																													
Denis Menke, R (1, 6) OBP: 0.371, SLG: 0.384		4-0 BB E BB		0-0 G4-3		0-3 K			0-3 K	3 0 0 0 1 2 0																													
Curt Blefary, L (1, 3) OBP: 0.346, SLG: 0.387		0-0 F9		0-0 F8			0-0 G3			3 0 0 0 0 0 1																													
Doug Rader, R (1, 5) OBP: 0.328, SLG: 0.363		0-0 E6 BB		0-0 E5			0-3 K			3 0 0 0 0 1 1																													
Johnny Edwards, L (1, 2) OBP: 0.304, SLG: 0.334		4-0 BB BB BB BB		0-3 K2-3			0-3 K			2 0 0 0 1 2 1																													
Jack Billingham, R (1, 1) OBP: 0.235, SLG: 0.071		0-3 K			0-3 K			0-0 F7		1 0 0 0 0 1 3																													
Bob Watkins, R (2, 1)										1 0 0 0 0 1 0																													
Keith Lampard, L (8, PH) OBP: 0.500, SLG: 1.000										1 0 0 0 0 0 0																													
Inning Stats	R: 0 E: 0 K: 1 S: 5	H: 0 LOB: 0 BB: 0 P: 5	R: 0 E: 1 K: 1 S: 6	H: 0 LOB: 3 BB: 2 P: 14	R: 0 E: 1 K: 1 S: 6	H: 1 LOB: 1 BB: 0 P: 6	R: 0 E: 1 K: 1 S: 6	H: 0 LOB: 1 BB: 0 P: 6	R: 0 E: 0 K: 1 S: 5	H: 0 LOB: 0 BB: 0 P: 5	R: 0 E: 0 K: 2 S: 7	H: 0 LOB: 0 BB: 0 P: 7	R: 0 E: 0 K: 2 S: 3	H: 0 LOB: 0 BB: 0 P: 3	R: 0 E: 0 K: 1 S: 5	H: 0 LOB: 0 BB: 0 P: 5	1B: 1 2B: 0 3B: 0 HR: 0	SF: 0 SAC: 0 DP: 0 HBP: 0	WP: 0 PB: 0 SB: 1 CS: 0	PA: 32																			
PITCHER Jim Maloney, R (1, 1) ERA: 2.71	IP 9.0	WLS W	BF 32	H 1	R 0	ER 0	SO 9	BB 2	IBB 0	HBP 0	BLK 0	WP 0	HR 0	S 48	P 56	ERA 0.00	WHIP 0.333					PITCHER	IP 9.0	WLS W	BF 32	H 1	R 0	ER 0	SO 9	BB 2	IBB 0	HBP 0	BLK 0	WP 0	HR 0	S 48	P 56	ERA 0.00	WHIP 0.333

Houston Astros @ Cincinnati Reds
Crosley Field, Cincinnati, OH
Fri Sep 26 1969, 7:05 PM EDT
Unknown

livebaseballscorecards.com

AB	30
R	0
H	1
RBI	0
BB	2
SO	9
LOB	9



Batter	1	2	3	4	5	6	7	8	9
Pete Rose, S OBP: 0.428, SLG: 0.516 (1, 9) X	0-0 1B CS 1B	0-0 F7			0-0 1B 1-3 1B		0-0 L9		
Tommy Helms, R OBP: 0.290, SLG: 0.310 (1, 4) X	0-0 1-3 1B		0-0 BB 1B		0-0 1-3 3-H 1B		0-0 WP 1B		
Alex Johnson, R OBP: 0.351, SLG: 0.459 (1, 7) X	0-0 L3 1-1		0-0 L8		0-0 K		0-0 G6-3 1-2		
Jimmy Stewart, S OBP: 0.322, SLG: 0.371 (8, 7)									
Tony Perez, R OBP: 0.362, SLG: 0.527 (1, 5) B B B B	4-0 BB		4-0 1-2 BB		0-0 G4-3		0-0 HR		
Johnny Bench, R OBP: 0.350, SLG: 0.479 (1, 2) X	0-0 CS 3-H	0-0 1B 1B	0-0 G5-4-3 1-2f		0-3 K		0-0 G5-3		
Bobby Tolan, L OBP: 0.347, SLG: 0.480 (1, 8) X		0-0 CS 1-3 1B		4-0 BB BB BB F7-4 BB		0-0 FC6-4 1B		0-3 K	
Lee May, R OBP: 0.330, SLG: 0.526 (1, 3) X		0-0 1B 1-2 3-H 1B		0-0 F7-4 1-2		0-0 FC6-4 1-2f		0-3 K	
Woody Woodward, R OBP: 0.337, SLG: 0.314 (1, 6) X		0-0 1-3 1B		0-3 K		0-0 F8			
Jim Maloney, L OBP: 0.283, SLG: 0.434 (1, 1) S S S S		0-3 K			4-0 1B 1B BB		0-0 G4-3		

Inning Stats	R: 0 E: 0 K: 0 S: 3	H: 2 LOB: 1 BB: 1 P: 7	R: 1 E: 0 K: 1 S: 8	H: 4 LOB: 2 BB: 0 P: 8	R: 0 E: 0 K: 0 S: 3	H: 1 LOB: 1 BB: 1 P: 7	R: 0 E: 0 K: 1 S: 4	H: 0 LOB: 0 BB: 1 P: 8	R: 1 E: 0 K: 1 S: 6	H: 2 LOB: 1 BB: 1 P: 10	R: 0 E: 0 K: 1 S: 6	H: 1 LOB: 1 BB: 0 P: 6	R: 0 E: 0 K: 0 S: 4	H: 1 LOB: 1 BB: 0 P: 4	R: 1 E: 0 K: 2 S: 8	H: 1 LOB: 0 BB: 0 P: 8
1B: 11 2B: 2 3B: 0 HR: 1	SF: 0 SAC: 0 DP: 3 HBP: 0	WP: 1 PB: 0 SB: 0 CS: 2	PA: 35													

PITCHER	IP	WLS	BF	H	R	ER	SO	BB	IBB	HBP	BLK	WP	HR	S	P	ERA	WHIP
Jack Billingham, R ERA: 4.33 (1, 1)	1.1	L	8	6	1	1	0	1	0	0	0	0	0	7	11	6.75	5.250
Bob Watkins, R ERA: 5.17 (2, 1)	5.2		22	5	1	1	4	3	0	0	0	1	0	27	39	1.59	1.412
Jim Bouton, R ERA: 3.66 (8, 1)	1.0		4	1	1	1	2	0	0	0	0	0	1	8	8	9.00	1.000

BOTTOM

Houston Astros @ Cincinnati Reds
Crosley Field, Cincinnati, OH
Fri Sep 26 1969, 7:05 PM EDT
Unknown

AB	30
R	3
H	12
RBI	3
BB	4
SO	6
LOB	15



PITCHER	IP	WLS	BF	H	R	ER	SO	BB	IBB	HBP	BLK	WP	HR	S	P	ERA	WHIP
Jack Billingham, R ERA: 4.33 (1, 1)	1.1	L	8	6	1	1	0	1	0	0	0	0	0	7	11	6.75	5.250
Bob Watkins, R ERA: 5.17 (2, 1)	5.2		22	5	1	1	4	3	0	0	0	1	0	27	39	1.59	1.412
Jim Bouton, R ERA: 3.66 (8, 1)	1.0		4	1	1	1	2	0	0	0	0	0	1	8	8	9.00	1.000

Batter	1	2	3	4	5	6	7	8	9	AB R H RBI BB SO LOB	TOP																
Joe Morgan, L (1, 4) OBP: 0.368, SLG: 0.376	0-0 G6-3		0-0 G2-3		0-0 F9		0-0 F9		0-0 FC3-2	5 0 0 0 0 0 4																	
Jesus Alou, R (1, 7) OBP: 0.274, SLG: 0.334	0-0 G6-3		0-0 G4-3		0-0 FC6-4 1B		0-0 G4-3		0-0 G4-3	5 0 0 0 0 0 4																	
Norm Miller, L (1, 8) OBP: 0.353, SLG: 0.361	0-0 F5			0-0 HR 1B	0-0 1-3 1B			0-0 G1-3		4 1 2 0 0 0 0																	
Keith Lampard, L (1, 9) OBP: 0.300, SLG: 0.600		0-3 K		0-0 F7	0-0 L6			0-0 G3-1		4 0 0 0 0 1 3																	
Denis Menke, R (1, 6) OBP: 0.372, SLG: 0.384		0-3 K		0-0 HR 1B		4-0 BB		0-0 L1		3 1 1 0 1 1 0																	
Curt Blefary, L (1, 3) OBP: 0.346, SLG: 0.394 Marty Martinez, S (9, PH) OBP: 0.330, SLG: 0.358		0-0 1B		0-0 HR		0-0 B1		0-0 G4-3		3 1 2 3 0 0 1 1 0 0 0 0 0 0																	
Doug Rader, R (1, 5) OBP: 0.331, SLG: 0.366		0-0 1B		0-0 1B		0-0 P4		0-0 BB FC3-2 1B		4 0 3 0 0 0 1																	
Johnny Edwards, L (1, 2) OBP: 0.303, SLG: 0.332 Bob Watson, R (9, PH) OBP: 0.378, SLG: 0.290 Leon McFadden, R (9, PR) OBP: 0.218, SLG: 0.203		0-0 G4-3		0-0 F8		0-0 G3-1		4-0 FC3-2 BB		3 0 0 0 0 0 3 0 0 0 0 1 0 0 0 0 0 0 0 0 0																	
Larry Dierker, R (1, 1) OBP: 0.154, SLG: 0.183 Gary Geiger, L (9, PH) OBP: 0.351, SLG: 0.272			0-0 G4-3		0-0 FC6-4 1B		0-3 K		4-0 FC3-2 BB	3 0 1 0 0 1 0 0 0 0 0 1 0 0																	
Inning Stats	R: 0 E: 0 K: 0 S: 3	H: 0 LOB: 0 BB: 0 P: 3	R: 0 E: 0 K: 2 S: 9	H: 2 LOB: 2 BB: 0 P: 9	R: 0 E: 0 K: 0 S: 3	H: 0 LOB: 0 BB: 0 P: 3	R: 3 E: 0 K: 0 S: 6	H: 4 LOB: 0 BB: 0 P: 6	R: 0 E: 0 K: 0 S: 5	H: 2 LOB: 2 BB: 0 P: 5	R: 0 E: 0 K: 1 S: 5	H: 0 LOB: 0 BB: 0 P: 5	R: 0 E: 0 K: 1 S: 5	H: 0 LOB: 0 BB: 0 P: 5	R: 0 E: 0 K: 0 S: 3	H: 0 LOB: 0 BB: 0 P: 3	R: 0 E: 0 K: 0 S: 4	H: 1 LOB: 3 BB: 2 P: 12	1B: 8 2B: 0 3B: 0 HR: 1	SF: 0 SAC: 0 DP: 0 HBP: 0	WP: 0 PB: 0 SB: 0 CS: 0	PA: 38					
PITCHER	IP WLS BF H R ER SO BB IBB HBP BLK WP HR S P ERA WHIP																										
Jack Fisher, R (1, 1) ERA: 5.5	4.2		21	8	3	3	2	0	0	0	0	0	1	25	25	5.79	1.714										
Al Jackson, L (5, 1) ERA: 6.81	3.2	W	13	1	0	0	1	1	0	0	0	0	0	14	18	0.00	0.545										
Wayne Granger, R (9, 1) ERA: 2.88	0.2	S	4	0	0	0	0	2	0	0	0	0	0	2	10	0.00	3.000										

Houston Astros @ Cincinnati Reds
Crosley Field, Cincinnati, OH
Fri Sep 26 1969, 7:05 PM EDT
Att. 10,967 - Unknown

livebaseballscorecards.com

AB	35
R	3
H	9
RBI	3
BB	3
SO	3
LOB	16



Batter	1	2	3	4	5	6	7	8	9	AB R H RBI BB SO LOB	TOP																
Joe Morgan, L (1, 4) OBP: 0.367, SLG: 0.375	0-0 F9	0-0 G4-6-3		0-0 1B			0-0 G3		0-0 L9	5 0 1 0 0 0 3																	
Jesus Alou, R (1, 9) OBP: 0.276, SLG: 0.344	0-0 HR		0-0 2B	0-0 F8			0-0 G6-3		0-0 G5-3	5 1 2 1 0 0 1																	
Tommy Davis, R (1, 7) OBP: 0.318, SLG: 0.369	0-0 2B		0-0 F8		4-0 BB		0-0 1B			3 0 2 0 1 0 1																	
Doug Rader, R (1, 5) OBP: 0.329, SLG: 0.363	0-3 K		0-0 L8		0-0 G5-4-3		0-0 F2			4 0 0 0 0 1 4																	
Denis Menke, R (1, 6) OBP: 0.370, SLG: 0.381	0-0 G6-3		0-3 K		0-3 K			0-0 F8		4 0 0 0 0 2 2																	
Bob Watson, R (1, 3) OBP: 0.425, SLG: 0.364		0-0 F9 1B		0-0 3B		1-0 1B		0-0 F2		2 2 2 0 0 0 0																	
Curt Blefary, L (6, 3) OBP: 0.347, SLG: 0.394		0-0 1B		0-0 2B		G4-6-3 HBP		0-0 F2		1 0 0 0 0 0 0																	
Marty Martinez, S (1, 2) OBP: 0.343, SLG: 0.379		0-0 HBP		0-0 1B		G4-6-3 1B		4-0 BB		3 1 3 1 1 0 0																	
Fred Gladding, L (8, 1) OBP: 0.100, SLG: 0.100		1-2 1B		2-H 3B		1-3 1B		0-0 BB		0 0 0 0 0 0 0	AB 34																
Norm Miller, L (1, 8) OBP: 0.352, SLG: 0.360		0-0 F9		0-0 1B		G4-6-3 1B		0-0 F8		4 0 1 1 0 0 4	R 4																
Jim Ray, R (1, 1) OBP: 0.120, SLG: 0.083		1-0 HBP		0-0 G1-4-6		0-0 P4				2 0 0 0 0 0 1	H 11																
Johnny Edwards, L (8, 2) OBP: 0.302, SLG: 0.331		1-2 HBP		0-0 1B						1 0 0 0 0 0 0	RBI 3																
											BB 2																
											SO 3																
											LOB 16																
Inning Stats	R: 1 E: 0 K: 1 S: 7	H: 2 LOB: 1 BB: 0 P: 7	R: 0 E: 0 K: 0 S: 4	H: 2 LOB: 2 BB: 0 P: 5	R: 0 E: 0 K: 1 S: 6	H: 1 LOB: 1 BB: 0 P: 6	R: 2 E: 0 K: 0 S: 6	H: 4 LOB: 1 BB: 0 P: 6	R: 0 E: 0 K: 1 S: 4	H: 0 LOB: 0 BB: 1 P: 8	R: 1 E: 0 K: 0 S: 3	H: 1 LOB: 0 BB: 0 P: 4	R: 0 E: 0 K: 0 S: 4	H: 1 LOB: 1 BB: 0 P: 4	R: 0 E: 0 K: 0 S: 3	H: 0 LOB: 1 BB: 1 P: 7	R: 0 E: 0 K: 0 S: 3	H: 0 LOB: 0 BB: 0 P: 3	1B: 6 2B: 3 3B: 1 HR: 1	SF: 0 SAC: 0 DP: 4 HBP: 2	WP: 0 PB: 0 SB: 2 CS: 0	PA: 38					
PITCHER	IP	WLS	BF	H	R	ER	SO	BB	IBB	HBP	BLK	WP	HR	S	P	ERA	WHIP										
Jim Merritt, L (1, 1) ERA: 4.37	3.0	L	17	8	3	3	2	0	0	1	0	0	1	20	21	9.00	2.667										
Clay Carroll, R (4, 1) ERA: 3.59	3.0		10	2	1	1	1	1	0	1	0	0	0	10	15	3.00	1.000										
Dennis Ribant, R (7, 1) ERA: 2.79	2.0		8	1	0	0	0	1	0	0	0	0	0	7	11	0.00	1.000										
Wayne Granger, R (9, 1) ERA: 2.86	1.0		3	0	0	0	0	0	0	0	0	0	0	3	3	0.00	0.000										

Houston Astros @ Cincinnati Reds
Crosley Field, Cincinnati, OH
Sat Sep 27 1969, 3:33 AM EDT
Att. 9,222 - Unknown

livebaseballscorecards.com



Batter	1	2	3	4	5	6	7	8	9	AB R H RBI BB SO LOB	TOP													
Joe Morgan, L (1, 4) OBP: 0.368, SLG: 0.374	4-0 WP BB		0-0 G2-3			0-0 S 1B		0-0 G3		3 0 1 0 1 0 0														
Jesus Alou, R (1, 9) OBP: 0.273, SLG: 0.341	0-0 P6 1-2		0-0 G4-3			0-0 P6 1-2		0-0 G4-3		4 0 0 0 0 0 2														
Tommy Davis, R (1, 7) OBP: 0.319, SLG: 0.367	0-0 F9			1-0 BB HBP		4-0 BB BB		0-0 E5		2 0 0 0 1 0 1														
Doug Rader, R (1, 5) OBP: 0.326, SLG: 0.361	0-3 K			0-0 F7		0-0 F7		0-0 L5		4 0 0 0 0 1 5														
Bob Watson, R (1, 3) OBP: 0.409, SLG: 0.333		0-0 G6-3		4-0 G6-4-3 BB		0-0 G5-3		0-0 F8		3 0 0 0 1 0 2														
Denis Menke, R (1, 6) OBP: 0.369, SLG: 0.385		0-0 HR		0-0 G6-4-3 1-2f		0-0 F9		0-0 G5-3		4 1 1 1 0 0 2														
Marty Martinez, S (1, 2) OBP: 0.343, SLG: 0.378		0-0 F9			0-0 G6-3		0-0 1B		0-0 1B	3 0 1 0 0 0 0														
Leon McFadden, R (7, PR) OBP: 0.218, SLG: 0.203										0 0 0 0 0 0 0														
Johnny Edwards, L (7, 2) OBP: 0.303, SLG: 0.333										1 0 1 0 0 0 0														
Norm Miller, L (1, 8) OBP: 0.349, SLG: 0.357		0-3 K			0-0 P4		0-0 P6		0-0 F9	4 0 0 0 0 1 2														
Tom Griffin, R (1, 1) OBP: 0.203, SLG: 0.258			0-3 K							2 0 0 0 0 2 0														
Keith Lampard, L (7, PH) OBP: 0.273, SLG: 0.545										1 0 0 0 0 1 1														
Jim Bouton, R (7, 1)										0 0 0 0 0 0 0														
Wade Blasingame, L (7, 1)										0 0 0 0 0 0 0														
Jack Billingham, R (7, 1) OBP: 0.235, SLG: 0.071										0 0 0 0 0 0 0														
Inning Stats	R: 0 E: 0 K: 1 S: 5	H: 0 LOB: 1 BB: 1 P: 9	R: 1 E: 0 K: 1 S: 6	H: 1 LOB: 0 BB: 0 P: 6	R: 0 E: 0 K: 1 S: 5	H: 0 LOB: 0 BB: 0 P: 5	R: 0 E: 0 K: 0 S: 2	H: 0 LOB: 1 BB: 1 P: 7	R: 0 E: 0 K: 1 S: 5	H: 0 LOB: 0 BB: 0 P: 5	R: 0 E: 0 K: 0 S: 4	H: 1 LOB: 2 BB: 1 P: 8	R: 0 E: 0 K: 1 S: 6	H: 1 LOB: 1 BB: 0 P: 6	R: 0 E: 1 K: 0 S: 4	H: 0 LOB: 1 BB: 0 P: 4	R: 0 E: 0 K: 0 S: 4	H: 1 LOB: 1 BB: 0 P: 4	R: 0 E: 0 K: 0 S: 4	H: 1 LOB: 1 BB: 0 P: 4	1B: 3 2B: 0 3B: 0 HR: 1	SF: 0 SAC: 0 DP: 1 HBP: 1	WP: 1 PB: 0 SB: 1 CS: 0	PA: 35
PITCHER	IP WLS BF H R ER SO BB IBB HBP BLK WP HR S P ERA WHIP																							
Gerry Arrigo, L (1, 1) ERA: 4.15	5.1 W 21 2 1 1 4 3 0 1 0 1 1 25 38 1.69 0.938																							
Clay Carroll, R (6, 1) ERA: 3.52	2.2 10 1 0 0 1 0 0 0 0 0 0 12 12 0.00 0.375																							
Wayne Granger, R (9, 1) ERA: 2.84	1.0 S 4 1 0 0 0 0 0 0 0 0 0 4 4 0.00 1.000																							

Houston Astros @ Cincinnati Reds
Crosley Field, Cincinnati, OH
Sun Sep 28 1969, 3:33 AM EDT
Att: 28,018 - Unknown

livebaseballscorecards.com

AB	31
R	1
H	4
RBI	1
BB	3
SO	5
LOB	15



Batter	1	2	3	4	5	6	7	8	9
Pete Rose, S (1, 9) OBP: 0.427, SLG: 0.513	0-3 K		4-0 G3-4-3 HR BB		0-0 F8		0-0 G3	4-0 IBB	
Tommy Helms, R (1, 4) OBP: 0.293, SLG: 0.314	4-0 BB		0-3 K		4-0 1B BB		0-0 2B 2B	0-0 G5-3	
Bobby Tolan, L (1, 8) OBP: 0.348, SLG: 0.479	0-3 K		0-0 G3-4-3		0-0 1B		4-0 2B BB		
Tony Perez, R (1, 5) OBP: 0.358, SLG: 0.527	0-3 K		0-0 2-H HR		0-0 F7		0-3 K		
Johnny Bench, R (1, 2) OBP: 0.355, SLG: 0.492		0-0 G4-3 BB 1B	0-3 K			0-0 E5 FC3-6	0-0 2B		
Lee May, R (1, 3) OBP: 0.332, SLG: 0.533		0-0 P3		4-0 G6-4-3 BB		0-3 K		0-0 FC4-6 1B	
Alex Johnson, R (1, 7) OBP: 0.351, SLG: 0.464		4-0 G4-3 BB		0-0 G6-4-3		0-0 FC3-6 E S		0-0 FC4-6 1B	
Jimmy Stewart, S (5, 7) OBP: 0.312, SLG: 0.359		1-2 BB		1-2f		1-2f		1-2f	
Woody Woodward, R (1, 6) OBP: 0.330, SLG: 0.306		0-0 G4-3		0-0 L6		0-3 K		0-0 SH2-4 1B	
Gerry Arrigo, L (1, 1) OBP: 0.212, SLG: 0.161		0-3 K				0-3 K		0-0 SH2-4	
Clay Carroll, R (6, 1) OBP: 0.303, SLG: 0.310								0-0 SH2-4	
Wayne Granger, R (9, 1) OBP: 0.208, SLG: 0.095								1-2 SH2-4	

Inning Stats	R: 0 E: 0 K: 3 S: 9	H: 0 LOB: 1 BB: 1 P: 13	R: 0 E: 0 K: 1 S: 6	H: 1 LOB: 2 BB: 1 P: 10	R: 2 E: 0 K: 2 S: 8	H: 1 LOB: 0 BB: 1 P: 12	R: 0 E: 0 K: 0 S: 2	H: 0 LOB: 0 BB: 1 P: 6	R: 0 E: 0 K: 1 S: 6	H: 1 LOB: 2 BB: 1 P: 10	R: 0 E: 1 K: 2 S: 8	H: 0 LOB: 1 BB: 0 P: 8	R: 2 E: 0 K: 1 S: 7	H: 3 LOB: 2 BB: 1 P: 11	R: 0 E: 0 K: 0 S: 5	H: 2 LOB: 3 BB: 1 P: 9
--------------	------------------------------	----------------------------------	------------------------------	----------------------------------	------------------------------	----------------------------------	------------------------------	---------------------------------	------------------------------	----------------------------------	------------------------------	---------------------------------	------------------------------	----------------------------------	------------------------------	---------------------------------

PITCHER															PITCHER																			
IP	WLS	BF	H	R	ER	SO	BB	IBB	HBP	BLK	WP	HR	S	P	ERA	WHIP	IP	WLS	BF	H	R	ER	SO	BB	IBB	HBP	BLK	WP	HR	S	P	ERA	WHIP	
Tom Griffin, R (1, 1) ERA: 3.54	6.0	L	26	3	2	2	9	5	0	0	0	1	39	59	3.00	1.333																		
Jim Bouton, R (7, 1) ERA: 3.8	0.1		3	2	2	0	0	0	0	0	0	0	3	3	54.00	6.000																		
Wade Blasingame, L (7, 1) ERA: 5.37	0.0		1	0	0	0	1	0	0	0	0	0	0	4	∞	∞																		
Jack Billingham, R (7, 1) ERA: 4.25	1.2		8	3	0	0	1	0	1	0	0	0	9	13	0.00	1.800																		

BOTTOM

Houston Astros @ Cincinnati Reds
Crosley Field, Cincinnati, OH

Sun Sep 28 1969, 3:33 AM EDT
Att. 28,018 - Unknown

AB	R	H	RBI	BB	SO	LOB
3	1	0	0	2	1	1
3	1	1	1	2	1	4
3	0	1	0	1	1	2
4	1	1	2	0	2	5
4	0	2	1	0	1	0
3	0	1	0	1	1	2
1	0	0	0	1	0	1
2	0	0	0	0	0	2
4	0	1	0	0	1	3
2	0	0	0	0	2	2
1	1	1	0	0	0	0
0	0	0	0	0	0	0

AB	30
R	4
H	8
RBI	4
BB	7
SO	10
LOB	22

livebaseballscorecards.com

REDS

WP: 0	PA: 38
PB: 0	
SB: 1	
CS: 0	

Batter	1	2	3	4	5	6	7	8	9	AB R H RBI BB SO LOB	TOP									
Joe Morgan, L (1, 4) OBP: 0.368, SLG: 0.375	0-0 F8		0-0 4-3 1B		0-0 E SF8 1B		0-3 K		0-0 3-1	5 2 2 0 0 1 0	Houston Astros @ Los Angeles Dodgers Dodger Stadium, Los Angeles, CA Tue Sep 30 1969, 7:05 PM PDT Att: 11,605 - Unknown livebaseballscorecards.com									
Jesus Alou, R (1, 9) OBP: 0.273, SLG: 0.340	0-0 1B		0-0 4-3		0-0 6-3		0-0 6-3			4 0 1 0 0 0 2										
Curt Blefary, L (1, 3) OBP: 0.346, SLG: 0.395	0-0 1B		0-0 HR		0-0 SF8		0-0 F8			3 1 2 2 0 0 0										
Tommy Davis, R (1, 7) OBP: 0.319, SLG: 0.372	0-3 K		0-0 HR		0-0 F7		0-0 F9			4 1 1 2 0 1 2										
Norm Miller, L (1, 8) OBP: 0.348, SLG: 0.363	0-3 K		0-3 K		0-0 4-3		0-0 HR			4 1 1 1 0 2 2										
Denis Menke, R (1, 6) OBP: 0.368, SLG: 0.386		0-0 P3		0-3 K		0-0 1B 2B		0-0 5-3		4 1 1 0 0 1 0										
Doug Rader, R (1, 5) OBP: 0.324, SLG: 0.358		0-0 P6		0-0 F9		0-0 6-3		0-0 F9		4 0 0 0 0 0 1										
Johnny Edwards, L (1, 2) OBP: 0.305, SLG: 0.333		0-0 F9		0-0 FC6 1B		4-0 1B IBB		0-0 F8		3 0 1 0 1 0 0										
Denny Lemaster, R (1, 1) OBP: 0.223, SLG: 0.239		0-0 F9		0-0 FC6		0-0 1B		0-3 K		4 0 1 1 0 1 1										
Inning Stats	R: 0 E: 0 K: 2 S: 9	H: 2 LOB: 2 BB: 0 P: 9	R: 0 E: 0 K: 0 S: 3	H: 0 LOB: 0 BB: 0 P: 3	R: 3 E: 0 K: 1 S: 8	H: 3 LOB: 0 BB: 0 P: 8	R: 0 E: 0 K: 1 S: 6	H: 1 LOB: 1 BB: 0 P: 6	R: 1 E: 0 K: 0 S: 4	H: 2 LOB: 2 BB: 1 P: 8	R: 0 E: 0 K: 1 S: 5	H: 0 LOB: 0 BB: 0 P: 5	R: 1 E: 0 K: 0 S: 4	H: 1 LOB: 0 BB: 0 P: 4	R: 0 E: 0 K: 1 S: 5	H: 0 LOB: 0 BB: 0 P: 5	1B: 7 2B: 1 3B: 0 HR: 2	SF: 1 SAC: 0 DP: 0 HBP: 0	WP: 0 PB: 0 SB: 2 CS: 0	PA: 37
PITCHER	IP WLS BF H R ER SO BB IBB HBP BLK WP HR S P ERA WHIP																			
Don Sutton, R (1, 1) ERA: 3.47	7.0 L 30 9 5 4 5 0 0 0 0 0 0 1 39 43 5.14 1.286																			
Jim Brewer, L (8, 1) ERA: 2.55	1.0 4 1 1 1 0 0 0 0 0 0 0 1 4 4 9.00 1.000																			
Jack Jenkins, R (9, 1) ERA:	1.0 3 0 0 0 0 1 0 0 0 0 0 0 5 5 0.00 0.000																			

Houston Astros @ Los Angeles Dodgers
 Dodger Stadium, Los Angeles, CA
 Tue Sep 30 1969, 7:05 PM PDT
 Att: 11,605 - Unknown

AB	35
R	6
H	10
RBI	6
BB	1
SO	6
LOB	8



Batter	1	2	3	4	5	6	7	8	9	AB R H RBI BB SO LOB	TOP	
Joe Morgan, L (1, 4) OBP: 0.366, SLG: 0.372	0-0 1-3		0-0 F8		0-0 F9		0-0 3-1			4 0 0 0 0 0 1	Houston Astros @ Los Angeles Dodgers Dodger Stadium, Los Angeles, CA Wed Oct 01 1969, 7:05 PM PDT Att. 9,123 - Unknown livebaseballscorecards.com	
Jesus Alou, R (1, 9) OBP: 0.275, SLG: 0.340	0-0 5-3		1-0 G4-3 HBP			0-0 1B FC4-6		0-0 6-3		3 1 1 0 0 0 0		
Tommy Davis, R (1, 8) OBP: 0.318, SLG: 0.371	0-3 K		0-0 G4-3 1-2f			0-0 1B FC4-6		0-0 F7		4 0 1 0 0 1 1		
Doug Rader, R (1, 5) OBP: 0.325, SLG: 0.359		0-0 E7 2B		0-0 5-3 4-3 1B		0-0 FC4-6 1-2f 3-H		0-0 F9		4 1 2 1 0 0 1		
Bob Watson, R (1, 3) OBP: 0.396, SLG: 0.350		0-0 1B 2-H		0-0 4-3 1-2		0-0 F8		0-0 F8		4 0 1 1 0 0 2		
Marty Martinez, S (1, 2) OBP: 0.341, SLG: 0.376		0-0 2-3 1B		0-0 5-3 2-3		0-0 1-3		0-0 F9		4 0 1 0 0 0 2		
Curt Blefary, L (1, 7) OBP: 0.346, SLG: 0.392		0-0 F7		0-3 K		0-0 F4		0-3 K		4 0 0 0 0 2 3		
Hector Torres, R (1, 6) OBP: 0.183, SLG: 0.217		0-3 K		0-0 G5-4-3 1B		0-0 5-3				3 0 1 0 0 1 2		
Larry Dierker, R (1, 1) OBP: 0.158, SLG: 0.186		0-3 K		0-0 G5-4-3 1-2f		0-0 1B				3 0 1 0 0 1 3		
Inning Stats	R: 0 H: 0 E: 0 LOB: 0 K: 1 BB: 0 S: 5 P: 5	R: 1 H: 3 E: 1 LOB: 2 K: 2 BB: 0 S: 10 P: 10	R: 0 H: 0 E: 0 LOB: 0 K: 0 BB: 0 S: 2 P: 3	R: 0 H: 1 E: 0 LOB: 1 K: 1 BB: 0 S: 6 P: 6	R: 0 H: 1 E: 0 LOB: 0 K: 0 BB: 0 S: 3 P: 3	R: 1 H: 2 E: 0 LOB: 1 K: 0 BB: 0 S: 5 P: 5	R: 0 H: 1 E: 0 LOB: 1 K: 0 BB: 0 S: 4 P: 4	R: 0 H: 0 E: 0 LOB: 0 K: 0 BB: 0 S: 3 P: 3	R: 0 H: 0 E: 0 LOB: 0 K: 1 BB: 0 S: 5 P: 5	1B: 7 SF: 0 2B: 1 SAC: 0 3B: 0 DP: 2 HR: 0 HBP: 1	WP: 0 PA: 34 PB: 0 SB: 0 CS: 0	
PITCHER Claude Osteen, L (1, 1) ERA: 2.66	IP WLS BF H R ER SO BB IBB HBP BLK WP HR S P ERA WHIP	9.0 W 34 8 2 2 5 0 0 1 0 0 0 0 43 44 2.00 0.889										

Houston Astros @ Los Angeles Dodgers
 Dodger Stadium, Los Angeles, CA
 Wed Oct 01 1969, 7:05 PM PDT
 Att. 9,123 - Unknown

AB	33
R	2
H	8
RBI	2
BB	0
SO	5
LOB	15



Batter	1	2	3	4	5	6	7	8	9	AB	R	H	RBI	BB	SO	LOB
Maury Wills, S OBP: 0.337, SLG: 0.335 (1, 6)	0-0 F7		0-0 F7		0-0 6-3		0-0 E6			4	0	0	0	0	0	0
Ted Sizemore, R OBP: 0.327, SLG: 0.336 (1, 4)	0-0 5-3			0-0 2B	0-0 F3		0-0 CS	0-0 5-3		4	1	1	0	0	0	0
Willie Davis, L OBP: 0.354, SLG: 0.457 (1, 8)	0-0 2B			0-0 2B		0-0 E9		0-0 L5		4	2	3	0	0	0	0
Willie Crawford, L OBP: 0.329, SLG: 0.402 (1, 9)	0-0 F8			4-0 2B	0-0 G3		0-0 K			3	1	0	0	1	1	2
Jim Lefebvre, S OBP: 0.350, SLG: 0.351 (1, 3) (9, 5)		0-0 4-3		0-0 2B	0-0 G4-6-3		0-0 1B			3	0	2	4	0	0	0
Bill Sudakis, S OBP: 0.294, SLG: 0.383 (1, 5)		0-0 4-3		0-0 F8	0-0 G4-6-3		0-0 1B			3	0	0	0	0	0	2
Wes Parker, S OBP: 0.352, SLG: 0.424 (9, 3)										0	0	0	0	0	0	0
Von Joshua, L OBP: 0.400, SLG: 0.400 (1, 7)		0-0 6-3		0-0 1B	0-0 G1-6-3		0-0 F9	0-0 SH1-3		3	1	2	0	0	0	0
Bob Stinson, S OBP: 0.250, SLG: 0.250 (1, 2)			0-1 CI	0-0 G1-6-3	0-0 SH1-3		0-0 1B			1	0	0	0	0	0	2
Claude Osteen, L OBP: 0.246, SLG: 0.252 (1, 1)			0-0 F7		0-3 K		0-0 F9			3	0	0	0	0	1	2


Inning Stats	R: 0	H: 1	E: 0	LOB: 1	K: 0	BB: 0	S: 4	P: 4	R: 0	H: 0	E: 0	LOB: 0	K: 0	BB: 0	S: 3	P: 3	R: 0	H: 0	E: 1	LOB: 0	K: 0	BB: 0	S: 3	P: 3	R: 3	H: 4	E: 0	LOB: 1	K: 0	BB: 1	S: 6	P: 10	R: 0	H: 0	E: 0	LOB: 0	K: 1	BB: 0	S: 5	P: 5	R: 1	H: 2	E: 1	LOB: 0	K: 0	BB: 0	S: 4	P: 4	R: 1	H: 1	E: 1	LOB: 0	K: 0	BB: 0	S: 4	P: 4	R: 0	H: 0	E: 0	LOB: 0	K: 1	BB: 0	S: 5	P: 5
PITCHER Larry Dierker, R ERA: 2.33 (1, 1)	IP	WLS	BF	H	R	ER	SO	BB	IBB	HBP	BLK	WP	HR	S	P	ERA	WHIP	IP	WLS	BF	H	R	ER	SO	BB	IBB	HBP	BLK	WP	HR	S	P	ERA	WHIP	IP	WLS	BF	H	R	ER	SO	BB	IBB	HBP	BLK	WP	HR	S	P	ERA	WHIP													

BOTTOM

Houston Astros @ Los Angeles Dodgers
Dodger Stadium, Los Angeles, CA
 Wed Oct 01 1969, 7:05 PM PDT
 Att. 9,123 - Unknown

AB	28
R	5
H	8
RBI	4
BB	1
SO	2
LOB	8

livebaseballscorecards.com



WP: 0	PA: 32
PB: 0	CS: 2
SB: 0	
1B: 4	SF: 0
2B: 4	SAC: 1
3B: 0	DP: 2
HR: 0	HBP: 0

Batter	1	2	3	4	5	6	7	8	9	AB R H RBI BB SO LOB
--------	---	---	---	---	---	---	---	---	---	----------------------

Joe Morgan, L <small>(1, 4) OBP: 0.365, SLG: 0.372</small>	0-0 	0-0 	[Greyed out]			0-0 	[Greyed out]		0-3 	5 0 1 1 0 1 2
--	---------	---------	--------------	--	--	---------	--------------	--	---------	---------------

Jesus Alou, R <small>(1, 9) OBP: 0.276, SLG: 0.341</small>	0-0 	0-0 	[Greyed out]			0-0 	[Greyed out]		0-0 	5 0 2 0 0 0 2
--	---------	---------	--------------	--	--	---------	--------------	--	---------	---------------

Tommy Davis, R <small>(1, 7) OBP: 0.318, SLG: 0.370</small>	0-0 	[Greyed out]		0-0 	[Greyed out]		[Greyed out]		0-0 	4 0 1 0 0 0 1
---	---------	--------------	--	---------	--------------	--	--------------	--	---------	---------------

Norm Miller, L <small>(1, 8) OBP: 0.348, SLG: 0.364</small>	0-3 	[Greyed out]		0-0 	[Greyed out]		[Greyed out]		0-0 	4 1 1 0 0 1 3
---	---------	--------------	--	---------	--------------	--	--------------	--	---------	---------------

Curt Blefary, L <small>(1, 3) OBP: 0.347, SLG: 0.393</small>	[Greyed out]		0-0 	[Greyed out]		0-0 	[Greyed out]		0-0 	4 0 2 1 0 1 1
--	--------------	--	---------	--------------	--	---------	--------------	--	---------	---------------

Denis Menke, R <small>(1, 6) OBP: 0.369, SLG: 0.387</small>	[Greyed out]		0-0 	[Greyed out]		0-0 	[Greyed out]		0-0 	4 2 2 0 0 0 0
---	--------------	--	---------	--------------	--	---------	--------------	--	---------	---------------

Doug Rader, R <small>(1, 5) OBP: 0.325, SLG: 0.359</small>	[Greyed out]		0-3 	[Greyed out]		0-0 	[Greyed out]		0-0 	4 0 1 0 0 1 1
--	--------------	--	---------	--------------	--	---------	--------------	--	---------	---------------

Johnny Edwards, L <small>(1, 2) OBP: 0.306, SLG: 0.333</small>	[Greyed out]		4-0 	[Greyed out]		0-0 	[Greyed out]		0-0 	3 1 1 0 1 0 1
--	--------------	--	---------	--------------	--	---------	--------------	--	---------	---------------

Jim Ray, R <small>(1, 1) OBP: 0.148, SLG: 0.115</small> Marty Martínez, S <small>(7, PH) OBP: 0.340, SLG: 0.374</small> Jim Bouton, R <small>(7, 1) OBP: 0.250, SLG: 0.500</small> Keith Lampard, L <small>(9, PH) OBP: 0.100, SLG: 0.100</small> Fred Gladding, L <small>(9, 1) OBP: 0.255, SLG: 0.071</small>	0-0 	[Greyed out]		0-3 	[Greyed out]		[Greyed out]		0-3 	2 0 1 1 0 1 2
---	---------	--------------	--	---------	--------------	--	--------------	--	---------	---------------

Inning Stats	R: 0 H: 1 E: 0 LOB: 1 K: 1 BB: 0 S: 6 P: 6	R: 2 H: 4 E: 0 LOB: 2 K: 1 BB: 1 S: 8 P: 12	R: 0 H: 0 E: 0 LOB: 0 K: 1 BB: 0 S: 5 P: 5	R: 0 H: 2 E: 0 LOB: 2 K: 1 BB: 0 S: 7 P: 7	R: 0 H: 2 E: 0 LOB: 1 K: 0 BB: 0 S: 4 P: 4	R: 0 H: 0 E: 0 LOB: 0 K: 0 BB: 0 S: 3 P: 3	R: 0 H: 0 E: 0 LOB: 0 K: 0 BB: 0 S: 3 P: 3	R: 2 H: 3 E: 1 LOB: 1 K: 2 BB: 0 S: 6 P: 6	R: 0 H: 0 E: 0 LOB: 0 K: 2 BB: 0 S: 7 P: 7	1B: 10 SF: 0 2B: 2 SAC: 0 3B: 0 DP: 1 HR: 0 HBP: 0	WP: 1 PA: 38 PB: 0 SB: 0 CS: 1
--------------	--	---	--	--	--	--	--	--	--	--	--------------------------------

PITCHER	Bill Singer, R <small>(1, 1) ERA: 2.34</small>	IP: 9.0 WLS: W BF: 38 H: 12 R: 4 ER: 3 SO: 6 BB: 1 IBB: 0 HBP: 0 BLK: 0 WP: 1 HR: 0 S: 49 P: 53 ERA: 3.00 WHIP: 1.444	PITCHER IP WLS BF H R ER SO BB IBB HBP BLK WP HR S P ERA WHIP
---------	--	---	--

TOP

Houston Astros @ Los Angeles Dodgers
Dodger Stadium, Los Angeles, CA
 Thu Oct 02 1969, 7:05 PM PDT
 Att. 9,966 - Unknown

AB	37
R	4
H	12
RBI	3
BB	1
SO	6
LOB	13



Batter	1	2	3	4	5	6	7	8	9	AB R H RBI BB SO LOB
Maury Wills, S (1, 6) OBP: 0.337, SLG: 0.335	0-0 6-3		0-0 CS 1B		0-0 4-3		0-3 K		0-0 2-3 1B	5 0 2 0 0 1 0
Ted Sizemore, R (1, 4) OBP: 0.328, SLG: 0.342	0-0 HR		0-0 F8 1-2		0-0 F7			0-0 WP FC3 1B	0-0 WP	5 2 2 1 0 0 2
Willie Davis, L (1, 8) OBP: 0.356, SLG: 0.456	4-0 CS BB			0-0 F8	0-0 1B			0-0 4-3 1-2		3 0 1 0 1 0 1
Willie Crawford, L (1, 9) OBP: 0.331, SLG: 0.401	0-3 K 1-2			0-0 1B 1B	0-0 4-3			4-0 1-3 FC3 BB 2-3		3 1 1 0 1 1 2
Jim Lefebvre, S (1, 5) OBP: 0.349, SLG: 0.349		0-3 K		0-0 1B 1B		0-3 K		0-0 FC3 1-3 1-2 3-H		4 1 1 1 0 2 1
Wes Parker, S (1, 3) OBP: 0.353, SLG: 0.427		0-0 2B		0-0 1B 1-2 3-H		0-0 F8		0-0 1-3 1-2 2-3		4 0 2 1 0 0 2
Von Joshua, L (1, 7) OBP: 0.250, SLG: 0.250		0-3 K		0-3 K		0-0 6-3		0-0 F8		3 0 0 0 0 2 3
Len Gabrielson, L (8, PH) OBP: 0.313, SLG: 0.326										1 0 0 0 0 0 2
Bill Russell, R (9, 7) OBP: 0.301, SLG: 0.344										0 0 0 0 0 0 0
Bob Stinson, S (1, 2) OBP: 0.375, SLG: 0.375		0-3 K2-3		0-0 1-3 2-H 1B		0-0 5-3			0-0 1B SH3-4 WP 1B	4 1 2 1 0 1 1
Bill Singer, R (1, 1) OBP: 0.118, SLG: 0.111			0-3 K	0-3 K		0-3 K			0-0 SH3-4 1-2	3 0 0 0 0 3 2

Inning Stats	R: 1 E: 0 K: 5	H: 1 LOB: 0 BB: 1 P: 9	R: 0 E: 0 K: 3 S: 10	H: 1 LOB: 1 BB: 0 P: 10	R: 0 E: 0 K: 1 S: 5	H: 1 LOB: 0 BB: 0 P: 5	R: 2 E: 0 K: 2 S: 11	H: 4 LOB: 2 BB: 0 P: 11	R: 0 E: 0 K: 0 S: 4	H: 1 LOB: 1 BB: 0 P: 4	R: 0 E: 0 K: 1 S: 5	H: 0 LOB: 0 BB: 0 P: 5	R: 0 E: 0 K: 2 S: 7	H: 0 LOB: 0 BB: 0 P: 7	R: 1 E: 0 K: 0 S: 5	H: 1 LOB: 2 BB: 1 P: 9	R: 1 E: 0 K: 0 S: 3	H: 2 LOB: 1 BB: 0 P: 3	1B: 9 2B: 1 3B: 0 HR: 1	SF: 0 SAC: 1 DP: 0 HBP: 0
--------------	----------------------	---------------------------------	-------------------------------	----------------------------------	------------------------------	---------------------------------	-------------------------------	----------------------------------	------------------------------	---------------------------------	------------------------------	---------------------------------	------------------------------	---------------------------------	------------------------------	---------------------------------	------------------------------	---------------------------------	----------------------------------	------------------------------------

BOTTOM

Houston Astros @ Los Angeles Dodgers
Dodger Stadium, Los Angeles, CA

Thu Oct 02 1969, 7:05 PM PDT
Att. 9,966 - Unknown

AB	35
R	5
H	11
RBI	4
BB	2
SO	10
LOB	16

livebaseballscorecards.com

WP: 2	PA: 38
PB: 0	
SB: 0	
CS: 2	

PITCHER	IP	WLS	BF	H	R	ER	SO	BB	IBB	HBP	BLK	WP	HR	S	P	ERA	WHIP
Jim Ray, R (1, 1) ERA: 3.91	6.0		25	8	3	3	8	1	0	0	0	0	1	40	44	4.50	1.500
Jim Bouton, R (7, 1) ERA: 3.82	2.0		9	1	1	1	2	1	0	0	0	1	0	12	16	4.50	1.000
Fred Gladding, R (9, 1) ERA: 4.21	0.1	L	3	2	1	1	0	0	0	0	0	0	0	3	3	27.00	6.000
Jack Billingham, R (9, 1) ERA: 4.25	0.0		1	0	0	0	0	0	0	0	0	1	0	0	0	∞	∞