

Houston Astros - 1969

Batter	1	2	3	4	5	6	7	8	9	AB	R	H	RBI	BB	SO	LOB	TOP					
Jesus Alou, R OBP: 0.750, SLG: 1.250 (1, 9)										4	1	3	0	0	0	0	Houston Astros @ San Diego Padres San Diego Stadium, San Diego, CA Tue Apr 08 1969, 9:05 PM EST Att: 23,370 - Unknown AB 32 R 1 H 5 RBI 1 BB 2 SO 12 LOB 14					
Joe Morgan, L (1, 4)										3	0	0	0	1	1	2						
Norm Miller, L (1, 8)										4	0	0	0	0	2	3						
Doug Rader, R OBP: 0.250, SLG: 0.250 (1, 5)										4	0	1	1	0	2	1						
Curt Blefary, L OBP: 0.250, SLG: 0.250 (1, 3)											4	0	1	0	0	2						
Bob Watson, R (1, 7)										4	0	0	0	0	2	3						
Denis Menke, R (1, 6)											3	0	0	0	1	1						
Johnny Edwards, L (1, 2)										3	0	0	0	0	1	1						
Don Wilson, R Gary Geiger, L (7, PH) Jack Billingham, R (7, 1)										2	0	0	0	0	2	0						
Inning Stats	R: 1 E: 0 K: 0 S: 5	H: 2 LOB: 2 BB: 1 P: 9	R: 0 E: 0 K: 1 S: 5	H: 0 LOB: 0 BB: 0 P: 5	R: 0 E: 0 K: 1 S: 5	H: 0 LOB: 0 BB: 0 P: 5	R: 0 E: 0 K: 2 S: 8	H: 1 LOB: 1 BB: 0 P: 8	R: 0 E: 0 K: 1 S: 6	H: 1 LOB: 1 BB: 0 P: 6	R: 0 E: 0 K: 2 S: 7	H: 0 LOB: 0 BB: 0 P: 7	R: 0 E: 0 K: 2 S: 7	H: 0 LOB: 1 BB: 1 P: 11	R: 0 E: 0 K: 1 S: 6	H: 1 LOB: 1 BB: 0 P: 6	R: 0 E: 0 K: 2 S: 7	H: 0 LOB: 0 BB: 0 P: 7	1B: 4 2B: 0 3B: 1 HR: 0	SF: 0 SAC: 0 DP: 0 HBP: 0	WP: 0 PB: 1 SB: 1 CS: 0	PA: 34
PITCHER Dick Selma, R ERA: 1.0 (1, 1)	IP: 9.0 WLS: W BF: 34 H: 5 R: 1 ER: 1 SO: 12 BB: 2 IBB: 0 HBP: 0 BLK: 0 WP: 0 HR: 0 S: 56 P: 64 ERA: 1.00 WHIP: 0.778															PITCHER						

Batter	1	2	3	4	5	6	7	8	9	AB	R	H	RBI	BB	SO	LOB	BOTTOM			
Rafael Robles, R (1, 6)										4	0	0	0	0	1	3	Houston Astros @ San Diego Padres San Diego Stadium, San Diego, CA Tue Apr 08 1969, 9:05 PM EST Att: 23,370 - Unknown AB 28 R 2 H 4 RBI 2 BB 1 SO 7 LOB 10			
Roberto Pena, R (1, 4)										3	1	0	0	0	2	2				
Tony Gonzalez, L (1, 8)										4	0	0	0	0	1	2				
Ollie Brown, R OBP: 0.250, SLG: 0.500 (1, 9)										4	0	1	1	0	1	1				
Bill Davis, L Nate Colbert, R (7, 3)											3	0	0	0	0	0				
Larry Stahl, L (1, 7)										3	0	0	0	0	1	1				
Ed Spiezio, R OBP: 0.333, SLG: 1.333 (1, 5)										3	1	1	1	0	0	0				
Chris Cannizzaro, R (1, 2)										2	0	0	0	1	1	0				
Dick Selma, R OBP: 1.000, SLG: 1.000 (1, 1)										2	0	2	0	0	0	0				
Inning Stats	R: 0 E: 1 K: 1 S: 6	H: 0 LOB: 1 BB: 0 P: 6	R: 0 E: 0 K: 1 S: 5	H: 0 LOB: 0 BB: 0 P: 5	R: 0 E: 0 K: 2 S: 7	H: 0 LOB: 1 BB: 1 P: 11	R: 0 E: 0 K: 0 S: 3	H: 0 LOB: 0 BB: 0 P: 3	R: 1 E: 0 K: 0 S: 5	H: 2 LOB: 1 BB: 0 P: 5	R: 1 E: 0 K: 0 S: 4	H: 1 LOB: 1 BB: 0 P: 5	R: 0 E: 0 K: 1 S: 6	H: 1 LOB: 1 BB: 0 P: 6	R: 0 E: 0 K: 2 S: 7	H: 0 LOB: 0 BB: 0 P: 7	1B: 2 2B: 1 3B: 0 HR: 1	SF: 0 SAC: 1 DP: 0 HBP: 1	WP: 0 PB: 0 SB: 1 CS: 0	PA: 31
PITCHER Don Wilson, R ERA: 3.0 Jack Billingham, R ERA: (7, 1)	IP: 6.0 WLS: L BF: 24 H: 3 R: 2 ER: 2 SO: 4 BB: 1 IBB: 0 HBP: 1 BLK: 1 WP: 0 HR: 1 S: 30 P: 35 ERA: 3.00 WHIP: 0.667															PITCHER				

Batter	1	2	3	4	5	6	7	8	9	AB	R	H	RBI	BB	SO	LOB	TOP				
Jesus Alou, R OBP: 0.500, SLG: 0.875 (1, 9)	F7		4-3		4-3			2B		4	0	1	0	0	0	0					
Joe Morgan, L OBP: 0.250, SLG: 0.143 (1, 4)	F7		FC5-4 1B		F4			F6		4	0	1	0	0	0	1					
Jimmy Wynn, R (1, 8)	F8		FC5-4 1-2		5-3			F6		4	0	0	0	0	0	2					
Doug Rader, R OBP: 0.250, SLG: 0.143 (1, 5)		1B BB	F8		G3			F8		3	0	0	0	1	0	2					
Bob Watson, R (1, 7)	F4			F3		4-3			6-3	4	0	0	0	0	0	1					
Denis Menke, R (1, 6)	F7			BB				E6 4-3 1-3	5-3	3	0	0	0	1	0	1					
Curt Blefary, L OBP: 0.250, SLG: 0.250 (1, 3)		BB 1B	F5		F5			1-3	4-3	4	0	1	0	0	0	2					
Johnny Edwards, L (1, 2)		BB 1B	F6		F6			4-3		2	0	0	0	1	0	2					
Larry Dierker, R (1, 1)		BB						2-3		2	0	0	0	0	0	3					
Leon McFadden, R (7, PH)	6-3				F9			K		1	0	0	0	0	1	1					
Fred Gladding, L (7, 1)										0	0	0	0	0	0	0					
Inning Stats	R: 0 E: 0 K: 0 S: 3	H: 0 LOB: 0 BB: 0 P: 3	R: 0 E: 0 K: 0 S: 4	H: 1 LOB: 3 BB: 2 P: 12	R: 0 E: 0 K: 0 S: 4	H: 1 LOB: 1 BB: 0 P: 4	R: 0 E: 0 K: 0 S: 3	H: 0 LOB: 1 BB: 1 P: 7	R: 0 E: 0 K: 0 S: 3	H: 0 LOB: 0 BB: 0 P: 3	R: 0 E: 0 K: 1 S: 6	H: 0 LOB: 1 BB: 0 P: 6	R: 0 E: 0 K: 0 S: 4	H: 1 LOB: 0 BB: 0 P: 4	R: 0 E: 0 K: 0 S: 3	H: 0 LOB: 0 BB: 0 P: 3	1B: 2 2B: 1 3B: 0 HR: 0	SF: 0 SAC: 0 DP: 0 HBP: 0	WP: 0 PB: 0 SB: 0 CS: 0	PA: 34	
PITCHER	IP	WLS	BF	H	R	ER	SO	BB	IBB	HBP	BLK	WP	HR	S	P	ERA	WHIP				
Johnny Podres, L ERA: (1, 1)	7.0	W	27	2	0	0	1	3	0	0	0	0	0	26	38	0.00	0.714				
Tommie Sisk, R ERA: (8, 1)	2.0	S	7	1	0	0	0	0	0	0	0	0	0	7	7	0.00	0.500				

Houston Astros @ San Diego Padres
San Diego Stadium, San Diego, CA
Wed Apr 09 1969, 9:05 PM EST
Att. 4,218 - Unknown

AB 31
R 0
H 3
RBI 0
BB 3
SO 1
LOB 15



Batter	1	2	3	4	5	6	7	8	9	AB	R	H	RBI	BB	SO	LOB	BOTTOM				
Rafael Robles, R (1, 6)	G3	1-3			4-3			4-3		4	0	0	0	0	0	2					
Roberto Pena, R (1, 4)	1B FC4-6 BB		F3		4-3			F4		3	1	0	0	1	0	1					
Tony Gonzalez, L OBP: 0.250, SLG: 0.250 (1, 8)	FC4-6 1B		1-3					3-1		4	0	2	0	0	0	0					
Ollie Brown, R OBP: 0.125, SLG: 0.250 (1, 9)	FC4-6 1-2 3-H		F6		L3			L7		4	0	0	1	0	0	2					
Bill Davis, L OBP: 0.167, SLG: 0.167 (1, 3)	K				3-1					3	0	1	0	0	1	1					
Nate Colbert, R (6, PR) (7, 3)								1B		0	0	0	0	0	0	0					
Larry Stahl, L OBP: 0.167, SLG: 0.167 (1, 7)		6-3						4-3		3	0	1	0	0	0	1					
Ed Spiezio, R OBP: 0.333, SLG: 0.800 (1, 5)		BB 1B SF8 BB			F4			6-3		2	1	0	0	1	0	1					
Chris Cannizzaro, R OBP: 0.333, SLG: 0.200 (1, 2)					F9			6-3		3	0	1	0	0	0	0					
Johnny Podres, L OBP: 0.500, SLG: 1.000 (1, 1)										1	0	1	1	0	0	0					
Al Ferrara, R (7, PH)								F3		1	0	0	0	0	0	0					
Tommie Sisk, R (8, 1)										0	0	0	0	0	0	0					
Inning Stats	R: 1 E: 0 K: 1 S: 6	H: 1 LOB: 1 BB: 1 P: 10	R: 0 E: 0 K: 0 S: 4	H: 1 LOB: 1 BB: 1 P: 8	R: 0 E: 0 K: 0 S: 3	H: 0 LOB: 0 BB: 0 P: 3	R: 0 E: 0 K: 0 S: 3	H: 1 LOB: 0 BB: 0 P: 3	R: 0 E: 0 K: 0 S: 4	H: 1 LOB: 1 BB: 0 P: 4	R: 0 E: 0 K: 0 S: 3	H: 0 LOB: 0 BB: 0 P: 3	R: 0 E: 0 K: 0 S: 4	H: 1 LOB: 1 BB: 0 P: 4	R: 0 E: 0 K: 0 S: 3	H: 0 LOB: 0 BB: 0 P: 4	1B: 6 2B: 0 3B: 0 HR: 0	SF: 1 SAC: 0 DP: 0 HBP: 0	WP: 0 PB: 0 SB: 0 CS: 1	PA: 31	
PITCHER	IP	WLS	BF	H	R	ER	SO	BB	IBB	HBP	BLK	WP	HR	S	P	ERA	WHIP				
Larry Dierker, R ERA: 3.0 (1, 1)	6.0	L	24	5	2	2	1	2	0	0	0	0	0	24	32	3.00	1.167				
Fred Gladding, R ERA: (7, 1)	2.0		7	1	0	0	0	0	0	0	0	0	0	7	7	0.00	0.500				

Houston Astros @ San Diego Padres
San Diego Stadium, San Diego, CA
Wed Apr 09 1969, 9:05 PM EST
Att. 4,218 - Unknown

AB 28
R 2
H 6
RBI 2
BB 2
SO 1
LOB 8



Batter	1	2	3	4	5	6	7	8	9	AB	R	H	RBI	BB	SO	LOB	TOP				
Jesus Alou, R OBP: 0.333, SLG: 0.583 (1, 9)	G3		5-3			P4			L8	4	0	0	0	0	0	0					
Joe Morgan, L OBP: 0.250, SLG: 0.100 (1, 4)	K			1-3			P5		FC1-4 BB	3	0	0	0	1	1	0					
Jimmy Wynn, R OBP: 0.125, SLG: 0.125 (1, 8)	K			K					FC1-4 1B 1-2	4	0	1	0	0	2	1					
Doug Rader, R OBP: 0.250, SLG: 0.182 Leon McFadden, R (9, PR)		L8		L6			F9		HBP 1-3 1B	4	0	1	0	0	0	1					
Bob Watson, R Norm Miller, L (9, PH)		P4			P3				HBP 1-2	3	0	0	0	0	0	1					
Denis Menke, R									HBP	2	0	0	0	2	0	3					
Curt Blefary, L OBP: 0.182, SLG: 0.182 (1, 3)					F7					3	0	0	0	0	1	2					
Johnny Edwards, L (1, 2)			K							2	0	0	0	1	2	0					
Tom Griffin, R Hector Torres, R (8, PH) Jack Billingham, R (8, 1)			1-3						G3	2	0	0	0	0	1	0					
Inning Stats	R: 0 E: 0 K: 2 S: 7	H: 0 LOB: 0 BB: 0 P: 7	R: 0 E: 0 K: 1 S: 5	H: 0 LOB: 1 BB: 1 P: 9	R: 0 E: 0 K: 1 S: 5	H: 0 LOB: 0 BB: 0 P: 5	R: 0 E: 0 K: 1 S: 5	H: 0 LOB: 0 BB: 0 P: 5	R: 0 E: 0 K: 2 S: 7	H: 0 LOB: 0 BB: 0 P: 7	R: 0 E: 0 K: 0 S: 4	H: 1 LOB: 1 BB: 0 P: 4	R: 0 E: 0 K: 0 S: 3	H: 0 LOB: 1 BB: 1 P: 7	R: 0 E: 0 K: 0 S: 4	H: 1 LOB: 3 BB: 1 P: 9	1B: 2 2B: 0 3B: 0 HR: 0	SF: 0 SAC: 0 DP: 0 HBP: 1	WP: 0 PB: 0 SB: 0 CS: 1	PA: 33	
PITCHER	IP	WLS	BF	H	R	ER	SO	BB	IBB	HBP	BLK	WP	HR	S	P	ERA	WHIP				
Dick Kelley, L ERA	(1, 1)	8.1	W	29	1	0	0	7	4	0	0	0	0	39	55	0.00	0.600				
Frank Reberger, R ERA	(9, 1)	0.1		2	1	0	0	0	0	0	0	0	0	2	2	0.00	3.000				
Billy McCool, L ERA	(9, 1)	0.1	S	2	0	0	0	0	0	0	1	0	0	1	2	0.00	0.000				

Houston Astros @ San Diego Padres
San Diego Stadium, San Diego, CA
Thu Apr 10 1969, 9:05 PM EST
Att. 4,922 - Unknown

AB	28
R	0
H	2
RBI	0
BB	4
SO	7
LOB	9



Batter	1	2	3	4	5	6	7	8	9	AB	R	H	RBI	BB	SO	LOB	BOTTOM				
Rafael Robles, R OBP: 0.167, SLG: 0.091 (1, 6)					6-3				L9	3	1	1	0	1	0	0					
Roberto Pena, R (1, 4)										3	0	0	0	1	1	2					
Tony Gonzalez, L OBP: 0.333, SLG: 0.273 (1, 8)										3	0	1	0	1	0	1					
Ollie Brown, R OBP: 0.167, SLG: 0.500 (1, 9)										4	1	1	2	0	1	3					
Bill Davis, L OBP: 0.333, SLG: 0.143 Nate Colbert, R (7, 3)										1	0	0	0	2	1	0					
Larry Stahl, L OBP: 0.222, SLG: 0.125 (1, 7)										2	0	0	0	1	1	2					
Ed Spiezio, R OBP: 0.222, SLG: 0.500 (1, 5)										3	0	0	0	0	0	2					
Chris Cannizzaro, R OBP: 0.222, SLG: 0.125 (1, 2)										3	0	0	0	0	1	2					
Dick Kelley, R Frank Reberger, L (9, 1) Billy McCool, R (9, 1)										3	0	0	0	0	3	2					
Inning Stats	R: 0 E: 0 K: 2 S: 6	H: 0 LOB: 1 BB: 2 P: 14	R: 0 E: 0 K: 2 S: 7	H: 0 LOB: 2 BB: 2 P: 15	R: 1 E: 0 K: 1 S: 7	H: 2 LOB: 2 BB: 1 P: 11	R: 0 E: 0 K: 1 S: 5	H: 0 LOB: 0 BB: 0 P: 5	R: 0 E: 0 K: 0 S: 3	H: 0 LOB: 0 BB: 0 P: 3	R: 1 E: 0 K: 1 S: 6	H: 1 LOB: 0 BB: 0 P: 6	R: 0 E: 0 K: 1 S: 5	H: 0 LOB: 0 BB: 0 P: 5	R: 0 E: 0 K: 0 S: 3	H: 0 LOB: 1 BB: 1 P: 7	1B: 2 2B: 0 3B: 0 HR: 1	SF: 0 SAC: 0 DP: 0 HBP: 0	WP: 0 PB: 0 SB: 0 CS: 1	PA: 32	
PITCHER	IP	WLS	BF	H	R	ER	SO	BB	IBB	HBP	BLK	WP	HR	S	P	ERA	WHIP				
Tom Griffin, R ERA: 2.57	(1, 1)	7.0	L	28	3	2	2	8	5	0	0	0	1	39	59	2.57	1.143				
Jack Billingham, R ERA	(8, 1)	1.0		4	0	0	0	0	1	0	0	0	0	3	7	0.00	1.000				

Houston Astros @ San Diego Padres
San Diego Stadium, San Diego, CA
Thu Apr 10 1969, 9:05 PM EST
Att. 4,922 - Unknown


AB	26
R	2
H	3
RBI	2
BB	6
SO	8
LOB	15



Batter	1	2	3	4	5	6	7	8	9	AB	R	H	RBI	BB	SO	LOB	TOP								
Willie Crawford, L (1.8) OBP: 0.214, SLG: 0.214	0-3 K		0-0 F7	0-0 1-3		0-0 F7		0-0 FC1-5-4 1B		5	1	0	0	0	1	3									
Bill Russell, R (1.9) OBP: 0.967, SLG: 1.667	0-0 1-3		0-0 3B		0-0 F9	0-0 HR		0-0 1B		5	1	3	2	0	0	0									
Wes Parker, S (1.3) OBP: 0.500, SLG: 0.500	0-0 1B		0-0 4-3		0-0 1B	0-0 1B		0-0 P4		5	1	2	0	0	0	2									
Andy Kosco, R (1.7) OBP: 0.231, SLG: 0.231	0-0 1-3		0-0 P6		0-0 BB	0-3 1B		0-3 K		5	1	2	0	0	2	1									
Bill Sudakis, S (1.5) OBP: 0.143, SLG: 0.077	0-3 K		0-0 5-3		0-3 K			0-0 FC5-4 BB		4	0	0	0	1	2	4									
Jim Lefebvre, S (1.4) OBP: 0.500, SLG: 0.375		0-0 F8		4-0 2B	0-0 BB	1-2 3B		4-0 FC5-4 BB		3	3	1	1	2	0	1									
Tom Haller, L (1.2) OBP: 0.583, SLG: 0.444		0-0 1B		0-3 K		1-2 3B		4-0 4-3		3	1	1	0	2	1	2									
Ted Sizemore, R (1.6) OBP: 0.417, SLG: 0.600		0-0 L6		0-0 BLK		1-2 3B		0-0 E6		5	1	3	4	0	0	1									
Claude Osteen, L (1.1) OBP: 0.143, SLG: 0.077	0-3 K		4-0 2B		0-0 S	3B		0-0 SH1-4		3	0	0	0	1	1	3									
Inning Stats	R: 0 E: 0 K: 2 S: 9	H: 2 LOB: 2 BB: 0 P: 9	R: 0 E: 0 K: 1 S: 6	H: 1 LOB: 1 BB: 0 P: 6	R: 0 E: 0 K: 0 S: 4	H: 1 LOB: 1 BB: 0 P: 4	R: 1 E: 0 K: 1 S: 6	H: 1 LOB: 2 BB: 2 P: 14	R: 5 E: 0 K: 1 S: 9	H: 4 LOB: 0 BB: 1 P: 13	R: 1 E: 0 K: 0 S: 6	H: 1 LOB: 0 BB: 1 P: 6	R: 0 E: 0 K: 0 S: 2	H: 0 LOB: 0 BB: 1 P: 6	R: 1 E: 1 K: 0 S: 5	H: 1 LOB: 1 BB: 0 P: 5	R: 1 E: 0 K: 1 S: 6	H: 1 LOB: 2 BB: 2 P: 14	1B: 8 2B: 1 3B: 2 HR: 1	SF: 0 SAC: 1 DP: 0 HBP: 0	WP: 0 PB: 0 SB: 1 CS: 1	PA: 45			
PITCHER	IP	WLS	BF	H	R	ER	SO	BB	IBB	HBP	BLK	WP	HR	S	P	ERA	WHIP								
Denny Lemaster, L (1.1) ERA: 9.0	5.0	L	27	9	6	5	5	3	0	0	1	0	0	34	46	9.00	2.400								
Jim Ray, R (6.1) ERA: 4.5	2.0		7	1	1	1	1	1	0	0	0	0	1	8	12	4.50	1.000								
Dan Schneider, L (8.1) ERA: 4.5	1.0		5	1	1	0	0	0	0	0	0	0	0	5	5	0.00	1.000								
Skip Guinn, L (9.1) ERA: 9.0	1.0		6	1	1	1	1	2	0	0	0	0	0	6	14	9.00	3.000								

Los Angeles Dodgers @ Houston Astros
Astrodome, Houston, TX
Fri Apr 11 1969, 7:05 PM EST
Att: 17,010 - Dome - 72 F

AB 38
R 9
H 12
RBI 7
BB 6
SO 7
LOB 17



Batter	1	2	3	4	5	6	7	8	9	AB	R	H	RBI	BB	SO	LOB	BOTTOM								
Jesus Alou, R (1.9) OBP: 0.294, SLG: 0.563	0-0 F8			0-0 1-3			0-0 4-3		0-0 SF8	4	0	1	1	0	0	0									
Joe Morgan, L (1.4) OBP: 0.294, SLG: 0.200	0-0 F7	0-0 1B			0-0 F8			0-0 E3	0-0 F3	5	1	2	0	0	0	2									
Jimmy Wynn, R (1.8) OBP: 0.167, SLG: 0.091	4-0 BB	0-0 1B			0-3 K			0-3 K		3	1	0	0	1	2	3									
Doug Rader, R (1.5) OBP: 0.188, SLG: 0.133	0-0 F7				0-0 F8			0-0 1-3		4	0	0	0	0	0	5									
Norm Miller, L (1.7) OBP: 0.143, SLG: 0.077	1-0 BB			0-0 5-3			0-0 4-3		0-3 K	3	0	0	0	0	1	1									
Denis Menke, R (1.6) OBP: 0.375, SLG: 0.091	4-0 BB			0-0 E6			0-0 F8		0-0 2B	3	1	1	1	1	0	0									
Curt Blefary, L (1.3) OBP: 0.267, SLG: 0.286	4-0 BB			0-0 G4-6-3			0-0 4-3		0-0 2B	3	0	1	1	1	0	1									
Johnny Edwards, L (1.2) OBP: 0.143, SLG: 0.077	0-0 F3				0-0 4-3			0-0 3-1		4	0	0	0	0	0	5									
Denny Lemaster, R (1.1) Jim Ray, R (6.1) Leon McFadden, R (7.0) Dan Schneider, L (8.1) Skip Guinn, R (9.1) Bob Watson, R (9.0)		0-0 4-3			0-0 F8			0-0 P2		2	0	0	0	0	0	0									
Inning Stats	R: 2 E: 0 K: 0 S: 4	H: 1 LOB: 3 BB: 3 P: 17	R: 0 E: 0 K: 0 S: 5	H: 2 LOB: 0 BB: 0 P: 5	R: 0 E: 1 K: 0 S: 3	H: 0 LOB: 0 BB: 0 P: 3	R: 0 E: 0 K: 0 S: 3	H: 0 LOB: 0 BB: 0 P: 3	R: 0 E: 0 K: 0 S: 3	H: 0 LOB: 0 BB: 0 P: 3	R: 0 E: 1 K: 2 S: 8	H: 0 LOB: 1 BB: 0 P: 8	R: 1 E: 0 K: 0 S: 5	H: 2 LOB: 2 BB: 0 P: 6	1B: 3 2B: 2 3B: 0 HR: 0	SF: 1 SAC: 0 DP: 1 HBP: 2	WP: 0 PB: 0 SB: 0 CS: 0	PA: 38							
PITCHER	IP	WLS	BF	H	R	ER	SO	BB	IBB	HBP	BLK	WP	HR	S	P	ERA	WHIP								
Claude Osteen, L (1.1) ERA: 3.0	9.0	W	38	5	3	3	3	3	0	2	0	0	0	39	53	3.00	0.889								

Los Angeles Dodgers @ Houston Astros
Astrodome, Houston, TX
Fri Apr 11 1969, 7:05 PM EST
Att: 17,010 - Dome - 72 F

AB 32
R 3
H 5
RBI 3
BB 3
SO 3
LOB 17




Batter	1	2	3	4	5	6	7	8	9	AB R H RBI BB SO LOB	TOP																	
Willie Crawford, L (1, 8) OBP: 0.278, SLG: 0.294	E4 1B		FC6-4 BB		K		1-H 2-H 2B			3 1 1 2 1 1 0	Los Angeles Dodgers @ Houston Astros Astrodome, Houston, TX Sat Apr 12 1969, 7:05 PM EST Att. 12,585 - Dome - 72 F																	
Bill Russell, R (1, 9) OBP: 0.500, SLG: 1.100	E 1B		FC6-4 WP		K		K			4 1 1 0 0 2 1																		
Wes Parker, S (1, 3) OBP: 0.400, SLG: 0.400	G6-3 1-H 2-H 1B		K		F8			F7		4 0 1 2 0 1 1																		
Andy Kosco, R (1, 7) OBP: 0.176, SLG: 0.176	F9		F8			P6		K		4 0 0 0 0 1 2																		
Bill Sudakis, S (1, 5) OBP: 0.111, SLG: 0.059	G6-3 1-2			6-3		K		3-1		4 0 0 0 0 1 1																		
Jim Lefebvre, S (1, 4) OBP: 0.436, SLG: 0.333		F7		WP 1B		6-3		1-3		4 1 1 0 0 0 0																		
Tom Haller, L (1, 2) OBP: 0.500, SLG: 0.385		6-3 1B		K			L4	K		4 0 1 0 0 2 1																		
Ted Sizemore, R (1, 6) OBP: 0.500, SLG: 0.615 Paul Popovich, S (9, PR) (9, 6)	6-3						WP E 2B 1B	HBP		3 1 2 1 0 0 1 0 0 0 0 0 0 0																		
Bill Singer, R (1, 1) Jim Brewer, L (9, 1)	K			P6			E6 WP 2B	K		4 1 0 0 0 2 4 0 0 0 0 0 0 0																		
Inning Stats	R: 2 E: 2 K: 0 S: 5	H: 2 LOB: 0 BB: 0 P: 5	R: 0 E: 0 K: 1 S: 6	H: 1 LOB: 1 BB: 0 P: 6	R: 0 E: 0 K: 1 S: 5	H: 0 LOB: 1 BB: 1 P: 9	R: 1 E: 0 K: 1 S: 7	H: 2 LOB: 1 BB: 0 P: 7	R: 0 E: 0 K: 2 S: 7	H: 0 LOB: 0 BB: 0 P: 7	R: 0 E: 1 K: 1 S: 5	H: 2 LOB: 0 BB: 0 P: 7	R: 0 E: 0 K: 1 S: 5	H: 0 LOB: 1 BB: 0 P: 8	R: 0 E: 0 K: 2 S: 7	H: 0 LOB: 1 BB: 0 P: 8	R: 0 E: 0 K: 1 S: 5	H: 0 LOB: 0 BB: 0 P: 5	R: 0 E: 0 K: 2 S: 7	H: 0 LOB: 1 BB: 0 P: 8	R: 0 E: 0 K: 1 S: 5	H: 0 LOB: 0 BB: 0 P: 5	R: 0 E: 0 K: 2 S: 7	H: 0 LOB: 1 BB: 0 P: 8	1B: 6 2B: 1 3B: 0 HR: 0	SF: 0 SAC: 0 DP: 1 HBP: 1	WP: 3 PB: 0 SB: 0 CS: 0	PA: 36
PITCHER	IP WLS BF H R ER SO BB IBB HBP BLK WP HR S P ERA WHIP																				PITCHER	IP WLS BF H R ER SO BB IBB HBP BLK WP HR S P ERA WHIP						
Wade Blasingame, L (1, 1) ERA: 2.57	7.0 L 29 7 5 2 7 1 0 0 0 0 3 0 0 42 46 2.57 1.143																				Doolley Womack, R (8, 1) ERA:	2.0 7 0 0 0 3 0 0 1 0 0 0 0 12 13 0.00 0.000						


Batter	1	2	3	4	5	6	7	8	9	AB R H RBI BB SO LOB	BOTTOM															
Jesus Alou, R (1, 9) OBP: 0.238, SLG: 0.450	5-3		6-3		K			P6		4 0 0 0 0 1 1	Los Angeles Dodgers @ Houston Astros Astrodome, Houston, TX Sat Apr 12 1969, 7:05 PM EST Att. 12,585 - Dome - 72 F															
Joe Morgan, L (1, 4) OBP: 0.286, SLG: 0.167	4-3		F9			1B BB		K		3 0 0 0 1 1 0																
Jimmy Wynn, R (1, 8) OBP: 0.250, SLG: 0.267				P6		F7			1B	4 0 2 0 0 0 1																
Doug Rader, R (1, 5) OBP: 0.200, SLG: 0.158	K			6-3			1-2 1B	F9		4 0 1 0 0 1 2																
Curt Blefary, L (1, 3) OBP: 0.316, SLG: 0.333		K				F7			WP 1B 1B	4 1 2 0 0 1 2																
Norm Miller, L (1, 7) OBP: 0.308, SLG: 0.100				L6				4-3	1B WP 1B	3 0 1 0 1 0 3																
Denis Menke, R (1, 6) OBP: 0.400, SLG: 0.200			F9			6-3 WP 1B		4-3	G5-4-3 1-3 2-H 1B	4 0 2 1 0 0 1																
Johnny Edwards, L (1, 2)			4-3			K		K	K	4 0 0 0 0 3 4																
Wade Blasingame, L (1, 1) Gary Geiger, L (7, PH) Dooley Womack, L (8, 1) Hector Torres, R (9, PH)				P5		6-3		K	G5-4-3 1-2	2 0 0 0 0 0 1 1 0 0 0 0 1 0 0 0 0 0 0 0 0 1 0 0 0 0 0 2																
Inning Stats	R: 0 E: 0 K: 1 S: 6	H: 1 LOB: 1 BB: 0 P: 6	R: 0 E: 0 K: 1 S: 5	H: 0 LOB: 1 BB: 1 P: 9	R: 0 E: 0 K: 0 S: 3	H: 0 LOB: 0 BB: 0 P: 3	R: 0 E: 0 K: 0 S: 4	H: 1 LOB: 1 BB: 0 P: 4	R: 0 E: 0 K: 2 S: 8	H: 1 LOB: 1 BB: 0 P: 8	R: 0 E: 0 K: 0 S: 4	H: 1 LOB: 2 BB: 1 P: 8	R: 0 E: 0 K: 2 S: 7	H: 0 LOB: 0 BB: 0 P: 7	R: 0 E: 0 K: 1 S: 6	H: 1 LOB: 1 BB: 0 P: 6	R: 1 E: 0 K: 1 S: 7	H: 3 LOB: 1 BB: 0 P: 7	R: 0 E: 0 K: 1 S: 5	H: 0 LOB: 0 BB: 0 P: 5	R: 0 E: 0 K: 2 S: 7	H: 0 LOB: 1 BB: 0 P: 8	1B: 7 2B: 1 3B: 0 HR: 0	SF: 0 SAC: 0 DP: 1 HBP: 0	WP: 2 PB: 0 SB: 0 CS: 0	PA: 36
PITCHER	IP WLS BF H R ER SO BB IBB HBP BLK WP HR S P ERA WHIP																				PITCHER	IP WLS BF H R ER SO BB IBB HBP BLK WP HR S P ERA WHIP				
Bill Singer, R (1, 1) ERA: 0.82	8.0 W 34 8 1 1 7 2 0 0 0 0 0 0 0 46 54 1.12 1.250																				Jim Brewer, L (9, 1) ERA:	1.0 S 2 0 0 0 1 0 0 0 0 0 0 0 0 4 4 0.00 0.000				



Batter	1	2	3	4	5	6	7	8	9	AB	R	H	RBI	BB	SO	LOB	TOP					
Willie Crawford, L (1.8) OBP: 0.364, SLG: 0.350										3	0	2	0	1	1	2	Los Angeles Dodgers @ Houston Astros Astrodome, Houston, TX Sun Apr 13 1969, 4:33 AM EST Att: 9,352 - Dome					
Bill Russell, R (1.9) OBP: 0.500, SLG: 0.917 John Purdin, R (8.1)										2	0	0	0	1	1	2						
Len Gabrielson, L (1.7) OBP: 0.333, SLG: 0.222										3	0	1	1	0	1	2						
Ron Fairly, L (1.3) OBP: 0.154, SLG: 0.308										4	0	1	1	0	0	3						
Jim Lefebvre, S (1.4) OBP: 0.350, SLG: 0.250										4	0	0	0	0	2	2						
Tom Haller, L (1.2) OBP: 0.400, SLG: 0.294										4	0	0	0	0	2	0						
Bill Sudakis, S (1.5) OBP: 0.091, SLG: 0.048										4	0	0	0	0	2	0						
Ted Sizemore, R (1.6) OBP: 0.450, SLG: 0.500										3	1	0	0	1	0	0						
Don Drysdale, R (1.1) Pete Mikkelsen, R (3.1) John Miller, R (6. Ph) Joe Moeller, R (6.1) Wes Parker, S (8. Ph) OBP: 0.417, SLG: 0.417										1	0	0	0	0	0	0						
Inning Stats	R: 0 E: 0 K: 0 S: 4	H: 2 LOB: 1 BB: 0 P: 4	R: 0 E: 0 K: 2 S: 7	H: 0 LOB: 0 BB: 0 P: 7	R: 0 E: 0 K: 1 S: 5	H: 0 LOB: 0 BB: 1 P: 9	R: 0 E: 0 K: 2 S: 7	H: 0 LOB: 0 BB: 0 P: 7	R: 0 E: 0 K: 1 S: 5	H: 0 LOB: 0 BB: 0 P: 5	R: 0 E: 0 K: 0 S: 4	H: 1 LOB: 2 BB: 1 P: 8	R: 0 E: 0 K: 1 S: 5	H: 0 LOB: 0 BB: 0 P: 5	R: 2 E: 1 K: 1 S: 8	H: 2 LOB: 2 BB: 0 P: 9		R: 0 E: 0 K: 2 S: 7	H: 0 LOB: 1 BB: 1 P: 11	1B: 5 2B: 1 3B: 0 HR: 0	SF: 1 SAC: 0 DP: 1 HBP: 1	WP: 0 PB: 0 SB: 0 CS: 0
PITCHER Don Wilson, R (1.1) ERA: 1.2	IP: 9.0 WLS: W BF: 36	H: 5 R: 2 ER: 0 SO: 10	BB: 3 IBB: 0 HBP: 1 BLK: 0	WP: 0 HR: 0 S: 52 P: 65	ERA: 0.00 WHIP: 0.889																	

Batter	1	2	3	4	5	6	7	8	9	AB	R	H	RBI	BB	SO	LOB	BOTTOM			
Jesus Alou, R (1.9) OBP: 0.200, SLG: 0.375										4	0	0	0	0	1	0	Los Angeles Dodgers @ Houston Astros Astrodome, Houston, TX Sun Apr 13 1969, 4:33 AM EST Att: 9,352 - Dome			
Joe Morgan, L (1.4) OBP: 0.280, SLG: 0.182										4	1	1	0	0	0	0				
Jimmy Wynn, R (1.8) OBP: 0.350, SLG: 0.526										4	2	3	1	0	0	0				
Doug Rader, R (1.5) OBP: 0.208, SLG: 0.304										4	1	1	3	0	1	1				
Curt Blefary, L (1.3) OBP: 0.304, SLG: 0.286										3	0	0	0	1	0	0				
Denis Menke, R (1.6) OBP: 0.417, SLG: 0.421										4	1	2	1	0	0	1				
Gary Geiger, L (1.7)										2	0	0	0	1	1	1				
Johnny Edwards, L (1.2)										3	0	0	0	0	0	1				
Don Wilson, R (1.1)										3	0	0	0	0	1	1				
Inning Stats	R: 0 E: 0 K: 2 S: 8	H: 1 LOB: 1 BB: 0 P: 8	R: 1 E: 0 K: 0 S: 4	H: 1 LOB: 1 BB: 1 P: 8	R: 3 E: 1 K: 1 S: 9	H: 4 LOB: 1 BB: 0 P: 9	R: 0 E: 0 K: 1 S: 5	H: 0 LOB: 0 BB: 0 P: 5	R: 1 E: 0 K: 0 S: 4	H: 1 LOB: 0 BB: 0 P: 4	R: 0 E: 0 K: 0 S: 3	H: 0 LOB: 0 BB: 0 P: 3	R: 0 E: 0 K: 0 S: 3	H: 0 LOB: 1 BB: 1 P: 7	R: 0 E: 0 K: 0 S: 3	H: 0 LOB: 1 BB: 1 P: 7	1B: 4 2B: 0 3B: 0 HR: 3	SF: 0 SAC: 0 DP: 0 HBP: 0	WP: 0 PB: 0 SB: 1 CS: 0	PA: 33
PITCHER Don Drysdale, R (1.1) ERA: 6.23 Pete Mikkelsen, R (3.1) ERA: 3.86 Joe Moeller, R (6.1) ERA: John Purdin, R (8.1) ERA:	IP: 2.2 WLS: L BF: 15	H: 6 R: 4 ER: 4 SO: 2	BB: 1 IBB: 0 HBP: 0 BLK: 0	WP: 0 HR: 2 S: 18 P: 22	ERA: 13.50 WHIP: 2.625															

Batter	1	2	3	4	5	6	7	8	9	AB	R	H	RBI	BB	SO	LOB	TOP					
Willie Crawford, L OBP: 0.407, SLG: 0.458 (1, 8)	0-0 6-3		4-0 BB		0-0 F8			0-0 HR 1B	0-0 4-3 3B	4	2	2	2	1	0	1	Los Angeles Dodgers @ Houston Astros Astrodome, Houston, TX Mon Apr 14 1969, 7:05 PM EST Att: 6,434 - Dome					
Wes Parker, S OBP: 0.412, SLG: 0.588 (1, 3)	0-0 F9		0-0 3-1			0-0 WP 1B		0-0 HR 1B	0-0 4-3	5	1	2	3	0	0	1						
Len Gabrielson, L OBP: 0.235, SLG: 0.143 (1, 7)	0-0 E1 CS			0-0 1-3		0-0 F7 1-2		0-0 F7	0-0 F8	5	0	0	0	0	0	1						
Ron Fairly, L OBP: 0.167, SLG: 0.278 (1, 9)	0-0 CS 1-2	0-0 F8		0-0 F9		0-0 F8		0-0 1B 1B	0-0 F9	5	0	1	0	0	0	1						
Jim Lefebvre, S OBP: 0.417, SLG: 0.278 (1, 4)		0-0 2-3		4-0 BB		4-0 BB		0-0 1B 1B		2	0	1	0	2	0	0						
Tom Haller, L OBP: 0.375, SLG: 0.250 (1, 2)		4-0 BB		0-0 F7		0-0 F7		0-0 F7		3	0	0	0	1	0	5						
Bill Sudakis, S OBP: 0.077, SLG: 0.040 (1, 5)		0-0 F8			0-3 K		0-0 G3	0-0 F9		4	0	0	0	0	1	3						
Ted Sizemore, R OBP: 0.500, SLG: 0.526 (1, 6)			4-0 G1-6-3 BB		0-0 1B		0-0 F8		0-0 1B 3B 1B	3	1	2	0	1	0	0						
Don Sutton, R Joe Moeller, R John Miller, R Bobby Darwin, R Pete Mikkelsen, R Paul Popovich, S OBP: 1.000, SLG: 1.000 (1, 1)			0-0 G1-6-3 1-2		0-3 K		0-0 P4		0-0 1B 3B 1B	1	0	0	0	0	0	1						
Inning Stats	R: 0 E: 1 K: 0 S: 3	H: 0 LOB: 0 BB: 0 P: 3	R: 0 E: 0 K: 0 S: 3	H: 0 LOB: 1 BB: 1 P: 7	R: 0 E: 0 K: 0 S: 2	H: 0 LOB: 1 BB: 2 P: 10	R: 0 E: 0 K: 0 S: 3	H: 0 LOB: 1 BB: 1 P: 7	R: 0 E: 0 K: 2 S: 8	H: 1 LOB: 1 BB: 0 P: 8	R: 0 E: 0 K: 0 S: 4	H: 1 LOB: 2 BB: 1 P: 8	R: 0 E: 0 K: 0 S: 3	H: 0 LOB: 0 BB: 0 P: 3	R: 2 E: 0 K: 0 S: 7	H: 4 LOB: 2 BB: 0 P: 7	R: 3 E: 0 K: 0 S: 6	H: 3 LOB: 0 BB: 0 P: 6	1B: 7 2B: 0 3B: 1 HR: 1	SF: 0 SAC: 0 DP: 1 HBP: 0	WP: 1 PB: 0 SB: 0 CS: 1	PA: 41
PITCHER	IP WLS BF H R ER SO BB IBB HBP BLK WP HR S P ERA WHIP	8.0 W 37 9 5 5 2 5 0 0 0 1 1 36 56 5.62 1.750	1.0 S 3 0 0 0 0 0 0 0 0 0 0 3 3 0.00 0.000											1.0 S 3 0 0 0 0 0 0 0 0 0 3 3 0.00 0.000	IP WLS BF H R ER SO BB IBB HBP BLK WP HR S P ERA WHIP							

Batter	1	2	3	4	5	6	7	8	9	AB	R	H	RBI	BB	SO	LOB	BOTTOM			
Jesus Alou, R OBP: 0.200, SLG: 0.321 (1, 9)	0-0 F8		0-0 P5 6-3			0-0 6-3		4-0 WP 1B BB		4	1	0	0	1	0	2	Los Angeles Dodgers @ Houston Astros Astrodome, Houston, TX Mon Apr 14 1969, 7:05 PM EST Att: 6,434 - Dome			
Joe Morgan, L OBP: 0.300, SLG: 0.192 (1, 4)	0-0 1B S 6-3 1B		4-0 1B 1-2 BB	0-0 4-3		0-3 K		0-0 F8		4	2	1	0	1	1	2				
Jimmy Wynn, R OBP: 0.400, SLG: 0.542 (1, 8)	0-0 6-3 S 1-3 1B		0-0 1B 1-3 2-H	0-0 5-3		0-0 5-3		0-0 BB 1B BB 1B		5	2	3	3	0	0	0				
Doug Rader, R OBP: 0.241, SLG: 0.321 (1, 5)	0-0 6-3		0-0 3B 1B	0-0 1-4-3		0-0 5-3		0-0 BB BB 1B		5	1	2	3	0	0	1				
Curt Blefary, L OBP: 0.393, SLG: 0.417 (1, 3)	0-3 K		0-0 1B 3B		0-0 1B		1-0 1B HBP	4-0 1-2 2-3 BB		3	1	2	1	1	1	1				
Denis Menke, R OBP: 0.448, SLG: 0.435 (1, 6)		0-0 6-3	0-0 2B 1B		0-0 F2		0-0 1B HBP	4-0 1-2 2-3 BB		4	1	2	2	1	0	1				
Gary Geiger, L (1, 7)		0-3 K	4-0 1-2 2B BB		0-3 K		0-0 F9	0-0 F3		4	1	0	0	1	2	6				
Johnny Edwards, L OBP: 0.167, SLG: 0.095 (1, 2)		0-0 5-3		0-0 2B		0-0 4-1		4-0 WP SH3 1B BB		3	1	1	2	1	0	1				
Larry Dierker, R OBP: 0.200, SLG: 0.200 Fred Gladding, L (9, 1)			0-0 1B		0-3 K		0-0 K	0-0 SH3		3	1	1	0	0	1	1				
Inning Stats	R: 1 E: 0 K: 1 S: 7	H: 2 LOB: 1 BB: 0 P: 7	R: 0 E: 0 K: 1 S: 5	H: 0 LOB: 0 BB: 0 P: 5	R: 7 E: 0 K: 0 S: 9	H: 6 LOB: 1 BB: 2 P: 17	R: 0 E: 0 K: 0 S: 3	H: 0 LOB: 0 BB: 0 P: 3	R: 0 E: 0 K: 1 S: 6	H: 1 LOB: 1 BB: 0 P: 6	R: 0 E: 0 K: 2 S: 7	H: 0 LOB: 0 BB: 0 P: 7	R: 0 E: 0 K: 0 S: 4	H: 1 LOB: 2 BB: 0 P: 5	R: 3 E: 0 K: 0 S: 5	H: 2 LOB: 3 BB: 4 P: 21	1B: 10 2B: 1 3B: 1 HR: 0	SF: 0 SAC: 1 DP: 0 HBP: 1	WP: 1 PB: 0 SB: 2 CS: 0	PA: 43
PITCHER	IP WLS BF H R ER SO BB IBB HBP BLK WP HR S P ERA WHIP	2.1 L 15 2 1 1 3 1 0 0 0 0 0 19 23 2.46 0.818	3.2 L 14 2 1 1 3 1 0 0 0 0 0 8 25 16.20 4.200	1.2 L 13 3 3 3 0 4 0 1 0 1 0 8 25 16.20 4.200	0.1 L 1 0 0 0 0 0 0 0 0 0 0 1 1 0.00 0.000											IP WLS BF H R ER SO BB IBB HBP BLK WP HR S P ERA WHIP				

Batter	1	2	3	4	5	6	7	8	9	AB	R	H	RBI	BB	SO	LOB	TOP
Felipe Alou, R OBP: 0.265, SLG: 0.452 (1, 8)										3	0	0	0	0	1	0	Atlanta Braves @ Houston Astros Astrodome, Houston, TX Tue Apr 15 1969, 7:05 PM EST Att: 7,713 - Unknown
Felix Milten, R OBP: 0.333, SLG: 0.467 (1, 4)										4	0	0	0	0	1	1	
Hank Aaron, R OBP: 0.485, SLG: 0.733 (1, 9)										4	0	0	0	0	1	1	
Orlando Cepeda, R OBP: 0.273, SLG: 0.400 (1, 3)										4	1	1	0	0	2	1	
Clete Boyer, R OBP: 0.394, SLG: 0.385 (1, 5)										3	0	0	0	1	2	1	
Sonny Jackson, L OBP: 0.344, SLG: 0.438 (1, 6)										4	1	2	0	0	0	2	
Bob Didier, S OBP: 0.250, SLG: 0.250 (1, 2)										3	0	1	1	1	1	1	
Mike Lum, L OBP: 0.250, SLG: 0.250 (9, PR)										0	0	0	0	0	0	0	
Ralph Garr, L OBP: 0.250, SLG: 0.211 (1, 7)										3	0	0	1	1	1	3	
Milt Pappas, R OBP: 0.444, SLG: 0.444 (9, PH)										3	0	0	0	0	3	2	
Inning Stats	R: 0 H: 0 E: 0 K: 2 S: 7	H: 0 R: 2 ER: 1 LOB: 1 BB: 0 P: 7	R: 1 H: 2 E: 0 K: 2 S: 9	R: 0 H: 0 E: 0 K: 2 S: 7	R: 0 H: 0 E: 0 K: 0 S: 3	R: 0 H: 0 E: 0 K: 2 S: 7	R: 0 H: 0 E: 0 K: 1 S: 5	R: 0 H: 1 E: 0 K: 2 S: 8	R: 0 H: 0 E: 0 K: 0 S: 3	R: 1 H: 1 E: 1 K: 2 S: 9	1B: 4 2B: 0 3B: 0 HR: 0	SF: 0 SAC: 0 DP: 0 HBP: 1	WP: 1 PB: 0 SB: 2 CS: 0	PA: 36			
PITCHER	IP WLS BF H R ER SO BB IBB HBP BLK WP HR S P ERA WHIP																
Tom Griffin, R ERA: 1.76 (1, 1)	8.1 W 34 4 2 1 12 2 1 1 2 1 0 54 67 1.08 0.720																
Jack Billingham, R ERA: (9, 1)	0.2 S 2 0 0 0 1 0 0 0 0 0 0 4 4 0.00 0.000																

AB	32
R	2
H	4
RBI	2
BB	3
SO	13
LOB	14



Batter	1	2	3	4	5	6	7	8	9	AB	R	H	RBI	BB	SO	LOB	BOTTOM
Jesus Alou, R OBP: 0.176, SLG: 0.281 (1, 9)										4	0	0	0	0	0	2	Atlanta Braves @ Houston Astros Astrodome, Houston, TX Tue Apr 15 1969, 7:05 PM EST Att: 7,713 - Unknown
Joe Morgan, L OBP: 0.324, SLG: 0.207 (1, 4)										3	1	1	0	1	0	0	
Jimmy Wynn, R OBP: 0.448, SLG: 0.593 (1, 8)										3	1	2	1	1	0	1	
Gary Geiger, L OBP: (9, 7)										0	0	0	0	0	0	0	
Curt Blefary, L OBP: 0.375, SLG: 0.393 (1, 3)										4	1	1	1	0	0	2	
Norm Miller, L OBP: 0.294, SLG: 0.077 (1, 7)										3	0	0	0	1	1	0	
Denis Menke, R OBP: 0.455, SLG: 0.444 (1, 5)										4	1	2	1	0	0	0	
Johnny Edwards, L OBP: 0.214, SLG: 0.160 (1, 2)										4	0	2	0	0	1	2	
Hector Torres, R OBP: (1, 6)										3	0	0	0	0	0	2	
Tom Griffin, R ERA: 2.7 (1, 1)										2	0	0	0	1	1	0	
Jack Billingham, R ERA: (9, 1)										0	0	0	0	0	0	0	
Inning Stats	R: 0 H: 0 E: 0 K: 0 S: 3	H: 0 R: 4 ER: 3 LOB: 0 BB: 1 P: 7	R: 0 H: 0 E: 0 K: 1 S: 5	R: 0 H: 0 E: 0 K: 0 S: 3	R: 0 H: 0 E: 0 K: 0 S: 2	R: 0 H: 1 E: 0 K: 0 S: 4	R: 1 H: 2 E: 0 K: 1 S: 7	R: 1 H: 2 E: 1 K: 1 S: 7	R: 2 H: 3 E: 1 K: 0 S: 5	R: 1 H: 1 E: 0 K: 0 HR: 0	SF: 0 SAC: 0 DP: 1 HBP: 0	WP: 0 PB: 0 SB: 0 CS: 1	PA: 34				
PITCHER	IP WLS BF H R ER SO BB IBB HBP BLK WP HR S P ERA WHIP																
Milt Pappas, R ERA: 2.7 (1, 1)	7.1 L 33 8 4 3 3 3 3 0 0 0 0 0 35 51 3.68 1.500																
Jim Britton, R ERA: (8, 1)	0.2 1 0 0 0 0 0 0 0 0 0 0 1 1 0.00 0.000																



Batter	1	2	3	4	5	6	7	8	9	AB	R	H	RBI	BB	SO	LOB	TOP					
Felix Millan, R OBP: 0.368, SLG: 0.500										4	2	1	1	0	2		Atlanta Braves @ Houston Astros Astrodome, Houston, TX Wed Apr 16 1969, 7:05 PM EST Att: 9,333 - Unknown					
Sonny Jackson, L OBP: 0.381, SLG: 0.500 Gil Garrido, R (9, FH)										4	1	2	2	0	2	1						
Hank Aaron, R OBP: 0.553, SLG: 0.875										2	1	2	3	3	0	0						
Orlando Cepeda, R OBP: 0.237, SLG: 0.343										5	0	0	0	0	2	6						
Clete Boyer, R OBP: 0.378, SLG: 0.345										3	0	0	0	1	0	4						
Bob Aspromonte, R										4	0	0	0	0	0	2						
Bob Tillman, R OBP: 0.091, SLG: 0.091										4	0	0	0	0	2	1						
Mike Lum, L OBP: 0.500, SLG: 0.500										4	2	3	0	0	1	0						
Ron Reed, R George Stone, L Cecil Upshaw, R										0	0	0	0	0	0	0						
Inning Stats	R: 3 E: 0 K: 0 S: 5	H: 2 LOB: 1 BB: 2 P: 13	R: 1 E: 0 K: 0 S: 4	H: 2 LOB: 0 BB: 0 P: 4	R: 0 E: 0 K: 0 S: 3	H: 0 LOB: 1 BB: 1 P: 7	R: 0 E: 0 K: 0 S: 4	H: 1 LOB: 1 BB: 0 P: 4	R: 0 E: 0 K: 0 S: 2	H: 0 LOB: 0 BB: 1 P: 6	R: 0 E: 0 K: 1 S: 5	H: 0 LOB: 0 BB: 0 P: 5	R: 1 E: 0 K: 1 S: 8	H: 2 LOB: 3 BB: 1 P: 12	R: 0 E: 0 K: 2 S: 7	H: 0 LOB: 0 BB: 0 P: 7		R: 1 E: 0 K: 2 S: 9	H: 2 LOB: 1 BB: 0 P: 9	1B: 5 2B: 2 3B: 1 HR: 1	SF: 0 SAC: 3 DP: 0 HBP: 0	WP: 0 PB: 0 SB: 0 CS: 1
PITCHER	IP WLS BF H R ER SO BB IBB HBP BLK WP HR S P ERA WHIP	IP WLS BF H R ER SO BB IBB HBP BLK WP HR S P ERA WHIP																				
Denny Lemaster, L ERA: 13.5	(1, 1) 0.1 L 5 2 3 3 0 2 0 0 0 0 0 1 3 11 81.00 12.000																					
Jim Ray, R ERA: 3.95	(1, 1) 2.2 10 2 1 1 0 1 0 0 0 0 0 9 13 3.38 1.125																					
Doolley Womack, R ERA:	(4, 1) 1.0 4 1 0 0 0 0 0 0 0 0 0 4 4 0.00 1.000																					
Dan Schneider, L ERA: 2.7	(5, 1) 2.1 10 2 1 1 1 1 0 0 0 0 0 0 11 3.86 1.286																					
Jack Billingham, R ERA:	(7, 1) 0.2 3 0 0 0 0 0 1 0 0 0 0 0 4 8 0.00 0.000																					

Batter	1	2	3	4	5	6	7	8	9	AB	R	H	RBI	BB	SO	LOB	BOTTOM					
Jesus Alou, R OBP: 0.205, SLG: 0.278										4	1	1	0	1	0	1	Atlanta Braves @ Houston Astros Astrodome, Houston, TX Wed Apr 16 1969, 7:05 PM EST Att: 9,333 - Unknown					
Joe Morgan, L OBP: 0.359, SLG: 0.313										3	2	1	1	2	0	2						
Norm Miller, L OBP: 0.364, SLG: 0.278										5	0	3	3	0	1	2						
Doug Rader, R OBP: 0.206, SLG: 0.273										5	0	0	0	0	0	5						
Curt Blefary, L OBP: 0.333, SLG: 0.344										4	0	0	0	0	0	1						
Denis Menke, R OBP: 0.459, SLG: 0.484										4	0	2	0	0	0	0						
Bob Watson, R OBP: 0.188, SLG: 0.071										3	0	1	0	1	1	1						
Johnny Edwards, L OBP: 0.219, SLG: 0.172										4	0	1	0	0	0	3						
Denny Lemaster, R Jim Ray, R Gene Garmon, L Doolley Womack, L Harold Torres, R Dan Schneider, L Jack Billingham, R Leon McFadden, R Skip Guinn, R Gary Geiger, L										0	0	0	0	0	0	0						
Inning Stats	R: 1 E: 0 K: 0 S: 4	H: 1 LOB: 0 BB: 0 P: 4	R: 0 E: 0 K: 0 S: 4	H: 1 LOB: 1 BB: 0 P: 4	R: 0 E: 0 K: 1 S: 6	H: 1 LOB: 2 BB: 1 P: 10	R: 0 E: 0 K: 1 S: 7	H: 2 LOB: 2 BB: 0 P: 7	R: 1 E: 0 K: 0 S: 4	H: 1 LOB: 1 BB: 1 P: 8	R: 0 E: 0 K: 0 S: 3	H: 0 LOB: 0 BB: 0 P: 3	R: 1 E: 0 K: 0 S: 4	H: 1 LOB: 1 BB: 1 P: 8	R: 0 E: 0 K: 0 S: 3	H: 1 LOB: 1 BB: 1 P: 7		R: 1 E: 0 K: 0 S: 4	H: 1 LOB: 1 BB: 1 P: 8	1B: 6 2B: 2 3B: 0 HR: 1	SF: 0 SAC: 0 DP: 1 HBP: 0	WP: 2 PB: 0 SB: 0 CS: 0
PITCHER	IP WLS BF H R ER SO BB IBB HBP BLK WP HR S P ERA WHIP	IP WLS BF H R ER SO BB IBB HBP BLK WP HR S P ERA WHIP																				
Ron Reed, R ERA: 4.15	(1, 1) 4.1 W 21 6 2 2 2 2 2 0 0 0 0 0 0 11 4.15 1.846																					
George Stone, L ERA: 1.5	(5, 1) 3.0 W 12 2 1 1 0 1 0 0 0 0 0 0 11 3.00 1.000																					
Cecil Upshaw, R ERA: 2.57	(8, 1) 1.2 S 7 1 1 1 0 2 0 0 0 0 1 0 5 5.40 1.800																					



Batter	1	2	3	4	5	6	7	8	9	AB	R	H	RBI	BB	SO	LOB	TOP			
Felix Millan, R OBP: 0.397, SLG: 0.500 (1,4)	5-3		SH FC5-2	IHR 2B		1-3	F8			4	1	1	1	0	0	1	Atlanta Braves @ Houston Astros Astrodome, Houston, TX Thu Apr 17 1969, 7:05 PM EST Att: 8,800 - Dome AB 34 R 9 H 10 RBI 8 BB 6 SO 2 LOB 16			
Sonny Jackson, L OBP: 0.341, SLG: 0.537 (1,6)	F7		FC3 FC5-2 SF8	IHR		1-3				5	2	1	3	0	0	1				
Hank Aaron, R OBP: 0.581, SLG: 0.886 (1,9)	E5		FC5-2 1B	IHR 2B		FC6-4 1B		CS BB		3	1	2	0	2	0	0				
Orlando Cepeda, R OBP: 0.233, SLG: 0.308 (8, PR) Tommie Aaron, R OBP: 1.000, SLG: 1.000 (8, 3)	F6		FC5-2 1B	L6		FC6-4		BB		4	0	0	0	1	0	6				
Clete Boyer, R OBP: 0.357, SLG: 0.333 (1,5)		F4	SF8	F9				SH2-4 CS 1B		4	0	1	1	0	0	2				
Bob Aspromonte, R OBP: 0.333, SLG: 0.273 (1,7)		4-3				G3 SH5-3 1B		CS SH2-4 1B		5	1	3	1	0	0	0				
Bob Didier, S OBP: 0.280, SLG: 0.217 (1,2)		K	5-3			SH5-3 1-2		SH2-4 1-2 2-3		3	0	0	0	0	1	2				
Mike Lum, L OBP: 0.615, SLG: 0.500 (1,8)			SH FC3 BB	SH1-4 2B 1B		G3		CS 1B IBB		2	3	1	0	3	0	1				
Pat Jarvis, R OBP: 0.143, SLG: 0.143 (1,1)			E1 FC3 SH E	SH1-4		5-3		WP 1B		4	1	1	2	0	1	3				
Inning Stats	R: 0 E: 1 K: 0 S: 4	H: 0 LOB: 1 BB: 0 P: 4	R: 0 E: 0 K: 1 S: 5	H: 0 LOB: 0 BB: 5 P: 5	R: 4 E: 3 K: 0 S: 7	H: 1 LOB: 2 BB: 2 P: 15	R: 3 E: 0 K: 0 S: 7	H: 4 LOB: 1 BB: 0 P: 7	R: 0 E: 0 K: 0 S: 4	H: 1 LOB: 1 BB: 0 P: 4	R: 0 E: 0 K: 0 S: 5	H: 3 LOB: 1 BB: 1 P: 9	R: 0 E: 0 K: 0 S: 2	H: 0 LOB: 1 BB: 2 P: 10	R: 0 E: 0 K: 1 S: 5	H: 0 LOB: 1 BB: 1 P: 9	1B: 7 2B: 2 3B: 0 HR: 1	SF: 1 SAC: 4 DP: 0 HBP: 0	WP: 1 PB: 0 SB: 0 CS: 4	PA: 45
PITCHER	IP	WLS	BF	H	R	ER	SO	BB	IBB	HBP	BLK	WP	HR	S	P	ERA	WHIP			
Wade Blasingame, L ERA: 4.35 (1,1)	3.1	L	21	5	7	3	1	1	1	0	0	0	0	21	29	8.10	1.800			
Jim Ray, R ERA: 3.38 (4,1)	0.2		2	0	0	0	0	0	0	0	0	0	0	2	2	0.00	0.000			
Doolley Womack, R ERA: (5,1)	2.0		8	2	0	0	0	0	0	0	0	0	0	8	8	0.00	1.000			
Dan Schneider, L ERA: 7.36 (7,1)	0.1		4	2	2	2	0	0	1	0	0	0	0	3	7	54.00	6.000			
Fred Gladding, R ERA: (7,1)	0.2		2	1	0	0	0	0	0	0	0	1	0	2	2	0.00	1.500			
Skip Guinn, L ERA: 3.6 (8,1)	2.0		8	0	0	0	1	3	0	0	0	0	0	7	19	0.00	1.500			

Batter	1	2	3	4	5	6	7	8	9	AB	R	H	RBI	BB	SO	LOB	BOTTOM			
Jesus Alou, R OBP: 0.205, SLG: 0.268 (1,9)	4-3	6-3			4-3		6-3			5	0	1	0	0	0	0	Atlanta Braves @ Houston Astros Astrodome, Houston, TX Thu Apr 17 1969, 7:05 PM EST Att: 8,800 - Dome AB 38 R 3 H 11 RBI 3 BB 1 SO 0 LOB 16			
Joe Morgan, L OBP: 0.364, SLG: 0.306 (1,4)	BLK 2B 1B		F6		F2		FC6-4 BB		1B	4	1	1	0	1	0	1				
Norm Miller, L OBP: 0.370, SLG: 0.348 (1,8)	F7			2B		2B 1B		F9		5	1	2	0	0	0	3				
Doug Rader, R OBP: 0.237, SLG: 0.351 (1,5)	F6		F6		F6		FC6-4			4	1	2	2	0	0	2				
Curt Blefary, L OBP: 0.325, SLG: 0.333 (1,3)	1B 2B		F8		F5					4	0	1	1	0	0	2				
Denis Menke, R OBP: 0.483, SLG: 0.486 (1,6)	FC6-4 1B						F8			4	0	2	0	0	0	0				
Bob Watson, R OBP: 0.250, SLG: 0.222 (1,7)	FC6-4				F9		5-3 1B		2B	4	0	2	0	0	0	3				
Johnny Edwards, L OBP: 0.194, SLG: 0.152 (1,2)		F5			F2		5-3			4	0	0	0	0	0	3				
Inning Stats	R: 2 E: 0 K: 0 S: 7	H: 4 LOB: 2 BB: 0 P: 7	R: 0 E: 0 K: 0 S: 3	H: 0 LOB: 0 BB: 0 P: 3	R: 0 E: 0 K: 0 S: 4	H: 1 LOB: 1 BB: 0 P: 4	R: 0 E: 0 K: 0 S: 4	H: 1 LOB: 1 BB: 0 P: 4	R: 1 E: 0 K: 0 S: 5	H: 2 LOB: 1 BB: 0 P: 5	R: 0 E: 0 K: 0 S: 4	H: 1 LOB: 1 BB: 1 P: 7	R: 0 E: 0 K: 0 S: 4	H: 1 LOB: 1 BB: 0 P: 4	R: 0 E: 0 K: 0 S: 4	H: 1 LOB: 1 BB: 0 P: 4	1B: 7 2B: 4 3B: 0 HR: 0	SF: 0 SAC: 0 DP: 0 HBP: 0	WP: 0 PB: 0 SB: 0 CS: 0	PA: 39
PITCHER	IP	WLS	BF	H	R	ER	SO	BB	IBB	HBP	BLK	WP	HR	S	P	ERA	WHIP			
Pat Jarvis, R ERA: 4.95 (1,1)	9.0	W	39	11	3	3	0	1	0	0	0	0	0	38	42	3.00	1.333			



Batter	1	2	3	4	5	6	7	8	9	AB	R	H	RBI	BB	SO	LOB	TOP					
Jesus Alou, R OBP: 0.204, SLG: 0.261	0-0 1B SF7	0-0 P4-3			0-0 F2		0-0 B3-6-4		0-0 6-3	5	1	1	0	0	0	2						
Joe Morgan, L OBP: 0.388, SLG: 0.325 Hector Torres, R (9.6)	0-0 SF7 1B		0-0 F8		4-0 1-3 BB		0-0 F S 2B 1B		0-0 P5	4	2	2	0	1	0	0						
Norm Miller, L OBP: 0.344, SLG: 0.370 (9.8)	0-0 SF7		0-0 P4-3		0-0 1-3		0-0 1-3 2B		0-0 6-3	4	1	1	2	0	0	1						
Doug Rader, R OBP: 0.262, SLG: 0.390 (1.5)	0-0 FC6-4 1B		0-0 F3		0-0 5-3		0-0 1-H 2B			4	0	2	2	0	0	1						
Curt Blefary, L OBP: 0.318, SLG: 0.325 (1.3)	0-0 FC6-4 FC4 1-2			0-0 SH2-3 FC5-2 1B		0-0 P6		0-0 F7		4	0	1	0	0	0	2						
Denis Menke, R OBP: 0.477, SLG: 0.486 (1.4)	0-0 FC4 1-2			0-0 SH2-3 1-3		0-0 1B		4-0 CS BB		2	0	1	0	1	0	1						
Johnny Edwards, L OBP: 0.179, SLG: 0.139 Don Bryant, R OBP: 1.000, SLG: 1.000		0-0 P4-3		0-0 FC5-2 BB		0-0 F8		0-0 FC1-6 1B		3	0	0	0	0	0	2						
Leon McFadden, R (1.6) (9.7)		0-0 F8		4-0 1-2 BB		0-0 P4-3		0-0 FC1-6 1-2		3	0	0	0	1	0	2						
Don Wilson, R OBP: 0.250, SLG: 0.143 Fred Gladding, L (7.1) Jack Billingham, R (9.1) Skip Guinn, R (9.1) Dooley Womack, L (9.1)		1-0 HBP		0-0 1-3		0-0 1B		0-0 B3-6-4 1B		2	0	1	0	0	0	2						
Inning Stats	R: 2 E: 0 K: 0 S: 6	H: 3 LOB: 1 BB: 0 P: 6	R: 0 E: 0 K: 0 S: 3	H: 0 LOB: 1 BB: 0 P: 4	R: 0 E: 0 K: 0 S: 3	H: 0 LOB: 0 BB: 0 P: 3	R: 0 E: 0 K: 0 S: 4	H: 1 LOB: 2 BB: 1 P: 8	R: 0 E: 0 K: 0 S: 3	H: 0 LOB: 1 BB: 1 P: 7	R: 0 E: 0 K: 0 S: 4	H: 1 LOB: 2 BB: 0 P: 4	R: 2 E: 0 K: 0 S: 6	H: 4 LOB: 1 BB: 0 P: 6	R: 0 E: 0 K: 1 S: 5	H: 1 LOB: 1 BB: 1 P: 9	R: 0 E: 0 K: 0 S: 3	H: 0 LOB: 0 BB: 3 P: 3	1B: 8 2B: 2 3B: 0 HR: 0	SF: 1 SAC: 1 DP: 1 HBP: 1	WP: 0 PB: 0 SB: 2 CS: 1	PA: 39
PITCHER	IP WLS BF H R ER SO BB IBB HBP BLK WP HR S P ERA WHIP	IP WLS BF H R ER SO BB IBB HBP BLK WP HR S P ERA WHIP											IP WLS BF H R ER SO BB IBB HBP BLK WP HR S P ERA WHIP									
Don Drysdale, R ERA: 5.87	(1.1) 6.2 31 9 4 4 0 2 0 0 0 0 0 0 28 37 5.40 1.650	(7.1) 0.1 1 0 0 0 0 0 0 0 0 0 0 0 1 1 0.00 0.000	(8.1) 2.0 W 7 1 0 0 1 1 0 0 0 0 0 0 8 12 0.00 1.000											(1.1) 6.2 31 9 4 4 0 2 0 0 0 0 0 0 28 37 5.40 1.650								

Houston Astros @ Los Angeles Dodgers
Dodger Stadium, Los Angeles, CA
Fri Apr 18 1969, 6:05 PM PST
Att: 16,035 - Unknown

AB	33
R	4
H	10
RBI	4
BB	3
SO	1
LOB	14



Batter	1	2	3	4	5	6	7	8	9	AB	R	H	RBI	BB	SO	LOB	BOTTOM				
Willie Crawford, L OBP: 0.341, SLG: 0.474 (1.8)	0-0 2-3		0-0 1-3		0-0 1-H 2B		0-0 1-3		0-3 K	5	0	1	0	0	1	4					
Bill Russell, R OBP: 0.517, SLG: 0.783 (1.9)	0-3 K			0-3 K		4-0 SH2-4 BB		0-0 F7	4-0 BB	3	0	0	1	2	2	0					
Wes Parker, S OBP: 0.400, SLG: 0.593 (1.3)	0-0 4-3			0-0 4-3		0-0 SH2-4		0-0 4-3	4-0 BB	3	0	0	1	1	0	0					
Andy Kosco, R OBP: 0.290, SLG: 0.516 (1.7)		0-0 BLK 1B		0-0 4-3		0-0 P5		0-0 6-3		4	0	1	0	0	0	1					
Tom Haller, L OBP: 0.444, SLG: 0.536 (1.2)		0-0 F9 1-2			4-0 2B SF8 BB	4-0 IBB			0-0 2B 2B	2	2	1	0	2	0	1					
Bill Sudakis, S OBP: 0.250, SLG: 0.324 (1.5)		0-3 K			0-0 6-3 1B 2B	0-0 F9			0-0 1B BB 2B	4	2	2	1	0	1	3					
Paul Popovich, S OBP: 0.333, SLG: 0.250 (1.4)		0-3 K			0-0 SF8		4-0 FC6-4 BB		0-0 P5	2	0	0	1	1	1	2					
Ted Sizemore, R OBP: 0.417, SLG: 0.419 (1.6)			0-3 K		0-0 6-3		0-0 FC6-4		0-0 BB IBB 1B	4	1	1	0	0	1	2					
Don Drysdale, R OBP: 0.167, SLG: 0.167 Jim Brewer, L (7.1) Len Gabrielson, L OBP: 0.222, SLG: 0.133 Al McBean, R OBP: 0.500, SLG: 0.500 Ron Fairly, L OBP: 0.211, SLG: 0.278 (9. PH)			0-3 K		0-0 2B 1B		0-0 F7		4-0 BB BB IBB	2	0	1	1	0	1	0					
Inning Stats	R: 0 E: 0 K: 1 S: 5	H: 0 LOB: 0 BB: 0 P: 5	R: 0 E: 0 K: 2 S: 8	H: 1 LOB: 1 BB: 0 P: 8	R: 0 E: 0 K: 2 S: 7	H: 0 LOB: 0 BB: 0 P: 7	R: 0 E: 0 K: 1 S: 5	H: 0 LOB: 0 BB: 0 P: 5	R: 2 E: 0 K: 0 S: 5	H: 3 LOB: 2 BB: 1 P: 9	R: 0 E: 0 K: 0 S: 3	H: 0 LOB: 2 BB: 2 P: 11	R: 0 E: 0 K: 0 S: 3	H: 0 LOB: 1 BB: 1 P: 7	R: 0 E: 0 K: 0 S: 3	R: 3 E: 0 K: 1 S: 7	H: 3 LOB: 3 BB: 3 P: 19	1B: 3 2B: 4 3B: 0 HR: 0	SF: 1 SAC: 1 DP: 0 HBP: 0	WP: 0 PB: 0 SB: 0 CS: 0	PA: 39
PITCHER	IP WLS BF H R ER SO BB IBB HBP BLK WP HR S P ERA WHIP	IP WLS BF H R ER SO BB IBB HBP BLK WP HR S P ERA WHIP											IP WLS BF H R ER SO BB IBB HBP BLK WP HR S P ERA WHIP								
Don Wilson, R ERA: 1.71	(1.1) 6.0 25 4 2 2 0 3 1 0 0 0 0 0 8 8 3.00 1.167	(7.1) 2.0 8 2 2 2 0 0 0 0 0 0 0 0 2 2 9.00 3.000	(9.1) 0.1 L 2 1 0 0 0 0 0 0 0 0 0 0 3 7 0.00 0.000	(9.1) 0.1 2 0 0 0 1 0 1 0 0 0 0 0 3 7 0.00 0.000	(9.1) 0.0 2 0 1 1 0 2 0 0 0 0 0 0 0 8 ∞ ∞											(1.1) 6.0 25 4 2 2 0 3 1 0 0 0 0 0 8 8 3.00 1.167					

Houston Astros @ Los Angeles Dodgers
Dodger Stadium, Los Angeles, CA
Fri Apr 18 1969, 6:05 PM PST
Att: 16,035 - Unknown

AB	30
R	5
H	7
RBI	5
BB	7
SO	7
LOB	14



Batter	1	2	3	4	5	6	7	8	9	AB	R	H	RBI	BB	SO	LOB	TOP					
Jesus Alou, R OBP: 0.185, SLG: 0.235	E5 FC5-4	K		5-3		5-3		1-3		5	0	0	0	0	1	2						
Joe Morgan, L OBP: 0.389, SLG: 0.318	K		1B S 1B	F8			1B BLK 1B BB	P4-3		4	2	1	0	1	1	2						
Norm Miller, L OBP: 0.351, SLG: 0.375	FC5-4 1B		BB 1B 1-3 1B	6-3			BB 1B 1-3 L6-5 1B	F7		5	0	2	0	0	0	2						
Doug Rader, R OBP: 0.319, SLG: 0.409			K		4-0 P4-6-3 BB		1-2 3-H 1B		4-0 BB 1B	3	1	2	1	2	1	2						
Curt Blefary, L OBP: 0.347, SLG: 0.326	F8		BB 1-2 3-H 1B		4-0 P4-6-3 1-2 BB		1-2 2-3 BB		4-0 BB BB	3	0	1	1	2	0	3						
Denis Menke, R OBP: 0.490, SLG: 0.475		6-3		1-2 2-3 BB	4-0 BB		1-2 2-3 BB		4-0 1-2 2-H 1B	3	0	1	1	2	0	3						
Johnny Edwards, L OBP: 0.182, SLG: 0.146			P5 2B 1B		4-0 P5 BB		L4		0-0 3-1 BB	5	1	1	0	0	0	8						
Leon McFadden, R OBP: 0.167, SLG: 0.182			F7				F8		0-3 K	4	0	1	1	0	1	3						
Larry Dierker, R OBP: 0.222, SLG: 0.222 Skip Guinn, R (9, 1)	K			5-3 1B		5-3		1-3		4	0	1	0	0	1	1						
Inning Stats	R: 0 E: 1 K: 1 S: 7	H: 1 LOB: 2 BB: 0 P: 7	R: 1 E: 0 K: 2 S: 9	H: 2 LOB: 1 BB: 0 P: 9	R: 1 E: 0 K: 1 S: 8	H: 3 LOB: 3 BB: 1 P: 12	R: 0 E: 0 K: 0 S: 4	H: 1 LOB: 1 BB: 2 P: 4	R: 0 E: 0 K: 0 S: 2	H: 0 LOB: 1 BB: 2 P: 10	R: 0 E: 0 K: 0 S: 3	H: 0 LOB: 0 BB: 0 P: 3	R: 1 E: 0 K: 0 S: 4	H: 2 LOB: 2 BB: 2 P: 12	R: 0 E: 0 K: 1 S: 5	H: 0 LOB: 0 BB: 0 P: 5	R: 1 E: 0 K: 0 S: 4	H: 1 LOB: 2 BB: 1 P: 12	1B: 9 2B: 2 3B: 0 HR: 0	SF: 0 SAC: 0 DP: 2 HBP: 0	WP: 0 PB: 0 SB: 1 CS: 0	PA: 43
PITCHER	IP WLS BF H R ER SO BB IBB HBP BLK WP HR S P ERA WHIP																					
Don Sutton, R ERA: 7.04	(1, 1) 6.0 28 7 2 2 4 3 0 0 0 0 0 0 33 45 3.00 1.667																					
Jim Brewer, L ERA: 3.89	(7, 1) 0.0 4 2 1 1 0 2 0 0 1 0 0 2 10 ∞ ∞																					
Pete Mikkelsen, R ERA: 3.18	(7, 1) 3.0 W 11 1 1 1 1 2 0 0 0 0 0 0 11 19 3.00 1.000																					

Houston Astros @ Los Angeles Dodgers
Dodger Stadium, Los Angeles, CA
Sat Apr 19 1969, 6:05 PM PST
Att: 19,108 - Unknown - 72 F

AB	36
R	4
H	10
RBI	4
BB	7
SO	5
LOB	26



Batter	1	2	3	4	5	6	7	8	9	AB	R	H	RBI	BB	SO	LOB	BOTTOM					
Willie Crawford, L OBP: 0.326, SLG: 0.429	6-3		FC6-4 BB		K	K			P3	4	0	0	0	1	2	4						
Bill Russell, R OBP: 0.529, SLG: 0.741			FC6-4 1-2 2-3 BB			3B 1B		P6	FC4-6 BB	4	1	2	0	1	0	2						
Wes Parker, S OBP: 0.371, SLG: 0.594	FC1-6 1-2		K			1B 3B		F7	FC4-6 1B	5	2	1	1	0	1	5						
Andy Kosco, R OBP: 0.306, SLG: 0.500	L1				PB 1B	SH1-4 1B		F2	E6 1B	5	1	2	1	0	0	2						
Tom Haller, L OBP: 0.425, SLG: 0.500		K		K		SH1-4 1B		F7	1-2 3-H 1B	4	0	1	1	0	2	1						
Bill Sudakis, S OBP: 0.250, SLG: 0.366		4-3		F9		P4			3B	4	0	1	0	0	0	2						
Paul Popovich, S OBP: 0.300, SLG: 0.250		P1-3		F5		BB IBB 1B		P7		4	0	1	1	0	0	2						
Ted Sizemore, R OBP: 0.425, SLG: 0.394			FC6-4 BB BB			F9		6-3		2	0	0	0	2	0	1						
Don Sutton, R Ron Fairly, L Jim Brewer, L Pete Mikkelsen, R Len Gabrielson, L Bobby Darwin, R	(1, 1) (6, PH) (7, 1) (7, 1) (6, PH) (6, PH)			K		6-3			FC4-6 BB E 1B	2	0	0	0	0	1	1						
Inning Stats	R: 0 E: 0 K: 0 S: 4	H: 1 LOB: 1 BB: 0 P: 4	R: 0 E: 0 K: 1 S: 5	H: 0 LOB: 0 BB: 0 P: 5	R: 0 E: 0 K: 2 S: 7	H: 0 LOB: 2 BB: 2 P: 15	R: 0 E: 0 K: 1 S: 6	H: 1 LOB: 1 BB: 0 P: 6	R: 0 E: 0 K: 1 S: 5	H: 0 LOB: 0 BB: 0 P: 5	R: 3 E: 0 K: 1 S: 9	H: 4 LOB: 3 BB: 2 P: 17	R: 0 E: 0 K: 0 S: 3	H: 0 LOB: 0 BB: 0 P: 3	R: 0 E: 0 K: 0 S: 4	H: 1 LOB: 1 BB: 0 P: 4	R: 2 E: 1 K: 0 S: 5	H: 2 LOB: 2 BB: 1 P: 9	1B: 7 2B: 0 3B: 2 HR: 0	SF: 0 SAC: 1 DP: 0 HBP: 0	WP: 0 PB: 1 SB: 0 CS: 0	PA: 41
PITCHER	IP WLS BF H R ER SO BB IBB HBP BLK WP HR S P ERA WHIP																					
Larry Dierker, R ERA: 3.97 Skip Guinn, L ERA: 3.39	(1, 1) 8.2 L 40 8 5 3 6 4 0 0 0 0 0 0 1 67 3.12 1.385																					
	(9, 1) 0.0 1 1 0 0 0 0 0 0 0 0 0 0 1 1 ∞ ∞																					

Houston Astros @ Los Angeles Dodgers
Dodger Stadium, Los Angeles, CA
Sat Apr 19 1969, 6:05 PM PST
Att: 19,108 - Unknown - 72 F

AB	35
R	5
H	9
RBI	4
BB	5
SO	6
LOB	20



Batter	1	2	3	4	5	6	7	8	9	AB	R	H	RBI	BB	SO	LOB	TOP			
Jesus Alou, R OBP: 0.190, SLG: 0.236 (1, 9)										4	0	1	0	0	1	1	Houston Astros @ Los Angeles Dodgers Dodger Stadium, Los Angeles, CA Sun Apr 20 1969, 3:33 AM PST Att: 16,540 - Unknown livebaseballscorecards.com			
Joe Morgan, L OBP: 0.373, SLG: 0.313 (1, 4)										4	0	1	0	0	0	1				
Jimmy Wynn, R OBP: 0.424, SLG: 0.533 (1, 8)										3	0	0	0	1	3	1				
Doug Rader, R OBP: 0.314, SLG: 0.383 (1, 5) Leon McFadden, R OBP: 0.167, SLG: 0.182 (9, PR)										3	0	0	0	1	1	2				
Curt Blefary, L OBP: 0.358, SLG: 0.340 (1, 3)										4	1	2	0	0	1	1				
Denis Menke, R OBP: 0.500, SLG: 0.500 (1, 6)										2	0	1	1	1	0	0				
Norm Miller, L OBP: 0.350, SLG: 0.371 (1, 7)										3	0	1	0	0	0	3				
Johnny Edwards, L OBP: 0.170, SLG: 0.136 (1, 2)										3	0	0	0	0	1	2				
Denny Lemaster, R OBP: 0.200, SLG: 0.400 (1, 1)										3	0	1	0	0	1	0				
Inning Stats	R: 0 E: 0 K: 2 S: 8	H: 2 LOB: 1 BB: 0 P: 8	R: 0 E: 0 K: 0 S: 3	H: 1 LOB: 1 BB: 1 P: 7	R: 0 E: 0 K: 1 S: 5	H: 0 LOB: 0 BB: 0 P: 5	R: 1 E: 0 K: 1 S: 7	H: 2 LOB: 1 BB: 0 P: 7	R: 0 E: 0 K: 0 S: 6	H: 0 LOB: 0 BB: 1 P: 6	R: 0 E: 0 K: 0 S: 3	H: 1 LOB: 0 BB: 0 P: 3	R: 0 E: 0 K: 1 S: 5	H: 0 LOB: 0 BB: 0 P: 5	R: 0 E: 0 K: 2 S: 6	H: 0 LOB: 1 BB: 1 P: 10	1B: 5 2B: 3 3B: 0 HR: 0	SF: 0 SAC: 0 DP: 3 HBP: 0	WP: 0 PB: 0 SB: 2 CS: 2	PA: 32
PITCHER Claude Osteen, L ERA: 1.33 (1, 1)	IP: 9.0 WLS: W BF: 32 H: 7 R: 1 ER: 1 SO: 8 BB: 3 IBB: 0 HBP: 0 BLK: 0 WP: 0 HR: 0 S: 45 P: 57 ERA: 1.00 WHIP: 1.111															PITCHER				

Batter	1	2	3	4	5	6	7	8	9	AB	R	H	RBI	BB	SO	LOB	BOTTOM			
Willie Crawford, L OBP: 0.320, SLG: 0.413 (1, 8)										4	0	1	1	0	3	0	Houston Astros @ Los Angeles Dodgers Dodger Stadium, Los Angeles, CA Sun Apr 20 1969, 3:33 AM PST Att: 16,540 - Unknown livebaseballscorecards.com			
Bill Russell, R OBP: 0.500, SLG: 0.667 (1, 9)										3	0	0	0	1	1	0				
Wes Parker, S OBP: 0.410, SLG: 0.694 (1, 3)										4	1	3	1	0	0	3				
Andy Kosco, R OBP: 0.300, SLG: 0.475 (1, 7)										4	0	1	0	0	1	1				
Bill Sudakis, S OBP: 0.271, SLG: 0.378 (1, 5)										4	0	2	0	0	0	2				
Ted Sizemore, R OBP: 0.408, SLG: 0.378 (1, 6)										4	0	1	0	0	0	4				
Paul Popovich, S OBP: 0.308, SLG: 0.273 (1, 4)										3	1	1	0	0	0	2				
Jeff Torborg, R (1, 2)										3	0	0	0	0	0	2				
Claude Osteen, L OBP: 0.222, SLG: 0.125 (1, 1)										2	0	0	0	0	0	0				
Inning Stats	R: 0 E: 0 K: 2 S: 8	H: 1 LOB: 1 BB: 0 P: 8	R: 0 E: 0 K: 0 S: 4	H: 1 LOB: 1 BB: 0 P: 4	R: 0 E: 0 K: 2 S: 7	H: 0 LOB: 0 BB: 0 P: 7	R: 0 E: 0 K: 0 S: 4	H: 2 LOB: 1 BB: 0 P: 4	R: 1 E: 1 K: 0 S: 5	H: 2 LOB: 2 BB: 1 P: 9	R: 0 E: 0 K: 0 S: 4	H: 1 LOB: 0 BB: 0 P: 4	R: 0 E: 0 K: 1 S: 5	H: 0 LOB: 0 BB: 0 P: 5	R: 1 E: 0 K: 0 S: 5	H: 2 LOB: 1 BB: 0 P: 5	1B: 8 2B: 0 3B: 0 HR: 1	SF: 0 SAC: 1 DP: 2 HBP: 0	WP: 0 PB: 0 SB: 0 CS: 0	PA: 33
PITCHER Denny Lemaster, L ERA: 6.75 (1, 1)	IP: 8.0 WLS: L BF: 33 H: 9 R: 2 ER: 2 SO: 5 BB: 0 IBB: 1 HBP: 0 BLK: 0 WP: 0 HR: 1 S: 42 P: 46 ERA: 2.25 WHIP: 1.125															PITCHER				

Batter	1	2	3	4	5	6	7	8	9	AB	R	H	RBI	BB	SO	LOB	TOP											
Pete Rose, S OBP: 0.426, SLG: 0.537 (1, 8)	0-0 6-3	0-0 E 1B		0-0 5-3	0-0 P6			0-0 G6-4-3		5	1	1	2	0	0	3												
Bobby Tolan, L OBP: 0.392, SLG: 0.622 (1, 9)	0-0 G3	0-0 E9 1B		0-0 HR			0-0 1-6-3		0-0 E 1B 1B	5	2	3	3	0	0	0												
Alex Johnson, R OBP: 0.391, SLG: 0.659 (1, 7)	4-0 PO BB	0-0 P5		0-0 1-3			0-0 G3		0-0 E9 1B 1B G6-4-3	4	1	1	0	1	0	1												
Tony Perez, R OBP: 0.372, SLG: 0.450 Giraldo Ruiz, S (9, PR) (9, 5)	0-0 PO	0-0 1B E 1B	0-0 5-3		0-0 6-3		0-3 K		0-0 G6-4-3 1B WP 1B	5	1	2	1	0	1	0												
Lee May, R OBP: 0.250, SLG: 0.375 (1, 3)		0-0 P4	4-0 1-3 BB		0-0 5-3			0-0 F8	0-0 G6-4-3 1B	4	0	1	0	1	0	1												
Johnny Bench, R OBP: 0.288, SLG: 0.436 (1, 2)		0-0 E6 1B 1B	0-0 1-3		0-0 BB 1B 1B			0-0 F7	0-0 G6-4-3 1B	5	2	1	0	0	0	4												
Tommy Helms, R OBP: 0.400, SLG: 0.394 (1, 4)		0-0 1B E 1B	4-0 FC6-4 IBB		0-0 1B BB 1B			0-0 6-3	0-0 BB 1B	3	2	2	0	2	0	0												
Darrel Chaney, S OBP: 0.333, SLG: 0.200 (1, 6)		0-0 E5 1B E	0-0 FC6-4		4-0 1B BB 1B			0-0 FC1-6 1B	0-3 K	4	1	1	1	1	1	5												
Jim Merritt, L OBP: 0.250, SLG: 0.250 George Culver, R (6, 1) Wayne Granger, R (8, 1)	0-0 P4			0-0 4-3				0-0 FC1-6 G6-4-3 1B		3	0	1	2	0	0	3												
Inning Stats	R: 0 E: 0 K: 0 S: 2	H: 0 LOB: 0 BB: 1 P: 6	R: 5 E: 3 K: 0 S: 9	H: 4 LOB: 1 BB: 0 P: 9	R: 0 E: 0 K: 0 S: 3	H: 0 LOB: 2 BB: 2 P: 11	R: 1 E: 0 K: 0 S: 4	H: 1 LOB: 0 BB: 0 P: 4	R: 2 E: 0 K: 0 S: 6	H: 3 LOB: 2 BB: 1 P: 10	R: 0 E: 0 K: 0 S: 5	H: 0 LOB: 0 BB: 0 P: 5	R: 0 E: 0 K: 0 S: 3	H: 0 LOB: 0 BB: 0 P: 3	R: 0 E: 0 K: 0 S: 3	H: 1 LOB: 0 BB: 0 P: 3	R: 3 E: 1 K: 1 S: 8	H: 4 LOB: 1 BB: 1 P: 12	1B: 12 2B: 0 3B: 0 HR: 1	SF: 0 SAC: 0 DP: 2 HBP: 0	WP: 1 PB: 0 SB: 0 CS: 0	PA: 45						
PITCHER	IP	WLS	BF	H	R	ER	SO	BB	IBB	HBP	BLK	WP	HR	S	P	ERA	WHIP											
Wade Blasingame, L ERA: 4.8	(1, 1)	4.2	L	27	8	8	3	0	3	1	0	0	0	1	23	39	5.79	2.357										
Jim Ray, R ERA: 3.18	(5, 1)	0.1		1	0	0	0	0	0	0	0	0	0	1	1	0.00	0.000											
Doolley Womack, R ERA:	(6, 1)	2.0		6	0	0	0	1	0	0	0	0	0	8	8	0.00	0.000											
Dan Schneider, L ERA: 11.57	(8, 1)	1.0		7	5	3	3	0	0	0	0	0	0	7	7	27.00	5.000											
Jack Billingham, R ERA: 1.59	(9, 1)	1.0		3	0	0	0	1	1	0	0	0	1	0	4	8	0.00	1.000										

Cincinnati Reds @ Houston Astros
Astrodome, Houston, TX
Mon Apr 21 1969, 7:05 PM EST
Att: 8,513 - Dome - 72 F

AB 39
R 11
H 13
RBI 9
BB 5
SO 2
LOB 18



Batter	1	2	3	4	5	6	7	8	9	AB	R	H	RBI	BB	SO	LOB	BOTTOM											
Jesus Alou, R OBP: 0.190, SLG: 0.233 (1, 9)	0-0 L6			0-0 F8 BB 1B	0-0 F8			0-0 1-3	0-0 4-3	5	1	1	0	0	0	2												
Joe Morgan, L OBP: 0.381, SLG: 0.308 (1, 7)	0-0 L4			4-0 1B BB		0-0 HR 1B		0-0 F5	0-0 G3	4	1	1	0	1	0	1												
Jimmy Wynn, R OBP: 0.395, SLG: 0.571 (1, 8)	0-0 P6			0-0 F7		0-0 HR 1B		0-0 5-3	0-0 E5 2B	5	2	1	2	0	0	2												
Doug Rader, R OBP: 0.304, SLG: 0.385 (1, 5)		0-3 K		0-0 F8		0-0 F7		0-3 K	0-0 2B	5	0	1	1	0	2	2												
Denis Menke, R OBP: 0.509, SLG: 0.500 (1, 4) (7, 6)		0-3 K		0-0 1B		0-0 F8 1B		1-0 BB WP HBP	0-0 F8	4	0	2	1	0	1	1												
Curt Blefary, L OBP: 0.366, SLG: 0.340 (1, 3)	0-0 F7			0-0 1-3		0-0 FC6-4 1B		4-0 BB BB	0-0 BB BB	3	0	1	0	1	0	2												
Hector Torres, R (1, 6)				0-0 1-6-3		0-0 F3		4-0 BB BB	0-0 BB	2	0	0	0	0	0	0												
Norm Miller, L OBP: 0.397, SLG: 0.361 (6, PH) (7, 7)				0-0 F2		0-0 L7		1-2 2-3 BB	0-0 BB	1	0	0	0	1	0	2												
Don Bryant, R OBP: 0.250, SLG: 0.250 Johnny Edwards, L OBP: 0.167, SLG: 0.133 (8, PH) (9, 2)	0-0 F9			0-0 F2		0-0 L7		0-0 FC6-4	0-0 4-3	3	0	0	0	0	0	2												
Wade Blasingame, L Jim Ray, R Leon McFadden, R Dooley Womack, L Gary Geiger, L Dan Schneider, L Jack Billingham, R Cesar Geronimo, L	(1, 1) (5, 1) (5, PH) (8, 1) (7, PH) (8, 1) (9, 1) (9, PH)	0-0 P6		0-0 1B		0-0 P6		0-0 G3 E 2B		1	0	0	0	0	0	0												
Inning Stats	R: 0 E: 0 K: 0 S: 3	H: 0 LOB: 0 BB: 0 P: 3	R: 0 E: 0 K: 2 S: 7	H: 0 LOB: 0 BB: 0 P: 7	R: 0 E: 0 K: 0 S: 3	H: 0 LOB: 0 BB: 0 P: 3	R: 1 E: 0 K: 0 S: 5	H: 2 LOB: 2 BB: 1 P: 9	R: 0 E: 0 K: 0 S: 4	H: 1 LOB: 1 BB: 0 P: 4	R: 2 E: 0 K: 0 S: 7	H: 4 LOB: 2 BB: 0 P: 7	R: 0 E: 0 K: 0 S: 3	H: 0 LOB: 0 BB: 0 P: 3	R: 0 E: 0 K: 1 S: 5	H: 0 LOB: 2 BB: 2 P: 14	R: 2 E: 1 K: 0 S: 6	H: 2 LOB: 1 BB: 0 P: 6	1B: 6 2B: 2 3B: 0 HR: 1	SF: 0 SAC: 0 DP: 0 HBP: 1	WP: 1 PB: 0 SB: 0 CS: 0	PA: 41						
PITCHER	IP	WLS	BF	H	R	ER	SO	BB	IBB	HBP	BLK	WP	HR	S	P	ERA	WHIP											
Jim Merritt, L ERA: 4.61	(1, 1)	5.1	W	24	7	3	3	3	1	0	0	0	1	27	31	5.06	1.500											
George Culver, R ERA:	(6, 1)	2.1		10	0	0	0	1	2	0	1	0	1	0	9	18	0.00	0.857										
Wayne Granger, R ERA: 2.45	(8, 1)	1.1	S	7	2	2	0	0	0	0	0	0	0	7	7	0.00	1.500											

Cincinnati Reds @ Houston Astros
Astrodome, Houston, TX
Mon Apr 21 1969, 7:05 PM EST
Att: 8,513 - Dome - 72 F

AB 37
R 5
H 9
RBI 4
BB 3
SO 3
LOB 17



Batter	1	2	3	4	5	6	7	8	9	AB	R	H	RBI	BB	SO	LOB	TOP									
Pete Rose, S OBP: 0.462, SLG: 0.600 (1, 8)	0-1 CI HR		0-0 1B 3B		0-3 K	0-0 1B		0-0 PB 1B SF8 1B	4-0 FC5-2 HBP BB	4	3	3	2	1	1	0	Cincinnati Reds @ Houston Astros Astrodome, Houston, TX Tue Apr 22 1969, 7:05 PM EST Att. 7,204 - Dome - 72 F									
Bobby Tolan, L OBP: 0.358, SLG: 0.580 (1, 9)	0-0 P4		0-0 1B		0-3 K		0-0 L1	0-0 F2	1-0 FC5-2 HBP	5	0	1	1	0	1	3										
Alex Johnson, R OBP: 0.417, SLG: 0.630 Ted Savage, R OBP: 0.500, SLG: 0.500 Jim Beauchamp, R (9, FH) (9, 7)	0-3 K		0-0 P6		0-3 K		0-0 F8	0-0 SF8 PB 2B 1B	0-0 FC5-2	2	0	0	0	0	1	2										
Tony Perez, R OBP: 0.417, SLG: 0.556 Giraldo Ruiz, S (8, 5)	0-0 1H HR		0-0 5-3		0-0 1B WP 1B	0-0 1B E	0-0 1B	0-0 SF8 2B 1B	0-3 K	5	4	4	2	0	0	1										
Lee May, R OBP: 0.265, SLG: 0.386 (1, 3)	0-3 K		0-0 6-3		0-0 WP 1B FC1-2 1B	0-0 1B E	0-0 1B	0-0 SF8		4	1	2	1	0	1	0										
Johnny Bench, R OBP: 0.304, SLG: 0.500 (1, 2)		0-0 F7		0-0 F8	0-0 FC1-2 WP 1B	0-0 1B E4	0-0 1B	0-0		5	2	3	5	0	0	0										
Tommy Helms, R OBP: 0.400, SLG: 0.395 (1, 4)		0-0 6-3		0-0 3B 1B	0-0 1-3 2-3	0-0 1B	0-0 F2			5	1	2	1	0	0	3										
Darrel Chaney, S OBP: 0.353, SLG: 0.357 (1, 6)		0-3 K		0-0 1H 3B	0-0 1B FC1-2 IBB	0-0 1-3			0-3 K	4	1	1	1	1	2	1										
Mel Queen, L OBP: 0.167, SLG: 0.167 Clay Carroll, R OBP: 0.750, SLG: 0.667 (7, 1)			0-3 K		0-0 FC1-2 1B		0-0 1B PB BB	0-0 HBP BB FC5-2 1B		3	0	0	0	0	1	4										
Inning Stats	R: 2 E: 1 K: 2 S: 9	H: 1 LOB: 0 BB: 0 P: 9	R: 0 E: 0 K: 1 S: 5	H: 0 LOB: 0 BB: 0 P: 5	R: 1 E: 0 K: 1 S: 7	H: 2 LOB: 1 BB: 0 P: 7	R: 1 E: 0 K: 0 S: 5	H: 2 LOB: 1 BB: 0 P: 5	R: 0 E: 0 K: 3 S: 9	H: 0 LOB: 0 BB: 0 P: 9	R: 3 E: 0 K: 0 S: 6	H: 4 LOB: 2 BB: 1 P: 10	R: 3 E: 1 K: 0 S: 7	H: 4 LOB: 1 BB: 0 P: 7	R: 4 E: 0 K: 0 S: 7	H: 4 LOB: 1 BB: 1 P: 11		R: 0 E: 0 K: 2 S: 8	H: 1 LOB: 3 BB: 1 P: 13	1B: 13 2B: 2 3B: 2 HR: 1	SF: 1 SAC: 0 DP: 0 HBP: 1	WP: 2 PB: 1 SB: 0 CS: 0	PA: 49			
PITCHER	IP WLS BF H R ER SO BB IBB HBP BLK WP HR S P ERA WHIP	IP WLS BF H R ER SO BB IBB HBP BLK WP HR S P ERA WHIP	IP WLS BF H R ER SO BB IBB HBP BLK WP HR S P ERA WHIP	IP WLS BF H R ER SO BB IBB HBP BLK WP HR S P ERA WHIP	IP WLS BF H R ER SO BB IBB HBP BLK WP HR S P ERA WHIP	IP WLS BF H R ER SO BB IBB HBP BLK WP HR S P ERA WHIP	IP WLS BF H R ER SO BB IBB HBP BLK WP HR S P ERA WHIP	IP WLS BF H R ER SO BB IBB HBP BLK WP HR S P ERA WHIP	IP WLS BF H R ER SO BB IBB HBP BLK WP HR S P ERA WHIP	IP WLS BF H R ER SO BB IBB HBP BLK WP HR S P ERA WHIP	IP WLS BF H R ER SO BB IBB HBP BLK WP HR S P ERA WHIP	IP WLS BF H R ER SO BB IBB HBP BLK WP HR S P ERA WHIP	IP WLS BF H R ER SO BB IBB HBP BLK WP HR S P ERA WHIP	IP WLS BF H R ER SO BB IBB HBP BLK WP HR S P ERA WHIP	IP WLS BF H R ER SO BB IBB HBP BLK WP HR S P ERA WHIP	IP WLS BF H R ER SO BB IBB HBP BLK WP HR S P ERA WHIP	IP WLS BF H R ER SO BB IBB HBP BLK WP HR S P ERA WHIP	IP WLS BF H R ER SO BB IBB HBP BLK WP HR S P ERA WHIP	IP WLS BF H R ER SO BB IBB HBP BLK WP HR S P ERA WHIP	IP WLS BF H R ER SO BB IBB HBP BLK WP HR S P ERA WHIP	IP WLS BF H R ER SO BB IBB HBP BLK WP HR S P ERA WHIP	IP WLS BF H R ER SO BB IBB HBP BLK WP HR S P ERA WHIP	IP WLS BF H R ER SO BB IBB HBP BLK WP HR S P ERA WHIP	IP WLS BF H R ER SO BB IBB HBP BLK WP HR S P ERA WHIP	IP WLS BF H R ER SO BB IBB HBP BLK WP HR S P ERA WHIP	IP WLS BF H R ER SO BB IBB HBP BLK WP HR S P ERA WHIP

AB 43
R 14
H 18
RBI 13
BB 3
SO 9
LOB 20



Batter	1	2	3	4	5	6	7	8	9	AB	R	H	RBI	BB	SO	LOB	BOTTOM									
Jesus Alou, R OBP: 0.194, SLG: 0.234 (1, 9)	0-0 6-3		0-0 F9		0-0 F3		0-0 1B			4	0	1	0	0	0	0	Cincinnati Reds @ Houston Astros Astrodome, Houston, TX Tue Apr 22 1969, 7:05 PM EST Att. 7,204 - Dome - 72 F									
Joe Morgan, L OBP: 0.373, SLG: 0.291 (1, 7)	4-0 BB		0-0 F9		0-0 F8		0-0 3-1			3	0	0	0	1	0	1										
Jimmy Wynn, R OBP: 0.366, SLG: 0.526 Cesar Geronimo, L OBP: 0.333, SLG: 0.667 (9, 8)	0-3 K		0-3 K		0-0 6-3		0-3 K		0-3 K	3	0	0	0	0	2	1										
Doug Rader, R OBP: 0.300, SLG: 0.364 (1, 5)	0-0 4-3		0-0 E6		0-0 G4-6-3 BB		0-3 K		0-3 K	3	0	0	0	1	1	1										
Curt Blefary, L OBP: 0.377, SLG: 0.358 (1, 3)		0-0 L4		0-0 WP 2B		0-0 G4-6-3		0-0 FC5-4 BB		3	0	1	0	1	0	1										
Denis Menke, R OBP: 0.508, SLG: 0.479 (1, 4)		4-0 BB		0-3 K		4-0 FC6-4 BB		0-0 FC5-4		2	0	0	0	2	1	2										
Johnny Edwards, L OBP: 0.176, SLG: 0.146 Skip Guinn, R (8, 1)		0-0 P6		0-0 G4-6-3 1B		0-0 FC6-4		0-0 FC6-4		3	0	1	0	0	0	2										
Hector Torres, R (1, 6)		0-3 K		0-0 G4-6-3		0-0 6-3		0-0 6-3		3	0	0	0	0	1	2										
Don Wilson, R OBP: 0.200, SLG: 0.111 Dooley Womack, L (6, 1)		0-0 F8		0-3 K		0-3 K		0-3 K		2	0	0	0	0	1	0										
Bob Watson, R OBP: 0.238, SLG: 0.211 (8, 2)										0	0	0	0	0	0	0										
Inning Stats	R: 0 E: 0 K: 1 S: 5	H: 0 LOB: 1 BB: 1 P: 9	R: 0 E: 0 K: 1 S: 5	H: 0 LOB: 1 BB: 1 P: 9	R: 0 E: 0 K: 0 S: 3	H: 0 LOB: 0 BB: 0 P: 3	R: 0 E: 1 K: 2 S: 8	H: 1 LOB: 1 BB: 0 P: 8	R: 0 E: 0 K: 1 S: 5	H: 1 LOB: 0 BB: 0 P: 5	R: 0 E: 0 K: 0 S: 3	H: 0 LOB: 0 BB: 0 P: 3	R: 0 E: 0 K: 0 S: 2	H: 0 LOB: 1 BB: 2 P: 10	R: 0 E: 0 K: 1 S: 6	H: 1 LOB: 1 BB: 0 P: 6	R: 0 E: 0 K: 2 S: 7	H: 0 LOB: 1 BB: 1 P: 11	1B: 2 2B: 1 3B: 0 HR: 0	SF: 0 SAC: 0 DP: 2 HBP: 0	WP: 1 PB: 0 SB: 0 CS: 0	PA: 33				
PITCHER	IP WLS BF H R ER SO BB IBB HBP BLK WP HR S P ERA WHIP	IP WLS BF H R ER SO BB IBB HBP BLK WP HR S P ERA WHIP	IP WLS BF H R ER SO BB IBB HBP BLK WP HR S P ERA WHIP	IP WLS BF H R ER SO BB IBB HBP BLK WP HR S P ERA WHIP	IP WLS BF H R ER SO BB IBB HBP BLK WP HR S P ERA WHIP	IP WLS BF H R ER SO BB IBB HBP BLK WP HR S P ERA WHIP	IP WLS BF H R ER SO BB IBB HBP BLK WP HR S P ERA WHIP	IP WLS BF H R ER SO BB IBB HBP BLK WP HR S P ERA WHIP	IP WLS BF H R ER SO BB IBB HBP BLK WP HR S P ERA WHIP	IP WLS BF H R ER SO BB IBB HBP BLK WP HR S P ERA WHIP	IP WLS BF H R ER SO BB IBB HBP BLK WP HR S P ERA WHIP	IP WLS BF H R ER SO BB IBB HBP BLK WP HR S P ERA WHIP	IP WLS BF H R ER SO BB IBB HBP BLK WP HR S P ERA WHIP	IP WLS BF H R ER SO BB IBB HBP BLK WP HR S P ERA WHIP	IP WLS BF H R ER SO BB IBB HBP BLK WP HR S P ERA WHIP	IP WLS BF H R ER SO BB IBB HBP BLK WP HR S P ERA WHIP	IP WLS BF H R ER SO BB IBB HBP BLK WP HR S P ERA WHIP	IP WLS BF H R ER SO BB IBB HBP BLK WP HR S P ERA WHIP	IP WLS BF H R ER SO BB IBB HBP BLK WP HR S P ERA WHIP	IP WLS BF H R ER SO BB IBB HBP BLK WP HR S P ERA WHIP	IP WLS BF H R ER SO BB IBB HBP BLK WP HR S P ERA WHIP	IP WLS BF H R ER SO BB IBB HBP BLK WP HR S P ERA WHIP	IP WLS BF H R ER SO BB IBB HBP BLK WP HR S P ERA WHIP	IP WLS BF H R ER SO BB IBB HBP BLK WP HR S P ERA WHIP	IP WLS BF H R ER SO BB IBB HBP BLK WP HR S P ERA WHIP	IP WLS BF H R ER SO BB IBB HBP BLK WP HR S P ERA WHIP

AB 28
R 0
H 3
RBI 0
BB 5
SO 8
LOB 10



Batter	1	2	3	4	5	6	7	8	9	AB	R	H	RBI	BB	SO	LOB	TOP					
Tommy Dean, R (1,6) OBP: 0.111, SLG: 0.059	0-0		0-0			0-0		0-0		3	0	0	0	0	0	0	San Diego Padres @ Houston Astros Astrodome, Houston, TX Wed Apr 23 1969, 7:05 PM EST Att: 6,382 - Unknown					
Bill Davis, L (8,PH) OBP: 0.300, SLG: 0.250										1	0	0	0	0	0	1						
Johnny Podres, L (8,1) OBP: 0.250, SLG: 0.333										0	0	0	0	0	0	0						
Frank Reberger, L (8,1)										0	0	0	0	0	0	0						
Roberto Pena, R (1,4) OBP: 0.242, SLG: 0.214	0-3		0-0			0-0		0-0		4	0	1	0	0	1	0						
Tony Gonzalez, L (1,7) OBP: 0.361, SLG: 0.351	4-0		0-0			0-0		0-0		3	0	0	0	1	0	1						
Ollie Brown, R (1,9)	0-0					0-0		0-0		4	0	0	0	0	0	1						
Nate Colbert, R (1,3) OBP: 0.250, SLG: 0.316			0-0			0-3		0-0		3	0	0	0	0	1	0						
Cito Gaston, R (1,8) OBP: 0.255, SLG: 0.286			0-0			0-0		0-0		3	0	0	0	0	0	0						
Ed Spiezio, R (1,5) OBP: 0.286, SLG: 0.270			0-0			0-0		0-0		3	0	1	0	0	0	0						
Chris Cannizzaro, R (1,2) OBP: 0.280, SLG: 0.222			0-0			0-0		4-0		2	0	0	0	1	0	1						
Clay Kirby, R (1,1) OBP: 0.167, SLG: 0.167			0-3			0-3		0-0		2	0	0	0	0	2	0						
Jack Baldschun, R (6,1)										0	0	0	0	0	0	0						
Larry Stahl, L (8,PH) OBP: 0.200, SLG: 0.143										1	0	0	0	0	0	1						
Jose Arcia, R (8,6) OBP: 0.200, SLG: 0.200										0	0	0	0	0	0	0						
Inning Stats	R: 0 E: 0 K: 1 S: 5	H: 0 LOB: 1 BB: 1 P: 9	R: 0 E: 0 K: 0 S: 4	H: 1 LOB: 1 BB: 0 P: 4	R: 0 E: 0 K: 1 S: 6	H: 1 LOB: 1 BB: 0 P: 6	R: 0 E: 0 K: 1 S: 5	H: 0 LOB: 0 BB: 0 P: 5	R: 0 E: 0 K: 1 S: 5	H: 0 LOB: 0 BB: 0 P: 5	R: 0 E: 0 K: 0 S: 3	H: 0 LOB: 0 BB: 0 P: 3	R: 0 E: 0 K: 0 S: 3	H: 0 LOB: 0 BB: 0 P: 3	R: 0 E: 0 K: 0 S: 3	H: 0 LOB: 1 BB: 1 P: 7	R: 0 E: 0 K: 0 S: 3	H: 0 LOB: 0 BB: 0 P: 3	1B: 2 2B: 0 3B: 0 HR: 0	SF: 0 SAC: 0 DP: 0 HBP: 0	WP: 0 PB: 0 SB: 0 CS: 0	PA: 31
PITCHER Larry Dierker, R (1,1) ERA: 2.84	IP: 9.0 WLS: W BF: 31	H: 2 R: 0 ER: 0 SO: 4	BB: 2 IBB: 0 HBP: 0 BLK: 0	WP: 0 HR: 0 S: 37 P: 45	ERA: 0.00 WHIP: 0.444	PITCHER										IP: 9.0 WLS: W BF: 31	H: 2 R: 0 ER: 0 SO: 4	BB: 2 IBB: 0 HBP: 0 BLK: 0	WP: 0 HR: 0 S: 37 P: 45	ERA: 0.00 WHIP: 0.444		

AB	29
R	0
H	2
RBI	0
BB	2
SO	4
LOB	5



Batter	1	2	3	4	5	6	7	8	9	AB	R	H	RBI	BB	SO	LOB	BOTTOM			
Norm Miller, L (1,9) OBP: 0.426, SLG: 0.421	0-0		4-0			4-0		0-0		2	2	2	2	3	0	0	San Diego Padres @ Houston Astros Astrodome, Houston, TX Wed Apr 23 1969, 7:05 PM EST Att: 6,382 - Unknown			
Joe Morgan, L (1,7) OBP: 0.389, SLG: 0.305	4-0		0-0			0-0		0-0		4	0	2	0	1	0	5				
Jimmy Wynn, R (1,8) OBP: 0.348, SLG: 0.488	0-3		0-3			0-0		0-0		5	0	1	0	0	2	5				
Doug Rader, R (1,5) OBP: 0.297, SLG: 0.345	0-0		4-0			0-0		0-0		3	0	0	0	1	0	5				
Curt Blefary, L (1,3) OBP: 0.365, SLG: 0.368	0-0		0-0			0-0		0-0		4	0	2	1	0	0	2				
Denis Menke, R (1,4) OBP: 0.492, SLG: 0.451	0-0		0-0			0-0		0-0		3	1	0	0	1	0	3				
Johnny Edwards, L (1,2) OBP: 0.200, SLG: 0.157			0-0			0-3		4-0		3	1	1	0	1	1	1				
Hector Torres, R (1,6) OBP: 0.063, SLG: 0.063			0-0			0-0		0-0		4	0	1	0	0	0	2				
Larry Dierker, R (1,1) OBP: 0.250, SLG: 0.250			0-0			0-0		0-0		3	0	1	0	0	0	1				
Inning Stats	R: 1 E: 0 K: 1 S: 7	H: 2 LOB: 2 BB: 1 P: 11	R: 0 E: 0 K: 0 S: 4	H: 1 LOB: 2 BB: 1 P: 8	R: 0 E: 0 K: 1 S: 4	H: 0 LOB: 0 BB: 1 P: 8	R: 0 E: 0 K: 1 S: 5	H: 0 LOB: 0 BB: 0 P: 5	R: 0 E: 0 K: 0 S: 4	H: 1 LOB: 2 BB: 1 P: 8	R: 1 E: 0 K: 0 S: 5	H: 3 LOB: 3 BB: 2 P: 13	R: 0 E: 0 K: 0 S: 4	H: 1 LOB: 1 BB: 0 P: 4	R: 2 E: 0 K: 0 S: 5	H: 2 LOB: 1 BB: 1 P: 9		1B: 9 2B: 2 3B: 0 HR: 0	SF: 0 SAC: 1 DP: 1 HBP: 0	WP: 0 PB: 0 SB: 0 CS: 1
PITCHER Clay Kirby, R (1,1) ERA: 6.14	IP: 5.2 WLS: L BF: 27	H: 7 R: 2 ER: 2 SO: 3	BB: 5 IBB: 0 HBP: 0 BLK: 0	WP: 0 HR: 0 S: 28 P: 48	ERA: 3.18 WHIP: 2.118	PITCHER										IP: 5.2 WLS: L BF: 27	H: 7 R: 2 ER: 2 SO: 3	BB: 5 IBB: 0 HBP: 0 BLK: 0	WP: 0 HR: 0 S: 28 P: 48	ERA: 3.18 WHIP: 2.118
Jack Baldschun, R (6,1) ERA: 3.52	1.1	6	1	0	0	0	1	0	0	0	0	5	9	0.00	1.500					
Johnny Podres, L (8,1) ERA: 5.09	0.2	5	2	2	2	0	1	0	0	0	0	4	8	27.00	4.500					
Frank Reberger, R (8,1) ERA: 7.04	0.1	1	0	0	0	0	0	0	0	1	0	1	1	0.00	0.000					

AB	31
R	4
H	10
RBI	3
BB	7
SO	3
LOB	24



Batter	1	2	3	4	5	6	7	8	9	AB	R	H	RBI	BB	SO	LOB	TOP
Tommy Dean, R (1, 6) OBP: 0.143, SLG: 0.053										2	0	0	0	0	2	0	San Diego Padres @ Houston Astros Astrodome, Houston, TX Thu Apr 24 1969, 7:05 PM EST Att: 7,786 - Unknown
Bill Davis, L (8, FH) OBP: 0.293, SLG: 0.243										1	0	0	0	0	1	0	
Jerry Davanon, R (8, 4) OBP: 0.037, SLG: 0.037										1	0	0	0	0	0	0	
Roberto Pena, R (1, 4) OBP: 0.227, SLG: 0.200										4	0	0	0	0	1	2	
Jose Arcia, R (8, 6) OBP: 0.200, SLG: 0.200										0	0	0	0	0	0	0	
Tony Gonzalez, L (1, 7) OBP: 0.369, SLG: 0.367										3	1	1	0	1	0	0	
Ollie Brown, R (1, 9) OBP: 0.308, SLG: 0.557										2	2	1	1	2	1	1	
Nate Colbert, R (1, 3) OBP: 0.333, SLG: 0.500										3	1	2	3	1	1	1	
Cito Gaston, R (1, 8) OBP: 0.255, SLG: 0.283										4	0	1	0	0	2	4	
Ed Spiezio, R (1, 5) OBP: 0.261, SLG: 0.244										4	0	0	0	0	2	2	
Chris Cannizzaro, R (1, 2) OBP: 0.278, SLG: 0.224										4	0	1	0	0	1	0	
Al Santorini, R (1, 1) Jack Baldschun, R (7, 1)										3	0	0	0	0	3	1	
										1	0	0	0	0	1	0	
Inning Stats	R: 0 H: 0 E: 0 K: 2 S: 7	H: 0 R: 1 ER: 0 LOB: 0 BB: 0 P: 7	H: 1 R: 0 ER: 0 LOB: 0 BB: 0 P: 7	H: 0 R: 0 ER: 0 LOB: 0 BB: 0 P: 7	H: 1 R: 0 ER: 1 LOB: 2 BB: 1 P: 10	H: 1 R: 0 ER: 0 LOB: 2 BB: 0 P: 7	H: 0 R: 0 ER: 0 LOB: 1 BB: 1 P: 11	H: 0 R: 0 ER: 0 LOB: 0 BB: 0 P: 7	H: 3 R: 0 ER: 0 LOB: 1 BB: 0 P: 12	H: 0 R: 0 ER: 0 LOB: 0 BB: 0 P: 7	1B: 3 2B: 1 3B: 0 HR: 2	SF: 0 SAC: 0 DP: 0 HBP: 1	WP: 0 PB: 0 SB: 0 CS: 1	PA: 37			
PITCHER	IP WLS BF H R ER SO BB IBB HBP BLK WP HR S P ERA WHIP																
Jim Ray, R (1, 1) ERA: 3.52	2.0	7	1	1	1	4	1	0	0	0	0	1	14	18	4.50	1.000	
Doolley Womack, R (3, 1) ERA: 1.29	5.0	20	2	0	0	8	2	0	1	0	0	0	33	42	0.00	0.800	
Jack Billingham, R (8, 1) ERA: 4.7	2.0	L 10	3	3	3	3	0	1	0	0	0	1	15	19	13.50	1.500	

AB 32
R 4
H 6
RBI 4
BB 4
SO 15
LOB 11



Batter	1	2	3	4	5	6	7	8	9	AB	R	H	RBI	BB	SO	LOB	BOTTOM
Norm Miller, L (1, 9) OBP: 0.431, SLG: 0.415										3	0	1	0	0	0	0	San Diego Padres @ Houston Astros Astrodome, Houston, TX Thu Apr 24 1969, 7:05 PM EST Att: 7,786 - Unknown
Joe Morgan, L (1, 7) OBP: 0.382, SLG: 0.302										4	0	1	0	0	1	2	
Jimmy Wynn, R (1, 8) OBP: 0.340, SLG: 0.489										4	0	1	0	0	2	3	
Doug Rader, R (1, 5) OBP: 0.309, SLG: 0.344										3	0	1	0	1	1	1	
Curt Blefary, L (1, 3) OBP: 0.362, SLG: 0.344										4	0	0	0	0	1	4	
Denis Menke, R (1, 4) OBP: 0.493, SLG: 0.509										4	1	2	1	0	1	0	
Johnny Edwards, L (1, 2) OBP: 0.203, SLG: 0.164										4	0	1	0	0	1	0	
Hector Torres, R (1, 6) OBP: 0.050, SLG: 0.050										4	0	0	0	0	2	2	
Jim Ray, R (1, 1) Jesus Alou, R (2, PH) Doolley Womack, L (3, 1) Gary Geiger, L (7, PH) Jack Billingham, R (8, 1) Bob Watson, R (8, PH) OBP: 0.227, SLG: 0.200										0	0	0	0	0	0	0	
Inning Stats	R: 0 H: 1 E: 0 K: 2 S: 8	H: 2 R: 0 ER: 0 LOB: 2 BB: 0 P: 9	H: 0 R: 0 ER: 0 LOB: 2 BB: 1 P: 8	H: 0 R: 0 ER: 0 LOB: 0 BB: 0 P: 4	H: 1 R: 1 ER: 0 LOB: 0 BB: 0 P: 4	H: 2 R: 0 ER: 0 LOB: 2 BB: 0 P: 7	H: 0 R: 0 ER: 0 LOB: 0 BB: 0 P: 3	H: 1 R: 0 ER: 0 LOB: 1 BB: 0 P: 8	H: 0 R: 0 ER: 0 LOB: 0 BB: 0 P: 5	H: 0 R: 0 ER: 0 LOB: 0 BB: 0 P: 7	1B: 5 2B: 1 3B: 0 HR: 1	SF: 0 SAC: 0 DP: 0 HBP: 1	WP: 0 PB: 0 SB: 3 CS: 0	PA: 36			
PITCHER	IP WLS BF H R ER SO BB IBB HBP BLK WP HR S P ERA WHIP																
Al Santorini, R (1, 1) ERA: 2.12	6.0	26	6	1	1	5	1	0	1	0	0	0	20	20	0.00	0.333	
Jack Baldschun, R (7, 1) ERA: 2.53	3.0	W 10	1	0	0	5	0	0	0	0	0	0	20	20	0.00	0.333	

AB 34
R 1
H 7
RBI 1
BB 1
SO 10
LOB 14



Batter	1	2	3	4	5	6	7	8	9	10	11	12	13	AB R H RBI BB SO LOB	TOP															
Norm Miller, L OBP: 0.421, SLG: 0.378 (8, 8)														4 1 0 0 1 0 2	Houston Astros @ San Francisco Giants Candlestick Park, San Francisco, CA Fri Apr 25 1969, 9:05 PM EST Att: 6,094 - Unknown															
Joe Morgan, L OBP: 0.386, SLG: 0.294 (1, 7)														5 2 1 0 2 1 3																
Jimmy Wynn, R OBP: 0.330, SLG: 0.471 (8, 9)														4 1 1 1 0 1 3 2 1 1 0 1 0 0																
Curt Blefary, L OBP: 0.355, SLG: 0.328 (1, 3)														6 2 1 1 1 0 3																
Denis Menke, R OBP: 0.493, SLG: 0.550 (1, 4)														5 1 2 2 1 0 0																
Doug Rader, R OBP: 0.284, SLG: 0.313 (1, 5)														6 0 0 0 0 2 7																
Johnny Edwards, L OBP: 0.222, SLG: 0.172 (9, PH)														3 0 1 0 1 1 2 1 0 0 0 0 0 1 1 0 0 0 0 0 0																
Leon McFadden, R OBP: 0.214, SLG: 0.231 (9, 2)														5 0 1 1 0 0 3																
Hector Torres, R OBP: 0.080, SLG: 0.080 (1, 6)																														
Denny Lemaster, R OBP: 0.143, SLG: 0.286 (7, 1)														2 0 0 0 0 0 1 1 0 0 0 0 0 2 0 0 0 0 0 0 0 1 0 1 0 0 0 0 1 0 0 0 0 1 0																
Jack Billingham, R ERA: 6.0 (8, 1)																														
Fred Gladding, L ERA: 2.67 (9, 1)																														
Larry Dierker, R OBP: 0.308, SLG: 0.385 (11, 1)																														
Dan Schneider, L ERA: 12.95 (11, 1)																														
Inning Stats	R: 2 E: 0 K: 1 S: 7	H: 2 LOB: 2 BB: 2 P: 15	R: 0 E: 0 K: 0 S: 4	H: 1 LOB: 2 BB: 1 P: 8	R: 0 E: 0 K: 0 S: 3	H: 0 LOB: 0 BB: 0 P: 3	R: 0 E: 1 K: 0 S: 4	H: 1 LOB: 1 BB: 0 P: 4	R: 2 E: 0 K: 0 S: 5	H: 2 LOB: 0 BB: 0 P: 5	R: 0 E: 0 K: 0 S: 3	H: 0 LOB: 0 BB: 0 P: 3	R: 1 E: 1 K: 1 S: 5	H: 1 LOB: 2 BB: 1 P: 9	R: 3 E: 2 K: 1 S: 8	H: 1 LOB: 2 BB: 2 P: 16	R: 0 E: 0 K: 1 S: 6	H: 1 LOB: 2 BB: 1 P: 10	R: 0 E: 0 K: 1 S: 5	H: 0 LOB: 0 BB: 0 P: 5	R: 0 E: 0 K: 1 S: 5	H: 0 LOB: 1 BB: 0 P: 6	R: 0 E: 0 K: 0 S: 3	H: 0 LOB: 0 BB: 0 P: 3	1B: 7 2B: 1 3B: 0 HR: 1	SF: 0 SAC: 4 DP: 0 HBP: 1	WP: 1 PB: 0 SB: 0 CS: 0	PA: 59		
PITCHER	IP WLS BF H R ER SO BB IBB HBP BLK WP HR S P ERA WHIP																													
Bobby Bolin, R ERA: 5.4 (1, 1)	7.0	30	6	4	4	2	3	0	0	0	0	1	1	31	43	5.14	1.286													
Frank Linzy, R ERA: 5.63 (8, 1)	1.2	12	2	4	0	1	2	1	0	0	0	0	0	11	23	0.00	2.400													
Joe Gibbon, L ERA: (9, 1)	4.1	17	1	0	0	3	0	1	1	0	0	0	0	21	26	0.00	0.231													

livebaseballscorecards.com

AB 47
R 8
H 9
RBI 5
BB 7
SO 6
LOB 27



Batter	1	2	3	4	5	6	7	8	9	10	11	12	13	AB R H RBI BB SO LOB	BOTTOM														
Bobby Bonds, R OBP: 0.260, SLG: 0.333 (1, 9)														6 2 1 0 1 2 4	Houston Astros @ San Francisco Giants Candlestick Park, San Francisco, CA Fri Apr 25 1969, 9:05 PM EST Att: 6,094 - Unknown														
Jim Davenport, R OBP: 0.243, SLG: 0.419 (1, 5)														3 1 1 0 2 0 1															
Wille Mays, R OBP: 0.418, SLG: 0.492 (1, 8)														6 2 2 0 1 0 2															
Wille McCovey, L OBP: 0.426, SLG: 0.731 (1, 3)														3 2 0 1 3 0 1															
Jack Hlatt, R OBP: 0.355, SLG: 0.615 (1, 2)														7 3 3 7 0 0 3															
Jim Ray Hart, R OBP: 0.300, SLG: 0.289 (1, 7)														6 2 3 1 0 0 3															
Don Mason, L OBP: 0.375, SLG: 0.350 (7, PH)														2 0 0 0 0 0 0 4 0 1 1 0 0 5															
Ron Hunt, R OBP: 0.280, SLG: 0.186 (8, 4)																													
Hal Lanier, R OBP: 0.263, SLG: 0.226 (8, 6)														3 0 0 0 0 1 1 2 0 2 0 1 0 0															
Bobby Bolin, R OBP: 0.222, SLG: 0.250 (7, PH)														2 0 0 0 0 2 0 1 0 0 0 0 0 1 0 0 0 1 1 0 0 2 0 0 0 0 1 2															
Dave Marshall, L OBP: 0.260, SLG: 0.375 (8, 1)																													
Frank Linzy, R ERA: 2.67 (9, 1)																													
Joe Gibbon, R ERA: (9, 1)																													
Inning Stats	R: 3 E: 0 K: 0 S: 5	H: 2 LOB: 0 BB: 1 P: 9	R: 0 E: 0 K: 1 S: 5	H: 0 LOB: 0 BB: 0 P: 5	R: 0 E: 0 K: 0 S: 3	H: 0 LOB: 1 BB: 1 P: 7	R: 0 E: 0 K: 2 S: 7	H: 0 LOB: 0 BB: 0 P: 7	R: 0 E: 0 K: 1 S: 3	H: 2 LOB: 1 BB: 0 P: 7	R: 1 E: 2 K: 1 S: 6	H: 2 LOB: 3 BB: 4 P: 22	R: 0 E: 0 K: 0 S: 5	H: 2 LOB: 3 BB: 1 P: 9	R: 0 E: 0 K: 1 S: 6	H: 1 LOB: 1 BB: 0 P: 6	R: 0 E: 0 K: 0 S: 3	H: 0 LOB: 0 BB: 0 P: 3	R: 0 E: 0 K: 1 S: 6	H: 2 LOB: 1 BB: 0 P: 6	R: 0 E: 0 K: 0 S: 3	H: 2 LOB: 1 BB: 2 P: 11	1B: 9 2B: 2 3B: 0 HR: 2	SF: 1 SAC: 2 DP: 0 HBP: 0	WP: 0 PB: 1 SB: 0 CS: 0	PA: 59			
PITCHER	IP WLS BF H R ER SO BB IBB HBP BLK WP HR S P ERA WHIP																												
Denny Lemaster, L ERA: 6.41 (7, 1)	6.1	25	4	4	4	3	2	0	0	0	0	1	29	37	5.68	0.947													
Jack Billingham, R ERA: 6.0 (8, 1)	1.1	8	2	4	2	1	1	1	0	0	0	0	8	16	13.50	2.250													
Fred Gladding, R ERA: 3.0 (8, 1)	0.1	6	2	0	0	0	1	1	0	0	0	0	4	12	0.00	9.000													
Larry Dierker, R ERA: 2.67 (9, 1)	2.0	8	1	0	0	1	0	1	0	0	0	0	9	13	0.00	0.500													
Dan Schneider, L ERA: 12.95 (11, 1)	2.1	12	4	4	4	1	1	1	0	0	0	1	12	20	15.43	2.143													

livebaseballscorecards.com

AB 47
R 12
H 13
RBI 11
BB 9
SO 6
LOB 23



Batter	1	2	3	4	5	6	7	8	9	AB	R	H	RBI	BB	SO	LOB	TOP				
Joe Morgan, L (1,7) OBP: 0.374, SLG: 0.317	F7		P3					K		4	0	1	0	0	1	0	Houston Astros @ Atlanta Braves Atlanta Stadium, Atlanta, GA Mon Apr 28 1969, 7:05 PM EDT Att: 7,929 - Cloudy - 72 F				
Jesus Alou, R (1,9) OBP: 0.230, SLG: 0.289 Skip Guinn, R (8,1)	1B			P6			K	4-3		4	0	1	0	0	1	1					
Jimmy Wynn, R (1,8) OBP: 0.286, SLG: 0.379	F9			K			G5-6-4-3		F3	4	0	0	0	0	1	2					
Doug Rader, R (1,5) OBP: 0.303, SLG: 0.341	K			3-1					6-3	4	0	1	0	0	1	1					
Denis Menke, R (1,4) OBP: 0.462, SLG: 0.486						E5			P4	4	1	1	0	0	0	1					
Curt Blefary, L (1,3) OBP: 0.341, SLG: 0.299	L8									3	0	1	0	0	0	2					
Hector Torres, R (1,6) OBP: 0.132, SLG: 0.189										3	0	1	0	0	0	3					
Don Bryant, R (1,2) OBP: 0.182, SLG: 0.182										3	0	0	1	0	0	3					
Larry Dierker, R (1,1) OBP: 0.286, SLG: 0.357 Jim Ray, R (4,1)										1	0	0	0	0	1	0					
Leon McFadden, R (8,PH) OBP: 0.188, SLG: 0.200										1	0	0	0	0	0	1					
Inning Stats	R: 0 E: 0 K: 1 S: 6	H: 1 LOB: 1 BB: 0 P: 6	R: 0 E: 0 K: 0 S: 3	H: 1 LOB: 0 BB: 0 P: 3	R: 0 E: 0 K: 1 S: 5	H: 0 LOB: 0 BB: 0 P: 5	R: 0 E: 0 K: 1 S: 5	H: 0 LOB: 0 BB: 0 P: 5	R: 1 E: 1 K: 0 S: 5	H: 1 LOB: 1 BB: 0 P: 5	R: 0 E: 0 K: 0 S: 5	H: 2 LOB: 2 BB: 0 P: 5	R: 0 E: 0 K: 1 S: 5	H: 0 LOB: 0 BB: 0 P: 5	R: 0 E: 0 K: 0 S: 3	H: 0 LOB: 0 BB: 0 P: 3	1B: 6 2B: 0 3B: 0 HR: 0	SF: 0 SAC: 0 DP: 2 HBP: 0	WP: 0 PB: 0 SB: 0 CS: 0	PA: 32	
PITCHER	IP	WLS	BF	H	R	ER	SO	BB	IBB	HBP	BLK	WP	HR	S	P	ERA	WHIP				
George Stone, L (1,1) ERA: 0.66	7.0	W	26	6	1	0	4	0	0	0	0	0	0	34	34	0.00	0.857				
Ken Johnson, R (8,1) ERA: 6.57	2.0	S	6	0	0	0	1	0	0	0	0	0	0	8	8	0.00	0.000				

AB	32
R	1
H	6
RBI	1
BB	0
SO	5
LOB	14



Batter	1	2	3	4	5	6	7	8	9	AB	R	H	RBI	BB	SO	LOB	BOTTOM				
Felipe Alou, R (1,8) OBP: 0.392, SLG: 0.507	E			HR				WP		5	4	4	1	0	0	1	Houston Astros @ Atlanta Braves Atlanta Stadium, Atlanta, GA Mon Apr 28 1969, 7:05 PM EDT Att: 7,929 - Cloudy - 72 F				
Felix Milan, R (1,4) OBP: 0.354, SLG: 0.461	5-3			HR				WP		4	3	2	1	1	0	2					
Hank Aaron, R (1,9) OBP: 0.494, SLG: 0.691 Mike Lum, L (8,PH) OBP: 0.400, SLG: 0.294	FC5			HR				F3		4	2	2	4	0	0	0					
Orlando Cepeda, R (1,3) OBP: 0.293, SLG: 0.423 Tommye Aaron, R (8,PH) OBP: 0.500, SLG: 0.500	S			3-1				F9		3	0	0	1	2	0	1					
Tito Francona, L (1,7) OBP: 0.407, SLG: 0.417	SF9							G1		0	1	0	0	0	0	0					
Clete Boyer, R (1,5) OBP: 0.300, SLG: 0.304	4-3							K		5	0	1	1	0	2	4					
Bob Didier, S (1,2) OBP: 0.255, SLG: 0.250										5	0	0	0	0	1	5					
Sonny Jackson, L (1,6) OBP: 0.307, SLG: 0.386										2	1	1	0	1	1	0					
George Stone, L (1,1) ERA: 3.68 Ralph Garr, L (7,PH) OBP: 0.227, SLG: 0.190 Ken Johnson, R (8,1) ERA: 9.72										2	1	0	0	0	2	1					
Inning Stats	R: 2 E: 1 K: 0 S: 5	H: 1 LOB: 1 BB: 1 P: 9	R: 0 E: 0 K: 2 S: 7	H: 0 LOB: 0 BB: 0 P: 7	R: 3 E: 0 K: 0 S: 7	H: 4 LOB: 1 BB: 0 P: 7	R: 4 E: 1 K: 2 S: 13	H: 5 LOB: 2 BB: 0 P: 13	R: 0 E: 0 K: 1 S: 5	H: 0 LOB: 1 BB: 1 P: 9	R: 0 E: 0 K: 0 S: 3	H: 0 LOB: 0 BB: 0 P: 3	R: 0 E: 0 K: 2 S: 7	H: 0 LOB: 1 BB: 0 P: 8	R: 3 E: 0 K: 0 S: 5	H: 3 LOB: 2 BB: 2 P: 13		1B: 10 2B: 1 3B: 1 HR: 1	SF: 1 SAC: 1 DP: 1 HBP: 1	WP: 1 PB: 0 SB: 3 CS: 0	PA: 43
PITCHER	IP	WLS	BF	H	R	ER	SO	BB	IBB	HBP	BLK	WP	HR	S	P	ERA	WHIP				
Larry Dierker, R (1,1) ERA: 3.68	3.0	L	19	7	8	6	2	1	0	0	0	0	0	22	26	18.00	2.667				
Jim Ray, R (4,1) ERA: 3.09	4.0		17	3	1	0	5	1	0	1	0	0	0	25	30	0.00	1.000				
Skip Guinn, L (8,1) ERA: 9.72	1.0		7	3	3	3	0	1	1	0	0	1	0	5	13	27.00	4.000				



Batter	1	2	3	4	5	6	7	8	9	AB	R	H	RBI	BB	SO	LOB	TOP					
Joe Morgan, L (1.4) OBP: 0.375, SLG: 0.314										4	0	1	0	1	0	1	Houston Astros @ Atlanta Braves Atlanta Stadium, Atlanta, GA Tue Apr 29 1969, 7:05 PM EDT Alt. 7.251 - Unknown - 72 F					
Jesus Alou, R (1.7) OBP: 0.228, SLG: 0.284										5	0	1	0	0	0	5						
Jimmy Wynn, R (1.8) OBP: 0.284, SLG: 0.371										4	0	1	0	0	1	4						
Doug Rader, R (1.5) OBP: 0.304, SLG: 0.333										2	0	0	0	1	1	0						
Norm Miller, L (1.9) OBP: 0.413, SLG: 0.360										3	0	1	0	1	0	2						
Denis Menke, R (1.6) OBP: 0.453, SLG: 0.474										4	1	1	0	0	0	4						
Curt Blefary, L (1.3) OBP: 0.337, SLG: 0.296										4	0	1	0	0	0	3						
Johnny Edwards, L (1.2) OBP: 0.192, SLG: 0.147										3	0	0	0	0	0	0						
Denny Lemaster, R (1.1) Julio Gotro, R (5. PH) Doolley Womack, L (5.1) Gary Geiger, L (7. PH) Jack Billingham, R (7.1) Danny Coombs, R (8.1) Marty Martinez, S (9. PH)										1	0	0	0	0	0	0						
Inning Stats	R: 0 E: 0 K: 1 S: 5	H: 0 LOB: 0 BB: 0 P: 5	R: 0 E: 0 K: 0 S: 3	H: 1 LOB: 0 BB: 0 P: 3	R: 0 E: 0 K: 0 S: 3	H: 0 LOB: 0 BB: 0 P: 3	R: 0 E: 0 K: 0 S: 4	H: 1 LOB: 2 BB: 1 P: 8	R: 1 E: 0 K: 0 S: 6	H: 3 LOB: 3 BB: 1 P: 10	R: 0 E: 0 K: 1 S: 5	H: 0 LOB: 0 BB: 0 P: 5	R: 0 E: 0 K: 0 S: 4	H: 1 LOB: 0 BB: 0 P: 4	R: 0 E: 0 K: 0 S: 5	H: 2 LOB: 3 BB: 1 P: 9		R: 0 E: 1 K: 0 S: 4	H: 0 LOB: 1 BB: 0 P: 4	1B: 7 2B: 1 3B: 0 HR: 0	SF: 0 SAC: 2 DP: 1 HBP: 0	WP: 0 PB: 0 SB: 1 CS: 0
PITCHER	IP WLS BF H R ER SO BB IBB HBP BLK WP HR S P ERA WHIP																					
Mitt Pappas, R (1.1) ERA: 2.3	7.0 W 28 6 1 1 2 2 0 0 0 0 0 0 30 38 1.29 1.143																					
Cecil Upshaw, R (8.1) ERA: 1.64	2.0 S 10 2 0 0 0 0 0 1 0 0 0 0 9 13 0.00 1.000																					

AB	33
R	1
H	8
RBI	1
BB	3
SO	2
LOB	19



Batter	1	2	3	4	5	6	7	8	9	AB	R	H	RBI	BB	SO	LOB	BOTTOM			
Felipe Alou, R (1.8) OBP: 0.410, SLG: 0.521										4	1	3	0	0	0	1	Houston Astros @ Atlanta Braves Atlanta Stadium, Atlanta, GA Tue Apr 29 1969, 7:05 PM EDT Alt. 7.251 - Unknown - 72 F			
Felix Milten, R (1.4) OBP: 0.360, SLG: 0.475										4	0	2	0	0	0	2				
Hank Aaron, R (1.9) OBP: 0.494, SLG: 0.676										3	0	1	0	1	0	2				
Orlando Cepeda, R (1.3) OBP: 0.291, SLG: 0.419										3	0	1	1	0	1	3				
Bob Aspromonte, R (1.7) OBP: 0.273, SLG: 0.355										4	0	1	0	0	1	3				
Clete Boyer, R (1.5) OBP: 0.310, SLG: 0.296										2	1	0	0	2	1	2				
Bob Didier, S (1.2) OBP: 0.259, SLG: 0.275										3	0	1	0	0	0	1				
Tito Francona, L (6. PH) OBP: 0.407, SLG: 0.417										0	0	0	0	0	0	0				
Tommie Aaron, R (8. PH) OBP: 0.333, SLG: 0.333										1	0	0	0	0	0	2				
Bob Tillman, R (9.2) OBP: 0.150, SLG: 0.105										0	0	0	0	0	0	0				
Sonny Jackson, L (1.6) OBP: 0.291, SLG: 0.365										4	0	0	0	0	2	4				
Mitt Pappas, R (1.1) OBP: 0.100, SLG: 0.100										2	0	1	1	0	1	1				
Mike Lum, L (7. PH) OBP: 0.381, SLG: 0.278										1	0	0	0	0	0	0				
Cecil Upshaw, R (8.1) OBP: 0.500, SLG: 0.500										0	0	0	0	0	0	0				
Inning Stats	R: 1 E: 0 K: 0 S: 5	H: 2 LOB: 2 BB: 1 P: 9	R: 0 E: 0 K: 2 S: 8	H: 1 LOB: 1 BB: 0 P: 8	R: 0 E: 0 K: 0 S: 4	H: 1 LOB: 1 BB: 0 P: 4	R: 1 E: 0 K: 0 S: 5	H: 2 LOB: 2 BB: 1 P: 9	R: 0 E: 0 K: 2 S: 7	H: 1 LOB: 0 BB: 0 P: 7	R: 0 E: 0 K: 2 S: 7	H: 0 LOB: 0 BB: 0 P: 7	R: 0 E: 0 K: 0 S: 5	H: 2 LOB: 2 BB: 0 P: 5	R: 0 E: 0 K: 0 S: 3	H: 1 LOB: 1 BB: 1 P: 7	1B: 7 2B: 2 3B: 1 HR: 0	SF: 1 SAC: 0 DP: 1 HBP: 0	WP: 0 PB: 0 SB: 0 CS: 1	PA: 35
PITCHER	IP WLS BF H R ER SO BB IBB HBP BLK WP HR S P ERA WHIP																			
Denny Lemaster, L (1.1) ERA: 6.08	4.0 L 20 6 2 2 2 2 1 0 0 0 0 0 22 30 4.50 1.750																			
Doolley Womack, R (5.1) ERA: 1.06	2.0 6 1 0 0 4 0 0 0 0 0 0 0 14 14 0.00 0.500																			
Jack Billingham, R (7.1) ERA: 5.25	1.0 7 3 0 0 0 1 0 0 0 0 0 0 6 10 0.00 4.000																			
Danny Coombs, L (8.1) ERA:	1.0 2 0 0 0 0 0 0 0 0 0 0 0 2 2 0.00 0.000																			

AB	31
R	2
H	10
RBI	2
BB	3
SO	6
LOB	21



Batter	1	2	3	4	5	6	7	8	9	AB	R	H	RBI	BB	SO	LOB	TOP		
Joe Morgan, L OBP: 0.370, SLG: 0.303 (1, 4)										3	0	0	0	1	1	0	Houston Astros @ Cincinnati Reds Crosley Field, Cincinnati, OH Wed Apr 30 1969, 7:05 PM EDT Att: 3,898 - Unknown		
Jesus Alou, R OBP: 0.219, SLG: 0.272 (1, 7)										4	0	0	0	0	0	1			
Jimmy Wynn, R OBP: 0.295, SLG: 0.361 (1, 8)										2	0	0	0	2	2	0			
Doug Rader, R OBP: 0.302, SLG: 0.322 (1, 5)										3	0	0	0	1	3	2			
Norm Miller, L OBP: 0.394, SLG: 0.340 (1, 9)										3	0	0	0	0	0	1			
Denis Menke, R OBP: 0.448, SLG: 0.463 (1, 6)										2	0	0	0	1	2	1			
Curt Blefary, L OBP: 0.326, SLG: 0.286 (1, 3)										3	0	0	0	0	1	1			
Johnny Edwards, L OBP: 0.184, SLG: 0.141 (1, 2)										3	0	0	0	0	2	0			
Wade Blasingame, L OBP: 0.344, SLG: 0.500 (6, PH)										1	0	0	0	0	1	0			
Jim Ray, R OBP: 0.229, SLG: 0.350 (6, PH)										0	0	0	0	0	0	0			
Cesar Geronimo, L OBP: 0.229, SLG: 0.350 (6, PH)										0	0	0	0	0	0	0			
Skip Guinn, L OBP: 0.229, SLG: 0.350 (6, PH)										0	0	0	0	0	0	0			
Gary Geiger, L OBP: 0.229, SLG: 0.350 (6, PH)										0	0	0	0	0	0	0			
Danny Coombs, R OBP: 0.229, SLG: 0.350 (6, PH)										0	0	0	0	0	0	0			
Inning Stats	R: 0 E: 0 K: 1 S: 5	H: 0 LOB: 0 BB: 0 P: 5	R: 0 E: 0 K: 2 S: 7	H: 0 LOB: 1 BB: 1 P: 11	R: 0 E: 0 K: 3 S: 9	H: 0 LOB: 0 BB: 0 P: 9	R: 0 E: 0 K: 1 S: 4	H: 0 LOB: 1 BB: 1 P: 8	R: 0 E: 0 K: 1 S: 5	H: 0 LOB: 0 BB: 0 P: 5	R: 0 E: 0 K: 2 S: 7	H: 0 LOB: 1 BB: 1 P: 11	R: 0 E: 0 K: 1 S: 5	H: 0 LOB: 0 BB: 0 P: 5	R: 0 E: 0 K: 1 S: 5	H: 0 LOB: 1 BB: 1 P: 9	1B: 0 2B: 1 3B: 0 HR: 0	SF: 0 SAC: 0 DP: 1 HBP: 0	WP: 0 PA: 31 PB: 0 SB: 0 CS: 0
PITCHER Jim Maloney, R ERA: 1.42 (1, 1)	IP: 9.0 WLS: W BF: 31 H: 0 R: 0 ER: 0 SO: 13 BB: 5 IBB: 0 HBP: 0 BLK: 0 WP: 0 HR: 0 S: 52 P: 72 ERA: 0.00 WHIP: 0.556															PITCHER IP: 9.0 WLS: W BF: 31 H: 0 R: 0 ER: 0 SO: 13 BB: 5 IBB: 0 HBP: 0 BLK: 0 WP: 0 HR: 0 S: 52 P: 72 ERA: 0.00 WHIP: 0.556			

AB	26
R	0
H	0
RBI	0
BB	5
SO	13
LOB	6



Batter	1	2	3	4	5	6	7	8	9	AB	R	H	RBI	BB	SO	LOB	BOTTOM
Pete Rose, S OBP: 0.400, SLG: 0.482 (1, 8)										4	2	0	0	1	0	1	Houston Astros @ Cincinnati Reds Crosley Field, Cincinnati, OH Wed Apr 30 1969, 7:05 PM EDT Att: 3,898 - Unknown
Bobby Tolan, L OBP: 0.323, SLG: 0.495 (1, 9)										5	0	3	4	0	0	1	
Alex Johnson, R OBP: 0.524, SLG: 0.524 (6, PR)										3	1	1	0	0	0	1	
Ted Savage, R OBP: 0.600, SLG: 0.600 (9, 7)										0	0	0	0	0	0	0	
Tony Perez, R OBP: 0.389, SLG: 0.536 (1, 5)										4	0	1	0	1	1	4	
Johnny Bench, R OBP: 0.301, SLG: 0.453 (1, 2)										3	1	1	0	1	1	3	
Lee May, R OBP: 0.303, SLG: 0.377 (1, 3)										3	1	0	1	0	2	4	
Tommy Helms, R OBP: 0.361, SLG: 0.369 (1, 4)										4	2	1	0	0	0	4	
Darrel Chaney, S OBP: 0.298, SLG: 0.268 (1, 6)										4	1	1	2	0	3	1	
Jim Maloney, L OBP: 0.308, SLG: 0.200 (1, 1)										3	2	1	1	1	0	0	
Inning Stats	R: 1 E: 2 K: 1 S: 6	H: 0 LOB: 0 BB: 0 P: 6	R: 0 E: 0 K: 0 S: 2	H: 0 LOB: 0 BB: 1 P: 6	R: 0 E: 0 K: 1 S: 5	H: 0 LOB: 0 BB: 0 P: 5	R: 7 E: 0 K: 0 S: 6	H: 3 LOB: 1 BB: 3 P: 20	R: 0 E: 0 K: 1 S: 6	H: 1 LOB: 1 BB: 0 P: 6	R: 0 E: 0 K: 2 S: 9	H: 2 LOB: 2 BB: 0 P: 9	R: 2 E: 0 K: 1 S: 8	H: 3 LOB: 2 BB: 0 P: 9	1B: 7 2B: 1 3B: 1 HR: 0	SF: 0 SAC: 0 DP: 1 HBP: 3	WP: 2 PA: 40 PB: 0 SB: 0 CS: 0
PITCHER Wade Blasingame, L ERA: 5.61 (1, 1)	IP: 3.2 WLS: L BF: 18 H: 2 R: 7 ER: 6 SO: 2 BB: 3 IBB: 0 HBP: 2 BLK: 0 WP: 1 HR: 0 S: 17 P: 31 ERA: 14.73 WHIP: 1.364															PITCHER IP: 3.2 WLS: L BF: 18 H: 2 R: 7 ER: 6 SO: 2 BB: 3 IBB: 0 HBP: 2 BLK: 0 WP: 1 HR: 0 S: 17 P: 31 ERA: 14.73 WHIP: 1.364	
Jim Ray, R ERA: 3.46 (4, 1)	1.1	7	2	1	1	1	1	0	0	0	1	0	8	12	6.75	2.250	
Skip Guinn, L ERA: 7.84 (6, 1)	2.0	8	2	0	0	3	0	0	0	0	0	0	14	14	0.00	1.000	
Danny Coombs, L ERA: 9.0 (8, 1)	1.0	7	3	2	2	1	0	0	1	0	0	0	8	9	18.00	3.000	

AB	33
R	10
H	9
RBI	8
BB	4
SO	7
LOB	19



Batter	1	2	3	4	5	6	7	8	9	AB	R	H	RBI	BB	SO	LOB	TOP			
Joe Morgan, L (1,4) OBP: 0.375, SLG: 0.304	F8		SH1-3			1B 2B BB		G6-4-3		3	1	1	0	1	0	1				
Jesus Alou, R (1,7) OBP: 0.208, SLG: 0.258	4-3		F2		F2	G3			4-3	5	0	0	0	0	0	4				
Jimmy Wynn, R (1,8) OBP: 0.301, SLG: 0.355	K		K			1B 2B	1-3			4	1	1	0	1	2	1				
Doug Rader, R (1,5) OBP: 0.297, SLG: 0.348		F7		HR	F7		K		K	5	1	1	1	0	2	3				
Denis Menke, R (1,6) OBP: 0.456, SLG: 0.476	F8			E 1B BB		1H 2H 2B			K	4	0	2	2	1	1	1				
Norm Miller, L (1,9) OBP: 0.371, SLG: 0.316	E4 BB			L4	P4					4	0	0	0	0	0	3				
Curt Blefary, L (1,3) OBP: 0.343, SLG: 0.322				E9			F8			3	1	2	0	1	0	0				
Don Bryant, R (1,2) OBP: 0.267, SLG: 0.267	F8									4	0	2	0	0	1	4				
Don Wilson, R (1,1) OBP: 0.176, SLG: 0.071			SH1-3 HBP		P6		B2		SF8	2	0	0	1	0	0	3				
Inning Stats	R: 0 E: 0 K: 1 S: 5	H: 0 LOB: 0 BB: 0 P: 5	R: 0 E: 1 K: 0 S: 4	H: 0 LOB: 2 BB: 1 P: 8	R: 0 E: 0 K: 1 S: 5	H: 0 LOB: 1 BB: 0 P: 6	R: 1 E: 1 K: 1 S: 7	H: 2 LOB: 2 BB: 1 P: 11	R: 2 E: 0 K: 0 S: 5	H: 2 LOB: 2 BB: 1 P: 9	R: 0 E: 0 K: 1 S: 6	H: 1 LOB: 1 BB: 0 P: 6	R: 1 E: 0 K: 0 S: 4	H: 2 LOB: 2 BB: 0 P: 4	R: 0 E: 0 K: 2 S: 7	H: 0 LOB: 1 BB: 1 P: 11	1B: 6 2B: 1 3B: 1 HR: 1	SF: 1 SAC: 1 DP: 1 HBP: 1	WP: 0 PB: 0 SB: 0 CS: 0	PA: 41
PITCHER	IP WLS BF H R ER SO BB IBB HBP BLK WP HR S P ERA WHIP																			
Jim Merritt, L (1,1) ERA: 5.0	5.2 L 28 6 3 3 3 3 0 0 1 0 0 1 30 43 4.76 1.588																			
Clay Carroll, R (6,1) ERA: 2.74	2.1 9 3 1 1 1 0 0 0 0 0 0 0 11 11 3.86 1.286																			
John Noriega, R (9,1) ERA:	1.0 4 0 0 0 2 1 0 0 0 0 0 0 7 11 0.00 1.000																			

Houston Astros @ Cincinnati Reds
Crosley Field, Cincinnati, OH
Thu May 01 1969, 7:05 PM EDT
Att: 4,042 - Unknown

AB	34
R	4
H	9
RBI	4
BB	4
SO	6
LOB	20



Batter	1	2	3	4	5	6	7	8	9	AB	R	H	RBI	BB	SO	LOB	BOTTOM			
Pete Rose, S (1,8) OBP: 0.404, SLG: 0.471	K		F2			BB				2	0	0	0	2	1	0				
Bobby Tolan, L (1,9) OBP: 0.310, SLG: 0.474	K			P4		P6		F9		4	0	0	0	0	1	3				
Alex Johnson, R (1,7) OBP: 0.330, SLG: 0.500	5-3			K		F8		F8		4	0	0	0	0	1	3				
Tony Perez, R (1,5) OBP: 0.372, SLG: 0.511		F7			F3		F9		K	4	0	0	0	0	1	0				
Johnny Bench, R (1,2) OBP: 0.310, SLG: 0.442						HBP			F8	2	0	0	0	1	1	0				
Fred Whitfield, L (1,3) OBP: 0.333, SLG: 0.200		K				K				2	0	0	0	2	2	2				
Tommy Helms, R (1,4) OBP: 0.342, SLG: 0.348		K				F8			F5	4	0	0	0	0	2	4				
Darrel Chaney, S (1,6) OBP: 0.286, SLG: 0.256										2	0	0	0	0	1	1				
Clay Carroll, R (6,1) OBP: 0.600, SLG: 0.500			F5							0	0	0	0	0	0	0				
Jimmy Stewart, S (8,PH) OBP: 0.333, SLG: 0.222								BB BB		0	0	0	0	1	0	0				
Jim Merritt, L (1,1) OBP: 0.250, SLG: 0.250										1	0	0	0	0	1	0				
Giraldo Ruiz, S (6,6) OBP: 0.333, SLG: 0.273			K							1	0	0	0	0	1	0				
Jim Beauchamp, R (6,PH) OBP: 0.333, SLG: 0.222										1	0	0	0	0	1	1				
John Noriega, R (9,1) ERA:										0	0	0	0	0	0	0				
Inning Stats	R: 0 E: 0 K: 2 S: 7	H: 0 LOB: 0 BB: 0 P: 7	R: 0 E: 0 K: 2 S: 7	H: 0 LOB: 1 BB: 1 P: 11	R: 0 E: 0 K: 1 S: 5	H: 0 LOB: 0 BB: 0 P: 5	R: 0 E: 0 K: 1 S: 5	H: 0 LOB: 0 BB: 0 P: 5	R: 0 E: 0 K: 2 S: 7	H: 0 LOB: 1 BB: 1 P: 9	R: 0 E: 0 K: 2 S: 7	H: 0 LOB: 1 BB: 1 P: 11	R: 0 E: 0 K: 1 S: 5	H: 0 LOB: 2 BB: 2 P: 13	R: 0 E: 0 K: 1 S: 5	H: 0 LOB: 1 BB: 1 P: 9	1B: 0 2B: 0 3B: 0 HR: 0	SF: 0 SAC: 0 DP: 0 HBP: 1	WP: 0 PB: 0 SB: 1 CS: 0	PA: 34
PITCHER	IP WLS BF H R ER SO BB IBB HBP BLK WP HR S P ERA WHIP																			
Don Wilson, R (1,1) ERA: 3.46	9.0 W 34 0 0 0 13 6 0 0 1 0 0 0 53 78 0.00 0.667																			

Houston Astros @ Cincinnati Reds
Crosley Field, Cincinnati, OH
Thu May 01 1969, 7:05 PM EDT
Att: 4,042 - Unknown

AB	27
R	0
H	0
RBI	0
BB	6
SO	13
LOB	14



Batter	1	2	3	4	5	6	7	8	9	AB	R	H	RBI	BB	SO	LOB	TOP								
Dave Marshall, L OBP: 0.321, SLG: 0.298 (1, 9)										4	1	1	0	1	1	1	San Francisco Giants @ Houston Astros Astrodome, Houston, TX Fri May 02 1969, 8:05 PM EDT Att: 12,055 - Unknown								
Ron Hunt, R OBP: 0.351, SLG: 0.222 (1, 4)										5	0	0	0	0	1	3									
Willie Mays, R OBP: 0.429, SLG: 0.524 (1, 8)										3	0	3	1	1	0	0									
Willie McCovey, L OBP: 0.434, SLG: 0.688 (1, 3)										2	0	0	0	0	0	3									
Bob Burda, L OBP: 0.154, SLG: 0.154 (4, 3)										2	0	0	0	0	0	2									
Jack Hiatt, R OBP: 0.310, SLG: 0.469 (1, 2)										3	0	0	0	1	1	1									
Jim Ray Hart, R OBP: 0.308, SLG: 0.276 (1, 7)										3	0	0	0	1	3	1									
Bobby Etheridge, R OBP: 0.400, SLG: 0.385 (1, 5)										3	0	2	0	1	1	0									
Hal Lanier, R OBP: 0.212, SLG: 0.185 (1, 6)										3	0	0	0	0	1	5									
Cesar Gutierrez, R OBP: 0.407, SLG: 0.286 (8, PH)										1	0	0	0	0	0	1									
Gaylord Perry, R OBP: 0.167, SLG: 0.167 (1, 1)										3	0	1	0	0	0	3									
Don Mason, L OBP: 0.314, SLG: 0.267 (9, PH)										1	0	0	0	0	0	0									
Inning Stats	R: 0 E: 0 K: 0 S: 3	H: 1 LOB: 1 BB: 1 P: 7	R: 0 E: 0 K: 3 S: 9	H: 0 LOB: 0 BB: 0 P: 9	R: 0 E: 0 K: 1 S: 6	H: 1 LOB: 1 BB: 0 P: 6	R: 0 E: 0 K: 1 S: 6	H: 1 LOB: 3 BB: 2 P: 14	R: 1 E: 0 K: 0 S: 4	H: 1 LOB: 1 BB: 1 P: 8	R: 0 E: 1 K: 1 S: 6	H: 1 LOB: 2 BB: 1 P: 10	R: 0 E: 0 K: 1 S: 6	H: 1 LOB: 1 BB: 0 P: 6	R: 0 E: 0 K: 0 S: 6	H: 1 LOB: 1 BB: 0 P: 6	R: 0 E: 0 K: 0 S: 3	H: 0 LOB: 0 BB: 0 P: 3	1B: 6 2B: 1 3B: 0 HR: 0	SF: 0 SAC: 0 DP: 2 HBP: 0	WP: 0 PB: 0 SB: 0 CS: 0	PA: 38			
PITCHER	IP	WLS	BF	H	R	ER	SO	BB	IBB	HBP	BLK	WP	HR	S	P	ERA	WHIP								
Tom Griffin, R ERA: 2.55 (1, 1)	4.1		19	3	1	1	5	4	0	0	0	0	0	25	41	2.08	1.615								
Jack Billingham, R ERA: 3.75 (5, 1)	4.2	W	19	4	0	0	3	1	0	0	0	0	0	24	28	0.00	1.071								

Batter	1	2	3	4	5	6	7	8	9	AB	R	H	RBI	BB	SO	LOB	BOTTOM								
Joe Morgan, L OBP: 0.379, SLG: 0.313 (1, 4)										4	1	2	0	0	0	0	San Francisco Giants @ Houston Astros Astrodome, Houston, TX Fri May 02 1969, 8:05 PM EDT Att: 12,055 - Unknown								
Norm Miller, L OBP: 0.376, SLG: 0.328 (1, 9)										4	0	2	0	0	1	1									
Jimmy Wynn, R OBP: 0.310, SLG: 0.438 (1, 8)										4	2	2	3	0	1	1									
Doug Rader, R OBP: 0.298, SLG: 0.340 (1, 5)										2	0	0	0	1	0	1									
Denis Menke, R OBP: 0.443, SLG: 0.460 (1, 6)										3	0	0	0	0	1	1									
Curt Blefary, L OBP: 0.343, SLG: 0.315 (1, 3)										2	0	0	0	1	0	0									
Jesus Alou, R OBP: 0.202, SLG: 0.250 (1, 7)										3	0	0	0	0	1	2									
Don Bryant, R OBP: 0.222, SLG: 0.222 (1, 2)										3	0	0	0	0	1	0									
Tom Griffin, R ERA: 3.14 (1, 1)										1	0	0	0	0	1	0									
Jack Billingham, R ERA: 3.75 (5, 1)										2	0	0	0	0	0	0									
Inning Stats	R: 2 E: 0 K: 2 S: 9	H: 2 LOB: 2 BB: 2 P: 17	R: 0 E: 0 K: 1 S: 5	H: 0 LOB: 0 BB: 0 P: 5	R: 0 E: 0 K: 1 S: 5	H: 1 LOB: 0 BB: 0 P: 5	R: 0 E: 0 K: 1 S: 5	H: 0 LOB: 0 BB: 0 P: 5	R: 0 E: 0 K: 0 S: 4	H: 2 LOB: 2 BB: 0 P: 6	R: 1 E: 0 K: 0 S: 4	H: 1 LOB: 0 BB: 0 P: 4	R: 0 E: 0 K: 0 S: 3	H: 0 LOB: 0 BB: 0 P: 3	R: 0 E: 0 K: 0 S: 3	H: 0 LOB: 0 BB: 0 P: 3	1B: 4 2B: 0 3B: 0 HR: 2	SF: 0 SAC: 0 DP: 1 HBP: 0	WP: 0 PB: 0 SB: 1 CS: 0	PA: 30					
PITCHER	IP	WLS	BF	H	R	ER	SO	BB	IBB	HBP	BLK	WP	HR	S	P	ERA	WHIP								
Gaylord Perry, R ERA: 3.14 (1, 1)	8.0	L	30	6	3	3	6	2	0	0	0	0	2	40	48	3.38	1.000								

Batter	1	2	3	4	5	6	7	8	9	AB	R	H	RBI	BB	SO	LOB	TOP				
Ron Hunt, R OBP: 0.341, SLG: 0.209 (1, 4)										4	0	0	0	1	0	1	San Francisco Giants @ Houston Astros Astrodome, Houston, TX Sat May 03 1969, 4:33 AM EDT Att: 17,624 - Unknown				
Bob Burda, L OBP: 0.222, SLG: 0.333 (1, 3)										5	0	2	0	0	0	1					
Dave Marshall, L OBP: 0.333, SLG: 0.314 (1, 9)										4	0	2	0	0	1	1					
Willie Mays, R OBP: 0.411, SLG: 0.500 (1, 8)										4	0	0	0	0	0	4					
Dick Dietz, R OBP: 0.268, SLG: 0.297 (1, 2)										3	0	0	0	1	0	2					
Jim Ray Hart, R OBP: 0.319, SLG: 0.279 (1, 7)										3	1	1	0	1	0	0					
Bobby Etheridge, R OBP: 0.421, SLG: 0.375 (1, 5)										3	2	1	0	1	2	2					
Hal Lanier, R OBP: 0.216, SLG: 0.214 (9, PH)										3	0	1	1	0	1	2					
Willie McCovey, L OBP: 0.450, SLG: 0.679 (9, PR)										1	0	0	0	0	0	1					
Bobby Bonds, R OBP: 0.343, SLG: 0.422 (9, PR)										0	0	0	0	0	0	0					
Bobby Bolin, R OBP: 0.154, SLG: 0.167 (5, 1)										2	0	0	0	0	2	3					
Ron Fickett, K (5, 1)										0	0	0	0	0	0	0					
Joe Gibbon, R (5, 1)										0	0	0	0	0	0	0					
Don Mason, L OBP: 0.333, SLG: 0.200 (7, PH)										1	0	1	0	0	0	0					
Rich Robertson, R (7, 1)										0	0	0	0	0	0	0					
Jim Davenport, R OBP: 0.310, SLG: 0.390 (9, PH)										1	0	0	0	0	1	1					
Inning Stats	R: 0 E: 0 K: 0 S: 4	H: 1 LOB: 1 BB: 0 P: 4	R: 1 E: 0 K: 1 S: 7	H: 2 LOB: 1 BB: 0 P: 7	R: 0 E: 0 K: 0 S: 4	H: 1 LOB: 1 BB: 0 P: 4	R: 0 E: 0 K: 2 S: 7	H: 0 LOB: 2 BB: 2 P: 15	R: 0 E: 0 K: 1 S: 5	H: 0 LOB: 0 BB: 0 P: 5	R: 0 E: 0 K: 0 S: 3	H: 0 LOB: 0 BB: 0 P: 3	R: 0 E: 0 K: 2 S: 8	H: 1 LOB: 1 BB: 0 P: 8	R: 0 E: 0 K: 0 S: 4	H: 2 LOB: 1 BB: 0 P: 4	R: 2 E: 1 K: 0 S: 4	H: 1 LOB: 1 BB: 2 P: 12	1B: 5 2B: 2 3B: 1 HR: 0	SF: 0 SAC: 0 DP: 2 HBP: 0	WP: 0 PA: 38 PB: 0 SB: 0 CS: 0
PITCHER	IP WLS BF H R ER SO BB IBB HBP BLK WP HR S P ERA WHIP																				
Larry Dierker, R ERA: 3.22 (1, 1)	8.0 W 34	H 8 R 3 ER 1 SO 6	BB 3 IBB 0 HBP 0 BLK 0	WP 0 HR 0 S 43 P 55	ERA 1.12 WHIP 1.375																
Skip Guinn, L ERA: 7.94 (9, 1)	0.0	1 0 0 0 0 0	0 0 0 0 0 0	0 0 1 1	∞ ∞																
Fred Gladding, R ERA: 2.0 (9, 1)	1.0 S 3	0 0 0 0 0 0	1 0 0 0 0 0	0 0 2 6	0.00 1.000																

AB	34
R	3
H	8
RBI	1
BB	4
SO	6
LOB	18



Batter	1	2	3	4	5	6	7	8	9	AB	R	H	RBI	BB	SO	LOB	BOTTOM				
Joe Morgan, L OBP: 0.372, SLG: 0.307 (1, 4)										5	0	1	0	0	0	2	San Francisco Giants @ Houston Astros Astrodome, Houston, TX Sat May 03 1969, 4:33 AM EDT Att: 17,624 - Unknown				
Norm Miller, L OBP: 0.385, SLG: 0.328 (1, 9)										3	1	1	0	1	0	1					
Jimmy Wynn, R OBP: 0.308, SLG: 0.422 (1, 8)										3	0	0	0	1	2	2					
Doug Rader, R OBP: 0.296, SLG: 0.337 (1, 5)										4	0	1	1	0	1	1					
Denis Menke, R OBP: 0.445, SLG: 0.449 (1, 6)										2	1	0	0	2	1	2					
Curt Blefary, L OBP: 0.346, SLG: 0.323 (1, 3)										4	0	2	0	0	1	2					
Jesus Alou, R OBP: 0.222, SLG: 0.272 (1, 7)										3	1	2	1	0	0	0					
Gary Geiger, L OBP: 0.235, SLG: 0.143 (6, PR) (9, 7)										0	0	0	0	0	0	0					
Don Bryant, R OBP: 0.227, SLG: 0.364 (1, 2)										4	1	1	2	0	2	5					
Johnny Edwards, L OBP: 0.194, SLG: 0.141 (9, 2)										0	0	0	0	0	0	0					
Larry Dierker, R OBP: 0.222, SLG: 0.278 (1, 1)										4	0	0	0	0	0	5					
Skip Guinn, R (9, 1)										0	0	0	0	0	0	0					
Fred Gladding, L (9, 1)										0	0	0	0	0	0	0					
Inning Stats	R: 0 E: 0 K: 1 S: 5	H: 0 LOB: 0 BB: 0 P: 5	R: 0 E: 0 K: 3 S: 9	H: 0 LOB: 0 BB: 0 P: 9	R: 2 E: 0 K: 0 S: 6	H: 3 LOB: 1 BB: 0 P: 6	R: 0 E: 0 K: 1 S: 6	H: 1 LOB: 3 BB: 1 P: 11	R: 1 E: 0 K: 0 S: 4	H: 1 LOB: 2 BB: 2 P: 12	R: 0 E: 0 K: 0 S: 3	H: 0 LOB: 0 BB: 0 P: 3	R: 0 E: 1 K: 1 S: 6	H: 1 LOB: 1 BB: 0 P: 6	R: 1 E: 0 K: 1 S: 7	H: 2 LOB: 2 BB: 1 P: 11	1B: 6 2B: 1 3B: 0 HR: 1	SF: 0 SAC: 0 DP: 0 HBP: 1	WP: 1 PA: 37 PB: 0 SB: 0 CS: 0		
PITCHER	IP WLS BF H R ER SO BB IBB HBP BLK WP HR S P ERA WHIP																				
Bobby Bolin, R ERA: 4.75 (5, 1)	0.1	1 0 0 0 0 0	0 0 0 0 0 0	0 0 1 1	0.00 0.000																
Ron Herbel, R ERA: 0.87 (5, 1)	1.1	4 0 0 0 0 0	0 0 0 0 0 0	0 0 4 4	0.00 0.000																
Joe Gibbon, L ERA: (7, 1)	2.0	10 3 1 1 2	1 0 0 0 0 0	0 0 13 17	4.50 2.000																



Batter	1	2	3	4	5	6	7	8	9	AB	R	H	RBI	BB	SO	LOB	TOP										
Frank Johnson, R OBP: 0.100, SLG: 0.100 Bob Burda, L OBP: 0.263, SLG: 0.368	K	F8			G4-3			G3-6		3	0	0	0	0	1	2	San Francisco Giants @ Houston Astros Astrodome, Houston, TX Sun May 04 1969, 4:33 AM EDT Att: 27,801 - Unknown										
Ron Hunt, R OBP: 0.337, SLG: 0.211	BB 1B		5-3		5-3			G3-6		4	1	1	0	0	0	1											
Willie Mays, R OBP: 0.414, SLG: 0.500	BB 1B							6-3		4	0	2	0	0	0	0											
Jack Hiatt, R OBP: 0.323, SLG: 0.462	BB 1B								K	3	0	1	0	1	2	0											
Dick Dietz, R OBP: 0.289, SLG: 0.325 Bobby Bonds, R OBP: 0.343, SLG: 0.422	BB 1B		G5-4-3							3	0	1	1	1	0	2											
Jim Ray Hart, R OBP: 0.329, SLG: 0.292	G6-4-3									4	0	2	0	0	0	3											
Bobby Etheridge, R OBP: 0.364, SLG: 0.316		5-3			G6-4-3					3	0	0	0	0	0	3											
Hal Lanier, R OBP: 0.211, SLG: 0.209 Dave Marshall, L OBP: 0.345, SLG: 0.314 Cesar Gutierrez, R OBP: 0.407, SLG: 0.286	K				4-3					2	0	0	0	0	1	0											
Juan Marichal, R OBP: 0.300, SLG: 0.368										2	0	1	0	1	0	2											
Inning Stats	R: 1 E: 0 K: 1 S: 6	H: 2 LOB: 2 BB: 2 P: 14	R: 0 E: 0 K: 1 S: 5	H: 0 LOB: 1 BB: 1 P: 9	R: 0 E: 0 K: 0 S: 4	H: 2 LOB: 1 BB: 0 P: 4	R: 0 E: 0 K: 0 S: 3	H: 1 LOB: 0 BB: 0 P: 3	R: 0 E: 0 K: 0 S: 3	H: 0 LOB: 0 BB: 0 P: 5	R: 0 E: 1 K: 0 S: 3	H: 0 LOB: 1 BB: 1 P: 7	R: 0 E: 0 K: 0 S: 3	H: 1 LOB: 1 BB: 0 P: 3	R: 0 E: 0 K: 1 S: 6	H: 2 LOB: 1 BB: 0 P: 6		1B: 8 2B: 1 3B: 0 HR: 0	SF: 0 SAC: 1 DP: 7 HBP: 0	WP: 0 PB: 0 SB: 0 CS: 0	PA: 34						
PITCHER	IP	WLS	BF	H	R	ER	SO	BB	IBB	HBP	BLK	WP	HR	S	P	ERA	WHIP										
Denny Lemaster, L ERA: 6.38	0.1		5	2	1	1	1	2	0	0	0	0	0	5	13	27.00	12.000										
Dooley Womack, R ERA: 0.79	6.0	W	21	4	0	0	2	2	0	0	0	0	0	23	31	0.00	1.000										
Fred Gladding, R ERA: 1.54	2.2	S	8	3	0	0	1	0	0	0	0	0	0	10	10	0.00	1.125										

Batter	1	2	3	4	5	6	7	8	9	AB	R	H	RBI	BB	SO	LOB	BOTTOM										
Joe Morgan, L OBP: 0.376, SLG: 0.337	4-3					K				3	1	1	1	1	1	0	San Francisco Giants @ Houston Astros Astrodome, Houston, TX Sun May 04 1969, 4:33 AM EDT Att: 27,801 - Unknown										
Norm Miller, L OBP: 0.366, SLG: 0.309	4-3		HR			K		BB		4	0	0	0	0	1	1											
Jimmy Wynn, R OBP: 0.298, SLG: 0.407	5-3									3	0	0	0	0	0	0											
Doug Rader, R OBP: 0.306, SLG: 0.376		G3			F9			SH1-3		3	2	2	0	0	0	0											
Denis Menke, R OBP: 0.446, SLG: 0.451	K							SH1-3		2	0	1	0	0	1	1											
Curt Blefary, L OBP: 0.356, SLG: 0.326	G3				CS			2-3		2	0	1	1	1	0	0											
Gary Geiger, L OBP: 0.250, SLG: 0.176	K							L3		3	0	1	0	0	1	1											
Don Bryant, R OBP: 0.200, SLG: 0.320					5-3					3	0	0	0	0	0	2											
Denny Lemaster, R OBP: 0.125, SLG: 0.250 Dooley Womack, L										0	0	0	0	0	0	0											
Fred Gladding, L										2	0	0	0	0	1	1											
Inning Stats	R: 0 E: 0 K: 0 S: 3	H: 0 LOB: 0 BB: 0 P: 3	R: 1 E: 0 K: 2 S: 8	H: 1 LOB: 0 BB: 0 P: 8	R: 1 E: 0 K: 1 S: 6	H: 1 LOB: 0 BB: 0 P: 6	R: 0 E: 0 K: 0 S: 3	H: 1 LOB: 0 BB: 0 P: 3	R: 0 E: 0 K: 0 S: 4	H: 2 LOB: 1 BB: 0 P: 4	R: 0 E: 0 K: 2 S: 7	H: 0 LOB: 0 BB: 0 P: 7	R: 1 E: 0 K: 0 S: 3	H: 1 LOB: 0 BB: 1 P: 7	R: 0 E: 0 K: 1 S: 5	H: 0 LOB: 1 BB: 1 P: 9	1B: 3 2B: 2 3B: 1 HR: 1	SF: 0 SAC: 1 DP: 1 HBP: 0	WP: 0 PB: 0 SB: 0 CS: 1	PA: 30							
PITCHER	IP	WLS	BF	H	R	ER	SO	BB	IBB	HBP	BLK	WP	HR	S	P	ERA	WHIP										
Juan Marichal, R ERA: 1.98	8.0	L	29	6	3	3	6	2	0	0	0	0	1	39	47	3.38	1.000										

Batter	1	2	3	4	5	6	7	8	9	AB	R	H	RBI	BB	SO	LOB	TOP																
Joe Morgan, L (1,4) OBP: 0.362, SLG: 0.321	4-3		FC6-4	FC4-6			G4-6-3	1-3		5	0	0	0	0	0	8	Houston Astros @ Philadelphia Phillies Connie Mack Stadium, Philadelphia, PA Tue May 06 1969, 7:05 PM EDT Att. 3,544 - Unknown - 74 F																
Norm Miller, L (1,9) OBP: 0.379, SLG: 0.319	F7				F5			1B BLK 1B	FC6-4 1B	4	1	2	0	1	0	0																	
Jimmy Wynn, R (1,8) OBP: 0.303, SLG: 0.400			F8		L7			1B 2B	FC6-4 G5-4-3 1-2	4	1	1	0	1	0	2																	
Doug Rader, R (1,5) OBP: 0.302, SLG: 0.368	F9			FC5-4 1B	F8			K	G5-4-3 1-2	5	1	1	0	0	1	4																	
Denis Menke, R (1,6) OBP: 0.448, SLG: 0.447		K				P4		2B 1B		3	1	1	1	1	1	0																	
Jesus Alou, R (1,7) OBP: 0.214, SLG: 0.262	E5 FC4-6			FC5-4 1B	F9			F8		4	0	0	0	0	0	4																	
Curt Blefary, L (1,3) OBP: 0.363, SLG: 0.343		FC4-6 1-2				4-3		BB 1H 2H 2B		4	0	2	3	0	0	1																	
Don Bryant, R (1,2) OBP: 0.250, SLG: 0.333										2	0	1	0	1	1	1																	
Cesar Geronimo, L (7, PR) OBP: 0.250, SLG: 0.500										0	0	0	0	0	0	0																	
Jack Billingham, R (7, 1) OBP: 0.195, SLG: 0.141										0	0	0	0	0	0	0																	
Johnny Edwards, L (8, PH) OBP: 0.195, SLG: 0.141										0	0	0	0	1	0	0																	
Don Wilson, R (1, 1) OBP: 0.222, SLG: 0.071										0	0	0	0	1	0	0																	
Julio Gaddy, R (4, PH) OBP: 0.206, SLG: 0.500										1	0	0	0	0	1	3																	
Jim Ray, R (4, 1) OBP: 0.206, SLG: 0.500										0	0	0	0	0	0	0																	
Marty Martinez, S (7, PH) OBP: 0.206, SLG: 0.500										1	0	0	0	0	1	1																	
Dooley Womack, L (8, 1) OBP: 0.206, SLG: 0.500										0	0	0	0	0	0	0																	
Inning Stats	R: 0 E: 0 K: 0 S: 3	H: 0 LOB: 1 BB: 1 P: 7	R: 0 E: 1 K: 2 S: 8	H: 0 LOB: 1 BB: 0 P: 8	R: 0 E: 0 K: 0 S: 2	H: 0 LOB: 1 BB: 2 P: 10	R: 1 E: 0 K: 1 S: 7	H: 2 LOB: 3 BB: 2 P: 15	R: 0 E: 0 K: 0 S: 3	H: 0 LOB: 0 BB: 0 P: 3	R: 0 E: 0 K: 0 S: 3	H: 1 LOB: 1 BB: 0 P: 3	R: 3 E: 0 K: 1 S: 9	H: 4 LOB: 3 BB: 2 P: 17	R: 0 E: 0 K: 0 S: 3	H: 1 LOB: 0 BB: 0 P: 3	1B: 7 2B: 1 3B: 0 HR: 0	SF: 0 SAC: 0 DP: 2 HBP: 0	WP: 0 PB: 0 SB: 1 CS: 1	PA: 40													
PITCHER	IP WLS BF H R ER SO BB IBB HBP BLK WP HR S P ERA WHIP																																
Woodie Fryman, L (1, 1) ERA: 2.45	7.1	32	6	4	4	4	5	0	0	0	1	0	0	35	55	4.91	1.500																
Turk Farrell, R (8, 1) ERA: 1.23	1.2	W 8	2	0	0	0	1	1	0	0	0	0	0	6	14	0.00	1.800																

AB	33
R	4
H	8
RBI	4
BB	7
SO	4
LOB	24



Batter	1	2	3	4	5	6	7	8	9	AB	R	H	RBI	BB	SO	LOB	BOTTOM														
Larry Hise, R (1,8) OBP: 0.276, SLG: 0.275			2B 1B	K			K			4	2	2	0	0	2	0	Houston Astros @ Philadelphia Phillies Connie Mack Stadium, Philadelphia, PA Tue May 06 1969, 7:05 PM EDT Att. 3,544 - Unknown - 74 F														
John Briggs, L (1,7) OBP: 0.296, SLG: 0.234							5-3			3	1	2	1	1	0	0															
Dick Allen, R (1,3) OBP: 0.394, SLG: 0.644			6-3				K			4	0	0	0	0	3	4															
Johnny Callison, L (1,9) OBP: 0.293, SLG: 0.330							F8			3	1	0	0	1	1	2															
Deron Johnson, R (1,5) OBP: 0.390, SLG: 0.388							6-3			4	0	1	2	0	1	2															
Cookie Rojas, R (1,4) OBP: 0.317, SLG: 0.282										3	0	1	0	1	0	0															
Don Money, R (1,6) OBP: 0.333, SLG: 0.512										3	1	2	2	0	0	1															
Mike Ryan, R (1,2) OBP: 0.235, SLG: 0.309										3	0	0	0	0	1	2															
Woodie Fryman, R (1, 1) OBP: 0.056, SLG: 0.056										3	0	0	0	0	2	2															
Turk Farrell, R (8, 1) ERA: 1.13										0	0	0	0	0	0	0															
Inning Stats	R: 1 E: 0 K: 3 S: 11	H: 2 LOB: 1 BB: 0 P: 11	R: 0 E: 0 K: 1 S: 5	H: 0 LOB: 0 BB: 0 P: 6	R: 3 E: 0 K: 0 S: 5	H: 4 LOB: 2 BB: 2 P: 13	R: 0 E: 0 K: 2 S: 7	H: 0 LOB: 0 BB: 0 P: 7	R: 0 E: 0 K: 1 S: 5	H: 0 LOB: 1 BB: 1 P: 9	R: 0 E: 0 K: 1 S: 6	H: 1 LOB: 0 BB: 0 P: 6	R: 0 E: 0 K: 2 S: 7	H: 0 LOB: 0 BB: 0 P: 7	R: 0 E: 0 K: 0 S: 3	H: 0 LOB: 0 BB: 0 P: 3	R: 1 E: 0 K: 0 S: 1	H: 1 LOB: 0 BB: 0 P: 1	1B: 4 2B: 3 3B: 0 HR: 1	SF: 0 SAC: 0 DP: 0 HBP: 1	WP: 0 PB: 1 SB: 1 CS: 0	PA: 34									
PITCHER	IP WLS BF H R ER SO BB IBB HBP BLK WP HR S P ERA WHIP																														
Don Wilson, R (1, 1) ERA: 4.03	3.0	16	6	4	4	4	1	1	1	0	0	21	30	12.00	2.333																
Jim Ray, R (4, 1) ERA: 2.81	3.0	11	1	0	0	4	1	0	0	0	0	18	22	0.00	0.667																
Jack Billingham, R (7, 1) ERA: 3.57	1.0	3	0	0	0	2	0	0	0	0	0	7	7	0.00	0.000																
Dooley Womack, R (8, 1) ERA: 1.13	1.0	L 4	1	1	1	0	0	0	0	0	1	4	4	9.00	1.000																

AB	30
R	5
H	8
RBI	5
BB	3
SO	10
LOB	13



Batter	1	2	3	4	5	6	7	8	9	AB	R	H	RBI	BB	SO	LOB	TOP			
Joe Morgan, L (1,4) OBP: 0.364, SLG: 0.342										5	1	1	1	0	0	0	Houston Astros @ Philadelphia Phillies Connie Mack Stadium, Philadelphia, PA Thu May 08 1969, 7:05 PM EDT Att: 2,113 - Cloudy - 76 F			
Norm Miller, L (1,9) OBP: 0.402, SLG: 0.358 Cesar Geronimo, L (9, FR) OBP: 0.250, SLG: 0.500				1B						5	1	2	0	0	0	0				
Jimmy Wynn, R (1,8) OBP: 0.303, SLG: 0.450										5	1	1	2	0	2	1				
Curt Blefary, L (1,3) OBP: 0.390, SLG: 0.352										3	1	1	0	2	0	2				
Denis Menke, R (1,6) OBP: 0.444, SLG: 0.437										5	1	2	0	0	0	3				
Doug Radler, R (1,5) OBP: 0.317, SLG: 0.374										4	2	1	0	1	0	3				
Jesus Alou, R (1,7) OBP: 0.231, SLG: 0.286										5	1	3	3	0	0	0				
Johnny Edwards, L (1,2) OBP: 0.207, SLG: 0.150										5	0	2	2	0	0	1				
Tom Griffin, R (1,1) Julio Gotay, R (6, PH) Doolley Womack, L (6,1) Skip Guinn, R (7,1) Gary Geiger, L (8, PH) Jack Billingham, R (8,1) Fred Gladding, L (9,1)										2	0	0	0	0	0	0				
Inning Stats	R: 1 E: 0 K: 1 S: 8	H: 3 LOB: 2 BB: 0 P: 8	R: 0 E: 0 K: 0 S: 3	H: 0 LOB: 0 BB: 0 P: 3	R: 2 E: 0 K: 0 S: 5	H: 2 LOB: 1 BB: 1 P: 9	R: 0 E: 0 K: 0 S: 3	H: 0 LOB: 0 BB: 0 P: 3	R: 0 E: 1 K: 0 S: 4	H: 2 LOB: 2 BB: 0 P: 5	R: 0 E: 0 K: 0 S: 4	H: 0 LOB: 0 BB: 0 P: 4	R: 3 E: 1 K: 0 S: 6	H: 3 LOB: 0 BB: 0 P: 6	R: 3 E: 0 K: 1 S: 8	H: 3 LOB: 2 BB: 2 P: 16		1B: 10 2B: 1 3B: 0 HR: 2	SF: 1 SAC: 0 DP: 0 HBP: 0	WP: 0 PB: 0 SB: 0 CS: 1
PITCHER	IP: 7.0 WLS: 34 BF: 10 ERA: 2.0	WLS: 6 ER: 6 SO: 1	BB: 1 IBB: 0 HBP: 0 BLK: 0	WP: 0 HR: 2 S: 35 P: 39	ERA: 7.71 WHIP: 1.571	IP: 2.0 WLS: L BF: 11 ERA: 11.32	WLS: 3 ER: 3 SO: 1	BB: 2 IBB: 0 HBP: 0 BLK: 0	WP: 0 HR: 0 S: 11 P: 19	ERA: 13.50 WHIP: 2.500										

AB	41
R	9
H	13
RBI	9
BB	3
SO	2
LOB	14



Batter	1	2	3	4	5	6	7	8	9	AB	R	H	RBI	BB	SO	LOB	BOTTOM								
Larry Hise, R (1,8) OBP: 0.269, SLG: 0.267 Ron Stone, L (4, PH) OBP: 0.163, SLG: 0.229										2	1	1	0	0	1	0	Houston Astros @ Philadelphia Phillies Connie Mack Stadium, Philadelphia, PA Thu May 08 1969, 7:05 PM EDT Att: 2,113 - Cloudy - 76 F								
John Briggs, L (1,7) OBP: 0.270, SLG: 0.200										4	1	0	0	1	2	3									
Dick Allen, R (1,3) OBP: 0.378, SLG: 0.642										4	1	2	5	0	0	0									
Johnny Callison, L (1,9) OBP: 0.290, SLG: 0.354										4	0	0	0	0	0	2									
Deron Johnson, R (1,5) OBP: 0.382, SLG: 0.370										3	1	0	0	1	1	0									
Cookie Rojas, R (1,4) OBP: 0.313, SLG: 0.304										4	1	1	1	0	0	0									
Don Money, R (1,6) OBP: 0.330, SLG: 0.506										4	1	1	0	0	0	1									
Mike Ryan, R (1,2) OBP: 0.228, SLG: 0.295										4	0	1	1	0	1	1									
Rick Wise, R (1,1) OBP: 0.300, SLG: 0.235 Gary Wagner, R (8,1)										3	1	1	0	0	1	2									
Tony Taylor, R (9, PH) OBP: 0.333, SLG: 0.321										1	0	1	0	0	0	0									
Inning Stats	R: 0 E: 0 K: 2 S: 7	H: 0 LOB: 0 BB: 0 P: 7	R: 0 E: 0 K: 1 S: 5	H: 0 LOB: 0 BB: 0 P: 5	R: 4 E: 0 K: 1 S: 8	H: 3 LOB: 0 BB: 1 P: 12	R: 2 E: 1 K: 1 S: 7	H: 2 LOB: 1 BB: 1 P: 11	R: 0 E: 0 K: 0 S: 3	H: 0 LOB: 0 BB: 0 P: 3	R: 1 E: 0 K: 1 S: 8	H: 3 LOB: 2 BB: 0 P: 8	R: 0 E: 0 K: 0 S: 3	H: 0 LOB: 0 BB: 0 P: 3	R: 0 E: 0 K: 0 S: 4	H: 1 LOB: 1 BB: 0 P: 4	1B: 7 2B: 1 3B: 0 HR: 1	SF: 0 SAC: 0 DP: 0 HBP: 0	WP: 0 PB: 0 SB: 1 CS: 0	PA: 38					
PITCHER	IP: 5.0 WLS: 22 BF: 5 ERA: 3.94	H: 5 R: 6 ER: 6 SO: 5	BB: 2 IBB: 0 HBP: 0 BLK: 0	WP: 0 HR: 1 S: 30 P: 38	ERA: 10.80 WHIP: 1.400	IP: 1.2 WLS: 8 BF: 3 ERA: 1.4	H: 3 R: 1 ER: 1 SO: 1	BB: 0 IBB: 0 HBP: 0 BLK: 0	WP: 0 HR: 0 S: 10 P: 10	ERA: 5.40 WHIP: 1.800	IP: 0.1 WLS: 1 BF: 0 ERA: 7.59	H: 0 R: 0 ER: 0 SO: 0	BB: 0 IBB: 0 HBP: 0 BLK: 0	WP: 0 HR: 0 S: 1 P: 1	ERA: 0.00 WHIP: 0.000	IP: 1.1 WLS: 5 BF: 1 ERA: 3.32	H: 1 R: 0 ER: 0 SO: 0	BB: 0 IBB: 0 HBP: 0 BLK: 0	WP: 0 HR: 0 S: 5 P: 5	ERA: 0.00 WHIP: 0.750	IP: 0.2 WLS: 2 BF: 0 ERA: 1.46	H: 0 R: 0 ER: 0 SO: 0	BB: 0 IBB: 0 HBP: 0 BLK: 0	WP: 0 HR: 0 S: 0 P: 2	ERA: 0.00 WHIP: 0.000



Batter	1	2	3	4	5	6	7	8	9	AB	R	H	RBI	BB	SO	LOB	TOP			
Joe Morgan, L (1,4) OBP: 0.399, SLG: 0.331										4	0	0	1	1	0	1	Houston Astros @ New York Mets Shea Stadium, Flushing, NY Sat May 10 1969, 3:33 AM EDT Att: 14,981 - Unknown			
Norm Miller, L (1,9) OBP: 0.392, SLG: 0.349										5	0	1	0	0	1	2				
Jimmy Wynn, R (1,8) OBP: 0.310, SLG: 0.441										2	0	0	0	2	0	1				
Curt Blefary, L (1,3) OBP: 0.378, SLG: 0.339										4	0	0	0	0	1	5				
Denis Menke, R (1,6) OBP: 0.446, SLG: 0.434										3	0	1	0	1	0	0				
Doug Radler, R (1,5) OBP: 0.315, SLG: 0.370										4	0	1	0	0	1	4				
Jesus Alou, R (1,7) OBP: 0.225, SLG: 0.278										3	0	0	0	0	0	1				
Johnny Edwards, L (1,2) OBP: 0.289, SLG: 0.169										3	1	1	0	1	0	1				
Denny Lemaster, R (1,1) OBP: 0.200, SLG: 0.222										1	0	0	0	1	0	2				
Gary Geiger, L (7, PH) OBP: 0.269, SLG: 0.150										1	0	0	0	0	0	1				
Dooley Womack, L (7, PH) OBP: 0.250, SLG: 0.250										0	0	0	0	0	0	0				
Inning Stats	R: 0 E: 0 K: 2 S: 7	H: 0 LOB: 3 BB: 3 P: 19	R: 0 E: 0 K: 0 S: 3	H: 0 LOB: 1 BB: 1 P: 7	R: 0 E: 0 K: 1 S: 5	H: 0 LOB: 0 BB: 0 P: 5	R: 0 E: 0 K: 0 S: 4	H: 1 LOB: 2 BB: 1 P: 8	R: 0 E: 0 K: 0 S: 4	H: 0 LOB: 0 BB: 0 P: 3	R: 1 E: 1 K: 0 S: 5	H: 1 LOB: 2 BB: 1 P: 9	R: 0 E: 0 K: 0 S: 4	H: 1 LOB: 1 BB: 0 P: 4	R: 0 E: 0 K: 1 S: 5	H: 0 LOB: 0 BB: 0 P: 5	1B: 3 2B: 1 3B: 0 HR: 0	SF: 0 SAC: 1 DP: 0 HBP: 0	WP: 2 PB: 1 SB: 1 CS: 0	PA: 38
PITCHER Tom Seaver, R (1,1) ERA: 2.08	IP: 9.0 WLS: W BF: 38 H: 4 R: 1 ER: 1 SO: 4 BB: 5 IBB: 1 HBP: 0 BLK: 0 WP: 2 HR: 0 S: 40 P: 64 ERA: 1.00 WHIP: 1.000															PITCHER				

AB 31
R 1
H 4
RBI 1
BB 6
SO 4
LOB 18



Batter	1	2	3	4	5	6	7	8	9	AB	R	H	RBI	BB	SO	LOB	BOTTOM			
Tommie Agee, R (1,8) OBP: 0.345, SLG: 0.481										3	0	1	0	1	0	1	Houston Astros @ New York Mets Shea Stadium, Flushing, NY Sat May 10 1969, 3:33 AM EDT Att: 14,981 - Unknown			
Bud Harrelson, S (1,6) OBP: 0.359, SLG: 0.348										4	0	2	0	0	0	1				
Amos Otis, R (1,7) OBP: 0.222, SLG: 0.233										3	1	1	0	0	1	2				
Cleon Jones, R (1,3) OBP: 0.454, SLG: 0.607										3	2	2	1	1	0	2				
Ed Charles, R (1,5) OBP: 0.222, SLG: 0.224										4	0	1	1	0	1	4				
Ron Swoboda, R (1,9) OBP: 0.289, SLG: 0.338										2	0	0	0	1	0	0				
Jerry Grote, R (1,2) OBP: 0.230, SLG: 0.235										3	0	0	0	0	1	3				
Al Weis, S (1,4) OBP: 0.160, SLG: 0.130										2	0	0	1	0	0	0				
Tom Seaver, R (1,1) OBP: 0.300, SLG: 0.125										3	0	1	0	0	1	2				
Inning Stats	R: 0 E: 0 K: 1 S: 6	H: 1 LOB: 2 BB: 1 P: 10	R: 0 E: 0 K: 0 S: 3	H: 0 LOB: 0 BB: 0 P: 3	R: 0 E: 0 K: 1 S: 5	H: 1 LOB: 0 BB: 0 P: 5	R: 2 E: 0 K: 1 S: 8	H: 3 LOB: 2 BB: 1 P: 12	R: 0 E: 0 K: 0 S: 3	H: 0 LOB: 0 BB: 0 P: 3	R: 1 E: 0 K: 1 S: 6	H: 1 LOB: 0 BB: 0 P: 6	R: 0 E: 0 K: 0 S: 3	H: 1 LOB: 1 BB: 1 P: 7	R: 0 E: 0 K: 0 S: 3	H: 1 LOB: 1 BB: 1 P: 7	1B: 6 2B: 1 3B: 0 HR: 1	SF: 1 SAC: 1 DP: 3 HBP: 0	WP: 0 PB: 0 SB: 0 CS: 0	PA: 32
PITCHER Denny Lemaster, L (1,1) ERA: 6.0	IP: 6.0 WLS: L BF: 25 H: 6 R: 3 ER: 3 SO: 4 BB: 1 IBB: 0 HBP: 0 BLK: 0 WP: 1 HR: 1 S: 31 P: 39 ERA: 4.50 WHIP: 1.167															PITCHER				
Dooley Womack, R (7,1) ERA: 1.3	IP: 2.0 WLS: 7 BF: 2 H: 2 R: 0 ER: 0 SO: 0 BB: 0 IBB: 1 HBP: 0 BLK: 0 WP: 0 HR: 0 S: 6 P: 10 ERA: 0.00 WHIP: 1.000															PITCHER				

AB 27
R 3
H 8
RBI 3
BB 3
SO 4
LOB 15



Batter	1	2	3	4	5	6	7	8	9	AB	R	H	RBI	BB	SO	LOB	TOP			
Joe Morgan, L (1, 4) OBP: 0.356, SLG: 0.323	0-3 K			0-0 E4 1B	0-0 L9		4-0 BB 1-2			3	1	0	0	1	1	0				
Norm Miller, L (1, 9) OBP: 0.387, SLG: 0.344	0-0 6-3			0-0 HR 1B	0-3 K		0-3 K			4	1	1	1	0	2	2				
Jimmy Wynn, R (1, 8) OBP: 0.308, SLG: 0.462	0-0 F7			0-0 HR	0-0 5-3			0-3 K		4	1	1	2	0	1	0				
Curt Blefary, L (1, 3) OBP: 0.366, SLG: 0.327		0-0 F2		0-0 4-3		0-0 F8		0-0 L8		4	0	0	0	0	0	0				
Denis Menke, R (1, 6) OBP: 0.448, SLG: 0.445		0-0 P6		0-0 E 2B		0-0 G6-4-3 1B		0-0 1-3		4	1	2	0	0	0	0				
Doug Radler, R (1, 5) OBP: 0.313, SLG: 0.361		0-3 K		4-0 FC5-4 BB		0-0 G6-4-3 1-2			0-3 K	3	0	0	0	1	2	1				
Gary Geiger, L (1, 7) OBP: 0.250, SLG: 0.136			0-0 L4	0-0 FC5-4 FC5 1-2 2-H		0-0 F7		0-0 5-3		2	0	0	0	0	0	1				
Jesus Alou, R (7, PH) OBP: 0.221, SLG: 0.274										2	0	0	0	0	0	0				
Johnny Edwards, L (1, 2) OBP: 0.242, SLG: 0.186			0-0 4-3	4-0 IBB		0-0 BB 1B		0-0 1B		3	0	2	0	1	0	0				
Larry Dierker, R (1, 1) OBP: 0.192, SLG: 0.231			0-0 1-3	0-0 FC5 2-3		0-3 K		0-0 6-3		4	0	0	0	0	1	4				
Inning Stats	R: 0 E: 0 K: 1 S: 5	H: 0 LOB: 0 BB: 0 P: 5	R: 0 E: 0 K: 1 S: 5	H: 0 LOB: 0 BB: 0 P: 5	R: 0 E: 0 K: 0 S: 3	H: 0 LOB: 0 BB: 0 P: 3	R: 4 E: 2 K: 0 S: 7	H: 3 LOB: 2 BB: 2 P: 15	R: 0 E: 0 K: 0 S: 3	H: 1 LOB: 0 BB: 0 P: 3	R: 0 E: 0 K: 2 S: 8	H: 1 LOB: 2 BB: 1 P: 12	R: 0 E: 0 K: 1 S: 5	H: 0 LOB: 0 BB: 0 P: 5	R: 0 E: 0 K: 1 S: 6	H: 1 LOB: 1 BB: 0 P: 6	1B: 4 2B: 1 3B: 0 HR: 1	SF: 0 SAC: 0 DP: 1 HBP: 0	WP: 0 PB: 0 SB: 1 CS: 0	PA: 36
PITCHER	IP WLS BF H R ER SO BB IBB HBP BLK WP HR S P ERA WHIP															IP WLS BF H R ER SO BB IBB HBP BLK WP HR S P ERA WHIP				
Don Cardwell, R (1, 1) ERA: 2.51	6.0 L 24 4 4 2 3															6.0 L 24 4 4 2 3				
Al Jackson, L (7, 1) ERA: 8.54	1.0 5 1 0 0 2															1.0 5 1 0 0 2				
Ron Taylor, R (8, 1) ERA: 2.51	2.0 7 1 0 0 2															2.0 7 1 0 0 2				

Houston Astros @ New York Mets
Shea Stadium, Flushing, NY
Sun May 11 1969, 3:33 AM EDT
Unknown

AB 33
R 4
H 6
RBI 3
BB 3
SO 7
LOB 8



Batter	1	2	3	4	5	6	7	8	9	AB	R	H	RBI	BB	SO	LOB	BOTTOM			
Tommie Agee, R (1, 9) OBP: 0.339, SLG: 0.518	0-0 6-3		0-0 F9			0-0 HR		0-3 K		4	1	1	1	0	1	1				
Bud Harrelson, S (1, 6) OBP: 0.354, SLG: 0.342	0-0 F8		0-0 1-3			0-0 F7		0-0 1B WP 1B		4	0	1	0	0	0	1				
Wayne Garrett, L (1, 4) OBP: 0.382, SLG: 0.500	4-0 FC6-4 BB			0-0 G3		0-0 BB 1B		0-0 P5 1-2		3	0	1	0	1	0	1				
Cleon Jones, R (1, 7) OBP: 0.455, SLG: 0.600	0-0 FC6-4 1-2			0-0 F9		4-0 BB 1B		0-0 BB 1B 2-3		3	0	1	0	1	0	1				
Ed Kranepool, L (1, 3) OBP: 0.348, SLG: 0.475		4-0 G5-4-3 BB		0-0 F9		0-0 F7		4-0 BB 1B 1-2		2	0	0	0	2	0	2				
Amos Otis, R (1, 8) OBP: 0.224, SLG: 0.217		0-0 F8			0-0 F7		4-0 G6-4-3 BB	0-0 P4		3	0	0	0	1	0	4				
Ed Charles, R (1, 5) OBP: 0.207, SLG: 0.208		0-0 G5-4-3 1-2			0-0 4-3		0-0 G6-4-3 1-2		0-0 L8	4	0	0	0	0	0	2				
Jerry Grote, R (1, 2) OBP: 0.231, SLG: 0.236			0-0 F9		0-3 K		0-0 1B		0-0 6-3	4	0	1	0	0	1	0				
Don Cardwell, R (1, 1) OBP: 0.206, SLG: 0.357						0-0 F7		0-0 L7		0	0	0	0	0	0	0				
Rod Gasparis, S (6, PH) OBP: 0.289, SLG: 0.244										1	0	0	0	0	0	0				
Al Jackson, L (7, 1) OBP: 0.270, SLG: 0.244										0	0	0	0	0	0	0				
J.C. Martin, L (7, PH) OBP: 0.270, SLG: 0.323										0	0	0	0	0	0	1				
Ron Taylor, R (8, 1) OBP: 0.270, SLG: 0.323										0	0	0	0	0	0	0				
Ken Boswell, L (6, PH) OBP: 0.302, SLG: 0.396										1	0	0	0	0	0	0				
Inning Stats	R: 0 E: 0 K: 0 S: 3	H: 0 LOB: 1 BB: 1 P: 7	R: 0 E: 0 K: 0 S: 2	H: 0 LOB: 0 BB: 1 P: 6	R: 0 E: 0 K: 0 S: 3	H: 0 LOB: 1 BB: 0 P: 4	R: 0 E: 0 K: 0 S: 3	H: 0 LOB: 0 BB: 0 P: 3	R: 0 E: 0 K: 0 S: 5	H: 2 LOB: 2 BB: 1 P: 9	R: 0 E: 0 K: 0 S: 3	H: 1 LOB: 1 BB: 1 P: 7	R: 0 E: 0 K: 1 S: 7	H: 2 LOB: 3 BB: 1 P: 11	R: 0 E: 0 K: 0 S: 3	H: 0 LOB: 0 BB: 0 P: 3	1B: 4 2B: 0 3B: 0 HR: 1	SF: 0 SAC: 0 DP: 2 HBP: 1	WP: 1 PB: 0 SB: 0 CS: 0	PA: 36
PITCHER	IP WLS BF H R ER SO BB IBB HBP BLK WP HR S P ERA WHIP															IP WLS BF H R ER SO BB IBB HBP BLK WP HR S P ERA WHIP				
Larry Dierker, R (1, 1) ERA: 2.59	9.0 W 36 5 1 1 2															9.0 W 36 5 1 1 2				

Houston Astros @ New York Mets
Shea Stadium, Flushing, NY
Sun May 11 1969, 3:33 AM EDT
Unknown

AB 30
R 1
H 5
RBI 1
BB 5
SO 2
LOB 13



Batter	1	2	3	4	5	6	7	8	9	AB	R	H	RBI	BB	SO	LOB	TOP																
Joe Morgan, L (1.4) OBP: 0.397, SLG: 0.344	F7		K			4-3		1B		4	1	1	1	1	1	0	Houston Astros @ New York Mets Shea Stadium, Flushing, NY Sun May 11 1969, 3:38 AM EDT Att: 19,456 - Unknown																
Norm Miller, L (1.9) OBP: 0.376, SLG: 0.337	F8		K				1-3	1B		5	0	1	1	0	1	0																	
Jimmy Wynn, R (1.8) OBP: 0.322, SLG: 0.458 Danny Coombs, R (7.1)	4-0				5-3			G1-6-3		1	3	0	0	3	0	0																	
Julio Gotay, R (8, FH) OBP: 0.200, SLG: 0.200 Fred Gladding, L (8.1)	E		HR				HBP	1B		1	0	0	0	0	0	2																	
Denis Menke, R (1.6) OBP: 0.453, SLG: 0.478 Hector Torres, R (5.6)	K									3	1	2	2	0	1	0																	
Doug Rader, R (1.5) OBP: 0.319, SLG: 0.360 Marty Martinez, S (7, PR)		6-3	E5							2	0	1	0	0	0	0																	
Curt Blefary, L (1.3) OBP: 0.366, SLG: 0.342			K							4	1	1	1	1	1	4																	
Jesus Alou, R (1.7) OBP: 0.220, SLG: 0.279					1-3					5	0	1	1	0	0	6																	
Don Bryant, R (1.2) OBP: 0.233, SLG: 0.310 Johnny Edwards, L (6, FH)	K				F8			G3		2	0	0	0	0	1	1																	
Don Wilson, R (1.1) OBP: 0.222, SLG: 0.271 Jim Ray, R (1.1) Wade Blasingame, L (1.1) Dooley Womack, L (5.1) Cesar Geronimo, L (6, FH) Skip Guinn, R (6.1) Gary Geiger, L (7.8)	K		K		K			1B		0	0	0	0	0	0	0																	
Inning Stats	R: 1 E: 2 K: 1 S: 5	H: 0 LOB: 0 BB: 1 P: 9	R: 1 E: 0 K: 2 S: 9	H: 2 LOB: 1 BB: 0 P: 9	R: 2 E: 1 K: 3 S: 11	H: 1 LOB: 1 BB: 1 P: 15	R: 0 E: 0 K: 1 S: 5	H: 0 LOB: 0 BB: 0 P: 5	R: 1 E: 0 K: 0 S: 6	H: 3 LOB: 3 BB: 1 P: 10	R: 0 E: 0 K: 0 S: 3	H: 0 LOB: 0 BB: 0 P: 3	R: 1 E: 0 K: 0 S: 4	H: 1 LOB: 2 BB: 1 P: 9	R: 1 E: 0 K: 0 S: 4	H: 2 LOB: 1 BB: 1 P: 8	R: 0 E: 0 K: 0 S: 4	H: 1 LOB: 1 BB: 0 P: 4	1B: 6 2B: 1 3B: 1 HR: 2	SF: 0 SAC: 0 DP: 1 HBP: 1	WP: 1 PB: 0 SB: 0 CS: 0	PA: 43											
PITCHER	IP WLS BF H R ER SO BB IBB HBP BLK WP HR S P ERA WHIP																																
Tug McGraw, L (1.1) ERA: 2.67	4.2	24	6	5	4	7	3	0	0	0	0	1	2	35	47	7.71	1.929																
Nolan Ryan, R (5.1) ERA: 2.19	0.1	1	0	0	0	0	0	0	0	0	0	0	0	1	1	0.00	0.000																
Cal Koonce, R (6.1) ERA: 6.61	4.0	W 18	4	2	2	0	2	0	1	0	0	0	0	15	24	4.50	1.500																

Batter	1	2	3	4	5	6	7	8	9	AB	R	H	RBI	BB	SO	LOB	BOTTOM																	
Tommy Agee, R (1.9) OBP: 0.353, SLG: 0.607	F8		5-3			HR				5	2	3	1	1	1		Houston Astros @ New York Mets Shea Stadium, Flushing, NY Sun May 11 1969, 3:38 AM EDT Att: 19,456 - Unknown																	
Wayne Garrett, L (1.5) OBP: 0.425, SLG: 0.545								4-3		3	1	1	1	3	0	0																		
Ken Boswell, L (1.4) OBP: 0.342, SLG: 0.382			K			4-3		K		6	2	1	0	0	2	5																		
Cleon Jones, R (1.7) OBP: 0.481, SLG: 0.625 Rod Gaspar, S (6, PR)	E									2	2	2	0	4	0	0																		
Ed Kranepool, L (1.3) OBP: 0.337, SLG: 0.447	E5		FC6-4			P4		1-3		5	1	0	1	1	0	5																		
J.C. Martin, L (1.2) OBP: 0.237, SLG: 0.371						SF4		K		4	0	2	2	0	1	4																		
Amos Otis, R (1.8) OBP: 0.241, SLG: 0.240						F8		E3		4	1	1	1	1	0	0																		
Bud Harrelson, S (1.6) OBP: 0.368, SLG: 0.342										3	1	1	0	2	0	3																		
Tug McGraw, R (1.1) OBP: 0.182, SLG: 0.200 Nolan Ryan, R (5.1)										3	1	1	1	0	0	4																		
Ed Charles, R (5, FH) OBP: 0.203, SLG: 0.204 Cal Koonce, R (6.1)										1	0	0	0	0	0	2																		
Inning Stats	R: 6 E: 1 K: 0 S: 7	H: 4 LOB: 3 BB: 5 P: 27	R: 0 E: 0 K: 0 S: 4	H: 1 LOB: 3 BB: 2 P: 12	R: 0 E: 0 K: 1 S: 6	H: 1 LOB: 3 BB: 2 P: 14	R: 2 E: 0 K: 0 S: 5	H: 2 LOB: 1 BB: 1 P: 9	R: 1 E: 1 K: 0 S: 5	H: 1 LOB: 2 BB: 1 P: 9	R: 2 E: 0 K: 1 S: 8	H: 2 LOB: 1 BB: 0 P: 8	R: 0 E: 0 K: 1 S: 6	H: 1 LOB: 1 BB: 0 P: 6	R: 0 E: 0 K: 1 S: 5	H: 0 LOB: 1 BB: 1 P: 9	1B: 5 2B: 3 3B: 2 HR: 2	SF: 1 SAC: 0 DP: 0 HBP: 0	WP: 1 PB: 1 SB: 0 CS: 0	PA: 50														
PITCHER	IP WLS BF H R ER SO BB IBB HBP BLK WP HR S P ERA WHIP																																	
Don Wilson, R (1.1) ERA: 4.37	0.2	L 9	4	6	2	0	2	1	0	0	0	0	0	8	18	27.00	9.000																	
Jim Ray, R (1.1) ERA: 2.81	0.0	2	0	0	0	0	2	0	0	0	0	0	0	8	8	∞	∞																	
Wade Blasingame, L (1.1) ERA: 5.76	4.0	24	5	3	3	1	3	3	0	0	0	1	20	44	6.75	2.000																		
Dooley Womack, R (5.1) ERA: 1.29	0.1	1	0	0	0	0	0	0	0	0	0	0	1	1	0.00	0.000																		
Skip Guinn, L (6.1) ERA: 7.71	1.0	6	2	2	1	1	0	0	0	0	0	1	8	8	9.00	2.000																		
PITCHER	IP WLS BF H R ER SO BB IBB HBP BLK WP HR S P ERA WHIP																																	
Danny Coombs, L (7.1) ERA: 6.0	1.0	4	1	0	0	0	1	0	0	0	0	0	5	6	6	6	0.00	1.000																
Fred Gladding, R (8.1) ERA: 1.35	1.0	4	0	0	0	1	1	0	0	0	0	0	5	9	0.00	1.000																		



Batter	1	2	3	4	5	6	7	8	9	AB R H RBI BB SO LOB	TOP									
Joe Morgan, L (1.4) OBP: 0.362, SLG: 0.336	F8		F3		4-3		6-3 1B		4-3 BB	4 0 1 0 1 0 0	Houston Astros @ Montreal Expos Jarry Park, Montreal, QB Wed May 14 1969, 7:05 PM EDT Att. 5,060 - Unknown - 52 F									
Norm Miller, L (1.9) OBP: 0.340, SLG: 0.340	G3		1-3				6-3 1-2		4-3 1-2	5 0 1 0 0 0 2										
Jimmy Wynn, R (1.8) OBP: 0.336, SLG: 0.469	K		HR				6-3		P6	4 1 1 1 1 1 2										
Curt Blefary, L (1.3) OBP: 0.359, SLG: 0.333		K	S 1B		K				4-3	4 0 1 0 0 2 2										
Denis Menke, R (1.6) OBP: 0.438, SLG: 0.471		BB E 1B	K 1-2		6-3				F8	4 0 1 0 0 1 3										
Doug Radler, R (1.5) OBP: 0.313, SLG: 0.351		F9		WP 1B		6-3			E6 HR	4 1 1 0 0 0 1										
Jesus Alou, R (1.7) OBP: 0.228, SLG: 0.308		E3 BB	P3 1-2			F8			HR 2H	4 1 1 2 0 0 2										
Johnny Edwards, L (1.2) OBP: 0.245, SLG: 0.188			1-6-3						4-3	3 0 0 0 1 0 1										
Denny Lemaster, R (1.1) OBP: 0.143, SLG: 0.154			BB 1-2 2-3		5-3		6-3		K	4 0 0 0 0 2 4										
Inning Stats	R: 0 E: 0 K: 1 S: 5	H: 0 LOB: 0 BB: 0 P: 5	R: 0 E: 1 K: 2 S: 9	H: 1 LOB: 3 BB: 1 P: 13	R: 1 E: 0 K: 1 S: 7	H: 2 LOB: 1 BB: 0 P: 7	R: 0 E: 0 K: 0 S: 4	H: 1 LOB: 1 BB: 0 P: 4	R: 0 E: 0 K: 0 S: 3	H: 0 LOB: 0 BB: 0 P: 3	R: 0 E: 0 K: 0 S: 4	H: 1 LOB: 1 BB: 0 P: 4	R: 2 E: 1 K: 0 S: 5	H: 1 LOB: 0 BB: 1 P: 5	R: 0 E: 0 K: 1 S: 5	H: 0 LOB: 1 BB: 1 P: 9	1B: 4 2B: 1 3B: 0 HR: 2	SF: 0 SAC: 0 DP: 0 HBP: 0	WP: 1 PB: 0 SB: 1 CS: 0	PA: 39
PITCHER Mudcat Grant, R (1.1) ERA: 4.34	IP: 9.0 WLS: L BF: 39 H: 7 R: 3 ER: 1 SO: 6 BB: 3 IBB: 0 HBP: 0 BLK: 0 WP: 1 HR: 2 S: 48 P: 60 ERA: 1.00 WHIP: 1.111											PITCHER								

Batter	1	2	3	4	5	6	7	8	9	AB R H RBI BB SO LOB	BOTTOM											
Maury Wills, S (1.6) OBP: 0.250, SLG: 0.192	K		2-3		6-3		P4			4 0 0 0 0 1 0	Houston Astros @ Montreal Expos Jarry Park, Montreal, QB Wed May 14 1969, 7:05 PM EDT Att. 5,060 - Unknown - 52 F											
Manny Mota, R (1.8) OBP: 0.316, SLG: 0.286	4-3		1-3		CS BB				1B	3 0 1 0 1 0 0												
Rusty Staub, L (1.9) OBP: 0.450, SLG: 0.548			L1		1-2 BB		F4			2 0 0 0 2 0 1												
Donn Clendenon, R (1.3) OBP: 0.298, SLG: 0.403	5-3			2B 1B	6-3				K	4 0 1 0 0 1 2												
Coco Laboy, R (1.5) OBP: 0.367, SLG: 0.523		K		F2		F7		K		4 0 0 0 0 2 1												
John Bateman, R (1.2) OBP: 0.244, SLG: 0.325		HR		F8		G3		F8		4 1 1 1 0 0 1												
Mack Jones, L (1.7) OBP: 0.440, SLG: 0.636		S 1B			1-3 2B	FC6-4 BB			F7	3 0 2 0 1 0 0												
Gary Sutherland, R (1.4) OBP: 0.256, SLG: 0.216		K			IBB	FC6-4 1-2			F7	3 0 0 0 1 1 2												
Mudcat Grant, R (1.1) OBP: 0.133, SLG: 0.133 John Boccabella, R (9, PH) OBP: 0.267, SLG: 0.259		K			6-3		6-3		K	3 0 0 0 0 1 4 1 0 0 0 0 1 0												
Inning Stats	R: 0 E: 0 K: 1 S: 5	H: 0 LOB: 1 BB: 1 P: 9	R: 1 E: 0 K: 3 S: 11	H: 2 LOB: 0 BB: 0 P: 11	R: 0 E: 0 K: 0 S: 3	H: 0 LOB: 0 BB: 0 P: 3	R: 0 E: 0 K: 0 S: 5	H: 2 LOB: 3 BB: 1 P: 9	R: 0 E: 0 K: 0 S: 2	H: 0 LOB: 1 BB: 2 P: 10	R: 0 E: 0 K: 0 S: 3	H: 0 LOB: 1 BB: 1 P: 7	R: 0 E: 0 K: 2 S: 7	H: 1 LOB: 0 BB: 0 P: 4	R: 0 E: 0 K: 2 S: 5	H: 0 LOB: 0 BB: 0 P: 7	R: 0 E: 0 K: 1 S: 5	H: 0 LOB: 0 BB: 0 P: 5	1B: 3 2B: 1 3B: 0 HR: 1	SF: 0 SAC: 0 DP: 0 HBP: 0	WP: 0 PB: 0 SB: 1 CS: 1	PA: 36
PITCHER Denny Lemaster, L (1.1) ERA: 4.85	IP: 9.0 WLS: W BF: 36 H: 5 R: 1 ER: 1 SO: 7 BB: 4 IBB: 1 HBP: 0 BLK: 0 WP: 0 HR: 1 S: 45 P: 65 ERA: 1.00 WHIP: 1.000											PITCHER										



Batter	1	2	3	4	5	6	7	8	9	AB	R	H	RBI	BB	SO	LOB	TOP					
Don Kessinger, S OBP: 0.412, SLG: 0.455 (1, 6)	0-0 6-3 1		0-0 1B			0-0 F8	IBB		0-3 K	5	1	2	1	1	1	3						
Glenn Beckert, R OBP: 0.307, SLG: 0.286 (1, 4)	0-0 F8 2		0-0 L8 3			0-0 3B	E4 1B		0-0 FC6-4 1-2	6	2	2	2	0	0	6						
Billy Williams, L OBP: 0.319, SLG: 0.416 Jim Hickman, R OBP: 0.186, SLG: 0.130 (1, 7) (8, 7)	0-0 4-3 3			0-0 4-3 1		0-0 3-4-3 1-2	2B 1B IBB		0-0 F5	4	1	0	0	1	0	1						
Ron Santo, R OBP: 0.394, SLG: 0.484 (1, 5)		0-0 F7 1		0-0 F9 2		0-0 3B	1B 2B		0-0 F7	5	1	2	3	0	0	0						
14 Ernie Banks, R OBP: 0.324, SLG: 0.412 (1, 3)		0-0 2B		0-0 1B		0-0 L6	1B IBB		0-0 F2	4	1	2	0	1	0	1						
Randy Hundley, R OBP: 0.415, SLG: 0.480 (1, 2)		0-0 6-3 2		0-0 K			1B		0-0 BB 2B	5	2	3	2	0	1	2						
Al Spangler, L OBP: 0.394, SLG: 0.500 (1, 9)		0-0 F9 3			0-0 4-3 1		1B		0-0 BB BB	4	1	1	0	1	0	3						
Don Young, R OBP: 0.326, SLG: 0.357 (1, 8)			0-0 1-3 1		0-0 6-3 2		2B		0-0 BB FC6-4 1-2 2-3 BB	4	2	2	2	1	0	0						
Ken Holtzman, R OBP: 0.133, SLG: 0.172 (1, 1)			0-3 K 2		0-0 6-3 3		K		0-3 K	5	0	1	1	0	3	5						
Inning Stats	R: 0 E: 0 K: 0 S: 3	H: 0 LOB: 0 BB: 0 P: 3	R: 0 E: 0 K: 0 S: 4	H: 1 LOB: 1 BB: 0 P: 4	R: 0 E: 0 K: 1 S: 6	H: 1 LOB: 1 BB: 0 P: 6	R: 0 E: 0 K: 1 S: 6	H: 1 LOB: 0 BB: 0 P: 3	R: 1 E: 0 K: 0 S: 5	H: 2 LOB: 1 BB: 0 P: 5	R: 10 E: 1 K: 1 S: 14	H: 9 LOB: 3 BB: 3 P: 26	R: 0 E: 0 K: 0 S: 3	H: 0 LOB: 0 BB: 0 P: 3	R: 0 E: 0 K: 2 S: 8	H: 1 LOB: 3 BB: 2 P: 16	1B: 10 2B: 4 3B: 1 HR: 0	SF: 0 SAC: 0 DP: 0 HBP: 0	WP: 0 PB: 0 SB: 0 CS: 0	PA: 47		
PITCHER	IP WLS BF H R ER SO BB IBB HBP BLK WP HR S P ERA WHIP	IP WLS BF H R ER SO BB IBB HBP BLK WP HR S P ERA WHIP	IP WLS BF H R ER SO BB IBB HBP BLK WP HR S P ERA WHIP	IP WLS BF H R ER SO BB IBB HBP BLK WP HR S P ERA WHIP	IP WLS BF H R ER SO BB IBB HBP BLK WP HR S P ERA WHIP	IP WLS BF H R ER SO BB IBB HBP BLK WP HR S P ERA WHIP	IP WLS BF H R ER SO BB IBB HBP BLK WP HR S P ERA WHIP	IP WLS BF H R ER SO BB IBB HBP BLK WP HR S P ERA WHIP	IP WLS BF H R ER SO BB IBB HBP BLK WP HR S P ERA WHIP	IP WLS BF H R ER SO BB IBB HBP BLK WP HR S P ERA WHIP	IP WLS BF H R ER SO BB IBB HBP BLK WP HR S P ERA WHIP	IP WLS BF H R ER SO BB IBB HBP BLK WP HR S P ERA WHIP	IP WLS BF H R ER SO BB IBB HBP BLK WP HR S P ERA WHIP	IP WLS BF H R ER SO BB IBB HBP BLK WP HR S P ERA WHIP	IP WLS BF H R ER SO BB IBB HBP BLK WP HR S P ERA WHIP	IP WLS BF H R ER SO BB IBB HBP BLK WP HR S P ERA WHIP	IP WLS BF H R ER SO BB IBB HBP BLK WP HR S P ERA WHIP	IP WLS BF H R ER SO BB IBB HBP BLK WP HR S P ERA WHIP	IP WLS BF H R ER SO BB IBB HBP BLK WP HR S P ERA WHIP	IP WLS BF H R ER SO BB IBB HBP BLK WP HR S P ERA WHIP	IP WLS BF H R ER SO BB IBB HBP BLK WP HR S P ERA WHIP	
Larry Dierker, R ERA: 3.39 Jack Billingham, R ERA: 3.7 Dooley Womack, R ERA: 1.5 Jim Ray, R ERA: 2.5	6.1 L	31 3	10 8	8 8	3 3	0 0	0 1	0 0	0 0	0 0	0 5	9 9	11.37 81.00	1.579 12.000								

Chicago Cubs @ Houston Astros
Astrodome, Houston, TX
Fri May 16 1969, 8:05 PM EDT
Att. 17,053 - Dome - 72 F

AB	42
R	11
H	15
RBI	11
BB	5
SO	5
LOB	21



Batter	1	2	3	4	5	6	7	8	9	AB	R	H	RBI	BB	SO	LOB	BOTTOM				
Joe Morgan, L OBP: 0.399, SLG: 0.333 (1, 4)	0-0 P4			0-0 F8		0-0 P6			0-0 1B	4	0	1	0	0	0	0					
Norm Miller, L OBP: 0.368, SLG: 0.327 (1, 9)	0-0 4-3			0-3 K		0-3 K			0-0 F8	4	0	0	0	0	2	1					
Jimmy Wynn, R OBP: 0.333, SLG: 0.457 (1, 8)	0-0 5-3			0-3 K		4-0 1B BB			0-0 F7	3	0	0	0	1	1	1					
Denis Menke, R OBP: 0.436, SLG: 0.468 (1, 6)		0-3 K		0-0 6-3		0-0 6-3			0-0 BB G6-4-3 1-2 1B	3	0	1	0	0	1	0					
Doug Rader, R OBP: 0.307, SLG: 0.343 Jim Ray, R (8, 1)		0-0 5-3		0-0 6-3		0-0 6-3			0-0 BB G6-4-3 1-2	3	0	0	0	0	0	2					
Curt Blefary, L OBP: 0.356, SLG: 0.328 (1, 3)		0-0 4-3		4-0 BB		0-0 F7			0-0 F7	2	0	0	0	1	0	0					
Jesus Alou, R OBP: 0.223, SLG: 0.301 (1, 7)			0-0 6-3		0-0 F7				0-0 P4	3	0	0	0	0	0	1					
Johnny Edwards, L OBP: 0.248, SLG: 0.192 (1, 2)			0-0 CS 1B		0-0 4-3				0-3 K	3	0	1	0	0	1	0					
Larry Dierker, R OBP: 0.179, SLG: 0.214 Jack Billingham, R Dooley Womack, L Marty Martinez, S (1, 1) (7, 1) (7, 1) (8, 5)			0-3 K		0-3 K				0-0 F8	2	0	0	0	0	2	1					
Inning Stats	R: 0 E: 0 K: 0 S: 3	H: 0 LOB: 0 BB: 0 P: 3	R: 0 E: 0 K: 1 S: 5	H: 0 LOB: 0 BB: 0 P: 5	R: 0 E: 0 K: 2 S: 7	H: 0 LOB: 0 BB: 0 P: 7	R: 0 E: 0 K: 1 S: 5	H: 0 LOB: 0 BB: 0 P: 5	R: 0 E: 0 K: 1 S: 5	H: 1 LOB: 1 BB: 1 P: 9	R: 0 E: 0 K: 1 S: 5	H: 0 LOB: 0 BB: 0 P: 5	R: 0 E: 0 K: 0 S: 3	H: 0 LOB: 0 BB: 0 P: 3	R: 0 E: 0 K: 2 S: 8	H: 1 LOB: 1 BB: 2 P: 16	1B: 3 2B: 1 3B: 0 HR: 0	SF: 0 SAC: 0 DP: 2 HBP: 0	WP: 0 PB: 0 SB: 0 CS: 1	PA: 30	
PITCHER	IP WLS BF H R ER SO BB IBB HBP BLK WP HR S P ERA WHIP	IP WLS BF H R ER SO BB IBB HBP BLK WP HR S P ERA WHIP	IP WLS BF H R ER SO BB IBB HBP BLK WP HR S P ERA WHIP	IP WLS BF H R ER SO BB IBB HBP BLK WP HR S P ERA WHIP	IP WLS BF H R ER SO BB IBB HBP BLK WP HR S P ERA WHIP	IP WLS BF H R ER SO BB IBB HBP BLK WP HR S P ERA WHIP	IP WLS BF H R ER SO BB IBB HBP BLK WP HR S P ERA WHIP	IP WLS BF H R ER SO BB IBB HBP BLK WP HR S P ERA WHIP	IP WLS BF H R ER SO BB IBB HBP BLK WP HR S P ERA WHIP	IP WLS BF H R ER SO BB IBB HBP BLK WP HR S P ERA WHIP	IP WLS BF H R ER SO BB IBB HBP BLK WP HR S P ERA WHIP	IP WLS BF H R ER SO BB IBB HBP BLK WP HR S P ERA WHIP	IP WLS BF H R ER SO BB IBB HBP BLK WP HR S P ERA WHIP	IP WLS BF H R ER SO BB IBB HBP BLK WP HR S P ERA WHIP	IP WLS BF H R ER SO BB IBB HBP BLK WP HR S P ERA WHIP	IP WLS BF H R ER SO BB IBB HBP BLK WP HR S P ERA WHIP	IP WLS BF H R ER SO BB IBB HBP BLK WP HR S P ERA WHIP	IP WLS BF H R ER SO BB IBB HBP BLK WP HR S P ERA WHIP	IP WLS BF H R ER SO BB IBB HBP BLK WP HR S P ERA WHIP	IP WLS BF H R ER SO BB IBB HBP BLK WP HR S P ERA WHIP	IP WLS BF H R ER SO BB IBB HBP BLK WP HR S P ERA WHIP
Ken Holtzman, L ERA: 1.63	9.0 W	30 3	3 0	0 0	7 7	2 0	0 0	0 0	0 0	0 42	50 50	0.00 0.556									

Chicago Cubs @ Houston Astros
Astrodome, Houston, TX
Fri May 16 1969, 8:05 PM EDT
Att. 17,053 - Dome - 72 F

AB	28
R	0
H	3
RBI	0
BB	2
SO	7
LOB	6



Batter	1	2	3	4	5	6	7	8	9	AB	R	H	RBI	BB	SO	LOB	TOP				
Don Kessinger, S (1, 6) OBP: 0.406, SLG: 0.439	E4 1B G4-6-3	F7			4-3	6-3			6-3	5	1	0	0	0	0	3					
Glenn Beckert, R (1, 4) OBP: 0.317, SLG: 0.321							4-3		5-3	5	1	3	0	0	0	0					
Billy Williams, L (1, 7) OBP: 0.323, SLG: 0.434	G4-6-3 1-2 3-H		K							3	1	1	2	1	1	2					
Ron Santo, R (1, 5) OBP: 0.396, SLG: 0.484			4-3						P3	4	0	2	0	0	0	2					
14 Ernie Banks, R (1, 3) OBP: 0.315, SLG: 0.400	K		F8						F2	4	0	0	0	0	1	4					
Randy Hundley, R (1, 2) OBP: 0.411, SLG: 0.473					F7				6-3	4	0	1	0	0	0	0					
Al Spangler, L (1, 9) OBP: 0.378, SLG: 0.477					F7				1-3	4	0	0	0	0	0	1					
Don Young, R (1, 8) OBP: 0.333, SLG: 0.368					F8				5-3	3	1	1	0	1	0	0					
Fergie Jenkins, R (1, 1) Phil Regan, R (5, 1) Willie Smith, L (6, PH) Don Nottebart, R (6, 1) Hank Aguirre, R (6, 1) Ted Abernathy, R (6, 1) Manny Jimenez, L (6, PH)						6-3			5-3	2	0	0	0	0	1	2					
Inning Stats	R: 1 E: 1 K: 1 S: 7	H: 2 LOB: 1 BB: 0 P: 7	R: 0 E: 0 K: 1 S: 6	H: 1 LOB: 2 BB: 1 P: 10	R: 0 E: 0 K: 1 S: 6	H: 1 LOB: 1 BB: 0 P: 6	R: 0 E: 0 K: 0 S: 3	H: 0 LOB: 0 BB: 0 P: 3	R: 2 E: 0 K: 0 S: 6	H: 3 LOB: 1 BB: 0 P: 6	R: 1 E: 0 K: 0 S: 5	H: 2 LOB: 1 BB: 0 P: 5	R: 0 E: 0 K: 0 S: 3	H: 0 LOB: 1 BB: 1 P: 7	R: 0 E: 0 K: 0 S: 3	H: 0 LOB: 0 BB: 0 P: 3	R: 0 E: 0 K: 0 S: 3	H: 0 LOB: 0 BB: 0 P: 3	1B: 5 2B: 2 3B: 1 HR: 1	SF: 0 SAC: 0 DP: 1 HBP: 0	WP: 0 PA: 38 PB: 0 SB: 0 CS: 0
PITCHER	IP WLS BF H R ER SO BB IBB HBP BLK WP HR S P ERA WHIP																				
Don Wilson, R (1, 1) ERA: 4.38	6.0 W 28 9 4 3 3 1 0 0 0 0 0 1 33 37 4.50 1.667																				
Fred Gladding, R (7, 1) ERA: 1.1	3.0 S 10 0 0 0 0 1 0 0 0 0 0 0 9 13 0.00 0.333																				

Chicago Cubs @ Houston Astros
Astrodome, Houston, TX
Sat May 17, 1969, 8:05 PM EDT
Att. 18,307 - Dome - 72 F

AB 36
R 4
H 9
RBI 3
BB 2
SO 3
LOB 14



Batter	1	2	3	4	5	6	7	8	9	AB	R	H	RBI	BB	SO	LOB	BOTTOM		
Joe Morgan, L (1, 4) OBP: 0.397, SLG: 0.329	G3		K			SF7 1B 1-2 2-3			SF9	2	0	0	1	1	1	0			
Norm Miller, L (1, 9) OBP: 0.372, SLG: 0.351	K								K	4	1	2	1	0	2	2			
Jimmy Wynn, R (1, 8) OBP: 0.324, SLG: 0.449	6-3					SF7 3B 1-2 2-3 3-H			SF7 1B 1-2 2-3 3-H	2	0	0	2	0	0	0			
Curt Blefary, L (1, 3) OBP: 0.362, SLG: 0.328									P6	2	0	0	2	0	0	0			
Denis Menke, R (1, 6) OBP: 0.431, SLG: 0.461									1-3	3	0	1	0	1	0	0			
Don Radler, R (1, 5) OBP: 0.305, SLG: 0.340									5-3	4	0	1	0	0	2	4			
Jesus Alou, R (1, 7) OBP: 0.231, SLG: 0.314									K	4	1	1	0	0	1	1			
Johnny Edwards, L (1, 2) OBP: 0.250, SLG: 0.196									G3	4	1	2	0	0	0	1			
Don Wilson, R (1, 1) ERA: 2.76 Phil Regan, R (5, 1) Don Nottebart, R (6, 1) Hank Aguirre, L (6, 1) Ted Abernathy, R (6, 1) Fred Gladding, L (7, 1)									K	3	1	1	1	0	1	0			
Inning Stats	R: 0 E: 0 K: 1 S: 5	H: 0 LOB: 0 BB: 0 P: 5	R: 0 E: 0 K: 0 S: 4	H: 1 LOB: 1 BB: 0 P: 4	R: 0 E: 0 K: 2 S: 7	H: 0 LOB: 0 BB: 0 P: 7	R: 1 E: 0 K: 1 S: 6	H: 2 LOB: 1 BB: 0 P: 6	R: 3 E: 0 K: 1 S: 9	H: 3 LOB: 3 BB: 2 P: 17	R: 1 E: 0 K: 1 S: 7	H: 2 LOB: 2 BB: 1 P: 11	R: 0 E: 0 K: 0 S: 3	H: 0 LOB: 0 BB: 0 P: 3	R: 0 E: 0 K: 2 S: 7	H: 0 LOB: 0 BB: 0 P: 7	1B: 6 2B: 2 3B: 1 HR: 0	SF: 3 SAC: 2 DP: 1 HBP: 0	WP: 0 PA: 35 PB: 0 SB: 0 CS: 1
PITCHER	IP WLS BF H R ER SO BB IBB HBP BLK WP HR S P ERA WHIP																		
Fergie Jenkins, R (1, 1) ERA: 2.76	4.1 20 6 4 4 4 0 0 0 0 0 0 0 27 31 8.31 1.615																		
Phil Regan, R (5, 1) ERA: 2.35	0.2 3 0 0 0 1 0 1 0 0 0 0 0 4 8 0.00 0.000																		
Don Nottebart, R (6, 1) ERA: 4.5	0.0 L 2 2 1 1 0 0 0 0 0 0 0 0 2 2 ∞ ∞																		
Hank Aguirre, L (6, 1) ERA	0.1 1 0 0 0 0 0 0 0 0 0 0 0 1 1 0.00 0.000																		
Ted Abernathy, R (6, 1) ERA: 0.73	2.2 9 0 0 0 3 1 0 0 0 0 0 0 14 18 0.00 0.375																		

Chicago Cubs @ Houston Astros
Astrodome, Houston, TX
Sat May 17, 1969, 8:05 PM EDT
Att. 18,307 - Dome - 72 F

AB 27
R 5
H 8
RBI 5
BB 3
SO 8
LOB 8




Batter	1	2	3	4	5	6	7	8	9	AB	R	H	RBI	BB	SO	LOB	TOP										
Don Kessinger, S OBP: 0.411, SLG: 0.451 (1, 6)										5	1	4	2	0	0	0	Chicago Cubs @ Houston Astros Astrodome, Houston, TX Sun May 18 1969, 4:33 AM EDT Att: 13,126 - Dome - 72 F										
Glenn Beckert, R OBP: 0.327, SLG: 0.331 (1, 4)										5	1	3	1	0	0	1											
Billy Williams, L OBP: 0.325, SLG: 0.433 (1, 7)										5	1	2	0	0	1	3											
Ron Santo, R OBP: 0.396, SLG: 0.473 (1, 5)										3	0	0	0	2	1	4											
14 Ernie Banks, R OBP: 0.314, SLG: 0.396 (1, 3)										4	0	1	2	0	1	5											
Randy Hundley, R OBP: 0.406, SLG: 0.466 (1, 2)										4	0	1	0	0	0	4											
Al Spangler, L OBP: 0.363, SLG: 0.457 (1, 9)										4	0	0	0	0	1	4											
Don Young, R OBP: 0.330, SLG: 0.356 (1, 8)										3	1	0	0	1	1	0											
Dick Selma, R OBP: 0.235, SLG: 0.235 (1, 1)										2	0	0	0	0	2	1											
Ted Abernathy, R OBP: 0.500, SLG: 1.000 (6, 1)										1	1	1	0	0	0	0											
Phil Regan, R (7, 1)										0	0	0	0	0	0	0											
Willie Smith, L OBP: 0.375, SLG: 0.696 (9, PH)										1	0	0	0	0	0	0											
Inning Stats	R: 2 E: 0 K: 1 S: 8	H: 3 LOB: 1 BB: 0 P: 8	R: 0 E: 0 K: 2 S: 7	H: 0 LOB: 0 BB: 0 P: 7	R: 0 E: 0 K: 0 S: 3	H: 0 LOB: 0 BB: 0 P: 3	R: 0 E: 0 K: 1 S: 5	H: 0 LOB: 0 BB: 0 P: 5	R: 1 E: 0 K: 2 S: 7	H: 1 LOB: 0 BB: 1 P: 11	R: 0 E: 0 K: 0 S: 5	H: 2 LOB: 3 BB: 1 P: 9	R: 2 E: 1 K: 1 S: 8	H: 3 LOB: 2 BB: 1 P: 12	R: 0 E: 0 K: 0 S: 3	H: 1 LOB: 0 BB: 0 P: 3	R: 0 E: 0 K: 0 S: 5	H: 2 LOB: 2 BB: 0 P: 5	1B: 11 2B: 2 3B: 0 HR: 0	SF: 0 SAC: 0 DP: 1 HBP: 0	WP: 0 PA: 41 PB: 0 SB: 0 CS: 1						
PITCHER	IP	WLS	BF	H	R	ER	SO	BB	IBB	HBP	BLK	WP	HR	S	P	ERA	WHIP										
Tom Griffin, R ERA: 4.1 (1, 1)	6.0		25	6	3	3	6	2	0	0	1	0	0	35	43	4.50	1.333										
Doolley Womack, R ERA: 2.08 (7, 1)	0.1		3	2	2	2	0	0	0	0	0	0	0	3	3	54.00	6.000										
Jack Billingham, R ERA: 3.6 (7, 1)	0.2		4	1	0	0	1	1	0	0	0	0	0	5	9	0.00	3.000										
Jim Ray, R ERA: 2.37 (8, 1)	1.0	W	3	1	0	0	0	0	0	0	0	0	0	3	3	0.00	1.000										
Fred Gladding, R ERA: 1.04 (9, 1)	1.0	S	5	2	0	0	0	0	0	0	0	0	0	5	5	0.00	2.000										
Batter	1	2	3	4	5	6	7	8	9	AB	R	H	RBI	BB	SO	LOB	BOTTOM										
Joe Morgan, L OBP: 0.395, SLG: 0.326 (1, 4)										1	0	0	0	0	0	0	Chicago Cubs @ Houston Astros Astrodome, Houston, TX Sun May 18 1969, 4:33 AM EDT Att: 13,126 - Dome - 72 F										
Hector Torres, R OBP: 0.133, SLG: 0.182 (2, 6)										4	1	0	0	0	0	7											
Norm Miller, L OBP: 0.368, SLG: 0.357 (1, 9)										4	1	1	1	0	1	2											
Jimmy Wynn, R OBP: 0.329, SLG: 0.446 (1, 8)										3	1	1	0	1	1	1											
Curt Blefary, L OBP: 0.365, SLG: 0.336 (1, 3)										3	0	1	2	1	0	1											
Denis Menke, R OBP: 0.433, SLG: 0.458 (2, 4)										3	1	1	0	1	0	0											
Doug Radler, R OBP: 0.304, SLG: 0.333 (1, 5)										3	0	0	0	1	1	2											
Jesus Alou, R OBP: 0.224, SLG: 0.305 (1, 7)										4	1	0	0	0	0	3											
Johnny Edwards, L OBP: 0.250, SLG: 0.198 (1, 2)										4	0	1	0	0	0	3											
Tom Griffin, R OBP: 0.182, SLG: 0.100 (5, PH)										1	0	1	0	0	0	0											
Mary Martinez, S OBP: 0.200, SLG: 0.250 (7, 1)										0	0	0	0	0	0	0											
Doolley Womack, R OBP: 0.226, SLG: 0.250 (7, 1)										0	0	0	0	0	0	0											
Jack Billingham, R OBP: 0.226, SLG: 0.250 (7, 1)										0	0	0	0	0	0	0											
Gary Geiger, L OBP: 0.226, SLG: 0.250 (7, PH)										0	0	0	0	0	0	0											
Jim Ray, R OBP: 0.226, SLG: 0.250 (8, 1)										0	0	0	0	0	0	0											
Julio Gotay, R OBP: 0.226, SLG: 0.250 (8, PH)										0	0	0	0	0	0	0											
Fred Gladding, L OBP: 0.226, SLG: 0.250 (9, 1)										0	0	0	0	0	0	0											
Inning Stats	R: 0 E: 0 K: 1 S: 6	H: 1 LOB: 1 BB: 0 P: 6	R: 0 E: 0 K: 1 S: 5	H: 0 LOB: 0 BB: 0 P: 5	R: 0 E: 0 K: 0 S: 3	H: 0 LOB: 0 BB: 0 P: 3	R: 0 E: 0 K: 1 S: 5	H: 0 LOB: 0 BB: 0 P: 5	R: 0 E: 0 K: 0 S: 3	H: 0 LOB: 0 BB: 0 P: 3	R: 3 E: 0 K: 0 S: 5	H: 2 LOB: 2 BB: 3 P: 17	R: 2 E: 3 K: 0 S: 6	H: 2 LOB: 2 BB: 0 P: 6	R: 0 E: 0 K: 0 S: 4	H: 1 LOB: 3 BB: 3 P: 16	R: 0 E: 0 K: 0 S: 4	H: 1 LOB: 3 BB: 3 P: 16	1B: 5 2B: 3 3B: 0 HR: 0	SF: 0 SAC: 0 DP: 1 HBP: 0	WP: 0 PA: 37 PB: 0 SB: 0 CS: 0						
PITCHER	IP	WLS	BF	H	R	ER	SO	BB	IBB	HBP	BLK	WP	HR	S	P	ERA	WHIP										
Dick Selma, R ERA: 4.18 (1, 1)	5.2		22	4	3	3	3	2	0	0	0	0	0	26	34	4.76	1.059										
Ted Abernathy, R ERA: 0.72 (6, 1)	0.1		5	2	2	0	0	1	0	0	0	0	0	4	8	0.00	9.000										
Phil Regan, R ERA: 2.52 (7, 1)	2.0	L	10	1	1	1	0	3	0	0	0	0	0	7	19	4.50	2.000										

Batter	1	2	3	4	5	6	7	8	9	AB	R	H	RBI	BB	SO	LOB	TOP					
Don Bosch, S OBP: 0.235, SLG: 0.234 (1, 8)										4	0	0	0	0	0	1						
Maury Wills, S OBP: 0.253, SLG: 0.195 (1, 6)										4	0	0	0	0	0	0						
Rusty Staub, L OBP: 0.448, SLG: 0.526 (1, 9)										3	0	1	0	1	0	0						
Mack Jones, L OBP: 0.424, SLG: 0.602 (1, 7)										4	0	0	0	0	2	2						
Ty Cline, L OBP: 0.271, SLG: 0.180 (1, 3)										4	0	0	0	0	1	1						
Coco Laboy, R OBP: 0.370, SLG: 0.512 (1, 5)										2	0	0	0	1	1	1						
John Bateman, R OBP: 0.277, SLG: 0.355 (1, 2)										3	0	2	0	0	0	1						
Gary Sutherland, R OBP: 0.250, SLG: 0.222 (1, 4)										3	0	1	0	0	0	2						
Mudcat Grant, R OBP: 0.125, SLG: 0.125 (5, PH) Floyd Wickert, L OBP: 0.300, SLG: 0.222 (5, PH) Mike Wegener, R OBP: 0.246, SLG: 0.167 (5, PH) Steve Shea, R OBP: 0.354, SLG: 0.325 (8, PH) Donn Clendenen, R OBP: 0.333, SLG: 0.333 (8, PH)										1	0	0	0	0	1	0						
Inning Stats	R: 0 E: 0 K: 1 S: 6	H: 1 LOB: 1 BB: 0 P: 6	R: 0 E: 0 K: 1 S: 6	H: 1 LOB: 0 BB: 0 P: 6	R: 0 E: 0 K: 1 S: 5	H: 0 LOB: 0 BB: 0 P: 5	R: 0 E: 0 K: 0 S: 3	H: 0 LOB: 1 BB: 1 P: 7	R: 0 E: 0 K: 1 S: 6	H: 2 LOB: 1 BB: 0 P: 6	R: 0 E: 0 K: 1 S: 5	H: 0 LOB: 1 BB: 0 P: 5	R: 0 E: 0 K: 1 S: 5	H: 0 LOB: 0 BB: 0 P: 5	R: 0 E: 0 K: 0 S: 3	H: 0 LOB: 0 BB: 0 P: 3	R: 0 E: 0 K: 0 S: 3	H: 0 LOB: 0 BB: 0 P: 3	1B: 3 2B: 1 3B: 0 HR: 0	SF: 0 SAC: 0 DP: 0 HBP: 0	WP: 0 PB: 0 SB: 0 CS: 0	PA: 32
PITCHER Larry Dierker, R ERA: 3.0 (1, 1)	IP: 9.0 WLS: W BF: 32 H: 4 R: 0 ER: 0 SO: 7 BB: 2 IBB: 0 HBP: 0 BLK: 0 WP: 0 HR: 0 S: 44 P: 52 ERA: 0.00 WHIP: 0.667															PITCHER	IP: WLS: BF: H: R: ER: SO: BB: IBB: HBP: BLK: WP: HR: S: P: ERA: WHIP:					

Montreal Expos @ Houston Astros
Astrodome, Houston, TX
Tue May 20 1969, 8:05 PM EDT
Att: 12,686 - Dome


AB	30
R	0
H	4
RBI	0
BB	2
SO	7
LOB	10



Batter	1	2	3	4	5	6	7	8	9	AB	R	H	RBI	BB	SO	LOB	BOTTOM			
Curt Blefary, L OBP: 0.366, SLG: 0.333 (1, 3)										4	1	1	0	1	0	2				
Joe Morgan, L OBP: 0.345, SLG: 0.315 (1, 4)										5	0	0	0	0	1	4				
Jimmy Wynn, R OBP: 0.347, SLG: 0.451 (1, 8)										1	3	1	0	3	0	0				
Norm Miller, L OBP: 0.380, SLG: 0.390 (1, 9)										3	1	2	1	1	0	2				
Denis Menke, R OBP: 0.441, SLG: 0.478 (1, 6)										3	0	2	3	1	1	1				
Doug Rader, R OBP: 0.296, SLG: 0.324 (1, 5)										4	0	0	0	0	0	7				
Jesus Alou, R OBP: 0.219, SLG: 0.297 (1, 7)										4	0	0	0	0	0	6				
Johnny Edwards, L OBP: 0.258, SLG: 0.209 (1, 2)										4	0	2	0	0	0	1				
Larry Dierker, R OBP: 0.161, SLG: 0.194 (1, 1)										3	0	0	0	0	1	1				
Inning Stats	R: 2 E: 2 K: 0 S: 5	H: 1 LOB: 2 BB: 2 P: 13	R: 0 E: 1 K: 0 S: 4	H: 1 LOB: 0 BB: 0 P: 4	R: 2 E: 0 K: 0 S: 6	H: 3 LOB: 1 BB: 0 P: 6	R: 0 E: 0 K: 0 S: 3	H: 0 LOB: 0 BB: 0 P: 3	R: 1 E: 0 K: 1 S: 6	H: 1 LOB: 1 BB: 1 P: 10	R: 0 E: 0 K: 1 S: 6	H: 1 LOB: 0 BB: 0 P: 6	R: 0 E: 0 K: 0 S: 2	H: 0 LOB: 2 BB: 3 P: 14	R: 0 E: 0 K: 1 S: 6	H: 1 LOB: 1 BB: 0 P: 6	1B: 5 2B: 1 3B: 2 HR: 0	SF: 0 SAC: 1 DP: 1 HBP: 0	WP: 0 PB: 0 SB: 0 CS: 0	PA: 38
PITCHER Mudcat Grant, R ERA: 4.35 (1, 1) Mike Wegener, R ERA: 4.45 (5, 1) Steve Shea, R ERA: 1.69 (5, 1) Carroll Sembera, R ERA: 2.81 (8, 1)	IP: 4.0 WLS: L BF: 20 H: 5 R: 4 ER: 2 SO: 2 BB: 2 IBB: 0 HBP: 0 BLK: 0 WP: 0 HR: 0 S: 18 P: 26 ERA: 4.50 WHIP: 1.750															PITCHER	IP: WLS: BF: H: R: ER: SO: BB: IBB: HBP: BLK: WP: HR: S: P: ERA: WHIP:			

Montreal Expos @ Houston Astros
Astrodome, Houston, TX
Tue May 20 1969, 8:05 PM EDT
Att: 12,686 - Dome

AB	31
R	5
H	8
RBI	4
BB	6
SO	3
LOB	24



Batter	1	2	3	4	5	6	7	8	9	AB	R	H	RBI	BB	SO	LOB	TOP			
Maury Wills, S OBP: 0.247, SLG: 0.190	F6		F3		K			F7		4	0	0	0	0	1	0	Montreal Expos @ Houston Astros Astrodome, Houston, TX Wed May 21 1969, 8:05 PM EDT Att: 11,649 - Dome			
Manny Mota, R OBP: 0.341, SLG: 0.317	WP S 1B		4-3			4-3		E7 1B		4	0	2	0	0	0	0				
Rusty Staub, L OBP: 0.443, SLG: 0.525	K 1-3			1B FC5-4 2B		1-3		4-3		4	1	1	0	0	1	2				
Bob Bailey, R OBP: 0.350, SLG: 0.500 Don Bosch, S OBP: 0.235, SLG: 0.234	K			FC5-4 1B		F8		G6-4-3 1B		4	0	2	0	0	1	1				
Donn Clendenon, R OBP: 0.275, SLG: 0.369 Mack Jones, L OBP: 0.421, SLG: 0.597		6-3		F4			F9	G6-4-3 1B		3	0	0	0	0	0	2				
Coco Laboy, R OBP: 0.367, SLG: 0.504	K			FC5-4 1-2 3-H 0-0 5-3			K	1B		4	0	1	1	0	2	1				
John Bateman, R OBP: 0.276, SLG: 0.351							F4	F8		4	0	1	0	0	0	2				
Gary Sutherland, R OBP: 0.259, SLG: 0.264					5-3			HR		3	1	2	1	0	0	0				
Bill Stoneman, R OBP: 0.083, SLG: 0.043 Dan McGinn, L OBP: 0.286, SLG: 0.714 Ron Brand, R OBP: 0.286, SLG: 0.714 Don Shaw, L OBP: 0.286, SLG: 0.714			K		K			6-3		2	0	0	0	0	2	0				
Inning Stats	R: 0 E: 0 K: 2 S: 8	H: 1 LOB: 1 BB: 0 P: 8	R: 0 E: 0 K: 1 S: 6	H: 2 LOB: 2 BB: 0 P: 6	R: 0 E: 0 K: 1 S: 5	H: 0 LOB: 0 BB: 0 P: 5	R: 1 E: 0 K: 0 S: 5	H: 2 LOB: 1 BB: 0 P: 5	R: 0 E: 0 K: 2 S: 7	H: 0 LOB: 0 BB: 0 P: 7	R: 0 E: 0 K: 1 S: 3	H: 0 LOB: 0 BB: 0 P: 3	R: 0 E: 1 K: 0 S: 5	H: 2 LOB: 1 BB: 0 P: 5	R: 0 E: 0 K: 0 S: 4	H: 2 LOB: 1 BB: 0 P: 4		1B: 6 2B: 2 3B: 0 HR: 1	SF: 0 SAC: 0 DP: 1 HBP: 0	WP: 1 PB: 0 SB: 1 CS: 0
PITCHER	IP	WLS	BF	H	R	ER	SO	BB	IBB	HBP	BLK	WP	HR	S	P	ERA	WHIP			
Denny Lemaster, L ERA: 4.4	(1, 1)	8.0	W	30	7	2	2	7	0	0	0	0	1	1	44	44	2.25	0.875		
Fred Gladding, R ERA: 0.98	(9, 1)	1.0	S	4	2	0	0	0	0	0	0	0	0	0	4	4	0.00	2.000		

AB	34
R	2
H	9
RBI	2
BB	0
SO	7
LOB	9



Batter	1	2	3	4	5	6	7	8	9	AB	R	H	RBI	BB	SO	LOB	BOTTOM			
Curt Blefary, L OBP: 0.361, SLG: 0.324	F4		F9		4-3	1B BB		K		4	0	0	0	1	1	0	Montreal Expos @ Houston Astros Astrodome, Houston, TX Wed May 21 1969, 8:05 PM EDT Att: 11,649 - Dome			
Joe Morgan, L OBP: 0.357, SLG: 0.318	CS BB		S 3B BB		BB	1-2 2-3 1B		K		2	1	1	0	3	1	0				
Jimmy Wynn, R OBP: 0.349, SLG: 0.440	1-2 BB		K		BB	K		6-3		3	0	0	0	2	2	4				
Norm Miller, L OBP: 0.376, SLG: 0.402	K		2H 3B		F9		5-3			4	0	1	1	0	1	3				
Denis Menke, R OBP: 0.436, SLG: 0.478		1B 2B	K		F2		G3			4	1	1	0	0	1	3				
Doug Rader, R OBP: 0.307, SLG: 0.327		FC5-4 1B		6-3		1B BB	HBP 1B BB			2	1	1	1	2	0	0				
Jesus Alou, R OBP: 0.219, SLG: 0.295	FC5-4 4-3 1-2			F7		F7	HBP 1B			4	0	1	0	0	0	2				
Don Bryant, R OBP: 0.265, SLG: 0.313	4-3				1B	F6	1-2 2-3 HBP			3	0	1	0	0	0	2				
Denny Lemaster, R OBP: 0.167, SLG: 0.176 Fred Gladding, L ERA: 5.4	5-3			1-3		1B BB 1B	K			4	0	1	1	0	1	5				
Inning Stats	R: 0 E: 0 K: 1 S: 4	H: 0 LOB: 1 BB: 2 P: 12	R: 1 E: 0 K: 0 S: 5	H: 2 LOB: 1 BB: 0 P: 5	R: 1 E: 0 K: 2 S: 8	H: 1 LOB: 1 BB: 1 P: 12	R: 0 E: 0 K: 0 S: 4	H: 1 LOB: 1 BB: 0 P: 4	R: 0 E: 0 K: 0 S: 3	H: 0 LOB: 2 BB: 2 P: 11	R: 1 E: 0 K: 1 S: 7	H: 2 LOB: 3 BB: 2 P: 15	R: 0 E: 0 K: 1 S: 6	H: 1 LOB: 3 BB: 1 P: 11	R: 0 E: 0 K: 2 S: 7	H: 0 LOB: 0 BB: 0 P: 7		1B: 5 2B: 1 3B: 1 HR: 0	SF: 0 SAC: 0 DP: 0 HBP: 1	WP: 0 PB: 0 SB: 1 CS: 1
PITCHER	IP	WLS	BF	H	R	ER	SO	BB	IBB	HBP	BLK	WP	HR	S	P	ERA	WHIP			
Bill Stoneman, R ERA: 3.64	(1, 1)	5.2	L	27	5	3	3	3	6	0	0	0	0	0	27	51	4.76	1.941		
Dan McGinn, L ERA: 2.94	(6, 1)	1.1		9	2	0	0	2	2	0	1	0	0	0	10	19	0.00	3.000		
Don Shaw, L ERA: 5.4	(8, 1)	1.0		3	0	0	0	2	0	0	0	0	0	7	7	0.00	0.000			

AB	30
R	3
H	7
RBI	3
BB	8
SO	7
LOB	19



Batter	1	2	3	4	5	6	7	8	9	AB	R	H	RBI	BB	SO	LOB	TOP					
Maury Wills, S OBP: 0.258, SLG: 0.204 (1, 6)	4-3		F9		SH2-4 1B		S 1B		1-2 1B	5	0	3	0	0	0	0	Montreal Expos @ Houston Astros Astrodome, Houston, TX Thu May 22 1969, 8:05 PM EDT Att: 10,164 - Dome					
Manny Mota, R OBP: 0.313, SLG: 0.289 (1, 8)	K			E5 FC1 BB 1B	SH2-4		F9		4-3	4	1	0	0	0	1	3						
Rusty Staub, L OBP: 0.444, SLG: 0.520 (1, 9)	1B			E 1B BB	FC2-3-6			F4		3	1	1	0	1	0	2						
Mack Jones, L OBP: 0.417, SLG: 0.586 (1, 7)	6-3			FC1 1B FC6-4			S 1B		K	4	1	1	0	0	1	3						
Bob Bailey, R OBP: 0.341, SLG: 0.476 (1, 3)	K			FC6-4 1B			F9		F7	4	0	1	2	0	1	1						
Coco Laboy, R OBP: 0.357, SLG: 0.488 (1, 5)	6-3			K			F7		6-3	4	0	0	0	0	1	3						
John Bateman, R OBP: 0.275, SLG: 0.376 (1, 2)	5-3			FC6-4 FC6-4			K		HR	4	1	1	2	0	1	2						
Gary Sutherland, R OBP: 0.259, SLG: 0.271 (1, 4)			F5	FC6-4			F3		FC1-5 2B	4	0	1	0	0	0	1						
Larry Jaster, L Steve Shea, L Don Bess, S Cecil Spillane, R Ty Dierckx, L Don Shaver, L Ron Brandt, R Roy Face, R Denny Clendenen, R (1, 1)	K			L4 SH2-4 1B			F9		FC1-5 1B	0	0	0	0	0	0	0						
Inning Stats	R: 0 E: 0 K: 1 S: 6	H: 1 LOB: 1 BB: 0 P: 6	R: 0 E: 0 K: 1 S: 5	H: 0 LOB: 0 BB: 0 P: 5	R: 0 E: 0 K: 1 S: 5	H: 0 LOB: 0 BB: 0 P: 5	R: 3 E: 2 K: 1 S: 8	H: 1 LOB: 1 BB: 1 P: 12	R: 0 E: 0 K: 1 S: 4	H: 1 LOB: 1 BB: 0 P: 4	R: 0 E: 0 K: 1 S: 6	H: 1 LOB: 1 BB: 0 P: 6	R: 0 E: 0 K: 0 S: 4	H: 1 LOB: 0 BB: 0 P: 4	R: 0 E: 0 K: 1 S: 5	H: 0 LOB: 0 BB: 0 P: 5		R: 1 E: 0 K: 0 S: 6	H: 3 LOB: 2 BB: 0 P: 6	1B: 6 2B: 2 3B: 0 HR: 1	SF: 0 SAC: 1 DP: 1 HBP: 0	WP: 0 PB: 0 SB: 2 CS: 0
PITCHER	IP WLS BF H R ER SO BB IBB HBP BLK WP HR S P ERA WHIP																					
Don Wilson, R ERA: 3.9 Fred Gladding, R ERA: 0.96 (1, 1) (9, 1)	8.2 W 37 8 4 1 6 1 0 0 0 0 0 1 48 52 1.04 1.038																					


AB	36
R	4
H	8
RBI	4
BB	1
SO	6
LOB	16




Batter	1	2	3	4	5	6	7	8	9	AB	R	H	RBI	BB	SO	LOB	BOTTOM			
Curt Blefary, L OBP: 0.365, SLG: 0.324 (1, 3)	HR 1B	4-3			F8		2B BB			3	2	1	1	1	0	1	Montreal Expos @ Houston Astros Astrodome, Houston, TX Thu May 22 1969, 8:05 PM EDT Att: 10,164 - Dome			
Joe Morgan, L OBP: 0.360, SLG: 0.329 (1, 4)	F4	E8 1B			6-3		2B			4	0	2	3	0	0	1				
Jimmy Wynn, R OBP: 0.346, SLG: 0.457 (1, 8)	HR	F7			F7		F6			4	1	1	2	0	0	2				
Denis Menke, R OBP: 0.432, SLG: 0.468 (1, 6)	G6-4-3 BB		F9			1-3		F7		3	0	0	0	1	0	0				
Doug Rader, R OBP: 0.300, SLG: 0.318 (1, 5)	G6-4-3		4-3			1-3		F9		4	0	0	0	0	0	1				
Norm Miller, L OBP: 0.376, SLG: 0.416 (1, 9)		1B 2B BB	4-3			K			3B	3	1	1	0	1	1	0				
Jesus Alou, R OBP: 0.226, SLG: 0.301 (1, 7)		2B 4-3 1B		5-3			5-6-3 2B 1B	F8		4	2	2	0	0	0	1				
Don Bryant, R OBP: 0.270, SLG: 0.343 (1, 2)		4-3 E 2B		5-3			5-6-3			3	1	1	1	0	0	1				
Don Wilson, R ERA: 4.87 Fred Gladding, L ERA: 5.87 (1, 1) (9, 1)	4-3			K			K			3	0	0	0	0	2	3				
Inning Stats	R: 2 E: 0 K: 0 S: 4	H: 2 LOB: 0 BB: 1 P: 8	R: 3 E: 1 K: 0 S: 6	H: 3 LOB: 1 BB: 1 P: 10	R: 0 E: 0 K: 0 S: 3	H: 0 LOB: 0 BB: 0 P: 3	R: 0 E: 0 K: 1 S: 5	H: 0 LOB: 0 BB: 0 P: 5	R: 0 E: 0 K: 1 S: 7	H: 2 LOB: 1 BB: 1 P: 11	R: 0 E: 0 K: 0 S: 4	H: 1 LOB: 1 BB: 0 P: 4	R: 0 E: 0 K: 0 S: 4	H: 0 LOB: 0 BB: 0 P: 4	R: 0 E: 0 K: 0 S: 4	H: 0 LOB: 0 BB: 0 P: 4		1B: 4 2B: 2 3B: 1 HR: 1	SF: 0 SAC: 0 DP: 1 HBP: 0	WP: 0 PB: 0 SB: 0 CS: 0
PITCHER	IP WLS BF H R ER SO BB IBB HBP BLK WP HR S P ERA WHIP																			
Larry Jaster, L ERA: 5.05 Steve Shea, R ERA: 1.64 Carroll Sembera, R ERA: 2.5 Don Shaw, L ERA: 4.87 Roy Face, R ERA: 5.87 (1, 1) (2, 1) (3, 1) (5, 1) (7, 1)	1.2 L 11 5 5 0 0 2 0 0 0 0 0 0 1 9 17 27.00 4.200																			

AB	31
R	7
H	8
RBI	7
BB	3
SO	3
LOB	10



Batter	1	2	3	4	5	6	7	8	9	AB	R	H	RBI	BB	SO	LOB	TOP			
Tommie Agee, R OBP: 0.369, SLG: 0.613	0-0 FC3-6 1B		0-3 K			0-3 K		0-3 K		4	0	1	0	0	3	0	<p>New York Mets @ Houston Astros Astrodome, Houston, TX Fri May 23 1969, 8:05 PM EDT Att: 10,825 - Unknown</p> <p>livebaseballscores.com</p> <p>AB 32 R 0 H 5 RBI 0 BB 4 SO 13 LOB 12</p> 			
Wayne Garrett, L OBP: 0.400, SLG: 0.470	0-0 F9			0-0 4-3		0-3 K		0-3 K		4	0	0	0	0	2	1				
Ken Boswell, L OBP: 0.340, SLG: 0.383	0-0 FC3-6 1-2			0-0 5-3 1B		4-0 BB		0-0 F7		3	0	1	0	1	0	1				
Cleon Jones, R OBP: 0.438, SLG: 0.596	0-0 6-3			0-0 5-3 1-2		0-3 K			0-0 6-3	4	0	0	0	0	1	3				
Art Shamsky, L OBP: 0.222, SLG: 0.259		0-3 K		0-0 4-3			0-3 K		0-3 K	4	0	0	0	0	3	1				
Ed Kranepool, L OBP: 0.328, SLG: 0.409		0-0 F8			0-3 K		0-0 L8		0-0 1B 2B	4	0	1	0	0	1	0				
Jerry Grote, R OBP: 0.256, SLG: 0.291		0-3 K			0-0 F7		0-0 3B		0-0 BB 1B	4	0	2	0	0	1	0				
Bud Harrelson, S OBP: 0.387, SLG: 0.359			0-0 G3		4-0 BB		4-0 BB		4-0 1-2 BB	1	0	0	0	3	0	0				
Gary Gentry, R OBP: 0.311, SLG: 0.111			0-3 K		0-3 K		0-0 F8		0-0 F8	1	0	0	0	0	1	0				
Jack Dilauro, S (3, 1)										1	0	0	0	0	1	1				
J.C. Martin, L OBP: 0.254, SLG: 0.387 (7, PH)										1	0	0	0	0	0	2				
Cal Koonce, R OBP: 0.667, SLG: 0.667 (7, 1)										0	0	0	0	0	0	0				
Rod Gaspar, S OBP: 0.304, SLG: 0.256 (9, PH)										1	0	0	0	0	0	3				
Inning Stats	R: 0 E: 0 K: 0 S: 4	H: 1 LOB: 1 BB: 0 P: 4	R: 0 E: 0 K: 2 S: 7	H: 0 LOB: 0 BB: 0 P: 7	R: 0 E: 0 K: 2 S: 7	H: 0 LOB: 1 BB: 0 P: 7	R: 0 E: 0 K: 0 S: 4	H: 1 LOB: 1 BB: 0 P: 4	R: 0 E: 0 K: 2 S: 7	H: 0 LOB: 1 BB: 1 P: 11	R: 0 E: 0 K: 1 S: 6	H: 1 LOB: 2 BB: 1 P: 10	R: 0 E: 0 K: 2 S: 7	H: 0 LOB: 0 BB: 0 P: 7	R: 0 E: 0 K: 1 S: 7	H: 2 LOB: 3 BB: 1 P: 11	1B: 3 2B: 1 3B: 1 HR: 0	SF: 0 SAC: 0 DP: 0 HBP: 0	WP: 0 PB: 0 SB: 0 CS: 0	PA: 36
PITCHER Tom Griffin, R ERA: 3.3	IP: 9.0 WLS: W BF: 36 H: 5 R: 0 ER: 0 SO: 13 BB: 4 IBB: 0 HBP: 0 BLK: 0 WP: 0 HR: 0 S: 58 P: 74 ERA: 0.00 WHIP: 1.000															PITCHER	IP: 9.0 WLS: W BF: 36 H: 5 R: 0 ER: 0 SO: 13 BB: 4 IBB: 0 HBP: 0 BLK: 0 WP: 0 HR: 0 S: 58 P: 74 ERA: 0.00 WHIP: 1.000			

Batter	1	2	3	4	5	6	7	8	9	AB	R	H	RBI	BB	SO	LOB	BOTTOM		
Curt Blefary, L OBP: 0.354, SLG: 0.313	0-3 K	0-0 F8	0-0 1-3			0-0 6-3		0-3 K		5	0	0	0	0	2	4	<p>New York Mets @ Houston Astros Astrodome, Houston, TX Fri May 23 1969, 8:05 PM EDT Att: 10,825 - Unknown</p> <p>livebaseballscores.com</p> <p>AB 30 R 7 H 7 RBI 6 BB 4 SO 6 LOB 13</p> 		
Joe Morgan, L OBP: 0.358, SLG: 0.327	0-0 G3		0-0 S E 1B	0-0 F5		0-0 G3				4	1	1	0	0	0	0			
Jimmy Wynn, R OBP: 0.344, SLG: 0.459	0-3 K		0-3 K 1-2	0-0 E5		0-0 G3 SF8 2B				4	1	1	0	0	2	1			
Norm Miller, L OBP: 0.385, SLG: 0.413		4-0 1B BB	1-0 E 1B HBP	0-3 K		0-0 G3				1	2	0	0	1	1	1			
Gary Geiger, L OBP: 0.230, SLG: 0.200		1-2 1B BB	1-0 E 1B HBP	0-3 K		2-3 G3				1	0	0	0	0	0	1			
Denis Menke, R OBP: 0.434, SLG: 0.472		0-0 BB 1B	0-0 BB 1B	0-0 5-3		0-0 SF8				3	2	2	2	0	0	1			
Doug Rader, R OBP: 0.305, SLG: 0.318	0-3 K	0-3 K 1-2 2-H 3-H	0-0 BB SF7 1B		0-0 P3		4-0 BB			3	1	1	1	1	1	2			
Jesus Alou, R OBP: 0.227, SLG: 0.299	0-0 P4		0-0 BB 1B		0-0 P4		0-0 G3			4	0	1	0	0	0	3			
Johnny Edwards, L OBP: 0.266, SLG: 0.205	4-0 1B 1-2	4-0 1B 2-3	4-0 BB 1B		0-0 F8			0-0 4-3		2	0	0	0	2	0	0			
Tom Griffin, R OBP: 0.200, SLG: 0.154	0-0 1-2 2-H 3-H 1B		0-0 SF7		0-0 5-3		0-0 5-3			3	0	1	3	0	0	0			
Inning Stats	R: 0 E: 0 K: 2 S: 7	H: 0 LOB: 0 BB: 0 P: 7	R: 2 E: 0 K: 1 S: 7	H: 2 LOB: 2 BB: 2 P: 15	R: 4 E: 0 K: 1 S: 9	H: 4 LOB: 2 BB: 1 P: 14	R: 0 E: 1 K: 1 S: 6	H: 0 LOB: 1 BB: 0 P: 6	R: 0 E: 0 K: 0 S: 3	H: 0 LOB: 0 BB: 0 P: 3	R: 1 E: 0 K: 0 S: 4	H: 1 LOB: 1 BB: 1 P: 8	R: 0 E: 0 K: 1 S: 5	H: 0 LOB: 0 BB: 0 P: 5	1B: 6 2B: 1 3B: 0 HR: 0	SF: 2 SAC: 0 DP: 0 HBP: 1		WP: 0 PB: 0 SB: 2 CS: 0	PA: 37
PITCHER Gary Gentry, R ERA: 3.92 Jack Dilauro, L ERA: Cal Koonce, R ERA: 7.46	IP: 2.1 WLS: L BF: 16 H: 6 R: 6 ER: 6 SO: 4 BB: 2 IBB: 1 HBP: 0 BLK: 0 WP: 0 HR: 0 S: 21 P: 30 ERA: 23.14 WHIP: 3.429															PITCHER		IP: 2.1 WLS: L BF: 16 H: 6 R: 6 ER: 6 SO: 4 BB: 2 IBB: 1 HBP: 0 BLK: 0 WP: 0 HR: 0 S: 21 P: 30 ERA: 23.14 WHIP: 3.429	

Batter	1	2	3	4	5	6	7	8	9	AB	R	H	RBI	BB	SO	LOB	TOP			
Tommie Agee, R (1, 8) OBP: 0.355, SLG: 0.588	F8		P6			K		K		4	0	0	0	0	2	2				
Wayne Garrett, L (1, 5) OBP: 0.405, SLG: 0.478	4-3			F8			BB E BB		1B 2B	3	1	1	0	1	0	0				
Ken Boswell, L (1, 4) OBP: 0.331, SLG: 0.372	K			6-3			F8		K	4	0	0	0	0	2	2				
Cleon Jones, R (1, 7) OBP: 0.428, SLG: 0.579		K		6-3			E5 BB		K	4	0	0	0	0	2	2				
Art Shamsky, L (1, 9) OBP: 0.258, SLG: 0.267	F8				4-3					3	0	1	1	1	0	0				
Ed Kranepool, L (1, 3) OBP: 0.318, SLG: 0.395	F7				P5		G4-6-3 BB		2H 1B	4	0	0	0	0	0	4				
Jerry Grote, R (1, 2) OBP: 0.270, SLG: 0.317			S 1B		F7					3	0	2	0	0	0	0				
Bud Harrelson, S (1, 6) OBP: 0.380, SLG: 0.352						K				2	0	0	0	0	2	1				
J.C. Martin, L (8, PH) OBP: 0.250, SLG: 0.381						K				1	0	0	0	0	1	1				
Al Weis, S (8, 6) OBP: 0.154, SLG: 0.125			1-2			K				0	0	0	0	0	0	0				
Jerry Koosman, R (1, 1) OBP: 0.301, SLG: 0.253						K				2	0	0	0	0	2	1				
Rod Gaspar, S (8, PH) OBP: 0.301, SLG: 0.253						K				1	0	0	0	0	0	1				
Ron Taylor, R (8, 1) OBP: 0.333, SLG: 0.400						K		6-3		0	0	0	0	0	0	0				
Jim McAndrew, R (8, 1) OBP: 0.333, SLG: 0.400						K				0	0	0	0	0	0	0				
Inning Stats	R: 0 E: 0 K: 1 S: 5	H: 0 LOB: 0 BB: 0 P: 5	R: 0 E: 0 K: 1 S: 5	H: 0 LOB: 0 BB: 0 P: 5	R: 0 E: 0 K: 2 S: 8	H: 1 LOB: 1 BB: 0 P: 8	R: 0 E: 0 K: 0 S: 3	H: 0 LOB: 0 BB: 0 P: 3	R: 0 E: 0 K: 3 S: 9	H: 0 LOB: 0 BB: 0 P: 9	R: 0 E: 1 K: 0 S: 3	H: 0 LOB: 2 BB: 2 P: 11	R: 0 E: 0 K: 2 S: 8	H: 1 LOB: 1 BB: 0 P: 8	R: 1 E: 0 K: 2 S: 9	H: 2 LOB: 1 BB: 0 P: 9	1B: 2 2B: 2 3B: 0 HR: 0	SF: 0 SAC: 0 DP: 1 HBP: 0	WP: 0 PB: 0 SB: 1 CS: 0	PA: 33
PITCHER Larry Dierker, R (1, 1) ERA: 2.79	IP: 9.0 WLS: W BF: 33 H: 4 R: 1 ER: 1 SO: 11 BB: 2 IBB: 0 HBP: 0 BLK: 0 WP: 0 HR: 0 S: 53 P: 61 ERA: 1.00 WHIP: 0.667																			

New York Mets @ Houston Astros
Astrodome, Houston, TX
Sat May 24 1969, 8:05 PM EDT
Att: 17,911 - Unknown

AB	31
R	1
H	4
RBI	1
BB	2
SO	11
LOB	14




Batter	1	2	3	4	5	6	7	8	9	AB	R	H	RBI	BB	SO	LOB	BOTTOM	
Curt Blefary, L (1, 3) OBP: 0.356, SLG: 0.344	K			F8						4	1	2	2	0	1	0		
Joe Morgan, L (1, 4) OBP: 0.351, SLG: 0.319	F7			1-3			F9		F8	4	0	0	0	0	0	1		
Jimmy Wynn, R (1, 8) OBP: 0.348, SLG: 0.504	K				HR					4	2	2	2	0	1	0		
Denis Menke, R (1, 6) OBP: 0.429, SLG: 0.466		K			F8					4	0	1	0	0	1	0		
Doug Rader, R (1, 5) OBP: 0.303, SLG: 0.313		6-3								3	1	0	0	1	2	1		
Marty Martinez, S (1, 7) OBP: 0.444, SLG: 0.429		K								3	0	1	1	0	1	0		
Jesus Alou, R (1, 9) OBP: 0.223, SLG: 0.294				4-1						3	0	0	0	0	0	1		
Johnny Edwards, L (1, 2) OBP: 0.268, SLG: 0.209					K					3	1	1	0	0	1	0		
Larry Dierker, R (1, 1) OBP: 0.147, SLG: 0.176				F8						3	0	0	0	0	1	1		
Inning Stats	R: 0 E: 0 K: 2 S: 7	H: 0 LOB: 0 BB: 0 P: 7	R: 0 E: 0 K: 2 S: 7	H: 0 LOB: 0 BB: 0 P: 7	R: 0 E: 0 K: 1 S: 5	H: 0 LOB: 0 BB: 0 P: 5	R: 1 E: 0 K: 0 S: 4	H: 1 LOB: 0 BB: 0 P: 4	R: 0 E: 0 K: 0 S: 4	H: 1 LOB: 1 BB: 0 P: 4	R: 1 E: 0 K: 0 S: 4	H: 1 LOB: 1 BB: 1 P: 8	R: 3 E: 1 K: 2 S: 11	H: 4 LOB: 1 BB: 0 P: 11	1B: 2 2B: 2 3B: 0 HR: 3	SF: 0 SAC: 0 DP: 0 HBP: 0	WP: 0 PB: 0 SB: 0 CS: 0	PA: 32
PITCHER Jerry Koosman, L (1, 1) ERA: 3.34 Ron Taylor, R (8, 1) ERA: 4.19 Jim McAndrew, R (8, 1) ERA: 7.47	IP: 7.0 WLS: L BF: 25 H: 3 R: 2 ER: 2 SO: 6 BB: 1 IBB: 0 HBP: 0 BLK: 0 WP: 0 HR: 1 S: 36 P: 40 ERA: 2.57 WHIP: 0.571																	

New York Mets @ Houston Astros
Astrodome, Houston, TX
Sat May 24 1969, 8:05 PM EDT
Att: 17,911 - Unknown

AB	31
R	5
H	7
RBI	5
BB	1
SO	8
LOB	4

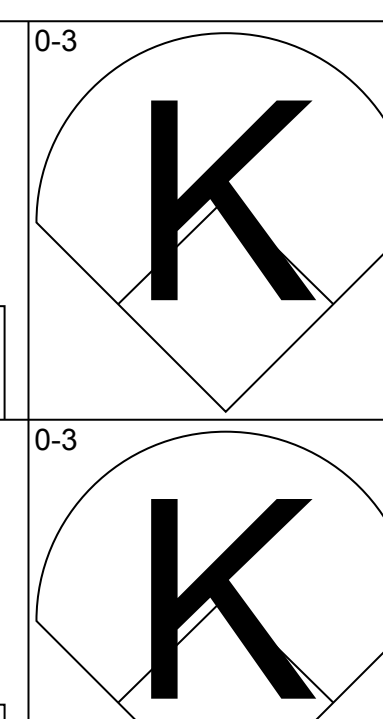
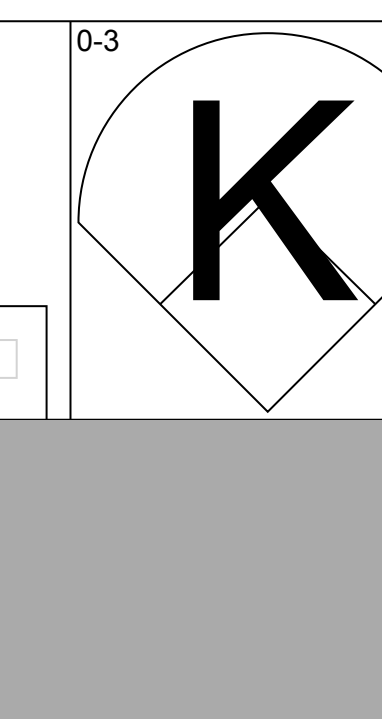
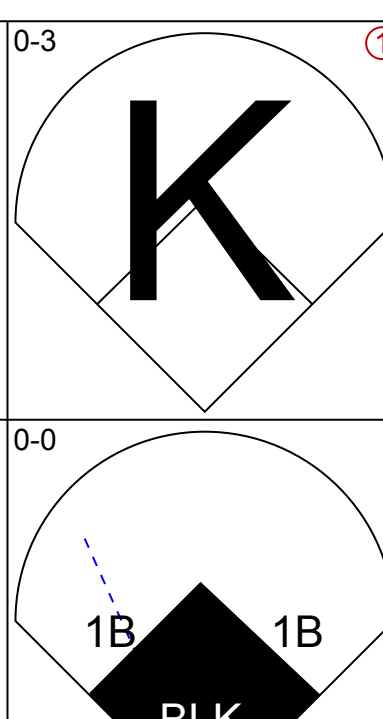
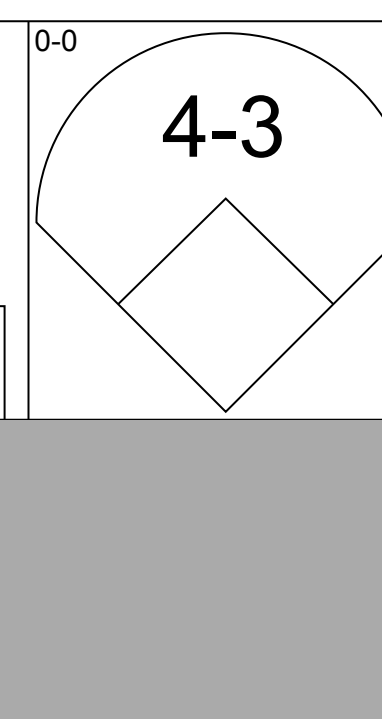
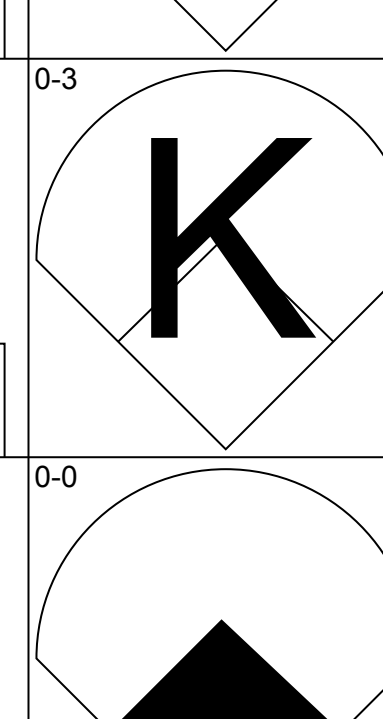
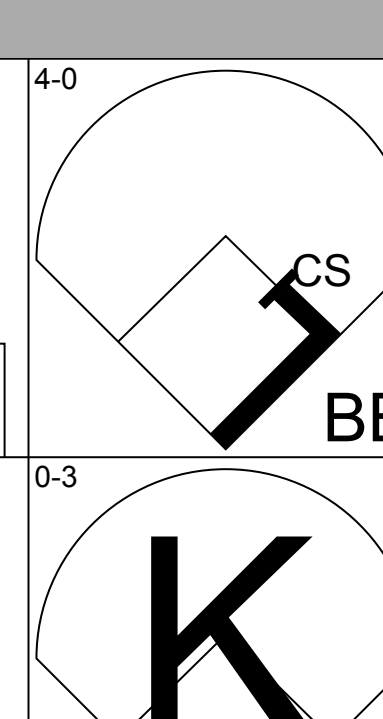
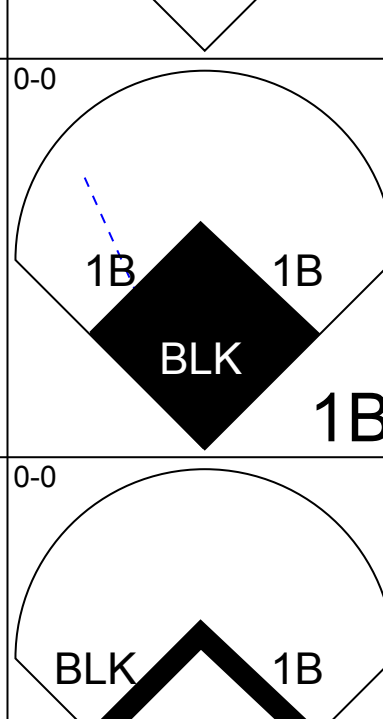
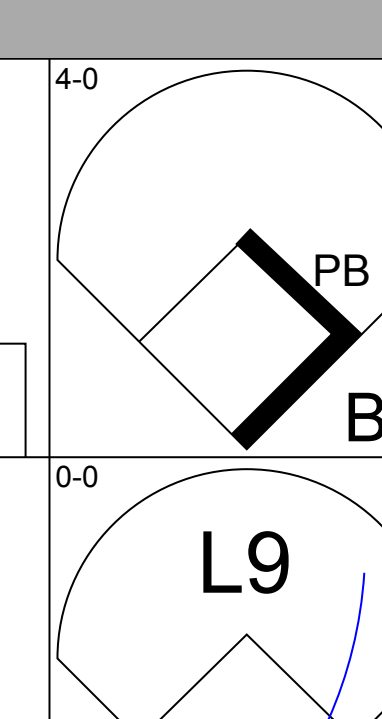
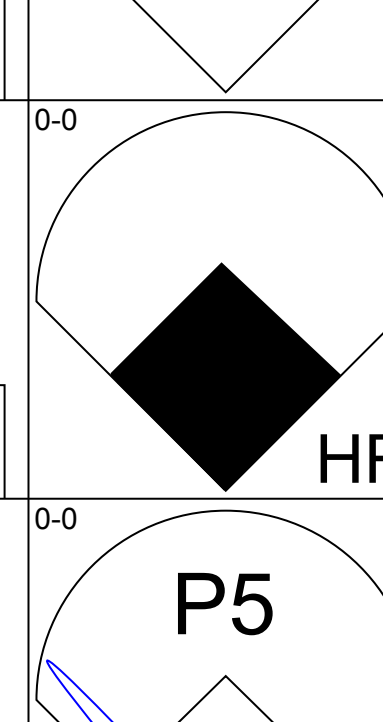
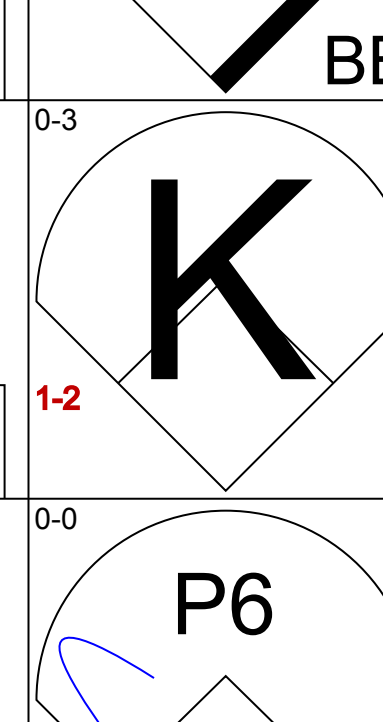
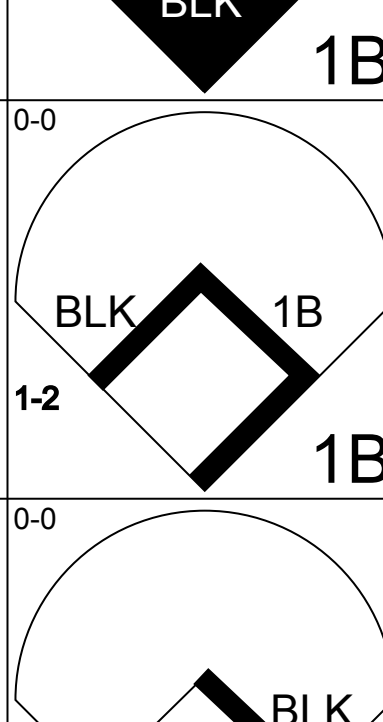
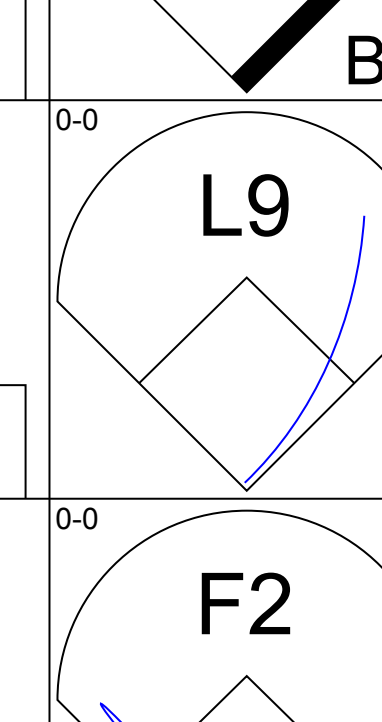
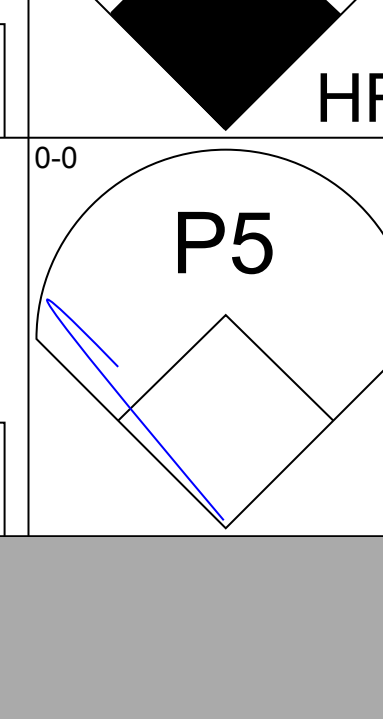
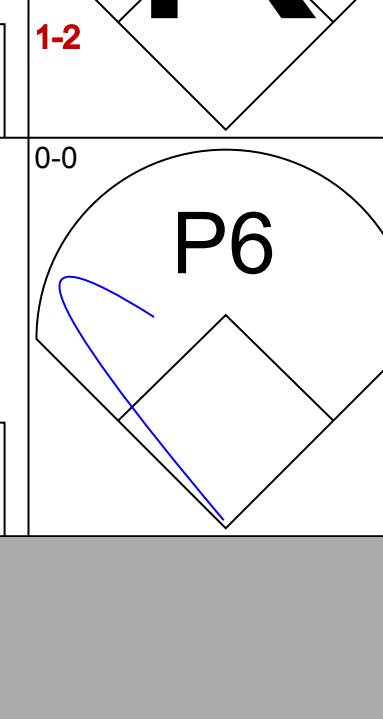
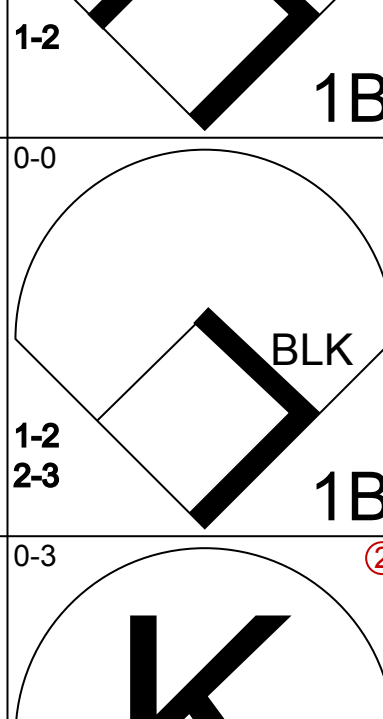
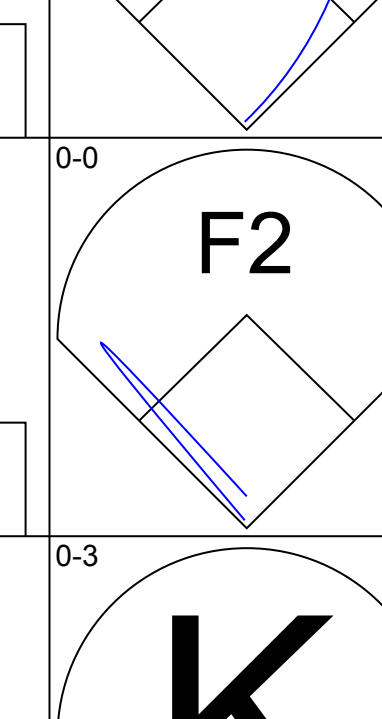
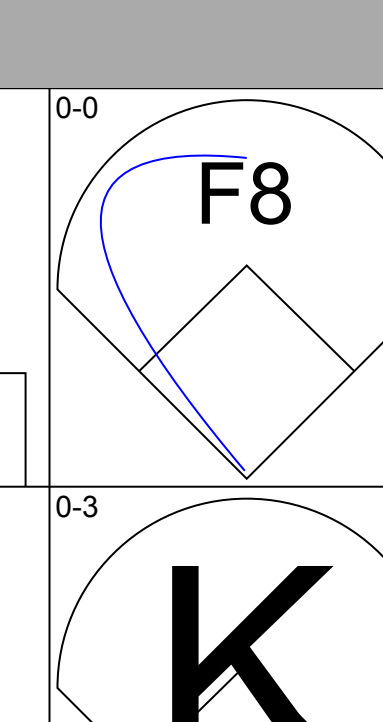
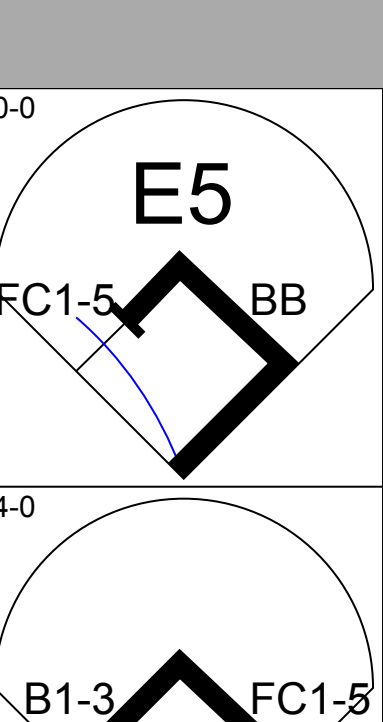
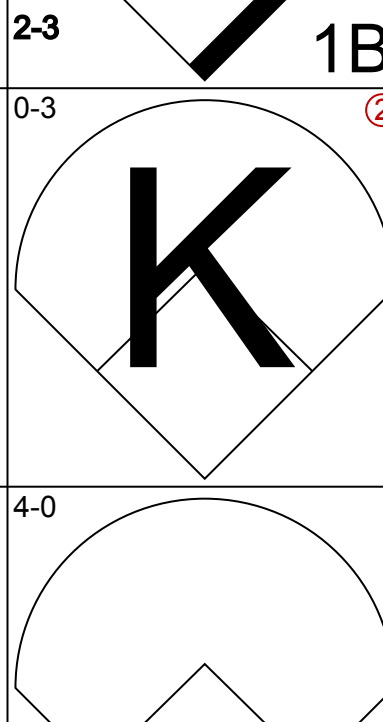
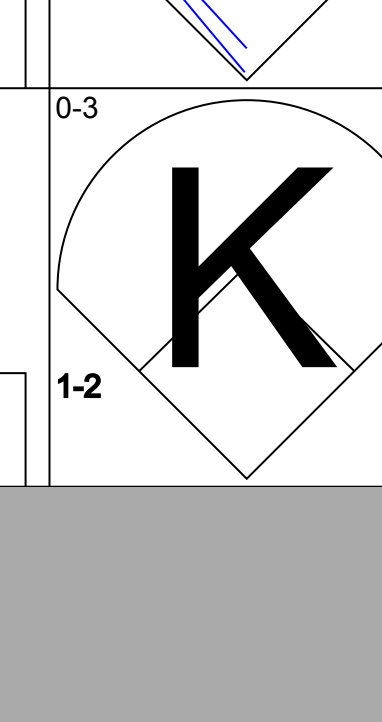

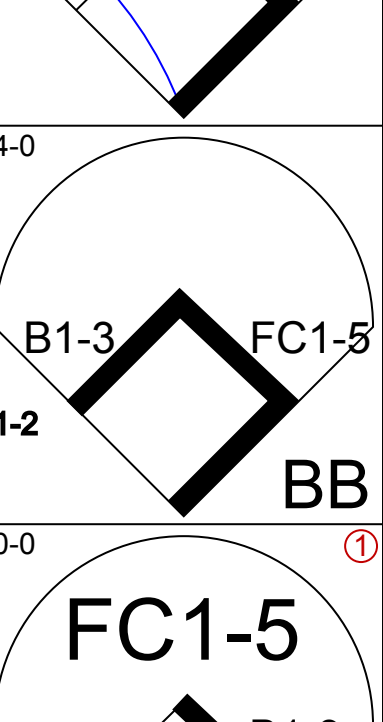
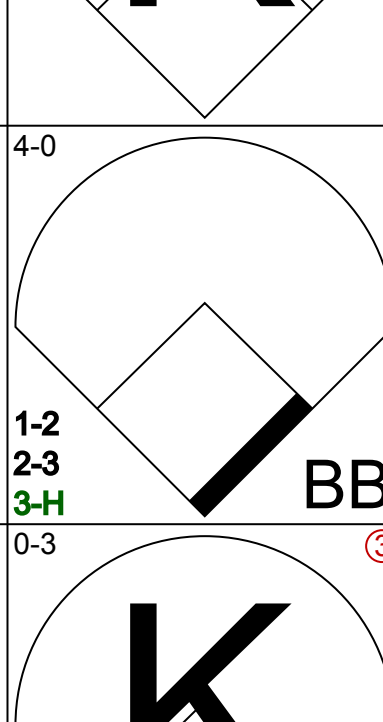
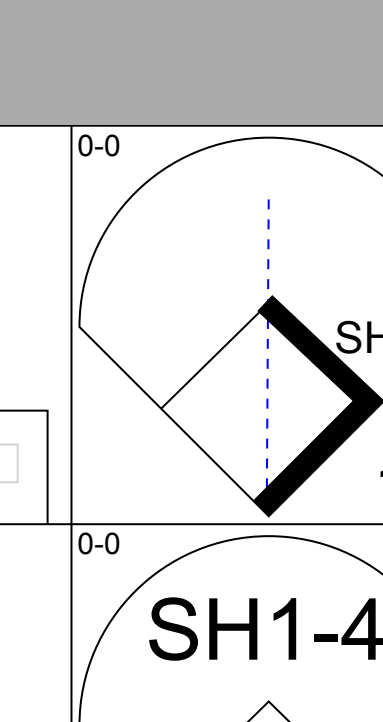

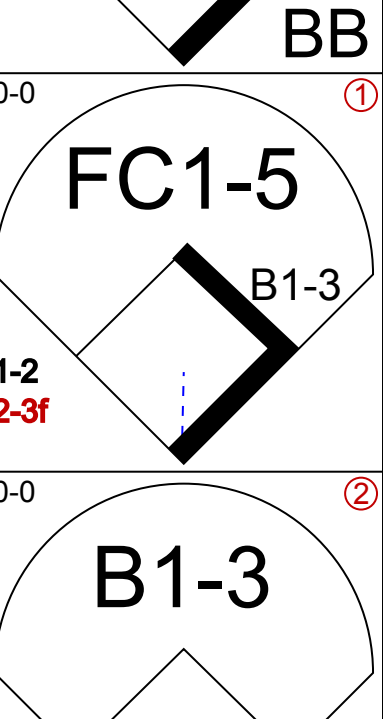
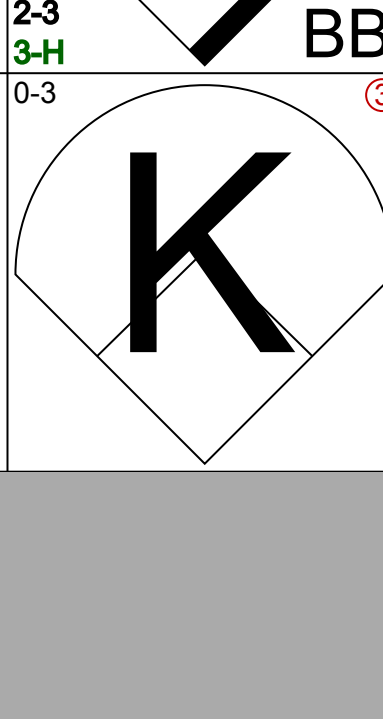
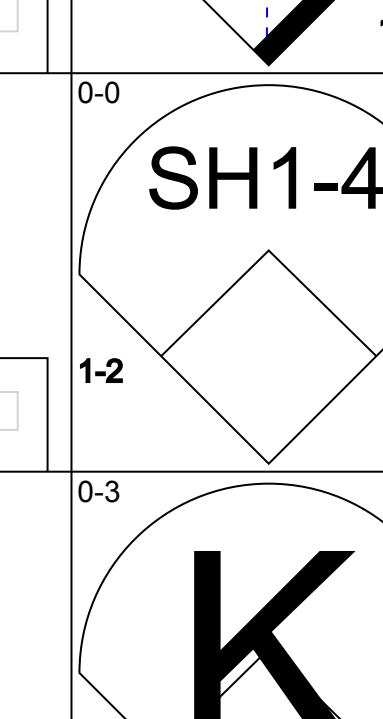
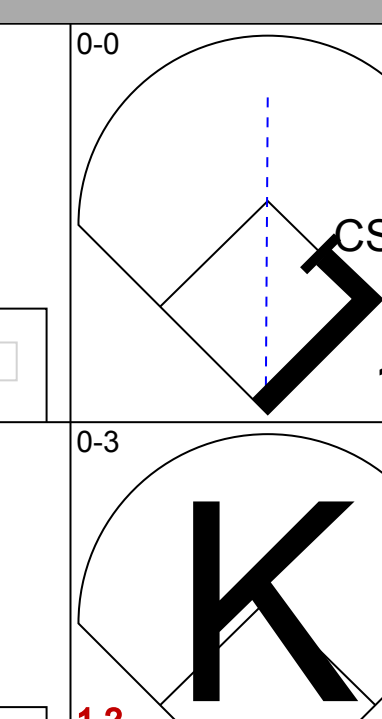
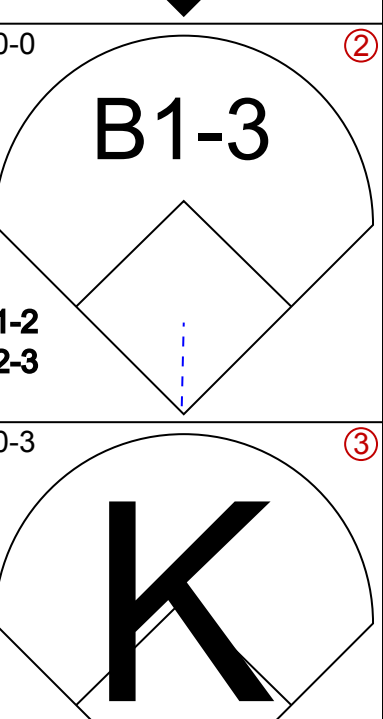
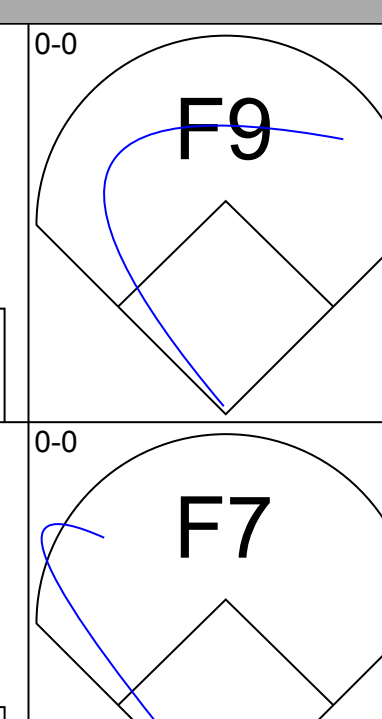
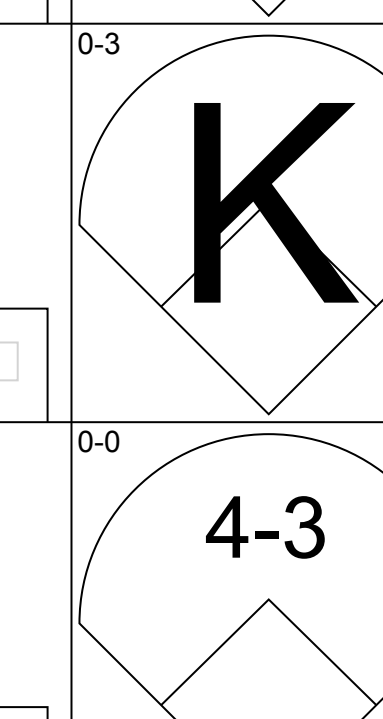
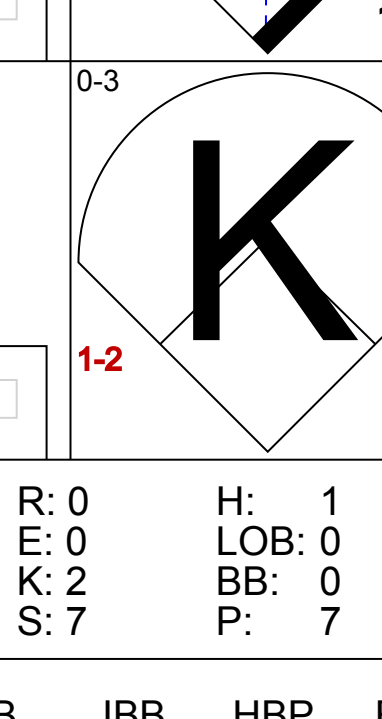
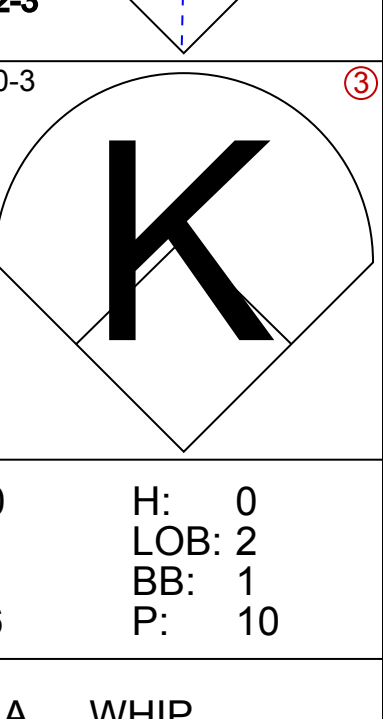
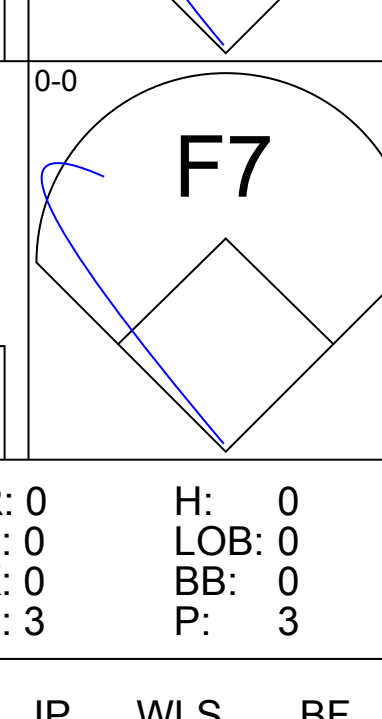
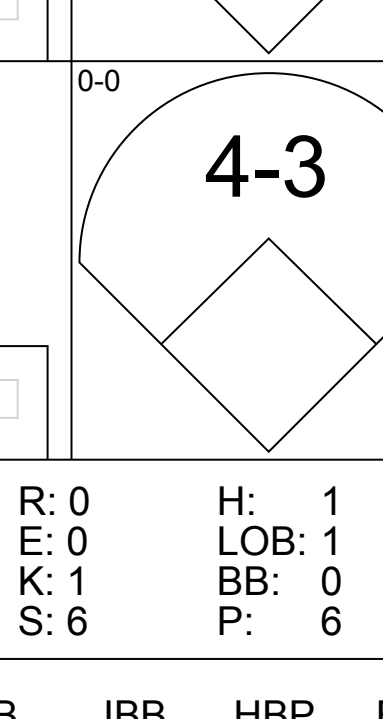


Batter	1	2	3	4	5	6	7	8	9	AB	R	H	RBI	BB	SO	LOB	TOP				
Rod Gaspar, S OBP: 0.306, SLG: 0.263 (1, 9)	F8		1-3		5-3		BB		1-3 2B	4	0	1	0	1	0	0	New York Mets @ Houston Astros Astrodome, Houston, TX Sun May 25 1969, 4:33 AM EDT Att: 22,716 - Unknown				
Ken Boswell, L OBP: 0.327, SLG: 0.366 (1, 4)	P5			3-1			P5		L4	5	0	1	0	0	0	3					
Tommie Agee, R OBP: 0.351, SLG: 0.574 (1, 8)	K			2B 1B	K				6-3	4	1	1	0	0	2	1					
Cleon Jones, R OBP: 0.441, SLG: 0.595 (1, 3)				2B 1B						3	1	3	1	1	0	0					
Ron Swoboda, R OBP: 0.284, SLG: 0.342 (1, 7)		5-3		2B			F9		F8	4	1	1	1	0	0	3					
Ed Charles, R OBP: 0.200, SLG: 0.186 Wayne Garrett, L OBP: 0.400, SLG: 0.471 (8, PH) (8, 5)	F3			E3			K		F7	3	0	0	0	0	1	3					
Jerry Grote, R OBP: 0.269, SLG: 0.314 (1, 2)	L5			FC			FC6-4			4	0	1	1	0	0	3					
Bud Harrelson, S OBP: 0.368, SLG: 0.339 (1, 6)			L8	K			F7		K	4	0	0	0	0	2	3					
Tom Seaver, R OBP: 0.222, SLG: 0.087 Duffy Dyer, R OBP: 0.200, SLG: 1.333 Jack Dilauro, S (5, 1) Ames Otis, R OBP: 0.197, SLG: 0.194 Cal Koonce, R OBP: 0.487, SLG: 0.687 Ed Kranepool, L OBP: 0.316, SLG: 0.392 (7, PH) (7, 1) (8, PH)	K		K		5-3		K		F8	1	0	0	0	0	1	0					
Inning Stats	R: 0 E: 0 K: 1 S: 5	H: 0 LOB: 0 BB: 0 P: 5	R: 0 E: 0 K: 0 S: 4	H: 1 LOB: 1 BB: 0 P: 4	R: 0 E: 0 K: 1 S: 5	H: 0 LOB: 0 BB: 0 P: 5	R: 3 E: 1 K: 1 S: 9	H: 3 LOB: 2 BB: 0 P: 9	R: 0 E: 0 K: 1 S: 6	H: 1 LOB: 1 BB: 0 P: 6	R: 0 E: 0 K: 1 S: 5	H: 0 LOB: 1 BB: 1 P: 9	R: 0 E: 0 K: 0 S: 3	H: 0 LOB: 1 BB: 1 P: 7	R: 0 E: 0 K: 1 S: 7	H: 2 LOB: 2 BB: 0 P: 7		1B: 5 2B: 4 3B: 0 HR: 0	SF: 0 SAC: 0 DP: 1 HBP: 0	WP: 0 PB: 0 SB: 0 CS: 1	PA: 38
PITCHER	IP	WLS	BF	H	R	ER	SO	BB	IBB	HBP	BLK	WP	HR	S	P	ERA	WHIP				
Denny Lemaster, L ERA: 4.33 Fred Gladding, R ERA: 0.87 (1, 1) (8, 1)	7.0	W	29	6	3	3	6	1	0	0	0	0	0	40	44	3.86	1.000				



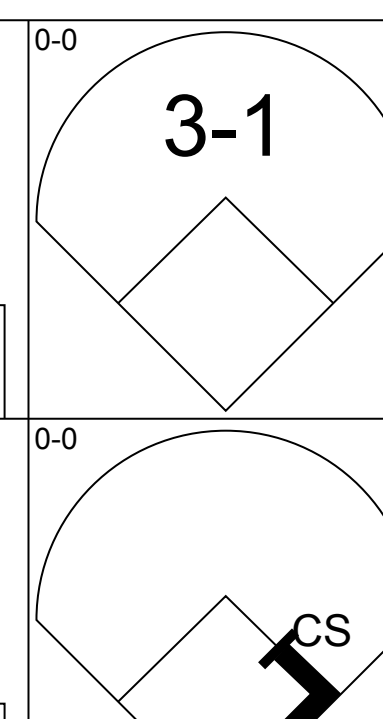
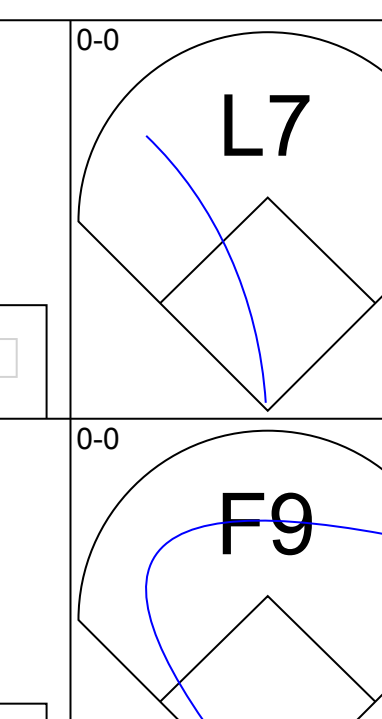
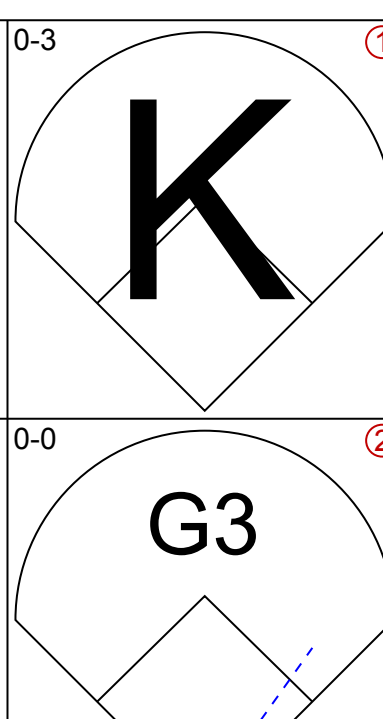
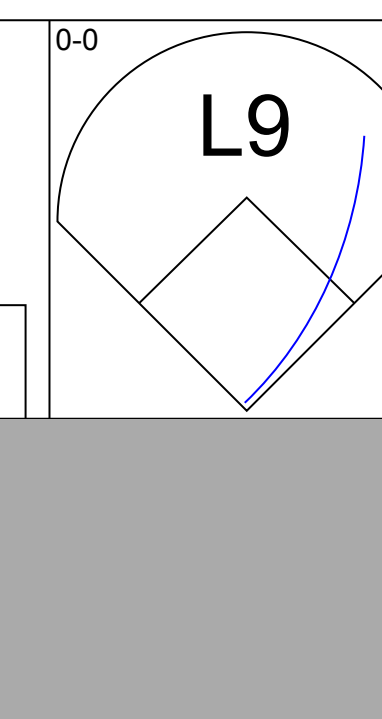
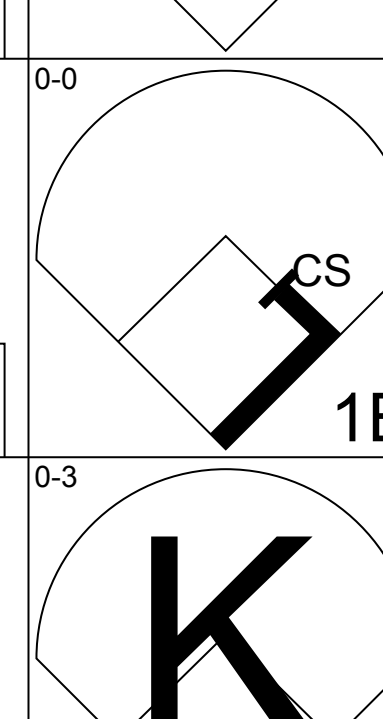
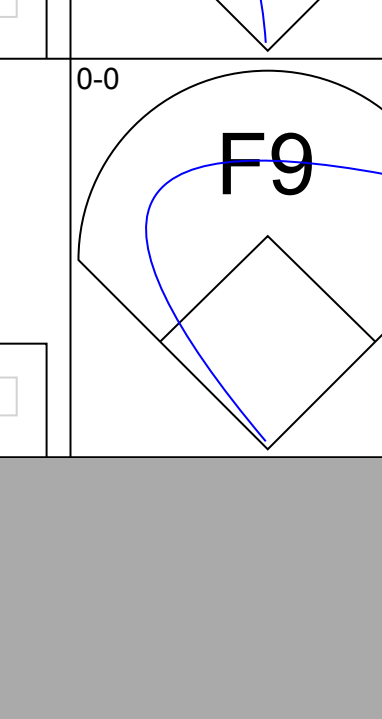
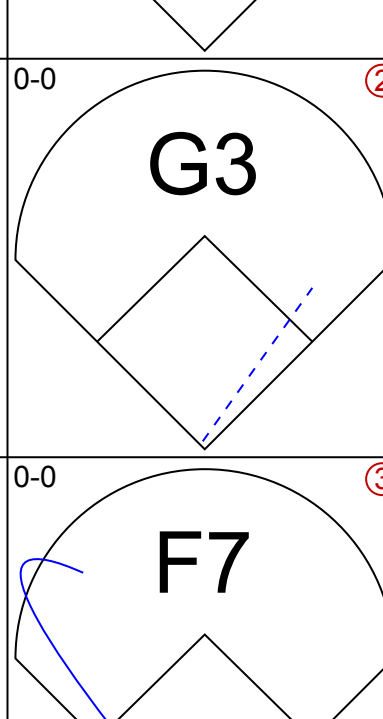
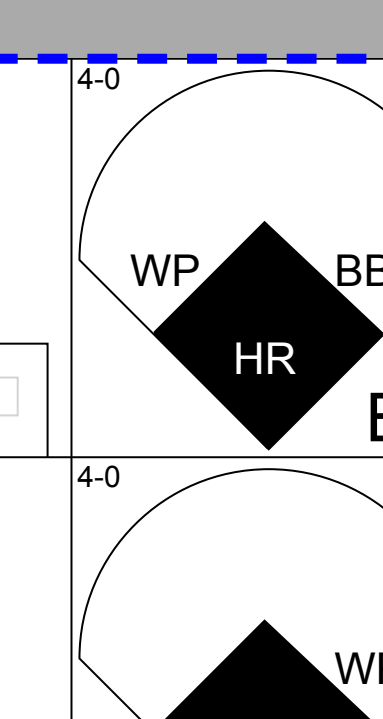
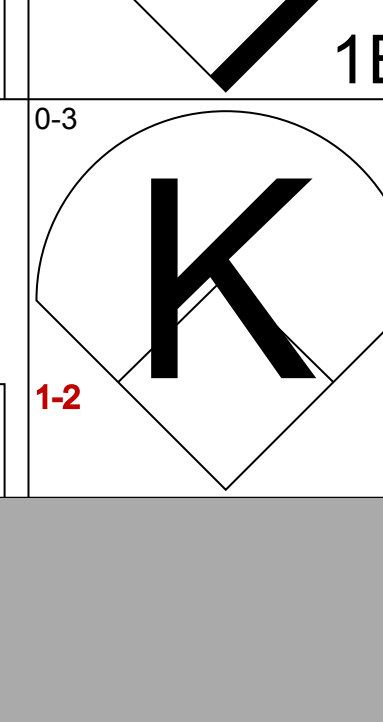
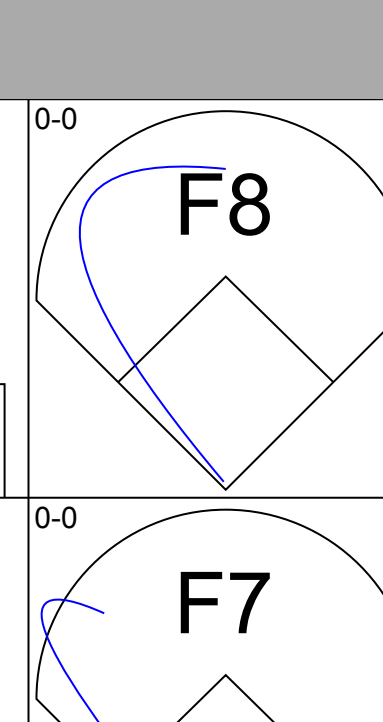
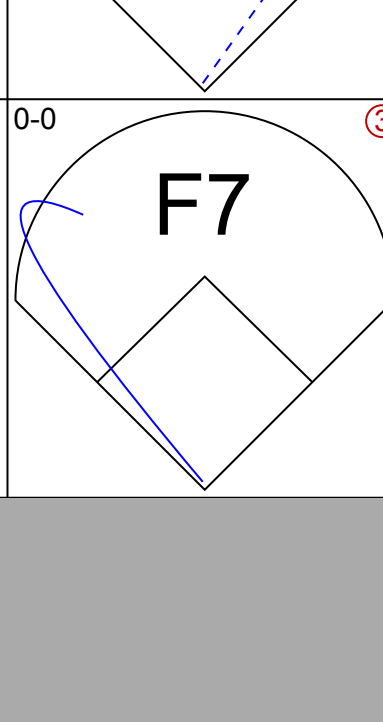
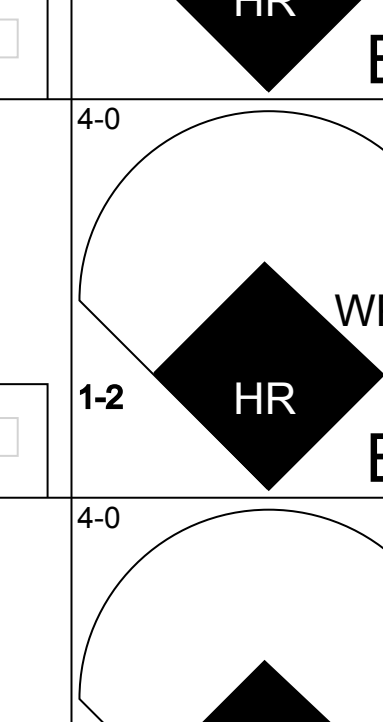
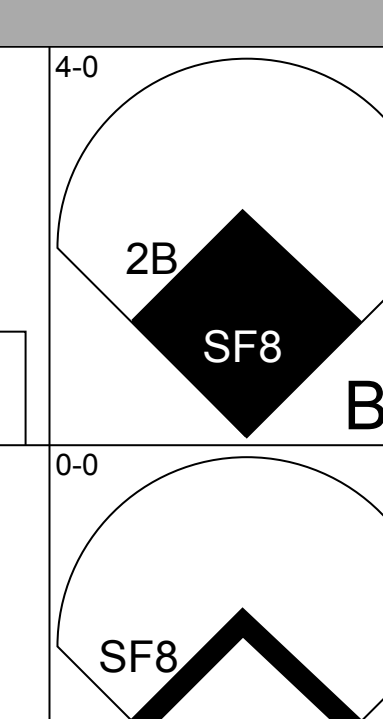
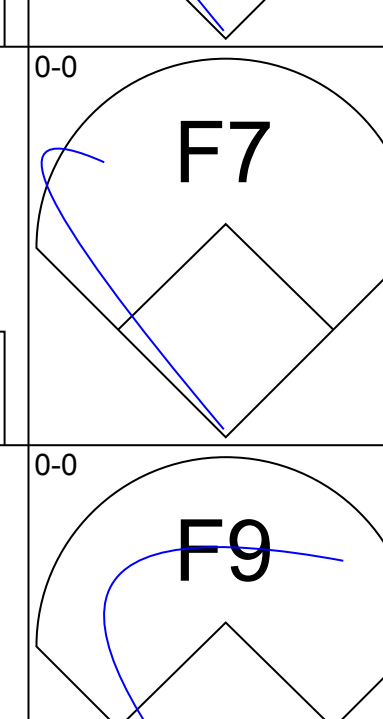
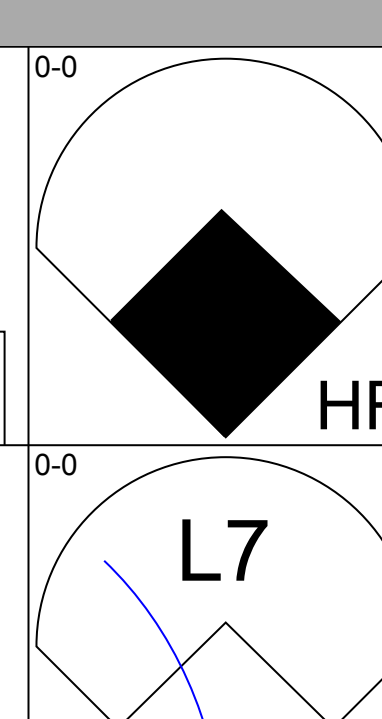
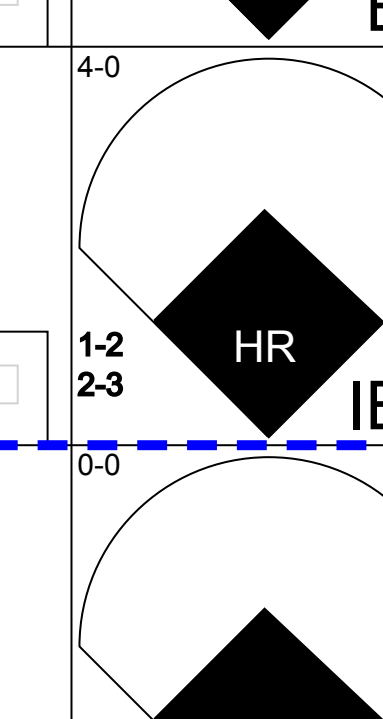
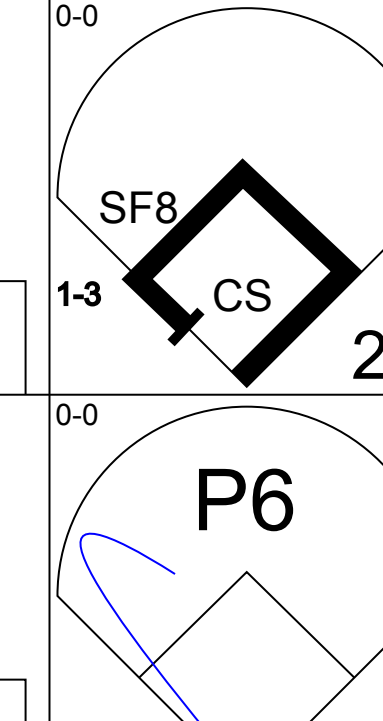
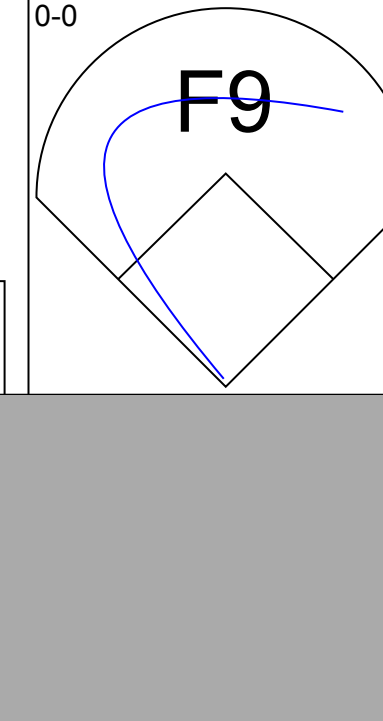
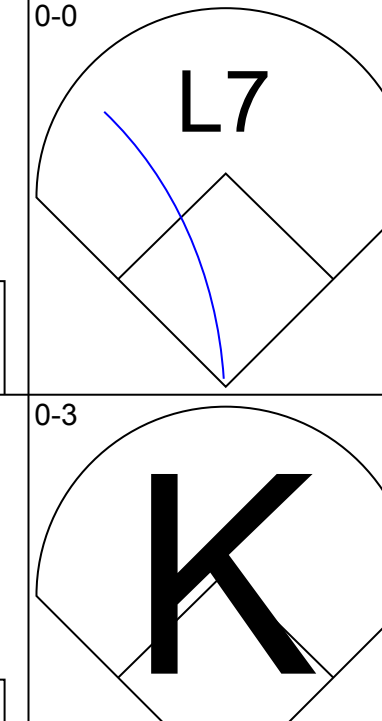
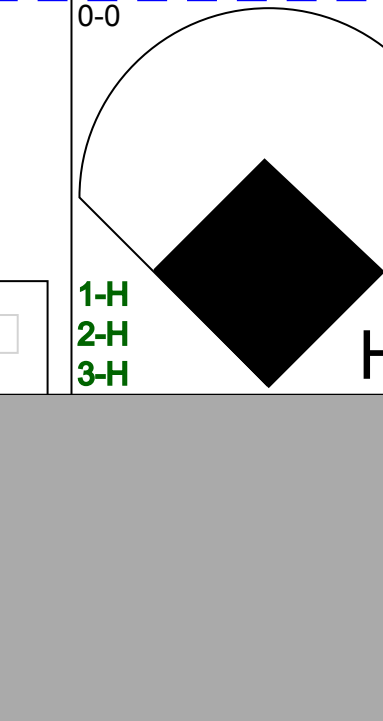
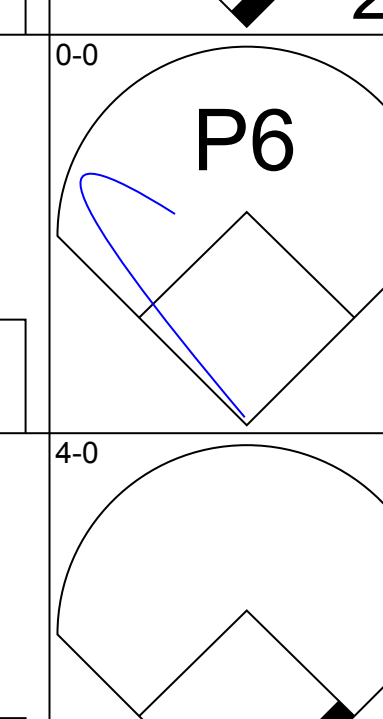
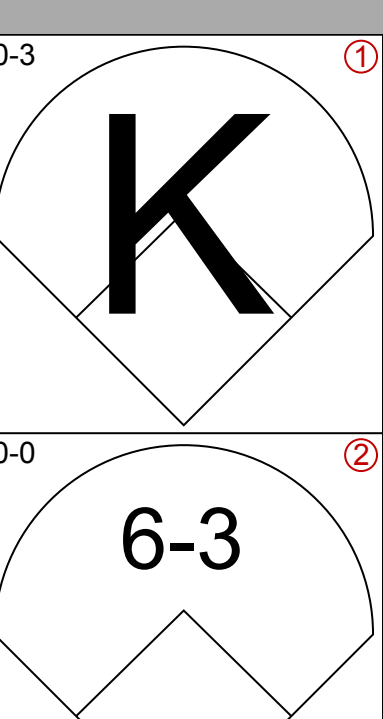
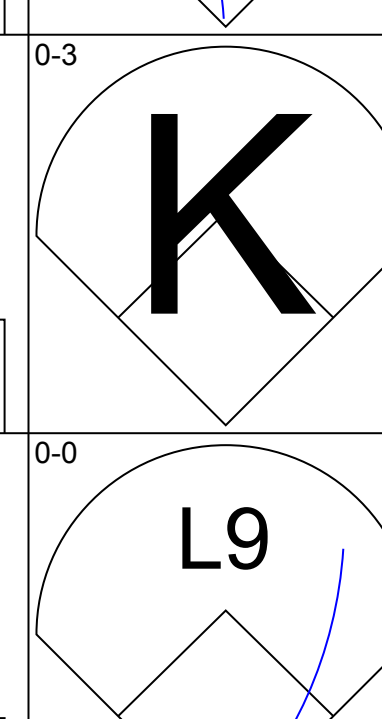
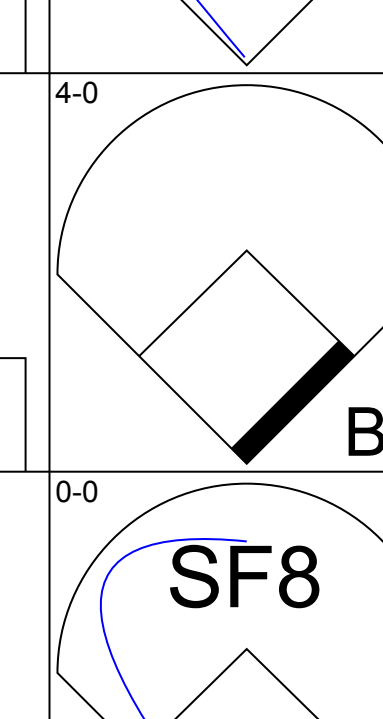
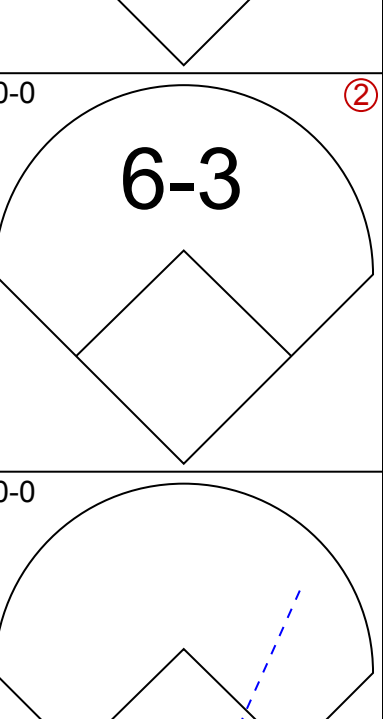
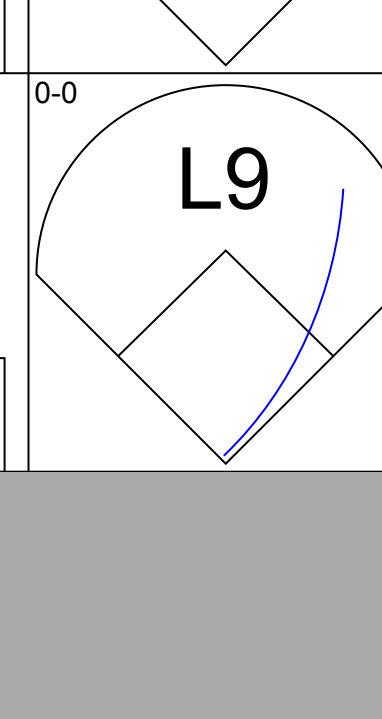
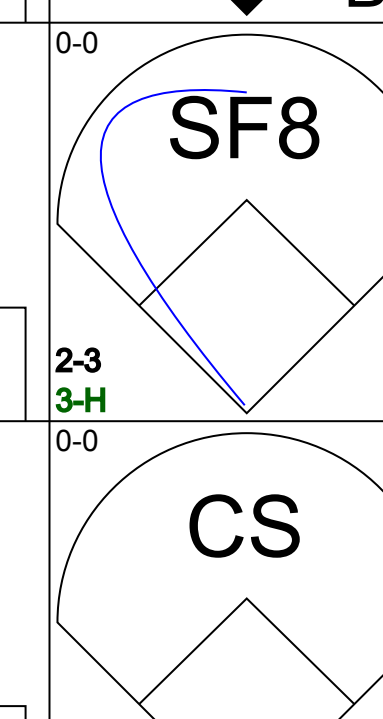
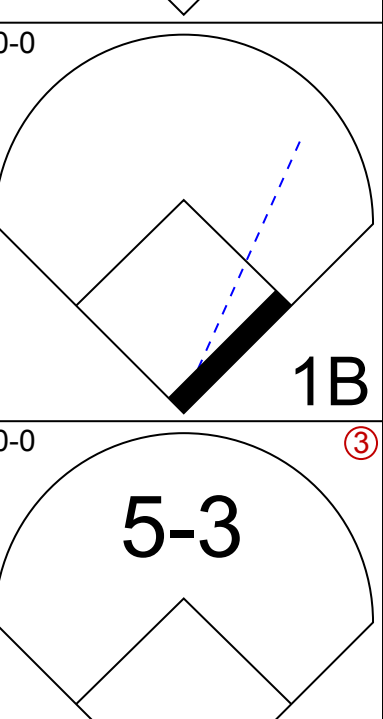
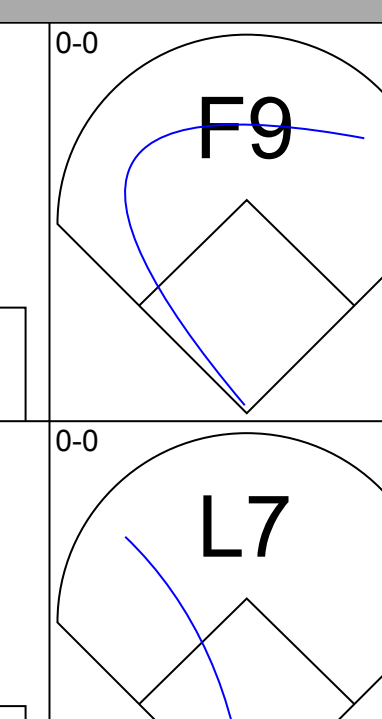
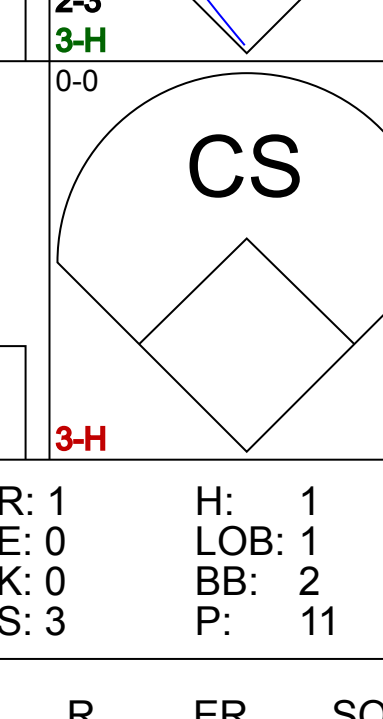
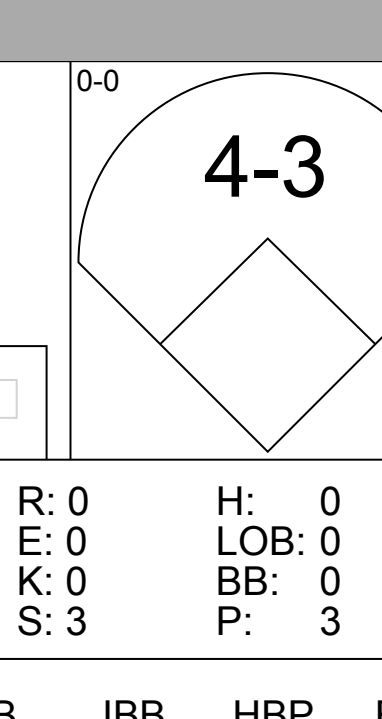
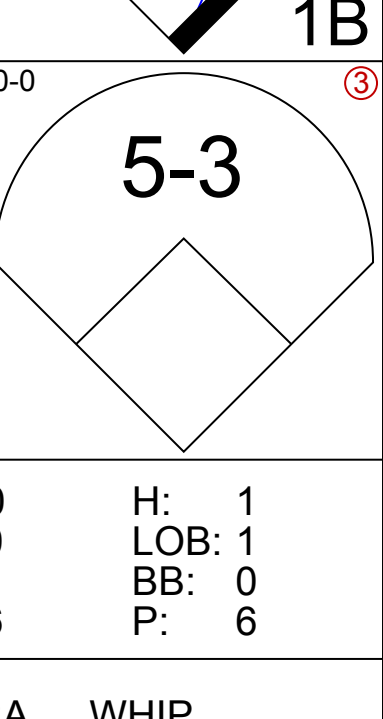
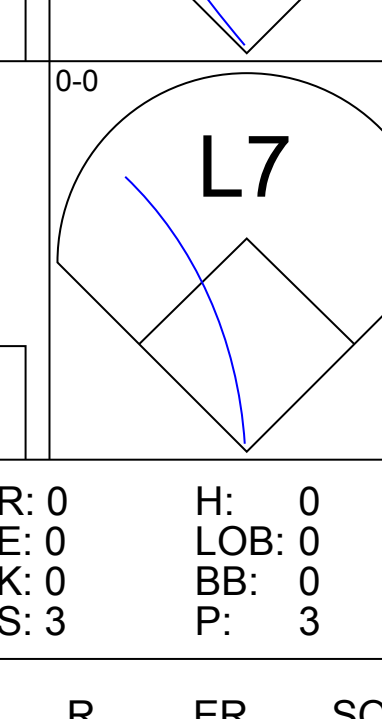
Batter	1	2	3	4	5	6	7	8	9	AB	R	H	RBI	BB	SO	LOB	BOTTOM				
Curt Blefary, L OBP: 0.366, SLG: 0.367 (1, 3)	1B 2B	SH2-3		SF9 2B		FC6 1B		4-3		4	1	3	0	0	0	0	New York Mets @ Houston Astros Astrodome, Houston, TX Sun May 25 1969, 4:33 AM EDT Att: 22,716 - Unknown				
Joe Morgan, L OBP: 0.347, SLG: 0.323 (1, 4)	K			SF9 2B		FC6 1B		4-3		4	0	1	2	0	1	2					
Jimmy Wynn, R OBP: 0.355, SLG: 0.521 (1, 8)	1B HBP	6-3		F7		1B BB		HR		3	2	1	1	1	0	2					
Norm Miller, L OBP: 0.399, SLG: 0.427 (1, 9)	1B PB	L7				CS 1B		1B		5	1	4	1	0	0	1					
Denis Menke, R OBP: 0.429, SLG: 0.471 (1, 6)	F7			G1-6-3 1B		FC5-4 1B		1B		5	0	2	0	0	0	5					
Doug Rader, R OBP: 0.302, SLG: 0.311 (1, 5)	1B			G1-6-3 1B		K		5-3		4	0	1	0	0	1	2					
Jesus Alou, R OBP: 0.235, SLG: 0.301 (1, 7)	1B			F7		IBB		1B		3	0	2	1	1	0	0					
Johnny Edwards, L OBP: 0.267, SLG: 0.218 (1, 2)	FC6			FC1-5 2B		L4		K		4	0	1	0	0	1	5					
Denny Lemaster, R OBP: 0.190, SLG: 0.158 Gary Geiger, L OBP: 0.281, SLG: 0.192 Fred Gladding, L (7, PH) (8, 1)		SH2-3 2B BB		FC1-5 2B SF9		5-3		K		2	2	0	0	1	0	1					
Inning Stats	R: 3 E: 0 K: 1 S: 9	H: 4 LOB: 2 BB: 0 P: 10	R: 1 E: 0 K: 0 S: 4	H: 1 LOB: 1 BB: 1 P: 8	R: 0 E: 0 K: 0 S: 3	H: 1 LOB: 0 BB: 0 P: 3	R: 1 E: 0 K: 0 S: 5	H: 2 LOB: 1 BB: 0 P: 5	R: 0 E: 0 K: 1 S: 6	H: 2 LOB: 2 BB: 1 P: 10	R: 0 E: 0 K: 0 S: 5	H: 2 LOB: 3 BB: 1 P: 9	R: 0 E: 0 K: 2 S: 8	H: 1 LOB: 1 BB: 0 P: 8	R: 1 E: 0 K: 0 S: 5	H: 2 LOB: 1 BB: 0 P: 5		1B: 9 2B: 5 3B: 0 HR: 1	SF: 1 SAC: 1 DP: 1 HBP: 1	WP: 0 PB: 1 SB: 0 CS: 1	PA: 41
PITCHER	IP	WLS	BF	H	R	ER	SO	BB	IBB	HBP	BLK	WP	HR	S	P	ERA	WHIP				
Tom Seaver, R ERA: 2.44 Jack Dilauro, L ERA: Cal Koonce, R ERA: 7.24 (1, 1) (5, 1) (7, 1)	21	L	11	4	0	0	1	1	1	0	0	0	0	11	19	0.00	2.500				



Batter	1	2	3	4	5	6	7	8	9	AB	R	H	RBI	BB	SO	LOB	TOP			
Tony Taylor, R OBP: 0.303, SLG: 0.301 (1, 5)										4	0	0	0	0	3	0	Philadelphia Phillies @ Houston Astros Astrodome, Houston, TX Tue May 27 1969, 8:05 PM EDT Att: 13,188 - Dome			
Cookie Rojas, R OBP: 0.307, SLG: 0.269 (1, 4)										2	1	1	0	2	1	0				
Dick Allen, R OBP: 0.390, SLG: 0.645 (1, 3)										4	1	2	1	0	1	2				
Johnny Callison, L OBP: 0.349, SLG: 0.451 (1, 9)										4	0	1	0	0	0	1				
Deron Johnson, R OBP: 0.364, SLG: 0.375 (1, 7)										4	0	0	0	0	2	4				
Don Money, R OBP: 0.329, SLG: 0.404 (1, 6)										2	0	1	0	2	1	0				
Mike Ryan, R OBP: 0.243, SLG: 0.307 (1, 2)										3	0	0	0	0	2	5				
Larry Hisle, R OBP: 0.284, SLG: 0.313 (1, 8)										4	0	1	0	0	1	3				
Grant Jackson, S OBP: 0.286, SLG: 0.346 (1, 1)										3	0	0	0	0	2	3				
John Briggs, L OBP: 0.297, SLG: 0.221 (9, PH)										1	0	0	0	0	0	1				
Bill Wilson, R (9, 1)										0	0	0	0	0	0	0				
Luis Peraza, R (9, 1)										0	0	0	0	0	0	0				
Inning Stats	R: 1 E: 0 K: 2 S: 8	H: 1 LOB: 0 BB: 0 P: 8	R: 0 E: 0 K: 2 S: 7	H: 0 LOB: 0 BB: 0 P: 7	R: 0 E: 0 K: 2 S: 7	H: 1 LOB: 0 BB: 0 P: 7	R: 0 E: 0 K: 1 S: 4	H: 0 LOB: 0 BB: 1 P: 8	R: 0 E: 1 K: 3 S: 6	H: 3 LOB: 3 BB: 1 P: 16	R: 0 E: 0 K: 0 S: 3	H: 0 LOB: 0 BB: 0 P: 3	R: 0 E: 0 K: 1 S: 5	H: 0 LOB: 1 BB: 0 P: 9	R: 0 E: 0 K: 1 S: 6	H: 1 LOB: 1 BB: 0 P: 6	1B: 5 2B: 1 3B: 0 HR: 1	SF: 0 SAC: 1 DP: 1 HBP: 0	WP: 0 PB: 1 SB: 0 CS: 2	PA: 36
PITCHER Don Wilson, R ERA: 3.65 (1, 1)	IP: 9.0 WLS: W BF: 36 H: 6 R: 2 ER: 2 SO: 13 BB: 4 IBB: 0 HBP: 0 BLK: 1 WP: 0 HR: 1 S: 58 P: 74 ERA: 2.00 WHIP: 1.111															PITCHER				

AB	31
R	2
H	6
RBI	1
BB	4
SO	13
LOB	19



Batter	1	2	3	4	5	6	7	8	9	AB	R	H	RBI	BB	SO	LOB	BOTTOM			
Curt Blefary, L OBP: 0.356, SLG: 0.358 (1, 3)										4	0	0	0	0	1	0	Philadelphia Phillies @ Houston Astros Astrodome, Houston, TX Tue May 27 1969, 8:05 PM EDT Att: 13,188 - Dome			
Joe Morgan, L OBP: 0.350, SLG: 0.323 (1, 4)										3	1	1	0	1	0	0				
Jimmy Wynn, R OBP: 0.353, SLG: 0.510 (1, 8)										3	1	0	0	1	1	1				
Denis Menke, R OBP: 0.435, SLG: 0.490 (1, 6)										2	3	1	1	2	0	0				
Doug Rader, R OBP: 0.306, SLG: 0.339 (1, 5)										4	1	2	4	0	0	0				
Norm Miller, L OBP: 0.391, SLG: 0.418 (1, 9)										3	0	0	0	0	2	2				
Jesus Alou, R OBP: 0.237, SLG: 0.297 (1, 7)										2	0	0	0	1	0	0				
Johnny Edwards, L OBP: 0.269, SLG: 0.223 (1, 2)										2	0	1	1	0	0	0				
Don Wilson, R OBP: 0.160, SLG: 0.048 (1, 1)										3	0	0	0	0	0	1				
Inning Stats	R: 0 E: 0 K: 1 S: 5	H: 1 LOB: 1 BB: 2 P: 5	R: 1 E: 0 K: 0 S: 3	H: 1 LOB: 1 BB: 2 P: 11	R: 0 E: 0 K: 0 S: 3	H: 0 LOB: 0 BB: 0 P: 3	R: 0 E: 0 K: 0 S: 3	H: 0 LOB: 0 BB: 0 P: 3	R: 0 E: 0 K: 1 S: 6	H: 1 LOB: 1 BB: 0 P: 6	R: 1 E: 0 K: 1 S: 6	H: 1 LOB: 0 BB: 0 P: 6	R: 0 E: 0 K: 0 S: 3	H: 0 LOB: 0 BB: 0 P: 3	R: 4 E: 0 K: 0 S: 1	H: 1 LOB: 0 BB: 3 P: 13		1B: 2 2B: 2 3B: 0 HR: 2	SF: 1 SAC: 0 DP: 1 HBP: 0	WP: 1 PB: 0 SB: 0 CS: 2
PITCHER Grant Jackson, L ERA: 3.5 (1, 1)	IP: 8.0 WLS: L BF: 3 H: 4 R: 2 ER: 2 SO: 4 BB: 2 IBB: 0 HBP: 0 BLK: 0 WP: 1 HR: 0 S: 34 P: 42 ERA: 2.25 WHIP: 0.750															PITCHER				
Bill Wilson, R ERA: 7.11 (9, 1)	0.0	L	3	0	3	3	0	2	1	0	0	0	1	0	0	12	∞	∞		
Luis Peraza, R ERA: 9.0 (9, 1)	0.0	1	1	1	1	0	0	0	0	0	0	0	0	1	1	1	∞	∞		

AB	26
R	6
H	5
RBI	6
BB	5
SO	4
LOB	4



Batter	1	2	3	4	5	6	7	8	9	10	AB	R	H	RBI	BB	SO	LOB	TOP								
Tony Taylor, R OBP: 0.297, SLG: 0.295 (1, 5)	F8		E1 1B 1-3 2-H	5-3				G3		5-3	6	1	1	0	0	0	5									
Cookie Rojas, R OBP: 0.311, SLG: 0.276 (1, 4)	F8		F8 1B 2-3 3-H			F7	1-3		HR 1B		5	1	2	1	0	0	2									
Dick Allen, R OBP: 0.404, SLG: 0.683 (1, 3)	1B		F8 1B 1-2 3-H			1B 2B		K	HR 1B		5	1	4	3	0	1	0									
Johnny Callison, L OBP: 0.351, SLG: 0.470 (1, 9)	K		F8 1B 1-2 2-3			1B		HR	F7		5	1	2	1	0	1	3									
Deron Johnson, R OBP: 0.358, SLG: 0.363 (1, 7)		F8	G6-4-3 IBB			K		6-3	L6		4	0	0	0	1	1	2									
Don Money, R OBP: 0.319, SLG: 0.390 (1, 6)	K		G6-4-3 1-2			F7		5-3	K		5	0	0	0	0	2	5									
Mike Ryan, R OBP: 0.243, SLG: 0.306 Dave Watkins, R OBP: 0.429, SLG: 0.333 (8, PR) (8, 2)	K			4-3		5-3			G3 1B	K	4	0	1	0	0	1	0									
Larry Hisle, R OBP: 0.288, SLG: 0.311 (1, 8)			E 1B 1B	SH1-4 BB		P5		K	1-3		4	1	1	0	1	1	1									
Rick Wise, R Turk Farrell, R Gene Stone, L Bill Wilson, R John Briggs, L Barry Lersch, S Gary Wagner, R (1, 11) (6, 1) (8, PH) (8, 1) (10, PH) (10, 1) (10, 1)			E 1B 1B	SH1-4				G3		BB	2	1	2	0	0	0	0									
Inning Stats	R: 0 E: 0 K: 1 S: 6	H: 1 LOB: 1 BB: 0 P: 6	R: 0 E: 0 K: 2 S: 7	H: 0 LOB: 0 BB: 0 P: 6	R: 3 E: 1 K: 0 S: 7	H: 4 LOB: 2 BB: 1 P: 11	R: 0 E: 0 K: 0 S: 3	H: 0 LOB: 1 BB: 1 P: 7	R: 0 E: 0 K: 1 S: 7	H: 2 LOB: 2 BB: 0 P: 7	R: 0 E: 0 K: 0 S: 5	H: 2 LOB: 0 BB: 0 P: 5	R: 1 E: 0 K: 1 S: 6	H: 1 LOB: 0 BB: 0 P: 6	R: 0 E: 0 K: 1 S: 6	H: 1 LOB: 2 BB: 0 P: 6	R: 2 E: 0 K: 1 S: 7	H: 2 LOB: 0 BB: 0 P: 7	R: 0 E: 0 K: 1 S: 5	H: 0 LOB: 1 BB: 1 P: 9	1B: 10 2B: 1 3B: 0 HR: 2	SF: 0 SAC: 1 DP: 1 HBP: 0	WP: 0 PB: 0 SB: 0 CS: 0	PA: 46		
PITCHER	IP WLS BF H R ER SO	IP WLS BF H R ER SO	IP WLS BF H R ER SO	IP WLS BF H R ER SO	IP WLS BF H R ER SO	IP WLS BF H R ER SO	IP WLS BF H R ER SO	IP WLS BF H R ER SO	IP WLS BF H R ER SO	IP WLS BF H R ER SO	IP WLS BF H R ER SO	IP WLS BF H R ER SO	IP WLS BF H R ER SO	IP WLS BF H R ER SO	IP WLS BF H R ER SO	IP WLS BF H R ER SO	IP WLS BF H R ER SO	IP WLS BF H R ER SO	IP WLS BF H R ER SO	IP WLS BF H R ER SO	ERA WHIP	ERA WHIP				
Larry Dierker, R ERA: 2.81 Jack Billingham, R ERA: 4.33 Skip Guinn, L ERA: 7.5 Jim Ray, R ERA: 2.18	6.0 2.0 0.1 1.2	29 10 1 6	9 4 0 0	3 3 0 0	2 2 0 0	4 2 0 2	0 0 0 1	0 0 0 0	0 0 0 0	0 0 0 0	0 0 0 0	0 0 0 0	0 0 0 0	0 0 0 0	0 0 0 0	0 0 0 0	0 0 0 0	0 0 0 0	0 0 0 0	0 0 0 0	0 0 0 0	0 0 0 0	0 0 0 0	0 0 0 0	0 0 0 0	0 0 0 0

Philadelphia Phillies @ Houston Astros
Astrodome, Houston, TX
Wed May 28 1969, 8:05 PM EDT
Att. 17,298 - Dome

AB 42
R 6
H 13
RBI 5
BB 3
SO 8
LOB 19



Batter	1	2	3	4	5	6	7	8	9	10	AB	R	H	RBI	BB	SO	LOB	BOTTOM								
Curt Blefary, L OBP: 0.354, SLG: 0.353 (1, 3)	BB 1B	4-3		3-1		K 1-2			L9-4 2-3		5	1	1	0	0	1	3									
Joe Morgan, L OBP: 0.356, SLG: 0.329 (1, 4)	1B BB				F7		6-3		S SH1-3 1B BB		3	2	1	0	2	0	0									
Jimmy Wynn, R OBP: 0.356, SLG: 0.531 (1, 8)	1B SF9 1-2 2-H	5-3			HR		F5		SH1-3		4	2	2	0	0	1										
Norm Miller, L OBP: 0.385, SLG: 0.406 (1, 9)	K		2-3		F7		L6		1B S IBB		4	0	0	0	1	1	2									
Denis Menke, R OBP: 0.435, SLG: 0.484 (1, 6)	SF9 1-3 2-H	1B	6-3		4-3			F8		1B IBB	4	0	1	1	1	0	0									
Doug Rader, R OBP: 0.325, SLG: 0.347 (1, 5)	BB				1B	2B 1B BB		G4-3-6 BB		1B	2	1	2	1	3	0	0									
Jesus Alou, R OBP: 0.232, SLG: 0.292 (1, 7)	SF9		K			P6		G4-3-6 1-2			3	0	0	1	0	1	3									
Johnny Edwards, L OBP: 0.275, SLG: 0.240 Cesar Geronimo, L OBP: 0.200, SLG: 0.400 Don Bryant, R OBP: 0.270, SLG: 0.343 (1, 2) (9, PR) (10, 2)	K			F7		1B 2B			L9-4 SH1 1B		4	1	2	0	0	1	2									
Larry Dierker, R OBP: 0.138, SLG: 0.167 Gary Geiger, L OBP: 0.303, SLG: 0.222 Jack Billingham, R Skip Guinn, R Jim Ray, R (1, 1) (6, PH) (7, 1) (9, 1) (9, 1)	K			G3		2B 1B CS			SH1		2	0	0	0	0	1	0									
Inning Stats	R: 3 E: 0 K: 2 S: 10	H: 3 LOB: 2 BB: 2 P: 18	R: 0 E: 0 K: 1 S: 6	H: 1 LOB: 1 BB: 0 P: 6	R: 0 E: 0 K: 1 S: 6	H: 1 LOB: 1 BB: 0 P: 6	R: 0 E: 0 K: 0 S: 3	H: 0 LOB: 0 BB: 0 P: 3	R: 1 E: 0 K: 0 S: 4	H: 1 LOB: 0 BB: 0 P: 4	R: 2 E: 0 K: 1 S: 6	H: 2 LOB: 2 BB: 1 P: 10	R: 0 E: 0 K: 0 S: 3	H: 0 LOB: 0 BB: 0 P: 3	R: 0 E: 0 K: 0 S: 2	H: 0 LOB: 0 BB: 0 P: 6	R: 0 E: 0 K: 0 S: 3	H: 1 LOB: 1 BB: 3 P: 3	R: 1 E: 0 K: 0 S: 2	H: 1 LOB: 3 BB: 3 P: 14	1B: 7 2B: 3 3B: 0 HR: 1	SF: 1 SAC: 2 DP: 2 HBP: 0	WP: 0 PB: 0 SB: 2 CS: 1	PA: 42		
PITCHER	IP WLS BF H R ER SO	IP WLS BF H R ER SO	IP WLS BF H R ER SO	IP WLS BF H R ER SO	IP WLS BF H R ER SO	IP WLS BF H R ER SO	IP WLS BF H R ER SO	IP WLS BF H R ER SO	IP WLS BF H R ER SO	IP WLS BF H R ER SO	IP WLS BF H R ER SO	IP WLS BF H R ER SO	IP WLS BF H R ER SO	IP WLS BF H R ER SO	IP WLS BF H R ER SO	IP WLS BF H R ER SO	IP WLS BF H R ER SO	IP WLS BF H R ER SO	IP WLS BF H R ER SO	IP WLS BF H R ER SO	ERA WHIP	ERA WHIP				
Rick Wise, R ERA: 2.66 Turk Farrell, R ERA: 3.16 Bill Wilson, R ERA: 6.14 Barry Lersch, R ERA: 7.13 Gary Wagner, R ERA: 7.91	5.1 1.2 2.0 0.0	8 4 6 1	6 0 0 0	6 0 0 0	4 1 0 0	0 0 0 0	0 0 0 0	0 0 0 0	0 0 0 0	0 0 0 0	0 0 0 0	0 0 0 0	0 0 0 0	0 0 0 0	0 0 0 0	0 0 0 0	0 0 0 0	0 0 0 0	0 0 0 0	0 0 0 0	0 0 0 0	0 0 0 0	0 0 0 0	0 0 0 0	0 0 0 0	0 0 0 0

Philadelphia Phillies @ Houston Astros
Astrodome, Houston, TX
Wed May 28 1969, 8:05 PM EDT
Att. 17,298 - Dome

AB 32
R 7
H 10
RBI 7
BB 7
SO 5
LOB 11



Batter	1	2	3	4	5	6	7	8	9	AB	R	H	RBI	BB	SO	LOB	TOP			
Curt Blefary, L OBP: 0.357, SLG: 0.359	4-0 BB BLK BB	0-0 2B			0-0 F7			0-0 F8		3	1	1	0	1	0	0				
Joe Morgan, L OBP: 0.354, SLG: 0.324	4-0 BLK BB 1B	0-0 G3			0-3 K			0-3 K		3	1	0	0	1	2	1				
Jimmy Wynn, R OBP: 0.359, SLG: 0.527	4-0 BLK 1B BB		0-3 K		0-0 F3			0-0 FC3-6 1B		3	1	1	0	1	1	0				
Norm Miller, L OBP: 0.376, SLG: 0.394	0-3 K		0-0 F8		0-0 6-3			0-0 FC3-6 BB 1B		4	0	0	0	0	1	3				
Denis Menke, R OBP: 0.436, SLG: 0.485	0-0 1B		0-0 P4		0-0 6-3			0-0 BB 1B		4	0	2	2	0	0	0				
Doug Radler, R OBP: 0.328, SLG: 0.343	0-0 F7			4-0 BB 1B			0-0 1-3	0-0 BB		2	0	0	0	2	0	1				
Jesus Alou, R OBP: 0.292, SLG: 0.291	0-3 K			0-0 1B			0-0 F7	0-0 F7		4	0	1	0	0	1	4				
Johnny Edwards, L OBP: 0.268, SLG: 0.233		0-3 K		0-0 3-6-3-5			0-0 F9	0-0 P4		4	0	0	0	0	1	5				
Denny Lemaster, R OBP: 0.182, SLG: 0.150		0-0 G6-3			0-0 P6			0-3 K		1	0	0	0	0	0	0				
Skip Guinn, R OBP: 0.250, SLG: 0.250										1	0	0	0	0	0	0				
Dooley Womack, L OBP: 0.294, SLG: 0.214										0	0	0	0	0	0	0				
Gary Geiger, L OBP: 0.294, SLG: 0.214										1	0	0	0	0	1	0				
Danny Coombs, R										0	0	0	0	0	0	0				
Inning Stats	R: 3 E: 0 K: 2 S: 8	H: 1 LOB: 1 BB: 3 P: 20	R: 0 E: 0 K: 1 S: 6	H: 1 LOB: 1 BB: 0 P: 6	R: 0 E: 0 K: 1 S: 5	H: 0 LOB: 0 BB: 0 P: 5	R: 0 E: 0 K: 0 S: 2	H: 1 LOB: 1 BB: 1 P: 6	R: 0 E: 0 K: 1 S: 5	H: 0 LOB: 0 BB: 0 P: 5	R: 0 E: 0 K: 0 S: 3	H: 0 LOB: 0 BB: 0 P: 3	R: 0 E: 0 K: 0 S: 3	H: 0 LOB: 0 BB: 0 P: 3	R: 0 E: 0 K: 2 S: 7	H: 2 LOB: 3 BB: 1 P: 9	1B: 4 2B: 1 3B: 1 HR: 0	SF: 0 SAC: 0 DP: 0 HBP: 0	WP: 0 PB: 0 SB: 0 CS: 0	PA: 35
PITCHER Jim Bunning, R ERA: 2.76	IP: 9.0 WLS: W BF: 35 H: 5 R: 3 ER: 3 SO: 7	BB: 5 IBB: 0 HBP: 0 BLK: 1 WP: 0 HR: 0 S: 44 P: 64	ERA: 3.00 WHIP: 1.111																	

Houston Astros @ Pittsburgh Pirates
Forbes Field, Pittsburgh, PA
Fri May 30 1969, 3:33 AM EDT
Unknown

AB 30
R 3
H 5
RBI 2
BB 5
SO 7
LOB 14



Batter	1	2	3	4	5	6	7	8	9	AB	R	H	RBI	BB	SO	LOB	BOTTOM			
Matty Alou, L OBP: 0.369, SLG: 0.467	0-0 2B 1B		0-0 4-3	0-0 FC 2B		0-0 F7		0-0 1B 2B		5	1	3	1	0	0	1				
Ron Davis, R OBP: 0.310, SLG: 0.270				1-3 2-H FC 2B		0-3 K		0-0 F7		5	0	2	1	0	1	3				
Richie Hebner, L OBP: 0.403, SLG: 0.534	0-0 2B		0-0 FC6 1B	0-0 FC 1B				0-0 F7		5	1	2	0	0	1	3				
Willie Stargell, L OBP: 0.541	0-0 F6		0-0 FC6 3B	0-0 2-3 1B				0-0 1B 1B		5	1	2	0	0	1	3				
Jose Martinez, R OBP: 0.158, SLG: 0.158			1-2 3B	2-3 1B				2-3 1B 1B		0	1	0	0	0	0	0				
Roberto Clemente, R OBP: 0.357, SLG: 0.409	0-3 K		0-0 1-H 3B	0-3 K				0-0 1B 1B		4	2	2	2	1	2	4				
Manny Sanguillen, R OBP: 0.371, SLG: 0.455	0-0 6-3		0-0 F9		0-3 K			0-0 4-3 1B		5	0	1	2	0	1	4				
Gene Alley, R OBP: 0.328, SLG: 0.328		0-0 F6		0-0 1B 1B		0-0 F7		0-0 G6-4-3 1B		5	2	2	1	0	0	1				
Al Oliver, L OBP: 0.319, SLG: 0.385	0-0 F7			0-0 FC1-5 1B		0-0 F2		0-0 2B 1B		4	0	2	1	0	0	0				
Bill Mazerowski, R OBP: 0.282, SLG: 0.300				0-0 FC1-5 2B 1B				0-0 2B 1B		3	1	3	1	1	0	0				
Jim Bunning, R OBP: 0.105, SLG: 0.056	0-3 K		0-0 FC1-5 2B FC	0-0 1-3 3-H 1B		0-0 1-3		0-0 4-3		4	1	0	0	0	1	6				
Inning Stats	R: 0 E: 0 K: 1 S: 7	H: 2 LOB: 2 BB: 0 P: 7	R: 0 E: 0 K: 1 S: 6	H: 1 LOB: 1 BB: 0 P: 6	R: 1 E: 0 K: 0 S: 5	H: 2 LOB: 1 BB: 0 P: 5	R: 3 E: 1 K: 1 S: 10	H: 5 LOB: 2 BB: 0 P: 10	R: 0 E: 0 K: 1 S: 5	H: 0 LOB: 0 BB: 0 P: 5	R: 0 E: 0 K: 1 S: 6	H: 1 LOB: 1 BB: 0 P: 6	R: 2 E: 0 K: 1 S: 7	H: 2 LOB: 2 BB: 2 P: 15	R: 3 E: 0 K: 0 S: 6	H: 4 LOB: 1 BB: 0 P: 6	1B: 11 2B: 5 3B: 1 HR: 0	SF: 1 SAC: 0 DP: 1 HBP: 0	WP: 0 PB: 0 SB: 0 CS: 0	PA: 42
PITCHER Denny Lemaster, L ERA: 4.71	IP: 3.1 WLS: L BF: 19 H: 9 R: 4 ER: 4 SO: 2	BB: 0 IBB: 0 HBP: 0 BLK: 0 WP: 0 HR: 0 S: 23 P: 23	ERA: 10.80 WHIP: 2.700																	
Skip Guinn, L ERA: 6.6	3.0 5 2 1 1 4	1 0 0 0 0	0 0 0 0 0	0 0 0 0 0	0 0 0 0 0	0 0 0 0 0	0 0 0 0 0	0 0 0 0 0	0 0 0 0 0	0 0 0 0 0	0 0 0 0 0	0 0 0 0 0	0 0 0 0 0	0 0 0 0 0	0 0 0 0 0	0 0 0 0 0				
Dooley Womack, R ERA: 2.32	0.2 5 2 1 1 0	0 1 0 0 0	0 0 0 0 0	0 0 0 0 0	0 0 0 0 0	0 0 0 0 0	0 0 0 0 0	0 0 0 0 0	0 0 0 0 0	0 0 0 0 0	0 0 0 0 0	0 0 0 0 0	0 0 0 0 0	0 0 0 0 0	0 0 0 0 0	0 0 0 0 0				
Danny Coombs, L ERA: 9.64	1.0 6 4 3 3 0	0 0 0 0 0	0 0 0 0 0	0 0 0 0 0	0 0 0 0 0	0 0 0 0 0	0 0 0 0 0	0 0 0 0 0	0 0 0 0 0	0 0 0 0 0	0 0 0 0 0	0 0 0 0 0	0 0 0 0 0	0 0 0 0 0	0 0 0 0 0	0 0 0 0 0				

Houston Astros @ Pittsburgh Pirates
Forbes Field, Pittsburgh, PA
Fri May 30 1969, 3:33 AM EDT
Unknown

AB 40
R 9
H 17
RBI 9
BB 2
SO 6
LOB 22



Batter	1	2	3	4	5	6	7	8	9	AB	R	H	RBI	BB	SO	LOB	TOP					
Curt Blefary, L OBP: 0.364, SLG: 0.365 (1, 3)	0-0 None 2B		4-0 2B BB		0-0 SH		0-0 BB 1B		0-0 G6-4-3	3	1	2	0	1	0	1						
Joe Morgan, L OBP: 0.369, SLG: 0.352 (1, 4)	0-3 K		0-0 1-H 2B		0-0 L5		4-0 BB 1B		4-0 BB	3	0	1	1	2	1	3						
Jimmy Wynn, R OBP: 0.351, SLG: 0.500 (1, 8)	4-0 None BB		0-0		0-0 P		0-0		0-3 K	4	0	0	0	1	1	5						
Norm Miller, L OBP: 0.374, SLG: 0.397 (1, 9)	0-0 1-2 2-3		0-0		0-0 K		0-0		0-0	4	0	0	0	0	1	2						
Denis Menke, R OBP: 0.441, SLG: 0.491 (1, 6)	0-0		0-0		0-0		0-0 BB 1B		4-0 BB 1B	3	0	0	0	1	0	2						
Doug Radler, R OBP: 0.328, SLG: 0.348 (1, 5)		0-0 K			0-3 K		0-0 1B		0-0 1B	4	0	2	0	0	1	0						
Jesus Alou, R OBP: 0.238, SLG: 0.294 (1, 7)		0-0 1B CS 1B			0-0		0-0		0-0 G4-6-3 1B	4	0	2	0	0	0	1						
Johnny Edwards, L OBP: 0.280, SLG: 0.257 (8, PH)		0-0			4-0 SH E BB		0-0		0-0 G4-6-3	2	0	1	0	1	0	0						
Julio Gotay, R OBP: 0.333, SLG: 0.143 (8, 2)		1-3 CS 1B			0-0 E1 SH		0-0		0-0 G6-4-3 1B	1	0	0	0	0	0	0						
Don Bryant, R OBP: 0.270, SLG: 0.343 (8, 2)		0-3 K			1-2 3-H		0-0		0-0	2	0	0	0	0	1	3						
Jim Ray, R (1, 1)										1	0	0	0	0	0	0						
Marty Martinez, S OBP: 0.400, SLG: 0.375 (7, PH)										0	0	0	0	0	0	0						
Jack Billingham, R (7, 1)										1	0	0	0	0	0	0						
Hector Torres, R OBP: 0.152, SLG: 0.200 (9, PH)										1	0	1	0	0	0	0						
Inning Stats	R: 0 E: 0 K: 1 S: 6	H: 1 LOB: 2 BB: 1 P: 10	R: 0 E: 0 K: 1 S: 6	H: 2 LOB: 1 BB: 0 P: 6	R: 1 E: 0 K: 0 S: 3	H: 1 LOB: 0 BB: 1 P: 7	R: 0 E: 0 K: 1 S: 5	H: 0 LOB: 0 BB: 0 P: 5	R: 0 E: 1 K: 0 S: 4	H: 0 LOB: 2 BB: 1 P: 8	R: 0 E: 0 K: 0 S: 6	H: 1 LOB: 1 BB: 0 P: 6	R: 0 E: 0 K: 0 S: 4	H: 1 LOB: 2 BB: 1 P: 8	R: 0 E: 0 K: 0 S: 4	H: 2 LOB: 2 BB: 1 P: 8	R: 0 E: 0 K: 1 S: 5	H: 1 LOB: 1 BB: 1 P: 9	1B: 7 2B: 2 3B: 0 HR: 0	SF: 0 SAC: 1 DP: 2 HBP: 0	WP: 0 PB: 0 SB: 0 CS: 2	PA: 39
PITCHER	IP	WLS	BF	H	R	ER	SO	BB	IBB	HBP	BLK	WP	HR	S	P	ERA	WHIP					
Dock Ellis, R ERA: 5.13 (1, 1)	7.1	W	34	8	1	1	4	5	0	0	0	0	0	37	57	1.23	1.773					
Luke Walker, L ERA: 3.52 (8, 1)	1.1		4	1	0	0	0	1	0	0	0	0	0	3	7	0.00	1.500					
Ron Kline, R ERA: 4.76 (9, 1)	0.1	S	1	0	0	0	1	0	0	0	0	0	0	3	3	0.00	0.000					

Houston Astros @ Pittsburgh Pirates
Forbes Field, Pittsburgh, PA
Sat May 31 1969, 3:33 AM EDT
Att: 6,663 - Unknown

AB 32
R 1
H 9
RBI 1
BB 6
SO 5
LOB 20



Batter	1	2	3	4	5	6	7	8	9	AB	R	H	RBI	BB	SO	LOB	BOTTOM				
Matty Alou, L OBP: 0.377, SLG: 0.468 (1, 8)	0-0 None 1B		0-0			4-0 S E BB		0-3 K		3	1	1	0	1	1	0					
Richie Hebner, L OBP: 0.399, SLG: 0.518 (1, 5)	0-0 1-2		0-3 K		0-0 E5 3B 1B		1-0 1B HBP		0-0	3	1	1	0	0	1	1					
Roberto Clemente, R OBP: 0.361, SLG: 0.430 (1, 9)	0-3 K		0-0		0-0 2-H 3B		0-0 1B		0-0	4	0	2	1	0	1	1					
Al Oliver, L OBP: 0.314, SLG: 0.374 (1, 3)	0-0		0-0		0-0		0-0		0-0	4	0	0	0	0	0	4					
Manny Sanguillen, R OBP: 0.380, SLG: 0.462 (1, 2)		0-0 CS 1B			0-3 K		0-0 S 1B		0-3 K	3	1	2	0	0	1	0					
Carl Taylor, R OBP: 0.424, SLG: 0.517 (7, 7)		0-3 K			0-3 K		0-3 K		0-3 K	2	0	0	0	0	2	1					
Ron Davis, R OBP: 0.302, SLG: 0.263 (7, 7)		0-3 K			0-0		0-0		0-0	1	0	0	0	0	1	1					
Bill Mazerowski, R OBP: 0.294, SLG: 0.313 (1, 4)		0-3 K			0-0		0-0		0-0 G5-4-3 1B	3	0	1	1	0	1	1					
Freddie Patek, R OBP: 0.314, SLG: 0.282 (1, 6)		0-0 1-2		0-3 K		0-0	0-0 G5-4-3		0-0	4	0	0	0	0	1	2					
Dock Ellis, S OBP: 0.143, SLG: 0.143 (8, 1)					0-3 K		0-3 K		0-3 K	2	0	0	0	0	2	0					
Luke Walker, L (8, 1)										1	0	0	0	0	1	0					
Ron Kline, R (9, 1)										0	0	0	0	0	0	0					
Inning Stats	R: 0 E: 0 K: 1 S: 6	H: 1 LOB: 0 BB: 0 P: 6	R: 0 E: 0 K: 2 S: 7	H: 1 LOB: 0 BB: 0 P: 7	R: 0 E: 0 K: 2 S: 7	H: 0 LOB: 0 BB: 0 P: 7	R: 0 E: 0 K: 1 S: 5	H: 0 LOB: 0 BB: 0 P: 5	R: 0 E: 0 K: 2 S: 7	H: 0 LOB: 0 BB: 0 P: 7	R: 2 E: 1 K: 1 S: 7	H: 2 LOB: 1 BB: 1 P: 11	R: 1 E: 0 K: 1 S: 6	H: 2 LOB: 2 BB: 0 P: 6	R: 0 E: 0 K: 2 S: 8	H: 1 LOB: 2 BB: 0 P: 9	1B: 6 2B: 0 3B: 1 HR: 0	SF: 0 SAC: 0 DP: 1 HBP: 1	WP: 0 PB: 0 SB: 2 CS: 1	PA: 32	
PITCHER	IP	WLS	BF	H	R	ER	SO	BB	IBB	HBP	BLK	WP	HR	S	P	ERA	WHIP				
Jim Ray, R ERA: 2.36 (7, 1)	6.0	L	23	4	2	2	9	1	0	0	0	0	0	14	15	4.50	1.500				
Jack Billingham, R ERA: 4.05 (7, 1)	2.0		9	3	1	1	3	0	0	1	0	0	0	14	15	4.50	1.500				

Houston Astros @ Pittsburgh Pirates
Forbes Field, Pittsburgh, PA
Sat May 31 1969, 3:33 AM EDT
Att: 6,663 - Unknown

AB 30
R 3
H 7
RBI 2
BB 1
SO 12
LOB 11



Batter	1	2	3	4	5	6	7	8	9	AB	R	H	RBI	BB	SO	LOB	TOP					
Curt Blefary, L OBP: 0.360, SLG: 0.357	4-0 1B BB BB	0-0		0-0 F			0-0		0-0	4	1	0	0	1	0	2						
Joe Morgan, L OBP: 0.370, SLG: 0.346	4-0 1B BB BB		0-3 K	0-0 P			0-0		4-0 BB 1B BB	3	2	0	0	2	1	2						
Jimmy Wynn, R OBP: 0.362, SLG: 0.525	0-0 1B 1-2 2-3 1B		0-0 2B 1B		0-0 P		0-0 HR		4-0 1B 1-2 1B BB	4	3	3	2	1	0	0						
Norm Miller, L OBP: 0.374, SLG: 0.404	0-3 K		0-0 F9		0-0 F		0-0 2B		0-0 1B 1-3 2-H 3-H 1B	5	0	2	1	0	1	4						
Denis Menke, R OBP: 0.440, SLG: 0.494	0-3 K		0-0 1B 1-H 2B		0-0		0-0		0-0 1-2 3-H 1B	5	0	2	2	0	1	4						
Doug Ratler, R OBP: 0.335, SLG: 0.355	0-0 1-2 2-H 3-H 1B		0-0 FC 1B		0-0		0-0 G6-3 1B		0-0	5	0	3	2	0	0	2						
Jesus Alou, R OBP: 0.233, SLG: 0.288	0-0 1-3		0-0 FC		0-0		0-0		0-0	4	0	0	0	0	0	5						
Johnny Edwards, L OBP: 0.279, SLG: 0.252			0-0		4-0 F SH BB				0-0 G6-3	3	0	0	0	1	0	1						
Don Bryant, R OBP: 0.270, SLG: 0.343									1-2	0	0	0	0	0	0	0						
Don Wilson, R OBP: 0.154, SLG: 0.045									0-0	1	0	0	0	0	0	0						
Doolley Womack, R OBP: 0.229, SLG: 0.250									0-0	0	0	0	0	0	0	0						
Skip Guinn, L ERA: 7.63									0-0	0	0	0	0	0	0	0						
Bill Henry, L ERA: 7.63									0-0	0	0	0	0	0	0	0						
Gary Geiger, L OBP: 0.332, SLG: 0.276									0-0	1	1	1	0	0	0	0						
Wade Blasingame, L ERA: 7.1									0-0	0	0	0	0	0	0	0						
Danny Coombs, R ERA: 7.1									0-0	0	0	0	0	0	0	0						
Marty Martinez, S ERA: 5.333									0-0	1	0	0	0	0	0	0						
Inning Stats	R: 2 E: 0 K: 2 S: 9	H: 2 LOB: 2 BB: 2 P: 17	R: 0 E: 0 K: 0 S: 3	H: 0 LOB: 0 BB: 0 P: 3	R: 1 E: 0 K: 1 S: 8	H: 3 LOB: 2 BB: 0 P: 8	R: 0 E: 0 K: 0 S: 3	H: 0 LOB: 0 BB: 1 P: 7	R: 0 E: 0 K: 0 S: 3	H: 0 LOB: 0 BB: 0 P: 3	R: 0 E: 0 K: 0 S: 3	H: 0 LOB: 0 BB: 0 P: 3	R: 2 E: 0 K: 0 S: 6	H: 3 LOB: 1 BB: 0 P: 6	R: 0 E: 0 K: 0 S: 3	H: 1 LOB: 0 BB: 0 P: 3	R: 2 E: 0 K: 0 S: 5	H: 2 LOB: 2 BB: 2 P: 13	1B: 7 2B: 3 3B: 0 HR: 1	SF: 0 SAC: 1 DP: 1 HBP: 0	WP: 0 PB: 0 SB: 0 CS: 0	PA: 42
PITCHER Steve Blass, R ERA: 5.2	IP: 9.0 WLS: W BF: 42 H: 11 R: 7 ER: 7 SO: 3 BB: 5 IBB: 0 HBP: 0 BLK: 0 WP: 0 HR: 1 S: 43 P: 63 ERA: 7.00 WHIP: 1.778																					

Houston Astros @ Pittsburgh Pirates
Forbes Field, Pittsburgh, PA
Sun Jun 01 1969, 3:33 AM EDT
Att: 21,023 - Unknown

AB	36
R	7
H	11
RBI	7
BB	5
SO	3
LOB	20

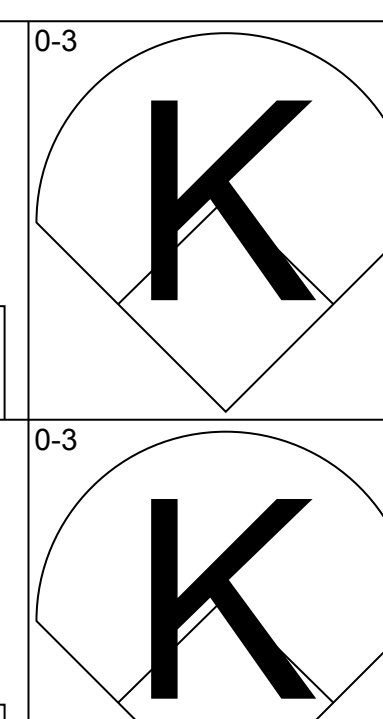
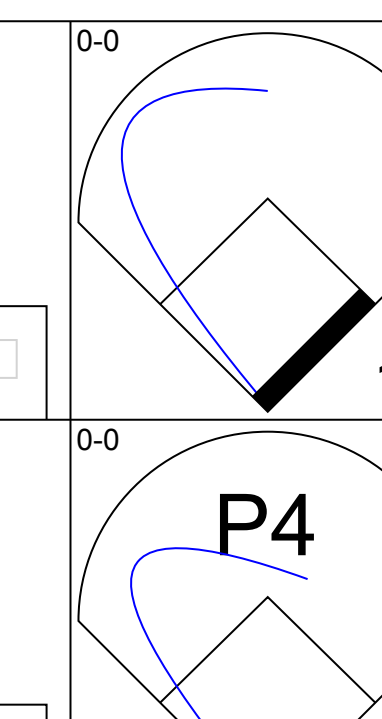
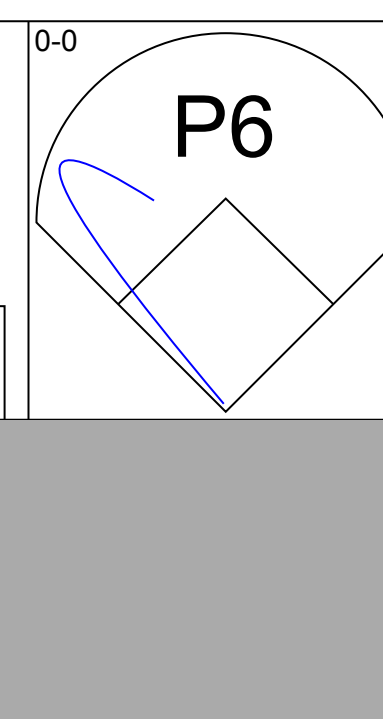
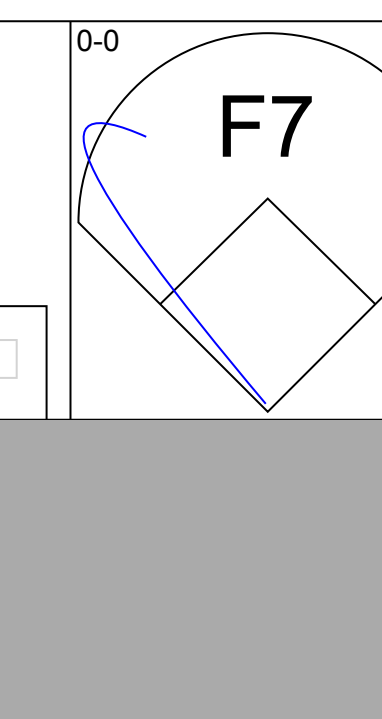
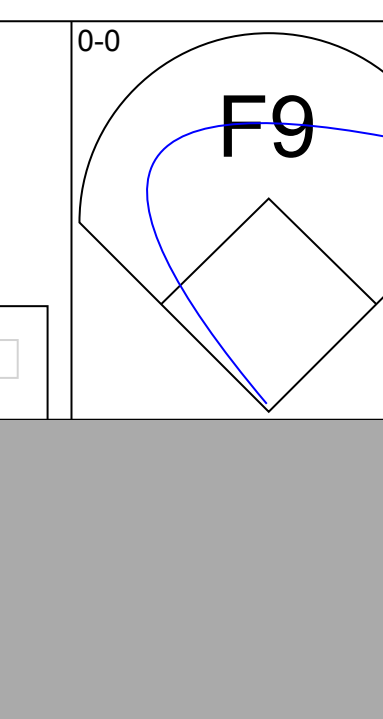
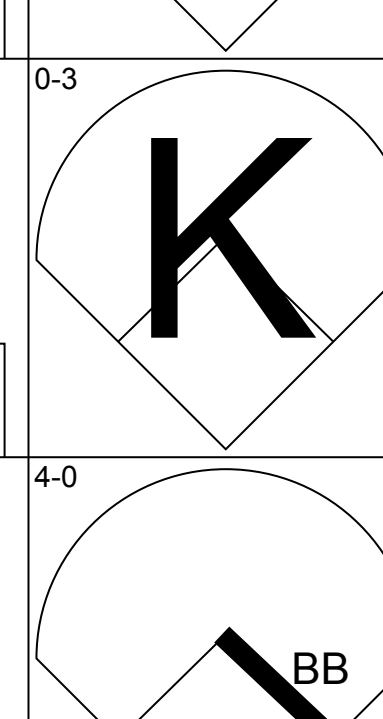
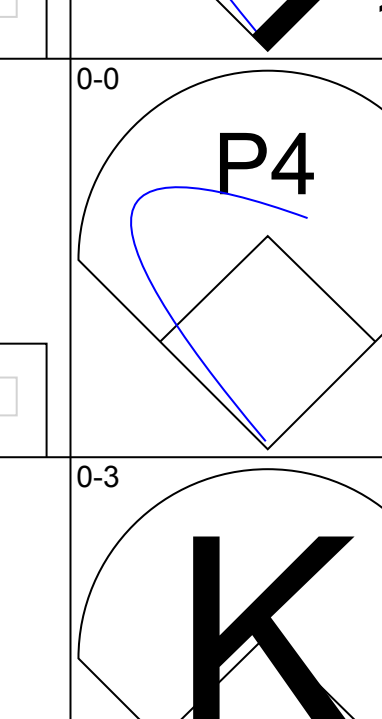
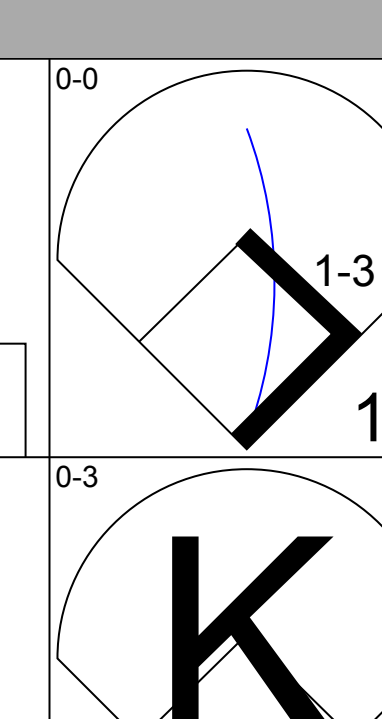
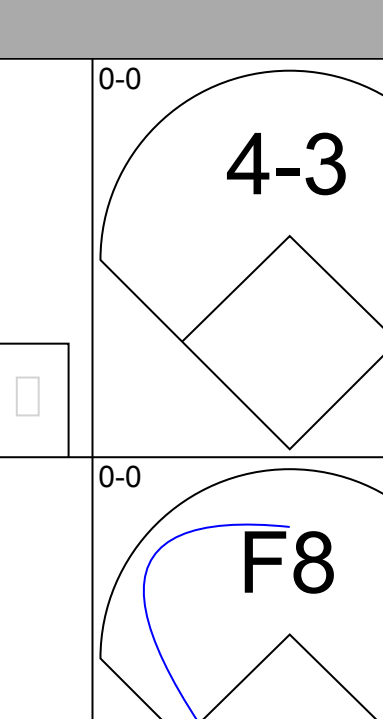
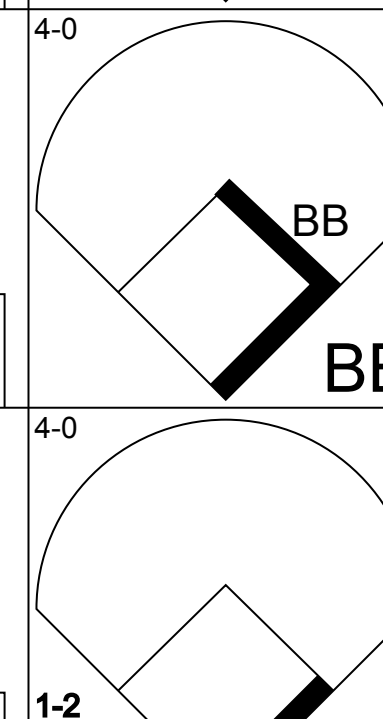
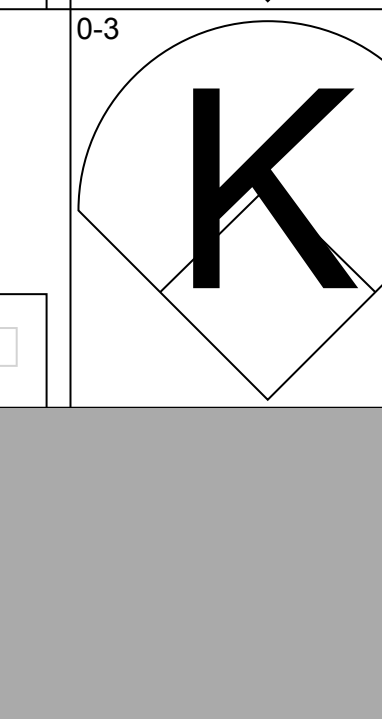
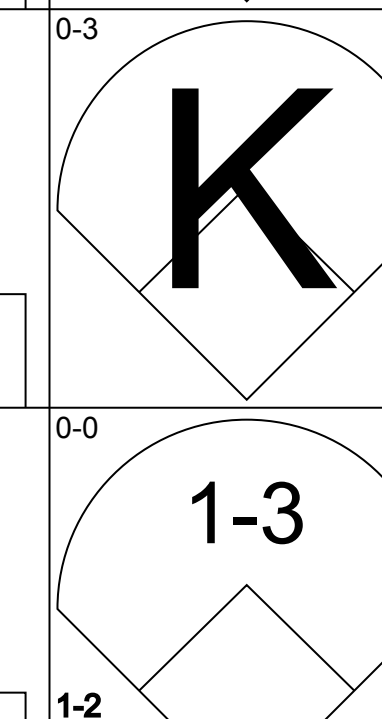
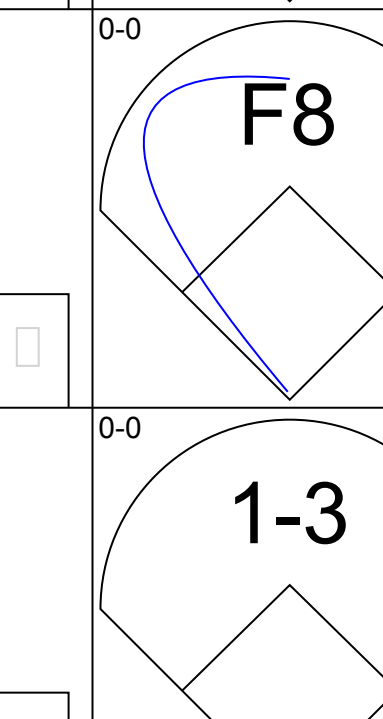
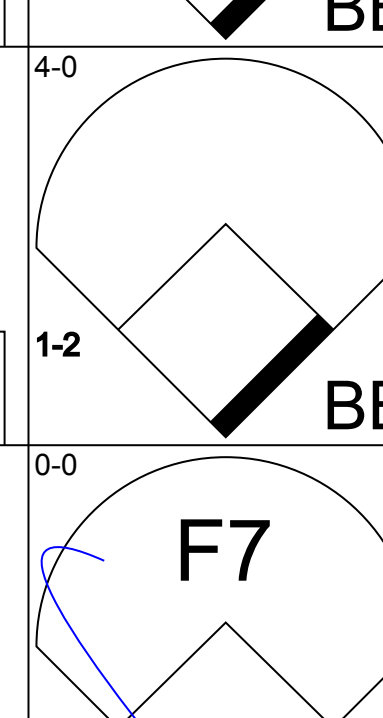
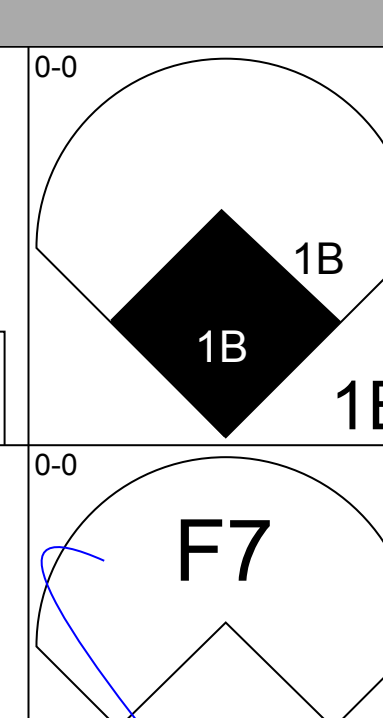
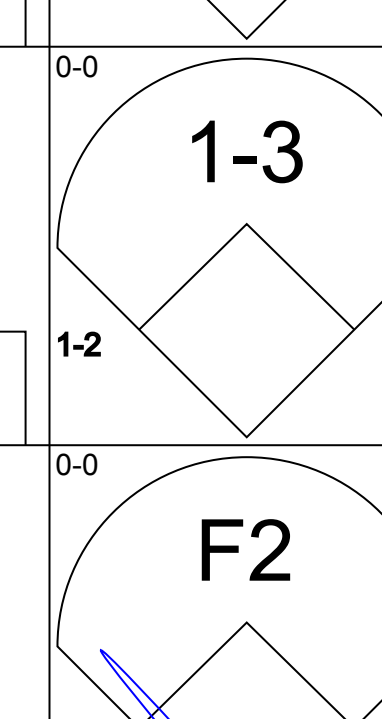
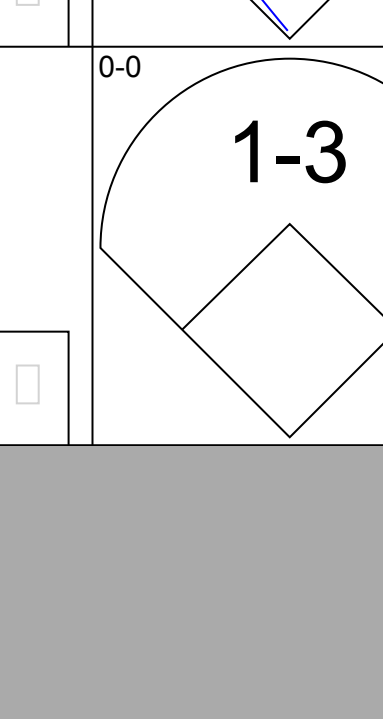
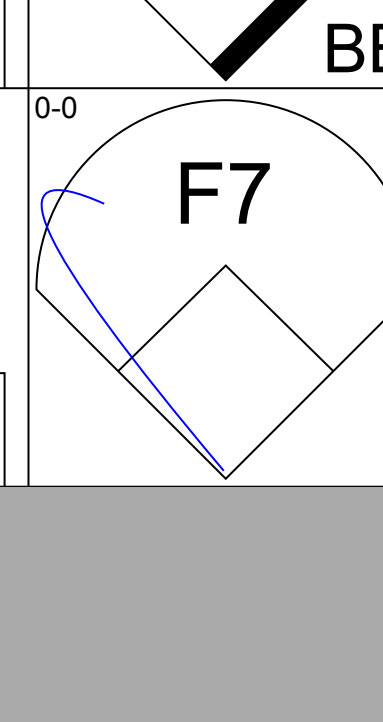
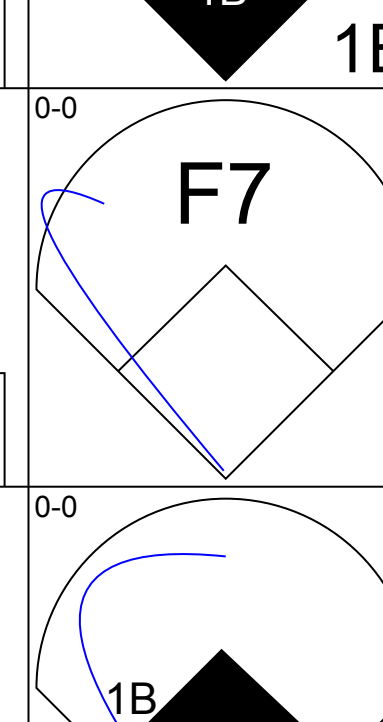
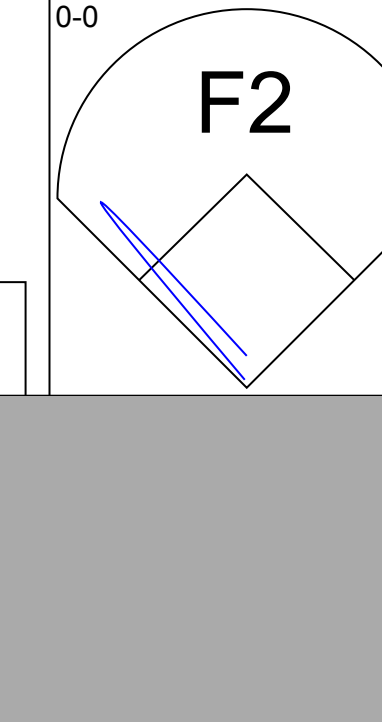
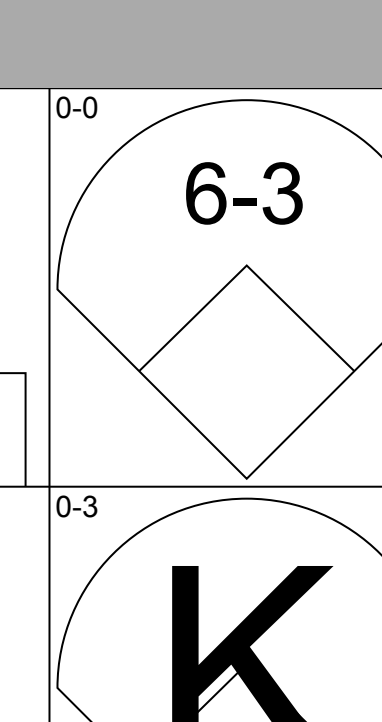
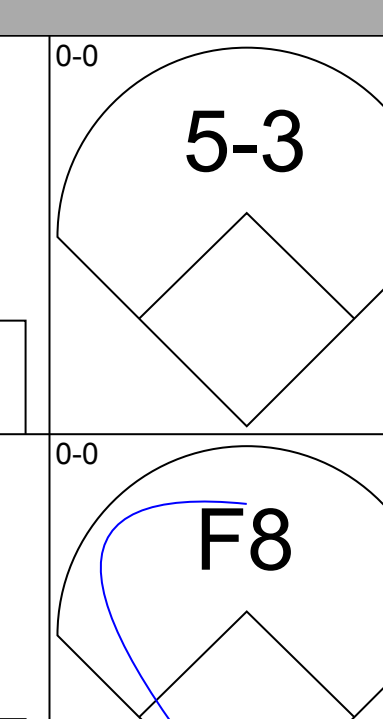
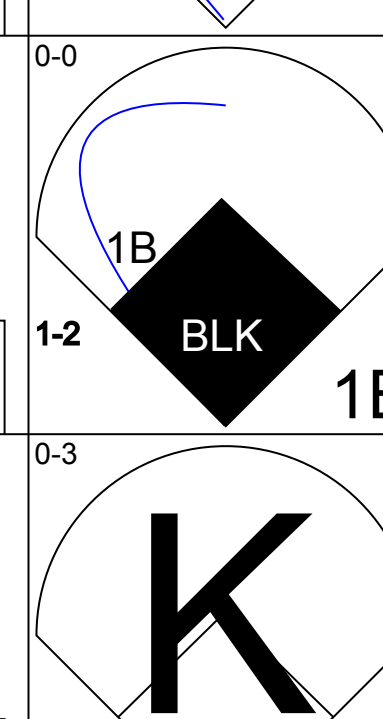
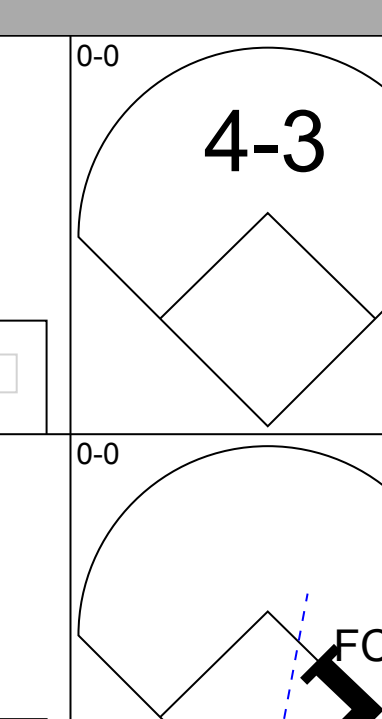
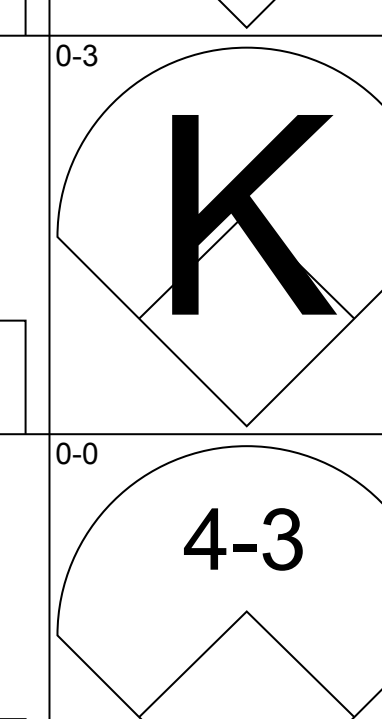
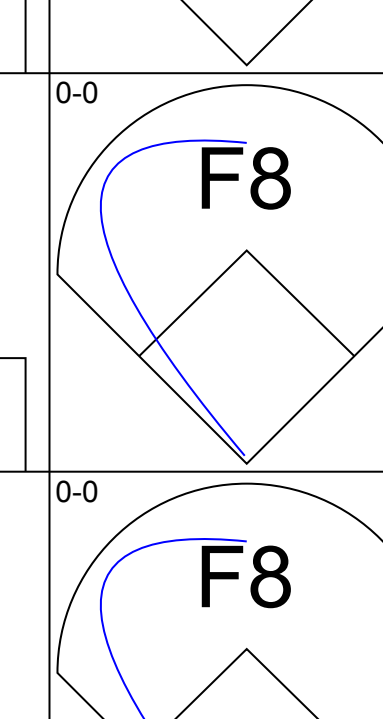
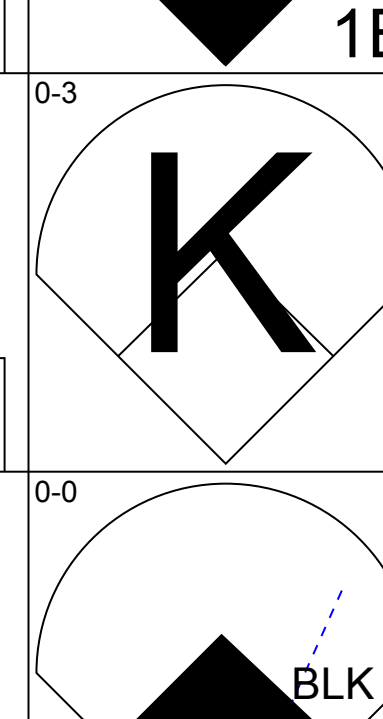
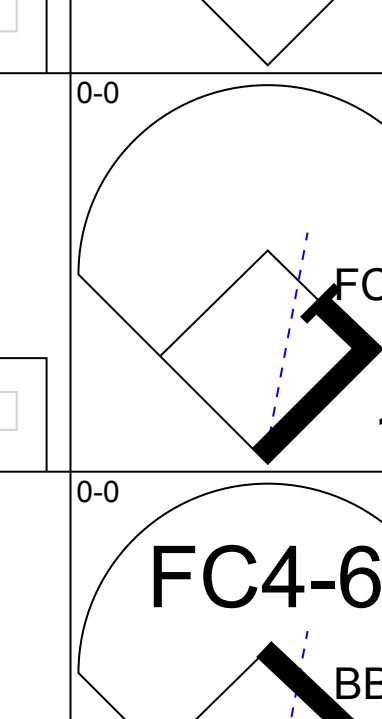
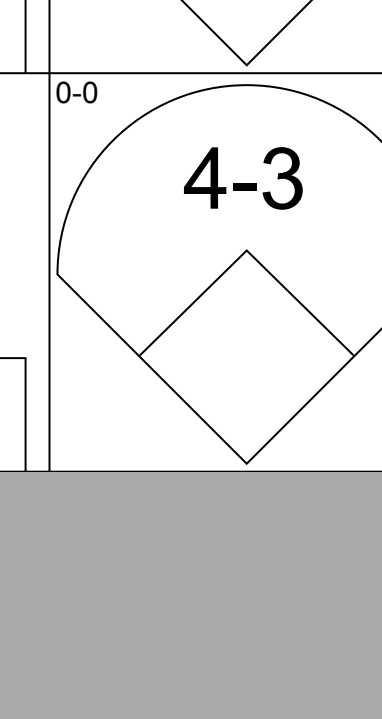
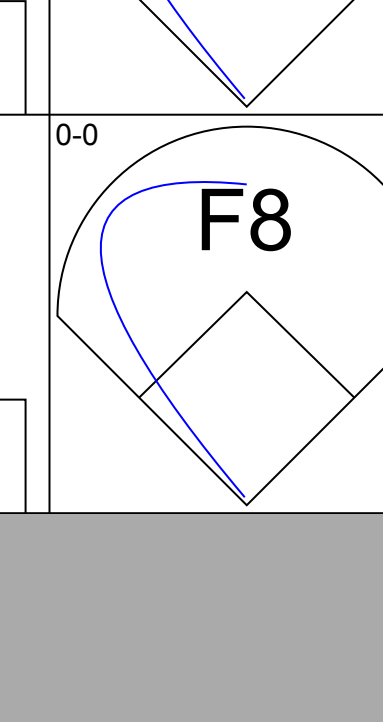
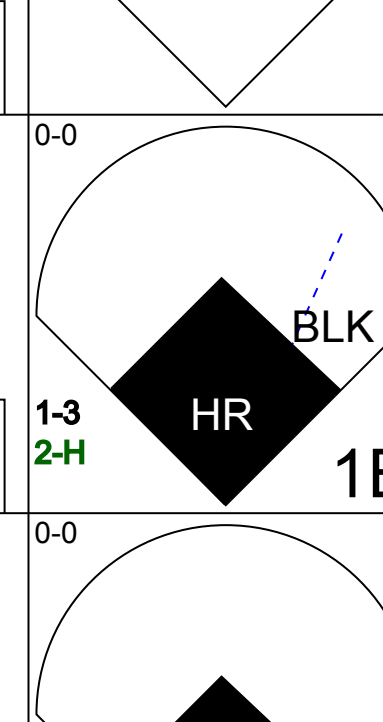
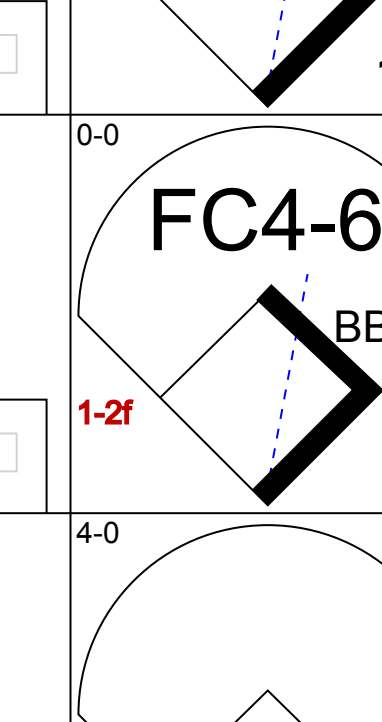
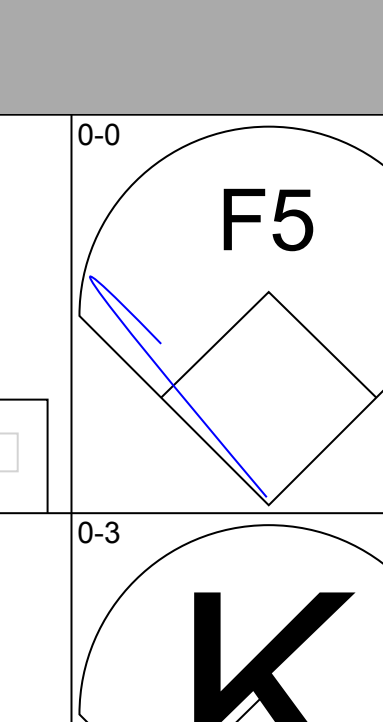
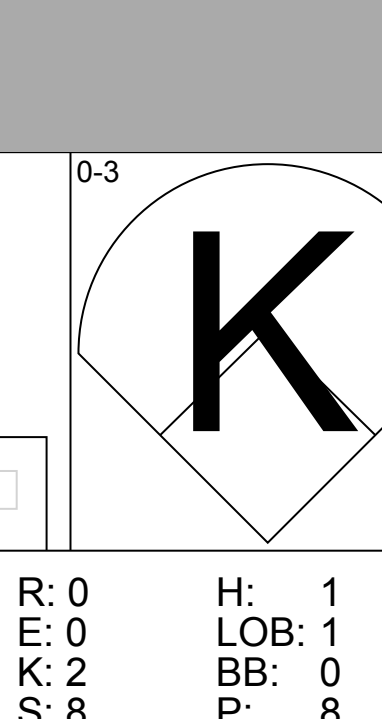
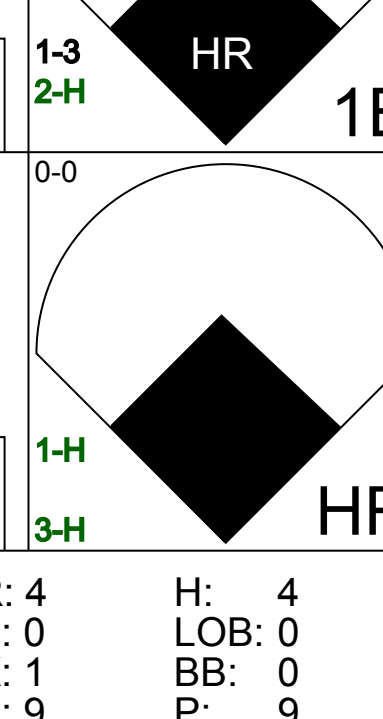
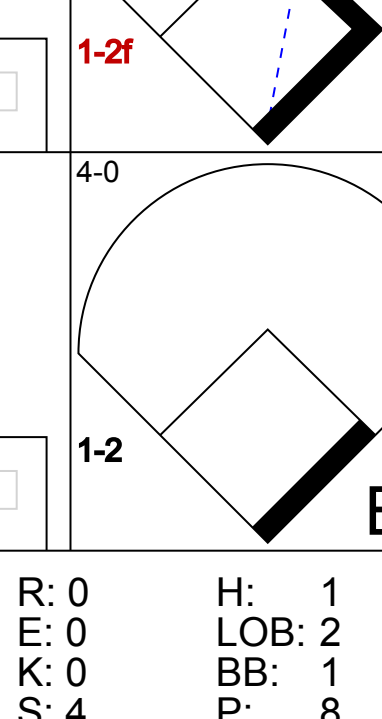
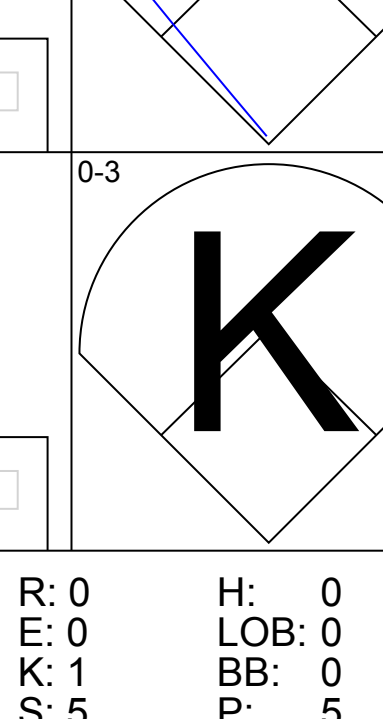


Batter	1	2	3	4	5	6	7	8	9	AB	R	H	RBI	BB	SO	LOB	BOTTOM			
Matty Alou, L OBP: 0.377, SLG: 0.466	0-0 BB BB 1B	0-0 2B 1B		0-0		0-3 K	0-0	0-0	5	2	2	0	0	1	3					
Jose Martinez, R OBP: 0.150, SLG: 0.150									1	0	0	0	0	0	0					
Richie Hebner, L OBP: 0.409, SLG: 0.524	4-0 BB 1-2 SF BB	0-0 1-H 2B		0-0		4-0 2B 1-2 2-3 3-H BB	0-0 WP 2B 1B	0-0	4	3	2	3	2	0	0					
Roberto Clemente, R OBP: 0.362, SLG: 0.432	4-0 SF 1-2 2-3 BB			0-0		0-0	0-3 2B 1-3 1B		4	2	1	2	1	1	2					
Al Oliver, L OBP: 0.323, SLG: 0.389	0-3 K	0-0		0-0		0-0 CS 1B	0-0 None E 1B	0-0 1-3 3-H 2B	5	2	3	3	0	1	4					
Manny Sanguillen, R OBP: 0.392, SLG: 0.457	4-0 SF 1-2 2-3 3-H BB		0-0	0-0		0-3 K	0-0 2-H 3-H 4-0 E BB	0-0 None 1B	3	1	1	2	2	1	1					
Jose Pagan, R OBP: 0.302, SLG: 0.367	0-0 SF		0-0	0-0		0-3 K	0-0 1-2 E BB	0-0 2-3 3-H 1B	3	0	1	1	0	1	3					
Ron Davis, R OBP: 0.318, SLG: 0.282	0-0 SF		0-0	0-0		0-0 K	0-0	0-0 1-2 1B	1	0	1	1	0	0	0					
Gene Alley, R OBP: 0.310, SLG: 0.309	0-0		0-0	0-0		0-0	E8 BB 1B	E9	5	1	1	0	0	0	5					
Bill Mazerowski, R OBP: 0.310, SLG: 0.322			0-0	4-0					2	2	1	0	3	0	2					
Carl Taylor, R OBP: 0.424, SLG: 0.517		1B 2B 2B		0-0					0	0	0	0	0	0	0					
Steve Blass, R OBP: 0.280, SLG: 0.333		0-3 K		0-0					4	1	0	0	1	1	5					
Inning Stats	R: 2 E: 0 K: 1 S: 6	H: 1 LOB: 3 BB: 3 P: 18	R: 2 E: 0 K: 1 S: 8	H: 3 LOB: 0 BB: 0 P: 8	R: 0 E: 0 K: 0 S: 4	H: 1 LOB: 1 BB: 1 P: 8	R: 0 E: 0 K: 0 S: 3	H: 0 LOB: 0 BB: 0 P: 3	R: 0 E: 0 K: 2 S: 7	H: 1 LOB: 0 BB: 0 P: 7	R: 7 E: 2 K: 1 S: 9	H: 3 LOB: 5 BB: 5 P: 29	R: 3 E: 0 K: 1 S: 10	H: 4 LOB: 2 BB: 0 P: 10	R: 0 E: 0 K: 0 S: 3	H: 0 LOB: 0 BB: 0 P: 3	1B: 8 2B: 5 3B: 0 HR: 0	SF: 1 SAC: 0 DP: 0 HBP: 0	WP: 2 PB: 0 SB: 0 CS: 1	PA: 47
PITCHER Don Wilson, R ERA: 4.09	IP: 1.1 WLS: L BF: 11 H: 4 R: 4 ER: 4 SO: 2 BB: 3 IBB: 0 HBP: 0 BLK: 0 WP: 0 HR: 0 S: 12 P: 24 ERA: 27.00 WHIP: 5.250																			
Doolley Womack, R ERA: 2.86	IP: 3.2 WLS: 16 BF: 3 H: 3 R: 3 ER: 3 SO: 2 BB: 2 IBB: 1 HBP: 0 BLK: 0 WP: 0 HR: 0 S: 17 P: 29 ERA: 7.36 WHIP: 1.364																			
Skip Guinn, L ERA: 7.63	IP: 0.1 WLS: 4 BF: 2 H: 2 R: 2 ER: 2 SO: 1 BB: 1 IBB: 0 HBP: 0 BLK: 0 WP: 0 HR: 0 S: 5 P: 9 ERA: 54.00 WHIP: 9.000																			
Bill Henry, L ERA: 7.63	IP: 0.2 WLS: 5 BF: 0 H: 2 R: 0 ER: 0 SO: 0 BB: 2 IBB: 0 HBP: 0 BLK: 0 WP: 0 HR: 0 S: 3 P: 11 ERA: 0.00 WHIP: 3.000																			
Wade Blasingame, L ERA: 6.61	IP: 0.1 WLS: 5 BF: 3 H: 3 R: 3 ER: 3 SO: 1 BB: 0 IBB: 0 HBP: 0 BLK: 0 WP: 1 HR: 0 S: 7 P: 7 ERA: 81.00 WHIP: 9.000																			
PITCHER Danny Coombs, L ERA: 7.11	IP: 1.2 WLS: 6 BF: 1 H: 1 R: 0 ER: 0 SO: 0 BB: 0 IBB: 0 HBP: 0 BLK: 0 WP: 0 HR: 0 S: 6 P: 6 ERA: 0.00 WHIP: 0.600																			

Houston Astros @ Pittsburgh Pirates
Forbes Field, Pittsburgh, PA
Sun Jun 01 1969, 3:33 AM EDT
Att: 21,023 - Unknown

AB	37
R	14
H	13
RBI	12
BB	9
SO	6
LOB	25

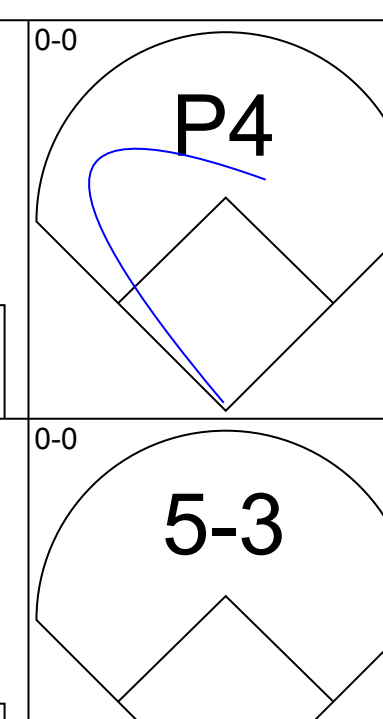
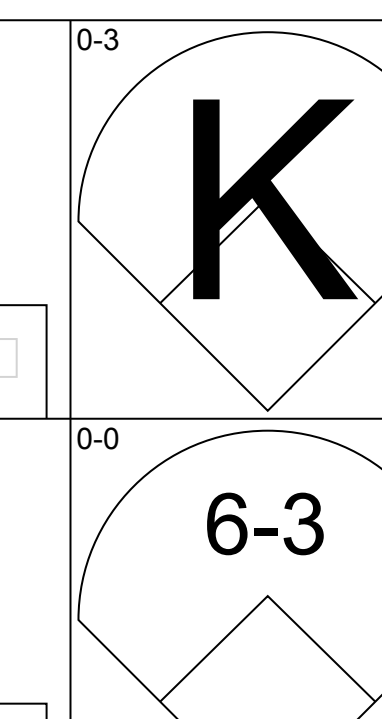
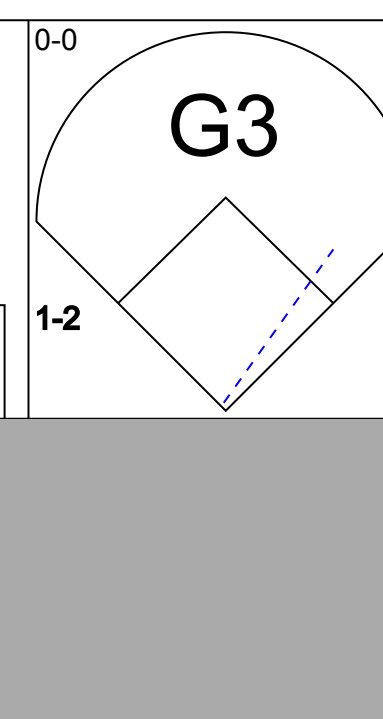
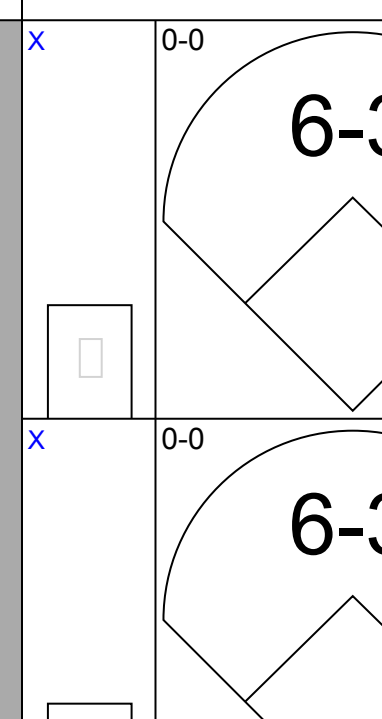
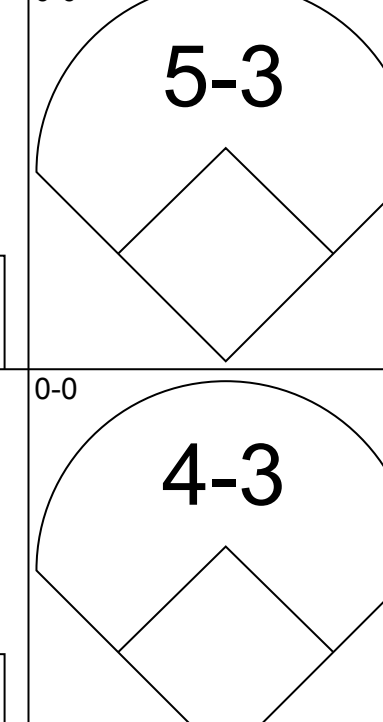
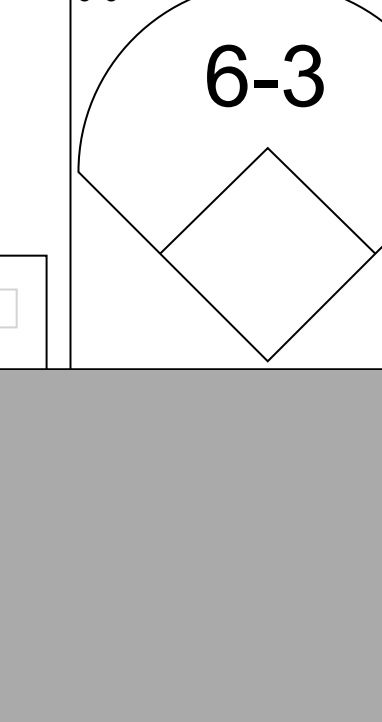
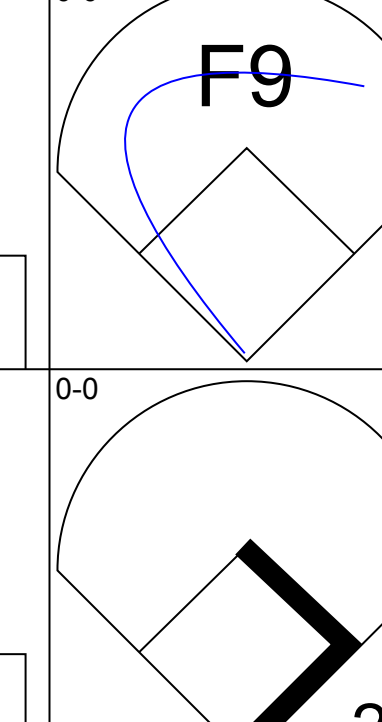
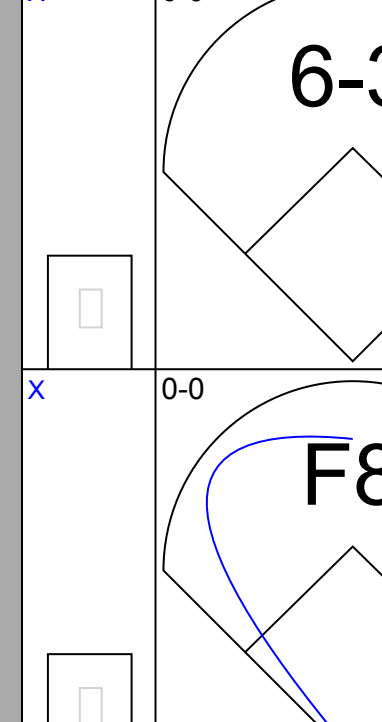
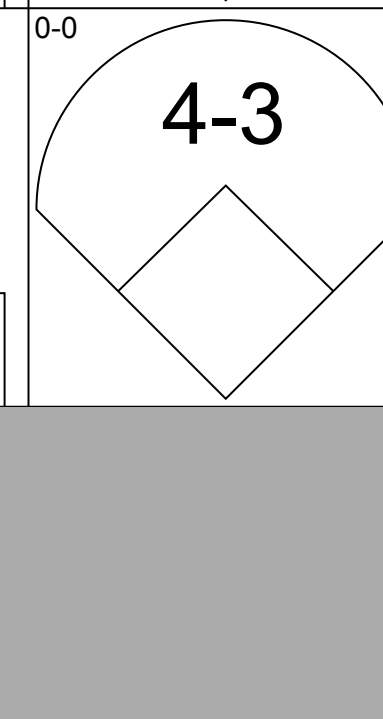
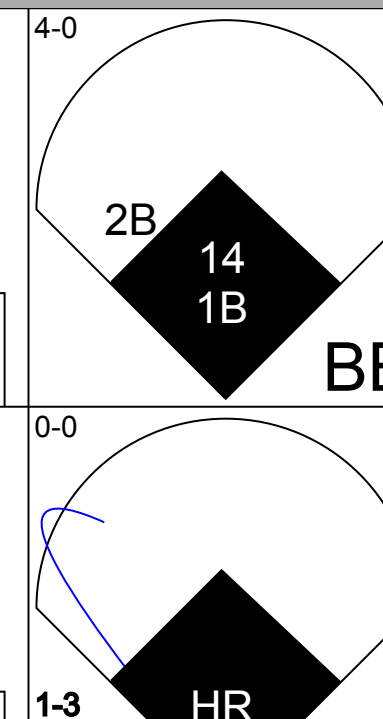
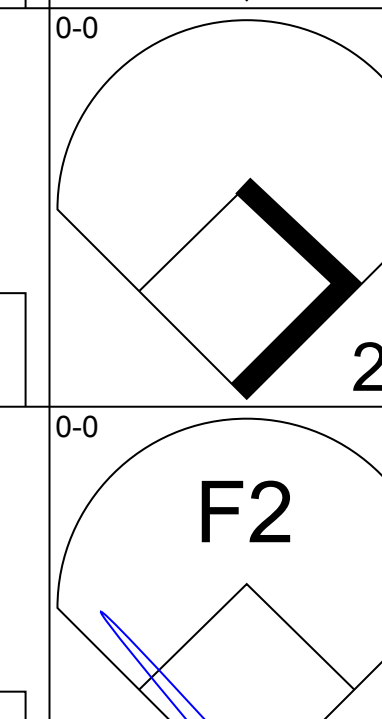
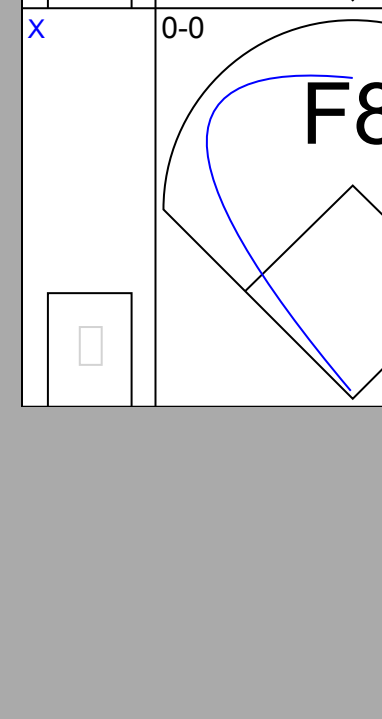
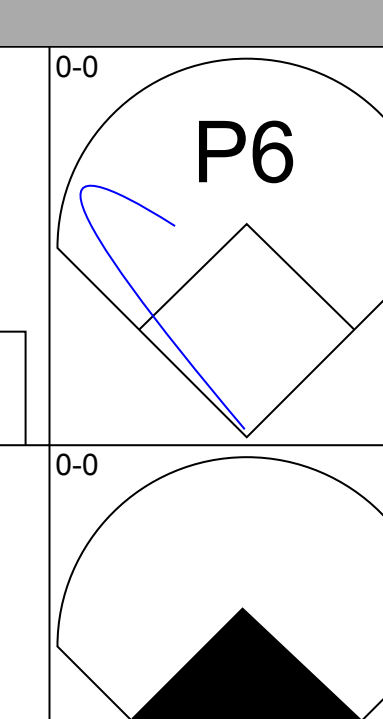
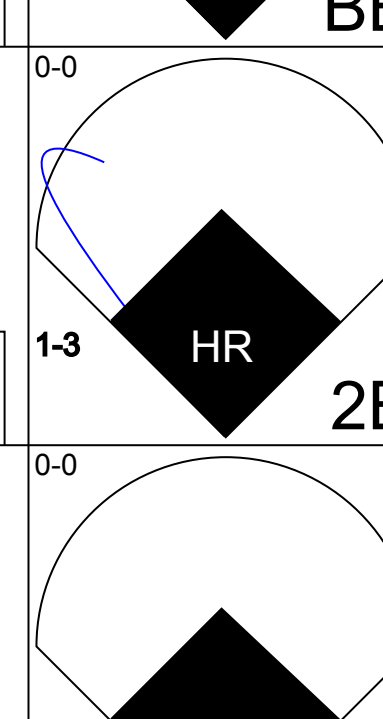
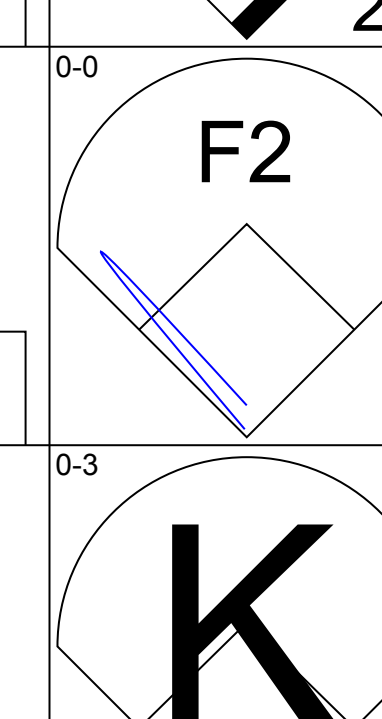
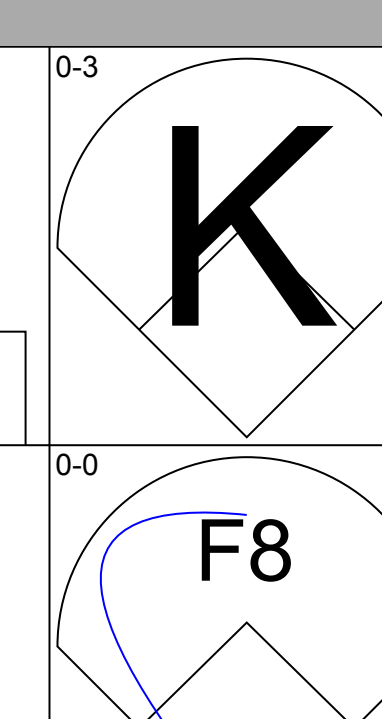
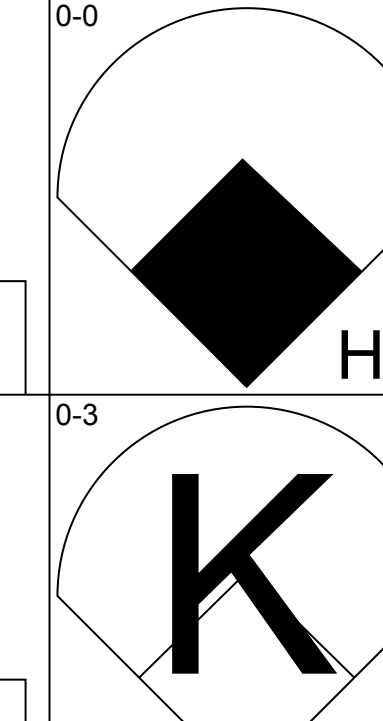
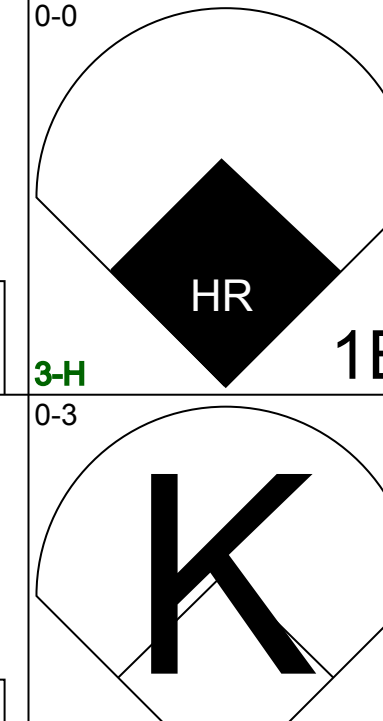

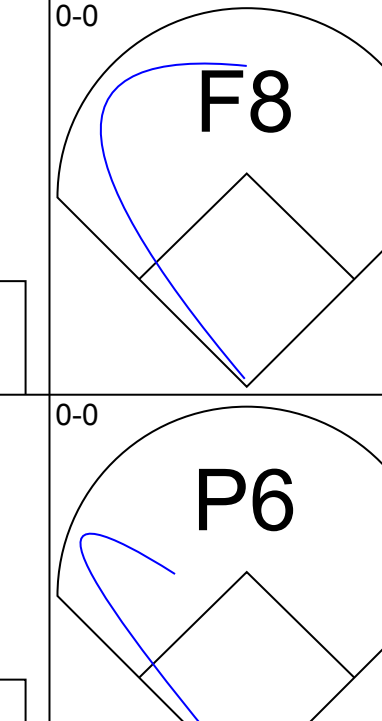
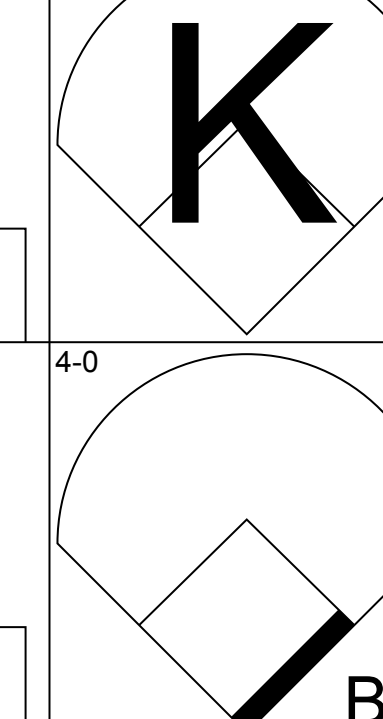
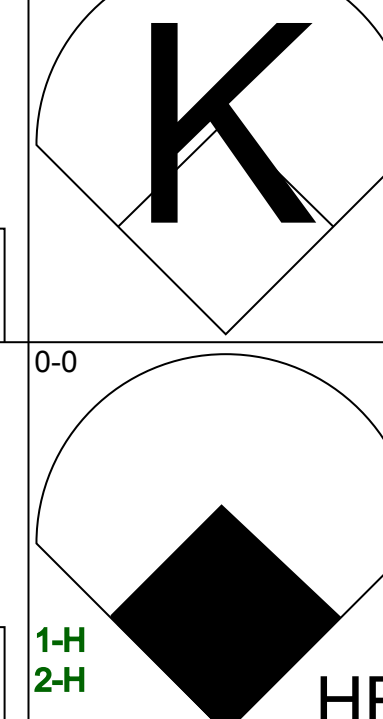
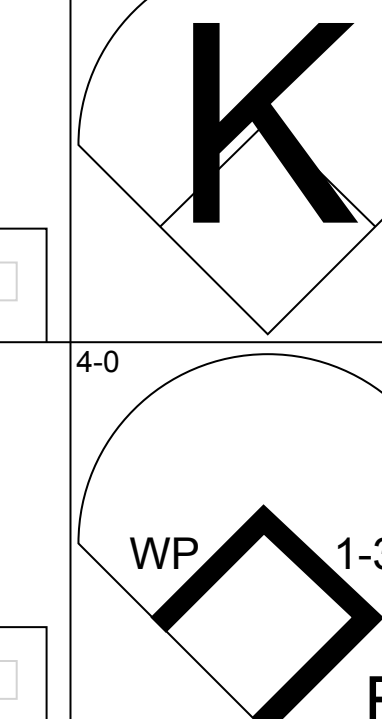
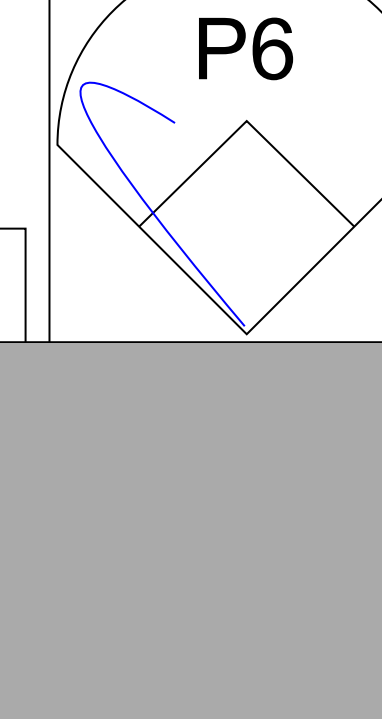
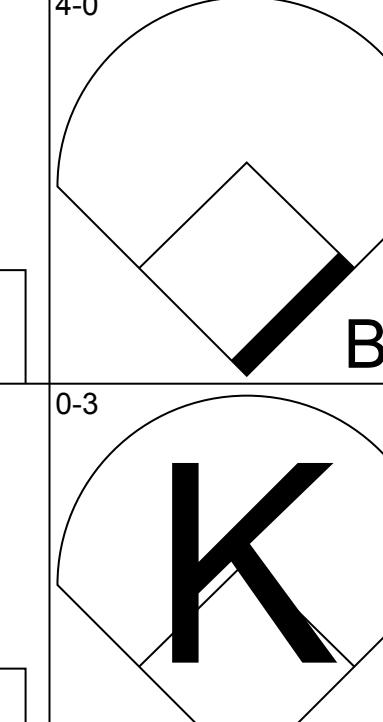
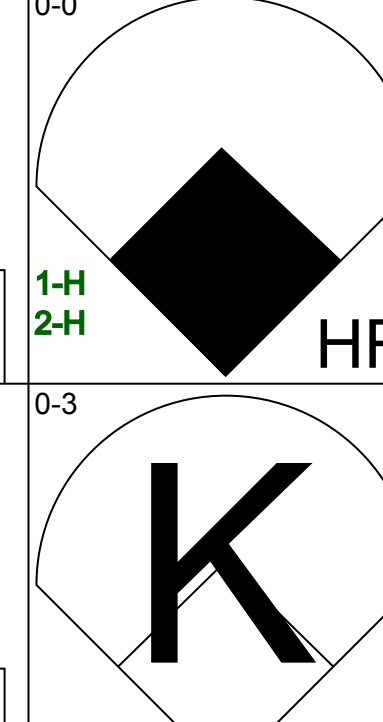

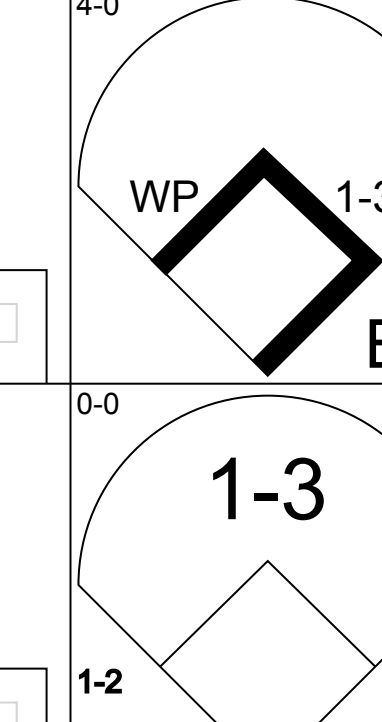
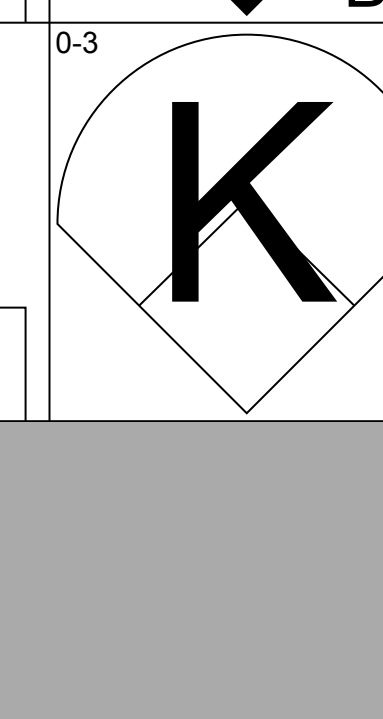
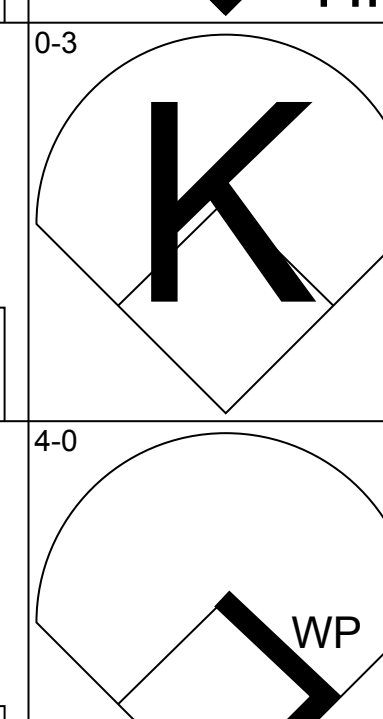
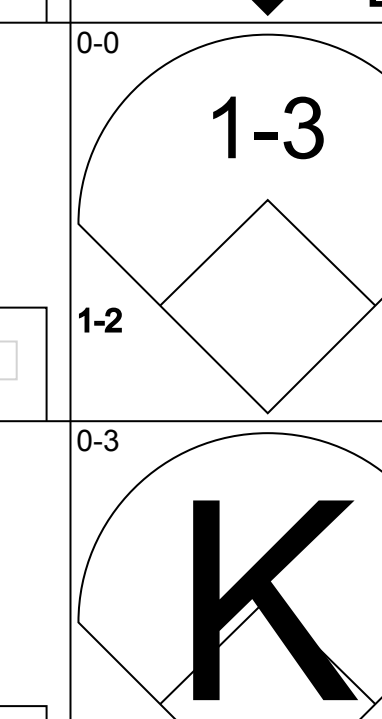

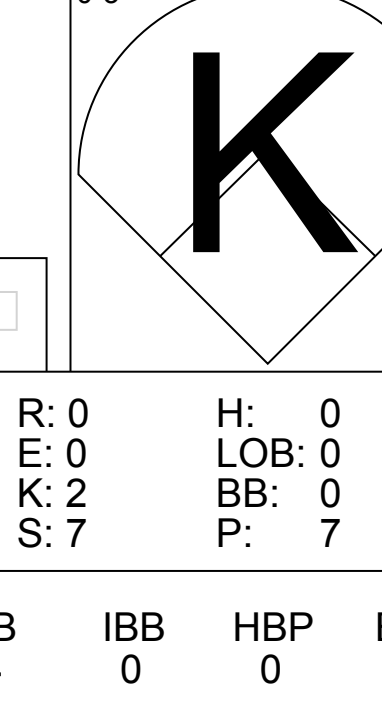
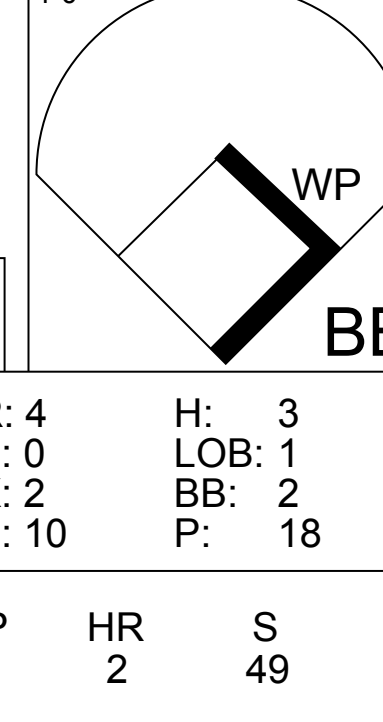
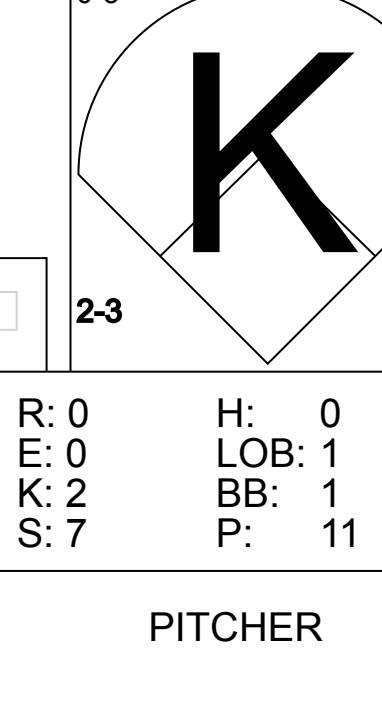


Batter	1	2	3	4	5	6	7	8	9	AB	R	H	RBI	BB	SO	LOB	TOP			
Curt Blefary, L OBP: 0.359, SLG: 0.356 (1, 3)			 1B							5	0	1	0	0	1	2				
Joe Morgan, L OBP: 0.374, SLG: 0.365 (1, 4)					 1B					4	0	1	0	0	1	1				
Jimmy Wynn, R OBP: 0.353, SLG: 0.503 (1, 8)	 BB									3	0	0	0	1	2	2				
Norm Miller, L OBP: 0.374, SLG: 0.399 (1, 9)	 BB			 1B						3	1	1	0	1	0	1				
Denis Menke, R OBP: 0.424, SLG: 0.473 (1, 6)										4	0	0	0	0	0	4				
Doug Rader, R OBP: 0.327, SLG: 0.345 (1, 5)				 BLK						4	1	1	0	0	1	0				
Johanny Edwards, L OBP: 0.278, SLG: 0.247 (1, 2)						 1B				4	0	1	0	0	1	2				
Jesus Alou, R OBP: 0.234, SLG: 0.286 (1, 7)				 BLK		 BB				4	1	1	1	0	0	1				
Tom Griffin, R OBP: 0.300, SLG: 0.588 Gary Geiger, L OBP: 0.316, SLG: 0.258 (9, PH)				 1B		 BB				2	1	1	2	1	1	0				
Inning Stats	R: 0 E: 0 K: 2 S: 7	H: 0 LOB: 2 BB: 2 P: 15	R: 0 E: 0 K: 0 S: 3	H: 0 LOB: 0 BB: 0 P: 3	R: 0 E: 0 K: 2 S: 8	H: 1 LOB: 1 BB: 0 P: 8	R: 4 E: 0 K: 1 S: 9	H: 4 LOB: 0 BB: 0 P: 9	R: 0 E: 0 K: 1 S: 6	H: 1 LOB: 1 BB: 0 P: 6	R: 0 E: 0 K: 0 S: 3	H: 0 LOB: 0 BB: 0 P: 3	R: 0 E: 0 K: 1 S: 5	H: 0 LOB: 0 BB: 0 P: 5	R: 0 E: 0 K: 1 S: 5	H: 0 LOB: 0 BB: 0 P: 5	1B: 6 2B: 0 3B: 0 HR: 1	SF: 0 SAC: 0 DP: 0 HBP: 0	WP: 0 PB: 0 SB: 0 CS: 0	PA: 37
PITCHER Fergie Jenkins, R ERA: 2.56 (1, 1)	IP: 9.0 WLS: W BF: 37 H: 7 R: 4 ER: 4 SO: 8 BB: 3 IBB: 0 HBP: 0 BLK: 1 WP: 0 HR: 1 S: 50 P: 62 ERA: 4.00 WHIP: 1.111															PITCHER Fergie Jenkins, R ERA: 2.56 (1, 1)	IP: 9.0 WLS: W BF: 37 H: 7 R: 4 ER: 4 SO: 8 BB: 3 IBB: 0 HBP: 0 BLK: 1 WP: 0 HR: 1 S: 50 P: 62 ERA: 4.00 WHIP: 1.111			

Houston Astros @ Chicago Cubs
Wrigley Field, Chicago, IL
Wed Jun 04 1969, 3:33 AM CDT
Att: 13,360 - Overcast - 64 F

AB 34
R 4
H 7
RBI 3
BB 3
SO 8
LOB 13



Batter	1	2	3	4	5	6	7	8	9	AB	R	H	RBI	BB	SO	LOB	BOTTOM			
Don Kessinger, S OBP: 0.366, SLG: 0.382 (1, 6)				 1-2						4	0	0	0	0	1	1				
Glenn Beckert, R OBP: 0.324, SLG: 0.318 (1, 4)										4	0	0	0	0	0	0				
Billy Williams, L OBP: 0.358, SLG: 0.469 (9, 7)				 1B						3	1	1	0	1	0	0				
Ron Santo, R OBP: 0.404, SLG: 0.489 (1, 5)				 2B						4	1	1	0	0	1	1				
14 Ernie Banks, R OBP: 0.337, SLG: 0.433 (1, 3)				 1B						4	2	2	2	0	1	1				
Willie Smith, L OBP: 0.348, SLG: 0.561 Jim Hickman, R OBP: 0.229, SLG: 0.203 (9, 9)										4	0	0	0	0	3	2				
Randy Hundley, R OBP: 0.401, SLG: 0.500 (1, 2)				 1-2	 1B		 1-3			1	1	1	3	2	0	0				
Don Young, R OBP: 0.313, SLG: 0.330 (1, 8)										3	0	0	0	0	2	2				
Fergie Jenkins, R OBP: 0.190, SLG: 0.189 (1, 1)						 2-3				2	0	0	0	1	2	1				
Inning Stats	R: 0 E: 0 K: 0 S: 3	H: 0 LOB: 0 BB: 0 P: 3	R: 1 E: 0 K: 2 S: 8	H: 1 LOB: 1 BB: 1 P: 12	R: 0 E: 0 K: 2 S: 7	H: 0 LOB: 0 BB: 0 P: 7	R: 4 E: 0 K: 2 S: 10	H: 3 LOB: 1 BB: 2 P: 18	R: 0 E: 0 K: 1 S: 6	H: 1 LOB: 1 BB: 0 P: 6	R: 0 E: 0 K: 2 S: 7	H: 0 LOB: 1 BB: 1 P: 11	R: 0 E: 0 K: 0 S: 3	H: 0 LOB: 0 BB: 0 P: 3	R: 0 E: 0 K: 1 S: 5	H: 0 LOB: 0 BB: 0 P: 5	1B: 1 2B: 2 3B: 0 HR: 2	SF: 0 SAC: 0 DP: 0 HBP: 0	WP: 2 PB: 0 SB: 0 CS: 0	PA: 33
PITCHER Tom Griffin, R ERA: 4.13 (1, 1)	IP: 8.0 WLS: L BF: 33 H: 5 R: 5 ER: 5 SO: 10 BB: 4 IBB: 0 HBP: 0 BLK: 0 WP: 2 HR: 2 S: 49 P: 65 ERA: 5.62 WHIP: 1.125															PITCHER Tom Griffin, R ERA: 4.13 (1, 1)	IP: 8.0 WLS: L BF: 33 H: 5 R: 5 ER: 5 SO: 10 BB: 4 IBB: 0 HBP: 0 BLK: 0 WP: 2 HR: 2 S: 49 P: 65 ERA: 5.62 WHIP: 1.125			

Houston Astros @ Chicago Cubs
Wrigley Field, Chicago, IL
Wed Jun 04 1969, 3:33 AM CDT
Att: 13,360 - Overcast - 64 F

AB 29
R 5
H 5
RBI 5
BB 4
SO 10
LOB 8




Batter	1	2	3	4	5	6	7	8	9	AB	R	H	RBI	BB	SO	LOB	TOP					
Lou Brock, L OBP: 0.323, SLG: 0.422 (1, 7)	F7	3-1			K					5	0	2	1	0	1	0	St. Louis Cardinals @ Houston Astros Astrodome, Houston, TX Fri Jun 06 1969, 8:05 PM EDT Att: 20,297 - Dome - 72 F					
Curt Flood, R OBP: 0.325, SLG: 0.333 (1, 8)	HR		K				1B	P4		4	2	2	0	1	1							
Vada Pinson, L OBP: 0.310, SLG: 0.419 (1, 9)	HR		6-3		4-3		4-3		4-3	5	1	1	2	0	0	2						
Joe Torre, R OBP: 0.359, SLG: 0.492 (1, 3)	L7					1B	1B		5-3	2	2	1	0	3	0	0						
Tim McCarver, L OBP: 0.367, SLG: 0.409 (1, 2)	1B		P4				1B		5-3	5	0	3	1	0	0	2						
Mike Shannon, R OBP: 0.279, SLG: 0.342 (1, 5)	FC5-4				F5		K			5	0	2	1	0	1	4						
Julian Javier, R OBP: 0.298, SLG: 0.366 (1, 4)	FC5-4									5	0	1	0	0	2	4						
Dal Maxvill, R OBP: 0.290, SLG: 0.257 (6, PH)			4-3		G5-4-3		P3			2	0	0	0	0	0	1						
Vic Davallio, L OBP: 0.265, SLG: 0.267 (6, PH)										1	0	0	0	0	0	2						
Steve Hantz, S OBP: 0.250, SLG: 0.135 (6, 6)										0	1	0	0	1	0	0						
Nelson Briles, R OBP: 0.125, SLG: 0.087 (1, 1)			K							4	0	0	0	0	3	3						
Joe Hoerner, R (9, 1)										0	0	0	0	0	0	0						
Inning Stats	R: 2 E: 0 K: 0 S: 6	H: 3 LOB: 2 BB: 1 P: 10	R: 0 E: 0 K: 1 S: 5	H: 0 LOB: 0 BB: 0 P: 5	R: 0 E: 0 K: 1 S: 5	H: 0 LOB: 1 BB: 1 P: 9	R: 0 E: 0 K: 2 S: 3	H: 1 LOB: 0 BB: 0 P: 3	R: 0 E: 0 K: 2 S: 8	H: 1 LOB: 1 BB: 0 P: 8	R: 1 E: 1 K: 1 S: 7	H: 1 LOB: 2 BB: 1 P: 11	R: 1 E: 0 K: 0 S: 5	H: 3 LOB: 2 BB: 1 P: 9	R: 1 E: 0 K: 2 S: 8	H: 1 LOB: 1 BB: 1 P: 12	R: 1 E: 0 K: 1 S: 7	H: 2 LOB: 1 BB: 0 P: 7	1B: 9 2B: 2 3B: 0 HR: 1	SF: 0 SAC: 0 DP: 1 HBP: 0	WP: 0 PB: 0 SB: 0 CS: 0	PA: 43
PITCHER	IP WLS BF H R ER SO BB IBB HBP BLK WP HR S P ERA WHIP																					
Don Wilson, R ERA: 4.12 (1, 1)	4.0	17	4	2	2	2	2	2	0	0	0	0	0	0	1	19	27	4.50	1.500			
Jim Ray, R ERA: 3.13 (5, 1)	1.1	8	2	1	0	3	1	0	0	0	0	0	0	0	13	17	0.00	2.250				
Danny Coombs, L ERA: 6.75 (6, 1)	1.1	L 7	3	1	1	0	0	1	0	0	0	0	0	6	10	6.75	2.250					
Jack Billingham, R ERA: 4.1 (7, 1)	2.1	11	3	2	2	3	1	0	0	0	0	0	0	16	20	7.71	1.714					


AB	38
R	6
H	12
RBI	5
BB	5
SO	8
LOB	19



Batter	1	2	3	4	5	6	7	8	9	AB	R	H	RBI	BB	SO	LOB	BOTTOM					
Curt Blefary, L OBP: 0.357, SLG: 0.355 (1, 3)	HR	F8							G3	4	1	2	0	1	0	2	St. Louis Cardinals @ Houston Astros Astrodome, Houston, TX Fri Jun 06 1969, 8:05 PM EDT Att: 20,297 - Dome - 72 F					
Joe Morgan, L OBP: 0.384, SLG: 0.386 (1, 4)	HR		P6	F5			F7		K	4	1	0	0	1	1	4						
Jimmy Wynn, R OBP: 0.362, SLG: 0.500 (1, 8)	K									4	0	1	0	0	1	5						
Norm Miller, L OBP: 0.383, SLG: 0.427 (1, 9)	HR									4	1	2	3	0	1	1						
Denis Menke, R OBP: 0.420, SLG: 0.466 (1, 6)	F8		F9						P6	4	0	0	0	0	1	2						
Johnny Edwards, L OBP: 0.292, SLG: 0.257 (1, 2)	F8									3	0	0	0	1	0	0						
Marty Martinez, S OBP: 0.313, SLG: 0.357 (1, 5)										4	0	1	0	0	0	3						
Jesus Alou, R OBP: 0.233, SLG: 0.280 (1, 7)										4	0	0	0	0	0	1						
Don Wilson, R OBP: 0.179, SLG: 0.093 (4, PH)										2	0	1	0	0	0	1						
Wade Blasingame, L OBP: 0.233, SLG: 0.313 (4, PH)										0	0	0	0	0	0	0						
Jim Ray, R OBP: 0.233, SLG: 0.313 (5, 1)										0	0	0	0	0	0	0						
Danny Coombs, R OBP: 0.233, SLG: 0.313 (6, 1)										1	0	0	0	0	1	0						
Jack Billingham, R OBP: 0.233, SLG: 0.313 (7, 1)										1	0	1	0	0	0	0						
Gary Geiger, L OBP: 0.233, SLG: 0.313 (8, PH)										1	0	1	0	0	0	0						
Inning Stats	R: 3 E: 0 K: 1 S: 7	H: 2 LOB: 0 BB: 1 P: 11	R: 0 E: 0 K: 0 S: 4	H: 1 LOB: 0 BB: 0 P: 4	R: 0 E: 0 K: 0 S: 5	H: 2 LOB: 3 BB: 1 P: 9	R: 0 E: 0 K: 0 S: 5	H: 2 LOB: 0 BB: 0 P: 5	R: 0 E: 0 K: 2 S: 7	H: 0 LOB: 0 BB: 0 P: 7	R: 0 E: 0 K: 1 S: 5	H: 0 LOB: 0 BB: 0 P: 5	R: 0 E: 0 K: 0 S: 3	H: 0 LOB: 1 BB: 1 P: 7	R: 0 E: 0 K: 0 S: 3	H: 0 LOB: 0 BB: 0 P: 3	R: 0 E: 0 K: 1 S: 6	H: 1 LOB: 1 BB: 0 P: 6	1B: 4 2B: 3 3B: 0 HR: 1	SF: 0 SAC: 0 DP: 0 HBP: 0	WP: 1 PB: 0 SB: 0 CS: 0	PA: 38
PITCHER	IP WLS BF H R ER SO BB IBB HBP BLK WP HR S P ERA WHIP																					
Nelson Briles, R ERA: 4.57 (1, 1)	8.1	36	8	3	3	4	2	1	0	0	0	0	0	1	41	53	3.24	1.200				
Joe Hoerner, L ERA: 2.35 (9, 1)	0.2	S 2	0	0	0	1	0	0	0	0	0	0	0	4	4	0.00	0.000					



Batter	1	2	3	4	5	6	7	8	9	AB R H RBI BB SO LOB	TOP									
Lou Brock, L OBP: 0.321, SLG: 0.417 (1, 7)	F8		BB FC3-2 1B		L7		F2		K	5 0 1 0 0 1 5	St. Louis Cardinals @ Houston Astros Astrodome, Houston, TX Sat Jun 07 1969, 8:05 PM EDT Att: 26,764 - Dome - 72 F livebaseballscorecards.com AB 34 R 2 H 9 RBI 1 BB 3 SO 6 LOB 26 									
Curt Flood, R OBP: 0.326, SLG: 0.330 (1, 8)	F8		FC3-2 BB 1-2 SF7 1B		E3		P4		K	5 1 1 0 0 1 5										
Julian Javier, R OBP: 0.303, SLG: 0.366 (1, 4)	E		FC3-2 BB 1-2 2-3		K				K	3 1 1 0 1 2 1										
Joe Torre, R OBP: 0.352, SLG: 0.483 (1, 3)	E9		FC3-2		6-3				F8	4 0 0 0 0 0 3										
Tim McCarver, L OBP: 0.360, SLG: 0.402 (1, 2)	5-3		SF7		4-3				3-1	3 0 0 1 0 0 1										
Mike Shannon, R OBP: 0.284, SLG: 0.346 (1, 5)			K		P2				1B 1B 1B	4 0 2 0 0 1 2										
Vada Pinson, L OBP: 0.329, SLG: 0.432 (1, 9)									1B 1B 1B	3 0 3 0 1 0 0										
Dal Maxvill, R OBP: 0.289, SLG: 0.257 (1, 6)	F8		G5-4-3 1B		G5-4-3		FC2-6 1B		1B 1B	4 0 1 0 0 0 4										
Ray Washburn, R OBP: 0.243, SLG: 0.243 (7, 11)	G5-4-3				K				P6	2 0 0 0 0 1 2										
Bob Johnson, R OBP: 0.304, SLG: 0.381 (7, 11)										0 0 0 0 0 1 0 0										
Mudcat Grant, R OBP: 0.125, SLG: 0.125 (7, 1)										0 0 0 0 0 0 0 0										
Joe Hoerner, R OBP: 0.322, SLG: 0.239 (8, 1)										0 0 0 0 0 0 0 0										
Phil Gagliano, R OBP: 0.322, SLG: 0.293 (9, 11)										1 0 0 0 0 0 0 3										
Vic Davallio, L OBP: 0.292, SLG: 0.293 (9, 11)										0 0 0 0 0 0 0 0										
Inning Stats	R: 1 E: 1 K: 0 S: 5	H: 1 LOB: 1 BB: 0 P: 5	R: 0 E: 0 K: 0 S: 4	H: 2 LOB: 1 BB: 0 P: 4	R: 1 E: 0 K: 1 S: 7	H: 2 LOB: 2 BB: 1 P: 11	R: 0 E: 0 K: 1 S: 4	H: 0 LOB: 0 BB: 1 P: 8	R: 0 E: 0 K: 0 S: 3	H: 0 LOB: 0 BB: 0 P: 3	R: 0 E: 0 K: 0 S: 4	H: 1 LOB: 2 BB: 1 P: 8	R: 0 E: 0 K: 1 S: 5	H: 0 LOB: 0 BB: 0 P: 5	R: 0 E: 0 K: 2 S: 10	H: 3 LOB: 3 BB: 0 P: 10	1B: 9 2B: 1 3B: 0 HR: 0	SF: 1 SAC: 0 DP: 3 HBP: 0	WP: 1 PB: 0 SB: 0 CS: 1	PA: 38
PITCHER	IP WLS BF H R ER SO BB IBB HBP BLK WP HR S P ERA WHIP											IP WLS BF H R ER SO BB IBB HBP BLK WP HR S P ERA WHIP								
Denny Lemaster, L ERA: 4.23 (1, 1)	8.0 W 35 9 2 1 4 3 0 0 0 1 0 40 52 1.12 1.500																			
Fred Gladding, R ERA: 1.46 (9, 1)	1.0 S 3 0 0 0 2 0 0 0 0 0 0 7 7 0.00 0.000																			

Batter	1	2	3	4	5	6	7	8	9	AB R H RBI BB SO LOB	BOTTOM									
Curt Blefary, L OBP: 0.353, SLG: 0.348 (1, 3)	K		FC4-6 BB		2-3		P4	F8		4 0 0 0 1 1 3	St. Louis Cardinals @ Houston Astros Astrodome, Houston, TX Sat Jun 07 1969, 8:05 PM EDT Att: 26,764 - Dome - 72 F livebaseballscorecards.com AB 34 R 4 H 10 RBI 4 BB 4 SO 7 LOB 24 									
Marty Martinez, S OBP: 0.286, SLG: 0.421 (1, 5)	L3		FC4-6 1-2		3B		FC1-5 BB 1B E	F8		5 1 1 0 0 0 4										
Jimmy Wynn, R OBP: 0.364, SLG: 0.497 (1, 8)	FC4-6 BB		K		K		BB E 1B			3 1 1 0 1 2 2										
Norm Miller, L OBP: 0.385, SLG: 0.422 (1, 9)	FC4-6 1-2		4-3		BB		E 1-2 2-3 BB			2 0 0 0 2 0 2										
Johnny Edwards, L OBP: 0.303, SLG: 0.288 (1, 2)			L9 E 1B 1B		HR		E4			4 2 3 3 0 0 2										
Julio Gotay, R OBP: 0.286, SLG: 0.167 (1, 4)	E4 1-2 1B						1-3 2-4 3-4 1B			4 0 1 0 0 0 3										
Jesus Alou, R OBP: 0.294, SLG: 0.284 (1, 7)							L6			4 0 1 0 0 1 3										
Gary Geiger, L OBP: 0.333, SLG: 0.313 (9, 7)	L9						F4			0 0 0 0 0 0 0										
Hector Torres, R OBP: 0.160, SLG: 0.204 (1, 6)							L1			4 0 1 1 0 2 2										
Denny Lemaster, R OBP: 0.250, SLG: 0.269 (1, 1)										4 0 2 0 0 1 3										
Fred Gladding, L ERA: 1.46 (9, 1)	G6-4-3 1-2 3-H 1B		G6-4-3 1B		K		FC1-5 2B			0 0 0 0 0 0 0										
Inning Stats	R: 0 E: 0 K: 1 S: 5	H: 0 LOB: 1 BB: 1 P: 9	R: 1 E: 1 K: 0 S: 5	H: 2 LOB: 0 BB: 0 P: 5	R: 0 E: 0 K: 1 S: 5	H: 0 LOB: 1 BB: 1 P: 9	R: 1 E: 0 K: 3 S: 11	H: 2 LOB: 1 BB: 0 P: 11	R: 0 E: 0 K: 1 S: 6	H: 1 LOB: 2 BB: 1 P: 10	R: 0 E: 0 K: 0 S: 3	H: 0 LOB: 0 BB: 0 P: 3	R: 2 E: 1 K: 0 S: 6	H: 3 LOB: 2 BB: 1 P: 10	R: 0 E: 0 K: 1 S: 7	H: 2 LOB: 2 BB: 0 P: 7	1B: 6 2B: 2 3B: 1 HR: 1	SF: 0 SAC: 0 DP: 1 HBP: 0	WP: 0 PB: 0 SB: 1 CS: 0	PA: 38
PITCHER	IP WLS BF H R ER SO BB IBB HBP BLK WP HR S P ERA WHIP											IP WLS BF H R ER SO BB IBB HBP BLK WP HR S P ERA WHIP								
Ray Washburn, R ERA: 2.92 (1, 1)	6.0 L 26 5 2 2 6 3 0 0 0 0 0 35 47 3.00 1.333																			
Mudcat Grant, R ERA: 5.02 (7, 1)	1.1 L 10 5 2 2 1 1 0 0 0 0 0 11 15 13.50 4.500																			
Joe Hoerner, L ERA: 2.31 (8, 1)	0.2 2 0 0 0 0 0 0 0 0 0 2 2 0.00 0.000																			

Batter	1	2	3	4	5	6	7	8	9	10	11	AB	R	H	RBI	BB	SO	LOB	TOP					
Lou Brock, L OBP: 0.318, SLG: 0.421 (1, 7)												5	0	1	0	0	2	1						
Curt Flood, R OBP: 0.321, SLG: 0.324 (1, 8)												4	0	0	0	0	1	1						
Vada Pinson, L OBP: 0.327, SLG: 0.426 (1, 9)												4	1	1	0	0	0	1						
Joe Torre, R OBP: 0.351, SLG: 0.476 Dennis Ribant, R (10, PR)												3	0	0	0	1	0	3						
Bill White, L OBP: 0.286, SLG: 0.211 (10, 3)												0	0	0	0	0	0	0						
Tim McCarver, L OBP: 0.363, SLG: 0.415 (1, 2)												4	0	2	1	0	0	1						
Mike Shannon, R OBP: 0.253, SLG: 0.349 (1, 5)												4	0	1	0	0	2	2						
Julian Javier, R OBP: 0.298, SLG: 0.360 (1, 4)												3	0	0	0	0	1	0						
Dal Maxvill, R OBP: 0.286, SLG: 0.254 Dave Ricketts, S OBP: 0.500, SLG: 0.400 Steve Huntz, S OBP: 0.244, SLG: 0.132 (8, PH)												2	0	0	0	0	0	0						
Steve Carlton, L OBP: 0.275, SLG: 0.217 Joe Haque, L OBP: 1.000, SLG: 1.000 Ron Willis, R OBP: 1.000, SLG: 1.000 Joe Hoerner, R (11, 1)												3	0	0	0	0	1	1						
Inning Stats	R: 0 E: 1 K: 0 S: 4	H: 1 LOB: 1 BB: 0 P: 4	R: 0 E: 0 K: 1 S: 5	H: 1 LOB: 0 BB: 0 P: 5	R: 0 E: 0 K: 2 S: 7	H: 0 LOB: 0 BB: 0 P: 7	R: 0 E: 0 K: 0 S: 3	H: 0 LOB: 0 BB: 0 P: 3	R: 0 E: 0 K: 1 S: 5	H: 0 LOB: 0 BB: 0 P: 5	R: 1 E: 0 K: 0 S: 4	H: 2 LOB: 0 BB: 0 P: 4	R: 0 E: 0 K: 0 S: 4	H: 1 LOB: 1 BB: 0 P: 4	R: 0 E: 0 K: 1 S: 5	H: 0 LOB: 0 BB: 0 P: 5	R: 0 E: 0 K: 1 S: 4	H: 0 LOB: 1 BB: 1 P: 8	R: 0 E: 0 K: 1 S: 5	H: 0 LOB: 1 BB: 1 P: 9	1B: 2 2B: 2 3B: 2 HR: 0	SF: 0 SAC: 1 DP: 2 HBP: 0	WP: 0 PB: 0 SB: 0 CS: 2	PA: 38
PITCHER Lary Dierker, R ERA: 2.6 (1, 1)	IP: 11.0 WLS: 7 BF: 37	H: 5 R: 1 ER: 1 SO: 7	BB: 2 IBB: 0 HBP: 0 BLK: 0	WP: 0 HR: 0 S: 49 P: 57	ERA: 0.82 WHIP: 0.636																			

St. Louis Cardinals @ Houston Astros
Astrodome, Houston, TX
Sun Jun 08 1969, 4:33 AM EDT
Att: 25,824 - Dome - 72 F

AB 34
R 1
H 5
RBI 1
BB 2
SO 7
LOB 11



Batter	1	2	3	4	5	6	7	8	9	10	11	AB	R	H	RBI	BB	SO	LOB	BOTTOM							
Hector Torres, R OBP: 0.182, SLG: 0.208 (1, 6)												4	0	1	0	1	1	1								
Marty Martinez, S OBP: 0.290, SLG: 0.391 (1, 5)												4	0	1	0	0	0	2								
Jimmy Wynn, R OBP: 0.574, SLG: 0.503 (1, 8)												2	1	1	0	3	1	0								
Doug Rader, R OBP: 0.322, SLG: 0.340 (1, 3)												4	0	1	1	1	2	6								
Norm Miller, L OBP: 0.377, SLG: 0.412 Don Bryant, R OBP: 0.263, SLG: 0.333 Cesar Geronimo, L OBP: 0.200, SLG: 0.400 (11, 9)												4	0	0	0	0	3	2								
Julio Gelay, R OBP: 0.283, SLG: 0.176 (1, 4)												5	1	1	0	0	2	1								
Jesus Alou, R OBP: 0.233, SLG: 0.282 (1, 7)												5	0	1	0	0	1	2								
Johnny Edwards, L OBP: 0.306, SLG: 0.288 (1, 2)												4	0	1	0	1	0	1								
Lary Dierker, R OBP: 0.171, SLG: 0.195 (1, 1)												5	0	2	1	0	2	2								
Inning Stats	R: 0 E: 0 K: 1 S: 5	H: 0 LOB: 1 BB: 1 P: 9	R: 0 E: 0 K: 2 S: 7	H: 0 LOB: 0 BB: 0 P: 7	R: 0 E: 1 K: 1 S: 5	H: 0 LOB: 1 BB: 0 P: 9	R: 1 E: 0 K: 1 S: 7	H: 2 LOB: 1 BB: 0 P: 7	R: 0 E: 1 K: 2 S: 8	H: 1 LOB: 3 BB: 2 P: 16	R: 0 E: 0 K: 1 S: 5	H: 0 LOB: 0 BB: 0 P: 5	R: 0 E: 0 K: 2 S: 8	H: 0 LOB: 1 BB: 1 P: 11	R: 0 E: 0 K: 0 S: 6	H: 2 LOB: 2 BB: 0 P: 6	R: 0 E: 0 K: 0 S: 4	H: 1 LOB: 2 BB: 1 P: 8	R: 1 E: 0 K: 0 S: 4	H: 3 LOB: 2 BB: 0 P: 4	1B: 7 2B: 2 3B: 0 HR: 0	SF: 0 SAC: 1 DP: 1 HBP: 0	WP: 1 PB: 0 SB: 1 CS: 0	PA: 45		
PITCHER Steve Carlton, L ERA: 1.65 (1, 1)	IP: 10.0 WLS: 1 BF: 41	H: 6 R: 1 ER: 1 SO: 12	BB: 4 IBB: 2 HBP: 0 BLK: 0	WP: 1 HR: 0 S: 59 P: 83	ERA: 0.90 WHIP: 1.000																					
Ron Willis, R ERA: 3.75 (11, 1)	0.1	L	2	1	1	1	0	2	2	27.00	3.000															
Joe Hoerner, L ERA: 2.31 (11, 1)	0.0		2	2	0	0	0	0	0	2	2															

St. Louis Cardinals @ Houston Astros
Astrodome, Houston, TX
Sun Jun 08 1969, 4:33 AM EDT
Att: 25,824 - Dome - 72 F

AB 38
R 2
H 9
RBI 2
BB 6
SO 12
LOB 19



Batter	1	2	3	4	5	6	7	8	9	AB	R	H	RBI	BB	SO	LOB	TOP					
Matty Alou, L OBP: 0.382, SLG: 0.483 (1, 8)	6-3		4-3 1B 2B	K		5-3		2B		5	1	2	0	0	1	1	Pittsburgh Pirates @ Houston Astros Astrodome, Houston, TX Tue Jun 10 1969, 8:05 PM EDT Att. 14,660 - Dome					
Richie Hebner, L OBP: 0.380, SLG: 0.474 (1, 5)	F6		4-3 2-3	K		K		G3		5	0	0	0	0	2	3						
Willie Stargell, L OBP: 0.398, SLG: 0.542 (1, 3)	BB		HR 1B	K				BB 1B	K	4	1	2	1	1	2	1						
Roberto Clemente, R OBP: 0.380, SLG: 0.483 (1, 9)	K		HR BB					F9 1B	F9	4	1	1	0	1	1	2						
Manny Sanguillen, R OBP: 0.368, SLG: 0.441 (1, 2)			F8 BB					F8 1B		5	0	3	0	0	0	3						
Al Oliver, L OBP: 0.309, SLG: 0.389 (1, 7)			BB 1B			F2		FC6-4 BB		3	1	2	3	1	0	2						
Ron Davis, R OBP: 0.320, SLG: 0.273 (7, 7)			HR						K	1	0	0	0	0	1	1						
Bill Mazerolski, R OBP: 0.309, SLG: 0.316 (1, 4)			F8 BB			F7		FC6-4 1-2		3	0	0	0	1	0	5						
Gene Alley, R OBP: 0.273, SLG: 0.247 (1, 6)			L7 BB			1-3			F4	3	0	0	0	1	0	3						
Dock Ellis, S OBP: 0.167, SLG: 0.118 (1, 1)			K						5-3	2	0	0	0	1	2	2						
Jose Pagan, R OBP: 0.348, SLG: 0.524 (8, PH)						K				1	0	0	0	0	0	0						
Luke Walker, L OBP: 0.320, SLG: 0.273 (8, 1)										0	0	0	0	0	0	0						
Inning Stats	R: 0 E: 0 K: 1 S: 5	H: 0 LOB: 1 BB: 1 P: 9	R: 0 E: 0 K: 0 S: 6	H: 2 LOB: 2 BB: 1 P: 10	R: 4 E: 0 K: 0 S: 6	H: 3 LOB: 1 BB: 2 P: 14	R: 0 E: 0 K: 3 S: 9	H: 0 LOB: 1 BB: 1 P: 13	R: 0 E: 0 K: 0 S: 5	H: 2 LOB: 2 BB: 0 P: 5	R: 0 E: 0 K: 2 S: 7	H: 0 LOB: 0 BB: 0 P: 7	R: 0 E: 0 K: 0 S: 4	H: 1 LOB: 2 BB: 1 P: 8	R: 0 E: 0 K: 0 S: 4	H: 1 LOB: 1 BB: 0 P: 4	R: 0 E: 0 K: 2 S: 8	H: 1 LOB: 1 BB: 0 P: 8	1B: 7 2B: 2 3B: 0 HR: 1	SF: 0 SAC: 0 DP: 0 HBP: 0	WP: 0 PB: 0 SB: 0 CS: 0	PA: 42
PITCHER Tom Griffin, R ERA: 4.11 (1, 1)	IP: 9.0 WLS: W BF: 42 H: 10 R: 4 ER: 4 SO: 9 BB: 6 IBB: 0 HBP: 0 BLK: 0 WP: 0 HR: 1 S: 54 P: 78 ERA: 4.00 WHIP: 1.778															PITCHER						

Batter	1	2	3	4	5	6	7	8	9	AB	R	H	RBI	BB	SO	LOB	BOTTOM			
Curt Blefary, L OBP: 0.351, SLG: 0.351 (1, 3)	6-3		1B 2B			4-3				4	0	1	0	0	1	2	Pittsburgh Pirates @ Houston Astros Astrodome, Houston, TX Tue Jun 10 1969, 8:05 PM EDT Att. 14,660 - Dome			
Marty Martinez, S OBP: 0.345, SLG: 0.444 (1, 5)	6-3		BB 1B							4	0	3	3	0	0	0				
Jimmy Wynn, R OBP: 0.376, SLG: 0.497 (1, 8)	BB		2-3 3-H 4-0							2	0	0	0	2	2	1				
Norm Miller, L OBP: 0.380, SLG: 0.408 (1, 9)	K		G4-6-3 1-2							2	2	0	0	2	1	4				
Denis Menke, R OBP: 0.422, SLG: 0.477 (1, 4)										4	2	2	1	0	1	0				
Johnny Edwards, L OBP: 0.299, SLG: 0.282 (1, 2)										3	0	0	1	0	1	1				
Jesus Alou, R OBP: 0.281 (1, 7)										1	0	0	0	0	0	0				
Gary Geiger, L OBP: 0.341, SLG: 0.324 (3, 7)										2	0	1	2	0	0	0				
Hector Torres, R OBP: 0.182, SLG: 0.208 (1, 6)										0	0	0	0	0	0	0				
Doug Rader, R OBP: 0.325, SLG: 0.337 (3, 5)										2	1	0	0	2	2	0				
Tom Griffin, R OBP: 0.333, SLG: 0.550 (1, 1)										3	2	1	0	1	1	2				
Inning Stats	R: 0 E: 0 K: 1 S: 5	H: 0 LOB: 1 BB: 1 P: 9	R: 0 E: 0 K: 0 S: 3	H: 0 LOB: 0 BB: 0 P: 3	R: 1 E: 0 K: 1 S: 7	H: 3 LOB: 2 BB: 1 P: 11	R: 0 E: 0 K: 2 S: 7	H: 0 LOB: 0 BB: 0 P: 7	R: 1 E: 0 K: 1 S: 5	H: 1 LOB: 1 BB: 1 P: 9	R: 2 E: 0 K: 1 S: 6	H: 2 LOB: 1 BB: 1 P: 10	R: 1 E: 0 K: 3 S: 10	H: 1 LOB: 1 BB: 1 P: 14	R: 2 E: 0 K: 0 S: 4	H: 1 LOB: 1 BB: 2 P: 12	1B: 5 2B: 3 3B: 0 HR: 0	SF: 1 SAC: 1 DP: 1 HBP: 0	WP: 0 PB: 0 SB: 0 CS: 0	PA: 36
PITCHER Dock Ellis, R ERA: 4.92 (1, 1)	IP: 7.0 WLS: L BF: 30 H: 7 R: 5 ER: 4 SO: 9 BB: 5 IBB: 0 HBP: 0 BLK: 0 WP: 0 HR: 0 S: 43 P: 63 ERA: 5.14 WHIP: 1.714															PITCHER				
Luke Walker, L ERA: 4.08 (8, 1)	IP: 1.0 WLS: L BF: 6 H: 1 R: 2 ER: 2 SO: 0 BB: 2 IBB: 0 HBP: 0 BLK: 0 WP: 0 HR: 0 S: 4 P: 12 ERA: 18.00 WHIP: 3.000															PITCHER				



Batter	1	2	3	4	5	6	7	8	9	AB	R	H	RBI	BB	SO	LOB	TOP				
Matty Alou, L (1, 8) OBP: 0.393, SLG: 0.494 Ron Davis, R (8, 8) OBP: 0.327, SLG: 0.283	0-0 None 1B		0-0 9-2 1B			4-0 HR BB		0-0 1B		3	2	2	0	1	0	0					
Richie Hebner, L (1, 5) OBP: 0.381, SLG: 0.472	0-0 1B		0-0 9-2 1B			0-0		0-0 1B		4	0	2	0	0	0	2					
Roberto Clemente, R (1, 9) OBP: 0.389, SLG: 0.517	0-3 K		0-0			0-0 HR		4-0 1B IBB		3	1	1	2	1	1	2					
Al Oliver, L (1, 3) OBP: 0.305, SLG: 0.380	0-0					0-0		0-0 1B		4	0	1	0	0	0	2					
Manny Sanguillen, R (1, 2) OBP: 0.370, SLG: 0.438	0-0 1B					0-0				3	1	1	1	0	0	0					
Jose Pagan, R (1, 7) OBP: 0.325, SLG: 0.479	0-0 3-H 1B					0-0				3	0	0	0	0	0	2					
Bill Mazerolski, R (1, 4) OBP: 0.293, SLG: 0.299						0-3 K				4	0	0	0	0	1	1					
Freddie Patek, R (1, 6) OBP: 0.311, SLG: 0.281 Carl Taylor, R (9, PH) OBP: 0.410, SLG: 0.471 Jose Martinez, R (9, 6) OBP: 0.257, SLG: 0.286						0-0				3	0	0	0	0	2	0					
Jim Bunning, R (1, 1) OBP: 0.083, SLG: 0.043						0-0				4	0	0	0	0	0	1					
Inning Stats	R: 1 E: 0 K: 1 S: 8	H: 3 LOB: 2 BB: 0 P: 8	R: 0 E: 0 K: 1 S: 5	H: 0 LOB: 0 BB: 0 P: 5	R: 0 E: 0 K: 0 S: 3	H: 1 LOB: 0 BB: 0 P: 3	R: 0 E: 0 K: 0 S: 3	H: 0 LOB: 0 BB: 0 P: 3	R: 0 E: 0 K: 1 S: 5	H: 1 LOB: 0 BB: 1 P: 8	R: 0 E: 0 K: 1 S: 5	H: 0 LOB: 0 BB: 0 P: 5	R: 0 E: 0 K: 0 S: 4	H: 2 LOB: 2 BB: 1 P: 8	R: 1 E: 0 K: 0 S: 3	H: 1 LOB: 0 BB: 4 P: 4	1B: 6 2B: 2 3B: 0 HR: 1	SF: 0 SAC: 1 DP: 1 HBP: 1	WP: 0 PB: 0 SB: 0 CS: 1	PA: 36	
PITCHER	IP	WLS	BF	H	R	ER	SO	BB	IBB	HBP	BLK	WP	HR	S	P	ERA	WHIP				
Jim Ray, R (1, 1) ERA: 3.18 Fred Gladding, R (9, 1) ERA: 1.75	8.0	L	31	7	3	3	4	1	1	0	0	0	0	3	45	3.38	1.000				

Pittsburgh Pirates @ Houston Astros
Astrodome, Houston, TX
Thu Jun 12 1969, 8:05 PM EDT
Att: 14,260 - Unknown

AB 32
R 4
H 8
RBI 4
BB 2
SO 4
LOB 10



Batter	1	2	3	4	5	6	7	8	9	AB	R	H	RBI	BB	SO	LOB	BOTTOM					
Curt Blefary, L (1, 3) OBP: 0.349, SLG: 0.340	0-0		0-0 FC CS							5	0	0	0	0	0	2						
Marty Martinez, S (1, 5) OBP: 0.333, SLG: 0.405	0-3 K		0-0 1-2 K							5	0	0	0	0	3	2						
Jimmy Wynn, R (1, 8) OBP: 0.390, SLG: 0.516	0-0 1B		0-0 2-H BB E 1B							5	1	3	1	0	1	0						
Norm Miller, L (1, 9) OBP: 0.387, SLG: 0.414	0-0		4-0 1-2 BB E BB							3	1	1	0	1	0	2						
Denis Menke, R (1, 4) OBP: 0.414, SLG: 0.470			4-0 E6 1B							3	0	0	0	1	0	1						
Johnny Edwards, L (1, 2) OBP: 0.290, SLG: 0.281			1-2 2-3 E6							4	0	0	0	0	0	3						
Gary Geiger, L (1, 7) OBP: 0.360, SLG: 0.317			1-3 G4-6-3 1B							3	0	2	0	1	0	0						
Leon McFadden, R (1, 6) OBP: 0.190, SLG: 0.200			0-0 G4-6-3 1B							4	0	1	0	0	0	5						
Jim Ray, R (1, 1) OBP: 0.286, SLG: 0.286 Sandy Valdespino, L (8, PH) OBP: 0.500, SLG: 0.500 Fred Gladding, L (9, 1)			0-0 None 1B							3	1	2	0	0	1	0						
Inning Stats	R: 0 E: 0 K: 1 S: 6	H: 1 LOB: 1 BB: 0 P: 6	R: 0 E: 1 K: 0 S: 4	H: 1 LOB: 1 BB: 0 P: 4	R: 3 E: 1 K: 0 S: 6	H: 2 LOB: 3 BB: 3 P: 18	R: 0 E: 0 K: 1 S: 5	H: 1 LOB: 0 BB: 0 P: 5	R: 0 E: 0 K: 1 S: 6	H: 1 LOB: 1 BB: 0 P: 6	R: 0 E: 0 K: 1 S: 5	H: 0 LOB: 0 BB: 0 P: 5	R: 0 E: 0 K: 0 S: 4	H: 1 LOB: 1 BB: 0 P: 4	R: 0 E: 0 K: 0 S: 5	H: 2 LOB: 2 BB: 0 P: 5	R: 0 E: 0 K: 1 S: 5	H: 0 LOB: 0 BB: 0 P: 5	1B: 8 2B: 1 3B: 0 HR: 0	SF: 0 SAC: 0 DP: 1 HBP: 0	WP: 0 PB: 0 SB: 1 CS: 1	PA: 39
PITCHER	IP	WLS	BF	H	R	ER	SO	BB	IBB	HBP	BLK	WP	HR	S	P	ERA	WHIP					
Jim Bunning, R (1, 1) ERA: 2.89	9.0	W	39	9	3	1	5	3	0	0	0	0	0	46	58	1.00	1.333					

Pittsburgh Pirates @ Houston Astros
Astrodome, Houston, TX
Thu Jun 12 1969, 8:05 PM EDT
Att: 14,260 - Unknown

AB 36
R 3
H 9
RBI 1
BB 3
SO 5
LOB 17



Batter	1	2	3	4	5	6	7	8	9	AB	R	H	RBI	BB	SO	LOB	TOP					
Sandy Valdespino, L (1.7) OBP: 0.333, SLG: 0.333 Cesar Geronimo, L (9, PR) OBP: 0.250, SLG: 0.400	L5		K		K			K		5	0	1	1	0	3	0	Houston Astros @ St. Louis Cardinals Busch Stadium, St. Louis, MO Sun Jun 15 1969, 3:33 AM CDT Att: 24,263 - Unknown					
Marty Martinez, S (1.6) OBP: 0.306, SLG: 0.348	F7					K		F8	L4	5	0	1	0	0	1	2						
Jimmy Wynn, R (1.8) OBP: 0.392, SLG: 0.505	P6									3	1	1	0	1	0	1						
Denis Menke, R (1.4) OBP: 0.423, SLG: 0.486		K								3	0	2	0	1	1	0						
Johnny Edwards, L (1.2) OBP: 0.277, SLG: 0.268		6-3								3	0	0	1	0	0	3						
Curt Blefary, L (1.3) OBP: 0.346, SLG: 0.342										3	1	0	0	1	0	2						
Gary Geiger, L (1.9) OBP: 0.379, SLG: 0.333										4	1	2	0	0	0	1						
Doug Rader, R (1.5) OBP: 0.320, SLG: 0.344										4	0	0	0	0	3	2						
Don Wilson, R (1.1) OBP: 0.152, SLG: 0.069 Julio Gotay, R (9, PH) OBP: 0.300, SLG: 0.222			6-3							3	0	0	0	0	1	0						
										1	0	1	0	0	0	0						
Inning Stats	R: 0 E: 0 K: 0 S: 3	H: 0 LOB: 0 BB: 0 P: 3	R: 1 E: 0 K: 1 S: 6	H: 1 LOB: 1 BB: 1 P: 10	R: 0 E: 0 K: 1 S: 6	H: 1 LOB: 1 BB: 0 P: 6	R: 0 E: 0 K: 0 S: 4	H: 1 LOB: 1 BB: 0 P: 4	R: 0 E: 0 K: 2 S: 7	H: 0 LOB: 0 BB: 0 P: 7	R: 1 E: 0 K: 1 S: 6	H: 1 LOB: 1 BB: 1 P: 10	R: 0 E: 0 K: 2 S: 7	H: 0 LOB: 0 BB: 0 P: 7	R: 0 E: 0 K: 1 S: 6	H: 1 LOB: 2 BB: 1 P: 10	R: 1 E: 0 K: 1 S: 8	H: 3 LOB: 2 BB: 0 P: 8	1B: 7 2B: 1 3B: 0 HR: 0	SF: 1 SAC: 0 DP: 0 HBP: 0	WP: 1 PB: 0 SB: 1 CS: 0	PA: 38
PITCHER Bob Gibson, R (1.1) ERA: 2.11	IP: 9.0 WLS: W BF: 38 H: 8 R: 3 ER: 3 SO: 9 BB: 3 IBB: 0 HBP: 0 BLK: 0 WP: 1 HR: 0 S: 53 P: 65 ERA: 3.00 WHIP: 1.222															PITCHER IP: 9.0 WLS: W BF: 38 H: 8 R: 3 ER: 3 SO: 9 BB: 3 IBB: 0 HBP: 0 BLK: 0 WP: 1 HR: 0 S: 53 P: 65 ERA: 3.00 WHIP: 1.222						

Batter	1	2	3	4	5	6	7	8	9	AB	R	H	RBI	BB	SO	LOB	BOTTOM			
Lou Brock, L (1.7) OBP: 0.330, SLG: 0.461			K							3	2	1	1	1	1	1	Houston Astros @ St. Louis Cardinals Busch Stadium, St. Louis, MO Sun Jun 15 1969, 3:33 AM CDT Att: 24,263 - Unknown			
Curt Flood, R (1.8) OBP: 0.323, SLG: 0.338										4	1	1	1	0	0	0				
Vada Pinson, L (1.9) OBP: 0.347, SLG: 0.452 Boots Day, L (9, PR) OBP: 0.244, SLG: 0.132										4	0	1	1	0	2	0				
Steve Huntz, S (9.6) OBP: 0.244, SLG: 0.132										0	0	0	0	0	0	0				
Joe Torre, R (1.3) OBP: 0.365, SLG: 0.500										4	1	1	1	0	0	1				
Tim McCarver, L (1.2) OBP: 0.347, SLG: 0.396										4	0	1	1	0	0	1				
Julian Javier, R (1.4) OBP: 0.303, SLG: 0.349										3	0	0	0	0	3	1				
Mike Shannon, R (1.5) OBP: 0.289, SLG: 0.330										3	0	0	0	0	1	0				
Dal Maxvill, R (1.6) OBP: 0.275, SLG: 0.247 Vic Davalillo, L (9, PH) OBP: 0.276, SLG: 0.278										2	0	0	0	0	1	0				
										1	1	1	0	0	0	0				
Bob Gibson, R (1.1) OBP: 0.286, SLG: 0.256										1	0	0	0	1	1	0				
Inning Stats	R: 1 E: 0 K: 1 S: 6	H: 1 LOB: 0 BB: 0 P: 6	R: 0 E: 0 K: 1 S: 5	H: 0 LOB: 0 BB: 0 P: 5	R: 0 E: 0 K: 3 S: 9	H: 0 LOB: 0 BB: 0 P: 9	R: 1 E: 0 K: 2 S: 9	H: 2 LOB: 1 BB: 0 P: 9	R: 0 E: 0 K: 1 S: 5	H: 0 LOB: 1 BB: 1 P: 9	R: 0 E: 0 K: 0 S: 3	H: 0 LOB: 0 BB: 0 P: 3	R: 0 E: 0 K: 1 S: 5	H: 0 LOB: 0 BB: 0 P: 5	R: 3 E: 0 K: 0 S: 6	H: 3 LOB: 1 BB: 1 P: 10	1B: 4 2B: 1 3B: 0 HR: 1	SF: 0 SAC: 1 DP: 0 HBP: 0	WP: 1 PB: 0 SB: 1 CS: 0	PA: 32
PITCHER Don Wilson, R (1.1) ERA: 4.4	IP: 8.0 WLS: L BF: 32 H: 6 R: 5 ER: 5 SO: 9 BB: 1 IBB: 1 HBP: 0 BLK: 0 WP: 1 HR: 1 S: 48 P: 56 ERA: 5.62 WHIP: 0.875															PITCHER IP: 8.0 WLS: L BF: 32 H: 6 R: 5 ER: 5 SO: 9 BB: 1 IBB: 1 HBP: 0 BLK: 0 WP: 1 HR: 1 S: 48 P: 56 ERA: 5.62 WHIP: 0.875				



Batter	1	2	3	4	5	6	7	8	9	AB	R	H	RBI	BB	SO	LOB	TOP					
Sandy Valdespino, L (1.7) OBP: 0.375, SLG: 0.333	4-0 PB SH1-3 1B BB		0-0 L8		0-0 FC6-4 1B			0-0 G4-6-3		3	1	1	0	1	0	1						
Marty Martinez, S (1.6) OBP: 0.327, SLG: 0.367	0-0 SH1-3		0-0		0-0 FC6-4 1B			0-0		3	0	2	0	0	0	1						
Jimmy Wynn, R (1.8) OBP: 0.390, SLG: 0.500	0-3 K		0-3 K		0-0 6-3			0-0		4	0	1	0	0	2	2						
Denis Menke, R (1.4) OBP: 0.421, SLG: 0.481	0-0 WP 2B 1B		0-0 F2		0-0 F7			0-3 K2-3		4	1	1	1	0	1	3						
Johnny Edwards, L (1.2) OBP: 0.278, SLG: 0.275	0-0		0-0 F4		0-3 K			0-0 5-3		3	0	1	1	0	1	0						
Bill Henry, L (6.1)										0	0	0	0	0	0	0						
Julio Gotay, R (9, PH) OBP: 0.286, SLG: 0.211	1-H 2B									1	0	0	0	0	0	0						
Curt Blefary, L (1.3) OBP: 0.341, SLG: 0.336	0-0 6-3		0-0 F9		0-0 2-3			0-0 4-3		4	0	0	0	0	0	1						
Gary Geiger, L (1.9) OBP: 0.355, SLG: 0.308		0-0 F6		0-0 L1		0-3 K		0-0 G3		4	0	0	0	0	1	0						
Doug Rader, R (1.5) OBP: 0.316, SLG: 0.339		0-0 6-3		0-0 F7		0-0 F8				3	0	0	0	0	0	0						
Larry Dierker, R (1.1) OBP: 0.167, SLG: 0.190		0-3 K		0-0 1-3				0-0 G4-6-3 1B		1	0	0	0	0	1	0						
Cesar Geronimo, L (5, PH) OBP: 0.167, SLG: 0.333										1	0	0	0	0	0	0						
Dooley Womack, L (5.1) OBP: 0.200, SLG: 0.200										0	0	0	0	0	0	0						
Don Bryant, R (6.2) OBP: 0.282, SLG: 0.351										1	0	1	0	0	0	0						
Inning Stats	R: 2 E: 0 K: 1 S: 7	H: 2 LOB: 1 BB: 1 P: 11	R: 0 E: 0 K: 1 S: 5	H: 0 LOB: 0 BB: 0 P: 5	R: 0 E: 0 K: 1 S: 6	H: 1 LOB: 1 BB: 0 P: 6	R: 0 E: 0 K: 0 S: 3	H: 0 LOB: 0 BB: 0 P: 3	R: 0 E: 0 K: 0 S: 4	H: 1 LOB: 1 BB: 0 P: 4	R: 0 E: 0 K: 1 S: 5	H: 0 LOB: 0 BB: 0 P: 5	R: 0 E: 0 K: 1 S: 5	H: 0 LOB: 0 BB: 0 P: 5	R: 0 E: 0 K: 1 S: 7	H: 3 LOB: 2 BB: 0 P: 7	R: 0 E: 0 K: 0 S: 3	H: 0 LOB: 0 BB: 0 P: 3	1B: 6 2B: 1 3B: 0 HR: 0	SF: 0 SAC: 1 DP: 1 HBP: 0	WP: 1 PB: 1 SB: 0 CS: 0	PA: 34
PITCHER Phil Niekro, R (1.1) ERA: 1.77	IP: 9.0 WLS: W BF: 34 H: 7 R: 2 ER: 2 SO: 6 BB: 1 IBB: 0 HBP: 0 BLK: 0 WP: 1 HR: 0 S: 45 P: 49 ERA: 2.00 WHIP: 0.889															PITCHER	IP: 9.0 WLS: W BF: 34 H: 7 R: 2 ER: 2 SO: 6 BB: 1 IBB: 0 HBP: 0 BLK: 0 WP: 1 HR: 0 S: 45 P: 49 ERA: 2.00 WHIP: 0.889					

Houston Astros @ Atlanta Braves
Atlanta Stadium, Atlanta, GA
Mon Jun 16 1969, 7:05 PM EDT
Unknown

AB	32
R	2
H	7
RBI	2
BB	1
SO	6
LOB	8



Batter	1	2	3	4	5	6	7	8	9	AB	R	H	RBI	BB	SO	LOB	BOTTOM			
Sonny Jackson, L (1.6) OBP: 0.350, SLG: 0.365	0-0 HR 2B	0-0 F7			0-0 FC4-6 1B	4-0 BB				3	1	2	0	1	0	0				
Tony Gonzalez, L (1.8) OBP: 0.319, SLG: 0.332	0-0 2-H HR		0-0 HR		0-0 FC4-6 1B WP	0-0 F9				4	2	2	3	0	0	4				
Felix Millan, R (1.4) OBP: 0.328, SLG: 0.392	0-0 1B		0-0 6-3		0-0 G6-4-3 1B		0-0 F7			4	0	2	0	0	0	0				
Rico Carty, R (1.7) OBP: 0.467, SLG: 0.514	0-0 1B		0-0 6-3		0-0 G6-4-3		0-0 F7			4	1	1	0	0	0	2				
Felipe Alou, R (8.9) OBP: 0.353, SLG: 0.420	1-3 WP 1B		0-0 6-3		0-0 G6-4-3		0-0 F7			0	0	0	0	0	0	0				
Tommy Aaron, R (1.3) OBP: 0.410, SLG: 0.333	0-0 1-H 1B		0-0 5-3		0-0 6-3		0-0 P6			4	0	1	1	0	0	0				
Bob Aspromonte, R (1.5) OBP: 0.320, SLG: 0.359	0-0 F9		0-0 1B 2B		0-0 1B 1B		0-0 4-3			4	2	2	0	0	0	1				
Mike Lum, L (1.9) OBP: 0.346, SLG: 0.333	0-0 F7		0-0 2-H 1B		0-0 WP 1B 1B		0-0 5-3 1B			4	0	3	1	0	0	1				
Bob Didier, S (1.2) OBP: 0.260, SLG: 0.282		0-0 5-3		0-3 K		0-0 WP 1B		0-0 5-3		4	0	1	1	0	1	1				
Phil Niekro, R (1.1) OBP: 0.132, SLG: 0.135		0-3 K		0-3 K		0-3 K		0-0 F8		4	0	0	0	0	3	3				
Inning Stats	R: 3 E: 0 K: 0 S: 7	H: 5 LOB: 1 BB: 0 P: 7	R: 0 E: 0 K: 1 S: 5	H: 0 LOB: 0 BB: 0 P: 5	R: 1 E: 0 K: 2 S: 8	H: 2 LOB: 0 BB: 0 P: 8	R: 0 E: 0 K: 0 S: 4	H: 2 LOB: 1 BB: 0 P: 4	R: 1 E: 0 K: 1 S: 8	H: 3 LOB: 3 BB: 1 P: 12	R: 0 E: 0 K: 0 S: 3	H: 0 LOB: 0 BB: 0 P: 3	R: 0 E: 0 K: 0 S: 4	H: 1 LOB: 1 BB: 0 P: 4	R: 0 E: 0 K: 0 S: 4	H: 1 LOB: 1 BB: 0 P: 4	1B: 10 2B: 2 3B: 0 HR: 2	SF: 0 SAC: 0 DP: 1 HBP: 0	WP: 3 PB: 0 SB: 0 CS: 0	PA: 36
PITCHER Larry Dierker, R (1.1) ERA: 2.92	IP: 4.0 WLS: L BF: 18 H: 5 R: 5 ER: 5 SO: 3 BB: 0 IBB: 0 HBP: 0 BLK: 0 WP: 1 HR: 2 S: 24 P: 24 ERA: 11.25 WHIP: 2.000															PITCHER	IP: 4.0 WLS: L BF: 18 H: 5 R: 5 ER: 5 SO: 3 BB: 0 IBB: 0 HBP: 0 BLK: 0 WP: 1 HR: 2 S: 24 P: 24 ERA: 11.25 WHIP: 2.000			
PITCHER Dooley Womack, R (5.1) ERA: 3.12	IP: 1.2 WLS: L BF: 10 H: 5 R: 1 ER: 1 SO: 1 BB: 0 IBB: 0 HBP: 0 BLK: 0 WP: 2 HR: 0 S: 11 P: 15 ERA: 5.40 WHIP: 3.600															PITCHER	IP: 1.2 WLS: L BF: 10 H: 5 R: 1 ER: 1 SO: 1 BB: 0 IBB: 0 HBP: 0 BLK: 0 WP: 2 HR: 0 S: 11 P: 15 ERA: 5.40 WHIP: 3.600			
PITCHER Bill Henry, L (6.1) ERA:	IP: 2.1 WLS: L BF: 8 H: 1 R: 0 ER: 0 SO: 0 BB: 0 IBB: 0 HBP: 0 BLK: 0 WP: 0 HR: 0 S: 8 P: 8 ERA: 0.00 WHIP: 0.429															PITCHER	IP: 2.1 WLS: L BF: 8 H: 1 R: 0 ER: 0 SO: 0 BB: 0 IBB: 0 HBP: 0 BLK: 0 WP: 0 HR: 0 S: 8 P: 8 ERA: 0.00 WHIP: 0.429			

Houston Astros @ Atlanta Braves
Atlanta Stadium, Atlanta, GA
Mon Jun 16 1969, 7:05 PM EDT
Unknown

AB	35
R	6
H	14
RBI	6
BB	1
SO	4
LOB	12



Batter	1	2	3	4	5	6	7	8	9	AB	R	H	RBI	BB	SO	LOB	TOP					
Leon McFadden, R OBP: 0.160, SLG: 0.167 Gary Geiger, L OBP: 0.352, SLG: 0.300 (9, 9)	F8		P3		6-3		SH1-4		L3	3	0	0	0	0	0	0						
Marty Martinez, S OBP: 0.348, SLG: 0.419 (1, 7)	F7		1-3				F5		BB 1B FC6-4 BB	4	1	1	0	1	0	1						
Jimmy Wynn, R OBP: 0.395, SLG: 0.516 (1, 8)	E5						F8		FC6-4 BB 1-2 1B	3	0	1	0	2	0	1						
Denis Menke, R OBP: 0.423, SLG: 0.482 (1, 6)	K		F7						FC6-4 BB 1-2 2-3 3-4 1B	4	1	1	0	1	1	4						
Doug Rader, R OBP: 0.308, SLG: 0.326 (1, 5)			F3						FC6-4 BB 1-2 2-3 3-4 1B	5	0	1	1	0	0	3						
Julio Gotay, R OBP: 0.321, SLG: 0.240 (1, 4)									F3	4	0	2	0	1	0	3						
Curt Bielefy, L OBP: 0.348, SLG: 0.342 (1, 3)										4	0	3	1	0	0	1						
Don Bryant, R OBP: 0.273, SLG: 0.333 Johnny Edwards, L OBP: 0.272, SLG: 0.284 (8, 2)										4	0	1	0	0	0	5						
Denny Lemaster, R OBP: 0.286, SLG: 0.394 (1, 1)										0	0	0	0	0	0	0						
Inning Stats	R: 0 E: 1 K: 1 S: 6	H: 0 LOB: 1 BB: 0 P: 6	R: 0 E: 0 K: 1 S: 6	H: 1 LOB: 2 BB: 1 P: 10	R: 0 E: 0 K: 0 S: 3	H: 0 LOB: 1 BB: 1 P: 7	R: 0 E: 0 K: 0 S: 4	H: 2 LOB: 1 BB: 0 P: 4	R: 0 E: 0 K: 0 S: 4	H: 1 LOB: 1 BB: 0 P: 4	R: 1 E: 0 K: 0 S: 5	H: 3 LOB: 1 BB: 0 P: 5	R: 0 E: 0 K: 0 S: 4	H: 1 LOB: 2 BB: 1 P: 8	R: 0 E: 0 K: 0 S: 4	H: 2 LOB: 1 BB: 0 P: 4	R: 2 E: 0 K: 0 S: 5	H: 2 LOB: 2 BB: 2 P: 13	1B: 10 2B: 2 3B: 1 HR: 1	SF: 0 SAC: 1 DP: 3 HBP: 0	WP: 0 PA: 42 PB: 0 SB: 1 CS: 0	
PITCHER	IP	WLS	BF	H	R	ER	SO	BB	IBB	HBP	BLK	WP	HR	S	P	ERA	WHIP					
George Stone, L ERA: 3.46 Pat Jarvis, R ERA: 5.74 Gary Neibauer, R ERA: 5.19	(1, 1)	8.0	L	36	11	2	2	2	2	1	0	0	0	1	37	49	2.25	1.625				

Houston Astros @ Atlanta Braves
Atlanta Stadium, Atlanta, GA
Wed Jun 18 1969, 7:05 PM EDT
Att: 10,166 - Unknown

AB 36
R 3
H 12
RBI 3
BB 5
SO 2
LOB 20



Batter	1	2	3	4	5	6	7	8	9	AB	R	H	RBI	BB	SO	LOB	BOTTOM				
Felipe Alou, R OBP: 0.351, SLG: 0.416 (1, 8)	5-3		P5							4	0	1	0	0	0	1					
Felix Milan, R OBP: 0.323, SLG: 0.382 (1, 4)			P5							3	0	0	0	1	0	2					
Hank Aaron, R OBP: 0.442, SLG: 0.682 (1, 9)	F2		F9							4	0	1	0	0	0	2					
Orlando Cepeda, R OBP: 0.324, SLG: 0.454 (1, 3)	5-3									4	0	0	0	0	1	3					
Rico Carty, R OBP: 0.464, SLG: 0.604 (1, 7)										3	1	1	0	0	0	0					
Bob Aspromonte, R OBP: 0.333, SLG: 0.350 (1, 5)										3	0	1	0	0	0	0					
Bob Tillman, R OBP: 0.274, SLG: 0.302 (1, 2)										3	0	0	0	0	1	2					
Gil Garrido, R OBP: 0.273, SLG: 0.273 (1, 6)										3	0	0	0	0	0	0					
George Stone, L OBP: 0.118, SLG: 0.118 Pat Jarvis, R OBP: 0.138, SLG: 0.143 Gary Neibauer, R (9, 1)										3	0	1	0	0	1	0					
Inning Stats	R: 0 E: 0 K: 0 S: 3	H: 0 LOB: 1 BB: 1 P: 7	R: 1 E: 0 K: 0 S: 4	H: 2 LOB: 0 BB: 0 P: 4	R: 0 E: 0 K: 1 S: 5	H: 0 LOB: 0 BB: 0 P: 5	R: 0 E: 0 K: 0 S: 3	H: 0 LOB: 0 BB: 0 P: 3	R: 0 E: 0 K: 0 S: 4	H: 2 LOB: 1 BB: 0 P: 4	R: 0 E: 0 K: 1 S: 5	H: 0 LOB: 0 BB: 0 P: 5	R: 0 E: 0 K: 1 S: 5	H: 0 LOB: 0 BB: 0 P: 5	R: 0 E: 0 K: 0 S: 3	H: 0 LOB: 0 BB: 0 P: 3	1B: 5 2B: 0 3B: 0 HR: 0	SF: 0 SAC: 0 DP: 2 HBP: 0	WP: 0 PA: 31 PB: 1 SB: 0 CS: 0		
PITCHER	IP	WLS	BF	H	R	ER	SO	BB	IBB	HBP	BLK	WP	HR	S	P	ERA	WHIP				
Denny Lemaster, L ERA: 3.83	(1, 1)	9.0	W	31	5	1	0	3	1	0	0	0	0	36	40	0.00	0.667				

Houston Astros @ Atlanta Braves
Atlanta Stadium, Atlanta, GA
Wed Jun 18 1969, 7:05 PM EDT
Att: 10,166 - Unknown

AB 30
R 1
H 5
RBI 0
BB 1
SO 3
LOB 10



Batter	1	2	3	4	5	6	7	8	9	AB	R	H	RBI	BB	SO	LOB	TOP					
Van Kelly, L OBP: 0.190, SLG: 0.381 (1, 4)	F8		4-3		1-3	G3			3-1	5	0	0	0	0	0	3						
Roberto Pena, R OBP: 0.287, SLG: 0.271 (1, 3) (6, 6)	E HBP 1B		F4		L9			WP 1B	K	5	0	2	0	0	1	0						
Ollie Brown, R OBP: 0.320, SLG: 0.436 (1, 9)	K		5-3		F9			F8	G1	5	0	0	0	0	1	2						
Al Ferrara, R OBP: 0.369, SLG: 0.483 (1, 7)	E HBP 1-2			E6 1B 1B		WP E 2B		L8		3	2	2	0	0	0	1						
Ed Spiezio, R OBP: 0.329, SLG: 0.431 (1, 5)	E6 1-2 2-3			1B 2-3 1B		K 2-3		K		4	0	1	0	0	2	4						
Cito Gaston, R OBP: 0.266, SLG: 0.300 (1, 8)	4-3			K		E BB			1B	3	0	1	0	1	1	5						
Chris Cannizzaro, R OBP: 0.342, SLG: 0.345 (1, 2)		K		K		E7 1B		F9		4	0	1	1	0	2	3						
Tommy Dean, R OBP: 0.230, SLG: 0.233 (6, PH)		G3				1-3 3-H 4-0				2	0	1	1	0	0	0						
Larry Stahl, L OBP: 0.217, SLG: 0.143 (6, 3)				1-3 3-H 1B		IBB		K		1	0	0	0	1	1							
Al Santorini, R OBP: 0.200, SLG: 0.167 (6, PH)				K		K		F9		2	0	0	0	0	2	2						
John Sipin, R OBP: 0.217, SLG: 0.299 (6, PH)										1	0	0	0	0	1	3						
Billy McCool, R (6, 1)										0	0	0	0	0	0	0						
Ivan Murrell, R OBP: 0.255, SLG: 0.233 (8, PH)										1	0	0	0	0	0	1						
Joe Niekro, R OBP: 0.394, SLG: 0.235 (8, 1)										0	0	0	0	0	0	0						
Inning Stats	R: 0 E: 1 K: 1 S: 7	H: 1 LOB: 3 BB: 0 P: 8	R: 0 E: 0 K: 2 S: 7	H: 0 LOB: 0 BB: 0 P: 7	R: 0 E: 0 K: 0 S: 3	H: 0 LOB: 0 BB: 0 P: 3	R: 1 E: 1 K: 3 S: 12	H: 3 LOB: 2 BB: 0 P: 12	R: 0 E: 0 K: 0 S: 3	H: 0 LOB: 0 BB: 0 P: 3	R: 1 E: 1 K: 2 S: 9	H: 2 LOB: 3 BB: 2 P: 17	R: 0 E: 0 K: 1 S: 6	H: 1 LOB: 1 BB: 0 P: 6	R: 0 E: 0 K: 1 S: 6	H: 1 LOB: 1 BB: 0 P: 6	R: 0 E: 0 K: 1 S: 5	H: 0 LOB: 0 BB: 0 P: 5	1B: 7 2B: 1 3B: 0 HR: 0	SF: 0 SAC: 0 DP: 0 HBP: 1	WP: 2 PB: 0 SB: 0 CS: 0	PA: 39
PITCHER Don Wilson, R ERA: 4.18 (1, 1)	IP: 9.0 WLS: W BF: 39 H: 8 R: 2 ER: 2 SO: 11 BB: 1 IBB: 1 HBP: 1 BLK: 0 WP: 2 HR: 0 S: 58 P: 67 ERA: 2.00 WHIP: 1.000															PITCHER	IP: 9.0 WLS: W BF: 39 H: 8 R: 2 ER: 2 SO: 11 BB: 1 IBB: 1 HBP: 1 BLK: 0 WP: 2 HR: 0 S: 58 P: 67 ERA: 2.00 WHIP: 1.000					

San Diego Padres @ Houston Astros
Astrodome, Houston, TX
Thu Jun 19 1969, 8:05 PM EDT
Att: 12,764 - Dome

AB 36
R 2
H 8
RBI 2
BB 2
SO 11
LOB 25



Batter	1	2	3	4	5	6	7	8	9	AB	R	H	RBI	BB	SO	LOB	BOTTOM			
Sandy Valdespino, L OBP: 0.407, SLG: 0.400 (1, 7)	1-5-3									2	0	0	0	1	0	0				
Leon McFadden, R OBP: 0.149, SLG: 0.154 (7, PH) (8, 7)	3-1							F1		2	0	0	0	0	0	1				
Marty Martinez, S OBP: 0.353, SLG: 0.422 (1, 6)										2	0	1	0	0	0	0				
Julio Gotay, R OBP: 0.333, SLG: 0.259 (3, FR) (4, 4)	4-3		FC3-6 1B		F8 1B			F4		2	0	1	0	0	0	0				
Jimmy Wynn, R OBP: 0.397, SLG: 0.521 (1, 8)			FC3-6 1B		F8 1-2 2-3			1B 2B		4	1	2	0	0	0	3				
Denis Menke, R OBP: 0.420, SLG: 0.476 (1, 4) (4, 6)	5-3		L6		K			1B IBB		3	0	0	0	1	1	4				
Johnny Edwards, L OBP: 0.276, SLG: 0.289 (1, 2)			K					G3		4	1	2	1	0	1	2				
Curt Blefary, L OBP: 0.350, SLG: 0.342 (1, 3)		1B 6-3 1B		K				1-3 2-H 1B		3	1	1	0	1	1	2				
Gary Geiger, L OBP: 0.347, SLG: 0.297 (1, 9)		1B 6-3 SF8 1B		K				K		4	1	1	1	0	2	1				
Doug Rader, R OBP: 0.307, SLG: 0.325 (1, 5)		6-3		K				E6		4	0	1	1	0	1	2				
Don Wilson, R OBP: 0.135, SLG: 0.063 (1, 1)	SF8			K				1-3		3	0	0	1	0	1	3				
Inning Stats	R: 0 E: 0 K: 0 S: 4	H: 1 LOB: 1 BB: 0 P: 4	R: 3 E: 0 K: 0 S: 6	H: 3 LOB: 0 BB: 0 P: 6	R: 0 E: 0 K: 1 S: 6	H: 1 LOB: 2 BB: 0 P: 6	R: 0 E: 0 K: 3 S: 9	H: 0 LOB: 0 BB: 0 P: 9	R: 0 E: 0 K: 2 S: 8	H: 1 LOB: 2 BB: 1 P: 12	R: 0 E: 1 K: 1 S: 6	H: 0 LOB: 2 BB: 1 P: 10	R: 1 E: 0 K: 0 S: 5	H: 2 LOB: 2 BB: 1 P: 9	R: 0 E: 0 K: 0 S: 4	H: 1 LOB: 1 BB: 0 P: 4	1B: 8 2B: 1 3B: 0 HR: 0	SF: 1 SAC: 0 DP: 0 HBP: 0	WP: 0 PB: 0 SB: 1 CS: 0	PA: 37
PITCHER Al Santorini, R ERA: 3.06 (6, 1)	IP: 5.0 WLS: L BF: 22 H: 6 R: 3 ER: 3 SO: 6 BB: 1 IBB: 0 HBP: 0 BLK: 0 WP: 0 HR: 0 S: 33 P: 37 ERA: 5.40 WHIP: 1.400															PITCHER	IP: 5.0 WLS: L BF: 22 H: 6 R: 3 ER: 3 SO: 6 BB: 1 IBB: 0 HBP: 0 BLK: 0 WP: 0 HR: 0 S: 33 P: 37 ERA: 5.40 WHIP: 1.400			
Billy McCool, L ERA: 4.01 (8, 1)	IP: 2.0 WLS: L BF: 11 H: 2 R: 1 ER: 1 SO: 1 BB: 1 IBB: 0 HBP: 0 BLK: 0 WP: 0 HR: 0 S: 11 P: 19 ERA: 4.50 WHIP: 1.500															PITCHER	IP: 2.0 WLS: L BF: 11 H: 2 R: 1 ER: 1 SO: 1 BB: 1 IBB: 0 HBP: 0 BLK: 0 WP: 0 HR: 0 S: 11 P: 19 ERA: 4.50 WHIP: 1.500			
Joe Niekro, R ERA: 3.2 (8, 1)	IP: 1.0 WLS: L BF: 4 H: 1 R: 0 ER: 0 SO: 0 BB: 0 IBB: 0 HBP: 0 BLK: 0 WP: 0 HR: 0 S: 4 P: 4 ERA: 0.00 WHIP: 1.000															PITCHER	IP: 1.0 WLS: L BF: 4 H: 1 R: 0 ER: 0 SO: 0 BB: 0 IBB: 0 HBP: 0 BLK: 0 WP: 0 HR: 0 S: 4 P: 4 ERA: 0.00 WHIP: 1.000			

San Diego Padres @ Houston Astros
Astrodome, Houston, TX
Thu Jun 19 1969, 8:05 PM EDT
Att: 12,764 - Dome

AB 33
R 4
H 9
RBI 4
BB 3
SO 7
LOB 18



Batter	1	2	3	4	5	6	7	8	9	AB	R	H	RBI	BB	SO	LOB	TOP			
Jose Arcia, R OBP: 0.270, SLG: 0.224 (1, 4)										4	0	0	0	0	0	2	San Diego Padres @ Houston Astros Astrodome, Houston, TX Fri Jun 20 1969, 8:05 PM EDT Unknown			
Chris Cannizzaro, R OBP: 0.336, SLG: 0.338 (1, 2)										4	0	0	0	0	1	0				
Ollie Brown, R OBP: 0.319, SLG: 0.433 (1, 9)										4	0	1	0	0	2	0				
Nate Colbert, R OBP: 0.371, SLG: 0.597 (1, 3)										4	1	1	1	0	0	1				
Al Ferrara, R OBP: 0.368, SLG: 0.479 (1, 7)										3	0	1	0	0	2	1				
Ed Spiezio, R OBP: 0.325, SLG: 0.425 (1, 5)										3	0	0	0	0	0	2				
Cito Gaston, R OBP: 0.267, SLG: 0.301 (1, 8)										3	0	1	0	0	2	1				
Tommy Dean, R OBP: 0.226, SLG: 0.228 (1, 6)										3	0	0	0	0	0	2				
Clay Kirby, R OBP: 0.065, SLG: 0.033 Larry Stahl, L (8, PH) OBP: 0.234, SLG: 0.143 Steve Arlin, R (8, 1)										2	0	0	0	0	2	1				
										0	0	0	0	1	0	0				
										0	0	0	0	0	0	0				
Inning Stats	R: 0 E: 0 K: 1 S: 5	H: 0 LOB: 0 BB: 0 P: 5	R: 1 E: 0 K: 1 S: 7	H: 2 LOB: 1 BB: 0 P: 7	R: 0 E: 0 K: 1 S: 5	H: 0 LOB: 0 BB: 0 P: 5	R: 0 E: 0 K: 1 S: 6	H: 1 LOB: 1 BB: 0 P: 6	R: 0 E: 0 K: 1 S: 6	H: 1 LOB: 1 BB: 0 P: 6	R: 0 E: 0 K: 2 S: 7	H: 0 LOB: 0 BB: 0 P: 7	R: 0 E: 0 K: 0 S: 2	H: 0 LOB: 0 BB: 1 P: 6	R: 0 E: 0 K: 1 S: 5	H: 0 LOB: 0 BB: 0 P: 5	1B: 3 2B: 0 3B: 0 HR: 1	SF: 0 SAC: 0 DP: 1 HBP: 0	WP: 1 PB: 0 SB: 1 CS: 0	PA: 31
PITCHER Larry Dierker, R ERA: 2.72 (1, 1)	IP: 9.0 WLS: W BF: 31	H: 4 R: 1 ER: 1 SO: 9	BB: 1 IBB: 0 HBP: 0 BLK: 0	WP: 1 HR: 1 S: 48 P: 52	ERA: 1.00 WHIP: 0.556	PITCHER IP: WLS: BF: H: R: ER: SO: BB: IBB: HBP: BLK: WP: HR: S: P: ERA: WHIP														

AB	30
R	1
H	4
RBI	1
BB	1
SO	9
LOB	10



Batter	1	2	3	4	5	6	7	8	9	AB	R	H	RBI	BB	SO	LOB	BOTTOM
Sandy Valdespino, L OBP: 0.419, SLG: 0.414 (1, 7)										4	0	2	1	0	0	2	San Diego Padres @ Houston Astros Astrodome, Houston, TX Fri Jun 20 1969, 8:05 PM EDT Unknown
Julio Gotay, R OBP: 0.324, SLG: 0.258 (1, 4)										4	0	1	0	0	0	2	
Jimmy Wynn, R OBP: 0.395, SLG: 0.514 (1, 8)										3	1	0	0	1	2	1	
Denis Menke, R OBP: 0.421, SLG: 0.478 (1, 6)										3	2	1	0	1	1	1	
Johnny Edwards, L OBP: 0.276, SLG: 0.298 (1, 2)										4	1	1	2	0	1	2	
Curt Blefary, L OBP: 0.346, SLG: 0.344 (1, 3)										4	0	1	1	0	1	1	
Gary Geiger, L OBP: 0.342, SLG: 0.294 (1, 9)										4	1	1	1	0	2	1	
Doug Rader, R OBP: 0.310, SLG: 0.322 (1, 5)										2	1	0	0	1	1	2	
Larry Dierker, R OBP: 0.174, SLG: 0.196 (1, 1)										4	0	1	1	0	1	2	
										1B: 5 2B: 2 3B: 1 HR: 0	SF: 0 SAC: 0 DP: 1 HBP: 1	WP: 0 PB: 2 SB: 1 CS: 0	PA: 36				
PITCHER Clay Kirby, R ERA: 4.29 Steve Arlin, R ERA: 8.44 (8, 1)	IP: 7.0 WLS: L BF: 32	H: 8 R: 6 ER: 6 SO: 7	BB: 2 IBB: 0 HBP: 1 BLK: 0	WP: 0 HR: 0 S: 43 P: 52	ERA: 7.71 WHIP: 1.429	PITCHER IP: WLS: BF: H: R: ER: SO: BB: IBB: HBP: BLK: WP: HR: S: P: ERA: WHIP											



Batter	1	2	3	4	5	6	7	8	9	AB	R	H	RBI	BB	SO	LOB	TOP					
Jose Arcia, R OBP: 0.275, SLG: 0.254 Roberto Pena, R OBP: 0.293, SLG: 0.275	(1, 6) 0-3 K		X 0-0 K		X 0-0 K		X 0-0 K	4-0 BB		3	0	0	0	0	1	0	San Diego Padres @ Houston Astros Astrodome, Houston, TX Sat Jun 21 1969, 8:05 PM EDT Att: 17,306 - Unknown					
John Sigin, R OBP: 0.219, SLG: 0.308	(1, 4) 0-0 2B			X 0-3 K		X 0-3 K		X 0-3 K		4	0	1	0	0	3	2						
Ollie Brown, R OBP: 0.317, SLG: 0.425	(1, 9) 0-0 2B			X 0-0 K		X 0-0 1B		X 0-0 K		4	0	1	0	0	0	3						
Nate Colbert, R OBP: 0.362, SLG: 0.577	(1, 3) 0-3 K			X 0-0 E5		X 0-0 K		X 0-0 K		4	0	0	0	0	1	2						
Al Ferrara, R OBP: 0.362, SLG: 0.465	(1, 7) 0-0 1B			X 0-3 K		X 0-0 1B		X 0-0 K		4	0	2	0	0	1	1						
Ed Spiezio, R OBP: 0.315, SLG: 0.410	(1, 5) 0-0 2B			X 0-0 K		X 0-3 K		X 0-0 K		4	0	0	0	0	2	2						
Cito Gaston, R OBP: 0.264, SLG: 0.293	(1, 8) 0-0 K			X 0-0 K		X 0-0 K		X 0-0 K		3	0	0	0	0	0	2						
Chris Cannizzaro, R OBP: 0.336, SLG: 0.338	(1, 2) 0-3 K			X 0-0 K		X 0-0 K		X 0-0 BB 1B		3	0	1	0	0	1	0						
Dick Kelley, R OBP: 0.148, SLG: 0.185 Frank Reberger, L OBP: 0.250, SLG: 0.227 Ivan Murrell, R OBP: 0.318, SLG: 0.259 Jack Baldschun, R OBP: 0.254, SLG: 0.136 Larry Stahl, L OBP: 0.293, SLG: 0.136 Johnny Podres, L OBP: 0.295, SLG: 0.163	(1, 1) (4, 1) (6, 1) (6, 1) (8, 1) (8, 1) (8, 1)			X 0-3 K		X 0-3 K		X 0-3 K		1	0	0	0	0	1	0						
Inning Stats	R: 0 E: 0 K: 2 S: 8	H: 1 LOB: 1 BB: 0 P: 8	R: 0 E: 0 K: 0 S: 3	H: 1 LOB: 0 BB: 0 P: 3	R: 0 E: 0 K: 2 S: 7	H: 0 LOB: 0 BB: 0 P: 7	R: 0 E: 1 K: 2 S: 8	H: 0 LOB: 1 BB: 0 P: 8	R: 0 E: 0 K: 1 S: 5	H: 0 LOB: 0 BB: 0 P: 5	R: 0 E: 0 K: 2 S: 7	H: 0 LOB: 0 BB: 0 P: 7	R: 0 E: 0 K: 1 S: 7	H: 2 LOB: 2 BB: 0 P: 7	R: 0 E: 0 K: 2 S: 8	H: 1 LOB: 2 BB: 1 P: 12	R: 0 E: 0 K: 0 S: 3	H: 0 LOB: 0 BB: 0 P: 3	1B: 4 2B: 1 3B: 0 HR: 0	SF: 0 SAC: 0 DP: 0 HBP: 0	WP: 0 PB: 0 SB: 0 CS: 0	PA: 33
PITCHER Tom Griffin, R ERA: 3.57	(1, 1)	IP: 9.0 WLS: W BF: 33	H: 5 R: 0 ER: 0 SO: 12	BB: 1 IBB: 0 HBP: 0 BLK: 0	WP: 0 HR: 0 S: 56 P: 60	ERA: 0.00 WHIP: 0.667	PITCHER	IP: 9.0 WLS: W BF: 33	H: 5 R: 0 ER: 0 SO: 12	BB: 1 IBB: 0 HBP: 0 BLK: 0	WP: 0 HR: 0 S: 56 P: 60	ERA: 0.00 WHIP: 0.667	PITCHER	IP: 9.0 WLS: W BF: 33	H: 5 R: 0 ER: 0 SO: 12	BB: 1 IBB: 0 HBP: 0 BLK: 0	WP: 0 HR: 0 S: 56 P: 60	ERA: 0.00 WHIP: 0.667				

AB	32
R	0
H	5
RBI	0
BB	1
SO	12
LOB	13



Batter	1	2	3	4	5	6	7	8	9	AB	R	H	RBI	BB	SO	LOB	BOTTOM							
Leon McFadden, R OBP: 0.194, SLG: 0.233	(1, 9) 0-3 K		X 0-0 S 1B		X 0-0 K	X 0-0 1-H 3-H 2B				4	0	2	1	0	1	0	San Diego Padres @ Houston Astros Astrodome, Houston, TX Sat Jun 21 1969, 8:05 PM EDT Att: 17,306 - Unknown							
Marty Martinez, S OBP: 0.333, SLG: 0.403 Gary Geiger, L OBP: 0.361, SLG: 0.324	(1, 7) (7, 7) 0-0 K		X 0-0 1-2 K		X 0-3 K		X 0-0 E 2B			3	0	0	0	0	1	1								
Jimmy Wynn, R OBP: 0.394, SLG: 0.502	(1, 8) 0-3 K			X 0-0 BB		X 4-0 BB		X 0-3 K		2	0	0	0	2	2	1								
Denis Menke, R OBP: 0.413, SLG: 0.466	(1, 6) 0-0 K		X 0-0 K		X 0-0 K		X 0-0 K			4	0	0	0	0	0	4								
Julio Gotay, R OBP: 0.286, SLG: 0.231	(1, 4) 0-3 K			X 0-0 E4 1B 1B		X 0-3 K		X 0-0 E6 2-3		4	1	1	0	0	2	1								
Doug Rader, R OBP: 0.316, SLG: 0.328	(1, 5) 0-0 E 2B			X 4-0 1B BB		X 0-0 3B 1B		X 0-0 K		3	2	2	0	1	0	2								
Johnny Edwards, L OBP: 0.281, SLG: 0.309	(1, 2) 0-0 E7 2H 1B			X 0-3 K		X 0-0 1-H 2B 3B		X 0-0 K		4	1	2	2	0	1	2								
Curt Blefary, L OBP: 0.354, SLG: 0.352	(1, 3) 0-0 K			X 0-0 1-3 2H 1B		X 4-0 2B IBB		X 0-0 K		3	0	1	1	1	0	1								
Tom Griffin, R OBP: 0.300, SLG: 0.462	(1, 1) 0-3 K			X 0-3 K		X 0-3 K		X 0-3 K		4	0	0	0	0	4	3								
Inning Stats	R: 0 E: 0 K: 2 S: 7	H: 0 LOB: 0 BB: 0 P: 7	R: 1 E: 1 K: 1 S: 7	H: 2 LOB: 1 BB: 0 P: 7	R: 0 E: 0 K: 1 S: 6	H: 1 LOB: 2 BB: 1 P: 10	R: 1 E: 1 K: 2 S: 8	H: 2 LOB: 1 BB: 1 P: 12	R: 0 E: 0 K: 1 S: 5	H: 0 LOB: 1 BB: 1 P: 9	R: 2 E: 0 K: 2 S: 9	H: 3 LOB: 2 BB: 1 P: 13	R: 0 E: 1 K: 1 S: 7	H: 1 LOB: 2 BB: 0 P: 7	R: 0 E: 0 K: 1 S: 5	H: 0 LOB: 0 BB: 0 P: 5	1B: 5 2B: 3 3B: 1 HR: 0	SF: 0 SAC: 0 DP: 0 HBP: 0	WP: 0 PB: 0 SB: 1 CS: 0	PA: 36				
PITCHER Dick Kelley, L ERA: 4.01 Frank Reberger, R ERA: 4.69 Jack Baldschun, R ERA: 3.83 Johnny Podres, L ERA: 4.31	(1, 1) (4, 1) (6, 1) (8, 1)	IP: 3.0 WLS: L BF: 13	H: 3 R: 1 ER: 1 SO: 4	BB: 1 IBB: 0 HBP: 0 BLK: 0	WP: 0 HR: 0 S: 20 P: 24	ERA: 3.00 WHIP: 1.333	PITCHER	IP: 2.0 WLS: L BF: 9	H: 2 R: 1 ER: 1 SO: 3	BB: 0 IBB: 0 HBP: 0 BLK: 0	WP: 0 HR: 0 S: 13 P: 21	ERA: 4.50 WHIP: 2.000	PITCHER	IP: 2.0 WLS: L BF: 11	H: 4 R: 2 ER: 2 SO: 3	BB: 0 IBB: 0 HBP: 0 BLK: 0	WP: 0 HR: 0 S: 16 P: 20	ERA: 9.00 WHIP: 2.000	PITCHER	IP: 1.0 WLS: L BF: 3	H: 0 R: 0 ER: 0 SO: 1	BB: 0 IBB: 0 HBP: 0 BLK: 0	WP: 0 HR: 0 S: 5 P: 5	ERA: 0.00 WHIP: 0.000

AB	32
R	4
H	9
RBI	4
BB	4
SO	11
LOB	15



Batter	1	2	3	4	5	6	7	8	9	AB	R	H	RBI	BB	SO	LOB	TOP			
John Sipin, R OBP: 0.210, SLG: 0.295 (1, 4)										4	0	0	0	0	0	0	San Diego Padres @ Houston Astros Astrodome, Houston, TX Sun Jun 22 1969, 4:33 AM EDT Att: 13,448 - Unknown			
Roberto Pena, R OBP: 0.292, SLG: 0.279 (1, 6)										4	0	1	0	0	0	0				
Ollie Brown, R OBP: 0.319, SLG: 0.426 (1, 9)										4	0	2	0	0	0	0				
Nate Colbert, R OBP: 0.355, SLG: 0.565 (1, 3)										4	0	0	0	0	0	3				
Al Ferrara, R OBP: 0.353, SLG: 0.451 (1, 7)										4	0	0	0	0	1	2				
Jose Arcia, R OBP: 0.275, SLG: 0.254 (9, PR)											0	0	0	0	0	0				
Ed Spiezio, R OBP: 0.322, SLG: 0.413 (1, 5)										3	0	2	0	1	0	0				
Cito Gaston, R OBP: 0.259, SLG: 0.288 (1, 8)										4	0	0	0	0	3	4				
Chris Cannizzaro, R OBP: 0.332, SLG: 0.333 (1, 2)										3	0	0	0	0	1	2				
Joe Niekro, R OBP: 0.333, SLG: 0.211 (1, 1)										2	0	0	0	0	1	1				
Ivan Murrell, R OBP: 0.245, SLG: 0.222 (8, PH)										1	0	0	0	0	1	0				
Billy McCool, R (8, 1)										0	0	0	0	0	0	0				
Inning Stats	R: 0 E: 0 K: 1 S: 7	H: 2 LOB: 2 BB: 0 P: 7	R: 0 E: 0 K: 3 S: 10	H: 1 LOB: 1 BB: 0 P: 10	R: 0 E: 0 K: 0 S: 4	H: 1 LOB: 1 BB: 0 P: 4	R: 0 E: 0 K: 1 S: 5	H: 0 LOB: 0 BB: 0 P: 5	R: 0 E: 0 K: 0 S: 3	H: 0 LOB: 0 BB: 0 P: 3	R: 0 E: 0 K: 1 S: 5	H: 0 LOB: 1 BB: 1 P: 9	R: 0 E: 0 K: 1 S: 5	H: 0 LOB: 0 BB: 0 P: 5	R: 0 E: 1 K: 0 S: 5	H: 1 LOB: 2 BB: 0 P: 5	1B: 4 2B: 1 3B: 0 HR: 0	SF: 0 SAC: 0 DP: 0 HBP: 0	WP: 0 PB: 0 SB: 0 CS: 0	PA: 34
PITCHER Denny Lemaster, L ERA: 3.29 (1, 1)	IP: 9.0 WLS: W BF: 34 H: 5 R: 0 ER: 0 SO: 7 BB: 1 IBB: 0 HBP: 0 BLK: 0 WP: 0 HR: 0 S: 47 P: 51 ERA: 0.00 WHIP: 0.667															PITCHER IP: WLS: BF: H: R: ER: SO: BB: IBB: HBP: BLK: WP: HR: S: P: ERA: WHIP:				

Batter	1	2	3	4	5	6	7	8	9	AB	R	H	RBI	BB	SO	LOB	BOTTOM	
Sandy Valdespino, L OBP: 0.395, SLG: 0.353 (1, 7)										3	0	0	0	0	1	0	San Diego Padres @ Houston Astros Astrodome, Houston, TX Sun Jun 22 1969, 4:33 AM EDT Att: 13,448 - Unknown	
Bob Watson, R OBP: 0.259, SLG: 0.174 (8, PH)										0	0	0	0	1	0	0		
Cesar Geronimo, L OBP: 0.167, SLG: 0.333 (8, PR)										0	1	0	0	0	0	0		
Joe Morgan, L OBP: 0.382, SLG: 0.383 (1, 4)										4	0	1	0	0	0	0		
Jimmy Wynn, R OBP: 0.396, SLG: 0.500 (1, 8)										3	1	1	1	1	1	0		
Denis Menke, R OBP: 0.411, SLG: 0.463 (1, 6)										4	0	1	0	0	0	3		
Johnny Edwards, L OBP: 0.281, SLG: 0.309 (1, 2)										3	0	1	0	0	0	0		
Curt Blefary, L OBP: 0.354, SLG: 0.349 (1, 3)										2	0	0	0	1	1	0		
Gary Geiger, L OBP: 0.349, SLG: 0.311 (1, 9)										3	0	0	0	0	0	3		
Doug Rader, R OBP: 0.313, SLG: 0.324 (1, 5)										3	0	0	0	0	0	0		
Denny Lemaster, R OBP: 0.263, SLG: 0.361 (1, 1)										3	0	0	0	0	0	0		
Inning Stats	R: 0 E: 0 K: 0 S: 3	H: 0 LOB: 1 BB: 1 P: 7	R: 0 E: 0 K: 1 S: 5	H: 0 LOB: 0 BB: 0 P: 5	R: 0 E: 0 K: 1 S: 5	H: 0 LOB: 0 BB: 0 P: 5	R: 0 E: 0 K: 0 S: 3	H: 0 LOB: 0 BB: 0 P: 3	R: 0 E: 0 K: 1 S: 5	H: 0 LOB: 0 BB: 0 P: 5	R: 1 E: 2 K: 0 S: 5	H: 2 LOB: 2 BB: 1 P: 9	R: 1 E: 0 K: 0 S: 5	H: 2 LOB: 2 BB: 1 P: 9	1B: 4 2B: 1 3B: 0 HR: 0	SF: 0 SAC: 0 DP: 1 HBP: 0	WP: 0 PB: 0 SB: 0 CS: 0	PA: 31
PITCHER Joe Niekro, R ERA: 2.96 (1, 1)	IP: 7.0 WLS: L BF: 25 H: 2 R: 1 ER: 0 SO: 3 BB: 1 IBB: 0 HBP: 0 BLK: 0 WP: 0 HR: 0 S: 29 P: 37 ERA: 0.00 WHIP: 0.429															PITCHER IP: WLS: BF: H: R: ER: SO: BB: IBB: HBP: BLK: WP: HR: S: P: ERA: WHIP:		
Billy McCool, L ERA: 4.76 (8, 1)	IP: 1.0 WLS: L BF: 6 H: 2 R: 1 ER: 1 SO: 0 BB: 1 IBB: 0 HBP: 0 BLK: 0 WP: 0 HR: 0 S: 5 P: 9 ERA: 9.00 WHIP: 3.000																	



Batter	1	2	3	4	5	6	7	8	9	AB	R	H	RBI	BB	SO	LOB	TOP				
Bobby Bonds, R OBP: 0.363, SLG: 0.453 (1, 8)	5-3		6-3			5-3		6-3	6-3	5	0	0	0	0	0	2	San Francisco Giants @ Houston Astros Astrodome, Houston, TX Mon Jun 23 1969, 8:05 PM EDT Att: 15,524 - Unknown				
Ron Hunt, R OBP: 0.342, SLG: 0.305 Rich Robertson, R (8, 1)	6-3		F9			K		1B HBP		3	1	0	0	0	1	0					
Jim Davenport, R OBP: 0.325, SLG: 0.349 Bob Burda, L OBP: 0.290, SLG: 0.379 (6, 3)	F4				K	BB 1B		1B 1-2 1B		3	0	1	0	0	1	0					
Willie McCovey, L OBP: 0.469, SLG: 0.752 Bobby Etheridge, R OBP: 0.494, SLG: 0.519 (6, 5)		K			F8	1-2 BB		1-2 2H 1B		2	0	0	0	1	1	0					
Jim Ray Hart, R OBP: 0.340, SLG: 0.297 (1, 7)		HR 1B			BB			1B K		3	1	1	0	1	2	4					
Ken Henderson, S OBP: 0.280, SLG: 0.356 (1, 9)		K			K					4	0	0	0	0	2	2					
Dick Dietz, R OBP: 0.392, SLG: 0.410 (1, 2)		1-H HR			F8			1-3 BB		3	1	1	2	1	0	0					
Hal Lanier, R OBP: 0.266, SLG: 0.265 (1, 6)		K			4-3			1-2 1-3 1B		4	0	1	0	0	2	0					
Ray Sadecki, L OBP: 0.136, SLG: 0.238 Ron Herbel, R (4, 1) Don Mason, L OBP: 0.302, SLG: 0.227 (8, 4)			G3		4-3			F4 1-2 2-3		1	0	0	0	0	0	0					
Inning Stats	R: 0 E: 0 K: 0 S: 3	H: 0 LOB: 0 BB: 0 P: 3	R: 2 E: 0 K: 3 S: 11	H: 2 LOB: 0 BB: 0 P: 11	R: 0 E: 0 K: 2 S: 7	H: 0 LOB: 1 BB: 1 P: 11	R: 0 E: 0 K: 0 S: 3	H: 0 LOB: 0 BB: 0 P: 3	R: 0 E: 0 K: 2 S: 8	H: 1 LOB: 2 BB: 1 P: 12	R: 0 E: 0 K: 1 S: 5	H: 0 LOB: 0 BB: 0 P: 5	R: 1 E: 0 K: 1 S: 7	H: 2 LOB: 2 BB: 1 P: 8	R: 0 E: 0 K: 0 S: 4	H: 1 LOB: 2 BB: 1 P: 8		1B: 5 2B: 0 3B: 0 HR: 1	SF: 0 SAC: 0 DP: 0 HBP: 1	WP: 0 PB: 0 SB: 0 CS: 0	PA: 37
PITCHER Don Wilson, R ERA: 4.08 (1, 1)	IP: 9.0 WLS: W BF: 37 H: 6 R: 3 ER: 3 SO: 9 BB: 3 IBB: 0 HBP: 1 BLK: 0 WP: 0 HR: 1 S: 51 P: 64 ERA: 3.00 WHIP: 1.000															PITCHER Don Wilson, R ERA: 4.08 (1, 1)		IP: 9.0 WLS: W BF: 37 H: 6 R: 3 ER: 3 SO: 9 BB: 3 IBB: 0 HBP: 1 BLK: 0 WP: 0 HR: 1 S: 51 P: 64 ERA: 3.00 WHIP: 1.000			

Batter	1	2	3	4	5	6	7	8	9	AB	R	H	RBI	BB	SO	LOB	BOTTOM		
Leon McFadden, R OBP: 0.212, SLG: 0.250 Gary Geiger, L OBP: 0.348, SLG: 0.338 (5, 9)	K		4-3 2B 1B	1-H 2H 3H 1B 3B		3-1	4-3			2	1	1	0	0	1	0	San Francisco Giants @ Houston Astros Astrodome, Houston, TX Mon Jun 23 1969, 8:05 PM EDT Att: 15,524 - Unknown		
Joe Morgan, L OBP: 0.390, SLG: 0.387 (1, 4)	CS 1B		4-3	BB 1B		BB BB		BB BB PB BB		3	1	2	1	2	0	2			
Jimmy Wynn, R OBP: 0.396, SLG: 0.494 (1, 8)	1-2 BB		F9	3-H 4-0 BB		F7		F8		3	0	0	0	2	0	4			
Denis Menke, R OBP: 0.414, SLG: 0.467 (1, 6)	CS		FC6-4 BB	2H 3H 1B 2B		F8		F8 E FC1-2 2H		4	1	2	3	1	0	3			
Marty Martinez, S OBP: 0.329, SLG: 0.394 Cesar Geronimo, L OBP: 0.286, SLG: 0.429 (8, 7)		FC6-4 F8 1B	2H 1B	G4-3		K		E5 FC1-2 1B		4	0	1	1	0	1	3			
Doug Rader, R OBP: 0.314, SLG: 0.325 (1, 5)		F8 1B	F4		6-3			FC1-5-2		5	1	2	0	0	0	3			
Curt Blefary, L OBP: 0.356, SLG: 0.349 (1, 3)	F8			SH BB 1B 3B		BB 1B		BB K		3	1	1	0	2	1	4			
Johnny Edwards, L OBP: 0.281, SLG: 0.308 (1, 2)				SH BB 1B		F4		G3		4	1	1	0	0	0	5			
Don Wilson, R OBP: 0.175, SLG: 0.088 (1, 1)			4-3 BB	SH BB 1B 3B		K				2	2	1	1	1	1	1			
Inning Stats	R: 0 E: 0 K: 1 S: 4	H: 1 LOB: 1 BB: 1 P: 8	R: 0 E: 0 K: 0 S: 4	H: 1 LOB: 2 BB: 1 P: 8	R: 3 E: 0 K: 0 S: 6	H: 3 LOB: 1 BB: 1 P: 10	R: 4 E: 0 K: 0 S: 6	H: 3 LOB: 1 BB: 2 P: 14	R: 0 E: 0 K: 1 S: 3	H: 0 LOB: 1 BB: 1 P: 7	R: 1 E: 0 K: 1 S: 7	H: 2 LOB: 2 BB: 1 P: 11	R: 1 E: 1 K: 1 S: 7	H: 2 LOB: 2 BB: 1 P: 11	1B: 11 2B: 1 3B: 1 HR: 0	SF: 0 SAC: 1 DP: 1 HBP: 0		WP: 0 PB: 1 SB: 0 CS: 2	PA: 44
PITCHER Ray Sadecki, L ERA: 4.34 (1, 1) Ron Herbel, R ERA: 4.31 (4, 1) Rich Robertson, R ERA: 5.7 (8, 1)	IP: 3.0 WLS: L BF: 17 H: 5 R: 5 ER: 5 SO: 1 BB: 4 IBB: 0 HBP: 0 BLK: 0 WP: 0 HR: 0 S: 15 P: 31 ERA: 15.00 WHIP: 3.333															PITCHER Ray Sadecki, L ERA: 4.34 (1, 1) Ron Herbel, R ERA: 4.31 (4, 1) Rich Robertson, R ERA: 5.7 (8, 1)		IP: 3.0 WLS: L BF: 17 H: 5 R: 5 ER: 5 SO: 1 BB: 4 IBB: 0 HBP: 0 BLK: 0 WP: 0 HR: 0 S: 15 P: 31 ERA: 15.00 WHIP: 3.333	

Batter	1	2	3	4	5	6	7	8	9	AB	R	H	RBI	BB	SO	LOB	TOP			
Ken Henderson, S OBP: 0.267, SLG: 0.367 (1, 8)	4-3		4-3 1B 2B		K		G1-6-3 1B			4	1	2	0	0	1	0	San Francisco Giants @ Houston Astros Astrodome, Houston, TX Tue Jun 24 1969, 8:05 PM EDT Att: 18,715 - Unknown			
Ron Hunt, R OBP: 0.341, SLG: 0.304 (1, 4)	6-3		4-3		FC5-4 1B		G1-6-3 1-2			4	0	1	0	0	0	3				
Jim Davenport, R OBP: 0.329, SLG: 0.353 (1, 5)	1B		FC3-6 1B		K			4-3		4	0	2	1	0	1	1				
Willie McCovey, L OBP: 0.461, SLG: 0.738 (1, 3)	4-3		FC3-6 1-2		FC5-4 1-2			K		4	0	0	0	0	1	3				
Jim Ray Hart, R OBP: 0.338, SLG: 0.295 Willie Mays, R OBP: 0.386, SLG: 0.495 (1, 7) (2, 8)		6-3	K			F8				1	0	0	0	0	0	0				
Dave Marshall, L OBP: 0.339, SLG: 0.263 (1, 9) (2, 7)		1B BB		FC4-6 BB		F7			1B	2	0	0	0	2	1	1				
Dick Dietz, R OBP: 0.381, SLG: 0.394 (1, 2)		K		F8		4-3			K	4	0	0	0	0	2	2				
Hal Lanier, R OBP: 0.266, SLG: 0.265 (1, 6)				FC4-6 1-2			K		6-3	4	0	1	0	0	1	1				
Gaylord Perry, R OBP: 0.173, SLG: 0.122 Bob Burda, L OBP: 0.286, SLG: 0.373 (1, 1) (9, PH)	4-3			K			1B		4-3	3	0	1	0	0	1	3				
Inning Stats	R: 0 E: 0 K: 0 S: 4	H: 1 LOB: 1 BB: 0 P: 4	R: 0 E: 0 K: 1 S: 6	H: 1 LOB: 2 BB: 1 P: 10	R: 1 E: 0 K: 1 S: 7	H: 2 LOB: 1 BB: 0 P: 7	R: 0 E: 0 K: 1 S: 5	H: 0 LOB: 1 BB: 1 P: 9	R: 0 E: 0 K: 2 S: 8	H: 1 LOB: 1 BB: 0 P: 8	R: 0 E: 0 K: 1 S: 6	H: 2 LOB: 1 BB: 0 P: 6	R: 0 E: 0 K: 2 S: 8	H: 1 LOB: 1 BB: 0 P: 8	R: 0 E: 0 K: 1 S: 5	H: 0 LOB: 0 BB: 0 P: 5	1B: 7 2B: 1 3B: 0 HR: 0	SF: 0 SAC: 0 DP: 1 HBP: 0	WP: 0 PB: 0 SB: 0 CS: 0	PA: 36
PITCHER Larry Dierker, R ERA: 2.6 (1, 1)	IP: 9.0 WLS: W BF: 36 H: 8 R: 1 ER: 1 SO: 9 BB: 2 IBB: 0 HBP: 0 BLK: 0 WP: 0 HR: 0 S: 52 P: 60 ERA: 1.00 WHIP: 1.111															PITCHER IP: WLS: BF: H: R: ER: SO: BB: IBB: HBP: BLK: WP: HR: S: P: ERA: WHIP				

Batter	1	2	3	4	5	6	7	8	9	AB	R	H	RBI	BB	SO	LOB	BOTTOM			
Sandy Valdespino, L OBP: 0.405, SLG: 0.378 Cesar Geronimo, L OBP: 0.296, SLG: 0.429 (1, 7) (7, PR) (8, 7)	K		2-3	1-1 2-2 3-1 2B			SH2-3 2B BB			3	0	1	3	1	1	0	San Francisco Giants @ Houston Astros Astrodome, Houston, TX Tue Jun 24 1969, 8:05 PM EDT Att: 18,715 - Unknown			
Joe Morgan, L OBP: 0.393, SLG: 0.385 (1, 4)	CS WP BB			5-3			SH2-3 1-2			1	0	0	0	2	0	1				
Jimmy Wynn, R OBP: 0.401, SLG: 0.498 (1, 8)	1-2 BB						S 2-H 2B			2	0	1	1	2	1	1				
Denis Menke, R OBP: 0.408, SLG: 0.460 (1, 6)	5-3 2-3			F8			K			4	0	0	0	0	1	6				
Johnny Edwards, L OBP: 0.276, SLG: 0.302 (1, 2)		4-3		F8		F8				4	0	0	0	0	1	3				
Curt Blefary, L OBP: 0.360, SLG: 0.359 (1, 3)				FC4-6 1B		4-3		F4		4	0	2	0	0	0	1				
Gary Geiger, L OBP: 0.355, SLG: 0.338 (1, 9)				FC4-6 BB 1B 2B			F9			3	1	1	0	0	0	1				
Doug Rader, R OBP: 0.314, SLG: 0.324 (1, 5)				1-2 2B 1B			F6			4	1	1	0	0	1	3				
Larry Dierker, R OBP: 0.200, SLG: 0.204 (1, 1)	4-3			1-2 2-3 2B BB			6-3			3	1	1	0	1	0	2				
Inning Stats	R: 0 E: 0 K: 1 S: 4	H: 0 LOB: 1 BB: 2 P: 12	R: 0 E: 0 K: 1 S: 6	H: 1 LOB: 2 BB: 0 P: 7	R: 0 E: 0 K: 1 S: 5	H: 0 LOB: 1 BB: 1 P: 9	R: 3 E: 0 K: 0 S: 6	H: 3 LOB: 1 BB: 1 P: 10	R: 0 E: 0 K: 0 S: 3	H: 0 LOB: 0 BB: 0 P: 3	R: 1 E: 0 K: 2 S: 8	H: 1 LOB: 2 BB: 1 P: 12	R: 0 E: 0 K: 0 S: 4	H: 2 LOB: 2 BB: 0 P: 4	R: 0 E: 0 K: 1 S: 5	H: 0 LOB: 0 BB: 0 P: 5	1B: 4 2B: 2 3B: 1 HR: 0	SF: 0 SAC: 1 DP: 0 HBP: 1	WP: 2 PB: 0 SB: 1 CS: 1	PA: 36
PITCHER Gaylord Perry, R ERA: 2.63 (1, 1)	IP: 8.0 WLS: L BF: 36 H: 7 R: 4 ER: 4 SO: 5 BB: 6 IBB: 0 HBP: 1 BLK: 0 WP: 2 HR: 0 S: 39 P: 64 ERA: 4.50 WHIP: 1.625															PITCHER IP: WLS: BF: H: R: ER: SO: BB: IBB: HBP: BLK: WP: HR: S: P: ERA: WHIP				

Batter	1	2	3	4	5	6	7	8	9	AB	R	H	RBI	BB	SO	LOB	TOP					
Ken Henderson, S (1, 9) OBP: 0.265, SLG: 0.357	0-3 K		4-0 L5-3 BB		0-0 F4			0-0 F9	0-0 4-3	4	0	0	0	1	1	3	San Francisco Giants @ Houston Astros Astrodome, Houston, TX Wed Jun 25 1969, 8:05 PM EDT Att: 20,588 - Unknown					
Ron Hunt, R (1, 4) OBP: 0.344, SLG: 0.301	1-0 HBP		0-0 L5-3		4-0 1-2 BB			0-3 K		2	0	0	0	1	1	1						
Willie Mays, R (1, 8) OBP: 0.388, SLG: 0.500	0-3 K		0-0 1B		0-0 4-3			0-0 2B		4	0	2	0	0	1	3						
Willie McCovey, L (1, 3) OBP: 0.454, SLG: 0.724	0-0 4-3		0-0 F9		0-0 F9			0-0 F8		4	0	0	0	0	0	3						
Bobby Etheridge, R (1, 5) OBP: 0.471, SLG: 0.518		0-3 K		0-3 K				0-0 5-3		4	1	1	0	0	2	0						
Dave Marshall, L (1, 7) OBP: 0.336, SLG: 0.262		0-0 F8		0-0 G3				0-3 K		4	1	1	1	0	1	0						
Jack Hiatt, R (1, 2) Don Mason, L (9, PH) OBP: 0.353, SLG: 0.380 OBP: 0.302, SLG: 0.227		4-0 1B BB		0-3 K				0-3 K		2	0	0	0	2	2	0						
Hal Lanier, R (1, 6) Bob Burda, L (9, PH) OBP: 0.266, SLG: 0.266 OBP: 0.291, SLG: 0.367		0-0 1-2 1B		0-3 K				0-0 4-3		3	0	1	0	0	2	0						
Mike McCormick, L (1, 1) Bobby Bonds, R (7, PH) Frank Linzy, R (7, 1) Jim Davenport, R (9, PH) OBP: 0.308, SLG: 0.417 OBP: 0.362, SLG: 0.451 OBP: 0.200, SLG: 0.077 OBP: 0.328, SLG: 0.350		0-3 K		0-0 1B				0-3 K		2	0	1	0	0	1	2						
Inning Stats	R: 0 E: 0 K: 2 S: 7	H: 0 LOB: 1 BB: 0 P: 8	R: 0 E: 0 K: 2 S: 8	H: 1 LOB: 2 BB: 1 P: 12	R: 0 E: 0 K: 0 S: 3	H: 1 LOB: 1 BB: 1 P: 7	R: 0 E: 0 K: 2 S: 7	H: 0 LOB: 0 BB: 0 P: 7	R: 0 E: 0 K: 1 S: 6	H: 1 LOB: 2 BB: 1 P: 10	R: 0 E: 0 K: 3 S: 9	H: 0 LOB: 0 BB: 0 P: 9	R: 0 E: 0 K: 1 S: 6	H: 1 LOB: 1 BB: 0 P: 6	R: 2 E: 0 K: 0 S: 5	H: 2 LOB: 2 BB: 1 P: 9		1B: 4 2B: 3 3B: 0 HR: 0	SF: 0 SAC: 0 DP: 1 HBP: 1	WP: 0 PB: 0 SB: 0 CS: 0	PA: 37	
PITCHER	IP WLS BF H R ER SO BB IBB HBP BLK WP HR S P ERA WHIP	IP WLS BF H R ER SO BB IBB HBP BLK WP HR S P ERA WHIP	IP WLS BF H R ER SO BB IBB HBP BLK WP HR S P ERA WHIP	IP WLS BF H R ER SO BB IBB HBP BLK WP HR S P ERA WHIP	IP WLS BF H R ER SO BB IBB HBP BLK WP HR S P ERA WHIP	IP WLS BF H R ER SO BB IBB HBP BLK WP HR S P ERA WHIP	IP WLS BF H R ER SO BB IBB HBP BLK WP HR S P ERA WHIP	IP WLS BF H R ER SO BB IBB HBP BLK WP HR S P ERA WHIP	IP WLS BF H R ER SO BB IBB HBP BLK WP HR S P ERA WHIP	IP WLS BF H R ER SO BB IBB HBP BLK WP HR S P ERA WHIP	IP WLS BF H R ER SO BB IBB HBP BLK WP HR S P ERA WHIP	IP WLS BF H R ER SO BB IBB HBP BLK WP HR S P ERA WHIP	IP WLS BF H R ER SO BB IBB HBP BLK WP HR S P ERA WHIP	IP WLS BF H R ER SO BB IBB HBP BLK WP HR S P ERA WHIP	IP WLS BF H R ER SO BB IBB HBP BLK WP HR S P ERA WHIP	IP WLS BF H R ER SO BB IBB HBP BLK WP HR S P ERA WHIP		IP WLS BF H R ER SO BB IBB HBP BLK WP HR S P ERA WHIP	IP WLS BF H R ER SO BB IBB HBP BLK WP HR S P ERA WHIP	IP WLS BF H R ER SO BB IBB HBP BLK WP HR S P ERA WHIP	IP WLS BF H R ER SO BB IBB HBP BLK WP HR S P ERA WHIP	IP WLS BF H R ER SO BB IBB HBP BLK WP HR S P ERA WHIP

AB	32
R	2
H	6
RBI	2
BB	4
SO	12
LOB	16



Batter	1	2	3	4	5	6	7	8	9	AB	R	H	RBI	BB	SO	LOB	BOTTOM					
Leon McFadden, R (1, 9) OBP: 0.211, SLG: 0.243	0-0 F7		0-0 FC3-6 1B		0-0 F4	0-0 G4-6-3		0-0 3-1		5	0	1	0	0	0	3	San Francisco Giants @ Houston Astros Astrodome, Houston, TX Wed Jun 25 1969, 8:05 PM EDT Att: 20,588 - Unknown					
Joe Morgan, L (1, 4) OBP: 0.391, SLG: 0.380	0-3 K		0-0 FC3-6 1B E		4-0 HR BB			0-0 4-3		3	2	0	0	1	1	1						
Jimmy Wynn, R (1, 8) OBP: 0.405, SLG: 0.513	0-0 F3		0-0 E 1B		0-0 1-H HR			4-0 1-3 BB		3	1	2	2	1	0	0						
Denis Menke, R (1, 6) OBP: 0.403, SLG: 0.453		0-3 K	0-0 E4		0-0 5-3			0-0 1-3		4	0	0	0	0	1	2						
Marty Martinez, S (1, 7) Gary Geiger, L (6, 7) OBP: 0.329, SLG: 0.392 OBP: 0.351, SLG: 0.333		0-3 K	0-0 F2		0-0 BB 1B			0-0 4-3		3	0	1	0	0	1	2						
Doug Rader, R (1, 5) OBP: 0.316, SLG: 0.324		0-0 BB 1B		0-0 6-3	4-0 1-2 BB			0-0 F9		3	0	1	0	1	0	0						
Curt Blefary, L (1, 3) OBP: 0.362, SLG: 0.359		4-0 BB 1-2 BB		0-0 1-3 1B	0-0 F8			0-0 6-3		3	0	1	0	1	0	2						
Johnny Edwards, L (1, 2) OBP: 0.276, SLG: 0.298		0-0 F8		0-0 1-3	0-0 F8			4-0 BB BB		3	0	0	0	1	0	3						
Tom Griffin, R (1, 1) Fred Gladding, L (9, 1) OBP: 0.324, SLG: 0.429 OBP: 0.345			0-0 6-3	0-3 K	4-0 G4-6-3 BB			4-0 1-2 BB		2	0	0	0	2	1	1						
Inning Stats	R: 0 E: 0 K: 1 S: 5	H: 0 LOB: 0 BB: 0 P: 5	R: 0 E: 0 K: 2 S: 8	H: 1 LOB: 2 BB: 1 P: 12	R: 1 E: 1 K: 0 S: 6	H: 2 LOB: 2 BB: 0 P: 6	R: 0 E: 0 K: 1 S: 6	H: 1 LOB: 1 BB: 0 P: 6	R: 2 E: 0 K: 0 S: 5	H: 2 LOB: 2 BB: 2 P: 13	R: 0 E: 0 K: 0 S: 2	H: 0 LOB: 0 BB: 1 P: 6	R: 0 E: 0 K: 0 S: 3	H: 0 LOB: 1 BB: 1 P: 7	R: 0 E: 0 K: 0 S: 3	H: 0 LOB: 2 BB: 2 P: 11		1B: 5 2B: 0 3B: 0 HR: 1	SF: 0 SAC: 0 DP: 1 HBP: 0	WP: 0 PB: 0 SB: 0 CS: 0	PA: 37	
PITCHER	IP WLS BF H R ER SO BB IBB HBP BLK WP HR S P ERA WHIP	IP WLS BF H R ER SO BB IBB HBP BLK WP HR S P ERA WHIP	IP WLS BF H R ER SO BB IBB HBP BLK WP HR S P ERA WHIP	IP WLS BF H R ER SO BB IBB HBP BLK WP HR S P ERA WHIP	IP WLS BF H R ER SO BB IBB HBP BLK WP HR S P ERA WHIP	IP WLS BF H R ER SO BB IBB HBP BLK WP HR S P ERA WHIP	IP WLS BF H R ER SO BB IBB HBP BLK WP HR S P ERA WHIP	IP WLS BF H R ER SO BB IBB HBP BLK WP HR S P ERA WHIP	IP WLS BF H R ER SO BB IBB HBP BLK WP HR S P ERA WHIP	IP WLS BF H R ER SO BB IBB HBP BLK WP HR S P ERA WHIP	IP WLS BF H R ER SO BB IBB HBP BLK WP HR S P ERA WHIP	IP WLS BF H R ER SO BB IBB HBP BLK WP HR S P ERA WHIP	IP WLS BF H R ER SO BB IBB HBP BLK WP HR S P ERA WHIP	IP WLS BF H R ER SO BB IBB HBP BLK WP HR S P ERA WHIP	IP WLS BF H R ER SO BB IBB HBP BLK WP HR S P ERA WHIP	IP WLS BF H R ER SO BB IBB HBP BLK WP HR S P ERA WHIP		IP WLS BF H R ER SO BB IBB HBP BLK WP HR S P ERA WHIP	IP WLS BF H R ER SO BB IBB HBP BLK WP HR S P ERA WHIP	IP WLS BF H R ER SO BB IBB HBP BLK WP HR S P ERA WHIP	IP WLS BF H R ER SO BB IBB HBP BLK WP HR S P ERA WHIP	IP WLS BF H R ER SO BB IBB HBP BLK WP HR S P ERA WHIP



Batter	1	2	3	4	5	6	7	8	9	AB	R	H	RBI	BB	SO	LOB	TOP					
Felipe Alou, R OBP: 0.337, SLG: 0.394 (1, 8)										4	0	1	0	1	0	0	Atlanta Braves @ Houston Astros Astrodome, Houston, TX Fri Jun 27 1969, 8:05 PM EDT Att: 24,580 - Dome					
Felix Milten, R OBP: 0.319, SLG: 0.372 (1, 4)										5	2	3	0	0	0	2						
Hank Aaron, R OBP: 0.432, SLG: 0.660 (1, 9)										4	2	3	2	1	0	1						
Rico Carty, R OBP: 0.484, SLG: 0.691 (1, 7)										5	0	3	2	0	0	4						
Orlando Cepeda, R OBP: 0.326, SLG: 0.465 (1, 3)										4	0	1	0	1	1	5						
Bob Aspromonte, R OBP: 0.317, SLG: 0.348 (1, 5)										5	0	0	0	0	0	4						
Bob Tillman, R OBP: 0.294, SLG: 0.393 (1, 2)										4	0	1	0	0	2	0						
Gil Garrido, R OBP: 0.231, SLG: 0.269 (8, FH)										3	0	0	0	0	1	1						
Sonny Jackson, L OBP: 0.333, SLG: 0.339 (8, 6)										0	0	0	0	0	1	0						
Jim Britton, R OBP: 0.286, SLG: 0.714 (7, 1)										0	0	0	0	0	0	0						
Gary Neibauer, R OBP: 0.286, SLG: 0.714 (2, 1)										3	0	0	0	0	2	1						
Cecil Upshaw, R OBP: 0.286, SLG: 0.714 (7, 1)										0	0	0	0	0	0	0						
Inning Stats	R: 1 E: 0 K: 0 S: 5	H: 2 LOB: 1 BB: 0 P: 5	R: 0 E: 0 K: 2 S: 7	H: 0 LOB: 0 BB: 0 P: 7	R: 0 E: 0 K: 1 S: 7	H: 2 LOB: 3 BB: 1 P: 11	R: 0 E: 0 K: 1 S: 6	H: 1 LOB: 1 BB: 0 P: 6	R: 2 E: 0 K: 1 S: 8	H: 3 LOB: 1 BB: 0 P: 8	R: 0 E: 0 K: 0 S: 3	H: 0 LOB: 0 BB: 0 P: 3	R: 1 E: 0 K: 0 S: 5	H: 2 LOB: 2 BB: 1 P: 9	R: 0 E: 0 K: 1 S: 5	H: 0 LOB: 1 BB: 2 P: 13	R: 0 E: 0 K: 0 S: 4	H: 2 LOB: 1 BB: 0 P: 4	1B: 8 2B: 3 3B: 0 HR: 1	SF: 0 SAC: 1 DP: 1 HBP: 0	WP: 0 PB: 0 SB: 0 CS: 0	PA: 42
PITCHER	IP	WLS	BF	H	R	ER	SO	BB	IBB	HBP	BLK	WP	HR	S	P	ERA	WHIP					
Denny Lemaster, L ERA: 3.43 (1, 1)	6.2		31	10	4	4	5	1	0	0	0	0	1	40	44	5.40	1.650					
Jim Ray, R ERA: 3.52 (7, 1)	1.0		6	0	0	0	1	3	0	0	0	0	0	5	17	0.00	3.000					
Fred Gladding, R ERA: 2.27 (8, 1)	1.1	W	5	2	0	0	0	0	0	0	0	0	0	5	5	0.00	1.500					

Batter	1	2	3	4	5	6	7	8	9	AB	R	H	RBI	BB	SO	LOB	BOTTOM					
Sandy Valdespino, L OBP: 0.426, SLG: 0.375 (1, 7)										3	1	1	0	2	1	3	Atlanta Braves @ Houston Astros Astrodome, Houston, TX Fri Jun 27 1969, 8:05 PM EDT Att: 24,580 - Dome					
Joe Morgan, L OBP: 0.391, SLG: 0.374 (1, 4)										3	0	0	1	2	0	3						
Jimmy Wynn, R OBP: 0.412, SLG: 0.519 (1, 8)										3	0	2	3	2	1	1						
Denis Menke, R OBP: 0.403, SLG: 0.450 (1, 6)										4	0	1	0	1	2	5						
Johnny Edwards, L OBP: 0.270, SLG: 0.291 (1, 2)										5	0	0	0	0	1	8						
Curt Blefary, L OBP: 0.362, SLG: 0.363 (1, 3)										5	1	2	0	0	0	0						
Gary Geiger, L OBP: 0.357, SLG: 0.325 (1, 9)										2	1	0	0	2	0	1						
Doug Rader, R OBP: 0.315, SLG: 0.342 (1, 5)										3	1	0	0	1	0	2						
Fred Gladding, L OBP: 0.279, SLG: 0.225 (8, 1)										0	0	0	0	0	0	0						
Julio Gotay, R OBP: 0.279, SLG: 0.225 (9, FH)										1	0	0	0	0	0	1						
Denny Lemaster, R OBP: 0.268, SLG: 0.342 (1, 1)										2	0	0	0	1	0	2						
Jim Ray, R OBP: 0.222, SLG: 0.222 (7, 1)										0	0	0	0	0	0	0						
Marty Martinez, S OBP: 0.346, SLG: 0.400 (8, 5)										1	1	1	1	1	0	0						
Inning Stats	R: 0 E: 0 K: 2 S: 7	H: 0 LOB: 2 BB: 2 P: 15	R: 3 E: 0 K: 0 S: 4	H: 1 LOB: 3 BB: 5 P: 24	R: 0 E: 0 K: 0 S: 4	H: 1 LOB: 2 BB: 1 P: 8	R: 0 E: 0 K: 2 S: 7	H: 0 LOB: 1 BB: 1 P: 11	R: 0 E: 0 K: 0 S: 3	H: 0 LOB: 0 BB: 0 P: 3	R: 0 E: 0 K: 0 S: 4	H: 1 LOB: 2 BB: 1 P: 8	R: 0 E: 0 K: 0 S: 3	H: 0 LOB: 1 BB: 1 P: 7	R: 1 E: 1 K: 1 S: 7	H: 2 LOB: 2 BB: 1 P: 11	R: 0 E: 0 K: 0 S: 4	H: 2 LOB: 1 BB: 0 P: 4	1B: 5 2B: 2 3B: 0 HR: 0	SF: 0 SAC: 1 DP: 0 HBP: 0	WP: 0 PB: 0 SB: 0 CS: 0	PA: 45
PITCHER	IP	WLS	BF	H	R	ER	SO	BB	IBB	HBP	BLK	WP	HR	S	P	ERA	WHIP					
Jim Britton, R ERA: 4.67 (1, 1)	1.2		12	1	3	3	2	6	0	0	0	0	0	10	34	16.20	4.200					
Gary Neibauer, R ERA: 4.1 (2, 1)	5.0		22	2	0	0	2	5	0	0	0	0	0	21	41	0.00	1.400					
Cecil Upshaw, R ERA: 3.27 (7, 1)	2.0	L	11	4	2	2	1	1	0	0	0	0	0	12	16	9.00	2.500					



Batter	1	2	3	4	5	6	7	8	9	AB	R	H	RBI	BB	SO	LOB	TOP		
Felipe Alou, R OBP: 0.333, SLG: 0.389 (1, 9)										5	0	1	0	0	1	3	Atlanta Braves @ Houston Astros Astrodome, Houston, TX Sat Jun 28 1969, 8:05 PM EDT Att: 33,331 - Dome		
Sonny Jackson, L OBP: 0.338, SLG: 0.342 (1, 6)										4	1	2	0	1	0	2			
Tony Gonzalez, L OBP: 0.320, SLG: 0.323 (1, 8)										3	1	1	1	1	0	2			
Rico Carty, R OBP: 0.474, SLG: 0.667 Mike Lum, L OBP: 0.333, SLG: 0.321 (1, 7) (6, 7)										3	1	0	0	1	1	6			
Orlando Cepeda, R OBP: 0.331, SLG: 0.472 (1, 3)										5	1	3	1	0	1	1			
Felix Milten, R OBP: 0.321, SLG: 0.370 (1, 4)										4	0	1	2	1	0	2			
Clete Boyer, R OBP: 0.299, SLG: 0.350 (1, 5)										5	0	2	1	0	1	2			
Bob Didier, S OBP: 0.263, SLG: 0.277 (1, 2)										5	0	1	0	0	1	5			
George Stone, L OBP: 0.182, SLG: 0.182 (1, 1)										3	1	2	0	0	0	2			
Inning Stats	R: 3 E: 1 K: 0 S: 6	H: 3 LOB: 1 BB: 1 P: 10	R: 0 E: 0 K: 1 S: 7	H: 2 LOB: 3 BB: 1 P: 11	R: 0 E: 0 K: 0 S: 5	H: 2 LOB: 2 BB: 0 P: 5	R: 0 E: 0 K: 0 S: 4	H: 1 LOB: 1 BB: 0 P: 4	R: 0 E: 0 K: 0 S: 4	H: 1 LOB: 1 BB: 1 P: 8	R: 0 E: 0 K: 1 S: 5	H: 0 LOB: 0 BB: 0 P: 5	R: 0 E: 0 K: 2 S: 8	H: 1 LOB: 1 BB: 1 P: 8	R: 1 E: 0 K: 1 S: 7	H: 2 LOB: 2 BB: 1 P: 11	1B: 11 2B: 2 3B: 0 HR: 0	SF: 1 SAC: 1 DP: 1 HBP: 0	WP: 0 PA: 44 PB: 0 SB: 1 CS: 0
PITCHER	IP WLS BF H R ER SO BB IBB HBP BLK WP HR S P ERA WHIP																		
Don Wilson, R ERA: 4.12 (1, 1)	5.1 L 30 10 4 3 1 3 0 0 0 0 0 0 29 41 5.06 2.438																		
Jack Billingham, R ERA: 4.73 (6, 1)	1.2 4 0 0 0 1 0 0 0 0 0 0 0 6 6 0.00 0.000																		
Jim Ray, R ERA: 3.66 (8, 1)	2.0 10 3 1 1 3 0 1 0 0 0 0 0 15 19 4.50 1.500																		

Batter	1	2	3	4	5	6	7	8	9	AB	R	H	RBI	BB	SO	LOB	BOTTOM		
Leon McFadden, R OBP: 0.256, SLG: 0.286 (1, 9)										5	0	3	0	0	0	1	Atlanta Braves @ Houston Astros Astrodome, Houston, TX Sat Jun 28 1969, 8:05 PM EDT Att: 33,331 - Dome		
Joe Morgan, L OBP: 0.391, SLG: 0.369 (1, 4)										3	0	0	0	2	0	4			
Jimmy Wynn, R OBP: 0.415, SLG: 0.523 (1, 8)										4	1	2	0	1	1	4			
Denis Menke, R OBP: 0.397, SLG: 0.443 (1, 6)										4	0	0	0	0	1	7			
Marty Martinez, S OBP: 0.341, SLG: 0.392 (1, 7)										4	0	1	0	0	0	3			
Doug Rader, R OBP: 0.311, SLG: 0.316 (1, 5)										4	0	0	0	0	2	2			
Curt Blefary, L OBP: 0.361, SLG: 0.359 (1, 3)										3	0	0	0	1	0	1			
Johnny Edwards, L OBP: 0.266, SLG: 0.286 (1, 2)										4	0	0	0	0	0	1			
Don Wilson, R OBP: 0.196, SLG: 0.111 (6, 1) Jack Billingham, R OBP: 0.298, SLG: 0.333 (7, PH) Don Bryant, R OBP: 0.222, SLG: 0.143 (7, PH) Cesar Geronimo, L OBP: 0.222, SLG: 0.222 (8, 1) Jim Ray, R OBP: 0.256, SLG: 0.286 (8, PH) Julio Gotay, R (8, PH)										2	0	1	0	0	1	0			
Inning Stats	R: 0 E: 0 K: 0 S: 4	H: 1 LOB: 2 BB: 1 P: 8	R: 0 E: 0 K: 0 S: 2	H: 0 LOB: 0 BB: 1 P: 6	R: 0 E: 0 K: 1 S: 5	H: 0 LOB: 0 BB: 0 P: 5	R: 0 E: 0 K: 2 S: 8	H: 1 LOB: 1 BB: 0 P: 8	R: 0 E: 0 K: 0 S: 5	H: 2 LOB: 2 BB: 0 P: 7	R: 0 E: 0 K: 1 S: 4	H: 1 LOB: 3 BB: 2 P: 12	R: 0 E: 0 K: 0 S: 3	H: 0 LOB: 0 BB: 0 P: 3	R: 0 E: 0 K: 1 S: 6	H: 1 LOB: 2 BB: 1 P: 10	1B: 6 2B: 2 3B: 0 HR: 0	SF: 0 SAC: 0 DP: 1 HBP: 0	WP: 0 PA: 39 PB: 0 SB: 1 CS: 0
PITCHER	IP WLS BF H R ER SO BB IBB HBP BLK WP HR S P ERA WHIP																		
George Stone, L ERA: 3.04 (1, 1)	9.0 W 39 8 1 0 5 5 0 0 0 0 0 0 44 64 0.00 1.444																		



Batter	1	2	3	4	5	6	7	8	9	AB	R	H	RBI	BB	SO	LOB	TOP																					
Felipe Alou, R OBP: 0.339, SLG: 0.399 (1, 9)	0-0 4-3		0-0 1B 2B			0-0 F4		0-0 BB 1B	0-0 1B	5	1	3	1	0	0	0	Atlanta Braves @ Houston Astros Astrodome, Houston, TX Sun Jun 29 1969, 4:33 AM EDT Att: 29,221 - Dome																					
Sonny Jackson, L OBP: 0.340, SLG: 0.340 (1, 6)	0-0 F9		0-3 K			0-0 1-3 1B		4-0 1-2 BB G6-4-3	0-0 6-3	4	0	1	0	1	1	3																						
Tony Gonzalez, L OBP: 0.323, SLG: 0.330 (1, 8)	0-0 2B		0-0 1B			0-0 1-3		0-0 1-2 BB G6-4-3		4	0	2	1	0	0	3																						
Orlando Cepeda, R OBP: 0.330, SLG: 0.468 (1, 3)	0-0 F9			0-0 F5		0-0 F4			0-0 1B G4-6-3 1B	4	1	1	0	0	0	2																						
Felix Millan, R OBP: 0.320, SLG: 0.369 (1, 4)		0-0 5-3		0-0 F4			0-0 5-3		0-0 1B G4-6-3 1B E	4	1	1	0	0	0	0																						
Clete Boyer, R OBP: 0.302, SLG: 0.353 (1, 5)		0-0 1-3 1B		0-0 5-3			0-0 F8		0-0 1-2 G4-6-3 1B	4	0	2	0	0	0	0																						
Mike Lum, L OBP: 0.331, SLG: 0.318 (1, 7)		0-0 1-3 1-2			0-0 F5		0-0 1B		0-0 G4-6-3	4	0	1	0	0	0	3																						
Bob Tillman, R OBP: 0.287, SLG: 0.382 (1, 2)					0-0 F7				0-0 1-2 2-3 3-H	3	0	0	0	0	0	2																						
Hank Aaron, R OBP: 0.434, SLG: 0.660 (9, PH)							0-0 5-3		4-0 1B IBB	0	1	0	0	1	0	0																						
Bob Didier, S OBP: 0.263, SLG: 0.277 (9, 2)										0	0	0	0	0	0	0																						
Ron Reed, R OBP: 0.154, SLG: 0.158 (1, 1)			0-3 K		0-3 K				0-0 E4	2	0	0	0	0	0	2																						
Tito Francona, L OBP: 0.386, SLG: 0.400 (8, PH)								0-0 4-3	0-0 1B	1	0	0	0	0	0	0																						
Paul Doyle, L OBP: 0.315, SLG: 0.346 (8, PH)									1-2 3-H	1	0	0	0	0	0	1																						
Cecil Upshaw, R OBP: 0.296, SLG: 0.714 (9, 1)										0	0	0	0	0	0	0																						
Inning Stats	R: 0 E: 0 K: 0 S: 4	H: 1 LOB: 1 BB: 0 P: 4	R: 0 E: 0 K: 0 S: 4	H: 1 LOB: 1 BB: 0 P: 4	R: 1 E: 0 K: 2 S: 8	H: 2 LOB: 1 BB: 0 P: 8	R: 0 E: 0 K: 0 S: 3	H: 0 LOB: 0 BB: 0 P: 3	R: 0 E: 0 K: 1 S: 5	H: 0 LOB: 0 BB: 0 P: 5	R: 0 E: 0 K: 0 S: 4	H: 1 LOB: 1 BB: 0 P: 4	R: 0 E: 0 K: 0 S: 4	H: 1 LOB: 1 BB: 0 P: 4	R: 0 E: 0 K: 0 S: 3	H: 1 LOB: 1 BB: 1 P: 7		R: 3 E: 1 K: 0 S: 7	H: 4 LOB: 2 BB: 1 P: 11	1B: 9 2B: 2 3B: 0 HR: 0	SF: 0 SAC: 0 DP: 2 HBP: 0	WP: 0 PA: 38 PB: 0 SB: 0 CS: 0																
PITCHER	IP	WLS	BF	H	R	ER	SO	BB	IBB	HBP	BLK	WP	HR	S	P	ERA	WHIP	PITCHER				IP	WLS	BF	H	R	ER	SO	BB	IBB	HBP	BLK	WP	HR	S	P	ERA	WHIP
Larry Dierker, R ERA: 2.58 (1, 1)	8.0		31	8	2	2	3	1	0	0	0	0	0	36	40	2.25	1.125																					
Fred Gladding, R ERA: 2.33 (9, 1)	0.2	L	6	3	2	0	0	0	1	0	0	0	0	5	9	0.00	4.500																					
Skip Guinn, L ERA: 8.1 (9, 1)	0.1		1	0	0	0	0	0	0	0	0	0	0	1	1	0.00	0.000																					

AB	36
R	4
H	11
RBI	2
BB	2
SO	3
LOB	14



Batter	1	2	3	4	5	6	7	8	9	AB	R	H	RBI	BB	SO	LOB	BOTTOM																					
Curt Blefary, L OBP: 0.362, SLG: 0.358 (1, 3)	0-0 3-1	4-0 1B S BB		0-0 F4		0-0 FC3-6 1B			0-0 F7	4	0	1	0	1	0	0	Atlanta Braves @ Houston Astros Astrodome, Houston, TX Sun Jun 29 1969, 4:33 AM EDT Att: 29,221 - Dome																					
Joe Morgan, L OBP: 0.395, SLG: 0.374 (1, 4)	0-0 F9			0-0 3B 1B		0-0 1-2 FC3-6			0-0 5-3 1B	5	1	3	0	0	0	1																						
Jimmy Wynn, R OBP: 0.416, SLG: 0.530 (1, 8)	0-0 2B 1B			0-0 6-3		0-0 1-H 3B			0-0 5-3	4	1	2	1	0	0	3																						
Leon McFadden, R OBP: 0.256, SLG: 0.286 (8, 7)									0-0 1-2	0	0	0	0	0	0	0																						
Sandy Valdespino, L OBP: 0.417, SLG: 0.366 (9, PH)										1	0	0	0	0	0	1																						
Norm Miller, L OBP: 0.383, SLG: 0.414 (1, 9)	0-0 1-H 2B			0-0 4-3	0-3 K		0-0 F7		0-0 F8	5	0	1	1	0	1	2																						
Denis Menke, R OBP: 0.399, SLG: 0.439 (1, 6)	1-0 FC6-4 HBP			4-0 FC5 6-3 BB		0-0 5-3	0-3 K			2	0	0	0	1	1	0																						
Marty Martinez, S OBP: 0.341, SLG: 0.392 (9, 6)										0	0	0	0	0	0	0																						
Johnny Edwards, L OBP: 0.286, SLG: 0.286 (1, 2)	0-0 FC6-4			0-0 6-3		0-0 FC6-4 1B		0-0 F7		4	0	1	0	0	0	3																						
Gary Geiger, L OBP: 0.353, SLG: 0.314 (1, 7)		0-3 K		4-0 BB		0-0 F9		0-0 1-3		3	0	0	0	1	1	1																						
Doug Rader, R OBP: 0.310, SLG: 0.326 (1, 5)		0-0 HR		0-0 FC5		0-0 FC6-4		0-0 F8		4	1	1	1	0	0	3																						
Larry Dierker, R OBP: 0.185, SLG: 0.189 (1, 1)		0-0 6-3			0-0 4-3		0-3 K		0-3 K	4	0	0	0	0	2	0																						
Fred Gladding, L ERA: 3.75 (9, 1)	1.0	W	3	0	0	0	1	0	0	0	0	5	5	0.00	0.000																							
Paul Doyle, L ERA: 3.38 (9, 1)	1.0	S	4	1	0	0	0	0	0	0	0	4	4	0.00	1.000																							
Cecil Upshaw, R ERA: 3.2 (9, 1)										0	0	0	0	0	0	0																						
Inning Stats	R: 1 E: 0 K: 0 S: 5	H: 2 LOB: 2 BB: 0 P: 6	R: 1 E: 0 K: 1 S: 7	H: 2 LOB: 1 BB: 1 P: 11	R: 0 E: 0 K: 0 S: 3	H: 0 LOB: 2 BB: 2 P: 11	R: 1 E: 0 K: 1 S: 7	H: 2 LOB: 1 BB: 0 P: 7	R: 0 E: 0 K: 0 S: 4	H: 1 LOB: 1 BB: 0 P: 4	R: 0 E: 0 K: 1 S: 6	H: 1 LOB: 1 BB: 0 P: 6	R: 0 E: 0 K: 1 S: 5	H: 0 LOB: 0 BB: 0 P: 5	R: 0 E: 0 K: 1 S: 5	H: 0 LOB: 0 BB: 0 P: 5	R: 0 E: 0 K: 0 S: 4	H: 1 LOB: 1 BB: 0 P: 4	1B: 6 2B: 1 3B: 1 HR: 1	SF: 0 SAC: 0 DP: 0 HBP: 1	WP: 0 PA: 40 PB: 0 SB: 1 CS: 0																	
PITCHER	IP	WLS	BF	H	R	ER	SO	BB	IBB	HBP	BLK	WP	HR	S	P	ERA	WHIP	PITCHER				IP	WLS	BF	H	R	ER	SO	BB	IBB	HBP	BLK	WP	HR	S	P	ERA	WHIP
Ron Reed, R ERA: 3.75 (1, 1)	7.0		33	8	3	3	4	3	0	0	0	0	0	37	50	3.86	1.571																					
Paul Doyle, L ERA: 3.38 (8, 1)	1.0	W	3	0	0	0	1	0	0	0	0	0	0	5	5	0.00	0.000																					
Cecil Upshaw, R ERA: 3.2 (9, 1)	1.0	S	4	1	0	0	0	0	0	0	0	0	0	4	4	0.00	1.000																					



Batter	1	2	3	4	5	6	7	8	9	AB	R	H	RBI	BB	SO	LOB	TOP					
Leon McFadden, R OBP: 0.234, SLG: 0.261 (1, 7)	0-0 1-3			0-0 4-3		0-3 K		0-0 F8		4	0	0	0	0	1	2						
Julio Gotay, R OBP: 0.271, SLG: 0.244 (1, 4)	0-0 5-3			0-3 K			0-0 6-3	0-0 4-6		4	0	0	0	0	1	3						
Jimmy Wynn, R OBP: 0.414, SLG: 0.524 (1, 8)	0-0 6-3			0-0 5-3			4-0 1B BB		0-0 3-1	3	1	0	0	1	0	0						
Doug Rader, R OBP: 0.309, SLG: 0.325 (1, 5)		0-0 G3			0-0 5-3			0-0 1B 1-2	0-3 K	4	0	1	0	0	1	0						
Marty Martinez, S OBP: 0.337, SLG: 0.386 (1, 6)		0-0 6-3			0-3 K			0-0 1B	0-0 P4	4	0	1	1	0	1	0						
Norm Miller, L OBP: 0.382, SLG: 0.409 (1, 9)		0-3 K			1-0 HBP			0-0 F8		2	0	0	0	0	1	2						
Don Bryant, R OBP: 0.271, SLG: 0.311 (1, 2)			0-0 4-3		0-3 K			0-0 4-3		3	0	0	0	0	1	3						
Curt Blefary, L OBP: 0.361, SLG: 0.357 (1, 3)			0-0 G3			0-0 G3			0-0 WP 1B	3	0	1	0	0	0	0						
Tom Griffin, R OBP: 0.334, SLG: 0.429 (2, 1)			0-0 F6			0-3 K			0-0 4-6 WP 1B	0	0	0	0	0	0	0						
Wade Blasingame, L OBP: 0.248, SLG: 0.357 (5, PH)										1	0	0	0	0	0	0						
Sandy Valdespino, L OBP: 0.248, SLG: 0.357 (5, PH)										0	0	0	0	0	1	0						
Skip Guinn, L OBP: 0.248, SLG: 0.357 (5, PH)										0	0	0	0	0	0	0						
Joe Morgan, L OBP: 0.397, SLG: 0.377 (5, PH)										1	0	1	0	0	0	0						
Cesar Geronimo, L OBP: 0.208, SLG: 0.149 (5, PH)										0	0	0	0	0	0	0						
Dooley Womack, L OBP: 0.208, SLG: 0.208 (5, PH)										0	0	0	0	0	0	0						
Inning Stats	R: 0 E: 0 K: 0 S: 3	H: 0 LOB: 0 BB: 0 P: 3	R: 0 E: 0 K: 1 S: 5	H: 0 LOB: 0 BB: 0 P: 5	R: 0 E: 0 K: 0 S: 3	H: 0 LOB: 0 BB: 0 P: 3	R: 0 E: 0 K: 1 S: 5	H: 0 LOB: 0 BB: 0 P: 5	R: 0 E: 0 K: 2 S: 7	H: 0 LOB: 1 BB: 0 P: 8	R: 0 E: 0 K: 2 S: 7	H: 0 LOB: 0 BB: 0 P: 7	R: 1 E: 0 K: 0 S: 5	H: 2 LOB: 2 BB: 1 P: 9	R: 0 E: 0 K: 0 S: 4	H: 2 LOB: 2 BB: 0 P: 4	R: 0 E: 0 K: 1 S: 5	H: 0 LOB: 0 BB: 0 P: 5	1B: 4 2B: 1 3B: 0 HR: 0	SF: 0 SAC: 0 DP: 1 HBP: 1	WP: 1 PB: 0 SB: 0 CS: 0	PA: 32
PITCHER Claude Osteen, L ERA: 2.63 (1, 1)	IP: 9.0 WLS: W BF: 32 H: 4 R: 1 ER: 1 SO: 7 BB: 1 IBB: 0 HBP: 1 BLK: 0 WP: 1 HR: 0 S: 44 P: 49 ERA: 1.00 WHIP: 0.556											PITCHER	IP: 9.0 WLS: W BF: 32 H: 4 R: 1 ER: 1 SO: 7 BB: 1 IBB: 0 HBP: 1 BLK: 0 WP: 1 HR: 0 S: 44 P: 49 ERA: 1.00 WHIP: 0.556									

Houston Astros @ Los Angeles Dodgers
Dodger Stadium, Los Angeles, CA
Mon Jun 30 1969, 7:05 PM PDT
Att: 17,569 - Unknown

AB	30
R	1
H	4
RBI	1
BB	1
SO	7
LOB	10



Batter	1	2	3	4	5	6	7	8	9	AB	R	H	RBI	BB	SO	LOB	BOTTOM			
Maury Wills, S OBP: 0.324, SLG: 0.286 (1, 6)	0-0 FC4-6 1B	0-0 1B	0-0 FC6-4		0-0 FC3-2 E	0-0 F7				5	2	2	0	0	0	7				
Willie Crawford, L OBP: 0.340, SLG: 0.429 (1, 7)	4-0 1B	4-0 1B		0-0 1-3	4-0 FC4-6 BB		0-0 1-3			1	0	0	0	2	0	0				
Manny Mota, R OBP: 0.396, SLG: 0.408 (5, PH)	1-2 BB	1-2 BB			1-2 BB					1	0	0	1	1	0	0				
Willie Davis, L OBP: 0.337, SLG: 0.445 (1, 8)	0-0 FC4-6 1B	0-0 F3		0-0 6-3	0-0 FC4-6		0-3 K			5	1	0	1	0	1	6				
Len Gabrielson, L OBP: 0.377, SLG: 0.438 (5, PH)	0-0 2B	0-0 G4-6-3			0-0 P4		0-3 K			3	0	2	1	0	0	3				
Bill Russell, R OBP: 0.351, SLG: 0.403 (6, 9)	1-3 3-H	1-2		0-0 WP 1B	0-0 P4		0-3 K			2	0	0	0	0	1	1				
Wes Parker, S OBP: 0.387, SLG: 0.471 (1, 3)	0-0 FC5 1-3 3-H		0-0 1B	4-0 1-3 BB		0-3 K			0-0 6-3	4	1	2	1	1	1	0				
Tom Haller, L OBP: 0.360, SLG: 0.393 (1, 2)	4-0 IBB		0-0 1B	0-3 K		0-0 BB FC1-2 1B		0-0 F7		4	1	2	0	1	1	2				
Jim Lefebvre, S OBP: 0.350, SLG: 0.276 (1, 5)	0-0 F5		0-0 SF8		4-0 1B FC3-2 BB	4-0 FC1-2 BB		0-0 6-3		2	0	0	1	2	0	3				
Ted Sizemore, R OBP: 0.323, SLG: 0.321 (1, 4)	0-0 FC5		0-0 4-3		0-0 FC3-2 1B BB	4-0 FC1-2 BB				3	1	1	0	1	0	4				
Claude Osteen, L OBP: 0.288, SLG: 0.260 (1, 1)		4-0 BB 1B		0-0 FC6-4	0-0 BB FC3-2 FC4-6 1B	0-0 FC1-2 BB				3	1	2	1	1	0	3				
Inning Stats	R: 2 E: 0 K: 0 S: 6	H: 3 LOB: 3 BB: 2 P: 14	R: 0 E: 0 K: 0 S: 3	H: 1 LOB: 2 BB: 2 P: 11	R: 2 E: 0 K: 0 S: 6	H: 3 LOB: 1 BB: 0 P: 6	R: 0 E: 0 K: 1 S: 6	H: 1 LOB: 2 BB: 1 P: 10	R: 3 E: 1 K: 0 S: 5	H: 2 LOB: 1 BB: 2 P: 13	R: 0 E: 0 K: 1 S: 6	H: 1 LOB: 3 BB: 2 P: 14	R: 0 E: 0 K: 0 S: 3	H: 0 LOB: 0 BB: 0 P: 7	R: 0 E: 0 K: 0 S: 3	H: 0 LOB: 0 BB: 0 P: 3	1B: 10 2B: 1 3B: 0 HR: 0	SF: 1 SAC: 0 DP: 1 HBP: 0	WP: 2 PB: 0 SB: 0 CS: 0	PA: 43
PITCHER Tom Griffin, R ERA: 3.61 (1, 1)	IP: 1.0 WLS: L BF: 11 H: 4 R: 2 ER: 2 SO: 0 BB: 3 IBB: 0 HBP: 0 BLK: 0 WP: 0 HR: 0 S: 23 P: 23 ERA: 18.00 WHIP: 7.000											PITCHER	IP: 1.0 WLS: L BF: 11 H: 4 R: 2 ER: 2 SO: 0 BB: 3 IBB: 0 HBP: 0 BLK: 0 WP: 0 HR: 0 S: 23 P: 23 ERA: 18.00 WHIP: 7.000							
Wade Blasingame, L ERA: 6.81 (2, 1)	4.0 6 5 4 1 3 0 0 0 0 1 0 19 31 9.00 2.250												4.0 6 5 4 1 3 0 0 0 0 1 0 19 31 9.00 2.250							
Skip Guinn, L ERA: 7.23 (6, 1)	2.0 9 1 0 0 3 2 0 0 0 0 0 13 21 0.00 1.500												2.0 9 1 0 0 3 2 0 0 0 0 0 13 21 0.00 1.500							
Dooley Womack, R ERA: 3.05 (8, 1)	1.0 3 0 0 0 0 0 0 0 0 0 0 3 3 0.00 0.000												1.0 3 0 0 0 0 0 0 0 0 0 0 3 3 0.00 0.000							

Houston Astros @ Los Angeles Dodgers
Dodger Stadium, Los Angeles, CA
Mon Jun 30 1969, 7:05 PM PDT
Att: 17,569 - Unknown

AB	33
R	7
H	11
RBI	6
BB	9
SO	4
LOB	29



Batter	1	2	3	4	5	6	7	8	9	AB	R	H	RBI	BB	SO	LOB	TOP			
Curt Blefary, L OBP: 0.397, SLG: 0.352 (1, 3)										4	0	0	0	0	0	0				
Joe Morgan, L OBP: 0.399, SLG: 0.397 (1, 4)										4	1	2	1	0	0	0				
Jimmy Wynn, R OBP: 0.415, SLG: 0.520 (1, 8)										2	0	0	0	2	1	0				
Norm Miller, L OBP: 0.389, SLG: 0.416 (1, 9)										4	0	3	0	0	1	2				
Johnny Edwards, L OBP: 0.262, SLG: 0.281 (1, 2)										4	0	0	0	0	0	6				
Gary Geiger, L OBP: 0.358, SLG: 0.315 (1, 7)										3	0	1	0	1	1	0				
Marty Martinez, S OBP: 0.323, SLG: 0.368 (1, 6)										4	0	0	0	0	1	6				
Doug Rader, R OBP: 0.309, SLG: 0.324 (1, 5)										4	0	1	0	0	1	0				
Denny Lemaster, R OBP: 0.250, SLG: 0.317 (1, 1)										3	0	0	0	0	2	1				
Inning Stats	R: 0 E: 0 K: 1 S: 5	H: 0 LOB: 0 BB: 0 P: 5	R: 0 E: 0 K: 1 S: 5	H: 1 LOB: 0 BB: 0 P: 5	R: 0 E: 0 K: 2 S: 7	H: 1 LOB: 0 BB: 0 P: 7	R: 1 E: 0 K: 0 S: 5	H: 2 LOB: 3 BB: 2 P: 13	R: 0 E: 0 K: 1 S: 7	H: 0 LOB: 0 BB: 0 P: 5	R: 0 E: 0 K: 1 S: 5	H: 0 LOB: 0 BB: 0 P: 5	R: 0 E: 0 K: 0 S: 4	H: 1 LOB: 1 BB: 0 P: 4	R: 0 E: 0 K: 0 S: 3	H: 0 LOB: 0 BB: 0 P: 3	1B: 5 2B: 1 3B: 0 HR: 1	SF: 0 SAC: 0 DP: 1 HBP: 0	WP: 0 PB: 0 SB: 0 CS: 1	PA: 35
PITCHER Bill Singer, R ERA: 1.91 (1, 1)	IP: 9.0 WLS: W BF: 35 H: 7 R: 1 ER: 1 SO: 7 BB: 3 IBB: 0 HBP: 0 BLK: 0 WP: 0 HR: 1 S: 46 P: 58 ERA: 1.00 WHIP: 1.111															PITCHER				

Houston Astros @ Los Angeles Dodgers
Dodger Stadium, Los Angeles, CA
 Tue Jul 01 1969, 7:05 PM PDT
 Att: 16,434 - Unknown

AB	32
R	1
H	7
RBI	1
BB	3
SO	7
LOB	15



Batter	1	2	3	4	5	6	7	8	9	AB	R	H	RBI	BB	SO	LOB	BOTTOM	
Maury Wills, S OBP: 0.327, SLG: 0.287 (1, 6)										3	1	1	0	1	0	0		
Manny Mota, R OBP: 0.393, SLG: 0.423 (1, 7)										4	1	1	3	0	0	1		
Bill Russell, R OBP: 0.343, SLG: 0.392 (1, 8) (9, 9)										4	0	0	0	0	0	2		
Andy Kosco, R OBP: 0.281, SLG: 0.446 (1, 9)										4	1	1	0	0	1	1		
Willie Davis, L OBP: 0.337, SLG: 0.445 (9, 8)										0	0	0	0	0	0	0		
Wes Parker, S OBP: 0.385, SLG: 0.472 (1, 3)										4	0	1	1	0	0	0		
Tom Haller, L OBP: 0.363, SLG: 0.396 (1, 2)										3	0	1	0	1	0	0		
Jim Lefebvre, S OBP: 0.348, SLG: 0.270 (1, 5)										3	0	0	0	1	1	1		
Ted Sizemore, R OBP: 0.320, SLG: 0.318 (1, 4)										3	0	0	0	0	4			
Bill Singer, R OBP: 0.135, SLG: 0.100 (1, 1)										3	1	0	0	0	2	3		
Inning Stats	R: 0 E: 0 K: 1 S: 6	H: 1 LOB: 1 BB: 0 P: 6	R: 0 E: 1 K: 0 S: 4	H: 0 LOB: 1 BB: 0 P: 4	R: 0 E: 0 K: 1 S: 5	H: 0 LOB: 0 BB: 0 P: 5	R: 1 E: 0 K: 1 S: 8	H: 3 LOB: 3 BB: 1 P: 12	R: 0 E: 1 K: 0 S: 3	H: 0 LOB: 0 BB: 0 P: 3	R: 3 E: 1 K: 0 S: 5	H: 1 LOB: 0 BB: 1 P: 9	R: 0 E: 0 K: 1 S: 5	H: 0 LOB: 1 BB: 1 P: 9	1B: 2 2B: 2 3B: 0 HR: 1	SF: 0 SAC: 0 DP: 0 HBP: 0	WP: 0 PB: 0 SB: 0 CS: 1	PA: 34
PITCHER Denny Lemaster, L ERA: 3.27 (1, 1)	IP: 8.0 WLS: L BF: 34 H: 5 R: 4 ER: 1 SO: 4 BB: 2 IBB: 1 HBP: 0 BLK: 0 WP: 0 HR: 0 S: 39 P: 51 ERA: 1.12 WHIP: 0.875															PITCHER		

Houston Astros @ Los Angeles Dodgers
Dodger Stadium, Los Angeles, CA
 Tue Jul 01 1969, 7:05 PM PDT
 Att: 16,434 - Unknown

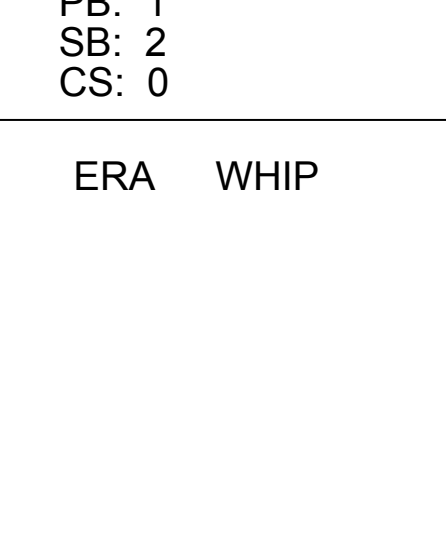
AB	31
R	4
H	5
RBI	4
BB	3
SO	4
LOB	12



Batter	1	2	3	4	5	6	7	8	9	AB	R	H	RBI	BB	SO	LOB	TOP				
Curt Blefary, L OBP: 0.359, SLG: 0.363	4-3	F8						SH3-4		3	2	1	1	1	0	1					
Joe Morgan, L OBP: 0.402, SLG: 0.396	G3		4-3					F7		3	1	1	0	2	0	1					
Jimmy Wynn, R OBP: 0.415, SLG: 0.514	G3		K					5-3		3	0	0	0	2	1	2					
Norm Miller, L OBP: 0.384, SLG: 0.410	G3		F8							3	0	0	0	0	0	2					
Julio Gotay, R OBP: 0.265, SLG: 0.239										1	0	0	0	0	0	3					
Leon McFadden, R OBP: 0.229, SLG: 0.255										1	0	0	0	0	1	0					
Johnny Edwards, L OBP: 0.272, SLG: 0.296	G1									5	3	4	1	0	0	2					
Gary Geiger, L OBP: 0.373, SLG: 0.319		1-3								3	1	1	2	2	0	2					
Doug Rader, R OBP: 0.313, SLG: 0.339										5	1	3	3	0	0	3					
Marty Martinez, S OBP: 0.320, SLG: 0.363																					
Don Wilson, R OBP: 0.191, SLG: 0.122																					
Fred Gladding, L (9, 1)																					
Inning Stats	R: 0 E: 0 K: 0 S: 4	H: 1 LOB: 2 BB: 1 P: 8	R: 1 E: 0 K: 0 S: 5	H: 2 LOB: 1 BB: 0 P: 5	R: 0 E: 0 K: 1 S: 5	H: 0 LOB: 0 BB: 0 P: 5	R: 0 E: 0 K: 1 S: 6	H: 1 LOB: 2 BB: 1 P: 10	R: 1 E: 0 K: 0 S: 3	H: 2 LOB: 1 BB: 0 P: 5	R: 3 E: 0 K: 1 S: 7	H: 2 LOB: 2 BB: 3 P: 19	R: 0 E: 0 K: 1 S: 4	H: 1 LOB: 1 BB: 0 P: 4	R: 2 E: 0 K: 1 S: 7	H: 2 LOB: 1 BB: 1 P: 11	1B: 7 2B: 4 3B: 0 HR: 1	SF: 0 SAC: 3 DP: 1 HBP: 0	WP: 0 PB: 1 SB: 2 CS: 0	PA: 45	
PITCHER	IP	WLS	BF	H	R	ER	SO	BB	IBB	HBP	BLK	WP	HR	S	P	ERA	WHIP				
Don Sutton, R ERA: 2.74	6.0	L	29	7	5	5	2	5	0	0	0	0	1	28	48	7.50	2.000				
Jim Brewer, L ERA: 1.99	1.0		6	2	1	1	1	1	0	0	0	0	0	7	11	9.00	3.000				
Pete Mikkelsen, R ERA: 3.82	2.0		10	3	2	2	1	1	0	0	0	0	0	11	15	9.00	2.000				
Batter	1	2	3	4	5	6	7	8	9	AB	R	H	RBI	BB	SO	LOB	BOTTOM				
Maury Wills, S OBP: 0.325, SLG: 0.283	1-3		FC6-4		G4-3		4-3			4	0	0	1	1	0	3					
Manny Mota, R OBP: 0.393, SLG: 0.419	PO		5-3							4	1	1	0	1	0	4					
Willie Davis, L OBP: 0.330, SLG: 0.435	F5									4	0	0	0	0	2	2					
Len Gabrielson, L OBP: 0.368, SLG: 0.412										3	0	0	0	1	0	1					
Wes Parker, S OBP: 0.387, SLG: 0.472	PO	4-3								4	0	2	0	0	0	0					
Tom Haller, L OBP: 0.365, SLG: 0.398										4	1	2	1	0	0	1					
Jim Lefebvre, S OBP: 0.346, SLG: 0.270										4	0	1	0	0	2	3					
Ted Sizemore, R OBP: 0.326, SLG: 0.319										2	0	1	0	2	0	0					
Don Sutton, R OBP: 0.204, SLG: 0.189										2	0	0	0	0	1	3					
Jim Brewer, L OBP: 0.200, SLG: 0.400										0	0	0	0	0	0	0					
Willie Crawford, L OBP: 0.338, SLG: 0.426										1	0	0	0	0	0	0					
Pete Mikkelsen, R (8, 1)										0	0	0	0	0	0	0					
Bill Sudakis, S OBP: 0.292, SLG: 0.367										0	0	0	0	1	0	0					
Inning Stats	R: 0 E: 0 K: 0 S: 3	H: 1 LOB: 1 BB: 1 P: 7	R: 0 E: 0 K: 1 S: 5	H: 0 LOB: 0 BB: 0 P: 5	R: 0 E: 0 K: 1 S: 6	H: 1 LOB: 1 BB: 0 P: 6	R: 0 E: 0 K: 0 S: 4	H: 1 LOB: 1 BB: 0 P: 4	R: 0 E: 0 K: 0 S: 3	H: 1 LOB: 0 BB: 1 P: 7	R: 1 E: 0 K: 1 S: 7	H: 2 LOB: 2 BB: 1 P: 11	R: 0 E: 0 K: 1 S: 5	H: 0 LOB: 0 BB: 0 P: 5	R: 1 E: 0 K: 1 S: 6	H: 1 LOB: 3 BB: 3 P: 18	1B: 7 2B: 0 3B: 0 HR: 0	SF: 0 SAC: 0 DP: 1 HBP: 0	WP: 0 PB: 0 SB: 1 CS: 0	PA: 39	
PITCHER	IP	WLS	BF	H	R	ER	SO	BB	IBB	HBP	BLK	WP	HR	S	P	ERA	WHIP				
Don Wilson, R ERA: 3.98	8.2	W	36	7	2	2	0	5	0	0	0	0	0	41	61	2.08	1.385				
Fred Gladding, R ERA: 2.2	0.1	S	2	0	0	0	0	1	0	0	0	0	0	1	5	0.00	3.000				

Houston Astros @ Los Angeles Dodgers
Dodger Stadium, Los Angeles, CA
Wed Jul 02 1969, 7:05 PM PDT
Att: 15,972 - Unknown

AB 36
R 8
H 12
RBI 8
BB 7
SO 4
LOB 25



Houston Astros @ Los Angeles Dodgers
Dodger Stadium, Los Angeles, CA
Wed Jul 02 1969, 7:05 PM PDT
Att: 15,972 - Unknown

AB 32
R 2
H 7
RBI 2
BB 6
SO 5
LOB 17



Batter	1	2	3	4	5	6	7	8	9	AB	R	H	RBI	BB	SO	LOB	TOP										
Curt Blefary, L OBP: 0.354, SLG: 0.359 (1, 3)	0-0 		0-0 		0-0 			0-0 		3	0	0	1	0	0	0	Houston Astros @ San Diego Padres San Diego Stadium, San Diego, CA Fri Jul 04 1969, 10:05 PM EDT Att: 17,989 - Unknown										
Joe Morgan, L OBP: 0.400, SLG: 0.391 (1, 4)	4-0 		0-0 		0-0 			0-0 		3	1	0	0	1	0	0											
Jimmy Wynn, R OBP: 0.416, SLG: 0.517 (1, 8)	0-0 			0-0 				0-3 		4	0	2	0	0	1	0											
Norm Miller, L OBP: 0.386, SLG: 0.409 (1, 9)	0-0 			0-0 				0-3 		3	0	1	1	1	1	2											
Johnny Edwards, L OBP: 0.268, SLG: 0.291 (1, 2)	0-0 			0-0 				0-0 		4	0	0	0	0	0	4											
Denis Menke, R OBP: 0.400, SLG: 0.438 (1, 6)		0-0 			0-0 			4-0 		3	1	1	0	1	0	1											
Gary Geiger, L OBP: 0.366, SLG: 0.316 (1, 7)		0-0 			0-0 			0-3 		4	1	1	0	0	1	3											
Doug Rader, R OBP: 0.319, SLG: 0.346 (1, 5)		0-0 			0-0 			4-0 		3	1	2	2	1	0	0											
Larry Dierker, R OBP: 0.172, SLG: 0.175 (1, 1)			0-0 					0-0 		4	0	0	0	0	0	5											
Inning Stats	R: 1 E: 0 K: 0 S: 4	H: 1 LOB: 1 BB: 1 P: 8	R: 0 E: 0 K: 0 S: 3	H: 1 LOB: 0 BB: 0 P: 3	R: 0 E: 0 K: 0 S: 3	H: 0 LOB: 0 BB: 0 P: 3	R: 0 E: 0 K: 0 S: 3	H: 1 LOB: 0 BB: 0 P: 3	R: 3 E: 1 K: 0 S: 6	H: 2 LOB: 0 BB: 0 P: 6	R: 0 E: 0 K: 0 S: 6	H: 1 LOB: 1 BB: 0 P: 6	R: 0 E: 0 K: 0 S: 3	H: 1 LOB: 0 BB: 0 P: 3	R: 0 E: 0 K: 1 S: 5	H: 0 LOB: 0 BB: 0 P: 5	R: 0 E: 0 K: 1 S: 5	H: 0 LOB: 3 BB: 3 P: 17	1B: 5 2B: 3 3B: 0 HR: 0	SF: 1 SAC: 0 DP: 3 HBP: 0	WP: 1 PB: 0 SB: 1 CS: 0	PA: 36					
PITCHER	IP	WLS	BF	H	R	ER	SO	BB	IBB	HBP	BLK	WP	HR	S	P	ERA	WHIP										
Al Santorini, R ERA: 3.05 (1, 1)	5.0	L	20	5	4	2	0	1	0	0	0	0	0	19	23	3.60	1.200										
Gary Ross, R ERA: 4.55 (6, 1)	3.0		10	2	0	0	2	0	0	0	0	0	0	14	14	0.00	0.667										
Frank Reberger, R ERA: 4.5 (9, 1)	0.1		3	0	0	0	0	2	0	0	0	0	1	0	9	0.00	6.000										
Billy McCool, L ERA: 4.04 (9, 1)	0.2		3	0	0	0	1	1	0	0	0	0	0	4	8	0.00	1.500										

Batter	1	2	3	4	5	6	7	8	9	AB	R	H	RBI	BB	SO	LOB	BOTTOM										
John Spin, R OBP: 0.231, SLG: 0.321 (1, 4)	0-0 		0-0 		0-0 			0-0 		4	0	1	0	0	0	1	Houston Astros @ San Diego Padres San Diego Stadium, San Diego, CA Fri Jul 04 1969, 10:05 PM EDT Att: 17,989 - Unknown										
Van Kelly, L OBP: 0.241, SLG: 0.448 (1, 5)	0-0 		0-0 		0-0 			0-0 		4	0	1	0	0	0	2											
Ollie Brown, R OBP: 0.310, SLG: 0.408 (1, 9)	0-0 			0-0 				0-0 		4	0	1	0	0	0	1											
Frank Reberger, L OBP: 0.284, SLG: 0.272 (9, 1)	0-0 			0-0 				0-0 		0	0	0	0	0	0	0											
Billy McCool, R (9, 1)	0-0 			0-0 				0-0 		0	0	0	0	0	0	0											
Nate Colbert, R OBP: 0.348, SLG: 0.543 (1, 3)		0-3 			0-3 			0-0 		4	0	1	0	0	2	1											
Al Ferrara, R OBP: 0.354, SLG: 0.455 (1, 7)		0-0 			0-0 			0-0 		4	0	1	0	0	0	1											
Chris Cannizzaro, R OBP: 0.327, SLG: 0.326 (1, 2)		0-3 			0-0 			4-0 		3	0	0	0	1	1	3											
Cito Gaston, R OBP: 0.283, SLG: 0.285 (1, 8)			0-0 		0-3 			0-0 		4	0	0	0	0	1	2											
Tommy Dean, R OBP: 0.213, SLG: 0.220 (1, 6)			0-0 		0-0 			0-0 		3	0	2	0	0	0	1											
Al Santorini, R OBP: 0.194, SLG: 0.167 (1, 1)			0-3 		0-0 			0-3 		1	0	0	0	0	1	1											
Roberto Pena, R (5, PH)			0-0 		0-0 			0-0 		1	0	0	0	0	0	1											
Gary Ross, R (6, 1)			0-0 		0-0 			0-0 		0	0	0	0	0	0	0											
Larry Stahl, L (8, PH)			0-0 		0-0 			0-0 		1	0	0	0	0	1	0											
Inning Stats	R: 0 E: 0 K: 0 S: 3	H: 0 LOB: 0 BB: 0 P: 3	R: 0 E: 0 K: 2 S: 7	H: 0 LOB: 0 BB: 0 P: 7	R: 0 E: 0 K: 1 S: 7	H: 2 LOB: 2 BB: 0 P: 7	R: 0 E: 0 K: 1 S: 6	H: 2 LOB: 1 BB: 0 P: 6	R: 0 E: 0 K: 1 S: 6	H: 1 LOB: 1 BB: 0 P: 6	R: 0 E: 0 K: 0 S: 3	H: 0 LOB: 0 BB: 0 P: 3	R: 0 E: 0 K: 0 S: 3	H: 0 LOB: 0 BB: 1 P: 7	R: 0 E: 0 K: 1 S: 6	H: 1 LOB: 1 BB: 0 P: 6	R: 0 E: 0 K: 0 S: 4	H: 1 LOB: 1 BB: 0 P: 4	1B: 5 2B: 3 3B: 0 HR: 0	SF: 0 SAC: 0 DP: 1 HBP: 0	WP: 0 PB: 0 SB: 0 CS: 0	PA: 34					
PITCHER	IP	WLS	BF	H	R	ER	SO	BB	IBB	HBP	BLK	WP	HR	S	P	ERA	WHIP										
Larry Dierker, R ERA: 2.42 (1, 1)	9.0	W	34	7	0	0	6	1	0	0	0	0	0	45	49	0.00	0.889										

Batter	1	2	3	4	5	6	7	8	9	10	11	12	AB	R	H	RBI	BB	SO	LOB	TOP				
Curt Blefary, L OBP: 0.354, SLG: 0.362 (1.3)													6	2	2	0	0	0	0					
Joe Morgan, L OBP: 0.406, SLG: 0.409 (1.4)													5	1	3	2	1	0	1					
Jimmy Wynn, R OBP: 0.414, SLG: 0.525 (1.8)													6	2	2	2	0	1	3					
Norm Miller, L OBP: 0.393, SLG: 0.411 (1.9)													4	1	2	0	2	0	2					
Johnny Edwards, L OBP: 0.265, SLG: 0.292 (1.2)													6	1	1	2	0	0	4					
Denis Menke, R OBP: 0.460, SLG: 0.435 (1.6)													4	0	1	1	1	1	1					
Gary Geiger, L OBP: 0.367, SLG: 0.303 (1.7)													4	1	0	0	2	0	3					
Doug Rader, R OBP: 0.322, SLG: 0.354 (1.5)													5	0	2	1	1	1	1					
Denny Lemaster, R OBP: 0.229, SLG: 0.302 (1.1)													2	0	0	0	0	0	2					
Dooley Womack, L OBP: 0.191, SLG: 0.167 (5.1)													1	0	0	0	0	0	1					
Sandy Valdespino, L OBP: 0.400, SLG: 0.349 (9. PH)													1	0	0	0	0	0	0					
Fred Gladding, L OBP: 0.429, SLG: 0.250 (8.1)													2	0	0	0	0	2	1					
Skip Guinn, R OBP: 0.287, SLG: 0.275 (12.1)													0	0	0	0	0	0	0					
Inning Stats	R: 2 E: 0 K: 2 S: 10	H: 3 LOB: 1 BB: 0 P: 10	R: 0 E: 0 K: 1 S: 5	H: 0 LOB: 0 BB: 0 P: 5	R: 0 E: 0 K: 0 S: 3	H: 0 LOB: 1 BB: 1 P: 7	R: 0 E: 0 K: 0 S: 3	H: 0 LOB: 2 BB: 1 P: 11	R: 1 E: 0 K: 0 S: 5	H: 3 LOB: 3 BB: 0 P: 5	R: 0 E: 0 K: 0 S: 4	H: 1 LOB: 1 BB: 0 P: 4	R: 0 E: 0 K: 0 S: 3	H: 1 LOB: 0 BB: 0 P: 3	R: 1 E: 0 K: 0 S: 3	H: 1 LOB: 1 BB: 2 P: 11	R: 0 E: 0 K: 1 S: 6	H: 0 LOB: 0 BB: 0 P: 5	R: 4 E: 0 K: 1 S: 8	H: 3 LOB: 1 BB: 2 P: 16	1B: 8 2B: 3 3B: 1 HR: 2	SF: 0 SAC: 1 DP: 2 HBP: 0	WP: 3 PB: 0 SB: 3 CS: 0	PA: 54
PITCHER	IP WLS BF H R ER SO BB IBB HBP BLK WP HR S P ERA WHIP	IP WLS BF H R ER SO BB IBB HBP BLK WP HR S P ERA WHIP																			IP WLS BF H R ER SO BB IBB HBP BLK WP HR S P ERA WHIP			
Clay Kirby, R ERA: 4.25 (1.1)	9.0	40	10	4	3	3	3	3	3	3	3	3	3	3	3	3	3	3	3	4.00	1.444			
Billy McCool, L ERA: 3.93 (10.1)	1.0	3	0	0	0	0	0	1	0	0	1	0	2	6	0.00	0.000								
Jack Baldschun, R ERA: 4.05 (11.1)	1.1	7	2	3	3	1	1	0	0	0	0	0	8	12	20.25	2.250								
Frank Reberger, R ERA: 4.43 (12.1)	0.2	W	4	1	1	0	1	0	0	0	1	0	5	9	0.00	3.000								

Houston Astros @ San Diego Padres
San Diego Stadium, San Diego, CA
Sat Jul 05 1969, 6:33 AM EDT
Att. 2,309 - Unknown

AB	46
R	8
H	13
RBI	8
BB	7
SO	5
LOB	19



Batter	1	2	3	4	5	6	7	8	9	10	11	12	AB	R	H	RBI	BB	SO	LOB	BOTTOM						
Tommy Dean, R OBP: 0.219 (1.6)													5	0	1	0	0	1	3							
Van Kelly, L OBP: 0.280, SLG: 0.516 (10. PH) (11.4)													2	1	2	1	0	0	0							
John Spin, R OBP: 0.243, SLG: 0.338 (1.4)													5	2	3	0	0	0	1							
Jose Arcia, R OBP: 0.268, SLG: 0.246 (9. PR) (10.4)													1	1	1	1	0	0	0							
Ivan Murrell, R OBP: 0.226, SLG: 0.226 (12. PH) (11.6)													6	1	2	1	1	1	3							
Ollie Brown, R OBP: 0.312, SLG: 0.410 (1.9)													5	1	2	1	2	1	2							
Nate Colbert, R OBP: 0.354, SLG: 0.540 (1.3)													7	1	3	2	0	0	4							
Al Ferrara, R OBP: 0.356, SLG: 0.454 (1.7)													5	0	1	0	1	1	5							
Ed Spiezio, R OBP: 0.311, SLG: 0.383 (1.5)													5	0	1	0	1	1	5							
Frank Reberger, L OBP: 0.429, SLG: 0.250 (12.1)													1	0	1	1	0	0	0							
Walt Hriniaik, L OBP: 0.429, SLG: 0.250 (12. PH) (11.2)													1	0	1	1	0	0	0							
Chris Cannizzaro, R OBP: 0.332, SLG: 0.336 (1.2)													5	0	3	1	0	0	1							
Sonny Ruberto, R OBP: 0.188, SLG: 0.133 (10. PR) (11.2)													1	1	0	0	0	0	3							
Cito Gaston, R OBP: 0.261, SLG: 0.283 (1.8)													5	0	1	0	0	1	2							
Clay Kirby, R OBP: 0.132, SLG: 0.029 (1.1)													2	0	0	0	1	2	3							
Billy McCool, R OBP: 0.232, SLG: 0.190 (10. PH) (10.1)													0	0	0	0	0	0	0							
Larry Stahl, L OBP: 0.232, SLG: 0.190 (10. PH) (11.1)													1	0	0	0	0	2	0							
Jack Baldschun, R OBP: 0.400, SLG: 0.250 (12.5)													0	0	0	0	0	0	0							
Roberto Pena, R OBP: 0.287, SLG: 0.275 (12.5)													1	1	1	0	0	0	0							
Inning Stats	R: 0 E: 0 K: 0 S: 4	H: 1 LOB: 1 BB: 0 P: 4	R: 0 E: 0 K: 0 S: 3	H: 0 LOB: 1 BB: 1 P: 7	R: 1 E: 0 K: 1 S: 7	H: 2 LOB: 2 BB: 1 P: 11	R: 0 E: 0 K: 0 S: 4	H: 1 LOB: 2 BB: 1 P: 8	R: 2 E: 0 K: 0 S: 10	H: 5 LOB: 3 BB: 0 P: 10	R: 0 E: 0 K: 0 S: 3	H: 0 LOB: 0 BB: 0 P: 3	R: 0 E: 0 K: 1 S: 5	H: 0 LOB: 0 BB: 0 P: 5	R: 0 E: 0 K: 0 S: 6	H: 1 LOB: 2 BB: 1 P: 10	R: 1 E: 0 K: 0 S: 5	H: 2 LOB: 1 BB: 0 P: 5	R: 0 E: 0 K: 1 S: 6	H: 2 LOB: 2 BB: 0 P: 10	R: 5 E: 0 K: 1 S: 10	H: 7 LOB: 2 BB: 0 P: 10	1B: 17 2B: 5 3B: 0 HR: 0	SF: 0 SAC: 1 DP: 1 HBP: 1	WP: 2 PB: 0 SB: 0 CS: 0	PA: 60
PITCHER	IP WLS BF H R ER SO BB IBB HBP BLK WP HR S P ERA WHIP	IP WLS BF H R ER SO BB IBB HBP BLK WP HR S P ERA WHIP																			IP WLS BF H R ER SO BB IBB HBP BLK WP HR S P ERA WHIP					
Denny Lemaster, L ERA: 3.37 (1.1)	4.2	24	7	3	3	1	3	0	0	0	1	0	23	35	5.79	2.143										
Dooley Womack, R ERA: 2.82 (5.1)	3.1	13	2	0	0	3	0	0	1	0	0	0	18	19	0.00	0.600										
Fred Gladding, R ERA: 3.25 (9.1)	3.1	20	9	5	5	3	0	2	0	1	0	0	24	32	13.50	2.700										
Skip Guinn, L ERA: 7.71 (12.1)	0.0	L	3	3	1	1	0	0	0	0	1	0	3	3	∞	∞										

Houston Astros @ San Diego Padres
San Diego Stadium, San Diego, CA
Sat Jul 05 1969, 6:33 AM EDT
Att. 2,309 - Unknown

AB	53
R	9
H	21
RBI	8
BB	5
SO	7
LOB	30



Batter	1	2	3	4	5	6	7	8	9	AB	R	H	RBI	BB	SO	LOB	TOP					
Leon McFadden, R (1.9) OBP: 0.231, SLG: 0.255	F7		CS 1B		L9			SH1-4	FC4	4	0	1	0	0	0	2						
Joe Morgan, L (1.4) OBP: 0.407, SLG: 0.408	4-3		E BB		G3-1			BB E 1B		3	2	1	0	1	0	0						
Jimmy Wynn, R (1.8) OBP: 0.412, SLG: 0.519	5-3		E8 1-H		P1			E BB		3	0	0	0	1	0	0						
Doug Rader, R (1.5) OBP: 0.318, SLG: 0.349		F8	1-3		5-3			E4 G4-6-3		4	0	0	1	0	0	2						
Denis Menke, R (1.6) OBP: 0.398, SLG: 0.431		FC3-6 1B HBP		F7		P6		G4-6-3		3	0	0	0	0	0	2						
Marty Martinez, S (1.7) OBP: 0.330, SLG: 0.372							K		SH3 FC4-2 BB	3	0	2	0	0	1	0						
Gary Geiger, L (8.7) OBP: 0.372, SLG: 0.303										0	0	0	0	1	0	0						
Curt Bielefy, L (1.3) OBP: 0.356, SLG: 0.361		FC3-6 1B					4-3		FC4-2 SH3 BB	3	0	1	0	1	0	2	AB 30					
Johnny Edwards, L (1.2) OBP: 0.263, SLG: 0.289							6-3		SH3	3	0	0	0	0	0	4	R 3					
Jim Ray, R (1.1) OBP: 0.182, SLG: 0.182																	H 6					
Julio Golay, R (8. PH) OBP: 0.280, SLG: 0.255																	RBI 1					
Cesar Geronimo, L (8. PR) OBP: 0.286, SLG: 0.429																	BB 4					
Dooley Womack, L (8.1) OBP: 0.167, SLG: 0.167																	SO 3					
Denny Lemaster, R (8.1) OBP: 0.234, SLG: 0.295																	LOB 14					
Inning Stats	R: 0 E: 0 K: 0 S: 3	H: 0 LOB: 0 BB: 0 P: 3	R: 0 E: 0 K: 0 S: 4	H: 1 LOB: 2 BB: 0 P: 5	R: 1 E: 1 K: 1 S: 6	H: 1 LOB: 1 BB: 1 P: 10	R: 0 E: 0 K: 0 S: 4	H: 2 LOB: 1 BB: 0 P: 4	R: 0 E: 0 K: 1 S: 5	H: 0 LOB: 0 BB: 0 P: 5	R: 0 E: 0 K: 0 S: 3	H: 0 LOB: 0 BB: 0 P: 3	R: 0 E: 0 K: 1 S: 5	H: 0 LOB: 0 BB: 0 P: 5	R: 2 E: 1 K: 0 S: 5	H: 2 LOB: 2 BB: 1 P: 9	R: 0 E: 0 K: 0 S: 3	H: 0 LOB: 0 BB: 2 P: 11	1B: 6 2B: 0 3B: 0 HR: 0	SF: 0 SAC: 2 DP: 2 HBP: 1	WP: 0 PB: 0 SB: 1 CS: 1	PA: 37
PITCHER	IP WLS BF H R ER SO BB IBB HBP BLK WP HR S P ERA WHIP																					
Dave Roberts, L (1.1) ERA: 1.23	7.1 L 30 6 3 1 3 2 0 1 0 0 0 0 33 42 1.23 1.091																					
Gary Ross, R (8.1) ERA: 4.5	0.2 2 0 0 0 0 0 0 0 0 0 0 0 2 2 0.00 0.000																					
Billy McCool, L (9.1) ERA: 3.82	1.0 5 0 0 0 0 2 0 0 0 0 0 0 3 11 0.00 2.000																					

Houston Astros @ San Diego Padres
San Diego Stadium, San Diego, CA
Sun Jul 06 1969, 6:33 AM EDT
Unknown

AB	30
R	3
H	6
RBI	1
BB	4
SO	3
LOB	14



Batter	1	2	3	4	5	6	7	8	9	AB	R	H	RBI	BB	SO	LOB	BOTTOM					
Tommy Dean, R (1.6) OBP: 0.209, SLG: 0.215	5-3		F9		F9		K		6-3	4	0	0	0	0	1	1						
Ivan Murrell, R (9. PH) OBP: 0.238, SLG: 0.224										1	0	0	0	0	0	0						
John Spin, R (1.4) OBP: 0.257, SLG: 0.349										4	1	3	0	0	0	0						
Jose Arcia, R (7. PR) OBP: 0.268, SLG: 0.246										0	0	0	0	0	0	0						
Ed Spiozo, R (9. PH) OBP: 0.310, SLG: 0.381										1	0	0	0	0	0	0						
Ollie Brown, R (1.9) OBP: 0.313, SLG: 0.410										5	0	2	0	0	0	3						
Nate Colbert, R (1.3) OBP: 0.349, SLG: 0.530										4	0	0	0	0	1	5						
Al Ferrara, R (1.7) OBP: 0.354, SLG: 0.449										4	1	1	0	0	1	2						
Van Kelly, L (1.5) OBP: 0.314, SLG: 0.514										4	0	2	1	0	0	1						
Chris Cannizzaro, R (1.2) OBP: 0.327, SLG: 0.331										4	0	0	0	0	0	5	AB 38					
Cito Gaston, R (1.8) OBP: 0.265, SLG: 0.284										3	0	1	1	1	1	0	R 2					
Dave Roberts, L (1.1) OBP: 0.333, SLG: 0.333										3	0	1	0	0	1	2	H 10					
Gary Ross, R (8.1) ERA: 2.78										0	0	0	0	0	0	0	RBI 2					
Larry Stahl, L (8. PH) OBP: 0.232, SLG: 0.190										0	0	0	0	0	0	0	BB 1					
Roberto Pena, R (8. PH) OBP: 0.286, SLG: 0.273										1	0	0	0	0	1	2	SO 6					
Billy McCool, R (9.1) ERA: 3.33										0	0	0	0	0	0	0	LOB 21					
Inning Stats	R: 0 E: 0 K: 1 S: 6	H: 1 LOB: 1 BB: 0 P: 6	R: 0 E: 0 K: 1 S: 5	H: 0 LOB: 0 BB: 0 P: 5	R: 0 E: 0 K: 0 S: 3	H: 0 LOB: 0 BB: 0 P: 3	R: 1 E: 0 K: 0 S: 6	H: 3 LOB: 2 BB: 0 P: 6	R: 0 E: 0 K: 1 S: 7	H: 2 LOB: 2 BB: 0 P: 7	R: 1 E: 1 K: 1 S: 8	H: 2 LOB: 2 BB: 0 P: 8	R: 0 E: 0 K: 1 S: 6	H: 1 LOB: 2 BB: 0 P: 6	R: 0 E: 0 K: 1 S: 6	H: 1 LOB: 2 BB: 1 P: 10	R: 0 E: 0 K: 0 S: 3	H: 0 LOB: 0 BB: 0 P: 3	1B: 10 2B: 0 3B: 0 HR: 0	SF: 0 SAC: 0 DP: 0 HBP: 0	WP: 0 PB: 0 SB: 0 CS: 0	PA: 39
PITCHER	IP WLS BF H R ER SO BB IBB HBP BLK WP HR S P ERA WHIP																					
Jim Ray, R (1.1) ERA: 3.38	7.0 W 31 9 2 1 5 0 0 0 0 0 0 0 41 41 1.29 1.286																					
Dooley Womack, R (8.1) ERA: 2.78	0.2 4 1 0 0 0 1 0 0 0 0 0 0 3 7 0.00 3.000																					
Denny Lemaster, L (8.1) ERA: 3.33	1.1 S 4 0 0 0 0 1 0 0 0 0 0 0 6 6 0.00 0.000																					

Houston Astros @ San Diego Padres
San Diego Stadium, San Diego, CA
Sun Jul 06 1969, 6:33 AM EDT
Unknown

AB	38
R	2
H	10
RBI	2
BB	1
SO	6
LOB	21



Batter	1	2	3	4	5	6	7	8	9	AB	R	H	RBI	BB	SO	LOB	TOP			
Leon McFadden, R (1,9) OBP: 0.218, SLG: 0.241	L6		F9			SH1-4		6-3		3	0	0	0	0	0	0				
Joe Morgan, L (1,4) OBP: 0.401, SLG: 0.401	P6		F8			F9			1-3	4	0	0	0	0	0	1				
Jimmy Wynn, R (1,8) OBP: 0.413, SLG: 0.515	5-3			F7		IBB				2	0	0	0	2	0	0				
Doug Rader, R (1,5) OBP: 0.314, SLG: 0.344		P4		K		L5				4	0	0	0	0	2	3				
Denis Menke, R (1,6) OBP: 0.399, SLG: 0.430				5-3				6-3		3	0	1	0	1	0	0				
Marty Martinez, S (1,7) OBP: 0.317, SLG: 0.357									L1	4	0	0	0	0	0	3				
Curt Bielefy, L (1,3) OBP: 0.355, SLG: 0.359						F7		4-3		2	0	0	0	1	0	0				
Don Bryant, R (1,2) OBP: 0.255, SLG: 0.292						F7				3	0	0	0	0	1	2				
Jack Billingham, R (1,1) OBP: 0.255, SLG: 0.292			4-3							2	0	0	0	1	1	0				
Inning Stats	R: 0 E: 0 K: 0 S: 3	H: 0 LOB: 0 BB: 0 P: 3	R: 0 E: 0 K: 1 S: 6	H: 1 LOB: 2 BB: 1 P: 10	R: 0 E: 0 K: 0 S: 3	H: 0 LOB: 0 BB: 0 P: 3	R: 0 E: 0 K: 1 S: 5	H: 0 LOB: 0 BB: 0 P: 5	R: 0 E: 0 K: 0 S: 3	H: 0 LOB: 2 BB: 2 P: 11	R: 0 E: 0 K: 0 S: 3	H: 0 LOB: 0 BB: 0 P: 3	R: 0 E: 0 K: 1 S: 5	H: 0 LOB: 0 BB: 0 P: 5	R: 0 E: 0 K: 1 S: 5	H: 0 LOB: 2 BB: 2 P: 13	1B: 1 2B: 0 3B: 0 HR: 0	SF: 0 SAC: 1 DP: 0 HBP: 0	WP: 0 PB: 0 SB: 1 CS: 0	PA: 33
PITCHER Dick Kelley, L (1,1) ERA: 3.55	IP: 9.0 WLS: W BF: 33 H: 1 R: 0 ER: 0 SO: 4 BB: 3 IBB: 2 HBP: 0 BLK: 0 WP: 0 HR: 0 S: 36 P: 56 ERA: 0.00 WHIP: 0.444															PITCHER				

Houston Astros @ San Diego Padres
San Diego Stadium, San Diego, CA
Sun Jul 06 1969, 6:38 AM EDT
Att: 5,322 - Unknown

AB	27
R	0
H	1
RBI	0
BB	5
SO	4
LOB	9



Batter	1	2	3	4	5	6	7	8	9	AB	R	H	RBI	BB	SO	LOB	BOTTOM			
Tommy Dean, R (1,6) OBP: 0.206, SLG: 0.211	6-3			F7		6-3		P3		3	0	0	0	0	0	1				
Al Ferrara, R (8, PH) OBP: 0.353, SLG: 0.447										1	0	0	0	0	0	2				
Roberto Pena, R (9,5) OBP: 0.286, SLG: 0.273										0	0	0	0	0	0	0				
John Sigin, R (1,4) OBP: 0.256, SLG: 0.347	5-3			4-3						4	1	1	0	0	0	0				
Ollie Brown, R (1,9) OBP: 0.314, SLG: 0.412	K			4-3						3	0	1	0	0	1	0				
Nate Colbert, R (1,3) OBP: 0.343, SLG: 0.520		K			5-3					4	0	0	0	0	2	2				
Larry Stahl, L (1,7) OBP: 0.233, SLG: 0.182		5-3			L8					3	0	0	0	1	0	1				
Van Kelly, L (1,5) OBP: 0.289, SLG: 0.474					6-3					3	0	0	0	0	0	0				
Jose Arcia, R (8, FR) OBP: 0.268, SLG: 0.246		F7						E4		0	0	0	0	0	0	0				
Ed Spiezio, R (9, PH) OBP: 0.312, SLG: 0.383										1	0	1	1	0	0	0				
Cito Gaston, R (1,8) OBP: 0.266, SLG: 0.281				6-3				FC1-6		2	0	0	0	1	0	1				
Sonny Ruberto, R (1,2) OBP: 0.167, SLG: 0.118										2	0	0	0	0	1	1				
Walt Hrianiak, L (8, PH) OBP: 0.409, SLG: 0.235				K						1	0	0	0	0	0	1				
Chris Cannizzaro, R (9,2) OBP: 0.327, SLG: 0.351										0	0	0	0	0	0	0				
Dick Kelley, R (1,1) OBP: 0.156, SLG: 0.188				K						3	0	1	0	0	2	1				
Inning Stats	R: 0 E: 0 K: 1 S: 5	H: 0 LOB: 0 BB: 0 P: 5	R: 0 E: 0 K: 1 S: 5	H: 0 LOB: 0 BB: 0 P: 5	R: 0 E: 0 K: 2 S: 7	H: 0 LOB: 0 BB: 0 P: 7	R: 0 E: 0 K: 0 S: 3	H: 0 LOB: 0 BB: 0 P: 3	R: 0 E: 0 K: 0 S: 3	H: 0 LOB: 1 BB: 1 P: 9	R: 0 E: 0 K: 1 S: 4	H: 1 LOB: 1 BB: 0 P: 4	R: 0 E: 1 K: 0 S: 5	H: 1 LOB: 2 BB: 0 P: 5	R: 1 E: 0 K: 1 S: 6	H: 2 LOB: 2 BB: 1 P: 10	1B: 3 2B: 1 3B: 0 HR: 0	SF: 0 SAC: 1 DP: 0 HBP: 0	WP: 0 PB: 0 SB: 0 CS: 0	PA: 33
PITCHER Jack Billingham, R (1,1) ERA: 4.07	IP: 8.2 WLS: L BF: 33 H: 4 R: 1 ER: 1 SO: 6 BB: 1 IBB: 1 HBP: 0 BLK: 0 WP: 0 HR: 0 S: 43 P: 51 ERA: 1.04 WHIP: 0.577															PITCHER				

Houston Astros @ San Diego Padres
San Diego Stadium, San Diego, CA
Sun Jul 06 1969, 6:38 AM EDT
Att: 5,322 - Unknown

AB	30
R	1
H	4
RBI	1
BB	2
SO	6
LOB	10



Batter	1	2	3	4	5	6	7	8	9	AB	R	H	RBI	BB	SO	LOB	TOP										
Leon McFadden, R OBP: 0.200, SLG: 0.220	F9		L6-3		1-3		FC	3-1		5	0	0	1	0	0	4	Houston Astros @ San Francisco Giants Candlestick Park, San Francisco, CA Mon Jul 07 1969, 6:33 AM EDT Att: 3,153 - Unknown										
Joe Morgan, L OBP: 0.396, SLG: 0.394	4-3			4-3		F6	F3		HR	4	1	0	0	1	0	2											
Jimmy Wynn, R OBP: 0.419, SLG: 0.527					1-3					3	1	2	2	2	0	0											
Denis Menke, R OBP: 0.396, SLG: 0.423	F9			1-3		K			5-3	4	0	0	1	1	1	2											
Doug Rader, R OBP: 0.313, SLG: 0.342		4-3		1-3					6-3	5	1	1	0	0	0	4											
Marty Martinez, S OBP: 0.318, SLG: 0.350		5-3					K			2	1	0	0	1	1	1											
Gary Geiger, L OBP: 0.366, SLG: 0.297							K		G3	2	0	0	0	0	1	0											
Curt Bielefy, L OBP: 0.357, SLG: 0.369								F9		3	2	1	2	1	0	0											
Johnny Edwards, L OBP: 0.266, SLG: 0.296										4	1	2	1	0	1	0											
Don Wilson, R OBP: 0.235, SLG: 0.182										3	1	2	1	1	1	0											
Inning Stats	R: 0 E: 0 K: 0 S: 3	H: 0 LOB: 1 BB: 1 P: 7	R: 0 E: 0 K: 0 S: 3	H: 0 LOB: 0 BB: 0 P: 3	R: 0 E: 0 K: 1 S: 5	H: 1 LOB: 0 BB: 0 P: 5	R: 0 E: 0 K: 0 S: 4	H: 1 LOB: 1 BB: 0 P: 4	R: 2 E: 0 K: 1 S: 6	H: 1 LOB: 0 BB: 1 P: 10	R: 0 E: 0 K: 1 S: 5	H: 0 LOB: 0 BB: 0 P: 5	R: 4 E: 0 K: 1 S: 9	H: 3 LOB: 3 BB: 3 P: 21	R: 0 E: 0 K: 1 S: 6	H: 1 LOB: 2 BB: 1 P: 10	R: 2 E: 0 K: 0 S: 4	H: 1 LOB: 0 BB: 1 P: 8	1B: 4 2B: 3 3B: 0 HR: 2	SF: 0 SAC: 0 DP: 1 HBP: 0	WP: 0 PB: 0 CS: 1	PA: 42					
PITCHER	IP	WLS	BF	H	R	ER	SO	BB	IBB	HBP	BLK	WP	HR	S	P	ERA	WHIP										
Ray Sadecki, L ERA: 4.48	(1, 1)	6.1	L	27	6	6	4	2	1	0	0	0	1	32	44	8.53	1.263										
Ron Bryant, L ERA:	(7, 1)	1.2		10	1	0	0	1	3	0	0	0	0	9	21	0.00	2.400										
Rich Robertson, R ERA: 6.37	(9, 1)	1.0		5	1	2	2	0	1	0	0	0	1	4	8	18.00	2.000										

AB 35
R 8
H 8
RBI 8
BB 7
SO 5
LOB 13



Batter	1	2	3	4	5	6	7	8	9	AB	R	H	RBI	BB	SO	LOB	BOTTOM										
Don Mason, L OBP: 0.299, SLG: 0.233	4-3	4-3			K					4	1	1	0	0	1	1	Houston Astros @ San Francisco Giants Candlestick Park, San Francisco, CA Mon Jul 07 1969, 6:33 AM EDT Att: 3,153 - Unknown										
Tito Fuentes, S OBP: 0.278, SLG: 0.355			G3		K					4	1	2	1	0	1	0											
Bobby Bonds, R OBP: 0.369, SLG: 0.503										4	0	0	0	0	3	2											
Willie McCovey, L OBP: 0.456, SLG: 0.721										0	0	0	0	0	0	0											
Bob Burda, L OBP: 0.307, SLG: 0.427			6-3				3-1			4	0	1	1	0	1	1											
Bobby Etheridge, R OBP: 0.413, SLG: 0.449					K					2	0	0	0	2	1	0											
Ken Henderson, S OBP: 0.287, SLG: 0.356					F5					4	0	0	0	0	2	3											
Dave Marshall, L OBP: 0.350, SLG: 0.260										3	0	2	0	1	0	0											
Bob Barton, R OBP: 0.184, SLG: 0.139										4	0	0	0	0	2	4											
Ray Sadecki, L OBP: 0.143, SLG: 0.222										2	0	0	0	0	2	1											
Ron Bryant, S OBP: 0.351, SLG: 0.309										0	0	0	0	0	0	0											
Rich Robertson, R OBP: 0.307, SLG: 0.427										1	0	0	0	0	0	0											
John Stephenson, L OBP: 0.307, SLG: 0.427										1	0	0	0	0	0	2											
Inning Stats	R: 1 E: 0 K: 0 S: 5	H: 2 LOB: 2 BB: 1 P: 9	R: 0 E: 0 K: 1 S: 5	H: 0 LOB: 1 BB: 1 P: 9	R: 0 E: 0 K: 1 S: 5	H: 0 LOB: 0 BB: 0 P: 5	R: 0 E: 0 K: 1 S: 6	H: 1 LOB: 1 BB: 0 P: 6	R: 0 E: 0 K: 3 S: 9	H: 0 LOB: 0 BB: 0 P: 9	R: 0 E: 0 K: 2 S: 7	H: 0 LOB: 0 BB: 0 P: 7	R: 0 E: 0 K: 3 S: 11	H: 2 LOB: 1 BB: 0 P: 11	R: 0 E: 0 K: 2 S: 8	H: 1 LOB: 2 BB: 1 P: 12	R: 0 E: 0 K: 0 S: 5	H: 1 LOB: 0 BB: 0 P: 8	1B: 5 2B: 1 3B: 0 HR: 0	SF: 0 SAC: 0 DP: 0 HBP: 0	WP: 2 PB: 0 CS: 0	PA: 36					
PITCHER	IP	WLS	BF	H	R	ER	SO	BB	IBB	HBP	BLK	WP	HR	S	P	ERA	WHIP										
Don Wilson, R ERA: 3.84	(1, 1)	9.0	W	36	6	2	2	14	3	0	0	0	2	61	73	2.00	1.000										

AB 33
R 2
H 6
RBI 2
BB 3
SO 14
LOB 14



Batter	1	2	3	4	5	6	7	8	9	AB	R	H	RBI	BB	SO	LOB	TOP	
Leon McFadden, R (1, 9) OBP: 0.219, SLG: 0.226 Norm Miller, L (9, PH) OBP: 0.391, SLG: 0.409	4-0 BB BB		0-0 F5		0-3 K		0-0 E 1B 1B		0-0 6-3	3	0	1	0	1	1	0		
Joe Morgan, L (1, 4) OBP: 0.401, SLG: 0.396	4-0 HR BB		0-0 F9		0-0 1B		0-0 E9 1B		0-0 F5	4	1	2	0	1	0	0		
Jimmy Wynn, R (1, 8) OBP: 0.425, SLG: 0.551	0-0 HR			4-0 1B BB	0-0 1-3		4-0 G5-4-3 IBB		0-0 HR	3	3	2	3	2	0	1		
Denis Menke, R (1, 6) OBP: 0.393, SLG: 0.418	0-0 F9			0-3 K		0-0 F8	0-0 G5-4-3		4-0 BB	4	0	0	0	1	1	4		
Doug Rader, R (1, 5) OBP: 0.314, SLG: 0.343	0-0 5-3			0-0 BB 1B 1B		0-0 1B 1B		0-0 4-3	0-3 K	5	0	2	0	0	1	1		
Marty Martinez, S (1, 7) OBP: 0.321, SLG: 0.353 Gary Geiger, L (5, 7) OBP: 0.360, SLG: 0.291		0-0 6-3		0-0 BB 1B		0-0 F9		0-3 K		2	0	1	1	0	0	0		
Curt Bielefy, L (1, 3) OBP: 0.359, SLG: 0.368		0-0 F7		0-0 BB 1B		0-0 E6 1B		0-0 E6 1B		3	0	1	0	1	0	0		
Johnny Edwards, L (1, 2) OBP: 0.266, SLG: 0.295		0-0 F8		0-0 G3-6-1 BB		0-0 6-3		0-0 1B		4	0	1	0	0	0	5		
Larry Dierker, R (1, 1) OBP: 0.161, SLG: 0.164 Fred Gladding, L (8, 1)			0-0 1-3		0-3 K		0-0 F9	0-3 K		4	0	0	0	0	2	2		
Inning Stats	R: 2 E: 0 K: 0 S: 3	H: 1 LOB: 0 BB: 2 P: 11	R: 0 E: 0 K: 0 S: 3	H: 0 LOB: 0 BB: 0 P: 3	R: 0 E: 0 K: 1 S: 6	H: 2 LOB: 2 BB: 2 P: 14	R: 0 E: 0 K: 1 S: 8	H: 1 LOB: 1 BB: 0 P: 8	R: 0 E: 1 K: 0 S: 4	H: 2 LOB: 2 BB: 1 P: 8	R: 0 E: 1 K: 2 S: 9	H: 1 LOB: 1 BB: 1 P: 9	R: 1 E: 0 K: 1 S: 6	H: 1 LOB: 1 BB: 1 P: 10	1B: 8 2B: 0 3B: 0 HR: 2	SF: 0 SAC: 0 DP: 2 HBP: 0	WP: 0 PA: 41 PB: 0 SB: 0 CS: 0	
PITCHER	IP WLS BF H R ER SO BB IBB HBP BLK WP HR S P ERA WHIP	5.0 2.0 2.0 W	21 10 10 10	4 4 2 2	3 0 1 1	3 0 1 3	3 0 0 0	4 0 1 0	0 1 0 0	0 0 0 0	0 0 1 15	23 9 13 19	39 13 19	5.40 0.00 4.50	1.600 2.000 1.500			

Houston Astros @ San Francisco Giants
Candlestick Park, San Francisco, CA
Tue Jul 08 1969, 6:33 AM EDT
Att: 3,177 - Unknown

AB	35
R	4
H	10
RBI	4
BB	6
SO	6
LOB	14





Batter	1	2	3	4	5	6	7	8	9	AB	R	H	RBI	BB	SO	LOB	BOTTOM
Tito Fuentes, S (1, 6) OBP: 0.317, SLG: 0.400	0-3 K		0-0 1-3		4-0 BB		0-0 2B 2B	0-0 1B 1B		4	2	2	2	1	1	0	
Ron Hunt, R (1, 4) OBP: 0.355, SLG: 0.316	0-0 E8 BB		4-0 BB		0-3 K		0-0 2B 2B	0-0 1B 1B		4	0	2	3	1	1	1	
Bobby Bonds, R (1, 8) OBP: 0.364, SLG: 0.495	0-3 K		0-3 K		0-0 F9		0-0 6-3	0-0 4-3		5	0	0	0	0	2	5	
Jim Davenport, R (1, 5) OBP: 0.323, SLG: 0.348	4-0 BB BB		0-0 F3		0-0 6-3		0-0 6-3	0-0 6-3		3	0	0	0	1	0	1	
Bob Burda, L (1, 3) OBP: 0.315, SLG: 0.424	4-0 BB		0-0 F9		0-0 4-3		0-0 E9 1B 1B		3	1	1	0	1	0	0	0	
Ken Henderson, S (1, 9) OBP: 0.273, SLG: 0.356	0-0 F9		0-0 F9		4-0 1B BB		0-0 6-3	0-0 1B 1B		3	1	1	1	1	0	3	
Dave Marshall, L (1, 7) OBP: 0.360, SLG: 0.274		0-0 6-3		0-0 G5-4-3 1B		0-0 6-3	0-0 2B 1B	0-0 1B 1B		4	2	3	0	0	0	0	
Bob Barton, R (1, 2) OBP: 0.175, SLG: 0.132 John Stephenson, L (7, PH) OBP: 0.333, SLG: 0.333		0-0 1-3		0-0 G5-4-3		0-0 6-3	0-0 F2	0-0 1B 1B		2	0	0	0	0	0	2	
Mike McCormick, L (1, 1) OBP: 0.242, SLG: 0.323 Don Mason, L (5, PH) OBP: 0.297, SLG: 0.231 Ron Herbel, R (6, 1) OBP: 0.410, SLG: 0.444 Frank Linzy, R (8, 1) OBP: 0.276, SLG: 0.133		0-3 K		0-0 G3		0-0 4-3	0-0 K	0-3 1B 1B		1	0	0	0	0	1	0	
Inning Stats	R: 0 E: 1 K: 2 S: 8	H: 0 LOB: 3 BB: 2 P: 16	R: 0 E: 0 K: 1 S: 5	H: 0 LOB: 0 BB: 0 P: 5	R: 0 E: 0 K: 1 S: 5	H: 1 LOB: 1 BB: 1 P: 7	R: 0 E: 0 K: 0 S: 3	H: 0 LOB: 0 BB: 0 P: 3	R: 2 E: 0 K: 0 S: 6	H: 3 LOB: 1 BB: 0 P: 6	R: 5 E: 1 K: 1 S: 11	H: 6 LOB: 1 BB: 0 P: 11	R: 1 E: 0 K: 1 S: 6	H: 1 LOB: 1 BB: 1 P: 10	1B: 8 2B: 2 3B: 0 HR: 0	SF: 0 SAC: 0 DP: 1 HBP: 0	WP: 0 PA: 39 PB: 0 SB: 0 CS: 0
PITCHER	IP WLS BF H R ER SO BB IBB HBP BLK WP HR S P ERA WHIP	7.1 L	34 5	7 5	5 5	5 5	0 0	0 0	0 0	0 0	7 7	7 7	27.00 4.500				

Houston Astros @ San Francisco Giants
Candlestick Park, San Francisco, CA
Tue Jul 08 1969, 6:33 AM EDT
Att: 3,177 - Unknown

AB	34
R	7
H	10
RBI	7
BB	5
SO	6
LOB	16



Batter	1	2	3	4	5	6	7	8	9	AB	R	H	RBI	BB	SO	LOB	TOP																	
Gary Geiger, L (1,7) OBP: 0.354, SLG: 0.280	F8	K			F5		BB 1B BB		6-3	4	0	0	0	1	1	3	Houston Astros @ San Francisco Giants Candlestick Park, San Francisco, CA Wed Jul 09 1969, 6:33 AM EDT Att: 4,118 - Unknown AB 34 R 3 H 7 RBI 3 BB 5 SO 8 LOB 18 																	
Joe Morgan, L (1,4) OBP: 0.404, SLG: 0.409	F5	FC5-4 BB			HR		BB 1B		4-3	4	1	2	2	1	0	0																		
Jimmy Wynn, R (1,8) OBP: 0.424, SLG: 0.545		FC5-4 BB			F6		BB		K	3	0	0	0	2	1	3																		
Norm Miller, L (1,9) OBP: 0.385, SLG: 0.401	F4				4-3		BB		K	4	0	0	0	0	2	4																		
Curt Blefary, L (1,3) OBP: 0.355, SLG: 0.364		K			F3		5-3		F6	4	0	0	0	0	1	3																		
Johnny Edwards, L (1,2) OBP: 0.286, SLG: 0.294		2B 1B			F5		F5		1-3	4	1	1	0	0	0	3																		
Denis Menke, R (1,6) OBP: 0.395, SLG: 0.422		1B BB 2B			1-3		S 1B		1-3	4	1	2	0	0	0	0																		
Doug Rader, R (1,5) OBP: 0.316, SLG: 0.343		BB 1B 1B			K		1-2 IBB		F9	3	0	1	1	1	1	0																		
Denny Lemaster, R (1,1) Jack Billingham, R (7,1) Sandy Valdespino, L (6,PH) Dooley Womack, R (8,1) Skip Guinn, R (8,1) Marty Martinez, S (8,1)		3-H BB 1B			K		1-3		K	3	0	1	0	0	1	2																		
Inning Stats	R: 0 E: 0 K: 0 S: 3	H: 0 LOB: 1 BB: 1 P: 7	R: 2 E: 0 K: 2 S: 11	H: 4 LOB: 3 BB: 1 P: 15	R: 0 E: 0 K: 1 S: 5	H: 0 LOB: 0 BB: 0 P: 5	R: 0 E: 0 K: 2 S: 7	H: 0 LOB: 0 BB: 0 P: 7	R: 1 E: 0 K: 0 S: 4	H: 1 LOB: 0 BB: 1 P: 4	R: 0 E: 0 K: 1 S: 6	H: 1 LOB: 2 BB: 2 P: 14	R: 0 E: 0 K: 1 S: 5	H: 0 LOB: 0 BB: 0 P: 5	R: 0 E: 0 K: 1 S: 5	H: 0 LOB: 0 BB: 0 P: 5		1B: 5 2B: 1 3B: 0 HR: 1	SF: 0 SAC: 0 DP: 0 HBP: 0	WP: 0 PB: 0 SB: 1 CS: 0	PA: 39													
PITCHER	IP WLS BF H R ER SO BB IBB HBP BLK WP HR S P ERA WHIP																																	
Bobby Bolin, R (1,1) ERA: 4.38	6.0	27	6	3	3	5	2	1	0	0	0	0	0	1	34	46	4.50	1.333																
Ron Bryant, L (7,1) ERA:	1.0	W 6	1	0	0	1	2	0	0	0	0	0	0	6	14	0.00	3.000																	
Frank Linzy, R (8,1) ERA: 4.06	2.0	S 6	0	0	0	2	0	0	0	0	0	0	0	10	10	0.00	0.000																	

Batter	1	2	3	4	5	6	7	8	9	AB	R	H	RBI	BB	SO	LOB	BOTTOM																
Tito Fuentes, S (1,6) OBP: 0.283, SLG: 0.350	F7				5-3		F3		F5	5	0	0	0	0	1	2	Houston Astros @ San Francisco Giants Candlestick Park, San Francisco, CA Wed Jul 09 1969, 6:33 AM EDT Att: 4,118 - Unknown AB 33 R 10 H 9 RBI 10 BB 3 SO 6 LOB 6 																
Ron Hunt, R (1,4) OBP: 0.397, SLG: 0.324	F2				3B		BB 1B HBP		6-3	3	1	1	0	0	0	0																	
Bobby Bonds, R (1,9) OBP: 0.363, SLG: 0.491	F7				K		1B 2B BB		K 2B	3	2	0	0	1	2	1																	
Willie Mays, R (1,8) OBP: 0.366, SLG: 0.448		5-3			5-3		2B 1B 1B		1B HR 2B	4	2	2	2	0	0	1																	
Jim Davenport, R (1,5) OBP: 0.327, SLG: 0.351		5-3			F7		2B 1B 1B		HR 1B	4	2	2	0	0	0	0																	
Ken Henderson, S (1,7) OBP: 0.278, SLG: 0.361		K			F2		1B 2B		HR BB	3	1	1	2	1	1	0																	
Bob Burda, L (1,3) OBP: 0.323, SLG: 0.455					K		1B IBB		HR	3	1	1	4	1	1	0																	
Bob Barton, R (1,2) OBP: 0.171, SLG: 0.128					5-3		1B IBB		HR	1	0	0	0	0	0	0																	
Don Mason, L (6,PH) OBP: 0.295, SLG: 0.229					5-3		F5		5-3	1	0	0	0	0	0	0																	
Ron Bryant, S (7,1) ERA: 3.99							1-3 2-H 3-H		1B	0	0	0	0	0	0	0																	
Dave Marshall, L (7,PH) OBP: 0.279, SLG: 0.125							F8		4-3	1	0	0	0	0	0	0																	
Frank Linzy, R (8,1) OBP: 0.263, SLG: 0.125							4-3		HR	1	0	0	0	0	1	0																	
Bobby Bolin, R (1,1) OBP: 0.250, SLG: 0.290										1	0	0	0	0	1	0																	
Dick Dietz, R (6,PH) OBP: 0.362, SLG: 0.384										3	1	1	1	0	0	2																	
Inning Stats	R: 0 E: 0 K: 0 S: 3	H: 0 LOB: 0 BB: 0 P: 3	R: 0 E: 0 K: 1 S: 5	H: 0 LOB: 0 BB: 0 P: 5	R: 0 E: 0 K: 2 S: 7	H: 0 LOB: 0 BB: 0 P: 7	R: 0 E: 0 K: 1 S: 6	H: 1 LOB: 1 BB: 0 P: 6	R: 0 E: 0 K: 0 S: 3	H: 0 LOB: 0 BB: 0 P: 3	R: 0 E: 0 K: 0 S: 3	H: 0 LOB: 0 BB: 0 P: 3	R: 4 E: 0 K: 1 S: 8	H: 4 LOB: 2 BB: 2 P: 17	R: 6 E: 0 K: 1 S: 10	H: 4 LOB: 0 BB: 1 P: 14	1B: 4 2B: 2 3B: 1 HR: 2	SF: 0 SAC: 0 DP: 0 HBP: 1	WP: 1 PB: 0 SB: 0 CS: 0	PA: 37													
PITCHER	IP WLS BF H R ER SO BB IBB HBP BLK WP HR S P ERA WHIP																																
Denny Lemaster, L (1,1) ERA: 3.46	6.0	L 24	4	4	4	4	1	0	1	0	0	0	0	5	9	0.00	1.000																
Jack Billingham, R (7,1) ERA: 3.99	1.0	4	1	0	0	1	0	1	0	0	0	0	0	5	9	0.00	1.000																
Dooley Womack, R (8,1) ERA: 3.35	0.1	4	2	3	3	1	0	0	0	0	1	0	6	6	81.00	6.000																	
Skip Guinn, L (8,1) ERA: 8.88	0.0	2	1	2	2	0	1	0	0	0	0	1	1	5	∞	∞																	
Marty Martinez, R (8,1) ERA: 13.5	0.2	3	1	1	1	0	0	0	0	0	0	1	3	3	13.50	1.500																	

Batter	1	2	3	4	5	6	7	8	9	10	AB	R	H	RBI	BB	SO	LOB	TOP						
Pete Rose, S OBP: 0.414, SLG: 0.472 (1, 9)											3	1	2	1	1	0	0							
Bobby Tolan, L OBP: 0.361, SLG: 0.543 (1, 8)											5	0	1	0	0	1	4							
Alex Johnson, R OBP: 0.379, SLG: 0.507 Jimmy Stewart, S OBP: 0.289, SLG: 0.315 (1, 7) (8, 7)											4	1	1	0	0	2	2							
Tony Perez, R OBP: 0.368, SLG: 0.565 (1, 5)											4	1	1	0	1	1	3							
Lee May, R OBP: 0.337, SLG: 0.596 (1, 3)											3	1	2	2	0	0	0							
Johnny Bench, R OBP: 0.380, SLG: 0.491 (1, 2)											5	0	2	2	0	1	2							
Tommy Helms, R OBP: 0.350, SLG: 0.300 Woody Woodward, R OBP: 0.206, SLG: 0.129 (1, 4) (9, 6)											3	1	0	0	1	1	3							
Girardo Ruiz, S OBP: 0.307, SLG: 0.300 (1, 6) (9, 4)											4	0	1	0	0	0	1							
Clay Carroll, R OBP: 0.350, SLG: 0.412 Wayne Granger, R OBP: 0.231, SLG: 0.091 (1, 1) (9, 1)											3	0	0	0	0	1	2							
Inning Stats	R: 0 E: 0 K: 0 S: 3	H: 1 LOB: 0 BB: 0 P: 3	R: 0 E: 0 K: 1 S: 5	H: 0 LOB: 0 BB: 0 P: 5	R: 0 E: 0 K: 2 S: 7	H: 0 LOB: 0 BB: 0 P: 7	R: 1 E: 0 K: 2 S: 10	H: 3 LOB: 2 BB: 0 P: 10	R: 1 E: 1 K: 1 S: 7	H: 1 LOB: 1 BB: 0 P: 7	R: 1 E: 0 K: 0 S: 4	H: 1 LOB: 0 BB: 2 P: 4	R: 0 E: 0 K: 0 S: 3	H: 0 LOB: 2 BB: 2 P: 11	R: 0 E: 0 K: 0 S: 3	H: 0 LOB: 0 BB: 0 P: 3	R: 2 E: 0 K: 1 S: 7	H: 2 LOB: 1 BB: 1 P: 11	1B: 7 2B: 3 3B: 0 HR: 0	SF: 2 SAC: 1 DP: 1 HBP: 1	WP: 1 PB: 0 SB: 0 CS: 1	PA: 43		
PITCHER	IP	WLS	BF	H	R	ER	SO	BB	IBB	HBP	BLK	WP	HR	S	P	ERA	WHIP							
Jim Ray, R ERA: 3.31 (1, 1)	6.2		28	6	3	2	6	2	0	0	0	1	0	38	46	2.70	1.200							
Wade Blasingame, L ERA: 6.75 (7, 1)	0.1		1	0	0	0	0	0	0	0	0	0	0	1	1	0.00	0.000							
Jack Billingham, R ERA: 3.83 (8, 1)	2.0		8	2	0	0	1	0	0	1	0	0	0	9	10	0.00	1.000							
Fred Gladding, R ERA: 4.06 (10, 1)	1.0	L	6	2	2	2	1	1	0	0	0	0	0	7	11	18.00	3.000							

Cincinnati Reds @ Houston Astros
Astrodome, Houston, TX
Thu Jul 10 1969, 8:05 PM EDT
Att: 20,332 - Dome

AB	36
R	5
H	10
RBI	5
BB	3
SO	8
LOB	18



Batter	1	2	3	4	5	6	7	8	9	10	AB	R	H	RBI	BB	SO	LOB	BOTTOM						
Gary Geiger, L OBP: 0.356, SLG: 0.279 (1, 7)											4	0	1	0	1	1	3							
Joe Morgan, L OBP: 0.399, SLG: 0.403 (1, 4)											4	0	0	0	0	0	4							
Jimmy Wynn, R OBP: 0.427, SLG: 0.553 (1, 8)											3	2	1	1	2	0	2							
Norm Miller, L OBP: 0.377, SLG: 0.392 (1, 9)											5	0	0	0	0	0	1							
Curt Blefary, L OBP: 0.358, SLG: 0.374 (1, 3)											5	2	3	0	0	0	1							
Johnny Edwards, L OBP: 0.269, SLG: 0.301 (1, 2)											4	0	2	0	0	0	2							
Leon McFadden, R OBP: 0.219, SLG: 0.226 (9, PR)											0	0	0	0	0	0	0							
Don Bryant, R OBP: 0.255, SLG: 0.292 Marty Martinez, S OBP: 0.327, SLG: 0.359 (10, 2) (10, PH)											0	0	0	0	0	0	0							
Denis Menke, R OBP: 0.398, SLG: 0.432 (1, 6)											5	0	3	2	0	0	1							
Doug Rader, R OBP: 0.317, SLG: 0.340 (1, 5)											3	0	0	0	2	1	2							
Jim Ray, R OBP: 0.314, SLG: 0.194 (7, 1)											2	0	0	0	0	0	0							
Wade Blasingame, L OBP: 0.314, SLG: 0.333 (7, PH)											0	0	0	0	0	0	0							
Sandy Valdespino, L OBP: 0.267, SLG: 0.333 (8, 1)											1	0	0	0	0	0	1							
Jack Billingham, R OBP: 0.255, SLG: 0.250 (8, 1)											0	0	0	0	0	0	0							
Julio Gotay, R OBP: 0.275, SLG: 0.250 (9, PH)											1	0	0	0	0	0	3							
Fred Gladding, L OBP: 0.255, SLG: 0.375 (10, 1)											1	0	0	0	0	1	3							
Cesar Geronimo, L OBP: 0.255, SLG: 0.375 (10, PH)											1	0	0	0	0	1	3							
Inning Stats	R: 0 E: 0 K: 0 S: 2	H: 0 LOB: 1 BB: 0 P: 6	R: 1 E: 0 K: 1 S: 7	H: 2 LOB: 1 BB: 0 P: 7	R: 0 E: 0 K: 0 S: 3	H: 0 LOB: 1 BB: 1 P: 7	R: 0 E: 0 K: 0 S: 3	H: 1 LOB: 0 BB: 0 P: 3	R: 0 E: 0 K: 0 S: 3	H: 1 LOB: 1 BB: 0 P: 3	R: 1 E: 1 K: 1 S: 6	H: 0 LOB: 1 BB: 1 P: 10	R: 0 E: 0 K: 0 S: 4	H: 1 LOB: 1 BB: 0 P: 4	R: 0 E: 0 K: 0 S: 4	H: 1 LOB: 1 BB: 0 P: 4	R: 1 E: 0 K: 0 S: 6	H: 3 LOB: 3 BB: 10 P: 10	R: 1 E: 0 K: 1 S: 8	H: 3 LOB: 3 BB: 12 P: 12	1B: 5 2B: 5 3B: 0 HR: 1	SF: 0 SAC: 1 DP: 1 HBP: 0	WP: 0 PB: 0 SB: 0 CS: 1	PA: 46
PITCHER	IP	WLS	BF	H	R	ER	SO	BB	IBB	HBP	BLK	WP	HR	S	P	ERA	WHIP							
Clay Carroll, R ERA: 2.59 (1, 1)	8.0		32	6	3	2	2	3	0	0	0	0	0	33	45	2.25	1.125							
Wayne Granger, R ERA: 2.95 (9, 1)	2.0	W	13	5	1	1	1	0	2	0	0	0	0	13	21	4.50	2.500							

Cincinnati Reds @ Houston Astros
Astrodome, Houston, TX
Thu Jul 10 1969, 8:05 PM EDT
Att: 20,332 - Dome

AB	39
R	4
H	11
RBI	3
BB	5
SO	3
LOB	23



Batter	1	2	3	4	5	6	7	8	9	AB	R	H	RBI	BB	SO	LOB	TOP
Pete Rose, S OBP: 0.415, SLG: 0.479 (1,9)	G4-3		FC3-6 1B		F8			G3-1 3B		4	1	2	0	0	0	1	Cincinnati Reds @ Houston Astros Astrodome, Houston, TX Fri Jul 11 1969, 8:05 PM EDT Att: 21,632 - Dome
Jimmy Stewart, S OBP: 0.297, SLG: 0.333 (1,4)	E 3B		FC3-6 1-2		G3			G3-1 3H		4	1	1	1	0	0	2	
Bobby Tolan, L OBP: 0.357, SLG: 0.537 (1,8)	FC6 3H		G4-3 1-2			K		K		4	0	0	0	0	2	1	
Tony Perez, R OBP: 0.390, SLG: 0.562 (1,5)	K			G3 BB				K		2	0	0	0	2	2	1	
Darrel Chaney, S OBP: 0.300, SLG: 0.259 (8,6)	K							K		0	0	0	0	0	0	0	
Lee May, R OBP: 0.355, SLG: 0.591 (1,7)	K									4	0	1	0	0	3	3	
Fred Whitfield, L OBP: 0.367, SLG: 0.205 (1,3)		K			G3 1-2			K		3	0	0	0	0	2	2	
Giraldo Ruiz, S OBP: 0.304, SLG: 0.297 (1,6)		G5-3			G5-3			G3-1		4	0	1	0	0	0	1	
Pat Corrales, R OBP: 0.395, SLG: 0.405 (1,2)		G6-3				SH1-4 1B		F7		4	0	1	0	0	0	2	
Jim Maloney, L OBP: 0.266, SLG: 0.444 (5,1)										1	0	0	0	0	0	0	
Al Lindquist, L OBP: 0.295, SLG: 0.200 (5,1)										0	0	0	0	0	0	0	
Pedro Ramos, S OBP: 0.295, SLG: 0.225 (5,1)										0	0	0	0	0	0	0	
Gerry Arrigo, L OBP: 0.295, SLG: 0.225 (5,1)										0	0	0	0	0	0	0	
Camilo Pascual, R OBP: 0.270, SLG: 0.273 (5,7)										2	0	0	0	0	1	2	
Ted Savage, R OBP: 0.270, SLG: 0.273 (5,7)										1	0	0	0	0	0	1	
Clyde Mashore, R OBP: 0.270, SLG: 0.273 (5,7)										1	0	0	0	0	0	1	
Inning Stats	R: 1 E: 1 K: 2 S: 9	H: 1 LOB: 1 BB: 0 P: 9	R: 0 E: 0 K: 1 S: 5	H: 0 LOB: 0 BB: 0 P: 5	R: 0 E: 0 K: 0 S: 4	H: 1 LOB: 1 BB: 0 P: 4	R: 0 E: 0 K: 1 S: 5	H: 0 LOB: 1 BB: 1 P: 9	R: 0 E: 0 K: 3 S: 9	H: 0 LOB: 0 BB: 0 P: 13	R: 0 E: 0 K: 1 S: 5	H: 0 LOB: 0 BB: 0 P: 5	R: 0 E: 0 K: 0 S: 5	H: 2 LOB: 2 BB: 0 P: 5	1B: 4 2B: 0 3B: 2 HR: 0	SF: 0 SAC: 1 DP: 0 HBP: 0	WP: 0 PA: 36 PB: 0 SB: 2 CS: 0
PITCHER Don Wilson, R ERA: 3.72 (1,1)	IP: 9.0 WLS: W BF: 36 H: 6 R: 2 ER: 2 SO: 10 BB: 2 IBB: 0 HBP: 0 BLK: 0 WP: 0 HR: 0 S: 54 P: 62 ERA: 2.00 WHIP: 0.889											PITCHER	IP: 9.0 WLS: W BF: 36 H: 6 R: 2 ER: 2 SO: 10 BB: 2 IBB: 0 HBP: 0 BLK: 0 WP: 0 HR: 0 S: 54 P: 62 ERA: 2.00 WHIP: 0.889				

AB	33
R	2
H	6
RBI	1
BB	2
SO	10
LOB	16



Batter	1	2	3	4	5	6	7	8	9	AB	R	H	RBI	BB	SO	LOB	BOTTOM		
Sandy Valdespino, L OBP: 0.393, SLG: 0.347 (1,7)	G4-3		G1-3		SH3-4 1-2			G4-3		4	1	2	2	0	0	0	Cincinnati Reds @ Houston Astros Astrodome, Houston, TX Fri Jul 11 1969, 8:05 PM EDT Att: 21,632 - Dome		
Gary Geiger, L OBP: 0.353, SLG: 0.277 (7,7)										1	0	0	0	0	0	0			
Joe Morgan, L OBP: 0.399, SLG: 0.401 (1,4)										4	1	1	1	1	2	1			
Hector Torres, R OBP: 0.179, SLG: 0.204 (6, FR)	F9		K		K			F9		1	0	0	0	0	0	0			
Jimmy Wynn, R OBP: 0.432, SLG: 0.556 (1,8)	1B			1B F9-2 BB	BB WP 1B					4	1	3	2	1	1	3			
Norm Miller, L OBP: 0.385, SLG: 0.395 (1,9)										3	2	2	0	2	0	0			
Curt Blefary, L OBP: 0.361, SLG: 0.377 (1,3)										3	1	1	0	2	1	4			
Denis Menke, R OBP: 0.398, SLG: 0.441 (1,6)										5	2	2	4	0	2	4			
Johnny Edwards, L OBP: 0.272, SLG: 0.304 (1,2)										4	1	2	2	0	1	0			
Don Bryant, R OBP: 0.250, SLG: 0.286 (7, PH)	F8									1	0	0	0	0	1	1			
Doug Rader, R OBP: 0.321, SLG: 0.349 (1,5)										3	2	1	1	2	0	1			
Don Wilson, R OBP: 0.250, SLG: 0.170 (1,1)										3	2	0	0	0	2	2			
Inning Stats	R: 0 E: 0 K: 1 S: 7	H: 2 LOB: 2 BB: 0 P: 7	R: 0 E: 0 K: 1 S: 5	H: 0 LOB: 0 BB: 0 P: 5	R: 0 E: 0 K: 2 S: 7	H: 0 LOB: 0 BB: 0 P: 7	R: 2 E: 0 K: 0 S: 5	H: 3 LOB: 1 BB: 1 P: 9	R: 1 E: 0 K: 2 S: 8	H: 1 LOB: 3 BB: 2 P: 17	R: 9 E: 0 K: 3 S: 15	H: 6 LOB: 5 BB: 5 P: 36	R: 0 E: 0 K: 1 S: 6	H: 1 LOB: 1 BB: 0 P: 6	R: 1 E: 0 K: 0 S: 4	H: 1 LOB: 0 BB: 0 P: 4	1B: 10 2B: 3 3B: 1 HR: 1	SF: 0 SAC: 1 DP: 1 HBP: 2	WP: 1 PA: 47 PB: 0 SB: 0 CS: 0
PITCHER Jim Maloney, R ERA: 2.53 (1,1)	IP: 4.2 WLS: L BF: 22 H: 6 R: 3 ER: 3 SO: 3 BB: 2 IBB: 0 HBP: 1 BLK: 0 WP: 0 HR: 0 S: 29 P: 38 ERA: 5.79 WHIP: 1.714											PITCHER	IP: 4.2 WLS: L BF: 22 H: 6 R: 3 ER: 3 SO: 3 BB: 2 IBB: 0 HBP: 1 BLK: 0 WP: 0 HR: 0 S: 29 P: 38 ERA: 5.79 WHIP: 1.714						
Al Jackson, L ERA: 9.0 (5,1)	0.0	1	0	0	0	0	1	0	0	0	0	0	4	∞	∞				
Pedro Ramos, R ERA: 4.54 (5,1)	0.2	7	3	5	5	2	1	0	1	0	0	0	9	14	67.50	6.000			
Gerry Arrigo, L ERA: 9.0 (6,1)	0.0	2	0	0	0	0	2	0	0	0	0	0	8	∞	∞				
Camilo Pascual, R ERA: 6.98 (6,1)	2.2	15	5	5	5	3	2	0	0	0	0	1	19	27	16.88	2.625			

AB	36
R	13
H	14
RBI	12
BB	8
SO	10
LOB	16



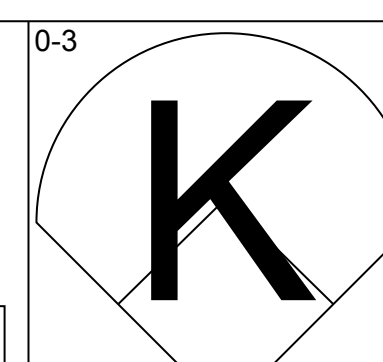
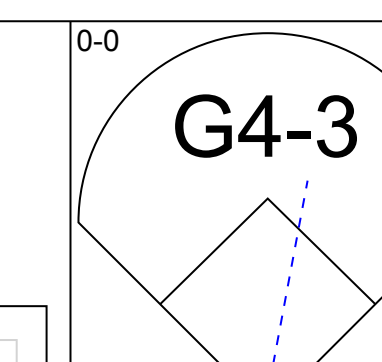
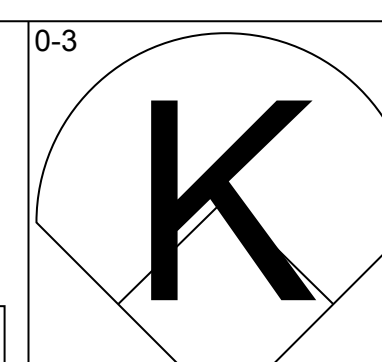
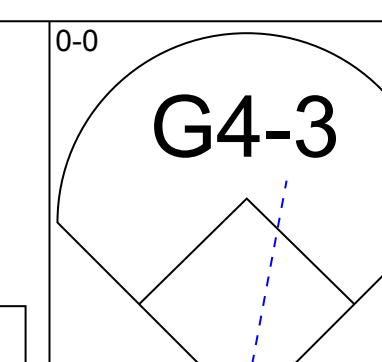
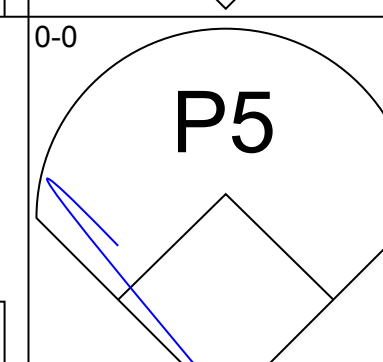
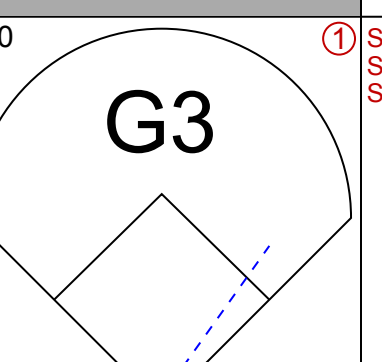
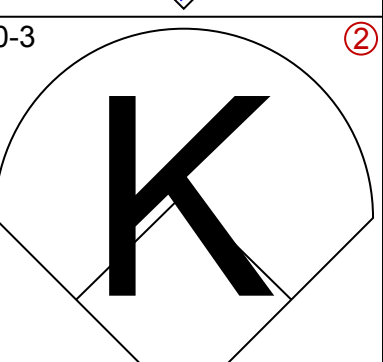
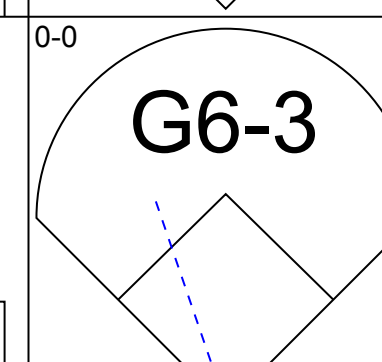
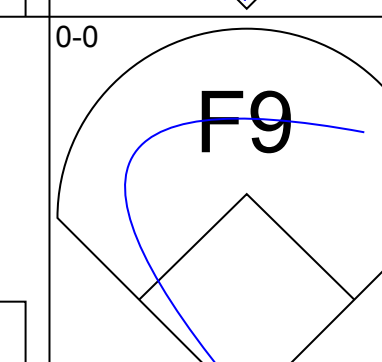
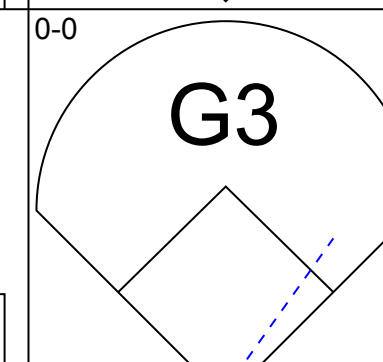
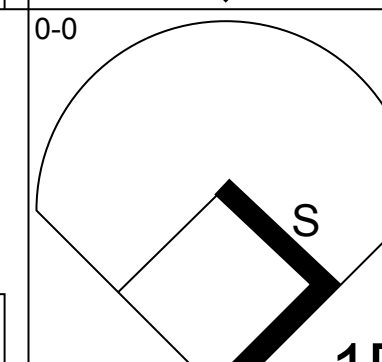


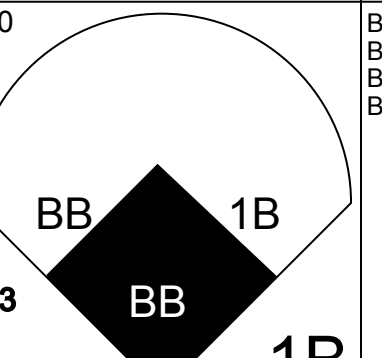
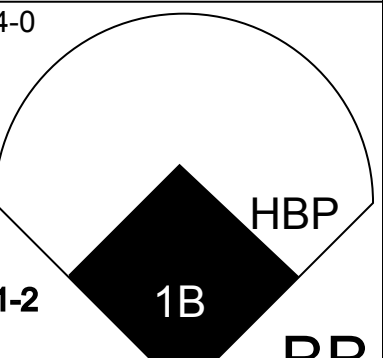
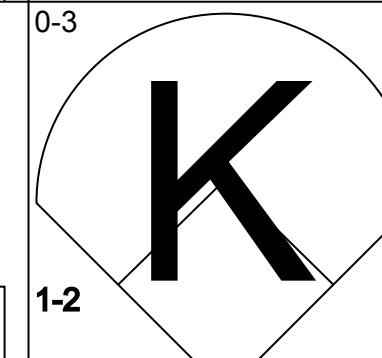

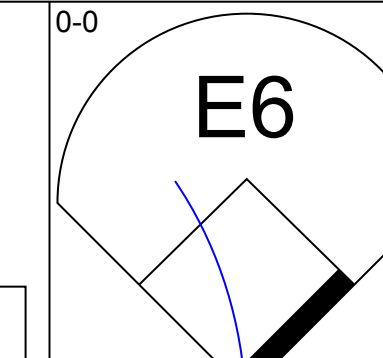
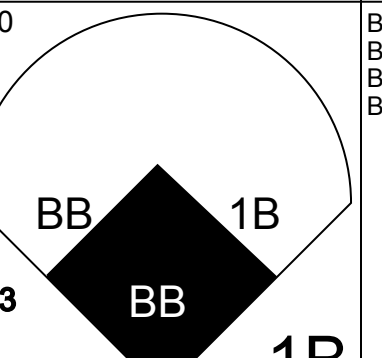
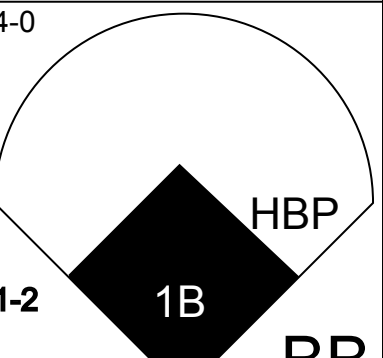
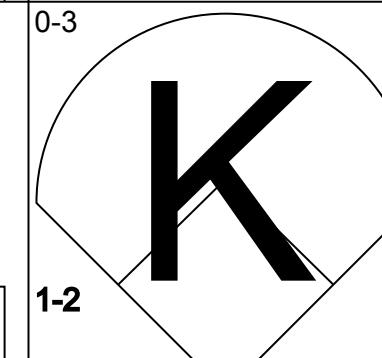


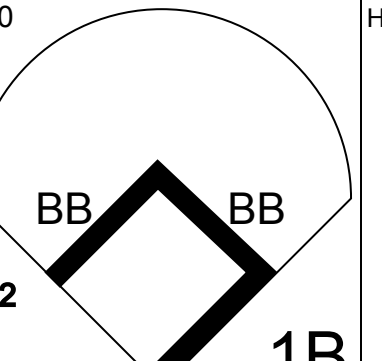
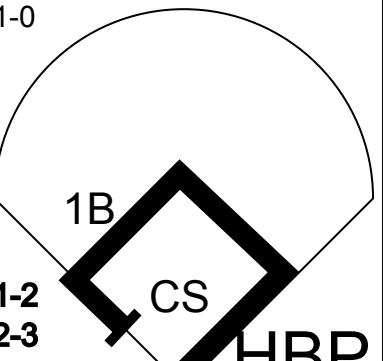
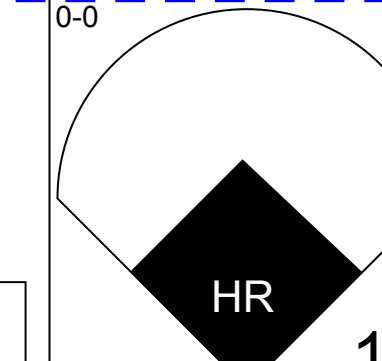

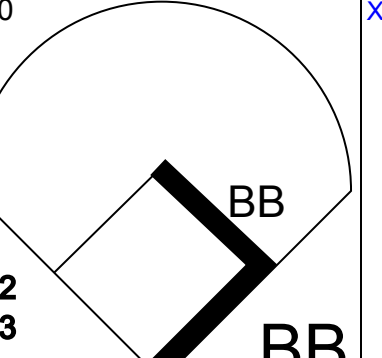
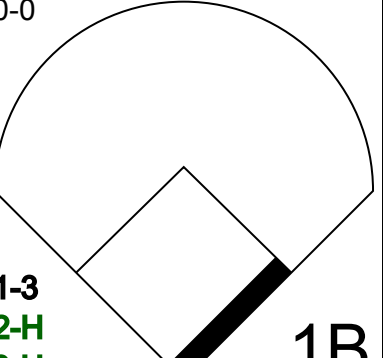
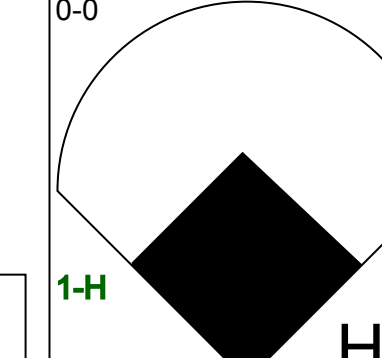

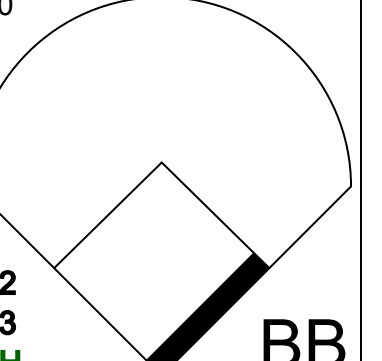
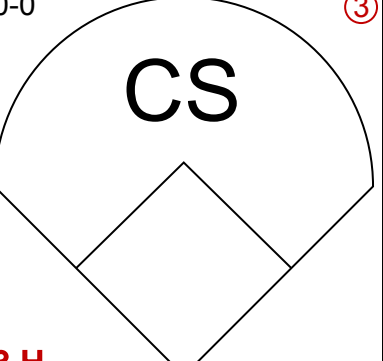
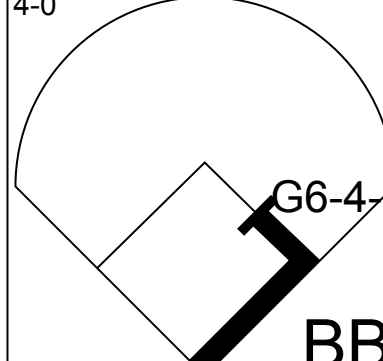
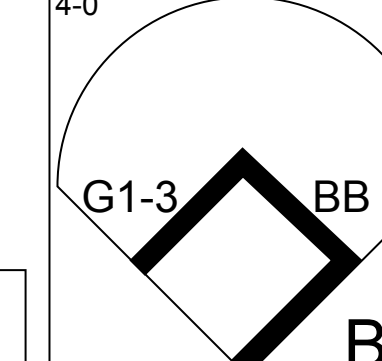
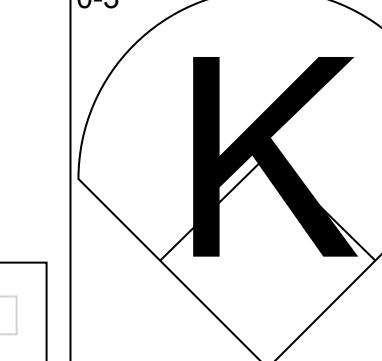

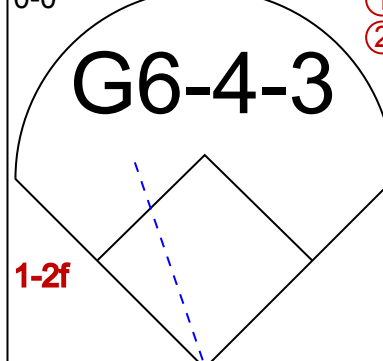
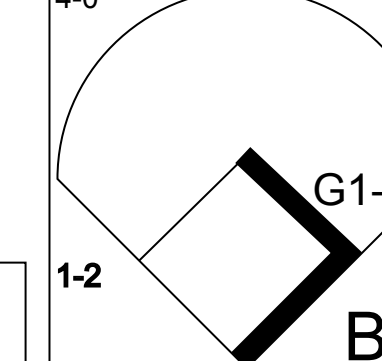
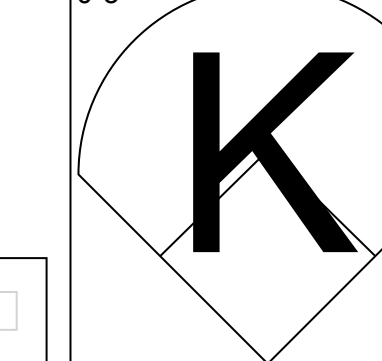


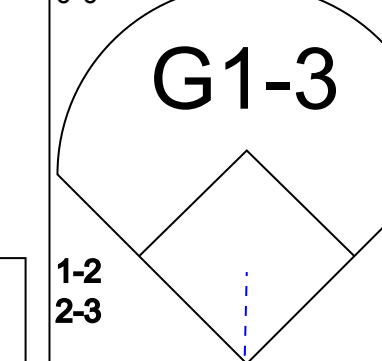
Batter	1	2	3	4	5	6	7	8	9	AB	R	H	RBI	BB	SO	LOB	TOP				
Pete Rose, S OBP: 0.414, SLG: 0.477 (1, 9)	G6-3		F7	FC4			G4-3		G6-4-3	5	0	2	1	0	0	1	Cincinnati Reds @ Houston Astros Astrodome, Houston, TX Sat Jul 12 1969, 8:05 PM EDT Att: 33,901 - Dome				
Jimmy Stewart, S OBP: 0.292, SLG: 0.337 (1, 4)	K		1B	FC4			1B		G6-4-3	5	0	2	0	0	1	4					
Bobby Tolan, L OBP: 0.356, SLG: 0.533 (1, 8)			E6				K			4	0	1	0	0	2	3					
Jack Fisher, R OBP: 0.125, SLG: 0.125 (7, 1)			1B				K			0	0	0	0	0	0	0					
George Culver, R OBP: 0.103, SLG: 0.103 (7, 1)	CS		1B				K			0	0	0	0	0	0	0					
Tony Perez, R OBP: 0.388, SLG: 0.567 (1, 5)	CS		K				F9		G6-3	4	1	1	1	0	1	3					
Lee May, R OBP: 0.354, SLG: 0.587 (1, 7)			K				G1-3		G4-3	4	0	1	1	0	1	0					
Fred Whitfield, L OBP: 0.340, SLG: 0.186 (1, 3)			F8				K		K	4	0	0	0	0	3	3					
Giraldo Ruiz, S OBP: 0.289, SLG: 0.282 (1, 6)	G3-1						K		G3	4	0	0	0	0	1	0					
Pat Corrales, R OBP: 0.404, SLG: 0.488 (1, 2)							G1-3		1B	4	2	2	1	0	1	0					
Tony Cloninger, R OBP: 0.224, SLG: 0.261 (1, 1)									1B	1	1	1	0	1	0	0					
Al Jackson, L (5, 1)									1B	0	0	0	0	0	0	0					
Pedro Ramos, S (7, PH)									1B	0	0	0	0	0	0	0					
Jim Beauchamp, R OBP: 0.241, SLG: 0.321 (7, 8)									1B	2	0	1	0	0	0	0					
Inning Stats	R: 0 E: 0 K: 1 S: 5	H: 1 LOB: 0 BB: 0 P: 5	R: 1 E: 0 K: 1 S: 6	H: 1 LOB: 0 BB: 0 P: 6	R: 2 E: 1 K: 2 S: 12	H: 4 LOB: 3 BB: 0 P: 12	R: 0 E: 0 K: 1 S: 6	H: 1 LOB: 2 BB: 1 P: 10	R: 0 E: 0 K: 1 S: 5	H: 0 LOB: 0 BB: 0 P: 5	R: 0 E: 0 K: 2 S: 7	H: 0 LOB: 0 BB: 0 P: 7	R: 0 E: 0 K: 1 S: 6	H: 1 LOB: 1 BB: 0 P: 6	R: 0 E: 0 K: 1 S: 5	H: 0 LOB: 0 BB: 0 P: 5	R: 1 E: 0 K: 0 S: 5	H: 3 LOB: 1 BB: 0 P: 5	1B: 9 2B: 0 3B: 0 HR: 2	SF: 0 SAC: 0 DP: 1 HBP: 0	WP: 0 PA: 39 PB: 0 SB: 0 CS: 1
PITCHER Larry Dierker, R ERA: 2.62 (1, 1)	IP: 9.0 WLS: W BF: 38 H: 11 R: 4 ER: 3 SO: 10 BB: 1 IBB: 0 HBP: 0 BLK: 0 WP: 0 HR: 2 S: 57 P: 61 ERA: 3.00 WHIP: 1.333															PITCHER					

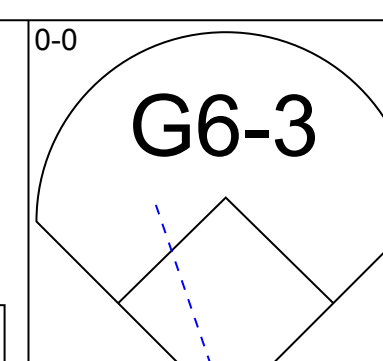
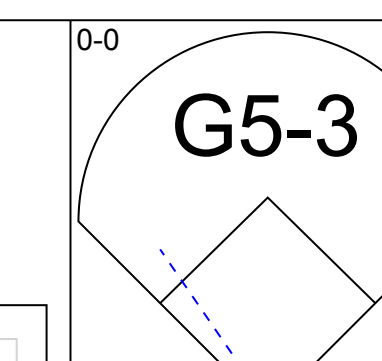
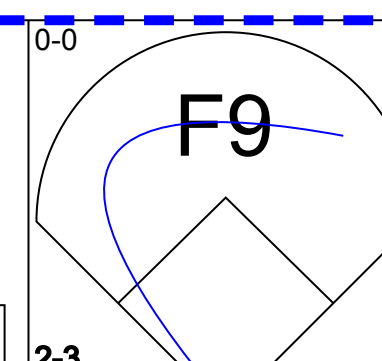
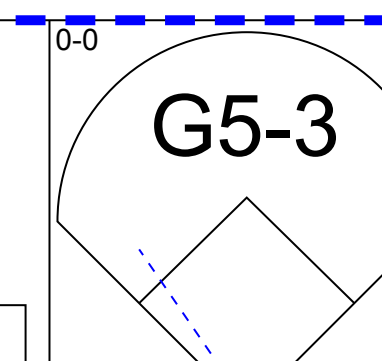
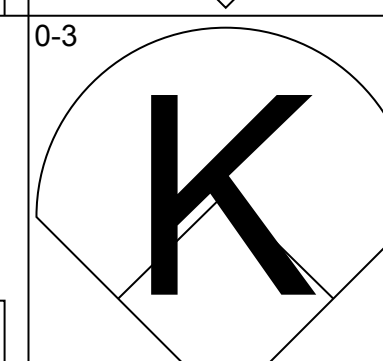
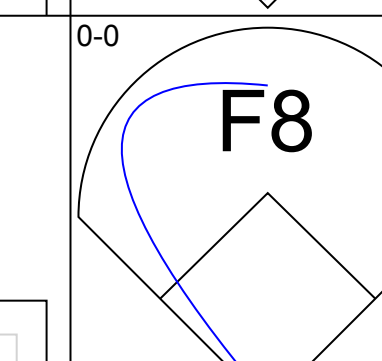
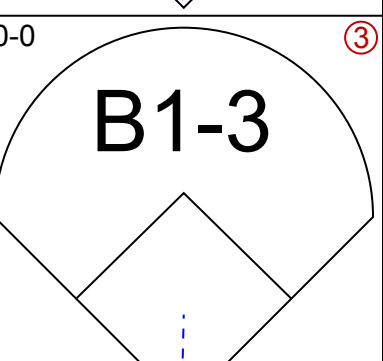
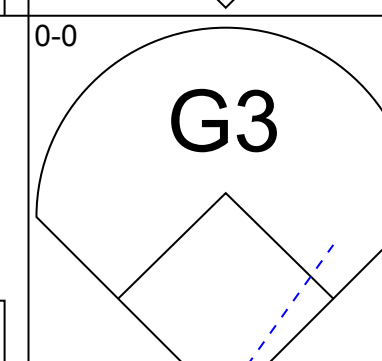
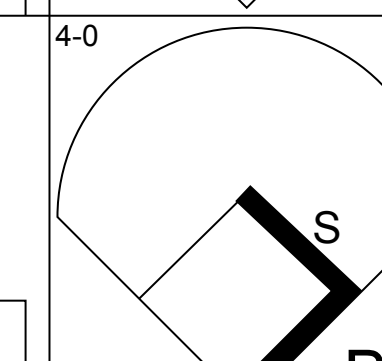
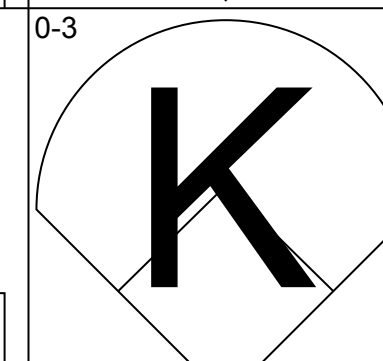
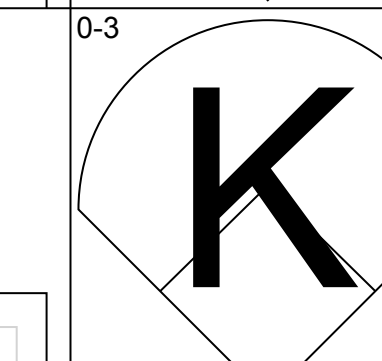
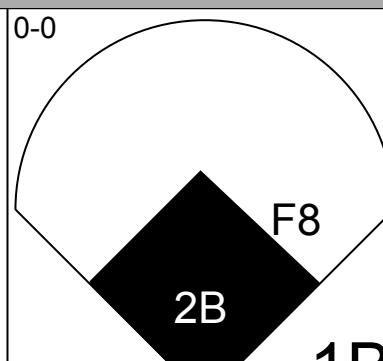
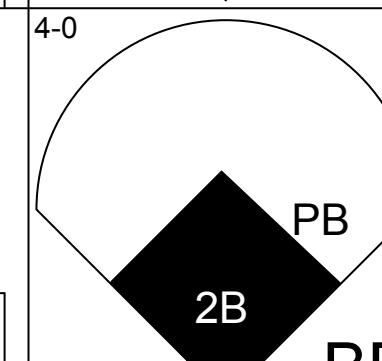
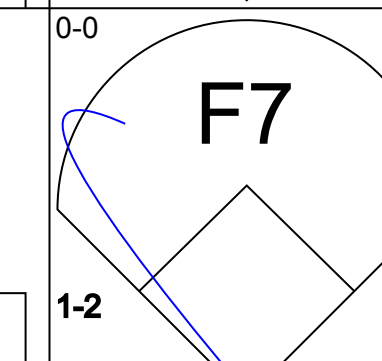
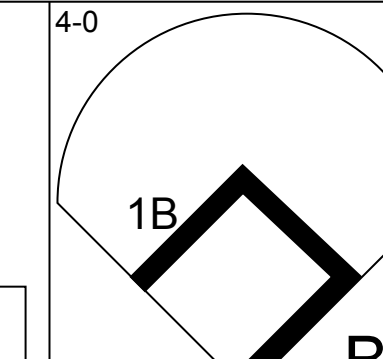
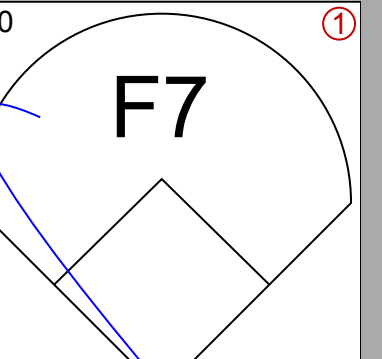
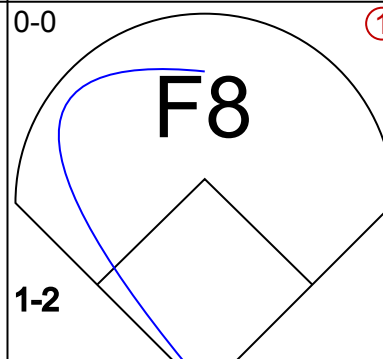
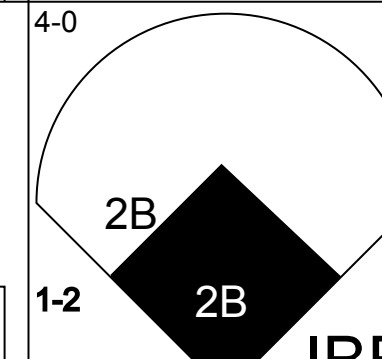
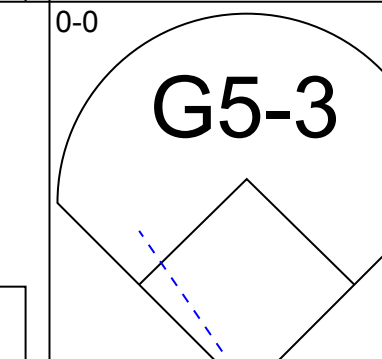
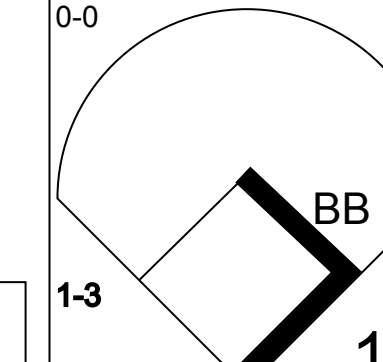
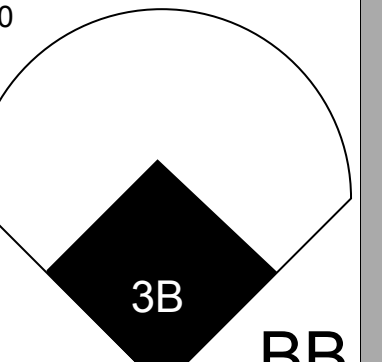
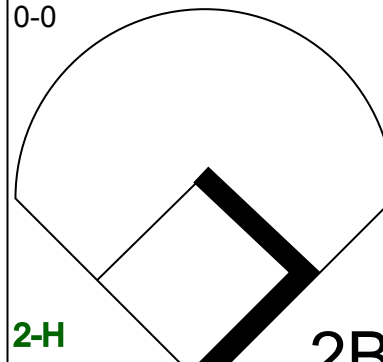
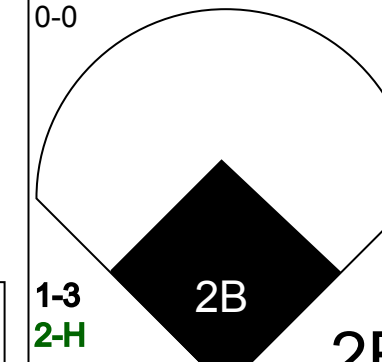
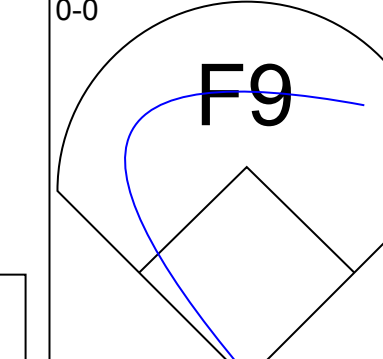
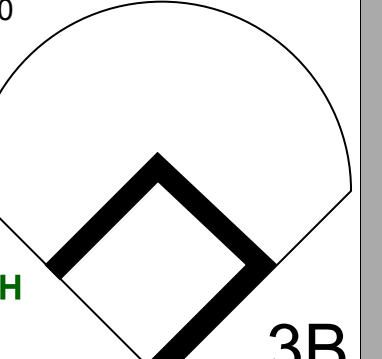
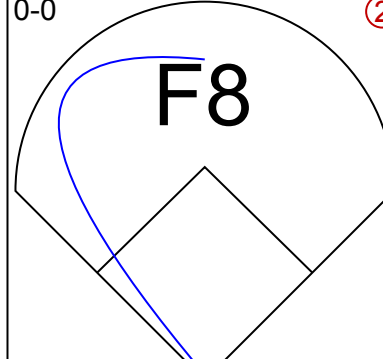
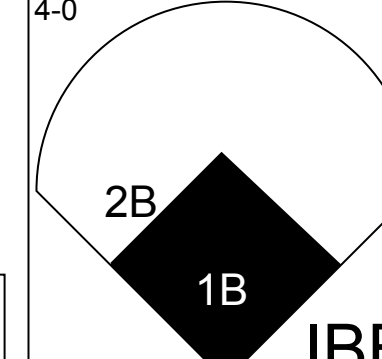
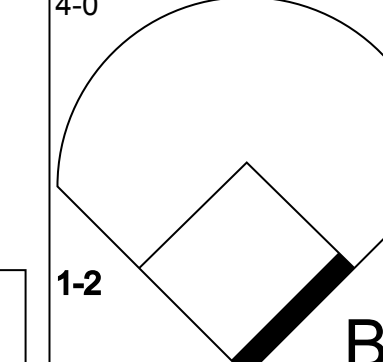
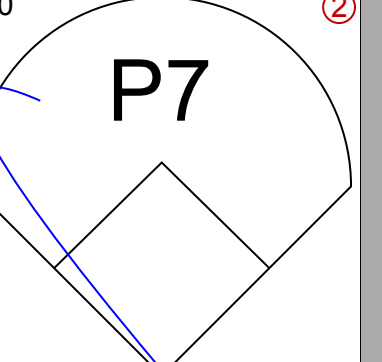
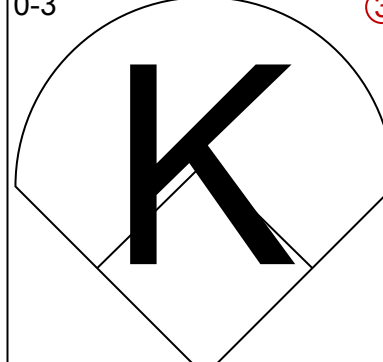
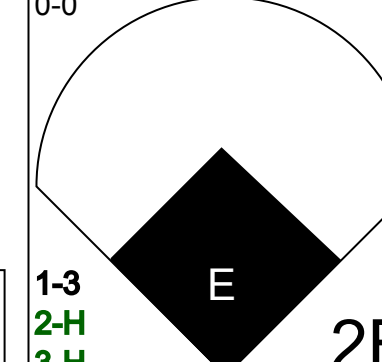
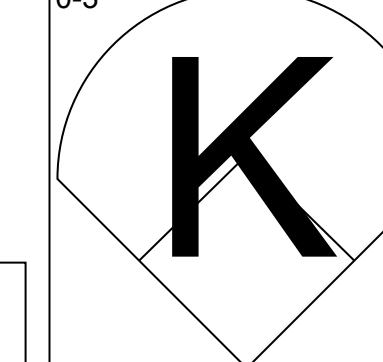
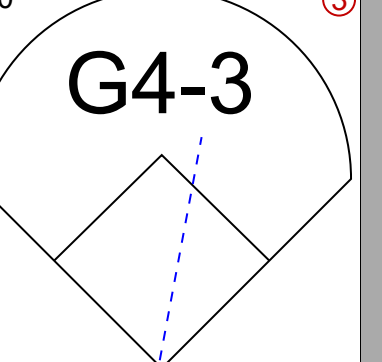

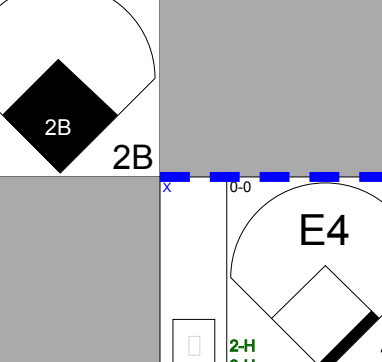
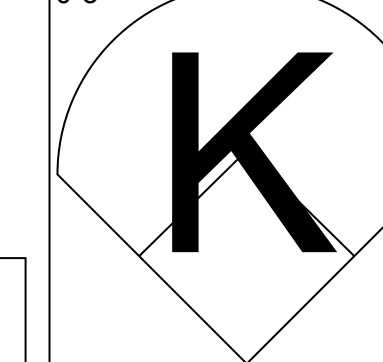


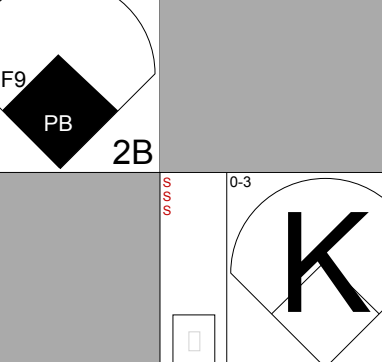
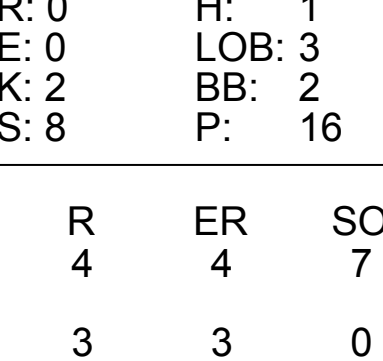
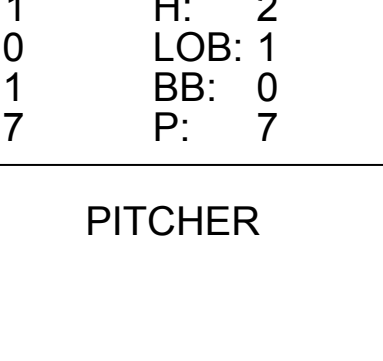
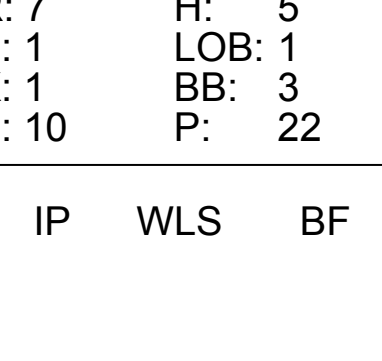
AB	37
R	4
H	11
RBI	4
BB	1
SO	10
LOB	14



Batter	1	2	3	4	5	6	7	8	9	AB	R	H	RBI	BB	SO	LOB	BOTTOM		
Sandy Valdespino, L OBP: 0.393, SLG: 0.352 (1, 7)	F9									5	1	2	1	0	0	1	Cincinnati Reds @ Houston Astros Astrodome, Houston, TX Sat Jul 12 1969, 8:05 PM EDT Att: 33,901 - Dome		
Gary Geiger, R OBP: 0.353, SLG: 0.277 (8, 7)										0	0	0	0	0	0	0			
Joe Morgan, L OBP: 0.399, SLG: 0.396 (1, 4)	G3-1		G4-3				FC3-6		FC3-6	3	1	0	0	2	0	2			
Jimmy Wynn, R OBP: 0.431, SLG: 0.550 (1, 8)	1B		F7				P6			3	1	0	1	2	1	3			
Norm Miller, L OBP: 0.382, SLG: 0.391 (1, 9)	HR		G4-3				F7		F2	5	1	1	0	0	1	3			
Curt Blefary, L OBP: 0.362, SLG: 0.386 (1, 3)	HR						E1		K	5	2	2	4	0	1	2			
Denis Menke, R OBP: 0.396, SLG: 0.437 (1, 6)	F7						FC6-4		CI	3	1	0	1	1	0	2			
Johnny Edwards, L OBP: 0.281, SLG: 0.308 (1, 2)										3	1	2	1	2	1	1			
Doug Rader, R OBP: 0.320, SLG: 0.346 (1, 5)										3	1	0	0	1	2	5			
Larry Dierker, R OBP: 0.182, SLG: 0.172 (1, 1)										3	1	1	2	1	1	1			
Inning Stats	R: 3 E: 0 K: 0 S: 5	H: 2 LOB: 1 BB: 1 P: 9	R: 0 E: 0 K: 1 S: 5	H: 0 LOB: 1 BB: 1 P: 9	R: 0 E: 0 K: 0 S: 3	H: 0 LOB: 0 BB: 0 P: 3	R: 0 E: 0 K: 1 S: 6	H: 1 LOB: 1 BB: 0 P: 6	R: 3 E: 1 K: 2 S: 9	H: 1 LOB: 3 BB: 4 P: 25	R: 0 E: 0 K: 1 S: 5	H: 0 LOB: 1 BB: 1 P: 9	R: 4 E: 1 K: 0 S: 8	H: 4 LOB: 2 BB: 1 P: 12	R: 0 E: 0 K: 2 S: 7	H: 0 LOB: 1 BB: 1 P: 11	1B: 7 2B: 0 3B: 0 HR: 1	SF: 0 SAC: 0 DP: 0 HBP: 0	WP: 0 PA: 43 PB: 0 SB: 1 CS: 0
PITCHER Tony Cloninger, R ERA: 5.39 (1, 1)	IP: 4.0 WLS: L BF: 21 H: 4 R: 6 ER: 4 SO: 2 BB: 5 IBB: 0 HBP: 0 BLK: 0 WP: 0 HR: 1 S: 20 P: 40 ERA: 9.00 WHIP: 2.250															PITCHER			
Al Jackson, L ERA: 8.57 (5, 1)	0.1	2	0	0	0	1	0	0	0	0	0	4	4	0.00	0.000				
Pedro Ramos, R ERA: 4.35 (5, 1)	1.2	7	0	0	0	2	2	0	0	0	0	9	17	0.00	1.200				
Jack Fisher, R ERA: 5.45 (7, 1)	0.1	4	2	3	3	0	0	0	0	0	0	4	4	81.00	6.000				
George Culver, R ERA: 4.29 (7, 1)	1.2	9	2	1	0	2	1	1	0	0	0	11	19	0.00	1.800				



Batter	1	2	3	4	5	6	7	8	9	AB	R	H	RBI	BB	SO	LOB	TOP				
Pete Rose, S OBP: 0.409, SLG: 0.470 (1, 9)										5	0	0	0	0	2	2	Cincinnati Reds @ Houston Astros Astrodome, Houston, TX Sun Jul 13 1969, 4:33 AM EDT Att: 22,505 - Dome				
Jimmy Stewart, S OBP: 0.582, SLG: 0.324 Al Jackson, L (7, 1)										4	0	0	0	0	1	0					
Ted Savage, R OBP: 0.270, SLG: 0.265 Pedro Ramos, S (8, 1)										1	0	0	0	0	2	0					
Bobby Tolan, L OBP: 0.359, SLG: 0.533 (1, 8)										4	2	2	0	1	0	0					
Tony Perez, R OBP: 0.391, SLG: 0.566 (1, 5)										4	2	2	0	1	1	1					
Lee May, R OBP: 0.358, SLG: 0.586 (1, 7)										4	1	2	1	0	0	2					
Fred Whitfield, L OBP: 0.362, SLG: 0.277 (1, 3)										4	1	2	4	1	1	2					
Giraldo Ruiz, S OBP: 0.310, SLG: 0.278 (7, 4)										1	0	0	1	3	0	1					
Pat Corrales, R OBP: 0.392, SLG: 0.455 (1, 2)										3	0	0	0	1	2	4					
Jim Merritt, L OBP: 0.170, SLG: 0.098 Wayne Granger, R OBP: 0.231, SLG: 0.091 Woody Woodward, R OBP: 0.206, SLG: 0.129 Jim Beauchamp, R OBP: 0.233, SLG: 0.310 Darrel Chaney, S OBP: 0.300, SLG: 0.259 (8, 6)										3	0	0	0	0	3	3					
Inning Stats	R: 0 E: 0 K: 1 S: 5	H: 0 LOB: 0 BB: 0 P: 5	R: 0 E: 1 K: 0 S: 4	H: 0 LOB: 1 BB: 0 P: 4	R: 0 E: 0 K: 2 S: 7	H: 0 LOB: 0 BB: 0 P: 7	R: 2 E: 0 K: 2 S: 9	H: 2 LOB: 3 BB: 3 P: 21	R: 2 E: 0 K: 1 S: 6	H: 2 LOB: 1 BB: 1 P: 11	R: 0 E: 0 K: 1 S: 4	H: 0 LOB: 0 BB: 1 P: 8	R: 0 E: 0 K: 2 S: 8	H: 1 LOB: 1 BB: 0 P: 8	R: 2 E: 0 K: 0 S: 5	H: 2 LOB: 2 BB: 2 P: 13	R: 0 E: 0 K: 1 S: 6	H: 1 LOB: 1 BB: 0 P: 6	1B: 7 2B: 0 3B: 0 HR: 1	SF: 0 SAC: 0 DP: 1 HBP: 1	WP: 0 PA: 43 PB: 0 SB: 2 CS: 1
PITCHER	IP	WLS	BF	H	R	ER	SO	BB	IBB	HBP	BLK	WP	HR	S	P	ERA	WHIP				
Tom Griffin, R ERA: 3.8 (1, 1)	5.0		25	4	4	4	6	5	0	1	0	0	0	31	12	7.20	1.800				
Jim Ray, R ERA: 3.21 (6, 1)	2.0	W	6	1	0	0	3	0	0	0	0	0	0	12	2	0.00	0.500				
Jack Billingham, R ERA: 4.18 (8, 1)	0.0		3	2	2	2	0	1	0	0	0	0	1	2	6	∞	∞				
Fred Gladding, R ERA: 3.86 (8, 1)	2.0	S	8	1	0	0	1	1	0	0	0	0	0	9	13	0.00	1.000				

Batter	1	2	3	4	5	6	7	8	9	AB	R	H	RBI	BB	SO	LOB	BOTTOM				
Leon McFadden, R OBP: 0.209, SLG: 0.215 Norm Miller, L OBP: 0.379, SLG: 0.388 (7, 9)										3	0	0	0	0	0	0	Cincinnati Reds @ Houston Astros Astrodome, Houston, TX Sun Jul 13 1969, 4:33 AM EDT Att: 22,505 - Dome				
Joe Morgan, L OBP: 0.396, SLG: 0.390 (1, 4)										4	0	0	0	1	1	1					
Jimmy Wynn, R OBP: 0.431, SLG: 0.546 (1, 8)										4	2	1	0	1	2	1					
Denis Menke, R OBP: 0.396, SLG: 0.433 (8, 3)										3	1	0	0	2	0	2					
Doug Rader, R OBP: 0.328, SLG: 0.358 (7, 3)										3	2	3	2	1	0	0					
Marty Martinez, S OBP: 0.333, SLG: 0.377 Gary Geiger, L OBP: 0.353, SLG: 0.277 (8, 7)										3	1	1	1	1	0	3					
Curt Blefary, L OBP: 0.363, SLG: 0.385 Julio Gotay, R OBP: 0.283, SLG: 0.280 (6, 7)										0	0	0	0	0	0	0					
Jack Billingham, R Fred Gladding, L (8, 1)										1	0	0	0	1	0	1					
Johnny Edwards, L OBP: 0.283, SLG: 0.314 (1, 2)										2	1	1	2	0	1	1					
Tom Griffin, R OBP: 0.306, SLG: 0.400 Jim Ray, R OBP: 0.154, SLG: 0.154 Hector Torres, R OBP: 0.190, SLG: 0.232 (7, 6)										2	0	0	0	0	2	3					
Inning Stats	R: 0 E: 0 K: 2 S: 7	H: 0 LOB: 0 BB: 0 P: 7	R: 0 E: 0 K: 2 S: 8	H: 1 LOB: 3 BB: 2 P: 16	R: 0 E: 0 K: 1 S: 5	H: 0 LOB: 0 BB: 0 P: 5	R: 1 E: 0 K: 0 S: 4	H: 1 LOB: 1 BB: 1 P: 8	R: 0 E: 0 K: 1 S: 5	H: 0 LOB: 0 BB: 0 P: 5	R: 1 E: 0 K: 1 S: 7	H: 2 LOB: 1 BB: 0 P: 7	R: 7 E: 1 K: 1 S: 10	H: 5 LOB: 1 BB: 3 P: 22	R: 0 E: 0 K: 0 S: 3	H: 0 LOB: 1 BB: 1 P: 7	1B: 3 2B: 5 3B: 1 HR: 0	SF: 0 SAC: 0 DP: 0 HBP: 0	WP: 0 PA: 40 PB: 1 SB: 1 CS: 0		
PITCHER	IP	WLS	BF	H	R	ER	SO	BB	IBB	HBP	BLK	WP	HR	S	P	ERA	WHIP				
Jim Merritt, L ERA: 4.19 (1, 1)	6.0		27	6	4	4	7	3	0	0	0	0	0	4	16	6.00	1.500				
Wayne Granger, R ERA: 3.39 (7, 1)	0.2	L	7	2	3	3	0	1	2	0	0	0	0	4	4	40.50	4.500				
Al Jackson, L ERA: 8.75 (8, 1)	0.1		2	1	2	1	1	0	0	0	0	0	0	4	4	27.00	3.000				
Pedro Ramos, R ERA: 4.24 (8, 1)	1.0		4	0	0	0	0	1	0	0	0	0	0	3	7	0.00	1.000				

Batter	1	2	3	4	5	6	7	8	9	AB	R	H	RBI	BB	SO	LOB	TOP			
Maury Wills, S OBP: 0.337, SLG: 0.310 (1.6)										5	1	2	0	0	2	3	Los Angeles Dodgers @ Houston Astros Astrodome, Houston, TX Mon Jul 14 1969, 8:05 PM EDT Att: 19,381 - Dome			
Manny Mota, R OBP: 0.403, SLG: 0.433 (1.7)										3	0	0	0	0	0	2				
Willie Davis, L OBP: 0.332, SLG: 0.441 (1.8)										4	0	1	0	0	0	1				
Wes Parker, S OBP: 0.370, SLG: 0.457 (1.3)										3	2	2	2	0	0	0				
Bill Sudakis, S OBP: 0.280, SLG: 0.340 (1.5)										4	0	1	0	0	1	1				
Bill Russell, R OBP: 0.325, SLG: 0.383 (1.9)										4	1	0	1	0	0	1				
Ted Sizemore, R OBP: 0.313, SLG: 0.302 (1.4)										4	0	1	0	0	0	0				
Jeff Torborg, R OBP: 0.270, SLG: 0.295 (1.2)										4	0	3	1	0	0	0				
Don Sutton, R OBP: 0.190, SLG: 0.175 (1.1)										2	0	0	0	0	1	1				
Jim Brewer, L OBP: 0.250, SLG: 0.286 (7.1)										1	0	0	0	0	1	2				
Inning Stats	R: 1 E: 0 K: 0 S: 5	H: 2 LOB: 1 BB: 0 P: 5	R: 0 E: 0 K: 0 S: 3	H: 0 LOB: 0 BB: 0 P: 3	R: 0 E: 0 K: 1 S: 6	H: 1 LOB: 1 BB: 0 P: 6	R: 1 E: 0 K: 1 S: 6	H: 1 LOB: 0 BB: 0 P: 6	R: 0 E: 0 K: 0 S: 3	H: 0 LOB: 0 BB: 0 P: 3	R: 0 E: 0 K: 0 S: 4	H: 1 LOB: 1 BB: 0 P: 4	R: 0 E: 0 K: 0 S: 3	H: 0 LOB: 0 BB: 0 P: 3	R: 2 E: 0 K: 2 S: 11	H: 4 LOB: 2 BB: 0 P: 11	1B: 5 2B: 3 3B: 1 HR: 1	SF: 1 SAC: 2 DP: 0 HBP: 0	WP: 0 PB: 0 SB: 0 CS: 0	PA: 37
PITCHER	IP WLS BF H R ER SO BB IBB HBP BLK WP HR S P ERA WHIP																			
Denny Lemaster, L ERA: 3.51 (1.1)	8.1 L 35 10 4 4 3 0 0 0 0 0 0 1 41 41 4.32 1.200																			
Jack Billingham, R ERA: 4.13 (9.1)	0.2 2 0 0 0 2 0 0 0 0 0 0 0 6 6 0.00 0.000																			

AB	34
R	4
H	10
RBI	4
BB	0
SO	5
LOB	11



Batter	1	2	3	4	5	6	7	8	9	AB	R	H	RBI	BB	SO	LOB	BOTTOM			
Sandy Valdespino, L OBP: 0.369, SLG: 0.328 (1.7)										4	0	0	0	0	1	2	Los Angeles Dodgers @ Houston Astros Astrodome, Houston, TX Mon Jul 14 1969, 8:05 PM EDT Att: 19,381 - Dome			
Julio Gotay, R OBP: 0.270, SLG: 0.275 (9. PH)										1	0	0	0	0	0	1				
Joe Morgan, L OBP: 0.404, SLG: 0.406 (1.4)										2	1	2	1	2	0	0				
Jimmy Wynn, R OBP: 0.432, SLG: 0.544 (1.8)										3	0	1	0	1	1	4				
Norm Miller, L OBP: 0.375, SLG: 0.383 (1.9)										3	0	0	0	0	1	3				
Gary Geiger, L OBP: 0.353, SLG: 0.277 (6.9)										0	0	0	0	0	0	0				
Hector Torres, R OBP: 0.186, SLG: 0.228 (7. PH)										1	0	0	0	0	1	3				
Leon McFadden, R OBP: 0.209, SLG: 0.215 (8.9)										0	0	0	0	0	0	0				
Curt Blefary, L OBP: 0.361, SLG: 0.383 (1.3)										4	0	1	0	0	0	1				
Denis Menke, R OBP: 0.397, SLG: 0.432 (1.6)										3	0	1	0	1	0	1				
Johnny Edwards, L OBP: 0.280, SLG: 0.310 (1.2)										4	0	0	0	0	0	3				
Doug Rader, R OBP: 0.332, SLG: 0.364 (1.5)										3	0	2	0	1	1	1				
Denny Lemaster, R OBP: 0.231, SLG: 0.286 (1.1)										2	0	0	0	0	2	3				
Jack Billingham, R OBP: 0.250, SLG: 0.286 (9.1)										0	0	0	0	0	0	0				
Marty Martinez, S OBP: 0.330, SLG: 0.374 (9. PH)										1	0	0	0	0	0	1				
Inning Stats	R: 1 E: 0 K: 0 S: 5	H: 2 LOB: 1 BB: 0 P: 5	R: 0 E: 0 K: 2 S: 8	H: 1 LOB: 0 BB: 0 P: 8	R: 0 E: 0 K: 0 S: 3	H: 1 LOB: 1 BB: 1 P: 7	R: 0 E: 0 K: 1 S: 6	H: 1 LOB: 2 BB: 1 P: 10	R: 0 E: 0 K: 0 S: 3	H: 0 LOB: 0 BB: 0 P: 3	R: 0 E: 0 K: 3 S: 11	H: 1 LOB: 3 BB: 1 P: 15	R: 0 E: 0 K: 0 S: 2	H: 0 LOB: 0 BB: 1 P: 6	R: 0 E: 0 K: 0 S: 3	H: 1 LOB: 0 BB: 0 P: 3	1B: 5 2B: 2 3B: 0 HR: 1	SF: 0 SAC: 1 DP: 1 HBP: 0	WP: 0 PB: 0 SB: 2 CS: 2	PA: 37
PITCHER	IP WLS BF H R ER SO BB IBB HBP BLK WP HR S P ERA WHIP																			
Don Sutton, R ERA: 3.0 (1.1)	6.1 W 29 6 1 1 5 3 0 0 0 0 0 0 35 51 1.42 1.421																			
Jim Brewer, L ERA: 1.86 (7.1)	2.2 S 8 1 0 0 2 1 0 0 0 0 0 0 11 15 0.00 0.750																			

AB	31
R	1
H	7
RBI	1
BB	5
SO	7
LOB	23



Batter	1	2	3	4	5	6	7	8	9	AB	R	H	RBI	BB	SO	LOB	TOP					
Maury Wills, S OBP: 0.342, SLG: 0.315 (1, 6)										4	1	3	0	0	0	0	Los Angeles Dodgers @ Houston Astros Astrodome, Houston, TX Wed Jul 16 1969, 8:05 PM EDT Att: 22,080 - Unknown					
Willie Crawford, L OBP: 0.347, SLG: 0.471 (1, 7)										4	1	0	0	0	1	2						
Willie Davis, L OBP: 0.340, SLG: 0.468 (1, 8)										3	1	2	2	1	0	0						
Len Gabrielson, L OBP: 0.329, SLG: 0.367 Bill Russell, R OBP: 0.323, SLG: 0.381 (1, 9) (8, 9)										4	0	0	0	0	2	2						
Wes Parker, S OBP: 0.375, SLG: 0.462 (1, 3)										4	0	1	0	0	1	0						
Tom Haller, L OBP: 0.346, SLG: 0.382 (1, 2)										4	0	0	0	0	1	1						
Bill Sudakis, S OBP: 0.276, SLG: 0.337 (1, 5)										4	0	0	0	0	2	2						
Ted Sizemore, R OBP: 0.311, SLG: 0.298 (1, 4)										4	0	0	0	0	0	1						
Claude Osteen, L OBP: 0.281, SLG: 0.279 (1, 1)										3	0	0	0	0	1	0						
Inning Stats	R: 0 E: 0 K: 1 S: 5	H: 1 LOB: 1 BB: 1 P: 9	R: 0 E: 0 K: 2 S: 7	H: 0 LOB: 0 BB: 0 P: 7	R: 0 E: 0 K: 1 S: 6	H: 1 LOB: 1 BB: 0 P: 6	R: 1 E: 0 K: 1 S: 7	H: 2 LOB: 1 BB: 0 P: 7	R: 2 E: 1 K: 2 S: 10	H: 2 LOB: 1 BB: 0 P: 10	R: 0 E: 1 K: 0 S: 6	H: 0 LOB: 0 BB: 0 P: 6	R: 0 E: 0 K: 0 S: 3	H: 0 LOB: 0 BB: 0 P: 3	R: 0 E: 0 K: 0 S: 3	H: 0 LOB: 0 BB: 0 P: 3		R: 0 E: 0 K: 0 S: 3	H: 0 LOB: 0 BB: 0 P: 3	1B: 4 2B: 0 3B: 1 HR: 1	SF: 0 SAC: 0 DP: 1 HBP: 0	WP: 0 PB: 0 SB: 2 CS: 0
PITCHER Larry Dierker, R ERA: 2.54 (1, 1)	IP: 9.0 WLS: L BF: 35 H: 6 R: 3 ER: 1 SO: 8 BB: 1 IBB: 0 HBP: 0 BLK: 0 WP: 0 HR: 0 S: 50 P: 54 ERA: 1.00 WHIP: 0.778																	PITCHER				

Batter	1	2	3	4	5	6	7	8	9	AB	R	H	RBI	BB	SO	LOB	BOTTOM					
Norm Miller, L OBP: 0.370, SLG: 0.377 (1, 9)										4	0	0	0	0	1	0	Los Angeles Dodgers @ Houston Astros Astrodome, Houston, TX Wed Jul 16 1969, 8:05 PM EDT Att: 22,080 - Unknown					
Joe Morgan, L OBP: 0.405, SLG: 0.406 (1, 4) (8, 7)										4	1	1	0	0	0	0						
Jimmy Wynn, R OBP: 0.429, SLG: 0.545 (1, 8)										4	1	1	2	0	1	0						
Denis Menke, R OBP: 0.396, SLG: 0.429 (1, 6)										4	0	2	0	0	0	0						
Doug Rader, R OBP: 0.336, SLG: 0.370 (1, 5)										4	0	1	0	0	1	1						
Curt Blefary, L OBP: 0.362, SLG: 0.390 (1, 3)										3	0	0	0	0	2	3						
Marty Martinez, S OBP: 0.333, SLG: 0.376 Sandy Valdespino, L OBP: 0.352, SLG: 0.313 Julio Galay, R OBP: 0.273, SLG: 0.269 (1, 7) (5, 7) (7, PH) (8, 4)										1	0	0	0	0	0	0						
Johnny Edwards, L OBP: 0.278, SLG: 0.310 Hector Torres, R OBP: 0.183, SLG: 0.224 Don Bryant, R OBP: 0.250, SLG: 0.286 (1, 2) (7, PH) (8, 2)										2	0	0	0	0	1	0						
Larry Dierker, R OBP: 0.174, SLG: 0.164 (1, 1)										3	0	0	0	0	0	0						
Inning Stats	R: 2 E: 0 K: 1 S: 8	H: 3 LOB: 1 BB: 0 P: 8	R: 0 E: 0 K: 1 S: 5	H: 0 LOB: 0 BB: 0 P: 5	R: 0 E: 0 K: 1 S: 5	H: 0 LOB: 0 BB: 0 P: 5	R: 0 E: 0 K: 2 S: 7	H: 0 LOB: 0 BB: 0 P: 7	R: 0 E: 0 K: 0 S: 3	H: 0 LOB: 0 BB: 0 P: 3	R: 0 E: 0 K: 0 S: 3	H: 0 LOB: 0 BB: 0 P: 3	R: 0 E: 0 K: 1 S: 7	H: 2 LOB: 2 BB: 0 P: 7	R: 0 E: 0 K: 0 S: 3	H: 0 LOB: 0 BB: 0 P: 3		R: 0 E: 0 K: 1 S: 5	H: 0 LOB: 0 BB: 0 P: 5	1B: 3 2B: 1 3B: 0 HR: 1	SF: 0 SAC: 0 DP: 0 HBP: 0	WP: 0 PB: 1 SB: 0 CS: 0
PITCHER Claude Osteen, L ERA: 2.69 (1, 1)	IP: 9.0 WLS: W BF: 32 H: 5 R: 2 ER: 2 SO: 7 BB: 0 IBB: 0 HBP: 0 BLK: 0 WP: 0 HR: 1 S: 46 P: 46 ERA: 2.00 WHIP: 0.556																	PITCHER				

Batter	1	2	3	4	5	6	7	8	9	10	11	AB	R	H	RBI	BB	SO	LOB	TOP							
Sandy Valdespino, L OBP: 0.372, SLG: 0.333	G4-3	L6		BB 1B BB		BB 1B BB		CS 1B		L9		4	2	1	1	2	0	0								
Julio Gotay, R OBP: 0.288, SLG: 0.262	P6		G6-3	BB 1B BB			F7	F9			G4-3	6	1	1	1	0	0	2								
Jimmy Wynn, R OBP: 0.433, SLG: 0.540	E5 FC6-4		G5-3	BB 1B BB			1B	1B		F8 SH3-4		5	0	2	1	1	1	0								
Denis Menke, R OBP: 0.396, SLG: 0.439	FC6-4		L5	BB 1B BB			1B	1B		SH3-4		5	0	2	3	0	1	1								
Curt Blefary, L OBP: 0.364, SLG: 0.391		2B BB					G3			1B		3	1	0	0	2	0	4								
Johnny Edwards, L OBP: 0.279, SLG: 0.314		2B G4-3 2B		BB 1B			F8	K		F8		5	2	2	0	0	1	2								
Doug Rader, R OBP: 0.338, SLG: 0.373		G4-3 SH1-4 2B		BB 1B 2B			P6	F8		G3		5	2	2	1	0	0	2								
Jesus Alou, R OBP: 0.240, SLG: 0.281		G4-3		BB 1B BB			F7	G6-3		F8		4	1	0	1	1	0	1								
Denny Lemaster, R OBP: 0.322, SLG: 0.379 Jim Ray, R OBP: 0.343, SLG: 0.143 Skip Guinn, L OBP: 0.287, SLG: 0.200 Fred Gladding, L OBP: 0.281, SLG: 0.200 Joe Morgan, L OBP: 0.303, SLG: 0.401 Jack Billingham, R OBP: 0.282, SLG: 0.251		SH1-4		K			K	G6-3		G3		2	0	0	1	0	2	3								
Inning Stats	R: 0 E: 1 K: 0 S: 4	H: 0 LOB: 1 BB: 0 P: 4	R: 3 E: 0 K: 0 S: 5	H: 2 LOB: 1 BB: 1 P: 9	R: 0 E: 0 K: 2 S: 3	H: 0 LOB: 0 BB: 0 P: 3	R: 5 E: 0 K: 1 S: 9	H: 4 LOB: 2 BB: 3 P: 21	R: 0 E: 0 K: 0 S: 3	H: 0 LOB: 0 BB: 0 P: 3	R: 1 E: 0 K: 1 S: 7	H: 2 LOB: 2 BB: 1 P: 11	R: 0 E: 0 K: 1 S: 5	H: 0 LOB: 0 BB: 0 P: 5	R: 0 E: 0 K: 0 S: 3	H: 1 LOB: 0 BB: 0 P: 3	R: 0 E: 0 K: 0 S: 4	H: 1 LOB: 2 BB: 1 P: 8	R: 0 E: 0 K: 2 S: 7	H: 0 LOB: 0 BB: 0 P: 7	1B: 7 2B: 3 3B: 0 HR: 0	SF: 0 SAC: 2 DP: 0 HBP: 0	WP: 0 PB: 0 SB: 0 CS: 1	PA: 49		
PITCHER	IP ERA WLS BF H R ER SO BB IBB HBP BLK WP HR S P ERA WHIP	3.2 3.3 1.1 5 1 0 0 0 0 0 0 0 0 0 0 5 5 0.00 0.750	5.0 4.45 2.0 9 2 1 1 2 1 0 0 0 0 0 0 12 16 4.50 1.500	8.0 3.47 1.0 3 1 0 0 0 0 0 0 0 0 0 3 3 0.00 1.000	9.0 4.29 3.0 11 1 0 0 2 0 1 0 0 0 0 14 18 0.00 0.333																					

Houston Astros @ Cincinnati Reds
Crosley Field, Cincinnati, OH
Sat Jul 19 1969, 7:05 PM EDT
Att: 13,640 - Unknown

AB	41
R	9
H	10
RBI	9
BB	6
SO	5
LOB	15



Batter	1	2	3	4	5	6	7	8	9	10	11	AB	R	H	RBI	BB	SO	LOB	BOTTOM						
Pete Rose, S OBP: 0.416, SLG: 0.494	F4		G3-1					BB		G3		4	1	1	2	2	0	0							
Giraldo Ruiz, S OBP: 0.292, SLG: 0.288								BB				3	0	1	0	0	1	1							
Fred Whitfield, L OBP: 0.339, SLG: 0.255	CS		K					HR		K		1	0	0	0	0	1	3							
Camilo Pascual, R OBP: 0.235, SLG: 0.235	1B							HR				0	0	0	0	0	0	0							
Jimmy Stewart, S OBP: 0.304, SLG: 0.387								BB				0	1	0	0	1	0	0							
Pedro Ramos, S OBP: 0.359, SLG: 0.540	K2-3							HR		G4-3		6	1	2	5	0	2	1							
Tony Perez, R OBP: 0.387, SLG: 0.573		K						FC6-4				6	1	2	0	0	2	2							
Lee May, R OBP: 0.371, SLG: 0.629		1B						1B				6	1	4	1	0	1	1							
Ted Savage, R OBP: 0.318, SLG: 0.359		1B						HR				4	1	2	2	2	0	1							
Tommy Helms, R OBP: 0.283, SLG: 0.302		1B						HR		SH3-4		3	1	1	0	1	0	2							
Pat Corrales, R OBP: 0.361, SLG: 0.397								HR		F8		5	1	1	0	0	1	4							
Clay Carroll, R OBP: 0.318, SLG: 0.388 Jim Merritt, L OBP: 0.317, SLG: 0.266 Tony Oliva, R OBP: 0.298, SLG: 0.280 Al Jackson, L OBP: 0.281, SLG: 0.339 Jim Besuchamp, R OBP: 0.281, SLG: 0.339 Darrel Chaney, S OBP: 0.282, SLG: 0.251			K					BB		E6		1	0	0	0	0	1	0							
Inning Stats	R: 0 E: 0 K: 1 S: 5	H: 1 LOB: 0 BB: 0 P: 5	R: 0 E: 0 K: 1 S: 7	H: 2 LOB: 2 BB: 0 P: 7	R: 0 E: 0 K: 2 S: 7	H: 0 LOB: 0 BB: 0 P: 7	R: 0 E: 0 K: 1 S: 6	H: 1 LOB: 2 BB: 1 P: 10	R: 0 E: 0 K: 1 S: 5	H: 1 LOB: 0 BB: 1 P: 9	R: 2 E: 0 K: 2 S: 10	H: 3 LOB: 2 BB: 1 P: 14	R: 6 E: 1 K: 2 S: 12	H: 5 LOB: 1 BB: 2 P: 20	R: 0 E: 0 K: 1 S: 5	H: 0 LOB: 1 BB: 1 P: 9	R: 0 E: 0 K: 1 S: 5	H: 0 LOB: 0 BB: 0 P: 5	R: 1 E: 0 K: 0 S: 3	H: 3 LOB: 2 BB: 0 P: 3	1B: 11 2B: 2 3B: 0 HR: 3	SF: 0 SAC: 1 DP: 0 HBP: 0	WP: 0 PB: 0 SB: 1 CS: 1	PA: 51	
PITCHER	IP ERA WLS BF H R ER SO BB IBB HBP BLK WP HR S P ERA WHIP	6.1 3.54 1.1 9 4 4 4 4 1 0 0 0 0 1 1 16 20 4.26 1.579	7.0 3.73 0.0 2 1 2 2 0 1 0 0 0 0 1 1 5 5 - -	8.1 7.83 1.1 6 1 0 0 1 1 0 0 0 0 0 7 11 0.00 1.500	8.1 3.59 1.0 6 3 1 1 1 0 0 0 0 0 0 8 8 9.00 3.000																				

Houston Astros @ Cincinnati Reds
Crosley Field, Cincinnati, OH
Sat Jul 19 1969, 7:05 PM EDT
Att: 13,640 - Unknown

AB	44
R	10
H	16
RBI	10
BB	6
SO	12
LOB	16



Batter	1	2	3	4	5	6	7	8	9	AB	R	H	RBI	BB	SO	LOB	TOP					
Tony Taylor, R OBP: 0.318, SLG: 0.324 (1, 4)		5-3			SH3-4		5-3			3	0	0	0	0	1	2						
Larry Hise, R OBP: 0.336, SLG: 0.464 (1, 8)										4	1	2	0	0	2	1						
Dick Allen, R OBP: 0.397, SLG: 0.683 (1, 3)	E9									4	0	2	1	0	2	1						
Johnny Callison, L OBP: 0.342, SLG: 0.449 (1, 9)										4	1	1	1	0	2	2						
Deron Johnson, R OBP: 0.318, SLG: 0.391 (1, 7)										4	0	0	0	0	3	2						
Rick Joseph, R OBP: 0.374, SLG: 0.479 (1, 5)										4	1	1	0	0	1	0						
Don Money, R OBP: 0.299, SLG: 0.343 (1, 6)		P4								3	0	0	0	1	0	1						
Mike Ryan, R OBP: 0.267, SLG: 0.338 (1, 2)		6-3		G6-4-3						3	0	0	0	1	0	2						
Rick Wise, R OBP: 0.375, SLG: 0.432 (1, 1)										2	0	2	1	0	0	0						
Al Ruffo, R OBP: 0.286, SLG: 0.167 (5, 1)										0	0	0	0	0	0	0						
Bill Wilson, R (6, 1)										0	0	0	0	0	0	0						
Ron Stone, L OBP: 0.325, SLG: 0.297 (7, FH)										1	0	0	0	0	1	1						
Turk Farrell, R (7, 1)										0	0	0	0	0	0	0						
Inning Stats	R: 1 E: 1 K: 3 S: 11	H: 2 LOB: 1 BB: 0 P: 11	R: 1 E: 0 K: 0 S: 5	H: 2 LOB: 1 BB: 0 P: 5	R: 1 E: 0 K: 3 S: 10	H: 1 LOB: 0 BB: 0 P: 10	R: 0 E: 0 K: 1 S: 4	H: 0 LOB: 0 BB: 1 P: 8	R: 0 E: 0 K: 2 S: 8	H: 1 LOB: 1 BB: 0 P: 8	R: 0 E: 0 K: 0 S: 3	H: 0 LOB: 0 BB: 0 P: 3	R: 0 E: 0 K: 1 S: 5	H: 0 LOB: 1 BB: 1 P: 9	R: 0 E: 0 K: 2 S: 8	H: 2 LOB: 1 BB: 0 P: 8	R: 0 E: 0 K: 0 S: 3	H: 0 LOB: 0 BB: 0 P: 3	1B: 4 2B: 2 3B: 1 HR: 1	SF: 0 SAC: 1 DP: 1 HBP: 0	WP: 0 PB: 0 SB: 1 CS: 0	PA: 35
PITCHER Don Wilson, R ERA: 3.97 (1, 1)	IP: 9.0 WLS: W BF: 35 H: 8 R: 3 ER: 3 SO: 12 BB: 2 IBB: 0 HBP: 0 BLK: 0 WP: 0 HR: 1 S: 57 P: 65 ERA: 3.00 WHIP: 1.111															PITCHER	IP: 9.0 WLS: W BF: 35 H: 8 R: 3 ER: 3 SO: 12 BB: 2 IBB: 0 HBP: 0 BLK: 0 WP: 0 HR: 1 S: 57 P: 65 ERA: 3.00 WHIP: 1.111					

Philadelphia Phillies @ Houston Astros
Astrodome, Houston, TX
Thu Jul 24 1969, 8:05 PM EDT
Att: 19,046 - Dome - 72 F

AB	32
R	3
H	8
RBI	3
BB	2
SO	12
LOB	12



Batter	1	2	3	4	5	6	7	8	9	AB	R	H	RBI	BB	SO	LOB	BOTTOM			
Sandy Valdespino, L OBP: 0.373, SLG: 0.338 (1, 7)	1-3		5-3		E5		6-3			5	2	2	0	0	0	0				
Joe Morgan, L OBP: 0.404, SLG: 0.402 (1, 4)			F9							4	1	2	0	1	0	0				
Denis Menke, R OBP: 0.396, SLG: 0.441 (1, 6)				6-3						5	1	2	4	0	1	1				
Norm Miller, L OBP: 0.377, SLG: 0.380 (1, 8)		6-3								3	2	2	0	2	0	0				
Curt Blefary, L OBP: 0.364, SLG: 0.394 (1, 3)		F9		WP	P6			G3		5	0	2	1	0	1	6				
Doug Radler, R OBP: 0.339, SLG: 0.373 (1, 5)				5-3		FC5-2				3	0	1	2	0	0	4				
Johnny Edwards, L OBP: 0.282, SLG: 0.312 (1, 2)		F9								2	0	0	0	2	1	5				
Jesus Alou, R OBP: 0.236, SLG: 0.276 (1, 9)		4-3		1-3	2-3			L9		4	0	0	0	0	0	6				
Don Wilson, R OBP: 0.246, SLG: 0.192 (1, 1)										4	1	1	0	0	3	2				
Inning Stats	R: 0 E: 0 K: 1 S: 5	H: 1 LOB: 1 BB: 0 P: 5	R: 0 E: 0 K: 0 S: 4	H: 1 LOB: 2 BB: 0 P: 5	R: 0 E: 0 K: 1 S: 5	H: 0 LOB: 0 BB: 0 P: 5	R: 1 E: 0 K: 0 S: 4	H: 1 LOB: 2 BB: 2 P: 12	R: 5 E: 1 K: 1 S: 10	H: 5 LOB: 2 BB: 2 P: 18	R: 1 E: 0 K: 2 S: 10	H: 3 LOB: 3 BB: 1 P: 14	R: 0 E: 0 K: 1 S: 5	H: 0 LOB: 0 BB: 0 P: 5	R: 0 E: 0 K: 0 S: 4	H: 1 LOB: 1 BB: 0 P: 4	1B: 9 2B: 4 3B: 0 HR: 0	SF: 0 SAC: 0 DP: 1 HBP: 1	WP: 1 PB: 0 SB: 0 CS: 1	PA: 41
PITCHER Rick Wise, R ERA: 3.57 (1, 1)	IP: 4.0 WLS: L BF: 22 H: 7 R: 6 ER: 6 SO: 2 BB: 3 IBB: 0 HBP: 0 BLK: 0 WP: 1 HR: 0 S: 22 P: 35 ERA: 13.50 WHIP: 2.500															PITCHER	IP: 4.0 WLS: L BF: 22 H: 7 R: 6 ER: 6 SO: 2 BB: 3 IBB: 0 HBP: 0 BLK: 0 WP: 1 HR: 0 S: 22 P: 35 ERA: 13.50 WHIP: 2.500			
Al Ruffo, R ERA: 2.73 (5, 1)	1.0 4 1 1 1 1 0 0 0 0 0 0 9 13 9.00 5.000																			
Bill Wilson, R ERA: 3.63 (6, 1)	1.0 4 0 0 0 2 1 0 0 0 0 0 7 11 0.00 1.000																			
Turk Farrell, R ERA: 3.53 (7, 1)	2.0 7 1 0 0 1 0 0 0 0 0 0 9 9 0.00 0.500																			

Philadelphia Phillies @ Houston Astros
Astrodome, Houston, TX
Thu Jul 24 1969, 8:05 PM EDT
Att: 19,046 - Dome - 72 F

AB	35
R	7
H	12
RBI	7
BB	5
SO	6
LOB	24



Batter	1	2	3	4	5	6	7	8	9	AB	R	H	RBI	BB	SO	LOB	TOP				
Tony Taylor, R OBP: 0.314, SLG: 0.319 (1, 4)	F9		1-3		4-3		F8	L1		5	0	0	0	0	0	3					
Larry Hisle, R OBP: 0.337, SLG: 0.464 (1, 8)	F9				6-3		F7		1B	4	2	1	0	1	0	0					
Dick Allen, R OBP: 0.393, SLG: 0.671 (1, 3)	K			5-3		K		K	1B	5	1	1	0	0	3	1					
Johnny Callison, L OBP: 0.344, SLG: 0.449 Ron Stone, L OBP: 0.329, SLG: 0.302 (8, PR) (8, 9)		E		E3		P3		1B	1B	4	1	2	0	0	0	1					
Deron Johnson, R OBP: 0.320, SLG: 0.391 (1, 7)	K			SF7		1B		2B	1B	3	2	1	1	1	2	3					
Rick Joseph, R OBP: 0.380, SLG: 0.485 (1, 5)	L6			WP		1B		BB	1B	4	0	2	1	1	1	3					
Don Money, R OBP: 0.307, SLG: 0.349 (1, 6)	L3			WP		1B		BB	1B	4	0	3	2	1	0	1					
Dave Watkins, R OBP: 0.260, SLG: 0.273 (1, 2)			P6	K2-3		FC5-4		BB	1B	4	0	0	1	1	2	6					
Grant Jackson, S OBP: 0.169, SLG: 0.211 (1, 1)			K		4-3		K	K		4	0	0	0	0	3	3					
Inning Stats	R: 0 E: 0 K: 1 S: 5	H: 0 LOB: 0 BB: 0 P: 5	R: 0 E: 1 K: 1 S: 6	H: 1 LOB: 1 BB: 0 P: 6	R: 0 E: 0 K: 1 S: 5	H: 0 LOB: 0 BB: 0 P: 5	R: 2 E: 1 K: 1 S: 8	H: 2 LOB: 2 BB: 1 P: 12	R: 0 E: 0 K: 0 S: 3	H: 0 LOB: 0 BB: 0 P: 3	R: 1 E: 0 K: 1 S: 7	H: 2 LOB: 2 BB: 1 P: 11	R: 0 E: 0 K: 1 S: 5	H: 0 LOB: 0 BB: 0 P: 5	R: 2 E: 0 K: 2 S: 10	H: 3 LOB: 3 BB: 2 P: 18	R: 2 E: 0 K: 3 S: 12	H: 3 LOB: 2 BB: 1 P: 16	1B: 9 2B: 2 3B: 0 HR: 0	SF: 1 SAC: 0 DP: 0 HBP: 0	WP: 1 PA: 44 PB: 0 SB: 0 CS: 0
PITCHER	IP	WLS	BF	H	R	ER	SO	BB	IBB	HBP	BLK	WP	HR	S	P	ERA	WHIP				
Larry Dierker, R ERA: 2.58 (1, 1)	7.1	L	33	8	5	3	7	2	0	0	0	1	0	45	53	3.68	1.364				
Fred Gladding, R ERA: 3.53 (8, 1)	0.2		4	0	0	0	1	1	1	0	0	0	0	4	12	0.00	1.500				
Jack Billingham, R ERA: 4.56 (9, 1)	0.0		3	2	2	2	0	1	0	0	0	0	0	2	6	∞	∞				
Jim Ray, R ERA: 3.68 (9, 1)	1.0		4	1	0	0	3	0	0	0	0	0	0	10	10	0.00	1.000				

Philadelphia Phillies @ Houston Astros
Astrodome, Houston, TX
Fri Jul 25 1969, 8:05 PM EDT
Att: 18,285 - Dome - 72 F

AB	38
R	7
H	11
RBI	6
BB	5
SO	11
LOB	21



Batter	1	2	3	4	5	6	7	8	9	AB	R	H	RBI	BB	SO	LOB	BOTTOM				
Jesus Alou, R OBP: 0.236, SLG: 0.284 (1, 9)	4-3				FC6-4			F9		4	0	1	0	0	0	2					
Joe Morgan, L OBP: 0.405, SLG: 0.401 (1, 7)	K		P6			HR		1B		3	1	1	0	1	1	1					
Jimmy Wynn, R OBP: 0.431, SLG: 0.535 (1, 8)	CS			6-3		L6		K		3	0	0	0	1	1	2					
Denis Menke, R OBP: 0.394, SLG: 0.439 (1, 6)	CS		WP	5-3		F9		F7		4	0	1	0	0	0	2					
Doug Rader, R OBP: 0.338, SLG: 0.380 (1, 5)				F8		HR		F9		4	1	1	2	0	1	1					
Julio Gotay, R OBP: 0.300, SLG: 0.292 (1, 4)	6-3					HBP		1B		4	1	2	0	0	1	1					
Curt Blefary, L OBP: 0.363, SLG: 0.393 (1, 3)	4-3					K		K		4	0	1	1	0	2	2					
Johnny Edwards, L OBP: 0.281, SLG: 0.309 (1, 2)			K			FC6-4		1B		3	0	0	0	0	1	1					
Larry Dierker, R OBP: 0.167, SLG: 0.157 Fred Gladding, L Jack Billingham, R Jim Ray, R Hector Torres, R (9, PH)	6-3					F9		K		3	0	0	0	0	1	2					
Inning Stats	R: 0 E: 0 K: 1 S: 4	H: 0 LOB: 1 BB: 0 P: 8	R: 0 E: 0 K: 1 S: 6	H: 1 LOB: 1 BB: 0 P: 6	R: 0 E: 0 K: 1 S: 6	H: 1 LOB: 1 BB: 0 P: 6	R: 0 E: 0 K: 0 S: 3	H: 0 LOB: 0 BB: 0 P: 3	R: 0 E: 0 K: 1 S: 6	H: 1 LOB: 2 BB: 0 P: 7	R: 2 E: 0 K: 1 S: 7	H: 1 LOB: 0 BB: 1 P: 10	R: 0 E: 0 K: 2 S: 7	H: 0 LOB: 0 BB: 0 P: 7	R: 0 E: 0 K: 1 S: 6	H: 1 LOB: 1 BB: 0 P: 6	R: 1 E: 0 K: 0 S: 5	H: 2 LOB: 1 BB: 0 P: 5	1B: 4 2B: 1 3B: 1 HR: 1	SF: 0 SAC: 0 DP: 0 HBP: 1	WP: 1 PA: 37 PB: 0 SB: 0 CS: 1
PITCHER	IP	WLS	BF	H	R	ER	SO	BB	IBB	HBP	BLK	WP	HR	S	P	ERA	WHIP				
Grant Jackson, L ERA: 3.3 (1, 1)	9.0	W	36	7	3	3	8	2	0	1	0	1	1	49	58	3.00	1.000				

Philadelphia Phillies @ Houston Astros
Astrodome, Houston, TX
Fri Jul 25 1969, 8:05 PM EDT
Att: 18,285 - Dome - 72 F

AB	33
R	3
H	7
RBI	3
BB	2
SO	8
LOB	15



Batter	1	2	3	4	5	6	7	8	9	AB	R	H	RBI	BB	SO	LOB	TOP											
Tony Taylor, R OBP: 0.316, SLG: 0.317 (1, 4)										2	0	0	0	2	0	2	Philadelphia Phillies @ Houston Astros Astrodome, Houston, TX Sat Jul 26 1969, 8:05 PM EDT Att: 26,962 - Dome - 72 F											
Larry Hise, R OBP: 0.336, SLG: 0.460 (1, 8)										3	0	0	0	1	1	4												
Dick Allen, R OBP: 0.391, SLG: 0.662 (1, 3)										3	0	0	0	1	1	2												
Johnny Callison, L OBP: 0.339, SLG: 0.442 Al Raffo, R OBP: 0.296, SLG: 0.167 (8, 1)										4	0	0	0	0	1	3												
Deron Johnson, R OBP: 0.330, SLG: 0.411 (1, 7)										3	2	3	1	1	0	0												
Rick Joseph, R OBP: 0.372, SLG: 0.474 (1, 5)										4	0	0	0	0	1	3												
Don Money, R OBP: 0.303, SLG: 0.344 (1, 6)										4	0	0	0	0	1	3												
Dave Watkins, R OBP: 0.276, SLG: 0.277 (1, 2)										3	0	1	1	1	1	1												
Lowell Palmer, R OBP: 0.188, SLG: 0.333 John Boozer, R OBP: 0.290, SLG: 0.290 Terry Farrell, R OBP: 0.345, SLG: 0.283 Turk Farrell, R OBP: 0.351, SLG: 0.300 (1, 1) (5, 1) (6, PH) (8, 1) (8, PH) (8, 9)										1	0	0	0	0	1	1												
Inning Stats	R: 0 E: 0 K: 1 S: 4	H: 0 LOB: 0 BB: 1 P: 8	R: 1 E: 0 K: 2 S: 8	H: 1 LOB: 0 BB: 0 P: 8	R: 0 E: 0 K: 1 S: 4	H: 0 LOB: 0 BB: 1 P: 8	R: 0 E: 0 K: 2 S: 8	H: 1 LOB: 1 BB: 0 P: 8	R: 0 E: 1 K: 0 S: 4	H: 0 LOB: 1 BB: 0 P: 4	R: 0 E: 0 K: 0 S: 3	H: 0 LOB: 1 BB: 1 P: 7	R: 0 E: 0 K: 0 S: 3	H: 0 LOB: 3 BB: 2 P: 12	R: 1 E: 0 K: 0 S: 5	H: 2 LOB: 1 BB: 0 P: 5		1B: 3 2B: 0 3B: 0 HR: 1	SF: 0 SAC: 0 DP: 0 HBP: 1	WP: 0 PB: 0 SB: 0 CS: 2	PA: 37							
PITCHER	IP	WLS	BF	H	R	ER	SO	BB	IBB	HBP	BLK	WP	HR	S	P	ERA	WHIP											
Tom Griffin, R ERA: 3.73	(1, 1)	7.2	W	30	2	1	1	7	6	0	1	0	0	1	37	62	1.17	1.043										
Wade Blasingame, L ERA: 8.42	(8, 1)	0.1		1	0	0	0	0	0	0	0	0	0	0	1	1	0.00	0.000										
Fred Gladding, R ERA: 3.65	(9, 1)	1.0	S	5	2	1	1	0	0	0	0	0	0	5	5	9.00	2.000											

AB	29
R	2
H	4
RBI	2
BB	6
SO	7
LOB	20



Batter	1	2	3	4	5	6	7	8	9	AB	R	H	RBI	BB	SO	LOB	BOTTOM										
Sandy Valdespino, L OBP: 0.364, SLG: 0.321 (1, 7)										4	0	0	0	1	0	3	Philadelphia Phillies @ Houston Astros Astrodome, Houston, TX Sat Jul 26 1969, 8:05 PM EDT Att: 26,962 - Dome - 72 F										
Joe Morgan, L OBP: 0.404, SLG: 0.397 (1, 4)										3	1	0	0	1	0	0											
Denis Menke, R OBP: 0.390, SLG: 0.434 (1, 6)										4	0	0	0	0	0	3											
Norm Miller, L OBP: 0.375, SLG: 0.380 (1, 8) (9, 9)										3	1	1	1	0	1	2											
Curt Blefary, L OBP: 0.364, SLG: 0.392 (1, 3)										3	1	1	0	1	0	2											
Doug Rader, R OBP: 0.338, SLG: 0.381 (1, 5)										4	0	1	1	0	1	1											
Johnny Edwards, L OBP: 0.287, SLG: 0.310 (1, 2)										2	1	1	0	2	0	0											
Jesus Alou, R OBP: 0.241, SLG: 0.285 Fred Gladding, L ERA: 2.88 (1, 9) (9, 1)										3	0	1	1	1	0	2											
Tom Griffin, R OBP: 0.286, SLG: 0.361 Wade Blasingame, L ERA: 3.45 Gary Geiger, L OBP: 0.350, SLG: 0.274 (1, 1) (8, 1) (6, PH) (9, 8)										3	0	1	1	0	1	4											
Inning Stats	R: 0 E: 0 K: 1 S: 5	H: 0 LOB: 2 BB: 2 P: 13	R: 1 E: 0 K: 1 S: 6	H: 1 LOB: 1 BB: 1 P: 10	R: 1 E: 0 K: 0 S: 4	H: 0 LOB: 1 BB: 1 P: 8	R: 0 E: 0 K: 0 S: 4	H: 1 LOB: 1 BB: 0 P: 4	R: 2 E: 0 K: 1 S: 8	H: 3 LOB: 3 BB: 2 P: 16	R: 0 E: 0 K: 0 S: 3	H: 0 LOB: 0 BB: 0 P: 3	R: 0 E: 0 K: 0 S: 3	H: 0 LOB: 0 BB: 0 P: 3	R: 0 E: 0 K: 0 S: 4	H: 1 LOB: 1 BB: 0 P: 4		1B: 5 2B: 1 3B: 0 HR: 0	SF: 1 SAC: 0 DP: 0 HBP: 0	WP: 0 PB: 0 SB: 2 CS: 0	PA: 37						
PITCHER	IP	WLS	BF	H	R	ER	SO	BB	IBB	HBP	BLK	WP	HR	S	P	ERA	WHIP										
Lowell Palmer, R ERA: 5.54	(1, 1)	4.2	L	26	5	4	3	2	5	0	0	0	0	24	48	5.79	2.143										
John Boozer, R ERA: 3.45	(5, 1)	0.1		1	0	0	0	1	0	0	0	0	0	3	3	0.00	0.000										
Turk Farrell, R ERA: 3.4	(6, 1)	2.0		6	0	0	0	0	0	0	0	0	0	6	6	0.00	0.000										
Al Raffo, R ERA: 2.88	(8, 1)	1.0		4	1	0	0	0	0	0	0	0	0	4	4	0.00	1.000										



Batter	1	2	3	4	5	6	7	8	9	10	11	AB	R	H	RBI	BB	SO	LOB	TOP				
Tony Taylor, R OBP: 0.317, SLG: 0.327 (1, 4)	0-0 HR		0-0 FC3-6 1B			0-0 L9		0-0 F9			0-0 P3	5	1	2	1	0	0	0					
Johnny Callison, L OBP: 0.338, SLG: 0.443 (1, 9)	0-0 F9		0-0 FC3-6 G6-4-3			0-0 1B			0-0 L9			4	1	1	0	0	0	1					
Dick Allen, R OBP: 0.393, SLG: 0.657 (1, 3)	4-0 BB		0-0 G6-4-3			0-0 G6-4-3 1B			0-0 F8			3	0	1	1	1	0	1					
Deron Johnson, R OBP: 0.329, SLG: 0.406 (1, 7)	4-0 BB			0-0 6-3		0-0 G6-4-3			0-0 F9			3	0	0	0	1	0	1					
Rick Joseph, R OBP: 0.364, SLG: 0.483 (1, 5)	0-0 1-3			0-0 F3			0-3 K			0-0 F7		4	0	0	0	0	1	2					
Larry Hulse, R OBP: 0.335, SLG: 0.456 (1, 8)	0-3 K			0-3 K			4-0 CS BB			0-0 6-3		3	0	0	0	1	2	2					
Don Money, R OBP: 0.299, SLG: 0.338 (1, 6)		0-3 K			0-3 K		0-0 L7			0-0 F2		4	0	0	0	0	2	1					
Mike Ryan, R OBP: 0.264, SLG: 0.334 (1, 2)	0-0 F9			0-0 F7			0-0 CS	0-0 L5		0-0 F8		4	0	0	0	0	0	0					
Woodie Fryman, R OBP: 0.083, SLG: 0.064 Cookie Rojas, R OBP: 0.279, SLG: 0.278 Bill Wilson, R (8, 1)	0-3 K			0-3 K				0-0 5-3		0-0 4-3		2	0	0	0	0	2	0					
Inning Stats	R: 1 E: 0 K: 1 S: 6	H: 1 LOB: 2 BB: 2 P: 14	R: 0 E: 0 K: 2 S: 7	H: 0 LOB: 0 BB: 0 P: 7	R: 0 E: 0 K: 1 S: 5	H: 0 LOB: 0 BB: 0 P: 5	R: 0 E: 0 K: 2 S: 7	H: 0 LOB: 0 BB: 0 P: 7	R: 1 E: 0 K: 0 S: 4	H: 2 LOB: 0 BB: 0 P: 4	R: 0 E: 0 K: 1 S: 4	H: 0 LOB: 0 BB: 1 P: 8	R: 0 E: 0 K: 0 S: 3	H: 0 LOB: 0 BB: 0 P: 3	R: 0 E: 0 K: 0 S: 3	H: 0 LOB: 0 BB: 0 P: 3	R: 0 E: 0 K: 0 S: 3	H: 0 LOB: 0 BB: 0 P: 3	1B: 2 2B: 1 3B: 0 HR: 1	SF: 0 SAC: 0 DP: 2 HBP: 0	WP: 0 PB: 0 SB: 0 CS: 1	PA: 38	
PITCHER	IP 10.0	WLS 3	BF 34	H 4	R 2	ER 2	SO 7	BB 3	IBB 0	HBP 0	BLK 0	WP 0	HR 0	S 45	P 57	ERA 1.80	WHIP 0.700						
Denny Lemaster, L ERA: 3.43 Fred Gladding, R ERA: 3.57	(1, 1)	(11, 1)	1.0	W	3	0	0	0	0	0	0	0	0	0	3	3	0.00	0.000					

Philadelphia Phillies @ Houston Astros
Astrodome, Houston, TX
Sun Jul 27 1969, 4:33 AM EDT
Att: 21,183 - Dome - 72 F

AB 34
R 2
H 4
RBI 2
BB 3
SO 7
LOB 8

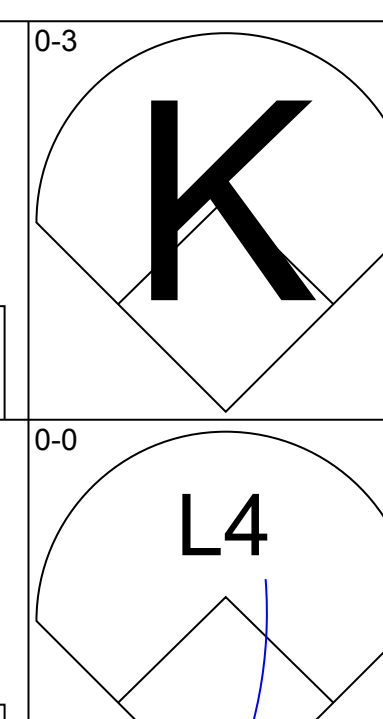
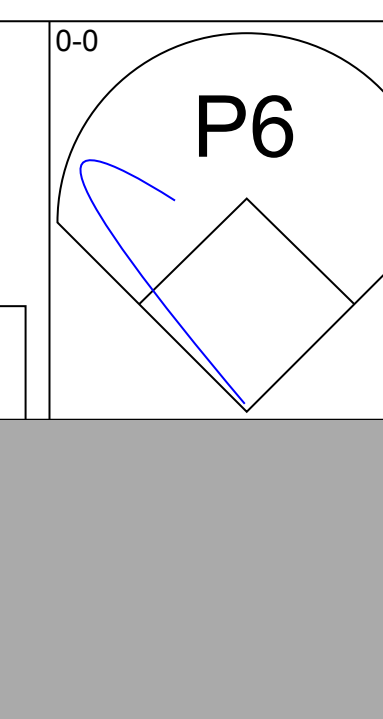
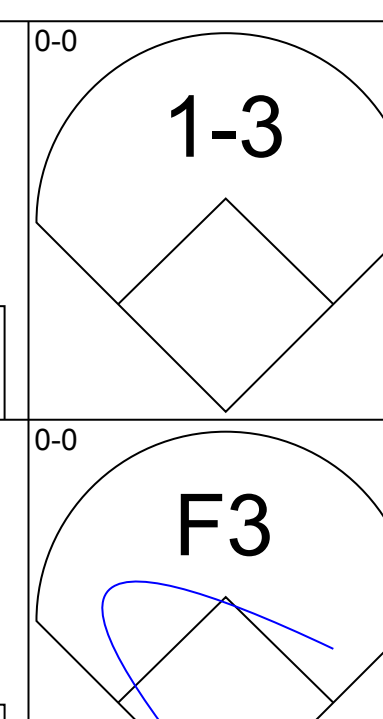
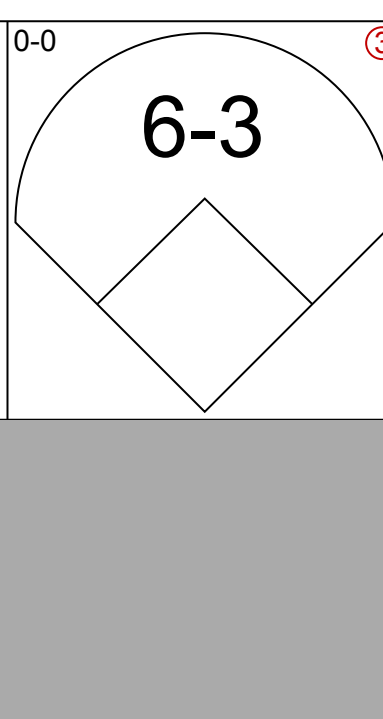
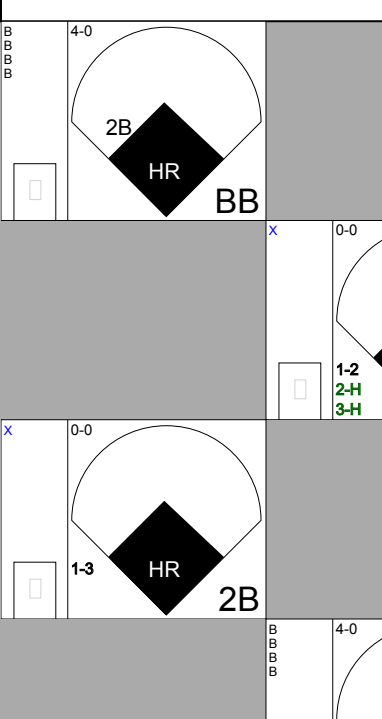
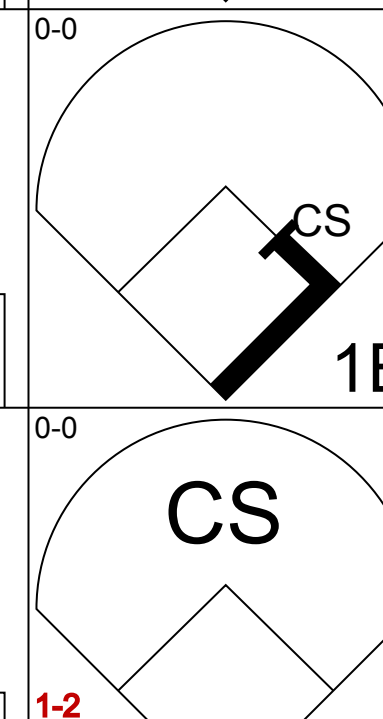
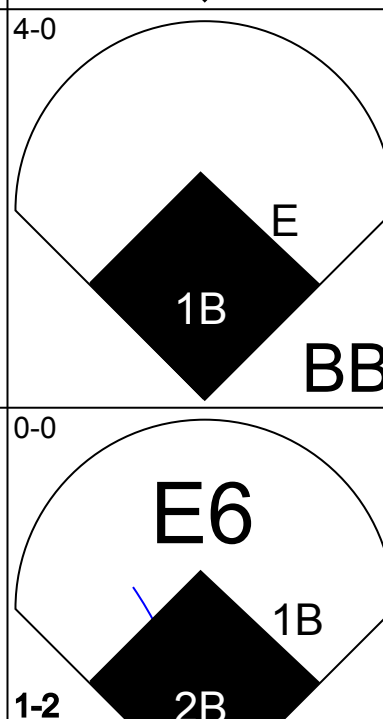
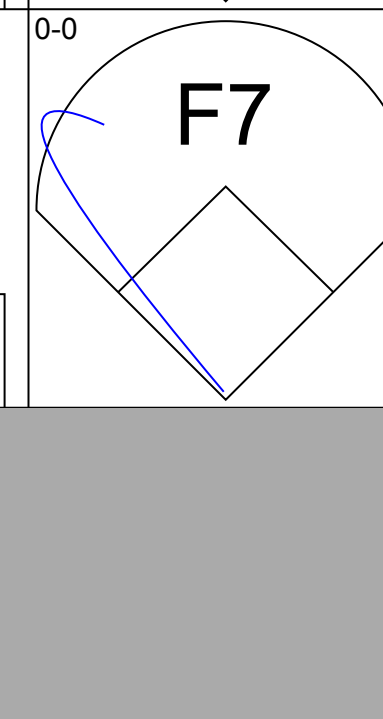
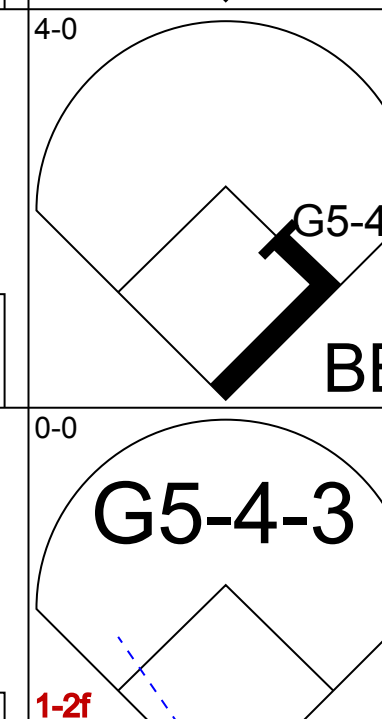
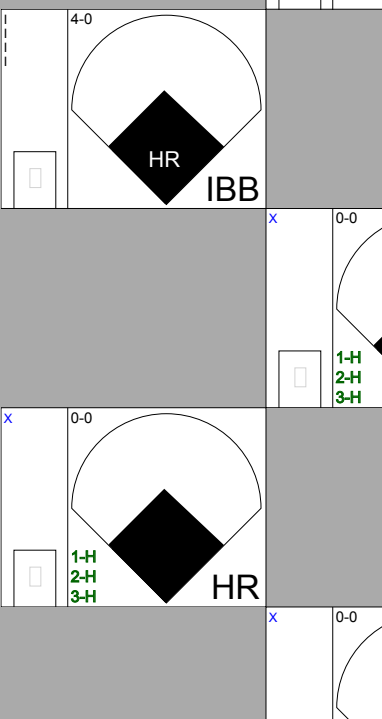

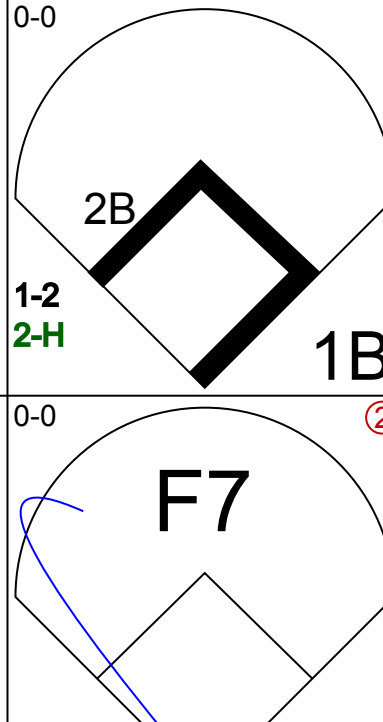


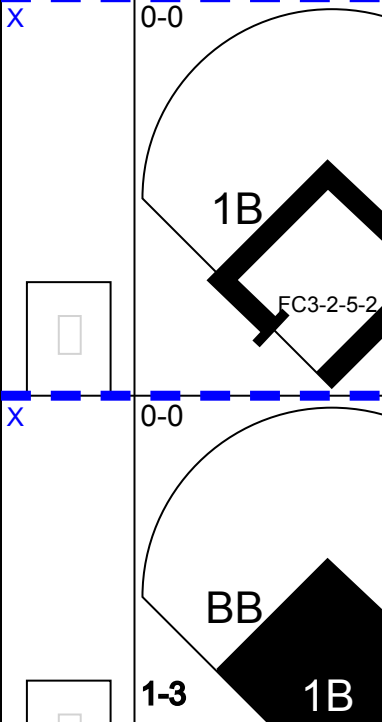

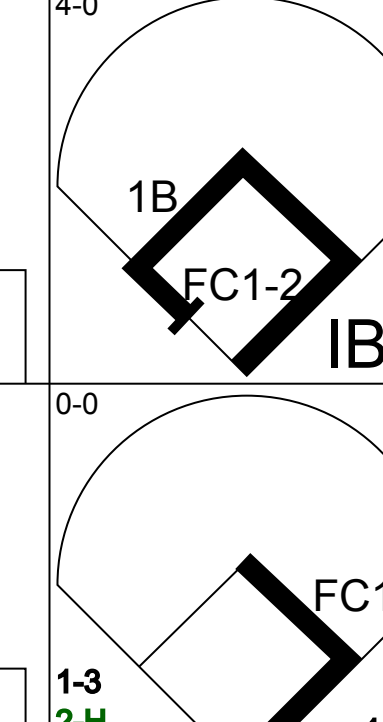
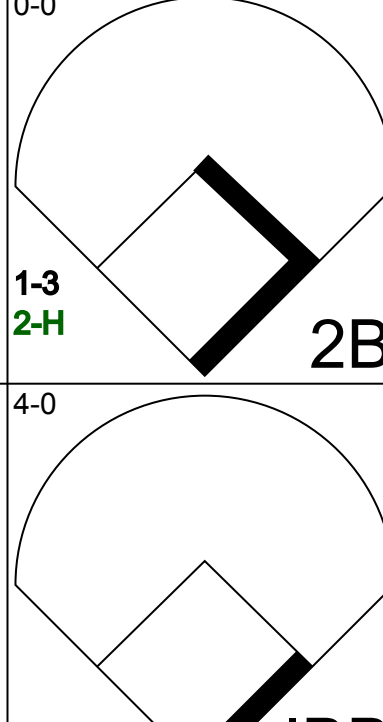


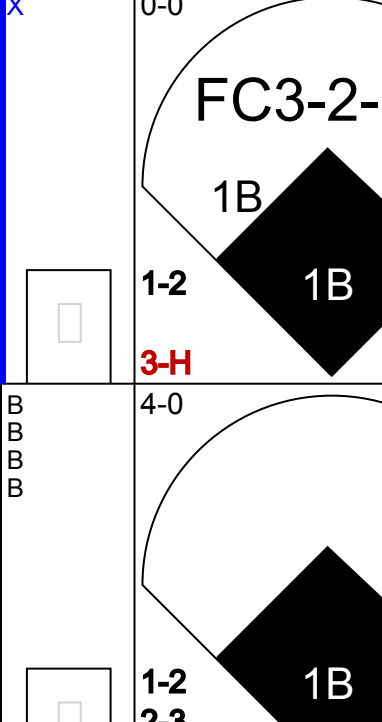
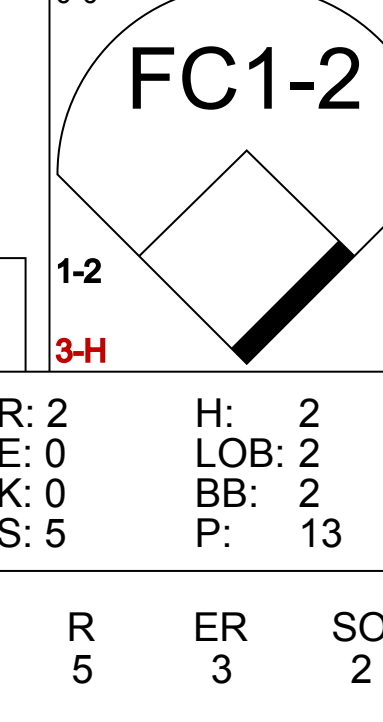
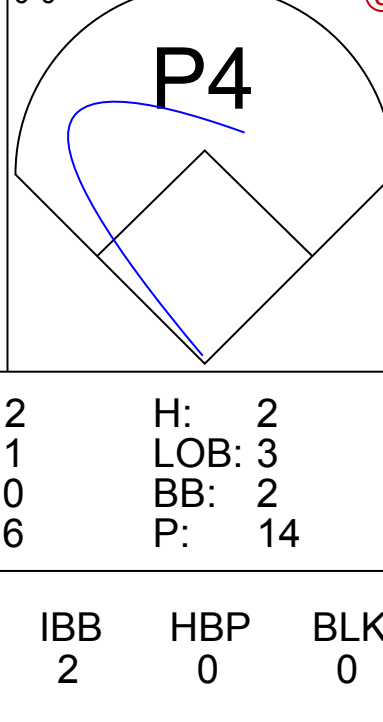

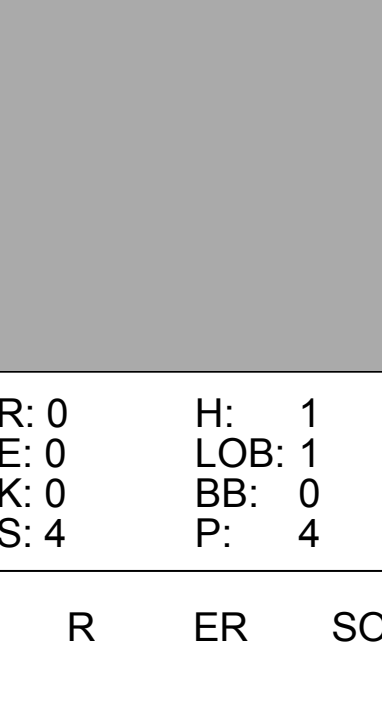
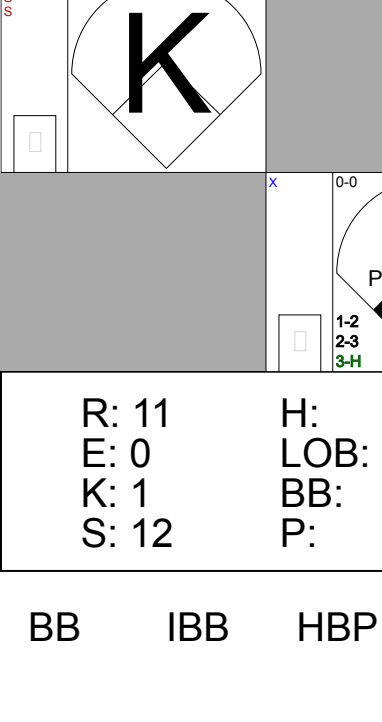
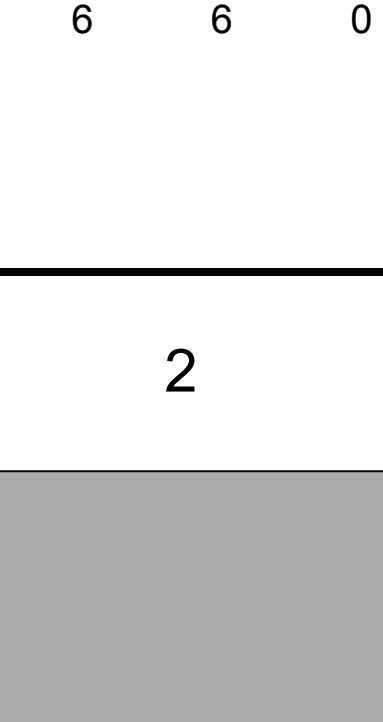
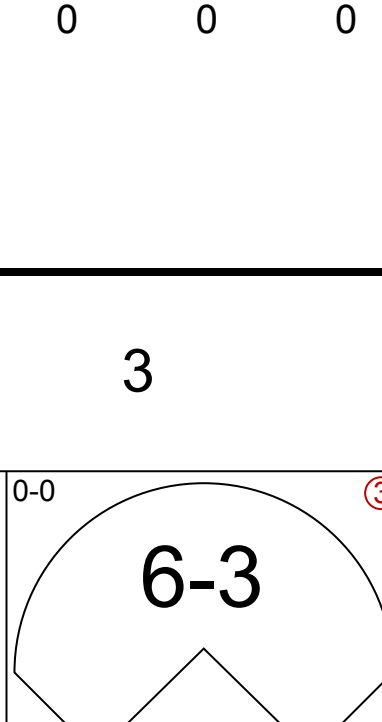
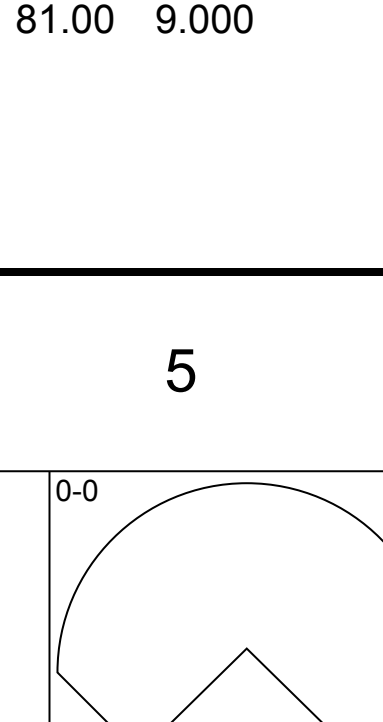
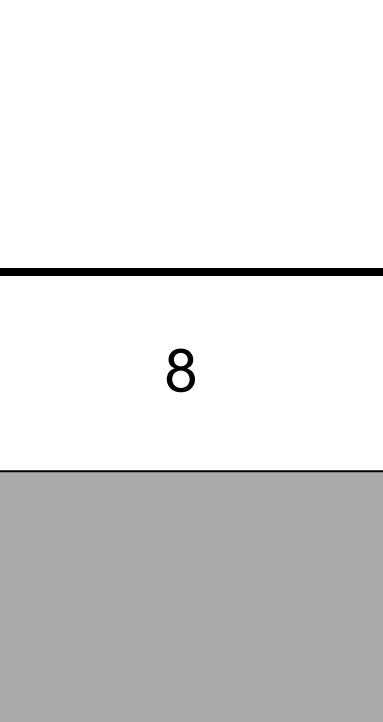
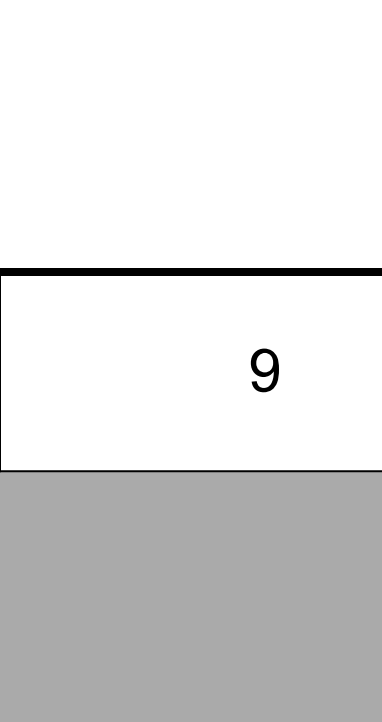



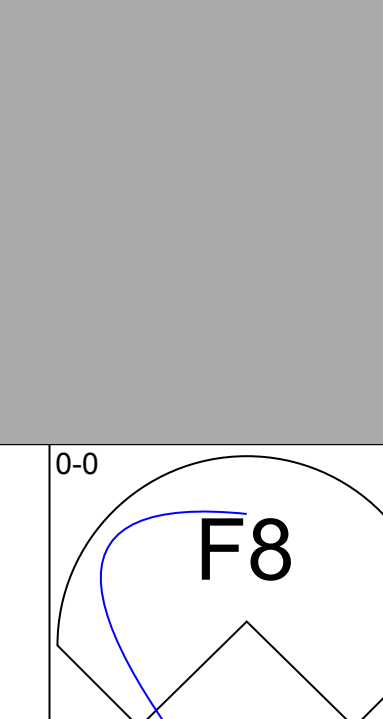

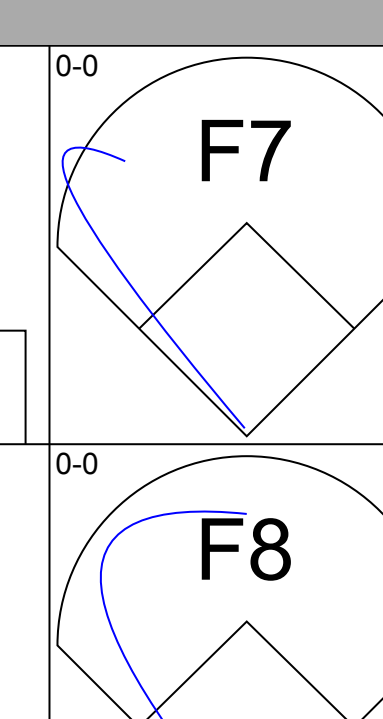

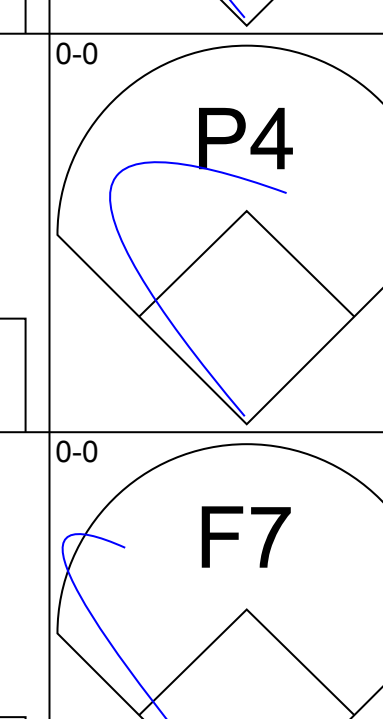
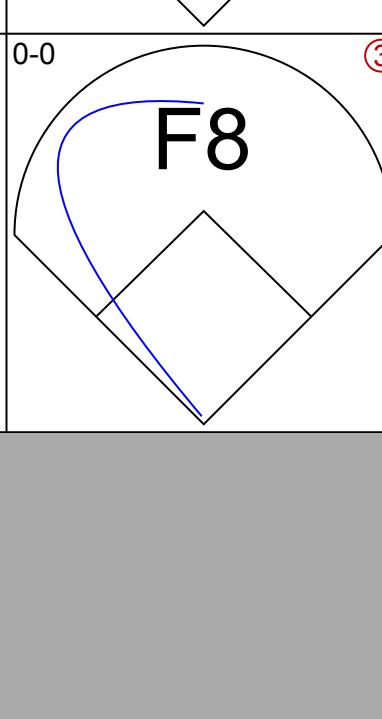
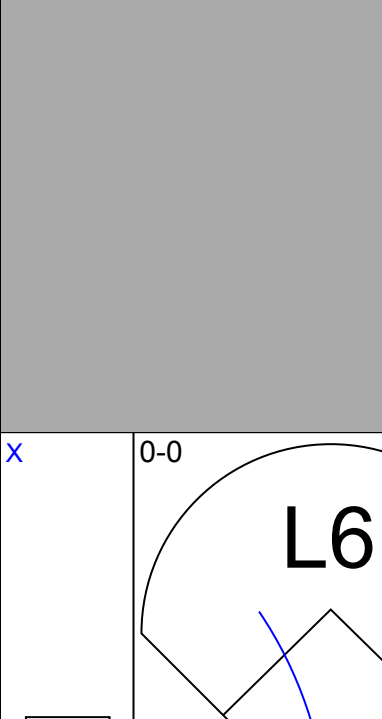

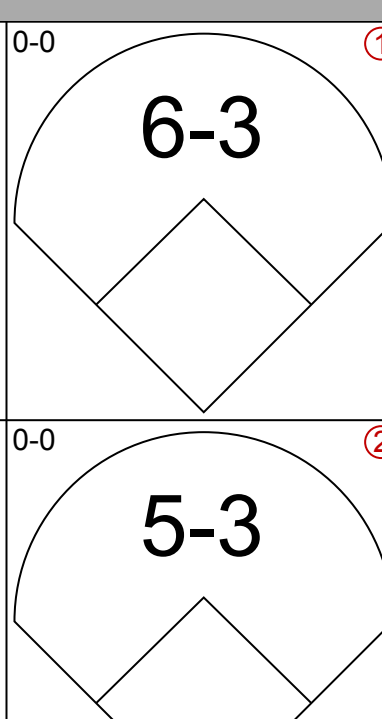

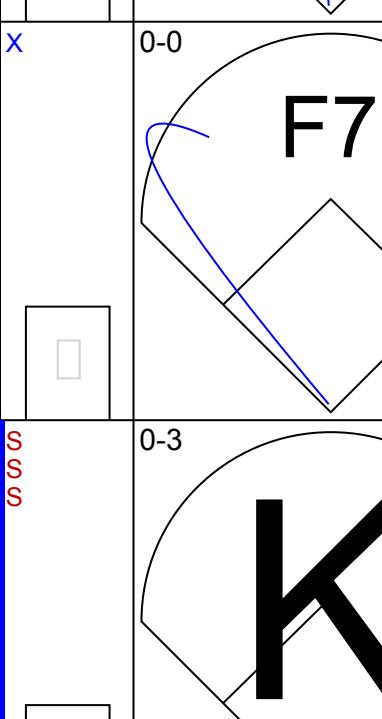
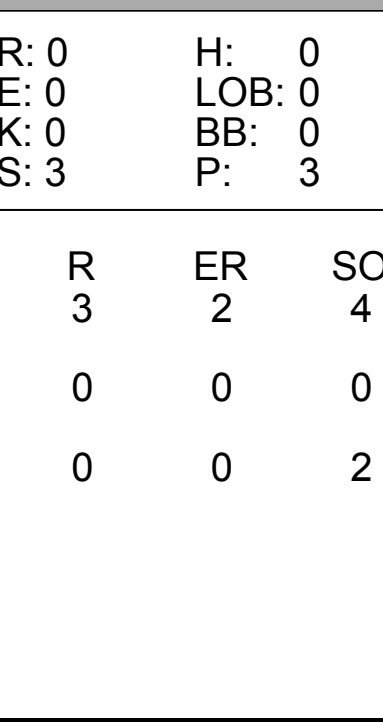
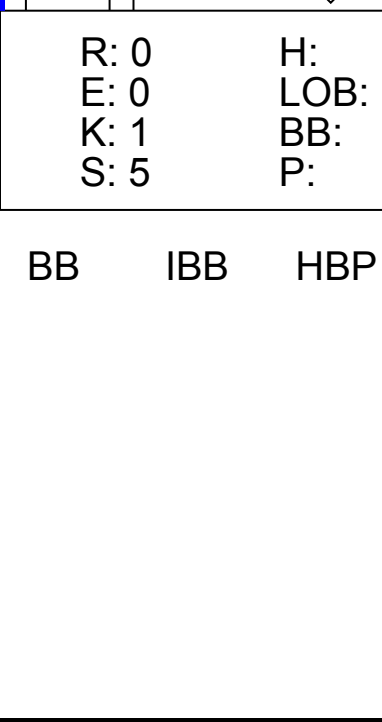


Batter	1	2	3	4	5	6	7	8	9	10	11	AB	R	H	RBI	BB	SO	LOB	BOTTOM					
Norm Miller, L OBP: 0.375, SLG: 0.382 (1, 9)	0-0 6-3	0-0 2B		0-0 F8		0-0 G3		0-0 FC6-4 1B			0-3 K	6	0	2	1	0	1	0						
Julio Gotay, R OBP: 0.307, SLG: 0.290 Joe Morgan, L OBP: 0.405, SLG: 0.403 (11, PH)	4-0 FC5-4 BB	0-3 K		0-0 WP BB 1B		0-0 L4		0-0 F3			0-0 FC4 1B 2B	4	0	1	0	1	1	3						
Jimmy Wynn, R OBP: 0.432, SLG: 0.535 (1, 8)	0-0 FC5-4	4-0 BB		4-0 FC4-2 WP BB		0-0 S 2B		0-3 K			0-0 F2	4	0	1	0	2	1	3						
Denis Menke, R OBP: 0.392, SLG: 0.430 (1, 6)	4-0 BB	0-3 K		0-0 FC4-2		4-0 FC5-4 BB		0-0 FC6-4			4-0 FC4 IBB	3	0	0	0	3	1	6						
Doug Rader, R OBP: 0.335, SLG: 0.376 (1, 5)	0-0 5-3		4-0 1B BB	0-0 6-3		0-0 FC5-4			0-0 4-3		0-0 FC4 1B IBB	5	0	0	0	1	0	8						
Curt Stefany, L OBP: 0.364, SLG: 0.389 (1, 3)		0-3 K	0-0 1B	0-0 1-3		0-0 3-1			0-3 K		4-0 1B IBB	5	0	1	0	1	2	0						
Jesus Alou, R OBP: 0.240, SLG: 0.280 Gary Geiger, L OBP: 0.365, SLG: 0.281 (11, PH)		1-0 1B HBP	0-3 K	0-3 K		0-0 5-3			0-0 5-3		0-0 1B	4	1	0	0	0	2	2						
Johnny Edwards, L OBP: 0.292, SLG: 0.322 (1, 2)	0-0 1B	0-0 1B	0-3 K	0-0 1B		0-0 3B				0-0 4-3		5	1	3	0	0	1	2						
Denny Lemaster, R OBP: 0.224, SLG: 0.273 Sandy Valdespino, L OBP: 0.365, SLG: 0.316 Fred Gladding, L (11, 1)	0-0 2B 1B	0-0 L8		0-3 K		0-3 K			0-3 K2-3			4	0	1	1	0	2	4						
Inning Stats	R: 0 E: 0 K: 0 S: 3	H: 0 LOB: 2 BB: 2 P: 11	R: 2 E: 0 K: 3 S: 12	H: 3 LOB: 3 BB: 1 P: 17	R: 0 E: 0 K: 2 S: 8	H: 1 LOB: 2 BB: 1 P: 12	R: 0 E: 0 K: 0 S: 4	H: 1 LOB: 2 BB: 1 P: 8	R: 0 E: 0 K: 2 S: 8	H: 1 LOB: 1 BB: 0 P: 8	R: 0 E: 0 K: 1 S: 6	H: 1 LOB: 1 BB: 0 P: 6	R: 0 E: 0 K: 1 S: 6	H: 1 LOB: 1 BB: 0 P: 6	R: 0 E: 0 K: 1 S: 5	H: 0 LOB: 0 BB: 0 P: 5	R: 0 E: 0 K: 2 S: 7	H: 0 LOB: 0 BB: 0 P: 7	R: 1 E: 0 K: 0 S: 4	H: 2 LOB: 3 BB: 2 P: 12	1B: 7 2B: 3 3B: 1 HR: 0	SF: 0 SAC: 0 DP: 0 HBP: 1	WP: 1 PB: 0 SB: 2 CS: 0	PA: 52
PITCHER	IP 7.0	WLS L	BF 16	H 3	R 1	ER 1	SO 4	BB 0	IBB 0	HBP 1	BLK 0	WP 0	HR 0	S 45	P 70	ERA 2.57	WHIP 2.000							
Woodie Fryman, L ERA: 4.36 Bill Wilson, R ERA: 3.54	(1, 1)	(8, 1)	3.2	L	16	3	1	1	4	0	2	0	0	0	22	30	2.46	0.818						

Philadelphia Phillies @ Houston Astros
Astrodome, Houston, TX
Sun Jul 27 1969, 4:33 AM EDT
Att: 21,183 - Dome - 72 F


AB 43
R 3
H 11
RBI 3
BB 8
SO 12
LOB 28

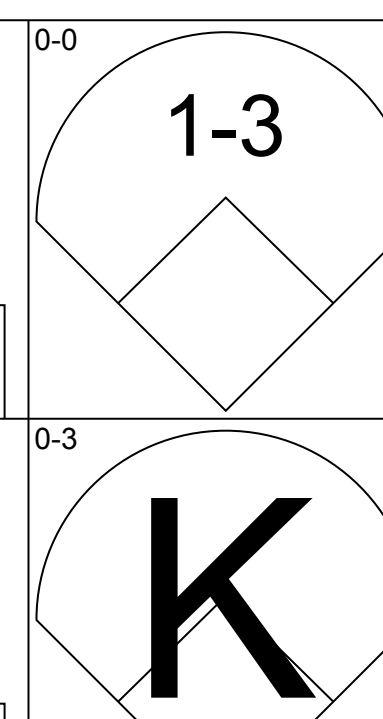
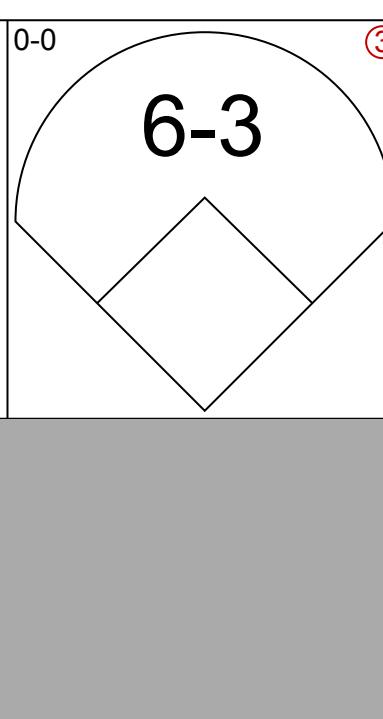
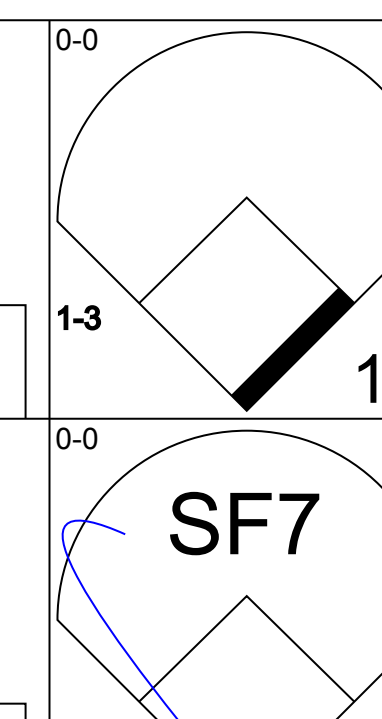
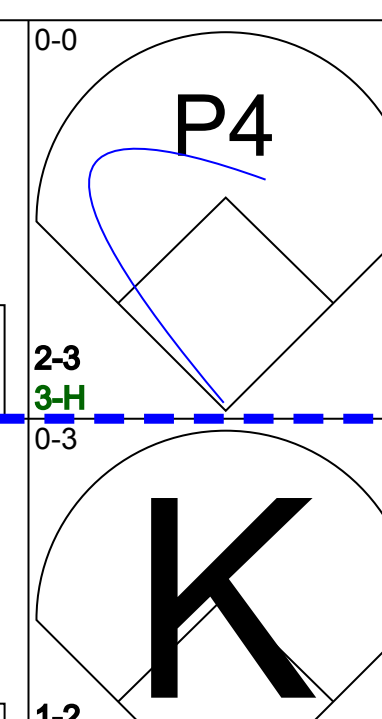
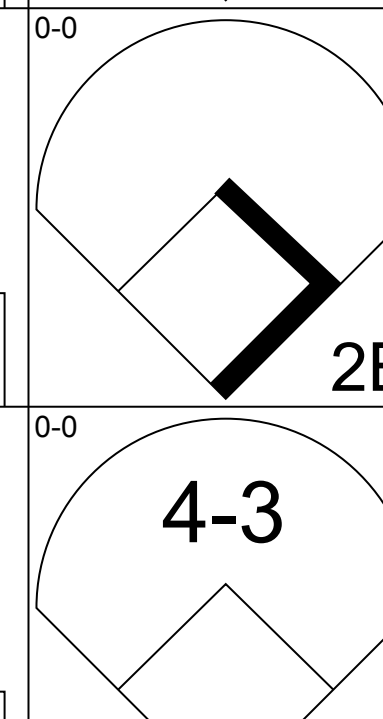
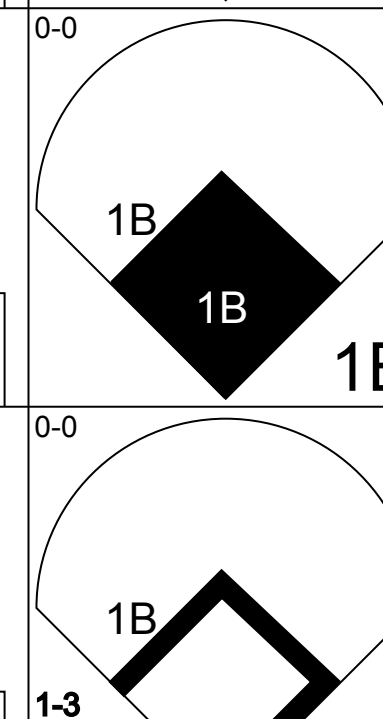
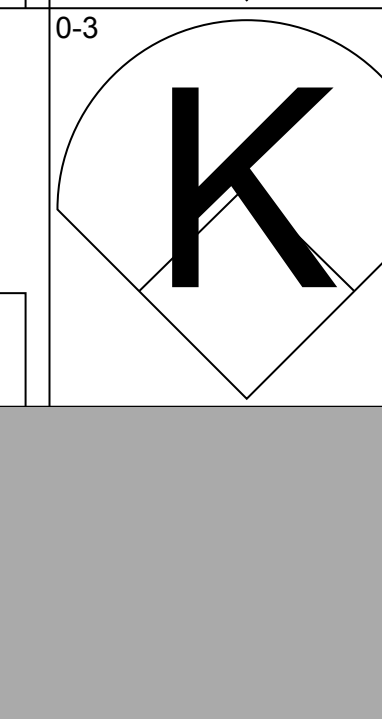
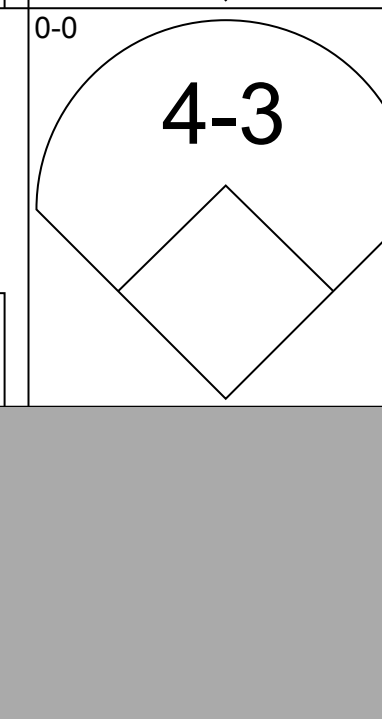
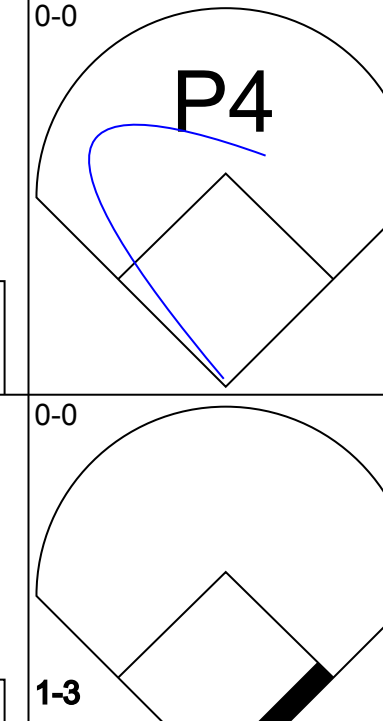


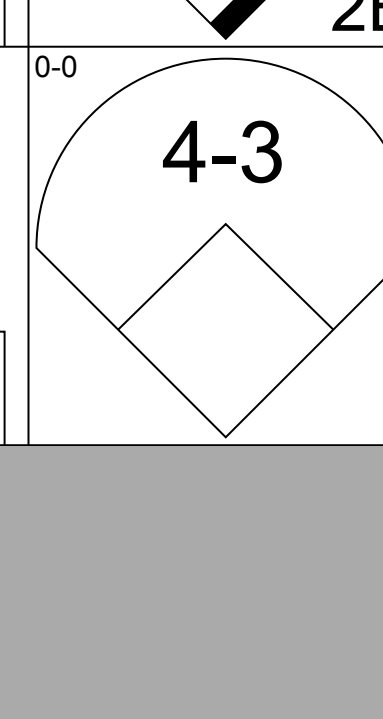
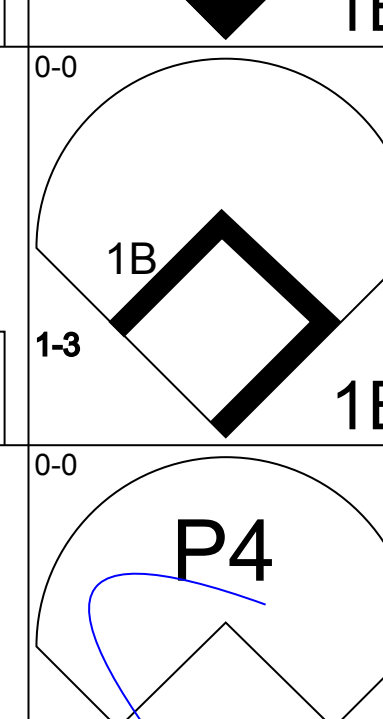

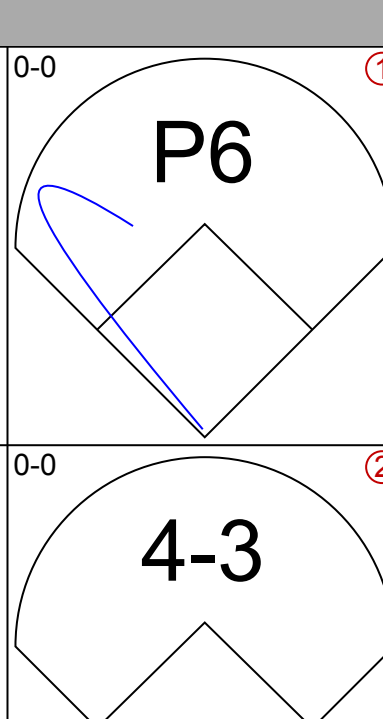
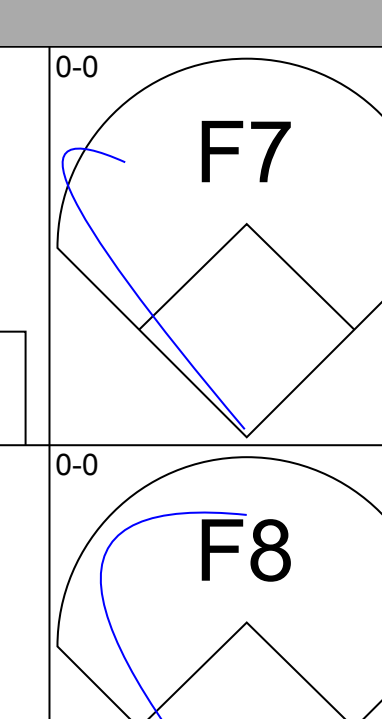
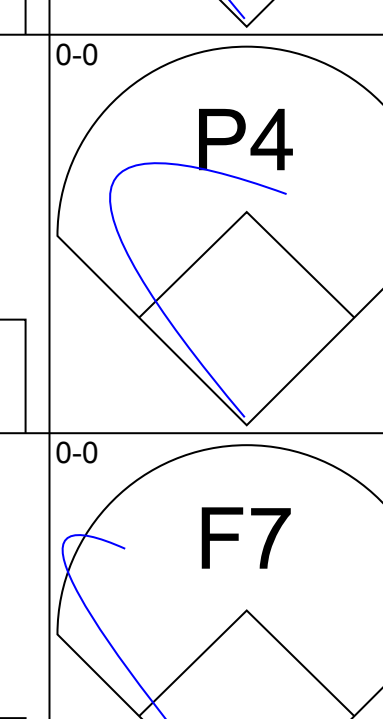
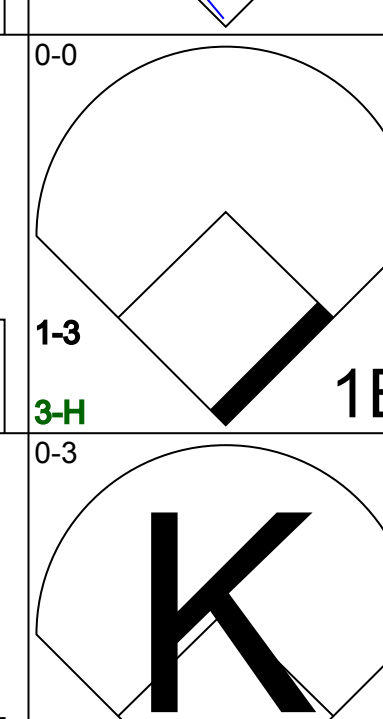
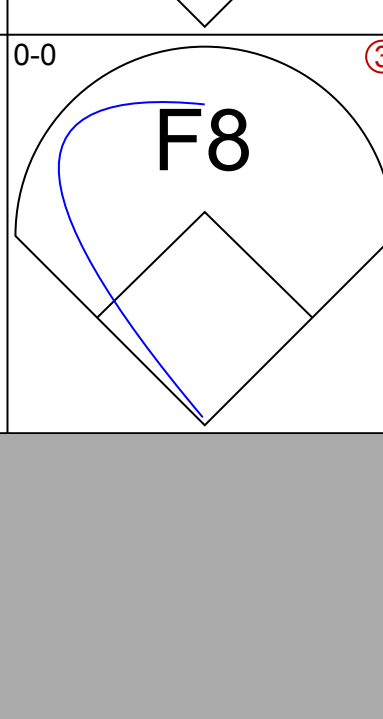
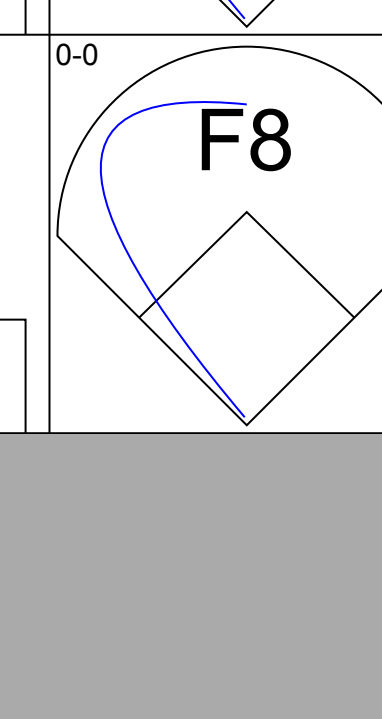




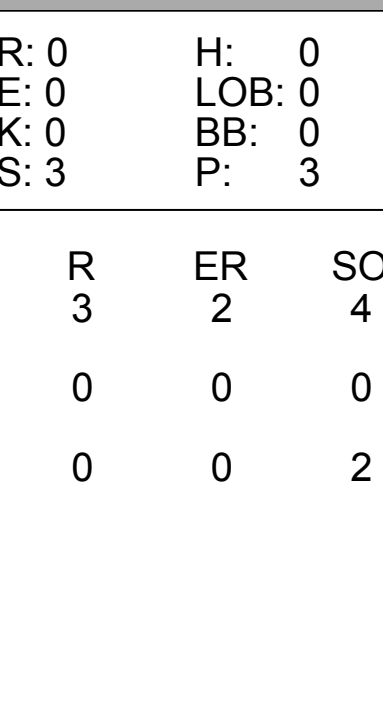
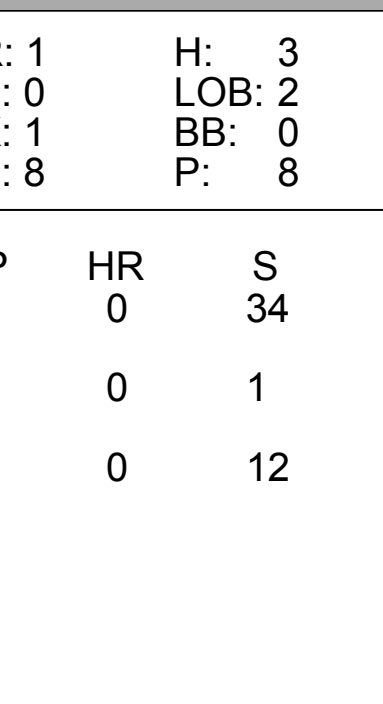
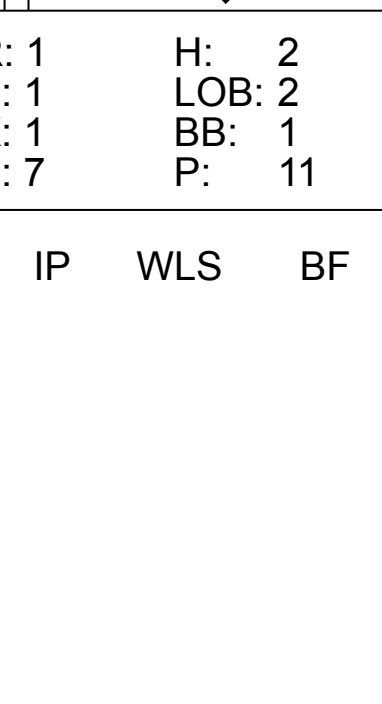
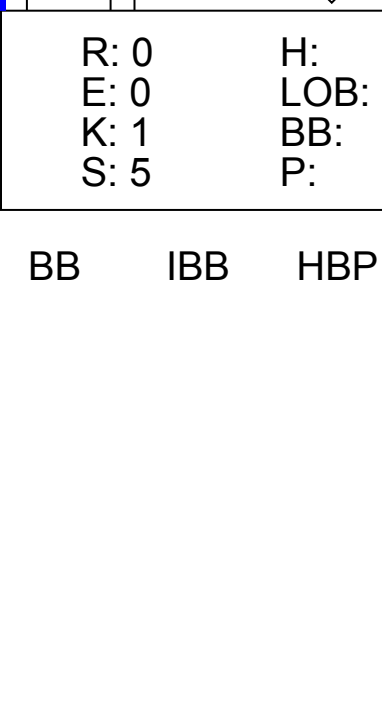
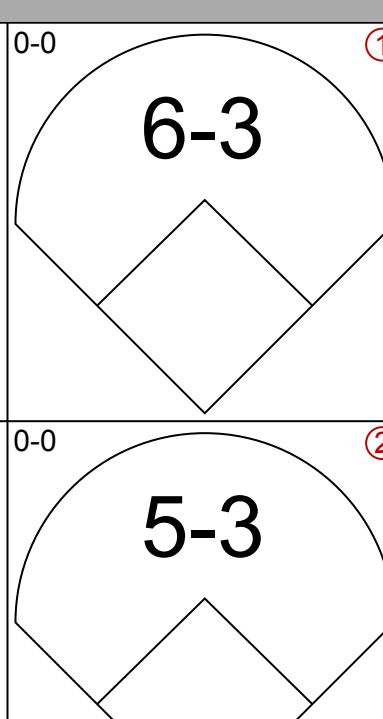
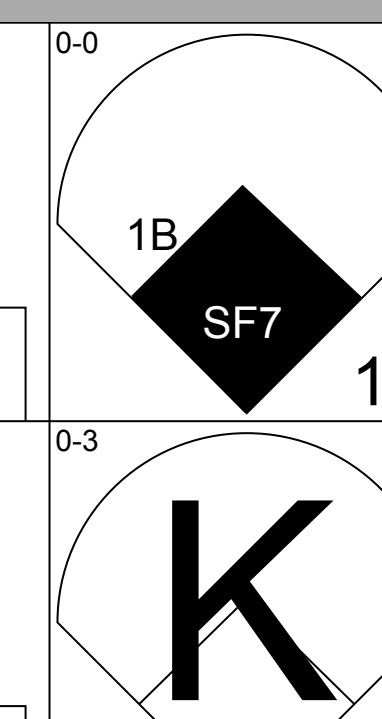
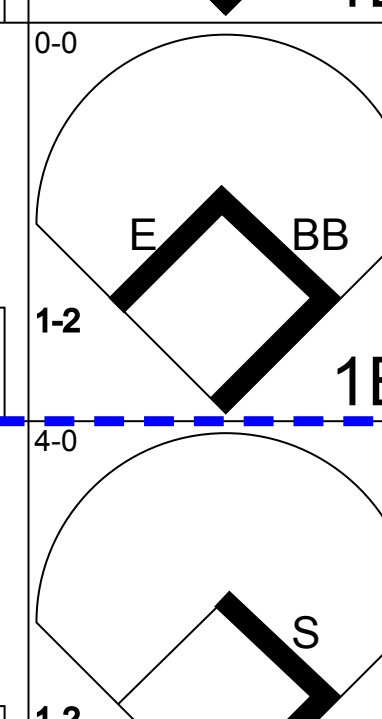
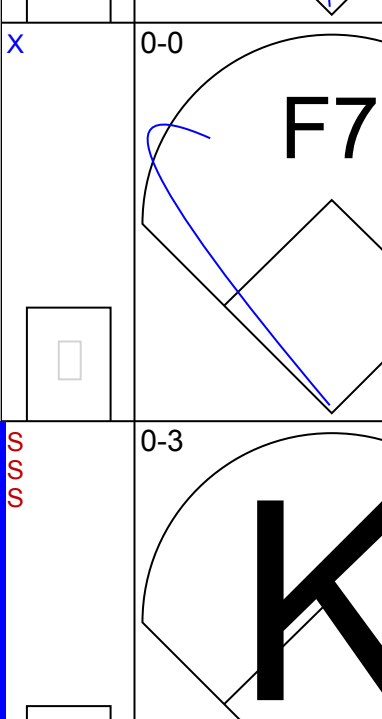
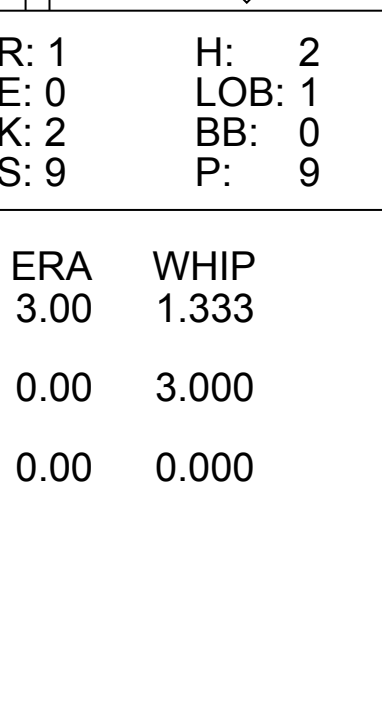
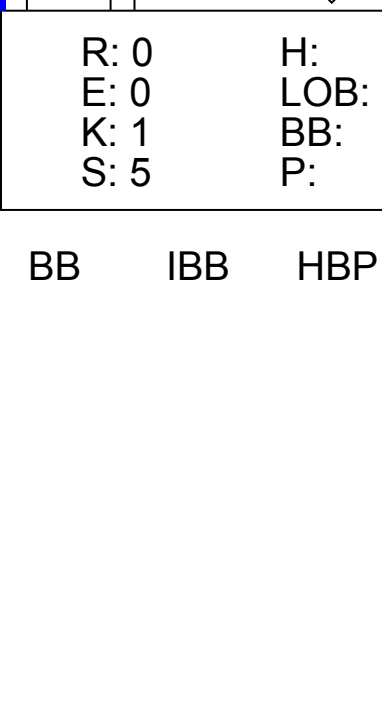
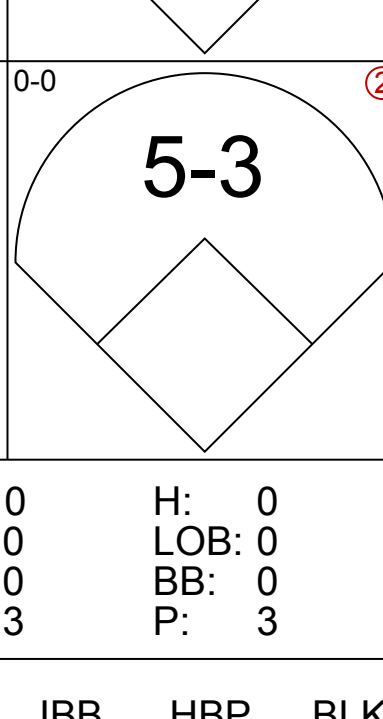
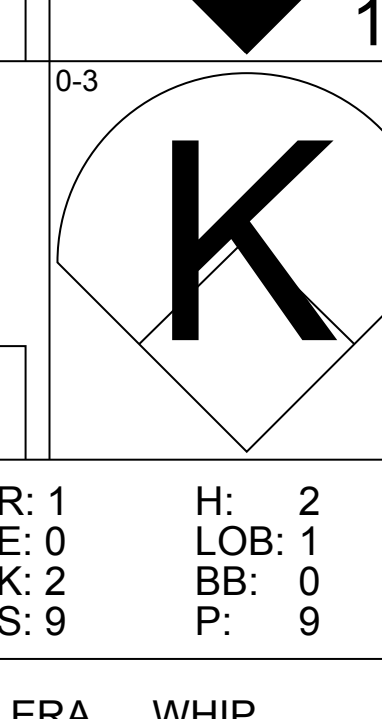
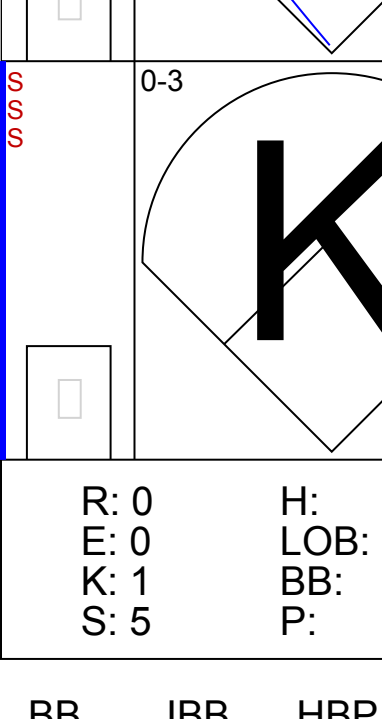
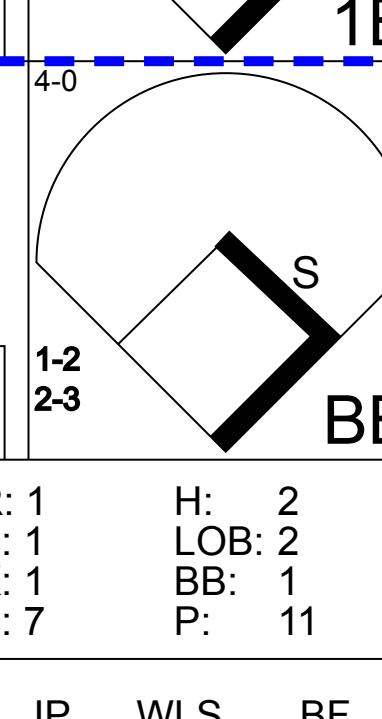




Batter	1	2	3	4	5	6	7	8	9	AB	R	H	RBI	BB	SO	LOB	TOP								
Norm Miller, L (1, 9) OBP: 0.374, SLG: 0.379										5	2	1	2	1	1	2									
Joe Morgan, L (1, 4) OBP: 0.404, SLG: 0.403										5	2	1	0	1	0	0									
Jimmy Wynn, R (1, 8) OBP: 0.438, SLG: 0.545										3	3	2	4	3	0	0									
Denis Menke, R (1, 6) OBP: 0.391, SLG: 0.435										5	3	1	4	1	0	2									
Doug Rader, R (1, 5) OBP: 0.338, SLG: 0.379										5	1	3	1	0	0	0									
Curt Blefary, L (1, 3) OBP: 0.363, SLG: 0.388										4	1	1	0	0	0	2									
Jesus Alou, R (1, 7) OBP: 0.273, SLG: 0.306										3	1	3	2	1	0	0									
Gary Geiger, L (8, 7) OBP: 0.353, SLG: 0.278										1	1	0	0	0	0	2									
Don Bryant, R (1, 2) OBP: 0.273, SLG: 0.294										2	0	1	2	1	0	0									
Johnny Edwards, L (8, PH) OBP: 0.293, SLG: 0.321										1	1	0	0	1	0	1									
Don Wilson, R (1, 1) OBP: 0.234, SLG: 0.182										3	0	0	0	0	1	5									
Jim Ray, R (7, 1) OBP: 0.143, SLG: 0.143										0	0	0	0	0	0	0									
Fred Gladding, L (7, 1) OBP: 0.125, SLG: 0.125										2	1	1	1	0	1	0									
Inning Stats	R: 0 E: 0 K: 1 S: 5	H: 1 LOB: 0 BB: 0 P: 5	R: 2 E: 0 K: 0 S: 5	H: 2 LOB: 2 BB: 2 P: 13	R: 2 E: 1 K: 0 S: 6	H: 2 LOB: 3 BB: 2 P: 14	R: 0 E: 0 K: 0 S: 3	H: 0 LOB: 0 BB: 0 P: 3	R: 0 E: 0 K: 0 S: 3	H: 0 LOB: 0 BB: 0 P: 3	R: 1 E: 0 K: 1 S: 6	H: 1 LOB: 0 BB: 0 P: 6	R: 0 E: 0 K: 0 S: 2	H: 0 LOB: 1 BB: 1 P: 6	R: 0 E: 0 K: 0 S: 4	H: 1 LOB: 1 BB: 0 P: 4	R: 11 E: 0 K: 1 S: 12	H: 7 LOB: 0 BB: 4 P: 28	1B: 9 2B: 2 3B: 0 HR: 3	SF: 0 SAC: 1 DP: 1 HBP: 0	WP: 0 PB: 1 SB: 0 CS: 1	PA: 50			
PITCHER	IP	WLS	BF	H	R	ER	SO	BB	IBB	HBP	BLK	WP	HR	S	P	ERA	WHIP								
Jerry Koosman, L (1, 1) ERA: 2.08	7.0	L	31	6	5	3	2	3	2	0	0	0	1	30	50	3.86	1.286								
Cal Koonce, R (8, 1) ERA: 5.09	1.1		10	4	5	5	1	1	1	0	0	0	1	10	18	33.75	3.750								
Ron Taylor, R (9, 1) ERA: 3.18	0.2		8	4	6	6	0	2	0	0	0	0	1	6	14	81.00	9.000								

Houston Astros @ New York Mets
Shea Stadium, Flushing, NY
Wed Jul 30 1969, 3:33 AM EDT
Unknown


AB 39
R 16
H 14
RBI 16
BB 9
SO 3
LOB 14



Batter	1	2	3	4	5	6	7	8	9	AB	R	H	RBI	BB	SO	LOB	BOTTOM								
Tommie Agee, R (1, 8) OBP: 0.335, SLG: 0.495										4	0	1	0	0	0	2									
Ken Boswell, L (1, 4) OBP: 0.306, SLG: 0.344										3	0	0	1	0	2	2									
Cleon Jones, R (1, 7) OBP: 0.426, SLG: 0.512										4	1	2	0	0	1	3									
Art Shamsky, L (1, 9) OBP: 0.421, SLG: 0.546										4	0	1	0	0	0	1									
Wayne Garrett, L (1, 5) OBP: 0.328, SLG: 0.303										4	0	0	0	0	0	2									
Ed Kranepool, L (1, 3) OBP: 0.294, SLG: 0.366										4	0	1	1	0	0	0									
J.C. Martin, L (1, 2) OBP: 0.273, SLG: 0.357										4	1	1	0	0	1	2									
Bud Harrelson, S (1, 6) OBP: 0.357, SLG: 0.313										4	1	2	0	0	0	0									
Jerry Koosman, R (1, 1) OBP: 0.021, SLG: 0.021										2	0	0	0	0	1	1									
Ron Swoboda, R (7, PH) OBP: 0.303, SLG: 0.337										0	0	0	0	1	0	0									
Cal Koonce, R (8, 1) OBP: 0.400, SLG: 0.400										0	0	0	0	0	0	0									
Ron Taylor, R (9, 1) OBP: 0.294, SLG: 0.396										1	0	0	0	0	1	0									
Inning Stats	R: 0 E: 0 K: 1 S: 6	H: 1 LOB: 1 BB: 0 P: 6	R: 0 E: 0 K: 0 S: 3	H: 0 LOB: 0 BB: 0 P: 3	R: 0 E: 0 K: 0 S: 3	H: 0 LOB: 0 BB: 0 P: 3	R: 1 E: 0 K: 1 S: 8	H: 3 LOB: 2 BB: 0 P: 8	R: 1 E: 0 K: 2 S: 9	H: 2 LOB: 1 BB: 0 P: 9	R: 0 E: 0 K: 0 S: 3	H: 0 LOB: 0 BB: 0 P: 3	R: 1 E: 1 K: 1 S: 7	H: 2 LOB: 2 BB: 1 P: 11	R: 0 E: 0 K: 0 S: 3	H: 0 LOB: 0 BB: 0 P: 3	R: 0 E: 0 K: 1 S: 5	H: 0 LOB: 0 BB: 0 P: 5	1B: 7 2B: 1 3B: 0 HR: 0	SF: 1 SAC: 0 DP: 0 HBP: 0	WP: 0 PB: 0 SB: 1 CS: 0	PA: 36			
PITCHER	IP	WLS	BF	H	R	ER	SO	BB	IBB	HBP	BLK	WP	HR	S	P	ERA	WHIP								
Don Wilson, R (1, 1) ERA: 3.93	6.0	W	26	8	3	2	4	0	0	0	0	0	0	34	34	3.00	1.333								
Jim Ray, R (7, 1) ERA: 3.66	0.1		2	0	0	0	0	1	0	0	0	0	0	1	5	0.00	3.000								
Fred Gladding, R (7, 1) ERA: 3.38	2.2	S	8	0	0	0	2	0	0	0	0	0	0	12	12	0.00	0.000								

Houston Astros @ New York Mets
Shea Stadium, Flushing, NY
Wed Jul 30 1969, 3:33 AM EDT
Unknown

AB 34
R 3
H 8
RBI 2
BB 1
SO 6
LOB 13



Batter	1	2	3	4	5	6	7	8	9	AB	R	H	RBI	BB	SO	LOB	TOP								
Sandy Valdespino, L (1.7) OBP: 0.362, SLG: 0.321	K		E4 1B			SF9 1B		G3		5	1	2	0	0	1	0									
Joe Morgan, L (1.4) OBP: 0.404, SLG: 0.402	K		1B BB	K		SF9 1B		6-3 SH5-3 1B		3	1	1	1	1	2	0									
Jimmy Wynn, R (1.8) OBP: 0.436, SLG: 0.542 Gary Geiger, L (6.8) OBP: 0.353, SLG: 0.278	P3		BB S 1B	F5		K		SH5-3		4	1	1	1	0	1	1									
Norm Miller, L (1.9) OBP: 0.371, SLG: 0.373		L5	1-2 3B BB	K		K		6-3		4	1	0	0	1	2	2									
Denis Menke, R (1.6) OBP: 0.394, SLG: 0.433	K		1-2 3B BB					F8		2	1	0	1	3	1	1									
Curt Blefary, L (1.3) OBP: 0.362, SLG: 0.392	P4		1-2 3B BB	K		K				4	1	1	3	0	2	2									
Doug Rader, R (1.5) OBP: 0.337, SLG: 0.378			5-3	K		K		G6-4-3		4	1	1	1	0	1	2									
Johnny Edwards, L (1.2) OBP: 0.295, SLG: 0.326			1B	L3				4-3		4	2	2	1	0	0	1									
Larry Dierker, R (1.1) OBP: 0.184, SLG: 0.230 Fred Gladding, L (9.1) OBP: 0.125, SLG: 0.125	K		1B			1B SF9 2B		K		4	2	2	2	0	2	1									
Inning Stats	R: 0 E: 0 K: 2 S: 7	H: 0 LOB: 0 BB: 0 P: 7	R: 0 E: 0 K: 1 S: 5	H: 0 LOB: 0 BB: 0 P: 5	R: 10 E: 1 K: 1 S: 12	H: 7 LOB: 3 BB: 3 P: 24	R: 0 E: 0 K: 2 S: 7	H: 0 LOB: 0 BB: 0 P: 7	R: 0 E: 0 K: 2 S: 7	H: 0 LOB: 1 BB: 1 P: 11	R: 1 E: 0 K: 2 S: 9	H: 2 LOB: 1 BB: 0 P: 9	R: 0 E: 0 K: 1 S: 4	H: 0 LOB: 0 BB: 1 P: 8	R: 0 E: 0 K: 1 S: 5	H: 0 LOB: 0 BB: 0 P: 5	R: 0 E: 0 K: 0 S: 4	H: 1 LOB: 1 BB: 0 P: 4	1B: 6 2B: 2 3B: 1 HR: 1	SF: 1 SAC: 1 DP: 1 HBP: 0	WP: 1 PB: 0 SB: 1 CS: 0	PA: 41			
PITCHER	IP	WLS	BF	H	R	ER	SO	BB	IBB	HBP	BLK	WP	HR	S	P	ERA	WHIP								
Gary Gentry, R (1.1) ERA: 3.71	2.2	L	16	5	8	8	4	3	0	0	0	1	0	21	33	27.00	3.000								
Nolan Ryan, R (3.1) ERA: 3.99	4.1		18	4	3	3	7	2	0	0	0	0	1	30	38	6.23	1.385								
Jack Dilauro, L (8.1) ERA: 2.49	2.0		7	1	0	0	1	0	0	0	0	0	0	9	9	0.00	0.500								

Houston Astros @ New York Mets
Shea Stadium, Flushing, NY
Wed Jul 30 1969, 3:38 AM EDT
Att: 28,922 - Unknown

AB	34
R	11
H	10
RBI	10
BB	5
SO	12
LOB	10



Batter	1	2	3	4	5	6	7	8	9	AB	R	H	RBI	BB	SO	LOB	BOTTOM								
Tommie Agee, R (1.8) OBP: 0.333, SLG: 0.491	5-3		G1-6-3 1B		K		6-3		5-3	5	0	1	0	0	1	0									
Ken Boswell, L (1.4) OBP: 0.301, SLG: 0.338 Jack Dilauro, S (8.1)	K		G1-6-3 1B		6-3		F9		6-3	4	0	0	0	0	1	2									
Ed Charles, R (9. PH) OBP: 0.289, SLG: 0.312			1-2							1	0	0	0	0	0	0									
Cleon Jones, R (1.7) OBP: 0.428, SLG: 0.516 Ron Swoboda, R (3.7) OBP: 0.313, SLG: 0.343					4-3 1B		6-3			1	0	1	0	0	0	0									
Art Shamsky, L (1.9) OBP: 0.419, SLG: 0.542 Donn Clendenon, R (4.3) OBP: 0.293, SLG: 0.393	F8			K		2B K 1B		K		4	1	1	0	0	3	3									
Wayne Garrett, L (1.5) OBP: 0.327, SLG: 0.303		4-3		4-3		K				4	1	1	0	0	1	2									
Ed Kranepool, L (1.3) OBP: 0.301, SLG: 0.388	K			1B				1B		4	1	3	4	0	1	0									
Jerry Grote, R (1.2) OBP: 0.280, SLG: 0.302	K			1B		K		1B		4	0	2	0	0	2	1									
Bud Harrelson, S (1.6) OBP: 0.356, SLG: 0.312			4-3	3-1		4-3				4	0	1	0	0	0	4									
Gary Gentry, R (1.1) OBP: 0.149, SLG: 0.133 Nolan Ryan, R (3.1) OBP: 0.356, SLG: 0.056 Bobby Pfeil, R (7. PH) OBP: 0.290, SLG: 0.308					K			F9		0	0	0	0	0	0	0									
Inning Stats	R: 0 E: 0 K: 1 S: 6	H: 1 LOB: 1 BB: 0 P: 6	R: 0 E: 0 K: 2 S: 7	H: 0 LOB: 0 BB: 0 P: 7	R: 0 E: 0 K: 0 S: 4	H: 2 LOB: 1 BB: 0 P: 4	R: 1 E: 0 K: 1 S: 8	H: 3 LOB: 2 BB: 0 P: 8	R: 0 E: 0 K: 2 S: 7	H: 0 LOB: 0 BB: 0 P: 7	R: 1 E: 1 K: 2 S: 10	H: 2 LOB: 2 BB: 0 P: 10	R: 0 E: 0 K: 0 S: 3	H: 0 LOB: 0 BB: 0 P: 3	R: 3 E: 0 K: 1 S: 8	H: 4 LOB: 1 BB: 1 P: 12	R: 0 E: 0 K: 1 S: 6	H: 1 LOB: 1 BB: 0 P: 6	1B: 10 2B: 2 3B: 0 HR: 1	SF: 0 SAC: 0 DP: 2 HBP: 0	WP: 0 PB: 0 SB: 0 CS: 0	PA: 40			
PITCHER	IP	WLS	BF	H	R	ER	SO	BB	IBB	HBP	BLK	WP	HR	S	P	ERA	WHIP								
Larry Dierker, R (1.1) ERA: 2.67	8.0	W	36	12	5	4	9	1	0	0	0	0	1	53	57	4.50	1.625								
Fred Gladding, R (9.1) ERA: 3.31	1.0	S	4	1	0	0	1	0	0	0	0	0	0	6	6	0.00	1.000								

Houston Astros @ New York Mets
Shea Stadium, Flushing, NY
Wed Jul 30 1969, 3:38 AM EDT
Att: 28,922 - Unknown

AB	39
R	5
H	13
RBI	4
BB	1
SO	10
LOB	15



Batter	1	2	3	4	5	6	7	8	9	AB	R	H	RBI	BB	SO	LOB	TOP										
Norm Miller, L (1.9) OBP: 0.373, SLG: 0.370	4-0 BB		0-0 F9			0-0 3-1		4-0 WP BB		2	0	0	0	2	0	1											
Joe Morgan, L (1.4) OBP: 0.403, SLG: 0.398	0-3 K		0-0 F5			0-0 F9		4-0 G6-4-3 BB		3	0	0	0	1	1	2											
Jimmy Wynn, R (1.8) OBP: 0.434, SLG: 0.547	0-3 K		0-0 FC5-4			0-0 HR		0-0 F2		4	1	1	1	0	1	4											
Denis Menke, R (1.6) OBP: 0.392, SLG: 0.431	0-0 F3			0-0 F5		0-0 2B E 1B		0-0 G6-4-3		4	1	1	0	0	0	3											
Curt Blefary, L (1.3) OBP: 0.363, SLG: 0.398		0-0 L3		0-0 F7		0-0 E2 1-H 2B			0-0 2B	4	0	2	0	0	0	0											
Doug Rader, R (1.5) OBP: 0.334, SLG: 0.374		0-0 P4		0-3 K		0-3 K			0-0 G2	4	0	0	0	0	2	2											
Johnny Edwards, L (1.2) OBP: 0.297, SLG: 0.326		0-0 1B			0-0 P6		0-0 4-3		4-0 G6-4-3 BB	3	0	1	0	1	0	0											
Jesus Alou, R (1.7) OBP: 0.248, SLG: 0.301		0-0 F2			0-3 K		0-0 4-3		0-0 G6-4-3	4	0	0	0	0	1	3											
Gary Geiger, L (9.7) OBP: 0.353, SLG: 0.278									1-2	0	0	0	0	0	0	0											
Tom Griffin, R (1.1) OBP: 0.289, SLG: 0.359			0-0 FC5-4				0-0 F9			3	0	1	0	0	1	0											
Fred Gladding, L (9.1) OBP: 0.125, SLG: 0.125										0	0	0	0	0	0	0											
Inning Stats	R: 0 E: 0 K: 2 S: 7	H: 0 LOB: 1 BB: 1 P: 11	R: 0 E: 0 K: 0 S: 4	H: 1 LOB: 1 BB: 0 P: 4	R: 0 E: 0 K: 0 S: 4	H: 1 LOB: 1 BB: 0 P: 4	R: 0 E: 0 K: 1 S: 5	H: 0 LOB: 0 BB: 0 P: 5	R: 0 E: 0 K: 1 S: 8	H: 3 LOB: 1 BB: 0 P: 8	R: 0 E: 0 K: 0 S: 3	H: 0 LOB: 0 BB: 0 P: 3	R: 0 E: 0 K: 0 S: 2	H: 0 LOB: 1 BB: 2 P: 10	R: 0 E: 0 K: 0 S: 3	H: 1 LOB: 1 BB: 1 P: 7	1B: 3 2B: 2 3B: 0 HR: 1	SF: 0 SAC: 0 DP: 2 HBP: 0	WP: 1 PB: 0 SB: 0 CS: 0	PA: 35							
PITCHER	IP	WLS	BF	H	R	ER	SO	BB	IBB	HBP	BLK	WP	HR	S	P	ERA	WHIP										
Tom Seaver, R (1.1) ERA: 2.51	7.0	L	27	5	2	1	6	1	0	0	0	0	1	38	42	1.29	0.857										
Tug McGraw, L (8.1) ERA: 3.22	2.0		8	1	0	0	0	3	0	0	0	1	0	5	17	0.00	2.000										

Houston Astros @ New York Mets
Shea Stadium, Flushing, NY
Thu Jul 31 1969, 3:33 AM EDT
Att: 6,683 - Unknown

AB 31
R 2
H 6
RBI 1
BB 4
SO 6
LOB 15



Batter	1	2	3	4	5	6	7	8	9	AB	R	H	RBI	BB	SO	LOB	BOTTOM										
Bud Harrelson, S (1.6) OBP: 0.358, SLG: 0.309	4-0 FC4-6 BB		4-0 S BB		0-0 F8		0-0 4-3			2	0	0	0	2	0	1											
Bobby Pfeil, R (1.5) OBP: 0.274, SLG: 0.290	0-0 FC4-6		0-3 K			0-0 P5		0-0 6-3		4	0	0	0	0	1	2											
Tommie Agee, R (1.8) OBP: 0.332, SLG: 0.488	0-0 L7		0-3 K			0-0 BB 1B		0-3 K		4	0	1	0	0	2	2											
Wayne Garrett, L (1.4) OBP: 0.326, SLG: 0.306	0-0 F9			0-0 G6-4-3		0-0 F7		0-0 P4		4	0	1	0	0	0	2											
Ed Kranepool, L (1.3) OBP: 0.307, SLG: 0.386		0-0 3-1		4-0 G6-4-3		4-0 G6-4-3 BB		4-0 4-3 6-3 BB		1	0	0	0	3	0	0											
Ron Swoboda, R (1.7) OBP: 0.306, SLG: 0.335		0-3 K		0-0 G6-4-3		0-0 FC6-4		0-0 6-3		4	0	0	0	0	1	5											
Rod Gaspar, S (1.9) OBP: 0.313, SLG: 0.288		0-0 FC5-4		0-0 F9			0-0 FC4-6		0-0 4-3	4	0	2	0	0	0	2											
Jerry Grote, R (1.2) OBP: 0.276, SLG: 0.298		0-0 FC5-4			0-0 5-3		0-3 K		0-0 5-3	3	0	0	0	0	1	2											
Donn Clendenon, R (9. PH) OBP: 0.282, SLG: 0.391			0-3 K							1	0	0	0	0	0	1											
Tom Seaver, R (1.1) OBP: 0.230, SLG: 0.151				0-3 K			0-0 FC4-6			2	0	0	0	0	1	0											
Ken Boswell, L (7. PH) OBP: 0.300, SLG: 0.337					0-0 F2					1	0	0	0	0	0	1											
Tug McGraw, R (8.1) OBP: 0.158, SLG: 0.167							0-0 FC4-6			0	0	0	0	0	0	0											
Inning Stats	R: 0 E: 0 K: 0 S: 3	H: 0 LOB: 1 BB: 1 P: 7	R: 0 E: 0 K: 1 S: 6	H: 1 LOB: 1 BB: 0 P: 6	R: 0 E: 0 K: 3 S: 9	H: 0 LOB: 1 BB: 1 P: 13	R: 0 E: 0 K: 0 S: 3	H: 1 LOB: 1 BB: 1 P: 7	R: 0 E: 0 K: 0 S: 3	H: 0 LOB: 0 BB: 0 P: 3	R: 0 E: 0 K: 0 S: 4	H: 1 LOB: 2 BB: 1 P: 8	R: 0 E: 0 K: 1 S: 6	H: 1 LOB: 1 BB: 0 P: 6	R: 0 E: 0 K: 1 S: 5	H: 0 LOB: 0 BB: 0 P: 5	R: 0 E: 0 K: 0 S: 3	H: 0 LOB: 1 BB: 1 P: 7	1B: 3 2B: 1 3B: 0 HR: 0	SF: 0 SAC: 0 DP: 1 HBP: 0	WP: 0 PB: 0 SB: 1 CS: 0	PA: 35					
PITCHER	IP	WLS	BF	H	R	ER	SO	BB	IBB	HBP	BLK	WP	HR	S	P	ERA	WHIP										
Tom Griffin, R (1.1) ERA: 3.47	8.0	W	32	4	0	0	6	5	0	0	0	0	0	39	59	0.00	1.125										
Fred Gladding, R (9.1) ERA: 3.24	1.0	S	3	0	0	0	0	0	0	0	0	0	0	3	3	0.00	0.000										

Houston Astros @ New York Mets
Shea Stadium, Flushing, NY
Thu Jul 31 1969, 3:33 AM EDT
Att: 6,683 - Unknown

AB 30
R 0
H 4
RBI 0
BB 5
SO 6
LOB 18



Batter	1	2	3	4	5	6	7	8	9	AB R H RBI BB SO LOB	TOP													
Norm Miller, L (1, 9) OBP: 0.368, SLG: 0.365	F6	F6			F6		K			4 0 0 0 0 1 1	Houston Astros @ Montreal Expos Jarry Park, Montreal, QB Fri Aug 01 1969, 7:05 PM EDT Att: 17,611 - Unknown													
Joe Morgan, L (1, 4) OBP: 0.398, SLG: 0.393	F8		F9		K		K			4 0 0 0 0 2 1														
Jimmy Wynn, R (1, 8) OBP: 0.435, SLG: 0.554	HR		1-3 BB		4-9			K		3 1 1 1 1 1 1														
Denis Menke, R (1, 6) OBP: 0.393, SLG: 0.430	HR BB		1-3		HR 1B			6-3		3 2 1 0 1 0 1														
Curt Blefary, L (1, 3) OBP: 0.364, SLG: 0.416	1-H HR		F8		HR			K		4 2 2 4 0 1 1														
Doug Rader, R (1, 5) OBP: 0.333, SLG: 0.371	BB		F8		5-3			F8		3 0 0 0 1 0 0														
Johnny Edwards, L (1, 2) OBP: 0.294, SLG: 0.322	F9		F5		4-3			F8		4 0 0 0 0 0 1														
Jesus Alou, R (1, 7) OBP: 0.245, SLG: 0.298		F8		6-3						3 0 0 0 0 0 0														
Gary Geiger, L (8, 7) OBP: 0.357, SLG: 0.284					6-3				1B	1 0 1 0 0 0 0														
Denny Lemaster, R (1, 1) OBP: 0.226, SLG: 0.271		6-3						F9		4 0 1 0 0 0 1														
					1B																			
Inning Stats	R: 3 E: 0 K: 0 S: 5	H: 2 LOB: 1 BB: 2 P: 13	R: 0 E: 0 K: 0 S: 3	H: 0 LOB: 0 BB: 0 P: 3	R: 0 E: 0 K: 0 S: 3	H: 0 LOB: 1 BB: 1 P: 7	R: 0 E: 0 K: 0 S: 3	H: 0 LOB: 0 BB: 0 P: 3	R: 0 E: 0 K: 1 S: 6	H: 1 LOB: 0 BB: 0 P: 6	R: 2 E: 0 K: 0 S: 5	H: 2 LOB: 0 BB: 0 P: 5	R: 0 E: 0 K: 2 S: 7	H: 0 LOB: 0 BB: 0 P: 7	R: 0 E: 0 K: 2 S: 7	H: 0 LOB: 0 BB: 0 P: 7	R: 0 E: 0 K: 0 S: 4	H: 1 LOB: 1 BB: 0 P: 4	R: 0 E: 0 K: 0 S: 4	H: 1 LOB: 1 BB: 0 P: 4	1B: 3 2B: 0 3B: 0 HR: 3	SF: 0 SAC: 0 DP: 0 HBP: 0	WP: 0 PB: 0 SB: 1 CS: 0	PA: 36
PITCHER	IP WLS BF H R ER SO BB IBB HBP BLK WP HR S P ERA WHIP											PITCHER	IP WLS BF H R ER SO BB IBB HBP BLK WP HR S P ERA WHIP											
Steve Renko, R (1, 1) ERA: 6.4	6.0 L 26 5 5 5 1 3 0 0 0 0 0 3 25 37 7.50 1.333																							
Dan McGinn, L (7, 1) ERA: 4.27	2.0 6 0 0 0 4 0 0 0 0 0 0 0 14 14 0.00 0.000																							
Larry Jaster, L (9, 1) ERA: 4.65	1.0 4 1 0 0 0 0 0 0 0 0 0 0 4 4 0.00 1.000																							

Batter	1	2	3	4	5	6	7	8	9	AB R H RBI BB SO LOB	BOTTOM												
Remy Hermoso, R (1, 4) OBP: 0.231, SLG: 0.167	F8	F8			K	E6			5-3	5 0 0 1 0 1 3	Houston Astros @ Montreal Expos Jarry Park, Montreal, QB Fri Aug 01 1969, 7:05 PM EDT Att: 17,611 - Unknown												
Rusty Staub, L (1, 9) OBP: 0.397, SLG: 0.476	1B	4-3			F9	K			1-3	5 0 1 0 0 1 4													
Bob Bailey, R (1, 3) OBP: 0.325, SLG: 0.447	K				F9	FC5 1B BB			5-3	4 0 0 0 1 1 3													
Coco Laboy, R (1, 5) OBP: 0.314, SLG: 0.455	1-3 1B				F8	1-2 1B			6-3	4 0 2 0 0 0 0													
Jose Herrera, R (1, 8) OBP: 0.373, SLG: 0.544	1-3				FC5	FC5			F4	3 0 0 0 1 0 4													
Mack Jones, L (1, 7) OBP: 0.390, SLG: 0.529										4 2 1 0 0 2 1													
Floyd Wicker, L (8, 8) OBP: 0.167, SLG: 0.118		1B 1B			K	E7 2B FC			K	0 0 0 0 0 0 0													
John Bateman, R (1, 2) OBP: 0.253, SLG: 0.316										3 1 1 0 0 0 1													
Dan McGinn, L (7, 1) OBP: 0.190, SLG: 0.333					F3	FC			K	0 0 0 0 0 0 0													
John Boccabella, R (8, PH) OBP: 0.160, SLG: 0.184		1B				2B E				1 0 0 0 0 1 0													
Larry Jaster, L (9, 1) OBP: 0.471, SLG: 0.500		1-2 1B								0 0 0 0 0 0 0													
Bobby Wine, R (1, 6) OBP: 0.242, SLG: 0.251					5-3				F8	4 0 1 1 0 0 2													
Steve Renko, R (1, 1) OBP: 0.385, SLG: 0.385		1-2 2H 1B							6-3	2 0 0 0 0 2 2													
Ron Brand, R (6, PH) OBP: 0.347, SLG: 0.321					K				5-3	2 0 1 1 0 0 0													
						1-3 3H 2B																	
Inning Stats	R: 0 E: 1 K: 1 S: 7	H: 2 LOB: 2 BB: 0 P: 7	R: 1 E: 0 K: 1 S: 8	H: 3 LOB: 2 BB: 0 P: 8	R: 0 E: 0 K: 1 S: 5	H: 0 LOB: 1 BB: 1 P: 9	R: 0 E: 0 K: 1 S: 5	H: 0 LOB: 0 BB: 0 P: 5	R: 0 E: 0 K: 1 S: 6	H: 1 LOB: 2 BB: 0 P: 10	R: 2 E: 3 K: 1 S: 9	H: 1 LOB: 2 BB: 0 P: 9	R: 0 E: 0 K: 1 S: 5	H: 0 LOB: 0 BB: 0 P: 5	R: 0 E: 0 K: 1 S: 5	H: 0 LOB: 0 BB: 0 P: 5	R: 0 E: 0 K: 0 S: 3	H: 0 LOB: 0 BB: 0 P: 3	1B: 6 2B: 1 3B: 0 HR: 0	SF: 0 SAC: 0 DP: 0 HBP: 0	WP: 0 PB: 0 SB: 0 CS: 0	PA: 39	
PITCHER	IP WLS BF H R ER SO BB IBB HBP BLK WP HR S P ERA WHIP											PITCHER	IP WLS BF H R ER SO BB IBB HBP BLK WP HR S P ERA WHIP										
Denny Lemaster, L (1, 1) ERA: 3.29	9.0 W 39 7 3 1 8 2 0 0 0 0 0 0 53 61 1.00 1.000																						

AB	33
R	5
H	6
RBI	5
BB	3
SO	5
LOB	7



AB	37
R	3
H	7
RBI	3
BB	2
SO	8
LOB	20



Batter	1	2	3	4	5	6	7	8	9	AB	R	H	RBI	BB	SO	LOB	TOP								
Sandy Valdespino, L (1,7) Gary Geiger, R (7,7) OBP: 0.347, SLG: 0.307 OBP: 0.355, SLG: 0.282	0-3 K		0-0 F7	0-0 L3			0-0 6-3	0-3 K		4	0	0	0	0	1	1									
Joe Morgan, L (1,4) OBP: 0.406, SLG: 0.403	4-0 2B BB		0-0 E 1B		0-0 1B 3B		0-0 CS 1B	0-0 L4		4	2	3	0	1	0	0									
Jimmy Wynn, R (1,8) OBP: 0.434, SLG: 0.550	0-0 1-3 2B		0-0 E8 1B		0-3 K		0-0 F6	4-0 BB BB BB		4	1	2	1	1	1	2									
Denis Menke, R (1,6) OBP: 0.391, SLG: 0.426	0-3 K		0-0 1B		0-0 CS 1B		0-0 F3	0-0 F9		5	0	2	2	0	1	3									
Curt Blefary, L (1,3) OBP: 0.364, SLG: 0.425	0-0 F9		0-0 F7		0-3 K		0-0 HR	0-0 4-3		5	1	1	1	0	1	5									
Norm Miller, L (1,9) OBP: 0.373, SLG: 0.380		0-0 CS 1B		0-0 HR		0-0 5-3		0-0 L8		4	1	2	1	0	0	0									
Johnny Edwards, L (1,2) OBP: 0.307, SLG: 0.352	0-3 K		0-0 1B		0-0 1B 3B		0-0 HR			4	2	3	1	0	1	1									
Marty Martinez, S (1,5) OBP: 0.339, SLG: 0.381	0-0 L6-3		0-0 F8		0-0 1B		0-0 E 1B			4	0	2	1	0	0	1									
Don Wilson, R (1,1) OBP: 0.221, SLG: 0.169			0-3 K	0-3 K		0-3 K		0-0 E6		4	0	0	0	0	3	2									
Inning Stats	R: 0 E: 0 K: 2 S: 8	H: 1 LOB: 2 BB: 1 P: 12	R: 0 E: 0 K: 1 S: 5	H: 1 LOB: 0 BB: 0 P: 5	R: 2 E: 1 K: 1 S: 8	H: 3 LOB: 1 BB: 0 P: 8	R: 1 E: 0 K: 1 S: 7	H: 2 LOB: 1 BB: 0 P: 7	R: 1 E: 0 K: 2 S: 8	H: 2 LOB: 0 BB: 0 P: 8	R: 1 E: 0 K: 1 S: 6	H: 2 LOB: 0 BB: 0 P: 6	R: 0 E: 0 K: 0 S: 3	H: 1 LOB: 0 BB: 0 P: 3	R: 2 E: 1 K: 1 S: 9	H: 3 LOB: 2 BB: 0 P: 9	R: 0 E: 0 K: 0 S: 3	H: 0 LOB: 1 BB: 1 P: 7	1B: 9 2B: 2 3B: 2 HR: 3	SF: 0 SAC: 0 DP: 1 HBP: 0	WP: 0 PB: 0 SB: 1 CS: 3	PA: 41			
PITCHER	IP	WLS	BF	H	R	ER	SO	BB	IBB	HBP	BLK	WP	HR	S	P	ERA	WHIP								
Bill Stoneman, R (1,1) ERA: 5.06	5.0	L	23	9	4	3	7	1	0	0	0	0	1	36	40	5.40	2.000								
Larry Jaster, L (6,1) ERA: 4.72	1.0		4	2	1	1	1	0	0	0	0	0	0	6	6	9.00	2.000								
Roy Face, R (7,1) ERA: 3.81	2.0		10	4	2	2	1	0	0	0	0	0	2	12	12	9.00	2.000								
Dick Radatz, R (9,1) ERA: 4.37	1.0		4	0	0	0	0	1	0	0	0	0	0	3	7	0.00	1.000								

Houston Astros @ Montreal Expos
Jarry Park, Montreal, QB
Sun Aug 03 1969, 3:33 AM EDT
Unknown

AB 39
R 7
H 15
RBI 7
BB 2
SO 9
LOB 17



Batter	1	2	3	4	5	6	7	8	9	AB	R	H	RBI	BB	SO	LOB	BOTTOM								
Ty Cline, L (1,3) OBP: 0.379, SLG: 0.311	0-3 K	0-0 L8		0-0 L6-3			0-0 L3		4-0 BB BB BB	4	0	0	0	1	1	2									
Gary Sutherland, R (1,4) OBP: 0.283, SLG: 0.296	0-0 WP S 1B		0-0 5-3	0-0 F5			0-0 6-3		0-0 4-3	5	0	1	1	0	0	3									
Rusty Staub, L (1,9) OBP: 0.395, SLG: 0.479	4-0 1-3 BB		0-3 K		0-3 K		0-3 K		0-0 1-2 2-3 3-H 0-3	4	0	0	0	1	4	2									
Mack Jones, L (1,7) OBP: 0.390, SLG: 0.521	0-3 K		4-0 1B BB		0-3 K		0-3 K		0-3 K	3	0	0	0	1	3	2									
Ron Fairly, L (1,8) OBP: 0.346, SLG: 0.442	0-0 3-1		0-0 1B		4-0 BB		0-0 6-3		0-0 F5	2	0	1	0	1	0	2									
Roy Face, R (7,1) OBP: 0.500, SLG: 0.500			0-0 1B		0-0 BB		0-0 6-3			0	0	0	0	0	0	0									
Jose Herrera, R (8,PH) OBP: 0.367, SLG: 0.534			1-2 1B		0-0 BB					1	0	0	0	0	0	0									
Dick Radatz, R (9,1) OBP: 0.325, SLG: 0.445			0-0 E FC4 WP 1B		0-3 K		0-3 K		0-0 F5	4	1	1	0	0	2	3									
John Bateman, R (1,2) OBP: 0.260, SLG: 0.343	0-0 FC4 WP 1-3		0-0 HR		0-0 6-3		0-0 6-3		0-0 BB 1B 4-3 1B	4	2	2	1	0	0	1									
Bobby Wine, R (1,6) OBP: 0.241, SLG: 0.250	0-3 K		0-0 HR		0-0 4-3		0-0 4-3		0-0 F9	3	0	1	0	0	1	1									
Ron Brand, R (9,PH) OBP: 0.343, SLG: 0.318	0-0 K		1-2 1B		0-0 SH3-4 1B		0-0 4-3		0-0 F9	1	0	0	0	0	0	1									
Bill Stoneman, R (1,1) OBP: 0.127, SLG: 0.098	0-3 K		0-0 SH3-4 1B		0-0 SH3-4		0-3 K		0-0 4-3 BB 1B	1	0	0	0	0	1	1									
Larry Jaster, L (6,1) OBP: 0.471, SLG: 0.500	0-3 K		0-0 SH3-4		0-0 SH3-4		0-3 K		0-0 4-3 BB 1B	0	0	0	0	0	0	0									
Bob Bailey, R (6,PH) OBP: 0.325, SLG: 0.445	0-3 K		1-2 1B		0-0 SH3-4		0-3 K		0-0 4-3 BB 1B	2	0	1	0	0	1	0									
Inning Stats	R: 0 E: 0 K: 2 S: 8	H: 1 LOB: 2 BB: 1 P: 12	R: 1 E: 1 K: 2 S: 9	H: 1 LOB: 1 BB: 0 P: 9	R: 0 E: 0 K: 2 S: 8	H: 1 LOB: 2 BB: 1 P: 12	R: 1 E: 0 K: 0 S: 5	H: 2 LOB: 1 BB: 0 P: 5	R: 0 E: 0 K: 3 S: 9	H: 0 LOB: 1 BB: 1 P: 13	R: 0 E: 0 K: 1 S: 5	H: 0 LOB: 0 BB: 0 P: 5	R: 0 E: 0 K: 1 S: 5	H: 0 LOB: 0 BB: 0 P: 5	R: 2 E: 0 K: 1 S: 7	H: 2 LOB: 2 BB: 1 P: 11	R: 1 E: 0 K: 1 S: 7	H: 2 LOB: 2 BB: 1 P: 11	1B: 6 2B: 0 3B: 0 HR: 1	SF: 0 SAC: 1 DP: 0 HBP: 0	WP: 2 PB: 0 SB: 1 CS: 0	PA: 39			
PITCHER	IP	WLS	BF	H	R	ER	SO	BB	IBB	HBP	BLK	WP	HR	S	P	ERA	WHIP								
Don Wilson, R (1,1) ERA: 3.83	9.0	W	39	7	3	2	13	4	0	0	0	2	1	61	77	2.00	1.222								

Houston Astros @ Montreal Expos
Jarry Park, Montreal, QB
Sun Aug 03 1969, 3:33 AM EDT
Unknown

AB 34
R 3
H 7
RBI 2
BB 4
SO 13
LOB 18



Batter	1	2	3	4	5	6	7	8	9	AB	R	H	RBI	BB	SO	LOB	TOP			
Sandy Valdespino, L (1,7) OBP: 0.353, SLG: 0.308 Gary Geiger, L (8,7) OBP: 0.355, SLG: 0.282	0-3 K		0-0 F9			0-0 FC3-6 1B		4-0 L8 2-3 BB		3	0	1	0	1	1	1				
Joe Morgan, L (1,4) OBP: 0.402, SLG: 0.398	0-0 F2			0-3 K		0-0 FC3-6 1-2		0-0 2-3		4	0	0	0	0	1	2				
Jimmy Wynn, R (1,8) OBP: 0.430, SLG: 0.544	0-0 F6			0-0 1-3		0-0 L8		0-0 L8		4	0	0	0	0	0	2				
Curt Blefary, L (1,3) OBP: 0.363, SLG: 0.422		0-0 L8		0-0 3-1		4-0 BB		0-0 F5		3	0	0	0	1	0	1				
Denis Menke, R (1,6) OBP: 0.390, SLG: 0.424		0-0 5-3			0-0 BB 1B		0-0 L8		0-0 F7		4	0	1	0	0	2				
Norm Miller, L (1,9) OBP: 0.372, SLG: 0.375		0-0 4-3			4-0 BB FC3-6		0-0 4-3		0-0 4-3		3	0	0	0	1	0				
Johnny Edwards, L (1,2) OBP: 0.306, SLG: 0.350			0-0 SH3-4 1B		0-0 L8		0-0 1-3		0-0 6-3		4	0	1	0	0	2				
Marty Martinez, S (1,5) OBP: 0.339, SLG: 0.379			0-0 F9		0-0 FC3-6 1-2		0-0 1B				3	0	1	0	0	3				
Larry Dierker, R (1,1) OBP: 0.179, SLG: 0.224			0-0 SH3-4 1-2		0-3 K		0-3 K				2	0	0	0	0	2				
Inning Stats	R: 0 E: 0 K: 1 S: 5	H: 0 LOB: 0 BB: 0 P: 5	R: 0 E: 0 K: 0 S: 3	H: 0 LOB: 0 BB: 0 P: 3	R: 0 E: 0 K: 0 S: 4	H: 1 LOB: 1 BB: 0 P: 4	R: 0 E: 0 K: 1 S: 5	H: 0 LOB: 0 BB: 0 P: 5	R: 0 E: 0 K: 1 S: 6	H: 1 LOB: 2 BB: 1 P: 10	R: 0 E: 0 K: 1 S: 6	H: 1 LOB: 1 BB: 0 P: 6	R: 0 E: 0 K: 0 S: 3	H: 0 LOB: 1 BB: 1 P: 7	R: 0 E: 0 K: 0 S: 3	H: 0 LOB: 0 BB: 0 P: 3	1B: 4 2B: 0 3B: 0 HR: 0	SF: 0 SAC: 1 DP: 0 HBP: 0	WP: 0 PB: 0 SB: 1 CS: 0	PA: 34
PITCHER Howie Reed, R (1,1) ERA: 3.52	IP: 9.0 WLS: W BF: 34 H: 4 R: 0 ER: 0 SO: 4 BB: 3 IBB: 0 HBP: 0 BLK: 0 WP: 0 HR: 0 S: 39 P: 51 ERA: 0.00 WHIP: 0.778															PITCHER				

Houston Astros @ Montreal Expos
Jarry Park, Montreal, QB
Sun Aug 03 1969, 3:38 AM EDT
Att: 24,235 - Unknown

AB	30
R	0
H	4
RBI	0
BB	3
SO	4
LOB	16



Batter	1	2	3	4	5	6	7	8	9	AB	R	H	RBI	BB	SO	LOB	BOTTOM					
Ty Cline, L (1,8) OBP: 0.375, SLG: 0.308	0-0 L4		0-0 L8			0-0 L5-3			0-0 FC3-6 1B		4	0	1	0	0	0						
Gary Sutherland, R (1,4) OBP: 0.279, SLG: 0.292	0-0 F8			0-0 5-3		0-0 6-3			0-0 FC3-6 1B FC6		4	1	0	0	0	1						
Rusty Staub, L (1,9) OBP: 0.399, SLG: 0.481	4-0 S BB			0-0 F2			0-0 SH1-3 1B		0-0 FC6 1B		3	0	2	0	1	0						
Mack Jones, L (1,7) OBP: 0.387, SLG: 0.516	0-3 K			0-0 4-3			0-0 SH1-3		0-0 FC6		3	0	0	1	0	1						
Bob Bailey, R (1,3) OBP: 0.325, SLG: 0.444		0-0 CS 1B			0-0 5-3		0-3 K				3	0	1	0	0	1						
Coco Laboy, R (1,5) OBP: 0.308, SLG: 0.446		0-3 K			0-0 F8		0-0 L7				3	0	0	0	0	1						
Ron Brand, R (1,2) OBP: 0.343, SLG: 0.318			0-0 6-3			0-0 FC5-4 1B			0-0 5-3		3	0	1	0	0	0						
Bobby Wine, R (1,6) OBP: 0.237, SLG: 0.246			0-0 6-3			0-0 FC5-4			0-0 F8		3	0	0	0	0	1						
Howie Reed, R (1,1) OBP: 0.273, SLG: 0.316			0-3 K			0-3 K			0-0 F8		3	0	0	0	0	2						
Inning Stats	R: 0 E: 0 K: 1 S: 5	H: 0 LOB: 1 BB: 1 P: 9	R: 0 E: 0 K: 1 S: 5	H: 1 LOB: 0 BB: 0 P: 5	R: 0 E: 0 K: 1 S: 5	H: 0 LOB: 0 BB: 0 P: 5	R: 0 E: 0 K: 0 S: 3	H: 0 LOB: 0 BB: 0 P: 3	R: 0 E: 0 K: 0 S: 4	H: 1 LOB: 1 BB: 0 P: 4	R: 0 E: 0 K: 1 S: 5	H: 0 LOB: 0 BB: 0 P: 5	R: 0 E: 0 K: 0 S: 6	H: 1 LOB: 1 BB: 0 P: 6	R: 0 E: 0 K: 0 S: 3	H: 0 LOB: 0 BB: 0 P: 3	R: 1 E: 0 K: 0 S: 4	H: 2 LOB: 2 BB: 0 P: 4	1B: 5 2B: 1 3B: 0 HR: 0	SF: 0 SAC: 1 DP: 1 HBP: 0	WP: 0 PB: 0 SB: 1 CS: 1	PA: 31
PITCHER Larry Dierker, R (1,1) ERA: 2.6	IP: 8.1 WLS: L BF: 31 H: 5 R: 1 ER: 1 SO: 5 BB: 1 IBB: 0 HBP: 0 BLK: 0 WP: 0 HR: 0 S: 40 P: 44 ERA: 1.08 WHIP: 0.720															PITCHER						

Houston Astros @ Montreal Expos
Jarry Park, Montreal, QB
Sun Aug 03 1969, 3:38 AM EDT
Att: 24,235 - Unknown

AB	29
R	1
H	5
RBI	1
BB	1
SO	5
LOB	7



Batter	1	2	3	4	5	6	7	8	9	AB	R	H	RBI	BB	SO	LOB	TOP								
Don Kessinger, S OBP: 0.329, SLG: 0.397 (1, 6)	5-3	1-2 1B		5-3		4-3		FC4-6		5	0	1	0	0	0	3									
Glenn Beckert, R OBP: 0.339, SLG: 0.353 (1, 4)	F5	F7				1B 2B		L5		5	0	2	0	0	0	2									
Billy Williams, L OBP: 0.383, SLG: 0.498 (1, 7)	E5					1-3				5	2	2	0	0	0	2									
Ron Santo, R OBP: 0.413, SLG: 0.549 (1, 5)	F8									5	0	3	0	0	1	2									
14 Ernie Banks, R OBP: 0.320, SLG: 0.418 (1, 3)		5-3								5	0	1	1	0	1	3									
Randy Hundley, R OBP: 0.380, SLG: 0.436 (1, 2)		2B								4	2	2	0	0	0	1									
Jim Hickman, R OBP: 0.302, SLG: 0.393 (1, 9)		1B								4	1	2	1	0	1	1									
Don Young, R OBP: 0.346, SLG: 0.371 (1, 8)		K				1-3				4	0	2	0	0	1	2									
Bill Hands, R OBP: 0.079, SLG: 0.033 (1, 1)										3	0	1	1	0	2	2									
Phil Regan, R OBP: 0.235, SLG: 0.143 (7, 1)		1B				K		FC1-6		1	0	0	0	0	0	1									
Inning Stats	R: 0 E: 1 K: 0 S: 4	H: 0 LOB: 1 BB: 0 P: 4	R: 2 E: 0 K: 1 S: 9	H: 4 LOB: 2 BB: 0 P: 9	R: 1 E: 0 K: 0 S: 4	H: 2 LOB: 0 BB: 0 P: 4	R: 0 E: 0 K: 1 S: 6	H: 1 LOB: 1 BB: 0 P: 6	R: 0 E: 0 K: 0 S: 4	H: 2 LOB: 1 BB: 0 P: 4	R: 1 E: 0 K: 1 S: 7	H: 2 LOB: 1 BB: 0 P: 7	R: 1 E: 0 K: 1 S: 7	H: 2 LOB: 1 BB: 0 P: 7	R: 0 E: 0 K: 1 S: 6	H: 1 LOB: 1 BB: 0 P: 6	R: 0 E: 0 K: 1 S: 6	H: 2 LOB: 1 BB: 0 P: 6	1B: 10 2B: 6 3B: 0 HR: 0	SF: 0 SAC: 0 DP: 2 HBP: 0	WP: 1 PB: 0 SB: 1 CS: 0	PA: 41			
PITCHER	IP	WLS	BF	H	R	ER	SO	BB	IBB	HBP	BLK	WP	HR	S	P	ERA	WHIP								
Denny Lemaster, L ERA: 3.4 (1, 1)	5.1	L	26	11	4	4	2	0	0	0	0	0	0	30	30	6.75	2.062								
Doolley Womack, R ERA: 3.31 (6, 1)	0.2		2	0	0	0	1	0	0	0	0	1	0	4	4	0.00	0.000								
Wade Blasingame, L ERA: 6.04 (7, 1)	2.0		9	3	1	1	2	0	0	0	0	0	0	13	13	4.50	1.500								
Skip Guinn, L ERA: 7.2 (9, 1)	1.0		4	2	0	0	1	0	0	0	0	0	0	6	6	0.00	2.000								

Chicago Cubs @ Houston Astros
Astrodome, Houston, TX
Tue Aug 05 1969, 8:05 PM EDT
Att: 26,041 - Dome

AB	41
R	5
H	16
RBI	3
BB	0
SO	6
LOB	19



Batter	1	2	3	4	5	6	7	8	9	AB	R	H	RBI	BB	SO	LOB	BOTTOM								
Sandy Valdespino, L OBP: 0.351, SLG: 0.303 (1, 7)	FC4-6 BB		2B 1B		1-3		5-3		4-3	4	0	1	0	1	0	0									
Joe Morgan, L OBP: 0.400, SLG: 0.401 (1, 4)	FC4-6 PB 1-2		1-3 2B				F9		G3	5	0	2	0	0	0	1									
Jimmy Wynn, R OBP: 0.426, SLG: 0.533 (1, 8)	1-2 BB		F3		K		1B BB		F5	3	0	0	0	2	1	3									
Curt Blefary, L OBP: 0.361, SLG: 0.418 (1, 3)	K		K				F8		1B	4	0	1	0	0	2	4									
Denis Menke, R OBP: 0.387, SLG: 0.424 (1, 6)	F7		L5				1B 1B BB		1-3	3	1	0	0	1	0	6									
Norm Miller, L OBP: 0.367, SLG: 0.382 (1, 9)		4-3			4-3		F7		HR	4	1	1	1	0	0	1									
Doug Rader, R OBP: 0.329, SLG: 0.372 (1, 5)		F3			F8		1B 1-3 1B		4-3	2	0	0	0	0	0	0									
Marty Martinez, S OBP: 0.339, SLG: 0.378 (6, 5)										2	0	1	0	0	0	0									
Johnny Edwards, L OBP: 0.306, SLG: 0.347 (1, 2)							F9		6-3	3	0	1	1	1	0	0									
Denny Lemaster, R OBP: 0.218, SLG: 0.262 (1, 1)										2	0	0	0	0	0	0									
Doolley Womack, L OBP: 0.167, SLG: 0.167 (6, 1)										0	0	0	0	0	0	0									
Julio Garberr, L OBP: 0.300, SLG: 0.290 (6, 1)										1	0	0	0	0	0	2									
Wade Blasingame, L OBP: 0.300, SLG: 0.290 (7, 1)										0	0	0	0	0	0	0									
Gary Geiger, L OBP: 0.300, SLG: 0.277 (6, 1)										1	0	0	0	0	1	0									
Skip Guinn, R OBP: 0.277 (9, 1)										0	0	0	0	0	0	0									
Inning Stats	R: 0 E: 0 K: 1 S: 5	H: 0 LOB: 2 BB: 2 P: 13	R: 0 E: 0 K: 0 S: 3	H: 0 LOB: 1 BB: 1 P: 7	R: 0 E: 0 K: 1 S: 7	H: 2 LOB: 2 BB: 0 P: 7	R: 0 E: 0 K: 0 S: 3	H: 0 LOB: 0 BB: 0 P: 3	R: 0 E: 0 K: 1 S: 6	H: 1 LOB: 1 BB: 0 P: 6	R: 1 E: 0 K: 0 S: 5	H: 2 LOB: 2 BB: 1 P: 9	R: 0 E: 0 K: 0 S: 4	H: 1 LOB: 2 BB: 1 P: 8	R: 1 E: 0 K: 1 S: 6	H: 1 LOB: 0 BB: 0 P: 6	R: 0 E: 0 K: 0 S: 3	H: 0 LOB: 0 BB: 0 P: 3	1B: 4 2B: 2 3B: 0 HR: 1	SF: 0 SAC: 0 DP: 0 HBP: 0	WP: 0 PB: 1 SB: 0 CS: 0	PA: 39			
PITCHER	IP	WLS	BF	H	R	ER	SO	BB	IBB	HBP	BLK	WP	HR	S	P	ERA	WHIP								
Bill Hands, R ERA: 2.61 (1, 1)	6.2	W	31	6	1	1	3	5	0	0	0	0	1	10	10	1.35	1.650								
Phil Regan, R ERA: 2.85 (7, 1)	2.1	S	8	1	1	1	1	0	0	0	0	0	1	10	10	3.86	0.429								

Chicago Cubs @ Houston Astros
Astrodome, Houston, TX
Tue Aug 05 1969, 8:05 PM EDT
Att: 26,041 - Dome

AB	34
R	2
H	7
RBI	2
BB	5
SO	4
LOB	18



Batter	1	2	3	4	5	6	7	8	9	AB	R	H	RBI	BB	SO	LOB	TOP					
Don Kessinger, S (1, 6) OBP: 0.354, SLG: 0.395	F7		4-3		4-3		E8			4	0	1	1	0	0	0	Chicago Cubs @ Houston Astros Astrodome, Houston, TX Wed Aug 06 1969, 8:05 PM EDT Att: 29,449 - Dome					
Glenn Beckert, R (1, 4) OBP: 0.335, SLG: 0.349	K		5-3		L6		F7			4	0	0	0	0	1	2						
Billy Williams, L (1, 7) OBP: 0.380, SLG: 0.493	K		K				F7		K	4	0	0	0	0	3	0						
Ron Santo, R (1, 5) OBP: 0.409, SLG: 0.543		5-3		6-3		K		4-3		4	0	0	0	0	1	0						
14 Ernie Banks, R (1, 3) OBP: 0.321, SLG: 0.419		E 1B		1B SF8		F9		F2		4	2	2	0	0	0	0						
Randy Hundley, R (1, 2) OBP: 0.382, SLG: 0.436	K			1B			FC6-4		5-3	4	0	2	0	0	1	1						
Jim Hickman, R (1, 9) OBP: 0.295, SLG: 0.386	E5		SF8		FC6-4		FC6-4		F8	3	2	0	1	0	0	2						
Jim Qualls, S (1, 8) OBP: 0.284, SLG: 0.371	E5		4-3		L4		L4		5-3	2	0	1	1	0	0	1						
Paul Popovich, S (7, PH) OBP: 0.352, SLG: 0.347	E5									1	0	0	0	0	0	1						
Don Young, R (7, 8) OBP: 0.344, SLG: 0.369	1B									1	0	0	0	0	0	0						
Rich Nye, L (1, 1) OBP: 0.067, SLG: 0.067	K				6-3					2	0	0	0	0	1	1						
Willie Smith, L (7, PH) OBP: 0.360, SLG: 0.484										0	0	0	0	1	0	0						
Nate Oliver, R (7, PR) OBP: 0.209, SLG: 0.317										0	0	1	0	0	0	0						
Dick Selma, R (7, 1) OBP: 0.184, SLG: 0.224										0	0	0	0	0	0	0						
Inning Stats	R: 0 E: 0 K: 2 S: 7	H: 0 LOB: 0 BB: 7	R: 2 E: 2 K: 2 S: 10	H: 2 LOB: 1 BB: 0 P: 10	R: 0 E: 0 K: 1 S: 5	H: 0 LOB: 1 BB: 0 P: 5	R: 1 E: 0 K: 0 S: 5	H: 2 LOB: 1 BB: 0 P: 5	R: 0 E: 0 K: 1 S: 3	H: 0 LOB: 0 BB: 0 P: 3	R: 0 E: 0 K: 1 S: 5	H: 0 LOB: 0 BB: 0 P: 5	R: 2 E: 1 K: 0 S: 5	H: 2 LOB: 2 BB: 1 P: 9	R: 0 E: 0 K: 1 S: 5	H: 0 LOB: 0 BB: 0 P: 5	R: 0 E: 0 K: 0 S: 3	H: 0 LOB: 0 BB: 0 P: 3	1B: 6 2B: 0 3B: 0 HR: 0	SF: 1 SAC: 0 DP: 0 HBP: 0	WP: 0 PB: 0 SB: 2 CS: 0	PA: 35
PITCHER	IP WLS BF H R ER SO BB IBB HBP BLK WP HR S P ERA WHIP																					
Jack Billingham, R (1, 1) ERA: 4.33	7.0 L 29 6 5 2 6 1 0 0 0 0 0 0 40 44 2.57 1.000																					
Fred Gladding, R (8, 1) ERA: 3.06	2.0 6 0 0 0 1 0 0 0 0 0 0 0 8 8 0.00 0.000																					

AB	33
R	5
H	6
RBI	3
BB	1
SO	7
LOB	8



Batter	1	2	3	4	5	6	7	8	9	AB	R	H	RBI	BB	SO	LOB	BOTTOM						
Jesus Alou, R (1, 7) OBP: 0.242, SLG: 0.304	P5		HR		FC4		4-3			4	1	1	3	0	0	0	Chicago Cubs @ Houston Astros Astrodome, Houston, TX Wed Aug 06 1969, 8:05 PM EDT Att: 29,449 - Dome						
Joe Morgan, L (1, 4) OBP: 0.397, SLG: 0.396	F8		K		F9		F8			4	0	0	0	0	1	1							
Jimmy Wynn, R (1, 8) OBP: 0.424, SLG: 0.528	CS				F7		K		K	3	0	0	0	1	2	1							
Denis Menke, R (1, 6) OBP: 0.386, SLG: 0.421	CS		6-3		P3		K		K	3	1	0	0	1	1	0							
Curt Blefary, L (1, 3) OBP: 0.362, SLG: 0.420		6-3		F9		1B				3	0	1	0	1	0	1							
Marty Martinez, S (1, 5) OBP: 0.344, SLG: 0.390		1-3							F8	4	0	2	1	0	0	1							
Norm Miller, L (1, 9) OBP: 0.362, SLG: 0.376			F7		F8		K		F8	4	0	0	0	0	1	3							
Johnny Edwards, L (1, 2) OBP: 0.308, SLG: 0.355				HR		4-3			F8	4	2	2	0	0	0	2							
Jack Billingham, R (1, 1) ERA: 5.02										2	0	0	0	0	2	2							
Sandy Valdespino, L (7, PH) OBP: 0.348, SLG: 0.350										1	0	0	0	0	1	0							
Fred Gladding, L (8, 1) OBP: 0.125, SLG: 0.125										0	0	0	0	0	0	0							
Gary Geiger, R (9, PH) OBP: 0.347, SLG: 0.275										1	0	0	0	0	1	0							
Inning Stats	R: 0 E: 0 K: 0 S: 2	H: 0 LOB: 0 BB: 1 P: 6	R: 0 E: 0 K: 0 S: 3	H: 0 LOB: 0 BB: 0 P: 3	R: 2 E: 0 K: 2 S: 9	H: 2 LOB: 0 BB: 0 P: 9	R: 1 E: 0 K: 0 S: 4	H: 1 LOB: 1 BB: 1 P: 8	R: 1 E: 0 K: 2 S: 9	H: 1 LOB: 1 BB: 0 P: 9	R: 0 E: 0 K: 1 S: 6	H: 1 LOB: 2 BB: 1 P: 10	R: 0 E: 0 K: 1 S: 5	H: 0 LOB: 0 BB: 0 P: 5	R: 0 E: 0 K: 2 S: 8	H: 1 LOB: 1 BB: 0 P: 8		R: 0 E: 0 K: 1 S: 5	H: 0 LOB: 0 BB: 0 P: 5	1B: 2 2B: 2 3B: 1 HR: 1	SF: 0 SAC: 0 DP: 0 HBP: 0	WP: 0 PB: 0 SB: 0 CS: 1	PA: 37
PITCHER	IP WLS BF H R ER SO BB IBB HBP BLK WP HR S P ERA WHIP																						
Rich Nye, L (1, 1) ERA: 5.02	6.0 W 26 5 4 4 5 3 0 0 0 0 0 0 33 45 6.00 1.333																						
Dick Selma, R (7, 1) ERA: 3.2	3.0 S 10 1 0 0 4 0 0 0 0 0 0 0 18 18 0.00 0.333																						

AB	33
R	4
H	6
RBI	4
BB	3
SO	9
LOB	11



Batter	1	2	3	4	5	6	7	8	9	AB	R	H	RBI	BB	SO	LOB	TOP										
Gary Sutherland, R OBP: 0.282, SLG: 0.301	F9			FC1-6					K	5	0	2	1	0	1	1											
Ron Fairly, L OBP: 0.331, SLG: 0.417	1B	G3		CS	F5	4-3			F9	5	0	1	0	0	0	5											
Rusty Staub, L OBP: 0.393, SLG: 0.482	G4-3			F7	3-1				4-3	4	0	1	0	1	0	0											
Mack Jones, L OBP: 0.387, SLG: 0.518	G4-3			WP	BB	BB			K	3	1	1	0	1	1	3											
Bob Bailey, R OBP: 0.329, SLG: 0.436		1B	BB	K	BB	BB			F9	3	1	1	0	1	1	2											
Coco Laboy, R OBP: 0.319, SLG: 0.454	1B	BB			F8				K	3	0	1	1	1	1	3											
Ron Brand, R OBP: 0.349, SLG: 0.323	1B			K					G3	4	0	1	0	0	1	1											
Bobby Wine, R OBP: 0.237, SLG: 0.254	K			F2	4-3				F9	4	0	0	0	0	1	3											
Howie Reed, R Kevin Collins, L Larry Jaster, L Roy Face, R Dan McGinn, L Adolfo Phillips, R Bill Stoneman, R	K			E6					K	2	0	0	0	0	1	3											
Inning Stats	R: 0 E: 0 K: 0 S: 4	H: 2 LOB: 1 BB: 0 P: 4	R: 1 E: 0 K: 2 S: 10	H: 3 LOB: 3 BB: 1 P: 14	R: 1 E: 0 K: 2 S: 9	H: 2 LOB: 1 BB: 0 P: 9	R: 0 E: 1 K: 0 S: 3	H: 0 LOB: 0 BB: 0 P: 3	R: 0 E: 0 K: 0 S: 3	H: 1 LOB: 2 BB: 1 P: 8	R: 0 E: 0 K: 2 S: 7	H: 0 LOB: 1 BB: 1 P: 11	R: 0 E: 0 K: 1 S: 5	H: 0 LOB: 0 BB: 0 P: 5	R: 0 E: 0 K: 1 S: 5	H: 0 LOB: 0 BB: 0 P: 5	1B: 7 2B: 1 3B: 0 HR: 0	SF: 0 SAC: 0 DP: 1 HBP: 0	WP: 1 PB: 0 SB: 0 CS: 1	PA: 40							
PITCHER	IP	WLS	BF	H	R	ER	SO	BB	IBB	HBP	BLK	WP	HR	S	P	ERA	WHIP										
Don Wilson, R ERA: 3.8	5.2	W	28	8	2	2	4	4	0	0	0	1	0	32	48	3.18	2.118										
Wade Blasingame, L ERA: 5.63	6.1	S	11	0	0	0	4	1	0	0	0	0	0	18	22	0.00	0.300										

Montreal Expos @ Houston Astros
Astrodome, Houston, TX
Fri Aug 08 1969, 8:05 PM EDT
Att: 18,641 - Dome - 72 F

AB	34
R	2
H	8
RBI	2
BB	5
SO	8
LOB	21



Batter	1	2	3	4	5	6	7	8	9	AB	R	H	RBI	BB	SO	LOB	BOTTOM										
Sandy Valdespino, L OBP: 0.350, SLG: 0.291	1B				F5				K2-3	3	1	0	0	2	2	2											
Gary Geiger, R OBP: 0.347, SLG: 0.275	BB	K								0	0	0	0	0	0	0											
Joe Morgan, L OBP: 0.400, SLG: 0.398	BB	S			G3					3	2	2	0	1	0	0											
Jimmy Wynn, R OBP: 0.425, SLG: 0.535	1B			S	5-3					3	1	1	1	1	1	3											
Denis Menke, R OBP: 0.385, SLG: 0.418	BB	1B			5-3					3	1	0	0	1	1	4											
Curt Blefary, L OBP: 0.363, SLG: 0.420	BB	BB			HR					3	1	0	2	1	0	3											
Norm Miller, L OBP: 0.361, SLG: 0.375	1B				6-3					4	0	1	2	0	2	1											
Doug Rader, R OBP: 0.328, SLG: 0.371	L1-5									4	0	1	0	0	1	2											
Johnny Edwards, L OBP: 0.307, SLG: 0.352					F7					3	0	0	0	1	0	1											
Don Wilson, R OBP: 0.214, SLG: 0.164					1-3					2	0	0	0	0	0	0											
Wade Blasingame, L ERA: 5.0					6-3					2	0	0	0	0	1	1											
Inning Stats	R: 3 E: 0 K: 1 S: 6	H: 2 LOB: 1 BB: 3 P: 18	R: 0 E: 0 K: 1 S: 5	H: 0 LOB: 0 BB: 0 P: 5	R: 1 E: 0 K: 1 S: 6	H: 1 LOB: 1 BB: 1 P: 10	R: 0 E: 0 K: 0 S: 3	H: 0 LOB: 0 BB: 0 P: 3	R: 1 E: 0 K: 0 S: 4	H: 1 LOB: 0 BB: 0 P: 4	R: 0 E: 0 K: 1 S: 6	H: 1 LOB: 3 BB: 2 P: 14	R: 0 E: 1 K: 3 S: 10	H: 0 LOB: 2 BB: 1 P: 14	1B: 5 2B: 1 3B: 0 HR: 1	SF: 0 SAC: 0 DP: 1 HBP: 0	WP: 0 PB: 0 SB: 2 CS: 0	PA: 37									
PITCHER	IP	WLS	BF	H	R	ER	SO	BB	IBB	HBP	BLK	WP	HR	S	P	ERA	WHIP										
Howie Reed, R ERA: 3.91	5.0	L	22	4	5	5	3	4	0	0	0	0	0	10	18	0.00	3.000										
Larry Jaster, L ERA: 4.35	1.1		8	2	0	0	2	2	0	0	0	0	0	1	1	0.00	0.000										
Roy Face, R ERA: 3.72	0.1		1	0	0	0	0	0	0	0	0	0	0	1	1	0.00	0.000										
Dan McGinn, L ERA: 4.25	0.1		1	0	0	0	0	0	0	0	0	0	0	1	1	0.00	0.000										
Bill Stoneman, R ERA: 5.0	1.0		5	0	0	0	3	1	0	0	0	0	0	10	14	0.00	1.000										

Montreal Expos @ Houston Astros
Astrodome, Houston, TX
Fri Aug 08 1969, 8:05 PM EDT
Att: 18,641 - Dome - 72 F


AB	30
R	5
H	6
RBI	5
BB	7
SO	8
LOB	17



Batter	1	2	3	4	5	6	7	8	9	10	11	AB	R	H	RBI	BB	SO	LOB	TOP			
Gary Sutherland, R OBP: 0.279, SLG: 0.297 (1, 4)	5-3 ①		F7 ③			L6 ①		FC6-4 1B ①		5-3 ②		5	0	0	0	0	0	2				
Ron Fairly, L OBP: 0.339, SLG: 0.436 (8, 3)	K ②			F7 ①		1B 1B ②		1B 1B ②		2B ③		5	2	3	0	0	1	0				
Rusty Staub, L OBP: 0.395, SLG: 0.483 (1, 9)	1B ③			K ②		1B ②		1B ②		K ③		5	0	3	1	0	2	1				
Mack Jones, L OBP: 0.387, SLG: 0.516 (1, 7)	K ③			K ②		1B ②		1B ②				5	0	2	2	0	2	2				
Bob Bailey, R OBP: 0.329, SLG: 0.430 Dick Radatz, R OBP: 0.286, SLG: 0.167 (8, 1)	E6 FC6-4 ①			K ③		G5-4-3 1B ③		1-3 ③			F7 ①	4	0	0	0	0	1	5				
Coco Labov, R OBP: 0.315, SLG: 0.448 (1, 5)	FC6-4 ①										L5-3 ②	5	0	0	0	0	0	2				
Ron Brand, R OBP: 0.342, SLG: 0.316 (1, 2)	G6-4-3 ③			4-3 ②				F7 ②		4-3 ②		4	0	0	0	0	0	1				
Bobby Wine, R OBP: 0.233, SLG: 0.250 (1, 6)			4-3 ①					F9 ③		4-3 ③		4	0	0	0	0	1	0				
Jerry Robertson, S OBP: 0.227, SLG: 0.364 Dan McGinn, L OBP: 0.366, SLG: 0.295 Ty Cline, L OBP: 0.154, SLG: 0.108 Floyd Wicker, L OBP: 0.154, SLG: 0.108 (8, 8)			K ②			2B 1B ②		L6 FC6-4 ①		K ①		1	0	0	0	0	1	0				
Inning Stats	R: 0 E: 0 K: 2 S: 8	H: 1 LOB: 1 BB: 0 P: 8	R: 0 E: 1 K: 0 S: 3	H: 0 LOB: 0 BB: 0 P: 3	R: 0 E: 0 K: 1 S: 5	H: 0 LOB: 0 BB: 0 P: 5	R: 0 E: 0 K: 3 S: 10	H: 0 LOB: 1 BB: 0 P: 10	R: 0 E: 0 K: 0 S: 6	H: 0 LOB: 0 BB: 0 P: 5	R: 1 E: 1 K: 0 S: 6	H: 3 LOB: 2 BB: 0 P: 6	R: 0 E: 0 K: 2 S: 3	H: 0 LOB: 0 BB: 0 P: 3	R: 0 E: 0 K: 2 S: 8	H: 1 LOB: 1 BB: 0 P: 8	R: 0 E: 0 K: 0 S: 3	H: 1 LOB: 0 BB: 0 P: 3	1B: 8 2B: 3 3B: 0 HR: 0	SF: 0 SAC: 0 DP: 3 HBP: 0	WP: 1 PB: 0 SB: 0 CS: 0	PA: 42
PITCHER	IP ERA WLS BF H R ER SO BB IBB HBP BLK WP HR S P ERA WHIP	7.1 2.59 0.1 3 3 0 0 0 0 0 0 0 0 0 0 3 3 0.00 9.000	7.1 2.59 1.1 4 0 0 0 0 0 0 0 0 0 0 0 4 4 0.00 0.000	7.1 2.59 2.0 7 2 0 0 2 0 0 0 0 0 0 0 11 11 0.00 1.000																		

Montreal Expos @ Houston Astros
Astrodome, Houston, TX
Sat Aug 09 1969, 8:05 PM EDT
Att: 34,220 - Dome - 72 F

AB 42
R 3
H 10
RBI 3
BB 0
SO 9
LOB 13



Batter	1	2	3	4	5	6	7	8	9	10	11	AB	R	H	RBI	BB	SO	LOB	BOTTOM			
Sandy Valdespino, L OBP: 0.350, SLG: 0.292 Jesus Alou, R OBP: 0.250, SLG: 0.310 (8, 7)	4-3 ①		E S 1B ②	FC4-2 ②			F7 SH2-4 1B ①		FC5 BB BB ③		HR 1B ①	3	0	1	0	0	0	2				
Joe Morgan, L OBP: 0.400, SLG: 0.405 (1, 4)	K ②		K ③	F8 ③			SH2-4 ①		BB ③		HR ①	4	1	1	2	1	2	3				
Jimmy Wynn, R OBP: 0.425, SLG: 0.531 (1, 8)	BB ③		BB ③				F7 ②		K ②			3	0	0	0	2	1	3				
Denis Menke, R OBP: 0.385, SLG: 0.415 (1, 6)	5-3 ③		K ③				BB ③		FC5 ③			3	0	0	0	2	1	5				
Curt Blefary, L OBP: 0.359, SLG: 0.414 (1, 3)		3-1 ①		F4 ①			F8 ③				F5 ①	5	0	0	0	0	1	3				
Norm Miller, L OBP: 0.384, SLG: 0.376 (1, 9)		1B ②		1B ②			4-3 6-3 WP BB ①		4-3 ②		K ②	4	2	2	0	1	1	0				
Doug Rader, R OBP: 0.327, SLG: 0.369 (1, 5)	F7 ②			1B ②			6-3 ①		F9 ②		K ③	5	1	1	0	0	1	2				
Johnny Edwards, L OBP: 0.306, SLG: 0.349 (1, 2)	F7 ③			1B ②			4-3 ②		K ③		F2 ①	5	0	1	1	0	1	2				
Larry Dierker, R ERA: 3.95 Wade Blasingame, L ERA: 4.22 Fred Gladding, L ERA: 4.22 Gary Geiger, L ERA: 4.41 Jack Billingham, R ERA: 4.41 (8, 1)			K ②	E7 FC4-2 1B ③			1-3 ③		K ①		K ②	3	0	1	1	0	1	0				
Inning Stats	R: 0 E: 0 K: 1 S: 5	H: 0 LOB: 1 BB: 1 P: 9	R: 0 E: 0 K: 0 S: 4	H: 1 LOB: 1 BB: 0 P: 4	R: 0 E: 0 K: 3 S: 10	H: 1 LOB: 2 BB: 1 P: 14	R: 2 E: 1 K: 0 S: 7	H: 4 LOB: 2 BB: 0 P: 7	R: 0 E: 0 K: 1 S: 4	H: 0 LOB: 0 BB: 1 P: 8	R: 0 E: 0 K: 1 S: 5	H: 0 LOB: 0 BB: 0 P: 5	R: 0 E: 0 K: 2 S: 7	H: 0 LOB: 2 BB: 2 P: 15	R: 0 E: 0 K: 2 S: 7	H: 0 LOB: 0 BB: 0 P: 7	R: 2 E: 0 K: 1 S: 6	H: 2 LOB: 0 BB: 0 P: 6	1B: 8 2B: 0 3B: 0 HR: 1	SF: 0 SAC: 1 DP: 0 HBP: 0	WP: 1 PB: 0 SB: 1 CS: 1	PA: 47
PITCHER	IP ERA WLS BF H R ER SO BB IBB HBP BLK WP HR S P ERA WHIP	4.1 3.95 2.2 10 6 1 1 1 1 1 1 0 0 1 0 10 18 4.15 2.077	3.2 L 15 2 2 2 6 2 0 0 0 0 1 25 33 4.91 1.091																			

Montreal Expos @ Houston Astros
Astrodome, Houston, TX
Sat Aug 09 1969, 8:05 PM EDT
Att: 34,220 - Dome - 72 F

AB 39
R 5
H 9
RBI 4
BB 7
SO 11
LOB 20



Batter	1	2	3	4	5	6	7	8	9	AB	R	H	RBI	BB	SO	LOB	TOP					
Gary Sutherland, R (1, 4) OBP: 0.283, SLG: 0.307	0-0 1-3		0-0 5-3		0-0 HR		0-0 FC6-4 1B		0-0 G6-4-3 BB	4	1	2	1	1	0	0	Montreal Expos @ Houston Astros Astrodome, Houston, TX Sun Aug 10 1969, 4:33 AM EDT Att: 21,712 - Dome - 72 F					
Rusty Staub, L (1, 9) OBP: 0.391, SLG: 0.477	0-0 F8		0-0 G3		0-0 F7		0-0 F2		0-0 G6-4-3 1-2	5	0	0	0	0	0	2						
Bob Bailey, R (1, 3) OBP: 0.327, SLG: 0.429	0-0 1B		0-0 F3		4-0 BB BB		0-0 FC6-4 1-2			3	0	1	0	1	0	1						
Coco Laboy, R (1, 5) OBP: 0.315, SLG: 0.445	0-0 F4			0-0 F8	4-0 G6-4-3 BB			0-0 F2		3	0	0	0	1	0	1						
Jose Herrera, R (1, 7) OBP: 0.386, SLG: 0.529		0-0 F7		0-0 WP 1B	0-0 G6-4-3 1-2			0-0 FC5-4 1B		4	0	2	0	0	0	2						
Adolfo Phillips, R (1, 8) OBP: 0.341, SLG: 0.329		0-0 1B		0-0 WP 1B	0-3 K			0-0 FC5-4 1B		4	0	2	0	0	1	1						
John Bateman, R (1, 2) OBP: 0.266, SLG: 0.345		0-0 1B		0-3 K	0-0 1-3			0-0 1B		4	0	2	0	0	1	2						
Bobby Wine, R (1, 6) OBP: 0.234, SLG: 0.247		0-3 K		4-0 IBB	0-3 K			0-3 K		3	0	0	0	1	3	4						
Gary Waslewski, R (1, 1) OBP: 0.087, SLG: 0.091		0-3 K		0-0 1-3				0-0 5-3		2	0	0	0	0	1	5						
Ron Brand, R (7, PH) OBP: 0.341, SLG: 0.314									0-0 L6-3	1	0	0	0	0	0	0						
Larry Jaster, L (7, 1) OBP: 0.444, SLG: 0.471										0	0	0	0	0	0	0						
Ty Cline, L (9, PH) OBP: 0.363, SLG: 0.292										1	0	0	0	0	0	0						
Inning Stats	R: 0 E: 0 K: 0 S: 4	H: 1 LOB: 1 BB: 0 P: 4	R: 0 E: 0 K: 2 S: 9	H: 2 LOB: 2 BB: 0 P: 9	R: 0 E: 0 K: 1 S: 3	H: 0 LOB: 0 BB: 0 P: 3	R: 0 E: 0 K: 1 S: 7	H: 2 LOB: 3 BB: 1 P: 11	R: 1 E: 0 K: 0 S: 3	H: 1 LOB: 1 BB: 2 P: 11	R: 0 E: 0 K: 2 S: 7	H: 0 LOB: 0 BB: 0 P: 7	R: 0 E: 0 K: 1 S: 4	H: 1 LOB: 2 BB: 0 P: 4	R: 0 E: 0 K: 1 S: 7	H: 2 LOB: 2 BB: 1 P: 7	R: 0 E: 0 K: 0 S: 2	H: 0 LOB: 0 BB: 1 P: 6	1B: 8 2B: 0 3B: 0 HR: 1	SF: 0 SAC: 0 DP: 2 HBP: 0	WP: 1 PB: 0 SB: 0 CS: 0	PA: 38
PITCHER Denny Lemaster, L (1, 1) ERA: 3.28	IP: 9.0 WLS: W BF: 38 H: 9 R: 1 ER: 1 SO: 6 BB: 3 IBB: 1 HBP: 0 BLK: 0 WP: 1 HR: 1 S: 46 P: 62 ERA: 1.00 WHIP: 1.333															PITCHER	IP: 9.0 WLS: W BF: 38 H: 9 R: 1 ER: 1 SO: 6 BB: 3 IBB: 1 HBP: 0 BLK: 0 WP: 1 HR: 1 S: 46 P: 62 ERA: 1.00 WHIP: 1.333					

AB	34
R	1
H	9
RBI	1
BB	4
SO	6
LOB	18




Batter	1	2	3	4	5	6	7	8	9	AB	R	H	RBI	BB	SO	LOB	BOTTOM			
Jesus Alou, R (1, 7) OBP: 0.254, SLG: 0.313	0-0 BB 1B	0-0 F8			0-0 FC3-6 BB 1B		0-0 SH5-3 1B			4	1	2	0	0	0	1	Montreal Expos @ Houston Astros Astrodome, Houston, TX Sun Aug 10 1969, 4:33 AM EDT Att: 21,712 - Dome - 72 F			
Joe Morgan, L (1, 4) OBP: 0.402, SLG: 0.404	4-0 1B FC6-4 BB		0-0 4-3		4-0 1B BB		0-0 SH5-3			1	1	0	0	2	0	0				
Jimmy Wynn, R (1, 8) OBP: 0.425, SLG: 0.529	0-0 F6		0-0 5-3		0-0 1-3 2-H 1B		4-0 G6-4-3 IBB			3	0	1	0	1	0	2				
Norm Miller, L (1, 9) OBP: 0.363, SLG: 0.375	0-0 FC6-4 1-3 2-H 1B		0-3 K		0-0 F6		0-0 G6-4-3 1-2			4	0	1	1	0	1	5				
Denis Menke, R (1, 6) OBP: 0.384, SLG: 0.418	0-0 FC6-4 1-2 3-H BB			0-0 SF7 3B		0-3 K		0-0 F8		4	1	1	1	0	1	1				
Curt Blefary, L (1, 3) OBP: 0.390, SLG: 0.415	4-0 1-2 BB			0-0 SF7		0-0 1B		0-0 L4		2	0	1	1	1	0	0				
Doug Rader, R (1, 5) OBP: 0.326, SLG: 0.368	0-3 K			0-0 3-H 0-3 K		0-0 1B		0-0 F7		4	0	1	0	0	2	2				
Johnny Edwards, L (1, 2) OBP: 0.304, SLG: 0.346		0-0 F3		0-0 4-3		0-0 1B		0-0 G6-4-3 1-2		3	0	0	0	0	0	2				
Denny Lemaster, R (1, 1) OBP: 0.239, SLG: 0.258		0-0 1-3			4-0 FC3-6 BB		4-0 SH5-3 1B BB			1	0	0	0	2	0	0				
Inning Stats	R: 2 E: 0 K: 1 S: 7	H: 2 LOB: 2 BB: 2 P: 15	R: 0 E: 0 K: 0 S: 3	H: 0 LOB: 0 BB: 0 P: 3	R: 0 E: 0 K: 1 S: 5	H: 0 LOB: 0 BB: 0 P: 5	R: 1 E: 0 K: 1 S: 6	H: 1 LOB: 0 BB: 0 P: 6	R: 0 E: 0 K: 0 S: 3	H: 1 LOB: 2 BB: 2 P: 11	R: 0 E: 0 K: 1 S: 6	H: 2 LOB: 1 BB: 0 P: 6	R: 0 E: 0 K: 0 S: 3	H: 1 LOB: 2 BB: 2 P: 11	R: 0 E: 0 K: 0 S: 3	H: 0 LOB: 0 BB: 0 P: 3		1B: 6 2B: 0 3B: 1 HR: 0	SF: 1 SAC: 1 DP: 2 HBP: 0	WP: 0 PB: 0 SB: 0 CS: 0
PITCHER Gary Waslewski, R (1, 1) ERA: 2.99	IP: 6.0 WLS: L BF: 26 H: 6 R: 3 ER: 3 SO: 4 BB: 3 IBB: 0 HBP: 0 BLK: 0 WP: 0 HR: 0 S: 30 P: 46 ERA: 4.50 WHIP: 1.667															PITCHER	IP: 6.0 WLS: L BF: 26 H: 6 R: 3 ER: 3 SO: 4 BB: 3 IBB: 0 HBP: 0 BLK: 0 WP: 0 HR: 0 S: 30 P: 46 ERA: 4.50 WHIP: 1.667			
PITCHER Larry Jaster, L (7, 1) ERA: 4.22	IP: 2.0 WLS: 8 BF: 8 H: 1 R: 0 ER: 0 SO: 0 BB: 1 IBB: 1 HBP: 0 BLK: 0 WP: 0 HR: 0 S: 6 P: 14 ERA: 0.00 WHIP: 1.000															PITCHER	IP: 2.0 WLS: 8 BF: 8 H: 1 R: 0 ER: 0 SO: 0 BB: 1 IBB: 1 HBP: 0 BLK: 0 WP: 0 HR: 0 S: 6 P: 14 ERA: 0.00 WHIP: 1.000			


AB	26
R	3
H	7
RBI	3
BB	6
SO	4
LOB	13



Batter	1	2	3	4	5	6	7	8	9	AB	R	H	RBI	BB	SO	LOB	TOP			
Tommie Agee, R OBP: 0.334, SLG: 0.500 (1, 8)										4	0	0	0	0	2	0	New York Mets @ Houston Astros Astrodome, Houston, TX Mon Aug 11 1969, 8:05 PM EDT Att: 21,798 - Unknown			
Bobby Pfeil, R OBP: 0.250, SLG: 0.270 (1, 5)										4	0	0	0	0	4	0				
Cleon Jones, R OBP: 0.434, SLG: 0.519 (1, 7)										3	0	1	0	1	0	0				
Art Shamsky, L OBP: 0.424, SLG: 0.540 Al Weis, S OBP: 0.266, SLG: 0.310 (9, PR)										3	0	1	0	1	0	1				
Wayne Garrett, L OBP: 0.312, SLG: 0.294 (1, 4)										4	0	0	0	0	2	3				
Ed Kranepool, L OBP: 0.306, SLG: 0.369 (1, 3)										3	0	2	0	1	0	2				
J.C. Martin, L OBP: 0.289, SLG: 0.340 (1, 2)										4	0	1	0	0	0	3				
Bud Harrelson, S OBP: 0.330, SLG: 0.280 (1, 6)										2	0	0	0	1	0	1				
Jim McAndrew, R OBP: 0.350, SLG: 0.294 Rod Gaspar, S OBP: 0.300, SLG: 0.274 Ron Taylor, R (7, 1)										2	0	0	0	0	1	3				
Inning Stats	R: 0 E: 0 K: 2 S: 7	H: 0 LOB: 0 BB: 0 P: 7	R: 0 E: 0 K: 2 S: 8	H: 1 LOB: 3 BB: 2 P: 16	R: 0 E: 0 K: 1 S: 6	H: 1 LOB: 1 BB: 0 P: 6	R: 0 E: 0 K: 0 S: 4	H: 1 LOB: 1 BB: 0 P: 4	R: 0 E: 0 K: 1 S: 5	H: 0 LOB: 0 BB: 0 P: 5	R: 0 E: 0 K: 1 S: 5	H: 1 LOB: 1 BB: 1 P: 9	R: 0 E: 0 K: 0 S: 3	H: 0 LOB: 0 BB: 0 P: 3	R: 0 E: 0 K: 2 S: 7	H: 1 LOB: 2 BB: 1 P: 7		1B: 5 2B: 0 3B: 0 HR: 0	SF: 0 SAC: 0 DP: 2 HBP: 0	WP: 0 PB: 0 SB: 0 CS: 0
PITCHER	IP WLS BF H R ER SO BB IBB HBP BLK WP HR S P ERA WHIP																			
Tom Griffin, R ERA: 3.59 Fred Gladding, R ERA: 2.93	(1, 1)	8.0 W 30 4 0 0 9 3 0 0 0 0 0 0 0 45 57 0.00 0.875	(9, 1)	1.0 S 4 1 0 0 0 1 0 0 0 0 0 0 0 3 7 0.00 2.000																

Batter	1	2	3	4	5	6	7	8	9	AB	R	H	RBI	BB	SO	LOB	BOTTOM			
Jesus Alou, R OBP: 0.253, SLG: 0.310 (1, 7)										5	0	1	0	0	1	5	New York Mets @ Houston Astros Astrodome, Houston, TX Mon Aug 11 1969, 8:05 PM EDT Att: 21,798 - Unknown			
Joe Morgan, L OBP: 0.398, SLG: 0.399 (1, 4)										4	0	0	0	0	0	1				
Jimmy Wynn, R OBP: 0.426, SLG: 0.529 (1, 8)										4	1	2	0	0	0	1				
Norm Miller, L OBP: 0.362, SLG: 0.371 (1, 9)										3	1	0	0	1	0	2				
Denis Menke, R OBP: 0.387, SLG: 0.421 (1, 6)										4	1	3	0	0	0	2				
Curt Blefary, L OBP: 0.396, SLG: 0.420 (1, 3)										2	0	2	2	2	0	0				
Johnny Edwards, L OBP: 0.303, SLG: 0.344 (1, 2)										3	0	0	0	1	1	6				
Doug Rader, R OBP: 0.325, SLG: 0.367 (1, 5)										4	0	1	1	0	0	3				
Tom Griffin, R OBP: 0.260, SLG: 0.318 Fred Gladding, L OBP: 0.125, SLG: 0.125 (9, 1)										4	0	0	0	0	4	5				
Inning Stats	R: 0 E: 0 K: 0 S: 4	H: 1 LOB: 1 BB: 0 P: 4	R: 1 E: 0 K: 1 S: 7	H: 2 LOB: 1 BB: 1 P: 11	R: 0 E: 0 K: 0 S: 5	H: 2 LOB: 3 BB: 1 P: 9	R: 0 E: 0 K: 2 S: 7	H: 0 LOB: 0 BB: 0 P: 7	R: 2 E: 0 K: 1 S: 7	H: 2 LOB: 1 BB: 1 P: 11	R: 0 E: 0 K: 1 S: 5	H: 0 LOB: 0 BB: 0 P: 5	R: 0 E: 0 K: 0 S: 3	H: 0 LOB: 0 BB: 0 P: 3	R: 0 E: 0 K: 1 S: 7	H: 2 LOB: 3 BB: 1 P: 11		1B: 8 2B: 1 3B: 0 HR: 0	SF: 0 SAC: 0 DP: 0 HBP: 0	WP: 1 PB: 0 SB: 0 CS: 0
PITCHER	IP WLS BF H R ER SO BB IBB HBP BLK WP HR S P ERA WHIP																			
Jim McAndrew, R ERA: 4.82 Ron Taylor, R ERA: 2.91	(1, 1)	6.0 L 28 7 3 3 5 3 0 0 0 0 0 0 0 35 47 4.50 1.667	(7, 1)	2.0 9 2 0 0 1 0 1 0 0 0 0 0 10 14 0.00 1.000																

Batter	1	2	3	4	5	6	7	8	9	AB	R	H	RBI	BB	SO	LOB	TOP				
Tommie Agee, R OBP: 0.337, SLG: 0.500 (1,8)	5-3			E9		5-3				4	0	2	4	1	0	0	<p>New York Mets @ Houston Astros Astrodome, Houston, TX Tue Aug 12 1969, 8:05 PM EDT Att: 22,283 - Unknown</p> <p>livebaseballscores.com</p> <p>AB 37 R 7 H 11 RBI 7 BB 5 SO 9 LOB 25</p> 				
Ken Boswell, L OBP: 0.294, SLG: 0.330 (1,4)	K		F8	4-3			4-3	3-1		5	0	0	0	0	1	4					
Cleon Jones, R OBP: 0.435, SLG: 0.517 (1,7)	4-3			1B HR					6-3	3	1	1	0	2	0	0					
Art Shamsky, L OBP: 0.424, SLG: 0.533 (9, PR)		K		1B HR		F7				4	1	1	0	1	1	2					
Tom Seaver, R OBP: 0.227, SLG: 0.155 (9, PR)				1B HR			3			0	0	0	0	0	0	0					
Wayne Garrett, L OBP: 0.317, SLG: 0.301 (1,5)		4-3		F2						4	1	2	0	0	1	3					
Ed Kranevool, L OBP: 0.310, SLG: 0.380 (1,3)		4-3								4	2	2	3	1	1	3					
Jerry Grote, R OBP: 0.288, SLG: 0.328 (8, PR)										4	1	2	0	0	1	3					
Al Weis, S OBP: 0.266, SLG: 0.310 (8, 6)	1-3			E 1B						0	0	0	0	0	0	0					
Rod Gaspar, S OBP: 0.299, SLG: 0.272 (9, PH)				E 1B						1	0	0	0	0	0	2					
Bud Harrelson, S OBP: 0.330, SLG: 0.280 (8, PH)										3	1	1	0	0	0	0					
Ron Swoboda, R OBP: 0.327, SLG: 0.340 (8, 2)			4-3	E5		6-3				1	0	0	0	0	1	3					
Duffy Dyer, R OBP: 0.375, SLG: 0.714 (8, 2)				1B E						0	0	0	0	0	0	0					
Jerry Koosman, R OBP: 0.018, SLG: 0.018 (7, 1)										3	0	0	0	0	3	2					
Ron Taylor, R OBP: 0.289, SLG: 0.400 (8, PH)			K							0	0	0	0	0	0	0					
Donn Clendenon, R OBP: 0.289, SLG: 0.400 (8, 1)										1	0	0	0	0	0	3					
Tug McGraw, R OBP: 0.150, SLG: 0.158 (8, 1)										0	0	0	0	0	0	0					
Inning Stats	R: 0 E: 0 K: 1 S: 5	H: 0 LOB: 0 BB: 0 P: 5	R: 0 E: 0 K: 1 S: 6	H: 1 LOB: 1 BB: 0 P: 6	R: 0 E: 0 K: 1 S: 5	H: 0 LOB: 1 BB: 1 P: 9	R: 5 E: 2 K: 1 S: 10	H: 5 LOB: 1 BB: 1 P: 14	R: 0 E: 0 K: 2 S: 7	H: 0 LOB: 0 BB: 0 P: 5	R: 0 E: 0 K: 0 S: 3	H: 1 LOB: 0 BB: 0 P: 3	R: 2 E: 0 K: 1 S: 8	H: 3 LOB: 2 BB: 1 P: 12	R: 0 E: 0 K: 1 S: 6	H: 1 LOB: 2 BB: 1 P: 10		1B: 9 2B: 2 3B: 0 HR: 1	SF: 0 SAC: 0 DP: 1 HBP: 1	WP: 0 PB: 0 SB: 0 CS: 0	PA: 43
PITCHER	IP WLS BF H R ER SO BB IBB HBP BLK WP HR S P ERA WHIP																				
Don Wilson, R ERA: 3.86 (1, 1)	7.0 W 32 8 6 4 7 3 0 1 0 0 1 42 55 5.14 1.571																				
Fred Gladding, R ERA: 2.98 (8, 1)	2.0 S 11 3 1 1 2 2 0 0 0 0 0 13 21 4.50 2.500																				

Batter	1	2	3	4	5	6	7	8	9	AB	R	H	RBI	BB	SO	LOB	BOTTOM				
Jesus Alou, R OBP: 0.256, SLG: 0.313 (1,9)	FC6-4 E 1B		F8		5-3					4	1	2	0	0	0	0	<p>New York Mets @ Houston Astros Astrodome, Houston, TX Tue Aug 12 1969, 8:05 PM EDT Att: 22,283 - Unknown</p> <p>livebaseballscores.com</p> <p>AB 32 R 8 H 9 RBI 6 BB 3 SO 4 LOB 10</p> 				
Joe Morgan, L OBP: 0.397, SLG: 0.403 (1,4)	K		F8							4	1	1	0	0	2	1					
Jimmy Wynn, R OBP: 0.429, SLG: 0.528 (1,8)	E5									2	2	1	0	2	0	1					
Denis Menke, R OBP: 0.388, SLG: 0.421 (1,6)	FC6-4		L7							3	0	1	0	1	0	3					
Doug Rader, R OBP: 0.327, SLG: 0.374 (1,5)										3	2	2	2	0	0	1					
Marty Martinez, S OBP: 0.343, SLG: 0.389 (1,7)										3	1	1	0	0	0	3					
Norm Miller, L OBP: 0.361, SLG: 0.370 (7, 9)	F3									1	0	0	0	0	0	1					
Curt Bielefy, L OBP: 0.365, SLG: 0.426 (1,3)										4	1	1	4	0	0	0					
Don Bryant, R OBP: 0.259, SLG: 0.278 (1,2)										3	0	0	0	0	0	0					
Johnny Edwards, L OBP: 0.302, SLG: 0.343 (7, 2)	F9									1	0	0	0	0	0	0					
Don Wilson, R OBP: 0.205, SLG: 0.156 (1,1)										3	0	0	0	0	2	0					
Fred Gladding, L OBP: 0.111, SLG: 0.111 (8, 1)	K									1	0	0	0	0	0	0					
Inning Stats	R: 1 E: 1 K: 1 S: 8	H: 2 LOB: 2 BB: 0 P: 8	R: 0 E: 0 K: 1 S: 5	H: 0 LOB: 0 BB: 0 P: 5	R: 0 E: 0 K: 0 S: 3	H: 0 LOB: 1 BB: 1 P: 7	R: 1 E: 0 K: 0 S: 4	H: 1 LOB: 0 BB: 0 P: 4	R: 0 E: 0 K: 1 S: 5	H: 0 LOB: 0 BB: 0 P: 5	R: 4 E: 1 K: 1 S: 8	H: 3 LOB: 1 BB: 1 P: 12	R: 2 E: 0 K: 0 S: 5	H: 3 LOB: 1 BB: 1 P: 9	R: 0 E: 0 K: 0 S: 3	H: 0 LOB: 0 BB: 0 P: 3		1B: 6 2B: 0 3B: 2 HR: 1	SF: 1 SAC: 0 DP: 0 HBP: 0	WP: 0 PB: 0 SB: 1 CS: 1	PA: 36
PITCHER	IP WLS BF H R ER SO BB IBB HBP BLK WP HR S P ERA WHIP																				
Jerry Koosman, L ERA: 2.24 (1, 1)	6.1 L 29 8 7 6 4 2 0 0 0 0 0 35 43 8.53 1.579																				
Ron Taylor, R ERA: 3.03 (7, 1)	0.2 4 1 1 1 0 1 0 0 0 0 0 3 7 13.50 3.000																				
Tug McGraw, L ERA: 2.92 (8, 1)	1.0 3 0 0 0 0 0 0 0 0 0 0 3 3 0.00 0.000																				

Batter	1	2	3	4	5	6	7	8	9	AB	R	H	RBI	BB	SO	LOB	TOP					
Tommie Agee, R OBP: 0.336, SLG: 0.505	F9	K			HR			4-3		4	1	1	1	0	1	2						
Ken Boswell, L OBP: 0.290, SLG: 0.325	K		3-1		L4			4-3		4	0	0	0	0	1	0						
Cleon Jones, R OBP: 0.434, SLG: 0.513	BB		F9		F9			P4		3	0	0	0	1	0	0						
Art Shamsky, L OBP: 0.416, SLG: 0.522	F5		G3		L9			3-1		4	0	0	0	0	0	1						
Wayne Garrett, L OBP: 0.313, SLG: 0.297		3-1		K		K		G3		4	0	0	0	0	2	0						
Ed Kranepool, L OBP: 0.313, SLG: 0.389		1B 3B		1B	1B	P6		P4		4	1	2	0	0	0	0						
Jerry Grote, R OBP: 0.289, SLG: 0.328		K		G4-3 1B		4-3				3	0	1	0	0	1	1						
Bud Harrelson, S OBP: 0.330, SLG: 0.278		1B BB		G4-3		1-3				2	0	0	0	1	0	2						
Gary Gentry, R OBP: 0.154, SLG: 0.140 Bobby Phil, R OBP: 0.298, SLG: 0.276 Cal Koonce, R OBP: 0.288, SLG: 0.288 Jack Dilauro, S OBP: 0.263, SLG: 0.239 Ron Swoboda, R OBP: 0.200, SLG: 0.273 Don Cardwell, R OBP: 0.200, SLG: 0.273		1-2 3H 1B		K		K				0	0	0	0	0	0	0						
Inning Stats	R: 0 E: 0 K: 1 S: 5	H: 0 LOB: 1 BB: 1 P: 9	R: 1 E: 0 K: 2 S: 9	H: 2 LOB: 2 BB: 1 P: 13	R: 0 E: 0 K: 0 S: 3	H: 0 LOB: 0 BB: 0 P: 3	R: 0 E: 0 K: 1 S: 6	H: 2 LOB: 1 BB: 0 P: 6	R: 1 E: 0 K: 1 S: 6	H: 1 LOB: 0 BB: 0 P: 6	R: 0 E: 0 K: 1 S: 5	H: 0 LOB: 0 BB: 0 P: 5	R: 0 E: 0 K: 1 S: 5	H: 0 LOB: 0 BB: 0 P: 5	R: 0 E: 0 K: 0 S: 3	H: 0 LOB: 0 BB: 0 P: 3	R: 0 E: 0 K: 0 S: 3	H: 0 LOB: 0 BB: 0 P: 3	1B: 3 2B: 0 3B: 1 HR: 1	SF: 0 SAC: 0 DP: 1 HBP: 0	WP: 0 PB: 0 SB: 0 CS: 0	PA: 33
PITCHER Larry Dierker, R ERA: 2.57	IP: 9.0 WLS: W BF: 33 H: 5 R: 2 ER: 2 SO: 7 BB: 2 IBB: 0 HBP: 0 BLK: 0 WP: 0 HR: 1 S: 45 P: 53 ERA: 2.00 WHIP: 0.778																					

New York Mets @ Houston Astros
Astrodome, Houston, TX
Wed Aug 13 1969, 8:05 PM EDT
Att: 30,590 - Unknown

AB 31
R 2
H 5
RBI 2
BB 2
SO 7
LOB 6



Batter	1	2	3	4	5	6	7	8	9	AB	R	H	RBI	BB	SO	LOB	BOTTOM					
Jesus Alou, R OBP: 0.256, SLG: 0.312	P6		BB BB 1B	3-1		4-3				4	1	1	0	0	0	0						
Joe Morgan, L OBP: 0.399, SLG: 0.402			BB BB 1B	4-3						1	2	0	0	1	0	0						
Julio Gotay, R OBP: 0.312, SLG: 0.296	FC4-6 HR HBP		BB BB 1B	4-3		1B				1	0	1	0	0	0	0						
Jimmy Wynn, R OBP: 0.431, SLG: 0.528			BB BB 1B	K		1-3				0	1	0	0	2	0	0						
Gary Geiger, L OBP: 0.340, SLG: 0.268	FC4-6 BB		1B 2B BB			1-3				2	0	0	0	0	1	1						
Norm Miller, L OBP: 0.362, SLG: 0.369	FC4-6 HR		1B 2B BB		1-3 BB 1B			P6		3	2	1	1	1	0	2						
Denis Menke, R OBP: 0.391, SLG: 0.430	1-H 3-H HR		1-2 2-3 3-H 1B		1-2 BB			K		3	2	2	4	1	1	0						
Curt Blefary, L OBP: 0.364, SLG: 0.427	K		FC6-5 1H 2H 3H 2B		K			L4		4	0	1	3	0	2	2						
Johnny Edwards, L OBP: 0.299, SLG: 0.339		4-3	F2		1-3			4-3		4	0	0	0	0	0	3						
Doug Rader, R OBP: 0.325, SLG: 0.372		6-3	FC6-5		6-3			K		2	0	0	0	0	0	1						
Marty Martinez, S OBP: 0.338, SLG: 0.383			2-3					K		2	0	0	0	0	1	2						
Larry Dierker, R OBP: 0.176, SLG: 0.217		5-3	6-3			F8		K		4	0	0	0	0	1	1						
Inning Stats	R: 3 E: 0 K: 1 S: 6	H: 1 LOB: 0 BB: 1 P: 11	R: 0 E: 0 K: 0 S: 3	H: 0 LOB: 0 BB: 0 P: 3	R: 5 E: 0 K: 0 S: 6	H: 3 LOB: 1 BB: 3 P: 18	R: 0 E: 0 K: 1 S: 5	H: 0 LOB: 0 BB: 0 P: 5	R: 0 E: 0 K: 1 S: 6	H: 1 LOB: 2 BB: 1 P: 10	R: 0 E: 0 K: 0 S: 4	H: 1 LOB: 1 BB: 0 P: 4	R: 0 E: 0 K: 1 S: 5	H: 0 LOB: 0 BB: 0 P: 5	R: 0 E: 0 K: 2 S: 7	H: 0 LOB: 0 BB: 0 P: 7	R: 0 E: 0 K: 0 S: 7	H: 0 LOB: 0 BB: 0 P: 7	1B: 4 2B: 1 3B: 0 HR: 1	SF: 0 SAC: 0 DP: 0 HBP: 1	WP: 0 PB: 0 SB: 1 CS: 0	PA: 36
PITCHER Gary Gentry, R ERA: 3.81 Cal Koonce, R ERA: 5.12 Jack Dilauro, L ERA: 2.63 Don Cardwell, R ERA: 3.67	IP: 1.0 WLS: L BF: 7 H: 1 R: 3 ER: 3 SO: 1 BB: 1 IBB: 0 HBP: 0 BLK: 0 WP: 0 HR: 0 S: 4 P: 11 ERA: 27.00 WHIP: 2.000																					

New York Mets @ Houston Astros
Astrodome, Houston, TX
Wed Aug 13 1969, 8:05 PM EDT
Att: 30,590 - Unknown

AB 30
R 8
H 6
RBI 8
BB 5
SO 6
LOB 12



Batter	1	2	3	4	5	6	7	8	9	AB	R	H	RBI	BB	SO	LOB	TOP			
Jesus Alou, R OBP: 0.253, SLG: 0.308 (1, 9)										4	0	0	0	0	0	3	Houston Astros @ Philadelphia Phillies Connie Mack Stadium, Philadelphia, PA Fri Aug 15 1969, 7:05 PM EDT Att: 6,183 - Unknown			
Joe Morgan, L OBP: 0.395, SLG: 0.398 (1, 4)										4	0	0	0	0	1	1				
Jimmy Wynn, R OBP: 0.432, SLG: 0.526 (1, 8)										2	0	0	0	0	2	0				
Denis Menke, R OBP: 0.388, SLG: 0.426 (1, 6)										4	0	0	0	0	2	2				
Doug Rader, R OBP: 0.327, SLG: 0.372 (1, 5)										3	0	1	0	1	0	0				
Curt Blefary, L OBP: 0.395, SLG: 0.426 (1, 3)										3	0	1	0	1	0	2				
Cesar Geronimo, L (9, PR) OBP: 0.250, SLG: 0.375 (9, PR)										0	0	0	0	0	0	0				
Marty Martinez, S OBP: 0.343, SLG: 0.386 (1, 7)										4	0	2	0	0	0	3				
Gary Geiger, L (9, PR) OBP: 0.340, SLG: 0.268 (9, PR)										0	0	0	0	0	0	0				
Johnny Edwards, L OBP: 0.300, SLG: 0.339 (1, 2)										3	0	1	0	0	1	4				
Denny Lemaster, R OBP: 0.246, SLG: 0.254 (1, 1)										1	0	0	0	1	0	2				
Julio Gotay, R OBP: 0.308, SLG: 0.292 (7, PH)										1	0	0	0	0	0	2				
Jack Billingham, R (7, 1)										0	0	0	0	0	0	0				
Inning Stats	R: 0 E: 0 K: 1 S: 5	H: 0 LOB: 1 BB: 0 P: 6	R: 0 E: 0 K: 0 S: 5	H: 2 LOB: 2 BB: 0 P: 5	R: 0 E: 0 K: 1 S: 5	H: 0 LOB: 0 BB: 0 P: 5	R: 0 E: 1 K: 1 S: 6	H: 0 LOB: 2 BB: 1 P: 10	R: 0 E: 0 K: 0 S: 2	H: 0 LOB: 0 BB: 0 P: 3	R: 0 E: 0 K: 0 S: 4	H: 1 LOB: 2 BB: 1 P: 8	R: 0 E: 0 K: 1 S: 5	H: 0 LOB: 0 BB: 0 P: 5	R: 0 E: 0 K: 0 S: 4	H: 2 LOB: 2 BB: 0 P: 4	1B: 5 2B: 0 3B: 0 HR: 0	SF: 0 SAC: 1 DP: 3 HBP: 2	WP: 1 PB: 0 SB: 0 CS: 0	PA: 35
PITCHER Grant Jackson, L ERA: 3.44 (1, 1)	IP: 9.0 WLS: W BF: 35 H: 5 R: 0 ER: 0 SO: 4 BB: 3 IBB: 0 HBP: 2 BLK: 0 WP: 1 HR: 0 S: 38 P: 52 ERA: 0.00 WHIP: 0.889															PITCHER				

Batter	1	2	3	4	5	6	7	8	9	AB	R	H	RBI	BB	SO	LOB	BOTTOM			
Tony Taylor, R OBP: 0.317, SLG: 0.345 (1, 5)										4	0	2	0	0	0	3	Houston Astros @ Philadelphia Phillies Connie Mack Stadium, Philadelphia, PA Fri Aug 15 1969, 7:05 PM EDT Att: 6,183 - Unknown			
Cookie Rojas, R OBP: 0.278, SLG: 0.304 (1, 4)										4	0	1	0	0	0	1				
Johnny Callison, L (1, 9)										4	0	0	0	0	1	2				
Dick Allen, R OBP: 0.389, SLG: 0.650 (1, 3)										4	0	1	0	0	1	2				
Deron Johnson, R OBP: 0.339, SLG: 0.453 (1, 7)										3	0	1	0	1	0	3				
Ron Stone, L (9, 7)										0	0	0	0	0	0	0				
Larry Hisle, R OBP: 0.334, SLG: 0.472 (1, 8)										2	1	1	1	1	0	1				
Dave Watkins, R OBP: 0.257, SLG: 0.217 (1, 2)										2	0	0	0	1	1	3				
Don Money, R OBP: 0.296, SLG: 0.330 (1, 6)										2	0	0	0	1	0	2				
Grant Jackson, S (1, 1)										3	0	0	0	0	0	4				
Inning Stats	R: 0 E: 0 K: 1 S: 5	H: 1 LOB: 0 BB: 0 P: 5	R: 1 E: 0 K: 0 S: 3	H: 2 LOB: 0 BB: 1 P: 7	R: 0 E: 0 K: 0 S: 3	H: 0 LOB: 0 BB: 0 P: 3	R: 0 E: 0 K: 0 S: 3	H: 0 LOB: 0 BB: 0 P: 3	R: 0 E: 1 K: 1 S: 6	H: 0 LOB: 3 BB: 2 P: 14	R: 0 E: 0 K: 0 S: 3	H: 0 LOB: 0 BB: 0 P: 3	R: 0 E: 0 K: 1 S: 4	H: 1 LOB: 2 BB: 1 P: 8	R: 0 E: 0 K: 1 S: 7	H: 2 LOB: 2 BB: 0 P: 7	1B: 4 2B: 1 3B: 0 HR: 1	SF: 0 SAC: 0 DP: 2 HBP: 0	WP: 0 PB: 0 SB: 0 CS: 1	PA: 33
PITCHER Denny Lemaster, L ERA: 3.22 (1, 1)	IP: 6.0 WLS: L BF: 22 H: 3 R: 1 ER: 1 SO: 2 BB: 3 IBB: 0 HBP: 0 BLK: 0 WP: 0 HR: 1 S: 23 P: 35 ERA: 1.50 WHIP: 1.000															PITCHER				
Jack Billingham, R (7, 1) ERA: 4.06	IP: 2.0 WLS: L BF: 10 H: 3 R: 0 ER: 0 SO: 1 BB: 0 IBB: 1 HBP: 0 BLK: 0 WP: 0 HR: 0 S: 11 P: 15 ERA: 0.00 WHIP: 1.500															PITCHER				

Batter	1	2	3	4	5	6	7	8	9	AB	R	H	RBI	BB	SO	LOB	TOP					
Sandy Valdespino, L OBP: 0.339, SLG: 0.262 (1,7)	F3		F7		4-3			5-3		4	0	0	0	0	0	1						
Joe Morgan, L OBP: 0.394, SLG: 0.399 (1,4)	5-3 2B		F7				L9	6-3		4	0	1	0	0	0	1						
Jimmy Wynn, R OBP: 0.432, SLG: 0.523 (1,8)	5-3			FC3-6 BB					L5	2	0	0	0	2	0	1						
Denis Menke, R OBP: 0.389, SLG: 0.425 (1,6)	4-3			FC3-6 BB			F8			3	0	1	0	1	0	2						
Curt Blefary, L OBP: 0.362, SLG: 0.422 (1,3)		K		FC3-6 BB			L8			4	0	0	0	0	1	4						
Doug Radler, R OBP: 0.326, SLG: 0.370 (1,5)		K		F3						4	0	1	0	0	2	3						
Johnny Edwards, L OBP: 0.297, SLG: 0.336 (1,2)										3	0	0	0	0	2	3						
Marty Martinez, S OBP: 0.343, SLG: 0.386 (7,2)										0	0	0	0	0	0	0						
Jesus Alou, R OBP: 0.253, SLG: 0.308 (1,9)				SH1-4 1B				G6-3		3	0	1	0	0	0	1						
Tom Griffin, R OBP: 0.260, SLG: 0.318 (1,1)										0	0	0	0	0	0	0						
Jim Ray, R OBP: 0.118, SLG: 0.118 (4,1)				SH1-4						1	0	0	0	0	0	0						
Dooley Womack, L OBP: 0.167, SLG: 0.167 (6,1)										0	0	0	0	0	0	0						
Gary Geiger, L OBP: 0.338, SLG: 0.266 (8,PH)										1	0	0	0	0	1	0						
Ron Willis, R OBP: 1.000, SLG: 1.000 (8,1)										0	0	0	0	0	0	0						
Inning Stats	R: 0 E: 0 K: 0 S: 4	H: 1 LOB: 1 BB: 0 P: 4	R: 0 E: 0 K: 2 S: 7	H: 0 LOB: 0 BB: 0 P: 7	R: 0 E: 0 K: 1 S: 4	H: 1 LOB: 1 BB: 0 P: 4	R: 0 E: 0 K: 1 S: 5	H: 0 LOB: 2 BB: 2 P: 13	R: 0 E: 0 K: 0 S: 3	H: 0 LOB: 0 BB: 0 P: 3	R: 0 E: 0 K: 0 S: 3	H: 0 LOB: 1 BB: 1 P: 7	R: 0 E: 0 K: 1 S: 5	H: 1 LOB: 0 BB: 0 P: 5	R: 0 E: 0 K: 1 S: 5	H: 0 LOB: 0 BB: 0 P: 5	R: 0 E: 0 K: 1 S: 6	H: 1 LOB: 1 BB: 0 P: 6	1B: 3 2B: 1 3B: 0 HR: 0	SF: 0 SAC: 1 DP: 1 HBP: 0	WP: 0 PB: 0 SB: 1 CS: 0	PA: 33
PITCHER Rick Wise, R ERA: 3.26 (1,1)	IP: 9.0 WLS: W BF: 33 H: 4 R: 0 ER: 0 SO: 6 BB: 3 IBB: 0 HBP: 0 BLK: 0 WP: 0 HR: 0 S: 42 P: 54 ERA: 0.00 WHIP: 0.778											PITCHER	IP: 9.0 WLS: W BF: 33 H: 4 R: 0 ER: 0 SO: 6 BB: 3 IBB: 0 HBP: 0 BLK: 0 WP: 0 HR: 0 S: 42 P: 54 ERA: 0.00 WHIP: 0.778									

Houston Astros @ Philadelphia Phillies
 Connie Mack Stadium, Philadelphia, PA
 Sat Aug 16 1969, 3:33 AM EDT
 Att: 3,113 - Unknown

AB 29
 R 0
 H 4
 RBI 0
 BB 3
 SO 6
 LOB 16



Batter	1	2	3	4	5	6	7	8	9	AB	R	H	RBI	BB	SO	LOB	BOTTOM			
Tony Taylor, R OBP: 0.319, SLG: 0.345 (1,5)	6-3		L6		SH3-4	6-3 WP BB		WP 1B		3	0	1	0	1	0	0				
Cookie Rojas, R OBP: 0.279, SLG: 0.308 (1,4)	K				F3	6-3		WP 1B		5	0	2	1	0	1	2				
Dick Allen, R OBP: 0.393, SLG: 0.659 (1,3)	HR				S 1B			K 1B		4	2	2	2	1	2	3				
Johnny Callison, L OBP: 0.327, SLG: 0.440 (1,9)	1-3		3-1		1B 2B IBB	1-3		F8		4	1	0	0	1	0	5				
Deron Johnson, R OBP: 0.341, SLG: 0.452 (1,7)		E5		FC5-4 BB	2B WP 1B			F7		3	1	1	1	1	0	0				
Larry Hiele, R OBP: 0.336, SLG: 0.475 (1,8)		F2		FC5-4 CS	WP 2B			FC6-4 1B		4	0	2	1	0	0	2				
Dave Watkins, R OBP: 0.257, SLG: 0.234 (1,2)		K		E6 2B	K			FC6-4		4	0	1	0	0	2	3				
Don Money, R OBP: 0.296, SLG: 0.329 (1,6)		5-3		E6		WP SH1-4 6-3 1B		5-3		4	1	1	0	0	0	3				
Rick Wise, R OBP: 0.327, SLG: 0.429 (1,1)				HR	SH3-4 1B			F9		3	2	2	1	0	0	0				
Inning Stats	R: 1 E: 0 K: 1 S: 6	H: 1 LOB: 0 BB: 0 P: 6	R: 0 E: 1 K: 1 S: 6	H: 0 LOB: 1 BB: 0 P: 6	R: 1 E: 0 K: 1 S: 7	H: 2 LOB: 1 BB: 0 P: 7	R: 0 E: 1 K: 0 S: 3	H: 1 LOB: 2 BB: 1 P: 7	R: 4 E: 0 K: 1 S: 9	H: 4 LOB: 1 BB: 1 P: 13	R: 1 E: 0 K: 0 S: 4	H: 1 LOB: 2 BB: 2 P: 12	R: 0 E: 0 K: 0 S: 4	H: 1 LOB: 1 BB: 0 P: 4	R: 0 E: 0 K: 1 S: 7	H: 2 LOB: 2 BB: 0 P: 7	1B: 7 2B: 3 3B: 0 HR: 2	SF: 0 SAC: 2 DP: 0 HBP: 0	WP: 3 PB: 0 SB: 1 CS: 1	PA: 40
PITCHER Tom Griffin, R ERA: 3.64 (1,1)	IP: 3.0 WLS: L BF: 13 H: 3 R: 2 ER: 2 SO: 3 BB: 0 IBB: 0 HBP: 0 BLK: 0 WP: 0 HR: 2 S: 19 P: 19 ERA: 6.00 WHIP: 1.000											PITCHER	IP: 3.0 WLS: L BF: 13 H: 3 R: 2 ER: 2 SO: 3 BB: 0 IBB: 0 HBP: 0 BLK: 0 WP: 0 HR: 2 S: 19 P: 19 ERA: 6.00 WHIP: 1.000							
Jim Ray, R ERA: 4.08 (4,1)	2.1 L 14 6 5 5 1 1 1 0 0 0 1 0 14 22 19.29 3.000																			
Dooley Womack, R ERA: 3.2 (6,1)	1.2 8 1 0 0 0 2 0 0 0 0 1 0 6 14 0.00 1.800																			
Ron Willis, R ERA: 4.05 (8,1)	1.0 5 2 0 0 1 0 0 0 0 0 1 0 7 7 0.00 2.000																			

Houston Astros @ Philadelphia Phillies
 Connie Mack Stadium, Philadelphia, PA
 Sat Aug 16 1969, 3:33 AM EDT
 Att: 3,113 - Unknown

AB 34
 R 7
 H 12
 RBI 6
 BB 4
 SO 5
 LOB 18



Batter	1	2	3	4	5	6	7	8	9	AB	R	H	RBI	BB	SO	LOB	TOP										
Sandy Valdespino, L (1.7) OBP: 0.341, SLG: 0.289	0-0 4-3 S 2B		4-0 FC1-6 BB		0-0 4-3		0-0 4-3	0-0 FC4 1-2		4	1	1	0	1	0	3											
Joe Morgan, L (1.4) OBP: 0.389, SLG: 0.393	0-0 4-3 2-3		0-0 FC1-6 E S 1-2		0-0 F9		0-0 P4		0-0 F2	5	0	0	0	0	0	2											
Jimmy Wynn, R (1.8) OBP: 0.432, SLG: 0.520	0-3 K		0-3 K		0-0 F2		0-0		4-0 G4-6-3 BB	4	0	1	0	1	2	2											
Denis Menke, R (1.6) OBP: 0.389, SLG: 0.422	0-0 5-3 3-H		4-0 BB		4-0 1B WP BB		0-0 P4		0-0 G4-6-3 1-2	3	1	0	0	2	0	2											
Curt Blefary, L (1.3) OBP: 0.363, SLG: 0.421		0-0 F7	0-3 K		0-0 FC4-6 1-3 1B		4-0 E FC2 BB			3	0	1	0	1	1	2											
Doug Rader, R (1.5) OBP: 0.325, SLG: 0.376		0-0 HR		0-0 1-3		0-3 K		0-0 FC2		4	1	1	1	0	1	2											
Johanny Edwards, L (1.2) OBP: 0.299, SLG: 0.336		0-0 F7		0-0 FC5-4 1B		0-0 FC4-6 BB		0-3 K		3	0	1	0	1	1	2											
Jesus Alou, R (1.9) OBP: 0.257, SLG: 0.308		0-0 1B		0-0 F8		0-0 FC4-6 1-2 2-3		4-0 FC4 IBB		3	0	1	0	1	0	3											
Larry Dierker, R (1.1) OBP: 0.169, SLG: 0.207		0-0 1-3		0-0 FC5-4		0-0 FC6-4		0-3 K		4	0	0	0	0	1	7											
Fred Gladding, L (9.1) OBP: 0.111, SLG: 0.111				1-2		1-2				0	0	0	0	0	0	0											
Inning Stats	R: 1 E: 0 K: 1 S: 6	H: 1 LOB: 0 BB: 0 P: 6	R: 1 E: 0 K: 0 S: 5	H: 2 LOB: 1 BB: 0 P: 5	R: 0 E: 0 K: 2 S: 7	H: 0 LOB: 2 BB: 2 P: 15	R: 0 E: 0 K: 0 S: 4	H: 1 LOB: 1 BB: 0 P: 4	R: 0 E: 0 K: 0 S: 3	H: 0 LOB: 0 BB: 0 P: 3	R: 1 E: 0 K: 1 S: 6	H: 1 LOB: 2 BB: 2 P: 14	R: 0 E: 0 K: 0 S: 4	H: 1 LOB: 1 BB: 0 P: 4	R: 0 E: 1 K: 2 S: 8	H: 0 LOB: 2 BB: 2 P: 16	R: 0 E: 0 K: 0 S: 2	H: 0 LOB: 0 BB: 1 P: 6	1B: 4 2B: 1 3B: 0 HR: 1	SF: 0 SAC: 0 DP: 1 HBP: 0	WP: 1 PB: 0 SB: 2 CS: 0	PA: 40					
PITCHER	IP	WLS	BF	H	R	ER	SO	BB	IBB	HBP	BLK	WP	HR	S	P	ERA	WHIP										
Bill Champion, R (1.1) ERA: 3.98	5.0	L	23	5	3	3	3	3	0	0	0	0	1	26	38	5.40	1.600										
John Boozer, R (6.1) ERA: 3.99	1.0		4	0	0	0	1	1	0	0	0	1	0	5	9	0.00	1.000										
Bill Wilson, R (7.1) ERA: 3.55	2.0		10	1	0	0	2	1	1	0	0	0	0	12	20	0.00	1.000										
Turk Farrell, R (9.1) ERA: 3.75	1.0		3	0	0	0	0	1	0	0	0	0	0	2	6	0.00	1.000										

Houston Astros @ Philadelphia Phillies
 Connie Mack Stadium, Philadelphia, PA
 Sun Aug 17 1969, 3:33 AM EDT
 Att: 4,795 - Unknown

AB	33
R	3
H	6
RBI	1
BB	7
SO	6
LOB	25

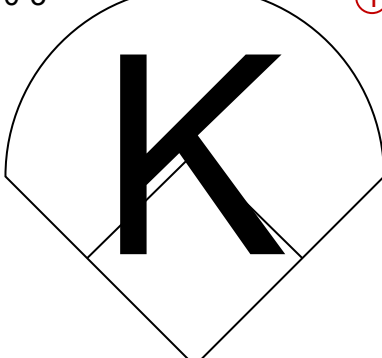
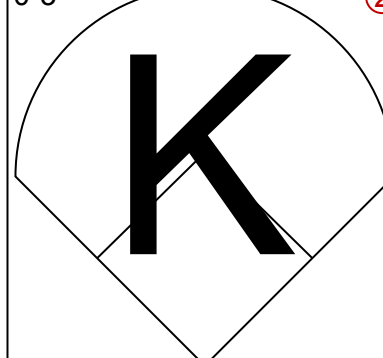
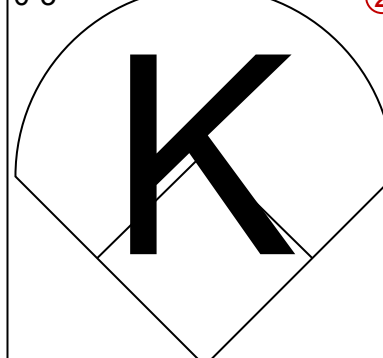
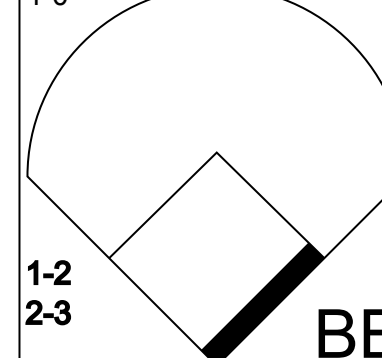
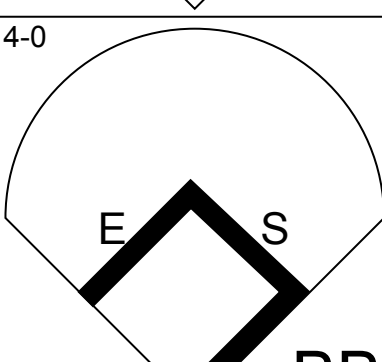
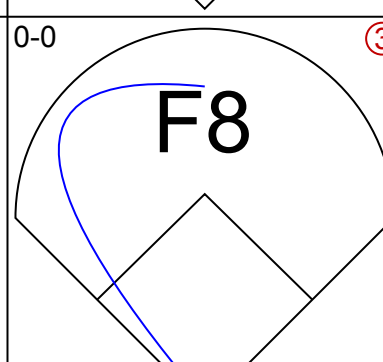
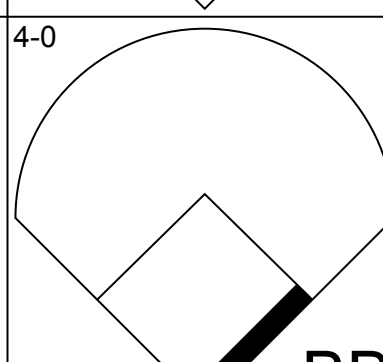
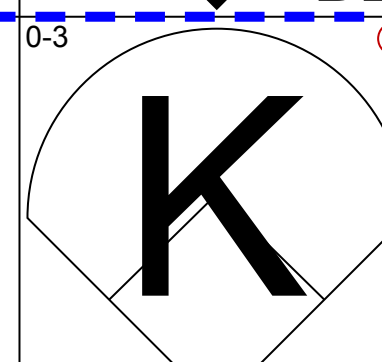
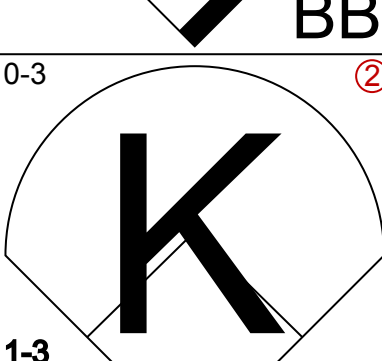
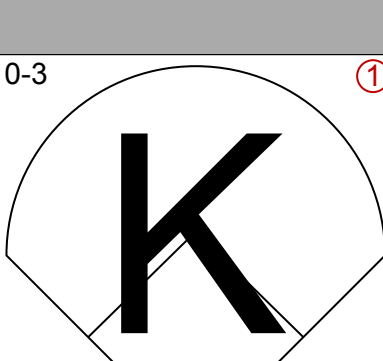
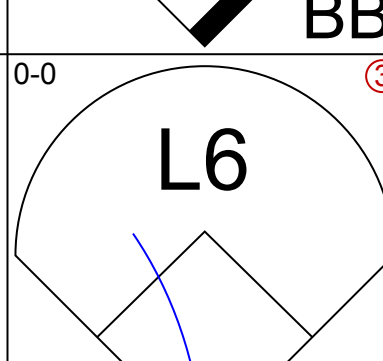
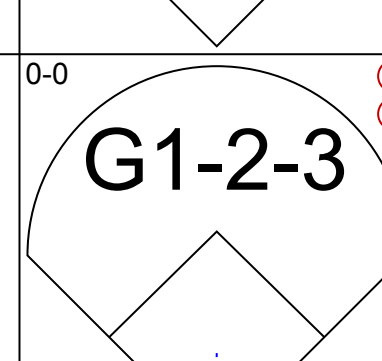
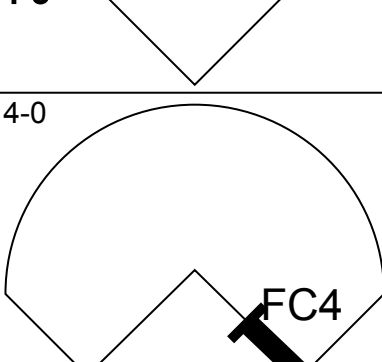
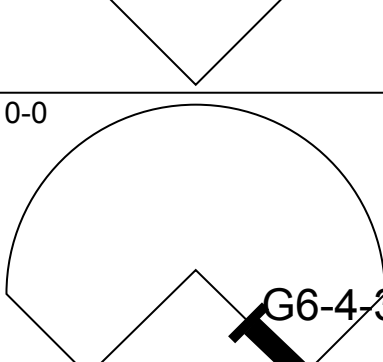
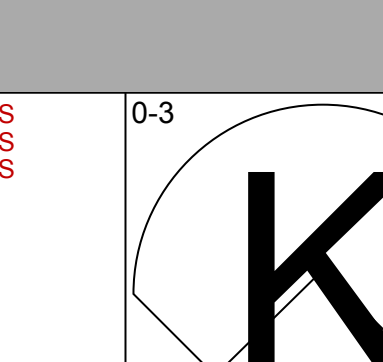
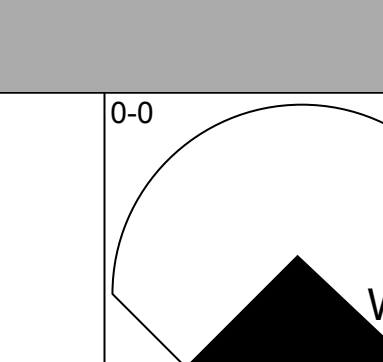
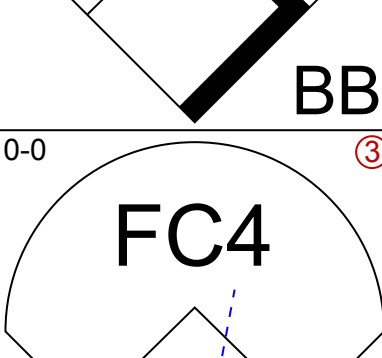
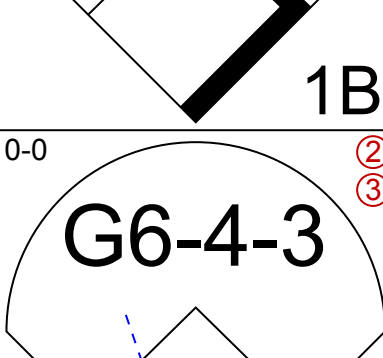
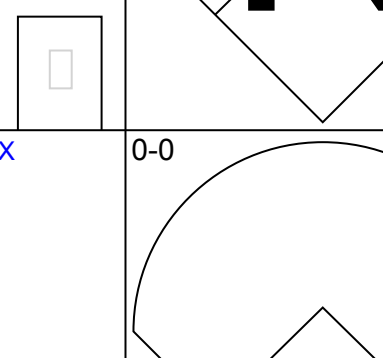
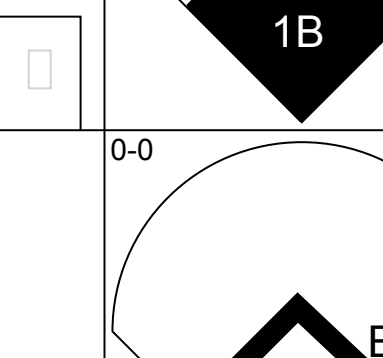
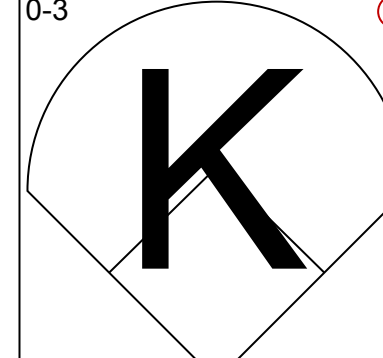
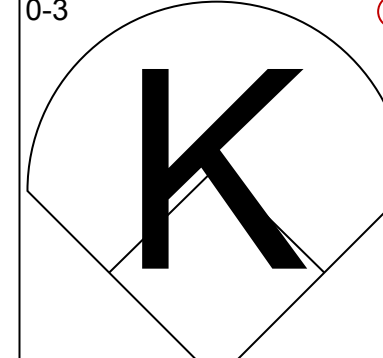
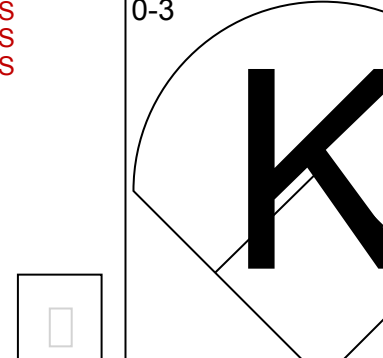
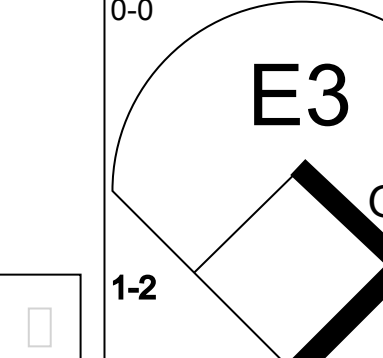
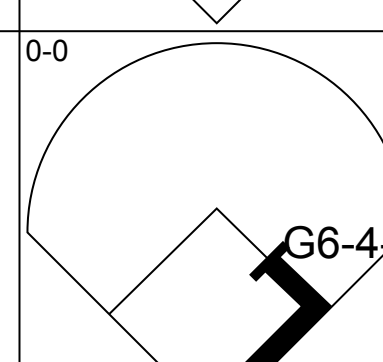
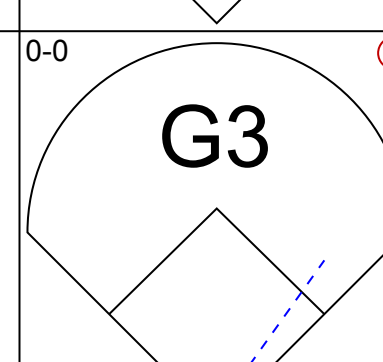
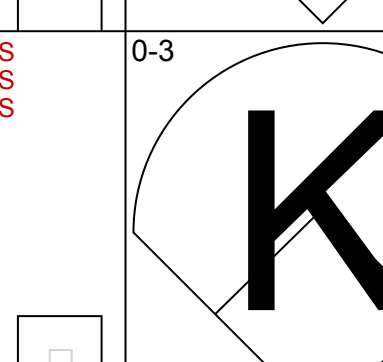
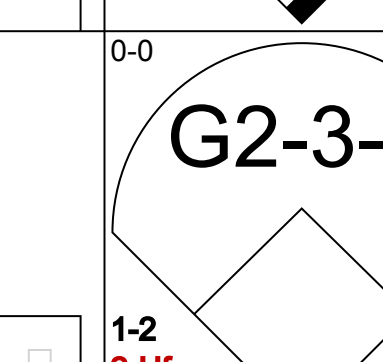
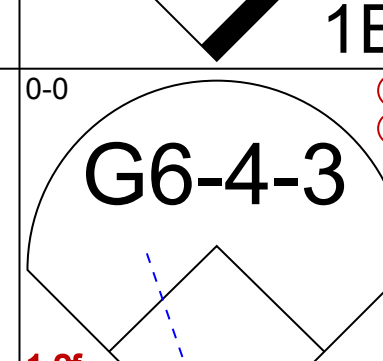
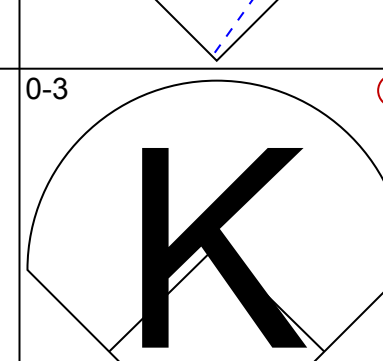
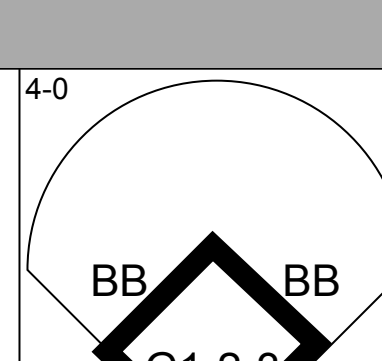
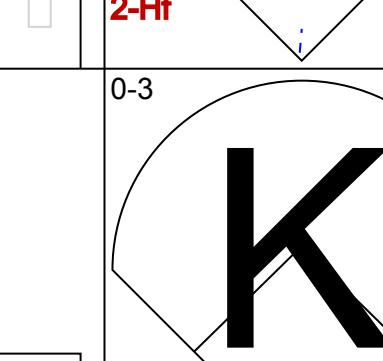
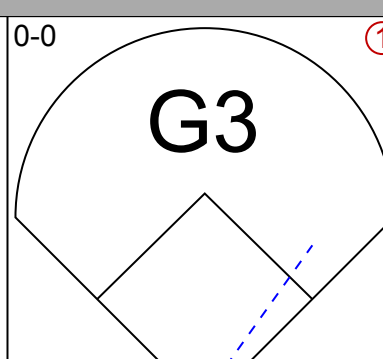
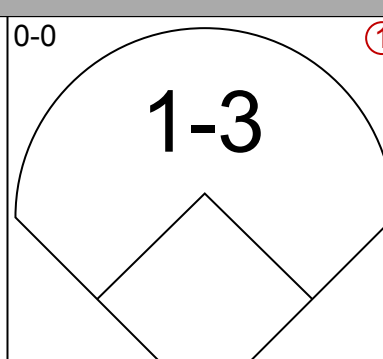
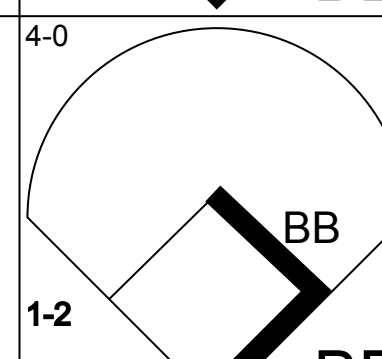


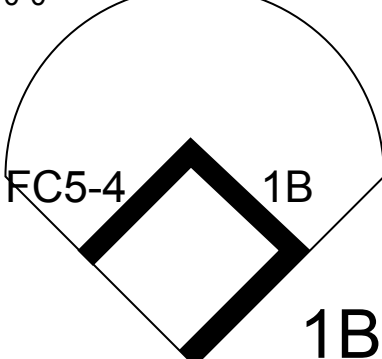
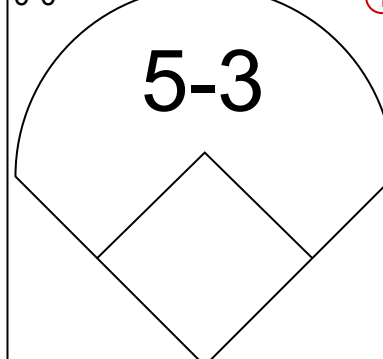
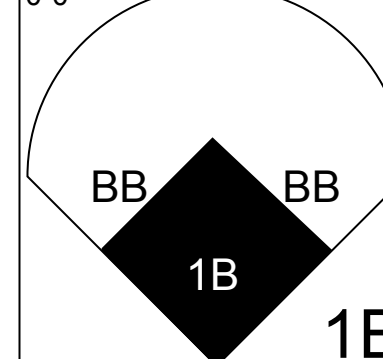
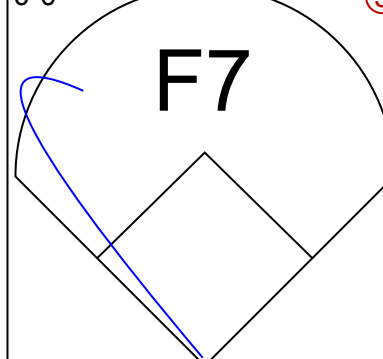
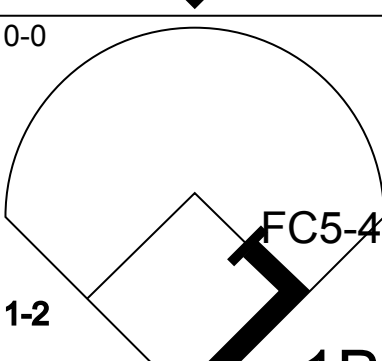
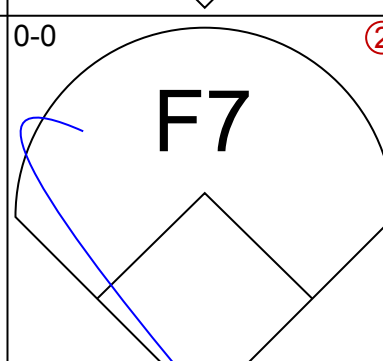
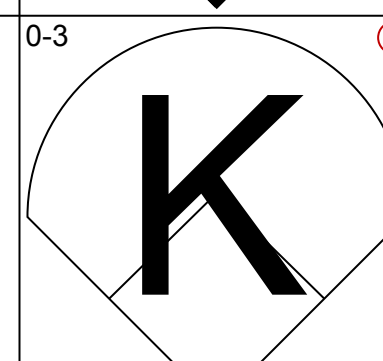
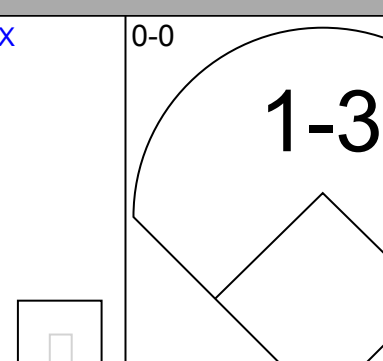
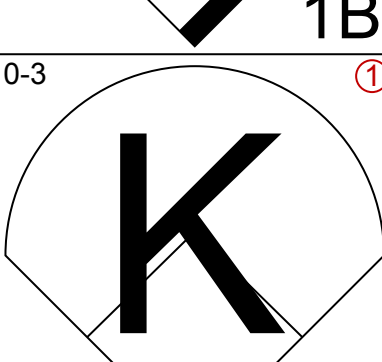
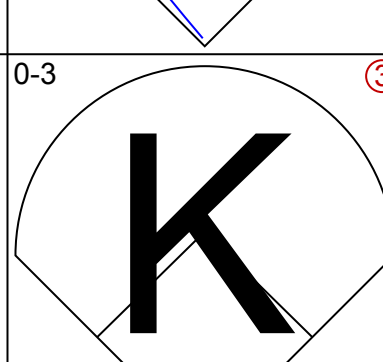
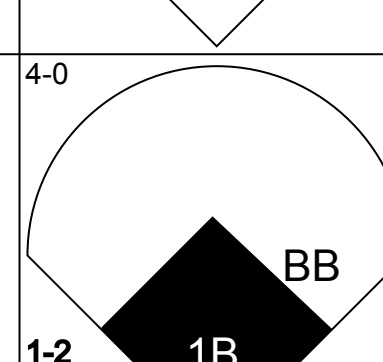
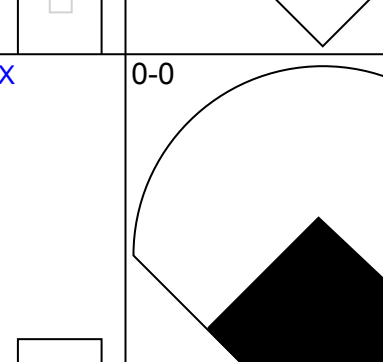
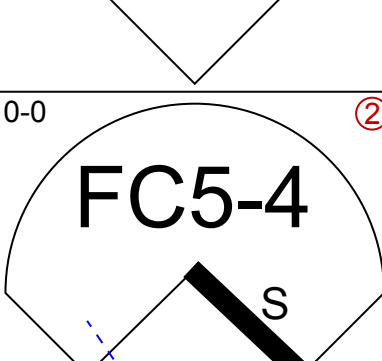
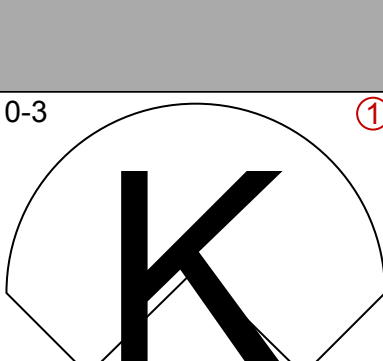
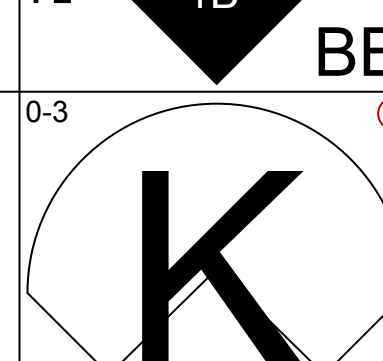
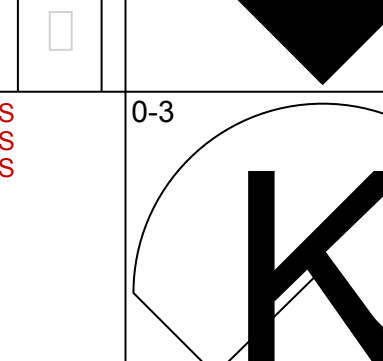
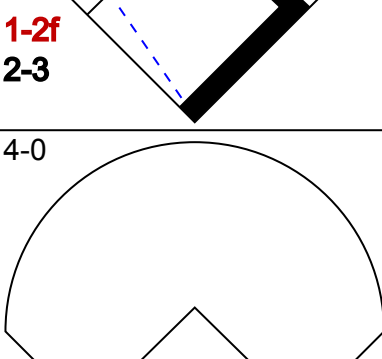
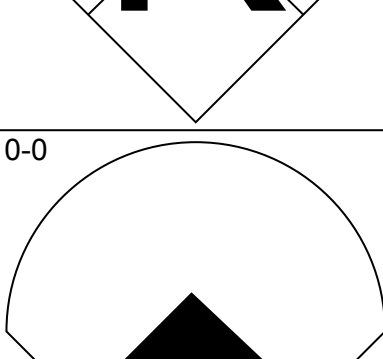
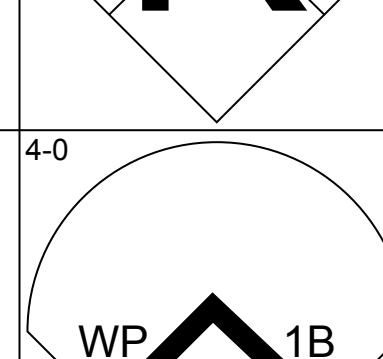
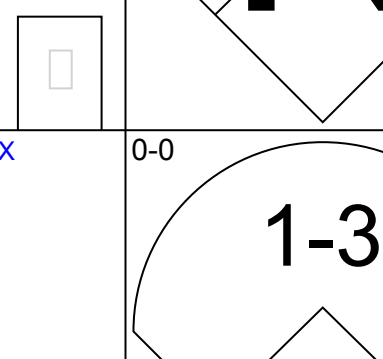
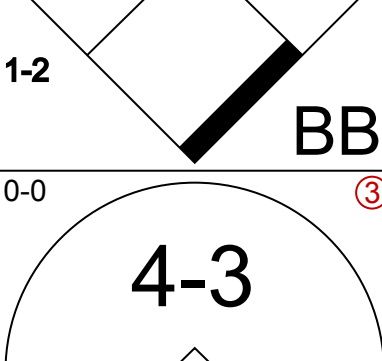
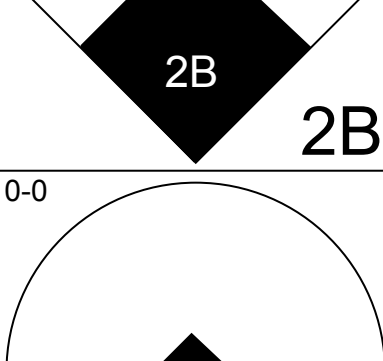
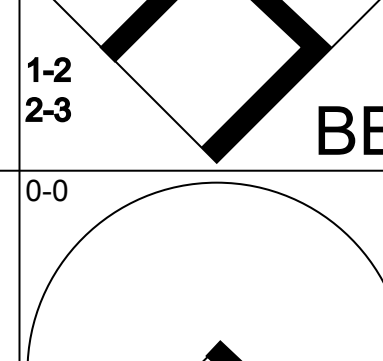
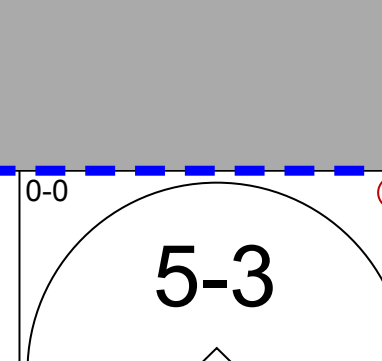
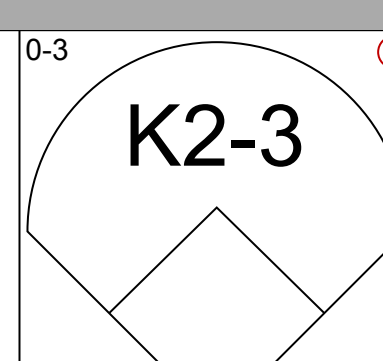
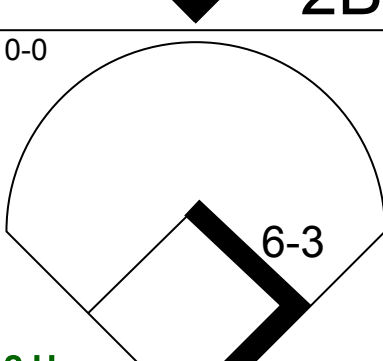
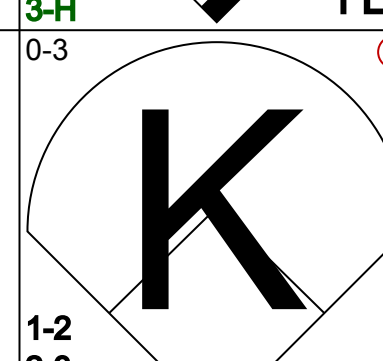
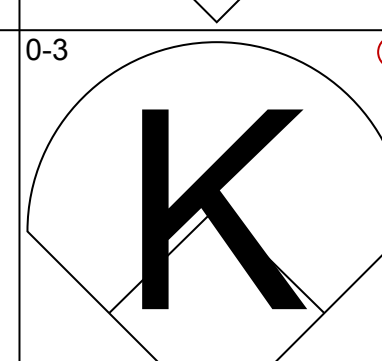
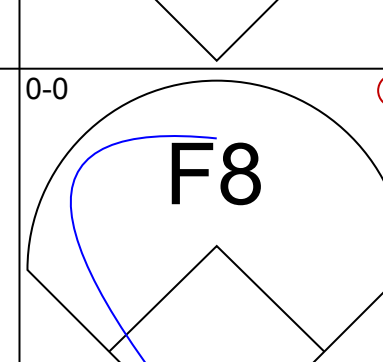
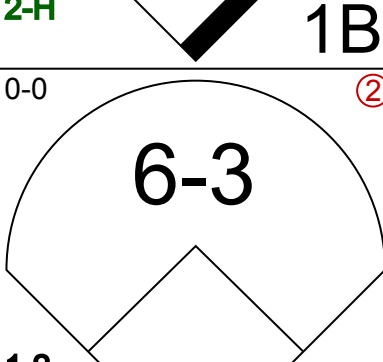
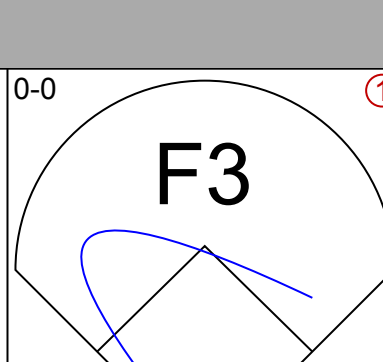
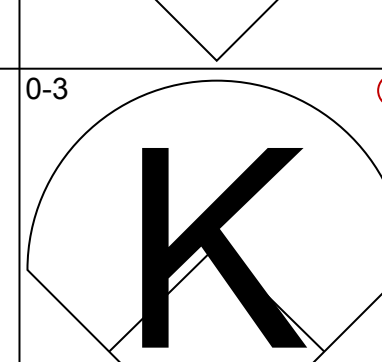
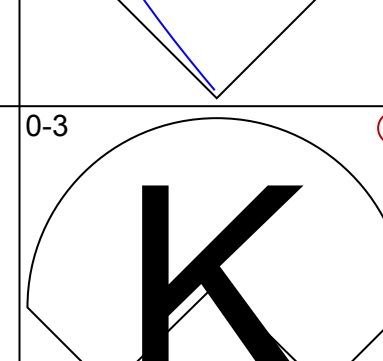
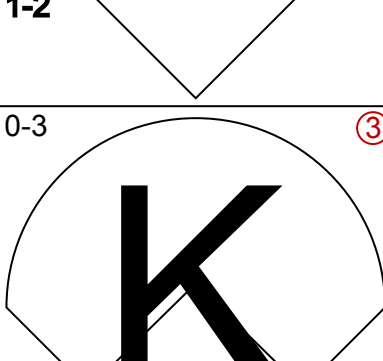
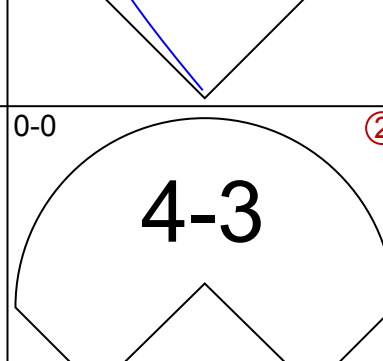
Batter	1	2	3	4	5	6	7	8	9	AB	R	H	RBI	BB	SO	LOB	BOTTOM										
Tony Taylor, R (1.5) OBP: 0.318, SLG: 0.346	0-0 1-3			0-0 F9		0-0 E6 1-2		0-0 2B		4	0	1	1	0	0	1											
Cookie Rojas, R (1.4) OBP: 0.276, SLG: 0.304	0-0 6-3			0-0 6-3		0-0 F8		0-0 L7		4	0	0	0	0	0	3											
Dick Allen, R (1.3) OBP: 0.391, SLG: 0.663	0-3 K			0-3 K		0-3 K			0-0 HR	4	1	1	1	0	3	0											
Johnny Callison, L (1.9) OBP: 0.329, SLG: 0.439		0-0 4-3		0-3 K		4-0 BB		0-0 1B	0-0 1B	3	0	1	0	1	1	0											
Deron Johnson, R (1.7) OBP: 0.340, SLG: 0.449		0-0 5-3		0-0 5-3		0-0 F9		0-0 1B	0-0 4-3	4	0	1	0	0	0	1											
Grant Jackson, S (9. PR) OBP: 0.159, SLG: 0.194								1-3		0	0	0	0	0	0	0											
Larry Hiele, R (1.8) OBP: 0.335, SLG: 0.473		0-3 K		0-3 K		0-0 F5		0-0 4-3	0-0 4-3	1	0	0	0	0	1	0											
John Briggs, L (5.8) OBP: 0.332, SLG: 0.375								1-2		3	0	0	0	0	1	2											
Dave Watkins, R (1.2) OBP: 0.253, SLG: 0.242				0-0 G5-4-3 1B		0-3 K		0-0 F2	0-0 6-3	2	0	1	0	0	1	0											
Ron Stone, L (6. PH) OBP: 0.340, SLG: 0.309										1	0	0	0	0	0	0											
Mike Ryan, R (9.2) OBP: 0.269, SLG: 0.347										1	0	0	0	0	0	2											
Don Money, R (1.6) OBP: 0.293, SLG: 0.326				0-0 G5-4-3 1-2		0-0 5-3		0-0 5-3		3	0	0	0	0	0	1											
Bill Champion, R (1.1) OBP: 0.231, SLG: 0.240										1	0	0	0	0	0	0											
John Boozer, R (6.1) OBP: 0.143, SLG: 0.143										0	0	0	0	0	0	0											
Terry Harmon, R (6. PH) OBP: 0.116, SLG: 0.285										1	0	0	0	0	0	0											
Bill Wilson, R (7.1) OBP: 0.318, SLG: 0.285										0	0	0	0	0	0	0											
Rick Joseph, R (6. PH) OBP: 0.340, SLG: 0.443										1	1	1	0	0	0	0											
Turk Farrell, R (9.1) ERA: 3.75										0	0	0	0	0	0	0											
Inning Stats	R: 0 E: 0 K: 1 S: 5	H: 0 LOB: 0 BB: 0 P: 5	R: 0 E: 0 K: 1 S: 5	H: 0 LOB: 0 BB: 0 P: 5	R: 0 E: 0 K: 0 S: 3	H: 1 LOB: 0 BB: 0 P: 3	R: 0 E: 0 K: 1 S: 5	H: 0 LOB: 0 BB: 0 P: 5	R: 0 E: 0 K: 1 S: 7	H: 0 LOB: 0 BB: 0 P: 7	R: 0 E: 1 K: 1 S: 7	H: 1 LOB: 2 BB: 0 P: 7	R: 0 E: 0 K: 1 S: 5	H: 0 LOB: 1 BB: 1 P: 9	R: 1 E: 0 K: 0 S: 5	H: 2 LOB: 1 BB: 0 P: 5	R: 1 E: 0 K: 0 S: 5	H: 3 LOB: 2 BB: 0 P: 5	1B: 4 2B: 2 3B: 0 HR: 1	SF: 0 SAC: 0 DP: 1 HBP: 0	WP: 0 PB: 0 SB: 0 CS: 0	PA: 34					
PITCHER	IP	WLS	BF	H	R	ER	SO	BB	IBB	HBP	BLK	WP	HR	S	P	ERA	WHIP										
Larry Dierker, R (1.1) ERA: 2.56	8.0	W	30	5	2	2	7	1	0	0	0	0	0	43	47	2.25	0.750										
Fred Gladding, R (9.1) ERA: 2.93	1.0	S	4	2	0	0	0	0	0	0	0	0	0	4	4	0.00	2.000										

Houston Astros @ Philadelphia Phillies
 Connie Mack Stadium, Philadelphia, PA
 Sun Aug 17 1969, 3:33 AM EDT
 Att: 4,795 - Unknown

AB	33
R	2
H	7
RBI	2
BB	1
SO	7
LOB	10



Batter	1	2	3	4	5	6	7	8	9	AB	R	H	RBI	BB	SO	LOB	TOP
Jesus Alou, R OBP: 0.257, SLG: 0.305 (1,9)										3	0	0	0	1	3	0	Houston Astros @ Pittsburgh Pirates Forbes Field, Pittsburgh, PA Tue Aug 19 1969, 7:05 PM EDT Att: 5,409 - Unknown
Joe Morgan, L OBP: 0.390, SLG: 0.391 Jack Billingham, R (8,1)										2	0	0	0	2	1	3	
Jimmy Wynn, R OBP: 0.428, SLG: 0.514 (1,8)										4	0	0	0	0	2	5	
Denis Menke, R OBP: 0.392, SLG: 0.424 (1,6)										3	1	2	0	1	1	0	
Doug Rader, R OBP: 0.327, SLG: 0.378 (1,5)										4	0	2	1	0	0	3	
Curt Blefary, L OBP: 0.360, SLG: 0.417 (1,3)										4	0	0	0	0	3	2	
Marty Martinez, S OBP: 0.340, SLG: 0.382 (1,7)										4	0	1	0	0	1	3	
Johnny Edwards, L OBP: 0.298, SLG: 0.334 Don Bryant, R OBP: 0.297, SLG: 0.273 (8, PH) (8,2)										2	0	0	0	0	1	1	
Don Wilson, R OBP: 0.200, SLG: 0.152 Julio Gotay, R OBP: 0.316, SLG: 0.292 (8, PH) (8,4)										2	0	0	0	0	0	0	
Inning Stats	R: 0 E: 0 K: 2 S: 7	H: 0 LOB: 2 BB: 2 P: 15	R: 0 E: 0 K: 1 S: 5	H: 1 LOB: 0 BB: 0 P: 5	R: 0 E: 0 K: 1 S: 5	H: 0 LOB: 0 BB: 0 P: 5	R: 0 E: 0 K: 2 S: 7	H: 0 LOB: 0 BB: 0 P: 7	R: 0 E: 0 K: 3 S: 10	H: 1 LOB: 1 BB: 0 P: 10	R: 0 E: 0 K: 4 S: 4	H: 0 LOB: 2 BB: 3 P: 16	R: 1 E: 1 K: 1 S: 7	H: 2 LOB: 1 BB: 0 P: 7	1B: 5 2B: 1 3B: 0 HR: 0	SF: 0 SAC: 0 DP: 4 HBP: 0	
PITCHER	IP WLS BF H R ER SO BB IBB HBP BLK WP HR S P ERA WHIP	7.0 W 28 3 0 0 11 6 0 0 0 0 0 44 68 0.00 1.286	2.0 S 7 2 1 1 2 0 0 0 0 0 1 0 11 11 4.50 1.000														

Batter	1	2	3	4	5	6	7	8	9	AB	R	H	RBI	BB	SO	LOB	BOTTOM		
Matty Alou, L OBP: 0.372, SLG: 0.420 (1,8)										4	1	2	0	0	0	0	Houston Astros @ Pittsburgh Pirates Forbes Field, Pittsburgh, PA Tue Aug 19 1969, 7:05 PM EDT Att: 5,409 - Unknown		
Carl Taylor, R OBP: 0.429, SLG: 0.467 (1,3)										4	0	1	0	0	1	1			
Willie Stargell, L OBP: 0.399, SLG: 0.596 (1,7)										3	2	1	1	1	2	2			
Jose Pagan, R OBP: 0.310, SLG: 0.446 Ron Davis, R OBP: 0.309, SLG: 0.279 (8,9)										4	0	0	0	0	3	4			
Richie Hebner, L OBP: 0.365, SLG: 0.448 (1,5)										2	1	1	0	2	0	0			
Manny Sanguillen, R OBP: 0.349, SLG: 0.433 (1,2)										4	1	2	3	0	0	3			
Gene Alley, R OBP: 0.282, SLG: 0.352 (1,4)										4	0	1	1	0	3	2			
Freddie Patek, R OBP: 0.316, SLG: 0.320 (1,6)										4	0	0	0	0	1	1			
Luke Walker, L Joe Gibbon, R (8,1)										3	0	0	0	0	2	1			
Inning Stats	R: 0 E: 0 K: 1 S: 7	H: 2 LOB: 3 BB: 1 P: 11	R: 0 E: 0 K: 2 S: 7	H: 0 LOB: 0 BB: 0 P: 7	R: 0 E: 0 K: 1 S: 5	H: 0 LOB: 0 BB: 0 P: 5	R: 2 E: 0 K: 2 S: 10	H: 3 LOB: 1 BB: 0 P: 10	R: 2 E: 0 K: 3 S: 11	H: 2 LOB: 2 BB: 2 P: 19	R: 0 E: 0 K: 0 S: 3	H: 0 LOB: 0 BB: 0 P: 3	R: 1 E: 0 K: 1 S: 6	H: 1 LOB: 0 BB: 0 P: 6	R: 0 E: 0 K: 2 S: 7	H: 0 LOB: 0 BB: 0 P: 7		1B: 5 2B: 2 3B: 0 HR: 1	SF: 0 SAC: 0 DP: 0 HBP: 0
PITCHER	IP WLS BF H R ER SO BB IBB HBP BLK WP HR S P ERA WHIP	7.0 L 32 8 5 0 10 3 0 0 0 0 1 1 49 61 6.43 1.571	1.0 3 0 0 0 2 0 0 0 0 0 0 7 7 0.00 0.000																

Batter	1	2	3	4	5	6	7	8	9	AB	R	H	RBI	BB	SO	LOB	TOP				
Jesus Alou, R OBP: 0.253, SLG: 0.301 (1, 9)										4	0	0	0	0	0	1					
Joe Morgan, L OBP: 0.397, SLG: 0.387 (1, 4)										4	0	0	0	0	2	0					
Jimmy Wynn, R OBP: 0.425, SLG: 0.509 (1, 8)										4	0	0	0	0	2	0					
Denis Menke, R OBP: 0.389, SLG: 0.420 (1, 6)										4	0	0	0	0	2	0					
Doug Rader, R OBP: 0.331, SLG: 0.383 (1, 5)										2	0	2	0	1	0	0					
Curt Blefary, L OBP: 0.356, SLG: 0.414 (1, 3)										3	0	0	0	0	2	3					
Marty Martinez, S OBP: 0.347, SLG: 0.388 (1, 7)										3	0	2	0	0	0	1					
Don Bryant, R OBP: 0.258, SLG: 0.263 (1, 2)										2	0	0	0	0	1	1					
Denny Lemaster, R OBP: 0.236, SLG: 0.242 (1, 1)										3	0	0	0	0	1	1					
Inning Stats	R: 0 H: 0 E: 0 K: 2 S: 7	H: 0 LOB: 0 BB: 0 P: 7	R: 0 H: 1 E: 0 K: 1 S: 6	LOB: 1 BB: 0 P: 6	R: 0 H: 0 E: 0 K: 2 S: 7	LOB: 0 BB: 0 P: 7	R: 0 H: 0 E: 0 K: 1 S: 5	LOB: 0 BB: 0 P: 5	R: 0 H: 1 E: 0 K: 0 S: 3	LOB: 1 BB: 1 P: 7	R: 0 H: 0 E: 0 K: 0 S: 3	LOB: 0 BB: 0 P: 3	R: 0 H: 1 E: 0 K: 0 S: 8	LOB: 1 BB: 0 P: 8	R: 0 H: 1 E: 0 K: 0 S: 4	LOB: 1 BB: 0 P: 4	R: 0 H: 0 E: 0 K: 2 S: 7	LOB: 0 BB: 0 P: 7	1B: 3 2B: 1 3B: 0 HR: 0	SF: 0 SAC: 1 DP: 0 HBP: 0	WP: 0 PA: 31 PB: 0 SB: 0 CS: 1
PITCHER Bob Veale, L ERA: 3.24 (1, 1)	IP: 9.0 WLS: W BF: 31 H: 4 R: 0 ER: 0 SO: 10 BB: 1 IBB: 0 HBP: 0 BLK: 0 WP: 0 HR: 0 S: 50 P: 54 ERA: 0.00 WHIP: 0.556															PITCHER Bob Veale, L ERA: 3.24 (1, 1)	IP: 9.0 WLS: W BF: 31 H: 4 R: 0 ER: 0 SO: 10 BB: 1 IBB: 0 HBP: 0 BLK: 0 WP: 0 HR: 0 S: 50 P: 54 ERA: 0.00 WHIP: 0.556				

Houston Astros @ Pittsburgh Pirates
Forbes Field, Pittsburgh, PA
Wed Aug 20 1969, 7:05 PM EDT
Att: 10,563 - Unknown

AB 29
R 0
H 4
RBI 0
BB 1
SO 10
LOB 7



Batter	1	2	3	4	5	6	7	8	9	AB	R	H	RBI	BB	SO	LOB	BOTTOM		
Matty Alou, L OBP: 0.369, SLG: 0.417 (1, 8)										4	1	0	0	0	2	2			
Carl Taylor, R OBP: 0.423, SLG: 0.459 (1, 7)										3	0	0	0	0	1	0			
Ron Davis, R OBP: 0.309, SLG: 0.279 (8, FR) (9, 7)										0	0	0	0	0	0	0			
Roberto Clemente, R OBP: 0.416, SLG: 0.593 (1, 9)										3	0	0	1	0	2	0			
Jose Pagan, R OBP: 0.314, SLG: 0.444 (1, 5)										3	0	1	0	1	2	0			
Manny Sanguillen, R OBP: 0.351, SLG: 0.434 (1, 2)										4	0	2	0	0	1	1			
Al Oliver, L OBP: 0.322, SLG: 0.419 (1, 3)										3	0	0	0	0	1	3			
Gene Alley, R OBP: 0.288, SLG: 0.358 (1, 4)										2	0	1	0	1	0	0			
Freddie Patek, R OBP: 0.316, SLG: 0.320 (1, 6)										3	0	1	0	0	2	3			
Bob Veale, S OBP: 0.102, SLG: 0.070 (1, 1)										3	0	0	0	0	2	4			
Inning Stats	R: 0 H: 0 E: 0 K: 2 S: 7	H: 0 LOB: 0 BB: 0 P: 7	R: 0 H: 0 E: 0 K: 1 S: 5	LOB: 0 BB: 0 P: 5	R: 0 H: 1 E: 0 K: 3 S: 10	LOB: 1 BB: 0 P: 10	R: 0 H: 1 E: 0 K: 0 S: 4	LOB: 2 BB: 1 P: 8	R: 0 H: 1 E: 0 K: 1 S: 6	LOB: 1 BB: 0 P: 6	R: 0 H: 0 E: 0 K: 2 S: 7	LOB: 0 BB: 0 P: 7	R: 0 H: 1 E: 0 K: 3 S: 10	LOB: 2 BB: 1 P: 14	R: 1 H: 1 E: 2 K: 1 S: 7	LOB: 1 BB: 0 P: 7	1B: 4 2B: 1 3B: 0 HR: 0	SF: 1 SAC: 1 DP: 0 HBP: 0	WP: 1 PA: 32 PB: 0 SB: 0 CS: 0
PITCHER Denny Lemaster, L ERA: 3.08 (1, 1)	IP: 8.0 WLS: L BF: 32 H: 5 R: 1 ER: 0 SO: 13 BB: 2 IBB: 0 HBP: 0 BLK: 0 WP: 1 HR: 0 S: 56 P: 64 ERA: 0.00 WHIP: 0.875															PITCHER Denny Lemaster, L ERA: 3.08 (1, 1)	IP: 8.0 WLS: L BF: 32 H: 5 R: 1 ER: 0 SO: 13 BB: 2 IBB: 0 HBP: 0 BLK: 0 WP: 1 HR: 0 S: 56 P: 64 ERA: 0.00 WHIP: 0.875		

Houston Astros @ Pittsburgh Pirates
Forbes Field, Pittsburgh, PA
Wed Aug 20 1969, 7:05 PM EDT
Att: 10,563 - Unknown

AB 28
R 1
H 5
RBI 1
BB 2
SO 13
LOB 13



Batter	1	2	3	4	5	6	7	8	9	AB	R	H	RBI	BB	SO	LOB	TOP		
Jesus Alou, R OBP: 0.256, SLG: 0.302 (1, 7)	0-3 K	0-0 2H 3H 1B			0-0 F8		0-0 FC4-6 6-3 1B	0-0 6-3		5	1	2	3	0	1	2			
Joe Morgan, L OBP: 0.365, SLG: 0.384 (1, 4)	0-0 5-3		0-0 F9		0-3 K		0-0 6-3	0-0 PO	0-0 1B	5	1	1	0	0	1	2			
Jimmy Wynn, R OBP: 0.429, SLG: 0.510 (1, 8)	4-0 BB		0-3 K		0-0 2H 1B		4-0 FC4-6 IBB		0-0 E5 1B SF7	3	1	2	0	2	1	0			
Norm Miller, L OBP: 0.366, SLG: 0.369 (1, 9)	4-0 1-2 BB		0-3 K		4-0 SH G4-6-3 BB		0-0 FC4-6 1B		0-0 F9 SF7 1B	3	2	1	0	2	1	2			
Denis Menke, R OBP: 0.390, SLG: 0.420 (1, 6)	0-3 K			4-0 BB	0-0 P6		0-0 G4-6-3		0-0 SF7	2	0	1	2	1	1	2			
Curt Blefary, L OBP: 0.356, SLG: 0.412 (1, 3)		0-0 BB G5-2-3 1B		0-0 P6		0-0 G4-6-3		0-0 4-3	0-0 F9	5	0	1	0	0	0	5			
Doug Rader, R OBP: 0.336, SLG: 0.386 (1, 5)		4-0 G5-2-3 BB 1B		0-0 F9		0-0 1B		0-0 SH5-4 6-3 1B	0-0 BB	4	2	3	1	1	0	1			
Johnny Edwards, L OBP: 0.304, SLG: 0.337 (1, 2)		4-0 BB G5-2-3 1B		0-0 F7		0-0 1B		0-0 SH5-4 6-3 PO 1B	4-0 BB	3	1	2	0	2	0	1			
Larry Dierker, R OBP: 0.172, SLG: 0.209 (1, 1)		0-0 G5-2-3			0-0 WP 1B		0-0 F8		0-0 SH5-4	4	0	1	0	0	1	7			
Inning Stats	R: 0 E: 0 K: 2 S: 7	H: 0 LOB: 2 BB: 2 P: 15	R: 2 E: 0 K: 0 S: 3	H: 2 LOB: 1 BB: 2 P: 11	R: 0 E: 0 K: 2 S: 7	H: 0 LOB: 1 BB: 0 P: 7	R: 0 E: 0 K: 0 S: 3	H: 0 LOB: 1 BB: 1 P: 7	R: 0 E: 0 K: 1 S: 6	H: 2 LOB: 2 BB: 0 P: 6	R: 1 E: 1 K: 0 S: 5	H: 2 LOB: 2 BB: 1 P: 9	R: 1 E: 0 K: 0 S: 4	H: 2 LOB: 0 BB: 1 P: 4	R: 3 E: 1 K: 1 S: 9	H: 4 LOB: 2 BB: 1 P: 13	1B: 14 2B: 0 3B: 0 HR: 0	SF: 1 SAC: 2 DP: 2 HBP: 0	WP: 1 PA: 46 PB: 0 SB: 0 CS: 0
PITCHER	IP WLS BF H R ER SO BB IBB HBP BLK WP HR S P ERA WHIP	IP WLS BF H R ER SO BB IBB HBP BLK WP HR S P ERA WHIP	IP WLS BF H R ER SO BB IBB HBP BLK WP HR S P ERA WHIP	IP WLS BF H R ER SO BB IBB HBP BLK WP HR S P ERA WHIP	IP WLS BF H R ER SO BB IBB HBP BLK WP HR S P ERA WHIP	IP WLS BF H R ER SO BB IBB HBP BLK WP HR S P ERA WHIP	IP WLS BF H R ER SO BB IBB HBP BLK WP HR S P ERA WHIP	IP WLS BF H R ER SO BB IBB HBP BLK WP HR S P ERA WHIP	IP WLS BF H R ER SO BB IBB HBP BLK WP HR S P ERA WHIP	IP WLS BF H R ER SO BB IBB HBP BLK WP HR S P ERA WHIP	IP WLS BF H R ER SO BB IBB HBP BLK WP HR S P ERA WHIP	IP WLS BF H R ER SO BB IBB HBP BLK WP HR S P ERA WHIP	IP WLS BF H R ER SO BB IBB HBP BLK WP HR S P ERA WHIP	IP WLS BF H R ER SO BB IBB HBP BLK WP HR S P ERA WHIP	IP WLS BF H R ER SO BB IBB HBP BLK WP HR S P ERA WHIP	IP WLS BF H R ER SO BB IBB HBP BLK WP HR S P ERA WHIP	IP WLS BF H R ER SO BB IBB HBP BLK WP HR S P ERA WHIP	IP WLS BF H R ER SO BB IBB HBP BLK WP HR S P ERA WHIP	
Dick Selma, R ERA: 3.19 (1, 1)	5.0 L	23 4	3 4	3 3	5 5	6 6	0 0	0 0	0 0	1 1	0 0	27 27	51 51	5.40 5.40	2.000 2.000				
Rich Nye, L ERA: 4.95 (6, 1)	2.0 10	4 1	1 1	0 0	0 0	1 1	0 0	0 0	0 0	0 0	9 9	13 13	4.50 4.50	2.000 2.000					
Phil Regan, R ERA: 3.28 (8, 1)	1.0 7	5 4	4 4	0 0	0 0	0 0	0 0	0 0	0 0	7 7	7 7	36.00 36.00	5.000 5.000						
Don Nottebart, R ERA: 6.1 (9, 1)	1.0 5	1 0	0 0	1 1	0 0	0 0	0 0	0 0	0 0	6 6	10 10	0.00 0.00	2.000 2.000						

Houston Astros @ Chicago Cubs
Wrigley Field, Chicago, IL
Fri Aug 22 1969, 3:33 AM CDT
Att: 19,897 - Sunny - 74 F

AB	34
R	8
H	14
RBI	6
BB	8
SO	6
LOB	22



Batter	1	2	3	4	5	6	7	8	9	AB	R	H	RBI	BB	SO	LOB	BOTTOM		
Don Kessinger, S OBP: 0.346, SLG: 0.383 (1, 6)	0-0 4-3	0-3 K			0-3 K		0-0 1-3			4	0	0	0	0	2	0			
Glenn Beckert, R OBP: 0.334, SLG: 0.356 (1, 4)	0-0 14 BB 1B		0-0 F8		0-0 2B		0-0 5-3			4	1	2	0	0	0	0			
Billy Williams, L OBP: 0.361, SLG: 0.458 (1, 7)	0-0 F8		0-0 G3		0-0 F9		0-0 5-3			4	0	0	0	0	0	2			
Ron Santo, R OBP: 0.392, SLG: 0.513 (1, 5)	4-0 14 BB 1B		0-0 6-3		0-0 F7		0-0 F9			3	1	0	0	1	0	1			
14 Ernie Banks, R OBP: 0.316, SLG: 0.405 (1, 3)	4-0 1B BB			0-3 K		0-0 6-3		0-3 K		3	0	0	0	1	2	0			
Jim Hickman, R OBP: 0.313, SLG: 0.422 (1, 9)	0-0 1-2 2H 3H 1B			4-0 1B BB		0-0 F9		0-0 6-3		3	0	1	2	1	0	0			
Gene Oliver, R OBP: 0.286, SLG: 0.346 (1, 2)	0-0 K			0-0 P4		0-3 K		0-0 5-3		4	0	0	0	0	2	3			
Jim Qualls, S OBP: 0.266, SLG: 0.342 (1, 8)		0-0 P4		0-0 FC6 1B		0-0 G3				3	0	1	0	0	0	0			
Dick Selma, R OBP: 0.185, SLG: 0.208 (1, 1)		0-0 5-3			0-0 FC6		0-3 K			2	0	0	0	0	0	2			
Rich Nye, L OBP: 0.067, SLG: 0.067 (6, 1)										0	0	0	0	0	0	0			
Willie Smith, L OBP: 0.332, SLG: 0.439 (7, PH)										1	0	0	0	0	1	0			
Phil Regan, R OBP: 0.235, SLG: 0.143 (8, 1)										0	0	0	0	0	0	0			
Don Nottebart, R (9, 1)										0	0	0	0	0	0	0			
Inning Stats	R: 2 E: 0 K: 1 S: 7	H: 2 LOB: 2 BB: 2 P: 15	R: 0 E: 0 K: 1 S: 5	H: 0 LOB: 0 BB: 0 P: 5	R: 0 E: 0 K: 0 S: 3	H: 0 LOB: 0 BB: 0 P: 3	R: 0 E: 0 K: 1 S: 6	H: 1 LOB: 2 BB: 1 P: 10	R: 0 E: 0 K: 1 S: 6	H: 1 LOB: 1 BB: 0 P: 6	R: 0 E: 0 K: 1 S: 5	H: 0 LOB: 0 BB: 0 P: 5	R: 0 E: 0 K: 0 S: 3	H: 0 LOB: 0 BB: 0 P: 3	R: 0 E: 0 K: 1 S: 5	H: 0 LOB: 0 BB: 0 P: 5	1B: 3 2B: 1 3B: 0 HR: 0	SF: 0 SAC: 0 DP: 0 HBP: 0	WP: 0 PA: 34 PB: 0 SB: 0 CS: 0
PITCHER	IP WLS BF H R ER SO BB IBB HBP BLK WP HR S P ERA WHIP	IP WLS BF H R ER SO BB IBB HBP BLK WP HR S P ERA WHIP	IP WLS BF H R ER SO BB IBB HBP BLK WP HR S P ERA WHIP	IP WLS BF H R ER SO BB IBB HBP BLK WP HR S P ERA WHIP	IP WLS BF H R ER SO BB IBB HBP BLK WP HR S P ERA WHIP	IP WLS BF H R ER SO BB IBB HBP BLK WP HR S P ERA WHIP	IP WLS BF H R ER SO BB IBB HBP BLK WP HR S P ERA WHIP	IP WLS BF H R ER SO BB IBB HBP BLK WP HR S P ERA WHIP	IP WLS BF H R ER SO BB IBB HBP BLK WP HR S P ERA WHIP	IP WLS BF H R ER SO BB IBB HBP BLK WP HR S P ERA WHIP	IP WLS BF H R ER SO BB IBB HBP BLK WP HR S P ERA WHIP	IP WLS BF H R ER SO BB IBB HBP BLK WP HR S P ERA WHIP	IP WLS BF H R ER SO BB IBB HBP BLK WP HR S P ERA WHIP	IP WLS BF H R ER SO BB IBB HBP BLK WP HR S P ERA WHIP	IP WLS BF H R ER SO BB IBB HBP BLK WP HR S P ERA WHIP	IP WLS BF H R ER SO BB IBB HBP BLK WP HR S P ERA WHIP	IP WLS BF H R ER SO BB IBB HBP BLK WP HR S P ERA WHIP	IP WLS BF H R ER SO BB IBB HBP BLK WP HR S P ERA WHIP	
Larry Dierker, R ERA: 2.53 (1, 1)	9.0 W	34 4	2 2	2 2	7 7	3 3	0 0	0 0	0 0	0 0	45 45	57 57	2.00 2.00	0.778 0.778					

Houston Astros @ Chicago Cubs
Wrigley Field, Chicago, IL
Fri Aug 22 1969, 3:33 AM CDT
Att: 19,897 - Sunny - 74 F

AB	31
R	2
H	4
RBI	2
BB	3
SO	7
LOB	8



Batter	1	2	3	4	5	6	7	8	9	AB	R	H	RBI	BB	SO	LOB	TOP					
Jesus Alou, R OBP: 0.258, SLG: 0.305 (1, 9)	5-3		SF8		G3	6-3			1B	4	1	2	1	0	0	1						
Joe Morgan, L OBP: 0.365, SLG: 0.383 (1, 4)	K		1B		G3				F8	4	0	1	0	1	1	3						
Jimmy Wynn, R OBP: 0.428, SLG: 0.508 (1, 8)	K		1B		2B				F8	4	0	1	0	1	2	2						
Doug Rader, R OBP: 0.337, SLG: 0.390 (1, 5)		5-3	SF7						F8	4	0	2	3	0	0	1						
Denis Menke, R OBP: 0.388, SLG: 0.416 (1, 6)		F8	K		K				K	4	0	0	0	1	3	6						
Marty Martinez, S OBP: 0.338, SLG: 0.378 Fred Gladding, L OBP: 0.111, SLG: 0.111 Wade Blasingame, L (8, 1)	4-3				F8	6-3			4-3	4	0	0	0	0	0	4						
Curt Bielefy, L OBP: 0.356, SLG: 0.409 (1, 3)			SH	HBP	K				3-1	3	1	0	0	1	2	0						
Johnny Edwards, L OBP: 0.306, SLG: 0.339 (1, 2)			1B		P4				4-3	3	1	1	0	0	0	0						
Tom Griffin, R OBP: 0.269, SLG: 0.348 Norm Miller, L OBP: 0.365, SLG: 0.368 (7, 9)			SH	1B	1B	2B			K	2	2	1	0	0	1	1						
Inning Stats	R: 0 E: 0 K: 2 S: 7	H: 0 LOB: 0 BB: 0 P: 7	R: 0 E: 0 K: 0 S: 3	H: 0 LOB: 0 BB: 0 P: 3	R: 3 E: 1 K: 1 S: 8	H: 2 LOB: 2 BB: 1 P: 13	R: 0 E: 0 K: 1 S: 5	H: 0 LOB: 0 BB: 0 P: 5	R: 2 E: 0 K: 2 S: 8	H: 3 LOB: 2 BB: 1 P: 12	R: 0 E: 0 K: 2 S: 8	H: 1 LOB: 1 BB: 0 P: 8	R: 0 E: 0 K: 1 S: 5	H: 0 LOB: 2 BB: 2 P: 13	R: 0 E: 0 K: 1 S: 5	H: 0 LOB: 0 BB: 0 P: 5	R: 0 E: 0 K: 1 S: 7	H: 2 LOB: 2 BB: 0 P: 7	1B: 5 2B: 3 3B: 0 HR: 0	SF: 2 SAC: 1 DP: 0 HBP: 1	WP: 0 PB: 0 SB: 1 CS: 0	PA: 41
PITCHER Ken Holtzman, L ERA: 3.16 (1, 1)	IP: 9.0 WLS: W BF: 41 H: 8 R: 5 ER: 4 SO: 10 BB: 2 IBB: 2 HBP: 1 BLK: 0 WP: 0 HR: 0 S: 56 P: 73 ERA: 4.00 WHIP: 1.111															PITCHER						

Houston Astros @ Chicago Cubs
Wrigley Field, Chicago, IL
Sat Aug 23 1969, 3:33 AM CDT
Att: 27,665 - Sunny - 76 F

AB	33
R	5
H	8
RBI	4
BB	4
SO	10
LOB	18



Batter	1	2	3	4	5	6	7	8	9	AB	R	H	RBI	BB	SO	LOB	BOTTOM			
Don Kessinger, S OBP: 0.346, SLG: 0.384 (1, 6)	L9		P5	F5						5	1	2	0	0	0	2				
Glenn Beckert, R OBP: 0.335, SLG: 0.355 (1, 4)	E4		5-3	FC5-4						4	3	1	1	1	0	3				
Billy Williams, L OBP: 0.362, SLG: 0.459 (1, 7)	F9		5-3		L9					4	1	1	0	1	0	2				
Ron Santo, R OBP: 0.392, SLG: 0.518 (1, 5)	HR		6-3		6-3					4	2	1	3	1	0	3				
14 Ernie Banks, R OBP: 0.317, SLG: 0.412 (1, 3)	K			HR	6-3					5	1	2	2	0	2	3				
Jim Hickman, R OBP: 0.315, SLG: 0.449 (1, 9)			F7	HR						5	2	2	5	0	1	2				
Randy Hundley, R OBP: 0.362, SLG: 0.441 (1, 2)	E1		1B	1B	BB					3	0	1	0	1	1	0				
Don Young, R OBP: 0.338, SLG: 0.343 (1, 8)	K		K	K						4	0	1	0	0	3	2				
Ken Holtzman, R OBP: 0.146, SLG: 0.163 (1, 1)	4-3			FC5-4	1B					4	1	2	0	0	1	2				
Inning Stats	R: 2 E: 1 K: 1 S: 7	H: 1 LOB: 0 BB: 0 P: 7	R: 0 E: 1 K: 1 S: 6	H: 1 LOB: 1 BB: 0 P: 6	R: 0 E: 0 K: 0 S: 3	H: 0 LOB: 1 BB: 1 P: 7	R: 2 E: 0 K: 1 S: 8	H: 3 LOB: 2 BB: 1 P: 12	R: 0 E: 0 K: 0 S: 3	H: 0 LOB: 0 BB: 0 P: 3	R: 0 E: 0 K: 2 S: 8	H: 1 LOB: 1 BB: 0 P: 8	R: 4 E: 0 K: 2 S: 10	H: 3 LOB: 0 BB: 1 P: 14	R: 3 E: 0 K: 1 S: 9	H: 4 LOB: 2 BB: 1 P: 13	1B: 8 2B: 1 3B: 0 HR: 4	SF: 0 SAC: 0 DP: 0 HBP: 0	WP: 1 PB: 0 SB: 0 CS: 0	PA: 42
PITCHER Tom Griffin, R ERA: 3.61 Fred Gladding, R ERA: 3.92 Wade Blasingame, L ERA: 5.69 (7, 1)	IP: 1.1 WLS: L BF: 11 H: 6 R: 7 ER: 7 SO: 3 BB: 0 IBB: 0 HBP: 0 BLK: 0 WP: 0 HR: 1 S: 16 P: 20 ERA: 47.25 WHIP: 4.500															PITCHER				

Houston Astros @ Chicago Cubs
Wrigley Field, Chicago, IL
Sat Aug 23 1969, 3:33 AM CDT
Att: 27,665 - Sunny - 76 F

AB	38
R	11
H	13
RBI	11
BB	4
SO	8
LOB	19



Batter	1	2	3	4	5	6	7	8	9	AB	R	H	RBI	BB	SO	LOB	TOP			
Jesus Alou, R OBP: 0.257, SLG: 0.303 Gary Geiger, L OBP: 0.338, SLG: 0.266 Marty Martinez, S OBP: 0.336, SLG: 0.375	(1, 7) 0-3 K	(2) 0-0 5-3	X 0-0	X 0-0 4-3	X 0-0 4-3	X 0-0	X 0-0 1-3	X 0-0	X 0-0 5-3	5	1	1	0	0	1	4				
Joe Morgan, L OBP: 0.365, SLG: 0.386	(1, 4) 0-0 HR	(3) 0-0 6-3	X 0-0	X 0-0 1B	X 0-0 P3	X 0-0	X 0-0	X 0-0 4-3	X 0-0	5	2	2	1	0	0	2				
Jimmy Wynn, R OBP: 0.434, SLG: 0.527	(1, 8) 0-0 HR	X 0-0	X 0-0 HR	X 4-0 1B	X 4-0 1B	X 4-0 BB	X 0-0	X 0-0 7-3	X 0-0	3	3	3	3	2	0	0				
Norm Miller, L OBP: 0.365, SLG: 0.366	(1, 9) 4-0 BB	0-0 BB	X 0-0 4-3	X 0-0 1B	X 0-0 1B	X 0-3 K	X 0-0	X 0-0 7-3	X 0-0	4	1	1	2	1	1	2				
Curt Blefary, L OBP: 0.358, SLG: 0.411	(1, 3) 0-0 1B	X 0-0	X 0-0 F9	X 0-0 1B	X 0-0 1B	X 0-0 F5	X 0-0	X 0-0	X 0-0 1B	5	1	3	1	0	0	0				
Denis Menke, R OBP: 0.390, SLG: 0.418	(1, 6) 0-0 F8	X 0-0	X 0-0 F8	X 0-0 1B	X 0-0 1B	X 0-0	X 0-0 FC4-6	X 0-0	X 0-0 1B	5	0	3	1	0	0	2				
Doug Rader, R OBP: 0.333, SLG: 0.385	(1, 5) 0-3 K	X 0-0	X 0-0	X 0-0 P4	X 0-0	X 0-0	X 0-0 FC4-6	X 0-0	X 0-0 F8	5	0	0	0	0	1	7				
Johnny Edwards, L OBP: 0.311, SLG: 0.344 Cesar Geronimo, L OBP: 0.250, SLG: 0.375	(1, 2) 0-0 SH3-4	X 0-0	X 0-0 G3	X 4-0 BB	X 4-0	X 0-0	X 0-0	X 0-0	X 0-0	4	0	3	1	1	0	0				
Jack Billingham, R OBP: 0.287, SLG: 0.383 Jim Ray, R OBP: 0.105, SLG: 0.105 Dooley Womack, R OBP: 0.157, SLG: 0.157 Fred Gladding, R OBP: 0.341, SLG: 0.325 Sandy Valdesano, L OBP: 0.341, SLG: 0.325 Julio Gotay, R OBP: 0.370, SLG: 0.298	(1, 1) 0-0 SH3-4	X 0-0	X 0-0	X 0-3 K	X 0-0	X 0-0	X 0-0	X 0-0	X 0-0 F7	1	1	1	0	0	0	0				
Inning Stats	R: 2 E: 0 K: 2 S: 10	H: 3 LOB: 2 BB: 1 P: 14	R: 0 E: 0 K: 0 S: 4	H: 1 LOB: 1 BB: 0 P: 4	R: 1 E: 0 K: 0 S: 4	H: 1 LOB: 0 BB: 0 P: 4	R: 5 E: 0 K: 0 S: 9	H: 6 LOB: 2 BB: 1 P: 13	R: 0 E: 0 K: 1 S: 5	H: 0 LOB: 0 BB: 1 P: 8	R: 0 E: 0 K: 0 S: 5	H: 2 LOB: 2 BB: 0 P: 5	R: 0 E: 0 K: 0 S: 3	H: 1 LOB: 0 BB: 0 P: 3	R: 1 E: 0 K: 0 S: 6	H: 3 LOB: 2 BB: 0 P: 6	1B: 14 2B: 2 3B: 0 HR: 2	SF: 0 SAC: 1 DP: 1 HBP: 0	WP: 0 PB: 0 SB: 0 CS: 0	PA: 46
PITCHER	IP WLS BF H R ER SO BB IBB HBP BLK WP HR S P ERA WHIP																			
Fergie Jenkins, R ERA: 3.0	(1, 1) 3.2 20 8 6 6 2 1 0 0 0 0 2 23 27 14.73 2.455																			
Rich Nye, L ERA: 5.23	(4, 1) 0.0 3 2 1 1 1 0 0 1 0 0 0 0 2 6 ∞ ∞																			
Ted Abernathy, R ERA: 3.14	(4, 1) 0.1 2 1 1 1 0 0 0 0 0 0 0 2 2 27.00 3.000																			
Dick Selma, R ERA: 3.15	(5, 1) 2.0 7 0 0 0 2 2 0 0 0 0 0 9 17 0.00 1.000																			
Don Nottebart, R ERA: 5.82	(7, 1) 1.0 5 2 0 0 0 0 0 0 0 0 0 5 5 0.00 2.000																			
PITCHER	IP WLS BF H R ER SO BB IBB HBP BLK WP HR S P ERA WHIP																			
Phil Regan, R ERA: 3.33	(8, 1) 1.1 W 7 4 1 1 0 0 0 0 0 0 0 7 7 6.75 3.000																			
Hank Aguirre, L ERA: 2.13	(9, 1) 0.2 S 2 0 0 0 0 0 0 0 0 0 0 2 2 0.00 0.000																			

Houston Astros @ Chicago Cubs
Wrigley Field, Chicago, IL
Sun Aug 24 1969, 3:33 AM CDT
Sunny - 78 F

AB	41
R	9
H	17
RBI	9
BB	4
SO	4
LOB	24



Batter	1	2	3	4	5	6	7	8	9	AB	R	H	RBI	BB	SO	LOB	BOTTOM			
Don Kessinger, S OBP: 0.343, SLG: 0.380	(1, 6) 0-0 F8	X 0-0	X 0-0 L7	X 0-0 P5	X 0-0	X 0-0	X 0-0 F7	X 0-0 FC4-6	X 0-0	5	1	0	0	0	0	4				
Glenn Beckert, R OBP: 0.333, SLG: 0.353	(1, 4) 0-3 K	X 0-0	X 0-0 5-3	X 0-0	X 0-0 L4	X 0-0	X 0-0 E	X 0-3 K	X 0-0	5	1	1	0	0	2	1				
Billy Williams, L OBP: 0.364, SLG: 0.466	(1, 7) 0-0 1B	X 0-0	X 0-0 6-3	X 0-0	X 0-0 F8	X 0-0	X 0-0 E7	X 0-0 1B	X 0-0	5	2	3	2	0	0	0				
Ron Santo, R OBP: 0.396, SLG: 0.520	(1, 5) 0-0 L4	X 0-0	X 0-0	X 0-0 14	X 0-0 14	X 0-0	X 0-0 BB	X 0-0 FC4-6	X 0-0 14	4	3	3	1	1	0	1				
14 Ernie Banks, R OBP: 0.322, SLG: 0.429	(1, 3) 0-0 HR	X 0-0	X 0-0	X 0-0 HBP	X 0-0 1B	X 0-0 FC5-4	X 0-0 FC4-6	X 0-0 BB	X 0-0 1B	4	2	3	3	1	0	1				
Jim Hickman, R OBP: 0.324, SLG: 0.466	(1, 9) 0-0 HR	X 0-0	X 0-0	X 0-0 HBP	X 0-0 1B	X 0-0	X 0-0 BB	X 0-0 FC4-6	X 0-0	3	1	2	2	2	0	0				
Randy Hundley, R OBP: 0.351, SLG: 0.438 Gene Oliver, R OBP: 0.276, SLG: 0.333 Paul Popovich, S OBP: 0.345, SLG: 0.340 Phil Regan, R OBP: 0.235, SLG: 0.143 Hank Aguirre, R OBP: 0.400, SLG: 0.400	(1, 2) 0-0 F7	X 0-0	X 0-0	X 0-0 K	X 0-0	X 0-0 P5	X 0-0 FC4-6	X 0-0 FC6-4	X 0-0	2	0	0	0	0	1	2				
Don Young, R OBP: 0.337, SLG: 0.339	(1, 8) 0-3 K	X 0-0	X 0-0	X 0-0	X 0-0	X 0-0	X 0-0 K	X 0-0 FC6-4	X 0-0	3	0	0	0	0	2	3				
Fergie Jenkins, R OBP: 0.181, SLG: 0.183 Rich Nye, L OBP: 0.087, SLG: 0.087 Ted Abernathy, R OBP: 0.429, SLG: 0.429 Willie Smith, R OBP: 0.165, SLG: 0.238 Al Spangler, R OBP: 0.333, SLG: 0.333 Don Nottebart, R OBP: 0.303, SLG: 0.321	(1, 1) 0-0 1-3	X 0-0	X 0-0	X 0-0	X 0-0	X 0-0	X 0-0 F8	X 0-0	X 0-0 FC4-6	1	0	0	0	0	0	0				
Inning Stats	R: 0 E: 0 K: 1 S: 6	H: 1 LOB: 0 BB: 0 P: 6	R: 2 E: 0 K: 1 S: 7	H: 2 LOB: 0 BB: 0 P: 7	R: 0 E: 0 K: 0 S: 3	H: 0 LOB: 0 BB: 0 P: 3	R: 1 E: 0 K: 2 S: 10	H: 3 LOB: 3 BB: 0 P: 11	R: 0 E: 0 K: 0 S: 4	H: 1 LOB: 1 BB: 0 P: 4	R: 0 E: 0 K: 1 S: 5	H: 0 LOB: 1 BB: 1 P: 9	R: 3 E: 1 K: 0 S: 5	H: 2 LOB: 2 BB: 3 P: 17	R: 4 E: 0 K: 1 S: 8	H: 3 LOB: 0 BB: 1 P: 12	1B: 7 2B: 1 3B: 1 HR: 3	SF: 0 SAC: 0 DP: 0 HBP: 1	WP: 0 PB: 0 SB: 0 CS: 0	PA: 42
PITCHER	IP WLS BF H R ER SO BB IBB HBP BLK WP HR S P ERA WHIP																			
Jack Billingham, R ERA: 4.21	(1, 1) 3.0 14 4 3 3 3 3 0 1 0 0 0 20 33 8.10 2.100																			
Jim Ray, R ERA: 4.24	(4, 1) 0.2 4 0 1 1 0 2 0 0 0 0 0 2 10 13.50 3.000																			
Dooley Womack, R ERA: 3.33	(7, 1) 1.0 L 6 3 3 3 1 0 0 0 0 0 0 1 8 8 27.00 3.000																			
Fred Gladding, R ERA: 4.3	(8, 1) 1.0 6 3 3 3 1 0 0 0 0 0 0 1 8 8 27.00 3.000																			

Houston Astros @ Chicago Cubs
Wrigley Field, Chicago, IL
Sun Aug 24 1969, 3:33 AM CDT
Sunny - 78 F

AB	36
R	10
H	12
RBI	9
BB	5
SO	6
LOB	19



Batter	1	2	3	4	5	6	7	8	9	AB	R	H	RBI	BB	SO	LOB	TOP			
Jesus Alou, R OBP: 0.254, SLG: 0.299 (1, 7)	0-3 K		0-0 5-3		0-0 F2		0-0 6-3			4	0	0	0	0	1	0				
Joe Morgan, L OBP: 0.384, SLG: 0.384 (1, 4)	0-0 PB 1B		0-3 K		0-3 K		0-3 K			4	0	1	0	0	3	0				
Jimmy Wynn, R OBP: 0.431, SLG: 0.521 (1, 8)	0-3 K 1-2		0-0 5-3			0-3 K		0-3 K		4	0	0	0	0	3	1				
Norm Miller, L OBP: 0.367, SLG: 0.371 (1, 9)	0-0 4-3			0-0 1B 2B		0-0 WP S BB 1B		0-3 K		4	2	2	0	0	1	1				
Curt Blefary, L OBP: 0.361, SLG: 0.412 (1, 3)		4-0 1B BB		0-0 G5-4-3 2H 1B		4-0 BB WP 1B		0-0 P5		2	0	1	1	2	0	0				
Denis Menke, R OBP: 0.389, SLG: 0.415 (1, 6)		0-0 P5		0-0 G5-4-3 1-2 1B		4-0 7-6 BB BB			0-0 5-3	3	0	0	0	1	0	2				
Doug Rader, R OBP: 0.335, SLG: 0.385 (1, 5)		0-0 1B		0-0 F8		4-0 1-2 2-3 BB			0-0 5-3	3	0	1	1	1	0	0				
Johnny Edwards, L OBP: 0.313, SLG: 0.353 (1, 2)		0-3 K			0-0 HR		0-0 7-6		0-0 WP 1B	4	1	2	1	0	1	5				
Don Wilson, R OBP: 0.190, SLG: 0.143 (1, 1)		0-3 K			0-0 F8			0-0 L7		4	0	0	0	0	1	3				
Inning Stats	R: 0 E: 0 K: 2 S: 8	H: 1 LOB: 1 BB: 0 P: 8	R: 0 E: 0 K: 2 S: 8	H: 1 LOB: 2 BB: 1 P: 12	R: 0 E: 0 K: 1 S: 5	H: 0 LOB: 0 BB: 0 P: 5	R: 1 E: 0 K: 0 S: 4	H: 2 LOB: 0 BB: 0 P: 4	R: 1 E: 0 K: 1 S: 6	H: 1 LOB: 2 BB: 3 P: 6	R: 0 E: 0 K: 1 S: 5	H: 0 LOB: 0 BB: 0 P: 5	R: 0 E: 0 K: 2 S: 7	H: 0 LOB: 0 BB: 0 P: 7	R: 0 E: 0 K: 0 S: 4	H: 1 LOB: 1 BB: 0 P: 4	1B: 5 2B: 2 3B: 0 HR: 1	SF: 0 SAC: 0 DP: 2 HBP: 0	WP: 2 PB: 1 SB: 1 CS: 0	PA: 36
PITCHER	IP WLS BF H R ER SO BB IBB HBP BLK WP HR S P ERA WHIP	5.1 L 25 6 3 3 7 3 1 0 0 1 1 35 51 5.06 1.688	1.2 4 0 0 0 1 0 0 0 0 0 0 6 6 0.00 0.000	2.0 7 1 0 0 2 0 0 0 0 1 0 11 11 0.00 0.500	PITCHER															

Houston Astros @ Chicago Cubs
Wrigley Field, Chicago, IL
Sun Aug 24 1969, 3:38 AM CDT
Att: 40,439 - Unknown

AB	32
R	3
H	7
RBI	3
BB	4
SO	10
LOB	12



Batter	1	2	3	4	5	6	7	8	9	AB	R	H	RBI	BB	SO	LOB	BOTTOM					
Don Kessinger, S OBP: 0.342, SLG: 0.378 (1, 6)	0-0 4-3	0-0 3-1			0-0 1B		0-0 F7		0-0 F8	5	0	1	0	0	0	2						
Glenn Beckert, R OBP: 0.330, SLG: 0.349 (1, 4)	0-0 6-3	0-3 K			0-0 F7		0-0 E5			4	0	0	0	0	1	2						
Billy Williams, L OBP: 0.363, SLG: 0.466 (1, 7)	0-0 1B 2B		0-0 F5		0-3 K		0-0 G2-5-3			4	1	1	0	0	1	3						
Ron Santo, R OBP: 0.395, SLG: 0.517 (1, 5)	0-0 14 BB 2B 1B		0-3 K		0-0 F3			0-0 5-3		4	1	1	1	0	1	1						
14 Ernie Banks, R OBP: 0.323, SLG: 0.428 (1, 3)	4-0 2B BB		0-0 F5			0-0 FC5-4 1B		0-0 P5		3	0	1	0	1	0	0						
Jim Hickman, R OBP: 0.327, SLG: 0.471 (1, 9) (7, 8)	0-0 1-3 2H 2B			0-0 1B		0-3 K		0-0 F7		4	0	2	1	0	1	1						
Randy Hundley, R OBP: 0.360, SLG: 0.435 (1, 2)	4-0 IBB			0-3 K		0-0 FC5-4			0-3 K	3	0	0	0	1	2	2						
Don Young, R OBP: 0.335, SLG: 0.336 (1, 8) (6, PH)	0-3 K			0-3 K		0-0 3-1			0-0 F7	2	0	0	0	0	2	4						
Al Spangler, L OBP: 0.293, SLG: 0.330 (7, 9)									0-0 F7	2	0	0	0	0	0	1						
Ken Johnson, R OBP: 0.400, SLG: 0.400 (7, PH)		0-3 K					4-0 G2-5-3 E BB		4-0 BB	2	0	0	0	0	2	1						
Hank Aguirre, R OBP: 0.346, SLG: 0.346 (7, PH)										0	0	0	0	0	0	0						
Paul Popovich, S OBP: 0.346, SLG: 0.346 (7, PH)										0	0	0	0	0	0	0						
Nate Oliver, R OBP: 0.346, SLG: 0.346 (7, PH)										0	0	0	0	0	0	0						
Dick Selma, R OBP: 0.346, SLG: 0.346 (8, PH)										0	0	0	0	0	0	0						
Willie Smith, R OBP: 0.346, SLG: 0.346 (8, PH)										0	0	0	0	0	0	0						
Rich Nye, L OBP: 0.346, SLG: 0.346 (8, PH)										0	0	0	0	0	0	0						
Inning Stats	R: 2 E: 0 K: 1 S: 8	H: 3 LOB: 3 BB: 2 P: 16	R: 0 E: 0 K: 2 S: 7	H: 0 LOB: 0 BB: 0 P: 7	R: 0 E: 0 K: 1 S: 5	H: 0 LOB: 0 BB: 0 P: 5	R: 0 E: 0 K: 3 S: 10	H: 1 LOB: 1 BB: 0 P: 10	R: 0 E: 0 K: 1 S: 6	H: 1 LOB: 1 BB: 0 P: 6	R: 0 E: 0 K: 1 S: 6	H: 1 LOB: 1 BB: 0 P: 6	R: 0 E: 1 K: 0 S: 3	H: 0 LOB: 1 BB: 1 P: 7	R: 0 E: 0 K: 0 S: 3	H: 0 LOB: 0 BB: 0 P: 3	R: 0 E: 0 K: 1 S: 5	H: 0 LOB: 1 BB: 1 P: 9	1B: 4 2B: 2 3B: 0 HR: 0	SF: 0 SAC: 0 DP: 1 HBP: 0	WP: 0 PB: 0 SB: 0 CS: 0	PA: 37
PITCHER	IP WLS BF H R ER SO BB IBB HBP BLK WP HR S P ERA WHIP	9.0 W 37 6 2 2 10 3 1 0 0 0 0 53 69 2.00 1.000	PITCHER																			

Houston Astros @ Chicago Cubs
Wrigley Field, Chicago, IL
Sun Aug 24 1969, 3:38 AM CDT
Att: 40,439 - Unknown

AB	33
R	2
H	6
RBI	2
BB	4
SO	10
LOB	17



Batter	1	2	3	4	5	6	7	8	9	AB	R	H	RBI	BB	SO	LOB	TOP					
Jesus Alou, R OBP: 0.251, SLG: 0.295 (1,7)	0-0 5-3		0-0 4-3			0-0 1-4-3		0-0 1-3		4	0	0	0	0	0	1						
Joe Morgan, L OBP: 0.383, SLG: 0.383 (1,4)	0-3 K		0-0 4-3			0-0 S 1B			0-0 F9	4	0	1	0	0	1	0						
Jimmy Wynn, R OBP: 0.429, SLG: 0.517 (1,8)	0-3 K			0-0 P4		0-3 K			4-0 S 1B BB	3	0	0	0	1	2	1						
Norm Miller, L OBP: 0.368, SLG: 0.371 (1,9)		0-0 6-3		4-0 G3-6 BB			0-0 4-3		0-0 1-2 1B	3	0	1	0	1	0	0						
Curt Blefary, L OBP: 0.360, SLG: 0.409 (1,3)		4-0 1B BB		0-0 G3-6 1-2			0-0 4-3		0-0 F7	3	0	0	0	1	0	3						
Denis Menke, R OBP: 0.386, SLG: 0.411 (1,6)		0-0 P6			0-0 6-3			0-0 F9		4	0	0	0	0	0	3						
Doug Rader, R OBP: 0.335, SLG: 0.385 (1,5)		0-0 1-2 1B			0-0 5-3			0-0 F3		3	0	1	0	0	0	0						
Johnny Edwards, L OBP: 0.313, SLG: 0.355 (1,2)		0-3 K			0-0 3-1				0-0 2B	3	0	1	0	0	1	2						
Larry Dierker, R OBP: 0.168, SLG: 0.204 (1,1)			0-0 6-3			0-0 P4			0-0 F5	2	0	0	0	0	0	0						
Sandy Valdespino, L OBP: 0.339, SLG: 0.267 (8, PH)										1	0	0	0	0	0	1						
Jim Bouton, R OBP: 0.313, SLG: 0.355 (8,1)										0	0	0	0	0	0	0						
Inning Stats	R: 0 E: 0 K: 2 S: 7	H: 0 LOB: 0 BB: 0 P: 7	R: 0 E: 0 K: 1 S: 6	H: 1 LOB: 2 BB: 1 P: 10	R: 0 E: 0 K: 0 S: 3	H: 0 LOB: 0 BB: 0 P: 3	R: 0 E: 0 K: 0 S: 2	H: 0 LOB: 0 BB: 1 P: 6	R: 0 E: 0 K: 0 S: 3	H: 0 LOB: 0 BB: 0 P: 3	R: 0 E: 0 K: 1 S: 6	H: 1 LOB: 1 BB: 0 P: 6	R: 0 E: 0 K: 0 S: 3	H: 0 LOB: 0 BB: 0 P: 3	R: 0 E: 0 K: 0 S: 4	H: 1 LOB: 1 BB: 0 P: 4	R: 0 E: 0 K: 0 S: 4	H: 1 LOB: 2 BB: 1 P: 8	1B: 3 2B: 1 3B: 0 HR: 0	SF: 0 SAC: 0 DP: 1 HBP: 0	WP: 0 PB: 0 SB: 1 CS: 0	PA: 33
PITCHER Nelson Briles, R ERA: 3.78 (1,1)	IP: 9.0 WLS: W BF: 33 H: 4 R: 0 ER: 0 SO: 4 BB: 3 IBB: 0 HBP: 0 BLK: 0 WP: 0 HR: 0 S: 38 P: 50 ERA: 0.00 WHIP: 0.778															PITCHER	IP: 9.0 WLS: W BF: 33 H: 4 R: 0 ER: 0 SO: 4 BB: 3 IBB: 0 HBP: 0 BLK: 0 WP: 0 HR: 0 S: 38 P: 50 ERA: 0.00 WHIP: 0.778					

Houston Astros @ St. Louis Cardinals
 Busch Stadium, St. Louis, MO
 Tue Aug 26 1969, 7:05 PM CDT
 Unknown

AB 30
 R 0
 H 4
 RBI 0
 BB 3
 SO 4
 LOB 11



Batter	1	2	3	4	5	6	7	8	9	AB	R	H	RBI	BB	SO	LOB	BOTTOM					
Lou Brock, L OBP: 0.346, SLG: 0.444 (1,7)	0-0 G3		0-0 1B			0-0 F7				3	0	1	0	0	0	0						
Curt Flood, R OBP: 0.340, SLG: 0.355 (1,8)	0-0 F3		0-0 4-3			0-0 6-3				3	0	0	0	0	0	1						
Vada Pinson, L OBP: 0.307, SLG: 0.388 (1,9)	0-3 K			0-0 F7			0-0 4-3			3	0	0	0	0	1	0						
Joe Torre, R OBP: 0.352, SLG: 0.467 (1,3)		0-3 K		0-0 F8		0-3 K				3	0	0	0	0	2	0						
Tim McCarver, L OBP: 0.333, SLG: 0.367 (1,2)		0-0 4-3		0-3 K			0-0 F9			3	0	0	0	0	1	0						
Mike Shannon, R OBP: 0.321, SLG: 0.383 (1,5)		0-3 K			0-0 P5			0-0 1-3		3	0	0	0	0	1	0						
Julian Javier, R OBP: 0.351, SLG: 0.450 (1,4)			0-0 HR		0-0 F8			0-0 P3		3	1	1	1	0	0	0						
Dal Maxvill, R OBP: 0.253, SLG: 0.232 (1,6)			0-0 4-3		0-0 F3			0-3 K		3	0	0	0	0	1	0						
Nelson Briles, R OBP: 0.172, SLG: 0.167 (1,1)			0-3 K			0-0 F8				2	0	0	0	0	1	0						
Inning Stats	R: 0 E: 0 K: 1 S: 5	H: 0 LOB: 0 BB: 0 P: 5	R: 0 E: 0 K: 2 S: 7	H: 0 LOB: 0 BB: 0 P: 7	R: 1 E: 0 K: 1 S: 7	H: 2 LOB: 1 BB: 0 P: 7	R: 0 E: 0 K: 1 S: 5	H: 0 LOB: 0 BB: 0 P: 5	R: 0 E: 0 K: 0 S: 3	H: 0 LOB: 0 BB: 0 P: 3	R: 0 E: 0 K: 0 S: 3	H: 0 LOB: 0 BB: 0 P: 3	R: 0 E: 0 K: 1 S: 5	H: 0 LOB: 0 BB: 0 P: 5	R: 0 E: 0 K: 1 S: 5	H: 0 LOB: 0 BB: 0 P: 5	R: 0 E: 0 K: 1 S: 5	H: 0 LOB: 0 BB: 0 P: 5	1B: 1 2B: 0 3B: 0 HR: 1	SF: 0 SAC: 0 DP: 0 HBP: 0	WP: 0 PB: 0 SB: 0 CS: 0	PA: 26
PITCHER Larry Dierker, R ERA: 2.5 (1,1)	IP: 7.0 WLS: L BF: 23 H: 2 R: 1 ER: 1 SO: 6 BB: 0 IBB: 0 HBP: 0 BLK: 0 WP: 0 HR: 1 S: 35 P: 35 ERA: 1.29 WHIP: 0.286															PITCHER	IP: 7.0 WLS: L BF: 23 H: 2 R: 1 ER: 1 SO: 6 BB: 0 IBB: 0 HBP: 0 BLK: 0 WP: 0 HR: 1 S: 35 P: 35 ERA: 1.29 WHIP: 0.286					
PITCHER Jim Bouton, R ERA: 3.69 (8,1)	IP: 1.0 WLS: 3 BF: 3 H: 0 R: 0 ER: 0 SO: 1 BB: 0 IBB: 0 HBP: 0 BLK: 0 WP: 0 HR: 0 S: 5 P: 5 ERA: 0.00 WHIP: 0.000															PITCHER	IP: 1.0 WLS: 3 BF: 3 H: 0 R: 0 ER: 0 SO: 1 BB: 0 IBB: 0 HBP: 0 BLK: 0 WP: 0 HR: 0 S: 5 P: 5 ERA: 0.00 WHIP: 0.000					

Houston Astros @ St. Louis Cardinals
 Busch Stadium, St. Louis, MO
 Tue Aug 26 1969, 7:05 PM CDT
 Unknown

AB 26
 R 1
 H 2
 RBI 1
 BB 0
 SO 7
 LOB 1



Batter	1	2	3	4	5	6	7	8	9	10	AB	R	H	RBI	BB	SO	LOB	TOP			
Joe Morgan, L OBP: 0.379, SLG: 0.378 (1, 4)											5	1	2	0	0	0	1	Houston Astros @ St. Louis Cardinals Busch Stadium, St. Louis, MO Wed Aug 27 1969, 7:05 PM CDT Att: 21,310 - Unknown			
Jesus Alou, R OBP: 0.255, SLG: 0.299 (1, 7) (10, 9)											5	0	3	1	0	1	1				
Jimmy Wynn, R OBP: 0.427, SLG: 0.511 (1, 8)											4	0	0	1	0	0	4				
Norm Miller, L OBP: 0.366, SLG: 0.368 Leon McFadden, R OBP: 0.209, SLG: 0.215 Gary Geiger, L OBP: 0.336, SLG: 0.266 (1, 9)											4	0	1	0	0	2	1				
Curt Blefary, L OBP: 0.302, SLG: 0.416 (1, 3)										3	1	1	0	1	1	1					
Denis Menke, R OBP: 0.381, SLG: 0.405 (1, 6)										4	0	0	0	0	1	3					
Doug Rader, R OBP: 0.339, SLG: 0.388 (1, 5)										4	1	1	1	0	2	0					
Johnny Edwards, L OBP: 0.312, SLG: 0.352 (1, 2)										3	1	0	0	1	0	0					
Tom Griffin, R OBP: 0.255, SLG: 0.327 Sandy Valdespino, L OBP: 0.326, SLG: 0.277 Fred Gladding, L OBP: 0.111, SLG: 0.111 (1, 1)										3	0	0	0	0	3	0					
Inning Stats	R: 1 E: 0 K: 2 S: 9	H: 2 LOB: 1 BB: 0 P: 9	R: 0 E: 0 K: 1 S: 5	H: 0 LOB: 0 BB: 0 P: 5	R: 0 E: 0 K: 1 S: 6	H: 1 LOB: 1 BB: 0 P: 6	R: 0 E: 0 K: 0 S: 3	H: 1 LOB: 0 BB: 0 P: 3	R: 0 E: 0 K: 1 S: 5	H: 0 LOB: 0 BB: 0 P: 5	R: 0 E: 0 K: 2 S: 7	H: 0 LOB: 0 BB: 0 P: 7	R: 0 E: 0 K: 1 S: 5	H: 0 LOB: 0 BB: 0 P: 5	R: 4 E: 1 K: 1 S: 9	H: 3 LOB: 2 BB: 2 P: 17	1B: 7 2B: 1 3B: 0 HR: 0		SF: 2 SAC: 0 DP: 0 HBP: 0	WP: 0 PA: 39 PB: 0 SB: 0 CS: 2	
PITCHER Bob Gibson, R ERA: 2.23 (1, 1)	IP: 10.0 WLS: L BF: 39 H: 8 R: 5 ER: 3 SO: 10 BB: 1 IBB: 2 HBP: 0 BLK: 0 WP: 0 HR: 0 S: 57 P: 65 ERA: 2.70 WHIP: 0.900											PITCHER IP: WLS: BF: H: R: ER: SO: BB: IBB: HBP: BLK: WP: HR: S: P: ERA: WHIP									

Batter	1	2	3	4	5	6	7	8	9	10	AB	R	H	RBI	BB	SO	LOB	BOTTOM			
Lou Brock, L OBP: 0.342, SLG: 0.440 (1, 7)											5	0	1	0	0	2	2	Houston Astros @ St. Louis Cardinals Busch Stadium, St. Louis, MO Wed Aug 27 1969, 7:05 PM CDT Att: 21,310 - Unknown			
Curt Flood, R OBP: 0.346, SLG: 0.368 (1, 8)											5	0	3	1	0	0	2				
Vada Pinson, L OBP: 0.306, SLG: 0.391 (1, 9)											4	0	0	0	0	4					
Joe Torre, R OBP: 0.351, SLG: 0.463 (1, 3)											4	0	0	0	0	2					
Tim McCarver, L OBP: 0.334, SLG: 0.368 Dave Ricketts, S OBP: 0.353, SLG: 0.300 (1, 2)											3	0	1	0	0	1	0				
Mike Shannon, R OBP: 0.320, SLG: 0.379 (1, 5)											3	0	0	0	1	1	2				
Julian Javier, R OBP: 0.344, SLG: 0.441 (1, 4)											4	0	0	0	0	2					
Dal Maxvill, R OBP: 0.254, SLG: 0.233 Bill White, L OBP: 0.352, SLG: 0.261 (1, 6)											3	1	1	0	0	2	1				
Bob Gibson, R OBP: 0.247, SLG: 0.306 Vic Davalillo, L OBP: 0.253, SLG: 0.261 (1, 1)											2	0	0	0	0	0	1				
Inning Stats	R: 0 E: 0 K: 0 S: 4	H: 1 LOB: 1 BB: 0 P: 4	R: 0 E: 0 K: 2 S: 7	H: 0 LOB: 1 BB: 1 P: 11	R: 0 E: 0 K: 1 S: 6	H: 1 LOB: 1 BB: 0 P: 6	R: 0 E: 0 K: 1 S: 6	H: 1 LOB: 1 BB: 0 P: 6	R: 1 E: 0 K: 0 S: 5	H: 2 LOB: 1 BB: 0 P: 5	R: 0 E: 0 K: 0 S: 3	H: 0 LOB: 0 BB: 0 P: 3	R: 0 E: 0 K: 1 S: 5	H: 1 LOB: 1 BB: 0 P: 4	R: 0 E: 0 K: 0 S: 2	H: 0 LOB: 0 BB: 1 P: 6	R: 0 E: 0 K: 1 S: 6		H: 1 LOB: 1 BB: 0 P: 6	1B: 5 2B: 3 3B: 0 HR: 0	SF: 0 SAC: 1 DP: 1 HBP: 0
PITCHER Tom Griffin, R ERA: 3.45 Fred Gladding, R ERA: 4.23 (1, 1)	IP: 9.0 WLS: W BF: 34 H: 6 R: 1 ER: 1 SO: 5 BB: 2 IBB: 0 HBP: 0 BLK: 0 WP: 1 HR: 0 S: 42 P: 50 ERA: 1.00 WHIP: 0.889											PITCHER IP: WLS: BF: H: R: ER: SO: BB: IBB: HBP: BLK: WP: HR: S: P: ERA: WHIP									

Batter	1	2	3	4	5	6	7	8	9	10	AB	R	H	RBI	BB	SO	LOB	TOP		
Matty Alou, L OBP: 0.365, SLG: 0.406 (1, 8)	4-0 CS BB		4-3			0-3 K		4-3		0-3 K 4-3 2B	4	1	0	0	1	2	0	Pittsburgh Pirates @ Houston Astros Astrodome, Houston, TX Fri Aug 29 1969, 8:05 PM EDT Att: 20,405 - Dome		
Gene Alley, R OBP: 0.298, SLG: 0.373 (1, 4)	4-0 BB		0-3 K			0-0 F7		0-0 WP 1B		0-3 K 1-2	4	0	1	0	1	2	1			
Willie Stargell, L OBP: 0.404, SLG: 0.594 (1, 7)	0-3 K					0-0 L3 1B		0-3 K 1-2		0-0 4-3 2-3	5	1	2	0	0	2	3			
Roberto Clemente, R OBP: 0.414, SLG: 0.584 (1, 9)	0-0 F9					0-0 L3 1-2		0-0 2B 2B		0-0 F9 S 2B IBB	4	1	1	1	1	0	3			
Al Oliver, L OBP: 0.327, SLG: 0.433 (1, 3)		0-0 E3 PB S				0-0 CS 1B		0-3 K		0-0 L1 1-H 3-H 2B	5	0	2	2	0	1	1			
Richie Hebner, L OBP: 0.264, SLG: 0.434 (1, 5)		0-3 K 1-3				0-0 CS 1-2	0-0 4-3			0-0 F3 1B HBP	4	1	0	0	0	1	2			
Gary Kolb, L OBP: 0.138, SLG: 0.111 Carl Taylor, R OBP: 0.431, SLG: 0.464 Manny Sanguillen, R OBP: 0.353, SLG: 0.437 (1, 2)		0-3 K				0-0 G3		0-0 F8		0-0 WP 1B 1B	3	0	0	0	0	1	1			
Freddie Patek, R OBP: 0.318, SLG: 0.317 (1, 6)		0-0 F2				0-0 BB BB BB BB BB	4-0 BB			0-0 1B 1B 1-H 2-H 1B	3	0	2	1	1	0	1			
Bob Veale, S OBP: 0.094, SLG: 0.065 Bob Moose, R OBP: 0.176, SLG: 0.067 (8, 1)			0-3 K			0-0 4-3		0-3 K		0-0 F5	3	0	0	0	0	2	2			
											1	0	0	0	0	0	1		P	
Inning Stats	R: 0 E: 0 K: 1 S: 4	H: 0 LOB: 1 BB: 2 P: 12	R: 0 E: 1 K: 2 S: 8	H: 0 LOB: 1 BB: 0 P: 8	R: 0 E: 0 K: 2 S: 7	H: 0 LOB: 0 BB: 0 P: 7	R: 0 E: 0 K: 2 S: 3	H: 2 LOB: 0 BB: 0 P: 3	R: 0 E: 0 K: 1 S: 6	H: 1 LOB: 1 BB: 0 P: 6	R: 0 E: 0 K: 1 S: 6	H: 1 LOB: 1 BB: 0 P: 6	R: 1 E: 0 K: 2 S: 4	H: 2 LOB: 1 BB: 0 P: 5	R: 2 E: 0 K: 2 S: 9	H: 1 LOB: 1 BB: 1 P: 13	1B: 6 2B: 4 3B: 0 HR: 0	SF: 0 SAC: 0 DP: 1 HBP: 1		WP: 2 PB: 2 SB: 3 CS: 2
PITCHER Jim Bouton, R ERA: 3.5 (1, 1)	IP 10.0	WLS L	BF 42	H 9	R 4	ER 2	SO 11	BB 3	IBB 1	HBP 1	BLK 0	WP 2	HR 0	S 59	P 76	ERA 1.80	WHIP 1.200			

Batter	1	2	3	4	5	6	7	8	9	10	AB	R	H	RBI	BB	SO	LOB	BOTTOM						
Joe Morgan, L OBP: 0.380, SLG: 0.378 (1, 4)	0-0 G3		0-0 S 1B 2B			0-3 K		0-0 G6-4-3 1B		0-3 K	5	1	2	1	0	2	0	Pittsburgh Pirates @ Houston Astros Astrodome, Houston, TX Fri Aug 29 1969, 8:05 PM EDT Att: 20,405 - Dome						
Jesus Alou, R OBP: 0.254, SLG: 0.296 (1, 9)	0-0 6-3		0-0 G5-4-3 1B			0-0 FC4 1B		0-0 G6-4-3 1-2f		0-0 4-3	5	0	2	1	0	0	1							
Jimmy Wynn, R OBP: 0.420, SLG: 0.505 (1, 8)	4-0 1B BB BB		0-0 G5-4-3 1-2f			0-3 K		0-0 E5 G4-3		4-0 FC6-4 BB	3	0	0	0	2	1	2							
Doug Rader, R OBP: 0.339, SLG: 0.385 (1, 5)	4-0 1B BB		0-0 F8			0-0 FC4 1-2f		1-0 G4-3 HBP		0-0 FC6-4 1-2f	3	0	0	0	1	0	2							
Marty Martinez, S OBP: 0.244, SLG: 0.377 Norm Miller, L OBP: 0.365, SLG: 0.367 (1, 7)	0-0 FC4 1B					0-0 F8		0-0 G4-3 1-2f 2-3			3	0	2	0	0	0	0							
Norm Miller, L OBP: 0.365, SLG: 0.367 (8, 9)	1-2 2-3 1B					4-3 1B 1B		0-0 F8		0-0 G4-3 1-2f 2-3	1	0	0	0	0	0	2							
Leon McFadden, R OBP: 0.211, SLG: 0.217 (1, 6)	0-0 FC4 1-2f					0-0 6-3 1-2 1B		0-0 6-3		0-3 K	4	0	1	0	0	1	4							
Curt Blefary, L OBP: 0.359, SLG: 0.411 (1, 3)		0-0 G3				0-3 K		0-3 K		0-3 K	4	0	0	0	0	3	2							
Johnny Edwards, L OBP: 0.309, SLG: 0.350 (1, 2)		0-3 K				0-0 4-3 1-2 2-3		0-0 K		0-0 L7	4	1	1	0	0	1	2							
Jim Bouton, R (1, 1)		0-0 6-3				0-3 K		0-3 K 2-3		0-3 K	4	0	0	0	0	3	3							
																		Houston Astros						
Inning Stats	R: 0 E: 0 K: 0 S: 4	H: 1 LOB: 3 BB: 2 P: 12	R: 0 E: 0 K: 1 S: 5	H: 0 LOB: 0 BB: 0 P: 5	R: 1 E: 0 K: 0 S: 4	H: 2 LOB: 0 BB: 0 P: 4	R: 0 E: 0 K: 2 S: 9	H: 2 LOB: 2 BB: 0 P: 9	R: 0 E: 0 K: 2 S: 8	H: 1 LOB: 1 BB: 0 P: 8	R: 0 E: 0 K: 1 S: 5	H: 2 LOB: 0 BB: 0 P: 5	R: 1 E: 0 K: 1 S: 6	H: 2 LOB: 0 BB: 0 P: 6	R: 0 E: 1 K: 1 S: 5	H: 0 LOB: 1 BB: 0 P: 6	R: 0 E: 0 K: 2 S: 7		H: 0 LOB: 0 BB: 0 P: 7	R: 0 E: 0 K: 1 S: 5	H: 0 LOB: 1 BB: 1 P: 9	1B: 6 2B: 2 3B: 0 HR: 0	SF: 0 SAC: 0 DP: 3 HBP: 1	WP: 1 PB: 0 SB: 1 CS: 0
PITCHER Bob Veale, L ERA: 3.31 Bob Moose, R ERA: 3.61 (1, 1)	IP 7.0	WLS 3	BF 31	H 8	R 2	ER 2	SO 7	BB 2	IBB 0	HBP 1	BLK 0	WP 1	HR 0	S 42	P 51	ERA 2.57	WHIP 1.429							
PITCHER Jim Bouton, R ERA: 3.5 (8, 1)	IP 3.0	WLS W	BF 9	H 0	R 0	ER 0	SO 4	BB 1	IBB 0	HBP 0	BLK 0	WP 0	HR 0	S 16	P 20	ERA 0.00	WHIP 0.333							

Batter	1	2	3	4	5	6	7	8	9	AB	R	H	RBI	BB	SO	LOB	TOP			
Matty Alou, L (1.8) OBP: 0.364, SLG: 0.405	5-3		S 1B		F8			G3		4	0	1	0	0	0	0	Pittsburgh Pirates @ Houston Astros Astrodome, Houston, TX Sat Aug 30 1969, 8:05 PM EDT Att: 27,747 - Unknown			
Gene Alley, R (1.4) OBP: 0.301, SLG: 0.388	E5		K			HR		1B		4	1	2	1	0	1	1				
Willie Stargell, L (1.7) OBP: 0.406, SLG: 0.588	P2		K					K		4	0	0	0	0	3	3				
Roberto Clemente, R (1.9) OBP: 0.410, SLG: 0.579	P6				F4			6-3		4	0	0	0	0	2	2				
Al Oliver, L (1.3) OBP: 0.326, SLG: 0.431		G3			K					4	0	1	0	0	1	0				
Richie Hebner, L (1.5) OBP: 0.388, SLG: 0.440								1B		4	0	3	0	0	1	1				
Gary Kolb, L (1.2) OBP: 0.125, SLG: 0.100										3	0	0	0	0	2	2				
Jerry May, R (9, PH) OBP: 0.271, SLG: 0.371	K							F4		1	0	0	0	0	1	1				
Freddie Patek, R (1.6) OBP: 0.315, SLG: 0.314										4	0	0	0	0	3	2				
Bo Belinsky, L (1.1) Jose Pagan, R (5, PH) Bruce Dal Canton, R (5, PH) Carl Taylor, R (7, PH) Joe Gibbon, R (7, PH)			K					5-3		1	0	0	0	0	1	0				
Inning Stats	R: 0 E: 1 K: 0 S: 4	H: 0 LOB: 1 BB: 0 P: 4	R: 0 E: 0 K: 2 S: 8	H: 1 LOB: 1 BB: 0 P: 8	R: 0 E: 0 K: 3 S: 10	H: 1 LOB: 1 BB: 0 P: 10	R: 0 E: 0 K: 2 S: 8	H: 1 LOB: 0 BB: 0 P: 7	R: 1 E: 0 K: 2 S: 9	H: 2 LOB: 1 BB: 0 P: 9	R: 0 E: 0 K: 0 S: 3	H: 0 LOB: 0 BB: 0 P: 3	R: 0 E: 0 K: 1 S: 6	H: 1 LOB: 1 BB: 0 P: 6	R: 0 E: 0 K: 2 S: 8	H: 1 LOB: 1 BB: 0 P: 8	1B: 5 2B: 1 3B: 0 HR: 1	SF: 0 SAC: 0 DP: 0 HBP: 0	WP: 0 PB: 0 SB: 1 CS: 0	PA: 35
PITCHER Larry Dierker, R (1.1) ERA: 2.44	IP: 9.0 WLS: W BF: 35 H: 7 R: 1 ER: 1 SO: 14 BB: 0 IBB: 0 HBP: 0 BLK: 0 WP: 0 HR: 1 S: 63 P: 63 ERA: 1.00 WHIP: 0.778															PITCHER				

Batter	1	2	3	4	5	6	7	8	9	AB	R	H	RBI	BB	SO	LOB	BOTTOM			
Joe Morgan, L (1.4) OBP: 0.381, SLG: 0.377	G5-4-3 BB	G3		F9			4-3 S FC5-2 BB			2	0	0	0	2	0	2	Pittsburgh Pirates @ Houston Astros Astrodome, Houston, TX Sat Aug 30 1969, 8:05 PM EDT Att: 27,747 - Unknown			
Jesus Alou, R (1.9) OBP: 0.254, SLG: 0.299	G5-4-3 1-2		PB 1B 2B		6-3		4-3			4	1	1	0	0	0	2				
Jimmy Wynn, R (1.8) OBP: 0.427, SLG: 0.506	BLK 2B		K		K		4-0 FC5-2 IBB			3	0	1	0	1	2	1				
Doug Rader, R (1.5) OBP: 0.337, SLG: 0.381	P6 2-3		K		5-3		FC5-2			4	0	0	0	0	1	4				
Denis Menke, R (1.3) OBP: 0.385, SLG: 0.405		BB PB HBP	1B BB			4-0 SH BB	P9			1	1	0	0	2	0	2				
Marty Martinez, S (1.7) OBP: 0.350, SLG: 0.379		4-0 PB BB				0-0 SH		1-3		2	0	1	1	1	0	0				
Gary Geiger, L (9, PH) OBP: 0.338, SLG: 0.266		1-2 PB BB	1-2 3-H	1B		1-2				0	0	0	0	0	0	0				
Leon McFadden, R (1.6) OBP: 0.219, SLG: 0.214		4-0 PB BB	2-3			0-3 K		F8		1	0	0	0	1	0	2				
Curt Blefary, L (6, PH) OBP: 0.357, SLG: 0.409		1-2 2-3	PB BB	2-3						2	0	0	0	0	1	1				
Don Bryant, R (1.2) OBP: 0.250, SLG: 0.254		0-3 K			K		4-0 IBB			2	0	0	0	0	2	3				
Johnny Edwards, L (6, PH) OBP: 0.312, SLG: 0.350								FC6-4 BB		0	0	0	0	2	0	0				
Larry Dierker, R (1.1) OBP: 0.162, SLG: 0.196		1-2 2-3 3-H	K		6-3		5-3	FC6-4		4	0	0	0	0	1	5				
Inning Stats	R: 0 E: 0 K: 0 S: 3	H: 1 LOB: 1 BB: 1 P: 7	R: 1 E: 0 K: 2 S: 7	H: 0 LOB: 2 BB: 2 P: 16	R: 1 E: 0 K: 2 S: 9	H: 2 LOB: 1 BB: 1 P: 13	R: 0 E: 0 K: 1 S: 5	H: 0 LOB: 0 BB: 0 P: 5	R: 0 E: 0 K: 1 S: 5	H: 0 LOB: 2 BB: 2 P: 13	R: 0 E: 0 K: 0 S: 3	H: 0 LOB: 2 BB: 2 P: 11	R: 0 E: 0 K: 0 S: 3	H: 0 LOB: 1 BB: 1 P: 7	R: 0 E: 0 K: 0 S: 3	H: 0 LOB: 1 BB: 1 P: 7	1B: 1 2B: 2 3B: 0 HR: 0	SF: 0 SAC: 1 DP: 1 HBP: 1	WP: 0 PB: 2 SB: 1 CS: 0	PA: 36
PITCHER Bo Belinsky, L (1.1) ERA: 2.25 Bruce Dal Canton, R (5, PH) ERA: 3.35 Joe Gibbon, L (7, PH) ERA: 2.48	IP: 4.0 WLS: L BF: 19 H: 2 R: 2 ER: 1 SO: 5 BB: 4 IBB: 1 HBP: 1 BLK: 0 WP: 0 HR: 0 S: 24 P: 41 ERA: 2.25 WHIP: 1.750															PITCHER				

Batter	1	2	3	4	5	6	7	8	9	AB	R	H	RBI	BB	SO	LOB	TOP										
Matty Alou, L (1, 8) OBP: 0.364, SLG: 0.408	F8			4-3 1B		1B 3B	F5		E5 2B	5	2	2	0	0	0	1	Pittsburgh Pirates @ Houston Astros Astrodome, Houston, TX Sun Aug 31 1969, 4:33 AM EDT Att. 24,722 - Dome										
Gene Alley, R (1, 4) OBP: 0.303, SLG: 0.386	6-3			F9		1B BB G3 BB	K		2-3 2B 1B	4	2	1	1	1	1	1											
Willie Stargell, L (1, 7) OBP: 0.398, SLG: 0.586	F2			4-3			F5		K 2B	5	0	1	2	0	1	3											
Roberto Clemente, R (1, 9) OBP: 0.413, SLG: 0.576		5-3		FC6-4 BB		G3 1B BB		F8	FC4-6 IBB	2	0	0	0	3	0	0											
Jose Pagan, R (1, 5) OBP: 0.311, SLG: 0.429	6-3			FC6-4		G3 1B		F8	FC4-6	5	0	1	1	0	0	4											
Al Oliver, L (1, 3) OBP: 0.328, SLG: 0.443	K			1-2		1-2 2-3 3-H 1B			1-2	4	1	2	2	0	1	2											
Freddie Patek, R (1, 6) OBP: 0.316, SLG: 0.312			5-3			F9 FC3-2 2B			HR	2	1	0	0	2	0	1											
Gary Kolb, L (1, 2) OBP: 0.114, SLG: 0.091						2-3			E S 1B BB	3	0	0	0	0	2	4											
Carl Taylor, R (9, PH) OBP: 0.427, SLG: 0.459			K2-3			FC3-2			K	1	0	0	0	0	1	1											
Jerry May, R (9, 2) OBP: 0.271, SLG: 0.371						3-H			1-2	0	0	0	0	0	0	0											
Luke Walker, L (1, 1) OBP: 0.133, SLG: 0.071									K	3	0	0	0	0	2	1											
Chuck Hartenstein, R (8, 1) OBP: 0.333, SLG: 0.071									K	0	0	0	0	0	0	0											
Lou Marone, R (8, 1) OBP: 0.367, SLG: 0.438									K	0	0	0	0	0	0	0											
Richie Hebner, L (9, PH) OBP: 0.225, SLG: 0.243									K	1	0	0	0	0	1	1											
Steve Blass, R (9, 1) OBP: 0.225, SLG: 0.243									K	0	0	0	0	0	0	0											
Inning Stats	R: 0 E: 0 K: 0 S: 3	H: 0 LOB: 0 BB: 0 P: 3	R: 0 E: 0 K: 1 S: 5	H: 0 LOB: 0 BB: 0 P: 5	R: 0 E: 0 K: 2 S: 7	H: 0 LOB: 0 BB: 0 P: 7	R: 0 E: 0 K: 0 S: 4	H: 1 LOB: 2 BB: 1 P: 8	R: 0 E: 0 K: 0 S: 4	H: 1 LOB: 1 BB: 0 P: 4	R: 2 E: 0 K: 1 S: 7	H: 2 LOB: 3 BB: 3 P: 19	R: 0 E: 0 K: 2 S: 5	H: 0 LOB: 0 BB: 0 P: 5	R: 4 E: 1 K: 2 S: 11	H: 3 LOB: 2 BB: 2 P: 19	1B: 3 2B: 2 3B: 1 HR: 1	SF: 0 SAC: 0 DP: 0 HBP: 0	WP: 0 PA: 41 PB: 0 SB: 1 CS: 0								
PITCHER	IP	WLS	BF	H	R	ER	SO	BB	IBB	HBP	BLK	WP	HR	S	P	ERA	WHIP										
Denny Lemaster, L (1, 1) ERA: 3.04	8.0		33	5	3	3	7	3	1	0	0	0	1	43	59	3.38	1.000										
Fred Gladding, R (9, 1) ERA: 4.19	0.2	L	5	1	1	0	2	1	0	0	0	0	0	8	12	0.00	3.000										
Wade Blasingame, L (9, 1) ERA: 5.69	0.0		1	1	2	0	0	0	0	0	0	0	0	1	1	∞	∞										
Jack Billingham, R (9, 1) ERA: 4.19	0.1		2	0	0	0	0	0	1	0	0	0	0	1	5	0.00	0.000										

Batter	1	2	3	4	5	6	7	8	9	AB	R	H	RBI	BB	SO	LOB	BOTTOM										
Joe Morgan, L (1, 4) OBP: 0.379, SLG: 0.379	F5								F6	5	0	1	0	0	0	0	Pittsburgh Pirates @ Houston Astros Astrodome, Houston, TX Sun Aug 31 1969, 4:33 AM EDT Att. 24,722 - Dome										
Jesus Alou, R (1, 9) OBP: 0.253, SLG: 0.297	K			1-3					F9	5	1	1	0	0	1	1											
Jimmy Wynn, R (1, 8) OBP: 0.429, SLG: 0.507	WP 1B								F9	3	3	2	0	1	1	1											
Doug Rader, R (1, 5) OBP: 0.340, SLG: 0.385	1-H 1B								1B BB	3	0	2	2	1	0	0											
Denis Menke, R (1, 3) OBP: 0.385, SLG: 0.405	K								1B BB	3	0	1	2	1	2	2											
Marty Martinez, S (1, 7) OBP: 0.341, SLG: 0.369									1B BB	4	0	0	0	0	1	4											
Gary Geiger, L (9, 7) OBP: 0.338, SLG: 0.266		3-1							F7	0	0	0	0	0	0	0											
Leon McFadden, R (1, 6) OBP: 0.224, SLG: 0.208									1B BB	2	0	0	0	1	1	1											
Curt Blefary, L (6, PH) OBP: 0.357, SLG: 0.408		6-3							FC3-6	1	0	0	0	0	0	2											
Norm Miller, L (9, 3) OBP: 0.267, SLG: 0.083									1-2 2-3	4	0	0	0	0	1	4											
Johnny Edwards, L (1, 2) OBP: 0.309, SLG: 0.346									F6	4	0	0	0	0	1	4											
Denny Lemaster, R (1, 1) ERA: 3.81									K	3	0	0	0	0	1	0											
Fred Gladding, L (9, 1) ERA: 3.67									K	0	0	0	0	0	0	0											
Wade Blasingame, L (9, 1) ERA: 2.66									K	0	0	0	0	0	0	0											
Jack Billingham, R (9, 1) ERA: 4.66									K	0	0	0	0	0	0	0											
Norm Miller, L (9, PH) ERA: 4.66									K	1	0	0	0	0	1	0											
Inning Stats	R: 1 E: 0 K: 2 S: 9	H: 2 LOB: 1 BB: 0 P: 9	R: 0 E: 0 K: 1 S: 5	H: 0 LOB: 0 BB: 0 P: 5	R: 0 E: 0 K: 1 S: 6	H: 1 LOB: 1 BB: 0 P: 6	R: 0 E: 0 K: 1 S: 5	H: 0 LOB: 2 BB: 2 P: 13	R: 0 E: 0 K: 1 S: 9	H: 0 LOB: 0 BB: 0 P: 5	R: 1 E: 0 K: 2 S: 9	H: 2 LOB: 1 BB: 0 P: 9	R: 0 E: 0 K: 0 S: 3	H: 0 LOB: 0 BB: 0 P: 3	R: 2 E: 0 K: 0 S: 5	H: 2 LOB: 2 BB: 2 P: 13	R: 0 E: 0 K: 1 S: 5	H: 0 LOB: 0 BB: 0 P: 5	1B: 5 2B: 1 3B: 1 HR: 0	SF: 0 SAC: 0 DP: 0 HBP: 0	WP: 1 PA: 38 PB: 1 SB: 0 CS: 0						
PITCHER	IP	WLS	BF	H	R	ER	SO	BB	IBB	HBP	BLK	WP	HR	S	P	ERA	WHIP										
Luke Walker, L (1, 1) ERA: 3.81	7.0		30	6	4	4	8	3	0	0	0	0	0	43	55	5.14	1.286										
Chuck Hartenstein, R (8, 1) ERA: 3.67	0.1		3	1	0	0	0	1	0	0	0	0	0	2	6	0.00	6.000										
Lou Marone, L (8, 1) ERA: 2.66	0.2	W	2	0	0	0	0	0	0	0	0	0	0	2	2	0.00	0.000										
Steve Blass, R (9, 1) ERA: 4.66	1.0	S	3	0	0	0	1	0	0	0	0	0	0	5	5	0.00	0.000										



Batter	1	2	3	4	5	6	7	8	9	AB	R	H	RBI	BB	SO	LOB	TOP
Ken Henderson, S OBP: 0.307, SLG: 0.345 (1, 9)										4	0	2	0	0	0	0	San Francisco Giants @ Houston Astros Astrodome, Houston, TX Fri Sep 05 1969, 8:05 PM EDT Att: 20,162 - Unknown
Ron Hunt, R OBP: 0.360, SLG: 0.342 (1, 4)										4	0	1	0	0	2	2	
Jim Ray Hart, R OBP: 0.372, SLG: 0.356 Dave Marshall, L OBP: 0.353, SLG: 0.298 (7, PR) (7, 7)										2	0	0	0	1	1	1	
Willie McCovey, L OBP: 0.460, SLG: 0.694 (1, 3)										4	0	0	0	0	0	3	
Bobby Bonds, R OBP: 0.352, SLG: 0.493 (1, 8)										3	0	0	0	0	2	1	
Jim Davenport, R OBP: 0.314, SLG: 0.321 (1, 5)										3	0	0	0	0	0	1	
Bob Barton, R OBP: 0.252, SLG: 0.198 (1, 2)										3	0	0	0	0	1	0	
Hal Lanier, R OBP: 0.249, SLG: 0.246 (1, 6)										3	0	0	0	0	1	0	
Gaylord Perry, R OBP: 0.176, SLG: 0.175 (1, 1)										3	0	0	0	0	2	0	
Inning Stats	R: 0 E: 0 K: 1 S: 6	H: 1 LOB: 1 BB: 0 P: 6	R: 0 E: 0 K: 1 S: 5	H: 0 LOB: 0 BB: 0 P: 5	R: 0 E: 0 K: 1 S: 5	H: 0 LOB: 0 BB: 0 P: 5	R: 0 E: 0 K: 1 S: 5	H: 1 LOB: 1 BB: 0 P: 8	R: 0 E: 0 K: 1 S: 5	H: 0 LOB: 1 BB: 1 P: 9	R: 0 E: 0 K: 1 S: 4	H: 0 LOB: 0 BB: 0 P: 5	R: 0 E: 0 K: 0 S: 4	H: 2 LOB: 1 BB: 0 P: 4	1B: 3 2B: 1 3B: 0 HR: 0	SF: 0 SAC: 0 DP: 0 HBP: 0	WP: 0 PA: 31 PB: 0 SB: 0 CS: 0
PITCHER Larry Dierker, R ERA: 2.35 (1, 1)	IP: 9.0 WLS: W BF: 31 H: 4 R: 0 ER: 0 SO: 9 BB: 1 IBB: 0 HBP: 0 BLK: 0 WP: 0 HR: 0 S: 48 P: 52 ERA: 0.00 WHIP: 0.556																

Batter	1	2	3	4	5	6	7	8	9	AB	R	H	RBI	BB	SO	LOB	BOTTOM		
Joe Morgan, L OBP: 0.378, SLG: 0.382 (1, 4)										4	0	0	0	0	0	1	San Francisco Giants @ Houston Astros Astrodome, Houston, TX Fri Sep 05 1969, 8:05 PM EDT Att: 20,162 - Unknown		
Jesus Alou, R OBP: 0.259, SLG: 0.310 (1, 9)										4	0	2	0	0	1	1			
Jimmy Wynn, R OBP: 0.426, SLG: 0.498 (1, 8)										4	0	0	0	0	0	2			
Tommy Davis, R OBP: 0.315, SLG: 0.373 (1, 7)										4	0	1	0	0	0	2			
Curt Blefary, L OBP: 0.352, SLG: 0.400 (1, 3)										3	0	0	0	1	0	0			
Doug Radler, R OBP: 0.343, SLG: 0.391 (1, 5)										3	1	1	0	1	0	0			
Denis Menke, R OBP: 0.384, SLG: 0.406 (1, 6)										3	1	2	2	1	0	3			
Johnny Edwards, L OBP: 0.314, SLG: 0.353 (1, 2)										2	0	0	0	1	0	2			
Larry Dierker, R OBP: 0.157, SLG: 0.190 (1, 1)										3	0	0	0	0	1	2			
Inning Stats	R: 0 E: 0 K: 0 S: 4	H: 1 LOB: 1 BB: 0 P: 4	R: 0 E: 0 K: 0 S: 3	H: 0 LOB: 1 BB: 1 P: 7	R: 0 E: 0 K: 0 S: 3	H: 1 LOB: 2 BB: 2 P: 11	R: 0 E: 0 K: 2 S: 7	H: 0 LOB: 1 BB: 1 P: 11	R: 0 E: 0 K: 0 S: 3	H: 1 LOB: 1 BB: 0 P: 3	R: 0 E: 0 K: 0 S: 4	H: 1 LOB: 1 BB: 0 P: 4	R: 0 E: 0 K: 0 S: 4	H: 1 LOB: 0 BB: 0 P: 4	R: 2 E: 0 K: 0 S: 3	H: 2 LOB: 0 BB: 0 P: 3	1B: 4 2B: 1 3B: 0 HR: 1	SF: 0 SAC: 0 DP: 1 HBP: 0	WP: 1 PA: 34 PB: 0 SB: 1 CS: 0
PITCHER Gaylord Perry, R ERA: 2.61 (1, 1)	IP: 8.1 WLS: L BF: 34 H: 6 R: 2 ER: 2 SO: 2 BB: 4 IBB: 0 HBP: 0 BLK: 0 WP: 1 HR: 1 S: 34 P: 50 ERA: 2.16 WHIP: 1.200																		

Batter	1	2	3	4	5	6	7	8	9	AB	R	H	RBI	BB	SO	LOB	TOP			
Bobby Bonds, R OBP: 0.351, SLG: 0.491 (1, 9)										5	1	1	0	0	1	3	San Francisco Giants @ Houston Astros Astrodome, Houston, TX Sun Sep 07 1969, 4:33 AM EDT Att: 20,960 - Unknown			
Ron Hunt, R OBP: 0.363, SLG: 0.342 (1, 4)										4	0	1	2	0	0	2				
Willie Mays, R OBP: 0.372, SLG: 0.452 (1, 8)										4	1	2	0	1	1	2				
Willie McCovey, L OBP: 0.455, SLG: 0.685 (1, 3)										5	0	0	0	0	2	4				
Jim Ray Hart, R OBP: 0.371, SLG: 0.357 (5, 7)										2	1	0	0	1	0	0				
Ken Henderson, S OBP: 0.306, SLG: 0.342 (5, 7)										1	0	0	0	1	1	0				
Jim Davenport, R OBP: 0.314, SLG: 0.318 (4, 5)										1	1	0	0	1	1	0				
Don Mason, L OBP: 0.327, SLG: 0.269 (4, 5)										3	0	0	0	0	0	1				
Dick Dietz, R OBP: 0.397, SLG: 0.381 (9, PH)										1	1	0	1	3	0	0				
Bob Burda, L OBP: 0.329, SLG: 0.404 (9, PH)										0	0	0	0	1	0	0				
Tito Fuentes, S OBP: 0.330, SLG: 0.350 (9, 6)										0	0	0	0	0	0	0				
Hal Lanier, R OBP: 0.258, SLG: 0.252 (9, PH)										3	1	2	1	1	1	1				
Dave Marshall, L OBP: 0.351, SLG: 0.297 (9, 2)										1	0	0	0	0	0	2				
Bob Barton, R OBP: 0.252, SLG: 0.198 (9, 2)										0	0	0	0	0	0	0				
Ray Sadecki, L OBP: 0.261, SLG: 0.205 (6, 1)										3	0	1	2	0	1	3				
Frank Linzy, R OBP: 0.355, SLG: 0.259 (6, 1)										0	0	0	0	0	0	0				
Don McMahon, R OBP: 0.143, SLG: 0.143 (6, 1)										0	0	0	0	0	0	0				
Mike McCormick, L OBP: 0.220, SLG: 0.236 (6, 1)										0	0	0	0	0	0	0				
Inning Stats	R: 0 E: 0 K: 0 S: 3	H: 0 LOB: 0 BB: 0 P: 3	R: 0 E: 0 K: 2 S: 7	H: 0 LOB: 0 BB: 0 P: 7	R: 0 E: 0 K: 1 S: 6	H: 1 LOB: 2 BB: 1 P: 10	R: 6 E: 0 K: 1 S: 9	H: 4 LOB: 4 BB: 1 P: 25	R: 0 E: 0 K: 1 S: 5	H: 0 LOB: 0 BB: 0 P: 9	R: 0 E: 0 K: 1 S: 5	H: 0 LOB: 0 BB: 0 P: 5	R: 0 E: 0 K: 1 S: 6	H: 1 LOB: 2 BB: 2 P: 7	R: 0 E: 0 K: 0 S: 3	H: 0 LOB: 2 BB: 2 P: 11	1B: 6 2B: 1 3B: 0 HR: 0	SF: 0 SAC: 1 DP: 0 HBP: 1	WP: 0 PB: 0 SB: 1 CS: 0	PA: 44
PITCHER	IP	WLS	BF	H	R	ER	SO	BB	IBB	HBP	BLK	WP	HR	S	P	ERA	WHIP			
Don Wilson, R ERA: 4.03 (1, 1)	3.1		17	2	5	5	3	5	0	0	0	0	0	18	38	13.50	2.100			
Jim Bouton, R ERA: 3.49 (4, 1)	1.2		10	4	1	1	2	1	0	0	0	0	0	13	17	5.40	3.000			
Jim Ray, R ERA: 4.12 (6, 1)	1.0		4	0	0	0	1	1	0	0	0	0	0	5	9	0.00	1.000			
Jack Billingham, R ERA: 4.4 (7, 1)	3.0	W	13	1	0	0	2	1	1	1	0	0	0	14	23	0.00	0.667			

Batter	1	2	3	4	5	6	7	8	9	AB	R	H	RBI	BB	SO	LOB	BOTTOM					
Joe Morgan, L OBP: 0.378, SLG: 0.385 (1, 4)										4	1	2	0	1	1	0	San Francisco Giants @ Houston Astros Astrodome, Houston, TX Sun Sep 07 1969, 4:33 AM EDT Att: 20,960 - Unknown					
Jesus Alou, R OBP: 0.265, SLG: 0.318 (8, 7)										5	1	2	0	0	4							
Jimmy Wynn, R OBP: 0.432, SLG: 0.507 (1, 8)										3	3	2	0	2	1	1						
Tommy Davis, R OBP: 0.319, SLG: 0.379 (8, 9)										4	0	3	3	0	0	1						
Norm Miller, L OBP: 0.362, SLG: 0.367 (8, 9)										1	0	0	0	0	0	1						
Doug Rader, R OBP: 0.344, SLG: 0.388 (1, 5)										4	0	1	1	1	0	3						
Denis Menke, R OBP: 0.388, SLG: 0.405 (1, 3)										2	1	0	0	3	1	3						
Marty Martinez, S OBP: 0.341, SLG: 0.367 (6, PR)										3	0	1	0	0	0	2						
Leon McFadden, R OBP: 0.218, SLG: 0.203 (7, 6)										2	1	0	0	0	0	5						
Johnny Edwards, L OBP: 0.311, SLG: 0.347 (9, PH)										3	0	0	0	1	1	0						
Hector Torres, R OBP: 0.190, SLG: 0.230 (9, PH)										1	0	1	1	0	0	0						
Don Wilson, R OBP: 0.172, SLG: 0.128 (4, 1)										1	0	0	0	0	0	0						
Jim Bouton, R OBP: 0.315, SLG: 0.359 (5, PH)										0	0	0	0	0	0	0						
Julio Gotay, R OBP: 0.289, SLG: 0.289 (6, 1)										1	0	0	0	0	0	0						
Jim Ray, R OBP: 0.310, SLG: 0.320 (6, PH)										1	0	1	2	0	0	0						
Bob Watson, R OBP: 0.256, SLG: 0.277 (7, 1)										1	0	0	0	0	0	0						
Jack Billingham, R OBP: 0.256, SLG: 0.277 (7, 1)										1	0	0	0	0	0	0						
Inning Stats	R: 0 E: 0 K: 1 S: 5	H: 1 LOB: 1 BB: 0 P: 5	R: 0 E: 0 K: 0 S: 3	H: 1 LOB: 1 BB: 1 P: 7	R: 0 E: 0 K: 1 S: 5	H: 0 LOB: 0 BB: 0 P: 5	R: 1 E: 0 K: 1 S: 7	H: 2 LOB: 1 BB: 0 P: 7	R: 0 E: 0 K: 0 S: 3	H: 0 LOB: 0 BB: 0 P: 3	R: 5 E: 0 K: 0 S: 8	H: 6 LOB: 3 BB: 3 P: 20	R: 0 E: 0 K: 0 S: 4	H: 1 LOB: 2 BB: 1 P: 8	R: 0 E: 0 K: 1 S: 6	H: 1 LOB: 1 BB: 0 P: 6	R: 1 E: 0 K: 0 S: 3	H: 1 LOB: 3 BB: 3 P: 15	1B: 11 2B: 2 3B: 1 HR: 0	SF: 0 SAC: 0 DP: 3 HBP: 0	WP: 1 PB: 0 SB: 2 CS: 1	PA: 44
PITCHER	IP	WLS	BF	H	R	ER	SO	BB	IBB	HBP	BLK	WP	HR	S	P	ERA	WHIP					
Ray Sadecki, L ERA: 4.26 (6, 1)	5.0		21	6	4	4	3	2	0	0	0	0	0	25	33	7.20	1.600					
Frank Linzy, R ERA: 3.72 (6, 1)	0.0		2	2	0	0	0	0	0	0	0	0	0	2	2	∞	∞					
Don McMahon, R ERA: 4.14 (6, 1)	0.2		4	2	2	2	0	1	0	0	0	1	0	3	7	27.00	4.500					
Mike McCormick, L ERA: 3.69 (6, 1)	3.0	L	17	3	1	1	1	2	3	0	0	0	0	14	34	3.00	1.667					

Batter	1	2	3	4	5	6	7	8	9	AB	R	H	RBI	BB	SO	LOB	TOP				
Jose Arcia, R OBP: 0.248, SLG: 0.250 (1,4)										4	0	2	0	0	1	0	San Diego Padres @ Houston Astros Astrodome, Houston, TX Mon Sep 08 1969, 8:05 PM EDT Att: 7,840 - Unknown				
Roberto Pena, R OBP: 0.275, SLG: 0.293 (1,6)										4	0	0	0	0	2	2					
Ollie Brown, R OBP: 0.312, SLG: 0.400 (1,9)										3	0	0	0	1	1	0					
Al Ferrara, R OBP: 0.368, SLG: 0.466 (9, PR)										3	0	0	0	1	2	1					
Nate Colbert, R OBP: 0.314, SLG: 0.479 (1,3)										4	2	2	2	0	0	2					
Van Kelly, L OBP: 0.294, SLG: 0.370 (1,5)										4	0	2	0	0	1	1					
Ivan Murrell, R OBP: 0.294, SLG: 0.353 (1,8)										3	0	1	0	0	1	1					
Fred Kendall, R (1,2)										3	0	0	0	0	1	3					
Mike Corkins, R (1,1)										1	0	0	0	0	1	2					
Dave Roberts, L OBP: 0.286, SLG: 0.286 (2,1)										1	0	0	0	0	0	0					
Tom Dukes, R (6,1)										0	0	0	0	0	0	0					
Jim Williams, R (8, PH)										1	0	0	0	0	1	0					
Jack Baldschun, R OBP: 0.400, SLG: 0.250 (8,1)										0	0	0	0	0	0	0					
Inning Stats	R: 0 E: 0 K: 1 S: 5	H: 1 LOB: 0 BB: 0 P: 5	R: 1 E: 0 K: 2 S: 10	H: 3 LOB: 2 BB: 0 P: 10	R: 0 E: 0 K: 2 S: 7	H: 0 LOB: 0 BB: 0 P: 7	R: 1 E: 0 K: 1 S: 7	H: 2 LOB: 1 BB: 0 P: 7	R: 0 E: 0 K: 0 S: 5	H: 0 LOB: 0 BB: 0 P: 6	R: 0 E: 0 K: 3 S: 9	H: 0 LOB: 0 BB: 0 P: 9	R: 0 E: 0 K: 1 S: 5	H: 1 LOB: 0 BB: 0 P: 5	R: 0 E: 0 K: 0 S: 3	H: 0 LOB: 1 BB: 1 P: 7		1B: 5 2B: 0 3B: 0 HR: 2	SF: 0 SAC: 0 DP: 2 HBP: 0	WP: 0 PB: 0 SB: 0 CS: 1	PA: 33
PITCHER	IP WLS BF H R ER SO BB IBB HBP BLK WP HR S P ERA WHIP																				
Tom Griffin, R ERA: 3.48 (1,1)	9.0 W 33 7 2 2 11 2 0 0 0 0 2 53 61 2.00 1.000																				

Batter	1	2	3	4	5	6	7	8	9	AB	R	H	RBI	BB	SO	LOB	BOTTOM				
Joe Morgan, L OBP: 0.378, SLG: 0.390 (1,4)										5	1	2	0	0	2	1	San Diego Padres @ Houston Astros Astrodome, Houston, TX Mon Sep 08 1969, 8:05 PM EDT Att: 7,840 - Unknown				
Jesus Alou, R OBP: 0.270, SLG: 0.328 (8,7)										5	2	3	1	0	1	0					
Jimmy Wynn, R OBP: 0.431, SLG: 0.503 (1,8)										3	1	0	0	2	1	2					
Tommy Davis, R OBP: 0.320, SLG: 0.379 (1,7)										3	1	1	1	1	0	3					
Norm Miller, L OBP: 0.362, SLG: 0.366 (8,9)										1	0	0	0	0	0	0					
Curt Blefary, L OBP: 0.352, SLG: 0.405 (1,3)										3	2	1	2	1	0	3					
Doug Rader, R OBP: 0.343, SLG: 0.386 (1,5)										4	1	1	1	0	1	1					
Denis Menke, R OBP: 0.390, SLG: 0.409 (1,6)										3	1	2	0	1	0	0					
Johnny Edwards, L OBP: 0.313, SLG: 0.349 (1,2)										4	0	2	2	0	0	1					
Tom Griffin, R OBP: 0.237, SLG: 0.308 (1,1)										3	0	0	1	0	1	2					
Inning Stats	R: 4 E: 0 K: 1 S: 9	H: 4 LOB: 1 BB: 1 P: 13	R: 1 E: 0 K: 2 S: 9	H: 2 LOB: 2 BB: 1 P: 13	R: 0 E: 0 K: 0 S: 3	H: 0 LOB: 0 BB: 0 P: 3	R: 0 E: 0 K: 1 S: 5	H: 0 LOB: 0 BB: 0 P: 5	R: 2 E: 0 K: 0 S: 6	H: 3 LOB: 2 BB: 1 P: 10	R: 0 E: 0 K: 0 S: 4	H: 2 LOB: 1 BB: 0 P: 4	R: 2 E: 0 K: 1 S: 6	H: 1 LOB: 1 BB: 2 P: 14	R: 0 E: 0 K: 1 S: 5	H: 0 LOB: 0 BB: 0 P: 5		1B: 8 2B: 1 3B: 2 HR: 1	SF: 1 SAC: 0 DP: 1 HBP: 0	WP: 2 PB: 0 SB: 0 CS: 0	PA: 40
PITCHER	IP WLS BF H R ER SO BB IBB HBP BLK WP HR S P ERA WHIP																				
Mike Corkins, R ERA: 27.0 (1,1)	1.2 L 13 6 5 5 3 2 0 0 0 0 0 0 17 25 27.00 4.800																				
Dave Roberts, L ERA: 4.91 (2,1)	3.1 16 5 2 2 1 1 0 0 0 0 0 0 17 21 5.40 1.800																				
Tom Dukes, R ERA: 11.25 (6,1)	2.0 8 1 2 2 1 2 0 0 0 0 1 0 8 16 9.00 1.500																				
Jack Baldschun, R ERA: 4.54 (8,1)	1.0 3 0 0 0 0 0 0 0 0 0 0 0 5 5 0.00 0.000																				



Batter	1	2	3	4	5	6	7	8	9	AB	R	H	RBI	BB	SO	LOB	TOP			
Jose Arcia, R OBP: 0.244, SLG: 0.246 (1, 4)	0-0 K		0-3 K			0-0 K		0-0 K	0-0 K	4	0	0	0	0	1	0	San Diego Padres @ Houston Astros Astrodome, Houston, TX Tue Sep 09 1969, 8:05 PM EDT Att: 8,847 - Unknown			
Jerry Morales, R OBP: 0.250, SLG: 0.250 (1, 8)	0-0 K			0-0 K		0-0 K		0-0 K	0-0 HR	4	1	1	0	0	0	0				
Ollie Brown, R OBP: 0.312, SLG: 0.400 Ivan Murrell, R OBP: 0.296, SLG: 0.368 (1, 9) (6, 9)	0-0 K			0-0 CS 1B		0-0 K		0-0 K	0-0 HR	2	0	1	0	0	0	0				
Nate Colbert, R OBP: 0.312, SLG: 0.474 (1, 3)		0-3 K		0-0 K		0-0 K		0-3 K	0-0 K	4	0	0	0	0	2	1				
Van Kelly, L OBP: 0.291, SLG: 0.366 Ron Stocum, R (6, 5)	0-0 K			0-0 1-2	0-0 K		0-0 K		0-0 K	3	0	0	0	0	0	1				
Larry Stahl, L OBP: 0.272, SLG: 0.320 (1, 7)	0-0 S 1B				0-0 K			0-3 K		3	0	1	0	0	1	0				
Chris Cannizzaro, R OBP: 0.299, SLG: 0.298 Fred Kendall, R (6, 2)	0-0 1-2				4-0 BB			0-0 K		1	0	0	0	1	0	1				
Tommy Dean, R OBP: 0.234, SLG: 0.214 (1, 6)			0-3 K		0-0 K			0-0 K		3	0	0	0	0	1	1				
Joe Niekro, R OBP: 0.211, SLG: 0.160 Jack Baldschun, R OBP: 0.400, SLG: 0.250 Jim Williams, R (6, PH) Tom Dukes, R (6, 1) Al Ferrara, R OBP: 0.367, SLG: 0.464 (9, PH)	0-0 K		0-0 K		0-3 K			0-3 K	0-3 K	1	0	0	0	0	0	0				
Inning Stats	R: 0 E: 0 K: 0 S: 3	H: 0 LOB: 0 BB: 0 P: 3	R: 0 E: 0 K: 1 S: 6	H: 1 LOB: 1 BB: 0 P: 6	R: 0 E: 0 K: 2 S: 7	H: 0 LOB: 0 BB: 0 P: 7	R: 0 E: 0 K: 0 S: 3	H: 1 LOB: 0 BB: 0 P: 3	R: 0 E: 0 K: 0 S: 5	H: 0 LOB: 0 BB: 0 P: 5	R: 0 E: 0 K: 1 S: 5	H: 0 LOB: 0 BB: 0 P: 5	R: 0 E: 0 K: 1 S: 5	H: 0 LOB: 0 BB: 0 P: 5	R: 2 E: 0 K: 1 S: 7	H: 2 LOB: 0 BB: 0 P: 7		1B: 3 2B: 0 3B: 0 HR: 1	SF: 0 SAC: 0 DP: 0 HBP: 0	WP: 0 PB: 0 SB: 1 CS: 1
PITCHER Larry Dierker, R ERA: 2.34 (1, 1)	IP: 9.0 WLS: W BF: 32 H: 4 R: 2 ER: 2 SO: 7 BB: 1 IBB: 0 HBP: 0 BLK: 0 WP: 0 HR: 1 S: 44 P: 48 ERA: 2.00 WHIP: 0.556																			

AB	31
R	2
H	4
RBI	2
BB	1
SO	7
LOB	4




Batter	1	2	3	4	5	6	7	8	9	AB	R	H	RBI	BB	SO	LOB	BOTTOM			
Joe Morgan, L OBP: 0.380, SLG: 0.390 (1, 4)	4-0 SH SF BB		0-0 K		0-0 HR	4-0 None 1B		0-0 K		3	2	1	0	2	0	0	San Diego Padres @ Houston Astros Astrodome, Houston, TX Tue Sep 09 1969, 8:05 PM EDT Att: 8,847 - Unknown			
Jesus Alou, R OBP: 0.275, SLG: 0.332 (1, 7)	0-0 SH		0-0 K		0-0 HR	0-0 None 1B		0-0 K		4	1	3	0	0	0	0				
Jimmy Wynn, R OBP: 0.431, SLG: 0.509 (1, 8)	0-0 SF			4-0 1B SF BB	0-0 1H 2H HR	0-3 K		0-3 K		3	2	1	4	1	2	4				
Norm Miller, L OBP: 0.365, SLG: 0.374 (1, 9)	0-0 None			0-0 1B SF	0-0 None WP BB	0-0 K		0-0 K		4	2	3	1	0	0	2				
Curt Blefary, L OBP: 0.353, SLG: 0.404 (1, 3)	4-0 IBB			0-0 1B SF	4-0 WP None BB	0-0 K		0-0 K		1	1	0	1	2	0	2				
Doug Rader, R OBP: 0.342, SLG: 0.385 (1, 5)	0-0 2-3	0-0 K		0-0 2H 1B	0-0 1-2 2-3	0-3 K		0-3 K		5	0	1	1	0	1	4				
Denis Menke, R OBP: 0.387, SLG: 0.405 (1, 6)		0-0 K		0-3 K		0-0 K		0-0 K		4	0	0	1	0	1	1				
Johnny Edwards, L OBP: 0.312, SLG: 0.346 (1, 2)		0-0 K		4-0 IBB		0-0 K		0-0 K		3	0	0	0	1	0	0				
Larry Dierker, R OBP: 0.160, SLG: 0.192 (1, 1)			0-0 K		0-0 K	0-0 1B None 1B		0-0 K		4	1	1	0	0	0	2				
Inning Stats	R: 1 E: 0 K: 0 S: 3	H: 1 LOB: 1 BB: 2 P: 11	R: 0 E: 0 K: 0 S: 3	H: 0 LOB: 0 BB: 0 P: 3	R: 0 E: 0 K: 0 S: 3	H: 0 LOB: 0 BB: 0 P: 3	R: 2 E: 0 K: 1 S: 7	H: 2 LOB: 2 BB: 2 P: 15	R: 5 E: 0 K: 0 S: 7	H: 4 LOB: 0 BB: 1 P: 11	R: 1 E: 0 K: 1 S: 7	H: 2 LOB: 1 BB: 1 P: 11	R: 0 E: 0 K: 1 S: 6	H: 1 LOB: 1 BB: 0 P: 6	R: 0 E: 0 K: 1 S: 6	H: 1 LOB: 1 BB: 0 P: 6		1B: 8 2B: 1 3B: 0 HR: 1	SF: 2 SAC: 1 DP: 0 HBP: 0	WP: 1 PB: 0 SB: 1 CS: 0
PITCHER Joe Niekro, R ERA: 3.16 (1, 1) Jack Baldschun, R ERA: 4.73 (5, 1) Tom Dukes, R ERA: 7.71 (6, 1)	IP: 4.0 WLS: L BF: 22 H: 6 R: 6 ER: 6 SO: 1 BB: 2 IBB: 2 HBP: 0 BLK: 0 WP: 1 HR: 1 S: 19 P: 35 ERA: 13.50 WHIP: 2.000																			




Batter	1	2	3	4	5	6	7	8	9	AB	R	H	RBI	BB	SO	LOB	TOP		
Maury Wills, S OBP: 0.341, SLG: 0.343	0-3 K			0-0 HR		0-0 1-3		0-0 2B		4	1	2	1	0	1	0	Los Angeles Dodgers @ Houston Astros Astrodome, Houston, TX Wed Sep 10 1969, 8:05 PM EDT Att. 18,486 - Dome		
Manny Mota, R OBP: 0.370, SLG: 0.398	0-0 6-3			0-0 F9		0-0 F9		0-0 F9		4	0	0	0	0	0	2			
Willie Davis, L OBP: 0.366, SLG: 0.457	0-0 F6			0-0 L4			0-0 F8		0-0 G3	4	0	0	0	0	0	0			
Wes Parker, S OBP: 0.364, SLG: 0.449		0-0 5-3		0-0 F8			0-0 F8		0-0 1B	4	0	1	0	0	0	0			
Andy Kosco, R OBP: 0.280, SLG: 0.426		0-0 F8			0-0 6-3			0-0 1B	0-3 K	4	0	1	0	0	1	1			
Bill Sudakis, S OBP: 0.300, SLG: 0.390		0-3 K			0-0 SH1-3 1B		0-3 K2-3		0-0 F8	4	0	1	0	0	2	2			
Ted Sizemore, R OBP: 0.333, SLG: 0.337			0-0 6-3		0-0 SH1-3 1-2			0-0 F6		2	0	0	0	0	0	0			
Jeff Torborg, R OBP: 0.250, SLG: 0.233			0-3 K		0-0 3-1			0-0 F7		3	0	0	0	0	1	1			
Don Sutton, R OBP: 0.174, SLG: 0.165			0-0 6-3			0-0 6-3		0-0 2B 1B		1	0	0	0	0	0	0			
Al McBean, R OBP: 0.330, SLG: 0.200										0	0	0	0	0	0	0			
Bill Russell, R OBP: 0.311, SLG: 0.357										0	0	0	0	0	0	0			
Alan Foster, R OBP: 0.315, SLG: 0.043										0	0	0	0	0	0	0			
Steve Garvey, R OBP: 0.302, SLG: 0.500										1	0	1	0	0	0	0			
Joe Moeller, R OBP: 0.222, SLG: 0.222										0	0	0	0	0	0	0			
Inning Stats	R: 0 E: 0 K: 1 S: 5	H: 0 LOB: 0 BB: 0 P: 5	R: 0 E: 0 K: 1 S: 5	H: 0 LOB: 0 BB: 0 P: 5	R: 0 E: 0 K: 1 S: 5	H: 0 LOB: 0 BB: 0 P: 5	R: 1 E: 0 K: 0 S: 4	H: 1 LOB: 0 BB: 0 P: 4	R: 0 E: 0 K: 0 S: 3	H: 0 LOB: 0 BB: 0 P: 3	R: 0 E: 0 K: 1 S: 6	H: 1 LOB: 1 BB: 0 P: 6	R: 0 E: 0 K: 0 S: 5	H: 2 LOB: 2 BB: 0 P: 5	R: 0 E: 0 K: 1 S: 6	H: 1 LOB: 1 BB: 0 P: 6	1B: 4 2B: 1 3B: 0 HR: 1	SF: 0 SAC: 1 DP: 0 HBP: 0	WP: 0 PA: 33 PB: 0 SB: 0 CS: 0
PITCHER Denny Lemaster, L ERA: 3.07	IP: 9.0 WLS: W BF: 33 H: 6 R: 1 ER: 1 SO: 5 BB: 0 IBB: 0 HBP: 0 BLK: 0 WP: 0 HR: 1 S: 43 P: 43 ERA: 1.00 WHIP: 0.667															PITCHER			

Batter	1	2	3	4	5	6	7	8	9	AB	R	H	RBI	BB	SO	LOB	BOTTOM		
Joe Morgan, L OBP: 0.379, SLG: 0.388	0-3 K	0-3 K		0-0 3-1		0-0 WP HR 1B		0-0 F4		5	1	1	0	0	2	1	Los Angeles Dodgers @ Houston Astros Astrodome, Houston, TX Wed Sep 10 1969, 8:05 PM EDT Att. 18,486 - Dome		
Jesus Alou, R OBP: 0.279, SLG: 0.339	0-0 BB HBP 1B	0-0 F8			0-0 1B 2B	0-0 F3		0-0 BB 1B		5	2	3	0	0	0	1			
Jimmy Wynn, R OBP: 0.434, SLG: 0.516	4-0 HBP 1-2 2B BB		0-3 K		4-0 1B 4-3 BB	0-0 3-H HR		4-0 1-2 BB		2	3	1	2	3	1	0			
Norm Miller, L OBP: 0.366, SLG: 0.377	0-0 F6		0-0 L8 2B		0-0 WP 1-3 2-H 1B	0-0 G3		0-0 F7		5	0	2	1	0	0	4			
Curt Blefary, L OBP: 0.353, SLG: 0.402	4-0 1-2 2-3 2B BB		0-0 L8		0-0 F4		0-0 F9			3	1	0	0	1	0	3			
Doug Rader, R OBP: 0.342, SLG: 0.383	1-0 1-2 2-3 3-H 2B HBP		0-3 K		0-0 4-3		0-0 F7			3	1	0	2	0	1	2			
Denis Menke, R OBP: 0.390, SLG: 0.409	0-0 1-H 2-H 3-H 2B			0-3 K	0-0 FC5-4 BB		0-0 1B			3	0	2	3	1	1	0			
Johnny Edwards, L OBP: 0.311, SLG: 0.348	0-0 F8			0-0 2B	0-0 FC5-4 1-2		0-0 F8			4	0	1	0	0	0	4			
Denny Lemaster, R OBP: 0.229, SLG: 0.234		0-0 L9		0-3 K		0-0 6-3		0-3 K		4	0	0	0	0	2	1			
Inning Stats	R: 4 E: 0 K: 1 S: 7	H: 2 LOB: 1 BB: 2 P: 16	R: 0 E: 0 K: 1 S: 5	H: 0 LOB: 0 BB: 0 P: 5	R: 0 E: 0 K: 2 S: 8	H: 1 LOB: 1 BB: 0 P: 8	R: 0 E: 0 K: 2 S: 8	H: 1 LOB: 1 BB: 0 P: 8	R: 2 E: 0 K: 0 S: 5	H: 2 LOB: 2 BB: 2 P: 13	R: 2 E: 0 K: 0 S: 5	H: 2 LOB: 0 BB: 0 P: 5	R: 0 E: 0 K: 0 S: 4	H: 1 LOB: 1 BB: 0 P: 4	R: 0 E: 0 K: 1 S: 6	H: 1 LOB: 2 BB: 1 P: 10	1B: 5 2B: 4 3B: 0 HR: 1	SF: 0 SAC: 0 DP: 0 HBP: 1	WP: 3 PA: 40 PB: 0 SB: 0 CS: 0
PITCHER Don Sutton, R ERA: 3.66	IP: 4.0 WLS: L BF: 22 H: 6 R: 6 ER: 6 SO: 6 BB: 3 IBB: 0 HBP: 1 BLK: 0 WP: 0 HR: 0 S: 30 P: 43 ERA: 13.50 WHIP: 2.250															PITCHER			
Al McBean, R ERA: 3.96	1.0 4 0 0 0 0 1 0 0 0 1 0 3 7 0.00 1.000																		
Alan Foster, R ERA: 4.47	2.0 9 3 2 2 0 0 0 0 0 1 1 9 9 9.00 1.500																		
Joe Moeller, R ERA: 3.33	1.0 5 1 0 0 1 1 0 0 0 0 0 6 10 0.00 2.000																		



Batter	1	2	3	4	5	6	7	8	9	AB	R	H	RBI	BB	SO	LOB	TOP				
Maury Wills, S OBP: 0.342, SLG: 0.346	E9 2B		FC5-4 WP BB		G6-4-3 1B		6-3			4	1	2	0	0	0	2	Los Angeles Dodgers @ Houston Astros Astrodome, Houston, TX Thu Sep 11 1969, 8:05 PM EDT Att: 19,822 - Unknown				
Manny Mota, R OBP: 0.371, SLG: 0.400					G6-4-3 1-2		F8			3	0	1	1	1	0	2					
Willie Davis, L OBP: 0.365, SLG: 0.455 Bill Russell, R OBP: 0.311, SLG: 0.357	6-3		F9			E WP FC3-2 1B		L4		4	0	1	0	0	0	3					
Wes Parker, S OBP: 0.363, SLG: 0.446	K		3-1			FC3-2 E G4-2-3 BB		4-3		3	0	0	0	1	1	3					
Willie Crawford, L OBP: 0.324, SLG: 0.404	K			4-0 FC1-5-6 BB		FC1 FC3-2		K		3	0	0	0	1	2	3					
Bill Sudakis, S OBP: 0.299, SLG: 0.387		0-3 K		0-0 1-6-3 BB		FC3-2			4-0 CS BB	3	0	0	0	1	1	4					
Tom Haller, L OBP: 0.335, SLG: 0.362		0-0 3-1		0-0 FC1-5-6-2		G4-2-3 3-H		F9		4	0	0	0	0	0	5					
Ted Sizemore, R OBP: 0.333, SLG: 0.335		0-0 F2		0-0 4-3			4-0 SH3-4 BB		0-0 6-3	3	0	0	0	1	0	1					
Claude Osteen, L OBP: 0.255, SLG: 0.270			0-0 FC5-4 1B				0-0 SH3-4			2	0	1	0	0	1	0					
Inning Stats	R: 1 E: 1 K: 2 S: 9	H: 2 LOB: 1 BB: 0 P: 9	R: 0 E: 0 K: 1 S: 5	H: 0 LOB: 0 BB: 0 P: 5	R: 0 E: 0 K: 0 S: 4	H: 1 LOB: 2 BB: 1 P: 8	R: 0 E: 0 K: 0 S: 3	H: 0 LOB: 1 BB: 1 P: 7	R: 0 E: 0 K: 1 S: 5	H: 1 LOB: 0 BB: 0 P: 5	R: 0 E: 0 K: 0 S: 3	H: 0 LOB: 0 BB: 1 P: 7	R: 0 E: 0 K: 1 S: 5	H: 0 LOB: 0 BB: 0 P: 5	R: 0 E: 0 K: 0 S: 2	H: 0 LOB: 0 BB: 1 P: 6		1B: 3 2B: 2 3B: 0 HR: 0	SF: 0 SAC: 1 DP: 2 HBP: 0	WP: 2 PB: 0 CS: 1 PA: 35	
PITCHER Don Wilson, R ERA: 3.9	IP: 9.0 WLS: L BF: 35	H: 5 R: 1 ER: 1 SO: 5	BB: 5 IBB: 0 HBP: 0 BLK: 0	WP: 2 HR: 0 S: 40 P: 60	ERA: 1.00 WHIP: 1.111											PITCHER	IP: 9.0 WLS: L BF: 35	H: 5 R: 1 ER: 1 SO: 5	BB: 5 IBB: 0 HBP: 0 BLK: 0	WP: 2 HR: 0 S: 40 P: 60	ERA: 1.00 WHIP: 1.111

Batter	1	2	3	4	5	6	7	8	9	AB	R	H	RBI	BB	SO	LOB	BOTTOM				
Joe Morgan, L OBP: 0.379, SLG: 0.387	F8			4-0 1B BB		0-0 CS 1B			0-0 FC1-6 1B	3	0	1	0	1	0	1	Los Angeles Dodgers @ Houston Astros Astrodome, Houston, TX Thu Sep 11 1969, 8:05 PM EDT Att: 19,822 - Unknown				
Jesus Alou, R OBP: 0.281, SLG: 0.340	F3			0-0 CS 1B		0-0 CS		F8		4	0	2	0	0	0	0					
Jimmy Wynn, R OBP: 0.431, SLG: 0.511	K			0-3 K 1-2		0-0 1-3			0-3 K	4	0	0	0	0	3	4					
Tommy Davis, R OBP: 0.320, SLG: 0.376		0-0 1-3		0-3 K		4-0 BB			0-3 K	3	0	0	0	1	2	3					
Doug Rader, R OBP: 0.340, SLG: 0.381		0-0 5-3			0-0 5-3				0-0 5-3	3	0	0	0	0	0	1					
Denis Menke, R OBP: 0.388, SLG: 0.407		0-0 6-3			0-0 4-3				0-0 6-3	3	0	0	0	0	0	0					
Marty Martinez, S OBP: 0.335, SLG: 0.361									0-0 F9	3	0	0	0	0	0	0					
Johnny Edwards, L OBP: 0.310, SLG: 0.345									0-0 1-3	3	0	0	0	0	1	0					
Don Wilson, R OBP: 0.169, SLG: 0.125 Bob Watson, R OBP: 0.333, SLG: 0.269 Leon McFadden, R OBP: 0.218, SLG: 0.203									0-0 K	2	0	0	0	0	0	0					
Inning Stats	R: 0 E: 0 K: 1 S: 5	H: 0 LOB: 0 BB: 0 P: 5	R: 0 E: 0 K: 0 S: 3	H: 0 LOB: 0 BB: 0 P: 3	R: 0 E: 0 K: 2 S: 7	H: 0 LOB: 0 BB: 0 P: 7	R: 0 E: 0 K: 2 S: 7	H: 1 LOB: 1 BB: 1 P: 11	R: 0 E: 0 K: 0 S: 3	H: 0 LOB: 0 BB: 0 P: 3	R: 0 E: 0 K: 0 S: 3	H: 1 LOB: 1 BB: 1 P: 7	R: 0 E: 0 K: 0 S: 3	H: 0 LOB: 0 BB: 0 P: 3	R: 0 E: 0 K: 2 S: 9	H: 2 LOB: 2 BB: 0 P: 9		1B: 4 2B: 0 3B: 0 HR: 0	SF: 0 SAC: 0 DP: 0 HBP: 0	WP: 0 PB: 0 CS: 2 PA: 32	
PITCHER Claude Osteen, L ERA: 2.5	IP: 9.0 WLS: W BF: 31	H: 4 R: 0 ER: 0 SO: 7	BB: 2 IBB: 0 HBP: 0 BLK: 0	WP: 0 HR: 0 S: 43 P: 51	ERA: 0.00 WHIP: 0.667											PITCHER	IP: 9.0 WLS: W BF: 31	H: 4 R: 0 ER: 0 SO: 7	BB: 2 IBB: 0 HBP: 0 BLK: 0	WP: 0 HR: 0 S: 43 P: 51	ERA: 0.00 WHIP: 0.667

Batter	1	2	3	4	5	6	7	8	9	AB	R	H	RBI	BB	SO	LOB	TOP			
Joe Morgan, L (1,4) OBP: 0.390, SLG: 0.390	6-3			F8				FC6-4 1B		4	0	2	1	0	0	0	Houston Astros @ Atlanta Braves Atlanta Stadium, Atlanta, GA Fri Sep 12 1969, 7:05 PM EDT Att: 13,580 - Unknown			
Jesus Alou, R (1,9) OBP: 0.276, SLG: 0.337	P6			F5				FC6-4 1B		4	1	0	0	0	0	3				
Jimmy Wynn, R (1,8) OBP: 0.432, SLG: 0.511	P5			F3				1B		4	0	2	1	0	0	0				
Tommy Davis, R (1,7) OBP: 0.319, SLG: 0.374								1B		3	0	0	0	1	1	1				
Leon McFadden, R (8, PR) OBP: 0.219, SLG: 0.293								BB		0	0	0	0	0	0	0				
Norm Miller, L (8,9) OBP: 0.366, SLG: 0.377								BB		0	0	0	0	0	0	0				
Doug Rader, R (1,5) OBP: 0.337, SLG: 0.378	P2			F7				FC6-4		4	0	0	0	0	0	3				
Denis Menke, R (1,6) OBP: 0.387, SLG: 0.404	F7			FC6-4 BB						3	0	0	0	1	0	1				
Bob Watson, R (1,3) OBP: 0.324, SLG: 0.267				4-3				1B		4	1	1	0	0	0	1				
Johnny Edwards, L (1,2) OBP: 0.307, SLG: 0.342				1-3				4-3		4	0	0	0	0	1	1				
Tom Griffin, R (1,1) OBP: 0.230, SLG: 0.296				5-3				E4 FC6-4 1B		2	0	0	0	0	1	0				
Marty Martinez, S (8, PH) OBP: 0.333, SLG: 0.359										1	0	0	0	0	0	1				
Cesar Geronimo, L (8, PR) OBP: 0.250, SLG: 0.375										0	1	0	0	0	0	0				
Fred Gladding, L (8,1) OBP: 0.111, SLG: 0.111										0	0	0	0	0	0	0				
Inning Stats	R: 0 E: 0 K: 0 S: 3	H: 0 LOB: 0 BB: 0 P: 3	R: 0 E: 0 K: 0 S: 3	H: 0 LOB: 0 BB: 0 P: 3	R: 0 E: 0 K: 0 S: 3	H: 0 LOB: 0 BB: 0 P: 3	R: 0 E: 0 K: 0 S: 3	H: 0 LOB: 0 BB: 0 P: 3	R: 0 E: 0 K: 1 S: 6	H: 1 LOB: 1 BB: 0 P: 6	R: 0 E: 0 K: 1 S: 6	H: 1 LOB: 1 BB: 0 P: 6	R: 3 E: 1 K: 1 S: 9	H: 3 LOB: 2 BB: 1 P: 13	R: 0 E: 0 K: 0 S: 3	H: 0 LOB: 0 BB: 0 P: 3	1B: 4 2B: 1 3B: 0 HR: 0	SF: 0 SAC: 0 DP: 0 HBP: 0	WP: 0 PB: 1 SB: 2 CS: 0	PA: 35
PITCHER	IP WLS BF H R ER SO BB IBB HBP BLK WP HR S P ERA WHIP																			
George Stone, L (1,1) ERA: 3.55	7.1 W 28 4 3 0 3 1 0 0 0 0 0 0 33 37 0.00 0.682																			
Hoyt Wilhelm, R (8,1) ERA: 2.37	1.2 S 7 1 0 0 0 1 0 0 0 0 0 0 6 10 0.00 1.200																			

Batter	1	2	3	4	5	6	7	8	9	AB	R	H	RBI	BB	SO	LOB	BOTTOM			
Felipe Alou, R (1,8) OBP: 0.319, SLG: 0.345	F7		F3					F7		4	0	1	1	0	0	0	Houston Astros @ Atlanta Braves Atlanta Stadium, Atlanta, GA Fri Sep 12 1969, 7:05 PM EDT Att: 13,580 - Unknown			
Felix Milan, R (1,4) OBP: 0.312, SLG: 0.347	F7		4-3					G3		4	0	0	0	0	0	1				
Hank Aaron, R (1,9) OBP: 0.410, SLG: 0.637	F7		F7					1B		4	0	1	0	0	0	0				
Rico Carty, R (1,7) OBP: 0.404, SLG: 0.531								1B		4	1	2	0	0	1	0				
Ralph Garr, L (8, PR) OBP: 0.292, SLG: 0.304								1B		0	0	0	0	0	0	0				
Mike Lum, L (9,7) OBP: 0.303, SLG: 0.288								1B		0	0	0	0	0	0	0				
Orlando Cepeda, R (1,3) OBP: 0.327, SLG: 0.439								P4		4	0	0	0	0	2	3				
Clete Boyer, R (1,5) OBP: 0.337, SLG: 0.378								4-3		4	0	1	0	0	1	2				
Sonny Jackson, L (1,6) OBP: 0.316, SLG: 0.290								4-3		1	1	0	0	2	0	0				
Bob Didier, S (1,2) OBP: 0.309, SLG: 0.299								SH1-3 1B		2	1	1	1	0	0	2				
George Stone, L (1,1) OBP: 0.212, SLG: 0.255								HR		3	1	1	2	0	1	3				
Hoyt Wilhelm, R (8,1) ERA: 3.93								HR		0	0	0	0	0	0	0				
Inning Stats	R: 0 E: 0 K: 0 S: 3	H: 0 LOB: 0 BB: 0 P: 3	R: 1 E: 0 K: 1 S: 7	H: 2 LOB: 2 BB: 1 P: 11	R: 0 E: 0 K: 0 S: 3	H: 0 LOB: 0 BB: 0 P: 3	R: 0 E: 0 K: 2 S: 7	H: 0 LOB: 0 BB: 0 P: 7	R: 1 E: 0 K: 1 S: 6	H: 1 LOB: 1 BB: 1 P: 10	R: 0 E: 0 K: 1 S: 5	H: 0 LOB: 0 BB: 0 P: 5	R: 2 E: 0 K: 0 S: 5	H: 2 LOB: 2 BB: 0 P: 5	R: 0 E: 0 K: 0 S: 5	H: 2 LOB: 2 BB: 0 P: 5	1B: 6 2B: 0 3B: 0 HR: 1	SF: 0 SAC: 1 DP: 0 HBP: 0	WP: 0 PB: 0 SB: 0 CS: 0	PA: 33
PITCHER	IP WLS BF H R ER SO BB IBB HBP BLK WP HR S P ERA WHIP																			
Tom Griffin, R (1,1) ERA: 3.55	7.0 L 28 5 4 4 4 5 1 1 0 0 0 0 36 44 5.14 0.857																			
Fred Gladding, R (8,1) ERA: 3.93	1.0 5 2 0 0 0 0 0 0 0 0 0 0 5 4 0.00 2.000																			

Batter	1	2	3	4	5	6	7	8	9	10	11	12	13	AB R H RBI BB SO LOB	TOP																						
Joe Morgan, L OBP: 0.380, SLG: 0.388 (1, 4)														5 1 1 0 1 0 1																							
Jesus Alou, R OBP: 0.279, SLG: 0.339 (1, 7)														6 0 2 0 0 0 4																							
Jimmy Wynn, R OBP: 0.432, SLG: 0.510 (1, 8)														5 0 2 2 1 1 1																							
Norm Miller, L OBP: 0.361, SLG: 0.371 (1, 9)														6 0 0 0 0 0 3																							
Tommy Davis, R OBP: 0.319, SLG: 0.373 (13, PH)														1 0 0 0 0 0 2																							
Fred Gladding, L OBP: 0.111, SLG: 0.111 (13, 1)														0 0 0 0 0 0 0																							
Jack Billingham, R OBP: 0.290, SLG: 0.077 (13, 1)														0 0 0 0 0 0 0																							
Wade Blasingame, L (13, 1)														0 0 0 0 0 0 0																							
Curt Blefary, L OBP: 0.350, SLG: 0.398 (1, 3)														5 0 0 0 0 2 2																							
Doug Rader, R OBP: 0.338, SLG: 0.376 (1, 5)														4 0 1 0 1 1 1																							
Denis Menke, R OBP: 0.385, SLG: 0.402 (1, 6)														5 0 1 0 0 1 1																							
Johnny Edwards, L OBP: 0.306, SLG: 0.339 (1, 2)														4 0 0 0 1 0 4																							
Larry Dierker, R OBP: 0.156, SLG: 0.187 (1, 1)														3 0 0 0 0 1 1																							
John Mayberry, L (13, PH)														0 0 0 0 1 0 0																							
Cesar Geronimo, L OBP: 0.250, SLG: 0.375 (13, 7)														0 1 0 0 0 0 0																							
Gary Geiger, L OBP: 0.347, SLG: 0.272 (13, 7)														0 0 0 0 0 0 0																							
Inning Stats	R: 0 E: 0 K: 1 S: 5	H: 0 LOB: 0 BB: 0 P: 5	R: 0 E: 0 K: 1 S: 5	H: 0 LOB: 0 BB: 0 P: 5	R: 0 E: 0 K: 2 S: 7	H: 0 LOB: 0 BB: 7	R: 0 E: 0 K: 0 S: 3	H: 1 LOB: 0 BB: 0 P: 3	R: 0 E: 0 K: 0 S: 3	H: 2 LOB: 2 BB: 0 P: 7	R: 0 E: 0 K: 0 S: 3	H: 0 LOB: 0 BB: 0 P: 3	R: 0 E: 0 K: 0 S: 3	H: 1 LOB: 0 BB: 1 P: 7	R: 0 E: 0 K: 1 S: 5	H: 0 LOB: 0 BB: 0 P: 5	R: 2 E: 0 K: 0 S: 4	H: 1 LOB: 2 BB: 3 P: 16	1B: 6 2B: 1 3B: 0 HR: 0	SF: 0 SAC: 1 DP: 1 HBP: 0	W/P: 0 PB: 1 SB: 0 CS: 1	PA: 50															
PITCHER	IP WLS BF H R ER SO BB IBB HBP BLK WP HR S P ERA WHIP																																				
Phil Niekro, R ERA: 2.46 (1, 1)	11.0	40	6	0	0	5	2	0	0	0	0	0	0	0	47	55	0.00	0.727																			
Cecil Upshaw, R ERA: 3.35 (12, 1)	1.2	9	1	2	2	1	3	0	0	0	0	0	0	8	20	10.80	2.400																				
Paul Doyle, L ERA: 2.19 (13, 1)	0.1	W	1	0	0	0	0	0	0	0	0	0	0	1	1	0.00	0.000																				

Houston Astros @ Atlanta Braves
Atlanta Stadium, Atlanta, GA
Sat Sep 13 1969, 7:05 PM EDT
Att. 26,389 - Unknown

AB 44
R 2
H 7
RBI 2
BB 5
SO 6
LOB 20



Batter	1	2	3	4	5	6	7	8	9	10	11	12	13	AB R H RBI BB SO LOB	BOTTOM																					
Felipe Alou, R OBP: 0.319, SLG: 0.343 (1, 8)															5 0 1 1 1 1 3																					
Felix Millan, R OBP: 0.311, SLG: 0.345 (1, 4)														5 0 1 0 0 0 1																						
Hank Aaron, R OBP: 0.407, SLG: 0.630 (1, 9)														5 0 0 0 1 2 3																						
Rico Carty, R OBP: 0.401, SLG: 0.527 (10, PR)														4 0 1 0 0 1 1																						
Mike Lum, L OBP: 0.307, SLG: 0.296 (11, 7)														0 0 0 0 0 0 0																						
Bob Aspromonte, R OBP: 0.301, SLG: 0.330 (13, PH)														1 0 1 0 0 0 0																						
Orlando Cepeda, R OBP: 0.326, SLG: 0.436 (1, 3)														4 0 0 0 1 0 1																						
Clete Boyer, R OBP: 0.334, SLG: 0.374 (1, 5)														5 0 0 0 0 1 3																						
Sonny Jackson, L OBP: 0.317, SLG: 0.290 (1, 6)														4 1 1 0 1 0 0																						
Bob Didier, S OBP: 0.310, SLG: 0.297 (1, 2)														3 0 0 0 1 0 1																						
Ralph Garr, L OBP: 0.262, SLG: 0.304 (9, PR)														0 0 0 0 0 0 0																						
Bob Tillman, R OBP: 0.266, SLG: 0.428 (10, 2)														2 1 2 1 0 0 0																						
Phil Niekro, R OBP: 0.184, SLG: 0.212 (1, 1)														2 0 0 0 0 0 0																						
Tony Gonzalez, L OBP: 0.325, SLG: 0.375 (11, PH)														1 0 0 0 0 0 1																						
Cecil Upshaw, R ERA: 4.38 (12, 1)														0 0 0 0 0 0 0																						
Paul Doyle, L (13, 1)														0 0 0 0 0 0 0																						
Jim Breazeale, L (13, PH)														0 1 0 0 1 0 0																						
Inning Stats	R: 0 E: 0 K: 0 S: 3	H: 0 LOB: 0 BB: 0 P: 3	R: 0 E: 0 K: 1 S: 5	H: 0 LOB: 0 BB: 0 P: 5	R: 0 E: 0 K: 0 S: 3	H: 0 LOB: 0 BB: 0 P: 3	R: 0 E: 0 K: 0 S: 3	H: 0 LOB: 0 BB: 0 P: 3	R: 0 E: 0 K: 1 S: 5	H: 0 LOB: 1 BB: 1 P: 9	R: 0 E: 0 K: 1 S: 4	H: 0 LOB: 0 BB: 1 P: 8	R: 0 E: 0 K: 0 S: 3	H: 1 LOB: 2 BB: 1 P: 10	R: 0 E: 0 K: 0 S: 3	H: 1 LOB: 1 BB: 1 P: 3	R: 0 E: 0 K: 0 S: 4	H: 1 LOB: 1 BB: 1 P: 4	R: 0 E: 0 K: 0 S: 4	H: 1 LOB: 2 BB: 1 P: 8	R: 3 E: 0 K: 0 S: 4	H: 3 LOB: 3 BB: 3 P: 16	1B: 5 2B: 2 3B: 0 HR: 0	SF: 0 SAC: 2 DP: 1 HBP: 0	W/P: 1 PB: 0 SB: 0 CS: 1	PA: 50										
PITCHER	IP WLS BF H R ER SO BB IBB HBP BLK WP HR S P ERA WHIP																																			
Larry Dierker, R ERA: 2.24 (1, 1)	12.0	43	4	0	0	5	3	1	0	0	0	0	0	3	7	0.00	0.583																			
Fred Gladding, R ERA: 4.34 (13, 1)	0.0	L	4	3	3	3	0	0	0	0	0	0	0	3	7	=	=																			
Jack Billingham, R ERA: 4.38 (13, 1)	0.1	1	0	0	0	0	0	0	0	0	0	0	0	1	1	0.00	0.000																			
Wade Blasingame, L ERA: 5.37 (13, 1)	0.0	2	0	0	0	0	1	1	0	0	0	0	0	0	8	=	=																			

Houston Astros @ Atlanta Braves
Atlanta Stadium, Atlanta, GA
Sat Sep 13 1969, 7:05 PM EDT
Att. 26,389 - Unknown

AB 41
R 3
H 7
RBI 3
BB 7
SO 5
LOB 14



Batter	1	2	3	4	5	6	7	8	9	AB	R	H	RBI	BB	SO	LOB	TOP								
Joe Morgan, L (1,4) OBP: 0.380, SLG: 0.389	G3		F8		2B		1B BB	K		4	1	1	0	1	1	2	Houston Astros @ Atlanta Braves Atlanta Stadium, Atlanta, GA Sun Sep 14 1969, 3:33 AM EDT Att: 18,607 - Unknown								
Norm Miller, L (1,9) OBP: 0.359, SLG: 0.367	K		4-3		F8		1B BB	F9		4	0	0	0	1	1										
Jimmy Wynn, R (1,8) OBP: 0.430, SLG: 0.505	6-3		BB		K		F8	1-3		4	0	0	0	1	3										
Tommy Davis, R (1,7) OBP: 0.318, SLG: 0.373		F9	K		2B		F9	K		5	0	1	1	0	2	3									
Curt Blefary, L (1,3) OBP: 0.352, SLG: 0.398		E 1B BB		P6		IBB				2	1	1	0	2	0	0									
Doug Rader, R (1,5) OBP: 0.339, SLG: 0.376	1B BB			P4	5-3			E 1B		3	0	1	0	1	0	2									
Denis Menke, R (1,6) OBP: 0.384, SLG: 0.401	K		BB 1B		4-3			F7		4	0	1	0	0	1	3									
Johnny Edwards, L (1,2) OBP: 0.308, SLG: 0.339					4-3			E8		3	0	1	1	1	0	1									
Denny Lemaster, R (1,1) OBP: 0.218, SLG: 0.222	1-3 3-H 1B				1-2 BB			K		4	0	0	0	0	3	6									
Jim Bouton, R (8,1)	F3			K				K		0	0	0	0	0	0	0									
Inning Stats	R: 0 E: 0 K: 1 S: 5	H: 0 LOB: 0 BB: 0 P: 5	R: 1 E: 0 K: 1 S: 6	H: 1 LOB: 2 BB: 14 P: 14	R: 0 E: 0 K: 1 S: 5	H: 0 LOB: 1 BB: 1 P: 9	R: 0 E: 0 K: 1 S: 6	H: 1 LOB: 2 BB: 1 P: 10	R: 1 E: 0 K: 1 S: 7	H: 2 LOB: 2 BB: 1 P: 11	R: 0 E: 0 K: 0 S: 5	H: 0 LOB: 0 BB: 0 P: 5	R: 0 E: 0 K: 0 S: 3	H: 1 LOB: 2 BB: 2 P: 11	R: 0 E: 1 K: 2 S: 9	H: 1 LOB: 2 BB: 0 P: 9	R: 0 E: 0 K: 1 S: 5	H: 0 LOB: 0 BB: 0 P: 5	1B: 4 2B: 2 3B: 0 HR: 0	SF: 0 SAC: 0 DP: 0 HBP: 0	WP: 0 PB: 0 SB: 2 CS: 0	PA: 40			
PITCHER	IP	WLS	BF	H	R	ER	SO	BB	IBB	HBP	BLK	WP	HR	S	P	ERA	WHIP								
Mitt Pappas, R (1,1) ERA: 3.48	5.0		24	4	2	2	5	4	1	0	0	0	0	29	49	3.60	1.600								
Jim Britton, R (6,1) ERA: 3.79	2.0		8	1	0	0	1	2	0	0	0	0	0	8	16	0.00	1.500								
Hoyt Wilhelm, R (8,1) ERA: 2.3	2.0	W	8	1	0	0	3	0	0	0	0	0	0	14	14	0.00	0.500								

Batter	1	2	3	4	5	6	7	8	9	AB	R	H	RBI	BB	SO	LOB	BOTTOM								
Felipe Alou, R (1,8) OBP: 0.320, SLG: 0.345	K			1-3 1B		F8		FC3-6 1B		4	0	2	0	0	1	0	Houston Astros @ Atlanta Braves Atlanta Stadium, Atlanta, GA Sun Sep 14 1969, 3:33 AM EDT Att: 18,607 - Unknown								
Felix Milan, R (1,4) OBP: 0.311, SLG: 0.344	5-3			P7		1-3 BB		FC3-6 6-3 HR		3	1	0	0	1	0	2									
Hank Aaron, R (1,9) OBP: 0.406, SLG: 0.627	5-3			1-3		1-2 BB		6-3		3	0	0	0	1	0	2									
Rico Carty, R (1,7) OBP: 0.403, SLG: 0.551		K				1-3		HR		4	2	2	3	0	1	2									
Mike Lum, L (9,7) OBP: 0.307, SLG: 0.299					HR	1-2 2-3		HR		0	0	0	0	0	0	0									
Orlando Cepeda, R (1,3) OBP: 0.326, SLG: 0.433		1-3			1B BB	F8		E6		3	0	0	0	1	0	2									
Clete Boyer, R (1,5) OBP: 0.331, SLG: 0.370		F8			K			5-3		4	0	0	0	0	2	2									
Bob Tillman, R (1,2) OBP: 0.284, SLG: 0.421			P5		K			K2-3		3	0	0	0	0	2	1									
Gil Garrido, R (1,6) OBP: 0.281, SLG: 0.251			F9							3	0	2	0	0	0	0									
Mitt Pappas, R (1,1) OBP: 0.224, SLG: 0.205										1	0	0	0	0	1	0									
Bob Aspromonte, R (5, PH) OBP: 0.300, SLG: 0.328					G3					1	0	0	0	0	0	2									
Jim Britton, R (6,1) OBP: 0.190, SLG: 0.238										0	0	0	0	0	0	0									
Tommie Aaron, R (7, PH) OBP: 0.318, SLG: 0.333										0	0	0	0	0	1	1									
Hoyt Wilhelm, R (8,1)										0	0	0	0	0	0	0									
Inning Stats	R: 0 E: 0 K: 1 S: 5	H: 0 LOB: 0 BB: 0 P: 5	R: 0 E: 0 K: 1 S: 5	H: 0 LOB: 0 BB: 0 P: 5	R: 0 E: 0 K: 0 S: 3	H: 1 LOB: 0 BB: 0 P: 3	R: 1 E: 0 K: 2 S: 9	H: 2 LOB: 2 BB: 1 P: 13	R: 0 E: 0 K: 0 S: 3	H: 0 LOB: 2 BB: 2 P: 11	R: 0 E: 0 K: 2 S: 8	H: 1 LOB: 1 BB: 0 P: 8	R: 0 E: 1 K: 1 S: 8	H: 2 LOB: 1 BB: 0 P: 8	R: 2 E: 1 K: 1 S: 8	H: 2 LOB: 1 BB: 0 P: 8	R: 0 E: 0 K: 1 S: 5	H: 0 LOB: 0 BB: 0 P: 5	1B: 4 2B: 1 3B: 0 HR: 2	SF: 0 SAC: 0 DP: 1 HBP: 0	WP: 0 PB: 1 SB: 1 CS: 0	PA: 33			
PITCHER	IP	WLS	BF	H	R	ER	SO	BB	IBB	HBP	BLK	WP	HR	S	P	ERA	WHIP								
Denny Lemaster, L (1,1) ERA: 3.09	7.2	L	32	6	3	3	7	3	0	0	0	0	0	2	43	3.52	1.174								
Jim Bouton, R (8,1) ERA: 3.47	0.1		1	0	0	0	1	0	0	0	0	0	0	3	3	0.00	0.000								

AB	33
R	2
H	6
RBI	2
BB	7
SO	9
LOB	21



Batter	1	2	3	4	5	6	7	8	9	AB	R	H	RBI	BB	SO	LOB	TOP										
Joe Morgan, L (1,4) OBP: 0.379, SLG: 0.390	G3			F8		1B 1-H 1B 2B		G3		4	1	1	1	0	0	0	Houston Astros @ San Diego Padres San Diego Stadium, San Diego, CA Mon Sep 15 1969, 10:05 PM EDT Att: 2,188 - Unknown										
Norm Miller, L (1,9) OBP: 0.359, SLG: 0.367	K			4-3		PB 1B WP 1B		5-3		3	1	1	0	0	1	0											
Jesus Alou, R (8,PH) OBP: 0.278, SLG: 0.339	K					2-3 1B				1	0	0	0	0	0	0											
Cesar Geronimo, L (8,9) OBP: 0.250, SLG: 0.375	K					1B				0	0	0	0	0	0	0											
Jimmy Wynn, R (1,8) OBP: 0.433, SLG: 0.510	K					1B				4	0	3	1	0	1	0											
Tommy Davis, R (1,7) OBP: 0.317, SLG: 0.371		4-3				1-2 3-H 1B		F8		3	0	0	0	1	0	2											
Curt Blefary, L (1,3) OBP: 0.351, SLG: 0.396						1-2 2-H																					
Hector Torres, R (9,PH) OBP: 0.188, SLG: 0.226	K			P6						3	0	0	0	0	2	3											
Doug Radler, R (1,5) OBP: 0.337, SLG: 0.373										1	0	0	0	0	0	0											
Denis Menke, R (1,6) OBP: 0.382, SLG: 0.398				F7						4	0	0	0	0	1	0											
Johnny Edwards, L (1,2) OBP: 0.306, SLG: 0.337				P1						3	0	0	0	0	0	0											
Don Wilson, R (1,1) OBP: 0.127, SLG: 0.123										1	0	0	0	0	0	0											
Jim Bouton, R (4,1) OBP: 0.106, SLG: 0.100										0	0	0	0	0	0	0											
Keith Lanning, L (6,PH) OBP: 0.100, SLG: 0.000										1	1	1	0	0	0	0											
Jack Billingham, R (6,1) OBP: 0.270, SLG: 0.312										0	0	0	0	0	0	0											
Marty Martinez, S (7,PH) OBP: 0.201, SLG: 0.237										1	0	0	0	0	0	0											
Jim Bouton, R (7,1) OBP: 0.286, SLG: 0.286										0	0	0	0	0	0	0											
Inning Stats	R: 0 H: 0 E: 0 K: 2 S: 7	H: 0 LOB: 0 BB: 0 P: 7	R: 0 H: 0 E: 0 K: 1 S: 5	H: 0 LOB: 0 BB: 0 P: 5	R: 0 H: 0 E: 0 K: 0 S: 3	H: 0 LOB: 2 BB: 1 P: 3	R: 0 H: 1 E: 0 K: 0 S: 4	H: 0 LOB: 0 BB: 0 P: 8	R: 0 H: 0 E: 0 K: 0 S: 3	H: 0 LOB: 0 BB: 0 P: 3	R: 3 H: 4 E: 0 K: 1 S: 9	H: 1 LOB: 1 BB: 0 P: 9	R: 0 H: 0 E: 0 K: 1 S: 5	H: 0 LOB: 0 BB: 0 P: 5	R: 0 H: 1 E: 0 K: 0 S: 4	H: 0 LOB: 0 BB: 0 P: 4	R: 0 H: 0 E: 0 K: 0 S: 3	H: 0 LOB: 0 BB: 0 P: 3	1B: 4 2B: 2 3B: 0 HR: 0	SF: 0 SAC: 0 DP: 0 HBP: 0	WP: 1 PB: 1 SB: 0 CS: 0	PA: 34					
PITCHER	IP	WLS	BF	H	R	ER	SO	BB	IBB	HBP	BLK	WP	HR	S	P	ERA	WHIP										
Mike Cokins, R (1,1) ERA: 6.52	5.0	W	21	5	3	2	3	1	0	0	0	0	0	26	30	3.60	1.200										
Jack Baldschun, R (6,1) ERA: 4.81	1.0		3	0	0	0	1	0	0	0	0	1	0	5	5	0.00	0.000										
Dave Roberts, L (7,1) ERA: 4.57	3.0	S	10	1	0	0	1	0	0	0	0	0	0	12	12	0.00	0.333										

AB	33
R	3
H	6
RBI	2
BB	1
SO	5
LOB	6



Batter	1	2	3	4	5	6	7	8	9	AB	R	H	RBI	BB	SO	LOB	BOTTOM										
Jose Arcia, R (1,4) OBP: 0.238, SLG: 0.244	1B 1B 1B		K				6-3			4	1	2	3	0	1	1	Houston Astros @ San Diego Padres San Diego Stadium, San Diego, CA Mon Sep 15 1969, 10:05 PM EDT Att: 2,188 - Unknown										
Jim Williams, R (1,7) OBP: 0.250, SLG: 0.250	1B 1-3 1B		K				5-3			4	0	1	0	0	2	2											
Ollie Brown, R (1,9) OBP: 0.315, SLG: 0.405	P4		FC6-4				5-3			4	0	0	0	0	1	3											
Nate Colbert, R (1,3) OBP: 0.315, SLG: 0.476				F9			5-3			4	0	2	1	0	0	0											
Van Kelly, L (1,5) OBP: 0.284, SLG: 0.342	G4-6-3 1-2 3-H							4-3 CS 1B		3	1	1	0	1	0	3											
Jerry Morales, R (1,8) OBP: 0.357, SLG: 0.500		G4-6-3 BB						4-3		2	1	1	1	2	0	1											
Fred Kendall, R (1,2) OBP: 0.286, SLG: 0.286		G4-6-3 1-2						4-3 BB		4	0	0	0	0	2	4											
Frankie Libran, R (1,6) OBP: 0.270, SLG: 0.312		F8						1-3 3-H		2	1	0	0	1	0	0											
Mike Cokins, R (1,1) ERA: 4.04										0	1	0	0	2	0	0											
Jack Baldschun, R (6,1) OBP: 0.400, SLG: 0.250										0	0	0	0	0	0	0											
Larry Stahl, L (6,PH) OBP: 0.270, SLG: 0.312										1	0	0	0	0	1	0											
Dave Roberts, L (7,1) OBP: 0.286, SLG: 0.286										0	0	0	0	0	0	0											
Inning Stats	R: 1 H: 3 E: 0 K: 0 S: 5	H: 3 LOB: 1 BB: 0 P: 5	R: 0 H: 0 E: 0 K: 0 S: 2	H: 0 LOB: 0 BB: 1 P: 6	R: 0 H: 0 E: 0 K: 2 S: 7	H: 0 LOB: 1 BB: 1 P: 11	R: 4 H: 3 E: 0 K: 2 S: 10	H: 3 LOB: 1 BB: 2 P: 18	R: 0 H: 0 E: 0 K: 0 S: 3	H: 0 LOB: 1 BB: 1 P: 7	R: 0 H: 0 E: 0 K: 1 S: 5	H: 0 LOB: 0 BB: 0 P: 5	R: 0 H: 0 E: 0 K: 1 S: 5	H: 0 LOB: 0 BB: 0 P: 5	R: 0 H: 1 E: 0 K: 1 S: 5	H: 1 LOB: 1 BB: 1 P: 9	R: 0 H: 0 E: 0 K: 0 S: 3	H: 0 LOB: 0 BB: 0 P: 3	1B: 5 2B: 2 3B: 0 HR: 0	SF: 0 SAC: 0 DP: 2 HBP: 0	WP: 1 PB: 0 SB: 1 CS: 1	PA: 34					
PITCHER	IP	WLS	BF	H	R	ER	SO	BB	IBB	HBP	BLK	WP	HR	S	P	ERA	WHIP										
Don Wilson, R (1,1) ERA: 4.04	3.2	L	18	5	5	5	3	4	0	0	0	0	0	20	36	12.27	2.455										
Jim Ray, R (4,1) ERA: 4.05	1.1		6	1	0	0	1	1	0	0	0	0	0	7	11	0.00	1.500										
Jack Billingham, R (6,1) ERA: 4.32	1.0		3	0	0	0	1	0	0	0	0	0	0	5	5	0.00	0.000										
Jim Bouton, R (7,1) ERA: 3.41	2.0		7	1	0	0	2	1	0	0	0	0	0	10	14	0.00	1.000										

AB	28
R	5
H	7
RBI	5
BB	6
SO	7
LOB	14



Batter	1	2	3	4	5	6	7	8	9	AB	R	H	RBI	BB	SO	LOB	TOP										
Joe Morgan, L OBP: 0.378, SLG: 0.390	G3-1		F7		F8		2B		G3	5	0	1	0	0	0	2											
Norm Miller, L OBP: 0.358, SLG: 0.368	6-3		6-3			F9 SF8 2B	F7			4	1	1	0	0	0	1											
Jimmy Wynn, R OBP: 0.431, SLG: 0.506	5-3			K		1B S BB			K	3	0	0	0	1	2	0											
Tommy Davis, R OBP: 0.317, SLG: 0.370		FC3-6 1B		5-3		F9		E4 G3-1		4	0	1	0	0	0	2											
Curt Blefary, L OBP: 0.350, SLG: 0.395		FC3-6 1B 1-2		WP 1B		SF8		G3-1		3	0	1	1	0	0	2											
Denis Menke, R OBP: 0.383, SLG: 0.398				K		3H 1-3		4-3		4	0	2	0	0	1	2											
Doug Rader, R OBP: 0.334, SLG: 0.370					F9	4-3	F2		6-3	4	0	0	0	0	0	4											
Johnny Edwards, L OBP: 0.305, SLG: 0.335			F7		K		K			3	0	0	0	1	2	2											
Tom Griffin, R Jack Billingham, R Mary Martinez, S Bob Watkins, R Karl Langford, L Scipio Spinks, R Jesus Abreu, R Jim Bouton, R John Mauer, L			1-3				5-3		L6	0	0	0	0	0	0	0											
Inning Stats	R: 0 E: 0 K: 0 S: 3	H: 0 LOB: 0 BB: 0 P: 3	R: 0 E: 0 K: 0 S: 5	H: 2 LOB: 2 BB: 0 P: 5	R: 0 E: 0 K: 2 S: 3	H: 0 LOB: 0 BB: 0 P: 3	R: 0 E: 0 K: 2 S: 8	H: 1 LOB: 1 BB: 0 P: 8	R: 0 E: 0 K: 1 S: 6	H: 1 LOB: 1 BB: 0 P: 6	R: 1 E: 0 K: 0 S: 5	H: 2 LOB: 2 BB: 1 P: 9	R: 0 E: 0 K: 1 S: 6	H: 1 LOB: 1 BB: 0 P: 6	R: 0 E: 1 K: 1 S: 6	H: 0 LOB: 1 BB: 0 P: 6	R: 0 E: 0 K: 0 S: 3	H: 0 LOB: 1 BB: 1 P: 7	1B: 5 2B: 2 3B: 0 HR: 0	SF: 1 SAC: 0 DP: 0 HBP: 0	WP: 1 PB: 0 SB: 1 CS: 0	PA: 37					
PITCHER	IP	WLS	BF	H	R	ER	SO	BB	IBB	HBP	BLK	WP	HR	S	P	ERA	WHIP										
Tommie Sisk, R ERA: 5.18	9.0	W	37	7	1	1	5	2	0	0	0	1	0	45	53	1.00	1.000										

Houston Astros @ San Diego Padres
San Diego Stadium, San Diego, CA
Tue Sep 16 1969, 10:05 PM EDT
Att: 2,156 - Unknown

AB 34
R 1
H 7
RBI 1
BB 2
SO 5
LOB 16



Batter	1	2	3	4	5	6	7	8	9	AB	R	H	RBI	BB	SO	LOB	BOTTOM										
Jose Arcia, R OBP: 0.245, SLG: 0.248	1B S 1B	HR 1B		FC5-4 WP BB	K			F3		4	2	2	0	1	1	1											
Ron Slocum, R OBP: 0.400, SLG: 1.000	1B HR 1B	HR 1B		P5		K				4	2	2	2	0	1	1											
Ollie Brown, R OBP: 0.319, SLG: 0.407	HR 1B	HR 1B		FC5-4 BB		K				3	1	2	1	1	1	0											
Nate Colbert, R OBP: 0.314, SLG: 0.480	HR 1B	5-3		FC5-4		K				4	1	1	3	0	1	3											
Jerry Morales, R OBP: 0.313, SLG: 0.433	F2	P4		P3			5-3			4	0	0	0	0	0	3											
Jim Williams, R OBP: 0.333, SLG: 0.273	2B 1B	K			1B PB BB		4-3			3	2	1	0	1	1	1											
Fred Kendall, R OBP: 0.143, SLG: 0.077	F7		L4		6-3 PB 1B		5-3			4	0	1	0	0	0	1											
Frankie Libran, R OBP: 0.222, SLG: 0.250	1H 2B		K		F9		K			4	0	1	1	0	2	1											
Tommie Sisk, R OBP: 0.200, SLG: 0.167	5-3		K		6-3		K			4	0	0	0	0	2	2											
Inning Stats	R: 5 E: 0 K: 0 S: 9	H: 6 LOB: 1 BB: 0 P: 9	R: 2 E: 0 K: 1 S: 8	H: 3 LOB: 1 BB: 0 P: 8	R: 0 E: 0 K: 2 S: 7	H: 0 LOB: 0 BB: 0 P: 7	R: 0 E: 0 K: 0 S: 3	H: 0 LOB: 2 BB: 2 P: 11	R: 1 E: 0 K: 1 S: 6	H: 1 LOB: 1 BB: 1 P: 10	R: 0 E: 0 K: 3 S: 9	H: 0 LOB: 0 BB: 0 P: 9	R: 0 E: 0 K: 0 S: 3	H: 0 LOB: 0 BB: 0 P: 3	R: 0 E: 0 K: 2 S: 7	H: 0 LOB: 0 BB: 0 P: 7	1B: 7 2B: 1 3B: 0 HR: 2	SF: 0 SAC: 0 DP: 0 HBP: 0	WP: 1 PB: 1 SB: 1 CS: 0	PA: 37							
PITCHER	IP	WLS	BF	H	R	ER	SO	BB	IBB	HBP	BLK	WP	HR	S	P	ERA	WHIP										
Tom Griffin, R ERA: 3.81	0.2	L	8	6	5	5	0	0	0	0	0	0	1	8	8	67.50	9.000										
Jack Billingham, R ERA: 4.49	1.1		7	3	2	2	1	0	0	0	0	0	1	9	9	13.50	2.250										
Bob Watkins, R ERA:	2.0		8	0	0	0	2	2	0	0	0	1	0	10	18	0.00	1.000										
Scipio Spinks, R ERA:	2.0		8	1	1	0	4	1	0	0	0	0	0	15	19	0.00	1.000										
Jim Bouton, R ERA: 3.35	2.0		6	0	0	0	2	0	0	0	0	0	0	10	10	0.00	0.000										

Houston Astros @ San Diego Padres
San Diego Stadium, San Diego, CA
Tue Sep 16 1969, 10:05 PM EDT
Att: 2,156 - Unknown

AB 34
R 8
H 10
RBI 7
BB 3
SO 9
LOB 13



Batter	1	2	3	4	5	6	7	8	9	AB	R	H	RBI	BB	SO	LOB	TOP			
Joe Morgan, L (1, 4) OBP: 0.375, SLG: 0.387	G3		F9			K		K		4	0	0	0	0	2	1				
Norm Miller, L (1, 9) OBP: 0.357, SLG: 0.367	K		K			4-3			SH1-3 1B	4	0	1	0	0	2	1				
Jimmy Wynn, R (1, 8) OBP: 0.431, SLG: 0.512	6-3					5-3			SH1-3 1-2	3	1	1	1	0	0	0				
Tommy Davis, R (1, 7) OBP: 0.316, SLG: 0.369 Gary Geiger, L (9, 7) OBP: 0.347, SLG: 0.272						HR			5-3	4	0	1	0	0	1	1				
Curt Blefary, L (1, 3) OBP: 0.349, SLG: 0.393		1B	F8			G3			4-3	3	0	0	0	1	0	1				
Denis Menke, R (1, 6) OBP: 0.380, SLG: 0.395			K			6-3			5-3	4	0	0	0	0	1	3				
Doug Rader, R (1, 5) OBP: 0.334, SLG: 0.376						6-3			F6	3	1	1	1	0	0	1				
Johnny Edwards, L (1, 2) OBP: 0.305, SLG: 0.335									HR	3	0	1	0	0	0	0				
Larry Dierker, R (1, 1) OBP: 0.153, SLG: 0.183 John Mayberry, L (8, PH) Jim Bouton, R (8, 1)									4-3	2	0	0	0	0	1	1				
			K			4-3			K2-3	1	0	0	0	0	1	0				
										0	0	0	0	0	0	0				
Inning Stats	R: 0 E: 0 K: 1 S: 5	H: 0 LOB: 0 BB: 0 P: 5	R: 0 E: 0 K: 1 S: 6	H: 1 LOB: 1 BB: 0 P: 6	R: 0 E: 0 K: 2 S: 8	H: 1 LOB: 1 BB: 0 P: 8	R: 1 E: 0 K: 1 S: 6	H: 1 LOB: 0 BB: 0 P: 6	R: 0 E: 0 K: 0 S: 3	H: 0 LOB: 0 BB: 0 P: 3	R: 0 E: 0 K: 0 S: 3	H: 0 LOB: 0 BB: 0 P: 3	R: 1 E: 0 K: 2 S: 8	H: 1 LOB: 2 BB: 1 P: 8	R: 0 E: 0 K: 0 S: 4	H: 1 LOB: 2 BB: 1 P: 8	1B: 3 2B: 0 3B: 0 HR: 2	SF: 0 SAC: 1 DP: 0 HBP: 0	WP: 0 PB: 0 SB: 0 CS: 0	PA: 33
PITCHER Gaylord Perry, R (1, 1) ERA: 2.59	IP: 9.0 WLS: L BF: 33 H: 5 R: 2 ER: 2 SO: 8 BB: 0 IBB: 1 HBP: 0 BLK: 0 WP: 0 HR: 2 S: 48 P: 52 ERA: 2.00 WHIP: 0.556																			

Houston Astros @ San Francisco Giants
Candlestick Park, San Francisco, CA
Wed Sep 17 1969, 6:33 AM EDT
Att: 4,010 - Unknown

AB	31
R	2
H	5
RBI	2
BB	1
SO	8
LOB	9



Batter	1	2	3	4	5	6	7	8	9	AB	R	H	RBI	BB	SO	LOB	BOTTOM			
Tito Fuentes, S (1, 5) OBP: 0.336, SLG: 0.349	BB WP 1B		G3			K			F8	4	0	1	0	0	1	1				
Ron Hunt, R (1, 4) OBP: 0.352, SLG: 0.329	1-3 1-2		5-3						F4	4	0	0	0	0	0	1				
Willie Mays, R (1, 8) OBP: 0.367, SLG: 0.444	4-0 BB BB		F7						1B 1B	2	1	1	0	2	0	0				
Willie McCovey, L (1, 3) OBP: 0.458, SLG: 0.683	0-0 F9					3-1			1B 1B	4	0	1	0	0	0	3				
Bobby Bonds, R (1, 9) OBP: 0.345, SLG: 0.474	4-0 BB BB								1B 1B	2	0	2	1	2	0	0				
Ken Henderson, S (1, 7) OBP: 0.395, SLG: 0.332 Leon Wagner, L (8, PH) George Foster, R (9, 7)	1-2 2-3 BB								1B 1B	3	0	0	0	0	0	6				
			F9			F7			L3	1	0	0	0	0	2					
						1-2			1-3	0	0	0	0	0	0					
Jack Hiatt, R (1, 2) OBP: 0.335, SLG: 0.307 John Stephenson, L (9, PH)			K			K			K	3	0	0	0	0	3	2				
										1	0	0	0	0	0	0				
Hal Lanier, R (1, 6) OBP: 0.261, SLG: 0.251 Bob Burda, L (9, PH)			K						F9	2	0	0	0	1	1	0				
										1	0	0	0	0	0	0				
Gaylord Perry, R (1, 1) OBP: 0.161, SLG: 0.159 Jim Ray Hart, R (9, PH)									4-3	3	0	0	0	0	0	1				
									F3	1	0	0	0	0	0	0				
Inning Stats	R: 0 E: 0 K: 0 S: 4	H: 1 LOB: 3 BB: 2 P: 12	R: 0 E: 0 K: 2 S: 7	H: 0 LOB: 0 BB: 0 P: 7	R: 0 E: 0 K: 0 S: 3	H: 0 LOB: 0 BB: 0 P: 3	R: 0 E: 0 K: 0 S: 3	H: 1 LOB: 0 BB: 0 P: 3	R: 0 E: 0 K: 2 S: 7	H: 0 LOB: 1 BB: 1 P: 11	R: 1 E: 0 K: 1 S: 8	H: 3 LOB: 2 BB: 0 P: 8	R: 0 E: 0 K: 0 S: 3	H: 0 LOB: 2 BB: 2 P: 11	R: 0 E: 0 K: 0 S: 3	H: 0 LOB: 0 BB: 0 P: 3	1B: 5 2B: 0 3B: 0 HR: 0	SF: 0 SAC: 0 DP: 0 HBP: 0	WP: 1 PB: 0 SB: 0 CS: 0	PA: 36
PITCHER Larry Dierker, R (1, 1) ERA: 2.22 Jim Bouton, R (8, 1) ERA: 3.29	IP: 7.0 WLS: W BF: 28 H: 5 R: 1 ER: 1 SO: 5 BB: 3 IBB: 0 HBP: 0 BLK: 0 WP: 1 HR: 0 S: 35 P: 47 ERA: 1.29 WHIP: 1.143																			

Houston Astros @ San Francisco Giants
Candlestick Park, San Francisco, CA
Wed Sep 17 1969, 6:33 AM EDT
Att: 4,010 - Unknown

AB	31
R	1
H	5
RBI	1
BB	5
SO	5
LOB	16



Batter	1	2	3	4	5	6	7	8	9	AB	R	H	RBI	BB	SO	LOB	TOP			
Joe Morgan, L (1,4) OBP: 0.377, SLG: 0.387 Julio Gotay, R (6,PH) OBP: 0.318, SLG: 0.308	4-0 BB G6-4-3		4-0 BB			0-3 K		0-0 HR 2B		0	0	0	0	2	0	0				
Jesus Alou, R (1,9) OBP: 0.277, SLG: 0.344	0-0 G6-4-3 1-2		0-0 F7			0-0 F7		0-0 HR		4	1	1	3	0	0	2				
Jimmy Wynn, R (1,8) OBP: 0.431, SLG: 0.511	0-0 1B		0-3 K			4-0 BB		0-0 K		3	0	1	0	1	2	1				
Tommy Davis, R (1,7) Skip Guinn, R (8,1)	0-0 5-3			0-0 F8		0-0 F4		0-0 6-3		4	0	0	0	0	0	2				
Denis Menke, R (1,3) OBP: 0.377, SLG: 0.392		0-0 5-3		0-3 K		0-0 F9		0-0 F2		4	0	0	0	0	1	0				
Doug Radler, R (1,5) OBP: 0.334, SLG: 0.374		0-3 K		0-3 K		4-0 BB G4-6-3		0-0 4-3		3	0	0	0	1	2	0				
Marty Martinez, S (1,6) OBP: 0.333, SLG: 0.364		0-0 E8 2B			0-0 6-3		0-0 G4-6-3 1-2	0-0 BB 1B		4	0	2	0	0	0	1				
Johnny Edwards, L (1,2) Bob Watkins, R (3,1) Bob Watson, R (8,PH) OBP: 0.361, SLG: 0.290		0-0 4-3			0-0 F6			0-0 FC5-4 1B 1-2 BB		1	0	0	0	0	0	1				
Denny Lemaster, R (1,1) Jack Billingham, R (1,1) Hector Torres, R (3,PH) OBP: 0.179, SLG: 0.215			0-0 1-3		0-0 F8			0-0 FC5-4 2B 1-2 HR	0-0 4-3	0	0	0	0	0	0	0				
Keith Lampard, L (9,PH) OBP: 0.687, SLG: 0.667										1	0	0	0	0	0	2				
Inning Stats	R: 0 E: 0 K: 0 S: 3	H: 1 LOB: 1 BB: 1 P: 7	R: 0 E: 1 K: 1 S: 6	H: 1 LOB: 1 BB: 0 P: 6	R: 0 E: 0 K: 1 S: 5	H: 0 LOB: 1 BB: 1 P: 9	R: 0 E: 0 K: 2 S: 7	H: 0 LOB: 0 BB: 0 P: 7	R: 0 E: 0 K: 0 S: 3	H: 0 LOB: 1 BB: 1 P: 9	R: 0 E: 0 K: 0 S: 2	H: 0 LOB: 0 BB: 1 P: 6	R: 3 E: 0 K: 1 S: 8	H: 3 LOB: 0 BB: 0 P: 8	R: 0 E: 0 K: 0 S: 4	H: 1 LOB: 2 BB: 1 P: 8	1B: 3 2B: 2 3B: 0 HR: 1	SF: 0 SAC: 0 DP: 2 HBP: 0	WP: 0 PB: 0 SB: 0 CS: 0	PA: 36
PITCHER	IP WLS BF H R ER SO BB IBB HBP BLK WP HR S P ERA WHIP																			
Ron Bryant, L (1,1) ERA: 3.99	7.1 W 29 5 3 3 5 4 0 0 0 0 1 35 51 3.68 1.227																			
Don McMahon, R (8,1) ERA: 3.65	1.2 S 7 1 0 0 1 1 0 0 0 0 0 8 12 0.00 1.200																			

Houston Astros @ San Francisco Giants
Candlestick Park, San Francisco, CA
Thu Sep 18 1969, 6:33 AM EDT
Att: 3,675 - Unknown

AB 31
R 3
H 6
RBI 3
BB 5
SO 6
LOB 10

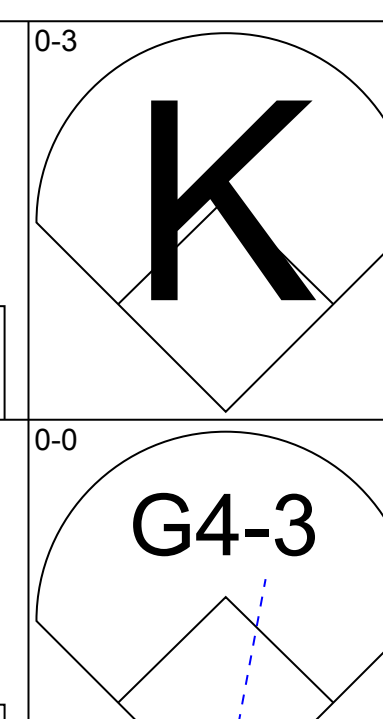
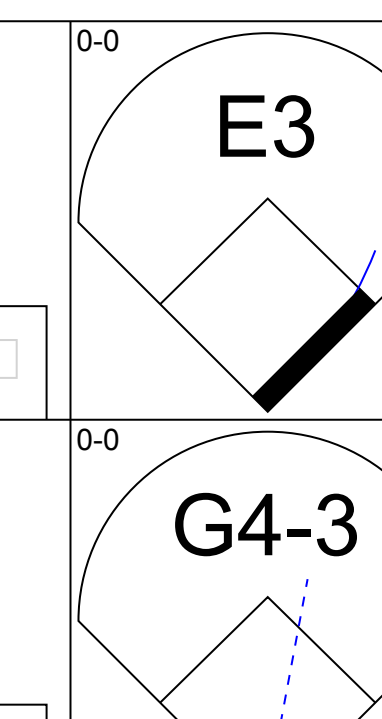
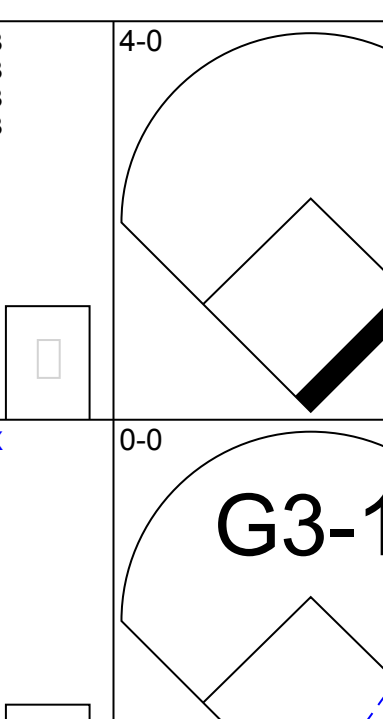
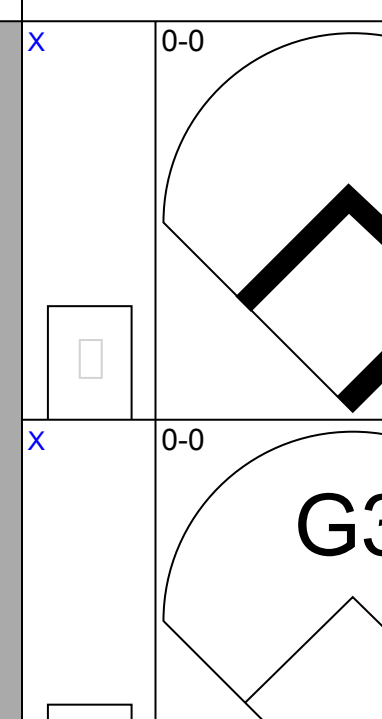
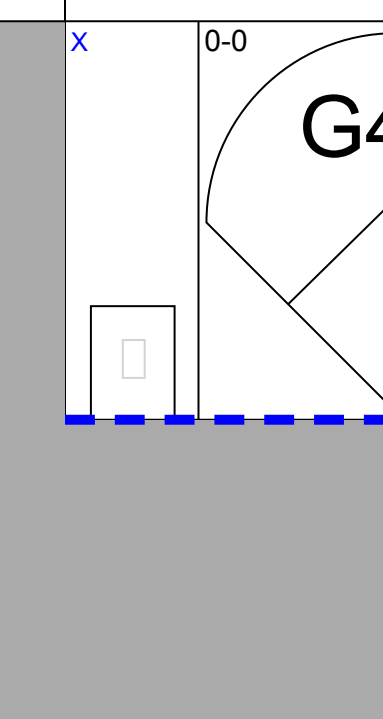
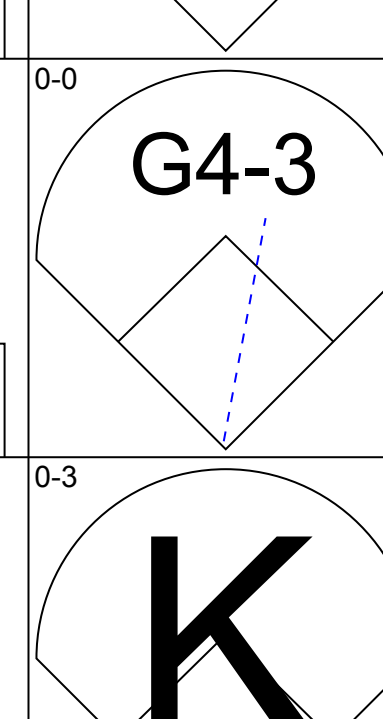
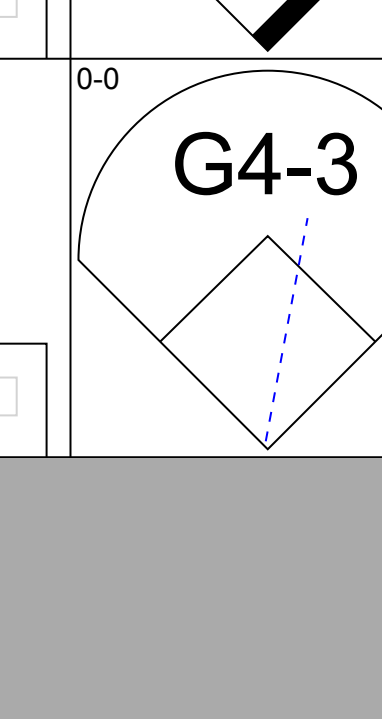
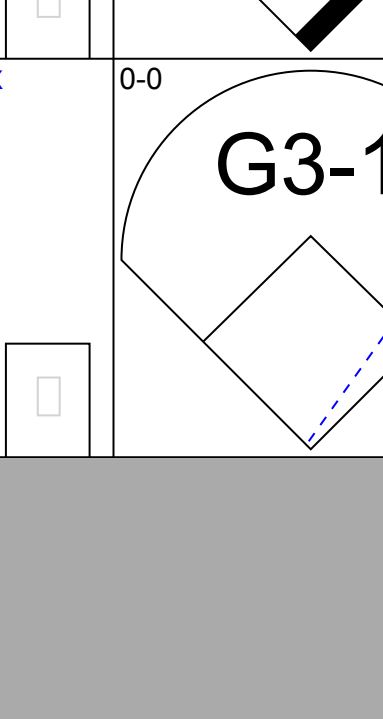
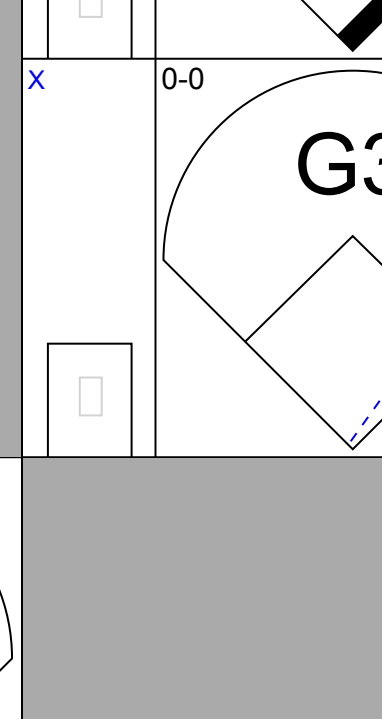
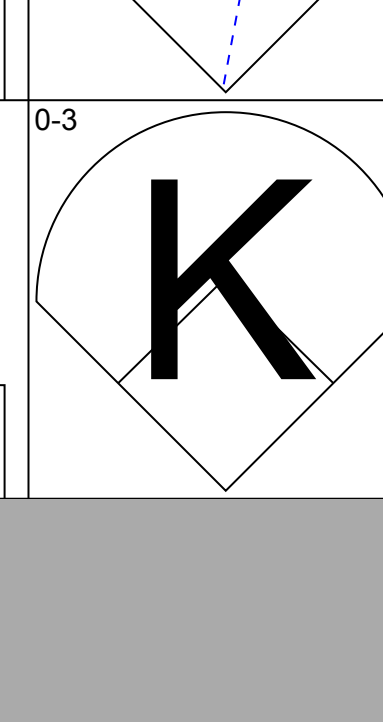
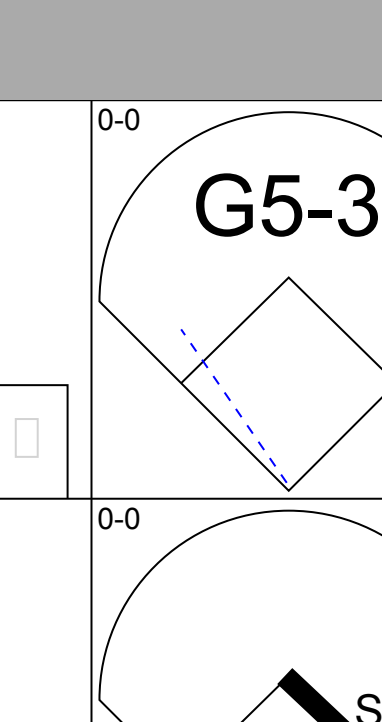
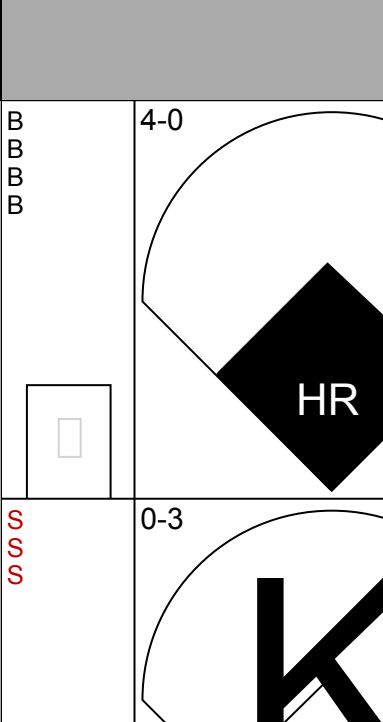
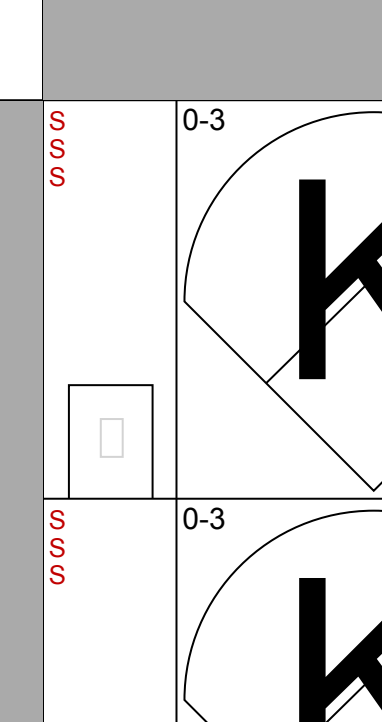
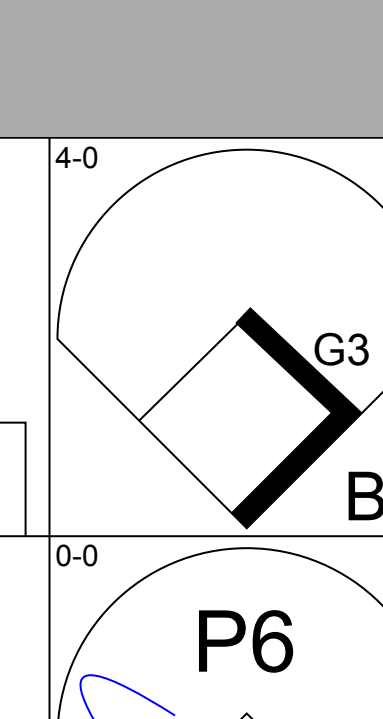
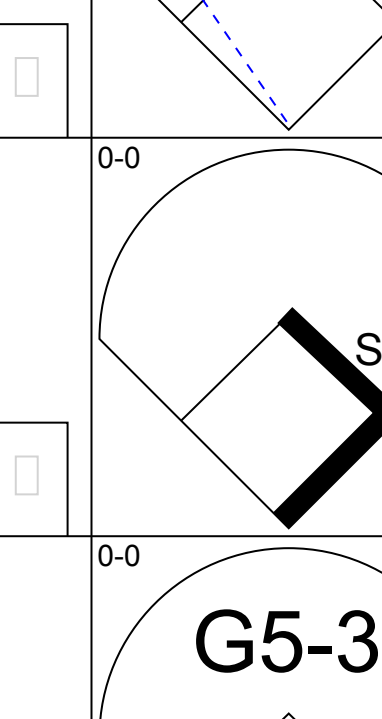
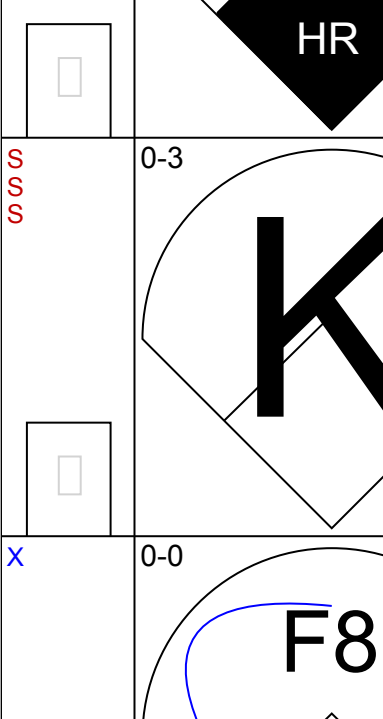
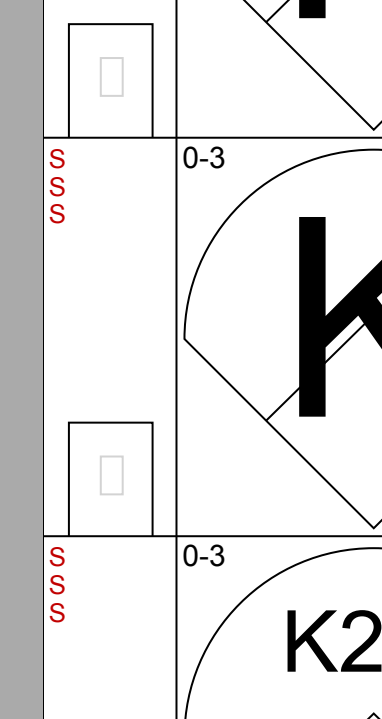




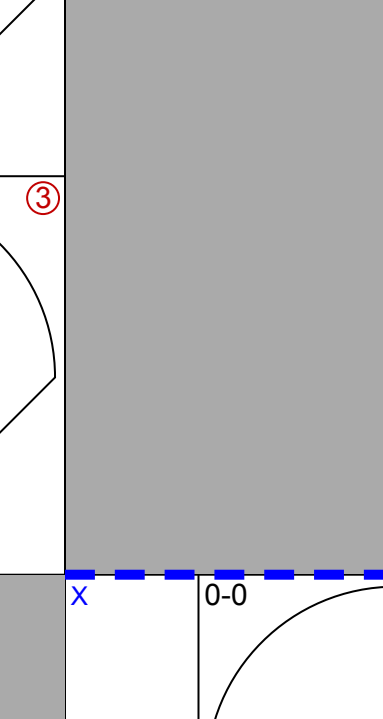




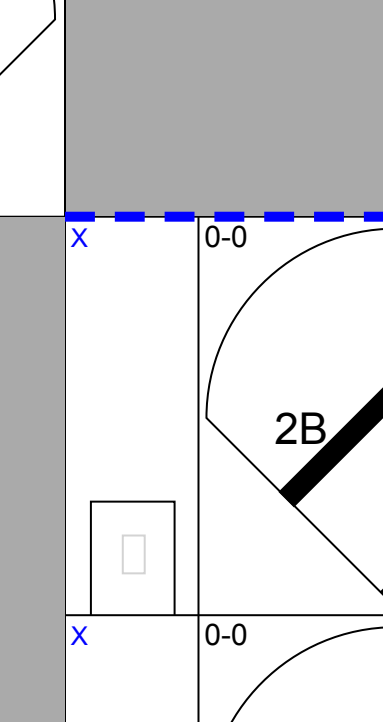

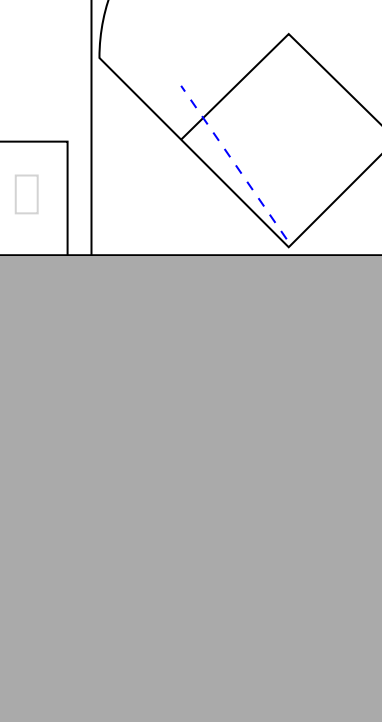
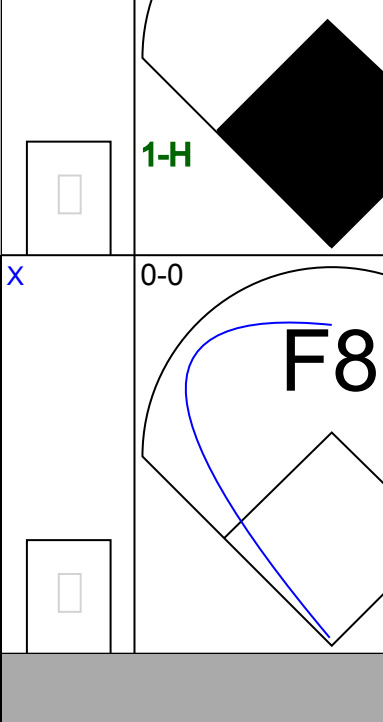

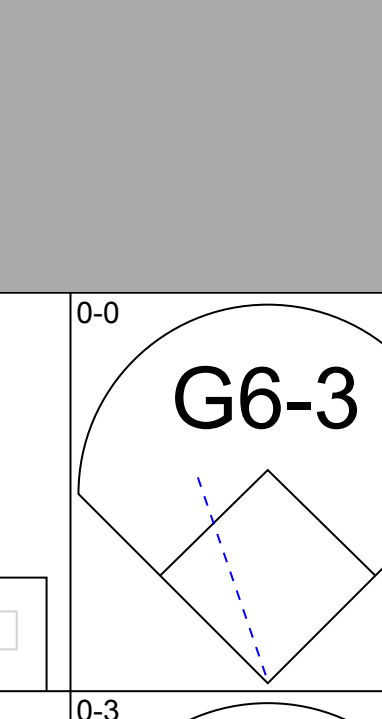
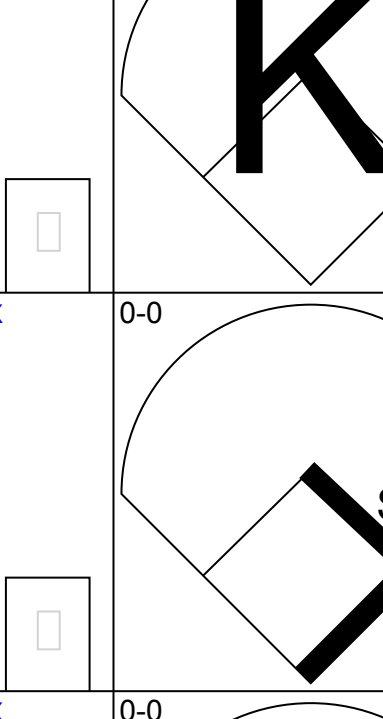
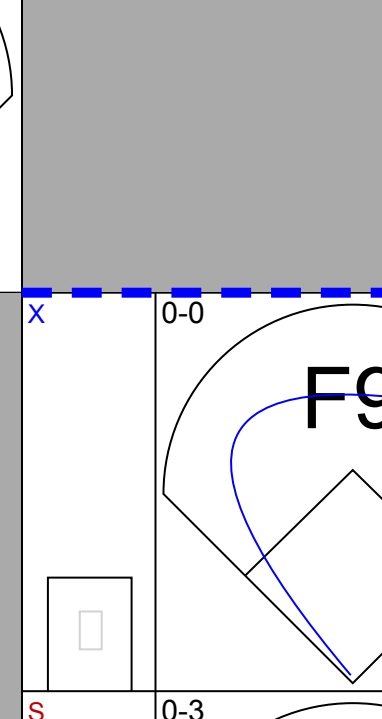
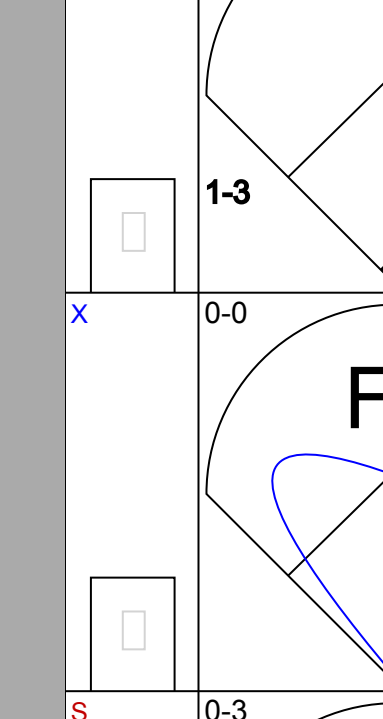
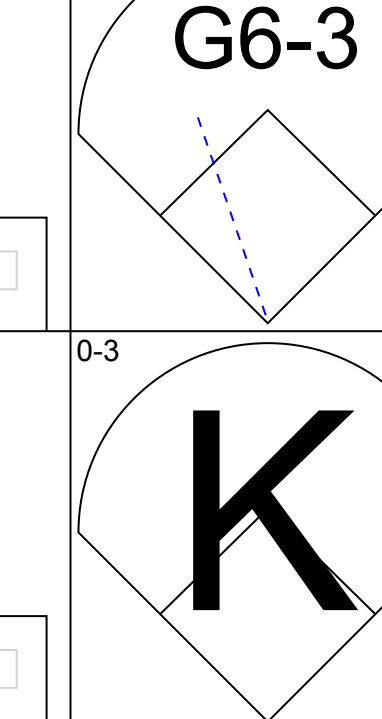
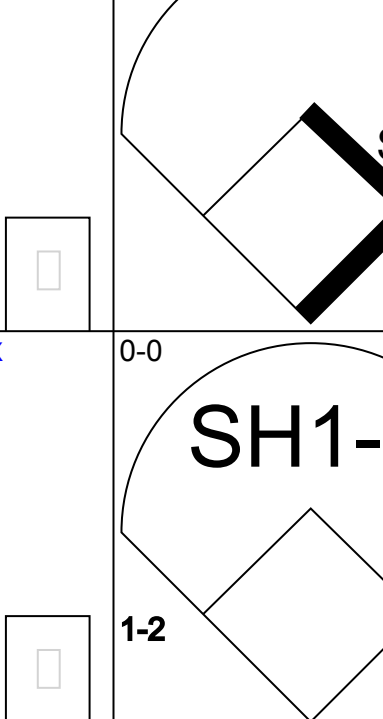
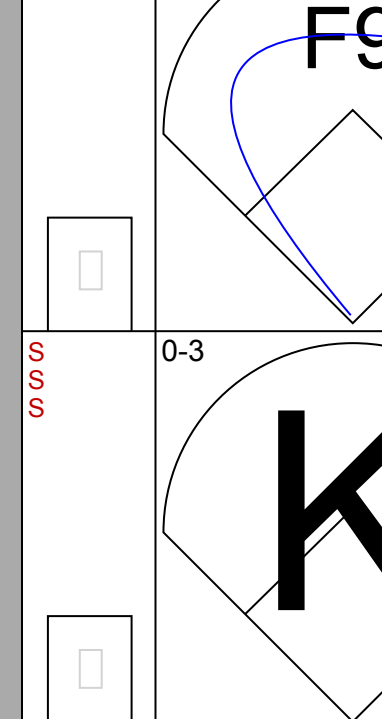
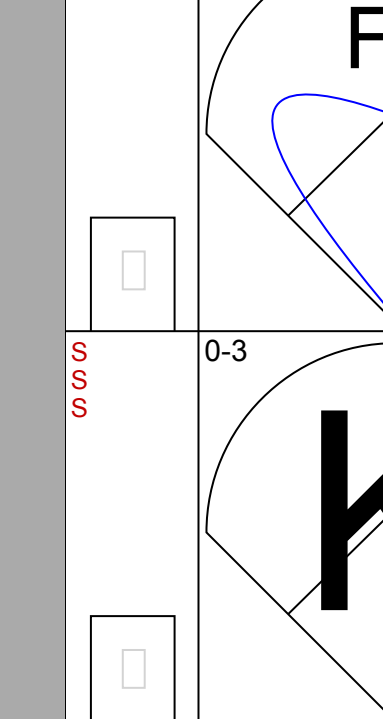


Batter	1	2	3	4	5	6	7	8	9	AB	R	H	RBI	BB	SO	LOB	BOTTOM			
Tito Fuentes, S (1,5) OBP: 0.345, SLG: 0.353	0-0 1B 1B	0-0 E S SF7 1B		4-0 BB	0-0 5-3			0-0 F7		4	2	2	0	1	0	0				
Ron Hunt, R (1,4) OBP: 0.355, SLG: 0.333	0-0 1B 1-2 1B	0-0 SF7 1-1 1B		0-0 F4		0-0 FC4-6 1B		0-0 1B		4	1	3	1	0	0	1				
Willie Mays, R (1,8) Dave Marshall, L (4,7) George Foster, R (8,PH)	0-3 K	0-0 4-3		0-0 G3		0-0 FC4-6 1-2 CS		0-3 K		2	0	0	0	0	1	2				
Willie McCovey, L (1,3) Bob Burdette, L (8,3) OBP: 0.325, SLG: 0.390	0-0 F8 1-2 2H 1B	0-0 4-3			4-0 WP 1B BB		0-0 F6 1-2	0-0 4-3		3	2	1	1	1	0	1				
Bobby Bonds, R (1,9) OBP: 0.348, SLG: 0.474	0-0 1B 1-2 2H 1B		0-0 F8		4-0 1B HR BB		4-0 BB BB			2	2	1	1	2	0	0				
Ken Henderson, S (1,7) OBP: 0.305, SLG: 0.331	0-0 F8 2-3		0-0 F6		0-0 HR 1B		0-0 F8			4	1	1	1	0	0	3				
Jack Hiatt, R (1,2) OBP: 0.348, SLG: 0.337	0-0 1B 1-3 3H 1B		0-0 1B		0-0 HR 1-1 3H		4-0 BB			3	1	3	4	1	0	0				
Hal Lanier, R (1,6) OBP: 0.261, SLG: 0.251	0-0 1-2 3H 1B		0-0 F7		0-3 K		0-0 F5			4	0	1	1	0	1	3				
Ron Bryant, S (1,1) Don McMahon, R (8,1) OBP: 0.125, SLG: 0.125	0-3 K		0-0 G3		0-3 K		0-3 K			4	0	0	0	0	3	4				
Inning Stats	R: 4 E: 0 K: 2 S: 13	H: 6 LOB: 2 BB: 0 P: 13	R: 1 E: 0 K: 0 S: 4	H: 1 LOB: 0 BB: 0 P: 4	R: 0 E: 0 K: 0 S: 4	H: 1 LOB: 1 BB: 0 P: 4	R: 0 E: 0 K: 0 S: 3	H: 0 LOB: 1 BB: 1 P: 7	R: 4 E: 0 K: 2 S: 9	H: 2 LOB: 0 BB: 2 P: 17	R: 0 E: 0 K: 0 S: 3	H: 1 LOB: 0 BB: 0 P: 3	R: 0 E: 0 K: 1 S: 5	H: 0 LOB: 2 BB: 2 P: 13	R: 0 E: 0 K: 1 S: 6	H: 1 LOB: 1 BB: 0 P: 6	1B: 11 2B: 0 3B: 0 HR: 1	SF: 1 SAC: 0 DP: 0 HBP: 0	WP: 1 PB: 0 SB: 1 CS: 1	PA: 40
PITCHER	IP WLS BF H R ER SO BB IBB HBP BLK WP HR S P ERA WHIP																			
Denny Lemaster, L (1,1) ERA: 3.24	0.2 L 7 5 4 4 1 0 0 0 0 0 0 9 9 54.00 7.500																			
Jack Billingham, R (1,1) ERA: 4.4	1.1 6 2 1 0 1 0 0 0 0 0 0 8 8 0.00 1.500																			
Bob Watkins, R (3,1) ERA: 4.5	5.0 23 4 4 4 3 5 0 0 0 1 1 24 44 7.20 1.800																			
Skip Guinn, L (8,1) ERA: 6.67	1.0 4 1 0 0 1 0 0 0 0 0 0 6 6 0.00 1.000																			

Houston Astros @ San Francisco Giants
Candlestick Park, San Francisco, CA
Thu Sep 18 1969, 6:33 AM EDT
Att: 3,675 - Unknown

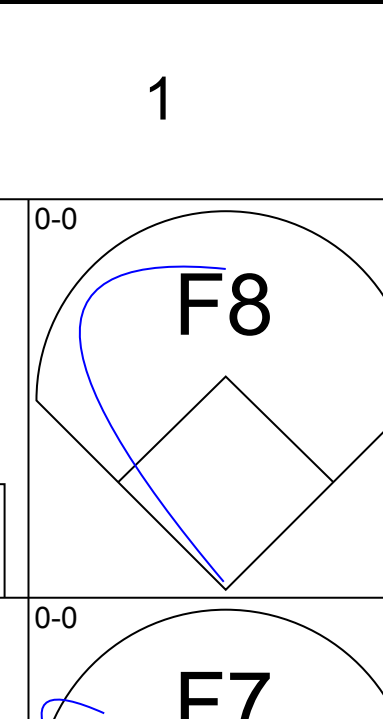
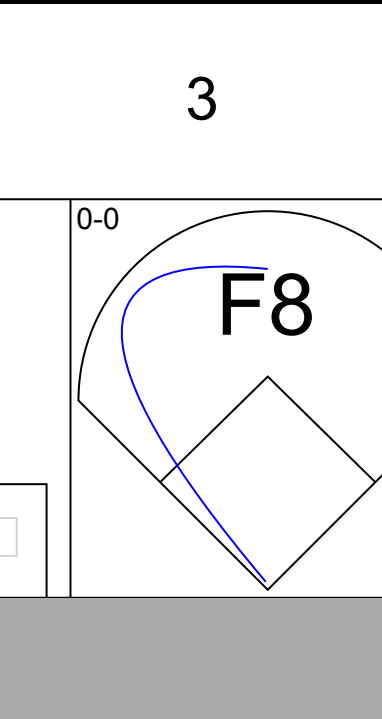


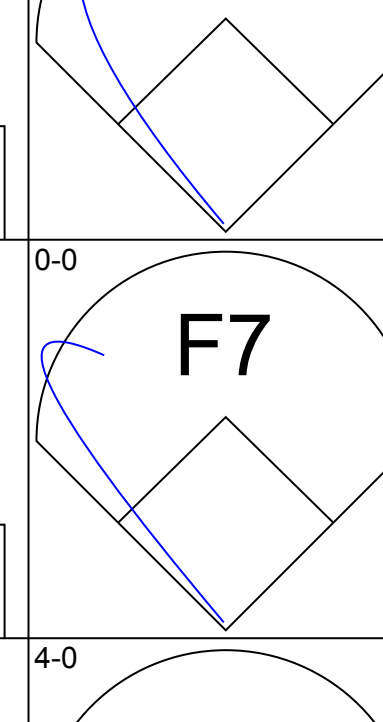
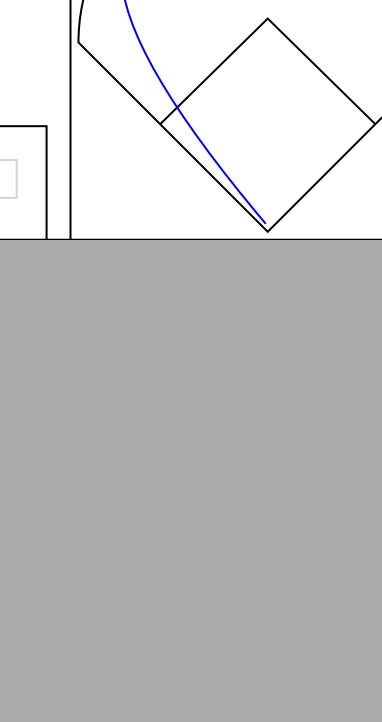
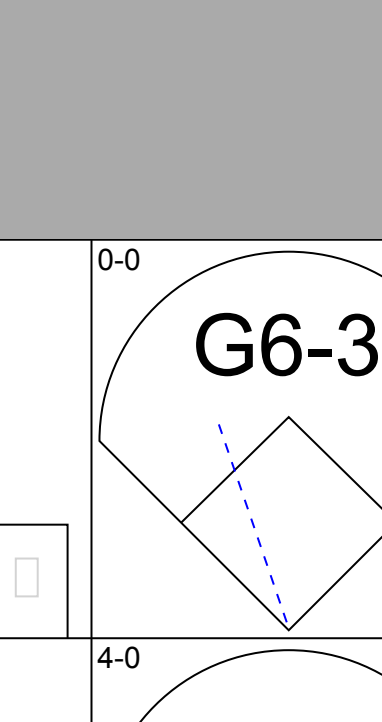


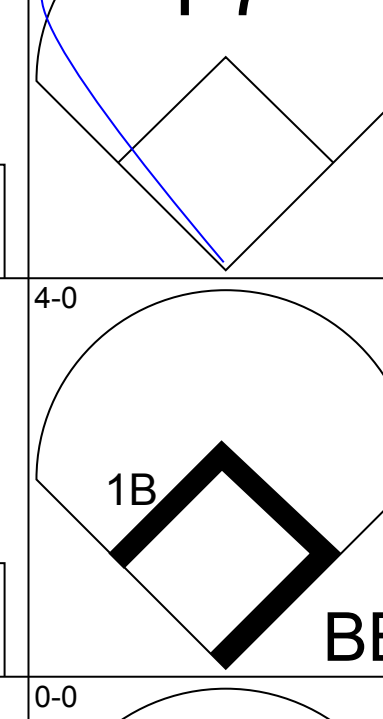
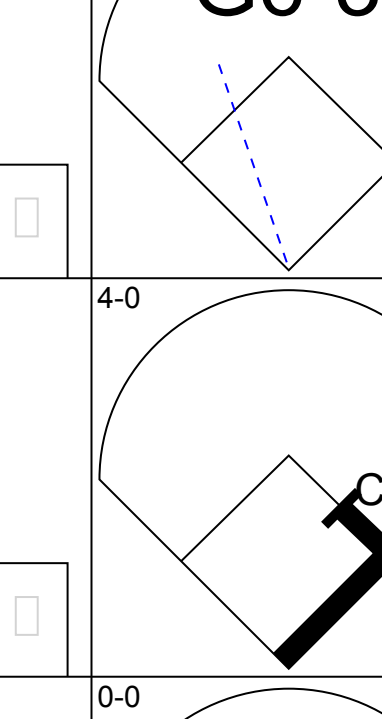

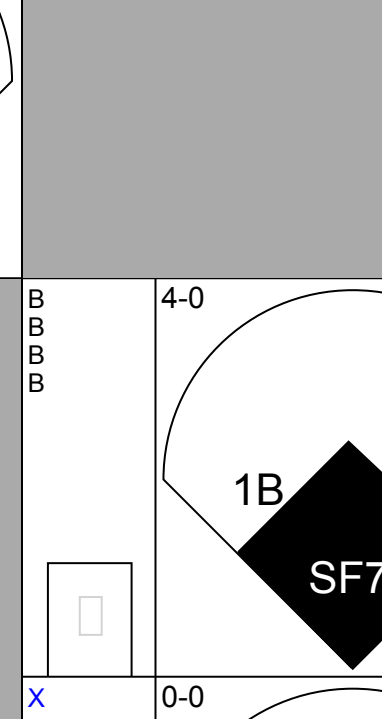
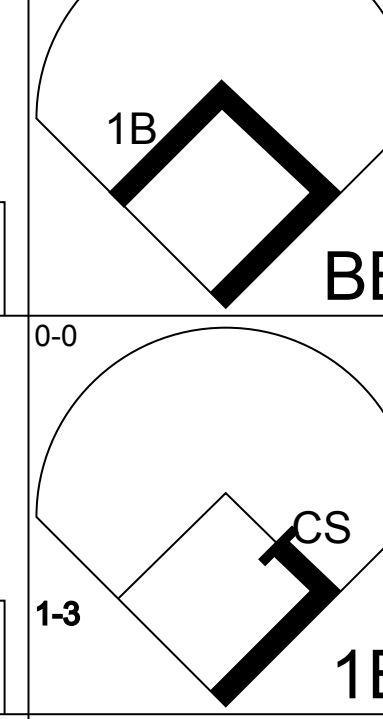

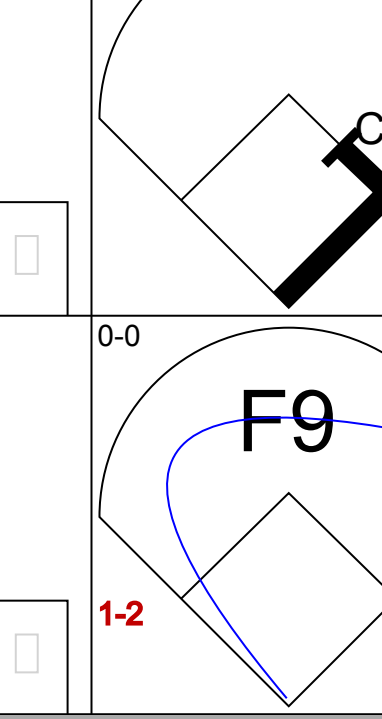

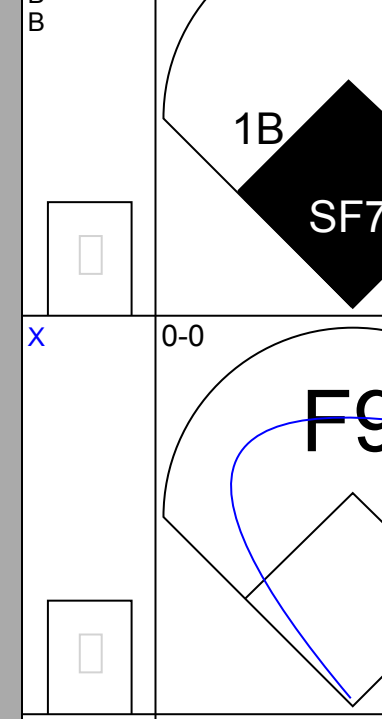
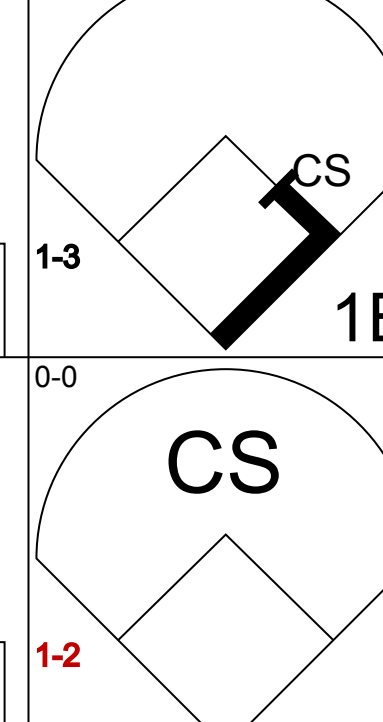

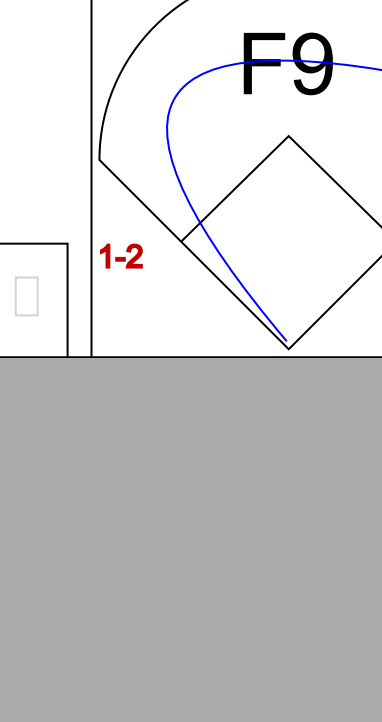
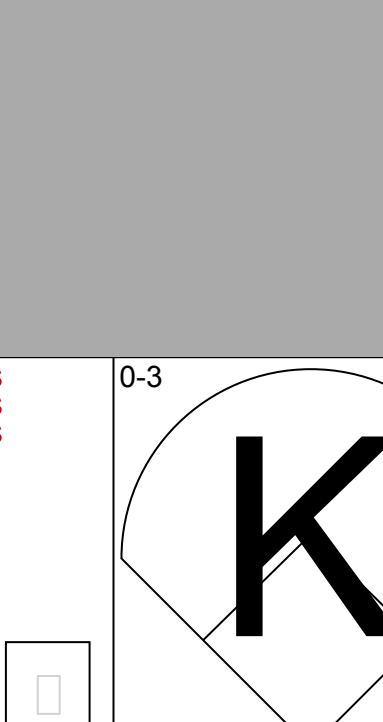
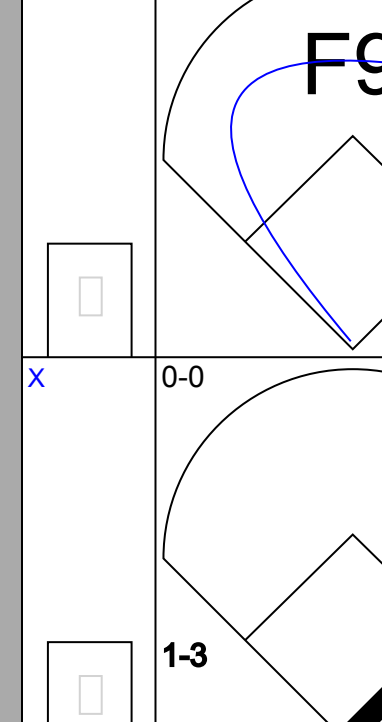
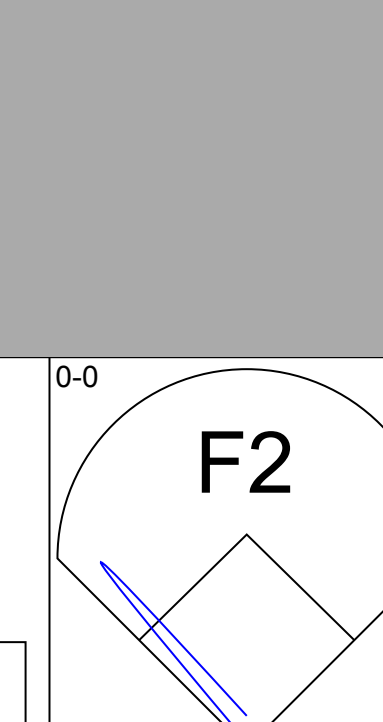
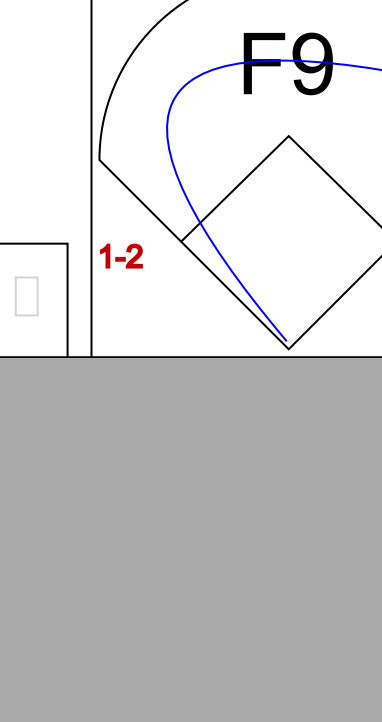
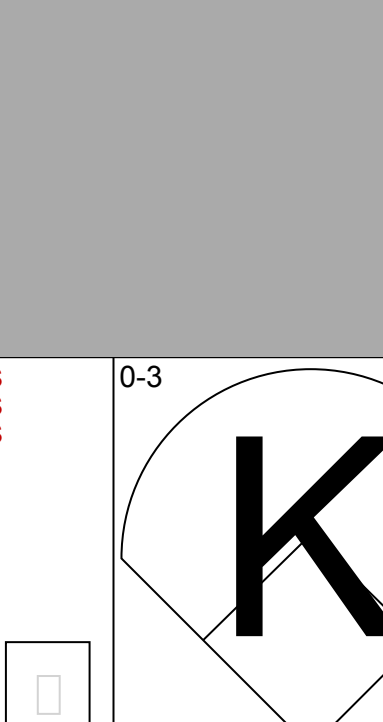
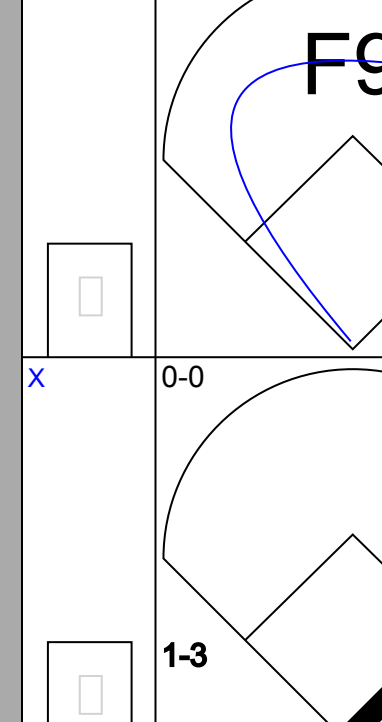
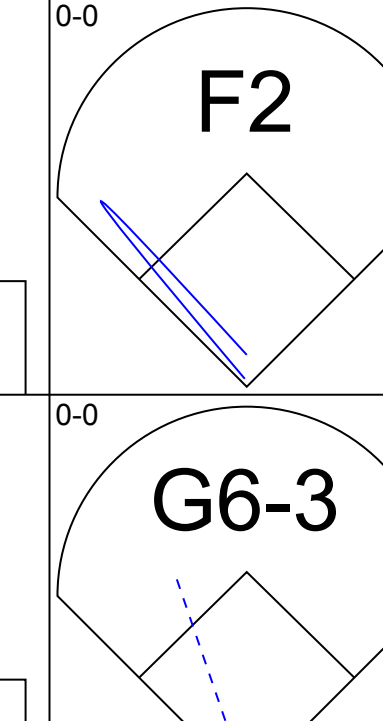

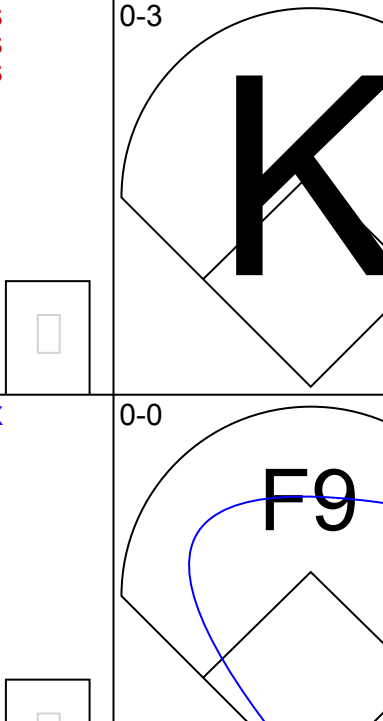
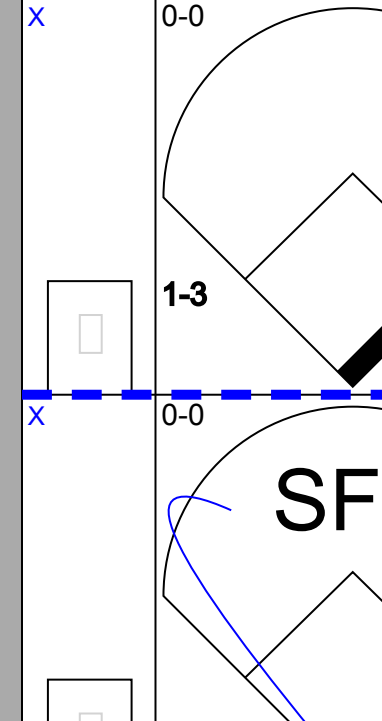

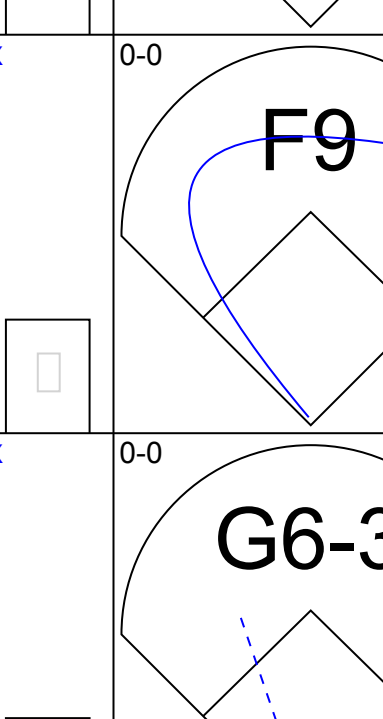
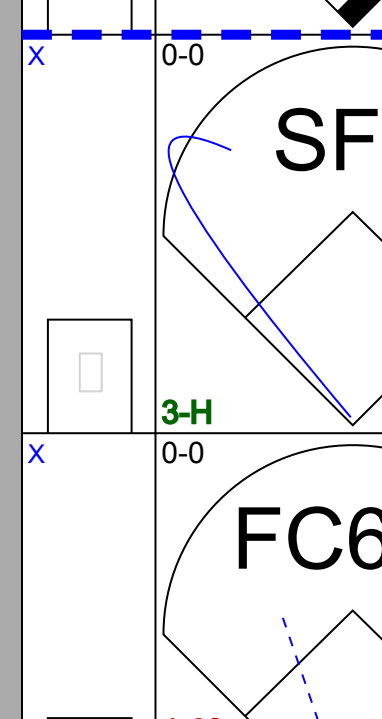
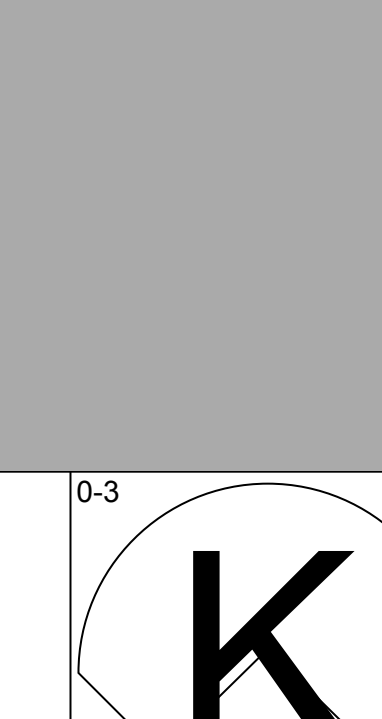

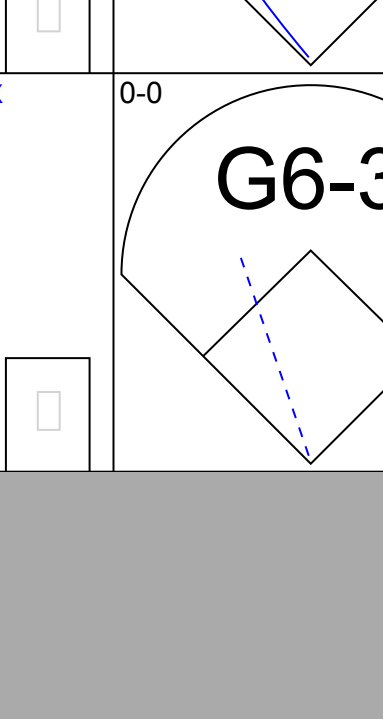
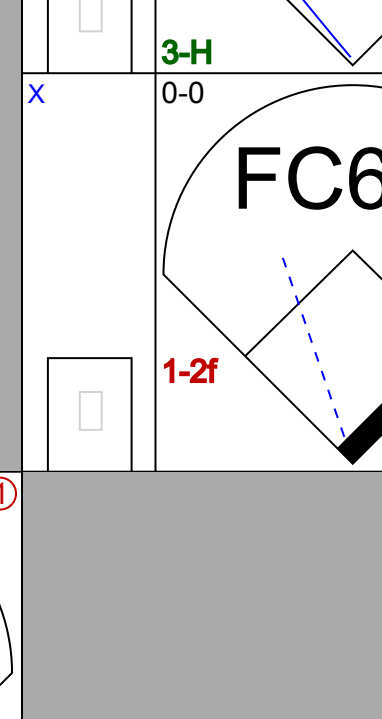
AB 34
R 9
H 12
RBI 9
BB 5
SO 6
LOB 18



Batter	1	2	3	4	5	6	7	8	9	AB	R	H	RBI	BB	SO	LOB	TOP					
Pete Rose, S OBP: 0.324, SLG: 0.510 (1, 9)										4	0	1	0	1	1	2	Cincinnati Reds @ Houston Astros Astrodome, Houston, TX Fri Sep 19 1969, 8:05 PM EDT Att. 12,205 - Dome					
Bobby Tolan, L OBP: 0.348, SLG: 0.482 (1, 8)										4	0	0	0	0	0	4						
Alex Johnson, R OBP: 0.354, SLG: 0.467 Jimmy Stewart, S OBP: 0.324, SLG: 0.381 (1, 7) (8, 7)										3	1	0	0	1	2	0						
Tony Perez, R OBP: 0.366, SLG: 0.539 (1, 5)										3	0	1	0	1	2	1						
Johnny Bench, R OBP: 0.353, SLG: 0.481 (1, 2)										4	0	0	0	0	1	3						
Lee May, R OBP: 0.331, SLG: 0.539 (1, 3)										4	1	2	2	0	0	2						
Tommy Helms, R OBP: 0.271, SLG: 0.287 (1, 4)										4	0	1	0	0	1	1						
Woody Woodward, R OBP: 0.341, SLG: 0.322 (1, 6)										4	0	1	0	0	0	2						
Jim Merritt, L OBP: 0.185, SLG: 0.189 Wayne Granger, R OBP: 0.217, SLG: 0.100 (1, 1) (7, 1)										2	0	0	0	0	2	0						
Inning Stats	R: 0 E: 0 K: 2 S: 7	H: 0 LOB: 0 BB: 0 P: 7	R: 0 E: 0 K: 0 S: 3	H: 0 LOB: 1 BB: 1 P: 7	R: 0 E: 1 K: 1 S: 6	H: 0 LOB: 1 BB: 0 P: 6	R: 0 E: 0 K: 0 S: 4	H: 1 LOB: 1 BB: 0 P: 4	R: 0 E: 0 K: 1 S: 6	H: 1 LOB: 2 BB: 1 P: 10	R: 0 E: 0 K: 1 S: 6	H: 1 LOB: 1 BB: 0 P: 6	R: 0 E: 0 K: 3 S: 9	H: 0 LOB: 0 BB: 0 P: 9	R: 0 E: 0 K: 1 S: 7	H: 2 LOB: 2 BB: 0 P: 7		1B: 3 2B: 1 3B: 1 HR: 1	SF: 0 SAC: 1 DP: 0 HBP: 0	WP: 0 PB: 0 SB: 1 CS: 0	PA: 37	
PITCHER	IP	WLS	BF	H	R	ER	SO	BB	IBB	HBP	BLK	WP	HR	S	P	ERA	WHIP					
Jim Ray, R ERA: 3.99 (1, 1)	6.0		25	3	2	2	5	3	0	0	0	0	0	1	32	44	3.00	1.000				
Jim Bouton, R ERA: 3.23 (7, 1)	2.0		7	1	0	0	4	0	0	0	0	0	0	0	15	15	0.00	0.500				
Fred Gladding, R ERA: 4.28 (9, 1)	1.0	W	5	2	0	0	1	0	0	0	0	0	0	0	7	7	0.00	2.000				

AB	33
R	2
H	6
RBI	2
BB	3
SO	10
LOB	17



Batter	1	2	3	4	5	6	7	8	9	AB	R	H	RBI	BB	SO	LOB	BOTTOM					
Joe Morgan, L OBP: 0.376, SLG: 0.386 (1, 4)										4	0	1	0	0	0	0	Cincinnati Reds @ Houston Astros Astrodome, Houston, TX Fri Sep 19 1969, 8:05 PM EDT Att. 12,205 - Dome					
Jesus Alou, R OBP: 0.275, SLG: 0.341 (1, 9) (9, 7)										4	0	0	0	0	0	1						
Jimmy Wynn, R OBP: 0.435, SLG: 0.511 (1, 8)										0	2	0	0	4	0	0						
Tommy Davis, R OBP: 0.314, SLG: 0.366 Fred Gladding, L OBP: 0.314, SLG: 0.111 Keith Lampard, L OBP: 0.750, SLG: 1.500 (1, 7) (9, 1) (9, PH)										3	0	1	0	0	0	2						
Denis Menke, R OBP: 0.377, SLG: 0.392 (1, 3)										3	0	1	0	0	1	0						
Doug Rader, R OBP: 0.332, SLG: 0.372 (1, 5)										2	0	0	1	0	0	0						
Marty Martinez, S OBP: 0.328, SLG: 0.358 (1, 6)										3	0	0	0	0	0	1						
Johnny Edwards, L OBP: 0.303, SLG: 0.332 (1, 2)										3	0	0	0	0	1	0						
Jim Ray, R OBP: 0.095, SLG: 0.095 Julio Gotay, R OBP: 0.314, SLG: 0.304 Jim Bouton, R Norm Miller, L OBP: 0.356, SLG: 0.366 (1, 1) (6, PH) (7, 1) (8, PH) (9, 9)										1	0	0	0	0	0	0						
Inning Stats	R: 0 E: 0 K: 0 S: 3	H: 1 LOB: 1 BB: 1 P: 7	R: 0 E: 0 K: 0 S: 3	H: 0 LOB: 0 BB: 0 P: 3	R: 0 E: 0 K: 1 S: 5	H: 0 LOB: 0 BB: 0 P: 5	R: 0 E: 0 K: 0 S: 2	H: 0 LOB: 0 BB: 1 P: 6	R: 0 E: 0 K: 1 S: 5	H: 0 LOB: 0 BB: 0 P: 5	R: 0 E: 0 K: 0 S: 4	H: 1 LOB: 1 BB: 0 P: 4	R: 1 E: 0 K: 0 S: 4	H: 1 LOB: 1 BB: 1 P: 8	R: 0 E: 0 K: 0 S: 3	H: 0 LOB: 0 BB: 0 P: 3		R: 2 E: 0 K: 0 S: 2	H: 1 LOB: 0 BB: 1 P: 6	1B: 3 2B: 0 3B: 0 HR: 1	SF: 1 SAC: 0 DP: 0 HBP: 0	WP: 0 PB: 0 SB: 0 CS: 2
PITCHER	IP	WLS	BF	H	R	ER	SO	BB	IBB	HBP	BLK	WP	HR	S	P	ERA	WHIP					
Jim Merritt, L ERA: 4.37 (1, 1)	6.1		23	3	1	1	2	3	0	0	0	0	0	24	36	1.42	0.947					
Wayne Granger, R ERA: 2.9 (7, 1)	2.0	L	8	1	2	2	0	1	0	0	0	0	1	7	11	9.00	1.000					

AB	26
R	3
H	4
RBI	3
BB	4
SO	2
LOB	4



Batter	1	2	3	4	5	6	7	8	9	AB	R	H	RBI	BB	SO	LOB	TOP		
Pete Rose, S OBP: 0.423, SLG: 0.507 (1, 9)										3	0	0	0	1	1	2			
Bobby Tolán, L OBP: 0.346, SLG: 0.479 (1, 8)										4	0	0	0	0	1	3			
Alex Johnson, R OBP: 0.353, SLG: 0.465 (1, 7)										3	0	0	0	0	2	0			
Tony Pérez, R OBP: 0.366, SLG: 0.536 (1, 5)										3	0	0	0	1	2	0			
Lee May, R OBP: 0.332, SLG: 0.538 (1, 3)										3	0	1	0	1	1	2			
Johnny Bench, R OBP: 0.350, SLG: 0.478 (1, 2)										4	0	0	0	0	0	1			
Tommy Helms, R OBP: 0.273, SLG: 0.289 (1, 4)										4	0	2	0	0	2	2			
Woody Woodward, R OBP: 0.339, SLG: 0.321 (1, 6)										4	0	1	0	0	1	3			
Tony Cloninger, R Clay Carroll, R Al Jackson, L Bernie Carbo, L Dennis Ribant, R Jimmy Stewart, S (1, 1) (5, 1) (6, 1) (7, PH) (7, 1) (8, PH)											2	0	1	0	0	0	2		
Inning Stats	R: 0 E: 1 K: 1 S: 5	H: 0 LOB: 2 BB: 1 P: 10	R: 0 E: 1 K: 1 S: 7	H: 1 LOB: 3 BB: 1 P: 11	R: 0 E: 0 K: 2 S: 7	H: 1 LOB: 0 BB: 0 P: 7	R: 0 E: 0 K: 1 S: 7	H: 2 LOB: 2 BB: 0 P: 7	R: 0 E: 0 K: 1 S: 5	H: 0 LOB: 0 BB: 0 P: 7	R: 0 E: 0 K: 1 S: 5	H: 0 LOB: 0 BB: 0 P: 5	R: 0 E: 0 K: 1 S: 5	H: 0 LOB: 0 BB: 0 P: 5	R: 0 E: 0 K: 1 S: 6	H: 1 LOB: 1 BB: 0 P: 6	1B: 5 2B: 0 3B: 0 HR: 0	SF: 0 SAC: 0 DP: 0 HBP: 1	WP: 0 PA: 37 PB: 0 SB: 1 CS: 1
PITCHER Tom Griffin, R ERA: 3.61 (1, 1)	IP: 9.0 WLS: W BF: 36 H: 5 R: 0 ER: 0 SO: 11 BB: 3 IBB: 0 HBP: 1 BLK: 0 WP: 0 HR: 0 S: 54 P: 67 ERA: 0.00 WHIP: 0.889																		

Cincinnati Reds @ Houston Astros
Astrodome, Houston, TX
Sat Sep 20 1969, 8:05 PM EDT
Att: 17,227 - Dome

AB 32
R 0
H 5
RBI 0
BB 3
SO 11
LOB 16



Batter	1	2	3	4	5	6	7	8	9	AB	R	H	RBI	BB	SO	LOB	BOTTOM		
Joe Morgan, L OBP: 0.378, SLG: 0.386 (1, 4)										3	1	1	0	2	0	0			
Jesus Alou, R OBP: 0.281, SLG: 0.347 (1, 7)										5	1	4	0	0	0	1			
Jimmy Wynn, R OBP: 0.436, SLG: 0.510 (1, 8)										4	1	2	1	1	0	2			
Norm Miller, L OBP: 0.357, SLG: 0.365 (1, 9)										4	1	1	1	0	2	4			
Denis Menke, R OBP: 0.378, SLG: 0.393 (1, 6)										4	1	2	1	0	0	5			
Curt Blefary, L OBP: 0.347, SLG: 0.390 (1, 3)										4	1	0	0	0	0	8			
Doug Rader, R OBP: 0.332, SLG: 0.371 (1, 5)										4	0	1	1	0	1	0			
Johnny Edwards, L OBP: 0.305, SLG: 0.332 (1, 2)										3	0	1	1	1	1	0			
Tom Griffin, R OBP: 0.215, SLG: 0.276 (1, 1)										4	0	0	0	0	3	3			
Inning Stats	R: 0 E: 0 K: 1 S: 5	H: 0 LOB: 1 BB: 1 P: 9	R: 1 E: 0 K: 1 S: 6	H: 1 LOB: 1 BB: 1 P: 10	R: 1 E: 0 K: 1 S: 8	H: 3 LOB: 2 BB: 0 P: 8	R: 0 E: 0 K: 1 S: 5	H: 0 LOB: 0 BB: 0 P: 5	R: 4 E: 0 K: 1 S: 9	H: 5 LOB: 2 BB: 2 P: 17	R: 0 E: 0 K: 0 S: 5	H: 2 LOB: 3 BB: 0 P: 6	R: 0 E: 0 K: 0 S: 7	H: 0 LOB: 0 BB: 0 P: 7	R: 0 E: 0 K: 0 S: 4	H: 1 LOB: 1 BB: 0 P: 4	1B: 12 2B: 0 3B: 0 HR: 0	SF: 0 SAC: 0 DP: 0 HBP: 1	WP: 2 PA: 40 PB: 0 SB: 1 CS: 1
PITCHER Tony Cloninger, R ERA: 5.18 Clay Carroll, R ERA: 3.61 Al Jackson, L ERA: 7.53 Dennis Ribant, R ERA: 3.52 (1, 1) (5, 1) (6, 1) (7, 1)	IP: 1.1 WLS: L BF: 10 H: 5 R: 1 ER: 1 SO: 1 BB: 0 IBB: 0 HBP: 1 BLK: 0 WP: 0 HR: 0 S: 26 P: 42 ERA: 10.38 WHIP: 2.308																		

Cincinnati Reds @ Houston Astros
Astrodome, Houston, TX
Sat Sep 20 1969, 8:05 PM EDT
Att: 17,227 - Dome

AB 35
R 6
H 12
RBI 5
BB 4
SO 7
LOB 23



Batter	1	2	3	4	5	6	7	8	9	AB	R	H	RBI	BB	SO	LOB	TOP					
Pete Rose, S OBP: 0.423, SLG: 0.506 (1, 9)	G5-3		FC5-4 1B			G6-3			K2-3	5	0	2	1	0	1	1	Cincinnati Reds @ Houston Astros Astrodome, Houston, TX Sun Sep 21 1969, 4:33 AM EDT Att: 14,661 - Dome					
Tommy Helms, R OBP: 0.270, SLG: 0.286 (1, 4)	G6-3		FC5-4 1-2			G5-3	F9		F9	5	0	0	0	0	0	3						
Lee May, R OBP: 0.334, SLG: 0.540 (1, 3)	K								G4-3 3B	3	1	2	0	1	1	0						
Tony Perez, R OBP: 0.363, SLG: 0.532 (1, 5)		L9				F8			G4-3	4	0	0	0	0	0	3						
Johnny Bench, R OBP: 0.351, SLG: 0.477 (1, 2)									L6	3	0	1	0	1	0	1						
Jim Beauchamp, R OBP: 0.288, SLG: 0.309 Bobby Tolan, L OBP: 0.347, SLG: 0.483 (1, 7) (7, 8)										3	0	0	0	0	0	3						
Ted Savage, R OBP: 0.339, SLG: 0.352 (7, 7)										1	0	1	1	0	0	0						
Darrel Chaney, S OBP: 0.280, SLG: 0.237 (1, 6)			K						K	3	1	0	0	1	2	0						
Gary Nolan, R OBP: 0.303, SLG: 0.484 Wayne Granger, R OBP: 0.217, SLG: 0.100 (1, 1) (9, 1)			K							4	1	2	2	0	2	0						
Inning Stats	R: 0 E: 0 K: 1 S: 5	H: 0 LOB: 0 BB: 0 P: 5	R: 0 E: 0 K: 0 S: 4	H: 1 LOB: 1 BB: 0 P: 4	R: 0 E: 0 K: 2 S: 8	H: 1 LOB: 1 BB: 0 P: 8	R: 0 E: 0 K: 0 S: 2	H: 0 LOB: 1 BB: 2 P: 10	R: 0 E: 0 K: 1 S: 5	H: 0 LOB: 3 BB: 0 P: 5	R: 0 E: 0 K: 0 S: 4	H: 1 LOB: 1 BB: 0 P: 4	R: 3 E: 0 K: 0 S: 6	H: 3 LOB: 1 BB: 1 P: 10	R: 1 E: 0 K: 1 S: 7	H: 2 LOB: 1 BB: 0 P: 7		R: 0 E: 0 K: 2 S: 8	H: 1 LOB: 1 BB: 0 P: 8	1B: 4 2B: 3 3B: 2 HR: 0	SF: 0 SAC: 0 DP: 0 HBP: 0	WP: 0 PB: 0 SB: 0 CS: 2
PITCHER	IP	WLS	BF	H	R	ER	SO	BB	IBB	HBP	BLK	WP	HR	S	P	ERA	WHIP					
Denny Lemaster, L ERA: 3.26 Jim Bouton, R ERA: 3.25	(1, 1) (8, 1)	7.0 L	29 29	6 6	3 3	3 3	4 4	2 0	1 0	0 0	0 0	0 0	0 0	34 15	46 15	3.86 4.50	1.143 1.500					

AB	35
R	4
H	9
RBI	4
BB	3
SO	7
LOB	13



Batter	1	2	3	4	5	6	7	8	9	AB	R	H	RBI	BB	SO	LOB	BOTTOM					
Joe Morgan, L OBP: 0.380, SLG: 0.385 (1, 4)	G6-4-3 BB		S BB							3	0	1	1	2	1	1	Cincinnati Reds @ Houston Astros Astrodome, Houston, TX Sun Sep 21 1969, 4:33 AM EDT Att: 14,661 - Dome					
Jesus Alou, R OBP: 0.280, SLG: 0.343 (1, 7)	G6-4-3 1-2		L8						K	4	0	0	0	1	1	4						
Jimmy Wynn, R OBP: 0.440, SLG: 0.511 (1, 8)										1	0	1	0	3	0	0						
Norm Miller, L OBP: 0.353, SLG: 0.361 (1, 9)	G4-3		F7							4	0	0	0	0	0	7						
Curt Blefary, L OBP: 0.346, SLG: 0.389 (1, 3)			G4-3 S 1B						G3-1	3	0	1	0	1	0	1						
Doug Rader, R OBP: 0.329, SLG: 0.369 (1, 5)			K						F8	4	0	0	0	0	1	2						
Marty Martinez, S OBP: 0.326, SLG: 0.355 (1, 6)			G4-3						G4-3	4	1	1	0	0	0	1						
Johnny Edwards, L OBP: 0.304, SLG: 0.330 (1, 2)			F7						F2	3	0	0	0	1	0	2						
Denny Lemaster, R OBP: 0.216, SLG: 0.220 Julio Gotay, R OBP: 0.310, SLG: 0.300 Jim Bouton, R (8, 1) Tommy Davis, R OBP: 0.315, SLG: 0.366 Leon McFadden, R OBP: 0.218, SLG: 0.203 (9, PH) (9, PH) (9, PH)			G1-3							1	0	0	0	0	0	0						
Inning Stats	R: 0 E: 0 K: 0 S: 2	H: 0 LOB: 1 BB: 2 P: 10	R: 0 E: 0 K: 1 S: 6	H: 1 LOB: 1 BB: 0 P: 6	R: 0 E: 0 K: 0 S: 3	H: 0 LOB: 2 BB: 2 P: 11	R: 0 E: 0 K: 0 S: 3	H: 0 LOB: 0 BB: 0 P: 3	R: 0 E: 0 K: 0 S: 4	H: 1 LOB: 3 BB: 2 P: 12	R: 0 E: 0 K: 0 S: 2	H: 0 LOB: 0 BB: 1 P: 6	R: 0 E: 0 K: 2 S: 7	H: 0 LOB: 0 BB: 0 P: 7	R: 0 E: 0 K: 0 S: 3	H: 0 LOB: 1 BB: 1 P: 7		R: 1 E: 0 K: 1 S: 7	H: 2 LOB: 2 BB: 1 P: 11	1B: 4 2B: 0 3B: 0 HR: 0	SF: 0 SAC: 1 DP: 2 HBP: 0	WP: 0 PB: 0 SB: 2 CS: 0
PITCHER	IP	WLS	BF	H	R	ER	SO	BB	IBB	HBP	BLK	WP	HR	S	P	ERA	WHIP					
Gary Nolan, R ERA: 3.48 Wayne Granger, R ERA: 2.9	(1, 1) (9, 1)	8.2 S	37 1	4 0	1 0	1 0	3 1	9 0	0 0	0 0	0 0	0 0	0 0	34 3	70 3	1.04 0.00	1.500 0.000					

AB	28
R	1
H	4
RBI	1
BB	9
SO	4
LOB	18



Batter	1	2	3	4	5	6	7	8	9	AB	R	H	RBI	BB	SO	LOB	TOP					
Felix Millan, R OBP: 0.306, SLG: 0.338 (1, 4)	0-0 1B		0-0 WP 1B		0-0 1B		0-0 1-2		0-0 1B	5	1	1	0	0	0	1	Atlanta Braves @ Houston Astros Astrodome, Houston, TX Mon Sep 22 1969, 8:05 PM EDT Att: 9,831 - Unknown					
Tony Gonzalez, L OBP: 0.331, SLG: 0.377 (1, 8)	0-0 1B		0-0 None 1B		0-0 1B		0-0 2B		0-0 1B	5	2	3	2	0	0	0						
Hank Aaron, R OBP: 0.395, SLG: 0.610 (1, 9)	4-0 1B		0-0 1B		0-0 2B		0-0 1B		0-0 1B	4	0	1	0	1	0	2						
Rico Carty, R OBP: 0.401, SLG: 0.537 (1, 7)	0-0 1B		0-0 1B		0-0 1B		0-0 2B		0-0 1B	4	0	2	2	0	0	2						
Felipe Alou, R OBP: 0.316, SLG: 0.340 (7, 7)	0-0 1B		0-0 1B		0-0 1B		0-0 2B		0-0 1B	0	0	0	0	0	0	0						
Orlando Cepeda, R OBP: 0.327, SLG: 0.435 (1, 3)	0-0 G4-3		0-0 1B		0-0 1B		0-0 2B		0-0 1B	4	0	1	0	0	0	4						
Clete Boyer, R OBP: 0.333, SLG: 0.374 (1, 5)		0-0 1B		4-0 None SH BB		0-0 L8-5-3		0-0 1B		3	0	2	0	1	0	1						
Bob Didier, S OBP: 0.311, SLG: 0.300 (1, 2)		0-0 1B		0-0 SH		0-3 K		0-0 1B		3	0	0	0	0	1	2						
Gil Garrido, R OBP: 0.269, SLG: 0.257 (1, 6)		0-0 1B		0-0 2-3		0-0 E5 1B		0-0 1B		4	1	0	0	0	0	3						
Phil Niekro, R OBP: 0.185, SLG: 0.211 (1, 1)		0-3 K		0-0 1B		0-0 E3 1B		0-3 K		3	1	1	0	0	1	2						
Cecil Upshaw, R OBP: 0.250, SLG: 0.400 (7, 1)		0-0 K		0-0 1B		0-0 1B		0-0 K		1	0	0	0	0	1	1						
Inning Stats	R: 1 E: 0 K: 0 S: 4	H: 2 LOB: 1 BB: 1 P: 8	R: 0 E: 0 K: 1 S: 6	H: 1 LOB: 1 BB: 0 P: 6	R: 1 E: 0 K: 0 S: 5	H: 2 LOB: 1 BB: 0 P: 5	R: 0 E: 0 K: 0 S: 3	H: 0 LOB: 1 BB: 1 P: 7	R: 0 E: 0 K: 1 S: 4	H: 1 LOB: 1 BB: 0 P: 4	R: 0 E: 0 K: 1 S: 5	H: 1 LOB: 0 BB: 0 P: 5	R: 3 E: 2 K: 0 S: 7	H: 3 LOB: 1 BB: 0 P: 7	R: 0 E: 0 K: 1 S: 6	H: 1 LOB: 1 BB: 0 P: 6	R: 0 E: 0 K: 0 S: 3	H: 0 LOB: 0 BB: 0 P: 3	1B: 9 2B: 3 3B: 0 HR: 0	SF: 0 SAC: 1 DP: 2 HBP: 0	WP: 1 PB: 0 SB: 0 CS: 0	PA: 39
PITCHER Larry Dierker, R ERA: 2.21 (1, 1)	IP: 9.0 WLS: L BF: 39	H: 11 R: 5 ER: 2 SO: 3	BB: 2 IBB: 0 HBP: 0 BLK: 0	WP: 1 HR: 0 S: 43 P: 51	ERA: 2.00 WHIP: 1.444	PITCHER										IP: 9.0 WLS: L BF: 39	H: 11 R: 5 ER: 2 SO: 3	BB: 2 IBB: 0 HBP: 0 BLK: 0	WP: 1 HR: 0 S: 43 P: 51	ERA: 2.00 WHIP: 1.444		

Batter	1	2	3	4	5	6	7	8	9	AB	R	H	RBI	BB	SO	LOB	BOTTOM					
Joe Morgan, L OBP: 0.377, SLG: 0.381 (1, 4)	0-3 K		0-0 1B		0-0 1B		0-3 K		0-0 1-2	5	0	0	0	0	2	3	Atlanta Braves @ Houston Astros Astrodome, Houston, TX Mon Sep 22 1969, 8:05 PM EDT Att: 9,831 - Unknown					
Jesus Alou, R OBP: 0.284, SLG: 0.347 (1, 7)	0-0 PB 1B		0-0 1B		1-0 HBP 1B		0-0 2B		0-0 2-3	4	1	2	0	0	0	2						
Jimmy Wynn, R OBP: 0.438, SLG: 0.508 (1, 8)	0-0 1B		0-0 1B		0-3 K		0-0 E 1B		0-3 K	5	1	1	1	0	2	4						
Norm Miller, L OBP: 0.357, SLG: 0.363 (1, 9)	4-0 1-3 BB		0-3 K		0-0 1B		0-0 4-3 WP 1-3 2-5 1B		0-0 4-3	3	0	2	1	1	1	0						
Denis Menke, R OBP: 0.376, SLG: 0.390 (1, 6)	0-0 1B		0-0 1B		0-0 WP BB None 1B		0-0 None 2B		0-0 2-5	4	0	0	0	0	0	5						
Curt Blefary, L OBP: 0.351, SLG: 0.394 (1, 3)		0-0 1B		0-0 WP BB None 1B		0-0 None 2B		0-0 2-5		4	1	3	0	0	0	0						
Doug Rader, R OBP: 0.331, SLG: 0.368 (1, 5)		0-0 1B		4-0 None WP 1-2 BB		0-3 K		0-0 G4-6-3 1B		3	0	1	0	1	1	2						
Johnny Edwards, L OBP: 0.304, SLG: 0.329 (1, 2)		0-0 1-3 1B		0-0 1-3 2H		0-0 2-3		0-0 G4-6-3 1B		4	0	1	1	0	0	3						
Larry Dierker, R OBP: 0.149, SLG: 0.179 (1, 1)		0-3 K		0-0 1-3 2H		0-0 2-3		0-0 None None 1B		3	0	0	0	0	2	4						
Marty Martinez, S OBP: 0.330, SLG: 0.359 (9, PH)		0-0 K		0-0 K		0-0 K		0-0 None None 1B		1	0	1	0	0	0	0						
Leon McFadden, R OBP: 0.218, SLG: 0.203 (9, PR)		0-0 K		0-0 K		0-0 K		0-0 None None 1B		0	0	0	0	0	0	0						
Inning Stats	R: 0 E: 0 K: 1 S: 6	H: 1 LOB: 2 BB: 1 P: 10	R: 0 E: 0 K: 1 S: 7	H: 2 LOB: 0 BB: 0 P: 7	R: 0 E: 0 K: 1 S: 5	H: 0 LOB: 0 BB: 0 P: 5	R: 1 E: 0 K: 1 S: 6	H: 1 LOB: 1 BB: 1 P: 10	R: 0 E: 0 K: 1 S: 6	H: 1 LOB: 2 BB: 0 P: 7	R: 0 E: 0 K: 1 S: 6	H: 1 LOB: 1 BB: 0 P: 6	R: 2 E: 1 K: 1 S: 7	H: 3 LOB: 1 BB: 0 P: 7	R: 0 E: 0 K: 0 S: 3	H: 1 LOB: 0 BB: 0 P: 3	R: 0 E: 0 K: 1 S: 6	H: 1 LOB: 2 BB: 0 P: 6	1B: 9 2B: 2 3B: 0 HR: 0	SF: 0 SAC: 0 DP: 1 HBP: 1	WP: 2 PB: 2 SB: 0 CS: 0	PA: 39
PITCHER Phil Niekro, R ERA: 2.57 (1, 1)	IP: 6.1 WLS: W BF: 31	H: 9 R: 3 ER: 2 SO: 7	BB: 2 IBB: 0 HBP: 1 BLK: 0	WP: 1 HR: 0 S: 42 P: 51	ERA: 2.84 WHIP: 1.737	PITCHER										IP: 6.1 WLS: S BF: 9	H: 2 R: 0 ER: 0 SO: 1	BB: 0 IBB: 0 HBP: 0 BLK: 0	WP: 1 HR: 0 S: 10 P: 10	ERA: 0.00 WHIP: 0.750		



Batter	1	2	3	4	5	6	7	8	9	AB	R	H	RBI	BB	SO	LOB	TOP								
Felix Millan, R OBP: 0.307, SLG: 0.338 (1, 4)	K2-3		G6-4-3				5-3		SF8 2B	5	2	2	1	0	1	2									
Tony Gonzalez, L OBP: 0.331, SLG: 0.376 (1, 8)	6-3		F7						SF8 1B	2	1	0	1	1	0	0									
Hank Aaron, R OBP: 0.395, SLG: 0.610 Mike Lum, L OBP: 0.311, SLG: 0.304 (9, PR) (9, 9)	K			F9					2B	5	1	2	2	0	1	1									
Rico Carty, R OBP: 0.402, SLG: 0.535 Ralph Garr, L OBP: 0.280, SLG: 0.292 Felipe Alou, R OBP: 0.317, SLG: 0.343 (8, PR) (8, 7)		1-3		K						3	1	1	2	1	1	0									
Orlando Cepeda, R OBP: 0.328, SLG: 0.434 Tommye Aaron, R OBP: 0.318, SLG: 0.333 (9, 3)		4-3								0	0	0	0	0	0	0									
Clete Boyer, R OBP: 0.331, SLG: 0.371 (1, 5)										1	0	1	1	0	0	0									
Bob Didier, S OBP: 0.316, SLG: 0.301 (1, 2)										4	0	0	0	0	2	4									
Gil Garrido, R OBP: 0.273, SLG: 0.262 (1, 6)										2	2	1	1	2	0	0									
George Stone, L OBP: 0.203, SLG: 0.241 (1, 1)										4	2	2	0	0	0	2									
Inning Stats	R: 0 E: 0 K: 2 S: 7	H: 0 LOB: 0 BB: 0 P: 7	R: 0 E: 0 K: 1 S: 5	H: 0 LOB: 0 BB: 0 P: 5	R: 2 E: 1 K: 0 S: 4	H: 1 LOB: 0 BB: 1 P: 8	R: 0 E: 0 K: 1 S: 6	H: 1 LOB: 1 BB: 0 P: 6	R: 0 E: 0 K: 0 S: 3	H: 0 LOB: 0 BB: 0 P: 3	R: 4 E: 0 K: 1 S: 9	H: 5 LOB: 1 BB: 1 P: 13	R: 0 E: 0 K: 0 S: 3	H: 0 LOB: 1 BB: 0 P: 4	R: 0 E: 0 K: 0 S: 2	H: 0 LOB: 1 BB: 1 P: 6	R: 4 E: 0 K: 1 S: 9	H: 4 LOB: 1 BB: 1 P: 13	1B: 9 2B: 2 3B: 0 HR: 0	SF: 1 SAC: 0 DP: 2 HBP: 1	WP: 2 PB: 2 SB: 0 CS: 0	PA: 41			
PITCHER	IP	WLS	BF	H	R	ER	SO	BB	IBB	HBP	BLK	WP	HR	S	P	ERA	WHIP								
Jim Ray, R ERA: 3.88 (1, 1)	5.0		18	2	2	1	4	1	0	0	0	1	0	25	29	1.80	0.600								
Jim Bouton, R ERA: 3.55 (6, 1)	0.0	L	4	3	4	4	0	1	0	0	0	1	0	3	7	∞	∞								
Jack Billingham, R ERA: 4.29 (6, 1)	2.0		8	2	0	0	1	0	0	1	0	0	0	9	10	0.00	1.000								
Bob Watkins, R ERA: 7.2 (8, 1)	2.0		11	4	4	4	1	2	0	0	0	0	0	11	19	18.00	3.000								

Atlanta Braves @ Houston Astros
Astrodome, Houston, TX
Tue Sep 23 1969, 8:05 PM EDT
Att: 8,185 - Unknown

AB 34
R 10
H 11
RBI 8
BB 4
SO 6
LOB 13



Batter	1	2	3	4	5	6	7	8	9	AB	R	H	RBI	BB	SO	LOB	BOTTOM								
Joe Morgan, L OBP: 0.374, SLG: 0.379 (1, 4)	G3		K							3	0	0	1	0	1	2									
Jesus Alou, R OBP: 0.281, SLG: 0.344 (1, 9)	5-3									4	0	0	0	0	1	1									
Jimmy Wynn, R OBP: 0.438, SLG: 0.507 (1, 8)										3	0	1	0	1	1	0									
Tommy Davis, R OBP: 0.317, SLG: 0.367 (1, 7)	F8									4	0	2	0	0	0	1									
Denis Menke, R OBP: 0.373, SLG: 0.387 (1, 6)										4	0	0	0	0	1	3									
Doug Rader, R OBP: 0.330, SLG: 0.368 (1, 5)	F3									4	0	1	0	0	0	0									
Marty Martinez, S OBP: 0.332, SLG: 0.360 Johnny Edwards, L OBP: 0.303, SLG: 0.328 (6, 2)	F8									2	1	1	0	0	0	0									
Curt Blefary, L OBP: 0.352, SLG: 0.394 (1, 3)										2	0	0	0	0	0	1									
Jim Ray, R OBP: 0.291, SLG: 0.091 Julio Gotro, R OBP: 0.316, SLG: 0.321 Jim Bouton, R OBP: 0.317, SLG: 0.317 Jack Billingham, R OBP: 0.317, SLG: 0.317 Hector Torres, R OBP: 0.212, SLG: 0.212 Bob Watkins, R OBP: 0.212, SLG: 0.212 (1, 1) (5, PR) (8, 1) (6, 1) (7, PR) (8, 1)										1	0	0	0	0	0	0									
Inning Stats	R: 0 E: 0 K: 0 S: 4	H: 1 LOB: 1 BB: 0 P: 4	R: 0 E: 0 K: 1 S: 5	H: 0 LOB: 0 BB: 0 P: 5	R: 0 E: 0 K: 2 S: 7	H: 0 LOB: 0 BB: 0 P: 7	R: 0 E: 0 K: 0 S: 3	H: 1 LOB: 1 BB: 1 P: 7	R: 2 E: 0 K: 0 S: 5	H: 2 LOB: 1 BB: 0 P: 6	R: 0 E: 0 K: 0 S: 3	H: 0 LOB: 0 BB: 0 P: 3	R: 0 E: 0 K: 0 S: 5	H: 2 LOB: 2 BB: 0 P: 5	R: 0 E: 0 K: 2 S: 8	H: 1 LOB: 1 BB: 0 P: 8	R: 0 E: 0 K: 0 S: 3	H: 0 LOB: 0 BB: 0 P: 3	1B: 6 2B: 1 3B: 0 HR: 0	SF: 1 SAC: 0 DP: 1 HBP: 1	WP: 0 PB: 0 SB: 0 CS: 0	PA: 35			
PITCHER	IP	WLS	BF	H	R	ER	SO	BB	IBB	HBP	BLK	WP	HR	S	P	ERA	WHIP								
George Stone, L ERA: 3.53 (1, 1)	9.0	W	35	7	2	2	5	1	0	1	0	0	0	43	48	2.00	0.889								

Atlanta Braves @ Houston Astros
Astrodome, Houston, TX
Tue Sep 23 1969, 8:05 PM EDT
Att: 8,185 - Unknown

AB 32
R 2
H 7
RBI 2
BB 1
SO 5
LOB 10



Batter	1	2	3	4	5	6	7	8	9	AB	R	H	RBI	BB	SO	LOB	TOP								
Felix Millan, R (1, 4) OBP: 0.306, SLG: 0.336	4-0 G3-6-3 BB		0-0 F7			0-0 6-3		0-0 L7	0-0 F3	4	0	0	0	1	0	1									
Tony Gonzalez, L (1, 8) OBP: 0.333, SLG: 0.383	0-0 G3-6-3 1-2		0-0 F9			0-0 1B		0-0 HR		4	1	2	1	0	0	1									
Hank Aaron, R (1, 9) OBP: 0.397, SLG: 0.611	0-0 F2			0-0 G6-4-3 1B		0-0 1B		0-0 1B		4	0	3	0	0	0	0									
Rico Carty, R (1, 7) OBP: 0.400, SLG: 0.531		0-0 6-3		0-0 G6-4-3 1-2		0-3 K		0-0 FC6-4 1B		4	0	1	0	0	1	3									
Mike Lum, L (9, 7) OBP: 0.311, SLG: 0.304										0	0	0	0	0	0	0									
Orlando Cepeda, R (1, 3) OBP: 0.327, SLG: 0.432		4-0 2B BB		0-0 4-3		0-3 K		0-0 F6		3	1	0	0	1	1	4									
Clete Boyer, R (1, 5) OBP: 0.326, SLG: 0.367		0-3 K				0-0 F7		0-0 6-3	0-0 FC6-4 1-2	4	0	0	0	0	1	3									
Bob Didier, S (1, 2) OBP: 0.318, SLG: 0.305		0-0 1-H 2B				0-0 6-3		0-0 F7	4-0 FC4-6 BB	3	0	1	1	1	0	0									
Gil Garrido, R (1, 6) OBP: 0.277, SLG: 0.263		0-3 K				0-0 1B		4-0 BB	0-0 FC4-6 FC1-6 1-2	3	0	1	0	1	1	2									
Pat Jarvis, R (1, 1) OBP: 0.139, SLG: 0.116			0-3 K			0-0 K		0-0 F8	0-0 FC1-6 1-2	4	0	0	0	0	2	3									
Inning Stats	R: 0 E: 0 K: 0 S: 2	H: 0 LOB: 0 BB: 1 P: 6	R: 1 E: 0 K: 2 S: 8	H: 1 LOB: 1 BB: 1 P: 12	R: 0 E: 0 K: 1 S: 5	H: 0 LOB: 0 BB: 0 P: 5	R: 0 E: 0 K: 0 S: 3	H: 1 LOB: 0 BB: 0 P: 3	R: 0 E: 0 K: 1 S: 6	H: 1 LOB: 1 BB: 0 P: 6	R: 0 E: 0 K: 0 S: 9	H: 2 LOB: 2 BB: 0 P: 9	R: 0 E: 0 K: 0 S: 3	H: 0 LOB: 1 BB: 1 P: 7	R: 1 E: 0 K: 0 S: 6	H: 3 LOB: 2 BB: 0 P: 6	R: 0 E: 0 K: 0 S: 3	H: 0 LOB: 1 BB: 1 P: 7	1B: 6 2B: 1 3B: 0 HR: 1	SF: 0 SAC: 0 DP: 2 HBP: 0	WP: 0 PB: 0 SB: 0 CS: 0	PA: 37			
PITCHER	IP	WLS	BF	H	R	ER	SO	BB	IBB	HBP	BLK	WP	HR	S	P	ERA	WHIP								
Tom Griffin, R (1, 1) ERA: 3.55	8.0	L	33	8	2	2	6	3	0	0	0	0	1	42	54	2.25	1.375								
Fred Gladding, R (9, 1) ERA: 4.21	1.0		4	0	0	0	0	1	0	0	0	0	0	3	7	0.00	1.000								

Atlanta Braves @ Houston Astros
Astrodome, Houston, TX
Wed Sep 24, 1969, 8:05 PM EDT
Att: 10,055 - Dome

AB 33
R 2
H 8
RBI 2
BB 4
SO 6
LOB 17



Batter	1	2	3	4	5	6	7	8	9	AB	R	H	RBI	BB	SO	LOB	BOTTOM								
Joe Morgan, L (1, 4) OBP: 0.374, SLG: 0.384	0-0 HR		0-0 F9		0-0 F2			0-0 F9		4	1	1	1	0	0	0									
Jesus Alou, R (1, 7) OBP: 0.281, SLG: 0.343	0-0 L8		0-0 FC6 1B			0-0 F6		0-0 L7		4	0	1	0	0	0	0									
Jimmy Wynn, R (1, 8) OBP: 0.437, SLG: 0.504	4-0 BB		0-3 K			0-3 K		0-3 K		3	0	0	0	1	3	1									
Norm Miller, L (1, 9) OBP: 0.354, SLG: 0.360	0-0 F8		0-0 FC6 1-2			0-0 F2		0-0 6-3		4	0	0	0	0	0	2									
Denis Menke, R (1, 6) OBP: 0.371, SLG: 0.384	0-0 F9			0-0 G3		0-0 F7				3	0	0	0	0	0	1									
Curt Blefary, L (1, 3) OBP: 0.350, SLG: 0.392		0-0 F3		0-0 L4		0-0 4-3				3	0	0	0	0	0	0									
Doug Rader, R (1, 5) OBP: 0.330, SLG: 0.366		4-0 1B BB		0-0 4-3		0-0 F2				2	0	0	0	1	0	0									
Johnny Edwards, L (1, 2) OBP: 0.303, SLG: 0.328		0-0 G1-6-3 1B			0-0 F6			0-0 4-3		3	0	1	0	0	0	0									
Tom Griffin, R (1, 1) OBP: 0.209, SLG: 0.267		0-0 G1-6-3 1B			0-0 L7			0-0 F8		2	0	0	0	0	0	2									
Keith Lampard, L (8, PH) OBP: 0.600, SLG: 1.200										1	0	0	0	0	0	0									
Fred Gladding, L (9, 1) OBP: 0.111, SLG: 0.111										0	0	0	0	0	0	0									
Inning Stats	R: 1 E: 0 K: 0 S: 4	H: 1 LOB: 1 BB: 1 P: 8	R: 0 E: 0 K: 0 S: 3	H: 1 LOB: 1 BB: 1 P: 7	R: 0 E: 0 K: 1 S: 6	H: 1 LOB: 1 BB: 0 P: 6	R: 0 E: 0 K: 0 S: 3	H: 0 LOB: 0 BB: 0 P: 3	R: 0 E: 0 K: 0 S: 3	H: 0 LOB: 0 BB: 0 P: 3	R: 0 E: 0 K: 1 S: 5	H: 0 LOB: 0 BB: 0 P: 5	R: 0 E: 0 K: 0 S: 3	H: 0 LOB: 0 BB: 0 P: 3	R: 0 E: 0 K: 0 S: 3	H: 0 LOB: 0 BB: 0 P: 3	R: 0 E: 0 K: 1 S: 5	H: 0 LOB: 0 BB: 0 P: 5	1B: 2 2B: 0 3B: 0 HR: 1	SF: 0 SAC: 0 DP: 1 HBP: 0	WP: 0 PB: 0 SB: 0 CS: 0	PA: 31			
PITCHER	IP	WLS	BF	H	R	ER	SO	BB	IBB	HBP	BLK	WP	HR	S	P	ERA	WHIP								
Pat Jarvis, R (1, 1) ERA: 4.53	9.0	W	31	3	1	1	3	2	0	0	0	0	1	35	43	1.00	0.556								

Atlanta Braves @ Houston Astros
Astrodome, Houston, TX
Wed Sep 24, 1969, 8:05 PM EDT
Att: 10,055 - Dome

AB 29
R 1
H 3
RBI 1
BB 2
SO 3
LOB 6



Batter	1	2	3	4	5	6	7	8	9	AB	R	H	RBI	BB	SO	LOB	TOP										
Joe Morgan, L (1.4) OBP: 0.372, SLG: 0.381	F9		K			S BB	F7		G4-3	4	0	0	0	1	1	2											
Jesus Alou, R (1.7) OBP: 0.280, SLG: 0.341	G6-3			K			P3	G3 BB	G5-3	5	0	1	0	0	0	1											
Jimmy Wynn, R (1.8) OBP: 0.438, SLG: 0.509	K				HR		K	FC5 G3 BB		3	1	1	1	1	2	1											
Norm Miller, L (1.9) OBP: 0.355, SLG: 0.364		CS 1B					P3	G3		4	0	2	0	0	0	3											
Denis Menke, R (8.3) OBP: 0.372, SLG: 0.386	K			F5			G3 1B			3	1	1	0	1	1	2											
Curt Blefary, L (1.3) Tommy Davis, R (8. PH) Hector Torres, R (8.6) OBP: 0.346, SLG: 0.389 OBP: 0.316, SLG: 0.366 OBP: 0.176, SLG: 0.212	F8			F7			G3	K		3	0	0	0	0	0	2											
Doug Rader, R (1.5) OBP: 0.330, SLG: 0.365			G3		K		G3	FC5		4	1	1	1	0	1	3											
Johnny Edwards, L (1.2) OBP: 0.304, SLG: 0.335				SH3 1B		K	F9			4	1	2	1	0	1	1											
Denny Lemaster, R (1.1) Jim Bouton, R (7.1) Fred Gladding, L (8.1) OBP: 0.222, SLG: 0.238 OBP: 0.304, SLG: 0.335 OBP: 0.100, SLG: 0.100			SH3		K				K	2	0	1	1	0	1	0											
Inning Stats	R: 0 E: 0 K: 1 S: 5	H: 0 LOB: 0 BB: 0 P: 5	R: 0 E: 0 K: 1 S: 5	H: 1 LOB: 0 BB: 0 P: 5	R: 0 E: 0 K: 1 S: 6	H: 1 LOB: 1 BB: 0 P: 6	R: 1 E: 0 K: 1 S: 7	H: 2 LOB: 1 BB: 0 P: 7	R: 0 E: 0 K: 3 S: 9	H: 0 LOB: 0 BB: 0 P: 9	R: 0 E: 0 K: 1 S: 5	H: 0 LOB: 1 BB: 1 P: 9	R: 2 E: 0 K: 0 S: 6	H: 3 LOB: 1 BB: 0 P: 6	R: 0 E: 0 K: 1 S: 6	H: 1 LOB: 3 BB: 2 P: 14	R: 1 E: 0 K: 1 S: 6	H: 1 LOB: 0 BB: 0 P: 6	1B: 4 2B: 3 3B: 0 HR: 2	SF: 0 SAC: 1 DP: 0 HBP: 0	WP: 0 PB: 0 SB: 1 CS: 1	PA: 38					
PITCHER	IP	WLS	BF	H	R	ER	SO	BB	IBB	HBP	BLK	WP	HR	S	P	ERA	WHIP										
Gary Nolan, R (1.1) ERA: 3.51	7.0	L	28	7	3	3	8	1	0	0	0	0	1	43	47	3.86	1.143										
Clay Carroll, R (8.1) ERA: 3.5	0.1		3	1	0	0	0	1	0	0	0	0	0	2	6	0.00	6.000										
Al Jackson, L (8.1) ERA: 7.53	0.0		1	0	0	0	0	0	1	0	0	0	0	0	4	∞	∞										
Wayne Granger, R (8.1) ERA: 2.89	1.2		6	1	1	1	2	0	0	0	0	0	1	10	10	5.40	0.600										

Houston Astros @ Cincinnati Reds
Crosley Field, Cincinnati, OH
Thu Sep 25 1969, 7:05 PM EDT
Att: 3,522 - Unknown



AB 34
R 4
H 9
RBI 4
BB 3
SO 10
LOB 18

Batter	1	2	3	4	5	6	7	8	9	AB	R	H	RBI	BB	SO	LOB	BOTTOM										
Pete Rose, S (1.9) OBP: 0.427, SLG: 0.516	G5-4-3 1B		1B S 1B				K			5	1	4	0	0	1	2											
Tommy Helms, R (1.4) OBP: 0.285, SLG: 0.304	G5-4-3 1-2				G5-3			1B 1B	G6-4-3 1B	5	1	3	1	0	0	2											
Lee May, R (1.3) OBP: 0.331, SLG: 0.528	G5-3		K			F3		G3 1B	G6-4-3	5	0	1	0	0	1	3											
Tony Perez, R (1.5) OBP: 0.359, SLG: 0.522		G6-3		F9		G4-3		G3 1B		4	0	1	1	0	0	0											
Johnny Bench, R (1.2) OBP: 0.351, SLG: 0.480		K		G6-3		P5		F3		4	0	0	0	0	1	2											
Jim Beauchamp, R (1.7) OBP: 0.302, SLG: 0.310					F8		G1-3	G3		3	0	1	0	0	0	0											
Jimmy Stewart, S (8.7) OBP: 0.322, SLG: 0.371		1B						1-2 2-3		1	0	0	0	0	0	2											
Ted Savage, R (1.8) OBP: 0.352, SLG: 0.356		K				G1-3 F7 WP 1B				3	1	1	0	1	1	1											
Woody Woodward, R (1.6) OBP: 0.337, SLG: 0.314			P4		F7			1B BB	K	2	0	0	0	1	0	1											
Bobby Tolan, L (8. PH) Darrel Chaney, S (9.6) OBP: 0.345, SLG: 0.479 OBP: 0.278, SLG: 0.234										1	0	0	0	0	1	3											
Gary Nolan, R (1.1) Alex Johnson, R (7. PH) Clay Carroll, R (8.1) Al Jackson, L (8.1) Wayne Granger, R (8.1) Fred Whitfield, L (9. PH) OBP: 0.288, SLG: 0.455 OBP: 0.307, SLG: 0.460 OBP: 0.221, SLG: 0.296 OBP: 0.304, SLG: 0.335 OBP: 0.100, SLG: 0.100		G6-3			G1-3				P6	2	0	0	0	0	0	1											
Inning Stats	R: 0 E: 0 K: 0 S: 3	H: 1 LOB: 0 BB: 0 P: 3	R: 0 E: 0 K: 2 S: 8	H: 1 LOB: 0 BB: 0 P: 8	R: 0 E: 0 K: 1 S: 7	H: 2 LOB: 2 BB: 0 P: 7	R: 0 E: 0 K: 0 S: 3	H: 0 LOB: 0 BB: 0 P: 3	R: 1 E: 0 K: 0 S: 5	H: 2 LOB: 1 BB: 0 P: 5	R: 0 E: 0 K: 1 S: 6	H: 0 LOB: 2 BB: 1 P: 10	R: 0 E: 0 K: 1 S: 8	H: 1 LOB: 3 BB: 1 P: 12	R: 0 E: 0 K: 1 S: 4	H: 2 LOB: 0 BB: 0 P: 4	1B: 11 2B: 1 3B: 0 HR: 0	SF: 0 SAC: 0 DP: 2 HBP: 0	WP: 1 PB: 0 SB: 1 CS: 0	PA: 39							
PITCHER	IP	WLS	BF	H	R	ER	SO	BB	IBB	HBP	BLK	WP	HR	S	P	ERA	WHIP										
Denny Lemaster, L (1.1) ERA: 3.21	6.2	W	27	7	1	1	3	1	0	0	0	1	0	32	36	1.35	1.200										
Jim Bouton, R (7.1) ERA: 3.02	0.1		4	3	1	1	1	0	0	0	0	0	0	6	6	27.00	9.000										
Fred Gladding, R (8.1) ERA: 4.22	2.0	S	8	2	1	1	1	1	0	0	0	0	0	9	13	4.50	1.500										

Houston Astros @ Cincinnati Reds
Crosley Field, Cincinnati, OH
Thu Sep 25 1969, 7:05 PM EDT
Att: 3,522 - Unknown



AB 37
R 3
H 12
RBI 2
BB 2
SO 5
LOB 17

Batter	1	2	3	4	5	6	7	8	9	AB	R	H	RBI	BB	SO	LOB	TOP			
Joe Morgan, L (1,4) OBP: 0.371, SLG: 0.380	0-0 P6		0-0 S 1B		0-0 P6			0-0 F8		4	0	1	0	0	0	0	Houston Astros @ Cincinnati Reds Crosley Field, Cincinnati, OH Fri Sep 26 1969, 7:05 PM EDT Unknown			
Jesus Alou, R (1,7) OBP: 0.277, SLG: 0.338	0-0 L5		0-0 P4		0-0 G1-3			0-0 F8		4	0	0	0	0	0	1				
Jim Bouton, R (8,1)			1-2							0	0	0	0	0	0	0				
Jimmy Wynn, R (1,8) OBP: 0.436, SLG: 0.507	0-3 K		0-0 G1-3							2	0	0	0	0	1	1				
Tommy Davis, R (6,PH) OBP: 0.315, SLG: 0.365										2	0	0	0	0	0	0				
Norm Miller, L (1,9) OBP: 0.352, SLG: 0.360		0-0 G6-3	0-3 K					0-0 F8		4	0	0	0	0	1	1				
Denis Menke, R (1,6) OBP: 0.371, SLG: 0.384		4-0 BB E BB		0-0 G4-3				0-3 K		3	0	0	0	1	2	0				
Curt Blefary, L (1,3) OBP: 0.346, SLG: 0.387		0-0 F9		0-0 F8						3	0	0	0	0	0	1				
Doug Rader, R (1,5) OBP: 0.328, SLG: 0.363		0-0 E6		0-0 E5				0-3 K		3	0	0	0	0	1	1				
Johnny Edwards, L (1,2) OBP: 0.304, SLG: 0.334		4-0		0-3 K2-3				0-3 K		2	0	0	0	1	2	1				
Jack Billingham, R (1,1) OBP: 0.235, SLG: 0.071		0-3 K								1	0	0	0	0	1	3				
Bob Watkins, R (2,1)										1	0	0	0	0	1	0				
Keith Lampard, L (8,PH) OBP: 0.500, SLG: 1.000								0-0 F7		1	0	0	0	0	0	0				
Inning Stats	R: 0 E: 0 K: 1 S: 5	H: 0 LOB: 0 BB: 0 P: 5	R: 0 E: 1 K: 1 S: 6	H: 0 LOB: 3 BB: 2 P: 14	R: 0 E: 0 K: 1 S: 6	H: 1 LOB: 1 BB: 0 P: 6	R: 0 E: 1 K: 1 S: 6	H: 0 LOB: 1 BB: 0 P: 6	R: 0 E: 0 K: 1 S: 5	H: 0 LOB: 0 BB: 0 P: 5	R: 0 E: 0 K: 2 S: 7	H: 0 LOB: 0 BB: 0 P: 7	R: 0 E: 0 K: 0 S: 3	H: 0 LOB: 0 BB: 0 P: 3	R: 0 E: 0 K: 1 S: 5	H: 0 LOB: 0 BB: 0 P: 5	1B: 1 2B: 0 3B: 0 HR: 0	SF: 0 SAC: 0 DP: 0 HBP: 0	WP: 0 PB: 0 SB: 1 CS: 0	PA: 32
PITCHER Jim Maloney, R (1,1) ERA: 2.71	IP: 9.0 WLS: W BF: 32	H: 1 R: 0 ER: 0 SO: 9	BB: 2 IBB: 0 HBP: 0 BLK: 0	WP: 0 HR: 0 S: 48 P: 56	ERA: 0.00 WHIP: 0.333	PITCHER										IP: 9.0 WLS: W BF: 32	H: 1 R: 0 ER: 0 SO: 9	BB: 2 IBB: 0 HBP: 0 BLK: 0	WP: 0 HR: 0 S: 48 P: 56	ERA: 0.00 WHIP: 0.333

Batter	1	2	3	4	5	6	7	8	9	AB	R	H	RBI	BB	SO	LOB	BOTTOM			
Pete Rose, S (1,9) OBP: 0.428, SLG: 0.516	1B CS 1B	0-0 F7			0-0 1B			0-0 L9		4	0	2	0	0	0	2	Houston Astros @ Cincinnati Reds Crosley Field, Cincinnati, OH Fri Sep 26 1969, 7:05 PM EDT Unknown			
Tommy Helms, R (1,4) OBP: 0.290, SLG: 0.310	0-0 L3 1B		0-0 BB 1B		0-0 1B			0-0 WP 1B		4	0	4	1	0	0	0				
Alex Johnson, R (1,7) OBP: 0.351, SLG: 0.459	0-0 L3		0-0 L8		0-0 K			0-0 G6-3		4	0	0	0	0	1	5				
Jimmy Stewart, S (8,7) OBP: 0.322, SLG: 0.371	1-1				0-0 K			1-2		0	0	0	0	0	0	0				
Tony Perez, R (1,5) OBP: 0.362, SLG: 0.527	4-0 BB		4-0 BB		0-0 G4-3					2	1	1	1	2	0	1				
Johnny Bench, R (1,2) OBP: 0.350, SLG: 0.479	0-0 CS	0-0 1B 1B	0-0 G5-4-3					0-0 K		4	1	1	0	0	1	2				
Bobby Tolan, L (1,8) OBP: 0.347, SLG: 0.480	3-H	0-0 CS 1B		4-0 F7-4 BB				0-0 K		3	0	2	0	1	1	0				
Lee May, R (1,3) OBP: 0.330, SLG: 0.526		0-0 1B 1B		0-0 F7-4				0-0 FC6-4		4	0	1	1	0	1	2				
Woody Woodward, R (1,6) OBP: 0.337, SLG: 0.314		1-2 3-H 1B		0-0 K				0-0 F8		3	0	1	0	0	1	1				
Jim Maloney, L (1,1) OBP: 0.283, SLG: 0.434		0-3 K		4-0 1B 1B				0-0 G4-3		2	1	0	0	1	1	2				
Inning Stats	R: 0 E: 0 K: 0 S: 3	H: 2 LOB: 1 BB: 1 P: 7	R: 1 E: 0 K: 1 S: 8	H: 4 LOB: 2 BB: 0 P: 8	R: 0 E: 0 K: 1 S: 4	H: 0 LOB: 0 BB: 1 P: 8	R: 1 E: 0 K: 1 S: 6	H: 2 LOB: 1 BB: 1 P: 10	R: 0 E: 0 K: 1 S: 6	H: 1 LOB: 1 BB: 0 P: 6	R: 0 E: 0 K: 0 S: 4	H: 1 LOB: 1 BB: 0 P: 4	R: 1 E: 0 K: 2 S: 8	H: 1 LOB: 0 BB: 0 P: 8	R: 0 E: 0 K: 0 S: 3	H: 0 LOB: 0 BB: 0 P: 8	1B: 11 2B: 2 3B: 0 HR: 1	SF: 0 SAC: 0 DP: 3 HBP: 0	WP: 1 PB: 0 SB: 0 CS: 2	PA: 35
PITCHER Jack Billingham, R (1,1) ERA: 4.33	IP: 1.1 WLS: L BF: 8	H: 6 R: 1 ER: 1 SO: 0	BB: 1 IBB: 0 HBP: 0 BLK: 0	WP: 0 HR: 0 S: 7 P: 11	ERA: 6.75 WHIP: 5.250	PITCHER										IP: 5.2 WLS: 22 BF: 5	H: 5 R: 1 ER: 1 SO: 4	BB: 3 IBB: 0 HBP: 0 BLK: 0	WP: 0 HR: 0 S: 27 P: 39	ERA: 1.59 WHIP: 1.412
Bob Watkins, R (2,1) ERA: 5.17	IP: 5.2 WLS: 22 BF: 5	H: 5 R: 1 ER: 1 SO: 4	BB: 3 IBB: 0 HBP: 0 BLK: 0	WP: 0 HR: 0 S: 27 P: 39	ERA: 1.59 WHIP: 1.412	PITCHER										IP: 1.0 WLS: 4 BF: 1	H: 1 R: 1 ER: 1 SO: 2	BB: 0 IBB: 0 HBP: 0 BLK: 0	WP: 0 HR: 0 S: 8 P: 8	ERA: 9.00 WHIP: 1.000

Batter	1	2	3	4	5	6	7	8	9	AB	R	H	RBI	BB	SO	LOB	TOP					
Joe Morgan, L (1.4) OBP: 0.368, SLG: 0.376	G6-3		G2-3		F9		F9		FC3-2	5	0	0	0	0	0	4	Houston Astros @ Cincinnati Reds Crosley Field, Cincinnati, OH Fri Sep 26 1969, 7:05 PM EDT Att: 10,967 - Unknown					
Jesus Alou, R (1.7) OBP: 0.274, SLG: 0.334	G6-3		G4-3		FC6-4 1B		G4-3		G4-3	5	0	0	0	0	0	4						
Norm Miller, L (1.8) OBP: 0.353, SLG: 0.361	F5								G1-3	4	1	2	0	0	0	0						
Keith Lampard, L (1.9) OBP: 0.300, SLG: 0.600		K		F7	L6				G3-1	4	0	0	0	0	1	3						
Denis Menke, R (1.6) OBP: 0.372, SLG: 0.384		K							L1	3	1	1	0	1	1	0						
Curt Blefary, L (1.3) OBP: 0.346, SLG: 0.394 Marty Martinez, S (9, PH) OBP: 0.330, SLG: 0.358																						
Doug Rader, R (1.5) OBP: 0.331, SLG: 0.366																						
Johnny Edwards, L (1.2) OBP: 0.303, SLG: 0.332 Bob Watson, R (9, PH) OBP: 0.378, SLG: 0.290 Leon McFadden, R (9, FR) OBP: 0.218, SLG: 0.203																						
Larry Dierker, R (1.1) OBP: 0.154, SLG: 0.183 Gary Geiger, L (9, PH) OBP: 0.351, SLG: 0.272																						
Inning Stats	R: 0 E: 0 K: 0 S: 3	H: 0 LOB: 0 BB: 0 P: 3	R: 0 E: 0 K: 2 S: 9	H: 2 LOB: 2 BB: 0 P: 9	R: 0 E: 0 K: 0 S: 3	H: 0 LOB: 0 BB: 0 P: 3	R: 3 E: 0 K: 0 S: 6	H: 4 LOB: 0 BB: 0 P: 6	R: 0 E: 0 K: 0 S: 5	H: 2 LOB: 2 BB: 0 P: 5	R: 0 E: 0 K: 0 S: 3	H: 0 LOB: 1 BB: 1 P: 7	R: 0 E: 0 K: 1 S: 5	H: 0 LOB: 0 BB: 0 P: 5	R: 0 E: 0 K: 0 S: 3	H: 0 LOB: 0 BB: 0 P: 3		R: 0 E: 0 K: 0 S: 4	H: 1 LOB: 3 BB: 2 P: 12	1B: 8 2B: 0 3B: 0 HR: 1	SF: 0 SAC: 0 DP: 0 HBP: 0	WP: 0 PB: 0 SB: 0 CS: 0
PITCHER	IP	WLS	BF	H	R	ER	SO	BB	IBB	HBP	BLK	WP	HR	S	P	ERA	WHIP					
Jack Fisher, R (1.1) ERA: 5.5	4.2		21	8	3	3	2	0	0	0	0	0	1	25	25	5.79	1.714					
Al Jackson, L (5.1) ERA: 6.51	3.2	W	13	1	0	0	1	1	0	0	0	0	0	14	18	0.00	0.545					
Wayne Granger, R (9.1) ERA: 2.88	0.2	S	4	0	0	0	0	2	0	0	0	0	0	2	10	0.00	3.000					

livebaseballscores.com



AB	35
R	3
H	9
RBI	3
BB	3
SO	3
LOB	16

Batter	1	2	3	4	5	6	7	8	9	AB	R	H	RBI	BB	SO	LOB	BOTTOM				
Pete Rose, S (1.9) OBP: 0.427, SLG: 0.514	K		F9		K		FC3-6 1B			4	0	1	0	0	2	0	Houston Astros @ Cincinnati Reds Crosley Field, Cincinnati, OH Fri Sep 26 1969, 7:05 PM EDT Att: 10,967 - Unknown				
Tommy Helms, R (1.4) OBP: 0.290, SLG: 0.312			K		P3		FC3-6 1-2			4	0	1	0	0	1	1					
Bobby Tolan, L (1.8) OBP: 0.349, SLG: 0.482							F9			3	1	2	0	1	0	1					
Tony Perez, R (1.5) OBP: 0.361, SLG: 0.527	K				F9		G5-3			4	0	1	1	0	1	3					
Johnny Bench, R (1.2) OBP: 0.353, SLG: 0.484										2	2	1	1	2	1	0					
Lee May, R (1.3) OBP: 0.331, SLG: 0.533										4	1	2	2	0	0	2					
Jimmy Stewart, S (1.7) OBP: 0.316, SLG: 0.364 Wayne Granger, R (9.1) OBP: 0.208, SLG: 0.095										4	0	0	0	0	1	1					
Woody Woodward, R (1.6) OBP: 0.333, SLG: 0.310										3	0	0	0	0	1	1					
Jack Fisher, R (1.1) OBP: 0.121, SLG: 0.121 Al Jackson, L (5.1) OBP: 0.200, SLG: 0.200 Ted Savage, R (9.7) OBP: 0.352, SLG: 0.356										2	0	0	0	0	2	0					
Inning Stats	R: 0 E: 0 K: 2 S: 8	H: 2 LOB: 1 BB: 0 P: 8	R: 2 E: 0 K: 2 S: 8	H: 1 LOB: 0 BB: 1 P: 12	R: 1 E: 0 K: 1 S: 6	H: 1 LOB: 2 BB: 2 P: 14	R: 0 E: 0 K: 2 S: 7	H: 0 LOB: 0 BB: 0 P: 7	R: 0 E: 0 K: 1 S: 6	H: 1 LOB: 1 BB: 0 P: 6	R: 1 E: 0 K: 0 S: 5	H: 2 LOB: 1 BB: 0 P: 5	R: 0 E: 0 K: 0 S: 4	H: 1 LOB: 1 BB: 0 P: 4	R: 0 E: 0 K: 1 S: 5	H: 0 LOB: 0 BB: 0 P: 5		1B: 2 2B: 4 3B: 0 HR: 2	SF: 0 SAC: 0 DP: 0 HBP: 0	WP: 0 PB: 0 SB: 0 CS: 0	PA: 34
PITCHER	IP	WLS	BF	H	R	ER	SO	BB	IBB	HBP	BLK	WP	HR	S	P	ERA	WHIP				
Larry Dierker, R (1.1) ERA: 2.27	8.0	L	34	8	4	4	9	3	0	0	0	0	2	49	61	4.50	1.375				

livebaseballscores.com



AB	31
R	4
H	8
RBI	4
BB	3
SO	9
LOB	10

Batter	1	2	3	4	5	6	7	8	9	AB	R	H	RBI	BB	SO	LOB	TOP					
Joe Morgan, L (1,4) OBP: 0.367, SLG: 0.375	F9	G4-6-3					G3		L9	5	0	1	0	0	0	3	Houston Astros @ Cincinnati Reds Crosley Field, Cincinnati, OH Sat Sep 27 1969, 3:33 AM EDT Att: 9,222 - Unknown AB 34 R 4 H 11 RBI 3 BB 2 SO 3 LOB 16					
Jesus Alou, R (1,9) OBP: 0.276, SLG: 0.344	HR						G6-3		G5-3	5	1	2	1	0	0	1						
Tommy Davis, R (1,7) OBP: 0.318, SLG: 0.369										3	0	2	0	1	0	1						
Doug Rader, R (1,5) OBP: 0.329, SLG: 0.363	K									4	0	0	0	0	1	4						
Denis Menke, R (1,6) OBP: 0.370, SLG: 0.381	G6-3									4	0	0	0	0	2	2						
Bob Watson, R (1,3) OBP: 0.425, SLG: 0.364										2	2	2	0	0	0	0						
Curt Blefary, L (6,3) OBP: 0.347, SLG: 0.394										1	0	0	0	0	0	0						
Marty Martinez, S (1,2) OBP: 0.343, SLG: 0.379										3	1	3	1	1	0	0						
Fred Gladding, L (8,1) OBP: 0.100, SLG: 0.100										0	0	0	0	0	0	0						
Norm Miller, L (1,8) OBP: 0.352, SLG: 0.360										4	0	1	1	0	0	4						
Jim Ray, R (1,1) OBP: 0.120, SLG: 0.083										2	0	0	0	0	0	1						
Johnny Edwards, L (8,2) OBP: 0.302, SLG: 0.331										1	0	0	0	0	0	0						
Inning Stats	R: 1 E: 0 K: 1 S: 7	H: 2 LOB: 1 BB: 0 P: 7	R: 0 E: 0 K: 0 S: 4	H: 2 LOB: 2 BB: 0 P: 5	R: 0 E: 0 K: 1 S: 6	H: 1 LOB: 1 BB: 0 P: 6	R: 2 E: 0 K: 0 S: 6	H: 4 LOB: 1 BB: 0 P: 6	R: 0 E: 0 K: 1 S: 4	H: 0 LOB: 0 BB: 1 P: 8	R: 1 E: 0 K: 0 S: 3	H: 1 LOB: 0 BB: 0 P: 4	R: 0 E: 0 K: 0 S: 4	H: 1 LOB: 1 BB: 0 P: 4	R: 0 E: 0 K: 0 S: 3	H: 0 LOB: 0 BB: 1 P: 3	1B: 6 2B: 3 3B: 1 HR: 1	SF: 0 SAC: 0 DP: 4 HBP: 2	WP: 0 PB: 0 SB: 2 CS: 0	PA: 38		
PITCHER	IP WLS BF H R ER SO BB IBB HBP BLK WP HR S P ERA WHIP																					
Jim Merritt, L (1,1) ERA: 4.37	3.0 L 17 8 3 3 2 0 0 0 1 0 0 0 1 20 21 9.00 2.667																					
Clay Carroll, R (4,1) ERA: 3.59	3.0 10 2 1 1 1 1 0 0 1 0 0 0 0 10 15 3.00 1.000																					
Dennis Ribant, R (7,1) ERA: 2.79	2.0 8 1 0 0 0 1 0 0 0 0 0 0 0 7 11 0.00 1.000																					
Wayne Granger, R (9,1) ERA: 2.86	1.0 3 0 0 0 0 0 0 0 0 0 0 0 0 3 3 0.00 0.000																					
Batter	1	2	3	4	5	6	7	8	9	AB	R	H	RBI	BB	SO	LOB	BOTTOM					
Pete Rose, S (1,9) OBP: 0.427, SLG: 0.515	F7									4	0	2	0	0	0	0	Houston Astros @ Cincinnati Reds Crosley Field, Cincinnati, OH Sat Sep 27 1969, 3:33 AM EDT Att: 9,222 - Unknown AB 32 R 3 H 6 RBI 3 BB 0 SO 10 LOB 4					
Giraldo Ruiz, S (1,4) OBP: 0.292, SLG: 0.276	K									3	0	0	0	0	1	1						
Fred Whitfield, L (8,PH) OBP: 0.315, SLG: 0.189										1	0	0	0	0	1	1						
Wayne Granger, R (9,1) OBP: 0.208, SLG: 0.095										0	0	0	0	0	0	0						
Bobby Tolan, L (1,8) OBP: 0.347, SLG: 0.479	K									4	0	0	0	0	2	1						
Tony Perez, R (1,5) OBP: 0.359, SLG: 0.524										4	0	0	0	0	1	0						
Johnny Bench, R (1,2) OBP: 0.354, SLG: 0.490										4	1	2	1	0	1	0						
Lee May, R (1,3) OBP: 0.331, SLG: 0.534										3	1	1	0	0	0	1						
Alex Johnson, R (1,7) OBP: 0.350, SLG: 0.464										3	1	1	2	0	0	0						
Woody Woodward, R (1,6) OBP: 0.331, SLG: 0.307										2	0	0	0	0	1	0						
Ted Savage, R (8,PH) OBP: 0.248, SLG: 0.352										1	0	0	0	0	1	0						
Darrel Chaney, S (9,6) OBP: 0.278, SLG: 0.234										0	0	0	0	0	0	0						
Jim Merritt, L (1,1) OBP: 0.190, SLG: 0.195										1	0	0	0	0	0	0						
Clay Carroll, R (4,1) OBP: 0.281, SLG: 0.296										0	0	0	0	0	0	0						
Jim Blasingame, R (6,PH) OBP: 0.201, SLG: 0.305										1	0	0	0	0	1	0						
Dennis Ribant, R (7,1) OBP: 0.201, SLG: 0.305										0	0	0	0	0	0	0						
Jimmy Stewart, S (8,PH) OBP: 0.315, SLG: 0.363										1	0	0	0	0	1	0						
Inning Stats	R: 0 E: 0 K: 2 S: 7	H: 0 LOB: 0 BB: 0 P: 7	R: 0 E: 0 K: 0 S: 3	H: 1 LOB: 0 BB: 0 P: 3	R: 0 E: 0 K: 0 S: 3	H: 0 LOB: 0 BB: 0 P: 3	R: 0 E: 0 K: 0 S: 3	H: 0 LOB: 0 BB: 0 P: 3	R: 2 E: 0 K: 3 S: 11	H: 2 LOB: 0 BB: 0 P: 11	R: 0 E: 0 K: 1 S: 6	H: 1 LOB: 1 BB: 0 P: 6	R: 1 E: 0 K: 0 S: 4	H: 1 LOB: 0 BB: 0 P: 4	R: 0 E: 0 K: 3 S: 10	H: 1 LOB: 1 BB: 0 P: 10	R: 0 E: 0 K: 1 S: 5	H: 0 LOB: 0 BB: 0 P: 5	1B: 2 2B: 2 3B: 0 HR: 2	SF: 0 SAC: 0 DP: 1 HBP: 0	WP: 0 PB: 0 SB: 0 CS: 0	PA: 32
PITCHER	IP WLS BF H R ER SO BB IBB HBP BLK WP HR S P ERA WHIP																					
Jim Ray, R (1,1) ERA: 3.88	7.0 W 25 5 3 3 6 0 0 0 0 0 0 0 2 37 37 3.86 0.714																					
Fred Gladding, R (8,1) ERA: 4.11	2.0 S 7 1 0 0 4 0 0 0 0 0 0 0 0 15 15 0.00 0.500																					

Batter	1	2	3	4	5	6	7	8	9	AB	R	H	RBI	BB	SO	LOB	TOP							
Joe Morgan, L (1, 4) OBP: 0.368, SLG: 0.374	4-0 WP BB		0-0 G2-3			0-0 S 1B		0-0 G3		3	0	1	0	1	0	0	Houston Astros @ Cincinnati Reds Crosley Field, Cincinnati, OH Sun Sep 28 1969, 3:33 AM EDT Att: 28,018 - Unknown							
Jesus Alou, R (1, 9) OBP: 0.273, SLG: 0.341	0-0 P6 1-2		0-0 G4-3			0-0 P6 1-2		0-0 G4-3		4	0	0	0	0	0	2								
Tommy Davis, R (1, 7) OBP: 0.319, SLG: 0.367	0-0 F9			1-0 BB HBP		4-0 BB		0-0 E5		2	0	0	0	1	0	1								
Doug Rader, R (1, 5) OBP: 0.326, SLG: 0.361	0-3 K			0-0 F7		0-0 F7		0-0 L5		4	0	0	0	0	1	5								
Bob Watson, R (1, 3) OBP: 0.409, SLG: 0.333		0-0 G6-3		4-0 G6-4-3 BB		0-0 G5-3		0-0 F8		3	0	0	0	1	0	2								
Denis Menke, R (1, 6) OBP: 0.365, SLG: 0.385		0-0 HR		0-0 G6-4-3 1-2			0-0 F9	0-0 G5-3		4	1	1	1	0	0	2								
Marty Martinez, S (1, 2) OBP: 0.343, SLG: 0.378		0-0 F9			0-0 G6-3				0-0	3	0	1	0	0	0	0								
Leon McFadden, R (7, PR) OBP: 0.218, SLG: 0.203									0-0	0	0	0	0	0	0	0								
Johnny Edwards, L (7, 2) OBP: 0.303, SLG: 0.333									0-0	1	0	1	0	0	0	0								
Norm Miller, L (1, 8) OBP: 0.349, SLG: 0.357		0-3 K			0-0 P4		0-0 P6		0-0 F9	4	0	0	0	0	1	2								
Tom Griffin, R (1, 1) OBP: 0.203, SLG: 0.258			0-3 K							2	0	0	0	0	2	0								
Keith Lampard, L (7, PH) OBP: 0.273, SLG: 0.545										1	0	0	0	0	1	1								
Jim Bouton, R (7, 1)										0	0	0	0	0	0	0								
Wade Blasingame, L (7, 1)										0	0	0	0	0	0	0								
Jack Billingham, R (7, 1)										0	0	0	0	0	0	0								
Inning Stats	R: 0 E: 0 K: 1 S: 5	H: 0 LOB: 1 BB: 1 P: 9	R: 1 E: 0 K: 1 S: 6	H: 1 LOB: 0 BB: 0 P: 6	R: 0 E: 0 K: 1 S: 5	H: 0 LOB: 0 BB: 0 P: 5	R: 0 E: 0 K: 0 S: 2	H: 0 LOB: 1 BB: 1 P: 7	R: 0 E: 0 K: 1 S: 5	H: 0 LOB: 0 BB: 0 P: 5	R: 0 E: 0 K: 0 S: 4	H: 1 LOB: 2 BB: 1 P: 8	R: 0 E: 0 K: 1 S: 6	H: 1 LOB: 1 BB: 0 P: 6	R: 0 E: 1 K: 0 S: 4	H: 0 LOB: 1 BB: 0 P: 4	R: 0 E: 0 K: 0 S: 4	H: 1 LOB: 1 BB: 0 P: 4	R: 0 E: 0 K: 0 S: 4	H: 1 LOB: 1 BB: 0 P: 4	1B: 3 2B: 2 3B: 0 HR: 1	SF: 0 SAC: 0 DP: 1 HBP: 1	WP: 1 PB: 0 SB: 1 CS: 0	PA: 35
PITCHER	IP WLS BF H R ER SO BB IBB HBP BLK WP HR S P ERA WHIP																							
Gerry Arrigo, L (1, 1) ERA: 4.15	5.1 W 21 2 1 1 4 3 0 1 0 1 1 25 38 1.69 0.938																							
Clay Carroll, R (6, 1) ERA: 3.52	2.2 10 1 0 0 1 0 0 0 0 0 0 12 12 0.00 0.375																							
Wayne Granger, R (9, 1) ERA: 2.84	1.0 S 4 1 0 0 0 0 0 0 0 0 0 4 4 0.00 1.000																							

AB	31
R	1
H	4
RBI	1
BB	3
SO	5
LOB	15



Batter	1	2	3	4	5	6	7	8	9	AB	R	H	RBI	BB	SO	LOB	BOTTOM				
Pete Rose, S (1, 9) OBP: 0.427, SLG: 0.513	0-3 K		4-0 G3-4-3 HR BB			0-0 F8		0-0 G3	4-0 IBB	3	1	0	0	2	1	1	Houston Astros @ Cincinnati Reds Crosley Field, Cincinnati, OH Sun Sep 28 1969, 3:33 AM EDT Att: 28,018 - Unknown				
Tommy Helms, R (1, 4) OBP: 0.293, SLG: 0.314	4-0		0-3 K			4-0 1B BB		0-0	0-0 G5-3	3	1	1	1	2	1	4					
Bobby Tolan, L (1, 8) OBP: 0.348, SLG: 0.479	0-3 K		0-0 G3-4-3			0-0		4-0 2B 2B		3	0	1	0	1	1	2					
Tony Perez, R (1, 5) OBP: 0.358, SLG: 0.527	0-3 K		0-0			0-0 F7		0-3 K		4	1	1	2	0	2	5					
Johnny Bench, R (1, 2) OBP: 0.355, SLG: 0.492		0-0 G4-3 BB 1B	0-3 K			0-0 E5	FC3-6	0-0	1-1 2H 2B	4	0	2	1	0	1	0					
Lee May, R (1, 3) OBP: 0.332, SLG: 0.533	0-0 P3			4-0 G6-4-3 BB		0-3 K		0-0	FC4-6 1B	3	0	1	0	1	1	2					
Alex Johnson, R (1, 7) OBP: 0.351, SLG: 0.464	4-0		0-0 G6-4-3			0-0 FC3-6		0-0	FC4-6 1B	1	0	0	0	1	0	1					
Jimmy Stewart, S (5, 7) OBP: 0.312, SLG: 0.359	1-2 BB		0-0 G4-3		1-2	0-0 G6-4-3	1-2	0-0	FC4-6 1B	2	0	0	0	0	0	2					
Woody Woodward, R (1, 6) OBP: 0.330, SLG: 0.306	0-0 G4-3		0-0		0-0 L6		0-3 K		SH2-4 1B	4	0	1	0	0	1	3					
Gerry Arrigo, L (1, 1) OBP: 0.212, SLG: 0.161	0-3 K					0-3 K		0-0	SH2-4 1B	2	0	0	0	0	2	2					
Clay Carroll, R (6, 1) OBP: 0.303, SLG: 0.310										1	1	1	0	0	0	0					
Wayne Granger, R (9, 1) OBP: 0.208, SLG: 0.095									G3 2B 1B	0	0	0	0	0	0	0					
Inning Stats	R: 0 E: 0 K: 3 S: 9	H: 0 LOB: 1 BB: 1 P: 13	R: 0 E: 0 K: 1 S: 6	H: 1 LOB: 2 BB: 1 P: 10	R: 2 E: 0 K: 2 S: 8	H: 1 LOB: 0 BB: 1 P: 12	R: 0 E: 0 K: 0 S: 2	H: 0 LOB: 0 BB: 1 P: 6	R: 0 E: 0 K: 1 S: 6	H: 1 LOB: 2 BB: 1 P: 10	R: 0 E: 1 K: 2 S: 8	H: 0 LOB: 1 BB: 0 P: 8	R: 2 E: 0 K: 1 S: 7	H: 3 LOB: 2 BB: 1 P: 11	R: 0 E: 0 K: 0 S: 5	H: 2 LOB: 3 BB: 1 P: 9		1B: 5 2B: 2 3B: 0 HR: 1	SF: 0 SAC: 1 DP: 1 HBP: 0	WP: 0 PB: 0 SB: 1 CS: 0	PA: 38
PITCHER	IP WLS BF H R ER SO BB IBB HBP BLK WP HR S P ERA WHIP																				
Tom Griffin, R (1, 1) ERA: 3.54	6.0 L 26 3 2 2 2 9 5 0 0 0 0 0 39 59 3.00 1.333																				
Jim Bouton, R (7, 1) ERA: 3.5	0.1 3 2 2 2 0 0 0 0 0 0 0 3 3 54.00 6.000																				
Wade Blasingame, L (7, 1) ERA: 5.37	0.0 1 0 0 0 0 0 1 0 0 0 0 0 0 4 ∞ ∞																				
Jack Billingham, R (7, 1) ERA: 4.25	1.2 8 3 0 0 1 0 1 0 0 0 0 9 13 0.00 1.800																				

AB	30
R	4
H	8
RBI	4
BB	7
SO	10
LOB	22



Batter	1	2	3	4	5	6	7	8	9	AB	R	H	RBI	BB	SO	LOB	TOP			
Joe Morgan, L (1.4) OBP: 0.368, SLG: 0.375	F8		4-3 1B		E SF8 1B		K		3-1	5	2	2	0	0	1	0				
Jesus Alou, R (1.9) OBP: 0.273, SLG: 0.340	1B		4-3		6-3		6-3			4	0	1	0	0	0	2				
Curt Blefary, L (1.3) OBP: 0.348, SLG: 0.395	1-2 1B		HR		SF8		F8			3	1	2	2	0	0	0				
Tommy Davis, R (1.7) OBP: 0.319, SLG: 0.372	K		3-H 1B		3-H HR		F7		F9	4	1	1	2	0	1	2				
Norm Miller, L (1.8) OBP: 0.348, SLG: 0.363	K		K		4-3		4-3		HR	4	1	1	1	0	2	2				
Denis Menke, R (1.6) OBP: 0.368, SLG: 0.386		P3		K		1B 2B		5-3		4	1	1	0	0	1	0				
Doug Rader, R (1.5) OBP: 0.324, SLG: 0.358		P6		F9		6-3		F9		4	0	0	0	0	0	1				
Johnny Edwards, L (1.2) OBP: 0.305, SLG: 0.333		F9		FC6 1B		1B IBB		F8		3	0	1	0	1	0	0				
Denny Lemaster, R (1.1) OBP: 0.223, SLG: 0.239			F9	FC6		1-3 2H 1B		K		4	0	1	1	0	1	1				
Inning Stats	R: 0 E: 0 K: 2 S: 9	H: 2 LOB: 2 BB: 0 P: 9	R: 0 E: 0 K: 0 S: 3	H: 0 LOB: 0 BB: 0 P: 3	R: 3 E: 0 K: 1 S: 8	H: 3 LOB: 0 BB: 0 P: 8	R: 0 E: 0 K: 1 S: 6	H: 1 LOB: 1 BB: 0 P: 6	R: 1 E: 0 K: 0 S: 4	H: 2 LOB: 2 BB: 1 P: 8	R: 0 E: 0 K: 0 S: 5	H: 0 LOB: 0 BB: 0 P: 5	R: 1 E: 0 K: 0 S: 4	H: 1 LOB: 0 BB: 0 P: 4	R: 0 E: 0 K: 1 S: 5	H: 0 LOB: 0 BB: 0 P: 5	1B: 7 2B: 1 3B: 0 HR: 2	SF: 1 SAC: 0 DP: 0 HBP: 0	WP: 0 PB: 0 SB: 2 CS: 0	PA: 37
PITCHER	IP	WLS	BF	H	R	ER	SO	BB	IBB	HBP	BLK	WP	HR	S	P	ERA	WHIP			
Don Sutton, R (1.1) ERA: 3.47	7.0	L	30	9	5	4	5	0	1	0	0	0	1	39	43	5.14	1.286			
Jim Brewer, L (8.1) ERA: 2.55	1.0		4	1	1	1	0	0	0	0	0	0	1	4	4	9.00	1.000			
Jack Jenkins, R (9.1) ERA:	1.0		3	0	0	0	1	0	0	0	0	0	0	5	5	0.00	0.000			

Houston Astros @ Los Angeles Dodgers
 Dodger Stadium, Los Angeles, CA
 Tue Sep 30 1969, 7:05 PM PDT
 Att: 11,605 - Unknown

AB 35
 R 6
 H 10
 RBI 6
 BB 1
 SO 6
 LOB 8



Batter	1	2	3	4	5	6	7	8	9	AB	R	H	RBI	BB	SO	LOB	BOTTOM		
Billy Grabarkewitz, R (1.6) OBP: 0.145, SLG: 0.138	F7		K		1-3			K		4	0	0	0	0	2	1			
Ted Sizemore, R (1.4) OBP: 0.327, SLG: 0.337	HR		K		6-3		P4			4	1	1	0	0	1	0			
Willie Crawford, L (1.9) OBP: 0.330, SLG: 0.405	1-3		K		3-1		K			4	0	0	0	0	2	1			
Andy Kosco, R (1.7) OBP: 0.282, SLG: 0.422	2H HR		P3		F2		P4		P4	4	1	1	2	0	0	0			
Jim Lefebvre, S (1.3) OBP: 0.347, SLG: 0.343	K2-3		5-3		P4		P4		4-3 PB BB	3	0	0	0	1	1	0			
Bill Sudakis, S (1.5) OBP: 0.296, SLG: 0.386		F9		P4		K		4-3		4	0	0	0	0	1	1			
Bill Russell, R (1.8) OBP: 0.301, SLG: 0.344				FC3-6 BB		E9 1B		L4		3	1	1	0	1	0	1			
Bob Stinson, S (1.2) OBP: 0.333, SLG: 0.333		K		FC3-6		1-2				3	0	1	1	0	1	2			
Don Sutton, R (1.1) OBP: 0.162, SLG: 0.153										2	0	0	0	0	2	2			
Manny Mota, R (7, PH) OBP: 0.372, SLG: 0.389										1	0	0	0	0	1	1			
Jim Brewer, L (8.1) OBP: 0.167, SLG: 0.182										0	0	0	0	0	0	0			
Jack Jenkins, R (9.1) ERA:										0	0	0	0	0	0	0			
Inning Stats	R: 2 E: 0 K: 1 S: 7	H: 2 LOB: 0 BB: 0 P: 7	R: 0 E: 0 K: 2 S: 8	H: 1 LOB: 1 BB: 0 P: 8	R: 0 E: 0 K: 3 S: 9	H: 0 LOB: 0 BB: 0 P: 9	R: 0 E: 0 K: 0 S: 3	H: 0 LOB: 0 BB: 0 P: 3	R: 0 E: 0 K: 2 S: 7	H: 0 LOB: 0 BB: 0 P: 7	R: 0 E: 0 K: 0 S: 3	H: 0 LOB: 1 BB: 1 P: 7	R: 0 E: 0 K: 0 S: 3	H: 0 LOB: 1 BB: 1 P: 7	1B: 1 2B: 2 3B: 0 HR: 1	SF: 0 SAC: 0 DP: 0 HBP: 0	WP: 0 PB: 1 SB: 0 CS: 0	PA: 34	
PITCHER	IP	WLS	BF	H	R	ER	SO	BB	IBB	HBP	BLK	WP	HR	S	P	ERA	WHIP		
Denny Lemaster, L (1.1) ERA: 3.16	9.0	W	34	4	3	2	11	2	0	0	0	0	1	54	62	2.00	0.667		

Houston Astros @ Los Angeles Dodgers
 Dodger Stadium, Los Angeles, CA
 Tue Sep 30 1969, 7:05 PM PDT
 Att: 11,605 - Unknown

AB 32
 R 3
 H 4
 RBI 3
 BB 2
 SO 11
 LOB 9



Batter	1	2	3	4	5	6	7	8	9	AB	R	H	RBI	BB	SO	LOB	TOP					
Joe Morgan, L OBP: 0.366, SLG: 0.372 (1,4)	1-3		F8		F9		3-1			4	0	0	0	0	0	1						
Jesus Alou, R OBP: 0.275, SLG: 0.340 (1,9)	5-3		G4-3 HBP			1B FC4-6		6-3		3	1	1	0	0	0	0						
Tommy Davis, R OBP: 0.318, SLG: 0.371 (1,8)	K		G4-3			1B FC4-6		F7		4	0	1	0	0	1	1						
Doug Rader, R OBP: 0.325, SLG: 0.359 (1,5)		E7 2B		5-3 4-3		1B FC4-6		F9		4	1	2	1	0	0	1						
Bob Watson, R OBP: 0.396, SLG: 0.350 (1,3)		1B 2H		4-3		F8		F8		4	0	1	1	0	0	2						
Marty Martinez, S OBP: 0.341, SLG: 0.376 (1,2)				5-3		1-3		F9		4	0	1	0	0	0	2						
Curt Blefary, L OBP: 0.346, SLG: 0.392 (1,7)		2-3		2-3				F4		4	0	0	0	0	2	3						
Hector Torres, R OBP: 0.183, SLG: 0.217 (1,6)		K				G5-4-3 1B		5-3		3	0	1	0	0	1	2						
Larry Dierker, R OBP: 0.158, SLG: 0.186 (1,1)		K				G5-4-3 1B				3	0	1	0	0	1	3						
Inning Stats	R: 0 E: 0 K: 1 S: 5	H: 0 LOB: 0 BB: 0 P: 5	R: 1 E: 1 K: 2 S: 10	H: 3 LOB: 2 BB: 0 P: 10	R: 0 E: 0 K: 0 S: 2	H: 0 LOB: 0 BB: 0 P: 3	R: 0 E: 0 K: 1 S: 6	H: 1 LOB: 1 BB: 0 P: 6	R: 0 E: 0 K: 0 S: 3	H: 1 LOB: 0 BB: 0 P: 3	R: 1 E: 0 K: 0 S: 5	H: 2 LOB: 1 BB: 0 P: 5	R: 0 E: 0 K: 0 S: 4	H: 1 LOB: 1 BB: 0 P: 4	R: 0 E: 0 K: 0 S: 3	H: 0 LOB: 0 BB: 0 P: 3	R: 0 E: 0 K: 1 S: 5	H: 0 LOB: 0 BB: 0 P: 5	1B: 7 2B: 1 3B: 0 HR: 0	SF: 0 SAC: 0 DP: 2 HBP: 1	WP: 0 PB: 0 SB: 0 CS: 0	PA: 34
PITCHER Claude Osteen, L ERA: 2.66 (1,1)	IP: 9.0 WLS: W BF: 34 H: 8 R: 2 ER: 2 SO: 5 BB: 0 IBB: 0 HBP: 1 BLK: 0 WP: 0 HR: 0 S: 43 P: 44 ERA: 2.00 WHIP: 0.889															PITCHER Claude Osteen, L ERA: 2.66 (1,1)	IP: 9.0 WLS: W BF: 34 H: 8 R: 2 ER: 2 SO: 5 BB: 0 IBB: 0 HBP: 1 BLK: 0 WP: 0 HR: 0 S: 43 P: 44 ERA: 2.00 WHIP: 0.889					

Houston Astros @ Los Angeles Dodgers
Dodger Stadium, Los Angeles, CA
Wed Oct 01 1969, 7:05 PM PDT
Att: 9,123 - Unknown

AB	33
R	2
H	8
RBI	2
BB	0
SO	5
LOB	15



Batter	1	2	3	4	5	6	7	8	9	AB	R	H	RBI	BB	SO	LOB	BOTTOM			
Maury Wills, S OBP: 0.337, SLG: 0.335 (1,6)	F7		F7		6-3		E6 CS			4	0	0	0	0	0	0				
Ted Sizemore, R OBP: 0.327, SLG: 0.336 (1,4)	5-3			2B 1B	F3		CS 1-2	5-3		4	1	1	0	0	0	0				
Willie Davis, L OBP: 0.354, SLG: 0.457 (1,8)				2B 1-3		E9 1B		L5		4	2	3	0	0	0	0				
Willie Crawford, L OBP: 0.329, SLG: 0.402 (1,9)	F8			2B BB		G3		K		3	1	0	0	1	1	2				
Jim Lefebvre, S OBP: 0.350, SLG: 0.351 (1,3) (9,5)		4-3			1H 2H 3H		G4-6-3 1B			3	0	2	4	0	0	0				
Bill Sudakis, S OBP: 0.294, SLG: 0.383 Wes Parker, S OBP: 0.352, SLG: 0.424 (9,3)		4-3			F8		G4-6-3			3	0	0	0	0	0	2				
Von Joshua, L OBP: 0.400, SLG: 0.490 (1,7)		6-3								3	1	2	0	0	0	0				
Bob Stinson, S OBP: 0.250, SLG: 0.250 (1,2)			CI CS		G1-6-3			SH1-3		1	0	0	0	0	0	2				
Claude Osteen, L OBP: 0.246, SLG: 0.252 (1,1)			F7					F9		3	0	0	0	0	1	2				
Inning Stats	R: 0 E: 0 K: 0 S: 4	H: 1 LOB: 1 BB: 0 P: 4	R: 0 E: 0 K: 0 S: 3	H: 0 LOB: 0 BB: 0 P: 3	R: 0 E: 1 K: 0 S: 3	H: 0 LOB: 0 BB: 0 P: 3	R: 3 E: 0 K: 0 S: 6	H: 4 LOB: 1 BB: 1 P: 10	R: 0 E: 0 K: 1 S: 5	H: 0 LOB: 0 BB: 0 P: 5	R: 1 E: 1 K: 0 S: 4	H: 2 LOB: 0 BB: 0 P: 4	R: 1 E: 1 K: 0 S: 4	H: 1 LOB: 0 BB: 0 P: 4	R: 0 E: 0 K: 1 S: 5	H: 0 LOB: 0 BB: 0 P: 5	1B: 4 2B: 4 3B: 0 HR: 0	SF: 0 SAC: 1 DP: 2 HBP: 0	WP: 0 PB: 0 SB: 0 CS: 2	PA: 32
PITCHER Larry Dierker, R ERA: 2.33 (1,1)	IP: 8.0 WLS: L BF: 31 H: 8 R: 5 ER: 4 SO: 2 BB: 1 IBB: 0 HBP: 0 BLK: 0 WP: 0 HR: 0 S: 34 P: 38 ERA: 4.50 WHIP: 1.125															PITCHER Larry Dierker, R ERA: 2.33 (1,1)	IP: 8.0 WLS: L BF: 31 H: 8 R: 5 ER: 4 SO: 2 BB: 1 IBB: 0 HBP: 0 BLK: 0 WP: 0 HR: 0 S: 34 P: 38 ERA: 4.50 WHIP: 1.125			

Houston Astros @ Los Angeles Dodgers
Dodger Stadium, Los Angeles, CA
Wed Oct 01 1969, 7:05 PM PDT
Att: 9,123 - Unknown

AB	28
R	5
H	8
RBI	4
BB	1
SO	2
LOB	8



Batter	1	2	3	4	5	6	7	8	9	AB	R	H	RBI	BB	SO	LOB	TOP			
Joe Morgan, L (1.4) OBP: 0.365, SLG: 0.372	P6			5-3			F8		K	5	0	1	1	0	1	2				
Jesus Alou, R (1.9) OBP: 0.276, SLG: 0.341		4-3					6-3		L3	5	0	2	0	0	0	2				
Tommy Davis, R (1.7) OBP: 0.318, SLG: 0.370	1-4-3			P2					L5	4	0	1	0	0	0	1				
Norm Miller, L (1.8) OBP: 0.348, SLG: 0.364	K			F8			G4-3			4	1	1	0	0	1	3				
Curt Blefary, L (1.3) OBP: 0.347, SLG: 0.393							F5			4	0	2	1	0	1	1				
Denis Menke, R (1.6) OBP: 0.369, SLG: 0.387				1-3			1-3			4	2	2	0	0	0	0				
Doug Rader, R (1.5) OBP: 0.325, SLG: 0.359							F9		E8	4	0	1	0	0	1	1				
Johnny Edwards, L (1.2) OBP: 0.306, SLG: 0.333							F9		1-3	3	1	1	0	1	0	1				
Jim Ray, R (1.1) OBP: 0.148, SLG: 0.115							1-3			2	0	1	1	0	1	2				
Mary Martinez, S (7. PH) OBP: 0.340, SLG: 0.374										1	0	0	0	0	0	0				
Jim Bouton, R (7.1) OBP: 0.290, SLG: 0.300										0	0	0	0	0	0	0				
Keith Lampard, L (6. PH) OBP: 0.290, SLG: 0.300										1	0	0	0	0	1	0				
Fred Gladding, L (9.1) OBP: 0.100, SLG: 0.100										0	0	0	0	0	0	0				
Jack Billingham, R (9.1) OBP: 0.250, SLG: 0.250										0	0	0	0	0	0	0				
Inning Stats	R: 0 E: 0 K: 1 S: 6	H: 1 LOB: 1 BB: 0 P: 6	R: 2 E: 0 K: 1 S: 8	H: 4 LOB: 2 BB: 1 P: 12	R: 0 E: 0 K: 1 S: 5	H: 0 LOB: 0 BB: 0 P: 5	R: 0 E: 0 K: 1 S: 7	H: 2 LOB: 2 BB: 0 P: 7	R: 0 E: 0 K: 0 S: 4	H: 0 LOB: 0 BB: 0 P: 3	R: 0 E: 0 K: 0 S: 3	H: 0 LOB: 0 BB: 0 P: 3	R: 0 E: 0 K: 0 S: 6	H: 3 LOB: 1 BB: 0 P: 6	R: 0 E: 0 K: 2 S: 7	H: 0 LOB: 0 BB: 0 P: 7	1B: 10 2B: 2 3B: 0 HR: 0	SF: 0 SAC: 0 DP: 1 HBP: 0	WP: 1 PB: 0 CS: 1 SB: 0	PA: 38
PITCHER Bill Singer, R (1.1) ERA: 2.34	IP: 9.0 WLS: W BF: 38 H: 12 R: 4 ER: 3 SO: 6 BB: 1 IBB: 0 HBP: 0 BLK: 0 WP: 1 HR: 0 S: 49 P: 53 ERA: 3.00 WHIP: 1.444																			

Houston Astros @ Los Angeles Dodgers
Dodger Stadium, Los Angeles, CA
Thu Oct 02 1969, 7:05 PM PDT
Att: 9,966 - Unknown

AB	37
R	4
H	12
RBI	3
BB	1
SO	6
LOB	13



Batter	1	2	3	4	5	6	7	8	9	AB	R	H	RBI	BB	SO	LOB	BOTTOM					
Maury Wills, S (1.6) OBP: 0.337, SLG: 0.335	6-3				4-3					5	0	2	0	0	1	0						
Ted Sizemore, R (1.4) OBP: 0.328, SLG: 0.342					F7				WP	5	2	2	1	0	0	2						
Willie Davis, L (1.8) OBP: 0.356, SLG: 0.456				F8						3	0	1	0	1	0	1						
Willie Crawford, L (1.9) OBP: 0.331, SLG: 0.401					4-3					3	1	1	0	1	1	2						
Jim Lefebvre, S (1.5) OBP: 0.349, SLG: 0.349										4	1	1	1	0	2	1						
Wes Parker, S (1.3) OBP: 0.353, SLG: 0.427										4	0	2	1	0	0	2						
Von Joshua, L (1.7) OBP: 0.250, SLG: 0.250										3	0	0	0	0	2	3						
Len Gabrielson, L (6. PH) OBP: 0.313, SLG: 0.326										1	0	0	0	0	0	2						
Bill Russell, R (9.7) OBP: 0.301, SLG: 0.344										0	0	0	0	0	0	0						
Bob Stinson, S (1.2) OBP: 0.375, SLG: 0.375										4	1	2	1	0	1	1						
Bill Singer, R (1.1) OBP: 0.118, SLG: 0.111										3	0	0	0	0	3	2						
Inning Stats	R: 1 E: 0 K: 1 S: 5	H: 1 LOB: 1 BB: 1 P: 9	R: 0 E: 0 K: 3 S: 10	H: 1 LOB: 0 BB: 0 P: 10	R: 0 E: 0 K: 1 S: 5	H: 1 LOB: 0 BB: 0 P: 5	R: 2 E: 0 K: 2 S: 11	H: 4 LOB: 2 BB: 0 P: 11	R: 0 E: 0 K: 0 S: 4	H: 0 LOB: 0 BB: 0 P: 4	R: 0 E: 0 K: 1 S: 5	H: 0 LOB: 0 BB: 0 P: 5	R: 0 E: 0 K: 2 S: 7	H: 0 LOB: 0 BB: 0 P: 7	R: 1 E: 0 K: 0 S: 5	H: 1 LOB: 2 BB: 1 P: 9	R: 1 E: 0 K: 0 S: 3	H: 2 LOB: 1 BB: 0 P: 3	1B: 9 2B: 1 3B: 0 HR: 1	SF: 0 SAC: 1 DP: 0 HBP: 0	WP: 2 PB: 0 CS: 2 SB: 0	PA: 38
PITCHER Jim Ray, R (1.1) ERA: 3.91	IP: 6.0 WLS: 2 BF: 25 H: 8 R: 3 ER: 3 SO: 8 BB: 1 IBB: 0 HBP: 0 BLK: 0 WP: 1 HR: 1 S: 40 P: 44 ERA: 4.50 WHIP: 1.500																					
Jim Bouton, R (7.1) ERA: 3.92	IP: 2.0 WLS: 9 BF: 1 H: 1 R: 1 ER: 1 SO: 2 BB: 1 IBB: 0 HBP: 0 BLK: 0 WP: 0 HR: 0 S: 12 P: 16 ERA: 4.50 WHIP: 1.000																					
Fred Gladding, R (9.1) ERA: 4.21	IP: 0.1 WLS: L BF: 3 H: 2 R: 1 ER: 1 SO: 0 BB: 0 IBB: 0 HBP: 0 BLK: 0 WP: 0 HR: 0 S: 3 P: 3 ERA: 27.00 WHIP: 6.000																					
Jack Billingham, R (9.1) ERA: 4.25	IP: 0.0 WLS: 1 BF: 0 H: 0 R: 0 ER: 0 SO: 0 BB: 0 IBB: 0 HBP: 0 BLK: 0 WP: 1 HR: 0 S: 0 P: 0 ERA: ∞ WHIP: ∞																					

Houston Astros @ Los Angeles Dodgers
Dodger Stadium, Los Angeles, CA
Thu Oct 02 1969, 7:05 PM PDT
Att: 9,966 - Unknown

AB	35
R	5
H	11
RBI	4
BB	2
SO	10
LOB	16

