

Houston Astros - 1970

Batter	1	2	3	4	5	6	7	8	9	AB R H RBI BB SO LOB	TOP	
Joe Morgan, L (1, 4) OBP: 0.600, SLG: 0.333	0-0 G3		4-0 BB		0-0 4-3		0-0 G3 1B	4-0 1B		3 1 1 0 2 0 0		
Joe Peptone, L (1, 9) OBP: 0.333, SLG: 0.333 Keith Lampard, L (7, PH) Jack Billingham, R (7, 1) Jack Dilauro, S (7, 1) Jim Bouton, R (7, 1) Fred Gladding, L (8, 1)	0-0 1B		0-0 4-3		0-0 1-3		0-0 G3	0-3 K		3 0 1 0 0 0 1 1 0 0 0 0 0 1 0 0 0 0 0 0 0 0 0 0 0 0 0 0 1 0 0 0 0 1 3 0 0 0 0 0 0 0		
Jimmy Wynn, R (1, 8) OBP: 0.400, SLG: 0.250	0-3 K			0-0 F8		0-3 K	0-0 1B		4-0 G3 SF7 BB	4 1 1 1 1 2 1		
John Mayberry, L (1, 3)	0-0 F9			4-0 1B WP BB		0-0 4-3	0-0 F9		0-0 G3	4 1 0 0 1 0 3		
Denis Menke, R (1, 6) OBP: 0.400, SLG: 0.500		0-0 F9		0-0 WP E 1B		0-0 F9		0-0 BB 1B WP 1B	0-0 SF7	4 2 2 1 0 0 0		
Tommy Davis, R (1, 7) OBP: 0.400, SLG: 0.400		0-3 K		0-3 K			0-0 BB HR 1B	0-0 WP BB 1B	0-0 1-3	5 1 2 0 0 2 1		
Doug Rader, R (1, 5) OBP: 0.500, SLG: 0.333		0-0 1B		0-0 E6 FC3-6			4-0 HR BB	0-0 F6		3 1 1 0 1 0 2		
Johnny Edwards, L (1, 2)			0-0 F7	0-0 FC3-6			0-3 K	0-3 K		4 0 0 0 0 2 5		
Larry Dierker, R (1, 1) Norm Miller, L (7, PH) OBP: 1.000, SLG: 4.000			0-3 K		0-0 F7		0-0 HR	4-0 WP BB		2 0 0 0 0 1 0 1 1 1 3 1 0 0		
Inning Stats	R: 0 H: 1 E: 0 LOB: 1 K: 1 BB: 0 S: 6 P: 6	R: 0 H: 1 E: 0 LOB: 1 K: 1 BB: 0 S: 5 P: 5	R: 0 H: 0 E: 0 LOB: 1 K: 1 BB: 1 S: 5 P: 9	R: 2 H: 1 E: 1 LOB: 1 K: 1 BB: 1 S: 7 P: 11	R: 0 H: 0 E: 0 LOB: 0 K: 0 BB: 0 S: 3 P: 3	R: 0 H: 0 E: 0 LOB: 0 K: 1 BB: 0 S: 5 P: 5	R: 4 H: 4 E: 0 LOB: 1 K: 1 BB: 1 S: 9 P: 13	R: 1 H: 2 E: 0 LOB: 3 K: 2 BB: 2 S: 9 P: 17	R: 1 H: 0 E: 0 LOB: 0 K: 0 BB: 1 S: 3 P: 7	1B: 8 SF: 1 2B: 0 SAC: 0 3B: 0 DP: 0 HR: 1 HBP: 0	WP: 3 PA: 42 PB: 0 SB: 2 CS: 0	
PITCHER	IP WLS BF H R ER SO BB IBB HBP BLK WP HR S P ERA WHIP											
Gaylord Perry, R (1, 1) ERA: 7.71	7.0 L 33 9 7 6 6 3 0 0 0 1 1 42 54 7.71 1.714											
Don McMahon, R (8, 1) ERA:	1.0 5 0 0 0 2 1 1 0 0 1 0 7 15 0.00 1.000											
Frank Linzy, R (9, 1) ERA: 9.0	1.0 4 0 1 1 0 1 0 0 0 0 0 3 7 9.00 1.000											

Houston Astros @ San Francisco Giants
Candlestick Park, San Francisco, CA
Tue Apr 07 1970, 6:33 AM EST
Att. 30,933 - Unknown

AB	35
R	8
H	9
RBI	5
BB	6
SO	8
LOB	17



Batter	1	2	3	4	5	6	7	8	9	AB	R	H	RBI	BB	SO	LOB
Bobby Bonds, R OBP: 0.400, SLG: 0.250 (1, 9)	0-0 E6 1B	4-0 BB			0-0 F9		0-0 3B 1B	0-0 FC6-5		4	2	1	0	1	0	2
Al Gallagher, R OBP: 0.400, SLG: 0.800 (1, 5)	0-0 1-3	0-0 F2			0-0 2B 1B		0-0 4-3 3B	0-3 K		5	2	2	1	0	1	5
Willie Mays, R OBP: 0.400, SLG: 0.400 (1, 8)	0-0 4-3 2-H 1B		0-0 G3-6-1 1B		0-0 F8		0-0 5-3	0-0 F2		5	0	2	1	0	0	4
Willie McCovey, L (1, 3)	4-0 1-2 4-3 BB		0-0 G3-6-1 1-2f		4-0 1-2 2B BB		0-0 4-3		0-3 K	3	1	0	1	2	1	1
Ken Henderson, S OBP: 0.800, SLG: 1.333 (1, 7)	0-0 4-3 1-2 2-3		0-0 2B		0-0 1-H 2-H 2B		4-0 1B BB		4-0 5-3 BB	3	0	2	2	2	0	2
Dick Dietz, R OBP: 0.200, SLG: 0.200 (1, 2)	0-3 K		0-3 K		0-3 K		0-0 1-2 1B		0-0 5-3	5	0	1	0	0	3	5
Tito Fuentes, S (1, 4)		0-0 F7		0-0 6-3		0-0 F3	0-0 F4		0-0 1-3	5	0	0	0	0	0	3
Hal Lanier, R OBP: 0.500, SLG: 0.333 (1, 6)		4-0 BB BB		0-0 F7		0-0 F7		0-0 FC6-5 1B 1B		3	0	1	0	1	0	0
Gaylord Perry, R Don McMahon, R Steve Whitaker, L OBP: 1.000, SLG: 1.000 (8, PH) Don Mason, L (8, PR) Frank Linzy, R (9, 1)		0-0 F2		0-0 1-3		0-0 F9		0-0 FC6-5 1B		3	0	0	0	0	0	1
										0	0	0	0	0	0	0
										1	0	1	0	0	0	0
										0	0	0	0	0	0	0
										0	0	0	0	0	0	0

Inning Stats	R: 1	H: 1	E: 1	K: 1	S: 7	LOB: 2	BB: 1	P: 11	R: 0	H: 0	E: 0	K: 0	S: 3	LOB: 2	BB: 2	P: 11	R: 0	H: 2	E: 0	K: 1	S: 6	LOB: 1	BB: 0	P: 6	R: 0	H: 0	E: 0	K: 0	S: 3	LOB: 0	BB: 0	P: 3	R: 2	H: 2	E: 0	K: 1	S: 7	LOB: 1	BB: 1	P: 11	R: 0	H: 0	E: 0	K: 0	S: 3	LOB: 0	BB: 0	P: 3	R: 0	H: 3	E: 0	K: 0	S: 6	LOB: 2	BB: 1	P: 10	R: 0	H: 2	E: 0	K: 1	S: 7	LOB: 2	BB: 0	P: 7	R: 0	H: 0	E: 0	K: 1	S: 5	LOB: 1	BB: 1	P: 9	1B: 7	2B: 2	3B: 1	HR: 0	SF: 0	SAC: 0	DP: 1	HBP: 0	WP: 0	PB: 0	SB: 0	CS: 0	PA: 43
--------------	------	------	------	------	------	--------	-------	-------	------	------	------	------	------	--------	-------	-------	------	------	------	------	------	--------	-------	------	------	------	------	------	------	--------	-------	------	------	------	------	------	------	--------	-------	-------	------	------	------	------	------	--------	-------	------	------	------	------	------	------	--------	-------	-------	------	------	------	------	------	--------	-------	------	------	------	------	------	------	--------	-------	------	-------	-------	-------	-------	-------	--------	-------	--------	-------	-------	-------	-------	--------


PITCHER	IP	WLS	BF	H	R	ER	SO	BB	IBB	HBP	BLK	WP	HR	S	P	ERA	WHIP
Larry Dierker, R ERA: 3.0 (1, 1)	6.0		27	5	3	2	3	4	0	0	0	0	0	29	45	3.00	1.500
Jack Billingham, R ERA: 54.0 (7, 1)	0.1		3	2	2	2	0	0	0	0	0	0	0	3	3	54.00	6.000
Jack Dilauro, L ERA: (7, 1)	0.1		2	0	0	0	0	1	0	0	0	0	0	1	5	0.00	3.000
Jim Bouton, R ERA: (7, 1)	0.2		5	3	0	0	0	0	0	0	0	0	0	5	5	0.00	4.500
Fred Gladding, R ERA: (8, 1)	1.2	S	6	0	0	0	2	1	0	0	0	0	0	9	13	0.00	0.600

BOTTOM

Houston Astros @ San Francisco Giants
Candlestick Park, San Francisco, CA

Tue Apr 07 1970, 6:33 AM EST
Att. 30,933 - Unknown

AB	37
R	5
H	10
RBI	5
BB	6
SO	5
LOB	23



Batter	1	2	3	4	5	6	7	8	9
Bobby Bonds, R (1, 9) OBP: 0.444, SLG: 0.286 Bob Burda, L (8, PH) Ron Hunt, R (8, PH) OBP: 1.000, SLG: 1.000 (9, 4)	0-0 G1 1B 1B		0-3 K		0-0 6-3		4-0 SH3-1 BB	0-0 2B 1B	
Al Gallagher, R (1, 5) OBP: 0.556, SLG: 0.889	0-0 FC5 G1 1-2 1B		0-0 1B		0-0 F3		0-0 SH3-1 1-2	0-0 1-H 2B	
Willie Mays, R (1, 8) OBP: 0.300, SLG: 0.222	0-0 B1		0-0 F2			0-0 5-3 BB	4-0 BB	0-0 F9	
Willie McCovey, L (1, 3) OBP: 0.333, SLG: 0.143	0-0 G1 1-2 2-3		0-0 4-3			0-0 HR 1B	0-0 F5		
Ken Henderson, S (1, 7) OBP: 0.556, SLG: 0.667 (9, 9)	4-0 BB			0-3 K		0-0 F2	0-0 F8		
Dick Dietz, R (1, 2) OBP: 0.333, SLG: 0.778	0-0 FC5 2-3f			0-0 2B		0-0 HR		0-0 F4	
Tito Fuentes, S (1, 4) OBP: 0.111, SLG: 0.222 Frank Linzy, R (9, 1)		0-0 F2		0-0 5-3 2B		0-0 2B		0-3 K	
Hal Lanier, R (1, 6) OBP: 0.500, SLG: 0.333		0-0 5-3		0-0 F8		4-0 IBB		0-0 WP 2B 1B	
Mike McCormick, L (1, 1) Don McMahon, R (8, 1) Steve Whitaker, L (8, PH) OBP: 1.000, SLG: 1.500 (9, 7)		0-3 K			0-0 F5	0-0 G3		0-0 1-H 1B 2B	

AB	R	H	RBI	BB	SO	LOB
3	0	1	0	1	1	0
0	0	0	0	0	0	0
1	1	1	1	0	0	0
4	0	3	1	0	0	0
4	0	0	0	1	0	4
4	1	1	0	0	0	5
3	0	0	0	1	1	3
4	1	2	2	0	0	3
4	0	1	0	0	1	1
0	0	0	0	0	0	0
3	1	1	0	1	0	1
3	0	0	0	0	1	2
0	0	0	0	0	0	0
1	1	1	1	0	0	0

BOTTOM


Houston Astros @ San Francisco Giants
Candlestick Park, San Francisco, CA

Wed Apr 08 1970, 9:05 PM EST
Att. 4,399 - Unknown

livebaseballscorecards.com

AB	34
R	5
H	11
RBI	5
BB	4
SO	4
LOB	19

WP: 1 PA: 39
PB: 0
SB: 0
CS: 0



Inning Stats	R	H	E	K	S	H	LOB	BB	P	R	H	E	K	S	H	LOB	BB	P
	0	2	0	5	9	0	3	0	1	0	1	0	6	3	0	2	0	3
	0	0	0	5	5	0	0	0	6	0	1	0	0	0	0	0	0	0
	0	1	0	6	6	0	1	0	3	0	1	0	0	0	0	0	0	0
	0	0	0	3	3	0	0	0	3	2	3	0	6	10	0	2	0	11
	3	4	1	9	9	0	1	0	9	0	4	0	1	9	0	1	0	9

PITCHER	IP	WLS	BF	H	R	ER	SO	BB	IBB	HBP	BLK	WP	HR	S	P	ERA	WHIP
Denny Lemaster, L (1, 1) ERA: 2.57	7.0		32	7	2	2	3	3	1	0	0	0	1	34	50	2.57	1.429
Jack Billingham, R (8, 1) ERA: 36.0	0.2		4	2	2	1	0	0	0	0	0	1	0	6	6	27.00	3.000
Jack Dilauro, L (8, 1) ERA: 27.0	0.0	L	1	1	0	0	0	0	0	0	0	0	0	1	1	∞	∞
Fred Gladding, R (8, 1) ERA:	0.1		2	1	1	1	0	0	0	0	0	0	0	2	2	27.00	3.000

Batter	1	2	3	4	5	6	7	8	9	AB R H RBI BB SO LOB	TOP																	
Joe Morgan, L (1, 4) OBP: 0.429, SLG: 0.273	0-0 CS 1B		4-0 S 2B BB		0-0 F8		0-0 F4		0-0 F9	4 1 1 0 1 0 0																		
Norm Miller, L (1, 9) OBP: 0.500, SLG: 1.200	0-3 K 1-2		0-0 E 2B		0-0 5-3		0-0 1-3			4 1 1 1 0 1 1																		
Jimmy Wynn, R (1, 8) OBP: 0.308, SLG: 0.250	0-3 K		0-0 E6 2-H		0-0 1B 1B			0-0 6-3		4 0 1 0 0 1 0																		
John Mayberry, L (1, 3) OBP: 0.200, SLG: 0.111		0-0 3-1	0-3 K		0-0 1-3 1B			0-3 K		4 0 1 0 0 2 1																		
Tommy Davis, R (1, 7) OBP: 0.308, SLG: 0.308		0-0 E S 1B		0-3 K	0-0 5-3			0-0 1B		4 0 2 0 0 1 2																		
Denis Menke, R (1, 6) OBP: 0.231, SLG: 0.250		0-0 F6 1-3		0-0 E7 3B		0-0 F8		0-0 3-1		4 1 0 0 0 0 2																		
Doug Rader, R (1, 5) OBP: 0.500, SLG: 1.200		0-0 4-3		0-0 1-H FC1-5 3B		0-3 K			0-0 HR	4 1 2 2 0 1 1																		
Johnny Edwards, L (1, 2)			0-0 G3	0-0 FC1-5		0-0 F7			0-3 K	4 0 0 0 0 1 1																		
Jim Ray, R (1, 1)			0-0 4-3	0-0 3-H 6-3			0-0 1-3		0-3 K	2 0 0 0 0 0 1																		
Jesus Alou, R (7, PH) OBP: 0.200, SLG: 0.200										1 0 0 0 0 0 0																		
Jack Dilauro, S (7, 1)										0 0 0 0 0 0 0																		
Dan Osinski, R (8, 1)										0 0 0 0 0 0 0																		
Keith Lampard, L (9, PH)										1 0 0 0 0 1 0																		
Inning Stats	R: 0 E: 0 K: 2 S: 7	H: 1 LOB: 0 BB: 0 P: 7	R: 0 E: 0 K: 0 S: 4	H: 1 LOB: 1 BB: 0 P: 4	R: 2 E: 1 K: 1 S: 7	H: 1 LOB: 1 BB: 1 P: 11	R: 1 E: 1 K: 1 S: 7	H: 1 LOB: 1 BB: 0 P: 7	R: 0 E: 0 K: 0 S: 5	H: 2 LOB: 2 BB: 0 P: 5	R: 0 E: 0 K: 1 S: 5	H: 0 LOB: 0 BB: 0 P: 5	R: 0 E: 0 K: 0 S: 3	H: 0 LOB: 0 BB: 0 P: 3	R: 0 E: 0 K: 1 S: 6	H: 1 LOB: 1 BB: 0 P: 6	R: 1 E: 0 K: 2 S: 8	H: 1 LOB: 0 BB: 0 P: 8	1B: 5 2B: 1 3B: 1 HR: 1	SF: 0 SAC: 0 DP: 0 HBP: 0	WP: 0 PB: 0 SB: 2 CS: 1	PA: 37						
PITCHER	IP WLS BF H R ER SO BB IBB HBP BLK WP HR S P ERA WHIP																											
Frank Reberger, R (1, 1) ERA: 1.5	6.0		26	6	3	1	5	1	0	0	0	0	0	0	35	39	1.50	1.167										
Ron Bryant, L (7, 1) ERA:	2.0	W	7	1	0	0	1	0	0	0	0	0	0	9	9	0.00	0.500											
Don McMahon, R (9, 1) ERA: 3.0	1.0	S	4	1	1	1	2	0	0	0	0	0	1	8	8	9.00	1.000											

Houston Astros @ San Francisco Giants
 Candlestick Park, San Francisco, CA
 Thu Apr 09 1970, 6:33 AM EST
 Att. 2,810 - Unknown

livebaseballscorecards.com

AB	36
R	4
H	8
RBI	3
BB	1
SO	8
LOB	9



Batter	1	2	3	4	5	6	7	8	9	AB	R	H	RBI	BB	SO	LOB
Tito Fuentes, S (1, 4) OBP: 0.154, SLG: 0.167 Bob Heise, R (9, 6)	4-0 G6-4-3 BB			x 0-0 6-3		x 0-0 1-3		x 0-0 4-3		3	0	0	0	1	0	2
Al Gallagher, R (1, 5) OBP: 0.462, SLG: 0.750	0-0 G6-4-3 1-2f			x 0-0 G3		x 0-0 1B		x 0-0 SF9 2-3 3-H		3	0	1	1	0	0	1
Ken Henderson, S (1, 8) OBP: 0.462, SLG: 0.444	0-0 F2			x 0-0 4-3		x 0-0 F5		B B B B 4-0 1B BB		3	1	0	0	1	0	1
Willie McCovey, L (1, 3) OBP: 0.462, SLG: 0.300		0-3 K		x 0-0 HR 1B		x 0-0 G4-6-3 1B		4-0 1B 1-2 1B IBB		3	2	2	0	1	1	0
Steve Whitaker, L (1, 7) OBP: 0.667, SLG: 0.800 Don McMahon, R (9, 1)		4-0 G5-4-3 BB		0-3 K		x 0-0 G4-6-3 1-2f		0-0 1B 1-3 2-H 3-H 1B		3	0	1	2	1	1	2
Dick Dietz, R (1, 2) OBP: 0.385, SLG: 0.923	0-0 G5-4-3 1-2f			x 0-0 HR		x 0-3 K		0-0 1-2 3-H 1B		4	1	2	3	0	1	1
Bob Taylor, L (1, 9) Ron Bryant, S (7, 1) Ron Hunt, R (8, PH) OBP: 0.667, SLG: 0.667			x 0-0 F6		B B B B 4-0 G6-3 BB			0-0 SH 1B F6		1	0	0	0	1	0	0
Hal Lanier, R (1, 6) OBP: 0.400, SLG: 0.250 Willie Mays, R (8, PH) OBP: 0.364, SLG: 0.222			x 0-0 1-3		x 0-0 G6-3 1-2f			4-0 SH 1-2 SF9 BB		2	0	0	0	0	0	1
Frank Reberger, L (1, 1) Bobby Bonds, R (6, PH) OBP: 0.400, SLG: 0.250			0-3 K		0-0 K		x 0-3 K	x 0-0 SH SF9 1B 1-3 2-H		0	1	0	0	0	1	0

Inning Stats	R: 0	H: 0	E: 0	K: 0	S: 2	R: 0	H: 0	E: 0	K: 1	S: 4	R: 0	H: 0	E: 0	K: 1	S: 5	R: 2	H: 2	E: 0	K: 1	S: 6	R: 0	H: 1	E: 0	K: 1	S: 6	R: 0	H: 1	E: 0	K: 1	S: 5	R: 5	H: 3	E: 1	K: 0	S: 7	
	LOB: 0	BB: 1				LOB: 0	BB: 1				LOB: 0	BB: 0				LOB: 0	BB: 1				LOB: 1	BB: 0					LOB: 0	BB: 0			LOB: 2	BB: 3				

PITCHER	IP	WLS	BF	H	R	ER	SO	BB	IBB	HBP	BLK	WP	HR	S	P	ERA	WHIP
Jim Ray, R (1, 1) ERA: 3.0	6.0		21	3	2	2	4	3	0	0	0	0	1	26	38	3.00	1.000
Jack Dilauro, L (7, 1) ERA: 20.25	1.0	L	5	2	2	2	1	1	0	0	0	0	0	6	10	18.00	3.000
Dan Osinski, R (8, 1) ERA: 27.0	1.0		8	2	3	3	0	1	1	0	0	0	0	6	14	27.00	3.000

BOTTOM

Houston Astros @ San Francisco Giants
Candlestick Park, San Francisco, CA

Thu Apr 09 1970, 6:33 AM EST
Att. 2,810 - Unknown

AB	26
R	7
H	7
RBI	6
BB	6
SO	5
LOB	10

livebaseballscorecards.com

GIANTS

WP: 0	PA: 34
PB: 0	
SB: 0	
CS: 0	

Batter	1	2	3	4	5	6	7	8	9	AB R H RBI BB SO LOB
Sonny Jackson, L (1, 6) OBP: 0.500, SLG: 0.429	0-0 F9		4-0 HR 1B BB		0-0 2B		0-3 K		0-0 4-3	4 1 1 0 1 1 0
Felix Millan, R (1, 4) OBP: 0.500, SLG: 0.688	0-0 F8		1-2 HR 1B		0-0 6-3		0-0 1B 2B 1B		0-0 5-3 1B	5 2 3 0 0 0 1
Hank Aaron, R (1, 9) OBP: 0.667, SLG: 1.077	4-0 FC5-4 BB		1-H 2-H 3-H HR		4-0 G4-6-3 BB		1-2 2B 1B		0-0 5-3	3 1 2 4 2 0 1
Rico Carty, R (1, 7) Mike Lum, L (7, 7)	0-0 FC5-4 1-2f		4-0 BB		0-0 G4-6-3 1-2f		0-0 2B		0-0 5-3	3 0 1 1 1 0 3 1 0 0 0 0 0 1
Orlando Cepeda, R (1, 3) OBP: 0.412, SLG: 0.733		0-0 4-3	0-0 F8			0-0 1B 2B				3 0 1 0 1 0 1
Tony Gonzalez, L (1, 8) OBP: 0.294, SLG: 0.400		0-0 CS 1B	0-0 F8			0-0 FC5 2-H 1B				4 0 2 0 0 0 4
Clete Boyer, R (1, 5) OBP: 0.118, SLG: 0.133		0-0 F9		0-0 6-3		0-0 P3		0-0 L7		4 0 0 0 0 0 2
Bob Tillman, R (1, 2) OBP: 0.308, SLG: 0.615		0-0 CS 1-2	0-3 K	0-0 L6		0-0 FC5 2-3		0-0 G6-4-3 1B		4 0 1 0 0 1 1
George Stone, L (1, 1) OBP: 0.250, SLG: 0.250			0-0 1B BB HR 1B	0-0 F9			0-0 5-3	0-0 G6-4-3 1-2f		4 1 1 0 0 0 1

Atlanta Braves @ Houston Astros
Astrodome, Houston, TX
Fri Apr 10 1970, 7:05 PM EST
Att. 20,305 - Dome

AB	35
R	5
H	12
RBI	5
BB	5
SO	2
LOB	15



Inning Stats	R: 0	H: 0	E: 0	K: 0	S: 3	P: 7	R: 0	H: 1	E: 0	K: 0	S: 3	P: 3	R: 4	H: 3	E: 0	K: 1	S: 8	R: 0	H: 0	E: 0	K: 0	S: 3	P: 3	R: 0	H: 1	E: 0	K: 0	S: 3	P: 7	R: 0	H: 2	E: 0	K: 0	S: 4	P: 4	R: 1	H: 3	E: 0	K: 1	S: 8	P: 12	R: 0	H: 1	E: 0	K: 0	S: 3	P: 3	R: 0	H: 1	E: 0	K: 0	S: 4	P: 4	1B: 8	2B: 3	3B: 0	HR: 1	SF: 0	SAC: 0	DP: 2	HBP: 0	WP: 0	PA: 41
--------------	------	------	------	------	------	------	------	------	------	------	------	------	------	------	------	------	------	------	------	------	------	------	------	------	------	------	------	------	------	------	------	------	------	------	------	------	------	------	------	------	-------	------	------	------	------	------	------	------	------	------	------	------	------	-------	-------	-------	-------	-------	--------	-------	--------	-------	--------

PITCHER	IP	WLS	BF	H	R	ER	SO	BB	IBB	HBP	BLK	WP	HR	S	P	ERA	WHIP
Tom Griffin, R (1, 1) ERA: 8.31	4.1	L	21	5	4	4	1	4	0	0	0	0	1	19	35	8.31	2.077
Jack Billingham, R (5, 1) ERA: 21.6	0.2		1	0	0	0	0	0	0	0	0	0	0	1	1	0.00	0.000
Ron Cook, L (6, 1) ERA: 4.5	2.0		11	5	1	1	1	0	1	0	0	0	0	12	16	4.50	2.500
Dan Osinski, R (8, 1) ERA: 9.0	2.0		7	2	0	0	0	0	0	0	0	0	0	7	7	0.00	1.000

PITCHER	IP	WLS	BF	H	R	ER	SO	BB	IBB	HBP	BLK	WP	HR	S	P	ERA	WHIP
---------	----	-----	----	---	---	----	----	----	-----	-----	-----	----	----	---	---	-----	------

Batter	1	2	3	4	5	6	7	8	9	AB R H RBI BB SO LOB	TOP									
Sonny Jackson, L (1, 6) OBP: 0.435, SLG: 0.474	0-0 E 3B		0-0 G3			0-0 4-3		0-0 P5	0-0 E4 1B	5 1 1 0 0 0 3	<p>Atlanta Braves @ Houston Astros Astrodome, Houston, TX</p> <p>Sat Apr 11 1970, 7:05 PM EST Att. 16,047 - Dome</p> <p>livebaseballscorecards.com</p>									
Felix Millan, R (1, 4) OBP: 0.429, SLG: 0.571	0-0 P3		0-0 6-3			0-0 F9		0-0 F8	0-0 1B	5 0 1 1 0 0 2										
Hank Aaron, R (1, 9) OBP: 0.609, SLG: 0.889	0-0 E5			0-0 G5-3 BB 1B		0-3 K			0-0 1B 1B P6	5 1 2 0 0 1 3										
Rico Carty, R (1, 7) OBP: 0.364, SLG: 0.667	0-0 6-3			4-0 BB BB BB BB 1-2 G5-3 BB		0-0 HR			0-0 K F9	4 1 1 1 1 1 5										
Orlando Cepeda, R (1, 3) OBP: 0.381, SLG: 0.632	0-0 P4			0-0 G5-3 1-2 2-3f		0-3 K			0-0 BB 1B 1B 1B	4 1 1 0 0 1 3										
Tony Gonzalez, L (1, 8) OBP: 0.286, SLG: 0.368		0-0 4-3		0-3 K		0-0 F9			0-0 BB 1B 1B 1-2 2-H	4 1 1 1 0 1 1										
Clete Boyer, R (1, 5) OBP: 0.143, SLG: 0.111		0-3 K			0-0 5-3		0-0 6-3		4-0 BB BB BB BB 1-2 2-3 1B BB	3 1 0 0 1 1 0										
Bob Tillman, R (1, 2) OBP: 0.294, SLG: 0.529		0-0 P4			0-0 F9			0-0 F8	0-0 E 1B 1B 1-2 2-H 3-H	4 1 1 2 0 0 0										
Milt Pappas, R (1, 1) Larry Jaster, L (4, 1) Mike Lum, L (8, PH) Hoyt Wilhelm, R (8, 1) Hal King, L (9, PH) Ralph Garr, L (9, PR)			0-0 F2		0-3 K			0-0 1B	0-0 1B E 1B 1-2 2-H	1 0 0 0 0 0 0 1 0 0 0 0 0 1 1 0 1 0 0 0 0 0 0 0 0 0 0 0 1 0 1 1 0 0 0 0 0 0 0 0 0 0										
Inning Stats	R: 1 E: 1 K: 0 S: 5	H: 1 LOB: 1 BB: 0 P: 5	R: 0 E: 0 K: 1 S: 5	H: 0 LOB: 0 BB: 0 P: 5	R: 0 E: 0 K: 0 S: 3	H: 1 LOB: 1 BB: 1 P: 9	R: 0 E: 0 K: 1 S: 5	H: 0 LOB: 0 BB: 0 P: 5	R: 0 E: 0 K: 1 S: 5	H: 0 LOB: 0 BB: 0 P: 5	R: 1 E: 0 K: 1 S: 6	H: 1 LOB: 0 BB: 0 P: 6	R: 0 E: 0 K: 0 S: 4	H: 1 LOB: 1 BB: 0 P: 4	R: 5 E: 1 K: 1 S: 12	H: 6 LOB: 3 BB: 1 P: 16	1B: 8 2B: 0 3B: 1 HR: 1	SF: 0 SAC: 0 DP: 1 HBP: 0	WP: 0 PB: 0 SB: 0 CS: 0	PA: 40
PITCHER	IP WLS BF H R ER SO BB IBB HBP BLK WP HR S P ERA WHIP																			
Jim Bouton, R (1, 1) ERA: 6.0	8.1 W 35 8 7 6 6 2 0 0 0 0 0 1 45 53 6.48 1.200																			
Fred Gladding, R (9, 1) ERA:	0.2 S 5 2 0 0 0 0 0 0 0 0 0 0 5 5 0.00 3.000																			



Batter	1	2	3	4	5	6	7	8	9
Joe Morgan, L OBP: 0.522, SLG: 0.444 (1, 4)	0-0 2B	4-0 2B		4-0 BB	0-0 1B		0-0 1B		
Norm Miller, L OBP: 0.364, SLG: 0.800 (1, 9)	0-0 HR	0-3 K		0-0 FC6-4 1B	0-0 P4		0-0 4-3		
Jimmy Wynn, R OBP: 0.318, SLG: 0.381 (1, 8)	0-0 P4	0-0 6-3		0-0 1B		0-0 5-3		0-0 F7	
Joe Pepitone, L OBP: 0.556, SLG: 1.250 (1, 3)	0-0 HR		0-0 2B	4-0 1B		0-0 F7		0-0 SF8	
Denis Menke, R OBP: 0.273, SLG: 0.350 (1, 6)	0-3 K		0-0 1-3	0-0 1B		0-0 P4		0-0 SF8	
Tommy Davis, R OBP: 0.273, SLG: 0.318 (1, 7)	0-0 WP		0-0 5-3	0-3 K		0-0 F9		0-0 1B	
Doug Rader, R OBP: 0.333, SLG: 0.684 (1, 5)	0-0 4-3		0-0 F9		0-3 K		0-0 4-3 1B	0-0 6-3	
Johnny Edwards, L OBP: 0.056, SLG: 0.056 (1, 2)		0-0 P6		0-0 F8	0-0 P3		0-0 4-3		
Jim Bouton, R OBP: 0.800, SLG: 0.750 (1, 1)		4-0 WP		0-0 FC6-4 2B	0-0 1B		0-0 1B		
Fred Gladding, L (9, 1)									

Inning Stats	R: 3	H: 4	E: 0	K: 1	S: 9	L: 23	BF: 23	H: 8	R: 6	ER: 6	SO: 2	BB: 3	IBB: 1	HBP: 0	BLK: 0	WP: 2	HR: 1	S: 23	P: 39	ERA: 14.73	WHIP: 3.000
	R: 0	H: 0	E: 0	K: 1	S: 5	L: 0	BF: 2	H: 0	R: 0	ER: 0	SO: 2	BB: 2	IBB: 0	HBP: 0	BLK: 0	WP: 0	HR: 0	S: 13	P: 4		
	R: 0	H: 1	E: 0	K: 0	S: 4	L: 0	BF: 4	H: 1	R: 0	ER: 0	SO: 0	BB: 0	IBB: 0	HBP: 0	BLK: 0	WP: 0	HR: 0	S: 4	P: 4		
	R: 3	H: 3	E: 0	K: 1	S: 8	L: 2	BF: 16	H: 3	R: 0	ER: 2	SO: 2	BB: 2	IBB: 0	HBP: 0	BLK: 0	WP: 0	HR: 0	S: 19	P: 19	2.70	1.500
	R: 0	H: 2	E: 0	K: 1	S: 7	L: 2	BF: 7	H: 2	R: 0	ER: 0	SO: 0	BB: 0	IBB: 0	HBP: 0	BLK: 0	WP: 0	HR: 0	S: 7	P: 7		
	R: 0	H: 0	E: 0	K: 0	S: 3	L: 0	BF: 3	H: 0	R: 0	ER: 0	SO: 0	BB: 0	IBB: 0	HBP: 0	BLK: 0	WP: 0	HR: 0	S: 3	P: 3		
	R: 1	H: 3	E: 0	K: 0	S: 6	L: 2	BF: 6	H: 3	R: 1	ER: 0	SO: 6	BB: 0	IBB: 0	HBP: 0	BLK: 0	WP: 0	HR: 0	S: 6	P: 6		
	R: 1	H: 2	E: 0	K: 0	S: 5	L: 1	BF: 5	H: 2	R: 0	ER: 0	SO: 5	BB: 0	IBB: 0	HBP: 0	BLK: 0	WP: 0	HR: 0	S: 5	P: 5		

PITCHER	IP	WLS	BF	H	R	ER	SO	BB	IBB	HBP	BLK	WP	HR	S	P	ERA	WHIP
Milt Pappas, R ERA: 14.73 (1, 1)	3.2	L	23	8	6	6	2	3	1	0	0	2	1	23	39	14.73	3.000
Larry Jaster, L ERA: 1.69 (4, 1)	3.1		15	5	1	1	2	0	0	0	0	0	0	19	19	2.70	1.500
Hoyt Wilhelm, R ERA: 9.0 (8, 1)	1.0		5	2	1	1	0	0	0	0	0	0	0	5	5	9.00	2.000

BOTTOM

AB R H RBI BB SO LOB

3 1 3 0 2 0 0

5 2 1 1 0 1 8

5 1 1 1 0 0 3

4 2 3 2 1 0 0

4 0 1 3 0 1 1

5 0 2 0 0 1 3

5 1 1 0 0 1 3

4 0 0 0 0 0 1

3 1 3 1 1 0 0

0 0 0 0 0 0 0

Atlanta Braves @ Houston Astros
Astrodome, Houston, TX

Sat Apr 11 1970, 7:05 PM EST
Att. 16,047 - Dome

livebaseballscorecards.com

AB 38
R 8
H 15
RBI 8
BB 4
SO 4
LOB 19



WP: 3 PA: 43
PB: 0
SB: 0
CS: 0

Batter	1	2	3	4	5	6	7	8	9	AB R H RBI BB SO LOB	TOP											
Sonny Jackson, L (1, 6) OBP: 0.407, SLG: 0.435	0-3 K		0-0 1B		0-0 4-3			0-0 4-3		4 0 1 0 0 1 0												
Felix Millan, R (1, 4) OBP: 0.400, SLG: 0.520	0-0 1B		0-0 4-3			0-0 6-3		0-3 K		4 0 1 0 0 1 1												
Hank Aaron, R (1, 9) OBP: 0.556, SLG: 0.818	0-0 L7			0-0 P6		0-0 2B			0-0 P4	4 0 1 0 0 0 1												
Rico Carty, R (1, 7) OBP: 0.385, SLG: 0.682	0-0 F8			0-0 1B		0-0 6-3			0-0 HR	4 1 2 0 0 0 2												
Orlando Cepeda, R (1, 3) OBP: 0.400, SLG: 0.783		0-3 K		0-0 2B		0-0 F9			0-0 HR	4 1 2 2 0 1 1												
Tony Gonzalez, L (1, 8) OBP: 0.280, SLG: 0.391		0-3 K		0-3 K			0-0 4-3		0-0 1B	4 1 1 0 0 2 2												
Clete Boyer, R (1, 5) OBP: 0.125, SLG: 0.095			0-0 F8		0-0 6-3		0-0 6-3		0-0 L1	3 0 0 0 0 0 2												
Rick Kester, R (7, 1)										0 0 0 0 0 0 0												
Ralph Garr, L (9, PH)										1 0 0 0 0 0 1												
Bob Didier, S (1, 2) OBP: 0.125, SLG: 0.125			0-3 K		0-0 P4		0-0 6-3		0-0 1B	4 0 1 1 0 1 0												
Phil Niekro, R (1, 1)			0-0 P4		0-0 P4			0-3 K	0-0 F8	2 0 0 0 0 0 0												
Bob Aspromonte, R (7, 5)										2 0 0 0 0 1 1												
Inning Stats	R: 0 E: 0 K: 1 S: 6	H: 1 LOB: 1 BB: 0 P: 6	R: 0 E: 0 K: 2 S: 7	H: 0 LOB: 0 BB: 0 P: 7	R: 0 E: 0 K: 1 S: 6	H: 1 LOB: 1 BB: 0 P: 6	R: 0 E: 0 K: 1 S: 7	H: 2 LOB: 2 BB: 0 P: 7	R: 0 E: 0 K: 0 S: 3	H: 0 LOB: 0 BB: 0 P: 3	R: 0 E: 0 K: 0 S: 4	H: 1 LOB: 1 BB: 0 P: 4	R: 0 E: 0 K: 0 S: 3	H: 0 LOB: 0 BB: 0 P: 3	R: 0 E: 0 K: 2 S: 7	H: 0 LOB: 0 BB: 0 P: 7	R: 3 E: 0 K: 0 S: 7	H: 4 LOB: 1 BB: 0 P: 7	1B: 4 2B: 4 3B: 0 HR: 1	SF: 0 SAC: 0 DP: 0 HBP: 0	WP: 0 PB: 0 SB: 1 CS: 0	PA: 36
PITCHER Larry Dierker, R (1, 1) ERA: 3.0	IP: 9.0 WLS: W BF: 36 H: 9 R: 3 ER: 3 SO: 7 BB: 0 IBB: 0 HBP: 0 BLK: 0 WP: 0 HR: 1 S: 50 P: 50 ERA: 3.00 WHIP: 1.000																					

Atlanta Braves @ Houston Astros
Astrodome, Houston, TX
Sun Apr 12 1970, 4:33 AM EST
Att. 12,747 - Dome

livebaseballscorecards.com

AB 36
R 3
H 9
RBI 3
BB 0
SO 7
LOB 11



Batter	1	2	3	4	5	6	7	8	9
Joe Morgan, L OBP: 0.444, SLG: 0.364 (1, 4)	0-3 K		0-3 K		0-0 F8		0-0 G3		
Norm Miller, L OBP: 0.400, SLG: 0.692 (1, 9)	0-0 F8		0-0 HR 1B		0-0 F2		4-0 BB		
Jimmy Wynn, R OBP: 0.346, SLG: 0.640 (1, 8)	0-0 HR		0-0 1-H HR		0-3 K		0-0 F7		
Joe Papitone, L OBP: 0.615, SLG: 1.455 (1, 3)	0-0 2B		0-0 HR		0-0 P4		4-0 4-3 HR BB		
Denis Menke, R OBP: 0.269, SLG: 0.333 (1, 6)	0-0 5-3		0-3 K		0-0 PB 1B		0-0 4-3		
Tommy Davis, R OBP: 0.308, SLG: 0.462 (1, 7)		0-0 4-3		0-0 HR		0-0 1-H S 1B		0-0 1-3	
Doug Rader, R OBP: 0.320, SLG: 0.739 (1, 5)		0-0 P4		0-3 K		0-0 F7		0-0 HR	
Johnny Edwards, L OBP: 0.091, SLG: 0.048 (1, 2)		0-0 1-4-3		0-0 F8		0-3 K		4-0 FC6 BB	
Larry Dierker, R (1, 1)			0-0 5-3		0-3 K		0-0 P4	0-0 FC6	

AB	R	H	RBI	BB	SO	LOB
4	0	0	0	0	2	0
3	1	1	0	1	0	0
4	2	2	3	0	1	1
3	2	2	1	1	0	0
4	1	1	0	0	1	2
4	1	2	2	0	0	1
4	1	1	2	0	1	1
3	0	0	0	1	1	1
4	0	0	0	0	1	1

BOTTOM

Atlanta Braves @ Houston Astros
Astrodome, Houston, TX
Sun Apr 12 1970, 4:33 AM EST
Att. 12,747 - Dome

livebaseballscorecards.com

AB	33
R	8
H	9
RBI	8
BB	3
SO	7
LOB	7



1B: 3	SF: 0	WP: 0	PA: 36
2B: 1	SAC: 0	PB: 1	
3B: 0	DP: 0	SB: 2	
HR: 5	HBP: 0	CS: 0	

Inning Stats		R: 1	H: 2	R: 0	H: 0	R: 3	H: 3	R: 1	H: 1	R: 0	H: 0	R: 1	H: 2	R: 0	H: 0	R: 2	H: 1	
PITCHER		IP	WLS	BF	H	R	ER	SO	BB	IBB	HBP	BLK	WP	HR	S	P	ERA	WHIP
Phil Niekro, R ERA: 10.0 (1, 1)		6.0	L	26	8	6	5	7	0	0	0	0	0	4	40	40	7.50	1.333
Rick Kester, R ERA: 4.5 (7, 1)		2.0		10	1	2	2	0	3	0	0	0	0	1	7	19	9.00	2.000

Batter	1	2	3	4	5	6	7	8	9	AB R H RBI BB SO LOB	TOP
Maury Wills, S OBP: 0.379, SLG: 0.182 (1, 6) X	0-0 F8		4-0 CS BB		0-0 G5-4-3			0-0 FC6-4 BB 1B	0-0 F9	4 0 1 0 1 0 2	
Manny Mota, R OBP: 0.444, SLG: 0.167 (1, 7) X	0-0 6-3		4-0 FC5-4 BB			0-0 6-3		4-0 FC6-4 BB		2 0 0 0 2 0 0	
Willie Davis, L OBP: 0.077, SLG: 0.040 (1, 8) H	1-0		0-0 FC5-4 S			0-3 K		0-0 L5		3 0 0 0 0 1 3	
Andy Kosco, R OBP: 0.154, SLG: 0.385 (1, 9) X Willie Crawford, L OBP: 0.200, SLG: 0.158 (9, 9)	0-0 4-3		0-3 K			0-0 HR		0-0 FC6-4		4 1 1 1 0 1 4 0 0 0 0 0 0 0	
Wes Parker, S OBP: 0.185, SLG: 0.154 (1, 3) X		0-0 3-1		0-0 P3		0-0 F3		0-0 5-3		4 0 0 0 0 0 2	
Jim Lefebvre, S OBP: 0.444, SLG: 0.286 (1, 5) X		0-0 5-3		0-3 K			0-0 6-3		1-0 4-3 SH3-4 1B HBP	3 1 0 0 0 1 0	
Billy Grabarkewitz, R OBP: 0.286, SLG: 0.667 (1, 4) X		4-0 1B BB		0-0 F7			0-0 6-3		0-0 SH3-4	2 0 0 0 1 0 0	
Jeff Torborg, R OBP: 0.500, SLG: 0.750 (1, 2) X		0-0 1B		0-0 4-3			0-0 6-3		0-0 4-3	4 0 2 0 0 0 1	
Don Sutton, R OBP: 0.400, SLG: 0.400 (1, 1) X		0-0 F5		0-0 G5-4-3 1B			0-0 4-3		0-0 3-H 1B	4 0 2 1 0 0 3	
Inning Stats	R: 0 H: 0 E: 0 LOB: 1 K: 0 BB: 0 S: 3 P: 4	R: 0 H: 1 E: 0 LOB: 2 K: 0 BB: 1 S: 4 P: 8	R: 0 H: 0 E: 0 LOB: 1 K: 1 BB: 2 S: 4 P: 12	R: 0 H: 0 E: 0 LOB: 0 K: 1 BB: 0 S: 5 P: 5	R: 0 H: 1 E: 0 LOB: 0 K: 0 BB: 0 S: 3 P: 3	R: 1 H: 1 E: 0 LOB: 0 K: 1 BB: 0 S: 6 P: 6	R: 0 H: 1 E: 0 LOB: 1 K: 0 BB: 0 S: 4 P: 4	R: 0 H: 1 E: 0 LOB: 2 K: 0 BB: 1 S: 4 P: 8	R: 1 H: 1 E: 0 LOB: 1 K: 0 BB: 0 S: 4 P: 5	1B: 4 SF: 0 2B: 1 SAC: 1 3B: 0 DP: 1 HR: 1 HBP: 2	WP: 0 PA: 37 PB: 0 SB: 1 CS: 1
PITCHER Denny Lemaster, L ERA: 1.8 (1, 1) Jack Billingham, R ERA: 16.88 (9, 1)	IP WLS BF H R ER SO BB IBB HBP BLK WP HR S P ERA WHIP										
	8.0 L 32 5 1 1 3 4 0 1 0 0 0 1 33 50 1.12 1.125										
	1.0 5 1 1 1 0 0 0 1 0 0 0 0 4 5 9.00 1.000										

Los Angeles Dodgers @ Houston Astros
 Astrodome, Houston, TX
 Mon Apr 13 1970, 7:05 PM EST
 Att. 10,222 - Dome

livebaseballscorecards.com

AB	30
R	2
H	6
RBI	2
BB	4
SO	3
LOB	15



Batter	1	2	3	4	5	6	7	8	9	AB	R	H	RBI	BB	SO	LOB
Joe Morgan, L (1, 4) OBP: 0.387, SLG: 0.308	0-0 3-1	0-0 P5			0-0 FC6-4			0-3 K		4	0	0	0	0	1	4
Norm Miller, L (1, 9) OBP: 0.368, SLG: 0.588	0-0 4-3		0-0 F2		0-0 CS	0-0 1B		0-0 L4		4	0	1	0	0	0	0
Jimmy Wynn, R (1, 8) OBP: 0.333, SLG: 0.571	4-0 BB		0-0 F8			0-0 P4			0-0 5-3	3	0	0	0	1	0	1
Joe Pepitone, L (1, 3) OBP: 0.471, SLG: 1.067	0-0 L7		0-0 F9			0-0 P4			0-0 F9	4	0	0	0	0	0	2
Denis Menke, R (1, 6) OBP: 0.267, SLG: 0.357		0-0 BB 2B		0-3 K		0-0 P4			0-0 F7	4	0	1	0	0	1	1
Tommy Davis, R (1, 7) OBP: 0.276, SLG: 0.414		0-0 5-3		0-0 6-3			0-0 F2			3	0	0	0	0	0	1
Doug Rader, R (1, 5) OBP: 0.321, SLG: 0.680		4-0 BB BB		0-0 6-3			0-0 F5			2	0	0	0	1	0	0
Johnny Edwards, L (1, 2) OBP: 0.120, SLG: 0.043		4-0 1-2 2-3 BB			0-0 P3		0-0 4-3			2	0	0	0	1	0	0
Denny Lemaster, R (1, 1) John Mayberry, L (8, PH) Jack Billingham, R (9, 1)		0-3 K			4-0 FC6-4 BB			0-3 K		1	0	0	0	1	1	3
										1	0	0	0	0	1	0
										0	0	0	0	0	0	0

Inning Stats	R: 0	H: 0	E: 0	K: 0	S: 3	R: 0	H: 1	E: 0	K: 1	S: 6	R: 0	H: 0	E: 0	K: 0	S: 3	R: 0	H: 0	E: 0	K: 1	S: 5	R: 0	H: 0	E: 0	K: 0	S: 5	R: 0	H: 1	E: 0	K: 0	S: 4	R: 0	H: 0	E: 0	K: 0	S: 3	R: 0	H: 0	E: 0	K: 2	S: 7	R: 0	H: 0	E: 0	K: 0	S: 7	R: 0	H: 0	E: 0	K: 0	S: 3	1B: 1	SF: 0	2B: 1	SAC: 0	3B: 0	DP: 0	HR: 0	HBP: 0	WP: 0	PA: 33
PITCHER Don Sutton, R (1, 1) ERA: 1.53	IP: 9.0	WLS: W	BF: 32	H: 2	R: 0	ER: 0	SO: 4	BB: 4	IBB: 0	HBP: 0	BLK: 0	WP: 0	HR: 0	S: 36	P: 52	ERA: 0.00	WHIP: 0.667																																											

Los Angeles Dodgers @ Houston Astros
Astrodome, Houston, TX
Mon Apr 13 1970, 7:05 PM EST
Att. 10,222 - Dome

livebaseballscorecards.com

AB	28
R	0
H	2
RBI	0
BB	4
SO	4
LOB	12



Batter	1	2	3	4	5	6	7	8	9	AB R H RBI BB SO LOB	TOP											
Bill Buckner, L (1, 7) OBP: 0.200, SLG: 0.158	0-3 K		0-0 6-3			0-0 4-3		0-0 P5		4 0 0 0 0 1 0												
Maury Wills, S (1, 6) OBP: 0.364, SLG: 0.192	0-0 6-3		0-0 CS 1B			0-0 F9		0-0 F8		4 0 1 0 0 0 0												
Willie Davis, L (1, 8) OBP: 0.100, SLG: 0.069	0-0 S 1B		0-0 CS 1-2		0-0 P6		0-0 F8		0-0 6-3	4 1 1 0 0 0 0												
Wes Parker, S (1, 3) OBP: 0.226, SLG: 0.172	0-0 1-H 1B				0-0 4-3		4-0 WP 1B BB		0-0 P3	3 1 1 1 1 0 0												
Willie Crawford, L (1, 9) OBP: 0.208, SLG: 0.304	0-3 K				0-0 HR		0-3 K 1-2		0-3 K	4 1 1 1 0 3 2												
Jim Lefebvre, S (1, 5) OBP: 0.333, SLG: 0.200			0-0 6-3		0-0 4-3		0-0 F8			3 0 0 0 0 0 1												
Billy Grabarkewitz, R (1, 4) OBP: 0.400, SLG: 0.667			0-0 9-3 1B		0-3 K		0-0 S 2-H 1B			3 0 2 1 0 1 0												
Jeff Torborg, R (1, 2) OBP: 0.286, SLG: 0.429			0-0 9-3 1-2f		0-0 F7		0-0 6-3 1-2			3 0 0 0 0 0 2												
Alan Foster, R (1, 1) Jim Brewer, L (7, 1)			0-3 K		0-0 4-3		0-0 4-3		0-0 4-3	2 0 0 0 0 1 0 1 0 0 0 0 0 0												
Inning Stats	R: 1 E: 0 K: 2 S: 9	H: 2 LOB: 1 BB: 0 P: 9	R: 0 E: 0 K: 0 S: 3	H: 1 LOB: 0 BB: 0 P: 3	R: 0 E: 0 K: 1 S: 5	H: 1 LOB: 0 BB: 0 P: 5	R: 1 E: 0 K: 0 S: 4	H: 1 LOB: 0 BB: 0 P: 4	R: 0 E: 0 K: 1 S: 5	H: 0 LOB: 0 BB: 0 P: 5	R: 0 E: 0 K: 0 S: 3	H: 0 LOB: 0 BB: 0 P: 3	R: 1 E: 0 K: 1 S: 6	H: 1 LOB: 1 BB: 1 P: 10	R: 0 E: 0 K: 0 S: 3	H: 0 LOB: 0 BB: 0 P: 3	R: 0 E: 0 K: 1 S: 5	H: 0 LOB: 0 BB: 0 P: 5	1B: 5 2B: 1 3B: 0 HR: 1	SF: 0 SAC: 0 DP: 1 HBP: 0	WP: 1 PB: 0 SB: 2 CS: 1	PA: 33
PITCHER	IP WLS BF H R ER SO BB IBB HBP BLK WP HR S P ERA WHIP																					
Jim Ray, R (1, 1) ERA: 3.55	6.2 L 25 6 3 3 5 1 0 0 0 1 1 34 38 4.05 1.050																					
Jack Billingham, R (7, 1) ERA: 15.0	0.1 1 0 0 0 0 0 0 0 0 0 0 1 1 0.00 0.000																					
Jack Dilauro, L (8, 1) ERA: 8.1	2.0 6 0 0 0 0 1 0 0 0 0 0 8 8 0.00 0.000																					

Los Angeles Dodgers @ Houston Astros
 Astrodome, Houston, TX
 Tue Apr 14 1970, 7:05 PM EST
 Att. 8,897 - Dome

livebaseballscorecards.com

AB	31
R	3
H	6
RBI	3
BB	1
SO	6
LOB	5



Batter	1	2	3	4	5	6	7	8	9
Joe Morgan, L (1, 4) OBP: 0.343, SLG: 0.267	0-0 6-3			0-3 K		0-0 F5		0-0 L3	
Norm Miller, L (1, 9) OBP: 0.391, SLG: 0.571	0-0 F8			0-0 FC5-4 1B		0-0 4-3 1B		0-3 K	
Jimmy Wynn, R (1, 8) OBP: 0.294, SLG: 0.500	0-3 K			0-0 FC5-4 1-2f		0-0 4-3 1-2		0-0 L6	
Joe Pepitone, L (1, 3) OBP: 0.381, SLG: 0.842		0-0 1-3		0-0 F9 1-2		0-0 F9		0-0 4-3	
Denis Menke, R (1, 6) OBP: 0.294, SLG: 0.387		0-0 F8			4-0 1B SF4 BB		0-0 L8 5-3 2B		0-0 F7
Tommy Davis, R (1, 7) OBP: 0.281, SLG: 0.406		0-3 K			0-0 4-3 1B		0-0 L8 2-3		
Doug Rader, R (1, 5) OBP: 0.323, SLG: 0.667			0-0 G3-6-3 1B		0-0 SF4 3-H		0-0 5-3 3-H		
Johnny Edwards, L (1, 2) OBP: 0.111, SLG: 0.040			0-0 F8		0-0 4-3		0-3 K		
Jim Beauchamp, R (7, PH) OBP: 0.333, SLG: 1.333					1-2				
Jack Dilauro, S (8, 1)									
Jim Ray, R (1, 1)			0-0 G3-6-3		0-0 F8			0-0 6-3	
Jack Billingham, R (7, 1)			1-2f						
Marty Martinez, S (8, 2)									

AB	R	H	RBI	BB	SO	LOB
4	0	0	0	0	1	0
4	0	2	0	0	1	0
4	0	0	0	0	1	2
4	0	0	0	0	0	2
3	2	1	0	1	0	0
3	0	1	0	0	1	1
2	0	1	2	0	0	0
2	0	0	0	0	0	2
1	0	0	0	0	1	0
0	0	0	0	0	0	0
2	0	0	0	0	0	2
0	0	0	0	0	0	0
1	0	0	0	0	0	0

BOTTOM

Los Angeles Dodgers @ Houston Astros
Astrodome, Houston, TX
Tue Apr 14 1970, 7:05 PM EST
Att: 8,897 - Dome

livebaseballscorecards.com

AB	30
R	2
H	5
RBI	2
BB	1
SO	5
LOB	9



Inning Stats		R: 0	H: 0	E: 0	K: 1	S: 5	R: 0	H: 0	E: 0	K: 1	S: 5	R: 0	H: 1	E: 0	K: 0	S: 3	R: 0	H: 1	E: 0	K: 1	S: 6	R: 1	H: 1	E: 0	K: 0	S: 4	R: 0	H: 1	E: 0	K: 0	S: 4	R: 1	H: 1	E: 0	K: 1	S: 6	R: 0	H: 0	E: 0	K: 1	S: 5	R: 0	H: 0	E: 0	K: 0	S: 3	R: 0	H: 0	E: 0	K: 0	S: 3
1B:	4	SF:	1	2B:	1	SAC:	0	3B:	0	DP:	1	HR:	0	HBP:	0	WP:	0	PA:	32	ERA:	3.00	WHIP:	1.000	ERA:	6.55	WHIP:	0.000	ERA:	0.00	WHIP:	0.000	ERA:	0.00	WHIP:	0.000	ERA:	0.00	WHIP:	0.000	ERA:	0.00	WHIP:	0.000	ERA:	0.00	WHIP:	0.000	ERA:	0.00	WHIP:	0.000

PITCHER	IP	WLS	BF	H	R	ER	SO	BB	IBB	HBP	BLK	WP	HR	S	P	ERA	WHIP
Alan Foster, R (1, 1) ERA: 6.55	6.0	W	23	5	2	2	3	1	0	0	0	0	0	28	32	3.00	1.000
Jim Brewer, L (7, 1) ERA:	3.0	S	9	0	0	0	2	0	0	0	0	0	0	13	13	0.00	0.000

Batter	1	2	3	4	5	6	7	8	9	10	AB R H RBI BB SO LOB	TOP															
Bobby Bonds, R OBP: 0.400, SLG: 0.343 (1, 9) X	0-0 5-3	0-0 S 1B		4-0 WP S 1B BB		4-0 L6-4 S BB		0-0 5-3		0-0 F9	4 1 1 1 2 0 1																
Al Gallagher, R OBP: 0.489, SLG: 0.600 (1, 5) X	0-0 2B	0-0 F9		4-0 1B HR BB		0-0 5-3		0-0 F9			4 1 1 0 1 0 3																
Ken Henderson, S OBP: 0.600, SLG: 0.711 (1, 8) X	0-0 F5		0-0 K BB 1B	0-0 HR 1B		0-0 L6-4		0-0 G3			5 1 2 1 0 0 2																
Willie McCovey, L OBP: 0.409, SLG: 0.406 (1, 3) B	4-0 BB		4-0 1B BB	0-0 1-H 3-H HR			0-0 F5		0-0 F5		3 1 1 3 2 0 0																
Steve Whitaker, L OBP: 0.222, SLG: 0.250 (1, 7) S	0-3 K		0-3 K	0-0 F3			0-0 F9		0-0 F7		5 0 0 0 0 2 4																
Dick Dietz, R OBP: 0.487, SLG: 0.853 (1, 2) S		4-0 WP 1B BB	0-0 1-2 1B	0-3 K			0-0 HR		0-0 5-3		4 1 2 1 1 1 0																
Tito Fuentes, S OBP: 0.296, SLG: 0.304 (1, 4) B		4-0 1B BB	0-0 F9	0-0 F3			0-0 1B 1B		4-0 4-3 SH3 BB		3 1 1 0 2 0 2																
Bob Heise, R OBP: 0.353, SLG: 0.214 (1, 6) X		0-0 1B 1-2 2-H 1B		0-0 5-3	4-0 FC6-4 BB		0-0 1-2 1B		0-0 SH3		3 0 2 0 1 0 0																
Gaylord Perry, R (1, 1)		0-3 K		0-3 K	0-0 FC6-4		0-3 K		0-0 4-3		4 0 0 0 0 3 5																
Bob Burda, L OBP: 0.500, SLG: 0.250 (10, PH)											1 0 0 0 0 0 1																
Ron Bryant, S OBP: 0.333, SLG: 0.333 (10, 1)											0 0 0 0 0 0 0																
Inning Stats	R: 0 E: 0 K: 1 S: 6	H: 1 LOB: 2 BB: 1 P: 10	R: 1 E: 0 K: 1 S: 6	H: 2 LOB: 2 BB: 2 P: 14	R: 0 E: 0 K: 1 S: 6	H: 2 LOB: 2 BB: 1 P: 10	R: 4 E: 0 K: 1 S: 7	H: 2 LOB: 0 BB: 2 P: 15	R: 0 E: 0 K: 1 S: 5	H: 0 LOB: 1 BB: 1 P: 9	R: 0 E: 0 K: 0 S: 2	H: 0 LOB: 0 BB: 1 P: 6	R: 1 E: 0 K: 1 S: 8	H: 3 LOB: 2 BB: 0 P: 8	R: 0 E: 0 K: 0 S: 3	H: 0 LOB: 0 BB: 0 P: 3	R: 0 E: 0 K: 0 S: 3	H: 0 LOB: 0 BB: 0 P: 3	R: 0 E: 0 K: 0 S: 3	H: 0 LOB: 1 BB: 1 P: 7	1B: 7 2B: 2 3B: 0 HR: 2	SF: 0 SAC: 1 DP: 1 HBP: 0	WP: 2 PB: 0 SB: 3 CS: 0	PA: 46			
PITCHER	IP WLS BF H R ER SO BB IBB HBP BLK WP HR S P ERA WHIP												PITCHER	IP WLS BF H R ER SO BB IBB HBP BLK WP HR S P ERA WHIP													
Tom Griffin, R ERA: 10.13 (1, 1)	3.2		7	5	5	4	6	0	0	0	2	1	24	48	12.27	3.545											
Jack Billingham, R ERA: 8.44 (4, 1)	2.1	8	0	0	0	1	2	0	0	0	0	0	8	16	0.00	0.857											
Jack Dilauro, L ERA: 6.75 (7, 1)	2.0	9	3	1	1	1	0	0	0	0	0	1	11	11	4.50	1.500											
Ron Cook, L ERA: 3.0 (9, 1)	1.0	4	0	0	0	0	1	0	0	0	0	0	3	7	0.00	1.000											
Fred Gladding, R ERA: (10, 1)	1.0	W 3	0	0	0	0	0	0	0	0	0	0	3	3	0.00	0.000											

San Francisco Giants @ Houston Astros
Astrodome, Houston, TX
Wed Apr 15 1970, 7:05 PM EST
Att. 11,174 - Unknown

livebaseballscores.com

AB 36
R 6
H 10
RBI 6
BB 9
SO 6
LOB 18



Batter	1	2	3	4	5	6	7	8	9	10	AB	R	H	RBI	BB	SO	LOB							
Joe Morgan, L OBP: 0.325, SLG: 0.314 (1, 4)	0-0 1B 3B	0-0 F8		0-0 F5			0-0 4-3	0-0 G3			5	1	1	0	0	0	2							
Norm Miller, L OBP: 0.393, SLG: 0.500 (1, 9)	4-0 G6-4-3 1B BB	4-0 BB			0-0 F4		0-0 F2		0-0 4-3		3	0	0	0	2	0	0							
Jimmy Wynn, R OBP: 0.308, SLG: 0.472 (1, 8)	0-0 G6-4-3 1-2 3-H 1B	0-0 FC5			0-3 K		0-0 F8		4-0 S BB		4	0	1	1	1	1	2							
Joe Pepitone, L OBP: 0.423, SLG: 0.913 (1, 7) (10, 8)	0-0 G6-4-3 1-2f 2-3			0-0 F8		0-0 HR		0-0 1B HR 1B	4-0 G6-4-3 1-2 IBB		4	2	2	1	1	0	2							
Denis Menke, R OBP: 0.333, SLG: 0.429 (1, 6)	4-0 BB BB			0-0 6-3		0-0 2B		0-0 1-2 HR 1B	0-0 G6-4-3 1-2f		4	1	2	0	1	0	2							
John Mayberry, L OBP: 0.375, SLG: 0.692 (1, 3)	4-0 1-2 BB			0-0 HR		0-3 K		0-0 1-H 2-H HR		H 1-0 1B 1B HBP	3	3	2	4	1	1	1							
Doug Rader, R OBP: 0.278, SLG: 0.563 (1, 5)	0-0 F9			0-0 6-3		0-0 F4		0-0 E6 FC5-4		S S S 0-3 K	5	0	0	0	0	1	4							
Johnny Edwards, L OBP: 0.125, SLG: 0.067 (1, 2)		0-0 G3		0-0 4-3		0-3 K		0-0 P3		X 0-0 1-3 1B 1B	5	0	1	0	0	1	1							
Tom Griffin, R OBP: 0.000, SLG: 0.000 (1, 1) Jack Billingham, R Tommy Davis, R Jack Edwards, S Keith Lampard, L Leon McFadden, R Ron Cook, L Fred Gladning, L Jim Beauchamp, R		0-0 FC5 2B		0-0 G3		0-0 F5		0-0 FC5-4 1-2f		X 0-0 1-2 3-H 1B	1	0	1	0	0	0	0							
Inning Stats	R: 1 E: 0 K: 0 S: 4	H: 2 LOB: 3 BB: 3 P: 16	R: 0 E: 0 K: 0 S: 4	H: 1 LOB: 2 BB: 1 P: 8	R: 1 E: 0 K: 0 S: 4	H: 1 LOB: 0 BB: 0 P: 4	R: 0 E: 0 K: 0 S: 3	H: 0 LOB: 0 BB: 0 P: 3	R: 1 E: 0 K: 2 S: 9	H: 2 LOB: 1 BB: 0 P: 9	R: 0 E: 0 K: 1 S: 5	H: 0 LOB: 0 BB: 0 P: 5	R: 0 E: 0 K: 0 S: 3	H: 0 LOB: 0 BB: 0 P: 3	R: 3 E: 1 K: 0 S: 7	H: 3 LOB: 1 BB: 0 P: 7	R: 0 E: 0 K: 0 S: 2	H: 0 LOB: 1 BB: 2 P: 10	R: 1 E: 0 K: 1 S: 5	H: 2 LOB: 2 BB: 0 P: 6	1B: 5 2B: 2 3B: 1 HR: 3	SF: 0 SAC: 0 DP: 2 HBP: 1	WP: 0 PB: 0 SB: 1 CS: 0	PA: 45
PITCHER Gaylord Perry, R ERA: 4.68 (1, 1)	IP: 9.0 WLS: L BF: 41 H: 9 R: 6 ER: 6 SO: 3 BB: 5 IBB: 1 HBP: 0 BLK: 0 WP: 0 HR: 3 S: 41 P: 65 ERA: 6.00 WHIP: 1.556																							
Ron Bryant, L ERA: 3.09 (10, 1)	IP: 0.1 WLS: L BF: 4 H: 2 R: 1 ER: 1 SO: 1 BB: 0 IBB: 0 HBP: 1 BLK: 0 WP: 0 HR: 0 S: 5 P: 6 ERA: 27.00 WHIP: 6.000																							

BOTTOM

San Francisco Giants @ Houston Astros
Astrodome, Houston, TX
Wed Apr 15 1970, 7:05 PM EST
Att: 11,174 - Unknown

livebaseballscorecards.com

AB	38
R	7
H	11
RBI	7
BB	6
SO	4
LOB	15



Batter	1	2	3	4	5	6	7	8	9	10	AB	R	H	RBI	BB	SO	LOB	TOP						
Bobby Bonds, R OBP: 0.431, SLG: 0.439 (1, 9) X	0-0 FC4-6 1B		0-0 E S 1B	0-0 5-3		0-0 F9 1B 1-2 3-H		0-0 6-3		0-0 HR 3B	6	2	4	1	0	0	1							
Al Gallagher, R OBP: 0.471, SLG: 0.556 (1, 5) X	0-0 FC4-6 WP 1-2f		0-3 K		0-3 K	0-0 1B 1-2 2-H		4-0 HR BB		0-3 K	5	1	1	1	1	3	3							
Willie Mays, R OBP: 0.424, SLG: 0.500 (1, 8) S	0-3 K		0-0 1B 3-H		4-0 BB	0-0 F9 2-3		0-0 HR 1-H		0-0 5-3	5	1	2	3	1	1	4							
Willie McCovey, L OBP: 0.400, SLG: 0.459 (1, 3) S	0-3 K 1-2		0-3 K		0-3 K	0-3 K		4-0 FC4-6 BB		0-0 HR 3-H	5	1	1	2	1	4	5							
Ken Henderson, S OBP: 0.569, SLG: 0.643 (1, 7) S		4-0 S BB		4-0 2B BB		0-0 6-3		0-0 F4		0-0 FC4-6 1-2f	4	1	0	0	2	0	2							
Dick Dietz, R OBP: 0.500, SLG: 0.872 (1, 2) S		0-3 K 1-2		0-0 F8 E 2B 1-H		0-0 1B FC3-6 2B		0-3 K		0-0 6-3 SH3-4 1B	5	2	3	1	0	2	1							
Tito Fuentes, S OBP: 0.323, SLG: 0.444 (1, 4) X		0-0 F8		0-0 F8 2-3		0-0 FC3-6 1B 1B		0-0 HR		0-0 SH3-4 1-2	4	2	2	1	0	0	2							
Bob Heise, R OBP: 0.318, SLG: 0.211 (1, 6) X		0-0 F8		0-0 E6 3-H		0-0 FC3-6 1B 1-2		0-0 F9		0-0 6-3 2-3	5	0	1	1	0	0	2							
Mike McCormick, L (1, 1) X			0-0 F4		0-0 K		0-0 FC3-6 1B 1-2f 2-3 3-H		0-0 F8		0-0 1-3	1	0	0	0	0	0							
Steve Whitaker, L (4, PH) S											1	0	0	0	0	1	1							
Jim Johnson, L (4, 1) S											0	0	0	0	0	0	0							
Bob Taylor, L (6, PH) S											1	1	0	1	0	0	2							
Frank Lirzy, R (6, 1) S											0	0	0	0	0	0	0							
Don McMahon, R (7, 1) S											0	0	0	0	0	0	0							
Don Mason, L (8, PH) S											1	0	0	0	0	0	0							
Ron Bryant, S (8, 1) S											1	0	0	0	0	0	1							
Inning Stats	R: 0 E: 0 K: 2 S: 8	H: 1 LOB: 1 BB: 0 P: 8	R: 0 E: 0 K: 1 S: 5	H: 0 LOB: 1 BB: 1 P: 9	R: 1 E: 0 K: 2 S: 9	H: 2 LOB: 1 BB: 0 P: 9	R: 2 E: 1 K: 1 S: 7	H: 1 LOB: 1 BB: 1 P: 11	R: 0 E: 0 K: 2 S: 7	H: 0 LOB: 1 BB: 1 P: 11	R: 3 E: 0 K: 1 S: 10	H: 5 LOB: 2 BB: 0 P: 10	R: 1 E: 0 K: 1 S: 6	H: 1 LOB: 0 BB: 0 P: 6	R: 2 E: 0 K: 0 S: 4	H: 1 LOB: 1 BB: 2 P: 12	R: 0 E: 0 K: 0 S: 4	H: 1 LOB: 1 BB: 0 P: 4	R: 2 E: 0 K: 1 S: 7	H: 2 LOB: 0 BB: 0 P: 7	1B: 8 2B: 2 3B: 1 HR: 3	SF: 0 SAC: 1 DP: 0 HBP: 0	WP: 1 PB: 0 SB: 2 CS: 0	PA: 50
PITCHER	IP	WLS	BF	H	R	ER	SO	BB	IBB	HBP	BLK	WP	HR	S	P	ERA	WHIP							
Jim Bouton, R ERA: 6.91 (1, 1)	5.1		28	8	6	5	8	3	0	0	0	1	0	41	53	8.44	2.062							
Jack Billingham, R ERA: 7.71 (6, 1)	1.2		7	2	1	1	2	0	0	0	0	0	1	11	11	5.40	1.200							
Fred Gladding, R ERA: 3.18 (8, 1)	2.0	L	10	2	2	2	0	2	0	0	0	0	1	8	16	9.00	2.000							
Dan Osinski, R ERA: 9.82 (10, 1)	0.2		3	1	1	1	1	0	0	0	0	0	0	5	5	13.50	1.500							
Jack Dilauro, L ERA: 7.94 (10, 1)	0.1		2	1	1	1	0	0	0	0	0	0	1	2	2	27.00	3.000							

San Francisco Giants @ Houston Astros
Astrodome, Houston, TX
Thu Apr 16 1970, 7:05 PM EST
Att. 10,814 - Unknown

AB	44
R	11
H	14
RBI	11
BB	5
SO	11
LOB	24



Batter	1	2	3	4	5	6	7	8	9	AB R H RBI BB SO LOB	TOP
Jose Arcia, R (1, 6) <small>OBP: 0.273, SLG: 0.200</small> Al Ferrara, R (7, PH) <small>OBP: 0.308, SLG: 0.417</small> Ron Slocum, R (7, 6) Ivan Murrell, R (9, PH) <small>OBP: 0.400, SLG: 1.000</small>	0-0 F7 	0-0 FC4-6 			0-0 6-3 		0-0 2B	0-0 P4 	3 0 0 0 0 0 2 1 0 1 0 0 0 0 0 0 0 0 0 0 0 1 0 0 0 0 0 1	San Diego Padres @ Houston Astros Astrodome, Houston, TX Fri Apr 17 1970, 7:05 PM EST Att. 10,737 - Dome AB 37 R 1 H 11 RBI 1 BB 2 SO 6 LOB 20	
Van Kelly, L (1, 5) <small>OBP: 0.206, SLG: 0.219</small>	0-0 4-3 		0-0 1-3 		0-0 3-1 		4-0 BB	0-3 K 	4 0 0 0 1 1 1		
Cito Gaston, R (1, 8) <small>OBP: 0.391, SLG: 0.535</small>	0-0 2B		0-0 1B WP 1B		0-3 K 		0-3 K 	5 0 2 0 0 3 3			
Nate Colbert, R (1, 3) <small>OBP: 0.326, SLG: 0.684</small> Ron Herbel, R (7, 1)	0-0 F8 		0-3 K 		0-0 1-3 		0-3 K 	4 0 0 0 0 2 4 0 0 0 0 0 0 0			
Dave Campbell, R (1, 4) <small>OBP: 0.293, SLG: 0.350</small>		0-0 1B S 2B	0-0 1B		0-0 F8 		0-0 1-3 	4 1 2 0 0 0 0			
Ollie Brown, R (1, 9) <small>OBP: 0.205, SLG: 0.227</small>		0-0 6-3 	0-0 F8 		0-0 E7 1B		0-0 F9 	4 0 1 0 0 0 3			
Jerry Morales, R (1, 7) <small>OBP: 0.200, SLG: 0.130</small>		0-0 1B FC3-2 1B		0-0 1-3 	4-0 BB		0-0 1B WP	3 0 2 1 1 0 0			
Chris Cannizzaro, R (1, 2) <small>OBP: 0.294, SLG: 0.250</small>		0-0 1B FC3-2 1B		0-0 1B G6-4-3	0-0 4-3 		0-0 F9 	4 0 2 0 0 0 3			
Dave Roberts, L (1, 1) Ray Webster, L (7, PH) <small>OBP: 0.250, SLG: 0.250</small> (7, 3)		0-0 FC3-2 FC4-6		0-0 G6-4-3 	0-0 3-1 		0-0 1B	2 0 0 0 0 0 3 2 0 1 0 0 0 0			
Inning Stats	R: 0 H: 1 E: 0 LOB: 1 K: 0 BB: 0 S: 4 P: 4	R: 1 H: 3 E: 0 LOB: 2 K: 0 BB: 0 S: 6 P: 6	R: 0 H: 2 E: 0 LOB: 2 K: 1 BB: 0 S: 7 P: 7	R: 0 H: 1 E: 0 LOB: 0 K: 0 BB: 0 S: 3 P: 3	R: 0 H: 0 E: 0 LOB: 0 K: 1 BB: 0 S: 5 P: 5	R: 0 H: 1 E: 1 LOB: 2 K: 0 BB: 1 S: 4 P: 8	R: 0 H: 1 E: 0 LOB: 2 K: 2 BB: 1 S: 8 P: 12	R: 0 H: 1 E: 0 LOB: 1 K: 0 BB: 0 S: 4 P: 4	R: 0 H: 1 E: 0 LOB: 1 K: 2 BB: 0 S: 8 P: 8	1B: 8 SF: 0 2B: 3 SAC: 0 3B: 0 DP: 1 HR: 0 HBP: 0	WP: 2 PA: 39 PB: 0 SB: 1 CS: 0
PITCHER Larry Dierker, R (1, 1) <small>ERA: 2.25</small>	IP WLS BF H R ER SO BB IBB HBP BLK WP HR S P ERA WHIP 9.0 W 39 11 1 1 1 6 2 0 0 0 2 0 49 57 1.00 1.444										

San Diego Padres @ Houston Astros
 Astrodome, Houston, TX
 Fri Apr 17 1970, 7:05 PM EST
 Att. 10,737 - Dome

livebaseballscorecards.com

AB 37
 R 1
 H 11
 RBI 1
 BB 2
 SO 6
 LOB 20



Batter	1	2	3	4	5	6	7	8	9
Joe Morgan, L (1, 4) OBP: 0.360, SLG: 0.372	0-0 G3-6-3 1B		0-0 F7		0-0 F8		0-0 1-H 2-H 3B		
Joe Pepitone, L (1, 9) OBP: 0.333, SLG: 0.697	0-0 G3-6-3 1-2f			0-0 4-3		0-0 4-3	0-3 K		
Jimmy Wynn, R (1, 8) OBP: 0.367, SLG: 0.605	0-0 E S 1B			0-0 P5		0-0 HR		0-0 6-3	
Tommy Davis, R (1, 7) OBP: 0.317, SLG: 0.488 Jim Beauchamp, R (8, 7) OBP: 0.333, SLG: 0.833	0-0 5-3 1-3			0-0 S 2B 1B		0-0 6-3		0-0 5-3	
Denis Menke, R (1, 6) OBP: 0.362, SLG: 0.524		0-0 5-3		0-0 1-H 2B		0-0 6-3		0-0 F8	
John Mayberry, L (1, 3) OBP: 0.348, SLG: 0.500		0-0 6-3		0-0 P4		0-0 F7			
Doug Rader, R (1, 5) OBP: 0.318, SLG: 0.538		0-0 P6			0-0 P6		0-0 FC4-6 1B		
Johnny Edwards, L (1, 2) OBP: 0.128, SLG: 0.081			0-0 F8		0-0 6-3		0-0 FC4-6 1B 3B		
Larry Dierker, R (1, 1) OBP: 0.222, SLG: 0.125			0-0 F9		4-0 BB		0-0 1-2 3B 1B		

Inning Stats	R: 0	H: 2	E: 0	LOB: 1	K: 0	BB: 0	S: 4	P: 4
	R: 0	H: 0	E: 0	LOB: 0	K: 0	BB: 0	S: 3	P: 3
	R: 0	H: 0	E: 0	LOB: 0	K: 0	BB: 0	S: 3	P: 3
	R: 1	H: 2	E: 0	LOB: 1	K: 0	BB: 0	S: 5	P: 5
	R: 0	H: 0	E: 0	LOB: 1	K: 0	BB: 1	S: 3	P: 7
	R: 1	H: 1	E: 0	LOB: 0	K: 0	BB: 0	S: 4	P: 4
	R: 2	H: 3	E: 0	LOB: 1	K: 1	BB: 0	S: 8	P: 8
	R: 0	H: 0	E: 0	LOB: 0	K: 0	BB: 0	S: 3	P: 3

PITCHER	IP	WLS	BF	H	R	ER	SO	BB	IBB	HBP	BLK	WP	HR	S	P	ERA	WHIP
Dave Roberts, L (1, 1) ERA: 1.26	6.0	L	23	5	2	2	0	1	0	0	0	0	0	22	26	3.00	1.000
Ron Herbel, R (7, 1) ERA: 2.89	2.0		9	3	2	2	1	0	0	0	0	0	0	11	11	9.00	1.500

BOTTOM

San Diego Padres @ Houston Astros
Astrodome, Houston, TX

Fri Apr 17 1970, 7:05 PM EST
Att. 10,737 - Dome

AB	31
R	4
H	8
RBI	4
BB	1
SO	1
LOB	6



Inning Stats	R: 0	H: 0	E: 0	LOB: 0	K: 0	BB: 0	S: 3 <th>P: 3 </th>	P: 3
	R: 0	H: 0	E: 0	LOB: 0	K: 0	BB: 0	S: 3	P: 3
	R: 0	H: 0	E: 0	LOB: 0	K: 0	BB: 0	S: 3	P: 3
	R: 1	H: 2	E: 0	LOB: 1	K: 0	BB: 0	S: 5	P: 5
	R: 0	H: 0	E: 0	LOB: 1	K: 0	BB: 1	S: 3	P: 7
	R: 1	H: 1	E: 0	LOB: 0	K: 0	BB: 0	S: 4	P: 4
	R: 2	H: 3	E: 0	LOB: 1	K: 1	BB: 0	S: 8	P: 8
	R: 0	H: 0	E: 0	LOB: 0	K: 0	BB: 0	S: 3	P: 3

PITCHER	IP	WLS	BF	H	R	ER	SO	BB	IBB	HBP	BLK	WP	HR	S	P	ERA	WHIP
Dave Roberts, L (1, 1) ERA: 1.26	6.0	L	23	5	2	2	0	1	0	0	0	0	0	22	26	3.00	1.000
Ron Herbel, R (7, 1) ERA: 2.89	2.0		9	3	2	2	1	0	0	0	0	0	0	11	11	9.00	1.500

Batter	1	2	3	4	5	6	7	8	9	AB R H RBI BB SO LOB	TOP
Jose Arcia, R (1, 6) <small>OBP: 0.214, SLG: 0.154</small> Ivan Murrell, R (8, PH) <small>OBP: 0.333, SLG: 0.833</small> (8, 8)	0-0 	0-3 			0-0 			0-3 		3 0 0 0 0 1 1 1 0 0 0 0 1 0	San Diego Padres @ Houston Astros Astrodome, Houston, TX Sat Apr 18 1970, 7:05 PM EST Att. 16,522 - Unknown
Jerry Morales, R (1, 7) <small>OBP: 0.241, SLG: 0.269</small> Ron Slocum, R (8, 6)	0-0 		0-0 		0-0 			4-0 		3 1 1 1 1 0 0 0 0 0 0 0 0 0	
Cito Gaston, R (1, 8) <small>OBP: 0.380, SLG: 0.511</small> Gary Ross, R (8, 1)	0-0 		0-0 		0-0 			0-0 		4 0 1 0 0 0 1 0 0 0 0 0 0 0	
Nate Colbert, R (1, 3) <small>OBP: 0.298, SLG: 0.619</small>	0-0 		0-0 		0-0 			0-3 		4 0 0 0 0 1 3	
Dave Campbell, R (1, 4) <small>OBP: 0.333, SLG: 0.386</small>		0-0 		0-0 			0-0 		0-0 	4 1 3 0 0 0 0	
Ollie Brown, R (1, 9) <small>OBP: 0.229, SLG: 0.313</small>		0-0 		0-0 			0-3 		0-0 	4 1 2 2 0 1 2	
Ed Spiezio, R (1, 5) <small>OBP: 0.429, SLG: 0.500</small>		4-0 		0-0 			0-0 		0-0 	3 0 0 0 1 0 3	
Bob Barton, R (1, 2)		0-0 		0-0 	0-0 			0-0 		4 0 0 0 0 0 3	
Danny Coombs, R (1, 1) <small>OBP: 0.250, SLG: 0.500</small> Tom Dukes, R (7, 1) Al Ferrara, R (8, PH) <small>OBP: 0.296, SLG: 0.400</small> (8, 7)		0-0 			0-3 			0-0 		2 0 1 0 0 1 0 0 0 0 0 0 0 0 1 0 0 0 0 0 0	
Inning Stats	R: 1 H: 1 E: 0 LOB: 0 K: 0 BB: 0 S: 4 P: 4	R: 2 H: 3 E: 0 LOB: 1 K: 1 BB: 1 S: 7 P: 11	R: 0 H: 0 E: 1 LOB: 0 K: 0 BB: 0 S: 3 P: 3	R: 0 H: 1 E: 0 LOB: 0 K: 0 BB: 0 S: 3 P: 3	R: 0 H: 0 E: 0 LOB: 0 K: 1 BB: 0 S: 5 P: 5	R: 0 H: 0 E: 0 LOB: 0 K: 0 BB: 0 S: 3 P: 3	R: 0 H: 1 E: 1 LOB: 1 K: 1 BB: 0 S: 6 P: 6	R: 0 H: 1 E: 0 LOB: 2 K: 2 BB: 1 S: 8 P: 12	R: 0 H: 1 E: 0 LOB: 1 K: 0 BB: 0 S: 4 P: 4	1B: 5 SF: 0 2B: 1 SAC: 0 3B: 0 DP: 2 HR: 2 HBP: 0	WP: 0 PA: 36 PB: 0 SB: 0 CS: 1
PITCHER Denny Lemaster, L (1, 1) <small>ERA: 2.25</small>	IP WLS BF H R ER SO BB IBB HBP BLK WP HR S P ERA WHIP 9.0 W 35 8 3 3 5 2 0 0 0 0 0 2 43 51 3.00 1.111										

livebaseballscorecards.com

AB	33
R	3
H	8
RBI	3
BB	2
SO	5
LOB	13



Batter	1	2	3	4	5	6	7	8	9	AB R H RBI BB SO LOB	TOP
Jose Arcia, R (1, 6) <small>OBP: 0.235, SLG: 0.133</small> Ray Webster, L (9, PH) <small>OBP: 0.222, SLG: 0.222</small>	4-0 		0-0 			0-3 			0-0 	2 1 0 0 1 1 0 1 0 0 0 0 0 0	San Diego Padres @ Houston Astros Astrodome, Houston, TX Sun Apr 19 1970, 4:33 AM EST Att. 13,344 - Dome
Van Kelly, L (1, 5) <small>OBP: 0.211, SLG: 0.200</small>	0-0 			4-0 		0-0 		0-0 	3 0 0 0 1 0 1		
Cito Gaston, R (1, 8) <small>OBP: 0.377, SLG: 0.520</small>	0-0 			0-0 		0-0 			3 0 1 1 0 0 1		
Nate Colbert, R (1, 3) <small>OBP: 0.280, SLG: 0.578</small>	0-3 			0-0 		0-0 			3 0 0 0 0 1 1		
Dave Campbell, R (1, 4) <small>OBP: 0.313, SLG: 0.362</small>		0-3 			0-0 		0-0 		3 0 0 0 0 1 1		
Al Ferrara, R (1, 7) <small>OBP: 0.267, SLG: 0.357</small>		0-3 			0-0 		0-0 		3 0 0 0 0 1 0		
Jerry Morales, R (1, 9) <small>OBP: 0.219, SLG: 0.241</small>		0-3 			0-0 		0-0 		3 0 0 0 0 1 0		
Chris Cannizzaro, R (1, 2) <small>OBP: 0.270, SLG: 0.229</small>			0-3 			0-0 		0-0 	3 0 0 0 0 1 0		
Al Santorini, R (1, 1) Ed Spiezio, R (6, PH) <small>OBP: 0.409, SLG: 0.474</small> Pat Dobson, R (6, 1) Ivan Murrell, R (9, PH) <small>OBP: 0.286, SLG: 0.714</small>			0-3 			0-0 		0-3 	1 0 0 0 0 1 0 1 0 0 0 0 0 0 0 0 0 0 0 0 0 1 0 0 0 0 1 0		
Inning Stats	R: 1 H: 0 E: 0 LOB: 0 K: 1 BB: 1 S: 5 P: 9	R: 0 H: 0 E: 0 LOB: 0 K: 3 BB: 0 S: 9 P: 9	R: 0 H: 0 E: 0 LOB: 0 K: 2 BB: 0 S: 7 P: 7	R: 0 H: 0 E: 0 LOB: 0 K: 0 BB: 1 S: 2 P: 6	R: 0 H: 0 E: 0 LOB: 0 K: 0 BB: 0 S: 3 P: 3	R: 0 H: 0 E: 0 LOB: 0 K: 1 BB: 0 S: 5 P: 5	R: 0 H: 1 E: 0 LOB: 1 K: 0 BB: 0 S: 4 P: 4	R: 0 H: 0 E: 0 LOB: 0 K: 0 BB: 0 S: 3 P: 3	R: 0 H: 0 E: 0 LOB: 0 K: 1 BB: 0 S: 5 P: 5	1B: 0 SF: 0 2B: 2 SAC: 0 3B: 0 DP: 1 HR: 0 HBP: 0	
PITCHER Tom Griffin, R (1, 1) <small>ERA: 5.29</small>	IP WLS BF H R ER SO BB IBB HBP BLK WP HR S P ERA WHIP 9.0 W 29 1 1 1 8 2 0 0 0 0 0 0 43 51 1.00 0.333										

livebaseballscorecards.com

AB	27
R	1
H	1
RBI	1
BB	2
SO	8
LOB	4



Batter	1	2	3	4	5	6	7	8	9
Joe Morgan, L OBP: 0.390, SLG: 0.408 (1, 4)	0-0 3-1	0-0 1B 2-H 3B		0-0 L9		0-0 P6		4-0 BB IBB	
Tommy Davis, R OBP: 0.327, SLG: 0.458 (1, 7) Jim Beauchamp, R OBP: 0.429, SLG: 0.833 (8, 7)	0-0 FC3-6 1B	0-0 BB 1B		0-0 6-3			0-0 6-3	4-0 BB 1-2 2-3 3-H	
Jimmy Wynn, R OBP: 0.362, SLG: 0.549 (1, 8)	0-0 FC3-6 1B	4-0 1-2 BB			0-3 K		0-3 K	0-0 6-3	
Joe Pepitone, L OBP: 0.318, SLG: 0.610 (1, 9)	0-0 FC3-6 1B	0-0 4-3			0-0 BB 1B		0-3 K		
Denis Menke, R OBP: 0.382, SLG: 0.511 (1, 6)	0-0 1-2 3-H 1B			0-3 K		0-0 F9		0-0 F9	
John Mayberry, L OBP: 0.323, SLG: 0.458 (1, 3)	0-0 G3			0-0 G3		4-0 1-2 BB		0-0 1B S 2B	
Doug Rader, R OBP: 0.327, SLG: 0.556 (1, 5)		4-0 FC4-6 BB		0-3 K		0-0 5-3		4-0 S 1B BB BB	
Johnny Edwards, L OBP: 0.152, SLG: 0.136 (1, 2)		0-0 FC4-6 SH1-4 3B		0-0 2B		0-3 K		0-0 BB S 1B	
Tom Griffin, R OBP: 0.200, SLG: 0.400 (1, 1)		0-0 SH1-4		0-0 P4		0-0 1-3		0-3 K	

Inning Stats	R: 1	H: 3	E: 0	LOB: 2	K: 0	S: 6	P: 6	R: 2	H: 2	E: 0	LOB: 2	K: 0	S: 5	R: 0	H: 0	E: 0	LOB: 0	K: 2	S: 7	R: 0	H: 1	E: 0	LOB: 2	K: 1	S: 6	R: 0	H: 0	E: 0	LOB: 0	K: 2	S: 7	R: 2	H: 2	E: 0	LOB: 3	K: 1	S: 7	

PITCHER	IP	WLS	BF	H	R	ER	SO	BB	IBB	HBP	BLK	WP	HR	S	P	ERA	WHIP
Al Santorini, R ERA: 3.57 (1, 1)	5.0	L	25	7	3	3	3	3	0	0	0	0	0	28	40	5.40	2.000
Pat Dobson, R ERA: 4.91 (6, 1)	3.0		14	2	2	2	4	2	1	0	0	0	0	19	31	6.00	1.333

BOTTOM

AB	R	H	RBI	BB	SO	LOB
4	1	1	1	1	0	1
4	1	2	1	0	0	1
0	0	0	1	1	0	0
4	0	1	0	1	2	3
4	0	1	0	0	1	4
4	0	1	1	0	1	1
3	1	1	0	1	0	2
2	1	0	0	2	1	2
4	1	2	0	0	1	1
3	0	0	0	0	1	3

San Diego Padres @ Houston Astros
Astrodome, Houston, TX
Sun Apr 19 1970, 4:33 AM EST
Att. 13,344 - Dome

AB	32
R	5
H	9
RBI	4
BB	6
SO	7
LOB	18

livebaseballscorecards.com



WP	PA
0	39
PB	0
SB	3
CS	0

Batter	1	2	3	4	5	6	7	8	9	AB R H RBI BB SO LOB	TOP		
Joe Morgan, L (1, 4) OBP: 0.381, SLG: 0.396	0-0 4-3		0-0 F6			0-0 CS 1B	0-0 4-3			4 0 1 0 0 0 1			
Tommy Davis, R (1, 7) OBP: 0.340, SLG: 0.500	0-0 3B		0-0 6-3			0-0 1B 1B		0-3 K		4 1 2 0 0 1 0			
Jimmy Wynn, R (1, 8) OBP: 0.371, SLG: 0.564	0-3 K		0-0 6-3			0-0 1B 1B		0-0 2B		4 0 2 0 0 1 1			
Joe Pepitone, L (1, 9) OBP: 0.313, SLG: 0.568	4-0 BB BB			0-0 1-3		0-3 K		0-0 4-3		3 0 0 0 1 1 3			
Denis Menke, R (1, 6) OBP: 0.407, SLG: 0.520	4-0 1-2 BB			0-0 G5-4-3 1B		0-0 1-2 2-H 1B		0-0 F8		3 0 2 1 1 0 1			
John Mayberry, L (1, 3) OBP: 0.286, SLG: 0.393	0-3 K			0-0 G5-4-3 1-2f		0-3 K			0-0 4-3	4 0 0 0 0 2 6			
Doug Rader, R (1, 5) OBP: 0.304, SLG: 0.510		0-0 5-3			0-3 K		0-3 K		0-3 K	4 0 0 0 0 3 0			
Johnny Edwards, L (1, 2) OBP: 0.140, SLG: 0.125		0-0 4-3			0-0 F7		0-3 K		0-0 3-1	4 0 0 0 0 1 0			
Jim Bouton, R (1, 1) OBP: 0.444, SLG: 0.375 Keith Lampard, L (7, PH) Jack Billingham, R (7, 1)		0-3 K			0-3 K		0-0 E4			2 0 0 0 0 2 0 1 0 0 0 0 0 0 0 0 0 0 0 0 0			
Inning Stats	R: 0 H: 1 E: 0 LOB: 3 K: 2 BB: 2 S: 8 P: 16	R: 0 H: 0 E: 0 LOB: 0 K: 1 BB: 0 S: 5 P: 5	R: 0 H: 0 E: 0 LOB: 0 K: 0 BB: 0 S: 3 P: 3	R: 0 H: 1 E: 0 LOB: 0 K: 0 BB: 0 S: 3 P: 3	R: 0 H: 0 E: 0 LOB: 0 K: 2 BB: 0 S: 7 P: 7	R: 1 H: 4 E: 0 LOB: 2 K: 2 BB: 0 S: 10 P: 10	R: 0 H: 0 E: 1 LOB: 1 K: 2 BB: 0 S: 8 P: 8	R: 0 H: 1 E: 0 LOB: 1 K: 1 BB: 0 S: 6 P: 6	R: 0 H: 0 E: 0 LOB: 0 K: 1 BB: 0 S: 5 P: 5	1B: 5 SF: 0 2B: 1 SAC: 0 3B: 1 DP: 1 HR: 0 HBP: 0	WP: 0 PA: 35 PB: 0 SB: 0 CS: 1		
PITCHER	IP WLS BF H R ER SO BB IBB HBP BLK WP HR S P ERA WHIP											PITCHER	IP WLS BF H R ER SO BB IBB HBP BLK WP HR S P ERA WHIP
Dock Ellis, R (1, 1) ERA: 1.8	6.0 W 24 6 1 1 7 2 0 0 0 0 0 0 36 44 1.50 1.333												
Dave Giusti, R (7, 1) ERA: 1.08	3.0 S 11 1 0 0 4 0 0 0 0 0 0 0 19 19 0.00 0.333												

Houston Astros @ Pittsburgh Pirates
 Forbes Field, Pittsburgh, PA
 Mon Apr 20 1970, 6:05 PM EST
 Att: 4,051 - Unknown - 65 F

livebaseballscorecards.com

AB	33
R	1
H	7
RBI	1
BB	2
SO	11
LOB	12



Batter	1	2	3	4	5	6	7	8	9
Matty Alou, L OBP: 0.277, SLG: 0.302 (1, 8)	0-0 SH1-3 E SF8 1B		0-3 K			0-0 6-3		0-0 5-3	
Richie Hebner, L OBP: 0.450, SLG: 0.611 (1, 5)	0-0 E1 SH1-3 1-2		0-0 1B			4-0 HR BB		0-0 F9	
Roberto Clemente, R OBP: 0.441, SLG: 0.448 (1, 9)	0-0 SH1-3 1-2 2-3		0-0 F8			0-0 5-3 1-2			
Willie Stargell, L OBP: 0.176, SLG: 0.172 (1, 7)	0-0 SF8 3-H			0-0 G3		0-0 HR			
Al Oliver, L OBP: 0.263, SLG: 0.459 (1, 3)	0-0 3-1			0-0 G3		0-0 F2			
Manny Sanguillen, R (1, 2)		0-0 5-3		0-0 6-3			0-0 6-3		
Gene Alley, R OBP: 0.132, SLG: 0.216 (1, 6)		0-0 6-3			0-0 F3		0-3 K		
Bill Mazerowski, R OBP: 0.244, SLG: 0.270 (1, 4)		0-0 5-3			0-0 6-3		0-0 F3		
Dock Ellis, S (1, 1)			0-0 5-3		0-3 K			0-0 1-3	
Dave Giusti, R (7, 1)									

AB	R	H	RBI	BB	SO	LOB
4	1	1	0	0	1	0
3	1	1	0	1	0	1
2	0	0	0	0	0	2
2	1	1	3	0	0	0
3	0	0	0	0	0	1
3	0	0	0	0	0	0
3	0	0	0	0	1	0
3	0	0	0	0	0	0
2	0	0	0	0	1	0
1	0	0	0	0	0	0

BOTTOM

Houston Astros @ Pittsburgh Pirates
 Forbes Field, Pittsburgh, PA
 Mon Apr 20 1970, 6:05 PM EST
 Att. 4,051 - Unknown - 65 F

AB	26
R	3
H	3
RBI	3
BB	1
SO	3
LOB	4



1B:	2	SF:	1
2B:	0	SAC:	1
3B:	0	DP:	0
HR:	1	HBP:	0

WP:	0	PA:	29
PB:	0		
SB:	0		
CS:	0		

Inning Stats	R	H	E	K	S	IP	WLS	BF	H	R	ER	SO	BB	IBB	HBP	BLK	WP	HR	S	P	ERA	WHIP
Jim Bouton, R ERA: 5.75 (1, 1)	1	1	1	0	5	6.0	L	23	3	3	2	2	1	0	0	0	0	1	26	30	3.00	0.667
Jack Billingham, R ERA: 6.0 (7, 1)	0	0	0	0	5	2.0		6	0	0	0	1	0	0	0	0	0	0	8	8	0.00	0.000

PITCHER	IP	WLS	BF	H	R	ER	SO	BB	IBB	HBP	BLK	WP	HR	S	P	ERA	WHIP
Jim Bouton, R	6.0	L	23	3	3	2	2	1	0	0	0	0	1	26	30	3.00	0.667
Jack Billingham, R	2.0		6	0	0	0	1	0	0	0	0	0	0	8	8	0.00	0.000

Batter	1	2	3	4	5	6	7	8	9	AB R H RBI BB SO LOB	TOP																
Joe Morgan, L (1, 4) OBP: 0.382, SLG: 0.375	0-3 K		4-0 E 2B BB		4-0 1B BB		0-0 L8		0-3 K	3 1 0 0 2 2 2																	
Jesus Alou, R (1, 9) OBP: 0.333, SLG: 0.200	1-0		0-0 E6		0-0		0-0 FC5-4		0-0 1B 2B	2 1 1 0 0 0 2																	
Norm Miller, L (7, PH) OBP: 0.400, SLG: 0.500			1-2 2B		1-2 1B		1-2f HR		2-H 1B 2B	1 1 0 0 0 0 1																	
Marty Martinez, S (9, PH) OBP: 0.333, SLG: 0.667	HBP		1-2 2-3 2B		1-2 1B		1-H HR		2-H 1B 2B	1 1 1 1 0 0 0																	
Jimmy Wynn, R (1, 8) OBP: 0.373, SLG: 0.617	0-0 F8		0-0 2B		0-0 F9		0-0 HR		0-0 F3	5 1 2 5 0 0 4																	
Tommy Davis, R (1, 7) OBP: 0.333, SLG: 0.482	0-0 L7		0-3 K		0-0 6-3		0-0 1B		0-0 E 1B	4 0 1 0 0 0 1 1																	
Jack Billingham, R (7, 1)									2-H 1B	0 0 0 0 0 0 0																	
Jim Beauchamp, R (9, PH) OBP: 0.500, SLG: 0.857										1 0 1 1 0 0 0																	
Denis Menke, R (1, 6) OBP: 0.375, SLG: 0.473		0-0 F4		0-0 F9		0-3 K	0-3 K		0-0 E6	5 0 0 0 0 0 2 2																	
Bob Watson, R (1, 3) OBP: 0.091, SLG: 0.182		0-0 2-3		0-3 K		0-0 1B 2B		4-0 BB	1-3 F8	3 1 1 0 0 1 0																	
Joe Pepitone, L (8, PH) OBP: 0.320, SLG: 0.556								G4-6-3		1 0 0 0 1 0 2																	
Doug Rader, R (1, 5) OBP: 0.300, SLG: 0.491		0-0 F3		0-0 4-3		0-0 1B		0-0 G4-6-3		4 0 1 1 0 0 1																	
Johnny Edwards, L (1, 2) OBP: 0.148, SLG: 0.135			0-0 E 2B BB 1B		0-3 K	0-3 K		0-0 F7		4 1 1 0 0 2 1																	
Larry Dierker, R (1, 1) OBP: 0.182, SLG: 0.100			0-3 K		0-0 L3		0-0 FC5-4 1B		0-0 2B 2B	2 0 0 0 0 0 1 1																	
Jack Dilauro, S (6, 1)										0 0 0 0 0 0 0																	
Keith Lampard, L (7, PH) OBP: 0.333, SLG: 0.500										2 1 2 0 0 0 0																	
Inning Stats	R: 0 E: 0 K: 1 S: 5	H: 0 LOB: 1 BB: 0 P: 6	R: 0 E: 0 K: 0 S: 3	H: 0 LOB: 0 BB: 0 P: 3	R: 3 E: 1 K: 2 S: 9	H: 2 LOB: 0 BB: 1 P: 13	R: 0 E: 0 K: 1 S: 5	H: 0 LOB: 0 BB: 0 P: 5	R: 0 E: 0 K: 1 S: 6	H: 1 LOB: 2 BB: 1 P: 10	R: 1 E: 0 K: 2 S: 9	H: 2 LOB: 1 BB: 0 P: 9	R: 2 E: 0 K: 1 S: 8	H: 3 LOB: 1 BB: 0 P: 8	R: 0 E: 0 K: 0 S: 2	H: 0 LOB: 0 BB: 1 P: 6	R: 2 E: 1 K: 1 S: 9	H: 3 LOB: 2 BB: 0 P: 9	1B: 6 2B: 4 3B: 0 HR: 1	SF: 0 SAC: 0 DP: 1 HBP: 1	WP: 0 PB: 0 SB: 0 CS: 0	PA: 42					
PITCHER	IP	WLS	BF	H	R	ER	SO	BB	IBB	HBP	BLK	WP	HR	S	P	ERA	WHIP										
Bob Veale, L (1, 1) ERA: 3.93	6.0	W	26	5	4	3	7	2	0	1	0	0	0	37	46	4.50	1.167										
Chuck Hartenstein, R (7, 1) ERA: 5.79	0.2		5	3	2	2	0	0	0	0	0	0	1	5	5	27.00	4.500										
Gene Garber, R (7, 1) ERA: 2.7	1.1		5	1	1	1	1	1	0	0	0	0	0	6	10	6.75	1.500										
Joe Gibbon, L (9, 1) ERA: 5.4	1.0	S	6	2	1	1	1	0	0	0	0	0	0	8	8	9.00	2.000										

Houston Astros @ Pittsburgh Pirates
 Forbes Field, Pittsburgh, PA
 Tue Apr 21 1970, 6:05 PM EST
 Att. 3,589 - Unknown

livebaseballscorecards.com

AB	38
R	8
H	11
RBI	8
BB	3
SO	9
LOB	17



Batter	1	2	3	4	5	6	7	8	9	AB R H RBI BB SO LOB	TOP									
Joe Morgan, L (1, 4) OBP: 0.361, SLG: 0.350	0-0 F4		0-0 G3			0-0 3-1		0-0 F6		4 0 0 0 0 0 0										
Tommy Davis, R (1, 7) OBP: 0.328, SLG: 0.467	0-0 L5-3 1B			0-0 4-3		0-0 F9		0-0 6-3		4 0 1 0 0 0 0										
Jimmy Wynn, R (1, 8) OBP: 0.366, SLG: 0.587	0-0 L5-3 1-2			4-0 BLK BB		0-0 6-3		0-0 L7		3 0 0 0 1 0 1										
Joe Pepitone, L (1, 9) OBP: 0.315, SLG: 0.571		0-0 6-3 3B		0-0 F6 1-2		0-0 L9		0-0 F9		4 1 1 0 0 0 1										
Denis Menke, R (1, 6) OBP: 0.368, SLG: 0.448		0-0 6-3 3-H		4-0 BB		0-0 1-3		0-3 K		3 0 0 1 1 1 0										
John Mayberry, L (1, 3) OBP: 0.262, SLG: 0.355		0-0 4-3		0-0 F7		1-0 BB 1B HBP		0-0 G3		3 0 0 0 0 0 2										
Doug Rader, R (1, 5) OBP: 0.302, SLG: 0.482		0-0 1-3			0-0 5-3		0-0 BB 1B			3 0 1 0 0 0 0										
Johnny Edwards, L (1, 2) OBP: 0.158, SLG: 0.130			0-0 4-3		0-0 F8		4-0 BB BB			2 0 0 0 1 0 0										
Denny Lemaster, R (1, 1) OBP: 0.222, SLG: 0.125			0-3 K		0-0 F6		0-3 K			2 0 0 0 0 1 0										
Jim Ray, R (5, 1)										0 0 0 0 0 0 0										
Keith Lampard, L (7, PH) OBP: 0.286, SLG: 0.429										1 0 0 0 0 1 3										
Ron Cook, L (7, 1)										0 0 0 0 0 0 0										
Inning Stats	R: 0 E: 0 K: 0 S: 3	H: 1 LOB: 0 BB: 0 P: 3	R: 1 E: 0 K: 0 S: 4	H: 1 LOB: 0 BB: 0 P: 4	R: 0 E: 0 K: 1 S: 5	H: 0 LOB: 0 BB: 0 P: 5	R: 0 E: 0 K: 0 S: 3	H: 0 LOB: 2 BB: 2 P: 11	R: 0 E: 0 K: 0 S: 3	H: 0 LOB: 0 BB: 0 P: 3	R: 0 E: 0 K: 1 S: 6	H: 1 LOB: 3 BB: 1 P: 11	R: 0 E: 0 K: 0 S: 3	H: 0 LOB: 0 BB: 0 P: 3	R: 0 E: 0 K: 1 S: 5	H: 0 LOB: 0 BB: 0 P: 5	1B: 2 2B: 1 3B: 1 HR: 0	SF: 0 SAC: 0 DP: 1 HBP: 1	WP: 0 PB: 0 SB: 0 CS: 0	PA: 33
PITCHER Steve Blass, R (1, 1) ERA: 2.61	IP: 9.0 WLS: W BF: 33 H: 3 R: 1 ER: 1 SO: 3 BB: 3 IBB: 0 HBP: 1 BLK: 1 WP: 0 HR: 0 S: 35 P: 48 ERA: 1.00 WHIP: 0.667																			PITCHER Steve Blass, R (1, 1) ERA: 2.61

Houston Astros @ Pittsburgh Pirates
 Forbes Field, Pittsburgh, PA
 Wed Apr 22 1970, 6:05 PM EST
 Att: 6,178 - Unknown - 63 F

livebaseballscorecards.com

AB	29
R	1
H	3
RBI	1
BB	3
SO	3
LOB	7



Batter	1	2	3	4	5	6	7	8	9	AB R H RBI BB SO LOB	TOP																													
Joe Morgan, L (1, 4) OBP: 0.342, SLG: 0.328	0-0 F2		0-0 FC6-4			0-0 F8		0-3 K		4 0 0 0 0 1 1																														
Jesus Alou, R (1, 9) OBP: 0.313, SLG: 0.286	0-0 3-1		0-0 F7			0-0 1B 2B		0-0 5-3		4 1 1 0 0 0 1																														
Jimmy Wynn, R (1, 8) OBP: 0.373, SLG: 0.576	4-0 S BB			0-0 P5		0-0 1B SF9 1B		0-3 K		3 1 1 1 1 1 0																														
Jim Beauchamp, R (1, 7) OBP: 0.583, SLG: 0.800	0-3 K			4-0 CS BB		0-0 1B			0-0 2B SF8 1B	3 1 2 0 1 1 1																														
Denis Menke, R (1, 6) OBP: 0.361, SLG: 0.459		0-3 K		0-3 K		0-0 SF9			0-0 F9 2B	3 0 1 1 0 2 1																														
Bob Watson, R (1, 3) OBP: 0.067, SLG: 0.143		0-3 K			0-0 L5	0-3 K			0-0 SF8	3 0 0 1 0 2 1																														
Doug Rader, R (1, 5) OBP: 0.299, SLG: 0.458		0-3 K			4-0 FC4-6 BB		0-0 3-1		0-0 F9	3 0 0 0 1 1 1																														
Marty Martinez, S (1, 2) OBP: 0.143, SLG: 0.286			0-0 F5		0-0 FC4-6 FC5-4		0-0 P4		0-3 K	4 0 0 0 0 1 2																														
Tom Griffin, R (1, 1) OBP: 0.286, SLG: 0.333			4-0 FC6-4 BB		0-0 FC5-4		0-3 K			1 0 0 0 1 0 1																														
Joe Pepitone, L (7, PH) OBP: 0.309, SLG: 0.560										1 0 0 0 0 1 0																														
Jack Billingham, R (7, 1)										0 0 0 0 0 0 0																														
Jack Dilauro, S (7, 1)										0 0 0 0 0 0 0																														
Don Wilson, R (8, 1)										0 0 0 0 0 0 0																														
Inning Stats	R: 0 E: 0 K: 1 S: 5	H: 0 LOB: 1 BB: 1 P: 9	R: 0 E: 0 K: 3 S: 9	H: 0 LOB: 0 BB: 0 P: 9	R: 0 E: 0 K: 0 S: 3	H: 0 LOB: 1 BB: 1 P: 7	R: 0 E: 0 K: 1 S: 4	H: 0 LOB: 0 BB: 1 P: 8	R: 0 E: 0 K: 1 S: 3	H: 0 LOB: 1 BB: 1 P: 7	R: 2 E: 0 K: 1 S: 8	H: 3 LOB: 1 BB: 0 P: 8	R: 0 E: 0 K: 1 S: 5	H: 0 LOB: 0 BB: 0 P: 5	R: 0 E: 0 K: 2 S: 7	H: 0 LOB: 0 BB: 0 P: 7	R: 1 E: 0 K: 1 S: 7	H: 2 LOB: 1 BB: 0 P: 7	1B: 3 2B: 2 3B: 0 HR: 0	SF: 2 SAC: 0 DP: 0 HBP: 0	WP: 0 PB: 0 SB: 1 CS: 1	PA: 35																		
PITCHER Ken Holtzman, L (1, 1) ERA: 2.7	IP 9.0	WLS W	BF 35	H 5	R 3	ER 3	SO 10	BB 4	IBB 0	HBP 0	BLK 0	WP 0	HR 0	S 51	P 67	ERA 3.00	WHIP 1.000						PITCHER	IP 9.0	WLS W	BF 35	H 5	R 3	ER 3	SO 10	BB 4	IBB 0	HBP 0	BLK 0	WP 0	HR 0	S 51	P 67	ERA 3.00	WHIP 1.000

Houston Astros @ Chicago Cubs
Wrigley Field, Chicago, IL
Fri Apr 24 1970, 3:33 AM CST
Att. 10,840 - Sunny - 65 F

livebaseballscorecards.com

AB	29
R	3
H	5
RBI	3
BB	4
SO	10
LOB	9



Batter	1	2	3	4	5	6	7	8	9
Don Kessinger, S OBP: 0.426, SLG: 0.477 (1, 6)	0-3 K	0-0 FC4			0-0 P6	0-0 6-3		0-0 L7	
Glenn Beckert, R OBP: 0.353, SLG: 0.326 (1, 4)	4-0 6-3 BB BB		0-0 1-3		0-0 F9		0-0 4-3	0-0 6-3	
Billy Williams, L OBP: 0.327, SLG: 0.571 (1, 7)	4-0 6-3 BB 1-2		0-0 3-1			0-0 FC1-4 1B	0-3 K		
Ron Santo, R OBP: 0.353, SLG: 0.341 (1, 5)	0-0 6-3 1-2 2-3		0-0 P6			0-0 FC1-4 2B 14 WP 1-2f	0-0 HR 1B		
Johnny Callison, L OBP: 0.367, SLG: 0.674 (1, 9)	0-0 4-3			0-0 14 E 14 S 1B		0-0 14 WP 1B 2B	0-0 1-H HR		
14 Ernie Banks, R OBP: 0.388, SLG: 0.333 (1, 3)		0-0 P5		0-0 F2 1-3		0-0 P4 2-3 3-H	0-0 BB 1B		
Jim Hickman, R OBP: 0.523, SLG: 0.531 (1, 8)		4-0 1B BB		0-3 K		4-0 1B 2B BB	4-0 1-2 BB		
J.C. Martin, L OBP: 0.227, SLG: 0.158 (1, 2)		0-0 FC4 1B		0-0 F2		0-0 2B 1B 1-2 3-H	0-0 F9		
Ken Holtzman, R OBP: 0.143, SLG: 0.214 (1, 1)		0-3 K			0-0 F2	0-0 1-H 2-H 2B		0-0 L9	

Inning Stats	R: 0 E: 0 K: 1 S: 5	H: 0 LOB: 2 BB: 2 P: 13	R: 0 E: 0 K: 1 S: 6	H: 1 LOB: 2 BB: 1 P: 10	R: 0 E: 0 K: 0 S: 3	H: 0 LOB: 0 BB: 0 P: 3	R: 0 E: 0 K: 1 S: 6	H: 1 LOB: 1 BB: 0 P: 6	R: 0 E: 0 K: 0 S: 3	H: 0 LOB: 0 BB: 0 P: 3	R: 4 E: 0 K: 0 S: 7	H: 4 LOB: 1 BB: 1 P: 11	R: 2 E: 0 K: 1 S: 8	H: 3 LOB: 2 BB: 1 P: 12	R: 0 E: 0 K: 0 S: 3	H: 0 LOB: 0 BB: 0 P: 3
1B: 6 2B: 2 3B: 0 HR: 1	SF: 0 SAC: 0 DP: 0 HBP: 0	WP: 1 PB: 0 SB: 1 CS: 0	PA: 38													

PITCHER	IP	WLS	BF	H	R	ER	SO	BB	IBB	HBP	BLK	WP	HR	S	P	ERA	WHIP
Tom Griffin, R ERA: 5.48 (1, 1)	6.0	L	28	6	4	4	3	4	0	0	0	1	0	30	46	6.00	1.667
Jack Billingham, R ERA: 6.17 (7, 1)	0.2		6	3	2	2	1	1	0	0	0	0	1	7	11	27.00	6.000
Jack Dilauro, L ERA: 7.11 (7, 1)	0.1		1	0	0	0	0	0	0	0	0	0	0	1	1	0.00	0.000
Don Wilson, R ERA: (8, 1)	1.0		3	0	0	0	0	0	0	0	0	0	0	3	3	0.00	0.000

BOTTOM

Houston Astros @ Chicago Cubs
Wrigley Field, Chicago, IL
Fri Apr 24 1970, 3:33 AM CST
Att. 10,840 - Sunny - 65 F

livebaseballscorecards.com

AB	33
R	6
H	9
RBI	5
BB	5
SO	4
LOB	16



Batter	1	2	3	4	5	6	7	8	9	AB R H RBI BB SO LOB	TOP			
Joe Morgan, L (1, 4) OBP: 0.333, SLG: 0.309	0-0 3-1	0-0 L6		0-0 1-3		4-0 BB		0-0 G4-3		4 0 0 0 1 0 3				
Norm Miller, L (1, 7) OBP: 0.382, SLG: 0.467	0-3 K	0-0 1B			0-0 5-3	0-0 F7			0-0 5-3	4 0 1 1 0 1 2 1 0 0 0 0 0 0				
Jesus Alou, R (9, PH) OBP: 0.294, SLG: 0.267		1-2 3-H 1B												
Jimmy Wynn, R (1, 8) OBP: 0.388, SLG: 0.620	0-0 HR	0-0 1B			0-0 4-3 1B	0-0 P4			0-3 K	5 2 3 1 0 1 2				
Joe Pepitone, L (1, 9) OBP: 0.333, SLG: 0.600	0-0 E3 FC6				0-0 4-3				0-0 3B	5 0 3 0 0 0 1				
Denis Menke, R (1, 6) OBP: 0.351, SLG: 0.439	0-0 FC6				0-0 E6 G3-6-1 1B	0-0 1B 2-H			0-3 K	5 0 1 1 0 1 4				
John Mayberry, L (1, 3) OBP: 0.279, SLG: 0.343					0-0 G3-6-1	0-0 1B				4 0 1 0 0 1 3				
Doug Rader, R (1, 5) OBP: 0.310, SLG: 0.468					0-0 F9	0-0 2-3				3 2 1 0 0 0 3				
Johnny Edwards, L (1, 2) OBP: 0.164, SLG: 0.138					0-0 6-3					4 1 1 0 0 0 1				
Jim Bouton, R (1, 1) OBP: 0.455, SLG: 0.400					0-0 4-3					2 0 1 1 0 0 0				
Jim Ray, R (5, 1)										0 0 0 0 0 0 0				
Bob Watson, R (6, PH) OBP: 0.150, SLG: 0.200										1 0 1 0 0 0 0				
Don Wilson, R (6, 1)										0 0 0 0 0 0 0				
Keith Lampard, L (8, PH) OBP: 0.375, SLG: 0.500										1 0 1 1 0 0 0				
Fred Gladding, L (8, 1)										0 0 0 0 0 0 0				
Inning Stats	R: 1 E: 1 K: 1 S: 7 H: 1 LOB: 1 BB: 0 P: 7	R: 2 E: 0 K: 1 S: 8 H: 4 LOB: 2 BB: 0 P: 9	R: 0 E: 1 K: 0 S: 4 H: 1 LOB: 1 BB: 0 P: 4	R: 0 E: 0 K: 0 S: 3 H: 0 LOB: 0 BB: 0 P: 3	R: 1 E: 0 K: 0 S: 6 H: 3 LOB: 2 BB: 0 P: 6	R: 0 E: 0 K: 0 S: 4 H: 1 LOB: 2 BB: 1 P: 8	R: 0 E: 0 K: 0 S: 3 H: 1 LOB: 0 BB: 0 P: 3	R: 1 E: 0 K: 0 S: 4 H: 2 LOB: 0 BB: 0 P: 4	R: 0 E: 0 K: 2 S: 8 H: 1 LOB: 1 BB: 0 P: 8	1B: 11 2B: 1 3B: 1 HR: 1 SF: 0 SAC: 0 DP: 3 HBP: 1	WP: 0 PB: 0 SB: 0 CS: 0 PA: 41			
PITCHER	IP WLS BF H R ER SO BB IBB HBP BLK WP HR S P ERA WHIP												PITCHER	IP WLS BF H R ER SO BB IBB HBP BLK WP HR S P ERA WHIP
Bill Hands, R (1, 1) ERA: 2.7	7.0 W 33 11 4 4 2 1 0 1 0 0 0 1 35 40 5.14 1.714													
Ted Abernathy, R (8, 1) ERA: 3.86	0.1 3 2 1 1 0 0 0 0 0 0 0 0 3 3 27.00 6.000													
Hank Aguirre, L (8, 1) ERA: 4.5	1.2 S 5 1 0 0 2 0 0 0 0 0 0 0 9 9 0.00 0.600													

Houston Astros @ Chicago Cubs
Wrigley Field, Chicago, IL
Sat Apr 25 1970, 3:33 AM CST
Att. 25,389 - Cloudy - 73 F

livebaseballscorecards.com

AB	39
R	5
H	14
RBI	5
BB	1
SO	4
LOB	19



Batter	1	2	3	4	5	6	7	8	9
Don Kessinger, S (1, 6) OBP: 0.424, SLG: 0.490	0-0 1B 3-1 2B		0-0 1B 1B	0-0 1-3		0-0 E6 FC3-2 1B BB	0-0 F8		
Glenn Beckert, R (1, 4) OBP: 0.393, SLG: 0.431	0-0 3-1 2-3 1B		0-0 1B 14 HR 1B		0-0 HR	0-0 BB FC3-2 1B BB	0-0 P4		
Billy Williams, L (1, 7) OBP: 0.351, SLG: 0.623	0-0 3-1 2-3 3-H		0-0 1B 14 HR 1B		4-0 BB BB	0-0 FC3-2 BB BB	0-0 HR		
Ron Santo, R (1, 5) OBP: 0.339, SLG: 0.313	0-3 K		0-3 K		0-0 P4	4-0 BB BB	0-0 6-3		
Johnny Callison, L (1, 9) OBP: 0.389, SLG: 0.673	0-0 F7		0-0 F2		4-0 BB BB	4-0 FC5-4 BB	0-0 14 2B		
14 Ernie Banks, R (1, 3) OBP: 0.389, SLG: 0.426		0-0 6-3	0-0 HR		0-0 F8	0-0 F3	0-0 2B		
Jim Hickman, R (1, 8) OBP: 0.490, SLG: 0.486		0-0 G3 1B	0-0 F5		0-0 P5	0-0 FC5-4	0-0 6-3		
Cleo James, R (9, 8) OBP: 0.333, SLG: 0.333									
J.C. Martin, L (1, 2) OBP: 0.231, SLG: 0.174		0-0 G3			0-0 P4	0-0 E BB 1B	0-0 4-3		
Bill Hands, R (1, 1)		0-0 5-3			0-0 F7	4-0 1B E FC3-2 BB	0-0 F7		
Jimmie Hall, L (7, PH)									
Ted Abernathy, R (8, 1)									
Hank Aguirre, R (8, 1)									

AB	R	H	RBI	BB	SO	LOB
5	3	2	0	0	0	2
5	3	4	2	0	0	0
4	2	2	3	1	0	4
4	0	0	1	1	2	4
3	1	1	1	2	0	3
5	1	2	4	0	0	5
5	0	1	0	0	0	6
0	0	0	0	0	0	0
4	1	1	0	0	0	1
2	0	0	0	1	0	1
1	0	0	0	0	0	0
0	0	0	0	0	0	0
0	0	0	0	0	0	0


AB	R	H	RBI	BB	SO	LOB
38	11	13	11	5	2	26

Inning	1	2	3	4	5	6	7	8	9
R: 1	R: 0	R: 4	R: 0	R: 1	R: 3	R: 0	R: 2	R: 0	R: 0
E: 0	E: 0	E: 0	E: 0	E: 0	E: 1	E: 0	E: 0	E: 0	E: 0
K: 1	K: 0	K: 1	K: 0	K: 0	K: 0	K: 0	K: 0	K: 0	K: 0
S: 7	S: 4	S: 9	S: 3	S: 4	S: 6	S: 3	S: 6	S: 3	S: 6
H: 2	H: 1	H: 4	H: 0	H: 1	H: 2	H: 0	H: 3	H: 0	H: 3
LOB: 1	LOB: 1	LOB: 0	LOB: 0	LOB: 2	LOB: 3	LOB: 0	LOB: 1	LOB: 0	LOB: 1
BB: 0	BB: 0	BB: 0	BB: 0	BB: 2	BB: 3	BB: 0	BB: 0	BB: 0	BB: 0
P: 7	P: 4	P: 9	P: 3	P: 12	P: 18	P: 3	P: 6	P: 6	P: 6

PITCHER	IP	WLS	BF	H	R	ER	SO	BB	IBB	HBP	BLK	WP	HR	S	P	ERA	WHIP
Jim Bouton, R (1, 1) ERA: 7.03	4.0	L	20	8	6	6	2	0	0	0	0	0	2	24	24	13.50	2.000
Jim Ray, R (5, 1) ERA: 2.87	1.0		5	0	0	0	0	2	0	0	0	0	0	3	11	0.00	2.000
Don Wilson, R (6, 1) ERA: 6.0	2.0		12	2	3	2	0	3	0	0	0	0	0	9	21	9.00	2.500
Fred Gladding, R (8, 1) ERA: 5.4	1.0		6	3	2	2	0	0	0	0	0	0	1	6	6	18.00	3.000

Houston Astros @ Chicago Cubs
Wrigley Field, Chicago, IL
Sat Apr 25 1970, 3:33 AM CST
Att: 25,389 - Cloudy - 73 F

livebaseballscorecards.com



Batter	1	2	3	4	5	6	7	8	9
Don Kessinger, S (1, 6) OBP: 0.429, SLG: 0.509	0-0 1B 2B		0-0 G4-6-3 1-2f			0-0 BB E HR 1B	0-0 F5		
Glenn Beckert, R (1, 4) OBP: 0.383, SLG: 0.418	0-0 2-H 1B			0-0 6-3		0-0 E6 1-2 HR BB	0-0 1-3		
Billy Williams, L (1, 7) OBP: 0.361, SLG: 0.661	0-0 F7			0-0 HR		4-0 1-2 2-3 HR BB		0-3 K	
Ron Santo, R (1, 5) OBP: 0.333, SLG: 0.365	0-0 F3			0-3 K		0-0 1-H 2-H 3-H HR		0-0 F2	
Johnny Callison, L (1, 9) OBP: 0.379, SLG: 0.635		0-3 K		4-0 BB		0-0 4-3		0-0 F7	
14 Ernie Banks, R (1, 3) OBP: 0.368, SLG: 0.400		0-0 P6		0-0 4-3		0-0 5-3			
Jim Hickman, R (1, 8) OBP: 0.481, SLG: 0.550		0-3 K			0-0 6-3	0-0 HR			
J.C. Martin, L (1, 2) OBP: 0.207, SLG: 0.154			0-0 L4		0-0 F7	0-0 3-1			
Fergie Jenkins, R (1, 1) OBP: 0.077, SLG: 0.077			0-0 G4-6-3 1B		0-0 5-3		0-0 6-3		

Inning Stats	R: 0	H: 2	E: 0	K: 0	S: 4	LOB: 1	BB: 0	P: 4	R: 0	H: 0	E: 0	K: 2	S: 7	LOB: 0	BB: 0	P: 7	R: 0	H: 1	E: 0	K: 0	S: 3	LOB: 0	BB: 0	P: 3	R: 1	H: 1	E: 0	K: 1	S: 6	LOB: 1	BB: 1	P: 10	R: 0	H: 0	E: 0	K: 0	S: 3	LOB: 0	BB: 0	P: 3	R: 5	H: 3	E: 1	K: 0	S: 7	LOB: 0	BB: 1	P: 11	R: 0	H: 0	E: 0	K: 0	S: 3	LOB: 0	BB: 0	P: 3	R: 0	H: 0	E: 0	K: 1	S: 5	LOB: 0	BB: 0	P: 5
	1B: 3	2B: 1	3B: 0	HR: 3	SF: 0	SAC: 0	DP: 1	HBP: 0	WP: 0	PA: 32																																																						

PITCHER	IP	WLS	BF	H	R	ER	SO	BB	IBB	HBP	BLK	WP	HR	S	P	ERA	WHIP
Larry Dierker, R (1, 1) ERA: 4.54	6.0	L	26	7	6	4	3	2	0	0	0	0	3	30	38	6.00	1.500
Jim Ray, R (7, 1) ERA: 2.55	2.0		6	0	0	0	1	0	0	0	0	0	0	8	8	0.00	0.000

BOTTOM

Houston Astros @ Chicago Cubs
Wrigley Field, Chicago, IL
Sun Apr 26 1970, 3:33 AM CDT
Att: 31,529 - Sunny - 68 F

livebaseballscorecards.com

AB	30
R	6
H	7
RBI	6
BB	2
SO	4
LOB	5



Batter	1	2	3	4	5	6	7	8	9	AB R H RBI BB SO LOB	TOP											
Joe Morgan, L (1, 4) OBP: 0.352, SLG: 0.329	4-0 CS BB	0-3 K			0-0 1B 1B		0-0 1B 1B		4-0 FC5-4 BB	3 0 2 0 2 1 2												
Norm Miller, L (1, 9) OBP: 0.349, SLG: 0.395	0-0 F7		0-0 F7		0-0 1B		0-3 K		0-0 FC5-4 G6-4-3	4 0 1 0 0 1 3												
Bob Watson, R (9, PH) OBP: 0.118, SLG: 0.188	1-2		1-2		1-2 1B				1-2f	1 0 0 0 0 0 1												
Leon McFadden, R (9, PR)										0 0 0 0 0 0 0												
Jimmy Wynn, R (1, 8) OBP: 0.382, SLG: 0.577	4-0 BLK BB		4-0 CS BB		0-3 K		0-0 1B		0-0 G6-4-3	3 0 1 0 2 1 3												
Joe Pepitone, L (1, 3) OBP: 0.294, SLG: 0.524	0-0 P5		0-0 F9		0-0 P6		0-0 F9		1-2f	4 0 0 0 0 0 7												
Denis Menke, R (1, 6) OBP: 0.341, SLG: 0.446		0-0 F8	0-0 CS	0-0 6-3		0-0 F8		0-0 F9		4 0 0 0 0 0 0												
Keith Lampard, L (1, 7) OBP: 0.500, SLG: 0.615		0-0 1B SF9 1B		0-3 K		0-0 F7		0-0 FC6-4 1B		4 1 2 0 0 1 0												
Doug Rader, R (1, 5) OBP: 0.329, SLG: 0.464		0-0 SF9 1B 1B		4-0 BB		0-0 F7		0-0 FC6-4 FC6		3 0 1 0 1 0 1												
Johnny Edwards, L (1, 2) OBP: 0.188, SLG: 0.212		0-0 1B		0-0 2-3		0-0 F7		0-0 FC6		4 0 1 0 0 0 2												
Denny Lemaster, R (1, 1) OBP: 0.182, SLG: 0.111		0-0 SF9			0-0 P4		0-0 1B 1B 1B		0-0 HR	1 0 0 1 0 0 0												
Tommy Davis, R (7, PH) OBP: 0.339, SLG: 0.475										1 0 1 0 0 0 0												
Jim Ray, R (7, 1)										0 0 0 0 0 0 0												
John Mayberry, L (9, PH) OBP: 0.292, SLG: 0.425		2-3 3-H								1 1 1 1 0 0 0												
Inning Stats	R: 0 E: 0 K: 0 S: 2	H: 0 LOB: 1 BB: 2 P: 10	R: 1 E: 0 K: 1 S: 8	H: 3 LOB: 2 BB: 0 P: 8	R: 0 E: 0 K: 0 S: 2	H: 0 LOB: 0 BB: 1 P: 6	R: 0 E: 0 K: 1 S: 5	H: 0 LOB: 1 BB: 1 P: 9	R: 0 E: 0 K: 1 S: 7	H: 2 LOB: 2 BB: 0 P: 7	R: 0 E: 0 K: 0 S: 3	H: 0 LOB: 0 BB: 0 P: 3	R: 0 E: 0 K: 1 S: 8	H: 3 LOB: 3 BB: 0 P: 8	R: 0 E: 0 K: 0 S: 4	H: 1 LOB: 1 BB: 0 P: 4	R: 1 E: 0 K: 0 S: 3	H: 1 LOB: 1 BB: 1 P: 7	1B: 9 2B: 0 3B: 0 HR: 1	SF: 1 SAC: 0 DP: 1 HBP: 0	WP: 0 PB: 0 SB: 0 CS: 2	PA: 40
PITCHER	IP WLS BF H R ER SO BB IBB HBP BLK WP HR S P ERA WHIP																				ERA WHIP	
Gary Nolan, R (1, 1) ERA: 2.52	8.0 W 36 10 2 2 4 4 0 0 1 0 1 40 56 2.25 1.750																					
Don Gullett, L (9, 1) ERA:	0.0 S 1 0 0 0 0 1 0 0 0 0 0 0 4 ∞ ∞																					
Wayne Granger, R (9, 1) ERA: 1.8	1.0 S 2 0 0 0 0 0 0 0 0 0 0 2 2 0.00 0.000																					

Houston Astros @ Cincinnati Reds
 Crosley Field, Cincinnati, OH
 Tue Apr 28 1970, 7:05 PM EDT
 Att: 7,884 - Unknown - 70 F

livebaseballscorecards.com

AB	33
R	2
H	10
RBI	2
BB	5
SO	4
LOB	19



Batter	1	2	3	4	5	6	7	8	9	AB R H RBI BB SO LOB	TOP		
Joe Morgan, L (1, 4) OBP: 0.340, SLG: 0.316 Marty Martinez, S (8, PH) OBP: 0.125, SLG: 0.250 (8, 4)	0-0 L4		0-0 P3			0-0 P3		0-0 P3		3 0 0 0 0 0 1 1 0 0 0 0 0 0	Houston Astros @ Cincinnati Reds Crosley Field, Cincinnati, OH Wed Apr 29 1970, 3:33 AM EDT Att. 6,766 - Unknown		
Jesus Alou, R (1, 9) OBP: 0.333, SLG: 0.421	0-0 P2		0-0 2B			0-0 F8		0-0 2B		4 0 2 1 0 0 0			
Jimmy Wynn, R (1, 8) OBP: 0.376, SLG: 0.573	0-0 1-3		0-0 1-3			0-0 2B		0-0 F2		4 1 1 0 0 0 2			
Tommy Davis, R (1, 7) OBP: 0.333, SLG: 0.477		0-0 F8		0-0 1-3		0-0 2B		0-0 6-3		4 0 1 1 0 0 1			
Denis Menke, R (1, 6) OBP: 0.337, SLG: 0.436		0-0 P3		0-0 F9		0-0 F9		0-0 G6-4-3 1B		4 0 1 0 0 0 1			
Doug Rader, R (1, 5) OBP: 0.325, SLG: 0.466		0-0 2B		0-0 P6			0-0 6-3	0-0 G6-4-3 1-2f		4 0 1 0 0 0 1			
Joe Pepitone, L (1, 3) OBP: 0.319, SLG: 0.582		0-0 L3			0-0 CS 1B		0-0 1B	0-0 HR		4 1 3 1 0 0 1			
Johnny Edwards, L (1, 2) OBP: 0.194, SLG: 0.232 Keith Lampard, L (9, PH) OBP: 0.467, SLG: 0.571			0-0 2B		0-3 K 1-2		0-3 K	0-3 K		3 1 1 0 0 2 2 1 0 0 0 0 1 0			
Tom Griffin, R (1, 1) OBP: 0.222, SLG: 0.250 Jack Billingham, R (6, 1) Jim Beauchamp, R (7, PH) OBP: 0.538, SLG: 0.727 Fred Gladding, L (7, 1)			0-0 L1		0-0 P5		0-3 K			2 0 0 0 0 0 1 0 0 0 0 0 0 0 1 0 0 0 0 1 1 0 0 0 0 0 0 0			
Inning Stats	R: 0 H: 0 E: 0 LOB: 0 K: 0 BB: 0 S: 3 P: 3	R: 0 H: 1 E: 0 LOB: 1 K: 0 BB: 0 S: 4 P: 4	R: 1 H: 2 E: 0 LOB: 1 K: 0 BB: 0 S: 5 P: 5	R: 0 H: 0 E: 0 LOB: 0 K: 0 BB: 0 S: 3 P: 3	R: 0 H: 1 E: 0 LOB: 0 K: 1 BB: 0 S: 5 P: 5	R: 1 H: 2 E: 0 LOB: 1 K: 0 BB: 0 S: 5 P: 5	R: 0 H: 1 E: 0 LOB: 1 K: 2 BB: 0 S: 8 P: 8	R: 0 H: 1 E: 0 LOB: 1 K: 0 BB: 0 S: 4 P: 4	R: 1 H: 2 E: 0 LOB: 0 K: 1 BB: 0 S: 6 P: 6	1B: 3 SF: 0 2B: 6 SAC: 0 3B: 0 DP: 1 HR: 1 HBP: 0		WP: 0 PA: 35 PB: 0 SB: 0 CS: 1	
PITCHER	IP WLS BF H R ER SO BB IBB HBP BLK WP HR S P ERA WHIP											PITCHER	IP WLS BF H R ER SO BB IBB HBP BLK WP HR S P ERA WHIP
Jim Merritt, L (1, 1) ERA: 1.97 Clay Carroll, R (8, 1) ERA: 4.09	7.1 W 29 8 2 2 3 0 0 0 0 0 0 0 35 35 2.46 1.091												

livebaseballscorecards.com

AB	35
R	3
H	10
RBI	3
BB	0
SO	4
LOB	11



Batter	1	2	3	4	5	6	7	8	9
Pete Rose, S OBP: 0.347, SLG: 0.388 (1, 9)	0-0 G3		0-0 F8		0-0 F9		0-0 1-4-3		
Tommy Helms, R OBP: 0.237, SLG: 0.255 (1, 4)	0-0 F9		0-0 P2		0-0 F7		0-0 5-3		
Bobby Tolan, L OBP: 0.316, SLG: 0.538 (1, 8)	0-0 4-3			0-0 F1		4-0 SH1-3 HBP BB	0-0 2B		
Tony Perez, R OBP: 0.558, SLG: 0.870 (1, 5)		0-3 K		4-0 2B BB		1-0 BB SH1-3 HBP	4-0 2B IBB		
Johnny Bench, R OBP: 0.261, SLG: 0.500 (1, 2)		0-0 F7		0-0 P5		0-0 SH1-3	0-0 2B		
Lee May, R OBP: 0.324, SLG: 0.550 (1, 3)		0-0 P3		0-0 2B		4-0 BB BB	0-0 P4		
Bernie Carbo, L OBP: 0.462, SLG: 0.627 (1, 7)			4-0 1B 5-3 BB	0-0 1-3		4-0 FC6-4 BB	0-0 6-3-5 S 1B		
Dave Concepcion, R OBP: 0.300, SLG: 0.354 (1, 6)			0-0 5-3		0-0 SH1-4 1B	0-3 K	0-0 6-3-5		
Jim Merritt, L OBP: 0.167, SLG: 0.118 (1, 1)			0-0 1B		0-0 SH1-4	0-0 FC6-4	0-0 1-3		
Clay Carroll, R (8, 1)			2-H 1B		1-2 1B	1-2f			

AB	R	H	RBI	BB	SO	LOB
4	0	0	0	0	0	2
4	0	0	0	0	0	2
3	2	1	0	1	0	0
1	2	0	0	2	1	0
3	0	1	2	0	0	1
3	0	1	1	1	0	1
2	1	1	1	2	0	1
4	0	1	0	0	1	5
2	0	1	1	0	0	3
1	0	0	0	0	0	0

BOTTOM

Houston Astros @ Cincinnati Reds
Crosley Field, Cincinnati, OH
Wed Apr 29 1970, 3:33 AM EDT
Att. 6,766 - Unknown

AB	27
R	5
H	6
RBI	5
BB	6
SO	2
LOB	15



1B: 3	SF: 0
2B: 4	SAC: 2
3B: 0	DP: 1
HR: 0	HBP: 1

WP: 0	PA: 36
PB: 0	
SB: 1	
CS: 0	

Inning Stats															Inning Stats																																										
R	H	E	K	S	H	LOB	BB	P	R	H	E	K	S	H	LOB	BB	P	R	H	E	K	S	H	LOB	BB	P	R	H	E	K	S	H	LOB	BB	P																						
0	0	0	0	3	0	0	0	3	1	1	0	0	4	1	1	0	1	0	0	0	0	3	0	0	0	0	3	0	0	0	0	3	2	2	0	1	9	0	0	0	0	3	0	0	0	0	3	1	1	0	0	3	0	0	0	0	3
0	0	0	0	3	0	0	0	3	1	1	0	0	4	1	1	0	1	0	0	0	0	3	0	0	0	0	3	0	0	0	0	3	2	2	0	1	9	0	0	0	0	3	0	0	0	0	3	1	1	0	0	3	0	0	0	0	3
0	0	0	0	3	0	0	0	3	1	1	0	0	4	1	1	0	1	0	0	0	0	3	0	0	0	0	3	0	0	0	0	3	2	2	0	1	9	0	0	0	0	3	0	0	0	0	3	1	1	0	0	3	0	0	0	0	3
0	0	0	0	3	0	0	0	3	1	1	0	0	4	1	1	0	1	0	0	0	0	3	0	0	0	0	3	0	0	0	0	3	2	2	0	1	9	0	0	0	0	3	0	0	0	0	3	1	1	0	0	3	0	0	0	0	3

PITCHER	IP	WLS	BF	H	R	ER	SO	BB	IBB	HBP	BLK	WP	HR	S	P	ERA	WHIP
Tom Griffin, R ERA: 5.4 (1, 1)	5.1	L	25	3	3	3	1	5	0	1	0	0	0	21	42	5.06	1.500
Jack Billingham, R ERA: 5.84 (6, 1)	0.2		2	0	0	0	1	0	0	0	0	0	0	4	4	0.00	0.000
Fred Gladding, R ERA: 6.23 (7, 1)	2.0		9	3	2	2	0	0	1	0	0	0	0	8	12	9.00	1.500

PITCHER	IP	WLS	BF	H	R	ER	SO	BB	IBB	HBP	BLK	WP	HR	S	P	ERA	WHIP
Tom Griffin, R ERA: 5.4 (1, 1)	5.1	L	25	3	3	3	1	5	0	1	0	0	0	21	42	5.06	1.500
Jack Billingham, R ERA: 5.84 (6, 1)	0.2		2	0	0	0	1	0	0	0	0	0	0	4	4	0.00	0.000
Fred Gladding, R ERA: 6.23 (7, 1)	2.0		9	3	2	2	0	0	1	0	0	0	0	8	12	9.00	1.500

Batter	1	2	3	4	5	6	7	8	9	AB R H RBI BB SO LOB
Lou Brock, L (1, 7) OBP: 0.354, SLG: 0.438	0-3 K		0-0 4-3		0-0 HR		0-0 F8		0-3 K	5 1 1 2 0 2 2
Jose Cardenal, R (1, 8) OBP: 0.410, SLG: 0.528	4-0 BB BB BB		0-0 F9		0-0 CS 1B		0-0 1B		0-0 F9	4 0 2 1 1 0 1
Dick Allen, R (1, 5) OBP: 0.360, SLG: 0.636	4-0 BB BB 1-2		0-0 P4		0-3 K 1-2		0-0 F8			3 0 0 0 1 1 2
Joe Torre, R (1, 2) OBP: 0.365, SLG: 0.463	4-0 BB BB BB 1-2 2-3			0-0 F8		0-3 K		0-0 F8		3 0 0 0 1 1 0
Leron Lee, L (1, 9) OBP: 0.306, SLG: 0.403	0-0 F5			0-0 1B		0-0 1B		0-0 3-1 2B		4 0 3 0 0 0 3
Joe Hague, L (1, 3) OBP: 0.424, SLG: 0.468	0-3 K			0-3 K		0-0 F4		0-0 3-1 2-3		4 0 0 0 0 2 6
Phil Gagliano, R (1, 4)		0-0 1-3		0-3 K		0-0 P5		0-0 F9		4 0 0 0 0 1 3
Dal Maxvill, R (1, 6) OBP: 0.313, SLG: 0.205		0-3 K			0-0 HR 1B		0-0 F8 WP 1B 1B		0-0 4-3	4 2 2 0 0 1 0
Steve Carlton, L (1, 1) Vic Davalillo, L (5, PH) Sal Campisi, R (6, 1) Jim Campbell, L (7, PH) Rich Nye, L (8, 1) Carl Taylor, R (9, PH)		0-0 P4			0-0 F2		0-3 K 1-2		4-0 BB BB BB BB	1 0 0 0 0 0 0 1 0 0 0 0 0 1 0 0 0 0 0 0 0 1 0 0 0 0 1 1 0 0 0 0 0 0 0 0 0 0 0 1 0 0


Inning Stats	R: 0 E: 0 K: 2 S: 7	H: 0 LOB: 3 BB: 3 P: 19	R: 0 E: 0 K: 1 S: 5	H: 0 LOB: 0 BB: 0 P: 5	R: 0 E: 0 K: 0 S: 3	H: 0 LOB: 0 BB: 0 P: 3	R: 0 E: 0 K: 2 S: 8	H: 1 LOB: 1 BB: 0 P: 8	R: 2 E: 0 K: 1 S: 7	H: 3 LOB: 0 BB: 0 P: 7	R: 0 E: 0 K: 1 S: 6	H: 1 LOB: 1 BB: 0 P: 6	R: 1 E: 0 K: 1 S: 7	H: 2 LOB: 1 BB: 0 P: 7	R: 0 E: 0 K: 0 S: 4	H: 1 LOB: 1 BB: 0 P: 4	R: 0 E: 0 K: 1 S: 5	H: 0 LOB: 1 BB: 1 P: 9	1B: 6 2B: 1 3B: 0 HR: 1	SF: 0 SAC: 0 DP: 0 HBP: 0
PITCHER Larry Dierker, R (1, 1) ERA: 4.23	IP 9.0 WLS W BF 38 H 8 R 3 ER 3 SO 9 BB 4 IBB 0 HBP 0 BLK 0 WP 1 HR 1 S 52 P 68 ERA 3.00 WHIP 1.333	IP 9.0 WLS W BF 38 H 8 R 3 ER 3 SO 9 BB 4 IBB 0 HBP 0 BLK 0 WP 1 HR 1 S 52 P 68 ERA 3.00 WHIP 1.333	IP 9.0 WLS W BF 38 H 8 R 3 ER 3 SO 9 BB 4 IBB 0 HBP 0 BLK 0 WP 1 HR 1 S 52 P 68 ERA 3.00 WHIP 1.333	IP 9.0 WLS W BF 38 H 8 R 3 ER 3 SO 9 BB 4 IBB 0 HBP 0 BLK 0 WP 1 HR 1 S 52 P 68 ERA 3.00 WHIP 1.333	IP 9.0 WLS W BF 38 H 8 R 3 ER 3 SO 9 BB 4 IBB 0 HBP 0 BLK 0 WP 1 HR 1 S 52 P 68 ERA 3.00 WHIP 1.333	IP 9.0 WLS W BF 38 H 8 R 3 ER 3 SO 9 BB 4 IBB 0 HBP 0 BLK 0 WP 1 HR 1 S 52 P 68 ERA 3.00 WHIP 1.333	IP 9.0 WLS W BF 38 H 8 R 3 ER 3 SO 9 BB 4 IBB 0 HBP 0 BLK 0 WP 1 HR 1 S 52 P 68 ERA 3.00 WHIP 1.333	IP 9.0 WLS W BF 38 H 8 R 3 ER 3 SO 9 BB 4 IBB 0 HBP 0 BLK 0 WP 1 HR 1 S 52 P 68 ERA 3.00 WHIP 1.333	IP 9.0 WLS W BF 38 H 8 R 3 ER 3 SO 9 BB 4 IBB 0 HBP 0 BLK 0 WP 1 HR 1 S 52 P 68 ERA 3.00 WHIP 1.333	IP 9.0 WLS W BF 38 H 8 R 3 ER 3 SO 9 BB 4 IBB 0 HBP 0 BLK 0 WP 1 HR 1 S 52 P 68 ERA 3.00 WHIP 1.333	IP 9.0 WLS W BF 38 H 8 R 3 ER 3 SO 9 BB 4 IBB 0 HBP 0 BLK 0 WP 1 HR 1 S 52 P 68 ERA 3.00 WHIP 1.333	IP 9.0 WLS W BF 38 H 8 R 3 ER 3 SO 9 BB 4 IBB 0 HBP 0 BLK 0 WP 1 HR 1 S 52 P 68 ERA 3.00 WHIP 1.333	IP 9.0 WLS W BF 38 H 8 R 3 ER 3 SO 9 BB 4 IBB 0 HBP 0 BLK 0 WP 1 HR 1 S 52 P 68 ERA 3.00 WHIP 1.333	IP 9.0 WLS W BF 38 H 8 R 3 ER 3 SO 9 BB 4 IBB 0 HBP 0 BLK 0 WP 1 HR 1 S 52 P 68 ERA 3.00 WHIP 1.333	IP 9.0 WLS W BF 38 H 8 R 3 ER 3 SO 9 BB 4 IBB 0 HBP 0 BLK 0 WP 1 HR 1 S 52 P 68 ERA 3.00 WHIP 1.333	IP 9.0 WLS W BF 38 H 8 R 3 ER 3 SO 9 BB 4 IBB 0 HBP 0 BLK 0 WP 1 HR 1 S 52 P 68 ERA 3.00 WHIP 1.333	IP 9.0 WLS W BF 38 H 8 R 3 ER 3 SO 9 BB 4 IBB 0 HBP 0 BLK 0 WP 1 HR 1 S 52 P 68 ERA 3.00 WHIP 1.333	IP 9.0 WLS W BF 38 H 8 R 3 ER 3 SO 9 BB 4 IBB 0 HBP 0 BLK 0 WP 1 HR 1 S 52 P 68 ERA 3.00 WHIP 1.333	WP: 1 PB: 0 SB: 0 CS: 1	PA: 38 ERA WHIP

BOTTOM

Houston Astros @ St. Louis Cardinals
 Busch Stadium, St. Louis, MO
 Fri May 01 1970, 7:05 PM CDT
 Att. 10,547 - Unknown

livebaseballscorecards.com

AB	34
R	3
H	8
RBI	3
BB	4
SO	9
LOB	19



Batter	1	2	3	4	5	6	7	8	9	10	AB R H RBI BB SO LOB	TOP																
Joe Morgan, L (1, 4) OBP: 0.365, SLG: 0.352	0-0 F2		0-0 1-3			0-0 1B	0-0 E8		0-0 CS	0-0 1B	5 3 3 1 0 0 0	Houston Astros @ St. Louis Cardinals Busch Stadium, St. Louis, MO Sat May 02 1970, 7:05 PM CDT Att. 23,069 - Unknown																
Norm Miller, L (1, 9) OBP: 0.340, SLG: 0.381 Jesus Alou, R (10, PH) OBP: 0.407, SLG: 0.560	0-3 K		0-0 1-3			0-0 F7	0-0		0-0 1-2	0-0 1B	4 0 1 1 0 1 1 1 1 1 1 0 0 0																	
Joe Pepitone, L (1, 8) OBP: 0.305, SLG: 0.566	0-3 K			0-0 F3		0-3 K	0-0 L3			0-0 P4	5 0 0 0 0 2 3																	
Tommy Davis, R (1, 7) OBP: 0.338, SLG: 0.458 Jim Beauchamp, R (8, 7) OBP: 0.438, SLG: 0.571		4-0 CS BB		0-3 K		0-0 1B		0-0 1-3		0-0 5-3	3 0 1 0 1 1 0 1 0 0 0 0 0 1																	
Denis Menke, R (1, 6) OBP: 0.354, SLG: 0.437		0-3 K		0-0 F9		0-0 FC4-3		0-0 F7		0-0 1B	5 0 2 2 0 1 1																	
John Mayberry, L (1, 3) OBP: 0.302, SLG: 0.422		0-0 1B			0-0 1B	0-0 FC4-3		0-0 F3		0-0 F8	5 0 2 0 0 0 3																	
Doug Rader, R (1, 5) OBP: 0.326, SLG: 0.457		0-0 FC6-4			0-3 K		0-0 SH1-3		0-0 F5		4 1 2 0 0 1 1																	
Johnny Edwards, L (1, 2) OBP: 0.190, SLG: 0.224		0-0 FC6-4			0-0 L5		0-0 SH1-3		0-0 F8		3 0 0 0 0 0 3																	
Don Wilson, R (1, 1) Keith Lampard, L (7, PH) Jim Ray, R (7, 1) Jack Dilauro, S (7, 1) Jack Billingham, R (7, 1) Ron Cook, L (8, 1) Jimmy Wynn, R (9, PH) Fred Gladding, L (9, 1)			0-3 K			0-3 K		0-3 K		4-0 CS	2 0 0 0 0 2 1 1 0 0 0 0 1 1 0 1 0 0 0 0 0 0 0 0 0																	
Inning Stats	R: 0 E: 0 K: 2 S: 7	H: 0 LOB: 0 BB: 0 P: 7	R: 0 E: 0 K: 1 S: 6	H: 2 LOB: 2 BB: 1 P: 10	R: 0 E: 0 K: 1 S: 5	H: 0 LOB: 0 BB: 0 P: 5	R: 0 E: 0 K: 1 S: 5	H: 0 LOB: 0 BB: 0 P: 5	R: 0 E: 0 K: 2 S: 8	H: 1 LOB: 1 BB: 0 P: 8	R: 1 E: 0 K: 1 S: 8		H: 3 LOB: 2 BB: 0 P: 8	R: 2 E: 1 K: 1 S: 8	H: 3 LOB: 1 BB: 0 P: 8	R: 0 E: 0 K: 0 S: 3	H: 0 LOB: 0 BB: 0 P: 3	R: 0 E: 0 K: 0 S: 2	H: 0 LOB: 0 BB: 1 P: 6	R: 2 E: 0 K: 0 S: 6	H: 3 LOB: 1 BB: 0 P: 6	1B: 11 2B: 2 3B: 0 HR: 0	SF: 0 SAC: 1 DP: 1 HBP: 0	WP: 0 PB: 0 SB: 0 CS: 2	PA: 43			
PITCHER	IP WLS BF H R ER SO BB IBB HBP BLK WP HR S P ERA WHIP												IP WLS BF H R ER SO BB IBB HBP BLK WP HR S P ERA WHIP															
Bob Gibson, R (1, 1) ERA: 3.93	7.0												7.0															
Sal Campisi, R (8, 1) ERA: 2.53	1.2	6	0	0	0	0	1	0	0	0	0	0	0	5	9	0.00	0.600											
Tom Hilgendorf, L (9, 1) ERA: 1.93	0.1	L	1	1	1	0	0	0	0	0	0	0	0	1	1	27.00	3.000											
Chuck Taylor, R (10, 1) ERA: 2.89	1.0	5	2	1	1	0	0	0	0	0	0	0	0	5	5	9.00	2.000											

AB	39
R	5
H	12
RBI	5
BB	2
SO	9
LOB	15



BOTTOM

Houston Astros @ St. Louis Cardinals
Busch Stadium, St. Louis, MO
Sat May 02 1970, 7:05 PM CDT
Att: 23,069 - Unknown

livebaseballscores.com

AB	33
R	3
H	5
RBI	2
BB	5
SO	5
LOB	13



WP	0	PA	39
PB	0		
SB	2		
CS	1		

AB	5	R	0	H	1	RBI	0	BB	0	SO	1	LOB	2
----	---	---	---	---	---	-----	---	----	---	----	---	-----	---

AB	3	R	0	H	0	RBI	0	BB	2	SO	1	LOB	1
----	---	---	---	---	---	-----	---	----	---	----	---	-----	---

AB	4	R	1	H	0	RBI	0	BB	0	SO	0	LOB	3
----	---	---	---	---	---	-----	---	----	---	----	---	-----	---

AB	3	R	1	H	1	RBI	1	BB	1	SO	0	LOB	0
----	---	---	---	---	---	-----	---	----	---	----	---	-----	---

AB	4	R	0	H	1	RBI	0	BB	0	SO	0	LOB	2
----	---	---	---	---	---	-----	---	----	---	----	---	-----	---

AB	4	R	1	H	2	RBI	1	BB	0	SO	1	LOB	0
----	---	---	---	---	---	-----	---	----	---	----	---	-----	---

AB	3	R	0	H	0	RBI	0	BB	1	SO	0	LOB	0
----	---	---	---	---	---	-----	---	----	---	----	---	-----	---

AB	1	R	0	H	0	RBI	0	BB	0	SO	1	LOB	0
----	---	---	---	---	---	-----	---	----	---	----	---	-----	---

AB	1	R	0	H	0	RBI	0	BB	0	SO	0	LOB	2
----	---	---	---	---	---	-----	---	----	---	----	---	-----	---

AB	0	R	0	H	0	RBI	0	BB	0	SO	0	LOB	0
----	---	---	---	---	---	-----	---	----	---	----	---	-----	---

AB	1	R	0	H	0	RBI	0	BB	0	SO	0	LOB	0
----	---	---	---	---	---	-----	---	----	---	----	---	-----	---

AB	0	R	0	H	0	RBI	0	BB	0	SO	0	LOB	0
----	---	---	---	---	---	-----	---	----	---	----	---	-----	---

AB	1	R	0	H	0	RBI	0	BB	0	SO	0	LOB	1
----	---	---	---	---	---	-----	---	----	---	----	---	-----	---

AB	1	R	0	H	0	RBI	0	BB	0	SO	0	LOB	2
----	---	---	---	---	---	-----	---	----	---	----	---	-----	---

AB	0	R	0	H	0	RBI	0	BB	0	SO	0	LOB	0
----	---	---	---	---	---	-----	---	----	---	----	---	-----	---

AB	1	R	0	H	0	RBI	0	BB	0	SO	0	LOB	1
----	---	---	---	---	---	-----	---	----	---	----	---	-----	---

1B	3	SF	0	2B	0	SAC	0	3B	0	DP	1	HR	2	HBP	0
----	---	----	---	----	---	-----	---	----	---	----	---	----	---	-----	---

Batter	1	2	3	4	5	6	7	8	9	10
Jose Cardenal, R (1, 8) OBP: 0.398, SLG: 0.506	0-0 6-3			0-0 L4		0-0 1B	0-3 K			0-0 4-3
Leron Lee, L (1, 9) OBP: 0.312, SLG: 0.386	0-0 F3			4-0 FC5-4 BB		0-3 1-2 K		4-0 BB G4-3-6 BB		0-0 P6
Lou Brock, L (1, 7) OBP: 0.337, SLG: 0.416	0-0 F8			0-0 FC5-4 E 1-2f		0-0 L5		0-0 1-2f G4-3-6		
Dick Allen, R (1, 5) OBP: 0.367, SLG: 0.667		0-0 6-3		0-0 P4 1-H		4-0 BB		0-0 HR		
Joe Torre, R (1, 2) OBP: 0.359, SLG: 0.451		0-0 F8			0-0 5-3	0-0 5-3		0-0 CS 1B		
Joe Hague, L (1, 3) OBP: 0.429, SLG: 0.529		0-3 K			0-0 HR		0-0 FC1-5 BB 1B	0-0 1-2 CS	0-0 F8	
Cookie Rojas, R (1, 4) OBP: 0.200, SLG: 0.111			0-0 1-3		0-0 5-3		4-0 BB FC1-5 BB		0-0 F8	
Dal Maxvill, R (1, 6) OBP: 0.320, SLG: 0.200			0-0 6-3		4-0 BB BB		0-0 FC1-5 BB 1-2 2-3f		0-0 F7	
Vic Davalillo, L (7, PH) OBP: 0.200, SLG: 0.111										
Sal Campisi, R (8, 1)										
Tom Hilgendorf, S (9, 1)										
Chuck Taylor, R (10, 1)										
Bob Gibson, R (1, 1) OBP: 0.438, SLG: 0.429			0-0 P3		0-3 K		0-0 F7			0-3 K
Jim Campbell, L (7, PH) OBP: 0.222, SLG: 0.222										
Milt Ramirez, R (8, 6) OBP: 0.100, SLG: 0.100										
Carl Taylor, R (10, PH) OBP: 0.316, SLG: 0.375										

Inning Stats	R: 0	H: 0	E: 0	K: 0	S: 3	R: 0	H: 0	E: 0	K: 1	S: 5	R: 0	H: 0	E: 0	K: 0	S: 3	R: 1	H: 0	E: 0	K: 0	S: 3	R: 1	H: 1	E: 0	K: 1	S: 6	R: 0	H: 1	E: 0	K: 1	S: 6	R: 0	H: 2	E: 0	K: 0	S: 3	R: 0	H: 0	E: 0	K: 0	S: 3	R: 0	H: 0	E: 0	K: 1	S: 5	1B: 3	SF: 0	2B: 0	3B: 0	HR: 2	WP: 0	PA: 39
--------------	------	------	------	------	------	------	------	------	------	------	------	------	------	------	------	------	------	------	------	------	------	------	------	------	------	------	------	------	------	------	------	------	------	------	------	------	------	------	------	------	------	------	------	------	------	-------	-------	-------	-------	-------	-------	--------

PITCHER	IP	WLS	BF	H	R	ER	SO	BB	IBB	HBP	BLK	WP	HR	S	P	ERA	WHIP
Don Wilson, R (1, 1) ERA: 3.0	6.0		23	2	2	1	3	3	0	0	0	0	1	26	38	1.50	0.833
Jim Ray, R (7, 1) ERA: 2.29	0.0		2	1	0	0	0	1	0	0	0	0	0	1	5	∞	∞
Jack Dilauro, L (7, 1) ERA: 6.75	0.1		1	0	0	0	0	0	0	0	0	0	0	1	1	0.00	0.000
Jack Billingham, R (7, 1) ERA: 5.93	1.1		6	2	1	1	1	1	0	0	0	0	1	7	11	6.75	2.250
Ron Cook, L (8, 1) ERA: 1.69	0.1		0	0	0	0	0	0	0	0	0	0	0	0	0	0.00	0.000

PITCHER	IP	WLS	BF	H	R	ER	SO	BB	IBB	HBP	BLK	WP	HR	S	P	ERA	WHIP
Fred Gladding, R (9, 1) ERA: 5.06	2.0		6	0	0	0	1	0	0	0	0	0	0	8	8	0.00	0.000

Batter	1	2	3	4	5	6	7	8	9	AB R H RBI BB SO LOB	TOP		
Joe Morgan, L (1, 4) OBP: 0.358, SLG: 0.337	0-0 1-3		0-3 K			0-0 6-3	4-0 1-2 BB		0-0 4-3	4 0 0 0 1 1 0			
Norm Miller, L (1, 9) OBP: 0.314, SLG: 0.348 Jim Ray, R (7, 1) Jack Dilauro, S (8, 1)	0-0 F1			0-0 F8		0-0 4-3	0-0 F7			4 0 0 0 0 0 3 0 0 0 0 0 0 0 0 0 0 0 0 0 0			
Jimmy Wynn, R (1, 8) OBP: 0.366, SLG: 0.534	0-0 6-3			4-0 1B FC6-4 BB		0-0 F8		0-0 E5 1B		3 1 0 0 1 0 0			
Joe Pepitone, L (1, 7) OBP: 0.314, SLG: 0.563 (7, 9)		0-0 F9		0-0 FC6-4 1-3 1B		0-0 BB 1B BB		0-0 F7		4 1 2 0 0 0 1			
Denis Menke, R (1, 6) OBP: 0.369, SLG: 0.478		0-0 HR		0-0 FC6-4 1-2f 3-H		4-0 1-2 1B BB		0-0 1-2 1B		3 2 2 2 1 0 1			
John Mayberry, L (1, 3) OBP: 0.298, SLG: 0.396		0-0 F8		0-3 K		4-0 1-2 2-3 1B BB FC4-2		0-3 K		3 0 0 0 1 2 3			
Doug Rader, R (1, 5) OBP: 0.323, SLG: 0.447		0-0 5-3			0-0 F9		0-0 FC6-4 FC4-2 1-3 2-H 3-H 1B		0-0 F8	4 0 1 2 0 0 2			
Johnny Edwards, L (1, 2) OBP: 0.181, SLG: 0.213			0-0 F7		0-0 4-3		0-0 FC4-2 FC6-4 1-2 3-H		0-0 F8	4 0 0 0 0 0 2			
Tom Griffin, R (1, 1) OBP: 0.182, SLG: 0.200 Ron Cook, L (6, 1) Tommy Davis, R (7, PH) OBP: 0.329, SLG: 0.446 (7, 7)			0-0 F8		0-3 K		0-0 FC6-4 BB 1-2f 2-3		0-0 1-3	2 0 0 0 0 1 0 0 0 0 0 0 0 0 2 0 0 0 0 0 2			
Inning Stats	R: 0 E: 0 K: 0 S: 3 H: 0 LOB: 0 BB: 0 P: 3	R: 1 E: 0 K: 0 S: 4 H: 1 LOB: 0 BB: 0 P: 4	R: 0 E: 0 K: 1 S: 5 H: 0 LOB: 0 BB: 0 P: 5	R: 1 E: 0 K: 1 S: 6 H: 1 LOB: 1 BB: 1 P: 10	R: 0 E: 0 K: 1 S: 5 H: 0 LOB: 0 BB: 0 P: 5	R: 0 E: 0 K: 0 S: 3 H: 0 LOB: 0 BB: 0 P: 3	R: 2 E: 0 K: 0 S: 5 H: 2 LOB: 3 BB: 3 P: 17	R: 0 E: 1 K: 1 S: 7 H: 1 LOB: 2 BB: 0 P: 7	R: 0 E: 0 K: 0 S: 3 H: 0 LOB: 0 BB: 0 P: 3	1B: 4 2B: 0 3B: 0 HR: 1 SF: 0 SAC: 0 DP: 0 HBP: 0	WP: 0 PB: 0 SB: 0 CS: 0 PA: 37		
PITCHER	IP WLS BF H R ER SO BB IBB HBP BLK WP HR S P ERA WHIP											PITCHER	IP WLS BF H R ER SO BB IBB HBP BLK WP HR S P ERA WHIP
Nelson Briles, R (1, 1) ERA: 5.91	6.0 W 25 4 4 4 3 3 0 0 0 0 0 1 28 40 6.00 1.167												
Jerry Johnson, R (7, 1) ERA:	3.0 S 12 1 0 0 1 1 0 0 0 0 0 0 13 17 0.00 0.667												

Houston Astros @ St. Louis Cardinals
 Busch Stadium, St. Louis, MO
 Sun May 03 1970, 3:33 AM CDT
 Unknown

livebaseballscorecards.com

AB 33
 R 4
 H 5
 RBI 4
 BB 4
 SO 4
 LOB 14



Batter	1	2	3	4	5	6	7	8	9	AB R H RBI BB SO LOB	TOP											
Joe Morgan, L (1, 4) OBP: 0.348, SLG: 0.327	0-0 5-3		0-0 G4-3	0-0 FC6-4 1B		0-0 F3	0-0 FC6-4		0-0 F2	6 0 1 2 0 0 5	Houston Astros @ St. Louis Cardinals Busch Stadium, St. Louis, MO Sun May 03 1970, 3:38 AM CDT Att. 16,950 - Unknown livebaseballscorecards.com											
Norm Miller, L (1, 9) OBP: 0.316, SLG: 0.365	0-0 4-3		0-0 1B	0-0 FC6-4 1-2f			0-0 6-3	0-0 6-3 2B	0-0 1-3	6 0 2 0 0 0 4												
Jimmy Wynn, R (1, 8) OBP: 0.358, SLG: 0.511	4-0 BB		0-3 K		0-0 F9		0-0 1-3	0-0 6-3 2-3		4 0 0 0 1 1 2												
Joe Pepitone, L (1, 3) OBP: 0.319, SLG: 0.565	0-0 P6			0-0 1B 2B	0-0 F8		0-0 1B 3B	0-0 F3		5 2 2 0 0 0 2												
Denis Menke, R (1, 6) OBP: 0.389, SLG: 0.489		0-0 5-3		0-0 2B FC5-2 1B	0-0 1B		0-0 3B 1B	4-0 FC6-4 BB		4 1 3 1 1 0 0												
Keith Lampard, L (1, 7) OBP: 0.429, SLG: 0.650		0-0 4-3		0-0 FC5-2 1B 2B	0-0 F8		0-0 HR 3B	0-0 FC6-4 1-2f		5 2 2 2 0 0 3												
Doug Rader, R (1, 5) OBP: 0.337, SLG: 0.449		0-0 1B		0-3 K		0-0 4-3 1B	4-0 HR IBB		0-0 E5 FC1-5 BB	4 1 2 0 1 1 2												
Johnny Edwards, L (1, 2) OBP: 0.205, SLG: 0.253		0-3 K		4-0 FC5-2 1B IBB		0-0 4-3	0-0 HR		4-0 FC1-5 BB	3 2 1 3 2 1 2												
Denny Lemaster, R (1, 1) OBP: 0.250, SLG: 0.214			0-0 G4-3 1B	0-0 FC5-2 1B		0-0 P6	0-0 FC6-4 1B		0-0 FC1-5	5 0 2 0 0 0 6												
Inning Stats	R: 0 E: 0 K: 0 S: 3	H: 0 LOB: 1 BB: 1 P: 7	R: 0 E: 0 K: 1 S: 6	H: 1 LOB: 1 BB: 0 P: 6	R: 0 E: 0 K: 1 S: 6	H: 2 LOB: 1 BB: 0 P: 6	R: 3 E: 0 K: 1 S: 9	H: 4 LOB: 2 BB: 1 P: 13	R: 0 E: 0 K: 0 S: 4	H: 1 LOB: 1 BB: 0 P: 4	R: 0 E: 0 K: 0 S: 4	H: 1 LOB: 1 BB: 0 P: 4	R: 5 E: 0 K: 0 S: 8	H: 5 LOB: 1 BB: 1 P: 12	R: 0 E: 0 K: 0 S: 4	H: 1 LOB: 2 BB: 1 P: 8	R: 0 E: 1 K: 0 S: 4	H: 0 LOB: 2 BB: 1 P: 8	1B: 10 2B: 3 3B: 1 HR: 1	SF: 0 SAC: 0 DP: 1 HBP: 0	WP: 0 PB: 0 SB: 0 CS: 0	PA: 47
PITCHER	IP WLS BF H R ER SO BB IBB HBP BLK WP HR S P ERA WHIP																				PITCHER	IP WLS BF H R ER SO BB IBB HBP BLK WP HR S P ERA WHIP
George Culver, R (1, 1) ERA: 3.43	6.2 L 34 12 7 7 3 1 2 0 0 0 0 37 49 9.45 1.950																					
Rich Nye, L (7, 1) ERA: 4.5	1.1 8 3 1 1 0 1 0 0 0 0 0 1 7 11 6.75 3.000																					
Tom Hilgendorf, L (9, 1) ERA: 1.59	1.0 5 0 0 0 0 0 1 0 0 0 0 0 4 8 0.00 1.000																					



Batter	1	2	3	4	5	6	7	8	9	AB R H RBI BB SO LOB	TOP											
Don Kessinger, S (1, 6) OBP: 0.409, SLG: 0.423	0-0 FC4-6 1B		0-0 G3 1-2		4-0 G6-4-3 BB		0-0 FC5-4 1B		0-0 6-3	4 0 2 0 1 0 2												
Glenn Beckert, R (1, 4) OBP: 0.364, SLG: 0.395	0-0 FC4-6 1-2f		0-0 P3		0-0 G6-4-3 1-2f		0-0 FC5-4 1-2f 3-H			4 0 0 1 0 0 4												
Billy Williams, L (1, 7) OBP: 0.300, SLG: 0.554	0-0 FC4-6 E 1-2f		4-0 1B BB		0-0 P4		0-0 P5			3 0 0 0 1 0 2												
Ron Santo, R (1, 5) OBP: 0.348, SLG: 0.436	0-0 E6 1-3		0-0 1B 1-3 2-H		0-0 FC5-4 1B		0-0 G4-3 1B			4 0 3 1 0 0 1												
Johnny Callison, L (1, 9) OBP: 0.337, SLG: 0.494	0-0 1-3		0-3 K		0-0 P4		0-0 G4-3 1-2f			4 0 0 0 0 1 6												
14 Ernie Banks, R (1, 3) OBP: 0.306, SLG: 0.313		0-0 F4		0-0 F3		0-0 F8		0-0 P4		4 0 0 0 0 0 1												
Jim Hickman, R (1, 8) OBP: 0.429, SLG: 0.536		0-0 6-3		0-0 F8		0-0 FC5-4 1-2f		0-0 FC4 1B		4 0 1 0 0 0 1												
J.C. Martin, L (1, 2) OBP: 0.196, SLG: 0.122		0-0 F9		4-0 BB BB		0-0 F9		0-0 FC4 1-2f FC3-6		2 0 0 0 1 0 0 1 0 0 0 0 0 1												
Jimmie Hall, L (9, PH) OBP: 0.182, SLG: 0.100																						
Bill Hands, R (1, 1)			4-0 G3 1B BB		0-3 K		0-0 P4 1B FC5-4		0-0 FC3-6 1-2f	1 1 0 0 1 1 1 1 1 0 0 0 0 0 0 0 0 0 0 0 0 0 0 0 0 0 0 0 1 0 0 0 0 0 1												
Paul Popovich, S (7, PH) OBP: 0.333, SLG: 0.200																						
Hank Aguirre, R (7, 1)																						
Phil Regan, R (8, 1)																						
Willie Smith, L (9, PH) OBP: 0.294, SLG: 0.467																						
Inning Stats	R: 0 E: 1 K: 0 S: 5	H: 1 LOB: 2 BB: 0 P: 5	R: 0 E: 0 K: 0 S: 3	H: 0 LOB: 0 BB: 0 P: 3	R: 1 E: 0 K: 1 S: 6	H: 1 LOB: 2 BB: 2 P: 14	R: 0 E: 0 K: 1 S: 5	H: 0 LOB: 1 BB: 1 P: 9	R: 0 E: 0 K: 0 S: 2	H: 0 LOB: 0 BB: 1 P: 6	R: 0 E: 0 K: 0 S: 4	H: 1 LOB: 1 BB: 0 P: 4	R: 1 E: 1 K: 0 S: 5	H: 1 LOB: 1 BB: 0 P: 5	R: 0 E: 0 K: 0 S: 3	H: 1 LOB: 0 BB: 0 P: 3	R: 0 E: 0 K: 0 S: 4	H: 1 LOB: 1 BB: 0 P: 4	1B: 6 2B: 0 3B: 0 HR: 0	SF: 0 SAC: 0 DP: 2 HBP: 0	WP: 0 PB: 0 SB: 0 CS: 0	PA: 37
PITCHER Jim Bouton, R (1, 1) ERA: 5.4	IP: 9.0 WLS: W BF: 37 H: 6 R: 2 ER: 1 SO: 2 BB: 4 IBB: 0 HBP: 0 BLK: 0 WP: 0 HR: 0 S: 37 P: 53 ERA: 1.00 WHIP: 1.111											PITCHER	IP: 9.0 WLS: W BF: 37 H: 6 R: 2 ER: 1 SO: 2 BB: 4 IBB: 0 HBP: 0 BLK: 0 WP: 0 HR: 0 S: 37 P: 53 ERA: 1.00 WHIP: 1.111									

Chicago Cubs @ Houston Astros
Astrodome, Houston, TX
Mon May 04 1970, 8:05 PM EDT
Att. 16,142 - Dome

livebaseballscorecards.com

AB	33
R	2
H	6
RBI	2
BB	4
SO	2
LOB	20



Batter	1	2	3	4	5	6	7	8	9
Joe Morgan, L (1, 4) OBP: 0.361, SLG: 0.337	0-0 PB 1-3 6-3 1B		4-0 1B 1-2 SF8 BB		0-3 K			0-0 E1 1B 1-3 1B	
Norm Miller, L (1, 9) OBP: 0.317, SLG: 0.364 Tommy Davis, R (8, PH) OBP: 0.338, SLG: 0.453 Jim Beauchamp, R (8, PR) OBP: 0.438, SLG: 0.571	0-0 1-3 1-2		0-0 SF8 1B		0-0 3-1			0-0 1-3 2B 1B	
Jimmy Wynn, R (1, 8) OBP: 0.345, SLG: 0.495	0-0 6-3 2-H		0-0 SF8 1-2 3-H		0-3 K			0-0 1-3 1-2	
Joe Pepitone, L (1, 3) OBP: 0.316, SLG: 0.545	0-0 4-3		0-0 G3		0-0 4-3			4-0 2B IBB	
Denis Menke, R (1, 6) OBP: 0.384, SLG: 0.490		0-0 G3		0-0 6-3		0-0 6-3		0-0 1B 2B	
Keith Lampard, L (1, 7) OBP: 0.391, SLG: 0.591 Jesus Alou, R (7, PH) OBP: 0.414, SLG: 0.556		0-0 6-3		0-3 K		0-0 6-3		0-0 2-H 1B	
Doug Rader, R (1, 5) OBP: 0.337, SLG: 0.446		0-0 G3		0-0 1B		0-3 K			
Johnny Edwards, L (1, 2) OBP: 0.198, SLG: 0.244			0-0 4-3		0-0 4-3		0-0 4-3		
Jim Bouton, R (1, 1) OBP: 0.500, SLG: 0.417			1-0 1B BB HBP		0-0 6-3			0-0 E 1B 1B	

AB	R	H	RBI	BB	SO	LOB
3	2	2	0	1	1	0
3	0	1	1	0	0	1
1	0	1	1	0	0	0
0	1	0	0	0	0	0
3	0	0	2	0	1	1
3	1	0	0	1	0	1
4	1	1	2	0	0	0
2	0	0	0	0	1	0
2	0	1	1	0	0	0
3	0	1	0	0	1	0
3	0	0	0	0	0	1
2	2	1	0	0	0	0

BOTTOM

Chicago Cubs @ Houston Astros
Astrodome, Houston, TX

Mon May 04 1970, 8:05 PM EDT
Att. 16,142 - Dome

livebaseballscorecards.com

AB	29
R	7
H	8
RBI	7
BB	2
SO	4
LOB	4



Inning Stats	R: 1	H: 1	E: 0	K: 0	S: 4	LOB: 0	BB: 0	P: 4	R: 0	H: 0	E: 0	K: 0	S: 3	LOB: 0	BB: 0	P: 3	R: 2	H: 1	E: 0	K: 0	S: 4	LOB: 1	BB: 1	P: 9	R: 0	H: 1	E: 0	K: 1	S: 6	LOB: 1	BB: 0	P: 6	R: 0	H: 0	E: 0	K: 1	S: 5	LOB: 0	BB: 0	P: 5	R: 0	H: 0	E: 0	K: 1	S: 5	LOB: 0	BB: 0	P: 5	R: 0	H: 0	E: 1	K: 0	S: 6	LOB: 1	BB: 1	P: 10
PITCHER	IP	WLS	BF	H	R	ER	SO	BB	IBB	HBP	BLK	WP	HR	S	P	ERA	WHIP																																							
Bill Hands, R (1, 1) ERA: 2.55	6.0	L	23	3	3	2	3	1	0	0	0	0	0	27	32	3.00	0.667																																							
Hank Aguirre, L (7, 1) ERA: 5.06	1.0		5	2	2	2	1	0	0	0	0	0	0	7	7	18.00	2.000																																							
Phil Regan, R (8, 1) ERA: 4.91	1.0		5	3	2	2	0	0	1	0	0	0	0	4	8	18.00	3.000																																							

WP	PA	ERA	WHIP
0	33		
1			
0			
0			

Batter	1	2	3	4	5	6	7	8	9	AB R H RBI BB SO LOB	TOP
Don Kessinger, S OBP: 0.392, SLG: 0.402 (1, 6) X	0-0 2-3 ①		0-3 K ②		X 0-0 F8 ③			X 0-0 F7 ①		4 0 0 0 0 1 3	Chicago Cubs @ Houston Astros Astrodome, Houston, TX Tue May 05 1970, 8:05 PM EDT Att. 15,758 - Dome - 72 F
Glenn Beckert, R OBP: 0.348, SLG: 0.376 (1, 4) X	0-0 P3 ②		X 0-0 4-3 ③			X 0-0 F8 ①		X 0-0 4-3 ②		4 0 0 0 0 0 2	
Billy Williams, L OBP: 0.287, SLG: 0.529 (1, 7) X	0-0 5-3 ③			X 0-0 6-3 ①		X 0-0 3-1 ②		X 0-0 F7 ③		4 0 0 0 0 0 0	
Ron Santo, R OBP: 0.344, SLG: 0.463 (1, 5)		0-3 K ①		X 0-0 F8 ②		X 0-0 HR		X 0-0 P4 ①		4 1 1 1 0 1 0	
Johnny Callison, L OBP: 0.333, SLG: 0.482 (1, 9)		X 0-0 F9 ②		X 0-0 1B		X 0-0 L9 ③		X 0-0 F8 ②		4 0 1 0 0 0 0	
14 Ernie Banks, R OBP: 0.289, SLG: 0.294 (1, 3)		X 0-0 1-3 ③		X 0-3 K ③			X 0-0 F2 ①		X 0-0 F8 ③	4 0 0 0 0 1 1	
Boots Day, L OBP: 0.333, SLG: 0.333 (1, 8)			X 0-0 SH1-4 BB 1B		X 0-0 P3 ①		X 0-0 F8 ②			3 0 1 0 0 0 0	
J.C. Martin, L OBP: 0.245, SLG: 0.143 (1, 2)		BBB B	4-0 SH1-4 BB		X 0-0 SH3-4 1B		BBB B	4-0 BB		1 0 1 0 2 0 0	
Fergie Jenkins, R OBP: 0.071, SLG: 0.071 (1, 1)			X 0-0 SH1-4 ①		X 0-0 SH3-4 ②		X 0-0 P6 ③			1 0 0 0 0 0 1	
Inning Stats	R: 0 H: 0 E: 0 LOB: 0 K: 0 BB: 0 S: 3 P: 3	R: 0 H: 0 E: 0 LOB: 0 K: 1 BB: 0 S: 5 P: 5	R: 0 H: 1 E: 0 LOB: 2 K: 1 BB: 1 S: 6 P: 10	R: 0 H: 1 E: 0 LOB: 1 K: 1 BB: 0 S: 6 P: 6	R: 0 H: 1 E: 0 LOB: 1 K: 0 BB: 0 S: 4 P: 4	R: 1 H: 1 E: 0 LOB: 0 K: 0 BB: 0 S: 4 P: 4	R: 0 H: 0 E: 0 LOB: 1 K: 0 BB: 1 S: 3 P: 7	R: 0 H: 0 E: 0 LOB: 0 K: 0 BB: 0 S: 3 P: 3	R: 0 H: 0 E: 0 LOB: 0 K: 0 BB: 0 S: 3 P: 3	1B: 3 SF: 0 2B: 0 SAC: 2 3B: 0 DP: 0 HR: 1 HBP: 0	WP: 0 PA: 33 PB: 0 SB: 0 CS: 0
PITCHER Larry Dierker, R (1, 1) ERA: 3.69	IP WLS BF H R ER SO BB IBB HBP BLK WP HR S P ERA WHIP										

AB	29
R	1
H	4
RBI	1
BB	2
SO	3
LOB	7



livebaseballscorecards.com

Batter	1	2	3	4	5	6	7	8	9	AB R H RBI BB SO LOB	TOP																	
Freddie Patek, R OBP: 0.474, SLG: 0.625 (1, 6) X	0-0 HR 1B	0-0 3-1		0-0 F7 SH1-3 1B		4-0 G6-4-3 1B BB		0-0 SH3-4 1-2	0-3 K	4 1 2 0 1 1 1																		
Matty Alou, L OBP: 0.256, SLG: 0.257 (1, 8) X	0-0 HR 1B	0-0 1-3		0-0 SH1-3 1-2		0-0 G6-4-3 1B		0-0 6-3 2-3	0-0 FC3-6 1-2f	5 1 2 0 0 0 3																		
Al Oliver, L OBP: 0.205, SLG: 0.329 (1, 9) X	0-0 F6	0-0 6-3		0-0 F7 2-3		0-0 G6-4-3 1-2f 2-3		0-0 WP BB WP 1B		5 1 1 1 0 0 5																		
Willie Stargell, L OBP: 0.269, SLG: 0.341 (1, 7) X	0-0 HR 1-H 2-H		0-3 K	0-0 F8		0-0 F7		4-0 WP WP PB BB		4 2 1 3 1 1 2																		
Bob Robertson, R OBP: 0.458, SLG: 0.690 (1, 3) X	0-0 HR		0-0 L8		0-0 FC6-4 HBP 1B		0-0 F7	4-0 WP PB BB		4 2 2 1 1 0 0																		
Richie Hebner, L OBP: 0.369, SLG: 0.447 (1, 5) X	0-0 G3		0-0 3B 1B		1-0 FC6-4 HBP		0-0 4-3	4-0 1-H 2-H 3-H BB		3 1 1 0 1 0 0																		
Jerry May, R OBP: 0.350, SLG: 0.313 (1, 2) B B B	4-0 1B BB		0-0 1-H 3B		0-0 FC6-4 1-2f 2-3		4-0 BB	0-3 K		3 0 1 1 2 1 3																		
Bill Mazerowski, R OBP: 0.257, SLG: 0.253 (1, 4) X	0-0 1-2 1B		4-0 IBB		0-0 F9		0-0 1-3		0-0 4-3	4 0 1 0 1 0 3																		
Bob Veale, S (1, 1) S S S	0-3 K		0-3 K		0-3 K			4-0 6-3 SH3-4 1B BB	0-0 FC3-6 1B	3 0 0 0 0 0 3 6 0 1 0 0 0 1 0 0 0 0 0 0 1 0 1 0 0 0 0 0																		
Bruce Dal Canton, R (7, 1) S S S																												
Luke Walker, L (7, 1) S S S																												
Jose Pagan, R (8, PH) S S S																												
Johnny Jeter, R (8, PR) S S S																												
Dave Gusti, R (8, 1) S S S																												
Inning Stats	R: 4 E: 0 K: 1 S: 10	H: 5 LOB: 2 BB: 1 P: 14	R: 0 E: 0 K: 0 S: 3	H: 0 LOB: 0 BB: 0 P: 3	R: 1 E: 0 K: 2 S: 9	H: 2 LOB: 2 BB: 1 P: 13	R: 0 E: 0 K: 0 S: 4	H: 1 LOB: 1 BB: 0 P: 4	R: 0 E: 0 K: 1 S: 6	H: 1 LOB: 2 BB: 0 P: 7	R: 0 E: 0 K: 0 S: 3	H: 1 LOB: 1 BB: 1 P: 7	R: 0 E: 0 K: 0 S: 3	H: 0 LOB: 1 BB: 1 P: 7	R: 4 E: 0 K: 1 S: 6	H: 1 LOB: 1 BB: 4 P: 22	R: 0 E: 0 K: 1 S: 6	H: 1 LOB: 1 BB: 0 P: 6	1B: 9 2B: 0 3B: 1 HR: 2	SF: 0 SAC: 2 DP: 1 HBP: 1	WP: 2 PB: 2 SB: 0 CS: 0	PA: 47						
PITCHER	IP WLS BF H R ER SO BB IBB HBP BLK WP HR S P ERA WHIP												PITCHER	IP WLS BF H R ER SO BB IBB HBP BLK WP HR S P ERA WHIP														
Don Wilson, R (1, 1) ERA: 6.75	0.1		5	4	4	4	0	0	0	0	0	0	2	5	5	108.00	12.000											
Ron Cook, L (1, 1) ERA: 1.59	5.2		26	6	1	1	4	2	1	1	0	0	0	30	43	1.59	1.412											
Jim Bouton, R (7, 1) ERA: 5.66	1.2	L	8	1	2	2	0	2	0	0	0	0	0	6	14	10.80	1.800											
Jack Dilauro, L (8, 1) ERA: 6.43	0.0		1	0	0	0	0	1	0	0	0	0	0	0	4	∞	∞											
Fred Gladding, R (8, 1) ERA: 4.5	1.1		7	1	2	0	2	2	0	0	0	2	0	9	17	0.00	2.250											

Pittsburgh Pirates @ Houston Astros
Astrodome, Houston, TX
Thu May 07 1970, 8:05 PM EDT
Att. 11,678 - Unknown - 72 F

AB	36
R	9
H	12
RBI	6
BB	8
SO	6
LOB	23



Batter	1	2	3	4	5	6	7	8	9	AB	R	H	RBI	BB	SO	LOB
Joe Morgan, L OBP: 0.359, SLG: 0.358 (1, 4)	0-3 K	0-0 F6		4-0 G5-4-3 BB		0-0 FC6		0-0 4-3		4	0	0	0	1	1	3
Jesus Alou, R OBP: 0.382, SLG: 0.484 (1, 9)	4-0 1B BB	0-0 F7		0-0 G5-4-3			0-0 F3	0-0 F4		4	1	0	0	1	0	2
Jimmy Wynn, R OBP: 0.378, SLG: 0.515 (1, 8)	0-0 BB 1B 1-2	4-0 1B BB			0-0 F9		4-0 E BB		4-0 1-3 BB	2	2	1	0	3	0	0
Tommy Davis, R OBP: 0.341, SLG: 0.450 (1, 7)	0-0 BB 1B 1-2 2-H	0-0 G3			0-3 K		0-0 E7 BB FC4-6 1B		0-0 1-3	5	1	2	1	0	1	3
Denis Menke, R OBP: 0.380, SLG: 0.467 (1, 6)	4-0 BB 1-2 2-3		0-0 F3		0-0 6-3		4-0 FC4-6 BB		0-0 L9	3	0	0	0	2	0	1
Doug Rader, R OBP: 0.345, SLG: 0.434 (1, 5)	4-0 FC4-6 BB 1-2 2-3 3-H		0-0 5-3			0-0 FC3-5 1B	4-0 FC4-6 BB		0-0 5-3	3	0	1	2	2	0	1
Joe Pepitone, L OBP: 0.311, SLG: 0.531 (1, 3)	0-3 K		0-0 4-3			0-0 FC3-5 1B	0-0 FC4-6			4	0	1	1	0	1	5
Johnny Edwards, L OBP: 0.184, SLG: 0.226 (1, 2)	0-0 FC4-6			0-0 4-3		0-0 FC3-5 FC6	0-0 1-3			4	0	0	0	0	0	7
Don Wilson, R (1, 1)		4-0 BB		0-0 PB 3B		0-0 L9		0-3 K		0	0	0	0	0	0	0
Ron Cook, L (1, 1)										1	1	1	0	1	0	0
Jim Beauchamp, R (6, PH)										1	0	0	0	0	2	
Jim Bouton, R (7, 1)										0	0	0	0	0	0	0
Jack Dilauro, S (8, 1)										0	0	0	0	0	0	0
Marty Martinez, S (8, 2)										0	0	0	0	0	0	0
Fred Gladding, L (8, 1)										0	0	0	0	0	0	0
Bob Watson, R (8, 2)										1	0	0	0	0	1	0

Inning Stats	R: 2	H: 2	E: 0	K: 2	S: 9	LOB: 3	BB: 3	P: 21	R: 0	H: 0	E: 0	K: 0	S: 3	LOB: 2	BB: 2	P: 11	R: 0	H: 0	E: 0	K: 0	S: 3	LOB: 0	BB: 0	P: 3	R: 1	H: 1	E: 0	K: 0	S: 3	LOB: 0	BB: 1	P: 7	R: 0	H: 0	E: 0	K: 1	S: 5	LOB: 2	BB: 0	P: 5	R: 2	H: 1	E: 1	K: 0	S: 4	LOB: 2	BB: 3	P: 16	R: 0	H: 0	E: 0	K: 1	S: 5	LOB: 0	BB: 0	P: 5	R: 0	H: 0	E: 0	K: 0	S: 3	LOB: 1	BB: 1	P: 7	1B: 5	SF: 0	2B: 0	SAC: 0	3B: 1	DP: 1	HR: 0	HBP: 0	WP: 0	PA: 42
--------------	------	------	------	------	------	--------	-------	-------	------	------	------	------	------	--------	-------	-------	------	------	------	------	------	--------	-------	------	------	------	------	------	------	--------	-------	------	------	------	------	------	------	--------	-------	------	------	------	------	------	------	--------	-------	-------	------	------	------	------	------	--------	-------	------	------	------	------	------	------	--------	-------	------	-------	-------	-------	--------	-------	-------	-------	--------	-------	--------

PITCHER	IP	WLS	BF	H	R	ER	SO	BB	IBB	HBP	BLK	WP	HR	S	P	ERA	WHIP
Bob Veale, L (1, 1)	6.1		31	6	5	4	3	7	0	0	0	0	0	30	58	5.68	2.053
Bruce Dal Canton, R (7, 1)	0.0		2	0	0	0	0	2	0	0	0	0	0	8		∞	∞
Luke Walker, L (7, 1)	0.2	W	2	0	0	0	0	0	0	0	0	0	0	2	2	0.00	0.000
Dave Giusti, R (8, 1)	2.0	S	7	0	0	0	1	1	0	0	0	0	0	8	12	0.00	0.500

BOTTOM

Pittsburgh Pirates @ Houston Astros
Astrodome, Houston, TX
Thu May 07 1970, 8:05 PM EDT
Att. 11,678 - Unknown - 72 F

livebaseballscorecards.com

AB	32
R	5
H	6
RBI	4
BB	10
SO	4
LOB	24



Batter	1	2	3	4	5	6	7	8	9	AB R H RBI BB SO LOB	TOP	
Freddie Patek, R (1, 6) OBP: 0.435, SLG: 0.526	0-3 K		0-0 F7		0-0 L7		4-0 FC6-4 BB			3 0 0 0 1 1 0		
Matty Alou, L (1, 8) OBP: 0.256, SLG: 0.265	0-3 K		0-0 6-3			0-0 F8 HR 2B	0-0 FC6-4 G6-3			4 1 1 1 0 1 1		
Al Oliver, L (1, 9) OBP: 0.207, SLG: 0.326 Luke Walker, L (7, 1) OBP: 0.111, SLG: 0.111	0-0 WP HR 1B		0-0 F5			0-0 F8 2-3	0-0 G6-3 1-2f			4 1 1 0 0 0 2 0 0 0 0 0 0 0		
Bob Robertson, R (1, 3) OBP: 0.481, SLG: 0.822	0-0 1-H HR			4-0 S BB		0-0 HR 3-H		0-0 5-3		3 2 2 4 1 0 0		
Willie Stargell, L (1, 7) OBP: 0.278, SLG: 0.341	4-0 BB			0-0 F7 1-2		0-0 1B FC5-2 1B		0-3 K		3 0 1 0 1 1 1		
Jose Pagan, R (1, 5) OBP: 0.275, SLG: 0.278	0-0 5-3			0-0 L7		0-0 FC5-2 1B 1-3		0-0 F6		4 0 1 0 0 0 2		
Jerry May, R (1, 2) OBP: 0.333, SLG: 0.294 Roberto Clemente, R (6, PH) OBP: 0.419, SLG: 0.570 Jose Martinez, R (6, PR) Dave Ricketts, S (6, 2)		0-0 F7		0-0 L8		0-0 FC5-2 1B 1-2 3-H		0-3 K		2 0 0 0 0 0 1 1 0 0 0 0 0 2 0 0 0 0 0 0 0 1 0 0 0 0 1 0		
Bill Mazerowski, R (1, 4) OBP: 0.248, SLG: 0.242		0-0 L6			0-0 1-4-3	0-0 6-3		0-0 6-3		4 0 0 0 0 0 2		
Steve Blass, R (1, 1) OBP: 0.063, SLG: 0.067 Bruce Dal Canton, R (6, 1) Richie Hebner, L (7, PH) OBP: 0.372, SLG: 0.474		0-0 5-3			0-0 4-3		0-0 FC6-4 3B		0-0 F7	2 0 0 0 0 0 0 0 0 0 0 0 0 0 2 1 1 0 0 0 0		
Inning Stats	R: 2 H: 2 E: 0 LOB: 1 K: 2 BB: 1 S: 9 P: 13	R: 0 H: 0 E: 0 LOB: 0 K: 0 BB: 0 S: 3 P: 3	R: 0 H: 0 E: 0 LOB: 0 K: 0 BB: 0 S: 3 P: 3	R: 0 H: 0 E: 0 LOB: 1 K: 0 BB: 1 S: 3 P: 7	R: 0 H: 0 E: 0 LOB: 0 K: 0 BB: 0 S: 3 P: 3	R: 2 H: 4 E: 0 LOB: 2 K: 0 BB: 0 S: 7 P: 7	R: 1 H: 1 E: 0 LOB: 0 K: 0 BB: 1 S: 3 P: 7	R: 0 H: 0 E: 0 LOB: 0 K: 1 BB: 0 S: 5 P: 5	R: 0 H: 0 E: 0 LOB: 0 K: 1 BB: 0 S: 5 P: 5	1B: 3 SF: 0 2B: 1 SAC: 0 3B: 1 DP: 1 HR: 2 HBP: 0	WP: 2 PA: 36 PB: 0 SB: 1 CS: 0	
PITCHER Denny Lemaster, L (1, 1) ERA: 3.35 Jim Ray, R (6, 1) ERA: 2.16	IP WLS BF H R ER SO BB IBB HBP BLK WP HR S P ERA WHIP	5.1 0 24 6 4 4 2 2 0 0 0 2 2 26 34 6.75 1.500	3.2 W 12 1 1 1 2 1 0 0 0 0 0 0 15 19 2.46 0.545	PITCHER IP WLS BF H R ER SO BB IBB HBP BLK WP HR S P ERA WHIP								

Pittsburgh Pirates @ Houston Astros
Astrodome, Houston, TX

Fri May 08 1970, 8:05 PM EDT
Att. 13,383 - Dome - 72 F

livebaseballscorecards.com

AB	33
R	5
H	7
RBI	5
BB	3
SO	4
LOB	11



Batter	1	2	3	4	5	6	7	8	9
Joe Morgan, L OBP: 0.371, SLG: 0.393 (1, 4)	4-0 BB 1B BB	0-3 K			0-0 SF8 2B	0-0 3B		0-0 2-6 1-2	
Norm Miller, L OBP: 0.323, SLG: 0.407 Keith Lampard, L OBP: 0.333, SLG: 0.464 (1, 9) (2, 9) (8, 7)	4-0 1B BB	0-3 K			0-3 K 2-3	1-0 HBP			
Jimmy Wynn, R OBP: 0.374, SLG: 0.510 (1, 8)	0-0 1B 1B	0-0 FC6-4			0-0 SF8 3-H	0-0 5-3			
Joe Pepitone, L OBP: 0.299, SLG: 0.510 (1, 3)	0-0 F7		0-0 3-1		0-0 3-1		0-0 4-3		
Denis Menke, R OBP: 0.376, SLG: 0.459 (1, 6)	0-0 G6-4-3 1B		0-3 K			0-0 F3	0-0 5-3		
Tommy Davis, R OBP: 0.337, SLG: 0.440 Jesus Alou, R OBP: 0.382, SLG: 0.484 (1, 7) (8, 9)	0-0 G6-4-3		0-0 F4			0-0 F9 1B	0-3 K		
Doug Rader, R OBP: 0.359, SLG: 0.476 (1, 5)		0-0 HR		0-0 G4-6-3 1B		0-0 E6 1B 3B		0-0 CS 1B	
Johnny Edwards, L OBP: 0.186, SLG: 0.237 (1, 2)		0-0 SH 2B		0-0 G4-6-3 1-2f		0-0 F9 2-3		0-0 E6 2-6 1-2	
Denny Lemaster, R OBP: 0.235, SLG: 0.200 Jim Ray, R OBP: 0.167, SLG: 0.167 (1, 1) (6, 1)		0-0 SH FC6-4		0-3 K		0-0 3B 1B 3-H		0-0 F9	

Inning Stats	R: 2	H: 2	E: 0	LOB: 1	K: 0	S: 4	P: 12	R: 1	H: 2	E: 0	LOB: 2	K: 2	S: 10	R: 0	H: 0	E: 0	LOB: 0	K: 1	S: 5	R: 0	H: 1	E: 0	LOB: 0	K: 1	S: 5	R: 1	H: 1	E: 1	LOB: 0	K: 1	S: 6	R: 3	H: 3	E: 1	LOB: 2	K: 0	S: 7	R: 0	H: 0	E: 0	LOB: 0	K: 1	S: 5	R: 0	H: 1	E: 1	LOB: 1	K: 0	S: 3
--------------	------	------	------	--------	------	------	-------	------	------	------	--------	------	-------	------	------	------	--------	------	------	------	------	------	--------	------	------	------	------	------	--------	------	------	------	------	------	--------	------	------	------	------	------	--------	------	------	------	------	------	--------	------	------


PITCHER	IP	WLS	BF	H	R	ER	SO	BB	IBB	HBP	BLK	WP	HR	S	P	ERA	WHIP
Steve Blass, R ERA: 3.21 (1, 1)	5.2	L	29	9	7	3	5	2	0	1	0	0	1	36	45	4.76	1.941
Bruce Dal Canton, R ERA: 0.79 (6, 1)	0.1		1	0	0	0	0	0	0	0	0	0	0	1	1	0.00	0.000
Luke Walker, L ERA: 3.69 (7, 1)	2.0		7	1	0	0	1	0	0	0	0	0	0	8	8	0.00	0.500

BOTTOM

AB	R	H	RBI	BB	SO	LOB
3	2	2	2	1	1	2
0	1	0	0	1	0	0
2	0	0	0	0	2	3
3	0	1	2	0	0	4
4	0	0	0	0	0	2
4	0	1	1	0	1	0
4	1	1	0	0	1	2
0	0	0	0	0	0	0
4	2	3	1	0	0	1
4	0	1	0	0	0	4
1	0	0	0	0	1	0
2	1	1	1	0	0	1

AB 31
R 7
H 10
RBI 7
BB 2
SO 6
LOB 19

WP: 0 **PA: 36**
PB: 0
SB: 0
CS: 1



Pittsburgh Pirates @ Houston Astros
Astrodome, Houston, TX
Fri May 08 1970, 8:05 PM EDT
Att. 13,383 - Dome - 72 F

livebaseballscorecards.com

Batter	1	2	3	4	5	6	7	8	9	AB R H RBI BB SO LOB	TOP	
Freddie Patek, R (1, 6) OBP: 0.393, SLG: 0.435	0-0 L5	0-3 K		0-0 F6	4-0 BB			0-3 K		4 0 0 1 1 2 2		
Matty Alou, L (1, 8) OBP: 0.254, SLG: 0.262	0-0 F9		0-0 F5	0-0 1B	0-0 F8			0-3 K		5 0 1 0 0 1 3		
Roberto Clemente, R (1, 9) OBP: 0.440, SLG: 0.607 Johnny Jeter, R (8, 9) OBP: 0.450, SLG: 0.313	0-0 1B		0-0 3B	0-0 1B		0-0 1B		0-0 F8		5 1 4 1 0 0 0 0 0 0 0 0 0 0		
Willie Stargell, L (1, 7) OBP: 0.294, SLG: 0.348	0-0 1B		0-3 K		4-0 3B			0-0 L7	0-0 1B	4 2 2 0 1 1 2		
Bob Robertson, R (1, 3) OBP: 0.491, SLG: 0.796	0-0 1B		4-0 BB		0-3 K			0-0 L7	0-0 1B	4 0 2 1 1 1 2		
Manny Sanguillen, R (1, 2) OBP: 0.333, SLG: 0.515	0-0 F4		0-0 L8		0-3 K			0-0 FC5-4	0-0 1B	5 0 1 0 0 1 7		
Richie Hebner, L (1, 5) OBP: 0.374, SLG: 0.494		0-0 F9		0-0 4-3	0-0 BB			0-0 FC5-4	0-0 1B	5 1 2 2 0 1 0		
Gene Alley, R (1, 4) OBP: 0.239, SLG: 0.293		0-0 S		0-0 HR	4-0 BB			0-0 FC5-4	0-0 1B	4 1 2 1 1 0 2		
Bob Moose, R (1, 1) OBP: 0.222, SLG: 0.125		0-0 F3		0-0 1B	4-0 BB			0-0 1-3	0-0 1-3	4 1 1 0 1 1 3		
Inning Stats	R: 1 H: 3 E: 0 LOB: 2 K: 0 BB: 0 S: 6 P: 6	R: 0 H: 1 E: 0 LOB: 1 K: 1 BB: 0 S: 6 P: 6	R: 0 H: 1 E: 0 LOB: 2 K: 1 BB: 1 S: 6 P: 10	R: 2 H: 4 E: 0 LOB: 2 K: 0 BB: 0 S: 6 P: 6	R: 2 H: 1 E: 0 LOB: 3 K: 2 BB: 4 S: 8 P: 24	R: 0 H: 2 E: 0 LOB: 1 K: 0 BB: 0 S: 4 P: 4	R: 0 H: 0 E: 0 LOB: 0 K: 2 BB: 0 S: 7 P: 7	R: 0 H: 0 E: 0 LOB: 0 K: 2 BB: 0 S: 7 P: 7	R: 1 H: 3 E: 0 LOB: 2 K: 0 BB: 0 S: 6 P: 6	1B: 12 SF: 0 2B: 0 SAC: 0 3B: 2 DP: 1 HR: 1 HBP: 0	WP: 1 PA: 45 PB: 0 SB: 1 CS: 0	
PITCHER	IP WLS BF H R ER SO BB IBB HBP BLK WP HR S P ERA WHIP											
Tom Griffin, R (1, 1) ERA: 6.52	4.2 L 27 10 5 5 4 4 0 0 0 1 1 31 47 9.64 3.000											
Jim Ray, R (5, 1) ERA: 2.13	0.1 2 0 0 0 0 1 0 0 0 0 0 1 5 0.00 3.000											
Ron Cook, L (6, 1) ERA: 1.35	2.0 7 2 0 0 2 0 0 0 0 0 0 0 11 11 0.00 1.000											
Jack Billingham, R (8, 1) ERA: 5.74	2.0 9 3 1 1 2 0 0 0 0 0 0 0 13 13 4.50 1.500											

Pittsburgh Pirates @ Houston Astros
Astrodome, Houston, TX
Sat May 09 1970, 4:33 AM EDT
Att. 15,137 - Unknown

AB	40
R	6
H	15
RBI	6
BB	5
SO	8
LOB	21



livebaseballscorecards.com

Batter	1	2	3	4	5	6	7	8	9	AB R H RBI BB SO LOB	TOP	
Freddie Patek, R (1, 6) OBP: 0.394, SLG: 0.429	0-0 5-3		0-0 6-3		0-0 1B 1B		0-0 1-3 1B 1B		0-0 6-3	5 0 2 0 0 0 0	Pittsburgh Pirates @ Houston Astros Astrodome, Houston, TX Sun May 10 1970, 4:33 AM EDT Att. 16,768 - Unknown	
Matty Alou, L (1, 8) OBP: 0.267, SLG: 0.276	0-0 4-3		0-0 F7		0-0 1-2 1B		0-0 1-2 FC6 1B		0-0 G1-6-3 1B	5 0 3 0 0 0 0		
Roberto Clemente, R (1, 9) OBP: 0.421, SLG: 0.580 Chuck Hartenstein, R (7, 1) Al Oliver, L (9, PH) OBP: 0.204, SLG: 0.322	0-0 F8		0-3 K		0-0 5-3		0-0 1-2f FC6		0-0 1-2f G1-6-3	4 0 0 0 0 1 4 0 0 0 0 0 0 0 1 0 0 0 0 0 1		
Willie Stargell, L (1, 7) OBP: 0.302, SLG: 0.387		0-0 HR		0-3 K		0-0 F8		0-0 1B 1B		4 2 2 1 0 1 0		
Bob Robertson, R (1, 3) OBP: 0.475, SLG: 0.774		0-3 K		0-3 K		0-0 2B		0-0 F5		4 0 1 0 0 2 1		
Manny Sanguillen, R (1, 2) OBP: 0.357, SLG: 0.529		0-0 FC4 1B		0-0 1B		0-0 F8		0-0 FC4-6 1B 1B		4 0 3 0 0 0 1		
Richie Hebner, L (1, 5) OBP: 0.368, SLG: 0.483		0-0 FC4 1B 1-2f		0-0 4-3		0-0 F8		0-0 FC4-6 1B 1-2 2-H		4 0 1 1 0 0 3		
Gene Alley, R (1, 4) OBP: 0.239, SLG: 0.291		0-0 1-3 1B		0-0 F2		0-0 F9		0-0 1-2f 2-3 FC4-6 WP		4 0 1 0 0 0 2		
Dock Ellis, S (1, 1) Al McBean, R (5, 1) Johnny Jeter, R (7, PH) OBP: 0.455, SLG: 0.333		0-3 K		0-3 K		0-0 1B 1B		0-3 1-2 K		2 0 0 0 0 2 2 0 0 0 0 0 0 0 2 0 1 0 0 1 2		
Inning Stats	R: 0 E: 0 K: 0 S: 3 H: 0 LOB: 0 BB: 0 P: 3	R: 1 E: 0 K: 2 S: 10 H: 3 LOB: 2 BB: 0 P: 10	R: 0 E: 0 K: 1 S: 5 H: 0 LOB: 0 BB: 0 P: 5	R: 0 E: 0 K: 2 S: 8 H: 1 LOB: 1 BB: 0 P: 8	R: 0 E: 0 K: 1 S: 7 H: 2 LOB: 2 BB: 0 P: 7	R: 0 E: 0 K: 0 S: 4 H: 1 LOB: 1 BB: 0 P: 4	R: 0 E: 0 K: 0 S: 5 H: 3 LOB: 2 BB: 0 P: 5	R: 1 E: 0 K: 1 S: 8 H: 3 LOB: 2 BB: 0 P: 8	R: 0 E: 0 K: 0 S: 3 H: 1 LOB: 0 BB: 0 P: 3	1B: 12 SF: 0 2B: 1 SAC: 0 3B: 0 DP: 1 HR: 1 HBP: 0	WP: 1 PA: 39 PB: 0 SB: 0 CS: 0	
PITCHER Larry Dierker, R (1, 1) ERA: 3.45	IP WLS BF H R ER SO BB IBB HBP BLK WP HR S P ERA WHIP	9.0 W 39 14 2 2 7 0 0 0 0 1 1 53 53 2.00 1.556										

AB	39
R	2
H	14
RBI	2
BB	0
SO	7
LOB	16



WP: 1	PA: 39
PB: 0	
SB: 0	
CS: 0	

PITCHER	IP WLS BF H R ER SO BB IBB HBP BLK WP HR S P ERA WHIP
----------------	---

Batter	1	2	3	4	5	6	7	8	9	AB	R	H	RBI	BB	SO	LOB
Joe Morgan, L OBP: 0.362, SLG: 0.380 (1, 4)	0-0 4-3	0-0 G3		0-0 4-3	0-0 L9		0-0 F9			5	0	0	0	0	0	2
Jesus Alou, R OBP: 0.385, SLG: 0.472 (1, 9)	0-3 K	0-0 1B		0-0 2B 1B		0-0 6-3		0-0 4-3		5	0	2	1	0	1	0
Jimmy Wynn, R OBP: 0.386, SLG: 0.541 (1, 8)	4-0 1B BB	0-3 K		0-0 1-3 2B		0-0 F3		4-0 G5-4-3 BB		3	1	1	0	2	1	1
Tommy Davis, R OBP: 0.326, SLG: 0.419 (1, 7)	0-0 1B 1B	0-3 K		0-0 5-3		0-0 L7		0-0 G5-4-3		5	1	1	1	0	1	4
Denis Menke, R OBP: 0.398, SLG: 0.478 (1, 6)	0-0 1B 2B 1B		0-3 K		4-0 1B HR BB		0-0 FC5-4 1B 2B 1B			3	3	2	1	1	1	0
Joe Pepitone, L OBP: 0.313, SLG: 0.509 (1, 3)	0-0 2B 1B		0-0 4-3		0-0 1-2 HR 1B		0-0 FC5-4 1B			4	1	3	0	0	0	0
Doug Rader, R OBP: 0.360, SLG: 0.505 (1, 5)	0-0 1-3 2-H 2B		0-0 6-3		0-0 1-1 2-H HR		0-0 FC5-4 2B			4	2	2	4	0	0	2
Johnny Edwards, L OBP: 0.191, SLG: 0.240 (1, 2)	4-0 IBB			0-0 4-3	0-0 L7		0-0 1-1 3-H 2B			3	0	1	2	1	0	0
Larry Dierker, R OBP: 0.167, SLG: 0.174 (1, 1)	0-3 K			0-0 4-3 1B 2B	0-0 4-3		0-3 K			4	1	1	0	0	2	4

Inning Stats	R: 3	H: 4	E: 0	LOB: 3	K: 2	P: 19	R: 0	H: 1	E: 0	LOB: 1	K: 2	P: 8	R: 0	H: 0	E: 0	LOB: 0	K: 1	P: 5	R: 1	H: 3	E: 0	LOB: 2	K: 0	P: 6	R: 3	H: 2	E: 0	LOB: 0	K: 0	P: 9	R: 0	H: 0	E: 0	LOB: 0	K: 0	P: 3	R: 2	H: 3	E: 0	LOB: 1	K: 1	P: 8	R: 0	H: 0	E: 0	LOB: 0	K: 0	P: 6
1B: 8	SF: 0	2B: 4	SAC: 0	3B: 0	DP: 1	HR: 1	HBP: 0	WP: 0	PA: 40	PB: 0	SB: 2	CS: 0																																				

PITCHER	IP	WLS	BF	H	R	ER	SO	BB	IBB	HBP	BLK	WP	HR	S	P	ERA	WHIP
Dock Ellis, R ERA: 4.97 (1, 1)	4.0	L	24	9	6	6	5	2	1	0	0	0	0	31	43	13.50	2.750
Al McBean, R ERA: 7.36 (5, 1)	2.0		7	1	1	1	0	0	0	0	0	0	1	7	7	4.50	0.500
Chuck Hartenstein, R ERA: 5.51 (7, 1)	2.0		9	3	2	2	1	1	0	0	0	0	0	10	14	9.00	2.000


BOTTOM

Pittsburgh Pirates @ Houston Astros
Astrodome, Houston, TX

Sun May 10 1970, 4:33 AM EDT
Att. 16,768 - Unknown

livebaseballscores.com

AB	36
R	9
H	13
RBI	9
BB	4
SO	6
LOB	13



Batter	1	2	3	4	5	6	7	8	9	AB R H RBI BB SO LOB	TOP											
Joe Morgan, L (1, 4) OBP: 0.370, SLG: 0.392	0-0 F8		0-0 F9		0-0 E9 2B		4-0 G4-6-3 BB	0-0 BB 1B		4 0 2 0 1 0 0	Houston Astros @ Los Angeles Dodgers Dodger Stadium, Los Angeles, CA Tue May 12 1970, 7:05 PM PDT Att. 12,494 - Unknown											
Norm Miller, L (1, 9) OBP: 0.329, SLG: 0.387	0-3 K		4-0 BB		0-0 G3		0-0 G4-6-3 1-2f	4-0 BB 1B		3 0 0 0 2 1 3												
Jimmy Wynn, R (1, 8) OBP: 0.387, SLG: 0.534	0-0 HR 1B		0-0 F7		0-0 5-3			0-0 1B 1B		5 2 2 0 0 0 4												
Tommy Davis, R (1, 7) OBP: 0.313, SLG: 0.402	0-0 E5 1-2 HR		0-0 F9		0-0 F7			0-0 1-3 F3		4 1 0 0 0 0 3												
Jim Beauchamp, R (8, 7) OBP: 0.368, SLG: 0.471								0-0 6-3		1 0 0 0 0 0 0												
Denis Menke, R (1, 6) OBP: 0.413, SLG: 0.517	0-0 HR 1-H 2-H			0-0 6-3		0-0 1B		0-0 2B 2B 1B	0-0 1B 1B	5 2 4 4 0 0 0												
Joe Pepitone, L (1, 3) OBP: 0.300, SLG: 0.487	0-0 F4			0-0 3-1		0-0 4-1		0-0 F8 2B 1B	0-0 F9	5 0 0 0 0 0 3												
Doug Rader, R (1, 5) OBP: 0.369, SLG: 0.543		0-0 E1 G3-6-3		0-0 F9			0-0 HR	0-0 2B 2B	0-0 1B 1B	5 2 3 1 0 0 0												
Johnny Edwards, L (1, 2) OBP: 0.191, SLG: 0.248		0-0 G3-6-3 1-2f			0-0 F8		0-0 4-3	0-0 1B 2B	0-0 F7	5 1 1 2 0 0 3												
Don Wilson, R (1, 1) OBP: 0.167, SLG: 0.167		0-3 K			0-3 K		0-0 E5 BB	0-0 1B 2B		4 0 1 1 0 2 0												
Fred Gladding, L (9, 1) ERA: 4.5								2-H 1B		0 0 0 0 0 0 0												
Inning Stats	R: 3 E: 1 K: 1 S: 8	H: 2 LOB: 0 BB: 0 P: 8	R: 0 E: 1 K: 1 S: 5	H: 0 LOB: 0 BB: 0 P: 5	R: 0 E: 0 K: 0 S: 3	H: 0 LOB: 1 BB: 1 P: 7	R: 0 E: 0 K: 0 S: 3	H: 0 LOB: 0 BB: 0 P: 3	R: 0 E: 1 K: 1 S: 6	H: 1 LOB: 1 BB: 0 P: 6	R: 0 E: 0 K: 0 S: 4	H: 1 LOB: 1 BB: 0 P: 4	R: 1 E: 1 K: 0 S: 4	H: 1 LOB: 1 BB: 1 P: 8	R: 4 E: 0 K: 0 S: 9	H: 6 LOB: 3 BB: 1 P: 13	R: 0 E: 0 K: 0 S: 5	H: 2 LOB: 2 BB: 0 P: 5	1B: 8 2B: 3 3B: 0 HR: 2	SF: 0 SAC: 0 DP: 2 HBP: 0	WP: 0 PB: 0 SB: 0 CS: 0	PA: 44
PITCHER	IP WLS BF H R ER SO BB IBB HBP BLK WP HR S P ERA WHIP																					
Alan Foster, R (1, 1) ERA: 3.0	7.1 L 32 7 6 3 3 2 0 0 0 0 0 2 36 44 3.68 1.227																					
Jim Brewer, L (8, 1) ERA: 2.65	0.2 7 4 2 2 0 1 0 0 0 0 0 0 6 10 27.00 7.500																					
Camilo Pascual, R (9, 1) ERA: 4.5	1.0 5 2 0 0 0 0 0 0 0 0 0 0 5 5 0.00 2.000																					

AB	41
R	8
H	13
RBI	8
BB	3
SO	3
LOB	16



Batter	1	2	3	4	5	6	7	8	9	AB	R	H	RBI	BB	SO	LOB						
Maury Wills, S OBP: 0.336, SLG: 0.282 (1, 6)	0-0 5-3	0-0 5-3		0-0 3-1 S 1B		0-0 6-3		0-0 F8		5	0	1	0	0	0	1						
Manny Mota, R OBP: 0.429, SLG: 0.479 (1, 7)	4-0 BB 1B BB	0-0 5-3		0-0 L5 1-2		0-0 1B 1B			0-0 L5	4	1	1	0	1	0	2						
Willie Davis, L OBP: 0.273, SLG: 0.310 (1, 8)	4-0 1B 1-2 BB		0-0 4-3	0-0 3-1		0-0 1B 1-3			0-0 1B 1B	4	0	2	0	1	0	1						
Wes Parker, S OBP: 0.382, SLG: 0.496 (1, 3)	0-0 HBP 1-3 2-H 1B		4-0 1B BLK BB	4-0 BB BB		0-0 L9			0-0 F8	3	1	1	1	2	0	3						
Willie Crawford, L OBP: 0.344, SLG: 0.372 (1, 9)	0-0 F6		0-0 S BLK E 1B	0-3 K			0-3 K		0-0 BB 1B	5	1	2	0	0	2	4						
Billy Grabarkewitz, R OBP: 0.495, SLG: 0.556 (1, 5)	1-0 1-2 HBP		4-0 E 1-3 3-H BB		0-0 F3		0-3 K		4-0 1-2 BB	2	0	0	0	2	1	0						
Ted Sizemore, R OBP: 0.333, SLG: 0.309 (1, 4)	0-0 F8		0-0 E5 1-3 3-H		0-0 5-3		0-0 4-3		0-0 1-3	5	0	0	1	0	0	7						
Jeff Torborg, R OBP: 0.333, SLG: 0.378 (1, 2)		0-0 E5 4-3	0-0 F5		0-0 5-3			0-0 5-3		4	0	0	0	0	0	2						
Alan Foster, R OBP: 0.150, SLG: 0.105 (1, 1)		0-0 4-3	0-0 F2			0-3 K		0-0 F5		3	0	0	0	0	1	3						
Jim Brewer, L (8, 1)										0	0	0	0	0	0	0						
Von Joshua, L (8, PH)										1	0	0	0	0	0	0						
Camilo Pascual, R (9, 1)										0	0	0	0	0	0	0						
Inning Stats	R: 1 E: 0 K: 0 S: 4	H: 1 LOB: 3 BB: 2 P: 13	R: 0 E: 1 K: 0 S: 4	H: 0 LOB: 1 BB: 0 P: 4	R: 2 E: 1 K: 0 S: 5	H: 1 LOB: 2 BB: 2 P: 13	R: 0 E: 0 K: 1 S: 6	H: 1 LOB: 2 BB: 1 P: 10	R: 0 E: 0 K: 0 S: 3	H: 0 LOB: 0 BB: 0 P: 3	R: 0 E: 0 K: 1 S: 7	H: 2 LOB: 2 BB: 0 P: 7	R: 0 E: 0 K: 2 S: 7	H: 0 LOB: 0 BB: 0 P: 7	R: 0 E: 0 K: 0 S: 3	H: 0 LOB: 0 BB: 0 P: 3	R: 0 E: 0 K: 0 S: 5	H: 2 LOB: 3 BB: 1 P: 9	1B: 7 2B: 0 3B: 0 HR: 0	SF: 0 SAC: 0 DP: 0 HBP: 1	WP: 0 PB: 0 SB: 2 CS: 0	PA: 43
PITCHER	IP WLS BF H R ER SO BB IBB HBP BLK WP HR S P ERA WHIP	IP WLS BF H R ER SO BB IBB HBP BLK WP HR S P ERA WHIP	IP WLS BF H R ER SO BB IBB HBP BLK WP HR S P ERA WHIP	IP WLS BF H R ER SO BB IBB HBP BLK WP HR S P ERA WHIP	IP WLS BF H R ER SO BB IBB HBP BLK WP HR S P ERA WHIP	IP WLS BF H R ER SO BB IBB HBP BLK WP HR S P ERA WHIP	IP WLS BF H R ER SO BB IBB HBP BLK WP HR S P ERA WHIP	IP WLS BF H R ER SO BB IBB HBP BLK WP HR S P ERA WHIP	IP WLS BF H R ER SO BB IBB HBP BLK WP HR S P ERA WHIP	IP WLS BF H R ER SO BB IBB HBP BLK WP HR S P ERA WHIP	IP WLS BF H R ER SO BB IBB HBP BLK WP HR S P ERA WHIP	IP WLS BF H R ER SO BB IBB HBP BLK WP HR S P ERA WHIP	IP WLS BF H R ER SO BB IBB HBP BLK WP HR S P ERA WHIP	IP WLS BF H R ER SO BB IBB HBP BLK WP HR S P ERA WHIP	IP WLS BF H R ER SO BB IBB HBP BLK WP HR S P ERA WHIP	IP WLS BF H R ER SO BB IBB HBP BLK WP HR S P ERA WHIP						
Don Wilson, R ERA: 5.0 (1, 1)	8.2 W 41	7 3	3 3	4 4	5 0	0 0	0 0	1 5	0.00 3.000													
Fred Gladding, R ERA: 4.38 (9, 1)	0.1 S 2	0 0	0 0	0 0	1 0	0 0	0 0	0 5														

BOTTOM

Houston Astros @ Los Angeles Dodgers
 Dodger Stadium, Los Angeles, CA
 Tue May 12 1970, 7:05 PM PDT
 Att. 12,494 - Unknown

livebaseballscorecards.com

AB	36
R	3
H	7
RBI	2
BB	6
SO	4
LOB	23



Batter	1	2	3	4	5	6	7	8	9	AB R H RBI BB SO LOB	TOP											
Joe Morgan, L (1, 4) OBP: 0.384, SLG: 0.403	0-0 1B 1B		0-0 F8		0-0 4-3 1B		0-0 1B FC6-4	4-0 BB BB BB 1B		4 1 3 1 1 0 0												
Jesus Alou, R (1, 9) OBP: 0.341, SLG: 0.415	0-0 L9		0-0 4-3		0-0 4-3		0-0 F8	0-0 F7		5 0 0 0 0 0 7												
Jimmy Wynn, R (1, 8) OBP: 0.373, SLG: 0.512	0-0 1-3 1-2		0-0 1-3		0-0 F8		0-0 F8		0-0 F8	5 0 0 0 0 0 4												
Tommy Davis, R (1, 7) OBP: 0.311, SLG: 0.396	0-0 1B 2-H 1B			0-0 5-3	0-0 4-3		0-0 FC6-4 1-2f		0-0 F8	4 0 1 1 0 0 3 1 0 0 0 0 0 0												
Jim Beauchamp, R (8, 7) OBP: 0.350, SLG: 0.444																						
Denis Menke, R (1, 6) OBP: 0.413, SLG: 0.508	0-0 1-3 1B			4-0 1B HR BB		0-0 F8		0-0 F9	0-3 K	4 1 1 0 1 1 0												
Doug Rader, R (1, 5) OBP: 0.381, SLG: 0.571	0-0 L3			0-0 1-2 HR 1B		0-0 HR		4-0 BB 4-3 BB		3 3 2 1 1 0 2												
Joe Pepitone, L (1, 3) OBP: 0.298, SLG: 0.504		0-0 G3		0-0 1-1 2-H HR		0-0 F8		0-0 4-3		4 1 1 3 0 0 1												
Johnny Edwards, L (1, 2) OBP: 0.193, SLG: 0.241		0-0 4-3		0-0 6-3		0-0 4-3		4-0 BB BB IBB		3 0 0 0 1 0 0												
Denny Lemaster, R (1, 1) OBP: 0.250, SLG: 0.176		0-3 K		0-0 F7			4-0 1B BB	4-0 1-2 2-3 BB		2 0 0 0 1 1 0 0 0 0 0 1 0 0 0 0 0 0 0 0 0 0 0 0 0 0 0 0												
Norm Miller, L (8, PH) OBP: 0.338, SLG: 0.387																						
Fred Gladding, L (8, 1)																						
Jim Ray, R (9, 1) OBP: 0.167, SLG: 0.167																						
Inning Stats	R: 1 E: 0 K: 0 S: 6	H: 3 LOB: 2 BB: 0 P: 6	R: 0 E: 0 K: 1 S: 5	H: 0 LOB: 0 BB: 0 P: 5	R: 0 E: 0 K: 0 S: 3	H: 0 LOB: 0 BB: 1 P: 9	R: 3 E: 0 K: 0 S: 5	H: 2 LOB: 0 BB: 1 P: 9	R: 0 E: 0 K: 0 S: 4	H: 1 LOB: 1 BB: 0 P: 4	R: 1 E: 0 K: 0 S: 4	H: 1 LOB: 0 BB: 0 P: 4	R: 0 E: 0 K: 0 S: 4	H: 1 LOB: 2 BB: 1 P: 8	R: 1 E: 0 K: 0 S: 3	H: 0 LOB: 3 BB: 4 P: 19	R: 0 E: 0 K: 1 S: 5	H: 0 LOB: 0 BB: 0 P: 5	1B: 6 2B: 0 3B: 0 HR: 2	SF: 0 SAC: 0 DP: 0 HBP: 0	WP: 0 PB: 0 SB: 0 CS: 0	PA: 41
PITCHER	IP WLS BF H R ER SO BB IBB HBP BLK WP HR S P ERA WHIP																					
Claude Osteen, L (1, 1) ERA: 2.49	6.0 L 28 8 5 5 1 2 0 0 0 0 0 2 28 36 7.50 1.667																					
Joe Moeller, R (7, 1) ERA:	1.0 3 0 0 0 0 0 0 0 0 0 0 0 3 3 0.00 0.000																					
Jose Pena, R (8, 1) ERA: 1.0	0.2 6 0 1 1 0 3 1 0 0 0 0 0 2 18 13.50 4.500																					
Fred Norman, L (8, 1) ERA: 2.6	0.1 1 0 0 0 0 0 0 0 0 0 0 0 1 1 0.00 0.000																					
Ray Lamb, R (9, 1) ERA: 2.31	1.0 3 0 0 0 0 1 0 0 0 0 0 0 5 5 0.00 0.000																					

Houston Astros @ Los Angeles Dodgers
Dodger Stadium, Los Angeles, CA
Wed May 13 1970, 7:05 PM PDT
Att: 11,612 - Unknown

AB	35
R	6
H	8
RBI	6
BB	6
SO	2
LOB	17



Batter	1	2	3	4	5	6	7	8	9	AB	R	H	RBI	BB	SO	LOB
Maury Wills, S OBP: 0.341, SLG: 0.283 (1, 6)	4-0 BB G6-4-3			0-0 WP 3B 1B	0-0 SH1-3		0-0 E6		0-0 4-3	3	1	1	0	1	0	0
Manny Mota, R OBP: 0.426, SLG: 0.500 (1, 7)	0-0 G6-4-3 1-2f			0-0 1B 3B	0-0 FC1-6-5		4-0 BB BB BB S		0-0 4-3	4	1	1	1	1	0	2
Willie Davis, L OBP: 0.286, SLG: 0.325 (1, 8)	0-3 K			0-0 S 1B	4-0 BB		0-0 L9 1-2 2-3		0-0 2B	4	2	2	1	1	1	2
Wes Parker, S OBP: 0.382, SLG: 0.500 (1, 3)		0-0 F9		0-3 K 1-2	0-0 1-3			0-0 G4-6-3 1B 1B	0-0 2B	5	1	2	1	0	1	3
Billy Grabarkewitz, R OBP: 0.510, SLG: 0.560 (1, 5)		0-3 K		4-0 G3 1B BB		0-0 G6-4-3 1B		0-0 G4-6-3 1B 1-2	4-0 BB	3	0	2	0	2	1	0
Ted Sizemore, R OBP: 0.327, SLG: 0.304 (1, 4)		0-0 F7		0-0 G3 1B 1-2 2-H		0-0 G6-4-3 1-2f		0-0 G4-6-3 1-2f 2-3	0-0 1-3	5	0	1	1	0	0	5
Gary Moore, R OBP: 0.200, SLG: 0.600 (1, 9)			0-0 L6	0-0 G3 1-2 2-3		0-0 5-3		0-0 1B 1B 3-H		3	0	0	0	0	0	2
Willie Crawford, L OBP: 0.352, SLG: 0.380 (8, PH)										1	0	1	1	0	0	0
Jeff Torborg, R OBP: 0.310, SLG: 0.350 (1, 2)			0-0 F8	0-0 5-3			0-0 F7		0-0 1B	3	0	0	0	0	0	2
Tom Haller, L OBP: 0.300, SLG: 0.368 (8, PH)								0-0 1-3 1B		1	0	1	0	0	0	0
Claude Osteen, L OBP: 0.286, SLG: 0.300 (1, 1)			0-3 K			0-0 FC1-6-5 SH1-3 1B		0-0 5-3	0-3 K	2	0	1	0	0	1	0
Joe Moeller, R OBP: 0.278, SLG: 0.212 (7, PH)										0	0	0	0	0	0	0
Jim Lefebvre, S OBP: 0.278, SLG: 0.212 (7, PH)										0	0	0	0	0	0	0
Jose Pena, R OBP: 0.312, SLG: 0.308 (8, PH)										0	0	0	0	0	0	0
Fred Norman, S OBP: 0.312, SLG: 0.308 (8, PH)										0	0	0	0	0	0	0
Bill Sudakis, S OBP: 0.312, SLG: 0.308 (8, PH)										1	0	0	0	0	1	2
Ray Lamb, R OBP: 0.312, SLG: 0.308 (8, PH)										0	0	0	0	0	0	0

Inning Stats	R: 0	H: 0	E: 0	K: 1	S: 4	LOB: 0	BB: 1	P: 8	R: 0	H: 0	E: 0	K: 1	S: 5	LOB: 0	BB: 0	P: 5	R: 0	H: 0	E: 0	K: 1	S: 5	LOB: 0	BB: 0	P: 5	R: 3	H: 4	E: 0	K: 1	S: 9	LOB: 2	BB: 1	P: 13	R: 0	H: 1	E: 0	K: 0	S: 4	LOB: 2	BB: 1	P: 8	R: 0	H: 1	E: 0	K: 0	S: 3	LOB: 0	BB: 0	P: 3	R: 0	H: 0	E: 1	K: 0	S: 4	LOB: 2	BB: 1	P: 8	R: 1	H: 4	E: 0	K: 1	S: 8	LOB: 2	BB: 0	P: 8	R: 1	H: 2	E: 0	K: 0	S: 5	LOB: 2	BB: 1	P: 9	1B: 9	SF: 0	2B: 2	SAC: 1	3B: 1	DP: 3	HR: 0	HBP: 0	WP: 1	PA: 42	PB: 0	SB: 3	CS: 0
PITCHER	IP	WLS	BF	H	R	ER	SO	BB	IBB	HBP	BLK	WP	HR	S	P	ERA	WHIP																																																																				
Denny Lemaster, L ERA: 3.42 (1, 1)	7.0	W	30	6	3	3	4	4	0	0	0	1	0	34	50	3.86	1.429																																																																				
Fred Gladding, R ERA: 5.14 (8, 1)	1.2		10	6	2	2	1	0	0	0	0	0	0	12	12	10.80	3.600																																																																				
Jim Ray, R ERA: 2.1 (9, 1)	0.1	S	2	0	0	0	0	1	0	0	0	0	0	1	5	0.00	3.000																																																																				

BOTTOM

Houston Astros @ Los Angeles Dodgers
 Dodger Stadium, Los Angeles, CA
 Wed May 13 1970, 7:05 PM PDT
 Att. 11,612 - Unknown

livebaseballscores.com

AB	36
R	5
H	12
RBI	5
BB	5
SO	5
LOB	18



Batter	1	2	3	4	5	6	7	8	9	AB R H RBI BB SO LOB	TOP											
Joe Morgan, L (1, 4) OBP: 0.385, SLG: 0.394	0-0 4-3		0-0 6-3		4-0 FC4-6 BB	4-0 1-2 2-3 BB		0-0 4-3		3 0 0 0 2 0 1												
Norm Miller, L (1, 9) OBP: 0.316, SLG: 0.358	0-0 4-3		0-0 4-3		0-0 FC4-6	0-0 F7		0-0 4-3		5 0 0 0 0 0 5												
Jimmy Wynn, R (1, 8) OBP: 0.374, SLG: 0.520	0-0 1B 1B		0-0 2B		0-0 SF7		0-0 E8 SF7		0-0 F6	4 1 2 1 0 0 0												
Tommy Davis, R (1, 7) OBP: 0.308, SLG: 0.390	0-0 1B		0-0 1-3		0-0 5-3		0-0 1-3		0-0 1-3	4 0 1 0 0 0 3												
Jim Beauchamp, R (7, 7) OBP: 0.333, SLG: 0.421	1-2 1B									1 0 0 0 0 0 0												
Denis Menke, R (1, 6) OBP: 0.408, SLG: 0.500	0-3 K			4-0 BB		0-0 F8	0-0 SF7		0-0 F4	2 0 0 1 1 1 2												
Joe Pepitone, L (1, 3) OBP: 0.297, SLG: 0.521		0-0 G3		0-0 F8		0-0 HR				4 1 1 1 0 0 1												
Doug Rader, R (1, 5) OBP: 0.384, SLG: 0.566		0-0 4-3		0-0 F9		0-0 BB 1B		4-0 BB		3 0 1 0 1 0 1												
Johnny Edwards, L (1, 2) OBP: 0.203, SLG: 0.237		4-0 BB		0-0 F9		4-0 BB 1B		0-0 F9		2 0 0 0 2 0 2												
Larry Dierker, R (1, 1) OBP: 0.179, SLG: 0.185		0-3 K			0-0 FC4-6 SF7 1B	0-3 K		0-3 K		4 1 1 0 0 3 4												
Inning Stats	R: 0 E: 0 K: 1 S: 7	H: 2 LOB: 2 BB: 0 P: 7	R: 0 E: 0 K: 1 S: 5	H: 0 LOB: 1 BB: 1 P: 9	R: 0 E: 0 K: 0 S: 4	H: 1 LOB: 1 BB: 0 P: 4	R: 0 E: 0 K: 0 S: 3	H: 0 LOB: 1 BB: 1 P: 7	R: 1 E: 0 K: 0 S: 4	H: 1 LOB: 1 BB: 1 P: 8	R: 1 E: 0 K: 1 S: 7	H: 2 LOB: 3 BB: 2 P: 15	R: 1 E: 1 K: 0 S: 4	H: 0 LOB: 0 BB: 0 P: 4	R: 0 E: 0 K: 1 S: 5	H: 0 LOB: 1 BB: 1 P: 9	R: 0 E: 0 K: 0 S: 3	H: 0 LOB: 0 BB: 0 P: 3	1B: 4 2B: 1 3B: 0 HR: 1	SF: 2 SAC: 0 DP: 0 HBP: 0	WP: 0 PB: 0 SB: 0 CS: 0	PA: 40
PITCHER	IP WLS BF H R ER SO BB IBB HBP BLK WP HR S P ERA WHIP																					
Clay Kirby, R (1, 1) ERA: 4.02	5.1 L 26 6 2 2 2 4 0 0 0 0 0 1 26 42 3.38 1.875																					
Tom Dukes, R (6, 1) ERA: 2.08	1.2 7 0 1 0 1 1 0 0 0 0 0 0 8 12 0.00 0.600																					
Ron Herbel, R (8, 1) ERA: 3.03	2.0 7 0 0 0 1 1 0 0 0 0 0 0 8 12 0.00 0.500																					

Houston Astros @ San Diego Padres
San Diego Stadium, San Diego, CA
Thu May 14 1970, 10:05 PM EDT
Att. 2,522 - Unknown

livebaseballscorecards.com

AB	32
R	3
H	6
RBI	3
BB	6
SO	4
LOB	19



Batter	1	2	3	4	5	6	7	8	9	AB	R	H	RBI	BB	SO	LOB
Tommy Dean, R OBP: 0.316, SLG: 0.417 (1, 6)	0-0 7-4 1B		0-0 1B 2B		0-0 6-3		0-0 F3			4	1	2	0	0	0	0
Dave Campbell, R OBP: 0.309, SLG: 0.357 (1, 4)	0-3 K 1-2		0-0 FC6-4 1B 2-H		0-0 F5		0-0 5-3			4	0	1	1	0	1	1
Cito Gaston, R OBP: 0.348, SLG: 0.479 (1, 8) (8, 7)	4-0 BB		0-0 FC6-4 1B		0-0 5-3			0-0 G5-4-3 1B		3	0	2	0	1	0	0
Jose Arcia, R OBP: 0.211, SLG: 0.091 (8, PR) (9, 7)			1-2							0	0	0	0	0	0	0
Nate Colbert, R OBP: 0.311, SLG: 0.529 (1, 3)	0-0 7-4 2-3f		0-3 K		0-0 1B G3-2-3 1B		0-0 G5-4-3		0-0 G5-4-3	4	0	1	0	0	1	5
Ivan Murrell, R OBP: 0.250, SLG: 0.438 (1, 7) (8, 8)		0-0 F9	0-0 FC6-4 1-2f 2-3		0-0 G3-2-3 1B 1-2		0-0 6-3			4	0	1	0	0	0	3
Ollie Brown, R OBP: 0.330, SLG: 0.419 (1, 9)		0-0 F8	0-3 K		0-0 G3-2-3 1B 1-2 2-3		0-0 1-3		0-0 1-3	4	0	1	0	0	1	2
Steve Huntz, S OBP: 0.306, SLG: 0.375 (1, 5)		4-0 1B BB		4-0 3-4 BB		0-0 G3-2-3		0-0 F8		2	0	0	0	2	0	3
Chris Cannizzaro, R OBP: 0.344, SLG: 0.337 (1, 2)		0-0 1-2 1B		0-0 8-4 1-2f		0-0 F9		0-0 5-3		4	0	1	0	0	0	3
Clay Kirby, R OBP: 0.250, SLG: 0.250 (1, 1)		0-3 K		0-3 K			0-3 K			2	0	0	0	0	2	2
Tom Dukes, R (6, 1)										0	0	0	0	0	0	0
Ray Webster, L OBP: 0.289, SLG: 0.235 (7, PH)										1	0	0	0	0	1	0
Ron Herbel, R (8, 1)										0	0	0	0	0	0	0

Inning Stats	R: 0	H: 1	E: 0	LOB: 1	K: 1	BB: 1	S: 5	P: 9	R: 0	H: 1	E: 0	LOB: 2	K: 1	BB: 1	S: 6	P: 10	R: 1	H: 3	E: 0	LOB: 2	K: 2	BB: 0	S: 10	P: 10	R: 0	H: 0	E: 0	LOB: 0	K: 1	BB: 1	S: 4	P: 8	R: 0	H: 0	E: 0	LOB: 0	K: 0	BB: 0	S: 3	P: 3	R: 0	H: 3	E: 0	LOB: 2	K: 0	BB: 0	S: 5	P: 5	R: 0	H: 0	E: 0	LOB: 0	K: 1	BB: 0	S: 5	P: 5	R: 0	H: 1	E: 0	LOB: 1	K: 0	BB: 0	S: 3	P: 3	R: 0	H: 0	E: 0	LOB: 0	K: 0	BB: 0	S: 3	P: 3	1B: 8	SF: 0	2B: 3	SAC: 0	3B: 0	DP: 4	HR: 0	HBP: 0	WP: 0	PA: 35	ERA	WHIP
PITCHER Larry Dierker, R ERA: 3.14 (1, 1)	IP	WLS	BF	H	R	ER	SO	BB	IBB	HBP	BLK	WP	HR	S	P	ERA	WHIP	IP	WLS	BF	H	R	ER	SO	BB	IBB	HBP	BLK	WP	HR	S	P	ERA	WHIP																																																		

BOTTOM

Houston Astros @ San Diego Padres
San Diego Stadium, San Diego, CA

Thu May 14 1970, 10:05 PM EDT
Att. 2,522 - Unknown

livebaseballscorecards.com

AB	32
R	1
H	9
RBI	1
BB	3
SO	6
LOB	19

Batter	1	2	3	4	5	6	7	8	9	10	AB R H RBI BB SO LOB	TOP													
Joe Morgan, L (1, 4) OBP: 0.395, SLG: 0.412	0-0 1B 3B	0-0 4-3			0-0 G5-4-3 1B		4-0 1-2 1B BB		4-0 2B BB	0-3 K	4 3 2 0 2 1 2														
Jesus Alou, R (1, 9) OBP: 0.340, SLG: 0.426	0-3 K		0-0 2B 2B		0-0 G5-4-3 1-2f		0-0 F4		0-0 2B 1B	0-0 F7	6 2 2 0 0 1 5														
Jimmy Wynn, R (1, 8) OBP: 0.388, SLG: 0.569	0-3 K		0-0 G3 2-H 2B		0-0 HR		0-0 1B 1B		0-0 1B 2B		5 2 4 4 0 1 1														
Tommy Davis, R (1, 7) OBP: 0.321, SLG: 0.394	0-0 1B 1B		0-0 G3 2-3		0-0 5-3		0-0 1B 1B		4-0 FC4-6 1B IBB		4 0 2 2 1 0 1														
Denis Menke, R (1, 6) OBP: 0.408, SLG: 0.496	0-0 1-2 1B		0-3 K			0-0 5-3	0-0 F6		0-0 FC4-6 1B		5 0 2 2 0 1 3														
Doug Rader, R (1, 5) OBP: 0.371, SLG: 0.543	0-3 K		0-0 F2			0-0 5-3		0-0 F9	0-0 FC4-6 G4-6-3		5 0 0 0 0 1 5														
Joe Pepitone, L (1, 3) OBP: 0.286, SLG: 0.500		0-0 F8		0-0 6-3		0-0 1-3		0-0 F4	0-0 G4-6-3		5 0 0 0 0 0 2														
Johnny Edwards, L (1, 2) OBP: 0.219, SLG: 0.252		0-0 1B		0-0 1B			0-0 BB 1B	0-0 E8		0-0 F9	5 1 3 0 0 0 0														
Scipio Spinks, R (1, 1) Bob Watson, R (7, PH) Jim Bouton, R (7, 1) Jim Beauchamp, R (8, PH) Fred Gladding, L (8, 1) Jim Ray, R (9, 1) OBP: 0.286, SLG: 0.286		0-3 K		0-0 6-3			0-0 F5	0-3 K		0-0 1B	2 0 0 0 0 1 1 1 0 0 0 0 0 1 0 0 0 0 0 0 0 1 0 0 0 0 1 1 0 0 0 0 0 0 0 1 0 1 0 0 0 0														
Inning Stats	R: 1 E: 0 K: 3 S: 12	H: 3 LOB: 2 BB: 0 P: 12	R: 0 E: 0 K: 1 S: 6	H: 1 LOB: 1 BB: 0 P: 6	R: 1 E: 0 K: 1 S: 7	H: 2 LOB: 1 BB: 0 P: 7	R: 0 E: 0 K: 0 S: 3	H: 1 LOB: 0 BB: 0 P: 3	R: 1 E: 0 K: 0 S: 4	H: 2 LOB: 0 BB: 0 P: 4	R: 0 E: 0 K: 0 S: 3	H: 0 LOB: 0 BB: 0 P: 3	R: 2 E: 0 K: 0 S: 6	H: 3 LOB: 2 BB: 1 P: 10	R: 0 E: 1 K: 1 S: 6	H: 0 LOB: 1 BB: 0 P: 6	R: 3 E: 0 K: 0 S: 5	H: 3 LOB: 1 BB: 2 P: 13	R: 0 E: 0 K: 1 S: 6	H: 1 LOB: 1 BB: 0 P: 6	1B: 11 2B: 3 3B: 1 HR: 1	SF: 0 SAC: 0 DP: 2 HBP: 0	WP: 0 PB: 0 SB: 0 CS: 0	PA: 47	
PITCHER	IP WLS BF H R ER SO BB IBB HBP BLK WP HR S P ERA WHIP	IP WLS BF H R ER SO BB IBB HBP BLK WP HR S P ERA WHIP	IP WLS BF H R ER SO BB IBB HBP BLK WP HR S P ERA WHIP	IP WLS BF H R ER SO BB IBB HBP BLK WP HR S P ERA WHIP	IP WLS BF H R ER SO BB IBB HBP BLK WP HR S P ERA WHIP	IP WLS BF H R ER SO BB IBB HBP BLK WP HR S P ERA WHIP	IP WLS BF H R ER SO BB IBB HBP BLK WP HR S P ERA WHIP	IP WLS BF H R ER SO BB IBB HBP BLK WP HR S P ERA WHIP	IP WLS BF H R ER SO BB IBB HBP BLK WP HR S P ERA WHIP	IP WLS BF H R ER SO BB IBB HBP BLK WP HR S P ERA WHIP	IP WLS BF H R ER SO BB IBB HBP BLK WP HR S P ERA WHIP	IP WLS BF H R ER SO BB IBB HBP BLK WP HR S P ERA WHIP	IP WLS BF H R ER SO BB IBB HBP BLK WP HR S P ERA WHIP	IP WLS BF H R ER SO BB IBB HBP BLK WP HR S P ERA WHIP	IP WLS BF H R ER SO BB IBB HBP BLK WP HR S P ERA WHIP	IP WLS BF H R ER SO BB IBB HBP BLK WP HR S P ERA WHIP	IP WLS BF H R ER SO BB IBB HBP BLK WP HR S P ERA WHIP	IP WLS BF H R ER SO BB IBB HBP BLK WP HR S P ERA WHIP	IP WLS BF H R ER SO BB IBB HBP BLK WP HR S P ERA WHIP	IP WLS BF H R ER SO BB IBB HBP BLK WP HR S P ERA WHIP	IP WLS BF H R ER SO BB IBB HBP BLK WP HR S P ERA WHIP	IP WLS BF H R ER SO BB IBB HBP BLK WP HR S P ERA WHIP	IP WLS BF H R ER SO BB IBB HBP BLK WP HR S P ERA WHIP	IP WLS BF H R ER SO BB IBB HBP BLK WP HR S P ERA WHIP	IP WLS BF H R ER SO BB IBB HBP BLK WP HR S P ERA WHIP
Dave Roberts, L (1, 1) ERA: 2.79	6.1																								
Ron Herbel, R (7, 1) ERA: 3.41	1.2																								
Tom Dukes, R (9, 1) ERA: 2.77	0.0																								
Gary Ross, R (9, 1) ERA: 3.93	1.0																								
Danny Coombs, L (10, 1) ERA: 1.73	1.0	W																							

Houston Astros @ San Diego Padres
San Diego Stadium, San Diego, CA
Fri May 15 1970, 10:05 PM EDT
Att: 9,692 - Unknown

livebaseballscorecards.com

AB 44
R 8
H 16
RBI 8
BB 3
SO 7
LOB 22



Batter	1	2	3	4	5	6	7	8	9	10	AB	R	H	RBI	BB	SO	LOB
Tommy Dean, R (1, 6) OBP: 0.286, SLG: 0.375 Al Ferrara, R (9, PH) OBP: 0.362, SLG: 0.443 Danny Coombs, R (10, 1) OBP: 0.083, SLG: 0.167	0-0 F9		0-0 F7		0-0 6-3		0-0 5-3		0-3 K		4	0	0	0	0	0	0
Dave Campbell, R (1, 4) OBP: 0.306, SLG: 0.347	4-0 BLK WP BB		0-0 F7		0-0 6-3			0-0 F2		0-0 F4	4	1	0	0	1	0	0
Ray Webster, L (1, 7) OBP: 0.310, SLG: 0.243 Jose Arcia, R (9, 7) OBP: 0.211, SLG: 0.091 Ed Spiezio, R (10, PH) OBP: 0.387, SLG: 0.394	4-0 WP BLK HR BB		0-3 K			0-0 5-3 HR 1B		0-0 L4		0-0 HR 2B	3	2	1	0	1	1	0
Nate Colbert, R (1, 3) OBP: 0.307, SLG: 0.540	0-0 F8			0-3 K		0-0 L6		0-3 K		0-0 HR	5	1	1	2	0	2	2
Ivan Murrell, R (1, 8) OBP: 0.269, SLG: 0.558	0-0 HR			0-0 HR		0-0 5-3			0-0 E6		4	3	2	3	0	0	1
Ollie Brown, R (1, 9) OBP: 0.345, SLG: 0.468	0-0 F8			0-0 2B		0-0 HR			0-0 WP SH2-4 1B		4	2	3	2	0	0	0
Steve Hutz, S (1, 5) OBP: 0.295, SLG: 0.360		0-0 F9		0-3 K		0-0 F9			0-0 SH2-4		3	0	0	0	0	1	1
Chris Cannizzaro, R (1, 2) OBP: 0.340, SLG: 0.333 Ron Slocum, R (9, PR) OBP: 0.286, SLG: 0.333		0-0 F7		0-0 F2			0-0 F8		0-0 CS 1B		4	0	1	1	0	0	1
Dave Roberts, L (1, 1) OBP: 0.100, SLG: 0.400 Ron Herbel, R (7, 1) Tom Dukes, R (9, 1) Gary Ross, R (9, 1) Van Kelly, L (9, PH) OBP: 0.250, SLG: 0.234		0-0 F8		0-3 K			0-0 4-3		0-0 2B 3B 1B		2	0	0	0	0	1	0

4	0	0	0	0	0	0	0	0	0	0	4	1	0	0	1	0	0
1	0	0	0	0	0	1	1	0	0	0	3	2	1	0	1	1	0
0	0	0	0	0	0	0	0	0	0	0	0	0	0	0	0	0	0
0	0	0	0	0	0	0	0	0	0	0	1	1	1	0	0	0	0
5	1	1	2	0	2	2	2	2	2	2	5	1	1	2	0	2	2
4	3	2	3	0	0	1	1	1	1	1	4	3	2	3	0	0	1
4	2	3	2	0	0	0	0	0	0	0	4	2	3	2	0	0	0
3	0	0	0	0	1	1	1	1	1	1	3	0	0	0	0	1	1
4	0	1	1	0	0	1	1	1	1	1	4	0	1	1	0	0	1
0	0	0	0	0	0	0	0	0	0	0	0	0	0	0	0	0	0
2	0	0	0	0	1	0	0	0	0	0	2	0	0	0	0	1	0
1	0	0	0	0	0	0	0	0	0	0	1	0	0	0	0	0	0
0	0	0	0	0	0	0	0	0	0	0	0	0	0	0	0	0	0
0	0	0	0	0	0	0	0	0	0	0	0	0	0	0	0	0	0
0	0	0	0	1	0	0	0	0	0	0	0	0	0	0	1	0	0


BOTTOM

Houston Astros @ San Diego Padres
San Diego Stadium, San Diego, CA

Fri May 15 1970, 10:05 PM EDT
Att. 9,692 - Unknown

livebaseballscorecards.com

AB	36
R	10
H	9
RBI	8
BB	3
SO	6
LOB	6



Inning Stats	R: 3	H: 1	E: 0	K: 0	S: 4	P: 12	R: 0	H: 0	E: 0	K: 0	S: 3	P: 3	R: 0	H: 0	E: 0	K: 1	S: 5	R: 1	H: 2	E: 0	K: 2	S: 9	P: 9	R: 0	H: 0	E: 0	K: 1	S: 5	R: 2	H: 2	E: 0	K: 0	S: 5	R: 0	H: 0	E: 0	K: 0	S: 3	P: 3	R: 0	H: 0	E: 0	K: 1	S: 5	R: 2	H: 2	E: 1	K: 1	S: 7	P: 11	R: 2	H: 2	E: 0	K: 0	S: 3	P: 3
WP: 2	PA: 40	1B: 3	SF: 0	2B: 2	SAC: 1	3B: 0	DP: 0	HR: 4	HBP: 0	WP: 2	PA: 40	1B: 3	SF: 0	2B: 2	SAC: 1	3B: 0	DP: 0	HR: 4	HBP: 0	WP: 2	PA: 40	1B: 3	SF: 0	2B: 2	SAC: 1	3B: 0	DP: 0	HR: 4	HBP: 0	WP: 2	PA: 40	1B: 3	SF: 0	2B: 2	SAC: 1	3B: 0	DP: 0	HR: 4	HBP: 0	WP: 2	PA: 40	1B: 3	SF: 0	2B: 2	SAC: 1	3B: 0	DP: 0	HR: 4	HBP: 0							

PITCHER	IP	WLS	BF	H	R	ER	SO	BB	IBB	HBP	BLK	WP	HR	S	P	ERA	WHIP
Scipio Spinks, R (1, 1) ERA: 9.0	6.0		25	5	6	6	4	2	0	0	1	1	3	31	39	9.00	1.167
Jim Bouton, R (7, 1) ERA: 5.5	1.0		3	0	0	0	0	0	0	0	0	0	0	3	3	0.00	0.000
Fred Gladding, R (8, 1) ERA: 5.28	1.1		7	2	2	1	1	0	0	0	0	1	0	9	9	6.75	1.500
Jim Ray, R (9, 1) ERA: 2.7	1.0	L	5	2	2	2	1	1	0	0	0	0	1	6	10	18.00	3.000

BOTTOM

Houston Astros @ San Diego Padres
San Diego Stadium, San Diego, CA
Sat May 16 1970, 10:05 PM EDT
Att. 8,432 - Unknown

livebaseballscorecards.com

AB	37
R	7
H	10
RBI	6
BB	5
SO	4
LOB	23



WP:	0	PA:	43
PB:	0		
SB:	0		
CS:	0		

AB	R	H	RBI	BB	SO	LOB
2	0	0	0	0	0	0
1	1	1	1	2	0	0

AB	R	H	RBI	BB	SO	LOB
5	0	2	1	0	2	4

AB	R	H	RBI	BB	SO	LOB
4	1	0	0	1	2	6

AB	R	H	RBI	BB	SO	LOB
5	1	1	1	0	0	2
0	1	0	0	0	0	0

AB	R	H	RBI	BB	SO	LOB
4	1	2	1	1	0	2

AB	R	H	RBI	BB	SO	LOB
5	0	1	2	0	0	3

AB	R	H	RBI	BB	SO	LOB
5	0	1	0	0	0	4

AB	R	H	RBI	BB	SO	LOB
4	1	2	0	0	0	1

AB	R	H	RBI	BB	SO	LOB
1	0	0	0	0	0	0
1	0	0	0	0	0	1
0	0	0	0	0	0	0
0	1	0	0	1	0	0

1B:	6	SF:	0
2B:	4	SAC:	1
3B:	0	DP:	0
HR:	0	HBP:	0

Batter	1	2	3	4	5	6	7	8	9
Tommy Dean, R OBP: 0.273, SLG: 0.357 Van Kelly, L OBP: 0.280, SLG: 0.246 (1, 6) (5, PH) (6, 5)	0-0 6-3 ①		0-0 6-3 ③		4-0 BB ②		0-0 1B ③		4-0 1B 1B BB
Dave Campbell, R OBP: 0.309, SLG: 0.356 (1, 4)	0-0 F8 ②			0-0 FC6-5-4 2B ①	0-3 K ②		0-3 K ③		0-0 1B FC6-2 1B 1-3 2-H
Ivan Murrell, R OBP: 0.263, SLG: 0.518 (1, 8)	0-3 K ③			0-0 6-3 ①	0-0 F3 ③			4-0 1B 2B BB	0-3 K ①
Al Ferrara, R OBP: 0.355, SLG: 0.430 Jose Arcia, R OBP: 0.211, SLG: 0.091 (1, 7) (9, PR)		0-0 F6 ①		0-0 FC6-5-4 2B ②		0-0 6-3 ①		0-0 F9 ①	0-0 FC6-2 E 1B 1-3 3-H
Nate Colbert, R OBP: 0.317, SLG: 0.547 (1, 3)		4-0 BB ②		0-0 1-H 2B ③		0-0 5-3 ②		0-0 2B 1B ③	0-0 FC6-2 E 1-2 3-H
Ollie Brown, R OBP: 0.339, SLG: 0.465 (1, 9)		0-0 F7 ②		0-0 6-3 ③		0-0 F4 ③		0-0 F9 2B 1-H 3-H	0-0 E6 1-2 2-H
Steve Huntz, S OBP: 0.290, SLG: 0.350 (1, 5) (6, 6)		0-0 G3 ③			0-0 1B 1B		0-0 F8 ①	0-0 F9 ②	0-0 F3 ③
Bob Barton, R OBP: 0.357, SLG: 0.447 (1, 2)			0-0 F8 ①		0-0 SH3-4 1B 1-3		0-0 4-3 1B 2B	0-0 6-3 ③	
Pat Dobson, R OBP: 0.211, SLG: 0.167 Ray Webster, L OBP: 0.302, SLG: 0.237 Gary Ross, R Ed Spiezio, R OBP: 0.395, SLG: 0.394 (1, 1) (7, PH) (8, 1) (9, PH)			0-0 F6 ②		0-0 SH3-4 1-2		0-0 4-3 ②		4-0 BB 1B BB

Inning Stats	R: 0	H: 0	E: 0	K: 1	S: 5	LOB: 0	BB: 0	P: 5	R: 0	H: 0	E: 0	K: 0	S: 3	LOB: 1	BB: 1	P: 7	R: 0	H: 0	E: 0	K: 0	S: 3	LOB: 0	BB: 0	P: 3	R: 1	H: 2	E: 0	K: 0	S: 5	LOB: 1	BB: 0	P: 5	R: 0	H: 2	E: 0	K: 1	S: 7	LOB: 3	BB: 1	P: 11	R: 0	H: 0	E: 0	K: 0	S: 3	LOB: 0	BB: 0	P: 3	R: 1	H: 2	E: 0	K: 1	S: 7	LOB: 1	BB: 0	P: 7	R: 2	H: 2	E: 0	K: 0	S: 5	LOB: 1	BB: 1	P: 9	R: 3	H: 2	E: 1	K: 1	S: 8	LOB: 2	BB: 2	P: 16	1B: 6	SF: 0	2B: 4	SAC: 1	3B: 0	DP: 0	HR: 0	HBP: 0	WP: 0	PA: 43
--------------	------	------	------	------	------	--------	-------	------	------	------	------	------	------	--------	-------	------	------	------	------	------	------	--------	-------	------	------	------	------	------	------	--------	-------	------	------	------	------	------	------	--------	-------	-------	------	------	------	------	------	--------	-------	------	------	------	------	------	------	--------	-------	------	------	------	------	------	------	--------	-------	------	------	------	------	------	------	--------	-------	-------	-------	-------	-------	--------	-------	-------	-------	--------	-------	--------

PITCHER	IP	WLS	BF	H	R	ER	SO	BB	IBB	HBP	BLK	WP	HR	S	P	ERA	WHIP
Don Wilson, R ERA: 4.43 (1, 1)	4.1		19	4	1	1	1	2	0	0	0	0	0	19	27	2.08	1.385
Jack Billingham, R ERA: 6.52 (5, 1)	3.2	W	17	4	4	4	2	2	0	0	0	0	0	19	27	9.82	1.636
Jim Bouton, R ERA: 5.75 (9, 1)	0.0		2	1	0	0	0	1	0	0	0	0	0	1	5	∞	∞
Fred Gladding, R ERA: 4.96 (9, 1)	1.0	S	5	1	2	1	1	0	0	0	0	0	0	7	7	9.00	1.000

Batter	1	2	3	4	5	6	7	8	9	AB R H RBI BB SO LOB	TOP
Joe Morgan, L (1, 4) OBP: 0.409, SLG: 0.441	4-0 SH1-3 S SF8 BB		4-0 G6-4-3 1-2 BB		0-0 HR			0-0 1B		2 2 2 1 2 0 0	Houston Astros @ San Diego Padres San Diego Stadium, San Diego, CA Sun May 17 1970, 6:33 AM EDT Att. 8,957 - Unknown
Jesus Alou, R (1, 9) OBP: 0.322, SLG: 0.393	0-0 SH1-3 1-3		0-0 G6-4-3 1-2f		0-0 F3			0-3 K		3 0 0 0 0 1 3	
Jimmy Wynn, R (1, 8) OBP: 0.398, SLG: 0.566	0-0 SF8 3-H			0-0 FC6-4 1B				0-0 F6		3 0 1 1 0 0 1	
Tommy Davis, R (1, 7) OBP: 0.314, SLG: 0.390	0-0 F4			0-0 FC6-4 BB 1-2f				0-0 1-3		4 0 0 0 0 0 2	
Denis Menke, R (1, 6) OBP: 0.404, SLG: 0.482		0-0 L4-3 1B		4-0 1-2 BB				0-0 6-3		3 0 1 0 1 0 0	
Joe Pepitone, L (1, 3) OBP: 0.296, SLG: 0.526		0-0 L4-3 1-2		0-0 F9				0-0 4-3		4 1 1 1 0 0 3	
Doug Rader, R (1, 5) OBP: 0.362, SLG: 0.544		0-0 F7		0-0 F3				0-0 HR		4 0 0 0 0 1 2	
Johnny Edwards, L (1, 2) OBP: 0.235, SLG: 0.272			4-0 FC1-6 BB		0-0 F9			0-0 F8		2 0 0 0 1 0 0	
Denny Lemaster, R (1, 1) OBP: 0.227, SLG: 0.158 Bob Watson, R (7, PH) OBP: 0.100, SLG: 0.158 Ron Cook, L (7, 1) OBP: 1.000, SLG: 3.000			0-0 FC1-6 BB 1-2f		0-3 K			0-0 F8		2 0 0 0 0 1 1 1 0 0 0 0 0 0 0 0 0 0 0 0 0	
Inning Stats	R: 1 H: 0 E: 0 LOB: 0 K: 0 BB: 1 S: 3 P: 7	R: 0 H: 1 E: 0 LOB: 0 K: 0 BB: 0 S: 3 P: 3	R: 0 H: 0 E: 0 LOB: 1 K: 0 BB: 2 S: 2 P: 10	R: 0 H: 1 E: 0 LOB: 2 K: 0 BB: 1 S: 4 P: 8	R: 1 H: 1 E: 0 LOB: 0 K: 1 BB: 0 S: 6 P: 6	R: 0 H: 0 E: 0 LOB: 0 K: 0 BB: 0 S: 3 P: 3	R: 1 H: 1 E: 0 LOB: 0 K: 0 BB: 0 S: 4 P: 4	R: 0 H: 1 E: 0 LOB: 1 K: 1 BB: 0 S: 6 P: 6	R: 0 H: 0 E: 0 LOB: 0 K: 1 BB: 0 S: 5 P: 5	1B: 3 SF: 1 2B: 1 SAC: 1 3B: 0 DP: 2 HR: 2 HBP: 0	WP: 0 PA: 34 PB: 0 SB: 1 CS: 0
PITCHER	IP WLS BF H R ER SO BB IBB HBP BLK WP HR S P ERA WHIP										
Mike Corkins, R (1, 1) ERA: 4.02	7.0 W 28 5 3 3 1 4 0 0 0 0 0 2 26 42 3.86 1.286										
Ron Herbel, R (8, 1) ERA: 3.22	2.0 S 6 0 0 0 2 0 0 0 0 0 0 0 10 10 0.00 0.000										

livebaseballscorecards.com

AB	28
R	3
H	5
RBI	3
BB	4
SO	3
LOB	12



Batter	1	2	3	4	5	6	7	8	9
Tommy Dean, R OBP: 0.292, SLG: 0.391 (1, 6)	0-3 K		0-0 2B 1B		0-0 FC1-5 1B		0-0 SH 2B		
Dave Campbell, R OBP: 0.309, SLG: 0.362 (1, 4)	0-0 F8		0-0 1B 2B		0-0 F8		0-0 SH G6-4-3		
Ivan Murrell, R OBP: 0.295, SLG: 0.533 (1, 8)	0-0 1B		0-0 CS 1B		0-0 1B		0-3 K		
Al Ferrara, R OBP: 0.351, SLG: 0.423 (1, 7)	0-3 K		0-0 F6		0-0 FC6-4 1B		0-0 G6-4-3		
Jose Arcia, R OBP: 0.211, SLG: 0.091 (8, 7)									
Nate Colbert, R OBP: 0.308, SLG: 0.530 (1, 3)		0-0 5-3	0-0 F2		0-0 FC6-4		0-3 K		
Ollie Brown, R OBP: 0.328, SLG: 0.449 (1, 9)		0-0 5-3		0-0 F3		0-0 6-3	0-0 F2		
Steve Huntz, S OBP: 0.289, SLG: 0.381 (1, 5)		0-0 HR		0-0 F6		0-0 F7	0-0 4-3		
Chris Cannizzaro, R OBP: 0.350, SLG: 0.378 (1, 2)		0-0 1B		0-0 F3		0-0 HR			
Mike Corkins, R OBP: 0.250, SLG: 0.263 (1, 1)		0-3 K			0-0 FC1-5 2B				
Ron Herbel, R (8, 1)									

Inning Stats	R: 0	H: 1	E: 0	K: 2	S: 8	LOB: 1	BB: 0	P: 8
	R: 1	H: 2	E: 0	K: 1	S: 7	LOB: 1	BB: 0	P: 7
	R: 2	H: 3	E: 0	K: 0	S: 5	LOB: 0	BB: 0	P: 5
	R: 0	H: 0	E: 0	K: 0	S: 3	LOB: 0	BB: 0	P: 3
	R: 1	H: 3	E: 0	K: 0	S: 6	LOB: 2	BB: 0	P: 6
	R: 1	H: 1	E: 0	K: 1	S: 6	LOB: 0	BB: 0	P: 6
	R: 0	H: 1	E: 1	K: 1	S: 6	LOB: 1	BB: 0	P: 6
	R: 0	H: 0	E: 0	K: 1	S: 5	LOB: 0	BB: 0	P: 5

PITCHER	IP	WLS	BF	H	R	ER	SO	BB	IBB	HBP	BLK	WP	HR	S	P	ERA	WHIP
Denny Lemaster, L ERA: 3.82 (1, 1)	6.0	L	27	10	5	5	4	0	0	0	0	0	2	35	35	7.50	1.667
Ron Cook, L ERA: 1.17 (7, 1)	2.0		7	1	0	0	2	0	0	0	0	0	0	11	11	0.00	0.500

BOTTOM

Houston Astros @ San Diego Padres
San Diego Stadium, San Diego, CA

Sun May 17 1970, 6:33 AM EDT
Att. 8,957 - Unknown


AB	R	H	RBI	BB	SO	LOB
4	2	2	0	0	1	1
3	1	1	0	0	0	1
4	0	3	3	0	1	2
4	0	1	0	0	1	4
0	0	0	0	0	0	0
4	0	0	0	0	1	2
4	0	0	0	0	0	0
4	1	1	1	0	0	0
3	1	2	1	0	0	0
3	0	1	0	0	2	1
0	0	0	0	0	0	0

AB	33
R	5
H	11
RBI	5
BB	0
SO	6
LOB	11

WP: 0 PA: 34
PB: 0
SB: 0
CS: 1



1B	SF	WP	PA
6	0	0	34
3	0	0	
0	0	0	
2	1	0	

Batter	1	2	3	4	5	6	7	8	9	AB R H RBI BB SO LOB	TOP	
Jose Cardenal, R (1, 8) OBP: 0.349, SLG: 0.404	0-0 4-3 6-4-3 1B		0-0 1-3 1-2			0-0 F8		0-0 L3		4 0 1 0 0 0 1		
Julian Javier, R (1, 4) OBP: 0.261, SLG: 0.289	0-0 6-4-3 1-2		0-0 P3			0-0 5-3		0-3 K		4 0 0 0 0 1 2		
Leron Lee, L (1, 9) OBP: 0.330, SLG: 0.394	0-0 4-3 2-3		0-0 4-3			0-0 2B		0-0 F8		4 0 1 0 0 0 2		
Dick Allen, R (1, 3) OBP: 0.393, SLG: 0.642	4-0 BB			0-3 K		0-3 K		0-3 K		3 0 0 0 1 3 1		
Joe Torre, R (1, 2) OBP: 0.352, SLG: 0.446	0-0 F8			0-0 F9			0-3 K	0-0 1B		4 0 1 0 0 1 2		
Joe Hogue, L (1, 7) OBP: 0.431, SLG: 0.460		0-0 F8		0-0 3-1		4-0 BB		0-3 K		3 0 0 0 1 1 1		
Mike Shannon, R (1, 5) OBP: 0.143, SLG: 0.143		0-0 6-3			0-0 F8		0-3 K			3 0 0 0 0 1 1	AB 31 R 0 H 4 RBI 0 BB 2 SO 9 LOB 11	
Dal Maxvill, R (1, 6) OBP: 0.304, SLG: 0.193		0-0 5-3			0-3 K		0-3 K			2 0 0 0 0 1 0		
Vic Davalillo, L (7, PH) OBP: 0.273, SLG: 0.524										1 0 0 0 0 1 1		
Milt Ramirez, R (7, 6) OBP: 0.194, SLG: 0.107										0 0 0 0 0 0 0		
Bob Gibson, R (1, 1) OBP: 0.391, SLG: 0.381			0-0 1-3 1B			0-0 P4		0-0 F9		2 0 1 0 0 0 0		
Jerry Johnson, R (6, 1)										0 0 0 0 0 0 0		
Carl Taylor, R (8, PH) OBP: 0.264, SLG: 0.239										1 0 0 0 0 0 0		
Sal Campisi, R (8, 1)										0 0 0 0 0 0 0		
Inning Stats	R: 0 H: 1 E: 0 LOB: 2 K: 0 BB: 1 S: 4 P: 8	R: 0 H: 0 E: 0 LOB: 0 K: 0 BB: 0 S: 3 P: 3	R: 0 H: 1 E: 0 LOB: 1 K: 0 BB: 0 S: 4 P: 4	R: 0 H: 0 E: 0 LOB: 0 K: 1 BB: 0 S: 5 P: 5	R: 0 H: 0 E: 0 LOB: 0 K: 1 BB: 0 S: 5 P: 5	R: 0 H: 1 E: 0 LOB: 1 K: 1 BB: 0 S: 6 P: 6	R: 0 H: 0 E: 0 LOB: 1 K: 3 BB: 1 S: 9 P: 13	R: 0 H: 0 E: 0 LOB: 0 K: 1 BB: 0 S: 5 P: 5	R: 0 H: 1 E: 0 LOB: 1 K: 2 BB: 0 S: 8 P: 8	1B: 3 SF: 0 2B: 1 SAC: 0 3B: 0 DP: 0 HR: 0 HBP: 0	WP: 0 PA: 33 PB: 0 SB: 0 CS: 0	
PITCHER Larry Dierker, R (1, 1) ERA: 2.79	IP WLS BF H R ER SO BB IBB HBP BLK WP HR S P ERA WHIP											PITCHER IP WLS BF H R ER SO BB IBB HBP BLK WP HR S P ERA WHIP

St. Louis Cardinals @ Houston Astros
Astrodome, Houston, TX
Mon May 18 1970, 8:05 PM EDT
Att. 17,916 - Unknown

livebaseballscorecards.com

Batter	1	2	3	4	5	6	7	8	9
Joe Morgan, L (1, 4) OBP: 0.417, SLG: 0.448	4-0 1B 2B BB	0-0 G4-6-3 1-2f		0-0 1-H 3-H 2B		4-0 1B BB			
Jesus Alou, R (1, 9) OBP: 0.349, SLG: 0.417	0-0 2B 1-2 1B		0-0 4-3		0-0 G6-4-3 1B	0-0 1-3 2-H 3-H 1B			
Jimmy Wynn, R (1, 8) OBP: 0.394, SLG: 0.564	0-0 1-3 2-H 2B		0-3 K		0-0 G6-4-3 1-2f	0-0 F7			
Tommy Davis, R (1, 7) OBP: 0.304, SLG: 0.377 Jim Beauchamp, R (8, 7) OBP: 0.318, SLG: 0.400	0-3 K		0-0 5-3		0-3 K		0-0 F9		
Denis Menke, R (1, 6) OBP: 0.400, SLG: 0.476	0-0 P4			0-0 1B 1B		0-0 5-3	0-0 6-3		
Joe Pepitone, L (1, 3) OBP: 0.308, SLG: 0.529	4-0 IBB			0-0 1B 2B 1B		0-0 E9 1B BB 1B	0-0 P5		
Marty Martinez, S (1, 5) OBP: 0.357, SLG: 0.429	0-3 K			0-0 2-3 3-H 2B 1B		0-0 1B BB 1B	0-0 G4-3-6 1B		
Johnny Edwards, L (1, 2) OBP: 0.236, SLG: 0.266		0-0 6-3		0-3 K		4-0 BB 1B BB	0-0 G4-3-6 1-2f		
Larry Dierker, R (1, 1) OBP: 0.219, SLG: 0.226		0-0 G4-6-3 1B		0-3 K		0-0 1B BB 1B	0-3 K		

AB	R	H	RBI	BB	SO	LOB
2	1	1	2	2	0	1
4	0	3	2	0	0	0
4	0	1	1	0	1	3
4	0	0	0	0	2	2
0	0	0	0	0	0	0
4	1	1	0	0	0	2
3	1	2	0	1	0	0
4	1	3	1	0	1	3
3	1	0	0	1	1	3
4	1	2	0	0	2	2

AB	R	H	RBI	BB	SO	LOB
32	6	13	6	4	7	16

Inning Stats														Inning Stats																														
R	H	E	K	S	R	H	E	K	S	R	H	E	K	S	R	H	E	K	S	R	H	E	K	S	R	H	E	K	S															
1	2	0	2	9	0	1	0	3	3	0	0	0	1	5	2	4	0	2	10	0	1	0	1	5	3	4	0	2	6	0	0	0	1	3	0	0	0	0	5	0	0	0	0	5
LOB: 3	BB: 2	P: 17	LOB: 0	BB: 0	P: 3	LOB: 0	BB: 0	P: 5	LOB: 2	BB: 0	P: 10	LOB: 0	BB: 0	P: 5	LOB: 2	BB: 2	P: 14	LOB: 0	BB: 0	P: 3	LOB: 0	BB: 0	P: 5	LOB: 0	BB: 0	P: 5	LOB: 0	BB: 0	P: 5	LOB: 0	BB: 0	P: 5	LOB: 0	BB: 0	P: 5									

PITCHER	IP	WLS	BF	H	R	ER	SO	BB	IBB	HBP	BLK	WP	HR	S	P	ERA	WHIP
Bob Gibson, R (1, 1) ERA: 5.34	5.2	L	29	12	6	6	6	3	1	0	0	0	0	37	53	9.53	2.647
Jerry Johnson, R (6, 1) ERA: 3.18	1.1		4	0	0	0	0	0	0	0	0	0	0	4	4	0.00	0.000
Sal Campisi, R (8, 1) ERA: 1.74	1.0		3	1	0	0	1	0	0	0	0	0	0	5	5	0.00	1.000

PITCHER	IP	WLS	BF	H	R	ER	SO	BB	IBB	HBP	BLK	WP	HR	S	P	ERA	WHIP
1B: 11	SF: 0	2B: 2	SAC: 0	3B: 0	DP: 3	HR: 0	HBP: 0	WP: 0	PA: 36	PB: 0	SB: 0	CS: 0					

St. Louis Cardinals @ Houston Astros
Astrodome, Houston, TX
Mon May 18 1970, 8:05 PM EDT
Att. 17,916 - Unknown

livebaseballscores.com



Batter	1	2	3	4	5	6	7	8	9	AB	R	H	RBI	BB	SO	LOB	TOP										
Jose Cardenal, R (1, 8) OBP: 0.348, SLG: 0.404	0-0 P4	0-0 FC6-4		4-0 1B 1-2 HR 3-H BB		0-0 P6		0-0 F9 2B	0-0 6-3	5	2	1	0	1	0	2											
Dal Maxvill, R (1, 6) OBP: 0.324, SLG: 0.213	0-0 5-3		0-0 5-3	0-0 1B 1-2 HR 2-H			0-0 BB 1B	4-0 2B E		4	3	2	1	1	0	0											
Dick Allen, R (1, 3) OBP: 0.400, SLG: 0.661	0-0 BB 1B		0-0 E6	0-0 HR			4-0 1B 1B	0-0 F9		4	2	2	3	1	0	2											
Phil Gagliano, R (8, 3) OBP: 0.143, SLG: 0.143			G6-4-3	1-H HR 2-H			1-2 BB	2-3		0	0	0	0	0	0	0											
Joe Torre, R (1, 2) OBP: 0.361, SLG: 0.455	4-0 1-2 BB		0-0 G6-4-3	0-3 K			0-0 SH5-4 1B 1-3 SF8 2-H 1B	0-0 E 2B		4	2	2	2	1	1	1											
Joe Hague, L (1, 7) OBP: 0.438, SLG: 0.472	0-0 6-3			0-0 1B 2B		4-0 G4-6-3 BB	0-0 SH5-4 1B	0-0 E9 1B		2	1	1	0	1	0	2											
Carl Taylor, R (7, PH) OBP: 0.278, SLG: 0.255							1-2 BB	2-H 1B 3-H		1	0	1	1	0	0	0											
Vic Davalillo, L (7, 7) OBP: 0.304, SLG: 0.545							0-0 SH5-4 1B	0-3 K		1	0	1	2	0	0	0											
Leron Lee, L (1, 9) OBP: 0.328, SLG: 0.388		0-0 BB 1B		0-0 P6		0-0 G4-6-3	0-0 SH5-4	0-0 K		4	0	1	0	0	1	3											
Julian Javier, R (1, 4) OBP: 0.278, SLG: 0.283		4-0 FC6-4 1-2 BB		4-0 1B PB BB		0-0 5-3	4-0 IBB	0-0 6-3		2	1	0	0	3	0	1											
Mike Shannon, R (1, 5) OBP: 0.105, SLG: 0.111		0-0 P5		0-0 F7			0-0 F3	0-0 SF8		4	0	0	1	0	0	4											
Santiago Guzman, R (1, 1) OBP: 0.200, SLG: 0.200		0-0 F2		0-0 PB 1B			0-0 G3	0-3 K		5	1	1	1	0	1	4											
Inning Stats	R: 0 E: 0 K: 0 S: 4	H: 1 LOB: 2 BB: 1 P: 8	R: 0 E: 0 K: 0 S: 4	H: 1 LOB: 2 BB: 1 P: 8	R: 0 E: 1 K: 0 S: 3	H: 0 LOB: 0 BB: 0 P: 3	R: 6 E: 0 K: 1 S: 9	H: 4 LOB: 0 BB: 2 P: 17	R: 0 E: 0 K: 0 S: 2	H: 0 LOB: 0 BB: 1 P: 6	R: 0 E: 0 K: 0 S: 3	H: 0 LOB: 0 BB: 0 P: 3	R: 3 E: 0 K: 1 S: 8	H: 3 LOB: 2 BB: 2 P: 16	R: 3 E: 1 K: 1 S: 8	H: 3 LOB: 1 BB: 1 P: 12	R: 0 E: 0 K: 0 S: 3	H: 0 LOB: 0 BB: 0 P: 3	1B: 8 2B: 3 3B: 0 HR: 1	SF: 1 SAC: 1 DP: 2 HBP: 0	WP: 0 PB: 1 SB: 0 CS: 0	PA: 46					
PITCHER	IP	WLS	BF	H	R	ER	SO	BB	IBB	HBP	BLK	WP	HR	S	P	ERA	WHIP										
Scipio Spinks, R (1, 1) ERA: 11.17	3.2	L	21	6	6	6	0	4	0	0	0	0	1	17	33	14.73	2.727										
Ron Cook, L (4, 1) ERA: 1.02	2.1		7	0	0	0	1	1	0	0	0	0	0	8	12	0.00	0.429										
Jack Billingham, R (7, 1) ERA: 7.91	0.0		3	2	3	3	0	1	0	0	0	0	0	2	6	∞	∞										
Jack Dilauro, L (7, 1) ERA: 5.63	1.0		5	1	0	0	1	0	1	0	0	0	0	6	10	0.00	1.000										
Jim Bouton, R (8, 1) ERA: 6.16	2.0		10	3	3	3	1	1	0	0	0	0	0	11	15	13.50	2.000										

St. Louis Cardinals @ Houston Astros
Astrodome, Houston, TX
Tue May 19 1970, 8:05 PM EDT
Att. 12,219 - Unknown

livebaseballscorecards.com

AB	36
R	12
H	12
RBI	11
BB	8
SO	3
LOB	19



Batter	1	2	3	4	5	6	7	8	9	AB	R	H	RBI	BB	SO	LOB
Joe Morgan, L (1, 4) OBP: 0.425, SLG: 0.445	4-0 6-3 S E BB		4-0 CS BB			4-0 5-3 1B 1-2 BB		0-3 K		1	1	0	0	3	1	0
Jesus Alou, R (1, 9) OBP: 0.343, SLG: 0.397	0-0 6-3 1-3		0-0 F7 1-2			0-0 F7		4-0 BB		3	0	0	0	1	0	4
Jimmy Wynn, R (1, 8) OBP: 0.391, SLG: 0.556	0-0 E2 3-H				0-0 5-3	0-0 5-3 1B 1-2 2-3		0-0 F2		4	0	1	0	0	0	1
Tommy Davis, R (1, 7) OBP: 0.295, SLG: 0.365	0-3 K 2-3			0-0 4-1		0-0 5-3 1-2 2-3 3-H		0-0 F7		4	0	0	1	0	1	4
Denis Menke, R (1, 6) OBP: 0.396, SLG: 0.469	0-0 1-3			0-0 P5		0-0 G3			0-0 2B 1B	4	1	1	0	0	0	3
Joe Pepitone, L (1, 3) OBP: 0.307, SLG: 0.528		0-0 4-3			0-0 4-3		0-0 F9		0-0 1B 1-3 2B	4	0	1	0	0	0	0
Marty Martinez, S (1, 5) OBP: 0.389, SLG: 0.412		0-0 G6-3 1B			0-0 F7		4-0 BLK BB		0-0 F7	3	0	1	0	1	0	2
Johnny Edwards, L (1, 2) OBP: 0.231, SLG: 0.260		0-0 G6-3			0-0 4-3		0-0 F8 1-2		0-0 G5-4-3 1B	3	0	0	0	0	0	2
Don Bryant, R (8, 2) OBP: 1.000, SLG: 1.000		1-2f							2-3 3-H	1	0	1	1	0	0	0
Scipio Spinks, R (1, 1) Ron Cook, L (4, 1) Keith Lampard, L (6, PH) Jack Billingham, R (7, 1) Jack Dilauro, S (7, 1) Norm Miller, L (7, PH) Jim Bouton, R (8, 1) Jim Beauchamp, R (9, PH)			0-0 P4			4-0 1B 5-3 BB		0-0 4-3		0-0 G5-4-3 1-2f	1	0	0	0	0	0

BOTTOM

St. Louis Cardinals @ Houston Astros
Astrodome, Houston, TX
Tue May 19 1970, 8:05 PM EDT
Att. 12,219 - Unknown


livebaseballscores.com

AB	30
R	3
H	5
RBI	2
BB	6
SO	2
LOB	19



Inning Stats	R: 1	H: 0	E: 1	K: 1	S: 6	H: 0	LOB: 1	BB: 1	P: 10	R: 0	H: 1	E: 0	K: 0	S: 3	H: 0	LOB: 0	BB: 0	P: 3	R: 0	H: 0	E: 0	K: 0	S: 2	H: 0	LOB: 0	BB: 1	P: 6	R: 0	H: 0	E: 0	K: 0	S: 3	R: 0	H: 0	E: 0	K: 0	S: 3	R: 0	H: 1	E: 0	K: 0	S: 4	H: 1	LOB: 2	BB: 2	P: 12	R: 0	H: 0	E: 0	K: 0	S: 3	R: 0	H: 0	E: 0	K: 1	S: 5	H: 0	LOB: 1	BB: 1	P: 9	R: 1	H: 3	E: 0	K: 0	S: 5	H: 3	LOB: 1	BB: 0	P: 5	1B: 4	SF: 0	2B: 1	SAC: 0	3B: 0	DP: 2	HR: 0	HBP: 0	WP: 0	PA: 36
--------------	------	------	------	------	------	------	--------	-------	-------	------	------	------	------	------	------	--------	-------	------	------	------	------	------	------	------	--------	-------	------	------	------	------	------	------	------	------	------	------	------	------	------	------	------	------	------	--------	-------	-------	------	------	------	------	------	------	------	------	------	------	------	--------	-------	------	------	------	------	------	------	------	--------	-------	------	-------	-------	-------	--------	-------	-------	-------	--------	-------	--------

PITCHER	IP	WLS	BF	H	R	ER	SO	BB	IBB	HBP	BLK	WP	HR	S	P	ERA	WHIP
Santiago Guzman, R (1, 1) ERA: 3.09	9.0	W	36	5	3	2	2	6	0	0	1	0	0	34	58	2.00	1.222

Batter	1	2	3	4	5	6	7	8	9	AB R H RBI BB SO LOB	TOP	
Jose Cardenal, R (1, 8) OBP: 0.346, SLG: 0.400	0-0 F3			0-0 S 1B		0-0 G3	0-0 P4			4 1 1 0 0 0 0		
Dal Maxvill, R (1, 6) OBP: 0.321, SLG: 0.203	0-3 K			0-3 K 1-2		4-0 2B 1B BB		0-0 5-3		3 1 0 0 1 2 1		
Dick Allen, R (1, 3) OBP: 0.409, SLG: 0.679	0-0 F5			0-0 G3 BB 2-H 1B		0-0 1B 2B		0-0 2B		4 1 3 1 0 0 0		
Joe Torre, R (1, 2) OBP: 0.364, SLG: 0.453		0-0 5-3		4-0 G3 BB 1-2		0-0 1B 1B		0-0 5-3		3 0 1 2 1 0 1		
Joe Hague, L (1, 7) Vic Davalillo, L (8, PR) OBP: 0.440, SLG: 0.467 OBP: 0.304, SLG: 0.545		0-0 F7		0-0 G3 1-2 2-3		0-0 1B 1B		4-0 BB		3 0 1 0 1 0 2 0 0 0 0 0 0 0		
Leron Lee, L (1, 9) OBP: 0.317, SLG: 0.374		0-0 4-3		0-0 F2		0-3 K		0-3 K		4 0 0 0 0 2 6		
Julian Javier, R (1, 4) OBP: 0.277, SLG: 0.281			0-0 F8		0-0 6-3	0-0 1B 1-2 2-H		0-3 K		4 0 1 0 0 1 0	AB 33 R 3 H 7 RBI 3 BB 3 SO 9 LOB 10	
Mike Shannon, R (1, 5) OBP: 0.087, SLG: 0.091			0-0 F9		0-0 5-3		0-0 6-3		0-3 K	4 0 0 0 0 1 0		
Mike Torrez, R (1, 1) Chuck Taylor, R (9, 1) OBP: 0.286, SLG: 0.300			0-3 K		0-3 K		0-0 6-3		0-3 K	4 0 0 0 0 3 0 0 0 0 0 0 0 0		
Inning Stats	R: 0 H: 0 E: 0 LOB: 0 K: 1 BB: 0 S: 5 P: 5	R: 0 H: 0 E: 0 LOB: 0 K: 0 BB: 0 S: 3 P: 3	R: 0 H: 0 E: 0 LOB: 0 K: 1 BB: 0 S: 5 P: 5	R: 1 H: 2 E: 0 LOB: 2 K: 1 BB: 1 S: 7 P: 11	R: 0 H: 0 E: 0 LOB: 0 K: 1 BB: 0 S: 5 P: 5	R: 2 H: 4 E: 0 LOB: 2 K: 1 BB: 1 S: 8 P: 12	R: 0 H: 0 E: 0 LOB: 0 K: 0 BB: 0 S: 3 P: 3	R: 0 H: 1 E: 0 LOB: 2 K: 1 BB: 1 S: 6 P: 10	R: 0 H: 0 E: 0 LOB: 0 K: 3 BB: 0 S: 9 P: 9	1B: 5 SF: 0 2B: 2 SAC: 0 3B: 0 DP: 0 HR: 0 HBP: 0	WP: 0 PA: 36 PB: 0 SB: 1 CS: 0	
PITCHER	IP WLS BF H R ER SO BB IBB HBP BLK WP HR S P ERA WHIP											
Tom Griffin, R (1, 1) ERA: 6.34	5.1 L 22 4 3 3 4 2 0 0 0 0 0 0 28 36 5.06 1.125											
Ron Cook, L (6, 1) ERA: 0.93	1.2 6 2 0 0 1 0 0 0 0 0 0 0 8 8 0.00 1.200											
Jim Ray, R (8, 1) ERA: 2.51	2.0 8 1 0 0 4 1 0 0 0 0 0 0 15 19 0.00 1.000											

St. Louis Cardinals @ Houston Astros
Astrodome, Houston, TX
Wed May 20 1970, 8:05 PM EDT
Att. 13,977 - Unknown

livebaseballscorecards.com

Batter	1	2	3	4	5	6	7	8	9	AB R H RBI BB SO LOB	TOP
Pete Rose, S OBP: 0.348, SLG: 0.424 (1, 9) X	0-0 BB 1B		0-0 G5-4-3 1-2f		0-0 F9		0-0 1B 1B	4-0 IBB		4 1 2 0 1 0 2	
Bobby Tolan, L OBP: 0.358, SLG: 0.500 (1, 8) X	0-0 P4		0-0 S 1B		4-0 1-2 BB		0-0 P2	0-3 K		4 0 1 0 1 1 4	
Tony Perez, R OBP: 0.458, SLG: 0.669 (1, 5) S S S	0-3 K		0-0 5-3 1-2		0-3 K		0-3 K		0-0 P4	5 0 0 0 0 3 5	
Johnny Bench, R OBP: 0.337, SLG: 0.623 (1, 2) B B B	4-0 FC5-4 1-2 BB			0-0 HR		0-0 1B 2B	0-0 1B 1B		0-0 5-3	4 1 3 1 1 0 0	
Lee May, R OBP: 0.349, SLG: 0.611 (1, 3) X	0-0 FC5-4 1-2f			0-0 F8		0-0 WP 2-H 1B 1B	0-0 1-2 2-H 1B		0-0 P6	5 1 2 1 0 0 2	
Hal McRae, R OBP: 0.385, SLG: 0.644 (1, 7)		4-0 BB		0-0 P3		0-3 K	0-3 K			2 0 0 0 1 1 1	
Jimmy Stewart, S OBP: 0.290, SLG: 0.222 (6, 7)						2-3 K				1 0 0 0 0 1 2	
Tommy Helms, R OBP: 0.222, SLG: 0.225 (1, 4) X			0-0 F8		0-0 6-3		0-0 BB 1B		4-0 SH1-4 BB	3 0 1 1 1 0 1	
Dave Concepcion, R OBP: 0.326, SLG: 0.347 (1, 6) X			0-0 G5-4-3 1-2f			0-0 F8	4-0 1-2 BB		0-0 SH1-4	2 0 0 0 1 0 1	
Jim McGlothlin, R OBP: 0.318, SLG: 0.333 (1, 1) B B B			4-0 G5-4-3 BB		0-0 E6 BB		0-3 K		0-3 K	3 0 0 0 1 2 3	
Inning Stats	R: 0 E: 0 K: 1 S: 6 H: 1 LOB: 2 BB: 1 P: 10	R: 0 E: 0 K: 0 S: 2 H: 0 LOB: 0 BB: 1 P: 6	R: 0 E: 0 K: 0 S: 3 H: 1 LOB: 1 BB: 1 P: 7	R: 1 E: 0 K: 0 S: 4 H: 1 LOB: 0 BB: 0 P: 4	R: 0 E: 1 K: 1 S: 6 H: 0 LOB: 2 BB: 1 P: 10	R: 1 E: 0 K: 2 S: 9 H: 3 LOB: 2 BB: 1 P: 13	R: 1 E: 0 K: 2 S: 10 H: 3 LOB: 2 BB: 0 P: 10	R: 0 E: 0 K: 2 S: 7 H: 0 LOB: 2 BB: 2 P: 15	R: 0 E: 0 K: 0 S: 3 H: 0 LOB: 0 BB: 0 P: 3	1B: 7 2B: 1 3B: 0 HR: 1 SF: 0 SAC: 1 DP: 2 HBP: 0	WP: 1 PB: 0 SB: 1 CS: 0 PA: 41
PITCHER Denny Lemaster, L ERA: 3.71 (1, 1)	IP 9.0 WLS L BF 41 H 9 R 3 ER 3 SO 8 BB 6 IBB 1 HBP 0 BLK 0 WP 1 HR 1 S 50 P 78 ERA 3.00 WHIP 1.667										

Cincinnati Reds @ Houston Astros
Astrodome, Houston, TX
Thu May 21 1970, 8:05 PM EDT
Att. 9,508 - Unknown

livebaseballscorecards.com

AB	33
R	3
H	9
RBI	3
BB	7
SO	8
LOB	21



Batter	1	2	3	4	5	6	7	8	9	AB R H RBI BB SO LOB	TOP
Pete Rose, S (1, 9) OBP: 0.349, SLG: 0.436	0-0 BB 1B		0-0 F8		0-0 SF8 3B	0-3 K		0-3 K		5 1 2 0 0 2 1	
Bobby Tolan, L (1, 8) OBP: 0.365, SLG: 0.500	4-0 1-2 BB		0-0 F9		0-3 K		0-0 BB 1B 1B	0-0 G4-6-3 1B	4 0 2 0 1 1 1		
Tony Perez, R (1, 5) OBP: 0.451, SLG: 0.677	0-0 F9			0-0 HR	0-0 SF8		0-0 F8	0-0 G4-6-3 1-2f	4 1 1 2 0 0 4		
Johnny Bench, R (1, 2) OBP: 0.339, SLG: 0.628	0-3 K			0-0 2B	0-0 2B		0-0 P6	0-3 K	5 1 2 0 0 2 3		
Lee May, R (1, 3) OBP: 0.353, SLG: 0.615	0-3 K			0-0 F9 1B 2B	0-3 K		0-0 BB 1B		4 1 2 1 0 2 3		
Bernie Carbo, L (1, 7) OBP: 0.474, SLG: 0.652		0-3 K		0-0 F7		0-0 HR	4-0 BB BB BB BB		3 1 1 1 1 1 1		
Jimmy Stewart, S (7, PR) OBP: 0.290, SLG: 0.222 (7, 7)							1-2 2-3 BB		0 0 0 0 0 0 0		
Tommy Helms, R (1, 4) OBP: 0.216, SLG: 0.219		0-0 4-3		0-0 F9		0-0 P3	0-0 F9		4 0 0 0 0 0 4		
Dave Concepcion, R (1, 6) OBP: 0.323, SLG: 0.344		0-0 3-1		0-0 1B		0-0 4-3		0-0 6-3	4 0 1 1 0 0 0		
Jim Merritt, L (1, 1) OBP: 0.152, SLG: 0.125			0-3 K	0-3 K		0-0 1B		0-3 K	4 0 1 0 0 3 1		
Inning Stats	R: 0 H: 1 E: 0 LOB: 2 K: 2 BB: 1 S: 8 P: 12	R: 0 H: 0 E: 0 LOB: 0 K: 1 BB: 0 S: 5 P: 5	R: 0 H: 0 E: 0 LOB: 0 K: 1 BB: 0 S: 5 P: 5	R: 3 H: 4 E: 0 LOB: 1 K: 1 BB: 0 S: 9 P: 9	R: 1 H: 2 E: 0 LOB: 1 K: 2 BB: 0 S: 9 P: 9	R: 1 H: 2 E: 0 LOB: 1 K: 1 BB: 0 S: 7 P: 7	R: 0 H: 2 E: 0 LOB: 3 K: 0 BB: 1 S: 5 P: 9	R: 0 H: 0 E: 0 LOB: 0 K: 2 BB: 0 S: 7 P: 7	R: 0 H: 1 E: 0 LOB: 0 K: 1 BB: 0 S: 5 P: 5	1B: 6 SF: 1 2B: 3 SAC: 0 3B: 1 DP: 1 HR: 2 HBP: 0	WP: 0 PA: 40 PB: 0 SB: 0 CS: 0
PITCHER	IP WLS BF H R ER SO BB IBB HBP BLK WP HR S P ERA WHIP										
Larry Dierker, R (1, 1) ERA: 3.08	7.0 L 34 11 5 5 8 2 0 0 0 0 0 2 48 56 6.43 1.857										
Jack Billingham, R (8, 1) ERA: 7.17	2.0 6 1 0 0 3 0 0 0 0 0 0 0 12 12 0.00 0.500										

Cincinnati Reds @ Houston Astros
Astrodome, Houston, TX
Fri May 22 1970, 8:05 PM EDT
Att. 23,378 - Dome

livebaseballscorecards.com

AB	37
R	5
H	12
RBI	5
BB	2
SO	11
LOB	18



Batter	1	2	3	4	5	6	7	8	9	AB	R	H	RBI	BB	SO	LOB
Joe Morgan, L (1, 4) OBP: 0.417, SLG: 0.427	0-3 K		0-0 F9		0-0 G4-6-3 1B		0-0 P6			4	0	1	0	0	1	0
Jesus Alou, R (1, 9) OBP: 0.333, SLG: 0.378	0-0 6-3		0-0 FC5-4 1B		0-0 G4-6-3 1-2f			0-0 P2		4	0	1	0	0	0	1
Jimmy Wynn, R (1, 8) OBP: 0.398, SLG: 0.565	0-0 F3		0-0 FC5-4 1-2f		0-0 4-3			0-0 FC5-4 1B		4	0	1	0	0	0	1
Tommy Davis, R (1, 7) OBP: 0.285, SLG: 0.351		0-0 1B 1B	0-0 F7		0-0 1-3			0-0 FC5-4 1B 1-2f		4	1	1	0	0	0	2
Denis Menke, R (1, 6) OBP: 0.389, SLG: 0.459		0-0 F9		0-0 1B S 2B		0-0 F7		0-0 1-3 1B		4	1	2	0	0	0	1
Doug Rader, R (1, 5) OBP: 0.374, SLG: 0.545		0-0 1B 1-2 1B		0-0 2-3 1B		0-0 2B		0-0 5-3		4	0	3	0	0	0	2
Joe Pepitone, L (1, 3) OBP: 0.292, SLG: 0.493		0-0 P6		0-0 P6		0-0 P4			0-3 K	4	0	0	0	0	1	4
Johnny Edwards, L (1, 2) OBP: 0.222, SLG: 0.248 Marty Martinez, S (9, PH) OBP: 0.368, SLG: 0.389		0-0 1-3 2-H 1B		0-3 K		0-3 K		0-3 K	0-0 F7	3	0	1	1	0	2	1
Larry Dierker, R (1, 1) OBP: 0.206, SLG: 0.212 Bob Watson, R (7, PH) OBP: 0.095, SLG: 0.150 Jack Billingham, R (8, 1) Jim Beauchamp, R (9, PH) OBP: 0.292, SLG: 0.364		0-3 K		0-3 K					0-0 L6	1	0	0	0	0	1	0
										0	0	0	0	0	0	0
										1	0	0	0	0	0	0

Inning Stats	R: 0	H: 0	E: 0	K: 1	S: 5	R: 1	H: 3	E: 0	K: 1	S: 8	R: 0	H: 1	E: 0	K: 0	S: 4	R: 1	H: 2	E: 0	K: 2	S: 9	R: 0	H: 1	E: 0	K: 0	S: 3	R: 0	H: 1	E: 0	K: 0	S: 4	R: 0	H: 0	E: 0	K: 2	S: 7	R: 0	H: 2	E: 0	K: 0	S: 5	R: 0	H: 0	E: 0	K: 1	S: 5	1B: 8	2B: 2	3B: 0	HR: 0	SF: 0	SAC: 0	DP: 1	HBP: 0	WP: 0	PB: 0	SB: 1	CS: 0	PA: 36
PITCHER Jim Merritt, L (1, 1) ERA: 2.6	IP	WLS	BF	H	R	ER	SO	BB	IBB	HBP	BLK	WP	HR	S	P	ERA	WHIP																																									


BOTTOM

Cincinnati Reds @ Houston Astros
Astrodome, Houston, TX

Fri May 22 1970, 8:05 PM EDT
Att. 23,378 - Dome

livebaseballscorecards.com

AB	36
R	2
H	10
RBI	1
BB	0
SO	7
LOB	15



Batter	1	2	3	4	5	6	7	8	9	AB	R	H	RBI	BB	SO	LOB	TOP										
Pete Rose, S (1, 9) OBP: 0.351, SLG: 0.435 Angel Bravo, L (7, 9) OBP: 0.500, SLG: 0.286	0-0 F8		0-0 4-3	0-0 1B		0-3 K	0-0 2B 1B		4-0 BB	5	1	2	4	0	1	1											
Bobby Tolan, L (1, 8) OBP: 0.369, SLG: 0.503	0-0 4-3		0-0 4-3	4-0 BB		0-0 E9 HR 1B	0-0 2B		0-3 K	5	1	2	2	1	1	2											
Tony Perez, R (1, 5) OBP: 0.455, SLG: 0.698 Jay Ward, R (7, 5) (8, 3)	4-0 BB			0-0 2B		0-0 HR	0-0 P5			4	2	2	2	1	0	4											
Johnny Bench, R (1, 2) OBP: 0.335, SLG: 0.621 (7, 7)	0-3 K			0-0 WP SF7 2B		0-0 F7	0-0 F7		0-0 5-3	5	1	1	1	0	1	1											
Lee May, R (1, 3) OBP: 0.361, SLG: 0.621 Darrel Chaney, S (8, 4) OBP: 0.227, SLG: 0.273		0-0 1B G6-4-3 2B		0-0 5-3		0-0 E8 1B		0-0 E7 1B 1B	0-0 5-3	5	2	3	0	0	0	1											
Bernie Carbo, L (1, 7) OBP: 0.483, SLG: 0.685 Pat Corrales, R (7, 2) OBP: 0.167, SLG: 0.118		0-0 G6-4-3 1B		4-0 WP 1B BB		0-0 HR		0-0 F7	0-0 P4	3	2	2	1	1	0	1											
Tommy Helms, R (1, 4) OBP: 0.211, SLG: 0.215 Woody Woodward, R (7, PR) OBP: 0.261, SLG: 0.238 (7, 4) (8, 5)		0-0 G6-4-3		0-0 SF7		0-0 F8		0-0 E5 1B 1B	0-0 2B	3	0	0	1	0	0	3											
Dave Concepcion, R (1, 6) OBP: 0.333, SLG: 0.344		0-0 6-3		4-0 1B IBB		4-0 SH3 E BB	0-0 1B 1B		0-0 6-3	3	3	1	1	2	0	1											
Wayne Simpson, R (1, 1) OBP: 0.080, SLG: 0.080 Jimmy Stewart, S (9, PH) OBP: 0.281, SLG: 0.214 Wayne Granger, R (9, 1)			0-0 F5	0-0 1B 1B		0-0 SH3	0-0 5-3		0-0 F7	3	1	1	1	0	0	3											
Inning Stats	R: 0 E: 0 K: 1 S: 5	H: 0 LOB: 1 BB: 1 P: 9	R: 1 E: 0 K: 0 S: 4	H: 2 LOB: 0 BB: 0 P: 4	R: 0 E: 0 K: 0 S: 3	H: 0 LOB: 0 BB: 0 P: 3	R: 5 E: 0 K: 0 S: 7	H: 4 LOB: 2 BB: 3 P: 19	R: 1 E: 1 K: 0 S: 4	H: 2 LOB: 1 BB: 0 P: 4	R: 3 E: 1 K: 1 S: 7	H: 2 LOB: 0 BB: 1 P: 11	R: 4 E: 2 K: 0 S: 8	H: 4 LOB: 2 BB: 0 P: 8	R: 0 E: 0 K: 0 S: 3	H: 0 LOB: 0 BB: 0 P: 3	R: 0 E: 0 K: 1 S: 6	H: 1 LOB: 2 BB: 1 P: 10	1B: 8 2B: 5 3B: 0 HR: 2	SF: 1 SAC: 1 DP: 1 HBP: 0	WP: 1 PB: 0 SB: 0 CS: 0	PA: 47					
PITCHER	IP	WLS	BF	H	R	ER	SO	BB	IBB	HBP	BLK	WP	HR	S	P	ERA	WHIP										
Don Wilson, R (1, 1) ERA: 5.88	3.2	L	18	5	6	6	1	2	1	0	0	1	0	17	29	14.73	1.909										
Jim Ray, R (4, 1) ERA: 3.77	2.1		14	6	5	5	1	2	0	0	0	0	2	14	22	19.29	3.429										
Jack Billingham, R (7, 1) ERA: 6.85	1.0		7	3	3	0	0	0	0	0	0	0	0	7	7	0.00	3.000										
Jack Dilauro, L (8, 1) ERA: 5.0	1.0		3	0	0	0	0	0	0	0	0	0	0	3	3	0.00	0.000										
Scipio Spinks, R (9, 1) ERA: 10.13	1.0		5	1	0	0	1	1	0	0	0	0	0	6	10	0.00	2.000										

Cincinnati Reds @ Houston Astros
Astrodome, Houston, TX
Sat May 23 1970, 8:05 PM EDT
Att. 27,822 - Unknown

AB	39
R	14
H	15
RBI	13
BB	6
SO	3
LOB	18



Batter	1	2	3	4	5	6	7	8	9	AB R H RBI BB SO LOB	TOP																									
Pete Rose, S OBP: 0.357, SLG: 0.439 (1, 9) X	0-0 S 1B	0-0 CS 2-H 1B		0-0 6-3		0-0 2-H HR 1B		0-0 F8		5 2 3 2 0 0 1																										
Bobby Tolan, L OBP: 0.375, SLG: 0.503 (1, 8) X	0-0 S 1-H 1B	0-0 F7		4-0 BB		0-0 1-2 HR 1B		0-3 K		4 2 2 1 1 1 1																										
Tony Perez, R OBP: 0.458, SLG: 0.712 (1, 5) B B B	4-0 G6-4-3 1-2 BB	0-0 CS 1-2	0-0 1-3	0-0 P3		0-0 1-H 2-H HR		0-0 5-3 1B		4 1 2 3 1 0 2																										
Johnny Bench, R OBP: 0.484, SLG: 0.609 (1, 2) X	0-0 G6-4-3 1-2 2-H 1B		0-0 P6		0-0 F7	0-0 F7		0-0 5-3		5 0 1 1 0 0 1																										
Lee May, R OBP: 0.356, SLG: 0.614 (1, 3) X	0-0 G6-4-3 1-2f 2-3		0-0 2B		0-0 F8		0-3 K		0-0 F7	5 0 1 0 0 1 3																										
Bernie Carbo, L OBP: 0.484, SLG: 0.670 (1, 7) B B B	4-0 BB		4-0 BB		0-0 F8		0-0 4-3			2 0 0 0 2 0 0 0 0 0 0 0 0 0																										
Jimmy Stewart, S OBP: 0.281, SLG: 0.214 (7, 7) B B B																																				
Tommy Helms, R OBP: 0.206, SLG: 0.210 (1, 4) X	0-0 F8		0-0 F8			0-0 5-3	0-3 K			4 0 0 0 0 1 4																										
Dave Concepcion, R OBP: 0.345, SLG: 0.341 (1, 6) B B B B		4-0 SH3-4 1B BB		4-0 SH3-4 BB		4-0 4-3 1B BB		0-0 P4		1 2 0 0 3 0 0																										
Gary Nolan, R OBP: 0.160, SLG: 0.045 (1, 1) X		0-0 SH3-4		0-0 SH3-4		0-0 4-3		0-3 K		2 0 0 0 0 1 1																										
Clay Carroll, R (8, 1)										0 0 0 0 0 0 0																										
Wayne Granger, R (8, 1)										0 0 0 0 0 0 0																										
Don Gullett, R OBP: 0.800, SLG: 1.250 (8, 1)		1-2		1-2		1-2				0 0 0 0 0 0 0																										
Inning Stats	R: 2 E: 0 K: 0 S: 5	H: 3 LOB: 2 BB: 2 P: 13	R: 1 E: 0 K: 0 S: 3	H: 1 LOB: 0 BB: 1 P: 7	R: 0 E: 0 K: 0 S: 4	H: 1 LOB: 2 BB: 1 P: 8	R: 0 E: 0 K: 0 S: 3	H: 0 LOB: 0 BB: 0 P: 3	R: 4 E: 0 K: 0 S: 6	H: 3 LOB: 0 BB: 1 P: 10	R: 0 E: 0 K: 2 S: 7	H: 0 LOB: 0 BB: 0 P: 7	R: 0 E: 0 K: 1 S: 5	H: 0 LOB: 0 BB: 0 P: 5	R: 0 E: 0 K: 1 S: 6	H: 1 LOB: 1 BB: 0 P: 6	1B: 7 2B: 1 3B: 0 HR: 1	SF: 0 SAC: 2 DP: 1 HBP: 0	WP: 0 PB: 0 SB: 2 CS: 1	PA: 42																
PITCHER	IP WLS BF H R ER SO BB IBB HBP BLK WP HR S P ERA WHIP																																			
Jim Bouton, R ERA: 6.63 (1, 1)	0.0		4	3	2	2	0	1	0	0	0	0	0	3	7	∞	∞																			
Ron Cook, L ERA: 2.49 (1, 1)	6.0		27	5	5	5	0	6	0	0	0	0	1	21	45	7.50	1.833																			
Jack Billingham, R ERA: 6.56 (7, 1)	1.0		3	0	0	0	2	0	0	0	0	0	0	7	7	0.00	0.000																			
Fred Gladding, R ERA: 4.67 (8, 1)	1.0	W	3	0	0	0	1	0	0	0	0	0	0	5	5	0.00	0.000																			
Jack Dilauro, L ERA: 4.5 (9, 1)	1.0	S	4	1	0	0	1	0	0	0	0	0	0	6	6	0.00	1.000																			

Cincinnati Reds @ Houston Astros
Astrodome, Houston, TX
Sun May 24 1970, 4:33 AM EDT
Att. 18,552 - Unknown

AB	32
R	7
H	9
RBI	7
BB	7
SO	4
LOB	13



Batter	1	2	3	4	5	6	7	8	9
Jesus Alou, R OBP: 0.322, SLG: 0.361 (1, 9) (9, 7)	0-0 6-3 ①		0-0 FC4 ③ 1-2f			0-0 5-3 ①	0-0 2-5-3 1B 1-2 2-H	0-0 E8 1B 1B 1-3 2-H 3-H	
Norm Miller, L OBP: 0.341, SLG: 0.354 (1, 8) (9, 9)	0-0 PO 1B			0-0 FC3-6 1B 1B		0-0 G3	0-0 2-5-3 1B 1-2 2-3	0-0 1B 1B 4-0	
Tommy Davis, R OBP: 0.281, SLG: 0.343 Jack Dilauro, S (1, 7) (9, 1)	0-0 F9 ②			0-0 P3		0-0 1B 1B	0-0 P3	0-0 1B 1B 1-3 2-H 3-H	
Denis Menke, R OBP: 0.402, SLG: 0.476 (1, 6)	0-0 PO 1-2 ③	0-0 F7 ①		0-0 FC3-6 1B 1-2		0-0 1B 1B 1-2 WP		0-0 1B 1B 3B	
Joe Pepitone, L OBP: 0.295, SLG: 0.503 (1, 3)		0-0 F7 ②		0-0 FC3-6 1-2f 2-3 ②		0-0 WP 1B 1-3 2-H		0-0 3B P6	
Doug Rader, R OBP: 0.363, SLG: 0.523 (1, 5)		0-0 4-3 ③		0-0 F9 ③		0-3 K 1-2 3-H ③		0-0 P4 ①	
Marty Martinez, S OBP: 0.304, SLG: 0.318 (1, 4)			0-0 6-3 ①		0-0 4-1 ①		0-0 F7	0-0 E6 PB 1B 1B 3-H	
Johnny Edwards, L OBP: 0.238, SLG: 0.264 (1, 2)			0-0 FC4 1B		0-0 F7 ②		0-0 BB 1B 1B	0-0 PB 1B 1B 1-2	
Jim Bouton, R OBP: 0.500, SLG: 0.417 Ron Cook, L OBP: 0.500, SLG: 1.000 Jack Gillingham, R OBP: 0.318, SLG: 0.382 Keith Lamard, L OBP: 0.318, SLG: 0.382 Fred Gladding, L OBP: 0.441, SLG: 0.565 Jimmy Wynn, R OBP: 0.441, SLG: 0.565 Scipio Spinks, R OBP: 0.292, SLG: 0.364 (1, 1) (1, 1) (7, 1) (7, PH) (8, 1) (8, PH) (8, PR) (9, 8)			0-3 K ②		0-3 K ③		4-0 2-5-3 1B BB 1-2	4-0 E 1B BB 1-2 2-3	

AB	R	H	RBI	BB	SO	LOB
5	1	2	3	0	0	1
4	0	2	0	1	0	2
5	2	2	2	0	0	4
0	0	0	0	0	0	0
5	2	4	1	0	0	0
5	1	2	2	0	0	3
4	0	0	0	0	1	4
4	1	0	1	0	0	0
4	2	3	0	0	0	0
0	0	0	0	0	0	0
2	0	0	0	0	2	1
0	0	0	0	0	0	0
0	0	0	0	1	0	0
0	0	0	0	0	0	0
0	0	0	0	1	0	0
0	1	0	0	0	0	0
0	0	0	0	0	0	0

AB	R	H	RBI	BB	SO	LOB
38	10	15	9	3	3	15

WP	PA
1	42



Cincinnati Reds @ Houston Astros
Astrodome, Houston, TX
Sun May 24 1970, 4:33 AM EDT
Att. 18,552 - Unknown

Inning Stats	R	H	E	K	S	IP	WLS	BF	H	R	ER	SO	BB	IBB	HBP	BLK	WP	HR	S	P	ERA	WHIP
	0	1	0	3	3	7.0		31	10	4	4	3	1	0	0	0	1	0	36	40	5.14	1.571
	0	0	0	0	0	0.1	L	5	2	1	1	0	1	0	0	0	0	0	4	8	27.00	9.000
	0	0	0	0	0	0.1		4	3	5	4	0	0	1	0	0	0	0	3	7	108.00	9.000
	0	0	0	0	0	0.1		1	0	0	0	0	0	0	0	0	0	0	1	1	0.00	0.000

PITCHER	IP	WLS	BF	H	R	ER	SO	BB	IBB	HBP	BLK	WP	HR	S	P	ERA	WHIP
Gary Nolan, R ERA: 3.12	(1, 1)	7.0	31	10	4	4	3	1	0	0	0	1	0	36	40	5.14	1.571
Clay Carroll, R ERA: 4.5	(8, 1)	0.1	5	2	1	1	0	1	0	0	0	0	0	4	8	27.00	9.000
Wayne Granger, R ERA: 3.32	(8, 1)	0.1	4	3	5	4	0	0	1	0	0	0	0	3	7	108.00	9.000
Don Gullett, L ERA: 1.76	(8, 1)	0.1	1	0	0	0	0	0	0	0	0	0	0	1	1	0.00	0.000

Batter	1	2	3	4	5	6	7	8	9	AB R H RBI BB SO LOB	TOP											
Joe Morgan, L (1, 4) OBP: 0.418, SLG: 0.417	0-0 1B HR 1B		0-0 3-1		0-0 F7		4-0 BB		0-3 K	4 1 1 0 1 1 0												
Jesus Alou, R (1, 7) OBP: 0.319, SLG: 0.356	0-0 1-3 HR 1B		0-0 F3		0-0 F6		0-0 F3			4 1 1 0 0 0 2												
Jimmy Wynn, R (1, 8) OBP: 0.403, SLG: 0.563	0-3 K		0-0 1B		0-0 BB 1B		0-0 4-3			4 0 2 0 0 1 4												
Norm Miller, L (1, 9) OBP: 0.347, SLG: 0.410	0-0 1-H 3-H HR		0-3 K		0-3 K		0-0 1-3 2B			4 1 2 3 0 2 2												
Denis Menke, R (1, 6) OBP: 0.404, SLG: 0.479	0-0 F5			0-0 1B 2B		4-0 1-2 BB		0-3 K		3 0 1 0 1 1 1												
Joe Pepitone, L (1, 3) OBP: 0.294, SLG: 0.497	0-0 3-1			0-0 2-3 G5-4-3 1B		0-0 F6		0-0 1-3		4 0 1 0 0 0 3												
Doug Rader, R (1, 5) OBP: 0.354, SLG: 0.510		0-0 5-3		0-0 G5-4-3 1-2f		0-0 F9		0-0 F9		4 0 0 0 0 0 5												
Johnny Edwards, L (1, 2) OBP: 0.232, SLG: 0.257		0-3 K		0-0 F8			0-0 F8		0-0 F6	4 0 0 0 0 1 1												
Larry Dierker, R (1, 1) OBP: 0.194, SLG: 0.200		0-3 K			0-0 5-3		0-0 2B		0-0 5-3	2 0 0 0 0 1 0												
Keith Lampard, L (7, PH) OBP: 0.333, SLG: 0.429										1 0 1 0 0 0 0												
Jack Billingham, R (7, 1)										0 0 0 0 0 0 0												
Marty Martinez, S (9, PH) OBP: 0.292, SLG: 0.304										1 0 0 0 0 0 0												
Inning Stats	R: 3 E: 0 K: 1 S: 8	H: 3 LOB: 0 BB: 0 P: 8	R: 0 E: 0 K: 2 S: 7	H: 0 LOB: 0 BB: 0 P: 7	R: 0 E: 0 K: 1 S: 6	H: 1 LOB: 1 BB: 0 P: 6	R: 0 E: 0 K: 0 S: 4	H: 2 LOB: 1 BB: 0 P: 4	R: 0 E: 0 K: 0 S: 3	H: 0 LOB: 0 BB: 0 P: 3	R: 0 E: 0 K: 1 S: 6	H: 1 LOB: 2 BB: 1 P: 10	R: 0 E: 0 K: 0 S: 4	H: 1 LOB: 2 BB: 1 P: 8	R: 0 E: 0 K: 1 S: 6	H: 1 LOB: 1 BB: 0 P: 6	R: 0 E: 0 K: 1 S: 5	H: 0 LOB: 0 BB: 0 P: 5	1B: 5 2B: 3 3B: 0 HR: 1	SF: 0 SAC: 0 DP: 1 HBP: 0	WP: 0 PB: 0 SB: 0 CS: 0	PA: 37
PITCHER	IP WLS BF H R ER SO BB IBB HBP BLK WP HR S P ERA WHIP																				PITCHER	IP WLS BF H R ER SO BB IBB HBP BLK WP HR S P ERA WHIP
Jim Nash, R (1, 1) ERA: 3.36	7.0 W 31 9 3 3 5 2 0 0 0 0 1 39 47 3.86 1.571																					
Hoyt Wilhelm, R (8, 1) ERA: 3.3	2.0 S 6 0 0 0 2 0 0 0 0 0 0 10 10 0.00 0.000																					

Houston Astros @ Atlanta Braves
Atlanta Stadium, Atlanta, GA
Tue May 26 1970, 7:05 PM EDT
Att: 18,239 - Unknown

livebaseballscorecards.com

AB 35
R 3
H 9
RBI 3
BB 2
SO 7
LOB 18



Batter	1	2	3	4	5	6	7	8	9	AB	R	H	RBI	BB	SO	LOB
Felix Millan, R OBP: 0.324, SLG: 0.385 (1, 4)	0-0 1B 3B		0-0 F6		0-0 CS 1B		0-0 4-3			4	1	2	0	0	0	0
Mike Lum, L OBP: 0.280, SLG: 0.244 (1, 8)	0-0 5-3			0-0 BB 1B	0-0 F7		0-0 2B			4	1	2	0	0	0	2
Hank Aaron, R OBP: 0.411, SLG: 0.669 (1, 9)	0-0 G6-4-3 1B			4-0 BB 1B 2B	0-3 K		0-0 5-3			3	1	1	1	1	1	2
Rico Carty, R OBP: 0.508, SLG: 0.715 (1, 7)	0-0 G6-4-3 1-2f			0-0 2B 1B	0-0 1-3 2-H	0-0 HR 2B	0-0 4-3			4	1	2	1	0	0	2
Orlando Cepeda, R OBP: 0.392, SLG: 0.592 (1, 3)		0-0 G5-4-3 1B		0-0 1-3 3-H 2B		0-3 K		0-0 F3		4	0	2	1	0	1	1
Clete Boyer, R OBP: 0.283, SLG: 0.395 (1, 5)		0-0 G5-4-3 1-2f		0-0 6-3		0-3 K		0-0 1B 1B		4	0	1	0	0	1	4
Bob Tillman, R OBP: 0.270, SLG: 0.400 (1, 2)		0-0 5-3		0-0 F9		0-0 2-H HR		0-0 F3		4	1	1	2	0	0	3
Gil Garrido, R OBP: 0.324, SLG: 0.313 (1, 6)			0-0 5-3	4-0 IBB		0-0 1B		0-0 1-2 1B		3	0	2	0	1	0	0
Jim Nash, R OBP: 0.107, SLG: 0.185 (1, 1)			0-3 K	0-0 F9		0-3 K		0-3 K		3	0	0	0	0	2	4
Hoyt Wilhelm, R (8, 1)										1	0	0	0	0	1	2

Inning Stats	R: 1	H: 2	E: 0	LOB: 0	K: 0	S: 4	P: 4	R: 0	H: 1	E: 0	LOB: 0	K: 0	S: 3	P: 3	R: 0	H: 0	E: 0	LOB: 0	K: 1	S: 5	P: 5	R: 2	H: 3	E: 0	LOB: 3	K: 0	S: 6	P: 14	R: 0	H: 1	E: 0	LOB: 1	K: 1	S: 5	P: 5	R: 2	H: 3	E: 0	LOB: 1	K: 3	S: 12	P: 12	R: 0	H: 1	E: 0	LOB: 1	K: 0	S: 4	P: 4	R: 0	H: 2	E: 0	LOB: 2	K: 1	S: 7	P: 7
PITCHER	IP	WLS	BF	H	R	ER	SO	BB	IBB	HBP	BLK	WP	HR	S	P	ERA	WHIP																																							
Larry Dierker, R (1, 1) ERA: 3.36	6.0	L	27	10	5	5	5	1	1	0	0	0	0	35	43	7.50	1.833																																							
Jack Billingham, R (7, 1) ERA: 6.04	2.0		9	3	0	0	1	0	0	0	0	0	0	11	11	0.00	1.500																																							

BOTTOM

Houston Astros @ Atlanta Braves
Atlanta Stadium, Atlanta, GA

Tue May 26 1970, 7:05 PM EDT
Att. 18,239 - Unknown

AB 34
R 5
H 13
RBI 5
BB 2
SO 6
LOB 20

WP: 0 PA: 36
PB: 0
SB: 0
CS: 1



1B	2B	3B	HR	SF	SAC	DP	HBP	WP	HR	S	P	ERA	WHIP
8	4	1	1	0	0	3	0	0	0	0	0	7.50	1.833

Batter	1	2	3	4	5	6	7	8	9	AB R H RBI BB SO LOB	TOP
Joe Morgan, L (1, 4) OBP: 0.415, SLG: 0.410	4-0 BB G5-4-3		0-0 E3 G6-4-3		0-0			0-0		3 0 0 0 1 0 0	Houston Astros @ Atlanta Braves Atlanta Stadium, Atlanta, GA Wed May 27 1970, 7:05 PM EDT Att: 11,025 - Unknown
Jesus Alou, R (1, 7) OBP: 0.316, SLG: 0.352	0-0 G5-4-3 1-2f		0-0 G6-4-3 1-2f			0-0 FC 1B		0-0		4 0 1 0 0 0 2	
Jimmy Wynn, R (1, 8) OBP: 0.400, SLG: 0.553	4-0 BB BB		0-0			0-0 FC 1B 1-2f		0-0		3 0 0 0 1 0 1	
Norm Miller, L (1, 9) OBP: 0.354, SLG: 0.407	4-0 1-2 BB			0-0		0-0 G1-6-3 1B 1-2		0-0		3 0 1 0 1 0 0	
Denis Menke, R (1, 6) OBP: 0.396, SLG: 0.468	0-0			0-0		0-0 G1-6-3 1-2f		0-0		4 0 0 0 0 0 4	
Joe Pepitone, L (1, 3) OBP: 0.301, SLG: 0.518		0-0		0-0		0-0 G4-6-3 1B		0-0		3 1 2 1 0 0 0	
Doug Rader, R (1, 5) OBP: 0.348, SLG: 0.500		0-0		0-0		0-0 G4-6-3 1-2f		0-0		3 0 0 0 0 0 1	
Johnny Edwards, L (1, 2) OBP: 0.234, SLG: 0.258		0-0			0-0	0-3 K		0-0		3 0 1 0 0 1 0	
Jim Bouton, R (7, 1) OBP: 0.500, SLG: 0.417		0-0								0 0 0 0 0 0 0	
Denny Lemaster, R (1, 1) OBP: 0.200, SLG: 0.136		0-3 K			0-0			0-0		1 0 0 0 0 1 1	
Jim Ray, R (2, 1) OBP: 0.250, SLG: 0.250										0 0 0 0 0 0 0	
Jim Beauchamp, R (5, PH) OBP: 0.280, SLG: 0.348										1 0 0 0 0 0 0	
Scipio Spinks, R (5, 1)										0 0 0 0 0 0 0	
Don Bryant, R (7, 2) OBP: 0.333, SLG: 0.333										1 0 0 0 0 0 0	
Inning Stats	R: 0 H: 0 E: 0 LOB: 2 K: 0 BB: 3 S: 2 P: 14	R: 0 H: 1 E: 0 LOB: 1 K: 1 BB: 0 S: 6 P: 6	R: 0 H: 0 E: 1 LOB: 0 K: 0 BB: 0 S: 3 P: 3	R: 1 H: 1 E: 0 LOB: 0 K: 0 BB: 0 S: 4 P: 4	R: 0 H: 0 E: 0 LOB: 0 K: 0 BB: 0 S: 3 P: 3	R: 0 H: 2 E: 0 LOB: 1 K: 0 BB: 0 S: 4 P: 4	R: 0 H: 1 E: 0 LOB: 0 K: 1 BB: 0 S: 5 P: 5	R: 0 H: 0 E: 0 LOB: 0 K: 0 BB: 0 S: 3 P: 3	R: 0 H: 0 E: 0 LOB: 0 K: 0 BB: 0 S: 3 P: 3	1B: 4 SF: 0 2B: 0 SAC: 0 3B: 0 DP: 4 HR: 1 HBP: 0	WP: 0 PA: 32 PB: 0 SB: 0 CS: 0
PITCHER Phil Niekro, R (1, 1) ERA: 3.7	IP WLS BF H R ER SO BB IBB HBP BLK WP HR S P ERA WHIP										
	9.0 W 32 5 1 1 2 3 0 0 0 0 0 1 33 45 1.00 0.889										

livebaseballscorecards.com

AB	29
R	1
H	5
RBI	1
BB	3
SO	2
LOB	9



Batter	1	2	3	4	5	6	7	8	9	AB	R	H	RBI	BB	SO	LOB
Gil Garrido, R OBP: 0.308, SLG: 0.378 (1, 6)	0-0 	0-0 	0-0 		0-0 			0-0 		5	1	1	2	0	0	2
Felix Millan, R OBP: 0.321, SLG: 0.386 (1, 4)	0-0 	0-0 	0-0 			0-0 		0-0 		5	1	1	0	0	0	2
Hank Aaron, R OBP: 0.411, SLG: 0.660 (1, 9)	0-0 	0-0 		0-0 		0-0 		0-3 		5	2	2	0	0	1	1
Rico Carty, R OBP: 0.514, SLG: 0.716 (1, 7)	0-0 	0-0 		0-0 		0-0 				4	1	3	1	0	0	0
Orlando Cepeda, R OBP: 0.394, SLG: 0.615 (1, 3)	0-0 	0-0 		0-0 		0-0 				4	1	2	4	0	0	1
Clete Boyer, R OBP: 0.282, SLG: 0.387 (1, 5)	4-0 	0-3 			0-0 			0-0 		3	0	0	0	1	1	0
Mike Lum, L OBP: 0.278, SLG: 0.265 (1, 8)	0-3 	0-0 			0-0 			0-3 		4	1	1	0	0	2	3
Bob Didier, S OBP: 0.169, SLG: 0.162 (1, 2)		0-0 	0-0 		0-0 			0-0 		4	0	0	0	0	0	1
Phil Niekro, R OBP: 0.100, SLG: 0.069 (1, 1)		0-0 	0-0 		0-0 			4-0 		3	1	2	1	1	0	0

Inning Stats	R: 1	H: 3	E: 0	K: 1	S: 8	LOB: 3	BB: 1	P: 12	R: 6	H: 6	E: 0	K: 1	S: 11	LOB: 0	BB: 0	P: 11	R: 0	H: 0	E: 1	K: 0	S: 4	LOB: 1	BB: 0	P: 4	R: 0	H: 0	E: 0	K: 0	S: 3	LOB: 0	BB: 0	P: 3	R: 1	H: 2	E: 0	K: 0	S: 5	LOB: 1	BB: 0	P: 5	R: 0	H: 1	E: 0	K: 0	S: 4	LOB: 1	BB: 0	P: 4	R: 0	H: 0	E: 0	K: 1	S: 5	LOB: 0	BB: 0	P: 5	R: 0	H: 0	E: 0	K: 1	S: 5	LOB: 1	BB: 1	P: 9
--------------	------	------	------	------	------	--------	-------	-------	------	------	------	------	-------	--------	-------	-------	------	------	------	------	------	--------	-------	------	------	------	------	------	------	--------	-------	------	------	------	------	------	------	--------	-------	------	------	------	------	------	------	--------	-------	------	------	------	------	------	------	--------	-------	------	------	------	------	------	------	--------	-------	------

PITCHER	IP	WLS	BF	H	R	ER	SO	BB	IBB	HBP	BLK	WP	HR	S	P	ERA	WHIP
Denny Lemaster, L ERA: 4.4	1.1	L	13	8	6	6	1	1	0	0	0	0	1	14	18	40.50	6.750
Jim Ray, R ERA: 3.74	2.2		10	1	1	1	1	0	0	0	0	0	1	12	12	3.38	0.375
Scipio Spinks, R ERA: 9.24	2.0		9	3	1	1	0	0	0	0	0	0	0	9	9	4.50	1.500
Jim Bouton, R ERA: 6.3	2.0		7	0	0	0	2	1	0	0	0	0	0	10	14	0.00	0.500

BOTTOM

Houston Astros @ Atlanta Braves
Atlanta Stadium, Atlanta, GA

Wed May 27 1970, 7:05 PM EDT
Att. 11,025 - Unknown

livebaseballscorecards.com

AB	37
R	8
H	12
RBI	8
BB	2
SO	4
LOB	10

Braves

1B: 7	SF: 0	WP: 0	PA: 39
2B: 3	SAC: 0	PB: 1	
3B: 0	DP: 0	SB: 0	
HR: 2	HBP: 0	CS: 0	

Batter	1	2	3	4	5	6	7	8	9	AB R H RBI BB SO LOB	TOP											
Jesus Alou, R (1, 7) OBP: 0.310, SLG: 0.344	0-0 5-3		0-0 L6		0-0 E9 2B 1B		0-0 4-3		0-0 L5	5 1 1 1 0 0 0												
Joe Morgan, L (1, 4) OBP: 0.419, SLG: 0.424	0-0 F8		0-0 2B		4-0 2B BB		0-3 K		0-0 2B	4 1 2 0 1 1 0												
Jimmy Wynn, R (1, 8) OBP: 0.405, SLG: 0.576	0-3 K		0-0 P6		0-0 1B 2B 1-H 2-H		0-0 HR		4-0 IBB	4 1 2 3 1 1 1												
Norm Miller, L (1, 9) OBP: 0.365, SLG: 0.404		4-0 1B BB		0-0 2-3	0-0 1B		1-0 WP HBP		0-0 4-3	3 0 1 0 1 0 2												
Denis Menke, R (1, 6) OBP: 0.393, SLG: 0.463		0-0 1B		0-3 K	0-0 F5		0-3 K			4 0 1 0 0 2 3												
Joe Pepitone, L (1, 3) OBP: 0.294, SLG: 0.506		0-3 K		0-0 3-1	0-3 K			0-0 F5		4 0 0 0 0 2 4												
Doug Rader, R (1, 5) OBP: 0.346, SLG: 0.512		0-3 K			0-0 HR	0-0 6-3		0-0 F2		4 1 1 1 0 1 2												
Johnny Edwards, L (1, 2) OBP: 0.234, SLG: 0.258		0-3 K			0-0 SH1-4 E 1B	0-0 F8		0-0 6-3		4 1 1 0 0 1 2												
Tom Griffin, R (1, 1) OBP: 0.133, SLG: 0.143			0-3 K		0-0 SH1-4	0-3 K			0-3 K	1 0 0 0 0 1 0												
Jack Billingham, R (5, 1)					1-2					2 0 0 0 0 2 0												
Inning Stats	R: 0 E: 0 K: 1 S: 5	H: 0 LOB: 0 BB: 0 P: 5	R: 0 E: 0 K: 3 S: 10	H: 1 LOB: 2 BB: 1 P: 14	R: 0 E: 0 K: 1 S: 6	H: 1 LOB: 1 BB: 0 P: 6	R: 0 E: 0 K: 1 S: 5	H: 0 LOB: 0 BB: 0 P: 5	R: 4 E: 1 K: 1 S: 10	H: 5 LOB: 2 BB: 1 P: 14	R: 0 E: 0 K: 1 S: 5	H: 0 LOB: 0 BB: 0 P: 5	R: 1 E: 0 K: 2 S: 8	H: 1 LOB: 1 BB: 0 P: 9	R: 0 E: 0 K: 0 S: 3	H: 0 LOB: 0 BB: 0 P: 3	R: 0 E: 0 K: 1 S: 6	H: 1 LOB: 2 BB: 1 P: 10	1B: 4 2B: 3 3B: 0 HR: 2	SF: 0 SAC: 1 DP: 0 HBP: 1	WP: 1 PB: 0 SB: 0 CS: 0	PA: 40
PITCHER	IP WLS BF H R ER SO BB IBB HBP BLK WP HR S P ERA WHIP																					
Tom Seaver, R (1, 1) ERA: 2.29	8.0 L 35 8 5 5 10 2 0 1 0 1 2 52 61 5.62 1.250																					
Tug McGraw, L (9, 1) ERA: 4.64	1.0 5 1 0 0 1 0 1 0 0 0 0 6 10 0.00 1.000																					

Houston Astros @ New York Mets
Shea Stadium, Flushing, NY
Fri May 29 1970, 7:05 PM EDT
Att: 35,753 - Unknown

livebaseballscorecards.com

AB	35
R	5
H	9
RBI	5
BB	3
SO	11
LOB	14



Batter	1	2	3	4	5	6	7	8	9	AB R H RBI BB SO LOB
Cleon Jones, R (1, 7) OBP: 0.264, SLG: 0.259	0-0 1-3		0-3 K			0-0 FC6-4 1B			0-3 K	4 0 1 0 0 2 1
Bud Harrelson, S (1, 6) OBP: 0.407, SLG: 0.401	4-0 G5-4-3 BB			0-0 G6-4-3 1B		0-0 FC6-4 G4-3 1-2f			0-3 K	3 0 1 0 1 1 1
Tommie Agee, R (1, 8) OBP: 0.320, SLG: 0.351	0-0 G5-4-3 1-2f			0-0 G6-4-3 1-2f		0-0 G4-3 1-2f			0-0 1-3	4 0 0 0 0 0 3
Art Shamsky, L (1, 3) OBP: 0.413, SLG: 0.538		0-3 K		0-0 4-3			0-0 F7			3 0 0 0 0 1 0
Ken Boswell, L (1, 4) OBP: 0.350, SLG: 0.385		0-0 G3			0-0 L3		0-0 F7			3 0 0 0 0 0 0
Ron Swoboda, R (1, 9) OBP: 0.353, SLG: 0.374		0-3 K			0-0 F9		0-0 6-3			3 0 0 0 0 1 0
Wayne Garrett, L (1, 5) OBP: 0.379, SLG: 0.392			0-3 K		4-0 1B BB			0-3 K		2 0 0 0 1 2 0
Jerry Grote, R (1, 2) OBP: 0.216, SLG: 0.293			0-0 F8		0-0 1-2 1B			0-3 K		3 0 1 0 0 1 0
Tom Seaver, R (1, 1) OBP: 0.211, SLG: 0.194			4-0 BB		0-0 5-3			0-0 G3		1 0 0 0 1 0 2
Ed Kranepool, L (8, PH) OBP: 0.250, SLG: 0.143										1 0 0 0 0 0 0
Tug McGraw, R (9, 1) OBP: 0.500, SLG: 0.500										0 0 0 0 0 0 0

Inning Stats	R: 0 E: 0 K: 0 S: 2	H: 0 LOB: 0 BB: 1 P: 6	R: 0 E: 0 K: 2 S: 7	H: 0 LOB: 0 BB: 0 P: 7	R: 0 E: 0 K: 2 S: 7	H: 0 LOB: 1 BB: 1 P: 11	R: 0 E: 0 K: 0 S: 3	H: 1 LOB: 0 BB: 0 P: 3	R: 0 E: 0 K: 0 S: 4	H: 1 LOB: 2 BB: 1 P: 8	R: 0 E: 0 K: 0 S: 3	H: 1 LOB: 0 BB: 0 P: 3	R: 0 E: 0 K: 2 S: 7	H: 0 LOB: 0 BB: 0 P: 7	R: 0 E: 0 K: 2 S: 7	H: 0 LOB: 0 BB: 0 P: 7	1B: 3 2B: 0 3B: 0 HR: 0	SF: 0 SAC: 0 DP: 3 HBP: 0	WP: 0 PB: 0 SB: 0 CS: 0	PA: 30
--------------	------------------------------	---------------------------------	------------------------------	---------------------------------	------------------------------	----------------------------------	------------------------------	---------------------------------	------------------------------	---------------------------------	------------------------------	---------------------------------	------------------------------	---------------------------------	------------------------------	---------------------------------	----------------------------------	------------------------------------	----------------------------------	--------

PITCHER	IP	WLS	BF	H	R	ER	SO	BB	IBB	HBP	BLK	WP	HR	S	P	ERA	WHIP
Tom Griffin, R (1, 1) ERA: 5.73	4.2		17	2	0	0	4	3	0	0	0	0	0	22	34	0.00	1.071
Jack Billingham, R (5, 1) ERA: 5.16	4.1	W	13	1	0	0	4	0	0	0	0	0	0	21	21	0.00	0.231

BOTTOM

Houston Astros @ New York Mets
Shea Stadium, Flushing, NY
Fri May 29 1970, 7:05 PM EDT
Att. 35,753 - Unknown

livebaseballscores.com

AB	27
R	0
H	3
RBI	0
BB	3
SO	8
LOB	7



Batter	1	2	3	4	5	6	7	8	9	AB R H RBI BB SO LOB	TOP											
Jesus Alou, R (1, 9) OBP: 0.294, SLG: 0.324	0-0 F9		0-0 6-3			0-0 5-3	0-0 F8		0-0 4-3	5 0 0 0 0 0 2												
Joe Morgan, L (1, 4) OBP: 0.416, SLG: 0.412	0-3 K		0-0 P4			0-0 HR 1B		0-0 F7		4 1 1 0 0 1 0												
Jimmy Wynn, R (1, 8) OBP: 0.402, SLG: 0.576	0-0 F9				0-0 F8	0-0 HR 1B		0-0 E5 HR		4 2 1 2 0 0 0												
Tommy Davis, R (1, 7) OBP: 0.287, SLG: 0.367		0-3 K			0-0 6-3	0-0 1B 1B		0-0 HR		4 1 2 2 0 1 0												
Denis Menke, R (1, 6) OBP: 0.388, SLG: 0.454		0-0 2B 1B			0-3 K	0-0 G6-4-3 1B		0-0 F9		4 0 2 0 0 1 0												
Doug Rader, R (1, 5) OBP: 0.337, SLG: 0.494		0-3 K			0-3 K	0-0 G6-4-3 1-2f		0-0 G3		4 0 0 0 0 2 3												
Bob Watson, R (1, 3) OBP: 0.172, SLG: 0.286		0-0 1-3 2B			0-0 4-3 2B		0-0 L7		0-0 6-3	4 0 2 0 0 0 0												
Don Bryant, R (1, 2) OBP: 0.333, SLG: 0.333 Keith Lampard, L (9, PH) OBP: 0.350, SLG: 0.472		0-3 K			0-0 4-3	0-0 2-3 1B			0-0 2B	3 0 1 0 0 1 3 1 0 1 0 0 0 0												
Denny Lemaster, R (1, 1) OBP: 0.185, SLG: 0.125 Jim Ray, R (5, 1) OBP: 0.250, SLG: 0.250 Marty Martinez, S (7, PH) OBP: 0.300, SLG: 0.320 Jim Bouton, R (7, 1) OBP: 0.500, SLG: 0.417 Scipio Spinks, R (7, 1) Jack Dilauro, S (8, 1) Norm Miller, L (9, PH) OBP: 0.367, SLG: 0.404			0-3 K		0-3 K		0-0 F7		0-0 P4	2 0 0 0 0 0 2 1 0 0 0 0 0 0 0 0 1 0 0 0 0 0 0 1 0 1 0 0 0 0 0 0 1												
Inning Stats	R: 0 E: 0 K: 1 S: 5	H: 0 LOB: 0 BB: 0 P: 5	R: 0 E: 0 K: 3 S: 11	H: 2 LOB: 2 BB: 0 P: 11	R: 0 E: 0 K: 1 S: 5	H: 0 LOB: 0 BB: 0 P: 5	R: 0 E: 0 K: 1 S: 5	H: 0 LOB: 0 BB: 0 P: 5	R: 0 E: 0 K: 2 S: 8	H: 1 LOB: 1 BB: 0 P: 8	R: 2 E: 0 K: 0 S: 6	H: 4 LOB: 1 BB: 0 P: 6	R: 0 E: 0 K: 0 S: 4	H: 1 LOB: 1 BB: 0 P: 4	R: 2 E: 1 K: 0 S: 5	H: 1 LOB: 0 BB: 0 P: 5	R: 0 E: 0 K: 0 S: 4	H: 1 LOB: 1 BB: 0 P: 4	1B: 5 2B: 3 3B: 0 HR: 2	SF: 0 SAC: 0 DP: 1 HBP: 0	WP: 0 PB: 0 SB: 0 CS: 0	PA: 37
PITCHER	IP WLS BF H R ER SO BB IBB HBP BLK WP HR S P ERA WHIP																					
Ray Sadecki, L (1, 1) ERA: 3.24	8.0 W 33 9 4 3 8 0 0 0 0 0 0 2 49 49 3.38 1.125																					
Ron Taylor, R (9, 1) ERA: 2.84	1.0 S 4 1 0 0 0 0 0 0 0 0 0 0 4 4 0.00 1.000																					

Houston Astros @ New York Mets
Shea Stadium, Flushing, NY
Sun May 31 1970, 3:33 AM EDT
Unknown

livebaseballscores.com

AB	37
R	4
H	10
RBI	4
BB	0
SO	8
LOB	11



Batter	1	2	3	4	5	6	7	8	9	AB	R	H	RBI	BB	SO	LOB
Tommie Agee, R OBP: 0.325, SLG: 0.369 (1, 8)	0-3 K	0-3 K			0-3 K	0-0 HR	0-0 FC6-4			5	1	1	2	0	3	4
Bud Harrelson, S OBP: 0.399, SLG: 0.391 (1, 6)	4-0 HR		0-3 K		0-0 BB WP	0-0 5-3	0-3 K			4	2	1	1	1	2	1
Wayne Garrett, L OBP: 0.379, SLG: 0.392 (8, 4)	BB				1-2 1B					0	0	0	0	0	0	0
Cleon Jones, R OBP: 0.286, SLG: 0.306 (1, 7)	0-3 K		0-0 CS		4-0 1B	0-0 1B		0-0 HR		4	2	3	0	1	1	1
Ron Swoboda, R OBP: 0.364, SLG: 0.437 (1, 9)	0-0 HR		0-3 K		4-0 1B	0-3 K		0-0 HR		4	3	2	5	1	2	2
Art Shamsky, L OBP: 0.418, SLG: 0.540 (1, 3)	0-0 E4			0-3 K	0-0 FC6-4		0-0 BB	0-0 3-1		4	1	2	2	0	1	0
Mike Jorgensen, L OBP: 0.293, SLG: 0.340 (8, 3)					1-3 2-H 3-H 1B		0-0 2B			1	0	0	0	0	0	0
Joe Foy, R OBP: 0.363, SLG: 0.317 (1, 5)	0-3 K		0-0 5-3		0-0 SF8		4-0 2B	4-0 BB		2	1	0	1	2	1	1
Duffy Dyer, R OBP: 0.308, SLG: 0.209 (1, 2)		0-0 F9		0-0 6-3	0-0 FC6-4		0-0 1B	4-0 BB		4	1	1	1	1	0	1
Al Weis, S OBP: 0.309, SLG: 0.333 (1, 4)		0-0 F9			0-0 SH	0-0 SH1-4	0-0 1-3	0-0 F9		5	2	2	0	0	0	4
Ed Kranepool, L OBP: 0.235, SLG: 0.133 (8, PH)		4-0 WP			0-0 SH	0-0 SH1-4	0-0 FC6-4	0-0 G3		1	1	1	2	1	0	0
Ron Taylor, R (9, 1)		BB			2-3 BB	1-2	2-H 3-H 1B			1	0	0	0	0	0	2
										0	0	0	0	0	0	0

Inning Stats	R: 2	H: 1	E: 1	K: 3	S: 11	LOB: 1	BB: 1	P: 15	R: 0	H: 0	E: 0	K: 1	S: 5	LOB: 1	BB: 1	P: 9	R: 0	H: 1	E: 0	K: 2	S: 7	LOB: 0	BB: 0	P: 7	R: 0	H: 0	E: 0	K: 1	S: 5	LOB: 0	BB: 0	P: 5	R: 5	H: 3	E: 0	K: 1	S: 9	LOB: 1	BB: 2	P: 17	R: 2	H: 3	E: 0	K: 1	S: 8	LOB: 1	BB: 0	P: 8	R: 3	H: 3	E: 0	K: 1	S: 8	LOB: 1	BB: 1	P: 12	R: 2	H: 2	E: 0	K: 0	S: 5	LOB: 2	BB: 2	P: 13
--------------	------	------	------	------	-------	--------	-------	-------	------	------	------	------	------	--------	-------	------	------	------	------	------	------	--------	-------	------	------	------	------	------	------	--------	-------	------	------	------	------	------	------	--------	-------	-------	------	------	------	------	------	--------	-------	------	------	------	------	------	------	--------	-------	-------	------	------	------	------	------	--------	-------	-------


PITCHER	IP	WLS	BF	H	R	ER	SO	BB	IBB	HBP	BLK	WP	HR	S	P	ERA	WHIP
Denny Lemaster, L ERA: 4.86 (1, 1)	4.1	L	21	4	6	6	8	3	0	0	0	2	1	34	46	12.46	1.615
Jim Ray, R ERA: 4.33 (5, 1)	1.2		10	4	3	3	1	1	0	0	0	0	1	11	15	16.20	3.000
Jim Bouton, R ERA: 6.92 (7, 1)	0.1		5	3	3	3	0	1	0	0	0	0	0	4	8	81.00	12.000
Scipio Spinks, R ERA: 9.88 (7, 1)	1.0		7	2	2	2	1	2	0	0	0	0	1	7	15	18.00	4.000
Jack Dilauro, L ERA: 4.22 (8, 1)	0.2		2	0	0	0	0	0	0	0	0	0	0	2	2	0.00	0.000

BOTTOM

Houston Astros @ New York Mets
Shea Stadium, Flushing, NY
Sun May 31 1970, 3:33 AM EDT
Unknown

AB	35
R	14
H	13
RBI	14
BB	7
SO	10
LOB	16

WP: 2 PB: 0 SB: 0 CS: 1 PA: 45



PITCHER	IP	WLS	BF	H	R	ER	SO	BB	IBB	HBP	BLK	WP	HR	S	P	ERA	WHIP
---------	----	-----	----	---	---	----	----	----	-----	-----	-----	----	----	---	---	-----	------

Batter	1	2	3	4	5	6	7	8	9	10	11	12	13	14	AB	R	H	RBI	BB	SO	LOB	BOTTOM
Tommie Agee, R OBP: 0.324, SLG: 0.362 (1, 8) BB	4-0 CS BB		X 0-0 F9		X 0-0 1B 1B	X 0-0 3-1			X 0-0 F8		X 0-3 K		X 0-0 F5		6	1	1	0	1	1	3	
Bud Harrelson, S OBP: 0.400, SLG: 0.389 (1, 6) X	0-0 F8 1-2		X 0-0 BB 1B		X 0-0 1B 1B	X 0-0 P1			X 0-3 K		X 4-0 BB BB		X 0-0 F9		6	0	2	0	1	1	3	
Cleon Jones, R OBP: 0.309, SLG: 0.325 (1, 7) X	0-0 1B 2B		X 4-0 L5-3 BB		X 0-0 FC4 1B		X 0-0 6-3		X 4-0 BB		X 4-0 BB BB		X 0-0 BB 1B		4	1	3	1	3	0	0	
Art Shamsky, L OBP: 0.412, SLG: 0.526 (1, 3) X	0-0 1B		X 0-0 L5-3		X 0-0 P6		X 0-0 1B		X 0-0 L5		X 0-0 F5		X 0-0 P4		7	0	2	1	0	0	9	
Ken Boswell, L OBP: 0.336, SLG: 0.365 (1, 4) X	0-0 P4			X 0-0 F7	X 0-0 FC4			X 0-0 F8		X 0-0 G6-4-3 1B		X 0-0 F7		X 0-0 E4 1-3 1B	7	1	1	0	0	0	4	
Ron Swoboda, R OBP: 0.339, SLG: 0.427 (1, 9) X		X 0-3 K		X 0-0 1B		X 0-0 1B 1B		X 0-0 5-3		X 0-0 P1		X 0-0 F9		X 0-0 1-3	7	1	2	0	0	1	3	
Joe Foy, R OBP: 0.366, SLG: 0.313 (1, 5) X		X 4-0 CS BB		X 0-0 F9		X 0-0 3-1 1-1 1B		X 0-3 K		X 0-0 G6-4-3		X 0-0 E5		X 4-0 1B IBB	5	0	1	1	2	1	2	
Jerry Grote, R OBP: 0.216, SLG: 0.273 (1, 2) X		X 4-0 1-2 BB		X 0-0 F7		X 0-0 3-1		X 0-3 K		X 0-0 F9		X 4-0 IBB		X 0-3 K	5	0	0	0	2	2	4	
Jim McAndrew, R OBP: 0.250, SLG: 0.286 (8, 11) X Jerry Kosman, R OBP: 0.180, SLG: 0.087 (11, PH) X Dave Marshall, L OBP: 0.396, SLG: 0.636 (11, PH) X Al Weiss, S OBP: 0.309, SLG: 0.333 (12, 11) X Tug Dwyer, R OBP: 0.331, SLG: 0.333 (14, PH) X Duffy Dyer, R OBP: 0.316, SLG: 0.221 (14, PH) X		X 0-0 1-3		X 0-0 F9		X 4-0 3-1 BB		X 0-0 6-3		X 0-0 BB BB 1B		X 0-3 K		X 0-0 1-2 2-H 1B	2	0	0	0	1	0	1	

Inning Stats	R: 1	H: 2	E: 0	K: 0	S: 4	LOB: 1	BB: 1	P: 8	R: 0	H: 0	E: 0	K: 1	S: 4	LOB: 1	BB: 2	P: 12	R: 0	H: 1	E: 0	K: 0	S: 3	LOB: 1	BB: 1	P: 7	R: 0	H: 1	E: 0	K: 0	S: 4	LOB: 1	BB: 0	P: 4	R: 1	H: 3	E: 0	K: 0	S: 6	LOB: 2	BB: 0	P: 6	R: 1	H: 2	E: 0	K: 0	S: 5	LOB: 2	BB: 1	P: 9	R: 0	H: 1	E: 0	K: 0	S: 4	LOB: 0	BB: 0	P: 4	R: 0	H: 0	E: 0	K: 2	S: 7	LOB: 0	BB: 0	P: 7	R: 0	H: 0	E: 0	K: 1	S: 5	LOB: 1	BB: 1	P: 9	R: 0	H: 1	E: 0	K: 0	S: 3	LOB: 0	BB: 0	P: 3	R: 0	H: 1	E: 0	K: 1	S: 6	LOB: 3	BB: 2	P: 14	R: 0	H: 0	E: 1	K: 1	S: 6	LOB: 2	BB: 1	P: 10	R: 0	H: 1	E: 0	K: 0	S: 4	LOB: 1	BB: 0	P: 4	R: 1	H: 1	E: 1	K: 1	S: 6	LOB: 2	BB: 1	P: 10	R: 0	H: 1	E: 0	K: 1	S: 6	LOB: 1	BB: 1	P: 10	1B: 13	SF: 0	2B: 2	SAC: 0	3B: 0	DP: 2	HR: 0	HBP: 0	WP: 0	PA: 63	CS: 2
PITCHER	IP	WLS	BF	H	R	ER	SO	BB	IBB	HBP	BLK	WP	HR	S	P	ERA	WHIP																																																																																																																		
Don Wilson, R ERA: 5.74 (1, 1)	5.1		27	9	3	3	1	5	0	0	0	0	0	18	24	5.06	2.625																																																																																																																		
Jack Billingham, R ERA: 4.59 (6, 1)	3.2		13	1	0	0	3	1	0	0	0	0	0	18	22	0.00	0.545																																																																																																																		
Fred Gladding, R ERA: 4.19 (10, 1)	1.2		8	2	0	0	1	2	0	0	0	0	0	8	16	0.00	2.400																																																																																																																		
Jack Dilauro, L ERA: 4.09 (11, 1)	0.1		1	0	0	0	0	0	0	0	0	0	0	1	1	0.00	0.000																																																																																																																		
Denny Lemaster, L ERA: 4.69 (12, 1)	2.2	L	14	2	1	0	2	0	2	0	0	0	0	16	24	0.00	0.750																																																																																																																		

Houston Astros @ New York Mets
Shea Stadium, Flushing, NY
Sun May 31 1970, 3:38 AM EDT
Att. 47,193 - Unknown

AB	53
R	4
H	14
RBI	4
BB	10
SO	7
LOB	31



Batter	1	2	3	4	5	6	7	8	9	AB R H RBI BB SO LOB	TOP
Don Hahn, R (1, 7) <small>OBP: 0.370, SLG: 0.289</small> Mack Jones, L (5, PH) <small>OBP: 0.392, SLG: 0.450</small> (5, 7)	0-0 	4-0 			0-0 		0-3 		0-0 	1 1 1 0 1 0 0 3 1 1 0 0 1 0	
Gary Sutherland, R (1, 4) <small>OBP: 0.237, SLG: 0.227</small>	4-0 	0-0 			0-0 		0-0 		0-0 	4 0 1 0 1 0 3	
Rusty Staub, L (1, 9) <small>OBP: 0.461, SLG: 0.525</small>	4-0 		4-0 		0-3 		4-0 		0-0 	2 1 0 0 3 1 2	
Adolfo Phillips, R (1, 8) <small>OBP: 0.337, SLG: 0.430</small>	0-0 		0-0 		0-0 		0-0 		0-0 	4 0 3 3 0 0 1	
John Bateman, R (1, 2) <small>OBP: 0.257, SLG: 0.308</small>	0-0 		0-0 		0-0 		0-0 			4 0 0 0 0 0 6	
Coco Laboy, R (1, 5) <small>OBP: 0.243, SLG: 0.257</small>		0-0 	0-0 			0-0 		0-0 		4 0 1 0 0 0 1	
John Boccabella, R (1, 3) <small>OBP: 0.214, SLG: 0.321</small> Ron Fairly, L (6, PH) <small>OBP: 0.401, SLG: 0.394</small> (6, 3)		0-0 		0-0 		0-0 		0-3 		2 1 1 0 0 0 0 2 0 0 0 0 1 1	AB 34 R 4 H 10 RBI 4 BB 5 SO 3 LOB 18
Bobby Wine, R (1, 6) <small>OBP: 0.251, SLG: 0.280</small>		0-0 		0-0 		0-0 		0-0 		4 0 2 1 0 0 1	
Carl Morton, R (1, 1) <small>OBP: 0.259, SLG: 0.261</small> Bill Stoneman, R (4, 1) <small>OBP: 0.115, SLG: 0.192</small> Jim Fairley, L (6, PH) <small>OBP: 0.337, SLG: 0.407</small> Bill Dillman, R (6, 1) <small>OBP: 0.324, SLG: 0.281</small> Marv Staehle, L (8, PH) <small>OBP: 0.324, SLG: 0.281</small> John Stronmayer, R (8, 1) <small>OBP: 0.500, SLG: 0.500</small>		0-0 		0-0 		0-0 		0-0 		2 0 0 0 0 0 1 0 0 0 0 0 0 0 1 0 0 0 0 0 1 0 0 0 0 0 0 0 1 0 0 0 0 0 1 0 0 0 0 0 0 0	
Inning Stats	R: 1 H: 1 E: 1 LOB: 1 K: 0 BB: 2 S: 3 P: 11	R: 1 H: 2 E: 0 LOB: 2 K: 0 BB: 1 S: 5 P: 9	R: 0 H: 1 E: 0 LOB: 1 K: 0 BB: 1 S: 3 P: 7	R: 0 H: 0 E: 0 LOB: 0 K: 0 BB: 0 S: 3 P: 3	R: 1 H: 2 E: 0 LOB: 1 K: 1 BB: 0 S: 7 P: 7	R: 0 H: 1 E: 0 LOB: 1 K: 0 BB: 0 S: 4 P: 4	R: 1 H: 1 E: 0 LOB: 1 K: 1 BB: 1 S: 6 P: 10	R: 0 H: 1 E: 0 LOB: 1 K: 1 BB: 0 S: 6 P: 6	R: 0 H: 1 E: 0 LOB: 1 K: 0 BB: 0 S: 4 P: 4	1B: 7 SF: 1 2B: 3 SAC: 0 3B: 0 DP: 2 HR: 0 HBP: 0	WP: 0 PA: 40 PB: 0 SB: 0 CS: 0
PITCHER Ron Cook, L (1, 1) <small>ERA: 2.96</small> Jim Ray, R (3, 1) <small>ERA: 4.1</small> Jack Dilauro, L (9, 1) <small>ERA: 3.97</small> Fred Gladding, R (9, 1) <small>ERA: 4.12</small>	IP WLS BF H R ER SO BB IBB HBP BLK WP HR S P ERA WHIP 2.0 0 12 3 2 2 0 4 0 0 0 0 0 8 24 9.00 3.500 6.1 W 26 7 2 2 3 1 0 0 0 1 0 0 31 35 2.84 1.263 0.1 1 0 0 0 0 0 0 0 0 0 0 0 1 1 0.00 0.000 0.1 S 1 0 0 0 0 0 0 0 0 0 0 0 1 1 0.00 0.000	PITCHER IP WLS BF H R ER SO BB IBB HBP BLK WP HR S P ERA WHIP									

Montreal Expos @ Houston Astros
 Astrodome, Houston, TX
 Tue Jun 02 1970, 8:05 PM EDT
 Att. 12,756 - Dome

livebaseballscorecards.com



Batter	1	2	3	4	5	6	7	8	9	AB	R	H	RBI	BB	SO	LOB
Jesus Alou, R OBP: 0.303, SLG: 0.342 (1, 7)	0-0 FC6-4 1B	4-0 BB 1-2 2-3 BB		0-3 K		0-0 G3				3	0	1	0	1	1	1
Joe Morgan, L OBP: 0.415, SLG: 0.416 (1, 4)	0-0 FC6-4 CS 1-2f	4-0 BB 1-2 2-3 3-H BB		0-0 G3-6-3 1-2f				4-0 3-1 S 1B BB		2	1	0	1	2	0	2
Jimmy Wynn, R OBP: 0.397, SLG: 0.575 (1, 8)	0-3 K 1-2	0-3 K			0-0 E S 1B			0-3 K 1-2		4	0	1	0	0	3	5
Jim Beauchamp, R OBP: 0.269, SLG: 0.333 (9, 8)										0	0	0	0	0	0	0
Norm Miller, L OBP: 0.362, SLG: 0.390 (1, 9)		0-0 BLK 1B 1B	0-0 G3		0-3 K 1-3			0-0 3-1 2-3		4	1	1	0	0	1	2
Denis Menke, R OBP: 0.393, SLG: 0.459 (1, 6)		4-0 1B 1B BB	0-0 G4-6-3 1B		0-3 K			0-0 1B		3	1	2	1	1	1	1
Joe Pepitone, L OBP: 0.288, SLG: 0.494 (1, 3)		0-3 K	0-0 G4-6-3 1-2f		4-0 IBB			0-0 F5		3	0	0	0	1	1	4
Doug Rader, R OBP: 0.330, SLG: 0.472 (1, 5)		0-0 F5		4-0 3B BB		0-0 F2		0-0 5-3		3	1	0	0	1	0	4
Johnny Edwards, L OBP: 0.232, SLG: 0.262 (1, 2)		0-0 BB 1B BB 1B		0-0 1B 3B		0-0 4-3		0-0 6-3		4	2	2	2	0	0	0
Ron Cook, L OBP: 0.600, SLG: 1.000 (1, 1)		0-0 BB BB 1B		0-0 G3-6-3 1B		0-0 5-3		0-0 F8		1	0	1	1	0	0	0
Jim Ray, R OBP: 0.273, SLG: 0.273 (3, 1)										3	0	1	1	0	0	0
Jack Dilauro, S (9, 1)										0	0	0	0	0	0	0
Fred Gladding, L (9, 1)										0	0	0	0	0	0	0

Inning Stats	R: 0	H: 1	E: 0	LOB: 1	K: 1	BB: 0	S: 5	P: 5
	R: 3	H: 3	E: 0	LOB: 3	K: 2	BB: 3	S: 10	P: 22
	R: 0	H: 1	E: 0	LOB: 0	K: 0	BB: 0	S: 3	P: 3
	R: 2	H: 2	E: 0	LOB: 0	K: 1	BB: 1	S: 6	P: 10
	R: 0	H: 1	E: 0	LOB: 2	K: 2	BB: 1	S: 8	P: 12
	R: 0	H: 0	E: 0	LOB: 0	K: 0	BB: 0	S: 3	P: 3
	R: 1	H: 1	E: 0	LOB: 1	K: 1	BB: 1	S: 6	P: 10
	R: 0	H: 0	E: 0	LOB: 0	K: 0	BB: 0	S: 3	P: 3
	R: 0	H: 0	E: 0	LOB: 0	K: 0	BB: 0	S: 3	P: 3

PITCHER	IP	WLS	BF	H	R	ER	SO	BB	IBB	HBP	BLK	WP	HR	S	P	ERA	WHIP
Carl Morton, R ERA: 3.15 (1, 1)	3.0	L	17	6	5	5	3	4	0	0	1	0	0	19	35	15.00	3.333
Bill Stoneman, R ERA: 4.52 (4, 1)	2.0		8	2	0	0	3	0	1	0	0	0	0	13	17	0.00	1.000
Bill Dillman, R ERA: 4.35 (6, 1)	2.0		8	1	1	1	1	1	0	0	0	0	0	9	13	4.50	1.000
John Strohmayr, R ERA: 6.43 (8, 1)	1.0		3	0	0	0	0	0	0	0	0	0	0	3	3	0.00	0.000


BOTTOM

Montreal Expos @ Houston Astros
Astrodome, Houston, TX

Tue Jun 02 1970, 8:05 PM EDT
Att. 12,756 - Dome

AB	30
R	6
H	9
RBI	6
BB	6
SO	7
LOB	19

livebaseballscorecards.com



WP	PA	3B	SF	SAC	DP	HBP
0	36	1	0	0	3	0

Batter	1	2	3	4	5	6	7	8	9	AB R H RBI BB SO LOB	TOP																								
Jim Fairey, L (1, 8) OBP: 0.340, SLG: 0.400	0-0 4-3		0-0 G4-6-3 1B		4-0 1-2 2-3 BB		0-0 G3		0-0 4-3	4 0 1 0 1 0 2																									
Gary Sutherland, R (1, 4) OBP: 0.238, SLG: 0.228	0-3 K		0-0 G4-6-3 1-2f		0-0 F9			0-0 1B 1B		4 0 1 0 0 1 4																									
Rusty Staub, L (1, 9) OBP: 0.457, SLG: 0.518	0-3 K			0-3 K		0-0 1B		0-0 F2		4 0 1 0 0 2 1																									
Mack Jones, L (1, 7) OBP: 0.395, SLG: 0.447		4-0 2B BB		0-3 K		0-3 K		0-0 1-3 1B		3 0 1 0 1 2 1																									
Ron Fairly, L (1, 3) OBP: 0.393, SLG: 0.384		0-0 F4		0-0 G3		0-0 F9		0-3 K		4 0 0 0 0 1 4																									
John Bateman, R (1, 2) OBP: 0.256, SLG: 0.306		0-0 F5			0-0 BB 1B 1B	0-0 F9		0-0 F5		4 0 1 0 0 0 4																									
Coco Laboy, R (1, 5) OBP: 0.243, SLG: 0.264		0-0 1-3 2B			0-3 K		0-0 6-3		0-0 5-3	4 0 1 0 0 1 1																									
Bobby Wine, R (1, 6) OBP: 0.247, SLG: 0.274		0-3 K			0-3 K				0-0 6-3	3 0 0 0 0 3 3																									
Ron Brand, R (9, PH) OBP: 0.328, SLG: 0.328										1 0 0 0 0 0 0																									
Balor Moore, L (1, 1) OBP: 0.500, SLG: 0.500			0-0 6-3		0-0 BB 1B		4-0 BB		0-0 2B	2 0 1 0 0 0 0																									
Mary Staehle, L (7, PH) OBP: 0.329, SLG: 0.261										0 0 0 0 1 0 0																									
John Strohmayer, R (7, 1) OBP: 0.500, SLG: 0.500										0 0 0 0 0 0 0																									
Jim Gosger, L (9, PH) OBP: 1.000, SLG: 2.000										1 0 1 0 0 0 0																									
Inning Stats	R: 0 E: 0 K: 2 S: 7	H: 0 LOB: 0 BB: 0 P: 7	R: 0 E: 0 K: 1 S: 6	H: 1 LOB: 2 BB: 1 P: 10	R: 0 E: 0 K: 0 S: 3	H: 1 LOB: 0 BB: 0 P: 3	R: 0 E: 0 K: 2 S: 7	H: 0 LOB: 0 BB: 0 P: 7	R: 0 E: 0 K: 1 S: 9	H: 2 LOB: 3 BB: 1 P: 13	R: 0 E: 0 K: 1 S: 6	H: 1 LOB: 1 BB: 0 P: 6	R: 0 E: 0 K: 1 S: 5	H: 0 LOB: 1 BB: 1 P: 9	R: 0 E: 0 K: 1 S: 7	H: 2 LOB: 2 BB: 0 P: 7	R: 0 E: 0 K: 0 S: 4	H: 1 LOB: 1 BB: 0 P: 4	1B: 6 2B: 2 3B: 0 HR: 0	SF: 0 SAC: 0 DP: 1 HBP: 0	WP: 0 PB: 0 SB: 0 CS: 0	PA: 37													
PITCHER Jack Billingham, R (1, 1) ERA: 3.61	IP 9.0	WLS W	BF 37	H 8	R 0	ER 0	SO 10	BB 3	IBB 0	HBP 0	BLK 0	WP 0	HR 0	S 54	P 66	ERA 0.00	WHIP 1.222	PITCHER	IP	WLS	BF	H	R	ER	SO	BB	IBB	HBP	BLK	WP	HR	S	P	ERA	WHIP

Montreal Expos @ Houston Astros
Astrodome, Houston, TX
Wed Jun 03 1970, 8:05 PM EDT
Att. 12,665 - Dome

livebaseballscorecards.com

AB	34
R	0
H	8
RBI	0
BB	3
SO	10
LOB	20



Batter	1	2	3	4	5	6	7	8	9	AB R H RBI BB SO LOB	TOP																						
Mary Staehle, L (1, 4) OBP: 0.319, SLG: 0.252	0-0 3-1		0-0 F5		0-0 G4-6-3		0-0 F7			4 0 0 0 0 0 3	Montreal Expos @ Houston Astros Astrodome, Houston, TX Thu Jun 04 1970, 8:05 PM EDT Att. 10,189 - Dome																						
Mack Jones, L (1, 7) OBP: 0.398, SLG: 0.444	4-0 BB BB		0-0 1B		0-3 K		0-0 F6			3 0 1 0 1 1 2																							
Jim Gosger, L (1, 8) OBP: 0.600, SLG: 0.750	4-0 BB BB		0-0 1B			0-0 F2		0-0 F9		3 0 1 0 1 0 0																							
Rusty Staub, L (1, 9) OBP: 0.453, SLG: 0.509	0-0 F8		0-0 F9			0-0 F4		4-0 G5-3 E BB		3 0 0 0 1 0 4																							
Ron Fairly, L (1, 3) OBP: 0.395, SLG: 0.383	0-0 F7			0-0 1B S 1B		4-0 WP BB		0-0 E4		3 0 1 0 1 0 3																							
Coco Laboy, R (1, 5) OBP: 0.244, SLG: 0.271		0-0 L4-6 2B		0-3 K		0-0 4-3		0-0 G5-3		4 0 1 0 0 1 4																							
John Bateman, R (1, 2) OBP: 0.264, SLG: 0.306		0-0 L4-6		0-0 G4-6-3 1B		4-0 1B BB		0-0 F8		3 0 1 0 1 0 1																							
Bobby Wine, R (1, 6) OBP: 0.248, SLG: 0.273		0-0 F4		0-0 G4-6-3		0-0 F8		0-0 F6		1 0 0 0 0 0 0																							
Jim Fairey, L (4, PH) OBP: 0.337, SLG: 0.395										1 0 0 0 0 0 2																							
Steve Renko, R (4, 1) OBP: 0.279, SLG: 0.278										0 0 0 0 0 0 0																							
Ron Brand, R (7, PH) OBP: 0.323, SLG: 0.322										1 0 0 0 0 0 1																							
Bill Dillman, R (7, 1) OBP: 0.323, SLG: 0.322										0 0 0 0 0 0 0																							
Claude Raymond, R (8, 1) OBP: 0.286, SLG: 0.214										0 0 0 0 0 0 0																							
Bob Bailey, R (9, PH) OBP: 0.286, SLG: 0.214										1 0 0 0 0 0 0																							
Dan McGinn, L (1, 1) OBP: 0.250, SLG: 0.234			0-0 1-3		4-0 G4-6-3 BB		0-0 1B		0-0 5-3		2 0 1 0 1 0 0																						
Inning Stats	R: 0 E: 0 K: 0 S: 3	H: 0 LOB: 2 BB: 2 P: 11	R: 0 E: 0 K: 0 S: 3	H: 1 LOB: 0 BB: 0 P: 3	R: 0 E: 0 K: 0 S: 5	H: 2 LOB: 2 BB: 0 P: 5	R: 0 E: 0 K: 1 S: 6	H: 2 LOB: 1 BB: 0 P: 6	R: 0 E: 0 K: 1 S: 4	H: 0 LOB: 0 BB: 1 P: 8	R: 0 E: 0 K: 0 S: 3	H: 0 LOB: 1 BB: 1 P: 7	R: 0 E: 0 K: 0 S: 4	H: 1 LOB: 2 BB: 1 P: 8	R: 0 E: 1 K: 0 S: 3	H: 0 LOB: 1 BB: 1 P: 7	R: 0 E: 0 K: 0 S: 3	H: 0 LOB: 0 BB: 0 P: 3	1B: 5 2B: 2 3B: 0 HR: 0	SF: 0 SAC: 0 DP: 4 HBP: 0	WP: 1 PB: 0 SB: 1 CS: 0	PA: 36											
PITCHER Tom Griffin, L (1, 1) ERA: 4.84	IP 9.0	WLS W	BF 36	H 6	R 0	ER 0	SO 2	BB 6	IBB 0	HBP 0	BLK 0	WP 1	HR 0	S 34	P 58	ERA 0.00	WHIP 1.333																
											PITCHER	IP	WLS	BF	H	R	ER	SO	BB	IBB	HBP	BLK	WP	HR	S	P	ERA	WHIP					

livebaseballscorecards.com

AB	30
R	0
H	6
RBI	0
BB	6
SO	2
LOB	20



Batter	1	2	3	4	5	6	7	8	9
Jesus Alou, R OBP: 0.305, SLG: 0.331 Norm Miller, L OBP: 0.362, SLG: 0.390 (1, 9) (8, PR) (9, 9)	0-0 4-3 1B	0-0 1B		0-0 F7			0-0 6-3	4-0 1B BB	
Joe Morgan, L OBP: 0.408, SLG: 0.404 (1, 4)	0-0 F9	0-0 F7		0-0 G3			0-0 F9	0-0 1B 1-2 2-H	
Jimmy Wynn, R OBP: 0.399, SLG: 0.561 (1, 8)	4-0 2B HR BB	0-0 F8			0-0 6-3		4-0 BB	0-0 1-2 2-H 1B	
Tommy Davis, R OBP: 0.292, SLG: 0.369 Jim Beauchamp, R OBP: 0.259, SLG: 0.320 (1, 7) (8, 7)	0-0 HR 2B		0-0 E4 1B FC3-2		0-3 K		0-3 K	0-3 K	
Denis Menke, R OBP: 0.396, SLG: 0.458 (1, 6)	4-0 HR IBB		0-0 FC3-2 1B		0-0 F2			0-0 F8	
Doug Rader, R OBP: 0.332, SLG: 0.487 (1, 5)	0-0 HR		0-0 F9			0-0 F7		1-0 HR HBP	
Joe Pepitone, L OBP: 0.302, SLG: 0.513 (1, 3)	4-0 BB		0-0 FC3-2 1-2 3-H			0-0 1B		0-0 1-H HR	
Johnny Edwards, L OBP: 0.230, SLG: 0.264 Don Bryant, R OBP: 0.375, SLG: 0.375 (1, 2) (5, 2)	0-3 K		0-0 4-3			0-3 K		0-0 SH1-3 1B	
Tom Griffin, R OBP: 0.111, SLG: 0.118 (1, 1)		0-3 K			0-0 F8		0-0 F8	0-0 SH1-3 1-2	

AB	R	H	RBI	BB	SO	LOB
4	0	1	0	1	0	0
0	1	0	0	0	0	0
5	0	1	1	0	0	1
3	1	1	1	2	0	1
4	1	1	0	0	2	1
1	0	0	0	0	1	2
3	1	1	0	1	0	0
3	2	1	4	0	0	2
3	1	2	2	1	0	2
2	0	0	0	0	1	3
2	1	1	0	0	1	1
3	0	0	0	0	1	1

BOTTOM

Montreal Expos @ Houston Astros
Astrodome, Houston, TX
Thu Jun 04 1970, 8:05 PM EDT
Att. 10,189 - Dome

livebaseballscores.com

AB	33
R	8
H	9
RBI	8
BB	5
SO	6
LOB	14



1B: 6	SF: 0
2B: 1	SAC: 1
3B: 0	DP: 0
HR: 2	HBP: 1

WP: 0	PA: 40
PB: 0	
SB: 0	
CS: 0	

Inning Stats	R	H	E	K	S	R	H	E	K	S	R	H	E	K	S	R	H	E	K	S	R	H	E	K	S	R	H	E	K	S	R	H	E	K	S								
1	4	2	0	7	19	0	1	0	1	6	0	1	0	0	5	0	0	0	3	3	0	0	0	0	0	0	0	0	0	0	0	0	0	0	0	0	0						
2	0	1	0	6	6	0	1	0	1	6	0	0	0	0	5	0	0	0	0	0	0	0	0	0	0	0	0	0	0	0	0	0	0	0	0	0	0	0	0				
3	0	1	1	0	5	0	1	0	0	5	0	0	0	0	3	0	0	0	0	0	0	0	0	0	0	0	0	0	0	0	0	0	0	0	0	0	0	0	0	0			
4	0	0	0	0	3	0	0	0	0	3	0	0	0	0	3	0	0	0	0	0	0	0	0	0	0	0	0	0	0	0	0	0	0	0	0	0	0	0	0	0	0		
5	0	0	0	0	5	0	0	0	0	5	0	0	0	0	5	0	0	0	0	0	0	0	0	0	0	0	0	0	0	0	0	0	0	0	0	0	0	0	0	0	0		
6	0	1	0	1	6	0	1	0	0	6	0	1	0	0	6	0	1	0	0	0	0	0	0	0	0	0	0	0	0	0	0	0	0	0	0	0	0	0	0	0	0		
7	0	0	0	1	9	0	0	0	1	9	0	0	0	0	9	0	0	0	0	0	0	0	0	0	0	0	0	0	0	0	0	0	0	0	0	0	0	0	0	0	0		
8	4	4	0	1	14	0	4	0	1	14	0	4	0	1	14	0	4	0	1	14	0	4	0	1	14	0	4	0	1	14	0	4	0	1	14	0	4	0	1	14	0	4	0
9	0	0	0	0	1	0	0	0	0	1	0	0	0	0	1	0	0	0	0	0	0	0	0	0	0	0	0	0	0	0	0	0	0	0	0	0	0	0	0	0	0	0	

PITCHER	IP	WLS	BF	H	R	ER	SO	BB	IBB	HBP	BLK	WP	HR	S	P	ERA	WHIP
Dan McGinn, L ERA: 5.53 (1, 1)	3.0	L	17	4	4	4	2	2	1	0	0	0	1	18	30	12.00	2.000
Steve Renko, R ERA: 5.7 (4, 1)	3.0		10	1	0	0	2	0	0	0	0	0	0	14	14	0.00	0.333
Bill Dillman, R ERA: 6.75 (7, 1)	1.2		10	2	4	4	1	2	0	1	0	0	1	9	18	21.60	2.400
Claude Raymond, R ERA: 3.99 (8, 1)	0.1		3	2	0	0	1	0	0	0	0	0	0	5	5	0.00	6.000

Batter	1	2	3	4	5	6	7	8	9	10	11	AB R H RBI BB SO LOB	TOP				
Terry Harmon, R OBP: 0.243, SLG: 0.206 (1, 5)	6-3		6-3			F9	1B		1B		K	6 0 2 0 0 1 1	Philadelphia Phillies @ Houston Astros Astrodome, Houston, TX Fri Jun 05 1970, 8:05 PM EDT Att. 12,292 - Unknown				
Denny Doyle, L OBP: 0.291, SLG: 0.335 (1, 4)	4-3			G3		K	K		1-3		K	6 0 0 0 0 3 4					
Larry Hisle, R OBP: 0.313, SLG: 0.349 (1, 9)	F7			E 2B		G3		6-3	K			5 0 1 0 0 1 1					
Deron Johnson, R OBP: 0.302, SLG: 0.415 (1, 3)		K		E6		L7	1B	E 1B 2B		1B		5 1 2 0 0 1 1					
Byron Browne, R OBP: 0.283, SLG: 0.418 (1, 8)		5-3		K		1B 3B 1B	1B	E 2B 1B		K		5 2 2 0 0 2 3					
Jim Hutto, R OBP: 0.267, SLG: 0.310 (1, 7) (6, 2) Dick Selma, R (8, 1)		6-3		5-3		1B 3B 1B	1B	E4 2B		K		4 2 1 0 0 0 4 1 0 0 0 0 1 1					
Del Bates, L OBP: 0.257, SLG: 0.167 Ron Stone, L OBP: 0.305, SLG: 0.400 (1, 2) (6, 7)			4-3		4-3	K		BB 2B		4-3		2 0 0 0 0 0 0 3 0 1 3 0 1 3					
Larry Bowa, S OBP: 0.285, SLG: 0.268 (1, 6)			E S SF9 1B		6-3	1B 3B	3B	2-3 CS BB		S 1B		4 2 3 2 1 0 0					
Chris Short, R OBP: 0.083, SLG: 0.056 Rick Joseph, R OBP: 0.257, SLG: 0.485 Oscar Gamble, L OBP: 0.125, SLG: 0.125 Grant Jackson, S OBP: 0.063, SLG: 0.063 Barry Lersch, S (7, 1) Rick Wise, R OBP: 0.260, SLG: 0.182 Joe Hoerner, R (8, 1) Mike Compton, R OBP: 0.375, SLG: 0.390 (8, 2)			SF9		K	1B	1B	CS	K		B1	1 0 0 0 1 0 1 0 0 0 0 0 0 0 0 0 1 0 1 1 0 2 0 0 0 0 0 1 1					
Inning Stats	R: 0 H: 0 E: 0 LOB: 0 K: 0 BB: 0 S: 3 P: 3	R: 0 H: 0 E: 0 LOB: 0 K: 1 BB: 0 S: 5 P: 5	R: 1 H: 1 E: 0 LOB: 0 K: 0 BB: 0 S: 4 P: 4	R: 0 H: 1 E: 1 LOB: 2 K: 1 BB: 0 S: 7 P: 7	R: 0 H: 0 E: 0 LOB: 0 K: 1 BB: 0 S: 5 P: 5	R: 0 H: 0 E: 0 LOB: 0 K: 2 BB: 0 S: 12 P: 12	R: 3 H: 3 E: 1 LOB: 0 K: 0 BB: 1 S: 5 P: 9	R: 0 H: 1 E: 0 LOB: 1 K: 2 BB: 0 S: 8 P: 8	R: 0 H: 1 E: 0 LOB: 1 K: 2 BB: 0 S: 8 P: 8	R: 0 H: 1 E: 0 LOB: 1 K: 2 BB: 0 S: 8 P: 8	R: 0 H: 1 E: 0 LOB: 1 K: 2 BB: 0 S: 8 P: 8	1B: 10 SF: 1 2B: 2 SAC: 0 3B: 1 DP: 0 HR: 0 HBP: 0		WP: 0 PA: 48 PB: 0 SB: 3 CS: 1			
PITCHER	IP WLS BF H R ER SO BB IBB HBP BLK WP HR S P ERA WHIP																
Denny Lemaster, L ERA: 4.64 (1, 1)	6.2	26	5	4	3	5	0	0	0	0	0	0	0	36	36	4.05	0.750
Fred Gladding, R ERA: 4.87 (7, 1)	0.2	7	4	3	2	1	0	0	0	0	0	0	0	9	9	27.00	6.000
Jack Dilauro, L ERA: 3.97 (8, 1)	0.0	1	1	0	0	0	0	0	0	0	0	0	0	1	1	∞	∞
Mike Marshall, R ERA: (8, 1)	0.2	1	0	0	0	0	1	0	0	0	0	0	0	0	4	0.00	1.500
Jim Bouton, R ERA: 6.59 (9, 1)	2.0	8	2	0	0	4	0	0	0	0	0	0	0	16	16	0.00	1.000
PITCHER	IP WLS BF H R ER SO BB IBB HBP BLK WP HR S P ERA WHIP																
Jim Ray, R ERA: 4.01 (11, 1)	1.0	4	1	0	0	2	0	0	0	0	0	0	0	8	8	0.00	1.000

livebaseballscorecards.com

AB	45
R	7
H	13
RBI	7
BB	1
SO	12
LOB	19



Batter	1	2	3	4	5	6	7	8	9	10	11	AB	R	H	RBI	BB	SO	LOB	BOTTOM									
Joe Morgan, L OBP: 0.291, SLG: 0.411 (1, 4)	L3		F9	SF8			WP PB S 1B			CS BB		4	1	2	2	1	0	1	Philadelphia Phillies @ Houston Astros Astrodome, Houston, TX Fri Jun 05 1970, 8:05 PM EDT Att. 12,292 - Unknown									
Tommy Davis, R OBP: 0.259, SLG: 0.320 (8, 7)	6-3		E	FC6-4			6-3	K		L5		4	1	1	0	0	0	2										
Jim Beauchamp, R OBP: 0.333, SLG: 0.447 (8, PH)	6-3		1-3	1-2f			1-2					0	0	0	0	0	0	0										
Keith Lampard, L OBP: 0.406, SLG: 0.565 (9, 7)	6-3		E5									2	0	0	0	0	1	3										
Jimmy Wynn, R OBP: 0.338, SLG: 0.484 (1, 8)	6-3		2-H 3-H				PB WP IBB		1B	SF7 BB		4	2	2	0	2	0	0										
Doug Rader, R OBP: 0.391, SLG: 0.449 (1, 5)			PB BB	1-2			1-3			SF7 1B		3	0	1	0	2	1	3										
Denis Menke, R OBP: 0.182, SLG: 0.281 (1, 6)	F9		F9	K			F7			K		6	0	1	1	0	2	7										
Bob Watson, R OBP: 0.364, SLG: 0.396 (1, 3)	F9						5-3																					
Norm Miller, L OBP: 0.309, SLG: 0.518 (8, 9)	F9			2B SF8			3-1			SF7		3	1	1	0	0	0	2										
Joe Pepitone, L OBP: 0.231, SLG: 0.250 (1, 9)	1-2			1B						1B 2B		1	1	1	1	0	0	0										
Joe Peptone, L OBP: 0.309, SLG: 0.518 (8, 3)	K			SF8						K		4	1	2	0	1	2	2										
Don Bryant, R OBP: 0.231, SLG: 0.250 (1, 2)	K			SF8						K		4	0	0	1	0	3	4										
Denny Lemaster, R OBP: 0.233, SLG: 0.120 (1, 1)												1	1	0	0	2	0	0										
Fred Gladding, L OBP: 0.333, SLG: 0.346 (7, 1)												0	0	0	0	0	0	0										
Jack Dilauro, S OBP: 0.333, SLG: 0.417 (8, 1)												0	0	0	0	0	0	0										
Mike Marshall, R OBP: 0.333, SLG: 0.417 (8, PH)												0	0	0	0	0	0	0										
Marty Martinez, S OBP: 0.333, SLG: 0.328 (9, 1)												1	0	1	0	0	0	0										
Jim Bouton, R OBP: 0.333, SLG: 0.328 (10, PH)												0	0	0	0	0	0	0										
Jesus Alou, R OBP: 0.273, SLG: 0.273 (11, 1)												0	0	0	0	0	0	0										
Jim Ray, R OBP: 0.273, SLG: 0.273 (11, 1)												0	0	0	0	0	0	0										
Inning Stats	R: 0 E: 0 K: 0 S: 3	H: 0 LOB: 0 BB: 0 P: 3	R: 0 E: 0 K: 1 S: 5	H: 0 LOB: 1 BB: 1 P: 9	R: 2 E: 1 K: 2 S: 9	H: 1 LOB: 2 BB: 2 P: 17	R: 2 E: 0 K: 0 S: 5	H: 2 LOB: 1 BB: 1 P: 9	R: 0 E: 0 K: 0 S: 4	H: 1 LOB: 1 BB: 0 P: 4	R: 0 E: 0 K: 1 S: 5	H: 1 LOB: 0 BB: 0 P: 5	R: 1 E: 0 K: 1 S: 6	H: 1 LOB: 1 BB: 1 P: 10	R: 1 E: 0 K: 2 S: 10	H: 3 LOB: 2 BB: 0 P: 10	R: 1 E: 0 K: 2 S: 8	H: 1 LOB: 2 BB: 2 P: 16	R: 0 E: 0 K: 0 S: 2	H: 0 LOB: 0 BB: 1 P: 6	R: 1 E: 0 K: 0 S: 3	H: 2 LOB: 1 BB: 0 P: 3	1B: 8 2B: 4 3B: 0 HR: 0	SF: 3 SAC: 1 DP: 0 HBP: 0	WP: 1 PB: 2 SB: 2 CS: 2	PA: 50		
PITCHER	IP WLS BF H R ER SO BB IBB HBP BLK WP HR S P ERA WHIP	IP WLS BF H R ER SO BB IBB HBP BLK WP HR S P ERA WHIP	IP WLS BF H R ER SO BB IBB HBP BLK WP HR S P ERA WHIP	IP WLS BF H R ER SO BB IBB HBP BLK WP HR S P ERA WHIP	IP WLS BF H R ER SO BB IBB HBP BLK WP HR S P ERA WHIP	IP WLS BF H R ER SO BB IBB HBP BLK WP HR S P ERA WHIP	IP WLS BF H R ER SO BB IBB HBP BLK WP HR S P ERA WHIP	IP WLS BF H R ER SO BB IBB HBP BLK WP HR S P ERA WHIP	IP WLS BF H R ER SO BB IBB HBP BLK WP HR S P ERA WHIP	IP WLS BF H R ER SO BB IBB HBP BLK WP HR S P ERA WHIP	IP WLS BF H R ER SO BB IBB HBP BLK WP HR S P ERA WHIP	IP WLS BF H R ER SO BB IBB HBP BLK WP HR S P ERA WHIP	IP WLS BF H R ER SO BB IBB HBP BLK WP HR S P ERA WHIP	IP WLS BF H R ER SO BB IBB HBP BLK WP HR S P ERA WHIP	IP WLS BF H R ER SO BB IBB HBP BLK WP HR S P ERA WHIP	IP WLS BF H R ER SO BB IBB HBP BLK WP HR S P ERA WHIP	IP WLS BF H R ER SO BB IBB HBP BLK WP HR S P ERA WHIP	IP WLS BF H R ER SO BB IBB HBP BLK WP HR S P ERA WHIP	IP WLS BF H R ER SO BB IBB HBP BLK WP HR S P ERA WHIP	IP WLS BF H R ER SO BB IBB HBP BLK WP HR S P ERA WHIP	IP WLS BF H R ER SO BB IBB HBP BLK WP HR S P ERA WHIP	IP WLS BF H R ER SO BB IBB HBP BLK WP HR S P ERA WHIP	IP WLS BF H R ER SO BB IBB HBP BLK WP HR S P ERA WHIP	IP WLS BF H R ER SO BB IBB HBP BLK WP HR S P ERA WHIP	IP WLS BF H R ER SO BB IBB HBP BLK WP HR S P ERA WHIP	IP WLS BF H R ER SO BB IBB HBP BLK WP HR S P ERA WHIP	IP WLS BF H R ER SO BB IBB HBP BLK WP HR S P ERA WHIP	IP WLS BF H R ER SO BB IBB HBP BLK WP HR S P ERA WHIP
Chris Short, L ERA: 5.09 (1, 1)	6.0		5	4	2	4	4	0	0	0	0	3.00	1.500															
Barry Lersch, R ERA: 3.86 (7, 1)	1.0	5	1	1	0	1	0	1	0	0	1	0.00	1.000															
Joe Hoerner, L ERA: 3.12 (8, 1)	0.2	5	3	1	1	1	0	0	0	0	0	13.50	4.500															
Dick Selma, R ERA: 3.77 (8, 1)	2.2	L	13	3	2	2	3	2	1	0	0	6.75	1.875															

livebaseballscores.com

AB	38
R	8
H	12
RBI	5
BB	8
SO	9
LOB	24



Batter	1	2	3	4	5	6	7	8	9	AB R H RBI BB SO LOB	TOP			
Tony Taylor, R OBP: 0.348, SLG: 0.408 (1, 5) X	0-0 6-3	0-0 WP 1B		4-0 BB BB BB BB 1-2 BB		0-0 F9		0-0 1B 1B	0-0 F8	5 0 2 2 1 0 2				
Denny Doyle, L OBP: 0.283, SLG: 0.324 (1, 4) X	0-0 6-3	0-3 K		0-0 G3			0-3 K	0-0 P4 1B	0-0 6-3	6 0 0 0 0 2 8				
Ron Stone, L OBP: 0.333, SLG: 0.430 (1, 7) X	0-0 S 1B		0-0 3-1		4-0 WP BB		0-0 F8 1B 2B	0-0 WP 1B		4 1 3 0 1 0 0				
Deron Johnson, R OBP: 0.304, SLG: 0.408 (1, 3) B B B	4-0 1-2 BB		0-0 6-3		0-0 F9		0-0 F8	4-0 BB BB		3 0 0 0 2 0 2				
Byron Browne, R OBP: 0.297, SLG: 0.416 (1, 8) S S S	0-3 K		0-0 F9		4-0 BB BB BB BB 1-2 BB		0-0 HR 1B	4-0 1-2 BB		3 1 1 1 2 1 2				
Larry Hisle, R OBP: 0.320, SLG: 0.375 (1, 9) B B B B		4-0 1B 1B BB		0-0 SH5-3 1B 2B		0-3 K	0-0 HR	0-0 F2		4 3 2 2 1 1 5				
Larry Bowa, S OBP: 0.284, SLG: 0.268 (1, 6) X		0-0 F8		0-0 SH5-3		0-0 F8	0-0 P4		0-0 1B 1B	4 0 1 0 0 0 3				
Doc Edwards, R OBP: 0.600, SLG: 0.600 (1, 2) X		0-0 WP 1B 1-2 1B		0-0 FC5-4 1B		0-0 6-3		0-0 SH 1B 1B	0-3 K	5 1 3 1 0 1 1				
Rick Wise, R OBP: 0.222, SLG: 0.160 (1, 1)		0-3 K		0-0 FC5-4 BB		0-3 K		0-0 SH 1B 1B WP	0-0 1B	3 1 0 0 0 2 3				
Joe Hoerner, R OBP: 0.375, SLG: 0.167 (8, 1)				1-2f					1-2 1B	1 0 1 0 0 0 0				
Inning Stats	R: 0 E: 0 K: 1 S: 6 H: 1 LOB: 2 BB: 1 P: 10	R: 1 E: 0 K: 2 S: 9 H: 2 LOB: 2 BB: 1 P: 13	R: 0 E: 0 K: 0 S: 3 H: 0 LOB: 0 BB: 0 P: 3	R: 1 E: 0 K: 0 S: 5 H: 2 LOB: 2 BB: 1 P: 9	R: 0 E: 0 K: 1 S: 5 H: 0 LOB: 2 BB: 2 P: 13	R: 0 E: 0 K: 1 S: 5 H: 0 LOB: 0 BB: 0 P: 5	R: 3 E: 0 K: 1 S: 8 H: 3 LOB: 0 BB: 0 P: 8	R: 2 E: 1 K: 0 S: 6 H: 3 LOB: 3 BB: 2 P: 14	R: 0 E: 0 K: 1 S: 7 H: 2 LOB: 2 BB: 0 P: 7	1B: 10 2B: 2 3B: 0 HR: 1 SF: 0 SAC: 2 DP: 0 HBP: 0	WP: 4 PB: 0 SB: 1 CS: 0 PA: 47			
PITCHER	IP WLS BF H R ER SO BB IBB HBP BLK WP HR S P ERA WHIP												PITCHER	IP WLS BF H R ER SO BB IBB HBP BLK WP HR S P ERA WHIP
Don Wilson, R ERA: 5.87 (1, 1)	7.0 L 34 8 5 5 6 5 0 0 0 0 2 1 41 61 6.43 1.857													
Mike Marshall, R ERA: 13.5 (8, 1)	0.2 7 3 2 2 0 2 0 0 0 0 1 0 5 13 27.00 7.500													
Jim Bouton, R ERA: 6.54 (8, 1)	0.1 1 0 0 0 0 0 0 0 0 0 0 0 1 1 0.00 0.000													
Fred Gladding, R ERA: 4.64 (9, 1)	1.0 5 2 0 0 0 1 0 0 0 0 0 0 7 7 0.00 2.000													

Philadelphia Phillies @ Houston Astros
Astrodome, Houston, TX
Sat Jun 06 1970, 8:05 PM EDT
Att. 18,644 - Unknown

livebaseballscorecards.com

AB	38
R	7
H	13
RBI	6
BB	7
SO	7
LOB	26



BOTTOM

Philadelphia Phillies @ Houston Astros
Astrodome, Houston, TX
Sat Jun 06 1970, 8:05 PM EDT
Att. 18,644 - Unknown

livebaseballscorecards.com

AB	38
R	3
H	13
RBI	3
BB	2
SO	5
LOB	24



WP:	0	PA:	40
PB:	0	SB:	3
CS:	0		

AB R H RBI BB SO LOB

5	0	1	0	0	0	1
5	1	3	1	0	1	2
5	0	2	0	0	1	3
5	0	3	1	0	0	2
3	0	0	0	1	1	3
4	1	1	0	0	0	3
3	0	1	1	1	0	1
3	0	1	0	0	0	1
1	0	0	0	0	1	3
0	0	0	0	0	0	0
0	0	0	0	0	0	0
1	0	0	0	0	0	3
0	0	0	0	0	0	0

Batter 1 2 3 4 5 6 7 8 9

Hector Torres, R OBP: 0.200, SLG: 0.200 (1, 6)	0-0 6-3 1B	0-0 1-3 1B		0-0 4-3 1B		0-0 4-3 2B		0-0 F9	
Tommy Davis, R OBP: 0.300, SLG: 0.386 (1, 7)	0-0 S 1B 2B	0-0 L9		0-3 K		0-0 FC6-4 1B		0-0 1B	
Jimmy Wynn, R OBP: 0.406, SLG: 0.561 (1, 8)	0-3 K		0-0 FC5-4 1B		0-0 1B	0-0 FC6-4 1-2f		0-0 F8	
Norm Miller, L OBP: 0.374, SLG: 0.415 (1, 9)	0-0 S 1B		0-0 FC5-4 1B		0-0 L6		0-0 BB 2B	0-0 F8	
Denis Menke, R OBP: 0.388, SLG: 0.443 (1, 4)	0-3 K		0-0 FC5-4		0-0 P6		4-0 BB BB		
Joe Pepitone, L OBP: 0.308, SLG: 0.513 (1, 3)		0-0 E4 1B	0-0 F7		0-0 G4-6-3 1B		0-0 F7		
Marty Martinez, S OBP: 0.355, SLG: 0.345 (1, 5)		0-0 1B 1B		0-0 5-3		0-0 G4-6-3 1-2f		4-0 FC6-4 BB	
Johnny Edwards, L OBP: 0.232, SLG: 0.265 (1, 2)		0-0 F7		0-0 B1-6-3 1B		0-0 4-3		0-3 K	
Doug Rader, R OBP: 0.336, SLG: 0.482 (8, PH)									
Don Bryant, R OBP: 0.231, SLG: 0.250 (9, 2)									
Don Wilson, R OBP: 0.154, SLG: 0.231 (7, PH)		0-3 K		0-0 B1-6-3		0-0 4-3 1B 2B		0-0 FC6-4 1-2f	
Bob Watson, R OBP: 0.206, SLG: 0.333 (8, 1)									
Mike Marshall, R OBP: 0.500, SLG: 0.417 (8, PH)									
Jesus Alou, R OBP: 0.310, SLG: 0.325 (9, 1)									

Inning Stats	R: 1 E: 0 K: 2 S: 9	H: 2 LOB: 1 BB: 0 P: 9	R: 1 E: 1 K: 1 S: 8	H: 2 LOB: 2 BB: 0 P: 8	R: 0 E: 0 K: 0 S: 4	H: 2 LOB: 1 BB: 0 P: 4	R: 0 E: 0 K: 0 S: 3	H: 1 LOB: 0 BB: 0 P: 3	R: 0 E: 0 K: 1 S: 6	H: 1 LOB: 1 BB: 0 P: 6	R: 0 E: 0 K: 0 S: 3	H: 1 LOB: 0 BB: 0 P: 3	R: 1 E: 0 K: 0 S: 5	H: 2 LOB: 1 BB: 0 P: 5	R: 0 E: 0 K: 1 S: 6	H: 1 LOB: 3 BB: 2 P: 14	R: 0 E: 0 K: 0 S: 4	H: 1 LOB: 1 BB: 0 P: 4
---------------------	------------------------------	---------------------------------	------------------------------	---------------------------------	------------------------------	---------------------------------	------------------------------	---------------------------------	------------------------------	---------------------------------	------------------------------	---------------------------------	------------------------------	---------------------------------	------------------------------	----------------------------------	------------------------------	---------------------------------

PITCHER	IP	WLS	BF	H	R	ER	SO	BB	IBB	HBP	BLK	WP	HR	S	P	ERA	WHIP
Rick Wise, R ERA: 3.89 (1, 1)	7.0	W	32	12	3	2	4	1	0	0	0	0	0	39	43	2.57	1.857
Joe Hoerner, L ERA: 2.89 (8, 1)	2.0	S	8	1	0	0	1	1	0	0	0	0	0	9	13	0.00	1.000

PITCHER	IP	WLS	BF	H	R	ER	SO	BB	IBB	HBP	BLK	WP	HR	S	P	ERA	WHIP
----------------	----	-----	----	---	---	----	----	----	-----	-----	-----	----	----	---	---	-----	------

Batter	1	2	3	4	5	6	7	8	9	AB R H RBI BB SO LOB	TOP		
Tony Taylor, R OBP: 0.355, SLG: 0.428 (1, 5) X	0-0 E 2B 2B		0-0 SF9 1-3 2B 2B		0-0 HR 1B 1B	0-3 K		0-0 6-3		5 3 3 0 0 1 1			
Denny Doyle, L OBP: 0.281, SLG: 0.323 (1, 4) X	0-0 F8 2-3		0-0 SF9 2-3 3-H		0-0 HR 1B		0-0 6-3		0-0 F8	4 1 1 1 0 0 1			
Ron Stone, L OBP: 0.359, SLG: 0.476 (1, 7) X	0-0 CS 2B		0-0 4-3 1B 2B		0-3 K		0-0 1B 3B 1B		0-0 WP 1B	5 2 4 2 0 1 2			
Deron Johnson, R OBP: 0.306, SLG: 0.424 (1, 3) X	0-0 F7 2-3		0-0 4-3 2-3		0-0 HR 1-H 2-H		0-0 3B 1B		0-3 K 1-2	5 2 2 3 0 1 3			
Byron Browne, R OBP: 0.319, SLG: 0.476 (1, 8)		0-0 HR	4-0 1B BB		0-0 G6-4-3 1B		0-0 3B		0-3 K	4 1 3 3 1 1 1			
Larry Hisle, R OBP: 0.324, SLG: 0.374 (1, 9)		4-0 FC5-4 BB	0-0 1-3 3-H 1B		0-0 G6-4-3 1-2f		0-3 K			3 0 1 1 1 1 2			
Larry Bowa, S OBP: 0.278, SLG: 0.262 (1, 6)		0-0 FC5-4 CS 1-2f		0-0 L8		0-3 K		0-0 4-3		4 0 0 0 0 1 2			
Doc Edwards, R OBP: 0.444, SLG: 0.375 (1, 2)		0-3 K 1-2		0-0 F8		1-0 SH3-4 HBP		0-0 6-3		3 0 0 0 0 1 1			
Woodie Fryman, R OBP: 0.174, SLG: 0.174 (1, 1)			0-0 2B SF9 1B		0-0 4-3		0-0 SH3-4		0-3 K	3 1 1 0 0 1 0			
Inning Stats	R: 1 E: 1 K: 0 S: 4 H: 2 LOB: 0 BB: 0 P: 4	R: 1 E: 0 K: 1 S: 5 H: 1 LOB: 1 BB: 1 P: 9	R: 3 E: 0 K: 0 S: 6 H: 4 LOB: 2 BB: 1 P: 10	R: 0 E: 0 K: 0 S: 3 H: 0 LOB: 0 BB: 0 P: 3	R: 3 E: 0 K: 1 S: 8 H: 4 LOB: 0 BB: 0 P: 8	R: 0 E: 0 K: 2 S: 7 H: 0 LOB: 1 BB: 0 P: 8	R: 2 E: 0 K: 1 S: 8 H: 3 LOB: 1 BB: 0 P: 8	R: 0 E: 0 K: 1 S: 5 H: 0 LOB: 0 BB: 0 P: 5	R: 0 E: 0 K: 2 S: 8 H: 1 LOB: 1 BB: 0 P: 8	1B: 8 2B: 5 3B: 1 HR: 2 SF: 1 SAC: 1 DP: 2 HBP: 1	WP: 1 PB: 0 SB: 0 CS: 2 PA: 41		
PITCHER	IP WLS BF H R ER SO BB IBB HBP BLK WP HR S P ERA WHIP											PITCHER	IP WLS BF H R ER SO BB IBB HBP BLK WP HR S P ERA WHIP
Larry Dierker, R ERA: 3.8 (1, 1)	3.0 L 15 7 5 5 1 2 0 0 0 0 0 1 15 23 15.00 3.000											Jack Dilauro, L ERA: 3.65 (9, 1)	1.0 1.0 4 1 0 0 2 0 0 0 0 0 1 0 8 8 0.00 1.000
Jim Ray, R ERA: 4.5 (4, 1)	1.1 7 3 3 3 1 0 0 0 0 0 0 1 9 9 20.25 2.250												
Jim Bouton, R ERA: 6.44 (5, 1)	0.2 2 1 0 0 0 0 0 0 0 0 0 0 2 2 0.00 1.500												
Mike Marshall, R ERA: 10.8 (6, 1)	2.0 10 3 2 2 3 0 0 1 0 0 0 0 15 16 9.00 1.500												
Ron Cook, L ERA: 2.86 (8, 1)	1.0 3 0 0 0 0 1 0 0 0 0 0 0 5 5 0.00 0.000												

Philadelphia Phillies @ Houston Astros
Astrodome, Houston, TX
Sun Jun 07 1970, 4:33 AM EDT
Att. 16,353 - Unknown

livebaseballscorecards.com

AB	36
R	10
H	15
RBI	10
BB	2
SO	8
LOB	13



Batter	1	2	3	4	5	6	7	8	9	AB R H RBI BB SO LOB	TOP											
Tommy Agee, R OBP: 0.326, SLG: 0.391 (1, 8)	0-3 K		0-0 1B		0-3 K		0-3 K			4 0 1 0 0 3 2	New York Mets @ Houston Astros Astrodome, Houston, TX Mon Jun 08 1970, 8:05 PM EDT Att: 13,957 - Unknown											
Bud Harrelson, S OBP: 0.394, SLG: 0.381 (1, 6)	0-3 K		0-0 L8			0-0 4-3		0-0 F7		4 0 0 0 0 1 1												
Cleon Jones, R OBP: 0.307, SLG: 0.324 (1, 7)	0-0 1B		0-0 4-3			0-0 E1 HR 1B		0-0 F9		4 1 2 0 0 0 1												
Art Shamsky, L OBP: 0.401, SLG: 0.523 Ron Swoboda, R OBP: 0.331, SLG: 0.381 (8, PH) (8, 9)	0-0 1B			0-0 F7		0-0 HR		0-0 F8		3 1 2 2 0 0 0 1 0 0 0 0 0 0												
Dave Marshall, L OBP: 0.356, SLG: 0.537 Mike Jorgensen, L OBP: 0.290, SLG: 0.352 (1, 9) (8, 3)	0-0 4-3			0-0 4-3		0-0 4-3		0-3 K		3 0 0 0 0 0 2 1 0 0 0 0 1 0												
Ken Boswell, L OBP: 0.325, SLG: 0.361 (1, 4)		0-0 4-3		0-0 F8		0-3 K		0-0 F8		4 0 0 0 0 1 0												
Wayne Garrett, L OBP: 0.400, SLG: 0.386 (1, 5)		0-0 4-3			0-0 4-3 1B		0-3 K		0-3 K	4 0 1 0 0 2 0												
Jerry Grote, R OBP: 0.214, SLG: 0.263 (1, 2)		0-3 K			0-0 4-3		0-0 SH1-4 1B			3 0 1 0 0 1 1												
Jim McAndrew, R OBP: 0.200, SLG: 0.222 (1, 1)			0-3 K		0-3 K		0-0 SH1-4			2 0 0 0 0 2 1												
Inning Stats	R: 0 E: 0 K: 2 S: 9	H: 2 LOB: 2 BB: 0 P: 9	R: 0 E: 0 K: 1 S: 5	H: 0 LOB: 0 BB: 0 P: 5	R: 0 E: 0 K: 1 S: 6	H: 1 LOB: 1 BB: 0 P: 6	R: 0 E: 0 K: 0 S: 3	H: 0 LOB: 0 BB: 0 P: 3	R: 0 E: 0 K: 2 S: 8	H: 1 LOB: 1 BB: 0 P: 8	R: 2 E: 1 K: 1 S: 7	H: 2 LOB: 0 BB: 0 P: 7	R: 0 E: 0 K: 2 S: 8	H: 1 LOB: 1 BB: 0 P: 8	R: 0 E: 0 K: 0 S: 3	H: 0 LOB: 0 BB: 0 P: 3	R: 0 E: 0 K: 2 S: 7	H: 0 LOB: 0 BB: 0 P: 7	1B: 6 2B: 0 3B: 0 HR: 1	SF: 0 SAC: 1 DP: 0 HBP: 0	WP: 0 PB: 0 SB: 0 CS: 0	PA: 34
PITCHER Jack Billingham, R ERA: 3.54 Ron Cook, L ERA: 2.67 Jack Dilauro, L ERA: 3.38	IP 6.0 2.0 1.0	WLS L	BF 24 7 3	H 6 1 0	R 2 0 0	ER 2 0 0	SO 7 2 2	BB 0 0 0	IBB 0 0 0	HBP 0 0 0	BLK 0 0 0	WP 0 0 0	HR 1 0 0	S 38 11 7	P 38 11 7	ERA 3.00 0.00 0.00	WHIP 1.000 0.500 0.000					

livebaseballscorecards.com

AB	33
R	2
H	7
RBI	2
BB	0
SO	11
LOB	8



Batter	1	2	3	4	5	6	7	8	9	AB R H RBI BB SO LOB	TOP											
Tommie Agee, R OBP: 0.325, SLG: 0.389 (1, 8) X	0-0 P5		0-0 F8		0-0 2B 1B			0-3 K		4 1 1 0 0 1 0												
Bud Harrelson, S OBP: 0.400, SLG: 0.391 (1, 6) X	0-0 G6-3 1B		4-0 BB		0-0 1-H 2B			0-3 K		3 0 2 1 1 1 0												
Cleon Jones, R OBP: 0.300, SLG: 0.316 (1, 7) X	0-0 G6-3 1-2f		0-0 F9		0-3 K			0-3 K		4 0 0 0 0 2 3												
Art Shamsky, L OBP: 0.392, SLG: 0.510 (1, 3)		0-0 G3		0-0 4-3		0-0 F7		0-3 K		4 0 0 0 0 1 0												
Mike Jorgensen, L OBP: 0.290, SLG: 0.352 (9, 3)										0 0 0 0 0 0 0												
Dave Marshall, L OBP: 0.333, SLG: 0.500 (1, 9)		0-0 F9		0-0 F8		0-3 K		0-0 G3		4 0 0 0 0 1 0												
Ron Swoboda, R OBP: 0.331, SLG: 0.381 (9, 9)										0 0 0 0 0 0 0												
Ken Boswell, L OBP: 0.323, SLG: 0.353 (1, 4)		4-0 BB		0-0 F8		0-0 2-3		0-0 F7		3 0 0 0 1 0 0												
Al Weis, S OBP: 0.279, SLG: 0.296 (9, 4)										0 0 0 0 0 0 0												
Wayne Garrett, L OBP: 0.410, SLG: 0.441 (1, 5)		4-0 1-2 BB			0-0 HR		0-0 F7			2 1 1 1 1 0 0												
Jerry Grote, R OBP: 0.209, SLG: 0.256 (1, 2) X		0-0 4-3			0-0 6-3		0-0 6-3			3 0 0 0 0 0 2												
Tom Seaver, R OBP: 0.186, SLG: 0.171 (1, 1) X			0-3 K		0-0 5-3		0-3 K			3 0 0 0 0 2 0												
Inning Stats	R: 0 E: 0 K: 0 S: 3	H: 1 LOB: 0 BB: 0 P: 3	R: 0 E: 0 K: 0 S: 3	H: 0 LOB: 2 BB: 2 P: 11	R: 0 E: 0 K: 1 S: 5	H: 0 LOB: 1 BB: 1 P: 9	R: 0 E: 0 K: 0 S: 3	H: 0 LOB: 0 BB: 0 P: 3	R: 2 E: 0 K: 1 S: 8	H: 3 LOB: 1 BB: 0 P: 8	R: 0 E: 0 K: 1 S: 5	H: 0 LOB: 0 BB: 0 P: 5	R: 0 E: 0 K: 1 S: 5	H: 0 LOB: 0 BB: 0 P: 5	R: 0 E: 0 K: 3 S: 9	H: 0 LOB: 0 BB: 0 P: 9	R: 0 E: 0 K: 1 S: 5	H: 0 LOB: 0 BB: 0 P: 5	1B: 2 2B: 1 3B: 0 HR: 1	SF: 0 SAC: 0 DP: 1 HBP: 0	WP: 0 PB: 0 SB: 0 CS: 0	PA: 33
PITCHER	IP WLS BF H R ER SO BB IBB HBP BLK WP HR S P ERA WHIP																					
Tom Griffin, R ERA: 4.74 (1, 1)	5.0 L 21 4 2 2 2 3 0 0 0 0 0 1 22 34 3.60 1.400																					
Ron Cook, L ERA: 2.43 (6, 1)	3.0 9 0 0 0 5 0 0 0 0 0 0 0 19 19 0.00 0.000																					
Fred Gladding, R ERA: 4.43 (9, 1)	1.0 3 0 0 0 1 0 0 0 0 0 0 0 5 5 0.00 0.000																					

New York Mets @ Houston Astros
Astrodome, Houston, TX
Tue Jun 09 1970, 8:05 PM EDT
Att. 19,935 - Unknown

livebaseballscorecards.com

AB 30
R 2
H 4
RBI 2
BB 3
SO 8
LOB 5



BOTTOM

New York Mets @ Houston Astros
Astrodome, Houston, TX
Wed Jun 10 1970, 8:05 PM EDT
Att. 17,973 - Unknown

livebaseballscorecards.com

AB 29
R 5
H 7
RBI 5
BB 5
SO 0
LOB 11



WP: 0 PA: 34
PB: 0
SB: 0
CS: 0

AB R H RBI BB SO LOB

4 1 2 4 0 0 0
3 0 1 0 1 0 1
0 0 0 0 0 0 0

4 0 2 0 0 0 2

2 1 1 0 2 0 0

4 0 0 0 0 0 4

3 1 0 0 1 0 1

2 0 0 0 0 0 2
2 0 0 0 0 0 1

3 1 1 0 0 0 0

2 1 0 1 1 0 0
0 0 0 0 0 0 0
0 0 0 0 0 0 0
0 0 0 0 0 0 0

1B: 2 SF: 0
2B: 3 SAC: 0
3B: 1 DP: 0
HR: 1 HBP: 0

Batter	1	2	3	4	5	6	7	8	9
Joe Pepitone, L (1, 3) OBP: 0.304, SLG: 0.512	0-0 4-3 2B		0-0 3-1	0-0 HR		0-0 P4			
Tommy Davis, R (1, 7) OBP: 0.302, SLG: 0.384 Jim Beauchamp, R (8, 7) OBP: 0.286, SLG: 0.320	0-0 4-3 2-3		4-0 BB	0-0 2B 1B			0-0 5-3		
Jimmy Wynn, R (1, 8) OBP: 0.404, SLG: 0.557	0-0 5-3		0-0 F7	0-0 1-H 2B			0-0 3B		
Norm Miller, L (1, 9) OBP: 0.368, SLG: 0.402	4-0 BB			4-0 1B BB BB BB	0-0 F8 2B		0-0 F7		
Denis Menke, R (1, 4) OBP: 0.381, SLG: 0.449	0-0 6-3			0-0 P4	0-0 6-3		0-0 F7		
Doug Rader, R (1, 5) OBP: 0.329, SLG: 0.455		0-0 F5		4-0 BB 1B 1-2 HR BB	0-0 F8		0-0 1-3		
Johnny Edwards, L (1, 2) OBP: 0.228, SLG: 0.255 Don Bryant, R (5, PH) OBP: 0.188, SLG: 0.200		0-0 F7		0-0 F7	0-0 P6		0-0 P3		
Hector Torres, R (1, 6) OBP: 0.222, SLG: 0.176		0-0 6-3		0-0 BB 1-2 HR 2-3 1B		0-0 4-3			
Denny Lemaster, R (1, 1) OBP: 0.242, SLG: 0.111 Jim Ray, R (7, 1) OBP: 0.273, SLG: 0.273 Jack Dilauro, S (7, 1) Fred Gladding, L (7, 1)			0-0 P6	4-0 HR BB		0-0 F5			

Inning Stats	R: 0	H: 1	E: 0	LOB: 2	K: 0	BB: 1	S: 4	P: 8	R: 0	H: 0	E: 0	LOB: 0	K: 0	BB: 0	S: 3	P: 3	R: 0	H: 0	E: 0	LOB: 0	K: 0	BB: 0	S: 3	P: 3	R: 0	H: 1	E: 0	LOB: 1	K: 0	BB: 0	S: 4	P: 4	R: 0	H: 0	E: 0	LOB: 0	K: 0	BB: 0	S: 3	P: 3	R: 0	H: 1	E: 0	LOB: 0	K: 0	BB: 0	S: 3	P: 3
--------------	------	------	------	--------	------	-------	------	------	------	------	------	--------	------	-------	------	------	------	------	------	--------	------	-------	------	------	------	------	------	--------	------	-------	------	------	------	------	------	--------	------	-------	------	------	------	------	------	--------	------	-------	------	------


PITCHER	IP	WLS	BF	H	R	ER	SO	BB	IBB	HBP	BLK	WP	HR	S	P	ERA	WHIP
Nolan Ryan, R (1, 1) ERA: 3.78	4.0	L	21	5	5	5	0	5	0	0	0	0	1	16	36	11.25	2.500
Rich Folkers, L (5, 1) ERA:	2.0		7	1	0	0	0	0	0	0	0	0	0	7	7	0.00	0.500
Ron Taylor, R (7, 1) ERA: 2.35	2.0		6	1	0	0	0	0	0	0	0	0	0	6	6	0.00	0.500

WP: 0 PA: 34

PB: 0
SB: 0
CS: 0

Batter	1	2	3	4	5	6	7	8	9
Don Hahn, R (1, 7) OBP: 0.390, SLG: 0.360 Ron Fairly, L (3, PH) OBP: 0.390, SLG: 0.374 (4, 7) (6, 3)	0-0 BB 1B	4-0 BB 1B	0-0 1-2 1B		0-0 2-H 1B		0-3 K		
Gary Sutherland, R (1, 4) OBP: 0.277, SLG: 0.248	4-0 1-2 HR BB	0-0 1-2 BB 1B	0-0 F7		0-3 1-2 K			0-3 K	
Rusty Staub, L (1, 9) OBP: 0.450, SLG: 0.503	0-3 K	4-0 1-2 2-3 G6-4-3 BB		4-0 WP S BB		0-3 K		0-3 K	
Adolfo Phillips, R (1, 8) OBP: 0.311, SLG: 0.387 Jim Gosger, L (4, PH) OBP: 0.517, SLG: 0.625 (5, 8)	0-0 F5	0-3 K		0-0 1-3 F8		0-0 E SF8 1B		0-3 K	
Coco Laboy, R (1, 5) OBP: 0.263, SLG: 0.339	0-0 1-2 2-H HR 1B	0-0 G6-4-3		0-0 5-3		0-0 1-H SF8			
John Bateman, R (1, 2) OBP: 0.262, SLG: 0.351	0-0 1-H 2-H HR		0-3 K	0-3 K2-3		0-0 F8			
John Boccabella, R (1, 3) OBP: 0.267, SLG: 0.455 Mack Jones, L (5, PH) OBP: 0.397, SLG: 0.413 (6, 7)	0-0 2B		0-0 4-3 1B 2B		0-0 1-3		0-3 K		
Bobby Wine, R (1, 6) OBP: 0.246, SLG: 0.263	4-0 BB		0-0 4-3		0-0 1B 2B		0-3 K		
Dan McGinn, L (1, 1) OBP: 0.059, SLG: 0.059 Howie Reed, R (5, 1) Claude Raymond, R (8, 1)	0-3 K		0-0 3-H 1B		0-0 1-3		4-0 BB		

AB	R	H	RBI	BB	SO	LOB
1	1	1	0	1	0	0
3	0	2	1	0	1	1
4	1	1	0	1	2	3
3	0	0	0	2	3	2
2	0	0	0	0	1	5
3	1	1	0	0	1	1
3	1	1	2	0	0	4
4	1	1	3	0	2	1
2	1	2	0	0	0	0
2	0	0	0	0	1	0
3	1	1	0	1	1	1
2	0	1	1	0	1	2
1	0	0	0	1	0	1
0	0	0	0	0	0	0

BOTTOM	
Houston Astros @ Montreal Expos Jarry Park, Montreal, QB Fri Jun 12 1970, 7:05 PM EDT Att. 14,820 - Unknown	AB 33 R 7 H 11 RBI 7 BB 6 SO 13 LOB 21
	WP: 1 PA: 40 PB: 0 SB: 2 CS: 0

Inning Stats	R: 4	H: 4	E: 0	K: 2	S: 11	H: 4	LOB: 2	BB: 2	P: 19	R: 0	H: 1	E: 0	K: 1	S: 5	R: 0	H: 3	E: 0	K: 1	S: 8	R: 0	H: 0	E: 0	K: 1	S: 5	R: 1	H: 2	E: 0	K: 1	S: 7	R: 1	H: 1	E: 1	K: 3	S: 6	R: 0	H: 0	E: 0	K: 3	S: 9	R: 0	H: 0	E: 0	K: 3	S: 9	R: 0	H: 0	E: 0	K: 3	S: 9
PITCHER Ron Cook, L (1, 1) ERA: 3.44 Jim Ray, R (1, 1) ERA: 4.47 Mike Marshall, R (4, 1) ERA: 8.44 Jack Dilauro, L (6, 1) ERA: 2.93 Fred Gladding, R (8, 1) ERA: 3.76	IP	WLS	BF	H	R	ER	SO	BB	IBB	HBP	BLK	WP	HR	S	P	ERA	WHIP																																
	0.2		6	3	4	4	1	1	0	0	0	0	0	7	11	54.00	6.000																																
	2.1		14	5	1	1	3	3	0	0	0	0	0	17	29	3.86	3.429																																
	2.0	L	9	2	1	1	2	1	0	0	0	1	0	12	16	4.50	1.500																																
	2.0		8	1	1	0	4	1	0	0	0	0	0	15	19	0.00	1.000																																
	1.0		3	0	0	0	3	0	0	0	0	0	0	9	9	0.00	0.000																																

WP	HR	S	P	ERA	WHIP
1	0	1	1	3.44	6.000
1	0	3	29	3.86	3.429
1	0	2	16	4.50	1.500
1	0	4	19	0.00	1.000
1	0	3	9	0.00	0.000

Batter	1	2	3	4	5	6	7	8	9	AB R H RBI BB SO LOB	TOP									
Joe Pepitone, L (1, 3) OBP: 0.310, SLG: 0.505	0-0 F9 BB	4-0 BB			4-0 HR BB		0-0 F8			2 1 0 0 2 0 0	Houston Astros @ Montreal Expos Jarry Park, Montreal, QB Sat Jun 13 1970, 7:05 PM EDT Att. 22,042 - Unknown									
Tommy Davis, R (1, 7) OBP: 0.309, SLG: 0.405	0-0 2B	0-0 6-3			0-0 1-H HR		0-0 1-3			4 2 2 2 0 0 1										
Jimmy Wynn, R (1, 8) OBP: 0.398, SLG: 0.546	0-0 1B 2B		0-0 6-3		0-0 6-3		0-3 K			4 1 1 1 0 1 0										
Norm Miller, L (1, 9) OBP: 0.387, SLG: 0.418	0-0 1B FC6-5 1B		0-0 F7		0-0 1-3 1B		0-0 L6-3 1B			4 1 3 1 0 0 0										
Denis Menke, R (1, 4) OBP: 0.387, SLG: 0.446	0-0 FC6-5 1-3 1B		4-0 BB		0-0 1-3 1-2		0-0 L6-3 1-2			3 0 1 0 1 0 2										
Doug Rader, R (1, 5) OBP: 0.316, SLG: 0.436	0-0 FC6-5 2-3 3-H		0-3 K		0-0 F9		0-0 5-3			4 0 0 1 0 1 3										
Johnny Edwards, L (1, 2) OBP: 0.229, SLG: 0.255	0-0 F7			0-0 F8		0-0 F8		0-0 L5		4 0 0 0 0 0 1										
Hector Torres, R (1, 6) OBP: 0.269, SLG: 0.208		0-0 6-3		0-0 4-3		0-3 K		0-0 1-6-3		4 0 0 0 0 1 0										
Jack Billingham, R (1, 1) OBP: 0.118, SLG: 0.063		0-0 1-3		0-3 K		0-3 K		0-0 F9		4 0 0 0 0 2 0										
Inning Stats	R: 3 E: 0 K: 0 S: 7	H: 4 LOB: 1 BB: 0 P: 7	R: 0 E: 0 K: 0 S: 3	H: 0 LOB: 1 BB: 1 P: 7	R: 0 E: 0 K: 1 S: 5	H: 0 LOB: 0 BB: 0 P: 5	R: 2 E: 0 K: 0 S: 5	H: 2 LOB: 1 BB: 1 P: 9	R: 0 E: 0 K: 2 S: 7	H: 0 LOB: 0 BB: 0 P: 7	R: 0 E: 0 K: 1 S: 5	H: 0 LOB: 0 BB: 0 P: 5	R: 0 E: 0 K: 0 S: 3	H: 1 LOB: 0 BB: 0 P: 3	R: 0 E: 0 K: 0 S: 3	H: 0 LOB: 0 BB: 0 P: 3	1B: 4 2B: 3 3B: 0 HR: 1	SF: 0 SAC: 0 DP: 1 HBP: 0	WP: 0 PB: 0 SB: 0 CS: 0	PA: 36
PITCHER	IP WLS BF H R ER SO BB IBB HBP BLK WP HR S P ERA WHIP																			
Bill Stoneman, R (1, 1) ERA: 4.83	5.0 L 24 6 5 5 2 3 0 0 0 0 0 1 25 37 9.00 1.800																			
John Strohmayr, R (6, 1) ERA: 6.33	2.0 6 0 0 0 3 0 0 0 0 0 0 0 12 12 0.00 0.000																			
Mike Wegener, R (8, 1) ERA: 3.26	2.0 6 1 0 0 0 0 0 0 0 0 0 0 6 6 0.00 0.500																			

AB	33
R	5
H	7
RBI	5
BB	3
SO	5
LOB	7



livebaseballscorecards.com

Batter	1	2	3	4	5	6	7	8	9	AB	R	H	RBI	BB	SO	LOB
Mary Staehle, L (1, 4) OBP: 0.327, SLG: 0.258	0-0 G3		0-0 4-3		0-0 WP BB 1B		0-0 4-3			4	0	1	0	0	0	1
Jim Gosger, L (1, 8) Mike Wegener, R (8, 1) OBP: 0.485, SLG: 0.556	0-3 K		0-0 1-3		4-0 WP BB 1-2		0-0 4-3			3	0	0	0	1	1	1
Rusty Staub, L (1, 9) OBP: 0.443, SLG: 0.492	0-3 K		0-3 K		0-0 L3 1-2 2-3			0-0 F5		4	0	0	0	0	2	2
Ron Fairly, L (1, 3) OBP: 0.393, SLG: 0.391		4-0 E 1B SF7 BB		0-0 HR		0-0 F9		0-0 4-3		3	2	1	1	1	0	0
Jim Fairey, L (1, 7) OBP: 0.352, SLG: 0.427 (8, 8)		0-0 WP E 1-2 1B		0-0 G5-4-3 1B		0-0 1B		0-0 F8		4	0	3	0	0	0	0
Coco Laboy, R (1, 5) OBP: 0.258, SLG: 0.331		0-0 E6 WP 1-2 2-3		0-0 G5-4-3 1-2f		0-3 K			0-0 F9	4	0	0	0	0	1	4
John Bateman, R (1, 2) Gary Sutherland, R (9, PR) OBP: 0.262, SLG: 0.350 OBP: 0.277, SLG: 0.248		0-0 SF7 3-H		0-0 5-3		0-0 F5			0-0 G5-4-3 1B	3	0	1	1	0	0	1
Bobby Wine, R (1, 6) Bob Bailey, R (9, PH) OBP: 0.243, SLG: 0.259 OBP: 0.329, SLG: 0.422		0-0 F9 1-2 2-3		0-0 5-3		0-3 K			0-0 G5-4-3 1-2f	3	0	0	0	0	1	2
Bill Stoneman, R (1, 1) Ty Cline, L (5, PH) John Strohmayer, R (6, 1) Mack Jones, L (7, PH) OBP: 0.103, SLG: 0.172 OBP: 0.500, SLG: 0.500 OBP: 0.500, SLG: 0.500 OBP: 0.400, SLG: 0.424		0-3 K		0-0 L4-3		0-0 4-3 2B				1	0	0	0	0	1	2


Inning Stats	R: 0	H: 0	E: 0	K: 2	S: 7	R: 1	H: 1	E: 1	K: 1	S: 7	R: 0	H: 0	E: 0	K: 1	S: 5	R: 1	H: 2	E: 0	K: 0	S: 4	R: 0	H: 1	E: 0	K: 0	S: 4	R: 0	H: 1	E: 0	K: 1	S: 6	R: 0	H: 1	E: 0	K: 1	S: 6	R: 0	H: 0	E: 0	K: 0	S: 3	R: 0	H: 1	E: 0	K: 0	S: 3	R: 0	H: 1	E: 0	K: 0	S: 3	1B: 5	SF: 1	2B: 1	SAC: 0	3B: 0	DP: 2	HR: 1	HBP: 0	WP: 2	PA: 35	PB: 0	SB: 0	CS: 0
--------------	------	------	------	------	------	------	------	------	------	------	------	------	------	------	------	------	------	------	------	------	------	------	------	------	------	------	------	------	------	------	------	------	------	------	------	------	------	------	------	------	------	------	------	------	------	------	------	------	------	------	-------	-------	-------	--------	-------	-------	-------	--------	-------	--------	-------	-------	-------

PITCHER	IP	WLS	BF	H	R	ER	SO	BB	IBB	HBP	BLK	WP	HR	S	P	ERA	WHIP
Jack Billingham, R (1, 1) ERA: 3.3	9.0	W	35	7	2	2	6	2	0	0	0	2	1	45	53	2.00	1.000

BOTTOM

Houston Astros @ Montreal Expos
 Jarry Park, Montreal, QB
 Sat Jun 13 1970, 7:05 PM EDT
 Att. 22,042 - Unknown

AB	32
R	2
H	7
RBI	2
BB	2
SO	6
LOB	14



livebaseballscorecards.com

Batter	1	2	3	4	5	6	7	8	9	AB R H RBI BB SO LOB	TOP											
Joe Pepitone, L (1, 3) OBP: 0.305, SLG: 0.498	0-3 K		0-0 SF9			0-0 F4		0-0 F6		3 0 0 1 0 1 1												
Tommy Davis, R (1, 7) OBP: 0.308, SLG: 0.402	0-0 4-3		0-0 F3			0-0 S 1B		0-0 F8		4 0 1 0 0 0 1												
Jimmy Wynn, R (1, 8) OBP: 0.392, SLG: 0.536	0-3 K			0-0 2-3		0-0 6-3			0-0 5-3	4 0 0 0 0 1 1												
Norm Miller, L (1, 9) OBP: 0.384, SLG: 0.408		0-0 F4		0-0 4-3			0-3 K		4-0 HBP 1B BB	3 0 0 0 1 1 0												
Denis Menke, R (1, 4) OBP: 0.392, SLG: 0.449		0-0		4-0 CS BB		0-0 F6		0-0	0-0 HBP 1B	3 0 2 0 1 0 0												
Doug Rader, R (1, 5) OBP: 0.315, SLG: 0.430		0-3 K		0-0 CS 1-2	0-0 5-3		4-0 BB		0-0 F8	3 0 0 0 1 1 3												
Johnny Edwards, L (1, 2) OBP: 0.229, SLG: 0.251		0-3 K			0-0 F6		0-0 4-3		1-0 HBP	3 0 0 0 0 1 2												
Hector Torres, R (1, 6) OBP: 0.276, SLG: 0.296			0-0 SF9 3B		0-0 F8			0-0 6-3	0-0 4-3	3 1 1 0 0 0 0												
Keith Lampard, L (9, PH) OBP: 0.292, SLG: 0.386										1 0 0 0 0 0 3												
Denny Lemaster, R (1, 1) OBP: 0.229, SLG: 0.103			0-0 F4			0-0 F2		4-0 BB		2 0 0 0 0 0 1												
Marty Martinez, S (8, PH) OBP: 0.343, SLG: 0.313										0 0 0 0 1 0 0												
Ron Cook, L (8, PR) OBP: 0.600, SLG: 1.000										0 0 0 0 0 0 0												
Fred Gladding, L (8, 1)										0 0 0 0 0 0 0												
Inning Stats	R: 0 E: 0 K: 2 S: 7	H: 0 LOB: 0 BB: 0 P: 7	R: 0 E: 0 K: 2 S: 8	H: 1 LOB: 1 BB: 0 P: 8	R: 1 E: 0 K: 0 S: 4	H: 1 LOB: 0 BB: 0 P: 4	R: 0 E: 0 K: 0 S: 2	H: 0 LOB: 0 BB: 1 P: 6	R: 0 E: 0 K: 0 S: 3	H: 0 LOB: 0 BB: 0 P: 3	R: 0 E: 0 K: 0 S: 4	H: 1 LOB: 1 BB: 0 P: 4	R: 0 E: 0 K: 1 S: 5	H: 0 LOB: 1 BB: 1 P: 9	R: 0 E: 0 K: 0 S: 3	H: 0 LOB: 1 BB: 1 P: 7	R: 0 E: 0 K: 0 S: 4	H: 1 LOB: 3 BB: 1 P: 9	1B: 3 2B: 0 3B: 1 HR: 0	SF: 1 SAC: 0 DP: 0 HBP: 1	WP: 0 PB: 0 SB: 1 CS: 1	PA: 36
PITCHER	IP WLS BF H R ER SO BB IBB HBP BLK WP HR S P ERA WHIP																					
Steve Renko, R (1, 1) ERA: 4.84	8.1 W 32 4 1 1 5 4 0 0 0 0 0 0 38 54 1.08 0.960																					
Claude Raymond, R (9, 1) ERA: 3.05	0.2 S 3 0 0 0 0 0 0 0 1 0 0 0 2 3 0.00 0.000																					

Houston Astros @ Montreal Expos
 Jarry Park, Montreal, QB
 Sun Jun 14 1970, 3:33 AM EDT
 Att. 20,547 - Unknown

livebaseballscorecards.com

AB	29
R	1
H	4
RBI	1
BB	4
SO	5
LOB	12



Batter	1	2	3	4	5	6	7	8	9
Don Hahn, R (1, 7) OBP: 0.397, SLG: 0.346	4-0 CS BB		4-0 BB		0-3 K		0-3 K		
Gary Sutherland, R (1, 4) OBP: 0.277, SLG: 0.248	0-0 F6 1-2		0-0 F9		0-0 1B			0-0 F3	
Rusty Staub, L (1, 9) OBP: 0.436, SLG: 0.482	0-0 4-3		0-0 L4		0-0 F5			0-3 K	
Adolfo Phillips, R (1, 8) OBP: 0.302, SLG: 0.375		0-0 E3		0-0 5-3		0-0 6-3		4-0 BB	
Jim Gosger, L (8, PH) OBP: 0.500, SLG: 0.556 (9, 8)									
Coco Laboy, R (1, 5) OBP: 0.258, SLG: 0.326		0-3 K 1-2		0-0 4-3		4-0 FC6-4 BB		0-0 F8	
John Bateman, R (1, 2) OBP: 0.263, SLG: 0.357		0-0 F8		0-0 HR 2B		0-0 F9			
John Boccabella, R (1, 3) OBP: 0.292, SLG: 0.522		4-0 BB		0-0 HR 2-H		0-0 FC6-4 1-2f			
Bobby Wine, R (1, 6) OBP: 0.244, SLG: 0.260		0-0 F9		0-3 K			0-0 1-4 1B		
Steve Renko, R (1, 1) OBP: 0.238, SLG: 0.238			0-3 K		0-3 K		0-0 1-4		
Claude Raymond, R (9, 1)									

AB	R	H	RBI	BB	SO	LOB
2	0	0	0	2	2	0
4	0	1	0	0	0	2
4	0	0	0	0	1	2
3	0	0	0	0	0	0
0	0	0	0	1	0	0
3	0	0	0	1	1	2
3	1	1	0	0	0	2
2	1	1	2	1	0	1
3	0	1	0	0	1	2
3	0	0	0	0	2	1
0	0	0	0	0	0	0

BOTTOM

Houston Astros @ Montreal Expos
Jarry Park, Montreal, QB
 Sun Jun 14 1970, 3:33 AM EDT
 Att. 20,547 - Unknown

livebaseballscorecards.com

AB	27
R	2
H	4
RBI	2
BB	5
SO	7
LOB	12



1B: 2	SF: 0
2B: 2	SAC: 0
3B: 0	DP: 1
HR: 1	HBP: 0

WP: 0	PA: 32
PB: 0	
SB: 1	
CS: 1	

Inning Stats	R	H	E	K	S	R	H	E	K	S	R	H	E	K	S	R	H	E	K	S	R	H	E	K	S	R	H	E	K	S	ERA	WHIP
PITCHER	IP	WLS	BF	H	R	ER	SO	BB	IBB	HBP	BLK	WP	HR	S	P	ERA	WHIP															
Denny Lemaster, L (1, 1) ERA: 4.48	7.0	L	28	4	2	2	6	4	0	0	0	0	0	1	36	52	2.57	1.143														
Fred Gladding, R (8, 1) ERA: 3.62	1.0		4	0	0	0	1	1	0	0	0	0	0	5	9	0.00	1.000															

PITCHER	IP	WLS	BF	H	R	ER	SO	BB	IBB	HBP	BLK	WP	HR	S	P	ERA	WHIP

Batter	1	2	3	4	5	6	7	8	9	10	11	12	13	AB R H RBI BB SO LOB
Tony Taylor, R OBP: 0.338, SLG: 0.391 (1, 5)	0-0 2B		0-3 K			0-0 4-3		0-0 1-3		0-0 F3		4-0 IBB		5 0 1 0 1 1 0
Larry Bowa, S OBP: 0.269, SLG: 0.259 (1, 6)	0-0 P6		0-0 F9			0-0 P6		0-0 6-3			0-0 4-3	0-0 4-3		6 0 0 0 0 0 3
Oscar Gamble, L OBP: 0.309, SLG: 0.286 (1, 8)	4-0 BB			4-0 CS BB		0-3 K		0-0 1-3			0-0 4-3		0-0 BB SH3-4 1B	4 1 1 0 2 1 0
Deron Johnson, R OBP: 0.319, SLG: 0.442 Larry Hisle, R OBP: 0.306, SLG: 0.355 (11, PR) (12, 9)	0-3 K			0-0 P6			0-3 K		0-0 5-3		4-0 BB 1B BB		0-0 SH3-4 1-2	4 0 0 0 1 2 3 0 0 0 0 0 0 0
Ron Stone, L OBP: 0.356, SLG: 0.443 (1, 7) (12, 3)	0-0 4-1			0-0 F9			0-0 1B 3B		4-0 FC6-4 BB		4-0 1B BB	1-2 BB	4-0 1B BB IBB	3 1 1 0 3 0 3
Terry Harmon, R OBP: 0.288, SLG: 0.315 (1, 4)		0-0 1-3		0-0 CS 1-2	0-3 K		0-0 BB 1B		0-0 FC6-4 1-2f		0-0 1B 2-H		0-0 L6	6 0 2 1 0 1 3
Scott Reid, L OBP: 0.282, SLG: 0.129 (1, 9) (12, 7)		0-3 K			4-0 BB		4-0 1-2 BB		0-0 6-3			0-0 G6-4-3 1B	4-0 1-2 2-3 BB	3 0 1 0 3 1 1
Doc Edwards, R OBP: 0.353, SLG: 0.290 (1, 2)		0-0 P4			0-3 K		0-0 F7			0-0 6-3		0-0 G6-4-3 1-2f	0-0 1-2 2-3 3-H 1B	6 0 1 1 0 1 4
Rick Wise, R OBP: 0.188, SLG: 0.133 Dick Selma, R (8, 1) Rick Joseph, R OBP: 0.233, SLG: 0.400 Joe Hoerner, R OBP: 0.444, SLG: 0.429 (11, 1)			0-0 2-3		0-3 K2-3		0-0 F8			0-0 5-3				3 0 0 0 0 1 3 0 0 0 0 0 0 0 1 0 0 0 0 0 0 1 0 1 0 0 0 0

Inning Stats	R: 0	H: 1	R: 0	H: 0	R: 0	H: 0	R: 0	H: 0	R: 1	H: 2	R: 0	H: 0	R: 0	H: 1	R: 0	H: 2	R: 1	H: 2	R: 0	H: 2	R: 1	H: 2	1B: 5	SF: 0	WP: 0	PA: 54
E: 0	LOB: 2	E: 0	LOB: 0	E: 0	LOB: 0	E: 0	LOB: 1	E: 0	LOB: 2	E: 0	LOB: 0	E: 0	LOB: 2	E: 0	LOB: 2	E: 0	LOB: 3	E: 0	LOB: 3	E: 0	LOB: 2	E: 0	LOB: 3	2B: 2	SAC: 1	PB: 0
K: 1	BB: 1	K: 1	BB: 0	K: 1	BB: 0	K: 3	BB: 1	K: 1	BB: 0	K: 0	BB: 1	K: 0	BB: 0	K: 0	BB: 2	K: 0	BB: 2	K: 0	BB: 2	K: 0	BB: 1	K: 0	BB: 2	3B: 1	DP: 1	SB: 0
S: 6	P: 10	S: 5	P: 5	S: 5	P: 5	S: 9	P: 13	S: 5	P: 5	S: 7	P: 11	S: 3	P: 3	S: 3	P: 7	S: 3	P: 11	S: 4	P: 8	S: 4	P: 12	S: 4	P: 12	HR: 0	HBP: 0	CS: 1


PITCHER	IP	WLS	BF	H	R	ER	SO	BB	IBB	HBP	BLK	WP	HR	S	P	ERA	WHIP
Tom Griffin, R ERA: 4.39 (1, 1)	7.0		27	3	1	1	8	4	0	0	0	0	0	39	55	1.29	1.000
Fred Gladding, R ERA: 3.38 (8, 1)	2.0		7	0	0	0	0	1	0	0	0	0	0	6	10	0.00	0.500
Jim Bouton, R ERA: 6.13 (10, 1)	3.2	L	19	5	1	1	0	3	2	0	0	0	0	14	34	2.46	2.182

PITCHER	IP	WLS	BF	H	R	ER	SO	BB	IBB	HBP	BLK	WP	HR	S	P	ERA	WHIP

BOTTOM

Houston Astros @ Philadelphia Phillies
 Shibe Park, Philadelphia, PA
 Tue Jun 16 1970, 7:05 PM EDT
 Att. 3,708 - Unknown

AB	R	H	RBI	BB	SO	LOB
42	2	8	2	10	8	20



Batter	1	2	3	4	5	6	7	8	9	AB R H RBI BB SO LOB
Hector Torres, R (1, 6) OBP: 0.286, SLG: 0.303	0-3 K		0-0 1B		0-0 1-3			0-0 1B		4 0 2 1 0 1 1
Denis Menke, R (1, 4) OBP: 0.387, SLG: 0.440	0-0 6-3		0-0 F9			0-0 5-3 2B		0-0 F3		4 1 1 0 0 0 1
Jimmy Wynn, R (1, 8) OBP: 0.386, SLG: 0.520	0-3 K			0-0 P4		0-0 5-3 1-2		4-0 BB		3 0 0 0 1 1 1
Tommy Davis, R (1, 7) OBP: 0.315, SLG: 0.416		0-0 F9		0-0 6-3		0-0 2B		0-0 1-3		4 0 1 1 0 0 1
Bob Watson, R (1, 3) OBP: 0.227, SLG: 0.293		0-3 K		0-0 FC4 1B		0-3 K		0-0 F3		4 0 1 0 0 2 1
Doug Rader, R (1, 5) OBP: 0.316, SLG: 0.421		0-3 K		0-0 FC4 1-2f		0-0 P6		0-0 1B 1B		4 0 1 0 0 1 2
Jesus Alou, R (1, 9) OBP: 0.302, SLG: 0.326			0-0 G3 BLK 1B 1B		0-0 5-3		0-0 6-3	0-0 P6		4 1 1 0 0 0 1
Johnny Edwards, L (1, 2) OBP: 0.226, SLG: 0.243			0-0 G3		4-0 BB		0-0 4-3	0-0 S 1B		2 0 0 0 1 0 1
Norm Miller, L (9, PH) OBP: 0.375, SLG: 0.397			1-3					1-3		1 0 1 0 0 0 0
Larry Dierker, R (1, 1) OBP: 0.175, SLG: 0.179			0-3 K		0-3 K		0-3 K	0-0 4-3		3 0 0 0 0 3 2
Marty Martinez, S (9, PH) OBP: 0.333, SLG: 0.306								1-2		1 0 0 0 0 0 2

TOP	
Houston Astros @ Philadelphia Phillies Shibe Park, Philadelphia, PA Wed Jun 17 1970, 7:05 PM EDT Att. 6,767 - Unknown	
AB	34
R	2
H	8
RBI	2
BB	2
SO	8
LOB	13
WP: 0	PA: 36
PB: 0	
SB: 1	
CS: 0	

Inning Stats	R: 0	H: 0	R: 0	H: 0	R: 1	H: 2	R: 0	H: 1	R: 0	H: 0	R: 1	H: 2	R: 0	H: 0	R: 0	H: 1	R: 0	H: 2	
E: 0	LOB: 0	E: 0	LOB: 0	E: 0	LOB: 1	E: 0	LOB: 1	E: 0	LOB: 0	E: 0	LOB: 1	E: 0	LOB: 1	E: 0	LOB: 0	E: 1	LOB: 1	E: 0	LOB: 2
K: 2	BB: 0	K: 2	BB: 0	K: 1	BB: 0	K: 0	BB: 0	K: 1	BB: 1	K: 1	BB: 0	K: 1	BB: 0	K: 1	BB: 0	K: 0	BB: 1	K: 0	BB: 0
S: 7	P: 7	S: 7	P: 7	S: 7	P: 7	S: 4	P: 4	S: 5	P: 9	S: 5	P: 5	S: 7	P: 7	S: 5	P: 5	S: 3	P: 7	S: 5	P: 5

PITCHER	IP	WLS	BF	H	R	ER	SO	BB	IBB	HBP	BLK	WP	HR	S	P	ERA	WHIP
Woodie Fryman, L (1, 1) ERA: 3.39	7.2	W	30	6	2	2	8	2	0	0	1	0	0	44	52	2.35	1.043
Barry Lersch, R (8, 1) ERA: 3.27	1.1	S	6	2	0	0	0	0	0	0	0	0	0	6	6	0.00	1.500

WP: 0	PA: 36
PB: 0	
SB: 1	
CS: 0	

PITCHER	IP	WLS	BF	H	R	ER	SO	BB	IBB	HBP	BLK	WP	HR	S	P	ERA	WHIP
---------	----	-----	----	---	---	----	----	----	-----	-----	-----	----	----	---	---	-----	------



livebaseballscorecards.com

Batter	1	2	3	4	5	6	7	8	9	AB R H RBI BB SO LOB	TOP	
Hector Torres, R (1, 6) OBP: 0.270, SLG: 0.286 Marty Martinez, S (4, PH) OBP: 0.333, SLG: 0.308 (4, 6)	0-0 F2	0-0 5-3		2-3 3-H 2B		0-0 6-3			0-0 6-3	2 0 0 0 0 0 1 3 1 1 1 0 0 0		
Jesus Alou, R (1, 9) OBP: 0.313, SLG: 0.343	0-0 FC5-4 1B		0-0 2B 1B	1-H 3-H 2B		0-0 F5		0-3 K	5 1 3 2 0 1 0			
Jimmy Wynn, R (1, 8) OBP: 0.384, SLG: 0.515	0-0 FC5-4 1-2f		0-3 K	0-3 K			0-0 FC6-4 1B		4 0 1 0 0 2 3			
Tommy Davis, R (1, 7) OBP: 0.314, SLG: 0.418	0-0 5-3		0-0 1-H 2B	0-0 1-3		0-0 FC6-4 1-2f CS		0-0 1-2f CS	4 0 1 1 0 0 3			
Denis Menke, R (1, 4) OBP: 0.385, SLG: 0.441		0-0 HR 2B	0-0 F7		0-0 5-3		0-0 6-3 1-2		4 1 1 0 0 0 2			
Bob Watson, R (1, 3) OBP: 0.229, SLG: 0.356		0-0 2-H HR	0-0 5-3		0-0 1-3			0-0 F4	4 1 1 2 0 0 1			
Doug Rader, R (1, 5) OBP: 0.319, SLG: 0.417		0-0 5-3		4-0 SH1-4 1B BB	4-0 BB BB			0-0 5-3	2 1 0 0 2 0 0			
Don Bryant, R (1, 2) OBP: 0.263, SLG: 0.235 Keith Lampard, L (8, PH) OBP: 0.294, SLG: 0.404 Johnny Edwards, L (8, 2) OBP: 0.226, SLG: 0.243		0-0 SH3-4 1B		4-0 1B 2B SH1-4 BB	0-0 F9			0-0 4-3	2 1 1 0 1 0 1 1 0 0 0 0 0 0 0 0 0 0 0 0 0			
Jack Billingham, R (1, 1) OBP: 0.118, SLG: 0.063 Ron Cook, L (5, 1) OBP: 0.600, SLG: 1.000 Jim Ray, R (5, 1) OBP: 0.231, SLG: 0.231 Fred Gladding, L (7, 1) Norm Miller, L (9, PH) OBP: 0.373, SLG: 0.394		0-0 SH3-4 1-2		0-0 SH1-4 1-2 2-3		0-3 K		0-0 4-3	0 0 0 0 0 0 0 0 0 0 0 0 0 0 1 0 0 0 0 1 0 0 0 0 0 0 0 0 1 0 0 0 0 0 0			
Inning Stats	R: 0 H: 1 E: 0 LOB: 1 K: 0 BB: 0 S: 4 P: 4	R: 2 H: 3 E: 0 LOB: 1 K: 0 BB: 0 S: 6 P: 6	R: 1 H: 2 E: 0 LOB: 1 K: 1 BB: 0 S: 7 P: 7	R: 3 H: 2 E: 0 LOB: 1 K: 1 BB: 2 S: 7 P: 15	R: 0 H: 0 E: 0 LOB: 1 K: 0 BB: 1 S: 3 P: 7	R: 0 H: 0 E: 0 LOB: 0 K: 1 BB: 0 S: 5 P: 5	R: 0 H: 1 E: 0 LOB: 0 K: 0 BB: 0 S: 3 P: 3	R: 0 H: 0 E: 0 LOB: 0 K: 0 BB: 0 S: 3 P: 3	R: 0 H: 0 E: 0 LOB: 0 K: 1 BB: 0 S: 5 P: 5	1B: 5 SF: 0 2B: 3 SAC: 2 3B: 0 DP: 0 HR: 1 HBP: 0	WP: 0 PA: 38 PB: 0 SB: 0 CS: 1	
PITCHER Mike McQueen, L (1, 1) ERA: 10.13 Ron Reed, R (4, 1) ERA: 1.5	IP WLS BF H R ER SO BB IBB HBP BLK WP HR S P ERA WHIP	3.0 0 17 6 5 5 1 2 0 0 0 0 1 17 25 15.00 2.667	6.0 W 21 3 1 1 3 1 0 0 0 0 0 0 26 30 1.50 0.667	PITCHER IP WLS BF H R ER SO BB IBB HBP BLK WP HR S P ERA WHIP								

Houston Astros @ Atlanta Braves
Atlanta Stadium, Atlanta, GA
Fri Jun 19 1970, 7:05 PM EDT
Unknown

livebaseballscorecards.com

AB 33
R 6
H 9
RBI 6
BB 3
SO 4
LOB 11



Batter	1	2	3	4	5	6	7	8	9	AB	R	H	RBI	BB	SO	LOB
Gil Garrido, R OBP: 0.375, SLG: 0.416 (1, 6)	0-0 E4 HR 5-3	0-0 G5-4-3 1B 1-2 3-H		0-0 6-3		0-0 5-3		0-0 4-3		5	1	1	1	0	0	0
Felix Millan, R OBP: 0.330, SLG: 0.391 (1, 4)	0-0 5-3	0-0 G5-4-3 1B 1-2f			4-0 BB 6-3 BB	0-0 1B		0-0 F7		4	1	1	0	1	0	3
Hank Aaron, R OBP: 0.386, SLG: 0.601 (1, 9)	0-0 F2		1-0 4-3 6-3 1B HBP		0-0 6-3	0-0 F8		0-0 1B		4	1	1	0	0	0	3
Rico Carty, R OBP: 0.483, SLG: 0.694 (1, 7)	0-0 HR		0-0 6-3		4-0 BB FC4-6 BB		0-0 F6	0-0 5-3		4	2	1	2	1	0	2
Orlando Cepeda, R OBP: 0.372, SLG: 0.531 (1, 3)	0-0 1B		0-0 4-3		4-0 FC4-6 BB 1-2 2-3 BB		0-0 1B 2B			2	1	1	0	2	0	1
Tony Gonzalez, L OBP: 0.311, SLG: 0.343 (1, 8)	0-0 G1		0-0 S 1B		4-0 FC4-6 BB 1-2 2-3 3-H		0-0 2B FC4-2 1B			3	0	2	2	1	0	1
Clete Boyer, R OBP: 0.272, SLG: 0.327 (1, 5)		0-0 6-3	0-0 F8		0-0 FC4-6 1-2f 2-3 3-H		0-0 FC4-2 2B			4	0	1	2	0	0	3
Bob Didier, S OBP: 0.206, SLG: 0.188 (1, 2)		0-0 1B 1B 2B		0-3 K	0-3 K		0-0 FC4-2			4	1	1	0	0	2	4
Mike McQueen, L OBP: 0.500, SLG: 0.500 (1, 1)		0-0 1B		0-0 5-3		0-0 5-3		0-0 F9		1	0	1	0	0	0	0
Ron Reed, R (4, 1)		0-0 1B								3	0	0	0	0	0	2

Inning Stats	R: 2	H: 2	E: 1	K: 0	S: 6	H: 2	LOB: 1	BB: 0	P: 6	R: 1	H: 3	E: 0	K: 0	S: 5	H: 1	LOB: 1	BB: 0	P: 5	R: 0	H: 0	E: 0	K: 0	S: 4	R: 0	H: 0	E: 0	K: 1	S: 5	R: 2	H: 0	E: 0	K: 1	S: 5	R: 0	H: 1	E: 0	K: 0	S: 4	R: 1	H: 2	E: 0	K: 0	S: 5	R: 0	H: 1	E: 0	K: 0	S: 4
--------------	------	------	------	------	------	------	--------	-------	------	------	------	------	------	------	------	--------	-------	------	------	------	------	------	------	------	------	------	------	------	------	------	------	------	------	------	------	------	------	------	------	------	------	------	------	------	------	------	------	------

PITCHER	IP	WLS	BF	H	R	ER	SO	BB	IBB	HBP	BLK	WP	HR	S	P	ERA	WHIP
Jack Billingham, R ERA: 3.65 (1, 1)	4.1		23	6	6	4	1	3	0	1	0	0	1	21	34	8.31	2.077
Ron Cook, L ERA: 3.44 (5, 1)	0.0		1	0	0	0	0	1	0	0	0	0	0	0	4	∞	∞
Jim Ray, R ERA: 4.47 (5, 1)	2.0	L	10	3	1	1	1	1	0	0	0	0	0	11	15	4.50	2.000
Fred Gladding, R ERA: 3.19 (7, 1)	1.2		6	1	0	0	0	0	0	0	0	0	0	6	6	0.00	0.600

BOTTOM

Houston Astros @ Atlanta Braves
Atlanta Stadium, Atlanta, GA

Fri Jun 19 1970, 7:05 PM EDT
Unknown

AB 34
R 7
H 10
RBI 7
BB 5
SO 2
LOB 19

livebaseballscorecards.com

Braves

WP: 0 PA: 40
PB: 0
SB: 1
CS: 0

Batter	1	2	3	4	5	6	7	8	9	AB R H RBI BB SO LOB	TOP										
Marty Martinez, S (1, 6) OBP: 0.298, SLG: 0.273	0-0 		0-0 		0-0 			0-0 	0-0 	5 0 0 0 0 0 2											
Tommy Davis, R (1, 7) OBP: 0.313, SLG: 0.412	4-0 			0-0 		0-0 		0-0 		3 0 0 0 1 0 0											
Jimmy Wynn, R (1, 8) OBP: 0.382, SLG: 0.508	0-0 			0-0 		0-0 		4-0 		3 0 0 0 1 0 1											
Norm Miller, L (1, 9) OBP: 0.382, SLG: 0.404	0-3 			0-0 		0-0 		0-0 		4 0 3 0 0 1 1											
Denis Menke, R (1, 4) OBP: 0.383, SLG: 0.438		0-0 		0-0 		0-0 		0-0 		4 0 1 0 0 0 4											
Doug Rader, R (1, 5) OBP: 0.326, SLG: 0.447		0-0 		0-0 		4-0 		0-0 		3 2 2 2 1 0 1											
Bob Watson, R (1, 3) OBP: 0.231, SLG: 0.347		0-0 		0-0 		0-3 		0-0 		4 0 1 0 0 1 1											
Johnny Edwards, L (1, 2) OBP: 0.226, SLG: 0.243			0-0 		0-0 		0-0 		0-0 	4 0 1 0 0 0 2											
Denny Lemaster, R (1, 1) OBP: 0.216, SLG: 0.097			0-3 		0-0 		0-3 		0-0 	2 0 0 0 0 1 1											
Keith Lampard, L (7, PH) OBP: 0.288, SLG: 0.396										1 0 0 0 0 1 1											
George Culver, R (7, 1) OBP: 0.158, SLG: 0.294										0 0 0 0 0 0 0											
Fred Gladding, L (8, 1)										0 0 0 0 0 0 0											
Jesus Alou, R (9, PH) OBP: 0.310, SLG: 0.341										1 0 0 0 0 0 1											
Inning Stats	R: 0 E: 0 K: 1 S: 5	H: 0 LOB: 1 BB: 1 P: 9	R: 0 E: 0 K: 0 S: 3	H: 1 LOB: 0 BB: 0 P: 3	R: 0 E: 0 K: 1 S: 5	H: 0 LOB: 0 BB: 0 P: 5	R: 0 E: 0 K: 0 S: 4	H: 1 LOB: 1 BB: 0 P: 4	R: 1 E: 0 K: 0 S: 5	H: 2 LOB: 1 BB: 0 P: 5	R: 0 E: 0 K: 2 S: 7	H: 0 LOB: 1 BB: 1 P: 11	R: 0 E: 0 K: 0 S: 4	H: 1 LOB: 2 BB: 1 P: 8	R: 1 E: 0 K: 0 S: 5	H: 2 LOB: 1 BB: 0 P: 5	1B: 6 2B: 0 3B: 0 HR: 2	SF: 0 SAC: 0 DP: 1 HBP: 0	WP: 0 PB: 0 SB: 0 CS: 0	PA: 37	
PITCHER Pat Jarvis, R (1, 1) ERA: 3.22	IP: 9.0 WLS: W BF: 37 H: 8 R: 2 ER: 2 SO: 4 BB: 3 IBB: 0 HBP: 0 BLK: 0 WP: 0 HR: 2 S: 42 P: 54 ERA: 2.00 WHIP: 1.222																			PITCHER	IP: WLS: BF: H: R: ER: SO: BB: IBB: HBP: BLK: WP: HR: S: P: ERA: WHIP:

Houston Astros @ Atlanta Braves
Atlanta Stadium, Atlanta, GA
Fri Jun 19 1970, 7:05 PM EDT
Att: 26,474 - Unknown

livebaseballscorecards.com

AB	34
R	2
H	8
RBI	2
BB	3
SO	4
LOB	15



Batter	1	2	3	4	5	6	7	8	9	AB R H RBI BB SO LOB	TOP									
Jesus Alou, R (1, 9) OBP: 0.324, SLG: 0.355 Jimmy Wynn, R (5, 8) OBP: 0.379, SLG: 0.504	0-0 CS 1B		0-0 1B		0-0 E7 4-3 1B	0-0 F9		0-0 G6-4-3		3 1 3 2 0 0 0 2 0 0 0 0 0 1										
Marty Martinez, S (1, 6) OBP: 0.269, SLG: 0.245	0-3 K 1-2		0-0 F4		0-0 4-3	0-0 F7			0-0 1-6-3	5 0 0 1 0 1 2										
Cesar Cedeno, R (1, 8) OBP: 0.400, SLG: 0.400	0-0 F7			0-0 FC5-4 1B	0-0 FC4-6 1B		0-0 3-1		0-3 K	5 0 2 0 0 1 0										
Tommy Davis, R (1, 7) OBP: 0.310, SLG: 0.407 Cesar Geronimo, L (9, 7)		0-0 F9		0-0 FC5-4 FC5-4 1-2f	0-0 FC4-6 FC4-6 3B 1-2f		0-3 K		0-0 E7 1B	5 2 1 0 0 1 2 0 0 0 0 0 0 0										
Denis Menke, R (1, 4) OBP: 0.383, SLG: 0.445		0-0 E6 FC6-4		0-0 F8	0-0 3B 2-H		0-3 K		0-0 BB 1B 2-H	5 0 2 2 0 1 2										
Doug Rader, R (1, 5) OBP: 0.323, SLG: 0.439		0-0 FC6-4 1-2f		0-0 FC5-4 1-2f	0-0 6-3		0-0 F9		4-0 FC6-4 BB 1-2	4 0 0 0 1 0 4										
Bob Watson, R (1, 3) OBP: 0.263, SLG: 0.444		0-0 F7			0-0 SH 1B 2B	0-0 HR 1B		0-0 HR	0-0 FC6-4 1-2f	5 3 3 1 0 0 3										
Johnny Edwards, L (1, 2) OBP: 0.226, SLG: 0.257			0-0 F6		0-0 FC1 SH 1B	0-0 HR 1-H		0-0 4-3		4 2 1 2 0 0 1										
Tom Griffin, R (1, 1) OBP: 0.091, SLG: 0.095 Jim Bouton, R (5, 1) OBP: 0.471, SLG: 0.400 Fred Gladding, L (9, 1)			0-0 F2		0-0 SH 1B E 1-2 2-3	0-0 6-3		0-0 G6-4-3 1B		1 1 0 0 0 0 0 2 0 1 0 0 0 0 0 0 0 0 0 0 0										
Inning Stats	R: 0 E: 0 K: 1 S: 5	H: 1 LOB: 0 BB: 0 P: 5	R: 0 E: 1 K: 0 S: 4	H: 0 LOB: 1 BB: 0 P: 4	R: 0 E: 0 K: 0 S: 4	H: 1 LOB: 1 BB: 0 P: 4	R: 5 E: 3 K: 0 S: 9	H: 4 LOB: 1 BB: 0 P: 9	R: 2 E: 0 K: 0 S: 5	H: 2 LOB: 0 BB: 0 P: 5	R: 0 E: 0 K: 2 S: 8	H: 0 LOB: 1 BB: 0 P: 8	R: 1 E: 0 K: 0 S: 4	H: 2 LOB: 0 BB: 0 P: 4	R: 1 E: 1 K: 1 S: 7	H: 2 LOB: 2 BB: 1 P: 11	1B: 9 2B: 2 3B: 1 HR: 2	SF: 0 SAC: 1 DP: 2 HBP: 0	WP: 1 PB: 0 SB: 0 CS: 1	PA: 43
PITCHER	IP WLS BF H R ER SO BB IBB HBP BLK WP HR S P ERA WHIP																			
George Stone, L (1, 1) ERA: 3.46	5.0 L 24 7 5 3 1 0 0 0 0 0 0 0 26 26 5.40 1.400																			
Milt Pappas, R (6, 1) ERA: 6.68	2.0 9 2 2 2 2 0 0 0 0 1 1 13 13 9.00 1.000																			
Larry Jaster, L (8, 1) ERA: 6.85	2.0 10 4 2 1 1 1 0 0 0 0 1 11 15 4.50 2.500																			

Houston Astros @ Atlanta Braves
Atlanta Stadium, Atlanta, GA
Sat Jun 20 1970, 7:05 PM EDT
Att: 17,528 - Unknown

AB	41
R	9
H	13
RBI	8
BB	1
SO	4
LOB	15



BOTTOM

Houston Astros @ Atlanta Braves
 Atlanta Stadium, Atlanta, GA
 Sat Jun 20 1970, 7:05 PM EDT
 Att. 17,528 - Unknown

livebaseballscorecards.com

AB	39
R	6
H	12
RBI	6
BB	4
SO	8
LOB	22



WP: 0	PA: 44
PB: 0	
SB: 1	
CS: 0	

Batter	1	2	3	4	5	6	7	8	9	AB	R	H	RBI	BB	SO	LOB
Gil Garrido, R OBP: 0.364, SLG: 0.397 (1, 6) (2, 4)	0-0 F7		0-0 5-3		4-0 1B BB		0-0 F7		0-0 6-3	4	0	0	0	1	0	1
Felix Millan, R OBP: 0.331, SLG: 0.389 Sonny Jackson, L OBP: 0.404, SLG: 0.346 (1, 4) (1, PR) (2, 6)	1-0 HBP		0-0 F4		0-0 1B		0-0 1-2 2-3 3-H 1B		4-0 1B BB	0	0	0	0	0	0	0
Hank Aaron, R OBP: 0.384, SLG: 0.617 (1, 9)	0-3 K			0-0 HR	0-0 F4		0-3 K		0-0 1-H 3B 1B	5	2	2	2	0	2	6
Rico Carty, R OBP: 0.481, SLG: 0.692 (1, 7)	0-0 5-3			4-0 G5-4-3 BB	0-3 K			0-3 K	0-0 1B 3B	4	1	1	1	1	2	5
Orlando Cepeda, R OBP: 0.374, SLG: 0.528 (1, 3)		0-0 6-3		0-0 G5-4-3		0-0 F6		0-0 1B 1B	0-0 1B E 1B	5	1	2	1	0	0	1
Tony Gonzalez, L OBP: 0.304, SLG: 0.330 (1, 8)		0-0 F4		0-0 G3		0-3 K		0-0 F8	0-0 E1 1B	5	0	0	0	0	1	2
Clete Boyer, R OBP: 0.286, SLG: 0.341 (1, 5)		0-0 1B			0-0 2B 1B 1B		0-3 K		0-0 1-2 2-H 1B	5	1	4	1	0	1	0
Bob Didier, S OBP: 0.208, SLG: 0.182 Bob Aspromonte, R OBP: 0.172, SLG: 0.143 (1, 2) (9, PH)		0-0 6-3			0-0 F6		4-0 1B BB		0-3 K	3	0	0	0	1	0	4
George Stone, L OBP: 0.300, SLG: 0.270 Hal King, L OBP: 0.404, SLG: 0.463 Mike Pappas, R Tommie Aaron, R OBP: 0.417, SLG: 0.833 Larry Jaster, L Mike Lum, L OBP: 0.279, SLG: 0.323 (1, 1) (5, PH) (6, 1) (7, PH) (8, 1) (9, PH)			0-3 K		0-0 1B 2B		0-0 P3		0-0 4-3	1	0	0	0	0	1	0

Inning Stats	R: 0	H: 0	E: 0	K: 1	S: 5	H: 0	LOB: 2	BB: 0	P: 6	R: 0	H: 1	E: 0	K: 0	S: 4	R: 0	H: 0	E: 0	K: 1	S: 5	R: 1	H: 1	E: 0	K: 0	S: 3	R: 1	H: 3	E: 0	K: 1	S: 8	R: 0	H: 0	E: 0	K: 2	S: 7	R: 0	H: 1	E: 0	K: 1	S: 6	R: 0	H: 2	E: 0	K: 1	S: 7	R: 4	H: 4	E: 1	K: 1	S: 10	1B: 9	2B: 1	3B: 1	SF: 0	SAC: 0	DP: 1	HBP: 1	WP: 0	PA: 44
--------------	------	------	------	------	------	------	--------	-------	------	------	------	------	------	------	------	------	------	------	------	------	------	------	------	------	------	------	------	------	------	------	------	------	------	------	------	------	------	------	------	------	------	------	------	------	------	------	------	------	-------	-------	-------	-------	-------	--------	-------	--------	-------	--------

PITCHER	IP	WLS	BF	H	R	ER	SO	BB	IBB	HBP	BLK	WP	HR	S	P	ERA	WHIP
Tom Griffin, R ERA: 4.38 (1, 1)	4.1		19	4	2	2	2	2	2	0	0	0	1	20	29	4.15	1.385
Jim Bouton, R ERA: 6.14 (5, 1)	4.1	W	21	6	3	3	5	2	0	0	0	0	0	29	37	6.23	1.846
Fred Gladding, R ERA: 3.13 (9, 1)	0.1	S	4	2	1	0	1	0	0	0	0	0	0	6	6	0.00	6.000

Batter	1	2	3	4	5	6	7	8	9	AB R H RBI BB SO LOB	TOP	
Jesus Alou, R (1, 9) OBP: 0.322, SLG: 0.352 Jack Dilauro, S (7, 1) Cesar Geronimo, L (9, PH)	0-0 WP 1B	0-0			0-0		0-0		1-0 HBP	4 0 1 0 0 0 2 0 0 0 0 0 0 0 0 0 0 0 0 0 0		
Joe Morgan, L (1, 4) OBP: 0.402, SLG: 0.401	0-0 1-2		0-0		0-0		0-0	0-0	0-0 L4	5 0 0 0 0 0 3		
Cesar Cedeno, R (1, 8) OBP: 0.222, SLG: 0.222 (7, 9)	0-3 K		0-0		0-0		0-0	0-0		4 0 0 0 0 1 1		
Tommy Davis, R (1, 7) OBP: 0.305, SLG: 0.399	0-0		0-3 K		0-0		0-0	0-0		4 0 0 0 0 1 1		
Denis Menke, R (1, 6) OBP: 0.381, SLG: 0.440		4-0 HR BB		0-0		0-0		0-0	0-0	3 1 0 0 1 0 0		
Bob Watson, R (1, 3) OBP: 0.279, SLG: 0.491		0-0 HR		4-0 1B BB		0-3 K		0-0	0-0	3 1 1 2 1 1 0		
Marty Martinez, S (1, 5) OBP: 0.304, SLG: 0.302		0-0 SH 1B		0-0 F		0-0		0-0 1B	0-0 2B	4 1 3 0 0 0 1		
Johnny Edwards, L (1, 2) OBP: 0.231, SLG: 0.266		0-0 F		0-0 1-3 1B		0-0 F		0-0 F	0-0 E 2B	4 1 2 1 0 0 2		
Larry Dierker, R (1, 1) OBP: 0.171, SLG: 0.175 Ron Cook, L (5, 1) OBP: 0.600, SLG: 1.000 Jimmy Wynn, R (7, PH) OBP: 0.380, SLG: 0.504 (7, 8)		0-0 SH		0-3 K		0-3 K		0-3 K	0-0 E6 1B	1 0 0 0 0 1 2 0 0 0 0 0 0 0 2 0 1 0 0 1 1		
Inning Stats	R: 0 H: 1 E: 0 LOB: 1 K: 1 BB: 0 S: 6 P: 6	R: 2 H: 2 E: 0 LOB: 1 K: 0 BB: 1 S: 5 P: 9	R: 0 H: 0 E: 0 LOB: 0 K: 1 BB: 0 S: 5 P: 5	R: 0 H: 1 E: 0 LOB: 2 K: 1 BB: 1 S: 6 P: 10	R: 0 H: 0 E: 0 LOB: 0 K: 0 BB: 0 S: 3 P: 3	R: 0 H: 0 E: 0 LOB: 0 K: 1 BB: 0 S: 5 P: 5	R: 0 H: 1 E: 0 LOB: 1 K: 1 BB: 0 S: 6 P: 6	R: 0 H: 0 E: 0 LOB: 0 K: 0 BB: 0 S: 3 P: 3	R: 2 H: 3 E: 1 LOB: 2 K: 0 BB: 0 S: 6 P: 7	1B: 5 SF: 0 2B: 2 SAC: 1 3B: 0 DP: 0 HR: 1 HBP: 1	WP: 1 PA: 38 PB: 0 SB: 0 CS: 0	
PITCHER Jim Nash, R (1, 1) ERA: 3.69 Bob Priddy, R (9, 1) ERA: 4.91	IP WLS BF H R ER SO BB IBB HBP BLK WP HR S P ERA WHIP	8.2 W 37 8 4 3 5 2 0 1 0 1 1 44 53 3.12 1.154	0.1 S 1 0 0 0 0 0 0 0 0 0 0 0 1 1 0.00 0.000	PITCHER IP WLS BF H R ER SO BB IBB HBP BLK WP HR S P ERA WHIP								

Houston Astros @ Atlanta Braves
Atlanta Stadium, Atlanta, GA
Sun Jun 21 1970, 7:05 PM EDT
Att. 17,558 - Unknown

livebaseballscorecards.com

AB 34
R 4
H 8
RBI 3
BB 2
SO 5
LOB 13



Batter	1	2	3	4	5	6	7	8	9
Gil Garrido, R OBP: 0.366, SLG: 0.397 (1, 4)	0-0 	0-0 		0-0 		0-0 		0-0 	
Sonny Jackson, L OBP: 0.406, SLG: 0.350 (1, 6)	0-0 	0-0 		0-0 		0-0 		0-0 	
Hank Aaron, R OBP: 0.390, SLG: 0.645 (1, 9)	0-0 		0-0 	0-0 				0-0 	
Rico Carty, R OBP: 0.482, SLG: 0.701 (1, 7)	0-0 		0-0 	0-3 				0-0 	
Orlando Cepeda, R OBP: 0.372, SLG: 0.523 (1, 3)	0-0 		0-0 		0-0 			0-3 	
Tony Gonzalez, L OBP: 0.307, SLG: 0.330 (1, 8)	4-0 		0-0 	0-3 		0-0 		0-3 	
Clete Boyer, R OBP: 0.282, SLG: 0.335 (1, 5)	0-0 		0-0 		0-0 			0-0 	
Hal King, L OBP: 0.429, SLG: 0.477 (1, 2)		0-0 		0-0 		4-0 		0-0 	
Jim Nash, R OBP: 0.119, SLG: 0.225 (1, 1)		0-3 		0-0 		0-3 		0-3 	
Bob Priddy, R OBP: 0.600, SLG: 0.500 (9, 1)									

AB	R	H	RBI	BB	SO	LOB
5	0	2	0	0	0	2
4	2	2	1	0	0	3
4	2	3	4	0	0	0
4	1	2	1	0	1	1
4	0	1	0	0	1	2
3	0	1	0	1	1	2
4	0	0	0	0	0	4
3	1	2	0	1	0	0
4	0	0	0	0	3	3
0	0	0	0	0	0	0

BOTTOM

Houston Astros @ Atlanta Braves
Atlanta Stadium, Atlanta, GA
Sun Jun 21 1970, 7:05 PM EDT
Att. 17,558 - Unknown

livebaseballscorecards.com

AB	35
R	6
H	13
RBI	6
BB	2
SO	6
LOB	17



Inning Stats	R: 3	H: 3	E: 0	K: 0	S: 6	LOB: 1	BB: 1	P: 10									
PITCHER	IP	WLS	BF	H	R	ER	SO	BB	IBB	HBP	BLK	WP	HR	S	P	ERA	WHIP
Larry Dierker, R ERA: 4.1 (1, 1)	4.0	L	23	10	6	6	2	1	0	0	0	0	0	7	11	0.00	1.000
Ron Cook, L ERA: 3.25 (5, 1)	2.0		6	1	0	0	1	0	0	0	0	0	0	7	11	0.00	1.000
Jack Dilauro, L ERA: 2.6 (7, 1)	2.0		8	2	0	0	3	0	0	0	0	0	0	14	14	0.00	1.000

WP: 0	PA: 37
1B: 10	SF: 0
2B: 0	SAC: 0
3B: 0	DP: 2
HR: 3	HBP: 0
PB: 0	CS: 0
SB: 1	

Batter	1	2	3	4	5	6	7	8	9	AB R H RBI BB SO LOB	TOP	
Dave Campbell, R (1, 4) OBP: 0.301, SLG: 0.326	0-3 K		0-0 F7			0-0 P4			0-0 P5	4 0 0 0 0 1 1	San Diego Padres @ Houston Astros Astrodome, Houston, TX Mon Jun 22 1970, 8:05 PM EDT Att. 14,640 - Unknown livebaseballscorecards.com	
Ron Slocum, R (1, 5) OBP: 0.250, SLG: 0.306 Steve Huntz, S (9, PH) OBP: 0.318, SLG: 0.366	0-0 P6			0-3 K		0-0 F9		0-3 K	3 0 0 0 0 1 0 1 0 0 0 0 1 1			
Cito Gaston, R (1, 8) OBP: 0.385, SLG: 0.549	0-0 HR			0-0 F9		0-3 K			3 1 1 1 0 1 0			
Nate Colbert, R (1, 3) OBP: 0.317, SLG: 0.504	0-3 K			0-3 K		0-0 4-3			3 0 0 0 0 2 0			
Ollie Brown, R (1, 9) OBP: 0.324, SLG: 0.438		0-0 6-3			0-0 6-3			0-0 6-3	3 0 0 0 0 0 0			
Larry Stahl, L (1, 7) OBP: 0.167, SLG: 0.167		0-0 CS 1B			0-3 K			0-0 5-3	3 0 1 0 0 1 0			
Chris Cannizzaro, R (1, 2) OBP: 0.379, SLG: 0.452		0-3 K 1-2			0-0 5-3			0-0 F7	3 0 0 0 0 1 1			
Tommy Dean, R (1, 6) OBP: 0.322, SLG: 0.345 Ray Webster, L (9, PH) OBP: 0.258, SLG: 0.213			0-0 F5			0-0 F9		0-0 1-3	2 0 0 0 0 0 0 1 0 0 0 0 0 0			
Dave Roberts, L (1, 1) OBP: 0.100, SLG: 0.300 Ron Willis, R (7, 1) Al Ferrara, R (9, PH) OBP: 0.383, SLG: 0.467 Jose Arcia, R (9, PR) OBP: 0.241, SLG: 0.302			0-0 1-3			0-3 K		0-0 1B	2 0 0 0 0 1 0 0 0 0 0 0 0 0 1 0 1 0 0 0 0 0 0 0 0 0 0 0			
Inning Stats	R: 1 H: 1 E: 0 LOB: 0 K: 2 BB: 0 S: 8 P: 8	R: 0 H: 1 E: 0 LOB: 0 K: 1 BB: 0 S: 5 P: 5	R: 0 H: 0 E: 0 LOB: 0 K: 0 BB: 0 S: 3 P: 3	R: 0 H: 0 E: 0 LOB: 0 K: 2 BB: 0 S: 7 P: 7	R: 0 H: 0 E: 0 LOB: 0 K: 1 BB: 0 S: 5 P: 5	R: 0 H: 0 E: 0 LOB: 0 K: 1 BB: 0 S: 5 P: 5	R: 0 H: 0 E: 0 LOB: 0 K: 1 BB: 0 S: 5 P: 5	R: 0 H: 0 E: 0 LOB: 0 K: 1 BB: 0 S: 3 P: 3	R: 0 H: 1 E: 0 LOB: 1 K: 1 BB: 0 S: 6 P: 6	1B: 2 SF: 0 2B: 0 SAC: 0 3B: 0 DP: 0 HR: 1 HBP: 0	WP: 0 PA: 29 PB: 0 SB: 0 CS: 1	
PITCHER Don Wilson, R (1, 1) ERA: 4.94	IP WLS BF H R ER SO BB IBB HBP BLK WP HR S P ERA WHIP	9.0 W 29 3 1 1 9 0 0 0 0 0 1 47 47 1.00 0.333										

San Diego Padres @ Houston Astros
Astrodome, Houston, TX
Mon Jun 22 1970, 8:05 PM EDT
Att. 14,640 - Unknown

AB	29
R	1
H	3
RBI	1
BB	0
SO	9
LOB	3



Batter	1	2	3	4	5	6	7	8	9
Jesus Alou, R OBP: 0.312, SLG: 0.340 (1, 7)	0-0 E5 F9	0-0 FC5 2-3f			0-0 4-3		0-0 F8	0-0 4-3	
Joe Morgan, L OBP: 0.399, SLG: 0.413 (1, 4)	0-0 F9 2-3		0-0 F7		0-0 F8		0-0 HR		
Jimmy Wynn, R OBP: 0.378, SLG: 0.498 (1, 8)	0-3 K		0-3 K		0-3 K		4-0 E S BB		
Cesar Cedeno, R OBP: 0.154, SLG: 0.154 (1, 9)	0-0 6-3		0-3 K		0-3 K		0-0 F8		
Denis Menke, R OBP: 0.383, SLG: 0.439 (1, 6)		0-0 P3		0-0 4-3		0-0 1B 1B	4-0 1-3 BB		
Bob Watson, R OBP: 0.308, SLG: 0.508 (1, 3)		0-0 1B 1B		0-0 2B 1B		0-0 FC5 1B 1B	0-0 4-3		
Marty Martinez, S OBP: 0.333, SLG: 0.321 (1, 5)		0-0 1B FC1 1B		0-0 F9		0-0 1-2 3-H 1B	4-0 1-3 BB		
Johnny Edwards, L OBP: 0.236, SLG: 0.274 (1, 2)		0-0 FC5 FC1 1B		0-0 1-H 2B		0-3 K	0-0 1-3		
Don Wilson, R OBP: 0.118, SLG: 0.176 (1, 1)		0-0 FC1 1-2 3-H		0-0 1-3		0-0 FC5 2-3f	0-0 1-3		

AB	R	H	RBI	BB	SO	LOB
5	0	0	0	0	0	3
4	1	1	1	0	0	1
3	0	0	0	1	3	1
4	0	0	0	0	2	2
3	1	1	0	1	0	0
4	2	3	0	0	0	2
3	0	2	1	1	0	1
4	0	2	2	0	1	3
4	0	0	0	0	0	6

BOTTOM

San Diego Padres @ Houston Astros
Astrodome, Houston, TX
Mon Jun 22 1970, 8:05 PM EDT
Att. 14,640 - Unknown

livebaseballscorecards.com

AB	34
R	4
H	9
RBI	4
BB	3
SO	6
LOB	19



1B: 7	SF: 0	WP: 0	PA: 37
2B: 1	SAC: 0	PB: 0	
3B: 0	DP: 0	SB: 1	
HR: 1	HBP: 0	CS: 0	

Inning Stats		R	H	E	K	S	P	IP	WLS	BF	H	R	ER	SO	BB	IBB	HBP	BLK	WP	HR	S	P	ERA	WHIP
Pitcher		0	0	1	6	6	6.2																	
Pitcher		1	3	0	6	6	1.1																	

Pitcher		IP	WLS	BF	H	R	ER	SO	BB	IBB	HBP	BLK	WP	HR	S	P	ERA	WHIP
Dave Roberts, L ERA: 3.12		6.2	L	32	9	4	4	6	2	0	0	0	0	1	42	50	5.40	1.650
Ron Willis, R ERA:		1.1		5	0	0	0	0	1	0	0	0	0	0	4	8	0.00	0.750

Batter	1	2	3	4	5	6	7	8	9	AB R H RBI BB SO LOB	TOP											
Dave Campbell, R (1, 4) OBP: 0.300, SLG: 0.328	0-0 5-3		0-0 F7			0-0 E7 2B		0-0 F5		4 0 1 0 0 0 0	San Diego Padres @ Houston Astros Astrodome, Houston, TX Tue Jun 23 1970, 8:05 PM EDT Att. 11,666 - Unknown											
Ron Slocum, R (1, 5) OBP: 0.256, SLG: 0.308 Al Ferrara, R (8, PH) OBP: 0.381, SLG: 0.464 Jose Arcia, R (8, 5) OBP: 0.241, SLG: 0.302	0-0 E 1B		0-0 5-3			0-3 K		0-0 4-3		3 0 1 0 0 1 1 1 0 0 0 0 0 0 0 0 0 0 0 0 0												
Cito Gaston, R (1, 8) OBP: 0.386, SLG: 0.549	0-0 E8 1-3 1B			0-0 1B 7-2 1B		0-0 L4		0-3 K		4 0 2 0 0 1 1												
Ray Webster, L (1, 3) OBP: 0.271, SLG: 0.231	0-3 K			0-0 1-3 1B		0-0 F8			0-0 1B SF8 1B	4 1 2 0 0 1 3												
Ollie Brown, R (1, 9) OBP: 0.323, SLG: 0.434	0-3 K			0-3 K			0-0 FC1-6 1B		0-0 F7	4 0 1 0 0 2 5												
Larry Stahl, L (1, 7) OBP: 0.100, SLG: 0.100		0-0 G3		0-0 7-2		0-0 FC1-6 E 1-2f		0-0 E4 SF8 1B 1-2		4 0 0 0 0 0 4												
Chris Cannizzaro, R (1, 2) OBP: 0.376, SLG: 0.447			0-0 F8		0-0 6-3		0-0 F4		0-0 1-2 2-3 1B	4 0 1 0 0 0 1												
Tommy Dean, R (1, 6) OBP: 0.315, SLG: 0.336 Steve Huntz, S (9, PH) OBP: 0.316, SLG: 0.366		0-0 4-3			0-3 K		0-0 E5 1-2		0-0 SF8 2-3 3-H	3 0 0 0 0 1 1 0 0 0 1 0 0 0												
Danny Coombs, R (1, 1) OBP: 0.077, SLG: 0.080 Ivan Murrell, R (9, PH) OBP: 0.291, SLG: 0.416			0-3 K		0-3 K		0-3 K		0-3 K	3 0 0 0 0 3 2 1 0 0 0 0 1 2												
Inning Stats	R: 0 E: 1 K: 2 S: 9	H: 2 LOB: 2 BB: 0 P: 9	R: 0 E: 0 K: 0 S: 3	H: 0 LOB: 0 BB: 0 P: 3	R: 0 E: 0 K: 1 S: 5	H: 0 LOB: 0 BB: 0 P: 5	R: 0 E: 0 K: 1 S: 6	H: 2 LOB: 1 BB: 0 P: 6	R: 0 E: 0 K: 2 S: 7	H: 0 LOB: 0 BB: 0 P: 7	R: 0 E: 1 K: 1 S: 6	H: 1 LOB: 1 BB: 0 P: 6	R: 0 E: 1 K: 1 S: 7	H: 1 LOB: 2 BB: 0 P: 7	R: 0 E: 0 K: 1 S: 5	H: 0 LOB: 0 BB: 0 P: 5	R: 1 E: 1 K: 1 S: 8	H: 2 LOB: 2 BB: 0 P: 8	1B: 7 2B: 2 3B: 0 HR: 0	SF: 1 SAC: 0 DP: 1 HBP: 0	WP: 0 PB: 0 SB: 0 CS: 0	PA: 36
PITCHER Jack Billingham, R (1, 1) ERA: 3.18	IP: 9.0 WLS: W BF: 36 H: 8 R: 1 ER: 0 SO: 10 BB: 0 IBB: 0 HBP: 0 BLK: 0 WP: 0 HR: 0 S: 56 P: 56 ERA: 0.00 WHIP: 0.889											PITCHER IP: WLS: BF: H: R: ER: SO: BB: IBB: HBP: BLK: WP: HR: S: P: ERA: WHIP:										

livebaseballscorecards.com

AB	35
R	1
H	8
RBI	1
BB	0
SO	10
LOB	20



Batter	1	2	3	4	5	6	7	8	9	AB	R	H	RBI	BB	SO	LOB
Jesus Alou, R OBP: 0.317, SLG: 0.340 (1, 7)	4-0 FC4-6 BB		0-0 5-3		0-0 1B		0-0 E5			3	0	1	0	1	0	1
Joe Morgan, L OBP: 0.393, SLG: 0.405 (1, 4)	0-0 FC4-6 1-2f		0-0 E3 5-3		0-3 K		0-3 K			4	0	0	0	0	2	4
Cesar Cedeno, R OBP: 0.118, SLG: 0.118 (1, 9)	0-0 F9 1-2		0-0 5-3 2-3			0-0 F2		0-0 2-3		4	0	0	0	0	0	2
Bob Watson, R OBP: 0.304, SLG: 0.523 (1, 3)	0-0 5-3		0-0 F3			0-0 F8		0-0 2B 3B		4	1	1	0	0	0	2
Joe Pepitone, L OBP: 0.302, SLG: 0.487 (9, 3)										0	0	0	0	0	0	0
Denis Menke, R OBP: 0.381, SLG: 0.434 (1, 6)		0-0 F8		4-0 G5-4-3 BB		0-0 6-3		0-0 F3		3	0	0	0	1	0	1
Jimmy Wynn, R OBP: 0.384, SLG: 0.510 (1, 8)		0-0 S 1B		0-0 G5-4-3 1-2f			0-0 SH1-4 E 2B	0-0 3-H 2B		4	1	3	1	0	0	1
Doug Rader, R OBP: 0.323, SLG: 0.435 (1, 5)		0-0 5-3 1-2		0-0 F8			0-0 SH1-4 2-3	4-0 IBB		2	0	0	0	1	0	1
Johnny Edwards, L OBP: 0.240, SLG: 0.272 (1, 2)		4-0 IBB			0-0 F8		4-0 E IBB	0-0 4-3		2	0	0	0	2	0	2
Jack Billingham, R OBP: 0.100, SLG: 0.053 (1, 1)		0-3 K			0-0 6-3		0-3 K			3	0	0	0	0	2	4

Inning Stats	R: 0 E: 0 K: 0 S: 3	H: 0 LOB: 1 BB: 1 P: 7	R: 0 E: 0 K: 1 S: 6	H: 1 LOB: 2 BB: 1 P: 10	R: 0 E: 1 K: 0 S: 4	H: 0 LOB: 1 BB: 0 P: 4	R: 0 E: 0 K: 0 S: 2	H: 0 LOB: 0 BB: 1 P: 6	R: 0 E: 0 K: 1 S: 6	H: 1 LOB: 1 BB: 0 P: 6	R: 0 E: 0 K: 0 S: 3	H: 0 LOB: 0 BB: 0 P: 3	R: 1 E: 1 K: 2 S: 9	H: 1 LOB: 2 BB: 1 P: 13	R: 1 E: 0 K: 0 S: 5	H: 2 LOB: 2 BB: 1 P: 9	1B: 2 2B: 2 3B: 1 HR: 0	SF: 0 SAC: 1 DP: 1 HBP: 0	WP: 0 PB: 0 SB: 2 CS: 0	PA: 35	
PITCHER Danny Coombs, L ERA: 2.07 (1, 1)	IP 8.0	WLS L	BF 35	H 5	R 2	ER 1	SO 4	BB 2	IBB 3	HBP 0	BLK 0	WP 0	HR 0	S 38	P 58	ERA 1.12	WHIP 0.875				
PITCHER	IP	WLS	BF	H	R	ER	SO	BB	IBB	HBP	BLK	WP	HR	S	P	ERA	WHIP				


BOTTOM

San Diego Padres @ Houston Astros
Astrodome, Houston, TX

Tue Jun 23 1970, 8:05 PM EDT
Att. 11,666 - Unknown

livebaseballscorecards.com

AB	29
R	2
H	5
RBI	1
BB	5
SO	4
LOB	18



Batter	1	2	3	4	5	6	7	8	9	AB R H RBI BB SO LOB	TOP											
Jose Arcia, R (1, 6) <small>OBP: 0.242, SLG: 0.286</small> Steve Huntz, S (9, PH) <small>OBP: 0.319, SLG: 0.366</small> Tommy Dean, R (9, PR) <small>OBP: 0.315, SLG: 0.336</small>	0-3 K		0-3 K		H 1-0 FC5-4 HBP	0-0 5-3		B 4-0 SH1-4 BB	3 0 0 0 0 2 0 0 0 0 0 1 0 0 0 0 0 0 0 0 0													
Dave Campbell, R (1, 4) <small>OBP: 0.296, SLG: 0.324</small>	0-0 4-3		0-0 5-3		0-0 FC5-4 WP 1B		0-0 6-3	0-0 SH1-4	4 0 0 0 0 0 2													
Cito Gaston, R (1, 8) <small>OBP: 0.390, SLG: 0.559</small>	0-0 BB 1B		0-0 HR		0-0 6-3		4-0 BB	0-3 K	4 1 2 1 1 1 3													
Al Ferrara, R (1, 7) <small>OBP: 0.382, SLG: 0.455</small>	4-0 1-2 BB		0-0 F3		0-0 1B BB		0-0 F2	0-0 F7	3 0 0 0 2 0 3													
Nate Colbert, R (1, 3) <small>OBP: 0.319, SLG: 0.504</small>	0-3 K			0-0 1B	0-0 1B		0-3 K		4 0 2 0 0 2 3													
Ollie Brown, R (1, 9) <small>OBP: 0.325, SLG: 0.444</small>		0-0 2B		0-0 F8		0-0 HR 2B		0-0 F2	4 1 2 0 0 0 1													
Ed Spiezio, R (1, 5) <small>OBP: 0.377, SLG: 0.400</small>		0-0 F8		0-0 F7		0-0 F8		0-0 1-3	4 0 0 0 0 0 3													
Bob Barton, R (1, 2) <small>OBP: 0.333, SLG: 0.398</small>		0-3 K		0-0 F8		0-0 HR		0-0 1B	4 1 2 2 0 1 2													
Al Santorini, R (1, 1) Ron Herbel, R (3, 1) Ron Slocum, R (5, PH) <small>OBP: 0.273, SLG: 0.308</small> Gary Ross, R (5, 1) <small>OBP: 0.600, SLG: 0.600</small> Ivan Murrell, R (6, PH) <small>OBP: 0.289, SLG: 0.413</small> Ron Willis, R (6, 1) Ray Webster, L (8, PH) <small>OBP: 0.268, SLG: 0.227</small> Pat Dobson, R (8, 1) <small>OBP: 0.235, SLG: 0.161</small>		0-3 K		4-0 FC5-4 HBP WP BB	0-3 K		0-0 6-3	1 0 0 0 0 0 1 1 0 0 0 0 0 0 0 0 0 1 0 0 0 1 0 0 0 0 0 0 0 0 0 0 1 0 0 0 0 1 0 0 0 0 0 0 0 0 0 0 1 0 0 0 0 0 0 1 0 0 0 0 0 0 0 0														
Inning Stats	R: 0 E: 0 K: 2 S: 8	H: 1 LOB: 2 BB: 1 P: 12	R: 0 E: 0 K: 2 S: 8	H: 1 LOB: 1 BB: 0 P: 8	R: 1 E: 0 K: 1 S: 6	H: 1 LOB: 0 BB: 0 P: 6	R: 0 E: 0 K: 0 S: 4	H: 1 LOB: 1 BB: 0 P: 4	R: 1 E: 0 K: 0 S: 3	H: 1 LOB: 2 BB: 2 P: 12	R: 2 E: 0 K: 1 S: 7	H: 2 LOB: 0 BB: 0 P: 7	R: 0 E: 0 K: 1 S: 5	H: 0 LOB: 1 BB: 1 P: 9	R: 0 E: 0 K: 0 S: 4	H: 1 LOB: 1 BB: 0 P: 4	R: 0 E: 0 K: 1 S: 5	H: 0 LOB: 2 BB: 1 P: 9	1B: 4 2B: 2 3B: 0 HR: 2	SF: 0 SAC: 1 DP: 0 HBP: 1	WP: 1 PB: 0 SB: 0 CS: 0	PA: 40
PITCHER	IP WLS BF H R ER SO BB IBB HBP BLK WP HR S P ERA WHIP																					
Denny Lemaster, L (1, 1) <small>ERA: 4.68</small> Jim Ray, R (6, 1) <small>ERA: 4.24</small> Fred Gladding, R (9, 1) <small>ERA: 3.03</small>	5.1 W 26 7 4 4 5 3 0 1 0 1 2 32 45 6.75 1.875																					

San Diego Padres @ Houston Astros
 Astrodome, Houston, TX
 Wed Jun 24 1970, 8:05 PM EDT
 Att. 14,017 - Dome

livebaseballscorecards.com

AB 33
R 4
H 8
RBI 3
BB 5
SO 8
LOB 19



Batter	1	2	3	4	5	6	7	8	9
Cesar Cedeno, R OBP: 0.227, SLG: 0.190 (1, 9)	0-0 BB HR 1B	0-0 F4	0-0 5-3			H 1-0 FC1-6 HBP		X 0-0 1B	
Joe Morgan, L OBP: 0.393, SLG: 0.399 (1, 4)	4-0 1-2 HR BB	4-0 S BB		X 0-0 F2		X 0-0 FC1-6 FC1-5 1-2f 2-3		X 0-0 L9	
Jimmy Wynn, R OBP: 0.385, SLG: 0.520 (1, 8)	0-0 1-H 2-H HR	4-0 1-2 BB		X 0-0 6-3		X 0-0 FC1-5 1-2 3-H			
Joe Pepitone, L OBP: 0.297, SLG: 0.478 (1, 7) (8, 3)	0-0 F6	0-0 F9		S 0-3 K		X 0-0 L9			
Denis Menke, R OBP: 0.383, SLG: 0.435 (1, 6)	0-0 E 1B		X 0-0 BB 1B 1B		X 0-0 6-3		X 0-0 5-3		
Bob Watson, R OBP: 0.329, SLG: 0.551 Jesus Alou, R OBP: 0.317, SLG: 0.340 (1, 3) (8, 7)	0-0 L6		X 0-0 BB 1B 1B		X 0-0 4-3 CS 2B		X 0-0 G5-4-3 1B		
Doug Rader, R OBP: 0.322, SLG: 0.430 (1, 5)	0-0 E6 1-2		B B B 4-0 1-2 2-3 1B SH3 BB		X 0-0 4-3 2-3		X 0-0 G5-4-3 1-2f		
Johnny Edwards, L OBP: 0.244, SLG: 0.273 (1, 2)	0-0 4-3		X 0-0 SH3 1B 1-3 2-H 3-H		X 4-0 IBB		S 0-3 K		
Denny Lemaster, R OBP: 0.211, SLG: 0.094 Jim Ray, R OBP: 0.267, SLG: 0.267 Fred Gladding, L (1, 1) (6, 1) (9, 1)		X 0-0 L8	X 0-0 SH3 1B 1-2 3-H		X 0-0 CS 3-H	X 0-0 FC1-6 HBP FC1-5 1B		X 0-0 4-3	

Inning Stats	R: 3	H: 3	E: 1	LOB: 2	K: 0	P: 11	R: 0	H: 0	E: 0	LOB: 2	K: 0	P: 11	R: 2	H: 3	E: 0	LOB: 1	K: 0	P: 9	R: 0	H: 0	E: 0	LOB: 0	K: 1	P: 5	R: 0	H: 1	E: 0	LOB: 1	K: 0	P: 7	R: 0	H: 1	E: 0	LOB: 2	K: 0	P: 5	R: 0	H: 1	E: 0	LOB: 0	K: 0	P: 3	R: 0	H: 1	E: 0	LOB: 1	K: 1	P: 6
	S: 7	BB: 1					S: 3	BB: 2					S: 5	BB: 1					S: 5	BB: 0					S: 3	BB: 0							S: 4	BB: 0							S: 3	BB: 0						

PITCHER	IP	WLS	BF	H	R	ER	SO	BB	IBB	HBP	BLK	WP	HR	S	P	ERA	WHIP
Al Santorini, R ERA: 5.09 (1, 1)	2.0	L	16	5	5	5	0	4	0	0	0	0	1	12	28	22.50	4.500
Ron Herbel, R ERA: 3.69 (3, 1)	2.0		6	1	0	0	1	0	0	0	0	0	0	8	8	0.00	0.500
Gary Ross, R ERA: 6.13 (5, 1)	1.0		4	1	0	0	0	0	1	0	0	0	0	3	7	0.00	1.000
Ron Willis, R ERA: (6, 1)	2.0		8	2	0	0	0	0	0	1	0	0	0	7	8	0.00	1.000
Pat Dobson, R ERA: 4.28 (8, 1)	1.0		4	1	0	0	1	0	0	0	0	0	0	6	6	0.00	1.000

BOTTOM

San Diego Padres @ Houston Astros
Astrodome, Houston, TX
Wed Jun 24 1970, 8:05 PM EDT
Att. 14,017 - Dome

AB	R	H	RBI	BB	SO	LOB
4	1	2	0	0	0	1
3	1	0	0	2	0	3
3	1	1	3	1	0	2
4	0	0	0	0	1	4
4	1	2	0	0	0	0
4	0	3	0	0	0	1
0	0	0	0	0	0	0
3	1	0	0	1	0	3
3	0	1	1	1	1	2
1	0	0	1	0	0	0
2	0	1	0	0	0	0
0	0	0	0	0	0	0

AB	31
R	5
H	10
RBI	5
BB	5
SO	2
LOB	16



1B:	8	SF:	0	WP:	0	PA:	39
2B:	1	SAC:	1	PB:	0		
3B:	0	DP:	1	SB:	1		
HR:	1	HBP:	1	CS:	1		

PITCHER	IP	WLS	BF	H	R	ER	SO	BB	IBB	HBP	BLK	WP	HR	S	P	ERA	WHIP
Al Santorini, R ERA: 5.09 (1, 1)	2.0	L	16	5	5	5	0	4	0	0	0	0	1	12	28	22.50	4.500
Ron Herbel, R ERA: 3.69 (3, 1)	2.0		6	1	0	0	1	0	0	0	0	0	0	8	8	0.00	0.500
Gary Ross, R ERA: 6.13 (5, 1)	1.0		4	1	0	0	0	0	1	0	0	0	0	3	7	0.00	1.000
Ron Willis, R ERA: (6, 1)	2.0		8	2	0	0	0	0	0	1	0	0	0	7	8	0.00	1.000
Pat Dobson, R ERA: 4.28 (8, 1)	1.0		4	1	0	0	1	0	0	0	0	0	0	6	6	0.00	1.000

Batter	1	2	3	4	5	6	7	8	9	AB R H RBI BB SO LOB	TOP						
Pete Rose, S OBP: 0.388, SLG: 0.491 (1, 9) X	0-0 1B		0-0 F9		0-0 CS 1B			0-0 G3		4 0 2 0 0 0 1							
Bobby Tolan, L OBP: 0.404, SLG: 0.511 (1, 8) X	0-0 P6		0-0 FC6-4 1B		0-3 K 1-2			0-0 HR		4 1 2 1 0 1 2							
Tony Perez, R OBP: 0.435, SLG: 0.689 (1, 5) S S S	0-3 K		0-0 FC6-4 E 1-2f 2-3		0-0 F9			0-0 G6-4-3 1B		4 0 1 0 0 1 3							
Johnny Bench, R OBP: 0.350, SLG: 0.668 (1, 2) S S S	0-3 K		0-0 E5 FC6-4 1-2 3-H		0-0 P5			0-0 G6-4-3 1-2f		4 0 0 0 0 1 3							
Lee May, R OBP: 0.311, SLG: 0.553 (1, 3) S S S		0-3 K	0-0 FC6-4 1-2f		0-3 K			0-0 SH1-4 1B		4 1 1 0 0 2 2							
Bernie Carbo, L OBP: 0.473, SLG: 0.592 (1, 7) S S S		0-3 K			0-0 6-3			0-0 SH1-4 1-2		3 0 0 0 0 2 0 0 0 0 0 0 0 0							
Jimmy Stewart, S OBP: 0.245, SLG: 0.245 (9, 7) S S S																	
Tommy Helms, R OBP: 0.234, SLG: 0.248 (1, 4) B B B		4-0 BB			0-0 2-3 1B			0-0 F9		3 0 2 1 1 0 0							
Woody Woodward, R OBP: 0.305, SLG: 0.284 (1, 6) X	0-0 P4				0-0 2-3 1-2			0-3 K		4 0 0 0 0 1 3							
Wayne Simpson, R OBP: 0.087, SLG: 0.067 (1, 1) X			0-0 FC6-4 E 1B		0-3 K			0-3 K		3 1 1 0 0 2 1							
Wayne Granger, R (9, 1)										0 0 0 0 0 0 0							
Darrel Chaney, S OBP: 0.235, SLG: 0.260 (9, 6) S S S										0 0 0 0 0 0 0							
Inning Stats	R: 0 E: 0 K: 2 S: 8 H: 1 LOB: 1 BB: 0 P: 8	R: 0 E: 0 K: 2 S: 7 H: 0 LOB: 1 BB: 1 P: 11	R: 1 E: 1 K: 0 S: 6 H: 2 LOB: 2 BB: 0 P: 6	R: 0 E: 0 K: 1 S: 6 H: 1 LOB: 1 BB: 0 P: 6	R: 0 E: 0 K: 1 S: 5 H: 1 LOB: 0 BB: 0 P: 5	R: 0 E: 0 K: 2 S: 7 H: 0 LOB: 0 BB: 0 P: 7	R: 0 E: 0 K: 2 S: 7 H: 0 LOB: 0 BB: 0 P: 7	R: 0 E: 0 K: 2 S: 4 H: 0 LOB: 0 BB: 0 P: 4	R: 1 E: 0 K: 0 S: 4 H: 2 LOB: 0 BB: 0 P: 4	R: 1 E: 0 K: 0 S: 4 H: 2 LOB: 0 BB: 0 P: 4	1B: 8 2B: 1 3B: 0 HR: 1 SF: 0 SAC: 1 DP: 3 HBP: 0	WP: 0 PB: 0 SB: 0 CS: 1 PA: 35					
PITCHER	IP WLS BF H R ER SO BB IBB HBP BLK WP HR S P ERA WHIP																
Larry Dierker, R ERA: 3.87 (1, 1)	7.0		27	5	1	0	10	1	0	0	0	0	0	0	0.00	0.857	
Jim Bouton, R ERA: 6.32 (8, 1)	1.1	L	7	4	2	2	0	0	0	0	0	0	1	7	7	13.50	3.000
Fred Gladding, R ERA: 2.97 (9, 1)	0.2		1	0	0	0	0	0	0	0	0	0	0	1	1	0.00	0.000

Cincinnati Reds @ Houston Astros
Astrodome, Houston, TX
Fri Jun 26 1970, 8:05 PM EDT
Att. 24,710 - Dome

livebaseballscorecards.com

AB	33
R	3
H	9
RBI	2
BB	1
SO	10
LOB	15



Batter	1	2	3	4	5	6	7	8	9	AB R H RBI BB SO LOB	TOP											
Pete Rose, S (1, 9) OBP: 0.388, SLG: 0.493	0-0 F8	0-0 L1			0-0 3-1		0-0 SF7 1B 2B	0-0 1B		5 1 2 0 0 0 1												
Bobby Tolan, L (1, 8) OBP: 0.400, SLG: 0.504	0-3 K		0-0 G3		4-0 1B BB		0-0 SF7	0-3 K		3 1 0 1 1 2 2												
Tony Perez, R (1, 5) OBP: 0.440, SLG: 0.695	0-0 1B 1B		0-0 2B		0-0 1B		0-0 FC6-4 1B		0-0 P3	5 0 4 2 0 0 0												
Johnny Bench, R (1, 2) OBP: 0.347, SLG: 0.660	0-0 1B		0-0 P5		0-0 5-3		0-0 F7		0-0 P3	5 0 1 0 0 0 3												
Lee May, R (1, 3) OBP: 0.305, SLG: 0.543	0-3 K		0-0 6-3			0-0 F7	0-0 FC6-4		0-0 F7	5 0 0 0 0 1 4												
Bernie Carbo, L (1, 7) OBP: 0.478, SLG: 0.613		0-0 2B 1B		0-0 F8		4-0 1B BB		0-0 HR		3 2 2 1 1 0 0												
Jimmy Stewart, S (8, 7) OBP: 0.245, SLG: 0.245										0 0 0 0 0 0 0												
Tommy Helms, R (1, 4) OBP: 0.238, SLG: 0.256		0-0 F8 2B		0-0 6-3		0-0 1B		0-0 F9		4 0 2 1 0 0 0												
Dave Concepcion, R (1, 6) OBP: 0.350, SLG: 0.360		0-0 P4		0-0 F9		0-0 G4-6-3		0-0 1B SH1-4 1B		4 0 1 0 0 0 3												
Jim Merritt, L (1, 1) OBP: 0.163, SLG: 0.146		0-0 F8			0-3 K		0-0 2B SF7 1B		0-0 SH1-4	3 1 1 0 0 1 1												
Clay Carroll, R (9, 1)										0 0 0 0 0 0 0												
Inning Stats	R: 0 E: 0 K: 2 S: 9	H: 2 LOB: 2 BB: 0 P: 9	R: 1 E: 0 K: 0 S: 5	H: 2 LOB: 1 BB: 0 P: 5	R: 0 E: 0 K: 0 S: 4	H: 1 LOB: 1 BB: 0 P: 4	R: 0 E: 0 K: 0 S: 3	H: 0 LOB: 0 BB: 0 P: 3	R: 1 E: 0 K: 1 S: 6	H: 1 LOB: 1 BB: 1 P: 10	R: 0 E: 0 K: 0 S: 3	H: 1 LOB: 1 BB: 1 P: 7	R: 2 E: 0 K: 0 S: 6	H: 3 LOB: 1 BB: 0 P: 6	R: 1 E: 0 K: 1 S: 8	H: 3 LOB: 2 BB: 0 P: 8	R: 0 E: 0 K: 0 S: 3	H: 0 LOB: 0 BB: 0 P: 3	1B: 9 2B: 3 3B: 0 HR: 1	SF: 1 SAC: 1 DP: 1 HBP: 0	WP: 0 PB: 0 SB: 1 CS: 0	PA: 41
PITCHER	IP WLS BF H R ER SO BB IBB HBP BLK WP HR S P ERA WHIP																					
Tom Griffin, R (1, 1) ERA: 4.5	6.0 L 28 9 4 4 3 2 0 0 0 0 0 0 32 40 6.00 1.833																					
Jack Dilauro, L (7, 1) ERA: 2.55	0.1 1 0 0 0 0 0 0 0 0 0 0 0 1 1 0.00 0.000																					
Jim Ray, R (7, 1) ERA: 4.3	1.1 8 4 1 1 0 0 0 0 0 0 0 1 8 8 6.75 3.000																					
Ron Cook, L (8, 1) ERA: 3.22	0.1 1 0 0 0 1 0 0 0 0 0 0 0 3 3 0.00 0.000																					
Jim Bouton, R (9, 1) ERA: 6.2	1.0 3 0 0 0 0 0 0 0 0 0 0 0 3 3 0.00 0.000																					

Cincinnati Reds @ Houston Astros
Astrodome, Houston, TX
Sat Jun 27 1970, 8:05 PM EDT
Att. 28,913 - Dome

livebaseballscorecards.com

AB	37
R	5
H	13
RBI	5
BB	2
SO	4
LOB	14



Batter	1	2	3	4	5	6	7	8	9	AB R H RBI BB SO LOB	TOP											
Pete Rose, S (1, 9) OBP: 0.386, SLG: 0.500	0-0 HR		0-0 4-3		0-0 P4			0-0 F8		4 1 1 1 0 0 1												
Bobby Tolan, L (1, 8) OBP: 0.401, SLG: 0.516	0-0 HR		0-0 F7		0-0 F7			0-0 CS 1B		4 1 2 1 0 0 1												
Tony Perez, R (1, 5) OBP: 0.438, SLG: 0.699	0-0 F8		0-0 P4					0-0 CS 1-2	0-0 HR	4 1 1 1 0 0 0												
Johnny Bench, R (1, 2) OBP: 0.346, SLG: 0.653	0-0 5-3			4-0 4-3 WP BB				0-0 F8	0-0 F7	3 0 0 0 1 0 0												
Lee May, R (1, 3) OBP: 0.304, SLG: 0.539	0-0 WP 1B			0-0 F9 1-2				0-0 P6	0-3 K	4 0 1 0 0 1 1												
Bernie Carbo, L (1, 7) OBP: 0.469, SLG: 0.597	0-3 K			0-0 4-3 2-3				0-0 F8	0-3 K	4 0 0 0 0 2 2												
Jimmy Stewart, S (9, 7) OBP: 0.245, SLG: 0.245	1-2 K									0 0 0 0 0 0 0												
Tommy Helms, R (1, 4) OBP: 0.236, SLG: 0.253		0-0 F9		0-0 4-3				0-0 6-3		3 0 0 0 0 0 1												
Woody Woodward, R (1, 6) OBP: 0.306, SLG: 0.286		0-0 6-3						0-0 6-3 WP 1B		3 0 1 0 0 0 0												
Gary Nolan, R (1, 1) OBP: 0.179, SLG: 0.086		0-3 K						0-0 6-3	0-0 1-3	2 0 0 0 0 1 1												
Angel Bravo, L (8, PH) OBP: 0.350, SLG: 0.265										1 0 0 0 0 0 0												
Clay Carroll, R (8, 1)										0 0 0 0 0 0 0												
Inning Stats	R: 2 E: 0 K: 1 S: 8	H: 3 LOB: 1 BB: 0 P: 8	R: 0 E: 0 K: 1 S: 5	H: 0 LOB: 0 BB: 0 P: 5	R: 0 E: 0 K: 0 S: 3	H: 0 LOB: 1 BB: 1 P: 3	R: 0 E: 0 K: 0 S: 3	H: 0 LOB: 1 BB: 1 P: 7	R: 0 E: 0 K: 0 S: 4	H: 1 LOB: 1 BB: 0 P: 4	R: 0 E: 0 K: 0 S: 3	H: 0 LOB: 0 BB: 0 P: 3	R: 0 E: 0 K: 0 S: 3	H: 0 LOB: 0 BB: 0 P: 3	R: 0 E: 0 K: 2 S: 3	H: 1 LOB: 0 BB: 0 P: 3	R: 1 E: 0 K: 2 S: 8	H: 1 LOB: 0 BB: 0 P: 8	1B: 3 2B: 0 3B: 0 HR: 3	SF: 0 SAC: 0 DP: 0 HBP: 0	WP: 3 PB: 0 SB: 0 CS: 1	PA: 34
PITCHER Don Wilson, R (1, 1) ERA: 4.63	IP: 9.0 WLS: L BF: 33 H: 6 R: 3 ER: 3 SO: 4 BB: 1 IBB: 0 HBP: 0 BLK: 0 WP: 3 HR: 3 S: 40 P: 44 ERA: 3.00 WHIP: 0.778											PITCHER IP: WLS: BF: H: R: ER: SO: BB: IBB: HBP: BLK: WP: HR: S: P: ERA: WHIP										

Cincinnati Reds @ Houston Astros
Astrodome, Houston, TX
Sun Jun 28 1970, 4:33 AM EDT
Att. 27,040 - Dome

AB	32
R	3
H	6
RBI	3
BB	1
SO	4
LOB	7



livebaseballscorecards.com

Batter	1	2	3	4	5	6	7	8	9	AB R H RBI BB SO LOB
Cesar Cedeno, R (1, 9) OBP: 0.200, SLG: 0.152	4-0 1B G6-4-3 BB		0-0 L5		0-0 6-3		0-0 S 1B		0-3 K	4 1 1 0 1 1 0
Joe Morgan, L (1, 4) OBP: 0.394, SLG: 0.389	0-0 G6-4-3 1B		0-0 P6		0-0 F8		4-0 FC5-4 BB			3 0 1 0 1 0 0
Jimmy Wynn, R (1, 8) OBP: 0.363, SLG: 0.506	0-0 G6-4-3 1-2f 3-H			4-0 BB 2B BB	4-0 BB		0-0 FC5-4 1-2f			2 1 0 0 2 0 3
Joe Pepitone, L (1, 7) OBP: 0.299, SLG: 0.487	0-0 1-3			0-0 F7	0-0 4-3			0-0 4-3 SH1-4 FC1-2 1B		4 0 1 0 0 0 2
Denis Menke, R (1, 6) OBP: 0.382, SLG: 0.428		0-0 1B		4-0 2B 1-2 BB		0-3 K		0-0 SH1-4 1-2		2 0 1 0 1 1 0
Bob Watson, R (1, 3) OBP: 0.306, SLG: 0.506		0-3 K		0-3 K		0-3 K		0-0 4-3 2-3		4 0 0 0 0 3 4
Doug Rader, R (1, 5) OBP: 0.320, SLG: 0.439		0-0 F8		0-0 1-3 2-H 2B		0-0 F9		0-0 FC1-2 3-H		4 0 1 1 0 0 2
Johnny Edwards, L (1, 2) OBP: 0.239, SLG: 0.264		0-3 K		4-0 IBB		0-3 K		0-0 6-3		3 0 0 0 1 2 1
Don Wilson, R (1, 1) Marty Martinez, S (9, PH) OBP: 0.100, SLG: 0.150 OBP: 0.317, SLG: 0.305			0-0 1-3	0-3 K		0-0 5-3		0-0 3-1		3 0 0 0 0 1 3 1 0 0 0 0 0 0

Inning Stats	R: 1 E: 0 K: 0 S: 3	H: 1 LOB: 0 BB: 1 P: 7	R: 0 E: 0 K: 2 S: 8	H: 1 LOB: 1 BB: 0 P: 8	R: 0 E: 0 K: 0 S: 3	H: 0 LOB: 0 BB: 0 P: 3	R: 1 E: 0 K: 2 S: 8	H: 1 LOB: 3 BB: 3 P: 20	R: 0 E: 0 K: 0 S: 3	H: 0 LOB: 1 BB: 1 P: 7	R: 0 E: 0 K: 2 S: 7	H: 0 LOB: 0 BB: 0 P: 7	R: 0 E: 0 K: 1 S: 6	H: 1 LOB: 2 BB: 1 P: 10	R: 0 E: 0 K: 0 S: 4	H: 1 LOB: 1 BB: 0 P: 4	R: 0 E: 0 K: 1 S: 5	H: 0 LOB: 0 BB: 0 P: 5	1B: 4 2B: 1 3B: 0 HR: 0	SF: 0 SAC: 1 DP: 1 HBP: 0	WP: 0 PB: 0 SB: 1 CS: 0	PA: 37	
PITCHER	IP	WLS	BF	H	R	ER	SO	BB	IBB	HBP	BLK	WP	HR	S	P	ERA	WHIP						
Gary Nolan, R (1, 1) ERA: 4.07	7.0		30	4	2	2	7	5	1	0	0	0	0	38	62	2.57	1.286						
Clay Carroll, R (8, 1) ERA: 2.64	2.0	W	7	1	0	0	1	0	0	0	0	0	0	9	9	0.00	0.500						

BOTTOM

Cincinnati Reds @ Houston Astros
Astrodome, Houston, TX
Sun Jun 28 1970, 4:33 AM EDT
Att. 27,040 - Dome

livebaseballscorecards.com

AB	30
R	2
H	5
RBI	1
BB	6
SO	8
LOB	15



Batter	1	2	3	4	5	6	7	8	9	AB R H RBI BB SO LOB	TOP											
Cesar Cedeno, R OBP: 0.225, SLG: 0.184 (1, 9) X	0-0 FC3-6 1B	0-3 K		0-0 1B	0-0 6-3			0-0 F8		5 2 2 0 0 1 0												
Joe Morgan, L OBP: 0.398, SLG: 0.391 (1, 4) X	0-0 BB 1-3 E 1B	0-0 1-3		0-0 1B HR 1B		0-0 4-3		4-0 BB		4 2 2 0 1 0 0												
Jimmy Wynn, R OBP: 0.387, SLG: 0.504 (1, 8) B B B	4-0 FC3-6 1-2 BB		0-0 1B 1B	0-0 F3		4-0 BB		0-0 F8		3 1 1 0 2 0 3												
Joe Pepitone, L OBP: 0.305, SLG: 0.502 (1, 7) X (7, 3)	0-0 FC3-6 PB 1B 1-2f 2-H 3-H		0-0 1B 1B BB	0-0 HR 1B		0-0 F2		0-0 HR		5 4 3 3 0 0 2												
Denis Menke, R OBP: 0.382, SLG: 0.426 (1, 6) X	0-0 2B FC5-2 1B 2-H		4-0 CS 1B BB 1-2	0-3 K		0-0 6-3		0-0 6-3		4 0 1 1 1 1 3												
Bob Watson, R OBP: 0.326, SLG: 0.565 (1, 3) X Gary Geiger, L OBP: 1.000, SLG: 1.000 (7, 7)	0-0 FC5-2 1-3 2B		0-0 CS 1B 1-2 2-H 3-H	0-0 HR 1B 1-H 2-H		0-3 K		0-0 1B		4 1 3 5 0 1 0 1 0 1 0 0 0 0												
Doug Rader, R OBP: 0.315, SLG: 0.430 (1, 5) X	0-0 FC5-2 2-3 3-H		0-3 K 1-2 2-3	0-0 F8		0-0 F9		0-3 K		5 0 0 0 0 2 5												
Johnny Edwards, L OBP: 0.239, SLG: 0.259 (1, 2) S S S	0-3 K		4-0 BB		0-0 4-3		0-0 F9		0-0 L7	4 0 0 0 1 1 3												
Jack Billingham, R OBP: 0.087, SLG: 0.045 (1, 1) Ron Cook, L OBP: 0.500, SLG: 0.800 (6, 1)		0-3 K	0-0 F8		0-3 K			0-0 G3		3 0 0 0 0 2 2 1 0 0 0 0 0 0												
Inning Stats	R: 3 E: 1 K: 1 S: 9	H: 4 LOB: 2 BB: 1 P: 13	R: 0 E: 0 K: 2 S: 7	H: 0 LOB: 0 BB: 0 P: 7	R: 2 E: 0 K: 1 S: 7	H: 3 LOB: 2 BB: 2 P: 15	R: 4 E: 0 K: 1 S: 9	H: 4 LOB: 0 BB: 0 P: 9	R: 0 E: 0 K: 1 S: 5	H: 0 LOB: 0 BB: 0 P: 5	R: 0 E: 0 K: 0 S: 3	H: 0 LOB: 1 BB: 1 P: 7	R: 0 E: 0 K: 1 S: 5	H: 0 LOB: 0 BB: 0 P: 5	R: 0 E: 0 K: 0 S: 3	H: 0 LOB: 1 BB: 1 P: 7	R: 1 E: 0 K: 1 S: 7	H: 2 LOB: 1 BB: 0 P: 7	1B: 10 2B: 2 3B: 0 HR: 2	SF: 0 SAC: 0 DP: 1 HBP: 0	WP: 0 PB: 1 SB: 0 CS: 2	PA: 44
PITCHER	IP WLS BF H R ER SO BB IBB HBP BLK WP HR S P ERA WHIP																					
Bill Singer, R ERA: 4.04 (1, 1)	2.0 L 15 7 5 5 3 2 0 0 0 0 0 0 19 27 22.50 4.500																					
Fred Norman, L ERA: 4.28 (3, 1)	2.0 10 4 4 4 2 1 0 0 0 0 0 1 13 17 18.00 2.500																					
Pete Mikkelsen, R ERA: 1.54 (5, 1)	2.0 7 0 0 0 1 1 0 0 0 0 0 0 8 12 0.00 0.500																					
Camilo Pascual, R ERA: 2.7 (7, 1)	2.0 7 0 0 0 1 1 0 0 0 0 0 0 8 12 0.00 0.500																					
Ray Lamb, R ERA: 3.51 (9, 1)	1.0 5 2 1 1 1 0 0 0 0 0 0 1 7 7 9.00 2.000																					

Houston Astros @ Los Angeles Dodgers
 Dodger Stadium, Los Angeles, CA
 Mon Jun 29 1970, 7:05 PM PDT
 Att. 15,397 - Unknown

AB	39
R	10
H	13
RBI	9
BB	5
SO	8
LOB	18



1B	10	SF	0
2B	2	SAC	0
3B	0	DP	1
HR	2	HBP	0

Batter	1	2	3	4	5	6	7	8	9	AB R H RBI BB SO LOB	TOP											
Cesar Cedeno, R (1, 9) OBP: 0.222, SLG: 0.167	0-0 5-3	0-3 K		4-0 1B BB		0-0 5-3		0-0 F8		4 0 0 0 1 1 3												
Joe Morgan, L (1, 4) OBP: 0.405, SLG: 0.395	0-0 F4		0-0 S 1B	1-2 1B		4-0 PO BB			4-0 1B SH3 BB	3 2 2 0 2 0 0												
Jimmy Wynn, R (1, 8) OBP: 0.384, SLG: 0.496	0-0 F8		4-0 1B SF9 BB	0-0 F8		0-0 PO 1-2	0-0 F8		0-3 K	4 1 0 0 1 1 3												
Joe Pepitone, L (1, 7) OBP: 0.311, SLG: 0.504 (8, 3)		0-0 E 1B	0-0 1B	0-0 L3			0-0 F9		0-0 SH3 1B	5 1 3 1 0 0 2												
Denis Menke, R (1, 6) OBP: 0.381, SLG: 0.425		0-3 K	0-0 SF9		0-0 F7		0-0 1B		0-0 SH3	3 0 1 2 0 1 1												
Bob Watson, R (1, 3) OBP: 0.323, SLG: 0.551		0-3 K	0-0 3-H		0-0 F8		0-0 2-3		0-0 4-3	4 0 1 0 0 1 2												
Gary Geiger, L (8, 7) OBP: 0.500, SLG: 0.500		0-3 K	0-0 1B		0-0 F8		0-0 2-3		0-0 4-3	1 0 0 0 0 0 1												
Doug Rader, R (1, 5) OBP: 0.314, SLG: 0.427		0-0 E5 1B	0-0 L9		0-0 6-3				0-0 4-3 1B	4 1 1 0 0 0 3												
Johnny Edwards, L (1, 2) OBP: 0.239, SLG: 0.256		4-0 1B IBB	0-0 F2			0-0 F8			0-0 4-3	3 0 0 0 1 0 3												
Denny Lemaster, R (1, 1) OBP: 0.244, SLG: 0.229		0-0 1B		0-3 K		0-0 HR			0-3 K	3 1 2 3 0 1 0												
Jack Dilauro, S (7, 1)										0 0 0 0 0 0 0												
Fred Gladding, L (7, 1)		1-3 2-H 3-H								1 0 0 0 0 1 1												
Inning Stats	R: 0 E: 0 K: 0 S: 3	H: 0 LOB: 0 BB: 0 P: 3	R: 2 E: 1 K: 3 S: 12	H: 2 LOB: 2 BB: 1 P: 16	R: 2 E: 0 K: 1 S: 6	H: 3 LOB: 2 BB: 1 P: 10	R: 0 E: 0 K: 1 S: 6	H: 1 LOB: 2 BB: 1 P: 10	R: 0 E: 0 K: 0 S: 3	H: 0 LOB: 0 BB: 0 P: 3	R: 1 E: 0 K: 0 S: 3	H: 1 LOB: 0 BB: 1 P: 7	R: 0 E: 0 K: 0 S: 4	H: 1 LOB: 1 BB: 0 P: 4	R: 0 E: 0 K: 1 S: 6	H: 1 LOB: 1 BB: 0 P: 6	R: 1 E: 0 K: 1 S: 6	H: 1 LOB: 1 BB: 1 P: 10	1B: 9 2B: 0 3B: 0 HR: 1	SF: 1 SAC: 1 DP: 0 HBP: 0	WP: 0 PB: 0 SB: 1 CS: 0	PA: 43
PITCHER	IP WLS BF H R ER SO BB IBB HBP BLK WP HR S P ERA WHIP																					
Joe Moeller, R (1, 1) ERA: 2.72	7.0 L 33 8 5 3 4 3 1 0 0 0 0 1 37 53 3.86 1.571																					
Jose Pena, R (8, 1) ERA: 1.96	2.0 9 2 1 1 2 1 0 0 0 0 0 0 12 16 4.50 1.500																					

Houston Astros @ Los Angeles Dodgers
Dodger Stadium, Los Angeles, CA
 Tue Jun 30 1970, 7:05 PM PDT
 Att. 16,895 - Unknown

AB	35
R	6
H	10
RBI	6
BB	5
SO	6
LOB	19



Batter	1	2	3	4	5	6	7	8	9	AB	R	H	RBI	BB	SO	LOB
Billy Grabarkewitz, R (1, 6) OBP: 0.444, SLG: 0.498	0-3 K		0-0 2B 1-3 1B		0-0 FC1-6 1B		0-3 K			4	0	2	0	0	2	2
Manny Mota, R (1, 7) OBP: 0.401, SLG: 0.451	0-0 L5		0-0 1-3 2B		0-0 FC1-6 WP		0-0 6-3			4	0	1	1	0	0	3
Wes Parker, S (1, 3) OBP: 0.365, SLG: 0.437	0-0 F9		0-0 L9		0-0 3-1			0-0 F8		4	0	0	0	0	0	3
Andy Kosco, R (1, 9) OBP: 0.248, SLG: 0.420		0-0 F3		0-0 HR		0-0 6-3		0-0 F8		4	1	1	1	0	0	0
Bill Sudakis, S (1, 5) OBP: 0.346, SLG: 0.477		0-0 F9		0-0 F9		0-0 1-3		4-0 BB		3	0	0	0	1	0	0
Jim Lefebvre, S (1, 4) OBP: 0.333, SLG: 0.338		0-0 F7		0-0 1B		0-0 F9		0-3 K		4	0	1	0	0	1	1
Jeff Torborg, R (1, 2) OBP: 0.279, SLG: 0.278			0-0 F6		0-0 L9		4-0 G3 WP BB		0-0 4-3	2	0	0	0	1	0	1
Tom Haller, L (9, PH) OBP: 0.337, SLG: 0.409										1	0	0	0	0	0	0
Bill Russell, R (1, 8) OBP: 0.196, SLG: 0.186			0-0 1B 2B 1B		0-0 F8		4-0 G3 BB		0-3 K	2	1	1	0	1	0	1
Von Joshua, L (9, PH) OBP: 0.302, SLG: 0.322										1	0	0	0	0	1	0
Joe Moeller, R (1, 1) OBP: 0.278, SLG: 0.235			0-0 F7		0-3 K		0-0 G3		0-3 K	2	0	0	0	0	1	1
Willie Davis, L (7, PH) OBP: 0.303, SLG: 0.383										1	0	0	0	0	0	2
Jose Pena, R (8, 1)										0	0	0	0	0	0	0
Willie Crawford, L (9, PH) OBP: 0.327, SLG: 0.378										1	0	0	0	0	1	0

Inning Stats	R: 0	H: 0	E: 0	K: 1	S: 5	H: 0	LOB: 0	BB: 0	P: 5	R: 0	H: 0	E: 0	K: 0	S: 3	R: 1	H: 3	E: 0	K: 0	S: 6	R: 1	H: 2	E: 0	K: 0	S: 5	R: 0	H: 1	E: 0	K: 1	S: 6	R: 0	H: 0	E: 0	K: 0	S: 3	R: 0	H: 0	E: 0	K: 1	S: 5	R: 0	H: 0	E: 0	K: 1	S: 5	R: 0	H: 0	E: 0	K: 2	S: 7	R: 0	H: 0	E: 0	K: 2	S: 7	1B: 4	SF: 0	2B: 1	SAC: 0	3B: 0	DP: 0	HR: 1	HBP: 0	WP: 2	PA: 36
--------------	------	------	------	------	------	------	--------	-------	------	------	------	------	------	------	------	------	------	------	------	------	------	------	------	------	------	------	------	------	------	------	------	------	------	------	------	------	------	------	------	------	------	------	------	------	------	------	------	------	------	------	------	------	------	------	-------	-------	-------	--------	-------	-------	-------	--------	-------	--------

PITCHER	IP	WLS	BF	H	R	ER	SO	BB	IBB	HBP	BLK	WP	HR	S	P	ERA	WHIP
Denny Lemaster, L (1, 1) ERA: 4.59	6.0	W	26	6	2	2	2	2	2	0	0	2	1	28	36	3.00	1.333
Jack Dilauro, L (7, 1) ERA: 2.5	0.1		1	0	0	0	0	0	0	0	0	0	0	1	1	0.00	0.000
Fred Gladding, R (7, 1) ERA: 2.75	2.2	S	9	0	0	0	4	1	0	0	0	0	0	16	20	0.00	0.375


BOTTOM

Houston Astros @ Los Angeles Dodgers
Dodger Stadium, Los Angeles, CA

Tue Jun 30 1970, 7:05 PM PDT
Att. 16,895 - Unknown

livebaseballscorecards.com

AB	33
R	2
H	6
RBI	2
BB	3
SO	6
LOB	14



Batter	1	2	3	4	5	6	7	8	9	AB R H RBI BB SO LOB	TOP	
Jesus Alou, R (1, 9) OBP: 0.312, SLG: 0.340 Fred Gladding, L (8, 1) Jack Dilauro, S (8, 1)	0-0 2B 1B		0-0 L7			0-0 F8		0-0 F9		4 1 1 0 0 0 2 0 0 0 0 0 0 0 0 0 0 0 0 0 0		
Joe Morgan, L (1, 4) OBP: 0.406, SLG: 0.401	0-0 6-3 2B		0-0 1B			0-0 6-3		0-0 4-3		4 1 2 2 0 0 1		
Jimmy Wynn, R (1, 8) OBP: 0.388, SLG: 0.498	0-3 K				0-0 FC1-6 1B	4-0 FC5-4 BB		0-0 2-3 1B		3 0 2 0 1 1 1		
Bob Watson, R (1, 3) OBP: 0.309, SLG: 0.527	0-0 6-3				0-0 F2	0-0 FC5-4		0-0 F8		4 0 0 1 0 0 4		
Denis Menke, R (1, 6) OBP: 0.379, SLG: 0.420	0-0 F8				0-0 FC1-6		0-0 5-3		4-0 FC4-6 BB	3 0 0 0 1 0 1		
Joe Pepitone, L (1, 7) OBP: 0.306, SLG: 0.496		0-0 6-3			0-0 4-3		0-0 F1		0-0 FC4-6 FC6-4	4 0 0 0 0 0 2		
Doug Rader, R (1, 5) OBP: 0.310, SLG: 0.421		0-0 1-3				0-0 F8		0-0 L4		4 0 0 0 0 0 1		
Johnny Edwards, L (1, 2) OBP: 0.241, SLG: 0.258 Cesar Cedeno, R (8, PH) OBP: 0.255, SLG: 0.250 (8, 9)		0-0 6-3				0-0 G6-4-3 1B		0-0 E 4-3 2B	0-0 FC6-4 2B	2 0 1 0 0 0 0 2 1 2 0 0 0 0		
Larry Dierker, R (1, 1) OBP: 0.156, SLG: 0.159 Marty Martinez, S (8, PH) OBP: 0.313, SLG: 0.300 Cesar Geronimo, L (8, PR) Don Bryant, R (8, 2) OBP: 0.250, SLG: 0.222			0-0 4-3			0-0 G6-4-3		0-0 E5 1B 4-3 2B	0-3 K	2 0 0 0 0 0 1 1 0 0 0 0 0 1 0 0 0 0 0 0 0 1 0 0 0 0 1 2		
Inning Stats	R: 2 H: 2 E: 0 LOB: 0 K: 1 BB: 0 S: 7 P: 7	R: 0 H: 0 E: 0 LOB: 0 K: 0 BB: 0 S: 3 P: 3	R: 0 H: 1 E: 0 LOB: 1 K: 0 BB: 0 S: 3 P: 3	R: 0 H: 1 E: 0 LOB: 1 K: 0 BB: 0 S: 4 P: 4	R: 0 H: 1 E: 0 LOB: 0 K: 0 BB: 0 S: 3 P: 3	R: 0 H: 0 E: 0 LOB: 1 K: 0 BB: 1 S: 3 P: 7	R: 0 H: 0 E: 0 LOB: 0 K: 0 BB: 0 S: 3 P: 3	R: 1 H: 2 E: 1 LOB: 2 K: 0 BB: 0 S: 6 P: 6	R: 0 H: 1 E: 0 LOB: 2 K: 1 BB: 1 S: 6 P: 10	1B: 5 SF: 0 2B: 3 SAC: 0 3B: 0 DP: 1 HR: 0 HBP: 0	WP: 0 PA: 36 PB: 0 SB: 0 CS: 0	
PITCHER Claude Osteen, L (1, 1) ERA: 2.86 Jim Brewer, L (9, 1) ERA: 1.96	IP WLS BF H R ER SO BB IBB HBP BLK WP HR S P ERA WHIP											PITCHER IP WLS BF H R ER SO BB IBB HBP BLK WP HR S P ERA WHIP
	8.2 W 35 8 3 2 1 2 0 0 0 0 0 0 35 43 2.08 1.154											

Houston Astros @ Los Angeles Dodgers
Dodger Stadium, Los Angeles, CA
Wed Jul 01 1970, 7:05 PM PDT
Att: 17,773 - Unknown

livebaseballscorecards.com

AB	34
R	3
H	8
RBI	3
BB	2
SO	2
LOB	16



Batter	1	2	3	4	5	6	7	8	9
Billy Grabarkewitz, R (1, 6) OBP: 0.448, SLG: 0.519	0-0 FC4-6 E 1B		0-3 K		0-0 1-H 2-H HR			0-0 1B 2B	
Manny Mota, R (1, 7) OBP: 0.394, SLG: 0.442	0-0 E6 FC4-6 1-2		0-0 F8		0-0 6-3			0-0 F2	
Willie Davis, L (1, 8) OBP: 0.303, SLG: 0.381	0-0 FC4-6 BB 1-2f 2-3			0-3 K		0-0 F7		0-0 E S FC 1B 2-H	
Wes Parker, S (1, 3) OBP: 0.367, SLG: 0.434	4-0 G4-3 BB 1-2			0-0 4-3		0-0 L3		4-0 FC 1B IBB 1-3	
Bill Sudakis, S (1, 5) OBP: 0.344, SLG: 0.464	0-0 G4-3 1-2f			0-0 G3		4-0 BB		0-0 FC 1B 1-2 3-H	
Tom Haller, L (1, 2) OBP: 0.341, SLG: 0.418		0-0 F8			0-0 HR 2B	0-0 F6		0-0 1-2 2-H 1B	
Jim Lefebvre, S (1, 4) OBP: 0.324, SLG: 0.328		0-0 1-3			0-0 F4		0-3 K	0-0 F9	
Willie Crawford, L (1, 9) OBP: 0.327, SLG: 0.374 Andy Kosco, R (8, PH) OBP: 0.247, SLG: 0.417 Jim Brewer, L (9, 1)		0-0 F3			4-0 HR BB		0-3 K	0-0 1-3	
Claude Osteen, L (1, 1) OBP: 0.236, SLG: 0.321 Bill Russell, R (9, 9) OBP: 0.196, SLG: 0.186			0-0 4-3		0-0 F8		0-3 K		

Inning Stats	R: 0 E: 1 K: 0 S: 4	H: 1 LOB: 2 BB: 1 P: 8	R: 0 E: 0 K: 0 S: 3	H: 0 LOB: 0 BB: 0 P: 3	R: 0 E: 0 K: 1 S: 5	H: 0 LOB: 0 BB: 0 P: 5	R: 0 E: 0 K: 1 S: 5	H: 0 LOB: 0 BB: 0 P: 5	R: 3 E: 0 K: 0 S: 5	H: 2 LOB: 0 BB: 1 P: 9	R: 0 E: 0 K: 0 S: 3	H: 0 LOB: 1 BB: 1 P: 7	R: 0 E: 0 K: 3 S: 9	H: 0 LOB: 0 BB: 0 P: 9	R: 3 E: 0 K: 0 S: 7	H: 3 LOB: 2 BB: 1 P: 11
--------------	------------------------------	---------------------------------	------------------------------	---------------------------------	------------------------------	---------------------------------	------------------------------	---------------------------------	------------------------------	---------------------------------	------------------------------	---------------------------------	------------------------------	---------------------------------	------------------------------	----------------------------------

PITCHER	IP	WLS	BF	H	R	ER	SO	BB	IBB	HBP	BLK	WP	HR	S	P	ERA	WHIP
Larry Dierker, R (1, 1) ERA: 3.87	7.0		27	3	3	3	5	3	0	0	0	0	1	34	46	3.86	0.857
Fred Gladding, R (8, 1) ERA: 3.47	0.1	L	6	3	3	3	0	0	1	0	0	0	0	5	9	81.00	9.000
Jack Dilauro, L (8, 1) ERA: 2.41	0.2		2	0	0	0	0	0	0	0	0	0	0	2	2	0.00	0.000

AB R H RBI BB SO LOB

4	2	3	3	0	1	0
4	0	0	0	0	0	2
4	1	1	1	0	1	2
2	1	0	0	2	0	0
3	0	0	1	1	0	4
4	1	2	1	0	0	1
4	0	0	0	0	1	3
2	1	0	0	1	1	0
1	0	0	0	0	0	2
0	0	0	0	0	0	0
3	0	0	0	0	1	2
0	0	0	0	0	0	0

AB 31
R 6
H 6
RBI 6
BB 4
SO 5
LOB 16



WP	HR	S	P	ERA	WHIP
35					

Houston Astros @ Los Angeles Dodgers
Dodger Stadium, Los Angeles, CA
Wed Jul 01 1970, 7:05 PM PDT
Att. 17,773 - Unknown

livebaseballscores.com

Batter	1	2	3	4	5	6	7	8	9	AB R H RBI BB SO LOB	TOP													
Cesar Cedeno, R (1, 9) OBP: 0.275, SLG: 0.292	0-0 2B		0-0 FC6-4 1B		0-0 6-3		0-0 F9			4 0 2 0 0 0 0	Houston Astros @ Cincinnati Reds Riverfront Stadium, Cincinnati, OH Fri Jul 03 1970, 7:05 PM EDT Unknown													
Joe Morgan, L (1, 4) OBP: 0.401, SLG: 0.394	0-0 1-2		0-0 FC6-4		0-0 F9			0-3 K	4 0 0 0 0 1 3															
Jimmy Wynn, R (1, 8) OBP: 0.387, SLG: 0.493	0-0 F8		0-3 K			4-0 FC3-6 BB		0-0 5-3	3 0 0 0 1 1 3															
Joe Pepitone, L (1, 7) OBP: 0.305, SLG: 0.492	0-3 K			0-0 BB 1B		0-0 FC3-6 1B		0-0 L7	4 0 1 0 0 1 2															
Denis Menke, R (1, 6) OBP: 0.375, SLG: 0.414		0-3 K		0-0 F8		0-0 F8		0-0 F8	4 0 0 0 0 1 2															
Bob Watson, R (1, 3) OBP: 0.317, SLG: 0.521		0-0 F8		4-0 1-2 BB		0-0 1-2 1B		0-0 6-3	3 0 1 0 1 0 0															
Doug Rader, R (1, 5) OBP: 0.305, SLG: 0.414		0-0 6-3		0-3 K		0-3 K		0-0 6-3	4 0 0 0 0 2 4															
Johnny Edwards, L (1, 2) OBP: 0.238, SLG: 0.255			0-0 F8	0-3 K			0-3 K		3 0 0 0 0 2 2															
Don Wilson, R (1, 1) OBP: 0.136, SLG: 0.182			0-0 FC6-4 1B		0-3 K		0-0 F2		2 0 1 0 0 1 0															
Gary Geiger, L (7, PH) OBP: 0.333, SLG: 0.333									1 0 0 0 0 0 0															
Jim Ray, R (7, 1) OBP: 0.267, SLG: 0.267									0 0 0 0 0 0 0															
Inning Stats	R: 0 E: 0 K: 1 S: 6	H: 1 LOB: 1 BB: 0 P: 6	R: 0 E: 0 K: 1 S: 5	H: 0 LOB: 0 BB: 0 P: 5	R: 0 E: 0 K: 1 S: 7	H: 2 LOB: 2 BB: 0 P: 7	R: 0 E: 0 K: 2 S: 8	H: 1 LOB: 2 BB: 1 P: 12	R: 0 E: 0 K: 1 S: 5	H: 0 LOB: 0 BB: 0 P: 5	R: 0 E: 0 K: 1 S: 6	H: 1 LOB: 2 BB: 1 P: 10	R: 0 E: 0 K: 1 S: 5	H: 0 LOB: 0 BB: 0 P: 5	R: 0 E: 0 K: 1 S: 5	H: 0 LOB: 0 BB: 0 P: 5	R: 0 E: 0 K: 0 S: 3	H: 0 LOB: 0 BB: 0 P: 3	R: 0 E: 0 K: 0 S: 3	H: 0 LOB: 0 BB: 0 P: 3	1B: 4 2B: 1 3B: 0 HR: 0	SF: 0 SAC: 0 DP: 0 HBP: 0	WP: 0 PB: 0 SB: 0 CS: 0	PA: 34
PITCHER Gary Nolan, R (1, 1) ERA: 3.76	IP: 9.0 WLS: W BF: 34 H: 5 R: 0 ER: 0 SO: 9 BB: 2 IBB: 0 HBP: 0 BLK: 0 WP: 0 HR: 0 S: 50 P: 58 ERA: 0.00 WHIP: 0.778											PITCHER	IP: 0 WLS: 0 BF: 0 H: 0 R: 0 ER: 0 SO: 0 BB: 0 IBB: 0 HBP: 0 BLK: 0 WP: 0 HR: 0 S: 0 P: 0 ERA: 0.00 WHIP: 0.00											

livebaseballscorecards.com

AB	32
R	0
H	5
RBI	0
BB	2
SO	9
LOB	16



Batter	1	2	3	4	5	6	7	8	9
Pete Rose, S (1, 9) OBP: 0.389, SLG: 0.500	0-0 4-3		4-0 1B WP BB		0-0 F9		0-0 1-4-3	4-0 CS BB	
Bobby Tolan, L (1, 8) OBP: 0.405, SLG: 0.510	0-0 G3		0-0 1-3 3B 1B WP		0-0 6-3		0-0 1B E 1B	0-0 CS 1-2	
Tony Perez, R (1, 5) OBP: 0.445, SLG: 0.699	0-0 6-3		0-0 1-H 3-H 3B		0-0 P4		0-0 1-3 E BB 1B		
Johnny Bench, R (1, 2) OBP: 0.337, SLG: 0.624		0-0 6-3	4-0 BB		0-0 F9		4-0 1-2 E BB		
Lee May, R (1, 3) OBP: 0.289, SLG: 0.509		0-0 P4	0-0 F9		0-0 6-3		0-0 1-2 2-3 3-H E3		
Ty Cline, L (1, 7) OBP: 0.357, SLG: 0.462		0-0 2B		0-0 L3		0-0 WP 2B	0-0 L4		
Tommy Helms, R (1, 4) OBP: 0.247, SLG: 0.271		0-0 P4		0-0 FC6-4 1B		4-0 WP IBB	0-0 1-3		
Woody Woodward, R (1, 6) OBP: 0.313, SLG: 0.297			0-0 F2	0-0 F9		4-0 1-2 2-3 IBB	0-3 K		
Bernie Carbo, L (6, PH) OBP: 0.463, SLG: 0.583									
Darrel Chaney, S (6, PR) OBP: 0.231, SLG: 0.255									
Gary Nolan, R (1, 1) OBP: 0.163, SLG: 0.077			0-0 6-3	0-0 FC6-4 1-2f		0-0 4-3	0-0 F9		

AB	R	H	RBI	BB	SO	LOB
3	1	0	0	2	0	0
4	2	2	0	0	0	0
4	0	2	1	0	0	0
2	0	0	0	2	0	0
4	0	0	1	0	0	4
4	0	2	0	0	0	3
3	0	1	0	1	0	4
2	0	0	0	0	0	1
0	0	0	0	1	0	0
1	0	0	0	0	1	0
4	0	0	0	0	0	4

BOTTOM

Houston Astros @ Cincinnati Reds
Riverfront Stadium, Cincinnati, OH
Fri Jul 03 1970, 7:05 PM EDT
Unknown

livebaseballscorecards.com

AB	31
R	3
H	7
RBI	2
BB	6
SO	1
LOB	16



Inning Stats	R: 0	H: 0	E: 0	K: 0	S: 3	LOB: 0	BB: 0	P: 3
Don Wilson, R (1, 1) ERA: 4.48	6.0	5	2	2	0	0	2	2
Jim Ray, R (7, 1) ERA: 4.31	2.0	2	1	1	1	1	2	0

WP	PA	3B	HR	S	P	ERA	WHIP
2	38	1	0	1	1	4.50	2.000

Houston Astros @ Cincinnati Reds

Riverfront Stadium, Cincinnati, OH

Fri Jul 03 1970, 7:05 PM EDT
Att: 33,114 - Unknown

livebaseballscorecards.com

AB	38
R	10
H	12
RBI	7
BB	7
SO	3
LOB	28



AB R H RBI BB SO LOB

6	1	2	1	0	1	3
4	1	2	0	2	0	2
4	0	1	1	2	0	4
5	0	0	0	0	0	7
3	3	1	0	1	1	2
2	2	1	0	1	0	0
1	0	1	0	0	0	0
5	2	1	2	0	1	4
1	0	0	0	1	0	1
3	1	2	2	0	0	1
3	0	1	1	0	0	2
0	0	0	0	0	0	0
1	0	0	0	0	0	2

Batter	1	2	3	4	5	6	7	8	9
Cesar Cedeno, R OBP: 0.281, SLG: 0.296 (1, 9)	0-0 1-3		0-0 BB BB G6-3 1B		0-0 F2	0-3 K	0-0 1-3		0-0 BB 1-2 3-H 1B
Joe Morgan, L OBP: 0.406, SLG: 0.396 (1, 4)	0-0 E S 1B		4-0 G6-3 BB WP BB		0-0 5-3 1B	0-0 FC4-6 2B		0-0 6-3	4-0 1-2 2-3 BB
Jimmy Wynn, R OBP: 0.389, SLG: 0.493 (1, 8)	4-0 1-3 BB		4-0 G6-3 BB		0-0 5-3	0-0 1-3 2B		0-0 6-3	0-0 F9
Joe Pepitone, L OBP: 0.300, SLG: 0.483 (1, 7) (7, 3)	0-0 P4		0-0 G6-3		0-0 F9	0-0 P6		0-0 P3	
Denis Menke, R OBP: 0.378, SLG: 0.414 (1, 6)	0-0 F9		0-3 K			0-0 2B E 1B	1-0 HBP E HBP		4-0 FC6-4 1B BB
Bob Watson, R OBP: 0.333, SLG: 0.531 (1, 3)		4-0 FC1-6 BB		0-0 5-3		0-0 E 1B 2B	1-0 E HBP		0-0 FC6-4 1B
Cesar Geronimo, L OBP: 1.000, SLG: 1.000 (7, 7)									
Doug Rader, R OBP: 0.304, SLG: 0.414 (1, 5)		0-3 K		0-0 6-3		0-0 E6 1B	0-0 E7 FC4-2 2B		0-0 FC6-4 1B
Marty Martinez, S OBP: 0.318, SLG: 0.295 (1, 2)		0-0 FC1-6		4-0 BB		0-0 FC4-6 1B 2B	0-0 FC4-2 SH1-4		0-0 FC6-4 1B
Johnny Edwards, L OBP: 0.243, SLG: 0.260 (4, 2)		1-2f				1-3 3-H 1B	3-H		1-2 3-H 1B
Tom Griffin, R OBP: 0.111, SLG: 0.115 (1, 1)		0-0 P4		0-0 F9		0-0 FC4-6 1B	0-0 SH1-4		0-0 FC6-4 1B
Jim Bouton, R OBP: 0.471, SLG: 0.400 (6, 1)									1-2f 2-3
Jack Dilauro, S (8, 1)									

Inning Stats	R: 0	H: 1	E: 0	K: 0	S: 4	P: 8	R: 0	H: 0	E: 1	K: 1	S: 5	P: 9	R: 2	H: 1	E: 0	K: 1	S: 5	P: 13	R: 0	H: 0	E: 0	K: 0	S: 3	P: 7	R: 0	H: 1	E: 0	K: 0	S: 4	P: 4	R: 4	H: 5	E: 1	K: 1	S: 11	P: 11	R: 2	H: 1	E: 1	K: 0	S: 4	P: 6	R: 0	H: 0	E: 0	K: 0	S: 3	P: 3	R: 2	H: 3	E: 0	K: 0	S: 6	P: 14	1B: 9	2B: 3	3B: 0	HR: 0	SF: 0	SAC: 1	DP: 1	HBP: 2	WP: 1	PB: 0	SB: 1	CS: 0	PA: 48
--------------	------	------	------	------	------	------	------	------	------	------	------	------	------	------	------	------	------	-------	------	------	------	------	------	------	------	------	------	------	------	------	------	------	------	------	-------	-------	------	------	------	------	------	------	------	------	------	------	------	------	------	------	------	------	------	-------	-------	-------	-------	-------	-------	--------	-------	--------	-------	-------	-------	-------	--------

PITCHER	IP	WLS	BF	H	R	ER	SO	BB	IBB	HBP	BLK	WP	HR	S	P	ERA	WHIP
Tony Cloninger, R ERA: 7.06 (1, 1)	5.0	L	24	5	4	4	2	5	0	0	0	1	0	23	43	7.20	2.000
Clay Carroll, R ERA: 2.61 (6, 1)	0.2		6	3	2	0	1	0	0	0	0	0	0	8	8	0.00	4.500
Don Gullett, L ERA: 3.86 (6, 1)	0.1		1	0	0	0	0	0	0	0	0	0	0	1	1	0.00	0.000
Pedro Borbon, R ERA: 8.53 (7, 1)	2.0		9	1	2	2	0	0	0	2	0	0	0	7	9	9.00	0.500
Ray Washburn, R ERA: 8.54 (9, 1)	1.0		8	3	2	2	0	2	0	0	0	0	0	6	14	18.00	5.000

BOTTOM

Houston Astros @ Cincinnati Reds
Riverfront Stadium, Cincinnati, OH

AB	39
R	4
H	13
RBI	4
BB	2
SO	8
LOB	25



WP	0	PA	42
PB	0		
SB	2		
CS	0		

ERA	7.20	WHIP	2.200
ERA	0.00	WHIP	1.125
ERA	0.00	WHIP	0.750

Fri Jul 03 1970, 7:05 PM EDT
Att. 33,114 - Unknown

livebaseballscorecards.com

AB R H RBI BB SO LOB

5	1	3	1	0	0	1
5	1	2	1	0	2	4
5	0	2	0	0	0	1
5	0	1	1	0	3	3
1	0	0	0	2	0	1
0	0	0	0	0	0	0
1	0	0	0	0	0	1
5	2	1	0	0	0	5
4	0	2	0	0	0	1
2	0	2	1	0	0	0
1	0	0	0	0	1	2
0	0	0	0	0	0	0
1	0	0	0	0	1	1
0	0	0	0	0	0	0
2	0	0	0	0	1	2
0	0	0	0	0	0	0
2	0	0	0	0	0	3
1B:	11	SF:	0			
2B:	1	SAC:	0			
3B:	1	DP:	1			
HR:	0	HBP:	1			

Batter	1	2	3	4	5	6	7	8	9											
Pete Rose, S OBP: 0.392, SLG: 0.502 (1, 9)	0-0 F7 ①		0-0 E 1B	0-0 FC6-4 1-2f		0-0 1-2 2-H 1B		0-0 2-3 1B												
Bobby Tolan, L OBP: 0.405, SLG: 0.508 (1, 8)	0-3 K		0-0 1B 1-H 5-3 1B		0-0 S 1B	0-3 K		0-0 1-3												
Tony Perez, R OBP: 0.445, SLG: 0.701 (1, 5)	0-0 3B		0-0 1-3 5-3 1B		0-0 1-2 F7		0-0 6-3	0-0 F3												
Lee May, R OBP: 0.287, SLG: 0.503 (1, 3)	0-3 K		0-0 5-3		0-3 K		0-3 K	0-0 FC5-4 1B												
Jimmy Stewart, S OBP: 0.263, SLG: 0.235 (1, 7)		4-0 BB	4-0 FC4-6 BB		0-0 P3		1-0 HBP	0-0 P4												
Don Gullett, R OBP: 0.667, SLG: 1.000 (6, 1)																				
Woody Woodward, R OBP: 0.317, SLG: 0.293 (7, 6)																				
Dave Concepcion, R OBP: 0.346, SLG: 0.355 (1, 4)		0-0 FC4-6 1-2f 1B	0-0 G6-4-3 1-2f			0-0 1B 1B		0-0 4-3	0-0 FC5-4 1-2f											
Pat Corrales, R OBP: 0.306, SLG: 0.303 (1, 2)		0-0 P3 1-2		0-0 6-3		0-0 1B 1B		0-0 1B 2B												
Darrel Chaney, S OBP: 0.259, SLG: 0.283 (1, 6)																				
Bernie Carbo, L OBP: 0.460, SLG: 0.579 (6, PH)																				
Pedro Borbon, R (7, 1)																				
Angel Bravo, L OBP: 0.357, SLG: 0.278 (8, PH)																				
Ray Washburn, R (9, 1)																				
Tony Cloninger, R OBP: 0.143, SLG: 0.143 (1, 1)		0-0 6-3		0-3 K		0-0 L9		0-0 L6												
Clay Carroll, R (6, 1)																				
Ty Cline, L OBP: 0.313, SLG: 0.400 (6, 7)																				
Inning Stats	R: 0 E: 0 K: 2 S: 8	H: 1 LOB: 1 BB: 0 P: 8	R: 1 E: 0 K: 0 S: 4	H: 1 LOB: 1 BB: 1 P: 8	R: 2 E: 1 K: 0 S: 5	H: 3 LOB: 1 BB: 1 P: 9	R: 0 E: 0 K: 1 S: 6	H: 1 LOB: 1 BB: 0 P: 6	R: 0 E: 0 K: 1 S: 6	H: 0 LOB: 1 BB: 0 P: 6	R: 0 E: 0 K: 1 S: 5	H: 2 LOB: 2 BB: 0 P: 7	R: 0 E: 0 K: 0 S: 4	H: 1 LOB: 1 BB: 0 P: 4	1B: 11 2B: 1 3B: 1 HR: 0	SF: 0 SAC: 0 DP: 1 HBP: 1	WP: 0 PB: 0 SB: 2 CS: 0	PA: 42		
PITCHER	IP WLS W	WLS W	H R	R ER	SO BB	BB IBB	HBP BLK	WP HR	S P	ERA WHIP	IP WLS W	WLS W	H R	R ER	SO BB	BB IBB	HBP BLK	WP HR	S P	ERA WHIP
Tom Griffin, R ERA: 4.66 (1, 1)	5.0		9	4	4	2	0	0	31	7.20	7.20		9	4	4	0	0	0	0	2.200
Jim Bouton, R ERA: 5.91 (6, 1)	2.2		3	0	0	0	0	0	19	0.00	1.125		3	0	0	0	0	0	0	
Jack Dilauro, L ERA: 2.25 (8, 1)	1.1	S	1	0	0	0	0	0	5	0.00	0.750		1	0	0	0	0	0	0	

Batter	1	2	3	4	5	6	7	8	9	AB R H RBI BB SO LOB	TOP		
Cesar Cedeno, R (1, 9) OBP: 0.279, SLG: 0.293	0-0 E7 1B		0-0 5-3			0-3 K			0-0 E5 BB 1B	4 0 1 0 0 1 1	Houston Astros @ Cincinnati Reds Riverfront Stadium, Cincinnati, OH Sat Jul 04 1970, 7:05 PM EDT Att: 23,466 - Unknown livebaseballscorecards.com		
Joe Morgan, L (1, 4) OBP: 0.404, SLG: 0.393	0-0 P1		0-0 1-3			0-0 F7			0-0 BB 1-2 1B	4 0 1 0 0 0 2			
Jimmy Wynn, R (1, 8) OBP: 0.387, SLG: 0.487	0-0 F9			0-0 5-3			H 1-0 4-3 HBP		0-3 K	3 0 0 0 0 1 3			
Joe Pepitone, L (1, 7) OBP: 0.295, SLG: 0.475	0-0 F8			0-0 P4			X 0-0 F8		0-0 F8	4 0 0 0 0 0 4			
Bob Watson, R (1, 3) OBP: 0.330, SLG: 0.515 Cesar Geronimo, L (9, PR) OBP: 1.000, SLG: 1.000		X 0-0 6-3		X 0-0 6-3			X 0-0 4-3		4-0 BB BB BB BB 1-2 2-3 BB	3 0 0 0 1 0 1 0 0 0 0 0 0 0			
Doug Rader, R (1, 5) OBP: 0.300, SLG: 0.408		X 0-0 6-3			X 0-0 F8		X 0-0 P3		X 0-0 6-3	4 0 0 0 0 0 4			
Johnny Edwards, L (1, 2) OBP: 0.244, SLG: 0.261		X 0-0 6-3			X 0-0 G6-4-3 1B			X 0-0 4-3		3 0 1 0 0 0 0			
Hector Torres, R (1, 6) OBP: 0.268, SLG: 0.263			B B B B 4-0 SH3-4 BB		X 0-0 G6-4-3			X 0-0 6-3		2 0 0 0 1 0 1			
Jack Billingham, R (1, 1) OBP: 0.083, SLG: 0.043 Marty Martinez, S (8, PH) OBP: 0.313, SLG: 0.290 George Culver, R (8, 1) OBP: 0.158, SLG: 0.294			X 0-0 SH3-4			0-3 K		X 0-0 L4		1 0 0 0 0 1 0 1 0 0 0 0 0 0 0 0 0 0 0 0 0			
Inning Stats	R: 0 E: 1 K: 0 S: 4 H: 1 LOB: 1 BB: 0 P: 4	R: 0 E: 0 K: 0 S: 3 H: 0 LOB: 0 BB: 0 P: 3	R: 0 E: 0 K: 0 S: 3 H: 0 LOB: 1 BB: 1 P: 7	R: 0 E: 0 K: 0 S: 3 H: 0 LOB: 0 BB: 0 P: 3	R: 0 E: 0 K: 0 S: 3 H: 1 LOB: 0 BB: 0 P: 3	R: 0 E: 0 K: 2 S: 7 H: 0 LOB: 0 BB: 0 P: 7	R: 0 E: 0 K: 0 S: 3 H: 0 LOB: 1 BB: 0 P: 4	R: 0 E: 0 K: 0 S: 3 H: 0 LOB: 0 BB: 0 P: 3	R: 0 E: 1 K: 1 S: 7 H: 1 LOB: 3 BB: 1 P: 11	1B: 3 2B: 0 3B: 0 HR: 0 SF: 0 SAC: 1 DP: 1 HBP: 1	WP: 0 PB: 0 SB: 0 CS: 0 PA: 33		
PITCHER	IP WLS BF H R ER SO BB IBB HBP BLK WP HR S P ERA WHIP											PITCHER	IP WLS BF H R ER SO BB IBB HBP BLK WP HR S P ERA WHIP
Jim McGlothlin, R (1, 1) ERA: 2.83 Wayne Granger, R (9, 1) ERA: 2.27	8.2 W 32 3 0 0 3 2 0 1 0 0 0 0 35 44 0.00 0.577												



Batter	1	2	3	4	5	6	7	8	9	AB R H RBI BB SO LOB	TOP									
Cesar Cedeno, R (1, 9) OBP: 0.262, SLG: 0.274	0-0 P4		0-0 6-3			0-3 K		0-0 5-3		4 0 0 0 0 1 1										
Joe Morgan, L (1, 4) OBP: 0.402, SLG: 0.395	0-0 F5			0-0 3-1		0-0 4-3			0-0 1B 2B	4 1 1 0 0 0 0										
Jimmy Wynn, R (1, 8) OBP: 0.385, SLG: 0.484	0-3 K			0-0 F8			0-0 1B 1B		0-0 5-3	4 0 1 0 0 1 1										
Joe Pepitone, L (1, 7) OBP: 0.291, SLG: 0.468		0-0 4-3		0-0 E5		0-3 K		0-0 6-3		4 0 0 0 0 1 2										
Bob Watson, R (1, 3) OBP: 0.345, SLG: 0.519		4-0 G1-4-3 BB		0-3 K		0-0 1-2 1B		0-0 2-H 1B		3 0 2 1 1 1 1										
Doug Rader, R (1, 5) OBP: 0.296, SLG: 0.402		0-0 G1-4-3 1-2f		0-0 4-1		0-0 F9		0-0 F2		4 0 0 0 0 0 4										
Johnny Edwards, L (1, 2) OBP: 0.241, SLG: 0.258			0-0 F8		0-3 K		0-0 P5			3 0 0 0 0 1 2										
Hector Torres, R (1, 6) OBP: 0.279, SLG: 0.256			4-0 SH1-4 BB		0-0 6-3			0-3 K		1 0 0 0 1 0 0										
Marty Martinez, S (8, PH) OBP: 0.309, SLG: 0.286										1 0 0 0 0 1 0										
Jim Bouton, R (8, 1) OBP: 0.471, SLG: 0.400										0 0 0 0 0 0 0										
Denny Lemaster, R (1, 1) OBP: 0.238, SLG: 0.222			0-0 SH1-4					0-3 K		1 0 0 0 0 0 0										
Denis Menke, R (8, PH) OBP: 0.377, SLG: 0.412			1-2		0-0 F8					1 0 0 0 0 1 0										
Inning Stats	R: 0 E: 0 K: 1 S: 5	H: 0 LOB: 0 BB: 0 P: 5	R: 0 E: 0 K: 0 S: 2	H: 0 LOB: 0 BB: 1 P: 6	R: 0 E: 0 K: 0 S: 3	H: 0 LOB: 1 BB: 1 P: 7	R: 0 E: 1 K: 1 S: 6	H: 0 LOB: 1 BB: 0 P: 6	R: 0 E: 0 K: 1 S: 5	H: 0 LOB: 0 BB: 0 P: 5	R: 0 E: 0 K: 1 S: 7	H: 2 LOB: 2 BB: 0 P: 7	R: 0 E: 0 K: 2 S: 7	H: 0 LOB: 0 BB: 0 P: 7	R: 1 E: 0 K: 0 S: 5	H: 2 LOB: 1 BB: 0 P: 5	1B: 3 2B: 1 3B: 0 HR: 0	SF: 0 SAC: 1 DP: 1 HBP: 0	WP: 0 PB: 0 SB: 0 CS: 0	PA: 33
PITCHER Wayne Simpson, R (1, 1) ERA: 2.27	IP: 9.0 WLS: W BF: 33 H: 4 R: 1 ER: 1 SO: 7 BB: 2 IBB: 0 HBP: 0 BLK: 0 WP: 0 HR: 0 S: 45 P: 53 ERA: 1.00 WHIP: 0.667																			PITCHER

Houston Astros @ Cincinnati Reds
Riverfront Stadium, Cincinnati, OH
Sun Jul 05 1970, 3:33 AM EDT
Att: 18,943 - Unknown

livebaseballscorecards.com

AB	30
R	1
H	4
RBI	1
BB	2
SO	7
LOB	11



BOTTOM

Los Angeles Dodgers @ Houston Astros
Astrodome, Houston, TX
Mon Jul 06 1970, 8:05 PM EDT
Att: 17,744 - Unknown

livebaseballscorecards.com

AB 41
R 8
H 13
RBI 7
BB 4
SO 3
LOB 16



WP: 0 PA: 45
PB: 0
SB: 1
CS: 0

AB R H RBI BB SO LOB

4 0 1 0 1 0 2

4 1 1 0 1 2 3

4 0 1 0 1 1 4

5 1 2 1 0 0 1

4 1 0 0 1 0 4

4 1 1 2 0 0 1

1 1 1 0 0 0 0

5 2 2 1 0 0 0

5 0 2 3 0 0 0

3 0 1 0 0 0 0

0 0 0 0 0 0 0

0 0 0 0 0 0 0

1 0 1 0 0 0 0

0 0 0 0 0 0 0

0 0 0 0 0 0 0

0 0 0 0 0 0 0

0 0 0 0 0 0 0

0 0 0 0 0 0 0

1 0 0 0 0 0 1

1B: 8 SF: 0

2B: 3 SAC: 0

3B: 1 DP: 2

HR: 1 HBP: 0

1B: 8 SF: 0

2B: 3 SAC: 0

3B: 1 DP: 2

HR: 1 HBP: 0

1B: 8 SF: 0

2B: 3 SAC: 0

3B: 1 DP: 2

HR: 1 HBP: 0

1B: 8 SF: 0

2B: 3 SAC: 0

3B: 1 DP: 2

HR: 1 HBP: 0

1B: 8 SF: 0

2B: 3 SAC: 0

3B: 1 DP: 2

HR: 1 HBP: 0

1B: 8 SF: 0

2B: 3 SAC: 0

3B: 1 DP: 2

HR: 1 HBP: 0

1B: 8 SF: 0

2B: 3 SAC: 0

3B: 1 DP: 2

HR: 1 HBP: 0

1B: 8 SF: 0

2B: 3 SAC: 0

3B: 1 DP: 2

HR: 1 HBP: 0

1B: 8 SF: 0

2B: 3 SAC: 0

3B: 1 DP: 2

HR: 1 HBP: 0

1B: 8 SF: 0

2B: 3 SAC: 0

3B: 1 DP: 2

HR: 1 HBP: 0

1B: 8 SF: 0

2B: 3 SAC: 0

3B: 1 DP: 2

HR: 1 HBP: 0

1B: 8 SF: 0

2B: 3 SAC: 0

3B: 1 DP: 2

HR: 1 HBP: 0

1B: 8 SF: 0

2B: 3 SAC: 0

3B: 1 DP: 2

HR: 1 HBP: 0

1B: 8 SF: 0

2B: 3 SAC: 0

3B: 1 DP: 2

HR: 1 HBP: 0

1B: 8 SF: 0

2B: 3 SAC: 0

3B: 1 DP: 2

HR: 1 HBP: 0

1B: 8 SF: 0

2B: 3 SAC: 0

3B: 1 DP: 2

HR: 1 HBP: 0

1B: 8 SF: 0

2B: 3 SAC: 0

3B: 1 DP: 2

HR: 1 HBP: 0

1B: 8 SF: 0

2B: 3 SAC: 0

3B: 1 DP: 2

HR: 1 HBP: 0

1B: 8 SF: 0

2B: 3 SAC: 0

3B: 1 DP: 2

HR: 1 HBP: 0

1B: 8 SF: 0

2B: 3 SAC: 0

3B: 1 DP: 2

HR: 1 HBP: 0

1B: 8 SF: 0

2B: 3 SAC: 0

3B: 1 DP: 2

HR: 1 HBP: 0

1B: 8 SF: 0

2B: 3 SAC: 0

3B: 1 DP: 2

HR: 1 HBP: 0

1B: 8 SF: 0

2B: 3 SAC: 0

3B: 1 DP: 2

HR: 1 HBP: 0

1B: 8 SF: 0

2B: 3 SAC: 0

3B: 1 DP: 2

HR: 1 HBP: 0

1B: 8 SF: 0

2B: 3 SAC: 0

3B: 1 DP: 2

HR: 1 HBP: 0

1B: 8 SF: 0

2B: 3 SAC: 0

3B: 1 DP: 2

HR: 1 HBP: 0

1B: 8 SF: 0

2B: 3 SAC: 0

3B: 1 DP: 2

HR: 1 HBP: 0

1B: 8 SF: 0

2B: 3 SAC: 0

3B: 1 DP: 2

HR: 1 HBP: 0

1B: 8 SF: 0

2B: 3 SAC: 0

3B: 1 DP: 2

HR: 1 HBP: 0

1B: 8 SF: 0

2B: 3 SAC: 0

3B: 1 DP: 2

HR: 1 HBP: 0

1B: 8 SF: 0

2B: 3 SAC: 0

3B: 1 DP: 2

HR: 1 HBP: 0

1B: 8 SF: 0

2B: 3 SAC: 0

3B: 1 DP: 2

HR: 1 HBP: 0

1B: 8 SF: 0

2B: 3 SAC: 0

3B: 1 DP: 2

HR: 1 HBP: 0

1B: 8 SF: 0

2B: 3 SAC: 0

3B: 1 DP: 2

HR: 1 HBP: 0

1B: 8 SF: 0

2B: 3 SAC: 0

3B: 1 DP: 2

HR: 1 HBP: 0

1B: 8 SF: 0

2B: 3 SAC: 0

3B: 1 DP: 2

HR: 1 HBP: 0

1B: 8 SF: 0

2B: 3 SAC: 0

3B: 1 DP: 2

HR: 1 HBP: 0

1B: 8 SF: 0

2B: 3 SAC: 0

3B: 1 DP: 2

HR: 1 HBP: 0

1B: 8 SF: 0

2B: 3 SAC: 0

3B: 1 DP: 2

HR: 1 HBP: 0

1B: 8 SF: 0

2B: 3 SAC: 0

3B: 1 DP: 2

HR: 1 HBP: 0

1B: 8 SF: 0

2B: 3 SAC: 0

3B: 1 DP: 2

HR: 1 HBP: 0

1B: 8 SF: 0

2B: 3 SAC: 0

3B: 1 DP: 2

HR: 1 HBP: 0

1B: 8 SF: 0

2B: 3 SAC: 0

3B: 1 DP: 2

HR: 1 HBP: 0

1B: 8 SF: 0

2B: 3 SAC: 0

3B: 1 DP: 2

HR: 1 HBP: 0

1B: 8 SF: 0

2B: 3 SAC: 0

3B: 1 DP: 2

HR: 1 HBP: 0

1B: 8 SF: 0

2B: 3 SAC: 0

3B: 1 DP: 2

HR: 1 HBP: 0

1B: 8 SF: 0

2B: 3 SAC: 0

3B: 1 DP: 2

HR: 1 HBP: 0

1B: 8 SF: 0

2B: 3 SAC: 0

3B: 1 DP: 2

HR: 1 HBP: 0

1B: 8 SF: 0

2B: 3 SAC: 0

3B: 1 DP: 2

HR: 1 HBP: 0

1B: 8 SF: 0

2B: 3 SAC: 0

3B: 1 DP: 2

HR: 1 HBP: 0

1B: 8 SF: 0

2B: 3 SAC: 0

3B: 1 DP: 2

HR: 1 HBP: 0

1B: 8 SF: 0

2B: 3 SAC: 0

3B: 1 DP: 2

HR: 1 HBP: 0

1B: 8 SF: 0

2B: 3 SAC: 0

3B: 1 DP: 2

HR: 1 HBP: 0

1B: 8 SF: 0

2B: 3 SAC: 0

3B: 1 DP: 2

HR: 1 HBP: 0

1B: 8 SF: 0

2B: 3 SAC: 0

3B: 1 DP: 2

HR: 1 HBP: 0

1B: 8 SF: 0

2B: 3 SAC: 0

3B: 1 DP: 2

HR: 1 HBP: 0

1B: 8 SF: 0

2B: 3 SAC: 0

3B: 1 DP: 2

HR: 1 HBP: 0

1B: 8 SF: 0

2B: 3 SAC: 0

3B: 1 DP: 2

HR: 1 HBP: 0

1B: 8 SF: 0

2B: 3 SAC: 0

3B: 1 DP: 2

HR: 1 HBP: 0

1B: 8 SF: 0

2B: 3 SAC: 0

3B: 1 DP: 2

HR: 1 HBP: 0

1B: 8 SF: 0

2B: 3 SAC: 0

3B: 1 DP: 2

HR: 1 HBP: 0

1B: 8 SF: 0

2B: 3 SAC: 0

3B: 1 DP:

Batter	1	2	3	4	5	6	7	8	9	AB R H RBI BB SO LOB	TOP											
Billy Grabarkewitz, R OBP: 0.444, SLG: 0.510 (1, 6) X	0-0 5-3		0-0 5-3		0-0 FC6-4 1B	4-0 BB		4-0 BB		3 1 1 1 2 0 0	Los Angeles Dodgers @ Houston Astros Astrodome, Houston, TX Tue Jul 07 1970, 8:05 PM EDT Att. 17,113 - Dome											
Manny Mota, R OBP: 0.396, SLG: 0.426 (1, 7) X	0-0 1B		0-0 L4		0-0 FC6-4 1B	0-0 F9		4-0 BB		4 1 1 0 1 0 5												
Willie Davis, L OBP: 0.332, SLG: 0.425 (1, 8) X	0-0 F9			0-0 E9 1B	0-0 1B		0-0 CS 1B	0-0 BB		5 1 4 4 0 0 1												
Wes Parker, S OBP: 0.375, SLG: 0.434 (1, 3) X	0-0 4-3			0-0 F5 2-3	0-0 F4		4-0 BB	0-0 2B		4 0 1 1 1 0 4												
Willie Crawford, L OBP: 0.313, SLG: 0.365 (1, 9) S.S.		0-3 K		0-0 F6		0-0 4-3	0-0 FC4-6 BB	0-0 2B		5 0 0 0 0 1 3												
Bill Sudakis, S OBP: 0.335, SLG: 0.423 (1, 5) B.B.B.B.		4-0 BB		0-0 F7		4-0 BB	0-0 G3	0-3 K		3 1 0 0 2 1 2												
Tom Haller, L OBP: 0.337, SLG: 0.408 (1, 2) X		0-0 FC3-6 BB			0-0 1B	0-0 F4 1B		0-0 L6	0-0 4-3	5 1 1 0 0 0 2												
Jim Lefebvre, S OBP: 0.335, SLG: 0.380 (1, 4) X		0-0 G3			0-0 FC6-4 1B	0-0 BB 1B		0-0 F7	0-0 3B	5 1 3 0 0 0 1												
Joe Moeller, R OBP: 0.250, SLG: 0.211 (1, 1) X			0-0 5-3		0-3 K	0-0 BB 1B		4-0 BB BB	0-0 4-3	2 0 0 0 0 1 2												
Len Gabrielson, L OBP: 0.182, SLG: 0.143 (6, PH)										1 0 1 1 0 0 0												
Jose Pena, R (6, 1)										1 1 0 0 1 0 1												
Inning Stats	R: 0 E: 0 K: 0 S: 4	H: 1 LOB: 1 BB: 0 P: 4	R: 0 E: 0 K: 1 S: 5	H: 0 LOB: 1 BB: 1 P: 9	R: 0 E: 0 K: 0 S: 3	H: 0 LOB: 0 BB: 0 P: 3	R: 0 E: 1 K: 0 S: 4	H: 1 LOB: 1 BB: 0 P: 4	R: 2 E: 0 K: 1 S: 9	H: 4 LOB: 2 BB: 0 P: 9	R: 1 E: 0 K: 0 S: 5	H: 2 LOB: 3 BB: 2 P: 13	R: 0 E: 0 K: 0 S: 3	H: 1 LOB: 1 BB: 1 P: 7	R: 4 E: 0 K: 0 S: 5	H: 2 LOB: 1 BB: 3 P: 17	R: 0 E: 0 K: 1 S: 6	H: 1 LOB: 1 BB: 0 P: 6	1B: 9 2B: 1 3B: 2 HR: 0	SF: 0 SAC: 0 DP: 0 HBP: 0	WP: 0 PB: 0 SB: 2 CS: 1	PA: 45
PITCHER	IP WLS BF H R ER SO BB IBB HBP BLK WP HR S P ERA WHIP												PITCHER	IP WLS BF H R ER SO BB IBB HBP BLK WP HR S P ERA WHIP								
Tom Griffin, R ERA: 4.6 (1, 1)	7.0 L 33 9 3 3 2 4 0 0 0 0 0 0 33 49 3.86 1.857																					
Jack Dilauro, L ERA: 3.43 (8, 1)	0.2 5 0 3 3 0 3 0 0 0 0 0 0 2 14 40.50 4.500																					
Fred Gladding, R ERA: 3.55 (8, 1)	1.1 7 3 1 1 1 0 0 0 0 0 0 0 9 9 6.75 2.250																					

livebaseballscorecards.com

AB	38
R	7
H	12
RBI	7
BB	7
SO	3
LOB	21



Batter	1	2	3	4	5	6	7	8	9	AB	R	H	RBI	BB	SO	LOB
Cesar Cedeno, R OBP: 0.247, SLG: 0.300 (1, 9)	0-0 F8	0-0 FC6-4			0-0 6-3			0-0 4-3		4	0	0	0	0	0	2
Joe Morgan, L OBP: 0.400, SLG: 0.388 (1, 4)	0-0 5-3			4-0 BB	0-0 F9			0-0 F2		3	0	0	0	1	0	0
Jimmy Wynn, R OBP: 0.361, SLG: 0.474 (1, 8)	0-0 5-3			0-0 5-3	0-3 K			0-0 F4		4	0	0	0	0	1	1
Joe Pepitone, L OBP: 0.293, SLG: 0.467 (1, 7)		0-0 1B S 1B		0-0 F5		0-0 G3		0-0 F9		4	1	1	0	0	0	1
Denis Menke, R OBP: 0.373, SLG: 0.405 (1, 6)		0-0 1B 1B		0-0 5-3		0-0 4-3		0-3 K		4	1	1	0	0	1	1
Bob Watson, R OBP: 0.352, SLG: 0.531 (1, 3)		0-0 1B 1B		0-0 1-3		0-3 K		0-0 1B 1B		4	0	2	1	0	1	0
Doug Rader, R OBP: 0.303, SLG: 0.411 (1, 5)		0-0 1B FC6-4		0-0 1-2 3-H		0-0 4-3		0-0 F6		4	0	3	1	0	0	0
Johnny Edwards, L OBP: 0.241, SLG: 0.264 (1, 2)		0-0 L7		0-0 4-3		0-0 4-3		0-0 4-3		4	0	0	0	0	0	5
Tom Griffin, R OBP: 0.103, SLG: 0.107 (1, 1)		0-3 K		0-0 F9				0-0 G3		2	0	0	0	0	1	3
Marty Martinez, S OBP: 0.314, SLG: 0.292 (7, PH)										1	0	0	0	0	0	0
Jack Dilauro, S (8, 1)										0	0	0	0	0	0	0
Fred Gladding, L (8, 1)										0	0	0	0	0	0	0

Inning Stats	R: 0	H: 0	E: 0	K: 0	S: 3	R: 2	H: 4	E: 0	K: 1	S: 9	R: 0	H: 0	E: 0	K: 0	S: 3	R: 0	H: 1	E: 0	K: 0	S: 4	R: 0	H: 0	E: 0	K: 1	S: 5	R: 0	H: 0	E: 0	K: 1	S: 5	R: 0	H: 0	E: 0	K: 0	S: 3	R: 0	H: 2	E: 0	K: 1	S: 7	R: 0	H: 0	E: 0	K: 0	S: 3	1B: 6	SF: 0	2B: 1	SAC: 0	3B: 0	DP: 0	HR: 0	HBP: 0	WP: 0	PA: 35
--------------	------	------	------	------	------	------	------	------	------	------	------	------	------	------	------	------	------	------	------	------	------	------	------	------	------	------	------	------	------	------	------	------	------	------	------	------	------	------	------	------	------	------	------	------	------	-------	-------	-------	--------	-------	-------	-------	--------	-------	--------

PITCHER	IP	WLS	BF	H	R	ER	SO	BB	IBB	HBP	BLK	WP	HR	S	P	ERA	WHIP
Joe Moeller, R ERA: 2.79 (1, 1)	5.0	W	21	5	2	2	2	1	0	0	0	0	0	24	28	3.60	1.200
Jose Pena, R ERA: 1.77 (6, 1)	4.0	S	14	2	0	0	2	0	0	0	0	0	0	18	18	0.00	0.500

BOTTOM

Los Angeles Dodgers @ Houston Astros
Astrodome, Houston, TX
Tue Jul 07 1970, 8:05 PM EDT
Att. 17,113 - Dome

livebaseballscorecards.com

AB	34
R	2
H	7
RBI	2
BB	1
SO	4
LOB	13



BOTTOM

Los Angeles Dodgers @ Houston Astros
Astrodome, Houston, TX
Wed Jul 08 1970, 8:05 PM EDT
Att. 16,865 - Dome

AB 35
R 5
H 9
RBI 5
BB 3
SO 8
LOB 12



WP: 0 PA: 38
PB: 0
SB: 1
CS: 0

AB R H RBI BB SO LOB

5 1 3 0 0 0 0

4 1 1 0 1 0 2

4 0 0 0 0 2 4

0 0 0 0 0 0 0

3 1 1 1 1 0 0

3 1 2 1 1 0 0

4 0 1 2 0 2 3

4 0 0 0 0 2 2

4 0 0 0 0 0 1

3 0 0 0 0 2 0

0 0 0 0 0 0 0

0 0 0 0 0 0 0

1 1 1 1 0 0 0

1B: 4 SF: 0
2B: 2 SAC: 0
3B: 2 DP: 0
HR: 1 HBP: 0

Batter	1	2	3	4	5	6	7	8	9
Jesus Alou, R OBP: 0.322, SLG: 0.357 (1, 9)	0-0 2B 1B 1B		0-0 4-3	0-0 G3			0-0 2B		0-0 1B
Joe Morgan, L OBP: 0.400, SLG: 0.390 (1, 4)	0-0 1B 1-3 2B		4-0 3B S BB		0-0 1-3		0-0 F7		0-0 4-3
Bob Watson, R OBP: 0.341, SLG: 0.513 Cesar Geronimo, L OBP: 1.000, SLG: 1.000 (1, 3) (8, 7)	0-3 K		0-3 K		0-0 6-3		0-0 F7		
Joe Pepitone, L OBP: 0.296, SLG: 0.473 (1, 7) (8, 3)	4-0 1B IBB		0-0 3B 2-H 3B		0-0 F9		0-0 F9		
Denis Menke, R OBP: 0.377, SLG: 0.407 (1, 6)	0-0 1B 1-3 2-3 3-H		4-0 3B BB		0-0 1B		0-0 6-3		
Cesar Cedeno, R OBP: 0.247, SLG: 0.324 (1, 8)	0-3 K		0-0 3B 1-H 3-H		0-3 K		0-0 G3		
Marty Martinez, S OBP: 0.297, SLG: 0.275 (1, 5)		0-0 3-1	0-3 K		0-0 F7		0-3 K		
Johnny Edwards, L OBP: 0.237, SLG: 0.260 (1, 2)		0-0 G3		0-0 4-3		0-0 F8		0-0 F8	
Don Wilson, R OBP: 0.120, SLG: 0.160 Jack Dilauro, S (9, 1) Jim Ray, R OBP: 0.267, SLG: 0.267 Jimmy Wynn, R OBP: 0.383, SLG: 0.486 (9, PH)		0-3 K		0-3 K		0-0 6-3		0-0 HR	

Inning Stats	R: 1	H: 3	E: 0	K: 2	S: 9	H: 3	LOB: 2	BB: 1	P: 13	R: 0	H: 0	E: 0	K: 1	S: 5	R: 0	H: 0	E: 0	K: 2	S: 9	R: 0	H: 0	E: 0	K: 1	S: 5	R: 0	H: 0	E: 0	K: 0	S: 3	R: 0	H: 1	E: 0	K: 1	S: 6	R: 0	H: 1	E: 0	K: 0	S: 4	R: 0	H: 0	E: 0	K: 0	S: 3	R: 1	H: 2	E: 0	K: 1	S: 7	R: 0	H: 0	E: 0	K: 0	S: 3	R: 0	H: 0	E: 0	K: 0	S: 3	R: 0	H: 2	E: 0	K: 1	S: 7	1B: 4	SF: 0	2B: 2	SAC: 0	3B: 2	DP: 0	HR: 1	HBP: 0	WP: 0	PA: 38
--------------	------	------	------	------	------	------	--------	-------	-------	------	------	------	------	------	------	------	------	------	------	------	------	------	------	------	------	------	------	------	------	------	------	------	------	------	------	------	------	------	------	------	------	------	------	------	------	------	------	------	------	------	------	------	------	------	------	------	------	------	------	------	------	------	------	------	-------	-------	-------	--------	-------	-------	-------	--------	-------	--------

PITCHER	IP	WLS	BF	H	R	ER	SO	BB	IBB	HBP	BLK	WP	HR	S	P	ERA	WHIP
Don Sutton, R ERA: 3.58 (1, 1)	7.0		30	7	4	4	7	2	1	0	0	0	0	41	53	5.14	1.286
Ray Lamb, R ERA: 3.38 (8, 1)	1.0	W	3	0	0	0	0	0	0	0	0	0	0	3	3	0.00	0.000
Jim Brewer, L ERA: 1.9 (9, 1)	1.0	S	5	2	1	1	1	0	0	0	0	0	1	7	7	9.00	2.000

Batter	1	2	3	4	5	6	7	8	9	AB R H RBI BB SO LOB	TOP																
Billy Grabarkewitz, R (1, 6) OBP: 0.440, SLG: 0.500	0-3 K		0-3 K		X 0-0 6-3	4-0 BB 1-2 2-3 BB		X 0-0 6-3		4 0 0 0 1 2 0	Los Angeles Dodgers @ Houston Astros Astrodome, Houston, TX Thu Jul 09 1970, 8:05 PM EDT Att. 12,798 - Dome livebaseballscorecards.com																
Manny Mota, R (1, 7) OBP: 0.390, SLG: 0.418	0-0 4-3 1B		0-3 K		X 0-0 4-3	X 0-0 6-3		X 0-0 F8	5 1 1 0 0 1 3																		
Willie Davis, L (1, 8) OBP: 0.332, SLG: 0.434	0-0 4-3 1-2		0-0 IHR		X 0-0 1B 2B		BB 4-0 L9 1B BB	0-3 K	4 3 2 1 1 1 1																		
Wes Parker, S (1, 3) OBP: 0.387, SLG: 0.458	0-0 2-H 1B		4-0 BB		X 0-0 1B		X 0-0 1B 1B	0-0 2B	4 1 4 2 1 0 0																		
Jim Lefebvre, S (1, 4) OBP: 0.330, SLG: 0.377	0-0 4-3		0-0 L9		X 0-3 K		X 0-0 L9 2-3	0-0 2B	5 0 1 1 0 1 5																		
Tom Haller, L (1, 2) OBP: 0.348, SLG: 0.417		X 0-0 1B		X 0-0 G3 2B		BB 4-0 BB 1B BB	X 0-0 1-2 G1-4-3 1B	X 0-0 F8	4 0 3 1 1 0 1																		
Steve Garvey, R (1, 5) OBP: 0.138, SLG: 0.143		X 0-0 F8		X 0-0 F4		S 0-3 K	X 0-0 G1-4-3 1-2f		4 0 0 0 0 1 5																		
Willie Crawford, L (1, 9) OBP: 0.306, SLG: 0.356		0-3 K		X 0-0 G3 2-3		X 0-0 F6	0-3 K		4 0 0 0 0 2 3																		
Alan Foster, R (1, 1) OBP: 0.095, SLG: 0.073 Len Gabrielson, L (4, PH) OBP: 0.174, SLG: 0.136 Ray Lamb, R (4, 1) Fred Norman, S (5, 1) OBP: 0.750, SLG: 0.500 Von Joshua, L (8, PH) OBP: 0.290, SLG: 0.317 Pete Mikkelsen, R (8, 1)		X 0-0 3-1		X 0-0 L7		X 0-0 BB 1B	X 0-0 4-3		1 0 0 0 0 0 1 1 0 0 0 0 0 1 0 0 0 0 0 0 0 1 0 1 0 0 0 0 1 0 0 0 0 0 0 0 0 0 0 0 0 0																		
Inning Stats	R: 1 E: 0 K: 1 S: 7	H: 2 LOB: 1 BB: 0 P: 7	R: 0 E: 0 K: 1 S: 6	H: 1 LOB: 1 BB: 0 P: 6	R: 1 E: 0 K: 2 S: 8	H: 1 LOB: 1 BB: 1 P: 12	R: 0 E: 0 K: 0 S: 4	H: 1 LOB: 1 BB: 0 P: 4	R: 1 E: 0 K: 1 S: 7	H: 2 LOB: 1 BB: 0 P: 7	R: 0 E: 0 K: 1 S: 6	H: 1 LOB: 3 BB: 2 P: 14	R: 1 E: 0 K: 0 S: 4	H: 2 LOB: 1 BB: 1 P: 8	R: 0 E: 0 K: 1 S: 5	H: 0 LOB: 0 BB: 0 P: 5	R: 1 E: 0 K: 1 S: 7	H: 2 LOB: 1 BB: 0 P: 7	1B: 7 2B: 4 3B: 0 HR: 1	SF: 0 SAC: 0 DP: 1 HBP: 0	WP: 0 PB: 0 SB: 0 CS: 0	PA: 42					
PITCHER Jack Billingham, R (1, 1) ERA: 3.41 Jim Ray, R (7, 1) ERA: 4.24	IP 6.1	WLS W	BF 33	H 10	R 4	ER 4	SO 6	BB 4	IBB 0	HBP 0	BLK 0	WP 0	HR 0	S 41	P 57	ERA 5.68	WHIP 2.211										
										PITCHER	IP	WLS	BF	H	R	ER	SO	BB	IBB	HBP	BLK	WP	HR	S	P	ERA	WHIP



BOTTOM

Los Angeles Dodgers @ Houston Astros
Astrodome, Houston, TX
Thu Jul 09 1970, 8:05 PM EDT
Att. 12,798 - Dome

livebaseballscorecards.com

AB 38
R 9
H 14
RBI 9
BB 4
SO 6
LOB 25



WP: 0 PA: 43
PB: 0
SB: 2
CS: 0

AB R H RBI BB SO LOB

5 1 3 1 0 0 0

4 2 2 0 1 0 2

3 1 2 1 2 0 2

0 0 0 0 0 0 0

4 1 1 0 0 1 7

0 0 0 0 0 0 0

5 1 2 5 0 1 3

5 1 1 0 0 1 3

4 1 1 1 1 2 3

4 1 1 1 0 0 2

3 0 1 0 0 0 3

1 0 0 0 0 1 0

1B: 10 SF: 0
2B: 2 SAC: 0
3B: 0 DP: 0
HR: 2 HBP: 1

Batter	1	2	3	4	5	6	7	8	9
Jesus Alou, R OBP: 0.330, SLG: 0.364 (1, 9)	0-0 1B HR 1B	0-0 FC4-6 1-2 1B		0-0 6-3 1B	0-0 BB BB 1B		0-0 F7 2		
Joe Morgan, L OBP: 0.403, SLG: 0.395 (1, 4)	0-0 1B HR 1B	0-0 FC4-6 1-2 2-3 1B		0-0 1B 2B	4-0 BB BB 1B		0-0 F9 3		
Bob Watson, R OBP: 0.359, SLG: 0.525 Cesar Geronimo, L OBP: 1.000, SLG: 1.000 (8, PR) (9, 7)	4-0 1B HR BB	0-0 F9 3		0-0 G3 2-H 1B	4-0 BB BB BB		0-0 2B		
Joe Pepitone, L OBP: 0.298, SLG: 0.470 Hector Torres, R OBP: 0.279, SLG: 0.256 (1, 7) (9, 6)	0-3 K 1		0-0 1B S 1B	0-0 G3 2-3	0-0 F2 3		1-0 HBP		
Denis Menke, R OBP: 0.377, SLG: 0.417 (1, 6) (9, 3)	0-0 1B HR 1-H 2-H 3-H		0-0 1B BB 1B	0-0 L8 3		0-0 5-3 1		0-3 K 1	
Cesar Cedeno, R OBP: 0.244, SLG: 0.316 (1, 8)	0-0 5-3 2		0-3 K 1		0-0 1B S 1B		0-0 F7 2		
Doug Rader, R OBP: 0.305, SLG: 0.419 (1, 5)	0-0 F8 3		4-0 1B BB		0-3 K 1 1B		0-0 HR		
Johnny Edwards, L OBP: 0.237, SLG: 0.260 (1, 2)		0-0 4-3 1	0-0 F9 2		0-0 1B 4-3 2-H 1B		0-0 F8 3		
Jack Billingham, R OBP: 0.111, SLG: 0.077 Jim Ray, R OBP: 0.250, SLG: 0.250 (1, 1) (7, 1)		0-0 FC4-6 1B 1B	0-0 4-3 3		0-0 4-3 2-3		0-3 K 1		

Inning Stats	R: 4	H: 3	E: 0	K: 1	S: 8	LOB: 0	BB: 1	P: 12	R: 0	H: 2	E: 0	K: 0	S: 5	LOB: 2	BB: 0	P: 5	R: 1	H: 2	E: 0	K: 1	S: 7	LOB: 2	BB: 1	P: 11	R: 1	H: 2	E: 0	K: 0	S: 5	LOB: 1	BB: 0	P: 5	R: 2	H: 3	E: 0	K: 1	S: 8	LOB: 3	BB: 2	P: 16	R: 1	H: 1	E: 0	K: 0	S: 4	LOB: 0	BB: 0	P: 4	R: 0	H: 0	E: 0	K: 1	S: 5	LOB: 0	BB: 0	P: 5	R: 0	H: 1	E: 0	K: 2	S: 8	LOB: 2	BB: 0	P: 9
--------------	------	------	------	------	------	--------	-------	-------	------	------	------	------	------	--------	-------	------	------	------	------	------	------	--------	-------	-------	------	------	------	------	------	--------	-------	------	------	------	------	------	------	--------	-------	-------	------	------	------	------	------	--------	-------	------	------	------	------	------	------	--------	-------	------	------	------	------	------	------	--------	-------	------

PITCHER	IP	WLS	BF	H	R	ER	SO	BB	IBB	HBP	BLK	WP	HR	S	P	ERA	WHIP
Alan Foster, R ERA: 3.85 (1, 1)	3.0	L	18	7	5	5	2	2	0	0	0	0	1	20	28	15.00	3.000
Ray Lamb, R ERA: 4.13 (4, 1)	1.2		11	5	3	3	1	1	0	0	0	0	0	12	16	16.20	3.600
Fred Norman, L ERA: 4.25 (5, 1)	2.1		9	1	1	1	1	1	0	0	0	0	1	10	14	3.86	0.857
Pete Mikkelsen, R ERA: 3.29 (8, 1)	1.0		5	1	0	0	2	0	0	1	0	0	0	8	9	0.00	1.000

Batter	1	2	3	4	5	6	7	8	9	AB R H RBI BB SO LOB	TOP
Bobby Bonds, R (1, 9) OBP: 0.391, SLG: 0.491	0-3 K		0-3 K		0-0 1B SF8 2-H	0-3 K		0-0 5-3		5 1 1 1 0 3 4	
Ron Hunt, R (1, 4) OBP: 0.401, SLG: 0.390 Bob Heise, R (6, 4) OBP: 0.269, SLG: 0.317	0-0 FC6-4 1B		0-0 E2 1B 2B 1-H		0-0 1B 1B 1-3	0-0 1B 1-3 2-H 3-H		0-0 1B 2B 1B		4 1 4 2 0 0 0 1 1 1 0 0 0 0	
Willie Mays, R (1, 8) OBP: 0.368, SLG: 0.512	0-0 FC6-4 1-2f		0-0 1B 3-H		0-0 SF8 3-H	0-0 F9		0-0 2B 1B 1-2		4 1 2 2 0 0 3	
Willie McCovey, L (1, 3) OBP: 0.423, SLG: 0.562	0-0 4-3		0-0 F7		0-0 1B 1-2		0-3 K	0-0 2B 1-H 2-H		5 0 2 2 0 1 2	
Dick Dietz, R (1, 2) OBP: 0.450, SLG: 0.626		0-3 K		4-0 G6-4-3 BB	0-3 K		0-0 SH3 1B	1-0 HBP		3 0 1 0 1 2 2	
Jim Ray Hart, R (1, 5) OBP: 0.474, SLG: 0.824 Al Gallagher, R (6, 5) OBP: 0.345, SLG: 0.417		0-3 K		0-0 G6-4-3 1-2f		0-0 1B 1B 1B	0-0 SH3	0-3 K		3 1 1 0 0 1 1 1 0 0 0 0 1 2	
Frank Johnson, R (1, 7) OBP: 0.361, SLG: 0.400		0-0 G3		0-0 F5		0-0 1B 1B	0-0 6-3	0-0 F9		5 1 1 0 0 0 3	
Hal Lanier, R (1, 6) OBP: 0.281, SLG: 0.309			0-0 F4		0-0 SH5-4 1B 1B	0-3 K		0-0 F4	0-3 K	5 1 1 0 0 2 4	
Frank Reberger, L (1, 1) OBP: 0.286, SLG: 0.357 Mike Davison, L (6, 1) Jerry Johnson, R (8, 1)			0-0 2B E 1B		0-0 SH5-4 1B 1-2 2-3	0-0 1B		0-3 K		2 1 2 0 0 0 0 1 0 0 0 0 1 0 0 0 0 0 0 0 0	
Inning Stats	R: 0 E: 0 K: 1 S: 6 H: 1 LOB: 1 BB: 0 P: 6	R: 0 E: 0 K: 2 S: 7 H: 0 LOB: 0 BB: 0 P: 7	R: 2 E: 1 K: 1 S: 8 H: 3 LOB: 1 BB: 0 P: 8	R: 0 E: 0 K: 0 S: 2 H: 0 LOB: 0 BB: 1 P: 6	R: 2 E: 0 K: 1 S: 9 H: 4 LOB: 2 BB: 0 P: 9	R: 2 E: 0 K: 2 S: 11 H: 4 LOB: 2 BB: 0 P: 11	R: 0 E: 0 K: 1 S: 6 H: 1 LOB: 1 BB: 0 P: 6	R: 0 E: 0 K: 1 S: 5 H: 0 LOB: 0 BB: 0 P: 5	R: 2 E: 0 K: 2 S: 10 H: 3 LOB: 2 BB: 0 P: 11	1B: 14 2B: 2 3B: 0 HR: 0 SF: 1 SAC: 2 DP: 1 HBP: 1	WP: 0 PB: 0 SB: 0 CS: 0 PA: 44
PITCHER	IP WLS BF H R ER SO BB IBB HBP BLK WP HR S P ERA WHIP	IP WLS BF H R ER SO BB IBB HBP BLK WP HR S P ERA WHIP	IP WLS BF H R ER SO BB IBB HBP BLK WP HR S P ERA WHIP	IP WLS BF H R ER SO BB IBB HBP BLK WP HR S P ERA WHIP	IP WLS BF H R ER SO BB IBB HBP BLK WP HR S P ERA WHIP	IP WLS BF H R ER SO BB IBB HBP BLK WP HR S P ERA WHIP	IP WLS BF H R ER SO BB IBB HBP BLK WP HR S P ERA WHIP	IP WLS BF H R ER SO BB IBB HBP BLK WP HR S P ERA WHIP	IP WLS BF H R ER SO BB IBB HBP BLK WP HR S P ERA WHIP	IP WLS BF H R ER SO BB IBB HBP BLK WP HR S P ERA WHIP	IP WLS BF H R ER SO BB IBB HBP BLK WP HR S P ERA WHIP
Denny Lemaster, L (1, 1) ERA: 4.65	5.0 L										
George Culver, R (6, 1) ERA: 4.33	1.0										
Jim Bouton, R (7, 1) ERA: 6.15	2.0										
Fred Gladding, R (9, 1) ERA: 3.92	1.0										

San Francisco Giants @ Houston Astros
Astrodome, Houston, TX
Fri Jul 10 1970, 8:05 PM EDT
Att. 17,770 - Unknown

AB	39
R	8
H	16
RBI	7
BB	1
SO	11
LOB	21



BOTTOM

San Francisco Giants @ Houston Astros
Astrodome, Houston, TX
Sun Jul 12 1970, 4:33 AM EDT
Att. 25,003 - Unknown

livebaseballscores.com

AB 38
R 8
H 15
RBI 8
BB 3
SO 8
LOB 9



WP: 1 PA: 42
PB: 0
SB: 0
CS: 0

AB R H RBI BB SO LOB

5	1	2	0	0	0	1
4	3	2	0	1	0	0
5	1	2	1	0	2	1
4	1	3	3	0	1	0
4	1	2	1	1	0	1
5	1	3	2	0	2	2
3	0	1	1	0	1	1
0	0	0	0	1	0	0
0	0	0	0	0	0	0
0	0	0	0	0	0	0
0	0	0	0	0	0	0
0	0	0	0	0	0	0
1	0	0	0	0	0	0

Batter	1	2	3	4	5	6	7	8	9
Jesus Alou, R OBP: 0.335, SLG: 0.368 (1, 9)	0-0 1B		0-0 F9 1B	0-0 1-3		0-0 6-3			0-0 WP 1B 2B
Joe Morgan, L OBP: 0.417, SLG: 0.413 (1, 4)	0-0 1B 3B		0-0 1B SF8 1B		0-0 4-3		0-0 F9		4-0 1B BB
Jimmy Wynn, R OBP: 0.386, SLG: 0.477 (1, 7)	0-3 K		0-0 FC6 1B		0-0 F7		0-3 K		0-0 1B 1B
Bob Watson, R OBP: 0.366, SLG: 0.519 (1, 3)	0-0 1B		0-0 SF8		0-0 E 2B 1B		0-3 K		0-0 1B 1B
Denis Menke, R OBP: 0.382, SLG: 0.425 (1, 6)	0-0 1B		0-0 FC6		0-0 3B 2B		0-0 F3		4-0 1B IBB
Doug Rader, R OBP: 0.316, SLG: 0.429 (1, 5)	0-3 K			0-0 3B 1B	0-0 3B		0-3 K		0-0 1B
Cesar Cedeno, R OBP: 0.250, SLG: 0.326 Norm Miller, L OBP: 0.381, SLG: 0.399 (8, PH) (9, 8)		0-0 6-3		0-0 3B	0-3 K		4-0 FC6-4 BB		
Johnny Edwards, L OBP: 0.241, SLG: 0.263 (1, 2)		0-3 K		0-0 G3		0-0 1-3		0-0 FC6-4	
Tom Griffin, R OBP: 0.084, SLG: 0.097 Jack Billingham, R OBP: 0.111, SLG: 0.077 Jack Dillardo, S Fred Gladding, L Jim Ray, R OBP: 0.250, SLG: 0.250 Marty Martinez, S OBP: 0.278, SLG: 0.257 (1, 1) (8, 1) (8, 1) (8, 1) (8, 1) (9, PH)		0-3 K		0-0 2-3		0-0 6-3		0-0 6-3	

Inning Stats	R: 1 E: 0 K: 2 S: 10	H: 4 LOB: 2 BB: 0 P: 10	R: 0 E: 0 K: 2 S: 7	H: 0 LOB: 0 BB: 0 P: 7	R: 1 E: 0 K: 0 S: 5	H: 2 LOB: 1 BB: 0 P: 5	R: 1 E: 0 K: 0 S: 5	H: 2 LOB: 1 BB: 0 P: 5	R: 2 E: 1 K: 1 S: 8	H: 3 LOB: 1 BB: 0 P: 8	R: 0 E: 0 K: 0 S: 3	H: 0 LOB: 0 BB: 0 P: 3	R: 0 E: 0 K: 2 S: 7	H: 0 LOB: 0 BB: 0 P: 7	R: 0 E: 0 K: 1 S: 5	H: 0 LOB: 1 BB: 1 P: 9	R: 3 E: 0 K: 0 S: 5	H: 4 LOB: 3 BB: 2 P: 13	1B: 10 2B: 2 3B: 3 HR: 0	SF: 1 SAC: 0 DP: 0 HBP: 0
--------------	-------------------------------	----------------------------------	------------------------------	---------------------------------	------------------------------	---------------------------------	------------------------------	---------------------------------	------------------------------	---------------------------------	------------------------------	---------------------------------	------------------------------	---------------------------------	------------------------------	---------------------------------	------------------------------	----------------------------------	-----------------------------------	------------------------------------

PITCHER	IP	WLS	BF	H	R	ER	SO	BB	IBB	HBP	BLK	WP	HR	S	P	ERA	WHIP
Gaylord Perry, R ERA: 3.74 (1, 1)	5.0		25	11	5	5	5	0	0	0	0	0	0	35	35	9.00	2.200
Juan Marichal, R ERA: 5.26 (6, 1)	2.0		6	0	0	0	2	0	0	0	0	0	0	10	10	0.00	0.000
Frank Reberger, R ERA: 6.47 (8, 1)	1.1		7	1	2	2	1	2	0	0	0	1	0	7	15	13.50	2.250
Don McMahon, R ERA: 3.52 (9, 1)	0.0	L	4	3	1	1	0	0	1	0	0	0	0	3	7	∞	∞

Chicago Cubs @ Houston Astros
Astrodome, Houston, TX
Thu Jul 16 1970, 8:05 PM EDT
Att. 18,466 - Dome

livebaseballscorecards.com

AB	31
R	1
H	5
RBI	1
BB	3
SO	8
LOB	12



AB R H RBI BB SO LOB

4	0	1	0	0	0	0
4	1	1	0	0	0	1
4	0	2	0	0	1	1
3	0	0	0	1	3	2
3	0	0	0	1	0	2
4	0	1	1	0	1	1
3	0	0	0	0	1	1
1	0	0	0	0	1	2
1	0	0	0	0	0	0
0	0	0	0	1	0	0
1	0	0	0	0	0	0
0	0	0	0	0	0	0
2	0	0	0	0	1	2
1	0	0	0	0	0	0
0	0	0	0	0	0	0

Batter	1	2	3	4	5	6	7	8	9
Don Kessinger, S (1, 6) OBP: 0.343, SLG: 0.393	0-0 F8		0-0 G3			0-0 G6-4-3 1B		0-0 4-3	
Glenn Beckert, R (1, 4) OBP: 0.307, SLG: 0.327	0-0 1-6-3			0-0 F2		0-0 G6-4-3 1-2f		0-0 1B	
Billy Williams, L (1, 7) OBP: 0.384, SLG: 0.606	0-0 1B			0-0 3-1		0-0 1B		0-3 K	
Jim Hickman, R (1, 3) OBP: 0.437, SLG: 0.615	0-3 K			0-3 K		0-3 K		4-0 1B BB	
Ron Santo, R (1, 5) OBP: 0.343, SLG: 0.412		0-0 6-3			4-0 BB BB		0-0 6-3	0-0 F9	
Johnny Callison, L (1, 9) OBP: 0.349, SLG: 0.402		0-0 P4			0-3 K		0-0 F8	0-0 1B	
Cleo James, R (1, 8) OBP: 0.295, SLG: 0.331 Paul Popovich, S (9, PH) OBP: 0.356, SLG: 0.392		0-0 F8			0-3 K		0-0 P5	0-3 K	
Jack Hiatt, R (1, 2) OBP: 0.387, SLG: 0.361 Al Spangler, L (5, PH) OBP: 0.600, SLG: 0.667 Randy Hundley, R (5, 2) OBP: 0.250, SLG: 0.227			0-0 4-3		4-0 BB BB			0-0 F8	
Ken Holtzman, R (1, 1) OBP: 0.295, SLG: 0.298 Willie Smith, L (8, PH) OBP: 0.313, SLG: 0.398 Phil Regan, R (8, 1)			0-0 6-3		0-3 K			0-0 F8	

Inning Stats	R: 0	H: 1	E: 0	K: 1	S: 6	P: 6	R: 0	H: 0	E: 0	K: 0	S: 3	P: 3	R: 0	H: 0	E: 0	K: 0	S: 3	P: 3	R: 0	H: 0	E: 0	K: 1	S: 5	P: 5	R: 0	H: 0	E: 0	K: 3	S: 9	P: 17	R: 0	H: 2	E: 0	K: 1	S: 6	P: 6	R: 0	H: 0	E: 0	K: 0	S: 3	P: 3	R: 0	H: 0	E: 0	K: 0	S: 3	P: 3	R: 1	H: 2	E: 0	K: 2	S: 9	P: 13	1B: 5	SF: 0	2B: 0	SAC: 0	3B: 0	DP: 1	HR: 0	HBP: 0	WP: 0	PA: 34
--------------	------	------	------	------	------	------	------	------	------	------	------	------	------	------	------	------	------	------	------	------	------	------	------	------	------	------	------	------	------	-------	------	------	------	------	------	------	------	------	------	------	------	------	------	------	------	------	------	------	------	------	------	------	------	-------	-------	-------	-------	--------	-------	-------	-------	--------	-------	--------

PITCHER	IP	WLS	BF	H	R	ER	SO	BB	IBB	HBP	BLK	WP	HR	S	P	ERA	WHIP
Don Wilson, R (1, 1) ERA: 4.1	8.1	W	31	4	1	1	7	3	0	0	0	0	0	42	54	1.08	0.840
Jim Ray, R (9, 1) ERA: 4.11	0.2	S	3	1	0	0	1	0	0	0	0	0	0	5	5	0.00	1.500

Batter	1	2	3	4	5	6	7	8	9
Jesus Alou, R OBP: 0.329, SLG: 0.362 (1, 9)	0-0 6-3		0-0 SF8		0-0 F9			0-0 6-3	
Joe Morgan, L OBP: 0.418, SLG: 0.410 (1, 4)	0-3 K		4-0 1B BB			0-0 3-1		4-0 BB	
Jimmy Wynn, R OBP: 0.384, SLG: 0.474 (1, 7)	0-0 6-3		0-0 1-3 2-H 1B			0-0 P5		0-0 1-3	
Bob Watson, R OBP: 0.358, SLG: 0.507 (1, 3)		0-0 G3	0-0 F9			0-0 4-3			
Doug Rader, R OBP: 0.313, SLG: 0.425 (1, 5)		0-0 L9		0-0 F9			0-0 2-3		
Cesar Cedeno, R OBP: 0.253, SLG: 0.337 (1, 8)		0-3 K		0-0 4-3			0-0 2B		
Marty Martinez, S OBP: 0.280, SLG: 0.250 (1, 6)			4-0 SH5-4 E SF8 BB		0-0 1-3		0-0 5-3		
Johnny Edwards, L OBP: 0.239, SLG: 0.260 (1, 2)			0-0 E4 1-2 SH5-4 1B		0-0 L8		0-0 1-3		
Don Wilson, R OBP: 0.111, SLG: 0.148 (1, 1)			0-0 SH5-4		0-3 K			0-0 6-3	
Jim Ray, R OBP: 0.250, SLG: 0.250 (9, 1)			1-2 2-3						

AB	R	H	RBI	BB	SO	LOB
3	0	0	1	0	0	0
2	0	0	0	2	1	0
4	0	1	1	0	0	1
3	0	0	0	0	0	2
3	0	0	0	0	0	0
3	0	1	0	0	1	0
2	1	0	0	1	0	1
3	1	0	0	0	0	2
2	0	0	0	0	1	0
0	0	0	0	0	0	0

BOTTOM

Chicago Cubs @ Houston Astros
Astrodome, Houston, TX
Thu Jul 16 1970, 8:05 PM EDT
Att. 18,466 - Dome

livebaseballscorecards.com

AB	25
R	2
H	2
RBI	2
BB	3
SO	3
LOB	6



1B: 1	SF: 1
2B: 1	SAC: 1
3B: 0	DP: 0
HR: 0	HBP: 0

WP: 0	PA: 30
PB: 0	
SB: 0	
CS: 0	

Inning Stats	R	H	E	K	S	R	H	E	K	S	R	H	E	K	S	R	H	E	K	S	R	H	E	K	S
	0	0	0	1	5	0	0	0	1	5	0	0	0	0	5	2	1	1	0	5	0	0	0	0	5
	0	0	0	1	5	0	0	0	1	5	0	0	0	0	5	0	0	0	0	5	0	0	0	0	5
	0	0	0	0	5	0	0	0	0	5	0	0	0	0	5	0	0	0	0	5	0	0	0	0	5
	0	0	0	0	5	0	0	0	0	5	0	0	0	0	5	0	0	0	0	5	0	0	0	0	5
	0	0	0	0	5	0	0	0	0	5	0	0	0	0	5	0	0	0	0	5	0	0	0	0	5
	0	0	0	0	5	0	0	0	0	5	0	0	0	0	5	0	0	0	0	5	0	0	0	0	5
	0	0	0	0	5	0	0	0	0	5	0	0	0	0	5	0	0	0	0	5	0	0	0	0	5
	0	0	0	0	5	0	0	0	0	5	0	0	0	0	5	0	0	0	0	5	0	0	0	0	5
	0	0	0	0	5	0	0	0	0	5	0	0	0	0	5	0	0	0	0	5	0	0	0	0	5
	0	0	0	0	5	0	0	0	0	5	0	0	0	0	5	0	0	0	0	5	0	0	0	0	5
	0	0	0	0	5	0	0	0	0	5	0	0	0	0	5	0	0	0	0	5	0	0	0	0	5
	0	0	0	0	5	0	0	0	0	5	0	0	0	0	5	0	0	0	0	5	0	0	0	0	5
	0	0	0	0	5	0	0	0	0	5	0	0	0	0	5	0	0	0	0	5	0	0	0	0	5
	0	0	0	0	5	0	0	0	0	5	0	0	0	0	5	0	0	0	0	5	0	0	0	0	5
	0	0	0	0	5	0	0	0	0	5	0	0	0	0	5	0	0	0	0	5	0	0	0	0	5
	0	0	0	0	5	0	0	0	0	5	0	0	0	0	5	0	0	0	0	5	0	0	0	0	5
	0	0	0	0	5	0	0	0	0	5	0	0	0	0	5	0	0	0	0	5	0	0	0	0	5
	0	0	0	0	5	0	0	0	0	5	0	0	0	0	5	0	0	0	0	5	0	0	0	0	5
	0	0	0	0	5	0	0	0	0	5	0	0	0	0	5	0	0	0	0	5	0	0	0	0	5
	0	0	0	0	5	0	0	0	0	5	0	0	0	0	5	0	0	0	0	5	0	0	0	0	5
	0	0	0	0	5	0	0	0	0	5	0	0	0	0	5	0	0	0	0	5	0	0	0	0	5
	0	0	0	0	5	0	0	0	0	5	0	0	0	0	5	0	0	0	0	5	0	0	0	0	5
	0	0	0	0	5	0	0	0	0	5	0	0	0	0	5	0	0	0	0	5	0	0	0	0	5
	0	0	0	0	5	0	0	0	0	5	0	0	0	0	5	0	0	0	0	5	0	0	0	0	5
	0	0	0	0	5	0	0	0	0	5	0	0	0	0	5	0	0	0	0	5	0	0	0	0	5
	0	0	0	0	5	0	0	0	0	5	0	0	0	0	5	0	0	0	0	5	0	0	0	0	5
	0	0	0	0	5	0	0	0	0	5	0	0	0	0	5	0	0	0	0	5	0	0	0	0	5
	0	0	0	0	5	0	0	0	0	5	0	0	0	0	5	0	0	0	0	5	0	0	0	0	5
	0	0	0	0	5	0	0	0	0	5	0	0	0	0	5	0	0	0	0	5	0	0	0	0	5
	0	0	0	0	5	0	0	0	0	5	0	0	0	0	5	0	0	0	0	5	0	0	0	0	5
	0	0	0	0	5	0	0	0	0	5	0	0	0	0	5	0	0	0	0	5	0	0	0	0	5
	0	0	0	0	5	0	0	0	0	5	0	0	0	0	5	0	0	0	0	5	0	0	0	0	5
	0	0	0	0	5	0	0	0	0	5	0	0	0	0	5	0	0	0	0	5	0	0	0	0	5
	0	0	0	0	5	0	0	0	0	5	0	0	0	0	5	0	0	0	0	5	0	0	0	0	5
	0	0	0	0	5	0	0	0	0	5	0	0	0	0	5	0	0	0	0	5	0	0	0	0	5
	0	0	0	0	5	0	0	0	0	5	0	0	0	0	5	0	0	0	0	5	0	0	0	0	5
	0	0	0	0	5	0	0	0	0	5	0	0	0	0	5	0	0	0	0	5	0	0	0	0	5
	0	0	0	0	5	0	0	0	0	5	0	0	0	0	5	0	0	0	0	5	0	0	0	0	5
	0	0	0	0	5	0	0	0	0	5	0	0	0	0	5	0	0	0	0	5	0	0	0	0	5
	0	0	0	0	5	0	0	0	0	5	0	0	0	0	5	0	0	0	0	5	0	0	0	0	5
	0	0	0	0	5	0	0	0	0	5	0	0	0	0	5	0	0	0	0	5	0	0	0	0	5
	0	0	0	0	5	0	0	0	0	5	0	0	0	0	5	0	0	0	0	5	0	0	0	0	5
	0	0	0	0	5	0	0	0	0	5	0	0	0	0	5	0	0	0	0	5	0	0	0	0	5
	0	0	0	0	5	0	0	0	0	5	0	0	0	0	5	0	0	0	0	5	0	0	0	0	5
	0	0	0	0	5	0	0	0	0	5	0	0	0	0	5	0	0	0	0	5	0	0	0	0	5
	0	0	0	0	5	0	0	0	0	5	0	0	0	0	5	0	0	0	0	5	0	0	0	0	5
	0	0	0	0	5	0	0	0	0	5	0	0	0	0	5	0	0	0	0	5	0	0	0	0	5
	0	0	0	0	5	0	0	0	0	5	0	0	0	0	5	0	0	0	0	5	0	0	0	0	5
	0	0	0	0	5	0	0	0	0	5	0	0	0	0	5	0	0	0	0	5	0	0	0	0	5
	0	0	0	0	5	0	0	0	0	5	0	0	0	0	5	0	0	0	0	5	0	0	0	0	5
	0	0	0	0	5	0	0	0	0	5															

Batter	1	2	3	4	5	6	7	8	9	AB R H RBI BB SO LOB	TOP
Don Kessinger, S (1, 6) OBP: 0.339, SLG: 0.388	0-0 5-6-3		0-3 K		0-0 F7			0-3 K		4 0 0 0 0 2 1	Chicago Cubs @ Houston Astros Astrodome, Houston, TX Fri Jul 17 1970 8:05 PM EDT Att. 18,207 - Dome
Glenn Beckert, R (1, 4) OBP: 0.306, SLG: 0.326	0-0 P6		0-0 6-3			0-0 1B E 1B		0-0 6-3		4 1 1 0 0 0 0	
Billy Williams, L (1, 7) OBP: 0.386, SLG: 0.605	0-3 K			0-0 FC5-4 1B		0-0 FC6-4 E 1B		0-0 5-3		4 0 2 0 0 1 0	
Jim Hickman, R (1, 8) OBP: 0.438, SLG: 0.617		0-0 FC5 1B 1B		0-0 F7		0-0 E3 FC6-4		0-0 3-1 4-3 2B		4 1 2 1 0 0 2	
Willie Smith, L (1, 3) OBP: 0.300, SLG: 0.380		0-0 F9		0-0 F8		0-0 FC6-4 G5-4-3		0-0 3-1		4 0 0 0 0 0 5	
Ron Santo, R (1, 5) OBP: 0.339, SLG: 0.407		0-3 K		0-0 FC5-4		0-0 G5-4-3		0-0 4-3		4 0 0 1 0 1 4	
Johnny Callison, L (1, 9) OBP: 0.347, SLG: 0.399		0-0 1-2 1B			0-0 3-1		0-0 4-3	0-0 3-1 F7		4 0 1 0 0 0 0	
Jack Hiatt, R (1, 2) OBP: 0.384, SLG: 0.357		0-0 FC5			0-3 K		0-0 6-3			2 0 0 0 0 0 1 2	
Randy Hundley, R (6, 2) OBP: 0.240, SLG: 0.217										1 0 0 0 0 0 0 0	
Fergie Jenkins, R (1, 1) OBP: 0.086, SLG: 0.089			0-0 P4				0-0 F8			2 0 1 0 0 0 0 0	
Roberto Rodriguez, R (6, 1)										0 0 0 0 0 0 0 0	
Al Spangler, L (7, PH) OBP: 0.500, SLG: 0.500										1 0 0 0 0 0 0 0	
Phil Regan, R (7, 1)										0 0 0 0 0 0 0 0	
Inning Stats	R: 0 H: 0 E: 0 LOB: 0 K: 1 BB: 0 S: 5 P: 5	R: 0 H: 2 E: 0 LOB: 2 K: 1 BB: 0 S: 7 P: 7	R: 0 H: 0 E: 0 LOB: 0 K: 1 BB: 0 S: 5 P: 5	R: 0 H: 1 E: 0 LOB: 1 K: 0 BB: 0 S: 4 P: 4	R: 0 H: 1 E: 0 LOB: 1 K: 1 BB: 0 S: 6 P: 6	R: 1 H: 2 E: 1 LOB: 1 K: 0 BB: 0 S: 5 P: 5	R: 0 H: 0 E: 0 LOB: 0 K: 0 BB: 0 S: 3 P: 3	R: 0 H: 0 E: 0 LOB: 0 K: 1 BB: 0 S: 5 P: 5	R: 1 H: 1 E: 0 LOB: 0 K: 0 BB: 0 S: 4 P: 4	1B: 6 SF: 0 2B: 1 SAC: 0 3B: 0 DP: 1 HR: 0 HBP: 0	WP: 0 PA: 34 PB: 0 SB: 0 CS: 0
PITCHER Larry Dierker, R (1, 1) ERA: 3.79	IP WLS BF H R ER SO BB IBB HBP BLK WP HR S P ERA WHIP										

livebaseballscorecards.com

AB	34
R	2
H	7
RBI	2
BB	0
SO	5
LOB	14



BOTTOM

Chicago Cubs @ Houston Astros
Astrodome, Houston, TX
Sat Jul 18 1970, 8:05 PM EDT
Att. 25,448 - Dome

livebaseballscorecards.com

AB	36
R	3
H	9
RBI	3
BB	2
SO	10
LOB	17



WP	2	PA	38
PB	0		
SB	0		
CS	0		

AB R H RBI BB SO LOB

5	1	1	0	0	1	3
5	0	0	0	0	2	2
3	1	1	0	1	1	0
4	0	1	1	0	0	3
4	0	1	1	0	2	2
4	0	1	0	0	2	1
4	1	1	0	0	0	2
3	0	2	0	1	0	0
3	0	1	1	0	1	3
0	0	0	0	0	0	0
0	0	0	0	0	0	0
0	0	0	0	0	0	0
1	0	0	0	0	1	1

Batter	1	2	3	4	5	6	7	8	9
Jesus Alou, R (1, 7) OBP: 0.324, SLG: 0.366	0-0 1B 2B	0-0 G4-6-3 1-2f			0-0 4-3		0-3 K		0-0 F8
Marty Martinez, S (1, 6) OBP: 0.275, SLG: 0.247	0-3 K		0-3 K		0-0 4-3		0-0 F7		0-0 G3
Joe Morgan, L (1, 4) OBP: 0.419, SLG: 0.409	4-0 1B BB		0-0 E7 2B		0-3 K		0-0 1B		
Bob Watson, R (1, 3) OBP: 0.353, SLG: 0.500	0-0 F8		0-0 2B		0-0 E4 1B WP FC3-2		0-0 L1		
Norm Miller, L (1, 9) OBP: 0.380, SLG: 0.392	0-0 1B		0-3 K		0-3 K		0-0 6-3		
Doug Rader, R (1, 5) OBP: 0.309, SLG: 0.417		0-0 F8	0-3 K		0-0 BB FC3-2 1B		0-3 K		
Cesar Cedeno, R (1, 8) OBP: 0.252, SLG: 0.330		0-0 1B 1B		0-0 F9	0-0 FC3-2 BB		0-0 F9		
Johnny Edwards, L (1, 2) OBP: 0.252, SLG: 0.266		0-0 1B 1B		0-0 4-3	0-0 FC6 BB		0-0 WP 1B		
Jack Billingham, R (1, 1) OBP: 0.133, SLG: 0.103		0-0 1B		0-3 K	0-0 FC6		0-3 K		
Jack Dilauro, S (7, 1)									
Jim Ray, R (7, 1) OBP: 0.250, SLG: 0.250		0-0 G4-6-3 1B							
Fred Gladding, L (9, 1)		1-2 2-H							
Keith Lampard, L (9, PH) OBP: 0.278, SLG: 0.380									

Inning Stats	R: 1	H: 2	E: 0	K: 1	S: 6	H: 2	LOB: 2	BB: 1	P: 10	R: 1	H: 3	E: 0	K: 0	S: 5	R: 1	H: 1	E: 1	K: 3	S: 11	R: 0	H: 0	E: 0	K: 1	S: 5	R: 0	H: 0	E: 0	K: 1	S: 5	R: 0	H: 1	E: 1	K: 1	S: 7	R: 0	H: 1	E: 0	K: 1	S: 6	R: 0	H: 0	E: 0	K: 1	S: 5	R: 0	H: 1	E: 0	K: 1	S: 6	R: 0	H: 1	E: 0	K: 1	S: 6	R: 0	H: 1	E: 0	K: 1	S: 6
--------------	------	------	------	------	------	------	--------	-------	-------	------	------	------	------	------	------	------	------	------	-------	------	------	------	------	------	------	------	------	------	------	------	------	------	------	------	------	------	------	------	------	------	------	------	------	------	------	------	------	------	------	------	------	------	------	------	------	------	------	------	------

PITCHER	IP	WLS	BF	H	R	ER	SO	BB	IBB	HBP	BLK	WP	HR	S	P	ERA	WHIP
Bill Hands, R (1, 1) ERA: 3.62	6.0	W	27	7	3	2	7	2	0	0	0	1	0	39	47	3.00	1.500
Jim Colborn, R (7, 1) ERA: 3.06	3.0	S	11	2	0	0	3	0	0	0	0	1	0	17	17	0.00	0.667

PITCHER	IP	WLS	BF	H	R	ER	SO	BB	IBB	HBP	BLK	WP	HR	S	P	ERA	WHIP
Bill Hands, R (1, 1) ERA: 3.62	6.0	W	27	7	3	2	7	2	0	0	0	1	0	39	47	3.00	1.500
Jim Colborn, R (7, 1) ERA: 3.06	3.0	S	11	2	0	0	3	0	0	0	0	1	0	17	17	0.00	0.667

Batter	1	2	3	4	5	6	7	8	9	AB R H RBI BB SO LOB	TOP		
Don Kessinger, S (1, 6) OBP: 0.341, SLG: 0.384	0-0 4-3		4-0 1B 2B BB	0-0 P6		0-0 1B		0-0 F7		4 1 1 0 1 0 0			
Glenn Beckert, R (1, 4) OBP: 0.303, SLG: 0.322	0-0 4-3		0-0 1B 2B 1B	0-0 5-3		0-0 F8		0-0 F3		5 1 1 1 0 0 1			
Billy Williams, L (1, 7) OBP: 0.391, SLG: 0.608	0-0 1B		0-0 1B 2B 1B	0-3 K			4-0 2B PB BB		0-3 K	4 2 2 1 1 2 0			
Willie Smith, L (1, 3) OBP: 0.309, SLG: 0.380	0-0 F9		0-0 F2		0-0 2-3		0-0 PB FC5-2 2B		4-0 G5-4-3 BB	4 0 1 0 1 0 4			
Ron Santo, R (1, 5) OBP: 0.340, SLG: 0.416		0-0 5-3	0-0 1B 2B		0-0 4-3 2B		0-0 6-3		0-0 G5-4-3	5 1 2 2 0 0 3			
Johnny Callison, L (1, 9) OBP: 0.353, SLG: 0.399		0-3 K	4-0 6-3 1B IBB		0-0 4-3		4-0 PB IBB			2 0 0 0 2 1 1			
Randy Hundley, R (1, 2) OBP: 0.212, SLG: 0.194		0-0 F9	0-0 6-3 1B		0-0 F7		0-0 FC5-2			4 0 1 2 0 0 3			
Cleo James, R (1, 8) OBP: 0.290, SLG: 0.319			0-0 1B BB			0-0 6-3		0-0 5-3		3 1 0 0 1 0 4			
Milt Pappas, R (1, 1) OBP: 0.087, SLG: 0.130			0-0 1B 2B			0-0 F8		0-3 K		4 1 1 0 0 1 2			
Inning Stats	R: 0 H: 1 E: 0 LOB: 1 K: 0 BB: 0 S: 4 P: 4	R: 0 H: 0 E: 0 LOB: 0 K: 1 BB: 0 S: 5 P: 5	R: 6 H: 5 E: 0 LOB: 2 K: 0 BB: 3 S: 8 P: 20	R: 0 H: 0 E: 0 LOB: 0 K: 1 BB: 0 S: 5 P: 5	R: 0 H: 1 E: 0 LOB: 1 K: 0 BB: 0 S: 4 P: 4	R: 0 H: 1 E: 0 LOB: 1 K: 0 BB: 0 S: 4 P: 4	R: 1 H: 1 E: 0 LOB: 2 K: 0 BB: 2 S: 4 P: 12	R: 0 H: 0 E: 0 LOB: 0 K: 1 BB: 0 S: 5 P: 5	R: 0 H: 0 E: 0 LOB: 0 K: 1 BB: 1 S: 4 P: 8	1B: 5 SF: 0 2B: 4 SAC: 0 3B: 0 DP: 1 HR: 0 HBP: 0	WP: 0 PA: 41 PB: 1 SB: 0 CS: 0		
PITCHER	IP WLS BF H R ER SO BB IBB HBP BLK WP HR S P ERA WHIP											PITCHER	IP WLS BF H R ER SO BB IBB HBP BLK WP HR S P ERA WHIP
Tom Griffin, R (1, 1) ERA: 4.96	2.1 L 16 6 6 6 1 2 1 0 0 0 0 0 15 27 23.14 3.429												
George Culver, R (3, 1) ERA: 4.28	0.2 2 0 0 0 0 0 0 0 0 0 0 0 2 2 0.00 0.000												
Jim Bouton, R (4, 1) ERA: 5.59	5.0 20 3 1 0 2 1 1 0 0 0 0 0 22 30 0.00 0.800												
Ron Cook, L (9, 1) ERA: 3.29	1.0 3 0 0 0 0 1 1 0 0 0 0 0 4 8 0.00 1.000												

Chicago Cubs @ Houston Astros
Astrodome, Houston, TX
Sun Jul 19 1970, 4:33 AM EDT
Att. 21,293 - Dome

livebaseballscorecards.com

AB 35
R 7
H 9
RBI 6
BB 6
SO 4
LOB 18



BOTTOM

Chicago Cubs @ Houston Astros
Astrodome, Houston, TX
Sun Jul 19 1970, 4:33 AM EDT
Att. 21,293 - Dome

livebaseballscorecards.com

AB	32
R	1
H	5
RBI	1
BB	2
SO	7
LOB	10



WP:	0	PA:	34
PB:	0	SB:	0
CS:	0		

AB R H RBI BB SO LOB

4 0 0 0 0 0 1

3 0 0 0 1 1 0

4 0 0 0 0 2 2

4 0 0 0 0 1 0

4 0 2 0 0 0 0

3 0 1 0 1 0 1

4 1 1 0 0 1 4

3 0 0 0 0 0 2

1B:	3	SF:	0
2B:	2	SAC:	0
3B:	0	DP:	0
HR:	0	HBP:	0

0	0	0	0	0	0	0	0
0	0	0	0	0	0	0	0
1	0	1	1	0	0	0	0
1	0	0	0	0	1	0	0
1	0	0	0	0	1	0	0
0	0	0	0	0	0	0	0

Batter	1	2	3	4	5	6	7	8	9
Jesus Alou, R (1, 7) OBP: 0.318, SLG: 0.359	0-0 F8		0-0 G3		0-0 P4			0-0 6-3	
Joe Morgan, L (1, 4) OBP: 0.417, SLG: 0.405	0-3 K		4-0 BB			0-0 P5		0-0 4-3	
Norm Miller, L (1, 9) OBP: 0.371, SLG: 0.381	0-0 P6		0-3 K			0-0 4-3		0-3 K	
Bob Watson, R (1, 3) OBP: 0.344, SLG: 0.486		0-3 K		0-0 F7		0-0 L6		0-0 P4	
Denis Menke, R (1, 6) OBP: 0.383, SLG: 0.429		0-0 P3		0-0 F8			0-0 2B	0-0 1B	
Doug Rader, R (1, 5) OBP: 0.311, SLG: 0.416		0-0 F3		4-0 BB		0-0 L6		0-0 FC6-4 1B	
Cesar Cedeno, R (1, 8) OBP: 0.252, SLG: 0.336			0-0 1B 2B	0-3 K		0-0 L8		0-0 FC6-4 1-2f	
Johnny Edwards, L (1, 2) OBP: 0.249, SLG: 0.263			0-0 P5		0-0 F8		0-0 4-3		
Tom Griffin, R (1, 1) OBP: 0.084, SLG: 0.097			0-0		0-3 K			0-3 K	
George Culver, R (3, 1) OBP: 0.158, SLG: 0.294									
Keith Lampard, L (3, PH) OBP: 0.291, SLG: 0.392									
Jim Bouton, R (4, 1) OBP: 0.444, SLG: 0.375									
Marty Martinez, S (8, PH) OBP: 0.272, SLG: 0.244									
Ron Cook, L (9, 1) OBP: 0.500, SLG: 0.800			0-0 2-H 1B						

Inning Stats	R: 0 H: 0 E: 0 K: 5 S: 5	R: 0 H: 0 E: 0 K: 5 S: 5	R: 1 H: 2 E: 0 K: 1 S: 7	R: 0 H: 0 E: 0 K: 5 S: 5	R: 0 H: 0 E: 0 K: 1 S: 5	R: 0 H: 0 E: 0 K: 5 S: 3	R: 0 H: 1 E: 0 K: 0 S: 4	R: 0 H: 0 E: 0 K: 5 S: 5	R: 0 H: 2 E: 0 K: 1 S: 7
--------------	--------------------------	--------------------------	--------------------------	--------------------------	--------------------------	--------------------------	--------------------------	--------------------------	--------------------------

PITCHER	Milt Pappas, R (1, 1) ERA: 3.93	IP: 9.0 WLS: W BF: 34 H: 5 R: 1 ER: 1 SO: 7 BB: 2 IBB: 0 HBP: 0 BLK: 0 WP: 0 HR: 0 S: 46 P: 54 ERA: 1.00 WHIP: 0.778
---------	------------------------------------	--

Batter	1	2	3	4	5	6	7	8	9	AB R H RBI BB SO LOB	TOP											
Matty Alou, L (1, 8) OBP: 0.323, SLG: 0.347	0-0 F8		0-0 FC5-4 1B S PO		0-0 E1 WP		0-0 1-3		0-0 FC4-6 FC4-6	5 0 0 0 0 0 3	Pittsburgh Pirates @ Houston Astros Astrodome, Houston, TX Tue Jul 21 1970, 8:05 PM EDT Att: 17,741 - Dome - 72 F											
Richie Hebner, L (1, 5) OBP: 0.344, SLG: 0.436 Jerry May, R (9, PH) OBP: 0.296, SLG: 0.242	0-0 1-3 1B		0-0 F9		0-0 F7			4-0 BB BB	0-0 FC4-6 FC4-6	3 0 1 0 1 0 2 1 0 0 0 0 0 2												
Roberto Clemente, R (1, 9) OBP: 0.400, SLG: 0.571	0-0 1-3		0-0 PO 1B		0-3 K			0-3 K		4 0 1 0 0 2 3												
Al Oliver, L (1, 3) OBP: 0.318, SLG: 0.446	0-0 4-3		0-0 PO 3-H		0-0 F9 4-3 2B 1B			4-0 BB		3 1 1 0 1 0 2												
Willie Stargell, L (1, 7) OBP: 0.307, SLG: 0.481		0-0 1B		0-0 4-3 1-2		0-0 G3		0-0 F8		4 0 1 0 0 0 3												
Manny Sanguillen, R (1, 2) OBP: 0.320, SLG: 0.433		0-0 F7		0-0 F9 2-3		0-0 F9		0-0 F8		4 0 0 0 0 0 4												
Gene Alley, R (1, 6) OBP: 0.295, SLG: 0.378		0-0 F8		0-0 2B 3-H		0-0 5-3		4-0 BB	FC6-4 BB	3 0 1 1 1 0 1												
Bill Mazaroski, R (1, 4) OBP: 0.267, SLG: 0.296 Bob Robertson, R (9, PH) OBP: 0.364, SLG: 0.526		0-0 F7		1-0 HBP		0-0 F9		0-0 FC6-4 FC4-6 BB	FC6-4 BB	2 0 0 0 0 0 1 1 0 0 0 0 0 1												
Jim Nelson, R (1, 1) OBP: 0.222, SLG: 0.176 Freddie Patek, R (7, PH) OBP: 0.331, SLG: 0.308 Dick Colpaert, R (7, 1) Jose Pagan, R (9, PH) OBP: 0.315, SLG: 0.327 Dave Cash, R (9, PR) OBP: 0.319, SLG: 0.433			0-0 FC5-4 1B		0-0 F8		0-0 F8	4-0 BB	4-0 FC4-6 BB	2 0 1 0 0 0 2 1 0 0 0 0 0 0 0 0 0 0 0 0 0 0 0 0 0 1 0 0 0 0 0 0 0 0 0												
Inning Stats	R: 0 E: 0 K: 0 S: 4	H: 1 LOB: 1 BB: 0 P: 4	R: 0 E: 0 K: 0 S: 4	H: 1 LOB: 1 BB: 0 P: 4	R: 0 E: 0 K: 0 S: 4	H: 2 LOB: 1 BB: 0 P: 4	R: 1 E: 0 K: 0 S: 5	H: 2 LOB: 2 BB: 0 P: 6	R: 0 E: 1 K: 1 S: 6	H: 0 LOB: 1 BB: 0 P: 6		R: 0 E: 0 K: 0 S: 3	H: 0 LOB: 0 BB: 0 P: 3	R: 0 E: 0 K: 0 S: 3	H: 0 LOB: 0 BB: 0 P: 3	R: 0 E: 0 K: 1 S: 5	H: 0 LOB: 2 BB: 2 P: 13	R: 0 E: 0 K: 0 S: 3	H: 0 LOB: 2 BB: 2 P: 11	1B: 5 2B: 1 3B: 0 HR: 0	SF: 0 SAC: 0 DP: 0 HBP: 1	WP: 1 PB: 0 SB: 1 CS: 0
PITCHER	IP WLS BF H R ER SO BB IBB HBP BLK WP HR S P ERA WHIP																					
Don Wilson, R (1, 1) ERA: 3.83	8.0 W 34 6 1 1 2 3 0 1 0 1 0 34 47 1.12 1.125																					
Jim Ray, R (9, 1) ERA: 4.22	0.1 2 0 0 0 0 1 0 0 0 0 0 0 1 5 0.00 3.000																					
Ron Cook, L (9, 1) ERA: 3.02	0.2 S 2 0 0 0 0 0 0 0 0 0 0 0 2 2 0.00 0.000																					

livebaseballscorecards.com

AB	33
R	1
H	6
RBI	1
BB	4
SO	2
LOB	24



Batter	1	2	3	4	5	6	7	8	9	AB R H RBI BB SO LOB	TOP																
Jesus Alou, R (1, 9) OBP: 0.335, SLG: 0.390	0-0 F7		0-0 E9 1B	4-0 BB 1B SF9 BB	0-0 SH1-3 1B		0-0 G6-4-3		0-0 G4-6-3 1B	5 2 3 2 1 0 1																	
Joe Morgan, L (1, 4) OBP: 0.416, SLG: 0.402	0-0 F9		0-0 P5	0-0 SF9 BB E 1B	0-0 SH1-3			0-0 1B FC3-6 1B	0-0 G4-6-3 1B	5 2 2 2 0 0 2																	
Jimmy Wynn, R (1, 7) OBP: 0.395, SLG: 0.487	0-0 HR		0-0 2B 1B	4-0 BB E BB	4-0 G6-4-3 BB			0-0 1B FC3-6 1B		3 2 3 2 2 0 0																	
Bob Watson, R (1, 3) OBP: 0.331, SLG: 0.466	0-0 F9		0-0 1-3 2B	0-3 K	0-0 G6-4-3			0-0 1-2f 3-H 1B FC3-6 6-3 1B		5 1 1 1 0 1 6																	
Denis Menke, R (1, 6) OBP: 0.386, SLG: 0.434		4-0 BB 1B SF8 BB	4-0 G6-4-3 IBB	0-0 SF9		0-0 6-3		0-0 6-3		2 1 0 1 2 0 1																	
Doug Rader, R (1, 5) OBP: 0.314, SLG: 0.418		0-0 1-3 1B	0-0 G6-4-3	0-0 E4 1B		0-0 6-3		0-0 2-H 1B		5 1 2 1 0 0 3																	
Cesar Cedeno, R (1, 8) OBP: 0.250, SLG: 0.328		0-0 3-H SF8		0-0 BB BB 1B		0-0 4-3		0-0 1-3		4 1 2 2 0 0 1																	
Johnny Edwards, L (1, 2) OBP: 0.257, SLG: 0.267		0-3 K		4-0 BB BB 1B			0-0 F7		0-0 SH5-4 1B 1B	3 2 1 0 2 1 1																	
Larry Dierker, R (1, 1) OBP: 0.161, SLG: 0.164		0-0 4-3		4-0 BB BB			0-0 G6-4-3 1B		0-0 SH5-4	1 0 0 0 0 0 0 1																	
George Culver, R (3, 1) OBP: 0.158, SLG: 0.294				1-2 2-3 3-H 1B BB						0 0 0 0 0 0 0 0																	
Keith Lampard, L (4, PH) OBP: 0.250, SLG: 0.377										1 1 0 0 0 1 1 2																	
Jim Bouton, R (4, 1) OBP: 0.441, SLG: 0.375										0 0 0 0 0 0 0 0																	
Jim Ray, R (4, 1) OBP: 0.294, SLG: 0.294										1 0 1 0 0 0 0 0																	
Fred Gladding, L (8, 1)										0 0 0 0 0 0 0 0																	
Inning Stats	R: 1 E: 0 K: 0 S: 4	H: 1 LOB: 0 BB: 0 P: 4	R: 1 E: 0 K: 1 S: 6	H: 1 LOB: 1 BB: 1 P: 10	R: 1 E: 1 K: 0 S: 5	H: 3 LOB: 2 BB: 1 P: 9	R: 7 E: 1 K: 2 S: 11	H: 3 LOB: 2 BB: 5 P: 31	R: 0 E: 0 K: 0 S: 3	H: 1 LOB: 1 BB: 1 P: 7	R: 0 E: 0 K: 0 S: 3	H: 0 LOB: 0 BB: 0 P: 3	R: 0 E: 0 K: 0 S: 3	H: 1 LOB: 0 BB: 0 P: 3	R: 2 E: 0 K: 0 S: 6	H: 3 LOB: 1 BB: 0 P: 6	R: 1 E: 0 K: 0 S: 4	H: 2 LOB: 0 BB: 0 P: 4	1B: 12 2B: 2 3B: 0 HR: 1	SF: 2 SAC: 2 DP: 4 HBP: 0	WP: 0 PB: 0 SB: 1 CS: 0	PA: 47					
PITCHER	IP	WLS	BF	H	R	ER	SO	BB	IBB	HBP	BLK	WP	HR	S	P	ERA	WHIP										
Nelson Bries, R (1, 1) ERA: 8.64	3.0	L	19	6	7	7	1	4	1	0	0	0	1	16	36	21.00	3.333										
Sal Campisi, R (4, 1) ERA: 3.18	1.1		11	3	3	0	2	3	0	0	0	0	0	12	24	0.00	4.500										
Frank Linzy, R (5, 1) ERA: 4.19	2.2		7	1	0	0	0	0	0	0	0	0	0	7	7	0.00	0.375										
Bob Chlupsa, R (8, 1) ERA: 21.0	1.1		9	5	3	3	0	0	0	0	0	0	0	9	9	20.25	3.750										
Al Hrabosky, L (9, 1) ERA: 3.31	0.2		1	0	0	0	0	0	0	0	0	0	0	1	1	0.00	0.000										

Houston Astros @ St. Louis Cardinals
 Busch Stadium, St. Louis, MO
 Wed Jul 22 1970, 7:05 PM CDT
 Att: 16,315 - Unknown

livebaseballscorecards.com

AB	35
R	13
H	15
RBI	11
BB	8
SO	3
LOB	18



Batter	1	2	3	4	5	6	7	8	9	AB R H RBI BB SO LOB	TOP
Jesus Alou, R (1, 9) OBP: 0.329, SLG: 0.383	0-0 P4		0-0 1-6-3		0-0 FC6-4 1B		0-0 4-3			4 0 0 0 0 0 1	
Joe Morgan, L (1, 4) OBP: 0.414, SLG: 0.400	0-0 F5		0-0 6-3		0-0 BB 1-3 1B		0-0 F7			4 0 1 0 0 0 0	
Jimmy Wynn, R (1, 7) OBP: 0.393, SLG: 0.483	0-0 F9		0-0 P6		4-0 BB 1-2 BB			0-0 F2		3 0 0 0 1 0 0	
Bob Watson, R (1, 3) OBP: 0.324, SLG: 0.455		0-0 5-3		0-0 F9	0-0 P4			0-0 4-3		4 0 0 0 0 0 3	
Denis Menke, R (1, 6) OBP: 0.387, SLG: 0.433		0-0 2B 1B 1B		0-0 6-3		0-3 K		4-0 BB		3 1 1 0 1 1 0	
Doug Rader, R (1, 5) OBP: 0.316, SLG: 0.422		0-0 1B 2B		0-3 K		0-0 FC6-4 1B		0-3 K		4 1 2 0 0 2 1	
Cesar Cedeno, R (1, 8) OBP: 0.250, SLG: 0.325		0-0 5-3 2-H 3-H 1B			0-0 4-1	0-0 FC6-4 1-2			0-0 P6	4 0 1 2 0 0 1	AB 33
Johnny Edwards, L (1, 2) OBP: 0.257, SLG: 0.276		0-0 5-3 1-2			0-0 HR	0-0 4-3			0-3 K	4 1 1 1 0 1 2	R 3
Jack Billingham, R (1, 1) OBP: 0.147, SLG: 0.094		0-3 K			4-0 FC6-4 BB	0-3 K			0-3 K	3 0 0 0 1 3 1	H 6
Inning Stats	R: 0 H: 0 E: 0 LOB: 0 K: 0 BB: 0 S: 3 P: 3	R: 2 H: 3 E: 0 LOB: 1 K: 1 BB: 0 S: 8 P: 8	R: 0 H: 0 E: 0 LOB: 0 K: 0 BB: 0 S: 3 P: 3	R: 0 H: 0 E: 0 LOB: 0 K: 1 BB: 0 S: 5 P: 5	R: 1 H: 2 E: 0 LOB: 3 K: 0 BB: 2 S: 5 P: 13	R: 0 H: 1 E: 0 LOB: 1 K: 1 BB: 0 S: 6 P: 6	R: 0 H: 0 E: 0 LOB: 0 K: 1 BB: 0 S: 5 P: 5	R: 0 H: 0 E: 0 LOB: 1 K: 1 BB: 1 S: 5 P: 9	R: 0 H: 0 E: 0 LOB: 0 K: 2 BB: 0 S: 7 P: 7	1B: 4 SF: 0 2B: 1 SAC: 0 3B: 0 DP: 0 HR: 1 HBP: 0	WP: 0 PA: 36 PB: 0 SB: 0 CS: 0
PITCHER Bob Gibson, R (1, 1) ERA: 3.64	IP WLS BF H R ER SO BB IBB HBP BLK WP HR S P ERA WHIP										
	9.0 L 36 6 3 3 7 3 0 0 0 0 0 1 47 59 3.00 1.000										

Houston Astros @ St. Louis Cardinals
 Busch Stadium, St. Louis, MO
 Thu Jul 23 1970, 7:05 PM CDT
 Att. 17,532 - Unknown

livebaseballscorecards.com




Batter	1	2	3	4	5	6	7	8	9	AB	R	H	RBI	BB	SO	LOB
Lou Brock, L (1, 7) OBP: 0.362, SLG: 0.398	0-0 1B 1B	0-0 6-3			0-0 F8		0-3 K			4	1	1	0	0	1	1
Leron Lee, L (1, 9) OBP: 0.293, SLG: 0.347	0-0 1B 1-3 1B		0-0 F7		0-0 F9			0-0 F7		4	1	1	0	0	0	0
Carl Taylor, R (1, 3) OBP: 0.345, SLG: 0.389	0-3 K		0-0 5-3		0-0 6-3			0-0 F8		4	0	0	0	0	1	2
Dick Allen, R (1, 5) OBP: 0.389, SLG: 0.575	4-0 5-3 1B IBB		4-0 1B BB		0-0 F2			0-3 K		2	0	0	0	2	1	0
Joe Torre, R (1, 2) OBP: 0.389, SLG: 0.477	0-0 1-2 2-3 3-H 1B		0-0 1-2 1B		0-0 F9			0-0 5-3		4	0	2	1	0	0	0
Jose Cardenal, R (1, 8) OBP: 0.368, SLG: 0.451	0-0 1-2 2-3 3-H 1B		0-0 F8		0-0 4-3			0-0 G4-6-3 1B		4	0	1	1	0	0	4
Julian Javier, R (1, 4) Vic Davalillo, L (9, PH) OBP: 0.281, SLG: 0.280 OBP: 0.339, SLG: 0.404	0-0 1-3				0-3 K		0-0 1-3		0-0 G4-6-3 1-2f	3	0	0	0	0	1	2
Dal Maxvill, R (1, 6) Joe Hague, L (7, PH) Ed Crosby, L (8, 6) OBP: 0.314, SLG: 0.215 OBP: 0.364, SLG: 0.409		0-0 5-3		0-0 6-3			0-0 1B			2	0	0	0	0	0	0
Bob Gibson, R (1, 1) OBP: 0.394, SLG: 0.469		0-3 K		0-3 K			0-3 K			1	0	1	0	0	0	0
										0	0	0	0	0	0	0
										3	0	0	0	0	3	1

Inning Stats	R: 2	H: 3	E: 0	K: 1	S: 8	LOB: 2	BB: 1	P: 12	R: 0	H: 0	E: 0	K: 1	S: 5	LOB: 0	BB: 0	P: 5	R: 0	H: 1	E: 0	K: 0	S: 4	LOB: 2	BB: 1	P: 8	R: 0	H: 0	E: 0	K: 2	S: 7	LOB: 0	BB: 0	P: 7	R: 0	H: 0	E: 0	K: 0	S: 3	LOB: 0	BB: 0	P: 3	R: 0	H: 1	E: 0	K: 2	S: 8	LOB: 1	BB: 0	P: 8	R: 0	H: 0	E: 0	K: 1	S: 5	LOB: 0	BB: 0	P: 5	R: 0	H: 1	E: 0	K: 0	S: 3	LOB: 0	BB: 0	P: 3	1B: 6	2B: 0	3B: 0	HR: 0	SF: 0	SAC: 0	DP: 1	HBP: 0	WP: 0	PB: 0	SB: 0	CS: 0	PA: 34	ERA	WHIP
PITCHER Jack Billingham, R (1, 1) ERA: 3.43	IP: 9.0	WLS: W	BF: 34	H: 6	R: 2	ER: 2	SO: 7	BB: 1	IBB: 1	HBP: 0	BLK: 0	WP: 0	HR: 0	S: 46	P: 54	ERA: 2.00	WHIP: 0.778																																																														

BOTTOM

Houston Astros @ St. Louis Cardinals
 Busch Stadium, St. Louis, MO
 Thu Jul 23 1970, 7:05 PM CDT
 Att. 17,532 - Unknown

AB	32
R	2
H	6
RBI	2
BB	2
SO	7
LOB	11



Batter	1	2	3	4	5	6	7	8	9	AB R H RBI BB SO LOB	TOP	
Jesus Alou, R OBP: 0.324, SLG: 0.377 (1, 9) X	0-0 6-3		0-0 F6			0-0 G3		0-0 F6		4 0 0 0 0 0 0		
Joe Morgan, L OBP: 0.412, SLG: 0.396 (1, 4) B B B	4-0 6-3 BB		0-0 L9			0-0 5-3		0-0 F8		3 0 0 0 1 0 0		
Jimmy Wynn, R OBP: 0.394, SLG: 0.486 (1, 7) X	0-0 6-3 1-2			0-0 G5-4-3 1B		0-0 F9		0-0 2B		4 0 2 0 0 0 1		
Bob Watson, R OBP: 0.317, SLG: 0.444 (1, 3) S S S (8, 2)	0-3 K			0-3 K		0-0 F9		0-0 6-3		4 0 0 0 0 2 3		
Denis Menke, R OBP: 0.384, SLG: 0.429 Hector Torres, R OBP: 0.265, SLG: 0.289 (1, 6) (7, 6)		0-3 K		0-0 G5-4-3 1-2f		0-0 F9		0-0 F4		3 0 0 0 0 1 1 1 0 0 0 0 0 1		
Doug Rader, R OBP: 0.321, SLG: 0.426 (1, 5) (8, 3)		4-0 BB			0-0 1B		0-0 FC6-4 1B			2 0 2 0 1 0 0		
Cesar Cedeno, R OBP: 0.244, SLG: 0.317 (1, 8)		0-3 K			0-3 K		0-0 FC6-4 1-2f			3 0 0 0 0 2 3		
Johnny Edwards, L OBP: 0.256, SLG: 0.275 Don Bryant, R OBP: 0.217, SLG: 0.190 Jack Dilauro, S (1, 2) (4, 2) (8, 1)		0-0 G3			0-3 K			0-0 L3		1 0 0 0 0 0 1 2 0 0 0 0 1 1 0 0 0 0 0 0 0		
Tom Griffin, R OBP: 0.094, SLG: 0.097 George Culver, R OBP: 0.158, SLG: 0.294 Cesar Geronimo, L OBP: 0.097, SLG: 0.500 Jim Bouton, R OBP: 0.421, SLG: 0.353 Marty Martinez, S OBP: 0.274, SLG: 0.247 (1, 1) (1, 1) (3, PH) (3, 1) (8, PH) (8, 5)			0-0 4-3		0-3 K			0-0 G1		0 0 0 0 0 0 0 0 0 0 0 0 0 0 1 0 0 0 0 0 0 1 0 0 0 0 1 1 1 0 0 0 0 0 0		
Inning Stats	R: 0 H: 0 E: 0 LOB: 1 K: 1 BB: 1 S: 5 P: 9	R: 0 H: 0 E: 0 LOB: 1 K: 2 BB: 1 S: 7 P: 11	R: 0 H: 0 E: 0 LOB: 0 K: 0 BB: 0 S: 3 P: 3	R: 0 H: 1 E: 0 LOB: 0 K: 1 BB: 0 S: 5 P: 5	R: 0 H: 1 E: 0 LOB: 1 K: 3 BB: 0 S: 10 P: 10	R: 0 H: 0 E: 0 LOB: 0 K: 0 BB: 0 S: 3 P: 3	R: 0 H: 1 E: 0 LOB: 1 K: 0 BB: 0 S: 4 P: 4	R: 0 H: 0 E: 0 LOB: 0 K: 0 BB: 0 S: 3 P: 3	R: 0 H: 1 E: 0 LOB: 1 K: 0 BB: 0 S: 4 P: 4	1B: 3 SF: 0 2B: 1 SAC: 0 3B: 0 DP: 1 HR: 0 HBP: 0	WP: 0 PA: 32 PB: 0 SB: 0 CS: 0	
PITCHER Dock Ellis, R ERA: 3.36 (1, 1)	IP WLS BF H R ER SO BB IBB HBP BLK WP HR S P ERA WHIP	9.0 W 32 4 0 0 7 2 0 0 0 0 0 0 44 52 0.00 0.667										

Houston Astros @ Pittsburgh Pirates
 Three Rivers Stadium, Pittsburgh, PA
 Fri Jul 24 1970, 7:05 PM EDT
 Att: 43,290 - Unknown

livebaseballscorecards.com

AB	30
R	0
H	4
RBI	0
BB	2
SO	7
LOB	12



BOTTOM

Houston Astros @ Pittsburgh Pirates
 Three Rivers Stadium, Pittsburgh, PA

Fri Jul 24 1970, 7:05 PM EDT
 Att. 43,290 - Unknown

livebaseballscorecards.com

AB	38
R	11
H	15
RBI	10
BB	5
SO	8
LOB	21



WP: 2	PA: 45
PB: 0	
SB: 0	
CS: 0	


AB R H RBI BB SO LOB

5	1	2	1	0	0	4
4	1	0	0	1	2	5
3	1	2	0	1	0	0
1	0	0	0	0	0	0
4	1	1	2	1	2	5
5	1	1	1	0	2	3
4	2	2	1	0	0	0
4	1	3	1	1	0	0
4	3	3	3	1	0	1
4	0	1	1	0	2	3
1B: 10	SF: 1	WP: 2	PA: 45			
2B: 4	SAC: 1	PB: 0				
3B: 0	DP: 1	SB: 0				
HR: 1	HBP: 0	CS: 0				

Batter	1	2	3	4	5	6	7	8	9
Matty Alou, L OBP: 0.322, SLG: 0.345 (1, 8)									
Richie Hebner, L OBP: 0.343, SLG: 0.431 (1, 5)									
Roberto Clemente, R OBP: 0.410, SLG: 0.576 Johnny Jeter, R OBP: 0.330, SLG: 0.289 (1, 9) (7, 9)									
Al Oliver, L OBP: 0.318, SLG: 0.440 (1, 3)									
Willie Stargell, L OBP: 0.308, SLG: 0.485 (1, 7)									
Manny Sanguillen, R OBP: 0.333, SLG: 0.452 (1, 2)									
Dave Cash, R OBP: 0.353, SLG: 0.487 (1, 4)									
Freddie Patek, R OBP: 0.345, SLG: 0.347 (1, 6)									
Dock Ellis, S OBP: 0.140, SLG: 0.127 (1, 1)									

Inning Stats	R: 6	H: 6	E: 1	LOB: 2	K: 1	P: 16	R: 0	H: 0	E: 0	LOB: 0	K: 0	P: 6	R: 2	H: 2	E: 1	LOB: 3	K: 2	P: 18	R: 0	H: 0	E: 0	LOB: 0	K: 1	P: 5	R: 1	H: 3	E: 1	LOB: 2	K: 1	P: 8	R: 0	H: 1	E: 0	LOB: 1	K: 0	P: 4	R: 0	H: 0	E: 0	LOB: 0	K: 2	P: 7	R: 2	H: 3	E: 0	LOB: 2	K: 1	P: 12
--------------	------	------	------	--------	------	-------	------	------	------	--------	------	------	------	------	------	--------	------	-------	------	------	------	--------	------	------	------	------	------	--------	------	------	------	------	------	--------	------	------	------	------	------	--------	------	------	------	------	------	--------	------	-------

PITCHER	IP	WLS	BF	H	R	ER	SO	BB	IBB	HBP	BLK	WP	HR	S	P	ERA	WHIP
Tom Griffin, R ERA: 5.45 (1, 1)	0.2	L	8	5	6	6	1	1	0	0	0	0	0	9	13	81.00	9.000
George Culver, R ERA: 4.14 (1, 1)	1.1		6	1	0	0	0	1	0	0	0	0	0	5	9	0.00	1.500
Jim Bouton, R ERA: 5.53 (3, 1)	5.0		24	6	3	3	6	2	0	0	0	2	0	34	42	5.40	1.600
Jack Dilauro, L ERA: 5.16 (8, 1)	1.0		7	3	2	2	1	1	0	0	0	0	1	8	12	18.00	4.000

Batter	1	2	3	4	5	6	7	8	9	AB R H RBI BB SO LOB	TOP											
Jesus Alou, R OBP: 0.328, SLG: 0.381 (1, 9)	0-1 SH 1B 2B	0-2 SF8 SH5-4 1-2 1B		1-0 4-3	0-1 FC6-4-2 1-2 3-H		4-0 IBB		0-0 1-3 1-2	5 1 2 0 1 0 4												
Joe Morgan, L OBP: 0.411, SLG: 0.394 (1, 4)	0-0 SH 1B 2-3	0-0 SH5-4 1-2 2-3		2-0 E9 1B		0-1 2-3	2-2 F6		0-0 1-3	4 2 1 0 0 0 4												
Jimmy Wynn, R OBP: 0.399, SLG: 0.497 (1, 7)	4-2 S 1B 1-2 BB	4-0 WP IBB		1-0 2B 1B		1-0 HR		3-1 L5		3 2 2 2 2 0 0												
Bob Watson, R OBP: 0.319, SLG: 0.469 (1, 3)	2-3 K	0-0 SF8 2-3 3-H		0-1 1B 2B		1-1 HR		1-0 4-3		4 2 2 3 0 1 3												
Denis Menke, R OBP: 0.387, SLG: 0.431 (1, 6)	3-1 F8 1B 1-2 2-H 3-H	2-3 K 1-2		3-2 1B 1B		3-3 K		0-0 1B		5 0 3 3 0 2 2												
Doug Rader, R OBP: 0.317, SLG: 0.419 (1, 5)	1-1 F8 1-2 2-3		1-2 1-3	0-0 5-3		0-2 G3		1-2 L4		5 0 0 0 0 0 4												
Cesar Cedeno, R OBP: 0.272, SLG: 0.333 (1, 8)	4-0 IBB		0-0 CS 1B		0-0 FC3-6 FC6-4-2 1B		1-2 SH2 1B		4-1 S 1B BB	3 0 3 0 2 0 0	AB 38 R 8 H 16 RBI 8 BB 5 SO 5 LOB 26											
Johnny Edwards, L OBP: 0.259, SLG: 0.277 (1, 2)	0-1 4-3		1 SAFE 1-1 F6		2-2 FC3-6 1B		0-0 F7		3-1 1-3 1B	5 0 2 0 0 0 5												
Ron Cook, L OBP: 0.444, SLG: 0.625 (1, 1)		2-2 SH5-4 1B SF8 1B		1-3 K2-3		0-0 FC3-6 1-2f 2-3		0-1 SH2	1-3 K	3 1 1 0 0 1 2 1 0 0 0 0 1 2												
Larry Dierker, R OBP: 0.158, SLG: 0.161 (6, 1)																						
Inning Stats	R: 2 E: 1 K: 1 S: 14	H: 2 LOB: 3 BB: 2 P: 28	R: 1 E: 0 K: 1 S: 13	H: 2 LOB: 2 BB: 1 P: 21	R: 0 E: 0 K: 0 S: 6	H: 1 LOB: 0 BB: 0 P: 8	R: 3 E: 1 K: 1 S: 13	H: 4 LOB: 1 BB: 0 P: 21	R: 0 E: 0 K: 0 S: 7	H: 2 LOB: 1 BB: 0 P: 9	R: 2 E: 0 K: 1 S: 11	H: 2 LOB: 0 BB: 0 P: 16	R: 0 E: 0 K: 0 S: 9	H: 1 LOB: 2 BB: 1 P: 16	R: 0 E: 0 K: 0 S: 7	H: 1 LOB: 1 BB: 0 P: 12	R: 0 E: 0 K: 1 S: 8	H: 1 LOB: 2 BB: 1 P: 16	1B: 12 2B: 3 3B: 0 HR: 2	SF: 1 SAC: 3 DP: 1 HBP: 0	WP: 1 PB: 0 SB: 2 CS: 1	PA: 47
PITCHER	IP WLS BF H R ER SO BB IBB HBP BLK WP HR S P ERA WHIP																					
Bob Veale, L ERA: 3.81 (1, 1)	3.2 L 22 8 6 5 3 1 2 0 0 1 0 41 70 12.27 2.455																					
Orlando Pena, R ERA: 1.93 (4, 1)	1.1 6 3 0 0 0 0 0 0 0 0 0 12 17 0.00 2.250																					
Dick Colpaert, R ERA: 4.5 (6, 1)	1.0 5 2 2 2 1 0 0 0 0 0 2 11 16 18.00 2.000																					
Joe Gibbon, L ERA: 5.49 (7, 1)	2.0 9 2 0 0 0 0 0 1 0 0 0 16 28 0.00 1.000																					
Luke Walker, L ERA: 3.91 (9, 1)	1.0 5 1 0 0 0 1 1 0 0 0 0 8 16 0.00 2.000																					

Houston Astros @ Pittsburgh Pirates
 Three Rivers Stadium, Pittsburgh, PA
 Sat Jul 25 1970, 3:33 AM EDT
 Att. 14,069 - Unknown

livebaseballscorecards.com

BOTTOM

Houston Astros @ Pittsburgh Pirates
Three Rivers Stadium, Pittsburgh, PA

Sat Jul 25 1970, 3:33 AM EDT
Att. 14,069 - Unknown

livebaseballscorecards.com

AB	38
R	4
H	12
RBI	3
BB	1
SO	8
LOB	20



WP:	0	PA:	41
PB:	0		
SB:	0		
CS:	0		

AB R H RBI BB SO LOB

5	0	0	0	0	1	4
5	0	3	0	0	0	1
3	0	1	0	0	1	3
1	0	0	0	0	1	1
5	1	2	0	0	0	4
5	0	0	0	0	3	5
3	0	0	1	0	2	0
4	2	3	0	0	0	0
3	1	1	0	1	0	1
1	0	0	0	0	0	0
0	0	0	0	0	0	0
1	0	1	1	0	0	0
0	0	0	0	0	0	0
1	0	0	0	0	0	1
0	0	0	0	0	0	0

1B:	10	SF:	1
2B:	2	SAC:	0
3B:	0	DP:	1
HR:	0	HBP:	1

Batter	1	2	3	4	5	6	7	8	9
Matty Alou, L OBP: 0.319, SLG: 0.341 (1, 8)	0-0 4-3 ①		1-2 4-3 ③		2-1 4-3 ② 1-2 2-3	1-1 4-3 ③			2-3 K ①
Dave Cash, R OBP: 0.367, SLG: 0.494 (1, 4)	2-0 1B 1B			2-2 FC6 1B	1-2 E6 2-3 3-H		0-1 F3 ①		1-1 1B 1B
Roberto Clemente, R OBP: 0.411, SLG: 0.574 Gene Alley, R OBP: 0.293, SLG: 0.374 (1, 9) (8, 5)	2-2 G6-4-3 1-2 1B		0-2 FC6 1-2f		0-3 K ③		2-1 FC4-6 HBP		2-3 K ②
Manny Sanguillen, R OBP: 0.334, SLG: 0.455 (1, 2)	0-2 G6-4-3 1-2f		1-1 F9 ②		2-2 SF8 2B	0-0 FC4-6 1-2f		0-0 1B 1B	
Bob Robertson, R OBP: 0.358, SLG: 0.510 (1, 3)		1-3 K ①		2-2 6-3 ③		0-2 F9 2-3	2-3 K ③		0-3 K ③
Al Oliver, L OBP: 0.315, SLG: 0.436 (1, 7)		2-3 K ②		0-3 K ①	3-1 SF8 3-H		1-2 4-3 ①		
Jose Pagan, R OBP: 0.316, SLG: 0.336 (1, 5) (8, 9)		0-1 4-3 ③		0-0 BB 1B 1B	0-0 BB 1B	0-0 1B 1B		2-2 G3 2B	
Freddie Patek, R OBP: 0.349, SLG: 0.346 (1, 6)			0-0 4-3 ①		4-1 4-3 1B E BB	0-0 1B 1B		3-2 G3 ②	
Bob Veale, S OBP: 0.173, SLG: 0.163 Orlando Pena, R OBP: 0.268, SLG: 0.297 Bill Mazeroski, R OBP: 0.337, SLG: 0.299 Dick Colpaert, R OBP: 0.307, SLG: 0.484 Johnny Jeter, R OBP: 0.118, SLG: 0.118 (1, 1) (4, 1) (5, PH) (6, 1) (6, PH) (7, 1) (8, PH) (9, 1)			0-2 G3 ②		0-0 E 4-3 1B	1-0 1B 1B		1-0 F7 ③	

Inning Stats	R: 0	H: 2	E: 0	LOB: 1	K: 0	BB: 0	S: 8	P: 12	R: 0	H: 0	E: 0	LOB: 0	K: 2	BB: 0	S: 8	R: 0	H: 0	E: 0	LOB: 0	K: 0	BB: 0	S: 7	R: 0	H: 1	E: 0	LOB: 1	K: 0	BB: 0	S: 12	R: 2	H: 2	E: 1	LOB: 2	K: 2	BB: 1	S: 14	R: 2	H: 4	E: 0	LOB: 2	K: 1	BB: 0	S: 14	R: 0	H: 0	E: 0	LOB: 1	K: 1	BB: 0	S: 7	R: 0	H: 1	E: 0	LOB: 1	K: 0	BB: 0	S: 11	R: 0	H: 2	E: 0	LOB: 2	K: 3	BB: 0	S: 12	1B: 10	SF: 1	2B: 2	SAC: 0	3B: 0	DP: 1	HR: 0	HBP: 1	WP: 0	PA: 41
--------------	------	------	------	--------	------	-------	------	-------	------	------	------	--------	------	-------	------	------	------	------	--------	------	-------	------	------	------	------	--------	------	-------	-------	------	------	------	--------	------	-------	-------	------	------	------	--------	------	-------	-------	------	------	------	--------	------	-------	------	------	------	------	--------	------	-------	-------	------	------	------	--------	------	-------	-------	--------	-------	-------	--------	-------	-------	-------	--------	-------	--------

PITCHER	IP	WLS	BF	H	R	ER	SO	BB	IBB	HBP	BLK	WP	HR	S	P	ERA	WHIP
Ron Cook, L ERA: 3.22 (1, 1)	5.2	W	27	9	4	3	4	1	0	0	0	0	0	61	87	4.76	1.765
Larry Dierker, R ERA: 3.99 (6, 1)	3.1	S	14	3	0	0	4	0	0	1	0	0	0	32	49	0.00	0.900

Batter	1	2	3	4	5	6	7	8	9	10	AB R H RBI BB SO LOB	TOP
Jesus Alou, R (1, 9) <small>OBP: 0.329, SLG: 0.386</small> Cesar Geronimo, L (10, 9) <small>OBP: 0.667, SLG: 0.500</small>	0-0 L4 		0-0 G1-2-3 <small>1B 2B 2-H</small> 		0-0 3-1 		0-0 CS <small>1B</small> 			0-0 F9 	5 0 2 1 0 0 0 0 0 0 0 0 0 0	
Joe Morgan, L (1, 4) <small>OBP: 0.410, SLG: 0.394</small>	0-0 F9 		0-0 		0-0 F4 		0-0 F4 <small>1-2</small> 			0-0 HR <small>1B</small> 	5 1 2 0 0 0 1	
Jimmy Wynn, R (1, 7) <small>OBP: 0.399, SLG: 0.503</small>	0-3 K 		4-0 		0-3 K 		0-0 F7 			0-0 HR <small>1-H</small> 	4 1 1 2 1 2 0	
Bob Watson, R (1, 3) <small>OBP: 0.311, SLG: 0.456</small>		0-0 L4 	0-0 G1-2-3 <small>3-H</small> 			0-0 F7 		0-0 6-3 		0-0 F6 	5 0 0 0 0 0 3	
Denis Menke, R (1, 6) <small>OBP: 0.384, SLG: 0.428</small>		0-0 FC6-4 <small>1B</small> 		0-0 5-3 		0-3 K 		0-0 F7 		0-0 5-3 	5 0 1 0 0 1 0	
Doug Rader, R (1, 5) <small>OBP: 0.319, SLG: 0.419</small>		0-3 K 		4-0 HR <small>BB</small> 		0-0 1B <small>E</small> 		0-0 6-3 			3 2 1 0 1 1 1	
Cesar Cedeno, R (1, 8) <small>OBP: 0.279, SLG: 0.361</small>		0-0 FC6-4 <small>1-2</small> 		0-0 1-H HR 		0-0 <small>E</small> 1B 			0-3 K 	4 1 2 2 0 1 1		
Johnny Edwards, L (1, 2) <small>OBP: 0.256, SLG: 0.274</small>			0-0 F8 	0-0 F8 		0-0 <small>1-3</small> E5 <small>2-H</small> 			0-0 L5 	4 0 0 0 0 0 1		
Don Wilson, R (1, 1) <small>OBP: 0.121, SLG: 0.182</small> Denny Lemaster, R (7, 1) <small>OBP: 0.250, SLG: 0.238</small> Fred Gladding, L (10, 1)			0-0 2B 	0-3 K 		0-0 5-3 			0-3 K 	3 1 1 0 0 1 2 1 0 0 0 0 1 0 0 0 0 0 0 0 0		
Inning Stats	R: 0 H: 0 E: 0 LOB: 0 K: 1 BB: 0 S: 5 P: 5	R: 0 H: 1 E: 0 LOB: 1 K: 1 BB: 0 S: 6 P: 6	R: 1 H: 3 E: 0 LOB: 2 K: 0 BB: 1 S: 5 P: 9	R: 2 H: 1 E: 0 LOB: 0 K: 1 BB: 1 S: 6 P: 10	R: 0 H: 0 E: 0 LOB: 0 K: 1 BB: 0 S: 5 P: 5	R: 1 H: 2 E: 1 LOB: 2 K: 1 BB: 0 S: 8 P: 8	R: 0 H: 1 E: 0 LOB: 0 K: 0 BB: 0 S: 3 P: 3	R: 0 H: 0 E: 0 LOB: 0 K: 0 BB: 0 S: 3 P: 3	R: 0 H: 0 E: 0 LOB: 0 K: 2 BB: 0 S: 7 P: 7	R: 2 H: 2 E: 0 LOB: 0 K: 0 BB: 0 S: 5 P: 5	1B: 6 SF: 0 2B: 2 SAC: 0 3B: 0 DP: 1 HR: 2 HBP: 0	WP: 0 PA: 41 PB: 0 SB: 0 CS: 1
PITCHER Jim Nelson, R (1, 1) <small>ERA: 3.49</small> Orlando Pena, R (7, 1) <small>ERA: 1.74</small> Dave Giusti, R (9, 1) <small>ERA: 2.57</small>	IP WLS BF H R ER SO BB IBB HBP BLK WP HR S P ERA WHIP 6.0 27 7 4 3 5 1 1 0 0 0 1 35 43 4.50 1.333	IP WLS BF H R ER SO BB IBB HBP BLK WP HR S P ERA WHIP 2.0 6 1 0 0 0 0 0 0 0 0 0 6 6 0.00 0.500	IP WLS BF H R ER SO BB IBB HBP BLK WP HR S P ERA WHIP 2.0 L 8 2 2 2 2 0 0 0 0 0 1 12 12 9.00 1.000	PITCHER IP WLS BF H R ER SO BB IBB HBP BLK WP HR S P ERA WHIP								

Houston Astros @ Pittsburgh Pirates
 Three Rivers Stadium, Pittsburgh, PA

Sun Jul 26 1970, 3:33 AM EDT
 Att. 40,131 - Overcast

livebaseballscores.com

AB	39
R	6
H	10
RBI	5
BB	2
SO	7
LOB	9



Batter	1	2	3	4	5	6	7	8	9	AB	R	H	RBI	BB	SO	LOB	TOP								
Jesus Alou, R (1, 9) OBP: 0.336, SLG: 0.392 Cesar Geronimo, L (6, 9) OBP: 0.500, SLG: 0.333	0-0 HR BB 1B	0-0 1-3 1B			0-0 1B SF9 1B	0-0 6-3		0-0 P4		4 1	2 0	3 0	0 0	0 0	0 0	0 1									
Joe Morgan, L (1, 4) OBP: 0.410, SLG: 0.390 Marty Martinez, S (9, 6) OBP: 0.274, SLG: 0.247	4-0 HR BB 1-2	0-0 F8			0-0 F7		0-0 4-3		4-0 E S E BB	3 0	2 0	0 0	0 0	2 0	0 0	3 0									
Jimmy Wynn, R (1, 7) OBP: 0.402, SLG: 0.514	0-0 HR 1-H 2-H		0-0 5-3		0-0 SF9 1B 1-3		0-0 E6 S 1B		0-3 K 1-3	5	1	3	3	0	1	1									
Bob Watson, R (1, 3) OBP: 0.308, SLG: 0.448	0-3 K		0-0 4-3		0-0 SF9 1-2 3-H		4-0 FC6-4 BB 2-3		0-0 E2 HR 3-H	3	1	0	1	1	1	0									
Denis Menke, R (1, 6) OBP: 0.380, SLG: 0.422	0-3 K		0-0 6-3		0-0 P3		0-3 K		0-3 K	5	0	0	0	0	3	4									
Doug Rader, R (1, 5) OBP: 0.320, SLG: 0.427	0-0 F9			0-0 1B		0-0 F9	0-0 FC6-4 1-2f		0-0 HR 1-H	5	1	2	2	0	0	2									
Cesar Cedeno, R (1, 8) OBP: 0.283, SLG: 0.377		0-0 6-3		0-0 F8		0-0 HR 1B		0-0 5-3	0-0 1B 3B	5	2	2	0	0	0	1									
Johnny Edwards, L (1, 2) OBP: 0.263, SLG: 0.291		0-0 1B 1B		0-3 K		0-0 HR 1-H		0-0 1B	0-0 1B	5	1	4	3	0	1	1									
Jack Billingham, R (1, 1) OBP: 0.135, SLG: 0.086 Ron Cook, L (6, 1) OBP: 0.444, SLG: 0.625 Jim Ray, R (6, 1) OBP: 0.263, SLG: 0.263		0-3 K		0-0 G3		0-3 K		0-3 K	0-3 K	3 0 2	0 0 0	0 0 0	0 0 0	0 0 0	2 0 2										
Inning Stats	R: 3 E: 0 K: 2 S: 9	H: 2 LOB: 0 BB: 1 P: 13	R: 0 E: 0 K: 1 S: 7	H: 2 LOB: 2 BB: 0 P: 7	R: 0 E: 0 K: 0 S: 3	H: 0 LOB: 0 BB: 0 P: 3	R: 0 E: 0 K: 1 S: 6	H: 1 LOB: 1 BB: 0 P: 6	R: 1 E: 0 K: 0 S: 5	H: 2 LOB: 1 BB: 0 P: 5	R: 2 E: 0 K: 1 S: 7	H: 2 LOB: 0 BB: 0 P: 7	R: 0 E: 1 K: 1 S: 6	H: 1 LOB: 2 BB: 1 P: 10	R: 0 E: 0 K: 1 S: 6	H: 1 LOB: 1 BB: 0 P: 6	R: 4 E: 1 K: 3 S: 13	H: 3 LOB: 1 BB: 1 P: 17	1B: 10 2B: 0 3B: 1 HR: 3	SF: 1 SAC: 0 DP: 0 HBP: 0	WP: 0 PB: 0 SB: 2 CS: 0	PA: 45			
PITCHER	IP	WLS	BF	H	R	ER	SO	BB	IBB	HBP	BLK	WP	HR	S	P	ERA	WHIP								
Milt Pappas, R (1, 1) ERA: 3.87	6.0	L	28	9	6	6	5	1	0	0	0	0	2	37	41	9.00	1.667								
Phil Regan, R (7, 1) ERA: 4.53	1.0		5	1	0	0	1	1	0	0	0	0	0	6	10	0.00	2.000								
Roberto Rodriguez, R (8, 1) ERA: 5.07	1.2		10	3	4	0	3	1	0	0	0	0	1	15	19	0.00	2.400								
Larry Gura, L (9, 1) ERA: 2.93	0.1		2	1	0	0	1	0	0	0	0	0	0	4	4	0.00	3.000								

Houston Astros @ Chicago Cubs
Wrigley Field, Chicago, IL
Tue Jul 28 1970, 3:33 AM CDT
Att. 23,159 - Cloudy - 89 F

AB	41
R	10
H	14
RBI	9
BB	3
SO	10
LOB	17



BOTTOM

Houston Astros @ Chicago Cubs

Wrigley Field, Chicago, IL

Tue Jul 28 1970, 3:33 AM CDT

Att: 23,159 - Cloudy - 89 F

livebaseballscorecards.com

AB	35
R	4
H	9
RBI	4
BB	1
SO	4
LOB	14



WP:	1	PA:	36
PB:	0		
SB:	0		
CS:	0		

AB R H RBI BB SO LOB

4 1 2 0 0 0 1

4 1 1 0 0 0 1

4 0 0 0 0 0 3

4 1 2 3 0 1 1

4 0 0 0 0 1 1

4 0 1 0 0 1 0

3 0 2 0 1 0 0

2	0	0	0	0	0	1
0	0	0	0	0	0	0
1	0	0	0	0	0	1
0	0	0	0	0	0	0
0	0	0	0	0	0	0
1	0	0	0	0	0	2

1 0 0 0 0 1 1

3 1 1 1 0 0 2

1B:	6	SF:	0
2B:	1	SAC:	0
3B:	0	DP:	1
HR:	2	HBP:	0

Batter	1	2	3	4	5	6	7	8	9
Don Kessinger, S (1, 6) OBP: 0.328, SLG: 0.360	0-0 1-3 ①		0-0 F8 ③			0-0 HR 1B 1B		0-0 1B	
Glenn Beckert, R (1, 4) OBP: 0.327, SLG: 0.348	0-0 G3 ②			0-0 4-3 ①		0-0 HR 1B		0-0 F3 ①	
Billy Williams, L (1, 7) OBP: 0.381, SLG: 0.598	0-0 4-3 ③			0-0 F8 ②		0-0 F8 ①		0-0 F9 ②	
Ron Santo, R (1, 5) OBP: 0.340, SLG: 0.436		0-0 5-3 ①		0-0 1B		0-0 HR 1H 2-H		0-3 K ③	
Jim Hickman, R (1, 3) OBP: 0.436, SLG: 0.631		0-3 K ②		0-0 P4 ③		0-0 F3 ②		0-0 5-3 ①	
Johnny Callison, L (1, 9) OBP: 0.352, SLG: 0.395 (7, 8)		0-0 4-3 ③			0-3 K ①	0-0 4-3 ③		0-0 WP 2B	
Randy Hundley, R (1, 2) OBP: 0.254, SLG: 0.327			0-0 FC5-4 1B		0-0 4-3 ②		0-0 P4-3 1B	0-0 BB 2-3	
Cleo James, R (1, 8) OBP: 0.282, SLG: 0.314 Phil Regan, R (7, 1) Paul Popovich, S (7, PH) Roberto Rodriguez, R (8, 1) Larry Gura, S (9, 1) Willie Smith, L (9, PH) OBP: 0.318, SLG: 0.398			0-0 FC5-4 ①		0-0 4-3 ③		0-0 P4-3 ① ②	0-0 P4 ②	
Milt Pappas, R (1, 1) OBP: 0.111, SLG: 0.185 Al Spangler, L (6, PH) OBP: 0.364, SLG: 0.667 (7, 9)			0-3 K ②			0-0 HR	0-0 3-1 ③	0-0 F5 ③	

Inning Stats	R: 0	H: 0	E: 0	K: 0	S: 3	P: 3	R: 0	H: 0	E: 0	K: 1	S: 5	R: 0	H: 1	E: 0	K: 0	S: 4	R: 0	H: 1	E: 0	K: 0	S: 5	R: 4	H: 4	E: 0	K: 0	S: 7	R: 0	H: 1	E: 0	K: 0	S: 3	R: 0	H: 1	E: 0	K: 1	S: 6	R: 0	H: 1	E: 0	K: 0	S: 4	1B: 6	SF: 0	2B: 1	SAC: 0	3B: 0	DP: 1	HR: 2	HBP: 0	WP: 1	PA: 36
--------------	------	------	------	------	------	------	------	------	------	------	------	------	------	------	------	------	------	------	------	------	------	------	------	------	------	------	------	------	------	------	------	------	------	------	------	------	------	------	------	------	------	-------	-------	-------	--------	-------	-------	-------	--------	-------	--------

PITCHER	IP	WLS	BF	H	R	ER	SO	BB	IBB	HBP	BLK	WP	HR	S	P	ERA	WHIP
Jack Billingham, R (1, 1) ERA: 3.52	5.0		20	5	3	3	3	0	0	0	0	0	1	26	26	5.40	1.000
Ron Cook, L (6, 1) ERA: 3.2	0.1		1	0	0	0	0	0	0	0	0	0	0	1	1	0.00	0.000
Jim Ray, R (6, 1) ERA: 3.93	3.2	S	15	4	1	1	1	1	0	0	0	1	1	16	20	2.46	1.364

Batter	1	2	3	4	5	6	7	8	9	AB R H RBI BB SO LOB	TOP																					
Jesus Alou, R OBP: 0.333, SLG: 0.388 (1, 9) X	0-0 4-3	0-0 F9			0-0 1B		0-0 4-3		0-0 L7	5 0 1 0 0 0 2																						
Marty Martinez, S OBP: 0.283, SLG: 0.250 (1, 6) B B B	4-0 BB BB		0-0 1B		0-0 F8		0-0 5-3			3 0 1 0 1 0 1																						
Jimmy Wynn, R OBP: 0.403, SLG: 0.511 (1, 7) B B B	4-0 FC6-4 1-2 BB		0-3 K		0-0 P4			4-0 G5-4-3 BB		2 0 0 0 2 1 2																						
Bob Watson, R OBP: 0.302, SLG: 0.439 (1, 3) (7, 2) X	0-0 F9		0-0 F9		0-0 P6			0-0 G5-4-3 1-2f		4 0 0 0 0 0 5																						
Denis Menke, R OBP: 0.381, SLG: 0.423 (1, 4) (7, 3) X	0-0 FC6-4 1-2f		0-0 F9			0-0 FC6-4 1B		0-0 1B		4 0 2 0 0 0 3																						
Doug Rader, R OBP: 0.319, SLG: 0.433 (1, 5) X		0-0 E6 2B		0-0 HR		0-3 K		0-0 F2		4 2 1 1 0 1 2																						
Cesar Cedeno, R OBP: 0.282, SLG: 0.380 (1, 8) X		0-0 1-H 2B		0-0 F8		0-3 K		0-0 F7		4 0 1 1 0 1 1																						
Don Bryant, R OBP: 0.231, SLG: 0.208 (1, 2) X		0-0 1B		0-0 5-3		0-0 FC6-4 1-2f		0-0 G3		3 0 1 0 0 0 1																						
George Culver, R OBP: 0.158, SLG: 0.294 (7, 1) X				0-3 K						0 0 0 0 0 0 0																						
Norm Miller, L OBP: 0.359, SLG: 0.359 (9, PH) X										1 0 0 0 0 0 0																						
Larry Dierker, R OBP: 0.153, SLG: 0.155 (1, 1) X		0-3 K		0-3 K			0-0 4-3		0-0 1B	2 0 0 0 0 2 1																						
Jim Bouton, R OBP: 0.421, SLG: 0.353 (5, 1) X										0 0 0 0 0 0 0																						
Hector Torres, R OBP: 0.275, SLG: 0.298 (7, PH) (7, 4) X										2 0 1 0 0 0 0																						
Inning Stats	R: 0 E: 0 K: 0 S: 3	H: 0 LOB: 2 BB: 2 P: 11	R: 1 E: 1 K: 1 S: 7	H: 2 LOB: 1 BB: 0 P: 7	R: 0 E: 0 K: 1 S: 6	H: 1 LOB: 1 BB: 0 P: 6	R: 1 E: 0 K: 1 S: 6	H: 1 LOB: 0 BB: 0 P: 6	R: 0 E: 0 K: 2 S: 8	H: 1 LOB: 1 BB: 0 P: 8	R: 0 E: 0 K: 0 S: 3	H: 0 LOB: 0 BB: 0 P: 3	R: 0 E: 0 K: 0 S: 3	H: 1 LOB: 1 BB: 1 P: 7	R: 0 E: 0 K: 0 S: 4	H: 1 LOB: 1 BB: 0 P: 4	1B: 6 2B: 1 3B: 0 HR: 1	SF: 0 SAC: 0 DP: 1 HBP: 0	WP: 0 PB: 0 SB: 0 CS: 0	PA: 37												
PITCHER Ken Holtzman, L ERA: 3.59 (1, 1)	IP 9.0	WLS W	BF 37	H 8	R 2	ER 1	SO 5	BB 3	IBB 0	HBP 0	BLK 0	WP 0	HR 1	S 44	P 56	ERA 1.00	WHIP 1.222															
											PITCHER	IP	WLS	BF	H	R	ER	SO	BB	IBB	HBP	BLK	WP	HR	S	P	ERA	WHIP				

Houston Astros @ Chicago Cubs
Wrigley Field, Chicago, IL
Wed Jul 29 1970, 3:33 AM CDT
Att. 22,881 - Cloudy - 86 F

livebaseballscorecards.com

AB 34
R 2
H 8
RBI 2
BB 3
SO 5
LOB 18



Batter	1	2	3	4	5	6	7	8	9
Don Kessinger, S OBP: 0.334, SLG: 0.363 (1, 6)	0-0 5-3 HR 1B	0-0 FC6 1B	0-0 P6		4-0 S BB		4-0 WP BB		
Glenn Beckert, R OBP: 0.325, SLG: 0.343 (1, 4)	0-0 5-3 1-2	0-0 P6		0-0 6-3	4-0 3-H BB		0-0 P4 1-2 3-H		
Billy Williams, L OBP: 0.383, SLG: 0.604 Al Spangler, L OBP: 0.364, SLG: 0.667 (1, 7) (9, 7)	0-0 HR 2-H	0-0 FC6 1-2f		1-0 S HBP	0-0 4-3		4-0 BB		
Ron Santo, R OBP: 0.343, SLG: 0.435 (1, 5)	0-0 S 3B 1B	4-0 BB		0-0 P6 1-2	4-0 1-3 S BB		0-3 K		
Jim Hickman, R OBP: 0.430, SLG: 0.621 Cleo James, R OBP: 0.292, SLG: 0.314 (1, 9) (9, 9)	0-3 K 1-2	0-3 K		0-0 F7	0-3 K 1-2		0-0 F6		
Willie Smith, L OBP: 0.321, SLG: 0.415 (1, 3)	0-0 HR 2-H 3B		0-3 K		0-0 2B 1B		0-0 4-3		
Johnny Callison, L OBP: 0.353, SLG: 0.403 (1, 8)	0-0 HR 3-H		1-0 PB S HBP		0-0 F5		0-0 4-3		
Randy Hundley, R OBP: 0.302, SLG: 0.421 (1, 2)	0-0 HR		4-0 PB 1-2 BB		0-0 6-3 1-H PB 2B		4-0 WP SH2-4 WP BB		
Ken Holtzman, R OBP: 0.278, SLG: 0.294 (1, 1)	0-0 P5		0-0 F9 1-2 2-3		0-0 6-3		0-0 SH2-4		

Inning Stats	R: 6 E: 0 K: 1 S: 11	H: 6 LOB: 0 BB: 0 P: 11	R: 0 E: 0 K: 1 S: 6	H: 1 LOB: 2 BB: 1 P: 10	R: 0 E: 0 K: 1 S: 5	H: 0 LOB: 2 BB: 1 P: 10	R: 0 E: 0 K: 0 S: 3	H: 0 LOB: 1 BB: 0 P: 4	R: 2 E: 0 K: 0 S: 5	H: 2 LOB: 2 BB: 2 P: 13	R: 0 E: 0 K: 2 S: 7	H: 0 LOB: 1 BB: 1 P: 11	R: 1 E: 0 K: 1 S: 5	H: 0 LOB: 2 BB: 3 P: 17	R: 0 E: 0 K: 0 S: 3	H: 0 LOB: 0 BB: 0 P: 3
1B: 4 2B: 1 3B: 1 HR: 3	SF: 0 SAC: 1 DP: 0 HBP: 2	WP: 2 PB: 2 SB: 6 CS: 0	PA: 43													

PITCHER	IP	WLS	BF	H	R	ER	SO	BB	IBB	HBP	BLK	WP	HR	S	P	ERA	WHIP
Larry Dierker, R ERA: 4.27 (1, 1)	4.1	L	26	9	8	7	3	2	0	2	0	0	3	28	38	14.54	2.538
Jim Bouton, R ERA: 5.4 (5, 1)	1.2		8	0	0	0	2	3	0	0	0	0	0	9	21	0.00	1.800
George Culver, R ERA: 4.15 (7, 1)	2.0		9	0	1	1	1	3	0	0	0	2	0	8	20	4.50	1.500

BOTTOM

Houston Astros @ Chicago Cubs
 Wrigley Field, Chicago, IL
 Wed Jul 29 1970, 3:33 AM CDT
 Att. 22,881 - Cloudy - 86 F

AB	32
R	9
H	9
RBI	7
BB	8
SO	6
LOB	22



1B: 4 2B: 1 3B: 1 HR: 3	SF: 0 SAC: 1 DP: 0 HBP: 2	WP: 2 PB: 2 SB: 6 CS: 0	PA: 43
----------------------------------	------------------------------------	----------------------------------	--------

Batter	1	2	3	4	5	6	7	8	9	AB R H RBI BB SO LOB	TOP										
Jesus Alou, R (1, 9) OBP: 0.327, SLG: 0.380	0-0 1-3		0-0 P4		0-0 F9		0-0 E6		0-0 F9	5 0 0 0 0 0 1											
Joe Morgan, L (1, 4) OBP: 0.413, SLG: 0.395	4-0 4-3 BB		0-0 F5		0-0 1B		0-0 F2		0-0 1B 2B	4 0 2 1 1 0 1											
Jimmy Wynn, R (1, 7) OBP: 0.403, SLG: 0.512	0-0 4-3 1-2		0-0 2B		0-3 K		0-0 F8		0-0 HBP 1B	5 0 2 0 0 1 3											
Bob Watson, R (1, 3) OBP: 0.300, SLG: 0.429	0-0 6-3		0-3 K		0-0 P6		0-3 K		1-0 HBP	4 0 0 0 0 2 3											
Cesar Geronimo, L (9, PR) OBP: 0.500, SLG: 0.333									1-2 HBP	0 0 0 0 0 0 0											
Denis Menke, R (1, 6) OBP: 0.379, SLG: 0.428		0-0 4-3		0-0 1-3		0-0 HR		0-0 P6	0-3 K	5 1 1 1 0 1 3											
Doug Rader, R (1, 5) OBP: 0.318, SLG: 0.437		0-0 3B		0-0 5-3		0-0 F9		0-0 F7		4 0 1 0 0 0 0											
Cesar Cedeno, R (1, 8) OBP: 0.288, SLG: 0.418		0-0 P4		0-0 3B		0-0 F9			0-0 HR	4 1 2 1 0 0 1											
Johnny Edwards, L (1, 2) OBP: 0.266, SLG: 0.290		4-0 BB		4-0 BB		0-0 P5			0-0 E5	1 0 0 0 2 0 0											
George Culver, R (7, 1) OBP: 0.158, SLG: 0.294									2B	0 0 0 0 0 0 0											
Norm Miller, L (9, PH) OBP: 0.357, SLG: 0.357									2B	1 1 0 0 0 0 0											
Tom Griffin, R (1, 1) OBP: 0.088, SLG: 0.091		0-3 K		0-3 K			0-3 K		0-3 K	2 0 0 0 0 2 4											
Denny Lemaster, R (4, 1) OBP: 0.250, SLG: 0.238										0 0 0 0 0 0 0											
Keith Lampard, L (7, PH) OBP: 0.283, SLG: 0.364										2 0 0 0 0 2 1											
Inning Stats	R: 0 E: 0 K: 0 S: 3	H: 0 LOB: 1 BB: 1 P: 7	R: 0 E: 0 K: 1 S: 6	H: 1 LOB: 2 BB: 1 P: 10	R: 0 E: 0 K: 1 S: 6	H: 1 LOB: 2 BB: 1 P: 10	R: 0 E: 0 K: 1 S: 6	H: 1 LOB: 1 BB: 0 P: 6	R: 1 E: 0 K: 0 S: 4	H: 1 LOB: 0 BB: 0 P: 4	R: 0 E: 1 K: 1 S: 6	H: 0 LOB: 1 BB: 0 P: 6	R: 0 E: 0 K: 1 S: 5	H: 0 LOB: 0 BB: 0 P: 5	R: 2 E: 1 K: 2 S: 11	H: 3 LOB: 3 BB: 0 P: 12	1B: 2 2B: 2 3B: 2 HR: 2	SF: 0 SAC: 0 DP: 0 HBP: 1	WP: 0 PB: 0 SB: 0 CS: 0	PA: 41	
PITCHER Fergie Jenkins, R (1, 1) ERA: 3.93	IP 9.0	WLS W	BF 41	H 8	R 3	ER 2	SO 8	BB 3	IBB 0	HBP 1	BLK 0	WP 0	HR 2	S 53	P 66	ERA 2.00	WHIP 1.222				
PITCHER	IP	WLS	BF	H	R	ER	SO	BB	IBB	HBP	BLK	WP	HR	S	P	ERA	WHIP				

Houston Astros @ Chicago Cubs
Wrigley Field, Chicago, IL
Thu Jul 30 1970, 3:33 AM CDT
Att. 22,003 - Cloudy - 85 F

livebaseballscorecards.com

AB	37
R	3
H	8
RBI	3
BB	3
SO	8
LOB	17



Batter	1	2	3	4	5	6	7	8	9	AB	R	H	RBI	BB	SO	LOB
Don Kessinger, S OBP: 0.337, SLG: 0.367 (1, 6)	0-0 F5	0-0 F8		4-0 BB 1B BB		0-0 FC5-4 1B		0-0 1-3 2B		4	1	2	0	1	0	1
Glenn Beckert, R OBP: 0.329, SLG: 0.343 (1, 4)	4-0 WP FC6-4 1B BB	0-0 1-2 1B		4-0 1-2 2-3 3-H 1B BB		0-0 FC5-4 WP 1-2f		0-0 4-3		3	2	1	1	2	0	3
Billy Williams, L OBP: 0.386, SLG: 0.603 (1, 7)	0-0 FC6-4 WP 1-2 1B	0-0 F8 2-3		0-0 1-3 2-H 3-H 1B WP		0-3 K 1-2		4-0 IBB		4	0	2	2	1	1	3
Ron Santo, R OBP: 0.341, SLG: 0.430 (1, 5)	4-0 FC6-4 1-2 2-3 BB		0-0 5-3	0-0 6-3 1-2 3-H		0-0 P4		0-3 K		4	0	0	0	1	1	5
Jim Hickman, R OBP: 0.428, SLG: 0.615 (1, 9)	0-0 FC6-4		0-0 6-3	4-0 IBB			0-0 F7			3	0	0	1	1	0	2
Cleo James, R OBP: 0.292, SLG: 0.314 (8, 8)	1-2f 2-3 3-H									0	0	0	0	0	0	0
Willie Smith, L OBP: 0.312, SLG: 0.402 (1, 3)	0-0 P3		0-0 4-3	0-0 F7			0-0 G3			4	0	0	0	0	0	4
Johnny Callison, L OBP: 0.354, SLG: 0.414 (1, 8) (8, 9)		0-0 HR		0-0 SH3-4 1B BB 1B		0-0 4-1		0-0 P4		4	2	2	1	0	0	0
Randy Hundley, R OBP: 0.328, SLG: 0.433 (1, 2)		4-0 WP 1B BB		0-0 BB SH3-4 1B 1B		0-0 F8		0-0 2B 1B		3	1	2	0	1	0	0
Fergie Jenkins, R OBP: 0.090, SLG: 0.138 (1, 1)		0-3 K		0-0 SH3-4 1-2 2-3		0-0 6-3		0-3 K		3	0	0	0	0	2	2

Inning Stats	R: 1	H: 1	E: 0	K: 0	S: 4	LOB: 2	BB: 2	P: 12	R: 1	H: 2	E: 0	K: 1	S: 7	LOB: 2	BB: 1	P: 11	R: 0	H: 0	E: 0	K: 0	S: 3	LOB: 0	BB: 0	P: 3	R: 4	H: 3	E: 0	K: 0	S: 6	LOB: 2	BB: 3	P: 18	R: 0	H: 0	E: 0	K: 0	S: 3	LOB: 0	BB: 0	P: 3	R: 0	H: 1	E: 0	K: 1	S: 6	LOB: 1	BB: 0	P: 6	R: 0	H: 0	E: 0	K: 0	S: 3	LOB: 0	BB: 0	P: 3	R: 0	H: 2	E: 0	K: 2	S: 9	LOB: 3	BB: 1	P: 13	1B: 7	2B: 1	3B: 0	HR: 1	SF: 0	SAC: 1	DP: 0	HBP: 0
--------------	------	------	------	------	------	--------	-------	-------	------	------	------	------	------	--------	-------	-------	------	------	------	------	------	--------	-------	------	------	------	------	------	------	--------	-------	-------	------	------	------	------	------	--------	-------	------	------	------	------	------	------	--------	-------	------	------	------	------	------	------	--------	-------	------	------	------	------	------	------	--------	-------	-------	-------	-------	-------	-------	-------	--------	-------	--------


PITCHER	IP	WLS	BF	H	R	ER	SO	BB	IBB	HBP	BLK	WP	HR	S	P	ERA	WHIP
Tom Griffin, R ERA: 5.71 (1, 1)	3.1	L	19	5	5	5	1	4	0	0	0	2	1	17	33	13.50	2.700
Denny Lemaster, L ERA: 4.49 (4, 1)	2.2		12	2	1	1	1	1	1	0	0	2	0	12	20	3.38	1.125
George Culver, R ERA: 4.03 (7, 1)	2.0		9	2	0	0	2	0	1	0	0	0	0	12	16	0.00	1.000

BOTTOM

Houston Astros @ Chicago Cubs
Wrigley Field, Chicago, IL
Thu Jul 30 1970, 3:33 AM CDT
Att: 22,003 - Cloudy - 85 F

livebaseballscorecards.com

AB	32
R	6
H	9
RBI	5
BB	7
SO	4
LOB	20



WP: 4	PA: 40
PB: 0	SB: 0
CS: 0	

Batter	1	2	3	4	5	6	7	8	9	AB R H RBI BB SO LOB	TOP		
Lou Brock, L (1, 7) OBP: 0.362, SLG: 0.412	0-0 E4 WP S		0-0 E3 FC6-4			0-0 1-3		0-0 FC4-6 S 1B 1-2f 1B	4-0 1B IBB	4 1 0 0 1 0 2			
Julian Javier, R (1, 4) OBP: 0.293, SLG: 0.303	4-0 E 1-3 BB		0-0 FC6-4 CS 1-2f 2-3			0-0 G1-6-3 1B		0-0 S 1B	0-0 1B	4 1 3 1 1 0 2			
Carl Taylor, R (1, 9) OBP: 0.354, SLG: 0.380	0-0 E1 G5-4-3		0-3 K 1-2			0-0 G1-6-3 1-2f		4-0 1B WP 1-2 2-3 BB	0-3 K	3 1 0 0 1 1 5 1 0 0 0 0 1 2			
Leron Lee, L (8, 9) OBP: 0.282, SLG: 0.337													
Dick Allen, R (1, 3) OBP: 0.383, SLG: 0.575	0-0 P4			0-0 F2			0-0 P4	0-0 1B		4 0 1 2 0 0 3			
Joe Torre, R (1, 2) OBP: 0.378, SLG: 0.462	0-0 G5-4-3 1-2f			0-0 6-3			0-0 F8	4-0 FC5-4 BB		3 0 0 0 1 0 3			
Jose Cardenal, R (1, 8) OBP: 0.363, SLG: 0.444		0-0 F8		0-0 6-3			0-0 F7	0-0 FC5-4 1-2f		4 0 0 0 0 0 2			
Mike Shannon, R (1, 5) OBP: 0.261, SLG: 0.268			0-0 F9		0-0 6-3			0-0 1B 2B	0-0 F8	4 1 1 0 0 0 0			
Dal Maxvill, R (1, 6) OBP: 0.309, SLG: 0.215			0-0 4-3		0-0 P4			0-0 6-3	0-0 WP 1B 1B	4 1 1 0 0 0 1			
Steve Carlton, L (1, 1) OBP: 0.304, SLG: 0.269			4-0 FC6-4 E BB		0-3 K			0-0 FC4-6 2-H 1B	0-0 P5	3 0 1 1 1 1 1			
Inning Stats	R: 0 H: 0 E: 2 LOB: 2 K: 0 BB: 1 S: 4 P: 8	R: 0 H: 0 E: 0 LOB: 0 K: 0 BB: 0 S: 3 P: 3	R: 0 H: 0 E: 1 LOB: 2 K: 1 BB: 1 S: 5 P: 9	R: 0 H: 0 E: 0 LOB: 0 K: 0 BB: 0 S: 3 P: 3	R: 0 H: 0 E: 0 LOB: 0 K: 1 BB: 0 S: 5 P: 5	R: 0 H: 1 E: 0 LOB: 0 K: 0 BB: 0 S: 3 P: 3	R: 0 H: 0 E: 0 LOB: 0 K: 0 BB: 0 S: 3 P: 3	R: 4 H: 4 E: 0 LOB: 2 K: 0 BB: 2 S: 7 P: 15	R: 1 H: 2 E: 0 LOB: 2 K: 1 BB: 1 S: 7 P: 11	1B: 6 SF: 0 2B: 2 SAC: 0 3B: 0 DP: 3 HR: 0 HBP: 0	WP: 3 PA: 39 PB: 0 SB: 3 CS: 1		
PITCHER	IP WLS BF H R ER SO BB IBB HBP BLK WP HR S P ERA WHIP											PITCHER	IP WLS BF H R ER SO BB IBB HBP BLK WP HR S P ERA WHIP
Ron Cook, L (1, 1) ERA: 3.39	7.2 L 30 4 4 4 2 3 0 0 0 1 0 31 43 4.70 0.913												
Jim Ray, R (8, 1) ERA: 3.93	0.0 2 1 0 0 0 1 0 0 0 1 0 1 5 ∞ ∞												
Fred Gladding, R (8, 1) ERA: 3.59	1.1 7 2 1 1 1 0 1 0 0 1 0 8 12 6.75 1.500												

St. Louis Cardinals @ Houston Astros
Astrodome, Houston, TX
Fri Jul 31 1970, 8:05 PM EDT
Att. 21,697 - Unknown

livebaseballscorecards.com

AB	34
R	5
H	7
RBI	4
BB	5
SO	3
LOB	21



Batter	1	2	3	4	5	6	7	8	9	AB R H RBI BB SO LOB
Jesus Alou, R (1, 9) OBP: 0.336, SLG: 0.384	4-0 BB BB		0-0 1B		0-0 1B		4-0 IBB		0-0 P5	3 0 2 0 2 0 0
Joe Morgan, L (1, 4) OBP: 0.413, SLG: 0.395	0-0 F9		0-0 P6		0-0 FC5-4 1B		0-3 K		0-0 1B 1B	5 0 2 0 0 1 4
Jimmy Wynn, R (1, 7) OBP: 0.405, SLG: 0.510	4-0 G4-6-3 1-2 BB			4-0 F8 BLK BB	0-0 FC5-4			0-0 6-3	0-0 1B	3 0 1 0 2 0 2
Bob Watson, R (1, 3) OBP: 0.297, SLG: 0.423	0-0 G4-6-3 1-2f			0-0 5-3 1-2			0-0 F9	0-0 1B 1B	0-3 K	5 1 1 0 0 1 5
Denis Menke, R (1, 6) OBP: 0.375, SLG: 0.424		0-0 F7		0-0 F8 2-3			0-0 4-3	0-0 F7		4 0 0 0 0 0 2
Doug Rader, R (1, 5) OBP: 0.320, SLG: 0.436		0-3 K		4-0 BB			0-0 4-3	0-0 1B 1B		3 0 1 0 1 1 0
Cesar Cedeno, R (1, 8) OBP: 0.282, SLG: 0.409		0-3 K		0-3 K			0-3 K	0-0 1B 1B		3 0 0 0 0 3 2
Norm Miller, L (8, 8) OBP: 0.361, SLG: 0.361								1-3 2-H 1B		1 0 1 1 0 0 0
Johnny Edwards, L (1, 2) OBP: 0.266, SLG: 0.290			0-0 4-3		0-3 K		0-0 SH5-4 1B	0-0 6-3		4 0 1 0 0 1 2
Ron Cook, L (1, 1) OBP: 0.364, SLG: 0.500			0-3 K		0-3 K				0-0 F9	2 0 0 0 0 2 0
Jim Ray, R (8, 1) OBP: 0.263, SLG: 0.263										0 0 0 0 0 0 0
Fred Gladding, L (8, 1)										0 0 0 0 0 0 0
Marty Martinez, S (9, PH) OBP: 0.280, SLG: 0.247										1 0 0 0 0 0 0

Inning Stats	R: 0	H: 0	E: 0	K: 0	S: 2	R: 0	H: 0	E: 0	K: 2	S: 7	R: 0	H: 1	E: 0	K: 1	S: 6	R: 0	H: 0	E: 0	K: 1	S: 5	R: 0	H: 2	E: 0	K: 2	S: 9	R: 0	H: 0	E: 0	K: 0	S: 3	R: 0	H: 1	E: 0	K: 2	S: 8	R: 1	H: 3	E: 0	K: 0	S: 6	R: 0	H: 2	E: 0	K: 1	S: 7	1B: 9	SF: 0	2B: 0	3B: 0	HR: 0	SAC: 1	DP: 1	HBP: 0	WP: 0	PA: 40
PITCHER Steve Carlton, L (1, 1) ERA: 4.1	IP: 9.0	WLS: W	BF: 40	H: 9	R: 1	ER: 1	SO: 9	BB: 4	IBB: 1	HBP: 0	BLK: 1	WP: 0	HR: 0	S: 53	P: 73	ERA: 1.00	WHIP: 1.444																																						
PITCHER	IP	WLS	BF	H	R	ER	SO	BB	IBB	HBP	BLK	WP	HR	S	P	ERA	WHIP																																						


BOTTOM

St. Louis Cardinals @ Houston Astros
Astrodome, Houston, TX

Fri Jul 31 1970, 8:05 PM EDT
Att. 21,697 - Unknown

livebaseballscorecards.com

AB	34
R	1
H	9
RBI	1
BB	5
SO	9
LOB	17



Batter	1	2	3	4	5	6	7	8	9	AB R H RBI BB SO LOB	TOP	
Lou Brock, L (1, 7) X OBP: 0.361, SLG: 0.410 Ted Simmons, S (8, 2) OBP: 0.295, SLG: 0.287	0-0 G3 SF8 1B	0-0 F7		1-0 F8 1B HBP	0-0 4-3		0-0 FC1-2 FC5-4	0-3 K		5 2 1 0 0 1 3 0 0 0 0 0 0 0		
Julian Javier, R (1, 4) X OBP: 0.292, SLG: 0.301 Ed Crosby, L (8, 6) OBP: 0.250, SLG: 0.333	0-0 G3	0-0 P5		0-0 1B IBB	0-0 4-3		0-0 FC5-4 BB HR		0-0 WP 2B	5 2 1 0 0 0 3 1 0 1 0 0 0 0		
Joe Hague, L (1, 9) B B B B (8, 3)	4-0 SF8 BB E BB	0-0 F7		0-0 F8		0-0 F8 BLK 2B	4-0 HR BB		0-0 F9	4 3 1 0 2 0 3		
Dick Allen, R (1, 3) B B B B Leron Lee, L (8, 9) OBP: 0.286, SLG: 0.337	4-0 E 2B BB		0-0 P3	4-0 E 1B IBB		4-0 BLK BB	0-0 HR		4-0 BB	2 3 1 4 3 0 0 0 0 0 0 1 0 0		
Joe Torre, R (1, 2) X OBP: 0.381, SLG: 0.468 Jim Beauchamp, R (8, 7) OBP: 0.311, SLG: 0.323	0-0 SF8		0-0 2B	0-0 E7 1B		0-0 F8	0-0 1B		0-3 K	4 1 3 3 0 0 2 1 0 0 0 0 1 2		
Jose Cardenal, R (1, 8) X OBP: 0.363, SLG: 0.445	0-0 E4 2B 1B		0-0 2B	0-0 1B		0-0 P3	0-0 4-3		0-3 K	6 1 2 2 0 1 5		
Mike Shannon, R (1, 5) X OBP: 0.265, SLG: 0.275	0-0 1B 2B		4-0 BB	0-3 K		0-0 F8			0-0 F8	4 1 1 1 1 1 3		
Dal Maxvill, R (1, 6) X OBP: 0.315, SLG: 0.224	0-0 1B		0-0 F8	0-3 K			0-0 SH FC1-2 1B	0-0 WP 1B		5 0 3 2 0 1 4		
Nelson Briles, R (1, 1) S S S Al Hrabosky, R (8, 1) Sal Campisi, R (9, 1)	0-3 K		0-0 F2		0-3 K		0-0 SH FC5-4 FC1-2 HR	0-0 F2		4 1 0 0 0 2 4 0 0 0 0 0 0 0 0 0 0 0 0 0 0		
Inning Stats	R: 5 H: 3 E: 1 LOB: 1 K: 1 BB: 2 S: 9 P: 17	R: 0 H: 0 E: 0 LOB: 0 K: 0 BB: 0 S: 3 P: 3	R: 1 H: 2 E: 0 LOB: 2 K: 2 BB: 1 S: 5 P: 9	R: 3 H: 3 E: 1 LOB: 2 K: 2 BB: 1 S: 10 P: 15	R: 0 H: 0 E: 0 LOB: 0 K: 1 BB: 0 S: 5 P: 5	R: 1 H: 1 E: 0 LOB: 1 K: 0 BB: 1 S: 4 P: 8	R: 4 H: 3 E: 1 LOB: 1 K: 0 BB: 1 S: 7 P: 11	R: 0 H: 1 E: 0 LOB: 1 K: 1 BB: 0 S: 6 P: 6	R: 0 H: 1 E: 0 LOB: 2 K: 2 BB: 1 S: 8 P: 12	1B: 8 SF: 1 2B: 5 SAC: 1 3B: 0 DP: 0 HR: 1 HBP: 1	WP: 3 PA: 51 PB: 0 SB: 1 CS: 0	
PITCHER	IP WLS BF H R ER SO BB IBB HBP BLK WP HR S P ERA WHIP											
Don Wilson, R (1, 1) ERA: 4.2	3.1 L 23 7 9 4 1 3 1 1 0 0 0 20 37 10.80 3.000											
George Culver, R (4, 1) ERA: 3.93	1.2 6 1 0 0 3 0 0 0 0 0 0 12 12 0.00 0.600											
Jack Dilauro, L (6, 1) ERA: 5.11	2.0 13 4 5 1 0 2 0 0 1 0 1 11 19 4.50 3.000											
Tom Griffin, R (8, 1) ERA: 5.6	2.0 9 2 0 0 3 1 0 0 0 2 0 14 18 0.00 1.500											

St. Louis Cardinals @ Houston Astros
Astrodome, Houston, TX
Sat Aug 01 1970, 8:05 PM EDT
Att. 29,923 - Dome

livebaseballscorecards.com

AB 41
R 14
H 14
RBI 12
BB 7
SO 7
LOB 29



Batter	1	2	3	4	5	6	7	8	9	AB	R	H	RBI	BB	SO	LOB
--------	---	---	---	---	---	---	---	---	---	----	---	---	-----	----	----	-----

Jesus Alou, R (1, 9) <small>OBP: 0.338, SLG: 0.385</small> Tom Griffin, R (8, 1) <small>OBP: 0.088, SLG: 0.091</small> Marty Martinez, S (9, PH) <small>OBP: 0.287, SLG: 0.255</small>	 <small>0-0</small>		 <small>0-0</small>		 <small>0-0</small>		 <small>0-0</small>		 <small>1-2</small>	4 0 1	0 0 1	2 0 1	0 0 0	0 0 0	0 0 0	0 0 0
Joe Morgan, L (1, 4) <small>OBP: 0.412, SLG: 0.395</small>	 <small>0-0</small>		 <small>0-0</small>		 <small>0-0</small>			 <small>0-0</small>	 <small>0-0</small>	5 2 1	2 2 1	1 0 0	0 0 0	0 0 0	3 0 0	
Jimmy Wynn, R (1, 7) <small>OBP: 0.405, SLG: 0.520</small>	 <small>0-0</small>		 <small>0-0</small>			 <small>0-0</small>		 <small>0-0</small>	 <small>0-0</small>	5 1 2	2 3 0	0 0 0	0 0 0	1 0 1		
Denis Menke, R (1, 6) <small>OBP: 0.373, SLG: 0.421</small>	 <small>0-0</small>			 <small>0-0</small>		 <small>0-0</small>		 <small>0-0</small>	 <small>0-0</small>	5 0 1	1 1 0	0 0 0	0 0 0	1 0 1		
Doug Rader, R (1, 5) <small>OBP: 0.321, SLG: 0.436</small>	 <small>0-0</small>			 <small>0-0</small>		 <small>0-0</small>		 <small>0-0</small>	 <small>0-0</small>	5 1 2	2 0 0	0 0 0	0 0 0	3 0 3		
Bob Watson, R (1, 3) <small>OBP: 0.295, SLG: 0.418</small> (6, 2)		 <small>0-0</small>		 <small>0-0</small>		 <small>0-3</small>		 <small>0-3</small>	 <small>0-0</small>	5 0 1	0 0 0	0 0 0	2 0 2	3 0 3		
Cesar Cedeno, R (1, 8) <small>OBP: 0.288, SLG: 0.412</small>		 <small>0-0</small>		 <small>0-0</small>			 <small>0-0</small>	 <small>0-0</small>		4 1 2	2 0 0	0 0 0	0 0 0	1 0 1		
Johnny Edwards, L (1, 2) <small>OBP: 0.268, SLG: 0.291</small> Jack Dilauro, S (6, 1) Norm Miller, L (7, PH) <small>OBP: 0.362, SLG: 0.363</small> (8, 9)		 <small>0-3</small>		 <small>0-0</small>		 <small>0-0</small>		 <small>0-0</small>	 <small>0-0</small>	2 0 1	0 0 0	0 0 0	0 0 0	1 0 1		
Don Wilson, R (1, 1) <small>OBP: 0.118, SLG: 0.176</small> George Culver, R (4, 1) <small>OBP: 0.158, SLG: 0.294</small> Keith Lampard, L (5, PH) <small>OBP: 0.286, SLG: 0.362</small> (6, 3)		 <small>0-0</small>		 <small>0-0</small>			 <small>0-0</small>		 <small>0-0</small>	1 0 0	0 0 0	0 0 0	0 0 0	0 0 0		

Inning Stats	R: 0	H: 2	E: 0	K: 0	S: 5	R: 0	H: 1	E: 0	K: 1	S: 6	R: 0	H: 0	E: 0	K: 0	S: 3	R: 0	H: 0	E: 0	K: 0	S: 3	R: 0	H: 2	E: 0	K: 0	S: 5	R: 0	H: 1	E: 0	K: 1	S: 6	R: 1	H: 2	E: 0	K: 0	S: 4	R: 3	H: 4	E: 1	K: 1	S: 9	R: 3	H: 4	E: 0	K: 0	S: 7	R: 3	H: 4	E: 0	K: 0	S: 7	1B: 14	SF: 0	2B: 1	SAC: 0	3B: 0	DP: 1	HR: 1	HBP: 0	WP: 1	PA: 42
--------------	------	------	------	------	------	------	------	------	------	------	------	------	------	------	------	------	------	------	------	------	------	------	------	------	------	------	------	------	------	------	------	------	------	------	------	------	------	------	------	------	------	------	------	------	------	------	------	------	------	------	--------	-------	-------	--------	-------	-------	-------	--------	-------	--------

PITCHER	IP	WLS	BF	H	R	ER	SO	BB	IBB	HBP	BLK	WP	HR	S	P	ERA	WHIP
Nelson Briles, R (1, 1) <small>ERA: 7.89</small>	7.2	W	34	12	4	3	3	0	0	0	0	1	1	40	40	3.52	1.565
Al Hrabosky, L (8, 1) <small>ERA: 4.86</small>	0.1		4	3	3	3	0	0	0	0	0	0	0	4	4	81.00	9.000
Sal Campisi, R (9, 1) <small>ERA: 2.92</small>	1.0	S	4	1	0	0	0	0	0	0	0	0	0	4	4	0.00	1.000

BOTTOM

St. Louis Cardinals @ Houston Astros
 Astrodome, Houston, TX
 Sat Aug 01 1970, 8:05 PM EDT
 Att. 29,923 - Dome

AB	42
R	7
H	16
RBI	5
BB	0
SO	3
LOB	17



WP	PA	ERA	WHIP
1	42		
0			
1			
0			

Batter	1	2	3	4	5	6	7	8	9	AB R H RBI BB SO LOB	TOP											
Lou Brock, L (1, 7) OBP: 0.357, SLG: 0.405	0-0 4-3		0-0 1-3		0-0 4-3		0-0 4-3		0-0 P5	5 0 0 0 0 0 4												
Julian Javier, R (1, 4) OBP: 0.291, SLG: 0.301	0-0 1-3			0-0 FC4-6 1B	0-0 P5			0-0 F8		4 0 1 0 0 0 1												
Joe Hague, L (1, 9) OBP: 0.362, SLG: 0.415	0-0 F8			0-0 FC4-6 1B		0-0 5-3		0-0 F3		4 1 0 0 0 0 1												
Leron Lee, L (8, 9) OBP: 0.286, SLG: 0.337				1-2f 1B						0 0 0 0 0 0 0												
Dick Allen, R (1, 3) OBP: 0.386, SLG: 0.579		0-0 4-3		0-0 1B 1-3 1B		0-0 1-3		0-0 4-3		4 1 1 0 0 0 0												
Joe Torre, R (1, 2) OBP: 0.380, SLG: 0.468		0-0 6-3		0-0 P6		0-0 1B 2B			0-0 5-3	4 0 1 0 0 0 2												
Jose Cardenal, R (1, 8) OBP: 0.364, SLG: 0.446		0-0 6-3		0-0 1B 1-3 1B		0-0 2-3 1B			0-0 4-3	4 0 2 1 0 0 0												
Mike Shannon, R (1, 5) OBP: 0.272, SLG: 0.281			0-0 4-3	0-0 1-3 3-H 1B	0-0 F3				0-0 BB 1B	4 1 2 1 0 0 2												
Dal Maxvill, R (1, 6) OBP: 0.318, SLG: 0.225			0-0 F4		0-0 4-3 SH1-3 1B		0-0 4-3		4-0 BB BB BB 1B 1-2 BB	3 0 1 0 1 0 0												
Bob Gibson, R (1, 1) OBP: 0.385, SLG: 0.451			0-0 1B		0-0 SH1-3		0-3 K		0-0 1-3 2-H 1B	3 0 2 1 0 1 0												
Inning Stats	R: 0 E: 0 K: 0 S: 3	H: 0 LOB: 0 BB: 0 P: 3	R: 0 E: 0 K: 0 S: 3	H: 0 LOB: 0 BB: 0 P: 3	R: 0 E: 0 K: 0 S: 4	H: 1 LOB: 1 BB: 0 P: 4	R: 2 E: 0 K: 0 S: 6	H: 4 LOB: 2 BB: 0 P: 6	R: 0 E: 0 K: 0 S: 4	H: 1 LOB: 1 BB: 0 P: 4	R: 0 E: 0 K: 0 S: 5	H: 2 LOB: 2 BB: 0 P: 5	R: 0 E: 0 K: 1 S: 5	H: 0 LOB: 0 BB: 0 P: 5	R: 0 E: 0 K: 0 S: 3	H: 0 LOB: 0 BB: 0 P: 3	R: 1 E: 0 K: 0 S: 5	H: 2 LOB: 2 BB: 1 P: 9	1B: 9 2B: 1 3B: 0 HR: 0	SF: 0 SAC: 1 DP: 0 HBP: 0	WP: 0 PB: 0 SB: 0 CS: 0	PA: 37
PITCHER	IP WLS BF H R ER SO BB IBB HBP BLK WP HR S P ERA WHIP																					
Jack Billingham, R (1, 1) ERA: 3.43	8.0 L 31 8 2 2 1 0 0 0 0 0 0 0 0 33 33 2.25 1.000																					
Fred Gladding, R (9, 1) ERA: 3.7	1.0 6 2 1 1 0 1 0 0 0 0 0 0 0 5 9 9.00 3.000																					

St. Louis Cardinals @ Houston Astros
Astrodome, Houston, TX
Sun Aug 02 1970, 4:33 AM EDT
Att. 23,965 - Dome

livebaseballscorecards.com

AB 35
R 3
H 10
RBI 3
BB 1
SO 1
LOB 10



Batter	1	2	3	4	5	6	7	8	9	AB R H RBI BB SO LOB
Jesus Alou, R OBP: 0.340, SLG: 0.387 (1, 9)	0-0 E8 1B		0-0 4-3			0-0 F8			0-0 1B G6-4-3 1B	4 1 2 0 0 0 0
Joe Morgan, L OBP: 0.411, SLG: 0.393 (1, 4)	0-0 F8			0-0 6-3			0-3 K		0-0 1B G6-4-3 1B	4 0 1 0 0 1 1
Jimmy Wynn, R OBP: 0.401, SLG: 0.514 (1, 7)	0-3 K			0-0 F8			0-3 K		0-0 G6-4-3 1-2f 3-H	4 0 0 0 0 2 2
Denis Menke, R OBP: 0.374, SLG: 0.418 Cesar Geronimo, L OBP: 0.500, SLG: 0.333 (1, 6) (9, PR)	0-0 P6			0-3 K			4-0 BB		4-0 WP BB	2 0 0 0 2 1 1 0 0 0 0 0 0 0
Doug Rader, R OBP: 0.320, SLG: 0.432 (1, 5)		0-3 K			4-0 BB FC6-4 BB		0-3 K		0-0 F3 1-2	3 0 0 0 1 2 2
Bob Watson, R OBP: 0.291, SLG: 0.412 (1, 3)		0-3 K			0-0 FC6-4 G5-4-3 1-2f			0-0 6-3		3 0 0 0 0 1 1
Cesar Cedeno, R OBP: 0.282, SLG: 0.404 (1, 8)		0-0 4-3			0-0 G5-4-3 1-2f			0-0 6-3		3 0 0 0 0 0 1
Johnny Edwards, L OBP: 0.268, SLG: 0.300 (1, 2)			0-0 F8			0-3 K		0-0 HR		3 1 1 1 0 1 0
Jack Billingham, R OBP: 0.128, SLG: 0.081 Norm Miller, L OBP: 0.360, SLG: 0.360 Fred Gladding, L (8, PH) (9, 1)			0-0 L3			0-3 K		0-3 K		2 0 0 0 0 1 0 1 0 0 0 0 1 0 0 0 0 0 0 0 0

Inning Stats	R: 0	H: 1	E: 1	K: 1	S: 6	LOB: 1	BB: 0	P: 6
	R: 0	H: 0	E: 0	K: 2	S: 7	LOB: 0	BB: 0	P: 7
	R: 0	H: 0	E: 0	K: 0	S: 3	LOB: 0	BB: 0	P: 3
	R: 0	H: 0	E: 0	K: 1	S: 5	LOB: 0	BB: 0	P: 5
	R: 0	H: 0	E: 0	K: 0	S: 2	LOB: 0	BB: 1	P: 6
	R: 0	H: 0	E: 0	K: 2	S: 7	LOB: 0	BB: 0	P: 7
	R: 0	H: 0	E: 0	K: 3	S: 9	LOB: 1	BB: 1	P: 13
	R: 1	H: 1	E: 0	K: 1	S: 6	LOB: 0	BB: 0	P: 6
	R: 1	H: 2	E: 0	K: 0	S: 4	LOB: 2	BB: 1	P: 8

PITCHER	IP	WLS	BF	H	R	ER	SO	BB	IBB	HBP	BLK	WP	HR	S	P	ERA	WHIP
Bob Gibson, R ERA: 3.58 (1, 1)	9.0	W	32	4	2	2	10	3	0	0	0	1	1	49	61	2.00	0.778


BOTTOM

St. Louis Cardinals @ Houston Astros
Astrodome, Houston, TX

Sun Aug 02 1970, 4:33 AM EDT
Att. 23,965 - Dome

livebaseballscorecards.com

AB	29
R	2
H	4
RBI	1
BB	3
SO	10
LOB	8



WP: 1	PA: 32
PB: 0	
SB: 0	
CS: 0	

Batter	1	2	3	4	5	6	7	8	9	AB R H RBI BB SO LOB	TOP																										
Oscar Brown, R OBP: 0.200, SLG: 0.400 (1, 8)	0-0 F7	0-0 4-3		0-0 1-3		0-0 4-3 2B		0-3 K		5 0 1 0 0 1 1	<p>Atlanta Braves @ Houston Astros</p> <p>Astrodome, Houston, TX</p> <p>Mon Aug 03 1970, 8:05 PM EDT</p> <p>Unknown</p>																										
Felix Millan, R OBP: 0.346, SLG: 0.391 (1, 4)	0-0 E5 2B	0-0 1B		0-0 6-3		0-0 4-3		4-0 BB		4 1 1 1 1 0 1																											
Hank Aaron, R OBP: 0.377, SLG: 0.616 (1, 9)	0-0 5-3	0-0 6-3		0-3 K		0-0 F8		0-0 F7		5 0 0 0 0 1 4																											
Orlando Cepeda, R OBP: 0.385, SLG: 0.559 (1, 3)	0-0 1B 2B			0-0 E9 1B		0-0 HR BB		0-0 F7		4 3 2 2 1 0 1																											
Clete Boyer, R OBP: 0.306, SLG: 0.369 (1, 5)	0-0 1B 1B			0-0 1B		4-0 1B 5-3 BB		0-0 5-3		4 0 2 2 1 0 2																											
Tommie Aaron, R OBP: 0.326, SLG: 0.488 (1, 7)	0-0 1B			0-0 1B		0-3 K		0-0 F9		4 0 2 0 1 1 1																											
Bob Tillman, R OBP: 0.273, SLG: 0.321 (1, 2)	0-3 K			0-3 K		0-0 5-3		0-0 E5 FC6-4		4 0 0 0 0 2 5																											
Hal King, L OBP: 0.375, SLG: 0.474 (9, PH)						1-2		1-3 1B		1 0 1 0 0 0 0																											
Gil Garrido, R OBP: 0.305, SLG: 0.332 (1, 6)		0-0 E 1B 1B		0-3 K		0-0 1B		0-0 FC6-4		4 1 2 0 0 1 3																											
Bob Aspromonte, R OBP: 0.255, SLG: 0.224 (9, PH)						2-3 1B		1-2f 1B		1 0 0 0 0 0 2																											
Phil Niekro, R OBP: 0.154, SLG: 0.177 (1, 1)		0-0 P4		0-3 K		0-3 K		0-3 K		4 0 0 0 0 3 6																											
Julio Navarro, R OBP: 0.250, SLG: 0.250 (7, 1)										0 0 0 0 0 0 0																											
Inning Stats	R: 2 E: 1 K: 1 S: 9	H: 3 LOB: 2 BB: 0 P: 9	R: 1 E: 1 K: 0 S: 5	H: 2 LOB: 1 BB: 0 P: 5	R: 1 E: 1 K: 3 S: 12	H: 2 LOB: 2 BB: 0 P: 12	R: 0 E: 0 K: 1 S: 5	H: 0 LOB: 0 BB: 0 P: 5	R: 1 E: 0 K: 2 S: 9	H: 2 LOB: 2 BB: 1 P: 13	R: 0 E: 0 K: 0 S: 4	H: 1 LOB: 2 BB: 1 P: 8	R: 0 E: 1 K: 1 S: 6	H: 0 LOB: 1 BB: 0 P: 6	R: 0 E: 0 K: 1 S: 5	H: 0 LOB: 1 BB: 1 P: 9	R: 0 E: 0 K: 0 S: 3	H: 1 LOB: 1 BB: 1 P: 7	1B: 8 2B: 2 3B: 0 HR: 1	SF: 0 SAC: 0 DP: 1 HBP: 0	WP: 0 PB: 0 SB: 0 CS: 0	PA: 44															
PITCHER	IP WLS BF H R ER SO BB IBB HBP BLK WP HR S P ERA WHIP																																				
Wade Blasingame, L ERA: (1, 1)	2.0		15	7	4	0	1	0	0	0	0	0	0	17	17	0.00	3.500																				
Jim Ray, R ERA: (3, 1)	3.0		12	2	1	1	6	1	0	0	0	0	1	23	27	3.00	1.000																				
George Culver, R ERA: (6, 1)	3.1	W	15	1	0	0	2	3	0	0	0	0	0	16	28	0.00	1.200																				
Denny Lemaster, L ERA: (9, 1)	0.2	S	2	1	0	0	0	0	0	0	0	0	0	2	2	0.00	1.500																				

livebaseballscorecards.com

AB	40
R	5
H	11
RBI	5
BB	4
SO	9
LOB	26



Batter	1	2	3	4	5	6	7	8	9
Jesus Alou, R OBP: 0.337, SLG: 0.383 (1, 9)	0-0 G3		0-0 5-3		0-0 1-3		0-0 SH2-5-3		
Joe Morgan, L OBP: 0.412, SLG: 0.393 (1, 4)	0-0 P4		0-0 4-3			4-0 FC6-4 BB	0-0 S 1B		
Jimmy Wynn, R OBP: 0.400, SLG: 0.510 (1, 7)	0-0 F7		0-3 K			0-0 FC6-4 1B 1-2f	4-0 1B BB		
Denis Menke, R OBP: 0.378, SLG: 0.421 (1, 6)		1-0 S HR HBP		0-0 G6-4-3 1B		0-0 1B 1B	0-3 K		
Marty Martinez, S OBP: 0.284, SLG: 0.253 (7, 6)									
Doug Rader, R OBP: 0.325, SLG: 0.435 (1, 5)		0-3 K		0-0 G6-4-3 1B		0-0 1B E 1B	0-0 1B		
Bob Watson, R OBP: 0.295, SLG: 0.428 (1, 3)		0-0 HR		0-0 G6-4-3		0-0 E 1B	0-0 1-3		
Cesar Cedeno, R OBP: 0.281, SLG: 0.400 (1, 8)		0-0 BLK S 1B		0-0 5-3		0-0 E6 G1-6-3	0-0 P6		
Johnny Edwards, L OBP: 0.265, SLG: 0.297 (1, 2)		0-3 K		0-3 K		0-0 G1-6-3	0-0 3-1		
Wade Blasingame, L (1, 1)		0-0 P6			0-0 1-3		0-0 E5 SH2-5-3 1B 1B		
Jim Ray, R (3, 1)									
Keith Lampard, L (5, PH)									
George Culver, R (6, 1)									
Denny Lemaster, R (9, 1)									

AB	R	H	RBI	BB	SO	LOB
3	0	0	0	0	0	0
3	1	1	1	1	0	0
3	1	0	0	1	1	1
2	2	2	0	0	0	0
1	0	0	0	0	1	2
4	1	3	2	0	1	1
4	1	2	3	0	0	4
4	0	1	1	0	0	2
4	0	0	0	0	2	3
1	0	0	0	0	0	1
0	0	0	0	0	0	0
1	0	0	0	0	0	0
2	1	1	0	0	0	0
0	0	0	0	0	0	0


WP	PA
0	36

Inning Stats	R	H	E	K	S	P	BB	IBB	HBP	BLK	WP	HR	S	P	ERA	WHIP	
R: 0 E: 0 K: 0 S: 3	H: 0 LOB: 0 BB: 0 P: 3	R: 2 E: 0 K: 2 S: 9	H: 2 LOB: 1 BB: 0 P: 10	R: 0 E: 0 K: 1 S: 5	H: 0 LOB: 0 BB: 0 P: 5	R: 0 E: 0 K: 0 S: 4	H: 2 LOB: 1 BB: 0 P: 4	R: 0 E: 0 K: 1 S: 5	H: 0 LOB: 0 BB: 0 P: 5	R: 3 E: 1 K: 0 S: 6	H: 3 LOB: 1 BB: 1 P: 10	R: 2 E: 1 K: 1 S: 8	H: 3 LOB: 2 BB: 1 P: 12	R: 0 E: 0 K: 0 S: 3	H: 0 LOB: 0 BB: 0 P: 3	1B: 9 2B: 0 3B: 0 HR: 1	SF: 0 SAC: 1 DP: 2 HBP: 1

WP	PA	ERA	WHIP
0	36		

Atlanta Braves @ Houston Astros
Astrodome, Houston, TX
Mon Aug 03 1970, 8:05 PM EDT
Unknown

livebaseballscorecards.com



Batter	1	2	3	4	5	6	7	8	9	AB R H RBI BB SO LOB	TOP
Felix Millan, R OBP: 0.349, SLG: 0.393 (1, 4) X	0-0 ①		0-0 SH 1B		0-0 2B 1B		0-0 ①		0-0 1B 1B	5 1 3 0 0 0 0	Atlanta Braves @ Houston Astros Astrodome, Houston, TX Mon Aug 03 1970, 8:05 PM EDT Att: 23,443 - Unknown livebaseballscorecards.com
Sonny Jackson, L OBP: 0.357, SLG: 0.307 (1, 6) S S S	0-3 K ②		0-0 SH 1-2		0-0 None 1-H 2B		0-3 K ②		0-0 1B 1-2 2-H	4 0 2 1 0 2 0	
Tony Gonzalez, L OBP: 0.333, SLG: 0.352 (1, 8) X	0-0 ③		0-0 ②		0-0 ②		0-0 ③			4 0 0 0 0 0 2	
Orlando Cepeda, R OBP: 0.386, SLG: 0.565 (1, 3) X		0-0 HR	4-0 BB		0-0 ③		0-0 ①			3 1 1 1 1 0 1	
Hal King, L OBP: 0.378, SLG: 0.496 (1, 2) X		0-0 HR	0-3 K ③		0-0 1B 1B		0-0 ②			4 1 2 1 0 1 2	
Mike Lum, L OBP: 0.335, SLG: 0.466 (1, 9) S S S	0-3 K ①			0-0 G4-6-3 1B		0-3 K ①		0-3 K ③		4 0 1 0 0 3 1	
Oscar Brown, R OBP: 0.200, SLG: 0.400 (8, 9) S S S										0 0 0 0 0 0 0	
Clete Boyer, R OBP: 0.305, SLG: 0.368 (1, 5) X		0-0 ②		0-0 F ①		0-3 K ②			0-0 1B 1B 1B	4 0 1 0 0 1 2	
Jimmie Hall, L OBP: 0.242, SLG: 0.317 (1, 7) X		0-0 1B		0-0 G4-6-3 1-2f ② ③		0-0 1B ②			0-3 K ①	4 0 2 0 0 1 2	
Ron Reed, R OBP: 0.050, SLG: 0.100 (1, 1) S S S	0-3 K ③				0-0 ①	0-3 K ③			0-0 F ②	4 0 0 0 0 2 4	
Inning Stats	R: 0 E: 0 K: 1 S: 5 H: 0 LOB: 0 BB: 0 P: 5	R: 2 E: 0 K: 2 S: 10 H: 3 LOB: 1 BB: 0 P: 10	R: 0 E: 0 K: 1 S: 6 H: 1 LOB: 2 BB: 1 P: 10	R: 0 E: 0 K: 0 S: 3 H: 1 LOB: 0 BB: 0 P: 3	R: 1 E: 0 K: 0 S: 5 H: 2 LOB: 1 BB: 0 P: 5	R: 0 E: 0 K: 3 S: 11 H: 2 LOB: 2 BB: 0 P: 11	R: 0 E: 0 K: 1 S: 5 H: 0 LOB: 0 BB: 0 P: 5	R: 0 E: 0 K: 1 S: 5 H: 0 LOB: 0 BB: 0 P: 5	R: 0 E: 0 K: 1 S: 7 H: 3 LOB: 2 BB: 0 P: 7	1B: 9 2B: 1 3B: 0 HR: 2 SF: 0 SAC: 1 DP: 1 HBP: 0	WP: 0 PB: 0 SB: 0 CS: 0 PA: 38
PITCHER Larry Dierker, R ERA: 4.2 (1, 1)	IP: 9.0 WLS: L BF: 38 H: 12 R: 3 ER: 3 SO: 10 BB: 1 IBB: 0 HBP: 0 BLK: 0 WP: 0 HR: 2 S: 57 P: 61 ERA: 3.00 WHIP: 1.444										



Batter	1	2	3	4	5	6	7	8	9	AB R H RBI BB SO LOB
Jesus Alou, R (1, 9) OBP: 0.336, SLG: 0.381 Cesar Geronimo, L (8, PR) OBP: 0.500, SLG: 0.333 (9, 9)	0-0 		0-0 		0-0 			0-0 		4 0 1 0 0 0 0 0 0 0 0 0 0 0
Joe Morgan, L (1, 4) OBP: 0.412, SLG: 0.392	0-0 		4-0 		0-0 			0-3 		3 0 1 0 1 1 1
Jimmy Wynn, R (1, 7) OBP: 0.399, SLG: 0.513	0-0 		0-0 		0-0 			0-3 		4 1 1 0 0 1 3
Doug Rader, R (1, 5) OBP: 0.321, SLG: 0.432	0-0 			0-0 		0-0 		0-0 		3 0 0 1 0 0 2
Bob Watson, R (1, 3) OBP: 0.289, SLG: 0.420		0-0 		0-0 		0-0 		0-0 		4 0 0 0 0 0 0
Cesar Cedeno, R (1, 8) OBP: 0.287, SLG: 0.409		0-0 		0-0 		0-0 		0-0 		4 0 2 0 0 0 0
Marty Martinez, S (1, 6) OBP: 0.283, SLG: 0.253		0-3 		0-0 			0-0 	0-0 		4 0 1 0 0 1 2
Johnny Edwards, L (1, 2) OBP: 0.262, SLG: 0.293		0-0 		0-0 			0-0 	0-0 		4 0 0 0 0 0 4
Larry Dierker, R (1, 1) OBP: 0.145, SLG: 0.148			0-0 		0-3 		0-0 			3 0 0 0 0 1 0

BOTTOM

Atlanta Braves @ Houston Astros
Astrodome, Houston, TX
Mon Aug 03 1970, 8:05 PM EDT
Att. 23,443 - Unknown

livebaseballscorecards.com

AB	33
R	1
H	6
RBI	1
BB	1
SO	4
LOB	12



Inning Stats	R: 0	H: 1	E: 0	LOB: 1	K: 0	BB: 0	S: 4	P: 4	R: 0	H: 0	E: 1	LOB: 1	K: 1	BB: 0	S: 6	P: 6	R: 0	H: 0	E: 0	LOB: 1	K: 0	BB: 1	S: 3	P: 7	R: 0	H: 2	E: 0	LOB: 2	K: 0	BB: 0	S: 5	P: 5	R: 0	H: 0	E: 0	LOB: 0	K: 1	BB: 0	S: 5	P: 5	R: 1	H: 1	E: 0	LOB: 0	K: 0	BB: 0	S: 4	P: 4	R: 0	H: 0	E: 0	LOB: 0	K: 0	BB: 0	S: 3	P: 3	R: 0	H: 1	E: 0	LOB: 1	K: 2	BB: 0	S: 8	P: 8	R: 0	H: 1	E: 0	LOB: 1	K: 0	BB: 0	S: 4	P: 4	1B: 4	SF: 1	2B: 1	SAC: 0	3B: 1	DP: 0	HR: 0	HBP: 0	WP: 0	PA: 35
PITCHER Ron Reed, R (1, 1) ERA: 5.79	IP	WLS	BF	H	R	ER	SO	BB	IBB	HBP	BLK	WP	HR	S	P	ERA	WHIP																																																																	
	9.0	W	35	6	1	1	4	1	0	0	0	0	0	42	46	1.00	0.778	PITCHER	IP	WLS	BF	H	R	ER	SO	BB	IBB	HBP	BLK	WP	HR	S	P	ERA	WHIP																																															

Batter	1	2	3	4	5	6	7	8	9	AB	R	H	RBI	BB	SO	LOB	TOP								
Oscar Brown, R (1, 8) OBP: 0.286, SLG: 0.333 Tony Gonzalez, L (4, PH) OBP: 0.335, SLG: 0.361 (4, 8)	0-0 	4-0 		0-0 		4-0 		0-0 		1	0	0	0	1	0	0									
Felix Millan, R (1, 4) OBP: 0.352, SLG: 0.393	0-0 	0-0 	4-0 	4-0 		0-0 		0-0 		4	0	1	0	2	0	1									
Hank Aaron, R (1, 9) OBP: 0.375, SLG: 0.611	0-0 		0-0 	0-0 		0-0 		0-0 		5	1	1	0	0	0	6									
Orlando Cepeda, R (1, 3) OBP: 0.386, SLG: 0.564	0-0 		0-0 		0-0 	0-0 		0-0 		4	1	2	1	0	0	1									
Tommie Aaron, R (1, 7) OBP: 0.326, SLG: 0.477 Mike Lum, L (6, PH) OBP: 0.331, SLG: 0.460 (6, 7)	0-0 		0-0 		0-0 	0-3 		0-0 		3	0	1	1	0	0	2									
Bob Aspromonte, R (1, 5) OBP: 0.263, SLG: 0.233	0-0 			0-3 	0-0 		0-0 		0-0 		5	0	2	1	0	1									
Hal King, L (1, 2) OBP: 0.379, SLG: 0.486	0-0 			4-0 	4-0 		0-0 		0-0 		3	1	0	0	2	0									
Gil Garrido, R (1, 6) OBP: 0.308, SLG: 0.335		0-0 		0-0 	0-0 		0-0 		0-0 		4	1	2	0	0	0									
Pat Jarvis, R (1, 1) OBP: 0.164, SLG: 0.167 Hoyt Wilhelm, R (9, 1)		0-3 		0-0 		0-0 		0-0 		4	1	2	1	0	1	1									
		0-0 		0-0 		0-0 		0-0 		0	0	0	0	0	0	0									
Inning Stats	R: 2 E: 1 K: 0 S: 7	H: 4 LOB: 2 BB: 0 P: 7	R: 0 E: 0 K: 1 S: 4	H: 1 LOB: 0 BB: 1 P: 8	R: 0 E: 0 K: 0 S: 3	H: 0 LOB: 1 BB: 1 P: 7	R: 2 E: 0 K: 1 S: 7	H: 2 LOB: 2 BB: 2 P: 15	R: 0 E: 0 K: 0 S: 4	H: 1 LOB: 2 BB: 1 P: 8	R: 1 E: 0 K: 1 S: 7	H: 2 LOB: 2 BB: 1 P: 11	R: 0 E: 0 K: 0 S: 3	H: 0 LOB: 0 BB: 0 P: 3	R: 1 E: 0 K: 0 S: 4	H: 1 LOB: 0 BB: 0 P: 4	R: 0 E: 0 K: 0 S: 4	H: 1 LOB: 1 BB: 0 P: 4	1B: 11 2B: 0 3B: 0 HR: 1	SF: 1 SAC: 0 DP: 0 HBP: 0	WP: 1 PB: 1 SB: 1 CS: 2	PA: 44			
PITCHER	IP	WLS	BF	H	R	ER	SO	BB	IBB	HBP	BLK	WP	HR	S	P	ERA	WHIP								
Ron Cook, L (1, 1) ERA: 3.79	3.1	L	19	7	4	4	2	3	0	0	0	0	0	19	31	10.80	3.000								
Tom Griffin, R (4, 1) ERA: 5.55	2.2		14	3	1	1	1	3	0	0	0	1	0	13	25	3.38	2.250								
Denny Lemaster, L (7, 1) ERA: 4.47	2.0		7	1	1	1	0	0	0	0	0	0	1	7	7	4.50	0.500								
Jack Dilauro, L (9, 1) ERA: 4.91	1.0		4	1	0	0	0	0	0	0	0	0	0	4	4	0.00	1.000								

Atlanta Braves @ Houston Astros
Astrodome, Houston, TX
Tue Aug 04 1970, 8:05 PM EDT
Att: 17,842 - Unknown

livebaseballscorecards.com

AB	37
R	6
H	12
RBI	5
BB	6
SO	3
LOB	21



Batter	1	2	3	4	5	6	7	8	9	AB	R	H	RBI	BB	SO	LOB
Jesus Alou, R (1, 9) Denny Lemaster, R (7, 1) John Mayberry, L (9, 3)	0-0			0-0		0-0			0-0	3	0	0	0	0	0	0
Joe Morgan, L (1, 4)	0-0			0-0		0-0			0-0	4	0	1	1	0	0	0
Jimmy Wynn, R (1, 7)	0-0			0-0		0-0			0-0	4	0	2	0	0	0	0
Doug Rader, R (1, 5)		0-0		0-3		0-0			0-0	4	0	1	0	0	1	3
Denis Menke, R (1, 6)		0-0			4-0				0-0	3	0	0	0	1	0	3
Cesar Cedeño, R (1, 8)		0-0			0-0				0-0	4	0	0	0	0	1	4
Bob Watson, R (1, 3) (9, 2)			0-0		4-0				0-0	2	0	0	0	1	0	0
Johnny Edwards, L (1, 2) Jack Dilauro, S (9, 1)			0-0		0-0				0-0	3	0	0	0	0	0	1
Ron Cook, L (1, 1) Tom Griffin, R (4, 1) Cesar Geronimo, L (6, PH) (7, 9)			0-3		0-0				0-0	0	0	0	0	0	0	0
										2	0	0	0	0	0	0

BOTTOM

Atlanta Braves @ Houston Astros
Astrodome, Houston, TX
Tue Aug 04 1970, 8:05 PM EDT
Att. 17,842 - Unknown

AB	31
R	1
H	5
RBI	1
BB	2
SO	3
LOB	11



Inning Stats																	1B	2B	3B	SF	SAC	DP	HBP	WP	PA																							
R: 0	H: 0	E: 0	K: 0	S: 3	R: 0	H: 0	E: 0	K: 0	S: 3	R: 0	H: 0	E: 0	K: 1	S: 5	R: 0	H: 1	E: 0	K: 1	S: 6	R: 0	H: 0	E: 0	K: 0	S: 2	R: 0	H: 0	E: 0	K: 0	S: 3	R: 0	H: 1	E: 0	K: 0	S: 4	R: 0	H: 3	E: 0	K: 1	S: 8	1B: 3	2B: 1	3B: 1	SF: 0	SAC: 0	DP: 1	HBP: 0	WP: 0	PA: 33
WLS: 0	BF: 30	H: 5	R: 1	ER: 1	SO: 2	BB: 2	IBB: 0	HBP: 0	BLK: 0	WP: 0	HR: 0	S: 32	P: 40	ERA: 1.12	WHIP: 0.875																																	
PITCHER	IP	WLS	BF	H	R	ER	SO	BB	IBB	HBP	BLK	WP	HR	S	P	ERA	WHIP																															
Pat Jarvis, R (1, 1) ERA: 3.31	8.0	W	30	5	1	1	2	2	0	0	0	0	0	32	40	1.12	0.875																															
Hoyt Wilhelm, R (9, 1) ERA: 2.98	1.0	S	3	0	0	0	1	0	0	0	0	0	0	5	5	0.00	0.000																															

WP : 0	PA : 33
PB : 0	SB : 0
CS : 0	

BOTTOM

Houston Astros @ San Diego Padres
San Diego Stadium, San Diego, CA
Wed Aug 05 1970, 10:05 PM EDT
Att. 3,286 - Unknown

livebaseballscorecards.com

AB 40
R 3
H 9
RBI 2
BB 2
SO 10
LOB 34



WP: 0 PA: 45
PB: 0
SB: 0
CS: 1

AB R H RBI BB SO LOB

4 2 2 0 0 1 4
4 0 1 0 0 0 3
1 0 0 0 0 1 3
0 0 0 0 0 0 0

5 0 1 0 0 0 7

2 0 1 1 1 1 1
1 0 0 0 0 1 0

5 0 0 0 0 2 6

5 0 1 0 0 1 4

4 1 2 0 1 0 1

3 0 1 1 0 1 1
1 0 0 0 0 0 0

3 0 0 0 0 2 2
0 0 0 0 0 0 0
1 0 0 0 0 0 2
1 0 0 0 0 0 0

1B: 6 SF: 0
2B: 3 SAC: 1
3B: 0 DP: 0
HR: 0 HBP: 2

Batter	1	2	3	4	5	6	7	8	9	10
Jose Arcia, R (1, 6) OBP: 0.273, SLG: 0.283	0-0 5-3 1B		0-0 E5 2B		1-0 HBP E 1B HBP	0-0 F3		0-3 K		
Dave Campbell, R (1, 4) OBP: 0.284, SLG: 0.337	0-0 F4		0-0 F4		0-0 E HBP 1B	0-0 F2		0-3 K		
Larry Stahl, L (8, PH) OBP: 0.156, SLG: 0.129										
Tom Dukes, R (9, 1)										
Cito Gaston, R (1, 8) OBP: 0.370, SLG: 0.536	0-0 5-3 1-2		0-0 6-3		0-0 L7		0-0 1B	0-0 FC5 2-3f		
Al Ferrara, R (1, 7) OBP: 0.356, SLG: 0.440	0-0 FC6-4 2-H 1B		4-0 FC6-4 BB		1-0 E HBP		0-3 K		0-3 K	
Ivan Murrell, R (8, 7) OBP: 0.297, SLG: 0.418					1-2 2-3					
Ollie Brown, R (1, 9) OBP: 0.321, SLG: 0.493	0-0 FC6-4 1-2f		0-0 FC6-4 1-2f		0-0 E6 1-2 2-3 3-H		0-3 K		0-3 K	
Nate Colbert, R (1, 3) OBP: 0.322, SLG: 0.468		0-0 F4		0-0 CS 1B	0-3 K		0-0 F3		0-0 F4	
Ed Spiezio, R (1, 5) OBP: 0.385, SLG: 0.479		4-0 BB		0-0 F8 1-2		0-0 2B 2B		0-0 FC SH 1B		0-0 6-3
Chris Cannizzaro, R (1, 2) OBP: 0.395, SLG: 0.439		0-0 F4		0-3 K		0-0 2B		0-0 SH FC5 FC 1-2		0-0 5-3
Ron Slocum, R (8, PR) OBP: 0.214, SLG: 0.235										
Earl Wilson, R (1, 1) OBP: 0.209, SLG: 0.256		0-3 K			0-0 F7		0-3 K		0-0 FC	
Ron Willis, R (7, 1)										
Ray Webster, L (8, PH) OBP: 0.303, SLG: 0.304										
Bob Barton, R (9, 2) OBP: 0.278, SLG: 0.333										

Inning Stats	R: 1	H: 2	E: 0	LOB: 1	K: 0	S: 5	R: 0	H: 0	E: 0	LOB: 1	K: 1	S: 5	R: 0	H: 0	E: 0	LOB: 0	K: 0	S: 4	R: 0	H: 1	E: 1	LOB: 3	K: 1	S: 7	R: 1	H: 1	E: 0	LOB: 1	K: 1	S: 7	R: 0	H: 0	E: 0	LOB: 0	K: 2	S: 8	R: 0	H: 1	E: 1	LOB: 3	K: 2	S: 10	R: 0	H: 0	E: 0	LOB: 0	K: 2	S: 7	R: 0	H: 0	E: 0	LOB: 0	K: 0	S: 3	1B: 6	SF: 0	2B: 3	SAC: 1	3B: 0	DP: 0	HR: 0	HBP: 2	WP: 0	PA: 45
--------------	------	------	------	--------	------	------	------	------	------	--------	------	------	------	------	------	--------	------	------	------	------	------	--------	------	------	------	------	------	--------	------	------	------	------	------	--------	------	------	------	------	------	--------	------	-------	------	------	------	--------	------	------	------	------	------	--------	------	------	-------	-------	-------	--------	-------	-------	-------	--------	-------	--------

PITCHER	IP	WLS	BF	H	R	ER	SO	BB	IBB	HBP	BLK	WP	HR	S	P	ERA	WHIP
Don Wilson, R (1, 1) ERA: 4.13	6.0		29	7	3	2	4	2	0	2	0	0	0	33	43	3.00	1.500
George Culver, R (7, 1) ERA: 3.7	1.0		4	1	0	0	2	0	0	0	0	0	0	8	8	0.00	1.000
Fred Gladding, R (8, 1) ERA: 3.48	3.0	W	12	1	0	0	4	0	0	0	0	0	0	20	20	0.00	0.333

Batter	1	2	3	4	5	6	7	8	9	AB R H RBI BB SO LOB	TOP		
Jesus Alou, R (1, 9) OBP: 0.347, SLG: 0.391 John Mayberry, L (9, 3) OBP: 0.302, SLG: 0.415	0-0 G3 2B	0-0 2-H 2B		4-0 FC6 IBB	0-0 F8			4-0 FC4-6 3-1 BB	4-0 1-2 BB	3 0 2 1 3 0 1 0 0 0 0 0 0 0			
Joe Morgan, L (1, 4) OBP: 0.405, SLG: 0.381	4-0 G3 BB	0-0 F8		0-0 FC6 1-2f	0-0 F8			0-0 3-1	0-0 G3	5 0 0 0 1 0 7			
Jimmy Wynn, R (1, 7) OBP: 0.401, SLG: 0.510 Norm Miller, L (5, 9) OBP: 0.356, SLG: 0.354	0-0 L5		0-0 F7		4-0 2B 2B BB	0-0 3-1		4-0 FC4-6 IBB		2 1 0 0 1 0 2 1 0 0 0 1 0 0			
Doug Rader, R (1, 5) OBP: 0.323, SLG: 0.436	0-0 G3 1-2 2-3		0-0 F3		0-0 2B 2B	0-0 L6		0-0 FC4-6 1-2f 2-3		5 1 1 0 0 0 4			
Denis Menke, R (1, 6) OBP: 0.376, SLG: 0.420	0-3 K		0-0 2B		0-0 S 1B 2B 2-H 3-H	0-0 L6		0-3 K		5 1 2 2 0 2 4			
Bob Watson, R (1, 3) OBP: 0.297, SLG: 0.429 Cesar Geronimo, L (9, PR) OBP: 0.429, SLG: 0.333 (9, 7)		0-0 1B 2B	0-0 F3		0-0 2B 1B 2-H	0-0 6-3		0-0 1B 2B		5 2 3 1 0 0 1 0 1 0 0 0 0 0			
Cesar Cedeno, R (1, 8) OBP: 0.292, SLG: 0.410		0-0 5-3		0-0 4-3	0-0 G3 1-H BLK 2B	0-0 1B		0-0 CS 1B 2-H		5 1 3 2 0 0 1			
Johnny Edwards, L (1, 2) OBP: 0.266, SLG: 0.291		0-0 2B 1B		4-0 SH3-4 BB	0-0 G3	0-0 F8		4-0 BB BB	4-0 BB BB	3 1 1 1 2 0 2			
Jack Billingham, R (1, 1) OBP: 0.146, SLG: 0.079 Jim Ray, R (6, 1) OBP: 0.250, SLG: 0.250 George Culver, R (7, 1) OBP: 0.182, SLG: 0.300		0-3 K		0-0 SH3-4	4-0 BB	0-3 K		0-3 K	0-3 K	1 0 0 0 1 1 1 1 0 0 0 0 1 1 1 0 0 0 0 1 2			
Inning Stats	R: 0 E: 0 K: 1 S: 6 H: 1 LOB: 2 P: 10	R: 2 E: 0 K: 1 S: 8 H: 3 LOB: 1 P: 8	R: 0 E: 0 K: 0 S: 4 H: 1 LOB: 1 P: 4	R: 0 E: 0 K: 0 S: 3 H: 0 LOB: 2 P: 11	R: 5 E: 0 K: 0 S: 7 H: 4 LOB: 1 P: 15	R: 0 E: 0 K: 0 S: 3 H: 0 LOB: 0 P: 3	R: 0 E: 0 K: 1 S: 6 H: 1 LOB: 1 P: 6	R: 0 E: 0 K: 1 S: 5 H: 0 LOB: 2 P: 13	R: 1 E: 0 K: 1 S: 6 H: 2 LOB: 2 P: 14	1B: 4 2B: 8 3B: 0 HR: 0 SF: 0 SAC: 1 DP: 0 HBP: 0	WP: 0 PB: 0 SB: 1 CS: 1 PA: 47		
PITCHER	IP WLS BF H R ER SO BB IBB HBP BLK WP HR S P ERA WHIP											PITCHER	IP WLS BF H R ER SO BB IBB HBP BLK WP HR S P ERA WHIP
Danny Coombs, L (1, 1) ERA: 2.75	4.1 L 27 9 7 7 2 4 1 0 1 0 0 26 46 14.54 3.000												
Ron Herbel, R (5, 1) ERA: 4.98	2.2 9 1 0 0 1 0 0 0 0 0 0 11 11 0.00 0.375												
Ron Willis, R (8, 1) ERA: 2.08	1.0 5 0 0 0 1 1 1 0 0 0 0 5 13 0.00 1.000												
Tom Dukes, R (9, 1) ERA: 1.96	1.0 6 2 1 1 1 2 0 0 0 0 0 6 14 9.00 4.000												

Houston Astros @ San Diego Padres
San Diego Stadium, San Diego, CA
Thu Aug 06 1970, 10:05 PM EDT
Att. 3,221 - Unknown

livebaseballscorecards.com

AB	37
R	8
H	12
RBI	7
BB	9
SO	5
LOB	26



Batter	1	2	3	4	5	6	7	8	9	AB	R	H	RBI	BB	SO	LOB
Jose Arcia, R OBP: 0.287, SLG: 0.291 (1, 6)	0-0 F7		0-0 SH2-4 1B	4-0 BB		0-0 1-2 1B	0-0 4-3			4	0	2	0	1	0	3
Dave Campbell, R OBP: 0.282, SLG: 0.334 (1, 4)	0-0 F3		0-0 SH2-4 1-2	0-3 K		0-0 F7		0-0 F7		4	0	0	0	0	1	5
Cito Gaston, R OBP: 0.366, SLG: 0.530 (1, 8)	0-0 1-3		0-0 6-3		0-3 K	0-3 K		0-0 4-3		5	0	0	0	0	2	3
Al Ferrara, R OBP: 0.353, SLG: 0.433 (1, 7)		4-0 FC6-4 BB	0-0 F8		0-0 E6 1-3 HR		0-0 F7	0-0 F9		4	1	0	0	1	0	1
Tom Dukes, R (9, 1)										0	0	0	0	0	0	0
Ollie Brown, R OBP: 0.320, SLG: 0.488 (1, 9)		0-0 FC6-4 1-2 3B		0-0 5-3	0-0 1-3		0-3 K		4-0 WP BB	4	1	0	0	1	1	2
Nate Colbert, R OBP: 0.327, SLG: 0.484 (1, 3)		0-0 4-3 3B		0-0 BB SH5-4 1B	0-0 HR		4-0 1B BB		0-0 6-3 1-2	4	4	3	3	1	0	1
Ed Spiezio, R OBP: 0.391, SLG: 0.476 (1, 5)		4-0 4-3 BB		4-0 SH5-4 1-2 BB	0-0 L1		0-0 WP 1B 1B		0-0 5-3	3	0	1	0	2	0	1
Chris Cannizzaro, R OBP: 0.397, SLG: 0.437 (1, 2)		0-0 4-3		4-0 SH5-4 1-2 2-3 BB		0-0 6-3	0-0 WP 1B		0-0 5-3	3	0	1	2	1	0	1
Ron Stocum, R OBP: 0.211, SLG: 0.231 (7, PR) (8, 2)		1-2 3-H								1	0	0	0	0	0	1
Danny Coombs, R OBP: 0.125, SLG: 0.105 (1, 1)		0-0 2-3		0-0 SH5-4		4-0 1B	4-0 BB			1	0	0	1	0	0	1
Ron Herbel, R (5, 1)										0	0	0	0	1	0	0
Ray Webster, L OBP: 0.310, SLG: 0.304 (7, PH)										0	0	0	0	1	0	0
Ron Willis, R (8, 1)										0	0	0	0	0	0	0
Larry Stahl, L OBP: 0.156, SLG: 0.129 (9, 7)										0	0	0	0	0	0	0

Inning Stats	R: 0	H: 0	E: 0	K: 0	S: 3	H: 0	LOB: 0	BB: 0	P: 3	R: 2	H: 1	E: 0	K: 0	S: 4	H: 1	LOB: 1	BB: 2	P: 12	R: 0	H: 1	E: 0	K: 0	S: 4	R: 1	H: 1	E: 0	K: 1	S: 6	H: 1	LOB: 3	BB: 3	P: 18	R: 2	H: 1	E: 1	K: 1	S: 7	H: 1	LOB: 0	BB: 0	P: 7	R: 0	H: 1	E: 0	K: 1	S: 6	H: 1	LOB: 2	BB: 1	P: 10	R: 1	H: 2	E: 0	K: 1	S: 7	H: 2	LOB: 3	BB: 2	P: 15	R: 0	H: 0	E: 0	K: 0	S: 3	H: 0	LOB: 0	BB: 0	P: 3	R: 0	H: 0	E: 0	K: 0	S: 3	H: 0	LOB: 1	BB: 1	P: 7	1B: 5	SF: 0	2B: 0	SAC: 2	3B: 1	DP: 0	HR: 1	HBP: 0	WP: 2	PA: 44
--------------	------	------	------	------	------	------	--------	-------	------	------	------	------	------	------	------	--------	-------	-------	------	------	------	------	------	------	------	------	------	------	------	--------	-------	-------	------	------	------	------	------	------	--------	-------	------	------	------	------	------	------	------	--------	-------	-------	------	------	------	------	------	------	--------	-------	-------	------	------	------	------	------	------	--------	-------	------	------	------	------	------	------	------	--------	-------	------	-------	-------	-------	--------	-------	-------	-------	--------	-------	--------


PITCHER	IP	WLS	BF	H	R	ER	SO	BB	IBB	HBP	BLK	WP	HR	S	P	ERA	WHIP
Jack Billingham, R ERA: 3.5 (1, 1)	5.1	W	28	5	5	3	2	6	0	0	0	0	1	26	50	5.06	2.062
Jim Ray, R ERA: 3.94 (6, 1)	1.1		6	1	1	1	2	1	0	0	0	0	0	9	13	6.75	1.500
George Culver, R ERA: 3.58 (7, 1)	2.1	S	10	1	0	0	0	2	0	0	0	2	0	8	16	0.00	1.286

BOTTOM

Houston Astros @ San Diego Padres
San Diego Stadium, San Diego, CA

Thu Aug 06 1970, 10:05 PM EDT
Att. 3,221 - Unknown

AB	33
R	6
H	7
RBI	6
BB	9
SO	4
LOB	19



PITCHER	IP	WLS	BF	H	R	ER	SO	BB	IBB	HBP	BLK	WP	HR	S	P	ERA	WHIP
Jack Billingham, R ERA: 3.5 (1, 1)	5.1	W	28	5	5	3	2	6	0	0	0	0	1	26	50	5.06	2.062
Jim Ray, R ERA: 3.94 (6, 1)	1.1		6	1	1	1	2	1	0	0	0	0	0	9	13	6.75	1.500
George Culver, R ERA: 3.58 (7, 1)	2.1	S	10	1	0	0	0	2	0	0	0	2	0	8	16	0.00	1.286

Batter	1	2	3	4	5	6	7	8	9	AB R H RBI BB SO LOB	TOP			
Jesus Alou, R (1, 9) OBP: 0.346, SLG: 0.390	0-0 BB HR 1B	0-0 4-3		0-0 FC1-6 BB 1B	0-0 1B		0-0 6-3		0-0 6-3	6 2 2 1 0 0 2				
Joe Morgan, L (1, 4) OBP: 0.405, SLG: 0.377 Cesar Geronimo, L (8, 7) OBP: 0.375, SLG: 0.286	4-0 HR BB	0-0 F5		4-0 1B WP BB	0-0 F4		0-0 3-1		0-3 K	3 2 0 0 2 0 1 1 0 0 0 0 1 1				
Jimmy Wynn, R (1, 7) OBP: 0.399, SLG: 0.505 Marty Martinez, S (8, 6) OBP: 0.283, SLG: 0.253	0-0 F7	0-0 F8		0-0 BB 1B	0-0 F5			0-0 F7		5 0 1 1 0 0 3 0 0 0 0 0 0 0				
Doug Rader, R (1, 5) OBP: 0.326, SLG: 0.446	0-0 HR		0-3 K	4-0 BB		0-0 WP SF7 2B		0-0 F3		4 2 2 3 1 1 0				
Denis Menke, R (1, 6) OBP: 0.377, SLG: 0.419	4-0 BB 1B BB		0-3 K	0-0 4-3		0-0 SF7		0-0 1B		3 0 1 1 1 1 2				
Bob Watson, R (1, 3) OBP: 0.303, SLG: 0.430	0-0 BB 1B		4-0 BB		0-0 1B 3B 1B	0-0 F8		0-3 K		4 1 2 0 1 1 1				
Cesar Cedeno, R (1, 8) OBP: 0.295, SLG: 0.415	0-3 K		0-0 5-3		0-0 3B 1B	0-0 6-3			0-0 1B 2B	5 2 2 0 0 1 3				
Johnny Edwards, L (1, 2) OBP: 0.273, SLG: 0.307	4-0 BB			0-0 4-3	0-0 1B 3B		0-0 SF9 3B		0-0 1B	4 2 3 3 1 0 0				
Larry Dierker, R (1, 1) OBP: 0.149, SLG: 0.154	0-0 1-3			0-0 FC1-6 1B	0-0 F9		0-0 SF9		0-0 4-3	4 0 1 1 0 0 5				
Inning Stats	R: 3 E: 0 K: 1 S: 8 H: 3 LOB: 3 BB: 3 P: 20	R: 0 E: 0 K: 0 S: 3 H: 0 LOB: 0 BB: 0 P: 3	R: 0 E: 0 K: 2 S: 7 H: 0 LOB: 1 BB: 1 P: 11	R: 2 E: 0 K: 0 S: 5 H: 2 LOB: 2 BB: 2 P: 13	R: 3 E: 0 K: 0 S: 7 H: 4 LOB: 1 BB: 0 P: 7	R: 1 E: 0 K: 0 S: 4 H: 1 LOB: 0 BB: 0 P: 4	R: 1 E: 0 K: 0 S: 4 H: 1 LOB: 0 BB: 0 P: 4	R: 0 E: 0 K: 1 S: 6 H: 1 LOB: 1 BB: 0 P: 6	R: 1 E: 0 K: 1 S: 7 H: 2 LOB: 1 BB: 0 P: 7	1B: 9 2B: 2 3B: 2 HR: 1 SF: 2 SAC: 0 DP: 0 HBP: 0	WP: 2 PB: 0 SB: 0 CS: 0 PA: 47			
PITCHER	IP WLS BF H R ER SO BB IBB HBP BLK WP HR S P ERA WHIP												PITCHER	IP WLS BF H R ER SO BB IBB HBP BLK WP HR S P ERA WHIP
Ron Bryant, L (1, 1) ERA: 6.02	0.1 L 6 3 3 3 0 2 0 0 0 0 0 1 4 12 81.00 15.000													
Don Carrithers, R (1, 1) ERA: 10.5	3.2 19 4 4 4 3 4 0 0 0 1 0 21 37 9.82 2.182													
Rich Robertson, R (5, 1) ERA: 5.18	2.0 9 3 2 2 0 0 0 0 0 1 0 9 9 9.00 1.500													
Mike Davison, L (7, 1) ERA: 6.99	3.0 13 4 2 2 2 0 0 0 0 0 0 17 17 6.00 1.333													

Houston Astros @ San Francisco Giants
Candlestick Park, San Francisco, CA

Fri Aug 07 1970, 10:05 PM EDT
Att. 5,394 - Unknown

livebaseballscorecards.com

AB	39
R	11
H	14
RBI	10
BB	6
SO	5
LOB	18



BOTTOM

Houston Astros @ San Francisco Giants
Candlestick Park, San Francisco, CA

AB 34
R 6
H 11
RBI 5
BB 4
SO 6
LOB 18



WP: 1 PA: 39
PB: 0
SB: 0
CS: 1

Sat Aug 08 1970, 6:33 AM EDT
Att. 8,023 - Unknown

AB R H RBI BB SO LOB

4 1 1 0 1 2 0

3 0 0 1 2 1 2

5 0 1 2 0 0 3

4 0 2 0 0 0 2

3 1 1 0 1 0 1

4 1 1 0 0 1 3

3 1 2 0 0 0 0

3 0 0 0 0 0 4

0 0 0 0 0 0 0

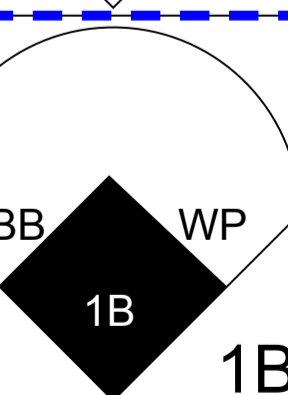
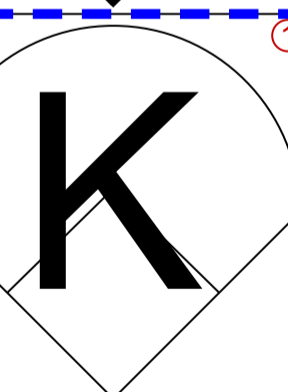
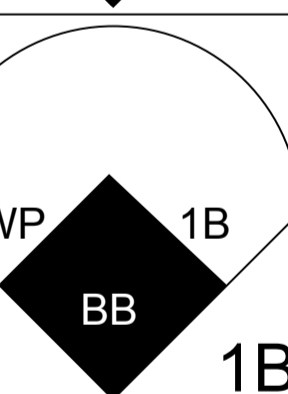
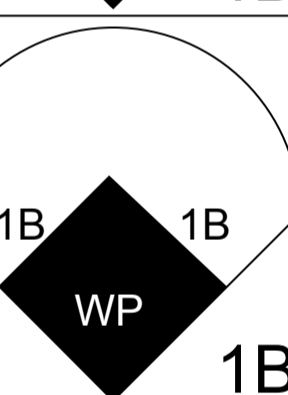
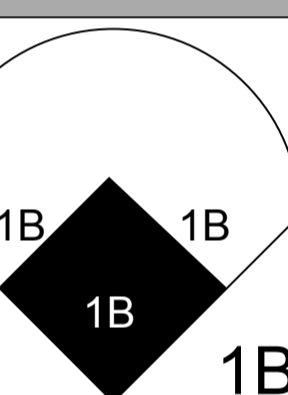
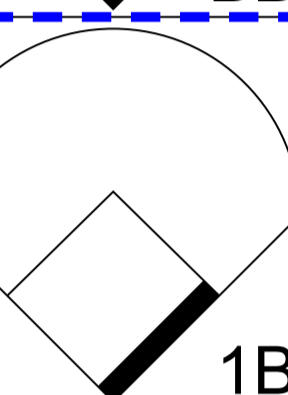
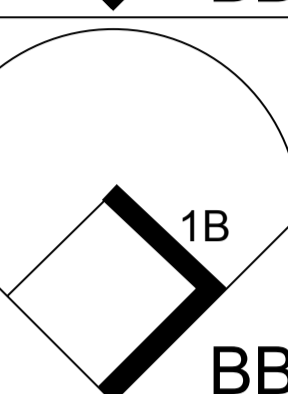
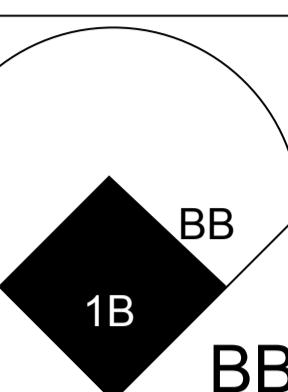
1 0 0 0 0 1 3

2 1 1 1 0 1 0

2 1 2 1 0 0 0

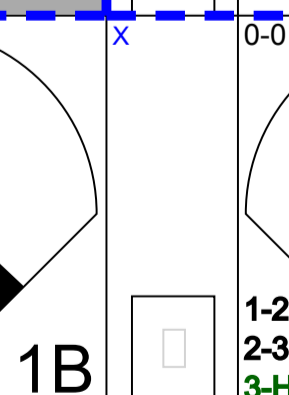
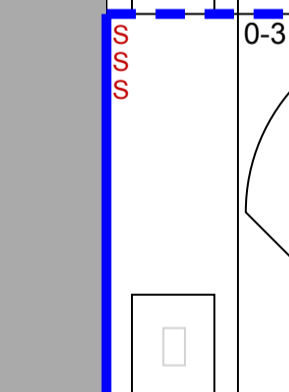
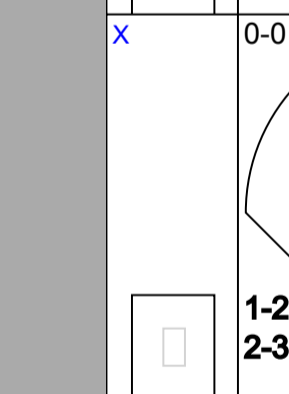
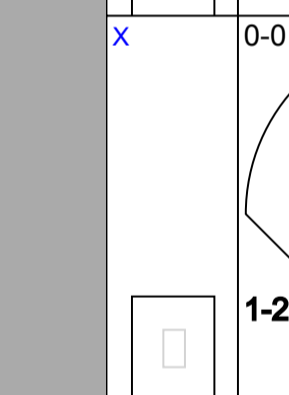
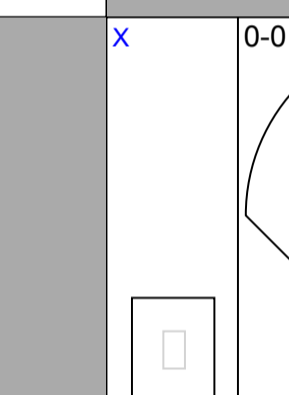
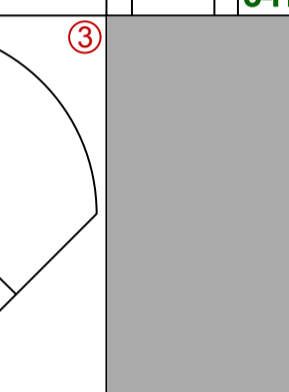
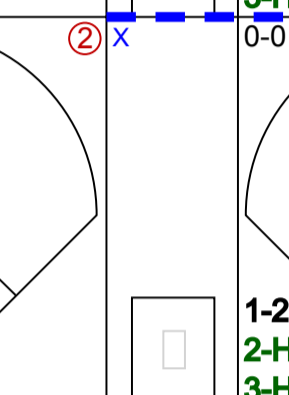
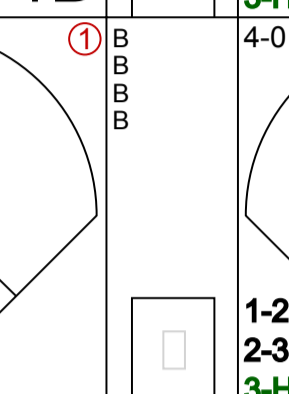
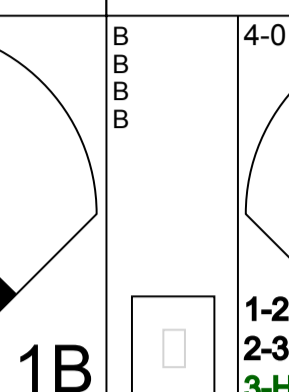
1B: 9 SF: 0
2B: 1 SAC: 0
3B: 0 DP: 1
HR: 1 HBP: 1

9



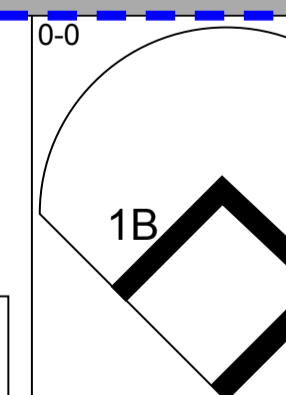
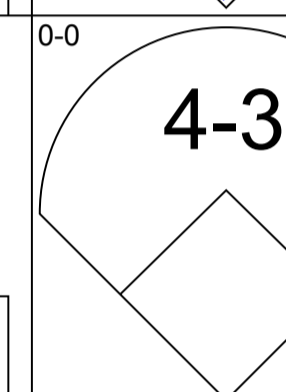
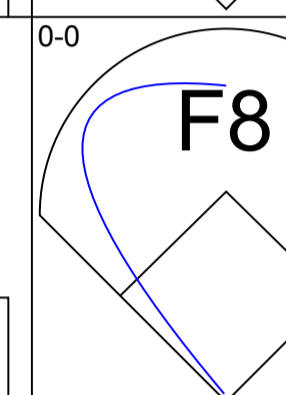
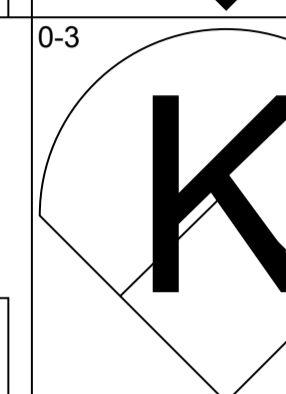
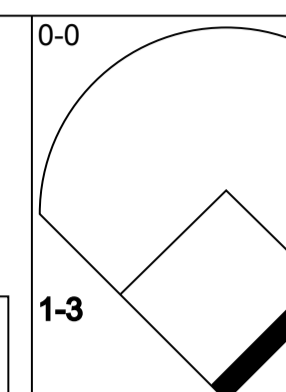
R: 5 H: 5
E: 0 LOB: 2
K: 1 BB: 2
S: 8 P: 16

8



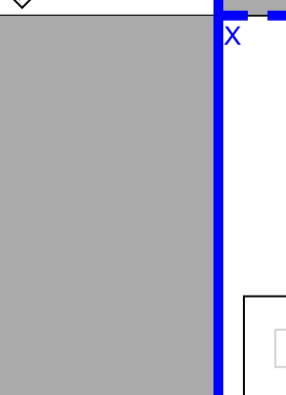
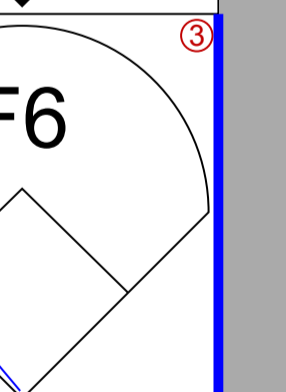
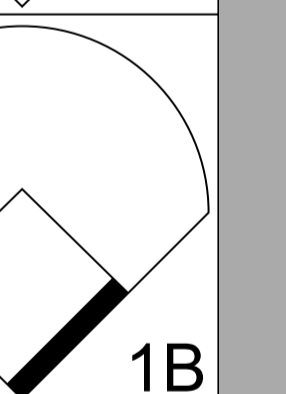

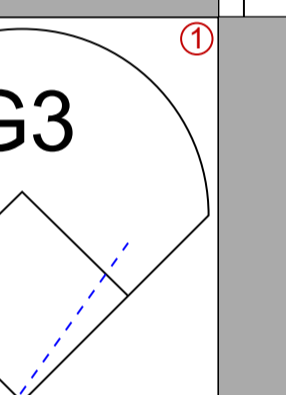




R: 0 H: 2
E: 0 LOB: 2
K: 1 BB: 0
S: 7 P: 7

7



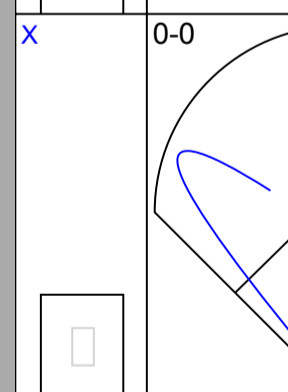
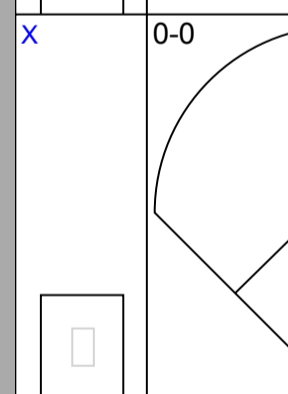
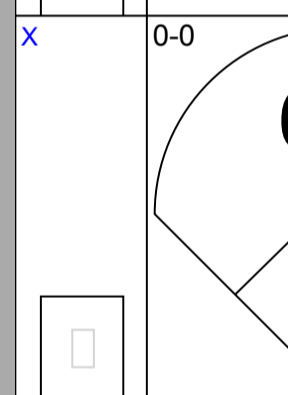
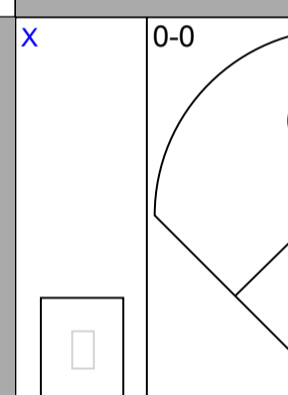



R: 0 H: 1
E: 0 LOB: 1
K: 0 BB: 0
S: 4 P: 4

6



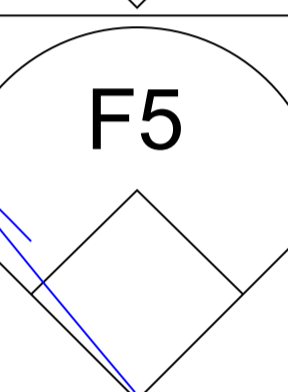
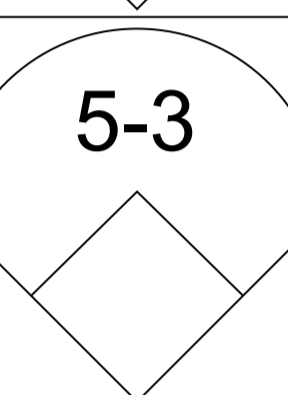
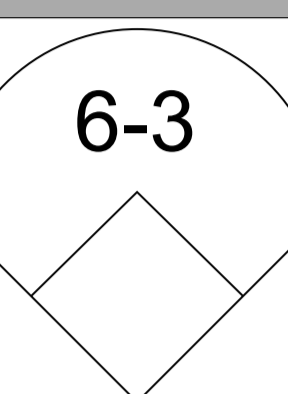
R: 0 H: 0
E: 0 LOB: 0
K: 0 BB: 0
S: 3 P: 3

5




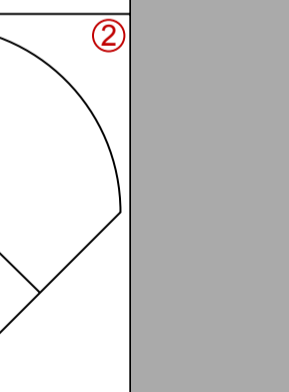
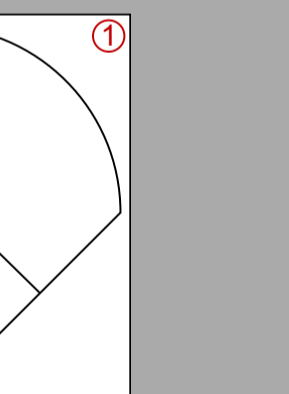
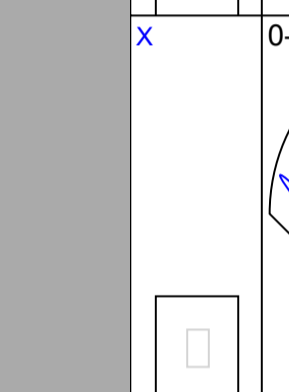
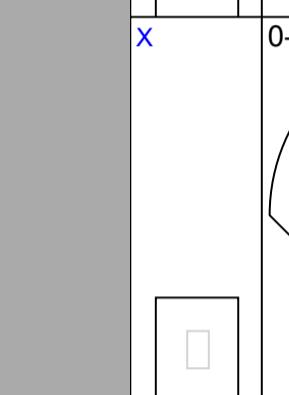
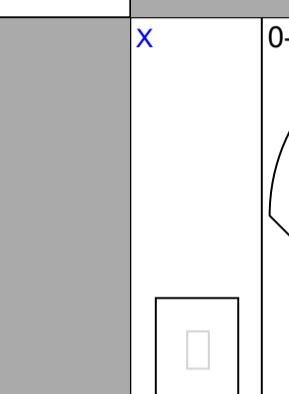
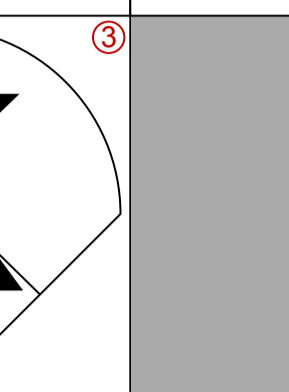
R: 1 H: 1
E: 0 LOB: 0
K: 1 BB: 0
S: 6 P: 6

4



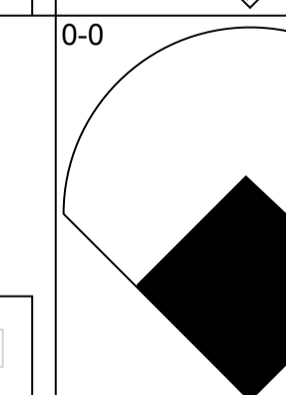
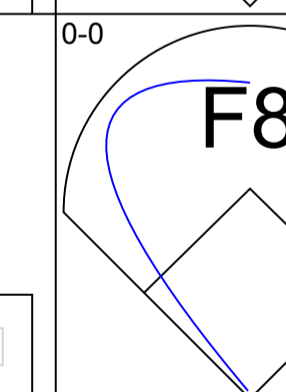
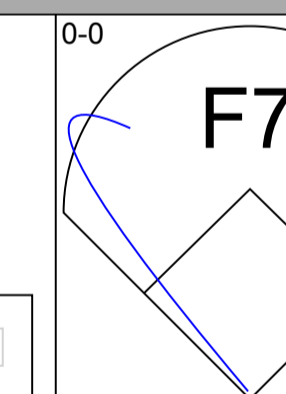
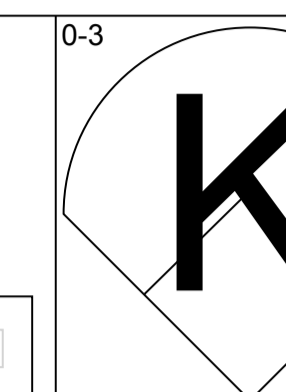
R: 0 H: 1
E: 0 LOB: 1
K: 0 BB: 0
S: 4 P: 4

3






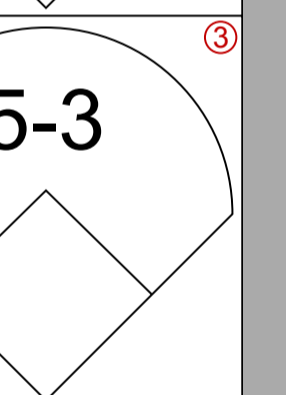
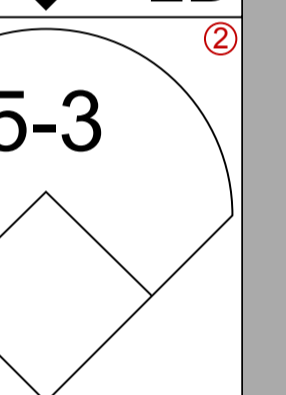
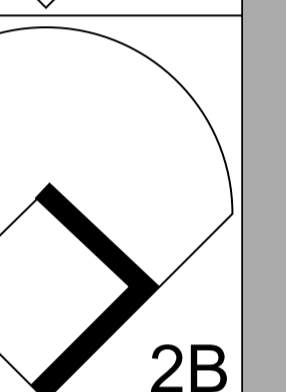
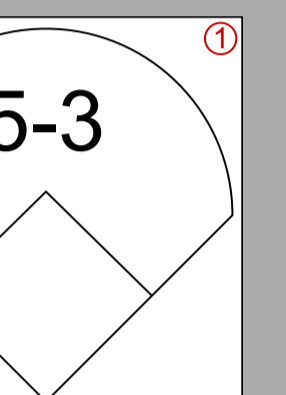

R: 0 H: 0
E: 0 LOB: 0
K: 1 BB: 0
S: 5 P: 5

2



R: 0 H: 1
E: 0 LOB: 2
K: 1 BB: 1
S: 5 P: 10

1



R: 0 H: 0
E: 0 LOB: 0
K: 1 BB: 1
S: 4 P: 8

Batter

Bobby Bonds, R (1, 9) OBP: 0.396, SLG: 0.506

Tito Fuentes, S (1, 4) OBP: 0.305, SLG: 0.324

Willie Mays, R (1, 8) OBP: 0.379, SLG: 0.495

Willie McCovey, L (1, 3) OBP: 0.422, SLG: 0.584

Dick Dietz, R (1, 2) OBP: 0.432, SLG: 0.566

Jim Ray Hart, R (1, 7) OBP: 0.363, SLG: 0.488

Ron Hunt, R (1, 5) OBP: 0.409, SLG: 0.387

Hal Lanier, R (1, 6) OBP: 0.266, SLG: 0.289

Don McMahon, R (8, 1) OBP: 0.308, SLG: 0.182

Bob Taylor, L (9, PH) OBP: 0.312, SLG: 0.266

Skip Pitlock, L (1, 1) OBP: 0.118, SLG: 0.250

Frank Johnson, R (8, 7) OBP: 0.349, SLG: 0.369

Inning Stats

PITCHER	IP	WLS	BF	H	R	ER	SO	BB	IBB	HBP	BLK	WP	HR	S	P	ERA	WHIP
Wade Blasingame, L (1, 1) ERA: 1.0	7.0		26	4	1	1	4	2	0	1	0	0	0	31	40	1.29	0.857
Fred Gladding, R (8, 1) ERA: 3.93	1.0		8	5	3	3	1	0	0	0	0	0	0	10	10	27.00	5.000
Denny Lemaster, L (9, 1) ERA: 4.46	0.1		1	0	0	0	1	0	0	0	0	0	0	3	3	0.00	0.000
George Culver, R (9, 1) ERA: 3.82	0.0	L	3	1	0	0	0	2	0	0	0	1	0	1	9	∞	∞
Jim Ray, R (9, 1) ERA: 3.94	0.0		1	1	2	2	0	0	0	0	0	0	0	1	1	∞	∞

PITCHER	IP	WLS	BF	H	R	ER	SO	BB	IBB	HBP	BLK	WP	HR	S	P	ERA	WHIP
Wade Blasingame, L (1, 1) ERA: 1.0	7.0		26	4	1	1	4	2	0	1	0	0	0	31	40	1.29	0.857
Fred Gladding, R (8, 1) ERA: 3.93	1.0		8	5	3	3	1	0	0	0	0	0	0	10	10	27.00	5.000
Denny Lemaster, L (9, 1) ERA: 4.46	0.1		1	0	0	0	1	0	0	0	0	0	0	3	3	0.00	0.000
George Culver, R (9, 1) ERA: 3.82	0.0	L	3	1	0	0	0	2	0	0	0	1	0	1	9	∞	∞
Jim Ray, R (9, 1) ERA: 3.94	0.0		1	1	2	2	0	0	0	0	0	0	0	1	1	∞	∞

Batter	1	2	3	4	5	6	7	8	9	10	AB	R	H	RBI	BB	SO	LOB	BOTTOM
Bobby Bonds, R OBP: 0.394, SLG: 0.502 (1, 9)	0-0 5-3		0-0 G3		0-3 K			0-0 HR 1B	0-0 FC1-5 1B 2B		5	2	1	0	0	1	3	Houston Astros @ San Francisco Giants Candlestick Park, San Francisco, CA Sun Aug 09 1970, 6:33 AM EDT Unknown livebaseballscorecards.com
Tito Fuentes, S OBP: 0.303, SLG: 0.321 (1, 4) (10, 6)	0-0 F8		0-3 K			0-0 F7		0-3 K 1B	0-0 2B 1B		5	0	1	1	0	2	1	
Willie Mays, R OBP: 0.377, SLG: 0.500 (1, 8)	0-0 F4			0-0 F9		0-3 K		0-0 HR	0-0 F4		5	1	1	2	0	1	2	
Willie McCovey, L OBP: 0.424, SLG: 0.590 (1, 3)		0-0 F4		0-3 K		0-0 2B		0-0 BB 1B	0-0 2B		5	0	3	1	0	1	0	
Ken Henderson, S OBP: 0.420, SLG: 0.490 (1, 7)		0-0 6-3		0-0 6-3		0-0 F7		0-0 F8	0-0 BB		4	0	0	0	1	0	2	
Dick Dietz, R OBP: 0.436, SLG: 0.567 (1, 2)		4-0 1B BB		0-0 1B G6-4-3			0-0 SH2-4 HBP 1B	4-0 1-2 BB	0-0 F4		3	1	2	0	2	0	3	
Jim Ray Hart, R OBP: 0.371, SLG: 0.488 (1, 5)		0-0 FC6-4 1B		0-0 G6-4-3 1B		0-0 1-3 1B	1-0 FC5-2-5-1 SH2-4 HBP	0-0 F8		0-0 F2		4	0	2	0	0	2	
Hal Lanier, R OBP: 0.264, SLG: 0.288 (1, 6)		0-0 FC6-4		0-0 G6-4-3		0-0 SH2-4			4-0 FC1-5 1B BB	0-0 4-3		2	0	0	0	0	3	
Frank Johnson, R OBP: 0.354, SLG: 0.369 (9, PH)												0	0	0	0	1	0	
Rich Robertson, R OBP: 0.100, SLG: 0.260 (10, 1)												0	0	0	0	0	0	
Russ Gibson, R OBP: 0.281, SLG: 0.293 (10, PH)												1	0	0	0	0	0	
Juan Marichal, R OBP: 0.099, SLG: 0.058 (1, 1)												2	0	1	0	0	0	
Ron Hunt, R OBP: 0.406, SLG: 0.385 (7, PH)												1	0	0	0	0	2	
Don McMahon, R OBP: 0.308, SLG: 0.182 (8, 1)												0	0	0	0	0	0	
Al Gallagher, R OBP: 0.346, SLG: 0.392 (9, PH)												1	0	1	0	0	0	
Don Mason, L OBP: 0.229, SLG: 0.100 (9, PR) (10, 4)												1	1	0	0	0	0	

Inning Stats	R: 0	H: 0	E: 0	K: 0	S: 3	P: 3	R: 0	H: 1	E: 0	K: 0	S: 4	P: 8	R: 0	H: 0	E: 0	K: 1	S: 5	R: 0	H: 0	E: 0	K: 1	S: 5	R: 1	H: 3	E: 0	K: 1	S: 7	R: 0	H: 1	E: 0	K: 0	S: 6	R: 0	H: 1	E: 0	K: 0	S: 3	R: 2	H: 3	E: 0	K: 1	S: 8	R: 2	H: 3	E: 0	K: 0	S: 6	R: 0	H: 0	E: 0	K: 0	S: 3	R: 0	H: 0	E: 0	K: 0	S: 3	1B: 9	SF: 0	2B: 3	SAC: 1	3B: 0	DP: 2	HR: 1	HBP: 1	WP: 0	PA: 45
--------------	------	------	------	------	------	------	------	------	------	------	------	------	------	------	------	------	------	------	------	------	------	------	------	------	------	------	------	------	------	------	------	------	------	------	------	------	------	------	------	------	------	------	------	------	------	------	------	------	------	------	------	------	------	------	------	------	------	-------	-------	-------	--------	-------	-------	-------	--------	-------	--------

PITCHER	IP	WLS	BF	H	R	ER	SO	BB	IBB	HBP	BLK	WP	HR	S	P	ERA	WHIP
Ron Cook, L ERA: 3.57 (1, 1)	6.1		26	6	1	1	4	1	0	1	0	0	0	32	37	1.42	1.105
Fred Gladding, R ERA: 4.19 (7, 1)	1.0		4	2	2	2	1	0	0	0	0	0	1	6	6	18.00	2.000
Denny Lemaster, L ERA: 4.56 (8, 1)	0.2		6	2	2	2	0	2	0	0	0	0	0	4	12	27.00	6.000
George Culver, R ERA: 3.79 (9, 1)	0.2		3	1	0	0	0	0	0	0	0	0	0	3	3	0.00	1.500
Jack Dilauro, L ERA: 4.67 (9, 1)	1.1	W	6	1	0	0	0	1	0	0	0	0	0	5	9	0.00	1.500



Batter	1	2	3	4	5	6	7	8	9	AB R H RBI BB SO LOB	TOP											
Jesus Alou, R (1, 9) OBP: 0.358, SLG: 0.407	0-0 L5-3 1B		0-0 5-3 1-2		0-0 3B			0-0 BB 1B		4 0 3 0 0 0 1												
Joe Morgan, L (1, 4) OBP: 0.400, SLG: 0.379	0-0 L5-3 1-2		0-0 1-3		0-3 K			0-0 F4		4 0 0 0 0 1 4												
Jimmy Wynn, R (1, 7) OBP: 0.403, SLG: 0.512	0-3 K			0-0 HR			0-0 F3	4-0 BB 1-2 3-6 BB		3 1 1 1 1 1 0												
John Mayberry, L (1, 3) OBP: 0.325, SLG: 0.446		0-0 F9		0-0 CS 1B		0-0 F3		0-0 3-6		4 0 1 0 0 0 2												
Denis Menke, R (1, 5) OBP: 0.374, SLG: 0.414		4-0 FC5-4 BB		0-3 K 1-2		0-0 E6		0-0 F8		3 0 0 0 1 1 1												
Cesar Cedeno, R (1, 8) OBP: 0.300, SLG: 0.407		0-0 FC5-4 1-2f		0-0 E S 1B		0-0 1-3		0-0 4-3		4 0 1 0 0 0 2												
Marty Martinez, S (1, 6) OBP: 0.288, SLG: 0.260		0-3 K		0-0 1-3			0-0 G6-3 1B		0-3 K	4 0 1 0 0 2 2												
Larry Howard, R (1, 2) OBP: 0.333, SLG: 0.333			0-0 FC1-6 1B		0-0 F8		0-0 F9			3 0 1 0 0 0 1												
Don Wilson, R (1, 1) OBP: 0.132, SLG: 0.184			0-0 FC1-6		0-0 4-3		0-0 G6-3			2 0 0 0 0 0 1												
Tom Griffin, R (6, 1) OBP: 0.088, SLG: 0.091			1-2f PB							0 0 0 0 0 0 0												
Keith Lampard, L (7, PH) OBP: 0.273, SLG: 0.344										1 0 0 0 0 0 1												
Jim Ray, R (7, 1) OBP: 0.250, SLG: 0.250										0 0 0 0 0 0 0												
Inning Stats	R: 0 E: 0 K: 1 S: 5	H: 1 LOB: 0 BB: 0 P: 5	R: 0 E: 0 K: 1 S: 5	H: 0 LOB: 1 BB: 1 P: 9	R: 0 E: 0 K: 0 S: 4	H: 1 LOB: 1 BB: 0 P: 4	R: 1 E: 0 K: 1 S: 7	H: 3 LOB: 1 BB: 0 P: 7	R: 0 E: 0 K: 1 S: 6	H: 1 LOB: 1 BB: 0 P: 6	R: 0 E: 1 K: 0 S: 4	H: 0 LOB: 1 BB: 0 P: 4	R: 0 E: 0 K: 0 S: 3	H: 1 LOB: 0 BB: 0 P: 3	R: 0 E: 0 K: 0 S: 3	H: 1 LOB: 1 BB: 1 P: 7	R: 0 E: 0 K: 1 S: 5	H: 0 LOB: 0 BB: 0 P: 5	1B: 6 2B: 3 3B: 1 HR: 1	SF: 0 SAC: 0 DP: 4 HBP: 0	WP: 0 PB: 1 SB: 1 CS: 1	PA: 34
PITCHER Gaylord Perry, R (1, 1) ERA: 3.57	IP: 9.0 WLS: W BF: 34 H: 8 R: 1 ER: 1 SO: 5 BB: 2 IBB: 0 HBP: 0 BLK: 0 WP: 0 HR: 1 S: 42 P: 50 ERA: 1.00 WHIP: 1.111																				PITCHER IP: WLS: BF: H: R: ER: SO: BB: IBB: HBP: BLK: WP: HR: S: P: ERA: WHIP:	

Houston Astros @ San Francisco Giants
Candlestick Park, San Francisco, CA
Sun Aug 09 1970, 6:38 AM EDT
Att. 14,540 - Unknown

livebaseballscorecards.com

AB 32
R 1
H 8
RBI 1
BB 2
SO 5
LOB 15



Batter	1	2	3	4	5	6	7	8	9	AB	R	H	RBI	BB	SO	LOB
Bobby Bonds, R OBP: 0.391, SLG: 0.498 (1, 8)	0-3 K		0-0 F8		0-3 K		0-3 K			4	0	0	0	0	3	0
Tito Fuentes, S OBP: 0.302, SLG: 0.320 (1, 4)	0-0 F9		0-0 G5-4-3 1B		0-0 4-3		0-0 4-3			4	0	1	0	0	0	0
Ken Henderson, S OBP: 0.421, SLG: 0.489 (1, 9)	0-0 1B		0-0 G5-4-3 1-2f		0-0 3-1		0-0 2B	4-0 2B		3	1	1	0	1	0	1
Willie McCovey, L OBP: 0.427, SLG: 0.598 (1, 3)	0-3 K			0-0 BB 1B		0-0 2B		0-0 4-3 1B		4	2	3	1	0	1	1
Ron Hunt, R OBP: 0.409, SLG: 0.388 (1, 5)		0-0 2B		0-3 K		4-0 2B		0-0 4-3		3	2	1	0	1	1	2
Frank Johnson, R OBP: 0.351, SLG: 0.373 (1, 7)		0-0 1-3		0-3 K		0-0 1B		0-0 G3		4	1	1	2	0	1	3
Russ Gibson, R OBP: 0.324, SLG: 0.344 (1, 2)		0-0 2-H 2B		4-0 1-2 BB		0-0 2-H 1B		0-0 3-H 1B		3	0	3	3	1	0	0
Hal Lanier, R OBP: 0.261, SLG: 0.284 (1, 6)		0-3 K		0-0 F8		0-3 K		0-0 4-3		4	0	0	0	0	2	4
Gaylord Perry, R OBP: 0.125, SLG: 0.195 (1, 1)		0-3 K			0-0 4-3		0-3 K			3	0	0	0	0	2	1

Inning Stats	R: 0	H: 1	E: 0	K: 2	S: 8	H: 1	LOB: 1	BB: 0	P: 8	R: 1	H: 2	E: 0	K: 2	S: 9	H: 1	LOB: 0	BB: 0	P: 9	R: 0	H: 1	E: 0	K: 2	S: 8	H: 1	LOB: 2	BB: 1	P: 12	R: 0	H: 0	E: 0	K: 1	S: 5	H: 3	LOB: 0	BB: 1	P: 11	R: 0	H: 0	E: 0	K: 2	S: 7	H: 0	LOB: 0	BB: 0	P: 7	R: 2	H: 2	E: 0	K: 0	S: 5	H: 2	LOB: 1	BB: 1	P: 9
--------------	------	------	------	------	------	------	--------	-------	------	------	------	------	------	------	------	--------	-------	------	------	------	------	------	------	------	--------	-------	-------	------	------	------	------	------	------	--------	-------	-------	------	------	------	------	------	------	--------	-------	------	------	------	------	------	------	------	--------	-------	------

PITCHER																	1B: 5	SF: 0	WP: 0	PA: 35
IP	WLS	BF	H	R	ER	SO	BB	IBB	HBP	BLK	WP	HR	S	P	ERA	WHIP	2B: 5	SAC: 0	PB: 0	
Don Wilson, R (1, 1)	5.0		20	5	1	7	1	0	0	0	0	0	33	37	1.80	1.200	3B: 0 <td>DP: 1 <td>SB: 0</td> </td>	DP: 1 <td>SB: 0</td>	SB: 0	
Tom Griffin, R (6, 1)	1.0	L	6	3	3	1	1	0	0	0	0	0	7	11	27.00	4.000	HR: 0 <td>HBP: 0 <td>CS: 0</td> </td>	HBP: 0 <td>CS: 0</td>	CS: 0	
Jim Ray, R (7, 1)	2.0		9	2	2	2	1	0	0	0	0	0	12	16	9.00	1.500				

BOTTOM

Houston Astros @ San Francisco Giants
Candlestick Park, San Francisco, CA

livebaseballscores.com

AB	32
R	6
H	10
RBI	6
BB	3
SO	10
LOB	12



WP: 0	PA: 35
PB: 0	
SB: 0	
CS: 0	

Sun Aug 09 1970, 6:38 AM EDT
Att. 14,540 - Unknown

Batter	1	2	3	4	5	6	7	8	9	AB	R	H	RBI	BB	SO	LOB
Jesus Alou, R OBP: 0.356, SLG: 0.406 (1, 9)	0-0 4-3		0-0 1-H 2B		0-0 F8			0-0 6-3	0-3 K	5	0	1	1	0	1	3
Joe Morgan, L OBP: 0.399, SLG: 0.386 (1, 4)	0-0 1-3		0-0 6-3			0-0 F8			0-0 HR	4	1	1	1	0	0	1
Jimmy Wynn, R OBP: 0.399, SLG: 0.506 (1, 7)	0-0 5-3			0-3 K		0-0 P2			0-0 F3	4	0	0	0	0	1	0
John Mayberry, L OBP: 0.321, SLG: 0.435 (1, 3)		0-3 K		0-0 F9		0-3 K			0-0 1B 1B	4	1	1	0	0	2	0
Denis Menke, R OBP: 0.377, SLG: 0.417 (1, 6)		0-0 6-3		0-0 1B			0-0 G6-3 1B		0-0 1B G3 1B	4	1	3	0	0	0	0
Doug Rader, R OBP: 0.322, SLG: 0.440 (1, 5)		0-0 L8		0-3 K			0-0 G6-3 1-2f		0-0 1B G3 1B	4	1	1	1	0	1	2
Cesar Cedeno, R OBP: 0.300, SLG: 0.404 (1, 8)			0-0 2B 1B		0-0 6-3		0-0 5-3		0-0 G3	4	1	1	1	0	0	1
Johnny Edwards, L OBP: 0.274, SLG: 0.307 (1, 2)			0-0 F5		0-0 SH3-4 1B			0-0 G4-6-3 1B	0-0 1B	4	0	3	1	0	0	1
Ron Cook, L OBP: 0.267, SLG: 0.357 (9, PR)									0-0 1B	0	0	0	0	0	0	0
Jack Billingham, R OBP: 0.143, SLG: 0.077 (1, 1)			0-3 K		0-0 SH3-4			0-0 G4-6-3 1-2f	0-0 1B	1	0	0	0	0	1	1
Cesar Geronimo, L OBP: 0.333, SLG: 0.250 (8, PH)									0-0 1B	1	0	0	0	0	0	1
Jack Dilauro, S (9, 1)										0	0	0	0	0	0	0
Norm Miller, L OBP: 0.354, SLG: 0.349 (9, PH)									0-0 1B	0	0	0	0	0	0	0
Larry Howard, R OBP: 0.500, SLG: 0.500 (9, PH)										1	0	1	0	0	0	0

Inning Stats	R: 0	H: 0	E: 0	K: 0	S: 3	R: 0	H: 0	E: 0	K: 1	S: 5	R: 0	H: 0	E: 0	K: 2	S: 8	R: 0	H: 1	E: 0	K: 0	S: 4	R: 0	H: 0	E: 0	K: 1	S: 5	R: 0	H: 1	E: 0	K: 0	S: 3	R: 0	H: 6	E: 0	K: 1	S: 11	1B: 10	SF: 0	2B: 1	3B: 0	HR: 1
	0	0	0	0	3	0	0	0	1	5	0	0	0	2	8	0	1	0	0	4	0	0	0	0	0	5	0	1	0	0	3	0	1	0	11	2	0	0	1	

PITCHER	IP	WLS	BF	H	R	ER	SO	BB	IBB	HBP	BLK	WP	HR	S	P	ERA	WHIP
Jim Bunning, R ERA: 3.9 (1, 1)	8.2	W	35	11	5	5	5	0	0	0	0	0	1	45	45	5.19	1.269
Joe Hoerner, L ERA: 3.07 (9, 1)	0.0		1	1	0	0	0	0	0	0	0	0	0	1	1	∞	∞
Dick Selma, R ERA: 2.83 (9, 1)	0.1	S	1	0	0	0	1	0	0	0	0	0	0	3	3	0.00	0.000

Philadelphia Phillies @ Houston Astros
Astrodome, Houston, TX

Tue Aug 11 1970, 8:05 PM EDT
Att. 18,184 - Unknown

AB	36
R	5
H	12
RBI	5
BB	0
SO	6
LOB	10



Batter	1	2	3	4	5	6	7	8	9	AB R H RBI BB SO LOB	TOP											
Denny Doyle, L (1, 4) OBP: 0.292, SLG: 0.322	0-0 G3		0-0 1-3			0-0 L7		0-0 F7		4 0 0 0 0 0 0	Philadelphia Phillies @ Houston Astros Astrodome, Houston, TX Wed Aug 12 1970, 8:05 PM EDT Att: 16,677 - Unknown livebaseballscorecards.com AB 32 R 0 H 5 RBI 0 BB 0 SO 3 LOB 9											
Oscar Gamble, L (1, 8) OBP: 0.329, SLG: 0.330	0-3 K		0-0 5-3			0-0 4-3		0-0 F8	4 0 0 0 0 1 0													
John Briggs, L (1, 7) OBP: 0.344, SLG: 0.403	0-0 1B			0-0 4-3		0-0 P6		0-0 3-1	4 0 1 0 0 0 0													
Deron Johnson, R (1, 3) OBP: 0.332, SLG: 0.474	0-0 F7			0-0 P6		0-0 6-3		0-0 1B	4 0 1 0 0 0 1													
Ron Stone, L (1, 9) OBP: 0.339, SLG: 0.380		0-0 4-3 5-3 1B		0-0 1-3		0-0 G3		0-0 4-3	4 0 1 0 0 0 1													
Don Money, R (1, 5) OBP: 0.371, SLG: 0.486		0-0 5-3 1-2			0-0 FC1-4 1B	0-0 2B			3 0 2 0 0 0 1													
Larry Bowa, S (1, 6) OBP: 0.272, SLG: 0.286		0-0 4-3 2-3			0-0 FC1-4 1-2f	0-0 5-3			3 0 0 0 0 0 3													
Mike Ryan, R (1, 2) OBP: 0.266, SLG: 0.298		0-3 K			0-0 L9		0-3 K		3 0 0 0 0 2 2													
Grant Jackson, S (1, 1) OBP: 0.111, SLG: 0.086			0-0 4-3		0-0 4-3		0-0 6-3		2 0 0 0 0 0 1													
Tony Taylor, R (8, PH) OBP: 0.360, SLG: 0.442									1 0 0 0 0 0 0													
Fred Wenz, R (8, 1)									0 0 0 0 0 0 0													
Inning Stats	R: 0 E: 0 K: 1 S: 6	H: 1 LOB: 1 BB: 0 P: 6	R: 0 E: 0 K: 1 S: 6	H: 1 LOB: 1 BB: 0 P: 6	R: 0 E: 0 K: 0 S: 3	H: 0 LOB: 0 BB: 0 P: 3	R: 0 E: 0 K: 0 S: 3	H: 0 LOB: 0 BB: 0 P: 3	R: 0 E: 0 K: 0 S: 4	H: 1 LOB: 1 BB: 0 P: 4	R: 0 E: 0 K: 0 S: 3	H: 0 LOB: 0 BB: 0 P: 3	R: 0 E: 0 K: 0 S: 4	H: 1 LOB: 1 BB: 0 P: 4	R: 0 E: 0 K: 0 S: 5	H: 0 LOB: 0 BB: 0 P: 5	R: 0 E: 0 K: 0 S: 4	H: 1 LOB: 1 BB: 0 P: 4	1B: 4 2B: 1 3B: 0 HR: 0	SF: 0 SAC: 0 DP: 0 HBP: 0	WP: 0 PB: 0 SB: 0 CS: 0	PA: 32
PITCHER Larry Dierker, R (1, 1) ERA: 3.86	IP: 9.0 WLS: W BF: 32 H: 5 R: 0 ER: 0 SO: 3 BB: 0 IBB: 0 HBP: 0 BLK: 0 WP: 0 HR: 0 S: 38 P: 38 ERA: 0.00 WHIP: 0.556																					



Batter	1	2	3	4	5	6	7	8	9	AB	R	H	RBI	BB	SO	LOB
Jesus Alou, R OBP: 0.351, SLG: 0.401 (1, 9)	0-0 4-3	0-0 5-3		0-0 F4		0-0 G1				4	0	0	0	0	0	3
Joe Morgan, L OBP: 0.396, SLG: 0.382 (1, 4)	0-0 P5		0-0 4-3		0-0 F9		0-0 4-3			4	0	0	0	0	0	0
Jimmy Wynn, R OBP: 0.398, SLG: 0.504 (1, 7)	0-0 1B		0-0 F2		0-0 F7		0-3 K			4	0	1	0	0	1	0
Doug Rader, R OBP: 0.323, SLG: 0.439 (1, 5)	0-0 F8		0-0 E 1B		4-0 BB		0-0 P4			3	0	1	0	1	0	1
Denis Menke, R OBP: 0.378, SLG: 0.425 (1, 6)		0-0 1B 2B 1B		0-0 E5 1-2		0-0 F9		0-0 HR		4	2	2	1	0	0	2
Cesar Cedeno, R OBP: 0.299, SLG: 0.401 (1, 8)		0-0 1-2 2B 1B		0-0 F8		0-0 F8		0-0 4-3		4	0	1	0	0	0	2
John Mayberry, L OBP: 0.329, SLG: 0.444 (1, 3)		0-0 E 1-1 2-H 2B		0-0 4-3		4-0 1B SH1-3 BB		0-0 6-3		3	2	1	1	1	0	0
Johnny Edwards, L OBP: 0.276, SLG: 0.309 (1, 2)		0-0 E7 2-H 1B		0-3 K		0-0 SH1-3 1-3 1B		0-0 F8		4	0	2	1	0	1	0
Larry Dierker, R OBP: 0.159, SLG: 0.164 (1, 1)		0-3 K		0-0 1B		0-0 SH1-3 1-2 3-H				2	0	1	1	0	1	1

Inning Stats	R: 0	H: 1	E: 0	LOB: 1	K: 0	BB: 0	S: 4	P: 4
	R: 2	H: 4	E: 1	LOB: 1	K: 1	BB: 0	S: 8	P: 8
	R: 0	H: 1	E: 1	LOB: 2	K: 0	BB: 0	S: 5	P: 5
	R: 0	H: 1	E: 0	LOB: 1	K: 1	BB: 0	S: 6	P: 6
	R: 0	H: 0	E: 0	LOB: 1	K: 0	BB: 1	S: 3	P: 7
	R: 1	H: 1	E: 0	LOB: 1	K: 0	BB: 1	S: 4	P: 8
	R: 0	H: 0	E: 0	LOB: 0	K: 1	BB: 0	S: 5	P: 5
	R: 1	H: 1	E: 0	LOB: 0	K: 0	BB: 0	S: 4	P: 4

PITCHER	IP	WLS	BF	H	R	ER	SO	BB	IBB	HBP	BLK	WP	HR	S	P	ERA	WHIP
Grant Jackson, L ERA: 5.05 (1, 1)	7.0	L	31	8	3	3	3	2	0	0	0	0	0	35	43	3.86	1.429
Fred Wenz, R ERA: 4.61 (8, 1)	1.0		4	1	1	1	0	0	0	0	0	0	1	4	4	9.00	1.000

Philadelphia Phillies @ Houston Astros
Astrodome, Houston, TX
Wed Aug 12 1970, 8:05 PM EDT
Att. 16,677 - Unknown

AB	32
R	4
H	9
RBI	4
BB	2
SO	3
LOB	9



WP	PA	3B	SF	SAC	DP	HBP	CS
0	35	0	0	1	0	0	0

Batter	1	2	3	4	5	6	7	8	9	AB R H RBI BB SO LOB	TOP											
Gary Sutherland, R OBP: 0.276, SLG: 0.261 (1, 4)	0-0 5-3	0-0 1B		0-0 6-3			0-0 F7		0-0 F9	5 0 1 1 0 0 0												
Rusty Staub, L OBP: 0.413, SLG: 0.535 (1, 9)	0-0 1B	0-0 4-3			0-0 HR		0-0 G3		0-0 HR	5 2 3 2 0 0 1												
Adolfo Phillips, R OBP: 0.344, SLG: 0.379 (1, 8)	0-0 F7		0-0 IHR		0-0 6-3			0-0 2B 1B	1-0 S 1B HBP	4 3 2 1 0 0 1												
Bob Bailey, R OBP: 0.439, SLG: 0.681 (1, 7)	0-0 L9		1-0 SH1-4 HBP		0-0 4-3			0-0 F7	0-3 K	3 0 0 0 0 0 2												
Jim Gosger, L OBP: 0.362, SLG: 0.379 (8, 7)									1-2	1 0 0 0 0 1 1												
John Bateman, R OBP: 0.263, SLG: 0.365 (1, 2)		0-0 E WP 2B	0-0 SH1-4		0-0 5-3			0-0 2B 1B	0-0 FC5-4 1B	4 2 3 1 0 0 0												
Coco Laboy, R OBP: 0.259, SLG: 0.318 (1, 5)		0-0 E9 1B WP 1B	0-0 6-3			0-0 F9		0-0 1B E 2B	0-0 FC5-4	5 2 1 1 0 0 3												
John Boccabella, R OBP: 0.325, SLG: 0.436 (1, 3)		0-0 SH1-4 1B 1B	0-0 5-3			0-0 CS 1B		0-0 E 1B IBB		3 1 2 0 1 0 1												
Bobby Wine, R OBP: 0.282, SLG: 0.290 (1, 6)		0-0 SH1-4 1B 1B		0-0 6-3		0-0 4-3		0-0 E9 1B		4 0 2 2 0 0 1												
Steve Renko, R OBP: 0.192, SLG: 0.196 (1, 1)		0-0 SH1-4		0-0 5-3			0-0 F3	0-0 3-1		3 0 0 0 0 0 1												
Inning Stats	R: 0 E: 0 K: 0 S: 4	H: 1 LOB: 1 BB: 0 P: 4	R: 3 E: 1 K: 0 S: 7	H: 4 LOB: 1 BB: 0 P: 7	R: 1 E: 0 K: 0 S: 4	H: 1 LOB: 1 BB: 0 P: 5	R: 0 E: 0 K: 0 S: 3	H: 0 LOB: 0 BB: 0 P: 3	R: 1 E: 0 K: 0 S: 4	H: 1 LOB: 0 BB: 0 P: 4	R: 0 E: 0 K: 0 S: 3	H: 1 LOB: 0 BB: 0 P: 3	R: 0 E: 0 K: 0 S: 3	H: 0 LOB: 0 BB: 0 P: 3	R: 3 E: 1 K: 0 S: 6	H: 4 LOB: 1 BB: 1 P: 10	R: 2 E: 0 K: 1 S: 7	H: 2 LOB: 1 BB: 0 P: 8	1B: 9 2B: 2 3B: 0 HR: 3	SF: 0 SAC: 2 DP: 0 HBP: 2	WP: 1 PB: 0 SB: 1 CS: 1	PA: 42
PITCHER	IP WLS BF H R ER SO BB IBB HBP BLK WP HR S P ERA WHIP																					
Ron Cook, L ERA: 3.86 (1, 1)	2.0 L 13 6 4 3 0 0 0 0 1 0 12 13 13.50 3.000																					
Jim Ray, R ERA: 3.98 (3, 1)	3.0 10 1 1 1 0 0 0 0 0 0 10 10 3.00 0.333																					
Denny Lemaster, L ERA: 4.53 (6, 1)	1.0 3 1 0 0 0 0 0 0 0 0 3 3 0.00 1.000																					
Jack Dilauro, L ERA: 4.91 (7, 1)	1.1 7 3 3 2 0 0 0 0 0 0 7 7 13.50 2.250																					
George Culver, R ERA: 3.89 (8, 1)	1.2 9 3 2 2 1 0 1 1 0 0 1 9 14 10.80 1.800																					

Montreal Expos @ Houston Astros
 Astrodome, Houston, TX
 Fri Aug 14 1970, 8:05 PM EDT
 Att: 13,772 - Unknown

AB	37
R	10
H	14
RBI	8
BB	1
SO	1
LOB	11



Batter	1	2	3	4	5	6	7	8	9	AB R H RBI BB SO LOB
Jesus Alou, R (1, 9) OBP: 0.356, SLG: 0.409	0-0 2B		0-0 1B		0-0 FC3-6 BB		0-0 2B 1B		0-0 6-3	5 1 3 0 0 0 1
Joe Morgan, L (1, 4) OBP: 0.389, SLG: 0.375	0-0 B1		0-0 F3		0-0 F4		0-0 F9		0-0 3-1	5 0 0 0 0 0 4
Jimmy Wynn, R (1, 7) OBP: 0.401, SLG: 0.503	0-0 F4		0-0 FC6-4		4-0 BB		0-0 1B 2B		4-0 1B BB	3 1 1 0 2 0 2
John Mayberry, L (1, 3) OBP: 0.319, SLG: 0.420	0-0 F3			0-3 K	0-0 1-3		0-0 L9		0-0 1B	5 0 1 0 0 1 5
Denis Menke, R (1, 6) OBP: 0.381, SLG: 0.424		0-0 E5 1B		4-0 BB BB		4-0 FC6-4 BB		0-0 1B	0-0 F7	3 0 2 2 2 0 2
Doug Rader, R (1, 5) OBP: 0.320, SLG: 0.433		0-3 K		0-0 F7		0-0 FC6-4 BB		0-0 F7		4 0 0 0 0 1 4
George Culver, R (8, 1) OBP: 0.182, SLG: 0.300		0-3 K		4-0 BB		4-0 FC4-6 BB				0 0 0 0 0 0 0
Cesar Cedeno, R (1, 8) OBP: 0.301, SLG: 0.401		0-3 K		4-0 BB		4-0 FC4-6 BB		0-0 F6		1 0 0 0 0 1 1
Norm Miller, L (3, 9) OBP: 0.357, SLG: 0.345		0-3 K		1-2 BB		1-2 BB		0-0 G3		1 0 0 0 2 0 0
Johnny Edwards, L (1, 2) OBP: 0.278, SLG: 0.306		0-0 1-3		0-0 F5		0-0 FC4-6		0-0 K		4 0 0 0 0 0 5
Ron Cook, L (1, 1) OBP: 0.267, SLG: 0.357			0-0 F4		0-0 FC3-6 1B		0-3 K		0-3 K	0 0 0 0 0 0 0
Jim Ray, R (3, 1) OBP: 0.238, SLG: 0.238										1 0 0 0 0 0 0
Cesar Ceronimo, L (5, PH) OBP: 0.400, SLG: 0.333										1 0 1 0 0 0 0
Denny Lemaster, R (8, 1) OBP: 0.250, SLG: 0.238										0 0 0 0 0 0 0
Keith Lampard, L (8, PH) OBP: 0.250, SLG: 0.339										1 0 0 0 0 0 1 2
Jack Dilauro, S (7, 1) OBP: 0.283, SLG: 0.255										0 0 0 0 0 0 0
Marty Martinez, S (8, 5) OBP: 0.283, SLG: 0.255										1 0 0 0 0 0 1 0

Inning Stats	R: 0 E: 0 K: 0 S: 4	H: 1 LOB: 1 BB: 0 P: 4	R: 0 E: 1 K: 2 S: 8	H: 1 LOB: 1 BB: 0 P: 8	R: 0 E: 0 K: 1 S: 4	H: 1 LOB: 1 BB: 0 P: 4	R: 0 E: 0 K: 1 S: 5	H: 0 LOB: 2 BB: 2 P: 13	R: 0 E: 0 K: 0 S: 4	H: 1 LOB: 2 BB: 1 P: 8	R: 0 E: 0 K: 1 S: 5	H: 0 LOB: 2 BB: 2 P: 13	R: 2 E: 0 K: 0 S: 6	H: 3 LOB: 1 BB: 0 P: 6	R: 0 E: 0 K: 1 S: 5	H: 0 LOB: 0 BB: 0 P: 5	R: 0 E: 0 K: 0 S: 4	H: 1 LOB: 2 BB: 1 P: 8	1B: 6 2B: 2 3B: 0 HR: 0	SF: 0 SAC: 0 DP: 0 HBP: 0	WP: 0 PB: 0 SB: 0 CS: 0	PA: 41
--------------	------------------------------	---------------------------------	------------------------------	---------------------------------	------------------------------	---------------------------------	------------------------------	----------------------------------	------------------------------	---------------------------------	------------------------------	----------------------------------	------------------------------	---------------------------------	------------------------------	---------------------------------	------------------------------	---------------------------------	----------------------------------	------------------------------------	----------------------------------	--------


PITCHER	IP	WLS	BF	H	R	ER	SO	BB	IBB	HBP	BLK	WP	HR	S	P	ERA	WHIP
Steve Renko, R ERA: 4.67	(1, 1)	9.0	41	8	2	2	5	6	0	0	0	0	0	45	69	2.00	1.556

BOTTOM

Montreal Expos @ Houston Astros
Astrodome, Houston, TX

Fri Aug 14 1970, 8:05 PM EDT
Att. 13,772 - Unknown

AB	35
R	2
H	8
RBI	2
BB	6
SO	5
LOB	26



Batter	1	2	3	4	5	6	7	8	9	AB	R	H	RBI	BB	SO	LOB	TOP										
Mack Jones, L (1, 7) OBP: 0.404, SLG: 0.496	0-0 2B	0-0 1B		0-0 1B		0-0 G4-6-3		0-0 F9		5	0	3	0	0	0	2											
Jim Fairey, L (1, 8) OBP: 0.303, SLG: 0.371	0-0 F6	0-3 K		0-0 F8		0-0 F8			0-3 K	3	0	0	0	0	1	5											
John Strohmayr, R (6, 1) OBP: 0.167, SLG: 0.167										0	0	0	0	0	0	0											
Coco Laboy, R (9, PH) OBP: 0.259, SLG: 0.317										1	0	0	0	0	1	0											
Rusty Staub, L (1, 9) OBP: 0.411, SLG: 0.538	0-3 K		0-0 F7		0-0 4-3		0-0 F9		0-0 HR	5	1	1	1	0	1	1											
Bob Bailey, R (1, 5) OBP: 0.442, SLG: 0.692	4-0 BB		0-0 FC1-5 1B		0-0 HR		0-0 F8		0-0 F2	4	1	2	1	1	0	0											
Jim Gosger, L (1, 3) OBP: 0.373, SLG: 0.402	0-0 F9		0-0 FC1-5 1B		0-0 1B		0-0 1B		0-0 1B 3B	5	1	4	0	0	0	2											
John Bateman, R (1, 2) OBP: 0.265, SLG: 0.365		0-0 5-3	0-0 FC1-5 FC6-4		0-3 K		0-0 FC6-4 1B		0-0 WP 1B	5	0	2	1	0	1	3											
Gary Sutherland, R (1, 4) OBP: 0.271, SLG: 0.256		0-0 F7	0-0 FC6-4		0-0 F8		0-0 FC6-4		0-0 4-3	5	0	0	0	0	0	6											
Bobby Wine, R (1, 6) OBP: 0.283, SLG: 0.291		0-0 1B 1B		0-0 F8		0-0 G4-6-3 1B		0-0 6-3		2	0	1	0	0	0	0											
Ron Brand, R (4, 6) OBP: 0.292, SLG: 0.303										2	0	1	0	0	0	0											
Carl Morton, R (1, 1) OBP: 0.236, SLG: 0.250		0-0 1B		0-3 K		0-0 G4-6-3 1B		0-0 F8		2	0	1	0	0	1	0											
Boots Day, L (4, 8) OBP: 0.267, SLG: 0.267										2	0	1	0	0	0	0											
Mike Marshall, R (4, 1)										0	0	0	0	0	0	0											
Mary Staehle, L (6, PH) OBP: 0.322, SLG: 0.277		1-2 1B								1	0	0	0	0	0	1											
Inning Stats	R: 0 E: 0 K: 1 S: 6	H: 1 LOB: 2 BB: 1 P: 10	R: 0 E: 0 K: 1 S: 8	H: 3 LOB: 3 BB: 0 P: 8	R: 0 E: 0 K: 0 S: 5	H: 2 LOB: 2 BB: 0 P: 5	R: 0 E: 0 K: 1 S: 6	H: 1 LOB: 1 BB: 0 P: 6	R: 1 E: 0 K: 1 S: 7	H: 2 LOB: 1 BB: 0 P: 7	R: 0 E: 0 K: 0 S: 4	H: 2 LOB: 1 BB: 0 P: 4	R: 1 E: 0 K: 0 S: 5	H: 2 LOB: 1 BB: 0 P: 5	R: 0 E: 0 K: 0 S: 3	H: 0 LOB: 0 BB: 0 P: 3	R: 1 E: 0 K: 1 S: 8	H: 3 LOB: 2 BB: 0 P: 8	1B: 12 2B: 1 3B: 1 HR: 2	SF: 0 SAC: 0 DP: 1 HBP: 0	WP: 1 PB: 0 SB: 0 CS: 0	PA: 43					
PITCHER	IP	WLS	BF	H	R	ER	SO	BB	IBB	HBP	BLK	WP	HR	S	P	ERA	WHIP										
Don Wilson, R (1, 1) ERA: 3.96	8.2	W	42	16	3	3	5	1	0	0	0	0	2	51	55	3.12	1.962										
Fred Gladding, R (9, 1) ERA: 4.09	0.1	S	1	0	0	0	0	0	0	0	0	1	0	1	1	0.00	0.000										

Montreal Expos @ Houston Astros
 Astrodome, Houston, TX
 Sat Aug 15 1970, 4:33 AM EDT
 Att. 14,527 - Dome

livebaseballscorecards.com

AB	42
R	3
H	16
RBI	3
BB	1
SO	5
LOB	20



Batter	1	2	3	4	5	6	7	8	9	AB	R	H	RBI	BB	SO	LOB
Jesus Alou, R OBP: 0.351, SLG: 0.402 (1, 7)	0-0 6-3	0-0 F5	0-0 FC4-6		0-3 K		0-0 6-3			5	0	0	0	0	1	4
Joe Morgan, L OBP: 0.394, SLG: 0.375 (1, 4)	1-0 2B HBP		0-0 S E 1B	4-0 BB BB BB BB		4-0 6-3 FC3-2 BB		0-0 F7		2	2	1	0	2	0	0
Jimmy Wynn, R OBP: 0.401, SLG: 0.503 (1, 8)	0-0 G3 1-H 2B		0-0 F9	4-0 BB BB BB BB		0-0 6-3		0-3 K		4	0	1	1	1	1	1
John Mayberry, L OBP: 0.303, SLG: 0.395 (1, 3)	0-0 G3 2-3		0-3 K	0-3 K		0-0 FC3-2 WP		0-0 F5		5	0	0	0	0	2	4
Denis Menke, R OBP: 0.382, SLG: 0.426 (1, 6)	4-0 S BB		0-0 HR 2B	0-0 F8		0-0 6-3				3	1	1	0	1	0	3
Doug Rader, R OBP: 0.323, SLG: 0.442 (1, 5)	0-0 6-3 1-2		0-0 HR	4-0 1-2 2-3 BB				0-0 2B 1B		3	2	2	2	1	0	2
Johnny Edwards, L OBP: 0.283, SLG: 0.312 (1, 2)		4-0 SH1 BB	0-0 1B 1B	0-3 K				0-0 1B 2B		3	2	2	1	1	1	3
Cesar Geronimo, L OBP: 0.462, SLG: 0.417 (1, 9)		0-0 SH1 1-2	0-0 1B 1B		0-0 6-3			0-0 6-3 SH2-3 1B		3	0	2	1	0	0	0
Don Wilson, R OBP: 0.146, SLG: 0.195 (1, 1)		0-3 K	0-0 FC4-6 1B		0-0 1-3			0-0 SH2-3		3	0	1	1	0	1	1
Fred Gladding, L (9, 1)										0	0	0	0	0	0	0

Inning Stats	R: 1	H: 1	E: 0	K: 0	S: 4	LOB: 2	BB: 1	P: 9	R: 0	H: 0	E: 0	K: 1	S: 5	LOB: 1	BB: 1	P: 9	R: 4	H: 6	E: 0	K: 1	S: 11	LOB: 2	BB: 0	P: 11	R: 0	H: 0	E: 0	K: 2	S: 7	LOB: 3	BB: 3	P: 19	R: 0	H: 0	E: 0	K: 1	S: 5	LOB: 0	BB: 0	P: 5	R: 0	H: 0	E: 0	K: 0	S: 3	LOB: 1	BB: 1	P: 7	R: 2	H: 3	E: 0	K: 0	S: 5	LOB: 0	BB: 0	P: 5	R: 0	H: 0	E: 0	K: 1	S: 5	LOB: 0	BB: 0	P: 5
PITCHER	IP	WLS	BF	H	R	ER	SO	BB	IBB	HBP	BLK	WP	HR	S	P	ERA	WHIP																																															
Carl Morton, R ERA: 3.76 (1, 1)	3.0	L	21	7	5	5	2	4	0	1	0	0	0	20	37	15.00	3.667																																															
Mike Marshall, R ERA: 4.93 (4, 1)	2.0		7	0	0	0	3	1	0	0	0	0	0	12	16	0.00	0.500																																															
John Strohmayr, R ERA: 4.77 (6, 1)	3.0		12	3	2	2	1	1	0	0	0	1	0	13	17	6.00	1.333																																															
	1B: 6	2B: 3	3B: 0	HR: 1	SF: 0	SAC: 2	DP: 0	HBP: 1	WP: 1	PA: 40	ERA	WHIP																																																				

BOTTOM

Montreal Expos @ Houston Astros
Astrodome, Houston, TX
Sat Aug 15 1970, 4:33 AM EDT
Att. 14,527 - Dome

AB	31
R	7
H	10
RBI	6
BB	6
SO	6
LOB	18



1B: 6	SF: 0	WP: 1	PA: 40
2B: 3	SAC: 2	PB: 0	
3B: 0	DP: 0	SB: 2	
HR: 1	HBP: 1	CS: 0	

livebaseballscorecards.com

Batter	1	2	3	4	5	6	7	8	9	AB R H RBI BB SO LOB	TOP		
Boots Day, L OBP: 0.368, SLG: 0.333 (1, 8) X	0-0 WP FC5-2 HBP 1B		0-0 WP FC3-2 1B	4-0 BB CS 1B BB		0-0 SH5-4 1-2 2-3		0-0 5-3		3 0 2 0 1 0 0			
Mack Jones, L OBP: 0.407, SLG: 0.496 Adolfo Phillips, R OBP: 0.346, SLG: 0.376 (6, PH) (6, 7) H	1-0 FC5-2 WP 1-2 HBP		0-0 FC3-2 WP 1-2 2B 1B	0-3 K		4-0 FC5-2 BB		0-0 F8		2 1 1 0 0 1 1 1 0 0 0 1 0 0			
Rusty Staub, L OBP: 0.411, SLG: 0.535 (1, 9) X	0-0 L6 1-2 2-3		0-0 FC3-2 BB 1-3 2-H 2B	0-0 BB 1B		0-0 FC5-2 1-2 2-3 3-Hf		4-0 HR BB		4 2 1 0 1 0 7			
Bob Bailey, R OBP: 0.445, SLG: 0.702 Coco Laboy, R OBP: 0.259, SLG: 0.317 (1, 5) X (9, 5) X	0-0 FC5-2 FC6 2-3 3-H		4-0 2B BB 1-2	4-0 BB		0-0 6-3		0-0 HR		3 2 1 2 2 0 5 0 0 0 0 0 0 0			
Jim Gosger, L OBP: 0.373, SLG: 0.408 (1, 3) X	0-0 FC6 1-2f		0-0 6-3 2B 1-H 2-H 3-H	0-0 CS 1B 3-H		0-0 CS		0-0 F8		5 0 2 3 0 0 2			
Ron Brand, R OBP: 0.287, SLG: 0.298 (1, 6)		0-3 K	0-0 6-3 2-3		0-0 F8 1-2		0-0 1B		0-0 F8	5 0 1 0 0 1 2			
Mary Staehle, L OBP: 0.322, SLG: 0.275 Gary Sutherland, R OBP: 0.269, SLG: 0.254 (1, 4) (7, PH) (7, 4) X		0-0 E4	4-0 FC6-4 BB		0-3 K		0-0 F7		0-0 F4	2 0 0 0 1 1 0 2 0 0 0 0 0 1			
John Boccabella, R OBP: 0.322, SLG: 0.430 (1, 2)		0-3 K	0-0 FC6-4 1-2f		0-0 SH5-4 SH FC5-2 1B		0-0 F7			4 0 1 0 0 1 4			
Dan McGinn, L OBP: 0.114, SLG: 0.114 Howie Reed, R Don Hahn, R OBP: 0.375, SLG: 0.282 Claude Raymond, R (1, 1) (7, 1) (8, PH) (8, 1) X		0-3 K		0-0 3-1		0-0 SH FC5-2 SH5-4 1-2		0-3 K		2 0 0 0 0 1 1 0 0 0 0 0 0 0 1 0 0 0 0 1 0 0 0 0 0 0 0 0			
Inning Stats	R: 0 H: 1 E: 0 LOB: 2 K: 0 BB: 0 S: 4 P: 5	R: 0 H: 0 E: 1 LOB: 1 K: 3 BB: 0 S: 10 P: 10	R: 3 H: 3 E: 0 LOB: 2 K: 0 BB: 2 S: 6 P: 14	R: 0 H: 1 E: 0 LOB: 2 K: 1 BB: 2 S: 5 P: 13	R: 0 H: 1 E: 0 LOB: 0 K: 1 BB: 0 S: 5 P: 5	R: 0 H: 1 E: 0 LOB: 3 K: 0 BB: 1 S: 5 P: 9	R: 0 H: 1 E: 0 LOB: 1 K: 0 BB: 0 S: 4 P: 4	R: 0 H: 0 E: 0 LOB: 0 K: 1 BB: 0 S: 5 P: 5	R: 2 H: 1 E: 0 LOB: 0 K: 0 BB: 1 S: 4 P: 8	1B: 7 SF: 0 2B: 1 SAC: 2 3B: 0 DP: 0 HR: 1 HBP: 1	WP: 2 PA: 44 PB: 0 SB: 0 CS: 2		
PITCHER	IP WLS BF H R ER SO BB IBB HBP BLK WP HR S P ERA WHIP											PITCHER	IP WLS BF H R ER SO BB IBB HBP BLK WP HR S P ERA WHIP
Jack Billingham, R ERA: 3.6 (1, 1)	3.2												
Ron Cook, L ERA: 3.75 (4, 1)	4.1 L												
Denny Lemaster, L ERA: 4.56 (9, 1)	1.0												

Montreal Expos @ Houston Astros
Astrodome, Houston, TX
Sun Aug 16 1970, 4:33 AM EDT
Att. 19,235 - Dome

livebaseballscorecards.com

AB 34
R 5
H 9
RBI 5
BB 6
SO 6
LOB 23





Batter	1	2	3	4	5	6	7	8	9	AB	R	H	RBI	BB	SO	LOB
Jesus Alou, R OBP: 0.348, SLG: 0.398 (1, 9)	0-0 1-3	0-0 4-3		0-0 F7		0-0 FC6-4		4-0 IBB		4	0	0	0	1	0	2
Joe Morgan, L OBP: 0.395, SLG: 0.376 (1, 4)	4-0 FC5-4	0-0 F2			0-0 2B		4-0 1B	0-3 K		2	1	1	0	1	0	1
Hector Torres, R OBP: 0.283, SLG: 0.292 (7, 4)	BB									1	0	0	0	1	1	2
Jimmy Wynn, R OBP: 0.403, SLG: 0.505 (1, 8)	0-0 FC5-4		4-0 G4-6-3		0-0 SH3		0-0 F8		0-0 SH3	4	1	2	1	1	0	2
Doug Rader, R OBP: 0.325, SLG: 0.440 (1, 5)	1-0 1B		0-0 G4-6-3		0-0 SH3		0-0 1-3		1-0 SH3	2	1	0	0	0	0	2
Denis Menke, R OBP: 0.387, SLG: 0.429 (1, 7)	0-0 1B		4-0 1B		1-0 HBP		0-0 1B		0-0 SH3	2	0	2	1	1	0	0
Marty Martinez, S OBP: 0.288, SLG: 0.261 (1, 6)	0-0 1B		0-0 1B		0-0 G6-3		0-0 G3		0-3 K	5	0	2	1	0	1	6
John Mayberry, L OBP: 0.308, SLG: 0.382 (1, 3)	0-0 F4		0-3 K		4-0 FC6-4		0-0 F3		4-0 IBB	3	0	0	0	2	1	4
Johnny Edwards, L OBP: 0.284, SLG: 0.316 (1, 2)		0-0 2B		0-0 5-3		0-0 F8		0-0 5-3		1	0	1	0	0	0	0
Larry Howard, R OBP: 0.250, SLG: 0.250 (4, 2)									0-3 K	4	0	0	0	0	1	4
Jack Billingham, R OBP: 0.140, SLG: 0.075 (1, 1)		0-0 F5		0-3 K		0-3 K		0-0 3B		1	0	0	0	0	0	1
Ron Cook, L OBP: 0.278, SLG: 0.471 (4, 1)										3	0	1	0	0	2	1
Denny Lemaster, R OBP: 0.250, SLG: 0.238 (9, 1)										0	0	0	0	0	0	0

Inning Stats	R: 2	H: 2	E: 0	K: 5	S: 5	H: 2	LOB: 2	BB: 1	P: 10	R: 0	H: 1	E: 0	K: 0	S: 4	H: 1	LOB: 1	BB: 0	P: 4	R: 0	H: 1	E: 0	K: 1	S: 5	R: 1	H: 2	E: 0	K: 0	S: 4	R: 0	H: 0	E: 0	K: 1	S: 5	R: 0	H: 0	E: 0	K: 0	S: 4	R: 0	H: 1	E: 0	K: 0	S: 6	R: 0	H: 1	E: 0	K: 1	S: 6	R: 0	H: 1	E: 0	K: 2	S: 8	R: 0	H: 1	E: 0	K: 2	S: 8	R: 0	H: 1	E: 0	K: 2	S: 8	1B: 6	SF: 0	2B: 2	SAC: 2	3B: 1	DP: 2	HR: 0	HBP: 3	WP: 0	PA: 44
PITCHER	IP	WLS	BF	H	R	ER	SO	BB	IBB	HBP	BLK	WP	HR	S	P	ERA	WHIP																																																								
Dan McGinn, L ERA: 5.04 (1, 1)	6.0		29	6	3	3	3	5	0	2	0	0	0	28	50	4.50	1.833																																																								
Howie Reed, R ERA: 3.46 (7, 1)	1.0		4	1	0	0	0	0	0	0	0	0	0	4	4	0.00	1.000																																																								
Claude Raymond, R ERA: 4.13 (8, 1)	2.0	W	11	2	0	0	3	0	2	1	0	0	0	14	23	0.00	1.000																																																								

Montreal Expos @ Houston Astros
Astrodome, Houston, TX
Sun Aug 16 1970, 4:33 AM EDT
Att. 19,235 - Dome

AB	32
R	3
H	9
RBI	3
BB	7
SO	6
LOB	25



Batter	1	2	3	4	5	6	7	8	9	AB R H RBI BB SO LOB	TOP	
Jesus Alou, R (1, 7) <small>OBP: 0.347, SLG: 0.396</small> George Culver, R (8, 1) <small>OBP: 0.182, SLG: 0.300</small>	0-0 6-3			0-0 G6-3 1B		0-0 4-3		0-0 5-3		4 0 1 0 0 0 1 0 0 0 0 0 0 0		
Joe Morgan, L (1, 4) <small>OBP: 0.394, SLG: 0.373</small>	0-3 K			0-0 G6-3 1-2f			0-3 K		4-0 G3-6-3 BB	3 0 0 0 1 2 1		
Jimmy Wynn, R (1, 8) <small>OBP: 0.400, SLG: 0.500</small>	0-0 F7			0-0 F7			0-0 5-3		0-0 P4	4 0 0 0 0 0 1		
Norm Miller, L (1, 9) <small>OBP: 0.355, SLG: 0.339</small> <small>(7, 2)</small>		0-3 K			0-0 F7		4-0 BB		0-0 G3-6-3 1-2f	3 0 0 0 1 1 1		
Denis Menke, R (1, 6) <small>OBP: 0.387, SLG: 0.430</small>		0-0 G2			0-0 FC6-5 2B		0-0 P3			3 0 1 0 0 0 1		
Doug Rader, R (1, 5) <small>OBP: 0.323, SLG: 0.437</small>		0-3 K			0-0 FC6-5 2-3			0-0 6-3		3 0 0 0 0 1 1		
John Mayberry, L (1, 3) <small>OBP: 0.318, SLG: 0.396</small>			4-0 G4-6-3 BB		0-3 K			0-0 1B 2B		2 1 1 0 1 1 1		
Larry Howard, R (1, 2) <small>OBP: 0.273, SLG: 0.273</small> <small>(7, 7)</small>			0-0 G4-6-3 1-2f		0-3 K			0-0 2-H 1B		3 0 1 1 0 1 1		
Larry Dierker, R (1, 1) <small>OBP: 0.187, SLG: 0.162</small> Denny Lemaster, R (3, 1) <small>OBP: 0.250, SLG: 0.238</small> Cesar Geronimo, L (6, PH) <small>OBP: 0.420, SLG: 0.395</small> Jack Diltauro, S (6, 1) Keith Lampard, L (8, PH) <small>OBP: 0.265, SLG: 0.333</small> <small>(8, 9)</small>			0-3 K		0-0 P6			0-0 F7		1 0 0 0 0 0 1 0 0 0 0 0 0 0 0 0 1 0 0 0 0 0 0 0 0 0 0 0 0 0 0 0 1 0 0 0 0 0 0 1		
Inning Stats	R: 0 H: 0 E: 0 LOB: 0 K: 1 BB: 0 S: 5 P: 5	R: 0 H: 0 E: 0 LOB: 0 K: 2 BB: 0 S: 7 P: 7	R: 0 H: 0 E: 0 LOB: 0 K: 1 BB: 1 S: 4 P: 8	R: 0 H: 1 E: 0 LOB: 0 K: 0 BB: 0 S: 3 P: 3	R: 0 H: 1 E: 0 LOB: 1 K: 1 BB: 0 S: 6 P: 6	R: 0 H: 0 E: 0 LOB: 0 K: 1 BB: 0 S: 5 P: 5	R: 0 H: 0 E: 0 LOB: 1 K: 1 BB: 1 S: 5 P: 9	R: 1 H: 2 E: 0 LOB: 1 K: 0 BB: 0 S: 5 P: 5	R: 0 H: 0 E: 0 LOB: 0 K: 0 BB: 1 S: 2 P: 6	1B: 2 SF: 0 2B: 2 SAC: 0 3B: 0 DP: 3 HR: 0 HBP: 0	WP: 0 PA: 31 PB: 0 SB: 0 CS: 0	
PITCHER Gary Gentry, R (1, 1) <small>ERA: 3.21</small>	IP WLS BF H R ER SO BB IBB HBP BLK WP HR S P ERA WHIP 9.0 W 31 4 1 1 7 3 0 0 0 0 0 0 42 54 1.00 0.778											PITCHER IP WLS BF H R ER SO BB IBB HBP BLK WP HR S P ERA WHIP

Houston Astros @ New York Mets
 Shea Stadium, Flushing, NY
 Tue Aug 18 1970, 7:05 PM EDT
 Att: 36,496 - Unknown

livebaseballscorecards.com

BOTTOM

Houston Astros @ New York Mets
 Shea Stadium, Flushing, NY
 Tue Aug 18 1970, 7:05 PM EDT
 Att. 36,496 - Unknown

livebaseballscorecards.com

AB	32
R	7
H	9
RBI	7
BB	5
SO	6
LOB	12



WP: 0	PA: 38
PB: 0	SB: 0
CS: 0	

AB R H RBI BB SO LOB

5 1 1 0 0 1 1

5 1 1 1 0 1 0

3 1 1 1 1 0 0

3 2 2 1 1 0 1

0 0 0 0 0 0 0

4 0 1 0 0 1 2

3 1 1 1 1 0 2

4 1 1 1 0 0 2

1 0 0 1 2 0 1
 0 0 0 0 0 0 0

4 0 1 1 0 3 3

1B: 4 SF: 1
 2B: 5 SAC: 0
 3B: 0 DP: 0
 HR: 0 HBP: 0

Batter	1	2	3	4	5	6	7	8	9
Tommie Agee, R OBP: 0.338, SLG: 0.472 (1, 8)	0-0 P4		E9 2B 1B			0-0 5-3		0-0 F9	
Wayne Garrett, L OBP: 0.369, SLG: 0.461 (1, 5)	0-0 4-3		K	0-0 P4		0-0 4-3		0-3 K	
Ken Singleton, S OBP: 0.362, SLG: 0.406 (1, 9)	0-0 4-3		3-H 2B	0-0 L7		4-0 BB			
Donn Clendenon, R OBP: 0.353, SLG: 0.560 (1, 3)		4-0 2B	0-0 FC3-6 1B	0-0 2B		0-0 P6			
Ed Kranepool, L OBP: 0.205, SLG: 0.114 (7, 3)		BB	2-H 1B 1B	0-0 2B					
Cleon Jones, R OBP: 0.325, SLG: 0.397 (1, 7)	0-3 K		1-2 1B	0-0 P4			0-0 6-3		
Ken Boswell, L OBP: 0.328, SLG: 0.328 (1, 4)		0-0 F9 2B	FC3-6 1B SF7		0-0 P4		4-0 FC6-4 BB		
Jerry Grote, R OBP: 0.337, SLG: 0.330 (1, 2)	0-0 F9		1-2 2-3 2B 1B	0-0 1-3		0-0 1-3		0-0 F8	
Bud Harrelson, S OBP: 0.345, SLG: 0.323 (1, 6)		4-0 BB	3-H SF7	0-0 SF7		4-0 BB		0-0 FC6-4	
Al Weis, S OBP: 0.252, SLG: 0.290 (8, 6)		BB	1-2 3-H 2B	0-0 BB					
Gary Gentry, R OBP: 0.130, SLG: 0.080 (1, 1)	0-3 K		2-H 2B	0-0 K				0-3 K	

Inning Stats	R: 0	H: 0	E: 0	K: 0	S: 3	LOB: 0	BB: 0	P: 3									
Larry Dierker, R ERA: 4.09 (1, 1)	2.0	WLS: 1	BF: 14	H: 6	R: 6	ER: 6	SO: 2	BB: 2	IBB: 0	HBP: 0	BLK: 0	WP: 0	HR: 0	S: 16	P: 24	ERA: 27.00	WHIP: 4.000
Denny Lemaster, L ERA: 4.53 (3, 1)	3.0		13	3	1	1	2	1	0	0	0	0	0	16	20	3.00	1.333
Jack Dilaura, L ERA: 4.6 (6, 1)	2.0		8	0	0	0	0	2	0	0	0	0	0	6	14	0.00	1.000
George Culver, R ERA: 3.84 (8, 1)	1.0		3	0	0	0	2	0	0	0	0	0	0	7	7	0.00	0.000

Houston Astros @ New York Mets
 Shea Stadium, Flushing, NY
 Wed Aug 19 1970, 3:33 AM EDT
 Att: 38,539 - Unknown

livebaseballscorecards.com

AB	42
R	9
H	14
RBI	7
BB	4
SO	7
LOB	27



WP	2	PA	46
PB	0		
SB	2		
CS	2		

Batter	1	2	3	4	5	6	7	8	9	AB	R	H	RBI	BB	SO	LOB
Jesus Alou, R (1, 7) OBP: 0.350, SLG: 0.404	E4 3-1 S		BB E 1B	1-H 3-H 3B		F8			4-3	6	1	3	3	0	0	1
Joe Morgan, L (1, 4) OBP: 0.394, SLG: 0.373	K 1-2		E BB 3B 1B			CS 1B			L8	5	1	2	0	0	2	4
Jimmy Wynn, R (1, 8) OBP: 0.400, SLG: 0.500	3-1		E 3B BB	6-3						4	1	1	0	1	1	3
Norm Miller, L (1, 9) OBP: 0.351, SLG: 0.335	P6		E3 3B			L8			FC6-5-4-6 FC6-4	5	2	1	0	0	0	4
Denis Menke, R (1, 6) OBP: 0.389, SLG: 0.435		CS 1B	1-H 2-H 3-H 3B			F9			FC6-4 S	4	1	2	3	1	0	1
Doug Rader, R (1, 5) OBP: 0.322, SLG: 0.436	P5		F7						K 1-2	5	0	1	0	0	1	5
John Mayberry, L (1, 3) OBP: 0.330, SLG: 0.394	K 1-2			1B 3B 1B		FC6-4 IBB			4-3	3	2	1	0	2	1	1
Larry Howard, R (1, 2) OBP: 0.375, SLG: 0.375			B5-6-3 1B	1-3 3B 1B		FC6-4 1-2f			E5	5	1	3	1	0	0	2
Wade Blasingame, L (1, 1) George Culver, R (6, 1) Jim Ray, R (6, 1) Fred Gladding, L (8, 1)			B5-6-3	K		F9			K	3	0	0	0	0	1	3

Batter	1	2	3	4	5	6	7	8	9
Jesus Alou, R (1, 7) OBP: 0.350, SLG: 0.404	0-0 E4 3-1 S		0-0 BB E 1B	0-0 1-H 3-H 3B		0-0 F8	0-0 2-3 3-H 1B		0-0 4-3
Joe Morgan, L (1, 4) OBP: 0.394, SLG: 0.373	0-3 K 1-2		0-0 E BB 3B 1B	0-3 K		0-0 CS 1B	0-0 L8		
Jimmy Wynn, R (1, 8) OBP: 0.400, SLG: 0.500	0-0 3-1		4-0 E 3B BB	0-0 6-3		0-3 K			
Norm Miller, L (1, 9) OBP: 0.351, SLG: 0.335	0-0 P6		0-0 E3 3B			0-0 L8	0-0 F8 BB WP 1B	0-0 FC6-5-4-6 FC6-4	
Denis Menke, R (1, 6) OBP: 0.389, SLG: 0.435		0-0 CS 1B	0-0 1-H 2-H 3-H 3B			0-0 F9	4-0 1-2 1B BB	0-0 FC6-4 S	
Doug Rader, R (1, 5) OBP: 0.322, SLG: 0.436	0-0 P5		0-0 F7			0-0 2B	0-0 F8	0-3 K	
John Mayberry, L (1, 3) OBP: 0.330, SLG: 0.394	0-3 K 1-2			1B 3B 1B		4-0 FC6-4 IBB	4-0 1-2 3-H 1B IBB	0-0 4-3	
Larry Howard, R (1, 2) OBP: 0.375, SLG: 0.375			0-0 B5-6-3 1B	1-3 3B 1B		0-0 FC6-4 1-2f	0-0 1-2 2-H 1B WP	0-0 E5	
Wade Blasingame, L (1, 1) George Culver, R (6, 1) Jim Ray, R (6, 1) Fred Gladding, L (8, 1)			0-0 B5-6-3	0-3 K		0-0 F9	0-0 P6	0-3 K	

Inning Stats	R: 0 E: 1 K: 1 S: 6	H: 0 LOB: 1 BB: 0 P: 6	R: 0 E: 0 K: 1 S: 5	H: 1 LOB: 1 BB: 0 P: 5	R: 4 E: 1 K: 0 S: 7	H: 4 LOB: 1 BB: 1 P: 11	R: 2 E: 0 K: 2 S: 10	H: 3 LOB: 1 BB: 0 P: 10	R: 0 E: 0 K: 0 S: 4	H: 1 LOB: 2 BB: 1 P: 8	R: 0 E: 0 K: 1 S: 6	H: 1 LOB: 1 BB: 0 P: 6	R: 3 E: 0 K: 0 S: 6	H: 3 LOB: 2 BB: 2 P: 14	R: 0 E: 0 K: 1 S: 6	H: 1 LOB: 1 BB: 0 P: 6	R: 0 E: 1 K: 1 S: 6	H: 0 LOB: 1 BB: 0 P: 6	1B: 10 2B: 3 3B: 2 HR: 0	SF: 0 SAC: 0 DP: 2 HBP: 0	WP: 2 PB: 0 SB: 2 CS: 2	PA: 46
--------------	------------------------------	---------------------------------	------------------------------	---------------------------------	------------------------------	----------------------------------	-------------------------------	----------------------------------	------------------------------	---------------------------------	------------------------------	---------------------------------	------------------------------	----------------------------------	------------------------------	---------------------------------	------------------------------	---------------------------------	-----------------------------------	------------------------------------	----------------------------------	--------

PITCHER	IP	WLS	BF	H	R	ER	SO	BB	IBB	HBP	BLK	WP	HR	S	P	ERA	WHIP
Tom Seaver, R (1, 1) ERA: 2.42	6.0	L	30	10	6	2	5	1	1	0	0	0	0	38	46	3.00	1.833
Danny Frisella, R (7, 1) ERA: 3.94	0.1		5	2	3	3	0	1	1	0	0	1	0	3	11	81.00	9.000
Ron Taylor, R (7, 1) ERA: 4.04	1.2		7	2	0	0	1	0	0	0	0	1	0	9	9	0.00	1.200
Tug McGraw, L (9, 1) ERA: 4.04	1.0		4	0	0	0	1	0	0	0	0	0	0	6	6	0.00	0.000

Batter	1	2	3	4	5	6	7	8	9	AB R H RBI BB SO LOB	TOP																				
Jesus Alou, R (1, 7) OBP: 0.349, SLG: 0.402	0-0 5-3		0-0 F8			0-0 6-3		0-0 1B 1B		4 0 1 0 0 0 1	Houston Astros @ Philadelphia Phillies Shibe Park, Philadelphia, PA Fri Aug 21 1970, 7:05 PM EDT Unknown																				
Joe Morgan, L (1, 4) OBP: 0.393, SLG: 0.375	0-0 F7		0-0 P5			0-0 2B		0-0 F5		4 0 1 0 0 0 3																					
Jimmy Wynn, R (1, 8) OBP: 0.396, SLG: 0.495	0-0 5-3				0-0 6-3	0-0 F5		0-0 P6		4 0 0 0 0 0 3																					
Norm Miller, L (1, 9) OBP: 0.349, SLG: 0.333		0-0 F8		0-0 F7		0-3 K		0-0 1-3 2-H 1B		4 0 1 1 0 1 1																					
Denis Menke, R (1, 6) OBP: 0.390, SLG: 0.436		0-0 CS 1B		0-0 P3			0-0 FC4-6 1B	0-0 5-3		4 0 2 0 0 0 2																					
Doug Rader, R (1, 5) OBP: 0.321, SLG: 0.441		0-0 1-2 HR		0-0 6-3		0-0 F8		0-0 F3		4 1 1 1 0 0 1																					
John Mayberry, L (1, 3) OBP: 0.336, SLG: 0.418		0-0 G3		0-0 1B		0-0 FC4-6 1-2f		0-0 SF9 3B		4 1 2 0 0 0 1																					
Johnny Edwards, L (1, 2) OBP: 0.282, SLG: 0.314			0-0 F8		0-0 F7	0-3 K		0-0 SF9		3 0 0 0 0 0 1 2																					
Jack Dilauro, S (7, 1)										0 0 0 0 0 0 0																					
Cesar Geronimo, L (9, PH) OBP: 0.400, SLG: 0.385								3-H 0-0		0 0 0 1 0 0 0																					
Jack Billingham, R (1, 1) OBP: 0.156, SLG: 0.095			0-0 1B		0-0 F8			0-0 1B 2B		2 0 1 0 0 0 1																					
Larry Howard, R (7, 2) OBP: 0.389, SLG: 0.444								6-3		2 1 1 0 0 0 0																					
Inning Stats	R: 0 E: 0 K: 0 S: 3	H: 0 LOB: 0 BB: 0 P: 3	R: 1 E: 0 K: 0 S: 4	H: 2 LOB: 0 BB: 0 P: 4	R: 0 E: 0 K: 0 S: 4	H: 1 LOB: 1 BB: 0 P: 4	R: 0 E: 0 K: 0 S: 3	H: 0 LOB: 0 BB: 0 P: 3	R: 0 E: 0 K: 0 S: 4	H: 1 LOB: 1 BB: 0 P: 4	R: 0 E: 0 K: 1 S: 6	H: 1 LOB: 1 BB: 0 P: 6	R: 0 E: 0 K: 1 S: 6	H: 1 LOB: 1 BB: 0 P: 6	R: 1 E: 0 K: 0 S: 6	H: 3 LOB: 2 BB: 0 P: 6	R: 1 E: 0 K: 0 S: 4	H: 1 LOB: 0 BB: 0 P: 4	1B: 6 2B: 2 3B: 1 HR: 1	SF: 1 SAC: 0 DP: 0 HBP: 0	WP: 0 PB: 0 SB: 0 CS: 1	PA: 36									
PITCHER Jim Bunning, R (1, 1) ERA: 3.87	IP 9.0	WLS W	BF 36	H 10	R 3	ER 3	SO 2	BB 0	IBB 0	HBP 0	BLK 0	WP 0	HR 1	S 40	P 40	ERA 3.00	WHIP 1.111														
											PITCHER	IP	WLS	BF	H	R	ER	SO	BB	IBB	HBP	BLK	WP	HR	S	P	ERA	WHIP			

livebaseballscores.com

AB	35
R	3
H	10
RBI	3
BB	0
SO	2
LOB	15



Batter	1	2	3	4	5	6	7	8	9
Larry Bowa, S OBP: 0.278, SLG: 0.294 (1, 6)	0-3 K		0-0 1B		0-0 1B	0-0 F6		0-0 L6	
Denny Doyle, L OBP: 0.288, SLG: 0.309 (1, 4)	0-0 F7		0-0 3-1		0-3 K		0-0 3-1	0-3 K	
Oscar Gamble, L OBP: 0.326, SLG: 0.333 (1, 9)	0-0 F5			0-0 F8		4-0 SH1-4 1B BB		0-0 G3	
Deron Johnson, R OBP: 0.331, SLG: 0.464 (1, 3)		0-0 FC6-4 1B		0-3 K		0-0 SH1-4 1B		4-0 HR BB	
John Briggs, L OBP: 0.335, SLG: 0.391 (1, 7) (7, 8)		0-0 FC6-4 1-2		0-0 G3		0-0 SH1-4 1-2 2-3		4-0 HR BB	
Don Money, R OBP: 0.358, SLG: 0.470 (1, 5)		0-3 K			0-0 SH1-3 E 1B	4-0 E 1B IBB		0-0 HR	
Larry Hise, R OBP: 0.296, SLG: 0.313 (1, 8)		0-0 4-3			0-0 SH1-3 1-2	0-0 E9 1B		4-0 BB	
Ron Stone, L OBP: 0.348, SLG: 0.378 (6, PH) (7, 7)					0-0 E9 1B	0-0 P5		0-0 5-3	
Mike Compton, R OBP: 0.229, SLG: 0.225 (1, 2)			0-0 4-3		0-0 1B				
Jim Bunning, R OBP: 0.148, SLG: 0.121 (1, 1)			0-3 K		0-0 5-3	0-0 1B		0-0 6-3	


Inning Stats	R: 0	H: 0	E: 0	K: 1	S: 5	LOB: 0	BB: 0	P: 5	R: 0	H: 1	E: 0	K: 1	S: 6	LOB: 1	BB: 0	P: 6	R: 0	H: 0	E: 0	K: 1	S: 5	LOB: 0	BB: 0	P: 5	R: 2	H: 3	E: 1	K: 1	S: 8	LOB: 1	BB: 0	P: 8	R: 4	H: 3	E: 1	K: 0	S: 6	LOB: 1	BB: 2	P: 14	R: 3	H: 1	E: 0	K: 0	S: 4	LOB: 1	BB: 3	P: 16	R: 0	H: 0	E: 0	K: 1	S: 5	LOB: 0	BB: 0	P: 5
1B: 8	2B: 0	3B: 0	HR: 1	SF: 0	SAC: 2	DP: 0	HBP: 0	WP: 0	PA: 38																																															

PITCHER	IP	WLS	BF	H	R	ER	SO	BB	IBB	HBP	BLK	WP	HR	S	P	ERA	WHIP
Jack Billingham, R ERA: 3.94 (1, 1)	6.2	L	34	9	9	8	5	4	1	0	0	0	1	39	59	10.80	1.950
Jack Dilauro, L ERA: 4.41 (7, 1)	1.1		4	0	0	0	1	0	0	0	0	0	0	6	6	0.00	0.000

BOTTOM

Houston Astros @ Philadelphia Phillies
 Shibe Park, Philadelphia, PA
 Fri Aug 21 1970, 7:05 PM EDT
 Unknown

AB	31
R	9
H	9
RBI	8
BB	5
SO	6
LOB	9



Batter	1	2	3	4	5	6	7	8	9	AB R H RBI BB SO LOB	TOP	
Jesus Alou, R (1, 9) OBP: 0.352, SLG: 0.407 Cesar Geronimo, L (8, 9) OBP: 0.400, SLG: 0.385	0-0 1B 2B		0-0 F9	0-0 1B		0-0 1B		0-3 K		5 1 3 1 0 1 0 0 0 0 0 0 0 0		
Cesar Cedeno, R (1, 8) OBP: 0.308, SLG: 0.403	0-0 G5-4-3 1B		4-0 BB	0-0 F5 1B		0-3 K		0-0 1B		4 0 2 1 1 1 2		
Jimmy Wynn, R (1, 7) OBP: 0.394, SLG: 0.499	0-3 K		0-3 K		0-0 HR		0-3 K	0-0 6-3		5 1 1 1 0 3 3		
Doug Rader, R (1, 5) OBP: 0.324, SLG: 0.445	0-0 G5-4-3 1-2f			0-0 1B 2B	0-0 5-3		0-0 BB 1B	0-0 WP 1B		5 3 3 0 0 0 1		
Denis Menke, R (1, 4) OBP: 0.392, SLG: 0.434		0-0 5-3		4-0 1B 2B BB	4-0 BB		4-0 1B SF8 BB	0-0 P4		2 2 0 0 3 0 1		
Larry Howard, R (1, 2) OBP: 0.435, SLG: 0.522		0-0 3-1 2B		0-0 1-2 2-H 2B 1B	0-3 K		0-0 1-3 2-H FC4-6 1B	0-3 K		5 1 3 2 0 2 2		
John Mayberry, L (1, 3) OBP: 0.331, SLG: 0.412		0-0 3-1 2-3		0-3 K	0-0 4-3		0-0 SF8	0-0 1B		4 0 1 2 0 1 4		
Marty Martinez, S (1, 6) OBP: 0.285, SLG: 0.267		0-3 K		0-0 G3 1B 2B		0-0 6-3	0-0 FC4-6	0-0 F7		5 1 1 2 0 1 3		
Don Wilson, R (1, 1) OBP: 0.133, SLG: 0.178			0-3 K	0-0 G3		0-3 K		0-3 K		4 0 0 0 0 3 1		
Inning Stats	R: 1 H: 2 E: 0 LOB: 0 K: 1 BB: 0 S: 6 P: 6	R: 0 H: 1 E: 0 LOB: 1 K: 1 BB: 0 S: 6 P: 6	R: 0 H: 0 E: 0 LOB: 1 K: 2 BB: 1 S: 7 P: 11	R: 4 H: 4 E: 0 LOB: 1 K: 1 BB: 1 S: 9 P: 13	R: 1 H: 1 E: 0 LOB: 1 K: 1 BB: 1 S: 6 P: 10	R: 0 H: 1 E: 0 LOB: 1 K: 2 BB: 0 S: 8 P: 8	R: 2 H: 2 E: 0 LOB: 1 K: 1 BB: 1 S: 7 P: 11	R: 0 H: 1 E: 0 LOB: 1 K: 2 BB: 0 S: 8 P: 8	R: 1 H: 2 E: 0 LOB: 1 K: 1 BB: 0 S: 7 P: 7	1B: 9 SF: 1 2B: 4 SAC: 0 3B: 0 DP: 1 HR: 1 HBP: 0	WP: 1 PA: 44 PB: 0 SB: 0 CS: 0	
PITCHER	IP WLS BF H R ER SO BB IBB HBP BLK WP HR S P ERA WHIP											
Grant Jackson, L (1, 1) ERA: 5.58	3.1 L 17 6 5 5 5 2 0 0 0 0 0 0 25 33 13.50 2.400											
Bill Champion, R (4, 1) ERA: 8.68	2.2 12 3 1 1 3 1 0 0 0 0 0 1 17 21 3.38 1.500											
Fred Wenz, R (7, 1) ERA: 5.4	1.2 9 3 2 2 3 1 0 0 0 0 0 0 14 18 10.80 2.400											
Bill Wilson, R (8, 1) ERA: 4.78	1.1 6 2 1 1 1 0 0 0 0 0 1 0 8 8 6.75 1.500											

Houston Astros @ Philadelphia Phillies
 Shibe Park, Philadelphia, PA
 Fri Aug 21 1970, 7:05 PM EDT
 Att. 8,113 - Unknown

AB	39
R	9
H	14
RBI	9
BB	4
SO	12
LOB	17



Batter	1	2	3	4	5	6	7	8	9	AB	R	H	RBI	BB	SO	LOB
Larry Bowa, S OBP: 0.273, SLG: 0.288 (1, 6)	0-0 5-3			0-0 4-3		0-3 K		0-0 1-3		4	0	0	0	0	1	1
Tony Taylor, R OBP: 0.358, SLG: 0.440 (1, 4)	0-0 FC1-5-6 1B			0-3 K		0-0 4-3			0-0 SH1-4 1B	4	1	2	0	0	1	0
Ron Stone, L OBP: 0.344, SLG: 0.370 (1, 7)	0-0 FC1-5-6-4 1-3			0-3 K			0-0 L9		0-0 SH1-4 1-2	3	0	0	0	0	1	1
Deron Johnson, R OBP: 0.332, SLG: 0.465 (1, 3)		0-0 5-3			4-0 3B BB		0-0 3B		4-0 1B IBB	2	1	1	0	2	0	0
John Briggs, L OBP: 0.337, SLG: 0.408 (1, 8)		0-0 G3			0-0 1-H FC3-2 3B		0-3 K		0-0 1-2 2-H 1B	4	0	2	2	0	1	1
Don Money, R OBP: 0.357, SLG: 0.467 (1, 5)		0-0 L7			1-0 5-3 CS HBP		0-0 L5			2	0	0	0	0	0	1
Oscar Gamble, L OBP: 0.321, SLG: 0.327 (1, 9)			0-0 4-3		0-0 FC3-2 1-2 3-H		0-0 4-3		0-0 4-3	3	0	0	0	0	0	2
Mike Compton, R OBP: 0.222, SLG: 0.217 (1, 2)			0-0 P6		0-0 5-3 1-2 2-3		0-3 K			3	0	0	0	0	1	2
Chris Short, R OBP: 0.042, SLG: 0.043 (1, 1)			0-3 K		0-0 CS		0-3 K			2	0	0	0	0	2	0
Dick Selma, R OBP: 0.250, SLG: 0.267 (8, 1)										1	0	1	0	0	0	0
Joe Hoerner, R OBP: 0.400, SLG: 0.375 (9, 1)										0	0	0	0	0	0	0


Inning Stats	R: 0	H: 1	E: 0	LOB: 0	K: 0	BB: 0	S: 3	P: 3	R: 0	H: 0	E: 0	LOB: 0	K: 0	BB: 0	S: 3	P: 3	R: 0	H: 0	E: 0	LOB: 0	K: 2	BB: 0	S: 7	R: 1	H: 1	E: 0	LOB: 1	K: 0	BB: 1	S: 3	R: 0	H: 0	E: 0	LOB: 0	K: 2	BB: 0	S: 7	R: 0	H: 1	E: 0	LOB: 1	K: 1	BB: 0	S: 6	R: 0	H: 1	E: 0	LOB: 1	K: 1	BB: 0	S: 6	R: 1	H: 2	E: 0	LOB: 2	K: 0	BB: 1	S: 3	1B: 3	SF: 0	2B: 2	SAC: 1	3B: 2	DP: 1	HR: 0	HBP: 1	WP: 0	PA: 33
--------------	------	------	------	--------	------	-------	------	------	------	------	------	--------	------	-------	------	------	------	------	------	--------	------	-------	------	------	------	------	--------	------	-------	------	------	------	------	--------	------	-------	------	------	------	------	--------	------	-------	------	------	------	------	--------	------	-------	------	------	------	------	--------	------	-------	------	-------	-------	-------	--------	-------	-------	-------	--------	-------	--------

PITCHER	IP	WLS	BF	H	R	ER	SO	BB	IBB	HBP	BLK	WP	HR	S	P	ERA	WHIP
Larry Dierker, R ERA: 3.98 (1, 1)	8.0		28	4	1	1	7	1	0	1	0	0	0	40	45	1.12	0.625
Fred Gladding, R ERA: 4.08 (9, 1)	0.1	L	4	2	1	1	0	0	1	0	0	0	0	3	7	27.00	6.000

BOTTOM

Houston Astros @ Philadelphia Phillies
 Shibe Park, Philadelphia, PA
 Sat Aug 22 1970, 3:33 AM EDT
 Att. 15,276 - Unknown

AB	28
R	2
H	6
RBI	2
BB	2
SO	7
LOB	8




Batter	1	2	3	4	5	6	7	8	9	10	11	12	13	AB R H RBI BB SO LOB
Boots Day, L OBP: 0.371, SLG: 0.313 (1, 8)	0-0 FC4-6 1B		0-0 3-1		4-0 HBP BB		0-0 E6 3B		0-0 SH3-4 1B		4-0 BB		0-0 G3	5 1 2 0 2 0 2
Mark Jones, L Adolfo Dominguez, R Claude Raymond, R Don Hahn, R Howie Reed, R Gary Sutherland, R Mike Marshall, R Dan McGinnis, L Coco Laboy, R	0-0 F8		0-0 1-3		1-0 HBP BB		0-0 F9		0-0 SH3-4 1-2		0-0 F8		0-3 K	2 1 0 0 0 0 0 0 1 0 0 0 0 0 0 0 0 2 0 0 0 0 0 0 0 0 0 1 0 0 0 0 0 0 0 1 0 0 0 0 0 0 0 0 0 1 0 0 0 0 0 0 0 1
Rusty Staub, L OBP: 0.404, SLG: 0.526 (1, 9)	0-0 FC4-6 1B		0-0 E6		0-0 3-1		0-0 3B		4-0 IBB		0-3 K		0-0 F3	6 0 1 2 1 1 5
Bob Bailey, R OBP: 0.444, SLG: 0.692 (1, 5) (8, 3) (12, 7)	0-0 1-3 1B		0-0 F9				4-0 2-3 IBB		0-0 F7				0-0 FC4-6 1B	5 0 3 0 1 0 3
Jim Gosger, L OBP: 0.357, SLG: 0.384 (1, 3) Ron Brand, R OBP: 0.289, SLG: 0.310 (7, PH) (8, 5)	0-0 4-3			0-3 K		0-0 F7	0-0 2-3		0-0 4-3				0-3 K	3 0 0 0 0 1 3 3 0 0 0 0 1 5
John Bateman, R OBP: 0.263, SLG: 0.367 (1, 2)		0-0 4-3		0-0 F8		0-0 FC4-6 1B	0-0 1-3				0-0 F7		0-0 FC4-6 1B	6 0 0 0 0 0 4
Marv Staehle, L OBP: 0.311, SLG: 0.265 (1, 4)		0-0 1-5-3		0-3 K		0-0 4-3		0-0 3-4-1			0-0 G3		0-0 1-2 1B	6 0 1 0 0 1 1
Bobby Wine, R OBP: 0.285, SLG: 0.296 (1, 6)		0-0 1B				0-0 6-3		0-0 4-3			0-0 F4		0-3 K	6 1 2 0 0 1 2
Carl Morton, R OBP: 0.234, SLG: 0.246 (1, 1) Jim Fairey, L OBP: 0.309, SLG: 0.372 (7, PH) (8, 7) John Boccabella, R OBP: 0.323, SLG: 0.413 (11, PH) (12, 3)		0-0 6-3		0-0 L3		0-0 L3	4-0 E 3B BB	0-3 K			0-0 L6		4-0 G3 BB	2 0 0 0 0 0 1 1 1 0 0 1 1 0 1 0 0 0 1 0 0

Inning Stats	R: 0	H: 2	E: 0	LOB: 2	K: 0	BB: 0	P: 5	R: 0	H: 1	E: 0	LOB: 1	K: 0	BB: 0	P: 4	R: 0	H: 0	E: 1	LOB: 1	K: 0	BB: 0	P: 4	R: 0	H: 0	E: 0	LOB: 0	K: 2	BB: 0	P: 7	R: 0	H: 0	E: 0	LOB: 0	K: 0	BB: 0	P: 7	R: 0	H: 1	E: 0	LOB: 1	K: 0	BB: 0	P: 4	R: 3	H: 2	E: 1	LOB: 2	K: 0	BB: 2	P: 14	R: 0	H: 0	E: 0	LOB: 0	K: 1	BB: 0	P: 5	R: 0	H: 0	E: 0	LOB: 0	K: 0	BB: 0	P: 8	R: 0	H: 1	E: 0	LOB: 2	K: 0	BB: 1	P: 8	R: 0	H: 0	E: 0	LOB: 0	K: 0	BB: 0	P: 3	R: 0	H: 2	E: 0	LOB: 1	K: 1	BB: 1	P: 9	R: 0	H: 0	E: 0	LOB: 2	K: 2	BB: 0	P: 9	R: 0	H: 0	E: 0	LOB: 1	K: 1	BB: 1	P: 9	R: 0	H: 0	E: 0	LOB: 0	K: 1	BB: 1	P: 9	1B: 7	SF: 0	2B: 1	SAC: 1	3B: 1	DP: 0	HR: 0	HBP: 1	WP: 0	PA: 57
PITCHER	IP	WLS	BF	H	R	ER	SO	BB	IBB	HBP	BLK	WP	HR	S	P	ERA	WHIP																			IP	WLS	BF	H	R	ER	SO	BB	IBB	HBP	BLK	WP	HR	S	P	ERA	WHIP																																																															
Jack Billingham, R ERA: 3.9 (1, 1)	6.0		28	5	3	2	2	2	0	1	0	0	0	29	38	3.00	1.167																			Ron Cook, L ERA: 3.66 (11, 1)	2.0	W	9	2	0	0	3	1	0	0	0	0	0	0	14	18	0.00	1.500																																																													
Denny Lemaster, L ERA: 4.52 (7, 1)	0.1		3	1	0	0	0	0	1	0	0	0	0	2	6	0.00	3.000																			Jack Dilauro, L ERA: 4.28 (13, 1)	1.0	S	4	0	0	0	1	1	0	0	0	0	0	5	9	0.00	1.000																																																														
George Culver, R ERA: 3.87 (7, 1)	1.2		5	0	0	0	1	0	0	0	0	0	0	7	7	0.00	0.000																																																																																																		
Fred Gladding, R ERA: 4.01 (9, 1)	1.0		5	1	0	0	0	0	1	0	0	0	0	4	8	0.00	1.000																																																																																																		
Jim Ray, R ERA: 3.86 (10, 1)	1.0		3	0	0	0	0	0	0	0	0	0	0	3	3	0.00	0.000																																																																																																		

Houston Astros @ Montreal Expos
Jarry Park, Montreal, QB
 Tue Aug 25 1970, 7:05 PM EDT
 Att: 19,897 - Unknown

AB	49
R	3
H	9
RBI	2
BB	6
SO	7
LOB	31



Batter	1	2	3	4	5	6	7	8	9	AB R H RBI BB SO LOB	TOP		
Jesus Alou, R (1, 9) OBP: 0.347, SLG: 0.402	0-0 4-3		0-0 F9			0-0 F5		0-0 4-3		4 0 0 0 0 0 0	Houston Astros @ Montreal Expos Jarry Park, Montreal, QB Wed Aug 26 1970, 7:05 PM EDT Att: 11,088 - Unknown		
Joe Morgan, L (1, 4) OBP: 0.398, SLG: 0.379	0-3 K		0-0 F9			0-0 SF8 1B		0-0 HR 1B	4 2 2 0 0 1 0				
Jimmy Wynn, R (1, 7) OBP: 0.397, SLG: 0.493	0-0 1B			0-0 F7		0-0 SF8 1-H		0-0 F5 1-2	3 0 1 1 0 0 1				
John Mayberry, L (1, 3) Cesar Geronimo, L (9, PR) Marty Martinez, S (9, 5) OBP: 0.358, SLG: 0.412 OBP: 0.412, SLG: 0.400 OBP: 0.275, SLG: 0.258	0-0 1B			0-3 K		0-0 3-1		4-0 HR BB	3 0 1 0 1 1 0 0 1 0 0 0 0 0 0 0 0 0 0 0 0				
Denis Menke, R (1, 6) OBP: 0.392, SLG: 0.437	0-0 F9			0-0 F9			0-3 K	0-0 HR	4 1 1 3 0 1 2				
Doug Rader, R (1, 5) Hector Torres, R (9, 6) OBP: 0.321, SLG: 0.438 OBP: 0.296, SLG: 0.306		0-0 F9			0-0 5-3		0-0 F7	0-3 K	4 0 0 0 0 1 1 0 0 0 0 0 0 0				
Cesar Cedeno, R (1, 8) OBP: 0.308, SLG: 0.413		0-0 G6-4-3 1B			0-0 WP 1B		0-0 F4	0-0 HR	4 1 3 1 0 0 0				
Larry Howard, R (1, 2) OBP: 0.333, SLG: 0.394		0-0 G6-4-3 1-2			0-3 K 1-2			0-0 5-3	4 0 0 0 0 2 3				
Don Wilson, R (1, 1) Fred Gladding, L (8, 1) OBP: 0.125, SLG: 0.167			0-3 K		0-3 K2-3			0-3 K	3 0 0 0 0 3 1 0 0 0 0 0 0 0				
Inning Stats	R: 0 H: 2 E: 0 LOB: 2 K: 1 BB: 0 S: 7 P: 7	R: 0 H: 1 E: 0 LOB: 0 K: 0 BB: 0 S: 3 P: 3	R: 0 H: 0 E: 0 LOB: 0 K: 1 BB: 0 S: 5 P: 5	R: 0 H: 0 E: 0 LOB: 0 K: 1 BB: 0 S: 5 P: 5	R: 0 H: 1 E: 0 LOB: 1 K: 2 BB: 0 S: 8 P: 8	R: 1 H: 1 E: 0 LOB: 0 K: 0 BB: 0 S: 4 P: 4	R: 0 H: 0 E: 0 LOB: 0 K: 1 BB: 0 S: 5 P: 5	R: 0 H: 0 E: 0 LOB: 0 K: 1 BB: 0 S: 5 P: 5	R: 4 H: 3 E: 0 LOB: 1 K: 2 BB: 1 S: 10 P: 14	1B: 6 SF: 1 2B: 0 SAC: 0 3B: 0 DP: 1 HR: 2 HBP: 0		WP: 1 PA: 35 PB: 0 SB: 2 CS: 0	
PITCHER	IP WLS BF H R ER SO BB IBB HBP BLK WP HR S P ERA WHIP											PITCHER	IP WLS BF H R ER SO BB IBB HBP BLK WP HR S P ERA WHIP
Steve Renko, R (1, 1) ERA: 4.33	8.1 L 32 7 5 4 7 1 0 0 0 1 1 45 49 4.32 0.960												
Claude Raymond, R (9, 1) ERA: 4.22	0.2 3 1 0 0 2 0 0 0 0 0 1 7 7 0.00 1.500												

livebaseballscores.com

AB	33
R	5
H	8
RBI	5
BB	1
SO	9
LOB	8



Batter	1	2	3	4	5	6	7	8	9	AB R H RBI BB SO LOB	TOP										
Tommie Agee, R (1, 8) OBP: 0.345, SLG: 0.479	0-3 K		0-0 G1			0-0 F8		0-3 K		4 0 0 0 0 2 1											
Bud Harrelson, S (1, 6) OBP: 0.341, SLG: 0.317	0-3 K		0-0 1-3			0-0 F8		0-0 6-3		4 0 0 0 0 1 0											
Cleon Jones, R (1, 7) OBP: 0.338, SLG: 0.396	0-3 K		0-0 4-3			0-0 6-3		0-0 G6-4-3 1B		4 0 1 0 0 1 0											
Donn Clendenon, R (1, 3) OBP: 0.352, SLG: 0.549		0-0 1B 3B		0-3 K		0-0 1-3		0-0 G6-4-3 1-2f		4 1 1 0 0 1 1											
Ron Swoboda, R (1, 9) OBP: 0.355, SLG: 0.416		0-0 FC5 E 1B		0-3 K		0-0 L6				3 0 1 1 0 1 0											
Joe Foy, R (1, 5) OBP: 0.363, SLG: 0.330		0-0 E5 FC5 1-2		0-0 1-3		4-0 CS BB				2 0 0 0 1 0 1											
Jerry Grote, R (1, 2) OBP: 0.330, SLG: 0.319		0-3 K		0-0 F8		0-0 CS	0-0 P4			3 0 0 0 0 1 2											
Al Weis, S (1, 4) OBP: 0.250, SLG: 0.266		0-0 FC5 1-2 2-3f		0-0 5-3		0-0 G3				3 0 0 0 0 0 2											
Tom Seaver, R (1, 1) OBP: 0.247, SLG: 0.233		0-3 K		0-0 6-3			0-0 1B			2 0 0 0 0 1 2											
Ken Singleton, S (8, PH) OBP: 0.378, SLG: 0.413										1 0 1 0 0 0 0											
Tug McGraw, R (8, 1) OBP: 0.286, SLG: 0.333										0 0 0 0 0 0 0											
Inning Stats	R: 0 E: 0 K: 3 S: 9	H: 0 LOB: 0 BB: 0 P: 9	R: 1 E: 1 K: 2 S: 10	H: 2 LOB: 2 BB: 0 P: 10	R: 0 E: 0 K: 0 S: 3	H: 0 LOB: 0 BB: 0 P: 3	R: 0 E: 0 K: 2 S: 7	H: 0 LOB: 0 BB: 0 P: 7	R: 0 E: 0 K: 0 S: 3	H: 0 LOB: 0 BB: 0 P: 3	R: 0 E: 0 K: 0 S: 2	H: 0 LOB: 0 BB: 1 P: 6	R: 0 E: 0 K: 1 S: 6	H: 1 LOB: 1 BB: 0 P: 6	R: 0 E: 0 K: 0 S: 3	H: 1 LOB: 0 BB: 0 P: 3	1B: 3 2B: 0 3B: 1 HR: 0	SF: 0 SAC: 0 DP: 1 HBP: 0	WP: 0 PB: 0 SB: 0 CS: 1	PA: 32	
PITCHER Wade Blasingame, L (1, 1) ERA: 2.57	IP 9.0	WLS W	BF 31	H 4	R 1	ER 1	SO 8	BB 1	IBB 0	HBP 0	BLK 0	WP 0	HR 0	S 46	P 50	ERA 1.00	WHIP 0.556				
PITCHER	IP	WLS	BF	H	R	ER	SO	BB	IBB	HBP	BLK	WP	HR	S	P	ERA	WHIP				

New York Mets @ Houston Astros
Astrodome, Houston, TX
Fri Aug 28 1970, 8:05 PM EDT
Att: 19,076 - Unknown

livebaseballscorecards.com

AB 30
R 1
H 4
RBI 1
BB 1
SO 8
LOB 9



Batter	1	2	3	4	5	6	7	8	9	10	AB R H RBI BB SO LOB	TOP												
Tommy Agee, R OBP: 0.345, SLG: 0.476 (1, 8)	0-3 K	4-0 1B 2-3 1B BB		x 0-0 F9	x 0-0 F9			x 0-0 4-3		x 0-0 FC3-6 1B	5 1 1 0 1 1 2	New York Mets @ Houston Astros Astrodome, Houston, TX Sat Aug 29 1970, 4:33 AM EDT Att. 16,203 - Unknown												
Wayne Garrett, L OBP: 0.366, SLG: 0.444 (1, 5)	4-0 1B 5-3 BB	x 0-0 1B 1-2 E 1B		x 0-0 G3		x 0-0 F7		x 4-0 BB	x 0-0 FC3-6 1B	4 3 1 1 2 0 1														
Cleon Jones, R OBP: 0.340, SLG: 0.396 (1, 7)	x 0-0 5-3 1-2	x 0-0 E8 1B 1-H 2-H		x 0-0 F9		x 4-0 F8 S BB		x 0-0 F3	x 0-0 1B 1-3 1B	5 0 2 1 1 0 2														
Donn Clendenon, R OBP: 0.358, SLG: 0.554 (1, 3)	x 0-0 BB 1B 2-H	x 0-0 1-3		x 0-0 G3 2B		x 4-0 BB		x 0-3 K	x 0-0 1B 1-3 3-H	5 1 3 2 1 1 2														
Ken Singleton, S OBP: 0.382, SLG: 0.409 (1, 9)	4-0 1-2 BB		x 4-0 E 4-3 BB		x 0-0 G3	x 0-0 F8		x 0-0 6-3 SH3 1B	x 0-0 P4	4 1 1 0 2 0 5														
Ken Boswell, L OBP: 0.332, SLG: 0.344 (1, 4)	0-3 K		x 0-0 4-3		x 0-0 4-3 1B 2B 3-H	x 0-0 1-3		x 0-0 SH3		4 1 1 1 0 1 5														
Jerry Grote, R OBP: 0.326, SLG: 0.314 (1, 2)		x 0-0 4-3	x 0-0 E6 2B		x 0-0 4-3		x 0-0 5-3	x 0-0 6-3		5 0 0 0 0 0 2														
Bud Harrelson, S OBP: 0.341, SLG: 0.320 (1, 6)		x 0-3 K	x 0-0 1B 1-H 2B		x 0-0 E PB 1B		x 0-0 F9	x 0-0 G3		5 0 2 1 0 1 1														
Gary Gentry, R OBP: 0.140, SLG: 0.113 (1, 1) Ray Sadecki, L OBP: 0.226, SLG: 0.229 (2, 1) Danny Frisella, L OBP: 0.222, SLG: 0.222 (4, 1) Dave Marshall, L OBP: 0.318, SLG: 0.427 (10, PH) Tug McGraw, R OBP: 0.286, SLG: 0.333 (10, 1) Ron Taylor, R (10, 1)		x 0-0 WP 1B 2B	x 0-3 K		x 0-0 E3		x 0-3 K		x 0-0 4-3	1 1 1 0 0 0 0 1 0 0 0 0 1 1 2 0 0 0 0 1 1 1 0														
Inning Stats	R: 1 E: 0 K: 2 S: 8	H: 1 LOB: 2 BB: 2 P: 16	R: 3 E: 1 K: 1 S: 8	H: 3 LOB: 1 BB: 1 P: 12	R: 1 E: 1 K: 1 S: 6	H: 1 LOB: 1 BB: 1 P: 10	R: 0 E: 0 K: 0 S: 3	H: 0 LOB: 0 BB: 0 P: 3	R: 2 E: 1 K: 0 S: 7	H: 3 LOB: 2 BB: 0 P: 7	R: 0 E: 0 K: 0 S: 3		H: 0 LOB: 2 BB: 2 P: 11	R: 0 E: 0 K: 1 S: 5	H: 0 LOB: 0 BB: 0 P: 5	R: 0 E: 0 K: 1 S: 5	H: 0 LOB: 1 BB: 1 P: 9	R: 0 E: 0 K: 0 S: 4	H: 1 LOB: 1 BB: 0 P: 4	R: 1 E: 0 K: 0 S: 6	H: 3 LOB: 2 BB: 0 P: 6	1B: 8 2B: 4 3B: 0 HR: 0	SF: 0 SAC: 1 DP: 0 HBP: 0	WP: 1 PB: 1 SB: 1 CS: 0
PITCHER	IP WLS BF H R ER SO BB IBB HBP BLK WP HR S P ERA WHIP																							
Jack Billingham, R ERA: 4.09 (1, 1)	2.0	14	4	5	4	3	4	0	0	0	0	1	0	16	32	18.00	4.000							
Denny Lemaster, L ERA: 4.56 (3, 1)	2.2	13	4	2	2	1	0	0	0	0	0	0	0	15	15	6.75	1.500							
Jim Ray, R ERA: 3.71 (5, 1)	3.1	13	0	0	0	2	3	0	0	0	0	0	0	14	26	0.00	0.900							
George Culver, R ERA: 3.89 (9, 1)	2.0	W 10	4	1	1	0	0	0	0	0	0	0	0	10	10	4.50	2.000							

livebaseballscores.com

AB 42
R 8
H 12
RBI 6
BB 7
SO 6
LOB 22



New York Mets @ Houston Astros
 Astrodome, Houston, TX

Sat Aug 29 1970, 4:33 AM EDT
 Att: 16,203 - Unknown

livebaseballscorecards.com

AB	38
R	9
H	13
RBI	7
BB	11
SO	7
LOB	25



WP	4	PA	51
PB	0		
SB	0		
CS	0		

AB R H RBI BB SO LOB

5	2	2	0	1	0	2
4	1	4	1	1	0	0
0	1	0	0	1	0	0
3	2	0	0	2	0	3
1	0	1	1	0	0	0
5	0	0	0	1	2	10
4	1	3	1	2	0	1
3	1	2	3	1	1	0
4	0	0	0	1	0	5
4	0	0	0	0	1	3
1	0	0	0	0	1	1
1	0	0	0	0	1	0
1	0	0	0	0	0	0
0	0	0	0	0	0	0
0	1	0	0	1	0	0
1B:	10	SF:	1			
2B:	2	SAC:	1			
3B:	1	DP:	2			
HR:	0	HBP:	0			

Batter	1	2	3	4	5	6	7	8	9	10
Jesus Alou, R OBP: 0.349, SLG: 0.400 (1, 7)	E8 1B WP 1B	E8 2B 1B	FC6 1-2f		1-3			E BB		4-3 1-3
Joe Morgan, L OBP: 0.401, SLG: 0.390 Jimmy Wynn, R OBP: 0.397, SLG: 0.495 (10, PH)	WP SF9 1B	4-3 2B		FC1-6 BB		3-1 2B		E9 1-3 1B		1-3 1B BB
Norm Miller, L OBP: 0.352, SLG: 0.326 Bob Watson, R OBP: 0.309, SLG: 0.433 (10, PH)	SF9 WP 1-2 BB	4-3		FC1-6 BB 1-2f E		3-1		G4-6-3 IBB		1-3 1-2 3-H 1B
John Mayberry, L OBP: 0.344, SLG: 0.405 (1, 3)	K	1-3		E 1-2 BB		K		G4-6-3 1-2f		1-3 1-2 2-3
Denis Menke, R OBP: 0.397, SLG: 0.442 (1, 5)	WP 1-2 2-3 3-H IBB		1B 3B	E7 1-3 2-H 1B		F8		G3 SH3-4 1B		1B IBB
Cesar Cedeno, R OBP: 0.313, SLG: 0.413 (1, 8)	SF9 2-3 3-H		6-3 WP 1B	G4-6-3 IBB		K		SH3-4 1-2		1-2 2-3 3-H 1B
Marty Martinez, S OBP: 0.272, SLG: 0.250 (1, 6)	1-2 3-H BB		6-3	G4-6-3 1-2f		4-3		G3 2-3		
Johnny Edwards, L OBP: 0.283, SLG: 0.304 Larry Howard, R OBP: 0.324, SLG: 0.382 (9, 2)	4-3		K		1-3		6-3		K	
Jack Billingham, R OBP: 0.143, SLG: 0.097 Denny Lemaster, R OBP: 0.265, SLG: 0.256 Jim Ray, R OBP: 0.217, SLG: 0.217 Cesar Geronimo, L OBP: 0.389, SLG: 0.375 George Guiver, R OBP: 0.182, SLG: 0.300 Doug Rader, R OBP: 0.322, SLG: 0.434 (10, PH)		K	FC6 1B 3-H		K			G3		4-3 WP 1B BB

Inning Stats	R: 3	H: 2	E: 1	LOB: 2	K: 1	S: 7	P: 19	R: 1	H: 2	E: 1	LOB: 1	K: 1	S: 7	P: 7	R: 2	H: 3	E: 0	LOB: 3	K: 1	S: 8	P: 8	R: 1	H: 1	E: 1	LOB: 2	K: 0	S: 3	P: 15	R: 0	H: 0	E: 0	LOB: 0	K: 1	S: 5	P: 5	R: 0	H: 1	E: 0	LOB: 1	K: 1	S: 6	P: 6	R: 0	H: 0	E: 0	LOB: 0	K: 1	S: 5	P: 5	R: 0	H: 1	E: 1	LOB: 2	K: 0	S: 3	P: 11	R: 0	H: 1	E: 0	LOB: 1	K: 1	S: 6	P: 6	R: 2	H: 2	E: 0	LOB: 3	K: 0	S: 4	P: 16
--------------	------	------	------	--------	------	------	-------	------	------	------	--------	------	------	------	------	------	------	--------	------	------	------	------	------	------	--------	------	------	-------	------	------	------	--------	------	------	------	------	------	------	--------	------	------	------	------	------	------	--------	------	------	------	------	------	------	--------	------	------	-------	------	------	------	--------	------	------	------	------	------	------	--------	------	------	-------

PITCHER	IP	WLS	BF	H	R	ER	SO	BB	IBB	HBP	BLK	WP	HR	S	P	ERA	WHIP
Gary Gentry, R ERA: 3.54 (1, 1)	1.1		11	4	4	4	2	2	1	0	0	2	0	12	24	27.00	4.500
Ray Sadecki, L ERA: 3.96 (2, 1)	2.0		12	4	3	3	1	2	0	0	0	1	0	12	20	13.50	3.000
Danny Frisella, R ERA: 3.41 (4, 1)	5.2		21	3	0	0	4	1	2	0	0	0	0	26	38	0.00	0.706
Tug McGraw, L ERA: 4.2 (10, 1)	0.1	L	3	0	2	2	0	2	0	0	0	1	0	1	9	54.00	6.000
Ron Taylor, R ERA: 3.9 (10, 1)	0.1		4	2	0	0	0	0	1	0	0	0	0	3	7	0.00	6.000

Batter	1	2	3	4	5	6	7	8	9	AB R H RBI BB SO LOB	TOP											
Tommie Agee, R OBP: 0.347, SLG: 0.480 (1, 8) X	0-0 1B HR 2B	4-0 1B BB		5-3 1-2			0-0 2B		0-3 K 1-2	4 2 2 0 1 1 2												
Wayne Garrett, L OBP: 0.373, SLG: 0.447 (1, 5) X	0-0 HR 2-3 1B	0-0 1B 1B		4-0 FC6-4 2-3 BB			0-0 L7		4-0 1B BB	3 1 2 0 2 0 1												
Cleon Jones, R OBP: 0.341, SLG: 0.396 (1, 7) X	0-0 P3	0-0 FC6-4 1B		0-0 FC6-4 1-2f			0-0 6-3		0-0 1B 1-2 2-H	5 0 2 2 0 0 5												
Donn Clendenon, R OBP: 0.355, SLG: 0.558 (1, 3) X	0-0 HR 1-H 3-H	0-0 FC6-4 1-2f					0-3 K		0-3 K	5 1 1 3 0 3 5												
Ken Singleton, S OBP: 0.378, SLG: 0.399 (1, 9) B B B B	4-0 BB		0-0 F8				0-3 K		0-0 4-3	4 0 0 0 1 1 2												
Ken Boswell, L OBP: 0.331, SLG: 0.346 (1, 4) S S S	0-3 K		0-0 4-3				0-3 K		0-0 4-3 2B	4 0 1 0 0 2 1												
Jerry Grote, R OBP: 0.322, SLG: 0.310 (1, 2) X	0-0 5-3		0-0 5-3				0-0 6-3		0-0 4-3 2-3	4 0 0 0 0 0 2												
Bud Harrelson, S OBP: 0.341, SLG: 0.318 (1, 6) S S S S		0-3 K		4-0 WP 5-3 BB			0-0 F9		0-3 K	3 0 0 0 1 2 1												
Nolan Ryan, R OBP: 0.179, SLG: 0.179 (1, 1)		0-3 K		0-0 P3			0-3 K		4-0 PB 1B BB	2 0 0 0 0 1 1												
Dave Marshall, L OBP: 0.316, SLG: 0.424 (6, PH)										1 0 0 0 0 1 0												
Rich Folkers, L OBP: 0.333, SLG: 0.333 (6, 1)										0 0 0 0 0 0 0												
Ron Taylor, R (7, 1)										0 0 0 0 0 0 0												
Art Shamsky, L OBP: 0.377, SLG: 0.432 (9, PH)										0 1 0 0 1 0 0												
Inning Stats	R: 3 E: 0 K: 1 S: 8	H: 3 LOB: 1 BB: 1 P: 12	R: 1 E: 0 K: 2 S: 9	H: 2 LOB: 2 BB: 1 P: 13	R: 0 E: 0 K: 0 S: 3	H: 0 LOB: 0 BB: 0 P: 3	R: 0 E: 0 K: 0 S: 3	H: 0 LOB: 2 BB: 2 P: 11	R: 0 E: 0 K: 3 S: 9	H: 0 LOB: 0 BB: 0 P: 9	R: 0 E: 0 K: 1 S: 5	H: 0 LOB: 0 BB: 0 P: 5	R: 0 E: 0 K: 1 S: 6	H: 1 LOB: 1 BB: 0 P: 6	R: 0 E: 0 K: 1 S: 6	H: 1 LOB: 1 BB: 0 P: 6	R: 1 E: 0 K: 2 S: 8	H: 1 LOB: 2 BB: 2 P: 16	1B: 4 2B: 3 3B: 0 HR: 1	SF: 0 SAC: 0 DP: 0 HBP: 0	WP: 1 PB: 1 SB: 0 CS: 0	PA: 41
PITCHER	IP WLS BF H R ER SO BB IBB HBP BLK WP HR S P ERA WHIP												PITCHER	IP WLS BF H R ER SO BB IBB HBP BLK WP HR S P ERA WHIP								
Don Wilson, R ERA: 3.83 (1, 1)	6.0 W 27 5 4 4 7 4 0 0 0 1 1 37 53 6.00 1.500																					
Jim Ray, R ERA: 3.71 (7, 1)	2.1 11 2 1 1 3 2 0 0 0 0 0 0 15 23 3.86 1.714																					
Fred Gladding, R ERA: 4.03 (9, 1)	0.2 S 3 1 0 0 1 0 0 0 0 0 0 0 5 5 0.00 1.500																					

New York Mets @ Houston Astros
Astrodome, Houston, TX
Sun Aug 30 1970, 4:33 AM EDT
Att: 15,754 - Unknown

livebaseballscorecards.com

AB	35
R	5
H	8
RBI	5
BB	6
SO	11
LOB	20



Batter	1	2	3	4	5	6	7	8	9	10	AB	R	H	RBI	BB	SO	LOB	TOP							
Jose Arcia, R (1, 6) <small>OBP: 0.284, SLG: 0.297</small> Ray Webster, L (10, PH) <small>OBP: 0.315, SLG: 0.314</small> Steve Huntz, S (10, PH) <small>OBP: 0.340, SLG: 0.348</small>	0-0		0-0 G5-4-3		0-3 K			0-0 G6-3 1B		0-0 SF8	4	0	1	0	0	1	3								
Dave Campbell, R (1, 4) <small>OBP: 0.275, SLG: 0.338</small>	0-3 K		0-0		0-3 K			0-0 G6-3 1-2f		0-0 F	5	0	0	0	0	2	3								
Cito Gaston, R (1, 8) <small>OBP: 0.370, SLG: 0.529</small>	0-3 K				0-3 K			0-3 K		4-0 1-2 BB	4	0	0	0	1	3	0								
Al Ferrara, R (1, 7) <small>OBP: 0.372, SLG: 0.457</small> Ivan Murrell, R (9, 7) <small>OBP: 0.268, SLG: 0.392</small>		0-0 BB 1B		0-0 G6-4-3 1B		0-0 HR		0-0 K		0-0 K	4	1	3	1	0	1	0								
Ollie Brown, R (1, 9) <small>OBP: 0.332, SLG: 0.506</small>	0-0 F		0-0 G6-4-3 1-2f		0-0			0-0 2B			4	0	1	0	0	0	2								
Nate Colbert, R (1, 3) <small>OBP: 0.316, SLG: 0.468</small>	0-3 K				4-0 SH 1B BB			0-0		0-0	3	0	0	0	1	1	2								
Ed Spiezio, R (1, 5) <small>OBP: 0.382, SLG: 0.488</small>		4-0 1-2 BB		0-0 F		0-0 F		0-0		0-0	3	0	0	0	1	0	2								
Chris Cannizzaro, R (1, 2) <small>OBP: 0.384, SLG: 0.411</small> Ron Slocum, R (10, PR) <small>OBP: 0.221, SLG: 0.258</small>		0-0 BB		0-0 SH 1B		0-0 SH 1B		0-0 E6		0-0 1B SF8 2B	4	0	2	0	0	0	2								
Pat Dobson, R (1, 1) <small>OBP: 0.242, SLG: 0.183</small>			4-0 G5-4-3 BB		0-0 SH			0-0		0-0 WP 1B	2	0	1	0	1	0	1								
Inning Stats	R: 0 E: 0 K: 2 S: 7	H: 0 LOB: 0 BB: 0 P: 7	R: 0 E: 0 K: 1 S: 6	H: 1 LOB: 2 BB: 1 P: 10	R: 0 E: 0 K: 0 S: 2	H: 0 LOB: 0 BB: 1 P: 6	R: 0 E: 0 K: 1 S: 5	H: 1 LOB: 0 BB: 0 P: 5	R: 0 E: 0 K: 1 S: 6	H: 1 LOB: 2 BB: 1 P: 10	R: 1 E: 0 K: 1 S: 6	H: 1 LOB: 0 BB: 0 P: 6	R: 0 E: 1 K: 0 S: 4	H: 0 LOB: 1 BB: 0 P: 4	R: 0 E: 0 K: 1 S: 5	H: 1 LOB: 0 BB: 0 P: 5	R: 0 E: 0 K: 1 S: 6	H: 1 LOB: 1 BB: 0 P: 6	R: 1 E: 0 K: 0 S: 5	H: 2 LOB: 2 BB: 1 P: 9	1B: 5 2B: 2 3B: 0 HR: 1	SF: 1 SAC: 1 DP: 3 HBP: 0	WP: 1 PB: 0 SB: 0 CS: 0	PA: 40	
PITCHER	IP	WLS	BF	H	R	ER	SO	BB	IBB	HBP	BLK	WP	HR	S	P	ERA	WHIP								
Larry Dierker, R (1, 1) <small>ERA: 3.87</small>	8.0		30	5	1	1	7	3	0	0	0	0	1	41	53	1.12	1.000								
George Culver, R (9, 1) <small>ERA: 3.95</small>	1.0	L	6	3	1	1	1	0	0	0	0	0	0	8	8	9.00	3.000								
Ron Cook, L (10, 1) <small>ERA: 3.64</small>	0.1		1	0	0	0	0	0	0	0	0	0	0	1	1	0.00	0.000								
Fred Gladding, R (10, 1) <small>ERA: 3.98</small>	0.2		3	0	0	0	0	1	0	0	0	1	0	2	6	0.00	1.500								

San Diego Padres @ Houston Astros
 Astrodome, Houston, TX
 Tue Sep 01 1970 8:05 PM EDT
 Att: 6,492 - Unknown

livebaseballscorecards.com

AB 34
R 2
H 8
RBI 2
BB 4
SO 8
LOB 17



Batter	1	2	3	4	5	6	7	8	9	AB R H RBI BB SO LOB	TOP														
Jose Arcia, R (1, 6) OBP: 0.280, SLG: 0.293 Ivan Murrell, R (8, PH) OBP: 0.287, SLG: 0.391 Tom Dukes, R (8, 1)	0-3 K		0-0 6-3		0-3 K			0-0 5-3		3 0 0 0 0 2 2 1 0 0 0 0 0 0 0 0 0 0 0 0 0	San Diego Padres @ Houston Astros Astrodome, Houston, TX Wed Sep 02 1970, 8:05 PM EDT Att. 6,395 - Dome														
Dave Campbell, R (1, 4) OBP: 0.273, SLG: 0.335	0-0 F9			0-0 F9		0-3 K		0-0 F4		4 0 0 0 0 1 0															
Cito Gaston, R (1, 8) OBP: 0.369, SLG: 0.526	0-3 K			4-0 FC5-4 1B BB		0-0 6-3		0-0 5-3		3 0 0 0 1 1 0															
Al Ferrara, R (1, 7) OBP: 0.373, SLG: 0.456		0-0 5-3		0-0 FC5-4 1-2 1B		4-0 WP BB		0-0 5-3		3 0 1 0 1 0 0															
Ollie Brown, R (1, 9) OBP: 0.331, SLG: 0.510	0-3 K			0-0 FC5-4 1-2f 2-3		0-0 6-3		0-0 HR		4 1 1 1 0 1 3															
Nate Colbert, R (1, 3) OBP: 0.317, SLG: 0.471	0-0 2-1 3B			0-3 K		0-0 5-3		4-0 BB		3 0 1 0 1 1 2															
Ed Spiezio, R (1, 5) OBP: 0.381, SLG: 0.484	0-0 2-1 3-H		0-0 SH2-4 1B		0-3 K		0-0 6-3	0-3 K		4 0 1 0 0 2 1															
Chris Cannizzaro, R (1, 2) OBP: 0.380, SLG: 0.407			0-0 F8		0-0 5-3		0-0 1-3			3 0 0 0 0 0 1															
Danny Coombs, R (1, 1) OBP: 0.128, SLG: 0.091 Steve Huntz, S (8, PH) OBP: 0.339, SLG: 0.347 (8, 6)			0-0 SH2-4 1-2		4-0 BB		0-3 K			0 0 0 0 1 0 0 1 0 0 0 0 1 0															
Inning Stats	R: 0 E: 0 K: 2 S: 7	H: 0 LOB: 0 BB: 0 P: 7	R: 0 E: 0 K: 1 S: 5	H: 1 LOB: 1 BB: 0 P: 5	R: 0 E: 0 K: 0 S: 4	H: 1 LOB: 1 BB: 0 P: 4	R: 0 E: 0 K: 1 S: 6	H: 1 LOB: 2 BB: 1 P: 10	R: 0 E: 0 K: 2 S: 7	H: 0 LOB: 1 BB: 1 P: 11	R: 0 E: 0 K: 1 S: 5	H: 0 LOB: 0 BB: 0 P: 9	R: 0 E: 0 K: 0 S: 3	H: 0 LOB: 0 BB: 0 P: 3	R: 0 E: 0 K: 1 S: 5	H: 0 LOB: 0 BB: 0 P: 5	R: 1 E: 0 K: 1 S: 6	H: 1 LOB: 1 BB: 1 P: 10	1B: 2 2B: 0 3B: 1 HR: 1	SF: 0 SAC: 1 DP: 0 HBP: 0	WP: 1 PB: 0 SB: 0 CS: 0	PA: 34			
PITCHER Wade Blasingame, L (1, 1) ERA: 2.27 Fred Gladding, R (9, 1) ERA: 3.96	IP	WLS	BF	H	R	ER	SO	BB	IBB	HBP	BLK	WP	HR	S	P	ERA	WHIP								
	8.2	W	34	4	1	1	8	4	0	0	0	1	1	45	61	1.04	0.923								
	0.1	S	1	0	0	0	1	0	0	0	0	0	0	3	3	0.00	0.000								

livebaseballscorecards.com

AB	29
R	1
H	4
RBI	1
BB	4
SO	9
LOB	9



Batter	1	2	3	4	5	6	7	8	9
Jesus Alou, R OBP: 0.340, SLG: 0.387 (1, 9) X	0-0 F6			0-0 L7		0-0 4-3		0-0 4-3	
Cesar Cedeno, R OBP: 0.316, SLG: 0.410 (1, 8) X	0-0 5-3			0-0 HR 1B		0-3 K			
Jimmy Wynn, R OBP: 0.403, SLG: 0.523 (1, 7) S S S	0-3 K			0-0 HR 1-H		0-0 F3			
Bob Watson, R OBP: 0.316, SLG: 0.436 (1, 3)		4-0 BB		0-0 FC5-4 1B		0-0 L8			
John Mayberry, L OBP: 0.331, SLG: 0.385 (8, 3)									
Doug Rader, R OBP: 0.321, SLG: 0.427 (1, 5) X		0-0 G6-4-3 1-2f		0-0 FC5-4 1-2f		0-3 K			
Larry Howard, R OBP: 0.297, SLG: 0.351 (1, 2) S S S		0-3 K		0-0 L4		0-0 5-3			
Marty Martinez, S OBP: 0.273, SLG: 0.252 (1, 6) X			0-0 F9		0-0 5-3		0-0 5-3 1B		
Hector Torres, R OBP: 0.281, SLG: 0.288 (1, 4) S S S			0-3 K		0-0 L9		0-0 5-3 1-2		
Wade Blasingame, L Fred Gladding, L (9, 1) S S S			0-3 K		0-3 K		0-3 K		

Inning Stats	R: 0	H: 0	E: 0	LOB: 0	K: 1	BB: 0	S: 5	P: 5
	R: 0	H: 0	E: 0	LOB: 0	K: 1	BB: 1	S: 4	P: 8
	R: 0	H: 0	E: 0	LOB: 0	K: 2	BB: 0	S: 7	P: 7
	R: 2	H: 3	E: 0	LOB: 1	K: 0	BB: 0	S: 6	P: 6
	R: 0	H: 0	E: 0	LOB: 0	K: 1	BB: 0	S: 5	P: 5
	R: 0	H: 0	E: 0	LOB: 0	K: 1	BB: 0	S: 5	P: 5
	R: 0	H: 1	E: 0	LOB: 1	K: 1	BB: 0	S: 6	P: 6
	R: 0	H: 0	E: 0	LOB: 0	K: 1	BB: 0	S: 6	P: 6

PITCHER	IP	WLS	BF	H	R	ER	SO	BB	IBB	HBP	BLK	WP	HR	S	P	ERA	WHIP
Danny Coombs, L ERA: 3.32 (1, 1)	7.0	L	24	3	2	2	7	1	0	0	0	0	1	37	41	2.57	0.571
Tom Dukes, R ERA: 2.82 (8, 1)	1.0		4	1	0	0	1	0	0	0	0	0	0	6	6	0.00	1.000

BOTTOM

San Diego Padres @ Houston Astros
Astrodome, Houston, TX

Wed Sep 02 1970, 8:05 PM EDT
Att: 6,395 - Dome

AB	27
R	2
H	4
RBI	2
BB	1
SO	8
LOB	6

livebaseballscorecards.com



AB	R	H	RBI	BB	SO	LOB
4	0	0	0	0	0	1
3	1	1	0	0	1	0
3	1	1	2	0	1	0
2	0	1	0	1	0	0
0	0	0	0	0	0	0
3	0	0	0	0	1	2
3	0	0	0	0	1	1
3	0	1	0	0	0	0
3	0	0	0	0	1	1
3	0	0	0	0	3	1
0	0	0	0	0	0	0

1B	2B	3B	HR	SF	SAC	DP	HBP
3	0	0	1	0	0	1	0
0	0	0	0	0	0	0	0

WP	PA	ERA	WHIP
0	28		
0			
0			

Batter	1	2	3	4	5	6	7	8	9	AB R H RBI BB SO LOB	TOP			
Jose Arcia, R (1, 6) OBP: 0.279, SLG: 0.287	0-0 	1-0 			0-0 	0-0 			0-3 	4 0 0 0 0 1 2				
Dave Campbell, R (1, 4) OBP: 0.273, SLG: 0.335 Ron Slocum, R (5, PR) OBP: 0.214, SLG: 0.250 (5, 4)	0-0 	0-0 			0-0 			0-0 	0-3 	3 0 1 0 0 0 2 2 0 0 0 0 1 0				
Cito Gaston, R (1, 8) OBP: 0.368, SLG: 0.522	0-0 				4-0 			0-0 	0-0 	4 0 0 0 1 1 1				
Al Ferrara, R (1, 7) OBP: 0.374, SLG: 0.455 Ivan Murrell, R (7, PR) OBP: 0.287, SLG: 0.391 (7, 7)	0-0 				0-0 			4-0 		3 0 1 0 1 0 3 0 1 0 0 0 0 0				
Ollie Brown, R (1, 9) OBP: 0.333, SLG: 0.510		0-0 			0-0 			0-0 		4 1 2 1 0 0 3				
Nate Colbert, R (1, 3) OBP: 0.319, SLG: 0.470		0-0 			0-0 			0-0 		3 1 1 0 1 0 2				
Ed Spiezio, R (1, 5) OBP: 0.386, SLG: 0.486		1-0 			0-0 			0-0 		3 1 2 0 0 0 1				
Chris Cannizzaro, R (1, 2) OBP: 0.382, SLG: 0.412		0-0 			0-0 			0-0 		4 0 2 3 0 0 2				
Clay Kirby, R (1, 1) OBP: 0.224, SLG: 0.190		0-0 			0-0 			0-0 		3 0 0 0 0 1 3				
Inning Stats	R: 0 H: 0 E: 1 LOB: 1 K: 0 BB: 0 S: 4 P: 4	R: 3 H: 3 E: 0 LOB: 1 K: 0 BB: 0 S: 5 P: 7	R: 0 H: 1 E: 0 LOB: 0 K: 1 BB: 0 S: 5 P: 5	R: 0 H: 1 E: 0 LOB: 1 K: 0 BB: 0 S: 4 P: 4	R: 0 H: 1 E: 0 LOB: 2 K: 0 BB: 1 S: 4 P: 8	R: 0 H: 1 E: 0 LOB: 2 K: 1 BB: 1 S: 6 P: 10	R: 1 H: 1 E: 0 LOB: 2 K: 0 BB: 1 S: 4 P: 8	R: 0 H: 1 E: 0 LOB: 0 K: 0 BB: 0 S: 3 P: 3	R: 0 H: 0 E: 0 LOB: 0 K: 2 BB: 0 S: 7 P: 7	1B: 8 SF: 0 2B: 2 SAC: 1 3B: 0 DP: 3 HR: 0 HBP: 2	WP: 2 PA: 39 PB: 0 SB: 1 CS: 0			
PITCHER	IP WLS BF H R ER SO BB IBB HBP BLK WP HR S P ERA WHIP												PITCHER	IP WLS BF H R ER SO BB IBB HBP BLK WP HR S P ERA WHIP
Jack Billingham, R (1, 1) ERA: 4.23	1.1 L 10 3 3 3 0 0 0 0 2 0 0 0 8 10 20.25 2.250													
Jim Ray, R (2, 1) ERA: 3.57	3.2 13 3 0 0 1 1 0 0 0 1 0 14 18 0.00 1.091													
George Culver, R (6, 1) ERA: 3.91	3.0 13 3 1 1 1 2 0 0 0 1 0 13 21 3.00 1.667													
Denny Lemaster, L (9, 1) ERA: 4.53	1.0 3 0 0 0 0 2 0 0 0 0 0 0 7 7 0.00 0.000													

San Diego Padres @ Houston Astros
Astrodome, Houston, TX
Thu Sep 03 1970, 8:05 PM EDT
Att. 5,465 - Unknown

livebaseballscorecards.com

AB	33
R	4
H	9
RBI	4
BB	3
SO	4
LOB	19



Batter	1	2	3	4	5	6	7	8	9	AB R H RBI BB SO LOB
Jesus Alou, R (1, 9) OBP: 0.339, SLG: 0.386 Denny Lemaster, R (9, 1) OBP: 0.265, SLG: 0.256	0-0 1-2f		0-0 G6-4-3 1-2f			0-0 WP 1B		0-0 G4-3 1-2f		4 0 1 0 0 0 2 0 0 0 0 0 0 0
Joe Morgan, L (1, 4) OBP: 0.402, SLG: 0.385	4-0 S BB			0-0 1-2		0-0 1-2		4-0 BB		2 0 0 0 2 0 1
Jimmy Wynn, R (1, 7) OBP: 0.400, SLG: 0.519	0-0 1-2			0-3 K		0-3 K		0-3 K		4 0 0 0 0 3 3
Denis Menke, R (1, 6) OBP: 0.395, SLG: 0.448	0-3 K			0-0		0-0		0-0 F9		4 0 0 0 0 1 3
John Mayberry, L (1, 3) OBP: 0.329, SLG: 0.381		0-0 E3 G6-4-3			0-0 BB 1B		0-0	0-0 P6		4 0 1 0 0 0 1
Doug Rader, R (1, 5) OBP: 0.319, SLG: 0.424		0-0 F		0-3 K		0-0		0-0		3 0 0 0 0 1 2
Cesar Cedeno, R (1, 8) OBP: 0.312, SLG: 0.406		0-0 G6-4-3 1-2f		0-0 F		0-0 F		0-0		3 0 0 0 0 0 2
Johnny Edwards, L (1, 2) OBP: 0.292, SLG: 0.308			0-0 G6-4-3 1B		4-0 BB	0-0 BB		0-3 K		2 0 1 0 1 1 0
Jack Billingham, R (1, 1) OBP: 0.143, SLG: 0.087 Jim Ray, R (2, 1) OBP: 0.200, SLG: 0.200 Norm Miller, L (5, PH) OBP: 0.350, SLG: 0.324 George Culver, R (6, 1) OBP: 0.152, SLG: 0.300 Keith Lampard, L (8, PH) OBP: 0.271, SLG: 0.328			0-0 F		0-0 F		4-0 BB	4-0 G4-3 BB		0 0 0 0 0 0 0 1 0 0 0 0 0 1 1 0 0 0 0 0 2 0 0 0 0 0 0 0 0 0 0 0 1 0 0

Inning Stats	R: 0	H: 0	E: 0	LOB: 1	K: 1	S: 5	P: 9	R: 0	H: 0	E: 1	LOB: 0	K: 0	S: 3	P: 3	R: 0	H: 1	E: 0	LOB: 0	K: 0	S: 3	P: 3	R: 0	H: 0	E: 0	LOB: 0	K: 1	S: 5	P: 5	R: 0	H: 1	E: 0	LOB: 2	K: 1	S: 6	P: 10	R: 0	H: 1	E: 0	LOB: 1	K: 1	S: 6	P: 6	R: 0	H: 0	E: 0	LOB: 0	K: 0	S: 3	P: 3	R: 0	H: 0	E: 0	LOB: 0	K: 1	S: 4	P: 8	R: 0	H: 0	E: 0	LOB: 1	K: 1	S: 5	P: 9	1B: 3	SF: 0	2B: 0	SAC: 0	3B: 0	DP: 3	HR: 0	HBP: 0	WP: 1	PA: 32
PITCHER Clay Kirby, R (1, 1) ERA: 4.36	IP	WLS	BF	H	R	ER	SO	BB	IBB	HBP	BLK	WP	HR	S	P	ERA	WHIP	IP	WLS	BF	H	R	ER	SO	BB	IBB	HBP	BLK	WP	HR	S	P	ERA	WHIP	IP	WLS	BF	H	R	ER	SO	BB	IBB	HBP	BLK	WP	HR	S	P	ERA	WHIP																						

BOTTOM

San Diego Padres @ Houston Astros
Astrodome, Houston, TX

Thu Sep 03 1970, 8:05 PM EDT
Att. 5,465 - Unknown

livebaseballscorecards.com

AB	28
R	0
H	3
RBI	0
BB	4
SO	6
LOB	17



Batter	1	2	3	4	5	6	7	8	9	AB R H RBI BB SO LOB	TOP											
Maury Wills, S (1, 6) OBP: 0.333, SLG: 0.316	0-0 F7		0-0 4-3		0-0 F7		0-0 4-3			4 0 0 0 0 0 0	Los Angeles Dodgers @ Houston Astros Astrodome, Houston, TX Fri Sep 04 1970, 8:05 PM EDT Att. 3,909 - Unknown livebaseballscorecards.com											
Bill Russell, R (1, 9) OBP: 0.292, SLG: 0.377	0-0 5-3		0-0 F4		0-0 4-3		0-0 F4			4 0 0 0 0 0 0												
Willie Davis, L (1, 8) OBP: 0.341, SLG: 0.458	0-0 F8		0-0 G3		0-0 1B			0-0 F3		4 0 1 0 0 0 0												
Wes Parker, S (1, 3) OBP: 0.404, SLG: 0.477		0-0 FC4-6 1B		0-0 HR 1B		0-0 F8 1-2		0-0 5-3		4 1 2 0 0 0 1												
Tom Haller, L (1, 2) OBP: 0.345, SLG: 0.461		0-0 FC4-6 1B 1-2f		0-0 HR 1-H		0-0 6-3		0-0 WP 1B		4 2 2 2 0 0 1												
Ted Sizemore, R (1, 4) OBP: 0.370, SLG: 0.359		0-0 F4		0-0 F4		0-0 1B 1B		0-0 5-3 1-2		4 0 1 0 0 0 2												
Willie Crawford, L (1, 7) OBP: 0.319, SLG: 0.392		0-0 E 1B 1-2		0-3 K		0-0 G1-4-3 1B 1-2		0-0 F8		4 0 2 0 0 1 0												
Billy Grabarkewitz, R (1, 5) OBP: 0.406, SLG: 0.457		0-0 E7 1B 1-3 2-H		0-0 2B		0-0 G1-4-3 1-2f		0-3 K		4 0 2 1 0 1 2												
Sandy Vance, R (1, 1) OBP: 0.172, SLG: 0.143 Jim Brewer, L (8, 1) OBP: 0.154, SLG: 0.083 Ray Lamb, R (8, 1) Von Joshua, L (9, PH) OBP: 0.271, SLG: 0.321	0-0 F7		0-0 6-3		0-0 6-3		0-0 F5		0-0 6-3	3 0 0 0 0 0 3 0 0 0 0 0 0 0 0 0 0 0 0 0 0 1 0 0 0 0 0 0												
Inning Stats	R: 0 E: 0 K: 0 S: 3	H: 0 LOB: 0 BB: 0 P: 3	R: 1 E: 1 K: 0 S: 6	H: 3 LOB: 2 BB: 0 P: 6	R: 0 E: 0 K: 0 S: 3	H: 0 LOB: 0 BB: 0 P: 3	R: 2 E: 0 K: 1 S: 8	H: 3 LOB: 1 BB: 0 P: 8	R: 0 E: 0 K: 0 S: 4	H: 1 LOB: 1 BB: 0 P: 4	R: 0 E: 0 K: 0 S: 4	H: 2 LOB: 1 BB: 0 P: 4	R: 0 E: 0 K: 0 S: 3	H: 0 LOB: 0 BB: 0 P: 3	R: 0 E: 0 K: 0 S: 4	H: 1 LOB: 1 BB: 0 P: 4	R: 0 E: 0 K: 1 S: 5	H: 0 LOB: 0 BB: 0 P: 5	1B: 8 2B: 1 3B: 0 HR: 1	SF: 0 SAC: 0 DP: 1 HBP: 0	WP: 1 PB: 1 SB: 1 CS: 0	PA: 36
PITCHER	IP WLS BF H R ER SO BB IBB HBP BLK WP HR S P ERA WHIP																					
Don Wilson, R (1, 1) ERA: 3.8	8.0 W 33 10 3 3 1 0 0 0 0 1 1 35 35 3.38 1.250																					
Fred Gladding, R (9, 1) ERA: 3.9	1.0 S 3 0 0 0 1 0 0 0 0 0 0 5 5 0.00 0.000																					



Batter	1	2	3	4	5	6	7	8	9	AB R H RBI BB SO LOB	TOP
Maury Wills, S OBP: 0.332, SLG: 0.315 (1, 6) X	0-0 F5		0-3 K		0-0 1B			0-0 6-3		4 0 1 0 0 1 0	
Bill Russell, R OBP: 0.291, SLG: 0.374 (1, 9) X	0-0 5-3			0-0 1B 4-3 1B	0-0 F8			0-3 K		4 1 1 0 0 1 2	
Willie Davis, L OBP: 0.342, SLG: 0.458 (1, 8) B B B	4-0 BB			0-0 1B 4-3 1B	0-0 F8			0-0 4-3		3 1 1 0 1 0 0	
Wes Parker, S OBP: 0.403, SLG: 0.475 (1, 3) X	0-0 4-3			0-0 4-3	0-0 F7			0-0 G6-3 1B		4 0 1 1 0 0 2	
Tom Haller, L OBP: 0.341, SLG: 0.455 (1, 2) X		0-0 G3		0-0 3-4	0-3 K			0-0 F8		4 0 0 1 0 1 1	
Ted Sizemore, R OBP: 0.366, SLG: 0.354 (1, 4) S S S		0-3 K		0-0 4-3				0-0 G6-3		4 0 0 0 0 1 1	
Willie Crawford, L OBP: 0.319, SLG: 0.389 (1, 7) X		0-0 F7			4-0 BB BB FC5-4 BB			0-0 4-3		2 0 0 0 1 0 0	
Billy Grabarkewitz, R OBP: 0.405, SLG: 0.455 (1, 5) X			0-0 5-3		0-0 FC5-4 1B			4-0 FC6 BB		2 0 0 0 1 0 1	
Claude Osteen, L OBP: 0.250, SLG: 0.325 Len Gabrielson, L OBP: 0.167, SLG: 0.176 Ray Lamb, R (7, 1)			0-0 F8		0-0 F8			0-0 FC6		2 0 0 0 0 0 1 1 0 0 0 0 0 1 0 0 0 0 0 0 0	
Inning Stats	R: 0 H: 0 E: 0 LOB: 1 K: 0 BB: 1 S: 3 P: 7	R: 0 H: 0 E: 0 LOB: 0 K: 1 BB: 0 S: 5 P: 5	R: 0 H: 0 E: 0 LOB: 0 K: 1 BB: 0 S: 5 P: 5	R: 2 H: 2 E: 0 LOB: 0 K: 0 BB: 0 S: 5 P: 5	R: 0 H: 1 E: 0 LOB: 2 K: 0 BB: 1 S: 4 P: 8	R: 0 H: 0 E: 0 LOB: 0 K: 1 BB: 0 S: 5 P: 5	R: 0 H: 0 E: 0 LOB: 1 K: 0 BB: 1 S: 3 P: 7	R: 0 H: 0 E: 0 LOB: 0 K: 1 BB: 0 S: 5 P: 5	R: 0 H: 1 E: 0 LOB: 0 K: 0 BB: 0 S: 3 P: 3	1B: 4 SF: 0 2B: 0 SAC: 0 3B: 0 DP: 1 HR: 0 HBP: 0	WP: 0 PA: 33 PB: 0 SB: 0 CS: 0
PITCHER Larry Dierker, R ERA: 3.8 (1, 1)	IP WLS BF H R ER SO BB IBB HBP BLK WP HR S P ERA WHIP										
	9.0 W 33 4 2 2 4 3 0 0 0 0 0 0 38 50 2.00 0.778										

Los Angeles Dodgers @ Houston Astros
 Astrodome, Houston, TX
 Sat Sep 05 1970, 8:05 PM EDT
 Att. 15,053 - Dome

AB	30
R	2
H	4
RBI	2
BB	3
SO	4
LOB	9



WP: 0	PA: 33
PB: 0	
SB: 0	
CS: 0	

Batter	1	2	3	4	5	6	7	8	9
Jesus Alou, R OBP: 0.343, SLG: 0.391 (1, 9)	0-0 2B 1B		0-0 F8		0-0 L7		4-0 BB		
Joe Morgan, L OBP: 0.399, SLG: 0.387 (1, 4)	0-0 1-H HR 2B		0-0 6-3		0-0 G3		0-0 F8		
Jimmy Wynn, R OBP: 0.406, SLG: 0.527 (1, 7)	0-0 2-H HR		0-0 F9		0-0 1B		0-0 F4		
Bob Watson, R OBP: 0.316, SLG: 0.432 (1, 3)	0-3 K			0-0 2B 1B		0-0 5-3 2B 1B		0-0 BB 1B 1B	
Denis Menke, R OBP: 0.397, SLG: 0.449 (1, 6)	0-0 L9			0-0 1-H 1B 2B		0-0 5-3		4-0 BB 1B BB	
Doug Rader, R OBP: 0.322, SLG: 0.425 (1, 5)	0-0 3-1			0-0 2-H G6-4-3 1B		0-0 5-3		0-0 1-3 2-H 1B	
Cesar Cedeno, R OBP: 0.310, SLG: 0.405 (1, 8)		0-3 K		0-0 G6-4-3 1-2f 2B		0-0 2B		0-0 6-3	
Larry Howard, R OBP: 0.356, SLG: 0.366 (1, 2)		0-3 K		0-0 2B		4-0 SH3-4 BB		4-0 IBB	
Larry Dierker, R OBP: 0.163, SLG: 0.179 (1, 1)		0-0 1-3		0-0 6-3		0-0 SH3-4		0-0 1-3	

AB	R	H	RBI	BB	SO	LOB
3	1	1	0	1	0	0
4	1	1	1	0	0	2
4	1	2	2	0	0	2
4	3	3	0	0	1	0
3	1	1	1	1	0	1
4	0	2	2	0	0	1
4	0	1	1	0	1	2
2	0	1	0	2	1	0
3	0	0	0	0	0	3

BOTTOM	
Los Angeles Dodgers @ Houston Astros Astrodome, Houston, TX Sat Sep 05 1970, 8:05 PM EDT Att. 15,053 - Dome	AB 31 R 7 H 12 RBI 7 BB 4 SO 3 LOB 11

Inning Stats		R	H	E	K	S	P	IP	WLS	BF	H	R	ER	SO	BB	IBB	HBP	BLK	WP	HR	S	P	ERA	WHIP
Claude Osteen, L (1, 1)		3	3	0	2	7	3	6.0	L	25	10	6	6	3	0	0	0	0	0	1	31	31	9.00	1.667
Ray Lamb, R (7, 1)		0	0	0	0	0	0	2.0		11	2	1	1	0	3	1	0	0	0	0	7	23	4.50	2.500

PITCHER		IP	WLS	BF	H	R	ER	SO	BB	IBB	HBP	BLK	WP	HR	S	P	ERA	WHIP
Claude Osteen, L (1, 1)		6.0	L	25	10	6	6	3	0	0	0	0	0	1	31	31	9.00	1.667
Ray Lamb, R (7, 1)		2.0		11	2	1	1	0	3	1	0	0	0	0	7	23	4.50	2.500



Batter	1	2	3	4	5	6	7	8	9	AB R H RBI BB SO LOB	TOP																									
Maury Wills, S (1, 6) OBP: 0.328, SLG: 0.312	0-0 F7	0-3 K			0-0 1-3		0-0 L1		0-0 F6	5 0 0 0 0 1 4																										
Manny Mota, R (1, 7) OBP: 0.369, SLG: 0.387	0-0 4-3		0-0 6-3		4-0 BB		0-0 F3		0-0 F6	4 0 1 1 1 0 0																										
Willie Davis, L (1, 8) OBP: 0.343, SLG: 0.456	4-0 BB		0-3 K		0-0 1-3		0-0 S 1B		0-0 K	4 0 1 0 1 2 4																										
Wes Parker, S (1, 3) OBP: 0.400, SLG: 0.471	0-0 5-3		0-0 6-3			0-0 6-3	0-0 F7			4 0 0 0 0 0 2																										
Bill Sudakis, S (1, 2) OBP: 0.356, SLG: 0.455		0-0 L5		0-3 K		0-0 1B 1B		0-0 F9		4 1 1 0 0 1 0																										
Ted Sizemore, R (1, 4) OBP: 0.367, SLG: 0.356		0-0 HBP BB WP 1B		0-0 F8		0-0 1B 1B		0-0 L5		4 1 2 0 0 0 0																										
Bill Russell, R (1, 9) OBP: 0.295, SLG: 0.374		4-0 WP HBP 4-3 BB		0-3 K		0-0 1B 1B		0-0 F9		3 1 1 1 1 1 0																										
Billy Grabarkewitz, R (1, 5) OBP: 0.408, SLG: 0.455		1-0 4-3 WP HBP		0-3 K		4-0 G6-4-3 IBB		0-0 1B 1B		2 1 1 0 1 1 0																										
Joe Moeller, R (1, 1) OBP: 0.205, SLG: 0.162		0-0 4-3			0-0 1B		0-0 G6-4-3		0-0 1B 1B	3 0 1 1 0 0 4																										
Pete Mikkelsen, R (8, 1) OBP: 0.500, SLG: 0.500										0 0 0 0 0 0 0																										
Tom Haller, L (9, PH) OBP: 0.343, SLG: 0.456										1 0 1 0 0 0 0																										
Von Joshua, L (9, PR) OBP: 0.271, SLG: 0.321										0 0 0 0 0 0 0																										
Jim Brewer, L (9, 1) OBP: 0.154, SLG: 0.083										0 0 0 0 0 0 0																										
Inning Stats	R: 0 E: 0 K: 0 S: 3	H: 0 LOB: 1 BB: 1 P: 7	R: 2 E: 0 K: 1 S: 6	H: 1 LOB: 1 BB: 1 P: 11	R: 0 E: 0 K: 1 S: 5	H: 0 LOB: 0 BB: 0 P: 5	R: 0 E: 0 K: 2 S: 7	H: 0 LOB: 0 BB: 0 P: 7	R: 0 E: 0 K: 1 S: 6	H: 1 LOB: 2 BB: 1 P: 10	R: 1 E: 0 K: 0 S: 5	H: 3 LOB: 2 BB: 1 P: 9	R: 0 E: 0 K: 0 S: 4	H: 1 LOB: 1 BB: 0 P: 4	R: 0 E: 0 K: 0 S: 3	H: 0 LOB: 0 BB: 0 P: 3	R: 1 E: 0 K: 1 S: 7	H: 3 LOB: 2 BB: 0 P: 7	1B: 9 2B: 0 3B: 0 HR: 0	SF: 0 SAC: 0 DP: 1 HBP: 1	WP: 1 PB: 0 SB: 1 CS: 2	PA: 39														
PITCHER	IP WLS BF H R ER SO BB IBB HBP BLK WP HR S P ERA WHIP																				PITCHER	IP WLS BF H R ER SO BB IBB HBP BLK WP HR S P ERA WHIP														
Wade Blasingame, L (1, 1) ERA: 2.54	6.0		27	5	3	3	5	3	1	1	0	1	0	32	49	4.50	1.333																			
George Culver, R (7, 1) ERA: 3.83	2.0		7	1	0	0	0	0	0	0	0	0	0	7	7	0.00	0.500																			
Fred Gladding, R (9, 1) ERA: 4.02	0.1	L	4	3	1	1	0	0	0	0	0	0	0	4	4	27.00	9.000																			
Ron Cook, L (9, 1) ERA: 3.61	0.2		1	0	0	0	1	0	0	0	0	0	0	3	3	0.00	0.000																			

Los Angeles Dodgers @ Houston Astros
 Astrodome, Houston, TX
 Sun Sep 06 1970, 4:33 AM EDT
 Att. 15,687 - Dome

livebaseballscorecards.com

AB	34
R	4
H	9
RBI	3
BB	4
SO	6
LOB	14



BOTTOM

Los Angeles Dodgers @ Houston Astros
Astrodome, Houston, TX
Sun Sep 06 1970, 4:33 AM EDT
Att. 15,687 - Dome

livebaseballscorecards.com

AB	33
R	3
H	7
RBI	3
BB	0
SO	2
LOB	8



WP:	0	PA:	33
PB:	0	SB:	0
CS:	0		

AB R H RBI BB SO LOB

4 0 1 0 0 0 1

4 0 1 0 0 0 1

4 0 0 0 0 1 2

4 0 1 0 0 0 0

4 0 0 0 0 1 2

4 0 0 0 0 0 2

3 1 1 1 0 0 0

3 1 1 0 0 0 0

1B:	4	SF:	0
2B:	1	SAC:	0
3B:	0	DP:	1
HR:	2	HBP:	0

1B:	4	SF:	0
2B:	1	SAC:	0
3B:	0	DP:	1
HR:	2	HBP:	0

1B:	4	SF:	0
2B:	1	SAC:	0
3B:	0	DP:	1
HR:	2	HBP:	0

WP:	0	PA:	33
PB:	0	SB:	0
CS:	0		

Batter	1	2	3	4	5	6	7	8	9
Jesus Alou, R OBP: 0.342, SLG: 0.390 (1, 9)	0-0 6-3 ①			0-0 G5-4-3 1B		0-0 6-3 ③		0-0 6-3 ①	
Joe Morgan, L OBP: 0.398, SLG: 0.385 (1, 4)	0-0 6-3 ②			0-0 F7			0-0 1B 1B	0-0 1-4-3 ②	
Jimmy Wynn, R OBP: 0.403, SLG: 0.523 (1, 7)	0-0 5-3 ③			0-0 G5-4-3 1-2f			0-0 F6 ① S S S	0-3 K ③	
Bob Watson, R OBP: 0.315, SLG: 0.429 (1, 3)		0-0 F8 ①			0-0 6-3 ①		0-0 1-2 1B	0-0 6-3 ①	
Denis Menke, R OBP: 0.394, SLG: 0.445 (1, 6)		0-0 6-3 ②			0-0 6-3 ②		0-0 F9 ②	0-3 K ②	
Doug Rader, R OBP: 0.319, SLG: 0.422 (1, 5)		0-0 F4 ③			0-0 F8 ③		0-0 F9 ③	0-0 F9 ③	
Cesar Cedeno, R OBP: 0.310, SLG: 0.415 (1, 8)			0-0 6-3 ①			0-0 1-3 ①		0-0 HR	
Johnny Edwards, L OBP: 0.292, SLG: 0.309 (1, 2)			0-0 F8 ②			0-0 6-3 ②		0-0 HR 1B	
Wade Blasingame, L OBP: 0.282, SLG: 0.354 (1, 1)			0-0 1-4-3 ③			0-0 2B		0-0 HR 1-H	
Keith Lampard, L OBP: 0.182, SLG: 0.300 (6, PH)									
George Culver, R OBP: 0.182, SLG: 0.300 (7, 1)									
Norm Miller, L OBP: 0.353, SLG: 0.344 (8, PH)									
Fred Gladding, L (9, 1)									
Ron Cook, L OBP: 0.278, SLG: 0.471 (9, 1)									

Inning Stats	R: 0	H: 0	E: 0	LOB: 0	K: 0	S: 3	R: 0	H: 0	E: 0	LOB: 0	K: 0	S: 3	R: 0	H: 1	E: 0	LOB: 0	K: 0	S: 3	R: 0	H: 0	E: 0	LOB: 0	K: 0	S: 3	R: 0	H: 1	E: 0	LOB: 1	K: 0	S: 4	R: 0	H: 2	E: 0	LOB: 2	K: 0	S: 5	R: 3	H: 3	E: 0	LOB: 0	K: 1	S: 8	R: 0	H: 0	E: 0	LOB: 0	K: 1	S: 5	1B: 4	SF: 0	2B: 1	SAC: 0	3B: 0	DP: 1	HR: 2	HBP: 0	WP: 0	PA: 33
--------------	------	------	------	--------	------	------	------	------	------	--------	------	------	------	------	------	--------	------	------	------	------	------	--------	------	------	------	------	------	--------	------	------	------	------	------	--------	------	------	------	------	------	--------	------	------	------	------	------	--------	------	------	-------	-------	-------	--------	-------	-------	-------	--------	-------	--------

PITCHER	IP	WLS	BF	H	R	ER	SO	BB	IBB	HBP	BLK	WP	HR	S	P	ERA	WHIP
Joe Moeller, R ERA: 3.36 (1, 1)	7.0		26	6	2	2	0	0	0	0	0	0	1	26	26	2.57	0.857
Pete Mikkelsen, R ERA: 2.66 (8, 1)	1.0	W	4	1	1	1	1	0	0	0	0	0	1	6	6	9.00	1.000
Jim Brewer, L ERA: 2.78 (9, 1)	1.0	S	3	0	0	0	1	0	0	0	0	0	0	5	5	0.00	0.000

Batter	1	2	3	4	5	6	7	8	9	AB R H RBI BB SO LOB												
Jesus Alou, R (1, 9) OBP: 0.342, SLG: 0.390 Norm Miller, L (6, 9) OBP: 0.350, SLG: 0.340	0-0 E4 FC5-4		0-0 SF9			0-0 BB HR 1B	0-3 K	0-3 K		2 1 1 1 0 0 0 2 0 0 0 0 2 1												
Joe Morgan, L (1, 4) OBP: 0.399, SLG: 0.386 Marty Martinez, S (7, 6) OBP: 0.270, SLG: 0.248	0-0 F8		0-0 F8			0-0 1B HR 1B	0-0 1B 1B		0-0 6-3	4 2 2 0 0 0 1 1 0 0 0 0 0 0												
Jimmy Wynn, R (1, 7) OBP: 0.404, SLG: 0.521 Cesar Geronimo, L (7, PR) OBP: 0.350, SLG: 0.333	0-0 FC5-4 FC4			0-0 F9		4-0 1B HR BB	0-0 1B 1B		0-0 6-3	3 1 1 0 1 0 1 1 0 0 0 0 0 0												
Bob Watson, R (1, 3) OBP: 0.321, SLG: 0.443 John Mayberry, L (9, 3) OBP: 0.329, SLG: 0.381	0-0 FC4			0-0 6-3		0-0 HR	0-0 1B		4-0 2B BB	4 2 2 5 1 0 1 0 0 0 0 0 0 0												
Denis Menke, R (1, 6) OBP: 0.392, SLG: 0.443 Hector Torres, R (7, PH) OBP: 0.288, SLG: 0.315		0-0 5-3		0-3 K		0-0 5-3	0-0 F6		0-0 2B	3 0 0 0 0 1 0 2 0 1 1 0 0 2												
Doug Rader, R (1, 5) OBP: 0.320, SLG: 0.422		4-0 BB				0-0 6-3	0-0 F3		0-0 F3	4 0 1 0 1 0 3												
Cesar Cedeno, R (1, 8) OBP: 0.307, SLG: 0.410 Keith Lampard, L (7, 7) OBP: 0.292, SLG: 0.379		0-0 G4-6-3				0-0 F8	0-0 FC6-5 HR		0-0 2B	3 1 0 0 0 0 2 1 0 1 0 0 0 0												
Larry Howard, R (1, 2) OBP: 0.388, SLG: 0.556			0-0 SH5-4 SF9 2B			0-0 HR	0-0 HR		0-0 F7	4 3 3 3 0 0 1												
Ken Forsch, R (1, 1)			0-0 SH5-4			0-3 K	0-3 K		0-0 F8	3 0 0 0 0 2 1												
Inning Stats	R: 0 E: 1 K: 0 S: 4	H: 0 LOB: 1 BB: 0 P: 4	R: 0 E: 0 K: 0 S: 2	H: 0 LOB: 0 BB: 1 P: 6	R: 1 E: 0 K: 0 S: 4	H: 1 LOB: 0 BB: 0 P: 4	R: 0 E: 0 K: 1 S: 5	H: 0 LOB: 0 BB: 0 P: 5	R: 1 E: 0 K: 1 S: 6	H: 1 LOB: 0 BB: 0 P: 6	R: 6 E: 0 K: 1 S: 10	H: 5 LOB: 0 BB: 1 P: 14	R: 1 E: 0 K: 1 S: 8	H: 3 LOB: 2 BB: 0 P: 8	R: 0 E: 0 K: 1 S: 6	H: 1 LOB: 1 BB: 0 P: 6	R: 1 E: 0 K: 0 S: 4	H: 1 LOB: 1 BB: 1 P: 8	1B: 5 2B: 4 3B: 0 HR: 3	SF: 1 SAC: 1 DP: 1 HBP: 0	WP: 0 PB: 0 SB: 0 CS: 0	PA: 42
PITCHER	IP WLS BF H R ER SO BB IBB HBP BLK WP HR S P ERA WHIP																					
Jerry Nymen, L (1, 1) ERA: 9.0	5.0 L 21 4 5 5 2 2 0 0 0 0 0 1 23 31 9.00 1.200																					
Ron Willis, R (6, 1) ERA: 4.17	1.0 6 3 3 3 1 0 0 0 0 0 0 2 8 8 27.00 3.000																					
Al Santorini, R (7, 1) ERA: 6.2	3.0 15 5 2 2 2 1 0 0 0 0 0 0 18 22 6.00 2.000																					

Houston Astros @ San Diego Padres
San Diego Stadium, San Diego, CA
Mon Sep 07 1970, 6:33 AM EDT
Unknown

livebaseballscorecards.com

AB	37
R	10
H	12
RBI	10
BB	3
SO	5
LOB	13



Batter	1	2	3	4	5	6	7	8	9	AB	R	H	RBI	BB	SO	LOB
Dave Campbell, R (1, 4) OBP: 0.273, SLG: 0.335	0-0 F8		0-0 F8			0-0 5-3			0-0 HR	4	1	1	0	0	0	1
Rafael Robles, R (1, 6) OBP: 0.316, SLG: 0.333	0-0 4-3			0-0 1B			0-0 F3		0-0 HR	4	1	2	1	0	0	0
Ray Webster, L (1, 3) OBP: 0.310, SLG: 0.336	0-0 6-3			0-0 L5-3			0-0 G3		0-0 HR	4	1	1	4	0	0	1
Al Ferrara, R (1, 7) OBP: 0.377, SLG: 0.456		0-0 6-3		0-0 F9			0-0 F7		0-0 F3	3	0	0	0	0	0	0
Ron Slocum, R (8, 2) OBP: 0.237, SLG: 0.279										1	0	0	0	0	0	0
Ed Spiezio, R (1, 5) OBP: 0.390, SLG: 0.496		0-0 F8		0-0 F8				0-0 F3	0-0 G4-6-3	4	0	1	0	0	0	0
Ivan Murrell, R (1, 8) OBP: 0.281, SLG: 0.382		0-0 4-3		0-0 4-3				0-0 F7	0-0 G4-6-3	4	0	0	0	0	0	1
Fred Kendall, R (1, 2) (8, 7)			0-0 5-3		0-0 F4			0-0 F7		3	0	0	0	0	0	0
Jim Williams, R (1, 9) OBP: 0.333, SLG: 0.333			0-0 5-3			0-3 K			0-0 1B	3	1	1	0	0	1	0
Jerry Nyman, L (1, 1)			4-0 WP			0-3 K			4-0 1B	0	0	0	0	0	1	0
Ron Willis, R (6, 1)			BB			BB			BB	0	0	0	0	0	0	0
Larry Stahl, L (6, PH) OBP: 0.163, SLG: 0.167			BB			BB			1-2 HR	1	0	0	0	0	1	0
Al Santorini, R (7, 1)			BB			BB			BB	0	0	0	0	0	0	0
Nate Colbert, R (9, PH) OBP: 0.325, SLG: 0.478			BB			BB			BB	0	1	0	0	1	0	0

Inning Stats	R: 0	H: 0	E: 0	K: 0	S: 3	R: 0	H: 0	E: 0	K: 0	S: 3	R: 0	H: 1	E: 0	K: 0	S: 3	R: 0	H: 0	E: 0	K: 0	S: 3	R: 0	H: 0	E: 0	K: 2	S: 7	R: 0	H: 0	E: 0	K: 0	S: 3	R: 0	H: 0	E: 0	K: 0	S: 7	R: 5	H: 5	E: 0	K: 0	S: 7	R: 1B: 5	SF: 0	2B: 1	SAC: 0	3B: 0	DP: 2	HR: 1	HBP: 0	WP: 1	PA: 33
--------------	------	------	------	------	------	------	------	------	------	------	------	------	------	------	------	------	------	------	------	------	------	------	------	------	------	------	------	------	------	------	------	------	------	------	------	------	------	------	------	------	----------	-------	-------	--------	-------	-------	-------	--------	-------	--------


PITCHER	IP	WLS	BF	H	R	ER	SO	BB	IBB	HBP	BLK	WP	HR	S	P	ERA	WHIP
Ken Forsch, R (1, 1) ERA: 5.0	9.0	W	33	6	5	5	2	2	0	0	0	1	1	35	43	5.00	0.889

BOTTOM


Houston Astros @ San Diego Padres
San Diego Stadium, San Diego, CA

Mon Sep 07 1970, 6:33 AM EDT
Unknown

AB	31
R	5
H	6
RBI	5
BB	2
SO	2
LOB	3



livebaseballscores.com

Batter	1	2	3	4	5	6	7	8	9	AB R H RBI BB SO LOB	TOP											
Jesus Alou, R (1, 9) OBP: 0.343, SLG: 0.390 Cesar Geronimo, L (8, 9) OBP: 0.350, SLG: 0.333	0-0 6-3		0-0 6-3		0-0 1B 1B 1B	0-0 F8		0-0 5-3		5 1 1 0 0 0 1 0 0 0 0 0 0 0	Houston Astros @ San Diego Padres San Diego Stadium, San Diego, CA Tue Sep 08 1970, 10:05 PM EDT Att. 1,893 - Unknown livebaseballscorecards.com AB 39 R 8 H 12 RBI 8 BB 4 SO 8 LOB 19 											
Joe Morgan, L (1, 4) OBP: 0.405, SLG: 0.397	0-0 F8		4-0 S 1B BB		0-0 1B 1B	0-0 S 1B		0-0 3-1		4 2 2 0 1 0 0												
Jimmy Wynn, R (1, 7) OBP: 0.400, SLG: 0.513	0-3 K		0-3 K		0-0 1B 1B	0-0 5-3		0-0 6-3		5 0 1 0 0 2 3												
Bob Watson, R (1, 3) OBP: 0.325, SLG: 0.440		0-3 K	0-0 1B		0-0 1B		0-0 L8		0-0 6-3	5 0 2 3 0 1 0												
Denis Menke, R (1, 6) OBP: 0.394, SLG: 0.444		4-0 HR BB	0-0 F8		0-3 K		0-0 1B 2B		4-0 FC6-4 BB	3 2 1 0 2 1 3												
Doug Rader, R (1, 5) OBP: 0.321, SLG: 0.430		0-0 HR		0-0 2B 1B	0-3 K		0-0 1B 6-3 1B		0-0 FC6-4	5 3 3 3 0 1 3												
Cesar Cedeno, R (1, 8) OBP: 0.310, SLG: 0.417		0-0 E7		0-0 WP CS 2B	0-0 5-3		0-0 6-3 1B		0-0 5-3	5 0 2 1 0 0 3												
Larry Howard, R (1, 2) OBP: 0.377, SLG: 0.521		0-3 K		0-0 5-3		4-0 1B BB		0-0 6-3		3 0 0 1 1 1 3												
Don Wilson, R (1, 1) OBP: 0.103, SLG: 0.138 Fred Gladding, L (9, 1)		0-3 K		0-0 F6		0-0 F5		0-3 K		4 0 0 0 0 2 3 0 0 0 0 0 0 0												
Inning Stats	R: 0 E: 0 K: 1 S: 5	H: 0 LOB: 0 BB: 0 P: 5	R: 2 E: 1 K: 3 S: 11	H: 1 LOB: 1 BB: 1 P: 15	R: 1 E: 0 K: 1 S: 6	H: 1 LOB: 1 BB: 1 P: 10	R: 1 E: 0 K: 0 S: 4	H: 2 LOB: 0 BB: 0 P: 4	R: 2 E: 0 K: 2 S: 11	H: 4 LOB: 2 BB: 0 P: 11	R: 0 E: 0 K: 0 S: 4	H: 1 LOB: 2 BB: 1 P: 8	R: 2 E: 0 K: 1 S: 8	H: 3 LOB: 1 BB: 0 P: 8	R: 0 E: 0 K: 0 S: 3	H: 0 LOB: 0 BB: 0 P: 3	R: 0 E: 0 K: 0 S: 3	H: 0 LOB: 1 BB: 1 P: 7	1B: 9 2B: 2 3B: 0 HR: 1	SF: 0 SAC: 0 DP: 0 HBP: 0	WP: 1 PB: 0 SB: 2 CS: 1	PA: 43
PITCHER	IP WLS BF H R ER SO BB IBB HBP BLK WP HR S P ERA WHIP																					
Clay Kirby, R (1, 1) ERA: 4.56	4.0 L 21 7 6 6 5 2 0 0 0 1 1 29 37 13.50 2.250																					
Tom Dukes, R (5, 1) ERA: 3.27	2.0 9 2 0 0 2 1 0 0 0 0 0 12 16 0.00 1.500																					
Paul Doyle, L (7, 1) ERA: 5.24	0.1 4 3 2 2 0 0 0 0 0 0 0 4 4 54.00 9.000																					
Ron Willis, R (7, 1) ERA: 3.96	2.2 9 0 0 0 1 1 0 0 0 0 0 10 14 0.00 0.375																					

Batter	1	2	3	4	5	6	7	8	9	AB R H RBI BB SO LOB
Jose Arcia, R (1, 4) Larry Stahl, L (6, PH) Paul Doyle, L (7, 1) Ron Willis, R (7, 1) Steve Huntz, S (9, PH) Jim Williams, R (9, PR) <small>OBP: 0.292, SLG: 0.299 OBP: 0.156, SLG: 0.159</small>	0-0 F8		0-0 SH1 1-H HR 1B		0-0 5-3	0-3 K			4-0 HBP 1B BB	3 1 1 1 0 0 0 1 0 0 0 0 1 2 0 0 0 0 0 0 0 0 0 0 0 0 0 0 0 0 0 0 1 0 0 0 1 0 0 0 0 0
Rafael Robles, R (1, 6) Ron Slocum, R (9, PR) <small>OBP: 0.333, SLG: 0.292 OBP: 0.237, SLG: 0.279</small>	0-0 F9		0-0 SH1		0-0 1B 1B		0-0 F8		1-0 1B HBP	3 0 1 0 0 0 0 0 0 0 0 0 0 0
Cito Gaston, R (1, 8) <small>OBP: 0.367, SLG: 0.535</small>	0-0 L9		0-0 HR		0-0 F4		0-0 6-3		0-3 K	5 1 1 2 0 1 4
Al Ferrara, R (1, 7) Ivan Murrell, R (9, PR) <small>OBP: 0.376, SLG: 0.453 OBP: 0.281, SLG: 0.382</small>		0-0 F4	0-0 5-3		0-0 1B 1B		0-0 F9		0-0 1B	5 0 2 2 0 0 0 0 0 0 0 0 0 0
Ollie Brown, R (1, 9) <small>OBP: 0.338, SLG: 0.506</small>		0-0 HR 1B	0-0 1B		0-0 F8			0-0 6-3	0-0 4-3	5 1 2 0 0 0 4
Nate Colbert, R (1, 3) <small>OBP: 0.324, SLG: 0.483</small>		0-0 HR	0-3 K			0-0 6-3		0-0 F5		4 1 1 2 0 1 1
Ed Spiezio, R (1, 5) <small>OBP: 0.384, SLG: 0.489</small>		0-0 6-3		0-0 5-3		0-0 E5 6-3 WP		0-0 F4		4 0 0 0 0 0 0
Chris Cannizzaro, R (1, 2) <small>OBP: 0.379, SLG: 0.401</small>		0-0 5-3		0-0 F4		0-0 6-3		0-0 F9		4 0 0 0 0 0 1
Clay Kirby, R (1, 1) Tom Dukes, R (5, 1) Ray Webster, L (6, PH) Dave Campbell, R (7, 4) <small>OBP: 0.217, SLG: 0.185 OBP: 0.316, SLG: 0.336 OBP: 0.275, SLG: 0.336</small>			0-0 E6 WP 1B		0-3 K	4-0 BB		0-0 HBP 1B BB	1B 1B	2 1 0 0 0 1 0 0 0 0 0 0 0 0 0 0 0 0 1 0 0 1 1 1 0 0 0 0

Inning Stats	R: 0	H: 0	E: 0	K: 0	S: 3	R: 2	H: 2	E: 0	K: 0	S: 5	R: 3	H: 3	E: 1	K: 1	S: 9	R: 0	H: 0	E: 0	K: 1	S: 5	R: 0	H: 2	E: 0	K: 0	S: 5	R: 0	H: 0	E: 1	K: 1	S: 6	R: 0	H: 0	E: 0	K: 0	S: 3	R: 0	H: 0	E: 0	K: 0	S: 3	R: 2	H: 2	E: 0	K: 1	S: 7	1B: 7	2B: 0	3B: 0	HR: 2	SF: 0	SAC: 1	DP: 0	HBP: 1	WP: 2	PA: 41
PITCHER Don Wilson, R (1, 1) <small>ERA: 3.95</small> Fred Gladding, R (9, 1) <small>ERA: 3.98</small>	IP	WLS	BF	H	R	ER	SO	BB	IBB	HBP	BLK	WP	HR	S	P	ERA	WHIP													IP	WLS	BF	H	R	ER	SO	BB	IBB	HBP	BLK	WP	HR	S	P	ERA	WHIP									

Houston Astros @ San Diego Padres
 San Diego Stadium, San Diego, CA
 Tue Sep 08 1970, 10:05 PM EDT
 Att. 1,893 - Unknown

livebaseballscorecards.com

AB	37
R	7
H	9
RBI	7
BB	2
SO	4
LOB	12



Batter	1	2	3	4	5	6	7	8	9
Bobby Bonds, R OBP: 0.386, SLG: 0.519 (1, 9)	4-0 S HR BB		0-0 6-3	0-3 K		0-0 3B	0-0 1-H 2B		
Tito Fuentes, S OBP: 0.309, SLG: 0.345 (1, 4)	0-0 F8 1-2		0-0 1B 1B	0-0 HR 1B		0-0 G3		0-3 K	
Willie Mays, R OBP: 0.381, SLG: 0.507 (1, 8)	0-0 HR		0-0 F8 1B 1-3	0-0 HR 1-H 2-H		0-0 6-3		0-3 K	
Dick Dietz, R OBP: 0.441, SLG: 0.548 (1, 2)	0-0 5-3		0-0 BB 1B 1-2 3-H	0-0 1B		4-0 BB BB BB 2B BB	0-0 E6		
Ken Henderson, S OBP: 0.395, SLG: 0.450 (1, 7)	4-0 BB		0-0 F8 2-3	0-0 G3		0-0 2B 1B	0-3 K		
Jim Ray Hart, R OBP: 0.368, SLG: 0.454 Al Gallagher, R OBP: 0.342, SLG: 0.376 (1, 5) (8, 5)	0-0 F4		4-0 BB 1-2		0-0 5-3	0-3 K			
Ed Goodson, L OBP: 0.125, SLG: 0.125 Willie McCovey, L OBP: 0.432, SLG: 0.605 Frank Johnson, R OBP: 0.347, SLG: 0.353 (1, 3) (7, PH) (7, PR) (8, 3)		0-0 G3	0-0 G3		0-0 4-3	0-0 1B 2B 1-H 2-H			
Hal Lanier, R OBP: 0.264, SLG: 0.281 (1, 6)		0-0 G3		4-0 1B HR BB	0-0 F7	0-0 2B 1B 2-H			
Ron Bryant, S OBP: 0.087, SLG: 0.045 Jerry Johnson, R OBP: 0.118, SLG: 0.063 Ron Hunt, R OBP: 0.395, SLG: 0.383 Don McMahon, R OBP: 0.267, SLG: 0.154 (1, 1) (4, 1) (7, PH) (8, 1)		0-0 4-3		0-3 K		0-0 5-3	0-0 F8		

Inning Stats	R: 2	H: 1	E: 0	K: 0	S: 4	LOB: 1	BB: 2	P: 12	R: 0	H: 0	E: 0	K: 0	S: 3	LOB: 0	BB: 0	P: 3	R: 1	H: 3	E: 0	K: 0	S: 6	LOB: 3	BB: 1	P: 10	R: 3	H: 3	E: 0	K: 2	S: 10	LOB: 1	BB: 1	P: 14	R: 0	H: 0	E: 0	K: 0	S: 3	LOB: 0	BB: 0	P: 3	R: 0	H: 1	E: 0	K: 0	S: 4	LOB: 1	BB: 0	P: 4	R: 3	H: 4	E: 0	K: 1	S: 8	LOB: 2	BB: 1	P: 12	R: 0	H: 0	E: 1	K: 3	S: 10	LOB: 1	BB: 0	P: 10
--------------	------	------	------	------	------	--------	-------	-------	------	------	------	------	------	--------	-------	------	------	------	------	------	------	--------	-------	-------	------	------	------	------	-------	--------	-------	-------	------	------	------	------	------	--------	-------	------	------	------	------	------	------	--------	-------	------	------	------	------	------	------	--------	-------	-------	------	------	------	------	-------	--------	-------	-------

PITCHER	IP	WLS	BF	H	R	ER	SO	BB	IBB	HBP	BLK	WP	HR	S	P	ERA	WHIP
Larry Dierker, R ERA: 4.01 (1, 1)	6.0	L	32	9	8	8	2	5	0	0	0	0	2	31	51	12.00	2.333
Jim Ray, R ERA: 3.63 (7, 1)	1.0		5	3	1	1	1	0	0	0	0	0	0	7	7	9.00	3.000
George Culver, R ERA: 3.79 (8, 1)	1.0		4	0	0	0	3	0	0	0	0	0	0	10	10	0.00	0.000

BOTTOM

Houston Astros @ San Francisco Giants
Candlestick Park, San Francisco, CA

Wed Sep 09 1970, 6:33 AM EDT
Att. 3,180 - Unknown

AB	R	H	RBI	BB	SO	LOB
4	1	2	0	1	1	1
5	2	2	0	0	1	2
5	2	3	5	0	1	1
4	1	2	1	1	0	0
4	1	1	0	1	1	4
3	0	0	0	1	1	3
0	0	0	0	0	0	0
3	0	0	0	0	0	3
1	0	1	2	0	0	0
0	1	0	0	0	0	0
3	1	1	1	1	0	0
1	0	0	0	0	0	0
2	0	0	0	0	1	1
1	0	0	0	0	0	2
0	0	0	0	0	0	0

livebaseballscorecards.com

AB	36
R	9
H	12
RBI	9
BB	5
SO	6
LOB	17



WP	PA	ERA	WHIP
0	41		
0			
0			
0			

Batter	1	2	3	4	5	6	7	8	9	AB R H RBI BB SO LOB	TOP	
Jesus Alou, R (1, 9) OBP: 0.343, SLG: 0.391	0-0 FC3-6 1B		0-0 3-1		0-0 1-2 1B		0-0 2-1 3-H	0-0 F4		4 0 2 0 0 0 0		
Joe Morgan, L (1, 4) OBP: 0.400, SLG: 0.392 Hector Torres, R (8, 4) OBP: 0.288, SLG: 0.315	0-0 FC3-6 1B 1-2f		0-0 G3		0-0 F9			0-0 5-3		4 0 0 0 0 0 3 0 0 0 0 0 0 0		
Jimmy Wynn, R (1, 7) OBP: 0.400, SLG: 0.513	0-0 1-3 1B			0-3 K		0-0 5-3		0-0 F6		4 0 1 0 0 1 0		
Bob Watson, R (1, 3) OBP: 0.318, SLG: 0.426	0-3 K			1-0 HBP		0-0 F9			0-3 K	3 0 0 0 0 2 1		
Denis Menke, R (1, 6) OBP: 0.393, SLG: 0.440		0-3 K		0-0 F8		0-0 5-3		0-0 F8		4 0 0 0 0 1 1		
Doug Rader, R (1, 5) OBP: 0.319, SLG: 0.424 Larry Howard, R (7, 2) OBP: 0.397, SLG: 0.528		0-3 K		0-0 1-3			4-0 6-3 1B 2-1 BB		0-0 6-3	2 0 0 0 1 1 1 1 0 0 0 0 0 0		
Cesar Cedeno, R (1, 8) OBP: 0.323, SLG: 0.428		4-0 FC4-6 BB			0-0 E6 FC6-4		0-0 6-3 1B			2 0 1 0 1 0 0		
Johnny Edwards, L (1, 2) OBP: 0.295, SLG: 0.306 Marty Martinez, S (7, 6) OBP: 0.274, SLG: 0.248		0-0 FC4-6 1-2f			0-0 F6		0-0 6-3 1-2 2-3			3 0 0 0 0 0 4 0 0 0 0 0 0 0		
Wade Blasingame, L (1, 1) Keith Lampard, L (5, PH) OBP: 0.284, SLG: 0.368 Buddy Harris, R (5, 1) John Mayberry, L (7, PH) OBP: 0.331, SLG: 0.383 Denny Lemaster, R (7, 1) OBP: 0.265, SLG: 0.256			0-0 3-1		0-0 FC6-4 1B 1-2f		0-3 K			1 0 0 0 0 0 0 1 0 0 0 0 0 1 0 0 0 0 0 0 0 1 0 0 0 0 1 2 0 0 0 0 0 0 0		
Inning Stats	R: 0 H: 2 E: 0 LOB: 1 K: 1 BB: 0 S: 6 P: 6	R: 0 H: 0 E: 0 LOB: 1 K: 2 BB: 1 S: 7 P: 11	R: 0 H: 0 E: 0 LOB: 0 K: 0 BB: 0 S: 3 P: 3	R: 0 H: 0 E: 0 LOB: 1 K: 1 BB: 0 S: 5 P: 6	R: 0 H: 1 E: 1 LOB: 2 K: 0 BB: 0 S: 5 P: 5	R: 0 H: 0 E: 0 LOB: 0 K: 0 BB: 0 S: 3 P: 3	R: 0 H: 1 E: 0 LOB: 2 K: 1 BB: 1 S: 5 P: 9	R: 0 H: 0 E: 0 LOB: 0 K: 0 BB: 0 S: 3 P: 3	R: 0 H: 0 E: 0 LOB: 0 K: 1 BB: 0 S: 5 P: 5	1B: 4 SF: 0 2B: 0 SAC: 0 3B: 0 DP: 0 HR: 0 HBP: 1	WP: 0 PA: 33 PB: 0 SB: 1 CS: 0	
PITCHER Gaylord Perry, R (1, 1) ERA: 3.39	IP WLS BF H R ER SO BB IBB HBP BLK WP HR S P ERA WHIP	9.0 W 34 4 0 0 6 2 0 1 0 0 0 0 42 51 0.00 0.667										

Houston Astros @ San Francisco Giants
Candlestick Park, San Francisco, CA

Thu Sep 10 1970, 6:33 AM EDT
Att. 2,449 - Unknown

livebaseballscorecards.com

AB 30
R 0
H 4
RBI 0
BB 2
SO 6
LOB 13



Batter	1	2	3	4	5	6	7	8	9	AB R H RBI BB SO LOB	TOP	
Felix Millan, R (1, 4) OBP: 0.350, SLG: 0.380	1-0 CS HBP		0-0 2			0-0 2		0-0 2		3 0 0 0 0 0 0	Atlanta Braves @ Houston Astros Astrodome, Houston, TX Fri Sep 11 1970, 8:05 PM EDT Att. 7,928 - Unknown	
Ralph Garr, L (1, 9) OBP: 0.286, SLG: 0.256	0-3 1-2 K		0-3 3			0-0 3		0-0 1B		4 0 1 0 0 2 1		
Mike Lum, L (1, 8) OBP: 0.308, SLG: 0.410	0-0 3									4 0 0 0 0 1 1		
Rico Carty, R (1, 7) OBP: 0.440, SLG: 0.578 Dusty Baker Jr., R (9, PR)			0-3 1			0-0 2		0-0 1B 1B		4 1 2 0 0 1 0 0 0 0 0 0 0 0		
Orlando Cepeda, R (1, 3) OBP: 0.368, SLG: 0.559						0-3 3		0-0 1		4 1 1 0 0 1 1		
Darrell Evans, L (1, 5) OBP: 0.500, SLG: 1.000								0-0 2		4 0 2 2 0 0 1		
Gil Carrido, R (1, 6) OBP: 0.305, SLG: 0.325 Hank Aaron, R (9, PH) OBP: 0.389, SLG: 0.597								0-0 1B		2 0 0 0 1 1 1 1 0 0 0 0 1 2		
Bob Didier, S (1, 2) OBP: 0.208, SLG: 0.179								0-0 3		3 0 0 0 0 0 3		
Jim Nash, R (1, 1) OBP: 0.118, SLG: 0.189 Hal King, L (8, PH) OBP: 0.364, SLG: 0.464 Hoyt Wilhelm, R (8, 1) OBP: 0.231, SLG: 0.091								0-0 1		2 0 0 0 0 1 0 1 0 0 0 0 0 0 0 0 0 0 0 0 0		
Inning Stats	R: 0 H: 0 E: 0 LOB: 0 K: 1 BB: 0 S: 4 P: 5	R: 0 H: 1 E: 0 LOB: 2 K: 1 BB: 1 S: 6 P: 10	R: 0 H: 0 E: 0 LOB: 0 K: 1 BB: 0 S: 5 P: 5	R: 0 H: 0 E: 0 LOB: 0 K: 2 BB: 0 S: 7 P: 7	R: 0 H: 0 E: 0 LOB: 0 K: 1 BB: 0 S: 5 P: 5	R: 0 H: 0 E: 0 LOB: 0 K: 1 BB: 0 S: 5 P: 5	R: 2 H: 3 E: 0 LOB: 1 K: 0 BB: 0 S: 6 P: 6	R: 0 H: 1 E: 0 LOB: 1 K: 0 BB: 0 S: 4 P: 4	R: 0 H: 1 E: 0 LOB: 2 K: 1 BB: 0 S: 6 P: 6	1B: 4 SF: 0 2B: 2 SAC: 0 3B: 1 DP: 1 HR: 0 HBP: 1		WP: 0 PA: 34 PB: 0 SB: 0 CS: 1
PITCHER Jack Billingham, R (1, 1) ERA: 4.1	IP WLS BF H R ER SO BB IBB HBP BLK WP HR S P ERA WHIP	9.0 W 34 6 2 2 8 1 0 1 0 0 0 0 48 53 2.00 0.778										

livebaseballscorecards.com

AB	32
R	2
H	6
RBI	2
BB	1
SO	8
LOB	10



Batter	1	2	3	4	5	6	7	8	9	AB R H RBI BB SO LOB	TOP
Mike Lum, L (1, 8) OBP: 0.302, SLG: 0.402	0-0 F9	0-3 K			0-0 F7		0-0 F2		0-0 F9	5 0 0 0 0 1 2	Atlanta Braves @ Houston Astros Astrodome, Houston, TX Sat Sep 12 1970, 8:05 PM EDT Att. 9,821 - Dome
Sonny Jackson, L (1, 6) OBP: 0.348, SLG: 0.313	4-0 1B 2B BB				0-0 G3			0-0 G4-3 1B	0-0 1B	3 2 2 0 2 0 0	
Hank Aaron, R (1, 9) OBP: 0.392, SLG: 0.600	0-0 1-2 2B 1B				0-0 1B			0-0 G4-3 1-2f		4 2 3 0 0 0 1	
Rico Carty, R (1, 7) Oscar Brown, R (8, PR) OBP: 0.440, SLG: 0.578 OBP: 0.452, SLG: 0.595	0-3 K				0-0 F8			0-0 1B 1B		4 0 2 2 0 1 3 0 0 0 0 0 0 0	
Orlando Cepeda, R (1, 3) OBP: 0.369, SLG: 0.560	0-0 1-H 2-H 2B				0-0 G5-4-3			0-0 L9		4 0 2 2 0 0 1	
Darrell Evans, L (1, 5) Clete Boyer, R (8, 5) OBP: 0.250, SLG: 0.500 OBP: 0.299, SLG: 0.378	0-0 F5				0-0 F8		0-3 K	0-0 4-3		4 0 0 0 0 1 3 0 0 0 0 0 0 0	
Gil Carrido, R (1, 4) OBP: 0.301, SLG: 0.321		0-3 K			0-0 1-3		0-0 5-3		0-0 F9	4 0 0 0 0 1 0	
Bob Didier, S (1, 2) OBP: 0.209, SLG: 0.181		0-0 F8			0-0 6-3		0-0 F8		0-0 WP 2B 1B	4 1 1 0 0 0 0	
Pat Jarvis, R (1, 1) OBP: 0.195, SLG: 0.211		0-0 1B			0-3 K		0-3 K		0-0 1B 2B	4 0 2 1 0 2 0	
Inning Stats	R: 2 H: 2 E: 0 LOB: 1 K: 1 BB: 1 S: 7 P: 11	R: 0 H: 1 E: 0 LOB: 1 K: 2 BB: 0 S: 8 P: 8	R: 2 H: 2 E: 0 LOB: 0 K: 0 BB: 1 S: 4 P: 8	R: 0 H: 0 E: 0 LOB: 0 K: 1 BB: 0 S: 5 P: 5	R: 0 H: 1 E: 0 LOB: 1 K: 0 BB: 0 S: 4 P: 4	R: 0 H: 0 E: 0 LOB: 0 K: 1 BB: 0 S: 5 P: 5	R: 0 H: 0 E: 0 LOB: 0 K: 1 BB: 0 S: 5 P: 5	R: 0 H: 3 E: 0 LOB: 2 K: 0 BB: 0 S: 5 P: 5	R: 1 H: 3 E: 0 LOB: 2 K: 0 BB: 0 S: 5 P: 5	1B: 9 SF: 0 2B: 3 SAC: 0 3B: 0 DP: 2 HR: 0 HBP: 0	
PITCHER Ken Forsch, R (1, 1) ERA: 4.76 George Culver, R (9, 1) ERA: 3.84	IP WLS BF H R ER SO BB IBB HBP BLK WP HR S P ERA WHIP										
	8.0 L 33 9 4 4 6 2 0 0 0 0 0 0 43 51 4.50 1.375										
	1.0 5 3 1 1 0 0 0 0 0 0 1 0 5 5 9.00 3.000										

AB	36
R	5
H	12
RBI	5
BB	2
SO	6
LOB	10



Batter	1	2	3	4	5	6	7	8	9	AB R H RBI BB SO LOB	TOP	
Mike Lum, L (1, 8) OBP: 0.300, SLG: 0.398	0-0 		0-0 			0-0 	0-0 		0-0 	5 1 1 0 0 0 1		
Sonny Jackson, L (1, 6) OBP: 0.349, SLG: 0.315	0-0 		0-0 			0-0 	0-0 		0-0 	5 2 2 0 0 0 1		
Hank Aaron, R (1, 9) OBP: 0.391, SLG: 0.598 Ralph Garr, L (6, PR) OBP: 0.295, SLG: 0.293 (6, 9)	0-0 		0-0 			4-0 	0-0 		0-3 	2 0 0 0 1 0 0 2 2 1 1 0 1 2		
Rico Carty, R (1, 7) OBP: 0.443, SLG: 0.579 Bob Priddy, R (7, 1) OBP: 0.250, SLG: 0.200 Earl Williams, R (9, PH)		0-0 		0-0 		0-0 	0-0 		0-0 	4 1 3 2 0 0 0 0 0 0 0 0 0 0 1 0 0 0 0 0 2		
Orlando Cepeda, R (1, 3) OBP: 0.368, SLG: 0.556		0-3 		0-0 		0-0 	0-0 		4-0 	4 0 0 0 1 1 5		
Darrell Evans, L (1, 5) OBP: 0.462, SLG: 0.583		0-0 		0-0 		0-0 			0-0 	4 0 3 3 1 0 0		
Gil Carrido, R (1, 4) OBP: 0.298, SLG: 0.318 Jimmie Hall, L (9, PH) OBP: 0.224, SLG: 0.278		0-3 				0-0 	0-0 		0-0 	4 0 0 0 0 1 4 1 0 0 0 0 0 3		
Bob Didier, S (1, 2) OBP: 0.211, SLG: 0.183		0-0 				0-0 			0-3 	4 0 1 0 0 1 4		
George Stone, L (1, 1) OBP: 0.308, SLG: 0.243 Rick Kester, R (1, 1) Hal King, L (7, PH) OBP: 0.367, SLG: 0.472 Dusty Baker Jr., R (7, PR) (7, 7)		0-0 				0-0 			0-0 	0 0 0 0 0 0 0 2 0 0 0 0 0 2 1 0 1 0 0 0 0 1 0 0 0 0 0 1		
Inning Stats	R: 0 H: 0 E: 0 LOB: 0 K: 0 BB: 0 S: 3 P: 3	R: 1 H: 3 E: 0 LOB: 2 K: 2 BB: 0 S: 10 P: 10	R: 0 H: 0 E: 0 LOB: 0 K: 0 BB: 0 S: 3 P: 3	R: 0 H: 0 E: 0 LOB: 0 K: 0 BB: 0 S: 3 P: 3	R: 0 H: 0 E: 0 LOB: 0 K: 0 BB: 0 S: 3 P: 3	R: 2 H: 3 E: 1 LOB: 3 K: 0 BB: 1 S: 7 P: 11	R: 2 H: 4 E: 0 LOB: 2 K: 0 BB: 0 S: 6 P: 6	R: 0 H: 0 E: 0 LOB: 1 K: 1 BB: 1 S: 5 P: 9	R: 1 H: 2 E: 1 LOB: 3 K: 1 BB: 1 S: 8 P: 12	1B: 10 SF: 0 2B: 2 SAC: 0 3B: 0 DP: 0 HR: 0 HBP: 0	WP: 1 PA: 43 PB: 0 SB: 0 CS: 0	
PITCHER Don Wilson, R (1, 1) ERA: 4.01 Jim Ray, R (9, 1) ERA: 3.61	IP WLS BF H R ER SO BB IBB HBP BLK WP HR S P ERA WHIP											PITCHER IP WLS BF H R ER SO BB IBB HBP BLK WP HR S P ERA WHIP
	8.2 W 42 12 6 5 4 3 0 0 0 1 0 47 59 5.19 1.731											

Atlanta Braves @ Houston Astros
Astrodome, Houston, TX
Sun Sep 13 1970, 8:05 PM EDT
Att. 8,232 - Unknown

livebaseballscorecards.com

AB 40
R 6
H 12
RBI 6
BB 3
SO 4
LOB 25



Batter	1	2	3	4	5	6	7	8	9	AB	R	H	RBI	BB	SO	LOB
Jesus Alou, R OBP: 0.338, SLG: 0.388 (1, 9)										5	2	1	1	0	0	5
Joe Morgan, L OBP: 0.398, SLG: 0.400 (1, 4)										5	2	2	2	0	1	5
Jimmy Wynn, R OBP: 0.396, SLG: 0.505 (1, 7)										4	0	0	0	0	2	2
Cesar Geronimo, L OBP: 0.333, SLG: 0.316 (8, 7)										1	0	0	0	0	0	0
Bob Watson, R OBP: 0.318, SLG: 0.419 (1, 3)										5	1	2	1	0	1	0
Denis Menke, R OBP: 0.391, SLG: 0.437 (1, 6)										4	1	0	1	1	1	2
Doug Rader, R OBP: 0.319, SLG: 0.432 (1, 5)										3	2	1	1	1	2	2
Cesar Cedeno, R OBP: 0.326, SLG: 0.433 (1, 8)										4	2	2	2	0	0	0
Larry Howard, R OBP: 0.403, SLG: 0.509 (1, 2)										2	0	0	0	2	1	1
Don Wilson, R OBP: 0.131, SLG: 0.164 (1, 1)										3	0	2	2	0	0	0
Jim Ray, R OBP: 0.200, SLG: 0.200 (9, 1)										0	0	0	0	0	0	0

Inning Stats	R: 6	H: 4	E: 2	LOB: 2	K: 1	P: 19	R: 0	H: 0	E: 0	LOB: 1	K: 2	P: 11	R: 1	H: 2	E: 0	LOB: 1	K: 1	P: 7	R: 0	H: 1	E: 0	LOB: 1	K: 3	P: 10	R: 0	H: 0	E: 0	LOB: 0	K: 0	P: 3	R: 2	H: 2	E: 0	LOB: 0	K: 1	P: 7	R: 1	H: 1	E: 1	LOB: 2	K: 0	P: 9	R: 0	H: 0	E: 0	LOB: 0	K: 0	P: 3
George Stone, L ERA: 3.8 (1, 1)	IP: 0.1	WLS: L	BF: 9	H: 4	R: 6	ER: 0	SO: 0	BB: 1	IBB: 1	HBP: 0	BLK: 0	WP: 0	HR: 0	S: 7	P: 15	ERA: 0.00	WHIP: 15.000																															
Rick Kester, R ERA: 5.53 (1, 1)	5.2		23	5	3	3	8	1	0	0	0	0	0	1	38	42	4.76	1.059																														
Bob Priddy, R ERA: 5.0 (7, 1)	2.0		9	1	1	1	0	1	0	0	0	0	0	1	8	12	4.50	1.000																														

BOTTOM

Atlanta Braves @ Houston Astros
Astrodome, Houston, TX

Sun Sep 13 1970, 8:05 PM EDT
Att. 8,232 - Unknown

livebaseballscorecards.com

AB	36
R	10
H	10
RBI	10
BB	4
SO	8
LOB	17



WP	HR	S	P	ERA	WHIP
0	0	0	0	0	0

Batter	1	2	3	4	5	6	7	8	9	AB R H RBI BB SO LOB	TOP						
Bobby Tolan, L (1, 8) OBP: 0.387, SLG: 0.475	4-0 CS BB			x 0-0 FC4-6 1B	x 0-0 4-3			x 0-0 L4		3 0 1 0 1 0 1							
Pete Rose, S (1, 9) OBP: 0.390, SLG: 0.483	x 0-0 4-3 1-2		x 0-0 FC4-6 WP BB 1-2f		x 0-0 4-3		x 0-0 F8		4 0 0 0 0 0 2								
Bernie Carbo, L (1, 7) OBP: 0.454, SLG: 0.552	x 0-0 6-3		BB BB BB BB x 4-0 1-2 BB		x 0-0 1B		BB BB BB BB x 4-0 BB		2 0 1 0 2 0 0								
Johnny Bench, R (1, 2) OBP: 0.340, SLG: 0.598		x 0-0 5-3		x 0-0 P6 2-3		x 0-0 F7		x 0-0 1-3	4 0 0 0 0 0 4								
Tony Perez, R (1, 5) OBP: 0.399, SLG: 0.598		x 0-0 1-3		SS SS SS SS x 0-3 K		x 0-0 F9		x 0-0 6-3 6-3 2B	3 0 0 0 0 1 3 0 0 0 0 0 0 0 1 1 1 0 0 0 0								
Ty Cline, L (9, PH) OBP: 0.369, SLG: 0.421		x 0-0 6-3							3 1 0 0 1 0 1								
Lee May, R (1, 3) OBP: 0.293, SLG: 0.481				BB BB BB BB x 4-0 5-3 1B 6-3 BB		x 0-0 F8		x 0-0 6-3 2-3	3 1 0 0 1 0 1								
Tommy Helms, R (1, 4) OBP: 0.255, SLG: 0.272			x 0-0 F8		x 0-0 5-3 1B		x 0-0 P6		x 0-0 6-3	4 0 1 1 0 0 0							
Woody Woodward, R (1, 6) OBP: 0.288, SLG: 0.288			x 0-0 1-3		x 0-0 5-3		BB BB BB BB x 4-0 P3 S BB		x 0-0 P3	2 0 0 0 0 0 2 1 0 0 0 1 0 0							
Frank Duffy, R (7, PH) OBP: 0.250, SLG: 0.286																	
Jim McGlothlin, R (1, 1) OBP: 0.209, SLG: 0.167			x 0-0 6-3		x 0-0 6-3 3-H		x 0-0 5-3			1 0 0 0 0 0 0							
Jimmy Stewart, S (5, PH) OBP: 0.306, SLG: 0.333										1 0 0 1 0 0 1							
Ray Washburn, R (5, 1)										0 0 0 0 0 0 0							
Mel Behney, L (5, 1)										0 0 0 0 0 0 0							
Hal McRae, R (6, 5) OBP: 0.329, SLG: 0.483										1 0 0 0 0 0 1							
Inning Stats	R: 0 E: 0 K: 0 S: 2 H: 0 LOB: 0 BB: 1 P: 6	R: 0 E: 0 K: 0 S: 3 H: 0 LOB: 0 BB: 0 P: 3	R: 0 E: 0 K: 0 S: 3 H: 0 LOB: 0 BB: 0 P: 3	R: 0 E: 0 K: 1 S: 6 H: 1 LOB: 2 BB: 1 P: 10	R: 1 E: 0 K: 0 S: 4 H: 1 LOB: 1 BB: 1 P: 8	R: 0 E: 0 K: 0 S: 4 H: 1 LOB: 1 BB: 0 P: 4	R: 0 E: 0 K: 0 S: 3 H: 0 LOB: 1 BB: 1 P: 7	R: 0 E: 0 K: 0 S: 3 H: 0 LOB: 1 BB: 1 P: 7	R: 1 E: 0 K: 0 S: 4 H: 1 LOB: 0 BB: 0 P: 4	1B: 3 2B: 1 3B: 0 HR: 0 SF: 0 SAC: 0 DP: 0 HBP: 0	WP: 1 PB: 0 SB: 1 CS: 1 PA: 35						
PITCHER Larry Dierker, R (1, 1) ERA: 3.94	IP: 9.0 WLS: W BF: 35 H: 4 R: 2 ER: 2 SO: 1 BB: 5 IBB: 0 HBP: 0 BLK: 0 WP: 1 HR: 0 S: 32 P: 52 ERA: 2.00 WHIP: 1.000																
PITCHER	IP	WLS	BF	H	R	ER	SO	BB	IBB	HBP	BLK	WP	HR	S	P	ERA	WHIP

Cincinnati Reds @ Houston Astros
Astrodome, Houston, TX
Tue Sep 15 1970, 8:05 PM EDT
Att. 9,369 - Dome

livebaseballscorecards.com

AB 30
R 2
H 4
RBI 2
BB 5
SO 1
LOB 15



Batter	1	2	3	4	5	6	7	8	9	AB R H RBI BB SO LOB	TOP																							
Bobby Tolan, L (1, 8) OBP: 0.388, SLG: 0.475	0-3 K		0-3 K		0-0 S 1B			0-0 CS 1B		4 0 2 1 0 2 1	Cincinnati Reds @ Houston Astros Astrodome, Houston, TX Wed Sep 16 1970, 8:05 PM EDT Att. 11,376 - Dome																							
Pete Rose, S (1, 9) OBP: 0.387, SLG: 0.479	0-0 6-3			0-0 5-3	0-0 6-3			0-3 K		4 0 0 0 0 1 2																								
Tony Perez, R (1, 5) OBP: 0.398, SLG: 0.596 Woody Woodward, R (9, 5) OBP: 0.288, SLG: 0.288	0-3 K			0-0 G5-4-3 1B		0-0 6-3			0-0 L6	4 0 1 0 0 1 0 0 0 0 0 0 0 0																								
Johnny Bench, R (1, 2) OBP: 0.339, SLG: 0.594		0-0 F7		0-0 G5-4-3 1-2f		0-0 6-3			4-0 FC6-4 BB	3 0 0 0 1 0 1																								
Lee May, R (1, 3) OBP: 0.293, SLG: 0.479		0-3 K			0-0 1B SF9 1B	0-3 K			0-0 FC6-4 BB 1-2f	4 1 1 0 0 2 1																								
Hal McRae, R (1, 7) OBP: 0.323, SLG: 0.473 Jimmy Stewart, S (7, 7) OBP: 0.312, SLG: 0.333		0-0 F7			0-0 F8		0-0 5-3		4-0 BB 1-2	3 0 0 0 0 0 1 0 0 0 0 1 0 0																								
Tommy Helms, R (1, 4) OBP: 0.255, SLG: 0.272			0-0 5-3		0-0 3B 1B		0-0 6-3		0-3 K	4 1 1 0 0 1 2																								
Dave Concepcion, R (1, 6) OBP: 0.336, SLG: 0.335			0-0 6-3		0-0 SF9		0-0 6-3			2 0 0 1 0 0 0																								
Gary Nolan, R (1, 1) OBP: 0.190, SLG: 0.167 Clay Carroll, R (9, 1) OBP: 0.154, SLG: 0.083			0-0 1B		0-0 1B 3B			0-3 K		3 1 2 1 0 1 0 0 0 0 0 0 0 0																								
Inning Stats	R: 0 E: 0 K: 2 S: 7	H: 0 LOB: 0 BB: 0 P: 7	R: 0 E: 0 K: 1 S: 5	H: 0 LOB: 0 BB: 0 P: 5	R: 0 E: 0 K: 1 S: 6	H: 1 LOB: 1 BB: 0 P: 6	R: 0 E: 0 K: 0 S: 3	H: 1 LOB: 0 BB: 0 P: 3	R: 3 E: 0 K: 0 S: 7	H: 4 LOB: 1 BB: 0 P: 7	R: 0 E: 0 K: 1 S: 5	H: 0 LOB: 0 BB: 0 P: 5	R: 0 E: 0 K: 0 S: 3	H: 0 LOB: 0 BB: 0 P: 3	R: 0 E: 0 K: 2 S: 7	H: 1 LOB: 0 BB: 0 P: 7	R: 0 E: 0 K: 1 S: 5	H: 0 LOB: 2 BB: 2 P: 13	1B: 6 2B: 0 3B: 1 HR: 0	SF: 1 SAC: 0 DP: 1 HBP: 0	WP: 0 PB: 0 SB: 1 CS: 1	PA: 34												
PITCHER Wade Blasingame, L (1, 1) ERA: 3.06 George Culver, R (9, 1) ERA: 3.8	IP 8.0	WLS L	BF 29	H 7	R 3	ER 3	SO 7	BB 0	IBB 0	HBP 0	BLK 0	WP 0	HR 0	S 43	P 43	ERA 3.38	WHIP 0.875	PITCHER IP 1.0	WLS L	BF 5	H 0	R 0	ER 0	SO 1	BB 2	IBB 0	HBP 0	BLK 0	WP 0	HR 0	S 5	P 13	ERA 0.00	WHIP 2.000

livebaseballscorecards.com

AB	31
R	3
H	7
RBI	3
BB	2
SO	8
LOB	8



Batter	1	2	3	4	5	6	7	8	9	AB	R	H	RBI	BB	SO	LOB
Jesus Alou, R (1, 9) OBP: 0.337, SLG: 0.387 Norm Miller, L (5, PH) OBP: 0.345, SLG: 0.335 (6, 9)	0-0 G4-6-3 1B		0-0 P5		0-0 G3			0-3 K		2	0	1	0	0	0	0
Joe Morgan, L (1, 4) OBP: 0.394, SLG: 0.395	0-0 G4-6-3 1-2f		0-0 P6			0-0 4-3		0-0 F5		4	0	0	0	0	0	1
Jimmy Wynn, R (1, 7) OBP: 0.399, SLG: 0.512	0-0 6-3			0-0 6-3		0-0 1B			0-0 HR	4	1	2	1	0	0	0
Bob Watson, R (1, 3) OBP: 0.319, SLG: 0.419		0-0 4-3		0-0 1B BB 1B		0-0 F8		0-3 K		4	1	1	0	0	1	1
Denis Menke, R (1, 6) OBP: 0.389, SLG: 0.433		0-3 K		0-0 F8		0-3 K		0-0 5-3		4	0	0	0	0	2	2
Doug Rader, R (1, 5) OBP: 0.320, SLG: 0.436				4-0 1B 1-2 BB		0-0 F9		0-0 P4		3	0	1	0	1	0	0
Cesar Cedeno, R (1, 8) OBP: 0.334, SLG: 0.441		0-0 1-2 1B		0-0 1-3 2-H 1B		0-0 5-3				3	0	2	1	0	0	0
Johnny Edwards, L (1, 2) OBP: 0.294, SLG: 0.304		0-0 F9			0-0 4-3		0-0 4-3			3	0	0	0	0	0	2
Wade Blasingame, L (1, 1) John Mayberry, L (8, PH) George Culver, R (9, 1) OBP: 0.329, SLG: 0.380 OBP: 0.182, SLG: 0.300			0-3 K		0-0 G3			0-3 K		2	0	0	0	0	1	0
										1	0	0	0	0	1	0
										0	0	0	0	0	0	0

Inning Stats	R: 0	H: 1	E: 0	K: 0	S: 3	LOB: 0	BB: 0	P: 3	R: 0	H: 2	E: 0	K: 1	S: 7	LOB: 2	BB: 0	P: 7	R: 0	H: 0	E: 0	K: 1	S: 5	LOB: 0	BB: 0	P: 5	R: 1	H: 2	E: 0	K: 0	S: 4	LOB: 2	BB: 1	P: 8	R: 0	H: 0	E: 0	K: 0	S: 3	LOB: 0	BB: 0	P: 3	R: 0	H: 1	E: 0	K: 1	S: 6	LOB: 1	BB: 0	P: 6	R: 0	H: 0	E: 0	K: 0	S: 3	LOB: 0	BB: 0	P: 3	R: 0	H: 0	E: 0	K: 2	S: 7	LOB: 0	BB: 0	P: 7	R: 1	H: 1	E: 0	K: 1	S: 6	LOB: 0	BB: 0	P: 6	1B: 6	SF: 0	2B: 0	3B: 0	HR: 1	SAC: 0	DP: 1	HBP: 0	WP: 0	PA: 33
PITCHER	IP	WLS	BF	H	R	ER	SO	BB	IBB	HBP	BLK	WP	HR	S	P	ERA	WHIP																																																																	
Gary Nolan, R (1, 1) ERA: 3.22	8.1	W	31	7	2	2	6	1	0	0	0	0	0	42	46	2.16	0.960																																																																	
Clay Carroll, R (9, 1) ERA: 2.64	0.2	S	2	0	0	0	0	0	0	0	0	0	0	2	2	0.00	0.000																																																																	

BOTTOM

Cincinnati Reds @ Houston Astros
Astrodome, Houston, TX
Wed Sep 16 1970, 8:05 PM EDT
Att. 11,376 - Dome

livebaseballscorecards.com

AB	32
R	2
H	7
RBI	2
BB	1
SO	6
LOB	6



Batter	1	2	3	4	5	6	7	8	9	AB R H RBI BB SO LOB	TOP										
Cesar Cedeno, R OBP: 0.339, SLG: 0.446 (1, 8) <small>BBB</small>	4-0 S 2B BB		0-0 6-3		0-0 5-3		0-0 5-3 1B HR	0-0 2B		4 2 2 2 1 0 1	Houston Astros @ Los Angeles Dodgers Dodger Stadium, Los Angeles, CA Thu Sep 17 1970, 7:05 PM PDT Att. 9,033 - Unknown										
Joe Morgan, L OBP: 0.392, SLG: 0.392 (1, 4) <small>X</small>	0-0 F9 1-2		0-0 4-3		0-0 3-1		0-0 5-3 1B BB	4-0 BB		4 0 0 1 1 0 4											
Jimmy Wynn, R OBP: 0.400, SLG: 0.513 Denny Lemaster, R OBP: 0.260, SLG: 0.250 (1, 7) <small>X</small> (7, 1) <small>X</small>	0-0 4-3 2-H HR 2B		0-0 F8		0-0 F7		4-0 HR IBB	0-3 K		3 2 1 1 1 0 0 1 0 0 0 0 1 2											
Bob Watson, R OBP: 0.317, SLG: 0.426 (1, 3) <small>X</small>	0-0 4-3 2-3		0-0 6-3		0-0 L5		0-0 HR	0-0 F2		5 1 1 4 0 0 3											
Denis Menke, R OBP: 0.394, SLG: 0.441 (1, 6) <small>X</small>	0-0 HR		4-0 FC1-6 BB		4-0 BB		0-0 1B	4-0 L6-3 BB		2 1 2 2 3 0 0											
Doug Rader, R OBP: 0.317, SLG: 0.432 (1, 5) <small>SSS</small>	0-3 K		0-0 FC1-6 1-2f		0-0 6-3		0-0 F3	0-3 K		5 0 0 0 0 2 4											
Norm Miller, L OBP: 0.346, SLG: 0.330 (1, 9) <small>BBB</small>		4-0 G1-6-3 BB		0-0 4-3		0-0 BB 1B		0-0 L6-3 1-2		3 1 0 0 2 0 3											
Johnny Edwards, L OBP: 0.297, SLG: 0.311 (1, 2) <small>X</small>		0-0 G1-6-3 1-2f		0-0 SH3-4 1B		0-0 1B BB		0-0 2B 2B		4 2 3 0 0 0 1											
Ken Forsch, R (1, 1) Ron Cook, L OBP: 0.278, SLG: 0.471 Cesar Geronimo, L OBP: 0.348, SLG: 0.300 (7, PH) (7, 7) <small>SSS</small>		0-3 K		0-0 SH3-4		0-0 HR BB		0-3 K		1 0 0 0 0 1 0 0 0 0 0 0 0 0 1 1 0 0 1 1 1											
Inning Stats	R: 3 E: 0 K: 1 S: 7	H: 2 LOB: 0 BB: 1 P: 11	R: 0 E: 0 K: 1 S: 4	H: 0 LOB: 0 BB: 1 P: 8	R: 0 E: 0 K: 0 S: 3	H: 0 LOB: 0 BB: 0 P: 3	R: 0 E: 0 K: 0 S: 3	H: 0 LOB: 1 BB: 1 P: 7	R: 0 E: 0 K: 0 S: 3	H: 0 LOB: 1 BB: 1 P: 7	R: 6 E: 0 K: 0 S: 7	H: 4 LOB: 1 BB: 3 P: 19	R: 1 E: 0 K: 2 S: 9	H: 2 LOB: 2 BB: 1 P: 13	R: 0 E: 0 K: 1 S: 4	H: 0 LOB: 0 BB: 1 P: 8	1B: 4 2B: 4 3B: 0 HR: 2	SF: 0 SAC: 1 DP: 2 HBP: 0	WP: 0 PA: 43 PB: 0 SB: 1 CS: 0		
PITCHER	IP WLS BF H R ER SO BB IBB HBP BLK WP HR S P ERA WHIP	IP WLS BF H R ER SO BB IBB HBP BLK WP HR S P ERA WHIP	IP WLS BF H R ER SO BB IBB HBP BLK WP HR S P ERA WHIP	IP WLS BF H R ER SO BB IBB HBP BLK WP HR S P ERA WHIP	IP WLS BF H R ER SO BB IBB HBP BLK WP HR S P ERA WHIP	IP WLS BF H R ER SO BB IBB HBP BLK WP HR S P ERA WHIP	IP WLS BF H R ER SO BB IBB HBP BLK WP HR S P ERA WHIP	IP WLS BF H R ER SO BB IBB HBP BLK WP HR S P ERA WHIP	IP WLS BF H R ER SO BB IBB HBP BLK WP HR S P ERA WHIP	IP WLS BF H R ER SO BB IBB HBP BLK WP HR S P ERA WHIP	IP WLS BF H R ER SO BB IBB HBP BLK WP HR S P ERA WHIP	IP WLS BF H R ER SO BB IBB HBP BLK WP HR S P ERA WHIP	IP WLS BF H R ER SO BB IBB HBP BLK WP HR S P ERA WHIP	IP WLS BF H R ER SO BB IBB HBP BLK WP HR S P ERA WHIP	IP WLS BF H R ER SO BB IBB HBP BLK WP HR S P ERA WHIP	IP WLS BF H R ER SO BB IBB HBP BLK WP HR S P ERA WHIP	IP WLS BF H R ER SO BB IBB HBP BLK WP HR S P ERA WHIP	IP WLS BF H R ER SO BB IBB HBP BLK WP HR S P ERA WHIP	IP WLS BF H R ER SO BB IBB HBP BLK WP HR S P ERA WHIP		
Alan Foster, R ERA: 4.33 (1, 1)	6.0 L 27 4 6 6 2 6 0 0 0 0 1 25 49 9.00 1.667																				
Jim Brewer, L ERA: 2.93 (7, 1)	1.0 7 3 3 3 0 0 0 1 0 0 0 1 6 10 27.00 3.000																				
Jerry Stephenson, R ERA: 9.0 (8, 1)	2.0 9 2 1 1 3 2 0 0 0 0 0 0 13 21 4.50 2.000																				

livebaseballscorecards.com

AB	33
R	10
H	9
RBI	10
BB	9
SO	5
LOB	19



BOTTOM

Houston Astros @ Los Angeles Dodgers
Dodger Stadium, Los Angeles, CA
Thu Sep 17 1970, 7:05 PM PDT
Att. 9,033 - Unknown

livebaseballscorecards.com

AB 36
R 5
H 9
RBI 5
BB 2
SO 7
LOB 17



WP: 0 PA: 38
PB: 0
SB: 0
CS: 0

AB R H RBI BB SO LOB

5 1 1 0 0 1 2
3 2 2 0 0 0 1
2 0 0 0 0 0 1

4 1 2 0 0 0 0

4 1 2 3 0 0 1

2 0 0 0 0 1 1
1 0 1 2 0 0 0
0 0 0 0 0 0 0
1 0 0 0 0 1 1

4 0 0 0 0 0 2

3 0 1 0 0 0 2
1 0 0 0 0 1 1

3 0 0 0 1 2 1

2 0 0 0 1 1 3
0 0 0 0 0 0 0
0 0 0 0 0 0 0
1 0 0 0 0 0 1

1B: 7 SF: 0
2B: 2 SAC: 0
3B: 0 DP: 1
HR: 0 HBP: 0

Batter	1	2	3	4	5	6	7	8	9
Maury Wills, S OBP: 0.336, SLG: 0.320 (1, 6)	0-0 6-3 ①		0-3 K ①			0-0 1B 1B 1B	0-0 4-3 ①		0-0 F9 ②
Von Joshua, L OBP: 0.299, SLG: 0.352 Bill Russell, R OBP: 0.289, SLG: 0.352 (7, PH) (8, 9)	0-0 1B FC3-6 1B		0-0 G1-6-3 ② ③ 1-2f			0-0 1B 1B	0-0 F8 ②		0-0 F7 ③
Willie Davis, L OBP: 0.344, SLG: 0.450 (1, 8)	0-0 FC3-6 1-3 1B			0-0 F2 ①		0-0 1B 2B 1B	0-0 F8 ③		
Wes Parker, S OBP: 0.397, SLG: 0.466 (1, 3)	0-0 FC3-6 ② 1-2f 3-H			0-0 5-3 ②		0-0 2B 1B		0-0 1B	
Tom Haller, L OBP: 0.349, SLG: 0.470 Bill Sudakis, S OBP: 0.361, SLG: 0.465 Ted Sizemore, R OBP: 0.367, SLG: 0.350 Jeff Torborg, R OBP: 0.302, SLG: 0.316 (1, 2) (6, PH) (6, PR) (7, 2)	0-3 K ③			0-0 L3 ③		0-0 FC1-5 1-H 2-H 3-H 2B		0-3 K ①	
Jim Lefebvre, S OBP: 0.317, SLG: 0.357 (1, 4)		0-0 4-3 ①			0-0 F8 ①	0-0 FC1-5 4-3 ① 2-3		0-0 L8 ②	
Bill Buckner, L OBP: 0.171, SLG: 0.154 Tom Paciorek, R OBP: 0.286, SLG: 0.167 (1, 7) (8, PH) (9, 7)		0-0 3-1 ②			0-0 2B	0-0 4-3 ② 1-2		0-3 K ③	
Billy Grabarkewitz, R OBP: 0.406, SLG: 0.456 (1, 5)		0-3 K ③			0-3 K ②	4-0 IBB		0-0 E7	
Alan Foster, R OBP: 0.147, SLG: 0.109 Jim Brewer, L OBP: 0.164, SLG: 0.083 Jerry Stephenson, L (8, 1) Steve Garvey, R OBP: 0.275, SLG: 0.307 (9, PH)			4-0 BB G1-6-3		0-0 6-3 ③	0-3 K ③		0-0 L5 ①	

Inning Stats	R: 1	H: 2	E: 0	K: 1	S: 7	H: 0	LOB: 1	BB: 0	P: 7	R: 0	H: 0	E: 0	K: 1	S: 5	R: 0	H: 0	E: 0	K: 1	S: 4	R: 0	H: 0	E: 0	K: 0	S: 3	R: 0	H: 1	E: 0	K: 1	S: 6	R: 4	H: 5	E: 0	K: 1	S: 10	R: 0	H: 0	E: 0	K: 0	S: 3	R: 0	H: 1	E: 1	K: 0	S: 4	R: 0	H: 0	E: 1	K: 0	S: 4	1B: 7	2B: 2	3B: 0	HR: 0	SF: 0	SAC: 0	DP: 1	HBP: 0	WP: 0	PA: 38
--------------	------	------	------	------	------	------	--------	-------	------	------	------	------	------	------	------	------	------	------	------	------	------	------	------	------	------	------	------	------	------	------	------	------	------	-------	------	------	------	------	------	------	------	------	------	------	------	------	------	------	------	-------	-------	-------	-------	-------	--------	-------	--------	-------	--------

PITCHER	IP	WLS	BF	H	R	ER	SO	BB	IBB	HBP	BLK	WP	HR	S	P	ERA	WHIP
Ken Forsch, R ERA: 5.73 (1, 1)	5.0		22	7	5	5	4	1	0	0	0	0	0	29	33	9.00	1.600
Ron Cook, L ERA: 3.56 (6, 1)	1.0	W	5	1	0	0	1	0	1	0	0	0	0	6	10	0.00	1.000
Denny Lemaster, L ERA: 4.67 (7, 1)	3.0	S	11	1	0	0	2	0	0	0	0	0	0	15	15	0.00	0.333

Batter	1	2	3	4	5	6	7	8	9	AB R H RBI BB SO LOB	TOP		
Cesar Cedeno, R (1, 8) OBP: 0.337, SLG: 0.443	0-0 F8		0-3 K		0-0 F9		0-0 S 1B			4 0 1 0 0 1 1			
Joe Morgan, L (1, 4) OBP: 0.395, SLG: 0.393	0-0 WP S 2B 1B		4-0 5-3 BB		0-0 1-2 1B		0-0 1-2			3 1 2 0 1 0 1			
Jimmy Wynn, R (1, 7) OBP: 0.401, SLG: 0.511	4-0 1-2 WP 2B BB		0-0 1-2		0-0 F7			4-0 BB		2 1 0 0 2 0 3			
Bob Watson, R (1, 3) OBP: 0.313, SLG: 0.420	0-3 1-2 2-3 K		0-0 F9		0-0 5-3			0-3 K		4 0 0 0 0 2 4			
Denis Menke, R (1, 6) OBP: 0.395, SLG: 0.444	0-0 2-H 3-H 2B			0-0 4-3		0-0 FC5-4 1B		0-3 K		4 0 2 2 0 1 1			
Doug Rader, R (1, 5) OBP: 0.315, SLG: 0.429	0-3 K			0-0 F8		0-0 FC5-4 FC4-6 1-2f		0-0 F7		4 0 0 0 0 1 3			
Norm Miller, L (1, 9) OBP: 0.341, SLG: 0.323		0-0 L7		0-0 4-3		0-0 FC4-6 1-2f			0-0 4-3	4 0 0 0 0 0 1			
Johnny Edwards, L (1, 2) OBP: 0.297, SLG: 0.310			0-0 G3		0-0 FC3-6 1B		0-0 F8		0-0 4-3	4 0 1 0 0 0 0			
Jack Billingham, R (1, 1) OBP: 0.136, SLG: 0.089 Cesar Geronimo, L (9, PH) OBP: 0.333, SLG: 0.286			0-0 F3		0-0 FC3-6 1B 1-2f		0-3 K		0-0 F8	3 0 0 0 0 1 1 1 0 0 0 0 0 0			
Inning Stats	R: 2 E: 0 K: 2 S: 9 H: 2 LOB: 1 BB: 1 P: 13	R: 0 E: 0 K: 0 S: 3 H: 0 LOB: 0 BB: 0 P: 3	R: 0 E: 0 K: 1 S: 5 H: 0 LOB: 1 BB: 1 P: 9	R: 0 E: 0 K: 0 S: 3 H: 0 LOB: 0 BB: 0 P: 3	R: 0 E: 0 K: 0 S: 5 H: 2 LOB: 2 BB: 0 P: 5	R: 0 E: 0 K: 0 S: 4 H: 1 LOB: 1 BB: 0 P: 4	R: 0 E: 0 K: 1 S: 6 H: 1 LOB: 1 BB: 0 P: 6	R: 0 E: 0 K: 2 S: 7 H: 0 LOB: 1 BB: 1 P: 11	R: 0 E: 0 K: 0 S: 3 H: 0 LOB: 0 BB: 0 P: 3	1B: 5 2B: 1 3B: 0 HR: 0 SF: 0 SAC: 0 DP: 0 HBP: 0	WP: 1 PB: 0 SB: 2 CS: 0 PA: 36		
PITCHER	IP WLS BF H R ER SO BB IBB HBP BLK WP HR S P ERA WHIP											PITCHER	IP WLS BF H R ER SO BB IBB HBP BLK WP HR S P ERA WHIP
Sandy Vance, R (1, 1) ERA: 2.96	7.0 W 30 6 2 2 4 3 0 0 0 1 0 35 47 2.57 1.286												
Pete Mikkelsen, R (8, 1) ERA: 2.11	2.0 S 6 0 0 0 2 0 0 0 0 0 0 0 10 10 0.00 0.000												

Houston Astros @ Los Angeles Dodgers
Dodger Stadium, Los Angeles, CA
Fri Sep 18 1970, 7:05 PM PDT
Att. 12,072 - Unknown


livebaseballscorecards.com

AB 33
R 2
H 6
RBI 2
BB 3
SO 6
LOB 15



Batter	1	2	3	4	5	6	7	8	9
Maury Wills, S OBP: 0.333, SLG: 0.317 (1, 6)	0-0 5-3 ①		0-0 F8 ②			0-0 1-3 ①		0-0 1-3 ①	
Von Joshua, L OBP: 0.297, SLG: 0.347 (1, 9) (9, 7)	0-3 K ②		0-0 2-H 1B ②			0-3 K ②		0-0 6-3 ②	
Willie Davis, L OBP: 0.345, SLG: 0.451 (1, 8)	0-0 1B ③		0-0 4-3 ③			0-0 1-3 ③		0-0 1B ③	
Wes Parker, S OBP: 0.396, SLG: 0.465 (1, 3)	0-0 4-3 ③			0-0 F7 ①			0-0 1B 1B ③	0-0 L4 ③	
Bill Sudakis, S OBP: 0.360, SLG: 0.463 (1, 2)		0-0 F8 ①		0-0 4-3 ②			0-0 FC4-6 1B 4-3 1B ①		
Bill Buckner, L OBP: 0.182, SLG: 0.167 (1, 7)		0-0 3-1 ②		0-0 6-3 ③			0-0 FC4-6 1B ①		
Bill Russell, R OBP: 0.289, SLG: 0.352 (9, 9)							1-2 3-H 1B ①		
Jim Lefebvre, S OBP: 0.314, SLG: 0.353 (1, 4)		0-0 5-3 ③			0-3 K ①		0-0 FC4-6 4-3 1-2f 2-3 ①		
Billy Grabarkewitz, R OBP: 0.408, SLG: 0.456 (1, 5)			4-0 SH1-4 1B BB ①		0-0 CS 1B ②		0-0 4-3 ②		
Sandy Vance, R OBP: 0.182, SLG: 0.156 (1, 1)			0-0 SH1-4 ①		0-3 K ②		0-3 K ③		
Pete Mikkelsen, R OBP: 0.400, SLG: 0.400 (8, 1)			1-2		1-2				

AB	R	H	RBI	BB	SO	LOB
4	0	0	0	0	0	1
4	0	1	1	0	2	0
4	0	2	0	0	0	1
4	1	1	0	0	0	2
3	1	1	0	0	0	0
3	0	1	1	0	0	0
0	0	0	0	0	0	0
3	0	0	0	0	1	2
2	1	1	1	1	0	1
2	0	0	0	0	2	2
0	0	0	0	0	0	0

BOTTOM	
Houston Astros @ Los Angeles Dodgers	Dodger Stadium, Los Angeles, CA
AB 29	R 3
H 7	RBI 3
BB 1	SO 5
LOB 9	
WP: 0 PB: 0 SB: 0 CS: 1	PA: 31 ERA: 3.38 WHIP: 1.000

Inning Stats		R	H	E	K	S	BB	LOB	P
1	2	0	1	0	1	6	0	1	3
3	4	1	1	0	0	4	1	8	3
5	7	0	0	0	2	7	0	0	3
8	9	0	0	0	1	5	0	0	5
9	9	0	0	0	0	4	0	0	4

PITCHER		IP	WLS	BF	H	R	ER	SO	BB	IBB	HBP	BLK	WP	HR	S	P	ERA	WHIP
Jack Billingham, R ERA: 4.07 (1, 1)		8.0	L	31	7	3	3	5	1	0	0	0	0	0	40	44	3.38	1.000

Fri Sep 18 1970, 7:05 PM PDT
Att. 12,072 - Unknown

Batter	1	2	3	4	5	6	7	8	9	AB R H RBI BB SO LOB	TOP															
Cesar Cedeno, R OBP: 0.335, SLG: 0.439 (1, 8) X	0-0 4-3	0-0 FC5-2 BB		X 0-0 CS 1B			X 0-0 F8		X 0-0 F6	5 0 1 0 0 0 2																
Joe Morgan, L OBP: 0.393, SLG: 0.390 (1, 4) X	0-0 F8	4-0 BB BB BB		0-0 CS 1-2	0-0 4-3		X 0-0 4-3		X 0-0 1-3	4 0 0 0 1 0 0																
Jimmy Wynn, R OBP: 0.400, SLG: 0.509 (1, 7) S S S	0-3 K	0-0 F9			0-0 FC3-6 1B		X 0-0 F7			4 0 1 0 0 1 3																
Bob Watson, R OBP: 0.312, SLG: 0.417 (1, 3)		0-0 1B 2B 1B		0-0 F6	0-0 FC3-6 1-2f			X 0-0 1-3		4 1 1 0 0 0 1																
Denis Menke, R OBP: 0.394, SLG: 0.442 (1, 9)		0-0 BB 2B 1B		0-0 F9	0-3 K			X 0-0 6-3		4 1 1 0 0 1 1																
Doug Rader, R OBP: 0.318, SLG: 0.430 (1, 5) B B B B		4-0 2B 1B BB		0-0 1B		X 0-0 FC4-6 1B		X 0-0 G3		3 1 2 0 1 0 0																
Larry Howard, R OBP: 0.394, SLG: 0.508 (1, 2) X	0-0 1B FC5-2 2B	0-3 K		0-3 K		S S S 0-3 K			X 0-0 E6 1-3 HR	4 1 1 2 0 2 2																
Marty Martinez, S OBP: 0.273, SLG: 0.248 (1, 6) X	0-0 BB FC5-2 1B			X 0-0 F7		X 0-0 FC4-6 1-2f		X 0-0 1-3		4 0 1 1 0 0 2																
Don Wilson, R OBP: 0.125, SLG: 0.156 (1, 1) S S S	0-3 K			X 0-0 3-1		S S S 0-3 K			X 0-0 HR	3 0 0 0 0 2 3																
Ron Cook, L OBP: 0.278, SLG: 0.471 (7, 1)										0 0 0 0 0 0 0																
George Culver, R OBP: 0.182, SLG: 0.300 (8, 1)										0 0 0 0 0 0 0																
Johnny Edwards, L OBP: 0.298, SLG: 0.318 (9, PH)										1 1 1 2 0 0 0																
Inning Stats	R: 0 E: 0 K: 1 S: 5 H: 0 LOB: 0 BB: 0 P: 5	R: 3 E: 0 K: 1 S: 9 H: 4 LOB: 3 BB: 2 P: 17	R: 0 E: 0 K: 1 S: 6 H: 1 LOB: 1 BB: 0 P: 6	R: 0 E: 0 K: 0 S: 3 H: 1 LOB: 0 BB: 0 P: 3	R: 0 E: 0 K: 1 S: 6 H: 1 LOB: 1 BB: 0 P: 6	R: 0 E: 0 K: 2 S: 8 H: 1 LOB: 1 BB: 0 P: 8	R: 0 E: 0 K: 0 S: 3 H: 0 LOB: 0 BB: 0 P: 3	R: 0 E: 0 K: 0 S: 3 H: 0 LOB: 0 BB: 0 P: 3	R: 2 E: 1 K: 0 S: 5 H: 1 LOB: 0 BB: 0 P: 5	1B: 7 2B: 1 3B: 0 HR: 1 SF: 0 SAC: 0 DP: 0 HBP: 0	WP: 0 PB: 0 SB: 0 CS: 1 PA: 39															
PITCHER	IP WLS BF H R ER SO BB IBB HBP BLK WP HR S P ERA WHIP											PITCHER	IP WLS BF H R ER SO BB IBB HBP BLK WP HR S P ERA WHIP													
Claude Osteen, L ERA: 3.93 (1, 1)	1.0	8	4	3	3	1	1	0	0	0	0	0	9	13	27.00	5.000										
Mike Strahler, R ERA: (2, 1)	7.1	W	27	4	1	1	5	1	0	0	0	0	36	40	1.23	0.682										
Jim Brewer, L ERA: 3.01 (9, 1)	0.2	S	3	1	1	0	0	0	0	0	0	1	3	3	0.00	1.500										

Houston Astros @ Los Angeles Dodgers
Dodger Stadium, Los Angeles, CA

Sat Sep 19 1970, 3:33 AM PDT
Att: 10,458 - Unknown

livebaseballscorecards.com

AB 36
R 5
H 9
RBI 5
BB 2
SO 6
LOB 14



Batter	1	2	3	4	5	6	7	8	9	10	11	12	13	14	AB R H RBI BB SO LOB	TOP		
Cesar Cedeno, R (1, 8) OBP: 0.333, SLG: 0.435 Hector Torres, R (10, 6) OBP: 0.311, SLG: 0.327	0-0 S 1B		0-0 6-3			0-0 2-3		0-0 F9		0-0 F8		4-0 1B BB		0-0 FC 1B	5 0 1 0 0 0 0 1 0 1 0 1 0 0			
Joe Morgan, L (1, 4) OBP: 0.389, SLG: 0.385	0-3 K 1-2			0-3 K		0-0 4-3		0-0 3-1		0-0 4-3		0-0 F9		0-0 FC G5-4-3	7 0 0 1 0 2 3			
Jimmy Wynn, R (1, 7) OBP: 0.398, SLG: 0.506	0-0 F7			0-0 F6			0-0 F7		0-0 S 1B BB	0-0 L6		0-0 1-2 1B		0-0 G5-4-3	7 1 2 0 0 0 3			
Bob Watson, R (1, 3) OBP: 0.316, SLG: 0.417	0-0 F8			0-0 1B			0-0 2B 2B 1B		0-3 K		4-0 FC5 SH3-4 BB	0-0 F9			5 1 2 0 1 1 4			
Denis Menke, R (1, 6) OBP: 0.394, SLG: 0.443		0-0 5-3		0-0 F8			0-0 2B		4-0 S 1B BB		0-0 SH3-4		0-0 6-3		4 2 1 0 1 0 1			
Doug Rader, R (1, 5) OBP: 0.320, SLG: 0.431		0-0 F3			0-3 K		0-0 6-3 2B		0-0 2B 1B		4-0 FC5 IBB		0-0 F9		5 1 2 4 1 1 0			
Johnny Edwards, L (1, 2) OBP: 0.297, SLG: 0.318		0-0 4-3			0-0 1-3		0-0 6-3 2B		0-0 2B		0-0 FC5		0-0 F7		6 0 1 1 0 0 3			
Cesar Geronimo, L (1, 9) OBP: 0.286, SLG: 0.240			0-0 F8		0-0 3-1		0-0 F9		0-0 1-3		0-3 K			0-0 1B SH5-3 FC 1B	4 0 0 0 0 0 2 2 1 1 0 0 1 2			
Larry Howard, R (11, PH) OBP: 0.397, SLG: 0.508																		
Larry Dierker, R (1, 1) OBP: 0.159, SLG: 0.174 Marty Martinez, S (8, PH) OBP: 0.272, SLG: 0.246 Fred Gladding, L (8, 1) OBP: 0.276, SLG: 0.471 Jesus Alou, R (12, PH) OBP: 0.336, SLG: 0.386 George Culiver, R (12, 1) OBP: 0.182, SLG: 0.300			0-0 4-3			0-3 K		0-0 G3		0-3 K		0-3 K		0-0 SH5-3	2 0 0 0 0 0 1 0 1 0 0 0 0 0 0 0 1 0 0 0 0 0 0 1 1 0 0 0 0 0 0 0 0 0 1 0 0 0 0 0 1 1 0 0 0 0 0 0 0 0 0 0			
Inning Stats	R: 0 H: 1 E: 0 LOB: 1 K: 1 BB: 0 S: 6 P: 6	R: 0 H: 0 E: 0 LOB: 0 K: 0 BB: 0 S: 3 P: 3	R: 0 H: 0 E: 0 LOB: 0 K: 0 BB: 0 S: 3 P: 3	R: 0 H: 1 E: 0 LOB: 1 K: 1 BB: 0 S: 6 P: 6	R: 0 H: 0 E: 0 LOB: 0 K: 1 BB: 0 S: 5 P: 5	R: 0 H: 0 E: 0 LOB: 0 K: 1 BB: 0 S: 5 P: 5	R: 2 H: 3 E: 0 LOB: 1 K: 0 BB: 0 S: 6 P: 6	R: 0 H: 0 E: 0 LOB: 0 K: 0 BB: 0 S: 3 P: 3	R: 3 H: 3 E: 0 LOB: 1 K: 2 BB: 1 S: 10 P: 14	R: 0 H: 0 E: 0 LOB: 0 K: 0 BB: 0 S: 3 P: 3	R: 0 H: 0 E: 0 LOB: 2 K: 1 BB: 2 S: 5 P: 13	R: 0 H: 1 E: 0 LOB: 2 K: 1 BB: 1 S: 6 P: 10	R: 0 H: 0 E: 0 LOB: 0 K: 0 BB: 0 S: 3 P: 3	R: 1 H: 2 E: 0 LOB: 1 K: 0 BB: 0 S: 5 P: 5	1B: 8 SF: 0 2B: 3 SAC: 2 3B: 0 DP: 1 HR: 0 HBP: 0	WP: 0 PA: 57 PB: 0 SB: 3 CS: 0		
PITCHER	IP WLS BF H R ER SO BB IBB HBP BLK WP HR S P ERA WHIP																	
Don Sutton, R (1, 1) ERA: 4.04	8.1			6 3 3 5 0 0 0 0 0 0 0 0 41 41 3.24 0.720														
Pete Mikkelsen, R (9, 1) ERA: 2.41	0.2			5 2 2 2 1 1 0 0 0 0 0 0 6 10 27.00 4.500														
Jim Brewer, L (10, 1) ERA: 2.91	3.0			13 1 0 2 2 2 1 0 0 0 0 0 14 26 0.00 1.000														
Ray Lamb, R (13, 1) ERA: 3.42	2.0	W		8 2 1 1 0 0 0 0 0 0 0 0 8 8 4.50 1.000														

Houston Astros @ Los Angeles Dodgers
 Dodger Stadium, Los Angeles, CA
 Sun Sep 20 1970, 3:33 AM PDT
 Att: 21,048 - Unknown

livebaseballscores.com

AB	51
R	6
H	11
RBI	6
BB	4
SO	8
LOB	19



Batter	1	2	3	4	5	6	7	8	9	AB R H RBI BB SO LOB	TOP
Cesar Cedeno, R (1, 8) OBP: 0.335, SLG: 0.436	0-0 6-3		0-0 FC4-6 1B			0-0 S 1B		0-3 K		4 0 2 0 0 1 1	Houston Astros @ Cincinnati Reds Riverfront Stadium, Cincinnati, OH Mon Sep 21 1970, 7:05 PM EDT Att: 10,659 - Unknown livebaseballscorecards.com
Norm Miller, L (1, 9) OBP: 0.335, SLG: 0.317	0-0 P3		0-0 FC4-6 1-2f			0-3 K 1-2		0-0 4-3		4 0 0 0 0 1 3	
Jimmy Wynn, R (1, 7) OBP: 0.397, SLG: 0.503	0-3 K				0-0 L7	4-0 BB			0-0 L7	3 0 0 0 1 1 0	
Bob Watson, R (1, 3) OBP: 0.315, SLG: 0.415		0-0 FC6-4 1B			0-0 L7	0-0 6-3			0-3 K	4 0 1 0 0 1 2	
Denis Menke, R (1, 4) OBP: 0.393, SLG: 0.440 (8, 6)		0-3 K			4-0 CS BB	0-0 6-3			0-0 F8	3 0 0 0 1 1 1	
Doug Rader, R (1, 5) OBP: 0.318, SLG: 0.429		0-3 K			0-0 CS 1-2	0-0 5-3			0-0 6-3	3 0 0 0 0 1 1	
Larry Howard, R (1, 2) OBP: 0.380, SLG: 0.484		0-0 FC6-4 1-2f			0-3 K	0-3 K			0-3 K	3 0 0 0 0 2 1	
Hector Torres, R (1, 6) OBP: 0.302, SLG: 0.316 Joe Morgan, L (8, PH) OBP: 0.390, SLG: 0.388 (8, 4)			0-0 F7			0-3 K			0-0 2B	2 0 0 0 0 1 0 1 0 1 0 0 0 0	
Ken Forsch, R (1, 1) Jim Ray, R (3, 1) OBP: 0.192, SLG: 0.192 Keith Lampard, L (8, PH) OBP: 0.276, SLG: 0.357 Fred Gladding, L (8, 1)			0-3 K			0-3 K			0-3 K	1 0 0 0 0 1 0 1 0 0 0 0 1 0 1 0 0 0 0 1 1 0 0 0 0 0 0 0	
Inning Stats	R: 0 E: 0 K: 1 S: 5 H: 0 LOB: 0 BB: 0 P: 5	R: 0 E: 0 K: 2 S: 8 H: 1 LOB: 1 BB: 0 P: 8	R: 0 E: 0 K: 1 S: 6 H: 1 LOB: 1 BB: 0 P: 6	R: 0 E: 0 K: 0 S: 2 H: 0 LOB: 0 BB: 1 P: 6	R: 0 E: 0 K: 2 S: 7 H: 0 LOB: 0 BB: 0 P: 7	R: 0 E: 0 K: 2 S: 8 H: 1 LOB: 2 BB: 1 P: 12	R: 0 E: 0 K: 1 S: 5 H: 0 LOB: 0 BB: 0 P: 5	R: 0 E: 0 K: 2 S: 8 H: 1 LOB: 1 BB: 0 P: 8	R: 0 E: 0 K: 1 S: 5 H: 0 LOB: 0 BB: 0 P: 5	1B: 3 2B: 1 3B: 0 HR: 0 SF: 0 SAC: 0 DP: 0 HBP: 0	
PITCHER	IP WLS BF H R ER SO BB IBB HBP BLK WP HR S P ERA WHIP										
Don Gullett, L (1, 1) ERA: 2.5	5.0 W 17 2 0 0 6 1 0 0 0 0 0 0 28 32 0.00 0.600										
Clay Carroll, R (6, 1) ERA: 2.63	2.0 8 1 0 0 3 1 0 0 0 0 0 0 13 17 0.00 1.000										
Wayne Granger, R (8, 1) ERA: 2.82	2.0 S 7 1 0 0 3 0 0 0 0 0 0 0 13 13 0.00 0.500										



Batter	1	2	3	4	5	6	7	8	9	AB R H RBI BB SO LOB	TOP																	
Cesar Cedeno, R (1, 8) OBP: 0.330, SLG: 0.429	0-0 F2		0-0 P4		0-0 5-3		0-0 6-3		0-3 K	5 0 0 0 0 1 0																		
Joe Morgan, L (1, 4) OBP: 0.388, SLG: 0.392	0-0 F8		0-0 P6		0-0 HR		0-3 K		0-0 4-3	5 1 1 1 0 1 0																		
Jimmy Wynn, R (1, 7) OBP: 0.398, SLG: 0.503	0-0 BB 1B		0-3 K		0-0 F9			0-0 HR 1B		4 1 2 0 0 1 0																		
Bob Watson, R (1, 3) OBP: 0.317, SLG: 0.424	4-0 1-2 BB			0-0 E5 1B	0-0 P4			0-0 1-H HR		3 2 1 2 1 0 0																		
Doug Rader, R (1, 5) OBP: 0.318, SLG: 0.428	0-0 4-3			0-0 1B 2-H 1B		0-0 F9	0-0 F7		0-0 F7	4 0 1 1 0 0 2																		
Norm Miller, L (1, 9) OBP: 0.333, SLG: 0.312		4-0 E S 6-3 BB		0-0 F9		0-0 4-3		0-0 4-3		3 1 0 0 1 0 1																		
Larry Howard, R (1, 2) OBP: 0.400, SLG: 0.493		0-0 6-3		0-0 1-2 1B		4-0 BB		0-0 FC5-4 1B		3 0 2 1 1 0 0																		
Marty Martinez, S (1, 6) OBP: 0.265, SLG: 0.240		0-0 6-3		0-0 P6		0-0 4-3		0-0 FC5-4 1-2f		4 0 0 0 0 0 4																		
Wade Blasingame, L (1, 1) George Culver, R (8, 1) Ron Cook, L (8, 1) Fred Gladding, L (8, 1) Denny Lemaster, R (8, 1) Cesar Ceronimo, L (9, PH) OBP: 0.276, SLG: 0.231	0-0 F2		0-0 4-3		0-0 4-3		0-3 K		0-0 F8	2 0 0 0 0 0 2 1 0 0 0 0 0 1 0 1 0 0 0 0 0 0 0																		
Inning Stats	R: 0 E: 0 K: 0 S: 4	H: 1 LOB: 2 BB: 1 P: 8	R: 1 E: 0 K: 0 S: 3	H: 0 LOB: 0 BB: 1 P: 7	R: 0 E: 0 K: 1 S: 5	H: 0 LOB: 0 BB: 0 P: 5	R: 1 E: 1 K: 0 S: 6	H: 2 LOB: 2 BB: 0 P: 6	R: 1 E: 0 K: 0 S: 4	H: 1 LOB: 0 BB: 0 P: 4	R: 0 E: 0 K: 0 S: 3	H: 0 LOB: 1 BB: 1 P: 7	R: 0 E: 0 K: 2 S: 7	H: 0 LOB: 0 BB: 0 P: 7	R: 2 E: 0 K: 0 S: 6	H: 3 LOB: 1 BB: 0 P: 6	R: 0 E: 0 K: 1 S: 5	H: 0 LOB: 0 BB: 0 P: 5	1B: 5 2B: 0 3B: 0 HR: 2	SF: 0 SAC: 0 DP: 0 HBP: 0	WP: 0 PB: 0 SB: 1 CS: 0	PA: 38						
PITCHER	IP WLS BF H R ER SO BB IBB HBP BLK WP HR S P ERA WHIP																											
Gary Nolan, R (1, 1) ERA: 3.18	6.0		26	4	3	1	1	3	0	0	0	0	0	1	25	37	1.50	1.167										
Milt Wilcox, R (7, 1) ERA: 2.66	2.0	W	9	3	2	2	2	0	0	0	0	0	1	13	13	9.00	1.500											
Wayne Granger, R (9, 1) ERA: 2.79	1.0	S	3	0	0	0	1	0	0	0	0	0	0	5	5	0.00	0.000											

Houston Astros @ Cincinnati Reds
Riverfront Stadium, Cincinnati, OH
Tue Sep 22 1970, 7:05 PM EDT
Att: 11,975 - Unknown

livebaseballscorecards.com

AB	35
R	5
H	7
RBI	5
BB	3
SO	4
LOB	9



BOTTOM

Houston Astros @ Cincinnati Reds
Riverfront Stadium, Cincinnati, OH

Tue Sep 22 1970, 7:05 PM EDT
Att. 11,975 - Unknown

AB	28
R	6
H	9
RBI	6
BB	5
SO	1
LOB	13



WP	0	PA	35
PB	0	SB	0
CS	0		

AB	R	H	RBI	BB	SO	LOB	
3	0	1	1	0	0	0	
3	1	2	0	1	0	0	
4	0	0	0	0	1	6	
4	1	2	1	0	0	1	
3	0	2	1	1	0	0	
0	1	0	0	0	0	0	
3	0	0	0	0	0	2	
0	0	0	1	1	0	0	
0	0	0	0	0	0	0	
3	1	1	2	1	0	1	
3	1	1	0	0	0	2	
1	0	0	0	0	0	0	
0	0	0	0	0	0	0	
1	0	0	0	0	0	1	
0	0	0	0	0	0	0	
0	1	0	0	1	0	0	
1B:	8	SF:	1	WP:	0	PA:	35
2B:	2	SAC:	0	PB:	0	SB:	0
3B:	0	DP:	3	CS:	0		
HR:	0	HBP:	1				

Batter	1	2	3	4	5	6	7	8	9											
Bobby Tolan, L (1, 8) OBP: 0.387, SLG: 0.476	0-0 F7		0-0 F7			0-0 1B		0-0 SF7												
Pete Rose, S (1, 9) OBP: 0.390, SLG: 0.479	0-0 1-3			0-0 1B		0-0 1B		4-0 BB 1B												
Tony Perez, R (1, 5) OBP: 0.399, SLG: 0.589	0-0 5-3			0-0 F7		0-3 K		0-0 F3												
Johnny Bench, R (1, 2) OBP: 0.345, SLG: 0.595		0-0 F9		0-0 G5-4-3			0-0 1B	0-0 BB 1B												
Lee May, R (1, 3) OBP: 0.295, SLG: 0.480		0-0 2B			0-0 1B		0-0 F7	4-0 BB BB												
Darrel Chaney, S (8, PR) OBP: 0.266, SLG: 0.289					0-0 1B			1-2 2-3 3-H												
Hal McRae, R (1, 7) OBP: 0.322, SLG: 0.459		0-0 2B			0-0 1B		0-0 F7	4-0 BB BB												
Ty Cline, L (8, PH) OBP: 0.389, SLG: 0.426		0-0 5-3			0-0 G5-4-3		0-0 5-3	4-0 BB BB												
Wayne Granger, R (9, 1) OBP: 0.100, SLG: 0.100					1-2f			1-2 2-3 3-H												
Tommy Helms, R (1, 4) OBP: 0.258, SLG: 0.275		0-0 4-3			0-0 5-3			BB HBP												
Dave Concepcion, R (1, 6) OBP: 0.332, SLG: 0.328			0-0 5-3			0-0 1B		BB BB												
Gary Nolan, R (1, 1) OBP: 0.188, SLG: 0.185			0-0 G3			0-0 6-3		BB BB												
Frank Duffy, R (8, PH) OBP: 0.250, SLG: 0.286						0-0 1B		BB BB												
Angel Bravio, L (8, PH) OBP: 0.370, SLG: 0.328						0-0 6-3		BB BB												
Mill Wilcox, R (7, 1) OBP: 0.200, SLG: 0.200						1-2f		BB BB												
Bernie Carbo, L (8, PH) OBP: 0.450, SLG: 0.549								BB BB												
Inning Stats	R: 0 E: 0 K: 0 S: 3	H: 0 LOB: 0 BB: 0 P: 3	R: 0 E: 0 K: 0 S: 4	H: 1 LOB: 1 BB: 0 P: 4	R: 0 E: 0 K: 0 S: 3	H: 0 LOB: 0 BB: 0 P: 3	R: 0 E: 0 K: 0 S: 3	H: 1 LOB: 0 BB: 0 P: 3	R: 0 E: 0 K: 0 S: 3	H: 1 LOB: 0 BB: 0 P: 3	R: 0 E: 0 K: 0 S: 3	H: 3 LOB: 2 BB: 0 P: 7	R: 0 E: 0 K: 0 S: 3	H: 1 LOB: 0 BB: 0 P: 3	R: 6 E: 0 K: 0 S: 5	H: 2 LOB: 2 BB: 5 P: 26	1B: 8 2B: 2 3B: 0 HR: 0	SF: 1 SAC: 0 DP: 3 HBP: 1	WP: 0 PB: 0 SB: 0 CS: 0	PA: 35

PITCHER	IP	WLS	BF	H	R	ER	SO	BB	IBB	HBP	BLK	WP	HR	S	P	ERA	WHIP
Wade Blasingame, L (1, 1) ERA: 2.84	5.0		17	4	0	0	0	0	0	0	0	0	0	17	17	0.00	0.800
George Culver, R (6, 1) ERA: 3.95	2.0		9	3	2	2	1	1	0	1	0	0	0	9	14	9.00	2.000
Ron Cook, L (8, 1) ERA: 3.78	0.1		3	0	0	0	0	2	0	0	0	0	0	1	9	0.00	6.000
Fred Gladding, R (8, 1) ERA: 4.19	0.1	L	5	2	4	4	0	2	0	0	0	0	0	3	11	108.00	12.000
Denny Lemaster, L (8, 1) ERA: 4.66	0.1		1	0	0	0	0	0	0	0	0	0	0	1	1	0.00	0.000

PITCHER	IP	WLS	BF	H	R	ER	SO	BB	IBB	HBP	BLK	WP	HR	S	P	ERA	WHIP
Wade Blasingame, L (1, 1) ERA: 2.84	5.0		17	4	0	0	0	0	0	0	0	0	0	17	17	0.00	0.800
George Culver, R (6, 1) ERA: 3.95	2.0		9	3	2	2	1	1	0	1	0	0	0	9	14	9.00	2.000
Ron Cook, L (8, 1) ERA: 3.78	0.1		3	0	0	0	0	2	0	0	0	0	0	1	9	0.00	6.000
Fred Gladding, R (8, 1) ERA: 4.19	0.1	L	5	2	4	4	0	2	0	0	0	0	0	3	11	108.00	12.000
Denny Lemaster, L (8, 1) ERA: 4.66	0.1		1	0	0	0	0	0	0	0	0	0	0	1	1	0.00	0.000

Batter	1	2	3	4	5	6	7	8	9	AB R H RBI BB SO LOB	TOP													
Cesar Cedeno, R (1, 8) OBP: 0.331, SLG: 0.430	0-0 2B	0-0 F9		0-0 F2			0-0 F8		1-0 1B HBP	4 0 1 0 0 0 5														
Joe Morgan, L (1, 4) OBP: 0.388, SLG: 0.394	0-0 P4		0-0 L7-6-5 2B	0-0 1-3			0-0 G6-3		0-0 1B	5 0 2 0 0 0 4														
Jimmy Wynn, R (1, 7) OBP: 0.395, SLG: 0.498	0-0 F9		0-0 L7-6-5 2-3					0-0 L7	0-0 F8	5 0 0 0 0 0 4														
Bob Watson, R (1, 3) Fred Gladding, L (8, 1)	4-0 FC6-4 BB		4-0 BB					0-0 P4		2 1 1 1 2 0 0 0 0 0 0 0 0 0														
Denis Menke, R (1, 6) OBP: 0.392, SLG: 0.439	0-0 FC6-4		0-0 F9					0-0 6-3		4 0 1 0 0 0 3														
Doug Rader, R (1, 5) OBP: 0.321, SLG: 0.434		0-0 1B 2B		0-0 1B 2B			0-0 F9		0-0 G5-4-3 1B	4 1 3 0 0 0 0														
Norm Miller, L (1, 9) OBP: 0.336, SLG: 0.316		0-0 2-3 1B		0-0 2-3 1B			0-0 4-1		0-0 G5-4-3	4 0 2 0 0 0 2														
Larry Howard, R (1, 2) OBP: 0.392, SLG: 0.479		0-0 K		0-0 1-2 3-H 1B			0-0 F9		0-3 K	4 0 1 1 0 2 1														
Jack Billingham, R (1, 1) OBP: 0.150, SLG: 0.089 Buddy Harris, R (2, 1) Cesar Geronimo, L (7, PH) OBP: 0.300, SLG: 0.259 Ron Cook, L (7, 1) OBP: 0.278, SLG: 0.471 John Mayberry, L (8, 3) OBP: 0.327, SLG: 0.378		4-0 BB		0-0 F2			0-0 G6-3 1B		0-0 1-3	0 0 0 0 1 0 0 1 0 0 0 0 0 2 1 0 1 0 0 0 0 0 0 0 0 0 0 0 1 0 0 0 0 0 0														
Inning Stats	R: 0 E: 0 K: 0 S: 4	H: 1 LOB: 2 BB: 1 P: 8	R: 0 E: 0 K: 1 S: 6	H: 2 LOB: 2 BB: 1 P: 10	R: 0 E: 0 K: 0 S: 3	H: 1 LOB: 1 BB: 1 P: 7	R: 1 E: 0 K: 0 S: 6	H: 3 LOB: 2 BB: 0 P: 6	R: 0 E: 0 K: 0 S: 3	H: 0 LOB: 0 BB: 0 P: 3	R: 0 E: 0 K: 0 S: 3	H: 0 LOB: 0 BB: 0 P: 3	R: 0 E: 0 K: 0 S: 3	H: 1 LOB: 0 BB: 0 P: 3	R: 1 E: 0 K: 0 S: 5	H: 3 LOB: 1 BB: 0 P: 5	R: 0 E: 0 K: 1 S: 6	H: 1 LOB: 2 BB: 0 P: 7	1B: 7 2B: 5 3B: 0 HR: 1	SF: 0 SAC: 0 DP: 3 HBP: 1	WP: 0 PB: 0 SB: 0 CS: 0	PA: 39		
PITCHER Tony Cloninger, R (1, 1) ERA: 3.89 Clay Carroll, R (8, 1) ERA: 2.58	IP: 7.1 WLS: W BF: 32 H: 10 R: 2 ER: 2 SO: 1 BB: 3 IBB: 0 HBP: 0 BLK: 0 WP: 0 HR: 1 S: 31 P: 43 ERA: 2.46 WHIP: 1.773	IP: 1.2 WLS: S BF: 7 H: 2 R: 0 ER: 0 SO: 1 BB: 0 IBB: 0 HBP: 1 BLK: 0 WP: 0 HR: 0 S: 8 P: 9 ERA: 0.00 WHIP: 1.200											PITCHER IP: 7.1 WLS: W BF: 32 H: 10 R: 2 ER: 2 SO: 1 BB: 3 IBB: 0 HBP: 0 BLK: 0 WP: 0 HR: 1 S: 31 P: 43 ERA: 2.46 WHIP: 1.773	PITCHER IP: 1.2 WLS: S BF: 7 H: 2 R: 0 ER: 0 SO: 1 BB: 0 IBB: 0 HBP: 1 BLK: 0 WP: 0 HR: 0 S: 8 P: 9 ERA: 0.00 WHIP: 1.200										

Houston Astros @ Cincinnati Reds
Riverfront Stadium, Cincinnati, OH
Wed Sep 23 1970, 7:05 PM EDT
Att: 11,845 - Unknown

livebaseballscorecards.com

AB	35
R	2
H	12
RBI	2
BB	3
SO	2
LOB	21



Batter	1	2	3	4	5	6	7	8	9
Pete Rose, S OBP: 0.391, SLG: 0.481 (1, 9)	0-0 WP L4-3 1B	0-0 1-3 2B		0-0 F7		0-0 P6			
Ty Cline, L OBP: 0.382, SLG: 0.406 (1, 7)	0-0 L4-3 1-2	0-0 L1 3-H		0-0 L4-3			4-0 FC6-4 BB		
Bobby Tolan, L OBP: 0.384, SLG: 0.473 (1, 8)	0-0 4-3 2-H	0-0 P5			0-0 F8		0-0 FC6-4 CS 1B 1-2f		
Tony Perez, R OBP: 0.400, SLG: 0.593 (1, 3)	0-0 6-3				0-0 3-1		0-0 CS 1B 1-2		
Jimmy Stewart, S OBP: 0.322, SLG: 0.343 (1, 5)		0-0 2B SF8 1B		0-0 F8		0-0 1B	0-0 6-3 1-2 2-3		
Pat Corrales, R OBP: 0.292, SLG: 0.333 (1, 2)		0-0 1B 2B 1-3		0-0 6-3		0-0 F9		0-0 3-1	
Woody Woodward, R OBP: 0.286, SLG: 0.286 (1, 4)		0-0 SF8 3-H		0-0 1B		0-0 P6		0-0 5-3	
Frank Duffy, R OBP: 0.250, SLG: 0.364 (1, 6)		0-0 L5 2 S		0-3 K		0-0 5-3		0-0 2B	
Tony Cloninger, R OBP: 0.222, SLG: 0.400 (1, 1)		0-0 2B E 1B 2-H				0-0 P3		0-0 F9	
Clay Carroll, R OBP: 0.133, SLG: 0.071 (8, 1)									

Inning Stats	R: 1	H: 1	E: 0	K: 0	S: 4	LOB: 0	BB: 0	P: 4	R: 3	H: 4	E: 1	K: 0	S: 8	LOB: 2	BB: 0	P: 8	R: 1	H: 2	E: 0	K: 1	S: 7	LOB: 1	BB: 0	P: 7	R: 0	H: 0	E: 0	K: 0	S: 3	LOB: 0	BB: 0	P: 3	R: 0	H: 1	E: 0	K: 0	S: 4	LOB: 1	BB: 0	P: 4	R: 0	H: 1	E: 0	K: 0	S: 3	LOB: 1	BB: 1	P: 7	R: 0	H: 1	E: 0	K: 0	S: 4	LOB: 1	BB: 0	P: 4	R: 0	H: 1	E: 0	K: 0	S: 4	LOB: 1	BB: 0	P: 4
--------------	------	------	------	------	------	--------	-------	------	------	------	------	------	------	--------	-------	------	------	------	------	------	------	--------	-------	------	------	------	------	------	------	--------	-------	------	------	------	------	------	------	--------	-------	------	------	------	------	------	------	--------	-------	------	------	------	------	------	------	--------	-------	------	------	------	------	------	------	--------	-------	------

PITCHER	IP	WLS	BF	H	R	ER	SO	BB	IBB	HBP	BLK	WP	HR	S	P	ERA	WHIP
Jack Billingham, R ERA: 4.18 (1, 1)	1.2	L	11	5	4	3	0	0	0	0	0	1	0	11	11	16.20	3.000
Buddy Harris, R ERA: 5.68 (2, 1)	4.1		17	4	2	2	1	0	0	0	0	0	2	19	19	4.15	0.923
Ron Cook, L ERA: 3.73 (7, 1)	1.0		4	1	0	0	0	1	0	0	0	0	0	3	7	0.00	2.000
Fred Gladding, R ERA: 4.12 (8, 1)	1.0		4	1	0	0	0	0	0	0	0	0	0	4	4	0.00	1.000

BOTTOM

AB	R	H	RBI	BB	SO	LOB
4	1	2	0	0	0	0
3	0	0	0	1	0	2
4	0	0	1	0	0	3
4	1	2	1	0	0	0
4	1	2	0	0	0	2
4	1	1	0	0	0	1
3	0	1	1	0	0	0
4	0	1	0	0	1	2
3	2	2	2	0	0	0
1	0	0	0	0	0	1

AB	34
R	6
H	11
RBI	5
BB	1
SO	1
LOB	11



WP	HR	S	P	ERA	WHIP
1	1	4	36		

Houston Astros @ Cincinnati Reds
Riverfront Stadium, Cincinnati, OH
 Wed Sep 23 1970, 7:05 PM EDT
 Att. 11,845 - Unknown

livebaseballscorecards.com

Batter	1	2	3	4	5	6	7	8	9	10	11	12	AB R H RBI BB SO LOB	TOP												
Cesar Geronimo, L (1, 8) OBP: 0.333, SLG: 0.281	0-0 G4-6-3 1B		0-0 1B		4-0 1B BB		0-0 1B		0-0 G5-4-3 1-2f			0-0 1B	5 0 2 0 1 0 2													
Joe Morgan, L (1, 4) OBP: 0.386, SLG: 0.391	0-0 G4-6-3 1-2f		0-0 1B		0-3 K		0-0 1B		0-0 1B		0-0 1B	0-0 1B	6 1 1 0 0 1 3													
Jimmy Wynn, R (1, 7) OBP: 0.398, SLG: 0.499	0-0 1B		0-0 1B		0-0 1B		0-0 1B		4-0 BB		0-0 1B	0-0 1B	5 1 3 1 1 0 0													
Bob Watson, R (1, 3) OBP: 0.323, SLG: 0.435			0-3 K		0-0 1B		0-0 1B		0-0 BB		0-0 2B	0-0 1B	6 1 2 0 0 1 4													
Denis Menke, R (1, 6) OBP: 0.390, SLG: 0.436			0-0 1B				0-0 1B		0-0 F		0-0 2B	0-0 1B	3 0 0 0 0 0 1													
Hector Torres, R (6, 6) OBP: 0.292, SLG: 0.305									0-0 F			0-0 E7	2 0 0 0 0 0 2													
Marty Martinez, S (12, PH) OBP: 0.269, SLG: 0.245												1-3 E	1 1 1 1 0 0 0													
Doug Rader, R (1, 5) OBP: 0.321, SLG: 0.433			0-0 1B		0-0 1B		0-0 1B		0-0 1B		0-3 K	0-0 E7	6 2 2 2 0 1 1													
Norm Miller, L (1, 9) OBP: 0.336, SLG: 0.321			0-0 1B		0-0 1B		0-0 1B		0-0 1B		0-0 2B	0-0 2B	6 1 2 2 0 0 0													
Larry Howard, R (1, 2) OBP: 0.388, SLG: 0.493			0-0 2B		0-0 1B		0-3 K		0-0 1B		0-0 1B	0-3 K	4 0 2 0 0 1 0													
Jack Dilauro, S (9, PR) OBP: 0.390, SLG: 0.250			0-0 2B		0-0 1B				0-0 1B		0-0 1B	0-0 1B	0 0 0 0 0 0 0													
Denny Lemaster, R (9, 1) OBP: 0.399, SLG: 0.365			0-0 2B		0-0 1B				0-0 1B		0-0 1B	0-0 1B	0 0 0 0 0 0 0													
Keith Lampard, L (11, PH) OBP: 0.399, SLG: 0.365			0-0 2B		0-0 1B				0-0 1B		0-0 1B	0-0 1B	1 0 0 0 0 1 1													
Fred Gladding, L (11, 1) OBP: 0.399, SLG: 0.365			0-0 2B		0-0 1B				0-0 1B		0-0 1B	0-0 1B	0 0 0 0 0 0 0													
Ron Cook, L (12, 1) OBP: 0.276, SLG: 0.471			0-0 2B		0-0 1B				0-0 1B		0-0 1B	0-0 1B	0 0 0 0 0 0 0													
George Culliver, R (12, 1) OBP: 0.174, SLG: 0.288			0-0 2B		0-0 1B				0-0 1B		0-0 1B	0-0 1B	0 0 0 0 0 0 0													
Don Wilson, R (1, 1) OBP: 0.119, SLG: 0.149			0-0 1B		0-0 1B		0-0 1B		0-0 1B		0-3 K		3 0 0 0 0 0 1													
Jim Ray, R (7, 1) OBP: 0.192, SLG: 0.192			0-0 1B		0-0 1B		0-0 1B		0-0 1B		0-0 1B		0 0 0 0 0 0 0													
Johnny Edwards, L (9, PH) OBP: 0.298, SLG: 0.319			0-0 1B		0-0 1B		0-0 1B		0-0 1B		0-0 1B		2 0 1 0 0 1 1													
Inning Stats	R: 0 E: 0 K: 0 S: 3	H: 1 LOB: 0 BB: 0 P: 3	R: 2 E: 0 K: 0 S: 6	H: 3 LOB: 1 BB: 0 P: 6	R: 1 E: 0 K: 1 S: 7	H: 2 LOB: 1 BB: 0 P: 7	R: 0 E: 0 K: 0 S: 3	H: 0 LOB: 0 BB: 0 P: 3	R: 0 E: 0 K: 1 S: 6	H: 0 LOB: 2 BB: 1 P: 10	R: 0 E: 0 K: 0 S: 3	H: 0 LOB: 1 BB: 0 P: 7	R: 0 E: 0 K: 2 S: 8	H: 1 LOB: 1 BB: 0 P: 8	R: 0 E: 0 K: 1 S: 10	H: 1 LOB: 1 BB: 0 P: 10	R: 4 E: 2 K: 1 S: 10	H: 5 LOB: 1 BB: 0 P: 10	1B: 14 2B: 3 3B: 0 HR: 0	SF: 0 SAC: 0 DP: 2 HBP: 0	WP: 0 PB: 0 SB: 3 CS: 0	PA: 53				
PITCHER	IP WLS BF H R ER SO BB IBB HBP BLK WP HR S P ERA WHIP																									
Ron Reed, R (1, 1) ERA: 4.31	8.0	33	8	3	3	3	2	0	0	0	0	0	0	0	0	0	0	0	0	0	0	0	0	0	3.38	1.250
Pat Jarvis, R (9, 1) ERA: 3.64	4.0	20	9	4	4	3	0	0	0	0	0	0	0	0	0	0	0	0	0	0	0	0	0	0	9.00	2.250

Houston Astros @ Atlanta Braves
Atlanta Stadium, Atlanta, GA
Fri Sep 25 1970, 7:05 PM EDT
Att: 2,902 - Unknown

AB	51
R	7
H	17
RBI	6
BB	2
SO	6
LOB	16



WP	0
PA	53

livebaseballscorecards.com

Batter	1	2	3	4	5	6	7	8	9	10	11	12	AB	R	H	RBI	BB	SO	LOB
Felix Millan, R OBP: 0.353, SLG: 0.382 (1, 4)	4-0 None E BB	0-0			0-0		0-0 1B SF 1-H 2B	0-0		4-0 1-2 2-3 IBB		0-0 None BB 2-3 1B	5	1	2	1	2	0	4
Ralph Garr, L OBP: 0.345, SLG: 0.346 (1, 8)	0-0 E3 None 1-2		0-0 1B		0-0		0-0 None HBP 2-3 1B			0-0		4-0 None 1-2 BB	6	0	2	0	1	0	4
Mike Lum, L OBP: 0.306, SLG: 0.401 (1, 9)	0-0 F		0-0 1B			0-0	F		0-0	1B 1B	0-0 1B L5 2B	0-0 None BB 1-2	7	0	2	1	0	0	6
Orlando Cepeda, R OBP: 0.370, SLG: 0.555 (1, 3)	0-0 1-2 2-3		0-0 1B			0-0 None 1B 2B	SF		0-0 1-2 G2-4-3 1B		4-0 1B IBB	0-3 K	5	1	3	1	1	1	4
Darrell Evans, L OBP: 0.500, SLG: 0.469 Rico Carty, R OBP: 0.454, SLG: 0.584 Earl Williams, R OBP: 0.316, SLG: 0.313 (1, 5) (9, PH) (10, 5)	0-0		0-0			0-0 2-3	1-0 HBP		0-0 1-2 G2-4-3		0-3 K		3	0	0	0	0	0	4
Dusty Baker Jr., R OBP: 0.333, SLG: 0.278 (1, 7)		0-0 1B 1B		0-0		0-0 1B 3-H	0-0 2-3	0-0 SH 1B		0-0	0-0 1-2 2-3 1B		7	0	4	1	0	0	2
Clete Boyer, R OBP: 0.304, SLG: 0.377 (1, 6)		0-0 None 1B 1-3		0-0		0-0 1-2 1B		0-0 SH 1B		0-0 WP BB 1B	0-0 L5 3-H		5	0	3	0	0	0	3
Bob Didier, S OBP: 0.215, SLG: 0.177 Hal King, L OBP: 0.366, SLG: 0.465 Oscar Brown, R OBP: 0.455, SLG: 0.522 Bob Tillman, R OBP: 0.292, SLG: 0.396 (1, 2) (8, PH) (8, PR) (9, 2)	0-0	0-0		0-0		0-0	0-0	4-0 IBB		0-3 K		0-0 None None 1B	3	0	0	0	0	0	4
Ron Reed, R OBP: 0.111, SLG: 0.114 Hank Aaron, R OBP: 0.386, SLG: 0.579 Pat Jarvis, R OBP: 0.207, SLG: 0.213 Bob Aspromonte, R OBP: 0.269, SLG: 0.231 (1, 1) (8, PH) (9, 1) (12, PH)	0-3 K		0-0		0-0		0-0 E4 2B	0-0 F		4-0 WP BB		0-0 1-2	3	1	0	0	0	1	2

Inning Stats	R: 0	H: 0	E: 1	LOB: 2	K: 0	P: 8	R: 0	H: 2	E: 0	LOB: 2	K: 1	P: 7	R: 0	H: 2	E: 0	LOB: 1	K: 0	P: 4	R: 0	H: 0	E: 0	LOB: 0	K: 0	P: 3	R: 0	H: 0	E: 0	LOB: 0	K: 0	P: 3	R: 1	H: 3	E: 0	LOB: 2	K: 0	P: 6	R: 2	H: 2	E: 1	LOB: 1	K: 0	P: 6	R: 0	H: 1	E: 0	LOB: 2	K: 0	P: 8	R: 0	H: 2	E: 0	LOB: 1	K: 0	P: 4	R: 0	H: 1	E: 0	LOB: 3	K: 1	P: 14	R: 0	H: 2	E: 0	LOB: 2	K: 1	P: 10	R: 1	H: 2	E: 0	LOB: 2	K: 1	P: 11	1B: 14	2B: 4	3B: 0	HR: 0	SF: 1	SAC: 1	DP: 2	HBP: 1	WP: 1	PA: 59
--------------	------	------	------	--------	------	------	------	------	------	--------	------	------	------	------	------	--------	------	------	------	------	------	--------	------	------	------	------	------	--------	------	------	------	------	------	--------	------	------	------	------	------	--------	------	------	------	------	------	--------	------	------	------	------	------	--------	------	------	------	------	------	--------	------	-------	------	------	------	--------	------	-------	------	------	------	--------	------	-------	--------	-------	-------	-------	-------	--------	-------	--------	-------	--------

PITCHER	IP	WLS	BF	H	R	ER	SO	BB	IBB	HBP	BLK	WP	HR	S	P	ERA	WHIP
Don Wilson, R ERA: 4.02 (1, 1)	6.2		32	9	3	1	1	1	0	1	0	0	0	32	37	1.35	1.500
Jim Ray, R ERA: 3.39 (7, 1)	1.1		6	1	0	0	0	0	1	0	0	0	0	4	8	0.00	0.750
Denny Lemaster, L ERA: 4.6 (9, 1)	2.0		10	3	0	0	1	1	1	0	0	1	0	10	18	0.00	2.000
Fred Gladding, R ERA: 4.17 (11, 1)	1.1	W	8	4	1	1	1	0	1	0	0	0	0	9	13	6.75	3.000
Ron Cook, L ERA: 3.72 (12, 1)	0.1		2	0	0	0	0	1	0	0	0	0	0	1	5	0.00	3.000
PITCHER	IP	WLS	BF	H	R	ER	SO	BB	IBB	HBP	BLK	WP	HR	S	P	ERA	WHIP
George Culver, R ERA: 3.93 (12, 1)	0.1	S	1	0	0	0	1	0	0	0	0	0	0	3	3	0.00	0.000

BOTTOM

Houston Astros @ Atlanta Braves
Atlanta Stadium, Atlanta, GA

Fri Sep 25 1970, 7:05 PM EDT
Att. 2,902 - Unknown

livebaseballscorecards.com

AB	50
R	4
H	17
RBI	4
BB	6
SO	4
LOB	41



Batter	1	2	3	4	5	6	7	8	9	AB R H RBI BB SO LOB	TOP									
Cesar Cedeno, R (1, 8) OBP: 0.333, SLG: 0.443	0-0 None 2B		0-0			0-0		0-0 1-H HR		4 1 2 2 0 0 0	Houston Astros @ Atlanta Braves Atlanta Stadium, Atlanta, GA Sat Sep 26 1970, 7:05 PM EDT Att. 3,078 - Unknown livebaseballscorecards.com									
Joe Morgan, L (1, 4) OBP: 0.384, SLG: 0.388	0-3 K			0-0			0-0	0-0		4 0 0 0 0 1 1										
Jimmy Wynn, R (1, 7) OBP: 0.395, SLG: 0.495	0-0			0-0			0-0	0-0		4 0 0 0 0 0 1										
Bob Watson, R (1, 3) OBP: 0.322, SLG: 0.436	0-0			0-3 K			0-0 HR		0-0	4 1 1 0 0 1 1										
Denis Menke, R (1, 6) OBP: 0.389, SLG: 0.440		0-0			0-0		0-0	0-0	0-0	4 1 1 2 0 0 0										
Doug Rader, R (1, 5) OBP: 0.321, SLG: 0.437		0-0			0-0		0-0	0-0	0-3 K	4 1 1 1 0 1 0										
Larry Howard, R (1, 2) OBP: 0.384, SLG: 0.474		0-0			0-0		0-0			3 0 0 0 0 0 0										
Jesus Alou, R (1, 9) OBP: 0.335, SLG: 0.384			0-0			0-0			0-3	2 0 0 0 0 0 0										
Cesar Geronimo, L (7, 9) OBP: 0.324, SLG: 0.273										1 0 0 0 0 1 0										
Larry Dierker, R (1, 1) OBP: 0.165, SLG: 0.180			0-3 K			0-3 K			0-0 HR	3 1 1 0 0 2 0										
Inning Stats	R: 0 E: 0 K: 1 S: 6	H: 1 LOB: 1 BB: 0 P: 6	R: 0 E: 0 K: 0 S: 3	H: 0 LOB: 0 BB: 0 P: 3	R: 0 E: 0 K: 1 S: 5	H: 0 LOB: 0 BB: 0 P: 5	R: 0 E: 0 K: 1 S: 5	H: 0 LOB: 0 BB: 0 P: 5	R: 0 E: 0 K: 0 S: 3	H: 0 LOB: 0 BB: 0 P: 3	R: 3 E: 0 K: 0 S: 6	H: 3 LOB: 0 BB: 0 P: 6	R: 2 E: 0 K: 1 S: 7	H: 2 LOB: 0 BB: 0 P: 7	R: 0 E: 0 K: 1 S: 5	H: 0 LOB: 0 BB: 0 P: 5	1B: 1 2B: 2 3B: 0 HR: 3	SF: 0 SAC: 0 DP: 0 HBP: 0	WP: 0 PB: 0 SB: 0 CS: 0	PA: 33
PITCHER	IP WLS BF H R ER SO BB IBB HBP BLK WP HR S P ERA WHIP																			
George Stone, L (1, 1) ERA: 3.86	8.0 L 30 6 5 5 5 0 0 0 0 0 3 40 40 5.62 0.750																			
Don Cardwell, R (9, 1) ERA: 7.28	1.0 3 0 0 0 1 0 0 0 0 0 0 5 5 0.00 0.000																			



Batter	1	2	3	4	5	6	7	8	9	AB R H RBI BB SO LOB
Felix Millan, R (1, 4) OBP: 0.351, SLG: 0.380	0-0 K	0-3 K		0-0 K		0-0 K			0-0 1B WP 2B 1B	5 1 1 0 0 1 3
Ralph Garr, L (1, 8) OBP: 0.333, SLG: 0.333	0-0 K		0-0 K		0-0 FC 1B SF 1B		0-0 K		0-3 K	5 1 1 0 0 1 1
Hank Aaron, R (1, 9) OBP: 0.382, SLG: 0.571	0-0 K		0-0 K		0-0 FC 1B		0-0 K		0-0 F	5 0 1 0 0 0 1
Orlando Cepeda, R (1, 3) OBP: 0.368, SLG: 0.550		0-0 K	0-0 K		0-0 FC 1B SF		0-0 K		0-0 2B 1B	5 1 1 0 0 0 2
Earl Williams, R (1, 5) OBP: 0.417, SLG: 0.579		0-0 1B 2B		0-0 2B 2B		0-0 SF		4-0 1B BB	0-0 1B 2B	3 2 3 2 1 0 0
Dusty Baker Jr., R (1, 7) OBP: 0.333, SLG: 0.292		0-0 BB 1B 1B		0-0 1B		0-0 1B		0-0 F	0-0 F	5 0 2 2 0 0 4
Clete Boyer, R (1, 6) OBP: 0.305, SLG: 0.381		0-0 BB 1B		0-0 WP HR 2B		0-0 K		0-0 F		4 1 2 1 0 0 2
Bob Tillman, R (1, 2) OBP: 0.300, SLG: 0.414		4-0 1-2 2-3 BB		0-0 2-H HR		0-0 K		0-0 1-2 1B		3 1 2 2 1 0 0
Steve Barber, L (1, 1) OBP: 0.250, SLG: 0.250		0-3 K		0-3 K		0-0 K		0-3 K		2 0 0 0 0 2 3
Jim Nash, R (5, 1) OBP: 0.110, SLG: 0.175										0 0 0 0 0 0 0
Rick Kester, R (6, 1)										1 0 0 0 0 0 0
Mike Lum, L (8, PH) OBP: 0.304, SLG: 0.396										1 0 0 0 0 1 2
Don Cardwell, R (9, 1) OBP: 0.182, SLG: 0.200										0 0 0 0 0 0 0

Inning Stats	R: 0	H: 0	E: 0	K: 0	S: 3	LOB: 0	BB: 0	P: 3	R: 1	H: 3	E: 0	K: 2	S: 10	LOB: 3	BB: 1	P: 14	R: 0	H: 0	E: 0	K: 0	S: 3	LOB: 0	BB: 0	P: 3	R: 3	H: 3	E: 0	K: 1	S: 8	LOB: 0	BB: 0	P: 8	R: 2	H: 3	E: 0	K: 0	S: 6	LOB: 1	BB: 0	P: 6	R: 0	H: 0	E: 0	K: 0	S: 3	LOB: 0	BB: 0	P: 3	R: 0	H: 0	E: 0	K: 0	S: 3	LOB: 0	BB: 0	P: 3	R: 0	H: 1	E: 0	K: 1	S: 6	LOB: 2	BB: 1	P: 10	R: 1	H: 3	E: 0	K: 1	S: 8	LOB: 2	BB: 0	P: 8	1B: 8	SF: 1	2B: 4	SAC: 0	3B: 0	DP: 0	HR: 1	HBP: 0
--------------	------	------	------	------	------	--------	-------	------	------	------	------	------	-------	--------	-------	-------	------	------	------	------	------	--------	-------	------	------	------	------	------	------	--------	-------	------	------	------	------	------	------	--------	-------	------	------	------	------	------	------	--------	-------	------	------	------	------	------	------	--------	-------	------	------	------	------	------	------	--------	-------	-------	------	------	------	------	------	--------	-------	------	-------	-------	-------	--------	-------	-------	-------	--------

PITCHER	IP	WLS	BF	H	R	ER	SO	BB	IBB	HBP	BLK	WP	HR	S	P	ERA	WHIP
Wade Blasingame, L (1, 1) ERA: 3.44	4.0		21	8	6	6	3	1	0	0	0	1	1	26	30	13.50	2.250
Jim Ray, R (5, 1) ERA: 3.26	4.0	W	15	2	0	0	1	1	0	0	0	0	0	16	20	0.00	0.750
George Culver, R (9, 1) ERA: 3.98	1.0	S	6	3	1	1	1	0	0	0	0	1	0	8	8	9.00	3.000

BOTTOM

Houston Astros @ Atlanta Braves
 Atlanta Stadium, Atlanta, GA
 Sun Sep 27 1970, 7:05 PM EDT
 Att. 6,159 - Unknown

AB	39
R	7
H	13
RBI	7
BB	2
SO	5
LOB	18

WP: 2	PA: 42
PB: 0	SB: 0
CS: 0	



livebaseballscorecards.com

Batter	1	2	3	4	5	6	7	8	9	AB R H RBI BB SO LOB	TOP											
Bobby Bonds, R (1, 9) OBP: 0.377, SLG: 0.501	0-3 K		0-3 K		0-0 5-3		0-3 K			4 0 0 0 0 3 1	San Francisco Giants @ Houston Astros Astrodome, Houston, TX Mon Sep 28 1970, 8:05 PM EDT Att. 6,160 - Unknown											
Tito Fuentes, S (1, 6) OBP: 0.314, SLG: 0.336	0-3 K		0-0 FC5-4 1B		4-0 2B BB		0-3 K			3 0 1 0 1 2 0												
Willie Mays, R (1, 8) OBP: 0.389, SLG: 0.509	4-0 WP BB		0-0 FC5-4 HBP		0-0 F2		0-0 F4			3 0 0 0 1 0 3												
Willie McCovey, L (1, 3) OBP: 0.447, SLG: 0.622	4-0 1-2 BB		1-0 1-2 HBP		0-0 1-H 2B		0-0 F8			2 0 1 0 1 0 0												
Ken Henderson, S (1, 7) OBP: 0.395, SLG: 0.462	0-3 K		0-3 K		0-3 K		0-0 G3			4 0 0 0 0 3 5												
Dick Dietz, R (1, 2) OBP: 0.426, SLG: 0.513		0-0 5-3		0-0 5-3		0-3 K		0-0 F7		4 0 0 0 0 1 0												
Al Gallagher, R (1, 5) OBP: 0.345, SLG: 0.388		0-0 4-3		0-0 F9		0-0 1B 1B		0-0 6-3		4 0 1 0 0 0 0												
Bob Heise, R (1, 4) OBP: 0.258, SLG: 0.297		0-0 6-3		0-0 1B		0-0 1B		0-3 K		4 0 2 0 0 1 0												
Ron Bryant, S (1, 1) OBP: 0.143, SLG: 0.111 Ed Goodson, L (3, PH) OBP: 0.273, SLG: 0.273 Rich Robertson, R (3, 1) OBP: 0.102, SLG: 0.224 George Foster, R (6, PH) OBP: 0.444, SLG: 0.750 Jerry Johnson, R (6, 1) OBP: 0.118, SLG: 0.063 Jim Ray Hart, R (9, PH) OBP: 0.365, SLG: 0.438			0-0 FC5-4 1B		0-0 5-3		0-3 K		0-3 K	0 0 0 0 0 0 0 1 0 1 0 0 0 0 1 0 0 0 0 0 1 1 0 0 0 0 1 2 0 0 0 0 0 0 0 1 0 0 0 0 1 0												
Inning Stats	R: 0 E: 0 K: 3 S: 9	H: 0 LOB: 2 BB: 2 P: 17	R: 0 E: 0 K: 0 S: 3	H: 0 LOB: 0 BB: 0 P: 3	R: 0 E: 0 K: 2 S: 9	H: 2 LOB: 3 BB: 0 P: 10	R: 0 E: 0 K: 0 S: 4	H: 1 LOB: 1 BB: 0 P: 4	R: 0 E: 0 K: 0 S: 3	H: 1 LOB: 2 BB: 1 P: 7	R: 0 E: 0 K: 3 S: 11	H: 2 LOB: 2 BB: 0 P: 11	R: 0 E: 0 K: 2 S: 7	H: 0 LOB: 0 BB: 0 P: 7	R: 0 E: 0 K: 0 S: 3	H: 0 LOB: 0 BB: 0 P: 3	R: 0 E: 0 K: 2 S: 7	H: 0 LOB: 0 BB: 0 P: 7	1B: 5 2B: 1 3B: 0 HR: 0	SF: 0 SAC: 0 DP: 0 HBP: 1	WP: 1 PB: 0 SB: 0 CS: 0	PA: 36
PITCHER Jack Billingham, R (1, 1) ERA: 3.98	IP 9.0	WLS W	BF 36	H 6	R 0	ER 0	SO 12	BB 3	IBB 0	HBP 1	BLK 0	WP 1	HR 0	S 56	P 69	ERA 0.00	WHIP 1.000					

livebaseballscorecards.com

AB	32
R	0
H	6
RBI	0
BB	3
SO	12
LOB	12



Batter	1	2	3	4	5	6	7	8	9	AB	R	H	RBI	BB	SO	LOB
Cesar Cedeno, R OBP: 0.332, SLG: 0.448 (1, 8)	0-0 6-3 4-3 1B	0-0 S 1B			0-3 K		0-0 5-3			4	0	2	1	0	1	2
Joe Morgan, L OBP: 0.381, SLG: 0.385 (1, 4)	0-0 4-3 1-2	0-0 F3 1-2			0-0 F7		0-0 F6			4	0	0	0	0	0	4
Jimmy Wynn, R OBP: 0.395, SLG: 0.497 (1, 7)	0-0 6-3 2-3		0-0 G5-4-3 1B		0-0 F8			0-0 F7		4	0	1	0	0	0	2
Bob Watson, R OBP: 0.322, SLG: 0.446 (1, 3)	0-0 F9		0-0 G5-4-3 1-2f		0-0 F7			0-0 F6		4	0	0	0	0	0	2
Denis Menke, R OBP: 0.390, SLG: 0.437 (1, 6)		4-0 1B 1B BB	0-0 6-3		0-0 5-3			0-0 F8		3	1	0	0	1	0	0
Doug Rader, R OBP: 0.324, SLG: 0.438 (1, 5)		0-0 1B 1-2 5-3 1B		0-3 K		0-0 1B				3	1	2	0	0	1	0
Larry Howard, R OBP: 0.387, SLG: 0.464 (1, 2)		0-0 6-3 1-3 2-H 1B 1B		0-0 6-3		0-0 5-3				3	1	1	1	0	0	1
Norm Miller, L OBP: 0.337, SLG: 0.321 (1, 9)		0-0 5-3 1-2 3-H		0-0 4-3			4-0 SH3-4 BB			2	0	0	1	1	0	1
Jack Billingham, R OBP: 0.161, SLG: 0.103 (1, 1)		0-0 6-3 2-3			0-0 1B		0-0 SH3-4			2	0	1	0	0	0	1

Inning Stats	R: 0	H: 1	E: 0	K: 0	S: 4	H: 3	LOB: 1	BB: 0	P: 4	R: 3	H: 3	E: 0	K: 0	S: 6	R: 0	H: 1	E: 0	K: 0	S: 3	R: 0	H: 0	E: 0	K: 1	S: 5	R: 0	H: 1	E: 0	K: 1	S: 6	R: 0	H: 1	E: 0	K: 0	S: 4	R: 0	H: 0	E: 0	K: 0	S: 3	R: 0	H: 0	E: 0	K: 0	S: 3	R: 0	H: 0	E: 0	K: 0	S: 3
--------------	------	------	------	------	------	------	--------	-------	------	------	------	------	------	------	------	------	------	------	------	------	------	------	------	------	------	------	------	------	------	------	------	------	------	------	------	------	------	------	------	------	------	------	------	------	------	------	------	------	------


PITCHER	IP	WLS	BF	H	R	ER	SO	BB	IBB	HBP	BLK	WP	HR	S	P	ERA	WHIP
Ron Bryant, L ERA: 4.78 (1, 1)	2.0	L	11	4	3	3	0	1	0	0	0	0	0	10	14	13.50	2.500
Rich Robertson, R ERA: 4.9 (3, 1)	3.0		10	2	0	0	2	0	0	0	0	0	0	14	14	0.00	0.667
Jerry Johnson, R ERA: 4.28 (6, 1)	3.0		11	1	0	0	0	1	0	0	0	0	0	10	14	0.00	0.667

BOTTOM

San Francisco Giants @ Houston Astros
Astrodome, Houston, TX

Mon Sep 28 1970, 8:05 PM EDT
Att. 6,160 - Unknown

AB	29
R	3
H	7
RBI	3
BB	2
SO	2
LOB	13



WP	HR	S	P	ERA	WHIP
0	0	1	32		

Batter	1	2	3	4	5	6	7	8	9	AB R H RBI BB SO LOB	TOP		
George Foster, R (1, 9) OBP: 0.381, SLG: 0.632 Bobby Bonds, R (8, PH) OBP: 0.377, SLG: 0.500 (8, 9)	0-3 K	0-0 FC4-6			0-0 F3			0-0 F9		3 0 0 0 0 1 2 1 0 0 0 0 0 0			
Tito Fuentes, S (1, 6) OBP: 0.318, SLG: 0.340	0-0 FC5-4 1B		0-0 S 1B		0-0 G6-4-3			0-0 4-3 BB 1B		4 0 3 0 0 0 1			
Willie Mays, R (1, 8) OBP: 0.388, SLG: 0.505	0-0 FC5-4 1B		0-0 F5			0-0 F4		4-0 4-3 BB		3 1 0 0 1 0 2			
Willie McCovey, L (1, 3) OBP: 0.448, SLG: 0.620	0-0 1B		0-0 F6			4-0 1B BB		0-0 4-3		3 0 1 0 1 0 3			
Ken Henderson, S (1, 7) OBP: 0.395, SLG: 0.463	0-0 1B		0-3 K			0-0 1B		0-0 6-3		4 0 2 1 0 1 3			
Jim Ray Hart, R (1, 5) OBP: 0.361, SLG: 0.433	0-0 F4			0-0 F8		0-0 F6			0-3 K	3 0 0 0 0 0 3			
Russ Gibson, R (1, 2) OBP: 0.303, SLG: 0.319		0-3 K		0-0 F8			0-0 F9		0-0 F6	4 0 0 0 0 1 0			
Bob Heise, R (1, 4) OBP: 0.255, SLG: 0.293 Frank Johnson, R (7, PH) OBP: 0.354, SLG: 0.356 Hal Lanier, R (7, 4) OBP: 0.285, SLG: 0.279 Dick Dietz, R (9, PH) OBP: 0.425, SLG: 0.512		0-0 4-3		0-0 6-3			0-0 1-3		0-3 K	2 0 0 0 0 0 0 1 0 0 0 0 0 0 0 0 0 0 0 0 0 1 0 0 0 0 1 0			
Frank Reberger, L (1, 1) OBP: 0.234, SLG: 0.255 Rich Robertson, R (4, 1) OBP: 0.117, SLG: 0.237 Jerry Johnson, R (6, 1) OBP: 0.118, SLG: 0.063 Al Gallagher, R (6, 5) OBP: 0.344, SLG: 0.387 Ron Hunt, R (9, PH) OBP: 0.394, SLG: 0.381		0-0 FC4-6 1B			0-0 G6-4-3 1B		0-0 4-3			1 0 1 0 0 0 0 1 0 1 0 0 0 0 0 0 0 0 0 0 0 1 0 0 0 0 0 0 1 0 0 0 0 1 0			
Inning Stats	R: 1 H: 3 E: 0 LOB: 2 K: 1 BB: 0 S: 8 P: 8	R: 0 H: 1 E: 0 LOB: 1 K: 1 BB: 0 S: 6 P: 6	R: 0 H: 1 E: 0 LOB: 1 K: 1 BB: 0 S: 6 P: 6	R: 0 H: 0 E: 0 LOB: 0 K: 0 BB: 0 S: 3 P: 3	R: 0 H: 1 E: 0 LOB: 0 K: 0 BB: 0 S: 3 P: 3	R: 0 H: 1 E: 0 LOB: 1 K: 0 BB: 1 S: 3 P: 7	R: 0 H: 0 E: 0 LOB: 0 K: 0 BB: 0 S: 3 P: 3	R: 0 H: 1 E: 0 LOB: 2 K: 0 BB: 1 S: 4 P: 8	R: 0 H: 0 E: 0 LOB: 0 K: 2 BB: 0 S: 7 P: 7	1B: 8 SF: 0 2B: 0 SAC: 0 3B: 0 DP: 1 HR: 0 HBP: 0	WP: 0 PA: 35 PB: 0 SB: 1 CS: 0		
PITCHER	IP WLS BF H R ER SO BB IBB HBP BLK WP HR S P ERA WHIP											PITCHER	IP WLS BF H R ER SO BB IBB HBP BLK WP HR S P ERA WHIP
Don Wilson, R (1, 1) ERA: 3.91 Denny Lemaster, L (8, 1) ERA: 4.56	7.1 W 30 8 1 1 3 2 0 0 0 0 0 0 34 42 1.23 1.364												

San Francisco Giants @ Houston Astros
 Astrodome, Houston, TX
 Tue Sep 29 1970, 8:05 PM EDT
 Att. 6,768 - Unknown

livebaseballscorecards.com

AB	33
R	1
H	8
RBI	1
BB	2
SO	5
LOB	14



Batter	1	2	3	4	5	6	7	8	9
Cesar Cedeno, R OBP: 0.336, SLG: 0.447 (1, 8)	0-3 K		4-0 WP 6-3 3B BB	4-0 1-2 2-3 BB		0-0 F7-4-3 1B		0-0 5-3	
Joe Morgan, L OBP: 0.381, SLG: 0.384 (1, 4)	0-0 S 1B		0-0 6-3	0-0 SF9		0-0 F7-4-3		4-0 WP IBB	
Jimmy Wynn, R OBP: 0.395, SLG: 0.495 (1, 7)	4-0 G6-4-3 1-2 BB		0-0 5-3	0-0 6-3		0-0 1B		0-0 5-3	
Bob Watson, R OBP: 0.323, SLG: 0.444 (1, 3)	0-0 G6-4-3		4-0 3B BB		0-0 F9		0-0 F2		
John Mayberry, L OBP: 0.324, SLG: 0.372 (5, PH) (6, 3)	1-2f		2-3						
Denis Menke, R OBP: 0.394, SLG: 0.444 (1, 6)		0-0 BLK BB 1B	0-0 1-H 3-H 3B		4-0 2B BB		0-0 G5-4-3 1B		
Doug Rader, R OBP: 0.324, SLG: 0.439 (1, 5)		0-0 F2	0-0 F8		0-0 1-3 2B		0-0 G5-4-3		
Larry Howard, R OBP: 0.371, SLG: 0.443 (1, 2)		0-0 F8		0-0 1-3	0-3 K		0-0 1-3		
Norm Miller, L OBP: 0.347, SLG: 0.324 (1, 9)		4-0 BLK 1-2 BB		0-0 E HBP SF9 1B	4-0 IBB		4-0 WP 5-3 BB		
Don Wilson, R OBP: 0.129, SLG: 0.145 (1, 1)		0-0 F9		1-0 SF9 1-2 HBP	0-3 K		0-0 F3		
Denny Lemaster, R OBP: 0.255, SLG: 0.244 (8, 1)									

AB	R	H	RBI	BB	SO	LOB
3	1	1	0	2	1	1
3	0	1	1	1	0	2
4	0	1	0	1	0	5
1	1	0	0	1	0	2
2	0	0	0	0	0	1
3	0	3	2	1	0	0
4	0	1	0	0	0	3
4	0	0	0	0	1	3
1	1	1	0	3	0	0
2	0	0	0	0	1	5
1	0	0	0	0	0	1

BOTTOM

San Francisco Giants @ Houston Astros
Astrodome, Houston, TX
Tue Sep 29 1970, 8:05 PM EDT
Att. 6,768 - Unknown


livebaseballscorecards.com

AB	28
R	3
H	8
RBI	3
BB	9
SO	3
LOB	23



1B: 6	SF: 1	WP: 2	PA: 39
2B: 2	SAC: 0	PB: 0	
3B: 1	DP: 3	SB: 1	
HR: 0	HBP: 1	CS: 0	

Inning Stats	R: 0	H: 1	R: 0	H: 1	R: 2	H: 1	R: 1	H: 1	R: 0	H: 1	R: 0	H: 1	R: 0	H: 0	R: 0	H: 0	R: 0	H: 0	
	E: 0	LOB: 1	E: 0	LOB: 2	E: 0	LOB: 1	E: 1	LOB: 2	E: 0	LOB: 3	E: 0	LOB: 0	E: 0	LOB: 0	E: 0	LOB: 2	E: 0	LOB: 0	
K: 1	BB: 1	K: 0	BB: 1	K: 0	BB: 2	K: 0	BB: 1	K: 2	BB: 2	K: 0	BB: 0	K: 0	BB: 0	K: 0	BB: 2	K: 0	BB: 0	K: 0	BB: 0
S: 5	P: 9	S: 4	P: 8	S: 4	P: 12	S: 4	P: 9	S: 8	P: 16	S: 4	P: 3	S: 3	P: 3	S: 3	P: 11	S: 3	P: 11	S: 3	P: 11
PITCHER	IP	WLS	BF	H	R	ER	SO	BB	IBB	HBP	BLK	WP	HR	S	P	ERA	WHIP		
Frank Reberger, R ERA: 5.57 (1, 1)	3.1	L	19	4	3	3	1	5	0	1	1	1	0	15	36	8.10	2.700		
Rich Robertson, R ERA: 4.85 (4, 1)	1.2		9	2	0	0	2	1	1	0	0	0	0	11	19	0.00	1.800		
Jerry Johnson, R ERA: 4.11 (6, 1)	3.0		11	2	0	0	0	1	1	0	0	1	0	9	17	0.00	1.000		

Batter	1	2	3	4	5	6	7	8	9	AB R H RBI BB SO LOB	TOP
Bobby Bonds, R OBP: 0.376, SLG: 0.503 (1, 9) X	0-0 F8		0-0 F3		0-0 HR		0-0 6-3			4 1 1 1 0 0 0	San Francisco Giants @ Houston Astros Astrodome, Houston, TX Wed Sep 30 1970, 8:05 PM EDT Att. 8,673 - Unknown livebaseballscorecards.com
Tito Fuentes, S OBP: 0.324, SLG: 0.343 (1, 6) X	0-0 1B		4-0 CS		4-0 BB		0-0 1B			2 1 2 0 2 0 0	
Willie Mays, R OBP: 0.389, SLG: 0.504 (1, 8) X	0-0 1B		4-0 BB		0-3 K		0-3 K			3 0 1 0 1 2 2	
Willie McCovey, L OBP: 0.446, SLG: 0.617 (1, 3) X	0-0 1B		0-3 K		0-0 F8		0-0 4-3			4 0 1 1 0 1 1	
Dick Dietz, R OBP: 0.424, SLG: 0.512 (1, 2) X	0-0 F4				0-0 2B		0-3 K			4 1 1 0 0 1 2	
Ken Henderson, S OBP: 0.394, SLG: 0.463 (1, 7) S S S	0-3 K				0-3 K		0-0 F9			4 0 1 1 0 2 2	
Al Gallagher, R OBP: 0.340, SLG: 0.381 (1, 5) X		0-0 5-3			0-0 F8		0-0 6-3			4 0 0 0 0 0 1	
Bob Heise, R OBP: 0.250, SLG: 0.287 (1, 4) S S S		0-3 K			0-0 5-3		0-0 F4			3 0 0 0 0 1 1	
Frank Johnson, R OBP: 0.357, SLG: 0.360 (9, PH)										1 0 1 0 0 0 0	
Hal Lanier, R OBP: 0.265, SLG: 0.279 (9, 4) S S S										0 0 0 0 0 0 0	
Juan Marichal, R OBP: 0.080, SLG: 0.059 (1, 1) S S S		0-3 K			0-0 F8		0-0 1-3			3 0 0 0 0 1 0	
Jim Ray Hart, R OBP: 0.360, SLG: 0.431 (9, PH)										1 0 0 0 0 0 1	
Don McMahon, R OBP: 0.250, SLG: 0.143 (9, 1) S S S										0 0 0 0 0 0 0	
Inning Stats	R: 1 E: 0 K: 1 S: 8 H: 3 LOB: 2 BB: 0 P: 8	R: 0 E: 0 K: 2 S: 7 H: 0 LOB: 0 BB: 0 P: 7	R: 0 E: 0 K: 1 S: 4 H: 0 LOB: 1 BB: 2 P: 12	R: 0 E: 0 K: 1 S: 5 H: 0 LOB: 0 BB: 0 P: 5	R: 1 E: 0 K: 1 S: 6 H: 1 LOB: 1 BB: 1 P: 10	R: 1 E: 0 K: 0 S: 5 H: 2 LOB: 1 BB: 0 P: 5	R: 0 E: 0 K: 1 S: 6 H: 1 LOB: 1 BB: 0 P: 6	R: 0 E: 0 K: 1 S: 5 H: 0 LOB: 0 BB: 0 P: 5	R: 0 E: 0 K: 0 S: 3 H: 1 LOB: 0 BB: 0 P: 3	1B: 5 2B: 2 3B: 0 HR: 1 SF: 0 SAC: 0 DP: 1 HBP: 0	WP: 0 PB: 0 SB: 0 CS: 1 PA: 36
PITCHER Larry Dierker, R ERA: 3.87 (1, 1)	IP WLS BF H R ER SO BB IBB HBP BLK WP HR S P ERA WHIP										
	9.0 W 36 8 3 3 8 3 0 0 0 0 0 1 49 61 3.00 1.222										

Batter	1	2	3	4	5	6	7	8	9
Cesar Cedeno, R OBP: 0.338, SLG: 0.447 (1, 8) S S	0-3 K		0-0 1-3			0-0 2B SF7 1B		0-0 SH1-4 1B	
Joe Morgan, L OBP: 0.382, SLG: 0.390 (1, 4) X	0-0 4-3			0-0 3-1 SF7 2B		0-0 SF7 2B		0-0 SH1-4	
Jimmy Wynn, R OBP: 0.393, SLG: 0.493 (1, 7) X	0-0 5-3			0-0 3-1		0-0 SF7		0-0 6-3	
Bob Watson, R OBP: 0.322, SLG: 0.442 (1, 3)		4-0 BB		0-0 SF7		0-0 F4		0-0 4-3	
Denis Menke, R OBP: 0.393, SLG: 0.443 (1, 6) X		0-0 G5-4-3 BB		0-0 F3		0-0 1-3		0-0 SH3 1B	
Doug Rader, R OBP: 0.322, SLG: 0.437 (1, 5) S S	0-3 K				0-0 F2		0-0 F9		0-0 SH3
Norm Miller, L OBP: 0.353, SLG: 0.330 (1, 9) X			0-0 4-3		4-0 F7 BB		0-0 F9 2B		4-0 1B IBB
Johnny Edwards, L OBP: 0.299, SLG: 0.319 (1, 2) X			0-0 F3		0-0 F7		0-0 F9		0-0 1B
Larry Dierker, R OBP: 0.181, SLG: 0.196 (1, 1) X			0-0 1B			0-0 2B 1B		0-0 F9	

Inning Stats	R: 0 E: 0 K: 1 S: 5	H: 0 LOB: 0 BB: 0 P: 5	R: 0 E: 0 K: 1 S: 4	H: 0 LOB: 0 BB: 1 P: 8	R: 0 E: 0 K: 0 S: 4	H: 1 LOB: 1 BB: 0 P: 4	R: 1 E: 0 K: 0 S: 4	H: 1 LOB: 0 BB: 0 P: 4	R: 0 E: 0 K: 0 S: 2	H: 0 LOB: 0 BB: 1 P: 6	R: 2 E: 0 K: 0 S: 6	H: 3 LOB: 1 BB: 0 P: 6	R: 0 E: 0 K: 0 S: 4	H: 1 LOB: 1 BB: 0 P: 4	R: 0 E: 0 K: 0 S: 4	H: 1 LOB: 1 BB: 0 P: 4	R: 1 E: 0 K: 0 S: 3	H: 2 LOB: 2 BB: 1 P: 7	1B: 6 2B: 3 3B: 0 HR: 0	SF: 2 SAC: 2 DP: 1 HBP: 0
--------------	------------------------------	---------------------------------	------------------------------	---------------------------------	------------------------------	---------------------------------	------------------------------	---------------------------------	------------------------------	---------------------------------	------------------------------	---------------------------------	------------------------------	---------------------------------	------------------------------	---------------------------------	------------------------------	---------------------------------	----------------------------------	------------------------------------

PITCHER	IP	WLS	BF	H	R	ER	SO	BB	IBB	HBP	BLK	WP	HR	S	P	ERA	WHIP
Juan Marichal, R ERA: 4.12 (1, 1)	8.0		31	7	3	3	2	2	0	0	0	0	0	33	41	3.38	1.125
Don McMahon, R ERA: 2.96 (9, 1)	0.1	L	4	2	1	1	0	0	1	0	0	0	0	3	7	27.00	6.000

BOTTOM

AB	R	H	RBI	BB	SO	LOB
4	1	2	0	0	1	1
3	1	2	1	0	0	0
3	0	0	1	0	0	2
2	0	0	1	1	0	2
4	1	1	0	0	0	2
3	0	0	0	0	1	0
2	0	1	0	2	0	0
4	0	1	1	0	0	2
3	1	2	0	0	0	1

AB	28
R	4
H	9
RBI	4
BB	3
SO	2
LOB	10



WP	PA	ERA	WHIP
0	35		
0			
0			

San Francisco Giants @ Houston Astros
Astrodome, Houston, TX
Wed Sep 30 1970, 8:05 PM EDT
Att. 8,673 - Unknown

livebaseballscorecards.com

Batter	1	2	3	4	5	6	7	8	9	AB R H RBI BB SO LOB	TOP	
Bobby Bonds, R OBP: 0.375, SLG: 0.504 (1, 9) X	0-0 6-3 1B	0-3 K			0-3 K		0-0 F7		0-0 2-H 3B	5 0 1 1 0 2 2		
Tito Fuentes, S OBP: 0.323, SLG: 0.343 (1, 6) X	0-0 1B 4-3 1B		0-0 F8			0-0 F8	0-0 SH1-3		0-0 G3	4 1 1 0 0 0 1		
Willie Mays, R OBP: 0.390, SLG: 0.506 (1, 8) X	0-0 1-3 2B 1B		0-0 F2			0-0 BB 2B	4-0 IBB		0-0 F2	4 1 2 0 1 0 1		
Willie McCovey, L OBP: 0.444, SLG: 0.612 (1, 3) X	0-0 1-2 3-H 4-3 1B		0-3 K			0-0 1-3	0-0 F9			4 0 0 1 0 1 4		
Dick Dietz, R OBP: 0.426, SLG: 0.515 Russ Gibson, R OBP: 0.303, SLG: 0.319 (1, 2) X (9, 2)	0-0 2-H 2B				0-0 F8	4-0 FC5 IBB		0-0 G4-6-3 1B		3 0 2 1 1 0 0 0 0 0 0 0 0 0		
Ken Henderson, S OBP: 0.394, SLG: 0.460 (1, 7) S S S	0-3 K		0-0 F9			4-0 1-2 2-3 BB	0-0 G4-6-3		0-0 1-2f G4-6-3	3 0 0 0 1 1 2		
Al Gallagher, R OBP: 0.335, SLG: 0.376 (1, 5) X		0-0 4-3			0-3 K	0-0 FC5		0-0 5-3		4 0 0 0 0 1 3		
Bob Heise, R OBP: 0.256, SLG: 0.299 Hal Lanier, R OBP: 0.265, SLG: 0.279 (1, 4) (9, 4)		0-0 FC1-4 1B			0-0 F4		0-0 1B 2B		0-0 E4 SH1-4 3B	4 2 2 0 0 0 0 0 0 0 0 0 0 0		
Gaylord Perry, R OBP: 0.123, SLG: 0.167 Frank Johnson, R OBP: 0.357, SLG: 0.360 Mike Davison, L Don McMahon, R OBP: 0.250, SLG: 0.143 (1, 1) (9, PH) (9, 1) (9, 1)		0-0 FC1-4			0-3 K		0-0 SH1-3 1B		0-0 SH1-4	3 0 1 1 0 1 1 0		
Inning Stats	R: 2 E: 0 K: 1 S: 8 H: 3 LOB: 1 BB: 0 P: 8	R: 0 E: 0 K: 1 S: 6 H: 1 LOB: 1 BB: 0 P: 6	R: 0 E: 0 K: 1 S: 5 H: 0 LOB: 0 BB: 0 P: 5	R: 0 E: 0 K: 1 S: 5 H: 0 LOB: 0 BB: 0 P: 5	R: 0 E: 0 K: 1 S: 7 H: 0 LOB: 0 BB: 0 P: 7	R: 0 E: 0 K: 0 S: 4 H: 1 LOB: 3 BB: 2 P: 12	R: 1 E: 0 K: 0 S: 5 H: 2 LOB: 2 BB: 1 P: 9	R: 0 E: 0 K: 0 S: 3 H: 1 LOB: 0 BB: 0 P: 3	R: 1 E: 1 K: 0 S: 5 H: 1 LOB: 1 BB: 0 P: 5	1B: 5 2B: 3 3B: 1 HR: 0 SF: 0 SAC: 2 DP: 1 HBP: 0	WP: 0 PB: 0 SB: 0 CS: 0 PA: 39	
PITCHER Wade Blasingame, L ERA: 3.48 Fred Gladding, R ERA: 4.06 (1, 1) (8, 1)	IP 7.0 WLS W BF 8 H 2 R 1 ER 0 SO 6 BB 0 IBB 0 HBP 0 BLK 0 WP 0 HR 0 S 40 P 52 ERA 3.86 WHIP 1.143											PITCHER IP 2.0 WLS W BF 8 H 2 R 1 ER 0 SO 0 BB 0 IBB 0 HBP 0 BLK 0 WP 0 HR 0 S 8 P 8 ERA 0.00 WHIP 1.000

San Francisco Giants @ Houston Astros
Astrodome, Houston, TX
Thu Oct 01 1970, 8:05 PM EDT
Att. 9,018 - Unknown

livebaseballscorecards.com

AB	34
R	4
H	9
RBI	4
BB	3
SO	6
LOB	14



Batter	1	2	3	4	5	6	7	8	9	AB	R	H	RBI	BB	SO	LOB
Cesar Geronimo, L (1, 7) OBP: 0.293, SLG: 0.243	0-3 K		0-0 4-3			0-0 F6	0-0 4-3			4	0	0	0	0	1	2
Joe Morgan, L (1, 4) OBP: 0.383, SLG: 0.396	0-0 1B		0-0 G3			0-0 1-3		0-0 HR		4	1	2	1	0	0	0
Cesar Cedeno, R (1, 8) OBP: 0.340, SLG: 0.451	0-0 1B			0-0 WP		0-0 6-3		0-0 F9		4	1	2	0	0	0	0
Denis Menke, R (1, 6) OBP: 0.392, SLG: 0.441	0-0 G6-4-3			0-0 1-6-3			0-0 FC4-6	0-0 4-3		4	0	1	0	0	0	3
Doug Rader, R (1, 5) OBP: 0.322, SLG: 0.436		0-0 F9		0-0 3-1			0-0 FC4-6	0-3 K		1	0	0	0	0	0	0
Marty Martinez, S (4, PH) OBP: 0.264, SLG: 0.240							0-0 FC4-6			3	1	0	0	0	1	1
Norm Miller, L (1, 9) OBP: 0.357, SLG: 0.332		4-0 BB		0-0 F8			0-0 FC4-6		4-0 SH1-4	2	0	1	0	1	0	0
Jimmy Wynn, R (9, PH) OBP: 0.394, SLG: 0.493							1-2 1B		BB	0	1	0	0	1	0	0
John Mayberry, L (1, 3) OBP: 0.318, SLG: 0.365		0-0 F7				0-0 4-3		0-0 FC4-6	0-0 SH1-4	3	1	0	0	0	0	3
Johnny Edwards, L (1, 2) OBP: 0.299, SLG: 0.319		0-3 K				0-0 4-3		0-0 1B	4-0 1B	3	0	1	1	0	1	1
Larry Howard, R (9, PH) OBP: 0.378, SLG: 0.443							1-3 1B			0	0	0	0	1	0	0
Wade Blasingame, L (1, 1) OBP: 0.214, SLG: 0.083			0-0 6-3			0-0 F9		0-0 1B	0-0 1B	2	0	0	0	0	0	0
Keith Lampard, L (7, PH) OBP: 0.295, SLG: 0.375							1-3 1B		1-2 1B	1	0	1	1	0	0	0
Fred Gladding, L (8, 1)									1-2 1B	0	0	0	0	0	0	0
Bob Watson, R (9, PH) OBP: 0.324, SLG: 0.443							1-3 1B		1-2 1B	1	0	1	1	0	0	0

Inning Stats	R: 0	H: 2	E: 0	K: 1	S: 6	R: 0	H: 0	E: 0	K: 1	S: 5	R: 0	H: 0	E: 0	K: 0	S: 3	R: 1	H: 1	E: 0	K: 0	S: 4	R: 0	H: 0	E: 0	K: 0	S: 3	R: 0	H: 0	E: 0	K: 0	S: 3	R: 2	H: 4	E: 0	K: 0	S: 7	R: 1	H: 1	E: 0	K: 1	S: 6	R: 1	H: 1	E: 0	K: 0	S: 2	1B: 7	2B: 1	3B: 0	HR: 1	SF: 0	SAC: 1	DP: 1	HBP: 0	WP: 1	PA: 36
--------------	------	------	------	------	------	------	------	------	------	------	------	------	------	------	------	------	------	------	------	------	------	------	------	------	------	------	------	------	------	------	------	------	------	------	------	------	------	------	------	------	------	------	------	------	------	-------	-------	-------	-------	-------	--------	-------	--------	-------	--------

PITCHER	IP	WLS	BF	H	R	ER	SO	BB	IBB	HBP	BLK	WP	HR	S	P	ERA	WHIP
Gaylord Perry, R (1, 1) ERA: 3.2	8.0		32	8	4	4	3	1	0	0	0	1	1	37	41	4.50	1.125
Mike Davison, L (9, 1) ERA: 6.5	0.1	L	2	0	1	1	0	1	0	0	0	0	0	1	5	27.00	3.000
Don McMahon, R (9, 1) ERA: 2.96	0.0		2	1	0	0	0	0	1	0	0	0	0	1	5	∞	∞

BOTTOM

San Francisco Giants @ Houston Astros
Astrodome, Houston, TX

Thu Oct 01 1970, 8:05 PM EDT
Att. 9,018 - Unknown

AB	32
R	5
H	9
RBI	4
BB	3
SO	3
LOB	10

