

# Houston Astros - 1970

Batter	1	2	3	4	5	6	7	8	9	AB	R	H	RBI	BB	SO	LOB	TOP										
Joe Morgan, L (1,4) OBP: 0.600, SLG: 0.333	G3		BB														3 1 1 0 2 0 0										
Joe Pagan, L (1,9) Kamir McQuinn, L (7,PH) Jack Billingham, R (7,PH) Jack Dilaura, S (7,PH) Jim Bouton, R (8,PH) Fred Gladding, L (8,PH)	1B		4-3														3 0 1 0 0 0 0 1 1 0 0 0 0 0 0 0 1 0 0 0 0 0 0 0 0 0 1 0 0 0 0 0 0 1 3 0 0 0 0 0 0 0 0 0										
Jimmy Wynn, R (1,8) OBP: 0.400, SLG: 0.250	K																4 1 1 1 1 2 1										
John Mayberry, L (1,3)	F9																4 1 0 0 1 0 3										
Denis Menke, R (1,6) OBP: 0.400, SLG: 0.500	F9																4 2 2 1 0 0 0										
Tommy Davis, R (1,7) OBP: 0.400, SLG: 0.400	K																5 1 2 0 0 2 1										
Doug Rader, R (1,5) OBP: 0.500, SLG: 0.333	1B																3 1 1 0 1 0 2										
Johnny Edwards, L (1,2)																	4 0 0 0 0 2 5										
Larry Dierker, R (1,1) Norm Miller, L (7,PH) OBP: 1.000, SLG: 4.000																	2 0 0 0 0 1 0 1 1 1 3 1 0 0										
<b>Inning Stats</b>	R: 0 E: 0 K: 1 S: 6	H: 1 LOB: 1 BB: 0 P: 6	R: 0 E: 0 K: 1 S: 5	H: 1 LOB: 1 BB: 0 P: 5	R: 0 E: 0 K: 1 S: 5	H: 0 LOB: 1 BB: 1 P: 9	R: 2 E: 1 K: 1 S: 7	H: 1 LOB: 1 BB: 1 P: 11	R: 0 E: 0 K: 0 S: 3	H: 0 LOB: 0 BB: 0 P: 3	R: 0 E: 0 K: 1 S: 5	H: 0 LOB: 0 BB: 0 P: 5	R: 4 E: 0 K: 1 S: 9	H: 4 LOB: 1 BB: 1 P: 13	R: 1 E: 0 K: 2 S: 9	H: 2 LOB: 2 BB: 1 P: 7	R: 1 E: 0 K: 0 S: 3	H: 0 LOB: 0 BB: 1 P: 7	1B: 8 2B: 0 3B: 0 HR: 1	SF: 1 SAC: 0 DP: 0 HBP: 0	WP: 3 PB: 0 SB: 2 CS: 0	PA: 42					
<b>PITCHER</b>	IP	WLS	BF	H	R	ER	SO	BB	IBB	HBP	BLK	WP	HR	S	P	ERA	WHIP	<b>PITCHER</b>									
Gaylord Perry, R (1,1) ERA: 7.71	7.0	L	33	9	7	6	6	3	0	0	0	1	1	42	54	7.71	1.714										
Don McMahon, R (8,1) ERA: 9.0	1.0		5	0	0	0	2	1	1	0	0	1	0	7	15	0.00	1.000										
Frank Linzy, R (9,1) ERA: 9.0	1.0		4	0	1	1	0	1	0	0	0	0	0	3	7	9.00	1.000										

Houston Astros @ San Francisco Giants  
Candlestick Park, San Francisco, CA  
Tue Apr 07 1970, 6:33 AM EST  
Att: 30,933 - Unknown

AB	35
R	8
H	9
RBI	5
BB	6
SO	8
LOB	17



Batter	1	2	3	4	5	6	7	8	9	AB	R	H	RBI	BB	SO	LOB	BOTTOM										
Bobby Bonds, R (1,9) OBP: 0.400, SLG: 0.250	E6																4 2 1 0 1 0 2										
Al Gallagher, R (1,5) OBP: 0.400, SLG: 0.800	1-3																5 2 2 1 0 1 5										
Willie Mays, R (1,8) OBP: 0.400, SLG: 0.400	1B																5 0 2 1 0 0 4										
Willie McCovey, L (1,3)	BB																3 1 0 1 2 1 1										
Ken Henderson, S (1,7) OBP: 0.800, SLG: 1.333	BB																3 0 2 2 2 0 2										
Dick Dietz, R (1,2) OBP: 0.200, SLG: 0.200	K																5 0 1 0 0 3 5										
Tito Fuentes, S (1,4)	F7																5 0 0 0 0 0 3										
Hal Lanier, R (1,6) OBP: 0.500, SLG: 0.333	BB																3 0 1 0 1 0 0										
Gaylord Perry, R (1,1) Don McMahon, R (8,1) Steve Whitaker, L (8,PH) Don Mason, L (8,PH) Frank Linzy, R (9,1)	F2																3 0 0 0 0 0 1 0 0 0 0 0 0 0 1 0 1 0 0 0 0 0 0 0 0 0 0 0 0 0 0 0 0 0 0										
<b>Inning Stats</b>	R: 1 E: 1 K: 1 S: 7	H: 1 LOB: 2 BB: 1 P: 11	R: 0 E: 0 K: 0 S: 3	H: 0 LOB: 2 BB: 2 P: 11	R: 0 E: 0 K: 1 S: 6	H: 2 LOB: 1 BB: 0 P: 6	R: 0 E: 0 K: 0 S: 3	H: 0 LOB: 0 BB: 0 P: 3	R: 2 E: 0 K: 1 S: 7	H: 2 LOB: 1 BB: 1 P: 11	R: 0 E: 0 K: 0 S: 3	H: 0 LOB: 0 BB: 0 P: 3	R: 2 E: 0 K: 0 S: 6	H: 3 LOB: 2 BB: 1 P: 10	R: 0 E: 0 K: 1 S: 7	H: 2 LOB: 2 BB: 0 P: 7	R: 0 E: 0 K: 1 S: 5	H: 0 LOB: 1 BB: 1 P: 9	1B: 7 2B: 2 3B: 1 HR: 0	SF: 0 SAC: 0 DP: 1 HBP: 0	WP: 0 PB: 0 SB: 0 CS: 0	PA: 43					
<b>PITCHER</b>	IP	WLS	BF	H	R	ER	SO	BB	IBB	HBP	BLK	WP	HR	S	P	ERA	WHIP	<b>PITCHER</b>									
Larry Dierker, R (1,1) ERA: 3.0	6.0		27	5	3	2	3	4	0	0	0	0	0	29	45	3.00	1.500										
Jack Billingham, R (7,1) ERA: 54.0	0.1		3	2	2	2	0	0	0	0	0	0	0	3	3	54.00	6.000										
Jack Dilaura, L (7,1) ERA: 3.000	0.1		2	0	0	0	0	1	0	0	0	0	0	1	5	0.00	3.000										
Jim Bouton, R (7,1) ERA: 4.500	0.2		5	3	0	0	0	0	0	0	0	0	0	5	5	0.00	4.500										
Fred Gladding, R (8,1) ERA: 0.600	1.2	S	6	0	0	0	2	1	0	0	0	0	0	9	13	0.00	0.600										

Houston Astros @ San Francisco Giants  
Candlestick Park, San Francisco, CA  
Tue Apr 07 1970, 6:33 AM EST  
Att: 30,933 - Unknown

AB	37
R	5
H	10
RBI	5
BB	6
SO	5
LOB	23



Batter	1	2	3	4	5	6	7	8	9	AB	R	H	RBI	BB	SO	LOB	TOP										
Joe Morgan, L (1.4) OBP: 0.444, SLG: 0.286	1-3		5-3			1-3		E S PB 1B		4	1	1	0	0	0	0	Houston Astros @ San Francisco Giants Candlestick Park, San Francisco, CA Wed Apr 08 1970, 9:05 PM EST Att: 4,399 - Unknown										
Jesus Alou, R (1.9) OBP: 0.250, SLG: 0.250	F4			F9		FC6-4 1B		6-3		4	0	1	0	0	0	1											
Jimmy Wynn, R (1.8) OBP: 0.333, SLG: 0.250				F2		FC6-4 1-2		F2		4	0	1	0	0	0	1											
Tommy Davis, R (1.7) OBP: 0.222, SLG: 0.222 Jack Billingham, R (8.1) Jack Dilauro, S (8.1) Fred Gladding, L (8.1)	F9			F8				5-3	F8	4	0	0	0	0	0	1											
Doug Rader, R (1.5) OBP: 0.500, SLG: 0.833		6-3								3	2	1	1	1	1	0											
Denis Menke, R (1.6) OBP: 0.333, SLG: 0.375		F8				6-3				4	0	1	0	0	0	0											
Bob Watson, R (1.3) John Mayberry, L (9. PH)		F8				K				3	0	0	1	0	1	1											
Johnny Edwards, L (1.2)			F8			3-1				3	0	0	0	0	0	1											
Denny Lemaster, R (1.1) Jim Beauchamp, R (8. PH) OBP: 1.000, SLG: 4.000			6-3							2	0	0	0	0	0	0											
						F7				1	1	1	1	0	0	0											
<b>Inning Stats</b>	R: 0 E: 0 K: 0 S: 4	H: 1 LOB: 1 BB: 0 P: 4	R: 0 E: 0 K: 0 S: 3	H: 0 LOB: 0 BB: 0 P: 3	R: 0 E: 0 K: 0 S: 3	H: 0 LOB: 0 BB: 0 P: 3	R: 1 E: 0 K: 1 S: 6	H: 1 LOB: 0 BB: 0 P: 6	R: 0 E: 0 K: 0 S: 4	H: 1 LOB: 1 BB: 0 P: 4	R: 1 E: 0 K: 0 S: 4	H: 1 LOB: 1 BB: 1 P: 8	R: 2 E: 0 K: 1 S: 5	H: 2 LOB: 0 BB: 0 P: 5	R: 0 E: 0 K: 1 S: 5	H: 0 LOB: 0 BB: 0 P: 5	1B: 4 2B: 0 3B: 0 HR: 2	SF: 0 SAC: 0 DP: 0 HBP: 0	WP: 0 PB: 1 SB: 2 CS: 0	PA: 34							
<b>PITCHER</b>	IP	WLS	BF	H	R	ER	SO	BB	IBB	HBP	BLK	WP	HR	S	P	ERA	WHIP										
Mike McCormick, L (1.1) ERA: 3.86	7.0		28	6	4	3	1	1	0	0	0	0	2	29	33	3.86	1.000										
Don McMahon, R (8.1) ERA:	1.0	W	3	0	0	0	0	0	0	0	0	0	0	3	3	0.00	0.000										
Frank Linzy, R (9.1) ERA: 4.5	1.0	S	3	0	0	0	1	0	0	0	0	0	0	5	5	0.00	0.000										

Batter	1	2	3	4	5	6	7	8	9	AB	R	H	RBI	BB	SO	LOB	BOTTOM										
Bobby Bonds, R (1.9) OBP: 0.444, SLG: 0.286 Bob Burda, L (8. PH)	G1 1B		K							3	0	1	0	1	1	0	Houston Astros @ San Francisco Giants Candlestick Park, San Francisco, CA Wed Apr 08 1970, 9:05 PM EST Att: 4,399 - Unknown										
Ron Hunt, R (8. PH) OBP: 1.000, SLG: 1.000							SH3-1 BB	2B 1B		0	0	0	0	0	0	0											
Al Gallacher, R (1.5) OBP: 0.556, SLG: 0.889	FC5 G1 1B						SH3-1	2B		4	0	3	1	0	0	0											
Willie Mays, R (1.8) OBP: 0.300, SLG: 0.222	B1		F2			5-3		F9		4	0	0	0	1	0	4											
Willie McCovey, L (1.3) OBP: 0.333, SLG: 0.143	G1		4-3							4	1	1	0	0	0	5											
Ken Henderson, S (1.7) OBP: 0.556, SLG: 0.667										3	0	0	0	1	1	3											
Dick Dietz, R (1.2) OBP: 0.333, SLG: 0.778	FC5									4	1	2	2	0	0	3											
Tito Fuentes, S (1.4) OBP: 0.111, SLG: 0.222 Frank Linzy, R (9.1)			F2							4	0	1	0	0	1	1											
Hal Lanier, R (1.6) OBP: 0.500, SLG: 0.333		5-3								3	1	1	0	1	0	1											
Mike McCormick, L (1.1) Don McMahon, R (8.1) Steve Whitaker, L (8. PH) OBP: 1.000, SLG: 1.500			K							3	0	0	0	0	1	2											
<b>Inning Stats</b>	R: 0 E: 0 K: 0 S: 5	H: 2 LOB: 3 BB: 1 P: 9	R: 0 E: 0 K: 1 S: 5	H: 0 LOB: 0 BB: 0 P: 5	R: 0 E: 0 K: 1 S: 6	H: 1 LOB: 1 BB: 0 P: 6	R: 0 E: 0 K: 1 S: 6	H: 1 LOB: 1 BB: 0 P: 6	R: 0 E: 0 K: 0 S: 3	H: 0 LOB: 0 BB: 0 P: 3	R: 2 E: 0 K: 0 S: 6	H: 3 LOB: 2 BB: 1 P: 10	R: 0 E: 0 K: 0 S: 3	H: 0 LOB: 2 BB: 2 P: 11	R: 3 E: 0 K: 1 S: 9	H: 4 LOB: 1 BB: 0 P: 9	1B: 6 2B: 4 3B: 0 HR: 1	SF: 0 SAC: 1 DP: 0 HBP: 0	WP: 1 PB: 0 SB: 0 CS: 0	PA: 39							
<b>PITCHER</b>	IP	WLS	BF	H	R	ER	SO	BB	IBB	HBP	BLK	WP	HR	S	P	ERA	WHIP										
Denny Lemaster, L (1.1) ERA: 2.57	7.0		32	7	2	2	3	3	0	0	0	1	0	6	6	27.00	3.000										
Jack Billingham, R (8.1) ERA: 36.0	0.2		4	2	2	2	1	0	0	0	0	0	0	6	6	27.00	3.000										
Jack Dilauro, L (8.1) ERA: 27.0	0.0	L	1	1	0	0	0	0	0	0	0	0	0	1	1	∞	∞										
Fred Gladding, R (8.1) ERA:	0.1		2	1	1	1	0	0	0	0	0	0	0	2	2	27.00	3.000										

AB	33
R	4
H	6
RBI	3
BB	1
SO	2
LOB	5


AB	34
R	5
H	11
RBI	5
BB	4
SO	4
LOB	19



Batter	1	2	3	4	5	6	7	8	9	AB	R	H	RBI	BB	SO	LOB	TOP																				
Joe Morgan, L (1,4) OBP: 0.429, SLG: 0.273	0-0 CS 1B		4-0 S 2B BB		0-0 F8		0-0 F4		0-0 F9	4	1	1	0	1	0	0																					
Norm Miller, L (1,9) OBP: 0.500, SLG: 1.200	0-3 K		0-0 E 2B		0-0 5-3		0-0 1-3			4	1	1	1	0	1	1																					
Jimmy Wynn, R (1,8) OBP: 0.308, SLG: 0.250	0-3 K		0-0 E6 2H		0-0 1B				0-0 6-3	4	0	1	0	0	1	0																					
John Mayberry, L (1,3)		0-0 3-1	0-3 K		0-0 1B				0-3 K	4	0	1	0	0	2	1																					
Tommy Davis, R (1,7) OBP: 0.308, SLG: 0.308		0-0 E S 1B		0-3 K		0-0 5-3			0-0 1B	4	0	2	0	0	1	2																					
Denis Menke, R (1,6) OBP: 0.231, SLG: 0.250		0-0 F6 1-3		0-0 E7 3B		0-0 F8			0-0 3-1	4	1	0	0	0	0	2																					
Doug Rader, R (1,5) OBP: 0.500, SLG: 1.200		0-0 4-3		0-0 FC1-5 3B		0-3 K			0-0 HR	4	1	2	2	0	1	1																					
Johnny Edwards, L (1,2)			0-0 G3	0-0 FC1-5 3H		0-0 F7			0-3 K	4	0	0	0	0	1	1																					
Jim Ray, R (1,1)			0-0 4-3	0-0 6-3			0-0 1-3		0-3 K	2	0	0	0	0	0	1																					
Jesus Alou, R (7,PH) OBP: 0.200, SLG: 0.200										1	0	0	0	0	0	0																					
Jack Dilauro, S (7,1)										0	0	0	0	0	0	0																					
Dan Osinski, R (8,1)										0	0	0	0	0	0	0																					
Keith Lampard, L (9,PH)										1	0	0	0	0	1	0																					
Inning Stats	R: 0 E: 0 K: 2 S: 7	H: 1 LOB: 0 BB: 0 P: 7	R: 0 E: 0 K: 0 S: 4	H: 1 LOB: 1 BB: 0 P: 4	R: 2 E: 1 K: 1 S: 7	H: 1 LOB: 1 BB: 1 P: 11	R: 1 E: 1 K: 1 S: 7	H: 1 LOB: 1 BB: 0 P: 7	R: 0 E: 0 K: 0 S: 5	H: 2 LOB: 2 BB: 0 P: 5	R: 0 E: 0 K: 1 S: 5	H: 0 LOB: 0 BB: 0 P: 5	R: 0 E: 0 K: 0 S: 3	H: 0 LOB: 0 BB: 0 P: 3	R: 0 E: 0 K: 1 S: 6	H: 1 LOB: 1 BB: 0 P: 6	R: 1 E: 0 K: 2 S: 8	H: 1 LOB: 0 BB: 0 P: 8	1B: 5 2B: 1 3B: 1 HR: 1	SF: 0 SAC: 0 DP: 0 HBP: 0	WP: 0 PB: 0 SB: 2 CS: 1	PA: 37															
PITCHER	IP	WLS	BF	H	R	ER	SO	BB	IBB	HBP	BLK	WP	HR	S	P	ERA	WHIP	PITCHER		IP	WLS	BF	H	R	ER	SO	BB	IBB	HBP	BLK	WP	HR	S	P	ERA	WHIP	
Frank Reberger, R (1,1) ERA: 1.5	6.0		26	6	3	1	5	1	0	0	0	0	0	35	39	1.50	1.167																				
Ron Bryant, L (7,1) ERA:	2.0	W	7	1	0	0	1	0	0	0	0	0	0	9	9	0.00	0.500																				
Don McMahon, R (9,1) ERA: 3.0	1.0	S	4	1	1	1	2	0	0	0	0	0	1	8	8	9.00	1.000																				

Houston Astros @ San Francisco Giants  
Candlestick Park, San Francisco, CA  
Thu Apr 09 1970, 6:33 AM EST  
Att: 2,810 - Unknown


AB	36
R	4
H	8
RBI	3
BB	1
SO	8
LOB	9



Batter	1	2	3	4	5	6	7	8	9	AB	R	H	RBI	BB	SO	LOB	BOTTOM																				
Tito Fuentes, S (1,4) OBP: 0.154, SLG: 0.167	4-0 G6-4-3 BB			0-0 6-3		0-0 1-3		0-0 4-3		3	0	0	0	1	0	2																					
Bob Heise, R (9,6)										0	0	0	0	0	0	0																					
Al Gallagher, R (1,5) OBP: 0.482, SLG: 0.750	0-0 G6-4-3 1-2f			0-0 G3		0-0 1B		0-0 SF9		3	0	1	1	0	0	1																					
Ken Henderson, S (1,8) OBP: 0.462, SLG: 0.444	0-0 F2			0-0 4-3		0-0 F5		2-3 3H 4-0 1B BB		3	1	0	0	1	0	1																					
Willie McCovey, L (1,3) OBP: 0.462, SLG: 0.300		0-3 K			0-0 HR 1B		0-0 G4-6-3 1B	4-0 1B 1B IBB		3	2	2	0	1	1	0																					
Steve Whitaker, L (1,7) OBP: 0.667, SLG: 0.800		4-0 G5-4-3 BB			0-3 K		0-0 G4-6-3 1-2f	0-0 1B 1B		3	0	1	2	1	1	2																					
Don McMahon, R (9,1)										0	0	0	0	0	0	0																					
Dick Dietz, R (1,2) OBP: 0.385, SLG: 0.923	0-0 G5-4-3 1-2f			0-0 G3		0-0 HR		0-0 1B		4	1	2	3	0	1	1																					
Bob Taylor, L (1,9)			0-0 F6		4-0 G6-3 BB			0-0 SH 1B F6		1	0	0	0	1	0	0																					
Ron Bryant, S (7,1)										0	0	0	0	0	0	0																					
Ron Hunt, R (8,PH) OBP: 0.667, SLG: 0.667										2	1	1	0	0	0	2																					
Hal Lanier, R (1,6) OBP: 0.400, SLG: 0.250			0-0 1-3		0-0 G6-3			4-0 SH SF9 BB		2	0	0	0	0	0	1																					
Willie Mays, R (8,PH) OBP: 0.384, SLG: 0.222										0	1	0	0	1	0	0																					
Frank Reberger, L (1,1)			0-3 K			0-3 K			0-0 SH SF9 1B	1	0	0	0	0	1	0																					
Bobby Bonds, R (6,PH) OBP: 0.400, SLG: 0.250										1	1	0	0	0	1	0																					
Inning Stats	R: 0 E: 0 K: 0 S: 2	H: 0 LOB: 0 BB: 1 P: 6	R: 0 E: 0 K: 1 S: 4	H: 0 LOB: 0 BB: 1 P: 8	R: 0 E: 0 K: 1 S: 5	H: 0 LOB: 0 BB: 0 P: 5	R: 0 E: 0 K: 0 S: 3	H: 0 LOB: 0 BB: 0 P: 3	R: 2 E: 0 K: 1 S: 6	H: 2 LOB: 1 BB: 1 P: 10	R: 0 E: 0 K: 1 S: 6	H: 1 LOB: 1 BB: 0 P: 6	R: 0 E: 0 K: 1 S: 5	H: 1 LOB: 0 BB: 0 P: 5	R: 5 E: 1 K: 0 S: 7	H: 3 LOB: 2 BB: 3 P: 19	1B: 6 2B: 0 3B: 0 HR: 1	SF: 1 SAC: 1 DP: 4 HBP: 0	WP: 0 PB: 0 SB: 0 CS: 0	PA: 34																	
PITCHER	IP	WLS	BF	H	R	ER	SO	BB	IBB	HBP	BLK	WP	HR	S	P	ERA	WHIP	PITCHER		IP	WLS	BF	H	R	ER	SO	BB	IBB	HBP	BLK	WP	HR	S	P	ERA	WHIP	
Jim Ray, R (1,1) ERA: 3.0	6.0		21	3	2	2	4	3	0	0	0	0	0	26	38	3.00	1.000																				
Jack Dilauro, L (7,1) ERA: 20.25	1.0	L	5	2	2	2	1	1	0	0	0	0	0	6	10	18.00	3.000																				
Dan Osinski, R (8,1) ERA: 27.0	1.0		8	2	3	3	0	1	1	0	0	0	0	6	14	27.00	3.000																				

Houston Astros @ San Francisco Giants  
Candlestick Park, San Francisco, CA  
Thu Apr 09 1970, 6:33 AM EST  
Att: 2,810 - Unknown

AB	26
R	7
H	7
RBI	6
BB	6
SO	5
LOB	10



Batter	1	2	3	4	5	6	7	8	9	AB	R	H	RBI	BB	SO	LOB	TOP					
<b>Sonny Jackson, L</b> (1, 6) OBP: 0.500, SLG: 0.429	F9		1B HR BB		2B		K		4-3	4	1	1	0	1	1	0	<b>Atlanta Braves @ Houston Astros</b> Astrodome, Houston, TX Fri Apr 10 1970, 7:05 PM EST Att: 20,305 - Dome					
<b>Felix Milten, R</b> (1, 4) OBP: 0.500, SLG: 0.688	F8		1B HR BB		6-3		1B 2B 1B		5-3	5	2	3	0	0	0	1						
<b>Hank Aaron, R</b> (1, 9) OBP: 0.667, SLG: 1.077	FC5-4 BB		1B HR		G4-6-3 BB		2B 1B		5-3	3	1	2	4	2	0	1						
<b>Rico Carty, R</b> (1, 7) OBP: 0.353, SLG: 0.571 <b>Mike Lum, L</b> (7, 7)	FC5-4		BB		G4-6-3		1B		5-3	3	0	1	1	1	0	3						
<b>Orlando Cepeda, R</b> (1, 3)		4-3	F8			1B 2B				3	0	1	0	1	0	1						
<b>Tony Gonzalez, L</b> (1, 8) OBP: 0.294, SLG: 0.400			F8			FC5 1B		F7		4	0	2	0	0	0	4						
<b>Clete Boyer, R</b> (1, 5) OBP: 0.118, SLG: 0.133	F9			6-3		P3		L7		4	0	0	0	0	0	2						
<b>Bob Tillman, R</b> (1, 2) OBP: 0.308, SLG: 0.615	CS 1B		K	L6		FC5		G6-4-3 1B		4	0	1	0	0	1	1						
<b>George Stone, L</b> (1, 1) OBP: 0.250, SLG: 0.250			1B HR BB	F9			5-3	G6-4-3		4	1	1	0	0	0	1						
<b>Inning Stats</b>	R: 0 E: 0 K: 0 S: 3	H: 0 LOB: 1 BB: 1 P: 7	R: 0 E: 0 K: 0 S: 3	H: 1 LOB: 0 BB: 0 P: 3	R: 4 E: 0 K: 1 S: 8	H: 3 LOB: 1 BB: 2 P: 16	R: 0 E: 0 K: 0 S: 3	H: 0 LOB: 0 BB: 0 P: 3	R: 0 E: 0 K: 0 S: 4	H: 1 LOB: 1 BB: 1 P: 7	R: 0 E: 0 K: 1 S: 4	H: 2 LOB: 1 BB: 0 P: 4	R: 1 E: 0 K: 1 S: 8	H: 3 LOB: 3 BB: 1 P: 12	R: 0 E: 0 K: 0 S: 3	H: 1 LOB: 1 BB: 0 P: 4		R: 0 E: 0 K: 0 S: 4	H: 1 LOB: 1 BB: 0 P: 4	1B: 8 2B: 3 3B: 0 HR: 1	SF: 0 SAC: 0 DP: 2 HBP: 0	WP: 0 PB: 0 SB: 0 CS: 1
<b>PITCHER</b>	IP	WLS	BF	H	R	ER	SO	BB	IBB	HBP	BLK	WP	HR	S	P	ERA	WHIP					
<b>Tom Griffin, R</b> (1, 1) ERA: 8.31	4.1	L	21	5	4	4	1	4	0	0	0	0	1	19	35	8.31	2.077					
<b>Jack Billingham, R</b> (5, 1) ERA: 21.6	0.2		1	0	0	0	0	0	0	0	0	0	0	1	1	0.00	0.000					
<b>Ron Cook, L</b> (6, 1) ERA: 4.5	2.0		11	5	1	1	1	0	1	0	0	0	0	12	16	4.50	2.500					
<b>Dan Osinski, R</b> (8, 1) ERA: 9.0	2.0		7	2	0	0	0	0	0	0	0	0	0	7	7	0.00	1.000					

Batter	1	2	3	4	5	6	7	8	9	AB	R	H	RBI	BB	SO	LOB	BOTTOM					
<b>Joe Morgan, L</b> (1, 4) OBP: 0.389, SLG: 0.267	G3			FC5-4 BB 1B	F8			F8		4	0	1	0	0	0	2	<b>Atlanta Braves @ Houston Astros</b> Astrodome, Houston, TX Fri Apr 10 1970, 7:05 PM EST Att: 20,305 - Dome					
<b>Jesus Alou, R</b> (1, 9) OBP: 0.222, SLG: 0.125	L6			FC5-4 BB		6-3		6-3		3	0	0	0	1	0	0						
<b>Jimmy Wynn, R</b> (1, 8) OBP: 0.353, SLG: 0.375	K			FC5-4 1B		1-3 1B		2B		4	0	2	0	0	1	2						
<b>Doug Rader, R</b> (1, 5) OBP: 0.375, SLG: 0.857		K		FC5-2-6		1-3		F5		4	0	0	0	0	1	4						
<b>Tommy Davis, R</b> (1, 7) OBP: 0.235, SLG: 0.235	F9			F7		6-3		F9		4	0	0	0	0	0	3						
<b>Denis Menke, R</b> (1, 6) OBP: 0.294, SLG: 0.375	4-3				1B 1B			6-3		4	0	2	0	0	0	0						
<b>Bob Watson, R</b> (1, 3)			K		P4		6-3	K		4	0	0	0	0	2	2						
<b>Johnny Edwards, L</b> (1, 2) OBP: 0.071, SLG: 0.071			1-3		1B		1-3			3	0	1	0	0	0	1						
<b>Tom Griffin, R</b> (1, 1) ERA: 8.31										1	0	0	0	0	1	0						
<b>Jack Billingham, R</b> (5, 1) ERA: 21.6										0	0	0	0	0	0	0						
<b>Joe Pepitone, L</b> (5, 9) OBP: 0.294, SLG: 0.250										1	0	0	0	0	0	2						
<b>Ron Cook, L</b> (6, 1) ERA: 4.5										0	0	0	0	0	0	0						
<b>Jim Beauchamp, R</b> (7, 9) OBP: 0.500, SLG: 2.000										1	0	0	0	0	0	1						
<b>Dan Osinski, R</b> (8, 1) ERA: 9.0										0	0	0	0	0	0	0						
<b>Inning Stats</b>	R: 0 E: 0 K: 1 S: 5	H: 0 LOB: 0 BB: 0 P: 5	R: 0 E: 0 K: 1 S: 5	H: 0 LOB: 0 BB: 0 P: 5	R: 0 E: 0 K: 2 S: 7	H: 0 LOB: 0 BB: 0 P: 7	R: 0 E: 0 K: 0 S: 4	H: 1 LOB: 2 BB: 1 P: 8	R: 0 E: 0 K: 0 S: 5	H: 2 LOB: 2 BB: 0 P: 5	R: 0 E: 0 K: 0 S: 4	H: 1 LOB: 1 BB: 0 P: 4	R: 0 E: 0 K: 0 S: 4	H: 1 LOB: 1 BB: 0 P: 4	R: 0 E: 0 K: 1 S: 5	H: 0 LOB: 0 BB: 0 P: 5	R: 0 E: 0 K: 0 S: 4	H: 1 LOB: 1 BB: 0 P: 4	1B: 4 2B: 2 3B: 0 HR: 0	SF: 0 SAC: 0 DP: 0 HBP: 0	WP: 0 PB: 0 SB: 0 CS: 0	PA: 34
<b>PITCHER</b>	IP	WLS	BF	H	R	ER	SO	BB	IBB	HBP	BLK	WP	HR	S	P	ERA	WHIP					
<b>George Stone, L</b> (1, 1) ERA: 9.0	9.0	W	34	6	0	0	5	1	0	0	0	0	0	43	47	0.00	0.778					



Batter	1	2	3	4	5	6	7	8	9	AB	R	H	RBI	BB	SO	LOB	TOP		
Sonny Jackson, L OBP: 0.435, SLG: 0.474										5	1	1	0	0	0	3			
Felix Milan, R OBP: 0.429, SLG: 0.571										5	0	1	1	0	0	2			
Hank Aaron, R OBP: 0.609, SLG: 0.889										5	1	2	0	0	1	3			
Rico Carty, R OBP: 0.364, SLG: 0.667										4	1	1	1	1	1	5			
Orlando Cepeda, R OBP: 0.381, SLG: 0.632										4	1	1	0	0	1	3			
Tony Gonzalez, L OBP: 0.286, SLG: 0.368										4	1	1	1	0	1	1			
Clete Boyer, R OBP: 0.143, SLG: 0.111										3	1	0	0	1	1	0			
Bob Tillman, R OBP: 0.294, SLG: 0.529										4	1	1	2	0	0	0			
Phil Pappas, R OBP: 0.250, SLG: 0.250 Larry Jaster, L OBP: 0.100, SLG: 1.000 Mike Lum, L OBP: 0.000, SLG: 0.000 Hoyt Wilhelm, R OBP: 0.000, SLG: 0.000 Hal King, L OBP: 0.000, SLG: 0.000 Ralph Garr, L OBP: 0.000, SLG: 0.000										1	0	0	0	0	0	0			
<b>Inning Stats</b>	R: 1 E: 1 K: 0 S: 5	H: 1 LOB: 1 BB: 0 P: 5	R: 0 E: 0 K: 1 S: 5	H: 0 LOB: 0 BB: 0 P: 5	R: 0 E: 0 K: 1 S: 3	H: 1 LOB: 1 BB: 0 P: 9	R: 0 E: 0 K: 1 S: 5	H: 0 LOB: 0 BB: 0 P: 5	R: 0 E: 0 K: 1 S: 5	H: 0 LOB: 0 BB: 0 P: 5	R: 1 E: 0 K: 1 S: 6	H: 1 LOB: 0 BB: 0 P: 6	R: 0 E: 0 K: 0 S: 4	H: 1 LOB: 1 BB: 0 P: 4	R: 5 E: 1 K: 12 S: 12	H: 6 LOB: 3 BB: 1 P: 16	1B: 8 2B: 0 3B: 1 HR: 1	SF: 0 SAC: 0 DP: 1 HBP: 0	WP: 0 PA: 40 PB: 0 SB: 0 CS: 0
<b>PITCHER</b>	IP WLS BF H R ER SO BB IBB HBP BLK WP HR S P ERA WHIP																		
Jim Bouton, R ERA: 6.0	(1, 1)	8.1 W 35 8 7 6 6 2 0 0 0 0 0 1 45 53 6.48 1.200																	
Fred Gladding, R ERA:	(9, 1)	0.2 S 5 2 0 0 0 0 0 0 0 0 0 0 5 5 0.00 3.000																	

Atlanta Braves @ Houston Astros  
Astrodome, Houston, TX  
Sat Apr 11 1970, 7:05 PM EST  
Att: 16,047 - Dome

AB 38  
R 7  
H 10  
RBI 6  
BB 2  
SO 6  
LOB 17



Batter	1	2	3	4	5	6	7	8	9	AB	R	H	RBI	BB	SO	LOB	BOTTOM		
Joe Morgan, L OBP: 0.522, SLG: 0.444										3	1	3	0	2	0	0			
Norm Miller, L OBP: 0.364, SLG: 0.800										5	2	1	1	0	1	8			
Jimmy Wynn, R OBP: 0.318, SLG: 0.381										5	1	1	1	0	0	3			
Joe Pepitone, L OBP: 0.556, SLG: 1.250										4	2	3	2	1	0	0			
Denis Menke, R OBP: 0.273, SLG: 0.350										4	0	1	3	0	1	1			
Tommy Davis, R OBP: 0.273, SLG: 0.318										5	0	2	0	0	1	3			
Doug Rader, R OBP: 0.333, SLG: 0.684										5	1	1	0	0	1	3			
Johnny Edwards, L OBP: 0.056, SLG: 0.056										4	0	0	0	0	0	1			
Jim Bouton, R OBP: 0.800, SLG: 0.750 Fred Gladding, L ERA:	(1, 1) (9, 1)	3.2 L 23 5 1 1 2 0 0 0 0 0 0 0 19 19 2.70 1.500																	
<b>Inning Stats</b>	R: 3 E: 0 K: 1 S: 9	H: 4 LOB: 1 BB: 0 P: 9	R: 0 E: 0 K: 1 S: 5	H: 0 LOB: 2 BB: 2 P: 13	R: 0 E: 0 K: 0 S: 4	H: 1 LOB: 1 BB: 0 P: 4	R: 3 E: 0 K: 1 S: 8	H: 3 LOB: 2 BB: 2 P: 16	R: 0 E: 0 K: 1 S: 7	H: 2 LOB: 2 BB: 0 P: 7	R: 0 E: 0 K: 0 S: 3	H: 0 LOB: 0 BB: 0 P: 3	R: 1 E: 0 K: 0 S: 6	H: 3 LOB: 2 BB: 0 P: 6	R: 1 E: 0 K: 0 S: 5	H: 2 LOB: 1 BB: 0 P: 5	1B: 8 2B: 5 3B: 1 HR: 1	SF: 1 SAC: 0 DP: 0 HBP: 0	WP: 3 PA: 43 PB: 0 SB: 0 CS: 0
<b>PITCHER</b>	IP WLS BF H R ER SO BB IBB HBP BLK WP HR S P ERA WHIP																		
Milt Pappas, R ERA: 14.73	(1, 1)	3.2 L 23 5 1 1 2 0 0 0 0 0 0 0 19 19 2.70 1.500																	
Larry Jaster, L ERA: 1.00	(4, 1)	3.1 15 5 1 1 1 2 0 0 0 0 0 0 19 19 2.70 1.500																	
Hoyt Wilhelm, R ERA: 9.0	(8, 1)	1.0 5 2 1 1 0 0 0 0 0 0 0 0 5 5 9.00 2.000																	

Atlanta Braves @ Houston Astros  
Astrodome, Houston, TX  
Sat Apr 11 1970, 7:05 PM EST  
Att: 16,047 - Dome

AB 38  
R 8  
H 15  
RBI 8  
BB 4  
SO 4  
LOB 19






Batter	1	2	3	4	5	6	7	8	9	AB	R	H	RBI	BB	SO	LOB	TOP					
Maury Wills, S OBP: 0.379, SLG: 0.182	F8		CS BB		G5-4-3			FC6-4 BB 1B	F9	4	0	1	0	1	0	2						
Manny Mota, R OBP: 0.444, SLG: 0.167	6-3		FC5-4 BB			6-3		FC6-4 BB		2	0	0	0	2	0	0						
Willie Davis, L OBP: 0.077, SLG: 0.040	HBP		FC5-4			K		L5		3	0	0	0	0	1	3						
Andy Kosco, R Willie Crawford, L OBP: 0.154, SLG: 0.385 OBP: 0.200, SLG: 0.158	4-3		K					FC6-4		4	1	1	1	0	1	4						
Wes Parker, S OBP: 0.185, SLG: 0.154		3-1			P3			5-3		4	0	0	0	0	0	2						
Jim Lefebvre, S OBP: 0.444, SLG: 0.286		5-3			K				4-3 SH3-4 1B HBP	3	1	0	0	0	1	0						
Billy Grabarkewitz, R OBP: 0.286, SLG: 0.067					F7				SH3-4	2	0	0	0	1	0	0						
Jeff Torborg, R OBP: 0.500, SLG: 0.750					4-3				4-3	4	0	2	0	0	0	1						
Don Sutton, R OBP: 0.400, SLG: 0.400					F5				4-3	4	0	2	1	0	0	3						
<b>Inning Stats</b>	R: 0 E: 0 K: 0 S: 3	H: 0 LOB: 1 BB: 0 P: 4	R: 0 E: 0 K: 0 S: 4	H: 1 LOB: 2 BB: 1 P: 8	R: 0 E: 0 K: 1 S: 4	H: 0 LOB: 1 BB: 2 P: 12	R: 0 E: 0 K: 1 S: 5	H: 0 LOB: 0 BB: 0 P: 5	R: 0 E: 0 K: 0 S: 3	H: 1 LOB: 0 BB: 0 P: 3	R: 1 E: 0 K: 0 S: 6	H: 1 LOB: 1 BB: 0 P: 6	R: 0 E: 0 K: 0 S: 4	H: 1 LOB: 1 BB: 0 P: 4	R: 0 E: 0 K: 0 S: 4	H: 1 LOB: 2 BB: 1 P: 8	R: 1 E: 0 K: 0 S: 4	H: 1 LOB: 1 BB: 0 P: 5	1B: 4 2B: 1 3B: 0 HR: 1	SF: 0 SAC: 1 DP: 1 HBP: 2	WP: 0 PB: 0 SB: 1 CS: 1	PA: 37
<b>PITCHER</b>	IP	WLS	BF	H	R	ER	SO	BB	IBB	HBP	BLK	WP	HR	S	P	ERA	WHIP					
Denny Lemaster, L ERA: 1.8	8.0	L	32	5	1	1	3	4	0	1	0	0	1	33	50	1.12	1.125					
Jack Billingham, R ERA: 16.88	1.0		5	1	1	1	0	0	0	1	0	0	0	4	5	9.00	1.000					

Los Angeles Dodgers @ Houston Astros  
Astrodome, Houston, TX  
Mon Apr 13 1970, 7:05 PM EST  
Att: 10,222 - Dome


AB 30  
R 2  
H 6  
RBI 2  
BB 4  
SO 3  
LOB 15



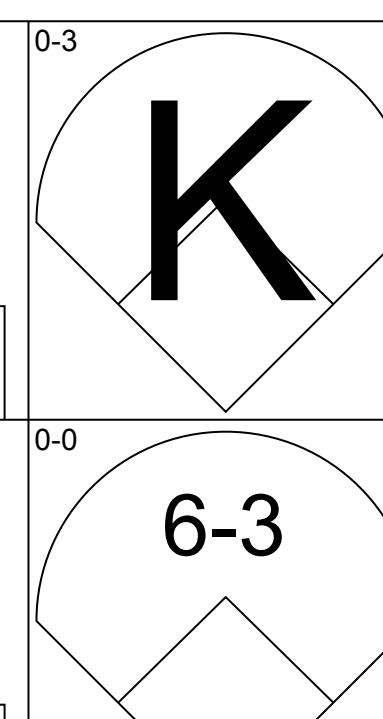
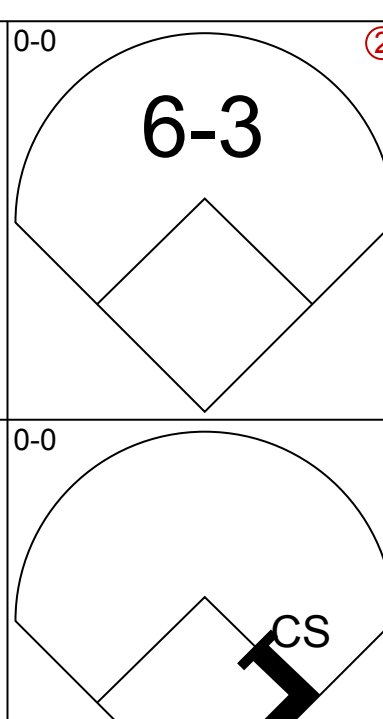
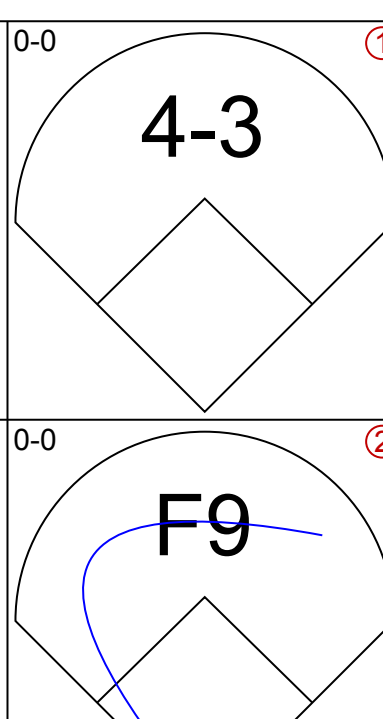
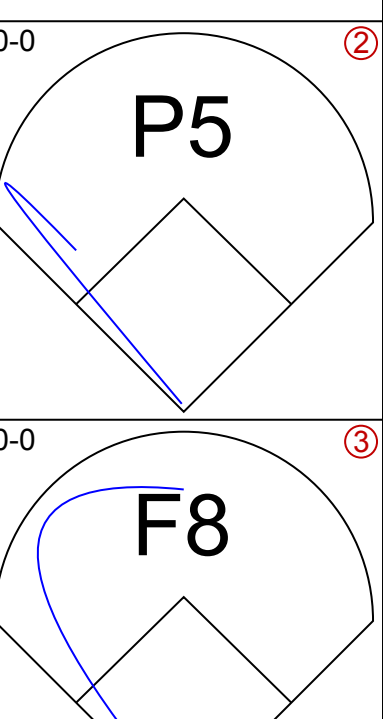
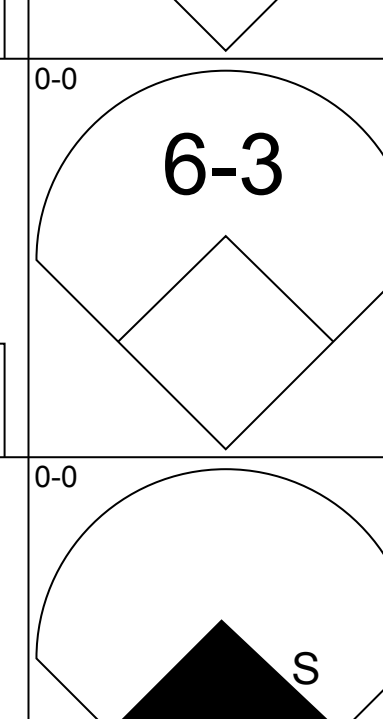
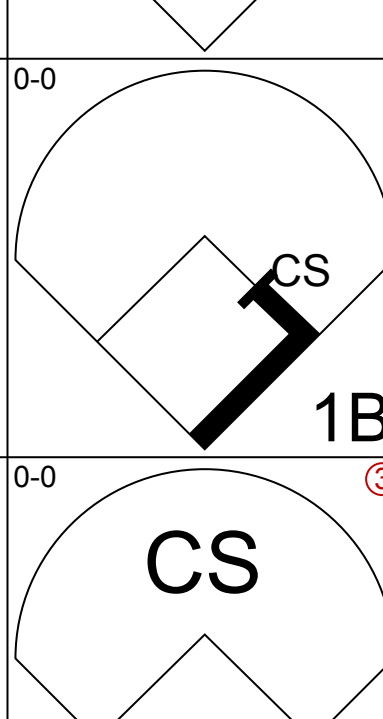
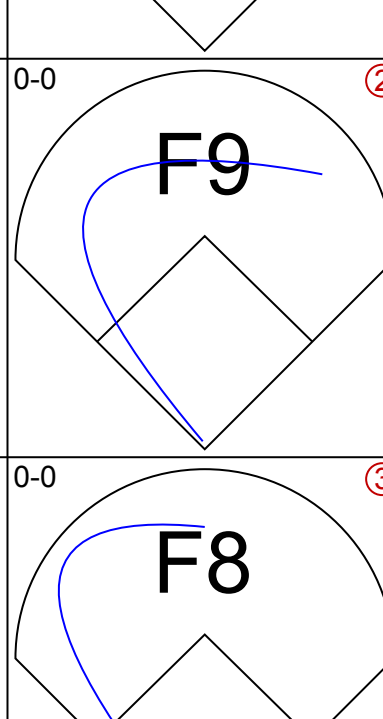
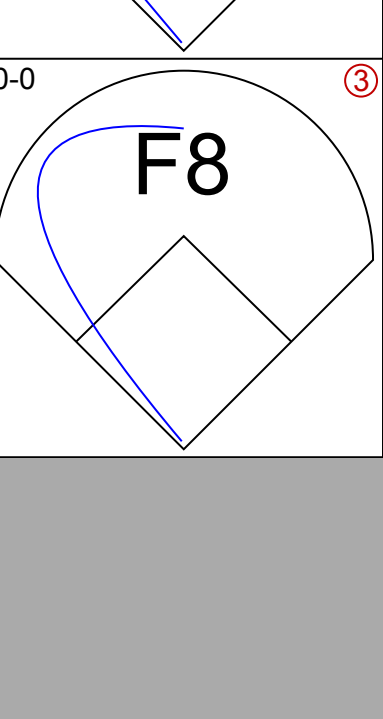
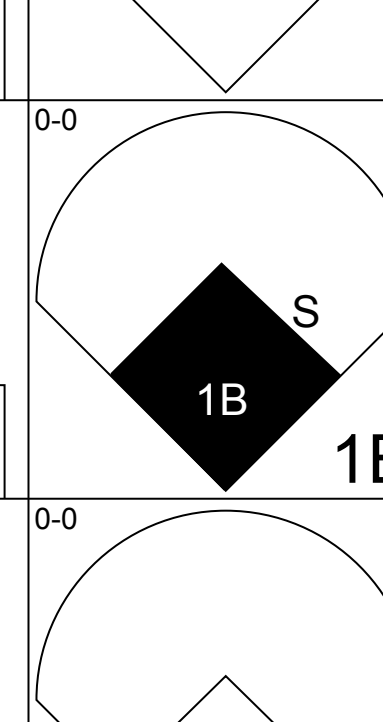
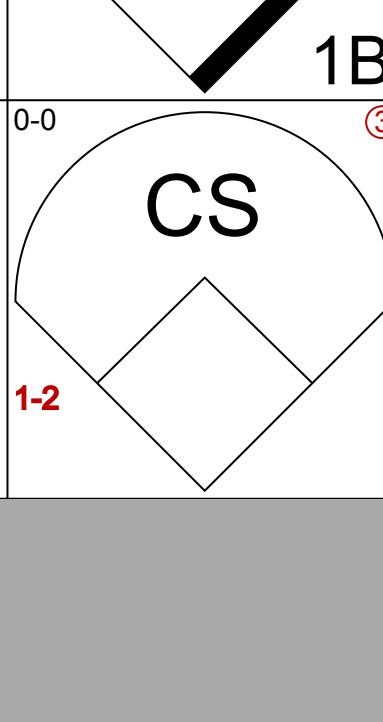
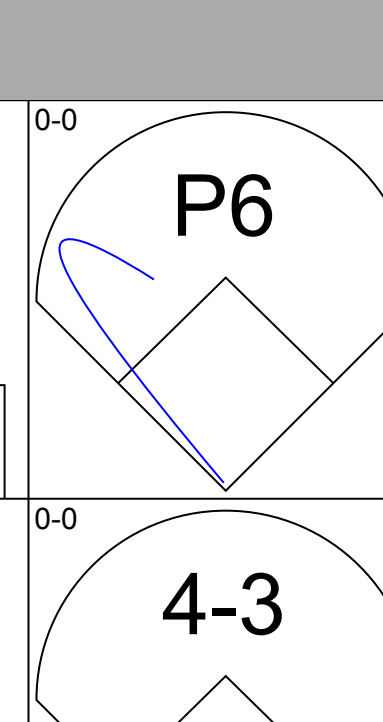
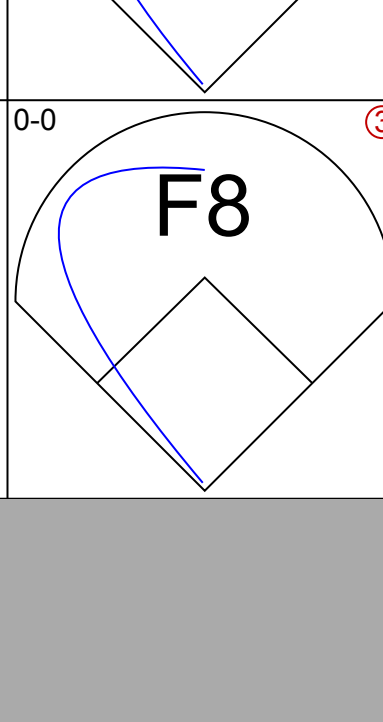
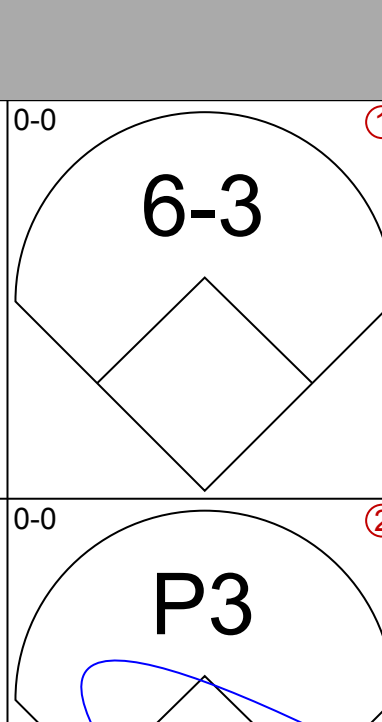
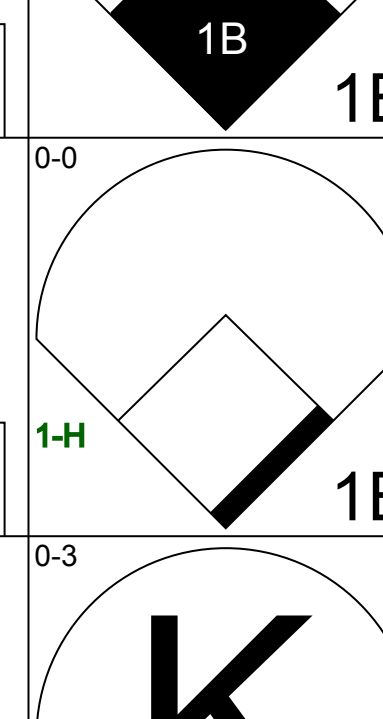
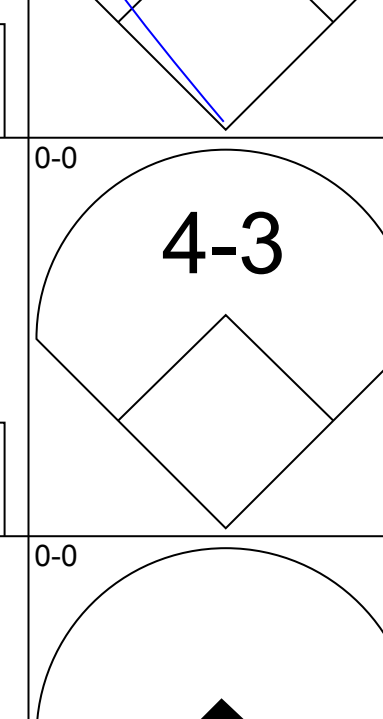
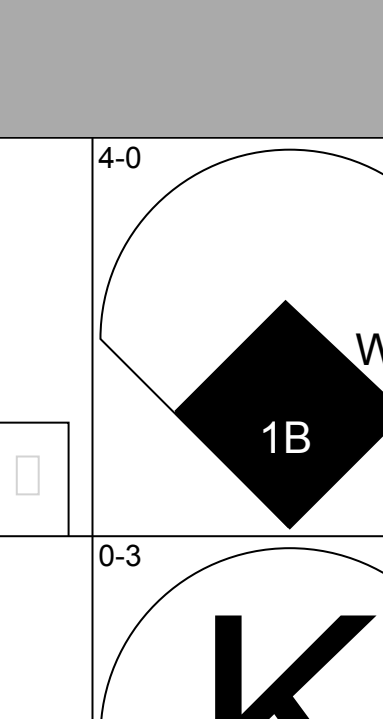
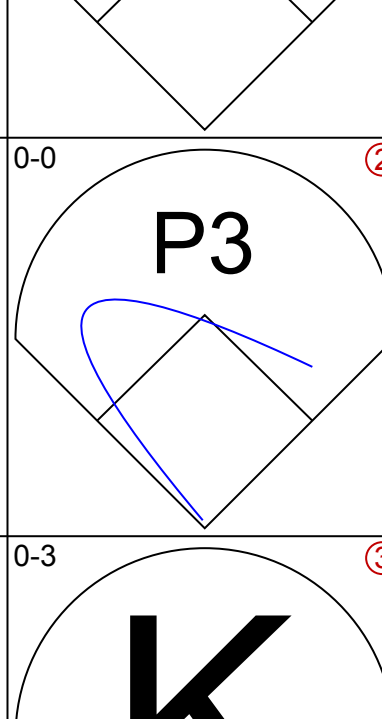
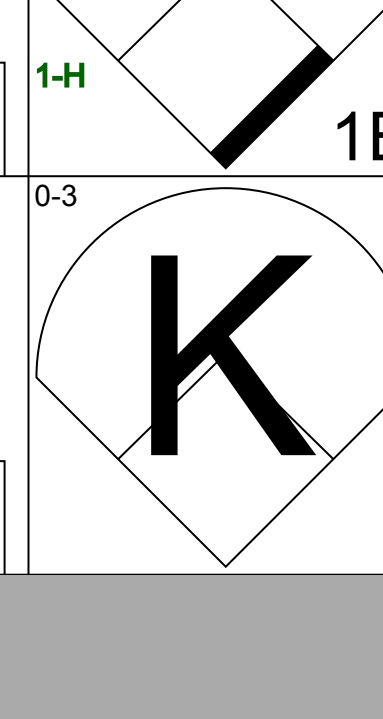
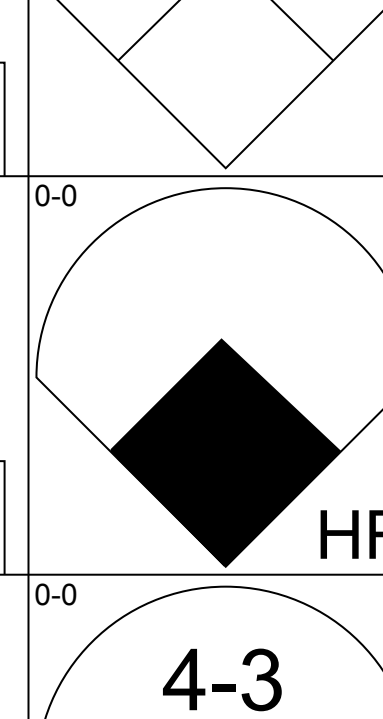
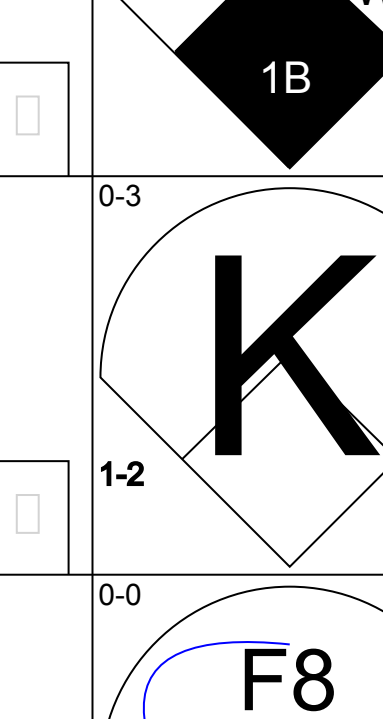
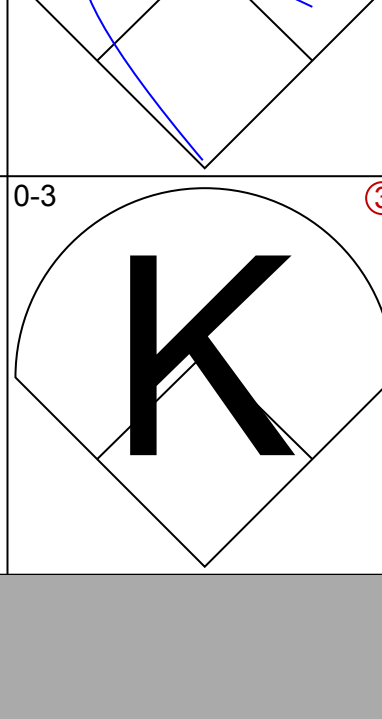
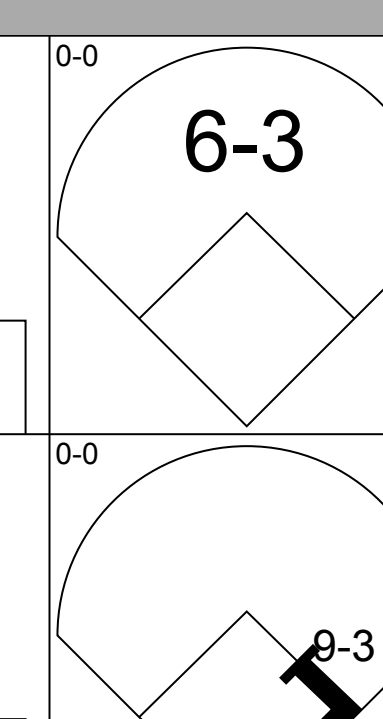
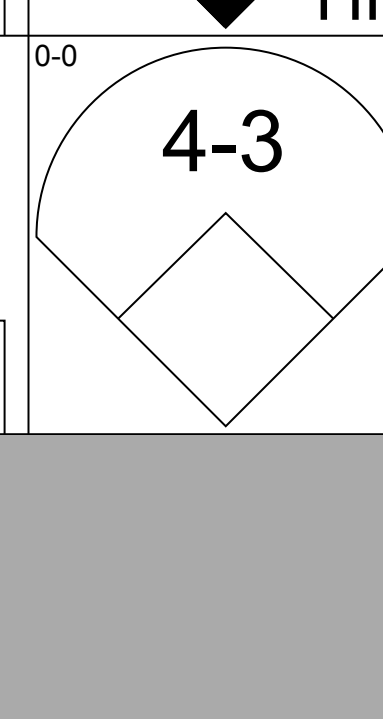
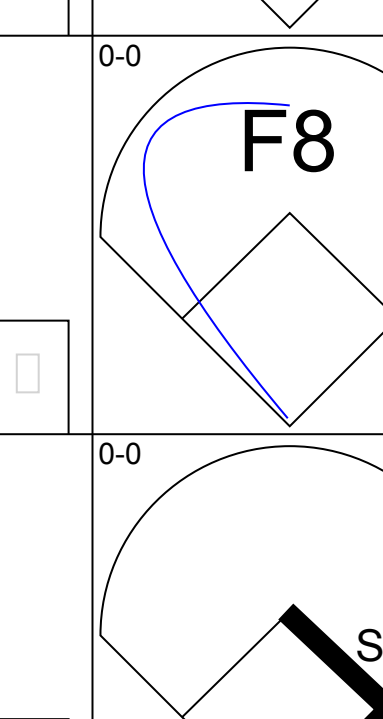
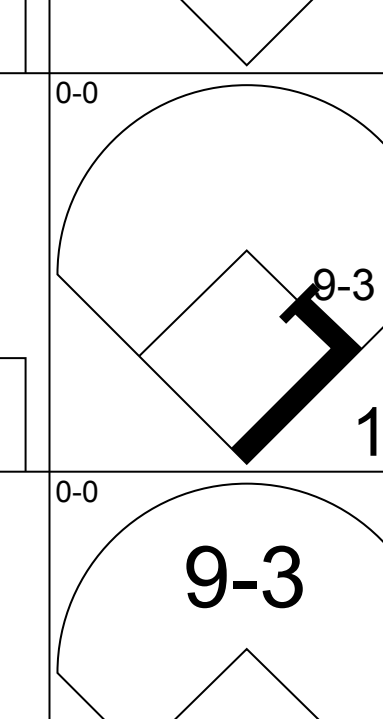
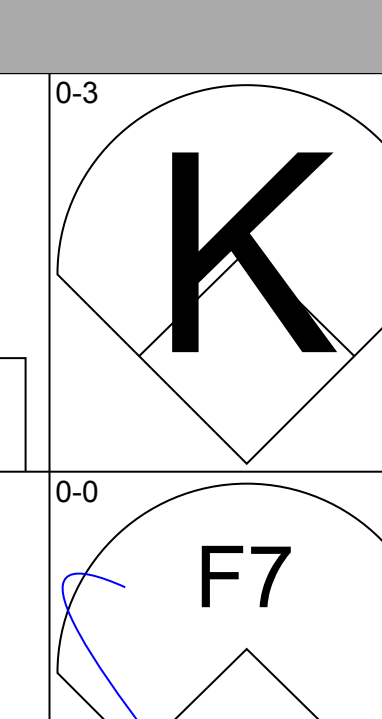
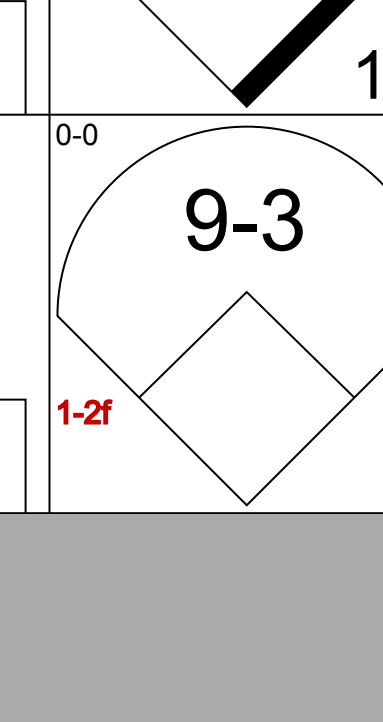
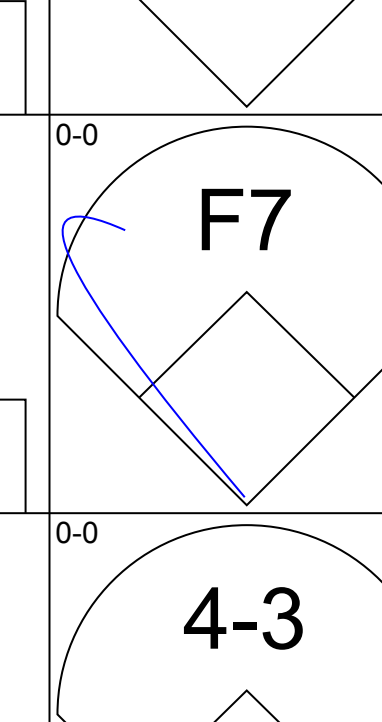
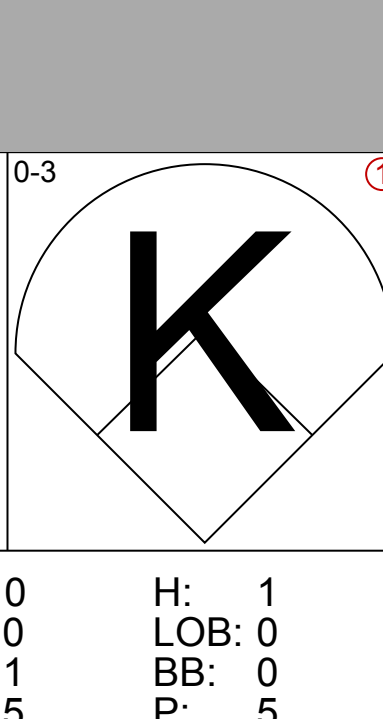
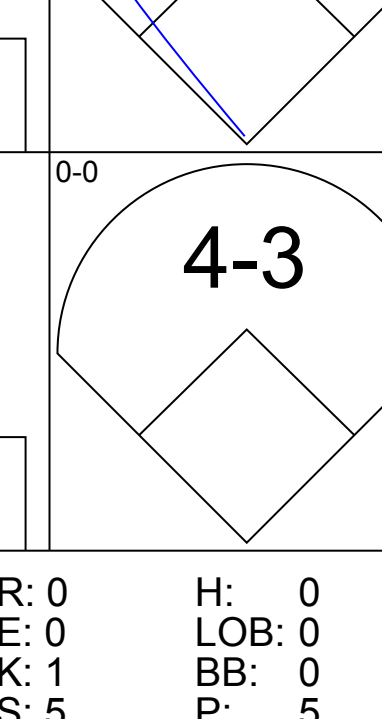
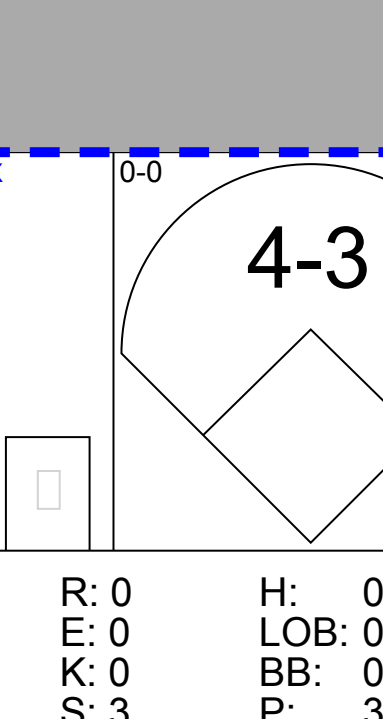

Batter	1	2	3	4	5	6	7	8	9	AB	R	H	RBI	BB	SO	LOB	BOTTOM					
Joe Morgan, L OBP: 0.397, SLG: 0.308	3-1	P5			FC6-4 CS			K		4	0	0	0	0	1	4						
Norm Miller, L OBP: 0.368, SLG: 0.588	4-3		F2		CS			L4		4	0	1	0	0	0	0						
Jimmy Wynn, R OBP: 0.333, SLG: 0.571			F8				P4		5-3	3	0	0	0	1	0	1						
Joe Pepitone, L OBP: 0.471, SLG: 1.067	L7		F9				P4		F9	4	0	0	0	0	0	2						
Denis Menke, R OBP: 0.267, SLG: 0.357			BB 2B		K			P4		4	0	1	0	0	1	1						
Tommy Davis, R OBP: 0.276, SLG: 0.414		5-3			6-3			F2		3	0	0	0	0	0	1						
Doug Rader, R OBP: 0.321, SLG: 0.680					6-3			F5		2	0	0	0	1	0	0						
Johnny Edwards, L OBP: 0.120, SLG: 0.043					P3			4-3		2	0	0	0	1	0	0						
Denny Lemaster, R John Mayberry, L Jack Billingham, R OBP: 0.182, SLG: 0.100 OBP: 0.276, SLG: 0.414								K		1	0	0	0	1	1	3						
<b>Inning Stats</b>	R: 0 E: 0 K: 0 S: 3	H: 0 LOB: 1 BB: 1 P: 7	R: 0 E: 0 K: 1 S: 6	H: 1 LOB: 3 BB: 2 P: 14	R: 0 E: 0 K: 0 S: 3	H: 0 LOB: 0 BB: 0 P: 3	R: 0 E: 0 K: 1 S: 5	H: 0 LOB: 0 BB: 0 P: 5	R: 0 E: 0 K: 0 S: 2	H: 0 LOB: 0 BB: 1 P: 6	R: 0 E: 0 K: 0 S: 4	H: 1 LOB: 1 BB: 0 P: 4	R: 0 E: 0 K: 0 S: 3	H: 0 LOB: 0 BB: 0 P: 3	R: 0 E: 0 K: 2 S: 7	H: 0 LOB: 0 BB: 0 P: 7	R: 0 E: 0 K: 0 S: 3	H: 0 LOB: 0 BB: 0 P: 3	1B: 1 2B: 1 3B: 0 HR: 0	SF: 0 SAC: 0 DP: 0 HBP: 0	WP: 0 PB: 0 SB: 0 CS: 1	PA: 33
<b>PITCHER</b>	IP	WLS	BF	H	R	ER	SO	BB	IBB	HBP	BLK	WP	HR	S	P	ERA	WHIP					
Don Sutton, R ERA: 1.53	9.0	W	32	2	0	0	4	4	0	0	0	0	0	36	52	0.00	0.667					

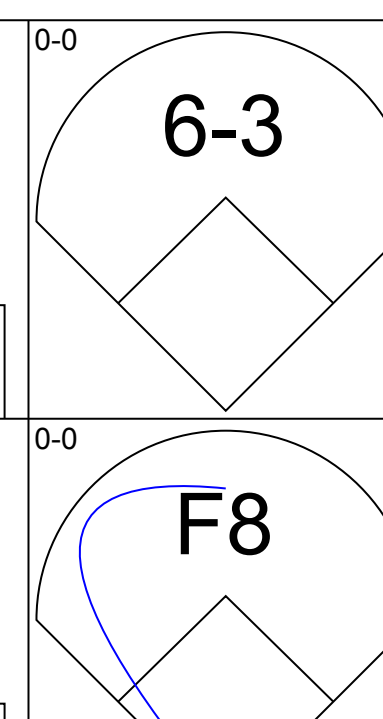
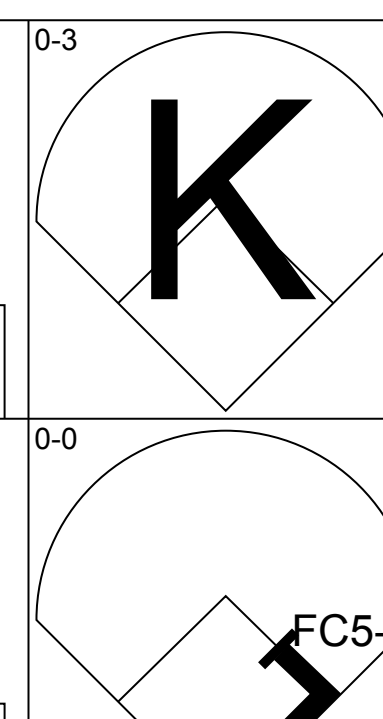
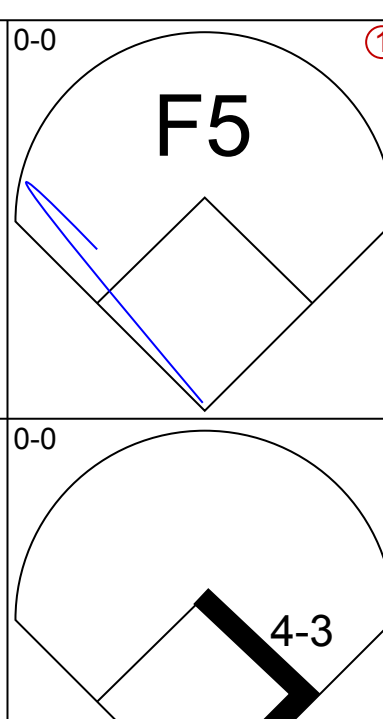
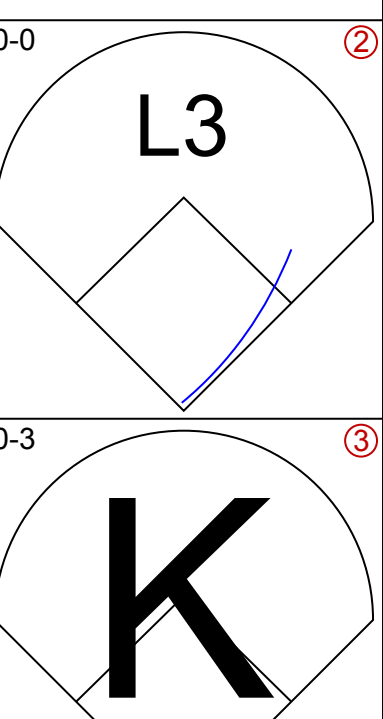
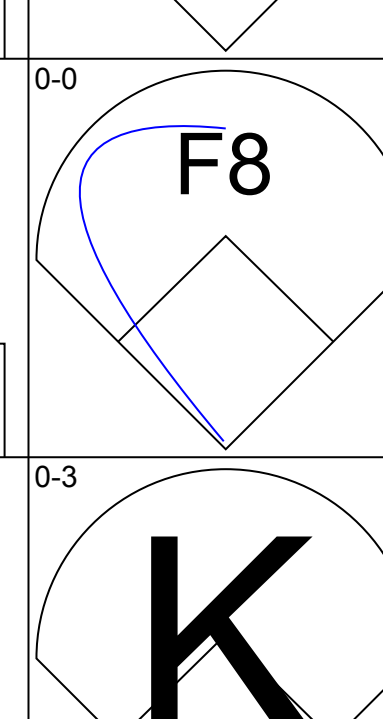
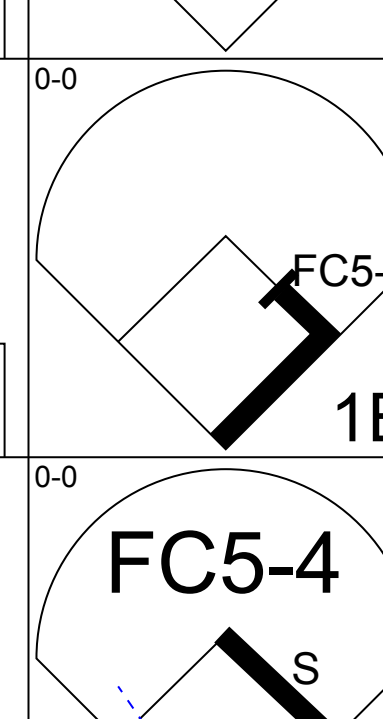
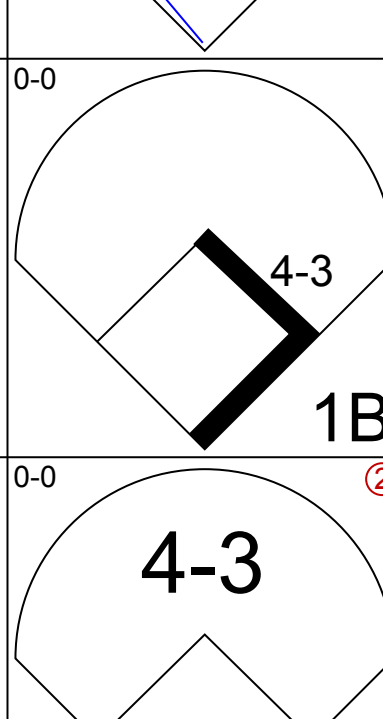
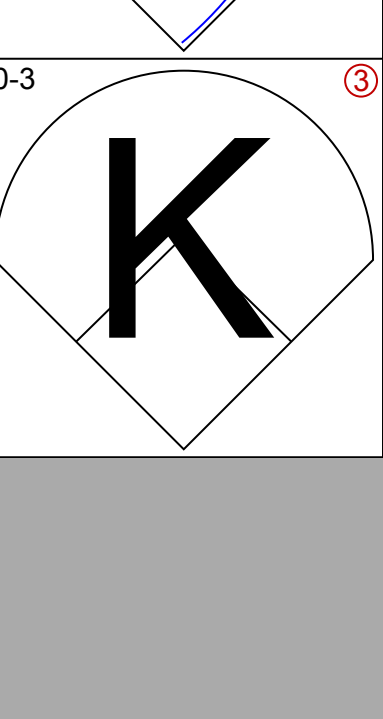
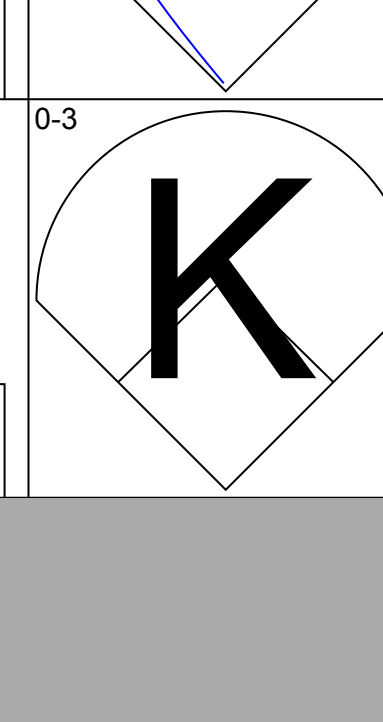
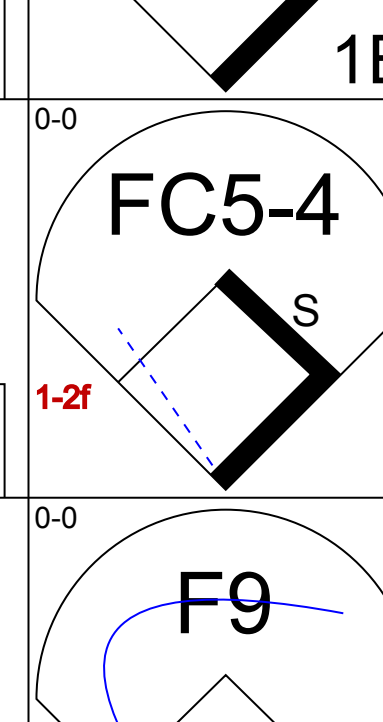
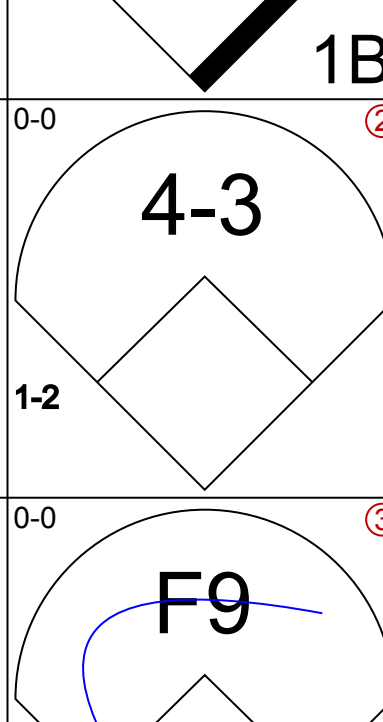
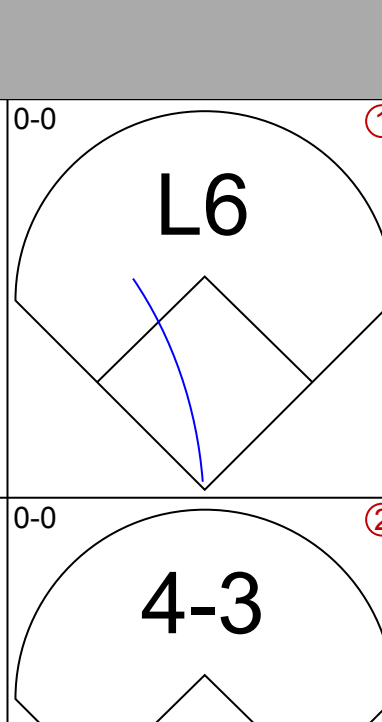
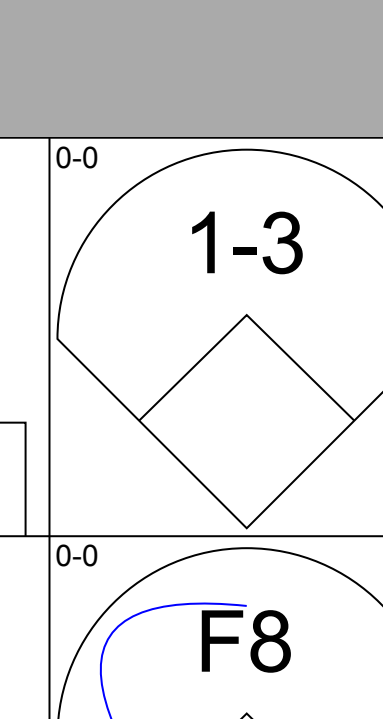
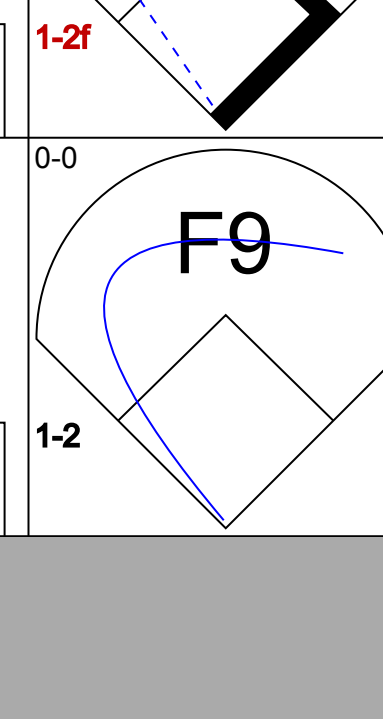
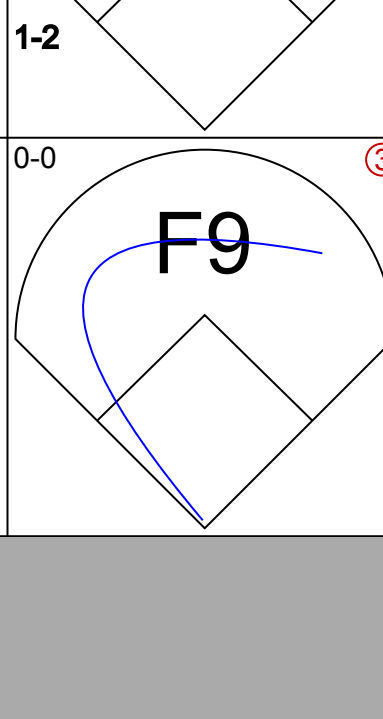
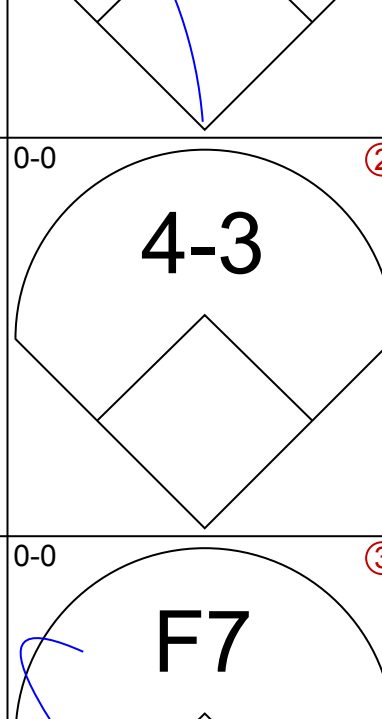
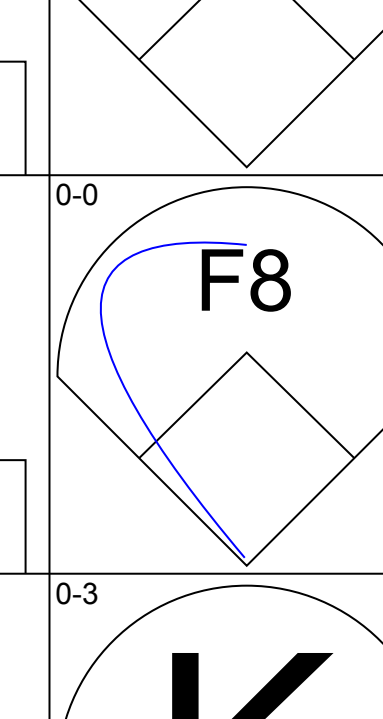
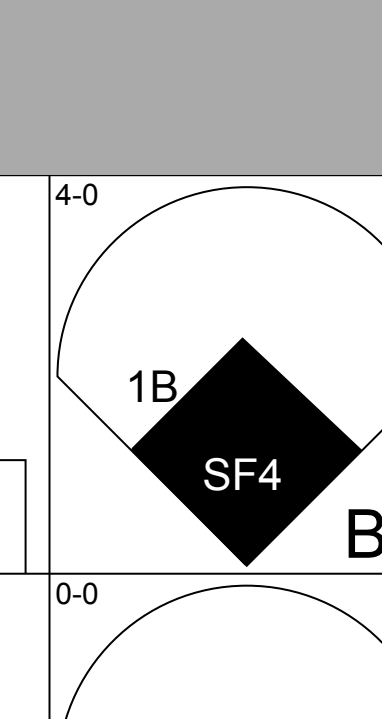
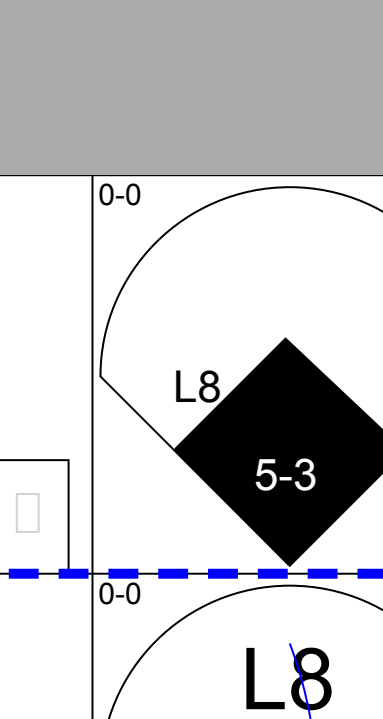
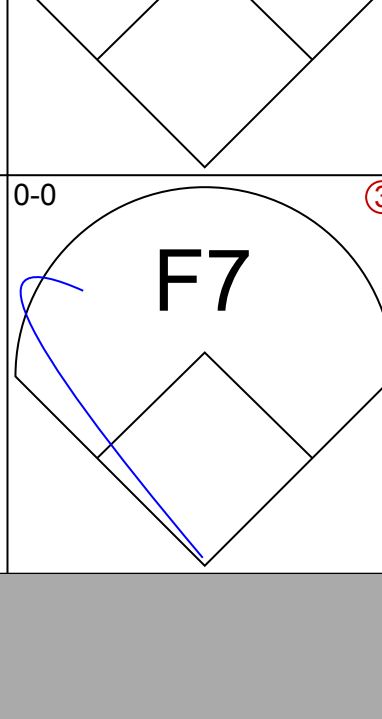
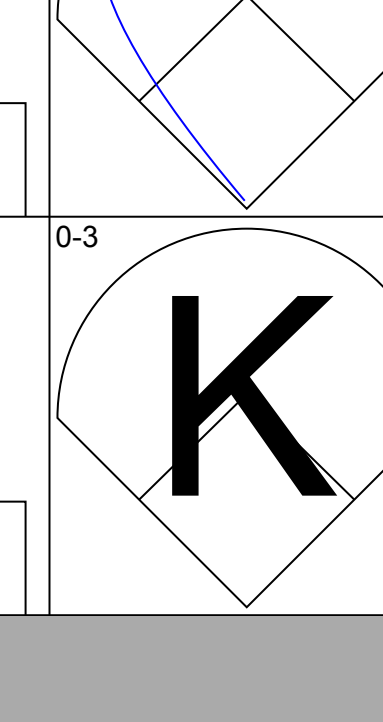
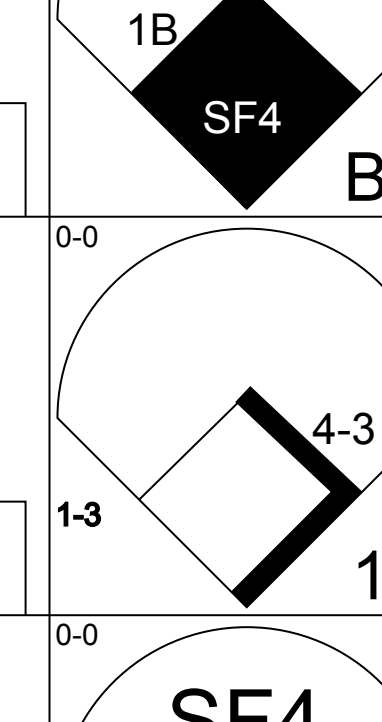
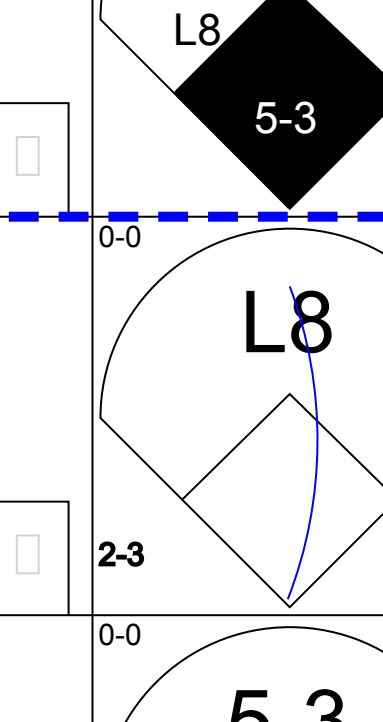
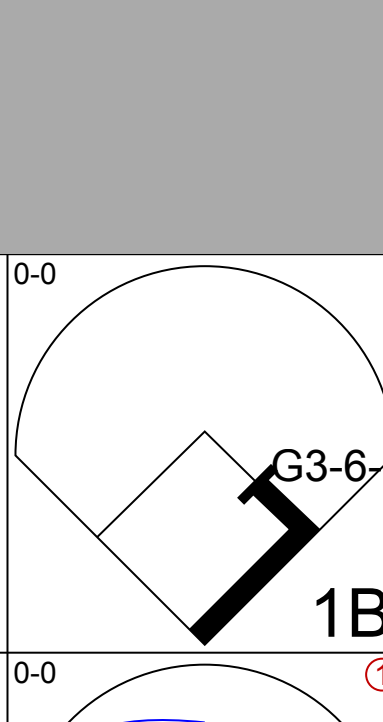
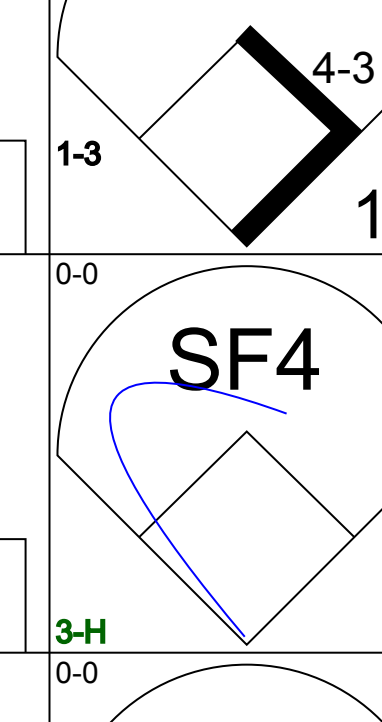
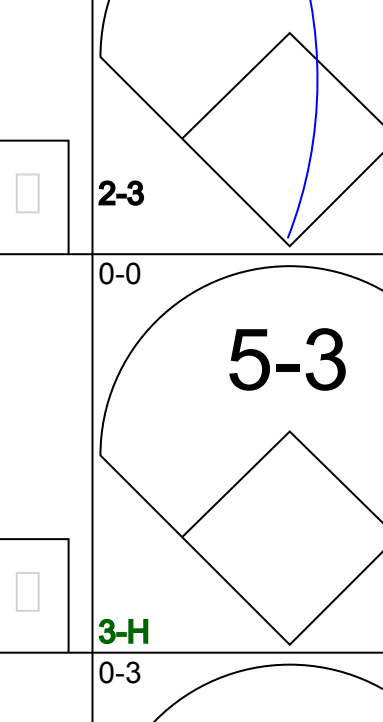
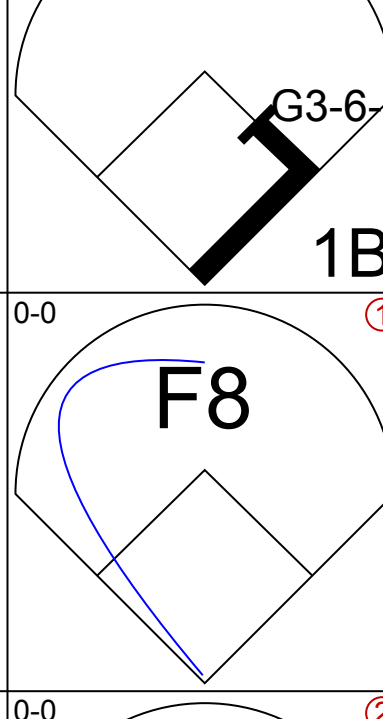
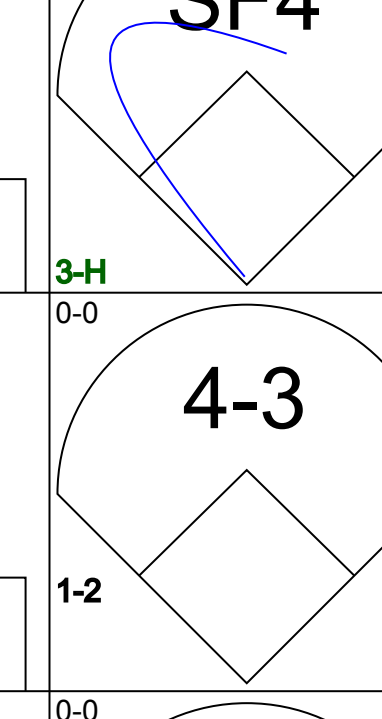
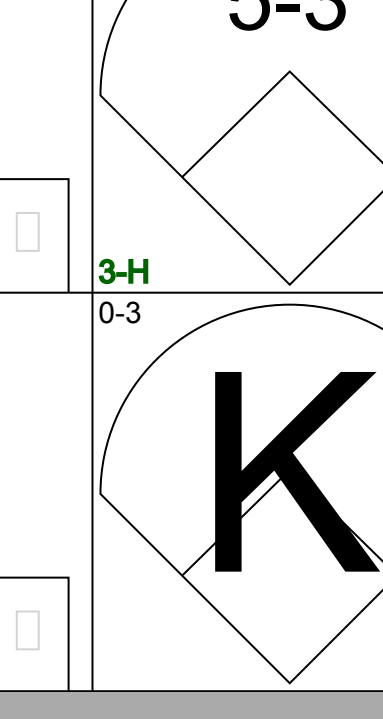
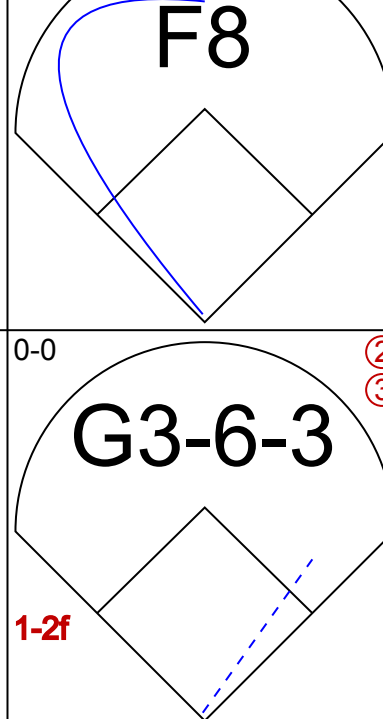
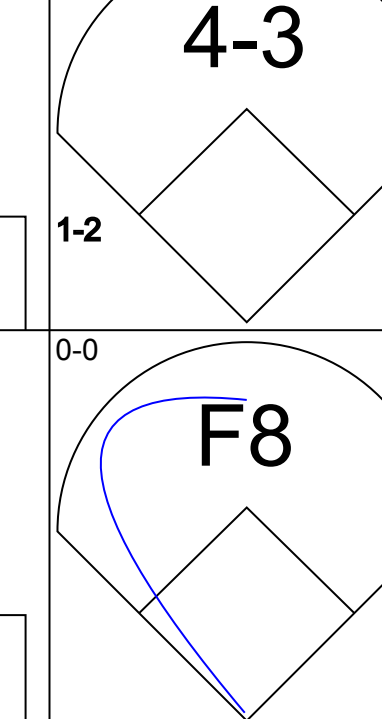
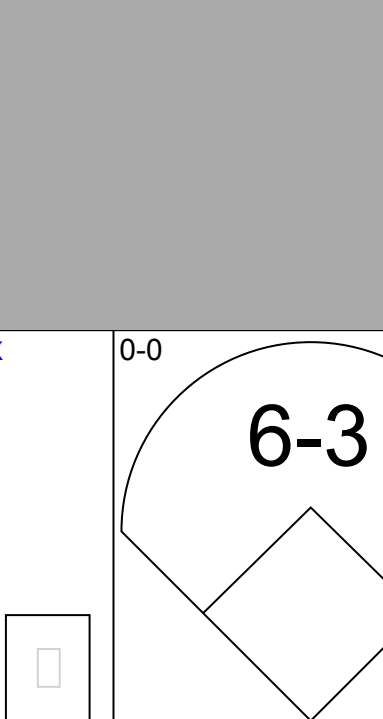

Los Angeles Dodgers @ Houston Astros  
Astrodome, Houston, TX  
Mon Apr 13 1970, 7:05 PM EST  
Att: 10,222 - Dome

AB 28  
R 0  
H 2  
RBI 0  
BB 4  
SO 4  
LOB 12






Batter	1	2	3	4	5	6	7	8	9	AB	R	H	RBI	BB	SO	LOB	TOP					
Bill Buckner, L (1, 7) OBP: 0.200, SLG: 0.158										4	0	0	0	0	1	0	<b>Los Angeles Dodgers @ Houston Astros</b> Astrodome, Houston, TX Tue Apr 14 1970, 7:05 PM EST Att: 8,897 - Dome					
Maury Wills, S (1, 6) OBP: 0.384, SLG: 0.192										4	0	1	0	0	0	0						
Willie Davis, L (1, 8) OBP: 0.100, SLG: 0.069										4	1	1	0	0	0	0						
Wes Parker, S (1, 3) OBP: 0.226, SLG: 0.172										3	1	1	1	1	0	0						
Willie Crawford, L (1, 9) OBP: 0.208, SLG: 0.304										4	1	1	1	0	3	2						
Jim Lefebvre, S (1, 5) OBP: 0.333, SLG: 0.200										3	0	0	0	0	0	1						
Billy Grabarkewitz, R (1, 4) OBP: 0.400, SLG: 0.067										3	0	2	1	0	1	0						
Jeff Torborg, R (1, 2) OBP: 0.286, SLG: 0.429										3	0	0	0	0	0	2						
Alan Foster, R (1, 1) Jim Brewer, L (7, 1)										2	0	0	0	0	1	0						
<b>Inning Stats</b>	R: 1 E: 0 K: 2 S: 9	H: 2 LOB: 1 BB: 0 P: 9	R: 0 E: 0 K: 0 S: 3	H: 1 LOB: 0 BB: 0 P: 3	R: 0 E: 0 K: 1 S: 5	H: 1 LOB: 0 BB: 0 P: 5	R: 1 E: 0 K: 0 S: 4	H: 1 LOB: 0 BB: 0 P: 4	R: 0 E: 0 K: 0 S: 5	H: 0 LOB: 0 BB: 0 P: 5	R: 0 E: 0 K: 0 S: 3	H: 0 LOB: 1 BB: 1 P: 3	R: 1 E: 0 K: 1 S: 6	H: 1 LOB: 1 BB: 1 P: 10	R: 0 E: 0 K: 0 S: 3	H: 0 LOB: 0 BB: 0 P: 3		R: 0 E: 0 K: 1 S: 5	H: 0 LOB: 0 BB: 0 P: 5	1B: 5 2B: 1 3B: 0 HR: 1	SF: 0 SAC: 0 DP: 1 HBP: 0	WP: 1 PB: 0 SB: 2 CS: 1
<b>PITCHER</b>	IP WLS BF H R ER SO BB IBB HBP BLK WP HR S P ERA WHIP	6.2 L 25 6 3 3 5 1 0 0 0 1 1 34 38 4.05 1.050	0.1 1 0 0 0 0 0 0 0 0 0 0 1 1 0.00 0.000	2.0 6 0 0 0 1 0 0 0 0 0 0 8 8 0.00 0.000																		

Batter	1	2	3	4	5	6	7	8	9	AB	R	H	RBI	BB	SO	LOB	BOTTOM					
Joe Morgan, L (1, 4) OBP: 0.343, SLG: 0.267										4	0	0	0	0	1	0	<b>Los Angeles Dodgers @ Houston Astros</b> Astrodome, Houston, TX Tue Apr 14 1970, 7:05 PM EST Att: 8,897 - Dome					
Norm Miller, L (1, 9) OBP: 0.391, SLG: 0.571										4	0	2	0	0	1	0						
Jimmy Wynn, R (1, 8) OBP: 0.294, SLG: 0.500										4	0	0	0	0	1	2						
Joe Pepitone, L (1, 3) OBP: 0.381, SLG: 0.842										4	0	0	0	0	0	2						
Denis Menke, R (1, 6) OBP: 0.294, SLG: 0.387										3	2	1	0	1	0	0						
Tommy Davis, R (1, 7) OBP: 0.281, SLG: 0.406										3	0	1	0	0	1	1						
Doug Rader, R (1, 5) OBP: 0.323, SLG: 0.667										2	0	1	2	0	0	0						
Johnny Edwards, L (1, 2) OBP: 0.111, SLG: 0.040										2	0	0	0	0	0	2						
Jim Beauchamp, R (7, PH) OBP: 0.333, SLG: 1.333										1	0	0	0	0	1	0						
Jack Dilauro, S (8, 1)										0	0	0	0	0	0	0						
Jim Ray, R (1, 1) Jack Billingham, R (7, 1) Marty Martinez, S (8, 2)										2	0	0	0	0	0	2						
<b>Inning Stats</b>	R: 0 E: 0 K: 1 S: 5	H: 0 LOB: 0 BB: 0 P: 5	R: 0 E: 0 K: 1 S: 5	H: 0 LOB: 0 BB: 0 P: 5	R: 0 E: 0 K: 0 S: 3	H: 1 LOB: 0 BB: 0 P: 3	R: 0 E: 0 K: 1 S: 6	H: 1 LOB: 1 BB: 0 P: 6	R: 1 E: 0 K: 0 S: 4	H: 1 LOB: 1 BB: 1 P: 8	R: 0 E: 0 K: 0 S: 4	H: 1 LOB: 1 BB: 0 P: 4	R: 1 E: 0 K: 1 S: 6	H: 1 LOB: 0 BB: 0 P: 6	R: 0 E: 0 K: 1 S: 5	H: 0 LOB: 0 BB: 0 P: 5		R: 0 E: 0 K: 0 S: 3	H: 0 LOB: 0 BB: 0 P: 3	1B: 4 2B: 1 3B: 0 HR: 0	SF: 1 SAC: 0 DP: 1 HBP: 0	WP: 0 PB: 0 SB: 1 CS: 0
<b>PITCHER</b>	IP WLS BF H R ER SO BB IBB HBP BLK WP HR S P ERA WHIP	6.0 W 23 5 2 2 3 1 0 0 0 0 0 0 13 3.00 1.000	3.0 S 9 0 0 0 2 0 0 0 0 0 0 0 13 0.00 0.000																			

Batter	1	2	3	4	5	6	7	8	9	10	AB	R	H	RBI	BB	SO	LOB	TOP				
<b>Bobby Bonds, R</b> OBP: 0.400, SLG: 0.343	0-0 5-3	0-0 1B		4-0 WP 1B S BB		4-0 L6-4 S BB		0-0 5-3		0-0 F9	4	1	1	1	2	0	1					
<b>Al Gallagher, R</b> OBP: 0.489, SLG: 0.600	0-0 2B	0-0 F9		4-0 1B HR BB		0-0 5-3		0-0 F9			4	1	1	0	1	0	3					
<b>Ken Henderson, S</b> OBP: 0.600, SLG: 0.711	0-0 F5		0-0 K BB 1B	0-0 HR 1B		0-0 L6-4 2-3		0-0 G3			5	1	2	1	0	0	2					
<b>Willie McCovey, L</b> OBP: 0.409, SLG: 0.406	4-0 BB		4-0 1B BB	0-0 HR				0-0 F5		0-0 F5	3	1	1	3	2	0	0					
<b>Steve Whitaker, L</b> OBP: 0.222, SLG: 0.250	0-3 K		0-3 K	0-0 F3				0-0 F9		0-0 F7	5	0	0	0	0	2	4					
<b>Dick Dietz, R</b> OBP: 0.487, SLG: 0.853		4-0 WP 1B BB	0-0 1B		0-3 K			0-0 HR		0-0 5-3	4	1	2	1	1	1	0					
<b>Tito Fuentes, S</b> OBP: 0.298, SLG: 0.304		4-0 1B BB	0-0 F9		0-0 F3			0-0 1B		4-0 4-3 SH3 BB	3	1	1	0	2	0	2	AB 36				
<b>Bob Heise, R</b> OBP: 0.353, SLG: 0.214		0-0 1B BB		0-0 5-3	4-0 FC6-4 BB			0-0 1B		0-0 SH3	3	0	2	0	1	0	0	R 6				
<b>Gaylord Perry, R</b> OBP: 0.333, SLG: 0.333		0-3 K		0-3 K	0-0 FC6-4			0-3 K		0-0 4-3	4	0	0	0	0	3	5	H 10				
<b>Bob Burda, L</b> OBP: 0.500, SLG: 0.250											1	0	0	0	0	0	1	RBI 6				
<b>Ron Bryant, S</b> OBP: 0.333, SLG: 0.333											0	0	0	0	0	0	0	BB 9				
<b>Inning Stats</b>	R: 0 E: 0 K: 1 S: 6	H: 1 LOB: 2 BB: 1 P: 10	R: 1 E: 0 K: 1 S: 6	H: 2 LOB: 2 BB: 2 P: 14	R: 0 E: 0 K: 1 S: 6	H: 2 LOB: 2 BB: 1 P: 10	R: 4 E: 0 K: 1 S: 7	H: 2 LOB: 0 BB: 2 P: 15	R: 0 E: 0 K: 1 S: 5	H: 0 LOB: 1 BB: 1 P: 9	R: 0 E: 0 K: 0 S: 2	H: 0 LOB: 0 BB: 1 P: 6	R: 1 E: 0 K: 1 S: 8	H: 3 LOB: 2 BB: 0 P: 8	R: 0 E: 0 K: 0 S: 3	H: 0 LOB: 0 BB: 0 P: 3	R: 0 E: 0 K: 0 S: 3	H: 0 LOB: 1 BB: 1 P: 7	1B: 7 2B: 2 3B: 0 HR: 2	SF: 0 SAC: 1 DP: 1 HBP: 0	WP: 2 PB: 0 SB: 3 CS: 0	PA: 46
<b>PITCHER</b>	IP	WLS	BF	H	R	ER	SO	BB	IBB	HBP	BLK	WP	HR	S	P	ERA	WHIP					
<b>Tom Griffin, R</b> ERA: 10.13	3.2		22	7	5	5	4	6	0	0	0	2	1	24	48	12.27	3.545					
<b>Jack Billingham, R</b> ERA: 8.44	2.1		8	0	0	0	1	2	0	0	0	0	0	8	16	0.00	0.857					
<b>Jack Dilauro, L</b> ERA: 6.75	2.0		9	3	1	1	1	0	0	0	0	0	1	11	11	4.50	1.500					
<b>Ron Cook, L</b> ERA: 3.0	1.0		4	0	0	0	0	1	0	0	0	0	0	3	7	0.00	1.000					
<b>Fred Gladding, R</b> ERA:	1.0	W	3	0	0	0	0	0	0	0	0	0	0	3	3	0.00	0.000					

**San Francisco Giants @ Houston Astros**  
Astrodome, Houston, TX  
Wed Apr 15 1970, 7:05 PM EST  
Att. 11,174 - Unknown


AB	36
R	6
H	10
RBI	6
BB	9
SO	6
LOB	18



Batter	1	2	3	4	5	6	7	8	9	10	AB	R	H	RBI	BB	SO	LOB	BOTTOM						
<b>Joe Morgan, L</b> OBP: 0.325, SLG: 0.314	0-0 1B 3B	0-0 F8		0-0 F5			0-0 4-3	0-0 G3			5	1	1	0	0	0	2							
<b>Norm Miller, L</b> OBP: 0.393, SLG: 0.500	4-0 G6-4-3 BB	4-0 BB			0-0 F4		0-0 F2		0-0 4-3		3	0	0	0	2	0	0							
<b>Jimmy Wynn, R</b> OBP: 0.308, SLG: 0.472	0-0 G6-4-3 1B	0-0 FC5			0-3 K		0-0 F8		4-0 BB		4	0	1	1	1	1	2							
<b>Joe Pepitone, L</b> OBP: 0.423, SLG: 0.913	0-0 G6-4-3 1-2r 2-3		0-0 F8		0-0 HR			0-0 1B HR	4-0 G6-4-3 IBB		4	2	2	1	1	0	2							
<b>Denis Menke, R</b> OBP: 0.333, SLG: 0.429	4-0 BB BB		0-0 6-3		0-0 2B			0-0 1B HR	0-0 G6-4-3		4	1	2	0	1	0	2							
<b>John Mayberry, L</b> OBP: 0.375, SLG: 0.692	4-0 1-2 BB		0-0 HR		0-3 K			0-0 1B HR		1-3 1B 1B	3	3	2	4	1	1	1							
<b>Doug Rader, R</b> OBP: 0.278, SLG: 0.563	0-0 F9		0-0 6-3			0-0 F4		0-0 E6 FC5-4		0-3 K	5	0	0	0	0	1	4	AB 38						
<b>Johnny Edwards, L</b> OBP: 0.125, SLG: 0.067		0-0 G3		0-0 4-3		0-3 K		0-0 P3		0-0 1B 1B	5	0	1	0	0	1	1	R 7						
<b>Tom Griffin, R</b> ERA: 10.13											1	0	0	0	0	0	0	H 11						
<b>Jack Billingham, R</b> ERA: 8.44											0	0	0	0	0	0	0	RBI 7						
<b>Jack Dilauro, L</b> ERA: 6.75											0	0	0	0	0	0	0	BB 6						
<b>Ron Cook, L</b> ERA: 3.0											0	0	0	0	0	0	0	SO 4						
<b>Fred Gladding, R</b> ERA:											0	0	1	0	0	0	0	LOB 15						
<b>Inning Stats</b>	R: 1 E: 0 K: 0 S: 4	H: 2 LOB: 3 BB: 3 P: 16	R: 0 E: 0 K: 0 S: 4	H: 1 LOB: 2 BB: 1 P: 8	R: 1 E: 0 K: 0 S: 4	H: 1 LOB: 0 BB: 0 P: 4	R: 0 E: 0 K: 0 S: 3	H: 0 LOB: 0 BB: 0 P: 3	R: 1 E: 0 K: 2 S: 9	H: 2 LOB: 1 BB: 0 P: 9	R: 0 E: 0 K: 1 S: 5	H: 0 LOB: 0 BB: 0 P: 5	R: 0 E: 0 K: 0 S: 3	H: 0 LOB: 0 BB: 0 P: 3	R: 3 E: 1 K: 0 S: 7	H: 3 LOB: 1 BB: 0 P: 7	R: 0 E: 0 K: 0 S: 2	H: 0 LOB: 1 BB: 2 P: 10	R: 1 E: 0 K: 1 S: 5	H: 2 LOB: 2 BB: 0 P: 6	1B: 5 2B: 2 3B: 1 HR: 3	SF: 0 SAC: 0 DP: 2 HBP: 1	WP: 0 PB: 0 SB: 1 CS: 0	PA: 45
<b>PITCHER</b>	IP	WLS	BF	H	R	ER	SO	BB	IBB	HBP	BLK	WP	HR	S	P	ERA	WHIP							
<b>Gaylord Perry, R</b> ERA: 4.68	9.0		41	9	6	6	3	5	1	0	0	0	3	41	65	6.00	1.556							
<b>Ron Bryant, L</b> ERA: 3.09	0.1	L	4	2	1	1	1	0	0	1	0	0	0	5	6	27.00	6.000							

**San Francisco Giants @ Houston Astros**  
Astrodome, Houston, TX  
Wed Apr 15 1970, 7:05 PM EST  
Att. 11,174 - Unknown

AB	38
R	7
H	11
RBI	7
BB	6
SO	4
LOB	15





Batter	1	2	3	4	5	6	7	8	9	AB	R	H	RBI	BB	SO	LOB	TOP					
Jose Arcia, R (1, 6) OBP: 0.273, SLG: 0.200	F7	FC4-6			6-3				P4	3	0	0	0	0	0	2	<b>San Diego Padres @ Houston Astros</b> Astrodome, Houston, TX Fri Apr 17 1970, 7:05 PM EST Att: 10,737 - Dome					
Al Ferrara, R (7, PH) OBP: 0.308, SLG: 0.417										1	0	1	0	0	0							
Ron Slocum, R (7, 6)										0	0	0	0	0	0							
Ivan Murrell, R (9, PH) OBP: 0.400, SLG: 1.000										1	0	0	0	0	1							
Van Kelly, L (1, 5) OBP: 0.206, SLG: 0.219	4-3		1-3		3-1				K	4	0	0	0	1	1							
Cito Gaston, R (1, 8) OBP: 0.391, SLG: 0.535										5	0	2	0	0	3							
Nate Colbert, R (1, 3) OBP: 0.326, SLG: 0.684										4	0	0	0	0	2							
Ron Herbel, R (7, 1)	F8		K							0	0	0	0	0	0							
Dave Campbell, R (1, 4) OBP: 0.293, SLG: 0.350										4	1	2	0	0	0							
Ollie Brown, R (1, 9) OBP: 0.205, SLG: 0.227										4	0	1	0	0	0	3						
Jerry Morales, R (1, 7) OBP: 0.200, SLG: 0.130										3	0	2	1	1	0	0						
Chris Cannizzaro, R (1, 2) OBP: 0.294, SLG: 0.250										4	0	2	0	0	0	3						
Dave Roberts, L (1, 1)										2	0	0	0	0	0	3						
Ray Webster, L (7, PH) OBP: 0.250, SLG: 0.250										2	0	1	0	0	0	0						
<b>Inning Stats</b>	R: 0 E: 0 K: 0 S: 4	H: 1 LOB: 1 BB: 0 P: 4	R: 1 E: 0 K: 0 S: 6	H: 3 LOB: 2 BB: 0 P: 6	R: 0 E: 0 K: 1 S: 7	H: 2 LOB: 2 BB: 0 P: 7	R: 0 E: 0 K: 0 S: 3	H: 1 LOB: 0 BB: 0 P: 3	R: 0 E: 0 K: 1 S: 5	H: 0 LOB: 0 BB: 0 P: 5	R: 0 E: 1 K: 0 S: 4	H: 1 LOB: 2 BB: 1 P: 8	R: 0 E: 0 K: 0 S: 8	H: 1 LOB: 2 BB: 1 P: 12	R: 0 E: 0 K: 0 S: 4	H: 1 LOB: 1 BB: 0 P: 4	R: 0 E: 0 K: 2 S: 8	H: 1 LOB: 1 BB: 0 P: 8	1B: 8 2B: 3 3B: 0 HR: 0	SF: 0 SAC: 0 DP: 1 HBP: 0	WP: 2 PB: 0 SB: 1 CS: 0	PA: 39
<b>PITCHER</b> Larry Dierker, R (1, 1) ERA: 2.25	IP: 9.0 WLS: W BF: 39 H: 11 R: 1 ER: 1 SO: 6 BB: 2 IBB: 0 HBP: 0 BLK: 0 WP: 2 HR: 0 S: 49 P: 57 ERA: 1.00 WHIP: 1.444															<b>PITCHER</b>	IP: 9.0 WLS: W BF: 39 H: 11 R: 1 ER: 1 SO: 6 BB: 2 IBB: 0 HBP: 0 BLK: 0 WP: 2 HR: 0 S: 49 P: 57 ERA: 1.00 WHIP: 1.444					

Batter	1	2	3	4	5	6	7	8	9	AB	R	H	RBI	BB	SO	LOB	BOTTOM			
Joe Morgan, L (1, 4) OBP: 0.360, SLG: 0.372										4	0	2	2	0	0	1	<b>San Diego Padres @ Houston Astros</b> Astrodome, Houston, TX Fri Apr 17 1970, 7:05 PM EST Att: 10,737 - Dome			
Joe Pepitone, L (1, 9) OBP: 0.333, SLG: 0.697										4	0	0	0	0	1	2				
Jimmy Wynn, R (1, 8) OBP: 0.367, SLG: 0.605										4	1	2	1	0	0	0				
Tommy Davis, R (1, 7) OBP: 0.317, SLG: 0.488										3	1	1	0	0	0	1				
Jim Beauchamp, R (8, 7) OBP: 0.333, SLG: 0.633										1	0	0	0	0	0	0				
Denis Menke, R (1, 6) OBP: 0.362, SLG: 0.524										4	0	1	1	0	0	0				
John Mayberry, L (1, 3) OBP: 0.348, SLG: 0.500										3	0	0	0	0	0	1				
Doug Rader, R (1, 5) OBP: 0.316, SLG: 0.538										3	0	1	0	0	0	0				
Johnny Edwards, L (1, 2) OBP: 0.128, SLG: 0.081										3	1	0	0	0	0	1				
Larry Dierker, R (1, 1) OBP: 0.222, SLG: 0.125										2	1	1	0	1	0	0				
<b>Inning Stats</b>	R: 0 E: 0 K: 0 S: 4	H: 2 LOB: 1 BB: 0 P: 4	R: 0 E: 0 K: 0 S: 3	H: 0 LOB: 0 BB: 0 P: 3	R: 0 E: 0 K: 0 S: 3	H: 0 LOB: 0 BB: 0 P: 3	R: 1 E: 0 K: 0 S: 5	H: 2 LOB: 1 BB: 0 P: 5	R: 0 E: 0 K: 0 S: 3	H: 0 LOB: 1 BB: 1 P: 7	R: 0 E: 0 K: 0 S: 4	H: 1 LOB: 0 BB: 0 P: 4	R: 2 E: 0 K: 1 S: 8	H: 3 LOB: 1 BB: 0 P: 8	R: 0 E: 0 K: 0 S: 3	H: 0 LOB: 0 BB: 0 P: 3	1B: 5 2B: 1 3B: 1 HR: 1	SF: 0 SAC: 0 DP: 1 HBP: 0	WP: 0 PB: 0 SB: 2 CS: 0	PA: 32
<b>PITCHER</b> Dave Roberts, L (1, 1) ERA: 1.26	IP: 6.0 WLS: L BF: 23 H: 5 R: 2 ER: 2 SO: 2 BB: 1 IBB: 0 HBP: 0 BLK: 0 WP: 0 HR: 1 S: 22 P: 26 ERA: 3.00 WHIP: 1.000															<b>PITCHER</b> Ron Herbel, R (7, 1) ERA: 2.89	IP: 2.0 WLS: 9 BF: 3 H: 2 R: 2 ER: 2 SO: 1 BB: 0 IBB: 0 HBP: 0 BLK: 0 WP: 0 HR: 0 S: 11 P: 11 ERA: 9.00 WHIP: 1.500			



Batter	1	2	3	4	5	6	7	8	9	AB	R	H	RBI	BB	SO	LOB	TOP					
Jose Arcia, R OBP: 0.214, SLG: 0.154 Ivan Murrell, R OBP: 0.333, SLG: 0.833	F9	K			P6			K		3	0	0	0	0	1	1	<b>San Diego Padres @ Houston Astros</b> Astrodome, Houston, TX Sat Apr 18 1970, 7:05 PM EST Att: 16,522 - Unknown					
Jerry Morales, R OBP: 0.241, SLG: 0.269 Ron Slocum, R	HR		E6	G6-4-3		5-3		1B BB		3	1	1	1	1	0	0						
Cito Gaston, R OBP: 0.380, SLG: 0.511 Gary Ross, R	F9		F7		L5			1-2 1B		4	0	1	0	0	0	1						
Nate Colbert, R OBP: 0.298, SLG: 0.619	F9		G6-4-3		4-3			K		4	0	0	0	0	1	3						
Dave Campbell, R OBP: 0.333, SLG: 0.386		HR						F9		4	1	3	0	0	0	0						
Ollie Brown, R OBP: 0.228, SLG: 0.313		1B			F8			K		4	1	2	2	0	1	2						
Ed Spiezio, R OBP: 0.429, SLG: 0.500		HR			P6			F7		3	0	0	0	1	0	3						
Bob Barton, R		G6-4-3			CS	6-3		4-3		4	0	0	0	0	0	3						
Danny Coombs, R OBP: 0.250, SLG: 0.500 Tom Dukas, R OBP: 0.296, SLG: 0.400 Al Ferrara, R OBP: 0.296, SLG: 0.400						K		F8		2	0	1	0	0	1	0						
<b>Inning Stats</b>	R: 1 E: 0 K: 0 S: 4	H: 1 LOB: 0 BB: 0 P: 4	R: 2 E: 0 K: 1 S: 7	H: 3 LOB: 1 BB: 1 P: 11	R: 0 E: 1 K: 0 S: 3	H: 0 LOB: 0 BB: 0 P: 3	R: 0 E: 0 K: 0 S: 3	H: 1 LOB: 0 BB: 0 P: 3	R: 0 E: 0 K: 1 S: 5	H: 0 LOB: 0 BB: 0 P: 5	R: 0 E: 0 K: 0 S: 3	H: 0 LOB: 0 BB: 0 P: 3	R: 0 E: 1 K: 1 S: 6	H: 1 LOB: 1 BB: 0 P: 6	R: 0 E: 0 K: 0 S: 8	H: 1 LOB: 2 BB: 1 P: 12		R: 0 E: 0 K: 0 S: 4	H: 1 LOB: 1 BB: 0 P: 4	1B: 5 2B: 1 3B: 0 HR: 2	SF: 0 SAC: 0 DP: 2 HBP: 0	WP: 0 PB: 0 SB: 0 CS: 1
<b>PITCHER</b> Denny Lemaster, L ERA: 2.25	IP: 9.0 WLS: W BF: 35	H: 8 R: 3 ER: 3 SO: 5	BB: 2 IBB: 0 HBP: 0 BLK: 0	WP: 0 HR: 2 S: 43 P: 51	ERA: 3.00 WHIP: 1.111	<b>PITCHER</b>																

Batter	1	2	3	4	5	6	7	8	9	AB	R	H	RBI	BB	SO	LOB	BOTTOM					
Joe Morgan, L OBP: 0.389, SLG: 0.378	1B 1B	K								2	1	1	0	2	1	0	<b>San Diego Padres @ Houston Astros</b> Astrodome, Houston, TX Sat Apr 18 1970, 7:05 PM EST Att: 16,522 - Unknown					
Joe Pepitone, L OBP: 0.325, SLG: 0.649	BB 1B SF7		6-3		P6			F7		4	1	1	0	0	0	3						
Jimmy Wynn, R OBP: 0.358, SLG: 0.574	SF7 BB SF9		L5					F2		4	1	1	1	0	0	0						
Tommy Davis, R OBP: 0.311, SLG: 0.455	1-2 2-3 BB		5-3					4-3		3	0	0	0	1	0	0						
Denis Menke, R OBP: 0.392, SLG: 0.535	SF7									1	0	1	1	2	0	0						
John Mayberry, L OBP: 0.296, SLG: 0.429	SF9				F9			BB		3	0	0	1	0	0	3						
Doug Rader, R OBP: 0.313, SLG: 0.581	F9				5-3			F8		4	1	1	1	0	0	2						
Johnny Edwards, L OBP: 0.119, SLG: 0.075		F8			L4					3	0	0	0	0	0	1						
Denny Lemaster, R OBP: 0.286, SLG: 0.167		5-3						BB		3	0	1	0	0	0	0						
<b>Inning Stats</b>	R: 3 E: 0 K: 0 S: 6	H: 3 LOB: 1 BB: 1 P: 10	R: 0 E: 0 K: 1 S: 5	H: 0 LOB: 0 BB: 0 P: 5	R: 0 E: 0 K: 0 S: 3	H: 0 LOB: 0 BB: 0 P: 3	R: 0 E: 0 K: 0 S: 4	H: 1 LOB: 1 BB: 0 P: 4	R: 0 E: 0 K: 0 S: 2	H: 0 LOB: 0 BB: 1 P: 6	R: 0 E: 1 K: 0 S: 3	H: 0 LOB: 1 BB: 1 P: 7	R: 0 E: 0 K: 0 S: 4	H: 1 LOB: 2 BB: 1 P: 8	R: 0 E: 0 K: 0 S: 3	H: 0 LOB: 1 BB: 1 P: 7		R: 1 E: 0 K: 0 S: 1	H: 1 LOB: 0 BB: 0 P: 1	1B: 5 2B: 0 3B: 0 HR: 1	SF: 2 SAC: 0 DP: 0 HBP: 0	WP: 0 PB: 0 SB: 0 CS: 2
<b>PITCHER</b> Denny Lemaster, L ERA: 2.84 Tom Dukas, R ERA: 4.79 Gary Ross, R ERA: 4.63	IP: 6.2 WLS: 1 BF: 28	H: 5 R: 3 ER: 3 SO: 1	BB: 4 IBB: 0 HBP: 0 BLK: 0	WP: 0 HR: 0 S: 26 P: 42	ERA: 4.05 WHIP: 1.350	<b>PITCHER</b>																

AB	33
R	3
H	8
RBI	3
BB	2
SO	5
LOB	13



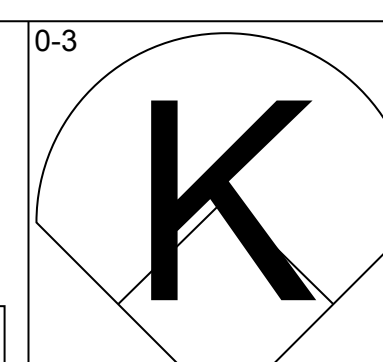
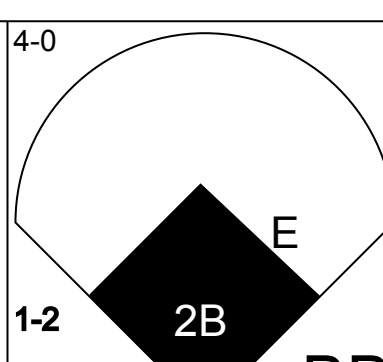
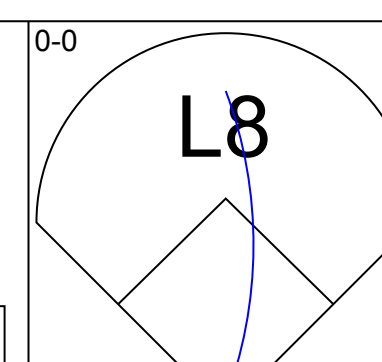
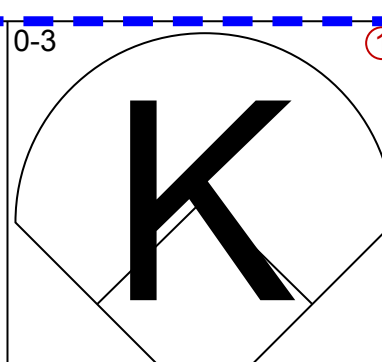
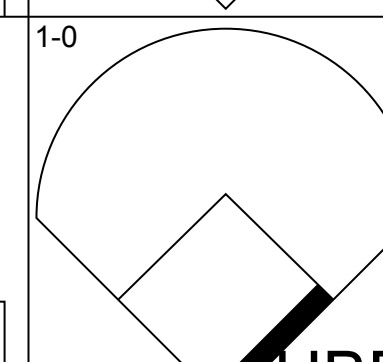
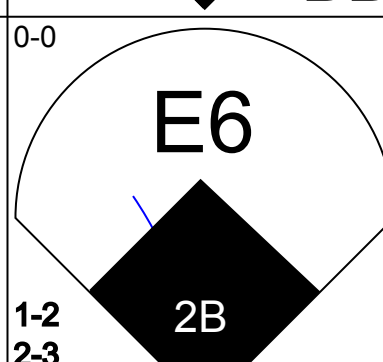
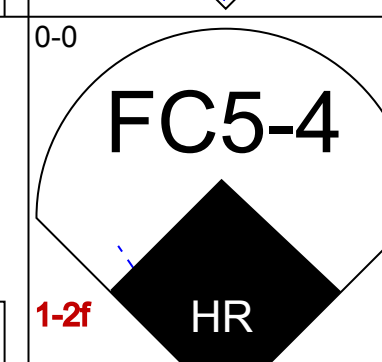
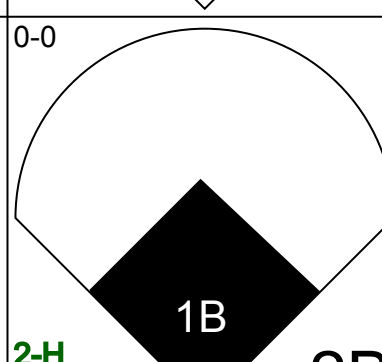
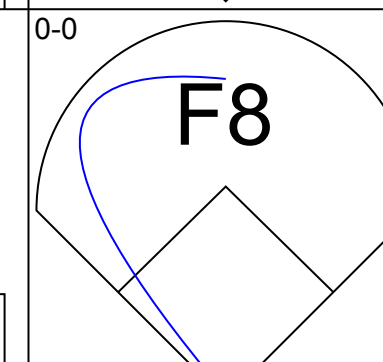
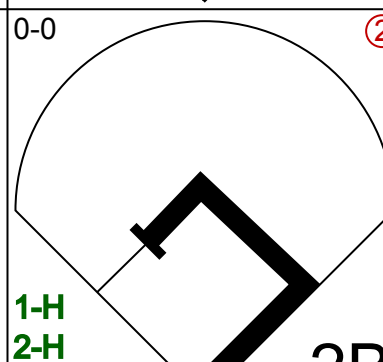
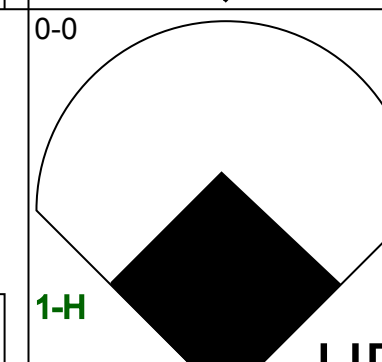
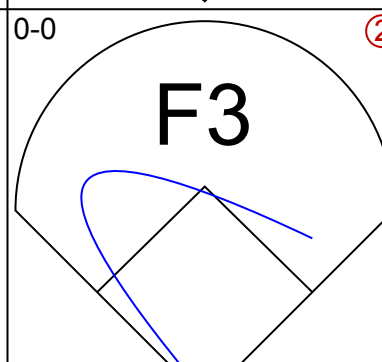
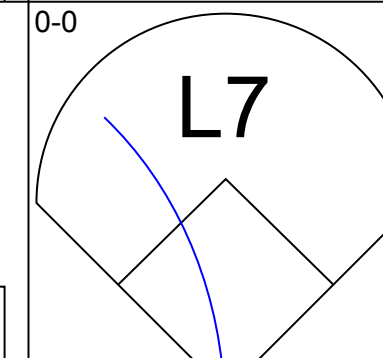
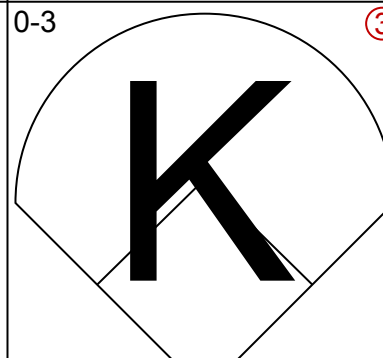
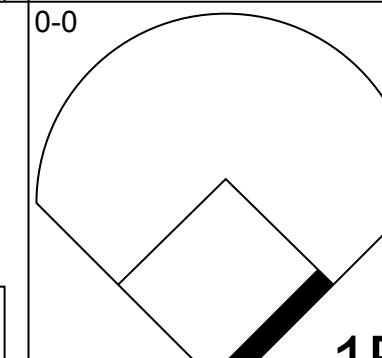
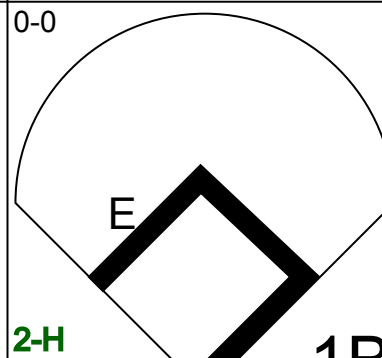


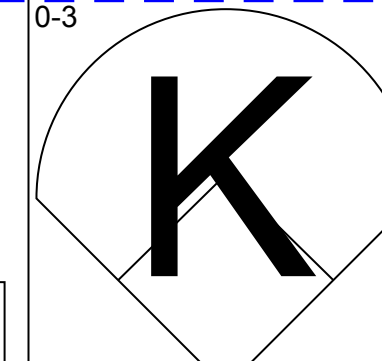
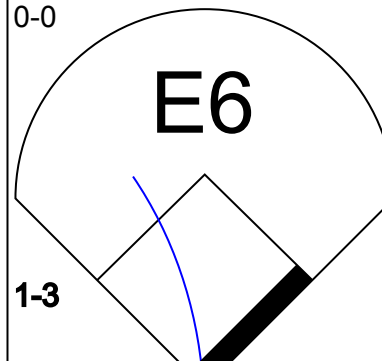



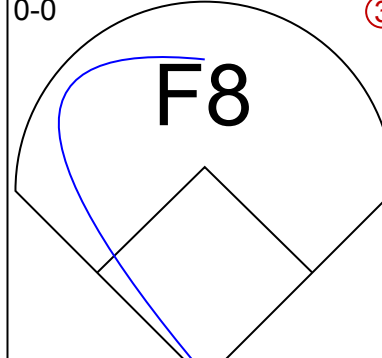





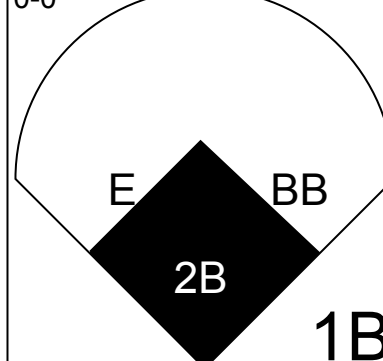


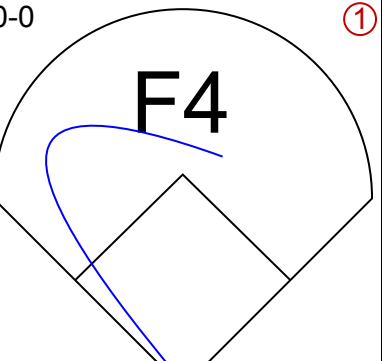
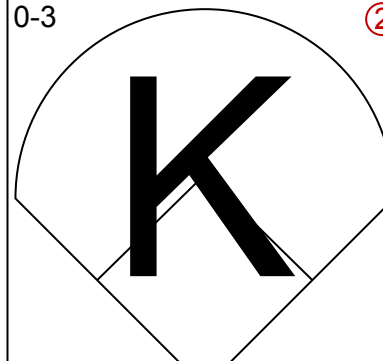
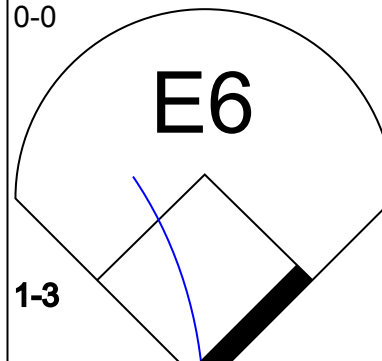
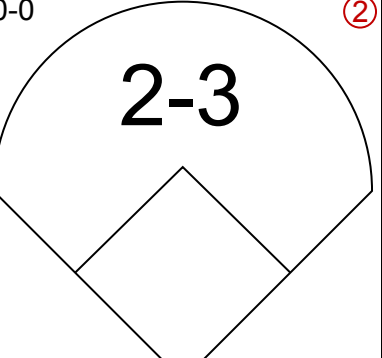
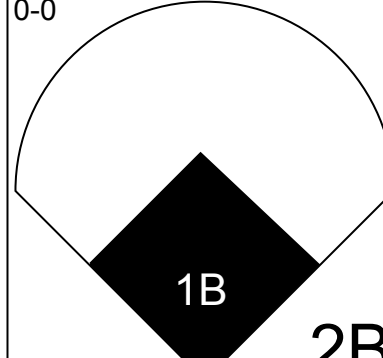
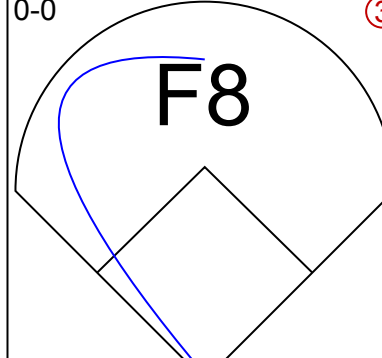
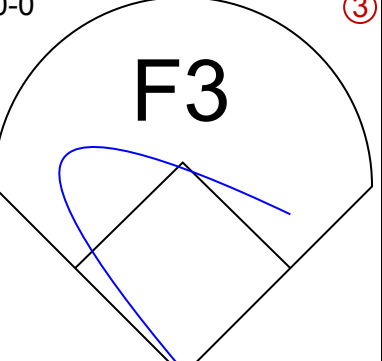
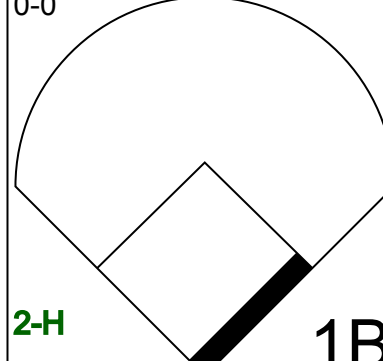


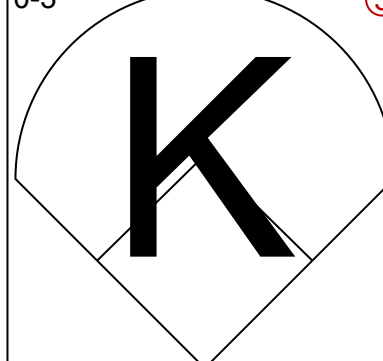

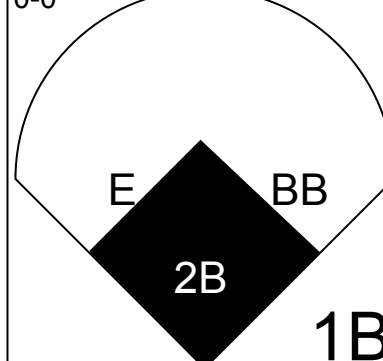
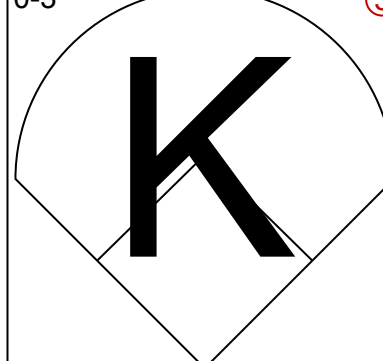



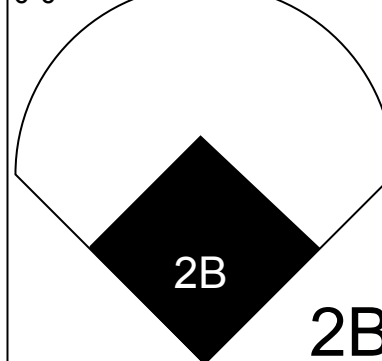

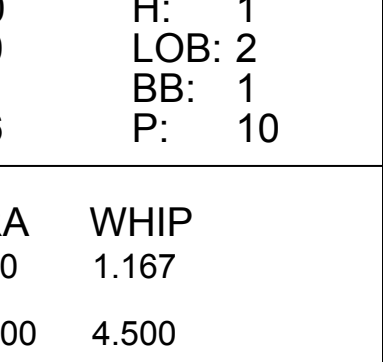
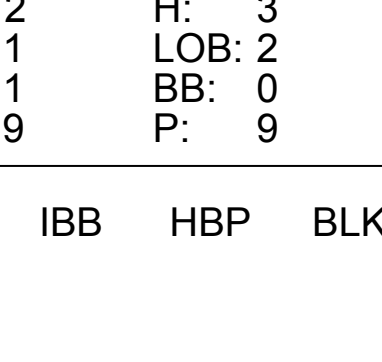

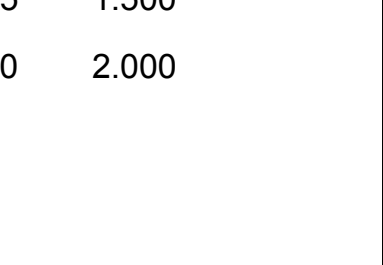

AB	27
R	4
H	6
RBI	4
BB	5
SO	1
LOB	9

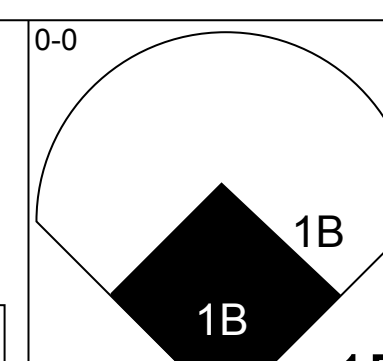
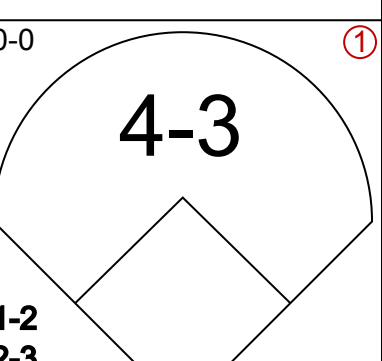
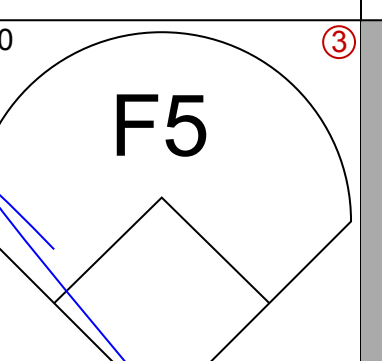


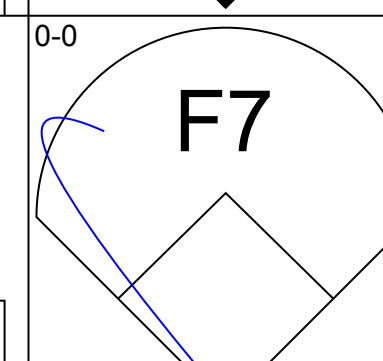
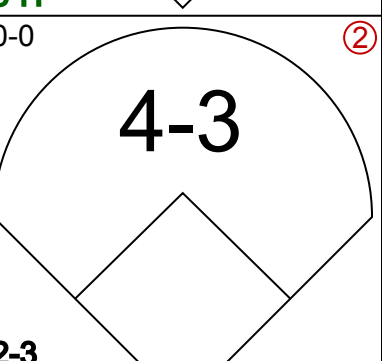


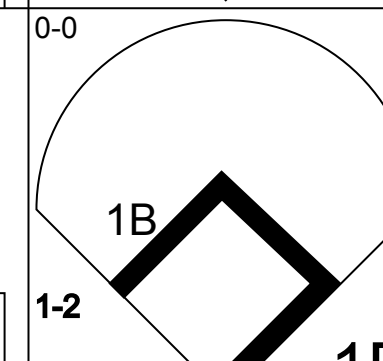
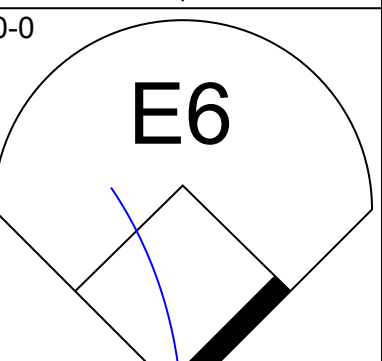


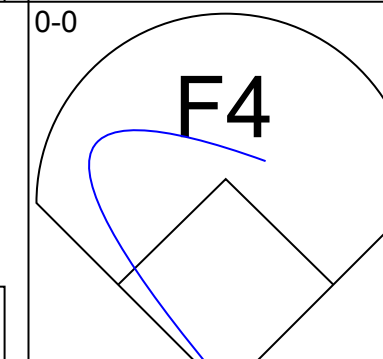
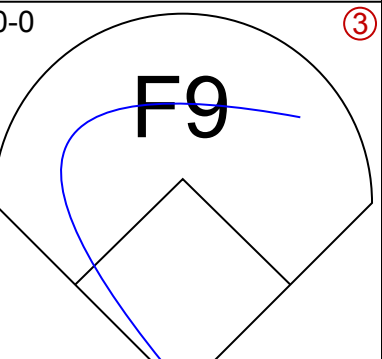


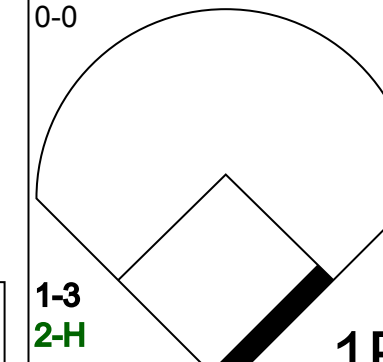
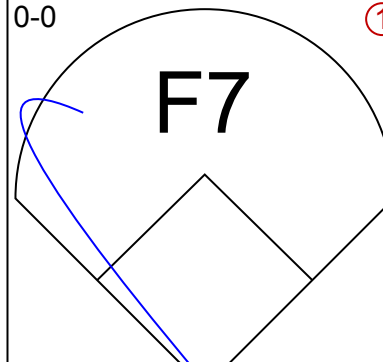
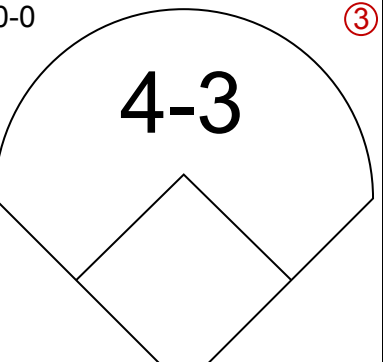
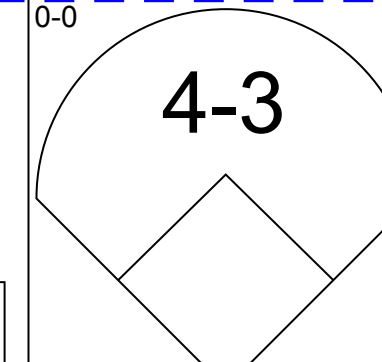
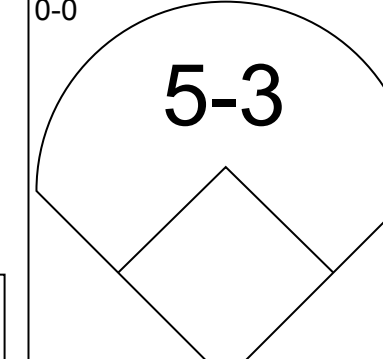
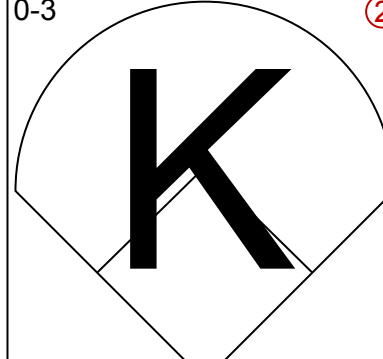

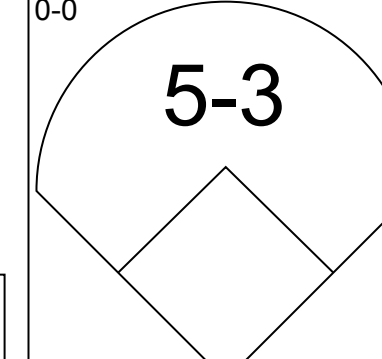
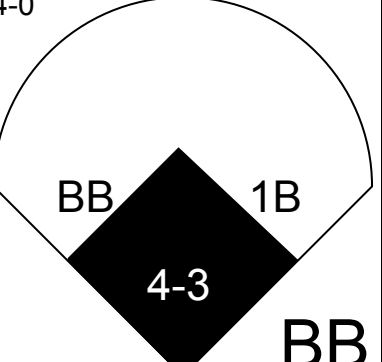
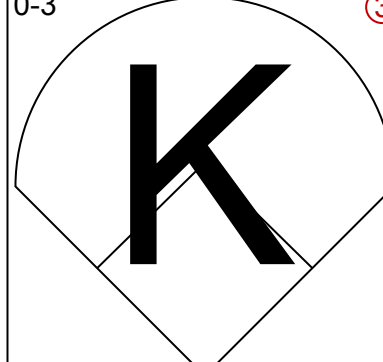
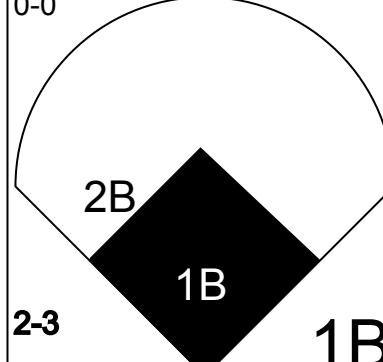
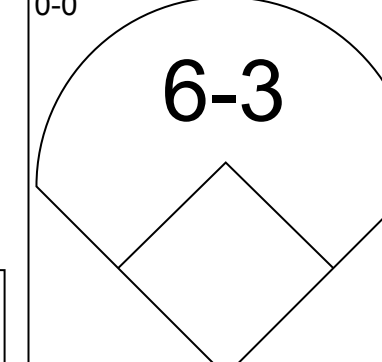
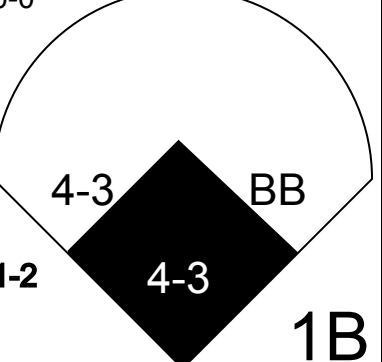


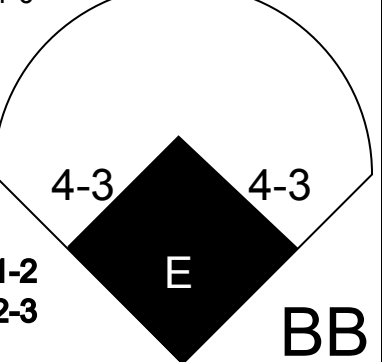


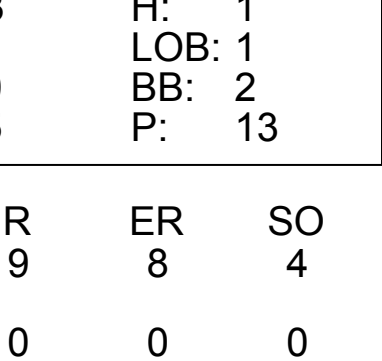
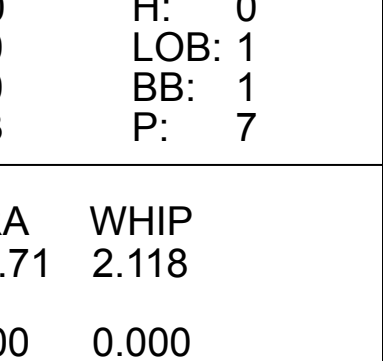
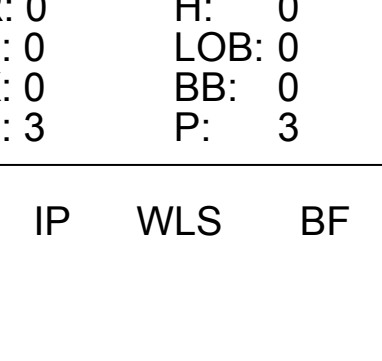

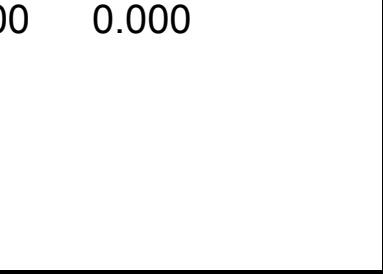



Batter	1	2	3	4	5	6	7	8	9	AB	R	H	RBI	BB	SO	LOB	TOP					
Jose Arcia, R (1,6) OBP: 0.235, SLG: 0.133 Ray Webster, L (9, PH) OBP: 0.222, SLG: 0.222	4-0 G3 S 4-3 BB		0-0 5-3			0-3 K			0-0 F9	2	1	0	0	1	1	0	<b>San Diego Padres @ Houston Astros</b> Astrodome, Houston, TX Sun Apr 19 1970, 4:33 AM EST Att: 13,344 - Dome  <b>AB 27</b> <b>R 1</b> <b>H 1</b> <b>RBI 1</b> <b>BB 2</b> <b>SO 8</b> <b>LOB 4</b>					
Van Kelly, L (1,5) OBP: 0.211, SLG: 0.200	0-0 G3			4-0 L8-3 BB		0-0 6-3			0-0 F8	3	0	0	0	1	0	1						
Cito Gaston, R (1,8) OBP: 0.377, SLG: 0.520	0-0 4-3			0-0 L8-3 1-2		0-0 2B				3	0	1	1	0	0	1						
Nate Colbert, R (1,3) OBP: 0.280, SLG: 0.578	0-3 K			0-0 F2		0-0 F8				3	0	0	0	0	1	1						
Dave Campbell, R (1,4) OBP: 0.313, SLG: 0.362		0-3 K			0-0 5-3				0-0 F5	3	0	0	0	0	1	1						
Al Ferrara, R (1,7) OBP: 0.267, SLG: 0.357		0-3 K			0-0 F7				0-0 P5	3	0	0	0	0	1	0						
Jerry Morales, R (1,9) OBP: 0.219, SLG: 0.241		0-3 K			0-0 6-3				0-0 F8	3	0	0	0	0	1	0						
Chris Cannizzaro, R (1,2) OBP: 0.270, SLG: 0.229			0-3 K			0-0 6-3			0-0 P4	3	0	0	0	0	1	0						
Al Santorini, R (1,1) Ed Spiezio, R (6, PH) Pat Dobson, R (6, 1) Ivan Murrell, R (9, PH) OBP: 0.286, SLG: 0.714			0-3 K			0-0 F2			0-3 K	1	0	0	0	0	1	0						
<b>Inning Stats</b>	R: 1 E: 0 K: 1 S: 5	H: 0 LOB: 0 BB: 1 P: 9	R: 0 E: 0 K: 3 S: 9	H: 0 LOB: 0 BB: 0 P: 9	R: 0 E: 0 K: 2 S: 7	H: 0 LOB: 0 BB: 1 P: 7	R: 0 E: 0 K: 0 S: 2	H: 0 LOB: 0 BB: 1 P: 6	R: 0 E: 0 K: 0 S: 3	H: 0 LOB: 0 BB: 0 P: 3	R: 0 E: 0 K: 1 S: 5	H: 0 LOB: 0 BB: 0 P: 5	R: 0 E: 0 K: 0 S: 4	H: 1 LOB: 1 BB: 0 P: 4	R: 0 E: 0 K: 0 S: 3	H: 0 LOB: 0 BB: 0 P: 3		R: 0 E: 0 K: 1 S: 5	H: 0 LOB: 0 BB: 0 P: 5	1B: 0 2B: 2 3B: 0 HR: 0	SF: 0 SAC: 0 DP: 1 HBP: 0	WP: 0 PB: 0 SB: 1 CS: 0
<b>PITCHER</b> Tom Griffin, R (1,1) ERA: 5.29	IP: 9.0 WLS: W BF: 29 H: 1 R: 1 ER: 1 SO: 8 BB: 2 IBB: 0 HBP: 0 BLK: 0 WP: 0 HR: 0 S: 43 P: 51 ERA: 1.00 WHIP: 0.333															<b>PITCHER</b>	IP: 9.0 WLS: W BF: 29 H: 1 R: 1 ER: 1 SO: 8 BB: 2 IBB: 0 HBP: 0 BLK: 0 WP: 0 HR: 0 S: 43 P: 51 ERA: 1.00 WHIP: 0.333					

Batter	1	2	3	4	5	6	7	8	9	AB	R	H	RBI	BB	SO	LOB	BOTTOM			
Joe Morgan, L (1,4) OBP: 0.390, SLG: 0.408	0-0 3-1			0-0 L9		0-0 P6			4-0 BB IBB	4	1	1	1	1	0	1	<b>San Diego Padres @ Houston Astros</b> Astrodome, Houston, TX Sun Apr 19 1970, 4:33 AM EST Att: 13,344 - Dome  <b>AB 32</b> <b>R 5</b> <b>H 9</b> <b>RBI 4</b> <b>BB 6</b> <b>SO 7</b> <b>LOB 18</b>			
Tommy Davis, R (1,7) OBP: 0.327, SLG: 0.458 Jim Beauchamp, R (8,7) OBP: 0.429, SLG: 0.833	0-0 FC3-6 1B	0-0 2H 1B 3B		0-0 6-3		0-0 6-3		4-0 1-2 2-3 3-H BB		4	1	2	1	0	0	1				
Jimmy Wynn, R (1,8) OBP: 0.362, SLG: 0.549	0-0 FC3-6 1B	4-0 3-H 1B BB			0-3 K		0-3 K	0-0 6-3		4	0	1	0	1	2	3				
Joe Pepitone, L (1,9) OBP: 0.318, SLG: 0.610	0-0 FC3-6 1B	0-0 4-3			0-0 BB 1B		0-3 K			4	0	1	0	0	1	4				
Denis Menke, R (1,6) OBP: 0.382, SLG: 0.511	0-0 1-2 3-H 1B		0-3 K		0-0 F9			0-0 F9		4	0	1	1	0	1	1				
John Mayberry, L (1,3) OBP: 0.323, SLG: 0.458	0-0 G3		0-0 G3		4-0 1-2 BB			0-0 1B S 2B		3	1	1	0	1	0	2				
Doug Rader, R (1,5) OBP: 0.327, SLG: 0.556		4-0 FC4-6 BB	0-3 K		0-0 5-3			4-0 S 1B BB BB		2	1	0	0	2	1	2				
Johnny Edwards, L (1,2) OBP: 0.152, SLG: 0.136		0-0 FC4-6 SH1-4 3B		0-0 2B		0-3 K		0-0 BB S 1B		4	1	2	0	0	1	1				
Tom Griffin, R (1,1) OBP: 0.200, SLG: 0.400		0-0 SH1-4		0-0 P4		0-0 1-3		1-2 2-3 3-H K		3	0	0	0	0	1	3				
<b>Inning Stats</b>	R: 1 E: 0 K: 0 S: 6	H: 3 LOB: 2 BB: 0 P: 6	R: 2 E: 0 K: 0 S: 5	H: 2 LOB: 2 BB: 2 P: 13	R: 0 E: 0 K: 2 S: 7	H: 0 LOB: 0 BB: 0 P: 7	R: 0 E: 0 K: 0 S: 4	H: 1 LOB: 1 BB: 0 P: 4	R: 0 E: 0 K: 1 S: 6	H: 1 LOB: 2 BB: 1 P: 10	R: 0 E: 0 K: 1 S: 5	H: 0 LOB: 0 BB: 0 P: 5	R: 0 E: 0 K: 2 S: 7	H: 0 LOB: 0 BB: 0 P: 7	R: 2 E: 0 K: 1 S: 7	H: 2 LOB: 3 BB: 3 P: 19		1B: 6 2B: 2 3B: 1 HR: 0	SF: 0 SAC: 1 DP: 0 HBP: 0	WP: 0 PB: 0 SB: 3 CS: 0
<b>PITCHER</b> Al Santorini, R (1,1) ERA: 3.57 Pat Dobson, R (6,1) ERA: 4.91	IP: 5.0 WLS: L BF: 25 H: 7 R: 3 ER: 3 SO: 3 BB: 3 IBB: 0 HBP: 0 BLK: 0 WP: 0 HR: 0 S: 28 P: 40 ERA: 5.40 WHIP: 2.000															<b>PITCHER</b>	IP: 5.0 WLS: L BF: 25 H: 7 R: 3 ER: 3 SO: 3 BB: 3 IBB: 0 HBP: 0 BLK: 0 WP: 0 HR: 0 S: 28 P: 40 ERA: 5.40 WHIP: 2.000			



Batter	1	2	3	4	5	6	7	8	9	AB	R	H	RBI	BB	SO	LOB	TOP					
Joe Morgan, L (1,4) OBP: 0.382, SLG: 0.375										3	1	0	0	2	2	2	<b>Houston Astros @ Pittsburgh Pirates</b> Forbes Field, Pittsburgh, PA Tue Apr 21 1970, 6:05 PM EST Att: 3,589 - Unknown					
Jesus Alou, R (1,9) OBP: 0.333, SLG: 0.200										2	1	1	0	0	0	2						
Norm Miller, L (7,PH) OBP: 0.400, SLG: 0.500										1	1	0	0	0	0	1						
Marty Martinez, S (9,PH) OBP: 0.333, SLG: 0.667										1	1	1	1	0	0	0						
Jimmy Wynn, R (1,8) OBP: 0.373, SLG: 0.617										5	1	2	5	0	0	4						
Tommy Davis, R (1,7) OBP: 0.333, SLG: 0.482										4	0	1	0	0	1	1						
Jack Billingham, R (7,1) OBP: 0.500, SLG: 0.857										0	0	0	0	0	0	0						
Jim Beauchamp, R (9,PH) OBP: 0.500, SLG: 0.857										1	0	1	1	0	0	0						
Denis Menke, R (1,6) OBP: 0.375, SLG: 0.473										5	0	0	0	0	2	2						
Bob Watson, R (1,3) OBP: 0.091, SLG: 0.182										3	1	1	0	0	1	0						
Joe Pepitone, L (8,PH) OBP: 0.320, SLG: 0.556										1	0	0	0	1	0	2						
Doug Rader, R (1,5) OBP: 0.300, SLG: 0.491										4	0	1	1	0	0	1						
Johnny Edwards, L (1,2) OBP: 0.148, SLG: 0.135										4	1	1	0	0	2	1						
Larry Dierker, R (1,1) OBP: 0.182, SLG: 0.100										2	0	0	0	0	1	1						
Jack Dilauro, S (6,1) OBP: 0.333, SLG: 0.500										0	0	0	0	0	0	0						
Keith Lampard, L (7,7) OBP: 0.333, SLG: 0.500										2	1	2	0	0	0	0						
<b>Inning Stats</b>	R: 0 E: 0 K: 1 S: 5	H: 0 LOB: 1 BB: 0 P: 6	R: 0 E: 0 K: 0 S: 3	H: 0 LOB: 0 BB: 0 P: 3	R: 3 E: 1 K: 2 S: 9	H: 2 LOB: 0 BB: 1 P: 13	R: 0 E: 0 K: 1 S: 5	H: 0 LOB: 0 BB: 0 P: 5	R: 0 E: 0 K: 1 S: 6	H: 1 LOB: 2 BB: 1 P: 10	R: 1 E: 0 K: 2 S: 9	H: 2 LOB: 1 BB: 0 P: 9	R: 2 E: 0 K: 1 S: 8	H: 3 LOB: 1 BB: 0 P: 8	R: 0 E: 0 K: 0 S: 2	H: 0 LOB: 0 BB: 1 P: 6	R: 2 E: 1 K: 1 S: 9	H: 3 LOB: 2 BB: 0 P: 9	1B: 6 2B: 4 3B: 0 HR: 1	SF: 0 SAC: 0 DP: 1 HBP: 1	WP: 0 PB: 0 SB: 0 CS: 0	PA: 42
<b>PITCHER</b>	IP WLS BF H R ER SO BB IBB HBP BLK WP HR S P ERA WHIP	6.0 W 26 5 4 3 7 2 0 1 0 0 0 1 5 5 4.50 1.167	0.2 5 3 2 2 0 0 0 0 0 0 0 1 5 5 27.00 4.500	1.1 5 1 1 1 1 1 0 0 0 0 0 0 6 10 6.75 1.500	1.0 S 6 2 1 1 1 0 0 0 0 0 0 0 8 8 9.00 2.000																	

Batter	1	2	3	4	5	6	7	8	9	AB	R	H	RBI	BB	SO	LOB	BOTTOM				
Matty Alou, L (1,8) OBP: 0.288, SLG: 0.313										5	1	2	3	0	0	2	<b>Houston Astros @ Pittsburgh Pirates</b> Forbes Field, Pittsburgh, PA Tue Apr 21 1970, 6:05 PM EST Att: 3,589 - Unknown				
Richie Hebner, L (1,5) OBP: 0.375, SLG: 0.500										4	1	0	1	0	0	3					
Roberto Clemente, R (1,9) OBP: 0.447, SLG: 0.545										4	1	2	2	0	0	0					
Willie Stargell, L (1,7) OBP: 0.184, SLG: 0.156										3	0	0	0	1	0	3					
Al Oliver, L (1,3) OBP: 0.262, SLG: 0.439										4	0	1	1	0	0	1					
Manny Sanguillen, R (1,2) OBP: 0.143, SLG: 0.286										4	1	1	0	0	1	2					
Gene Alley, R (1,6) OBP: 0.167, SLG: 0.225										3	2	1	0	1	1	0					
Bill Mazerowski, R (1,4) OBP: 0.267, SLG: 0.317										4	2	2	1	0	0	0					
Bob Veale, S (1,1) ERA: 4.25										1	1	0	0	1	1	0					
Jose Pagan, R (6,PH) ERA: 7.5										1	0	0	0	0	1	2					
Chuck Hartenstein, R (7,1) ERA: 4.91										0	0	0	0	0	0	0					
Gene Garber, R (7,1) ERA: 4.91										0	0	0	0	0	0	0					
Joe Gibbon, R (9,1) ERA: 4.91										0	0	0	0	0	0	0					
<b>Inning Stats</b>	R: 1 E: 0 K: 0 S: 6	H: 3 LOB: 2 BB: 0 P: 6	R: 3 E: 1 K: 0 S: 5	H: 1 LOB: 2 BB: 2 P: 13	R: 0 E: 0 K: 2 S: 7	H: 0 LOB: 0 BB: 0 P: 7	R: 0 E: 0 K: 1 S: 5	H: 0 LOB: 0 BB: 0 P: 5	R: 0 E: 0 K: 0 S: 3	H: 0 LOB: 1 BB: 1 P: 7	R: 5 E: 0 K: 1 S: 10	H: 5 LOB: 0 BB: 0 P: 10	R: 0 E: 0 K: 0 S: 3	H: 0 LOB: 0 BB: 0 P: 3	R: 0 E: 0 K: 0 S: 3	H: 0 LOB: 0 BB: 0 P: 3		1B: 6 2B: 2 3B: 0 HR: 1	SF: 0 SAC: 0 DP: 0 HBP: 0	WP: 0 PB: 0 SB: 0 CS: 0	PA: 37
<b>PITCHER</b>	IP WLS BF H R ER SO BB IBB HBP BLK WP HR S P ERA WHIP	5.2 L 30 9 9 8 4 3 0 0 0 0 0 0 1 1 12.71 2.118	0.1 1 0 0 0 0 0 0 0 0 0 0 0 1 1 0.00 0.000	2.0 6 0 0 0 0 0 0 0 0 0 0 0 6 6 0.00 0.000																	



Batter	1	2	3	4	5	6	7	8	9	AB	R	H	RBI	BB	SO	LOB	TOP			
Joe Morgan, L OBP: 0.361, SLG: 0.350 (1, 4)	F4		G3			3-1		F6		4	0	0	0	0	0	0	<b>Houston Astros @ Pittsburgh Pirates</b> Forbes Field, Pittsburgh, PA Wed Apr 22 1970, 6:05 PM EST Att: 6,178 - Unknown - 63 F			
Tommy Davis, R OBP: 0.328, SLG: 0.467 (1, 7)	L5-3 1B			4-3		F9		6-3		4	0	1	0	0	0	0				
Jimmy Wynn, R OBP: 0.366, SLG: 0.587 (1, 8)	L5-3			BLK BB		6-3		L7		3	0	0	0	1	0	1				
Joe Pepitone, L OBP: 0.315, SLG: 0.571 (1, 9)		6-3 3B		F6			L9		F9	4	1	1	0	0	0	1				
Denis Menke, R OBP: 0.368, SLG: 0.448 (1, 6)		6-3			4-0 BB		1-3		K	3	0	0	1	1	1	0				
John Mayberry, L OBP: 0.282, SLG: 0.355 (1, 3)	3-H 4-3			BB		F7		BB 1B HBP		3	0	0	0	0	0	2				
Doug Rader, R OBP: 0.302, SLG: 0.482 (1, 5)		1-3				5-3		BB 1-2 1B		3	0	1	0	0	0	0				
Johnny Edwards, L OBP: 0.158, SLG: 0.130 (1, 2)			4-3			F8		BB 1-2 2-3 BB		2	0	0	0	1	0	0				
Denny Lemaster, R OBP: 0.222, SLG: 0.125 Jim Ray, R (5, 1)			K			F6		K		2	0	0	0	0	1	0				
Keith Lampard, L OBP: 0.286, SLG: 0.429 Ron Cook, L (7, 1)						F6		K		0	0	0	0	0	0	0				
<b>Inning Stats</b>	R: 0 E: 0 K: 0 S: 3	H: 1 LOB: 0 BB: 0 P: 3	R: 1 E: 0 K: 0 S: 4	H: 1 LOB: 0 BB: 0 P: 4	R: 0 E: 0 K: 1 S: 5	H: 0 LOB: 0 BB: 0 P: 5	R: 0 E: 0 K: 0 S: 3	H: 0 LOB: 2 BB: 0 P: 11	R: 0 E: 0 K: 0 S: 3	H: 0 LOB: 0 BB: 0 P: 3	R: 0 E: 0 K: 1 S: 6	H: 1 LOB: 3 BB: 1 P: 11	R: 0 E: 0 K: 0 S: 3	H: 0 LOB: 0 BB: 0 P: 3	R: 0 E: 0 K: 1 S: 5	H: 0 LOB: 0 BB: 0 P: 5	1B: 2 2B: 1 3B: 1 HR: 0	SF: 0 SAC: 0 DP: 1 HBP: 1	WP: 0 PB: 0 SB: 0 CS: 0	PA: 33
<b>PITCHER</b> Steve Blass, R ERA: 2.61 (1, 1)	IP: 9.0 WLS: W BF: 33 H: 3 R: 1 ER: 1 SO: 3 BB: 3 IBB: 0 HBP: 1 BLK: 1 WP: 0 HR: 0 S: 35 P: 48 ERA: 1.00 WHIP: 0.667																			

AB	29
R	1
H	3
RBI	1
BB	3
SO	3
LOB	7



Batter	1	2	3	4	5	6	7	8	9	AB	R	H	RBI	BB	SO	LOB	BOTTOM			
Matty Alou, L OBP: 0.263, SLG: 0.283 (1, 8)	F7	F4		6-3		G3		4-3		5	0	0	0	0	0	2	<b>Houston Astros @ Pittsburgh Pirates</b> Forbes Field, Pittsburgh, PA Wed Apr 22 1970, 6:05 PM EST Att: 6,178 - Unknown - 63 F			
Richie Hebner, L OBP: 0.345, SLG: 0.481 (1, 5)	K		K		3B	F8		L7		5	1	1	0	0	2	0				
Roberto Clemente, R OBP: 0.465, SLG: 0.658 (1, 9)					BB	4-3		6-3		5	1	3	1	0	0	0				
Bob Robertson, R OBP: 0.526, SLG: 0.688 Al Oliver, L OBP: 0.262, SLG: 0.439 (8, 3)	BB				BB	BB		BB		1	1	0	0	3	1	1				
Willie Stargell, L OBP: 0.214, SLG: 0.171 (1, 7)	K				BB	BB		FC3-6 BB		0	0	0	0	0	0	0				
Manny Sanguillen, R OBP: 0.364, SLG: 0.455 (1, 2)		E 6-3 1B		F9		BB		E 1-2 1B		4	0	3	1	0	0	2				
Gene Alley, R OBP: 0.163, SLG: 0.220 Freddie Patek, R OBP: 0.333, SLG: 0.600 (3, 6)						BB		1-2 2-H 1B		1	0	0	0	0	0	1				
Bill Mazerowski, R OBP: 0.286, SLG: 0.318 (1, 4)						SF9 3B		5-3		3	1	1	0	0	1	3				
Steve Blass, R OBP: 0.091, SLG: 0.100 (1, 1)								BB		3	0	1	1	0	1	5				
<b>Inning Stats</b>	R: 0 E: 0 K: 2 S: 8	H: 1 LOB: 2 BB: 1 P: 12	R: 0 E: 1 K: 0 S: 5	H: 1 LOB: 2 BB: 0 P: 5	R: 0 E: 0 K: 2 S: 8	H: 1 LOB: 2 BB: 1 P: 12	R: 0 E: 0 K: 0 S: 4	H: 1 LOB: 0 BB: 0 P: 4	R: 4 E: 0 K: 1 S: 9	H: 5 LOB: 1 BB: 1 P: 13	R: 0 E: 0 K: 0 S: 3	H: 0 LOB: 0 BB: 0 P: 3	R: 1 E: 1 K: 1 S: 6	H: 1 LOB: 2 BB: 2 P: 14	R: 0 E: 0 K: 0 S: 3	H: 0 LOB: 0 BB: 0 P: 3		1B: 5 2B: 3 3B: 2 HR: 0	SF: 1 SAC: 0 DP: 1 HBP: 0	WP: 0 PB: 0 SB: 0 CS: 0
<b>PITCHER</b> Denny Lemaster, L ERA: 3.54 Jim Ray, R ERA: 3.07 Ron Cook, L ERA: 1.8 (1, 1)	IP: 4.0 WLS: L BF: 23 H: 7 R: 5 ER: 5 SO: 4 BB: 3 IBB: 0 HBP: 0 BLK: 0 WP: 0 HR: 0 S: 28 P: 40 ERA: 11.25 WHIP: 2.500																			



Batter	1	2	3	4	5	6	7	8	9	AB	R	H	RBI	BB	SO	LOB	TOP					
Joe Morgan, L (1,4) OBP: 0.342, SLG: 0.328	F2		FC6-4			F8		K		4	0	0	0	0	1	1	<b>Houston Astros @ Chicago Cubs</b> Wrigley Field, Chicago, IL Fri Apr 24 1970, 3:33 AM CST Att: 10,840 - Sunny - 65 F					
Jesus Alou, R (1,9) OBP: 0.313, SLG: 0.286	3-1		F7			1B		5-3		4	1	1	0	0	0	1						
Jimmy Wynn, R (1,8) OBP: 0.373, SLG: 0.576	BB				P5	1B		K		3	1	1	1	1	1	0						
Jim Beauchamp, R (1,7) OBP: 0.583, SLG: 0.800	K				CS	1B				3	1	2	0	1	1	1						
Denis Menke, R (1,6) OBP: 0.361, SLG: 0.459			K		BB			2B		3	0	1	1	0	2	1						
Bob Watson, R (1,3) OBP: 0.097, SLG: 0.143										3	0	0	1	0	2	1						
Doug Rader, R (1,5) OBP: 0.299, SLG: 0.458										3	0	0	0	1	1	1						
Marty Martinez, S (1,2) OBP: 0.143, SLG: 0.286										4	0	0	0	0	1	2						
Tom Griffin, R (1,1) OBP: 0.286, SLG: 0.333										1	0	0	0	1	0	1						
Joe Pepitone, L (7,PH) OBP: 0.309, SLG: 0.560										1	0	0	0	0	1	0						
Jack Billingham, R (7,1)										0	0	0	0	0	0	0						
Jack Dilauro, S (7,1)										0	0	0	0	0	0	0						
Don Wilson, R (8,1)										0	0	0	0	0	0	0						
<b>Inning Stats</b>	R: 0 E: 0 K: 1 S: 5	H: 0 LOB: 1 BB: 1 P: 9	R: 0 E: 0 K: 3 S: 9	H: 0 LOB: 0 BB: 0 P: 9	R: 0 E: 0 K: 0 S: 3	H: 0 LOB: 1 BB: 1 P: 7	R: 0 E: 0 K: 1 S: 4	H: 0 LOB: 0 BB: 1 P: 8	R: 0 E: 0 K: 0 S: 3	H: 0 LOB: 1 BB: 1 P: 7	R: 2 E: 0 K: 1 S: 8	H: 3 LOB: 1 BB: 0 P: 8	R: 0 E: 0 K: 1 S: 5	H: 0 LOB: 0 BB: 0 P: 5	R: 0 E: 0 K: 2 S: 7	H: 0 LOB: 0 BB: 0 P: 7	R: 1 E: 0 K: 1 S: 7	H: 2 LOB: 1 BB: 0 P: 7	1B: 3 2B: 2 3B: 0 HR: 0	SF: 2 SAC: 0 DP: 0 HBP: 0	WP: 0 PB: 0 SB: 1 CS: 1	PA: 35
<b>PITCHER</b> Ken Holtzman, L (1,1) ERA: 2.7	IP: 9.0 WLS: W BF: 35 H: 5 R: 3 ER: 3 SO: 10 BB: 4 IBB: 0 HBP: 0 BLK: 0 WP: 0 HR: 0 S: 51 P: 67 ERA: 3.00 WHIP: 1.000															<b>PITCHER</b>						

Batter	1	2	3	4	5	6	7	8	9	AB	R	H	RBI	BB	SO	LOB	BOTTOM				
Don Kessinger, S (1,6) OBP: 0.426, SLG: 0.477	K	FC4				P6		L7		5	0	0	0	0	1	3	<b>Houston Astros @ Chicago Cubs</b> Wrigley Field, Chicago, IL Fri Apr 24 1970, 3:33 AM CST Att: 10,840 - Sunny - 65 F				
Glenn Beckert, R (1,4) OBP: 0.353, SLG: 0.326	BB		1-3			F9		6-3		4	0	0	0	1	0	0					
Billy Williams, L (1,7) OBP: 0.327, SLG: 0.571	BB		3-1							3	0	1	0	1	1	0					
Ron Santo, R (1,5) OBP: 0.353, SLG: 0.341	BB					FC1-4		K		4	2	1	0	0	0	3					
Johnny Callison, L (1,9) OBP: 0.367, SLG: 0.674						1B				4	2	3	2	0	0	2					
14 Ernie Banks, R (1,3) OBP: 0.388, SLG: 0.333						14 E		14 S		4	0	1	0	0	0	2					
Jim Hickman, R (1,8) OBP: 0.523, SLG: 0.531						1B		2B		1	1	0	0	3	1	1					
J.C. Martin, L (1,2) OBP: 0.227, SLG: 0.158						BB		1B		4	1	2	1	0	0	3					
Ken Holtzman, R (1,1) OBP: 0.143, SLG: 0.214						1B		F9		4	0	1	2	0	1	2					
<b>Inning Stats</b>	R: 0 E: 0 K: 1 S: 5	H: 1 LOB: 2 BB: 2 P: 13	R: 0 E: 0 K: 1 S: 6	H: 1 LOB: 1 BB: 1 P: 10	R: 0 E: 0 K: 0 S: 3	H: 0 LOB: 0 BB: 0 P: 3	R: 0 E: 0 K: 1 S: 6	H: 1 LOB: 1 BB: 0 P: 6	R: 0 E: 0 K: 0 S: 3	H: 0 LOB: 0 BB: 0 P: 3	R: 4 E: 0 K: 0 S: 7	H: 4 LOB: 1 BB: 1 P: 11	R: 2 E: 0 K: 1 S: 8	H: 3 LOB: 2 BB: 1 P: 12	R: 0 E: 0 K: 0 S: 3	H: 0 LOB: 0 BB: 0 P: 3		R: 0 E: 0 K: 0 S: 3	1B: 6 2B: 2 3B: 0 HR: 1	SF: 0 SAC: 0 DP: 0 HBP: 0	WP: 1 PB: 0 SB: 1 CS: 0
<b>PITCHER</b> Tom Griffin, R (1,1) ERA: 5.48	IP: 6.0 WLS: L BF: 28 H: 6 R: 4 ER: 4 SO: 3 BB: 4 IBB: 0 HBP: 0 BLK: 0 WP: 1 HR: 0 S: 30 P: 46 ERA: 6.00 WHIP: 1.667															<b>PITCHER</b>					
Jack Billingham, R (7,1) ERA: 6.17	0.2	6	3	2	2	1	1	0	0	0	0	0	0	0	0	0	1	7	11	27.00	6.000
Jack Dilauro, L (7,1) ERA: 7.11	0.1	1	0	0	0	0	0	0	0	0	0	0	0	0	0	0	1	1	0.00	0.000	
Don Wilson, R (8,1) ERA:	1.0	3	0	0	0	0	0	0	0	0	0	0	0	0	0	0	0	3	3	0.00	0.000

AB	29
R	3
H	5
RBI	3
BB	4
SO	10
LOB	9



Batter	1	2	3	4	5	6	7	8	9	AB	R	H	RBI	BB	SO	LOB	TOP										
Joe Morgan, L (1.4) OBP: 0.333, SLG: 0.309	3-1	L6		1-3				G4-3		4	0	0	0	1	0	3											
Norm Miller, L (1.7) OBP: 0.382, SLG: 0.467	K	1B			5-3	F7			5-3	4	0	1	1	0	1	2											
Jesus Alou, R (9, PH) OBP: 0.294, SLG: 0.267		1B								1	0	0	0	0	0	0											
Jimmy Wynn, R (1.8) OBP: 0.388, SLG: 0.620	HR	1B			4-3	P4			K	5	2	3	1	0	1	2											
Joe Pepitone, L (1.9) OBP: 0.333, SLG: 0.600	E3				4-3					5	0	3	0	0	0	1											
Denis Menke, R (1.6) OBP: 0.351, SLG: 0.439	FC6									5	0	1	1	0	1	4											
John Mayberry, L (1.3) OBP: 0.279, SLG: 0.343		K			G3-6-1					4	0	1	0	0	1	3											
Doug Rader, R (1.5) OBP: 0.310, SLG: 0.468		1B			F9					3	2	1	0	0	0	3											
Johnny Edwards, L (1.2) OBP: 0.164, SLG: 0.138		1B			6-3				4-3	4	1	1	0	0	0	1											
Jim Bouton, R (1.1) OBP: 0.455, SLG: 0.400					4-3					2	0	1	1	0	0	0											
Jim Foy, R (5, PH) OBP: 0.125, SLG: 0.200										0	0	0	0	0	0	0											
Bob Watson, R (6, PH) OBP: 0.125, SLG: 0.200										0	0	0	0	0	0	0											
Don Wilson, R (6, PH) OBP: 0.125, SLG: 0.200										0	0	0	0	0	0	0											
Keith Lampard, L (8, PH) OBP: 0.125, SLG: 0.200										1	0	1	1	0	0	0											
Fred Gladding, L (8, PH) OBP: 0.125, SLG: 0.200										0	0	0	0	0	0	0											
<b>Inning Stats</b>	R: 1 E: 1 K: 1 S: 7	H: 1 LOB: 1 BB: 0 P: 7	R: 2 E: 0 K: 1 S: 8	H: 4 LOB: 2 BB: 0 P: 9	R: 0 E: 1 K: 0 S: 4	H: 1 LOB: 1 BB: 0 P: 4	R: 0 E: 0 K: 0 S: 3	H: 0 LOB: 0 BB: 0 P: 3	R: 1 E: 0 K: 0 S: 6	H: 3 LOB: 2 BB: 0 P: 6	R: 0 E: 0 K: 0 S: 4	H: 1 LOB: 2 BB: 1 P: 8	R: 0 E: 0 K: 0 S: 3	H: 1 LOB: 0 BB: 0 P: 3	R: 1 E: 0 K: 0 S: 4	H: 2 LOB: 0 BB: 0 P: 4	R: 0 E: 0 K: 2 S: 8	H: 1 LOB: 1 BB: 0 P: 8	1B: 11 2B: 3 3B: 1 HR: 1	SF: 0 SAC: 0 DP: 3 HBP: 1	WP: 0 PA: 41 PB: 0 SB: 0 CS: 0						
<b>PITCHER</b>	IP	WLS	BF	H	R	ER	SO	BB	IBB	HBP	BLK	WP	HR	S	P	ERA	WHIP										
Bill Hands, R (1.1) ERA: 2.7	7.0	W	33	11	4	4	2	1	0	1	0	0	1	35	40	5.14	1.714										
Ted Abernathy, R (8, 1) ERA: 3.99	0.1		3	2	1	1	0	0	0	0	0	0	0	3	3	27.00	6.000										
Hank Aguirre, L (8, 1) ERA: 4.5	1.2	S	5	1	0	0	2	0	0	0	0	0	0	9	9	0.00	0.600										

Houston Astros @ Chicago Cubs  
Wrigley Field, Chicago, IL  
Sat Apr 25 1970, 3:33 AM CST  
Att: 25,389 - Cloudy - 73 F

AB	39
R	5
H	14
RBI	5
BB	1
SO	4
LOB	19



Batter	1	2	3	4	5	6	7	8	9	AB	R	H	RBI	BB	SO	LOB	BOTTOM										
Don Kessinger, S (1.6) OBP: 0.424, SLG: 0.490	1B		1B	1-3		E6	F8			5	3	2	0	0	0	2											
Glenn Beckert, R (1.4) OBP: 0.393, SLG: 0.431	3-1		1B			BB	HR	P4		5	3	4	2	0	0	0											
Billy Williams, L (1.7) OBP: 0.351, SLG: 0.623	3-1		1B			BB	BB			4	2	2	3	1	0	4											
Ron Santo, R (1.5) OBP: 0.339, SLG: 0.313	K		K			P4		6-3		4	0	0	1	1	2	4											
Johnny Callison, L (1.9) OBP: 0.389, SLG: 0.673	F7		F2			BB		14		3	1	1	1	2	0	3											
14 Ernie Banks, R (1.3) OBP: 0.389, SLG: 0.426		6-3	HR			F8	F3			5	1	2	4	0	0	5											
Jim Hickman, R (1.8) OBP: 0.490, SLG: 0.486										5	0	1	0	0	0	6											
Cleo James, R (9, 8) OBP: 0.333, SLG: 0.333			F5			P5	FC5-4	6-3		0	0	0	0	0	0	0											
J.C. Martin, L (1.2) OBP: 0.231, SLG: 0.174		G3				P4		4-3		4	1	1	0	0	0	1											
Bill Hands, R (1.1)										2	0	0	0	1	0	1											
Jimmie Hall, L (7, PH)										1	0	0	0	0	0	0											
Ted Abernathy, R (8, 1)										0	0	0	0	0	0	0											
Hank Aguirre, R (8, 1)										0	0	0	0	0	0	0											
<b>Inning Stats</b>	R: 1 E: 0 K: 1 S: 7	H: 2 LOB: 1 BB: 0 P: 7	R: 0 E: 0 K: 0 S: 4	H: 1 LOB: 1 BB: 0 P: 4	R: 4 E: 0 K: 1 S: 9	H: 4 LOB: 0 BB: 0 P: 9	R: 0 E: 0 K: 0 S: 3	H: 0 LOB: 0 BB: 0 P: 3	R: 1 E: 0 K: 0 S: 4	H: 1 LOB: 2 BB: 2 P: 12	R: 3 E: 1 K: 0 S: 6	H: 2 LOB: 3 BB: 3 P: 18	R: 0 E: 0 K: 0 S: 3	H: 0 LOB: 0 BB: 0 P: 3	R: 2 E: 0 K: 0 S: 6	H: 3 LOB: 1 BB: 0 P: 6	R: 0 E: 0 K: 2 S: 8	H: 1 LOB: 1 BB: 0 P: 8	1B: 7 2B: 3 3B: 0 HR: 3	SF: 0 SAC: 0 DP: 0 HBP: 0	WP: 0 PA: 43 PB: 0 SB: 0 CS: 0						
<b>PITCHER</b>	IP	WLS	BF	H	R	ER	SO	BB	IBB	HBP	BLK	WP	HR	S	P	ERA	WHIP										
Jim Bouton, R (1.1) ERA: 7.03	4.0	L	20	8	6	6	2	2	0	0	0	0	2	24	24	13.50	2.000										
Jim Ray, R (5, 1) ERA: 2.87	1.0		5	0	0	0	0	2	0	0	0	0	0	3	11	0.00	2.000										
Don Wilson, R (6, 1) ERA: 6.0	2.0		12	2	3	2	0	3	0	0	0	0	0	9	21	9.00	2.500										
Fred Gladding, R (8, 1) ERA: 5.4	1.0		6	3	2	2	0	0	0	0	0	0	1	6	6	18.00	3.000										

Houston Astros @ Chicago Cubs  
Wrigley Field, Chicago, IL  
Sat Apr 25 1970, 3:33 AM CST  
Att: 25,389 - Cloudy - 73 F

AB	38
R	11
H	13
RBI	11
BB	5
SO	2
LOB	26



Batter	1	2	3	4	5	6	7	8	9	AB	R	H	RBI	BB	SO	LOB	TOP					
Joe Morgan, L OBP: 0.326, SLG: 0.315 (1, 4)										5	0	1	0	0	0	4	Houston Astros @ Chicago Cubs Wrigley Field, Chicago, IL Sun Apr 26 1970, 3:33 AM CDT Att: 31,529 - Sunny - 68 F					
Norm Miller, L OBP: 0.359, SLG: 0.412 (1, 7) (7, 9)										4	0	0	0	1	1	4						
Jimmy Wynn, R OBP: 0.369, SLG: 0.587 Jim Ray, R (7, 1)										4	0	0	0	0	0	2						
Joe Pepitone, L OBP: 0.313, SLG: 0.559 (7, 8)										4	0	0	0	0	2	1						
Denis Menke, R OBP: 0.358, SLG: 0.471 (1, 6)										4	0	2	0	0	0	0						
John Mayberry, L OBP: 0.277, SLG: 0.333 (1, 3)										4	1	1	0	0	1	2						
Doug Rader, R OBP: 0.320, SLG: 0.470 (1, 5)										4	1	2	0	0	0	1						
Johnny Edwards, L OBP: 0.185, SLG: 0.210 (1, 2)										4	1	2	3	0	1	1						
Larry Dierker, R OBP: 0.231, SLG: 0.167 Keith Lampard, L OBP: 0.500, SLG: 0.667 (7, PH) (7, 7)										2	0	1	0	0	1	0						
<b>Inning Stats</b>	R: 0 E: 0 K: 2 S: 8	H: 1 LOB: 1 BB: 0 P: 8	R: 0 E: 0 K: 2 S: 8	H: 1 LOB: 1 BB: 0 P: 8	R: 0 E: 0 K: 1 S: 5	H: 0 LOB: 0 BB: 0 P: 5	R: 0 E: 0 K: 0 S: 4	H: 1 LOB: 1 BB: 0 P: 4	R: 0 E: 0 K: 0 S: 5	H: 2 LOB: 2 BB: 0 P: 5	R: 0 E: 0 K: 1 S: 5	H: 0 LOB: 0 BB: 0 P: 5	R: 3 E: 0 K: 0 S: 5	H: 3 LOB: 1 BB: 2 P: 13	R: 0 E: 0 K: 0 S: 4	H: 1 LOB: 1 BB: 0 P: 4	R: 0 E: 0 K: 0 S: 4	H: 1 LOB: 1 BB: 0 P: 4	1B: 6 2B: 2 3B: 1 HR: 1	SF: 0 SAC: 0 DP: 1 HBP: 0	WP: 0 PB: 0 SB: 0 CS: 0	PA: 38
<b>PITCHER</b> Fergie Jenkins, R ERA: 3.6 (1, 1)	IP: 9.0 WLS: W BF: 38	H: 10 R: 3 ER: 3 SO: 6	BB: 2 IBB: 0 HBP: 0 BLK: 0	WP: 0 HR: 1 S: 48 P: 56	ERA: 3.00 WHIP: 1.333	<b>PITCHER</b> IP: 9.0 WLS: W BF: 38 H: 10 R: 3 ER: 3 SO: 6 BB: 2 IBB: 0 HBP: 0 BLK: 0 WP: 0 HR: 1 S: 48 P: 56 ERA: 3.00 WHIP: 1.333																

AB	36
R	3
H	10
RBI	3
BB	2
SO	6
LOB	15



Batter	1	2	3	4	5	6	7	8	9	AB	R	H	RBI	BB	SO	LOB	BOTTOM			
Don Kessinger, S OBP: 0.425, SLG: 0.509 (1, 6)										4	1	2	0	0	0	1	Houston Astros @ Chicago Cubs Wrigley Field, Chicago, IL Sun Apr 26 1970, 3:33 AM CDT Att: 31,529 - Sunny - 68 F			
Glenn Beckert, R OBP: 0.383, SLG: 0.418 (1, 4)										4	1	1	0	0	0	1				
Billy Williams, L OBP: 0.361, SLG: 0.661 (1, 7)										3	2	1	1	1	1	1				
Ron Santo, R OBP: 0.333, SLG: 0.365 (1, 5)										4	1	1	4	0	1	1				
Johnny Callison, L OBP: 0.379, SLG: 0.635 (1, 9)										3	0	0	0	1	1	0				
14 Ernie Banks, R OBP: 0.368, SLG: 0.400 (1, 3)										3	0	0	0	0	0	1				
Jim Hickman, R OBP: 0.481, SLG: 0.550 (1, 8)										3	1	1	1	0	1	0				
J.C. Martin, L OBP: 0.207, SLG: 0.154 (1, 2)										3	0	0	0	0	0	0				
Fergie Jenkins, R OBP: 0.077, SLG: 0.077 (1, 1)										3	0	1	0	0	0	0				
<b>Inning Stats</b>	R: 0 E: 0 K: 0 S: 4	H: 2 LOB: 1 BB: 0 P: 4	R: 0 E: 0 K: 2 S: 7	H: 0 LOB: 0 BB: 0 P: 7	R: 0 E: 0 K: 0 S: 3	H: 1 LOB: 0 BB: 0 P: 3	R: 1 E: 0 K: 1 S: 6	H: 1 LOB: 1 BB: 1 P: 10	R: 0 E: 0 K: 0 S: 3	H: 0 LOB: 0 BB: 0 P: 3	R: 5 E: 1 K: 0 S: 7	H: 3 LOB: 0 BB: 1 P: 11	R: 0 E: 0 K: 0 S: 3	H: 0 LOB: 0 BB: 0 P: 3	R: 0 E: 0 K: 1 S: 5	H: 0 LOB: 0 BB: 0 P: 5	1B: 3 2B: 1 3B: 0 HR: 3	SF: 0 SAC: 0 DP: 1 HBP: 0	WP: 0 PB: 0 SB: 0 CS: 0	PA: 32
<b>PITCHER</b> Larry Dierker, R ERA: 4.54 Jim Ray, R ERA: 2.55 (7, 1)	IP: 6.0 WLS: L BF: 26	H: 7 R: 6 ER: 4 SO: 3	BB: 2 IBB: 0 HBP: 0 BLK: 0	WP: 0 HR: 3 S: 30 P: 38	ERA: 6.00 WHIP: 1.500	<b>PITCHER</b> IP: 2.0 WLS: L BF: 6 H: 0 R: 0 ER: 0 SO: 1 BB: 0 IBB: 0 HBP: 0 BLK: 0 WP: 0 HR: 0 S: 8 P: 8 ERA: 0.00 WHIP: 0.000														

AB	30
R	6
H	7
RBI	6
BB	2
SO	4
LOB	5



Batter	1	2	3	4	5	6	7	8	9	AB	R	H	RBI	BB	SO	LOB	TOP					
Joe Morgan, L (1,4) OBP: 0.352, SLG: 0.329										3	0	2	0	2	1	2	<b>Houston Astros @ Cincinnati Reds</b> Crosley Field, Cincinnati, OH Tue Apr 28 1970, 7:05 PM EDT Alt. 7, 884 - Unknown - 70 F					
Norm Miller, L (1,9) OBP: 0.348, SLG: 0.395										4	0	1	0	0	1	3						
Bob Watson, R (9, PH) OBP: 0.118, SLG: 0.188										1	0	0	0	0	0	1						
Leon McFadden, R (9, FR)										0	0	0	0	0	0	0						
Jimmy Wynn, R (1,8) OBP: 0.382, SLG: 0.577										3	0	1	0	2	1	3						
Joe Pepitone, L (1,3) OBP: 0.294, SLG: 0.524										4	0	0	0	0	0	7						
Denis Menke, R (1,6) OBP: 0.341, SLG: 0.446										4	0	0	0	0	0	0						
Keith Lampard, L (1,7) OBP: 0.500, SLG: 0.615									4	1	2	0	0	1	0							
Doug Rader, R (1,5) OBP: 0.329, SLG: 0.464									3	0	1	0	1	0	1							
Johnny Edwards, L (1,2) OBP: 0.188, SLG: 0.212									4	0	1	0	0	0	2							
Denny Lemaster, R (1,1) OBP: 0.182, SLG: 0.111										1	0	0	1	0	0	0						
Tommy Davis, R (7, PH) OBP: 0.339, SLG: 0.475										1	0	1	0	0	0	0						
Jim Ray, R (7, 1)										0	0	0	0	0	0	0						
John Mayberry, L (9, PH) OBP: 0.292, SLG: 0.425										1	1	1	1	0	0	0						
<b>Inning Stats</b>	R: 0 E: 0 K: 0 S: 2	H: 0 LOB: 1 BB: 2 P: 10	R: 1 E: 0 K: 1 S: 8	H: 3 LOB: 2 BB: 0 P: 8	R: 0 E: 0 K: 1 S: 2	H: 0 LOB: 0 BB: 1 P: 6	R: 0 E: 0 K: 1 S: 5	H: 0 LOB: 1 BB: 1 P: 9	R: 0 E: 0 K: 1 S: 7	H: 2 LOB: 2 BB: 0 P: 7	R: 0 E: 0 K: 0 S: 3	H: 0 LOB: 0 BB: 0 P: 3	R: 0 E: 0 K: 1 S: 8	H: 3 LOB: 3 BB: 0 P: 8	R: 0 E: 0 K: 0 S: 4	H: 1 LOB: 1 BB: 0 P: 4	R: 1 E: 0 K: 0 S: 3	H: 1 LOB: 1 BB: 1 P: 7	1B: 9 2B: 0 3B: 0 HR: 1	SF: 1 SAC: 0 DP: 1 HBP: 0	WP: 0 PB: 0 SB: 0 CS: 2	PA: 40
<b>PITCHER</b>	IP WLS BF H R ER SO BB IBB HBP BLK WP HR S P ERA WHIP																					
Gary Nolan, R (1,1) ERA: 2.52	8.0 W 36 10 2 2 4 4 0 0 0 0 0 1 40 56 2.25 1.750																					
Don Gullett, L (9,1) ERA:	0.0 1 0 0 0 0 1 0 0 0 0 0 0 0 4 ∞ ∞																					
Wayne Granger, R (9,1) ERA: 1.8	1.0 S 2 0 0 0 0 0 0 0 0 0 0 0 2 2 0.00 0.000																					

AB	33
R	2
H	10
RBI	2
BB	5
SO	4
LOB	19



Batter	1	2	3	4	5	6	7	8	9	AB	R	H	RBI	BB	SO	LOB	BOTTOM			
Pete Rose, S (1,9) OBP: 0.362, SLG: 0.407										4	0	2	0	0	0	0	<b>Houston Astros @ Cincinnati Reds</b> Crosley Field, Cincinnati, OH Tue Apr 28 1970, 7:05 PM EDT Alt. 7, 884 - Unknown - 70 F			
Tommy Helms, R (1,4) OBP: 0.247, SLG: 0.267										4	0	0	0	0	0	2				
Bobby Tolan, L (1,8) OBP: 0.309, SLG: 0.534									4	2	1	0	0	0	1					
Tony Perez, R (1,5) OBP: 0.549, SLG: 0.882									3	1	2	3	1	1	0					
Johnny Bench, R (1,2) OBP: 0.258, SLG: 0.494									4	1	1	0	0	0	3					
Lee May, R (1,3) OBP: 0.313, SLG: 0.544									2	0	0	1	1	0	2					
Hal McRae, R (1,7) OBP: 0.310, SLG: 0.607									3	0	0	0	0	0	3					
Jimmy Stewart, S (7,7) OBP: 0.200, SLG: 0.077									1	0	0	0	0	0	2					
Dave Concepcion, R (1,6) OBP: 0.303, SLG: 0.361										3	0	0	0	0	1	0				
Gary Nolan, R (1,1) OBP: 0.188, SLG: 0.071										3	0	0	0	0	0	0				
Don Gullett, R (9,1) OBP: 0.750, SLG: 1.333										0	0	0	0	0	0	0				
Wayne Granger, R (9,1) ERA: 2.29										0	0	0	0	0	0	0				
<b>Inning Stats</b>	R: 1 E: 1 K: 0 S: 6	H: 2 LOB: 3 BB: 1 P: 10	R: 0 E: 0 K: 0 S: 3	H: 0 LOB: 0 BB: 0 P: 3	R: 3 E: 1 K: 0 S: 6	H: 2 LOB: 0 BB: 0 P: 6	R: 0 E: 0 K: 1 S: 5	H: 0 LOB: 0 BB: 0 P: 5	R: 0 E: 0 K: 0 S: 3	H: 0 LOB: 0 BB: 0 P: 3	R: 0 E: 1 K: 0 S: 4	H: 1 LOB: 1 BB: 0 P: 4	R: 0 E: 0 K: 0 S: 4	H: 1 LOB: 2 BB: 1 P: 8	R: 0 E: 0 K: 0 S: 4	H: 1 LOB: 1 BB: 1 P: 8	1B: 2 2B: 2 3B: 1 HR: 1	SF: 1 SAC: 0 DP: 0 HBP: 0	WP: 0 PB: 0 SB: 1 CS: 0	PA: 34
<b>PITCHER</b>	IP WLS BF H R ER SO BB IBB HBP BLK WP HR S P ERA WHIP																			
Denny Lemaster, L (1,1) ERA: 3.44	6.0 L 25 4 4 4 2 2 0 0 0 0 0 1 28 32 3.00 0.667																			
Jim Ray, R (7,1) ERA: 2.29	2.0 9 2 0 0 0 0 0 1 0 0 0 0 8 12 0.00 1.000																			

AB	31
R	4
H	6
RBI	4
BB	2
SO	2
LOB	13







Batter	1	2	3	4	5	6	7	8	9	10	AB	R	H	RBI	BB	SO	LOB	TOP				
Joe Morgan, L OBP: 0.365, SLG: 0.352 (1, 4)	F2		1-3			1B	E8		CS		5	3	3	1	0	0	0	<b>Houston Astros @ St. Louis Cardinals</b> Busch Stadium, St. Louis, MO Sat May 02 1970, 7:05 PM CDT Att: 23,069 - Unknown				
Norm Miller, L OBP: 0.340, SLG: 0.381 Jesus Alou, R OBP: 0.407, SLG: 0.560 (10, PH)	K		1-3			F7					4	0	1	1	0	1	1					
Joe Pepitone, L OBP: 0.305, SLG: 0.566 (1, 8)	K					K	L3				5	0	0	0	0	2	3					
Tommy Davis, R OBP: 0.458 Jim Beauchamp, R OBP: 0.438, SLG: 0.571 (8, 7)				K		1B					3	0	1	0	1	1	0					
Denis Menke, R OBP: 0.354, SLG: 0.437 (1, 6)						F9					5	0	2	2	0	1	1					
John Mayberry, L OBP: 0.302, SLG: 0.422 (1, 3)						1B					5	0	2	0	0	0	3					
Doug Rader, R OBP: 0.326, SLG: 0.457 (1, 5)						K					4	1	2	0	0	1	1					
Johnny Edwards, L OBP: 0.190, SLG: 0.224 (1, 2)						L5					3	0	0	0	0	0	3					
Don Wilson, R Keith Lampard, L Jim Ray, R Jack Dilauro, S Jack Billingham, R Ron Cook, L Jimmy Wynn, R Fred Gladding, L (1, 11) (7, PH) (7, 1) (7, 1) (7, 1) (8, 1) (8, PH) (8, 1)						K					2	0	0	0	0	2	1					
<b>Inning Stats</b>	R: 0 E: 0 K: 2 S: 7	H: 0 LOB: 0 BB: 0 P: 7	R: 0 E: 0 K: 1 S: 6	H: 2 LOB: 2 BB: 1 P: 10	R: 0 E: 0 K: 1 S: 5	H: 0 LOB: 0 BB: 0 P: 5	R: 0 E: 0 K: 2 S: 8	H: 1 LOB: 1 BB: 0 P: 8	R: 1 E: 0 K: 1 S: 8	H: 3 LOB: 2 BB: 0 P: 8	R: 2 E: 1 K: 1 S: 8	H: 3 LOB: 1 BB: 0 P: 8	R: 0 E: 0 K: 0 S: 3	H: 0 LOB: 0 BB: 0 P: 3	R: 0 E: 0 K: 0 S: 2	H: 0 LOB: 0 BB: 1 P: 6	R: 2 E: 0 K: 0 S: 6		H: 3 LOB: 1 BB: 0 P: 6	1B: 11 2B: 2 3B: 0 HR: 0	SF: 0 SAC: 1 DP: 1 HBP: 0	WP: 0 PB: 0 SB: 0 CS: 2
<b>PITCHER</b>	IP	WLS	BF	H	R	ER	SO	BB	IBB	HBP	BLK	WP	HR	S	P	ERA	WHIP					
Bob Gibson, R ERA: 3.93 Sal Campisi, R ERA: 2.53 Tom Hilgendorf, L ERA: 1.93 Chuck Taylor, R ERA: 2.89 (1, 1) (8, 1) (9, 1) (10, 1)	7.0		30	9	3	3	9	1	0	0	0	0	0	47	51	3.86	1.429					

Batter	1	2	3	4	5	6	7	8	9	10	AB	R	H	RBI	BB	SO	LOB	BOTTOM			
Jose Cardenal, R OBP: 0.398, SLG: 0.506 (1, 8)	6-3			L4							5	0	1	0	0	1	2	<b>Houston Astros @ St. Louis Cardinals</b> Busch Stadium, St. Louis, MO Sat May 02 1970, 7:05 PM CDT Att: 23,069 - Unknown			
Leron Lee, L OBP: 0.312, SLG: 0.386 (1, 9)	F3			FC5-4							3	0	0	0	2	1	1				
Lou Brock, L OBP: 0.337, SLG: 0.416 (1, 7)	F8			FC5-4							4	1	0	0	0	0	3				
Dick Allen, R OBP: 0.367, SLG: 0.667 (1, 5)											3	1	1	1	1	0	0				
Joe Torre, R OBP: 0.359, SLG: 0.451 (1, 2)											4	0	1	0	0	0	2				
Joe Hague, L OBP: 0.429, SLG: 0.529 (1, 3)											4	1	2	1	0	1	0				
Cookie Rojas, R OBP: 0.200, SLG: 0.111 (1, 4)											3	0	0	0	1	0	0				
Dal Maxvill, R OBP: 0.320, SLG: 0.200 Vic Davallio, L OBP: 0.200, SLG: 0.111 Sal Campisi, R Tom Hilgendorf, S Chuck Taylor, R (1, 6) (7, PH) (8, 1) (9, 1) (10, 1)											1	0	0	0	1	0	0				
Bob Gibson, R OBP: 0.438, SLG: 0.429 Jim Campbell, L OBP: 0.222, SLG: 0.222 Milt Ramirez, R OBP: 0.100, SLG: 0.100 Carl Taylor, R OBP: 0.316, SLG: 0.375 (1, 1) (7, PH) (8, 6) (10, PH)											2	0	0	0	0	1	1				
<b>Inning Stats</b>	R: 0 E: 0 K: 0 S: 3	H: 0 LOB: 0 BB: 0 P: 3	R: 0 E: 0 K: 1 S: 5	H: 0 LOB: 0 BB: 0 P: 5	R: 0 E: 0 K: 0 S: 3	H: 0 LOB: 0 BB: 1 P: 7	R: 1 E: 0 K: 1 S: 6	H: 1 LOB: 2 BB: 1 P: 10	R: 0 E: 0 K: 1 S: 6	H: 1 LOB: 2 BB: 1 P: 10	R: 1 E: 0 K: 0 S: 3	H: 2 LOB: 0 BB: 1 P: 7	R: 0 E: 0 K: 0 S: 3	H: 0 LOB: 0 BB: 0 P: 3	R: 0 E: 0 K: 1 S: 5	H: 0 LOB: 0 BB: 0 P: 5	1B: 3 2B: 0 3B: 0 HR: 2		SF: 0 SAC: 0 DP: 1 HBP: 0	WP: 0 PB: 0 SB: 2 CS: 1	PA: 39
<b>PITCHER</b>	IP	WLS	BF	H	R	ER	SO	BB	IBB	HBP	BLK	WP	HR	S	P	ERA	WHIP				
Don Wilson, R ERA: 3.0 Jim Ray, R ERA: 2.29 Jack Dilauro, L ERA: 6.75 Jack Billingham, R ERA: 5.93 Ron Cook, L ERA: 1.69 (1, 1) (7, 1) (7, 1) (7, 1) (8, 1)	6.0		23	2	2	1	3	3	0	0	0	0	0	1	26	1.50	0.833				
<b>PITCHER</b>	IP	WLS	BF	H	R	ER	SO	BB	IBB	HBP	BLK	WP	HR	S	P	ERA	WHIP				
Fred Gladding, R ERA: 5.08 (9, 1)	2.0		6	0	0	0	1	0	0	0	0	0	0	8	8	0.00	0.000				







Batter	1	2	3	4	5	6	7	8	9	AB	R	H	RBI	BB	SO	LOB	TOP							
Joe Morgan, L (1.4) OBP: 0.348, SLG: 0.327	5-3		G4-3	FC6-4 1B		F3	FC6-4		F2	6	0	1	2	0	0	5	<b>Houston Astros @ St. Louis Cardinals</b> Busch Stadium, St. Louis, MO Sun May 03 1970, 3:38 AM CDT Att: 16,950 - Unknown							
Norm Miller, L (1.9) OBP: 0.316, SLG: 0.365	4-3			FC6-4 1B			6-3	6-3 2B	1-3	6	0	2	0	0	0	4								
Jimmy Wynn, R (1.8) OBP: 0.358, SLG: 0.511			K		F9		1-3	6-3		4	0	0	0	1	1	2								
Joe Pepitone, L (1.3) OBP: 0.319, SLG: 0.565	P6				F8		1B 3B	F3		5	2	2	0	0	0	2								
Denis Menke, R (1.6) OBP: 0.389, SLG: 0.489		5-3		2B FC5-2 1B			3B 1B	FC6-4 BB		4	1	3	1	1	0	0								
Keith Lampard, L (1.7) OBP: 0.429, SLG: 0.650	4-3			FC5-2 1B 2B	F8		HR 3B	FC6-4		5	2	2	2	0	0	3								
Doug Rader, R (1.5) OBP: 0.337, SLG: 0.449				K		4-3 1B	HR IBB		E5 FC1-5 BB	4	1	2	0	1	1	2								
Johnny Edwards, L (1.2) OBP: 0.205, SLG: 0.253			K	FC5-2 1B IBB		4-3	HR	FC1-5 BB		3	2	1	3	2	1	2								
Denny Lemaster, R (1.1) OBP: 0.250, SLG: 0.214				G4-3 1B	FC5-2 1B	P6	FC6-4 1B	FC1-5		5	0	2	0	0	0	6								
<b>Inning Stats</b>	R: 0 E: 0 K: 0 S: 3	H: 0 LOB: 1 BB: 1 P: 7	R: 0 E: 0 K: 1 S: 6	H: 1 LOB: 1 BB: 0 P: 6	R: 0 E: 0 K: 1 S: 6	H: 2 LOB: 1 BB: 0 P: 6	R: 3 E: 0 K: 1 S: 9	H: 4 LOB: 2 BB: 1 P: 13	R: 0 E: 0 K: 0 S: 4	H: 1 LOB: 1 BB: 0 P: 4	R: 0 E: 0 K: 0 S: 4	H: 1 LOB: 1 BB: 0 P: 4	R: 5 E: 0 K: 0 S: 8	H: 5 LOB: 1 BB: 1 P: 12	R: 0 E: 0 K: 0 S: 4	H: 1 LOB: 2 BB: 1 P: 8	R: 0 E: 1 K: 0 S: 4	H: 0 LOB: 2 BB: 1 P: 8	1B: 10 2B: 3 3B: 1 HR: 1	SF: 0 SAC: 0 DP: 1 HBP: 0	WP: 0 PB: 0 SB: 0 CS: 0	PA: 47		
<b>PITCHER</b>	IP WLS BF H R ER SO BB IBB HBP BLK WP HR S P ERA WHIP	6.2 L 34 12 7 7 3 1 2 0 0 0 0 0 37 49 9.45 1.950	7.1 1.1 8 3 1 1 0 1 0 0 0 0 1 7 11 6.75 3.000	9.1 1.0 5 0 0 0 0 1 0 0 0 0 0 4 8 0.00 1.000																				

AB	42
R	8
H	15
RBI	8
BB	5
SO	3
LOB	26



Batter	1	2	3	4	5	6	7	8	9	AB	R	H	RBI	BB	SO	LOB	BOTTOM	
Jose Cardenal, R (1.8) OBP: 0.391, SLG: 0.500	5-3		F7		K			1-3 2B		4	0	1	0	0	1	0	<b>Houston Astros @ St. Louis Cardinals</b> Busch Stadium, St. Louis, MO Sun May 03 1970, 3:38 AM CDT Att: 16,950 - Unknown	
Carl Taylor, R (1.3) OBP: 0.348, SLG: 0.333	BB 1B BB		1B BB			F8		5-3		2	0	0	1	2	0	1		
Lou Brock, L (1.7) OBP: 0.337, SLG: 0.442	1-2 1B		1-2 1B			L4		4-3		4	0	2	0	0	0	1		
Dick Allen, R (1.5) OBP: 0.386, SLG: 0.640	G5-4-3 BB		F7			5-3		FC6-4 BB		2	0	0	0	2	0	2		
Joe Torre, R (1.2) OBP: 0.345, SLG: 0.410	G5-4-3				F9		F8	FC6-4 1B		4	0	0	0	0	0	4		
Cookie Rojas, R (1.4) OBP: 0.250, SLG: 0.125		5-3		F7		F7		F8		4	0	0	0	0	0	1		
Leron Lee, L (1.9) OBP: 0.337, SLG: 0.429		K		3-1		P6		1-2 1B		4	0	1	0	0	1	0		
Dal Maxvill, R (1.6) OBP: 0.316, SLG: 0.196		K			F9		2B 5-3 1B	K		4	1	1	0	0	2	2		
George Culver, R (1.1) OBP: 0.143, SLG: 0.308			K					F7		2	0	0	0	0	2	0		
Rich Nye, L (7.1) OBP: 0.667, SLG: 0.500										0	0	0	0	0	0	0		
Phil Gagliano, R (8, PH)										1	0	0	0	0	0	1		
Tom Hilgendorf, S (9.1)										0	0	0	0	0	0	0		
<b>Inning Stats</b>	R: 0 E: 0 K: 0 S: 3	H: 1 LOB: 2 BB: 2 P: 11	R: 0 E: 0 K: 2 S: 7	H: 0 LOB: 0 BB: 0 P: 7	R: 0 E: 0 K: 1 S: 6	H: 1 LOB: 1 BB: 1 P: 10	R: 0 E: 0 K: 0 S: 3	H: 0 LOB: 0 BB: 0 P: 3	R: 0 E: 0 K: 0 S: 3	H: 0 LOB: 0 BB: 0 P: 3	R: 0 E: 0 K: 0 S: 5	H: 2 LOB: 1 BB: 0 P: 5	R: 0 E: 0 K: 1 S: 6	H: 1 LOB: 2 BB: 1 P: 10	1B: 4 2B: 1 3B: 0 HR: 0	SF: 0 SAC: 0 DP: 1 HBP: 0	WP: 0 PB: 0 SB: 0 CS: 0	PA: 35
<b>PITCHER</b>	IP WLS BF H R ER SO BB IBB HBP BLK WP HR S P ERA WHIP	9.0 W 35 5 1 1 6 4 0 0 0 0 0 43 59 1.00 1.000																



Batter	1	2	3	4	5	6	7	8	9	AB	R	H	RBI	BB	SO	LOB	TOP			
Don Kessinger, S (1,6) OBP: 0.409, SLG: 0.423										4	0	2	0	1	0	2	<b>Chicago Cubs @ Houston Astros</b> Astrodome, Houston, TX Mon May 04 1970, 8:05 PM EDT Att. 16,142 - Dome			
Glenn Beckert, R (1,4) OBP: 0.384, SLG: 0.395										4	0	0	1	0	0	4				
Billy Williams, L (1,7) OBP: 0.300, SLG: 0.554										3	0	0	0	1	0	2				
Ron Santo, R (1,5) OBP: 0.348, SLG: 0.436										4	0	3	1	0	0	1				
Johnny Callison, L (1,9) OBP: 0.337, SLG: 0.494										4	0	0	0	0	1	6				
14 Ernie Banks, R (1,3) OBP: 0.306, SLG: 0.313										4	0	0	0	0	0	1				
Jim Hickman, R (1,8) OBP: 0.429, SLG: 0.536										4	0	1	0	0	0	1				
J.C. Martin, L (1,2) OBP: 0.196, SLG: 0.122										2	0	0	0	1	0	0				
Jimmie Hall, L (9, PH) OBP: 0.182, SLG: 0.100										1	0	0	0	0	0	1				
Bill Hands, R (1,1)										1	1	0	0	1	1	1				
Paul Popovich, S (7, PH) OBP: 0.333, SLG: 0.200										1	1	0	0	0	0	0				
Hank Aguirre, R (7,1)										0	0	0	0	0	0	0				
Phil Regan, R (8,1)										0	0	0	0	0	0	0				
Willie Smith, L (9, PH) OBP: 0.294, SLG: 0.467										1	0	0	0	0	0	1				
<b>Inning Stats</b>	R: 0 E: 1 K: 0 S: 5	H: 1 LOB: 2 BB: 0 P: 5	R: 0 E: 0 K: 0 S: 3	H: 0 LOB: 0 BB: 0 P: 3	R: 1 E: 0 K: 1 S: 6	H: 1 LOB: 2 BB: 2 P: 14	R: 0 E: 0 K: 1 S: 5	H: 0 LOB: 1 BB: 1 P: 9	R: 0 E: 0 K: 0 S: 2	H: 1 LOB: 1 BB: 0 P: 4	R: 1 E: 1 K: 0 S: 5	H: 1 LOB: 1 BB: 0 P: 5	R: 0 E: 0 K: 0 S: 3	H: 1 LOB: 0 BB: 0 P: 3	R: 0 E: 0 K: 0 S: 4	H: 1 LOB: 1 BB: 0 P: 4	1B: 6 2B: 0 3B: 0 HR: 0	SF: 0 SAC: 0 DP: 2 HBP: 0	WP: 0 PB: 0 SB: 0 CS: 0	PA: 37
<b>PITCHER</b>	IP WLS BF H R ER SO BB IBB HBP BLK WP HR S P ERA WHIP																			
Jim Bouton, R (1,1) ERA: 5.4	9.0 W 37 6 2 1 2 4 0 0 0 0 0 0 0 53 1.00 1.111																			

AB	33
R	2
H	6
RBI	2
BB	4
SO	2
LOB	20



Batter	1	2	3	4	5	6	7	8	9	AB	R	H	RBI	BB	SO	LOB	BOTTOM		
Joe Morgan, L (1,4) OBP: 0.361, SLG: 0.337										3	2	2	0	1	1	0	<b>Chicago Cubs @ Houston Astros</b> Astrodome, Houston, TX Mon May 04 1970, 8:05 PM EDT Att. 16,142 - Dome		
Norm Miller, L (1,9) OBP: 0.317, SLG: 0.364										3	0	1	1	0	0	1			
Tommy Davis, R (8, PH) OBP: 0.338, SLG: 0.453										1	0	1	1	0	0	0			
Jim Beauchamp, R (8, PR) OBP: 0.438, SLG: 0.571										0	1	0	0	0	0	0			
Jimmy Wynn, R (1,8) OBP: 0.345, SLG: 0.495										3	0	0	2	0	1	1			
Joe Pepitone, L (1,3) OBP: 0.316, SLG: 0.545										3	1	0	0	1	0	1			
Denis Menke, R (1,6) OBP: 0.384, SLG: 0.490										4	1	1	2	0	0	0			
Keith Lampard, L (1,7) OBP: 0.381, SLG: 0.591										2	0	0	0	0	1	0			
Jesus Alou, R (7, PH) OBP: 0.414, SLG: 0.556										2	0	1	1	0	0	0			
Doug Rader, R (1,5) OBP: 0.337, SLG: 0.446										3	0	1	0	0	1	0			
Johnny Edwards, L (1,2) OBP: 0.198, SLG: 0.244										3	0	0	0	0	0	1			
Jim Bouton, R (1,1) OBP: 0.500, SLG: 0.417										2	2	1	0	0	0	0			
<b>Inning Stats</b>	R: 1 E: 0 K: 0 S: 4	H: 1 LOB: 0 BB: 0 P: 4	R: 0 E: 0 K: 0 S: 3	H: 0 LOB: 0 BB: 0 P: 3	R: 2 E: 0 K: 0 S: 4	H: 1 LOB: 1 BB: 1 P: 9	R: 0 E: 0 K: 1 S: 6	H: 1 LOB: 0 BB: 0 P: 6	R: 0 E: 0 K: 1 S: 5	H: 0 LOB: 0 BB: 0 P: 5	R: 0 E: 0 K: 1 S: 5	H: 0 LOB: 0 BB: 0 P: 5	R: 0 E: 1 K: 0 S: 6	H: 5 LOB: 1 BB: 1 P: 10	1B: 7 2B: 1 3B: 0 HR: 0	SF: 1 SAC: 0 DP: 0 HBP: 1		WP: 0 PB: 1 SB: 0 CS: 0	PA: 33
<b>PITCHER</b>	IP WLS BF H R ER SO BB IBB HBP BLK WP HR S P ERA WHIP																		
Bill Hands, R (1,1) ERA: 2.55	6.0 L 23 3 3 2 3 1 0 0 0 0 0 0 0 27 3.00 0.667																		
Hank Aguirre, L (7,1) ERA: 5.09	1.0 5 2 2 2 1 0 0 0 0 0 0 0 7 18.00 2.000																		
Phil Regan, R (8,1) ERA: 4.91	1.0 5 3 2 2 0 0 0 1 0 0 0 0 4 18.00 3.000																		

AB	29
R	7
H	8
RBI	7
BB	2
SO	4
LOB	4



Batter	1	2	3	4	5	6	7	8	9	AB	R	H	RBI	BB	SO	LOB	TOP					
Don Kessinger, S OBP: 0.392, SLG: 0.402 (1, 6)	2-3		K		F8			F7		4	0	0	0	0	1	3						
Glenn Beckert, R OBP: 0.348, SLG: 0.376 (1, 4)	P3		4-3		F8			4-3		4	0	0	0	0	0	2						
Billy Williams, L OBP: 0.287, SLG: 0.529 (1, 7)	5-3			6-3				F7		4	0	0	0	0	0	0						
Ron Santo, R OBP: 0.344, SLG: 0.463 (1, 5)		K		F8				HR	P4	4	1	1	1	0	1	0						
Johnny Callison, L OBP: 0.333, SLG: 0.482 (1, 9)	F9							L9	F8	4	0	1	0	0	0	0						
14 Ernie Banks, R OBP: 0.289, SLG: 0.294 (1, 3)	1-3			1B				F2	F8	4	0	0	0	0	1	1						
Boots Day, L OBP: 0.333, SLG: 0.333 (1, 8)			SH1-4 BB 1B		P3			F8		3	0	1	0	0	0	0						
J.C. Martin, L OBP: 0.245, SLG: 0.143 (1, 2)			SH1-4 BB							1	0	1	0	2	0	0						
Fergie Jenkins, R OBP: 0.071, SLG: 0.071 (1, 1)			SH1-4 1-2 2-3		SH3-4 1-2			P6		1	0	0	0	0	0	1						
<b>Inning Stats</b>	R: 0 E: 0 K: 0 S: 3	H: 0 LOB: 0 BB: 0 P: 3	R: 0 E: 0 K: 1 S: 5	H: 0 LOB: 0 BB: 0 P: 5	R: 0 E: 0 K: 1 S: 6	H: 1 LOB: 2 BB: 1 P: 10	R: 0 E: 0 K: 1 S: 6	H: 1 LOB: 1 BB: 0 P: 6	R: 0 E: 0 K: 0 S: 4	H: 1 LOB: 0 BB: 0 P: 4	R: 1 E: 0 K: 0 S: 4	H: 1 LOB: 0 BB: 0 P: 4	R: 0 E: 0 K: 0 S: 3	H: 0 LOB: 1 BB: 1 P: 7	R: 0 E: 0 K: 0 S: 3	H: 0 LOB: 0 BB: 0 P: 3	R: 0 E: 0 K: 0 S: 3	H: 0 LOB: 0 BB: 0 P: 3	1B: 3 2B: 0 3B: 0 HR: 1	SF: 0 SAC: 2 DP: 0 HBP: 0	WP: 0 PB: 0 SB: 0 CS: 0	PA: 33
<b>PITCHER</b> Larry Dierker, R ERA: 3.69 (1, 1)	IP: 9.0 WLS: W BF: 33 H: 4 R: 1 ER: 1 SO: 3 BB: 2 IBB: 0 HBP: 0 BLK: 0 WP: 0 HR: 1 S: 37 P: 45 ERA: 1.00 WHIP: 0.667															<b>PITCHER</b>	IP: 9.0 WLS: W BF: 33 H: 4 R: 1 ER: 1 SO: 3 BB: 2 IBB: 0 HBP: 0 BLK: 0 WP: 0 HR: 1 S: 37 P: 45 ERA: 1.00 WHIP: 0.667					

Chicago Cubs @ Houston Astros  
Astrodome, Houston, TX  
Tue May 05 1970, 8:05 PM EDT  
Att: 15,758 - Dome - 72 F

AB	29
R	1
H	4
RBI	1
BB	2
SO	3
LOB	7



Batter	1	2	3	4	5	6	7	8	9	AB	R	H	RBI	BB	SO	LOB	BOTTOM			
Joe Morgan, L OBP: 0.366, SLG: 0.371 (1, 4)	L4		F9							4	1	2	0	0	0	0				
Norm Miller, L OBP: 0.313, SLG: 0.407 (1, 9)	L9		HR		2B			3B		4	1	1	1	0	1	2				
Jimmy Wynn, R OBP: 0.360, SLG: 0.515 (1, 8)	2B		6-3							4	1	3	1	0	0	0				
Joe Pepitone, L OBP: 0.313, SLG: 0.543 (1, 3)	2B									4	0	1	1	0	2	2				
Denis Menke, R OBP: 0.379, SLG: 0.480 (1, 6)	K									4	0	1	0	0	1	1				
Keith Lampard, L OBP: 0.333, SLG: 0.500 (1, 7)										4	0	0	0	0	2	3				
Doug Rader, R OBP: 0.333, SLG: 0.438 (1, 5)										4	0	1	0	0	1	1				
Johnny Edwards, L OBP: 0.191, SLG: 0.236 (1, 2)	F8									3	0	0	0	0	0	3				
Larry Dierker, R OBP: 0.150, SLG: 0.105 (1, 1)			G3							3	0	0	0	0	0	0				
<b>Inning Stats</b>	R: 1 E: 0 K: 1 S: 7	H: 2 LOB: 1 BB: 0 P: 7	R: 0 E: 0 K: 1 S: 5	H: 0 LOB: 0 BB: 0 P: 5	R: 1 E: 0 K: 0 S: 4	H: 1 LOB: 0 BB: 0 P: 4	R: 0 E: 1 K: 2 S: 8	H: 0 LOB: 1 BB: 0 P: 8	R: 0 E: 0 K: 1 S: 6	H: 1 LOB: 1 BB: 0 P: 6	R: 0 E: 0 K: 1 S: 8	H: 3 LOB: 3 BB: 0 P: 8	R: 1 E: 0 K: 1 S: 7	H: 2 LOB: 1 BB: 0 P: 7	R: 0 E: 0 K: 0 S: 3	H: 0 LOB: 0 BB: 0 P: 3	1B: 4 2B: 3 3B: 1 HR: 1	SF: 0 SAC: 0 DP: 0 HBP: 0	WP: 0 PB: 0 SB: 1 CS: 0	PA: 34
<b>PITCHER</b> Fergie Jenkins, R ERA: 4.35 (1, 1)	IP: 8.0 WLS: L BF: 34 H: 9 R: 3 ER: 3 SO: 7 BB: 0 IBB: 0 HBP: 0 BLK: 0 WP: 0 HR: 1 S: 48 P: 48 ERA: 3.38 WHIP: 1.125															<b>PITCHER</b>	IP: 8.0 WLS: L BF: 34 H: 9 R: 3 ER: 3 SO: 7 BB: 0 IBB: 0 HBP: 0 BLK: 0 WP: 0 HR: 1 S: 48 P: 48 ERA: 3.38 WHIP: 1.125			

Chicago Cubs @ Houston Astros  
Astrodome, Houston, TX  
Tue May 05 1970, 8:05 PM EDT  
Att: 15,758 - Dome - 72 F

AB	34
R	3
H	9
RBI	3
BB	0
SO	7
LOB	12







Batter	1	2	3	4	5	6	7	8	9	AB	R	H	RBI	BB	SO	LOB	TOP										
Freddie Patek, R OBP: 0.393, SLG: 0.435 (1, 6)	L5	K		F6				K		4	0	0	1	1	2	2	<b>Pittsburgh Pirates @ Houston Astros</b> Astrodome, Houston, TX Sat May 09 1970, 4:33 AM EDT Att: 15,137 - Unknown										
Matty Alou, L OBP: 0.254, SLG: 0.262 (1, 8)	F9		F5	1B	F8			K		5	0	1	0	0	1	3											
Roberto Clemente, R OBP: 0.440, SLG: 0.607 Johnny Jeter, R OBP: 0.450, SLG: 0.313 (1, 9) (8, 9)	1B	1B						F8		5	1	4	1	0	0	0											
Willie Stargell, L OBP: 0.284, SLG: 0.348 (1, 7)	1B	1B	K					L7	1B	4	2	2	0	1	1	2											
Bob Robertson, R OBP: 0.491, SLG: 0.796 (1, 3)	1B							L7	1B	4	0	2	1	1	1	2											
Manny Sanguillen, R OBP: 0.333, SLG: 0.515 (1, 2)	F4		L8					G4-3	1B	5	0	1	0	0	1	7											
Richie Hebner, L OBP: 0.374, SLG: 0.494 (1, 5)		F9		4-3				K	1B	5	1	2	2	0	1	0											
Gene Alley, R OBP: 0.239, SLG: 0.293 (1, 4)								1-3	FC5-4	4	1	2	1	1	0	2											
Bob Moose, R OBP: 0.222, SLG: 0.125 (1, 1)	F3			1B	WP			K	1-3	4	1	1	0	1	1	3											
<b>Inning Stats</b>	R: 1 E: 0 K: 0 S: 6	H: 3 LOB: 2 BB: 0 P: 6	R: 0 E: 0 K: 1 S: 6	H: 1 LOB: 1 BB: 0 P: 6	R: 0 E: 0 K: 1 S: 6	H: 1 LOB: 2 BB: 1 P: 10	R: 2 E: 0 K: 0 S: 6	H: 4 LOB: 2 BB: 0 P: 6	R: 2 E: 0 K: 2 S: 8	H: 1 LOB: 3 BB: 4 P: 24	R: 0 E: 0 K: 2 S: 4	H: 0 LOB: 0 BB: 0 P: 4	R: 0 E: 0 K: 2 S: 7	H: 0 LOB: 0 BB: 0 P: 7	R: 0 E: 0 K: 0 S: 7	H: 0 LOB: 2 BB: 0 P: 7	R: 1 E: 0 K: 0 S: 6	H: 3 LOB: 2 BB: 0 P: 6	1B: 12 2B: 0 3B: 2 HR: 1	SF: 0 SAC: 0 DP: 1 HBP: 0	WP: 1 PB: 0 SB: 1 CS: 0	PA: 45					
<b>PITCHER</b>	IP	WLS	BF	H	R	ER	SO	BB	IBB	HBP	BLK	WP	HR	S	P	ERA	WHIP										
Tom Griffin, R ERA: 6.52 (1, 1)	4.2	L	27	10	5	5	4	4	0	0	0	1	1	31	47	9.64	3.000										
Jim Ray, R ERA: 2.13 (5, 1)	0.1		2	0	0	0	0	1	0	0	0	0	0	1	5	0.00	3.000										
Ron Cook, L ERA: 1.35 Jack Billingham, R ERA: 5.74 (6, 1) (8, 1)	2.0		7	2	0	0	2	0	0	0	0	0	0	11	11	0.00	1.000										
Jack Billingham, R ERA: 5.74 (8, 1)	2.0		9	3	1	1	2	0	0	0	0	0	0	13	13	4.50	1.500										

Batter	1	2	3	4	5	6	7	8	9	AB	R	H	RBI	BB	SO	LOB	BOTTOM										
Joe Morgan, L OBP: 0.375, SLG: 0.397 (1, 4)	F8		1B		FC3-4-6			G6-4-3		4	1	2	0	0	0	1	<b>Pittsburgh Pirates @ Houston Astros</b> Astrodome, Houston, TX Sat May 09 1970, 4:33 AM EDT Att: 15,137 - Unknown										
Tommy Davis, R OBP: 0.333, SLG: 0.432 (1, 7)	K		G5-4-3		FC6-4			L5		4	0	1	0	0	1	2											
Jimmy Wynn, R OBP: 0.378, SLG: 0.537 (1, 8)	BB	1B	G5-4-3					G6-4-3		4	1	2	1	0	0	2											
Joe Pepitone, L OBP: 0.297, SLG: 0.500 (1, 3)	BB	1B	K					HR		4	0	1	0	0	1	0											
Denis Menke, R OBP: 0.388, SLG: 0.473 (1, 6)	BB	1B						K		3	1	2	0	1	1	0											
Keith Lampard, L OBP: 0.284, SLG: 0.406 (1, 9)	K							6-3		4	0	0	0	0	2	5											
Doug Rader, R OBP: 0.355, SLG: 0.467 (1, 5)			5-3		G4-3			K		4	0	1	1	0	1	1											
Johnny Edwards, L OBP: 0.179, SLG: 0.228 (1, 2)	F7				K			L6		4	0	0	0	0	1	1											
Tom Griffin, R OBP: 0.167, SLG: 0.152 Jim Ray, R OBP: 0.167, SLG: 0.167 Mary Martinuzzi, S OBP: 0.227, SLG: 0.333 Ron Cook, L OBP: 0.333, SLG: 0.500 Jim Beauchamp, R OBP: 0.333, SLG: 0.500 Jack Billingham, R ERA: 5.74 (1, 1) (5, 1) (5, PH) (8, 1) (7, PH) (8, 1)			K					4-3		1	0	0	0	0	1	0											
<b>Inning Stats</b>	R: 0 E: 0 K: 2 S: 9	H: 2 LOB: 3 BB: 1 P: 13	R: 0 E: 0 K: 1 S: 5	H: 0 LOB: 0 BB: 0 P: 5	R: 1 E: 0 K: 1 S: 6	H: 2 LOB: 0 BB: 0 P: 6	R: 0 E: 0 K: 1 S: 5	H: 1 LOB: 0 BB: 0 P: 5	R: 0 E: 0 K: 1 S: 6	H: 1 LOB: 1 BB: 0 P: 6	R: 1 E: 0 K: 1 S: 6	H: 1 LOB: 0 BB: 0 P: 6	R: 0 E: 0 K: 1 S: 5	H: 0 LOB: 0 BB: 0 P: 5	R: 0 E: 0 K: 0 S: 3	H: 1 LOB: 1 BB: 0 P: 3	R: 1 E: 0 K: 0 S: 5	H: 2 LOB: 1 BB: 0 P: 5	1B: 8 2B: 1 3B: 0 HR: 1	SF: 0 SAC: 0 DP: 3 HBP: 0	WP: 0 PB: 0 SB: 0 CS: 0	PA: 35					
<b>PITCHER</b>	IP	WLS	BF	H	R	ER	SO	BB	IBB	HBP	BLK	WP	HR	S	P	ERA	WHIP										
Bob Moose, R ERA: 8.1 (1, 1)	9.0	W	35	10	3	3	8	1	0	0	0	0	1	50	54	3.00	1.222										



Batter	1	2	3	4	5	6	7	8	9	AB	R	H	RBI	BB	SO	LOB	TOP					
Freddie Patek, R OBP: 0.394, SLG: 0.429 (1, 6)	5-3		6-3		1B		1B		6-3	5	0	2	0	0	0	0	<b>Pittsburgh Pirates @ Houston Astros</b> Astrodome, Houston, TX Sun May 10 1970, 4:33 AM EDT Att: 16,768 - Unknown					
Matty Alou, L OBP: 0.267, SLG: 0.276 (1, 8)	4-3		F7		1B		FC6		G1-6-3	5	0	3	0	0	0	0						
Roberto Clemente, R OBP: 0.421, SLG: 0.550 Chuck Hartenstein, R (7, 1)	F8		K		5-3		FC6		G1-6-3	4	0	0	0	0	1	4						
Al Oliver, L OBP: 0.204, SLG: 0.322 (9, PH)										0	0	0	0	0	0	0						
Willie Stargell, L OBP: 0.302, SLG: 0.387 (1, 7)		HR					F8		1B	4	2	2	1	0	1	0						
Bob Robertson, R OBP: 0.475, SLG: 0.774 (1, 3)		K			K		2B		F5	4	0	1	0	0	2	1						
Manny Sanguillen, R OBP: 0.397, SLG: 0.529 (1, 2)		FC4			1B		F8		FC4-6	4	0	3	0	0	0	1						
Richie Hebner, L OBP: 0.368, SLG: 0.483 (1, 5)	FC4				4-3		F8		FC4-6	4	0	1	1	0	0	3						
Gene Alley, R OBP: 0.239, SLG: 0.291 (1, 4)		1B					F2		FC4-6	4	0	1	0	0	0	2						
Dock Ellis, S (1, 1)									WP	2	0	0	0	0	2	2						
Al McBean, R (5, 1)									1-2	0	0	0	0	0	0	0						
Johnny Jeter, R OBP: 0.455, SLG: 0.333 (7, PH) (7, 9)		K			K				K	2	0	1	0	0	1	2						
<b>Inning Stats</b>	R: 0 E: 0 K: 0 S: 3	H: 0 LOB: 0 BB: 0 P: 3	R: 1 E: 0 K: 2 S: 10	H: 3 LOB: 2 BB: 0 P: 10	R: 0 E: 0 K: 1 S: 5	H: 0 LOB: 0 BB: 0 P: 5	R: 0 E: 0 K: 2 S: 8	H: 1 LOB: 1 BB: 0 P: 8	R: 0 E: 0 K: 1 S: 7	H: 2 LOB: 2 BB: 0 P: 7	R: 0 E: 0 K: 0 S: 4	H: 1 LOB: 1 BB: 0 P: 4	R: 0 E: 0 K: 0 S: 5	H: 3 LOB: 2 BB: 0 P: 5	R: 1 E: 0 K: 1 S: 8	H: 3 LOB: 2 BB: 0 P: 8	R: 0 E: 0 K: 0 S: 3	H: 1 LOB: 0 BB: 0 P: 3	1B: 12 2B: 1 3B: 0 HR: 1	SF: 0 SAC: 0 DP: 1 HBP: 0	WP: 1 PB: 0 SB: 0 CS: 0	PA: 39
<b>PITCHER</b> Larry Dierker, R ERA: 3.45 (1, 1)	IP: 9.0 WLS: W BF: 39 H: 14 R: 2 ER: 2 SO: 7 BB: 0 IBB: 0 HBP: 0 BLK: 0 WP: 1 HR: 1 S: 53 P: 53 ERA: 2.00 WHIP: 1.556															<b>PITCHER</b>	IP: 9.0 WLS: W BF: 39 H: 14 R: 2 ER: 2 SO: 7 BB: 0 IBB: 0 HBP: 0 BLK: 0 WP: 1 HR: 1 S: 53 P: 53 ERA: 2.00 WHIP: 1.556					

Batter	1	2	3	4	5	6	7	8	9	AB	R	H	RBI	BB	SO	LOB	BOTTOM			
Joe Morgan, L OBP: 0.362, SLG: 0.380 (1, 4)	4-3	G3		4-3	L9		F9			5	0	0	0	0	0	2	<b>Pittsburgh Pirates @ Houston Astros</b> Astrodome, Houston, TX Sun May 10 1970, 4:33 AM EDT Att: 16,768 - Unknown			
Jesus Alou, R OBP: 0.385, SLG: 0.472 (1, 9)	K			2B	1B		6-3		4-3	5	0	2	1	0	1	0				
Jimmy Wynn, R OBP: 0.386, SLG: 0.541 (1, 8)	1B			3H	1B		F3		G5-4-3	3	1	1	0	2	1	1				
Tommy Davis, R OBP: 0.326, SLG: 0.419 (1, 7)	1B			1-3	2B		L7		G5-4-3	5	1	1	1	0	1	4				
Denis Menke, R OBP: 0.398, SLG: 0.478 (1, 6)	1B						FC5-4		1B	3	3	2	1	1	1	0				
Joe Pepitone, L OBP: 0.313, SLG: 0.509 (1, 3)	2B			4-3			FC5-4		1B	4	1	3	0	0	0	0				
Doug Rader, R OBP: 0.360, SLG: 0.505 (1, 5)	2B			6-3			FC5-4		2B	4	2	2	4	0	0	2				
Johnny Edwards, L OBP: 0.191, SLG: 0.240 (1, 2)				4-3	L7				2B	3	0	1	2	1	0	0				
Larry Dierker, R OBP: 0.167, SLG: 0.174 (1, 1)	K			4-3	1B				K	4	1	1	0	0	2	4				
<b>Inning Stats</b>	R: 3 E: 0 K: 2 S: 11	H: 4 LOB: 3 BB: 2 P: 19	R: 0 E: 0 K: 2 S: 8	H: 1 LOB: 1 BB: 0 P: 8	R: 0 E: 0 K: 1 S: 5	H: 0 LOB: 0 BB: 0 P: 5	R: 1 E: 0 K: 0 S: 6	H: 3 LOB: 2 BB: 0 P: 6	R: 3 E: 0 K: 0 S: 5	H: 2 LOB: 0 BB: 1 P: 9	R: 0 E: 0 K: 0 S: 3	H: 0 LOB: 0 BB: 0 P: 3	R: 2 E: 0 K: 1 S: 8	H: 3 LOB: 1 BB: 0 P: 8	R: 0 E: 0 K: 0 S: 2	H: 0 LOB: 0 BB: 1 P: 6		1B: 8 2B: 4 3B: 0 HR: 1	SF: 0 SAC: 0 DP: 1 HBP: 0	WP: 0 PB: 0 SB: 2 CS: 0
<b>PITCHER</b> Dock Ellis, R ERA: 4.97 Al McBean, R ERA: 7.36 Chuck Hartenstein, R ERA: 5.51 (1, 1) (5, 1) (7, 1)	IP: 4.0 WLS: L BF: 24 H: 9 R: 6 ER: 6 SO: 6 BB: 2 IBB: 0 HBP: 0 BLK: 0 WP: 0 HR: 0 S: 31 P: 43 ERA: 13.50 WHIP: 2.750															<b>PITCHER</b>	IP: 4.0 WLS: L BF: 24 H: 9 R: 6 ER: 6 SO: 6 BB: 2 IBB: 0 HBP: 0 BLK: 0 WP: 0 HR: 0 S: 31 P: 43 ERA: 13.50 WHIP: 2.750			



Batter	1	2	3	4	5	6	7	8	9	AB	R	H	RBI	BB	SO	LOB	TOP					
Joe Morgan, L (1,4) OBP: 0.370, SLG: 0.392	F8		F9		E9		G4-6-3	BB		4	0	2	0	1	0	0	<b>Houston Astros @ Los Angeles Dodgers</b> Dodger Stadium, Los Angeles, CA Tue May 12 1970, 7:05 PM PDT Att: 12,494 - Unknown					
Norm Miller, L (1,9) OBP: 0.329, SLG: 0.387	K		BB		G3		BB	BB		3	0	0	0	2	1	3						
Jimmy Wynn, R (1,8) OBP: 0.387, SLG: 0.534	HR		F7		5-3			BB		5	2	2	0	0	0	4						
Tommy Davis, R (1,7) OBP: 0.313, SLG: 0.402	E5		F9		F7			1-3		4	1	0	0	0	0	3						
Jim Beauchamp, R (8,7) OBP: 0.368, SLG: 0.471	HR							BB		1	0	0	0	0	0	0						
Denis Menke, R (1,6) OBP: 0.413, SLG: 0.517	HR				6-3			2B		5	2	4	4	0	0	0						
Joe Pepitone, L (1,3) OBP: 0.300, SLG: 0.487	F4				3-1			2B		5	0	0	0	0	0	3						
Doug Rader, R (1,5) OBP: 0.369, SLG: 0.543			E1		F9		HR	2B		5	2	3	1	0	0	0						
Johnny Edwards, L (1,2) OBP: 0.191, SLG: 0.248	G3-6-3				F8		4-3	1B		5	1	1	2	0	0	3						
Don Wilson, R (1,1) OBP: 0.167, SLG: 0.167	K				K		E5	BB		4	0	1	1	0	2	0						
Fred Gladding, L (9,1)								1B		0	0	0	0	0	0	0						
<b>Inning Stats</b>	R: 3 E: 1 K: 1 S: 8	H: 2 LOB: 0 BB: 0 P: 8	R: 0 E: 1 K: 1 S: 5	H: 0 LOB: 0 BB: 0 P: 5	R: 0 E: 0 K: 0 S: 3	H: 0 LOB: 1 BB: 1 P: 7	R: 0 E: 0 K: 0 S: 3	H: 0 LOB: 0 BB: 0 P: 3	R: 0 E: 1 K: 1 S: 6	H: 1 LOB: 1 BB: 0 P: 6	R: 0 E: 0 K: 0 S: 4	H: 1 LOB: 1 BB: 0 P: 4	R: 1 E: 1 K: 0 S: 4	H: 1 LOB: 1 BB: 1 P: 8	R: 4 E: 0 K: 0 S: 9	H: 6 LOB: 3 BB: 1 P: 13	R: 0 E: 0 K: 0 S: 5	H: 2 LOB: 2 BB: 0 P: 5	1B: 8 2B: 3 3B: 0 HR: 2	SF: 0 SAC: 0 DP: 2 HBP: 0	WP: 0 PB: 0 SB: 0 CS: 0	PA: 44
<b>PITCHER</b>	IP	WLS	BF	H	R	ER	SO	BB	IBB	HBP	BLK	WP	HR	S	P	ERA	WHIP					
Alan Foster, R (1,1) ERA: 3.0	7.1	L	32	7	6	3	3	2	0	0	0	0	2	36	44	3.68	1.227					
Jim Brewer, L (8,1) ERA: 2.65	0.2		7	4	2	2	0	1	0	0	0	0	0	6	10	27.00	7.500					
Camilo Pascual, R (9,1) ERA: 4.5	1.0		5	2	0	0	0	0	0	0	0	0	0	5	5	0.00	2.000					

AB	41
R	8
H	13
RBI	8
BB	3
SO	3
LOB	16



Batter	1	2	3	4	5	6	7	8	9	AB	R	H	RBI	BB	SO	LOB	BOTTOM					
Maury Wills, S (1,6) OBP: 0.336, SLG: 0.282	5-3	5-3		3-1		6-3		F8		5	0	1	0	0	0	1	<b>Houston Astros @ Los Angeles Dodgers</b> Dodger Stadium, Los Angeles, CA Tue May 12 1970, 7:05 PM PDT Att: 12,494 - Unknown					
Manny Mota, R (1,7) OBP: 0.428, SLG: 0.479	BB	5-3		L5		1B		L5		4	1	1	0	1	0	2						
Willie Davis, L (1,8) OBP: 0.273, SLG: 0.310	1B		4-3	3-1		1B		1B		4	0	2	0	1	0	1						
Wes Parker, S (1,3) OBP: 0.382, SLG: 0.496	HBP		1B	BLK		L9		F8		3	1	1	1	2	0	3						
Willie Crawford, L (1,9) OBP: 0.344, SLG: 0.372	F6		S	BLK		K		BB		5	1	2	0	0	2	4						
Billy Grabarkewitz, R (1,5) OBP: 0.485, SLG: 0.556			E	BB		F3		K		2	0	0	0	2	1	0						
Ted Sizemore, R (1,4) OBP: 0.333, SLG: 0.309	F8		E5		5-3		4-3			5	0	0	1	0	0	7						
Jeff Torborg, R (1,2) OBP: 0.333, SLG: 0.378		E5	F5		5-3		5-3			4	0	0	0	0	0	2						
Alan Foster, R (1,1) OBP: 0.150, SLG: 0.105		4-3		F2		K		F5		3	0	0	0	0	1	3						
Jim Brewer, L (8,1)										0	0	0	0	0	0	0						
Von Joshua, L (6,PH) OBP: 0.333, SLG: 0.280										1	0	0	0	0	0	0						
Camilo Pascual, R (9,1)										0	0	0	0	0	0	0						
<b>Inning Stats</b>	R: 1 E: 0 K: 0 S: 4	H: 1 LOB: 3 BB: 2 P: 13	R: 0 E: 1 K: 0 S: 4	H: 0 LOB: 0 BB: 0 P: 4	R: 2 E: 1 K: 0 S: 5	H: 1 LOB: 2 BB: 2 P: 13	R: 0 E: 0 K: 1 S: 6	H: 1 LOB: 2 BB: 1 P: 10	R: 0 E: 0 K: 0 S: 3	H: 0 LOB: 0 BB: 0 P: 3	R: 0 E: 0 K: 1 S: 7	H: 2 LOB: 2 BB: 0 P: 7	R: 0 E: 0 K: 2 S: 7	H: 0 LOB: 0 BB: 0 P: 7	R: 0 E: 0 K: 0 S: 3	H: 0 LOB: 0 BB: 0 P: 3	R: 0 E: 0 K: 0 S: 5	H: 2 LOB: 3 BB: 1 P: 9	1B: 7 2B: 0 3B: 0 HR: 0	SF: 0 SAC: 0 DP: 0 HBP: 1	WP: 0 PB: 0 SB: 2 CS: 0	PA: 43
<b>PITCHER</b>	IP	WLS	BF	H	R	ER	SO	BB	IBB	HBP	BLK	WP	HR	S	P	ERA	WHIP					
Don Wilson, R (1,1) ERA: 5.0	8.2	W	41	7	3	3	4	5	0	1	1	0	0	43	64	3.12	1.385					
Fred Gladding, R (9,1) ERA: 4.38	0.1	S	2	0	0	0	0	1	0	0	0	0	0	1	5	0.00	3.000					



Batter	1	2	3	4	5	6	7	8	9	AB	R	H	RBI	BB	SO	LOB	TOP					
Joe Morgan, L (1,4) OBP: 0.384, SLG: 0.403										4	1	3	1	1	0	0	<b>Houston Astros @ Los Angeles Dodgers</b> Dodger Stadium, Los Angeles, CA Wed May 13 1970, 7:05 PM PDT Att: 11,612 - Unknown					
Jesus Alou, R (1,9) OBP: 0.341, SLG: 0.415										5	0	0	0	0	0	7						
Jimmy Wynn, R (1,8) OBP: 0.373, SLG: 0.512										5	0	0	0	0	0	4						
Tommy Davis, R (1,7) OBP: 0.311, SLG: 0.396										4	0	1	1	0	0	3						
Jim Beauchamp, R (8,7) OBP: 0.350, SLG: 0.444										1	0	0	0	0	0	0						
Denis Menke, R (1,6) OBP: 0.413, SLG: 0.508										4	1	1	0	1	1	0						
Doug Radler, R (1,5) OBP: 0.381, SLG: 0.571										3	3	2	1	1	0	2						
Joe Pepitone, L (1,3) OBP: 0.298, SLG: 0.504										4	1	1	3	0	0	1						
Johnny Edwards, L (1,2) OBP: 0.193, SLG: 0.241										3	0	0	0	1	0	0						
Denny Lemaster, R (1,1) OBP: 0.250, SLG: 0.176										2	0	0	0	1	1	0						
Norm Miller, L (8,PH) OBP: 0.338, SLG: 0.387										0	0	0	0	1	0	0						
Fred Gladding, L (8,1) OBP: 0.167, SLG: 0.167										0	0	0	0	0	0	0						
Jim Ray, R (9,1) OBP: 0.167, SLG: 0.167										0	0	0	0	0	0	0						
<b>Inning Stats</b>	R: 1 E: 0 K: 0 S: 6	H: 3 LOB: 2 BB: 0 P: 6	R: 0 E: 0 K: 1 S: 5	H: 0 LOB: 0 BB: 0 P: 5	R: 0 E: 0 K: 0 S: 3	H: 0 LOB: 0 BB: 0 P: 3	R: 3 E: 0 K: 0 S: 5	H: 2 LOB: 0 BB: 1 P: 9	R: 0 E: 0 K: 0 S: 4	H: 1 LOB: 1 BB: 0 P: 4	R: 1 E: 0 K: 0 S: 4	H: 1 LOB: 0 BB: 0 P: 4	R: 0 E: 0 K: 0 S: 4	H: 1 LOB: 2 BB: 1 P: 8	R: 1 E: 0 K: 0 S: 3	H: 0 LOB: 3 BB: 4 P: 19	R: 0 E: 0 K: 1 S: 5	H: 0 LOB: 0 BB: 0 P: 5	1B: 6 2B: 0 3B: 0 HR: 2	SF: 0 SAC: 0 DP: 0 HBP: 0	WP: 0 PB: 0 SB: 0 CS: 0	PA: 41
<b>PITCHER</b>	IP WLS BF H R ER SO BB IBB HBP BLK WP HR S P ERA WHIP																					
Claude Osteen, L (1,1) ERA: 2.49	6.0 L 28 8 5 5 1 2 0 0 0 0 0 2 28 36 7.50 1.667																					
Joe Moeller, R (7,1) ERA:	1.0 3 0 0 0 0 0 0 0 0 0 0 0 3 3 0.00 0.000																					
Jose Pena, R (8,1) ERA: 1.0	0.2 6 0 1 1 0 0 3 1 0 0 0 0 2 18 13.50 4.500																					
Fred Norman, L (8,1) ERA: 2.6	0.1 1 0 0 0 0 0 0 0 0 0 0 0 1 1 0.00 0.000																					
Ray Lamb, R (9,1) ERA: 2.31	1.0 3 0 0 0 0 1 0 0 0 0 0 0 5 5 0.00 0.000																					

Batter	1	2	3	4	5	6	7	8	9	AB	R	H	RBI	BB	SO	LOB	BOTTOM					
Maury Wills, S (1,6) OBP: 0.341, SLG: 0.283										3	1	1	0	1	0	0	<b>Houston Astros @ Los Angeles Dodgers</b> Dodger Stadium, Los Angeles, CA Wed May 13 1970, 7:05 PM PDT Att: 11,612 - Unknown					
Manny Mota, R (1,7) OBP: 0.426, SLG: 0.500										4	1	1	1	1	0	2						
Willie Davis, L (1,8) OBP: 0.286, SLG: 0.325										4	2	2	1	1	1	2						
Wes Parker, S (1,3) OBP: 0.382, SLG: 0.500										5	1	2	1	0	1	3						
Billy Grabarkewitz, R (1,5) OBP: 0.510, SLG: 0.560										3	0	2	0	2	1	0						
Ted Sizemore, R (1,4) OBP: 0.327, SLG: 0.304										5	0	1	1	0	0	5						
Gary Moore, R (1,9) OBP: 0.200, SLG: 0.600										3	0	0	0	0	0	2						
Willie Crawford, L (8,PH) OBP: 0.352, SLG: 0.380										1	0	1	1	0	0	0						
Jeff Torborg, R (1,2) OBP: 0.370, SLG: 0.350										3	0	0	0	0	0	2						
Tom Haller, L (8,PH) OBP: 0.300, SLG: 0.368										1	0	1	0	0	0	0						
Claude Osteen, L (1,1) ERA: 2.28, SLG: 0.300										2	0	1	0	0	1	0						
Joe Moeller, R (7,1) ERA:										0	0	0	0	0	0	0						
Jim Lefebvre, S (7,PH) OBP: 0.276, SLG: 0.212										1	0	0	0	0	0	0						
Jose Pena, R (8,1) ERA: 1.0										0	0	0	0	0	0	0						
Fred Norman, S (8,1) ERA: 2.6										0	0	0	0	0	0	0						
Bill Sudakis, S (8,PH) OBP: 0.317, SLG: 0.308										1	0	0	0	0	1	2						
Ray Lamb, R (9,1) ERA: 2.1										0	0	0	0	0	0	0						
<b>Inning Stats</b>	R: 0 E: 0 K: 1 S: 4	H: 0 LOB: 0 BB: 1 P: 8	R: 0 E: 0 K: 1 S: 5	H: 0 LOB: 0 BB: 0 P: 5	R: 0 E: 0 K: 1 S: 5	H: 0 LOB: 0 BB: 0 P: 5	R: 3 E: 0 K: 1 S: 9	H: 4 LOB: 2 BB: 1 P: 13	R: 0 E: 0 K: 0 S: 4	H: 1 LOB: 0 BB: 0 P: 8	R: 0 E: 0 K: 0 S: 3	H: 1 LOB: 0 BB: 0 P: 3	R: 0 E: 1 K: 0 S: 4	H: 0 LOB: 2 BB: 1 P: 8	R: 1 E: 0 K: 1 S: 8	H: 4 LOB: 2 BB: 0 P: 8	R: 1 E: 0 K: 0 S: 5	H: 2 LOB: 2 BB: 1 P: 9	1B: 9 2B: 2 3B: 1 HR: 0	SF: 0 SAC: 1 DP: 3 HBP: 0	WP: 1 PB: 0 SB: 3 CS: 0	PA: 42
<b>PITCHER</b>	IP WLS BF H R ER SO BB IBB HBP BLK WP HR S P ERA WHIP																					
Denny Lemaster, L (1,1) ERA: 3.42	7.0 W 30 6 3 3 4 1 0 0 0 0 0 1 34 50 3.86 1.429																					
Fred Gladding, R (8,1) ERA: 5.14	1.2 10 6 2 2 1 0 0 0 0 0 0 0 12 12 10.80 3.600																					
Jim Ray, R (9,1) ERA: 2.1	0.1 S 2 0 0 0 0 0 1 0 0 0 0 0 1 5 0.00 3.000																					







Batter	1	2	3	4	5	6	7	8	9	AB	R	H	RBI	BB	SO	LOB	TOP					
Joe Morgan, L (1,4) OBP: 0.395, SLG: 0.411 Marty Martinez, S (8,4) OBP: 0.200, SLG: 0.300	4-3		1B			F1	F6		5-3	5	1	2	1	0	0	1						
Jesus Alou, R (1,9) OBP: 0.339, SLG: 0.415	F8		K			FC6		F9	G3	6	1	2	0	0	1	3						
Jimmy Wynn, R (1,8) OBP: 0.401, SLG: 0.571			1B						K	3	1	2	1	2	1	0						
Tommy Davis, R (1,7) OBP: 0.325, SLG: 0.404	CS	E5	FC5-4			FC6			K	5	0	2	2	0	1	2						
Denis Menke, R (1,6) OBP: 0.401, SLG: 0.485		K	FC5-4			F9			2B	5	1	1	1	0	1	6						
Joe Pepitone, L (1,3) OBP: 0.297, SLG: 0.511			1-3						1B	5	2	3	1	0	0	1						
Doug Rader, R (1,5) OBP: 0.372, SLG: 0.561		K							1B	5	1	2	3	0	2	2						
Johnny Edwards, L (1,2) OBP: 0.233, SLG: 0.276									F7	4	2	2	0	1	0	1						
Don Wilson, R (1,1) OBP: 0.125, SLG: 0.125 Jack Billingham, R (5,1) OBP: 0.500, SLG: 0.417 Fred Gladding, L (9,1) OBP: 0.211, SLG: 0.091	6-3					K			K	2	0	0	0	0	1	3						
<b>Inning Stats</b>	R: 0 E: 0 K: 0 S: 2	H: 0 LOB: 0 BB: 1 P: 6	R: 0 E: 1 K: 2 S: 9	H: 1 LOB: 3 BB: 1 P: 13	R: 2 E: 0 K: 1 S: 7	H: 2 LOB: 1 BB: 1 P: 11	R: 0 E: 0 K: 2 S: 7	H: 0 LOB: 0 BB: 0 P: 7	R: 0 E: 0 K: 1 S: 5	H: 2 LOB: 2 BB: 0 P: 5	R: 4 E: 0 K: 1 S: 11	H: 6 LOB: 2 BB: 0 P: 11	R: 1 E: 0 K: 0 S: 5	H: 2 LOB: 1 BB: 1 P: 9	R: 2 E: 0 K: 2 S: 10	H: 3 LOB: 1 BB: 0 P: 10	R: 0 E: 0 K: 1 S: 5	H: 0 LOB: 0 BB: 0 P: 5	1B: 12 2B: 2 3B: 1 HR: 1	SF: 0 SAC: 0 DP: 0 HBP: 0	WP: 1 PB: 0 SB: 3 CS: 1	PA: 48
<b>PITCHER</b>	IP	WLS	BF	H	R	ER	SO	BB	IBB	HBP	BLK	WP	HR	S	P	ERA	WHIP					
Pat Dobson, R (1,1) ERA: 3.97 Gary Ross, R (8,1) ERA: 4.43	7.0	L	38	13	7	7	6	3	1	0	0	0	1	46	62	9.00	2.286					

Houston Astros @ San Diego Padres  
San Diego Stadium, San Diego, CA  
Sat May 16 1970, 10:05 PM EDT  
Att: 8,432 - Unknown

AB	43
R	9
H	16
RBI	9
BB	4
SO	9
LOB	20



Batter	1	2	3	4	5	6	7	8	9	AB	R	H	RBI	BB	SO	LOB	BOTTOM					
Tommy Dean, R (1,6) OBP: 0.273, SLG: 0.357 Van Kelly, L (5, PH) OBP: 0.280, SLG: 0.246	6-3		6-3						1B	2	0	0	0	0	0	0						
Dave Campbell, R (1,4) OBP: 0.359, SLG: 0.356	F8					K			1B	5	0	2	1	0	2	4						
Ivan Murrell, R (1,8) OBP: 0.263, SLG: 0.518	K				F3				K	4	1	0	0	1	2	6						
Al Ferrara, R (1,7) OBP: 0.355, SLG: 0.430 Jose Arcia, R (9, PR) OBP: 0.211, SLG: 0.091		F6			FC6-5-4				F9	5	1	1	1	0	0	2						
Nate Colbert, R (1,3) OBP: 0.317, SLG: 0.547									1B	4	1	2	1	1	0	2						
Ollie Brown, R (1,9) OBP: 0.336, SLG: 0.465									E6	5	0	1	2	0	0	3						
Steve Huntz, S (1,5) OBP: 0.290, SLG: 0.350									F3	5	0	1	0	0	0	4						
Bob Barton, R (1,2) OBP: 0.357, SLG: 0.447			F8						F3	4	1	2	0	0	0	1						
Pat Dobson, R (1,1) ERA: 4.43 Ray Webster, L (7, PH) OBP: 0.302, SLG: 0.237 Gary Ross, R (8,1) OBP: 0.211, SLG: 0.091 Ed Spiezio, R (9, PH) OBP: 0.395, SLG: 0.394									1B	1	0	0	0	0	0	0						
<b>Inning Stats</b>	R: 0 E: 0 K: 1 S: 5	H: 0 LOB: 0 BB: 0 P: 5	R: 0 E: 0 K: 0 S: 3	H: 0 LOB: 1 BB: 1 P: 7	R: 0 E: 0 K: 0 S: 3	H: 0 LOB: 0 BB: 0 P: 3	R: 1 E: 0 K: 0 S: 5	H: 2 LOB: 1 BB: 0 P: 5	R: 0 E: 0 K: 1 S: 7	H: 2 LOB: 3 BB: 1 P: 11	R: 0 E: 0 K: 0 S: 3	H: 0 LOB: 0 BB: 0 P: 3	R: 1 E: 0 K: 1 S: 7	H: 2 LOB: 1 BB: 0 P: 7	R: 2 E: 0 K: 0 S: 5	H: 2 LOB: 1 BB: 1 P: 9	R: 3 E: 1 K: 1 S: 8	H: 2 LOB: 2 BB: 2 P: 16	1B: 6 2B: 4 3B: 0 HR: 0	SF: 0 SAC: 1 DP: 0 HBP: 0	WP: 0 PB: 0 SB: 0 CS: 0	PA: 43
<b>PITCHER</b>	IP	WLS	BF	H	R	ER	SO	BB	IBB	HBP	BLK	WP	HR	S	P	ERA	WHIP					
Don Wilson, R (1,1) ERA: 4.43 Jack Billingham, R (5,1) ERA: 6.52 Jim Bouton, R (9,1) ERA: 5.75 Fred Gladding, R (9,1) ERA: 4.96	3.2	W	17	4	4	4	2	2	0	0	0	0	0	19	27	9.82	1.636					

Houston Astros @ San Diego Padres  
San Diego Stadium, San Diego, CA  
Sat May 16 1970, 10:05 PM EDT  
Att: 8,432 - Unknown

AB	37
R	7
H	10
RBI	6
BB	5
SO	4
LOB	23





Batter	1	2	3	4	5	6	7	8	9	AB	R	H	RBI	BB	SO	LOB	TOP			
Jose Cardenal, R (1, 8) OBP: 0.349, SLG: 0.404	0-0 4-3 6-4-3 1B		0-0 1-2			0-0 F8		0-0 L3		4	0	1	0	0	0	1	<b>St. Louis Cardinals @ Houston Astros</b> Astrodome, Houston, TX Mon May 18 1970, 8:05 PM EDT Att: 17,916 - Unknown			
Julian Javier, R (1, 4) OBP: 0.261, SLG: 0.289	0-0 6-4-3 1-2		0-0 P3			0-0 5-3		0-3 K		4	0	0	0	0	1	2				
Leron Lee, L (1, 9) OBP: 0.330, SLG: 0.394	0-0 4-3 2-3		0-0 4-3			0-0 2B		0-0 F8		4	0	1	0	0	0	2				
Dick Allen, R (1, 3) OBP: 0.393, SLG: 0.642	4-0 BB			0-3 K		0-3 K		0-3 K		3	0	0	0	1	3	1				
Joe Torre, R (1, 2) OBP: 0.352, SLG: 0.446	0-0 F8			0-0 F9			0-3 K		0-0 1B	4	0	1	0	0	1	2				
Joe Hague, L (1, 7) OBP: 0.431, SLG: 0.460		0-0 F8		0-0 3-1			4-0 BB		0-3 K	3	0	0	0	1	1	1				
Mike Shannon, R (1, 5) OBP: 0.143, SLG: 0.143		0-0 6-3			0-0 F8		0-3 K			3	0	0	0	0	1	1				
Dal Maxvill, R (1, 6) OBP: 0.304, SLG: 0.193					0-3 K		0-3 K			2	0	0	0	0	1	0				
Vic Davallio, L (7, PH) OBP: 0.273, SLG: 0.524		0-0 5-3								1	0	0	0	0	1	1				
Mitt Ramirez, R (7, 6) OBP: 0.194, SLG: 0.107										0	0	0	0	0	0	0				
Bob Gibson, R (1, 1) OBP: 0.391, SLG: 0.381										2	0	1	0	0	0	0				
Jerry Johnson, R (6, 1)										0	0	0	0	0	0	0				
Carl Taylor, R (8, PH) OBP: 0.264, SLG: 0.239										1	0	0	0	0	0	0				
Sal Campisi, R (8, 1)				0-0 1-3 1B					0-0 F9	0	0	0	0	0	0	0				
<b>Inning Stats</b>	R: 0 E: 0 K: 0 S: 4	H: 1 LOB: 2 BB: 1 P: 8	R: 0 E: 0 K: 0 S: 3	H: 0 LOB: 0 BB: 0 P: 3	R: 0 E: 0 K: 0 S: 4	H: 1 LOB: 1 BB: 0 P: 4	R: 0 E: 0 K: 1 S: 5	H: 0 LOB: 0 BB: 0 P: 5	R: 0 E: 0 K: 1 S: 5	H: 1 LOB: 1 BB: 0 P: 5	R: 0 E: 0 K: 3 S: 6	H: 0 LOB: 1 BB: 1 P: 6	R: 0 E: 0 K: 3 S: 9	H: 0 LOB: 0 BB: 1 P: 13	R: 0 E: 0 K: 1 S: 5	H: 1 LOB: 0 BB: 0 P: 8	1B: 3 2B: 1 3B: 0 HR: 0	SF: 0 SAC: 0 DP: 0 HBP: 0	WP: 0 PB: 0 SB: 0 CS: 0	PA: 33
<b>PITCHER</b> Larry Dierker, R (1, 1) ERA: 2.79	IP: 9.0 WLS: W BF: 33 H: 4 R: 0 ER: 0 SO: 9 BB: 2 IBB: 0 HBP: 0 BLK: 0 WP: 0 HR: 0 S: 49 P: 57 ERA: 0.00 WHIP: 0.667															<b>PITCHER</b>				

Batter	1	2	3	4	5	6	7	8	9	AB	R	H	RBI	BB	SO	LOB	BOTTOM			
Joe Morgan, L (1, 4) OBP: 0.417, SLG: 0.448	4-0 1B 2B BB	0-0 G4-6-3 1-2		0-0 1-1 3-H 2B		4-0 1B 1-2 2-3 3-H BB				2	1	1	2	2	0	1	<b>St. Louis Cardinals @ Houston Astros</b> Astrodome, Houston, TX Mon May 18 1970, 8:05 PM EDT Att: 17,916 - Unknown			
Jesus Alou, R (1, 9) OBP: 0.349, SLG: 0.417	0-0 2B 1-2 1B		0-0 4-3		0-0 G6-4-3 1B	0-0 1-3 2-H 3-H 1B				4	0	3	2	0	0	0				
Jimmy Wynn, R (1, 8) OBP: 0.394, SLG: 0.564	0-0 1-3 2-H 2B		0-3 K		0-0 G6-4-3 1-2 BB	0-0 F7				4	0	1	1	0	1	3				
Tommy Davis, R (1, 7) OBP: 0.304, SLG: 0.377	0-3 K		0-0 5-3		0-3 K		0-0 F9			4	0	0	0	0	2	2				
Jim Beauchamp, R (8, 7) OBP: 0.318, SLG: 0.400										0	0	0	0	0	0	0				
Denis Menke, R (1, 6) OBP: 0.400, SLG: 0.476	0-0 P4			0-0 1B 1B		0-0 5-3		0-0 6-3		4	1	1	0	0	0	2				
Joe Pepitone, L (1, 3) OBP: 0.308, SLG: 0.529	4-0 1B IBB			0-0 1B 2B 1B		0-0 E9 1B BB 1B		0-0 P5		3	1	2	0	1	0	0				
Marty Martinez, S (1, 5) OBP: 0.357, SLG: 0.429	0-3 K			0-0 2-3 3-H 1B		0-0 1B BB 1B		0-0 G4-3-6 1B		4	1	3	1	0	1	3				
Johnny Edwards, L (1, 2) OBP: 0.236, SLG: 0.266		0-0 6-3		0-3 K		4-0 BB 1B 1B		0-0 G4-3-6 1-2		3	1	0	0	1	1	3				
Larry Dierker, R (1, 1) OBP: 0.219, SLG: 0.226		0-0 G4-6-3 1B		0-3 K		0-0 1-2 2-3 1B 1B		0-3 K		4	1	2	0	0	2	2				
<b>Inning Stats</b>	R: 1 E: 0 K: 2 S: 9	H: 2 LOB: 3 BB: 2 P: 17	R: 0 E: 0 K: 0 S: 3	H: 1 LOB: 0 BB: 0 P: 3	R: 0 E: 0 K: 1 S: 5	H: 0 LOB: 0 BB: 0 P: 5	R: 2 E: 0 K: 2 S: 10	H: 4 LOB: 2 BB: 0 P: 10	R: 0 E: 0 K: 1 S: 5	H: 1 LOB: 0 BB: 0 P: 5	R: 3 E: 1 K: 0 S: 6	H: 4 LOB: 2 BB: 2 P: 14	R: 0 E: 0 K: 0 S: 3	H: 0 LOB: 0 BB: 0 P: 3	R: 0 E: 0 K: 1 S: 5	H: 1 LOB: 0 BB: 0 P: 5	1B: 11 2B: 2 3B: 0 HR: 0	SF: 0 SAC: 0 DP: 3 HBP: 0	WP: 0 PB: 0 SB: 0 CS: 0	PA: 36
<b>PITCHER</b> Bob Gibson, R (1, 1) ERA: 5.34	IP: 5.2 WLS: L BF: 29 H: 12 R: 6 ER: 6 SO: 6 BB: 3 IBB: 1 HBP: 0 BLK: 0 WP: 0 HR: 0 S: 37 P: 53 ERA: 9.53 WHIP: 2.647															<b>PITCHER</b>				
Jerry Johnson, R (6, 1) ERA: 3.18	1.1 4 0 0 0 0 0 0 0 0 0 0 4 4 0.00 0.000																			
Sal Campisi, R (8, 1) ERA: 1.74	1.0 3 1 0 0 0 1 0 0 0 0 0 5 5 0.00 1.000																			

AB	31
R	0
H	4
RBI	0
BB	2
SO	9
LOB	11







Batter	1	2	3	4	5	6	7	8	9	AB	R	H	RBI	BB	SO	LOB	TOP										
Jose Cardenal, R (1, 8) OBP: 0.346, SLG: 0.400	F3			1B		G3	P4			4	1	1	0	0	0	0											
Dal Maxwell, R (1, 6) OBP: 0.321, SLG: 0.203	K			K		2B		5-3		3	1	0	0	1	2	1											
Dick Allen, R (1, 3) OBP: 0.409, SLG: 0.679	F5			G3	BB	1B				4	1	3	1	0	0	0											
Joe Torre, R (1, 2) OBP: 0.364, SLG: 0.453		5-3		G3	BB	1B		5-3		3	0	1	2	1	0	1											
Joe Hague, L (1, 7) OBP: 0.440, SLG: 0.467 Vic Davalillo, L (8, PR) OBP: 0.304, SLG: 0.545	F7			G3		1B				3	0	1	0	1	0	2											
Leron Lee, L (1, 9) OBP: 0.317, SLG: 0.374	4-3			1-2	2-3	1B		BB		4	0	0	0	0	2	6											
Julian Javier, R (1, 4) OBP: 0.277, SLG: 0.281			F8			6-3			K	4	0	1	0	0	1	0											
Mike Shannon, R (1, 5) OBP: 0.087, SLG: 0.091			F9			5-3			K	4	0	0	0	0	1	0											
Mike Torrez, R (1, 1) OBP: 0.286, SLG: 0.300 Chuck Taylor, R (9, 1)			K			K			K	4	0	0	0	0	3	0											
<b>Inning Stats</b>	R: 0 E: 0 K: 1 S: 5	H: 0 LOB: 0 BB: 0 P: 5	R: 0 E: 0 K: 0 S: 3	H: 0 LOB: 0 BB: 0 P: 3	R: 0 E: 0 K: 1 S: 5	H: 0 LOB: 0 BB: 0 P: 5	R: 1 E: 0 K: 1 S: 7	H: 2 LOB: 2 BB: 1 P: 11	R: 0 E: 0 K: 1 S: 5	H: 0 LOB: 0 BB: 0 P: 5	R: 2 E: 0 K: 1 S: 8	H: 4 LOB: 2 BB: 1 P: 12	R: 0 E: 0 K: 0 S: 3	H: 1 LOB: 2 BB: 1 P: 10	R: 0 E: 0 K: 3 S: 9	H: 0 LOB: 0 BB: 0 P: 9	1B: 5 2B: 2 3B: 0 HR: 0	SF: 0 SAC: 0 DP: 0 HBP: 0	WP: 0 PB: 0 SB: 1 CS: 0	PA: 36							
<b>PITCHER</b>	IP	WLS	BF	H	R	ER	SO	BB	IBB	HBP	BLK	WP	HR	S	P	ERA	WHIP										
Tom Griffin, R (1, 1) ERA: 6.34	5.1	L	22	4	3	3	4	2	0	0	0	0	0	28	36	5.06	1.125										
Ron Cook, L (6, 1) ERA: 0.93	1.2		6	2	0	0	1	0	0	0	0	0	0	8	8	0.00	1.200										
Jim Ray, R (8, 1) ERA: 2.51	2.0		8	1	0	0	4	1	0	0	0	0	0	15	19	0.00	1.000										

St. Louis Cardinals @ Houston Astros  
Astrodome, Houston, TX  
Wed May 20 1970, 8:05 PM EDT  
Att: 13,977 - Unknown

AB 33  
R 3  
H 7  
RBI 3  
BB 3  
SO 9  
LOB 10



Batter	1	2	3	4	5	6	7	8	9	AB	R	H	RBI	BB	SO	LOB	BOTTOM										
Joe Morgan, L (1, 4) OBP: 0.424, SLG: 0.436	4-3		1B				G6-3		F8	3	1	0	0	2	0	3											
Jesus Alou, R (1, 9) OBP: 0.338, SLG: 0.388 Jim Ray, R (8, 1) OBP: 0.286, SLG: 0.286 Keith Lampard, L (9, PH) OBP: 0.306, SLG: 0.394	L4		2B			6-3			F5	4	0	1	0	0	0	1											
Jimmy Wynn, R (1, 8) OBP: 0.402, SLG: 0.581			1B						FC6-4	4	0	3	1	1	0	2											
Tommy Davis, R (1, 7) OBP: 0.286, SLG: 0.354	4-3		G3			F9				4	0	0	0	0	0	5											
Denis Menke, R (1, 6) OBP: 0.387, SLG: 0.457			6-3			F9			K	4	0	0	0	0	1	1											
Joe Pepitone, L (1, 3) OBP: 0.305, SLG: 0.517			4-3			4-3			F8	3	0	0	0	1	0	1											
Doug Rader, R (1, 5) OBP: 0.372, SLG: 0.543			BB			1B			F8	2	1	1	0	2	0	1											
Johnny Edwards, L (1, 2) OBP: 0.224, SLG: 0.252			4-3			5-3			E4	4	0	0	0	0	0	4											
Tom Griffin, R (1, 1) OBP: 0.143, SLG: 0.154 Ron Cook, L (6, 1) OBP: 1.000, SLG: 3.000 Norm Miller, L (7, PH) OBP: 0.329, SLG: 0.362			K			3-1			FC6-4	2	0	0	0	0	1	0											
<b>Inning Stats</b>	R: 0 E: 0 K: 0 S: 4	H: 1 LOB: 1 BB: 0 P: 4	R: 0 E: 0 K: 0 S: 3	H: 0 LOB: 1 BB: 1 P: 7	R: 1 E: 0 K: 1 S: 6	H: 2 LOB: 1 BB: 1 P: 10	R: 0 E: 0 K: 0 S: 4	H: 1 LOB: 1 BB: 0 P: 4	R: 0 E: 0 K: 0 S: 3	H: 0 LOB: 2 BB: 2 P: 11	R: 0 E: 0 K: 0 S: 3	H: 0 LOB: 1 BB: 1 P: 7	R: 0 E: 0 K: 0 S: 2	H: 0 LOB: 0 BB: 1 P: 6	R: 0 E: 1 K: 1 S: 6	H: 1 LOB: 1 BB: 0 P: 6	R: 1 E: 1 K: 0 S: 5	H: 1 LOB: 2 BB: 1 P: 9	1B: 3 2B: 3 3B: 0 HR: 0	SF: 0 SAC: 0 DP: 1 HBP: 0	WP: 0 PB: 0 SB: 1 CS: 0	PA: 39					
<b>PITCHER</b>	IP	WLS	BF	H	R	ER	SO	BB	IBB	HBP	BLK	WP	HR	S	P	ERA	WHIP										
Mike Torrez, R (1, 1) ERA: 2.85	8.0	W	34	5	2	1	2	6	1	0	0	0	0	31	59	1.12	1.375										
Chuck Taylor, R (9, 1) ERA: 1.46	1.0	S	5	1	0	0	0	0	0	0	0	0	0	5	5	0.00	1.000										

St. Louis Cardinals @ Houston Astros  
Astrodome, Houston, TX  
Wed May 20 1970, 8:05 PM EDT  
Att: 13,977 - Unknown

AB 32  
R 2  
H 6  
RBI 2  
BB 7  
SO 2  
LOB 20



Batter	1	2	3	4	5	6	7	8	9	AB	R	H	RBI	BB	SO	LOB	TOP					
<b>Pete Rose, S</b> OBP: 0.348, SLG: 0.424 (1, 9)										4	1	2	0	1	0	2	<b>Cincinnati Reds @ Houston Astros</b> Astrodome, Houston, TX Thu May 21 1970, 8:05 PM EDT Att: 9,508 - Unknown					
<b>Bobby Tolan, L</b> OBP: 0.336, SLG: 0.500 (1, 8)										4	0	1	0	1	1	4						
<b>Tony Perez, R</b> OBP: 0.458, SLG: 0.669 (1, 5)										5	0	0	0	0	3	5						
<b>Johnny Bench, R</b> OBP: 0.337, SLG: 0.623 (1, 2)										4	1	3	1	1	0	0						
<b>Lee May, R</b> OBP: 0.349, SLG: 0.611 (1, 3)										5	1	2	1	0	0	2						
<b>Hal McRae, R</b> OBP: 0.385, SLG: 0.644 (1, 7)										2	0	0	0	1	1	1						
<b>Jimmy Stewart, S</b> OBP: 0.290, SLG: 0.222 (6, 7)										1	0	0	0	0	1	2						
<b>Tommy Helms, R</b> OBP: 0.222, SLG: 0.225 (1, 4)										3	0	1	1	1	0	1						
<b>Dave Concepcion, R</b> OBP: 0.326, SLG: 0.347 (1, 6)										2	0	0	0	1	0	1						
<b>Jim McGlothlin, R</b> OBP: 0.318, SLG: 0.333 (1, 1)										3	0	0	0	1	2	3						
<b>Inning Stats</b>	R: 0 E: 0 K: 1 S: 6	H: 1 LOB: 2 BB: 1 P: 10	R: 0 E: 0 K: 0 S: 2	H: 0 LOB: 0 BB: 1 P: 6	R: 0 E: 0 K: 0 S: 3	H: 1 LOB: 1 BB: 1 P: 7	R: 1 E: 0 K: 0 S: 4	H: 1 LOB: 0 BB: 0 P: 4	R: 0 E: 1 K: 1 S: 6	H: 0 LOB: 2 BB: 1 P: 10	R: 1 E: 0 K: 2 S: 9	H: 3 LOB: 2 BB: 1 P: 13	R: 1 E: 0 K: 2 S: 10	H: 3 LOB: 0 BB: 0 P: 10	R: 0 E: 0 K: 2 S: 7	H: 0 LOB: 2 BB: 2 P: 15	R: 0 E: 0 K: 0 S: 3	H: 0 LOB: 0 BB: 0 P: 3	1B: 7 2B: 1 3B: 0 HR: 1	SF: 0 SAC: 1 DP: 2 HBP: 0	WP: 1 PB: 0 SB: 1 CS: 0	PA: 41
<b>PITCHER</b> <b>Denny Lemaster, L</b> ERA: 3.71 (1, 1)	IP: 9.0 WLS: L BF: 41	H: 9 R: 3 ER: 3 SO: 8	BB: 6 IBB: 1 HBP: 0 BLK: 0	WP: 1 HR: 1 S: 50 P: 78	ERA: 3.00 WHIP: 1.667																	

Batter	1	2	3	4	5	6	7	8	9	AB	R	H	RBI	BB	SO	LOB	BOTTOM					
<b>Joe Morgan, L</b> OBP: 0.420, SLG: 0.431 (1, 4)										4	0	1	0	0	0	0	<b>Cincinnati Reds @ Houston Astros</b> Astrodome, Houston, TX Thu May 21 1970, 8:05 PM EDT Att: 9,508 - Unknown					
<b>Jesus Alou, R</b> OBP: 0.338, SLG: 0.386 (1, 7)										3	0	1	0	0	0	1						
<b>Jimmy Wynn, R</b> OBP: 0.401, SLG: 0.573 (1, 8)										2	0	0	0	1	0	1						
<b>Norm Miller, L</b> OBP: 0.317, SLG: 0.347 (1, 9)										3	0	0	0	0	0	2						
<b>Denis Menke, R</b> OBP: 0.386, SLG: 0.451 (1, 6)										2	0	0	0	1	0	0						
<b>Joe Pepitone, L</b> OBP: 0.299, SLG: 0.507 (1, 3)										3	0	0	0	0	0	1						
<b>Doug Rader, R</b> OBP: 0.365, SLG: 0.532 (1, 5)										3	0	0	0	0	0	1						
<b>Johnny Edwards, L</b> OBP: 0.220, SLG: 0.246 (1, 2)										3	0	0	0	0	0	0						
<b>Denny Lemaster, R</b> OBP: 0.208, SLG: 0.143 (1, 1)										2	0	0	0	0	0	0						
<b>Keith Lampard, L</b> OBP: 0.297, SLG: 0.382 (9, PH)										1	0	0	0	0	0	0						
<b>Inning Stats</b>	R: 0 E: 0 K: 0 S: 3	H: 1 LOB: 1 BB: 1 P: 7	R: 0 E: 0 K: 0 S: 3	H: 0 LOB: 0 BB: 0 P: 3	R: 0 E: 0 K: 0 S: 3	H: 0 LOB: 0 BB: 0 P: 3	R: 0 E: 0 K: 0 S: 3	H: 1 LOB: 0 BB: 0 P: 3	R: 0 E: 0 K: 0 S: 2	H: 0 LOB: 0 BB: 1 P: 6	R: 0 E: 0 K: 0 S: 3	H: 0 LOB: 0 BB: 0 P: 3	R: 0 E: 0 K: 0 S: 3	H: 0 LOB: 0 BB: 0 P: 3	R: 0 E: 0 K: 0 S: 3	H: 0 LOB: 0 BB: 0 P: 3	R: 0 E: 0 K: 0 S: 3	H: 0 LOB: 0 BB: 0 P: 3	1B: 2 2B: 1 3B: 0 HR: 0	SF: 0 SAC: 0 DP: 2 HBP: 0	WP: 0 PB: 0 SB: 0 CS: 1	PA: 28
<b>PITCHER</b> <b>Jim McGlothlin, R</b> ERA: 2.34 (1, 1)	IP: 9.0 WLS: W BF: 28	H: 2 R: 0 ER: 0 SO: 0	BB: 2 IBB: 0 HBP: 0 BLK: 0	WP: 0 HR: 0 S: 26 P: 34	ERA: 0.00 WHIP: 0.444																	


Batter	1	2	3	4	5	6	7	8	9	AB	R	H	RBI	BB	SO	LOB	TOP				
<b>Pete Rose, S</b> OBP: 0.349, SLG: 0.436 (1, 9)	0-0 BB 1B		0-0 F8		0-0 SF8 3B	0-3 K		0-3 K		5	1	2	0	0	2	1	<b>Cincinnati Reds @ Houston Astros</b> Astrodome, Houston, TX Fri May 22 1970, 8:05 PM EDT Att: 23,378 - Dome				
<b>Bobby Tolan, L</b> OBP: 0.365, SLG: 0.500 (1, 8)	4-0 BB 1-2 BB		0-0 F9		0-3 K		0-0 BB 1B 1B	0-0 G4-6-3 1B	4	0	2	0	1	1	1						
<b>Tony Perez, R</b> OBP: 0.451, SLG: 0.677 (1, 5)	0-0 F9			0-0 HR	0-0 SF8		0-0 F8	0-0 G4-6-3 1-2	4	1	1	2	0	0	4						
<b>Johnny Bench, R</b> OBP: 0.339, SLG: 0.628 (1, 2)	0-3 K			0-0 2B 2B	0-0 2B		0-0 P6	0-3 K	5	1	2	0	0	2	3						
<b>Lee May, R</b> OBP: 0.353, SLG: 0.615 (1, 3)	0-3 K			0-0 F9 1B 2B	0-3 K		0-0 BB 1-2 1B		4	1	2	1	0	2	3						
<b>Bernie Carbo, L</b> OBP: 0.474, SLG: 0.652 (7, PR)		0-3 K		0-0 F7		0-0 HR	4-0 BB 1-2 2-3 BB		3	1	1	1	1	1	1						
<b>Jimmy Stewart, S</b> OBP: 0.290, SLG: 0.222 (7, 7)									0	0	0	0	0	0	0						
<b>Tommy Helms, R</b> OBP: 0.216, SLG: 0.219 (1, 4)		0-0 4-3		0-0 F9		0-0 P3	0-0 F9		4	0	0	0	0	0	4						
<b>Dave Concepcion, R</b> OBP: 0.323, SLG: 0.344 (1, 6)		0-0 3-1		0-0 1B		0-0 4-3		0-0 6-3	4	0	1	1	0	0	0						
<b>Jim Merritt, L</b> OBP: 0.152, SLG: 0.125 (1, 1)			0-3 K	0-3 K		0-0 1B		0-3 K	4	0	1	0	0	3	1						
<b>Inning Stats</b>	R: 0 E: 0 K: 2 S: 8	H: 1 LOB: 2 BB: 1 P: 12	R: 0 E: 0 K: 1 S: 5	H: 0 LOB: 0 BB: 0 P: 5	R: 0 E: 0 K: 1 S: 5	H: 0 LOB: 0 BB: 0 P: 5	R: 3 E: 0 K: 1 S: 9	H: 4 LOB: 1 BB: 0 P: 9	R: 1 E: 0 K: 1 S: 7	H: 2 LOB: 1 BB: 0 P: 7	R: 0 E: 0 K: 0 S: 5	H: 2 LOB: 3 BB: 1 P: 9	R: 0 E: 0 K: 2 S: 7	H: 0 LOB: 0 BB: 0 P: 7	R: 0 E: 0 K: 1 S: 5	H: 1 LOB: 0 BB: 0 P: 5	1B: 6 2B: 3 3B: 1 HR: 2	SF: 1 SAC: 0 DP: 1 HBP: 0	WP: 0 PB: 0 SB: 0 CS: 0	PA: 40	
<b>PITCHER</b>	IP	WLS	BF	H	R	ER	SO	BB	IBB	HBP	BLK	WP	HR	S	P	ERA	WHIP				
<b>Larry Dierker, R</b> ERA: 3.08 (1, 1)	7.0	L	34	11	5	5	8	2	0	0	0	0	2	48	56	6.43	1.857				
<b>Jack Billingham, R</b> ERA: 7.17 (8, 1)	2.0		6	1	0	0	3	0	0	0	0	0	0	12	12	0.00	0.500				

Batter	1	2	3	4	5	6	7	8	9	AB	R	H	RBI	BB	SO	LOB	BOTTOM					
<b>Joe Morgan, L</b> OBP: 0.417, SLG: 0.427 (1, 4)	0-3 K		0-0 F9		0-0 G4-6-3 1B		0-0 P6			4	0	1	0	0	1	0	<b>Cincinnati Reds @ Houston Astros</b> Astrodome, Houston, TX Fri May 22 1970, 8:05 PM EDT Att: 23,378 - Dome					
<b>Jesus Alou, R</b> OBP: 0.333, SLG: 0.378 (1, 9)	0-0 6-3		0-0 FC5-4 1B		0-0 G4-6-3 1-2		0-0 P2		4	0	1	0	0	0	1							
<b>Jimmy Wynn, R</b> OBP: 0.398, SLG: 0.565 (1, 8)	0-0 F3		0-0 FC5-4 1-2		0-0 4-3		0-0 FC5-4 1B		4	0	1	0	0	0	1							
<b>Tommy Davis, R</b> OBP: 0.285, SLG: 0.351 (1, 7)		0-0 1B 1B	0-0 F7		0-0 1-3		0-0 FC5-4 1B 1-2		4	1	1	0	0	0	2							
<b>Denis Menke, R</b> OBP: 0.389, SLG: 0.459 (1, 6)		0-0 F9		0-0 1B S 2B		0-0 F7		0-0 1B 1-3	4	1	2	0	0	0	1							
<b>Doug Rader, R</b> OBP: 0.374, SLG: 0.545 (1, 5)		0-0 1B 1-2 1B		0-0 2-3 1B		0-0 2B		0-0 5-3	4	0	3	0	0	0	2							
<b>Joe Pepitone, L</b> OBP: 0.292, SLG: 0.493 (1, 3)		0-0 P6		0-0 P6 3-H		0-0 P4		0-3 K	4	0	0	0	0	1	4							
<b>Johnny Edwards, L</b> OBP: 0.222, SLG: 0.248 (9, PH)		0-0 1-3 2-H 1B		0-3 K		0-3 K		0-0 F7	3	0	1	1	0	2	1							
<b>Marty Martinez, S</b> OBP: 0.368, SLG: 0.389 (9, PH)								0-0 F7	1	0	0	0	0	0	0							
<b>Larry Dierker, R</b> OBP: 0.206, SLG: 0.212 (7, PH)		0-3 K		0-3 K		0-3 K		0-0 L6	2	0	0	0	0	2	3							
<b>Bob Watson, R</b> OBP: 0.095, SLG: 0.150 (8, 1)									1	0	0	0	0	1	0							
<b>Jack Billingham, R</b> OBP: 0.292, SLG: 0.364 (9, PH)									0	0	0	0	0	0	0							
<b>Jim Beauchamp, R</b> OBP: 0.292, SLG: 0.364 (9, PH)									1	0	0	0	0	0	0							
<b>Inning Stats</b>	R: 0 E: 0 K: 1 S: 5	H: 0 LOB: 0 BB: 0 P: 5	R: 1 E: 0 K: 1 S: 8	H: 3 LOB: 2 BB: 0 P: 8	R: 0 E: 0 K: 0 S: 4	H: 1 LOB: 1 BB: 0 P: 4	R: 1 E: 0 K: 2 S: 9	H: 2 LOB: 0 BB: 0 P: 9	R: 0 E: 0 K: 0 S: 3	H: 1 LOB: 1 BB: 0 P: 3	R: 0 E: 0 K: 0 S: 4	H: 1 LOB: 1 BB: 0 P: 4	R: 0 E: 0 K: 2 S: 7	H: 0 LOB: 0 BB: 0 P: 7	R: 0 E: 0 K: 0 S: 5	H: 2 LOB: 2 BB: 0 P: 5	R: 0 E: 0 K: 1 S: 5	H: 0 LOB: 0 BB: 0 P: 5	1B: 8 2B: 2 3B: 0 HR: 0	SF: 0 SAC: 0 DP: 1 HBP: 0	WP: 0 PB: 0 SB: 1 CS: 0	PA: 36
<b>PITCHER</b>	IP	WLS	BF	H	R	ER	SO	BB	IBB	HBP	BLK	WP	HR	S	P	ERA	WHIP					
<b>Jim Merritt, L</b> ERA: 2.6 (1, 1)	9.0	W	36	10	2	2	7	0	0	0	0	0	0	50	50	2.00	1.111					

Batter	1	2	3	4	5	6	7	8	9	AB	R	H	RBI	BB	SO	LOB	TOP									
Pete Rose, S OBP: 0.391, SLG: 0.435 Angel Bravo, L OBP: 0.500, SLG: 0.286	(1,9) X 0-0 F8		(2,2) X 0-0 4-3	(2,2) X 0-0 1B		(2,2) X 0-3 K	(2,2) X 0-0 2B 1B		(2,2) X 4-0 BB	5	1	2	4	0	1	1										
Bobby Tolan, L OBP: 0.369, SLG: 0.503	(1,8) X 0-0 4-3		(3,3) X 0-0 4-3	(3,3) X 2-H 3-H 4-0 BB		(3,3) X 0-0 E9 HR 1B	(3,3) X 0-0 2B		(3,3) X 0-3 K	5	1	2	2	1	1	2										
Tony Perez, R OBP: 0.455, SLG: 0.698 Jay Ward, R	(1,5) B (7,5) B (8,3)	4-0 BB																								
Johnny Bench, R OBP: 0.335, SLG: 0.621	(1,2) X (7,7)	0-3 K																								
Lee May, R OBP: 0.361, SLG: 0.621 Darrel Chaney, S OBP: 0.227, SLG: 0.273	(1,3) X (8,4)																									
Bernie Carbo, L OBP: 0.483, SLG: 0.685 Pat Corrales, R OBP: 0.167, SLG: 0.118	(1,7) X (7,2)																									
Tommy Helms, R OBP: 0.211, SLG: 0.215 Woody Woodward, R OBP: 0.261, SLG: 0.238	(1,4) X (7, PR) (7,4) (8,5)																									
Dave Concepcion, R OBP: 0.333, SLG: 0.344	(1,6) X																									
Wayne Simpson, R OBP: 0.080, SLG: 0.080 Jimmy Stewart, S OBP: 0.281, SLG: 0.214 Wayne Granger, R	(1,1) X (9, PH) (9,1)																									
<b>Inning Stats</b>	R: 0 E: 0 K: 1 S: 5	H: 0 LOB: 1 BB: 1 P: 9	R: 1 E: 0 K: 0 S: 4	H: 2 LOB: 0 BB: 0 P: 4	R: 0 E: 0 K: 0 S: 3	H: 0 LOB: 0 BB: 0 P: 3	R: 5 E: 0 K: 0 S: 7	H: 4 LOB: 2 BB: 3 P: 19	R: 1 E: 1 K: 0 S: 4	H: 2 LOB: 1 BB: 0 P: 4	R: 3 E: 1 K: 1 S: 7	H: 2 LOB: 0 BB: 1 P: 11	R: 4 E: 2 K: 0 S: 8	H: 4 LOB: 2 BB: 0 P: 8	R: 0 E: 0 K: 0 S: 3	H: 0 LOB: 0 BB: 0 P: 3	R: 0 E: 0 K: 1 S: 6	H: 1 LOB: 2 BB: 1 P: 10	1B: 8 2B: 5 3B: 0 HR: 2	SF: 1 SAC: 1 DP: 1 HBP: 0	WP: 1 PB: 0 SB: 0 CS: 0	PA: 47				
<b>PITCHER</b>	IP WLS BF H R ER SO BB IBB HBP BLK WP HR S P ERA WHIP	IP WLS BF H R ER SO BB IBB HBP BLK WP HR S P ERA WHIP	IP WLS BF H R ER SO BB IBB HBP BLK WP HR S P ERA WHIP	IP WLS BF H R ER SO BB IBB HBP BLK WP HR S P ERA WHIP	IP WLS BF H R ER SO BB IBB HBP BLK WP HR S P ERA WHIP	IP WLS BF H R ER SO BB IBB HBP BLK WP HR S P ERA WHIP	IP WLS BF H R ER SO BB IBB HBP BLK WP HR S P ERA WHIP	IP WLS BF H R ER SO BB IBB HBP BLK WP HR S P ERA WHIP	IP WLS BF H R ER SO BB IBB HBP BLK WP HR S P ERA WHIP	IP WLS BF H R ER SO BB IBB HBP BLK WP HR S P ERA WHIP	IP WLS BF H R ER SO BB IBB HBP BLK WP HR S P ERA WHIP	IP WLS BF H R ER SO BB IBB HBP BLK WP HR S P ERA WHIP	IP WLS BF H R ER SO BB IBB HBP BLK WP HR S P ERA WHIP	IP WLS BF H R ER SO BB IBB HBP BLK WP HR S P ERA WHIP	IP WLS BF H R ER SO BB IBB HBP BLK WP HR S P ERA WHIP	IP WLS BF H R ER SO BB IBB HBP BLK WP HR S P ERA WHIP	IP WLS BF H R ER SO BB IBB HBP BLK WP HR S P ERA WHIP	IP WLS BF H R ER SO BB IBB HBP BLK WP HR S P ERA WHIP	IP WLS BF H R ER SO BB IBB HBP BLK WP HR S P ERA WHIP	IP WLS BF H R ER SO BB IBB HBP BLK WP HR S P ERA WHIP	IP WLS BF H R ER SO BB IBB HBP BLK WP HR S P ERA WHIP	IP WLS BF H R ER SO BB IBB HBP BLK WP HR S P ERA WHIP	IP WLS BF H R ER SO BB IBB HBP BLK WP HR S P ERA WHIP	IP WLS BF H R ER SO BB IBB HBP BLK WP HR S P ERA WHIP		
Don Wilson, R ERA: 5.88 Jim Ray, R ERA: 3.77 Jack Billingham, R ERA: 6.85 Jack Dilauro, L ERA: 5.0 Scipio Spinks, R ERA: 10.13	(1,1) (4,1) (7,1) (8,1) (9,1)	3.2 L 18 5 6 6 1	2 1 0 0 0 0	2 0 0 0 0 0	2 0 0 0 0 0	14.73 1.909 19.29 3.429 0.00 3.000 0.00 0.000	0.00 2.000																			
<b>Batter</b>	<b>1</b>	<b>2</b>	<b>3</b>	<b>4</b>	<b>5</b>	<b>6</b>	<b>7</b>	<b>8</b>	<b>9</b>	<b>AB</b>	<b>R</b>	<b>H</b>	<b>RBI</b>	<b>BB</b>	<b>SO</b>	<b>LOB</b>	<b>BOTTOM</b>									
Joe Morgan, L OBP: 0.418, SLG: 0.421	(1,4) B (4,4) B (8,4) B	4-0 BB																								
Jesus Alou, R OBP: 0.317, SLG: 0.359	(1,9) X 0-0 FC6-4 1B 2B	(2,3) X 0-0 G5-4-3																								
Norm Miller, L OBP: 0.326, SLG: 0.347	(1,8) X 0-0 1-2 2B 1B																									
Tommy Davis, R OBP: 0.277, SLG: 0.341	(1,7) X 0-3 K																									
Denis Menke, R OBP: 0.391, SLG: 0.466	(1,6) X 0-0 1H 2H 1B 2B																									
Doug Radler, R OBP: 0.371, SLG: 0.537	(1,5) X 0-0 2H 1B																									
Bob Watson, R OBP: 0.120, SLG: 0.167	(1,3) X 0-0 1-2 1B																									
Johnny Edwards, L OBP: 0.224, SLG: 0.250 Jack Dilauro, S Scipio Spinks, R	(1,2) X (8,1) (9,1)																									
Don Wilson, R OBP: 0.111, SLG: 0.111 Jim Ray, R OBP: 0.250, SLG: 0.250 Jack Billingham, R Don Bryant, R OBP: 0.500, SLG: 0.500	(1,1) X (4,1) (7,1) (7, PH) (8,2)																									
<b>Inning Stats</b>	R: 3 E: 0 K: 1 S: 9	H: 4 LOB: 2 BB: 1 P: 13	R: 0 E: 0 K: 0 S: 2	H: 0 LOB: 1 BB: 1 P: 6	R: 0 E: 0 K: 1 S: 5	H: 0 LOB: 0 BB: 0 P: 5	R: 0 E: 0 K: 0 S: 3	H: 0 LOB: 0 BB: 0 P: 3	R: 0 E: 0 K: 0 S: 3	H: 0 LOB: 0 BB: 0 P: 3	R: 0 E: 0 K: 1 S: 6	H: 1 LOB: 1 BB: 0 P: 6	R: 0 E: 0 K: 0 S: 3	H: 0 LOB: 0 BB: 0 P: 3	R: 0 E: 0 K: 0 S: 3	H: 1 LOB: 0 BB: 0 P: 3	R: 0 E: 0 K: 0 S: 3	H: 1 LOB: 0 BB: 0 P: 3	1B: 5 2B: 1 3B: 0 HR: 0	SF: 0 SAC: 0 DP: 2 HBP: 0	WP: 0 PB: 0 SB: 0 CS: 0	PA: 34				
<b>PITCHER</b>	IP WLS BF H R ER SO BB IBB HBP BLK WP HR S P ERA WHIP	IP WLS BF H R ER SO BB IBB HBP BLK WP HR S P ERA WHIP	IP WLS BF H R ER SO BB IBB HBP BLK WP HR S P ERA WHIP	IP WLS BF H R ER SO BB IBB HBP BLK WP HR S P ERA WHIP	IP WLS BF H R ER SO BB IBB HBP BLK WP HR S P ERA WHIP	IP WLS BF H R ER SO BB IBB HBP BLK WP HR S P ERA WHIP	IP WLS BF H R ER SO BB IBB HBP BLK WP HR S P ERA WHIP	IP WLS BF H R ER SO BB IBB HBP BLK WP HR S P ERA WHIP	IP WLS BF H R ER SO BB IBB HBP BLK WP HR S P ERA WHIP	IP WLS BF H R ER SO BB IBB HBP BLK WP HR S P ERA WHIP	IP WLS BF H R ER SO BB IBB HBP BLK WP HR S P ERA WHIP	IP WLS BF H R ER SO BB IBB HBP BLK WP HR S P ERA WHIP	IP WLS BF H R ER SO BB IBB HBP BLK WP HR S P ERA WHIP	IP WLS BF H R ER SO BB IBB HBP BLK WP HR S P ERA WHIP	IP WLS BF H R ER SO BB IBB HBP BLK WP HR S P ERA WHIP	IP WLS BF H R ER SO BB IBB HBP BLK WP HR S P ERA WHIP	IP WLS BF H R ER SO BB IBB HBP BLK WP HR S P ERA WHIP	IP WLS BF H R ER SO BB IBB HBP BLK WP HR S P ERA WHIP	IP WLS BF H R ER SO BB IBB HBP BLK WP HR S P ERA WHIP	IP WLS BF H R ER SO BB IBB HBP BLK WP HR S P ERA WHIP	IP WLS BF H R ER SO BB IBB HBP BLK WP HR S P ERA WHIP	IP WLS BF H R ER SO BB IBB HBP BLK WP HR S P ERA WHIP	IP WLS BF H R ER SO BB IBB HBP BLK WP HR S P ERA WHIP	IP WLS BF H R ER SO BB IBB HBP BLK WP HR S P ERA WHIP		
Wayne Simpson, R ERA: 2.26 Wayne Granger, R ERA: 2.41	(1,1) (9,1)	8.0 S 31 5 3 3 3	0 0 0 0 0 0	0 0 0 0 0 0	0 0 0 0 0 0	3.38 1.000 0.00 1.000																				


Cincinnati Reds @ Houston Astros  
Astrodome, Houston, TX  
Sat May 23 1970, 8:05 PM EDT  
Att: 27,822 - Unknown

AB 39  
R 14  
H 15  
RBI 13  
BB 6  
SO 3  
LOB 18



Cincinnati Reds @ Houston Astros  
Astrodome, Houston, TX  
Sat May 23 1970, 8:05 PM EDT  
Att: 27,822 - Unknown

AB 31  
R 3  
H 6  
RBI 3  
BB 3  
SO 3  
LOB 12





Batter	1	2	3	4	5	6	7	8	9	AB	R	H	RBI	BB	SO	LOB	TOP					
Joe Morgan, L (1,4) OBP: 0.418, SLG: 0.417	0-0 1B HR 1B		0-0 3-1		0-0 F7		4-0 BB	0-3 K		4	1	1	0	1	1	0						
Jesus Aloy, R (1,7) OBP: 0.319, SLG: 0.356	0-0 1-3 HR 1B		0-0 F3		0-0 F6		0-0 F3			4	1	1	0	0	0	2						
Jimmy Wynn, R (1,8) OBP: 0.403, SLG: 0.563	0-3 K		0-0 1B		0-0 BB 1B		0-0 4-3			4	0	2	0	0	1	4						
Norm Miller, L (1,9) OBP: 0.347, SLG: 0.410	0-0 1-H 3-H HR		0-3 K		0-3 K		0-0 1-3 2B			4	1	2	3	0	2	2						
Denis Menke, R (1,6) OBP: 0.404, SLG: 0.479	0-0 F5			0-0 1B 2B		4-0 1-2 BB		0-3 K		3	0	1	0	1	1	1						
Joe Pepitone, L (1,3) OBP: 0.294, SLG: 0.497	0-0 3-1			0-0 G5-4-3 2-3 1B		0-0 F6		0-0 1-3		4	0	1	0	0	0	3						
Doug Rader, R (1,5) OBP: 0.354, SLG: 0.510		0-0 5-3		0-0 G5-4-3 1-2		0-0 F9		0-0 F9		4	0	0	0	0	0	5						
Johnny Edwards, L (1,2) OBP: 0.232, SLG: 0.257		0-3 K		0-0 F8			0-0 F8		0-0 F6	4	0	0	0	0	1	1						
Larry Dierker, R (1,1) OBP: 0.194, SLG: 0.200		0-3 K			0-0 5-3			0-0 5-3		2	0	0	0	0	1	0						
Keith Lampard, L (7, PH) OBP: 0.333, SLG: 0.429										1	0	1	0	0	0	0						
Jack Billingham, R (7, 1) OBP: 0.292, SLG: 0.304										0	0	0	0	0	0	0						
Marty Martinez, S (9, PH)										1	0	0	0	0	0	0						
<b>Inning Stats</b>	R: 3 E: 0 K: 1 S: 8	H: 3 LOB: 0 BB: 0 P: 8	R: 0 E: 0 K: 2 S: 7	H: 0 LOB: 0 BB: 0 P: 7	R: 0 E: 0 K: 1 S: 6	H: 1 LOB: 1 BB: 0 P: 6	R: 0 E: 0 K: 0 S: 4	H: 2 LOB: 1 BB: 0 P: 4	R: 0 E: 0 K: 0 S: 3	H: 0 LOB: 0 BB: 0 P: 3	R: 0 E: 0 K: 1 S: 6	H: 1 LOB: 2 BB: 1 P: 10	R: 0 E: 0 K: 0 S: 4	H: 1 LOB: 2 BB: 1 P: 8	R: 0 E: 0 K: 1 S: 6	H: 1 LOB: 1 BB: 0 P: 6	R: 0 E: 0 K: 1 S: 5	H: 0 LOB: 0 BB: 0 P: 5	1B: 5 2B: 3 3B: 0 HR: 1	SF: 0 SAC: 0 DP: 1 HBP: 0	WP: 0 PB: 0 SB: 0 CS: 0	PA: 37
<b>PITCHER</b>	IP WLS BF H R ER SO BB IBB HBP BLK WP HR S P ERA WHIP	IP WLS BF H R ER SO BB IBB HBP BLK WP HR S P ERA WHIP																				
Jim Nash, R (1,1) ERA: 3.36	7.0 W 31 9 3 3 5 2 0 0 0 0 1 39 47 3.86 1.571	2.0 S 6 0 0 0 2 0 0 0 0 0 0 10 10 0.00 0.000																				
Hoyt Wilhelm, R (8,1) ERA: 3.3																						

Houston Astros @ Atlanta Braves  
Atlanta Stadium, Atlanta, GA  
Tue May 26 1970, 7:05 PM EDT  
Att: 18,239 - Unknown

AB	35
R	3
H	9
RBI	3
BB	2
SO	7
LOB	18



Batter	1	2	3	4	5	6	7	8	9	AB	R	H	RBI	BB	SO	LOB	BOTTOM			
Felix Millan, R (1,4) OBP: 0.324, SLG: 0.385	0-0 1B 3B		0-0 F6		0-0 CS 1B		0-0 4-3			4	1	2	0	0	0	0				
Mike Lum, L (1,8) OBP: 0.280, SLG: 0.244	0-0 5-3			0-0 BB 1B		0-0 F7		0-0 2B		4	1	2	0	0	0	2				
Hank Aaron, R (1,9) OBP: 0.411, SLG: 0.669	0-0 G6-4-3 3-H 1B			4-0 1B 2B BB		0-3 K		0-0 5-3		3	1	1	1	1	1	2				
Rico Carty, R (1,7) OBP: 0.508, SLG: 0.715	0-0 G6-4-3 1-2			0-0 2B 1B		0-0 HR 2B		0-0 4-3		4	1	2	1	0	0	2				
Orlando Cepeda, R (1,3) OBP: 0.392, SLG: 0.592		0-0 G5-4-3 1B		0-0 1-3 3-H 2B		0-3 K		0-0 F3		4	0	2	1	0	1	1				
Clete Boyer, R (1,5) OBP: 0.283, SLG: 0.395		0-0 G5-4-3 1-2		0-0 6-3		0-3 K		0-0 1B		4	0	1	0	0	1	4				
Bob Tillman, R (1,2) OBP: 0.270, SLG: 0.490		0-0 5-3		0-0 F9		0-0 HR		0-0 F3		4	1	1	2	0	0	3				
Gil Garrido, R (1,6) OBP: 0.324, SLG: 0.313			0-0 5-3		4-0 IBB		0-0 HR 1B		0-0 1-2 1B	3	0	2	0	1	0	0				
Jim Nash, R (1,1) OBP: 0.107, SLG: 0.185			0-3 K		0-0 F9		0-3 K		0-3 K	3	0	0	0	0	2	4				
Hoyt Wilhelm, R (8,1) ERA: 6.04																				
<b>Inning Stats</b>	R: 1 E: 0 K: 0 S: 4	H: 2 LOB: 0 BB: 0 P: 4	R: 0 E: 0 K: 0 S: 3	H: 1 LOB: 0 BB: 0 P: 3	R: 0 E: 0 K: 1 S: 5	H: 0 LOB: 0 BB: 0 P: 5	R: 2 E: 0 K: 0 S: 6	H: 3 LOB: 3 BB: 2 P: 14	R: 0 E: 0 K: 1 S: 5	H: 1 LOB: 1 BB: 0 P: 5	R: 2 E: 0 K: 3 S: 12	H: 3 LOB: 1 BB: 0 P: 12	R: 0 E: 0 K: 0 S: 4	H: 1 LOB: 1 BB: 0 P: 4	R: 0 E: 0 K: 1 S: 7	H: 2 LOB: 2 BB: 0 P: 7	1B: 8 2B: 4 3B: 1 HR: 1	SF: 0 SAC: 0 DP: 3 HBP: 0	WP: 0 PB: 0 SB: 0 CS: 1	PA: 36
<b>PITCHER</b>	IP WLS BF H R ER SO BB IBB HBP BLK WP HR S P ERA WHIP	IP WLS BF H R ER SO BB IBB HBP BLK WP HR S P ERA WHIP																		
Larry Dierker, R (1,1) ERA: 3.36	6.0 L 27 10 5 5 5 1 0 0 0 0 0 35 43 7.50 1.833	2.0 9 3 0 0 1 0 0 0 0 0 0 11 11 0.00 1.500																		
Jack Billingham, R (7,1) ERA: 6.04																				

Houston Astros @ Atlanta Braves  
Atlanta Stadium, Atlanta, GA  
Tue May 26 1970, 7:05 PM EDT  
Att: 18,239 - Unknown

AB	34
R	5
H	13
RBI	5
BB	2
SO	6
LOB	20



Batter	1	2	3	4	5	6	7	8	9	AB	R	H	RBI	BB	SO	LOB	TOP			
Joe Morgan, L OBP: 0.415, SLG: 0.410 (1, 4)										3	0	0	0	1	0	0	<b>Houston Astros @ Atlanta Braves</b> Atlanta Stadium, Atlanta, GA Wed May 27 1970, 7:05 PM EDT Att: 11,025 - Unknown			
Jesus Alou, R OBP: 0.316, SLG: 0.352 (1, 7)										4	0	1	0	0	0	2				
Jimmy Wynn, R OBP: 0.400, SLG: 0.553 (1, 8)										3	0	0	0	1	0	1				
Norm Miller, L OBP: 0.354, SLG: 0.407 (1, 9)										3	0	1	0	1	0	0				
Denis Menke, R OBP: 0.396, SLG: 0.468 (1, 6)										4	0	0	0	0	0	4				
Joe Pappano, L OBP: 0.301, SLG: 0.518 (1, 3)										3	1	2	1	0	0	0				
Doug Rader, R OBP: 0.348, SLG: 0.500 (1, 5)										3	0	0	0	0	0	1				
Johnny Edwards, L OBP: 0.234, SLG: 0.258 Jim Bouton, R OBP: 0.500, SLG: 0.417 (1, 2) (7, 1)										3	0	1	0	0	1	0				
Denny Lemaster, R OBP: 0.200, SLG: 0.136 Jim Ray, R OBP: 0.250, SLG: 0.250 Jim Beauchamp, R OBP: 0.280, SLG: 0.348 Scipio Spinks, R OBP: 0.333, SLG: 0.333 (1, 1) (2, 1) (5, PH) (5, 1) Don Bryant, R OBP: 0.333, SLG: 0.333 (7, 2)										1	0	0	0	0	1	1				
<b>Inning Stats</b>	R: 0 E: 0 K: 0 S: 2	H: 0 LOB: 2 BB: 3 P: 14	R: 0 E: 0 K: 1 S: 6	H: 1 LOB: 1 BB: 0 P: 6	R: 0 E: 1 K: 0 S: 3	H: 0 LOB: 0 BB: 0 P: 3	R: 1 E: 0 K: 0 S: 4	H: 1 LOB: 0 BB: 0 P: 4	R: 0 E: 0 K: 0 S: 3	H: 0 LOB: 0 BB: 0 P: 3	R: 0 E: 0 K: 1 S: 5	H: 1 LOB: 0 BB: 0 P: 5	R: 0 E: 0 K: 0 S: 3	H: 0 LOB: 0 BB: 0 P: 3	R: 0 E: 0 K: 0 S: 3	H: 0 LOB: 0 BB: 0 P: 3		1B: 4 2B: 0 3B: 0 HR: 1	SF: 0 SAC: 0 DP: 4 HBP: 0	WP: 0 PB: 0 SB: 0 CS: 0
<b>PITCHER</b> Phil Niekro, R ERA: 3.7 (1, 1)	IP: 9.0 WLS: W BF: 32 H: 5 R: 1 ER: 1 SO: 2 BB: 3 IBB: 0 HBP: 0 BLK: 0 WP: 0 HR: 1 S: 33 P: 45 ERA: 1.00 WHIP: 0.889															<b>PITCHER</b>				

Batter	1	2	3	4	5	6	7	8	9	AB	R	H	RBI	BB	SO	LOB	BOTTOM			
Gil Garrido, R OBP: 0.308, SLG: 0.378 (1, 6)										5	1	1	2	0	0	2	<b>Houston Astros @ Atlanta Braves</b> Atlanta Stadium, Atlanta, GA Wed May 27 1970, 7:05 PM EDT Att: 11,025 - Unknown			
Felix Milan, R OBP: 0.321, SLG: 0.386 (1, 4)										5	1	1	0	0	0	2				
Hank Aaron, R OBP: 0.411, SLG: 0.660 (1, 9)										5	2	2	0	0	1	1				
Rico Carty, R OBP: 0.514, SLG: 0.716 (1, 7)										4	1	3	1	0	0	0				
Orlando Cepeda, R OBP: 0.394, SLG: 0.615 (1, 3)										4	1	2	4	0	0	1				
Clete Boyer, R OBP: 0.282, SLG: 0.387 (1, 5)										3	0	0	0	1	1	0				
Mike Lum, L OBP: 0.278, SLG: 0.265 (1, 8)										4	1	1	0	0	2	3				
Bob Didier, S OBP: 0.169, SLG: 0.162 (1, 2)										4	0	0	0	0	0	1				
Phil Niekro, R OBP: 0.100, SLG: 0.069 (1, 1)										3	1	2	1	1	0	0				
<b>Inning Stats</b>	R: 1 E: 0 K: 1 S: 8	H: 3 LOB: 3 BB: 1 P: 12	R: 6 E: 0 K: 1 S: 11	H: 6 LOB: 0 BB: 0 P: 11	R: 0 E: 1 K: 0 S: 4	H: 0 LOB: 1 BB: 0 P: 4	R: 0 E: 0 K: 0 S: 3	H: 0 LOB: 0 BB: 0 P: 3	R: 1 E: 0 K: 0 S: 5	H: 2 LOB: 1 BB: 0 P: 5	R: 0 E: 0 K: 0 S: 4	H: 1 LOB: 1 BB: 0 P: 4	R: 0 E: 0 K: 1 S: 5	H: 0 LOB: 0 BB: 0 P: 5	R: 0 E: 0 K: 1 S: 5	H: 0 LOB: 1 BB: 1 P: 9		1B: 7 2B: 3 3B: 0 HR: 2	SF: 0 SAC: 0 DP: 0 HBP: 0	WP: 0 PB: 1 SB: 0 CS: 0
<b>PITCHER</b> Denny Lemaster, L ERA: 4.4 Jim Ray, R ERA: 3.74 Scipio Spinks, R ERA: 9.24 Jim Bouton, R ERA: 6.3 (1, 1) (2, 1) (5, 1) (7, 1)	IP: 1.1 WLS: L BF: 13 H: 1 R: 1 ER: 1 SO: 1 BB: 0 IBB: 0 HBP: 0 BLK: 0 WP: 0 HR: 1 S: 14 P: 18 ERA: 40.50 WHIP: 6.750															<b>PITCHER</b>				

Batter	1	2	3	4	5	6	7	8	9	AB R H RBI BB SO LOB	TOP									
Jesus Alou, R OBP: 0.310, SLG: 0.344 (1, 7)	5-3		L6		E9		4-3		L5	5 1 1 1 0 0 0	<b>Houston Astros @ New York Mets</b> Shea Stadium, Flushing, NY Fri May 29 1970, 7:05 PM EDT Att: 35,753 - Unknown									
Joe Morgan, L OBP: 0.419, SLG: 0.424 (1, 4)	F8				2B		K		2B	4 1 2 0 1 1 0										
Jimmy Wynn, R OBP: 0.405, SLG: 0.576 (1, 8)	K		P6		1B		HR		IBB	4 1 2 3 1 1 1										
Norm Miller, L OBP: 0.365, SLG: 0.404 (1, 9)				2-3			WP		4-3	3 0 1 0 1 0 2										
Denis Menke, R OBP: 0.393, SLG: 0.463 (1, 6)				K			HBP			4 0 1 0 0 2 3										
Joe Pepitone, L OBP: 0.294, SLG: 0.506 (1, 3)					3-1					4 0 0 0 0 2 4										
Doug Rader, R OBP: 0.346, SLG: 0.512 (1, 5)										4 1 1 1 0 1 2										
Johnny Edwards, L OBP: 0.234, SLG: 0.258 (1, 2)										4 1 1 0 0 1 2										
Tom Griffin, R OBP: 0.133, SLG: 0.143 (1, 1)										1 0 0 0 0 1 0										
Jack Billingham, R (5, 1)										2 0 0 0 0 2 0										
<b>Inning Stats</b>	R: 0 E: 0 K: 1 S: 5	H: 0 LOB: 0 BB: 0 P: 5	R: 0 E: 0 K: 3 S: 10	H: 1 LOB: 2 BB: 1 P: 14	R: 0 E: 0 K: 1 S: 6	H: 1 LOB: 1 BB: 0 P: 6	R: 0 E: 0 K: 1 S: 5	H: 0 LOB: 0 BB: 0 P: 5	R: 4 E: 1 K: 1 S: 10	H: 5 LOB: 2 BB: 1 P: 14	R: 0 E: 0 K: 2 S: 8	H: 1 LOB: 1 BB: 0 P: 9	R: 0 E: 0 K: 0 S: 3	H: 0 LOB: 0 BB: 0 P: 3	R: 0 E: 0 K: 1 S: 6	H: 1 LOB: 2 BB: 1 P: 10	1B: 4 2B: 3 3B: 0 HR: 2	SF: 0 SAC: 1 DP: 0 HBP: 1	WP: 1 PB: 0 SB: 0 CS: 0	PA: 40
<b>PITCHER</b>	IP WLS BF H R ER SO BB IBB HBP BLK WP HR S P ERA WHIP											IP WLS BF H R ER SO BB IBB HBP BLK WP HR S P ERA WHIP								
Tom Seaver, R ERA: 2.29 (1, 1)	8.0 L 35 8 5 5 10 2 0 1 0 1 2 52 61 5.62 1.250																			
Tug McGraw, L ERA: 4.64 (9, 1)	1.0 5 1 0 0 1 0 1 0 0 0 0 6 10 0.00 1.000																			

AB	35
R	5
H	9
RBI	5
BB	3
SO	11
LOB	14



Batter	1	2	3	4	5	6	7	8	9	AB R H RBI BB SO LOB	BOTTOM									
Cleon Jones, R OBP: 0.264, SLG: 0.259 (1, 7)	1-3		K						K	4 0 1 0 0 2 1	<b>Houston Astros @ New York Mets</b> Shea Stadium, Flushing, NY Fri May 29 1970, 7:05 PM EDT Att: 35,753 - Unknown									
Bud Harrelson, S OBP: 0.407, SLG: 0.401 (1, 6)									K	3 0 1 0 1 1 1										
Tommie Agee, R OBP: 0.320, SLG: 0.351 (1, 8)									K	4 0 0 0 0 0 3										
Art Shamsky, L OBP: 0.413, SLG: 0.538 (1, 3)										3 0 0 0 0 1 0										
Ken Boswell, L OBP: 0.350, SLG: 0.385 (1, 4)										3 0 0 0 0 0 0										
Ron Swoboda, R OBP: 0.353, SLG: 0.374 (1, 9)										3 0 0 0 0 1 0										
Wayne Garrett, L OBP: 0.379, SLG: 0.392 (1, 5)										2 0 0 0 1 2 0										
Jerry Grote, R OBP: 0.216, SLG: 0.293 (1, 2)										3 0 1 0 0 1 0										
Tom Seaver, R OBP: 0.211, SLG: 0.194 (1, 1)										1 0 0 0 1 0 2										
Ed Kranepool, L OBP: 0.250, SLG: 0.143 (8, PH)										1 0 0 0 0 0 0										
Tug McGraw, R OBP: 0.500, SLG: 0.500 (9, 1)										0 0 0 0 0 0 0										
<b>Inning Stats</b>	R: 0 E: 0 K: 0 S: 2	H: 0 LOB: 0 BB: 1 P: 6	R: 0 E: 0 K: 2 S: 7	H: 0 LOB: 0 BB: 0 P: 7	R: 0 E: 0 K: 2 S: 7	H: 0 LOB: 1 BB: 1 P: 11	R: 0 E: 0 K: 0 S: 3	H: 1 LOB: 0 BB: 0 P: 3	R: 0 E: 0 K: 0 S: 4	H: 1 LOB: 2 BB: 1 P: 8	R: 0 E: 0 K: 0 S: 3	H: 1 LOB: 0 BB: 0 P: 3	R: 0 E: 0 K: 2 S: 7	H: 0 LOB: 0 BB: 0 P: 7	R: 0 E: 0 K: 2 S: 7	H: 0 LOB: 0 BB: 0 P: 7	1B: 3 2B: 0 3B: 0 HR: 0	SF: 0 SAC: 0 DP: 3 HBP: 0	WP: 0 PB: 0 SB: 0 CS: 0	PA: 30
<b>PITCHER</b>	IP WLS BF H R ER SO BB IBB HBP BLK WP HR S P ERA WHIP											IP WLS BF H R ER SO BB IBB HBP BLK WP HR S P ERA WHIP								
Tom Griffin, R ERA: 5.73 (1, 1)	4.2 17 2 0 0 4 3 0 0 0 0 0 22 34 0.00 1.071																			
Jack Billingham, R ERA: 5.16 (5, 1)	4.1 W 13 1 0 0 4 0 0 0 0 0 0 21 21 0.00 0.231																			





Batter	1	2	3	4	5	6	7	8	9	AB	R	H	RBI	BB	SO	LOB	TOP					
<b>Jesus Alou, R</b> OBP: 0.308, SLG: 0.340 (1, 7)	0-0 4-3		0-0 BB 1B			0-0 5-3	0-0 5-3		0-0 SH3-4	4	0	1	1	0	0	1						
<b>Joe Morgan, L</b> OBP: 0.419, SLG: 0.416 (1, 4)	0-0 L9		4-0 1-2 BB			4-0 S 1B BB		0-0 3-1	0-0 F9	3	1	0	0	2	0	1						
<b>Jimmy Wynn, R</b> OBP: 0.405, SLG: 0.565 (1, 8)	0-3 K		0-3 K			4-0 1B 1-2 BB		4-0 S 1B BB	0-0 F9	3	1	0	0	2	2	3						
<b>Norm Miller, L</b> OBP: 0.370, SLG: 0.409 (1, 9)		0-3 K		0-0 F7		0-0 1-3 2H 1B		0-0 1B WP 1B		4	0	2	2	0	1	0						
<b>Denis Menke, R</b> OBP: 0.385, SLG: 0.453 (1, 6)		0-3 K		0-3 K		0-0 F5		0-0 F7		4	0	0	0	0	2	3						
<b>Joe Pepitone, L</b> OBP: 0.293, SLG: 0.497 (1, 3)		0-3 K		0-3 K		0-0 F7		4-0 1B IBB		3	0	0	0	1	2	2						
<b>Doug Rader, R</b> OBP: 0.344, SLG: 0.506 (1, 5)			0-3 K		0-3 K		0-0 F7	0-0 1-2 2-3 1B		4	0	1	0	0	2	0						
<b>Johnny Edwards, L</b> OBP: 0.234, SLG: 0.253 (1, 2)			4-0 S SH3-4 1B BB		0-3 K		0-0 E5 SH3-4	0-0 F7		3	1	0	0	1	1	3						
<b>Larry Dierker, R</b> OBP: 0.189, SLG: 0.194 <b>Ron Cook, L</b> OBP: 0.500, SLG: 1.000 <b>Fred Gladding, L</b> OBP: 0.320, SLG: 0.333 <b>Marty Martinez, S</b> OBP: 0.320, SLG: 0.333 (1, 1)			0-0 SH3-4		0-3 K		0-0 SH3-4	0-0 F9 SH3-4 1B		1	0	0	0	0	1	0						
<b>Inning Stats</b>	R: 0 E: 0 K: 1 S: 5	H: 0 LOB: 0 BB: 0 P: 5	R: 0 E: 0 K: 3 S: 9	H: 0 LOB: 0 BB: 0 P: 9	R: 1 E: 0 K: 2 S: 8	H: 1 LOB: 2 BB: 2 P: 16	R: 0 E: 0 K: 2 S: 7	H: 0 LOB: 0 BB: 0 P: 7	R: 0 E: 0 K: 3 S: 9	H: 0 LOB: 0 BB: 0 P: 9	R: 1 E: 0 K: 0 S: 4	H: 1 LOB: 2 BB: 2 P: 12	R: 0 E: 1 K: 0 S: 4	H: 0 LOB: 1 BB: 0 P: 4	R: 1 E: 0 K: 0 S: 5	H: 2 LOB: 2 BB: 2 P: 13	R: 0 E: 0 K: 0 S: 4	H: 1 LOB: 1 BB: 0 P: 4	1B: 5 2B: 0 3B: 0 HR: 0	SF: 0 SAC: 3 DP: 0 HBP: 0	WP: 1 PB: 0 SB: 2 CS: 0	PA: 39
<b>PITCHER</b>	IP	WLS	BF	H	R	ER	SO	BB	IBB	HBP	BLK	WP	HR	S	P	ERA	WHIP					
<b>Nolan Ryan, R</b> ERA: 2.87 <b>Ron Taylor, R</b> ERA: 3.0 (1, 1)	8.0	W	35	4	3	3	11	5	1	0	0	1	0	51	75	3.38	1.125					
<b>Ron Taylor, R</b> ERA: 3.0 (9, 1)	1.0	S	4	1	0	0	0	0	0	0	0	0	0	4	4	0.00	1.000					

Houston Astros @ New York Mets  
Shea Stadium, Flushing, NY  
Sat May 30 1970, 3:33 AM EDT  
Att: 54,421 - Unknown


AB 30  
R 3  
H 5  
RBI 3  
BB 6  
SO 11  
LOB 13



Batter	1	2	3	4	5	6	7	8	9	AB	R	H	RBI	BB	SO	LOB	BOTTOM					
<b>Tommie Agee, R</b> OBP: 0.328, SLG: 0.356 (1, 8)	4-0 WP S BB		0-3 K			0-0 S 1B		0-0 3B 1B		3	2	2	0	1	1	0						
<b>Bud Harrelson, S</b> OBP: 0.399, SLG: 0.394 (1, 6)	0-3 K		0-0 6-3			0-3 K		0-0 SF7		3	0	0	1	0	2	2						
<b>Cleon Jones, R</b> OBP: 0.270, SLG: 0.280 (1, 7)	0-0 P4		0-0 F2			0-0 1B		0-0 1B 3B		4	1	2	2	0	0	1						
<b>Art Shamsky, L</b> OBP: 0.415, SLG: 0.541 <b>Ron Swoboda, R</b> OBP: 0.353, SLG: 0.374 (1, 9)	0-0 1-3		0-0 2B			0-0 1-3		0-0 1B BB		3	0	1	0	1	0	2						
<b>Ken Boswell, L</b> OBP: 0.347, SLG: 0.380 <b>Duffy Dyer, R</b> OBP: 0.301, SLG: 0.190 (1, 4)	0-0 4-3		0-0 G3			0-3 K		0-0 FC4-6 1B		4	0	1	1	0	1	1						
<b>Donn Clendenen, R</b> OBP: 0.330, SLG: 0.510 <b>Ron Taylor, R</b> (1, 3)	0-3 K		0-0 6-3			0-0 F9		0-0 FC4-6		4	0	0	0	0	1	2						
<b>Joe Foy, R</b> OBP: 0.362, SLG: 0.322 (1, 5)	0-0 3-1		0-0 6-3			4-0 CS BB				2	0	0	0	1	0	0						
<b>Jerry Grote, R</b> OBP: 0.212, SLG: 0.287 <b>Ed Kranepool, L</b> OBP: 0.242, SLG: 0.138 (1, 2)			0-3 K			0-3 K		0-0 CS		2	0	0	0	0	2	0						
<b>Nolan Ryan, R</b> OBP: 0.105, SLG: 0.105 <b>Dave Marshall, L</b> OBP: 0.383, SLG: 0.628 <b>Al Weis, S</b> OBP: 0.300, SLG: 0.302 (1, 1)			0-3 K			0-0 5-3		0-0 1B SF7 2B		2	0	0	0	0	1	0						
<b>Inning Stats</b>	R: 0 E: 0 K: 1 S: 5	H: 0 LOB: 1 BB: 1 P: 9	R: 0 E: 0 K: 1 S: 5	H: 0 LOB: 0 BB: 0 P: 5	R: 0 E: 0 K: 3 S: 9	H: 0 LOB: 0 BB: 0 P: 9	R: 0 E: 0 K: 0 S: 4	H: 1 LOB: 1 BB: 0 P: 4	R: 0 E: 0 K: 1 S: 5	H: 0 LOB: 0 BB: 0 P: 5	R: 1 E: 0 K: 1 S: 7	H: 2 LOB: 1 BB: 0 P: 7	R: 0 E: 0 K: 1 S: 4	H: 0 LOB: 0 BB: 1 P: 8	R: 3 E: 0 K: 0 S: 7	H: 4 LOB: 2 BB: 1 P: 11	R: 0 E: 0 K: 0 S: 4	H: 0 LOB: 0 BB: 0 P: 4	1B: 4 2B: 2 3B: 1 HR: 0	SF: 1 SAC: 0 DP: 0 HBP: 0	WP: 1 PB: 0 SB: 2 CS: 1	PA: 34
<b>PITCHER</b>	IP	WLS	BF	H	R	ER	SO	BB	IBB	HBP	BLK	WP	HR	S	P	ERA	WHIP					
<b>Larry Dierker, R</b> ERA: 3.46 <b>Ron Cook, L</b> ERA: 2.49 <b>Fred Gladding, R</b> ERA: 4.58 (1, 1)	7.2	L	30	6	4	4	8	2	0	0	0	0	0	44	52	4.70	1.043					
<b>Ron Cook, L</b> ERA: 2.49 <b>Fred Gladding, R</b> ERA: 4.58 (8, 1)	0.0		2	1	0	0	0	1	0	0	0	0	0	1	5	∞	∞					
<b>Fred Gladding, R</b> ERA: 4.58 (8, 1)	0.1		1	0	0	0	0	0	0	0	0	0	0	1	1	0.00	0.000					

Houston Astros @ New York Mets  
Shea Stadium, Flushing, NY  
Sat May 30 1970, 3:33 AM EDT  
Att: 54,421 - Unknown

AB 29  
R 4  
H 7  
RBI 4  
BB 3  
SO 8  
LOB 8



Batter	1	2	3	4	5	6	7	8	9	AB	R	H	RBI	BB	SO	LOB	TOP					
Jesus Alou, R OBP: 0.294, SLG: 0.324 (1, 9)	F9		6-3			5-3	F8		4-3	5	0	0	0	0	0	2						
Joe Morgan, L OBP: 0.416, SLG: 0.412 (1, 4)	K		P4			HR			F7	4	1	1	0	0	1	0						
Jimmy Wynn, R OBP: 0.402, SLG: 0.576 (1, 8)	F9					HR			E5	4	2	1	2	0	0	0						
Tommy Davis, R OBP: 0.287, SLG: 0.367 (1, 7)		K		6-3		1B			HR	4	1	2	2	0	1	0						
Denis Menke, R OBP: 0.388, SLG: 0.454 (1, 6)		2B		K		1B			F9	4	0	2	0	0	1	0						
Doug Radler, R OBP: 0.337, SLG: 0.494 (1, 5)		K				1B			G3	4	0	0	0	0	2	3						
Bob Watson, R OBP: 0.172, SLG: 0.286 (1, 3)										4	0	2	0	0	0	0						
Don Bryant, R OBP: 0.333, SLG: 0.333 (9, PH)										3	0	1	0	0	1	3						
Keith Lampard, L OBP: 0.350, SLG: 0.472 (9, PH)										1	0	1	0	0	0	0						
Denny Lemaster, R OBP: 0.186, SLG: 0.125 (5, 1)										2	0	0	0	0	0	2						
Jim Ray, R OBP: 0.290, SLG: 0.290 (7, PH)										0	0	0	0	0	0	0						
Mary Martinez, S OBP: 0.326, SLG: 0.326 (7, PH)										1	0	0	0	0	0	1						
Jim Bouton, R OBP: 0.330, SLG: 0.330 (7, 1)										0	0	0	0	0	0	0						
Scipio Spinks, R OBP: 0.417 (8, 1)										0	0	0	0	0	0	0						
Jack Dilauro, S OBP: 0.381, SLG: 0.404 (9, PH)										1	0	0	0	0	0	1						
<b>Inning Stats</b>	R: 0 E: 0 K: 1 S: 5	H: 0 LOB: 0 BB: 0 P: 5	R: 0 E: 0 K: 3 S: 11	H: 2 LOB: 2 BB: 0 P: 11	R: 0 E: 0 K: 1 S: 5	H: 0 LOB: 0 BB: 0 P: 5	R: 0 E: 0 K: 1 S: 5	H: 0 LOB: 0 BB: 0 P: 5	R: 0 E: 0 K: 2 S: 8	H: 1 LOB: 1 BB: 0 P: 8	R: 2 E: 0 K: 0 S: 6	H: 4 LOB: 1 BB: 0 P: 6	R: 0 E: 0 K: 0 S: 4	H: 1 LOB: 1 BB: 0 P: 4	R: 2 E: 1 K: 0 S: 5	H: 1 LOB: 0 BB: 0 P: 5	R: 0 E: 0 K: 0 S: 4	H: 1 LOB: 1 BB: 0 P: 4	1B: 5 2B: 3 3B: 0 HR: 2	SF: 0 SAC: 0 DP: 1 HBP: 0	WP: 0 PB: 0 SB: 0 CS: 0	PA: 37
<b>PITCHER</b>	IP WLS BF H R ER SO BB IBB HBP BLK WP HR S P ERA WHIP																					
Ray Sadecki, L ERA: 3.24 (1, 1)	8.0 W 33 9 4 3 8 0 0 0 0 0 2 49 49 3.38 1.125																					
Ron Taylor, R ERA: 2.64 (9, 1)	1.0 S 4 1 0 0 0 0 0 0 0 0 0 0 4 4 0.00 1.000																					

Houston Astros @ New York Mets  
Shea Stadium, Flushing, NY  
Sun May 31 1970, 3:33 AM EDT  
Unknown

AB 37  
R 4  
H 10  
RBI 4  
BB 0  
SO 8  
LOB 11



Batter	1	2	3	4	5	6	7	8	9	AB	R	H	RBI	BB	SO	LOB	BOTTOM			
Tommie Agee, R OBP: 0.325, SLG: 0.369 (1, 8)	K	K			K	HR	FC6-4			5	1	1	2	0	3	4				
Bud Harrelson, S OBP: 0.399, SLG: 0.391 (1, 6)										4	2	1	1	1	2	1				
Wayne Garrett, L OBP: 0.379, SLG: 0.392 (8, 4)	HR									0	0	0	0	0	0	0				
Cleon Jones, R OBP: 0.286, SLG: 0.306 (1, 7)	K									4	2	3	0	1	1	1				
Ron Swoboda, R OBP: 0.364, SLG: 0.437 (1, 9)										4	3	2	5	1	2	2				
Art Shamsky, L OBP: 0.418, SLG: 0.540 (1, 3)										4	1	2	2	0	1	0				
Mike Jorgensen, L OBP: 0.293, SLG: 0.340 (8, 3)	E4									1	0	0	0	0	0	0				
Joe Foy, R OBP: 0.363, SLG: 0.317 (1, 5)	K									2	1	0	1	2	1	1				
Duffy Dyer, R OBP: 0.308, SLG: 0.209 (1, 2)										4	1	1	1	1	0	1				
Al Weis, S OBP: 0.309, SLG: 0.333 (8, 6)	F9									5	2	2	0	0	0	4				
Ray Sadecki, L OBP: 0.167, SLG: 0.091 (8, PH)										1	1	1	2	1	0	0				
Ed Kranepool, L OBP: 0.235, SLG: 0.133 (9, 1)										1	0	0	0	0	0	2				
<b>Inning Stats</b>	R: 2 E: 1 K: 3 S: 11	H: 1 LOB: 1 BB: 1 P: 15	R: 0 E: 0 K: 1 S: 5	H: 0 LOB: 1 BB: 1 P: 9	R: 0 E: 0 K: 2 S: 7	H: 1 LOB: 0 BB: 0 P: 7	R: 0 E: 0 K: 1 S: 5	H: 0 LOB: 0 BB: 0 P: 5	R: 5 E: 0 K: 1 S: 9	H: 3 LOB: 1 BB: 2 P: 17	R: 2 E: 0 K: 1 S: 8	H: 3 LOB: 1 BB: 0 P: 8	R: 3 E: 0 K: 1 S: 8	H: 3 LOB: 1 BB: 1 P: 12	R: 2 E: 0 K: 0 S: 5	H: 2 LOB: 2 BB: 2 P: 13	1B: 7 2B: 2 3B: 1 HR: 3	SF: 1 SAC: 2 DP: 0 HBP: 0	WP: 2 PB: 0 SB: 0 CS: 1	PA: 45
<b>PITCHER</b>	IP WLS BF H R ER SO BB IBB HBP BLK WP HR S P ERA WHIP																			
Denny Lemaster, L ERA: 4.86 (1, 1)	4.1 L 21 4 6 6 8 3 0 0 0 0 0 1 34 46 12.46 1.615																			
Jim Ray, R ERA: 4.33 (5, 1)	1.2 10 4 3 3 1 1 0 0 0 0 0 1 11 15 16.20 3.000																			
Jim Bouton, R ERA: 6.92 (7, 1)	0.1 5 3 3 3 0 1 0 0 0 0 0 0 4 8 81.00 12.000																			
Scipio Spinks, R ERA: 9.88 (7, 1)	1.0 7 2 2 2 1 2 0 0 0 0 0 1 7 15 18.00 4.000																			
Jack Dilauro, L ERA: 4.22 (8, 1)	0.2 2 0 0 0 0 0 0 0 0 0 0 0 2 2 0.00 0.000																			

Houston Astros @ New York Mets  
Shea Stadium, Flushing, NY  
Sun May 31 1970, 3:33 AM EDT  
Unknown

AB 35  
R 14  
H 13  
RBI 14  
BB 7  
SO 10  
LOB 16





Batter	1	2	3	4	5	6	7	8	9	AB	R	H	RBI	BB	SO	LOB	TOP							
Don Hahn, R OBP: 0.370, SLG: 0.289 Mack Jones, L OBP: 0.392, SLG: 0.450	0-0 BB E SF8 1B	4-0 BB			0-0 1B 2B		0-3 K		0-0 F7	1	1	1	0	1	0	0								
Gary Sutherland, R OBP: 0.237, SLG: 0.227	4-0 SF8 BB 1-2 BB	0-0 F6			0-0 1-3		0-0 F8		0-0 BB 1B	4	0	1	0	1	0	3								
Rusty Staub, L OBP: 0.461, SLG: 0.525	4-0 G6-4-3 1-2 2-3 BB		4-0 G5-3 1B BB		0-3 K		4-0 BLK 2B BB		0-0 F6	2	1	0	0	3	1	2								
Adolfo Phillips, R OBP: 0.337, SLG: 0.430	0-0 SF8		0-0 G5-3 1B		0-0 2H 1B		0-0 1H 2B		0-0 F9	4	0	3	3	0	0	1								
John Bateman, R OBP: 0.257, SLG: 0.308	0-0 G6-4-3 1-2		0-0 G5-3 1B		0-0 F8		0-0 F8			4	0	0	0	0	0	6								
Coco Laboy, R OBP: 0.243, SLG: 0.257		0-0 5-3	0-0 L5			0-0 1B			0-0 F8	4	0	1	0	0	0	1								
John Boccabella, R Ron Fairly, L OBP: 0.401, SLG: 0.394	0-0 2B 1B		0-0 6-3		0-0 F3		0-3 K			2	1	1	0	0	0	0								
Bobby Wine, R OBP: 0.251, SLG: 0.280	0-0 1H 2B		0-0 F9		0-0 F3		0-0 1B			4	0	2	1	0	0	1								
Carl Morton, R Bill Stoneman, R Jim Ray, R Bill Dillman, R Marv Staehle, L John Strohmayr, R OBP: 0.268, SLG: 0.281 OBP: 0.118, SLG: 0.192 OBP: 0.337, SLG: 0.407 OBP: 0.289, SLG: 0.333 OBP: 0.204, SLG: 0.263 OBP: 0.200, SLG: 0.200	0-0 F9		0-0 F8		0-0 4-3		0-0 F3			2	0	0	0	0	0	1								
<b>Inning Stats</b>	R: 1 E: 1 K: 0 S: 3	H: 1 LOB: 1 BB: 2 P: 11	R: 1 E: 0 K: 0 S: 5	H: 2 LOB: 2 BB: 1 P: 9	R: 0 E: 0 K: 0 S: 3	H: 1 LOB: 1 BB: 0 P: 7	R: 0 E: 0 K: 0 S: 3	H: 0 LOB: 0 BB: 0 P: 3	R: 1 E: 0 K: 1 S: 7	H: 2 LOB: 1 BB: 0 P: 7	R: 0 E: 0 K: 0 S: 4	H: 1 LOB: 1 BB: 0 P: 4	R: 1 E: 0 K: 1 S: 6	H: 1 LOB: 1 BB: 1 P: 10	R: 0 E: 0 K: 1 S: 6	H: 1 LOB: 1 BB: 0 P: 6	R: 0 E: 0 K: 0 S: 4	H: 1 LOB: 1 BB: 0 P: 4	1B: 7 2B: 3 3B: 0 HR: 0	SF: 1 SAC: 0 DP: 2 HBP: 0	WP: 0 PB: 0 SB: 0 CS: 0	PA: 40		
<b>PITCHER</b>	IP WLS BF H R ER SO BB IBB HBP BLK WP HR S P ERA WHIP	2.0 L 12 3 2 2 0 4 0 0 0 0 0 8 24 9.00 3.500	3.1 W 26 7 2 2 3 1 0 0 1 0 0 31 35 2.84 1.263	0.1 S 1 0 0 0 0 0 0 0 0 0 0 1 1 0.00 0.000	0.1 S 1 0 0 0 0 0 0 0 0 0 0 1 1 0.00 0.000																			

Montreal Expos @ Houston Astros  
Astrodome, Houston, TX  
Tue Jun 02 1970, 8:05 PM EDT  
Att: 12,756 - Dome

AB 34  
R 4  
H 10  
RBI 4  
BB 5  
SO 3  
LOB 18



Batter	1	2	3	4	5	6	7	8	9	AB	R	H	RBI	BB	SO	LOB	BOTTOM						
Jesus Alou, R OBP: 0.303, SLG: 0.342	0-0 FC6-4 1B	4-0 BB BB		0-3 K		0-0 G3				3	0	1	0	1	1	1							
Joe Morgan, L OBP: 0.415, SLG: 0.416	0-0 FC6-4 CS 1-2	4-0 BB BB		0-0 G3-6-3 1-2			4-0 3-1 S 1B BB			2	1	0	1	2	0	2							
Jimmy Wynn, R Jim Beauchamp, R OBP: 0.397, SLG: 0.575 OBP: 0.273, SLG: 0.333	0-3 K	0-3 K			0-0 E S 1B		0-3 K		0-3 K	4	0	1	0	0	3	5							
Norm Miller, L OBP: 0.362, SLG: 0.390		0-0 BLK 1B 1B	0-0 G3		0-3 K		0-0 3-1		0-0 2-3	4	1	1	0	0	1	2							
Denis Menke, R OBP: 0.393, SLG: 0.459		4-0 1B BB	0-0 G4-6-3 1B		0-3 K		0-0 1B		0-0 3H	3	1	2	1	1	1	1							
Joe Pepitone, L OBP: 0.288, SLG: 0.494		0-3 K	0-0 G4-6-3 1-2		4-0 IBB		0-0 F5			3	0	0	0	1	1	4							
Doug Rader, R OBP: 0.330, SLG: 0.472		0-0 F5		4-0 3B BB	0-0 F2			0-0 5-3		3	1	0	0	1	0	4							
Johnny Edwards, L OBP: 0.232, SLG: 0.262		0-0 BB 1B 1B		0-0 1H 1B 3B		0-0 4-3		0-0 6-3		4	2	2	2	0	0	0							
Ron Cook, L Jim Ray, R Jack Dilauro, S Fred Gladding, L OBP: 0.600, SLG: 1.000 OBP: 0.273, SLG: 0.273 OBP: 0.269, SLG: 0.333 ERA: 4.35 ERA: 6.43	0-0 1-2 2H 1B	0-0 BB BB 1B	0-0 G3-6-3 1B		0-0 5-3		0-0 5-3		0-0 F8	1	0	1	1	0	0	0							
<b>Inning Stats</b>	R: 0 E: 0 K: 1 S: 5	H: 1 LOB: 0 BB: 0 P: 5	R: 3 E: 0 K: 2 S: 10	H: 3 LOB: 3 BB: 3 P: 22	R: 0 E: 0 K: 0 S: 3	H: 1 LOB: 0 BB: 0 P: 3	R: 2 E: 0 K: 1 S: 6	H: 2 LOB: 0 BB: 1 P: 10	R: 0 E: 0 K: 2 S: 8	H: 1 LOB: 2 BB: 1 P: 12	R: 0 E: 0 K: 0 S: 3	H: 0 LOB: 0 BB: 0 P: 3	R: 1 E: 0 K: 1 S: 6	H: 1 LOB: 1 BB: 1 P: 10	R: 0 E: 0 K: 0 S: 3	H: 0 LOB: 0 BB: 0 P: 3	1B: 8 2B: 1 3B: 1 HR: 0	SF: 0 SAC: 0 DP: 3 HBP: 0	WP: 0 PB: 0 SB: 2 CS: 1	PA: 36			
<b>PITCHER</b>	IP WLS BF H R ER SO BB IBB HBP BLK WP HR S P ERA WHIP	3.0 L 17 6 5 0 3 4 0 0 0 0 0 13 17 0.00 1.000	2.0 L 8 2 0 0 3 0 1 0 0 0 0 9 13 4.50 1.000	1.0 L 3 0 0 0 0 0 0 0 0 0 0 3 3 0.00 0.000																			

Montreal Expos @ Houston Astros  
Astrodome, Houston, TX  
Tue Jun 02 1970, 8:05 PM EDT  
Att: 12,756 - Dome

AB 30  
R 6  
H 9  
RBI 6  
BB 6  
SO 7  
LOB 19



Batter	1	2	3	4	5	6	7	8	9	AB	R	H	RBI	BB	SO	LOB	TOP					
Jim Fairey, L (1, 8) OBP: 0.340, SLG: 0.400	0-0 4-3		0-0 1B		4-0 BB		0-0 G3		0-0 4-3	4	0	1	0	1	0	2						
Gary Sutherland, R (1, 4) OBP: 0.238, SLG: 0.228	0-3 K		0-0 G4-6-3		0-0 F9				0-0 1B	4	0	1	0	0	1	4						
Rusty Staub, L (1, 9) OBP: 0.457, SLG: 0.518	0-3 K			0-3 K		0-0 1B			0-0 F2	4	0	1	0	0	2	1						
Mack Jones, L (1, 7) OBP: 0.395, SLG: 0.447		4-0 2B		0-3 K		0-3 K			0-0 1B	3	0	1	0	1	2	1						
Ron Fairly, L (1, 3) OBP: 0.393, SLG: 0.384	0-0 F4		0-0 G3		0-0 F9				0-3 K	4	0	0	0	0	1	4						
John Bateman, R (1, 2) OBP: 0.256, SLG: 0.306	0-0 F5				0-0 BB		0-0 F9		0-0 F5	4	0	1	0	0	0	4						
Coco Laboy, R (1, 5) OBP: 0.243, SLG: 0.264	0-0 1-3				0-3 K		0-0 6-3		0-0 5-3	4	0	1	0	0	1	1						
Bobby Wine, R (1, 6) OBP: 0.247, SLG: 0.274	0-3 K				0-3 K				0-0 6-3	3	0	0	0	0	3	3						
Ron Brand, R (9, PH) OBP: 0.326, SLG: 0.328										1	0	0	0	0	0	0						
Balor Moore, L (1, 1) OBP: 0.500, SLG: 0.500			0-0 6-3						0-0 2B	2	0	1	0	0	0	0						
Many Stashe, L (7, PH) OBP: 0.329, SLG: 0.261										0	0	0	0	1	0	0						
John Strohmayr, R (7, 1) OBP: 0.500, SLG: 0.500										0	0	0	0	0	0	0						
Jim Gosger, L (9, PH) OBP: 1.000, SLG: 2.000					1-2 1B					1	0	1	0	0	0	0						
<b>Inning Stats</b>	R: 0 E: 0 K: 2 S: 7	H: 0 LOB: 0 BB: 0 P: 7	R: 0 E: 0 K: 1 S: 6	H: 1 LOB: 2 BB: 1 P: 10	R: 0 E: 0 K: 0 S: 3	H: 1 LOB: 0 BB: 0 P: 3	R: 0 E: 0 K: 2 S: 7	H: 0 LOB: 0 BB: 0 P: 7	R: 0 E: 0 K: 2 S: 9	H: 2 LOB: 3 BB: 1 P: 13	R: 0 E: 0 K: 1 S: 6	H: 1 LOB: 1 BB: 0 P: 6	R: 0 E: 0 K: 1 S: 5	H: 0 LOB: 1 BB: 1 P: 9	R: 0 E: 0 K: 1 S: 7	H: 2 LOB: 2 BB: 0 P: 7	R: 0 E: 0 K: 0 S: 4	H: 1 LOB: 1 BB: 0 P: 4	1B: 6 2B: 2 3B: 0 HR: 0	SF: 0 SAC: 0 DP: 1 HBP: 0	WP: 0 PB: 0 SB: 0 CS: 0	PA: 37
<b>PITCHER</b> Jack Billingham, R (1, 1) ERA: 3.61	IP: 9.0 WLS: W BF: 37 H: 8 R: 0 ER: 0 SO: 10 BB: 3 IBB: 0 HBP: 0 BLK: 0 WP: 0 HR: 0 S: 54 P: 66 ERA: 0.00 WHIP: 1.222															<b>PITCHER</b>						

**Montreal Expos @ Houston Astros**  
Astrodome, Houston, TX  
Wed Jun 03 1970, 8:05 PM EDT  
Att: 12,665 - Dome

AB	34
R	0
H	8
RBI	0
BB	3
SO	10
LOB	20



Batter	1	2	3	4	5	6	7	8	9	AB	R	H	RBI	BB	SO	LOB	BOTTOM			
Jesus Alou, R (1, 9) OBP: 0.301, SLG: 0.333	0-0 6-3		4-0 1B		0-0 6-3		0-0 6-3			3	1	0	0	1	0	0				
Joe Morgan, L (1, 4) OBP: 0.412, SLG: 0.410	0-0 5-3		0-3 K		0-0 F6		4-0 E			3	0	0	0	1	1	2				
Jimmy Wynn, R (1, 8) OBP: 0.394, SLG: 0.565	4-0 BLK		0-0 F6		0-3 K		0-3 K			3	0	0	0	1	2	3				
Tommy Davis, R (1, 7) OBP: 0.293, SLG: 0.366	4-0 1-2		0-0 1B		0-0 E5		0-0 E5			3	1	2	1	1	0	1				
Denis Menke, R (1, 6) OBP: 0.395, SLG: 0.460	0-0 F4		0-0 1B		0-0 K		0-3 K			4	1	2	1	0	1	4				
Doug Rader, R (1, 5) OBP: 0.328, SLG: 0.473		0-0 6-3	0-0 F7		0-0 K		0-0 K		0-3 K	4	1	1	1	0	1	2				
Joe Pepitone, L (1, 3) OBP: 0.292, SLG: 0.495		0-0 G4-6-3		0-0 3-1		0-0 FC3-6		0-0 F4		4	0	2	2	0	0	0				
Johnny Edwards, L (1, 2) OBP: 0.233, SLG: 0.267		0-0 G4-6-3		0-0 4-3		0-0 FC3-6		0-0 K		4	0	1	0	0	0	2				
Jack Billingham, R (1, 1) OBP: 0.167, SLG: 0.091			0-0 1B		0-0 6-3		0-0 G1-6-3		0-3 K	4	1	1	0	0	1	2				
<b>Inning Stats</b>	R: 0 E: 0 K: 0 S: 3	H: 0 LOB: 2 BB: 2 P: 11	R: 0 E: 0 K: 0 S: 3	H: 1 LOB: 0 BB: 0 P: 3	R: 2 E: 0 K: 1 S: 8	H: 3 LOB: 2 BB: 1 P: 12	R: 0 E: 0 K: 0 S: 3	H: 0 LOB: 0 BB: 0 P: 3	R: 0 E: 0 K: 1 S: 5	H: 0 LOB: 0 BB: 0 P: 5	R: 3 E: 0 K: 0 S: 6	H: 4 LOB: 0 BB: 0 P: 6	R: 0 E: 1 K: 2 S: 8	H: 0 LOB: 2 BB: 1 P: 12	R: 0 E: 0 K: 2 S: 8	H: 1 LOB: 1 BB: 0 P: 8	1B: 7 2B: 2 3B: 0 HR: 0	SF: 0 SAC: 0 DP: 2 HBP: 0	WP: 0 PB: 0 SB: 0 CS: 0	PA: 36
<b>PITCHER</b> Balor Moore, L (1, 1) ERA: 5.87	IP: 6.0 WLS: L BF: 27 H: 8 R: 5 ER: 5 SO: 2 BB: 3 IBB: 0 HBP: 0 BLK: 0 WP: 0 HR: 0 S: 28 P: 40 ERA: 7.50 WHIP: 1.833															<b>PITCHER</b>				
John Strohmayr, R (7, 1) ERA: 5.87	IP: 2.0 WLS: 9 BF: 1 H: 0 R: 0 ER: 0 SO: 4 BB: 1 IBB: 0 HBP: 0 BLK: 0 WP: 0 HR: 0 S: 16 P: 20 ERA: 0.00 WHIP: 1.000															<b>PITCHER</b>				

**Montreal Expos @ Houston Astros**  
Astrodome, Houston, TX  
Wed Jun 03 1970, 8:05 PM EDT  
Att: 12,665 - Dome

AB	32
R	5
H	9
RBI	5
BB	4
SO	6
LOB	16



Batter	1	2	3	4	5	6	7	8	9	AB	R	H	RBI	BB	SO	LOB	TOP					
Mary Staehle, L (1.4)	3-1		F5		G4-6-3		F7			4	0	0	0	0	0	3	<b>Montreal Expos @ Houston Astros</b> Astrodome, Houston, TX Thu Jun 04 1970, 8:05 PM EDT Att: 10,189 - Dome					
Mack Jones, L (1.7)	BB		1B		K		F6			3	0	1	0	1	1	2						
Jim Gosger, L (1.8)	BB		1B			F2		F9		3	0	1	0	1	0	0						
Rusty Staub, L (1.9)	F8		F9			F4		G5-3		3	0	0	0	1	0	4						
Ron Fairly, L (1.3)	F7			1B		WP		E4		3	0	1	0	1	0	3						
Coco Laboy, R (1.5)		L4-6		K		4-3		G5-3		4	0	1	0	0	1	4						
John Bateman, R (1.2)		L4-6		G4-6-3		1B		F8		3	0	1	0	1	0	1						
Bobby Wine, R (1.6)					G4-6-3		F8			1	0	0	0	0	0	0						
Jim Fairly, L (4.1)								F6		1	0	0	0	0	0	2						
Steve Renko, R (4.1)										0	0	0	0	0	0	0						
Ron Brand, R (7.1)										1	0	0	0	0	0	1						
Bill Dillman, R (7.1)										0	0	0	0	0	0	0						
Claude Raymond, R (8.1)										0	0	0	0	0	0	0						
Bob Bailey, R (9.1)										1	0	0	0	0	0	0						
Dan McGinn, L (1.1)				1-3				5-3		1	0	0	0	0	0	0						
Gary Sutherland, R (4.6)										2	0	1	0	1	0	0						
<b>Inning Stats</b>	R: 0 E: 0 K: 0 S: 3	H: 0 LOB: 2 BB: 2 P: 11	R: 0 E: 0 K: 0 S: 3	H: 1 LOB: 0 BB: 3 P: 0	R: 0 E: 0 K: 1 S: 5	H: 2 LOB: 2 BB: 0 P: 5	R: 0 E: 0 K: 1 S: 6	H: 2 LOB: 1 BB: 0 P: 6	R: 0 E: 0 K: 1 S: 4	H: 0 LOB: 0 BB: 1 P: 8	R: 0 E: 0 K: 0 S: 3	H: 0 LOB: 1 BB: 1 P: 7	R: 0 E: 0 K: 0 S: 4	H: 1 LOB: 2 BB: 1 P: 8	R: 0 E: 0 K: 0 S: 3	H: 0 LOB: 0 BB: 0 P: 7	R: 0 E: 0 K: 0 S: 3	H: 0 LOB: 0 BB: 3 P: 3	1B: 5 2B: 2 HR: 0	SF: 0 SAC: 0 DP: 4 HBP: 0	WP: 1 PB: 0 SB: 1 CS: 0	PA: 36
<b>PITCHER</b>	IP WLS BF H R ER SO BB IBB HBP BLK WP HR S P ERA WHIP																					
Tom Griffin, R (1.1)	9.0 W 36 6 0 0 2 6 0 0 0 1 0 34 58 0.00 1.333																					

AB	30
R	0
H	6
RBI	0
BB	6
SO	2
LOB	20



Batter	1	2	3	4	5	6	7	8	9	AB	R	H	RBI	BB	SO	LOB	BOTTOM			
Jesus Alou, R (1.9)	4-3						6-3			4	0	1	0	1	0	0	<b>Montreal Expos @ Houston Astros</b> Astrodome, Houston, TX Thu Jun 04 1970, 8:05 PM EDT Att: 10,189 - Dome			
Norm Miller, L (8.9)		1B						1B		0	1	0	0	0	0	0				
Joe Morgan, L (1.4)	F9		F7		G3		F9			5	0	1	1	0	0	1				
Jimmy Wynn, R (1.8)	2B		F8			6-3				3	1	1	1	2	0	1				
Tommy Davis, R (1.7)				E4						4	1	1	0	0	2	1				
Jim Beauchamp, R (8.7)	HR		1B	FC3-2		K		K		1	0	0	0	0	1	2				
Denis Menke, R (1.6)	HR			FC3-2		F2		F8		3	1	1	0	1	0	0				
Doug Rader, R (1.5)	HR		F9				F7			3	2	1	4	0	0	2				
Joe Pepitone, L (1.3)				FC3-2						3	1	2	2	1	0	2				
Johnny Edwards, L (1.2)										2	0	0	0	0	1	3				
Don Bryant, R (5.2)	K				4-3					2	1	1	0	0	1	1				
Tom Griffin, R (1.1)							F8			3	0	0	0	0	1	1				
<b>Inning Stats</b>	R: 4 E: 0 K: 1 S: 7	H: 2 LOB: 1 BB: 3 P: 19	R: 0 E: 0 K: 1 S: 6	H: 1 LOB: 1 BB: 0 P: 6	R: 0 E: 1 K: 0 S: 5	H: 1 LOB: 2 BB: 0 P: 5	R: 0 E: 0 K: 0 S: 3	H: 0 LOB: 0 BB: 0 P: 3	R: 0 E: 0 K: 1 S: 5	H: 0 LOB: 0 BB: 0 P: 5	R: 0 E: 0 K: 1 S: 6	H: 1 LOB: 1 BB: 0 P: 6	R: 0 E: 0 K: 1 S: 5	H: 0 LOB: 1 BB: 1 P: 9	R: 4 E: 0 K: 1 S: 9	H: 4 LOB: 2 BB: 1 P: 14	1B: 6 2B: 1 3B: 0 HR: 2	SF: 0 SAC: 1 DP: 0 HBP: 1	WP: 0 PB: 0 SB: 0 CS: 0	PA: 40
<b>PITCHER</b>	IP WLS BF H R ER SO BB IBB HBP BLK WP HR S P ERA WHIP																			
Dan McGinn, L (1.1)	3.0 L 17 4 4 4 2 2 0 0 0 0 0 0 14 14 0.00 0.333																			
Steve Renko, R (4.1)	3.0 10 1 0 0 2 0 0 0 0 0 0 0 14 14 0.00 0.333																			
Bill Dillman, R (7.1)	1.2 10 2 4 4 1 2 0 1 0 0 0 1 9 18 21.60 2.400																			
Claude Raymond, R (8.1)	0.1 3 2 0 0 1 0 0 0 0 0 0 0 5 5 0.00 6.000																			

AB	33
R	8
H	9
RBI	8
BB	5
SO	6
LOB	14



Batter	1	2	3	4	5	6	7	8	9	10	11	AB	R	H	RBI	BB	SO	LOB	TOP					
Terry Harmon, R OBP: 0.243, SLG: 0.206 (1.5)	6-3		6-3			F9	1B		1B		K	6	0	2	0	0	1	1						
Denny Doyle, L OBP: 0.291, SLG: 0.335 (1.4)	4-3		G3			K	K		1-3		K	6	0	0	0	0	3	4						
Larry Hisle, R OBP: 0.313, SLG: 0.349 (1.9)	F7			E	2B	G3		6-3	K			5	0	1	0	0	1	1						
Deron Johnson, R OBP: 0.302, SLG: 0.415 (1.3)		K		E6			L7	E	1B	1B		5	1	2	0	0	1	1						
Byron Browne, R OBP: 0.283, SLG: 0.418 (1.8)	5-3			K			1B	E	1B		K	5	2	2	0	0	2	3						
Jim Hutto, R OBP: 0.287, SLG: 0.310 (1.7)	6-3			5-3			1B	E4	1B		K	4	2	1	0	0	0	4						
Dick Selma, R (8.1)							1-2	3B	2B			1	0	0	0	0	1	1						
Del Bates, L OBP: 0.267, SLG: 0.167 (1.2)			4-3		4-3		K	BB	2B		4-3	2	0	0	0	0	0	0						
Ron Stone, L OBP: 0.305, SLG: 0.400 (6.7)								1-H	2-H	3-H		3	0	1	3	0	1	3						
Larry Bowa, S OBP: 0.285, SLG: 0.268 (1.6)		E	S	SF9	1B		1B	CS	BB		1B	4	2	3	2	1	0	0						
Chris Short, R OBP: 0.300, SLG: 0.356 (7.1)							1B				B1	1	0	0	1	0	1	0						
Rick Johnson, R OBP: 0.287, SLG: 0.485 (7.1)												0	0	0	0	0	0	0						
Grant Jackson, S OBP: 0.145, SLG: 0.125 (7.1)												0	0	1	1	0	0	0						
Barry Lersch, S OBP: 0.263, SLG: 0.283 (7.1)												0	0	0	0	0	0	0						
Rick Wise, R OBP: 0.280, SLG: 0.182 (8.1)												0	0	0	0	0	0	0						
Joe Hoerner, R OBP: 0.275, SLG: 0.330 (8.2)												0	0	0	0	0	0	0						
Mike Compton, R (8.2)												2	0	0	0	0	1	1						
<b>Inning Stats</b>	R: 0 E: 0 K: 0 S: 3	H: 0 LOB: 0 BB: 0 P: 3	R: 0 E: 0 K: 1 S: 5	H: 0 LOB: 0 BB: 0 P: 5	R: 1 E: 1 K: 0 S: 4	H: 1 LOB: 0 BB: 0 P: 4	R: 0 E: 1 K: 1 S: 7	H: 1 LOB: 2 BB: 0 P: 7	R: 0 E: 0 K: 1 S: 5	H: 0 LOB: 0 BB: 0 P: 5	R: 3 E: 0 K: 2 S: 12	H: 5 LOB: 2 BB: 0 P: 12	R: 3 E: 1 K: 0 S: 5	H: 3 LOB: 0 BB: 1 P: 9	R: 0 E: 0 K: 2 S: 8	H: 1 LOB: 1 BB: 0 P: 8	R: 0 E: 0 K: 2 S: 8	H: 1 LOB: 1 BB: 0 P: 8	R: 0 E: 0 K: 2 S: 8	H: 1 LOB: 1 BB: 0 P: 8	1B: 10 2B: 2 3B: 1 HR: 0	SF: 1 SAC: 0 DP: 0 HBP: 0	WP: 0 PB: 0 SB: 3 CS: 1	PA: 48
<b>PITCHER</b>	Denny Lemaster, L ERA: 4.64 (1.1)	IP: 6.2 WLS: 4 BF: 26 H: 6 R: 4 ER: 3 SO: 5 BB: 4 IBB: 0 HBP: 0 BLK: 0 WP: 0 HR: 0 S: 36 P: 36 ERA: 4.05 WHIP: 0.750	Fred Gladding, R ERA: 4.87 (7.1)	IP: 0.2 WLS: 7 BF: 4 H: 3 R: 2 ER: 1 SO: 0 BB: 0 IBB: 0 HBP: 0 BLK: 0 WP: 0 HR: 0 S: 9 P: 9 ERA: 27.00 WHIP: 6.000	Jack DiLauro, L ERA: 5.97 (8.1)	IP: 0.0 WLS: 1 BF: 1 H: 0 R: 0 ER: 0 SO: 0 BB: 0 IBB: 0 HBP: 0 BLK: 0 WP: 0 HR: 0 S: 1 P: 1 ERA: ∞ WHIP: ∞	Mike Marshall, R ERA: 1.500 (8.1)	IP: 0.2 WLS: 1 BF: 0 H: 0 R: 0 ER: 0 SO: 4 BB: 0 IBB: 0 HBP: 0 BLK: 0 WP: 0 HR: 0 S: 4 P: 4 ERA: 0.00 WHIP: 1.000	Jim Bouton, R ERA: 6.58 (9.1)	IP: 2.0 WLS: 8 BF: 2 H: 0 R: 0 ER: 0 SO: 4 BB: 0 IBB: 0 HBP: 0 BLK: 0 WP: 0 HR: 16 S: 16 P: 16 ERA: 0.00 WHIP: 1.000	<b>PITCHER</b>	Jim Ray, R ERA: 4.01 (11.1)	IP: 1.0 WLS: 4 BF: 1 H: 1 R: 0 ER: 0 SO: 2 BB: 0 IBB: 0 HBP: 0 BLK: 0 WP: 0 HR: 0 S: 8 P: 8 ERA: 0.00 WHIP: 1.000											
Batter	1	2	3	4	5	6	7	8	9	10	11	AB	R	H	RBI	BB	SO	LOB	BOTTOM					
Joe Morgan, L OBP: 0.410, SLG: 0.411 (1.4)	L3		F9	SF8			WP	S		CS		4	1	2	2	1	0	1						
Tommy Davis, R OBP: 0.291, SLG: 0.373 (1.7)	6-3			FC6-4			1B	2B		L5		4	1	1	0	0	0	2						
Jim Beauchamp, R OBP: 0.289, SLG: 0.320 (8.7)							6-3	K				0	0	0	0	0	0	0						
Keith Lampard, L OBP: 0.333, SLG: 0.447 (8.1)			E	2B			1-2			1-2		2	0	0	0	0	1	3						
Jimmy Wynn, R OBP: 0.406, SLG: 0.565 (1.8)	6-3		E5				PB	WP		1B	SH1-4	4	2	2	0	2	0	0						
Doug Rader, R OBP: 0.338, SLG: 0.484 (1.5)		PB	BB		1-3		K		SF7	1B	SH1-4	3	0	1	0	2	1	3						
Denis Menke, R OBP: 0.391, SLG: 0.449 (1.6)	F9		K		F7		5-3		K			6	0	1	1	0	2	7						
Bob Watson, R OBP: 0.182, SLG: 0.281 (1.3)	F9				3-1							3	1	1	0	0	0	2						
Norm Miller, L OBP: 0.364, SLG: 0.396 (8.9)				2B	SF8	1B		1B	SF7			1	1	1	1	0	0	0						
Joe Pepitone, L OBP: 0.309, SLG: 0.518 (1.9)	K			SF8	2B			K		IBB		4	1	2	0	1	2	2						
Don Bryant, R OBP: 0.231, SLG: 0.250 (1.2)			K	SF8				K	F9	K		4	0	0	1	0	3	4						
Denny Lemaster, R ERA: 5.08 (1.1)	IP: 6.0 WLS: 5 BF: 27 H: 5 R: 4 ER: 2 SO: 4 BB: 4 IBB: 0 HBP: 0 BLK: 0 WP: 0 HR: 0 S: 31 P: 47 ERA: 3.00 WHIP: 1.500	Fred Gladding, L (7.1)	IP: 1.0 WLS: 5 BF: 1 H: 1 R: 0 ER: 1 SO: 1 BB: 0 IBB: 0 HBP: 0 BLK: 0 WP: 0 HR: 0 S: 6 P: 10 ERA: 0.00 WHIP: 1.000	Barry Lersch, R ERA: 3.86 (7.1)	IP: 0.2 WLS: 5 BF: 3 H: 1 R: 1 ER: 1 SO: 1 BB: 0 IBB: 0 HBP: 0 BLK: 0 WP: 0 HR: 0 S: 7 P: 7 ERA: 13.50 WHIP: 4.500	Joe Hoerner, L ERA: 3.12 (8.1)	IP: 2.2 WLS: 13 BF: 3 H: 2 R: 2 ER: 2 SO: 3 BB: 1 IBB: 0 HBP: 0 BLK: 0 WP: 0 HR: 16 S: 28 P: 28 ERA: 6.75 WHIP: 1.875																	
<b>PITCHER</b>	Chris Short, L ERA: 5.08 (1.1)	IP: 6.0 WLS: 5 BF: 27 H: 5 R: 4 ER: 2 SO: 4 BB: 4 IBB: 0 HBP: 0 BLK: 0 WP: 0 HR: 0 S: 31 P: 47 ERA: 3.00 WHIP: 1.500	Barry Lersch, R ERA: 3.86 (7.1)	IP: 0.2 WLS: 5 BF: 3 H: 1 R: 1 ER: 1 SO: 1 BB: 0 IBB: 0 HBP: 0 BLK: 0 WP: 0 HR: 0 S: 7 P: 7 ERA: 13.50 WHIP: 4.500	Joe Hoerner, L ERA: 3.12 (8.1)	IP: 2.2 WLS: 13 BF: 3 H: 2 R: 2 ER: 2 SO: 3 BB: 1 IBB: 0 HBP: 0 BLK: 0 WP: 0 HR: 16 S: 28 P: 28 ERA: 6.75 WHIP: 1.875																		

Philadelphia Phillies @ Houston Astros  
Astrodome, Houston, TX  
Fri Jun 05 1970, 8:05 PM EDT  
Att: 12,292 - Unknown

AB 45  
R 7  
H 13  
RBI 7  
BB 1  
SO 12  
LOB 19



WP: 0 PA: 48  
PB: 0  
SB: 3  
CS: 1

Philadelphia Phillies @ Houston Astros  
Astrodome, Houston, TX  
Fri Jun 05 1970, 8:05 PM EDT  
Att: 12,292 - Unknown

AB 38  
R 8  
H 12  
RBI 5  
BB 8  
SO 9  
LOB 24



WP: 1 PA: 50  
PB: 2  
SB: 2  
CS: 2





Batter	1	2	3	4	5	6	7	8	9	AB	R	H	RBI	BB	SO	LOB	TOP				
<b>Tony Taylor, R</b> OBP: 0.355, SLG: 0.428 (1.5)										5	3	3	0	0	1	1					
<b>Denny Doyle, L</b> OBP: 0.281, SLG: 0.323 (1.4)										4	1	1	1	0	0	1					
<b>Ron Stone, L</b> OBP: 0.359, SLG: 0.476 (1.7)										5	2	4	2	0	1	2					
<b>Deron Johnson, R</b> OBP: 0.306, SLG: 0.424 (1.3)										5	2	2	3	0	1	3					
<b>Byron Browne, R</b> OBP: 0.319, SLG: 0.476 (1.8)										4	1	3	3	1	1	1					
<b>Larry Hisle, R</b> OBP: 0.324, SLG: 0.374 (1.9)										3	0	1	1	1	1	2					
<b>Larry Bowa, S</b> OBP: 0.278, SLG: 0.262 (1.6)										4	0	0	0	0	1	2					
<b>Doc Edwards, R</b> OBP: 0.444, SLG: 0.375 (1.2)										3	0	0	0	0	1	1					
<b>Woodie Fryman, R</b> OBP: 0.174, SLG: 0.174 (1.1)										3	1	1	0	0	1	0					
<b>Inning Stats</b>	R: 1 E: 1 K: 0 S: 4	H: 2 LOB: 0 BB: 0 P: 4	R: 1 E: 0 K: 1 S: 5	H: 1 LOB: 1 BB: 1 P: 9	R: 3 E: 0 K: 0 S: 6	H: 4 LOB: 2 BB: 1 P: 10	R: 0 E: 0 K: 0 S: 3	H: 0 LOB: 0 BB: 0 P: 3	R: 3 E: 0 K: 1 S: 8	H: 4 LOB: 0 BB: 0 P: 8	R: 2 E: 0 K: 1 S: 8	H: 3 LOB: 1 BB: 0 P: 8	R: 0 E: 0 K: 1 S: 5	H: 0 LOB: 1 BB: 0 P: 5	R: 0 E: 0 K: 2 S: 8	H: 1 LOB: 1 BB: 0 P: 8	1B: 8 2B: 5 3B: 1 HR: 2	SF: 1 SAC: 1 DP: 2 HBP: 1	WP: 1 PA: 41 PB: 0 SB: 0 CS: 2		
<b>PITCHER</b>	IP	WLS	BF	H	R	ER	SO	BB	IBB	HBP	BLK	WP	HR	S	P	ERA	WHIP				
<b>Larry Dierker, R</b> ERA: 3.8 (1.1)	3.0	L	15	7	5	5	1	2	0	0	0	0	1	15	23	15.00	3.000				
<b>Jim Ray, R</b> ERA: 4.5 (4.1)	1.1		7	3	3	3	1	0	0	0	0	0	1	9	9	20.25	2.250				
<b>Jim Bouton, R</b> ERA: 6.44 (5.1)	0.2		2	1	0	0	0	0	0	0	0	0	2	2	2	0.00	1.500				
<b>Mike Marshall, R</b> ERA: 10.8 (6.1)	2.0		10	3	2	2	3	0	0	1	0	0	0	15	16	9.00	1.500				
<b>Ron Cook, L</b> ERA: 2.89 (8.1)	1.0		3	0	0	0	1	0	0	0	0	0	0	5	5	0.00	0.000				

Philadelphia Phillies @ Houston Astros  
Astrodome, Houston, TX  
Sun Jun 07 1970, 4:33 AM EDT  
Att: 16,353 - Unknown

AB 36  
R 10  
H 15  
RBI 10  
BB 2  
SO 8  
LOB 13



Batter	1	2	3	4	5	6	7	8	9	AB	R	H	RBI	BB	SO	LOB	BOTTOM				
<b>Hector Torres, R</b> OBP: 0.111, SLG: 0.111 (1.6)										4	0	0	0	0	0	2					
<b>Tommy Davis, R</b> OBP: 0.306, SLG: 0.396 (1.7)										3	0	2	0	0	0	1					
<b>Norm Miller, L</b> OBP: 0.371, SLG: 0.411 (6, FR) (7.7)										1	1	0	0	0	0	0					
<b>Jimmy Wynn, R</b> OBP: 0.403, SLG: 0.553 (1.8)										3	1	0	0	1	1	2					
<b>Doug Rader, R</b> OBP: 0.330, SLG: 0.472 (1.5)										4	0	0	0	0	1	4					
<b>Denis Menke, R</b> OBP: 0.390, SLG: 0.449 (1.4)										4	0	2	2	0	1	2					
<b>Bob Watson, R</b> OBP: 0.237, SLG: 0.314 (1.3)										2	0	0	0	2	0	1					
<b>Joe Pepitone, L</b> OBP: 0.307, SLG: 0.508 (1.9)										4	1	1	0	0	0	2					
<b>Johnny Edwards, L</b> OBP: 0.227, SLG: 0.259 (1.2)										4	0	0	0	0	1	2					
<b>Larry Dierker, R</b> ERA: 3.8 (1.1)	9.0	W	36	6	3	2	5	4	0	0	0	0	0	42	58	2.00	1.111				
<b>Jack Dilauro, L</b> ERA: 3.85 (9.1)	1.0		4	1	0	0	2	0	0	0	0	0	1	8	8	0.00	1.000				
<b>Inning Stats</b>	R: 0 E: 1 K: 1 S: 7	H: 1 LOB: 2 BB: 0 P: 7	R: 0 E: 0 K: 0 S: 3	H: 0 LOB: 0 BB: 0 P: 3	R: 0 E: 0 K: 0 S: 3	H: 1 LOB: 1 BB: 0 P: 3	R: 0 E: 0 K: 0 S: 3	H: 0 LOB: 0 BB: 0 P: 5	R: 1 E: 0 K: 1 S: 7	H: 2 LOB: 1 BB: 1 P: 11	R: 0 E: 0 K: 1 S: 5	H: 0 LOB: 0 BB: 0 P: 5	R: 0 E: 0 K: 0 S: 4	H: 1 LOB: 1 BB: 1 P: 8	R: 0 E: 0 K: 1 S: 5	H: 0 LOB: 0 BB: 0 P: 5	1B: 4 2B: 2 3B: 0 HR: 0	SF: 0 SAC: 0 DP: 1 HBP: 0	WP: 0 PA: 36 PB: 1 SB: 2 CS: 0		
<b>PITCHER</b>	IP	WLS	BF	H	R	ER	SO	BB	IBB	HBP	BLK	WP	HR	S	P	ERA	WHIP				
<b>Woodie Fryman, L</b> ERA: 3.58 (1.1)	9.0	W	36	6	3	2	5	4	0	0	0	0	0	42	58	2.00	1.111				

Philadelphia Phillies @ Houston Astros  
Astrodome, Houston, TX  
Sun Jun 07 1970, 4:33 AM EDT  
Att: 16,353 - Unknown

AB 32  
R 3  
H 6  
RBI 2  
BB 4  
SO 5  
LOB 16



Batter	1	2	3	4	5	6	7	8	9	AB	R	H	RBI	BB	SO	LOB	TOP										
Tommie Agee, R <small>OBP: 0.326, SLG: 0.391</small> (1, 8)	(1)		(1)		(1)		(1)			4	0	1	0	0	3	2											
Bud Harrelson, S <small>OBP: 0.394, SLG: 0.381</small> (1, 6)	(2)		(2)		(2)		(2)	(2)		4	0	0	0	0	1	1											
Cleon Jones, R <small>OBP: 0.307, SLG: 0.324</small> (1, 7)	(3)		(3)		(3)		(3)	(3)		4	1	2	0	0	0	1											
Art Shamsky, L <small>OBP: 0.401, SLG: 0.523</small> Ron Swoboda, R <small>OBP: 0.331, SLG: 0.381</small> (8, PH) (8, 9)	(4)				(4)		(4)	(4)		3	1	2	2	0	0	0											
Dave Marshall, L <small>OBP: 0.356, SLG: 0.537</small> Mike Jorgensen, L <small>OBP: 0.290, SLG: 0.352</small> (8, 3)	(5)				(5)		(5)		(6)	3	0	0	0	0	0	2											
Ken Boswell, L <small>OBP: 0.325, SLG: 0.361</small> (1, 4)		(7)			(7)		(7)		(7)	4	0	0	0	0	1	0											
Wayne Garrett, L <small>OBP: 0.400, SLG: 0.386</small> (1, 5)		(8)					(8)		(8)	4	0	1	0	0	2	0											
Jerry Grote, R <small>OBP: 0.214, SLG: 0.263</small> (1, 2)		(9)			(9)		(9)			3	0	1	0	0	1	1											
Jim McAndrew, R <small>OBP: 0.200, SLG: 0.222</small> (1, 1)				(10)			(10)		(10)	2	0	0	0	0	2	1											
<b>Inning Stats</b>	R: 0 H: 2 E: 0 XB: 2 S: 9	H: 2 LOB: 2 BB: 0 P: 9	R: 0 H: 0 E: 0 XB: 1 S: 5	H: 0 LOB: 0 BB: 0 P: 5	R: 0 H: 1 E: 0 XB: 1 S: 6	H: 1 LOB: 1 BB: 0 P: 6	R: 0 H: 0 E: 0 XB: 0 S: 3	H: 0 LOB: 0 BB: 0 P: 3	R: 0 H: 1 E: 0 XB: 2 S: 8	H: 1 LOB: 1 BB: 0 P: 8	R: 2 H: 2 E: 1 XB: 1 S: 7	H: 2 LOB: 0 BB: 0 P: 7	R: 0 H: 1 E: 0 XB: 1 S: 8	H: 1 LOB: 1 BB: 0 P: 8	R: 0 H: 0 E: 0 XB: 0 S: 3	H: 0 LOB: 0 BB: 0 P: 3	R: 0 H: 0 E: 0 XB: 2 S: 7	H: 0 LOB: 0 BB: 0 P: 7	1B: 6 2B: 0 3B: 0 HR: 1	SF: 0 SAC: 1 DP: 0 HBP: 0	WP: 0 PA: 34 PB: 0 SB: 0 CS: 0						
<b>PITCHER</b>	IP	WLS	BF	H	R	ER	SO	BB	IBB	HBP	BLK	WP	HR	S	P	ERA	WHIP										
Jack Billingham, R <small>ERA: 3.54</small> (1, 1)	6.0	L	24	6	2	2	7	0	0	0	0	0	1	38	38	3.00	1.000										
Ron Cook, L <small>ERA: 2.57</small> (7, 1)	2.0		7	1	0	0	2	0	0	0	0	0	0	11	11	0.00	0.500										
Jack Dilauro, L <small>ERA: 3.38</small> (9, 1)	1.0		3	0	0	0	2	0	0	0	0	0	0	7	7	0.00	0.000										

New York Mets @ Houston Astros  
Astrodome, Houston, TX  
Mon Jun 08 1970, 8:05 PM EDT  
Att: 13,957 - Unknown

AB 33  
R 2  
H 7  
RBI 2  
BB 0  
SO 11  
LOB 8



Batter	1	2	3	4	5	6	7	8	9	AB	R	H	RBI	BB	SO	LOB	BOTTOM										
Hector Torres, R <small>OBP: 0.167, SLG: 0.167</small> Jack Dilauro, S <small>OBP: 0.305, SLG: 0.394</small> (9, PH) (9, 1)	(1)			(1)		(1)			(1)	3	0	1	0	0	1	1											
Joe Pepitone, L <small>OBP: 0.306, SLG: 0.502</small> (1, 3)	(2)			(2)			(2)		(2)	4	0	1	0	0	0	1											
Jimmy Wynn, R <small>OBP: 0.401, SLG: 0.547</small> (1, 8)	(3)			(3)			(3)		(3)	4	0	1	0	0	1	2											
Norm Miller, L <small>OBP: 0.367, SLG: 0.405</small> (1, 9)		(4)			(4)		(4)		(4)	4	0	1	0	0	1	1											
Denis Menke, R <small>OBP: 0.389, SLG: 0.447</small> (1, 4)		(5)			(5)		(5)		(5)	3	0	1	0	0	0	0											
Keith Lampard, L <small>OBP: 0.311, SLG: 0.415</small> (1, 7)		(6)			(6)		(6)		(6)	3	0	0	0	0	0	2											
Doug Rader, R <small>OBP: 0.330, SLG: 0.467</small> (1, 5)			(7)			(7)		(7)		2	0	0	0	1	0	0											
Johnny Edwards, L <small>OBP: 0.224, SLG: 0.255</small> (1, 2)			(8)			(8)		(8)		3	0	0	0	0	0	1											
Jack Billingham, R <small>OBP: 0.154, SLG: 0.083</small> Bob Watson, R <small>OBP: 0.231, SLG: 0.306</small> Ron Cook, L <small>OBP: 0.600, SLG: 1.000</small> Marty Martinez, S <small>OBP: 0.333, SLG: 0.323</small> (8, PH) (9, 6)			(9)			(9)		(9)		1	0	0	0	0	0	0											
<b>Inning Stats</b>	R: 0 H: 0 E: 0 XB: 2 S: 7	H: 0 LOB: 0 BB: 0 P: 7	R: 0 H: 0 E: 0 XB: 0 S: 3	H: 0 LOB: 0 BB: 0 P: 3	R: 0 H: 0 E: 0 XB: 0 S: 3	H: 0 LOB: 0 BB: 0 P: 3	R: 0 H: 1 E: 0 XB: 1 S: 3	H: 1 LOB: 0 BB: 0 P: 3	R: 0 H: 0 E: 0 XB: 0 S: 5	H: 0 LOB: 0 BB: 0 P: 5	R: 0 H: 3 E: 0 XB: 0 S: 5	H: 3 LOB: 2 BB: 0 P: 5	R: 0 H: 0 E: 0 XB: 0 S: 3	H: 0 LOB: 0 BB: 0 P: 3	R: 0 H: 1 E: 0 XB: 0 S: 4	H: 1 LOB: 1 BB: 0 P: 4	1B: 5 2B: 0 3B: 0 HR: 0	SF: 0 SAC: 0 DP: 2 HBP: 0	WP: 0 PA: 31 PB: 0 SB: 0 CS: 0								
<b>PITCHER</b>	IP	WLS	BF	H	R	ER	SO	BB	IBB	HBP	BLK	WP	HR	S	P	ERA	WHIP										
Jim McAndrew, R <small>ERA: 5.67</small> (1, 1)	9.0	W	31	5	0	0	4	1	0	0	0	0	0	38	42	0.00	0.667										

New York Mets @ Houston Astros  
Astrodome, Houston, TX  
Mon Jun 08 1970, 8:05 PM EDT  
Att: 13,957 - Unknown


AB 30  
R 0  
H 5  
RBI 0  
BB 1  
SO 4  
LOB 9










Batter	1	2	3	4	5	6	7	8	9	AB	R	H	RBI	BB	SO	LOB	TOP								
Joe Pepitone, L (1, 3) OBP: 0.310, SLG: 0.505	F9	BB					F8			2	1	0	0	2	0	0	Houston Astros @ Montreal Expos Jarry Park, Montreal, QB Sat Jun 13 1970, 7:05 PM EDT Att: 22,042 - Unknown								
Tommy Davis, R (1, 7) OBP: 0.309, SLG: 0.405	2B	6-3			HR		1-3			4	2	2	2	0	0	1									
Jimmy Wynn, R (1, 8) OBP: 0.398, SLG: 0.546	1B		6-3		6-3		K			4	1	1	1	0	1	0									
Norm Miller, L (1, 9) OBP: 0.387, SLG: 0.418	1B	FC6-5			1-3		L6-3			4	1	3	1	0	0	0									
Denis Menke, R (1, 4) OBP: 0.387, SLG: 0.446	1B	FC6-5			1-3		L6-3			3	0	1	0	1	0	2									
Doug Radler, R (1, 5) OBP: 0.316, SLG: 0.436	FC6-5				F9		5-3			4	0	0	1	0	1	3									
Johnny Edwards, L (1, 2) OBP: 0.229, SLG: 0.255	F7				F8		F8		L5	4	0	0	0	0	0	1									
Hector Torres, R (1, 6) OBP: 0.269, SLG: 0.208		6-3			4-3		K		1-6-3	4	0	0	0	0	1	0									
Jack Billingham, R (1, 1) OBP: 0.116, SLG: 0.063		1-3			K		K		F9	4	0	0	0	0	2	0	 <b>AB</b> 33 <b>R</b> 5 <b>H</b> 7 <b>RBI</b> 5 <b>BB</b> 3 <b>SO</b> 5 <b>LOB</b> 7								
<b>Inning Stats</b>	R: 3 E: 0 K: 0 S: 7	H: 4 LOB: 1 BB: 0 P: 7	R: 0 E: 0 K: 0 S: 3	H: 0 LOB: 1 BB: 1 P: 7	R: 0 E: 0 K: 1 S: 5	H: 0 LOB: 0 BB: 1 P: 9	R: 0 E: 0 K: 1 S: 5	H: 0 LOB: 0 BB: 0 P: 5	R: 2 E: 0 K: 0 S: 5	H: 2 LOB: 1 BB: 1 P: 9	R: 0 E: 0 K: 2 S: 7	H: 0 LOB: 0 BB: 0 P: 7	R: 0 E: 0 K: 1 S: 5	H: 0 LOB: 0 BB: 0 P: 5	R: 0 E: 0 K: 0 S: 3	H: 1 LOB: 0 BB: 0 P: 3		R: 0 E: 0 K: 0 S: 3	H: 0 LOB: 0 BB: 0 P: 3	1B: 4 2B: 3 3B: 0 HR: 1	SF: 0 SAC: 0 DP: 1 HBP: 0	WP: 0 PB: 0 SB: 0 CS: 0	PA: 36		
<b>PITCHER</b>	IP	WLS	BF	H	R	ER	SO	BB	IBB	HBP	BLK	WP	HR	S	P	ERA		WHIP							
Bill Stoneman, R (1, 1) ERA: 4.83	5.0	L	24	6	5	5	2	3	0	0	0	0	1	25	37	9.00		1.800							
John Strohmayr, R (6, 1) ERA: 6.33	2.0		6	0	0	0	3	0	0	0	0	0	0	12	12	0.00		0.000							
Mike Wegener, R (8, 1) ERA: 3.26	2.0		6	1	0	0	0	0	0	0	0	0	0	6	6	0.00		0.500							

Batter	1	2	3	4	5	6	7	8	9	AB	R	H	RBI	BB	SO	LOB	BOTTOM							
Mary Staehle, L (1, 4) OBP: 0.327, SLG: 0.258	G3		4-3		WP		4-3			4	0	1	0	0	0	1	Houston Astros @ Montreal Expos Jarry Park, Montreal, QB Sat Jun 13 1970, 7:05 PM EDT Att: 22,042 - Unknown							
Jim Gosger, L (1, 8) OBP: 0.485, SLG: 0.556	K		1-3		WP		4-3			3	0	0	0	1	1	1								
Mike Wegener, R (8, 1)					BB					0	0	0	0	0	0	0								
Rusty Staub, L (1, 9) OBP: 0.443, SLG: 0.492	K		K		L3				F5	4	0	0	0	0	2	2								
Ron Fairly, L (1, 3) OBP: 0.393, SLG: 0.391		E			HR		F9		4-3	3	2	1	1	1	0	0								
Jim Fairley, L (1, 7) OBP: 0.352, SLG: 0.427		WP			G5-4-3				F8	4	0	3	0	0	0	0								
Coco Laboy, R (1, 5) OBP: 0.256, SLG: 0.331		E6			G5-4-3		K		F9	4	0	0	0	0	1	4								
John Bateman, R (1, 2) OBP: 0.262, SLG: 0.350		SF7			5-3		F5			3	0	1	1	0	0	1								
Gary Sutherland, R (9, PH) OBP: 0.277, SLG: 0.248									G5-4-3	0	0	0	0	0	0	0	 <b>AB</b> 32 <b>R</b> 2 <b>H</b> 7 <b>RBI</b> 2 <b>BB</b> 2 <b>SO</b> 6 <b>LOB</b> 14							
Bobby Wine, R (1, 6) OBP: 0.243, SLG: 0.259		F9			5-3		K		G5-4-3	3	0	0	0	0	1	2								
Bob Bailey, R (9, PH) OBP: 0.329, SLG: 0.422										1	0	0	0	0	0	1								
Bill Stoneman, R (1, 1) OBP: 0.103, SLG: 0.172										1	0	0	0	0	1	2								
Ty Cline, L (5, PH) OBP: 0.500, SLG: 0.590										1	0	0	0	0	0	0								
John Strohmayr, R (6, 1) OBP: 0.500, SLG: 0.500										0	0	0	0	0	0	0								
Mack Jones, L (7, PH) OBP: 0.400, SLG: 0.424										1	0	1	0	0	0	0								
<b>Inning Stats</b>	R: 0 E: 0 K: 2 S: 7	H: 0 LOB: 0 BB: 0 P: 7	R: 1 E: 1 K: 1 S: 7	H: 1 LOB: 2 BB: 1 P: 11	R: 0 E: 0 K: 1 S: 5	H: 0 LOB: 0 BB: 0 P: 5	R: 1 E: 0 K: 0 S: 4	H: 2 LOB: 0 BB: 0 P: 4	R: 0 E: 0 K: 0 S: 4	H: 1 LOB: 2 BB: 1 P: 8	R: 0 E: 0 K: 1 S: 6	H: 1 LOB: 1 BB: 0 P: 6	R: 0 E: 0 K: 1 S: 6	H: 1 LOB: 1 BB: 0 P: 6	R: 0 E: 0 K: 0 S: 3	H: 0 LOB: 0 BB: 0 P: 3	R: 0 E: 0 K: 0 S: 3	H: 1 LOB: 1 BB: 0 P: 3	1B: 5 2B: 1 3B: 0 HR: 1	SF: 1 SAC: 0 DP: 2 HBP: 0	WP: 2 PB: 0 SB: 0 CS: 0	PA: 35		
<b>PITCHER</b>	IP	WLS	BF	H	R	ER	SO	BB	IBB	HBP	BLK	WP	HR	S	P	ERA	WHIP							
Jack Billingham, R (1, 1) ERA: 3.3	9.0	W	35	7	2	2	6	2	0	0	0	2	1	45	53	2.00	1.000							

Batter	1	2	3	4	5	6	7	8	9	AB	R	H	RBI	BB	SO	LOB	TOP									
<b>Joe Pepitone, L</b> (1, 3) OBP: 0.395, SLG: 0.498	0-3 <b>K</b>		0-0 SF9			0-0 F4		0-0 F6		3	0	0	1	0	1	1	<b>Houston Astros @ Montreal Expos</b> Jarry Park, Montreal, QB Sun Jun 14 1970, 3:33 AM EDT Att: 20,547 - Unknown									
<b>Tommy Davis, R</b> (1, 7) OBP: 0.308, SLG: 0.402	0-0 4-3		0-0 F3			0-0 1B		0-0 F8		4	0	1	0	0	0	1										
<b>Jimmy Wynn, R</b> (1, 8) OBP: 0.392, SLG: 0.536	0-3 <b>K</b>			0-0 2-3		0-0 6-3			0-0 5-3	4	0	0	0	0	1	1										
<b>Norm Miller, L</b> (1, 9) OBP: 0.384, SLG: 0.408		0-0 F4		0-0 4-3			0-3 <b>K</b>		4-0 HBP 1B BB	3	0	0	0	1	1	0										
<b>Denis Menke, R</b> (1, 4) OBP: 0.392, SLG: 0.449		0-0 1B		4-0 CS BB			0-0 F6		0-0 HBP 1B	3	0	2	0	1	0	0										
<b>Doug Radler, R</b> (1, 5) OBP: 0.315, SLG: 0.430		0-3 <b>K</b>		0-0 CS 1-2	0-0 5-3		4-0 BB		0-0 F8	3	0	0	0	1	1	3										
<b>Johnny Edwards, L</b> (1, 2) OBP: 0.229, SLG: 0.251		0-3 <b>K</b>			0-0 F6		0-0 4-3		1-0 1-2 2-3 HBP	3	0	0	0	0	1	2										
<b>Hector Torres, R</b> (1, 6) OBP: 0.276, SLG: 0.296			0-0 SF9 3B			0-0 F8		0-0 6-3	0-0 4-3	3	1	1	0	0	0	0										
<b>Keith Lampard, L</b> (9, PH) OBP: 0.232, SLG: 0.386										1	0	0	0	0	0	3										
<b>Denny Lemaster, R</b> (1, 1) OBP: 0.229, SLG: 0.103			0-0 F4			0-0 F2		4-0 BB		2	0	0	0	0	0	1										
<b>Marty Martinez, S</b> (8, PH) OBP: 0.343, SLG: 0.313										0	0	0	0	1	0	0										
<b>Ron Cook, L</b> (8, PR) OBP: 0.600, SLG: 1.000										0	0	0	0	0	0	0										
<b>Fred Gladding, L</b> (8, 1) OBP: 0.600, SLG: 1.000										0	0	0	0	0	0	0										
<b>Inning Stats</b>	R: 0 E: 0 K: 2 S: 7	H: 0 LOB: 0 BB: 0 P: 7	R: 0 E: 0 K: 2 S: 8	H: 1 LOB: 1 BB: 0 P: 8	R: 1 E: 0 K: 0 S: 4	H: 1 LOB: 0 BB: 0 P: 4	R: 0 E: 0 K: 0 S: 2	H: 0 LOB: 0 BB: 1 P: 6	R: 0 E: 0 K: 0 S: 3	H: 0 LOB: 0 BB: 0 P: 3	R: 0 E: 0 K: 0 S: 4	H: 1 LOB: 1 BB: 0 P: 4	R: 0 E: 0 K: 1 S: 5	H: 0 LOB: 1 BB: 1 P: 9	R: 0 E: 0 K: 0 S: 3	H: 0 LOB: 1 BB: 1 P: 7	R: 0 E: 0 K: 0 S: 4	H: 1 LOB: 3 BB: 1 P: 9	1B: 3 2B: 0 3B: 1 HR: 0	SF: 1 SAC: 0 DP: 0 HBP: 1	WP: 0 PB: 0 SB: 1 CS: 1	PA: 36				
<b>PITCHER</b>	IP	WLS	BF	H	R	ER	SO	BB	IBB	HBP	BLK	WP	HR	S	P	ERA	WHIP									
<b>Steve Renko, R</b> (1, 1) ERA: 4.84	8.1	W	32	4	1	1	5	4	0	0	0	0	0	38	54	1.08	0.960									
<b>Claude Raymond, R</b> (9, 1) ERA: 3.05	0.2	S	3	0	0	0	0	0	0	1	0	0	0	2	3	0.00	0.000									

AB	29
R	1
H	4
RBI	1
BB	4
SO	5
LOB	12



Batter	1	2	3	4	5	6	7	8	9	AB	R	H	RBI	BB	SO	LOB	BOTTOM									
<b>Don Hahn, R</b> (1, 7) OBP: 0.397, SLG: 0.346	4-0 CS BB		4-0 BB		0-3 <b>K</b>		0-3 <b>K</b>			2	0	0	0	2	2	0	<b>Houston Astros @ Montreal Expos</b> Jarry Park, Montreal, QB Sun Jun 14 1970, 3:33 AM EDT Att: 20,547 - Unknown									
<b>Gary Sutherland, R</b> (1, 4) OBP: 0.277, SLG: 0.248	0-0 F6 1-2		0-0 F9		0-0 1B			0-0 F3		4	0	1	0	0	0	2										
<b>Rusty Staub, L</b> (1, 9) OBP: 0.436, SLG: 0.482	0-0 4-3		0-0 L4		0-0 F5			0-3 <b>K</b>		4	0	0	0	0	1	2										
<b>Adolfo Phillips, R</b> (1, 8) OBP: 0.302, SLG: 0.375		0-0 E3		0-0 5-3		0-0 6-3		4-0 BB		3	0	0	0	0	0	0										
<b>Jim Gosger, L</b> (8, PH) OBP: 0.500, SLG: 0.556			0-0 S					0-0 BB		0	0	0	0	1	0	0										
<b>Coco Laboy, R</b> (1, 5) OBP: 0.258, SLG: 0.326		0-3 <b>K</b> 1-2		0-0 4-3		4-0 FC6-4 BB		0-0 F8		3	0	0	0	1	1	2										
<b>John Bateman, R</b> (1, 2) OBP: 0.283, SLG: 0.357		0-0 F8		0-0 HR 2B		0-0 F9				3	1	1	0	0	0	2										
<b>John Boccabella, R</b> (1, 3) OBP: 0.292, SLG: 0.522		4-0 BB		0-0 HR 2H		0-0 FC6-4 1-2				2	1	1	2	1	0	1										
<b>Bobby Wine, R</b> (1, 6) OBP: 0.244, SLG: 0.260		0-0 F9		0-3 <b>K</b>			0-0 1-4 1B			3	0	1	0	0	1	2										
<b>Steve Renko, R</b> (1, 1) OBP: 0.238, SLG: 0.238			0-3 <b>K</b>		0-3 <b>K</b>					3	0	0	0	0	2	1										
<b>Claude Raymond, R</b> (9, 1) ERA: 3.02										0	0	0	0	0	0	0										
<b>Inning Stats</b>	R: 0 E: 0 K: 0 S: 2	H: 0 LOB: 1 BB: 1 P: 6	R: 0 E: 1 K: 1 S: 6	H: 0 LOB: 2 BB: 1 P: 10	R: 0 E: 0 K: 1 S: 5	H: 0 LOB: 1 BB: 1 P: 9	R: 2 E: 0 K: 1 S: 7	H: 2 LOB: 0 BB: 0 P: 7	R: 0 E: 0 K: 2 S: 8	H: 1 LOB: 1 BB: 0 P: 8	R: 0 E: 0 K: 0 S: 3	H: 0 LOB: 1 BB: 1 P: 7	R: 0 E: 0 K: 1 S: 5	H: 1 LOB: 0 BB: 0 P: 5	R: 0 E: 0 K: 1 S: 5	H: 0 LOB: 1 BB: 1 P: 9	1B: 2 2B: 2 3B: 0 HR: 1	SF: 0 SAC: 0 DP: 1 HBP: 0	WP: 0 PB: 0 SB: 1 CS: 1	PA: 32						
<b>PITCHER</b>	IP	WLS	BF	H	R	ER	SO	BB	IBB	HBP	BLK	WP	HR	S	P	ERA	WHIP									
<b>Denny Lemaster, L</b> (1, 1) ERA: 4.48	7.0	L	28	4	2	2	6	4	0	0	0	0	0	36	52	2.57	1.143									
<b>Fred Gladding, R</b> (8, 1) ERA: 3.62	1.0		4	0	0	0	1	1	0	0	0	0	0	5	9	0.00	1.000									

AB	27
R	2
H	4
RBI	2
BB	5
SO	7
LOB	12



Batter	1	2	3	4	5	6	7	8	9	10	11	12	13	AB R H RBI BB SO LOB	TOP			
Joe Pepitone, L (1, 3) OBP: 0.302, SLG: 0.487														5 0 0 0 1 1 1	<b>Houston Astros @ Philadelphia Phillies</b> Shibe Park, Philadelphia, PA Tue Jun 16 1970, 7:05 PM EDT Att. 3,708 - Unknown livebaseballscorescards.com			
Tommy Davis, R (1, 7) Fred Gladding, L (8, 1) Jesus Alou, R (10, PH) Jim Bouton, R (10, 1) OBP: 0.304, SLG: 0.328 OBP: 0.487, SLG: 0.385														4 0 3 1 0 0 0 0 0 0 0 0 0 0 1 0 0 0 0 0 2 1 0 0 0 0 0 0				
Jimmy Wynn, R (1, 8) OBP: 0.386, SLG: 0.527														4 0 0 0 1 1 2				
Norm Miller, L (1, 9) OBP: 0.371, SLG: 0.392														5 0 0 0 0 1 3				
Denis Menke, R (1, 4) OBP: 0.389, SLG: 0.444														5 0 1 0 0 1 2				
Doug Rader, R (1, 5) OBP: 0.317, SLG: 0.424														3 0 0 0 2 2 4				
Johnny Edwards, L (1, 2) OBP: 0.224, SLG: 0.245														5 0 0 0 0 2 3				
Hector Torres, R (1, 6) Marty Martinez, S (8, PH) OBP: 0.258, SLG: 0.276 OBP: 0.362, SLG: 0.314														2 0 0 0 0 1 0 3 0 1 0 0 1 0				
Tom Griffin, R (1, 1) Keith Lampard, L (8, PH) OBP: 0.095, SLG: 0.100 OBP: 0.300, SLG: 0.413														2 0 0 0 0 0 0 2 1 1 0 0 0 0				
<b>Inning Stats</b>	R: 0 H: 1 E: 0 K: 0 S: 4	R: 0 H: 0 E: 0 K: 1 S: 4	R: 0 H: 0 E: 0 K: 2 S: 7	R: 0 H: 1 E: 1 K: 0 S: 4	R: 0 H: 0 E: 0 K: 0 S: 3	R: 0 H: 0 E: 0 K: 0 S: 3	R: 0 H: 0 E: 0 K: 0 S: 3	R: 1 H: 2 E: 0 K: 2 S: 9	R: 0 H: 1 E: 0 K: 2 S: 8	R: 0 H: 1 E: 0 K: 2 S: 7	R: 0 H: 0 E: 0 K: 1 S: 5	R: 0 H: 0 E: 0 K: 0 S: 3	R: 0 H: 0 E: 0 K: 0 S: 3	1B: 4 2B: 3 3B: 0 HR: 0		SF: 0 SAC: 1 DP: 3 HBP: 0	WIP: 0 PA: 47	
<b>PITCHER</b>	IP WLS BF H R ER SO BB IBB HBP BLK WP HR S P ERA WHIP																	
Rick Wise, R (1, 1) ERA: 3.68	7.0	25	2	0	0	3	3	0	0	0	0	0	0	28		40	0.00	0.714
Dick Selma, R (8, 1) ERA: 3.5	3.0	13	4	1	1	4	0	1	0	0	0	0	0	20		24	3.00	1.333
Joe Hoerner, L (11, 1) ERA: 2.61	3.0	9	0	0	0	3	0	0	0	0	0	0	0	15	15	0.00	0.000	

Batter	1	2	3	4	5	6	7	8	9	10	11	12	13	AB R H RBI BB SO LOB	BOTTOM			
Tony Taylor, R (1, 5) OBP: 0.338, SLG: 0.391														5 0 1 0 1 1 0	<b>Houston Astros @ Philadelphia Phillies</b> Shibe Park, Philadelphia, PA Tue Jun 16 1970, 7:05 PM EDT Att. 3,708 - Unknown livebaseballscorescards.com			
Larry Bowa, S (1, 6) OBP: 0.268, SLG: 0.259														6 0 0 0 0 0 3				
Oscar Gamble, L (1, 8) OBP: 0.309, SLG: 0.286														4 1 1 0 2 1 0				
Deron Johnson, R (1, 3) Larry Hisle, R (11, PH) OBP: 0.319, SLG: 0.442 OBP: 0.306, SLG: 0.355														4 0 0 0 1 2 3 0 0 0 0 0 0 0				
Ron Stone, L (1, 7) OBP: 0.356, SLG: 0.443														3 1 1 0 3 0 3				
Terry Harmon, R (1, 4) OBP: 0.288, SLG: 0.315														6 0 2 1 0 1 3				
Scott Reid, L (1, 9) OBP: 0.282, SLG: 0.129														3 0 1 0 3 1 1				
Doc Edwards, R (1, 2) OBP: 0.353, SLG: 0.290														6 0 1 1 0 1 4				
Rick Wise, R (1, 1) OBP: 0.188, SLG: 0.133														3 0 0 0 0 1 3 0 0 0 0 0 0 0 1 0 0 0 0 0 0 1 0 1 0 0 0 0				
Dick Selma, R (8, 1) ERA: 3.38	2.0	7	0	0	0	0	1	0	0	0	0	0	0	6		10	0.00	0.500
Rick Joseph, R (10, PH) Joe Hoerner, R (11, 1) OBP: 0.233, SLG: 0.400 OBP: 0.444, SLG: 0.429	3.2	19	5	1	1	0	3	2	0	0	0	0	0	14		34	2.46	2.182
<b>Inning Stats</b>	R: 0 H: 1 E: 0 K: 1 S: 6	R: 0 H: 0 E: 0 K: 1 S: 5	R: 0 H: 0 E: 0 K: 1 S: 5	R: 0 H: 0 E: 0 K: 0 S: 2	R: 0 H: 0 E: 0 K: 3 S: 9	R: 0 H: 0 E: 0 K: 1 S: 5	R: 1 H: 2 E: 0 K: 1 S: 7	R: 0 H: 0 E: 0 K: 0 S: 3	R: 0 H: 0 E: 0 K: 0 S: 3	R: 0 H: 1 E: 0 K: 0 S: 3	R: 0 H: 0 E: 0 K: 0 S: 3	R: 0 H: 1 E: 0 K: 0 S: 3	R: 0 H: 2 E: 0 K: 0 S: 4	R: 1 H: 2 E: 0 K: 0 S: 4		1B: 5 2B: 2 3B: 1 HR: 0	SF: 0 SAC: 1 DP: 1 HBP: 0	WIP: 0 PA: 54
<b>PITCHER</b>	IP WLS BF H R ER SO BB IBB HBP BLK WP HR S P ERA WHIP																	
Tom Griffin, R (1, 1) ERA: 4.39	7.0	27	3	1	1	8	4	0	0	0	0	0	0	39	55	1.29	1.000	
Fred Gladding, R (8, 1) ERA: 3.38	2.0	7	0	0	0	0	1	0	0	0	0	0	0	6	10	0.00	0.500	
Jim Bouton, R (10, 1) ERA: 6.13	3.2	19	5	1	1	0	3	2	0	0	0	0	0	14	34	2.46	2.182	



Batter	1	2	3	4	5	6	7	8	9	AB	R	H	RBI	BB	SO	LOB	TOP								
<b>Hector Torres, R</b> OBP: 0.286, SLG: 0.303 (1, 6)										4	0	2	1	0	1	1	<b>Houston Astros @ Philadelphia Phillies</b> Shibe Park, Philadelphia, PA Wed Jun 17, 1970, 7:05 PM EDT Att: 6,767 - Unknown								
<b>Denis Menke, R</b> OBP: 0.387, SLG: 0.440 (1, 4)										4	1	1	0	0	0	1									
<b>Jimmy Wynn, R</b> OBP: 0.386, SLG: 0.520 (1, 8)										3	0	0	0	1	1	1									
<b>Tommy Davis, R</b> OBP: 0.315, SLG: 0.416 (1, 7)										4	0	1	1	0	0	1									
<b>Bob Watson, R</b> OBP: 0.227, SLG: 0.293 (1, 3)										4	0	1	0	0	2	1									
<b>Doug Rader, R</b> OBP: 0.316, SLG: 0.421 (1, 5)										4	0	1	0	0	1	2									
<b>Jesus Alou, R</b> OBP: 0.302, SLG: 0.326 (1, 9)										4	1	1	0	0	0	1									
<b>Johnny Edwards, L</b> OBP: 0.226, SLG: 0.243 (9, PH)										2	0	0	0	1	0	1									
<b>Norm Miller, L</b> OBP: 0.375, SLG: 0.397 (9, PH)										1	0	1	0	0	0	0									
<b>Larry Dierker, R</b> OBP: 0.175, SLG: 0.179 (9, PH)										3	0	0	0	0	3	2									
<b>Marty Martinez, S</b> OBP: 0.333, SLG: 0.306 (9, PH)										1	0	0	0	0	0	2									
<b>Inning Stats</b>	R: 0 E: 0 K: 2 S: 7	H: 0 LOB: 0 BB: 0 P: 7	R: 0 E: 0 K: 2 S: 7	H: 0 LOB: 0 BB: 0 P: 7	R: 1 E: 0 K: 1 S: 7	H: 2 LOB: 1 BB: 0 P: 7	R: 0 E: 0 K: 0 S: 4	H: 1 LOB: 1 BB: 0 P: 4	R: 0 E: 0 K: 1 S: 5	H: 0 LOB: 1 BB: 1 P: 9	R: 1 E: 0 K: 1 S: 7	H: 2 LOB: 1 BB: 0 P: 7	R: 0 E: 0 K: 1 S: 5	H: 0 LOB: 0 BB: 0 P: 5	R: 0 E: 1 K: 0 S: 3	H: 1 LOB: 1 BB: 1 P: 7	R: 0 E: 0 K: 0 S: 5	H: 2 LOB: 2 BB: 0 P: 5	1B: 7 2B: 1 3B: 0 HR: 0	SF: 0 SAC: 0 DP: 0 HBP: 0	WP: 0 PB: 0 SB: 1 CS: 0	PA: 36			
<b>PITCHER</b>	IP	WLS	BF	H	R	ER	SO	BB	IBB	HBP	BLK	WP	HR	S	P	ERA	WHIP								
<b>Woodie Fryman, L</b> ERA: 3.39	7.2	W	30	6	2	2	8	2	0	0	1	0	0	44	52	2.35	1.043								
<b>Barry Lersch, R</b> ERA: 3.27	8.1	S	6	2	0	0	0	0	0	0	0	0	0	6	6	0.00	1.500								

AB	34
R	2
H	8
RBI	2
BB	2
SO	8
LOB	13



Batter	1	2	3	4	5	6	7	8	9	AB	R	H	RBI	BB	SO	LOB	BOTTOM								
<b>Tony Taylor, R</b> OBP: 0.342, SLG: 0.396 (1, 5)										3	1	1	0	1	0	0	<b>Houston Astros @ Philadelphia Phillies</b> Shibe Park, Philadelphia, PA Wed Jun 17, 1970, 7:05 PM EDT Att: 6,767 - Unknown								
<b>Larry Bowa, S</b> OBP: 0.288, SLG: 0.259 (1, 6)										4	1	1	0	0	0	2									
<b>Oscar Gamble, L</b> OBP: 0.339, SLG: 0.321 (1, 8)										4	1	3	1	0	0	0									
<b>Deron Johnson, R</b> OBP: 0.322, SLG: 0.453 (9, PR)										4	0	2	1	0	2	2									
<b>Larry Hise, R</b> OBP: 0.306, SLG: 0.355 (9, 9)										0	1	0	0	0	0	0									
<b>Ron Stone, L</b> OBP: 0.352, SLG: 0.436 (9, 3)										4	0	1	1	0	1	3									
<b>Byron Browne, R</b> OBP: 0.302, SLG: 0.441 (9, 7)										4	0	0	0	0	2	4									
<b>Terry Harmon, R</b> OBP: 0.317, SLG: 0.357 (1, 4)										2	0	1	0	2	0	0									
<b>Doc Edwards, R</b> OBP: 0.316, SLG: 0.257 (1, 2)										4	0	0	0	0	0	4									
<b>Woodie Fryman, R</b> OBP: 0.143, SLG: 0.143 (8, 1)										3	0	0	0	0	2	1									
<b>Barry Lersch, S</b> (8, 1)										0	0	0	0	0	0	0									
<b>Inning Stats</b>	R: 2 E: 1 K: 2 S: 10	H: 3 LOB: 1 BB: 0 P: 10	R: 0 E: 0 K: 1 S: 6	H: 1 LOB: 2 BB: 1 P: 10	R: 0 E: 0 K: 1 S: 6	H: 1 LOB: 1 BB: 0 P: 6	R: 0 E: 0 K: 1 S: 4	H: 0 LOB: 0 BB: 1 P: 8	R: 1 E: 0 K: 1 S: 7	H: 2 LOB: 1 BB: 0 P: 7	R: 0 E: 0 K: 0 S: 3	H: 0 LOB: 0 BB: 0 P: 3	R: 0 E: 1 K: 0 S: 3	H: 0 LOB: 0 BB: 0 P: 3	R: 1 E: 0 K: 1 S: 7	H: 2 LOB: 2 BB: 1 P: 11	1B: 5 2B: 4 3B: 1 HR: 0	SF: 0 SAC: 0 DP: 1 HBP: 0	WP: 1 PB: 0 SB: 1 CS: 1	PA: 36					
<b>PITCHER</b>	IP	WLS	BF	H	R	ER	SO	BB	IBB	HBP	BLK	WP	HR	S	P	ERA	WHIP								
<b>Larry Dierker, R</b> ERA: 3.77	8.0	L	35	9	4	3	7	2	1	0	0	1	0	46	58	3.38	1.375								



Batter	1	2	3	4	5	6	7	8	9	AB	R	H	RBI	BB	SO	LOB	TOP										
Hector Torres, R OBP: 0.270, SLG: 0.286 Marty Martinez, S OBP: 0.333, SLG: 0.308	F2	5-3		2B		6-3			6-3	2	0	0	0	0	0	1											
Jesus Alov, R OBP: 0.313, SLG: 0.343	FC5-4 1B		2B	1B	1-H 3-H	F5			K	5	1	3	2	0	1	0											
Jimmy Wynn, R OBP: 0.384, SLG: 0.515	FC5-4 1-2		K	K			FC6-4 1B			4	0	1	0	0	2	3											
Tommy Davis, R OBP: 0.314, SLG: 0.418	5-3		1-H	2B	1-3		FC6-4 CS			4	0	1	1	0	0	3											
Denis Menke, R OBP: 0.385, SLG: 0.441		HR	F7		5-3		6-3			4	1	1	0	0	0	2											
Bob Watson, R OBP: 0.228, SLG: 0.356		HR	5-3		1-3		F4			4	1	1	2	0	0	1											
Doug Rader, R OBP: 0.319, SLG: 0.417		5-3		SH1-4 1B	BB		5-3			2	1	0	0	2	0	0											
Don Bryant, R OBP: 0.263, SLG: 0.235 Keith Lampard, L OBP: 0.234, SLG: 0.404 Johnny Edwards, L OBP: 0.226, SLG: 0.243		SH3-4 1B		1B	SH1-4 2B	BB	F9		4-3	2	1	1	0	1	0	1											
Jack Billingham, R OBP: 0.116, SLG: 0.063 Ron Cook, L OBP: 0.650, SLG: 1.000 Jim Ray, R OBP: 0.231, SLG: 0.231 Fred Gladding, L OBP: 0.373, SLG: 0.394		SH3-4		SH1-4			K		4-3	0	0	0	0	0	0	0											
<b>Inning Stats</b>	R: 0 E: 0 K: 0 S: 4	H: 1 LOB: 1 BB: 0 P: 4	R: 2 E: 0 K: 0 S: 6	H: 3 LOB: 1 BB: 0 P: 6	R: 1 E: 0 K: 1 S: 7	H: 2 LOB: 1 BB: 0 P: 7	R: 3 E: 0 K: 1 S: 7	H: 2 LOB: 1 BB: 2 P: 15	R: 0 E: 0 K: 0 S: 3	H: 0 LOB: 0 BB: 1 P: 7	R: 0 E: 0 K: 1 S: 5	H: 0 LOB: 0 BB: 0 P: 5	R: 0 E: 0 K: 0 S: 3	H: 1 LOB: 0 BB: 0 P: 3	R: 0 E: 0 K: 0 S: 3	H: 0 LOB: 0 BB: 0 P: 3	R: 0 E: 0 K: 1 S: 5	H: 0 LOB: 0 BB: 0 P: 5	1B: 5 2B: 3 3B: 0 HR: 1	SF: 0 SAC: 2 DP: 0 HBP: 0	WP: 0 PB: 0 SB: 0 CS: 1	PA: 38					
<b>PITCHER</b>	IP	WLS	BF	H	R	ER	SO	BB	IBB	HBP	BLK	WP	HR	S	P	ERA	WHIP										
Mike McQueen, L ERA: 10.13 Ron Reed, R ERA: 1.5	(1, 1) (4, 1)	3.0 6.0	WLS W	17 21	6 3	5 1	5 1	1 3	2 1	0 0	0 0	0 0	1 0	17 26	25 30	15.00 1.50	2.667 0.667										

Houston Astros @ Atlanta Braves  
Atlanta Stadium, Atlanta, GA  
Fri Jun 19 1970, 7:05 PM EDT  
Unknown

AB	33
R	6
H	9
RBI	6
BB	3
SO	4
LOB	11



Batter	1	2	3	4	5	6	7	8	9	AB	R	H	RBI	BB	SO	LOB	BOTTOM										
Gil Garrido, R OBP: 0.375, SLG: 0.416	E4 HR	G5-4-3 1B		6-3		5-3		4-3		5	1	1	1	0	0	0											
Felix Milten, R OBP: 0.330, SLG: 0.391	5-3	G5-4-3			BB	BB	BB	F7		4	1	1	0	1	0	3											
Hank Aaron, R OBP: 0.386, SLG: 0.601	F2		4-3 1B	HBP	6-3		F8	1B		4	1	1	0	0	0	3											
Rico Carty, R OBP: 0.483, SLG: 0.694	HR		6-3		BB	BB	F6	5-3		4	2	1	2	1	0	2											
Orlando Cepeda, R OBP: 0.372, SLG: 0.531	1B		4-3		FC4-6 BB	BB	1B	2B	BB	2	1	1	0	2	0	1											
Tony Gonzalez, L OBP: 0.311, SLG: 0.343	G1		S		FC4-6 BB	BB	2B	FC4-2 1B		3	0	2	2	1	0	1											
Clete Boyer, R OBP: 0.272, SLG: 0.327		6-3	F8		FC4-6		FC4-2 2B			4	0	1	2	0	0	3											
Bob Didier, S OBP: 0.206, SLG: 0.188		1B		K	K		FC4-2			4	1	1	0	0	2	4											
Mike McQueen, L OBP: 0.500, SLG: 0.500 Ron Reed, R		1B		5-3		5-3		F9		1	0	1	0	0	0	0											
<b>Inning Stats</b>	R: 2 E: 1 K: 0 S: 6	H: 2 LOB: 1 BB: 0 P: 6	R: 1 E: 0 K: 0 S: 5	H: 3 LOB: 1 BB: 0 P: 5	R: 1 E: 0 K: 0 S: 4	H: 1 LOB: 1 BB: 0 P: 5	R: 0 E: 0 K: 1 S: 5	H: 0 LOB: 0 BB: 2 P: 5	R: 2 E: 0 K: 1 S: 5	H: 0 LOB: 2 BB: 4 P: 21	R: 0 E: 0 K: 0 S: 4	H: 1 LOB: 1 BB: 0 P: 4	R: 1 E: 0 K: 0 S: 5	H: 2 LOB: 1 BB: 1 P: 9	R: 0 E: 0 K: 0 S: 4	H: 1 LOB: 1 BB: 0 P: 4	R: 0 E: 0 K: 0 S: 4	H: 1 LOB: 1 BB: 0 P: 4	1B: 7 2B: 2 3B: 0 HR: 1	SF: 0 SAC: 0 DP: 1 HBP: 1	WP: 0 PB: 0 SB: 1 CS: 0	PA: 40					
<b>PITCHER</b>	IP	WLS	BF	H	R	ER	SO	BB	IBB	HBP	BLK	WP	HR	S	P	ERA	WHIP										
Jack Billingham, R ERA: 3.65 Ron Cook, L ERA: 3.44 Jim Ray, R ERA: 4.47 Fred Gladding, R ERA: 3.19	(1, 1) (5, 1) (5, 1) (7, 1)	4.1 0.0 2.0 1.2	WLS L	23 10	6 3	6 1	4 1	4 1	1 1	0 0	0 0	0 0	0 0	11 6	34 15	8.31 4.50 0.00	2.077 2.000 0.600										

Houston Astros @ Atlanta Braves  
Atlanta Stadium, Atlanta, GA  
Fri Jun 19 1970, 7:05 PM EDT  
Unknown

AB	34
R	7
H	10
RBI	7
BB	5
SO	2
LOB	19



Batter	1	2	3	4	5	6	7	8	9	AB	R	H	RBI	BB	SO	LOB	TOP			
Marty Martinez, S (1, 6) OBP: 0.298, SLG: 0.273	0-0 X		0-0 X		0-0 X			0-0 X	0-0 X	5	0	0	0	0	0	2	Houston Astros @ Atlanta Braves Atlanta Stadium, Atlanta, GA Fri Jun 19 1970, 7:05 PM EDT Att: 26,474 - Unknown			
Tommy Davis, R (1, 7) OBP: 0.313, SLG: 0.412	4-0 BB			0-0 X		0-0 X		0-0 X		3	0	0	0	1	0					
Jimmy Wynn, R (1, 8) OBP: 0.382, SLG: 0.508	0-0 F			0-0 X		0-0 X		4-0 BB		3	0	0	0	1	0	1				
Norm Miller, L (1, 9) OBP: 0.382, SLG: 0.404	0-3 K			0-0 X	1B	0-0 X	1B	0-0 X	1-3 1B	4	0	3	0	0	1	1				
Denis Menke, R (1, 4)		0-0 G5-4-3 1B		0-0 X		0-0 X		0-0 X		4	0	1	0	0	0	4				
Doug Radler, R (1, 5) OBP: 0.326, SLG: 0.447		0-0 G5-4-3 1-2		0-0 X		0-0 X	HR	4-0 BB	0-0 X	3	2	2	2	1	0	1				
Bob Watson, R (1, 3) OBP: 0.231, SLG: 0.347				0-0 X		0-0 X	1B	0-3 K	0-0 X	4	0	1	0	0	1	1				
Johnny Edwards, L (1, 2) OBP: 0.226, SLG: 0.243			0-0 X		0-0 X		F	0-0 X	0-0 X	4	0	1	0	0	0	2				
Denny Lemaster, R (1, 1) OBP: 0.216, SLG: 0.097			0-3 K		0-0 X		F	0-0 X	0-0 X	2	0	0	0	0	1	1				
Keith Lampard, L (7, PH) OBP: 0.288, SLG: 0.396					0-0 X		F	0-0 X	0-0 X	1	0	0	0	0	1	1				
George Culver, R (7, 1) OBP: 0.158, SLG: 0.294					0-0 X		F	0-0 X	0-0 X	0	0	0	0	0	0	0				
Fred Gladding, L (8, 1) OBP: 0.310, SLG: 0.341					0-0 X		F	0-0 X	0-0 X	1	0	0	0	0	0	1				
Jesus Alou, R (9, PH) OBP: 0.310, SLG: 0.341					0-0 X		F	0-0 X	0-0 X	1	0	0	0	0	0	1				
<b>Inning Stats</b>	R: 0 E: 0 K: 1 S: 5	H: 0 LOB: 1 BB: 1 P: 9	R: 0 E: 0 K: 0 S: 3	H: 1 LOB: 0 BB: 0 P: 3	R: 0 E: 0 K: 1 S: 5	H: 0 LOB: 0 BB: 0 P: 5	R: 0 E: 0 K: 0 S: 4	H: 1 LOB: 1 BB: 0 P: 4	R: 1 E: 0 K: 0 S: 5	H: 2 LOB: 1 BB: 0 P: 5	R: 0 E: 0 K: 2 S: 4	H: 0 LOB: 1 BB: 1 P: 11	R: 0 E: 0 K: 0 S: 4	H: 1 LOB: 2 BB: 1 P: 8	R: 1 E: 0 K: 0 S: 5	H: 2 LOB: 1 BB: 0 P: 5	1B: 6 2B: 0 3B: 0 HR: 2	SF: 0 SAC: 0 DP: 1 HBP: 0	WP: 0 PB: 0 SB: 0 CS: 0	PA: 37
<b>PITCHER</b> Pat Jarvis, R (1, 1) ERA: 3.22	IP: 9.0 WLS: W BF: 37 H: 8 R: 2 ER: 2 SO: 4 BB: 3 IBB: 0 HBP: 0 BLK: 0 WP: 0 HR: 2 S: 42 P: 54 ERA: 2.00 WHIP: 1.222															<b>PITCHER</b>	IP: 9.0 WLS: W BF: 37 H: 8 R: 2 ER: 2 SO: 4 BB: 3 IBB: 0 HBP: 0 BLK: 0 WP: 0 HR: 2 S: 42 P: 54 ERA: 2.00 WHIP: 1.222			

AB	34
R	2
H	8
RBI	2
BB	3
SO	4
LOB	15



Batter	1	2	3	4	5	6	7	8	9	AB	R	H	RBI	BB	SO	LOB	BOTTOM			
Gil Garrido, R (1, 6) OBP: 0.371, SLG: 0.410	0-0 X		0-0 X	FC		0-0 X	HR			4	1	1	1	0	0	2	Houston Astros @ Atlanta Braves Atlanta Stadium, Atlanta, GA Fri Jun 19 1970, 7:05 PM EDT Att: 26,474 - Unknown			
Felix Milten, R (1, 4) OBP: 0.326, SLG: 0.389	0-0 X		0-0 X	F		0-0 X	F			4	0	1	0	0	0	3				
Hank Aaron, R (1, 9) OBP: 0.384, SLG: 0.608	0-3 K		0-0 X			0-0 X	HR			4	1	1	2	0	1	3				
Rico Carty, R (1, 7) OBP: 0.483, SLG: 0.691		0-0 X		0-0 X	G4-6-3 1B	0-3 X	K			4	1	2	0	0	1	0				
Orlando Cepeda, R (1, 3) OBP: 0.374, SLG: 0.530		0-3 K		0-0 X	G4-6-3 1B	0-0 X	None			4	0	2	0	0	1	2				
Tony Gonzalez, L (1, 8) OBP: 0.310, SLG: 0.338		0-0 X		0-0 X	G4-6-3	0-0 X				3	0	0	0	0	0	3				
Clete Boyer, R (1, 5) OBP: 0.275, SLG: 0.330			0-0 X	1B FC	0-0 X	1B				4	1	2	1	0	0	3				
Bob Tillman, R (1, 2) OBP: 0.306, SLG: 0.407			0-0 X	FC 1B	0-0 X	1B				3	0	1	0	0	0	1				
Pat Jarvis, R (1, 1) OBP: 0.125, SLG: 0.128			0-0 X	FC 1B	0-0 X					3	0	1	0	0	1	0				
<b>Inning Stats</b>	R: 0 E: 0 K: 1 S: 5	H: 0 LOB: 0 BB: 0 P: 5	R: 0 E: 0 K: 1 S: 5	H: 0 LOB: 0 BB: 0 P: 5	R: 1 E: 0 K: 0 S: 6	H: 3 LOB: 2 BB: 0 P: 6	R: 1 E: 0 K: 0 S: 5	H: 3 LOB: 1 BB: 0 P: 5	R: 2 E: 0 K: 1 S: 7	H: 2 LOB: 0 BB: 0 P: 7	R: 0 E: 0 K: 0 S: 3	H: 1 LOB: 0 BB: 0 P: 3	R: 0 E: 0 K: 1 S: 5	H: 0 LOB: 0 BB: 0 P: 5	R: 0 E: 0 K: 0 S: 5	H: 2 LOB: 2 BB: 0 P: 6		1B: 10 2B: 0 3B: 0 HR: 1	SF: 0 SAC: 0 DP: 1 HBP: 1	WP: 0 PB: 0 SB: 0 CS: 0
<b>PITCHER</b> Denny Lemaster, L (1, 1) ERA: 4.57	IP: 6.0 WLS: L BF: 25 H: 9 R: 4 ER: 4 SO: 3 BB: 0 IBB: 0 HBP: 0 BLK: 0 WP: 0 HR: 1 S: 31 P: 31 ERA: 6.00 WHIP: 1.500															<b>PITCHER</b>	IP: 6.0 WLS: L BF: 25 H: 9 R: 4 ER: 4 SO: 3 BB: 0 IBB: 0 HBP: 0 BLK: 0 WP: 0 HR: 1 S: 31 P: 31 ERA: 6.00 WHIP: 1.500			
George Culver, R (7, 1) ERA: 4.47	1.2 8 2 0 0 1 0 0 0 0 0 0 9 10 0.00 1.200															<b>PITCHER</b>	IP: 1.2 WLS: L BF: 8 H: 2 R: 0 ER: 0 SO: 1 BB: 0 IBB: 0 HBP: 0 BLK: 0 WP: 0 HR: 0 S: 9 P: 10 ERA: 0.00 WHIP: 1.200			
Fred Gladding, R (8, 1) ERA: 3.16	0.1 1 0 0 0 0 0 0 0 0 0 0 1 1 0.00 0.000															<b>PITCHER</b>	IP: 0.1 WLS: L BF: 1 H: 0 R: 0 ER: 0 SO: 0 BB: 0 IBB: 0 HBP: 0 BLK: 0 WP: 0 HR: 0 S: 1 P: 1 ERA: 0.00 WHIP: 0.000			



Batter	1	2	3	4	5	6	7	8	9	AB	R	H	RBI	BB	SO	LOB	TOP			
Jesus Alou, R OBP: 0.324, SLG: 0.355 Jimmy Wynn, R OBP: 0.379, SLG: 0.504	(1, 9) X 0-0 CS 1B		X 0-0 1B		X 0-0 E7 4-3 1B	X 0-0 F9		X 0-0 G6-4-3		3	1	3	2	0	0	0				
Marty Martinez, S OBP: 0.269, SLG: 0.245	(1, 6) S 0-3 K 1-2		X 0-0 F4		X 0-0 4-3	X 0-0 F7			X 0-0 1-6-3	5	0	0	1	0	1	2				
Cesar Cedeno, R OBP: 0.400, SLG: 0.400	(1, 8) X 0-0 F7			X 0-0 FC5-4 1B	X 0-0 FC4-6 1B		X 0-0 3-1		X 0-3 K	5	0	2	0	0	1	0				
Tommy Davis, R OBP: 0.310, SLG: 0.407 Cesar Geronimo, L (9, 7)		X 0-0 F9		X 0-0 FC5-4 1-2	X 0-0 FC4-6 3B		X 0-3 K		X 0-0 E7 1B	5	2	1	0	0	1	2				
Denis Menke, R OBP: 0.383, SLG: 0.445	(1, 4)	X 0-0 E6 FC6-4		X 0-0 F8	X 0-0 3B		X 0-3 K		X 0-0 BB 1B	5	0	2	2	0	1	2				
Doug Ratier, R OBP: 0.323, SLG: 0.439	(1, 5)	X 0-0 FC6-4 1-2		X 0-0 FC5-4 1-2	X 0-0 6-3		X 0-0 F9		X 4-0 FC6-4 BB	4	0	0	0	1	0	4				
Bob Watson, R OBP: 0.263, SLG: 0.444	(1, 3)	X 0-0 F7			X 0-0 SH 1B	X 0-0 HR 1B		X 0-0 HR		5	3	3	1	0	0	3				
Johnny Edwards, L OBP: 0.226, SLG: 0.257	(1, 2)		X 0-0 F6		X 0-0 FC1 SH 1B	X 0-0 HR		X 0-0 4-3		4	2	1	2	0	0	1				
Tom Griffin, R OBP: 0.091, SLG: 0.095 Jim Bouton, R OBP: 0.471, SLG: 0.400 Fred Gladding, L (9, 1)	(1, 1) (5, 1) (9, 1)		X 0-0 F2		X 0-0 SH 1B	X 0-0 6-3		X 0-0 G6-4-3 1B		1	1	0	0	0	0	0				
<b>Inning Stats</b>	R: 0 E: 0 K: 1 S: 5	H: 1 LOB: 0 BB: 0 P: 5	R: 0 E: 1 K: 0 S: 4	H: 0 LOB: 1 BB: 0 P: 4	R: 0 E: 0 K: 0 S: 4	H: 1 LOB: 1 BB: 0 P: 4	R: 5 E: 3 K: 0 S: 9	H: 4 LOB: 1 BB: 0 P: 9	R: 2 E: 0 K: 2 S: 5	H: 2 LOB: 0 BB: 0 P: 5	R: 0 E: 0 K: 2 S: 8	H: 0 LOB: 1 BB: 0 P: 8	R: 1 E: 0 K: 0 S: 4	H: 2 LOB: 0 BB: 0 P: 4	R: 1 E: 1 K: 1 S: 7	H: 2 LOB: 2 BB: 1 P: 11	1B: 9 2B: 2 3B: 1 HR: 2	SF: 0 SAC: 1 DP: 2 HBP: 0	WP: 1 PB: 0 SB: 0 CS: 1	PA: 43
<b>PITCHER</b>	IP WLS BF H R ER SO BB IBB HBP BLK WP HR S P ERA WHIP	IP WLS BF H R ER SO BB IBB HBP BLK WP HR S P ERA WHIP																		
George Stone, L ERA: 3.46	(1, 1)	5.0 L 24 7 5 3 1 0 0 0 0 0 0 26 26 5.40 1.400																		
Milt Pappas, R ERA: 6.85	(6, 1)	2.0 9 2 2 2 2 0 0 0 0 1 1 13 13 9.00 1.000																		
Larry Jaster, L ERA: 6.85	(8, 1)	2.0 10 4 2 1 1 1 0 0 0 0 0 1 11 15 4.50 2.500																		

Houston Astros @ Atlanta Braves  
Atlanta Stadium, Atlanta, GA  
Sat Jun 20 1970, 7:05 PM EDT  
Att: 17,528 - Unknown

AB	41
R	9
H	13
RBI	8
BB	1
SO	4
LOB	15



Batter	1	2	3	4	5	6	7	8	9	AB	R	H	RBI	BB	SO	LOB	BOTTOM					
Gil Garrido, R OBP: 0.364, SLG: 0.397	(1, 6) (2, 4) X 0-0 F7		X 0-0 5-3		X 4-0 1B BB		X 0-0 F7		X 0-0 6-3	4	0	0	0	1	0	1						
Felix Milten, R OBP: 0.331, SLG: 0.389 Sonny Jackson, L OBP: 0.404, SLG: 0.346	(1, 4) (1, PR) (2, 6) H 1-0 S HBP		X 0-0 F4		X 0-0 1-2 2-3 3-H 1B		X 0-0 1-2 1B		X 4-0 1B BB	0	0	0	0	0	0	0						
Hank Aaron, R OBP: 0.384, SLG: 0.617	(1, 9) S 0-3 K 1-2			X 0-0 HR	X 0-0 F4		X 0-3 K		X 0-0 1-H 3B 1B	5	2	2	2	0	2	6						
Rico Carty, R OBP: 0.481, SLG: 0.692	(1, 7) X 0-0 5-3			X 4-0 BB	X 0-3 K		X 0-3 K		X 0-0 2-H 1B 3B	4	1	1	1	1	2	5						
Orlando Cepeda, R OBP: 0.374, SLG: 0.528	(1, 3)		X 0-0 6-3		X 0-0 G5-4-3 1-2		X 0-0 F6		X 0-0 1B 1B E	5	1	2	1	0	0	1						
Tony Gonzalez, L OBP: 0.304, SLG: 0.330	(1, 8) X 0-0 F4			X 0-0 G3		X 0-3 K		X 0-0 F8		X 0-0 1-2 1B	5	0	0	0	1	2						
Clete Boyer, R OBP: 0.286, SLG: 0.341	(1, 5) X 0-0 1B				X 0-0 2B 1B 1B		X 0-3 K		X 0-0 1-2 1B	5	1	4	1	0	1	0						
Bob Didier, S OBP: 0.208, SLG: 0.182 Bob Aspromonte, R OBP: 0.172, SLG: 0.143	(1, 2) (9, PH)		X 0-0 6-3		X 0-0 F6		X 4-0 1B BB		X 0-3 K	3	0	0	0	1	0	4						
George Stone, L OBP: 0.300, SLG: 0.270 Hal Kipnis, L OBP: 0.204, SLG: 0.463 Milt Pappas, R OBP: 0.417, SLG: 0.833 Tommy Aaron, R OBP: 0.417, SLG: 0.833 Larry Jaster, L OBP: 0.279, SLG: 0.323	(1, 1) (5, PH) (5, 1) (7, PH) (8, 1) (9, PH)		X 0-3 K		X 0-0 1B 1-3 2B		X 0-0 P3		X 0-0 4-3	1	0	0	0	0	1	0						
<b>Inning Stats</b>	R: 0 E: 0 K: 1 S: 5	H: 0 LOB: 2 BB: 0 P: 6	R: 0 E: 0 K: 0 S: 4	H: 1 LOB: 1 BB: 0 P: 4	R: 0 E: 0 K: 1 S: 5	H: 0 LOB: 0 BB: 0 P: 5	R: 1 E: 0 K: 0 S: 3	H: 1 LOB: 0 BB: 1 P: 7	R: 1 E: 0 K: 1 S: 8	H: 3 LOB: 3 BB: 1 P: 12	R: 0 E: 0 K: 2 S: 7	H: 0 LOB: 0 BB: 0 P: 7	R: 0 E: 0 K: 1 S: 6	H: 1 LOB: 2 BB: 1 P: 10	R: 0 E: 0 K: 1 S: 7	H: 2 LOB: 2 BB: 0 P: 7	R: 4 E: 1 K: 1 S: 10	H: 4 LOB: 2 BB: 1 P: 14	1B: 9 2B: 1 3B: 1 HR: 1	SF: 0 SAC: 0 DP: 1 HBP: 1	WP: 0 PB: 0 SB: 1 CS: 0	PA: 44
<b>PITCHER</b>	IP WLS BF H R ER SO BB IBB HBP BLK WP HR S P ERA WHIP	IP WLS BF H R ER SO BB IBB HBP BLK WP HR S P ERA WHIP																				
Tom Griffin, R ERA: 4.38	(1, 1)	4.1 W 19 4 2 2 2 2 0 0 0 0 0 29 37 4.15 1.385																				
Jim Bouton, R ERA: 6.14	(5, 1)	4.1 W 21 6 3 3 5 2 0 0 0 0 0 29 37 6.23 1.846																				
Fred Gladding, R ERA: 3.13	(9, 1)	0.1 S 4 2 1 0 1 0 0 0 0 0 0 6 6 0.00 6.000																				

Houston Astros @ Atlanta Braves  
Atlanta Stadium, Atlanta, GA  
Sat Jun 20 1970, 7:05 PM EDT  
Att: 17,528 - Unknown

AB	39
R	6
H	12
RBI	6
BB	4
SO	8
LOB	22



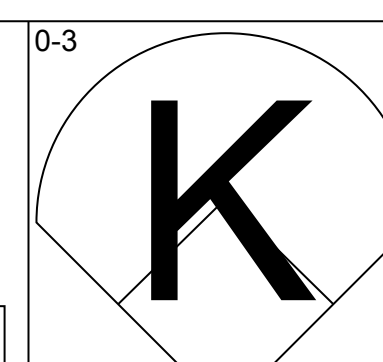
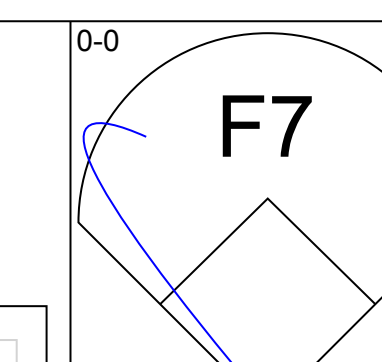
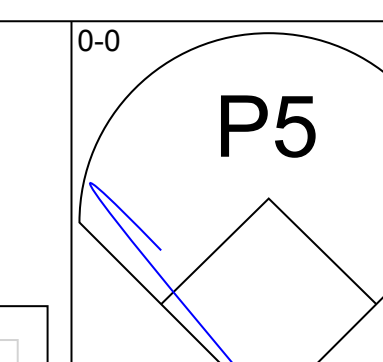
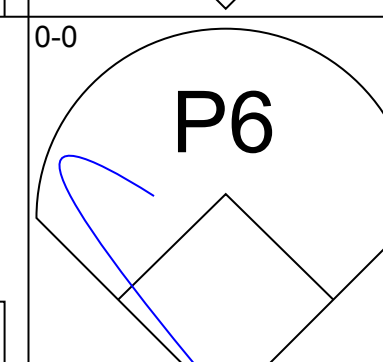
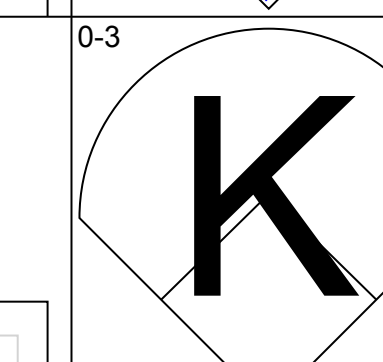

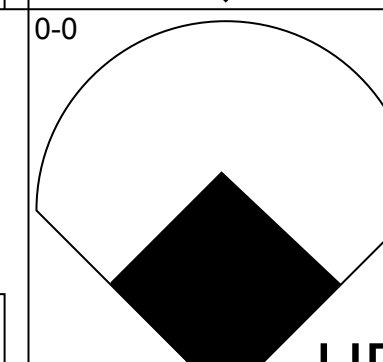
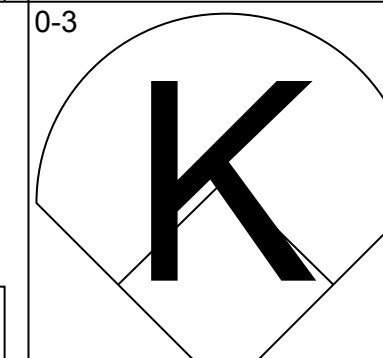
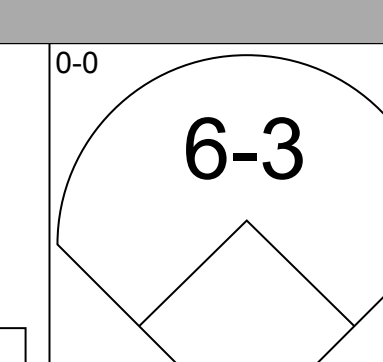
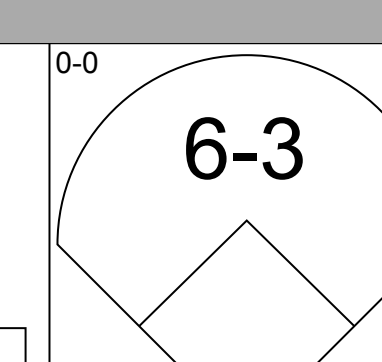
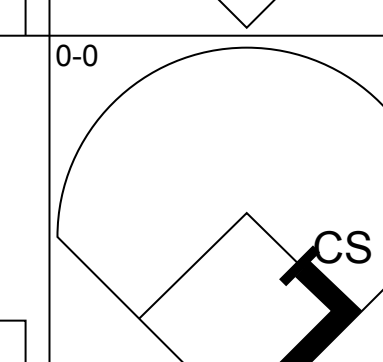
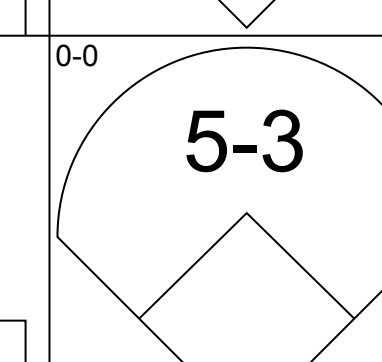

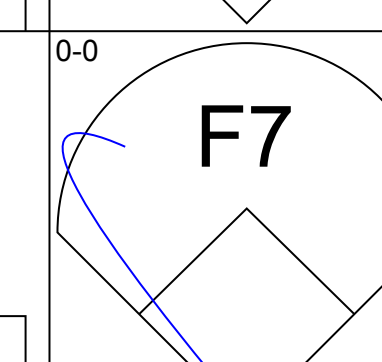
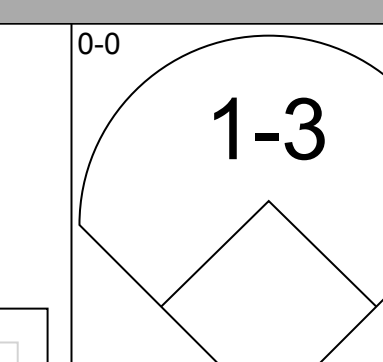
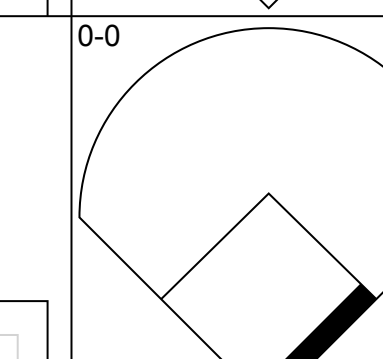
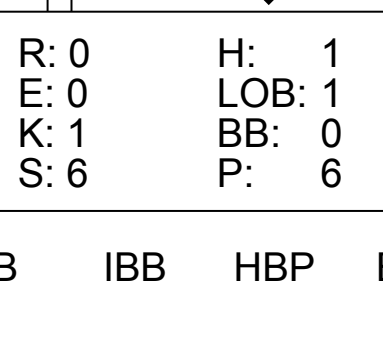



Batter	1	2	3	4	5	6	7	8	9	AB	R	H	RBI	BB	SO	LOB	TOP										
Jesus Alou, R (1, 9) OBP: 0.322, SLG: 0.352	0-0 WP 1B	0-0			0-0		0-0		1-0 HBP	4	0	1	0	0	0	2	<b>Houston Astros @ Atlanta Braves</b> Atlanta Stadium, Atlanta, GA Sun Jun 21 1970, 7:05 PM EDT Att: 17,568 - Unknown										
Jack Dilauro, S (7, 1)										0	0	0	0	0	0	0											
Cesar Geronimo, L (9, PH)										0	0	0	0	0	0	0											
Joe Morgan, L (1, 4) OBP: 0.402, SLG: 0.401	0-0 1-2		0-0		0-0		0-0		0-0 L4	5	0	0	0	0	0	3											
Cesar Cedeno, R (1, 8) OBP: 0.222, SLG: 0.222	0-3 K		0-0		0-0		0-0			4	0	0	0	0	1	1											
Tommy Davis, R (1, 7) OBP: 0.305, SLG: 0.399	0-0		0-3 K				0-0			4	0	0	0	0	1	1											
Denis Menke, R (1, 6) OBP: 0.381, SLG: 0.440		4-0 HR BB			0-0		0-0			3	1	0	0	1	0	0											
Bob Watson, R (1, 3) OBP: 0.279, SLG: 0.491		0-0 1-H HR		4-0 1B BB		0-3 K				3	1	1	2	1	1	0											
Marty Martinez, S (1, 5) OBP: 0.304, SLG: 0.302	0-0 SH 1B		0-0 F		0-0 F		0-0 1B			4	1	3	0	0	0	1											
Johnny Edwards, L (1, 2) OBP: 0.231, SLG: 0.266	0-0 F		0-0 1-3 1B		0-0 1B		0-0 F			4	1	2	1	0	0	2											
Larry Dierker, R (1, 1) OBP: 0.171, SLG: 0.175	0-0 SH		0-3 K		0-3 K		0-3 K			1	0	0	0	0	1	2											
Ron Cook, L (5, 1) OBP: 0.800, SLG: 1.000		SH								0	0	0	0	0	0	0											
Jimmy Wynn, R (7, PH) OBP: 0.380, SLG: 0.504	1-2								2-H E6 1B	2	0	1	0	0	1	1											
<b>Inning Stats</b>	R: 0 E: 0 K: 1 S: 6	H: 1 LOB: 1 BB: 0 P: 6	R: 2 E: 0 K: 0 S: 5	H: 2 LOB: 1 BB: 1 P: 9	R: 0 E: 0 K: 1 S: 5	H: 0 LOB: 0 BB: 0 P: 5	R: 0 E: 0 K: 1 S: 6	H: 1 LOB: 2 BB: 1 P: 10	R: 0 E: 0 K: 0 S: 3	H: 0 LOB: 0 BB: 0 P: 3	R: 0 E: 0 K: 1 S: 5	H: 1 LOB: 1 BB: 0 P: 6	R: 0 E: 0 K: 0 S: 3	H: 0 LOB: 0 BB: 0 P: 3	R: 2 E: 1 K: 0 S: 6	H: 3 LOB: 2 BB: 0 P: 7	1B: 5 2B: 2 3B: 0 HR: 1	SF: 0 SAC: 1 DP: 0 HBP: 1	WP: 1 PB: 0 SB: 0 CS: 0	PA: 38							
<b>PITCHER</b>	IP	WLS	BF	H	R	ER	SO	BB	IBB	HBP	BLK	WP	HR	S	P	ERA	WHIP										
Jim Nash, R (1, 1) ERA: 3.69	8.2	W	37	8	4	3	5	2	0	1	0	1	1	44	53	3.12	1.154										
Bob Priddy, R (9, 1) ERA: 4.91	0.1	S	1	0	0	0	0	0	0	0	0	0	0	1	1	0.00	0.000										

AB	34
R	4
H	8
RBI	3
BB	2
SO	5
LOB	13



Batter	1	2	3	4	5	6	7	8	9	AB	R	H	RBI	BB	SO	LOB	BOTTOM										
Gil Garrido, R (1, 4) OBP: 0.366, SLG: 0.397	0-0			0-0		0-0 G6-4-3 1B				5	0	2	0	0	0	2	<b>Houston Astros @ Atlanta Braves</b> Atlanta Stadium, Atlanta, GA Sun Jun 21 1970, 7:05 PM EDT Att: 17,568 - Unknown										
Sonny Jackson, L (1, 6) OBP: 0.406, SLG: 0.350	0-0 HR 1B			0-0		0-0 G6-4-3 1B				4	2	2	1	0	0	3											
Hank Aaron, R (1, 9) OBP: 0.390, SLG: 0.645	0-0 1-H HR		0-0		0-0 2-H HR 1B					4	2	3	4	0	0	0											
Rico Carty, R (1, 7) OBP: 0.482, SLG: 0.701	0-0 HR		0-0		0-3 1B K		0-0 F			4	1	2	1	0	1	1											
Orlando Cepeda, R (1, 3) OBP: 0.372, SLG: 0.523	0-0		0-0 F			0-0 G6-4-3 1B		0-3 K		4	0	1	0	0	1	2											
Tony Gonzalez, L (1, 8) OBP: 0.307, SLG: 0.330	4-0 BB		0-0		0-0 1-2 1B		0-0 F		0-3 K	3	0	1	0	1	1	2											
Clete Boyer, R (1, 5) OBP: 0.282, SLG: 0.335	0-0		0-0		0-0 G6-4-3					4	0	0	0	0	0	4											
Hal King, L (1, 2) OBP: 0.429, SLG: 0.477			0-0		0-0 E9 1B 1B		4-0 1B BB			3	1	2	0	1	0	0											
Jim Nash, R (1, 1) OBP: 0.119, SLG: 0.225	0-3 K		0-3 K				0-3 K			4	0	0	0	0	3	3											
Bob Priddy, R (9, 1) OBP: 0.600, SLG: 0.500										0	0	0	0	0	0	0											
<b>Inning Stats</b>	R: 3 E: 0 K: 0 S: 6	H: 3 LOB: 1 BB: 1 P: 10	R: 0 E: 0 K: 1 S: 6	H: 1 LOB: 0 BB: 0 P: 6	R: 0 E: 0 K: 0 S: 5	H: 2 LOB: 0 BB: 0 P: 5	R: 3 E: 1 K: 1 S: 8	H: 3 LOB: 0 BB: 0 P: 8	R: 0 E: 0 K: 0 S: 3	H: 1 LOB: 0 BB: 0 P: 3	R: 0 E: 0 K: 1 S: 5	H: 1 LOB: 1 BB: 1 P: 9	R: 0 E: 0 K: 2 S: 8	H: 1 LOB: 1 BB: 0 P: 8	R: 0 E: 0 K: 1 S: 6	H: 1 LOB: 1 BB: 0 P: 6	1B: 10 2B: 0 3B: 0 HR: 3	SF: 0 SAC: 0 DP: 2 HBP: 0	WP: 0 PB: 0 SB: 1 CS: 0	PA: 37							
<b>PITCHER</b>	IP	WLS	BF	H	R	ER	SO	BB	IBB	HBP	BLK	WP	HR	S	P	ERA	WHIP										
Larry Dierker, R (1, 1) ERA: 4.1	4.0	L	23	10	6	6	2	1	0	0	0	0	0	7	11	0.00	1.000										
Ron Cook, L (5, 1) ERA: 3.55	2.0		6	1	0	0	1	1	0	0	0	0	0	7	11	0.00	1.000										
Jack Dilauro, L (7, 1) ERA: 2.6	2.0		8	2	0	0	3	0	0	0	0	0	0	14	14	0.00	1.000										

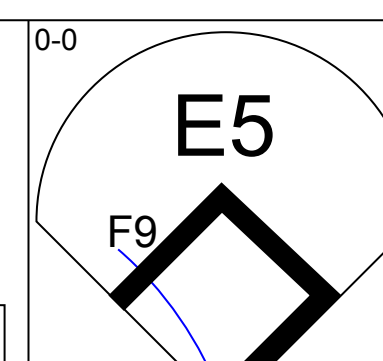
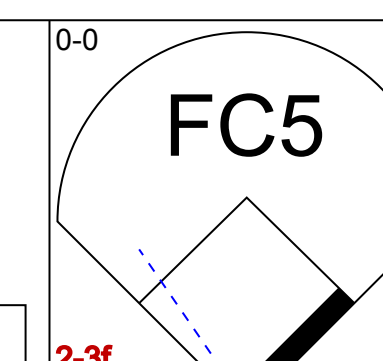

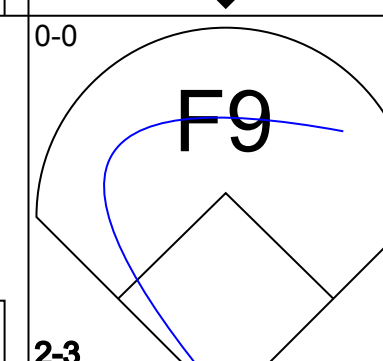

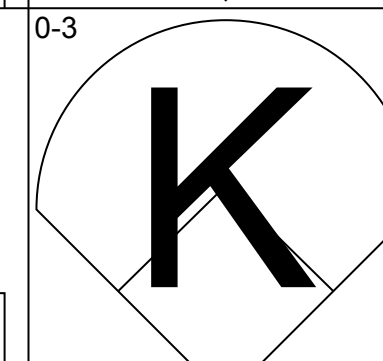

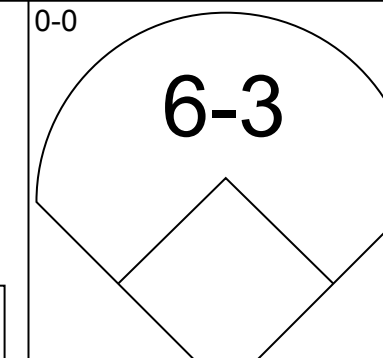








Batter	1	2	3	4	5	6	7	8	9	AB	R	H	RBI	BB	SO	LOB	TOP			
<b>Dave Campbell, R</b> (1, 4) OBP: 0.391, SLG: 0.326										4	0	0	0	0	1	1				
<b>Ron Slocum, R</b> (1, 5) OBP: 0.250, SLG: 0.306										3	0	0	0	0	1	0				
<b>Steve Huntz, S</b> (9, PH) OBP: 0.318, SLG: 0.366										1	0	0	0	0	1	1				
<b>Cito Gaston, R</b> (1, 8) OBP: 0.385, SLG: 0.549										3	1	1	1	0	1	0				
<b>Nate Colbert, R</b> (1, 3) OBP: 0.317, SLG: 0.504										3	0	0	0	0	2	0				
<b>Ollie Brown, R</b> (1, 9) OBP: 0.324, SLG: 0.438										3	0	0	0	0	0	0				
<b>Larry Stahl, L</b> (1, 7) OBP: 0.167, SLG: 0.167										3	0	1	0	0	1	0				
<b>Chris Cannizzaro, R</b> (1, 2) OBP: 0.379, SLG: 0.452										3	0	0	0	0	1	1				
<b>Tommy Dean, R</b> (1, 6) OBP: 0.322, SLG: 0.345										2	0	0	0	0	0	0				
<b>Ray Webster, L</b> (9, PH) OBP: 0.258, SLG: 0.213										1	0	0	0	0	0	0				
<b>Dave Roberts, L</b> (1, 1) OBP: 0.100, SLG: 0.300										2	0	0	0	0	1	0				
<b>Ron Willis, R</b> (7, 1)										0	0	0	0	0	0	0				
<b>Al Ferrara, R</b> (9, PH) OBP: 0.383, SLG: 0.467										1	0	1	0	0	0	0				
<b>Jose Arcia, R</b> (9, PR) OBP: 0.241, SLG: 0.302										0	0	0	0	0	0	0				
<b>Inning Stats</b>	R: 1 E: 0 K: 2 S: 8	H: 1 LOB: 0 BB: 0 P: 8	R: 0 E: 0 K: 1 S: 5	H: 1 LOB: 0 BB: 0 P: 5	R: 0 E: 0 K: 0 S: 3	H: 0 LOB: 0 BB: 0 P: 3	R: 0 E: 0 K: 2 S: 7	H: 0 LOB: 0 BB: 0 P: 7	R: 0 E: 0 K: 1 S: 5	H: 0 LOB: 0 BB: 0 P: 5	R: 0 E: 0 K: 1 S: 5	H: 0 LOB: 0 BB: 0 P: 5	R: 0 E: 0 K: 0 S: 3	H: 0 LOB: 0 BB: 0 P: 3	R: 0 E: 0 K: 1 S: 6	H: 1 LOB: 1 BB: 0 P: 6	1B: 2 2B: 0 3B: 0 HR: 1	SF: 0 SAC: 0 DP: 0 HBP: 0	WP: 0 PB: 0 SB: 0 CS: 1	PA: 29
<b>PITCHER</b> <b>Don Wilson, R</b> (1, 1) ERA: 4.94	IP: 9.0 WLS: W BF: 29 H: 3 R: 1 ER: 1 SO: 9 BB: 0 IBB: 0 HBP: 0 BLK: 0 WP: 0 HR: 1 S: 47 P: 47 ERA: 1.00 WHIP: 0.333															<b>PITCHER</b>				

San Diego Padres @ Houston Astros  
Astrodome, Houston, TX  
Mon Jun 22 1970, 8:05 PM EDT  
Att: 14,640 - Unknown

AB 29  
R 1  
H 3  
RBI 1  
BB 0  
SO 9  
LOB 3



Batter	1	2	3	4	5	6	7	8	9	AB	R	H	RBI	BB	SO	LOB	BOTTOM			
<b>Jesus Alou, R</b> (1, 7) OBP: 0.312, SLG: 0.340										5	0	0	0	0	0	3				
<b>Joe Morgan, L</b> (1, 4) OBP: 0.399, SLG: 0.413										4	1	1	1	0	0	1				
<b>Jimmy Wynn, R</b> (1, 8) OBP: 0.378, SLG: 0.498										3	0	0	0	1	3	1				
<b>Cesar Cedeno, R</b> (1, 9) OBP: 0.154, SLG: 0.154										4	0	0	0	0	2	2				
<b>Denis Menke, R</b> (1, 6) OBP: 0.383, SLG: 0.439										3	1	1	0	1	0	0				
<b>Bob Watson, R</b> (1, 3) OBP: 0.308, SLG: 0.508										4	2	3	0	0	0	2				
<b>Marty Martinez, S</b> (1, 5) OBP: 0.333, SLG: 0.321										3	0	2	1	1	0	1				
<b>Johnny Edwards, L</b> (1, 2) OBP: 0.236, SLG: 0.274										4	0	2	2	0	1	3				
<b>Don Wilson, R</b> (1, 1) OBP: 0.118, SLG: 0.176										4	0	0	0	0	0	6				
<b>Inning Stats</b>	R: 0 E: 1 K: 1 S: 6	H: 0 LOB: 1 BB: 0 P: 6	R: 1 E: 0 K: 0 S: 6	H: 3 LOB: 2 BB: 0 P: 6	R: 0 E: 0 K: 2 S: 7	H: 0 LOB: 0 BB: 0 P: 7	R: 1 E: 0 K: 0 S: 5	H: 2 LOB: 1 BB: 0 P: 5	R: 0 E: 0 K: 1 S: 5	H: 0 LOB: 0 BB: 0 P: 5	R: 1 E: 0 K: 2 S: 10	H: 3 LOB: 2 BB: 0 P: 10	R: 1 E: 0 K: 0 S: 4	H: 1 LOB: 2 BB: 2 P: 12	R: 0 E: 0 K: 0 S: 3	H: 0 LOB: 1 BB: 1 P: 7	1B: 7 2B: 1 3B: 0 HR: 1	SF: 0 SAC: 0 DP: 0 HBP: 0	WP: 0 PB: 0 SB: 1 CS: 0	PA: 37
<b>PITCHER</b> <b>Dave Roberts, L</b> (1, 1) ERA: 3.12	IP: 6.2 WLS: L BF: 32 H: 9 R: 4 ER: 4 SO: 6 BB: 2 IBB: 0 HBP: 0 BLK: 0 WP: 0 HR: 1 S: 42 P: 50 ERA: 5.40 WHIP: 1.650															<b>PITCHER</b>				
<b>Ron Willis, R</b> (7, 1) ERA:	IP: 1.1 WLS: 5 BF: 0 H: 0 R: 0 ER: 0 SO: 0 BB: 1 IBB: 0 HBP: 0 BLK: 0 WP: 0 HR: 0 S: 4 P: 8 ERA: 0.00 WHIP: 0.750															<b>PITCHER</b>				

San Diego Padres @ Houston Astros  
Astrodome, Houston, TX  
Mon Jun 22 1970, 8:05 PM EDT  
Att: 14,640 - Unknown

AB 34  
R 4  
H 9  
RBI 4  
BB 3  
SO 6  
LOB 19



Batter	1	2	3	4	5	6	7	8	9	AB	R	H	RBI	BB	SO	LOB	TOP					
Dave Campbell, R (1, 4) OBP: 0.300, SLG: 0.328	5-3		F7			E7		F5		4	0	1	0	0	0	0	<b>San Diego Padres @ Houston Astros</b> Astrodome, Houston, TX Tue Jun 23 1970, 8:05 PM EDT Att: 11,666 - Unknown					
Ron Slocum, R (1, 5) OBP: 0.256, SLG: 0.308			5-3			K		4-3		3	0	1	0	0	1	1						
Al Ferrara, R (8, PH) OBP: 0.381, SLG: 0.464										1	0	0	0	0	0	0						
Jose Arcia, R (8, 5) OBP: 0.241, SLG: 0.302	1B									0	0	0	0	0	0	0						
Cito Gaston, R (1, 8) OBP: 0.386, SLG: 0.549	E8					L4		K		4	0	2	0	0	1	1						
Ray Webster, L (1, 3) OBP: 0.271, SLG: 0.231						F8				4	1	2	0	0	1	3						
Ollie Brown, R (1, 9) OBP: 0.323, SLG: 0.434										4	0	1	0	0	2	5						
Larry Stahl, L (1, 7) OBP: 0.100, SLG: 0.100		G3				FC1-6		E4		4	0	0	0	0	0	4						
Chris Cannizzaro, R (1, 2) OBP: 0.376, SLG: 0.447		F8				6-3		F4		4	0	1	0	0	0	1						
Tommy Dean, R (1, 6) OBP: 0.315, SLG: 0.336								E5		3	0	0	0	0	1	1						
Steve Huntz, S (9, PH) OBP: 0.316, SLG: 0.366		4-3				K		SF8		0	0	0	1	0	0	0						
Danny Coombs, R (1, 1) OBP: 0.077, SLG: 0.080										3	0	0	0	0	3	2						
Ivan Murrell, R (9, PH) OBP: 0.291, SLG: 0.416			K			K		K		1	0	0	0	0	1	2						
<b>Inning Stats</b>	R: 0 E: 1 K: 2 S: 9	H: 2 LOB: 2 BB: 0 P: 9	R: 0 E: 0 K: 0 S: 3	H: 0 LOB: 0 BB: 0 P: 3	R: 0 E: 0 K: 1 S: 5	H: 0 LOB: 0 BB: 0 P: 5	R: 0 E: 0 K: 1 S: 6	H: 2 LOB: 1 BB: 0 P: 6	R: 0 E: 0 K: 1 S: 7	H: 0 LOB: 1 BB: 0 P: 7	R: 0 E: 1 K: 1 S: 6	H: 1 LOB: 1 BB: 0 P: 6	R: 0 E: 1 K: 1 S: 7	H: 1 LOB: 2 BB: 0 P: 7	R: 0 E: 0 K: 1 S: 5	H: 0 LOB: 0 BB: 0 P: 5	R: 1 E: 1 K: 1 S: 8	H: 2 LOB: 2 BB: 0 P: 8	1B: 7 2B: 2 3B: 0 HR: 0	SF: 1 SAC: 0 DP: 1 HBP: 0	WP: 0 PB: 0 SB: 0 CS: 0	PA: 36
<b>PITCHER</b> Jack Billingham, R (1, 1) ERA: 3.18	IP: 9.0 WLS: W BF: 36 H: 8 R: 1 ER: 0 SO: 10 BB: 0 IBB: 0 HBP: 0 BLK: 0 WP: 0 HR: 0 S: 56 P: 56 ERA: 0.00 WHIP: 0.889															<b>PITCHER</b>						

Batter	1	2	3	4	5	6	7	8	9	AB	R	H	RBI	BB	SO	LOB	BOTTOM			
Jesus Alou, R (1, 7) OBP: 0.317, SLG: 0.340			5-3					E5		3	0	1	0	1	0	1	<b>San Diego Padres @ Houston Astros</b> Astrodome, Houston, TX Tue Jun 23 1970, 8:05 PM EDT Att: 11,666 - Unknown			
Joe Morgan, L (1, 4) OBP: 0.393, SLG: 0.405			E3					K		4	0	0	0	0	2	4				
Cesar Cedeno, R (1, 9) OBP: 0.118, SLG: 0.118			5-3					F2		4	0	0	0	0	0	2				
Bob Watson, R (1, 3) OBP: 0.304, SLG: 0.523								F8		4	1	1	0	0	0	2				
Joe Pepitone, L (9, 3) OBP: 0.302, SLG: 0.487			5-3					F3		0	0	0	0	0	0	0				
Denis Menke, R (1, 6) OBP: 0.381, SLG: 0.434								2B		3	0	0	0	1	0	1				
Jimmy Wynn, R (1, 8) OBP: 0.384, SLG: 0.510								F3		4	1	3	1	0	0	1				
Doug Rader, R (1, 5) OBP: 0.323, SLG: 0.435								2B		2	0	0	0	1	0	1				
Johnny Edwards, L (1, 2) OBP: 0.240, SLG: 0.272								3B		2	0	0	0	2	0	2				
Jack Billingham, R (1, 1) OBP: 0.100, SLG: 0.053								IBB		3	0	0	0	0	2	4				
<b>Inning Stats</b>	R: 0 E: 0 K: 0 S: 3	H: 0 LOB: 1 BB: 1 P: 7	R: 0 E: 0 K: 1 S: 6	H: 1 LOB: 2 BB: 1 P: 10	R: 0 E: 1 K: 0 S: 4	H: 0 LOB: 1 BB: 0 P: 4	R: 0 E: 0 K: 0 S: 2	H: 0 LOB: 0 BB: 1 P: 6	R: 0 E: 0 K: 1 S: 6	H: 1 LOB: 1 BB: 0 P: 6	R: 0 E: 0 K: 0 S: 3	H: 0 LOB: 0 BB: 0 P: 3	R: 1 E: 1 K: 2 S: 9	H: 1 LOB: 2 BB: 1 P: 13	R: 1 E: 0 K: 0 S: 5	H: 2 LOB: 2 BB: 1 P: 9	1B: 2 2B: 2 3B: 1 HR: 0	SF: 0 SAC: 1 DP: 1 HBP: 0	WP: 0 PB: 0 SB: 2 CS: 0	PA: 35
<b>PITCHER</b> Danny Coombs, L (1, 1) ERA: 2.07	IP: 8.0 WLS: L BF: 35 H: 5 R: 2 ER: 1 SO: 4 BB: 2 IBB: 3 HBP: 0 BLK: 0 WP: 0 HR: 0 S: 38 P: 58 ERA: 1.12 WHIP: 0.875															<b>PITCHER</b>				

AB	35
R	1
H	8
RBI	1
BB	0
SO	10
LOB	20



AB	29
R	2
H	5
RBI	1
BB	5
SO	4
LOB	18



Batter	1	2	3	4	5	6	7	8	9	AB	R	H	RBI	BB	SO	LOB	TOP					
Jose Arcia, R OBP: 0.242, SLG: 0.286 (1, 6)	0-3 K		0-3 K			1-0 FC5-4 HBP		0-0 5-3	4-0 SH1-4 BB	3	0	0	0	0	2	0	<b>San Diego Padres @ Houston Astros</b> Astrodome, Houston, TX Wed Jun 24 1970, 8:05 PM EDT Att: 14,017 - Dome					
Steve Huntz, S OBP: 0.319, SLG: 0.366 (9, PH)										0	0	0	0	1	0	0						
Tommy Dean, R OBP: 0.315, SLG: 0.336 (9, PR)										0	0	0	0	0	0	0						
Dave Campbell, R OBP: 0.256, SLG: 0.324 (1, 4)	0-0 4-3		0-0 5-3			0-0 FC5-4 WP 1B		0-0 6-3	0-0 SH1-4	4	0	0	0	0	0	2						
Cito Gaston, R OBP: 0.390, SLG: 0.559 (1, 8)	0-0 BB 1B		0-0 HR			0-0 6-3		4-0 BB	0-3 K	4	1	2	1	1	1	3						
Al Ferrara, R OBP: 0.382, SLG: 0.455 (1, 7)	4-0 1-2 BB		0-0 F3			0-0 1B BB		0-0 F2	0-0 F7	3	0	0	0	2	0	3						
Nate Colbert, R OBP: 0.319, SLG: 0.504 (1, 3)	0-3 K					0-0 1B		0-0 1B		4	0	2	0	0	2	3						
Ollie Brown, R OBP: 0.325, SLG: 0.444 (1, 9)		0-0 2B				0-0 F8		0-0 HR 2B	0-0 F2	4	1	2	0	0	0	1						
Ed Spiezio, R OBP: 0.377, SLG: 0.400 (1, 5)		0-0 F8				0-0 F7		0-0 F8	0-0 1-3	4	0	0	0	0	0	3						
Bob Barton, R OBP: 0.333, SLG: 0.398 (1, 2)		0-3 K				0-0 F8		0-0 HR 1B		4	1	2	2	0	1	2						
Al Santorini, R Ron Herbel, R Ron Stocum, R Gary Ross, R Ivan Murrell, R Ron Willis, R Ray Webster, L Pat Dobson, R	0-3 K					4-0 FC5-4 HBP WP BB		0-3 K	0-0 6-3	1	0	0	0	0	1	1						
<b>Inning Stats</b>	R: 0 E: 0 K: 2 S: 8	H: 1 LOB: 2 BB: 1 P: 12	R: 0 E: 0 K: 2 S: 8	H: 1 LOB: 0 BB: 0 P: 8	R: 1 E: 0 K: 1 S: 6	H: 1 LOB: 0 BB: 0 P: 6	R: 0 E: 0 K: 0 S: 4	H: 1 LOB: 0 BB: 0 P: 4	R: 1 E: 0 K: 0 S: 3	H: 1 LOB: 2 BB: 2 P: 12	R: 2 E: 0 K: 1 S: 7	H: 2 LOB: 1 BB: 0 P: 7	R: 0 E: 0 K: 1 S: 5	H: 0 LOB: 1 BB: 1 P: 9	R: 0 E: 0 K: 0 S: 4	H: 1 LOB: 1 BB: 0 P: 4	R: 0 E: 0 K: 1 S: 5	H: 0 LOB: 2 BB: 1 P: 9	1B: 4 2B: 2 3B: 0 HR: 2	SF: 0 SAC: 1 DP: 0 HBP: 1	WP: 1 PB: 0 SB: 0 CS: 0	PA: 40
<b>PITCHER</b>	IP WLS BF H R ER SO BB IBB HBP BLK WP HR S P ERA WHIP	5.1 W 26 7 4 4 5 3 0 1 0 1 2 32 45 6.75 1.875	2.2 S 11 1 0 0 2 2 0 0 0 0 0 13 21 0.00 1.125	1.0 S 3 0 0 0 1 0 0 0 0 0 0 5 5 0.00 0.000	<b>PITCHER</b>										IP WLS BF H R ER SO BB IBB HBP BLK WP HR S P ERA WHIP							

AB	33
R	4
H	8
RBI	3
BB	5
SO	8
LOB	19



Batter	1	2	3	4	5	6	7	8	9	AB	R	H	RBI	BB	SO	LOB	BOTTOM			
Cesar Cedeno, R OBP: 0.227, SLG: 0.190 (1, 9)	0-0 HR BB 1B	0-0 F4	0-0 5-3			1-0 FC1-6 HBP		0-0 1B		4	1	2	0	0	0	1	<b>San Diego Padres @ Houston Astros</b> Astrodome, Houston, TX Wed Jun 24 1970, 8:05 PM EDT Att: 14,017 - Dome			
Joe Morgan, L OBP: 0.393, SLG: 0.399 (1, 4)	4-0 HR BB	4-0 S BB			0-0 F2	0-0 FC1-6 FC1-5		0-0 L9		3	1	0	0	2	0	3				
Jimmy Wynn, R OBP: 0.385, SLG: 0.520 (1, 8)	0-0 1H 2H HR	4-0 1-2 BB			0-0 6-3	0-0 FC1-5		0-0 L9		3	1	1	3	1	0	2				
Joe Pepitone, L OBP: 0.297, SLG: 0.478 (1, 7)	0-0 F6	0-0 F9			0-3 K	0-0 L9				4	0	0	0	0	1	4				
Denis Menke, R OBP: 0.383, SLG: 0.435 (1, 6)	0-0 E 1B		0-0 BB 1B 1B			0-0 6-3		0-0 5-3		4	1	2	0	0	0	0				
Bob Watson, R OBP: 0.329, SLG: 0.551 Jesus Alou, R OBP: 0.317, SLG: 0.340 (1, 3)	0-0 L6		0-0 BB 1B 1B			0-0 4-3 CS 2B		0-0 G5-4-3 1B		4	0	3	0	0	0	1				
Doug Rader, R OBP: 0.322, SLG: 0.430 (1, 5)	0-0 E6		4-0 1B SH3 BB			0-0 4-3		0-0 G5-4-3		3	1	0	0	1	0	3				
Johnny Edwards, L OBP: 0.244, SLG: 0.273 (1, 2)	0-0 4-3		0-0 SH3 1B			0-0 IBB		0-3 K		3	0	1	1	1	1	2				
Denny Lemaster, R OBP: 0.211, SLG: 0.094 Jim Ray, R OBP: 0.287, SLG: 0.267 Fred Gladding, L OBP: 0.428 (1, 1)		0-0 L8	0-0 SH3			0-0 CS		0-0 4-3		1	0	0	1	0	0	0				
<b>Inning Stats</b>	R: 3 E: 1 K: 0 S: 7	H: 3 LOB: 2 BB: 1 P: 11	R: 0 E: 0 K: 0 S: 3	H: 0 LOB: 2 BB: 2 P: 11	R: 2 E: 0 K: 0 S: 5	H: 3 LOB: 1 BB: 1 P: 9	R: 0 E: 0 K: 1 S: 5	H: 0 LOB: 0 BB: 0 P: 5	R: 0 E: 0 K: 0 S: 3	H: 1 LOB: 1 BB: 1 P: 7	R: 0 E: 0 K: 0 S: 4	H: 1 LOB: 2 BB: 0 P: 5	R: 0 E: 0 K: 0 S: 3	H: 1 LOB: 0 BB: 0 P: 3	R: 0 E: 0 K: 1 S: 6	H: 1 LOB: 1 BB: 0 P: 6		1B: 8 2B: 1 3B: 0 HR: 1	SF: 0 SAC: 1 DP: 1 HBP: 1	WP: 0 PB: 0 SB: 1 CS: 1
<b>PITCHER</b>	IP WLS BF H R ER SO BB IBB HBP BLK WP HR S P ERA WHIP	2.0 L 16 5 5 5 0 4 0 0 0 0 0 8 8 0.00 0.500	6.0 S 16 1 0 0 1 0 0 0 0 0 0 3 7 0.00 1.000	8.0 S 16 2 0 0 0 0 0 1 0 0 0 7 8 0.00 1.000	1.0 S 4 1 0 0 1 0 0 0 0 0 6 6 0.00 1.000	<b>PITCHER</b>										IP WLS BF H R ER SO BB IBB HBP BLK WP HR S P ERA WHIP				

AB	31
R	5
H	10
RBI	5
BB	5
SO	2
LOB	16





Batter	1	2	3	4	5	6	7	8	9	AB	R	H	RBI	BB	SO	LOB	TOP										
<b>Pete Rose, S</b> OBP: 0.388, SLG: 0.491 (1, 9)	0-0 1B		0-0 F9		0-0 CS 1B			0-0 G3		4	0	2	0	0	0	1											
<b>Bobby Tolan, L</b> OBP: 0.404, SLG: 0.511 (1, 8)	0-0 P6		0-0 FC6-4 1B		0-3 K			0-0 HR		4	1	2	1	0	1	2											
<b>Tony Perez, R</b> OBP: 0.435, SLG: 0.689 (1, 5)	0-3 K		0-0 FC6-4 E 1-2 2-3		0-0 F9			0-0 G6-4-3 1B		4	0	1	0	0	1	3											
<b>Johnny Bench, R</b> OBP: 0.350, SLG: 0.668 (1, 2)	0-3 K		0-0 E5 FC6-4 1-2 3-H		0-0 P5			0-0 G6-4-3 1B		4	0	0	0	0	1	3											
<b>Lee May, R</b> OBP: 0.311, SLG: 0.553 (1, 3)		0-3 K	0-0 FC6-4 1-2		0-3 K			0-0 SH1-4 1B		4	1	1	0	0	2	2											
<b>Bernie Carbo, L</b> OBP: 0.473, SLG: 0.592 (1, 7)		0-3 K			0-3 K			0-0 SH1-4 1-2		3	0	0	0	0	2	0											
<b>Jimmy Stewart, S</b> OBP: 0.245, SLG: 0.245 (9, 7)					0-0 6-3			0-0 K		0	0	0	0	0	0	0											
<b>Tommy Helms, R</b> OBP: 0.234, SLG: 0.248 (1, 4)		4-0 BB			0-0 2-3 1B			0-0 F9		3	0	2	1	1	0	0											
<b>Woody Woodward, R</b> OBP: 0.305, SLG: 0.284 (1, 6)	0-0 P4				0-0 2-3			0-0 G4-3 1B		4	0	0	0	0	1	3											
<b>Wayne Simpson, R</b> OBP: 0.087, SLG: 0.067 (9, 1)					0-3 K			0-0 G4-3		3	1	1	0	0	2	1											
<b>Darrel Chaney, S</b> OBP: 0.235, SLG: 0.260 (9, 6)			0-0 FC6-4 E 1B		0-3 K			0-0 K		0	0	0	0	0	0	0											
<b>Inning Stats</b>	R: 0 E: 0 K: 2 S: 8	H: 1 LOB: 1 BB: 0 P: 8	R: 0 E: 0 K: 2 S: 7	H: 0 LOB: 1 BB: 1 P: 11	R: 1 E: 1 K: 0 S: 6	H: 2 LOB: 2 BB: 0 P: 6	R: 0 E: 0 K: 1 S: 6	H: 1 LOB: 0 BB: 0 P: 6	R: 0 E: 0 K: 2 S: 7	H: 0 LOB: 0 BB: 0 P: 7	R: 0 E: 0 K: 1 S: 7	H: 0 LOB: 0 BB: 0 P: 7	R: 1 E: 0 K: 0 S: 4	H: 2 LOB: 0 BB: 0 P: 4	R: 1 E: 0 K: 0 S: 4	H: 2 LOB: 0 BB: 0 P: 4	1B: 8 2B: 1 3B: 0 HR: 1	SF: 0 SAC: 1 DP: 3 HBP: 0	WP: 0 PB: 0 SB: 0 CS: 1	PA: 35							
<b>PITCHER</b>	IP	WLS	BF	H	R	ER	SO	BB	IBB	HBP	BLK	WP	HR	S	P	ERA	WHIP										
<b>Larry Dierker, R</b> ERA: 3.87 (1, 1)	7.0		27	5	1	0	10	1	0	0	0	0	0	46	50	0.00	0.857										
<b>Jim Bouton, R</b> ERA: 6.32 (8, 1)	1.1	L	7	4	2	2	0	0	0	0	0	0	1	7	7	13.50	3.000										
<b>Fred Gladding, R</b> ERA: 2.97 (9, 1)	0.2		1	0	0	0	0	0	0	0	0	0	0	1	1	0.00	0.000										

Cincinnati Reds @ Houston Astros  
Astrodome, Houston, TX  
Fri Jun 26 1970, 8:05 PM EDT  
Att: 24,710 - Dome


AB 33  
R 3  
H 9  
RBI 2  
BB 1  
SO 10  
LOB 15



Batter	1	2	3	4	5	6	7	8	9	AB	R	H	RBI	BB	SO	LOB	BOTTOM										
<b>Cesar Cedeno, R</b> OBP: 0.192, SLG: 0.160 (1, 9)	0-3 K		0-0 6-3			0-3 K	0-3 K		0-0 FC6-4 1-2	4	0	0	0	0	3	1											
<b>Jesus Alou, R</b> OBP: 0.315, SLG: 0.338 (9, FH)										1	0	0	0	0	0	1											
<b>Joe Morgan, L</b> OBP: 0.398, SLG: 0.397 (1, 4)	4-0 BB			4-0 FC4-6 BB		0-0 P6		4-0 HR BB		1	1	0	0	3	0	0											
<b>Jimmy Wynn, R</b> OBP: 0.383, SLG: 0.514 (1, 8)	0-3 K			0-0 F7		4-0 1B BB		0-0 F8		3	0	0	0	1	1	3											
<b>Joe Pepitone, L</b> OBP: 0.300, SLG: 0.491 (1, 7)	0-0 F8			0-0 FC4-6 1-2		0-0 BB 1B		0-0 HR		4	1	2	2	0	0	2											
<b>Denis Menke, R</b> OBP: 0.381, SLG: 0.430 (1, 6)		0-0 6-3		0-3 K		4-0 BB		0-0 P4		3	0	0	0	1	1	1											
<b>Bob Watson, R</b> OBP: 0.325, SLG: 0.548 (1, 3)		0-0 4-3			0-0 2B	0-0 P3		0-3 K		4	0	1	0	0	1	3											
<b>Doug Rader, R</b> OBP: 0.321, SLG: 0.427 (1, 5)		0-0 1-3			0-3 K			0-0 5-3		4	0	1	0	0	1	1											
<b>Johnny Edwards, L</b> OBP: 0.241, SLG: 0.269 (1, 2)			0-0 4-3		0-0 P4			0-0 E6 4-3		3	0	0	0	0	0	1											
<b>Larry Dierker, R</b> OBP: 0.183, SLG: 0.167 (7, PH)					0-3 K			0-0 4-3		2	0	0	0	0	1	1											
<b>Norm Miller, R</b> OBP: 0.308, SLG: 0.401 (8, 1)						0-0 5-3				1	0	0	0	0	0	1											
<b>Jim Bouton, R</b> OBP: 0.241, SLG: 0.400 (8, 1)										0	0	0	0	0	0	0											
<b>Fred Gladding, L</b> OBP: 0.328, SLG: 0.393 (9, PH)										1	0	0	0	0	0	1											
<b>Marty Martinez, S</b> OBP: 0.288, SLG: 0.378 (9, PH)										0	0	0	0	0	0	0											
<b>Cesar Geronimo, L</b> (9, PH)										0	0	0	0	0	0	0											
<b>Inning Stats</b>	R: 0 E: 0 K: 2 S: 7	H: 0 LOB: 0 BB: 1 P: 11	R: 0 E: 0 K: 0 S: 3	H: 0 LOB: 0 BB: 0 P: 3	R: 0 E: 0 K: 1 S: 5	H: 0 LOB: 0 BB: 0 P: 5	R: 0 E: 0 K: 1 S: 5	H: 0 LOB: 1 BB: 1 P: 9	R: 0 E: 0 K: 1 S: 6	H: 1 LOB: 1 BB: 0 P: 6	R: 0 E: 0 K: 1 S: 6	H: 1 LOB: 3 BB: 2 P: 14	R: 0 E: 1 K: 1 S: 6	H: 0 LOB: 1 BB: 0 P: 6	R: 2 E: 0 K: 1 S: 6	H: 1 LOB: 0 BB: 1 P: 10	R: 0 E: 0 K: 0 S: 4	H: 1 LOB: 1 BB: 0 P: 4	1B: 2 2B: 1 3B: 0 HR: 1	SF: 0 SAC: 1 DP: 0 HBP: 0	WP: 0 PB: 0 SB: 0 CS: 0	PA: 37					
<b>PITCHER</b>	IP	WLS	BF	H	R	ER	SO	BB	IBB	HBP	BLK	WP	HR	S	P	ERA	WHIP										
<b>Wayne Simpson, R</b> ERA: 2.38 (1, 1)	8.0	W	34	4	2	2	8	5	0	0	0	0	0	45	65	2.25	1.125										
<b>Wayne Granger, R</b> ERA: 2.3 (9, 1)	1.0	S	3	0	0	0	0	0	0	0	0	0	0	3	3	0.00	0.000										

Cincinnati Reds @ Houston Astros  
Astrodome, Houston, TX  
Fri Jun 26 1970, 8:05 PM EDT  
Att: 24,710 - Dome

AB 31  
R 2  
H 4  
RBI 2  
BB 5  
SO 8  
LOB 16



Batter	1	2	3	4	5	6	7	8	9	AB	R	H	RBI	BB	SO	LOB	TOP										
<b>Pete Rose, S</b> OBP: 0.388, SLG: 0.493 (1, 9)	F8	L1			3-1		SF7 1B 2B			5	1	2	0	0	0	1	<b>Cincinnati Reds @ Houston Astros</b> Astrodome, Houston, TX Sat Jun 27 1970, 8:05 PM EDT Att: 28,913 - Dome										
<b>Bobby Tolan, L</b> OBP: 0.400, SLG: 0.504 (1, 8)	K		G3			SF7 1B BB	K			3	1	0	1	1	2	2											
<b>Tony Perez, R</b> OBP: 0.440, SLG: 0.695 (1, 5)	1B 1B						FC6-4 1B		P3	5	0	4	2	0	0	0											
<b>Johnny Bench, R</b> OBP: 0.347, SLG: 0.660 (1, 2)	1B 1-2 1B		P5		5-3		F7		P3	5	0	1	0	0	0	3											
<b>Lee May, R</b> OBP: 0.305, SLG: 0.543 (1, 3)	K		6-3				F7 FC6-4		F7	5	0	0	0	0	1	4											
<b>Bernie Carbo, L</b> OBP: 0.478, SLG: 0.613 <b>Jimmy Stewart, S</b> OBP: 0.245, SLG: 0.245 (8, 7)		2B 1B			F8		1B BB		HR	3	2	2	1	1	0	0											
<b>Tommy Helms, R</b> OBP: 0.238, SLG: 0.256 (1, 4)		F8 1-2 2B		6-3			G4-6-3 1B		F9	4	0	2	1	0	0	0											
<b>Dave Concepcion, R</b> OBP: 0.350, SLG: 0.360 (1, 6)		P4			F9		G4-6-3 1-2 1B		1B SH1-4 1B	4	0	1	0	0	0	3											
<b>Jim Merritt, L</b> OBP: 0.163, SLG: 0.146 <b>Clay Carroll, R</b> (9, 1)		F8 2-3			K		2B SF7 1B		SH1-4	3	1	1	0	0	1	1											
<b>Inning Stats</b>	R: 0 E: 0 K: 2 S: 9	H: 2 LOB: 2 BB: 0 P: 9	R: 1 E: 0 K: 0 S: 5	H: 2 LOB: 1 BB: 0 P: 5	R: 0 E: 0 K: 0 S: 4	H: 1 LOB: 1 BB: 0 P: 4	R: 0 E: 0 K: 0 S: 3	H: 0 LOB: 0 BB: 0 P: 3	R: 1 E: 0 K: 1 S: 6	H: 1 LOB: 1 BB: 1 P: 10	R: 0 E: 0 K: 0 S: 3	H: 1 LOB: 1 BB: 1 P: 7	R: 2 E: 0 K: 0 S: 6	H: 3 LOB: 1 BB: 0 P: 6	R: 1 E: 0 K: 1 S: 8	H: 3 LOB: 2 BB: 0 P: 8		R: 0 E: 0 K: 0 S: 3	H: 0 LOB: 0 BB: 0 P: 3	1B: 9 2B: 3 3B: 0 HR: 1	SF: 1 SAC: 1 DP: 1 HBP: 0	WP: 0 PB: 0 SB: 1 CS: 0	PA: 41				
<b>PITCHER</b>	IP	WLS	BF	H	R	ER	SO	BB	IBB	HBP	BLK	WP	HR	S	P	ERA	WHIP										
<b>Tom Griffin, R</b> ERA: 4.5 (1, 1)	6.0	L	28	9	4	4	3	2	0	0	0	0	0	32	40	6.00	1.833										
<b>Jack Dilauro, L</b> ERA: 2.55 (7, 1)	0.1		1	0	0	0	0	0	0	0	0	0	0	1	1	0.00	0.000										
<b>Jim Ray, R</b> ERA: 4.3 (7, 1)	1.1		8	4	1	1	0	0	0	0	0	0	1	8	8	6.75	3.000										
<b>Ron Cook, L</b> ERA: 3.22 (8, 1)	0.1		1	0	0	0	1	0	0	0	0	0	0	3	3	0.00	0.000										
<b>Jim Bouton, R</b> ERA: 6.2 (9, 1)	1.0		3	0	0	0	0	0	0	0	0	0	0	3	3	0.00	0.000										

Batter	1	2	3	4	5	6	7	8	9	AB	R	H	RBI	BB	SO	LOB	BOTTOM										
<b>Jesus Alou, R</b> OBP: 0.313, SLG: 0.342 (1, 7)	5-3			P3			1B 2B	FC5-4		4	1	1	0	0	0	1	<b>Cincinnati Reds @ Houston Astros</b> Astrodome, Houston, TX Sat Jun 27 1970, 8:05 PM EDT Att: 28,913 - Dome										
<b>Joe Morgan, L</b> OBP: 0.393, SLG: 0.390 <b>Don Bryant, R</b> OBP: 0.263, SLG: 0.235 (9, 2)	G3			1-3			P6	K		4	0	0	0	0	1	2											
<b>Jimmy Wynn, R</b> OBP: 0.382, SLG: 0.510 (1, 8)	K			6-3			F8		1B 1B	4	0	1	0	0	1	1											
<b>Bob Watson, R</b> OBP: 0.321, SLG: 0.532 (1, 3)		5-3			P4				K	4	0	1	1	0	1	1											
<b>Denis Menke, R</b> OBP: 0.379, SLG: 0.428 (1, 6)		F9			F9		E4 1B		K	4	0	1	0	0	0	1											
<b>Cesar Cedeno, R</b> OBP: 0.167, SLG: 0.138 (1, 9)		P5			K		F9		G6-4-3 1B	4	0	0	0	0	1	4											
<b>Doug Rader, R</b> OBP: 0.321, SLG: 0.438 (1, 5)				F8			5-3		HR	3	1	1	1	0	0	0											
<b>Johnny Edwards, L</b> OBP: 0.239, SLG: 0.267 <b>Hector Torres, R</b> OBP: 0.283, SLG: 0.278 <b>Jim Bouton, R</b> OBP: 0.471, SLG: 0.400 (8, PH) (9, 1)				K			K		E6 FC5-4	2	0	0	0	0	2	0											
<b>Tom Griffin, R</b> OBP: 0.283, SLG: 0.287 <b>Jack Dilauro, S</b> OBP: 0.267, SLG: 0.267 <b>Jim Ray, R</b> OBP: 0.267, SLG: 0.267 <b>Ron Cook, L</b> OBP: 0.267, SLG: 0.267 <b>Marty Martinez, S</b> OBP: 0.267, SLG: 0.267 (7, 1) (7, 1) (8, 1) (8, PH) (9, 4)				K2-3			F2		F8	0	0	0	0	0	0	1											
<b>Inning Stats</b>	R: 0 E: 0 K: 1 S: 5	H: 0 LOB: 0 BB: 0 P: 5	R: 0 E: 0 K: 0 S: 3	H: 0 LOB: 0 BB: 0 P: 3	R: 0 E: 0 K: 2 S: 7	H: 0 LOB: 0 BB: 0 P: 7	R: 0 E: 0 K: 0 S: 3	H: 0 LOB: 0 BB: 0 P: 3	R: 0 E: 0 K: 1 S: 5	H: 0 LOB: 0 BB: 0 P: 5	R: 0 E: 0 K: 1 S: 5	H: 0 LOB: 0 BB: 0 P: 5	R: 1 E: 1 K: 0 S: 6	H: 2 LOB: 2 BB: 0 P: 6	R: 1 E: 1 K: 1 S: 7	H: 1 LOB: 1 BB: 0 P: 7		R: 0 E: 0 K: 1 S: 6	H: 2 LOB: 1 BB: 0 P: 6	1B: 3 2B: 1 3B: 0 HR: 1	SF: 0 SAC: 0 DP: 1 HBP: 0	WP: 0 PB: 0 SB: 0 CS: 0	PA: 33				
<b>PITCHER</b>	IP	WLS	BF	H	R	ER	SO	BB	IBB	HBP	BLK	WP	HR	S	P	ERA	WHIP										
<b>Jim Merritt, L</b> ERA: 3.48 <b>Clay Carroll, R</b> ERA: 2.76 (1, 1) (9, 1)	8.0	W	30	4	2	2	6	0	0	0	0	0	0	42	42	2.25	0.500										

Batter	1	2	3	4	5	6	7	8	9	AB	R	H	RBI	BB	SO	LOB	TOP			
<b>Pete Rose, S</b> OBP: 0.386, SLG: 0.500 (1, 9)										4	1	1	1	0	0	1	<b>Cincinnati Reds @ Houston Astros</b> Astrodome, Houston, TX Sun Jun 28 1970, 4:33 AM EDT Att: 27,040 - Dome			
<b>Bobby Tolan, L</b> OBP: 0.401, SLG: 0.516 (1, 8)										4	1	2	1	0	0	1				
<b>Tony Perez, R</b> OBP: 0.438, SLG: 0.699 (1, 5)										4	1	1	1	0	0	0				
<b>Johnny Bench, R</b> OBP: 0.346, SLG: 0.653 (1, 2)										3	0	0	0	1	0	0				
<b>Lee May, R</b> OBP: 0.304, SLG: 0.539 (1, 3)										4	0	1	0	0	1	1				
<b>Bernie Carbo, L</b> OBP: 0.469, SLG: 0.597 (1, 7)										4	0	0	0	0	2	2				
<b>Jimmy Stewart, S</b> OBP: 0.245, SLG: 0.245 (9, 7)											0	0	0	0	0	0		0		
<b>Tommy Helms, R</b> OBP: 0.236, SLG: 0.253 (1, 4)										3	0	0	0	0	0	1				
<b>Woody Woodward, R</b> OBP: 0.306, SLG: 0.286 (1, 6)										3	0	1	0	0	0	0				
<b>Gary Nolan, R</b> OBP: 0.179, SLG: 0.086 (1, 1)										2	0	0	0	0	1	1				
<b>Angel Bravo, L</b> OBP: 0.350, SLG: 0.265 (8, PH)											1	0	0	0	0	0	0			
<b>Clay Carroll, R</b> (8, 1)											0	0	0	0	0	0	0			
<b>Inning Stats</b>	R: 2 E: 0 K: 1 S: 8	H: 3 LOB: 1 BB: 0 P: 8	R: 0 E: 0 K: 1 S: 5	H: 0 LOB: 0 BB: 0 P: 5	R: 0 E: 0 K: 0 S: 3	H: 0 LOB: 1 BB: 1 P: 7	R: 0 E: 0 K: 0 S: 4	H: 1 LOB: 1 BB: 0 P: 4	R: 0 E: 0 K: 0 S: 3	H: 0 LOB: 0 BB: 0 P: 3	R: 0 E: 0 K: 0 S: 3	H: 0 LOB: 0 BB: 0 P: 3	R: 0 E: 0 K: 2 S: 4	H: 1 LOB: 0 BB: 0 P: 3	R: 1 E: 0 K: 2 S: 8	H: 1 LOB: 0 BB: 0 P: 8	1B: 3 2B: 0 3B: 0 HR: 3	SF: 0 SAC: 0 DP: 0 HBP: 0	WP: 3 PB: 0 SB: 0 CS: 1	PA: 34
<b>PITCHER</b> <b>Don Wilson, R</b> ERA: 4.63 (1, 1)	IP: 9.0 WLS: L BF: 33	H: 6 R: 3 ER: 3 SO: 4	BB: 1 IBB: 0 HBP: 0 BLK: 0	WP: 3 HR: 3 S: 40 P: 44	ERA: 3.00 WHIP: 0.778															

Batter	1	2	3	4	5	6	7	8	9	AB	R	H	RBI	BB	SO	LOB	BOTTOM			
<b>Cesar Cedeno, R</b> OBP: 0.200, SLG: 0.152 (1, 9)										4	1	1	0	1	1	0	<b>Cincinnati Reds @ Houston Astros</b> Astrodome, Houston, TX Sun Jun 28 1970, 4:33 AM EDT Att: 27,040 - Dome			
<b>Joe Morgan, L</b> OBP: 0.394, SLG: 0.389 (1, 4)										3	0	1	0	1	0	0				
<b>Jimmy Wynn, R</b> OBP: 0.383, SLG: 0.506 (1, 8)										2	1	0	0	2	0	3				
<b>Joe Pepitone, L</b> OBP: 0.299, SLG: 0.487 (1, 7)										4	0	1	0	0	0	2				
<b>Denis Menke, R</b> OBP: 0.382, SLG: 0.428 (1, 6)										2	0	1	0	1	1	0				
<b>Bob Watson, R</b> OBP: 0.306, SLG: 0.506 (1, 3)										4	0	0	0	0	3	4				
<b>Doug Rader, R</b> OBP: 0.320, SLG: 0.439 (1, 5)										4	0	1	1	0	0	2				
<b>Johnny Edwards, L</b> OBP: 0.239, SLG: 0.264 (1, 2)										3	0	0	0	1	2	1				
<b>Don Wilson, R</b> OBP: 0.100, SLG: 0.150 (1, 1)										3	0	0	0	0	1	3				
<b>Marty Martinez, S</b> OBP: 0.317, SLG: 0.305 (9, PH)											1	0	0	0	0	0		0		
<b>Inning Stats</b>	R: 1 E: 0 K: 0 S: 3	H: 1 LOB: 0 BB: 1 P: 7	R: 0 E: 0 K: 2 S: 8	H: 1 LOB: 0 BB: 0 P: 8	R: 0 E: 0 K: 0 S: 3	H: 0 LOB: 0 BB: 0 P: 3	R: 1 E: 0 K: 2 S: 8	H: 1 LOB: 3 BB: 3 P: 20	R: 0 E: 0 K: 0 S: 7	H: 0 LOB: 0 BB: 0 P: 7	R: 0 E: 0 K: 1 S: 6	H: 1 LOB: 2 BB: 1 P: 10	R: 0 E: 0 K: 0 S: 4	H: 1 LOB: 1 BB: 0 P: 4	R: 0 E: 0 K: 1 S: 5	H: 0 LOB: 0 BB: 0 P: 5	1B: 4 2B: 1 3B: 0 HR: 0	SF: 0 SAC: 1 DP: 1 HBP: 0	WP: 0 PB: 0 SB: 1 CS: 0	PA: 37
<b>PITCHER</b> <b>Gary Nolan, R</b> ERA: 4.07 (1, 1)	IP: 7.0 WLS: W BF: 30	H: 4 R: 2 ER: 2 SO: 7	BB: 5 IBB: 1 HBP: 0 BLK: 0	WP: 0 HR: 0 S: 38 P: 62	ERA: 2.57 WHIP: 1.286															
<b>Clay Carroll, R</b> ERA: 2.64 (8, 1)	IP: 2.0 WLS: W BF: 7	H: 1 R: 0 ER: 0 SO: 1	BB: 0 IBB: 0 HBP: 0 BLK: 0	WP: 0 HR: 0 S: 9 P: 9	ERA: 0.00 WHIP: 0.500															



Batter	1	2	3	4	5	6	7	8	9	AB	R	H	RBI	BB	SO	LOB	TOP								
<b>Cesar Cedeno, R</b> OBP: 0.225, SLG: 0.184 (1.9)										5	2	2	0	0	1	0									
<b>Joe Morgan, L</b> OBP: 0.398, SLG: 0.391 (1.4)										4	2	2	0	1	0	0									
<b>Jimmy Wynn, R</b> OBP: 0.387, SLG: 0.504 (1.8)										3	1	1	0	2	0	3									
<b>Joe Pepitone, L</b> OBP: 0.305, SLG: 0.502 (7.3)										5	4	3	3	0	0	2									
<b>Denis Menke, R</b> OBP: 0.382, SLG: 0.426 (1.6)										4	0	1	1	1	1	3									
<b>Bob Watson, R</b> OBP: 0.326, SLG: 0.565 <b>Gary Geiger, L</b> OBP: 1.000, SLG: 1.000 (7.7)										4	1	3	5	0	1	0									
<b>Doug Rader, R</b> OBP: 0.315, SLG: 0.430 (1.5)										5	0	0	0	0	2	5									
<b>Johnny Edwards, L</b> OBP: 0.239, SLG: 0.259 (1.2)										4	0	0	0	1	1	3									
<b>Jack Billingham, R</b> OBP: 0.087, SLG: 0.045 <b>Ron Cook, L</b> OBP: 0.500, SLG: 0.800 (6.1)										3	0	0	0	0	2	2									
<b>Inning Stats</b>	R: 3 E: 1 K: 1 S: 9	H: 4 LOB: 2 BB: 1 P: 13	R: 0 E: 0 K: 2 S: 7	H: 0 LOB: 0 BB: 0 P: 7	R: 2 E: 0 K: 1 S: 7	H: 3 LOB: 2 BB: 2 P: 15	R: 4 E: 0 K: 1 S: 9	H: 4 LOB: 0 BB: 0 P: 9	R: 0 E: 0 K: 0 S: 5	H: 0 LOB: 1 BB: 1 P: 7	R: 0 E: 0 K: 1 S: 5	H: 0 LOB: 0 BB: 0 P: 5	R: 0 E: 0 K: 0 S: 3	H: 0 LOB: 1 BB: 1 P: 7	R: 0 E: 0 K: 0 S: 3	H: 0 LOB: 1 BB: 0 P: 7	R: 1 E: 0 K: 1 S: 7	H: 2 LOB: 1 BB: 0 P: 7	1B: 10 2B: 2 3B: 0 HR: 2	SF: 0 SAC: 0 DP: 1 HBP: 0	WP: 0 PB: 1 SB: 0 CS: 2	PA: 44			
<b>PITCHER</b>	IP	WLS	BF	H	R	ER	SO	BB	IBB	HBP	BLK	WP	HR	S	P	ERA	WHIP								
<b>Bill Singer, R</b> ERA: 4.04 (1.1)	2.0	L	15	7	5	5	3	2	0	0	0	0	0	19	27	22.50	4.500								
<b>Fred Norman, L</b> ERA: 4.29 (3.1)	2.0		10	4	4	4	2	1	0	0	0	0	1	13	17	18.00	2.500								
<b>Pete Mikkelsen, R</b> ERA: 1.54 (5.1)	2.0		7	0	0	0	1	1	0	0	0	0	0	8	12	0.00	0.500								
<b>Camilo Pascual, R</b> ERA: 2.7 (7.1)	2.0		7	0	0	0	1	1	0	0	0	0	0	8	12	0.00	0.500								
<b>Ray Lamb, R</b> ERA: 3.51 (9.1)	1.0		5	2	1	1	1	0	0	0	0	0	1	7	7	9.00	2.000								

Houston Astros @ Los Angeles Dodgers  
Dodger Stadium, Los Angeles, CA  
Mon Jun 29 1970, 7:05 PM PDT  
Att: 15,397 - Unknown

AB	39
R	10
H	13
RBI	9
BB	5
SO	8
LOB	18



Batter	1	2	3	4	5	6	7	8	9	AB	R	H	RBI	BB	SO	LOB	BOTTOM								
<b>Billy Grabarkewitz, R</b> OBP: 0.443, SLG: 0.498 (1.6)										4	0	2	1	1	0	1									
<b>Manny Mota, R</b> OBP: 0.404, SLG: 0.450 <b>Ray Lamb, R</b> (9.1)										4	1	2	1	1	0	3									
<b>Willie Davis, L</b> OBP: 0.304, SLG: 0.385 (1.8)										5	1	3	0	0	0	3									
<b>Wes Parker, S</b> OBP: 0.370, SLG: 0.443 (1.3)										5	0	1	1	0	0	5									
<b>Jim Lefebvre, S</b> OBP: 0.336, SLG: 0.341 (1.4)										5	0	1	1	0	0	5									
<b>Bill Sudakis, S</b> OBP: 0.350, SLG: 0.490 (1.5)										4	2	2	1	1	0	1									
<b>Tom Haller, L</b> OBP: 0.339, SLG: 0.412 (1.2)										4	0	2	0	0	0	2									
<b>Willie Crawford, L</b> OBP: 0.328, SLG: 0.380 (1.9)										4	0	1	0	0	2	3									
<b>Bill Singer, R</b> OBP: 0.433, SLG: 0.364 (3.1) <b>Fred Norman, S</b> (4.1) <b>Len Gabrielson, L</b> OBP: 0.186, SLG: 0.195 (5.1) <b>Pete Mikkelsen, R</b> (5.1) <b>Von Joshua, L</b> OBP: 0.396, SLG: 0.328 (7.1) <b>Camilo Pascual, R</b> (7.1) <b>Bill Russell, R</b> OBP: 0.163, SLG: 0.171 (9.7)										1	0	0	0	0	0	2									
<b>Inning Stats</b>	R: 0 E: 0 K: 0 S: 3	H: 0 LOB: 2 BB: 2 P: 11	R: 1 E: 0 K: 1 S: 7	H: 2 LOB: 2 BB: 1 P: 11	R: 0 E: 0 K: 0 S: 3	H: 1 LOB: 0 BB: 0 P: 3	R: 0 E: 0 K: 0 S: 4	H: 1 LOB: 1 BB: 0 P: 4	R: 2 E: 0 K: 0 S: 7	H: 4 LOB: 2 BB: 0 P: 7	R: 1 E: 0 K: 0 S: 5	H: 2 LOB: 1 BB: 0 P: 5	R: 1 E: 0 K: 1 S: 7	H: 3 LOB: 1 BB: 0 P: 7	R: 0 E: 0 K: 0 S: 3	H: 1 LOB: 0 BB: 0 P: 3	R: 0 E: 0 K: 0 S: 4	H: 1 LOB: 1 BB: 0 P: 4	1B: 12 2B: 2 3B: 0 HR: 1	SF: 0 SAC: 0 DP: 3 HBP: 0	WP: 0 PB: 0 SB: 0 CS: 0	PA: 42			
<b>PITCHER</b>	IP	WLS	BF	H	R	ER	SO	BB	IBB	HBP	BLK	WP	HR	S	P	ERA	WHIP								
<b>Jack Billingham, R</b> ERA: 3.42 (1.1)	5.2	W	29	10	4	4	1	3	0	0	0	0	1	28	40	6.35	2.294								
<b>Ron Cook, L</b> ERA: 3.19 (6.1)	3.1	S	13	5	1	1	1	0	0	0	0	0	1	15	15	2.70	1.500								

Houston Astros @ Los Angeles Dodgers  
Dodger Stadium, Los Angeles, CA  
Mon Jun 29 1970, 7:05 PM PDT  
Att: 15,397 - Unknown

AB	39
R	5
H	15
RBI	5
BB	3
SO	2
LOB	26



Batter	1	2	3	4	5	6	7	8	9	AB	R	H	RBI	BB	SO	LOB	TOP						
<b>Cesar Cedeno, R</b> OBP: 0.222, SLG: 0.167 (1, 9)	5-3	K		1B BB		5-3		F8		4	0	0	0	1	1	3							
<b>Joe Morgan, L</b> OBP: 0.405, SLG: 0.395 (1, 4)	F4		1B S	1B	1B	PO BB		1B SH3 BB		3	2	2	0	2	0	0							
<b>Jimmy Wynn, R</b> OBP: 0.384, SLG: 0.496 (1, 8)	F8		1B SF9 BB		F8	PO	F8	K		4	1	0	0	1	1	3							
<b>Joe Pepitone, L</b> OBP: 0.311, SLG: 0.504 (8, 3)		E 1B 1B	1B 2H	1B	L3		F9	SH3 1B		5	1	3	1	0	0	2							
<b>Denis Menke, R</b> OBP: 0.381, SLG: 0.425 (1, 6)	K		SF9		F7			SH3		3	0	1	2	0	1	1							
<b>Bob Watson, R</b> OBP: 0.323, SLG: 0.551 <b>Gary Geiger, L</b> OBP: 0.500, SLG: 0.500 (8, 7)	K		3H 1-2 1B		F8		2-3	4-3		4	0	1	0	0	1	2							
<b>Doug Rader, R</b> OBP: 0.314, SLG: 0.427 (1, 5)	E5 1B		L9		6-3			4-3 1B		4	1	1	0	0	0	3							
<b>Johnny Edwards, L</b> OBP: 0.239, SLG: 0.256 (1, 2)	1B IBB		F2		F8		4-3			3	0	0	0	1	0	3							
<b>Denny Lemaster, R</b> OBP: 0.244, SLG: 0.229 <b>Jack Dilauro, S</b> <b>Fred Gladding, L</b> (7, 1)					K			K		3	1	2	3	0	1	0							
<b>Inning Stats</b>	R: 0 E: 0 K: 0 S: 3	H: 0 LOB: 0 BB: 0 P: 3	R: 2 E: 1 K: 3 S: 12	H: 2 LOB: 2 BB: 1 P: 16	R: 2 E: 0 K: 0 S: 6	H: 3 LOB: 2 BB: 1 P: 10	R: 0 E: 0 K: 1 S: 6	H: 1 LOB: 2 BB: 1 P: 10	R: 0 E: 0 K: 0 S: 3	H: 0 LOB: 0 BB: 0 P: 3	R: 1 E: 0 K: 0 S: 3	H: 1 LOB: 0 BB: 1 P: 7	R: 0 E: 0 K: 1 S: 4	H: 1 LOB: 1 BB: 0 P: 4	R: 0 E: 0 K: 1 S: 6	H: 1 LOB: 1 BB: 0 P: 6	R: 1 E: 0 K: 1 S: 6	H: 1 LOB: 1 BB: 1 P: 10	1B: 9 2B: 0 3B: 0 HR: 1	SF: 1 SAC: 1 DP: 0 HBP: 0	WP: 0 PB: 0 SB: 1 CS: 0	PA: 43	
<b>PITCHER</b>	IP	WLS	BF	H	R	ER	SO	BB	IBB	HBP	BLK	WP	HR	S	P	ERA	WHIP						
<b>Joe Moeller, R</b> ERA: 2.72 <b>Jose Pena, R</b> ERA: 1.96	(1, 1)	7.0	L	33	8	5	3	4	3	1	0	0	0	1	37	53	3.86	1.571					
	(8, 1)	2.0		9	2	1	1	2	1	0	0	0	0	0	12	16	4.50	1.500					

**Houston Astros @ Los Angeles Dodgers**  
Dodger Stadium, Los Angeles, CA  
Tue Jun 30 1970, 7:05 PM PDT  
Att: 16,895 - Unknown

AB	35
R	6
H	10
RBI	6
BB	5
SO	6
LOB	19



Batter	1	2	3	4	5	6	7	8	9	AB	R	H	RBI	BB	SO	LOB	BOTTOM						
<b>Billy Grabarkewitz, R</b> OBP: 0.444, SLG: 0.498 (1, 6)	K		2B 1B		FC1-6 1B		K			4	0	2	0	0	2	2							
<b>Manny Mota, R</b> OBP: 0.401, SLG: 0.451 (1, 7)	L5		1B 2B		FC1-6 WP		6-3			4	0	1	1	0	0	3							
<b>Wes Parker, S</b> OBP: 0.365, SLG: 0.437 (1, 3)	F9		L9		3-1		F8			4	0	0	0	0	0	3							
<b>Andy Kosco, R</b> OBP: 0.248, SLG: 0.420 (1, 9)	F3				HR		6-3	F8		4	1	1	1	0	0	0							
<b>Bill Sudakis, S</b> OBP: 0.346, SLG: 0.477 (1, 5)	F9				F9		1-3	BB		3	0	0	0	1	0	0							
<b>Jim Lefebvre, S</b> OBP: 0.333, SLG: 0.338 (1, 4)	F7				1B		F9	K		4	0	1	0	0	1	1							
<b>Jeff Torborg, R</b> OBP: 0.279, SLG: 0.278 <b>Tom Haller, L</b> OBP: 0.337, SLG: 0.409 (9, PH)			F6		L9		G3 WP BB	4-3		2	0	0	0	1	0	1							
<b>Bill Russell, R</b> OBP: 0.196, SLG: 0.186 <b>Von Joshua, L</b> OBP: 0.302, SLG: 0.322 (9, PH)			1B 2B 1B		F8		G3 BB	K		2	1	1	0	1	0	1							
<b>Joe Moeller, R</b> OBP: 0.278, SLG: 0.235 <b>Willie Davis, L</b> OBP: 0.303, SLG: 0.383 <b>Jose Pena, R</b> <b>Willie Crawford, L</b> OBP: 0.327, SLG: 0.378 (9, PH)			F7		K		G3	K		2	0	0	0	0	1	1							
<b>Inning Stats</b>	R: 0 E: 0 K: 1 S: 5	H: 0 LOB: 0 BB: 0 P: 5	R: 0 E: 0 K: 0 S: 3	H: 0 LOB: 0 BB: 0 P: 3	R: 1 E: 0 K: 0 S: 6	H: 3 LOB: 0 BB: 0 P: 6	R: 1 E: 0 K: 0 S: 5	H: 2 LOB: 1 BB: 0 P: 5	R: 0 E: 0 K: 1 S: 6	H: 1 LOB: 1 BB: 0 P: 6	R: 0 E: 0 K: 0 S: 3	H: 0 LOB: 2 BB: 2 P: 13	R: 0 E: 0 K: 1 S: 5	H: 0 LOB: 1 BB: 1 P: 9	R: 0 E: 0 K: 2 S: 7	H: 0 LOB: 0 BB: 0 P: 7	1B: 4 2B: 1 3B: 0 HR: 1	SF: 0 SAC: 0 DP: 0 HBP: 0	WP: 2 PB: 0 SB: 0 CS: 0	PA: 36			
<b>PITCHER</b>	IP	WLS	BF	H	R	ER	SO	BB	IBB	HBP	BLK	WP	HR	S	P	ERA	WHIP						
<b>Denny Lemaster, L</b> ERA: 4.59 <b>Jack Dilauro, L</b> ERA: 2.5 <b>Fred Gladding, R</b> ERA: 2.75	(1, 1)	6.0	W	26	6	2	2	2	2	0	0	0	0	1	28	36	3.00	1.333					
	(7, 1)	0.1		1	0	0	0	0	0	0	0	0	0	1	1	0.00	0.000						
	(7, 1)	2.2	S	9	0	0	0	4	1	0	0	0	0	16	20	0.00	0.375						

**Houston Astros @ Los Angeles Dodgers**  
Dodger Stadium, Los Angeles, CA  
Tue Jun 30 1970, 7:05 PM PDT  
Att: 16,895 - Unknown

AB	33
R	2
H	6
RBI	2
BB	3
SO	6
LOB	14



Batter	1	2	3	4	5	6	7	8	9	AB	R	H	RBI	BB	SO	LOB	TOP			
Jesus Alou, R OBP: 0.312, SLG: 0.340 Fred Gladding, L (8, 1) Jack Dilauro, S (8, 1)	0-0 2B 1B		0-0 L7			0-0 F8		0-0 F9		4	1	1	0	0	0	2				
Joe Morgan, L OBP: 0.406, SLG: 0.401	0-0 1-H 6-3 2B		0-0 1B			0-0 6-3		0-0 4-3		4	1	2	2	0	0	1				
Jimmy Wynn, R OBP: 0.388, SLG: 0.498	0-3 K					4-0 FC1-6 1B		0-0 FC5-4 BB 1B		3	0	2	0	1	1	1				
Bob Watson, R OBP: 0.309, SLG: 0.527	0-0 6-3					0-0 F2		0-0 FC5-4		4	0	0	1	0	0	4				
Denis Menke, R OBP: 0.379, SLG: 0.420	0-0 3-H F8					0-0 FC1-6		0-0 F8		3	0	0	0	1	0	1				
Joe Pepitone, L OBP: 0.306, SLG: 0.496		0-0 6-3				0-0 4-3		0-0 F1		4	0	0	0	0	0	2				
Doug Rader, R OBP: 0.310, SLG: 0.421		0-0 1-3				0-0 F8		0-0 L4		4	0	0	0	0	0	1				
Johnny Edwards, L OBP: 0.241, SLG: 0.258 Cesar Cedeno, R OBP: 0.255, SLG: 0.250 (8, PH) (8, 9)		0-0 6-3				0-0 G6-4-3 1B		0-0 E 4-3 2B		2	0	1	0	0	0	0				
Larry Dierker, R OBP: 0.156, SLG: 0.159 Marty Martinez, S OBP: 0.313, SLG: 0.300 Cesar Geronimo, L OBP: 0.250, SLG: 0.222 (8, PR) (8, 2)			0-0 4-3			0-0 G6-4-3 1B		0-0 E5 1B 4-3		2	0	0	0	0	0	1				
<b>Inning Stats</b>	R: 2 E: 0 K: 1 S: 7	H: 2 LOB: 0 BB: 0 P: 7	R: 0 E: 0 K: 0 S: 3	H: 0 LOB: 0 BB: 0 P: 3	R: 0 E: 0 K: 0 S: 3	H: 1 LOB: 1 BB: 0 P: 3	R: 0 E: 0 K: 0 S: 4	H: 1 LOB: 1 BB: 0 P: 4	R: 0 E: 0 K: 0 S: 3	H: 0 LOB: 1 BB: 1 P: 7	R: 0 E: 0 K: 0 S: 3	H: 0 LOB: 0 BB: 0 P: 3	R: 1 E: 1 K: 0 S: 6	H: 2 LOB: 2 BB: 0 P: 6	R: 0 E: 0 K: 1 S: 6	H: 1 LOB: 2 BB: 1 P: 10	1B: 5 2B: 3 3B: 0 HR: 0	SF: 0 SAC: 0 DP: 1 HBP: 0	WP: 0 PB: 0 SB: 0 CS: 0	PA: 36
<b>PITCHER</b>	IP WLS BF H R ER SO BB IBB HBP BLK WP HR S P ERA WHIP	IP WLS BF H R ER SO BB IBB HBP BLK WP HR S P ERA WHIP																		
Claude Osteen, L ERA: 2.86 Jim Brewer, L ERA: 1.96	(1, 1) (8, 1) (8, 1)	8.2 W 35 8 3 2 1 2 0 0 0 0 0 0 35 43 2.08 1.154	0.1 S 1 0 0 0 1 0 0 0 0 0 0 0 3 3 0.00 0.000																	

Houston Astros @ Los Angeles Dodgers  
Dodger Stadium, Los Angeles, CA  
Wed Jul 01 1970, 7:05 PM PDT  
Att: 17,773 - Unknown

AB 34  
R 3  
H 8  
RBI 3  
BB 2  
SO 2  
LOB 16



Batter	1	2	3	4	5	6	7	8	9	AB	R	H	RBI	BB	SO	LOB	BOTTOM			
Billy Grabarkewitz, R OBP: 0.448, SLG: 0.519	0-0 FC4-6 E 1B		0-3 K					0-0 1B 2B		4	2	3	3	0	1	0				
Manny Mota, R OBP: 0.394, SLG: 0.442	0-0 E6 FC4-6 1-2		0-0 F8					0-0 F2		4	0	0	0	0	0	2				
Willie Davis, L OBP: 0.303, SLG: 0.381	0-0 FC4-6 BB 1-2 2-3					0-3 K		0-0 F7		4	1	1	1	0	1	2				
Wes Parker, S OBP: 0.367, SLG: 0.434	4-0 G4-3 BB					0-0 4-3		0-0 L3		2	1	0	0	2	0	0				
Bill Sudakis, S OBP: 0.344, SLG: 0.464	0-0 G4-3					0-0 G3		4-0 FC 1B		3	0	0	1	1	0	4				
Tom Haller, L OBP: 0.341, SLG: 0.418		0-0 F8				0-0 HR 2B		0-0 F6		4	1	2	1	0	0	1				
Jim Lefebvre, S OBP: 0.324, SLG: 0.328		0-0 1-3				0-0 F4		0-3 K		4	0	0	0	0	1	3				
Willie Crawford, L OBP: 0.327, SLG: 0.374 Andy Kosco, R OBP: 0.247, SLG: 0.417 (8, PH) (8, 9) Jim Brewer, L (8, 1)		0-0 F3				4-0 HR BB		0-0 F9		2	1	0	0	1	1	0				
Claude Osteen, L OBP: 0.236, SLG: 0.321 Bill Russell, R OBP: 0.196, SLG: 0.186			0-0 4-3			0-0 F8		0-3 K		3	0	0	0	0	1	2				
<b>Inning Stats</b>	R: 0 E: 1 K: 0 S: 4	H: 1 LOB: 2 BB: 1 P: 8	R: 0 E: 0 K: 0 S: 3	H: 0 LOB: 0 BB: 0 P: 3	R: 0 E: 0 K: 1 S: 5	H: 0 LOB: 0 BB: 0 P: 5	R: 0 E: 0 K: 1 S: 5	H: 0 LOB: 0 BB: 0 P: 5	R: 3 E: 0 K: 0 S: 5	H: 2 LOB: 0 BB: 1 P: 9	R: 0 E: 0 K: 0 S: 3	H: 0 LOB: 1 BB: 1 P: 7	R: 0 E: 0 K: 3 S: 9	H: 0 LOB: 0 BB: 0 P: 9	R: 3 E: 0 K: 0 S: 7	H: 3 LOB: 2 BB: 1 P: 11	1B: 3 2B: 2 3B: 0 HR: 1	SF: 0 SAC: 0 DP: 1 HBP: 0	WP: 0 PB: 0 SB: 1 CS: 0	PA: 35
<b>PITCHER</b>	IP WLS BF H R ER SO BB IBB HBP BLK WP HR S P ERA WHIP	IP WLS BF H R ER SO BB IBB HBP BLK WP HR S P ERA WHIP																		
Larry Dierker, R ERA: 3.87 Fred Gladding, R ERA: 3.57 Jack Dilauro, L ERA: 2.41	(1, 1) (8, 1) (8, 1)	7.0 L 6 3 3 3 0 0 0 0 0 0 0 5 9 81.00 9.000	0.2 2 0 0 0 0 0 0 0 0 0 0 0 2 2 0.00 0.000																	

Houston Astros @ Los Angeles Dodgers  
Dodger Stadium, Los Angeles, CA  
Wed Jul 01 1970, 7:05 PM PDT  
Att: 17,773 - Unknown

AB 31  
R 6  
H 6  
RBI 6  
BB 4  
SO 5  
LOB 16



Batter	1	2	3	4	5	6	7	8	9	AB	R	H	RBI	BB	SO	LOB	TOP			
<b>Cesar Cedeno, R</b> OBP: 0.275, SLG: 0.292 (1, 9)										4	0	2	0	0	0	0	<b>Houston Astros @ Cincinnati Reds</b> Riverfront Stadium, Cincinnati, OH Fri Jul 03 1970, 7:05 PM EDT Unknown			
<b>Joe Morgan, L</b> OBP: 0.401, SLG: 0.394 (1, 4)										4	0	0	0	0	1	3				
<b>Jimmy Wynn, R</b> OBP: 0.387, SLG: 0.493 (1, 8)										3	0	0	0	1	1	3				
<b>Joe Pepitone, L</b> OBP: 0.305, SLG: 0.492 (1, 7)										4	0	1	0	0	1	2				
<b>Denis Menke, R</b> OBP: 0.375, SLG: 0.414 (1, 6)										4	0	0	0	0	1	2				
<b>Bob Watson, R</b> OBP: 0.317, SLG: 0.521 (1, 3)										3	0	1	0	1	0	0				
<b>Doug Rader, R</b> OBP: 0.305, SLG: 0.414 (1, 5)										4	0	0	0	0	2	4				
<b>Johnny Edwards, L</b> OBP: 0.238, SLG: 0.255 (1, 2)										3	0	0	0	0	2	2				
<b>Don Wilson, R</b> OBP: 0.136, SLG: 0.182 (1, 1)										2	0	1	0	0	1	0				
<b>Gary Geiger, L</b> OBP: 0.353, SLG: 0.333 (7, PH)										1	0	0	0	0	0	0				
<b>Jim Ray, R</b> OBP: 0.267, SLG: 0.267 (7, 1)										0	0	0	0	0	0	0				
<b>Inning Stats</b>	R: 0 E: 0 K: 1 S: 6	H: 1 LOB: 1 BB: 0 P: 6	R: 0 E: 0 K: 1 S: 5	H: 0 LOB: 0 BB: 0 P: 5	R: 0 E: 0 K: 1 S: 7	H: 2 LOB: 2 BB: 0 P: 7	R: 0 E: 0 K: 2 S: 8	H: 1 LOB: 2 BB: 1 P: 12	R: 0 E: 0 K: 1 S: 5	H: 0 LOB: 0 BB: 0 P: 5	R: 0 E: 0 K: 1 S: 6	H: 1 LOB: 2 BB: 1 P: 10	R: 0 E: 0 K: 1 S: 5	H: 0 LOB: 0 BB: 0 P: 5	R: 0 E: 0 K: 0 S: 3	H: 0 LOB: 0 BB: 0 P: 3	1B: 4 2B: 1 3B: 0 HR: 0	SF: 0 SAC: 0 DP: 0 HBP: 0	WP: 0 PB: 0 SB: 0 CS: 0	PA: 34
<b>PITCHER</b> <b>Gary Nolan, R</b> ERA: 3.76 (1, 1)	IP: 9.0 WLS: W BF: 34 H: 5 R: 0 ER: 0 SO: 9 BB: 2 IBB: 0 HBP: 0 BLK: 0 WP: 0 HR: 0 S: 50 P: 58 ERA: 0.00 WHIP: 0.778															<b>PITCHER</b>				

Batter	1	2	3	4	5	6	7	8	9	AB	R	H	RBI	BB	SO	LOB	BOTTOM			
<b>Pete Rose, S</b> OBP: 0.389, SLG: 0.500 (1, 9)										3	1	0	0	2	0	0	<b>Houston Astros @ Cincinnati Reds</b> Riverfront Stadium, Cincinnati, OH Fri Jul 03 1970, 7:05 PM EDT Unknown			
<b>Bobby Tolan, L</b> OBP: 0.495, SLG: 0.510 (1, 8)										4	2	2	0	0	0	0				
<b>Tony Perez, R</b> OBP: 0.445, SLG: 0.699 (1, 5)										4	0	2	1	0	0	0				
<b>Johnny Bench, R</b> OBP: 0.337, SLG: 0.624 (1, 2)										2	0	0	0	2	0	0				
<b>Lee May, R</b> OBP: 0.289, SLG: 0.509 (1, 3)										4	0	0	1	0	0	4				
<b>Ty Cline, L</b> OBP: 0.357, SLG: 0.462 (1, 7)										4	0	2	0	0	0	3				
<b>Tommy Helms, R</b> OBP: 0.247, SLG: 0.271 (1, 4)										3	0	1	0	1	0	4				
<b>Woody Woodward, R</b> OBP: 0.313, SLG: 0.297 (1, 6)										2	0	0	0	0	0	1				
<b>Bernie Carbo, L</b> OBP: 0.463, SLG: 0.583 (6, PH)										0	0	0	0	1	0	0				
<b>Darrel Chaney, S</b> OBP: 0.231, SLG: 0.255 (7, 6)										1	0	0	0	0	1	0				
<b>Gary Nolan, R</b> OBP: 0.163, SLG: 0.077 (1, 1)										4	0	0	0	0	0	4				
<b>Inning Stats</b>	R: 0 E: 0 K: 0 S: 3	H: 0 LOB: 0 BB: 0 P: 3	R: 0 E: 0 K: 0 S: 4	H: 1 LOB: 1 BB: 0 P: 4	R: 2 E: 0 K: 0 S: 5	H: 2 LOB: 2 BB: 2 P: 13	R: 0 E: 0 K: 0 S: 4	H: 1 LOB: 1 BB: 0 P: 4	R: 0 E: 0 K: 0 S: 3	H: 0 LOB: 0 BB: 0 P: 3	R: 0 E: 0 K: 0 S: 4	H: 1 LOB: 3 BB: 2 P: 12	R: 1 E: 1 K: 0 S: 6	H: 2 LOB: 3 BB: 1 P: 10	R: 0 E: 0 K: 1 S: 4	H: 0 LOB: 0 BB: 1 P: 8	1B: 4 2B: 2 3B: 1 HR: 0	SF: 0 SAC: 0 DP: 0 HBP: 0	WP: 2 PB: 0 SB: 0 CS: 1	PA: 38
<b>PITCHER</b> <b>Don Wilson, R</b> ERA: 4.48 (1, 1)	IP: 6.0 WLS: L BF: 27 H: 5 R: 2 ER: 2 SO: 2 BB: 2 IBB: 0 HBP: 0 BLK: 0 WP: 0 HR: 0 S: 23 P: 39 ERA: 3.00 WHIP: 1.167															<b>PITCHER</b>				
<b>Jim Ray, R</b> ERA: 4.31 (7, 1)	IP: 2.0 WLS: L BF: 10 H: 2 R: 1 ER: 1 SO: 1 BB: 2 IBB: 0 HBP: 0 BLK: 0 WP: 0 HR: 0 S: 10 P: 18 ERA: 4.50 WHIP: 2.000															<b>PITCHER</b>				

AB 32  
R 0  
H 5  
RBI 0  
BB 2  
SO 9  
LOB 16

AB 31  
R 3  
H 7  
RBI 2  
BB 6  
SO 1  
LOB 16





Batter	1	2	3	4	5	6	7	8	9	AB	R	H	RBI	BB	SO	LOB	TOP			
Cesar Cedeno, R OBP: 0.279, SLG: 0.293	E7 1B		5-3			K			E5 BB 1B	4	0	1	0	0	1	1	<b>Houston Astros @ Cincinnati Reds</b> Riverfront Stadium, Cincinnati, OH Sat Jul 04 1970, 7:05 PM EDT Att: 23,466 - Unknown			
Joe Morgan, L OBP: 0.404, SLG: 0.393	P1		1-3			F7			4-3 BB 1B	4	0	1	0	0	0	2				
Jimmy Wynn, R OBP: 0.387, SLG: 0.487	F9			5-3			4-3 HBP		K	3	0	0	0	0	1	3				
Joe Pepitone, L OBP: 0.295, SLG: 0.475	F8			P4			F8		F8	4	0	0	0	0	0	4				
Bob Watson, R OBP: 0.330, SLG: 0.515 Cesar Geronimo, L (9, PR) OBP: 1.000, SLG: 1.000	6-3			6-3			4-3		4-0 BB BB	3	0	0	0	1	0	1				
Doug Rader, R OBP: 0.300, SLG: 0.408	6-3				F8		P3		1-2 BB	4	0	0	0	0	0	4				
Johnny Edwards, L OBP: 0.244, SLG: 0.261	6-3					G6-4-3 1B			4-3	3	0	1	0	0	0	0				
Hector Torres, R OBP: 0.268, SLG: 0.263						G6-4-3 1-2			6-3	2	0	0	0	1	0	1				
Jack Billingham, R OBP: 0.083, SLG: 0.043 Marty Martinez, S (8, PH) OBP: 0.313, SLG: 0.290 George Culver, R (8, 1) OBP: 0.158, SLG: 0.294									L4	1	0	0	0	0	1	0				
										1	0	0	0	0	0	0				
										0	0	0	0	0	0	0				
<b>Inning Stats</b>	R: 0 E: 1 K: 0 S: 4	H: 1 LOB: 1 BB: 0 P: 4	R: 0 E: 0 K: 0 S: 3	H: 0 LOB: 0 BB: 0 P: 3	R: 0 E: 0 K: 0 S: 3	H: 0 LOB: 0 BB: 0 P: 7	R: 0 E: 0 K: 0 S: 3	H: 0 LOB: 0 BB: 0 P: 3	R: 0 E: 0 K: 2 S: 7	H: 0 LOB: 0 BB: 0 P: 7	R: 0 E: 0 K: 0 S: 3	H: 0 LOB: 0 BB: 0 P: 4	R: 0 E: 0 K: 0 S: 3	H: 0 LOB: 0 BB: 0 P: 3	R: 0 E: 1 K: 1 S: 7	H: 1 LOB: 3 BB: 1 P: 11	1B: 3 2B: 0 3B: 0 HR: 0	SF: 0 SAC: 1 DP: 1 HBP: 1	WP: 0 PB: 0 SB: 0 CS: 0	PA: 33
<b>PITCHER</b>	IP WLS BF H R ER SO BB IBB HBP BLK WP HR S P ERA WHIP																			
Jim McGlothlin, R ERA: 2.83	(1, 1) 8.2 W 32 3 0 0 3 2 0 0 1 0 0 0 0 35 44 0.00 0.577																			
Wayne Granger, R ERA: 2.27	(9, 1) 0.1 S 1 0 0 0 0 0 0 0 0 0 0 0 0 1 1 0.00 0.000																			

Batter	1	2	3	4	5	6	7	8	9	AB	R	H	RBI	BB	SO	LOB	BOTTOM			
Pete Rose, S OBP: 0.396, SLG: 0.502	FC6-4 1B		G3 2B	WP BB			4-3			2	1	1	0	2	0	0	<b>Houston Astros @ Cincinnati Reds</b> Riverfront Stadium, Cincinnati, OH Sat Jul 04 1970, 7:05 PM EDT Att: 23,466 - Unknown			
Bobby Tolan, L OBP: 0.403, SLG: 0.504	FC6-4 1-2		G3 1-2	6-3					1B	4	0	1	0	0	0	3				
Tony Perez, R OBP: 0.440, SLG: 0.691	6-3 1-2		K			P5			F7	4	0	0	0	0	1	3				
Johnny Bench, R OBP: 0.339, SLG: 0.625						6-3			F9	3	0	1	1	1	0	0				
Lee May, R OBP: 0.283, SLG: 0.497	P4		F5			5-3			1-3	4	0	0	0	0	0	3				
Bernie Carbo, L OBP: 0.461, SLG: 0.583 Jimmy Stewart, S OBP: 0.263, SLG: 0.235			4-3			E 2B			F9	4	1	2	0	0	0	0				
										0	0	0	0	0	0	0				
Tommy Helms, R OBP: 0.244, SLG: 0.269			F9			E6 E			G4-6-3 1B	3	1	0	0	0	0	1				
Woody Woodward, R OBP: 0.327, SLG: 0.305						E6 CS			4-3	3	0	2	0	0	0	0				
Jim McGlothlin, R OBP: 0.239, SLG: 0.238 Wayne Granger, R			5-3			K			F9	3	0	0	0	0	1	2				
										0	0	0	0	0	0	0				
<b>Inning Stats</b>	R: 0 E: 0 K: 0 S: 4	H: 1 LOB: 2 BB: 1 P: 8	R: 0 E: 0 K: 0 S: 4	H: 1 LOB: 1 BB: 0 P: 4	R: 1 E: 0 K: 1 S: 6	H: 1 LOB: 1 BB: 1 P: 10	R: 2 E: 2 K: 1 S: 7	H: 2 LOB: 1 BB: 1 P: 11	R: 0 E: 0 K: 0 S: 3	H: 0 LOB: 0 BB: 0 P: 3	R: 0 E: 0 K: 0 S: 3	H: 1 LOB: 0 BB: 0 P: 3	R: 0 E: 0 K: 0 S: 4	H: 1 LOB: 1 BB: 0 P: 4	R: 0 E: 0 K: 0 S: 3	H: 0 LOB: 0 BB: 0 P: 3	1B: 5 2B: 2 3B: 0 HR: 0	SF: 0 SAC: 0 DP: 1 HBP: 0	WP: 1 PB: 0 SB: 0 CS: 1	PA: 33
<b>PITCHER</b>	IP WLS BF H R ER SO BB IBB HBP BLK WP HR S P ERA WHIP																			
Jack Billingham, R ERA: 3.24	(1, 1) 7.0 L 30 7 3 1 2 3 0 0 0 0 0 0 0 31 43 1.29 1.429																			
George Culver, R ERA: 4.4	(8, 1) 1.0 3 0 0 0 0 0 0 0 0 0 0 0 3 3 0.00 0.000																			

Batter	1	2	3	4	5	6	7	8	9	AB	R	H	RBI	BB	SO	LOB	TOP			
<b>Cesar Cedeno, R</b> OBP: 0.262, SLG: 0.274 (1, 9)										4	0	0	0	0	1	1				
<b>Joe Morgan, L</b> OBP: 0.402, SLG: 0.395 (1, 4)										4	1	1	0	0	0	0				
<b>Jimmy Wynn, R</b> OBP: 0.385, SLG: 0.484 (1, 8)										4	0	1	0	0	1	1				
<b>Joe Pepitone, L</b> OBP: 0.291, SLG: 0.468 (1, 7)										4	0	0	0	0	1	2				
<b>Bob Watson, R</b> OBP: 0.345, SLG: 0.519 (1, 3)										3	0	2	1	1	1	1				
<b>Doug Rader, R</b> OBP: 0.296, SLG: 0.402 (1, 5)										4	0	0	0	0	0	4				
<b>Johnny Edwards, L</b> OBP: 0.241, SLG: 0.258 (1, 2)										3	0	0	0	0	1	2				
<b>Hector Torres, R</b> OBP: 0.279, SLG: 0.256 (8, PH)										1	0	0	0	1	0	0				
<b>Marty Martinez, S</b> OBP: 0.309, SLG: 0.286 (8, PH)										1	0	0	0	0	1	0				
<b>Jim Bouton, R</b> OBP: 0.471, SLG: 0.400 (8, 1)										0	0	0	0	0	0	0				
<b>Denny Lemaster, R</b> OBP: 0.238, SLG: 0.222 (8, PH)										1	0	0	0	0	0	0				
<b>Denis Menke, R</b> OBP: 0.377, SLG: 0.412 (8, 6)										1	0	0	0	0	1	0				
<b>Inning Stats</b>	R: 0 E: 0 K: 1 S: 5	H: 0 LOB: 0 BB: 0 P: 5	R: 0 E: 0 K: 0 S: 2	H: 0 LOB: 0 BB: 1 P: 6	R: 0 E: 0 K: 0 S: 3	H: 0 LOB: 1 BB: 1 P: 7	R: 0 E: 1 K: 1 S: 6	H: 0 LOB: 1 BB: 0 P: 6	R: 0 E: 0 K: 1 S: 5	H: 0 LOB: 0 BB: 0 P: 5	R: 0 E: 0 K: 1 S: 7	H: 2 LOB: 2 BB: 0 P: 7	R: 0 E: 0 K: 2 S: 7	H: 0 LOB: 0 BB: 0 P: 7	R: 1 E: 0 K: 0 S: 5	H: 2 LOB: 1 BB: 0 P: 5	1B: 3 2B: 1 3B: 0 HR: 0	SF: 0 SAC: 1 DP: 1 HBP: 0	WP: 0 PB: 0 SB: 0 CS: 0	PA: 33
<b>PITCHER</b> <b>Wayne Simpson, R</b> ERA: 2.27 (1, 1)	IP: 9.0 WLS: W BF: 33 H: 4 R: 1 ER: 1 SO: 7 BB: 2 IBB: 0 HBP: 0 BLK: 0 WP: 0 HR: 0 S: 45 P: 53 ERA: 1.00 WHIP: 0.667															<b>PITCHER</b>	IP: 9.0 WLS: W BF: 33 H: 4 R: 1 ER: 1 SO: 7 BB: 2 IBB: 0 HBP: 0 BLK: 0 WP: 0 HR: 0 S: 45 P: 53 ERA: 1.00 WHIP: 0.667			

**Houston Astros @ Cincinnati Reds**  
Riverfront Stadium, Cincinnati, OH  
Sun Jul 05 1970, 3:33 AM EDT  
Att: 18,943 - Unknown

AB	30
R	1
H	4
RBI	1
BB	2
SO	7
LOB	11



Batter	1	2	3	4	5	6	7	8	9	AB	R	H	RBI	BB	SO	LOB	BOTTOM			
<b>Pete Rose, S</b> OBP: 0.395, SLG: 0.498 (1, 9)										4	0	1	0	0	0	1				
<b>Bobby Tolan, L</b> OBP: 0.401, SLG: 0.500 (1, 8)										4	1	1	0	0	0	0				
<b>Tony Perez, R</b> OBP: 0.438, SLG: 0.689 (1, 5)										4	0	1	0	0	1	1				
<b>Johnny Bench, R</b> OBP: 0.344, SLG: 0.628 (1, 2)										3	1	2	1	1	0	0				
<b>Lee May, R</b> OBP: 0.283, SLG: 0.493 (1, 3)										4	1	1	1	0	0	3				
<b>Hal McRae, R</b> OBP: 0.387, SLG: 0.654 (7, 7)										3	0	0	0	0	1	1				
<b>Jimmy Stewart, S</b> OBP: 0.263, SLG: 0.235 (7, 7)										0	0	0	0	0	0	0				
<b>Tommy Helms, R</b> OBP: 0.245, SLG: 0.269 (1, 4)										3	0	1	1	0	0	0				
<b>Woody Woodward, R</b> OBP: 0.336, SLG: 0.316 (1, 6)										3	0	2	0	0	0	1				
<b>Wayne Simpson, R</b> OBP: 0.115, SLG: 0.098 (1, 1)										3	0	0	0	0	2	2				
<b>Inning Stats</b>	R: 0 E: 0 K: 0 S: 4	H: 1 LOB: 2 BB: 1 P: 8	R: 0 E: 0 K: 2 S: 8	H: 1 LOB: 0 BB: 0 P: 8	R: 0 E: 0 K: 1 S: 5	H: 0 LOB: 0 BB: 0 P: 5	R: 0 E: 0 K: 0 S: 3	H: 1 LOB: 0 BB: 0 P: 3	R: 0 E: 0 K: 0 S: 4	H: 1 LOB: 1 BB: 0 P: 4	R: 3 E: 0 K: 0 S: 7	H: 4 LOB: 1 BB: 0 P: 7	R: 0 E: 0 K: 1 S: 5	H: 1 LOB: 0 BB: 0 P: 5	R: 0 E: 0 K: 0 S: 3	H: 0 LOB: 0 BB: 0 P: 3	1B: 7 2B: 2 3B: 0 HR: 0	SF: 0 SAC: 0 DP: 1 HBP: 0	WP: 0 PB: 0 SB: 1 CS: 0	PA: 32
<b>PITCHER</b> <b>Denny Lemaster, L</b> ERA: 4.55 <b>Jim Bouton, R</b> ERA: 5.81 (8, 1)	IP: 7.0 WLS: L BF: 29 H: 9 R: 3 ER: 3 SO: 4 BB: 1 IBB: 0 HBP: 0 BLK: 0 WP: 0 HR: 0 S: 36 P: 40 ERA: 3.86 WHIP: 1.429															<b>PITCHER</b>	IP: 1.0 WLS: 3 BF: 3 H: 0 R: 0 ER: 0 SO: 0 BB: 0 IBB: 0 HBP: 0 BLK: 0 WP: 0 HR: 0 S: 3 P: 3 ERA: 0.00 WHIP: 0.000			

**Houston Astros @ Cincinnati Reds**  
Riverfront Stadium, Cincinnati, OH  
Sun Jul 05 1970, 3:33 AM EDT  
Att: 18,943 - Unknown

AB	31
R	3
H	9
RBI	3
BB	1
SO	4
LOB	9





Batter	1	2	3	4	5	6	7	8	9	AB	R	H	RBI	BB	SO	LOB	TOP								
Billy Grabarkewitz, R OBP: 0.444, SLG: 0.510 (1, 6)	5-3		5-3			FC6-4 1B		BB 3B BB		3	1	1	1	2	0	0	<b>Los Angeles Dodgers @ Houston Astros</b> Astrodome, Houston, TX Tue Jul 07 1970, 8:05 PM EDT Att: 17,113 - Dome								
Manny Mota, R OBP: 0.396, SLG: 0.426 (1, 7)	1B		L4		FC6-4 1B	F9		BB 3B BB		4	1	1	0	1	0	5									
Willie Davis, L OBP: 0.332, SLG: 0.425 (1, 8)	F9			E9 1B		1B		BB 2B 3B		5	1	4	4	0	0	1									
Wes Parker, S OBP: 0.375, SLG: 0.434 (1, 3)	4-3			F5 2-3	F4		FC4-6 BB	2B		4	0	1	1	1	0	4									
Willie Crawford, L OBP: 0.313, SLG: 0.365 (1, 9)		K		F6		4-3	FC4-6 BB	4-3		5	0	0	0	0	1	3									
Bill Sudakis, S OBP: 0.335, SLG: 0.423 (1, 5)		FC3-6 BB		F7		1B BB			K	3	1	0	0	2	1	2									
Tom Haller, L OBP: 0.337, SLG: 0.408 (1, 2)		FC3-6 S			F4 1B			L6	4-3	5	1	1	0	0	0	2									
Jim Lefebvre, S OBP: 0.335, SLG: 0.380 (1, 4)		G3			FC6-4 1B	BB 1B		F7		5	1	3	0	0	0	1									
Joe Moeller, R OBP: 0.250, SLG: 0.211 Len Gabrielson, L (6, PH) Jose Pena, R (6, 1)			5-3		K			BB BB 3B BB	4-3	2	0	0	0	0	1	2									
										1	0	1	1	0	0	0									
										1	1	0	0	1	0	1									
<b>Inning Stats</b>	R: 0 E: 0 K: 0 S: 4	H: 1 LOB: 1 BB: 0 P: 4	R: 0 E: 0 K: 1 S: 5	H: 0 LOB: 1 BB: 1 P: 9	R: 0 E: 0 K: 0 S: 3	H: 0 LOB: 0 BB: 0 P: 3	R: 0 E: 1 K: 0 S: 4	H: 1 LOB: 1 BB: 0 P: 4	R: 2 E: 0 K: 1 S: 9	H: 4 LOB: 2 BB: 0 P: 9	R: 1 E: 0 K: 0 S: 5	H: 2 LOB: 3 BB: 2 P: 13	R: 0 E: 0 K: 0 S: 3	H: 1 LOB: 1 BB: 1 P: 7	R: 4 E: 0 K: 0 S: 5	H: 2 LOB: 1 BB: 3 P: 17	R: 0 E: 0 K: 1 S: 6	H: 1 LOB: 1 BB: 0 P: 6	1B: 9 2B: 1 3B: 2 HR: 0	SF: 0 SAC: 0 DP: 0 HBP: 0	WP: 0 PB: 0 SB: 2 CS: 1	PA: 45			
<b>PITCHER</b>	IP	WLS	BF	H	R	ER	SO	BB	IBB	HBP	BLK	WP	HR	S	P	ERA	WHIP								
Tom Griffin, R ERA: 4.6 (1, 1)	7.0	L	33	9	3	3	2	4	0	0	0	0	0	33	49	3.86	1.857								
Jack Dilauro, L ERA: 3.43 (8, 1)	0.2		5	0	3	3	0	3	0	0	0	0	0	2	14	40.50	4.500								
Fred Gladding, R ERA: 3.55 (8, 1)	1.1		7	3	1	1	1	0	0	0	0	0	0	9	9	6.75	2.250								



Batter	1	2	3	4	5	6	7	8	9	AB	R	H	RBI	BB	SO	LOB	BOTTOM								
Cesar Cedeno, R OBP: 0.247, SLG: 0.300 (1, 9)	F8	FC6-4			6-3			4-3		4	0	0	0	0	0	2	<b>Los Angeles Dodgers @ Houston Astros</b> Astrodome, Houston, TX Tue Jul 07 1970, 8:05 PM EDT Att: 17,113 - Dome								
Joe Morgan, L OBP: 0.400, SLG: 0.388 (1, 4)	5-3			S BB	F9			F2		3	0	0	0	1	0	0									
Jimmy Wynn, R OBP: 0.381, SLG: 0.474 (1, 8)	5-3			5-3	K			F4		4	0	0	0	0	1	1									
Joe Pepitone, L OBP: 0.293, SLG: 0.467 (1, 7)		1B S 1B		F5		G3		F9		4	1	1	0	0	0	1									
Denis Menke, R OBP: 0.373, SLG: 0.405 (1, 6)		1B 1B		5-3		4-3		K		4	1	1	0	0	1	1									
Bob Watson, R OBP: 0.352, SLG: 0.531 (1, 3)		1B 1B		1-3		K		1B		4	0	2	1	0	1	0									
Doug Rader, R OBP: 0.303, SLG: 0.411 (1, 5)		1B FC6-4 1B		4-3	2B			F6		4	0	3	1	0	0	0									
Johnny Edwards, L OBP: 0.241, SLG: 0.264 (1, 2)		L7		4-3		4-3		L1		4	0	0	0	0	0	5									
Tom Griffin, R OBP: 0.103, SLG: 0.107 Marty Martinez, S (7, PH) Jack Dilauro, S (8, 1) Fred Gladding, L (8, 1)		K		F9		G3				2	0	0	0	0	1	3									
										1	0	0	0	0	0	0									
										0	0	0	0	0	0	0									
										0	0	0	0	0	0	0									
<b>Inning Stats</b>	R: 0 E: 0 K: 0 S: 3	H: 0 LOB: 0 BB: 0 P: 3	R: 2 E: 0 K: 1 S: 9	H: 4 LOB: 2 BB: 0 P: 9	R: 0 E: 0 K: 0 S: 3	H: 0 LOB: 1 BB: 1 P: 7	R: 0 E: 0 K: 0 S: 4	H: 1 LOB: 1 BB: 0 P: 4	R: 0 E: 0 K: 1 S: 5	H: 0 LOB: 0 BB: 0 P: 5	R: 0 E: 0 K: 0 S: 3	H: 0 LOB: 0 BB: 0 P: 3	R: 0 E: 0 K: 0 S: 3	H: 0 LOB: 0 BB: 0 P: 3	R: 0 E: 0 K: 1 S: 7	H: 2 LOB: 2 BB: 0 P: 7	1B: 6 2B: 1 3B: 0 HR: 0	SF: 0 SAC: 0 DP: 0 HBP: 0	WP: 0 PB: 0 SB: 2 CS: 0	PA: 35					
<b>PITCHER</b>	IP	WLS	BF	H	R	ER	SO	BB	IBB	HBP	BLK	WP	HR	S	P	ERA	WHIP								
Joe Moeller, R ERA: 2.79 (1, 1)	5.0	W	21	5	2	2	2	1	0	0	0	0	0	24	28	3.60	1.200								
Jose Pena, R ERA: 1.77 (6, 1)	4.0	S	14	2	0	0	2	0	0	0	0	0	0	18	18	0.00	0.500								




Batter	1	2	3	4	5	6	7	8	9	AB	R	H	RBI	BB	SO	LOB	TOP										
<b>Billy Grabarkewitz, R</b> OBP: 0.444, SLG: 0.508 (1, 6)	0-3 K		0-3 K			0-3 K		0-0 1B	0-0 CS	5	0	2	1	0	3	1	<b>Los Angeles Dodgers @ Houston Astros</b> Astrodome, Houston, TX Wed Jul 08 1970, 8:05 PM EDT Att: 16,865 - Dome										
<b>Manny Mota, R</b> OBP: 0.394, SLG: 0.423 (1, 7)	0-0 F9		0-0 1B			0-0 L9		0-0 F9	0-0 CS	4	0	1	0	0	0	1											
<b>Willie Davis, L</b> OBP: 0.328, SLG: 0.420 (1, 8)	0-0 F9		0-0 L7			0-0 F9			0-0 G3	4	0	0	0	0	0	2											
<b>Wes Parker, S</b> OBP: 0.379, SLG: 0.448 (1, 3)		0-0 6-3 3B		0-3 K				0-0 1B	0-0 E8 1B 2B	4	2	3	0	0	1	0											
<b>Willie Crawford, L</b> OBP: 0.312, SLG: 0.363 (1, 9)		0-0 6-3		0-0 F8				0-0 F7	0-0 BB E 1B	4	1	1	2	0	0	1											
<b>Bill Sudakis, S</b> OBP: 0.333, SLG: 0.414 (1, 5)		0-0 F5		0-0 F9				0-0 L9	0-0 E 2B BB	3	1	0	0	1	0	1											
<b>Tom Haller, L</b> OBP: 0.337, SLG: 0.403 <b>Andy Kosco, R</b> OBP: 0.243, SLG: 0.407 <b>Jeff Torborg, R</b> OBP: 0.267, SLG: 0.265 (9, PH) (9, 2)		0-0 4-3			4-0 G1-6-3 BB			0-0 F8	0-3 K	2	0	0	0	1	0	1											
<b>Jim Lefebvre, S</b> OBP: 0.333, SLG: 0.377 (1, 4)			0-0 F6		0-0 G1-6-3 1-2			0-0 F5	0-0 E8 2B 1B	4	1	1	1	0	0	1											
<b>Don Sutton, R</b> OBP: 0.238, SLG: 0.220 <b>Von Hayes, L</b> OBP: 0.203, SLG: 0.223 <b>Ray Lamb, R</b> OBP: 0.275, SLG: 0.315 <b>Maury Wills, S</b> OBP: 0.289, SLG: 0.315 <b>Claude Osteen, L</b> OBP: 0.259, SLG: 0.315 <b>Jim Brewer, L</b> OBP: 0.259, SLG: 0.315 (9, PH) (9, 1) (9, 1) (9, 1)			0-0 1B		0-0 4-3			0-0 L5	0-0 1B 2B	2	0	1	0	0	0	0											
<b>Inning Stats</b>	R: 0 E: 0 K: 1 S: 5	H: 0 LOB: 0 BB: 0 P: 5	R: 1 E: 0 K: 0 S: 4	H: 1 LOB: 0 BB: 0 P: 4	R: 0 E: 0 K: 1 S: 7	H: 2 LOB: 2 BB: 0 P: 7	R: 0 E: 0 K: 1 S: 5	H: 0 LOB: 0 BB: 1 P: 6	R: 0 E: 0 K: 1 S: 5	H: 1 LOB: 1 BB: 0 P: 4	R: 0 E: 0 K: 0 S: 4	H: 1 LOB: 1 BB: 0 P: 4	R: 5 E: 2 K: 1 S: 9	H: 5 LOB: 1 BB: 1 P: 13	1B: 7 2B: 2 3B: 1 HR: 0	SF: 0 SAC: 0 DP: 1 HBP: 0		WP: 0 PA: 38 PB: 0 SB: 0 CS: 1									
<b>PITCHER</b>	IP	WLS	BF	H	R	ER	SO	BB	IBB	HBP	BLK	WP	HR	S	P	ERA	WHIP										
<b>Don Wilson, R</b> ERA: 4.46	(1, 1)	8.1	33	7	4	4	4	2	0	0	0	0	0	39	47	4.32	1.080										
<b>Jack Dilauro, L</b> ERA: 4.22	(9, 1)	0.1	L	3	2	1	1	0	0	0	0	0	0	5	5	27.00	6.000										
<b>Jim Ray, R</b> ERA: 4.28	(9, 1)	0.1	1	1	1	1	0	0	0	0	0	0	0	1	1	27.00	3.000										


AB	35
R	6
H	10
RBI	6
BB	2
SO	5
LOB	10

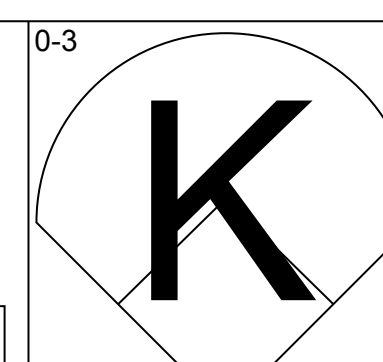
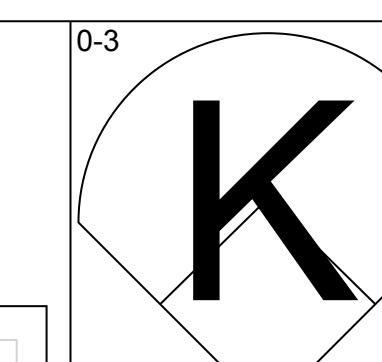
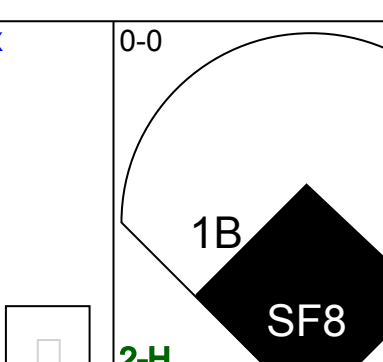
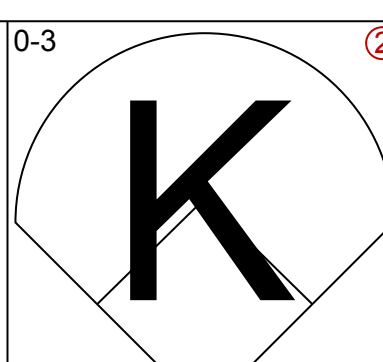
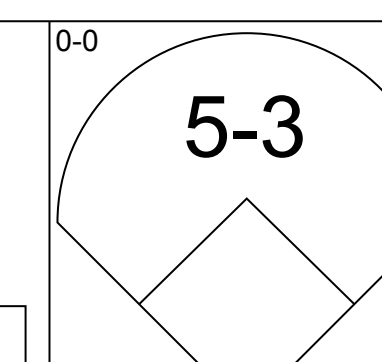
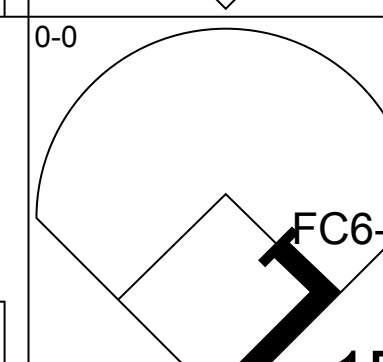
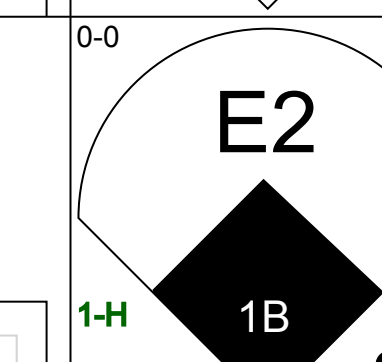
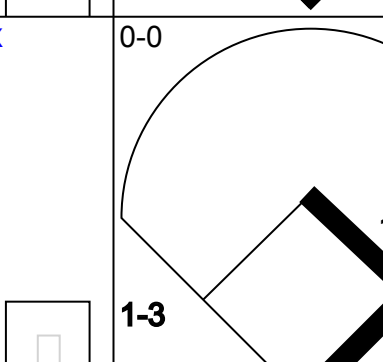
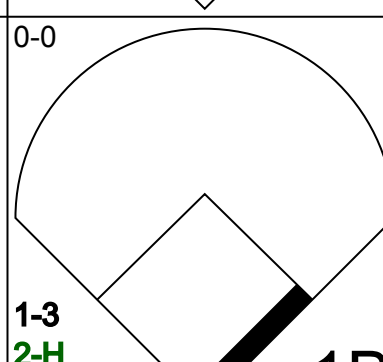

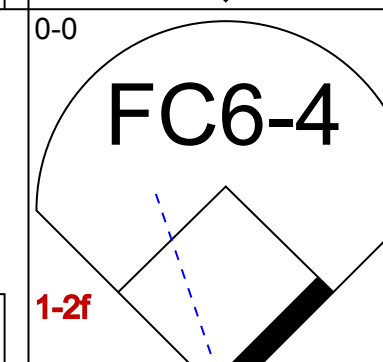
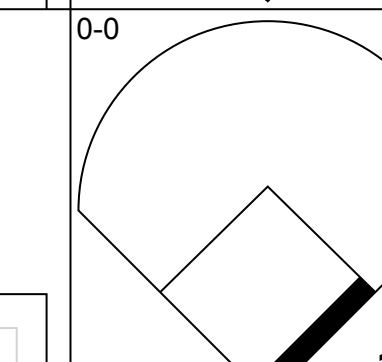
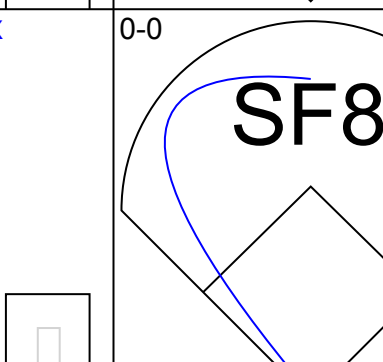
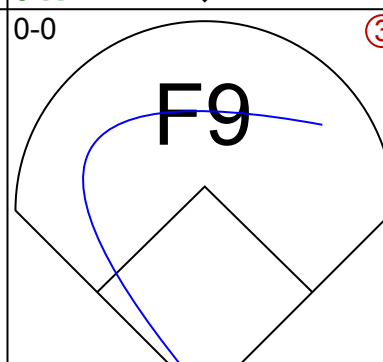

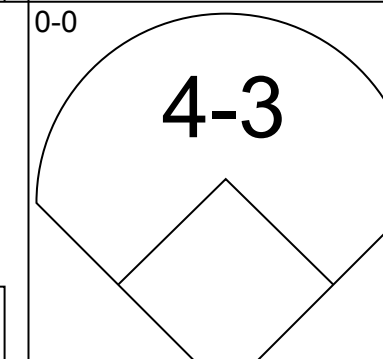
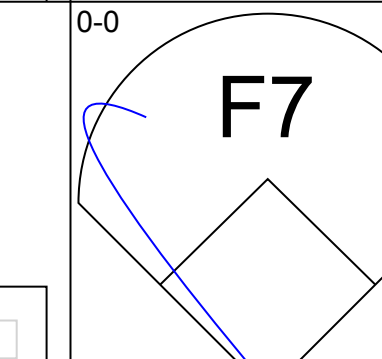
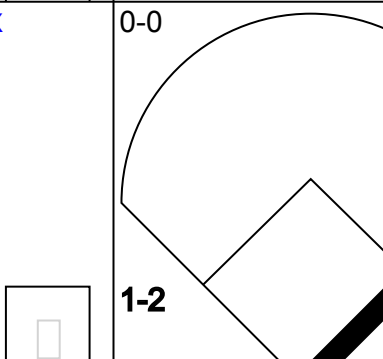


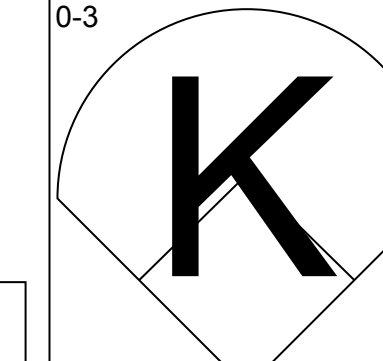
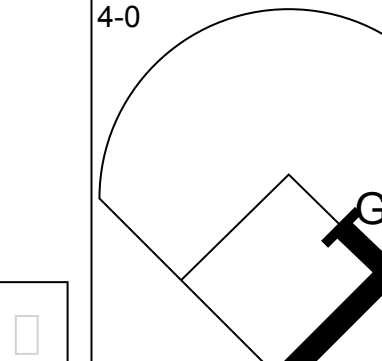
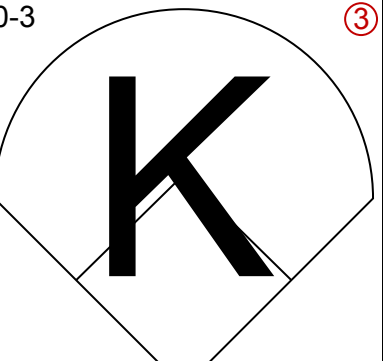
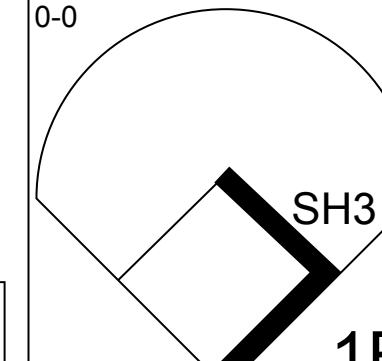



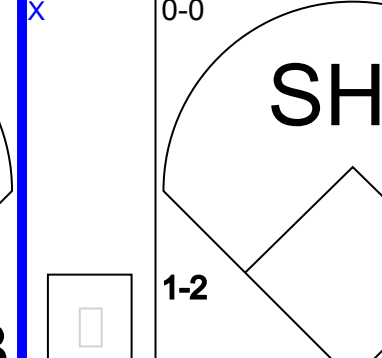



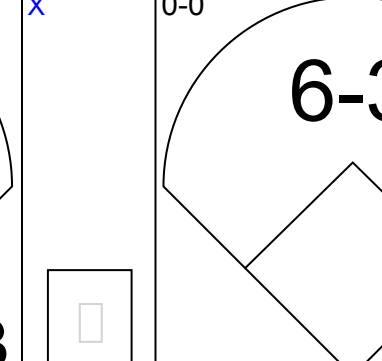
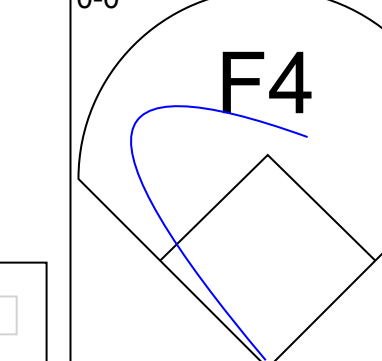
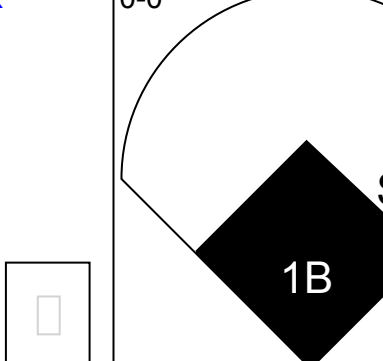
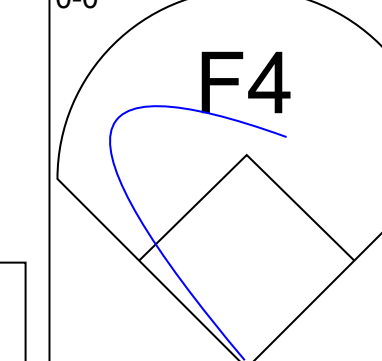
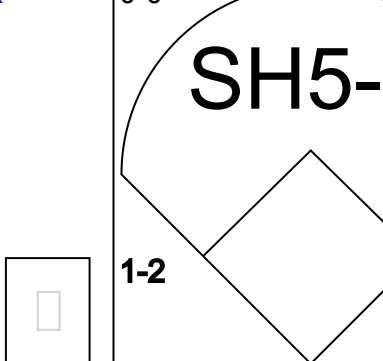
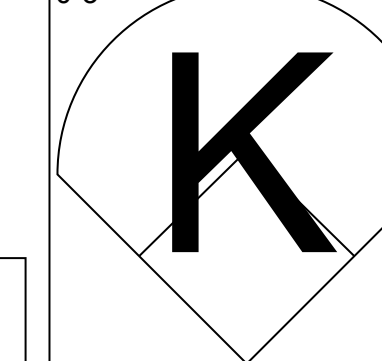
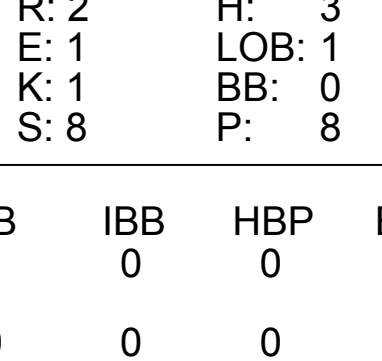
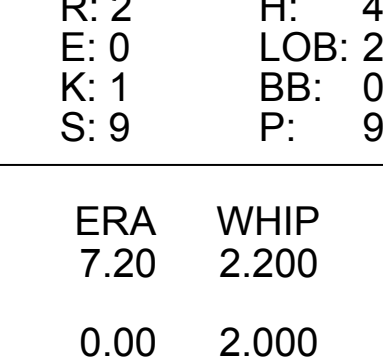
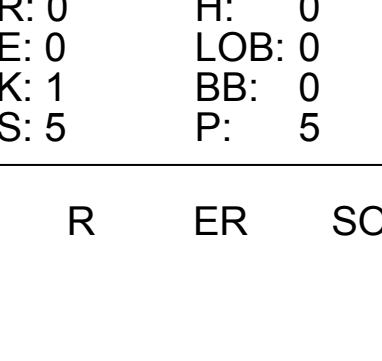


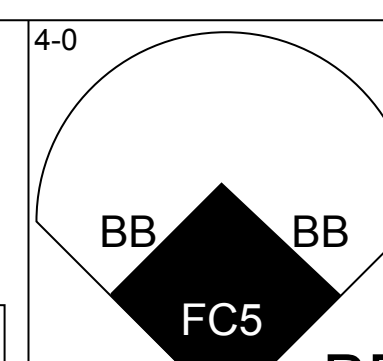
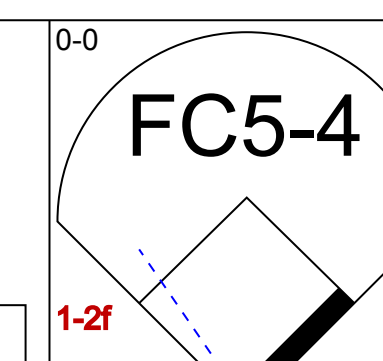
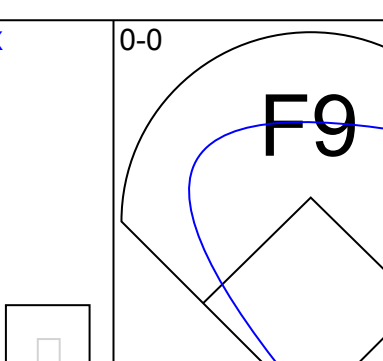
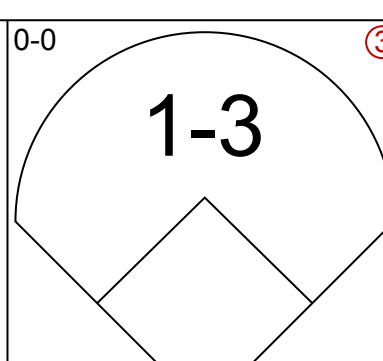
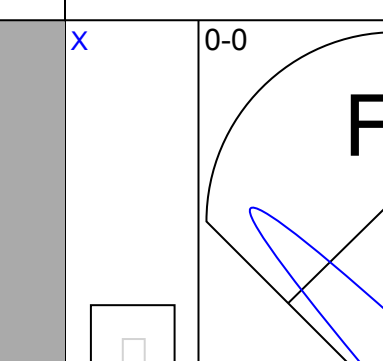
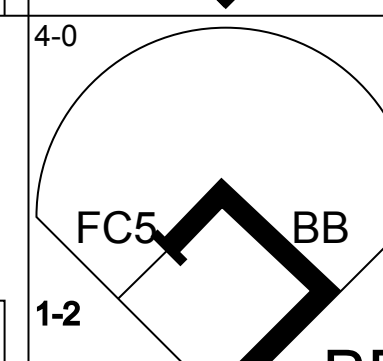
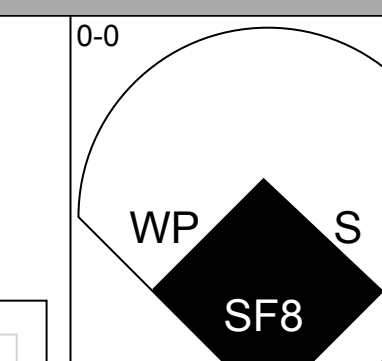
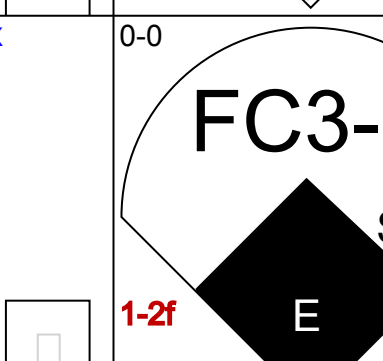
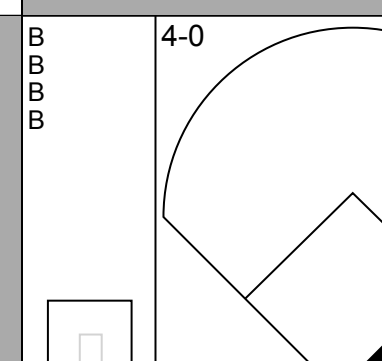
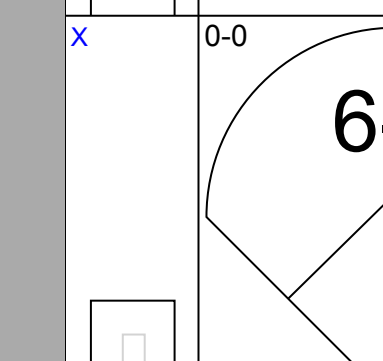
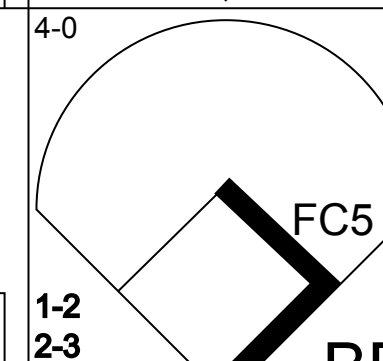
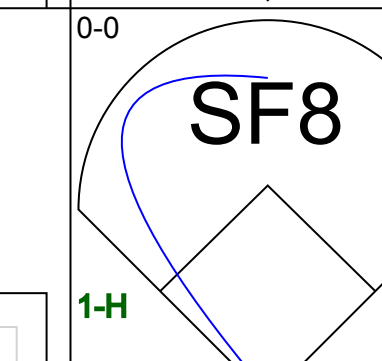
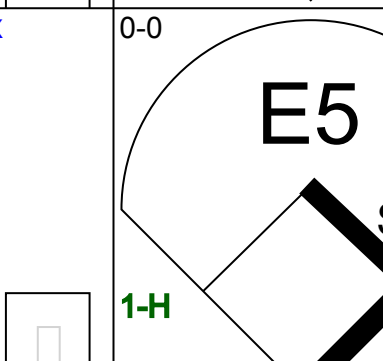
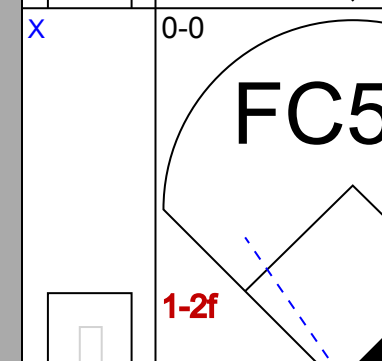
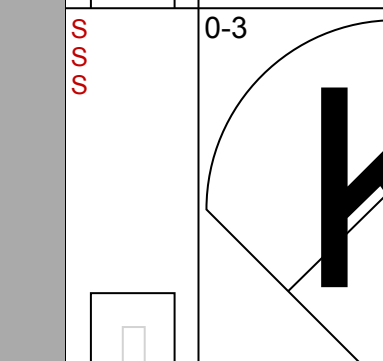
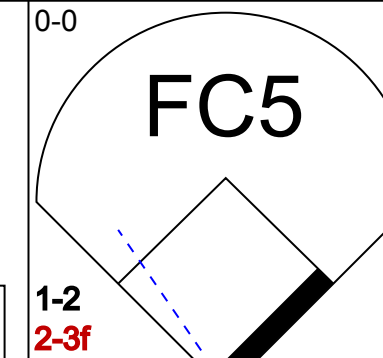
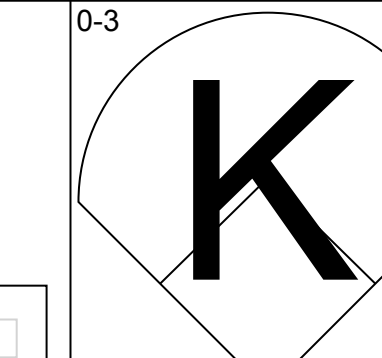
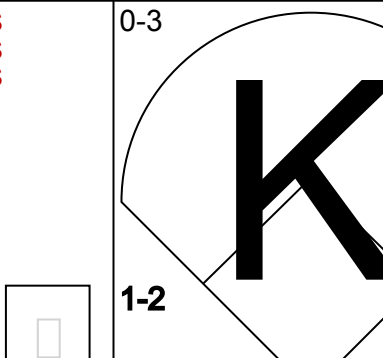
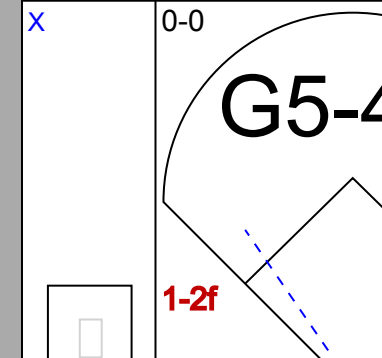
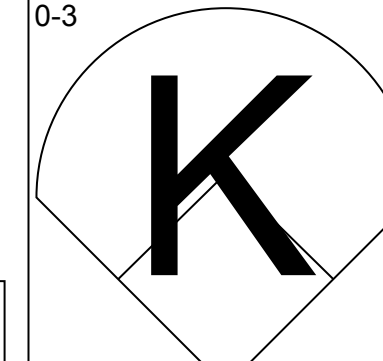
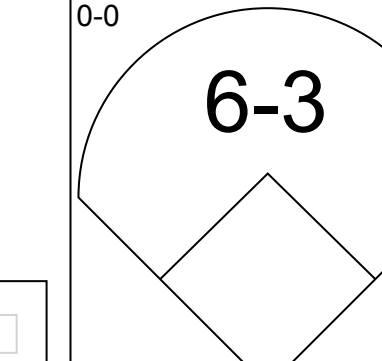
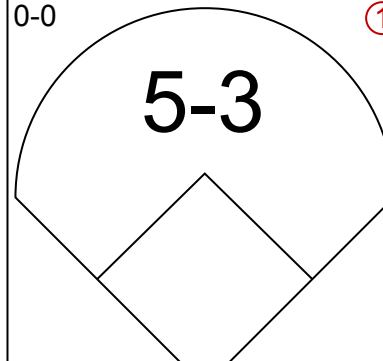
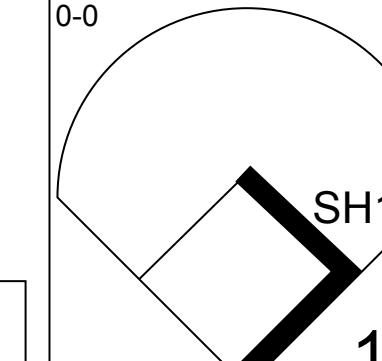
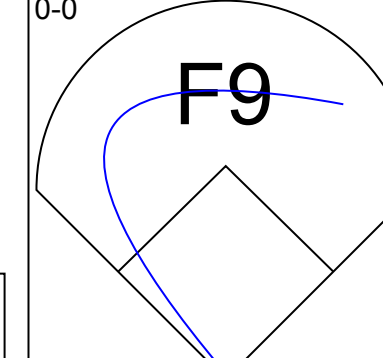
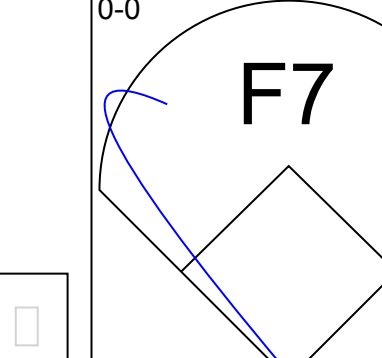
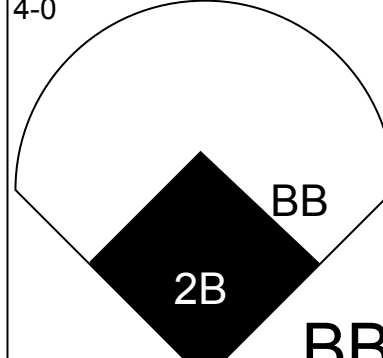
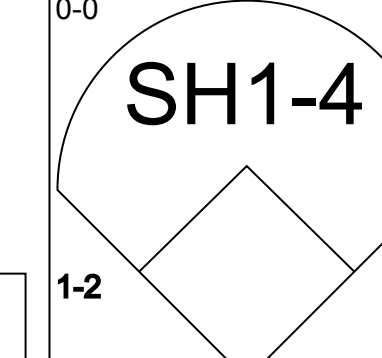
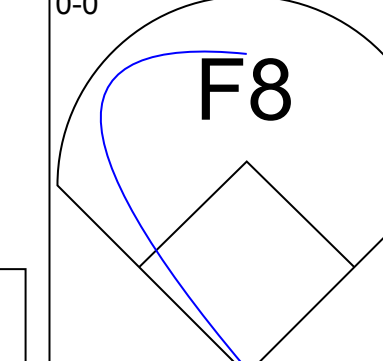
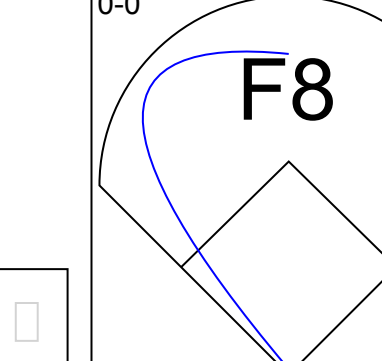
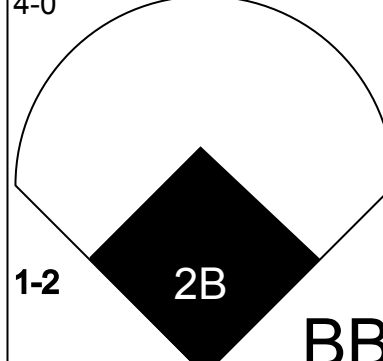
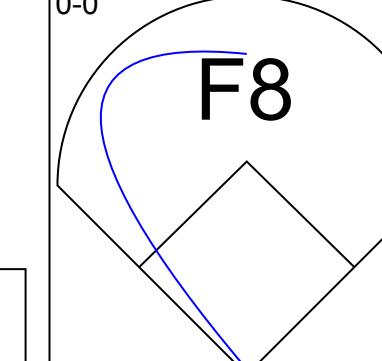
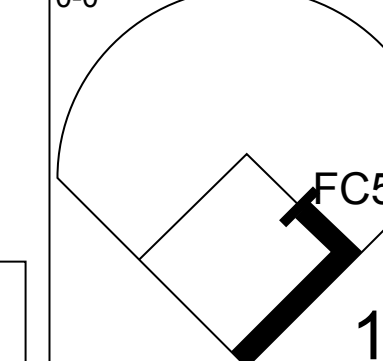
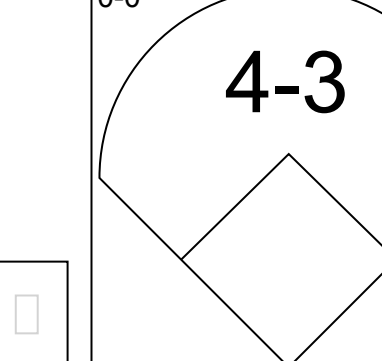
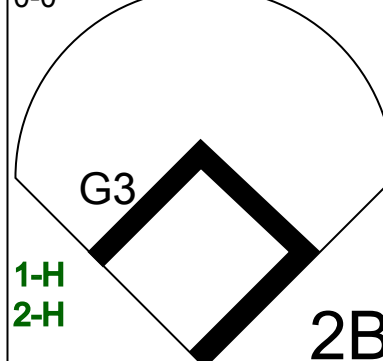
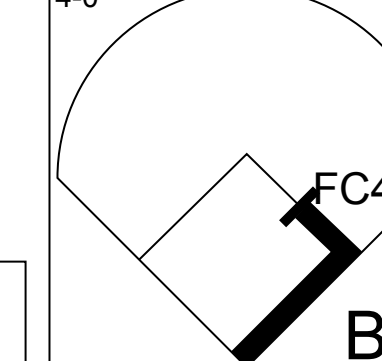
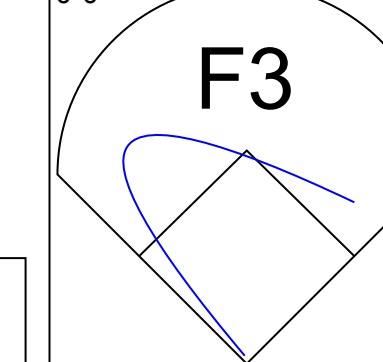
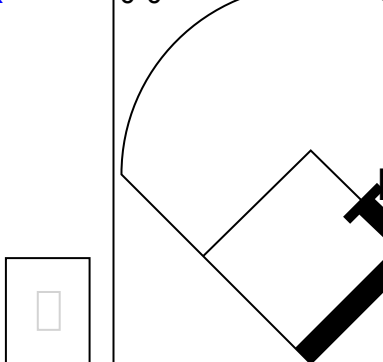
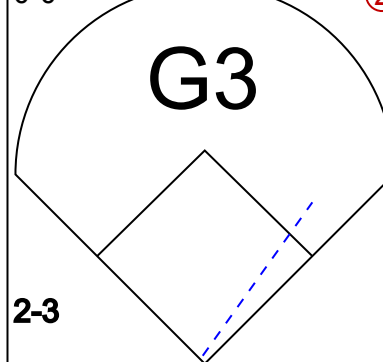
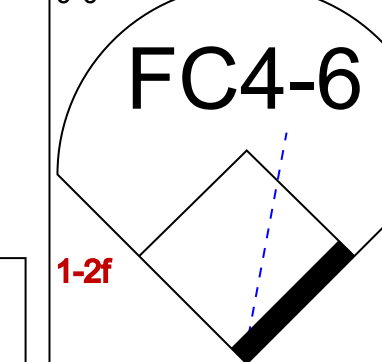
Batter	1	2	3	4	5	6	7	8	9	AB	R	H	RBI	BB	SO	LOB	BOTTOM										
<b>Jesus Alou, R</b> OBP: 0.322, SLG: 0.357 (1, 9)	0-0 2B 1B		0-0 4-3	0-0 G3					0-0 1B	5	1	3	0	0	0	0	<b>Los Angeles Dodgers @ Houston Astros</b> Astrodome, Houston, TX Wed Jul 08 1970, 8:05 PM EDT Att: 16,865 - Dome										
<b>Joe Morgan, L</b> OBP: 0.400, SLG: 0.390 (1, 4)	0-0 1B		4-0 S 3B BB		0-0 1-3		0-0 F7		0-0 4-3	4	1	1	0	1	0	2											
<b>Bob Watson, R</b> OBP: 0.341, SLG: 0.513 <b>Cesar Geronimo, L</b> OBP: 1.000, SLG: 1.000 (8, 7)	0-3 K		0-3 K		0-0 6-3		0-0 F7			4	0	0	0	0	2	4											
<b>Joe Pepitone, L</b> OBP: 0.296, SLG: 0.473 (8, 3)	4-0 1B		0-0 3B		0-0 F9			0-0 F9		3	1	1	1	1	0	0											
<b>Denis Menke, R</b> OBP: 0.377, SLG: 0.407 (1, 6)	0-0 1B		4-0 3B BB			0-0 1B		0-0 6-3		3	1	2	1	1	0	0											
<b>Cesar Cedeno, R</b> OBP: 0.247, SLG: 0.324 (1, 8)	0-3 K		0-0 3B		0-3 K		0-3 K		0-0 G3	4	0	1	2	0	2	3											
<b>Marty Martinez, S</b> OBP: 0.297, SLG: 0.275 (1, 5)		0-0 3-1		0-0 K			0-0 F7		0-3 K	4	0	0	0	0	2	2											
<b>Johnny Edwards, L</b> OBP: 0.237, SLG: 0.260 (1, 2)		0-0 G3		0-0 4-3			0-0 F8		0-0 F8	4	0	0	0	0	0	1											
<b>Don Wilson, R</b> OBP: 0.120, SLG: 0.160 <b>Jack Dilauro, S</b> OBP: 0.267, SLG: 0.267 <b>Jimmy Wynn, R</b> OBP: 0.383, SLG: 0.486 (9, PH) (9, 1)		0-3 K		0-3 K				0-0 6-3	0-0 HR	3	0	0	0	0	2	0											
<b>Inning Stats</b>	R: 1 E: 0 K: 2 S: 9	H: 3 LOB: 2 BB: 1 P: 13	R: 0 E: 0 K: 1 S: 5	H: 0 LOB: 0 BB: 0 P: 5	R: 3 E: 0 K: 2 S: 9	H: 2 LOB: 1 BB: 2 P: 17	R: 0 E: 0 K: 1 S: 5	H: 0 LOB: 0 BB: 0 P: 6	R: 0 E: 0 K: 0 S: 4	H: 1 LOB: 1 BB: 0 P: 4	R: 0 E: 0 K: 0 S: 3	H: 0 LOB: 0 BB: 0 P: 3	R: 1 E: 0 K: 1 S: 7	H: 2 LOB: 1 BB: 0 P: 7	1B: 4 2B: 2 3B: 2 HR: 1	SF: 0 SAC: 0 DP: 0 HBP: 0		WP: 0 PA: 38 PB: 0 SB: 1 CS: 0									
<b>PITCHER</b>	IP	WLS	BF	H	R	ER	SO	BB	IBB	HBP	BLK	WP	HR	S	P	ERA	WHIP										
<b>Don Sutton, R</b> ERA: 3.58	(1, 1)	7.0	30	7	4	4	7	2	1	0	0	0	0	41	53	5.14	1.286										
<b>Ray Lamb, R</b> ERA: 3.39	(8, 1)	1.0	W	3	0	0	0	0	0	0	0	0	0	3	3	0.00	0.000										
<b>Jim Brewer, L</b> ERA: 1.9	(9, 1)	1.0	S	5	2	1	1	0	0	0	0	0	1	7	7	9.00	2.000										



Batter	1	2	3	4	5	6	7	8	9	AB	R	H	RBI	BB	SO	LOB	TOP					
<b>Billy Grabarkewitz, R</b> OBP: 0.440, SLG: 0.500 (1, 6)	0-3 K		0-3 K		0-0 6-3	4-0 BB		0-0 6-3		4	0	0	0	1	2	0	<b>Los Angeles Dodgers @ Houston Astros</b> Astrodome, Houston, TX Thu Jul 09 1970, 8:05 PM EDT Att: 12,798 - Dome  <b>AB 38</b> <b>R 5</b> <b>H 12</b> <b>RBI 5</b> <b>BB 4</b> <b>SO 8</b> <b>LOB 20</b>  					
<b>Manny Mota, R</b> OBP: 0.390, SLG: 0.418 (1, 7)	0-0 4-3 1B		0-3 K		0-0 4-3	0-0 6-3		0-0 F8		5	1	1	0	0	1	3						
<b>Willie Davis, L</b> OBP: 0.332, SLG: 0.434 (1, 8)	0-0 4-3		0-0 IHR		0-0 1B 2B		4-0 L9 1B BB		0-3 K		4	3	2	1	1	1						
<b>Wes Parker, S</b> OBP: 0.387, SLG: 0.458 (1, 3)	0-0 2H 1B		4-0 BB		0-0 2H 1B		0-0 1B 1B		0-0 2B 2B		4	1	4	2	1	0						
<b>Jim Lefebvre, S</b> OBP: 0.330, SLG: 0.377 (1, 4)	0-0 4-3		0-0 L9		0-3 K		0-0 L9		0-0 2B		5	0	1	1	0	1						
<b>Tom Haller, L</b> OBP: 0.348, SLG: 0.417 (1, 2)		0-0 1B		0-0 G3 2B		4-0 BB 1B BB		0-0 1-2 3H G1-4-3 1B		4	0	3	1	1	0	1						
<b>Steve Garvey, R</b> OBP: 0.138, SLG: 0.143 (1, 5)	0-0 F8		0-0 F4		0-3 K		0-0 G1-4-3				4	0	0	0	0	1						
<b>Willie Crawford, L</b> OBP: 0.306, SLG: 0.356 (1, 9)	0-3 K		0-0 G3		0-0 F6		0-3 K				4	0	0	0	0	2						
<b>Alan Foster, R</b> OBP: 0.086, SLG: 0.073 (4, PH)	0-0 3-1		0-0 L7		0-0 L7		0-0 1-2 BB 1B		0-0 4-3		1	0	0	0	0	0						
<b>Fred Norman, S</b> OBP: 0.195, SLG: 0.500 (8, PH)											1	0	0	0	0	0						
<b>Pete Mikkelsen, R</b> OBP: 0.295, SLG: 0.317 (8, 1)											0	0	0	0	0	0						
<b>Inning Stats</b>	R: 1 E: 0 K: 1 S: 7	H: 2 LOB: 1 BB: 0 P: 7	R: 0 E: 0 K: 1 S: 6	H: 1 LOB: 1 BB: 0 P: 6	R: 1 E: 0 K: 2 S: 8	H: 1 LOB: 1 BB: 1 P: 12	R: 0 E: 0 K: 0 S: 4	H: 1 LOB: 1 BB: 0 P: 4	R: 1 E: 0 K: 1 S: 7	H: 2 LOB: 1 BB: 0 P: 7	R: 0 E: 0 K: 1 S: 6	H: 1 LOB: 3 BB: 2 P: 14	R: 1 E: 0 K: 0 S: 4	H: 2 LOB: 1 BB: 1 P: 8	R: 0 E: 0 K: 1 S: 5	H: 0 LOB: 0 BB: 0 P: 5	R: 1 E: 0 K: 1 S: 7	H: 2 LOB: 1 BB: 0 P: 7	1B: 7 2B: 4 3B: 0 HR: 1	SF: 0 SAC: 0 DP: 1 HBP: 0	WP: 0 PB: 0 SB: 0 CS: 0	PA: 42
<b>PITCHER</b>	IP WLS BF	H R ER SO	BB IBB HBP BLK	WP HR S P	ERA WHIP	<b>PITCHER</b>										IP WLS BF	H R ER SO	BB IBB HBP BLK	WP HR S P	ERA WHIP		
<b>Jack Billingham, R</b> ERA: 3.41 (1, 1)	6.1 W 33	10 4 4 6	4 0 0 0	0 0 41 57	5.68 2.211											6.1 W 33	10 4 4 6	4 0 0 0	0 0 41 57	5.68 2.211		
<b>Jim Ray, R</b> ERA: 4.24 (7, 1)	2.2 S 9	2 1 1 2	0 0 0 0	0 0 13 13	3.38 0.750											2.2 S 9	2 1 1 2	0 0 0 0	0 0 13 13	3.38 0.750		

Batter	1	2	3	4	5	6	7	8	9	AB	R	H	RBI	BB	SO	LOB	BOTTOM					
<b>Jesus Alou, R</b> OBP: 0.330, SLG: 0.364 (1, 9)	0-0 1B HR		0-0 FC4-6 1B		0-0 6-3		0-0 F7			5	1	3	1	0	0	0	<b>Los Angeles Dodgers @ Houston Astros</b> Astrodome, Houston, TX Thu Jul 09 1970, 8:05 PM EDT Att: 12,798 - Dome  <b>AB 38</b> <b>R 9</b> <b>H 14</b> <b>RBI 9</b> <b>BB 4</b> <b>SO 6</b> <b>LOB 25</b>  					
<b>Joe Morgan, L</b> OBP: 0.403, SLG: 0.395 (1, 4)	0-0 1B HR		0-0 FC4-6 1B		0-0 1B 2B		0-0 F9			4	2	2	0	1	0	2						
<b>Bob Watson, R</b> OBP: 0.359, SLG: 0.525 (6, PR)	4-0 1B BB		0-0 F9		0-0 G3 1B		4-0 2B		0-0 2B		3	1	2	1	2	0						
<b>Cesar Geronimo, L</b> OBP: 1.000, SLG: 1.000 (9, 7)	1-2 HR		0-0 F9		0-0 G3 1B		4-0 2B		0-0 2B		0	0	0	0	0	0						
<b>Joe Pepitone, L</b> OBP: 0.298, SLG: 0.470 (1, 7)	0-3 K		0-0 1B S		0-0 G3 1B		0-0 F2		1-0 HBP		4	1	1	0	0	1						
<b>Hector Torres, R</b> OBP: 0.279, SLG: 0.256 (9, 6)	0-0 K		0-0 1B S		0-0 G3 1B		0-0 F2		0-0 HBP		0	0	0	0	0	0						
<b>Denis Menke, R</b> OBP: 0.377, SLG: 0.417 (1, 6)	0-0 1H 2H 3H HR		0-0 1B BB		0-0 L8		0-0 5-3		0-3 K		5	1	2	5	0	1						
<b>Cesar Cedeno, R</b> OBP: 0.244, SLG: 0.316 (1, 8)	0-0 5-3		0-3 K		0-0 1B 1B		0-0 F7		0-0 F7		5	1	1	0	0	1						
<b>Doug Rader, R</b> OBP: 0.305, SLG: 0.419 (1, 5)	0-0 F8		4-0 1B BB		0-3 K		0-0 HR		0-3 K		4	1	1	1	1	2						
<b>Johnny Edwards, L</b> OBP: 0.237, SLG: 0.260 (1, 2)		0-0 4-3		0-0 F9		0-0 4-3 1B 1B		0-0 F8		4	1	1	1	0	0	2						
<b>Jack Billingham, R</b> OBP: 0.111, SLG: 0.077 (1, 1)		0-0 FC4-6 1B		0-0 4-3		0-0 4-3		0-3 K		3	0	1	0	0	0	3						
<b>Jim Ray, R</b> OBP: 0.290, SLG: 0.250 (7, 1)		0-0 FC4-6 1B		0-0 4-3		0-0 4-3		0-0 K		1	0	0	0	0	1	0						
<b>Inning Stats</b>	R: 4 E: 0 K: 1 S: 8	H: 3 LOB: 0 BB: 1 P: 12	R: 0 E: 0 K: 0 S: 5	H: 2 LOB: 2 BB: 0 P: 5	R: 1 E: 0 K: 1 S: 7	H: 2 LOB: 2 BB: 1 P: 11	R: 1 E: 0 K: 0 S: 5	H: 2 LOB: 1 BB: 0 P: 5	R: 2 E: 0 K: 1 S: 8	H: 3 LOB: 3 BB: 2 P: 16	R: 1 E: 0 K: 0 S: 4	H: 1 LOB: 0 BB: 0 P: 4	R: 0 E: 0 K: 1 S: 5	H: 0 LOB: 0 BB: 0 P: 5	R: 0 E: 0 K: 2 S: 8	H: 1 LOB: 2 BB: 0 P: 9	R: 0 E: 0 K: 2 S: 8	H: 1 LOB: 2 BB: 0 P: 9	1B: 10 2B: 2 3B: 0 HR: 2	SF: 0 SAC: 0 DP: 0 HBP: 1	WP: 0 PB: 0 SB: 2 CS: 0	PA: 43
<b>PITCHER</b>	IP WLS BF	H R ER SO	BB IBB HBP BLK	WP HR S P	ERA WHIP	<b>PITCHER</b>										IP WLS BF	H R ER SO	BB IBB HBP BLK	WP HR S P	ERA WHIP		
<b>Alan Foster, R</b> ERA: 3.85 (1, 1)	3.0 L 18	7 5 3 3	2 0 0 0	0 0 20 28	15.00 3.000											3.0 L 18	7 5 3 3	2 0 0 0	0 0 20 28	15.00 3.000		
<b>Ray Lamb, R</b> ERA: 4.13 (4, 1)	1.2 11	5 3 3 1	1 0 0 0	0 0 12 16	16.20 3.600											1.2 11	5 3 3 1	1 0 0 0	0 0 12 16	16.20 3.600		
<b>Fred Norman, L</b> ERA: 4.25 (5, 1)	2.1 9	1 1 1 1	1 0 0 0	0 1 10 14	3.86 0.857											2.1 9	1 1 1 1	1 0 0 0	0 1 10 14	3.86 0.857		
<b>Pete Mikkelsen, R</b> ERA: 3.29 (8, 1)	1.0 5	1 0 0 2	0 0 1 0	0 0 8 9	0.00 1.000											1.0 5	1 0 0 2	0 0 1 0	0 0 8 9	0.00 1.000		

Batter	1	2	3	4	5	6	7	8	9	AB	R	H	RBI	BB	SO	LOB	TOP			
<b>Bobby Bonds, R</b> OBP: 0.391, SLG: 0.491 (1, 9)										5	1	1	1	0	3	4	<b>San Francisco Giants @ Houston Astros</b> Astrodome, Houston, TX Fri Jul 10 1970, 8:05 PM EDT Att: 17,770 - Unknown			
<b>Ron Hunt, R</b> OBP: 0.401, SLG: 0.390 <b>Bob Heise, R</b> OBP: 0.269, SLG: 0.317 (6, 4)										4	1	4	2	0	0	0				
<b>Willie Mays, R</b> OBP: 0.368, SLG: 0.512 (1, 8)										4	1	2	2	0	0	3				
<b>Willie McCovey, L</b> OBP: 0.423, SLG: 0.562 (1, 3)											5	0	2	2	0	1		2		
<b>Dick Dietz, R</b> OBP: 0.450, SLG: 0.626 (1, 2)										3	0	1	0	1	2	2				
<b>Jim Ray Hart, R</b> OBP: 0.474, SLG: 0.824 <b>Al Gallagher, R</b> OBP: 0.345, SLG: 0.417 (6, 5)										3	1	1	0	0	1	1				
<b>Frank Johnson, R</b> OBP: 0.361, SLG: 0.490 (1, 7)										5	1	1	0	0	0	3				
<b>Hal Lanier, R</b> OBP: 0.281, SLG: 0.309 (1, 6)										5	1	1	0	0	2	4				
<b>Frank Reberger, L</b> OBP: 0.286, SLG: 0.357 <b>Mike Davison, L</b> (6, 1)										2	1	2	0	0	0	0				
<b>Jerry Johnson, R</b> (8, 1)										1	0	0	0	0	1	0				
<b>Inning Stats</b>	R: 0 E: 0 K: 1 S: 6	H: 1 LOB: 1 BB: 0 P: 6	R: 0 E: 0 K: 2 S: 7	H: 0 LOB: 0 BB: 0 P: 7	R: 2 E: 1 K: 1 S: 8	H: 3 LOB: 1 BB: 0 P: 8	R: 0 E: 0 K: 0 S: 2	H: 0 LOB: 0 BB: 1 P: 6	R: 2 E: 0 K: 1 S: 9	H: 4 LOB: 2 BB: 0 P: 9	R: 0 E: 0 K: 1 S: 6	H: 1 LOB: 1 BB: 0 P: 6	R: 0 E: 0 K: 1 S: 5	H: 0 LOB: 0 BB: 0 P: 5	R: 2 E: 0 K: 2 S: 10	H: 3 LOB: 2 BB: 0 P: 11	1B: 14 2B: 2 3B: 0 HR: 0	SF: 1 SAC: 2 DP: 1 HBP: 1	WP: 0 PB: 0 SB: 0 CS: 0	PA: 44
<b>PITCHER</b>	IP	WLS	BF	H	R	ER	SO	BB	IBB	HBP	BLK	WP	HR	S	P	ERA	WHIP			
<b>Denny Lemaster, L</b> ERA: 4.65 (1, 1)	5.0	L	25	10	6	4	5	1	0	0	0	0	0	34	38	7.20	2.200			
<b>George Culver, R</b> ERA: 4.33 (6, 1)	1.0		5	2	0	0	2	0	0	0	0	0	0	9	9	0.00	2.000			
<b>Jim Bouton, R</b> ERA: 6.15 (7, 1)	2.0		7	1	0	0	2	0	0	0	0	0	0	11	11	0.00	0.500			
<b>Fred Gladding, R</b> ERA: 3.92 (9, 1)	1.0		7	3	2	2	2	0	0	1	0	0	0	10	11	18.00	3.000			

Batter	1	2	3	4	5	6	7	8	9	AB	R	H	RBI	BB	SO	LOB	BOTTOM					
<b>Jesus Alou, R</b> OBP: 0.326, SLG: 0.356 (1, 9)										4	1	0	0	1	0	3	<b>San Francisco Giants @ Houston Astros</b> Astrodome, Houston, TX Fri Jul 10 1970, 8:05 PM EDT Att: 17,770 - Unknown					
<b>Joe Morgan, L</b> OBP: 0.406, SLG: 0.395 (1, 4)										3	2	1	0	2	0	1						
<b>Jimmy Wynn, R</b> OBP: 0.383, SLG: 0.485 (1, 7)										3	0	1	1	1	1	1						
<b>Bob Watson, R</b> OBP: 0.348, SLG: 0.508 (1, 3)										4	0	0	1	0	2	4						
<b>Denis Menke, R</b> OBP: 0.376, SLG: 0.415 (1, 6)										4	0	1	0	0	1	2						
<b>Cesar Cedeno, R</b> OBP: 0.247, SLG: 0.309 (1, 8)										2	1	0	0	1	0	2						
<b>Doug Rader, R</b> OBP: 0.304, SLG: 0.414 (1, 5)										3	1	0	0	1	0	1						
<b>Johnny Edwards, L</b> OBP: 0.244, SLG: 0.268 <b>Cesar Geronimo, L</b> OBP: 1.000, SLG: 1.000 <b>Fred Gladding, L</b> (9, 1)										3	0	2	2	1	0	0						
<b>Denny Lemaster, R</b> OBP: 0.236, SLG: 0.237 <b>George Culver, R</b> OBP: 0.196, SLG: 0.294 <b>Gary Carter, R</b> OBP: 0.226, SLG: 0.299 <b>Hector Torres, R</b> OBP: 0.162, SLG: 0.200 <b>Jim Bouton, R</b> OBP: 0.162, SLG: 0.200 <b>Marty Martinez, S</b> OBP: 0.200, SLG: 0.271 (9, 2)										2	0	1	0	0	0	1						
<b>Inning Stats</b>	R: 1 E: 0 K: 1 S: 5	H: 0 LOB: 2 BB: 3 P: 17	R: 0 E: 0 K: 0 S: 4	H: 1 LOB: 1 BB: 0 P: 4	R: 1 E: 0 K: 1 S: 6	H: 1 LOB: 0 BB: 0 P: 6	R: 0 E: 0 K: 0 S: 3	H: 0 LOB: 0 BB: 0 P: 3	R: 1 E: 1 K: 1 S: 7	H: 2 LOB: 1 BB: 0 P: 7	R: 2 E: 0 K: 0 S: 4	H: 1 LOB: 1 BB: 2 P: 12	R: 0 E: 0 K: 0 S: 2	H: 0 LOB: 0 BB: 1 P: 6	R: 0 E: 0 K: 0 S: 4	H: 1 LOB: 2 BB: 1 P: 8		R: 0 E: 0 K: 1 S: 5	H: 0 LOB: 0 BB: 0 P: 5	1B: 5 2B: 1 3B: 0 HR: 0	SF: 1 SAC: 1 DP: 1 HBP: 0	WP: 1 PB: 0 SB: 3 CS: 0
<b>PITCHER</b>	IP	WLS	BF	H	R	ER	SO	BB	IBB	HBP	BLK	WP	HR	S	P	ERA	WHIP					
<b>Frank Reberger, R</b> ERA: 6.32 (1, 1)	5.1	W	26	5	5	4	3	5	0	0	0	0	0	27	47	6.75	1.875					
<b>Mike Davison, L</b> ERA: 9.0 (6, 1)	2.0		7	1	0	0	0	1	0	0	0	0	0	6	10	0.00	1.000					
<b>Jerry Johnson, R</b> ERA: 5.86 (8, 1)	1.2	S	6	0	0	0	1	1	0	0	0	0	0	7	11	0.00	0.600					



Batter	1	2	3	4	5	6	7	8	9	10	11	12	13	14	AB	R	H	RBI	BB	SO	LOB	TOP						
<b>Bobby Bonds, R</b> OBP: 0.387, SLG: 0.494 (1, 9)	F8		5-3			6-3		K		5-3			HR		6	1	1	1	0	1	0							
<b>Ron Hunt, R</b> OBP: 0.400, SLG: 0.389 <b>Bob Heise, R</b> OBP: 0.261, SLG: 0.306 (1, 4) (7, 4)	F9			F5			HR	K		1-3			F8		3	1	1	0	0	0	0							
<b>Willie Mays, R</b> OBP: 0.368, SLG: 0.519 (1, 9)				5-3			F9						1-3		6	1	2	1	0	0	1							
<b>Willie McCovey, L</b> OBP: 0.424, SLG: 0.572 <b>Don Mason, L</b> OBP: 0.207, SLG: 0.115 <b>Bob Taylor, L</b> OBP: 0.302, SLG: 0.309 (1, 3) (9, PR) (9, 7)	4-3			F7			HR			4-3			F5		4	1	2	2	0	0	1							
<b>Dick Dietz, R</b> OBP: 0.451, SLG: 0.627 <b>John Stephenson, L</b> (1, 2) (3, 2)			G4-3			F3		3-1		F4					1	0	1	0	0	0	0							
<b>Jim Ray Hart, R</b> OBP: 0.455, SLG: 0.750 <b>Al Callender, R</b> OBP: 0.340, SLG: 0.410 (1, 5) (7, 5)			K			K				4-3			4-3		3	0	1	0	0	2	1							
<b>Frank Johnson, R</b> OBP: 0.360, SLG: 0.380 (1, 7) (9, 3)			G4-3			F8							F6		4	0	0	0	2	0	1							
<b>Hal Lanier, R</b> OBP: 0.279, SLG: 0.306 (1, 6)			K			G3		6-3		F5					5	0	1	0	0	1	4							
<b>Rich Robertson, R</b> OBP: 0.071, SLG: 0.238 <b>Jerry Johnson, R</b> (1, 1) (6, 1)			K			K				F2			FC4-6		2	0	0	0	0	2	0							
<b>Don McMahon, R</b> OBP: 0.364, SLG: 0.222 <b>Tito Fuentes, S</b> OBP: 0.273, SLG: 0.313 <b>Mike Davison, L</b> (12, PH) (12, 1)			K			K							FC4-6		1	0	0	0	0	0	0							
<b>Inning Stats</b>	R: 0 E: 0 K: 0 S: 4	H: 1 LOB: 1 BB: 4 P: 4	R: 0 E: 0 K: 1 S: 5	H: 1 LOB: 0 BB: 0 P: 5	R: 0 E: 0 K: 2 S: 7	H: 0 LOB: 0 BB: 0 P: 7	R: 0 E: 0 K: 1 S: 5	H: 0 LOB: 0 BB: 0 P: 5	R: 0 E: 0 K: 1 S: 5	H: 0 LOB: 0 BB: 0 P: 5	R: 2 E: 0 K: 0 S: 6	H: 3 LOB: 2 BB: 1 P: 10	R: 0 E: 0 K: 2 S: 7	H: 0 LOB: 0 BB: 0 P: 7	R: 1 E: 0 K: 0 S: 5	H: 2 LOB: 1 BB: 1 P: 9	R: 0 E: 0 K: 1 S: 5	H: 0 LOB: 0 BB: 0 P: 5	R: 0 E: 0 K: 1 S: 5	H: 1 LOB: 1 BB: 0 P: 4	R: 1 E: 0 K: 0 S: 4	H: 1 LOB: 0 BB: 0 P: 4	R: 0 E: 0 K: 0 S: 3	H: 0 LOB: 0 BB: 0 P: 3	1B: 6 2B: 0 3B: 0 HR: 3	SF: 0 SAC: 0 DP: 1 HBP: 0	WP: 0 PB: 0 CS: 0	PA: 52
<b>PITCHER</b>	IP	WLS	BF	H	R	ER	SO	BB	IBB	HBP	BLK	WP	HR	S	P	ERA	WHIP											
<b>Larry Dierker, R</b> ERA: 3.9 (1, 1)	9.0		35	7	3	3	7									3.00	0.889											
<b>Jim Ray, R</b> ERA: 4.1 (10, 1)	2.0		6	0	0	0	2							10	10	0.00	0.000											
<b>Fred Gladding, R</b> ERA: 3.95 (12, 1)	2.0		8	2	1	1	0							8	8	4.50	1.000											
<b>Jim Bouton, R</b> ERA: 6.05 (14, 1)	1.0	W	3	0	0	0	0							3	3	0.00	0.000											

San Francisco Giants @ Houston Astros  
Astrodome, Houston, TX  
Sat Jul 11 1970, 4:33 AM EDT  
Att: 27,208 - Unknown

AB 50  
R 4  
H 9  
RBI 4  
BB 2  
SO 9  
LOB 11



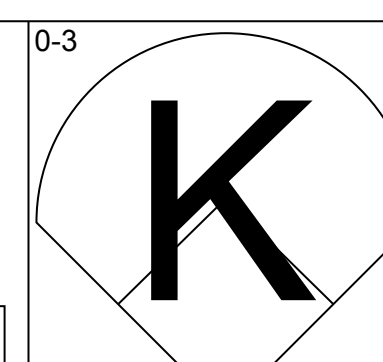
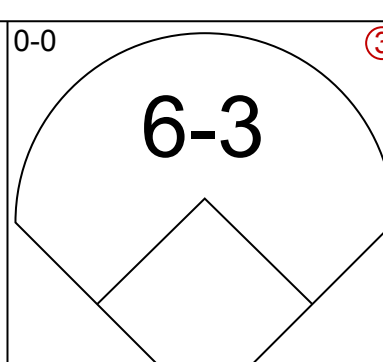
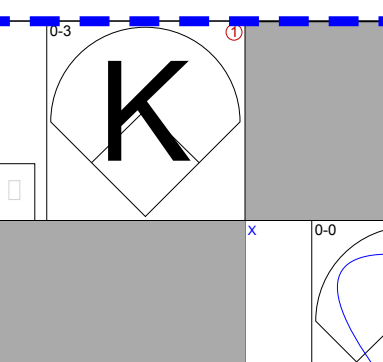
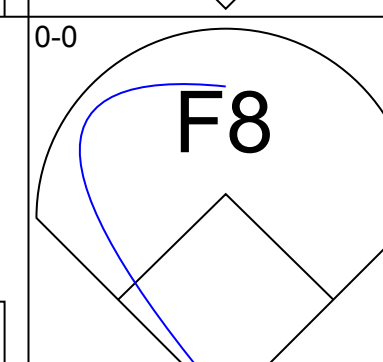
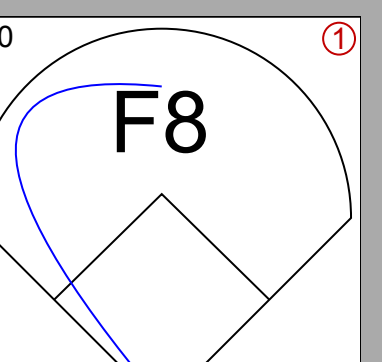
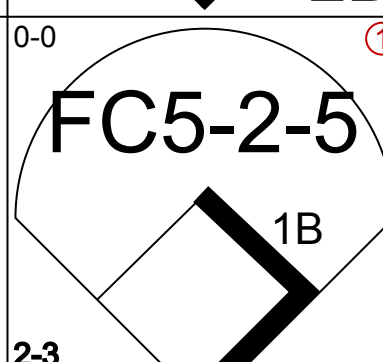
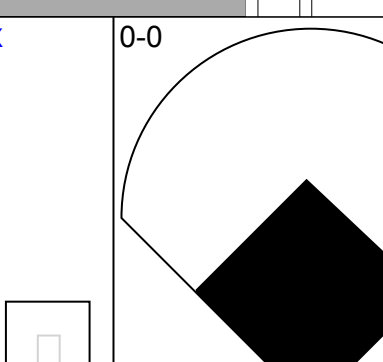
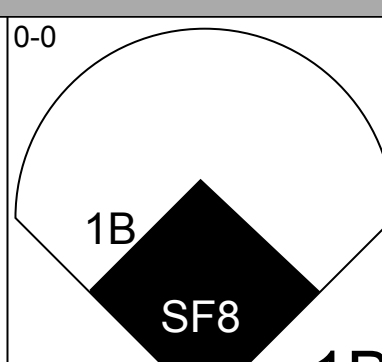
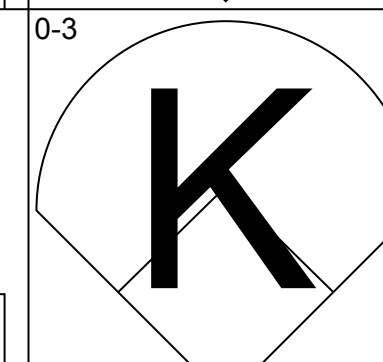
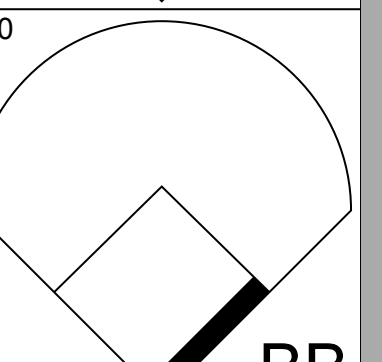
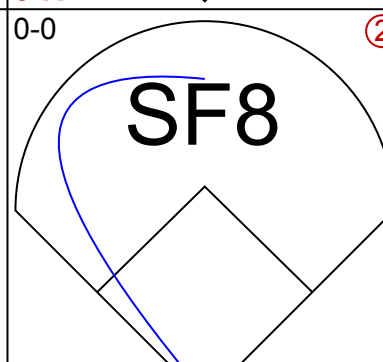
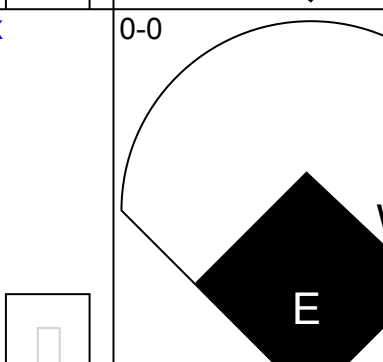
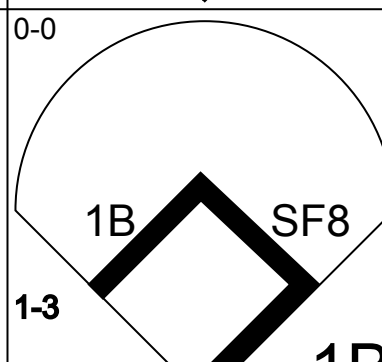
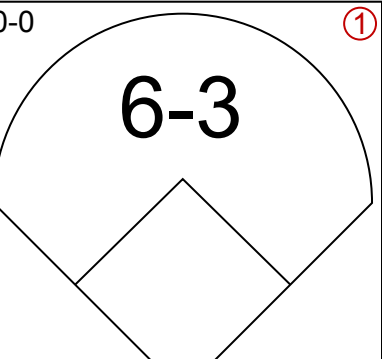
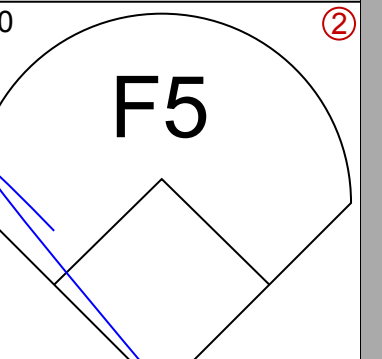
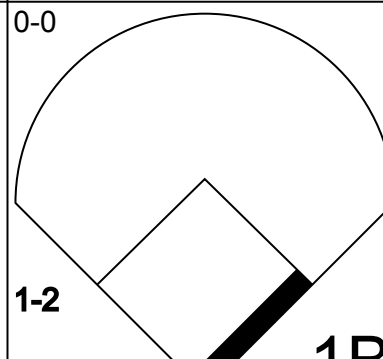
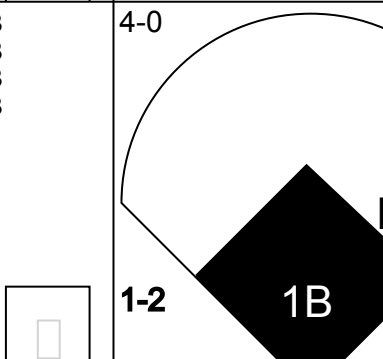
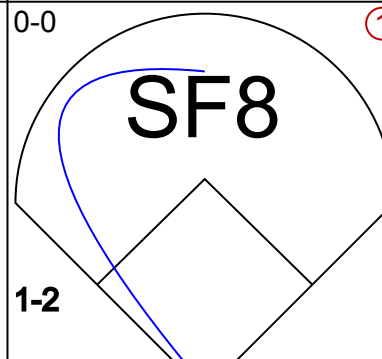
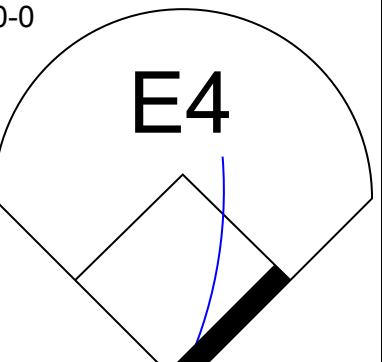
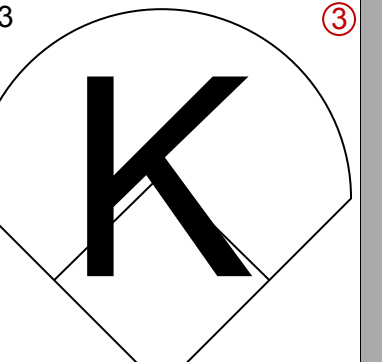
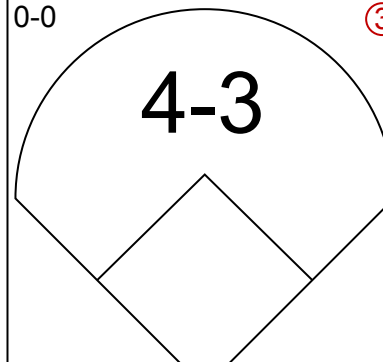
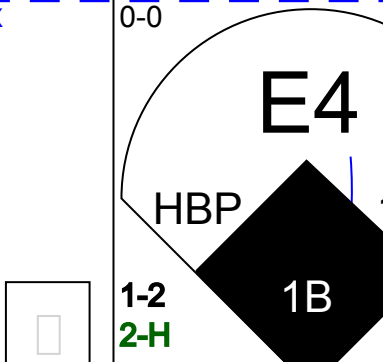
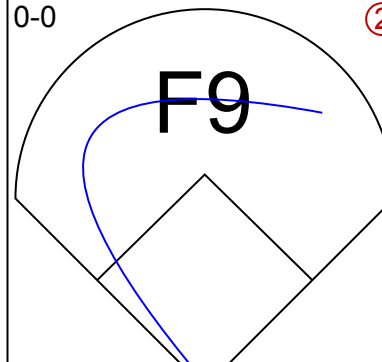
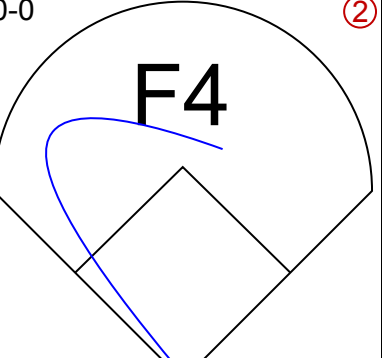
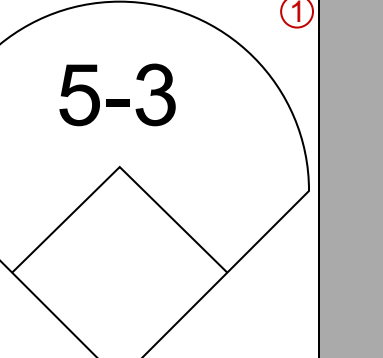
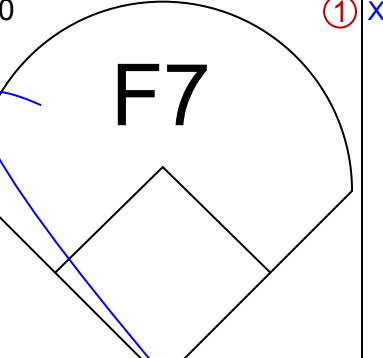
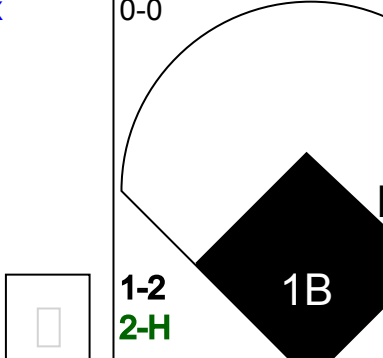
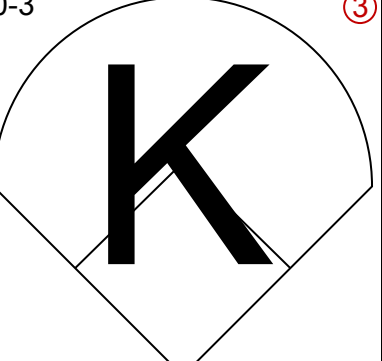

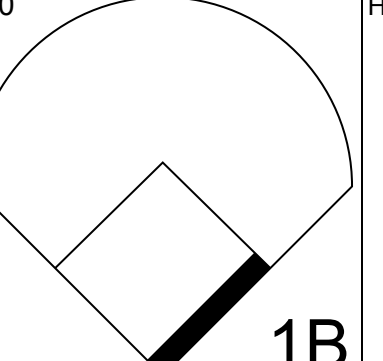
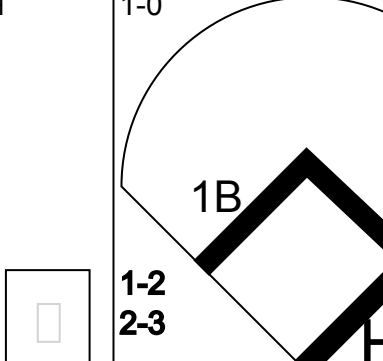
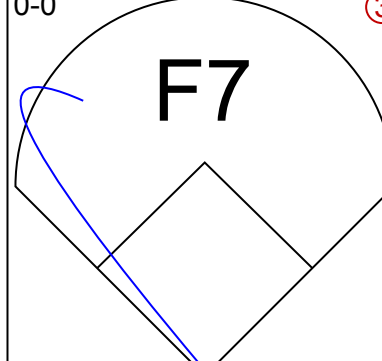
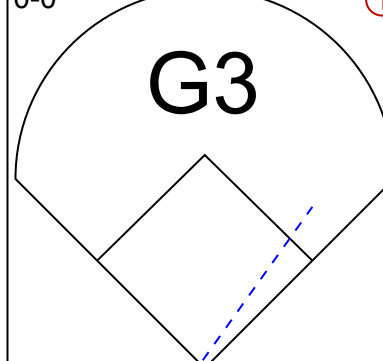
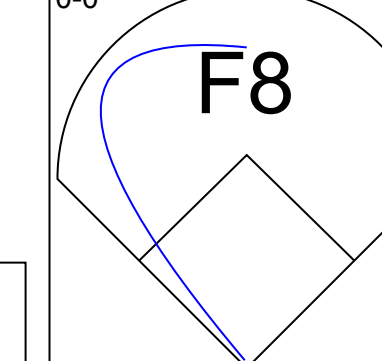
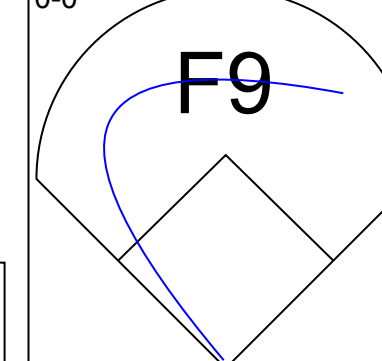
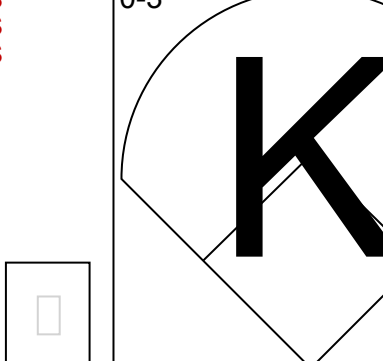
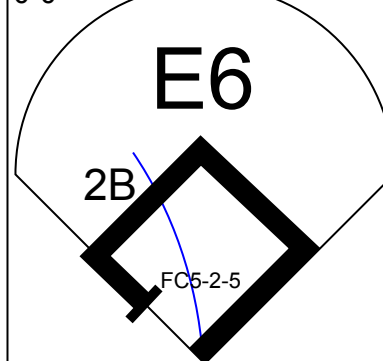
Batter	1	2	3	4	5	6	7	8	9	10	11	12	13	14	AB	R	H	RBI	BB	SO	LOB	BOTTOM					
<b>Jesus Alou, R</b> OBP: 0.333, SLG: 0.362 (1, 9)	1B	1B		4-3				6-3		F4		6-3	1B		8	0	4	0	0	0	0						
<b>Joe Morgan, L</b> OBP: 0.414, SLG: 0.404 (1, 4)	F5			4-3								FC4-6			6	0	4	1	2	0	1						
<b>Jimmy Wynn, R</b> OBP: 0.386, SLG: 0.478 (1, 7) (11, 7)	FC5			F3											4	0	0	0	4	0	4						
<b>Bob Watson, R</b> OBP: 0.357, SLG: 0.512 <b>Joe Pappone, L</b> OBP: 0.295, SLG: 0.470 <b>Hector Torres, R</b> OBP: 0.273, SLG: 0.250 <b>Marty Martinez, S</b> OBP: 0.282, SLG: 0.260 (1, 3) (9, PR) (10, 6) (10, PH) (11, 6)					5-3	FC4-6				F3		FC4-6	F4		5	1	3	0	0	0	2						
<b>Denis Menke, R</b> OBP: 0.379, SLG: 0.421 (1, 6) (10, 3)	K														7	0	3	1	1	1	5						
<b>Cesar Cedeno, R</b> OBP: 0.247, SLG: 0.303 (1, 8)	FC5			E1						K		6-3	K		8	1	2	0	0	2	11						
<b>Doug Rader, R</b> OBP: 0.312, SLG: 0.419 (1, 5)				K											6	1	3	0	2	2	4						
<b>Johnny Edwards, L</b> OBP: 0.244, SLG: 0.267 (1, 2)				F7											5	0	1	2	1	0	4						
<b>Larry Dierker, R</b> ERA: 3.9 (1, 1) <b>Norm Miller, R</b> ERA: 3.9 (10, 1) <b>Ken Griffey Jr., R</b> ERA: 3.9 (10, 1) <b>Fred Gladding, R</b> ERA: 3.95 (12, 1) <b>Don Bryant, R</b> ERA: 6.05 (14, 1)															4	1	1	0	0	1	2						
<b>Inning Stats</b>	R: 0 E: 0 K: 1 S: 7	H: 2 LOB: 3 BB: 1 P: 11	R: 1 E: 0 K: 1 S: 8	H: 3 LOB: 2 BB: 0 P: 8	R: 1 E: 1 K: 1 S: 8	H: 2 LOB: 2 BB: 0 P: 8	R: 0 E: 0 K: 0 S: 5	H: 2 LOB: 2 BB: 0 P: 5	R: 0 E: 0 K: 0 S: 4	H: 1 LOB: 1 BB: 0 P: 4	R: 0 E: 0 K: 1 S: 5	H: 1 LOB: 1 BB: 1 P: 9	R: 0 E: 0 K: 1 S: 6	H: 1 LOB: 2 BB: 2 P: 14	R: 1 E: 0 K: 0 S: 6	H: 4 LOB: 3 BB: 1 P: 10	R: 1 E: 0 K: 0 S: 4	H: 2 LOB: 1 BB: 0 P: 4	1B: 18 2B: 2 3B: 1 HR: 0	SF: 2 SAC: 0 DP: 0 HBP: 0	WP: 0 PB: 0 SB: 1 CS: 1	PA: 72					
<b>PITCHER</b>	IP	WLS	BF	H	R	ER	SO	BB	IBB	HBP	BLK	WP	HR	S	P	ERA	WHIP										
<b>Rich Robertson, R</b> ERA: 4.93 (6, 1)	5.1		29	10	2	3	3								1.69	2.250											
<b>Jerry Johnson, R</b> ERA: 5.83 (9, 1)	3.0		11	3	1	1	1							13	13	3.00	1.000										
<b>Don McMahon, R</b> ERA: 3.35 (12, 1)	2.2		14	1	0	0	2							13	13	0.00	1.125										
<b>Mike Davison, L</b> ERA: 8.53 (12, 1)	2.2	L	17	7	2	2	1							16	28	6.75	2.625										

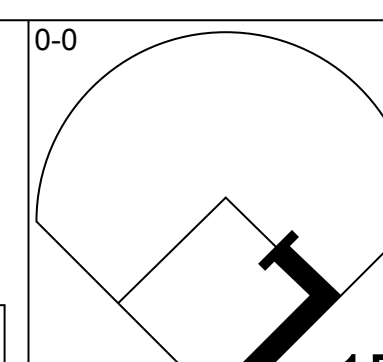
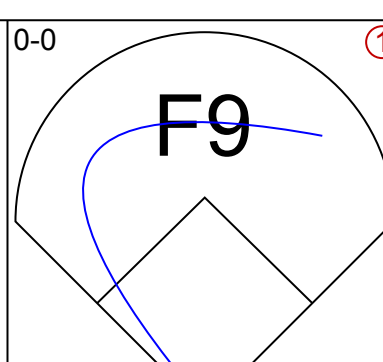
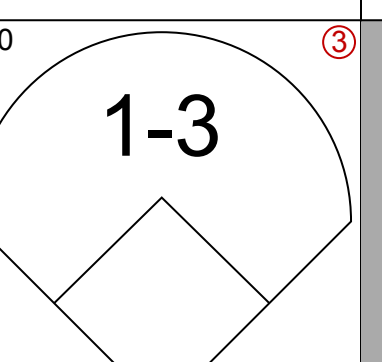
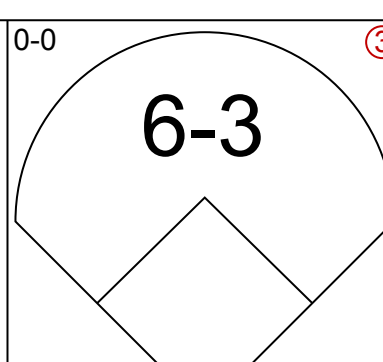
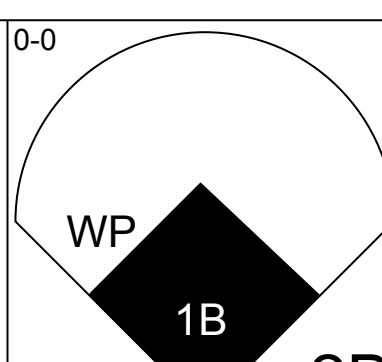
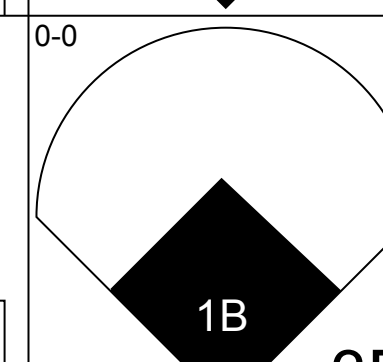
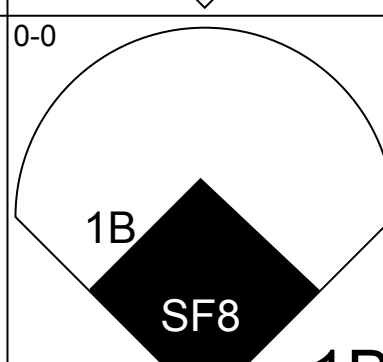

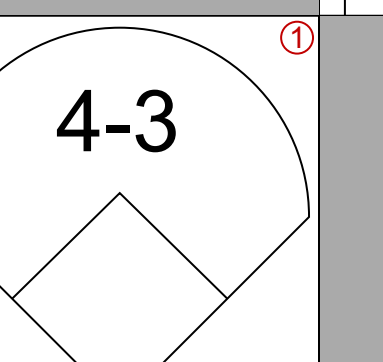
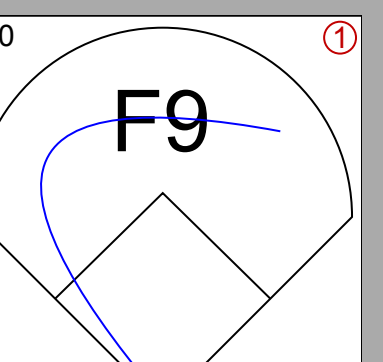
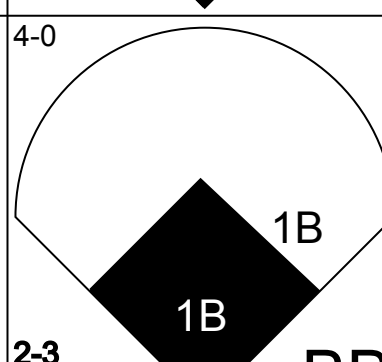
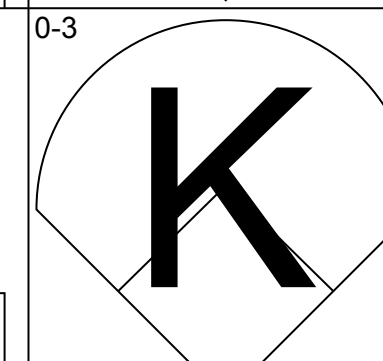
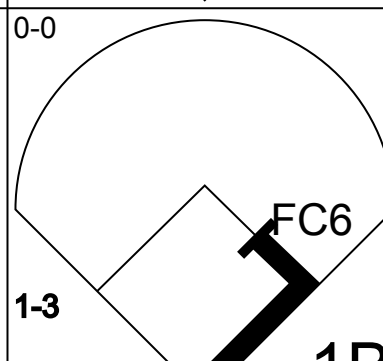

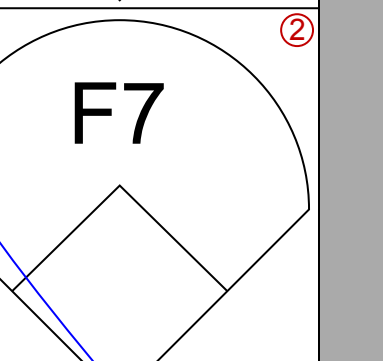
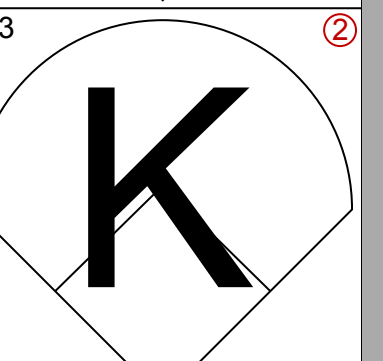
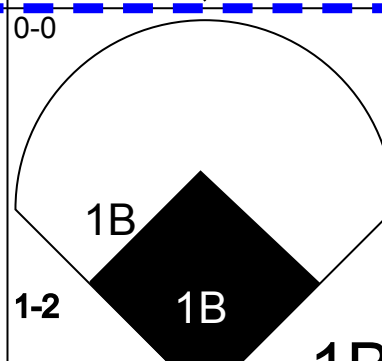
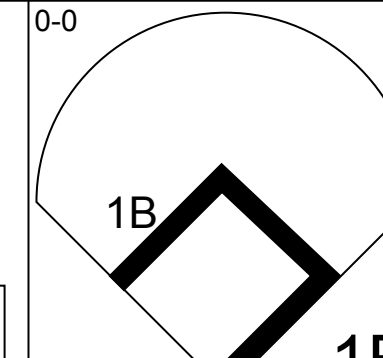
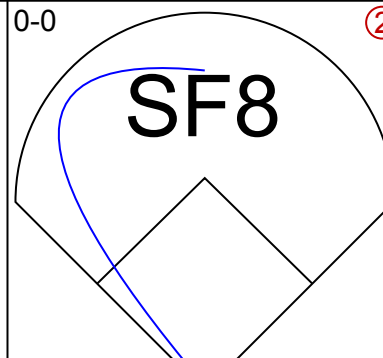
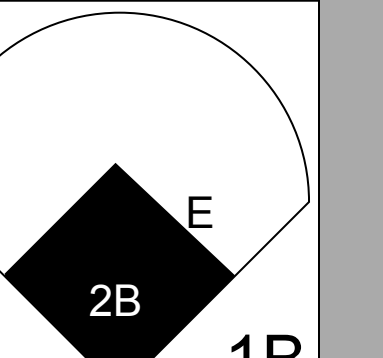

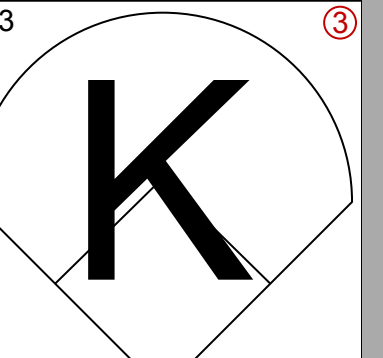
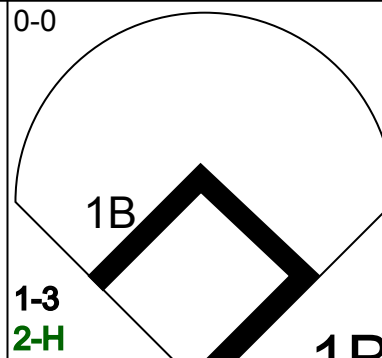
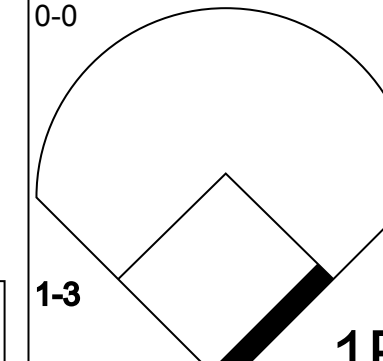
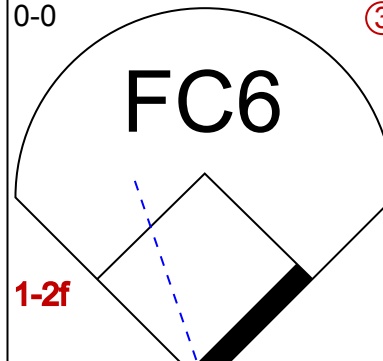
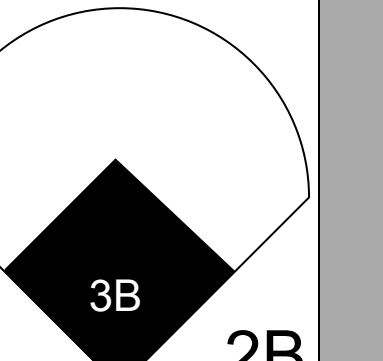

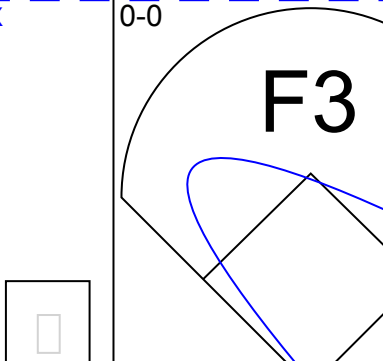
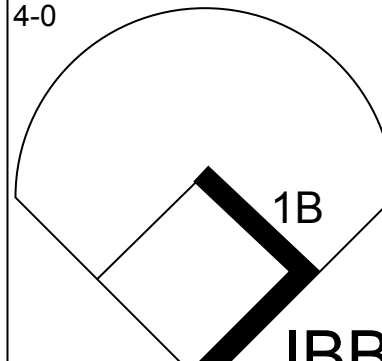
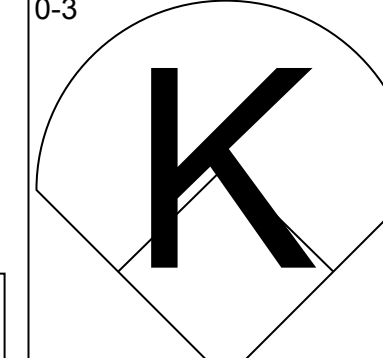
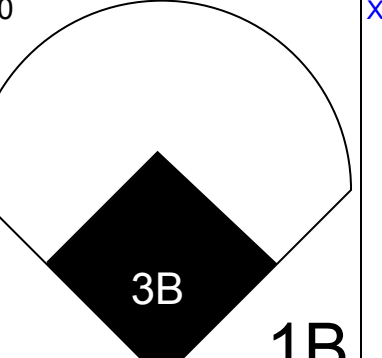
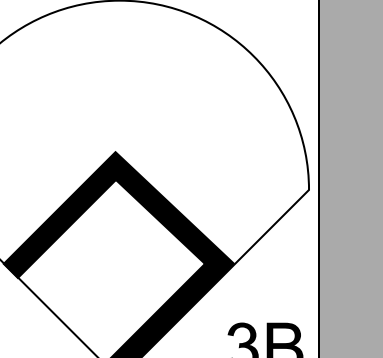

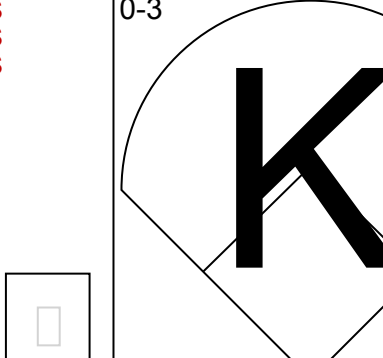
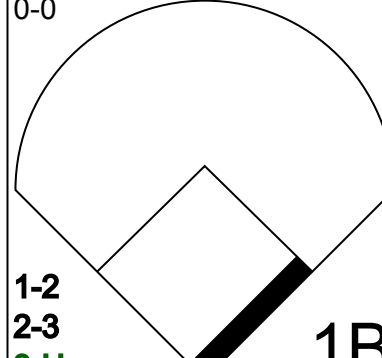
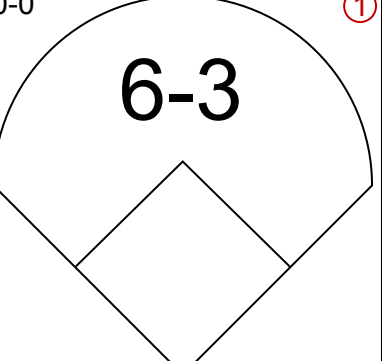
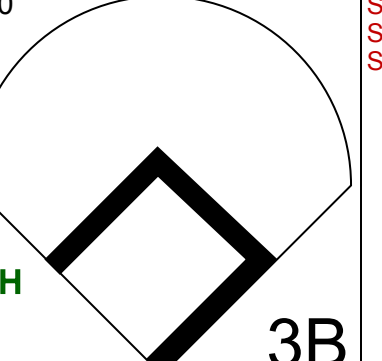

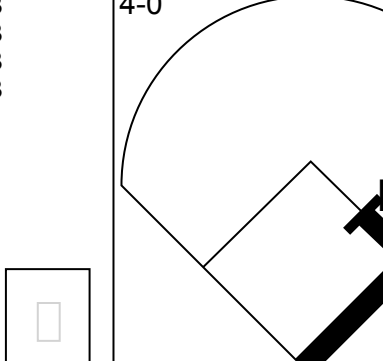
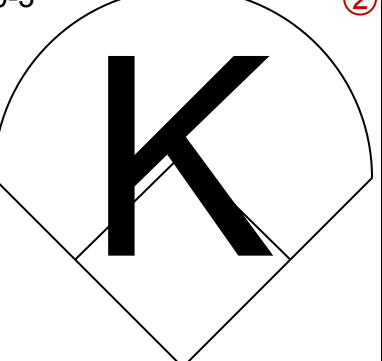
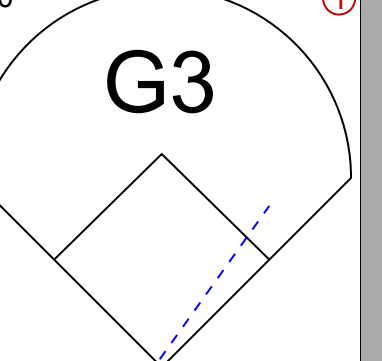
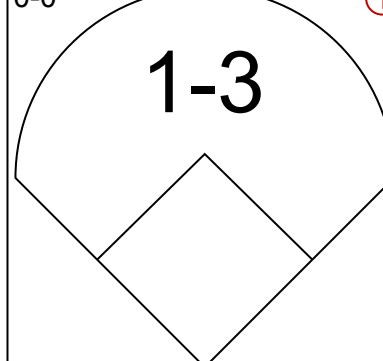
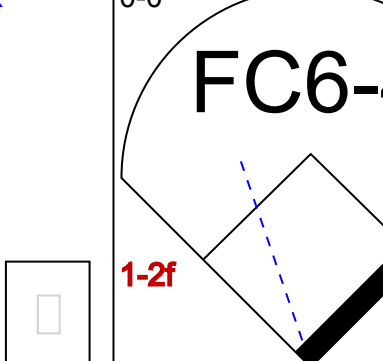
San Francisco Giants @ Houston Astros  
Astrodome, Houston, TX  
Sat Jul 11 1970, 4:33 AM EDT  
Att: 27,208 - Unknown

AB 59  
R 5  
H 21  
RBI 5  
BB 10  
SO 7  
LOB 45





Batter	1	2	3	4	5	6	7	8	9	AB	R	H	RBI	BB	SO	LOB	TOP								
<b>Bobby Bonds, R</b> OBP: 0.385, SLG: 0.493 (1, 9)										5	1	1	0	0	2	2	<b>San Francisco Giants @ Houston Astros</b> Astrodome, Houston, TX Sun Jul 12 1970, 4:33 AM EDT Att: 25,003 - Unknown								
<b>Ron Hunt, R</b> OBP: 0.400, SLG: 0.402 (1, 4)										5	2	2	1	0	0	2									
<b>Willie Mays, R</b> OBP: 0.371, SLG: 0.521 (1, 8)										3	1	2	1	1	1	0									
<b>Jim Ray Hart, R</b> OBP: 0.444, SLG: 0.696 (1, 5)										3	1	1	1	1	0	1									
<b>John Stephenson, L</b> (1, 2)										5	1	0	0	0	1	5									
<b>Frank Johnson, R</b> OBP: 0.382, SLG: 0.381 (1, 3)										5	1	2	1	0	0	1									
<b>Bob Taylor, L</b> OBP: 0.309, SLG: 0.305 (1, 7)										4	0	1	0	0	2	3									
<b>Hal Lanier, R</b> OBP: 0.276, SLG: 0.303 (1, 6)										3	0	0	0	0	0	1									
<b>Willie McCovey, L</b> OBP: 0.422, SLG: 0.570 (8, PH)										1	0	0	0	0	1	3									
<b>Frank Reberger, L</b> OBP: 0.286, SLG: 0.357 (9, 1)										0	0	0	0	0	0	0									
<b>Don McMahon, R</b> OBP: 0.364, SLG: 0.222 (9, 1)										0	0	0	0	0	0	0									
<b>Gaylord Perry, R</b> OBP: 0.100, SLG: 0.114 (5, PH)										1	0	0	0	0	1	0									
<b>Al Gliedner, R</b> OBP: 0.338, SLG: 0.408 (5, 1)										1	0	0	0	0	0	0									
<b>Juan Marchal, R</b> OBP: 0.100, SLG: 0.056 (5, PH)										1	0	0	0	0	1	1									
<b>Dick Blazek, R</b> OBP: 0.100, SLG: 0.028 (5, PH)										1	0	1	2	0	0	0									
<b>Tilo Fuentes, S</b> OBP: 0.173, SLG: 0.313 (5, 9)										0	0	0	0	0	0	0									
<b>Inning Stats</b>	R: 0 E: 0 K: 2 S: 7	H: 0 LOB: 0 BB: 7	R: 0 E: 1 K: 1 S: 6	H: 0 LOB: 1 BB: 0 P: 6	R: 0 E: 0 K: 1 S: 5	H: 0 LOB: 1 BB: 0 P: 5	R: 0 E: 0 K: 1 S: 5	H: 0 LOB: 1 BB: 0 P: 9	R: 0 E: 0 K: 1 S: 5	H: 0 LOB: 1 BB: 0 P: 5	R: 1 E: 1 K: 0 S: 6	H: 2 LOB: 2 BB: 0 P: 6	R: 0 E: 0 K: 1 S: 6	H: 1 LOB: 1 BB: 0 P: 6	R: 5 E: 1 K: 2 S: 12	H: 4 LOB: 2 BB: 1 P: 17	R: 1 E: 0 K: 0 S: 6	H: 3 LOB: 2 BB: 0 P: 6	1B: 8 2B: 1 3B: 0 HR: 1	SF: 2 SAC: 0 DP: 0 HBP: 1	WP: 1 PB: 0 SB: 0 CS: 0	PA: 43			
<b>PITCHER</b>	IP	WLS	BF	H	R	ER	SO	BB	IBB	HBP	BLK	WP	HR	S	P	ERA	WHIP								
<b>Tom Griffin, R</b> ERA: 4.53 (1, 1)	7.1		31	5	4	3	8	2	0	0	0	1	1	45	53	3.68	0.955								
<b>Jack Billingham, R</b> ERA: 3.41 (8, 1)	0.0		3	1	0	0	0	0	0	1	0	0	0	2	3	∞	∞								
<b>Jack Dilauro, L</b> ERA: 4.15 (8, 1)	0.1		1	0	0	0	1	0	0	0	0	0	0	3	3	0.00	0.000								
<b>Fred Gladding, R</b> ERA: 3.95 (8, 1)	0.0		1	1	2	0	0	0	0	0	0	0	0	1	1	∞	∞								
<b>Jim Ray, R</b> ERA: 4.15 (8, 1)	1.1	W	7	3	1	1	0	0	0	0	0	0	0	7	7	6.75	2.250								


Batter	1	2	3	4	5	6	7	8	9	AB	R	H	RBI	BB	SO	LOB	BOTTOM								
<b>Jesus Alou, R</b> OBP: 0.335, SLG: 0.368 (1, 9)										5	1	2	0	0	0	1	<b>San Francisco Giants @ Houston Astros</b> Astrodome, Houston, TX Sun Jul 12 1970, 4:33 AM EDT Att: 25,003 - Unknown								
<b>Joe Morgan, L</b> OBP: 0.417, SLG: 0.413 (1, 4)										4	3	2	0	1	0	0									
<b>Jimmy Wynn, R</b> OBP: 0.386, SLG: 0.477 (1, 7)										5	1	2	1	0	2	1									
<b>Bob Watson, R</b> OBP: 0.366, SLG: 0.519 (1, 3)										4	1	3	3	0	1	0									
<b>Denis Menke, R</b> OBP: 0.382, SLG: 0.425 (1, 6)										4	1	2	1	1	0	1									
<b>Doug Rader, R</b> OBP: 0.316, SLG: 0.429 (1, 5)										5	1	3	2	0	2	2									
<b>Cesar Cedeno, R</b> OBP: 0.250, SLG: 0.326 (1, 8)										3	0	1	1	0	1	1									
<b>Norm Miller, L</b> OBP: 0.381, SLG: 0.399 (8, PH)										0	0	0	0	1	0	0									
<b>Johnny Edwards, L</b> OBP: 0.241, SLG: 0.263 (1, 2)										4	0	0	0	0	1	2									
<b>Tom Griffin, R</b> OBP: 0.044, SLG: 0.097 (8, 1)										0	0	0	0	0	0	0									
<b>Jack Billingham, R</b> OBP: 0.100, SLG: 0.077 (8, 1)										0	0	0	0	0	0	0									
<b>Jack Dilauro, S</b> OBP: 0.100, SLG: 0.077 (8, 1)										0	0	0	0	0	0	0									
<b>Fred Gladding, L</b> ERA: 6.47 (8, 1)										0	0	0	0	0	0	0									
<b>Jim Ray, R</b> OBP: 0.100, SLG: 0.250 (8, PH)										0	0	0	0	0	0	0									
<b>Marty Martinez, S</b> OBP: 0.276, SLG: 0.227 (8, PH)										1	0	0	0	0	0	0									
<b>Inning Stats</b>	R: 1 E: 0 K: 2 S: 10	H: 4 LOB: 2 BB: 0 P: 10	R: 0 E: 0 K: 2 S: 7	H: 0 LOB: 0 BB: 0 P: 7	R: 1 E: 0 K: 0 S: 5	H: 2 LOB: 1 BB: 0 P: 5	R: 1 E: 0 K: 0 S: 5	H: 2 LOB: 1 BB: 0 P: 5	R: 2 E: 1 K: 1 S: 8	H: 3 LOB: 1 BB: 0 P: 8	R: 0 E: 0 K: 0 S: 3	H: 0 LOB: 0 BB: 0 P: 3	R: 0 E: 0 K: 2 S: 7	H: 0 LOB: 0 BB: 0 P: 7	R: 0 E: 0 K: 1 S: 5	H: 0 LOB: 1 BB: 1 P: 9	R: 3 E: 0 K: 0 S: 5	H: 4 LOB: 3 BB: 2 P: 13	1B: 10 2B: 2 3B: 3 HR: 0	SF: 1 SAC: 0 DP: 0 HBP: 0	WP: 1 PB: 0 SB: 0 CS: 0	PA: 42			
<b>PITCHER</b>	IP	WLS	BF	H	R	ER	SO	BB	IBB	HBP	BLK	WP	HR	S	P	ERA	WHIP								
<b>Gaylord Perry, R</b> ERA: 3.74 (1, 1)	5.0		25	11	5	5	5	0	0	0	0	0	0	35	35	9.00	2.200								
<b>Juan Marchal, R</b> ERA: 5.29 (6, 1)	2.0		6	0	0	0	2	0	0	0	0	0	0	10	10	0.00	0.000								
<b>Frank Reberger, R</b> ERA: 6.47 (8, 1)	1.1		7	1	2	2	1	2	0	0	0	1	0	7	15	13.50	2.250								
<b>Don McMahon, R</b> ERA: 3.52 (9, 1)	0.0	L	4	3	1	1	0	0	1	0	0	0	0	3	7	∞	∞								



Batter	1	2	3	4	5	6	7	8	9	AB	R	H	RBI	BB	SO	LOB	TOP				
<b>Don Kessinger, S</b> (1, 6) OBP: 0.343, SLG: 0.393	F8		G3			G6-4-3 1B		4-3		4	0	1	0	0	0	0					
<b>Glenn Beckert, R</b> (1, 4) OBP: 0.307, SLG: 0.327	1-6-3			F2		G6-4-3 1-2			S 1B	4	1	1	0	0	0	1					
<b>Billy Williams, L</b> (1, 7) OBP: 0.384, SLG: 0.606				3-1					1B	4	0	2	0	0	1	1					
<b>Jim Hickman, R</b> (1, 3) OBP: 0.437, SLG: 0.615				K					1B	3	0	0	0	1	3	2					
<b>Ron Santo, R</b> (1, 5) OBP: 0.343, SLG: 0.412		6-3			BB BB			6-3	F9	3	0	0	0	1	0	2					
<b>Johnny Callison, L</b> (1, 9) OBP: 0.349, SLG: 0.402		P4			K			F8		4	0	1	1	0	1	1					
<b>Cleo James, R</b> (1, 8) <b>Paul Popovich, S</b> (9, PH) OBP: 0.356, SLG: 0.392		F8			K			P5		3	0	0	0	0	1	1					
<b>Jack Hiatt, R</b> (1, 2) OBP: 0.387, SLG: 0.361 <b>Al Spangler, L</b> (5, PH) OBP: 0.600, SLG: 0.667 <b>Randy Hundley, R</b> (5, 2) OBP: 0.250, SLG: 0.227			4-3			1-2 BB		F8		1	0	0	0	0	0	0					
<b>Ken Holtzman, R</b> (1, 1) OBP: 0.295, SLG: 0.298 <b>Willie Smith, L</b> (8, PH) OBP: 0.313, SLG: 0.398 <b>Phil Regan, R</b> (8, 1)		6-3			K			F8		2	0	0	0	0	1	2					
<b>Inning Stats</b>	R: 0 E: 0 K: 1 S: 6	H: 1 LOB: 1 BB: 0 P: 6	R: 0 E: 0 K: 0 S: 3	H: 0 LOB: 0 BB: 0 P: 3	R: 0 E: 0 K: 1 S: 5	H: 0 LOB: 0 BB: 0 P: 5	R: 0 E: 0 K: 3 S: 9	H: 0 LOB: 2 BB: 2 P: 17	R: 0 E: 0 K: 1 S: 6	H: 2 LOB: 1 BB: 0 P: 6	R: 0 E: 0 K: 0 S: 3	H: 0 LOB: 0 BB: 0 P: 3	R: 0 E: 0 K: 0 S: 3	H: 0 LOB: 0 BB: 0 P: 3	R: 1 E: 0 K: 2 S: 9	H: 2 LOB: 2 BB: 1 P: 13	1B: 5 2B: 0 3B: 0 HR: 0	SF: 0 SAC: 0 DP: 1 HBP: 0	WP: 0 PB: 0 SB: 1 CS: 0	PA: 34	
<b>PITCHER</b>	IP	WLS	BF	H	R	ER	SO	BB	IBB	HBP	BLK	WP	HR	S	P	ERA	WHIP				
<b>Don Wilson, R</b> (1, 1) ERA: 4.1	8.1	W	31	4	1	1	7	3	0	0	0	0	0	42	54	1.08	0.840				
<b>Jim Ray, R</b> (9, 1) ERA: 4.11	0.2	S	3	1	0	0	1	0	0	0	0	0	0	5	5	0.00	1.500				

Chicago Cubs @ Houston Astros  
Astrodome, Houston, TX  
Thu Jul 16 1970, 8:05 PM EDT  
Att: 18,466 - Dome


AB	31
R	1
H	5
RBI	1
BB	3
SO	8
LOB	12



Batter	1	2	3	4	5	6	7	8	9	AB	R	H	RBI	BB	SO	LOB	BOTTOM				
<b>Jesus Alou, R</b> (1, 9) OBP: 0.329, SLG: 0.362	6-3		SF8		F9			6-3		3	0	0	1	0	0	0					
<b>Joe Morgan, L</b> (1, 4) OBP: 0.418, SLG: 0.410	K		3-H 1B BB			3-1			BB BB	2	0	0	0	2	1	0					
<b>Jimmy Wynn, R</b> (1, 7) OBP: 0.384, SLG: 0.474	6-3				1-3 2-H	P5		1-3		4	0	1	1	0	0	1					
<b>Bob Watson, R</b> (1, 3) OBP: 0.358, SLG: 0.507		G3	F9			4-3				3	0	0	0	0	0	2					
<b>Doug Rader, R</b> (1, 5) OBP: 0.313, SLG: 0.425		L9			F9			2-3		3	0	0	0	0	0	0					
<b>Cesar Cedeno, R</b> (1, 8) OBP: 0.253, SLG: 0.337		K			4-3			2B		3	0	1	0	0	1	0					
<b>Marty Martinez, S</b> (1, 6) OBP: 0.280, SLG: 0.250			SH5-4 SF8 BB		1-3			5-3		2	1	0	0	1	0	1					
<b>Johnny Edwards, L</b> (1, 2) OBP: 0.239, SLG: 0.260			E4 SH5-4 1B			L8		1-3		3	1	0	0	0	0	2					
<b>Don Wilson, R</b> (1, 1) OBP: 0.111, SLG: 0.148 <b>Jim Ray, R</b> (9, 1) OBP: 0.250, SLG: 0.250			SH5-4			K		6-3		2	0	0	0	0	1	0					
<b>Inning Stats</b>	R: 0 E: 0 K: 1 S: 5	H: 0 LOB: 0 BB: 0 P: 5	R: 0 E: 0 K: 1 S: 5	H: 0 LOB: 0 BB: 0 P: 5	R: 0 E: 0 K: 0 S: 5	H: 1 LOB: 2 BB: 2 P: 13	R: 0 E: 0 K: 0 S: 3	H: 0 LOB: 0 BB: 0 P: 3	R: 0 E: 0 K: 1 S: 5	H: 0 LOB: 0 BB: 0 P: 5	R: 0 E: 0 K: 0 S: 3	H: 0 LOB: 0 BB: 0 P: 3	R: 0 E: 0 K: 0 S: 4	H: 1 LOB: 1 BB: 0 P: 4	R: 0 E: 0 K: 0 S: 3	H: 0 LOB: 1 BB: 1 P: 7	1B: 1 2B: 1 3B: 0 HR: 0	SF: 1 SAC: 1 DP: 0 HBP: 0	WP: 0 PB: 0 SB: 0 CS: 0	PA: 30	
<b>PITCHER</b>	IP	WLS	BF	H	R	ER	SO	BB	IBB	HBP	BLK	WP	HR	S	P	ERA	WHIP				
<b>Ken Holtzman, L</b> (1, 1) ERA: 3.78	7.0	L	26	2	2	0	3	2	0	0	0	0	0	30	38	0.00	0.571				
<b>Phil Regan, R</b> (8, 1) ERA: 4.76	1.0		4	0	0	0	0	1	0	0	0	0	0	3	7	0.00	1.000				

Chicago Cubs @ Houston Astros  
Astrodome, Houston, TX  
Thu Jul 16 1970, 8:05 PM EDT  
Att: 18,466 - Dome

AB	25
R	2
H	2
RBI	2
BB	3
SO	3
LOB	6



Batter	1	2	3	4	5	6	7	8	9	AB	R	H	RBI	BB	SO	LOB	TOP					
Don Kessinger, S OBP: 0.339, SLG: 0.388 (1, 6)	5-6-3		K		F7			K		4	0	0	0	0	2	1	<b>Chicago Cubs @ Houston Astros</b> Astrodome, Houston, TX Fri Jul 17 1970, 8:05 PM EDT Att: 18,207 - Dome					
Glenn Beckert, R OBP: 0.306, SLG: 0.326 (1, 4)	P6		6-3			1B E 1B		6-3		4	1	1	0	0	0	0						
Billy Williams, L OBP: 0.386, SLG: 0.605 (1, 7)	K			FC5-4 1B		FC6-4 E 1-3 1B		5-3		4	0	2	0	0	1	0						
Jim Hickman, R OBP: 0.438, SLG: 0.617 (1, 8)		FC5 1B 1B		F7		E3 FC6-4		3-1 4-3 2B		4	1	2	1	0	0	2						
Willie Smith, L OBP: 0.300, SLG: 0.380 (1, 3)	F9			F8		FC6-4 G5-4-3		3-1		4	0	0	0	0	0	5						
Ron Santo, R OBP: 0.339, SLG: 0.407 (1, 5)	K			FC5-4 1-2f		G5-4-3 1-2f		4-3		4	0	0	1	0	1	4						
Johnny Callison, L OBP: 0.347, SLG: 0.399 (1, 9)					3-1			F7		4	0	1	0	0	0	0						
Jack Hiatt, R OBP: 0.384, SLG: 0.357 Randy Hundley, R OBP: 0.240, SLG: 0.217 (1, 2) (6, 2)	FC5 2-3f				K			6-3		2	0	0	0	0	1	2						
Fergie Jenkins, R OBP: 0.086, SLG: 0.089 Roberto Rodriguez, R OBP: 0.500, SLG: 0.500 Al Spangler, L OBP: 0.500, SLG: 0.500 Phil Regan, R (7, 1) (7, 1)			P4					F8		0	0	0	0	0	0	0						
<b>Inning Stats</b>	R: 0 E: 0 K: 1 S: 5	H: 0 LOB: 0 BB: 0 P: 5	R: 0 E: 0 K: 1 S: 7	H: 2 LOB: 2 BB: 0 P: 7	R: 0 E: 0 K: 1 S: 5	H: 0 LOB: 0 BB: 0 P: 5	R: 0 E: 0 K: 0 S: 4	H: 1 LOB: 1 BB: 0 P: 4	R: 0 E: 0 K: 1 S: 6	H: 1 LOB: 1 BB: 0 P: 6	R: 1 E: 1 K: 0 S: 5	H: 2 LOB: 1 BB: 0 P: 5	R: 0 E: 0 K: 0 S: 3	H: 0 LOB: 0 BB: 0 P: 3	R: 0 E: 0 K: 1 S: 5	H: 0 LOB: 0 BB: 0 P: 5		R: 1 E: 0 K: 0 S: 4	H: 1 LOB: 0 BB: 0 P: 4	1B: 6 2B: 1 3B: 0 HR: 0	SF: 0 SAC: 0 DP: 1 HBP: 0	WP: 0 PB: 0 SB: 0 CS: 0
<b>PITCHER</b> Larry Dierker, R ERA: 3.79 (1, 1)	IP: 9.0 WLS: W BF: 34 H: 7 R: 2 ER: 2 SO: 5 BB: 0 IBB: 0 HBP: 0 BLK: 0 WP: 0 HR: 0 S: 44 P: 44 ERA: 2.00 WHIP: 0.778															<b>PITCHER</b>						

AB	34
R	2
H	7
RBI	2
BB	0
SO	5
LOB	14



Batter	1	2	3	4	5	6	7	8	9	AB	R	H	RBI	BB	SO	LOB	BOTTOM			
Jesus Alou, R OBP: 0.327, SLG: 0.365 (1, 9) (6, 7)	K		F2			1B 1B 2B	P4			4	1	1	0	0	1	0	<b>Chicago Cubs @ Houston Astros</b> Astrodome, Houston, TX Fri Jul 17 1970, 8:05 PM EDT Att: 18,207 - Dome			
Marty Martinez, S OBP: 0.291, SLG: 0.263 (1, 6)	BB 1B			4-3		BB 1B 2-3	1-3			4	1	2	0	0	0	0				
Jimmy Wynn, R OBP: 0.385, SLG: 0.472 Norm Miller, L OBP: 0.383, SLG: 0.396 (1, 7) (5, 7) (6, 9)	G5-4-3 BB			K		1B 3B BB	F7			1	0	0	0	1	1	0				
Bob Watson, R OBP: 0.355, SLG: 0.500 (1, 3)	G5-4-3 1-2f			K		3B 1B		4-3		4	1	1	2	0	1	2				
Doug Rader, R OBP: 0.309, SLG: 0.419 (1, 5)		4-3			F8	K	P4			4	0	0	0	0	1	2				
Cesar Cedeno, R OBP: 0.252, SLG: 0.333 (1, 8)	K			P5		K		1B 1B		4	0	1	0	0	2	2				
Johnny Edwards, L OBP: 0.245, SLG: 0.262 (1, 2)	G3				E BB	3B IBB		1B 1B		2	1	1	0	2	0	0				
Hector Torres, R OBP: 0.271, SLG: 0.295 (1, 4)			K		E5	3B	F8			4	0	1	3	0	1	3				
Larry Dierker, R OBP: 0.164, SLG: 0.167 (1, 1)			5-3		6-3	K				3	0	0	0	0	1	3				
<b>Inning Stats</b>	R: 0 E: 0 K: 1 S: 5	H: 1 LOB: 1 BB: 1 P: 9	R: 0 E: 0 K: 1 S: 5	H: 0 LOB: 0 BB: 0 P: 5	R: 0 E: 0 K: 2 S: 7	H: 0 LOB: 0 BB: 0 P: 7	R: 0 E: 1 K: 0 S: 4	H: 0 LOB: 2 BB: 1 P: 8	R: 5 E: 0 K: 3 S: 13	H: 4 LOB: 1 BB: 2 P: 21	R: 0 E: 0 K: 0 S: 3	H: 0 LOB: 0 BB: 0 P: 3	R: 0 E: 0 K: 0 S: 5	H: 2 LOB: 2 BB: 0 P: 5	R: 0 E: 0 K: 0 S: 5	H: 0 LOB: 0 BB: 0 P: 5		1B: 5 2B: 1 3B: 1 HR: 0	SF: 0 SAC: 0 DP: 1 HBP: 0	WP: 0 PB: 0 SB: 0 CS: 0
<b>PITCHER</b> Fergie Jenkins, R ERA: 4.09 Roberto Rodriguez, R ERA: 5.68 Phil Regan, R ERA: 4.58 (1, 1) (6, 1) (7, 1)	IP: 5.0 WLS: L BF: 22 H: 4 R: 4 ER: 4 SO: 5 BB: 3 IBB: 0 HBP: 0 BLK: 0 WP: 0 HR: 0 S: 29 P: 41 ERA: 7.20 WHIP: 1.400															<b>PITCHER</b>				


AB	31
R	5
H	7
RBI	5
BB	4
SO	8
LOB	12



Batter	1	2	3	4	5	6	7	8	9	AB	R	H	RBI	BB	SO	LOB	TOP										
Don Kessinger, S OBP: 0.340, SLG: 0.386 (1, 6)	0-0 6-3		0-0 4-3		4-0 FC6-4 BB		0-0 3B 1B	0-0 F7		4	1	1	0	1	0	2											
Glenn Beckert, R OBP: 0.305, SLG: 0.324 (1, 4)	0-3 K		0-0 6-3		0-0 FC6-4 1-2		0-0 3B 1B	0-0 F9		5	1	1	1	0	1	2											
Billy Williams, L OBP: 0.388, SLG: 0.609 (1, 7)	4-0 WP BB			0-0 1-3		0-0 3-1	0-0 1B 3B	0-0 HR 1B		4	2	2	2	1	0	0											
Jim Hickman, R OBP: 0.440, SLG: 0.627 (1, 9) (7, 8)	0-3 K			0-0 5-3		0-0 3-1 2B 1B	0-0 3B 1B	0-0 HR 1B		5	2	3	3	0	1	1											
Willie Smith, L OBP: 0.305, SLG: 0.375 (1, 3)		0-0 F7		0-0 FC5 1B 1B		0-0 3-1 1B	0-0 F2 1B	4-0 CS BB		4	0	1	0	1	0	2											
Ron Santo, R OBP: 0.340, SLG: 0.410 (1, 5)		0-0 F8		0-0 1B		0-0 2B	0-3 K	0-3 K		5	0	2	1	0	2	2											
Randy Hundley, R OBP: 0.207, SLG: 0.185 (1, 2)		0-0 6-3		0-0 FC5 2-3f		0-0 P3		0-0 5-3		4	0	0	0	0	0	3											
Cleo James, R OBP: 0.291, SLG: 0.326 (7, PH) Paul Popovich, S OBP: 0.354, SLG: 0.389 Jim Colborn, R (7, 1)			0-3 K		0-0 6-3		0-0 L3	0-0 F7		2	0	0	0	0	1	0											
Bill Hands, R OBP: 0.273, SLG: 0.140 (7, PH) Johnny Callison, L OBP: 0.351, SLG: 0.401 (7, 9)			0-0 4-3 1B		0-3 K		0-0 1B 1B	4-0 BB		2	0	1	0	0	1	0											
<b>Inning Stats</b>	R: 0 E: 0 K: 2 S: 7	H: 0 LOB: 1 BB: 1 P: 11	R: 0 E: 0 K: 0 S: 3	H: 0 LOB: 0 BB: 0 P: 3	R: 0 E: 0 K: 1 S: 6	H: 1 LOB: 1 BB: 0 P: 6	R: 0 E: 0 K: 0 S: 5	H: 2 LOB: 2 BB: 0 P: 5	R: 0 E: 0 K: 1 S: 5	H: 0 LOB: 1 BB: 1 P: 9	R: 1 E: 0 K: 0 S: 5	H: 2 LOB: 1 BB: 0 P: 5	R: 4 E: 0 K: 1 S: 10	H: 5 LOB: 1 BB: 0 P: 10	R: 0 E: 0 K: 0 S: 3	H: 0 LOB: 1 BB: 1 P: 7	R: 2 E: 0 K: 1 S: 6	H: 2 LOB: 1 BB: 1 P: 10	1B: 9 2B: 2 3B: 1 HR: 1	SF: 0 SAC: 0 DP: 1 HBP: 0	WP: 1 PB: 0 SB: 0 CS: 1	PA: 42					
<b>PITCHER</b>	IP	WLS	BF	H	R	ER	SO	BB	IBB	HBP	BLK	WP	HR	S	P	ERA	WHIP										
Jack Billingham, R ERA: 3.56 (1, 1)	6.1	L	29	8	4	4	4	2	0	0	0	1	0	35	43	5.68	1.579										
Jack Dilauro, L ERA: 4.57 (7, 1)	0.0		1	1	0	0	0	0	0	0	0	0	0	1	1	∞	∞										
Jim Ray, R ERA: 4.26 (7, 1)	2.0		11	3	3	3	1	2	0	0	0	0	1	11	19	13.50	2.500										
Fred Gladding, R ERA: 3.89 (9, 1)	0.2		1	0	0	0	1	0	0	0	0	0	0	3	3	0.00	0.000										

Chicago Cubs @ Houston Astros  
Astrodome, Houston, TX  
Sat Jul 18 1970, 8:05 PM EDT  
Att: 25,448 - Dome


AB	38
R	7
H	12
RBI	7
BB	4
SO	6
LOB	12



Batter	1	2	3	4	5	6	7	8	9	AB	R	H	RBI	BB	SO	LOB	BOTTOM										
Jesus Alou, R OBP: 0.324, SLG: 0.366 (1, 7)	0-0 1B 2B	0-0 G4-6-3 1-2f			0-0 4-3		0-3 K		0-0 F8	5	1	1	0	0	1	3											
Marty Martinez, S OBP: 0.275, SLG: 0.247 (1, 6)	0-3 K		0-3 K		0-0 4-3		0-0 F7		0-0 G3	5	0	0	0	0	2	2											
Joe Morgan, L OBP: 0.419, SLG: 0.409 (1, 4)	4-0 1B BB		0-0 E7 2B		0-3 K		0-0 1B			3	1	1	0	1	1	0											
Bob Watson, R OBP: 0.353, SLG: 0.500 (1, 3)	0-0 F8		0-0 2B		0-0 L1		0-0 E4 1B WP FC3-2			4	0	1	1	0	0	3											
Norm Miller, L OBP: 0.380, SLG: 0.392 (1, 9)	0-0 1-3 2H 1B		0-3 K		0-3 K		0-3 K		0-0 6-3	4	0	1	1	0	2	2											
Doug Rader, R OBP: 0.309, SLG: 0.417 (1, 5)		0-0 F8	0-3 K		0-0 BB FC3-2 1B		0-0 K		0-3 K	4	0	1	0	0	2	1											
Cesar Cedeno, R OBP: 0.252, SLG: 0.330 (1, 8)		0-0 1B 1B		0-0 F9		0-0 FC3-2 BB 1B		0-0 F9		4	1	1	0	0	0	2											
Johnny Edwards, L OBP: 0.252, SLG: 0.266 (1, 2)		0-0 1B 1B		0-0 4-3		0-0 FC6 BB		0-0 WP 1B		3	0	2	0	1	0	0											
Jack Billingham, R OBP: 0.133, SLG: 0.103 (7, 1) Jack Dilauro, S (7, 1) Jim Ray, R OBP: 0.250, SLG: 0.250 Fred Gladding, L (9, 1) Keith Lampard, L OBP: 0.276, SLG: 0.380 (9, PH)		0-0 1B 1B		0-3 K		0-0 FC6 1-2f		0-3 K		3	0	1	1	0	1	3											
<b>Inning Stats</b>	R: 1 E: 0 K: 1 S: 6	H: 2 LOB: 2 BB: 1 P: 10	R: 1 E: 0 K: 0 S: 5	H: 3 LOB: 1 BB: 0 P: 5	R: 1 E: 1 K: 3 S: 11	H: 1 LOB: 1 BB: 0 P: 11	R: 0 E: 0 K: 1 S: 5	H: 0 LOB: 0 BB: 0 P: 5	R: 0 E: 0 K: 1 S: 7	H: 1 LOB: 3 BB: 1 P: 11	R: 0 E: 0 K: 1 S: 6	H: 1 LOB: 1 BB: 0 P: 6	R: 0 E: 0 K: 1 S: 5	H: 0 LOB: 0 BB: 0 P: 5	R: 0 E: 0 K: 1 S: 6	H: 1 LOB: 1 BB: 0 P: 6	R: 0 E: 0 K: 1 S: 6	H: 1 LOB: 1 BB: 0 P: 6	1B: 7 2B: 2 3B: 0 HR: 0	SF: 0 SAC: 0 DP: 1 HBP: 0	WP: 2 PB: 0 SB: 0 CS: 0	PA: 38					
<b>PITCHER</b>	IP	WLS	BF	H	R	ER	SO	BB	IBB	HBP	BLK	WP	HR	S	P	ERA	WHIP										
Bill Hands, R ERA: 3.62 (1, 1)	6.0	W	27	7	3	2	7	2	0	0	0	1	0	39	47	3.00	1.500										
Jim Colborn, R ERA: 3.06 (7, 1)	3.0	S	11	2	0	0	3	0	0	0	0	1	0	17	17	0.00	0.667										

Chicago Cubs @ Houston Astros  
Astrodome, Houston, TX  
Sat Jul 18 1970, 8:05 PM EDT  
Att: 25,448 - Dome

AB	36
R	3
H	9
RBI	3
BB	2
SO	10
LOB	17



Batter	1	2	3	4	5	6	7	8	9	AB	R	H	RBI	BB	SO	LOB	TOP										
<b>Don Kessinger, S</b> OBP: 0.341, SLG: 0.384 (1, 6)	0-0 4-3		4-0 1B 2B BB	0-0 P6		0-0 1B		0-0 F7		4	1	1	0	1	0	0											
<b>Glenn Beckert, R</b> OBP: 0.303, SLG: 0.322 (1, 4)	0-0 4-3		0-0 1B 2B 1B	0-0 5-3		0-0 F8		0-0 F3		5	1	1	1	0	0	1											
<b>Billy Williams, L</b> OBP: 0.391, SLG: 0.608 (1, 7)	0-0 1B		0-0 1B 2B 1B	0-3 K				4-0 2B PB BB	0-3 K	4	2	2	1	1	2	0											
<b>Willie Smith, L</b> OBP: 0.309, SLG: 0.380 (1, 3)	0-0 F9		0-0 F2					0-0 PB FC5-2 2B	4-0 G5-4-3 BB	4	0	1	0	1	0	4											
<b>Ron Santo, R</b> OBP: 0.340, SLG: 0.416 (1, 5)		0-0 5-3	0-0 1B 2B					0-0 6-3	0-0 G5-4-3	5	1	2	2	0	0	3											
<b>Johnny Callison, L</b> OBP: 0.353, SLG: 0.399 (1, 9)		0-3 K	0-0 1B IBB					4-0 4-3		2	0	0	0	2	1	1											
<b>Randy Hundley, R</b> OBP: 0.212, SLG: 0.194 (1, 2)		0-0 F9	0-0 1B 6-3					0-0 F7	0-0 FC5-2 IBB	4	0	1	2	0	0	3											
<b>Cleo James, R</b> OBP: 0.290, SLG: 0.319 (1, 8)			0-0 1B 6-3					0-0 6-3	0-0 5-3	3	1	0	0	1	0	4											
<b>Milt Pappas, R</b> OBP: 0.087, SLG: 0.130 (1, 1)			0-0 1B 2B 5-3					0-0 F8	0-3 K	4	1	1	0	0	1	2											
<b>Inning Stats</b>	R: 0 E: 0 K: 0 S: 4	H: 1 LOB: 1 BB: 0 P: 4	R: 0 E: 0 K: 1 S: 5	H: 0 LOB: 0 BB: 0 P: 5	R: 6 E: 0 K: 0 S: 8	H: 5 LOB: 2 BB: 3 P: 20	R: 0 E: 0 K: 1 S: 5	H: 0 LOB: 0 BB: 0 P: 5	R: 0 E: 0 K: 0 S: 4	H: 1 LOB: 1 BB: 0 P: 4	R: 0 E: 0 K: 0 S: 4	H: 1 LOB: 2 BB: 2 P: 12	R: 0 E: 0 K: 1 S: 5	H: 0 LOB: 0 BB: 1 P: 8	R: 0 E: 0 K: 1 S: 4	H: 0 LOB: 0 BB: 1 P: 8	1B: 5 2B: 4 3B: 0 HR: 0	SF: 0 SAC: 0 DP: 1 HBP: 0	WP: 0 PB: 1 SB: 0 CS: 0	PA: 41							
<b>PITCHER</b>	IP	WLS	BF	H	R	ER	SO	BB	IBB	HBP	BLK	WP	HR	S	P	ERA	WHIP										
<b>Tom Griffin, R</b> ERA: 4.96 (1, 1)	2.1	L	16	6	6	6	1	2	1	0	0	0	0	15	27	23.14	3.429										
<b>George Culver, R</b> ERA: 4.29 (3, 1)	0.2		2	0	0	0	0	0	0	0	0	0	0	2	2	0.00	0.000										
<b>Jim Bouton, R</b> ERA: 5.59 (4, 1)	5.0		20	3	1	0	2	1	1	0	0	0	0	22	30	0.00	0.800										
<b>Ron Cook, L</b> ERA: 3.29 (9, 1)	1.0		3	0	0	0	1	1	0	0	0	0	0	4	8	0.00	1.000										

Chicago Cubs @ Houston Astros  
Astrodome, Houston, TX  
Sun Jul 19 1970, 4:33 AM EDT  
Att: 21,293 - Dome

AB	35
R	7
H	9
RBI	6
BB	6
SO	4
LOB	18



Batter	1	2	3	4	5	6	7	8	9	AB	R	H	RBI	BB	SO	LOB	BOTTOM										
<b>Jesus Alou, R</b> OBP: 0.318, SLG: 0.359 (1, 7)	0-0 F8		0-0 G3		0-0 P4			0-0 6-3		4	0	0	0	0	0	1											
<b>Joe Morgan, L</b> OBP: 0.417, SLG: 0.405 (1, 4)	0-3 K		4-0 BB			0-0 P5		0-0 4-3		3	0	0	0	1	1	0											
<b>Norm Miller, L</b> OBP: 0.371, SLG: 0.381 (1, 9)	0-0 P6		0-3 K			0-0 4-3			0-3 K	4	0	0	0	0	2	2											
<b>Bob Watson, R</b> OBP: 0.344, SLG: 0.486 (1, 3)		0-3 K		0-0 F7		0-0 L6		0-0 P4		4	0	0	0	0	1	0											
<b>Denis Menke, R</b> OBP: 0.383, SLG: 0.429 (1, 6)		0-0 P3		0-0 F8				0-0 1B		4	0	2	0	0	0	0											
<b>Doug Rader, R</b> OBP: 0.311, SLG: 0.416 (1, 5)		0-0 F3		4-0 BB		0-0 L6		0-0 FC6-4 1B		3	0	1	0	1	0	1											
<b>Cesar Cedeno, R</b> OBP: 0.252, SLG: 0.336 (1, 8)			0-0 1B 2B	0-3 K		0-0 L8		0-0 FC6-4		4	1	1	0	0	1	4											
<b>Johnny Edwards, L</b> OBP: 0.249, SLG: 0.263 (1, 2)			0-0 P5		0-0 F8		0-0 4-3			3	0	0	0	0	0	2											
<b>Tom Griffin, R</b> OBP: 0.084, SLG: 0.097 (3, 1)			0-0 G3		0-3 K			0-3 K		0	0	0	0	0	0	0											
<b>George Culver, R</b> OBP: 0.198, SLG: 0.294 (3, PH)			0-0 2H							0	0	0	0	0	0	0											
<b>Keith Lanning, L</b> OBP: 0.291, SLG: 0.392 (4, 1)			0-0 G3							1	0	1	0	0	0	0											
<b>Jim Bouton, R</b> OBP: 0.291, SLG: 0.375 (4, PH)			0-0 G3							1	0	0	0	0	1	0											
<b>Marty Martinez, L</b> OBP: 0.272, SLG: 0.324 (8, PH)			0-0 G3							1	0	0	0	0	1	0											
<b>Ron Cook, L</b> OBP: 0.200, SLG: 0.800 (9, 1)			0-0 2H							0	0	0	0	0	0	0											
<b>Inning Stats</b>	R: 0 E: 0 K: 1 S: 5	H: 0 LOB: 0 BB: 0 P: 5	R: 0 E: 0 K: 1 S: 5	H: 0 LOB: 0 BB: 0 P: 5	R: 1 E: 0 K: 1 S: 7	H: 2 LOB: 1 BB: 1 P: 11	R: 0 E: 0 K: 1 S: 5	H: 0 LOB: 1 BB: 1 P: 9	R: 0 E: 0 K: 0 S: 3	H: 0 LOB: 0 BB: 0 P: 3	R: 0 E: 0 K: 0 S: 4	H: 1 LOB: 1 BB: 0 P: 4	R: 0 E: 0 K: 1 S: 5	H: 0 LOB: 2 BB: 0 P: 7	R: 0 E: 0 K: 1 S: 7	H: 2 LOB: 2 BB: 0 P: 7	1B: 3 2B: 2 3B: 0 HR: 0	SF: 0 SAC: 0 DP: 0 HBP: 0	WP: 0 PB: 0 SB: 0 CS: 0	PA: 34							
<b>PITCHER</b>	IP	WLS	BF	H	R	ER	SO	BB	IBB	HBP	BLK	WP	HR	S	P	ERA	WHIP										
<b>Milt Pappas, R</b> ERA: 3.93 (1, 1)	9.0	W	34	5	1	1	7	2	0	0	0	0	0	46	54	1.00	0.778										

Chicago Cubs @ Houston Astros  
Astrodome, Houston, TX  
Sun Jul 19 1970, 4:33 AM EDT  
Att: 21,293 - Dome

AB	32
R	1
H	5
RBI	1
BB	2
SO	7
LOB	10



Batter	1	2	3	4	5	6	7	8	9	10	11	12	AB	R	H	RBI	BB	SO	LOB					
Matty Alou, L OBP: 0.327, SLG: 0.351 (1.8)	6-3		4-3		1B		K		1B		CS		6	0	3	1	0	1	0					
Gene Alley, R OBP: 0.293, SLG: 0.375 (1.6)	F9		F4		F8		6-3		F9		CS		6	0	0	0	0	0	2					
Roberto Clemente, R OBP: 0.402, SLG: 0.575 (1.9)	HR		F8						4-3		F4-3-4		5	2	2	1	1	1	0					
Manny Sanguillen, R OBP: 0.325, SLG: 0.440 (1.2)	1-3				L8		L4		4-3		F4-3-4		6	0	0	0	0	0	3					
Bob Robertson, R OBP: 0.365, SLG: 0.528 Willie Staroffel, L OBP: 0.306, SLG: 0.485 (8.7)			F8		L7		HR		1B		FC5		3	1	1	1	0	0	0					
Al Oliver, L OBP: 0.315, SLG: 0.447 (8.3)			L8				HR		1B		FC5		3	0	1	0	2	1	0					
Jose Pagan, R OBP: 0.308, SLG: 0.327 Rickey Hebner, L OBP: 0.342, SLG: 0.438 (8.5)					F3				1B		FC5		3	0	2	0	0	0	1					
Dave Cash, R OBP: 0.319, SLG: 0.433 (1.4)													4	0	0	0	1	1	4					
Dock Ellis, S ERA: 4.57 Francisco Rodriguez, R ERA: 3.50 Dave Giusti, R ERA: 2.47 Bruce Dal Canton, R ERA: 3.43 Joe Gibbon, L ERA: 5.11 Orlando Pena, R ERA: 2.3 (1.1)			K								E8		3	0	0	0	0	2	2					
<b>Inning Stats</b>	R: 1 E: 0 K: 4 S: 4	H: 1 LOB: 0 BB: 4 P: 4	R: 0 E: 0 K: 1 S: 6	H: 1 LOB: 2 BB: 1 P: 10	R: 0 E: 0 K: 0 S: 3	H: 0 LOB: 0 BB: 0 P: 3	R: 0 E: 0 K: 0 S: 3	H: 0 LOB: 1 BB: 1 P: 7	R: 0 E: 0 K: 1 S: 6	H: 2 LOB: 1 BB: 0 P: 6	R: 1 E: 0 K: 1 S: 6	H: 3 LOB: 2 BB: 1 P: 8	R: 1 E: 1 K: 0 S: 4	H: 2 LOB: 1 BB: 0 P: 8	R: 0 E: 0 K: 2 S: 7	H: 0 LOB: 0 BB: 0 P: 7	R: 0 E: 0 K: 1 S: 5	H: 2 LOB: 1 BB: 0 P: 5	R: 0 E: 0 K: 1 S: 5	H: 0 LOB: 0 BB: 0 P: 6	1B: 8 2B: 3 3B: 0 HR: 2	SF: 0 SAC: 0 DP: 1 HBP: 0	WP: 0 PB: 0 SB: 1 CS: 2	PA: 50

PITCHER	IP	WLS	BF	H	R	ER	SO	BB	IBB	HBP	BLK	WP	HR	S	P	ERA	WHIP
Denny Lemaster, L ERA: 4.81 Jim Ray, R ERA: 4.24 Jack Dilauro, L ERA: 4.57 Fred Gladding, R ERA: 3.74 Ron Cook, L ERA: 3.07 (10.1)	7.0	30	3	3	3	0	0	2	1	0	0	0	0	1	1	0.00	0.000
	0.1	1	0	0	0	0	0	0	0	0	0	0	0	1	1	0.00	0.000
	0.0	2	2	0	0	0	0	0	0	0	0	0	0	2	2	∞	∞
	1.2	7	2	1	0	1	0	1	0	0	0	0	0	8	12	0.00	1.200
	3.0	9	2	0	0	4	0	0	0	0	0	0	0	17	17	0.00	0.667

Batter	1	2	3	4	5	6	7	8	9	10	11	12	AB	R	H	RBI	BB	SO	LOB					
Jesus Alou, R OBP: 0.323, SLG: 0.367 (1.7)	4-3		F1		2B			F4				WP	6	1	3	0	0	0	2					
Joe Morgan, L OBP: 0.418, SLG: 0.404 Hector Torres, R OBP: 0.271, SLG: 0.295 Keith Lampard, L OBP: 0.286, SLG: 0.385 Ron Cook, L OBP: 0.500, SLG: 0.800 Jimmy Wynn, R OBP: 0.397, SLG: 0.472 (12.1)	K				K				G4-6-3				3	1	1	1	1	2	2					
Norm Miller, L OBP: 0.369, SLG: 0.371 (1.9)	4-3		6-3					1B				1B	4	0	0	0	2	2	3					
Bob Watson, R OBP: 0.337, SLG: 0.474 (1.3)			6-3		6-3			K					6	0	1	1	0	2	3					
Denis Menke, R OBP: 0.383, SLG: 0.438 (9.4)								K					5	1	2	2	0	1	1					
Doug Rader, R OBP: 0.369, SLG: 0.416 (1.5)					5-3			CS					5	1	1	0	0	0	2					
Cesar Cedeno, R OBP: 0.250, SLG: 0.330 (1.8)													5	0	1	1	0	1	0					
Johnny Edwards, L OBP: 0.251, SLG: 0.266 (1.2)													5	1	2	0	0	0	1					
Denny Lemaster, R ERA: 3.50 Jim Ray, R ERA: 4.24 Jack Dilauro, L ERA: 4.57 Fred Gladding, L ERA: 3.43 Marty Martinez, S OBP: 0.277, SLG: 0.300 (10.6)													3	0	1	0	0	0	1					
													0	0	0	0	0	0	0					
													0	0	0	0	0	0	0					
													2	0	1	0	0	0	0					
<b>Inning Stats</b>	R: 0 E: 0 K: 1 S: 5	H: 0 LOB: 0 BB: 0 P: 5	R: 1 E: 0 K: 0 S: 5	H: 1 LOB: 0 BB: 0 P: 4	R: 1 E: 1 K: 0 S: 5	H: 2 LOB: 1 BB: 0 P: 5	R: 0 E: 0 K: 0 S: 3	H: 0 LOB: 0 BB: 0 P: 3	R: 0 E: 0 K: 1 S: 7	H: 2 LOB: 0 BB: 0 P: 7	R: 1 E: 0 K: 1 S: 6	H: 2 LOB: 2 BB: 2 P: 14	R: 1 E: 0 K: 1 S: 7	H: 3 LOB: 2 BB: 0 P: 7	R: 0 E: 0 K: 1 S: 5	H: 0 LOB: 0 BB: 0 P: 5	R: 0 E: 0 K: 0 S: 3	H: 0 LOB: 0 BB: 0 P: 3	R: 1 E: 0 K: 2 S: 8	H: 2 LOB: 2 BB: 1 P: 12	1B: 10 2B: 2 3B: 0 HR: 1	SF: 0 SAC: 0 DP: 2 HBP: 0	WP: 1 PB: 1 SB: 1 CS: 1	PA: 50

**Pittsburgh Pirates @ Houston Astros**  
Astrodome, Houston, TX  
Mon Jul 20 1970, 8:05 PM EDT  
Att. 17,934 - Dome - 72 F

AB	45
R	4
H	12
RBI	4
BB	4
SO	8
LOB	14

P

**Pittsburgh Pirates @ Houston Astros**  
Astrodome, Houston, TX  
Mon Jul 20 1970, 8:05 PM EDT  
Att. 17,934 - Dome - 72 F

AB	45
R	5
H	13
RBI	5
BB	4
SO	10
LOB	18

P

Batter	1	2	3	4	5	6	7	8	9	AB	R	H	RBI	BB	SO	LOB	TOP			
Matty Alou, L OBP: 0.323, SLG: 0.347 (1, 8)	F8		FC5-4 1B PO		E1 WP		1-3		FC4-6 FC4-6	5	0	0	0	0	0	3				
Richie Hebner, L OBP: 0.344, SLG: 0.436 Jerry May, R OBP: 0.296, SLG: 0.242 (1, 5) (9, PH)	1-3 1B		F9		F7			BB BB	FC4-6 FC4-6	3	0	1	0	1	0	2				
Roberto Clemente, R OBP: 0.490, SLG: 0.571 (1, 9)	1-3		1B		K				K	4	0	1	0	0	2	3				
Al Oliver, L OBP: 0.318, SLG: 0.446 (1, 3)	4-3		PO		F9 4-3 2B 1B				BB BB	3	1	1	0	1	0	2				
Willie Stargell, L OBP: 0.307, SLG: 0.481 (1, 7)					4-3				F8	4	0	1	0	0	0	3				
Manny Sanguillen, R OBP: 0.360, SLG: 0.433 (1, 2)	F7				F9				F8	4	0	0	0	0	0	4				
Gene Alley, R OBP: 0.295, SLG: 0.378 (1, 6)	F8				2B				FC6-4 BB	3	0	1	1	1	0	1				
Bill Mazerowski, R OBP: 0.267, SLG: 0.296 Bob Robertson, R OBP: 0.364, SLG: 0.526 (1, 4) (9, PH)	F7				HBP				FC6-4 FC4-6 BB	2	0	0	0	0	0	1				
Jim Nelson, R OBP: 0.222, SLG: 0.176 Freddie Patek, R OBP: 0.331, SLG: 0.308 Dick Colpaert, R (7, 1) Jose Pagan, R OBP: 0.315, SLG: 0.327 Dave Cash, R OBP: 0.319, SLG: 0.433 (1, 1) (7, PH) (7, 1) (9, PH) (9, PR)					F8				FC4-6 FC4-6 BB	2	0	1	0	0	0	2				
<b>Inning Stats</b>	R: 0 E: 0 K: 0 S: 4	H: 1 LOB: 1 BB: 0 P: 4	R: 0 E: 0 K: 0 S: 4	H: 1 LOB: 1 BB: 0 P: 4	R: 0 E: 0 K: 0 S: 4	H: 2 LOB: 1 BB: 0 P: 4	R: 1 E: 0 K: 0 S: 5	H: 2 LOB: 2 BB: 0 P: 6	R: 0 E: 1 K: 1 S: 6	H: 0 LOB: 1 BB: 0 P: 6	R: 0 E: 0 K: 0 S: 3	H: 0 LOB: 0 BB: 0 P: 3	R: 0 E: 0 K: 1 S: 5	H: 0 LOB: 2 BB: 2 P: 13	R: 0 E: 0 K: 0 S: 3	H: 0 LOB: 2 BB: 2 P: 11	1B: 5 2B: 1 3B: 0 HR: 0	SF: 0 SAC: 0 DP: 0 HBP: 1	WP: 1 PB: 0 SB: 1 CS: 0	PA: 39
<b>PITCHER</b>	IP WLS BF H R ER SO BB IBB HBP BLK WP HR S P ERA WHIP	8.0 W 34 6 1 1 2 3 0 1 0 1 0 34 47 1.12 1.125	0.1 L 2 0 0 0 0 1 0 0 0 0 0 1 5 0.00 3.000	0.2 S 2 0 0 0 0 0 0 0 0 0 0 2 2 0.00 0.000	<b>PITCHER</b>										IP WLS BF H R ER SO BB IBB HBP BLK WP HR S P ERA WHIP					

Pittsburgh Pirates @ Houston Astros  
Astrodome, Houston, TX  
Tue Jul 21 1970, 8:05 PM EDT  
Att: 17,741 - Dome - 72 F

AB 33  
R 1  
H 6  
RBI 1  
BB 4  
SO 2  
LOB 24





Batter	1	2	3	4	5	6	7	8	9	AB	R	H	RBI	BB	SO	LOB	BOTTOM			
Jesus Alou, R OBP: 0.326, SLG: 0.381 (1, 7)	1B G3 BB		4-3		HR		6-3			3	2	1	1	1	0	0				
Joe Morgan, L OBP: 0.416, SLG: 0.402 (1, 4)	1-3 1B		F9		L8				4-3	4	0	1	0	0	0	0				
Norm Miller, L OBP: 0.361, SLG: 0.361 (1, 9)	G3		K		L8				4-3	4	0	0	1	0	1	0				
Bob Watson, R OBP: 0.335, SLG: 0.468 (1, 3)	BB 1B		F9		5-3				K	4	1	1	0	0	1	0				
Denis Menke, R OBP: 0.385, SLG: 0.436 (1, 6)	1B BB				4-3				L3 HBP	1	0	0	0	1	0	0				
Doug Rader, R OBP: 0.312, SLG: 0.418 (1, 5)	1-3 2H 1B				1B				L3	3	0	2	1	0	0	1				
Cesar Cedeno, R OBP: 0.244, SLG: 0.322 (1, 8)	4-3				K				K	3	0	0	0	0	2	3				
Johnny Edwards, L OBP: 0.252, SLG: 0.266 (1, 2)			K		1B				L9	3	0	1	0	0	1	0				
Don Wilson, R OBP: 0.100, SLG: 0.133 Jim Ray, R OBP: 0.250, SLG: 0.250 Ron Cook, L OBP: 0.500, SLG: 0.800 (1, 1) (9, 1) (9, 1)			K		K2-3				4-3	3	0	0	0	0	2	2				
<b>Inning Stats</b>	R: 2 E: 0 K: 0 S: 5	H: 3 LOB: 2 BB: 2 P: 13	R: 0 E: 0 K: 2 S: 7	H: 0 LOB: 0 BB: 0 P: 7	R: 0 E: 0 K: 1 S: 5	H: 0 LOB: 0 BB: 0 P: 5	R: 0 E: 0 K: 2 S: 9	H: 2 LOB: 2 BB: 0 P: 9	R: 1 E: 0 K: 0 S: 4	H: 1 LOB: 0 BB: 0 P: 4	R: 0 E: 0 K: 1 S: 4	H: 0 LOB: 0 BB: 0 P: 5	R: 0 E: 0 K: 0 S: 3	H: 0 LOB: 0 BB: 0 P: 3	R: 0 E: 0 K: 1 S: 5	H: 0 LOB: 0 BB: 0 P: 5	1B: 5 2B: 1 3B: 0 HR: 1	SF: 0 SAC: 0 DP: 1 HBP: 1	WP: 0 PB: 0 SB: 0 CS: 0	PA: 31
<b>PITCHER</b>	IP WLS BF H R ER SO BB IBB HBP BLK WP HR S P ERA WHIP	6.0 L 25 6 3 3 6 2 0 1 0 0 1 34 43 4.50 1.333	2.0 L 6 0 0 0 1 0 0 0 0 0 0 8 8 0.00 0.000	<b>PITCHER</b>										IP WLS BF H R ER SO BB IBB HBP BLK WP HR S P ERA WHIP						

Pittsburgh Pirates @ Houston Astros  
Astrodome, Houston, TX  
Tue Jul 21 1970, 8:05 PM EDT  
Att: 17,741 - Dome - 72 F

AB 28  
R 3  
H 6  
RBI 3  
BB 2  
SO 7  
LOB 6



Batter	1	2	3	4	5	6	7	8	9	AB	R	H	RBI	BB	SO	LOB	TOP			
Jesus Alou, R OBP: 0.335, SLG: 0.390 (1.9)	F7		E9	BB 1B SF9	SH1-3 1B		G6-4-3		G4-6-3 1B	5	2	3	2	1	0	1	<b>Houston Astros @ St. Louis Cardinals</b> Busch Stadium, St. Louis, MO Wed Jul 22 1970, 7:05 PM CDT Att: 16,315 - Unknown  livebaseballscores.com  AB 35 R 13 H 15 RBI 11 BB 8 SO 3 LOB 18  			
Joe Morgan, L OBP: 0.416, SLG: 0.402 (1.4)	F9		P5	SF9 BB E 1B	SH1-3			1B FC3-6	G4-6-3 1B	5	2	2	2	0	0	2				
Jimmy Wynn, R OBP: 0.395, SLG: 0.487 (1.7)	HR		2B	1B	E BB		G6-4-3	FC3-6 1B		3	2	3	2	2	0	0				
Bob Watson, R OBP: 0.331, SLG: 0.466 (1.3)	F9		1B	1-3 2B	E BB G6-4-3			FC3-6 1B	G6-4-3 1B	5	1	1	1	0	1	6				
Denis Menke, R OBP: 0.386, SLG: 0.434 (1.6)		1B SF8 BB	G6-4-3 IBB	SF9		6-3		6-3		2	1	0	1	2	0	1				
Doug Rader, R OBP: 0.314, SLG: 0.418 (1.5)	1B		G6-4-3	E4 1B		6-3		1B		5	1	2	1	0	0	3				
Cesar Cedeno, R OBP: 0.250, SLG: 0.328 (1.8)	SF8		1B			4-3		1-3		4	1	2	2	0	0	1				
Johnny Edwards, L OBP: 0.257, SLG: 0.267 (1.2)	K						F7		SH5-4 1B	3	2	1	0	2	1	1				
Larry Dierker, R George Culver, R Keith Latta, R Jim Bouton, R Jim Ray, R Fred Gladding, L (1.1) (3.1) (4.1) (4.1) (4.1) (8.1)	4-3								SH5-4 1B	1	0	0	0	0	0	1				
<b>Inning Stats</b>	R: 1 E: 0 K: 0 S: 4	H: 1 LOB: 0 BB: 0 P: 4	R: 1 E: 0 K: 1 S: 6	H: 1 LOB: 1 BB: 1 P: 10	R: 1 E: 1 K: 0 S: 5	H: 3 LOB: 2 BB: 1 P: 9	R: 7 E: 1 K: 2 S: 11	H: 3 LOB: 5 BB: 1 P: 31	R: 0 E: 0 K: 0 S: 3	H: 0 LOB: 0 BB: 0 P: 3	R: 0 E: 0 K: 0 S: 3	H: 1 LOB: 0 BB: 0 P: 3	R: 2 E: 0 K: 0 S: 6	H: 3 LOB: 1 BB: 0 P: 6	R: 1 E: 0 K: 0 S: 4	H: 2 LOB: 0 BB: 0 P: 4	1B: 12 2B: 2 3B: 0 HR: 1	SF: 2 SAC: 2 DP: 4 HBP: 0	WP: 0 PB: 0 SB: 1 CS: 0	PA: 47
<b>PITCHER</b>	IP WLS BF H R ER SO BB IBB HBP BLK WP HR S P ERA WHIP																			
Nelson Briles, R ERA: 8.64 (1.1)	3.0	L	19	6	7	7	1	4	1	0	0	0	0	0	1	16	36	21.00	3.333	
Sal Campisi, R ERA: 3.18 (4.1)	1.1		11	3	3	0	2	3	0	0	0	0	0	0	0	12	24	0.00	4.500	
Frank Linzy, R ERA: 4.19 (5.1)	2.2	7	1	0	0	0	0	0	0	0	0	0	0	0	7	7	0.00	0.375		
Bob Chlupsa, R ERA: 21.0 (8.1)	1.1		9	5	3	3	0	0	0	0	0	0	0	0	9	9	20.25	3.750		
Al Hrabosky, L ERA: 3.31 (9.1)	0.2		1	0	0	0	0	0	0	0	0	0	0	0	1	1	0.00	0.000		

Batter	1	2	3	4	5	6	7	8	9	AB	R	H	RBI	BB	SO	LOB	BOTTOM					
Lou Brock, L OBP: 0.363, SLG: 0.399 (1.7)	3-1		BB HR BB	F8	4-3			BB 1B		4	1	1	0	1	0	0	<b>Houston Astros @ St. Louis Cardinals</b> Busch Stadium, St. Louis, MO Wed Jul 22 1970, 7:05 PM CDT Att: 16,315 - Unknown  livebaseballscores.com  AB 40 R 9 H 11 RBI 9 BB 5 SO 6 LOB 17  					
Leron Lee, L OBP: 0.293, SLG: 0.349 (1.9)	F7		K	3-1	K			BB 1B		5	0	1	0	0	2	1						
Carl Taylor, R OBP: 0.353, SLG: 0.400 (1.3)	F3		HR BB	K 1B 2B		6-3		F4		4	2	0	0	1	1	2						
Dick Allen, R OBP: 0.388, SLG: 0.578 (1.5)		1B 3B	HR	2B 1B		1-3		F8		5	3	3	3	0	0	2						
Joe Torre, R OBP: 0.388, SLG: 0.476 (1.2)	F9		HR BB	1B 2B				BB		2	2	1	2	3	0	1						
Jose Cardenal, R OBP: 0.369, SLG: 0.453 Al Hrabosky, R (1.8) (9.1)	6-3		HR	1B 1B				1-2 2-3 BB	1-5-3	5	1	2	3	0	0	5						
Julian Javier, R OBP: 0.284, SLG: 0.283 (1.4)	1B		E6	1B				P5	F2	5	0	2	1	0	0	0						
Dal Maxvill, R OBP: 0.316, SLG: 0.217 (1.6)	1B		6-3	F8				F9	4-3	5	0	1	0	0	0	3						
Nelson Briles, R Sal Campisi, R Frank Linzy, R Joe Hague, L Bob Chlupsa, R Vic Davatillo, L (1.1) (4.1) (5.1) (7.1) (8.1) (8.1)	K		F8		K			K	6-3	2	0	0	0	0	1	3						
<b>Inning Stats</b>	R: 0 E: 0 K: 0 S: 3	H: 0 LOB: 0 BB: 0 P: 3	R: 1 E: 0 K: 1 S: 8	H: 3 LOB: 0 BB: 0 P: 8	R: 5 E: 1 K: 1 S: 8	H: 2 LOB: 1 BB: 3 P: 20	R: 3 E: 0 K: 1 S: 10	H: 4 LOB: 2 BB: 0 P: 10	R: 0 E: 0 K: 2 S: 7	H: 0 LOB: 0 BB: 0 P: 7	R: 0 E: 0 K: 0 S: 3	H: 0 LOB: 1 BB: 1 P: 7	R: 0 E: 0 K: 1 S: 5	H: 0 LOB: 0 BB: 0 P: 5	R: 0 E: 0 K: 0 S: 5	H: 2 LOB: 3 BB: 1 P: 9	R: 0 E: 0 K: 0 S: 3	H: 0 LOB: 0 BB: 0 P: 3	1B: 7 2B: 1 3B: 1 HR: 2	SF: 0 SAC: 0 DP: 0 HBP: 0	WP: 0 PB: 1 SB: 0 CS: 0	PA: 45
<b>PITCHER</b>	IP WLS BF H R ER SO BB IBB HBP BLK WP HR S P ERA WHIP																					
Larry Dierker, R ERA: 4.08 (1.1)	2.1		6	6	2	0	0	3	0	0	0	0	0	0	2	17	23.14	3.429				
George Culver, R ERA: 4.23 (3.1)	0.2	W	2	0	0	0	0	0	0	0	0	0	0	0	2	2	0.00	0.000				
Jim Bouton, R ERA: 5.54 (4.1)	0.2		7	4	3	0	1	0	0	0	0	0	0	0	9	9	0.00	6.000				
Jim Ray, R ERA: 4.01 (4.1)	3.1		13	2	0	0	3	1	0	0	0	0	0	0	18	22	0.00	0.900				
Fred Gladding, R ERA: 3.57 (8.1)	2.0	S	7	0	0	0	0	1	0	0	0	0	0	0	6	10	0.00	0.500				



Batter	1	2	3	4	5	6	7	8	9	AB	R	H	RBI	BB	SO	LOB	TOP			
Jesus Alou, R OBP: 0.329, SLG: 0.383 (1, 9)										4	0	0	0	0	0	1	<b>Houston Astros @ St. Louis Cardinals</b> Busch Stadium, St. Louis, MO Thu Jul 23 1970, 7:05 PM CDT Att: 17,532 - Unknown			
Joe Morgan, L OBP: 0.414, SLG: 0.400 (1, 4)										4	0	1	0	0	0	0				
Jimmy Wynn, R OBP: 0.393, SLG: 0.483 (1, 7)										3	0	0	0	1	0	0				
Bob Watson, R OBP: 0.324, SLG: 0.455 (1, 3)										4	0	0	0	0	0	3				
Denis Menke, R OBP: 0.387, SLG: 0.433 (1, 6)										3	1	1	0	1	1	0				
Doug Rader, R OBP: 0.316, SLG: 0.422 (1, 5)										4	1	2	0	0	2	1				
Cesar Cedeno, R OBP: 0.250, SLG: 0.325 (1, 8)										4	0	1	2	0	0	1				
Johnny Edwards, L OBP: 0.257, SLG: 0.276 (1, 2)										4	1	1	1	0	1	2				
Jack Billingham, R OBP: 0.147, SLG: 0.094 (1, 1)										3	0	0	0	1	3	1				
<b>Inning Stats</b>	R: 0 E: 0 K: 0 S: 3	H: 0 LOB: 0 BB: 0 P: 3	R: 2 E: 0 K: 1 S: 8	H: 3 LOB: 1 BB: 0 P: 8	R: 0 E: 0 K: 1 S: 5	H: 0 LOB: 0 BB: 0 P: 3	R: 0 E: 0 K: 1 S: 5	H: 0 LOB: 0 BB: 0 P: 5	R: 1 E: 0 K: 0 S: 5	H: 2 LOB: 3 BB: 2 P: 13	R: 0 E: 0 K: 1 S: 6	H: 1 LOB: 1 BB: 0 P: 6	R: 0 E: 0 K: 1 S: 5	H: 0 LOB: 0 BB: 0 P: 5	R: 0 E: 0 K: 2 S: 7	H: 0 LOB: 1 BB: 0 P: 7	1B: 4 2B: 1 3B: 0 HR: 1	SF: 0 SAC: 0 DP: 0 HBP: 0	WP: 0 PB: 0 SB: 0 CS: 0	PA: 36
<b>PITCHER</b> Bob Gibson, R ERA: 3.64 (1, 1)	IP: 9.0 WLS: L BF: 36	H: 6 R: 3 ER: 3 SO: 7	BB: 3 IBB: 0 HBP: 0 BLK: 0	WP: 0 HR: 1 S: 47 P: 59	ERA: 3.00 WHIP: 1.000	<b>PITCHER</b>										IP: 9.0 WLS: L BF: 36	H: 6 R: 3 ER: 3 SO: 7	BB: 3 IBB: 0 HBP: 0 BLK: 0	WP: 0 HR: 1 S: 47 P: 59	ERA: 3.00 WHIP: 1.000

livebaseballscores.com



Batter	1	2	3	4	5	6	7	8	9	AB	R	H	RBI	BB	SO	LOB	BOTTOM			
Lou Brock, L OBP: 0.362, SLG: 0.398 (1, 7)										4	1	1	0	0	1	1	<b>Houston Astros @ St. Louis Cardinals</b> Busch Stadium, St. Louis, MO Thu Jul 23 1970, 7:05 PM CDT Att: 17,532 - Unknown			
Leron Lee, L OBP: 0.293, SLG: 0.347 (1, 9)										4	1	1	0	0	0	0				
Carl Taylor, R OBP: 0.345, SLG: 0.389 (1, 3)										4	0	0	0	0	1	2				
Dick Allen, R OBP: 0.389, SLG: 0.575 (1, 5)										2	0	0	0	2	1	0				
Joe Torre, R OBP: 0.389, SLG: 0.477 (1, 2)										4	0	2	1	0	0	0				
Jose Cardenal, R OBP: 0.368, SLG: 0.451 (1, 8)										4	0	1	1	0	0	4				
Julian Javier, R OBP: 0.281, SLG: 0.280 (1, 4)										3	0	0	0	0	1	2				
Vic Davalillo, L OBP: 0.339, SLG: 0.404 (9, PH)										1	0	0	0	0	0	1				
Dal Maxvill, R OBP: 0.314, SLG: 0.215 (1, 6)										2	0	0	0	0	0	0				
Joe Hagus, L OBP: 0.364, SLG: 0.409 (7, PH)										1	0	1	0	0	0	0				
Ed Crosby, L (8, 6)										0	0	0	0	0	0	0				
Bob Gibson, R OBP: 0.394, SLG: 0.469 (1, 1)										3	0	0	0	0	3	1				
<b>Inning Stats</b>	R: 2 E: 0 K: 1 S: 8	H: 3 LOB: 2 BB: 1 P: 12	R: 0 E: 0 K: 1 S: 5	H: 0 LOB: 0 BB: 0 P: 5	R: 0 E: 0 K: 2 S: 7	H: 0 LOB: 0 BB: 0 P: 7	R: 0 E: 0 K: 0 S: 3	H: 0 LOB: 0 BB: 0 P: 3	R: 0 E: 0 K: 2 S: 8	H: 1 LOB: 1 BB: 0 P: 8	R: 0 E: 0 K: 1 S: 5	H: 0 LOB: 0 BB: 0 P: 5	R: 0 E: 0 K: 0 S: 3	H: 1 LOB: 0 BB: 0 P: 3	R: 0 E: 0 K: 2 S: 7	H: 1 LOB: 0 BB: 0 P: 3	1B: 6 2B: 0 3B: 0 HR: 0	SF: 0 SAC: 0 DP: 1 HBP: 0	WP: 0 PB: 0 SB: 0 CS: 0	PA: 34
<b>PITCHER</b> Jack Billingham, R ERA: 3.43 (1, 1)	IP: 9.0 WLS: W BF: 34	H: 6 R: 2 ER: 2 SO: 7	BB: 1 IBB: 1 HBP: 0 BLK: 0	WP: 0 HR: 0 S: 46 P: 54	ERA: 2.00 WHIP: 0.778	<b>PITCHER</b>										IP: 9.0 WLS: W BF: 34	H: 6 R: 2 ER: 2 SO: 7	BB: 1 IBB: 1 HBP: 0 BLK: 0	WP: 0 HR: 0 S: 46 P: 54	ERA: 2.00 WHIP: 0.778

livebaseballscores.com



Batter	1	2	3	4	5	6	7	8	9	AB	R	H	RBI	BB	SO	LOB	TOP			
Jesus Alou, R OBP: 0.324, SLG: 0.377 (1, 9)	0-0 6-3		0-0 F6			0-0 G3		0-0 F6		4	0	0	0	0	0	0				
Joe Morgan, L OBP: 0.412, SLG: 0.396 (1, 4)	4-0 6-3 BB		0-0 L9			0-0 5-3			0-0 F8	3	0	0	0	1	0	0				
Jimmy Wynn, R OBP: 0.394, SLG: 0.486 (1, 7)	0-0 6-3 1-2			0-0 G5-4-3 1B		0-0 F9			0-0 2B	4	0	2	0	0	0	1				
Bob Watson, R OBP: 0.317, SLG: 0.444 (1, 3) (8, 2)	0-3 K			0-3 K			0-0 F9		0-0 6-3	4	0	0	0	0	2	3				
Denis Menke, R OBP: 0.384, SLG: 0.429 Hector Torres, R OBP: 0.265, SLG: 0.289 (1, 6) (7, 6)		0-3 K		0-0 G5-4-3 1-2		0-0 F9			0-0 F4	3	0	0	0	0	1	1				
Doug Rader, R OBP: 0.321, SLG: 0.426 (1, 5) (8, 3)		4-0 BB			0-0 1B		0-0 FC6-4 1B			2	0	2	0	1	0	0				
Cesar Cedeno, R OBP: 0.244, SLG: 0.317 (1, 8)		0-3 K			0-3 K		0-0 FC6-4 1-2			3	0	0	0	0	2	3				
Johnny Edwards, L OBP: 0.256, SLG: 0.275 Don Bryant, R OBP: 0.177, SLG: 0.190 Jack Dilauro, S (1, 2) (4, 2) (8, 1)			0-0 G3		0-3 K			0-0 L3		1	0	0	0	0	0	1				
Tom Griffin, R OBP: 0.204, SLG: 0.297 George Culver, R OBP: 0.198, SLG: 0.294 Cesar Cedeno, L OBP: 0.247, SLG: 0.350 Jim Bouton, R OBP: 0.292, SLG: 0.358 Marty Martinez, S OBP: 0.274, SLG: 0.347 (1, 1) (1, 1) (3, PH) (3, 1) (8, PH) (8, 9)				0-0 4-3		0-3 K		0-0 G1		0	0	0	0	0	0	0				
<b>Inning Stats</b>	R: 0 E: 0 K: 1 S: 5	H: 0 LOB: 1 BB: 1 P: 9	R: 0 E: 0 K: 2 S: 7	H: 0 LOB: 1 BB: 1 P: 11	R: 0 E: 0 K: 0 S: 3	H: 1 LOB: 0 BB: 0 P: 5	R: 0 E: 0 K: 3 S: 10	H: 1 LOB: 1 BB: 0 P: 10	R: 0 E: 0 K: 0 S: 4	H: 1 LOB: 1 BB: 0 P: 4	R: 0 E: 0 K: 0 S: 3	H: 0 LOB: 0 BB: 0 P: 3	R: 0 E: 0 K: 0 S: 4	H: 1 LOB: 1 BB: 0 P: 4	R: 0 E: 0 K: 0 S: 4	H: 1 LOB: 1 BB: 0 P: 4	1B: 3 2B: 1 3B: 0 HR: 0	SF: 0 SAC: 0 DP: 1 HBP: 0	WP: 0 PB: 0 SB: 0 CS: 0	PA: 32
<b>PITCHER</b> Dock Ellis, R ERA: 3.36 (1, 1)	IP: 9.0 WLS: W BF: 32 H: 4 R: 0 ER: 0 SO: 7 BB: 2 IBB: 0 HBP: 0 BLK: 0 WP: 0 HR: 0 S: 44 P: 52 ERA: 0.00 WHIP: 0.667																			

Houston Astros @ Pittsburgh Pirates  
Three Rivers Stadium, Pittsburgh, PA  
Fri Jul 24, 1970, 7:05 PM EDT  
Att: 43,290 - Unknown

AB	30
R	0
H	4
RBI	0
BB	2
SO	7
LOB	12



Batter	1	2	3	4	5	6	7	8	9	AB	R	H	RBI	BB	SO	LOB	BOTTOM			
Matty Alou, L OBP: 0.322, SLG: 0.345 (1, 8)			0-0 FC1-2 WP		0-0 1B		0-0 F8			5	1	2	1	0	0	4				
Richie Hebner, L OBP: 0.343, SLG: 0.431 (1, 5)			0-3 K		0-0 1B		0-3 K			4	1	0	0	1	2	5				
Roberto Clemente, R OBP: 0.410, SLG: 0.576 Johnny Jeter, R OBP: 0.330, SLG: 0.289 (1, 9) (7, 9)	0-0 1B SF7	0-0 F8			0-0 1B			0-0 6-3		3	1	2	0	1	0	0				
Al Oliver, L OBP: 0.318, SLG: 0.440 (1, 3)	0-0 1B 2B	4-0 BB	0-3 K		0-3 K			0-0 5-3		4	1	1	2	1	2	5				
Willie Stargell, L OBP: 0.308, SLG: 0.485 (1, 7)	0-3 K	0-0 G4-6-3		0-3 K		0-0 F9		0-0 HR		5	1	1	1	0	2	3				
Manny Sanguillen, R OBP: 0.333, SLG: 0.452 (1, 2)	0-0 SF7		0-0 WP 2B	0-0 4-3		0-0 6-3		0-0 1B 2B		4	2	2	1	0	0	0				
Dave Cash, R OBP: 0.353, SLG: 0.487 (1, 4)	0-0 2B		0-0 SH FC1-2	0-0 5-3		0-0 1B		4-0 1B BB		4	1	3	1	1	0	0				
Freddie Patek, R OBP: 0.345, SLG: 0.347 (1, 6)	0-0 2B		4-0 FC1-2 SH WP		0-0 1B		0-0 F4		0-0 1B	4	3	3	3	1	0	1				
Dock Ellis, S OBP: 0.140, SLG: 0.127 (1, 1)	0-0 E 2B		0-0 SH WP FC1-2		0-0 F7		0-3 K	0-3 K		4	0	1	1	0	2	3				
<b>Inning Stats</b>	R: 6 E: 1 K: 1 S: 12	H: 6 LOB: 2 BB: 1 P: 16	R: 0 E: 0 K: 0 S: 2	H: 0 LOB: 1 BB: 1 P: 6	R: 2 E: 1 K: 2 S: 10	H: 2 LOB: 3 BB: 2 P: 18	R: 0 E: 0 K: 1 S: 5	H: 0 LOB: 0 BB: 0 P: 5	R: 1 E: 1 K: 1 S: 8	H: 3 LOB: 2 BB: 0 P: 8	R: 0 E: 0 K: 0 S: 4	H: 1 LOB: 1 BB: 0 P: 4	R: 0 E: 0 K: 2 S: 7	H: 0 LOB: 0 BB: 0 P: 7	R: 2 E: 0 K: 1 S: 8	H: 3 LOB: 2 BB: 1 P: 12	1B: 10 2B: 4 3B: 0 HR: 1	SF: 1 SAC: 1 DP: 1 HBP: 0	WP: 2 PB: 0 SB: 0 CS: 0	PA: 45
<b>PITCHER</b> Tom Griffin, R ERA: 5.45 George Culver, R ERA: 4.14 Jim Bouton, R ERA: 5.53 Jack Dilauro, L ERA: 5.16 (1, 1) (1, 1) (3, 1) (8, 1)	IP: 0.2 WLS: L BF: 8 H: 5 R: 6 ER: 6 SO: 1 BB: 1 IBB: 0 HBP: 0 BLK: 0 WP: 0 HR: 0 S: 9 P: 13 ERA: 81.00 WHIP: 9.000																			

Houston Astros @ Pittsburgh Pirates  
Three Rivers Stadium, Pittsburgh, PA  
Fri Jul 24, 1970, 7:05 PM EDT  
Att: 43,290 - Unknown

AB	38
R	11
H	15
RBI	10
BB	5
SO	8
LOB	21





Batter	1	2	3	4	5	6	7	8	9	10	AB	R	H	RBI	BB	SO	LOB					
Jesus Alou, R (1.9) OBP: 0.329, SLG: 0.386 Cesar Geronimo, L (10.9) OBP: 0.657, SLG: 0.500	L4		G1-2-3		3-1		CS			F9	5	0	2	1	0	0	0					
Joe Morgan, L (1.4) OBP: 0.410, SLG: 0.394	F9				F4		F4			HR	5	1	2	0	0	0	1					
Jimmy Wynn, R (1.7) OBP: 0.399, SLG: 0.503	K				K		F7			HR	4	1	1	2	1	2	0					
Bob Watson, R (1.3) OBP: 0.311, SLG: 0.456		L4	G1-2-3				F7			F6	5	0	0	0	0	0	3					
Denis Menke, R (1.6) OBP: 0.324, SLG: 0.428					5-3		K			F7	5	0	1	0	0	1	0					
Doug Rader, R (1.5) OBP: 0.319, SLG: 0.419					HR		1B			6-3	3	2	1	0	1	1	1					
Cesar Cedeno, R (1.8) OBP: 0.279, SLG: 0.361	FC6-4						E			K	4	1	2	2	0	1	1					
Johnny Edwards, L (1.2) OBP: 0.256, SLG: 0.274					F8		E5			L5	4	0	0	0	0	0	1					
Don Wilson, R (1.1) OBP: 0.121, SLG: 0.182 Denny Lemaster, R (7.1) OBP: 0.250, SLG: 0.238 Fred Gladding, L (10.1) OBP: 0.279, SLG: 0.361							5-3			K	3	1	1	0	0	1	2					
<b>Inning Stats</b>	R: 0 E: 0 K: 1 S: 5	H: 0 LOB: 0 BB: 0 P: 5	R: 0 E: 0 K: 1 S: 6	H: 1 LOB: 1 BB: 0 P: 6	R: 1 E: 0 K: 0 S: 5	H: 3 LOB: 2 BB: 1 P: 9	R: 2 E: 0 K: 1 S: 6	H: 1 LOB: 0 BB: 1 P: 10	R: 0 E: 0 K: 1 S: 5	H: 0 LOB: 0 BB: 0 P: 5	R: 1 E: 0 K: 1 S: 8	H: 2 LOB: 2 BB: 0 P: 8	R: 0 E: 0 K: 0 S: 3	H: 1 LOB: 0 BB: 0 P: 3	R: 0 E: 0 K: 2 S: 7	H: 0 LOB: 0 BB: 0 P: 7	R: 2 E: 0 K: 0 S: 5	H: 2 LOB: 0 BB: 0 P: 5	1B: 6 2B: 2 3B: 0 HR: 2	SF: 0 SAC: 0 DP: 1 HBP: 0	WP: 0 PB: 0 SB: 0 CS: 1	PA: 41
<b>PITCHER</b>	IP	WLS	BF	H	R	ER	SO	BB	IBB	HBP	BLK	WP	HR	S	P	ERA	WHIP					
Jim Nelson, R (1.1) ERA: 3.49	6.0		27	7	4	3	5	1	1	0	0	0	1	35	43	4.50	1.333					
Orlando Pena, R (7.1) ERA: 1.74	2.0	6	1	0	0	0	0	0	0	0	0	0	0	6	6	0.00	0.500					
Dave Giusti, R (9.1) ERA: 2.57	2.0	L	8	2	2	2	2	0	0	0	0	0	1	12	12	9.00	1.000					

**TOP**

**Houston Astros @ Pittsburgh Pirates**  
Three Rivers Stadium, Pittsburgh, PA  
Sun Jul 26 1970, 3:33 AM EDT  
Alt. 40,131 - Overcast

AB	R	H	RBI	BB	SO	LOB
39	6	10	5	2	7	9

**Houston Astros**

Batter	1	2	3	4	5	6	7	8	9	10	AB	R	H	RBI	BB	SO	LOB					
Matty Alou, L (1.8) OBP: 0.315, SLG: 0.337	E6				F7					F9	5	0	0	0	0	0	5					
Dave Cash, R (1.4) OBP: 0.368, SLG: 0.483	4-3				F8					F6	4	2	1	0	1	0	1					
Al Oliver, L (1.9) OBP: 0.313, SLG: 0.432	4-3				4-1					G3	5	0	1	0	0	0	2					
Wille Stargell, L (1.7) OBP: 0.312, SLG: 0.486	K									E	5	0	3	0	0	1	2					
Manny Sanguillen, R (1.2) OBP: 0.329, SLG: 0.446					F9					4-3	4	0	0	1	0	0	2					
Bob Robertson, R (1.3) OBP: 0.359, SLG: 0.507										F9	5	1	2	0	0	2	2					
Jose Pagan, R (1.5) OBP: 0.311, SLG: 0.330 Johnny Jeter, R (10. PR) OBP: 0.337, SLG: 0.299					F2					E5	5	0	1	0	0	0	2					
Freddie Patek, R (1.6) OBP: 0.357, SLG: 0.364										1-3	5	1	3	0	0	1	4					
Jim Nelson, R (1.1) OBP: 0.250, SLG: 0.211 Bill Mazerowski, R (6. PH) OBP: 0.271, SLG: 0.300 Orlando Pena, R (7.1) OBP: 0.311, SLG: 0.330 Gene Alley, R (8. PH) OBP: 0.252, SLG: 0.372 Dave Giusti, R (9.1) OBP: 0.385, SLG: 0.400										FC6-4	2	0	1	1	0	0	2					
<b>Inning Stats</b>	R: 0 E: 1 K: 1 S: 6	H: 3 LOB: 3 BB: 0 P: 8	R: 0 E: 0 K: 1 S: 8	H: 3 LOB: 1 BB: 0 P: 8	R: 0 E: 0 K: 0 S: 4	H: 1 LOB: 1 BB: 0 P: 4	R: 0 E: 0 K: 0 S: 5	H: 2 LOB: 2 BB: 0 P: 5	R: 1 E: 0 K: 0 S: 4	H: 2 LOB: 0 BB: 0 P: 4	R: 1 E: 0 K: 1 S: 7	H: 1 LOB: 1 BB: 0 P: 7	R: 0 E: 0 K: 0 S: 3	H: 1 LOB: 0 BB: 0 P: 3	R: 0 E: 0 K: 0 S: 3	H: 0 LOB: 0 BB: 0 P: 3	R: 0 E: 1 K: 0 S: 5	H: 3 LOB: 3 BB: 0 P: 5	1B: 12 2B: 1 3B: 0 HR: 0	SF: 1 SAC: 0 DP: 1 HBP: 0	WP: 0 PB: 0 SB: 1 CS: 1	PA: 45
<b>PITCHER</b>	IP	WLS	BF	H	R	ER	SO	BB	IBB	HBP	BLK	WP	HR	S	P	ERA	WHIP					
Don Wilson, R (1.1) ERA: 3.97	6.0		29	10	4	4	3	1	0	0	0	0	0	34	38	6.00	1.833					
Denny Lemaster, L (7.1) ERA: 4.51	3.0	W	11	3	0	0	1	0	0	0	0	0	0	13	13	0.00	1.000					
Fred Gladding, R (10.1) ERA: 3.5	1.0	S	4	0	0	0	0	0	0	0	0	0	0	4	4	0.00	0.000					

**BOTTOM**

**Houston Astros @ Pittsburgh Pirates**  
Three Rivers Stadium, Pittsburgh, PA  
Sun Jul 26 1970, 3:33 AM EDT  
Alt. 40,131 - Overcast


AB	R	H	RBI	BB	SO	LOB
42	4	13	3	1	4	23

**P**

Batter	1	2	3	4	5	6	7	8	9	AB	R	H	RBI	BB	SO	LOB	TOP										
Jesus Alou, R OBP: 0.336, SLG: 0.392 Cesar Geronimo, L OBP: 0.500, SLG: 0.333	0-0 BB HR 1B	0-0 1-3 1B				0-0 1B SF9 1B	6-3	0-0 P4		4	2	3	0	0	0	0											
Joe Morgan, L OBP: 0.410, SLG: 0.390 Marty Martinez, S OBP: 0.274, SLG: 0.247	4-0 HR BB	0-0 F8				0-0 F7	4-3	4-0 E S BB		3	2	0	0	2	0	3											
Jimmy Wynn, R OBP: 0.402, SLG: 0.514	0-0 1-H 2-H HR					0-0 1-3 SF9 1B	5-3	0-3 E6 S 1B		5	1	3	3	0	1	1											
Bob Watson, R OBP: 0.308, SLG: 0.448	0-3 K					0-0 1-2 SF9	4-3	4-0 FC6-4 BB		3	1	0	1	1	1	0											
Denis Menke, R OBP: 0.380, SLG: 0.422	0-3 K					0-0 3-H P3	6-3	0-3 3-H K		5	0	0	0	0	3	4											
Doug Rader, R OBP: 0.320, SLG: 0.427	0-0 F9					0-0 1B		0-0 FC6-4 1-2		5	1	2	2	0	0	2											
Cesar Cedeno, R OBP: 0.283, SLG: 0.377						0-0 F8		0-0 5-3 HR 1B		5	2	2	0	0	0	1											
Johnny Edwards, L OBP: 0.263, SLG: 0.291						0-3 1B K 1B		0-0 1-H HR 1B		5	1	4	3	0	1	1											
Jack Billingham, R OBP: 0.135, SLG: 0.086 Ron Cook, L OBP: 0.444, SLG: 0.625 Jim Ray, R OBP: 0.263, SLG: 0.263						0-0 G3		0-3 K K		3	0	0	0	0	2	2											
<b>Inning Stats</b>	R: 3 E: 0 K: 2 S: 9	H: 2 LOB: 0 BB: 1 P: 13	R: 0 E: 0 K: 1 S: 7	H: 2 LOB: 2 BB: 0 P: 7	R: 0 E: 0 K: 0 S: 3	H: 0 LOB: 0 BB: 0 P: 3	R: 0 E: 0 K: 1 S: 6	H: 1 LOB: 1 BB: 0 P: 6	R: 1 E: 0 K: 0 S: 5	H: 2 LOB: 1 BB: 0 P: 5	R: 2 E: 0 K: 1 S: 7	H: 2 LOB: 0 BB: 0 P: 7	R: 0 E: 1 K: 1 S: 6	H: 1 LOB: 2 BB: 1 P: 10	R: 0 E: 0 K: 1 S: 6	H: 1 LOB: 1 BB: 0 P: 6	R: 4 E: 1 K: 3 S: 13	H: 3 LOB: 1 BB: 1 P: 17	1B: 10 2B: 0 3B: 1 HR: 3	SF: 1 SAC: 0 DP: 0 HBP: 0	WP: 0 PA: 45 PB: 0 SB: 2 CS: 0						
<b>PITCHER</b>	IP	WLS	BF	H	R	ER	SO	BB	IBB	HBP	BLK	WP	HR	S	P	ERA	WHIP										
Mitt Pappas, R ERA: 3.87 Phil Regan, R ERA: 4.53 Roberto Rodriguez, R ERA: 5.07 Larry Gura, L ERA: 2.93	6.0	L	28	9	6	6	5	1	0	0	0	0	2	37	41	9.00	1.667										

**Houston Astros @ Chicago Cubs**  
Wrigley Field, Chicago, IL  
Tue Jul 28 1970, 3:33 AM CDT  
Att: 23,159 - Cloudy - 89 F


AB 41  
R 10  
H 14  
RBI 9  
BB 3  
SO 10  
LOB 17



Batter	1	2	3	4	5	6	7	8	9	AB	R	H	RBI	BB	SO	LOB	BOTTOM										
Don Kessinger, S OBP: 0.328, SLG: 0.360	1-3									4	1	2	0	0	0	1											
Glenn Beckert, R OBP: 0.327, SLG: 0.348	G3									4	1	1	0	0	0	1											
Billy Williams, L OBP: 0.381, SLG: 0.598	4-3									4	0	0	0	0	0	3											
Ron Santo, R OBP: 0.340, SLG: 0.436										4	1	2	3	0	1	1											
Jim Hickman, R OBP: 0.436, SLG: 0.631										4	0	0	0	0	1	1											
Johnny Callison, L OBP: 0.352, SLG: 0.395										4	0	1	0	0	1	0											
Randy Hundley, R OBP: 0.254, SLG: 0.327										3	0	2	0	1	0	0											
Cleo James, R OBP: 0.340, SLG: 0.534 Phil Regan, R OBP: 0.340, SLG: 0.375 Roberto Rodriguez, R OBP: 0.222, SLG: 0.300 Larry Gura, S OBP: 0.318, SLG: 0.398										2	0	0	0	0	0	1											
Mitt Pappas, R OBP: 0.111, SLG: 0.185 Al Spangler, L OBP: 0.364, SLG: 0.667										1	0	0	0	0	1	1											
<b>Inning Stats</b>	R: 0 E: 0 K: 0 S: 3	H: 0 LOB: 0 BB: 0 P: 3	R: 0 E: 0 K: 1 S: 5	H: 0 LOB: 0 BB: 0 P: 5	R: 0 E: 0 K: 1 S: 6	H: 1 LOB: 1 BB: 0 P: 6	R: 0 E: 0 K: 0 S: 4	H: 1 LOB: 1 BB: 0 P: 4	R: 0 E: 0 K: 1 S: 5	H: 0 LOB: 0 BB: 0 P: 5	R: 4 E: 0 K: 0 S: 7	H: 4 LOB: 0 BB: 0 P: 7	R: 0 E: 0 K: 0 S: 3	H: 1 LOB: 0 BB: 0 P: 3	R: 0 E: 0 K: 1 S: 6	H: 1 LOB: 1 BB: 0 P: 6	R: 0 E: 0 K: 0 S: 4	H: 1 LOB: 2 BB: 1 P: 8	1B: 6 2B: 1 3B: 0 HR: 2	SF: 0 SAC: 0 DP: 1 HBP: 0	WP: 1 PA: 36 PB: 0 SB: 0 CS: 0						
<b>PITCHER</b>	IP	WLS	BF	H	R	ER	SO	BB	IBB	HBP	BLK	WP	HR	S	P	ERA	WHIP										
Jack Billingham, R ERA: 3.52 Ron Cook, L ERA: 3.2 Jim Ray, R ERA: 3.93	5.0	W	20	5	3	3	3	0	0	0	0	0	1	26	26	5.40	1.000										

**Houston Astros @ Chicago Cubs**  
Wrigley Field, Chicago, IL  
Tue Jul 28 1970, 3:33 AM CDT  
Att: 23,159 - Cloudy - 89 F

AB 35  
R 4  
H 9  
RBI 4  
BB 1  
SO 4  
LOB 14



Batter	1	2	3	4	5	6	7	8	9	AB	R	H	RBI	BB	SO	LOB	TOP		
Jesus Alou, R OBP: 0.333, SLG: 0.388 (1, 9)	0-0 4-3	0-0 F9					0-0 4-3		0-0 L7	5	0	1	0	0	0	2			
Marty Martinez, S OBP: 0.293, SLG: 0.250 (1, 6)	4-0 BB		0-0 1B		0-0 F8		0-0 5-3			3	0	1	0	1	0	1			
Jimmy Wynn, R OBP: 0.403, SLG: 0.511 (1, 7)	4-0 FC6-4		0-3 K		0-0 P4			4-0 G5-4-3		2	0	0	0	2	1	2			
Bob Watson, R OBP: 0.302, SLG: 0.439 (1, 3)	0-0 F9		0-0 F9		0-0 P6			0-0 G5-4-3		4	0	0	0	0	0	5			
Denis Menke, R OBP: 0.381, SLG: 0.423 (1, 4)	0-0 FC6-4		0-0 F9			0-0 FC6-4		0-0 1B		4	0	2	0	0	0	3			
Doug Rader, R OBP: 0.319, SLG: 0.433 (1, 5)		0-0 E6		0-0 HR		0-3 K		0-0 F2		4	2	1	1	0	1	2			
Cesar Cedeno, R OBP: 0.282, SLG: 0.380 (1, 8)		0-0 2B		0-0 F8		0-3 K		0-0 F7		4	0	1	1	0	1	1			
Don Bryant, R OBP: 0.231, SLG: 0.208 (1, 2)		0-0 2B		0-0 5-3		0-0 FC6-4		0-0 G3		3	0	1	0	0	0	1			
George Culver, R OBP: 0.158, SLG: 0.294 (7, 1)				0-0 1B		0-0 FC6-4				0	0	0	0	0	0	0			
Norm Miller, L OBP: 0.359, SLG: 0.359 (9, PH)						0-3 K				1	0	0	0	0	0	0			
Larry Dierker, R OBP: 0.153, SLG: 0.155 (1, 1)		0-3 K						0-0 4-3		2	0	0	0	0	0	2			
Jim Bouton, R OBP: 0.421, SLG: 0.353 (7, PH)				0-0 K						0	0	0	0	0	0	0			
Hector Torres, R OBP: 0.275, SLG: 0.298 (7, 4)										2	0	1	0	0	0	0			
<b>Inning Stats</b>	R: 0 E: 0 K: 0 S: 3	H: 0 LOB: 2 BB: 2 P: 11	R: 1 E: 1 K: 1 S: 7	H: 2 LOB: 1 BB: 0 P: 7	R: 0 E: 0 K: 1 S: 6	H: 1 LOB: 1 BB: 0 P: 6	R: 1 E: 0 K: 1 S: 6	H: 1 LOB: 0 BB: 0 P: 6	R: 0 E: 0 K: 2 S: 4	H: 1 LOB: 1 BB: 0 P: 8	R: 0 E: 0 K: 0 S: 3	H: 0 LOB: 0 BB: 0 P: 3	R: 0 E: 0 K: 0 S: 3	H: 1 LOB: 1 BB: 1 P: 7	R: 0 E: 0 K: 0 S: 4	H: 1 LOB: 1 BB: 0 P: 4	1B: 6 2B: 1 3B: 0 HR: 1	SF: 0 SAC: 0 DP: 1 HBP: 0	WP: 0 PA: 37 PB: 0 SB: 0 CS: 0
<b>PITCHER</b> Ken Holtzman, L ERA: 3.59 (1, 1)	IP: 9.0 WLS: W BF: 37 H: 8 R: 2 ER: 1 SO: 5 BB: 3 IBB: 0 HBP: 0 BLK: 0 WP: 0 HR: 1 S: 44 P: 56 ERA: 1.00 WHIP: 1.222															<b>PITCHER</b>	IP: 9.0 WLS: W BF: 37 H: 8 R: 2 ER: 1 SO: 5 BB: 3 IBB: 0 HBP: 0 BLK: 0 WP: 0 HR: 1 S: 44 P: 56 ERA: 1.00 WHIP: 1.222		

Houston Astros @ Chicago Cubs  
Wrigley Field, Chicago, IL  
Wed Jul 29 1970, 3:33 AM CDT  
Att: 22,881 - Cloudy - 86 F

AB	34
R	2
H	8
RBI	2
BB	3
SO	5
LOB	18



Batter	1	2	3	4	5	6	7	8	9	AB	R	H	RBI	BB	SO	LOB	BOTTOM		
Don Kessinger, S OBP: 0.334, SLG: 0.363 (1, 6)	0-0 HR	0-0 FC6	0-0 P6		4-0 S		4-0 WP			3	1	2	0	2	0	2			
Glenn Beckert, R OBP: 0.325, SLG: 0.343 (1, 4)	0-0 5-3	0-0 P6		0-0 6-3	4-0 3-H		0-0 P4			4	0	0	0	1	0	3			
Billy Williams, L OBP: 0.383, SLG: 0.604 (1, 7)	0-0 HR	0-0 FC6		1-0 S	0-0 4-3					3	1	1	2	1	0	3			
Al Spangler, L OBP: 0.364, SLG: 0.667 (9, 7)	2-H HR	1-2 S		0-0 HBP						0	0	0	0	0	0	0			
Ron Santo, R OBP: 0.343, SLG: 0.435 (1, 5)	0-0 S	4-0 1B		0-0 P6	4-0 1-3		0-3 K			3	1	1	0	2	1	3			
Jim Hickman, R OBP: 0.430, SLG: 0.621 (1, 9)	0-3 K	0-3 K		0-0 F7	0-3 K					5	0	0	0	0	3	5			
Cleo James, R OBP: 0.292, SLG: 0.314 (9, 9)	1-2 K									0	0	0	0	0	0	0			
Willie Smith, L OBP: 0.321, SLG: 0.415 (1, 3)	0-0 HR		0-3 K		0-0 2B		0-0 1-3		0-0 4-3	5	2	2	1	0	1	1			
Johnny Callison, L OBP: 0.353, SLG: 0.493 (1, 8)	0-0 HR		1-0 PB		0-0 F5		0-3 K		0-0 4-3	4	1	1	2	0	1	2			
Randy Hundley, R OBP: 0.302, SLG: 0.421 (1, 2)	0-0 HR		4-0 PB		0-0 PB		6-3 PB		4-0 WP	2	3	2	2	2	0	0			
Ken Holtzman, R OBP: 0.278, SLG: 0.294 (1, 1)	0-0 P5		0-0 F9		0-0 6-3				0-0 SH2-4	3	0	0	0	0	0	3			
<b>Inning Stats</b>	R: 6 E: 0 K: 1 S: 11	H: 6 LOB: 0 BB: 0 P: 11	R: 0 E: 0 K: 1 S: 6	H: 1 LOB: 2 BB: 1 P: 10	R: 0 E: 0 K: 1 S: 5	H: 0 LOB: 2 BB: 1 P: 10	R: 0 E: 0 K: 0 S: 3	H: 0 LOB: 1 BB: 0 P: 4	R: 2 E: 0 K: 0 S: 5	H: 2 LOB: 2 BB: 2 P: 13	R: 0 E: 0 K: 2 S: 7	H: 0 LOB: 1 BB: 1 P: 11	R: 1 E: 0 K: 1 S: 5	H: 0 LOB: 2 BB: 3 P: 17	R: 0 E: 0 K: 0 S: 3	H: 0 LOB: 0 BB: 0 P: 3	1B: 4 2B: 1 3B: 1 HR: 3	SF: 0 SAC: 1 DP: 0 HBP: 2	WP: 2 PA: 43 PB: 2 SB: 6 CS: 0
<b>PITCHER</b> Larry Dierker, R ERA: 4.27 (5, 1)	IP: 4.1 WLS: L BF: 26 H: 9 R: 8 ER: 7 SO: 3 BB: 2 IBB: 0 HBP: 2 BLK: 0 WP: 0 HR: 3 S: 28 P: 38 ERA: 14.54 WHIP: 2.538															<b>PITCHER</b>	IP: 4.1 WLS: L BF: 26 H: 9 R: 8 ER: 7 SO: 3 BB: 2 IBB: 0 HBP: 2 BLK: 0 WP: 0 HR: 3 S: 28 P: 38 ERA: 14.54 WHIP: 2.538		
<b>PITCHER</b> Jim Bouton, R ERA: 5.4 (5, 1)	IP: 1.2 WLS: 8 BF: 0 H: 0 R: 0 ER: 0 SO: 2 BB: 3 IBB: 0 HBP: 0 BLK: 0 WP: 0 HR: 9 S: 21 P: 21 ERA: 0.00 WHIP: 1.800															<b>PITCHER</b>	IP: 1.2 WLS: 8 BF: 0 H: 0 R: 0 ER: 0 SO: 2 BB: 3 IBB: 0 HBP: 0 BLK: 0 WP: 0 HR: 9 S: 21 P: 21 ERA: 0.00 WHIP: 1.800		
<b>PITCHER</b> George Culver, R ERA: 4.15 (7, 1)	IP: 2.0 WLS: 9 BF: 0 H: 0 R: 1 ER: 1 SO: 1 BB: 3 IBB: 0 HBP: 0 BLK: 0 WP: 2 HR: 8 S: 20 P: 20 ERA: 4.50 WHIP: 1.500															<b>PITCHER</b>	IP: 2.0 WLS: 9 BF: 0 H: 0 R: 1 ER: 1 SO: 1 BB: 3 IBB: 0 HBP: 0 BLK: 0 WP: 2 HR: 8 S: 20 P: 20 ERA: 4.50 WHIP: 1.500		

Houston Astros @ Chicago Cubs  
Wrigley Field, Chicago, IL  
Wed Jul 29 1970, 3:33 AM CDT  
Att: 22,881 - Cloudy - 86 F

AB	32
R	9
H	9
RBI	7
BB	8
SO	6
LOB	22



Batter	1	2	3	4	5	6	7	8	9	AB	R	H	RBI	BB	SO	LOB	TOP
Jesus Alou, R OBP: 0.327, SLG: 0.380 (1, 9)	0-0 1-3		0-0 P4		0-0 F9		0-0 E6		0-0 F9	5	0	0	0	0	0	1	<b>Houston Astros @ Chicago Cubs</b> Wrigley Field, Chicago, IL Thu Jul 30 1970, 3:33 AM CDT Att: 22,003 - Cloudy - 85 F
Joe Morgan, L OBP: 0.413, SLG: 0.395 (1, 4)	4-0 BB		0-0 F5		0-0 1B		0-0 F2		0-0 1B 1-H	4	0	2	1	1	0	1	
Jimmy Wynn, R OBP: 0.403, SLG: 0.512 (1, 7)	0-0 4-3		0-0 2B		0-3 K		0-0 F8		0-0 HBP 2-3 1B	5	0	2	0	0	1	3	
Bob Watson, R OBP: 0.300, SLG: 0.429 (1, 3)	0-0 6-3		0-3 K		0-0 P6				0-3 K 1-H	4	0	0	0	0	2	3	
Cesar Geronimo, L OBP: 0.500, SLG: 0.333 (9, FR)									0-0 HBP 1-2	0	0	0	0	0	0	0	
Denis Menke, R OBP: 0.379, SLG: 0.428 (1, 6)		0-0 4-3		0-0 1-3		0-0 HR		0-0 P6	0-3 K	5	1	1	1	0	1	3	
Doug Radler, R OBP: 0.318, SLG: 0.437 (1, 5)		0-0 3B		0-0 5-3		0-0 F9		0-0 F7		4	0	1	0	0	0	0	
Cesar Cedeno, R OBP: 0.288, SLG: 0.418 (1, 8)		0-0 P4		0-0 3B		0-0 F9			0-0 HR	4	1	2	1	0	0	1	
Johnny Edwards, L OBP: 0.266, SLG: 0.290 (1, 2)		4-0 BB		4-0 BB		0-0 P5			0-0 E5 2B	1	0	0	0	2	0	0	
George Culver, R OBP: 0.158, SLG: 0.294 (7, 1)										0	0	0	0	0	0	0	
Norm Miller, L OBP: 0.357, SLG: 0.357 (9, PH)										1	1	0	0	0	0	0	
Tom Griffin, R OBP: 0.088, SLG: 0.091 (1, 1)		0-3 K		0-3 K					0-3 K	2	0	0	0	0	2	4	
Denny Lemaster, R OBP: 0.250, SLG: 0.238 (4, 1)										0	0	0	0	0	0	0	
Keith Lampard, L OBP: 0.283, SLG: 0.364 (7, 3)										2	0	0	0	0	2	1	
<b>Inning Stats</b>	R: 0 E: 0 K: 0 S: 3	H: 0 LOB: 1 BB: 1 P: 7	R: 0 E: 0 K: 1 S: 6	H: 1 LOB: 2 BB: 1 P: 10	R: 0 E: 0 K: 1 S: 6	H: 1 LOB: 1 BB: 0 P: 6	R: 0 E: 0 K: 1 S: 6	H: 1 LOB: 1 BB: 0 P: 6	R: 0 E: 1 K: 1 S: 6	H: 0 LOB: 1 BB: 0 P: 6	R: 0 E: 0 K: 1 S: 5	H: 0 LOB: 0 BB: 0 P: 5	R: 2 E: 1 K: 2 S: 11	H: 3 LOB: 3 BB: 0 P: 12	1B: 2 2B: 2 3B: 2 HR: 2	SF: 0 SAC: 0 DP: 0 HBP: 1	WP: 0 PA: 41 PB: 0 SB: 0 CS: 0
<b>PITCHER</b>	IP WLS BF H R ER SO BB IBB HBP BLK WP HR S P ERA WHIP	9.0 W 41 8 3 2 8 3 0 1 0 0 2 53 66 2.00 1.222	<b>PITCHER</b>														

AB	37
R	3
H	8
RBI	3
BB	3
SO	8
LOB	17



Batter	1	2	3	4	5	6	7	8	9	AB	R	H	RBI	BB	SO	LOB	BOTTOM
Don Kessinger, S OBP: 0.337, SLG: 0.367 (1, 6)	0-0 F5	0-0 F8		4-0 BB 1B		0-0 FC5-4 1B		0-0 2B		4	1	2	0	1	0	1	<b>Houston Astros @ Chicago Cubs</b> Wrigley Field, Chicago, IL Thu Jul 30 1970, 3:33 AM CDT Att: 22,003 - Cloudy - 85 F
Glenn Beckert, R OBP: 0.329, SLG: 0.343 (1, 4)	4-0 WP FC6-4 BB	0-0 1B		4-0 1B WP BB		0-0 FC5-4 WP 1-2 2-3 3-H		0-0 4-3		3	2	1	1	2	0	3	
Billy Williams, L OBP: 0.386, SLG: 0.603 (1, 7)	0-0 FC6-4 WP 1B	0-0 F8		0-0 WP 1B		0-3 K		4-0 IBB		4	0	2	2	1	1	3	
Ron Santo, R OBP: 0.341, SLG: 0.430 (1, 5)	4-0 FC6-4 BB		0-0 5-3	0-0 6-3		0-0 P4		0-3 K		4	0	0	0	1	1	5	
Jim Hickman, R OBP: 0.428, SLG: 0.615 (1, 9)	0-0 FC6-4		0-0 6-3	4-0 IBB		0-0 F7				3	0	0	1	1	0	2	
Cleo James, R OBP: 0.292, SLG: 0.314 (8, 8)	1-2 2-3 3-H		0-0 6-3			0-0 G3				0	0	0	0	0	0	0	
Willie Smith, L OBP: 0.312, SLG: 0.402 (1, 3)	0-0 P3		0-0 4-3	0-0 F7		0-0 P4				4	0	0	0	0	0	4	
Johnny Callison, L OBP: 0.354, SLG: 0.414 (8, 9)		0-0 HR		0-0 SH3-4 BB 1B	0-0 4-1					4	2	2	1	0	0	0	
Randy Hundley, R OBP: 0.328, SLG: 0.433 (1, 2)		4-0 WP BB		0-0 BB SH3-4 1B	0-0 F8			0-0 2B 1B		3	1	2	0	1	0	0	
Fergie Jenkins, R OBP: 0.090, SLG: 0.138 (1, 1)		0-3 K		0-0 SH3-4	0-0 6-3			0-3 K		3	0	0	0	0	2	2	
<b>Inning Stats</b>	R: 1 E: 0 K: 0 S: 4	H: 1 LOB: 2 BB: 2 P: 12	R: 1 E: 0 K: 1 S: 7	H: 2 LOB: 1 BB: 1 P: 11	R: 0 E: 0 K: 0 S: 3	H: 0 LOB: 0 BB: 0 P: 3	R: 4 E: 0 K: 0 S: 6	H: 3 LOB: 2 BB: 3 P: 18	R: 0 E: 0 K: 1 S: 6	H: 1 LOB: 1 BB: 0 P: 6	R: 0 E: 0 K: 0 S: 3	H: 0 LOB: 0 BB: 0 P: 3	R: 0 E: 0 K: 2 S: 9	H: 2 LOB: 3 BB: 1 P: 13	1B: 7 2B: 1 3B: 0 HR: 1	SF: 0 SAC: 1 DP: 0 HBP: 0	WP: 4 PA: 40 PB: 0 SB: 0 CS: 0
<b>PITCHER</b>	IP WLS BF H R ER SO BB IBB HBP BLK WP HR S P ERA WHIP	3.1 L 19 2 1 1 1 1 1 0 0 2 0 12 20 3.38 1.125	<b>PITCHER</b>														



Batter	1	2	3	4	5	6	7	8	9	AB	R	H	RBI	BB	SO	LOB	TOP										
<b>Lou Brock, L</b> OBP: 0.362, SLG: 0.412 (1, 7)										4	1	0	0	1	0	2	<b>St. Louis Cardinals @ Houston Astros</b> Astrodome, Houston, TX Fri Jul 31 1970, 8:05 PM EDT Att: 21,697 - Unknown										
<b>Julian Javier, R</b> OBP: 0.293, SLG: 0.303 (1, 4)										4	1	3	1	1	0	2											
<b>Carl Taylor, R</b> OBP: 0.354, SLG: 0.380 <b>Leron Lee, L</b> OBP: 0.282, SLG: 0.337 (8, 9)										3	1	0	0	1	1	5											
<b>Dick Allen, R</b> OBP: 0.383, SLG: 0.575 (1, 3)										4	0	1	2	0	0	3											
<b>Joe Torre, R</b> OBP: 0.378, SLG: 0.462 (1, 2)										3	0	0	0	1	0	3											
<b>Jose Cardenal, R</b> OBP: 0.363, SLG: 0.444 (1, 8)										4	0	0	0	0	0	2											
<b>Mike Shannon, R</b> OBP: 0.261, SLG: 0.268 (1, 5)										4	1	1	0	0	0	0											
<b>Dal Maxvill, R</b> OBP: 0.309, SLG: 0.215 (1, 6)										4	1	1	0	0	0	1											
<b>Steve Carlton, L</b> OBP: 0.304, SLG: 0.269 (1, 1)										3	0	1	1	1	1	1											
<b>Inning Stats</b>	R: 0 E: 2 K: 0 S: 4	H: 0 LOB: 2 BB: 1 P: 8	R: 0 E: 0 K: 0 S: 3	H: 0 LOB: 0 BB: 0 P: 3	R: 0 E: 1 K: 1 S: 5	H: 0 LOB: 2 BB: 1 P: 9	R: 0 E: 0 K: 0 S: 3	H: 0 LOB: 0 BB: 0 P: 3	R: 0 E: 0 K: 1 S: 5	H: 1 LOB: 0 BB: 0 P: 5	R: 0 E: 0 K: 0 S: 3	H: 0 LOB: 0 BB: 0 P: 3	R: 0 E: 0 K: 0 S: 7	H: 4 LOB: 2 BB: 2 P: 15	R: 1 E: 0 K: 1 S: 7	H: 2 LOB: 2 BB: 1 P: 11	1B: 6 2B: 2 3B: 0 HR: 0	SF: 0 SAC: 0 DP: 3 HBP: 0	WP: 3 PB: 0 SB: 3 CS: 1	PA: 39							
<b>PITCHER</b>	IP	WLS	BF	H	R	ER	SO	BB	IBB	HBP	BLK	WP	HR	S	P	ERA	WHIP										
<b>Ron Cook, L</b> ERA: 3.39 (1, 1)	7.2	L	30	4	4	4	2	3	0	0	0	1	0	31	43	4.70	0.913										
<b>Jim Ray, R</b> ERA: 3.93 (8, 1)	0.0		2	1	0	0	0	1	0	0	0	1	0	1	5	∞	∞										
<b>Fred Gladding, R</b> ERA: 3.59 (8, 1)	1.1		7	2	1	1	1	0	1	0	0	1	0	8	12	6.75	1.500										

AB 34  
R 5  
H 7  
RBI 4  
BB 5  
SO 3  
LOB 21



Batter	1	2	3	4	5	6	7	8	9	AB	R	H	RBI	BB	SO	LOB	BOTTOM										
<b>Jesus Alou, R</b> OBP: 0.336, SLG: 0.384 (1, 9)										3	0	2	0	2	0	0	<b>St. Louis Cardinals @ Houston Astros</b> Astrodome, Houston, TX Fri Jul 31 1970, 8:05 PM EDT Att: 21,697 - Unknown										
<b>Joe Morgan, L</b> OBP: 0.413, SLG: 0.395 (1, 4)										5	0	2	0	0	1	4											
<b>Jimmy Wynn, R</b> OBP: 0.405, SLG: 0.510 (1, 7)										3	0	1	0	2	0	2											
<b>Bob Watson, R</b> OBP: 0.297, SLG: 0.423 (1, 3)										5	1	1	0	0	1	5											
<b>Denis Menke, R</b> OBP: 0.375, SLG: 0.424 (1, 6)										4	0	0	0	0	0	2											
<b>Doug Rader, R</b> OBP: 0.320, SLG: 0.436 (1, 5)										3	0	1	0	1	1	0											
<b>Cesar Cedeno, R</b> OBP: 0.262, SLG: 0.409 <b>Norm Miller, L</b> OBP: 0.361, SLG: 0.361 (8, 8)										3	0	0	0	0	3	2											
<b>Johnny Edwards, L</b> OBP: 0.266, SLG: 0.290 (1, 2)										4	0	1	0	0	1	2											
<b>Ron Cook, L</b> OBP: 0.364, SLG: 0.500 <b>Jim Ray, R</b> OBP: 0.263, SLG: 0.263 <b>Fred Gladding, L</b> <b>Marty Martinez, S</b> (8, FH) OBP: 0.280, SLG: 0.247										2	0	0	0	0	2	0											
<b>Inning Stats</b>	R: 0 E: 0 K: 0 S: 2	H: 0 LOB: 1 BB: 2 P: 10	R: 0 E: 0 K: 2 S: 7	H: 0 LOB: 0 BB: 0 P: 7	R: 0 E: 0 K: 1 S: 6	H: 1 LOB: 1 BB: 0 P: 6	R: 0 E: 0 K: 1 S: 5	H: 0 LOB: 2 BB: 2 P: 13	R: 0 E: 0 K: 2 S: 9	H: 2 LOB: 2 BB: 0 P: 9	R: 0 E: 0 K: 0 S: 3	H: 0 LOB: 0 BB: 0 P: 3	R: 0 E: 0 K: 2 S: 8	H: 1 LOB: 2 BB: 1 P: 12	R: 1 E: 0 K: 0 S: 6	H: 3 LOB: 2 BB: 0 P: 6	R: 0 E: 0 K: 1 S: 7	H: 2 LOB: 2 BB: 0 P: 7	1B: 9 2B: 0 3B: 0 HR: 0	SF: 0 SAC: 1 DP: 1 HBP: 0	WP: 0 PB: 0 SB: 0 CS: 0	PA: 40					
<b>PITCHER</b>	IP	WLS	BF	H	R	ER	SO	BB	IBB	HBP	BLK	WP	HR	S	P	ERA	WHIP										
<b>Steve Carlton, L</b> ERA: 4.1 (1, 1)	9.0	W	40	9	1	1	9	4	1	0	0	0	0	53	73	1.00	1.444										

AB 34  
R 1  
H 9  
RBI 1  
BB 5  
SO 9  
LOB 17






Batter	1	2	3	4	5	6	7	8	9	AB	R	H	RBI	BB	SO	LOB	TOP					
Lou Brock, L OBP: 0.361, SLG: 0.410 Ted Simmons, S OBP: 0.295, SLG: 0.287										5	2	1	0	0	1	3						
Julian Javier, R OBP: 0.292, SLG: 0.301 Ed Crosby, L OBP: 0.250, SLG: 0.333										5	2	1	0	0	0	3						
Joe Hague, L OBP: 0.367, SLG: 0.422										4	3	1	0	2	0	3						
Dick Allen, R OBP: 0.387, SLG: 0.582 Leron Lee, L OBP: 0.236, SLG: 0.337										2	3	1	4	3	0	0						
Joe Torre, R OBP: 0.381, SLG: 0.468 Jim Beauchamp, R OBP: 0.311, SLG: 0.323										4	1	3	3	0	0	2						
Jose Cardenal, R OBP: 0.363, SLG: 0.445										6	1	2	2	0	1	5						
Mike Shannon, R OBP: 0.265, SLG: 0.275										4	1	1	1	1	1	3						
Dal Maxvill, R OBP: 0.315, SLG: 0.224										5	0	3	2	0	1	4						
Nelson Briles, R OBP: 0.190, SLG: 0.381 Al Hrabosky, R Sal Campisi, R										4	1	0	0	0	2	4						
<b>Inning Stats</b>	R: 5 E: 1 K: 1 S: 9	H: 3 LOB: 1 BB: 2 P: 17	R: 0 E: 0 K: 0 S: 3	H: 0 LOB: 0 BB: 0 P: 3	R: 1 E: 0 K: 0 S: 5	H: 2 LOB: 2 BB: 1 P: 9	R: 3 E: 1 K: 2 S: 10	H: 3 LOB: 2 BB: 1 P: 15	R: 0 E: 0 K: 0 S: 5	H: 0 LOB: 0 BB: 0 P: 5	R: 1 E: 0 K: 0 S: 4	H: 1 LOB: 1 BB: 1 P: 8	R: 4 E: 1 K: 0 S: 7	H: 3 LOB: 1 BB: 1 P: 11	R: 0 E: 0 K: 1 S: 6	H: 1 LOB: 2 BB: 1 P: 12	R: 0 E: 0 K: 2 S: 8	H: 1 LOB: 2 BB: 1 P: 12	1B: 8 2B: 5 3B: 0 HR: 1	SF: 1 SAC: 1 DP: 0 HBP: 1	WP: 3 PB: 0 SB: 1 CS: 0	PA: 51
<b>PITCHER</b>	IP WLS BF H R ER SO BB IBB HBP BLK WP HR S P ERA WHIP																					
Don Wilson, R ERA: 4.2	(1, 1) 3.1 L 23 7 9 4 1 3 3 1 1 0 0 0 0 20 37 10.80 3.000																					
George Culver, R ERA: 3.93	(4, 1) 1.2 6 1 0 0 3 0 0 0 0 0 0 12 12 0.00 0.600																					
Jack Dilauro, L ERA: 5.11	(6, 1) 2.0 13 4 5 1 0 2 0 0 0 1 0 1 11 19 4.50 3.000																					
Tom Griffin, R ERA: 5.6	(8, 1) 2.0 9 2 0 0 3 1 0 0 0 2 0 0 14 18 0.00 1.500																					

St. Louis Cardinals @ Houston Astros  
Astrodome, Houston, TX  
Sat Aug 01 1970, 8:05 PM EDT  
Att: 29,923 - Dome


AB 41  
R 14  
H 14  
RBI 12  
BB 7  
SO 7  
LOB 29



Batter	1	2	3	4	5	6	7	8	9	AB	R	H	RBI	BB	SO	LOB	BOTTOM					
Jesus Alou, R OBP: 0.338, SLG: 0.385 Tom Griffin, R OBP: 0.088, SLG: 0.091 Marty Martinez, S OBP: 0.287, SLG: 0.255										4	0	2	0	0	0	0						
Joe Morgan, L OBP: 0.412, SLG: 0.395										5	2	2	1	0	0	3						
Jimmy Wynn, R OBP: 0.405, SLG: 0.520										5	1	2	3	0	0	1						
Denis Menke, R OBP: 0.373, SLG: 0.421										5	0	1	1	0	0	1						
Doug Rader, R OBP: 0.321, SLG: 0.436										5	1	2	0	0	0	3						
Bob Watson, R OBP: 0.295, SLG: 0.418										5	0	1	0	0	2	3						
Cesar Cedeno, R OBP: 0.288, SLG: 0.412										4	1	2	0	0	0	1						
Johnny Edwards, L OBP: 0.268, SLG: 0.291 Jack Dilauro, S Norm Miller, L OBP: 0.362, SLG: 0.363										2	0	1	0	0	1	1						
Don Wilson, R OBP: 0.118, SLG: 0.176 George Culver, R OBP: 0.158, SLG: 0.294 Keith Lampard, L OBP: 0.286, SLG: 0.362										1	0	0	0	0	0	1						
<b>Inning Stats</b>	R: 0 E: 0 K: 0 S: 5	H: 2 LOB: 2 BB: 0 P: 5	R: 0 E: 0 K: 1 S: 6	H: 1 LOB: 1 BB: 0 P: 6	R: 0 E: 0 K: 0 S: 3	H: 0 LOB: 0 BB: 0 P: 3	R: 0 E: 0 K: 0 S: 3	H: 0 LOB: 0 BB: 0 P: 3	R: 0 E: 0 K: 1 S: 6	H: 1 LOB: 1 BB: 0 P: 6	R: 1 E: 0 K: 0 S: 4	H: 2 LOB: 0 BB: 0 P: 4	R: 3 E: 1 K: 1 S: 9	H: 4 LOB: 1 BB: 0 P: 9	R: 3 E: 0 K: 0 S: 7	H: 4 LOB: 1 BB: 0 P: 7	R: 3 E: 0 K: 1 S: 7	H: 4 LOB: 1 BB: 0 P: 7	1B: 14 2B: 1 3B: 0 HR: 1	SF: 0 SAC: 0 DP: 1 HBP: 0	WP: 1 PB: 0 SB: 1 CS: 0	PA: 42
<b>PITCHER</b>	IP WLS BF H R ER SO BB IBB HBP BLK WP HR S P ERA WHIP																					
Nelson Briles, R ERA: 7.89	(1, 1) 7.2 W 34 12 4 3 3 3 0 0 0 0 0 0 40 40 81.00 9.000																					
Al Hrabosky, L ERA: 4.89	(8, 1) 0.1 4 3 3 3 0 0 0 0 0 0 0 4 4 0.00 1.000																					
Sal Campisi, R ERA: 2.92	(9, 1) 1.0 S 4 1 0 0 0 0 0 0 0 0 0 0 4 4 0.00 1.000																					

St. Louis Cardinals @ Houston Astros  
Astrodome, Houston, TX  
Sat Aug 01 1970, 8:05 PM EDT  
Att: 29,923 - Dome

AB 42  
R 7  
H 16  
RBI 5  
BB 0  
SO 3  
LOB 17



Batter	1	2	3	4	5	6	7	8	9	AB	R	H	RBI	BB	SO	LOB	TOP																					
Lou Brock, L OBP: 0.357, SLG: 0.405 (1, 7)	4-3		1-3		4-3		4-3		P5	5	0	0	0	0	0	4																						
Julian Javier, R OBP: 0.291, SLG: 0.301 (1, 4)	1-3			FC4-6 1B		P5		F8		4	0	1	0	0	0	1																						
Joe Hague, L OBP: 0.362, SLG: 0.415 (1, 9)				FC4-6 1B				F3		4	1	0	0	0	0	1																						
Leron Lee, L OBP: 0.286, SLG: 0.337 (8, 9)	F8			1-2 1B						0	0	0	0	0	0	0																						
Dick Allen, R OBP: 0.386, SLG: 0.579 (1, 3)		4-3		1B 1-3 1B		1-3 1B		4-3		4	1	1	0	0	0	0																						
Joe Torre, R OBP: 0.380, SLG: 0.468 (1, 2)		6-3		P6		1B 2B			5-3	4	0	1	0	0	0	2																						
Jose Cardenal, R OBP: 0.364, SLG: 0.446 (1, 8)		6-3		1B 1-3 1B		2-3 1B			4-3	4	0	2	1	0	0	0																						
Mike Shannon, R OBP: 0.272, SLG: 0.281 (1, 5)			4-3	1B 1-3 3-H		F3			BB 1B	4	1	2	1	0	0	2																						
Dal Maxvill, R OBP: 0.318, SLG: 0.225 (1, 6)			F4	1B		4-3 SH1-3 1B		4-3	1B 1-2 BB	3	0	1	0	1	0	0																						
Bob Gibson, R OBP: 0.385, SLG: 0.451 (1, 1)				1B		SH1-3		K	1-3 2-H 1B	3	0	2	1	0	1	0																						
<b>Inning Stats</b>	R: 0 E: 0 K: 0 S: 3	H: 0 LOB: 0 BB: 0 P: 3	R: 0 E: 0 K: 0 S: 3	H: 0 LOB: 0 BB: 0 P: 3	R: 0 E: 0 K: 0 S: 4	H: 1 LOB: 1 BB: 0 P: 4	R: 2 E: 0 K: 0 S: 6	H: 4 LOB: 2 BB: 0 P: 6	R: 0 E: 0 K: 0 S: 4	H: 1 LOB: 1 BB: 0 P: 4	R: 0 E: 0 K: 0 S: 5	H: 2 LOB: 2 BB: 0 P: 5	R: 0 E: 0 K: 1 S: 5	H: 0 LOB: 0 BB: 0 P: 5	R: 0 E: 0 K: 0 S: 3	H: 0 LOB: 0 BB: 0 P: 3	R: 1 E: 0 K: 0 S: 5	H: 2 LOB: 2 BB: 1 P: 9	1B: 9 2B: 1 3B: 0 HR: 0	SF: 0 SAC: 1 DP: 0 HBP: 0	WP: 0 PA: 37 PB: 0 SB: 0 CS: 0																	
<b>PITCHER</b>	IP	WLS	BF	H	R	ER	SO	BB	IBB	HBP	BLK	WP	HR	S	P	ERA	WHIP	<b>PITCHER</b>				IP	WLS	BF	H	R	ER	SO	BB	IBB	HBP	BLK	WP	HR	S	P	ERA	WHIP
Jack Billingham, R ERA: 3.43 (1, 1)	8.0	L	31	8	2	2	1	0	0	0	0	0	0	33	33	2.25	1.000																					
Fred Gladding, R ERA: 3.7 (9, 1)	1.0		6	2	1	1	0	1	0	0	0	0	0	5	9	9.00	3.000																					

St. Louis Cardinals @ Houston Astros  
Astrodome, Houston, TX  
Sun Aug 02 1970, 4:33 AM EDT  
Att: 23,965 - Dome

AB 35  
R 3  
H 10  
RBI 3  
BB 1  
SO 1  
LOB 10



Batter	1	2	3	4	5	6	7	8	9	AB	R	H	RBI	BB	SO	LOB	BOTTOM																					
Jesus Alou, R OBP: 0.340, SLG: 0.387 (1, 9)	E8 1B		4-3			F8			1B G6-4-3 1B	4	1	2	0	0	0	0																						
Joe Morgan, L OBP: 0.411, SLG: 0.393 (1, 4)	F8			6-3			K		1B G6-4-3 1B	4	0	1	0	0	1	1																						
Jimmy Wynn, R OBP: 0.401, SLG: 0.514 (1, 7)	K			F8			K		G6-4-3 1-2 3-H 1B	4	0	0	0	0	2	2																						
Denis Menke, R OBP: 0.374, SLG: 0.418 (1, 6)	P6			K					WP BB	2	0	0	0	2	1	1																						
Cesar Geronimo, L OBP: 0.500, SLG: 0.333 (9, PR)										0	0	0	0	0	0	0																						
Doug Rader, R OBP: 0.320, SLG: 0.432 (1, 5)						FC6-4 BB			F3	3	0	0	0	1	2	2																						
Bob Watson, R OBP: 0.291, SLG: 0.412 (1, 3)				K		FC6-4 G5-4-3 1-2 1B				3	0	0	0	0	1	1																						
Cesar Cedeno, R OBP: 0.282, SLG: 0.404 (1, 8)			4-3			G5-4-3 1-2 1B				3	0	0	0	0	0	1																						
Johnny Edwards, L OBP: 0.268, SLG: 0.300 (1, 2)									K	3	1	1	1	0	1	0																						
Jack Billingham, R OBP: 0.128, SLG: 0.081 (1, 1)										2	0	0	0	0	1	0																						
Norm Miller, L OBP: 0.360, SLG: 0.360 (8, PH)										1	0	0	0	0	1	0																						
Fred Gladding, L ERA: 3.58 (9, 1)									K	0	0	0	0	0	0	0																						
<b>Inning Stats</b>	R: 0 E: 1 K: 1 S: 6	H: 1 LOB: 1 BB: 0 P: 6	R: 0 E: 0 K: 2 S: 7	H: 0 LOB: 0 BB: 0 P: 7	R: 0 E: 0 K: 0 S: 3	H: 0 LOB: 0 BB: 0 P: 3	R: 0 E: 0 K: 1 S: 5	H: 0 LOB: 0 BB: 0 P: 5	R: 0 E: 0 K: 0 S: 2	H: 0 LOB: 0 BB: 1 P: 6	R: 0 E: 0 K: 2 S: 7	H: 0 LOB: 0 BB: 0 P: 7	R: 0 E: 0 K: 3 S: 9	H: 0 LOB: 1 BB: 1 P: 13	R: 1 E: 0 K: 1 S: 6	H: 1 LOB: 0 BB: 0 P: 6	R: 1 E: 0 K: 0 S: 4	H: 2 LOB: 2 BB: 1 P: 8	1B: 3 2B: 0 3B: 0 HR: 1	SF: 0 SAC: 0 DP: 2 HBP: 0	WP: 1 PA: 32 PB: 0 SB: 0 CS: 0																	
<b>PITCHER</b>	IP	WLS	BF	H	R	ER	SO	BB	IBB	HBP	BLK	WP	HR	S	P	ERA	WHIP	<b>PITCHER</b>				IP	WLS	BF	H	R	ER	SO	BB	IBB	HBP	BLK	WP	HR	S	P	ERA	WHIP
Bob Gibson, R ERA: 3.58 (1, 1)	9.0	W	32	4	2	2	10	3	0	0	0	1	1	49	61	2.00	0.778																					

St. Louis Cardinals @ Houston Astros  
Astrodome, Houston, TX  
Sun Aug 02 1970, 4:33 AM EDT  
Att: 23,965 - Dome

AB 29  
R 2  
H 4  
RBI 1  
BB 3  
SO 10  
LOB 8



Batter	1	2	3	4	5	6	7	8	9	AB	R	H	RBI	BB	SO	LOB	TOP							
Oscar Brown, R OBP: 0.200, SLG: 0.400	F7	4-3		1-3		4-3 2B		K		5	0	1	0	0	1	1	<b>Atlanta Braves @ Houston Astros</b> Astrodome, Houston, TX Mon Aug 03 1970, 8:05 PM EDT Unknown							
Felix Milan, R OBP: 0.346, SLG: 0.391	E5 2B			6-3		4-3				4	1	1	1	1	0	1								
Hank Aaron, R OBP: 0.377, SLG: 0.616	5-3	6-3 1B		K		F8		F7		5	0	0	0	0	1	4								
Orlando Cepeda, R OBP: 0.385, SLG: 0.559	1B 2B		E9 1B					F7		4	3	2	2	1	0	1								
Clete Boyer, R OBP: 0.306, SLG: 0.369	1B 2H		1B	5-3 BB		5-3		5-3		4	0	2	2	1	0	2								
Tommie Aaron, R OBP: 0.326, SLG: 0.488	1-2 1B		1-2 1B		K		F9	1B BB		4	0	2	0	1	1	1								
Bob Tillman, R OBP: 0.273, SLG: 0.321	K		K		5-3		E5	FC6-4 1B		4	0	0	0	0	2	5								
Hal King, L OBP: 0.375, SLG: 0.474	K		K		1-2		FC6-4	G6-4-3 1B		1	0	1	0	0	0	0								
Gil Garrido, R OBP: 0.305, SLG: 0.332		E 1B 1B	K				FC6-4	G6-4-3		4	1	2	0	0	1	3								
Bob Aspromonte, R OBP: 0.255, SLG: 0.224			K		2-3 1B		1-2	1-2		1	0	0	0	0	0	2								
Phil Niekro, R OBP: 0.154, SLG: 0.177		P4 1-3	K		K		K			4	0	0	0	0	3	6								
Julio Navarro, R OBP: 0.250, SLG: 0.250			K		K		K			0	0	0	0	0	0	0								
<b>Inning Stats</b>	R: 2 E: 1 K: 1 S: 9	H: 3 LOB: 2 BB: 0 P: 9	R: 1 E: 1 K: 0 S: 5	H: 2 LOB: 1 BB: 0 P: 5	R: 1 E: 1 K: 3 S: 12	H: 2 LOB: 2 BB: 0 P: 12	R: 0 E: 0 K: 1 S: 5	H: 0 LOB: 0 BB: 0 P: 5	R: 1 E: 0 K: 2 S: 9	H: 2 LOB: 2 BB: 1 P: 13	R: 0 E: 0 K: 0 S: 4	H: 1 LOB: 2 BB: 1 P: 8	R: 0 E: 1 K: 1 S: 6	H: 0 LOB: 1 BB: 0 P: 6	R: 0 E: 0 K: 1 S: 5	H: 0 LOB: 1 BB: 1 P: 9	R: 0 E: 0 K: 0 S: 3	H: 1 LOB: 1 BB: 1 P: 7	1B: 8 2B: 2 3B: 0 HR: 1	SF: 0 SAC: 0 DP: 1 HBP: 0	WP: 0 PB: 0 SB: 0 CS: 0	PA: 44		
<b>PITCHER</b>	IP WLS BF H R ER SO BB IBB HBP BLK WP HR S P ERA WHIP	IP WLS BF H R ER SO BB IBB HBP BLK WP HR S P ERA WHIP	IP WLS BF H R ER SO BB IBB HBP BLK WP HR S P ERA WHIP	IP WLS BF H R ER SO BB IBB HBP BLK WP HR S P ERA WHIP	IP WLS BF H R ER SO BB IBB HBP BLK WP HR S P ERA WHIP	IP WLS BF H R ER SO BB IBB HBP BLK WP HR S P ERA WHIP	IP WLS BF H R ER SO BB IBB HBP BLK WP HR S P ERA WHIP	IP WLS BF H R ER SO BB IBB HBP BLK WP HR S P ERA WHIP	IP WLS BF H R ER SO BB IBB HBP BLK WP HR S P ERA WHIP	IP WLS BF H R ER SO BB IBB HBP BLK WP HR S P ERA WHIP	IP WLS BF H R ER SO BB IBB HBP BLK WP HR S P ERA WHIP	IP WLS BF H R ER SO BB IBB HBP BLK WP HR S P ERA WHIP	IP WLS BF H R ER SO BB IBB HBP BLK WP HR S P ERA WHIP	IP WLS BF H R ER SO BB IBB HBP BLK WP HR S P ERA WHIP	IP WLS BF H R ER SO BB IBB HBP BLK WP HR S P ERA WHIP	IP WLS BF H R ER SO BB IBB HBP BLK WP HR S P ERA WHIP	IP WLS BF H R ER SO BB IBB HBP BLK WP HR S P ERA WHIP	IP WLS BF H R ER SO BB IBB HBP BLK WP HR S P ERA WHIP	IP WLS BF H R ER SO BB IBB HBP BLK WP HR S P ERA WHIP	IP WLS BF H R ER SO BB IBB HBP BLK WP HR S P ERA WHIP	IP WLS BF H R ER SO BB IBB HBP BLK WP HR S P ERA WHIP	IP WLS BF H R ER SO BB IBB HBP BLK WP HR S P ERA WHIP	IP WLS BF H R ER SO BB IBB HBP BLK WP HR S P ERA WHIP	IP WLS BF H R ER SO BB IBB HBP BLK WP HR S P ERA WHIP
Wade Blasingame, L ERA: 4.47	2.0	15	7	4	0	1	0	0	0	0	0	0	0	0	17	17	0.00	3.500						
Jim Ray, R ERA: 3.89	3.0	12	2	1	1	6	1	0	0	0	0	0	1	23	27	3.00	1.000							
George Culver, R ERA: 3.75	3.1	W 15	1	0	0	2	3	0	0	0	0	0	0	16	28	0.00	1.200							
Denny Lemaster, L ERA: 4.47	0.2	S 2	1	0	0	0	0	0	0	0	0	0	0	2	2	0.00	1.500							

AB	40
R	5
H	11
RBI	5
BB	4
SO	9
LOB	26



Batter	1	2	3	4	5	6	7	8	9	AB	R	H	RBI	BB	SO	LOB	BOTTOM							
Jesus Alou, R OBP: 0.337, SLG: 0.383	G3		5-3		1-3		SH2-5-3			3	0	0	0	0	0	0	<b>Atlanta Braves @ Houston Astros</b> Astrodome, Houston, TX Mon Aug 03 1970, 8:05 PM EDT Unknown							
Joe Morgan, L OBP: 0.412, SLG: 0.393	P4		4-3			FC6-4 BB	S 1B			3	1	1	1	1	0	0								
Jimmy Wynn, R OBP: 0.400, SLG: 0.510	F7		K			FC6-4 1B 1B	1B BB			3	1	0	0	1	1	1								
Denis Menke, R OBP: 0.378, SLG: 0.421		S HR HBP		G6-4-3 1B		1B 1B	K			2	2	2	0	0	0	0								
Marty Martinez, S OBP: 0.294, SLG: 0.253						1B 1B				1	0	0	0	0	1	2								
Doug Rader, R OBP: 0.325, SLG: 0.435		K		G6-4-3 1B		1B E 1B	1-2 2H 1B			4	1	3	2	0	1	1								
Bob Watson, R OBP: 0.295, SLG: 0.428		HR		G6-4-3		E 1B	1-3			4	1	2	3	0	0	4								
Cesar Cedeno, R OBP: 0.281, SLG: 0.490				5-3		E6 G1-6-3		P6		4	0	1	1	0	0	2								
Johnny Edwards, L OBP: 0.265, SLG: 0.297			K		K	G1-6-3		3-1		4	0	0	0	0	2	3								
Wade Blasingame, L ERA: 4.37		P6			1-3		E5 1B 1B			1	0	0	0	0	0	1								
Keith Lampard, L OBP: 0.281, SLG: 0.356								4-3		0	0	0	0	0	0	0								
George Culver, R OBP: 0.190, SLG: 0.316		1-3								1	0	0	0	0	0	0								
Denny Lemaster, R ERA: 5.4										2	1	1	0	0	0	0								
<b>Inning Stats</b>	R: 0 E: 0 K: 0 S: 3	H: 0 LOB: 0 BB: 0 P: 3	R: 2 E: 0 K: 2 S: 9	H: 2 LOB: 1 BB: 0 P: 10	R: 0 E: 0 K: 1 S: 5	H: 0 LOB: 0 BB: 0 P: 5	R: 0 E: 0 K: 0 S: 4	H: 2 LOB: 1 BB: 0 P: 4	R: 0 E: 0 K: 1 S: 5	H: 0 LOB: 0 BB: 0 P: 5	R: 3 E: 1 K: 0 S: 6	H: 3 LOB: 1 BB: 1 P: 10	R: 2 E: 1 K: 1 S: 8	H: 3 LOB: 2 BB: 1 P: 12	R: 0 E: 0 K: 0 S: 3	H: 0 LOB: 0 BB: 0 P: 3	R: 0 E: 0 K: 0 S: 3	H: 0 LOB: 0 BB: 0 P: 3	1B: 9 2B: 0 3B: 0 HR: 1	SF: 0 SAC: 1 DP: 2 HBP: 1	WP: 0 PB: 0 SB: 3 CS: 0	PA: 36		
<b>PITCHER</b>	IP WLS BF H R ER SO BB IBB HBP BLK WP HR S P ERA WHIP	IP WLS BF H R ER SO BB IBB HBP BLK WP HR S P ERA WHIP	IP WLS BF H R ER SO BB IBB HBP BLK WP HR S P ERA WHIP	IP WLS BF H R ER SO BB IBB HBP BLK WP HR S P ERA WHIP	IP WLS BF H R ER SO BB IBB HBP BLK WP HR S P ERA WHIP	IP WLS BF H R ER SO BB IBB HBP BLK WP HR S P ERA WHIP	IP WLS BF H R ER SO BB IBB HBP BLK WP HR S P ERA WHIP	IP WLS BF H R ER SO BB IBB HBP BLK WP HR S P ERA WHIP	IP WLS BF H R ER SO BB IBB HBP BLK WP HR S P ERA WHIP	IP WLS BF H R ER SO BB IBB HBP BLK WP HR S P ERA WHIP	IP WLS BF H R ER SO BB IBB HBP BLK WP HR S P ERA WHIP	IP WLS BF H R ER SO BB IBB HBP BLK WP HR S P ERA WHIP	IP WLS BF H R ER SO BB IBB HBP BLK WP HR S P ERA WHIP	IP WLS BF H R ER SO BB IBB HBP BLK WP HR S P ERA WHIP	IP WLS BF H R ER SO BB IBB HBP BLK WP HR S P ERA WHIP	IP WLS BF H R ER SO BB IBB HBP BLK WP HR S P ERA WHIP	IP WLS BF H R ER SO BB IBB HBP BLK WP HR S P ERA WHIP	IP WLS BF H R ER SO BB IBB HBP BLK WP HR S P ERA WHIP	IP WLS BF H R ER SO BB IBB HBP BLK WP HR S P ERA WHIP	IP WLS BF H R ER SO BB IBB HBP BLK WP HR S P ERA WHIP	IP WLS BF H R ER SO BB IBB HBP BLK WP HR S P ERA WHIP	IP WLS BF H R ER SO BB IBB HBP BLK WP HR S P ERA WHIP	IP WLS BF H R ER SO BB IBB HBP BLK WP HR S P ERA WHIP	IP WLS BF H R ER SO BB IBB HBP BLK WP HR S P ERA WHIP
Phil Niekro, R ERA: 4.37	6.2	L 32	10	7	5	0	2	0	0	0	0	0	0	1	39	48	9.45	1.800						
Julio Navarro, R ERA: 5.4	1.1	4	0	0	0	0	0	0	0	0	0	0	0	4	4	0.00	0.000							



Batter	1	2	3	4	5	6	7	8	9	AB	R	H	RBI	BB	SO	LOB	TOP			
<b>Felix Millan, R</b> OBP: 0.348, SLG: 0.393 (1, 4)										5	1	3	0	0	0	0	<b>Atlanta Braves @ Houston Astros</b> Astrodome, Houston, TX Mon Aug 03 1970, 8:05 PM EDT Att: 23,443 - Unknown			
<b>Sonny Jackson, L</b> OBP: 0.357, SLG: 0.307 (1, 6)										4	0	2	1	0	2	0				
<b>Tony Gonzalez, L</b> OBP: 0.333, SLG: 0.352 (1, 8)										4	0	0	0	0	0	2				
<b>Orlando Cepeda, R</b> OBP: 0.386, SLG: 0.565 (1, 3)										3	1	1	1	1	0	1				
<b>Hal King, L</b> OBP: 0.378, SLG: 0.496 (1, 2)										4	1	2	1	0	1	2				
<b>Mike Lum, L</b> OBP: 0.335, SLG: 0.466 (1, 9)										4	0	1	0	0	3	1				
<b>Oscar Brown, R</b> OBP: 0.200, SLG: 0.400 (8, 9)										0	0	0	0	0	0	0				
<b>Clete Boyer, R</b> OBP: 0.305, SLG: 0.368 (1, 5)										4	0	1	0	0	1	2				
<b>Jimmie Hall, L</b> OBP: 0.242, SLG: 0.317 (1, 7)										4	0	2	0	0	1	2				
<b>Ron Reed, R</b> OBP: 0.050, SLG: 0.100 (1, 1)										4	0	0	0	0	2	4				
<b>Inning Stats</b>	R: 0 E: 0 K: 1 S: 5	H: 0 LOB: 0 BB: 0 P: 5	R: 2 E: 0 K: 2 S: 10	H: 3 LOB: 1 BB: 0 P: 10	R: 0 E: 0 K: 1 S: 6	H: 1 LOB: 2 BB: 1 P: 10	R: 0 E: 0 K: 0 S: 3	H: 1 LOB: 0 BB: 0 P: 3	R: 1 E: 0 K: 0 S: 5	H: 2 LOB: 1 BB: 0 P: 5	R: 0 E: 0 K: 3 S: 11	H: 2 LOB: 2 BB: 0 P: 11	R: 0 E: 0 K: 1 S: 5	H: 0 LOB: 0 BB: 0 P: 5	R: 0 E: 0 K: 1 S: 7	H: 3 LOB: 2 BB: 0 P: 7	1B: 9 2B: 1 3B: 0 HR: 2	SF: 0 SAC: 1 DP: 1 HBP: 0	WP: 0 PB: 0 CS: 0	PA: 38
<b>PITCHER</b> <b>Larry Dierker, R</b> ERA: 4.2 (1, 1)	IP: 9.0 WLS: L BF: 38	H: 12 R: 3 ER: 3 SO: 10	BB: 1 IBB: 0 HBP: 0 BLK: 0	WP: 0 HR: 2 S: 57 P: 61	ERA: 3.00 WHIP: 1.444															

Batter	1	2	3	4	5	6	7	8	9	AB	R	H	RBI	BB	SO	LOB	BOTTOM			
<b>Jesus Alou, R</b> OBP: 0.336, SLG: 0.381 (1, 9)										4	0	1	0	0	0	0	<b>Atlanta Braves @ Houston Astros</b> Astrodome, Houston, TX Mon Aug 03 1970, 8:05 PM EDT Att: 23,443 - Unknown			
<b>Cesar Geronimo, L</b> OBP: 0.500, SLG: 0.333 (8, FR) (9, 9)										0	0	0	0	0	0	0				
<b>Joe Morgan, L</b> OBP: 0.412, SLG: 0.392 (1, 4)										3	0	1	0	1	1	1				
<b>Jimmy Wynn, R</b> OBP: 0.399, SLG: 0.513 (1, 7)										4	1	1	0	0	1	3				
<b>Doug Rader, R</b> OBP: 0.321, SLG: 0.432 (1, 5)										3	0	0	1	0	0	2				
<b>Bob Watson, R</b> OBP: 0.289, SLG: 0.420 (1, 3)										4	0	0	0	0	0	0				
<b>Cesar Cedeno, R</b> OBP: 0.287, SLG: 0.409 (1, 8)										4	0	2	0	0	0	0				
<b>Marty Martinez, S</b> OBP: 0.283, SLG: 0.253 (1, 6)										4	0	1	0	0	1	2				
<b>Johnny Edwards, L</b> OBP: 0.262, SLG: 0.293 (1, 2)										4	0	0	0	0	0	4				
<b>Larry Dierker, R</b> OBP: 0.145, SLG: 0.148 (1, 1)										3	0	0	0	0	1	0				
<b>Inning Stats</b>	R: 0 E: 0 K: 0 S: 4	H: 1 LOB: 1 BB: 0 P: 4	R: 0 E: 1 K: 1 S: 6	H: 0 LOB: 1 BB: 0 P: 6	R: 0 E: 0 K: 0 S: 3	H: 0 LOB: 1 BB: 1 P: 7	R: 0 E: 0 K: 0 S: 5	H: 2 LOB: 2 BB: 0 P: 5	R: 0 E: 0 K: 1 S: 5	H: 0 LOB: 0 BB: 0 P: 5	R: 1 E: 0 K: 0 S: 4	H: 1 LOB: 0 BB: 0 P: 4	R: 0 E: 0 K: 2 S: 8	H: 1 LOB: 1 BB: 0 P: 8	R: 0 E: 0 K: 0 S: 4	H: 1 LOB: 1 BB: 0 P: 4	1B: 4 2B: 1 3B: 1 HR: 0	SF: 1 SAC: 0 DP: 0 HBP: 0	WP: 0 PB: 0 CS: 0	PA: 35
<b>PITCHER</b> <b>Ron Reed, R</b> ERA: 5.79 (1, 1)	IP: 9.0 WLS: W BF: 35	H: 6 R: 1 ER: 1 SO: 4	BB: 1 IBB: 0 HBP: 0 BLK: 0	WP: 0 HR: 0 S: 42 P: 46	ERA: 1.00 WHIP: 0.778															

Batter	1	2	3	4	5	6	7	8	9	AB	R	H	RBI	BB	SO	LOB											
Oscar Brown, R OBP: 0.286, SLG: 0.333 Tony Gonzalez, L OBP: 0.335, SLG: 0.361 (1, 8) X (4, PH) (4, 8)										1	0	0	0	1	0	0											
Felix Milten, R OBP: 0.352, SLG: 0.393 (1, 4) X										4	0	1	0	2	0	1											
Hank Aaron, R OBP: 0.375, SLG: 0.611 (1, 9) X										5	1	1	0	0	0	6											
Orlando Cepeda, R OBP: 0.386, SLG: 0.564 (1, 3) X										4	1	2	1	0	0	1											
Tommye Aaron, R OBP: 0.326, SLG: 0.477 Mike Lum, L OBP: 0.331, SLG: 0.460 (1, 7) X (6, PH) (6, 7)										3	0	1	1	0	0	2											
Bob Aspromonte, R OBP: 0.263, SLG: 0.233 (1, 5) X										5	0	2	1	0	1	1											
Hal King, L OBP: 0.379, SLG: 0.486 (1, 2) X										3	1	0	0	2	0	3											
Gil Garrido, R OBP: 0.308, SLG: 0.335 (1, 6) X										4	1	2	0	0	0	2											
Pat Jarvis, R OBP: 0.164, SLG: 0.167 Hoyt Wilhelm, R (9, 1)										4	1	2	1	0	1	1											
Inning Stats	R: 2 E: 1 K: 0 S: 7	H: 4 LOB: 2 BB: 0 P: 7	R: 0 E: 0 K: 1 S: 4	H: 1 LOB: 0 BB: 1 P: 8	R: 0 E: 0 K: 0 S: 3	H: 0 LOB: 1 BB: 1 P: 7	R: 2 E: 0 K: 1 S: 7	H: 2 LOB: 2 BB: 2 P: 15	R: 0 E: 0 K: 0 S: 4	H: 1 LOB: 2 BB: 1 P: 8	R: 1 E: 0 K: 0 S: 7	H: 2 LOB: 0 BB: 1 P: 11	R: 0 E: 0 K: 0 S: 3	H: 0 LOB: 0 BB: 0 P: 3	R: 1 E: 0 K: 0 S: 4	H: 1 LOB: 0 BB: 0 P: 4	R: 0 E: 0 K: 0 S: 4	H: 1 LOB: 0 BB: 0 P: 4	1B: 11 SF: 1 2B: 0 3B: 0 HR: 1	WP: 1 PB: 1 CS: 2	PA: 44						
PITCHER	IP	WLS	BF	H	R	ER	SO	BB	IBB	HBP	BLK	WP	HR	S	P	ERA	WHIP										
Ron Cook, L ERA: 3.79 Tom Griffin, R ERA: 5.55 Denny Lemaster, L ERA: 4.47 Jack Dilauro, L ERA: 4.91	3.1	L	19	7	4	4	2	3	0	0	0	0	0	19	31	10.80	3.000										

**TOP**

**Atlanta Braves @ Houston Astros**  
Astrodome, Houston, TX  
Tue Aug 04 1970, 8:05 PM EDT  
Att: 17,842 - Unknown

AB	37
R	6
H	12
RBI	5
BB	6
SO	3
LOB	21

Braves

Batter	1	2	3	4	5	6	7	8	9	AB	R	H	RBI	BB	SO	LOB											
Jesus Alou, R OBP: 0.332, SLG: 0.377 Denny Lemaster, R OBP: 0.250, SLG: 0.238 John Mayberry, L OBP: 0.310, SLG: 0.449 (1, 9) X (7, 1) (9, 3)										3	0	0	0	0	0	0											
Joe Morgan, L OBP: 0.411, SLG: 0.391 (1, 4) X										4	0	1	1	0	0	0											
Jimmy Wynn, R OBP: 0.400, SLG: 0.512 (1, 7) X										4	0	2	0	0	0	0											
Doug Rader, R OBP: 0.321, SLG: 0.433 (1, 5) X										4	0	1	0	0	1	3											
Denis Menke, R OBP: 0.377, SLG: 0.418 (1, 6) X										3	0	0	0	1	0	3											
Cesar Cedeno, R OBP: 0.280, SLG: 0.399 (1, 8) X										4	0	0	0	0	1	4											
Bob Watson, R OBP: 0.290, SLG: 0.416 (9, 2)										2	0	0	0	1	0	0											
Johnny Edwards, L OBP: 0.260, SLG: 0.291 Jack Dilauro, S (9, 1)										3	0	0	0	0	0	1											
Ron Cook, L OBP: 0.333, SLG: 0.455 Tom Griffin, R OBP: 0.088, SLG: 0.091 Cesar Geronimo, L OBP: 0.333, SLG: 0.200 (1, 1) (4, 1) (6, PH) (7, 9)										1	0	0	0	0	1	0											
Inning Stats	R: 0 E: 0 K: 0 S: 3	H: 0 LOB: 0 BB: 0 P: 3	R: 0 E: 0 K: 0 S: 3	H: 0 LOB: 0 BB: 0 P: 3	R: 0 E: 0 K: 1 S: 5	H: 0 LOB: 0 BB: 0 P: 5	R: 0 E: 0 K: 1 S: 6	H: 1 LOB: 1 BB: 0 P: 6	R: 0 E: 0 K: 0 S: 2	H: 0 LOB: 2 BB: 2 P: 10	R: 0 E: 0 K: 0 S: 3	H: 0 LOB: 0 BB: 0 P: 3	R: 0 E: 0 K: 0 S: 4	H: 1 LOB: 1 BB: 0 P: 4	R: 0 E: 0 K: 0 S: 3	H: 0 LOB: 0 BB: 0 P: 3	R: 1 E: 0 K: 1 S: 8	H: 3 LOB: 2 BB: 0 P: 8	1B: 3 3B: 1 HR: 0	SF: 0 SAC: 0 DP: 1 HBP: 0	WP: 0 PB: 0 SB: 0 CS: 0	PA: 33					
PITCHER	IP	WLS	BF	H	R	ER	SO	BB	IBB	HBP	BLK	WP	HR	S	P	ERA	WHIP										
Pat Jarvis, R ERA: 3.31 Hoyt Wilhelm, R ERA: 2.98	8.0	W	30	5	1	1	2	2	0	0	0	0	0	5	5	1.12	0.875										

**BOTTOM**

**Atlanta Braves @ Houston Astros**  
Astrodome, Houston, TX  
Tue Aug 04 1970, 8:05 PM EDT  
Att: 17,842 - Unknown

AB	31
R	1
H	5
RBI	1
BB	2
SO	3
LOB	11

HOUSTON ASTROS

Batter	1	2	3	4	5	6	7	8	9	10	AB	R	H	RBI	BB	SO	LOB	TOP									
Jesus Alou, R OBP: 0.337, SLG: 0.381 (1.9)											5	0	3	1	0	0	0										
Joe Morgan, L OBP: 0.408, SLG: 0.386 (1.4)											4	0	0	0	1	1	5										
Jimmy Wynn, R OBP: 0.401, SLG: 0.512 Norm Miller, R OBP: 0.356, SLG: 0.356 (1.7)											2	0	1	0	1	0	0										
Doug Rader, R OBP: 0.324, SLG: 0.436 (1.5)											4	2	2	0	1	0	3										
Denis Menke, R OBP: 0.376, SLG: 0.415 (1.6)											3	1	0	0	1	0	1										
John Mayberry, L OBP: 0.302, SLG: 0.415 (1.3)											4	0	0	0	1	0	4										
Cesar Cedeno, R OBP: 0.283, SLG: 0.399 (1.8)											5	1	2	1	0	1	3										
Johnny Edwards, L OBP: 0.262, SLG: 0.290 (1.2)											4	0	1	1	1	0	2										
Don Wilson, R OBP: 0.139, SLG: 0.194 Cesar Geronimo, L OBP: 0.429, SLG: 0.333 George Culver, R OBP: 0.190, SLG: 0.316 Keith Lampard, L OBP: 0.277, SLG: 0.350 Fred Gladding, L OBP: 0.188, SLG: 0.288 (1.1)											2	0	1	0	0	1	0										
<b>Inning Stats</b>	R: 0 E: 0 K: 0 S: 3	H: 1 LOB: 1 BB: 1 P: 7	R: 0 E: 1 K: 0 S: 4	H: 0 LOB: 1 BB: 0 P: 4	R: 0 E: 0 K: 1 S: 5	H: 0 LOB: 0 BB: 0 P: 5	R: 0 E: 0 K: 0 S: 4	H: 1 LOB: 1 BB: 0 P: 4	R: 0 E: 0 K: 1 S: 7	H: 2 LOB: 2 BB: 0 P: 7	R: 0 E: 0 K: 0 S: 3	H: 1 LOB: 0 BB: 0 P: 3	R: 1 E: 0 K: 0 S: 6	H: 3 LOB: 2 BB: 0 P: 6	R: 2 E: 1 K: 0 S: 4	H: 1 LOB: 2 BB: 3 P: 16	R: 0 E: 0 K: 0 S: 2	H: 0 LOB: 0 BB: 1 P: 6	R: 1 E: 0 K: 2 S: 9	H: 2 LOB: 2 BB: 1 P: 13	1B: 10 2B: 2 3B: 0 HR: 0	SF: 0 SAC: 1 DP: 3 HBP: 0	WP: 0 PB: 0 SB: 2 CS: 0	PA: 45			
<b>PITCHER</b>	IP 6.2	WLS 7	BF 27	H 7	R 1	ER 1	SO 2	BB 1	IBB 0	HBP 0	BLK 0	WP 0	HR 0	S 30	P 34	ERA 1.35	WHIP 1.200										
Earl Wilson, R ERA: 4.46 (7.1)	1.1	9	2	2	1	0	2	1	0	0	0	0	0	6	18	6.75	3.000										
Ron Willis, R ERA: 2.13 (9.1)	2.0	L	9	2	1	1	2	1	1	0	0	0	0	11	19	4.50	1.500										

Houston Astros @ San Diego Padres  
San Diego Stadium, San Diego, CA  
Wed Aug 05 1970, 10:05 PM EDT  
Att: 3,286 - Unknown

AB	38
R	4
H	11
RBI	3
BB	6
SO	4
LOB	23



Batter	1	2	3	4	5	6	7	8	9	10	AB	R	H	RBI	BB	SO	LOB	BOTTOM								
Jose Arcia, R OBP: 0.273, SLG: 0.283 (1.6)											4	2	2	0	0	1	4									
Dave Campbell, R OBP: 0.284, SLG: 0.337 Larry Stahl, L OBP: 0.156, SLG: 0.129 Tom Dukes, R OBP: 0.188, SLG: 0.288 (1.4)											4	0	1	0	0	0	3									
Cito Gaston, R OBP: 0.370, SLG: 0.536 (1.8)											5	0	1	0	0	0	7									
Al Ferrara, R OBP: 0.356, SLG: 0.440 Ivan Murrell, R OBP: 0.297, SLG: 0.418 (1.7)											2	0	1	1	1	1	1									
Ollie Brown, R OBP: 0.321, SLG: 0.493 (1.9)											5	0	0	0	0	2	6									
Nate Colbert, R OBP: 0.322, SLG: 0.468 (1.3)											5	0	1	0	0	1	4									
Ed Spiezio, R OBP: 0.385, SLG: 0.479 (1.5)											4	1	2	0	1	0	1									
Chris Cannizzaro, R OBP: 0.395, SLG: 0.439 Ron Siocum, R OBP: 0.214, SLG: 0.235 (1.2)											3	0	1	1	0	1	1									
Earl Wilson, R OBP: 0.209, SLG: 0.256 Ron Willis, R ERA: 3.7 Ray Webster, L OBP: 0.303, SLG: 0.304 Bob Barton, R OBP: 0.278, SLG: 0.333 (1.1)											3	0	0	0	0	2	2									
<b>Inning Stats</b>	R: 1 E: 0 K: 0 S: 5	H: 2 LOB: 1 BB: 0 P: 5	R: 0 E: 0 K: 1 S: 5	H: 0 LOB: 1 BB: 1 P: 9	R: 0 E: 1 K: 0 S: 4	H: 1 LOB: 2 BB: 1 P: 8	R: 0 E: 0 K: 1 S: 5	H: 1 LOB: 0 BB: 0 P: 5	R: 1 E: 1 K: 1 S: 7	H: 2 LOB: 3 BB: 0 P: 9	R: 1 E: 0 K: 2 S: 8	H: 1 LOB: 1 BB: 0 P: 7	R: 0 E: 0 K: 2 S: 8	H: 1 LOB: 1 BB: 0 P: 8	R: 0 E: 1 K: 2 S: 10	H: 1 LOB: 3 BB: 0 P: 10	R: 0 E: 0 K: 2 S: 7	H: 0 LOB: 0 BB: 0 P: 7	R: 0 E: 0 K: 0 S: 3	H: 0 LOB: 0 BB: 0 P: 3	1B: 6 2B: 3 3B: 0 HR: 0	SF: 0 SAC: 1 DP: 0 HBP: 2	WP: 0 PB: 0 SB: 0 CS: 1	PA: 45		
<b>PITCHER</b>	IP 6.0	WLS 7	BF 29	H 7	R 3	ER 2	SO 4	BB 2	IBB 2	HBP 0	BLK 0	WP 0	HR 0	S 33	P 43	ERA 3.00	WHIP 1.500									
Don Wilson, R ERA: 4.13 (7.1)	1.0	4	1	0	0	2	0	0	0	0	0	0	0	8	8	0.00	1.000									
Fred Gladding, R ERA: 3.48 (8.1)	3.0	W	12	1	0	0	4	0	0	0	0	0	0	20	20	0.00	0.333									

Houston Astros @ San Diego Padres  
San Diego Stadium, San Diego, CA  
Wed Aug 05 1970, 10:05 PM EDT  
Att: 3,286 - Unknown

AB	40
R	3
H	9
RBI	2
BB	2
SO	10
LOB	34



Batter	1	2	3	4	5	6	7	8	9	AB	R	H	RBI	BB	SO	LOB	TOP						
Jesus Alou, R OBP: 0.347, SLG: 0.391 (1, 9)										3	0	2	1	3	0	1							
John Mayberry, L OBP: 0.302, SLG: 0.415 (9, 3)										0	0	0	0	0	0	0							
Joe Morgan, L OBP: 0.405, SLG: 0.381 (1, 4)										5	0	0	0	1	0	7							
Jimmy Wynn, R OBP: 0.401, SLG: 0.510 Norm Miller, L OBP: 0.358, SLG: 0.354 (1, 7) (5, 9)										2	1	0	0	1	0	2							
Doug Rader, R OBP: 0.323, SLG: 0.436 (1, 5)										5	1	1	0	0	0	4							
Denis Menke, R OBP: 0.376, SLG: 0.420 (1, 6)										5	1	2	2	0	2	4							
Bob Watson, R OBP: 0.297, SLG: 0.429 Cesar Geronimo, L OBP: 0.429, SLG: 0.333 (1, 3) (9, PR)										5	2	3	1	0	0	1							
Cesar Cedeno, R OBP: 0.292, SLG: 0.410 (1, 8)										5	1	3	2	0	0	1							
Johnny Edwards, L OBP: 0.266, SLG: 0.291 (1, 2)										3	1	1	1	2	0	2							
Jack Billingham, R OBP: 0.146, SLG: 0.079 Jim Ray, R OBP: 0.250, SLG: 0.250 George Culver, R OBP: 0.182, SLG: 0.300 (1, 1) (6, 1) (7, 1)										1	0	0	0	1	1	1							
<b>Inning Stats</b>	R: 0 E: 0 K: 1 S: 6	H: 1 LOB: 2 BB: 1 P: 10	R: 2 E: 0 K: 1 S: 8	H: 3 LOB: 1 BB: 0 P: 8	R: 0 E: 0 K: 0 S: 4	H: 1 LOB: 1 BB: 0 P: 4	R: 0 E: 0 K: 0 S: 3	H: 0 LOB: 2 BB: 2 P: 11	R: 5 E: 0 K: 0 S: 7	H: 4 LOB: 1 BB: 2 P: 15	R: 0 E: 0 K: 1 S: 6	H: 1 LOB: 1 BB: 0 P: 6	R: 0 E: 0 K: 1 S: 5	H: 0 LOB: 2 BB: 2 P: 13	R: 1 E: 0 K: 1 S: 6	H: 2 LOB: 2 BB: 2 P: 14	1B: 4 2B: 8 3B: 0 HR: 0	SF: 0 SAC: 1 DP: 0 HBP: 0	WP: 0 PB: 0 SB: 1 CS: 1	PA: 47			
<b>PITCHER</b>	IP WLS BF H R ER SO	IP WLS BF H R ER SO	IP WLS BF H R ER SO	IP WLS BF H R ER SO	IP WLS BF H R ER SO	IP WLS BF H R ER SO	IP WLS BF H R ER SO	IP WLS BF H R ER SO	IP WLS BF H R ER SO	IP WLS BF H R ER SO	IP WLS BF H R ER SO	IP WLS BF H R ER SO	IP WLS BF H R ER SO	IP WLS BF H R ER SO	IP WLS BF H R ER SO	IP WLS BF H R ER SO	BB IBB HBP BLK	WP HR S P	ERA WHIP	ERA WHIP			
Danny Coombs, L ERA: 2.75 Ron Herbel, R ERA: 4.96 Ron Willis, R ERA: 2.08 Tom Dukes, R ERA: 1.96 (1, 1) (5, 1) (8, 1) (9, 1)	4.1 L 27 9 7 7 2	2.2 9 1 0 0 1	1.0 5 0 0 0 1	1.0 6 2 1 1 1	0.0 0 0 0 0 0	0.0 0 0 0 0 0	0.0 0 0 0 0 0	0.0 0 0 0 0 0	0.0 0 0 0 0 0	0.0 0 0 0 0 0	0.0 0 0 0 0 0	0.0 0 0 0 0 0	0.0 0 0 0 0 0	0.0 0 0 0 0 0	0.0 0 0 0 0 0	0.0 0 0 0 0 0	4 1 0 0	0 0 0 0	0 0 0 0	14.54 3.000	0.00 0.375	0.00 1.000	9.00 4.000
<b>Batter</b>	<b>1</b>	<b>2</b>	<b>3</b>	<b>4</b>	<b>5</b>	<b>6</b>	<b>7</b>	<b>8</b>	<b>9</b>	<b>AB</b>	<b>R</b>	<b>H</b>	<b>RBI</b>	<b>BB</b>	<b>SO</b>	<b>LOB</b>	<b>BOTTOM</b>						
Jose Arcia, R OBP: 0.287, SLG: 0.291 (1, 6)										4	0	2	0	1	0	3							
Dave Campbell, R OBP: 0.282, SLG: 0.334 (1, 4)										4	0	0	0	0	1	5							
Cito Gaston, R OBP: 0.366, SLG: 0.530 (1, 8)										5	0	0	0	0	2	3							
Al Ferrara, R OBP: 0.353, SLG: 0.433 Tom Dukes, R ERA: 1.96 (1, 7) (9, 1)										4	1	0	0	1	0	1							
Ollie Brown, R OBP: 0.320, SLG: 0.488 (1, 9)										4	1	0	0	1	1	2							
Nate Colbert, R OBP: 0.327, SLG: 0.484 (1, 3)										4	4	3	3	1	0	1							
Ed Spiezio, R OBP: 0.391, SLG: 0.476 (1, 5)										3	0	1	0	2	0	1							
Chris Cannizzaro, R OBP: 0.397, SLG: 0.437 Ron Sizem, R OBP: 0.211, SLG: 0.231 (1, 2) (7, PR) (8, 2)										3	0	1	2	1	0	1							
Danny Coombs, R OBP: 0.125, SLG: 0.105 Ron Herbel, R OBP: 0.310, SLG: 0.304 Ron Willis, L OBP: 0.156, SLG: 0.129 (1, 1) (5, 1) (7, PH) (8, 1) (9, 7)										1	0	0	1	0	0	1							
<b>Inning Stats</b>	R: 0 E: 0 K: 0 S: 3	H: 0 LOB: 0 BB: 0 P: 3	R: 2 E: 0 K: 0 S: 4	H: 1 LOB: 1 BB: 2 P: 12	R: 0 E: 0 K: 0 S: 4	H: 1 LOB: 1 BB: 0 P: 4	R: 0 E: 0 K: 1 S: 6	H: 1 LOB: 3 BB: 3 P: 18	R: 2 E: 1 K: 1 S: 7	H: 1 LOB: 0 BB: 0 P: 7	R: 0 E: 0 K: 1 S: 6	H: 1 LOB: 2 BB: 1 P: 10	R: 1 E: 0 K: 1 S: 7	H: 2 LOB: 3 BB: 2 P: 15	R: 0 E: 0 K: 0 S: 3	H: 0 LOB: 0 BB: 0 P: 3	R: 0 E: 0 K: 0 S: 3	H: 0 LOB: 1 BB: 1 P: 7	1B: 5 2B: 0 3B: 1 HR: 1	SF: 0 SAC: 2 DP: 0 HBP: 0	WP: 2 PB: 0 SB: 0 CS: 0	PA: 44	
<b>PITCHER</b>	IP WLS BF H R ER SO	IP WLS BF H R ER SO	IP WLS BF H R ER SO	IP WLS BF H R ER SO	IP WLS BF H R ER SO	IP WLS BF H R ER SO	IP WLS BF H R ER SO	IP WLS BF H R ER SO	IP WLS BF H R ER SO	IP WLS BF H R ER SO	IP WLS BF H R ER SO	IP WLS BF H R ER SO	IP WLS BF H R ER SO	IP WLS BF H R ER SO	IP WLS BF H R ER SO	IP WLS BF H R ER SO	BB IBB HBP BLK	WP HR S P	ERA WHIP	ERA WHIP			
Jack Billingham, R ERA: 3.5 Jim Ray, R ERA: 3.84 George Culver, R ERA: 3.58 (1, 1) (6, 1) (7, 1)	5.1 W 28 5 5 3 2	1.1 6 1 1 1 2	2.1 S 10 1 0 0 0	0.0 0 0 0 0 0	0.0 0 0 0 0 0	0.0 0 0 0 0 0	0.0 0 0 0 0 0	0.0 0 0 0 0 0	0.0 0 0 0 0 0	0.0 0 0 0 0 0	0.0 0 0 0 0 0	0.0 0 0 0 0 0	0.0 0 0 0 0 0	0.0 0 0 0 0 0	0.0 0 0 0 0 0	0.0 0 0 0 0 0	6 0 0 0	0 0 0 0	0 0 0 0	5.06 2.062	6.75 1.500	0.00 1.286	

Houston Astros @ San Diego Padres  
San Diego Stadium, San Diego, CA  
Thu Aug 06 1970, 10:05 PM EDT  
Att: 3,221 - Unknown

AB	37
R	8
H	12
RBI	7
BB	9
SO	5
LOB	26



Houston Astros @ San Diego Padres  
San Diego Stadium, San Diego, CA  
Thu Aug 06 1970, 10:05 PM EDT  
Att: 3,221 - Unknown

AB	33
R	6
H	7
RBI	6
BB	9
SO	4
LOB	19



Batter	1	2	3	4	5	6	7	8	9	AB	R	H	RBI	BB	SO	LOB	TOP					
Jesus Alou, R OBP: 0.346, SLG: 0.390	0-0 BB HR 1B	0-0 4-3		0-0 FC1-6 BB 1B	0-0 1B		0-0 6-3		0-0 6-3	6	2	2	1	0	0	2	<b>Houston Astros @ San Francisco Giants</b> Candlestick Park, San Francisco, CA Fri Aug 07 1970, 10:05 PM EDT Att: 5,394 - Unknown					
Joe Morgan, L OBP: 0.405, SLG: 0.377	4-0 BB BB BB	0-0 F5		4-0 1B WP BB	0-0 F4		0-0 3-1		0-3 K	3	2	0	0	2	0	1						
Cesar Geronimo, L OBP: 0.375, SLG: 0.286	1-2 HR BB			1-2 WP BB						1	0	0	0	0	1	1						
Jimmy Wynn, R OBP: 0.505	0-0 F7	0-0 F8		0-0 BB 1B	0-0 F5				0-0 F7	5	0	1	1	0	0	3						
Marty Martinez, S OBP: 0.283, SLG: 0.253				1-3 2-H						0	0	0	0	0	0	0						
Doug Rader, R OBP: 0.326, SLG: 0.446	0-0 HR		0-3 K	4-0 1-2 3-H		0-0 WP SF7 2B			0-0 F3	4	2	2	3	1	1	0						
Denis Menke, R OBP: 0.377, SLG: 0.419	4-0 BB BB		0-3 K	0-0 4-3		0-0 SF7 2H			0-0 1B	3	0	1	1	1	1	2						
Bob Watson, R OBP: 0.303, SLG: 0.430	0-0 BB 1B		4-0 BB BB		0-0 1B 3B		0-0 F8		0-3 K	4	1	2	0	1	1	1						
Cesar Cedeno, R OBP: 0.295, SLG: 0.415	0-3 K		0-0 5-3		0-0 1-2 3B		0-0 6-3		0-0 1B 2B	5	2	2	0	0	1	3						
Johnny Edwards, L OBP: 0.273, SLG: 0.307	4-0 1-2 2-3			0-0 4-3		0-0 1-2 3B		0-0 SF9 3B	0-0 1B	4	2	3	3	1	0	0						
Larry Dierker, R OBP: 0.149, SLG: 0.154	0-0 1-3			0-0 FC1-6 1B		0-0 F9		0-0 SF9	0-0 4-3	4	0	1	1	0	0	5						
<b>Inning Stats</b>	R: 3 E: 0 K: 1 S: 8	H: 3 LOB: 3 BB: 3 P: 20	R: 0 E: 0 K: 0 S: 3	H: 0 LOB: 0 BB: 0 P: 3	R: 0 E: 0 K: 2 S: 7	H: 0 LOB: 1 BB: 1 P: 11	R: 2 E: 0 K: 0 S: 5	H: 2 LOB: 2 BB: 2 P: 13	R: 3 E: 0 K: 0 S: 7	H: 4 LOB: 1 BB: 0 P: 7	R: 1 E: 0 K: 0 S: 4	H: 1 LOB: 0 BB: 0 P: 4	R: 1 E: 0 K: 1 S: 4	H: 1 LOB: 1 BB: 0 P: 4	R: 0 E: 0 K: 1 S: 6	H: 1 LOB: 1 BB: 0 P: 6	R: 1 E: 0 K: 1 S: 7	H: 2 LOB: 1 BB: 0 P: 7	1B: 9 2B: 2 3B: 2 HR: 1	SF: 2 SAC: 0 DP: 0 HBP: 0	WP: 2 PB: 0 SB: 0 CS: 0	PA: 47
<b>PITCHER</b>	IP WLS BF H R ER SO BB IBB HBP BLK WP HR S P ERA WHIP	IP WLS BF H R ER SO BB IBB HBP BLK WP HR S P ERA WHIP															IP WLS BF H R ER SO BB IBB HBP BLK WP HR S P ERA WHIP					
Ron Bryant, L ERA: 6.02	(1, 1) 0.1 L 6 3 3 3 0 2 0 0 0 0 1 0 4 12 81.00 15.000	(1, 1) 3.2 19 4 4 4 3 4 0 0 0 0 1 0 21 37 9.82 2.182	(5, 1) 2.0 9 3 2 2 0 0 0 0 0 1 0 9 9 9.00 1.500	(7, 1) 3.0 13 4 2 2 2 0 0 0 0 0 0 17 17 6.00 1.333																		

AB	39
R	11
H	14
RBI	10
BB	6
SO	5
LOB	18



Batter	1	2	3	4	5	6	7	8	9	AB	R	H	RBI	BB	SO	LOB	BOTTOM					
Bobby Bonds, R OBP: 0.396, SLG: 0.508	0-0 E8 3B		0-0 F5		0-0 F5		0-0 FC3-6 BB 1B		0-0 1B	5	1	3	0	0	0	2	<b>Houston Astros @ San Francisco Giants</b> Candlestick Park, San Francisco, CA Fri Aug 07 1970, 10:05 PM EDT Att: 5,394 - Unknown					
Tito Fuentes, S OBP: 0.303, SLG: 0.328	0-0 6-3		0-0 2B		4-0 FC4-6 1B BB		4-0 FC3-6 BB		0-0 F7	3	0	1	0	2	0	1						
Ken Henderson, S OBP: 0.423, SLG: 0.496	0-0 2B		0-0 F5		0-0 FC4-6 1B		0-0 FC3-6		0-0 4-3	5	0	2	0	0	0	5						
Willie McCovey, L OBP: 0.421, SLG: 0.582	0-0 F8		1-0 HBP		0-0 FC4-6 FC5-4		0-3 K			3	0	0	1	0	1	5						
Frank Johnson, R OBP: 0.340, SLG: 0.359	0-0 F8		0-0 HBP		1-2 2-3 3-H		0-3 K			0	0	0	0	0	0	0						
Dick Dietz, R OBP: 0.431, SLG: 0.568	0-0 F9		0-0 FC5-4		0-0 FC5-4		0-3 K			4	0	0	0	0	1	8						
Jim Ray Hart, R OBP: 0.366, SLG: 0.496		0-3 K		0-0 G3		0-0 F8		0-0 F9		4	0	0	0	0	1	0						
Ron Hunt, R OBP: 0.406, SLG: 0.384		0-0 5-3		0-0 L1		4-0 BB		0-0 F4		3	0	0	0	1	0	0						
Hal Lanier, R OBP: 0.269, SLG: 0.292		0-0 F7		0-0 6-3		0-0 F8		0-3 K		4	0	0	0	0	1	1						
Ron Bryant, S OBP: 0.167, SLG: 0.091	(1, 1)		4-0 BB		0-0 E6 1B BB FC4-6		0-0 F8		0-3 K	0	0	0	0	0	0	0						
Don Carrithers, R ERA: 10.5	(1, 1)									0	0	0	0	1	0	0						
Rich Robertson, R ERA: 5.18	(5, 1)									1	1	0	0	0	0	0						
Bob Taylor, L OBP: 0.191, SLG: 0.260	(6, PH)									1	0	0	0	0	0	1						
Mike Davison, L OBP: 0.340, SLG: 0.289	(7, 1)									0	0	0	0	0	0	0						
Don Mason, S OBP: 0.258, SLG: 0.103	(9, PH)									1	0	0	0	0	1	0						
<b>Inning Stats</b>	R: 1 E: 1 K: 0 S: 5	H: 2 LOB: 1 BB: 0 P: 5	R: 0 E: 0 K: 1 S: 5	H: 0 LOB: 0 BB: 0 P: 5	R: 0 E: 0 K: 0 S: 4	H: 1 LOB: 3 BB: 1 P: 9	R: 0 E: 0 K: 0 S: 3	H: 0 LOB: 0 BB: 0 P: 3	R: 1 E: 1 K: 0 S: 5	H: 1 LOB: 2 BB: 1 P: 9	R: 0 E: 0 K: 0 S: 3	H: 0 LOB: 1 BB: 1 P: 7	R: 0 E: 0 K: 2 S: 8	H: 1 LOB: 2 BB: 1 P: 12	R: 0 E: 0 K: 1 S: 5	H: 0 LOB: 0 BB: 0 P: 5	R: 0 E: 0 K: 1 S: 6	H: 1 LOB: 1 BB: 0 P: 6	1B: 3 2B: 2 3B: 1 HR: 0	SF: 0 SAC: 0 DP: 0 HBP: 1	WP: 0 PB: 0 SB: 0 CS: 0	PA: 39
<b>PITCHER</b>	IP WLS BF H R ER SO BB IBB HBP BLK WP HR S P ERA WHIP	IP WLS BF H R ER SO BB IBB HBP BLK WP HR S P ERA WHIP															IP WLS BF H R ER SO BB IBB HBP BLK WP HR S P ERA WHIP					
Larry Dierker, R ERA: 4.05	(1, 1) 9.0 W 39 6 2 1 5 4 0 0 1 0 0 0 44 61 1.00 1.111																					

AB	34
R	2
H	6
RBI	1
BB	4
SO	5
LOB	23





Batter	1	2	3	4	5	6	7	8	9	AB	R	H	RBI	BB	SO	LOB	TOP							
Jesus Alou, R OBP: 0.347, SLG: 0.390 (1, 9)	0-0 6-3	0-0 1B			0-0 G3-6		0-0 1B	0-0 4-3		5	0	2	2	0	0	3								
Joe Morgan, L OBP: 0.405, SLG: 0.376 (1, 4)	4-0 1B	0-0 F2			0-0 1B		0-0 F8		0-0 F9	4	1	1	0	1	0	4								
Jimmy Wynn, R OBP: 0.398, SLG: 0.504 Norm Miller, L OBP: 0.354, SLG: 0.349 (1, 7) (6, 9)	0-0 1B		0-0 5-3		0-0 F6		0-0 2-3		0-3 K	3	0	1	1	0	0	1								
Doug Rader, R OBP: 0.324, SLG: 0.446 (1, 5)	0-0 F3		0-3 K		0-0 F2			0-3 K	0-0 2B	5	0	1	0	0	2	0								
Denis Menke, R OBP: 0.377, SLG: 0.420 (1, 6)		0-0 SH5-3 1B	0-0 5-3		0-0 F3		4-0 BB	4-0 HR	0-0 E6	4	1	1	0	1	0	0								
Cesar Cedeno, R OBP: 0.299, SLG: 0.411 (1, 8)		0-0 SH5-3		0-0 F3		0-0 BB		0-0 HR	1-2 2-3 FC6-4	2	1	0	0	2	0	2								
John Mayberry, L OBP: 0.309, SLG: 0.456 (1, 3)	4-0 1B	4-0 BB		0-0 F8		0-0 F9		0-0 HR	0-0 FC6-4	4	2	1	2	1	0	4								
Johnny Edwards, L OBP: 0.270, SLG: 0.303 (1, 2)		0-3 K		0-0 F8			0-0 4-3	0-0 E4		4	0	0	0	0	1	2								
Wade Blasingame, L Marty Martinez, S Fred Gladding, L Denny Lemaster, R George Culver, R Jim Ray, R (1, 1) (8, PH) (8, 1) (9, 1) (9, 1) (9, 1)	4-0 1B	4-0 BB		4-0 G3-6		4-0 BB		0-0 WP		0	0	0	0	3	0	0								
<b>Inning Stats</b>	R: 1 E: 0 K: 0 S: 3	H: 1 LOB: 0 BB: 1 P: 7	R: 2 E: 0 K: 1 S: 7	H: 2 LOB: 2 BB: 2 P: 15	R: 0 E: 0 K: 1 S: 5	H: 0 LOB: 0 BB: 0 P: 5	R: 0 E: 0 K: 0 S: 3	H: 0 LOB: 0 BB: 0 P: 3	R: 0 E: 0 K: 0 S: 3	H: 1 LOB: 1 BB: 1 P: 7	R: 0 E: 0 K: 0 S: 3	H: 0 LOB: 0 BB: 1 P: 7	R: 0 E: 0 K: 0 S: 4	H: 1 LOB: 2 BB: 1 P: 8	R: 2 E: 1 K: 1 S: 8	H: 2 LOB: 3 BB: 1 P: 11	R: 0 E: 1 K: 1 S: 7	H: 1 LOB: 1 BB: 1 P: 11	1B: 5 2B: 2 3B: 0 HR: 1	SF: 0 SAC: 1 DP: 1 HBP: 0	WP: 1 PB: 0 SB: 1 CS: 0	PA: 43		
<b>PITCHER</b>	IP WLS BF H R ER SO BB IBB HBP BLK WP HR S P ERA WHIP	7.2 35 6 5 5 3 7 0 0 0 0 1 34 62 5.87 1.696	1.1 W 8 2 0 0 1 1 0 0 0 1 0 9 13 0.00 2.250																					

Houston Astros @ San Francisco Giants  
Candlestick Park, San Francisco, CA  
Sat Aug 08 1970, 6:33 AM EDT  
Att: 8,023 - Unknown

AB	34
R	5
H	8
RBI	5
BB	8
SO	4
LOB	18



Batter	1	2	3	4	5	6	7	8	9	AB	R	H	RBI	BB	SO	LOB	BOTTOM							
Bobby Bonds, R OBP: 0.396, SLG: 0.506 (1, 9)	0-3 K		0-0 5-3		0-3 K			0-0 1B	4-0 BB	4	1	1	0	1	2	0								
Tito Fuentes, S OBP: 0.305, SLG: 0.324 (1, 4)	4-0 CS		0-0 F2		0-0 6-3		0-3 K	4-0 BB	4-0 BB	3	0	0	1	2	1	2								
Willie Mays, R OBP: 0.379, SLG: 0.495 (1, 8)	0-0 F9		0-0 5-3		0-0 5-3		0-0 F8	0-0 1B	1-2 2-3 3H	5	0	1	2	0	0	3								
Willie McCovey, L OBP: 0.422, SLG: 0.584 (1, 3)		0-0 HBP	0-0 2B		0-0 F5		0-0 4-3			4	0	2	0	0	0	2								
Dick Dietz, R OBP: 0.432, SLG: 0.566 (1, 2)	4-0 G5-3	4-0 HBP	0-0 5-3		0-0 5-3		0-0 G3		0-0 1B	3	1	1	0	1	0	1								
Jim Ray Hart, R OBP: 0.363, SLG: 0.488 (1, 7)	0-3 K		0-0 5-3		0-0 6-3			0-0 1B	1-2 WP	4	1	1	0	0	1	3								
Ron Hunt, R OBP: 0.409, SLG: 0.387 (1, 5)	1-0 HBP	1-2 2-3 HBP		0-0 F7		0-0 1B		0-0 1B	0-0 WP	3	1	2	0	0	0	0								
Hal Lanier, R OBP: 0.266, SLG: 0.289 Don McMahon, R OBP: 0.308, SLG: 0.182 Bob Taylor, L OBP: 0.312, SLG: 0.266 (1, 6) (8, 1) (9, PH)	0-0 G5-3		0-0 5-3		0-0 F8		0-0 F6		0-3 K	3	0	0	0	0	0	4								
Skip Pitlick, L OBP: 0.118, SLG: 0.250 Frank Johnson, R OBP: 0.349, SLG: 0.369 (1, 1) (8, 7)			0-3 K		0-0 IHR			0-0 1B	0-0 BB	2	1	1	1	0	1	0								
<b>Inning Stats</b>	R: 0 E: 0 K: 1 S: 4	H: 0 LOB: 0 BB: 1 P: 8	R: 0 E: 0 K: 1 S: 5	H: 1 LOB: 2 BB: 1 P: 10	R: 0 E: 0 K: 1 S: 5	H: 0 LOB: 0 BB: 0 P: 5	R: 0 E: 0 K: 0 S: 4	H: 1 LOB: 1 BB: 0 P: 4	R: 1 E: 0 K: 1 S: 6	H: 1 LOB: 0 BB: 0 P: 6	R: 0 E: 0 K: 0 S: 3	H: 0 LOB: 0 BB: 0 P: 3	R: 0 E: 0 K: 0 S: 4	H: 1 LOB: 1 BB: 0 P: 4	R: 0 E: 0 K: 1 S: 7	H: 2 LOB: 2 BB: 0 P: 7	R: 5 E: 0 K: 1 S: 8	H: 5 LOB: 2 BB: 2 P: 16	1B: 9 2B: 1 3B: 0 HR: 1	SF: 0 SAC: 0 DP: 1 HBP: 1	WP: 1 PB: 0 SB: 0 CS: 1	PA: 39		
<b>PITCHER</b>	IP WLS BF H R ER SO BB IBB HBP BLK WP HR S P ERA WHIP	7.0 26 4 1 1 4 2 0 1 0 0 0 0 10 10 27.00 5.000	1.0 8 5 3 3 1 0 0 0 0 0 0 0 3 3 0.00 0.000	0.1 1 0 0 0 1 0 0 0 0 0 0 0 3 3 0.00 0.000	0.0 L 3 1 0 0 0 2 0 0 0 1 0 1 9 ∞ ∞	0.0 1 1 2 2 0 0 0 0 0 0 0 0 1 1 ∞ ∞																		

Houston Astros @ San Francisco Giants  
Candlestick Park, San Francisco, CA  
Sat Aug 08 1970, 6:33 AM EDT  
Att: 8,023 - Unknown

AB	34
R	6
H	11
RBI	5
BB	4
SO	6
LOB	18



Batter	1	2	3	4	5	6	7	8	9	10	AB	R	H	RBI	BB	SO	LOB	TOP					
<b>Jesus Alou, R</b> OBP: 0.353, SLG: 0.395 (1, 9)	FC4-6 1B		FC6-4 1B		FC4-6 1B		FC4-6 1B	1B 1B		F6	6	2	4	2	0	0	2	<b>Houston Astros @ San Francisco Giants</b> Candlestick Park, San Francisco, CA Sun Aug 09 1970, 6:33 AM EDT Unknown <a href="http://livebaseballscorecards.com">livebaseballscorecards.com</a>					
<b>Joe Morgan, L</b> OBP: 0.404, SLG: 0.384 (1, 4)	FC4-6 S		K		FC4-6 PO		FC4-6 1B	2-H 3-H 1B		HR	6	2	2	2	0	1	4						
<b>Jimmy Wynn, R</b> OBP: 0.402, SLG: 0.505 (1, 7)	6-3		FC6-4 1B		PO		K 1B	1B 1B BB		FC6-4 1B	5	0	3	1	1	1	1						
<b>Doug Rader, R</b> OBP: 0.322, SLG: 0.442 (1, 5)	K		FC6-4				F3	1B 1-2 2-H 3-H		F7	6	0	1	2	0	1	5						
<b>Denis Menke, R</b> OBP: 0.375, SLG: 0.417 (1, 6)		E5			F5		F9	1B 1-2 2-3		K	5	0	1	0	0	1	2						
<b>John Mayberry, L</b> OBP: 0.329, SLG: 0.459 (1, 3)	K				3-1			1B			4	1	2	0	1	1	1						
<b>Cesar Cedeno, R</b> OBP: 0.302, SLG: 0.411 (1, 8)	K						F8	1B 1-2		F6	5	1	2	0	0	1	5						
<b>Johnny Edwards, L</b> OBP: 0.270, SLG: 0.302 (1, 2)	F8				F2			K		G3 1B 1-2 2-3	5	1	1	0	0	1	4						
<b>Ron Cook, L</b> OBP: 0.267, SLG: 0.357 <b>Fred Gladding, L</b> (7, 1)			K				K			HR 1B 1-2 2-3	3	0	0	0	0	3	0						
<b>Denny Lemaster, R</b> OBP: 0.250, SLG: 0.238 <b>George Culver, R</b> OBP: 0.152, SLG: 0.300 <b>Jack Dilauro, S</b> (9, 1)			FC6-4		K		K			K 1-2	1	0	0	0	0	0	0						
<b>Inning Stats</b>	R: 0 E: 0 K: 1 S: 6	H: 1 LOB: 1 BB: 0 P: 6	R: 0 E: 1 K: 2 S: 8	H: 0 LOB: 1 BB: 0 P: 8	R: 1 E: 0 K: 2 S: 9	H: 1 LOB: 1 BB: 0 P: 9	R: 0 E: 0 K: 0 S: 4	H: 1 LOB: 1 BB: 0 P: 4	R: 0 E: 0 K: 1 S: 5	H: 1 LOB: 0 BB: 0 P: 5	R: 0 E: 0 K: 1 S: 7	H: 4 LOB: 2 BB: 1 P: 14	R: 2 E: 0 K: 2 S: 10	H: 3 LOB: 1 BB: 0 P: 8	R: 0 E: 1 K: 1 S: 6	H: 1 LOB: 2 BB: 1 P: 10	R: 2 E: 0 K: 1 S: 8		H: 3 LOB: 1 BB: 0 P: 8	1B: 15 2B: 0 3B: 0 HR: 1	SF: 0 SAC: 0 DP: 0 HBP: 0	WP: 2 PB: 1 SB: 3 CS: 0	PA: 50
<b>PITCHER</b>	IP WLS BF H R ER SO BB IBB HBP BLK WP HR S P ERA WHIP	7.0 32 9 3 3 9 1 0 0 0 0 0 14 53 3.86 1.429	2.0 11 4 2 2 2 0 1 0 0 0 0 14 18 9.00 2.000	1.0 L 6 3 2 2 1 0 0 0 0 1 1 8 8 18.00 3.000																			

Batter	1	2	3	4	5	6	7	8	9	10	AB	R	H	RBI	BB	SO	LOB	BOTTOM					
<b>Bobby Bonds, R</b> OBP: 0.394, SLG: 0.502 (1, 9)	5-3		G3		K			HR 1B	FC1-5 1B 2B		5	2	1	0	0	1	3	<b>Houston Astros @ San Francisco Giants</b> Candlestick Park, San Francisco, CA Sun Aug 09 1970, 6:33 AM EDT Unknown <a href="http://livebaseballscorecards.com">livebaseballscorecards.com</a>					
<b>Tito Fuentes, S</b> OBP: 0.303, SLG: 0.321 (1, 4) (10, 6)	F8		K				F7	K	2B 1B 1-3 2-H		5	0	1	1	0	2	1						
<b>Willie Mays, R</b> OBP: 0.377, SLG: 0.500 (1, 8)	F4				F9		K	HR	F4		5	1	1	2	0	1	2						
<b>Willie McCovey, L</b> OBP: 0.424, SLG: 0.580 (1, 3)	F4				K			2B 1B	2B 1B 1-3 3-H 4-0		5	0	3	1	0	1	0						
<b>Ken Henderson, S</b> OBP: 0.420, SLG: 0.490 (1, 7)	6-3				6-3		F7	F8	BB		4	0	0	0	1	0	2						
<b>Dick Dietz, R</b> OBP: 0.438, SLG: 0.567 (1, 2)		1B BB			1B G6-4-3		SH2-4 1B FC2-2-1	HR BB	F4		3	1	2	0	2	0	3						
<b>Jim Ray Hart, R</b> OBP: 0.371, SLG: 0.488 (1, 5)					FC6-4 1B		G6-4-3 1B	F8	F2		4	0	2	0	0	0	2						
<b>Hal Lanier, R</b> OBP: 0.264, SLG: 0.288 <b>Frank Johnson, R</b> OBP: 0.354, SLG: 0.369 <b>Rich Robertson, R</b> OBP: 0.100, SLG: 0.260 <b>Russ Gibson, R</b> OBP: 0.281, SLG: 0.293 (1, 1)	FC6-4		G6-4-3				SH2-4 1B	FC1-5 1B BB	4-3		2	0	0	0	0	0	3						
<b>Juan Marichal, R</b> ERA: 4.78 <b>Ron Hart, R</b> ERA: 4.56 <b>Don McMahon, R</b> ERA: 3.91 <b>Al Gallagher, R</b> ERA: 3.79 <b>Don Mason, L</b> ERA: 4.67 (1, 1) (7, PH) (8, 1) (9, PH) (10, PH) (10, 4)	F8						FC5-2-5-1	FC1-5 1B	4-3		2	0	1	0	0	0	0						
<b>Inning Stats</b>	R: 0 E: 0 K: 0 S: 3	H: 0 LOB: 0 BB: 0 P: 3	R: 0 E: 0 K: 0 S: 4	H: 1 LOB: 2 BB: 1 P: 8	R: 0 E: 0 K: 1 S: 5	H: 0 LOB: 0 BB: 0 P: 5	R: 0 E: 0 K: 1 S: 5	H: 1 LOB: 1 BB: 0 P: 6	R: 0 E: 0 K: 0 S: 3	H: 1 LOB: 1 BB: 0 P: 4	R: 2 E: 0 K: 1 S: 8	H: 3 LOB: 2 BB: 1 P: 12	R: 2 E: 0 K: 0 S: 6	H: 3 LOB: 3 BB: 2 P: 14	R: 0 E: 0 K: 0 S: 3	H: 0 LOB: 0 BB: 0 P: 3	1B: 9 2B: 3 3B: 0 HR: 1		SF: 0 SAC: 1 DP: 2 HBP: 1	WP: 0 PB: 0 SB: 0 CS: 0	PA: 45		
<b>PITCHER</b>	IP WLS BF H R ER SO BB IBB HBP BLK WP HR S P ERA WHIP	6.1 26 6 1 1 4 1 0 0 0 0 0 1 32 1.42 1.105	1.0 4 2 2 2 1 0 0 0 0 0 0 1 6 18.00 2.000	0.2 6 2 2 2 0 2 0 0 0 0 0 0 4 27.00 6.000	0.2 3 1 0 0 0 0 0 0 0 0 0 0 3 0.00 1.500	1.1 W 6 1 0 0 0 1 0 0 0 0 0 5 9 0.00 1.500																	

Batter	1	2	3	4	5	6	7	8	9	AB	R	H	RBI	BB	SO	LOB	TOP			
Jesus Alou, R OBP: 0.358, SLG: 0.407 (1, 9)										4	0	3	0	0	0	1	Houston Astros @ San Francisco Giants Candlestick Park, San Francisco, CA Sun Aug 09 1970, 6:38 AM EDT Att: 14,540 - Unknown			
Joe Morgan, L OBP: 0.400, SLG: 0.379 (1, 4)										4	0	0	0	0	1	4				
Jimmy Wynn, R OBP: 0.403, SLG: 0.512 (1, 7)										3	1	1	1	1	1	0				
John Mayberry, L OBP: 0.325, SLG: 0.446 (1, 3)										4	0	1	0	0	0	2				
Denis Menke, R OBP: 0.374, SLG: 0.414 (1, 5)										3	0	0	0	1	1	1				
Cesar Cedeno, R OBP: 0.300, SLG: 0.407 (1, 8)										4	0	1	0	0	0	2				
Marty Martinez, S OBP: 0.288, SLG: 0.260 (1, 6)										4	0	1	0	0	2	2				
Larry Howard, R OBP: 0.333, SLG: 0.333 (1, 2)										3	0	1	0	0	0	1				
Don Wilson, R OBP: 0.132, SLG: 0.184 (1, 1)										2	0	0	0	0	0	1				
Tom Griffin, R OBP: 0.088, SLG: 0.091 (6, 1)										0	0	0	0	0	0	0				
Keith Lampard, L OBP: 0.273, SLG: 0.344 (7, PH)										1	0	0	0	0	0	1				
Jim Ray, R OBP: 0.250, SLG: 0.250 (7, 1)										0	0	0	0	0	0	0				
<b>Inning Stats</b>	R: 0 E: 0 K: 1 S: 5	H: 1 LOB: 0 BB: 0 P: 5	R: 0 E: 0 K: 1 S: 5	H: 0 LOB: 1 BB: 1 P: 9	R: 0 E: 0 K: 0 S: 4	H: 1 LOB: 1 BB: 0 P: 4	R: 1 E: 0 K: 1 S: 7	H: 3 LOB: 1 BB: 0 P: 7	R: 0 E: 0 K: 1 S: 6	H: 1 LOB: 1 BB: 0 P: 6	R: 0 E: 1 K: 0 S: 4	H: 0 LOB: 1 BB: 0 P: 4	R: 0 E: 0 K: 0 S: 3	H: 1 LOB: 0 BB: 0 P: 3	R: 0 E: 0 K: 1 S: 5	H: 0 LOB: 0 BB: 1 P: 5	1B: 6 2B: 3 3B: 1 HR: 1	SF: 0 SAC: 0 DP: 4 HBP: 0	WP: 0 PB: 1 SB: 1 CS: 1	PA: 34
<b>PITCHER</b> Gaylord Perry, R ERA: 3.57 (1, 1)	IP: 9.0 WLS: W BF: 34 H: 8 R: 1 ER: 1 SO: 5 BB: 2 IBB: 0 HBP: 0 BLK: 0 WP: 0 HR: 1 S: 42 P: 50 ERA: 1.00 WHIP: 1.111															<b>PITCHER</b>				

Batter	1	2	3	4	5	6	7	8	9	AB	R	H	RBI	BB	SO	LOB	BOTTOM			
Bobby Bonds, R OBP: 0.391, SLG: 0.498 (1, 8)										4	0	0	0	0	3	0	Houston Astros @ San Francisco Giants Candlestick Park, San Francisco, CA Sun Aug 09 1970, 6:38 AM EDT Att: 14,540 - Unknown			
Tito Fuentes, S OBP: 0.302, SLG: 0.320 (1, 4)										4	0	1	0	0	0	0				
Ken Henderson, S OBP: 0.421, SLG: 0.489 (1, 9)										3	1	1	0	1	0	1				
Willie McCovey, L OBP: 0.427, SLG: 0.598 (1, 3)										4	2	3	1	0	1	1				
Ron Hunt, R OBP: 0.409, SLG: 0.388 (1, 5)										3	2	1	0	1	1	2				
Frank Johnson, R OBP: 0.351, SLG: 0.373 (1, 7)										4	1	1	2	0	1	3				
Russ Gibson, R OBP: 0.324, SLG: 0.344 (1, 2)										3	0	3	3	1	0	0				
Hal Lanier, R OBP: 0.261, SLG: 0.284 (1, 6)										4	0	0	0	0	2	4				
Gaylord Perry, R OBP: 0.125, SLG: 0.195 (1, 1)										3	0	0	0	0	2	1				
<b>Inning Stats</b>	R: 0 E: 0 K: 2 S: 8	H: 1 LOB: 1 BB: 0 P: 8	R: 1 E: 0 K: 2 S: 9	H: 2 LOB: 1 BB: 0 P: 9	R: 0 E: 0 K: 0 S: 3	H: 1 LOB: 0 BB: 0 P: 3	R: 0 E: 0 K: 2 S: 8	H: 1 LOB: 2 BB: 1 P: 12	R: 0 E: 0 K: 1 S: 5	H: 0 LOB: 0 BB: 0 P: 5	R: 3 E: 0 K: 1 S: 7	H: 3 LOB: 0 BB: 1 P: 11	R: 0 E: 0 K: 2 S: 7	H: 0 LOB: 0 BB: 0 P: 7	R: 2 E: 0 K: 0 S: 5	H: 2 LOB: 1 BB: 1 P: 9		1B: 5 2B: 5 3B: 0 HR: 0	SF: 0 SAC: 0 DP: 1 HBP: 0	WP: 0 PB: 0 SB: 0 CS: 0
<b>PITCHER</b> Don Wilson, R ERA: 4.02 (1, 1)	IP: 5.0 WLS: L BF: 6 H: 3 R: 3 ER: 3 SO: 1 BB: 1 IBB: 0 HBP: 0 BLK: 0 WP: 0 HR: 0 S: 33 P: 37 ERA: 1.80 WHIP: 1.200															<b>PITCHER</b>				
Tom Griffin, R ERA: 5.74 (6, 1)	IP: 1.0 WLS: L BF: 6 H: 3 R: 3 ER: 3 SO: 1 BB: 1 IBB: 0 HBP: 0 BLK: 0 WP: 0 HR: 0 S: 7 P: 11 ERA: 27.00 WHIP: 4.000															<b>PITCHER</b>				
Jim Ray, R ERA: 4.07 (7, 1)	IP: 2.0 WLS: 9 BF: 2 H: 2 R: 2 ER: 2 SO: 2 BB: 1 IBB: 0 HBP: 0 BLK: 0 WP: 0 HR: 0 S: 12 P: 16 ERA: 9.00 WHIP: 1.500															<b>PITCHER</b>				

Batter	1	2	3	4	5	6	7	8	9	AB	R	H	RBI	BB	SO	LOB	TOP					
Tony Taylor, R OBP: 0.361, SLG: 0.443 (1, 4)	E4 1-3 1B	HBP			5-3		5-3		FC3-6 1B	4	1	1	0	0	0	0						
Oscar Gamble, L OBP: 0.335, SLG: 0.337 (1, 8)	1-3	P6			6-3		F8		FC3-6 BB	5	0	0	0	0	0	3						
John Briggs, L OBP: 0.346, SLG: 0.406 (1, 7)	G3				4-3				K	4	2	1	0	1	1	2						
Deron Johnson, R OBP: 0.333, SLG: 0.476 (1, 3)	BB 1B				K					3	2	2	2	2	1	0						
Ron Stone, L OBP: 0.340, SLG: 0.382 (1, 9)	BB 1B				K					4	1	0	0	1	1	4						
Don Money, R OBP: 0.366, SLG: 0.481 (1, 5)	BB 1B				K					4	0	2	3	0	2	0						
Larry Bowa, S OBP: 0.274, SLG: 0.288 (1, 6)	BB 1B				K					4	0	2	1	0	0	1						
Mike Ryan, R OBP: 0.272, SLG: 0.306 (1, 2)	BB 1B				G6-4-3					3	0	1	0	1	0	1						
Jim Bunning, R OBP: 0.145, SLG: 0.115 (9, 1)					4-3					4	0	0	0	0	1	3						
Joe Hoerner, R OBP: 0.444, SLG: 0.429 (9, 1)					4-3					0	0	0	0	0	0	0						
Dick Selma, R OBP: 0.200, SLG: 0.143 (9, 1)					4-3					0	0	0	0	0	0	0						
<b>Inning Stats</b>	R: 3 E: 1 K: 0 S: 5	H: 2 LOB: 1 BB: 2 P: 13	R: 0 E: 0 K: 1 S: 5	H: 0 LOB: 1 BB: 0 P: 6	R: 0 E: 0 K: 2 S: 7	H: 0 LOB: 0 BB: 0 P: 7	R: 0 E: 0 K: 1 S: 5	H: 1 LOB: 0 BB: 0 P: 5	R: 0 E: 0 K: 0 S: 3	H: 0 LOB: 0 BB: 0 P: 3	R: 2 E: 0 K: 0 S: 5	H: 2 LOB: 2 BB: 2 P: 13	R: 1 E: 0 K: 0 S: 5	H: 2 LOB: 1 BB: 0 P: 5	R: 0 E: 0 K: 1 S: 6	H: 1 LOB: 1 BB: 0 P: 6	R: 0 E: 0 K: 1 S: 6	H: 1 LOB: 2 BB: 1 P: 10	1B: 6 2B: 3 3B: 0 HR: 0	SF: 0 SAC: 0 DP: 1 HBP: 1	WP: 0 PB: 0 SB: 0 CS: 1	PA: 42
<b>PITCHER</b>	IP WLS BF H R ER SO BB IBB HBP BLK WP HR S P ERA WHIP	8.0 L 36 8 6 3 5 4 0 1 0 0 0 0 41 58 3.38 1.500	1.0 5 1 0 0 1 1 0 0 0 0 0 0 6 10 0.00 2.000	<b>PITCHER</b>										IP WLS BF H R ER SO BB IBB HBP BLK WP HR S P ERA WHIP								
Jack Billingham, R ERA: 3.49 Jack Dilauro, L ERA: 4.5																						

Philadelphia Phillies @ Houston Astros  
Astrodome, Houston, TX  
Tue Aug 11 1970, 8:05 PM EDT  
Att: 18,184 - Unknown

AB	35
R	6
H	9
RBI	6
BB	5
SO	6
LOB	14



Batter	1	2	3	4	5	6	7	8	9	AB	R	H	RBI	BB	SO	LOB	BOTTOM					
Jesus Alou, R OBP: 0.356, SLG: 0.406 (1, 9)	4-3				F8				K	5	0	1	1	0	1	3						
Joe Morgan, L OBP: 0.397, SLG: 0.386 (1, 4)	1-3				6-3				HR	4	1	1	1	0	0	1						
Jimmy Wynn, R OBP: 0.399, SLG: 0.506 (1, 7)	5-3				K				F3	4	0	0	0	0	1	0						
John Mayberry, L OBP: 0.321, SLG: 0.435 (1, 3)					F9				1B 1B	4	1	1	0	0	2	0						
Denis Menke, R OBP: 0.377, SLG: 0.417 (1, 6)					6-3				1B G3 1B	4	1	3	0	0	0	0						
Doug Rader, R OBP: 0.322, SLG: 0.440 (1, 5)	L8				K				G3 1B	4	1	1	1	0	1	2						
Cesar Cedeno, R OBP: 0.300, SLG: 0.404 (1, 8)					2B 1B				G3	4	1	1	1	0	0	1						
Johnny Edwards, L OBP: 0.274, SLG: 0.307 Ron Cook, L OBP: 0.297, SLG: 0.357 (9, PR)					F5				1B	4	0	3	1	0	0	1						
Jack Billingham, R OBP: 0.143, SLG: 0.077 Cesar Geronimo, L OBP: 0.333, SLG: 0.250 Jack Dilauro, S (9, PH)					K				1B	1	0	0	0	0	0	1						
Norm Miller, L OBP: 0.354, SLG: 0.349 Larry Howard, R OBP: 0.300, SLG: 0.500 (9, PH)					SH3-4 1B				1B	1	0	0	0	0	0	0						
<b>Inning Stats</b>	R: 0 E: 0 K: 0 S: 3	H: 0 LOB: 0 BB: 0 P: 3	R: 0 E: 0 K: 1 S: 5	H: 0 LOB: 0 BB: 0 P: 5	R: 1 E: 0 K: 1 S: 7	H: 2 LOB: 1 BB: 0 P: 7	R: 0 E: 0 K: 2 S: 8	H: 1 LOB: 1 BB: 0 P: 8	R: 0 E: 0 K: 0 S: 4	H: 1 LOB: 1 BB: 0 P: 4	R: 0 E: 0 K: 1 S: 5	H: 0 LOB: 0 BB: 0 P: 5	R: 0 E: 0 K: 0 S: 3	H: 1 LOB: 0 BB: 0 P: 3	R: 0 E: 0 K: 0 S: 3	H: 1 LOB: 0 BB: 0 P: 3	R: 4 E: 0 K: 1 S: 11	H: 6 LOB: 2 BB: 0 P: 11	1B: 10 2B: 1 3B: 0 HR: 1	SF: 0 SAC: 1 DP: 2 HBP: 0	WP: 0 PB: 0 SB: 0 CS: 0	PA: 37
<b>PITCHER</b>	IP WLS BF H R ER SO BB IBB HBP BLK WP HR S P ERA WHIP	8.2 W 35 11 5 5 5 0 0 0 0 0 0 1 45 45 5.19 1.269	0.0 S 1 0 0 0 1 0 0 0 0 0 0 3 3 0.00 0.000	<b>PITCHER</b>										IP WLS BF H R ER SO BB IBB HBP BLK WP HR S P ERA WHIP								
Jim Bunning, R ERA: 3.9 Joe Hoerner, L ERA: 3.07 Dick Selma, R ERA: 2.83																						

Philadelphia Phillies @ Houston Astros  
Astrodome, Houston, TX  
Tue Aug 11 1970, 8:05 PM EDT  
Att: 18,184 - Unknown

AB	36
R	5
H	12
RBI	5
BB	0
SO	6
LOB	10



Batter	1	2	3	4	5	6	7	8	9	AB	R	H	RBI	BB	SO	LOB	TOP					
Denny Doyle, L (1,4) OBP: 0.292, SLG: 0.322	G3		1-3			L7		F7		4	0	0	0	0	0	0	Philadelphia Phillies @ Houston Astros Astrodome, Houston, TX Wed Aug 12 1970, 8:05 PM EDT Att: 16,677 - Unknown					
Oscar Gamble, L (1,8) OBP: 0.329, SLG: 0.330	K		5-3			4-3		F8		4	0	0	0	0	1	0						
John Briggs, L (1,7) OBP: 0.344, SLG: 0.403	1B			4-3		P6		3-1		4	0	1	0	0	0	0						
Deron Johnson, R (1,3) OBP: 0.332, SLG: 0.474	F7			P6			6-3	1B		4	0	1	0	0	0	1						
Ron Stone, L (1,9) OBP: 0.339, SLG: 0.380		4-3 5-3 1B		1-3			G3	4-3		4	0	1	0	0	0	1						
Don Money, R (1,5) OBP: 0.371, SLG: 0.486		5-3				FC1-4 1B				3	0	2	0	0	0	1						
Larry Bowa, S (1,6) OBP: 0.272, SLG: 0.286		4-3				FC1-4 1-2 1B		5-3		3	0	0	0	0	0	3						
Mike Ryan, R (1,2) OBP: 0.266, SLG: 0.298	K					L9		K		3	0	0	0	0	2	2						
Grant Jackson, S (1,1) OBP: 0.111, SLG: 0.086			4-3			4-3		6-3		2	0	0	0	0	0	1						
Tony Taylor, R (8, PH) OBP: 0.360, SLG: 0.442										1	0	0	0	0	0	0						
Fred Wenz, R (8, 1)										0	0	0	0	0	0	0						
<b>Inning Stats</b>	R: 0 E: 0 K: 1 S: 6	H: 1 LOB: 1 BB: 0 P: 6	R: 0 E: 0 K: 1 S: 6	H: 1 LOB: 1 BB: 0 P: 6	R: 0 E: 0 K: 0 S: 3	H: 0 LOB: 0 BB: 0 P: 3	R: 0 E: 0 K: 0 S: 3	H: 0 LOB: 0 BB: 0 P: 3	R: 0 E: 0 K: 0 S: 4	H: 1 LOB: 1 BB: 0 P: 4	R: 0 E: 0 K: 0 S: 3	H: 0 LOB: 0 BB: 0 P: 3	R: 0 E: 0 K: 0 S: 4	H: 1 LOB: 1 BB: 0 P: 4	R: 0 E: 0 K: 1 S: 5	H: 0 LOB: 0 BB: 0 P: 5	R: 0 E: 0 K: 0 S: 4	H: 1 LOB: 1 BB: 0 P: 4	1B: 4 2B: 1 3B: 0 HR: 0	SF: 0 SAC: 0 DP: 0 HBP: 0	WP: 0 PB: 0 SB: 0 CS: 0	PA: 32
<b>PITCHER</b> Larry Dierker, R (1,1) ERA: 3.86	IP: 9.0 WLS: W BF: 32 H: 5 R: 0 ER: 0 SO: 3 BB: 0 IBB: 0 HBP: 0 BLK: 0 WP: 0 HR: 0 S: 38 P: 38 ERA: 0.00 WHIP: 0.556															<b>PITCHER</b>						

Batter	1	2	3	4	5	6	7	8	9	AB	R	H	RBI	BB	SO	LOB	BOTTOM					
Jesus Alou, R (1,9) OBP: 0.351, SLG: 0.401	4-3		5-3			F4		G1		4	0	0	0	0	0	3	Philadelphia Phillies @ Houston Astros Astrodome, Houston, TX Wed Aug 12 1970, 8:05 PM EDT Att: 16,677 - Unknown					
Joe Morgan, L (1,4) OBP: 0.396, SLG: 0.382	P5		4-3			F9		4-3		4	0	0	0	0	0	0						
Jimmy Wynn, R (1,7) OBP: 0.398, SLG: 0.504	1B		F2			F7		K		4	0	1	0	0	1	0						
Doug Rader, R (1,5) OBP: 0.323, SLG: 0.439	F8			E 1B				P4		3	0	1	0	1	0	1						
Denis Menke, R (1,6) OBP: 0.378, SLG: 0.425		1B 2B 1B	E5			F9		HR		4	2	2	1	0	0	2						
Cesar Cedeno, R (1,8) OBP: 0.299, SLG: 0.401		1B 2B	F8					4-3		4	0	1	0	0	0	2						
John Mayberry, L (1,3) OBP: 0.329, SLG: 0.444		E 1B 2B		4-3				6-3		3	2	1	1	1	0	0						
Johnny Edwards, L (1,2) OBP: 0.276, SLG: 0.309		E7 1B		K				F8		4	0	2	1	0	1	0						
Larry Dierker, R (1,1) OBP: 0.159, SLG: 0.164	K					SH1-3		SH1-3		2	0	1	1	0	1	1						
<b>Inning Stats</b>	R: 0 E: 0 K: 0 S: 4	H: 1 LOB: 1 BB: 0 P: 4	R: 2 E: 1 K: 1 S: 8	H: 4 LOB: 1 BB: 0 P: 8	R: 0 E: 1 K: 0 S: 5	H: 1 LOB: 2 BB: 0 P: 5	R: 0 E: 0 K: 1 S: 6	H: 1 LOB: 1 BB: 0 P: 6	R: 0 E: 0 K: 0 S: 3	H: 0 LOB: 1 BB: 1 P: 7	R: 1 E: 0 K: 0 S: 4	H: 1 LOB: 0 BB: 1 P: 8	R: 0 E: 0 K: 1 S: 5	H: 0 LOB: 0 BB: 0 P: 5	R: 1 E: 0 K: 0 S: 4	H: 1 LOB: 0 BB: 0 P: 4	R: 0 E: 0 K: 0 S: 4	H: 1 LOB: 0 BB: 0 P: 4	1B: 7 2B: 1 3B: 0 HR: 1	SF: 0 SAC: 1 DP: 0 HBP: 0	WP: 0 PB: 0 SB: 0 CS: 0	PA: 35
<b>PITCHER</b> Grant Jackson, L (1,1) ERA: 5.05	IP: 7.0 WLS: L BF: 31 H: 8 R: 3 ER: 3 SO: 3 BB: 2 IBB: 0 HBP: 0 BLK: 0 WP: 0 HR: 0 S: 35 P: 43 ERA: 3.86 WHIP: 1.429															<b>PITCHER</b>						
Fred Wenz, R (8, 1) ERA: 4.61	IP: 1.0 WLS: L BF: 4 H: 1 R: 1 ER: 1 SO: 0 BB: 0 IBB: 0 HBP: 0 BLK: 0 WP: 0 HR: 1 S: 4 P: 4 ERA: 9.00 WHIP: 1.000															<b>PITCHER</b>						

Batter	1	2	3	4	5	6	7	8	9	AB	R	H	RBI	BB	SO	LOB	TOP							
<b>Tony Taylor, R</b> (1, 4) OBP: 0.366, SLG: 0.445										4	1	3	0	1	0	0	<b>Philadelphia Phillies @ Houston Astros</b> Astrodome, Houston, TX Thu Aug 13 1970, 8:05 PM EDT Att. 14,413 - Dome							
<b>Larry Bowa, S</b> (1, 6) OBP: 0.272, SLG: 0.285										4	1	1	0	0	0	5								
<b>Don Money, R</b> (1, 5) OBP: 0.369, SLG: 0.486										4	1	1	2	0	0	4								
<b>Deron Johnson, R</b> (1, 3) OBP: 0.333, SLG: 0.474										4	0	2	0	0	1	1								
<b>Byron Browne, R</b> (1, 9) OBP: 0.324, SLG: 0.460										2	0	0	1	0	0	1								
<b>Ron Stone, L</b> (8, PH) OBP: 0.341, SLG: 0.380										0	0	0	0	1	0	0								
<b>Jim Hutto, R</b> (1, 7) OBP: 0.250, SLG: 0.338										3	0	0	0	0	2	2								
<b>John Briggs, L</b> (8, PH) OBP: 0.343, SLG: 0.401										1	0	0	0	0	1									
<b>Larry Hise, R</b> (1, 8) OBP: 0.300, SLG: 0.321										4	0	2	0	0	1	1								
<b>Mike Ryan, R</b> (1, 2) OBP: 0.267, SLG: 0.299										3	0	1	0	0	0	1								
<b>Oscar Gamble, L</b> (9, PH) OBP: 0.327, SLG: 0.328										1	0	0	0	0	0	0								
<b>Chris Short, R</b> (1, 1) OBP: 0.045, SLG: 0.047										3	0	0	0	0	1	2								
<b>Dick Selma, R</b> (8, 1) OBP: 0.200, SLG: 0.143										0	0	0	0	0	0	0								
<b>Joe Hoerner, R</b> (8, 1) OBP: 0.444, SLG: 0.429										0	0	0	0	0	0	0								
<b>Denny Doyle, L</b> (9, PH) OBP: 0.292, SLG: 0.321										1	0	0	0	0	0	0								
<b>Inning Stats</b>	R: 0 E: 0 K: 0 S: 3	H: 1 LOB: 0 BB: 0 P: 3	R: 0 E: 0 K: 1 S: 5	H: 1 LOB: 0 BB: 0 P: 5	R: 0 E: 0 K: 0 S: 3	H: 0 LOB: 0 BB: 0 P: 3	R: 0 E: 0 K: 1 S: 6	H: 1 LOB: 1 BB: 0 P: 6	R: 0 E: 0 K: 1 S: 6	H: 0 LOB: 0 BB: 0 P: 6	R: 3 E: 0 K: 0 S: 7	H: 4 LOB: 1 BB: 0 P: 7	R: 0 E: 0 K: 1 S: 7	H: 2 LOB: 3 BB: 1 P: 11	R: 0 E: 0 K: 1 S: 5	H: 0 LOB: 1 BB: 1 P: 9	R: 0 E: 0 K: 0 S: 3	H: 0 LOB: 0 BB: 0 P: 3	1B: 9 2B: 1 3B: 0 HR: 0	SF: 1 SAC: 0 DP: 1 HBP: 0	WP: 0 PB: 0 SB: 0 CS: 1	PA: 37		
<b>PITCHER</b>	IP WLS BF H R ER SO BB IBB HBP BLK WP HR S P ERA WHIP																<b>PITCHER</b>	IP WLS BF H R ER SO BB IBB HBP BLK WP HR S P ERA WHIP						
<b>Wade Blasingame, L</b> (1, 1) ERA: 2.4	6.0	26	10	3	3	3	0	0	0	0	0	0	0	0	0	0	0	0	0	0	32	32	4.50	1.667
<b>George Culver, R</b> (7, 1) ERA: 3.74	1.0	4	0	0	0	1	1	0	0	0	0	0	0	0	5	9	0.00	1.000						
<b>Jim Ray, R</b> (8, 1) ERA: 4.02	1.0	W	4	0	0	1	1	0	0	0	0	0	0	5	9	0.00	1.000							
<b>Fred Gladding, R</b> (9, 1) ERA: 4.12	1.0	S	3	0	0	0	0	0	0	0	0	0	0	3	3	0.00	0.000							

Batter	1	2	3	4	5	6	7	8	9	AB	R	H	RBI	BB	SO	LOB	BOTTOM			
<b>Jesus Alou, R</b> (1, 9) OBP: 0.352, SLG: 0.403										4	0	2	3	0	0	2	<b>Philadelphia Phillies @ Houston Astros</b> Astrodome, Houston, TX Thu Aug 13 1970, 8:05 PM EDT Att. 14,413 - Dome			
<b>Joe Morgan, L</b> (1, 4) OBP: 0.394, SLG: 0.380										5	0	1	0	0	1	5				
<b>Jimmy Wynn, R</b> (1, 7) OBP: 0.399, SLG: 0.501										2	0	0	0	2	0	1				
<b>Doug Rader, R</b> (1, 5) OBP: 0.323, SLG: 0.437										4	1	1	0	0	2	3				
<b>Denis Menke, R</b> (1, 6) OBP: 0.377, SLG: 0.422										3	1	0	0	1	1	3				
<b>Cesar Cedeno, R</b> (1, 8) OBP: 0.302, SLG: 0.403										4	2	2	0	0	0	0				
<b>John Mayberry, L</b> (1, 3) OBP: 0.326, SLG: 0.434										4	0	1	1	0	0	3				
<b>Johnny Edwards, L</b> (1, 2) OBP: 0.281, SLG: 0.310										2	0	1	0	2	0	0				
<b>Wade Blasingame, L</b> (1, 1) ERA: 4.61	7.0	32	6	3	3	4	5	0	0	0	0	0	0	35	55	3.86		1.571		
<b>Dick Selma, R</b> (8, 1) ERA: 2.91	0.2	L	5	2	1	1	0	0	1	0	0	4	8	13.50	3.000					
<b>Joe Hoerner, L</b> (8, 1) ERA: 3.05	0.1		1	0	0	0	1	0	0	0	0	3	3	0.00	0.000					
<b>Inning Stats</b>	R: 0 E: 0 K: 1 S: 6	H: 1 LOB: 2 BB: 1 P: 10	R: 0 E: 0 K: 1 S: 6	H: 1 LOB: 1 BB: 1 P: 10	R: 0 E: 0 K: 1 S: 5	H: 0 LOB: 1 BB: 1 P: 9	R: 1 E: 0 K: 0 S: 5	H: 2 LOB: 2 BB: 1 P: 9	R: 0 E: 0 K: 0 S: 3	H: 0 LOB: 0 BB: 0 P: 3	R: 0 E: 0 K: 0 S: 4	H: 1 LOB: 1 BB: 0 P: 4	R: 3 E: 0 K: 1 S: 8	H: 3 LOB: 2 BB: 2 P: 16	R: 0 E: 0 K: 0 S: 3	H: 0 LOB: 0 BB: 0 P: 3	1B: 8 2B: 0 3B: 0 HR: 0	SF: 1 SAC: 0 DP: 0 HBP: 0	WP: 0 PB: 1 SB: 1 CS: 0	PA: 38
<b>PITCHER</b>	IP WLS BF H R ER SO BB IBB HBP BLK WP HR S P ERA WHIP																<b>PITCHER</b>	IP WLS BF H R ER SO BB IBB HBP BLK WP HR S P ERA WHIP		

Batter	1	2	3	4	5	6	7	8	9	AB	R	H	RBI	BB	SO	LOB	TOP					
Gary Sutherland, R OBP: 0.276, SLG: 0.261 (1,4)	5-3			6-3			F7		F9	5	0	1	1	0	0	0						
Rusty Staub, L OBP: 0.413, SLG: 0.535 (1,9)		4-3					G3			5	2	3	2	0	0	1						
Adolfo Phillips, R OBP: 0.344, SLG: 0.379 (1,8)	F7				6-3					4	3	2	1	0	0	1						
Bob Bailey, R OBP: 0.439, SLG: 0.681 Jim Gosger, L OBP: 0.362, SLG: 0.379 (1,7) (8,7)	L9				4-3				F7	3	0	0	0	0	0	2						
John Bateman, R OBP: 0.263, SLG: 0.365 (1,2)					5-3					4	2	3	1	0	0	0						
Coco Laboy, R OBP: 0.259, SLG: 0.318 (1,5)										5	2	1	1	0	0	3						
John Boccabella, R OBP: 0.325, SLG: 0.436 (1,3)										3	1	2	0	1	0	1						
Bobby Wine, R OBP: 0.282, SLG: 0.290 (1,6)					6-3					4	0	2	2	0	0	1						
Steve Renko, R OBP: 0.192, SLG: 0.196 (1,1)					5-3					3	0	0	0	0	0	1						
<b>Inning Stats</b>	R: 0 E: 0 K: 0 S: 4	H: 1 LOB: 1 BB: 0 P: 4	R: 3 E: 1 K: 0 S: 7	H: 4 LOB: 1 BB: 0 P: 7	R: 1 E: 0 K: 0 S: 4	H: 1 LOB: 0 BB: 0 P: 5	R: 0 E: 0 K: 0 S: 3	H: 0 LOB: 0 BB: 0 P: 3	R: 1 E: 0 K: 0 S: 4	H: 1 LOB: 0 BB: 0 P: 4	R: 0 E: 0 K: 0 S: 3	H: 1 LOB: 0 BB: 0 P: 3	R: 0 E: 0 K: 0 S: 3	H: 0 LOB: 0 BB: 0 P: 3	R: 3 E: 1 K: 0 S: 6	H: 4 LOB: 1 BB: 1 P: 10	R: 2 E: 0 K: 1 S: 7	H: 2 LOB: 1 BB: 0 P: 8	1B: 9 2B: 2 3B: 0 HR: 3	SF: 0 SAC: 2 DP: 0 HBP: 2	WP: 1 PB: 0 SB: 1 CS: 1	PA: 42
<b>PITCHER</b>	IP WLS BF H R ER SO BB IBB HBP BLK WP HR S P ERA WHIP																					
Ron Cook, L ERA: 3.86 (1,1)	2.0 L 13 6 4 3 0 0 0 0 1 0 12 13 13.50 3.000																					
Jim Ray, R ERA: 3.98 (3,1)	3.0 10 1 1 1 0 0 0 0 0 0 1 10 10 3.00 0.333																					
Denny Lemaster, L ERA: 4.53 (6,1)	1.0 3 1 0 0 0 0 0 0 0 0 0 3 3 0.00 1.000																					
Jack Dilauro, L ERA: 4.91 (7,1)	1.1 7 3 3 2 0 0 0 0 0 0 0 7 7 13.50 2.250																					
George Culver, R ERA: 3.89 (8,1)	1.2 9 3 2 2 1 0 1 1 0 0 1 9 14 10.80 1.800																					

**Montreal Expos @ Houston Astros**  
Astrodome, Houston, TX  
Fri Aug 14 1970, 8:05 PM EDT  
Att: 13,772 - Unknown

AB	37
R	10
H	14
RBI	8
BB	1
SO	1
LOB	11



Batter	1	2	3	4	5	6	7	8	9	AB	R	H	RBI	BB	SO	LOB	BOTTOM			
Jesus Alou, R OBP: 0.356, SLG: 0.409 (1,9) (3,7)									6-3	5	1	3	0	0	0	1				
Joe Morgan, L OBP: 0.389, SLG: 0.375 (1,4)	B1									5	0	0	0	0	0	4				
Jimmy Wynn, R OBP: 0.401, SLG: 0.503 (1,7) (3,8)	F4									3	1	1	0	2	0	2				
John Mayberry, L OBP: 0.319, SLG: 0.420 (1,3)	F3									5	0	1	0	0	1	5				
Denis Menke, R OBP: 0.381, SLG: 0.424 (1,6)										3	0	2	2	2	0	2				
Doug Rader, R OBP: 0.320, SLG: 0.433 George Culver, R OBP: 0.182, SLG: 0.300 (1,5) (8,1)										4	0	0	0	0	1	4				
Cesar Cedeno, R OBP: 0.301, SLG: 0.401 Norm Miller, L OBP: 0.397, SLG: 0.345 (1,8) (3,9)										1	0	0	0	0	1	1				
Johnny Edwards, L OBP: 0.278, SLG: 0.306 (1,2)										4	0	0	0	0	0	5				
Ron Cook, L OBP: 0.267, SLG: 0.357 Jim Ray, R OBP: 0.238, SLG: 0.238 Cesar Cedeno, R OBP: 0.400, SLG: 0.528 Denny Lemaster, R OBP: 0.359, SLG: 0.329 Keith Lampson, L OBP: 0.339, SLG: 0.339 Jack Dilauro, S OBP: 0.285, SLG: 0.225 (1,1) (3,1) (5,PH) (8,1) (5,PH) (7,1) (8,5)										0	0	0	0	0	0	0				
<b>Inning Stats</b>	R: 0 E: 0 K: 0 S: 4	H: 1 LOB: 1 BB: 0 P: 4	R: 0 E: 1 K: 2 S: 8	H: 1 LOB: 1 BB: 0 P: 8	R: 0 E: 0 K: 1 S: 5	H: 1 LOB: 2 BB: 0 P: 13	R: 0 E: 0 K: 1 S: 5	H: 0 LOB: 2 BB: 2 P: 13	R: 0 E: 0 K: 1 S: 5	H: 1 LOB: 2 BB: 1 P: 8	R: 0 E: 0 K: 1 S: 5	H: 0 LOB: 1 BB: 0 P: 6	R: 0 E: 0 K: 1 S: 5	H: 0 LOB: 0 BB: 0 P: 5	R: 0 E: 0 K: 0 S: 4	H: 1 LOB: 2 BB: 1 P: 8	1B: 6 2B: 2 3B: 0 HR: 0	SF: 0 SAC: 0 DP: 0 HBP: 0	WP: 0 PB: 0 SB: 0 CS: 0	PA: 41
<b>PITCHER</b>	IP WLS BF H R ER SO BB IBB HBP BLK WP HR S P ERA WHIP																			
Steve Renko, R ERA: 4.67 (1,1)	9.0 W 41 8 2 2 5 6 0 0 0 0 0 0 45 69 2.00 1.556																			

**Montreal Expos @ Houston Astros**  
Astrodome, Houston, TX  
Fri Aug 14 1970, 8:05 PM EDT  
Att: 13,772 - Unknown

AB	35
R	2
H	8
RBI	2
BB	6
SO	5
LOB	26



Batter	1	2	3	4	5	6	7	8	9	AB	R	H	RBI	BB	SO	LOB	TOP							
Mack Jones, L OBP: 0.404, SLG: 0.496 (1, 7)	0-0 2B	0-0 1-2 2-3 1B		0-0 1B		G4-6-3 ②		0-0 F9 ③		5	0	3	0	0	0	2								
Jim Fairley, L OBP: 0.303, SLG: 0.371 John Strommayer, R OBP: 0.167, SLG: 0.167 Coco Laboy, R OBP: 0.259, SLG: 0.317 (1, 8) (6, 1) (9, PH)	0-0 F6 ①	0-3 K ③		0-0 F8 ③		0-0 F8 ③			0-3 K ①	3	0	0	0	0	1	5								
Rusty Staub, L OBP: 0.411, SLG: 0.538 (1, 9)	0-3 K ②		0-0 F7 ①		0-0 4-3 ①		0-0 F9 ①		0-0 HR ②	5	1	1	1	0	1	1								
Bob Bailey, R OBP: 0.442, SLG: 0.692 (1, 5)	4-0 BB		0-0 FC1-5 1B		0-0 HR		0-0 F8 ②		0-0 F2 ②	4	1	2	1	1	0	0								
Jim Gosger, L OBP: 0.373, SLG: 0.402 (1, 3)	0-0 F9 ③		0-0 FC1-5 1B		0-0 1B		0-0 1B 3B		0-0 1B 1B	5	1	4	0	0	0	2								
John Bateman, R OBP: 0.285, SLG: 0.365 (1, 2)		0-0 5-3 ①	0-0 FC1-5 FC6-4 1-2 2-3F		0-3 K ②		0-0 FC6-4 1B		0-0 WP 1B	5	0	2	1	0	1	3								
Gary Sutherland, R OBP: 0.271, SLG: 0.256 (1, 4)		0-0 F7 ②	0-0 FC6-4 1-2F		0-0 F8 ③		0-0 FC6-4 1-2F		0-0 4-3 ③	5	0	0	0	0	0	6								
Bobby Wine, R OBP: 0.283, SLG: 0.291 Ron Brand, R OBP: 0.292, SLG: 0.303 (1, 6) (4, 6)		0-0 1B 1B 1B		0-0 F8 ①		0-0 G4-6-3 1B 1B		0-0 6-3 ①		2	0	1	0	0	0	0								
Carl Morton, R OBP: 0.236, SLG: 0.250 Boots Day, L OBP: 0.287, SLG: 0.267 Mike Marshall, R OBP: 0.411 Mary Staehle, L OBP: 0.322, SLG: 0.277 (1, 1) (4, 8) (6, PH)		0-0 1B 1B		0-3 K ②		0-0 G4-6-3 1B		0-0 F8 ②		2	0	1	0	0	1	0								
		1-2 1B								2	0	1	0	0	0	0								
										0	0	0	0	0	0	0								
										1	0	0	0	0	1									
<b>Inning Stats</b>	R: 0 E: 0 K: 1 S: 6	H: 1 LOB: 2 BB: 1 P: 10	R: 0 E: 0 K: 1 S: 8	H: 3 LOB: 3 BB: 0 P: 8	R: 0 E: 0 K: 0 S: 5	H: 2 LOB: 2 BB: 0 P: 5	R: 0 E: 0 K: 1 S: 6	H: 1 LOB: 1 BB: 0 P: 6	R: 1 E: 0 K: 1 S: 7	H: 2 LOB: 1 BB: 0 P: 7	R: 0 E: 0 K: 0 S: 4	H: 2 LOB: 1 BB: 0 P: 4	R: 1 E: 0 K: 0 S: 5	H: 2 LOB: 1 BB: 0 P: 5	R: 0 E: 0 K: 0 S: 3	H: 0 LOB: 0 BB: 0 P: 3	R: 1 E: 0 K: 1 S: 8	H: 3 LOB: 2 BB: 0 P: 8	1B: 12 2B: 1 3B: 1 HR: 2	SF: 0 SAC: 0 DP: 1 HBP: 0	WP: 1 PB: 0 SB: 0 CS: 0	PA: 43		
<b>PITCHER</b>	IP WLS BF H R ER SO BB IBB HBP BLK WP HR S P ERA WHIP	8.2 W 42 16 3 3 5 1 0 0 0 0 2 51 55 3.12 1.962	0.1 S 1 0 0 0 0 0 0 0 0 0 1 0 1 1 0.00 0.000																					

Montreal Expos @ Houston Astros  
Astrodome, Houston, TX  
Sat Aug 15 1970, 4:33 AM EDT  
Att. 14,527 - Dome

AB 42  
R 3  
H 16  
RBI 3  
BB 1  
SO 5  
LOB 20



Batter	1	2	3	4	5	6	7	8	9	AB	R	H	RBI	BB	SO	LOB	BOTTOM						
Jesus Alou, R OBP: 0.351, SLG: 0.402 (1, 7)	0-0 6-3 ①	0-0 F5 ③	0-0 FC4-6 1-2F		0-3 K ③		0-0 6-3 ②			5	0	0	0	0	1	4							
Joe Morgan, L OBP: 0.394, SLG: 0.375 (1, 4)	1-0 2B HBP		0-0 S E 1B	4-0 BB BB		4-0 6-3 FC3-2 BB		0-0 F7 ①		2	2	1	0	2	0	0							
Jimmy Wynn, R OBP: 0.401, SLG: 0.503 (1, 8)	0-0 G3 1-H 2B		0-0 F9 1-H	4-0 1-2 BB BB		0-0 6-3 ①		0-3 K ②		4	0	1	1	1	1	1							
John Mayberry, L OBP: 0.303, SLG: 0.395 (1, 3)	0-0 G3 2-3		0-3 K ②	0-3 K ①		0-0 FC3-2 WP		0-0 F5 ③		5	0	0	0	0	2	4							
Denis Menke, R OBP: 0.382, SLG: 0.426 (1, 6)	4-0 S BB		0-0 HR 2B		0-0 F8 ②		0-0 6-3 ③			3	1	1	0	1	0	3							
Doug Rader, R OBP: 0.323, SLG: 0.442 (1, 5)	0-0 6-3 ③		0-0 HR 2H	4-0 1-2 2-3 BB		0-0 2B 1B				3	2	2	2	1	0	2							
Johnny Edwards, L OBP: 0.283, SLG: 0.312 (1, 2)		4-0 SH1 BB	0-0 1B 1B	0-3 K ③		0-0 1B 2B				3	2	2	1	1	1	3							
Cesar Geronimo, L OBP: 0.462, SLG: 0.417 (1, 9)		0-0 SH1 1-2	0-0 1B 1B		0-0 6-3 ①		0-0 6-3 SH2-3 1B			3	0	2	1	0	0	0							
Don Wilson, R OBP: 0.146, SLG: 0.195 Fred Gladding, L OBP: 0.477 (1, 1) (9, 1)		0-3 K ②	0-0 FC4-6 1B		0-0 1-3 ②		0-0 SH2-3 ①			3	0	1	1	0	1	1							
										0	0	0	0	0	0	0							
<b>Inning Stats</b>	R: 1 E: 0 K: 0 S: 4	H: 1 LOB: 2 BB: 1 P: 9	R: 0 E: 0 K: 1 S: 5	H: 0 LOB: 1 BB: 1 P: 9	R: 4 E: 0 K: 1 S: 11	H: 6 LOB: 0 BB: 0 P: 11	R: 0 E: 0 K: 2 S: 7	H: 0 LOB: 3 BB: 3 P: 19	R: 0 E: 0 K: 1 S: 5	H: 0 LOB: 0 BB: 0 P: 5	R: 0 E: 0 K: 0 S: 3	H: 0 LOB: 1 BB: 1 P: 7	R: 2 E: 0 K: 0 S: 5	H: 3 LOB: 0 BB: 0 P: 5	R: 0 E: 0 K: 1 S: 5	H: 0 LOB: 0 BB: 0 P: 5	1B: 6 2B: 3 3B: 0 HR: 1	SF: 0 SAC: 2 DP: 0 HBP: 1	WP: 1 PB: 0 SB: 2 CS: 0	PA: 40			
<b>PITCHER</b>	IP WLS BF H R ER SO BB IBB HBP BLK WP HR S P ERA WHIP	3.0 L 21 7 5 5 2 4 0 0 0 0 0 12 16 0.00 0.500	2.0 7 0 0 0 3 1 0 0 0 0 0 0 13 17 6.00 1.333																				

Montreal Expos @ Houston Astros  
Astrodome, Houston, TX  
Sat Aug 15 1970, 4:33 AM EDT  
Att. 14,527 - Dome

AB 31  
R 7  
H 10  
RBI 6  
BB 6  
SO 6  
LOB 18





Batter	1	2	3	4	5	6	7	8	9	AB	R	H	RBI	BB	SO	LOB	TOP										
<b>Boots Day, L</b> OBP: 0.368, SLG: 0.333 (1.8)	0-0 WP FC5-2 1B		0-0 WP FC3-2 1B	4-0 BB CS 1B		0-0 SH5-4		0-0 5-3		3	0	2	0	1	0	0											
<b>Mack Jones, L</b> OBP: 0.407, SLG: 0.496 (1.7)	1-0 FC5-2 WP HBP		0-0 FC3-2 WP 2B 1B	0-3 K		4-0 FC5-2 BB		0-0 F8		2	1	1	0	0	1	1											
<b>Adolfo Phillips, R</b> OBP: 0.346, SLG: 0.376 (6.7)	1-2 FC5-2 WP HBP		1-2 FC3-2 WP 2B 1B			4-0 FC5-2 BB		0-0 F8		1	0	0	0	1	0	0											
<b>Rusty Staub, L</b> OBP: 0.411, SLG: 0.535 (1.9)	0-0 L6		0-0 FC3-2 BB 2B	0-0 BB 1B		0-0 FC5-2		4-0 HR BB		4	2	1	0	1	0	7											
<b>Bob Bailey, R</b> OBP: 0.445, SLG: 0.702 (1.5)	0-0 FC5-2 FC6		4-0 2B	4-0 BB		0-0 6-3		0-0 HR		3	2	1	2	2	0	5											
<b>Coco Laboy, R</b> OBP: 0.259, SLG: 0.317 (9.5)	2-3 3-H		1-2 2B	1-2 BB		0-0 6-3		0-0 HR		0	0	0	0	0	0	0											
<b>Jim Gosger, L</b> OBP: 0.373, SLG: 0.408 (1.3)	0-0 FC6		0-0 6-3 2B	0-0 CS 1B		0-0 CS 1B		0-0 F8		5	0	2	3	0	0	2											
<b>Ron Brand, R</b> OBP: 0.287, SLG: 0.298 (1.6)		0-3 K	0-0 6-3 2B	0-0 F8		0-0 F8		0-0 F8		5	0	1	0	0	1	2											
<b>Mary Staehle, L</b> OBP: 0.322, SLG: 0.275 (1.4)		0-0 E4	4-0 FC6-4 BB	0-3 K		0-0 F7		0-0 F4		2	0	0	0	1	1	0											
<b>Gary Sutherland, R</b> OBP: 0.269, SLG: 0.254 (7.7)		0-0 E4	4-0 FC6-4 BB	0-3 K		0-0 F7		0-0 F4		2	0	0	0	0	0	1											
<b>John Boccabella, R</b> OBP: 0.322, SLG: 0.430 (1.2)		0-3 K	0-0 FC6-4	0-0 SH5-4 SH FC5-2 1B		0-0 F7				4	0	1	0	0	1	4											
<b>Dan McGinn, L</b> OBP: 0.114, SLG: 0.114 (1.1)		0-3 K		0-0 3-1		0-0 SH FC5-2 SH5-4		0-3 K		2	0	0	0	0	1	1											
<b>Howie Reed, R</b> (7.1)		0-3 K		0-0 3-1		0-0 SH FC5-2 SH5-4		0-3 K		0	0	0	0	0	0	0											
<b>Don Hahn, R</b> OBP: 0.375, SLG: 0.282 (8.1)		0-3 K		0-0 3-1		0-0 SH FC5-2 SH5-4		0-3 K		1	0	0	0	0	1	0											
<b>Claude Raymond, R</b> (8.1)		0-3 K		0-0 3-1		0-0 SH FC5-2 SH5-4		0-3 K		0	0	0	0	0	0	0											
<b>Inning Stats</b>	R: 0 E: 0 K: 0 S: 4	H: 1 LOB: 2 BB: 0 P: 5	R: 0 E: 1 K: 3 S: 10	H: 0 LOB: 1 BB: 0 P: 10	R: 3 E: 0 K: 0 S: 6	H: 3 LOB: 2 BB: 2 P: 14	R: 0 E: 0 K: 1 S: 5	H: 1 LOB: 2 BB: 0 P: 13	R: 0 E: 0 K: 1 S: 5	H: 1 LOB: 0 BB: 0 P: 5	R: 0 E: 0 K: 0 S: 4	H: 1 LOB: 1 BB: 0 P: 4	R: 0 E: 0 K: 1 S: 5	H: 0 LOB: 0 BB: 1 P: 5	R: 2 E: 0 K: 0 S: 4	H: 1 LOB: 0 BB: 1 P: 8	1B: 7 2B: 1 3B: 0 HR: 1	SF: 0 SAC: 2 DP: 0 HBP: 1	WP: 2 PB: 0 SB: 0 CS: 2	PA: 44							
<b>PITCHER</b>	IP	WLS	BF	H	R	ER	SO	BB	IBB	HBP	BLK	WP	HR	S	P	ERA	WHIP										
<b>Jack Billingham, R</b> ERA: 3.6 (1.1)	3.2		22	5	3	3	4	4	0	1	0	2	0	25	42	7.36	2.455										
<b>Ron Cook, L</b> ERA: 3.75 (4.1)	4.1	L	17	3	1	1	2	2	0	0	0	0	0	19	27	2.08	1.154										
<b>Denny Lemaster, L</b> ERA: 4.56 (9.1)	1.0		4	1	1	1	0	0	0	0	0	0	1	4	4	9.00	1.000										

Montreal Expos @ Houston Astros  
Astrodome, Houston, TX  
Sun Aug 16 1970, 4:33 AM EDT  
Att: 19,235 - Dome

AB	34
R	5
H	9
RBI	5
BB	6
SO	6
LOB	23



Batter	1	2	3	4	5	6	7	8	9	AB	R	H	RBI	BB	SO	LOB	BOTTOM										
<b>Jesus Alou, R</b> OBP: 0.348, SLG: 0.398 (1.9)	0-0 1-3	0-0 4-3		0-0 F7		0-0 FC6-4		4-0 IBB		4	0	0	0	1	0	2											
<b>Joe Morgan, L</b> OBP: 0.395, SLG: 0.376 (1.4)	4-0 FC5-4 BB	0-0 F2			0-0 2B 1B		4-0 1B 1-3 BB		0-0 SH3 HBP 1B	2	1	1	0	1	0	1											
<b>Hector Torres, R</b> OBP: 0.283, SLG: 0.292 (7.4)	4-0 FC5-4 BB	0-0 F2			0-0 2B 1B		4-0 1B 1-3 BB		0-0 SH3 HBP 1B	1	0	0	0	1	1	2											
<b>Jimmy Wynn, R</b> OBP: 0.403, SLG: 0.505 (1.8)	0-0 FC5-4 HBP 1B		4-0 G4-6-3 BB		0-0 SH3 1-H 2B		0-0 F8		0-0 SH3 HBP 1B	4	1	2	1	1	0	2											
<b>Doug Rader, R</b> OBP: 0.325, SLG: 0.440 (1.5)	1-0 1B HBP		0-0 G4-6-3		0-0 SH3		0-0 1-3		1-0 SH3 HBP	2	1	0	0	0	0	2											
<b>Denis Menke, R</b> OBP: 0.387, SLG: 0.429 (1.7)	0-0 1B		4-0 1B		1-0 HBP		0-0 1-3		0-0 SH3	2	0	2	1	1	0	0											
<b>Marty Martinez, S</b> OBP: 0.288, SLG: 0.261 (1.6)	0-0 1B		0-0 1B		0-0 G6-3		0-0 G3		0-3 K	5	0	2	1	0	1	6											
<b>John Mayberry, L</b> OBP: 0.308, SLG: 0.382 (1.3)	0-0 F4		0-3 K		4-0 FC6-4 BB		0-0 F3		4-0 IBB	3	0	0	0	2	1	4											
<b>Johnny Edwards, L</b> OBP: 0.284, SLG: 0.316 (1.2)		0-0 2B		0-0 5-3		0-0 F8		0-0 5-3		1	0	1	0	0	0	0											
<b>Larry Howard, R</b> OBP: 0.250, SLG: 0.250 (4.2)		0-0 2B		0-0 5-3		0-0 F8		0-0 5-3		4	0	0	0	0	1	4											
<b>Jack Billingham, R</b> OBP: 0.140, SLG: 0.075 (1.1)		0-0 F5		0-3 K		0-3 K		0-0 3B		1	0	0	0	0	0	1											
<b>Ron Cook, L</b> OBP: 0.278, SLG: 0.471 (4.1)		0-0 F5		0-3 K		0-3 K		0-0 3B		3	0	1	0	0	2	1											
<b>Denny Lemaster, R</b> OBP: 0.250, SLG: 0.238 (9.1)		0-0 F5		0-3 K		0-3 K		0-0 3B		0	0	0	0	0	0	0											
<b>Inning Stats</b>	R: 2 E: 0 K: 0 S: 5	H: 2 LOB: 2 BB: 1 P: 10	R: 0 E: 0 K: 0 S: 4	H: 1 LOB: 1 BB: 0 P: 4	R: 0 E: 0 K: 1 S: 5	H: 1 LOB: 2 BB: 2 P: 13	R: 0 E: 0 K: 1 S: 5	H: 0 LOB: 0 BB: 0 P: 5	R: 1 E: 0 K: 0 S: 4	H: 2 LOB: 1 BB: 0 P: 5	R: 0 E: 0 K: 1 S: 5	H: 0 LOB: 1 BB: 1 P: 9	R: 0 E: 0 K: 0 S: 4	H: 1 LOB: 2 BB: 1 P: 8	R: 0 E: 0 K: 1 S: 6	H: 1 LOB: 3 BB: 1 P: 10	R: 0 E: 0 K: 2 S: 8	H: 1 LOB: 3 BB: 1 P: 13	1B: 6 2B: 2 3B: 1 HR: 0	SF: 0 SAC: 2 DP: 2 HBP: 3	WP: 0 PB: 0 SB: 0 CS: 0	PA: 44					
<b>PITCHER</b>	IP	WLS	BF	H	R	ER	SO	BB	IBB	HBP	BLK	WP	HR	S	P	ERA	WHIP										
<b>Dan McGinn, L</b> ERA: 5.04 (1.1)	6.0		29	6	3	3	3	5	0	2	0	0	0	28	50	4.50	1.833										
<b>Howie Reed, R</b> ERA: 3.66 (7.1)	1.0		4	1	0	0	0	0	0	0	0	0	0	4	4	0.00	1.000										
<b>Claude Raymond, R</b> ERA: 4.13 (8.1)	2.0	W	11	2	0	0	3	0	2	1	0	0	0	14	23	0.00	1.000										

Montreal Expos @ Houston Astros  
Astrodome, Houston, TX  
Sun Aug 16 1970, 4:33 AM EDT  
Att: 19,235 - Dome

AB	32
R	3
H	9
RBI	3
BB	7
SO	6
LOB	25



Batter	1	2	3	4	5	6	7	8	9	AB	R	H	RBI	BB	SO	LOB	TOP			
Jesus Alou, R OBP: 0.347, SLG: 0.396 (1, 7)	0-0 6-3			0-0 1B		0-0 4-3		0-0 5-3		4	0	1	0	0	0	1	Houston Astros @ New York Mets Shea Stadium, Flushing, NY Tue Aug 18 1970, 7:05 PM EDT Att: 36,496 - Unknown			
George Culver, R OBP: 0.182, SLG: 0.300 (8, 1)				G6-3 1B						0	0	0	0	0	0	0				
Joe Morgan, L OBP: 0.394, SLG: 0.373 (1, 4)	0-3 K			0-0 G6-3 1-2			0-3 K		4-0 G3-6-3 BB	3	0	0	0	1	2	1				
Jimmy Wynn, R OBP: 0.400, SLG: 0.500 (1, 8)	0-0 F7			0-0 F7			0-0 5-3		0-0 P4	4	0	0	0	0	0	1				
Norm Miller, L OBP: 0.355, SLG: 0.339 (1, 9) (7, 2)		0-3 K			0-0 F7		4-0 BB		0-0 G3-6-3 1-2	3	0	0	0	1	1	1				
Denis Menke, R OBP: 0.387, SLG: 0.430 (1, 6)		0-0 G2			0-0 FC6-5 2B		0-0 P3			3	0	1	0	0	0	1				
Doug Rader, R OBP: 0.323, SLG: 0.437 (1, 5)		0-3 K			0-0 FC6-5 2-3			0-0 6-3		3	0	0	0	0	1	1				
John Mayberry, L OBP: 0.318, SLG: 0.396 (1, 3)			4-0 G4-6-3 BB		0-3 K			0-0 1B 2B		2	1	1	0	1	1	1				
Larry Howard, R OBP: 0.273, SLG: 0.273 (1, 2) (7, 7)			0-0 G4-6-3 1-2		0-3 K			0-0 1B		3	0	1	1	0	1	1				
Larry Dierker, R OBP: 0.187, SLG: 0.302 (1, 1) Denny Lemaster, L OBP: 0.220, SLG: 0.230 (3, 1) Cesar Geronimo, L OBP: 0.420, SLG: 0.385 (6, PH) Jack Dilauro, L OBP: 0.350, SLG: 0.333 (8, PH) Keith Lampard, L OBP: 0.350, SLG: 0.333 (8, 9)			0-3 K		0-0 P6			0-0 F7		1	0	0	0	0	1	0				
<b>Inning Stats</b>	R: 0 E: 0 K: 1 S: 5	H: 0 LOB: 0 BB: 0 P: 5	R: 0 E: 0 K: 2 S: 7	H: 0 LOB: 0 BB: 0 P: 7	R: 0 E: 0 K: 1 S: 4	H: 0 LOB: 0 BB: 1 P: 8	R: 0 E: 0 K: 0 S: 3	H: 1 LOB: 0 BB: 0 P: 3	R: 0 E: 0 K: 1 S: 6	H: 0 LOB: 0 BB: 0 P: 5	R: 0 E: 0 K: 1 S: 5	H: 0 LOB: 1 BB: 1 P: 9	R: 1 E: 0 K: 0 S: 5	H: 2 LOB: 1 BB: 0 P: 5	R: 0 E: 0 K: 0 S: 2	H: 0 LOB: 0 BB: 1 P: 6	1B: 2 2B: 2 3B: 0 HR: 0	SF: 0 SAC: 0 DP: 3 HBP: 0	WP: 0 PB: 0 SB: 0 CS: 0	PA: 31
<b>PITCHER</b> Gary Gentry, R ERA: 3.21 (1, 1)	IP: 9.0 WLS: W BF: 31 H: 4 R: 1 ER: 1 SO: 7 BB: 3 IBB: 0 HBP: 0 BLK: 0 WP: 0 HR: 0 S: 42 P: 54 ERA: 1.00 WHIP: 0.778																			

AB	28
R	1
H	4
RBI	1
BB	3
SO	7
LOB	9



Batter	1	2	3	4	5	6	7	8	9	AB	R	H	RBI	BB	SO	LOB	BOTTOM			
Tommie Agee, R OBP: 0.338, SLG: 0.472 (1, 8)	0-0 P4		E9 1B			0-0 5-3		0-0 F9		5	1	1	0	0	1	1	Houston Astros @ New York Mets Shea Stadium, Flushing, NY Tue Aug 18 1970, 7:05 PM EDT Att: 36,496 - Unknown			
Wayne Garrett, L OBP: 0.365, SLG: 0.461 (1, 5)	0-0 4-3		0-0 K		0-0 P4		0-0 4-3		0-3 K	5	1	1	1	0	1	0				
Ken Singleton, S OBP: 0.362, SLG: 0.406 (1, 9)	0-0 4-3		0-0 2B		0-0 L7		4-0 BB			3	1	1	1	1	0	0				
Donn Clendenon, R OBP: 0.353, SLG: 0.560 (1, 3) Ed Kranepool, L OBP: 0.205, SLG: 0.114 (7, 3)		4-0 2B BB	0-0 FC3-6 1B		0-0 2B		0-0 P6			3	2	2	1	1	0	1				
Cleon Jones, R OBP: 0.325, SLG: 0.397 (1, 7)		0-3 K	0-0 FC3-6 1B		0-0 P4			0-0 6-3		4	0	1	0	0	1	2				
Ken Boswell, L OBP: 0.328, SLG: 0.328 (1, 4)		0-0 F9 1H	0-0 FC3-6 1B SF7		0-0 P4		4-0 FC6-4 BB			3	1	1	1	1	0	2				
Jerry Grote, R OBP: 0.337, SLG: 0.330 (1, 2)	0-0 F9		0-0 SF7 2B		0-0 1-3		0-0 F8			4	1	1	1	0	0	2				
Bud Harrelson, S OBP: 0.345, SLG: 0.323 (1, 6) Al Weis, S OBP: 0.252, SLG: 0.290 (8, 6)		4-0 BB	0-0 SF7		0-0 BB		0-0 FC6-4 1-2			1	0	0	1	2	0	1				
Gary Gentry, R OBP: 0.130, SLG: 0.080 (1, 1)		0-3 K	0-0 2B		0-3 K			0-3 K		4	0	1	1	0	3	3				
<b>Inning Stats</b>	R: 0 E: 0 K: 0 S: 3	H: 0 LOB: 0 BB: 0 P: 3	R: 1 E: 0 K: 2 S: 8	H: 1 LOB: 2 BB: 2 P: 16	R: 6 E: 1 K: 1 S: 12	H: 7 LOB: 1 BB: 0 P: 12	R: 0 E: 0 K: 0 S: 4	H: 1 LOB: 1 BB: 0 P: 4	R: 0 E: 0 K: 1 S: 5	H: 0 LOB: 1 BB: 1 P: 9	R: 0 E: 0 K: 0 S: 3	H: 0 LOB: 1 BB: 1 P: 7	R: 0 E: 0 K: 0 S: 3	H: 0 LOB: 0 BB: 1 P: 7	R: 0 E: 0 K: 2 S: 7	H: 0 LOB: 0 BB: 0 P: 7		1B: 4 2B: 5 3B: 0 HR: 0	SF: 1 SAC: 0 DP: 0 HBP: 0	WP: 0 PB: 0 SB: 0 CS: 0
<b>PITCHER</b> Larry Dierker, R ERA: 4.09 (1, 1) Denny Lemaster, L ERA: 4.53 (3, 1) Jack Dilauro, L ERA: 4.6 (6, 1) George Culver, R ERA: 3.84 (8, 1)	IP: 2.0 WLS: L BF: 14 H: 6 R: 6 ER: 6 SO: 2 BB: 2 IBB: 0 HBP: 0 BLK: 0 WP: 0 HR: 0 S: 16 P: 24 ERA: 27.00 WHIP: 4.000																			



Batter	1	2	3	4	5	6	7	8	9	AB	R	H	RBI	BB	SO	LOB	TOP					
Jesus Alou, R OBP: 0.350, SLG: 0.404 (1,7)										6	1	3	3	0	0	1						
Joe Morgan, L OBP: 0.394, SLG: 0.373 (1,4)										5	1	2	0	0	2	4						
Jimmy Wynn, R OBP: 0.400, SLG: 0.500 (1,8)										4	1	1	0	1	1	3						
Norm Miller, L OBP: 0.351, SLG: 0.335 (1,9)										5	2	1	0	0	0	4						
Denis Menke, R OBP: 0.389, SLG: 0.435 (1,6)										4	1	2	3	1	0	1						
Doug Rader, R OBP: 0.322, SLG: 0.436 (1,5)										5	0	1	0	0	1	5						
John Mayberry, L OBP: 0.330, SLG: 0.394 (1,3)										3	2	1	0	2	1	1						
Larry Howard, R OBP: 0.375, SLG: 0.375 (1,2)										5	1	3	1	0	0	2						
Wade Blasingame, L (1,1)										3	0	0	0	0	1	3						
George Culver, R OBP: 0.162, SLG: 0.300 ERA: 3.94										0	0	0	0	0	0	0						
Jim Ray, R OBP: 0.227, SLG: 0.227 ERA: 4.04										1	0	0	0	0	0	2						
Fred Gladding, L ERA: 4.04										1	0	0	0	0	1	1						
<b>Inning Stats</b>	R: 0 E: 1 K: 1 S: 6	H: 0 LOB: 1 BB: 0 P: 6	R: 0 E: 0 K: 1 S: 5	H: 1 LOB: 1 BB: 0 P: 5	R: 4 E: 1 K: 0 S: 7	H: 4 LOB: 1 BB: 1 P: 11	R: 2 E: 0 K: 2 S: 10	H: 3 LOB: 1 BB: 0 P: 10	R: 0 E: 0 K: 0 S: 4	H: 1 LOB: 2 BB: 1 P: 8	R: 0 E: 0 K: 1 S: 6	H: 1 LOB: 1 BB: 0 P: 6	R: 3 E: 0 K: 0 S: 6	H: 3 LOB: 2 BB: 2 P: 14	R: 0 E: 0 K: 1 S: 6	H: 1 LOB: 1 BB: 0 P: 6	R: 0 E: 1 K: 1 S: 6	H: 0 LOB: 1 BB: 0 P: 6	1B: 10 2B: 3 3B: 2 HR: 0	SF: 0 SAC: 0 DP: 2 HBP: 0	WP: 2 PB: 0 SB: 2 CS: 2	PA: 46
<b>PITCHER</b>	IP	WLS	BF	H	R	ER	SO	BB	IBB	HBP	BLK	WP	HR	S	P	ERA	WHIP					
Tom Seaver, R ERA: 2.42	6.0	L	30	10	6	2	5	1	1	0	0	0	0	38	46	3.00	1.833					
Danny Frisella, R ERA: 3.94	0.1		5	2	3	3	0	1	1	0	0	1	0	3	11	81.00	9.000					
Ron Taylor, R ERA: 4.04	1.2		7	2	0	0	1	0	0	0	0	1	0	9	9	0.00	1.200					
Tug McGraw, L ERA: 4.04	1.0		4	0	0	0	1	0	0	0	0	0	0	6	6	0.00	0.000					

**Houston Astros @ New York Mets**  
Shea Stadium, Flushing, NY  
Wed Aug 19 1970, 3:33 AM EDT  
Att: 38,539 - Unknown

AB 42  
R 9  
H 14  
RBI 7  
BB 4  
SO 7  
LOB 27

Batter	1	2	3	4	5	6	7	8	9	AB	R	H	RBI	BB	SO	LOB	BOTTOM					
Tommie Agee, R OBP: 0.340, SLG: 0.474 (1,8)										4	0	2	1	1	2	2						
Bud Harrelson, S OBP: 0.346, SLG: 0.322 (1,6)										4	1	1	0	1	2	6						
Ken Singleton, S OBP: 0.376, SLG: 0.410 ERA: 3.94										1	0	1	0	3	0	0						
Danny Frisella, L OBP: 0.286, SLG: 0.286 ERA: 3.94										0	0	0	0	0	0	0						
Ron Taylor, R ERA: 4.04										0	0	0	0	0	0	0						
Dave Marshall, L OBP: 0.315, SLG: 0.421 (6, PH)										1	0	0	0	0	1	3						
Tug McGraw, R OBP: 0.286, SLG: 0.333 (9, 1)										0	0	0	0	0	0	0						
Donn Clendenon, R OBP: 0.346, SLG: 0.549 (1,3)										5	0	0	0	0	2	8						
Cleon Jones, R OBP: 0.326, SLG: 0.397 (1,7)										5	0	2	1	0	1	0						
Joe Foy, R OBP: 0.361, SLG: 0.339 (1,5)										4	1	0	0	1	1	3						
Jerry Grote, R OBP: 0.338, SLG: 0.329 (1,2)										4	1	1	0	1	0	1						
Al Weis, S OBP: 0.256, SLG: 0.294 (1,4)										2	0	1	0	0	0	0						
Ken Boswell, L OBP: 0.332, SLG: 0.332 (6, PH)										3	1	2	1	0	0	2						
Tom Seaver, R OBP: 0.250, SLG: 0.244 ERA: 3.94										2	0	1	0	0	1	2						
Art Shamsky, L OBP: 0.371, SLG: 0.420 (6, PH)										0	0	0	0	2	0	0						
<b>Inning Stats</b>	R: 1 E: 0 K: 2 S: 8	H: 1 LOB: 2 BB: 2 P: 16	R: 1 E: 0 K: 2 S: 7	H: 1 LOB: 3 BB: 3 P: 19	R: 0 E: 0 K: 2 S: 7	H: 0 LOB: 0 BB: 0 P: 7	R: 0 E: 0 K: 0 S: 5	H: 2 LOB: 2 BB: 0 P: 5	R: 0 E: 0 K: 0 S: 3	H: 1 LOB: 0 BB: 0 P: 3	R: 2 E: 0 K: 1 S: 7	H: 2 LOB: 3 BB: 3 P: 19	R: 0 E: 0 K: 0 S: 3	H: 0 LOB: 0 BB: 0 P: 3	R: 0 E: 0 K: 3 S: 11	H: 2 LOB: 3 BB: 1 P: 15	R: 0 E: 0 K: 0 S: 4	H: 2 LOB: 1 BB: 0 P: 4	1B: 10 2B: 1 3B: 0 HR: 0	SF: 0 SAC: 0 DP: 1 HBP: 0	WP: 1 PB: 0 SB: 1 CS: 0	PA: 44
<b>PITCHER</b>	IP	WLS	BF	H	R	ER	SO	BB	IBB	HBP	BLK	WP	HR	S	P	ERA	WHIP					
Wade Blasingame, L ERA: 3.15	5.0	W	25	5	3	3	6	6	0	0	0	0	0	30	54	5.40	2.200					
George Culver, R ERA: 3.94	0.1		4	2	1	1	0	1	0	0	0	0	0	3	7	27.00	9.000					
Jim Ray, R ERA: 3.9	1.2		8	1	0	0	1	2	0	0	0	0	0	8	16	0.00	1.800					
Fred Gladding, R ERA: 3.95	2.0	S	8	3	0	0	3	0	0	0	0	0	0	14	14	0.00	1.500					

**Houston Astros @ New York Mets**  
Shea Stadium, Flushing, NY  
Wed Aug 19 1970, 3:33 AM EDT  
Att: 38,539 - Unknown

AB 35  
R 4  
H 11  
RBI 3  
BB 9  
SO 10  
LOB 27

Batter	1	2	3	4	5	6	7	8	9	AB	R	H	RBI	BB	SO	LOB	TOP		
Jesus Alou, R OBP: 0.349, SLG: 0.402 (1, 7)	5-3		F8			6-3		1B		4	0	1	0	0	0	1	Houston Astros @ Philadelphia Phillies Shibe Park, Philadelphia, PA Fri Aug 21 1970, 7:05 PM EDT Unknown		
Joe Morgan, L OBP: 0.393, SLG: 0.375 (1, 4)	F7		P5					F5		4	0	1	0	0	0	3			
Jimmy Wynn, R OBP: 0.396, SLG: 0.495 (1, 8)	5-3			6-3		F5		P6		4	0	0	0	0	0	3			
Norm Miller, L OBP: 0.349, SLG: 0.333 (1, 9)		F8		F7		K				4	0	1	1	0	1	1			
Denis Menke, R OBP: 0.390, SLG: 0.436 (1, 6)				P3						4	0	2	0	0	0	2			
Doug Rader, R OBP: 0.321, SLG: 0.441 (1, 5)					6-3			F8		4	1	1	1	0	0	1			
John Mayberry, L OBP: 0.336, SLG: 0.418 (1, 3)										4	1	2	0	0	0	1			
Johnny Edwards, L OBP: 0.282, SLG: 0.314 (1, 2)			F8							3	0	0	0	0	1	2			
Jack Dilauro, S OBP: 0.400, SLG: 0.385 (9, PH)					F7			SF9		0	0	0	0	0	0	0			
Jack Billingham, R OBP: 0.156, SLG: 0.095 (1, 1)										2	0	1	0	0	0	1			
Larry Howard, R OBP: 0.389, SLG: 0.444 (7, 2)					F8					2	1	1	0	0	0	0			
<b>Inning Stats</b>	R: 0 E: 0 K: 0 S: 3	H: 0 LOB: 0 BB: 0 P: 3	R: 1 E: 0 K: 0 S: 4	H: 2 LOB: 0 BB: 0 P: 4	R: 0 E: 0 K: 0 S: 4	H: 1 LOB: 1 BB: 0 P: 4	R: 0 E: 0 K: 0 S: 3	H: 0 LOB: 0 BB: 0 P: 3	R: 0 E: 0 K: 1 S: 6	H: 1 LOB: 1 BB: 0 P: 6	R: 0 E: 0 K: 1 S: 6	H: 1 LOB: 1 BB: 0 P: 6	R: 1 E: 0 K: 0 S: 6	H: 3 LOB: 2 BB: 0 P: 6	R: 1 E: 0 K: 0 S: 4	H: 1 LOB: 0 BB: 0 P: 4	1B: 6 2B: 2 3B: 1 HR: 1	SF: 1 SAC: 0 DP: 0 HBP: 0	WP: 0 PA: 36 PB: 0 SB: 0 CS: 1
<b>PITCHER</b> Jim Bunning, R ERA: 3.87 (1, 1)	IP: 9.0 WLS: W BF: 36 H: 10 R: 3 ER: 3 SO: 2 BB: 0 IBB: 0 HBP: 0 BLK: 0 WP: 0 HR: 1 S: 40 P: 40 ERA: 3.00 WHIP: 1.111																		

Batter	1	2	3	4	5	6	7	8	9	AB	R	H	RBI	BB	SO	LOB	BOTTOM		
Larry Bowa, S OBP: 0.278, SLG: 0.294 (1, 6)	K					F6		L6		5	0	2	1	0	1	1	Houston Astros @ Philadelphia Phillies Shibe Park, Philadelphia, PA Fri Aug 21 1970, 7:05 PM EDT Unknown		
Denny Doyle, L OBP: 0.288, SLG: 0.309 (1, 4)	F7									5	0	0	0	0	2	2			
Oscar Gamble, L OBP: 0.326, SLG: 0.333 (1, 9)	F5									3	1	0	0	1	0	0			
Deron Johnson, R OBP: 0.331, SLG: 0.464 (1, 3)										3	2	2	0	1	1	0			
John Briggs, L OBP: 0.335, SLG: 0.391 (7, 8)										2	1	0	0	1	0	1			
Don Money, R OBP: 0.356, SLG: 0.470 (1, 5)										3	3	2	3	1	1	1			
Larry Hisle, R OBP: 0.296, SLG: 0.313 (1, 8)										1	0	0	0	0	0	1			
Ron Stone, L OBP: 0.348, SLG: 0.378 (6, PH)										1	1	1	2	1	0	0			
Mike Compton, R OBP: 0.229, SLG: 0.225 (1, 2)										4	1	1	1	0	0	2			
Jim Bunning, R OBP: 0.148, SLG: 0.121 (1, 1)										4	0	1	1	0	1	1			
<b>Inning Stats</b>	R: 0 E: 0 K: 1 S: 5	H: 0 LOB: 0 BB: 0 P: 5	R: 0 E: 0 K: 1 S: 6	H: 1 LOB: 1 BB: 0 P: 6	R: 0 E: 0 K: 1 S: 6	H: 1 LOB: 1 BB: 0 P: 6	R: 0 E: 0 K: 1 S: 5	H: 0 LOB: 0 BB: 0 P: 5	R: 2 E: 1 K: 0 S: 8	H: 3 LOB: 1 BB: 0 P: 8	R: 4 E: 1 K: 0 S: 6	H: 3 LOB: 1 BB: 2 P: 14	R: 3 E: 0 K: 0 S: 4	H: 1 LOB: 1 BB: 3 P: 16	R: 0 E: 0 K: 1 S: 5	H: 0 LOB: 0 BB: 0 P: 5	1B: 8 2B: 0 3B: 0 HR: 1	SF: 0 SAC: 2 DP: 0 HBP: 0	WP: 0 PA: 38 PB: 0 SB: 0 CS: 0
<b>PITCHER</b> Jack Billingham, R ERA: 3.94 (1, 1)	IP: 6.2 WLS: L BF: 34 H: 9 R: 9 ER: 8 SO: 5 BB: 4 IBB: 1 HBP: 0 BLK: 0 WP: 0 HR: 1 S: 39 P: 59 ERA: 10.80 WHIP: 1.950																		
<b>PITCHER</b> Jack Dilauro, L ERA: 4.41 (7, 1)	IP: 1.1 WLS: L BF: 4 H: 0 R: 0 ER: 0 SO: 1 BB: 0 IBB: 0 HBP: 0 BLK: 0 WP: 0 HR: 0 S: 6 P: 6 ERA: 0.00 WHIP: 0.000																		

Batter	1	2	3	4	5	6	7	8	9	AB	R	H	RBI	BB	SO	LOB	TOP																		
Jesus Alou, R OBP: 0.352, SLG: 0.407	0-0 1B		0-0 F9	0-0 3H 1B		0-0 1B		0-3 K		5	1	3	1	0	1	0																			
Cesar Geronimo, L OBP: 0.400, SLG: 0.385										0	0	0	0	0	0	0																			
Cesar Cedeno, R OBP: 0.308, SLG: 0.403	0-0 G5-4-3 2H 1B		4-0 BB	0-0 F5		0-3 K		0-0 1B		4	0	2	1	1	1	2																			
Jimmy Wynn, R OBP: 0.394, SLG: 0.499	0-3 K		0-3 K					0-0 6-3		5	1	1	1	0	3	3																			
Doug Rader, R OBP: 0.324, SLG: 0.445	0-0 G5-4-3 1-2			0-0 1B 2B		5-3		0-0 BB 1B		5	3	3	0	0	0	1																			
Denis Menke, R OBP: 0.392, SLG: 0.434		0-0 5-3		4-0 1B 2B BB		4-0 BB		4-0 1B SF8 BB		2	2	0	0	3	0	1																			
Larry Howard, R OBP: 0.435, SLG: 0.522		0-0 3-1 2B		0-0 1-2 2H 2B 1B		0-3 K		0-0 FC4-6 1B		5	1	3	2	0	2	2																			
John Mayberry, L OBP: 0.331, SLG: 0.412		0-0 3-1		0-3 K		0-0 4-3		0-0 SF8		4	0	1	2	0	1	4																			
Marty Martinez, S OBP: 0.285, SLG: 0.267		0-3 K		0-0 G3 1B 2B				0-0 6-3		5	1	1	2	0	1	3																			
Don Wilson, R OBP: 0.133, SLG: 0.178			0-3 K		0-0 G3			0-3 K		4	0	0	0	0	3	1																			
Inning Stats	R: 1 E: 0 K: 1 S: 6	H: 2 LOB: 0 BB: 0 P: 6	R: 0 E: 0 K: 1 S: 6	H: 1 LOB: 1 BB: 0 P: 6	R: 0 E: 0 K: 2 S: 7	H: 0 LOB: 1 BB: 1 P: 11	R: 4 E: 0 K: 1 S: 9	H: 4 LOB: 1 BB: 1 P: 13	R: 1 E: 0 K: 1 S: 6	H: 1 LOB: 1 BB: 1 P: 10	R: 0 E: 0 K: 2 S: 8	H: 1 LOB: 1 BB: 0 P: 8	R: 2 E: 0 K: 1 S: 7	H: 2 LOB: 1 BB: 1 P: 11	R: 0 E: 0 K: 2 S: 8	H: 1 LOB: 1 BB: 0 P: 8	R: 1 E: 0 K: 1 S: 7	H: 2 LOB: 1 BB: 0 P: 7	1B: 9 2B: 4 3B: 0 HR: 1	SF: 1 SAC: 0 DP: 1 HBP: 0	WP: 1 PB: 0 SB: 0 CS: 0	PA: 44													
PITCHER	IP	WLS	BF	H	R	ER	SO	BB	IBB	HBP	BLK	WP	HR	S	P	ERA	WHIP																		
Grant Jackson, L ERA: 5.58	(1, 1)	3.1	L	17	6	5	5	5	2	0	0	0	0	1	25	33	13.50	2.400																	
Bill Champion, R ERA: 9.59	(4, 1)	2.2		12	3	1	1	3	1	0	0	0	0	1	17	21	3.38	1.500																	
Fred Wenz, R ERA: 5.4	(7, 1)	1.2		9	3	2	2	3	1	0	0	0	0	0	14	18	10.80	2.400																	
Bill Wilson, R ERA: 4.78	(8, 1)	1.1		6	2	1	1	1	0	0	0	0	1	0	8	8	6.75	1.500																	

Houston Astros @ Philadelphia Phillies

Shibe Park, Philadelphia, PA

Fri Aug 21 1970, 7:05 PM EDT

Att: 8,113 - Unknown

AB 39  
R 9  
H 14  
RBI 9  
BB 4  
SO 12  
LOB 17



Batter	1	2	3	4	5	6	7	8	9	AB	R	H	RBI	BB	SO	LOB	BOTTOM																	
Larry Bowa, S OBP: 0.275, SLG: 0.291	0-0 6-3		0-0 7-4 2-3F			0-0 4-3			0-0 F7	4	0	0	0	0	0	2																		
Tony Taylor, R OBP: 0.356, SLG: 0.439	0-0 6-3			0-0 F8			0-0 P6		0-0 4-3	4	0	0	0	0	0	0																		
Ron Stone, L OBP: 0.348, SLG: 0.375	4-0 CS BB			0-0 4-3		0-0 4-3				2	0	0	0	1	0	0																		
Deron Johnson, R OBP: 0.329, SLG: 0.461	0-0 CS	0-0 F7		0-3 K		0-0 6-3				3	0	0	0	0	1	0																		
John Briggs, L OBP: 0.335, SLG: 0.398		0-3 K			0-0 F9			0-0 SF7 3B		3	1	1	0	0	1	0																		
Don Money, R OBP: 0.356, SLG: 0.470		0-0 CS 1B			0-0 F5			0-0 SF7		2	0	1	1	0	0	0																		
Larry Hise, R OBP: 0.293, SLG: 0.310	0-0 CS	0-0 P4		0-0 P4				0-3 K2-3		3	0	0	0	0	1	0																		
Doc Edwards, R OBP: 0.309, SLG: 0.273			0-0 7-4 HBP 1B			0-3 K		0-0 P4		3	0	1	0	0	1	0																		
Grant Jackson, S OBP: 0.132, SLG: 0.083						0-3 K				0	0	0	0	0	0	0																		
Bill Champion, R OBP: 0.356, SLG: 0.352										0	0	0	0	0	0	0																		
Oscar Gamble, L OBP: 0.297, SLG: 0.352										0	0	0	0	0	0	0																		
Fred Wenz, R OBP: 0.287, SLG: 0.308										0	0	0	0	0	0	0																		
Bill Wilson, R OBP: 0.287, SLG: 0.308										1	0	0	0	0	1	0																		
Denny Doyle, L OBP: 0.287, SLG: 0.308										0	0	0	0	0	0	0																		
Inning Stats	R: 0 E: 0 K: 0 S: 2	H: 0 LOB: 0 BB: 1 P: 6	R: 0 E: 0 K: 1 S: 5	H: 1 LOB: 0 BB: 0 P: 5	R: 0 E: 0 K: 0 S: 3	H: 1 LOB: 1 BB: 0 P: 4	R: 0 E: 0 K: 1 S: 5	H: 0 LOB: 0 BB: 0 P: 5	R: 0 E: 0 K: 2 S: 7	H: 0 LOB: 0 BB: 0 P: 7	R: 0 E: 0 K: 3 S: 3	H: 0 LOB: 0 BB: 0 P: 3	R: 0 E: 0 K: 1 S: 6	H: 1 LOB: 0 BB: 0 P: 6	R: 0 E: 0 K: 1 S: 5	H: 0 LOB: 0 BB: 0 P: 5	1B: 2 2B: 1 3B: 1 HR: 0	SF: 1 SAC: 0 DP: 1 HBP: 1	WP: 0 PB: 0 SB: 0 CS: 2	PA: 31														
PITCHER	IP	WLS	BF	H	R	ER	SO	BB	IBB	HBP	BLK	WP	HR	S	P	ERA	WHIP																	
Don Wilson, R ERA: 3.74	(1, 1)	9.0	W	29	3	1	1	6	1	0	1	0	0	39	44	1.00	0.444																	

Houston Astros @ Philadelphia Phillies

Shibe Park, Philadelphia, PA

Fri Aug 21 1970, 7:05 PM EDT

Att: 8,113 - Unknown

AB 26  
R 1  
H 3  
RBI 1  
BB 1  
SO 6  
LOB 2



Batter	1	2	3	4	5	6	7	8	9	AB	R	H	RBI	BB	SO	LOB	TOP										
Jesus Alou, R OBP: 0.356, SLG: 0.411 Cesar Geronimo, L (8, FR) OBP: 0.375, SLG: 0.357 (8, 9)	0-0 1B		0-0 4-3			0-0 2-3 1B		0-0 G5-4-3 1B	0-3 K	4	0	3	0	0	0	0											
Cesar Cedeno, R OBP: 0.302, SLG: 0.395 (1, 8)	0-0 L9			0-0 L8		0-3 K		0-3 K		4	0	0	0	0	2	4											
Jimmy Wynn, R OBP: 0.391, SLG: 0.494 (1, 7)	0-3 K			0-0 P6		0-0 P3		0-0 G5-4-3 1-2		4	0	0	0	0	1	4											
Doug Rader, R OBP: 0.323, SLG: 0.444 (1, 5)	0-3 K			0-0 F8		0-0 F8			0-0 PB SH1-4 1B	4	1	1	0	0	1	3											
Denis Menke, R OBP: 0.394, SLG: 0.434 (1, 4)		0-0 P5			0-0 1B		4-0 1B BB		0-0 SH1-4	2	0	1	0	1	0	0											
Larry Howard, R OBP: 0.370, SLG: 0.444 (1, 2)	0-3 K			0-0 F8		0-0 F8		0-3 K		4	0	0	0	0	2	3											
John Mayberry, L OBP: 0.336, SLG: 0.415 (1, 3)	0-0 F9			0-3 K		0-0 1-2 1B		0-0 1B		4	0	2	1	0	1	1											
Marty Martinez, S OBP: 0.283, SLG: 0.267 (1, 6)			0-0 F7		0-0 L8		0-0 F8		0-0 2-H 1B	4	0	1	0	0	0	3											
Larry Dierker, R OBP: 0.164, SLG: 0.183 Joe Morgan, L (9, PH) OBP: 0.394, SLG: 0.375 Fred Gladding, L (9, 1)			0-3 K		0-0 1B 2B		0-0 L9		4-0 1-2 BB	3	0	1	0	0	1	2											
<b>Inning Stats</b>	R: 0 E: 0 K: 2 S: 8	H: 1 LOB: 1 BB: 0 P: 8	R: 0 E: 0 K: 1 S: 5	H: 0 LOB: 0 BB: 0 P: 5	R: 0 E: 0 K: 1 S: 5	H: 0 LOB: 0 BB: 0 P: 5	R: 0 E: 0 K: 0 S: 3	H: 0 LOB: 0 BB: 0 P: 3	R: 0 E: 0 K: 1 S: 6	H: 1 LOB: 1 BB: 0 P: 6	R: 0 E: 0 K: 0 S: 7	H: 2 LOB: 2 BB: 0 P: 7	R: 0 E: 0 K: 0 S: 4	H: 1 LOB: 2 BB: 1 P: 8	R: 0 E: 0 K: 1 S: 5	H: 1 LOB: 1 BB: 0 P: 5	R: 1 E: 0 K: 2 S: 10	H: 3 LOB: 3 BB: 1 P: 14	1B: 8 2B: 1 3B: 0 HR: 0	SF: 0 SAC: 1 DP: 1 HBP: 0	WP: 0 PB: 1 SB: 0 CS: 0	PA: 37					
<b>PITCHER</b>	IP	WLS	BF	H	R	ER	SO	BB	IBB	HBP	BLK	WP	HR	S	P	ERA	WHIP										
Chris Short, L ERA: 4.35 Dick Selma, R ERA: 2.99 Joe Hoerner, L ERA: 3.04	(1, 1)	7.0	27	5	0	0	6	1	0	0	0	0	0	38	42	0.00	0.857										
(8, 1)	1.2	9	4	1	1	2	1	0	0	0	0	0	0	12	16	5.40	3.000										
(9, 1)	0.1	W	1	0	0	0	1	0	0	0	0	0	0	3	3	0.00	0.000										

Houston Astros @ Philadelphia Phillies  
Shibe Park, Philadelphia, PA  
Sat Aug 22 1970, 3:33 AM EDT  
Att: 15,276 - Unknown


AB 34  
R 1  
H 9  
RBI 1  
BB 2  
SO 9  
LOB 23



Batter	1	2	3	4	5	6	7	8	9	AB	R	H	RBI	BB	SO	LOB	BOTTOM										
Larry Bowa, S OBP: 0.273, SLG: 0.288 (1, 6)	0-0 5-3			0-0 4-3		0-3 K		0-0 1-3		4	0	0	0	0	1	1											
Tony Taylor, R OBP: 0.358, SLG: 0.440 (1, 4)	0-0 FC1-5-4 1B			0-3 K		0-0 4-3		0-0 SH1-4 1B		4	1	2	0	0	1	0											
Ron Stone, L OBP: 0.344, SLG: 0.370 (1, 7)	0-0 FC1-5-6-4 1-3			0-3 K		0-0 L9		0-0 SH1-4 1-2		3	0	0	0	0	1	1											
Deron Johnson, R OBP: 0.332, SLG: 0.465 (1, 3)		0-0 5-3			4-0 3B BB		0-0 3B		4-0 1B IBB	2	1	1	0	2	0	0											
John Briggs, L OBP: 0.337, SLG: 0.408 (1, 8)		0-0 G3			0-0 FC3-2 3B		0-3 K		0-0 1-2 2-H 1B	4	0	2	2	0	1	1											
Don Money, R OBP: 0.357, SLG: 0.467 (1, 5)		0-0 L7			1-0 5-3 FC3-2 CS HBP		0-0 L5			2	0	0	0	0	0	1											
Oscar Gamble, L OBP: 0.321, SLG: 0.327 (1, 9)			0-0 4-3		0-0 FC3-2 5-3		0-0 4-3			3	0	0	0	0	2												
Mike Compton, R OBP: 0.222, SLG: 0.217 (1, 2)			0-0 P6		0-0 5-3		0-3 K			3	0	0	0	0	1	2											
Chris Short, R OBP: 0.042, SLG: 0.043 Dick Selma, R OBP: 0.250, SLG: 0.267 Joe Hoerner, R OBP: 0.400, SLG: 0.375 (1, 1) (8, 1) (9, 1)			0-3 K		0-0 CS		0-0 K		0-0 2B	2	0	0	0	0	2	0											
1	0	1	0	0	0	0	0	0	0	0	0	0	0	0	0	0											
<b>Inning Stats</b>	R: 0 E: 0 K: 0 S: 3	H: 1 LOB: 0 BB: 0 P: 3	R: 0 E: 0 K: 0 S: 3	H: 0 LOB: 0 BB: 0 P: 3	R: 0 E: 0 K: 1 S: 5	H: 0 LOB: 0 BB: 0 P: 5	R: 0 E: 0 K: 2 S: 7	H: 0 LOB: 0 BB: 0 P: 7	R: 0 E: 0 K: 0 S: 6	H: 1 LOB: 1 BB: 0 P: 6	R: 0 E: 0 K: 1 S: 6	H: 0 LOB: 0 BB: 0 P: 7	R: 0 E: 0 K: 1 S: 6	H: 1 LOB: 1 BB: 0 P: 6	R: 1 E: 0 K: 0 S: 3	H: 2 LOB: 2 BB: 1 P: 7	1B: 3 2B: 2 3B: 2 HR: 0	SF: 0 SAC: 1 DP: 1 HBP: 1	WP: 0 PB: 0 SB: 1 CS: 1	PA: 33							
<b>PITCHER</b>	IP	WLS	BF	H	R	ER	SO	BB	IBB	HBP	BLK	WP	HR	S	P	ERA	WHIP										
Larry Dierker, R ERA: 3.98 Fred Gladding, R ERA: 4.08	(1, 1)	8.0	28	4	1	1	7	1	0	1	0	0	0	40	45	1.12	0.625										
(9, 1)	0.1	L	4	2	1	1	0	0	1	0	0	0	0	3	7	27.00	6.000										

Houston Astros @ Philadelphia Phillies  
Shibe Park, Philadelphia, PA  
Sat Aug 22 1970, 3:33 AM EDT  
Att: 15,276 - Unknown

AB 28  
R 2  
H 6  
RBI 2  
BB 2  
SO 7  
LOB 8



Batter	1	2	3	4	5	6	7	8	9	AB	R	H	RBI	BB	SO	LOB	TOP										
Jesus Alou, R OBP: 0.354, SLG: 0.411 (1,9)	L8		L9				5-3		G6-4-3	5	0	1	0	0	0	4											
Joe Morgan, L OBP: 0.392, SLG: 0.371 (1,4)	6-3		4-3				L8		F8	4	0	0	0	1	0	4											
Jimmy Wynn, R OBP: 0.392, SLG: 0.493 (1,7)	6-3						P6			3	0	1	0	1	0	0											
John Mayberry, L OBP: 0.344, SLG: 0.417 (1,3)			P6							2	0	1	0	1	0	0											
Larry Howard, R OBP: 0.357, SLG: 0.429 (7, PH)										1	0	0	0	0	0	3											
Denise Menke, R OBP: 0.395, SLG: 0.435 (1,6)										4	0	2	0	0	0	1											
Doug Rader, R OBP: 0.322, SLG: 0.442 (1,5)										2	0	0	0	0	1	2											
Marty Martinez, S OBP: 0.279, SLG: 0.262 (6, PH)										2	0	0	0	0	0	2											
Cesar Cedeno, R OBP: 0.301, SLG: 0.393 (1,8)										4	0	1	0	0	1	3											
Johnny Edwards, L OBP: 0.283, SLG: 0.312 (1,2)										2	0	0	0	1	0	1											
Hector Torres, R OBP: 0.236, SLG: 0.306 (9, PH)										1	0	1	0	0	0	0											
Wade Blasingame, L OBP: 0.352, SLG: 0.333 (1,1)										2	0	0	0	0	1	2											
Cesar Geronimo, L OBP: 0.412, SLG: 0.400 (7, PH)										1	0	1	0	0	0	0											
George Culver, R OBP: 0.182, SLG: 0.300 (7,1)										0	0	0	0	0	0	0											
Norm Miller, L OBP: 0.352, SLG: 0.333 (9, PH)										0	0	0	0	1	0	0											
<b>Inning Stats</b>	R: 0 E: 0 K: 0 S: 3	H: 0 LOB: 0 BB: 0 P: 3	R: 0 E: 0 K: 0 S: 4	H: 1 LOB: 1 BB: 0 P: 4	R: 0 E: 0 K: 1 S: 5	H: 0 LOB: 1 BB: 1 P: 9	R: 0 E: 0 K: 1 S: 5	H: 1 LOB: 1 BB: 1 P: 9	R: 0 E: 0 K: 0 S: 5	H: 2 LOB: 2 BB: 0 P: 5	R: 0 E: 0 K: 0 S: 4	H: 1 LOB: 3 BB: 2 P: 12	R: 0 E: 0 K: 1 S: 5	H: 0 LOB: 0 BB: 0 P: 5	R: 0 E: 0 K: 0 S: 3	H: 1 LOB: 1 BB: 1 P: 7	1B: 7 2B: 1 3B: 0 HR: 0	SF: 0 SAC: 0 DP: 1 HBP: 0	WP: 0 PB: 1 SB: 0 CS: 1	PA: 38							
<b>PITCHER</b>	IP	WLS	BF	H	R	ER	SO	BB	IBB	HBP	BLK	WP	HR	S	P	ERA	WHIP										
Rick Wise, R ERA: 3.7 (1,1)	6.2	W	30	7	0	0	2	4	0	0	0	0	0	30	46	0.00	1.650										
Joe Hoerner, L ERA: 2.95 (7,1)	1.1		6	1	0	0	1	1	0	0	0	0	0	7	11	0.00	1.500										
Dick Selma, R ERA: 2.83 (9,1)	1.0	S	2	0	0	0	0	0	0	0	0	0	0	2	2	0.00	0.000										

**Houston Astros @ Philadelphia Phillies**  
 Shibe Park, Philadelphia, PA  
 Sun Aug 23 1970, 3:33 AM EDT  
 Att: 3,485 - Unknown

AB	33
R	0
H	8
RBI	0
BB	5
SO	3
LOB	22



Batter	1	2	3	4	5	6	7	8	9	AB	R	H	RBI	BB	SO	LOB	BOTTOM										
Larry Bowa, S OBP: 0.277, SLG: 0.293 (1,6)	FC6-4									4	1	3	0	0	0	0											
Tony Taylor, R OBP: 0.358, SLG: 0.441 (1,4)										4	1	2	0	0	0	1											
Don Money, R OBP: 0.356, SLG: 0.466 (1,5)										3	1	1	1	0	1	2											
Deron Johnson, R OBP: 0.333, SLG: 0.472 (1,3)										4	1	2	3	0	0	2											
Byron Browne, R OBP: 0.326, SLG: 0.468 (1,9)										4	0	1	0	0	1	1											
John Briggs, L OBP: 0.333, SLG: 0.403 (1,7)										3	0	0	0	0	1	1											
Larry Hisle, R OBP: 0.291, SLG: 0.307 (1,8)										3	0	0	0	0	0	0											
Mike Compton, R OBP: 0.216, SLG: 0.211 (1,2)										3	0	0	0	0	0	1											
Rick Wise, R OBP: 0.222, SLG: 0.317 (1,1)										2	0	0	0	0	1	0											
Joe Hoerner, R OBP: 0.364, SLG: 0.333 (7,1)										1	0	0	0	0	1	0											
Dick Selma, R OBP: 0.250, SLG: 0.267 (9,1)										0	0	0	0	0	0	0											
<b>Inning Stats</b>	R: 0 E: 0 K: 0 S: 4	H: 2 LOB: 1 BB: 0 P: 4	R: 0 E: 0 K: 1 S: 5	H: 0 LOB: 0 BB: 0 P: 5	R: 0 E: 0 K: 1 S: 6	H: 1 LOB: 1 BB: 0 P: 6	R: 2 E: 0 K: 0 S: 5	H: 3 LOB: 0 BB: 0 P: 5	R: 0 E: 0 K: 0 S: 3	H: 0 LOB: 0 BB: 0 P: 3	R: 0 E: 0 K: 1 S: 5	H: 0 LOB: 0 BB: 0 P: 5	R: 0 E: 0 K: 1 S: 6	H: 0 LOB: 1 BB: 0 P: 6	R: 2 E: 0 K: 1 S: 8	H: 3 LOB: 1 BB: 0 P: 8	1B: 8 2B: 0 3B: 0 HR: 1	SF: 1 SAC: 0 DP: 2 HBP: 0	WP: 0 PB: 1 SB: 0 CS: 0	PA: 32							
<b>PITCHER</b>	IP	WLS	BF	H	R	ER	SO	BB	IBB	HBP	BLK	WP	HR	S	P	ERA	WHIP										
Wade Blasingame, L ERA: 3.12 (1,1)	6.0	L	22	6	2	2	3	0	0	0	0	0	0	14	28	3.00	1.000										
George Culver, R ERA: 3.95 (7,1)	2.0		10	3	2	1	2	0	0	0	0	0	0	14	14	4.50	1.500										

**Houston Astros @ Philadelphia Phillies**  
 Shibe Park, Philadelphia, PA  
 Sun Aug 23 1970, 3:33 AM EDT  
 Att: 3,485 - Unknown

AB	31
R	4
H	9
RBI	4
BB	0
SO	5
LOB	8



Batter	1	2	3	4	5	6	7	8	9	10	11	12	13	AB	R	H	RBI	BB	SO	LOB	TOP							
<b>Jesus Alou, R</b> OBP: 0.351, SLG: 0.406 (1.9)	4-3		HR		F9		5-3		F7		G3		6-3	7	1	1	0	0	0	0								
<b>Joe Morgan, L</b> OBP: 0.397, SLG: 0.378 (1.4)	F7		HR		BB		F8		1B		FC6-4		WP	3	3	1	2	4	0	0								
<b>Jimmy Wynn, R</b> OBP: 0.398, SLG: 0.494 (1.7)			FC4-6		SF8		S		1B		FC6-4		F9	3	1	2	0	4	0	1								
<b>John Mayberry, L</b> OBP: 0.327, SLG: 0.440 (1.3)	F3		FC4-6		FC5-4				1B		K		1B	3	0	1	0	2	0	2								
<b>Denis Menke, R</b> OBP: 0.393, SLG: 0.432 (1.6)			G6-4-3		SF8		L6		FC2-6				F9	5	0	1	1	1	0	6								
<b>Doug Rader, R</b> OBP: 0.323, SLG: 0.442 (1.5)			G1-6-3		FC5-4		F3		F3		G3		1B	7	0	3	2	0	2	3								
<b>Cesar Cedeno, R</b> OBP: 0.301, SLG: 0.394 (1.8)			G1-6-3		K		5-3		K		G3		1B	7	0	2	0	0	2	4								
<b>Johnny Edwards, L</b> OBP: 0.285, SLG: 0.311 (1.2)			FC4-6		1B		F9		F2		IBB		F7	5	0	1	0	2	1	4								
<b>Jack Billingham, R</b> OBP: 0.346, SLG: 0.399 (1.1)			FC4-6		6-3		4-3		F9		F6		6-3	3	0	0	0	0	0	3								
<b>Inning Stats</b>	R: 0 E: 0 K: 0 S: 3	H: 0 LOB: 1 BB: 1 P: 7	R: 0 E: 0 K: 0 S: 4	H: 2 LOB: 2 BB: 1 P: 8	R: 2 E: 0 K: 0 S: 4	H: 2 LOB: 0 BB: 1 P: 8	R: 0 E: 0 K: 2 S: 8	H: 1 LOB: 2 BB: 0 P: 8	R: 1 E: 0 K: 0 S: 3	H: 1 LOB: 2 BB: 2 P: 12	R: 0 E: 0 K: 0 S: 3	H: 0 LOB: 0 BB: 0 P: 3	R: 0 E: 0 K: 1 S: 5	H: 0 LOB: 2 BB: 2 P: 11	R: 0 E: 0 K: 0 S: 3	H: 1 LOB: 2 BB: 1 P: 7	R: 0 E: 0 K: 0 S: 5	H: 2 LOB: 3 BB: 1 P: 9	R: 0 E: 0 K: 1 S: 5	H: 0 LOB: 1 BB: 1 P: 9	R: 0 E: 0 K: 1 S: 6	H: 1 LOB: 2 BB: 1 P: 10	R: 3 E: 0 K: 1 S: 8	H: 3 LOB: 2 BB: 2 P: 16	1B: 11 2B: 1 3B: 0 HR: 1	SF: 1 SAC: 0 DP: 2 HBP: 0	WP: 1 PB: 0 SB: 2 CS: 0	PA: 62
<b>PITCHER</b>	IP	WLS	BF	H	R	ER	SO	BB	IBB	HBP	BLK	WP	HR	S	P	ERA	WHIP											
<b>Carl Morton, R</b> ERA: 3.71	7.0		32	6	3	3	2	6	1	0	0	0	0	8	12	0.00	1.000											
<b>Claude Raymond, R</b> ERA: 4.14	2.0		7	1	0	0	1	1	0	0	0	0	0	8	12	0.00	1.500											
<b>Howie Reed, R</b> ERA: 3.29	2.0		10	2	0	0	1	1	1	0	0	0	0	18	0.00	1.500												
<b>Mike Marshall, R</b> ERA: 5.49	1.2	L	12	4	3	3	1	3	0	0	0	1	0	11	23	16.20	4.200											
<b>Dan McGinn, L</b> ERA: 5.09	0.1		1	0	0	0	1	0	0	0	0	0	0	3	3	0.00	0.000											

Houston Astros @ Montreal Expos  
Jarry Park, Montreal, QB  
Tue Aug 25 1970, 7:05 PM EDT  
Att. 19,897 - Unknown

AB 48  
R 6  
H 13  
RBI 6  
BB 13  
SO 6  
LOB 29



Batter	1	2	3	4	5	6	7	8	9	10	11	12	13	AB	R	H	RBI	BB	SO	LOB	BOTTOM						
<b>Boots Day, L</b> OBP: 0.371, SLG: 0.313 (1.8)	FC4-6		3-1		HBP		E6		SH3-4				G3	5	1	2	0	2	0	2							
<b>Max Brock, L</b> OBP: 0.333, SLG: 0.333 (1.1)	F8		1-3		BB		F9		SH3-4				K	2	0	0	0	0	0	1							
<b>Rusty Staub, L</b> OBP: 0.404, SLG: 0.526 (1.9)	FC4-6		E6		3-1		3B		IBB				K	6	0	1	2	1	1	5							
<b>Bob Bailey, R</b> OBP: 0.444, SLG: 0.692 (8.3)			F9				FC4-6		F7				FC4-6	5	0	3	0	1	0	3							
<b>Jim Gosger, L</b> OBP: 0.397, SLG: 0.384 (7. PH)	4-3				K		F7		2-3				K	3	0	0	0	0	1	3							
<b>Ron Brand, R</b> OBP: 0.289, SLG: 0.310 (8.5)					K		2-3		4-3				K	3	0	0	0	0	1	5							
<b>John Bateman, R</b> OBP: 0.263, SLG: 0.367 (1.2)			4-3		F8		FC4-6		1-3				F7	6	0	0	0	0	0	4							
<b>Mary Staehle, L</b> OBP: 0.311, SLG: 0.265 (1.4)			1-5-3		K		4-3		3-4-1				G3	6	0	1	0	0	1	1							
<b>Bobby Wine, R</b> OBP: 0.285, SLG: 0.296 (1.6)							6-3		4-3				F4	6	1	2	0	0	1	2							
<b>Carl Morton, R</b> OBP: 0.234, SLG: 0.246 (7. PH)			6-3		L3		E		2B				L6	2	0	0	0	0	0	1							
<b>John Boccabella, R</b> OBP: 0.323, SLG: 0.413 (12.3)					E		3B		BB				G3	1	0	0	0	1	0	0							
<b>Inning Stats</b>	R: 0 E: 0 K: 0 S: 5	H: 2 LOB: 2 BB: 0 P: 5	R: 0 E: 0 K: 0 S: 4	H: 1 LOB: 1 BB: 0 P: 4	R: 0 E: 1 K: 0 S: 7	H: 0 LOB: 0 BB: 0 P: 7	R: 0 E: 0 K: 2 S: 8	H: 0 LOB: 2 BB: 1 P: 8	R: 3 E: 1 K: 0 S: 6	H: 2 LOB: 2 BB: 2 P: 14	R: 0 E: 0 K: 1 S: 5	H: 0 LOB: 0 BB: 0 P: 5	R: 0 E: 0 K: 0 S: 3	H: 1 LOB: 2 BB: 1 P: 8	R: 0 E: 0 K: 0 S: 5	H: 0 LOB: 1 BB: 1 P: 9	R: 0 E: 0 K: 2 S: 9	H: 2 LOB: 2 BB: 0 P: 9	R: 0 E: 0 K: 1 S: 5	H: 0 LOB: 1 BB: 1 P: 9	R: 0 E: 0 K: 1 S: 5	H: 0 LOB: 1 BB: 1 P: 9	1B: 7 2B: 1 3B: 1 HR: 0	SF: 0 SAC: 1 DP: 0 HBP: 1	WP: 0 PB: 0 SB: 0 CS: 0	PA: 57	
<b>PITCHER</b>	IP	WLS	BF	H	R	ER	SO	BB	IBB	HBP	BLK	WP	HR	S	P	ERA	WHIP										
<b>Jack Billingham, R</b> ERA: 3.9	6.0		28	5	3	2	2	2	0	1	0	0	0	2	6	0.00	3.000										
<b>Denny Lemaster, L</b> ERA: 4.52	0.1		3	1	0	0	0	0	1	0	0	0	0	2	7	0.00	3.000										
<b>George Culver, R</b> ERA: 3.87	1.2		5	0	0	0	1	0	0	0	0	0	0	7	7	0.00	0.000										
<b>Fred Gladding, R</b> ERA: 4.01	1.0		5	1	0	0	0	0	1	0	0	0	0	4	8	0.00	1.000										
<b>Jim Ray, R</b> ERA: 3.86	1.0		3	0	0	0	0	0	0	0	0	0	0	3	3	0.00	0.000										
<b>PITCHER</b>	IP	WLS	BF	H	R	ER	SO	BB	IBB	HBP	BLK	WP	HR	S	P	ERA	WHIP										
<b>Ron Cook, L</b> ERA: 3.66	2.0		9	2	0	0	3	1	0	0	0	0	0	5	9	0.00	1.500										
<b>Jack Dizauro, L</b> ERA: 4.28	1.0	S	4	0	0	0	1	1	0	0	0	0	0	5	9	0.00	1.000										

Houston Astros @ Montreal Expos  
Jarry Park, Montreal, QB  
Tue Aug 25 1970, 7:05 PM EDT  
Att. 19,897 - Unknown

AB 49  
R 3  
H 9  
RBI 2  
BB 6  
SO 7  
LOB 31





Batter	1	2	3	4	5	6	7	8	9	AB	R	H	RBI	BB	SO	LOB	TOP								
Jesus Alou, R OBP: 0.347, SLG: 0.402 (1,9)	4-3		F9			F5		4-3		4	0	0	0	0	0	0									
Joe Morgan, L OBP: 0.396, SLG: 0.379 (1,4)	K		F9			SF8 1B			HR 1B	4	2	2	0	0	1	0									
Jimmy Wynn, R OBP: 0.397, SLG: 0.493 (1,7)	1B			F7		SF8 1-H			F5 1-2	3	0	1	1	1	0	0									
John Mayberry, L OBP: 0.358, SLG: 0.412 (9, PR) Cesar Geronimo, L OBP: 0.412, SLG: 0.400 (9, PR) Marty Martinez, S OBP: 0.275, SLG: 0.258 (9, 5)	1B			K		3-1			HR BB	3	0	1	0	1	1	0									
Denis Menke, R OBP: 0.392, SLG: 0.437 (9, 3)	F9			F9			K		HR	4	1	1	3	0	1	2									
Doug Rader, R OBP: 0.321, SLG: 0.438 (9, 6) Hector Torres, R OBP: 0.296, SLG: 0.306 (9, 6)		F9			5-3		F7		K	4	0	0	0	0	1	1									
Cesar Cedeno, R OBP: 0.308, SLG: 0.413 (1, 8)							F4		HR	4	1	3	1	0	0	0									
Larry Howard, R OBP: 0.333, SLG: 0.394 (1, 2)		G6-4-3 1B							HR	4	0	0	0	0	2	3									
Don Wilson, R OBP: 0.125, SLG: 0.167 (1, 1) Fred Gladding, L (8, 1)										3	0	0	0	0	3	1									
										0	0	0	0	0	0	0									
<b>Inning Stats</b>	R: 0 E: 0 K: 1 S: 7	H: 2 LOB: 2 BB: 0 P: 7	R: 0 E: 0 K: 0 S: 3	H: 1 LOB: 0 BB: 0 P: 3	R: 0 E: 0 K: 1 S: 5	H: 0 LOB: 0 BB: 0 P: 5	R: 0 E: 0 K: 1 S: 5	H: 0 LOB: 0 BB: 0 P: 5	R: 0 E: 0 K: 2 S: 8	H: 1 LOB: 1 BB: 0 P: 8	R: 1 E: 0 K: 0 S: 4	H: 1 LOB: 0 BB: 0 P: 4	R: 0 E: 0 K: 1 S: 5	H: 0 LOB: 0 BB: 0 P: 5	R: 0 E: 0 K: 1 S: 5	H: 0 LOB: 2 BB: 1 P: 5	R: 4 E: 0 K: 2 S: 10	H: 3 LOB: 1 BB: 1 P: 14	1B: 6 2B: 0 3B: 0 HR: 2	SF: 1 SAC: 0 DP: 1 HBP: 0	WP: 1 PB: 0 SB: 2 CS: 0	PA: 35			
<b>PITCHER</b>	IP	WLS	BF	H	R	ER	SO	BB	IBB	HBP	BLK	WP	HR	S	P	ERA	WHIP								
Steve Renko, R ERA: 4.33 (1, 1)	8.1	L	32	7	5	4	7	1	0	0	0	1	1	45	49	4.32	0.960								
Claude Raymond, R ERA: 4.22 (9, 1)	0.2		3	1	0	0	2	0	0	0	0	0	1	7	7	0.00	1.500								

Houston Astros @ Montreal Expos  
Jarry Park, Montreal, QB  
Wed Aug 26 1970, 7:05 PM EDT  
Att: 11,088 - Unknown


AB 33  
R 5  
H 8  
RBI 5  
BB 1  
SO 9  
LOB 8



Batter	1	2	3	4	5	6	7	8	9	AB	R	H	RBI	BB	SO	LOB	BOTTOM								
Mack Jones, L OBP: 0.397, SLG: 0.468 (1, 7)	F4		K		FC6			F8	K	5	0	0	0	0	2	2									
Boots Day, L OBP: 0.350, SLG: 0.297 (1, 8)	K		F5				F5	F7	2B 1B	5	1	1	0	0	1	0									
Rusty Staub, L OBP: 0.407, SLG: 0.529 (1, 9)	1B			G3				HR BB	1B 2B	3	1	2	1	2	0	0									
Bob Bailey, R OBP: 0.444, SLG: 0.689 (9, 5) Coco Laboy, R OBP: 0.295, SLG: 0.308 (9, 5)	1B			K			F8	HR 1B	F3	4	1	2	0	0	1	1									
Jim Gosger, L OBP: 0.355, SLG: 0.396 (1, 3)	F3			F9			F6	HR		4	1	1	3	0	0	3									
John Bateman, R OBP: 0.286, SLG: 0.372 (1, 2) Don Hahn, R OBP: 0.372, SLG: 0.279 (7, PR) John Boccabella, R OBP: 0.328, SLG: 0.418 (8, 2)		F6			1B			FC1-6 1B	1B	3	0	2	0	0	0	0									
Mary Staehle, L OBP: 0.310, SLG: 0.264 (1, 4)		G3			F8		FC1-6	1B		4	0	1	0	0	0	2									
Bobby Wine, R OBP: 0.285, SLG: 0.296 (1, 6)		K					F4	K		4	0	1	0	0	2	3									
Steve Renko, R OBP: 0.194, SLG: 0.183 (1, 1) Claude Raymond, R (9, 1) Jim Fairey, L OBP: 0.307, SLG: 0.370 (9, PH)					6-3		FC3-6 1B	F4	F7	3	0	0	0	0	0	3									
										1	0	0	0	0	0	0									
<b>Inning Stats</b>	R: 0 E: 0 K: 1 S: 7	H: 2 LOB: 2 BB: 0 P: 7	R: 0 E: 0 K: 1 S: 5	H: 0 LOB: 0 BB: 0 P: 5	R: 0 E: 0 K: 1 S: 5	H: 0 LOB: 0 BB: 0 P: 5	R: 0 E: 0 K: 0 S: 5	H: 2 LOB: 2 BB: 0 P: 5	R: 0 E: 0 K: 0 S: 3	H: 0 LOB: 1 BB: 1 P: 7	R: 0 E: 0 K: 0 S: 4	H: 1 LOB: 1 BB: 0 P: 4	R: 3 E: 0 K: 1 S: 9	H: 4 LOB: 2 BB: 1 P: 13	R: 1 E: 0 K: 1 S: 7	H: 2 LOB: 1 BB: 0 P: 7	1B: 8 2B: 2 3B: 0 HR: 1	SF: 0 SAC: 0 DP: 0 HBP: 0	WP: 0 PB: 0 SB: 0 CS: 0	PA: 40					
<b>PITCHER</b>	IP	WLS	BF	H	R	ER	SO	BB	IBB	HBP	BLK	WP	HR	S	P	ERA	WHIP								
Don Wilson, R ERA: 3.73 (1, 1)	7.2		34	9	3	3	4	2	0	0	0	0	0	40	48	3.52	1.435								
Fred Gladding, R ERA: 4.07 (8, 1)	1.1	W	6	2	1	1	2	0	0	0	0	0	0	10	10	6.75	1.500								

Houston Astros @ Montreal Expos  
Jarry Park, Montreal, QB  
Wed Aug 26 1970, 7:05 PM EDT  
Att: 11,088 - Unknown

AB 38  
R 4  
H 11  
RBI 4  
BB 2  
SO 6  
LOB 15



Batter	1	2	3	4	5	6	7	8	9	AB	R	H	RBI	BB	SO	LOB	TOP								
Jesus Alou, R OBP: 0.348, SLG: 0.402 (1, 9)	F9			4-3	5-3		1B		SH5-4 1B	5	0	2	0	0	0	1									
Joe Morgan, L OBP: 0.396, SLG: 0.378 (1, 4)	F9			F8	CS		F8		SH5-4 1B	4	0	1	1	0	0	1									
Jimmy Wynn, R OBP: 0.398, SLG: 0.499 Cesar Geronimo, L OBP: 0.412, SLG: 0.400 Bob Watson, R OBP: 0.306, SLG: 0.430 Norm Miller, L OBP: 0.351, SLG: 0.331 (1, 7)	F2			HR	CS		F7		G6-3 IBB	3	2	1	1	1	0	1									
John Mayberry, L OBP: 0.359, SLG: 0.432 (1, 3)		G3		HR			K		G6-3	4	2	1	1	1	1	4									
Denis Menke, R OBP: 0.393, SLG: 0.437 (1, 6)		4-3		BB			E8		5-3	3	0	1	1	1	0	0									
Doug Rader, R OBP: 0.322, SLG: 0.437 (1, 5)				BB			G1-2-3 1B		6-3	3	0	1	1	1	1	0									
Cesar Cedeno, R OBP: 0.307, SLG: 0.410 (1, 8)				BB			1B		6-3	4	0	1	0	0	0	4									
Johnny Edwards, L OBP: 0.287, SLG: 0.309 (1, 2)				BB			1B		F8	2	1	0	0	2	0	1									
Larry Dierker, R OBP: 0.171, SLG: 0.189 (1, 1)				SH3-4			G1-2-3		SH5-4 1B	3	0	1	0	0	0	3									
<b>Inning Stats</b>	R: 0 E: 0 K: 0 S: 3	H: 0 LOB: 0 BB: 0 P: 3	R: 0 E: 0 K: 1 S: 5	H: 0 LOB: 0 BB: 0 P: 5	R: 0 E: 0 K: 0 S: 3	H: 0 LOB: 0 BB: 0 P: 3	R: 2 E: 0 K: 0 S: 5	H: 2 LOB: 2 BB: 2 P: 13	R: 1 E: 0 K: 0 S: 3	H: 1 LOB: 0 BB: 1 P: 7	R: 2 E: 1 K: 0 S: 4	H: 2 LOB: 2 BB: 3 P: 16	R: 0 E: 0 K: 1 S: 6	H: 1 LOB: 1 BB: 0 P: 6	R: 0 E: 0 K: 0 S: 4	H: 1 LOB: 1 BB: 1 P: 4	R: 0 E: 0 K: 0 S: 4	H: 2 LOB: 2 BB: 1 P: 8	1B: 7 2B: 0 3B: 0 HR: 2	SF: 0 SAC: 2 DP: 2 HBP: 0	WP: 0 PB: 0 SB: 0 CS: 1	PA: 41			
<b>PITCHER</b>	IP	WLS	BF	H	R	ER	SO	BB	IBB	HBP	BLK	WP	HR	S	P	ERA	WHIP								
Mike Wegener, R ERA: 5.57 (1, 1)	5.0	L	23	4	5	5	1	5	0	0	0	0	2	20	40	9.00	1.800								
Howie Reed, R ERA: 3.15 (6, 1)	3.0		12	3	0	0	1	0	1	0	0	0	0	13	17	0.00	1.000								
Dan McGinn, L ERA: 5.04 (9, 1)	1.0		5	2	0	0	0	0	1	0	0	0	0	4	8	0.00	2.000								

Houston Astros @ Montreal Expos  
 Jarry Park, Montreal, QB  
 Thu Aug 27 1970, 7:05 PM EDT  
 Att: 16,158 - Unknown

AB	31
R	5
H	9
RBI	5
BB	7
SO	2
LOB	15

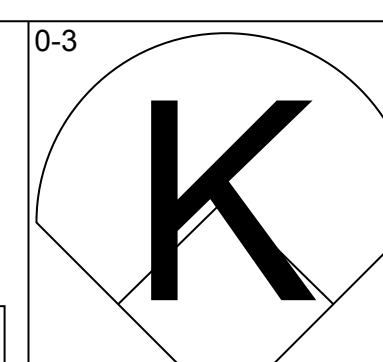
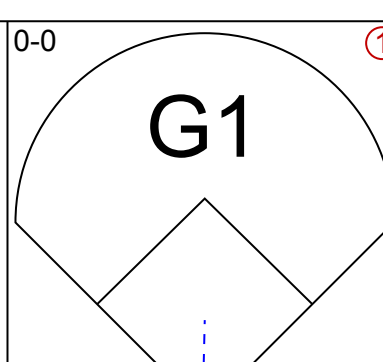
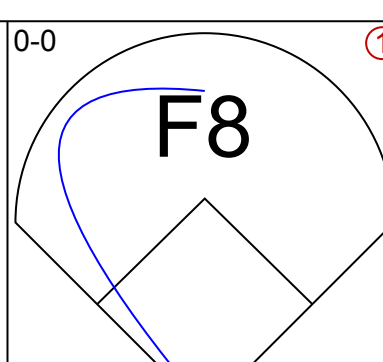
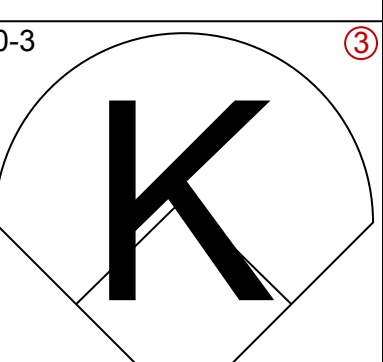
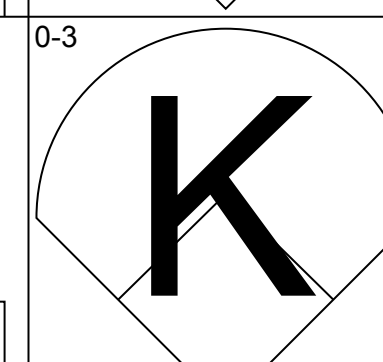
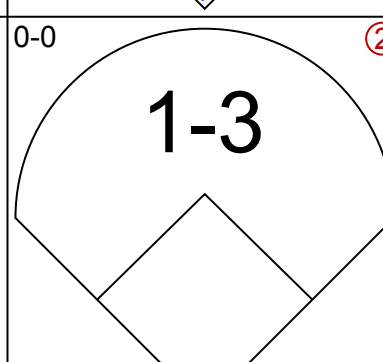
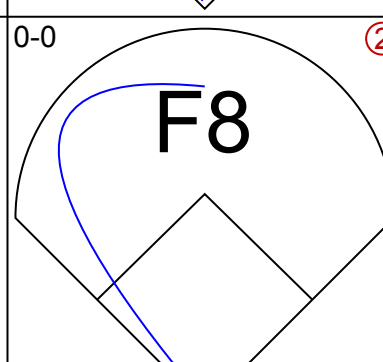
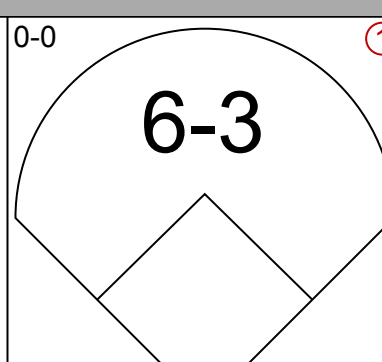
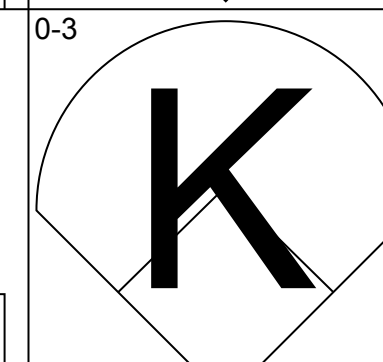
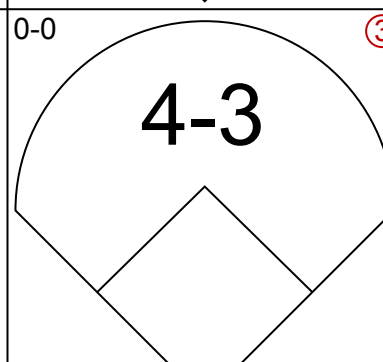
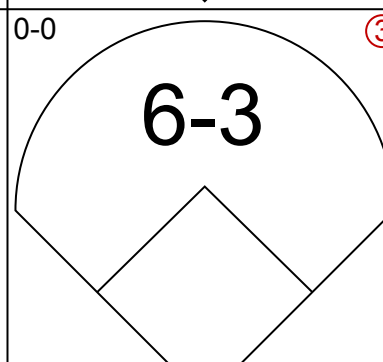
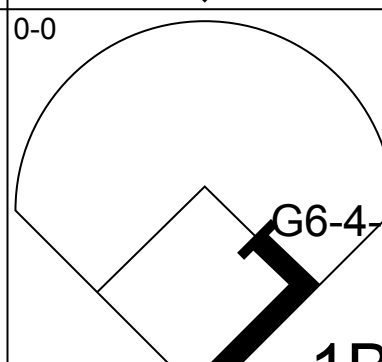
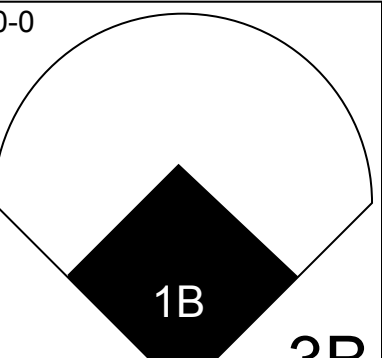

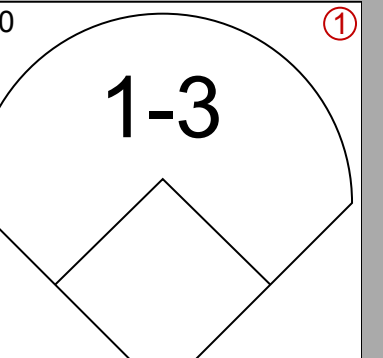
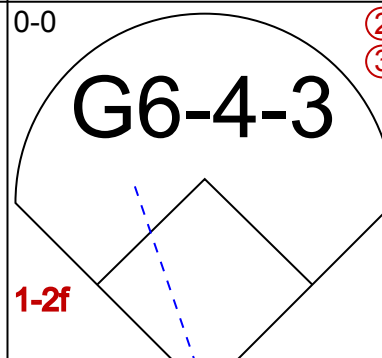
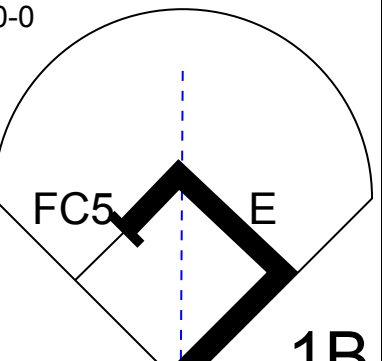

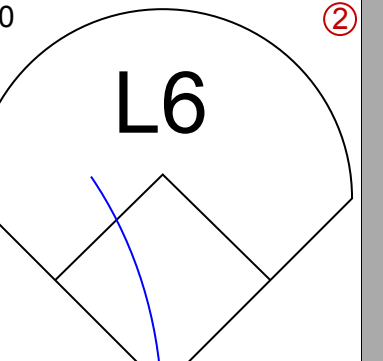
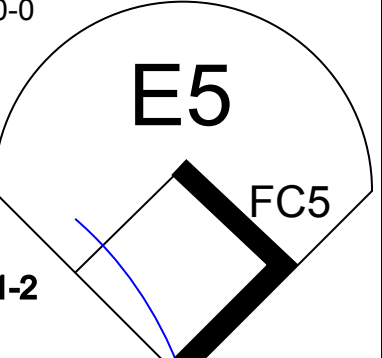
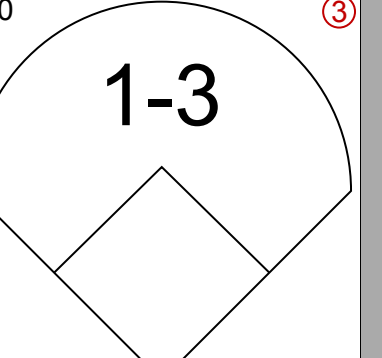
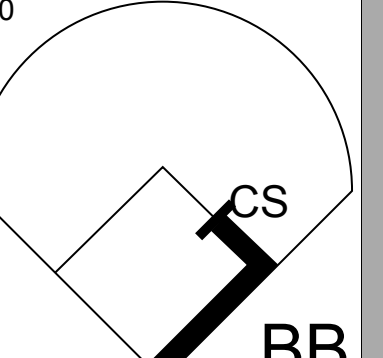


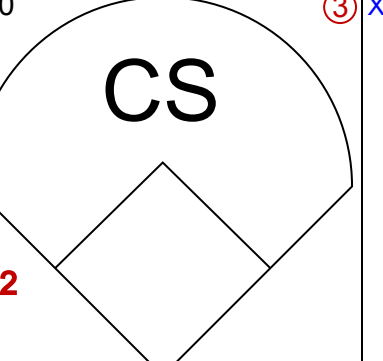
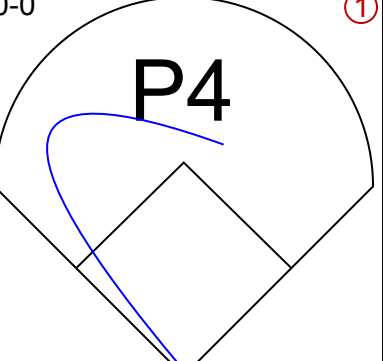
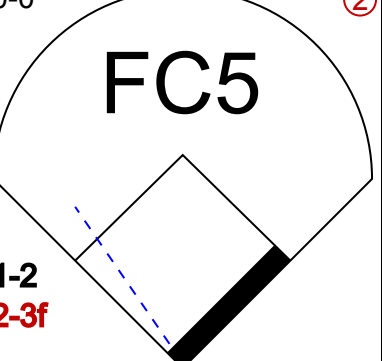
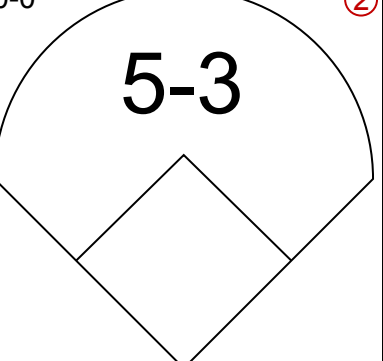
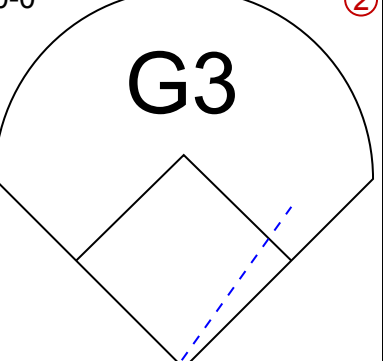

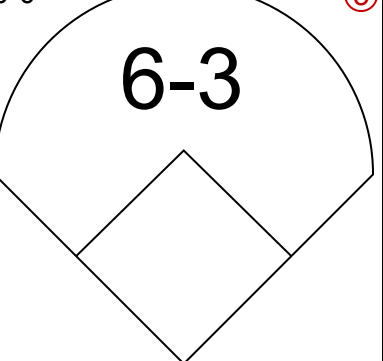
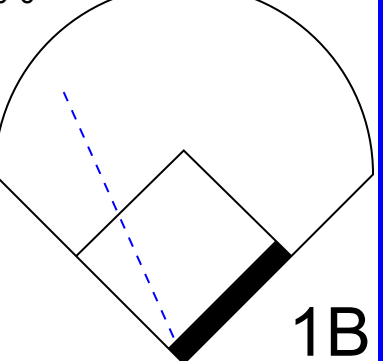


Batter	1	2	3	4	5	6	7	8	9	AB	R	H	RBI	BB	SO	LOB	BOTTOM								
Jim Fairley, L OBP: 0.306, SLG: 0.367 (1, 7)	G3		1-3		F9					4	0	1	0	0	0	0									
Boots Day, L OBP: 0.318, SLG: 0.268 (1, 8)	1-3				F8		F7		4-3 1B	4	0	0	1	0	0	1									
Rusty Staub, L OBP: 0.408, SLG: 0.529 (1, 9)					F9		4-3		4-3	4	1	2	0	0	0	1									
Bob Bailey, R OBP: 0.445, SLG: 0.689 (1, 5)	CS				WP		4-3		6-3	3	1	1	0	1	0	0									
Jim Gosger, L OBP: 0.349, SLG: 0.388 (1, 3)					HR		BB		5-3	4	0	0	0	0	0	3									
John Bateman, R OBP: 0.286, SLG: 0.378 (1, 2)					F9		4-3		F7	4	1	1	2	0	0	1									
Gary Sutherland, R OBP: 0.276, SLG: 0.257 (1, 4)					HR		HR		F9	3	0	0	0	0	1	1									
Bobby Wine, R OBP: 0.283, SLG: 0.293 (1, 6)					F9		F7		3-1	3	0	0	0	0	0	0									
Mike Wegener, R OBP: 0.074, SLG: 0.074 Howie Reed, R (6, 1)					4-3		6-3		4-3	2	0	0	0	0	0	0									
Mack Jones, L OBP: 0.399, SLG: 0.468 Dan McGinn, L OBP: 0.114, SLG: 0.114 (9, 1)									1B	0	1	0	0	1	0	0									
<b>Inning Stats</b>	R: 0 E: 0 K: 0 S: 3	H: 1 LOB: 0 BB: 0 P: 3	R: 0 E: 0 K: 1 S: 6	H: 1 LOB: 0 BB: 0 P: 6	R: 0 E: 0 K: 0 S: 3	H: 0 LOB: 0 BB: 0 P: 3	R: 3 E: 0 K: 0 S: 5	H: 2 LOB: 1 BB: 1 P: 9	R: 0 E: 0 K: 0 S: 3	H: 0 LOB: 0 BB: 0 P: 3	R: 0 E: 0 K: 0 S: 3	H: 0 LOB: 0 BB: 0 P: 3	R: 0 E: 0 K: 0 S: 4	H: 1 LOB: 1 BB: 1 P: 8	R: 0 E: 0 K: 0 S: 3	H: 0 LOB: 0 BB: 0 P: 3	1B: 3 2B: 1 3B: 0 HR: 1	SF: 0 SAC: 0 DP: 0 HBP: 0	WP: 1 PB: 0 SB: 0 CS: 1	PA: 34					
<b>PITCHER</b>	IP	WLS	BF	H	R	ER	SO	BB	IBB	HBP	BLK	WP	HR	S	P	ERA	WHIP								
Larry Dierker, R ERA: 3.98 (1, 1)	9.0	W	33	5	4	4	1	2	0	0	0	1	1	33	41	4.00	0.778								

Houston Astros @ Montreal Expos  
 Jarry Park, Montreal, QB  
 Thu Aug 27 1970, 7:05 PM EDT  
 Att: 16,158 - Unknown

AB	31
R	4
H	5
RBI	3
BB	2
SO	1
LOB	7

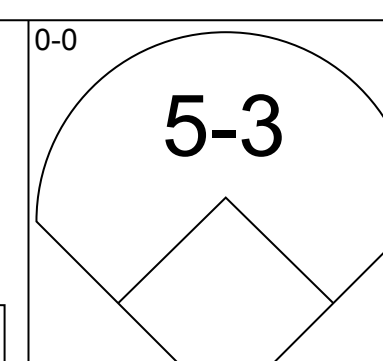
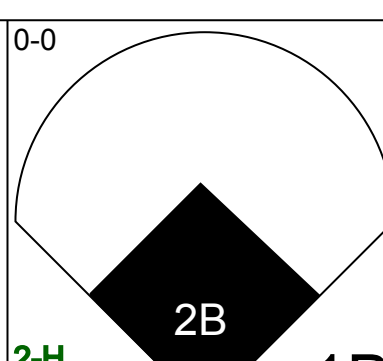
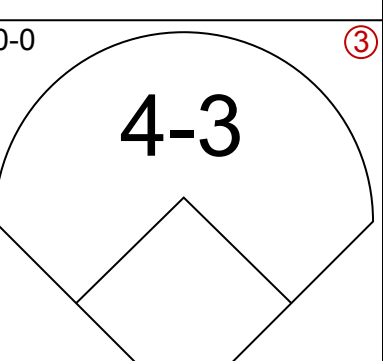
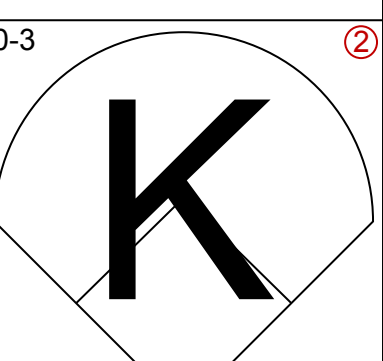
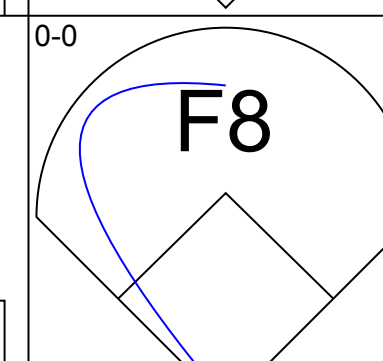
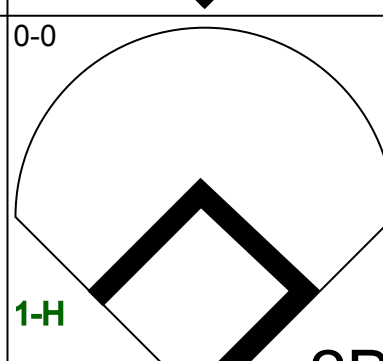
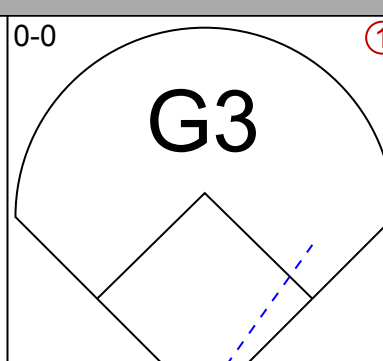
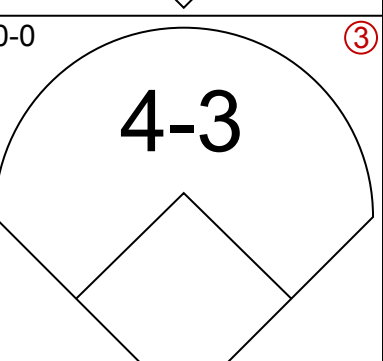
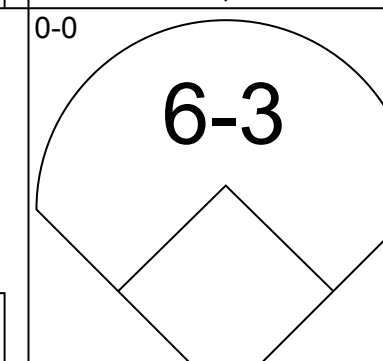
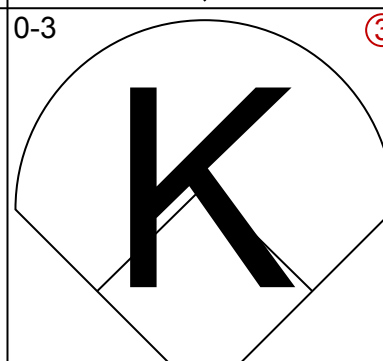
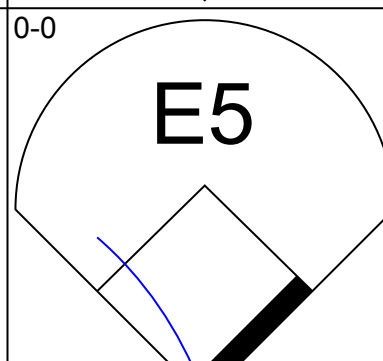
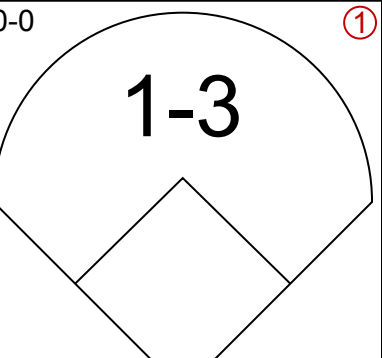
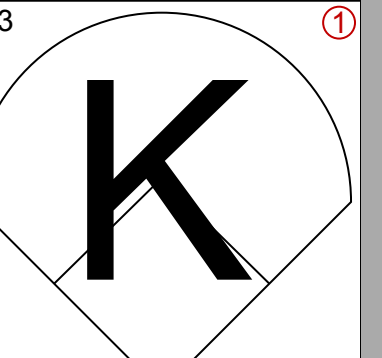
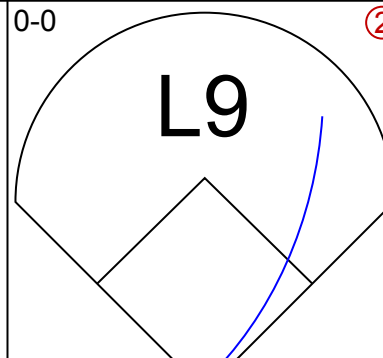
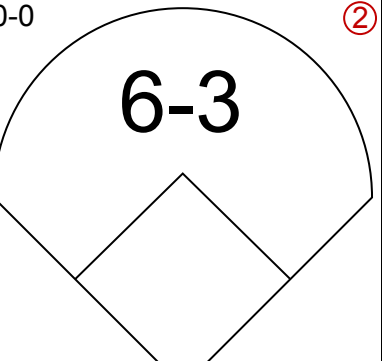
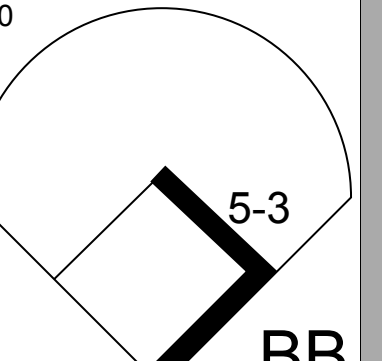
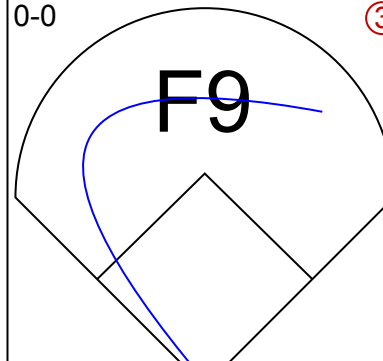
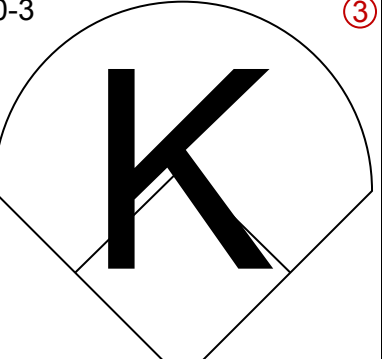
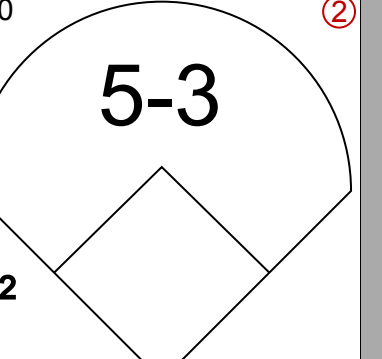

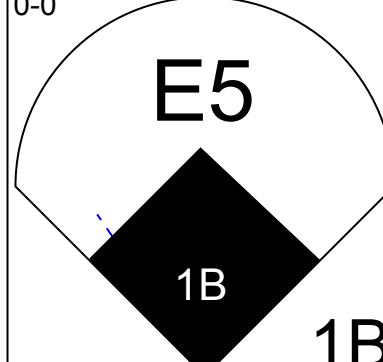

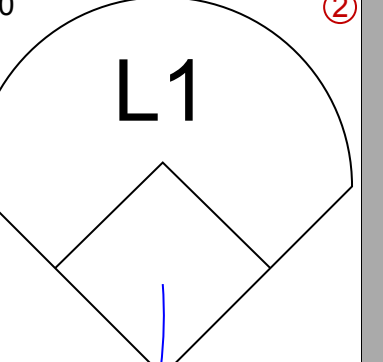
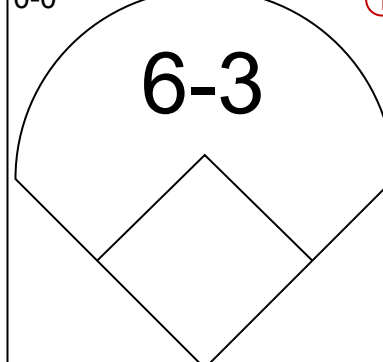
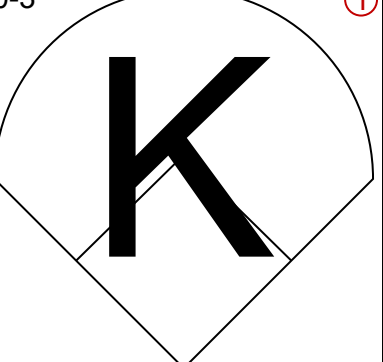
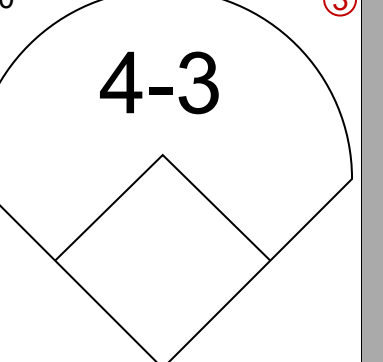
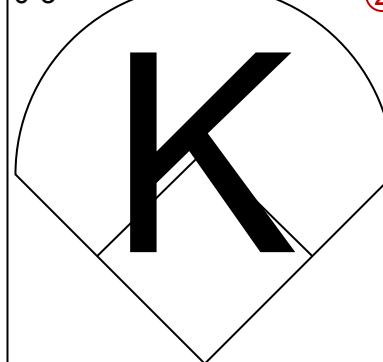
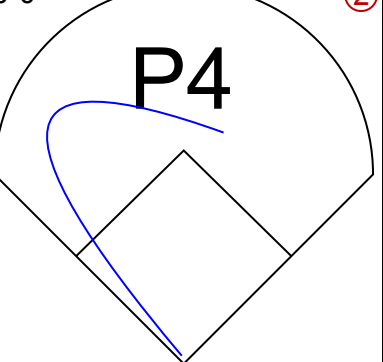
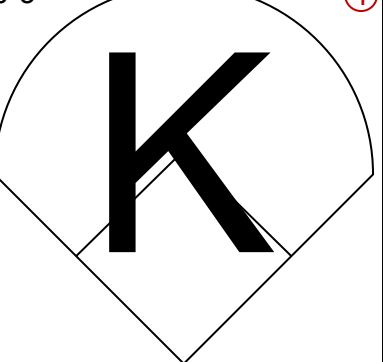


Batter	1	2	3	4	5	6	7	8	9	AB	R	H	RBI	BB	SO	LOB	TOP
<b>Tommie Agee, R</b> OBP: 0.345, SLG: 0.479 (1, 8)										4	0	0	0	0	2	1	
<b>Bud Harrelson, S</b> OBP: 0.341, SLG: 0.317 (1, 6)										4	0	0	0	0	1	0	
<b>Cleon Jones, R</b> OBP: 0.338, SLG: 0.396 (1, 7)										4	0	1	0	0	1	0	
<b>Donn Clendenon, R</b> OBP: 0.352, SLG: 0.549 (1, 3)										4	1	1	0	0	1	1	
<b>Ron Swoboda, R</b> OBP: 0.355, SLG: 0.416 (1, 9)										3	0	1	1	0	1	0	
<b>Joe Foy, R</b> OBP: 0.363, SLG: 0.330 (1, 5)										2	0	0	0	1	0	1	
<b>Jerry Grote, R</b> OBP: 0.330, SLG: 0.319 (1, 2)										3	0	0	0	0	1	2	
<b>Al Weis, S</b> OBP: 0.250, SLG: 0.286 (1, 4)										3	0	0	0	0	0	2	
<b>Tom Seaver, R</b> OBP: 0.247, SLG: 0.233 (8, PH)										2	0	0	0	0	1	2	
<b>Ken Singleton, S</b> OBP: 0.378, SLG: 0.413 (8, PH)										1	0	1	0	0	0	0	
<b>Tug McGraw, R</b> OBP: 0.286, SLG: 0.333 (8, 1)										0	0	0	0	0	0	0	
<b>Inning Stats</b>	R: 0 H: 0 E: 0 LOB: 0 K: 3 S: 9	H: 0 LOB: 2 BB: 0 P: 10	R: 0 H: 0 E: 0 LOB: 0 K: 0 S: 3	H: 0 LOB: 0 BB: 0 P: 3	R: 0 H: 0 E: 0 LOB: 0 K: 2 S: 7	H: 0 LOB: 0 BB: 0 P: 7	R: 0 H: 0 E: 0 LOB: 0 K: 0 S: 3	H: 0 LOB: 0 BB: 1 P: 6	R: 0 H: 1 E: 0 LOB: 1 K: 1 S: 6	H: 1 LOB: 0 BB: 0 P: 3	1B: 3 2B: 0 3B: 1 HR: 0	SF: 0 SAC: 0 DP: 1 HBP: 0	WP: 0 PA: 32 PB: 0 SB: 0 CS: 1				
<b>PITCHER</b> <b>Wade Blasingame, L</b> ERA: 2.57 (1, 1)	IP: 9.0 WLS: W BF: 31 H: 4 R: 1 ER: 1 SO: 8 BB: 1 IBB: 0 HBP: 0 BLK: 0 WP: 0 HR: 0 S: 46 P: 50 ERA: 1.00 WHIP: 0.556																

New York Mets @ Houston Astros  
Astrodome, Houston, TX  
Fri Aug 28 1970, 8:05 PM EDT  
Att: 19,076 - Unknown

AB 30  
R 1  
H 4  
RBI 1  
BB 1  
SO 8  
LOB 9



Batter	1	2	3	4	5	6	7	8	9	AB	R	H	RBI	BB	SO	LOB	BOTTOM
<b>Jesus Alou, R</b> OBP: 0.347, SLG: 0.400 (1, 9)										4	1	1	1	0	1	0	
<b>Joe Morgan, L</b> OBP: 0.395, SLG: 0.379 (1, 4)										4	0	1	1	0	0	0	
<b>Jimmy Wynn, R</b> OBP: 0.396, SLG: 0.495 (1, 7)										3	0	0	0	0	1	1	
<b>John Mayberry, L</b> OBP: 0.352, SLG: 0.421 (1, 3)										3	0	0	0	0	1	1	
<b>Denis Menke, R</b> OBP: 0.393, SLG: 0.435 (1, 6)										2	0	0	0	1	0	1	
<b>Doug Rader, R</b> OBP: 0.320, SLG: 0.434 (1, 5)										3	0	0	0	0	2	1	
<b>Cesar Cedeno, R</b> OBP: 0.308, SLG: 0.409 (1, 8)										3	1	1	0	0	1	1	
<b>Johnny Edwards, L</b> OBP: 0.285, SLG: 0.307 (1, 2)										3	0	0	0	0	1	1	
<b>Wade Blasingame, L</b> ERA: 3.92 (1, 1)										3	0	0	0	0	2	1	
<b>Inning Stats</b>	R: 0 H: 0 E: 0 LOB: 0 K: 0 S: 3	H: 0 LOB: 0 BB: 0 P: 5	R: 2 H: 3 E: 1 LOB: 1 K: 2 S: 10	H: 3 LOB: 0 BB: 0 P: 10	R: 0 H: 0 E: 0 LOB: 1 K: 2 S: 7	H: 0 LOB: 1 BB: 1 P: 11	R: 0 H: 0 E: 1 LOB: 1 K: 0 S: 4	H: 0 LOB: 0 BB: 0 P: 4	R: 0 H: 0 E: 0 LOB: 0 K: 2 S: 7	H: 0 LOB: 0 BB: 0 P: 7	1B: 2 2B: 1 3B: 0 HR: 0	SF: 0 SAC: 0 DP: 0 HBP: 0	WP: 0 PA: 29 PB: 0 SB: 0 CS: 0				
<b>PITCHER</b> <b>Tom Seaver, R</b> ERA: 2.57 (1, 1)	IP: 7.0 WLS: L BF: 26 H: 3 R: 2 ER: 2 SO: 7 BB: 1 IBB: 0 HBP: 0 BLK: 0 WP: 0 HR: 0 S: 39 P: 43 ERA: 2.57 WHIP: 0.571																
<b>Tug McGraw, L</b> ERA: 3.92 (8, 1)	IP: 1.0 WLS: L BF: 3 H: 0 R: 0 ER: 0 SO: 2 BB: 0 IBB: 0 HBP: 0 BLK: 0 WP: 0 HR: 0 S: 7 P: 7 ERA: 0.00 WHIP: 0.000																

New York Mets @ Houston Astros  
Astrodome, Houston, TX  
Fri Aug 28 1970, 8:05 PM EDT  
Att: 19,076 - Unknown

AB 28  
R 2  
H 3  
RBI 2  
BB 1  
SO 9  
LOB 7



Batter	1	2	3	4	5	6	7	8	9	10	AB	R	H	RBI	BB	SO	LOB	TOP				
<b>Tommie Agee, R</b> OBP: 0.345, SLG: 0.476	(1, 8) 0-3 K	(1, 8) 4-0 1B BB		(1, 8) 0-0 F9	(1, 8) 0-0 F9			(1, 8) 0-0 4-3		(1, 8) 0-0 FC3-6 1B	5	1	1	0	1	1	2					
<b>Wayne Garrett, L</b> OBP: 0.366, SLG: 0.444	(1, 5) 4-0 1B 5-3 BB	(1, 5) 0-0 1B E		(1, 5) 0-0 G3		(1, 5) 0-0 F7		(1, 5) 4-0 BB		(1, 5) 0-0 FC3-6 1B	4	3	1	1	2	0	1					
<b>Cleon Jones, R</b> OBP: 0.340, SLG: 0.396	(1, 7) 0-0 5-3	(1, 7) 0-0 E8 1B		(1, 7) 0-0 F9		(1, 7) 4-0 F8 S BB		(1, 7) 0-0 F3		(1, 7) 0-0 1B	5	0	2	1	1	0	2					
<b>Donn Clendenon, R</b> OBP: 0.358, SLG: 0.354	(1, 3) 0-0 BB	(1, 3) 0-0 1-3			(1, 3) 0-0 G3 2B	(1, 3) 4-0 BB		(1, 3) 0-0 K		(1, 3) 0-0 1B	5	1	3	2	1	1	2					
<b>Ken Singleton, S</b> OBP: 0.332, SLG: 0.409	(1, 9) 4-0 BB		(1, 9) 4-0 E BB		(1, 9) 0-0 G3 2B	(1, 9) 0-0 F8			(1, 9) 0-0 6-3 SH3 1B	(1, 9) 0-0 P4	4	1	1	0	2	0	5					
<b>Ken Boswell, L</b> OBP: 0.332, SLG: 0.344	(1, 4) 0-3 K		(1, 4) 0-0 4-3		(1, 4) 0-0 4-3 1B 2B	(1, 4) 0-0 1-3			(1, 4) 0-0 SH3		4	1	1	1	0	1	5					
<b>Jerry Grote, R</b> OBP: 0.328, SLG: 0.314		(1, 2) 0-0 4-3	(1, 2) 0-0 E6 2B		(1, 2) 0-0 4-3		(1, 2) 0-0 5-3		(1, 2) 0-0 6-3		5	0	0	0	0	0	2					
<b>Bud Harrelson, S</b> OBP: 0.341, SLG: 0.320	(1, 6) 0-3 K	(1, 6) 0-0 K	(1, 6) 0-0 1B 2B		(1, 6) 0-0 E PB 1B		(1, 6) 0-0 F9		(1, 6) 0-0 G3		5	0	2	1	0	1	1					
<b>Gary Gentry, R</b> OBP: 0.148, SLG: 0.113	(1, 11) WP 1B 2B		(1, 11) K		(1, 11) 0-0 E3		(1, 11) 0-0 K			(1, 11) 0-0 4-3	1	1	1	0	0	0	0					
<b>Inning Stats</b>	R: 1 E: 0 K: 2 S: 8	H: 1 LOB: 2 BB: 2 P: 16	R: 3 E: 1 K: 1 S: 8	H: 3 LOB: 1 BB: 1 P: 10	R: 1 E: 1 K: 1 S: 6	H: 1 LOB: 1 BB: 1 P: 10	R: 0 E: 0 K: 0 S: 3	H: 0 LOB: 0 BB: 0 P: 3	R: 2 E: 1 K: 0 S: 7	H: 3 LOB: 2 BB: 0 P: 7	R: 0 E: 0 K: 1 S: 5	H: 0 LOB: 0 BB: 0 P: 5	R: 0 E: 0 K: 1 S: 5	H: 0 LOB: 1 BB: 1 P: 9	R: 0 E: 0 K: 0 S: 4	H: 1 LOB: 1 BB: 0 P: 4	R: 1 E: 0 K: 0 S: 6	H: 3 LOB: 2 BB: 0 P: 6	1B: 8 2B: 4 3B: 0 HR: 0	SF: 0 SAC: 1 DP: 0 HBP: 0	WP: 1 PB: 1 SB: 1 CS: 0	PA: 50
<b>PITCHER</b>	IP	WLS	BF	H	R	ER	SO	BB	IBB	HBP	BLK	WP	HR	S	P	ERA	WHIP					
<b>Jack Billingham, R</b> ERA: 4.09	(1, 1) 2.0		14	4	5	4	3	4	0	0	0	0	0	16	32	18.00	4.000					
<b>Denny Lemaster, L</b> ERA: 4.56	(3, 1) 2.2		13	4	2	2	1	0	0	0	0	0	0	15	15	6.75	1.500					
<b>Jim Ray, R</b> ERA: 3.71	(5, 1) 3.1		13	0	0	0	2	3	0	0	0	0	0	14	26	0.00	0.900					
<b>George Culver, R</b> ERA: 3.89	(9, 1) 2.0	W	10	4	1	1	0	0	0	0	0	0	0	10	10	4.50	2.000					

**New York Mets @ Houston Astros**  
Astrodome, Houston, TX  
Sat Aug 29 1970, 4:33 AM EDT  
Att: 16,203 - Unknown

AB	42
R	8
H	12
RBI	6
BB	7
SO	6
LOB	22



Batter	1	2	3	4	5	6	7	8	9	10	AB	R	H	RBI	BB	SO	LOB	BOTTOM				
<b>Jesus Alou, R</b> OBP: 0.349, SLG: 0.400	(1, 7) 0-0 E8 1B WP	(1, 7) 0-0 E8 2B 1B	(1, 7) 0-0 FC6		(1, 7) 0-0 1-3			(1, 7) 4-0 E BB		(1, 7) 0-0 4-3	5	2	2	0	1	0	2					
<b>Joe Morgan, L</b> OBP: 0.401, SLG: 0.390	(1, 4) 0-0 WP BB	(1, 4) 0-0 4-3 2B		(1, 4) 4-0 FC1-6 BB		(1, 4) 0-0 3-1 2B		(1, 4) 0-0 E9 1B		(1, 4) 4-0 1-3 1B BB	4	1	4	1	1	0	0					
<b>Jimmy Wynn, R</b> OBP: 0.397, SLG: 0.495	(10, PH) 2-3 SF9 1B	(10, PH) 3-4 2B		(10, PH) 4-0 FC1-6 BB		(10, PH) 0-0 3-1		(10, PH) 4-0 1B		(10, PH) 0-0 1-3 1B BB	0	1	0	0	1	0	0					
<b>Norm Miller, L</b> OBP: 0.352, SLG: 0.326	(1, 9) 4-0 SF9 WP	(1, 9) 0-0 4-3		(1, 9) 0-0 FC1-6 BB		(1, 9) 0-0 3-1		(1, 9) 4-0 G4-6-3 IBB		(1, 9) 0-0 1B 1-3 1B	3	2	0	0	2	0	3					
<b>Bob Watson, R</b> OBP: 0.309, SLG: 0.433	(10, PH) 1-2 WP BB	(10, PH) 2-3		(10, PH) 4-0 1-2 E BB		(10, PH) 0-3 K		(10, PH) 0-0 G4-6-3 1-2		(10, PH) 0-0 1-3	1	0	1	1	0	0	0					
<b>John Mayberry, L</b> OBP: 0.344, SLG: 0.405	(1, 3) 0-3 K	(1, 3) 0-0 1-3		(1, 3) 4-0 E BB		(1, 3) 0-3 K		(1, 3) 0-0 G4-6-3 1-2		(1, 3) 0-0 1-3	5	0	0	0	1	2	10					
<b>Denis Menke, R</b> OBP: 0.337, SLG: 0.442	(1, 5) 1-2 WP IBB		(1, 5) 0-0 1B 3B		(1, 5) 0-0 E7 1B		(1, 5) 0-0 F8		(1, 5) 0-0 G3 SH3-4 1B	(1, 5) 4-0 1B IBB	4	1	3	1	2	0	1					
<b>Cesar Cedeno, R</b> OBP: 0.313, SLG: 0.413	(1, 8) 2-3 SF9		(1, 8) 0-0 6-3 WP 1B		(1, 8) 4-0 G4-6-3 IBB		(1, 8) 0-3 K		(1, 8) 0-0 SH3-4	(1, 8) 0-0 1B	3	1	2	3	1	1	0					
<b>Marty Martinez, S</b> OBP: 0.272, SLG: 0.250	(1, 6) 4-0 1B		(1, 6) 0-0 6-3		(1, 6) 0-0 G4-6-3		(1, 6) 0-0 4-3		(1, 6) 0-0 G3	(1, 6) 0-0 1B	4	0	0	0	1	0	5					
<b>Johnny Edwards, L</b> OBP: 0.283, SLG: 0.304	(1, 2) 0-0 4-3		(1, 2) 0-0 K		(1, 2) 0-0 1-3		(1, 2) 0-0 6-3		(1, 2) 0-0 K		4	0	0	0	0	1	3					
<b>Larry Howard, R</b> OBP: 0.324, SLG: 0.382	(9, 2) 0-0 4-3		(9, 2) 0-0 K		(9, 2) 0-0 1-3		(9, 2) 0-0 6-3		(9, 2) 0-0 K		1	0	0	0	0	1	1					
<b>Jack Billingham, R</b> ERA: 3.54	(1, 1) 1.1		11	4	4	3	2	2	1	0	0	1	0	12	24	27.00	4.500					
<b>Ray Sadecki, L</b> ERA: 3.96	(2, 1) 2.0		12	4	3	3	1	2	0	0	0	1	0	12	20	13.50	3.000					
<b>Danny Frisella, R</b> ERA: 3.41	(4, 1) 5.2		21	3	0	0	4	1	2	0	0	0	0	26	38	0.00	0.706					
<b>Tug McGraw, L</b> ERA: 4.2	(10, 1) 0.1	L	3	0	2	2	0	2	0	0	0	1	0	1	9	54.00	6.000					
<b>Ron Taylor, R</b> ERA: 3.9	(10, 1) 0.1		4	2	0	0	0	0	1	0	0	0	0	3	7	0.00	6.000					
<b>Inning Stats</b>	R: 3 E: 1 K: 1 S: 7	H: 2 LOB: 2 BB: 3 P: 19	R: 1 E: 1 K: 1 S: 7	H: 2 LOB: 1 BB: 0 P: 7	R: 2 E: 0 K: 1 S: 8	H: 3 LOB: 1 BB: 0 P: 8	R: 1 E: 1 K: 0 S: 3	H: 1 LOB: 2 BB: 3 P: 15	R: 0 E: 0 K: 1 S: 5	H: 0 LOB: 0 BB: 0 P: 5	R: 0 E: 0 K: 1 S: 6	H: 0 LOB: 0 BB: 0 P: 6	R: 0 E: 0 K: 1 S: 5	H: 0 LOB: 0 BB: 2 P: 11	R: 0 E: 0 K: 1 S: 6	H: 1 LOB: 1 BB: 0 P: 6	R: 2 E: 0 K: 0 S: 4	H: 2 LOB: 3 BB: 3 P: 16	1B: 10 2B: 2 3B: 1 HR: 0	SF: 1 SAC: 1 DP: 0 HBP: 0	WP: 4 PB: 0 SB: 0 CS: 0	PA: 51
<b>PITCHER</b>	IP	WLS	BF	H	R	ER	SO	BB	IBB	HBP	BLK	WP	HR	S	P	ERA	WHIP					
<b>Gary Gentry, R</b> ERA: 3.54	(1, 1) 1.1		11	4	4	3	2	2	1	0	0	1	0	12	24	27.00	4.500					
<b>Ray Sadecki, L</b> ERA: 3.96	(2, 1) 2.0		12	4	3	3	1	2	0	0	0	1	0	12	20	13.50	3.000					
<b>Danny Frisella, R</b> ERA: 3.41	(4, 1) 5.2		21	3	0	0	4	1	2	0	0	0	0	26	38	0.00	0.706					
<b>Tug McGraw, L</b> ERA: 4.2	(10, 1) 0.1	L	3	0	2	2	0	2	0	0	0	1	0	1	9	54.00	6.000					
<b>Ron Taylor, R</b> ERA: 3.9	(10, 1) 0.1		4	2	0	0	0	0	1	0	0	0	0	3	7	0.00	6.000					

**New York Mets @ Houston Astros**  
Astrodome, Houston, TX  
Sat Aug 29 1970, 4:33 AM EDT  
Att: 16,203 - Unknown

AB	38
R	9
H	13
RBI	7
BB	11
SO	7
LOB	25



Batter	1	2	3	4	5	6	7	8	9	AB	R	H	RBI	BB	SO	LOB	TOP			
Tommie Agee, R (1.8) OBP: 0.347, SLG: 0.480										4	2	2	0	1	1	2				
Wayne Garrett, L (1.5) OBP: 0.373, SLG: 0.447										3	1	2	0	2	0	1				
Cleon Jones, R (1.7) OBP: 0.341, SLG: 0.396										5	0	2	2	0	0	5				
Donn Clendenon, R (1.3) OBP: 0.355, SLG: 0.558										5	1	1	3	0	3	5				
Ken Singleton, S (1.9) OBP: 0.378, SLG: 0.399										4	0	0	0	1	1	2				
Ken Boswell, L (1.4) OBP: 0.331, SLG: 0.346										4	0	1	0	0	2	1				
Jerry Grote, R (1.2) OBP: 0.322, SLG: 0.310										4	0	0	0	0	0	2				
Bud Harrelson, S (1.6) OBP: 0.341, SLG: 0.318										3	0	0	0	1	2	1				
Nolan Ryan, R (1.1) OBP: 0.179, SLG: 0.179										2	0	0	0	0	1	1				
Dave Marshall, L (6, PH) OBP: 0.316, SLG: 0.424										1	0	0	0	0	1	0				
Rich Folkers, L (6.1) OBP: 0.333, SLG: 0.333										0	0	0	0	0	0	0				
Ron Taylor, R (7.1) OBP: 0.377, SLG: 0.432										0	0	0	0	0	0	0				
Art Shamsky, L (9, PH) OBP: 0.377, SLG: 0.432										0	1	0	0	1	0	0				
<b>Inning Stats</b>	R: 3 E: 0 K: 1 S: 8	H: 3 LOB: 1 BB: 1 P: 12	R: 1 E: 0 K: 2 S: 9	H: 2 LOB: 2 BB: 1 P: 13	R: 0 E: 0 K: 0 S: 3	H: 0 LOB: 0 BB: 0 P: 3	R: 0 E: 0 K: 0 S: 3	H: 0 LOB: 2 BB: 2 P: 11	R: 0 E: 0 K: 1 S: 5	H: 0 LOB: 0 BB: 0 P: 5	R: 0 E: 0 K: 1 S: 6	H: 1 LOB: 1 BB: 0 P: 6	R: 0 E: 0 K: 1 S: 6	H: 1 LOB: 1 BB: 0 P: 6	R: 1 E: 0 K: 2 S: 8	H: 1 LOB: 2 BB: 2 P: 16	1B: 4 2B: 3 3B: 0 HR: 1	SF: 0 SAC: 0 DP: 0 HBP: 0	WP: 1 PB: 1 CS: 0	PA: 41
<b>PITCHER</b>	IP WLS BF H R ER SO BB IBB HBP BLK WP HR S P ERA WHIP																			
Don Wilson, R (1.1) ERA: 3.83	6.0 W 27 5 4 4 7 4 0 0 0 0 1 1 37 53 6.00 1.500																			
Jim Ray, R (7.1) ERA: 3.71	2.1 11 2 1 1 3 2 0 0 0 0 0 0 15 23 3.86 1.714																			
Fred Gladding, R (9.1) ERA: 4.03	0.2 S 3 1 0 0 1 0 0 0 0 0 0 0 5 5 0.00 1.500																			

New York Mets @ Houston Astros  
Astrodome, Houston, TX  
Sun Aug 30 1970, 4:33 AM EDT  
Att: 15,754 - Unknown

AB 35  
R 5  
H 8  
RBI 5  
BB 6  
SO 11  
LOB 20



Batter	1	2	3	4	5	6	7	8	9	AB	R	H	RBI	BB	SO	LOB	BOTTOM			
Jesus Alou, R (1.9) OBP: 0.347, SLG: 0.396										4	1	0	0	1	1	3				
Norm Miller, L (9.9) OBP: 0.352, SLG: 0.326										0	0	0	0	0	0	0				
Joe Morgan, L (1.4) OBP: 0.403, SLG: 0.389										3	2	1	0	2	0	1				
Jimmy Wynn, R (1.7) OBP: 0.403, SLG: 0.514										4	2	4	5	1	0	0				
Cesar Geronimo, L (6, PR) OBP: 0.389, SLG: 0.375										0	0	0	0	0	0	0				
John Mayberry, L (1.3) OBP: 0.340, SLG: 0.397										5	0	1	0	0	1	5				
Denis Menke, R (1.6) OBP: 0.399, SLG: 0.455										4	2	2	3	0	0	2				
Doug Rader, R (1.5) OBP: 0.321, SLG: 0.431										3	1	0	0	1	1	1				
Cesar Cedeno, R (1.8) OBP: 0.316, SLG: 0.414										4	0	2	0	0	0	1				
Johnny Edwards, L (1.2) OBP: 0.289, SLG: 0.307										2	1	2	1	2	0	0				
Don Wilson, R (1.1) OBP: 0.118, SLG: 0.157										3	0	0	0	0	0	5				
Jim Ray, R (7.1) OBP: 0.208, SLG: 0.208										1	0	0	0	0	1	1				
Fred Gladding, L (9.1) ERA: 3.82										0	0	0	0	0	0	0				
<b>Inning Stats</b>	R: 2 E: 0 K: 1 S: 6	H: 1 LOB: 1 BB: 1 P: 11	R: 0 E: 0 K: 0 S: 3	H: 1 LOB: 0 BB: 0 P: 3	R: 2 E: 0 K: 0 S: 5	H: 2 LOB: 0 BB: 0 P: 5	R: 1 E: 1 K: 1 S: 6	H: 1 LOB: 1 BB: 1 P: 10	R: 2 E: 0 K: 1 S: 6	H: 2 LOB: 0 BB: 1 P: 10	R: 1 E: 0 K: 0 S: 4	H: 1 LOB: 3 BB: 3 P: 16	R: 1 E: 0 K: 1 S: 6	H: 2 LOB: 1 BB: 1 P: 10	R: 0 E: 0 K: 0 S: 5	H: 2 LOB: 2 BB: 0 P: 5	1B: 8 2B: 0 3B: 0 HR: 4	SF: 0 SAC: 0 DP: 3 HBP: 1	WP: 0 PB: 0 CS: 0	PA: 41
<b>PITCHER</b>	IP WLS BF H R ER SO BB IBB HBP BLK WP HR S P ERA WHIP																			
Nolan Ryan, R (1.1) ERA: 3.48	5.0 L 24 7 7 6 3 3 0 1 0 0 0 1 7 23 10.80 4.200																			
Rich Folkers, L (6.1) ERA: 5.93	1.2 11 3 2 2 0 4 0 0 0 0 0 1 7 23 10.80 4.200																			
Ron Taylor, R (7.1) ERA: 3.82	1.1 6 2 0 0 1 0 0 0 0 0 0 0 8 8 0.00 1.500																			

New York Mets @ Houston Astros  
Astrodome, Houston, TX  
Sun Aug 30 1970, 4:33 AM EDT  
Att: 15,754 - Unknown

AB 33  
R 9  
H 12  
RBI 9  
BB 7  
SO 4  
LOB 19



Batter	1	2	3	4	5	6	7	8	9	10	AB	R	H	RBI	BB	SO	LOB	TOP					
Jose Arcia, R OBP: 0.284, SLG: 0.297 Ray Webster, L OBP: 0.315, SLG: 0.314 Steve Hutz, S OBP: 0.340, SLG: 0.348	(1, 6) X 0-0		(1, 2) X 0-0 G5-4-3		(1, 3) X 0-3 K			(1, 3) X 0-0 G6-3 1B		(1, 3) X 0-0 SF8	4	0	1	0	0	1	3						
Dave Campbell, R OBP: 0.275, SLG: 0.338	(1, 4) X 0-3 K		(1, 3) X 0-0		(1, 3) X 0-3 K			(1, 3) X 0-0 G6-3 1-2r		(1, 3) X 0-0 F	5	0	0	0	0	2	3						
Cito Gaston, R OBP: 0.370, SLG: 0.529	(1, 8) X 0-3 K				(1, 3) X 0-3 K			(1, 3) X 0-3 K		(1, 3) X 4-0 BB	4	0	0	0	1	3	0						
Al Ferrara, R OBP: 0.372, SLG: 0.457 Ivan Murrell, R OBP: 0.288, SLG: 0.392	(1, 7) X 0-0 BB 1B		(1, 3) X 0-0 G6-4-3 1B		(1, 3) X 0-0 HR			(1, 3) X 0-0 K		(1, 3) X 0-0 BB	4	1	3	1	0	1	0						
Ollie Brown, R OBP: 0.332, SLG: 0.506	(1, 9) X 0-0 F		(1, 3) X 0-0 G6-4-3 1-2r		(1, 3) X 0-0 SH 1B BB			(1, 3) X 0-0 2B			4	0	1	0	0	0	2						
Nate Colbert, R OBP: 0.316, SLG: 0.468	(1, 3) X 0-3 K				(1, 3) X 4-0 SH 1B BB			(1, 3) X 0-0 2B			3	0	0	0	1	1	2						
Ed Spiezio, R OBP: 0.382, SLG: 0.488	(1, 5) X 4-0 BB 1-2				(1, 3) X 0-0 F			(1, 3) X 0-0 2B			3	0	0	0	1	0	2						
Chris Cannizzaro, R OBP: 0.384, SLG: 0.411 Ron Slocum, R OBP: 0.221, SLG: 0.258	(1, 2) X 0-0 BB				(1, 3) X 0-0 SH 1B			(1, 3) X 0-0 E6		(1, 3) X 0-0 1B SF8 2B	4	0	2	0	0	0	2						
Pat Dobson, R OBP: 0.242, SLG: 0.183	(1, 1) X 4-0 BB G5-4-3				(1, 3) X 0-0 SH			(1, 3) X 0-0 1B WP		(1, 3) X 0-0 2-3	2	0	1	0	1	0	1						
<b>Inning Stats</b>	R: 0 E: 0 K: 2 S: 7	H: 0 LOB: 0 BB: 0 P: 7	R: 0 E: 0 K: 1 S: 6	H: 1 LOB: 2 BB: 1 P: 10	R: 0 E: 0 K: 0 S: 2	H: 0 LOB: 0 BB: 1 P: 6	R: 0 E: 0 K: 1 S: 6	H: 1 LOB: 2 BB: 1 P: 10	R: 1 E: 0 K: 1 S: 6	H: 1 LOB: 0 BB: 0 P: 6	R: 0 E: 1 K: 0 S: 4	H: 0 LOB: 1 BB: 0 P: 4	R: 0 E: 0 K: 1 S: 5	H: 1 LOB: 0 BB: 0 P: 5	R: 0 E: 0 K: 1 S: 6	H: 1 LOB: 1 BB: 0 P: 6	R: 1 E: 0 K: 0 S: 5	H: 2 LOB: 2 BB: 1 P: 9	1B: 5 2B: 2 3B: 0 HR: 1	SF: 1 SAC: 1 DP: 3 HBP: 0	WP: 1 PB: 0 SB: 0 CS: 0	PA: 40	
<b>PITCHER</b>	IP 8.0	WLS L	BF 30	H 5	R 1	ER 1	SO 7	BB 3	IBB 0	HBP 0	BLK 0	WP 0	HR 1	S 41	P 53	ERA 1.12	WHIP 1.000						
Larry Dierker, R ERA: 3.87	(9, 1) 1.0	L	6	3	1	1	1	0	0	0	0	0	0	0	8	8	9.00	3.000					
Ron Cook, L ERA: 3.64	(10, 1) 0.1		1	0	0	0	0	0	0	0	0	0	0	1	1	0.00	0.000						
Fred Gladding, R ERA: 3.98	(10, 1) 0.2		3	0	0	0	0	1	0	0	0	1	0	2	6	0.00	1.500						

San Diego Padres @ Houston Astros  
Astrodome, Houston, TX  
Tue Sep 01 1970, 8:05 PM EDT  
Att: 6,492 - Unknown

AB	34
R	2
H	8
RBI	2
BB	4
SO	8
LOB	17



Batter	1	2	3	4	5	6	7	8	9	10	AB	R	H	RBI	BB	SO	LOB	BOTTOM				
Jesus Alou, R OBP: 0.343, SLG: 0.391	(1, 9) X 0-0		(1, 2) X 0-0			(1, 3) X 0-0		(1, 3) X 0-0 G6-4-3 1-2r		(1, 3) X 0-0	5	0	0	0	0	0	3					
Joe Morgan, L OBP: 0.401, SLG: 0.387	(1, 4) X 0-3 K		(1, 3) X 0-0			(1, 3) X 0-0		(1, 3) X 0-0		(1, 3) X 0-0 S 2B 1B	5	1	1	0	0	1	1					
Jimmy Wynn, R OBP: 0.403, SLG: 0.516	(1, 7) X 0-0				(1, 3) X 0-0 None 2B			(1, 3) X 0-3 K		(1, 3) X 0-0 None 1-1 2B	4	0	2	1	0	1	0					
John Mayberry, L OBP: 0.331, SLG: 0.385	(1, 3) X 0-3 K				(1, 3) X 0-3 K			(1, 3) X 0-3 K		(1, 3) X 0-0 2-3	4	0	0	0	0	3	2					
Denis Menke, R OBP: 0.308, SLG: 0.452	(1, 6) X 0-3 K				(1, 3) X 0-0 2-3			(1, 3) X 0-0		(1, 3) X 4-0 IBB IBB	3	0	0	0	1	1	1					
Doug Rader, R OBP: 0.323, SLG: 0.429	(1, 5) X 4-0 BB				(1, 3) X 0-0			(1, 3) X 0-0		(1, 3) X 4-0 1-2 IBB	2	0	0	0	2	0	1					
Cesar Cedeno, R OBP: 0.315, SLG: 0.411 Fred Gladding, L	(1, 8) X 0-0				(1, 3) X 0-0			(1, 3) X 0-0 1B SH 1B		(1, 3) X 0-0 P3	4	0	1	0	0	0	4					
Johnny Edwards, L OBP: 0.289, SLG: 0.308	(1, 2) X 0-0				(1, 3) X 0-0 SH 1B			(1, 3) X 0-0 SH		(1, 3) X 0-0 F7	3	0	1	0	0	0	3					
Larry Dierker, R OBP: 0.189, SLG: 0.187 Bob Watson, R OBP: 0.311, SLG: 0.436 George Culver, R OBP: 0.182, SLG: 0.300 Ron Cook, L OBP: 0.278, SLG: 0.471 Cesar Geronimo, L OBP: 0.388, SLG: 0.353	(1, 1) X 0-0 SH				(1, 3) X 0-3 K			(1, 3) X 0-0 G6-4-3 2-3 1B		(1, 3) X 0-0	1	0	0	0	0	1	0					
<b>Inning Stats</b>	R: 0 E: 0 K: 1 S: 5	H: 0 LOB: 1 BB: 1 P: 5	R: 0 E: 0 K: 2 S: 7	H: 0 LOB: 1 BB: 1 P: 11	R: 0 E: 0 K: 0 S: 4	H: 1 LOB: 1 BB: 0 P: 4	R: 0 E: 0 K: 1 S: 5	H: 0 LOB: 0 BB: 0 P: 5	R: 0 E: 0 K: 1 S: 5	H: 0 LOB: 0 BB: 0 P: 5	R: 0 E: 0 K: 0 S: 4	H: 2 LOB: 1 BB: 0 P: 4	R: 1 E: 0 K: 0 S: 5	H: 2 LOB: 3 BB: 2 P: 13	R: 0 E: 0 K: 0 S: 3	H: 0 LOB: 0 BB: 0 P: 3	1B: 4 2B: 2 3B: 0 HR: 0	SF: 0 SAC: 2 DP: 1 HBP: 0	WP: 0 PB: 0 SB: 1 CS: 0	PA: 38		
<b>PITCHER</b>	IP 10.0	WLS W	BF 38	H 6	R 1	ER 1	SO 7	BB 1	IBB 2	HBP 0	BLK 0	WP 0	HR 0	S 49	P 61	ERA 0.90	WHIP 0.700					

San Diego Padres @ Houston Astros  
Astrodome, Houston, TX  
Tue Sep 01 1970, 8:05 PM EDT  
Att: 6,492 - Unknown

AB	33
R	1
H	6
RBI	1
BB	3
SO	7
LOB	15



Batter	1	2	3	4	5	6	7	8	9	AB	R	H	RBI	BB	SO	LOB	TOP			
Jose Arcia, R OBP: 0.280, SLG: 0.293 Ivan Murrell, R OBP: 0.287, SLG: 0.391 Tom Dukes, R (8, 1)	0-3 K		0-0 6-3		0-3 K			0-0 5-3		3	0	0	0	0	2	2	<b>San Diego Padres @ Houston Astros</b> Astrodome, Houston, TX Wed Sep 02 1970, 8:05 PM EDT Att: 6,395 - Dome			
Dave Campbell, R OBP: 0.273, SLG: 0.335	0-0 F9			0-0 F9		0-3 K		0-0 F4		4	0	0	0	0	1	0				
Cito Gaston, R OBP: 0.369, SLG: 0.526	0-3 K			4-0 FC5-4 1B BB		0-0 6-3			0-0 5-3	3	0	0	0	1	1	0				
Al Ferrara, R OBP: 0.373, SLG: 0.456		0-0 5-3		0-0 FC5-4 1B		4-0 WP BB			0-0 5-3	3	0	1	0	1	0	0				
Ollie Brown, R OBP: 0.331, SLG: 0.510	0-3 K			0-0 FC5-4 1-2 2-3		0-0 6-3 1-2			0-0 HR	4	1	1	1	0	1	3				
Nate Colbert, R OBP: 0.317, SLG: 0.471	0-0 2-1 3B			0-3 K			0-0 5-3		4-0 BB	3	0	1	0	1	1	2				
Ed Spiezio, R OBP: 0.381, SLG: 0.484	0-0 2-1 3H		0-0 SH2-4 1B		0-3 K		0-0 6-3		0-3 K	4	0	1	0	0	2	1				
Chris Cannizzaro, R OBP: 0.380, SLG: 0.407			0-0 F8		0-0 5-3		0-0 1-3			3	0	0	0	0	0	1				
Danny Coombs, R OBP: 0.128, SLG: 0.091 Steve Huntz, S OBP: 0.339, SLG: 0.347 (8, 6)			0-0 SH2-4 1-2		4-0 BB			0-3 K		0	0	0	0	1	0	0				
										1	0	0	0	0	1	0				
<b>Inning Stats</b>	R: 0 E: 0 K: 2 S: 7	H: 0 LOB: 0 BB: 0 P: 7	R: 0 E: 0 K: 1 S: 5	H: 1 LOB: 1 BB: 0 P: 5	R: 0 E: 0 K: 0 S: 4	H: 1 LOB: 1 BB: 0 P: 4	R: 0 E: 0 K: 1 S: 6	H: 1 LOB: 2 BB: 1 P: 10	R: 0 E: 0 K: 2 S: 7	H: 0 LOB: 1 BB: 1 P: 11	R: 0 E: 0 K: 0 S: 3	H: 0 LOB: 0 BB: 0 P: 3	R: 0 E: 0 K: 1 S: 5	H: 0 LOB: 0 BB: 0 P: 5	R: 1 E: 0 K: 1 S: 6	H: 1 LOB: 1 BB: 1 P: 10	1B: 2 2B: 0 3B: 1 HR: 1	SF: 0 SAC: 1 DP: 0 HBP: 0	WP: 1 PB: 0 SB: 0 CS: 0	PA: 34
<b>PITCHER</b>	IP WLS BF H R ER SO BB IBB HBP BLK WP HR S P ERA WHIP	IP WLS BF H R ER SO BB IBB HBP BLK WP HR S P ERA WHIP	IP WLS BF H R ER SO BB IBB HBP BLK WP HR S P ERA WHIP	IP WLS BF H R ER SO BB IBB HBP BLK WP HR S P ERA WHIP	IP WLS BF H R ER SO BB IBB HBP BLK WP HR S P ERA WHIP	IP WLS BF H R ER SO BB IBB HBP BLK WP HR S P ERA WHIP	IP WLS BF H R ER SO BB IBB HBP BLK WP HR S P ERA WHIP	IP WLS BF H R ER SO BB IBB HBP BLK WP HR S P ERA WHIP	IP WLS BF H R ER SO BB IBB HBP BLK WP HR S P ERA WHIP	IP WLS BF H R ER SO BB IBB HBP BLK WP HR S P ERA WHIP	IP WLS BF H R ER SO BB IBB HBP BLK WP HR S P ERA WHIP	IP WLS BF H R ER SO BB IBB HBP BLK WP HR S P ERA WHIP	IP WLS BF H R ER SO BB IBB HBP BLK WP HR S P ERA WHIP	IP WLS BF H R ER SO BB IBB HBP BLK WP HR S P ERA WHIP	IP WLS BF H R ER SO BB IBB HBP BLK WP HR S P ERA WHIP	IP WLS BF H R ER SO BB IBB HBP BLK WP HR S P ERA WHIP	IP WLS BF H R ER SO BB IBB HBP BLK WP HR S P ERA WHIP			

AB	29
R	1
H	4
RBI	1
BB	4
SO	9
LOB	9



Batter	1	2	3	4	5	6	7	8	9	AB	R	H	RBI	BB	SO	LOB	BOTTOM			
Jesus Alou, R OBP: 0.340, SLG: 0.387	0-0 F6			0-0 L7		0-0 4-3		0-0 4-3		4	0	0	0	0	0	1	<b>San Diego Padres @ Houston Astros</b> Astrodome, Houston, TX Wed Sep 02 1970, 8:05 PM EDT Att: 6,395 - Dome			
Cesar Cedeno, R OBP: 0.316, SLG: 0.410	0-0 5-3			HR 1B		K				3	1	1	0	0	1	0				
Jimmy Wynn, R OBP: 0.403, SLG: 0.523	0-3 K			HR 1H		F3				3	1	1	2	0	1	0				
Bob Watson, R OBP: 0.316, SLG: 0.436 John Mayberry, L OBP: 0.331, SLG: 0.385		4-0 G6-4-3 BB		FC5-4 1B		L8				2	0	1	0	1	0	0				
Doug Rader, R OBP: 0.321, SLG: 0.427	0-0 G6-4-3 1-2			FC5-4 1-2		K				3	0	0	0	0	1	2				
Larry Howard, R OBP: 0.297, SLG: 0.351	0-3 K			L4		5-3				3	0	0	0	0	1	1				
Marty Martinez, S OBP: 0.273, SLG: 0.252			0-0 F9		0-0 5-3			0-0 5-3 1B		3	0	1	0	0	0	0				
Hector Torres, R OBP: 0.281, SLG: 0.288			0-3 K		0-0 L9			0-0 5-3 1-2		3	0	0	0	0	1	1				
Wade Blasingame, L ERA: 3.32 Fred Gladding, L ERA: 2.82			0-3 K		0-3 K			0-3 K		3	0	0	0	0	3	1				
										0	0	0	0	0	0	0				
<b>Inning Stats</b>	R: 0 E: 0 K: 1 S: 5	H: 0 LOB: 0 BB: 0 P: 5	R: 0 E: 0 K: 1 S: 4	H: 0 LOB: 0 BB: 1 P: 8	R: 0 E: 0 K: 2 S: 7	H: 0 LOB: 0 BB: 0 P: 7	R: 2 E: 0 K: 0 S: 6	H: 3 LOB: 1 BB: 0 P: 6	R: 0 E: 0 K: 1 S: 5	H: 0 LOB: 0 BB: 0 P: 5	R: 0 E: 0 K: 1 S: 5	H: 0 LOB: 0 BB: 0 P: 5	R: 0 E: 0 K: 1 S: 5	H: 1 LOB: 1 BB: 0 P: 6	R: 0 E: 0 K: 1 S: 6	H: 1 LOB: 1 BB: 0 P: 6	1B: 3 2B: 0 3B: 0 HR: 1	SF: 0 SAC: 0 DP: 1 HBP: 0	WP: 0 PB: 0 SB: 0 CS: 0	PA: 28
<b>PITCHER</b>	IP WLS BF H R ER SO BB IBB HBP BLK WP HR S P ERA WHIP	IP WLS BF H R ER SO BB IBB HBP BLK WP HR S P ERA WHIP	IP WLS BF H R ER SO BB IBB HBP BLK WP HR S P ERA WHIP	IP WLS BF H R ER SO BB IBB HBP BLK WP HR S P ERA WHIP	IP WLS BF H R ER SO BB IBB HBP BLK WP HR S P ERA WHIP	IP WLS BF H R ER SO BB IBB HBP BLK WP HR S P ERA WHIP	IP WLS BF H R ER SO BB IBB HBP BLK WP HR S P ERA WHIP	IP WLS BF H R ER SO BB IBB HBP BLK WP HR S P ERA WHIP	IP WLS BF H R ER SO BB IBB HBP BLK WP HR S P ERA WHIP	IP WLS BF H R ER SO BB IBB HBP BLK WP HR S P ERA WHIP	IP WLS BF H R ER SO BB IBB HBP BLK WP HR S P ERA WHIP	IP WLS BF H R ER SO BB IBB HBP BLK WP HR S P ERA WHIP	IP WLS BF H R ER SO BB IBB HBP BLK WP HR S P ERA WHIP	IP WLS BF H R ER SO BB IBB HBP BLK WP HR S P ERA WHIP	IP WLS BF H R ER SO BB IBB HBP BLK WP HR S P ERA WHIP	IP WLS BF H R ER SO BB IBB HBP BLK WP HR S P ERA WHIP				

AB	27
R	2
H	4
RBI	2
BB	1
SO	8
LOB	6



Batter	1	2	3	4	5	6	7	8	9	AB	R	H	RBI	BB	SO	LOB	TOP										
<b>Jose Arcia, R</b> OBP: 0.279, SLG: 0.287 (1, 6)										4	0	0	0	0	1	2											
<b>Dave Campbell, R</b> OBP: 0.273, SLG: 0.335 (1, 4)										3	0	1	0	0	0	2											
<b>Ron Slocum, R</b> OBP: 0.214, SLG: 0.250 (5, FR) (5, 4)										2	0	0	0	0	1	0											
<b>Cito Gaston, R</b> OBP: 0.368, SLG: 0.522 (1, 8)										4	0	0	0	1	1	1											
<b>Al Ferrara, R</b> OBP: 0.374, SLG: 0.455 (1, 7)										3	0	1	0	1	0	3											
<b>Ivan Murrell, R</b> OBP: 0.297, SLG: 0.391 (7, FR) (7, 7)										0	1	0	0	0	0	0											
<b>Ollie Brown, R</b> OBP: 0.333, SLG: 0.510 (1, 9)										4	1	2	1	0	0	3											
<b>Nate Colbert, R</b> OBP: 0.319, SLG: 0.470 (1, 3)										3	1	1	0	1	0	2											
<b>Ed Spiezio, R</b> OBP: 0.386, SLG: 0.486 (1, 5)										3	1	2	0	0	0	1											
<b>Chris Cannizzaro, R</b> OBP: 0.382, SLG: 0.412 (1, 2)										4	0	2	3	0	0	2											
<b>Clay Kirby, R</b> OBP: 0.224, SLG: 0.190 (1, 1)										3	0	0	0	0	1	3											
<b>Inning Stats</b>	R: 0 E: 1 K: 0 S: 4	H: 0 LOB: 1 BB: 0 P: 4	R: 3 E: 0 K: 0 S: 5	H: 3 LOB: 1 BB: 0 P: 7	R: 0 E: 0 K: 1 S: 5	H: 1 LOB: 0 BB: 0 P: 5	R: 0 E: 0 K: 0 S: 4	H: 1 LOB: 1 BB: 0 P: 4	R: 0 E: 0 K: 1 S: 6	H: 1 LOB: 2 BB: 1 P: 10	R: 1 E: 0 K: 0 S: 4	H: 1 LOB: 2 BB: 1 P: 8	R: 0 E: 0 K: 0 S: 3	H: 1 LOB: 0 BB: 0 P: 3	R: 0 E: 0 K: 2 S: 7	H: 0 LOB: 0 BB: 0 P: 7	1B: 8 2B: 2 3B: 0 HR: 0	SF: 0 SAC: 1 DP: 3 HBP: 2	WP: 2 PB: 0 SB: 1 CS: 0	PA: 39							
<b>PITCHER</b>	IP	WLS	BF	H	R	ER	SO	BB	IBB	HBP	BLK	WP	HR	S	P	ERA	WHIP										
<b>Jack Billingham, R</b> ERA: 4.23 (1, 1)	1.1	L	10	3	3	3	0	0	0	2	0	0	0	8	10	20.25	2.250										
<b>Jim Ray, R</b> ERA: 3.57 (2, 1)	3.2		13	3	0	0	1	1	0	0	0	1	0	14	18	0.00	1.091										
<b>George Culver, R</b> ERA: 3.91 (6, 1)	3.0		13	3	1	1	1	2	0	0	0	1	0	13	21	3.00	1.667										
<b>Denny Lemaster, L</b> ERA: 4.53 (9, 1)	1.0		3	0	0	0	2	0	0	0	0	0	0	7	7	0.00	0.000										

**San Diego Padres @ Houston Astros**  
Astrodome, Houston, TX  
Thu Sep 03 1970, 8:05 PM EDT  
Att: 5,465 - Unknown

livebaseballscorecards.com

AB 33  
R 4  
H 9  
RBI 4  
BB 3  
SO 4  
LOB 19

Batter	1	2	3	4	5	6	7	8	9	AB	R	H	RBI	BB	SO	LOB	BOTTOM										
<b>Jesus Alou, R</b> OBP: 0.339, SLG: 0.386 (1, 9)										4	0	1	0	0	0	2											
<b>Denny Lemaster, R</b> OBP: 0.265, SLG: 0.256 (9, 1)										0	0	0	0	0	0	0											
<b>Joe Morgan, L</b> OBP: 0.402, SLG: 0.385 (1, 4)										2	0	0	0	2	0	1											
<b>Jimmy Wynn, R</b> OBP: 0.400, SLG: 0.519 (1, 7)										4	0	0	0	0	3	3											
<b>Denis Menke, R</b> OBP: 0.395, SLG: 0.448 (1, 6)										4	0	0	0	0	1	3											
<b>John Mayberry, L</b> OBP: 0.329, SLG: 0.381 (1, 3)										4	0	1	0	0	0	1											
<b>Doug Rader, R</b> OBP: 0.319, SLG: 0.424 (1, 5)										3	0	0	0	0	1	2											
<b>Cesar Cedeno, R</b> OBP: 0.312, SLG: 0.406 (1, 8)										3	0	0	0	0	0	2											
<b>Johnny Edwards, L</b> OBP: 0.292, SLG: 0.308 (1, 2)										2	0	1	0	1	1	0											
<b>Jack Billingham, R</b> ERA: 4.23 (1, 1)	9.0	W	32	3	0	0	6	4	0	0	0	1	0	40	56	0.00	0.778										
<b>Clay Kirby, R</b> ERA: 4.36 (1, 1)	9.0	W	32	3	0	0	6	4	0	0	0	1	0	40	56	0.00	0.778										
<b>PITCHER</b>	IP	WLS	BF	H	R	ER	SO	BB	IBB	HBP	BLK	WP	HR	S	P	ERA	WHIP										
<b>Clay Kirby, R</b> ERA: 4.36 (1, 1)	9.0	W	32	3	0	0	6	4	0	0	0	1	0	40	56	0.00	0.778										

**San Diego Padres @ Houston Astros**  
Astrodome, Houston, TX  
Thu Sep 03 1970, 8:05 PM EDT  
Att: 5,465 - Unknown

livebaseballscorecards.com

AB 28  
R 0  
H 3  
RBI 0  
BB 4  
SO 6  
LOB 17





Batter	1	2	3	4	5	6	7	8	9	AB	R	H	RBI	BB	SO	LOB	TOP			
Maury Wills, S OBP: 0.332, SLG: 0.315 (1, 6)	F5		K					6-3		4	0	1	0	0	1	0	<b>Los Angeles Dodgers @ Houston Astros</b> Astrodome, Houston, TX Sat Sep 05 1970, 8:05 PM EDT Att: 15,053 - Dome <a href="http://livebaseballscorecards.com">livebaseballscorecards.com</a>			
Bill Russell, R OBP: 0.291, SLG: 0.374 (1, 9)	5-3			1B	4-3		F8	K		4	1	1	0	0	1	2				
Willie Davis, L OBP: 0.342, SLG: 0.458 (1, 8)				4-3	3-4		F8	4-3		3	1	1	0	1	0	0				
Wes Parker, S OBP: 0.403, SLG: 0.475 (1, 3)	4-3			4-3			F7			4	0	1	1	0	0	2				
Tom Haller, L OBP: 0.341, SLG: 0.455 (1, 2)		G3		3-4			K			4	0	0	1	0	1	1				
Ted Sizemore, R OBP: 0.366, SLG: 0.354 (1, 4)		K		4-3				6-3		4	0	0	0	0	1	1				
Willie Crawford, L OBP: 0.319, SLG: 0.389 (1, 7)								4-3		2	0	0	0	1	0	0				
Billy Grabarkewitz, R OBP: 0.405, SLG: 0.455 (1, 5)			5-3		FC5-4					2	0	0	0	1	0	1				
Claude Osteen, L OBP: 0.250, SLG: 0.325 (1, 1)										2	0	0	0	0	0	1				
Len Gabrielson, L OBP: 0.167, SLG: 0.176 (7, PH)			F8							1	0	0	0	0	0	1				
Ray Lamb, R OBP: 0.167, SLG: 0.176 (7, 1)								FC6		0	0	0	0	0	0	0				
<b>Inning Stats</b>	R: 0 E: 0 K: 0 S: 3	H: 0 LOB: 1 BB: 1 P: 7	R: 0 E: 0 K: 1 S: 5	H: 0 LOB: 0 BB: 0 P: 5	R: 0 E: 0 K: 1 S: 5	H: 0 LOB: 0 BB: 0 P: 5	R: 2 E: 0 K: 0 S: 5	H: 2 LOB: 0 BB: 0 P: 5	R: 0 E: 0 K: 0 S: 4	H: 1 LOB: 2 BB: 1 P: 8	R: 0 E: 0 K: 0 S: 5	H: 0 LOB: 0 BB: 0 P: 5	R: 0 E: 0 K: 0 S: 3	H: 0 LOB: 1 BB: 1 P: 7	R: 0 E: 0 K: 1 S: 5	H: 1 LOB: 0 BB: 0 P: 3	1B: 4 2B: 0 3B: 0 HR: 0	SF: 0 SAC: 0 DP: 1 HBP: 0	WP: 0 PB: 0 SB: 0 CS: 0	PA: 33
<b>PITCHER</b> Larry Dierker, R ERA: 3.8 (1, 1)	IP: 9.0 WLS: W BF: 33 H: 4 R: 2 ER: 2 SO: 4 BB: 3 IBB: 0 HBP: 0 BLK: 0 WP: 0 HR: 0 S: 38 P: 50 ERA: 2.00 WHIP: 0.778															<b>PITCHER</b>				


Batter	1	2	3	4	5	6	7	8	9	AB	R	H	RBI	BB	SO	LOB	BOTTOM			
Jesus Alou, R OBP: 0.343, SLG: 0.391 (1, 9)			F8		L7					3	1	1	0	1	0	0	<b>Los Angeles Dodgers @ Houston Astros</b> Astrodome, Houston, TX Sat Sep 05 1970, 8:05 PM EDT Att: 15,053 - Dome <a href="http://livebaseballscorecards.com">livebaseballscorecards.com</a>			
Joe Morgan, L OBP: 0.399, SLG: 0.387 (1, 4)			6-3		G3			F8		4	1	1	1	0	0	2				
Jimmy Wynn, R OBP: 0.406, SLG: 0.527 (1, 7)			F9					F4		4	1	2	2	0	0	2				
Bob Watson, R OBP: 0.316, SLG: 0.432 (1, 3)			K							4	3	3	0	0	1	0				
Denis Menke, R OBP: 0.397, SLG: 0.449 (1, 6)			L9							3	1	1	1	1	0	1				
Doug Rader, R OBP: 0.322, SLG: 0.425 (1, 5)			3-1							4	0	2	2	0	0	1				
Cesar Cedeno, R OBP: 0.310, SLG: 0.405 (1, 8)			K		G6-4-3			6-3		4	0	1	1	0	1	2				
Larry Howard, R OBP: 0.356, SLG: 0.366 (1, 2)			K							2	0	1	0	2	1	0				
Larry Dierker, R OBP: 0.163, SLG: 0.179 (1, 1)			1-3							3	0	0	0	0	0	3				
<b>Inning Stats</b>	R: 3 E: 0 K: 1 S: 8	H: 3 LOB: 0 BB: 0 P: 8	R: 0 E: 0 K: 2 S: 7	H: 0 LOB: 0 BB: 0 P: 7	R: 0 E: 0 K: 0 S: 3	H: 0 LOB: 0 BB: 0 P: 3	R: 2 E: 0 K: 0 S: 6	H: 4 LOB: 1 BB: 0 P: 6	R: 0 E: 0 K: 0 S: 3	H: 1 LOB: 1 BB: 0 P: 3	R: 1 E: 0 K: 0 S: 4	H: 2 LOB: 1 BB: 0 P: 4	R: 0 E: 0 K: 0 S: 3	H: 0 LOB: 2 BB: 2 P: 11	R: 1 E: 0 K: 0 S: 4	H: 2 LOB: 2 BB: 2 P: 12	1B: 7 2B: 4 3B: 0 HR: 1	SF: 0 SAC: 1 DP: 1 HBP: 0	WP: 0 PB: 0 SB: 0 CS: 0	PA: 36
<b>PITCHER</b> Claude Osteen, L ERA: 3.68 (1, 1)	IP: 6.0 WLS: L BF: 25 H: 10 R: 6 ER: 6 SO: 3 BB: 0 IBB: 0 HBP: 0 BLK: 0 WP: 0 HR: 1 S: 31 P: 31 ERA: 9.00 WHIP: 1.667															<b>PITCHER</b>				
Ray Lamb, R ERA: 2.99 (7, 1)	IP: 2.0 WLS: L BF: 11 H: 2 R: 1 ER: 1 SO: 0 BB: 3 IBB: 1 HBP: 0 BLK: 0 WP: 0 HR: 0 S: 7 P: 23 ERA: 4.50 WHIP: 2.500															<b>PITCHER</b>				

Batter	1	2	3	4	5	6	7	8	9	AB	R	H	RBI	BB	SO	LOB	TOP								
<b>Maury Wills, S</b> OBP: 0.328, SLG: 0.312 (1,6)	F7	K			1-3		L1		F6	5	0	0	0	0	1	4									
<b>Manny Mota, R</b> OBP: 0.369, SLG: 0.387 (1,7)	4-3		6-3		BB		F3		CS 1B	4	0	1	1	1	0	0									
<b>Willie Davis, L</b> OBP: 0.343, SLG: 0.456 (1,8)	BB		K		1-3		1B		K	4	0	1	0	1	2	4									
<b>Wes Parker, S</b> OBP: 0.400, SLG: 0.471 (1,3)	5-3		6-3			6-3	F7			4	0	0	0	0	0	2									
<b>Bill Sudakis, S</b> OBP: 0.356, SLG: 0.455 (1,2)		L5		K		1B 1B		F9		4	1	1	0	0	1	0									
<b>Ted Sizemore, R</b> OBP: 0.367, SLG: 0.356 (1,4)		HBP BB WP 1B		F8		1B 1-2 1B		L5		4	1	2	0	0	0	0									
<b>Bill Russell, R</b> OBP: 0.295, SLG: 0.374 (1,9)		WP HBP 4-3 BB		K		1B 1-3 2-H 1B		F9		3	1	1	1	1	1	0									
<b>Billy Grabarkewitz, R</b> OBP: 0.408, SLG: 0.455 (1,5)		4-3 WP HBP		K		G6-4-3 1B		1B 1B		2	1	1	0	1	1	0									
<b>Joe Moeller, R</b> OBP: 0.205, SLG: 0.162 (1,1)		4-3						1B 1B		3	0	1	1	0	0	4									
<b>Pete Mikkelsen, R</b> OBP: 0.500, SLG: 0.500 (8,1)								1B CS 1B		0	0	0	0	0	0	0									
<b>Tom Haller, L</b> OBP: 0.343, SLG: 0.456 (9, PH)										1	0	1	0	0	0	0									
<b>Von Joshua, L</b> OBP: 0.271, SLG: 0.321 (9, PR)		1-3 2-H 3-H								0	0	0	0	0	0	0									
<b>Jim Brewer, L</b> OBP: 0.154, SLG: 0.083 (9,1)										0	0	0	0	0	0	0									
<b>Inning Stats</b>	R: 0 E: 0 K: 0 S: 3	H: 0 LOB: 1 BB: 1 P: 7	R: 2 E: 0 K: 1 S: 6	H: 1 LOB: 1 BB: 1 P: 11	R: 0 E: 0 K: 1 S: 5	H: 0 LOB: 0 BB: 0 P: 5	R: 0 E: 0 K: 2 S: 7	H: 0 LOB: 0 BB: 0 P: 7	R: 0 E: 0 K: 1 S: 6	H: 1 LOB: 2 BB: 1 P: 10	R: 1 E: 0 K: 0 S: 5	H: 3 LOB: 2 BB: 1 P: 9	R: 0 E: 0 K: 0 S: 4	H: 1 LOB: 1 BB: 0 P: 4	R: 0 E: 0 K: 0 S: 3	H: 0 LOB: 0 BB: 0 P: 3	R: 1 E: 0 K: 1 S: 7	H: 3 LOB: 2 BB: 0 P: 7	1B: 9 2B: 0 3B: 0 HR: 0	SF: 0 SAC: 0 DP: 1 HBP: 1	WP: 1 PB: 0 SB: 1 CS: 2	PA: 39			
<b>PITCHER</b>	IP	WLS	BF	H	R	ER	SO	BB	IBB	HBP	BLK	WP	HR	S	P	ERA	WHIP								
<b>Wade Blasingame, L</b> ERA: 2.54 (1,1)	6.0		27	5	3	3	5	3	1	1	0	1	0	32	49	4.50	1.333								
<b>George Culver, R</b> ERA: 3.83 (7,1)	2.0		7	1	0	0	0	0	0	0	0	0	0	7	7	0.00	0.500								
<b>Fred Gladding, R</b> ERA: 4.02 (9,1)	0.1	L	4	3	1	1	0	0	0	0	0	0	0	4	4	27.00	9.000								
<b>Ron Cook, L</b> ERA: 3.61 (9,1)	0.2		1	0	0	0	1	0	0	0	0	0	0	3	3	0.00	0.000								

**Los Angeles Dodgers @ Houston Astros**  
Astrodome, Houston, TX  
Sun Sep 06 1970, 4:33 AM EDT  
Att: 15,687 - Dome

livebaseballscores.com

AB 34  
R 4  
H 9  
RBI 3  
BB 4  
SO 6  
LOB 14




Batter	1	2	3	4	5	6	7	8	9	AB	R	H	RBI	BB	SO	LOB	BOTTOM								
<b>Jesus Alou, R</b> OBP: 0.342, SLG: 0.390 (1,9)	6-3			G5-4-3 1B		6-3		6-3		4	0	1	0	0	0	1									
<b>Joe Morgan, L</b> OBP: 0.398, SLG: 0.385 (1,4)	6-3			F7			1B 1B	1-4-3		4	0	1	0	0	0	1									
<b>Jimmy Wynn, R</b> OBP: 0.403, SLG: 0.523 (1,7)	5-3			G5-4-3 1-2		F6		K		4	0	0	0	0	1	2									
<b>Bob Watson, R</b> OBP: 0.315, SLG: 0.429 (1,3)		F8			6-3		1-2 1B	6-3		4	0	1	0	0	0	0									
<b>Denis Menke, R</b> OBP: 0.394, SLG: 0.445 (1,6)		6-3			6-3		F9	K		4	0	0	0	0	1	2									
<b>Doug Rader, R</b> OBP: 0.319, SLG: 0.422 (1,5)		F4			F8		F9	F9		4	0	0	0	0	0	2									
<b>Cesar Cedeno, R</b> OBP: 0.310, SLG: 0.415 (1,8)				6-3		1-3		HR		3	1	1	1	0	0	0									
<b>Johnny Edwards, L</b> OBP: 0.292, SLG: 0.309 (1,2)				F8		6-3		HR 1B		3	1	1	0	0	0	0									
<b>Wade Blasingame, L</b> ERA: 2.54 (1,1)				1-4-3		2B		HR		1	0	0	0	0	0	0									
<b>Keith Lampard, L</b> OBP: 0.287, SLG: 0.354 (6, PH)										1	0	1	0	0	0	0									
<b>George Culver, R</b> ERA: 3.83 (7,1)										0	0	0	0	0	0	0									
<b>Norm Miller, R</b> OBP: 0.162, SLG: 0.300 (8, PH)										1	1	1	2	0	0	0									
<b>Fred Gladding, L</b> ERA: 4.02 (9,1)										0	0	0	0	0	0	0									
<b>Ron Cook, L</b> ERA: 3.61 (9,1)										0	0	0	0	0	0	0									
<b>Inning Stats</b>	R: 0 E: 0 K: 0 S: 3	H: 0 LOB: 0 BB: 0 P: 3	R: 0 E: 0 K: 0 S: 3	H: 0 LOB: 0 BB: 0 P: 3	R: 0 E: 0 K: 0 S: 3	H: 1 LOB: 0 BB: 0 P: 3	R: 0 E: 0 K: 0 S: 3	H: 0 LOB: 0 BB: 0 P: 3	R: 0 E: 0 K: 0 S: 4	H: 1 LOB: 1 BB: 0 P: 4	R: 0 E: 0 K: 0 S: 5	H: 2 LOB: 2 BB: 0 P: 5	R: 3 E: 0 K: 1 S: 8	H: 3 LOB: 0 BB: 0 P: 8	R: 0 E: 0 K: 1 S: 5	H: 0 LOB: 0 BB: 0 P: 5	1B: 4 2B: 1 3B: 0 HR: 2	SF: 0 SAC: 0 DP: 1 HBP: 0	WP: 0 PB: 0 SB: 0 CS: 0	PA: 33					
<b>PITCHER</b>	IP	WLS	BF	H	R	ER	SO	BB	IBB	HBP	BLK	WP	HR	S	P	ERA	WHIP								
<b>Joe Moeller, R</b> ERA: 3.36 (1,1)	7.0		26	6	2	2	0	0	0	0	0	0	1	26	26	2.57	0.857								
<b>Pete Mikkelsen, R</b> ERA: 2.66 (8,1)	1.0	W	4	1	1	1	1	0	0	0	0	0	1	6	6	9.00	1.000								
<b>Jim Brewer, L</b> ERA: 2.78 (9,1)	1.0	S	3	0	0	0	1	0	0	0	0	0	0	5	5	0.00	0.000								

**Los Angeles Dodgers @ Houston Astros**  
Astrodome, Houston, TX  
Sun Sep 06 1970, 4:33 AM EDT  
Att: 15,687 - Dome

livebaseballscores.com

AB 33  
R 3  
H 7  
RBI 3  
BB 0  
SO 2  
LOB 8



Batter	1	2	3	4	5	6	7	8	9	AB R H RBI BB SO LOB	TOP											
Jesus Alou, R (1, 9) Norm Miller, L (6, 9) OBP: 0.342, SLG: 0.390 OBP: 0.350, SLG: 0.340	E4 FC5-4		SF9 3-H			BB HR 1B	K	K		2 1 1 1 0 0 0 2 0 0 0 0 2 1												
Joe Morgan, L (1, 4) Marty Martinez, S (7, 6) OBP: 0.399, SLG: 0.386 OBP: 0.270, SLG: 0.248	F8		F8			BB HR 1B	1B	1B	6-3	4 2 2 0 0 0 1 1 0 0 0 0 0 0												
Jimmy Wynn, R (1, 7) Cesar Geronimo, L (7, PR) OBP: 0.404, SLG: 0.521 OBP: 0.350, SLG: 0.333	FC5-4 FC4 1-2		F9			HR BB	1B	1B	6-3	3 1 1 0 1 0 1 1 0 0 0 0 0 0												
Bob Watson, R (1, 3) John Mayberry, L (9, 3) OBP: 0.321, SLG: 0.443 OBP: 0.329, SLG: 0.381	FC4 1-2		6-3			HR	1B	2B	2B BB	4 2 2 5 1 0 1 0 0 0 0 0 0 0												
Denis Menke, R (1, 6) Hector Torres, R (7, PH) OBP: 0.392, SLG: 0.443 OBP: 0.288, SLG: 0.315	5-3		K			5-3	F6	2B	2B	3 0 0 0 0 1 0 2 0 1 1 0 0 2												
Doug Rader, R (1, 5) OBP: 0.320, SLG: 0.422	G4-6-3 BB		6-3			FC6-5 2B	F3	F3	F3	4 0 1 0 1 0 3												
Cesar Cedeno, R (1, 8) Keith Lampard, L (7, 7) OBP: 0.307, SLG: 0.410 OBP: 0.292, SLG: 0.379	G4-6-3 1-2		F8			HR	2B	2B		3 1 0 0 0 0 2 1 0 1 0 0 0 0												
Larry Howard, R (1, 2) OBP: 0.388, SLG: 0.556			SH5-4 SF9 2B			HR	HR	F7		4 3 3 3 0 0 1												
Ken Forsch, R (1, 1)			SH5-4 2-3			K	K	F8		3 0 0 0 0 2 1												
<b>Inning Stats</b>	R: 0 E: 1 K: 0 S: 4	H: 0 LOB: 1 BB: 0 P: 4	R: 0 E: 0 K: 0 S: 2	H: 0 LOB: 0 BB: 1 P: 6	R: 1 E: 0 K: 0 S: 4	H: 1 LOB: 0 BB: 0 P: 4	R: 0 E: 0 K: 1 S: 5	H: 0 LOB: 0 BB: 0 P: 5	R: 1 E: 0 K: 1 S: 6	H: 1 LOB: 0 BB: 0 P: 6	R: 6 E: 0 K: 1 S: 10	H: 5 LOB: 0 BB: 1 P: 14	R: 1 E: 0 K: 1 S: 8	H: 3 LOB: 2 BB: 0 P: 8	R: 0 E: 0 K: 1 S: 6	H: 1 LOB: 1 BB: 0 P: 6	R: 1 E: 0 K: 0 S: 4	H: 1 LOB: 1 BB: 1 P: 8	1B: 5 2B: 4 3B: 0 HR: 3	SF: 1 SAC: 1 DP: 1 HBP: 0	WP: 0 PB: 0 SB: 0 CS: 0	PA: 42
<b>PITCHER</b>	IP WLS BF H R ER SO BB IBB HBP BLK WP HR S P ERA WHIP											<b>PITCHER</b>	IP WLS BF H R ER SO BB IBB HBP BLK WP HR S P ERA WHIP									
Jerry Nyman, L (1, 1) ERA: 9.0	5.0 L 21 4 5 5 2 2 0 0 0 0 0 1 23 31 9.00 1.200																					
Ron Willis, R (6, 1) ERA: 4.17	1.0 6 3 3 3 1 0 0 0 0 0 2 8 8 27.00 3.000																					
Al Santorini, R (7, 1) ERA: 6.2	3.0 15 5 2 2 2 1 0 0 0 0 0 0 18 22 6.00 2.000																					

Houston Astros @ San Diego Padres  
San Diego Stadium, San Diego, CA  
Mon Sep 07 1970, 6:33 AM EDT  
Unknown

AB 37  
R 10  
H 12  
RBI 10  
BB 3  
SO 5  
LOB 13



Batter	1	2	3	4	5	6	7	8	9	AB R H RBI BB SO LOB	BOTTOM							
Dave Campbell, R (1, 4) OBP: 0.273, SLG: 0.335	F8		F8 1-2			5-3			1B HR 1B	4 1 1 0 0 0 1								
Rafael Robles, R (1, 6) OBP: 0.316, SLG: 0.333	4-3		L5-3 1B			F3			HR 1B	4 1 2 1 0 0 0								
Ray Webster, L (1, 3) OBP: 0.310, SLG: 0.336	6-3		L5-3 1-2			G3			HR	4 1 1 4 0 0 1								
Al Ferrara, R (1, 7) Ron Stocum, R (8, 2) OBP: 0.377, SLG: 0.456 OBP: 0.237, SLG: 0.279	6-3		F9			F7			F3	3 0 0 0 0 0 0 1 0 0 0 0 0 0								
Ed Spiezio, R (1, 5) OBP: 0.390, SLG: 0.496	F8		F8			F8			G4-6-3 1B	4 0 1 0 0 0 0								
Ivan Murrell, R (1, 8) OBP: 0.281, SLG: 0.382	4-3		4-3			4-3			F7 1-2	4 0 0 0 0 0 1								
Fred Kendall, R (1, 2) (8, 7)			5-3			F4			F7	3 0 0 0 0 0 0								
Jim Williams, R (1, 9) OBP: 0.333, SLG: 0.333			5-3			K			1B BB 1B	3 1 1 0 0 1 0								
Jerry Nyman, L (1, 1) Ron Willis, R (6, 1) Larry Stahl, L (6, PH) Al Santorini, R (7, 1) Nate Colbert, R (9, PH) OBP: 0.163, SLG: 0.167			WP BB			K			1B 1B HR BB	0 0 0 0 1 0 0 0 0 0 0 0 0 0 1 0 0 0 0 1 0 0 0 0 0 0 0 0 0 1 0 0 0 1 0								
<b>Inning Stats</b>	R: 0 E: 0 K: 0 S: 3	H: 0 LOB: 0 BB: 0 P: 3	R: 0 E: 0 K: 0 S: 3	H: 0 LOB: 1 BB: 1 P: 7	R: 0 E: 0 K: 0 S: 3	H: 1 LOB: 0 BB: 0 P: 3	R: 0 E: 0 K: 2 S: 7	H: 0 LOB: 0 BB: 0 P: 7	R: 0 E: 0 K: 0 S: 3	H: 0 LOB: 0 BB: 0 P: 3	R: 0 E: 0 K: 0 S: 3	H: 0 LOB: 0 BB: 0 P: 3	R: 0 E: 0 K: 0 S: 7	H: 0 LOB: 0 BB: 1 P: 11	1B: 5 2B: 1 3B: 0 HR: 1	SF: 0 SAC: 0 DP: 2 HBP: 0	WP: 1 PB: 0 SB: 0 CS: 0	PA: 33
<b>PITCHER</b>	IP WLS BF H R ER SO BB IBB HBP BLK WP HR S P ERA WHIP											<b>PITCHER</b>	IP WLS BF H R ER SO BB IBB HBP BLK WP HR S P ERA WHIP					
Ken Forsch, R (1, 1) ERA: 5.0	9.0 W 33 6 5 5 2 2 0 0 0 0 1 1 35 43 5.00 0.889																	

Houston Astros @ San Diego Padres  
San Diego Stadium, San Diego, CA  
Mon Sep 07 1970, 6:33 AM EDT  
Unknown

AB 31  
R 5  
H 6  
RBI 5  
BB 2  
SO 2  
LOB 3



Batter	1	2	3	4	5	6	7	8	9	AB	R	H	RBI	BB	SO	LOB	TOP			
<b>Jesus Alou, R</b> OBP: 0.345, SLG: 0.392 (1, 9)										6	3	3	1	0	0	4				
<b>Joe Morgan, L</b> OBP: 0.403, SLG: 0.397 (1, 4)										6	0	5	2	0	1	2				
<b>Jimmy Wynn, R</b> OBP: 0.401, SLG: 0.516 (1, 7)										5	1	0	1	1	0	5				
<b>Bob Watson, R</b> OBP: 0.323, SLG: 0.441 (1, 3)										1	0	0	2	1	0	0				
<b>John Mayberry, L</b> OBP: 0.333, SLG: 0.386 (6, 3)										1	1	1	0	0	0	0				
<b>Doug Rader, R</b> OBP: 0.319, SLG: 0.422 (1, 5)										5	1	1	1	0	1	5				
<b>Cesar Cedeno, R</b> OBP: 0.309, SLG: 0.414 (1, 8)										5	0	2	1	0	1	3				
<b>Marty Martinez, S</b> OBP: 0.274, SLG: 0.248 (1, 6)										4	1	1	0	1	1	2				
<b>Johnny Edwards, L</b> OBP: 0.297, SLG: 0.368 (1, 2)										1	1	0	0	4	0	1				
<b>Jack Billingham, R</b> OBP: 0.151, SLG: 0.100 (1, 1)										4	1	1	0	0	1	3				
<b>Inning Stats</b>	R: 1 E: 0 K: 1 S: 7	H: 2 LOB: 1 BB: 0 P: 7	R: 0 E: 0 K: 1 S: 6	H: 1 LOB: 2 BB: 1 P: 10	R: 0 E: 0 K: 0 S: 3	H: 1 LOB: 1 BB: 1 P: 7	R: 4 E: 0 K: 1 S: 9	H: 4 LOB: 3 BB: 2 P: 18	R: 0 E: 0 K: 0 S: 5	H: 0 LOB: 0 BB: 0 P: 3	R: 0 E: 0 K: 0 S: 3	H: 0 LOB: 1 BB: 1 P: 7	R: 4 E: 0 K: 0 S: 8	H: 5 LOB: 1 BB: 0 P: 8	R: 0 E: 0 K: 1 S: 6	H: 1 LOB: 1 BB: 0 P: 6	1B: 10 2B: 4 3B: 0 HR: 0	SF: 1 SAC: 1 DP: 1 HBP: 1	WP: 1 PB: 0 SB: 2 CS: 0	PA: 48
<b>PITCHER</b>	IP WLS BF H R ER SO BB IBB HBP BLK WP HR S P ERA WHIP																			
<b>Danny Coombs, L</b> ERA: 3.53 (1, 1)	3.1 L 21 8 5 5 3 3 1 0 0 0 0 0 23 39 13.50 3.300																			
<b>Earl Wilson, R</b> ERA: 4.57 (4, 1)	3.2 15 0 0 0 1 3 0 1 0 0 0 0 13 26 0.00 0.818																			
<b>Tom Dukes, R</b> ERA: 3.38 (8, 1)	0.1 5 4 4 4 0 0 0 0 0 0 1 0 5 5 108.00 12.000																			
<b>Gary Ross, R</b> ERA: 6.04 (8, 1)	1.2 7 2 0 0 1 0 0 0 0 0 0 0 9 9 0.00 1.200																			

Houston Astros @ San Diego Padres  
San Diego Stadium, San Diego, CA  
Mon Sep 07 1970, 6:38 AM EDT  
Att: 5,524 - Unknown

AB 38  
R 9  
H 14  
RBI 8  
BB 7  
SO 5  
LOB 25



Batter	1	2	3	4	5	6	7	8	9	AB	R	H	RBI	BB	SO	LOB	BOTTOM			
<b>Jose Arcia, R</b> OBP: 0.291, SLG: 0.298 (1, 4)										4	1	1	0	0	0	2				
<b>Rafael Robles, R</b> OBP: 0.304, SLG: 0.286 (1, 6)										3	0	0	0	1	0	2				
<b>Cito Gaston, R</b> OBP: 0.369, SLG: 0.533 (1, 8)										4	1	1	0	0	1	2				
<b>Al Ferrara, R</b> OBP: 0.376, SLG: 0.454 (1, 7)										4	1	1	1	0	1	0				
<b>Ollie Brown, R</b> OBP: 0.337, SLG: 0.507 (1, 9)										3	1	1	2	1	0	0				
<b>Nate Colbert, R</b> OBP: 0.325, SLG: 0.478 (1, 3)										4	0	1	0	0	1	1				
<b>Ed Spiezio, R</b> OBP: 0.389, SLG: 0.496 (1, 5)										4	0	1	1	0	1	1				
<b>Chris Cannizzaro, R</b> OBP: 0.383, SLG: 0.406 (1, 2)										4	0	1	0	0	1	2				
<b>Danny Coombs, R</b> OBP: 0.128, SLG: 0.091 (1, 1)										0	0	0	0	0	0	0				
<b>Earl Wilson, R</b> OBP: 0.196, SLG: 0.217 (4, 1)										0	0	0	0	1	0	0				
<b>Larry Stahl, L</b> OBP: 0.159, SLG: 0.163 (7, PH)										1	0	0	0	0	0	0				
<b>Tom Dukes, R</b> (8, 1)										0	0	0	0	0	0	0				
<b>Gary Ross, R</b> OBP: 0.500, SLG: 0.500 (8, 1)										0	0	0	0	0	0	0				
<b>Inning Stats</b>	R: 3 E: 0 K: 0 S: 6	H: 4 LOB: 0 BB: 0 P: 6	R: 0 E: 0 K: 0 S: 4	H: 1 LOB: 0 BB: 0 P: 4	R: 0 E: 0 K: 1 S: 5	H: 0 LOB: 0 BB: 0 P: 5	R: 0 E: 0 K: 0 S: 4	H: 1 LOB: 1 BB: 0 P: 4	R: 0 E: 0 K: 0 S: 3	H: 0 LOB: 0 BB: 1 P: 7	R: 0 E: 0 K: 1 S: 5	H: 0 LOB: 0 BB: 0 P: 5	R: 0 E: 0 K: 0 S: 2	H: 0 LOB: 0 BB: 1 P: 6	R: 1 E: 0 K: 2 S: 8	H: 1 LOB: 1 BB: 1 P: 12	1B: 4 2B: 3 3B: 0 HR: 0	SF: 0 SAC: 1 DP: 1 HBP: 0	WP: 0 PB: 0 SB: 0 CS: 0	PA: 35
<b>PITCHER</b>	IP WLS BF H R ER SO BB IBB HBP BLK WP HR S P ERA WHIP																			
<b>Jack Billingham, R</b> ERA: 4.22 (1, 1)	9.0 W 35 7 4 4 5 3 0 0 0 0 0 0 42 54 4.00 1.111																			

Houston Astros @ San Diego Padres  
San Diego Stadium, San Diego, CA  
Mon Sep 07 1970, 6:38 AM EDT  
Att: 5,524 - Unknown

AB 31  
R 4  
H 7  
RBI 4  
BB 3  
SO 5  
LOB 10



Batter	1	2	3	4	5	6	7	8	9	AB	R	H	RBI	BB	SO	LOB	TOP										
Jesus Alou, R OBP: 0.343, SLG: 0.390 Cesar Geronimo, L OBP: 0.350, SLG: 0.333	0-0 6-3		0-0 6-3		0-0 1B 1B	0-0 F8		0-0 5-3		5	1	1	0	0	0	1	Houston Astros @ San Diego Padres San Diego Stadium, San Diego, CA Tue Sep 08 1970, 10:05 PM EDT Att: 1,893 - Unknown										
Joe Morgan, L OBP: 0.405, SLG: 0.397	0-0 F8		4-0 S 1B BB		0-0 1B 1B	0-0 S 1B		0-0 3-1		4	2	2	0	1	0												
Jimmy Wynn, R OBP: 0.400, SLG: 0.513	0-3 K		0-3 K		0-0 1-2 2-3 1B	0-0 5-3		0-0 6-3		5	0	1	0	0	2	3											
Bob Watson, R OBP: 0.325, SLG: 0.440		0-3 K	0-0 2H 1B		0-0 1-2 2H 3-H 1B			0-0 L8		5	0	2	3	0	1	0											
Denis Menke, R OBP: 0.394, SLG: 0.444		4-0 HR BB	0-0 F8		0-3 K			0-0 1B 2B		3	2	1	0	2	1	3											
Doug Rader, R OBP: 0.321, SLG: 0.430		0-0 1-H HR		0-0 2B 1B	0-3 K			0-0 1B 6-3 1B		5	3	3	3	0	1	3											
Cesar Cedeno, R OBP: 0.310, SLG: 0.417		0-0 E7		0-0 WP 1-H CS 2B	0-0 5-3			0-0 5-3		5	0	2	1	0	0	3											
Larry Howard, R OBP: 0.377, SLG: 0.521		0-3 K		0-0 5-3	4-0 1B BB			0-0 6-3		3	0	0	1	1	1	3											
Don Wilson, R OBP: 0.103, SLG: 0.138 Fred Gladding, L (9, 1)		0-3 K		0-0 F6	0-0 F5			0-0 K		4	0	0	0	0	2	3											
										0	0	0	0	0	0	0											
<b>Inning Stats</b>	R: 0 E: 0 K: 1 S: 5	H: 0 LOB: 0 BB: 0 P: 5	R: 2 E: 1 K: 3 S: 11	H: 1 LOB: 1 BB: 1 P: 15	R: 1 E: 0 K: 1 S: 6	H: 1 LOB: 1 BB: 1 P: 10	R: 1 E: 0 K: 0 S: 4	H: 2 LOB: 0 BB: 0 P: 4	R: 2 E: 0 K: 2 S: 11	H: 4 LOB: 2 BB: 0 P: 11	R: 0 E: 0 K: 0 S: 4	H: 1 LOB: 2 BB: 1 P: 8	R: 2 E: 0 K: 1 S: 8	H: 3 LOB: 1 BB: 0 P: 8	R: 0 E: 0 K: 0 S: 3	H: 0 LOB: 0 BB: 0 P: 3	R: 0 E: 0 K: 0 S: 3	H: 0 LOB: 1 BB: 1 P: 7	1B: 9 2B: 2 3B: 0 HR: 1	SF: 0 SAC: 0 DP: 0 HBP: 0	WP: 1 PB: 0 SB: 2 CS: 1	PA: 43					
<b>PITCHER</b>	IP	WLS	BF	H	R	ER	SO	BB	IBB	HBP	BLK	WP	HR	S	P	ERA	WHIP										
Clay Kirby, R ERA: 4.56	4.0	L	21	7	6	6	5	2	0	0	0	1	1	29	37	13.50	2.250										
Tom Dukes, R ERA: 3.27	2.0		9	2	0	0	2	1	0	0	0	0	0	12	16	0.00	1.500										
Paul Doyle, L ERA: 5.24	0.1		4	3	2	2	0	0	0	0	0	0	0	4	4	54.00	9.000										
Ron Willis, R ERA: 3.96	2.2		9	0	0	0	1	1	0	0	0	0	0	10	14	0.00	0.375										

AB	39
R	8
H	12
RBI	8
BB	4
SO	8
LOB	19



Batter	1	2	3	4	5	6	7	8	9	AB	R	H	RBI	BB	SO	LOB	BOTTOM										
Jose Arcia, R OBP: 0.297, SLG: 0.299 Larry Sherry, L OBP: 0.159, SLG: 0.159 Paul Dooley, L OBP: 0.346, SLG: 0.346 Ron Willis, R OBP: 0.333, SLG: 0.333	0-0 F8		0-0 SH1 HR 1B		0-0 5-3	0-3 K			4-0 HBP 1B BB	3	1	1	1	0	0	0	Houston Astros @ San Diego Padres San Diego Stadium, San Diego, CA Tue Sep 08 1970, 10:05 PM EDT Att: 1,893 - Unknown										
Rafael Robles, R OBP: 0.333, SLG: 0.292 Ron Slocum, R OBP: 0.237, SLG: 0.279	0-0 F9		0-0 SH1		0-0 1B 1B			0-0 F8		3	0	1	0	0	0	0											
Cito Gaston, R OBP: 0.367, SLG: 0.535	0-0 L9		0-0 2-H HR		0-0 F4			0-0 6-3		5	1	1	2	0	1	4											
Al Ferrara, R OBP: 0.376, SLG: 0.453 Ivan Murrell, R OBP: 0.291, SLG: 0.382		0-0 F4	0-0 5-3		0-0 1-2 1B			0-0 F9		5	0	2	2	0	0	0											
Ollie Brown, R OBP: 0.338, SLG: 0.506		0-0 HR 1B	0-0 1B		0-0 F8			0-0 6-3		5	1	2	0	0	0	4											
Nate Colbert, R OBP: 0.324, SLG: 0.483		0-0 1-H HR	0-3 K		0-0 6-3			0-0 F5		4	1	1	2	0	1	1											
Ed Spiezio, R OBP: 0.384, SLG: 0.489		0-0 6-3		0-0 5-3		0-0 E5 6-3 WP		0-0 F4		4	0	0	0	0	0	0											
Chris Cannizzaro, R OBP: 0.379, SLG: 0.401		0-0 5-3		0-0 F4		0-0 6-3		0-0 F9		4	0	0	0	0	0	1											
Clay Kirby, R OBP: 0.217, SLG: 0.185 Tom Dukes, R		0-0 6-3		0-0 E6 WP 1B		4-0 1B BB		0-0 HBP BB 1B		2	1	0	0	0	1	0											
Ray Webster, L OBP: 0.316, SLG: 0.336 Dave Campbell, R OBP: 0.275, SLG: 0.336				0-3 K						1	1	1	0	0	0	0											
<b>Inning Stats</b>	R: 0 E: 0 K: 0 S: 3	H: 0 LOB: 0 BB: 0 P: 3	R: 2 E: 0 K: 0 S: 5	H: 2 LOB: 0 BB: 0 P: 5	R: 3 E: 1 K: 1 S: 9	H: 3 LOB: 1 BB: 0 P: 9	R: 0 E: 0 K: 1 S: 5	H: 0 LOB: 0 BB: 0 P: 5	R: 0 E: 0 K: 0 S: 3	H: 0 LOB: 2 BB: 1 P: 10	R: 0 E: 0 K: 0 S: 3	H: 0 LOB: 0 BB: 0 P: 3	R: 0 E: 0 K: 0 S: 3	H: 0 LOB: 0 BB: 0 P: 3	R: 2 E: 0 K: 1 S: 7	H: 2 LOB: 2 BB: 1 P: 12	1B: 7 2B: 0 3B: 0 HR: 2	SF: 0 SAC: 1 DP: 0 HBP: 1	WP: 2 PB: 0 SB: 0 CS: 0	PA: 41							
<b>PITCHER</b>	IP	WLS	BF	H	R	ER	SO	BB	IBB	HBP	BLK	WP	HR	S	P	ERA	WHIP										
Don Wilson, R ERA: 3.95	8.1	W	37	8	7	6	3	2	0	0	0	2	2	41	49	6.48	1.200										
Fred Gladding, R ERA: 3.98	0.2	S	4	1	0	0	1	0	0	1	0	0	0	5	6	0.00	1.500										



Batter	1	2	3	4	5	6	7	8	9	AB	R	H	RBI	BB	SO	LOB	TOP														
Jesus Alou, R OBP: 0.341, SLG: 0.390 (1,9)	0-0 6-3 1B	0-0 3-1 1B		0-0 E4 1B 2-3		0-0 PB 2B 2B		0-0 4-3 1B		5	1	1	0	0	0	3															
Joe Morgan, L OBP: 0.403, SLG: 0.395 (1,4)	0-0 F7 1B		0-0 F9 1B	0-0 1-3 3H 1B		0-3 K 2-3		0-0 F5 1B		5	0	1	1	0	1	1															
Jimmy Wynn, R OBP: 0.401, SLG: 0.516 (1,7)	0-0 E5 1B		0-3 K 2-3	0-0 5-3 1B		0-0 2B 3-H			0-0 WP S 1B	5	0	3	1	0	1	2															
Bob Watson, R OBP: 0.319, SLG: 0.431 (1,3)	0-0 6-3 1B		0-0 F6 1B		0-3 K 1B			0-3 K 1B		5	0	0	0	0	2	3															
Denis Menke, R OBP: 0.396, SLG: 0.443 (1,6)		0-3 K 1B		4-0 2B 1B BB		0-0 FC5 1B 1B		4-0 G6-4-3 BB 1-3		3	1	1	0	2	2	1															
Doug Rader, R OBP: 0.319, SLG: 0.426 (1,5)	0-0 F9 1B		0-0 F8 1B		0-3 K 1B			0-0 G6-4-3 1-2 BB		5	0	0	0	0	1	4															
Cesar Cedeno, R OBP: 0.320, SLG: 0.427 (1,8)		0-0 1B 1B		0-0 1-3 1B 2B		0-0 1-2 1B		4-0 S 1B BB		3	2	3	0	1	0	0															
Larry Howard, R OBP: 0.404, SLG: 0.538 (1,2)	0-0 1B 1-3 1B		0-0 1B 1B	0-0 E SH2-4 1B 2-H 3-H		0-0 FC5 2-3 1B		0-0 1-4 1B		4	1	3	2	0	0	2															
Larry Dierker, R OBP: 0.171, SLG: 0.188 (1,1)		0-0 1B 3-H		0-0 SH2-4 1-2				0-0 F5 1B		2	0	1	1	0	0	0															
Jim Ray, R OBP: 0.200, SLG: 0.200 (7,1)										0	0	0	0	0	0	0															
Keith Lampard, L OBP: 0.288, SLG: 0.373 (6, PH)										1	0	0	0	0	0	0															
George Culver, R OBP: 0.182, SLG: 0.300 (8,1)										0	0	0	0	0	0	0															
<b>Inning Stats</b>	R: 0 E: 1 K: 0 S: 4	H: 1 LOB: 1 BB: 0 P: 4	R: 1 E: 0 K: 1 S: 8	H: 3 LOB: 2 BB: 0 P: 8	R: 0 E: 0 K: 1 S: 5	H: 0 LOB: 0 BB: 0 P: 5	R: 3 E: 1 K: 0 S: 7	H: 3 LOB: 2 BB: 1 P: 11	R: 0 E: 0 K: 2 S: 9	H: 2 LOB: 2 BB: 0 P: 9	R: 1 E: 0 K: 1 S: 7	H: 2 LOB: 1 BB: 0 P: 7	R: 0 E: 0 K: 0 S: 2	H: 1 LOB: 2 BB: 2 P: 10	R: 0 E: 0 K: 0 S: 3	H: 0 LOB: 0 BB: 0 P: 3	R: 0 E: 0 K: 2 S: 8	H: 1 LOB: 1 BB: 0 P: 8	1B: 10 2B: 3 3B: 0 HR: 0	SF: 0 SAC: 1 DP: 1 HBP: 0	WP: 1 PB: 1 SB: 2 CS: 0	PA: 42									
<b>PITCHER</b>	IP	WLS	BF	H	R	ER	SO	BB	IBB	HBP	BLK	WP	HR	S	P	ERA	WHIP	<b>PITCHER</b>													
Ron Bryant, L ERA: 5.19 (1,1)	3.2		20	7	4	3	2	1	0	0	0	0	0	23	27	7.36	2.182														
Jerry Johnson, R ERA: 4.45 (4,1)	3.1	W	15	5	1	1	3	2	0	0	0	0	0	19	27	2.70	2.100														
Don McMahon, R ERA: 2.93 (8,1)	2.0	S	7	1	0	0	2	0	0	0	0	1	0	11	11	0.00	0.500														

Houston Astros @ San Francisco Giants  
Candlestick Park, San Francisco, CA  
Wed Sep 09 1970, 6:33 AM EDT  
Att: 3,180 - Unknown

AB 38  
R 5  
H 13  
RBI 5  
BB 3  
SO 7  
LOB 16





Batter	1	2	3	4	5	6	7	8	9	AB	R	H	RBI	BB	SO	LOB	BOTTOM														
Bobby Bonds, R OBP: 0.386, SLG: 0.519 (1,9)	4-0 S HR BB		0-0 6-3 1B	0-3 K 2-3		0-0 3B 1-4 2B				4	1	2	0	1	1	1															
Tito Fuentes, S OBP: 0.309, SLG: 0.345 (1,4)	0-0 F8 1-2 1B		0-0 1B 1B	0-0 1-2 HR 1B		0-0 G3 1B		0-3 K 1B		5	2	2	0	0	1	2															
Willie Mays, R OBP: 0.381, SLG: 0.507 (1,8)	0-0 2-H HR		0-0 F8 1-3 1B	0-0 1-3 2-H HR		0-0 6-3 1B		0-3 K 1B		5	2	3	5	0	1	1															
Dick Dietz, R OBP: 0.441, SLG: 0.548 (1,2)	0-0 5-3 1B		0-0 BB 1B 3-H	0-0 BB 1B		4-0 2B BB		0-0 E6 1B		4	1	2	1	1	0	0															
Ken Henderson, S OBP: 0.395, SLG: 0.450 (1,7)	4-0 BB		0-0 F8 2-3 1B	0-0 G3 1B		0-0 2B 1B		0-3 K 1B		4	1	1	0	1	1	4															
Jim Ray Hart, R OBP: 0.368, SLG: 0.454 (1,5)	0-0 F4 1B		4-0 BB	4-0 BB		0-0 5-3 1B		0-3 K 1B		3	0	0	0	1	1	3															
Al Gallagher, R OBP: 0.342, SLG: 0.376 (8,5)			0-0 BB	0-0 BB						0	0	0	0	0	0	0															
Ed Goodson, L OBP: 0.125, SLG: 0.125 (1,3)		0-0 G3 1B		0-0 G3 1B						3	0	0	0	0	0	3															
Willie McCovey, L OBP: 0.432, SLG: 0.605 (7, PH)										1	0	1	2	0	0	0															
Frank Johnson, R OBP: 0.347, SLG: 0.353 (7, PR)										0	1	0	0	0	0	0															
Hal Lanier, R OBP: 0.264, SLG: 0.281 (1,6)	0-0 G3 1B		0-0 G3 1B	4-0 1B HR BB		0-0 F7 1B		0-0 2B 1B		3	1	1	1	1	0	0															
Ron Bryant, S OBP: 0.087, SLG: 0.045 (1,1)										1	0	0	0	0	0	0															
Jerry Johnson, R OBP: 0.118, SLG: 0.063 (4,1)										2	0	0	0	0	1	1															
Ron Hunt, R OBP: 0.395, SLG: 0.383 (7, PH)										1	0	0	0	0	0	2															
Don McMahon, R OBP: 0.267, SLG: 0.154 (8,1)										0	0	0	0	0	0	0															
<b>Inning Stats</b>	R: 2 E: 0 K: 0 S: 4	H: 1 LOB: 2 BB: 0 P: 12	R: 0 E: 0 K: 0 S: 3	H: 0 LOB: 0 BB: 0 P: 3	R: 1 E: 0 K: 0 S: 6	H: 3 LOB: 3 BB: 1 P: 10	R: 3 E: 0 K: 2 S: 10	H: 3 LOB: 1 BB: 1 P: 14	R: 0 E: 0 K: 0 S: 3	H: 0 LOB: 0 BB: 0 P: 3	R: 0 E: 0 K: 0 S: 4	H: 1 LOB: 1 BB: 0 P: 4	R: 3 E: 0 K: 1 S: 8	H: 4 LOB: 2 BB: 1 P: 12	R: 0 E: 1 K: 3 S: 10	H: 0 LOB: 1 BB: 0 P: 10	1B: 7 2B: 2 3B: 1 HR: 2	SF: 0 SAC: 0 DP: 0 HBP: 0	WP: 0 PB: 0 SB: 1 CS: 0	PA: 41											
<b>PITCHER</b>	IP	WLS	BF	H	R	ER	SO	BB	IBB	HBP	BLK	WP	HR	S	P	ERA	WHIP	<b>PITCHER</b>													
Larry Dierker, R ERA: 4.01 (1,1)	6.0	L	32	9	8	8	2	5	0	0	0	0	0	31	51	12.00	2.333														
Jim Ray, R ERA: 3.63 (7,1)	1.0		5	3	1	1	1	0	0	0	0	0	0	7	7	9.00	3.000														
George Culver, R ERA: 3.79 (8,1)	1.0		4	0	0	0	3	0	0	0	0	0	0	10	10	0.00	0.000														

Houston Astros @ San Francisco Giants  
Candlestick Park, San Francisco, CA  
Wed Sep 09 1970, 6:33 AM EDT  
Att: 3,180 - Unknown

AB 36  
R 9  
H 12  
RBI 9  
BB 5  
SO 6  
LOB 17



Batter	1	2	3	4	5	6	7	8	9	AB	R	H	RBI	BB	SO	LOB	TOP				
Jesus Alou, R OBP: 0.343, SLG: 0.391 (1, 9)	0-0 FC3-6 1B		0-0 3-1		0-0 1-2 1B		0-0 2-1	0-0 F4		4	0	2	0	0	0	0	<b>Houston Astros @ San Francisco Giants</b> Candlestick Park, San Francisco, CA Thu Sep 10 1970, 6:33 AM EDT Att: 2,449 - Unknown  <b>AB 30</b> <b>R 0</b> <b>H 4</b> <b>RBI 0</b> <b>BB 2</b> <b>SO 6</b> <b>LOB 13</b> 				
Joe Morgan, L OBP: 0.400, SLG: 0.392 Hector Torres, R OBP: 0.288, SLG: 0.315 (1, 4) (8, 4)	0-0 FC3-6 1B		0-0 G3		0-0 F9		0-0 5-3	0-0 5-3		4	0	0	0	0	0	3					
Jimmy Wynn, R OBP: 0.400, SLG: 0.513 (1, 7)	0-0 1-3 1B			0-3 K		0-0 5-3		0-0 F6		4	0	1	0	0	1	0					
Bob Watson, R OBP: 0.318, SLG: 0.426 (1, 3)	0-3 K			1-0 HBP		0-0 F9			0-3 K	3	0	0	0	0	2	1					
Denis Menke, R OBP: 0.393, SLG: 0.440 (1, 6) (7, 5)		0-3 K		0-0 F8		0-0 5-3			0-0 F8	4	0	0	0	0	1	1					
Doug Radler, R OBP: 0.319, SLG: 0.424 Larry Howard, R OBP: 0.397, SLG: 0.528 (1, 5) (7, 2)		0-3 K		0-0 1-3			4-0 6-3 2-1 BB		0-0 6-3	2	0	0	0	1	1	1					
Cesar Cedeno, R OBP: 0.323, SLG: 0.428 (1, 8)		4-0 FC4-6 BB			0-0 E6 FC6-4		0-0 6-3 1B			2	0	1	0	1	0	0					
Johnny Edwards, L OBP: 0.295, SLG: 0.306 Marty Martinez, S OBP: 0.274, SLG: 0.248 (1, 2) (7, 6)		0-0 FC4-6			0-0 F6		0-0 6-3			3	0	0	0	0	0	4					
Wade Blasingame, L OBP: 0.284, SLG: 0.368 Buddy Harris, R OBP: 0.331, SLG: 0.383 Denny Lemaster, R OBP: 0.255, SLG: 0.256 (1, 1) (5, PH) (5, 1) (7, PH) (7, 1)			0-0 3-1		0-0 FC6-4 1B		0-3 K			1	0	0	0	0	0	0					
<b>Inning Stats</b>	R: 0 E: 0 K: 1 S: 6	H: 2 LOB: 1 BB: 0 P: 6	R: 0 E: 0 K: 2 S: 7	H: 0 LOB: 1 BB: 1 P: 11	R: 0 E: 0 K: 0 S: 3	H: 0 LOB: 0 BB: 0 P: 3	R: 0 E: 0 K: 1 S: 5	H: 1 LOB: 2 BB: 0 P: 5	R: 0 E: 0 K: 0 S: 3	H: 0 LOB: 0 BB: 0 P: 3	R: 0 E: 0 K: 1 S: 5	H: 1 LOB: 2 BB: 1 P: 9	R: 0 E: 0 K: 0 S: 3	H: 0 LOB: 0 BB: 0 P: 3	R: 0 E: 0 K: 1 S: 5	H: 0 LOB: 0 BB: 0 P: 5		1B: 4 2B: 0 3B: 0 HR: 0	SF: 0 SAC: 0 DP: 0 HBP: 1	WP: 0 PB: 0 SB: 1 CS: 0	PA: 33
<b>PITCHER</b> Gaylord Perry, R ERA: 3.39 (1, 1)	IP: 9.0 WLS: W BF: 34 H: 4 R: 0 ER: 0 SO: 6 BB: 2 IBB: 0 HBP: 1 BLK: 0 WP: 0 HR: 0 S: 42 P: 51 ERA: 0.00 WHIP: 0.667															<b>PITCHER</b>					


Batter	1	2	3	4	5	6	7	8	9	AB	R	H	RBI	BB	SO	LOB	BOTTOM		
Bobby Bonds, R OBP: 0.384, SLG: 0.518 (1, 9)	0-0 F8				0-0 F7			0-0 F9		5	0	1	3	0	0	0	<b>Houston Astros @ San Francisco Giants</b> Candlestick Park, San Francisco, CA Thu Sep 10 1970, 6:33 AM EDT Att: 2,449 - Unknown  <b>AB 34</b> <b>R 11</b> <b>H 11</b> <b>RBI 11</b> <b>BB 4</b> <b>SO 3</b> <b>LOB 11</b> 		
Tito Fuentes, S OBP: 0.310, SLG: 0.345 (1, 4)	0-0 1B FC1-6				0-0 HR		0-0 F8	0-0 F8		5	2	2	0	0	0	1			
Willie Mays, R OBP: 0.384, SLG: 0.519 (1, 8)	0-0 1B FC1-6				0-0 HR			0-0 2B		4	2	3	2	0	0	0			
Willie McCovey, L OBP: 0.432, SLG: 0.606 (1, 3)	0-0 2B FC1-6 BB		0-0 G6-4-3 1B		0-0 6-3			0-0 BB 1B 2B		4	2	2	2	0	0	1			
Dick Dietz, R OBP: 0.442, SLG: 0.549 (1, 2)	0-0 BB 1B 2B		0-0 G6-4-3 1B		0-0 F9			4-0 1B BB 2B BB		3	2	1	0	1	0	1			
Ken Henderson, S OBP: 0.396, SLG: 0.448 (1, 7)	4-0 BB 1B BB		0-0 F4			0-0 G3		4-0 1B 2B BB		2	2	0	0	2	0	0			
Jim Ray Hart, R OBP: 0.368, SLG: 0.450 Al Gallagher, R OBP: 0.345, SLG: 0.379 (1, 5) (7, 5)	4-0 1B BB			0-3 K		0-3 K		0-0 1-2 2-3 3-H 1B		2	0	0	1	1	2	0			
Hal Lanier, R OBP: 0.264, SLG: 0.280 (1, 6)	0-0 FC6-4 1B			0-0 F8		0-0 5-3		0-0 1-2 2-3 3-H 1B		4	0	1	2	0	0	3			
Gaylord Perry, R OBP: 0.102, SLG: 0.159 (1, 1)	0-0 FC6-4			0-0 6-3			0-3 K	0-0 F7		4	0	0	0	0	1	5			
<b>Inning Stats</b>	R: 4 E: 0 K: 0 S: 7	H: 4 LOB: 2 BB: 2 P: 15	R: 0 E: 0 K: 0 S: 3	H: 0 LOB: 0 BB: 0 P: 3	R: 0 E: 0 K: 1 S: 5	H: 0 LOB: 0 BB: 0 P: 5	R: 2 E: 0 K: 0 S: 5	H: 2 LOB: 0 BB: 0 P: 5	R: 0 E: 0 K: 1 S: 5	H: 0 LOB: 0 BB: 0 P: 5	R: 0 E: 0 K: 1 S: 5	H: 0 LOB: 0 BB: 0 P: 5	R: 0 E: 0 K: 0 S: 7	H: 4 LOB: 1 BB: 2 P: 15	1B: 6 2B: 4 3B: 0 HR: 1	SF: 0 SAC: 0 DP: 1 HBP: 0		WP: 0 PB: 0 SB: 0 CS: 0	PA: 38
<b>PITCHER</b> Wade Blasingame, L ERA: 3.02 Buddy Harris, R ERA: 9.0 Denny Lemaster, L ERA: 4.76	IP: 4.0 WLS: L BF: 18 H: 5 R: 4 ER: 4 SO: 4 BB: 2 IBB: 0 HBP: 0 BLK: 0 WP: 0 HR: 1 S: 10 P: 26 ERA: 9.00 WHIP: 1.750															<b>PITCHER</b>			



Batter	1	2	3	4	5	6	7	8	9	AB	R	H	RBI	BB	SO	LOB	TOP			
<b>Felix Millan, R</b> (1,4) OBP: 0.350, SLG: 0.380	1-0 CS HBP		0-0 2			0-0 2		0-0 2		3	0	0	0	0	0	0				
<b>Ralph Carr, L</b> (1,9) OBP: 0.286, SLG: 0.256	0-3 1-2 K		0-3 3			0-0 3		0-0 3		4	0	1	0	0	2	1				
<b>Mike Lum, L</b> (1,8) OBP: 0.308, SLG: 0.410	0-0 3			0-3 1				0-0 3		4	0	0	0	0	1	1				
<b>Rico Carty, R</b> (1,7) OBP: 0.440, SLG: 0.578 <b>Dusty Baker Jr., R</b> (9, PR)		0-3 1		0-0 2			0-0 1B 1B		0-0 None 2B	4	1	2	0	0	1	0				
<b>Orlando Cepeda, R</b> (1,3) OBP: 0.368, SLG: 0.559		0-0 2		0-3 3			0-0 1B 1B		0-0 1	4	1	1	0	0	1	1				
<b>Darrell Evans, L</b> (1,5) OBP: 0.500, SLG: 1.000		0-0 3B			0-0 1		0-0 None 1B		0-0 2	4	0	2	2	0	0	1				
<b>Gil Garrido, R</b> (1,6) OBP: 0.305, SLG: 0.325 <b>Hank Aaron, R</b> (9, PH)		4-0 BB		0-3 2		0-0 2		0-0 2-3 3-H 3-H 1B	0-3 3	2	0	0	0	1	1	1				
<b>Bob Didier, S</b> (1,2) OBP: 0.208, SLG: 0.179		0-0 3			0-0 3					3	0	0	0	0	0	3				
<b>Jim Nash, R</b> (1,1) OBP: 0.118, SLG: 0.189 <b>Hal King, L</b> (8, PH) <b>Hoyt Wilhelm, R</b> (8, 1) OBP: 0.231, SLG: 0.091			0-0 1			0-3 1				2	0	0	0	0	1	0				
										1	0	0	0	0	0	0				
										0	0	0	0	0	0	0				
<b>Inning Stats</b>	R: 0 E: 0 K: 1 S: 4	H: 0 LOB: 0 BB: 0 P: 5	R: 0 E: 0 K: 1 S: 6	H: 1 LOB: 2 BB: 1 P: 10	R: 0 E: 0 K: 1 S: 5	H: 0 LOB: 0 BB: 0 P: 5	R: 0 E: 0 K: 2 S: 7	H: 0 LOB: 0 BB: 0 P: 7	R: 0 E: 0 K: 1 S: 5	H: 0 LOB: 0 BB: 0 P: 5	R: 2 E: 0 K: 0 S: 6	H: 3 LOB: 1 BB: 0 P: 6	R: 0 E: 0 K: 0 S: 4	H: 1 LOB: 1 BB: 0 P: 4	R: 0 E: 0 K: 1 S: 6	H: 1 LOB: 2 BB: 0 P: 6	1B: 4 2B: 2 3B: 1 HR: 0	SF: 0 SAC: 0 DP: 1 HBP: 1	WP: 0 PB: 0 SB: 0 CS: 1	PA: 34
<b>PITCHER</b> <b>Jack Billingham, R</b> (1,1) ERA: 4.1	IP: 9.0 WLS: W BF: 34 H: 6 R: 2 ER: 2 SO: 8 BB: 1 IBB: 0 HBP: 1 BLK: 0 WP: 0 HR: 0 S: 48 P: 53 ERA: 2.00 WHIP: 0.778															<b>PITCHER</b>				

Atlanta Braves @ Houston Astros  
Astrodome, Houston, TX  
Fri Sep 11 1970, 8:05 PM EDT  
Att: 7,928 - Unknown


AB 32  
R 2  
H 6  
RBI 2  
BB 1  
SO 8  
LOB 10



Batter	1	2	3	4	5	6	7	8	9	AB	R	H	RBI	BB	SO	LOB	BOTTOM	
<b>Jesus Alou, R</b> (1,9) OBP: 0.342, SLG: 0.394	0-0 1B 3B		0-0 1			0-3 1		0-0 1		4	1	1	0	0	1	0		
<b>Joe Morgan, L</b> (1,4) OBP: 0.401, SLG: 0.397	0-0 None 3-H 1B		0-0 2			0-0 1B 3B		0-3 2		4	1	2	1	0	1	0		
<b>Jimmy Wynn, R</b> (1,7) OBP: 0.399, SLG: 0.511	0-3 1-2 K		0-0 3			0-0 2		0-0 S 1B		4	1	1	0	0	1	2		
<b>Bob Watson, R</b> (1,3) OBP: 0.321, SLG: 0.425	0-0 2-3			0-0 1		0-0 3-H 1B		0-0 1B BB		3	0	1	1	1	0	1		
<b>Denis Menke, R</b> (1,6) OBP: 0.392, SLG: 0.438	0-0 3			0-0 2		0-0 3		0-0 1-2 2-H 1B		4	0	1	1	0	0	2		
<b>Doug Radler, R</b> (1,5) OBP: 0.316, SLG: 0.421		0-0 1		0-0 3				0-0 3		4	0	0	0	0	1	2		
<b>Cesar Cedeno, R</b> (1,8) OBP: 0.323, SLG: 0.427		0-0 None S 1B			0-0 1					3	0	1	0	0	0	0		
<b>Johnny Edwards, L</b> (1,2) OBP: 0.296, SLG: 0.304		0-0 1-3			0-0 2			0-0 BB BB		2	0	0	0	1	0	1		
<b>Jack Billingham, R</b> (1,1) OBP: 0.143, SLG: 0.094		0-3 3			0-0 3			0-3 3		3	0	0	0	0	2	2		
<b>Inning Stats</b>	R: 1 E: 0 K: 1 S: 7	H: 2 LOB: 1 BB: 0 P: 7	R: 0 E: 0 K: 1 S: 6	H: 1 LOB: 1 BB: 0 P: 6	R: 0 E: 0 K: 0 S: 3	H: 0 LOB: 0 BB: 0 P: 3	R: 0 E: 0 K: 0 S: 3	H: 0 LOB: 0 BB: 0 P: 3	R: 1 E: 0 K: 1 S: 7	H: 2 LOB: 1 BB: 0 P: 7	R: 0 E: 0 K: 1 S: 5	H: 0 LOB: 1 BB: 1 P: 9	R: 1 E: 0 K: 2 S: 9	H: 2 LOB: 2 BB: 1 P: 13	1B: 5 2B: 0 3B: 2 HR: 0	SF: 0 SAC: 0 DP: 0 HBP: 0	WP: 0 PB: 0 SB: 3 CS: 0	PA: 33
<b>PITCHER</b> <b>Jim Nash, R</b> (1,1) ERA: 4.05 <b>Hoyt Wilhelm, R</b> (8, 1) ERA: 2.55	IP: 7.0 WLS: L BF: 27 H: 5 R: 2 ER: 2 SO: 4 BB: 1 IBB: 0 HBP: 0 BLK: 0 WP: 0 HR: 0 S: 34 P: 38 ERA: 2.57 WHIP: 0.857															<b>PITCHER</b>		

Atlanta Braves @ Houston Astros  
Astrodome, Houston, TX  
Fri Sep 11 1970, 8:05 PM EDT  
Att: 7,928 - Unknown

AB 31  
R 3  
H 7  
RBI 3  
BB 2  
SO 6  
LOB 10



Batter	1	2	3	4	5	6	7	8	9	AB	R	H	RBI	BB	SO	LOB	TOP		
Mike Lum, L OBP: 0.302, SLG: 0.402 (1, 8)										5	0	0	0	0	1	2			
Sonny Jackson, L OBP: 0.348, SLG: 0.313 (1, 6)										3	2	2	0	2	0	0			
Hank Aaron, R OBP: 0.392, SLG: 0.600 (1, 9)										4	2	3	0	0	0	1			
Rico Carty, R OBP: 0.440, SLG: 0.578 Oscar Brown, R OBP: 0.452, SLG: 0.595 (8, PR) (8, 7)										4	0	2	2	0	1	3			
Orlando Cepeda, R OBP: 0.369, SLG: 0.560 (1, 3)										4	0	2	2	0	0	1			
Darrell Evans, L OBP: 0.290, SLG: 0.500 Clete Boyer, R OBP: 0.299, SLG: 0.378 (8, 5)										4	0	0	0	0	1	3			
Gil Garrido, R OBP: 0.301, SLG: 0.321 (1, 4)										4	0	0	0	0	1	0			
Bob Didier, S OBP: 0.209, SLG: 0.181 (1, 2)										4	1	1	0	0	0	0			
Pat Jarvis, R OBP: 0.195, SLG: 0.211 (1, 1)										4	0	2	1	0	2	0			
<b>Inning Stats</b>	R: 2 E: 0 K: 1 S: 7	H: 2 LOB: 1 BB: 1 P: 11	R: 0 E: 0 K: 2 S: 8	H: 1 LOB: 1 BB: 0 P: 8	R: 2 E: 0 K: 0 S: 4	H: 2 LOB: 0 BB: 1 P: 8	R: 0 E: 0 K: 1 S: 5	H: 0 LOB: 0 BB: 0 P: 5	R: 0 E: 0 K: 0 S: 4	H: 0 LOB: 0 BB: 0 P: 4	R: 0 E: 0 K: 1 S: 5	H: 0 LOB: 0 BB: 0 P: 5	R: 0 E: 0 K: 0 S: 5	H: 3 LOB: 2 BB: 0 P: 5	R: 1 E: 0 K: 0 S: 5	H: 3 LOB: 2 BB: 0 P: 5	1B: 9 2B: 3 3B: 0 HR: 0	SF: 0 SAC: 0 DP: 2 HBP: 0	WP: 1 PA: 38 PB: 0 SB: 0 CS: 0
<b>PITCHER</b>	IP WLS BF H R ER SO BB IBB HBP BLK WP HR S P ERA WHIP	8.0 L 33 9 4 4 6 2 0 0 0 0 0 43 51 4.50 1.375	1.0 5 3 1 1 0 0 0 0 0 0 1 0 5 5 9.00 3.000																

Atlanta Braves @ Houston Astros  
Astrodome, Houston, TX  
Sat Sep 12 1970, 8:05 PM EDT  
Att: 9,821 - Dome

AB 36  
R 5  
H 12  
RBI 5  
BB 2  
SO 6  
LOB 10



Batter	1	2	3	4	5	6	7	8	9	AB	R	H	RBI	BB	SO	LOB	BOTTOM		
Jesus Alou, R OBP: 0.339, SLG: 0.391 (1, 9)										4	0	0	0	0	0	1			
Joe Morgan, L OBP: 0.398, SLG: 0.394 (1, 4)										4	0	0	0	0	0	1			
Jimmy Wynn, R OBP: 0.399, SLG: 0.509 Keith Lampard, L OBP: 0.280, SLG: 0.362 (7, 7)										2	0	0	0	1	1	0			
Bob Watson, R OBP: 0.316, SLG: 0.419 (1, 3)										4	0	0	0	0	0	1			
Denis Menke, R OBP: 0.393, SLG: 0.441 (1, 6)										4	2	2	0	0	0	0			
Doug Rader, R OBP: 0.318, SLG: 0.427 (1, 5)										2	1	1	2	1	1	1			
Cesar Cedeno, R OBP: 0.323, SLG: 0.426 (1, 8)										3	0	1	1	0	0	1			
Johnny Edwards, L OBP: 0.296, SLG: 0.304 (1, 2)										3	0	1	0	0	0	2			
Ken Forsch, R Norm Miller, L OBP: 0.348, SLG: 0.339 George Culver, R OBP: 0.182, SLG: 0.300 (8, PH) (9, 1)										1	0	0	0	0	0	0			
<b>Inning Stats</b>	R: 0 E: 0 K: 0 S: 3	H: 0 LOB: 1 BB: 1 P: 7	R: 1 E: 1 K: 1 S: 6	H: 2 LOB: 1 BB: 0 P: 6	R: 0 E: 0 K: 0 S: 3	H: 0 LOB: 0 BB: 0 P: 3	R: 2 E: 0 K: 1 S: 7	H: 2 LOB: 0 BB: 0 P: 7	R: 0 E: 0 K: 0 S: 4	H: 1 LOB: 1 BB: 0 P: 4	R: 0 E: 0 K: 0 S: 3	H: 0 LOB: 0 BB: 0 P: 3	R: 0 E: 0 K: 0 S: 3	H: 0 LOB: 0 BB: 0 P: 3	R: 0 E: 0 K: 0 S: 3	H: 0 LOB: 0 BB: 0 P: 3	1B: 3 2B: 1 3B: 0 HR: 1	SF: 0 SAC: 1 DP: 0 HBP: 0	WP: 1 PA: 32 PB: 0 SB: 0 CS: 0
<b>PITCHER</b>	IP WLS BF H R ER SO BB IBB HBP BLK WP HR S P ERA WHIP	9.0 W 32 5 3 3 2 2 0 0 0 1 1 34 42 3.00 0.778																	

Atlanta Braves @ Houston Astros  
Astrodome, Houston, TX  
Sat Sep 12 1970, 8:05 PM EDT  
Att: 9,821 - Dome

AB 29  
R 3  
H 5  
RBI 3  
BB 2  
SO 2  
LOB 7



Batter	1	2	3	4	5	6	7	8	9	AB	R	H	RBI	BB	SO	LOB	TOP					
Mike Lum, L (1,8) OBP: 0.300, SLG: 0.398	0-0 1		0-0 1			0-0 1	0-0 1		0-0 1B	5	1	1	0	0	0	1	<b>Atlanta Braves @ Houston Astros</b> Astrodome, Houston, TX Sun Sep 13 1970, 8:05 PM EDT Att: 8,232 - Unknown					
Sonny Jackson, L (1,6) OBP: 0.349, SLG: 0.315	0-0 2		0-0 2			0-0 1B	0-0 2B		0-0 1B	5	2	2	0	0	0	1						
Hank Aaron, R (1,9) OBP: 0.391, SLG: 0.598	0-0 3		0-0 3			4-0 1B	0-0 2B		0-3 K	2	0	0	0	1	0	0						
Ralph Garr, L (6, PR) OBP: 0.295, SLG: 0.293						1-2 1B	1-H 1B			2	2	1	1	0	1	2						
Rico Carty, R (1,7) OBP: 0.443, SLG: 0.579						0-0 1B	0-0 1B		0-0 F	4	1	3	2	0	0	0						
Bob Priddy, R (7,1) OBP: 0.250, SLG: 0.200						1-3 2H	2H			0	0	0	0	0	0	0						
Earl Williams, R (9, PH)										1	0	0	0	0	0	2						
Orlando Cepeda, R (1,3) OBP: 0.368, SLG: 0.556						0-0 F	0-0 1B		4-0 1B	4	0	0	0	1	1	5						
Darrell Evans, L (1,5) OBP: 0.482, SLG: 0.583						0-0 1B	E 1B		4-0 None	4	0	3	3	1	0	0						
Gil Garrido, R (1,4) OBP: 0.318, SLG: 0.318						0-0 1B	1-2 2-3		0-0 1B	4	0	0	0	0	1	4						
Jimmie Hall, L (9, PH) OBP: 0.224, SLG: 0.278						0-0 1B	E1		0-0 1B	1	0	0	0	0	0	3						
Bob Didier, S (1,2) OBP: 0.211, SLG: 0.183						0-0 1B	1-2 2-3		0-3 K	4	0	1	0	0	1	4						
George Stone, L (1,1) OBP: 0.308, SLG: 0.243						0-0 1B				0	0	0	0	0	0	0						
Rick Kester, R (1,1)										2	0	0	0	0	0	2						
Hal King, L (7, PH) OBP: 0.367, SLG: 0.472										1	0	1	0	0	0	0						
Dusty Baker Jr., R (7, PR) (7,7)										1	0	0	0	0	0	1						
<b>Inning Stats</b>	R: 0 E: 0 K: 0 S: 3	H: 0 LOB: 0 BB: 0 P: 3	R: 1 E: 0 K: 2 S: 10	H: 3 LOB: 2 BB: 0 P: 10	R: 0 E: 0 K: 0 S: 3	H: 0 LOB: 0 BB: 0 P: 3	R: 0 E: 0 K: 0 S: 3	H: 0 LOB: 0 BB: 0 P: 3	R: 0 E: 0 K: 0 S: 3	H: 0 LOB: 0 BB: 0 P: 3	R: 2 E: 1 K: 0 S: 7	H: 3 LOB: 3 BB: 1 P: 11	R: 2 E: 0 K: 0 S: 6	H: 4 LOB: 0 BB: 0 P: 6	R: 0 E: 0 K: 1 S: 5	H: 0 LOB: 1 BB: 1 P: 9	R: 1 E: 1 K: 1 S: 8	H: 2 LOB: 3 BB: 1 P: 12	1B: 10 2B: 2 3B: 0 HR: 0	SF: 0 SAC: 0 DP: 0 HBP: 0	WP: 1 PB: 0 SB: 0 CS: 0	PA: 43
<b>PITCHER</b>	IP WLS BF H R ER SO BB IBB HBP BLK WP HR S P ERA WHIP																					
Don Wilson, R (1,1) ERA: 4.01	8.2 W 42 12 6 5 4 3 0 0 0 1 0 47 59 5.19 1.731																					
Jim Ray, R (9,1) ERA: 3.61	0.1 S 1 0 0 0 0 0 0 0 0 0 0 0 1 1 0.00 0.000																					

Batter	1	2	3	4	5	6	7	8	9	AB	R	H	RBI	BB	SO	LOB	BOTTOM					
Jesus Alou, R (1,9) OBP: 0.338, SLG: 0.388	E6 1B		0-0 FC			0-0 HR	0-0 FC			5	2	1	1	0	0	5	<b>Atlanta Braves @ Houston Astros</b> Astrodome, Houston, TX Sun Sep 13 1970, 8:05 PM EDT Att: 8,232 - Unknown					
Joe Morgan, L (1,4) OBP: 0.398, SLG: 0.400	1-2 3H		0-0 K			0-0 HR	0-0 1B			5	2	2	2	0	1	5						
Jimmy Wynn, R (1,7) OBP: 0.396, SLG: 0.595	0-0 F		0-0 K			0-3 K				4	0	0	0	0	2	2						
Cesar Geronimo, L (8,7) OBP: 0.333, SLG: 0.316										1	0	0	0	0	0	0						
Bob Watson, R (1,3) OBP: 0.318, SLG: 0.419	0-0 BB		0-3 K			0-0 S				5	1	2	1	0	1	0						
Denis Menke, R (1,6) OBP: 0.391, SLG: 0.437	0-0 E5		0-0 K			0-0 K				4	1	0	1	1	1	2						
Doug Rader, R (1,5) OBP: 0.319, SLG: 0.432	1-2 2-3		0-3 K			0-3 K				3	2	1	1	1	2	2						
Cesar Cedeno, R (1,8) OBP: 0.326, SLG: 0.433	1-3 2H		0-0 1B			0-0 FC				4	2	2	2	0	0	0						
Larry Howard, R (1,2) OBP: 0.403, SLG: 0.509	4-0 1B		0-3 K			0-0 FC				2	0	0	0	2	1	1						
Don Wilson, R (1,1) OBP: 0.131, SLG: 0.164	0-0 IBB		0-0 K			0-0 FC				3	0	2	2	0	0	0						
Jim Ray, R (9,1) OBP: 0.200, SLG: 0.200	1-2 2H		0-0 FC			1-2 SH				0	0	0	0	0	0	0						
<b>Inning Stats</b>	R: 6 E: 2 K: 1 S: 11	H: 4 LOB: 2 BB: 2 P: 19	R: 0 E: 0 K: 2 S: 7	H: 0 LOB: 1 BB: 1 P: 11	R: 1 E: 0 K: 1 S: 7	H: 2 LOB: 1 BB: 0 P: 7	R: 0 E: 0 K: 3 S: 10	H: 1 LOB: 1 BB: 0 P: 10	R: 0 E: 0 K: 0 S: 3	H: 0 LOB: 0 BB: 0 P: 3	R: 2 E: 0 K: 1 S: 7	H: 2 LOB: 0 BB: 0 P: 7	R: 1 E: 1 K: 0 S: 5	H: 1 LOB: 2 BB: 1 P: 9	R: 0 E: 0 K: 0 S: 3	H: 0 LOB: 0 BB: 0 P: 3	R: 0 E: 0 K: 1 S: 8	H: 0 LOB: 0 BB: 0 P: 12	1B: 6 2B: 2 3B: 0 HR: 2	SF: 0 SAC: 1 DP: 0 HBP: 0	WP: 0 PB: 0 SB: 1 CS: 0	PA: 41
<b>PITCHER</b>	IP WLS BF H R ER SO BB IBB HBP BLK WP HR S P ERA WHIP																					
George Stone, L (1,1) ERA: 3.8	0.1 L 9 4 6 0 0 1 0 0 0 0 0 1 38 42 4.76 1.059																					
Rick Kester, R (1,1) ERA: 5.53	5.2 23 5 3 3 8 1 0 0 0 0 1 38 42 4.76 1.059																					
Bob Priddy, R (7,1) ERA: 5.0	2.0 9 1 1 1 0 1 0 0 0 0 0 1 8 12 4.50 1.000																					



Batter	1	2	3	4	5	6	7	8	9	AB	R	H	RBI	BB	SO	LOB	TOP			
<b>Bobby Tolan, L</b> (1, 8) OBP: 0.387, SLG: 0.475	4-0 CS BB			0-0 FC4-6 1B	4-3			0-0 L4		3	0	1	0	1	0	1				
<b>Pete Rose, S</b> (1, 9) OBP: 0.390, SLG: 0.483	4-3			0-0 FC4-6 WP BB 1-2				0-0 F8		4	0	0	0	0	0	2				
<b>Bernie Carbo, L</b> (1, 7) OBP: 0.454, SLG: 0.552	6-3			4-0 1-2 BB				4-0 BB		2	0	1	0	2	0	0				
<b>Johnny Bench, R</b> (1, 2) OBP: 0.340, SLG: 0.598		0-0 5-3		0-0 P6				0-0 F7		4	0	0	0	0	0	4				
<b>Tony Perez, R</b> (1, 5) OBP: 0.399, SLG: 0.598		0-0 1-3		0-3 K				0-0 F9		3	0	0	0	0	1	3				
<b>Jim Maloney, L</b> (6, 1)										0	0	0	0	0	0	0				
<b>Ty Cline, L</b> (9, PH) OBP: 0.369, SLG: 0.421									0-0 6-3 2B	1	1	1	0	0	0	0				
<b>Lee May, R</b> (1, 3) OBP: 0.293, SLG: 0.481		0-0 6-3							0-0 6-3	3	1	0	0	1	0	1				
<b>Tommy Helms, R</b> (1, 4) OBP: 0.255, SLG: 0.272			0-0 F8						0-0 6-3	4	0	1	1	0	0	0				
<b>Woody Woodward, R</b> (1, 6) OBP: 0.288, SLG: 0.288			0-0 1-3						0-0 6-3	2	0	0	0	0	0	2				
<b>Frank Duffy, R</b> (7, PH) OBP: 0.250, SLG: 0.286			0-0 1-3						0-0 P3	1	0	0	0	1	0	0				
<b>Jim McGlothlin, R</b> (1, 1) OBP: 0.209, SLG: 0.167			0-0 6-3							1	0	0	0	0	0	0				
<b>Jimmy Stewart, S</b> (5, PH) OBP: 0.306, SLG: 0.333										1	0	0	1	0	0	1				
<b>Ray Washburn, R</b> (5, 1)										0	0	0	0	0	0	0				
<b>Mel Behney, L</b> (5, 1)										0	0	0	0	0	0	0				
<b>Hal McRae, R</b> (6, 5) OBP: 0.329, SLG: 0.483										1	0	0	0	0	0	1				
<b>Inning Stats</b>	R: 0 E: 0 K: 0 S: 2	H: 0 LOB: 0 BB: 1 P: 6	R: 0 E: 0 K: 0 S: 3	H: 0 LOB: 0 BB: 0 P: 3	R: 0 E: 0 K: 1 S: 3	H: 1 LOB: 2 BB: 1 P: 10	R: 0 E: 0 K: 1 S: 6	H: 1 LOB: 1 BB: 1 P: 8	R: 0 E: 0 K: 0 S: 4	H: 1 LOB: 1 BB: 0 P: 4	R: 0 E: 0 K: 0 S: 3	H: 0 LOB: 1 BB: 1 P: 7	R: 0 E: 0 K: 0 S: 3	H: 0 LOB: 1 BB: 1 P: 7	R: 1 E: 0 K: 0 S: 4	H: 1 LOB: 0 BB: 0 P: 4	1B: 3 2B: 1 3B: 0 HR: 0	SF: 0 SAC: 0 DP: 0 HBP: 0	WP: 1 PB: 0 SB: 1 CS: 1	PA: 35
<b>PITCHER</b> <b>Larry Dierker, R</b> (1, 1) ERA: 3.94	IP: 9.0 WLS: W BF: 35 H: 4 R: 2 ER: 2 SO: 1 BB: 5 IBB: 0 HBP: 0 BLK: 0 WP: 1 HR: 0 S: 32 P: 52 ERA: 2.00 WHIP: 1.000															IP: 9.0 WLS: W BF: 35 H: 4 R: 2 ER: 2 SO: 1 BB: 5 IBB: 0 HBP: 0 BLK: 0 WP: 1 HR: 0 S: 32 P: 52 ERA: 2.00 WHIP: 1.000				

Cincinnati Reds @ Houston Astros  
Astrodome, Houston, TX  
Tue Sep 15 1970, 8:05 PM EDT  
Att: 9,369 - Dome

AB 30  
R 2  
H 4  
RBI 2  
BB 5  
SO 1  
LOB 15

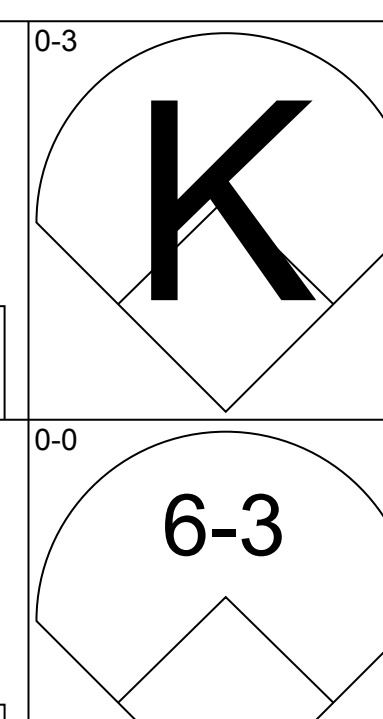
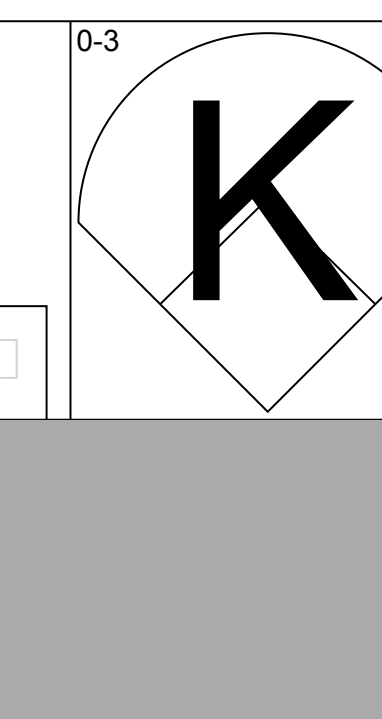
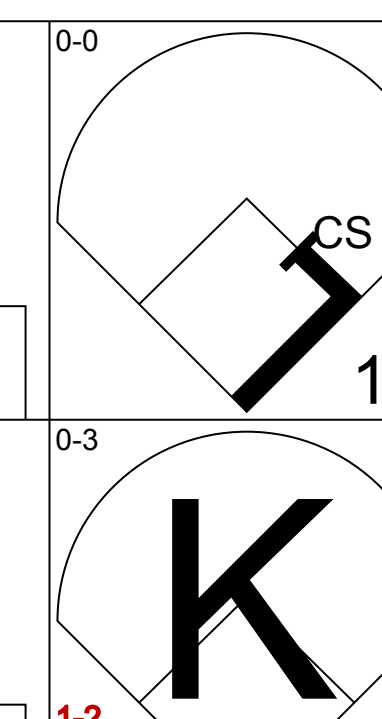
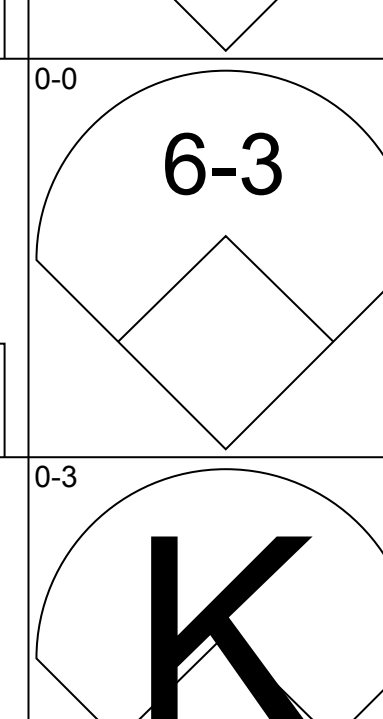
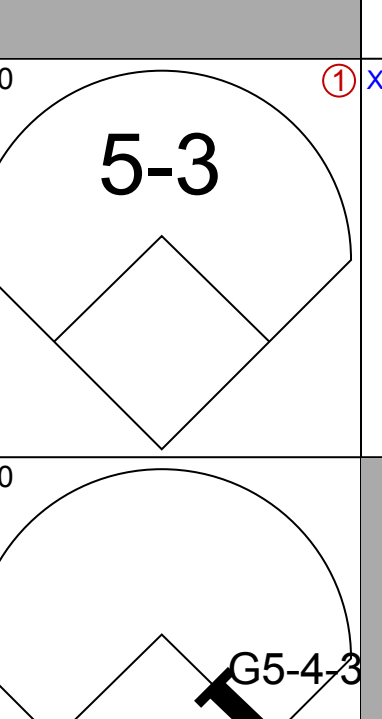
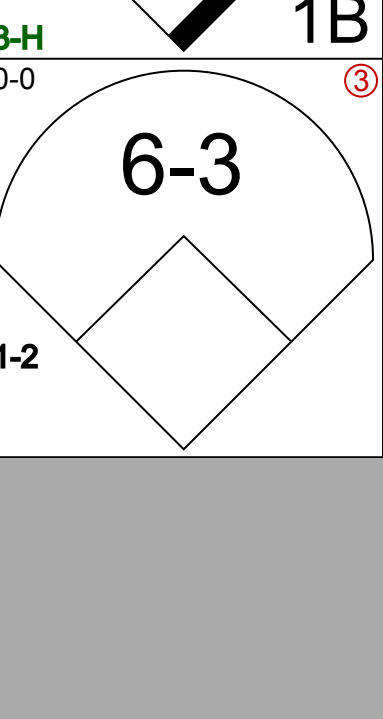
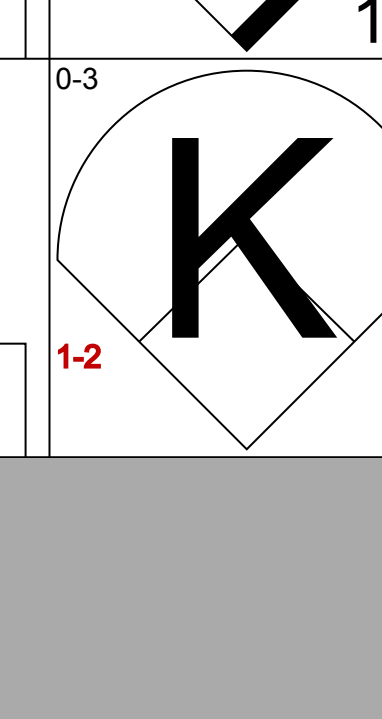
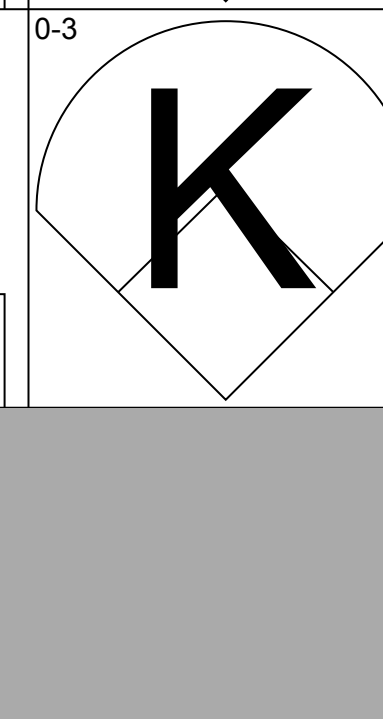
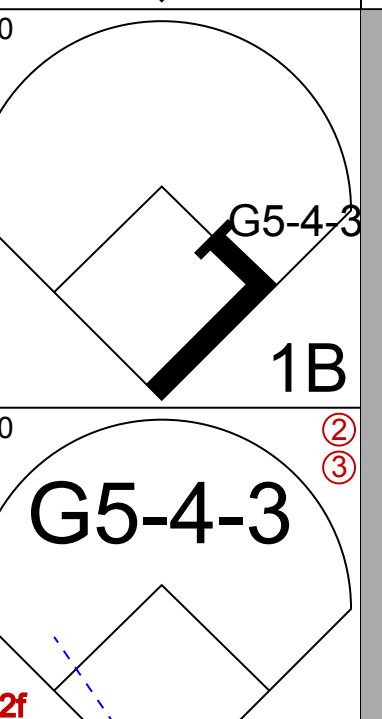
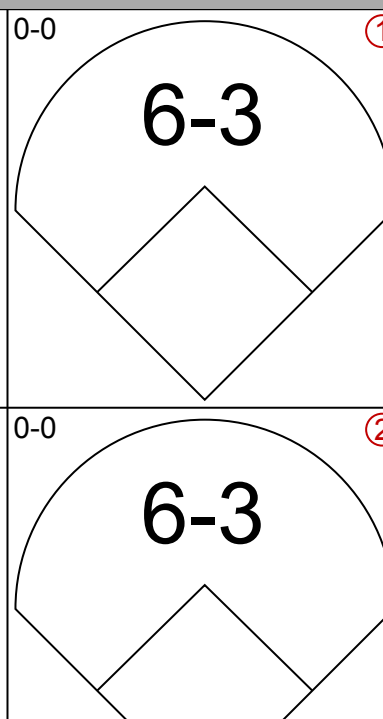
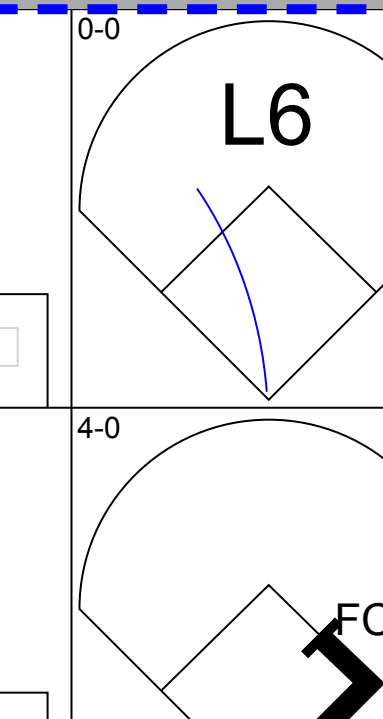
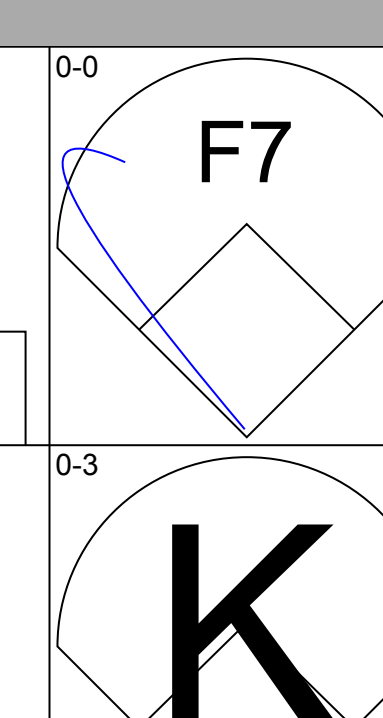
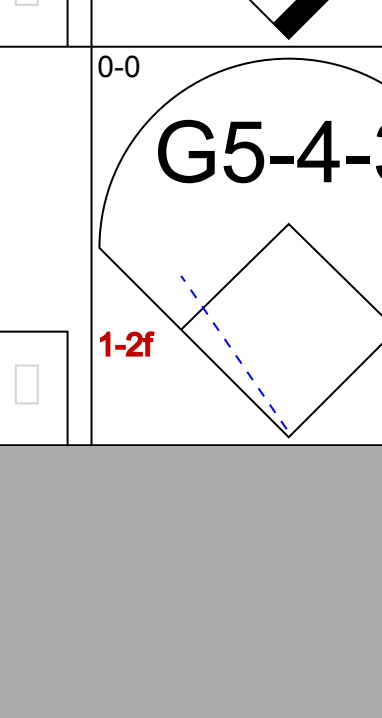
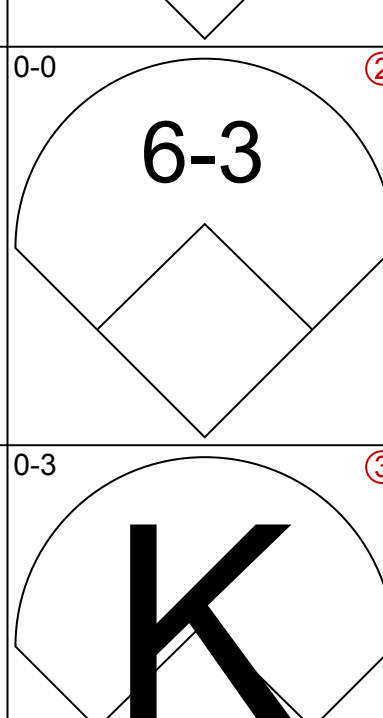
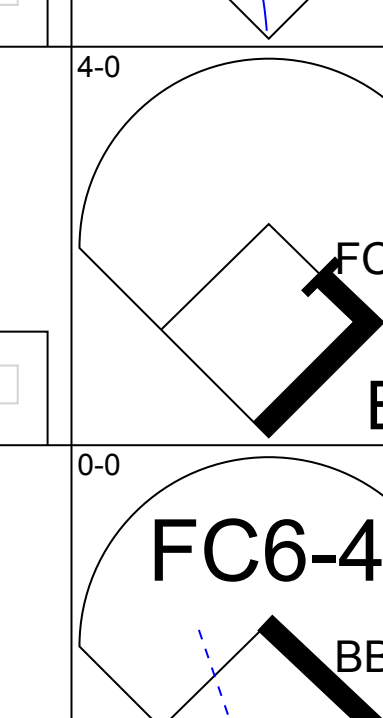
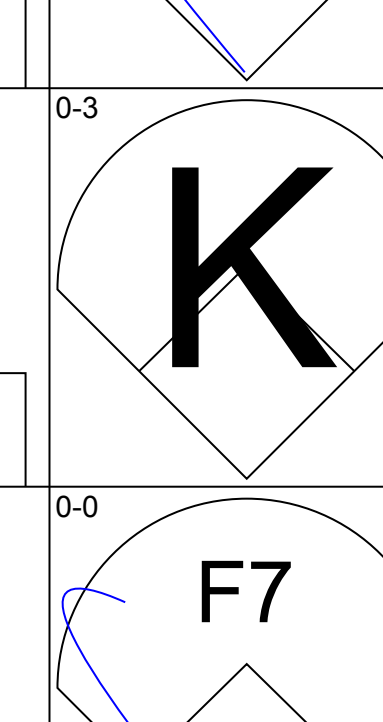
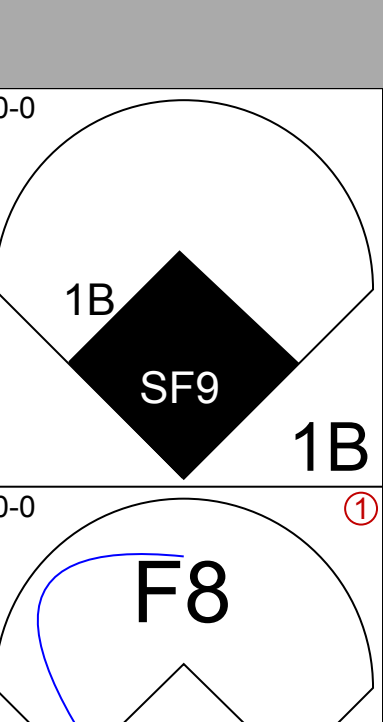
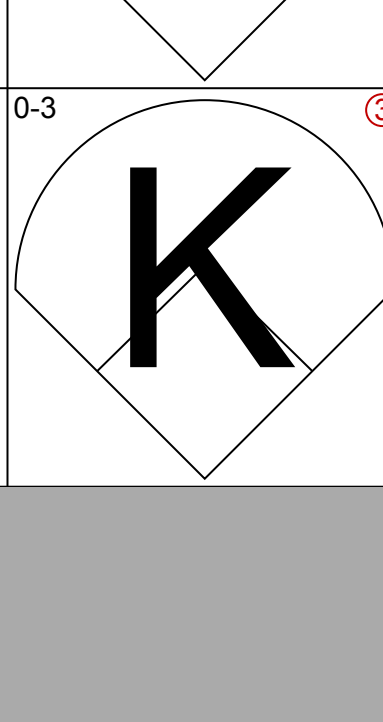
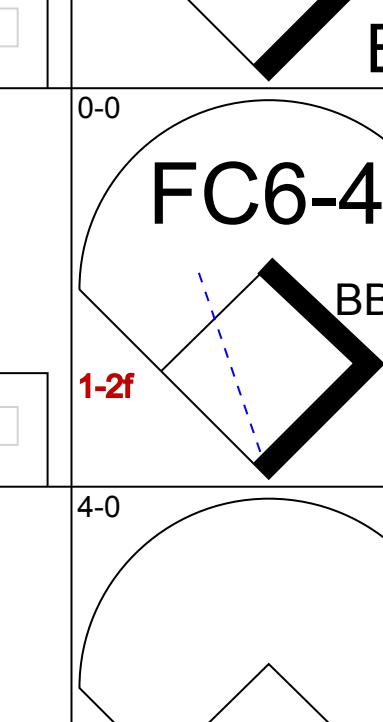
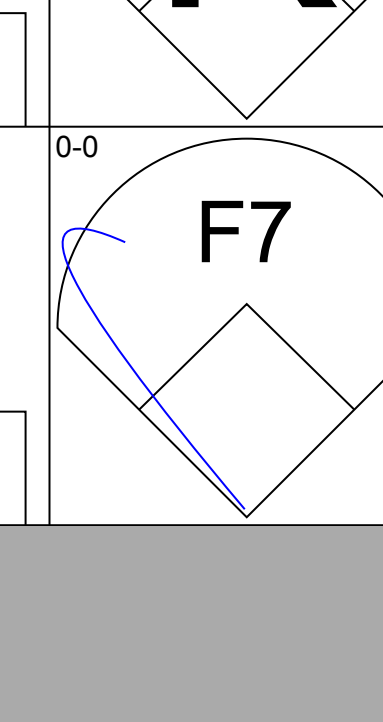
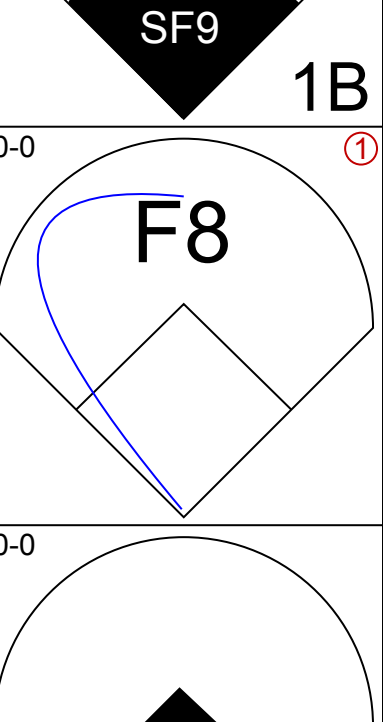
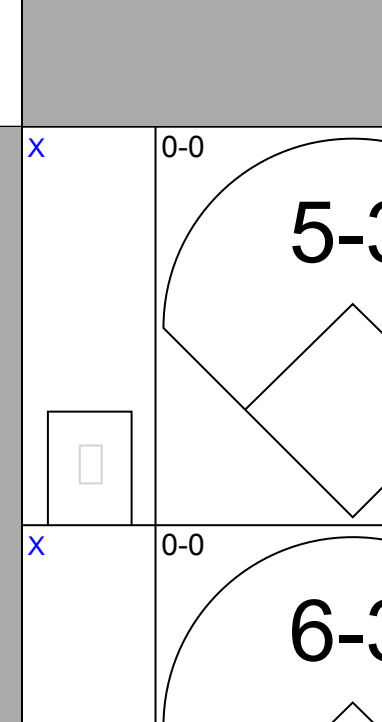
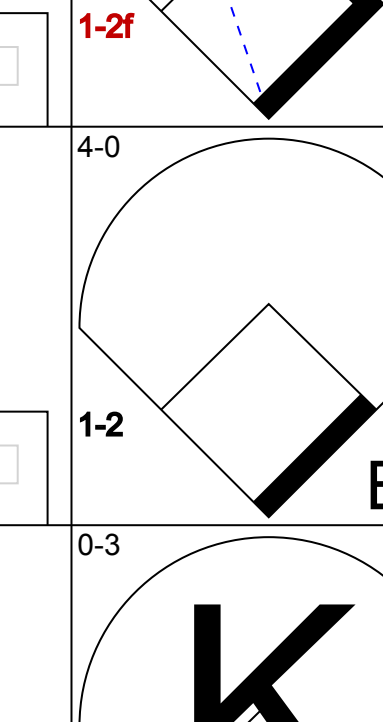
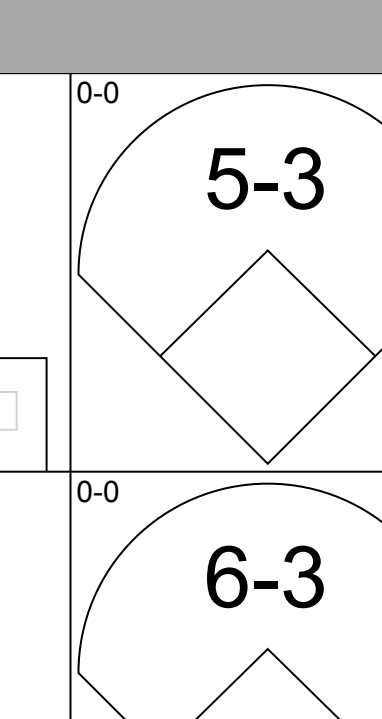
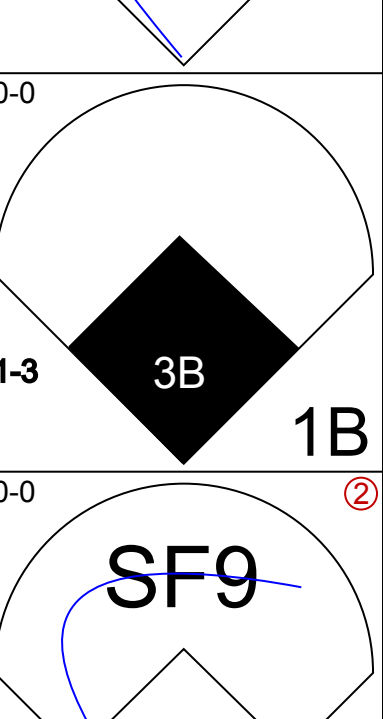
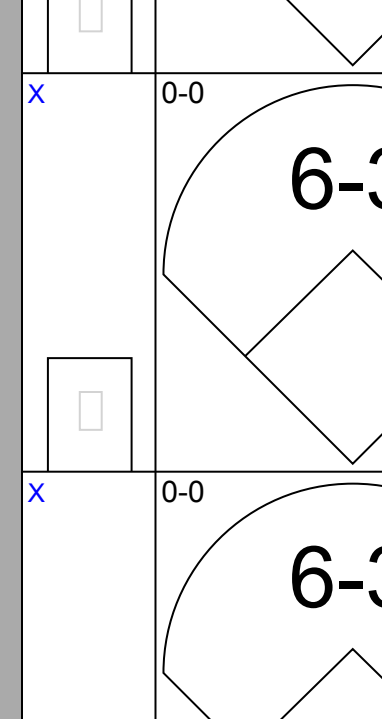
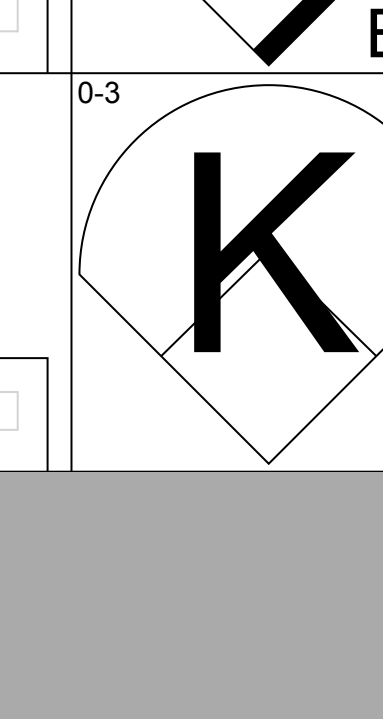
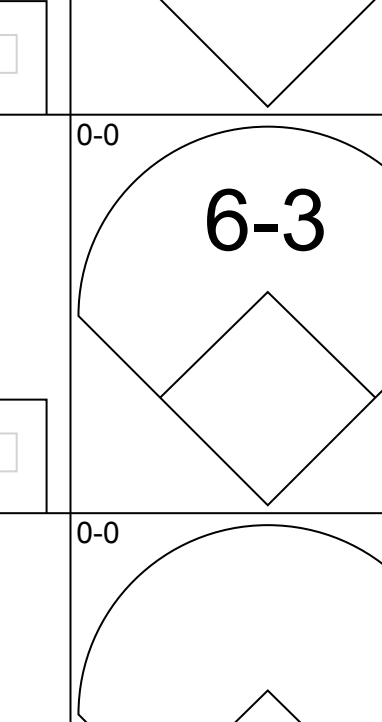
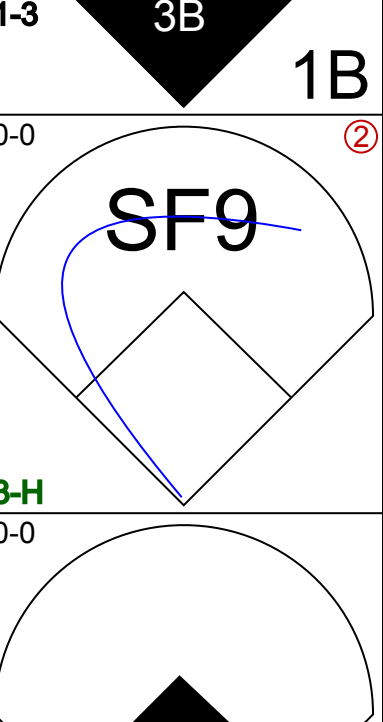
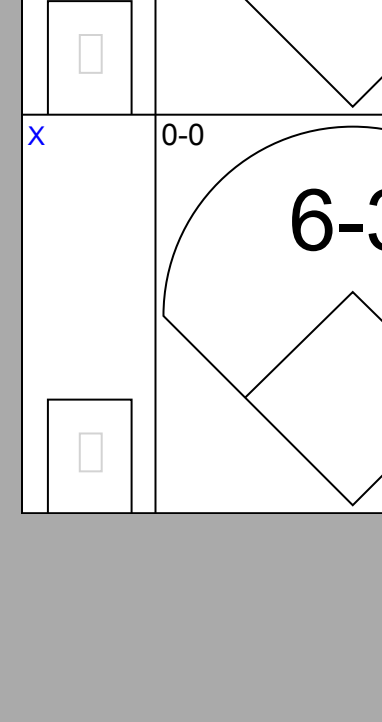
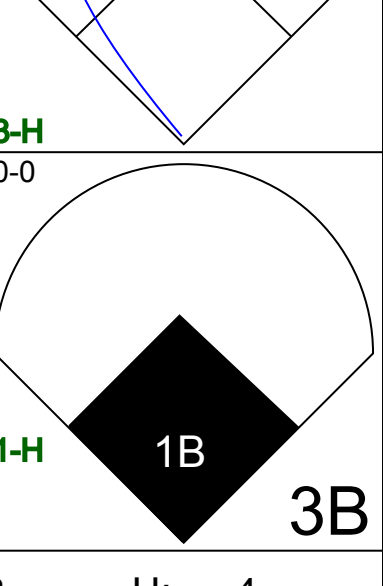
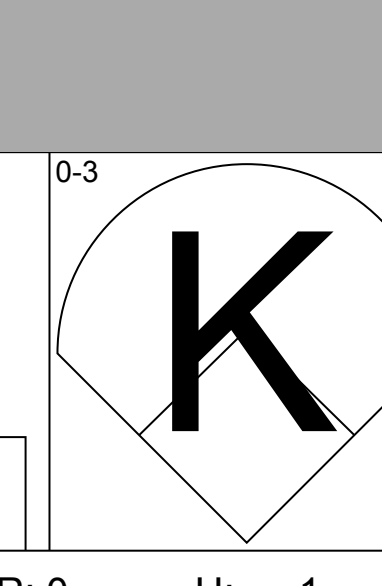


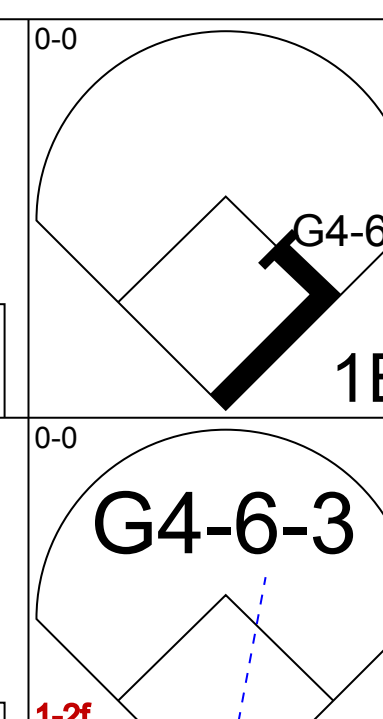
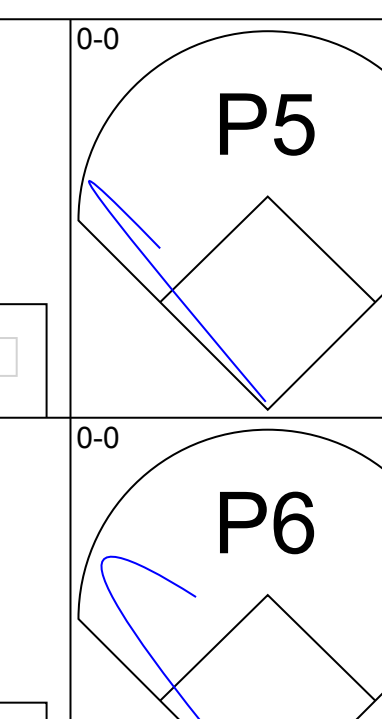
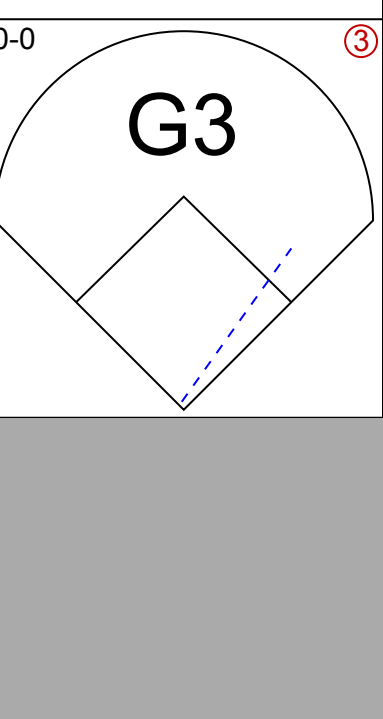
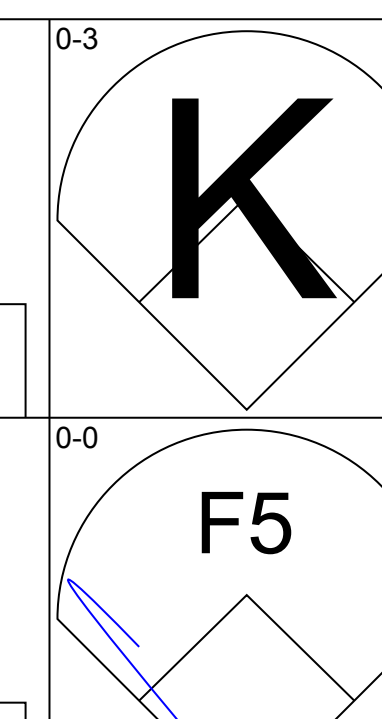
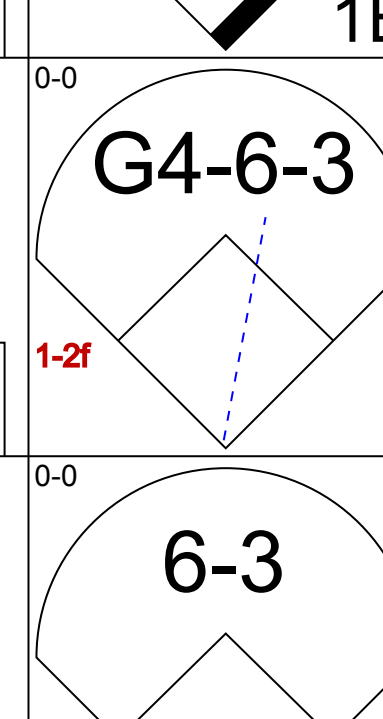
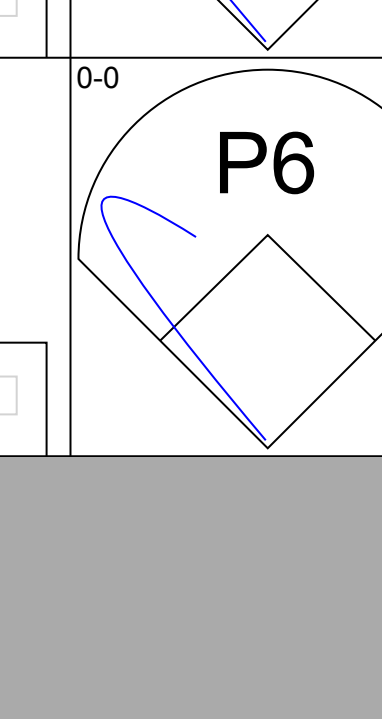
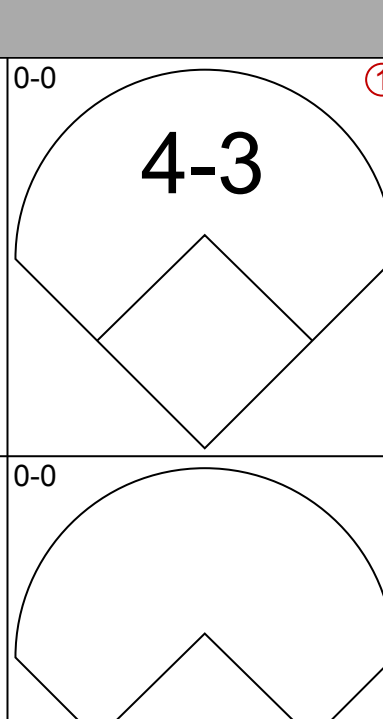
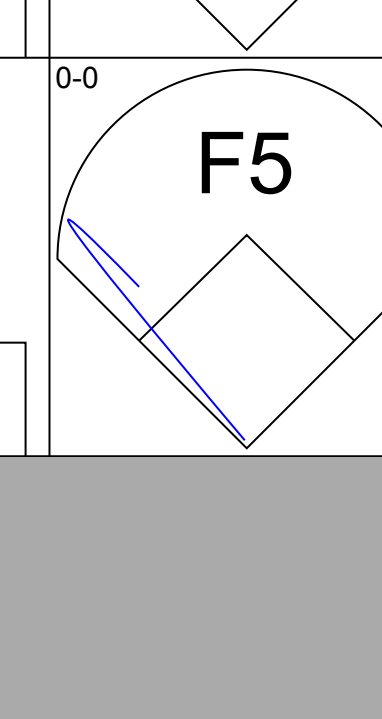
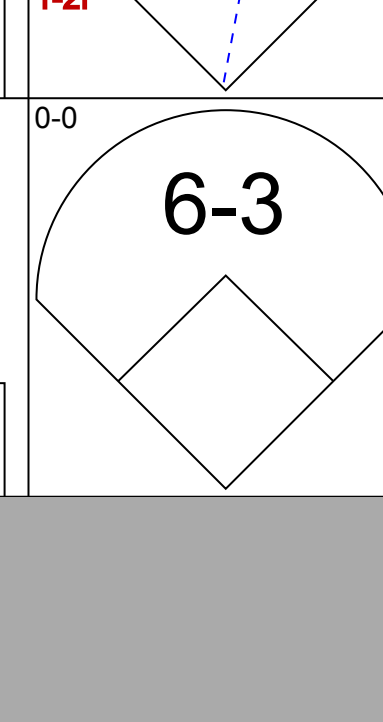
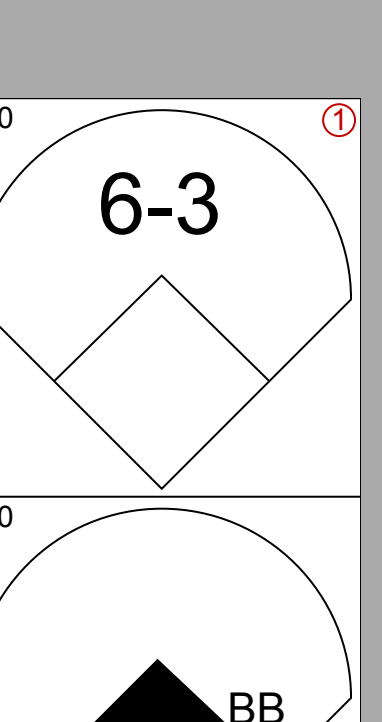
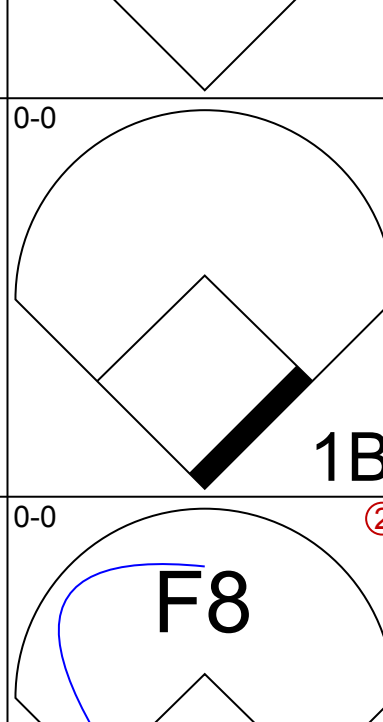
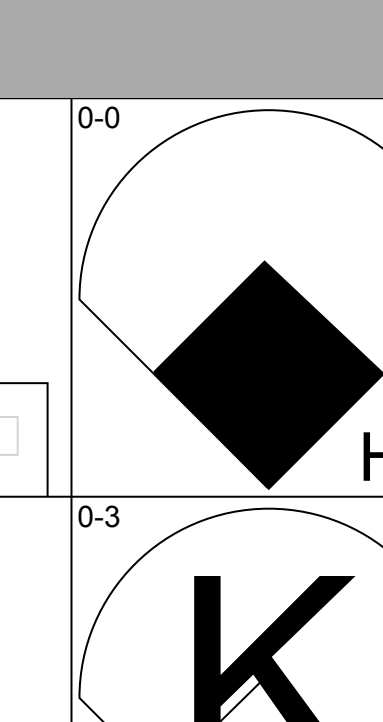
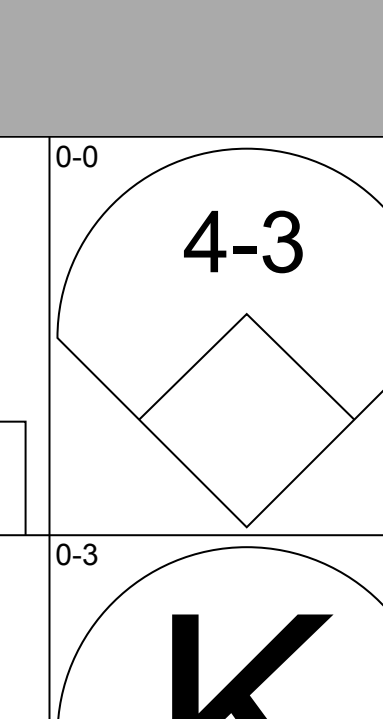
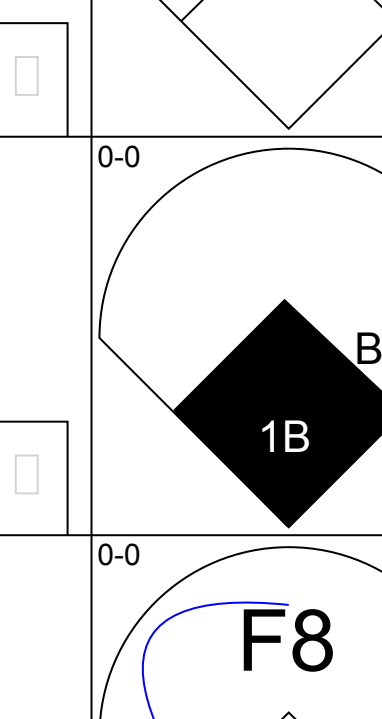
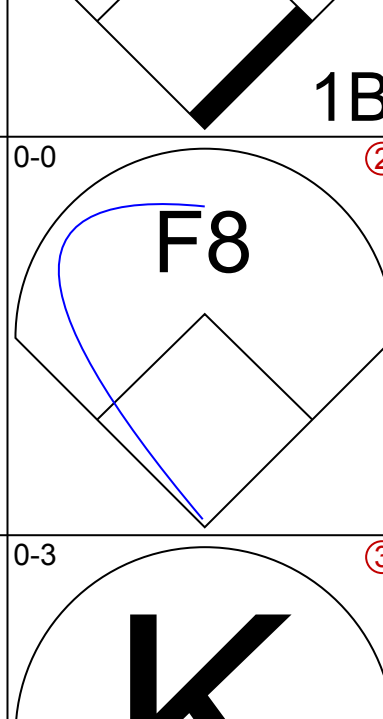
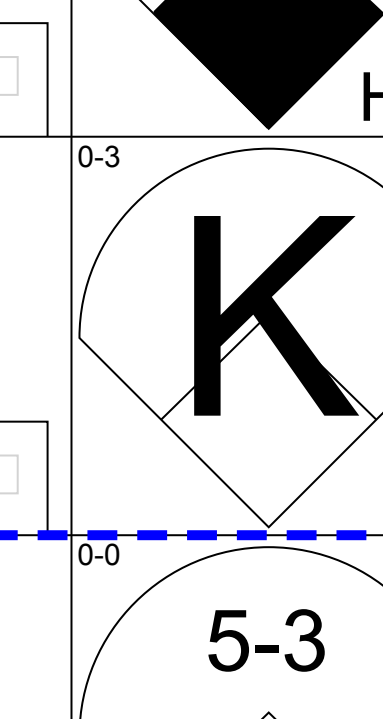
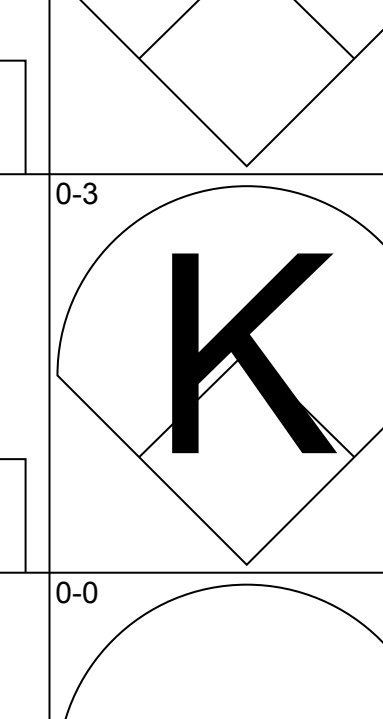
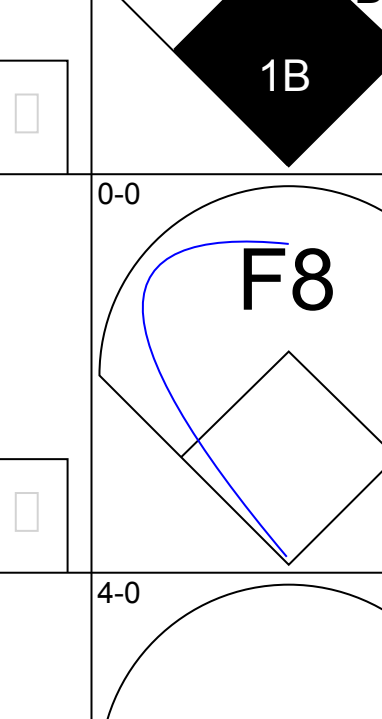
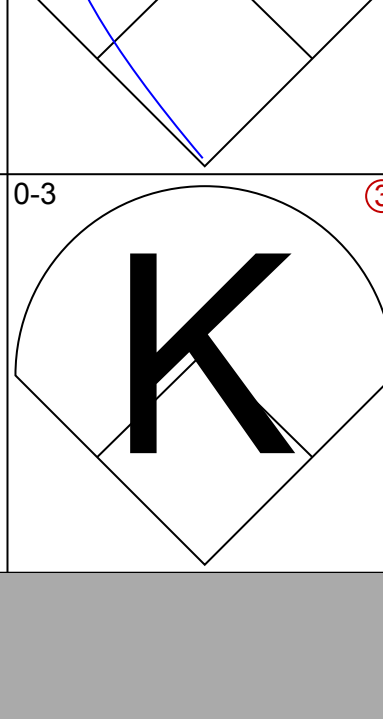
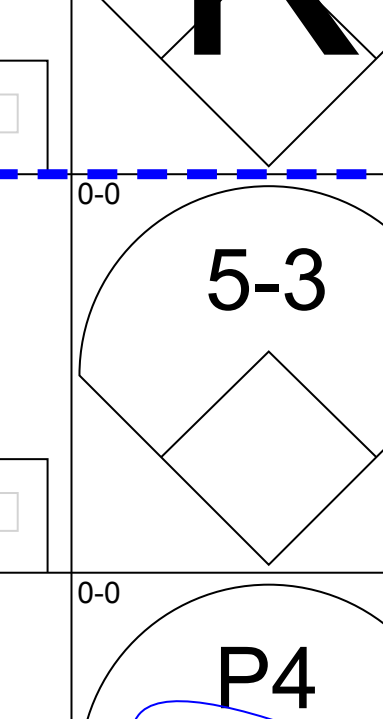
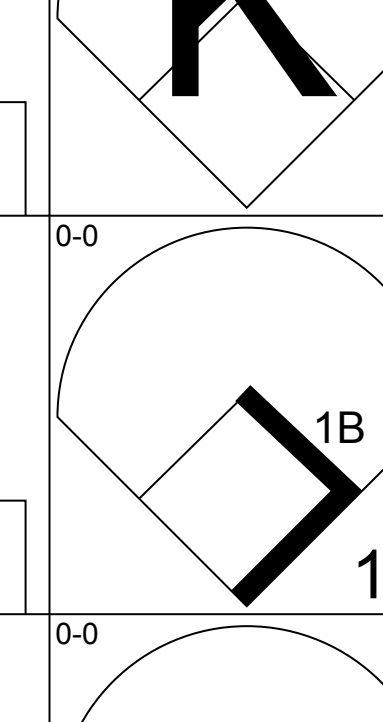
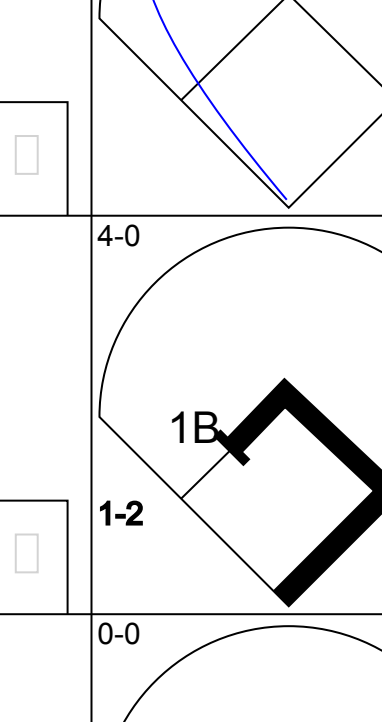
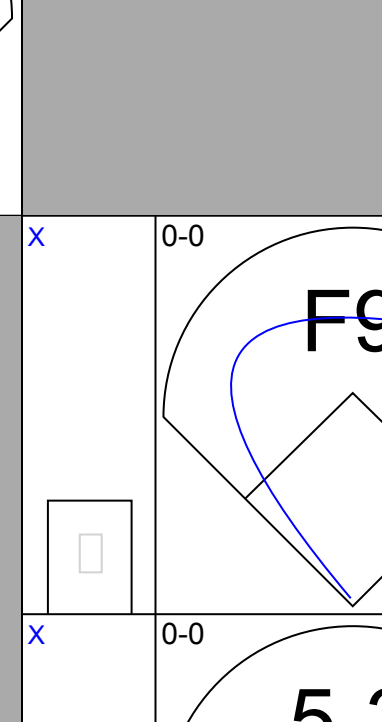
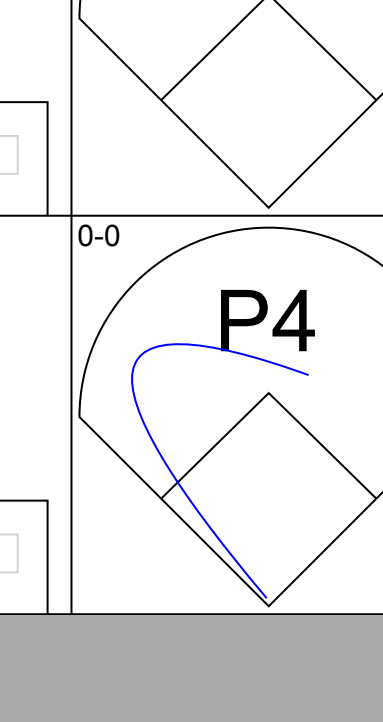
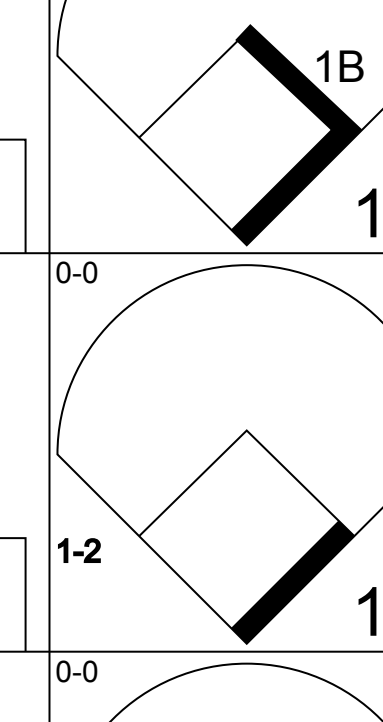
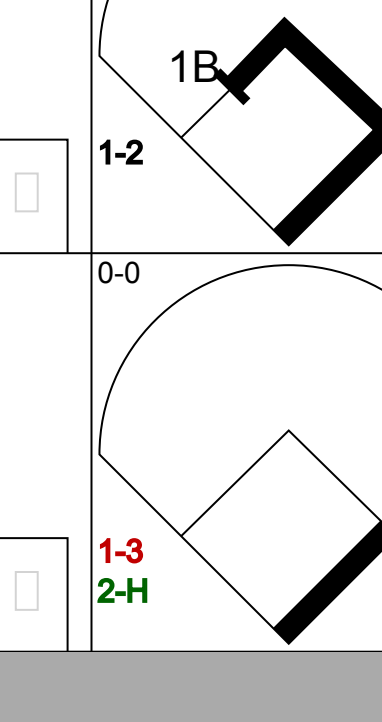
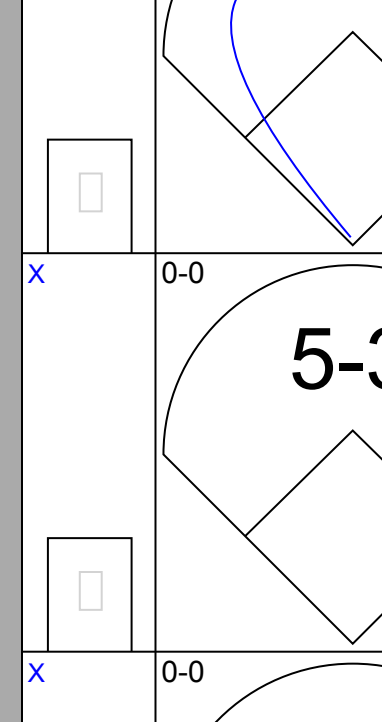
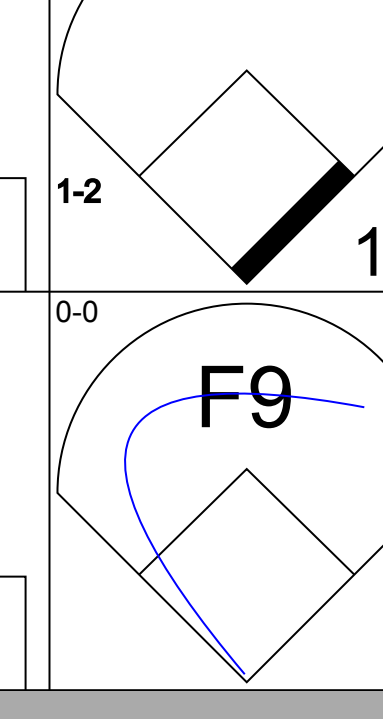
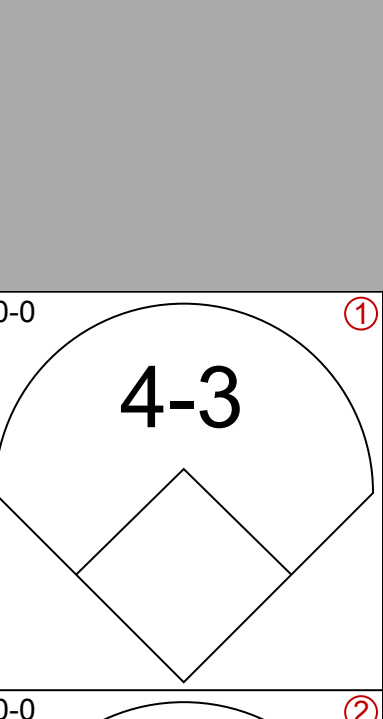
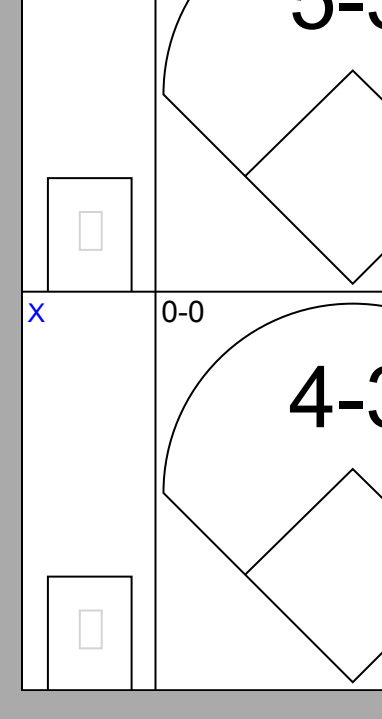
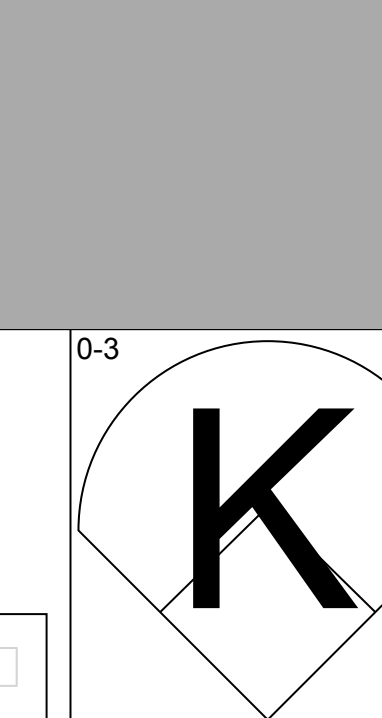
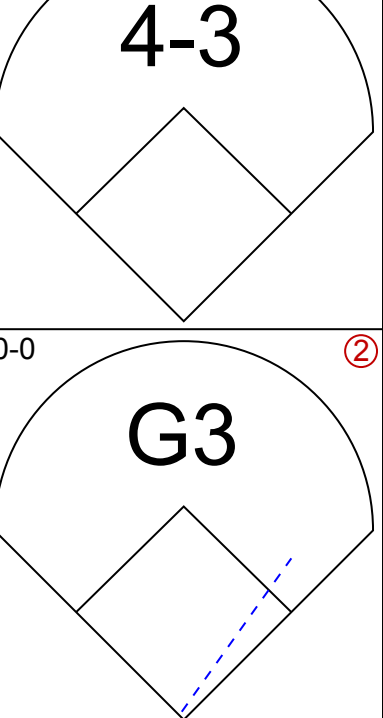
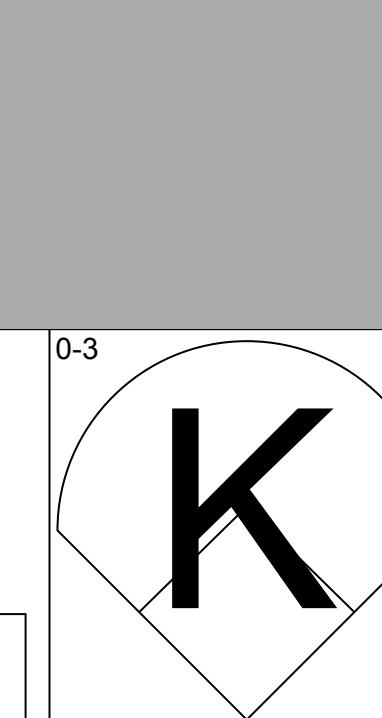
Batter	1	2	3	4	5	6	7	8	9	AB	R	H	RBI	BB	SO	LOB	BOTTOM			
<b>Jesus Alou, R</b> (1, 9) OBP: 0.336, SLG: 0.386	5-3		0-0 P6		0-0 1B 1B	5-3		0-0 6-3		5	1	1	0	0	0	1				
<b>Joe Morgan, L</b> (1, 4) OBP: 0.397, SLG: 0.398	F9		4-3		0-0 E 1B 1-2 2B 1B	F9		0-0 L6		5	1	1	0	0	0	1				
<b>Jimmy Wynn, R</b> (1, 7) OBP: 0.399, SLG: 0.506				0-0 E5 1B BB	0-0 E7 2B 1B			4-0 WP BB		3	2	2	1	1	0	0				
<b>Bob Watson, R</b> (1, 3) OBP: 0.320, SLG: 0.421	F9			4-0 1B HR BB	0-0 4-3 2B 2B			0-0 F8		3	2	1	2	1	0	2				
<b>Denis Menke, R</b> (1, 6) OBP: 0.392, SLG: 0.437		4-0 FC6-4 BB		0-0 1-3 2H HR 1B	0-0 F8			0-0 F9		3	1	1	1	1	0	2				
<b>Doug Rader, R</b> (1, 5) OBP: 0.319, SLG: 0.437		0-0 FC6-4 BB 1-2		0-0 1H 3H HR	0-0 4-3			0-0 F3		4	1	1	3	0	0	3				
<b>Cesar Cedeno, R</b> (1, 8) OBP: 0.331, SLG: 0.439		4-0 G6-3 BB		0-0 K	0-0 2B 2B			0-0 2B 6-3 1B		3	1	2	1	1	1	0				
<b>Johnny Edwards, L</b> (1, 2) OBP: 0.295, SLG: 0.306		0-0 G6-3		0-0 6-3	0-0 6-3			0-0 2B		4	0	1	0	0	0	3				
<b>Larry Dierker, R</b> (1, 1) OBP: 0.163, SLG: 0.179			0-3 K	0-0 6-3				0-0 6-3		4	0	0	1	0	2	1				
<b>Inning Stats</b>	R: 0 E: 0 K: 0 S: 4	H: 1 LOB: 1 BB: 0 P: 4	R: 0 E: 0 K: 0 S: 2	H: 0 LOB: 2 BB: 2 P: 10	R: 0 E: 0 K: 1 S: 5	H: 0 LOB: 0 BB: 0 P: 5	R: 4 E: 1 K: 1 S: 8	H: 2 LOB: 1 BB: 1 P: 12	R: 4 E: 1 K: 0 S: 8	H: 5 LOB: 1 BB: 0 P: 8	R: 0 E: 0 K: 1 S: 5	H: 0 LOB: 0 BB: 1 P: 5	R: 0 E: 0 K: 0 S: 3	H: 0 LOB: 1 BB: 1 P: 7	R: 1 E: 0 K: 0 S: 5	H: 2 LOB: 1 BB: 0 P: 5	1B: 6 2B: 3 3B: 0 HR: 1	SF: 0 SAC: 0 DP: 1 HBP: 0	WP: 1 PB: 0 SB: 0 CS: 0	PA: 38
<b>PITCHER</b> <b>Jim McGlothlin, R</b> (1, 1) ERA: 3.72	IP: 4.0 WLS: L BF: 18 H: 3 R: 4 ER: 3 SO: 2 BB: 3 IBB: 0 HBP: 0 BLK: 0 WP: 0 HR: 1 S: 19 P: 31 ERA: 6.75 WHIP: 1.500															IP: 4.0 WLS: L BF: 18 H: 3 R: 4 ER: 3 SO: 2 BB: 3 IBB: 0 HBP: 0 BLK: 0 WP: 0 HR: 1 S: 19 P: 31 ERA: 6.75 WHIP: 1.500				
<b>Ray Washburn, R</b> (5, 1) ERA: 6.5	0.2	7	5	4	4	0	0	0	0	0	0	7	7	54.00	7.500					
<b>Mel Behney, L</b> (5, 1) ERA: 5.0	0.1	1	0	0	0	0	0	0	0	0	0	1	1	0.00	0.000					
<b>Jim Maloney, R</b> (6, 1) ERA: 9.24	3.0	12	2	1	1	1	1	0	0	0	1	0	13	17	3.00	1.000				

Cincinnati Reds @ Houston Astros  
Astrodome, Houston, TX  
Tue Sep 15 1970, 8:05 PM EDT  
Att: 9,369 - Dome

AB 34  
R 9  
H 10  
RBI 9  
BB 4  
SO 3  
LOB 13



Batter	1	2	3	4	5	6	7	8	9	AB	R	H	RBI	BB	SO	LOB	TOP					
<b>Bobby Tolan, L</b> OBP: 0.388, SLG: 0.475 (1, 8)										4	0	2	1	0	2	1	<b>Cincinnati Reds @ Houston Astros</b> Astrodome, Houston, TX Wed Sep 16 1970, 8:05 PM EDT Att: 11,376 - Dome					
<b>Pete Rose, S</b> OBP: 0.387, SLG: 0.479 (1, 9)										4	0	0	0	0	1	2						
<b>Tony Perez, R</b> OBP: 0.398, SLG: 0.596 <b>Woody Woodward, R</b> OBP: 0.288, SLG: 0.288 (9, 5)										4	0	1	0	0	1	0						
<b>Johnny Bench, R</b> OBP: 0.339, SLG: 0.594 (1, 2)										3	0	0	0	1	0	1						
<b>Lee May, R</b> OBP: 0.293, SLG: 0.479 (1, 3)										4	1	1	0	0	2	1						
<b>Hal McRae, R</b> OBP: 0.323, SLG: 0.473 <b>Jimmy Stewart, S</b> OBP: 0.312, SLG: 0.333 (7, 7)										3	0	0	0	0	0	1						
<b>Tommy Helms, R</b> OBP: 0.295, SLG: 0.272 (1, 4)										4	1	1	0	0	1	2						
<b>Dave Concepcion, R</b> OBP: 0.336, SLG: 0.335 (1, 6)										2	0	0	1	0	0	0						
<b>Gary Nolan, R</b> OBP: 0.190, SLG: 0.167 <b>Clay Carroll, R</b> OBP: 0.154, SLG: 0.083 (9, 1)										3	1	2	1	0	1	0						
<b>Inning Stats</b>	R: 0 E: 0 K: 2 S: 7	H: 0 LOB: 0 BB: 0 P: 7	R: 0 E: 0 K: 1 S: 5	H: 0 LOB: 0 BB: 0 P: 5	R: 0 E: 0 K: 1 S: 6	H: 1 LOB: 1 BB: 0 P: 6	R: 0 E: 0 K: 0 S: 3	H: 1 LOB: 0 BB: 0 P: 3	R: 3 E: 0 K: 0 S: 7	H: 4 LOB: 1 BB: 0 P: 7	R: 0 E: 0 K: 0 S: 5	H: 0 LOB: 0 BB: 0 P: 5	R: 0 E: 0 K: 0 S: 3	H: 0 LOB: 0 BB: 0 P: 3	R: 0 E: 0 K: 2 S: 7	H: 1 LOB: 0 BB: 2 P: 7		R: 0 E: 0 K: 1 S: 5	H: 0 LOB: 2 BB: 2 P: 13	1B: 6 2B: 0 3B: 1 HR: 0	SF: 1 SAC: 0 DP: 1 HBP: 0	WP: 0 PB: 0 SB: 1 CS: 1
<b>PITCHER</b>	IP	WLS	BF	H	R	ER	SO	BB	IBB	HBP	BLK	WP	HR	S	P	ERA	WHIP					
<b>Wade Blasingame, L</b> ERA: 3.06 (1, 1)	8.0	L	29	7	3	3	7	0	0	0	0	0	0	43	43	3.38	0.875					
<b>George Culver, R</b> ERA: 3.8 (9, 1)	1.0	S	5	0	0	0	1	2	0	0	0	0	0	5	13	0.00	2.000					

Batter	1	2	3	4	5	6	7	8	9	AB	R	H	RBI	BB	SO	LOB	BOTTOM					
<b>Jesus Alou, R</b> OBP: 0.337, SLG: 0.387 <b>Norm Miller, L</b> OBP: 0.345, SLG: 0.335 (5, PH) (6, 9)										2	0	1	0	0	0	0	<b>Cincinnati Reds @ Houston Astros</b> Astrodome, Houston, TX Wed Sep 16 1970, 8:05 PM EDT Att: 11,376 - Dome					
<b>Joe Morgan, L</b> OBP: 0.394, SLG: 0.395 (1, 4)										4	0	0	0	0	0	1						
<b>Jimmy Wynn, R</b> OBP: 0.399, SLG: 0.512 (1, 7)										4	1	2	1	0	0	0						
<b>Bob Watson, R</b> OBP: 0.319, SLG: 0.419 (1, 3)										4	1	1	0	0	1	1						
<b>Denis Menke, R</b> OBP: 0.389, SLG: 0.433 (1, 6)										4	0	0	0	0	2	2						
<b>Doug Rader, R</b> OBP: 0.320, SLG: 0.436 (1, 5)										3	0	1	0	1	0	0						
<b>Cesar Cedeno, R</b> OBP: 0.334, SLG: 0.441 (1, 8)										3	0	2	1	0	0	0						
<b>Johnny Edwards, L</b> OBP: 0.294, SLG: 0.304 (1, 2)										3	0	0	0	0	0	2						
<b>Wade Blasingame, L</b> ERA: 3.22 (1, 1) <b>John Mayberry, L</b> OBP: 0.329, SLG: 0.380 <b>George Culver, R</b> OBP: 0.182, SLG: 0.300 (9, 1)										2	0	0	0	0	1	0						
<b>Inning Stats</b>	R: 0 E: 0 K: 0 S: 3	H: 1 LOB: 0 BB: 0 P: 3	R: 0 E: 0 K: 1 S: 7	H: 2 LOB: 2 BB: 0 P: 7	R: 0 E: 0 K: 1 S: 5	H: 0 LOB: 0 BB: 0 P: 5	R: 1 E: 0 K: 0 S: 4	H: 2 LOB: 2 BB: 1 P: 8	R: 0 E: 0 K: 0 S: 3	H: 0 LOB: 0 BB: 0 P: 3	R: 0 E: 0 K: 1 S: 6	H: 1 LOB: 1 BB: 0 P: 6	R: 0 E: 0 K: 0 S: 3	H: 0 LOB: 0 BB: 0 P: 3	R: 0 E: 0 K: 2 S: 7	H: 0 LOB: 0 BB: 0 P: 7		R: 1 E: 0 K: 1 S: 6	H: 1 LOB: 0 BB: 0 P: 6	1B: 6 2B: 0 3B: 0 HR: 1	SF: 0 SAC: 0 DP: 1 HBP: 0	WP: 0 PB: 0 SB: 0 CS: 0
<b>PITCHER</b>	IP	WLS	BF	H	R	ER	SO	BB	IBB	HBP	BLK	WP	HR	S	P	ERA	WHIP					
<b>Gary Nolan, R</b> ERA: 3.22 (1, 1)	8.1	W	31	7	2	2	6	1	0	0	0	0	0	42	46	2.16	0.960					
<b>Clay Carroll, R</b> ERA: 2.64 (9, 1)	0.2	S	2	0	0	0	0	0	0	0	0	0	0	2	2	0.00	0.000					

AB	31
R	3
H	7
RBI	3
BB	2
SO	8
LOB	8



Batter	1	2	3	4	5	6	7	8	9	AB	R	H	RBI	BB	SO	LOB	TOP			
<b>Cesar Cedeno, R</b> OBP: 0.339, SLG: 0.446 (1, 8)										4	2	2	2	1	0	1	<b>Houston Astros @ Los Angeles Dodgers</b> Dodger Stadium, Los Angeles, CA Thu Sep 17 1970, 7:05 PM PDT Att: 9,033 - Unknown			
<b>Joe Morgan, L</b> OBP: 0.392, SLG: 0.392 (1, 4)										4	0	0	1	1	0	4				
<b>Jimmy Wynn, R</b> OBP: 0.400, SLG: 0.513 <b>Denny Lemaster, R</b> OBP: 0.260, SLG: 0.250 (7, 1)										3	2	1	1	1	0	0				
<b>Bob Watson, R</b> OBP: 0.317, SLG: 0.426 (1, 3)										5	1	1	4	0	0	3				
<b>Denis Menke, R</b> OBP: 0.394, SLG: 0.441 (1, 6)										2	1	2	2	3	0	0				
<b>Doug Radler, R</b> OBP: 0.317, SLG: 0.432 (1, 5)										5	0	0	0	0	2	4				
<b>Norm Miller, L</b> OBP: 0.346, SLG: 0.330 (1, 9)										3	1	0	0	2	0	3				
<b>Johnny Edwards, L</b> OBP: 0.297, SLG: 0.311 (1, 2)										4	2	3	0	0	0	1				
<b>Ken Forsch, R</b> <b>Ron Cook, L</b> OBP: 0.278, SLG: 0.471 <b>Cesar Geronimo, L</b> OBP: 0.348, SLG: 0.300 (7, 7)										1	0	0	0	0	1	0				
<b>Inning Stats</b>	R: 3 E: 0 K: 1 S: 7	H: 2 LOB: 0 BB: 1 P: 11	R: 0 E: 0 K: 1 S: 4	H: 0 LOB: 0 BB: 1 P: 8	R: 0 E: 0 K: 0 S: 3	H: 0 LOB: 1 BB: 0 P: 7	R: 0 E: 0 K: 0 S: 4	H: 1 LOB: 1 BB: 0 P: 4	R: 0 E: 0 K: 0 S: 3	H: 0 LOB: 1 BB: 1 P: 7	R: 6 E: 0 K: 0 S: 7	H: 4 LOB: 1 BB: 3 P: 19	R: 1 E: 0 K: 2 S: 9	H: 2 LOB: 2 BB: 1 P: 13	R: 0 E: 0 K: 1 S: 4	H: 0 LOB: 0 BB: 1 P: 8	1B: 4 2B: 4 3B: 0 HR: 2	SF: 0 SAC: 1 DP: 2 HBP: 0	WP: 0 PB: 0 SB: 1 CS: 0	PA: 43
<b>PITCHER</b>	IP WLS BF H R ER SO BB IBB HBP BLK WP HR S P ERA WHIP																			
<b>Alan Foster, R</b> ERA: 4.35 (1, 1)	6.0 L 27 4 6 6 2 6 6 0 0 0 0 1 25 49 9.00 1.667																			
<b>Jim Brewer, L</b> ERA: 2.93 (7, 1)	1.0 7 3 3 3 0 0 1 0 0 0 0 1 6 10 27.00 3.000																			
<b>Jerry Stephenson, R</b> ERA: 9.0 (8, 1)	2.0 9 2 1 1 3 2 2 0 0 0 0 0 13 21 4.50 2.000																			

AB 33  
R 10  
H 9  
RBI 10  
BB 9  
SO 5  
LOB 19



Batter	1	2	3	4	5	6	7	8	9	AB	R	H	RBI	BB	SO	LOB	BOTTOM			
<b>Maury Wills, S</b> OBP: 0.336, SLG: 0.320 (1, 6)										5	1	1	0	0	1	2	<b>Houston Astros @ Los Angeles Dodgers</b> Dodger Stadium, Los Angeles, CA Thu Sep 17 1970, 7:05 PM PDT Att: 9,033 - Unknown			
<b>Von Joshua, L</b> OBP: 0.299, SLG: 0.352 <b>Bill Russell, R</b> OBP: 0.289, SLG: 0.352 (7, PH)										3	2	2	0	0	0	1				
<b>Willie Davis, L</b> OBP: 0.344, SLG: 0.450 (1, 8)										4	1	2	0	0	0	0				
<b>Wes Parker, S</b> OBP: 0.397, SLG: 0.466 (1, 3)										4	1	2	3	0	0	1				
<b>Tom Haller, L</b> OBP: 0.349, SLG: 0.470 <b>Bill Sudakis, S</b> OBP: 0.361, SLG: 0.465 <b>Ted Sizemore, R</b> OBP: 0.367, SLG: 0.350 <b>Jeff Torborg, R</b> OBP: 0.302, SLG: 0.316 (6, PH)										2	0	0	0	0	1	1				
<b>Jim Lefebvre, S</b> OBP: 0.317, SLG: 0.357 (1, 4)										4	0	0	0	0	0	2				
<b>Bill Buckner, L</b> OBP: 0.171, SLG: 0.154 <b>Tom Paciorek, R</b> OBP: 0.286, SLG: 0.167 (6, PH)										3	0	1	0	0	0	2				
<b>Billy Grabarkewitz, R</b> OBP: 0.406, SLG: 0.456 (1, 5)										3	0	0	0	1	2	1				
<b>Alan Foster, R</b> OBP: 0.147, SLG: 0.109 <b>Jim Brewer, L</b> OBP: 0.154, SLG: 0.083 <b>Jerry Stephenson, L</b> <b>Steve Garvey, R</b> OBP: 0.275, SLG: 0.307 (9, PH)										2	0	0	0	1	1	3				
<b>Inning Stats</b>	R: 1 E: 0 K: 1 S: 7	H: 2 LOB: 1 BB: 0 P: 7	R: 0 E: 0 K: 1 S: 5	H: 0 LOB: 0 BB: 0 P: 5	R: 0 E: 0 K: 0 S: 3	H: 0 LOB: 0 BB: 0 P: 3	R: 0 E: 0 K: 1 S: 6	H: 1 LOB: 1 BB: 0 P: 6	R: 4 E: 0 K: 1 S: 10	H: 5 LOB: 2 BB: 1 P: 14	R: 0 E: 0 K: 0 S: 3	H: 0 LOB: 0 BB: 0 P: 3	R: 0 E: 0 K: 2 S: 8	H: 1 LOB: 1 BB: 0 P: 8	R: 0 E: 1 K: 0 S: 4	H: 0 LOB: 1 BB: 0 P: 4	1B: 7 2B: 2 3B: 0 HR: 0	SF: 0 SAC: 0 DP: 1 HBP: 0	WP: 0 PB: 0 SB: 0 CS: 0	PA: 38
<b>PITCHER</b>	IP WLS BF H R ER SO BB IBB HBP BLK WP HR S P ERA WHIP																			
<b>Ken Forsch, R</b> ERA: 5.73 (1, 1)	5.0 W 5 1 0 0 1 0 1 0 0 0 0 0 6 10 0.00 1.000																			
<b>Ron Cook, L</b> ERA: 3.59 (6, 1)	1.0 W 5 1 0 0 1 0 1 0 0 0 0 0 6 10 0.00 1.000																			
<b>Denny Lemaster, L</b> ERA: 4.67 (7, 1)	3.0 S 11 1 0 0 2 0 0 0 0 0 0 0 15 15 0.00 0.333																			

AB 36  
R 5  
H 9  
RBI 5  
BB 2  
SO 7  
LOB 17



Batter	1	2	3	4	5	6	7	8	9	AB	R	H	RBI	BB	SO	LOB	TOP					
<b>Cesar Cedeno, R</b> OBP: 0.337, SLG: 0.443 (1, 8)										4	0	1	0	0	1	1	<b>Houston Astros @ Los Angeles Dodgers</b> Dodger Stadium, Los Angeles, CA Fri Sep 18 1970, 7:05 PM PDT Att: 12,072 - Unknown					
<b>Joe Morgan, L</b> OBP: 0.395, SLG: 0.393 (1, 4)										3	1	2	0	1	0	1						
<b>Jimmy Wynn, R</b> OBP: 0.401, SLG: 0.511 (1, 7)										2	1	0	0	2	0	3						
<b>Bob Watson, R</b> OBP: 0.313, SLG: 0.420 (1, 3)										4	0	0	0	0	2	4						
<b>Denis Menke, R</b> OBP: 0.395, SLG: 0.444 (1, 6)										4	0	2	2	0	1	1						
<b>Doug Rader, R</b> OBP: 0.315, SLG: 0.429 (1, 5)										4	0	0	0	0	1	3						
<b>Norm Miller, L</b> OBP: 0.341, SLG: 0.323 (1, 9)										4	0	0	0	0	0	1						
<b>Johnny Edwards, L</b> OBP: 0.297, SLG: 0.310 (1, 2)										4	0	1	0	0	0	0						
<b>Jack Billingham, R</b> OBP: 0.136, SLG: 0.089 (1, 1)										3	0	0	0	0	1	1						
<b>Cesar Geronimo, L</b> OBP: 0.333, SLG: 0.286 (9, PH)										1	0	0	0	0	0	0						
<b>Inning Stats</b>	R: 2 E: 0 K: 2 S: 9	H: 2 LOB: 1 BB: 1 P: 13	R: 0 E: 0 K: 0 S: 3	H: 0 LOB: 0 BB: 0 P: 3	R: 0 E: 0 K: 0 S: 5	H: 0 LOB: 0 BB: 1 P: 9	R: 0 E: 0 K: 0 S: 3	H: 0 LOB: 0 BB: 0 P: 3	R: 0 E: 0 K: 0 S: 5	H: 2 LOB: 2 BB: 0 P: 5	R: 0 E: 0 K: 0 S: 4	H: 1 LOB: 1 BB: 0 P: 4	R: 0 E: 0 K: 1 S: 6	H: 1 LOB: 1 BB: 0 P: 6	R: 0 E: 0 K: 2 S: 7	H: 0 LOB: 1 BB: 1 P: 11	R: 0 E: 0 K: 0 S: 3	H: 0 LOB: 0 BB: 0 P: 3	1B: 5 2B: 1 3B: 0 HR: 0	SF: 0 SAC: 0 DP: 0 HBP: 0	WP: 1 PB: 0 SB: 2 CS: 0	PA: 36
<b>PITCHER</b>	IP WLS BF H R ER SO BB IBB HBP BLK WP HR S P ERA WHIP																					
<b>Sandy Vance, R</b> ERA: 2.96 (1, 1)	7.0 W 30 6 2 2 4 3 0 0 0 0 1 0 35 47 2.57 1.286																					
<b>Pete Mikkelsen, R</b> ERA: 2.11 (8, 1)	2.0 S 6 0 0 0 2 0 0 0 0 0 0 0 10 10 0.00 0.000																					

AB	33
R	2
H	6
RBI	2
BB	3
SO	6
LOB	15



Batter	1	2	3	4	5	6	7	8	9	AB	R	H	RBI	BB	SO	LOB	BOTTOM			
<b>Maury Wills, S</b> OBP: 0.333, SLG: 0.317 (1, 6)										4	0	0	0	0	0	1	<b>Houston Astros @ Los Angeles Dodgers</b> Dodger Stadium, Los Angeles, CA Fri Sep 18 1970, 7:05 PM PDT Att: 12,072 - Unknown			
<b>Von Joshua, L</b> OBP: 0.297, SLG: 0.347 (1, 9) (9, 7)										4	0	1	1	0	2	0				
<b>Willie Davis, L</b> OBP: 0.345, SLG: 0.451 (1, 8)										4	0	2	0	0	0	1				
<b>Wes Parker, S</b> OBP: 0.396, SLG: 0.465 (1, 3)										4	1	1	0	0	0	2				
<b>Bill Sudakis, S</b> OBP: 0.360, SLG: 0.463 (1, 2)										3	1	1	0	0	0	0				
<b>Bill Buckner, L</b> OBP: 0.182, SLG: 0.167 (1, 7)										3	0	1	1	0	0	0				
<b>Bill Russell, R</b> OBP: 0.289, SLG: 0.352 (9, 9)										0	0	0	0	0	0	0				
<b>Jim Lefebvre, S</b> OBP: 0.314, SLG: 0.353 (1, 4)										3	0	0	0	0	1	2				
<b>Billy Grabarkewitz, R</b> OBP: 0.408, SLG: 0.456 (1, 5)										2	1	1	1	1	0	1				
<b>Sandy Vance, R</b> OBP: 0.182, SLG: 0.156 (1, 1)										2	0	0	0	0	2	2				
<b>Pete Mikkelsen, R</b> OBP: 0.400, SLG: 0.400 (8, 1)										0	0	0	0	0	0	0				
<b>Inning Stats</b>	R: 0 E: 0 K: 1 S: 6	H: 1 LOB: 1 BB: 0 P: 6	R: 0 E: 0 K: 0 S: 3	H: 0 LOB: 0 BB: 0 P: 3	R: 1 E: 0 K: 0 S: 4	H: 1 LOB: 1 BB: 1 P: 8	R: 0 E: 0 K: 0 S: 3	H: 0 LOB: 0 BB: 0 P: 3	R: 0 E: 0 K: 2 S: 7	H: 1 LOB: 0 BB: 0 P: 7	R: 0 E: 0 K: 1 S: 5	H: 0 LOB: 0 BB: 0 P: 5	R: 2 E: 0 K: 1 S: 8	H: 3 LOB: 1 BB: 0 P: 8	R: 0 E: 0 K: 0 S: 4	H: 1 LOB: 1 BB: 0 P: 4	1B: 7 2B: 0 3B: 0 HR: 0	SF: 0 SAC: 1 DP: 0 HBP: 0	WP: 0 PB: 0 SB: 0 CS: 1	PA: 31
<b>PITCHER</b>	IP WLS BF H R ER SO BB IBB HBP BLK WP HR S P ERA WHIP																			
<b>Jack Billingham, R</b> ERA: 4.07 (1, 1)	8.0 L 31 7 3 3 5 1 0 0 0 0 0 0 40 44 3.38 1.000																			



Batter	1	2	3	4	5	6	7	8	9	AB	R	H	RBI	BB	SO	LOB	TOP										
Cesar Cedeno, R OBP: 0.335, SLG: 0.439	4-3	FC5-2 BB		CS 1B			F8		F6	5	0	1	0	0	0	2											
Joe Morgan, L OBP: 0.393, SLG: 0.390	F8			CS	4-3		4-3		1-3	4	0	0	0	1	0	0											
Jimmy Wynn, R OBP: 0.400, SLG: 0.509	K	F9					F7			4	0	1	0	0	1	3											
Bob Watson, R OBP: 0.312, SLG: 0.417		1B 2B 1B	F6		FC3-6 1B				1-3	4	1	1	0	0	0	1											
Denis Menke, R OBP: 0.394, SLG: 0.442		BB 2B 1B	F9				K		6-3	4	1	1	0	0	1	1											
Doug Rader, R OBP: 0.318, SLG: 0.430		2B 1B BB					FC4-6 1B		G3	3	1	2	0	1	0	0											
Larry Howard, R OBP: 0.394, SLG: 0.508		1B FC5-2 2B	K				K		E6 1-3 HR	4	1	1	2	0	2	2	AB 36										
Marty Martinez, S OBP: 0.273, SLG: 0.248		BB FC5-2 1B		F7			FC4-6		1-3	4	0	1	1	0	0	2	R 5										
Don Wilson, R OBP: 0.125, SLG: 0.156		2-3 3-H								3	0	0	0	0	2	3	H 9										
Ron Cook, L OBP: 0.278, SLG: 0.471	K			3-1			K			0	0	0	0	0	0	0	RBI 5										
George Culver, R OBP: 0.182, SLG: 0.300										0	0	0	0	0	0	0	BB 2										
Johnny Edwards, L (9, PH) OBP: 0.298, SLG: 0.318									2H HR	1	1	1	2	0	0	0	SO 6										
<b>Inning Stats</b>	R: 0 E: 0 K: 1 S: 5	H: 0 LOB: 0 BB: 0 P: 5	R: 3 E: 0 K: 1 S: 9	H: 4 LOB: 3 BB: 2 P: 17	R: 0 E: 0 K: 1 S: 6	H: 1 LOB: 1 BB: 0 P: 6	R: 0 E: 0 K: 0 S: 3	H: 1 LOB: 0 BB: 0 P: 3	R: 0 E: 0 K: 1 S: 6	H: 1 LOB: 1 BB: 0 P: 6	R: 0 E: 0 K: 0 S: 3	H: 0 LOB: 0 BB: 0 P: 3	R: 0 E: 0 K: 0 S: 3	H: 0 LOB: 0 BB: 0 P: 3	R: 2 E: 1 K: 0 S: 5	H: 1 LOB: 0 BB: 0 P: 5	1B: 7 2B: 1 3B: 0 HR: 1	SF: 0 SAC: 0 DP: 0 HBP: 0	WP: 0 PB: 0 SB: 1 CS: 1	PA: 39							
<b>PITCHER</b>	IP	WLS	BF	H	R	ER	SO	BB	IBB	HBP	BLK	WP	HR	S	P	ERA	WHIP										
Claude Osteen, L ERA: 3.93	(1, 1)	1.0	8	4	3	3	1	1	0	0	0	0	0	9	13	27.00	5.000										
Mike Strahler, R ERA:	(2, 1)	7.1	W	27	4	1	1	5	1	0	0	0	0	36	40	1.23	0.682										
Jim Brewer, L ERA: 3.01	(9, 1)	0.2	S	3	1	1	0	0	0	0	0	0	1	3	3	0.00	1.500										

Houston Astros @ Los Angeles Dodgers  
Dodger Stadium, Los Angeles, CA  
Sat Sep 19 1970, 3:33 AM PDT  
Att: 10,458 - Unknown

AB	36
R	5
H	9
RBI	5
BB	2
SO	6
LOB	14



Batter	1	2	3	4	5	6	7	8	9	AB	R	H	RBI	BB	SO	LOB	BOTTOM										
Maury Wills, S OBP: 0.331, SLG: 0.315	5-3		6-3		4-3		F7			4	0	0	0	0	0	1											
Von Joshua, L OBP: 0.295, SLG: 0.343	K		F8		1-3		BB 2B 1B			4	1	1	0	0	1	0											
Willie Davis, L OBP: 0.345, SLG: 0.452				4-3			F6			3	0	1	0	0	0	0											
Manny Mota, R (7, PH) OBP: 0.371, SLG: 0.380	2B						2B BB			0	1	0	0	1	0	0											
Wes Parker, S OBP: 0.397, SLG: 0.467	L5			1B S 1B			F8			4	1	2	3	0	0	1											
Tom Haller, L OBP: 0.352, SLG: 0.471							F8			2	0	1	0	1	0	1											
Bill Sudakis, S (7, PH) OBP: 0.359, SLG: 0.461										1	0	0	0	0	0	1											
Jeff Torborg, R OBP: 0.302, SLG: 0.316							1B			0	0	0	0	0	0	0											
Jim Lefebvre, S OBP: 0.316, SLG: 0.351				1B WP BB			F6			2	1	0	0	2	0	2											
Bill Buckner, L OBP: 0.247, SLG: 0.310										3	1	2	1	0	0	1											
Bill Russell, R OBP: 0.288, SLG: 0.350										1	0	0	0	0	0	1	AB 31										
Billy Grabarkewitz, R OBP: 0.405, SLG: 0.453										3	0	0	1	0	1	3	R 6										
Claude Osteen, L OBP: 0.247, SLG: 0.310										0	0	0	0	0	0	0	H 8										
Mike Strahler, R OBP: 0.259, SLG: 0.250										4	1	1	0	0	2	1	RBI 5										
Jim Brewer, L OBP: 0.154, SLG: 0.083				K						0	0	0	0	0	0	0	SO 4										
<b>Inning Stats</b>	R: 0 E: 0 K: 1 S: 6	H: 1 LOB: 1 BB: 0 P: 6	R: 0 E: 0 K: 0 S: 3	H: 0 LOB: 1 BB: 1 P: 7	R: 0 E: 0 K: 1 S: 5	H: 0 LOB: 0 BB: 0 P: 5	R: 2 E: 0 K: 0 S: 5	H: 2 LOB: 1 BB: 1 P: 9	R: 0 E: 0 K: 1 S: 5	H: 0 LOB: 0 BB: 0 P: 5	R: 0 E: 0 K: 0 S: 4	H: 1 LOB: 1 BB: 0 P: 4	R: 4 E: 0 K: 0 S: 7	H: 4 LOB: 1 BB: 1 P: 11	R: 0 E: 0 K: 1 S: 5	H: 0 LOB: 1 BB: 1 P: 9	1B: 5 2B: 2 3B: 1 HR: 0	SF: 1 SAC: 0 DP: 0 HBP: 0	WP: 1 PB: 0 SB: 1 CS: 0	PA: 36							
<b>PITCHER</b>	IP	WLS	BF	H	R	ER	SO	BB	IBB	HBP	BLK	WP	HR	S	P	ERA	WHIP										
Don Wilson, R ERA: 4.12	(1, 1)	6.2	L	29	7	5	5	3	2	0	0	0	0	33	41	6.75	1.350										
Ron Cook, L ERA: 3.66	(7, 1)	0.1		4	1	1	1	0	2	0	0	0	0	2	10	27.00	9.000										
George Culver, R ERA: 3.76	(8, 1)	1.0		3	0	0	0	1	0	0	0	0	0	5	5	0.00	0.000										

Houston Astros @ Los Angeles Dodgers  
Dodger Stadium, Los Angeles, CA  
Sat Sep 19 1970, 3:33 AM PDT  
Att: 10,458 - Unknown

AB	31
R	6
H	8
RBI	5
BB	4
SO	4
LOB	12







Batter	1	2	3	4	5	6	7	8	9	AB	R	H	RBI	BB	SO	LOB	TOP										
<b>Cesar Cedeno, R</b> OBP: 0.335, SLG: 0.436 (1, 8)	0-0 6-3		0-0 FC4-6 1B			0-0 1B		0-3 K		4	0	2	0	0	1	1	<b>Houston Astros @ Cincinnati Reds</b> Riverfront Stadium, Cincinnati, OH Mon Sep 21 1970, 7:05 PM EDT Att: 10,659 - Unknown										
<b>Norm Miller, L</b> OBP: 0.335, SLG: 0.317 (1, 9)	0-0 P3		0-0 FC4-6 1-2			0-3 K 1-2		0-0 4-3		4	0	0	0	0	1	3											
<b>Jimmy Wynn, R</b> OBP: 0.397, SLG: 0.503 (1, 7)	0-3 K			0-0 L7		4-0 BB		0-0 L7		3	0	0	0	1	1	0											
<b>Bob Watson, R</b> OBP: 0.315, SLG: 0.415 (1, 3)		0-0 FC6-4 1B		0-0 L7		0-0 6-3		0-3 K		4	0	1	0	0	1	2											
<b>Denis Menke, R</b> OBP: 0.393, SLG: 0.440 (8, 6)		0-3 K		4-0 CS BB			0-0 6-3		0-0 F8	3	0	0	0	1	1	1											
<b>Doug Radler, R</b> OBP: 0.318, SLG: 0.429 (1, 5)		0-3 K		0-0 CS 1-2	0-0 5-3		0-0 6-3			3	0	0	0	0	1	1											
<b>Larry Howard, R</b> OBP: 0.380, SLG: 0.484 (1, 2)		0-0 FC6-4 1-2			0-3 K		0-3 K			3	0	0	0	0	2	1											
<b>Hector Torres, R</b> OBP: 0.302, SLG: 0.316 (8, PH)			0-0 F7		0-3 K			0-0 2B		2	0	0	0	0	1	0											
<b>Joe Morgan, L</b> OBP: 0.300, SLG: 0.388 (8, 4)										1	0	1	0	0	0	0											
<b>Ken Forsch, R</b> (1, 1)			0-3 K			0-3 K		0-3 K		1	0	0	0	0	1	0											
<b>Jim Ray, R</b> OBP: 0.192, SLG: 0.192 (8, PH)										1	0	0	0	0	1	0											
<b>Keith Lampard, L</b> OBP: 0.276, SLG: 0.357 (8, 1)										1	0	0	0	0	1	1											
<b>Fred Gladding, L</b> (8, 1)										0	0	0	0	0	0	0											
<b>Inning Stats</b>	R: 0 E: 0 K: 1 S: 5	H: 0 LOB: 0 BB: 0 P: 5	R: 0 E: 0 K: 2 S: 8	H: 1 LOB: 1 BB: 0 P: 8	R: 0 E: 0 K: 1 S: 6	H: 1 LOB: 1 BB: 0 P: 6	R: 0 E: 0 K: 0 S: 2	H: 0 LOB: 0 BB: 1 P: 6	R: 0 E: 0 K: 2 S: 7	H: 0 LOB: 0 BB: 0 P: 7	R: 0 E: 0 K: 1 S: 5	H: 0 LOB: 0 BB: 0 P: 5	R: 0 E: 0 K: 1 S: 8	H: 1 LOB: 1 BB: 0 P: 8	R: 0 E: 0 K: 1 S: 5	H: 0 LOB: 0 BB: 0 P: 5	1B: 3 2B: 1 3B: 0 HR: 0	SF: 0 SAC: 0 DP: 0 HBP: 0	WP: 0 PB: 0 SB: 1 CS: 1	PA: 33							
<b>PITCHER</b>	IP	WLS	BF	H	R	ER	SO	BB	IBB	HBP	BLK	WP	HR	S	P	ERA	WHIP										
<b>Don Gullett, L</b> ERA: 2.5 (1, 1)	5.0	W	17	2	0	0	6	1	0	0	0	0	0	28	32	0.00	0.600										
<b>Clay Carroll, R</b> ERA: 2.53 (6, 1)	2.0		8	1	0	0	3	1	0	0	0	0	0	13	17	0.00	1.000										
<b>Wayne Granger, R</b> ERA: 2.82 (8, 1)	2.0	S	7	1	0	0	3	0	0	0	0	0	0	13	13	0.00	0.500										

AB	30
R	0
H	4
RBI	0
BB	2
SO	12
LOB	10



Batter	1	2	3	4	5	6	7	8	9	AB	R	H	RBI	BB	SO	LOB	BOTTOM										
<b>Bobby Tolan, L</b> OBP: 0.388, SLG: 0.477 (1, 8)	0-0 L4	0-0 1B 2B			0-0 CS 1B		0-0 P6			4	0	2	1	0	0	1	<b>Houston Astros @ Cincinnati Reds</b> Riverfront Stadium, Cincinnati, OH Mon Sep 21 1970, 7:05 PM EDT Att: 10,659 - Unknown										
<b>Pete Rose, S</b> OBP: 0.388, SLG: 0.478 (1, 9)	0-0 F9	0-0 1B 2-H			0-3 K 1-2			0-0 SH1-3 E 1B		4	1	2	0	0	1	1											
<b>Bernie Carbo, L</b> OBP: 0.449, SLG: 0.549 (1, 7)			0-0 4-1		0-0 L5			0-0 SH1-3 1-2		2	0	1	0	0	0	0											
<b>Ty Cline, L</b> OBP: 0.380, SLG: 0.426 (4, 7)	0-0 1B 1B							0-0 SH1-3 1-2		1	0	0	0	0	0	0											
<b>Johnny Bench, R</b> OBP: 0.344, SLG: 0.596 (1, 2)	0-0 1B 1-2		4-0 BB			0-0 P6		0-0 4-3 2-3		3	0	1	0	1	0	1											
<b>Tony Perez, R</b> OBP: 0.402, SLG: 0.593 (1, 5)	0-0 1B		0-0 P4			0-0 6-3		4-0 E IBB		3	0	1	0	1	0	1											
<b>Woody Woodward, R</b> OBP: 0.286, SLG: 0.286 (8, PR)	0-0 1B 1-2 2-3		0-0 P4			0-0 6-3		0-0 E5 1-2 3-H		0	0	0	0	0	0	0											
<b>Lee May, R</b> OBP: 0.292, SLG: 0.477 (1, 3)	0-3 K		0-0 P4			0-0 6-3		0-0 P6 3-H		4	0	0	0	0	1	5											
<b>Tommy Helms, R</b> OBP: 0.256, SLG: 0.274 (1, 4)		0-0 6-3 4-3 2B 1B		0-0 6-3		0-0 FC2-6 1B		0-0 P6		4	1	2	0	0	0	2											
<b>Dave Concepcion, R</b> OBP: 0.330, SLG: 0.328 (1, 6)		0-0 4-3 1-2		0-0 F9		0-0 FC2-6 FC4-6 1-2				3	0	0	0	0	0	2											
<b>Don Gullett, R</b> OBP: 0.222, SLG: 0.294 (1, 1)		0-0 6-3		0-0 1-4-3		0-0 FC4-6 1-2				2	0	0	0	0	0	1											
<b>Clay Carroll, R</b> OBP: 0.143, SLG: 0.077 (6, 1)										0	0	0	0	0	0	0											
<b>Jimmy Stewart, S</b> OBP: 0.315, SLG: 0.337 (7, PH)										1	0	0	0	0	0	1											
<b>Wayne Granger, R</b> OBP: 0.100, SLG: 0.100 (8, 1)										0	0	0	0	0	0	0											
<b>Inning Stats</b>	R: 0 E: 0 K: 1 S: 8	H: 3 LOB: 3 BB: 0 P: 8	R: 1 E: 0 K: 0 S: 5	H: 3 LOB: 2 BB: 0 P: 5	R: 0 E: 0 K: 0 S: 3	H: 0 LOB: 1 BB: 1 P: 7	R: 0 E: 0 K: 0 S: 3	H: 0 LOB: 0 BB: 0 P: 3	R: 0 E: 0 K: 1 S: 5	H: 1 LOB: 0 BB: 0 P: 5	R: 0 E: 0 K: 0 S: 3	H: 0 LOB: 0 BB: 0 P: 3	R: 0 E: 0 K: 0 S: 4	H: 1 LOB: 1 BB: 0 P: 4	R: 1 E: 1 K: 0 S: 5	H: 1 LOB: 2 BB: 1 P: 9	1B: 8 2B: 1 3B: 0 HR: 0	SF: 0 SAC: 1 DP: 0 HBP: 0	WP: 0 PB: 0 SB: 0 CS: 1	PA: 34							
<b>PITCHER</b>	IP	WLS	BF	H	R	ER	SO	BB	IBB	HBP	BLK	WP	HR	S	P	ERA	WHIP										
<b>Ken Forsch, R</b> ERA: 5.63 (1, 1)	2.0	L	11	6	1	1	1	0	0	0	0	0	0	13	13	4.50	3.000										
<b>Jim Ray, R</b> ERA: 3.43 (3, 1)	5.0		17	2	0	0	1	1	0	0	0	0	0	18	22	0.00	0.600										
<b>Fred Gladding, R</b> ERA: 3.93 (8, 1)	1.0		6	1	1	0	0	0	1	0	0	0	0	5	9	0.00	1.000										



Batter	1	2	3	4	5	6	7	8	9	AB	R	H	RBI	BB	SO	LOB	TOP										
<b>Cesar Cedeno, R</b> OBP: 0.330, SLG: 0.429 (1, 8)	F2		P4		5-3		6-3		K	5	0	0	0	0	1	0	<b>Houston Astros @ Cincinnati Reds</b> Riverfront Stadium, Cincinnati, OH Tue Sep 22 1970, 7:05 PM EDT Att: 11,975 - Unknown										
<b>Joe Morgan, L</b> OBP: 0.388, SLG: 0.392 (1, 4)	F8		P6		HR		K		4-3	5	1	1	1	0	1	0											
<b>Jimmy Wynn, R</b> OBP: 0.398, SLG: 0.503 (1, 7)	BB		K		F9				HR	4	1	2	0	0	1	0											
<b>Bob Watson, R</b> OBP: 0.317, SLG: 0.424 (1, 3)	1B			E5	P4				HR	3	2	1	2	1	0	0											
<b>Doug Rader, R</b> OBP: 0.318, SLG: 0.428 (1, 5)	4-3			1B		F9		F7		4	0	1	1	0	0	2											
<b>Norm Miller, L</b> OBP: 0.333, SLG: 0.312 (1, 9)		6-3		F9		4-3		4-3		3	1	0	0	1	0	1											
<b>Larry Howard, R</b> OBP: 0.400, SLG: 0.493 (1, 2)		6-3							FC5-4	3	0	2	1	1	0	0											
<b>Marty Martinez, S</b> OBP: 0.265, SLG: 0.240 (1, 6)		6-3		P6		4-3		FC5-4		4	0	0	0	0	0	4											
<b>Wade Blasingame, L</b> OBP: 0.174, SLG: 0.286 (8, 1)	F2			4-3			K		F8	2	0	0	0	0	0	2											
<b>George Culver, R</b> OBP: 0.226, SLG: 0.471 (8, 1)										1	0	0	0	0	1	0											
<b>Ron Cook, L</b> OBP: 0.226, SLG: 0.471 (8, 1)										0	0	0	0	0	0	0											
<b>Fred Gladding, R</b> OBP: 0.226, SLG: 0.471 (8, 1)										0	0	0	0	0	0	0											
<b>Denny Lemaster, R</b> OBP: 0.226, SLG: 0.471 (8, PH)										0	0	0	0	0	0	0											
<b>Cesar Geronimo, L</b> OBP: 0.276, SLG: 0.231 (8, PH)										1	0	0	0	0	0	0											
<b>Inning Stats</b>	R: 0 E: 0 K: 0 S: 4	H: 1 LOB: 2 BB: 1 P: 8	R: 1 E: 0 K: 0 S: 3	H: 0 LOB: 0 BB: 1 P: 7	R: 0 E: 0 K: 1 S: 5	H: 0 LOB: 0 BB: 0 P: 5	R: 1 E: 1 K: 0 S: 6	H: 2 LOB: 2 BB: 0 P: 6	R: 1 E: 0 K: 0 S: 4	H: 1 LOB: 0 BB: 0 P: 4	R: 0 E: 0 K: 0 S: 3	H: 0 LOB: 1 BB: 0 P: 7	R: 0 E: 0 K: 2 S: 7	H: 0 LOB: 0 BB: 0 P: 7	R: 2 E: 0 K: 0 S: 6	H: 3 LOB: 1 BB: 0 P: 6	R: 0 E: 0 K: 1 S: 5	H: 0 LOB: 0 BB: 0 P: 5	1B: 5 2B: 0 3B: 0 HR: 2	SF: 0 SAC: 0 DP: 0 HBP: 0	WP: 0 PB: 0 SB: 1 CS: 0	PA: 38					
<b>PITCHER</b>	IP	WLS	BF	H	R	ER	SO	BB	IBB	HBP	BLK	WP	HR	S	P	ERA	WHIP										
<b>Gary Nolan, R</b> ERA: 3.18 (1, 1)	6.0		26	4	3	1	1	3	0	0	0	0	1	25	37	1.50	1.167										
<b>Mitt Wilcox, R</b> ERA: 2.66 (7, 1)	2.0	W	9	3	2	2	2	0	0	0	0	0	1	13	13	9.00	1.500										
<b>Wayne Granger, R</b> ERA: 2.79 (9, 1)	1.0	S	3	0	0	0	1	0	0	0	0	0	0	5	5	0.00	0.000										

AB	35
R	5
H	7
RBI	5
BB	3
SO	4
LOB	9



Batter	1	2	3	4	5	6	7	8	9	AB	R	H	RBI	BB	SO	LOB	BOTTOM										
<b>Bobby Tolan, L</b> OBP: 0.387, SLG: 0.476 (1, 8)	F7		F7			1B		SF7		3	0	1	1	0	0	0	<b>Houston Astros @ Cincinnati Reds</b> Riverfront Stadium, Cincinnati, OH Tue Sep 22 1970, 7:05 PM EDT Att: 11,975 - Unknown										
<b>Pete Rose, S</b> OBP: 0.390, SLG: 0.479 (1, 9)	1-3			G5-4-3		1B		3H	BB	3	1	2	0	1	0	0											
<b>Tony Perez, R</b> OBP: 0.399, SLG: 0.589 (1, 5) (9, 3)	5-3			F7		K		F3		4	0	0	0	0	1	6											
<b>Johnny Bench, R</b> OBP: 0.345, SLG: 0.595 (1, 2)		F9		G5-4-3		1B		BB	BB	4	1	2	1	0	0	1											
<b>Lee May, R</b> OBP: 0.295, SLG: 0.480 (8, PR) (9, 5)						G5-4-3		1-2	2-3	3H	BB	BB	1B	1B													
<b>Darrel Chaney, S</b> OBP: 0.266, SLG: 0.289 (8, PR) (9, 5)						G5-4-3		F7		0	1	0	0	0	0	0											
<b>Hal McRae, R</b> OBP: 0.322, SLG: 0.459 (1, 7) (8, PH)						G5-4-3		5-3		3	0	0	0	0	0	2											
<b>Ty Cline, L</b> OBP: 0.389, SLG: 0.426 (8, PH) (9, 1)						1-2		5-3		0	0	0	1	1	0	0											
<b>Wayne Granger, R</b> OBP: 0.100, SLG: 0.100 (9, 1)						1-2				0	0	0	0	0	0	0											
<b>Tommy Helms, R</b> OBP: 0.258, SLG: 0.275 (1, 4)						4-3				3	1	1	2	1	0	1											
<b>Dave Concepcion, R</b> OBP: 0.332, SLG: 0.328 (1, 6)						5-3				3	1	1	0	0	0	2											
<b>Gary Nolan, R</b> OBP: 0.188, SLG: 0.165 (8, PH)										1	0	0	0	0	0	0											
<b>Frank Duffy, R</b> OBP: 0.230, SLG: 0.286 (8, PH)										0	0	0	0	0	0	0											
<b>Angel Bravyi, L</b> OBP: 0.230, SLG: 0.286 (8, PH)										1	0	0	0	0	0	1											
<b>Mitt Wilcox, R</b> OBP: 0.226, SLG: 0.471 (7, 1)										0	0	0	0	0	0	0											
<b>Bernie Carbo, L</b> OBP: 0.450, SLG: 0.549 (8, PH) (9, 7)										0	1	0	0	0	0	0											
<b>Inning Stats</b>	R: 0 E: 0 K: 0 S: 3	H: 0 LOB: 0 BB: 0 P: 3	R: 0 E: 0 K: 0 S: 4	H: 1 LOB: 1 BB: 0 P: 4	R: 0 E: 0 K: 0 S: 3	H: 0 LOB: 0 BB: 0 P: 3	R: 0 E: 0 K: 0 S: 3	H: 1 LOB: 0 BB: 0 P: 3	R: 0 E: 0 K: 1 S: 7	H: 3 LOB: 2 BB: 0 P: 7	R: 0 E: 0 K: 0 S: 3	H: 1 LOB: 0 BB: 0 P: 3	R: 6 E: 0 K: 0 S: 5	H: 2 LOB: 2 BB: 5 P: 26	R: 6 E: 0 K: 0 S: 5	H: 2 LOB: 2 BB: 5 P: 26	1B: 8 2B: 2 3B: 0 HR: 0	SF: 1 SAC: 0 DP: 3 HBP: 1	WP: 0 PB: 0 SB: 0 CS: 0	PA: 35							
<b>PITCHER</b>	IP	WLS	BF	H	R	ER	SO	BB	IBB	HBP	BLK	WP	HR	S	P	ERA	WHIP										
<b>Wade Blasingame, L</b> ERA: 2.84 (1, 1)	5.0		17	4	0	0	0	0	0	0	0	0	0	17	17	0.00	0.800										
<b>George Culver, R</b> ERA: 3.95 (6, 1)	2.0		9	3	2	2	1	1	0	1	0	0	0	9	14	9.00	2.000										
<b>Ron Cook, L</b> ERA: 3.78 (8, 1)	0.1		3	0	0	0	0	2	0	0	0	0	0	1	9	0.00	6.000										
<b>Fred Gladding, R</b> ERA: 4.19 (8, 1)	0.1	L	5	2	4	4	0	2	0	0	0	0	0	3	11	108.00	12.000										
<b>Denny Lemaster, L</b> ERA: 4.68 (8, 1)	0.1		1	0	0	0	0	0	0	0	0	0	0	1	1	0.00	0.000										

AB	28
R	6
H	9
RBI	6
BB	5
SO	1
LOB	13



Batter	1	2	3	4	5	6	7	8	9	AB	R	H	RBI	BB	SO	LOB	TOP					
<b>Cesar Cedeno, R</b> OBP: 0.331, SLG: 0.430 (1, 8)										4	0	1	0	0	0	5						
<b>Joe Morgan, L</b> OBP: 0.388, SLG: 0.394 (1, 4)										5	0	2	0	0	0	4						
<b>Jimmy Wynn, R</b> OBP: 0.395, SLG: 0.498 (1, 7)										5	0	0	0	0	0	4						
<b>Bob Watson, R</b> OBP: 0.322, SLG: 0.434 <b>Fred Gladding, L</b> (8, 1)										2	1	1	1	2	0	0						
<b>Denis Menke, R</b> OBP: 0.392, SLG: 0.439 (1, 6)										4	0	1	0	0	0	3						
<b>Doug Rader, R</b> OBP: 0.321, SLG: 0.434 (1, 5)										4	1	3	0	0	0	0						
<b>Norm Miller, L</b> OBP: 0.336, SLG: 0.316 (1, 9)										4	0	2	0	0	0	2						
<b>Larry Howard, R</b> OBP: 0.392, SLG: 0.479 (1, 2)										4	0	1	1	0	2	1						
<b>Jack Billingham, R</b> OBP: 0.150, SLG: 0.089 <b>Buddy Harris, R</b> (2, 1)										0	0	0	0	1	0	0						
<b>Cesar Geronimo, L</b> OBP: 0.300, SLG: 0.259 (7, PH)										1	0	0	0	0	0	2						
<b>Ron Cook, L</b> OBP: 0.278, SLG: 0.471 <b>John Mayberry, L</b> OBP: 0.327, SLG: 0.378 (8, 3)										1	0	0	0	0	0	0						
<b>Inning Stats</b>	R: 0 E: 0 K: 0 S: 4	H: 1 LOB: 2 BB: 1 P: 8	R: 0 E: 0 K: 1 S: 6	H: 2 LOB: 2 BB: 1 P: 10	R: 0 E: 0 K: 0 S: 3	H: 1 LOB: 1 BB: 1 P: 7	R: 1 E: 0 K: 0 S: 6	H: 3 LOB: 2 BB: 0 P: 6	R: 0 E: 0 K: 0 S: 3	H: 0 LOB: 0 BB: 0 P: 3	R: 0 E: 0 K: 0 S: 3	H: 0 LOB: 0 BB: 0 P: 3	R: 0 E: 0 K: 0 S: 3	H: 1 LOB: 0 BB: 0 P: 3	R: 1 E: 0 K: 0 S: 5	H: 3 LOB: 1 BB: 0 P: 5	R: 0 E: 0 K: 1 S: 6	H: 1 LOB: 2 BB: 0 P: 7	1B: 7 2B: 5 3B: 0 HR: 1	SF: 0 SAC: 0 DP: 3 HBP: 1	WP: 0 PB: 0 SB: 0 CS: 0	PA: 39
<b>PITCHER</b>	IP WLS BF H R ER SO BB IBB HBP BLK WP HR S P ERA WHIP																					
<b>Tony Cloninger, R</b> ERA: 3.89 <b>Clay Carroll, R</b> ERA: 2.98 (8, 1)	7.1 W 32 10 2 2 1 3 0 0 0 0 1 31 43 2.46 1.773																					

Houston Astros @ Cincinnati Reds  
Riverfront Stadium, Cincinnati, OH  
Wed Sep 23 1970, 7:05 PM EDT  
Att: 11,845 - Unknown

AB 35  
R 2  
H 12  
RBI 2  
BB 3  
SO 2  
LOB 21



Batter	1	2	3	4	5	6	7	8	9	AB	R	H	RBI	BB	SO	LOB	BOTTOM					
<b>Pete Rose, S</b> OBP: 0.391, SLG: 0.481 (1, 9)										4	1	2	0	0	0	0						
<b>Ty Cline, L</b> OBP: 0.382, SLG: 0.406 (1, 7)										3	0	0	0	1	0	2						
<b>Bobby Tolan, L</b> OBP: 0.384, SLG: 0.473 (1, 8)										4	0	0	1	0	0	3						
<b>Tony Perez, R</b> OBP: 0.400, SLG: 0.593 (1, 3)										4	1	2	1	0	0	0						
<b>Jimmy Stewart, S</b> OBP: 0.322, SLG: 0.343 (1, 5)										4	1	2	0	0	0	2						
<b>Pat Corrales, R</b> OBP: 0.292, SLG: 0.333 (1, 2)										4	1	1	0	0	0	1						
<b>Woody Woodward, R</b> OBP: 0.286, SLG: 0.286 (1, 4)										3	0	1	1	0	0	0						
<b>Frank Duffy, R</b> OBP: 0.250, SLG: 0.364 (1, 6)										4	0	1	0	0	1	2						
<b>Tony Cloninger, R</b> OBP: 0.222, SLG: 0.400 <b>Clay Carroll, R</b> OBP: 0.133, SLG: 0.071 (8, 1)										3	2	2	2	0	0	0						
<b>Inning Stats</b>	R: 1 E: 0 K: 0 S: 4	H: 1 LOB: 0 BB: 0 P: 4	R: 3 E: 1 K: 0 S: 8	H: 4 LOB: 0 BB: 0 P: 8	R: 1 E: 0 K: 1 S: 7	H: 2 LOB: 1 BB: 0 P: 7	R: 0 E: 0 K: 0 S: 3	H: 0 LOB: 0 BB: 0 P: 3	R: 0 E: 0 K: 0 S: 4	H: 1 LOB: 1 BB: 0 P: 4	R: 1 E: 0 K: 0 S: 4	H: 1 LOB: 0 BB: 0 P: 4	R: 0 E: 0 K: 0 S: 3	H: 1 LOB: 1 BB: 1 P: 7	R: 0 E: 0 K: 0 S: 4	H: 1 LOB: 1 BB: 0 P: 4	R: 0 E: 0 K: 0 S: 4	H: 1 LOB: 1 BB: 0 P: 4	1B: 6 2B: 3 3B: 0 HR: 2	SF: 1 SAC: 0 DP: 0 HBP: 0	WP: 1 PB: 0 SB: 0 CS: 2	PA: 36
<b>PITCHER</b>	IP WLS BF H R ER SO BB IBB HBP BLK WP HR S P ERA WHIP																					
<b>Jack Billingham, R</b> ERA: 4.18 <b>Buddy Harris, R</b> ERA: 5.69 <b>Ron Cook, L</b> ERA: 3.73 <b>Fred Gladding, R</b> ERA: 4.12 (8, 1)	4.1 L 17 4 2 2 1 0 0 0 0 0 2 19 19 4.15 0.923																					

Houston Astros @ Cincinnati Reds  
Riverfront Stadium, Cincinnati, OH  
Wed Sep 23 1970, 7:05 PM EDT  
Att: 11,845 - Unknown

AB 34  
R 6  
H 11  
RBI 5  
BB 1  
SO 1  
LOB 11



Batter	1	2	3	4	5	6	7	8	9	10	11	12	AB	R	H	RBI	BB	SO	LOB	TOP															
Cesar Geronimo, L (1.8) OBP: 0.333, SLG: 0.281													5	0	2	0	1	0	2																
Joe Morgan, L (1.4) OBP: 0.386, SLG: 0.391													6	1	1	0	0	1	3																
Jimmy Wynn, R (1.7) OBP: 0.358, SLG: 0.499													5	1	3	1	1	0	0																
Bob Watson, R (1.3) OBP: 0.323, SLG: 0.435													6	1	2	0	0	1	4																
Denis Menke, R (1.6) OBP: 0.390, SLG: 0.436													3	0	0	0	0	0	1																
Hector Torres, R (6.6) OBP: 0.292, SLG: 0.305													2	0	0	0	0	0	2																
Marty Martinez, S (12, PH) OBP: 0.269, SLG: 0.245													1	1	1	1	0	0	0																
Doug Rader, R (1.5) OBP: 0.332, SLG: 0.433													6	2	2	2	0	1	1																
Norm Miller, L (1.9) OBP: 0.336, SLG: 0.321													6	1	2	2	0	0	0																
Larry Howard, R (1.2) OBP: 0.306, SLG: 0.483													4	0	2	0	0	1	0																
Jack Chastain, R (9, PR) OBP: 0.289, SLG: 0.350													0	0	0	0	0	0	0																
Denny Lemaster, R (9, 1B) OBP: 0.329, SLG: 0.366													0	0	0	0	0	0	0																
Keith Langford, L (11, PH) OBP: 0.287, SLG: 0.366													1	0	0	0	0	0	0																
Fred Gladding, L (11, 1B) OBP: 0.279, SLG: 0.471													1	0	0	0	0	1	1																
Ron Cook, L (12, 1B) OBP: 0.279, SLG: 0.286													0	0	0	0	0	0	0																
Don Wilson, R (1.1) OBP: 0.119, SLG: 0.149													3	0	0	0	0	0	1																
Jim Ray, R (7, 1) OBP: 0.192, SLG: 0.192													0	0	0	0	0	0	0																
Johnny Edwards, L (9, PH) OBP: 0.298, SLG: 0.319													2	0	1	0	0	1	1																
<b>Inning Stats</b>	R: 0 E: 0 K: 3	H: 1 LOB: 0 BB: 3	R: 2 E: 0 K: 6	H: 3 LOB: 1 BB: 6	R: 1 E: 0 K: 7	H: 2 LOB: 1 BB: 7	R: 0 E: 0 K: 3	H: 0 LOB: 0 BB: 3	R: 0 E: 0 K: 3	H: 0 LOB: 0 BB: 3	R: 0 E: 0 K: 3	H: 1 LOB: 1 BB: 6	R: 0 E: 0 K: 4	H: 1 LOB: 1 BB: 4	R: 0 E: 0 K: 8	H: 1 LOB: 1 BB: 8	R: 4 E: 2 K: 10	H: 5 LOB: 1 BB: 10	1B: 14 2B: 3 3B: 0 HR: 0	SF: 0 SAC: 0 DP: 2 HBP: 0	WP: 0 PB: 0 SB: 0 CS: 0	PA: 53													
<b>PITCHER</b>	IP WLS BF	H R ER SO	BB IBB HBP BLK	WP HR S P	ERA WHIP																														
Ron Reed, R (1.1) ERA: 4.31	6.2	33	8	3	3	3	0	0	0	0	0	0	0	0	26	26	9.00	2.250																	
Pat Jarvis, R (9, 1) ERA: 3.64	4.0	L	20	9	4	4	3	0	0	0	0	0	0	0	0	0	0	0																	

Houston Astros @ Atlanta Braves  
Atlanta Stadium, Atlanta, GA  
Fri Sep 25 1970, 7:05 PM EDT  
Att. 2,902 - Unknown

AB 51  
R 7  
H 17  
RBI 6  
BB 2  
SO 6  
LOB 16



Batter	1	2	3	4	5	6	7	8	9	10	11	12	AB	R	H	RBI	BB	SO	LOB	BOTTOM																
Felix Milian, R (1.4) OBP: 0.353, SLG: 0.382													5	1	2	1	2	0	4																	
Ralph Garr, L (1.8) OBP: 0.345, SLG: 0.346													6	0	2	0	1	0	4																	
Mike Lum, L (1.9) OBP: 0.306, SLG: 0.401													7	0	2	1	0	0	6																	
Orlando Cepeda, R (1.3) OBP: 0.370, SLG: 0.555														5	1	3	1	1	1	4																
Darrell Evans, L (1.5) OBP: 0.500, SLG: 0.469													3	0	0	0	0	0	4																	
Rico Carty, R (9, PH) OBP: 0.454, SLG: 0.584													1	0	0	0	0	2																		
Earl Williams, R (10, 5) OBP: 0.316, SLG: 0.313													1	0	0	0	0	1	2																	
Dusty Baker Jr., R (1.7) OBP: 0.353, SLG: 0.278													7	0	4	1	0	0	2																	
Clete Boyer, R (1.6) OBP: 0.304, SLG: 0.377													5	0	3	0	0	0	3																	
Bob Didier, S (1.2) OBP: 0.215, SLG: 0.177													3	0	0	0	0	0	4																	
Hal King, L (8, PH) OBP: 0.356, SLG: 0.465													0	0	0	0	1	0	0																	
Oscar Brown, R (8, PR) OBP: 0.456, SLG: 0.522													0	0	0	0	0	0	0																	
Bob Tillman, R (9, 2) OBP: 0.292, SLG: 0.396													2	1	1	0	0	1	1																	
Ron Reed, R (1.1) OBP: 0.111, SLG: 0.114													3	1	0	0	0	1	2																	
Hank Aaron, R (8, PH) OBP: 0.386, SLG: 0.579													1	0	0	0	0	2																		
Pat Jarvis, R (9, 1) OBP: 0.207, SLG: 0.213													0	0	0	0	1	0	0																	
Bob Aspromonte, R (12, PH) OBP: 0.269, SLG: 0.231													1	0	0	0	0	0	1																	
<b>Inning Stats</b>	R: 0 E: 1 K: 0 S: 4	H: 0 LOB: 2 BB: 1	R: 0 E: 0 K: 1 S: 7	H: 2 LOB: 2 BB: 0 P: 7	R: 0 E: 0 K: 0 S: 4	H: 2 LOB: 1 BB: 0 P: 4	R: 0 E: 0 K: 0 S: 3	H: 0 LOB: 0 BB: 0 P: 3	R: 0 E: 0 K: 0 S: 3	H: 0 LOB: 0 BB: 0 P: 3	R: 0 E: 0 K: 0 S: 6	H: 1 LOB: 1 BB: 1 P: 6	R: 0 E: 0 K: 0 S: 4	H: 1 LOB: 2 BB: 2 P: 14	R: 0 E: 0 K: 1 S: 6	H: 2 LOB: 2 BB: 1 P: 10	R: 1 E: 0 K: 1 S: 7	H: 2 LOB: 2 BB: 1 P: 11	1B: 14 2B: 4 3B: 0 HR: 0	SF: 1 SAC: 1 DP: 2 HBP: 1	WP: 1 PB: 0 SB: 0 CS: 0	PA: 59														
<b>PITCHER</b>	IP WLS BF	H R ER SO	BB IBB HBP BLK	WP HR S P	ERA WHIP																															
Don Wilson, R (1.1) ERA: 4.02	6.2	32	9	3	1	1	1	1	0	0	0	0	1	0	0	0	0	0	0	2																
Jim Ray, R (7, 1) ERA: 3.39	1.1	6	1	0	0	0	0	0	0	0	0	0	0	0	4	8	0.00	0.750																		
Denny Lemaster, L (9, 1) ERA: 4.6	2.0	10	3	0	0	1	1	1	0	0	1	0	0	1	0	10	0.00	2.000																		
Fred Gladding, R (11, 1) ERA: 4.17	1.1	W	8	4	1	1	1	0	1	0	0	0	0	0	9	13	6.75	3.000																		
Ron Cook, L (12, 1) ERA: 3.72	0.1	2	0	0	0	0	0	0	0	0	0	0	0	0	1	5	0.00	3.000																		
<b>PITCHER</b>	IP WLS BF	H R ER SO	BB IBB HBP BLK	WP HR S P	ERA WHIP																															
George Culver, R (12, 1) ERA: 3.93	0.1	S	1	0	0	0	0	0	0	0	0	0	0	0	0	3	3	0.00	0.000																	

Houston Astros @ Atlanta Braves  
Atlanta Stadium, Atlanta, GA  
Fri Sep 25 1970, 7:05 PM EDT  
Att. 2,902 - Unknown

AB 50  
R 4  
H 17  
RBI 4  
BB 6  
SO 4  
LOB 41



Batter	1	2	3	4	5	6	7	8	9	AB	R	H	RBI	BB	SO	LOB	TOP										
Cesar Cedeno, R OBP: 0.333, SLG: 0.443 (1, 8)	0-0 None 2B		0-0 K			0-0 K		0-0 1-H HR		4	1	2	2	0	0	0	Houston Astros @ Atlanta Braves Atlanta Stadium, Atlanta, GA Sat Sep 26 1970, 7:05 PM EDT Att: 3,078 - Unknown										
Joe Morgan, L OBP: 0.384, SLG: 0.388 (1, 4)	0-3 K			0-0 K			0-0 K	0-0 K		4	0	0	0	0	1	1											
Jimmy Wynn, R OBP: 0.395, SLG: 0.495 (1, 7)	0-0 2-3			0-0 K			0-0 K	0-0 K		4	0	0	0	0	0	1											
Bob Watson, R OBP: 0.322, SLG: 0.436 (1, 3)	0-0 K			0-3 K			0-0 HR 2B		0-0 K	4	1	1	0	0	1	1											
Denis Menke, R OBP: 0.389, SLG: 0.440 (1, 6)		0-0 K			0-0 K		0-0 2-H HR		0-0 K	4	1	1	2	0	0	0											
Doug Rader, R OBP: 0.321, SLG: 0.437 (1, 5)		0-0 K			0-0 K		0-0 HR		0-3 K	4	1	1	1	0	1	0											
Larry Howard, R OBP: 0.384, SLG: 0.474 (1, 2)		0-0 K			0-0 K		0-0 K			3	0	0	0	0	0	0											
Jesus Alou, R OBP: 0.335, SLG: 0.384 (1, 9)			0-0 K			0-0 K		0-3 K		2	0	0	0	0	0	0											
Cesar Geronimo, L OBP: 0.324, SLG: 0.273 (7, 9)									0-0 K	1	0	0	0	0	1	0											
Larry Dierker, R OBP: 0.165, SLG: 0.180 (1, 1)			0-3 K			0-3 K		0-0 HR 1B		3	1	1	0	0	2	0											
<b>Inning Stats</b>	R: 0 E: 0 K: 1 S: 6	H: 1 LOB: 1 BB: 0 P: 6	R: 0 E: 0 K: 0 S: 3	H: 0 LOB: 0 BB: 0 P: 3	R: 0 E: 0 K: 1 S: 5	H: 0 LOB: 0 BB: 0 P: 5	R: 0 E: 0 K: 0 S: 3	H: 0 LOB: 0 BB: 0 P: 3	R: 0 E: 0 K: 1 S: 5	H: 0 LOB: 0 BB: 0 P: 5	R: 3 E: 0 K: 0 S: 6	H: 3 LOB: 0 BB: 0 P: 6	R: 2 E: 0 K: 1 S: 7	H: 2 LOB: 0 BB: 0 P: 7	R: 0 E: 0 K: 1 S: 5	H: 0 LOB: 0 BB: 0 P: 5	1B: 1 2B: 2 3B: 0 HR: 3	SF: 0 SAC: 0 DP: 0 HBP: 0	WP: 0 PB: 0 SB: 0 CS: 0	PA: 33							
<b>PITCHER</b>	IP	WLS	BF	H	R	ER	SO	BB	IBB	HBP	BLK	WP	HR	S	P	ERA	WHIP										
George Stone, L ERA: 3.86 (1, 1)	8.0	L	30	6	5	5	5	0	0	0	0	0	3	40	40	5.62	0.750										
Don Cardwell, R ERA: 7.28 (9, 1)	1.0		3	0	0	0	1	0	0	0	0	0	0	5	5	0.00	0.000										

AB	33
R	5
H	6
RBI	5
BB	0
SO	6
LOB	3



Batter	1	2	3	4	5	6	7	8	9	AB	R	H	RBI	BB	SO	LOB	BOTTOM										
Felix Millan, R OBP: 0.352, SLG: 0.381 (1, 4)	0-0 None 1B	0-3 K			0-0 K			0-0 K		4	1	1	0	0	1	1	Houston Astros @ Atlanta Braves Atlanta Stadium, Atlanta, GA Sat Sep 26 1970, 7:05 PM EDT Att: 3,078 - Unknown										
Ralph Garr, L OBP: 0.341, SLG: 0.341 (1, 8)	0-0 1-2	0-0 K			0-0 K		0-0 K	0-0 1B		4	0	1	0	0	0	2											
Hank Aaron, R OBP: 0.384, SLG: 0.574 (1, 9)	0-3 K		0-0 K			0-0 K		0-0 K		4	0	0	0	0	1	2											
Don Cardwell, R OBP: 0.182, SLG: 0.200 (9, 1)									0-0 K	0	0	0	0	0	0	0											
Orlando Cepeda, R OBP: 0.370, SLG: 0.553 (1, 3)	0-0 BB 1B		0-0 E1 7-3			0-0 K		0-0 K		4	0	1	1	0	0	0											
Darrell Evans, L OBP: 0.500, SLG: 0.472 (1, 5)	0-0 BB 1B		0-0 7-3			0-0 K		0-0 K		4	1	2	0	0	0	1											
Mike Lum, L OBP: 0.305, SLG: 0.397 (1, 7)	4-0 1-2 2-3 BB			0-0 K		0-0 K		0-0 K		3	0	0	0	1	0	1											
Clete Boyer, R OBP: 0.303, SLG: 0.378 (1, 6)	0-0 K				0-0 K		0-3 K		0-0 K	4	0	1	1	0	1	3											
Bob Didier, S OBP: 0.210, SLG: 0.173 (1, 2)		0-0 K			0-0 K		0-0 K		0-0 K	4	0	0	0	0	0	1											
George Stone, L OBP: 0.313, SLG: 0.264 (1, 1)		0-0 K			0-0 K			0-3 K		2	0	1	0	0	0	0											
Dusty Baker Jr., R OBP: 0.316, SLG: 0.263 (8, PH) (9, 9)									0-0 K	1	0	0	0	0	1	0											
<b>Inning Stats</b>	R: 1 E: 0 K: 1 S: 8	H: 3 LOB: 3 BB: 1 P: 12	R: 0 E: 0 K: 1 S: 6	H: 1 LOB: 1 BB: 0 P: 6	R: 0 E: 1 K: 0 S: 3	H: 0 LOB: 0 BB: 0 P: 3	R: 0 E: 0 K: 0 S: 3	H: 0 LOB: 0 BB: 0 P: 3	R: 0 E: 0 K: 1 S: 5	H: 0 LOB: 0 BB: 0 P: 5	R: 0 E: 0 K: 0 S: 6	H: 1 LOB: 1 BB: 0 P: 6	R: 1 E: 0 K: 0 S: 5	H: 2 LOB: 1 BB: 0 P: 5	1B: 5 2B: 3 3B: 0 HR: 0	SF: 0 SAC: 0 DP: 1 HBP: 0	WP: 0 PB: 0 SB: 0 CS: 0	PA: 35									
<b>PITCHER</b>	IP	WLS	BF	H	R	ER	SO	BB	IBB	HBP	BLK	WP	HR	S	P	ERA	WHIP										
Larry Dierker, R ERA: 3.9 (1, 1)	9.0	W	35	7	2	2	4	1	0	0	0	0	0	42	46	2.00	0.889										

AB	34
R	2
H	7
RBI	2
BB	1
SO	4
LOB	11



Batter	1	2	3	4	5	6	7	8	9	AB	R	H	RBI	BB	SO	LOB	TOP					
Cesar Cedeno, R OBP: 0.331, SLG: 0.447 George Culver, R OBP: 0.174, SLG: 0.286	(1,8) X 0-0 1		(2) X 0-0	(2) X 0-0			(3) X 0-0		(3) X 0-0 E6								6 1 1 3 0 0 4 0 0 0 0 0 0 0					
Hector Torres, R OBP: 0.310, SLG: 0.323	(1,6) X 0-0		(3) X 0-0				(3) X 0-0		(3) X 0-0 1H 2H HR								6 2 3 0 0 0 3					
Jimmy Wynn, R OBP: 0.396, SLG: 0.499	(1,7) X 0-0		(3) X 4-0 2B 1B				(3) X 0-0		(3) X 4-0 SH 1B 1B								4 2 1 1 2 2 1					
Bob Watson, R OBP: 0.326, SLG: 0.451	(1,3)		(3) X 0-0 K				(3) X 0-0		(3) X 0-0 SH 1B BB								5 1 3 2 0 1 1					
Denis Menke, R OBP: 0.391, SLG: 0.440	(1,4)		(3) X 0-0 None 1B				(3) X 0-0		(3) X 4-0 1B K IBB								3 0 1 0 2 0 2					
Doug Rader, R OBP: 0.323, SLG: 0.437	(1,5)		(3) X 0-0				(3) X 0-0		(3) X 0-0 G5-4-3 BB								4 2 2 2 1 0 3					
Larry Howard, R OBP: 0.389, SLG: 0.469 Joe Morgan, L OBP: 0.383, SLG: 0.388 Cesar Geronimo, L OBP: 0.324, SLG: 0.273	(1,2) (9, PH) (9, B)		(3) X 4-0				(3) X 0-0		(3) X 0-0 K								3 0 1 0 1 1 3 1 0 0 0 0 0 0 0 0 0 0 0 0 0					
Norm Miller, L OBP: 0.337, SLG: 0.324	(1,9)		(3) X 0-0				(3) X 0-0		(3) X 0-0 K								4 1 1 0 1 1 4					
Wade Blasingame, L OBP: 0.231, SLG: 0.091 Jim Ray, R OBP: 0.185, SLG: 0.185 Johnny Edwards, L OBP: 0.299, SLG: 0.319	(1,1) (5,1) (9, PH) (9,2)		(3) X 0-0				(3) X 0-0		(3) X 0-0 K								3 0 2 2 0 1 0 1 0 0 0 0 0 0 0 1 0 0 1 0 0					
<b>Inning Stats</b>	R: 0 E: 0 K: 0 S: 3	H: 0 LOB: 0 BB: 0 P: 3	R: 0 E: 0 K: 1 S: 6	H: 1 LOB: 2 BB: 1 P: 10	R: 1 E: 0 K: 1 S: 7	H: 2 LOB: 2 BB: 1 P: 11	R: 1 E: 0 K: 1 S: 7	H: 2 LOB: 2 BB: 1 P: 11	R: 3 E: 0 K: 0 S: 7	H: 4 LOB: 2 BB: 2 P: 11	R: 2 E: 0 K: 1 S: 6	H: 2 LOB: 2 BB: 2 P: 14	R: 0 E: 1 K: 0 S: 4	H: 0 LOB: 1 BB: 0 P: 4	R: 0 E: 0 K: 1 S: 5	H: 1 LOB: 1 BB: 1 P: 9	R: 3 E: 0 K: 1 S: 8	H: 3 LOB: 1 BB: 1 P: 12	1B: 10 2B: 2 3B: 0 HR: 3	SF: 0 SAC: 1 DP: 1 HBP: 0	WP: 0 PA: 49 PB: 0 SB: 1 CS: 0	
<b>PITCHER</b>	IP WLS BF H R ER SO BB IBB HBP BLK WP HR S P ERA WHIP	IP WLS BF H R ER SO BB IBB HBP BLK WP HR S P ERA WHIP	IP WLS BF H R ER SO BB IBB HBP BLK WP HR S P ERA WHIP	IP WLS BF H R ER SO BB IBB HBP BLK WP HR S P ERA WHIP	IP WLS BF H R ER SO BB IBB HBP BLK WP HR S P ERA WHIP	IP WLS BF H R ER SO BB IBB HBP BLK WP HR S P ERA WHIP	IP WLS BF H R ER SO BB IBB HBP BLK WP HR S P ERA WHIP	IP WLS BF H R ER SO BB IBB HBP BLK WP HR S P ERA WHIP	IP WLS BF H R ER SO BB IBB HBP BLK WP HR S P ERA WHIP	IP WLS BF H R ER SO BB IBB HBP BLK WP HR S P ERA WHIP	IP WLS BF H R ER SO BB IBB HBP BLK WP HR S P ERA WHIP	IP WLS BF H R ER SO BB IBB HBP BLK WP HR S P ERA WHIP	IP WLS BF H R ER SO BB IBB HBP BLK WP HR S P ERA WHIP	IP WLS BF H R ER SO BB IBB HBP BLK WP HR S P ERA WHIP	IP WLS BF H R ER SO BB IBB HBP BLK WP HR S P ERA WHIP	IP WLS BF H R ER SO BB IBB HBP BLK WP HR S P ERA WHIP	IP WLS BF H R ER SO BB IBB HBP BLK WP HR S P ERA WHIP	IP WLS BF H R ER SO BB IBB HBP BLK WP HR S P ERA WHIP	IP WLS BF H R ER SO BB IBB HBP BLK WP HR S P ERA WHIP	IP WLS BF H R ER SO BB IBB HBP BLK WP HR S P ERA WHIP	IP WLS BF H R ER SO BB IBB HBP BLK WP HR S P ERA WHIP	IP WLS BF H R ER SO BB IBB HBP BLK WP HR S P ERA WHIP

Houston Astros @ Atlanta Braves  
Atlanta Stadium, Atlanta, GA  
Sun Sep 27 1970, 7:05 PM EDT  
Att: 6,159 - Unknown

AB 40  
R 10  
H 15  
RBI 10  
BB 8  
SO 6  
LOB 21



Batter	1	2	3	4	5	6	7	8	9	AB	R	H	RBI	BB	SO	LOB	BOTTOM						
Felix Millan, R OBP: 0.351, SLG: 0.380	(1,4) X 0-0 1		(3) X 0-0				(3) X 0-0		(3) X 0-0 1B WP 2B 1B								5 1 1 0 0 1 3						
Ralph Garr, L OBP: 0.333, SLG: 0.333	(1,8) X 0-0		(3) X 0-0				(3) X 0-0		(3) X 0-0 K								5 1 1 0 0 1 1						
Hank Aaron, R OBP: 0.382, SLG: 0.571	(1,9) X 0-0		(3) X 0-0				(3) X 0-0		(3) X 0-0 F								5 0 1 0 0 0 1						
Orlando Cepeda, R OBP: 0.368, SLG: 0.550	(1,3)		(3) X 0-0				(3) X 0-0		(3) X 0-0 FC SF 1B								5 1 1 0 0 0 2						
Earl Williams, R OBP: 0.417, SLG: 0.579	(1,5)		(3) X 0-0				(3) X 0-0		(3) X 0-0 SF								3 2 3 2 1 0 0						
Dusty Baker Jr., R OBP: 0.333, SLG: 0.292	(1,7)		(3) X 0-0				(3) X 0-0		(3) X 0-0 F								5 0 2 2 0 0 4						
Clete Boyer, R OBP: 0.305, SLG: 0.381	(1,6)		(3) X 0-0				(3) X 0-0		(3) X 0-0 F								4 1 2 1 0 0 2						
Bob Tillman, R OBP: 0.300, SLG: 0.414	(1,2)		(3) X 4-0				(3) X 0-0		(3) X 0-0								3 1 2 2 1 0 0						
Steve Barber, L OBP: 0.250, SLG: 0.250 Jim Nash, R OBP: 0.110, SLG: 0.175 Rick Kester, R	(1,1) (5,1) (6,1)		(3) X 0-0				(3) X 0-0		(3) X 0-0 K								2 0 0 0 0 2 3 0 0 0 0 0 0 0 1 0 0 0 0 0 0						
Mike Lum, L OBP: 0.304, SLG: 0.396 Don Cardwell, R OBP: 0.182, SLG: 0.200	(8, PH) (9,1)		(3) X 0-0				(3) X 0-0		(3) X 0-0 K								1 0 0 0 0 1 2 0 0 0 0 0 0 0						
<b>Inning Stats</b>	R: 0 E: 0 K: 0 S: 3	H: 0 LOB: 0 BB: 0 P: 3	R: 1 E: 0 K: 2 S: 10	H: 3 LOB: 3 BB: 1 P: 14	R: 0 E: 0 K: 0 S: 3	H: 0 LOB: 0 BB: 0 P: 3	R: 3 E: 0 K: 1 S: 8	H: 3 LOB: 0 BB: 0 P: 8	R: 2 E: 0 K: 0 S: 6	H: 3 LOB: 1 BB: 0 P: 6	R: 0 E: 0 K: 0 S: 3	H: 0 LOB: 0 BB: 0 P: 3	R: 0 E: 0 K: 0 S: 3	H: 0 LOB: 0 BB: 0 P: 3	R: 0 E: 0 K: 1 S: 6	H: 1 LOB: 2 BB: 1 P: 10	R: 1 E: 0 K: 1 S: 8	H: 3 LOB: 2 BB: 0 P: 8	1B: 8 2B: 4 3B: 0 HR: 1	SF: 1 SAC: 0 DP: 0 HBP: 0	WP: 2 PA: 42 PB: 0 SB: 0 CS: 0		
<b>PITCHER</b>	IP WLS BF H R ER SO BB IBB HBP BLK WP HR S P ERA WHIP	IP WLS BF H R ER SO BB IBB HBP BLK WP HR S P ERA WHIP	IP WLS BF H R ER SO BB IBB HBP BLK WP HR S P ERA WHIP	IP WLS BF H R ER SO BB IBB HBP BLK WP HR S P ERA WHIP	IP WLS BF H R ER SO BB IBB HBP BLK WP HR S P ERA WHIP	IP WLS BF H R ER SO BB IBB HBP BLK WP HR S P ERA WHIP	IP WLS BF H R ER SO BB IBB HBP BLK WP HR S P ERA WHIP	IP WLS BF H R ER SO BB IBB HBP BLK WP HR S P ERA WHIP	IP WLS BF H R ER SO BB IBB HBP BLK WP HR S P ERA WHIP	IP WLS BF H R ER SO BB IBB HBP BLK WP HR S P ERA WHIP	IP WLS BF H R ER SO BB IBB HBP BLK WP HR S P ERA WHIP	IP WLS BF H R ER SO BB IBB HBP BLK WP HR S P ERA WHIP	IP WLS BF H R ER SO BB IBB HBP BLK WP HR S P ERA WHIP	IP WLS BF H R ER SO BB IBB HBP BLK WP HR S P ERA WHIP	IP WLS BF H R ER SO BB IBB HBP BLK WP HR S P ERA WHIP	IP WLS BF H R ER SO BB IBB HBP BLK WP HR S P ERA WHIP	IP WLS BF H R ER SO BB IBB HBP BLK WP HR S P ERA WHIP	IP WLS BF H R ER SO BB IBB HBP BLK WP HR S P ERA WHIP	IP WLS BF H R ER SO BB IBB HBP BLK WP HR S P ERA WHIP	IP WLS BF H R ER SO BB IBB HBP BLK WP HR S P ERA WHIP	IP WLS BF H R ER SO BB IBB HBP BLK WP HR S P ERA WHIP	IP WLS BF H R ER SO BB IBB HBP BLK WP HR S P ERA WHIP	IP WLS BF H R ER SO BB IBB HBP BLK WP HR S P ERA WHIP

Houston Astros @ Atlanta Braves  
Atlanta Stadium, Atlanta, GA  
Sun Sep 27 1970, 7:05 PM EDT  
Att: 6,159 - Unknown

AB 39  
R 7  
H 13  
RBI 7  
BB 2  
SO 5  
LOB 18



Batter	1	2	3	4	5	6	7	8	9	AB	R	H	RBI	BB	SO	LOB	TOP					
<b>Bobby Bonds, R</b> OBP: 0.377, SLG: 0.501 (1, 9)																	4 0 0 0 0 3 1					
<b>Tito Fuentes, S</b> OBP: 0.314, SLG: 0.336 (1, 6)																	3 0 1 0 1 2 0					
<b>Willie Mays, R</b> OBP: 0.389, SLG: 0.509 (1, 8)																	3 0 0 0 1 0 3					
<b>Willie McCovey, L</b> OBP: 0.447, SLG: 0.622 (1, 3)																	2 0 1 0 1 0 0					
<b>Ken Henderson, S</b> OBP: 0.395, SLG: 0.462 (1, 7)																	4 0 0 0 0 3 5					
<b>Dick Dietz, R</b> OBP: 0.426, SLG: 0.513 (1, 2)																	4 0 0 0 0 1 0					
<b>Al Gallagher, R</b> OBP: 0.345, SLG: 0.388 (1, 5)																	4 0 1 0 0 0 0					
<b>Bob Heise, R</b> OBP: 0.258, SLG: 0.297 (1, 4)																	4 0 2 0 0 1 0					
<b>Ron Bryant, S</b> OBP: 0.143, SLG: 0.111 (3, PH)																	0 0 0 0 0 0 0 0					
<b>Ed Goodson, L</b> OBP: 0.277, SLG: 0.270 (3, PH)																	1 0 1 0 0 0 0 0					
<b>Rich Robertson, R</b> OBP: 0.102, SLG: 0.254 (6, PH)																	1 0 0 0 0 0 1 2					
<b>George Foster, S</b> OBP: 0.112, SLG: 0.023 (6, PH)																	0 0 0 0 0 0 0 0					
<b>Jerry Johnson, R</b> OBP: 0.112, SLG: 0.023 (6, PH)																	1 0 0 0 0 0 1 0					
<b>Jim Ray Hart, R</b> OBP: 0.305, SLG: 0.438 (6, PH)																	1 0 0 0 0 0 1 0					
<b>Inning Stats</b>	R: 0 E: 0 K: 3 S: 9	H: 0 LOB: 2 BB: 2 P: 17	R: 0 E: 0 K: 0 S: 3	H: 0 LOB: 0 BB: 0 P: 3	R: 0 E: 0 K: 2 S: 9	H: 2 LOB: 3 BB: 0 P: 10	R: 0 E: 0 K: 0 S: 4	H: 1 LOB: 1 BB: 0 P: 4	R: 0 E: 0 K: 0 S: 3	H: 1 LOB: 2 BB: 0 P: 7	R: 0 E: 0 K: 3 S: 11	H: 2 LOB: 2 BB: 0 P: 11	R: 0 E: 0 K: 0 S: 7	H: 0 LOB: 0 BB: 0 P: 7	R: 0 E: 0 K: 0 S: 3	H: 0 LOB: 0 BB: 0 P: 3	R: 0 E: 0 K: 2 S: 7	H: 0 LOB: 0 BB: 0 P: 7	1B: 5 2B: 1 3B: 0 HR: 0	SF: 0 SAC: 0 DP: 0 HBP: 1	WP: 1 PB: 0 SB: 0 CS: 0	PA: 36
<b>PITCHER</b> <b>Jack Billingham, R</b> ERA: 3.98 (1, 1)	IP: 9.0 WLS: W BF: 36 H: 6 R: 0 ER: 0 SO: 12 BB: 3 IBB: 0 HBP: 1 BLK: 0 WP: 1 HR: 0 S: 56 P: 69 ERA: 0.00 WHIP: 1.000																					

**San Francisco Giants @ Houston Astros**  
 Astrodome, Houston, TX  
 Mon Sep 28 1970, 8:05 PM EDT  
 Att: 6,160 - Unknown

AB	32
R	0
H	6
RBI	0
BB	3
SO	12
LOB	12



Batter	1	2	3	4	5	6	7	8	9	AB	R	H	RBI	BB	SO	LOB	BOTTOM			
<b>Cesar Cedeno, R</b> OBP: 0.332, SLG: 0.448 (1, 8)																	4 0 2 1 0 1 2			
<b>Joe Morgan, L</b> OBP: 0.381, SLG: 0.385 (1, 4)																	4 0 0 0 0 0 4			
<b>Jimmy Wynn, R</b> OBP: 0.395, SLG: 0.497 (1, 7)																	4 0 1 0 0 0 2			
<b>Bob Watson, R</b> OBP: 0.322, SLG: 0.446 (1, 3)																	4 0 0 0 0 0 2			
<b>Denis Menke, R</b> OBP: 0.390, SLG: 0.437 (1, 6)																	3 1 0 0 1 0 0			
<b>Doug Rader, R</b> OBP: 0.324, SLG: 0.438 (1, 5)																	3 1 2 0 0 1 0			
<b>Larry Howard, R</b> OBP: 0.387, SLG: 0.464 (1, 2)																	3 1 1 1 0 0 1			
<b>Norm Miller, L</b> OBP: 0.337, SLG: 0.321 (1, 9)																	2 0 0 1 1 0 1			
<b>Jack Billingham, R</b> OBP: 0.161, SLG: 0.103 (1, 1)																	2 0 1 0 0 0 1			
<b>Inning Stats</b>	R: 3 E: 0 K: 0 S: 4	H: 3 LOB: 1 BB: 1 P: 4	R: 3 E: 0 K: 0 S: 6	H: 3 LOB: 1 BB: 1 P: 10	R: 0 E: 0 K: 1 S: 5	H: 0 LOB: 0 BB: 0 P: 5	R: 0 E: 0 K: 1 S: 6	H: 1 LOB: 1 BB: 0 P: 6	R: 0 E: 0 K: 0 S: 4	H: 1 LOB: 1 BB: 0 P: 4	R: 0 E: 0 K: 0 S: 3	H: 0 LOB: 1 BB: 1 P: 7	R: 0 E: 0 K: 0 S: 3	H: 0 LOB: 0 BB: 0 P: 3	R: 0 E: 0 K: 0 S: 3	H: 0 LOB: 0 BB: 0 P: 3	1B: 7 2B: 0 3B: 0 HR: 0	SF: 0 SAC: 1 DP: 1 HBP: 0	WP: 0 PB: 0 SB: 1 CS: 0	PA: 32
<b>PITCHER</b> <b>Ron Bryant, L</b> ERA: 4.78 (3, 1)	IP: 3.0 WLS: L BF: 10 H: 4 R: 3 ER: 0 SO: 3 BB: 0 IBB: 0 HBP: 0 BLK: 0 WP: 0 HR: 0 S: 10 P: 14 ERA: 0.00 WHIP: 0.667																			
<b>Rich Robertson, R</b> ERA: 4.0 (6, 1)	IP: 3.0 WLS: L BF: 11 H: 1 R: 0 ER: 0 SO: 0 BB: 1 IBB: 0 HBP: 0 BLK: 0 WP: 0 HR: 0 S: 10 P: 14 ERA: 0.00 WHIP: 0.667																			

**San Francisco Giants @ Houston Astros**  
 Astrodome, Houston, TX  
 Mon Sep 28 1970, 8:05 PM EDT  
 Att: 6,160 - Unknown

AB	29
R	3
H	7
RBI	3
BB	2
SO	2
LOB	13





Batter	1	2	3	4	5	6	7	8	9	AB	R	H	RBI	BB	SO	LOB	TOP			
George Foster, R (1, 9) OBP: 0.391, SLG: 0.632 Bobby Bonds, R (8, PH) OBP: 0.377, SLG: 0.500	K	FC4-6			F3			F9		3	0	0	0	0	1	2				
Tito Fuentes, S (1, 6) OBP: 0.318, SLG: 0.340	FC5-4 1B		S 1B		G6-4-3			4-3 BB 1B		4	0	3	0	0	0	1				
Willie Mays, R (1, 8) OBP: 0.388, SLG: 0.505	FC5-4 1B 1B		F5		F4			4-3 BB		3	1	0	0	1	0	2				
Willie McCovey, L (1, 3) OBP: 0.448, SLG: 0.620	1B 1B		F6		F4 1B BB			4-3 BB		3	0	1	0	1	0	3				
Ken Henderson, S (1, 7) OBP: 0.395, SLG: 0.463	1-2 1B		K		F6 1B			6-3		4	0	2	1	0	1	3				
Jim Ray Hart, R (1, 5) OBP: 0.361, SLG: 0.433	F4				F8			F6		3	0	0	0	0	0	3				
Russ Gibson, R (1, 2) OBP: 0.303, SLG: 0.319		K			F8			F9		4	0	0	0	0	1	0				
Bob Heise, R (1, 4) OBP: 0.255, SLG: 0.293 Frank Johnson, R (7, PH) OBP: 0.354, SLG: 0.356 Hal Lanier, R (7, 4) OBP: 0.265, SLG: 0.279 Dick Dietz, R (9, PH) OBP: 0.425, SLG: 0.512		4-3			6-3			1-3		2	0	0	0	0	0	0				
Frank Reberger, L (1, 1) OBP: 0.234, SLG: 0.255 Rich Robertson, R (4, 1) OBP: 0.117, SLG: 0.237 Jerry Johnson, R (6, 1) OBP: 0.118, SLG: 0.063 Al Gallagher, R (6, 5) OBP: 0.344, SLG: 0.387 Ron Hunt, R (9, PH) OBP: 0.394, SLG: 0.381								4-3		1	0	1	0	0	0	0				
<b>Inning Stats</b>	R: 1 E: 0 K: 1 S: 8	H: 3 LOB: 2 BB: 0 P: 8	R: 0 E: 0 K: 1 S: 6	H: 1 LOB: 1 BB: 0 P: 6	R: 0 E: 0 K: 1 S: 6	H: 1 LOB: 1 BB: 0 P: 6	R: 0 E: 0 K: 0 S: 3	H: 0 LOB: 0 BB: 0 P: 3	R: 0 E: 0 K: 0 S: 3	H: 1 LOB: 1 BB: 1 P: 7	R: 0 E: 0 K: 0 S: 3	H: 0 LOB: 0 BB: 0 P: 3	R: 0 E: 0 K: 0 S: 4	H: 1 LOB: 2 BB: 1 P: 8	R: 0 E: 0 K: 2 S: 7	H: 0 LOB: 0 BB: 0 P: 7	1B: 8 2B: 0 3B: 0 HR: 0	SF: 0 SAC: 0 DP: 1 HBP: 0	WP: 0 PB: 0 SB: 1 CS: 0	PA: 35
<b>PITCHER</b>	IP WLS BF H R ER SO BB IBB HBP BLK WP HR S P ERA WHIP																			
Don Wilson, R (1, 1) ERA: 3.91	7.1 W 30 8 1 1 3 2 0 0 0 0 0 0 34 42 1.23 1.364																			
Denny Lemaster, L (8, 1) ERA: 4.56	1.2 S 5 0 0 0 2 0 0 0 0 0 0 0 9 9 0.00 0.000																			

San Francisco Giants @ Houston Astros  
Astrodome, Houston, TX  
Tue Sep 29 1970, 8:05 PM EDT  
Att: 6,768 - Unknown

AB 33  
R 1  
H 8  
RBI 1  
BB 2  
SO 5  
LOB 14



Batter	1	2	3	4	5	6	7	8	9	AB	R	H	RBI	BB	SO	LOB	BOTTOM			
Cesar Cedeno, R (1, 8) OBP: 0.336, SLG: 0.447	K		WP 3B BB	1-2 2-3 BB		F7-4-3 1B		5-3		3	1	1	0	2	1	1				
Joe Morgan, L (1, 4) OBP: 0.381, SLG: 0.384	S 1B		6-3	SF9		F7-4-3		WP IBB		3	0	1	1	1	0	2				
Jimmy Wynn, R (1, 7) OBP: 0.395, SLG: 0.495	G6-4-3 BB		5-3	6-3				5-3		4	0	1	0	1	0	5				
Bob Watson, R (1, 3) OBP: 0.323, SLG: 0.444 John Mayberry, L (6, PH) OBP: 0.324, SLG: 0.372	G6-4-3		3B BB		F9	F2				1	1	0	0	1	0	2				
Denis Menke, R (1, 6) OBP: 0.394, SLG: 0.444		BLK BB 1B	1-H 3-H 3B			2B BB		G5-4-3 1B		3	0	3	2	1	0	0				
Doug Rader, R (1, 5) OBP: 0.324, SLG: 0.439	F2		F8					G5-4-3		4	0	1	0	0	0	3				
Larry Howard, R (1, 2) OBP: 0.371, SLG: 0.443	F8			1-3		K		1-3		4	0	0	0	0	1	3				
Norm Miller, L (1, 9) OBP: 0.347, SLG: 0.324	BLK BB			E HBP SF9 1B				WP 5-3 BB		1	1	1	0	3	0	0				
Don Wilson, R (1, 1) OBP: 0.129, SLG: 0.145 Denny Lemaster, R (8, 1) OBP: 0.255, SLG: 0.244	F9		SF9 E HBP			K		F3		2	0	0	0	0	1	5				
<b>Inning Stats</b>	R: 0 E: 0 K: 1 S: 5	H: 1 LOB: 1 BB: 1 P: 9	R: 0 E: 0 K: 0 S: 4	H: 1 LOB: 2 BB: 1 P: 8	R: 2 E: 0 K: 0 S: 4	H: 1 LOB: 1 BB: 2 P: 12	R: 1 E: 1 K: 0 S: 4	H: 1 LOB: 2 BB: 1 P: 9	R: 0 E: 0 K: 2 S: 8	H: 1 LOB: 3 BB: 2 P: 16	R: 0 E: 0 K: 0 S: 4	H: 2 LOB: 1 BB: 0 P: 4	R: 0 E: 0 K: 0 S: 3	H: 1 LOB: 2 BB: 2 P: 11	R: 0 E: 0 K: 0 S: 3	H: 0 LOB: 2 BB: 2 P: 11	1B: 6 2B: 2 3B: 1 HR: 0	SF: 1 SAC: 0 DP: 3 HBP: 1	WP: 2 PB: 0 SB: 1 CS: 0	PA: 39
<b>PITCHER</b>	IP WLS BF H R ER SO BB IBB HBP BLK WP HR S P ERA WHIP																			
Frank Reberger, R (1, 1) ERA: 5.57	3.1 L 19 4 3 3 1 1 1 1 0 0 11 19 0.00 1.800																			
Rich Robertson, R (4, 1) ERA: 4.65	1.2 9 2 0 0 2 1 1 0 0 0 0 0 11 19 0.00 1.800																			
Jerry Johnson, R (6, 1) ERA: 4.11	3.0 11 2 0 0 0 1 1 0 0 0 1 0 9 17 0.00 1.000																			

San Francisco Giants @ Houston Astros  
Astrodome, Houston, TX  
Tue Sep 29 1970, 8:05 PM EDT  
Att: 6,768 - Unknown

AB 28  
R 3  
H 8  
RBI 3  
BB 9  
SO 3  
LOB 23



Batter	1	2	3	4	5	6	7	8	9	AB	R	H	RBI	BB	SO	LOB	TOP					
<b>Bobby Bonds, R</b> OBP: 0.376, SLG: 0.503 (1,9)										4	1	1	1	0	0	0	<b>San Francisco Giants @ Houston Astros</b> Astrodome, Houston, TX Wed Sep 30 1970, 8:05 PM EDT Att: 8,673 - Unknown					
<b>Tito Fuentes, S</b> OBP: 0.324, SLG: 0.343 (1,6)										2	1	2	0	2	0	0						
<b>Willie Mays, R</b> OBP: 0.389, SLG: 0.504 (1,8)										3	0	1	0	1	2	2						
<b>Willie McCovey, L</b> OBP: 0.446, SLG: 0.617 (1,3)										4	0	1	1	0	1	1						
<b>Dick Dietz, R</b> OBP: 0.424, SLG: 0.512 (1,2)										4	1	1	0	0	1	2						
<b>Ken Henderson, S</b> OBP: 0.394, SLG: 0.463 (1,7)										4	0	1	1	0	2	2						
<b>Al Gallagher, R</b> OBP: 0.340, SLG: 0.381 (1,5)										4	0	0	0	0	0	1						
<b>Bob Heise, R</b> OBP: 0.250, SLG: 0.287 (1,4)										3	0	0	0	0	1	1						
<b>Frank Johnson, R</b> OBP: 0.357, SLG: 0.360 (9, PH)										1	0	1	0	0	0	0						
<b>Hal Lanier, R</b> OBP: 0.265, SLG: 0.279 (9, 4)										0	0	0	0	0	0	0						
<b>Juan Marichal, R</b> OBP: 0.080, SLG: 0.059 (1, 1)										3	0	0	0	0	1	0						
<b>Jim Ray Hart, R</b> OBP: 0.369, SLG: 0.431 (9, PH)										1	0	0	0	0	0	1						
<b>Don McMahon, R</b> OBP: 0.250, SLG: 0.143 (9, 1)										0	0	0	0	0	0	0						
<b>Inning Stats</b>	R: 1 E: 0 K: 1 S: 8	H: 3 LOB: 2 BB: 0 P: 8	R: 0 E: 0 K: 2 S: 7	H: 0 LOB: 0 BB: 0 P: 7	R: 0 E: 0 K: 1 S: 4	H: 0 LOB: 1 BB: 2 P: 12	R: 0 E: 0 K: 1 S: 5	H: 0 LOB: 0 BB: 0 P: 5	R: 1 E: 0 K: 0 S: 6	H: 1 LOB: 1 BB: 1 P: 10	R: 1 E: 0 K: 0 S: 5	H: 2 LOB: 1 BB: 0 P: 5	R: 0 E: 0 K: 1 S: 6	H: 1 LOB: 1 BB: 0 P: 6	R: 0 E: 0 K: 1 S: 5	H: 0 LOB: 0 BB: 0 P: 5	R: 0 E: 0 K: 0 S: 3	H: 1 LOB: 0 BB: 0 P: 3	1B: 5 2B: 2 3B: 0 HR: 1	SF: 0 SAC: 0 DP: 1 HBP: 0	WP: 0 PB: 0 SB: 0 CS: 1	PA: 36
<b>PITCHER</b> <b>Larry Dierker, R</b> ERA: 3.87 (1, 1)	IP: 9.0 WLS: W BF: 36 H: 8 R: 3 ER: 3 SO: 8 BB: 3 IBB: 0 HBP: 0 BLK: 0 WP: 0 HR: 1 S: 49 P: 61 ERA: 3.00 WHIP: 1.222															<b>PITCHER</b>						

AB	33
R	3
H	8
RBI	3
BB	3
SO	8
LOB	10



Batter	1	2	3	4	5	6	7	8	9	AB	R	H	RBI	BB	SO	LOB	BOTTOM			
<b>Cesar Cedeno, R</b> OBP: 0.338, SLG: 0.447 (1,8)										4	1	2	0	0	1	1	<b>San Francisco Giants @ Houston Astros</b> Astrodome, Houston, TX Wed Sep 30 1970, 8:05 PM EDT Att: 8,673 - Unknown			
<b>Joe Morgan, L</b> OBP: 0.382, SLG: 0.390 (1,4)										3	1	2	1	0	0	0				
<b>Jimmy Wynn, R</b> OBP: 0.393, SLG: 0.493 (1,7)										3	0	0	1	0	0	2				
<b>Bob Watson, R</b> OBP: 0.322, SLG: 0.442 (1,3)										2	0	0	1	1	0	2				
<b>Denis Menke, R</b> OBP: 0.393, SLG: 0.443 (1,6)										4	1	1	0	0	0	2				
<b>Doug Rader, R</b> OBP: 0.322, SLG: 0.437 (1,5)										3	0	0	0	0	1	0				
<b>Norm Miller, L</b> OBP: 0.353, SLG: 0.330 (1,9)										2	0	1	0	2	0	0				
<b>Johnny Edwards, L</b> OBP: 0.299, SLG: 0.319 (1,2)										4	0	1	1	0	0	2				
<b>Larry Dierker, R</b> OBP: 0.181, SLG: 0.196 (1, 1)										3	1	2	0	0	0	1				
<b>Inning Stats</b>	R: 0 E: 0 K: 1 S: 5	H: 0 LOB: 0 BB: 0 P: 5	R: 0 E: 0 K: 1 S: 4	H: 0 LOB: 0 BB: 1 P: 8	R: 0 E: 0 K: 0 S: 4	H: 1 LOB: 0 BB: 0 P: 4	R: 1 E: 0 K: 0 S: 4	H: 1 LOB: 0 BB: 0 P: 4	R: 0 E: 0 K: 0 S: 4	H: 1 LOB: 1 BB: 0 P: 4	R: 0 E: 0 K: 0 S: 4	H: 1 LOB: 1 BB: 0 P: 4	R: 0 E: 0 K: 0 S: 4	H: 1 LOB: 0 BB: 0 P: 4	R: 1 E: 0 K: 0 S: 3	H: 2 LOB: 2 BB: 1 P: 7	1B: 6 2B: 3 3B: 0 HR: 0	SF: 2 SAC: 2 DP: 1 HBP: 0	WP: 0 PB: 0 SB: 0 CS: 0	PA: 35
<b>PITCHER</b> <b>Juan Marichal, R</b> ERA: 4.12 (1, 1)	IP: 8.0 WLS: L BF: 4 H: 7 R: 3 ER: 3 SO: 2 BB: 2 IBB: 0 HBP: 0 BLK: 0 WP: 0 HR: 0 S: 31 P: 41 ERA: 3.38 WHIP: 1.125															<b>PITCHER</b>				
<b>Don McMahon, R</b> ERA: 2.96 (9, 1)	IP: 0.1 WLS: L BF: 4 H: 2 R: 1 ER: 1 SO: 0 BB: 0 IBB: 1 HBP: 0 BLK: 0 WP: 0 HR: 0 S: 3 P: 7 ERA: 27.00 WHIP: 6.000															<b>PITCHER</b>				



Batter	1	2	3	4	5	6	7	8	9	AB	R	H	RBI	BB	SO	LOB	TOP			
<b>Bobby Bonds, R</b> OBP: 0.375, SLG: 0.504 (1,9)	6-3	K			K		F7		2H 3B	5	0	1	1	0	2	2	<b>San Francisco Giants @ Houston Astros</b> Astrodome, Houston, TX Thu Oct 01 1970, 8:05 PM EDT Att: 9,018 - Unknown			
<b>Tito Fuentes, S</b> OBP: 0.323, SLG: 0.343 (1,6)	1B 4-3 1B		F8			F8	SH1-3		G3	4	1	1	0	0	0	1				
<b>Willie Mays, R</b> OBP: 0.390, SLG: 0.506 (1,8)	4-3 2B 1B		F2			BB 2B			F2	4	1	2	0	1	0	1				
<b>Willie McCovey, L</b> OBP: 0.444, SLG: 0.612 (1,3)	4-3		K			1-3			F9	4	0	0	1	0	1	4				
<b>Dick Dietz, R</b> OBP: 0.426, SLG: 0.515 <b>Russ Gibson, R</b> OBP: 0.303, SLG: 0.319 (9,2)	2B		F8			FC5 BB IBB			G4-6-3 1B	3	0	2	1	1	0	0				
<b>Ken Henderson, S</b> OBP: 0.394, SLG: 0.460 (1,7)	K		F9			1-2 2-3 BB			G4-6-3 1-2	3	0	0	0	1	1	2				
<b>Al Gallagher, R</b> OBP: 0.335, SLG: 0.376 (1,5)		4-3			K	FC5			5-3	4	0	0	0	0	1	3				
<b>Bob Heise, R</b> OBP: 0.256, SLG: 0.299 <b>Hal Lanier, R</b> OBP: 0.265, SLG: 0.279 (9,4)		FC1-4 1B			F4				E4 SH1-4 3B	4	2	2	0	0	0	0				
<b>Gaylord Perry, R</b> OBP: 0.123, SLG: 0.167 <b>Frank Johnson, R</b> OBP: 0.357, SLG: 0.360 <b>Mike Davison, L</b> <b>Don McMahon, R</b> OBP: 0.250, SLG: 0.143 (9,1)	FC1-4 1-2		K			K			SH1-4 1B	3	0	1	1	0	1	1				
<b>Inning Stats</b>	R: 2 E: 0 K: 1 S: 8	H: 3 LOB: 1 BB: 0 P: 8	R: 0 E: 0 K: 1 S: 6	H: 1 LOB: 1 BB: 0 P: 6	R: 0 E: 0 K: 1 S: 5	H: 0 LOB: 0 BB: 0 P: 5	R: 0 E: 0 K: 1 S: 5	H: 0 LOB: 0 BB: 0 P: 5	R: 0 E: 0 K: 0 S: 4	H: 1 LOB: 3 BB: 2 P: 12	R: 1 E: 0 K: 0 S: 5	H: 2 LOB: 2 BB: 1 P: 9	R: 0 E: 0 K: 0 S: 3	H: 1 LOB: 0 BB: 0 P: 3	R: 1 E: 1 K: 0 S: 5	H: 1 LOB: 1 BB: 0 P: 5		1B: 5 2B: 3 3B: 1 HR: 0	SF: 0 SAC: 2 DP: 1 HBP: 0	WP: 0 PB: 0 CS: 0
<b>PITCHER</b>	IP	WLS	BF	H	R	ER	SO	BB	IBB	HBP	BLK	WP	HR	S	P	ERA	WHIP			
<b>Wade Blasingame, L</b> ERA: 3.48 <b>Fred Gladding, R</b> ERA: 4.06	(1,1)	7.0	31	7	3	3	6	1	2	0	0	0	0	40	52	3.86	1.143			

Batter	1	2	3	4	5	6	7	8	9	AB	R	H	RBI	BB	SO	LOB	BOTTOM			
<b>Cesar Geronimo, L</b> OBP: 0.293, SLG: 0.243 (1,7)	K		4-3			F6	4-3			4	0	0	0	0	1	2	<b>San Francisco Giants @ Houston Astros</b> Astrodome, Houston, TX Thu Oct 01 1970, 8:05 PM EDT Att: 9,018 - Unknown			
<b>Joe Morgan, L</b> OBP: 0.383, SLG: 0.396 (1,4)	1B		G3			1-3			HR	4	1	2	1	0	0	0				
<b>Cesar Cedeno, R</b> OBP: 0.340, SLG: 0.451 (1,8)	G6-4-3 1B				1-6-3 WP 2B	6-3			F9	4	1	2	0	0	0	0				
<b>Denis Menke, R</b> OBP: 0.392, SLG: 0.441 (5,5)	G6-4-3 1-2		1-6-3				FC4-6 1B		4-3	4	0	1	0	0	0	3				
<b>Doug Rader, R</b> OBP: 0.322, SLG: 0.436 <b>Marty Martinez, S</b> OBP: 0.264, SLG: 0.240 (4,PH) (5,6)	F9		3-1			FC4-6 1B	FC4-6 1B		K	1	0	0	0	0	0	0				
<b>Norm Miller, L</b> OBP: 0.357, SLG: 0.332 <b>Jimmy Wynn, R</b> OBP: 0.394, SLG: 0.493 (9,PH)			F8				FC4-6 1B		SH1-4 1B BB	2	0	1	0	1	0	0				
<b>John Mayberry, L</b> OBP: 0.318, SLG: 0.365 (1,3)	F7				4-3		FC4-6 1B		SH1-4	3	1	0	0	0	0	3				
<b>Johnny Edwards, L</b> OBP: 0.299, SLG: 0.319 <b>Larry Howard, R</b> OBP: 0.376, SLG: 0.443 (9,PH)	K				4-3		1B		1B IBB	3	0	1	1	0	1	1				
<b>Wade Blasingame, L</b> OBP: 0.214, SLG: 0.083 <b>Keith Lampard, L</b> OBP: 0.296, SLG: 0.375 <b>Fred Gladding, L</b> <b>Bob Watson, R</b> OBP: 0.324, SLG: 0.443 (9,PH)			6-3			F9			1-2 2H 1B	2	0	0	0	0	0	0				
<b>Inning Stats</b>	R: 0 E: 0 K: 1 S: 6	H: 2 LOB: 1 BB: 0 P: 6	R: 0 E: 0 K: 1 S: 5	H: 0 LOB: 1 BB: 1 P: 9	R: 0 E: 0 K: 0 S: 3	H: 0 LOB: 0 BB: 0 P: 3	R: 1 E: 0 K: 0 S: 4	H: 1 LOB: 0 BB: 0 P: 4	R: 0 E: 0 K: 0 S: 3	H: 0 LOB: 0 BB: 0 P: 3	R: 2 E: 0 K: 0 S: 7	H: 4 LOB: 2 BB: 0 P: 7	R: 1 E: 0 K: 1 S: 6	H: 1 LOB: 0 BB: 0 P: 6	R: 1 E: 0 K: 0 S: 2	H: 1 LOB: 2 BB: 2 P: 10		1B: 7 2B: 1 3B: 0 HR: 1	SF: 0 SAC: 1 DP: 1 HBP: 0	WP: 1 PB: 0 CS: 0
<b>PITCHER</b>	IP	WLS	BF	H	R	ER	SO	BB	IBB	HBP	BLK	WP	HR	S	P	ERA	WHIP			
<b>Gaylord Perry, R</b> ERA: 3.2 <b>Mike Davison, L</b> ERA: 6.5 <b>Don McMahon, R</b> ERA: 2.96	(1,1)	0.1	L	2	0	1	0	1	0	0	0	0	0	1	5	27.00	3.000			